TestAmerica

THE LEADER IN ENVIRONMENTAL TESTING

ANALYTICAL REPORT

Job#: A08-0899,A08-1004,A08-1078

Project#: NY5A9482
SDG#: 0899
Site Name: HONEYWELL BUFFALO COLOR
Task: BUFFALO COLOR RIFS

Mr. John Scrabis
MACTEC, Inc.
700 N. Bell Ave Bldg 4 Ste.200
Carnegie, PA 15106

TestAmerica Laboratories Inc.

Brian J. Fischer
Project Manager

02/15/2008

TestAmerica
THE LEADER IN ENVIRONMENTAL TESTING

TestAmerica Buffalo
Current Certifications

As of 6/15/2007

STATE	Program	Cert # / Lab ID
Arkansas	SDWA, CWA, RCRA, SOIL	88-0686
California*	NELAP CWA, RCRA	01169CA
Connecticut	SDWA, CWA, RCRA, SOIL	PH-0568
Florida*	NELAP CWA, RCRA	E87672
Georgia*	SDWA,NELAP CWA, RCRA	956
Illinois*	NELAP SDWA, CWA, RCRA	200003
Iowa	SW/CS	374
Kansas*	NELAP SDWA, CWA, RCRA	E-10187
Kentucky	SDWA	90029
Kentucky UST	UST	30
Louisiana*	NELAP CWA, RCRA	2031
Maine	SDWA, CWA	NY0044
Maryland	SDWA	294
Massachusetts	SDWA, CWA	M-NY044
Michigan	SDWA	9937
Minnesota	SDWA,CWA, RCRA	036-999-337
New Hampshire*	NELAP SDWA, CWA	233701
New Jersey*	NELAP,SDWA, CWA, RCRA,	NY455
New York*	NELAP, AIR, SDWA, CWA, RCRA,CLP	10026
Oklahoma	CWA, RCRA	9421
Pennsylvania*	Registration, NELAP CWA,RCRA	68-00281
Tennessee	SDWA	02970
USDA	FOREIGN SOIL PERMIT	S-41579
USDOE	Department of Energy	DOECAP-STB
Virginia	SDWA	278
Washington	CWA,RCRA	C1677
West Virginia	CWA,RCRA	252
Wisconsin	CWA, RCRA	998310390

*As required under the indicated accreditation, the test results in this report meet all NELAP requirements for parameters for which accreditation is required or available. Any exceptions to NELAP requirements are noted in this report.

SAMPLE SUMMARY

LAB SAMPLE ID	CLIENT SAMPLE ID	MATRIX	SAMPLED DATE	SAMPLED TIME	RECEIVED DATE	RECEIVED TIME
A8089901	EW1-0108	WATER	01/25/2008	10:00	01/25/2008	11:40
A8100407	EW2-0108	WATER	01/29/2008	00:00	01/30/2008	17:35
A8089902	EW3-0108	WATER	01/25/2008	10:30	01/25/2008	11:40
A8089903	EW4-0108	WATER	01/25/2008	11:00	01/25/2008	11:40
A8089904	EW5-0108	WATER	01/25/2008	11:30	01/25/2008	11:40
A8100404	ICM-101-0108	WATER	01/29/2008	16:30	01/30/2008	17:35
A8100402	ICM-102-0108	WATER	01/29/2008	11:45	01/30/2008	17:35
A8100403	ICM-103-0108	WATER	01/29/2008	14:45	01/30/2008	17:35
A8100405	ICM-104-0108	WATER	01/29/2008	18:00	01/30/2008	17:35
A8100408	ICM-105-0108	WATER	01/30/2008	11:10	01/30/2008	17:35
A8107804	RFI-16-0108	WATER	01/31/2008	11:00	02/01/2008	09:40
A8100409	RFI-18-0108	WATER	01/30/2008	13:55	01/30/2008	17:35
A8100411	RFI-19D-0108	WATER	01/30/2008	15:35	01/30/2008	17:35
A8107806	RFI-20-0108	WATER	01/31/2008	17:00	02/01/2008	09:40
A8107805	RFI-21D-0108	WATER	01/31/2008	15:15	02/01/2008	09:40
A8100412	RFI-22-0108	WATER	01/30/2008	16:30	01/30/2008	17:35
A8100410	RFI-23D-0108	WATER	01/30/2008	14:45	01/30/2008	17:35
A8100406	RFI-24-0108	WATER	01/29/2008	18:05	01/30/2008	17:35
A8100401	RFI-25-0108	WATER	01/29/2008	11:30	01/30/2008	17:35
A8107802	RFI-27-0108	WATER	01/31/2008	12:10	02/01/2008	09:40
A8107801	RFI-28-0108	WATER	01/31/2008	10:55	02/01/2008	09:40
A8107803	RFI-30-0108	WATER	01/31/2008	15:45	02/01/2008	09:40

METHODS SUMMARY

Job#: A08-0899,A08-1004,A08-1078

Project#: NY5A9482
SDG#: 0899
Site Name: HONEYWELL BUFFALO COLOR

PARAMETER	ANALYTICAL METHOD
METHOD 8260 - TCL VOLATILE ORGANICS	SW8463 8260
METHOD 8270 - TCL SEMI-VOLATILE ORGANICS	SW8463 8270
Aluminum - Total	SW8463 6010
Antimony - Total	SW8463 6010
Arsenic - Total	SW8463 6010
Barium - Total	SW8463 6010
Beryllium - Total	SW8463 6010
Cadmium - Total	SW8463 6010
Calcium - Total	SW8463 6010
Chromium - Total	SW8463 6010
Cobalt - Total	SW8463 6010
Copper - Total	SW8463 6010
Iron - Total	SW8463 6010
Lead - Total	SW8463 6010
Magnesium - Total	SW8463 6010
Manganese - Total	SW8463 6010
Mercury - Total	SW8463 7470
Nickel - Total	SW8463 6010
Potassium - Total	SW8463 6010
Selenium - Total	SW8463 6010
Silver - Total	SW8463 6010
Sodium - Total	SW8463 6010
Thallium - Total	SW8463 6010
Vanadium - Total	SW8463 6010
Zinc - Total	SW8463 6010
Chloride	MCAWW 300.0
Cyanide - Total	SW8463 9012A
Ferrous Iron	SM18 3500D
Nitrate-Nitrite	ASP00 353.2
Sulfate	ASTM 375.4
Sulfide	SM20 376.1
Total Recoverable Phenolics	MCAWW 420.2

References:

ASP00 "Analytical Services Protocol", New York State Department of Environmental Conservation, June 2000.

ASTM "Annual Book of ASTM Standards", American Society for Testing and Materials, Philadelphia, PA.

MCAWW "Methods for Chemical Analysis of Water and Wastes",EPA/600/4-79-020 (Mar 1983) with updates and supplements EPA/600/4-91-010 (Jun 1991), EPA/600/R-92-129 (Aug 1992) and EPA/600/R-93-100 (Aug 1993)

SM18 "Standard Methods for the Examination of Water and Wastewater", 18th Edition

SM20 "Standard Methods for the Examination of Water and Wastewater", 20th Edition.

SW8463 "Test Methods for Evaluating Solid Waste Physical/Chemical Methods (SW846), Third Edition, 9/86; Update I, 7/92; Update IIA, 8/93; Update II, 9/94; Update IIB, 1/95; Update III, 12/96.

SDG NARRATIVE

Job#: A08-0899,A08-1004,A08-1078

Project#: NY5A9482
SDG#: 0899
Site Name: HONEYWELL BUFFALO COLOR

General Comments

The enclosed data may or may not have been reported utilizing data qualifiers (Q) as defined on the Data Comment Page.

Soil, sediment and sludge sample results are reported on "dry weight" basis unless otherwise noted in this data package.

According to 40CFR Part 136.3, pH, Chlorine Residual, Dissolved Oxygen, Sulfite, and Temperature analyses are to be performed immediately after aqueous sample collection. When these parameters are not indicated as field (e.g. pH-Field), they were not analyzed immediately, but as soon as possible after laboratory receipt.

Sample dilutions were performed as indicated on the attached Dilution Log. The rationale for dilution is specified by the 3-digit code and definition.

Sample Receipt Comments

A08-0899
Sample Cooler(s) were received at the following temperature(s); 2@2.0 °C
All samples were received in good condition.

A08-1004
Sample Cooler(s) were received at the following temperature(s); 4@3.0 °C
Samples RFI-25, ICM-102, ICM-103, EW2 and ICM-101 were received past the EPA-recommended holding time of 24 hours for Ferrous Iron by Method 3500D. The samples were analyzed as per instructions from the client/project manager. The sample results should be considered estimated values.

Three one liter glass amber volumes were received for sample ICM-101, one volume was received for sample ICM-104. Two of the times on the volumes for ICM-101 were congruent with the chain of custody, sampled at 1630. The third volume was sampled at 1800, it was therefore determined that this was the missing volume for ICM-104 which was also sampled at 1800. This was logged in as "B" volume as an extra precaution.

A08-1078
Sample Cooler(s) were received at the following temperature(s); 2@2.0 °C
Volatiles were listed on the COC for point RFI-20-0108 but no volatiles were received.

GC/MS Volatile Data

The recovery of the analytes Benzene and Chlorobenzene in the Matrix Spike and the analytes Benzene and Chlorobenzene in the Matrix Spike Duplicate of sample ICM-101-0108 exceeded quality control limits. The Relative Percent Difference (RPD) between the Matrix Spike and the Matrix Spike duplicate of sample ICM-101-0108 also exceeded quality control limits for the analytes Benzene and Chlorobenzene. The Matrix Spike Blank recoveries were compliant, so no corrective action was performed.

The analyte methylene chloride was detected in the dilutions for samples ICM-101-0108, EW2-0108, and RFI-22-0108. The dilution process involves additional manipulation of the sample, therefore, the sample detection for methylene chloride in the dilution may potentially be due to laboratory contamination and should be evaluated accordingly.

GC/MS Semivolatile Data

The Relative Percent Difference between the Matrix Spike Blank A8B0979701 and the Matrix Spike Blank Duplicate A8B0979702 exceeded quality control criteria for aniline, though all individual recoveries are compliant. No action required.

The spike recovery for Benzaldehyde was below the laboratory quality control limits in the Matrix Spike Blank A8B0979701 and Matrix Spike Duplicate Blank A8B979702 due to known interference from other compounds in the the full list spike. No corrective action was performed.

Surrogate concentration for 2,4,6-Tribromophenol was diluted below the linear range of the calibration curve in samples EW3-0108DL and surrogate concentration Phenol-D5 was diluted below the linear range of the calibration curve in sample EW4-0108DL.

The surrogate recovery for 2,4,6-Tribromophenol was above the method defined quality control limits for sample EW1-0108. Based on US EPA CLP National Functional Guidelines for Data Review, one surrogate in either fraction (base/neutral or acid fraction) may have a recovery outside of the control limit. All analytes associated with that surrogate should be considered biased high.

All surrogate concentrations were diluted below the linear range of the calibration curve in sample ICM-101-0108 DL.

Linear regression was used to calibrate analytes that were greater than 15% RSD in the initial calibrationa A7I0000910 and A7I0000923.

Linear regression was used to calibrate analytes that were greater than 15% RSD in the initial calibration A8I0000035.

Metals Data

No deviations from protocol were encountered during the analytical procedures.

Wet Chemistry Data

All samples were received past the EPA-recommended holding time for ferrous iron. The samples were analyzed as soon as possible by the laboratory, as requested by the client. The sample results should be considered estimated values.

The recovery of sample EW4-0108 Matrix Spike exhibited results below the quality control limits for Ferrous Iron. However, the LCS was acceptable.

The recovery of sample EW5-0108 Matrix Spike exhibited results above the quality control limits for Total Cyanide. However, the LCS was acceptable.

The recovery of sample RFI-20-0108 Matrix Spike exhibited results below the quality control limits for Ferrous Iron. However, the LCS was acceptable.

The recovery of sample RFI-20-0108 Matrix Spike exhibited results above the quality control limits for Sulfide. However, the LCS was acceptable.

****

The results presented in this report relate only to the analytical testing and condition of the sample at receipt. This report pertains to only those samples actually tested. All pages of this report are integral parts of the analytical data. Therefore, this report should be reproduced only in its entirety.

Client Sample ID	Lab Sample ID	Parameter (Inorganic)/Method (Organic)	Dilution	Code
EW1-0108	A8089901	8260	200.00	008
EW1-0108	A8089901	Chloride	10.00	008
EW1-0108	A8089901	Ferrous Iron	5.00	008
EW1-0108	A8089901	Sulfate	15.00	008
EW3-0108	A8089902	8260	20.00	003
EW3-0108	A8089902	Chloride	10.00	008
EW3-0108	A8089902	Cyanide - Total	5.00	008
EW3-0108	A8089902	Ferrous Iron	5.00	010
EW3-0108	A8089902	Potassium - Total	5.00	008
EW3-0108	A8089902	Sodium - Total	5.00	008
EW3-0108DL	A8089902DL	8270	200.00	008
EW4-0108	A8089903	8260	10.00	003
EW4-0108	A8089903	Chloride	10.00	008
EW4-0108	A8089903	Cyanide - Total	10.00	008
EW4-0108	A8089903	Ferrous Iron	5.00	010
EW4-0108	A8089903	Potassium - Total	10.00	008
EW4-0108	A8089903	Sodium - Total	10.00	008
EW4-0108	A8089903	Sulfate	4.00	008
EW4-0108DL	A8089903DL	8270	200.00	008
EW4-0108	A8089903MS	Ferrous Iron	5.00	010
EW5-0108	A8089904	8260	4.00	003
EW5-0108	A8089904	Chloride	50.00	008
EW5-0108	A8089904	Ferrous Iron	10.00	008
EW5-0108	A8089904	Sodium - Total	5.00	008
EW5-0108	A8089904	Sulfate	50.00	008
EW5-0108DL	A8089904DL	8270	50.00	008
RFI-25-0108	A8100401	8260	10.00	008
RFI-25-0108	A8100401	8270	10.00	012
RFI-25-0108	A8100401	Chloride	5.00	008
RFI-25-0108	A8100401	Sulfate	8.00	008
ICM-102-0108	A8100402	8270	10.00	012
ICM-102-0108	A8100402	Chloride	5.00	008
ICM-102-0108	A8100402	Sulfate	16.00	008
ICM-103-0108	A8100403	8270	10.00	012
ICM-103-0108	A8100403	Chloride	5.00	008
ICM-103-0108	A8100403	Sulfate	2.00	008
ICM-101-0108	A8100404	8260	100.00	008
ICM-101-0108	A8100404	8270	10.00	008
ICM-101-0108	A8100404	Chloride	20.00	008
ICM-101-0108	A8100404	Ferrous Iron	25.00	008

Dilution Code Definition:

002 - sample matrix effects
003 - excessive foaming
004 - high levels of non-target compounds
005 - sample matrix resulted in method non-compliance for an Internal Standard
006 - sample matrix resulted in method non-compliance for Surrogate
007 - nature of the TCLP matrix
008 - high concentration of target analyte(s)
009 - sample turbidity
010 - sample color
011 - insufficient volume for lower dilution
012 - sample viscosity
013 - other

10/265

Client Sample ID	Lab Sample ID	Parameter (Inorganic)/Method (Organic)	Dilution	Code
ICM-101-0108	A8100404	Sodium - Total	5.00	008
ICM-101-0108	A8100404	Sulfate	3.00	008
ICM-101-0108	A8100404	Sulfide	50.00	010
ICM-101-0108	A8100404	Total Recoverable Phenolics	5.00	008
ICM-101-0108 DL	A8100404DL	8260	200.00	008
ICM-101-0108 DL	A8100404DL	8270	500.00	008
ICM-101-0108	A8100404MS	8260	100.00	008
ICM-101-0108	A8100404SD	8260	100.00	008
ICM-104-0108	A8100405	8260	5.00	003
ICM-104-0108	A8100405	8270	10.00	008
ICM-104-0108	A8100405	Chloride	10.00	002
ICM-104-0108	A8100405	Cyanide - Total	2.00	008
ICM-104-0108 DL	A8100405DL	8270	50.00	008
RFI-24-0108	A8100406	8260	5.00	003
RFI-24-0108	A8100406	8270	10.00	008
RFI-24-0108	A8100406	Chloride	10.00	002
RFI-24-0108	A8100406	Sulfide	2.00	010
RFI-24-0108 DL	A8100406DL	8270	50.00	008
EW2-0108	A8100407	8260	4.00	008
EW2-0108	A8100407	8270	10.00	012
EW2-0108	A8100407	Chloride	10.00	008
EW2-0108	A8100407	Sulfate	10.00	008
EW2-0108	A8100407	Sulfide	4.00	010
EW2-0108	A8100407DL	8260	50.00	008
ICM-105-0108	A8100408	8260	5.00	003
ICM-105-0108	A8100408	Chloride	5.00	008
ICM-105-0108	A8100408	Sulfate	5.00	008
RFI-18-0108	A8100409	8260	5.00	003
RFI-18-0108	A8100409	Calcium - Total	10.00	008
RFI-18-0108	A8100409	Chloride	200.00	008
RFI-18-0108	A8100409	Ferrous Iron	5.00	008
RFI-18-0108	A8100409	Sodium - Total	10.00	008
RFI-18-0108	A8100409	Sulfate	15.00	008
RFI-23D-0108	A8100410	Chloride	5.00	008
RFI-19D-0108	A8100411	Chloride	5.00	008
RFI-19D-0108	A8100411	Ferrous Iron	25.00	002
RFI-19D-0108	A8100411MS	Chloride	5.00	008
RFI-22-0108	A8100412	8260	5.00	008
RFI-22-0108	A8100412	Chloride	100.00	008
RFI-22-0108	A8100412	Ferrous Iron	50.00	008

Dilution Code Definition:

002 - sample matrix effects
003 - excessive foaming
004 - high levels of non-target compounds
005 - sample matrix resulted in method non-compliance for an Internal Standard
006 - sample matrix resulted in method non-compliance for Surrogate
007 - nature of the TCLP matrix
008 - high concentration of target analyte(s)
009 - sample turbidity
010 - sample color
011 - insufficient volume for lower dilution
012 - sample viscosity
013 - other

Client Sample ID	Lab Sample ID	Parameter (Inorganic)/Method (Organic)	Dilution	Code
RFI-22-0108	A8100412	Sodium - Total	5.00	008
RFI-22-0108	A8100412	Sulfate	30.00	008
RFI-22-0108	A8100412	Sulfide	4.00	010
RFI-22-0108	A8100412DL	8260	10.00	008
RFI-22-0108	A8100412MS	Chloride	100.00	008
RFI-28-0108	A8107801	Chloride	5.00	008
RFI-28-0108	A8107801	Ferrous Iron	5.00	010
RFI-28-0108	A8107801	Sodium - Total	5.00	008
RFI-28-0108	A8107801	Sulfate	25.00	008
RFI-27-0108	A8107802	8260	8.00	008
RFI-27-0108	A8107802	Chloride	50.00	008
RFI-27-0108	A8107802	Sulfate	8.00	008
RFI-30-0108	A8107803	Chloride	50.00	008
RFI-30-0108	A8107803	Sulfate	17.00	008
RFI-30-0108	A8107803MS	Chloride	50.00	008
RFI-16-0108	A8107804	Chloride	5.00	002
RFI-21D-0108	A8107805	Chloride	5.00	008
RFI-21D-0108	A8107805	Sulfate	5.00	008
RFI-20-0108	A8107806	Chloride	5.00	008
RFI-20-0108	A8107806	Sulfate	40.00	008
RFI-20-0108	A8107806MS	Sulfide	2.00	008

Dilution Code Definition:

002 - sample matrix effects
003 - excessive foaming
004 - high levels of non-target compounds
005 - sample matrix resulted in method non-compliance for an Internal Standard
006 - sample matrix resulted in method non-compliance for Surrogate
007 - nature of the TCLP matrix
008 - high concentration of target analyte(s)
009 - sample turbidity
010 - sample color
011 - insufficient volume for lower dilution
012 - sample viscosity
013 - other

TestAmerica
THE LEADER IN ENVIRONMENTAL TESTING

DATA QUALIFIER PAGE

These definitions are provided in the event the data in this report requires the use of one or more of the qualifiers. Not all qualifiers defined below are necessarily used in the accompanying data package.

ORGANIC DATA QUALIFIERS

ND or U	Indicates compound was analyzed for, but not detected.
J	Indicates an estimated value. This flag is used either when estimating a concentration for tentatively identified compounds where a 1:1 response is assumed, or when the data indicates the presence of a compound that meets the identification criteria but the result is less than the sample quantitation limit but greater than zero.
C	This flag applies to pesticide results where the identification has been confirmed by GC/MS.
B	This flag is used when the analyte is found in the associated blank, as well as in the sample.
E	This flag identifies compounds whose concentrations exceed the calibration range of the instrument for that specific analysis.
D	This flag identifies all compounds identified in an analysis at the secondary dilution factor.
N	Indicates presumptive evidence of a compound. This flag is used only for tentatively identified compounds, where the identification is based on the Mass Spectral library search. It is applied to all TIC results.
P	This flag is used for CLP methodology only. For Pesticide/Aroclor target analytes, when a difference for detected concentrations between the two GC columns is greater than 25%, the lower of the two values is reported on the data page and flagged with a "P".
A	This flag indicates that a TIC is a suspected aldol-condensation product.
[1]	Indicates coelution.
*	Indicates analysis is not within the quality control limits.

INORGANIC DATA QUALIFIERS

ND or U	Indicates element was analyzed for, but not detected. Report with the detection limit value.
J or B	Indicates a value greater than or equal to the instrument detection limit, but less than the quantitation limit.
N	Indicates spike sample recovery is not within the quality control limits.
S	Indicates value determined by the Method of Standard Addition.
E	Indicates a value estimated or not reported due to the presence of interferences.
H	Indicates analytical holding time exceedance. The value obtained should be considered an estimate.
G	Indicates a value greater than or equal to the project reporting limit but less than the laboratory quantitation limit
*	Indicates the spike or duplicate analysis is not within the quality control limits.
+	Indicates the correlation coefficient for the Method of Standard Addition is less than 0.995.

Client ID		EW1-0108		EW2-0108		EW2-0108		EW3-0108	
Job No	Lab ID	A08-0899	A8089901	A08-1004	A8100407	A08-1004	A8100407DL	A08-0899	A8089902
Sample Date		01/25/2008		01/29/2008		01/29/2008		01/25/2008	

Analyte	Units	Sample Value	Reporting Limit	Sample Value	Reporting Limit	Sample Value	Reporting Limit	Sample Value	Reporting Limit
Acetone	UG/L	ND	1000	ND	20	ND	250	69 J	100
Benzene	UG/L	140 J	200	99	4.0	120 D	50	53	20
Bromodichloromethane	UG/L	ND	200	ND	4.0	ND	50	ND	20
Bromoform	UG/L	ND	200	ND	4.0	ND	50	ND	20
Bromomethane	UG/L	ND	200	ND	4.0	ND	50	ND	20
2-Butanone	UG/L	ND	1000	ND	20	ND	250	ND	100
Carbon Disulfide	UG/L	ND	200	ND	4.0	ND	50	ND	20
Carbon Tetrachloride	UG/L	ND	200	ND	4.0	ND	50	ND	20
Chlorobenzene	UG/L	15000	200	2700 E	4.0	4300 D	50	520	20
Chloroethane	UG/L	ND	200	ND	4.0	ND	50	ND	20
Chloroform	UG/L	ND	200	ND	4.0	ND	50	ND	20
Chloromethane	UG/L	ND	200	ND	4.0	ND	50	ND	20
Cyclohexane	UG/L	ND	200	ND	4.0	ND	50	ND	20
1,2-Dibromoethane	UG/L	ND	200	ND	4.0	ND	50	ND	20
Dibromochloromethane	UG/L	ND	200	ND	4.0	ND	50	ND	20
1,2-Dibromo-3-chloropropane	UG/L	ND	200	ND	4.0	ND	50	ND	20
1,2-Dichlorobenzene	UG/L	2800	200	53	4.0	58 D	50	ND	20
1,3-Dichlorobenzene	UG/L	190 J	200	ND	4.0	ND	50	ND	20
1,4-Dichlorobenzene	UG/L	1800	200	28	4.0	34 DJ	50	ND	20
Dichlorodifluoromethane	UG/L	ND	200	ND	4.0	ND	50	ND	20
1,1-Dichloroethane	UG/L	ND	200	ND	4.0	ND	50	ND	20
1,2-Dichloroethane	UG/L	ND	200	ND	4.0	ND	50	ND	20
1,1-Dichloroethene	UG/L	ND	200	ND	4.0	ND	50	ND	20
cis-1,2-Dichloroethene	UG/L	ND	200	ND	4.0	ND	50	ND	20
trans-1,2-Dichloroethene	UG/L	ND	200	ND	4.0	ND	50	ND	20
1,2-Dichloropropane	UG/L	ND	200	ND	4.0	ND	50	ND	20
cis-1,3-Dichloropropene	UG/L	ND	200	ND	4.0	ND	50	ND	20
trans-1,3-Dichloropropene	UG/L	ND	200	ND	4.0	ND	50	ND	20
Ethylbenzene	UG/L	ND	200	ND	4.0	ND	50	ND	20
2-Hexanone	UG/L	ND	1000	ND	20	ND	250	ND	100
Isopropylbenzene	UG/L	ND	200	ND	4.0	ND	50	ND	20
Methyl acetate	UG/L	ND	200	ND	4.0	ND	50	ND	20
Methylcyclohexane	UG/L	ND	200	ND	4.0	ND	50	ND	20
Methylene chloride	UG/L	ND	200	ND	4.0	48 BDJ	50	ND	20
4-Methyl-2-pentanone	UG/L	ND	1000	ND	20	ND	250	ND	100
Methyl-t-Butyl Ether (MTBE)	UG/L	ND	200	ND	4.0	ND	50	ND	20
Styrene	UG/L	ND	200	ND	4.0	ND	50	ND	20
1,1,2,2-Tetrachloroethane	UG/L	ND	200	ND	4.0	ND	50	ND	20
Tetrachloroethene	UG/L	ND	200	ND	4.0	ND	50	ND	20
Toluene	UG/L	ND	200	2.2 J	4.0	ND	50	ND	20
1,2,4-Trichlorobenzene	UG/L	ND	200	ND	4.0	ND	50	ND	20
1,1,1-Trichloroethane	UG/L	ND	200	ND	4.0	ND	50	ND	20
1,1,2-Trichloroethane	UG/L	ND	200	ND	4.0	ND	50	ND	20

NA = Not Applicable ND = Not Detected

Client ID		EW1-0108		EW2-0108		EW2-0108		EW3-0108	
Job No	Lab ID	A08-0899	A8089901	A08-1004	A8100407	A08-1004	A8100407DL	A08-0899	A8089902
Sample Date		01/25/2008		01/29/2008		01/29/2008		01/25/2008	
Analyte	Units	Sample Value	Reporting Limit	Sample Value	Reporting Limit	Sample Value	Reporting Limit	Sample Value	Reporting Limit
1,1,2-Trichloro-1,2,2-trifluor	UG/L	ND	200	ND	4.0	ND	50	ND	20
Trichlorofluoromethane	UG/L	ND	200	ND	4.0	ND	50	ND	20
Trichloroethene	UG/L	ND	200	ND	4.0	ND	50	ND	20
Vinyl chloride	UG/L	ND	200	ND	4.0	ND	50	ND	20
Total Xylenes	UG/L	ND	600	ND	12	ND	150	ND	60
IS/SURROGATE(S)									
Chlorobenzene-D5	%	96	50-200	102	50-200	94	50-200	92	50-200
1,4-Difluorobenzene	%	98	50-200	104	50-200	94	50-200	96	50-200
1,4-Dichlorobenzene-D4	%	95	50-200	100	50-200	94	50-200	91	50-200
Toluene-D8	%	95	71-126	116	71-126	116	71-126	99	71-126
p-Bromofluorobenzene	%	94	73-120	106	73-120	105	73-120	98	73-120
1,2-Dichloroethane-D4	%	95	66-137	125	66-137	126	66-137	98	66-137

NA = Not Applicable ND = Not Detected

Client ID		EW4-0108		EW5-0108		ICM-101-0108		ICM-101-0108 DL	
Job No	Lab ID	A08-0899	A8089903	A08-0899	A8089904	A08-1004	A8100404	A08-1004	A8100404DL
Sample Date		01/25/2008		01/25/2008		01/29/2008		01/29/2008	
Analyte	Units	Sample Value	Reporting Limit	Sample Value	Reporting Limit	Sample Value	Reporting Limit	Sample Value	Reporting Limit
Acetone	UG/L	ND	50	ND	20	ND	500	ND	1000
Benzene	UG/L	19	10	ND	4.0	15000 E	100	16000 D	200
Bromodichloromethane	UG/L	ND	10	ND	4.0	ND	100	ND	200
Bromoform	UG/L	ND	10	ND	4.0	ND	100	ND	200
Bromomethane	UG/L	ND	10	ND	4.0	ND	100	ND	200
2-Butanone	UG/L	ND	50	ND	20	ND	500	ND	1000
Carbon Disulfide	UG/L	ND	10	ND	4.0	ND	100	ND	200
Carbon Tetrachloride	UG/L	ND	10	ND	4.0	ND	100	ND	200
Chlorobenzene	UG/L	5.2 J	10	ND	4.0	11000 E	100	11000 D	200
Chloroethane	UG/L	ND	10	ND	4.0	ND	100	ND	200
Chloroform	UG/L	ND	10	ND	4.0	ND	100	ND	200
Chloromethane	UG/L	ND	10	ND	4.0	ND	100	ND	200
Cyclohexane	UG/L	ND	10	ND	4.0	ND	100	ND	200
1,2-Dibromoethane	UG/L	ND	10	ND	4.0	ND	100	ND	200
Dibromochloromethane	UG/L	ND	10	ND	4.0	ND	100	ND	200
1,2-Dibromo-3-chloropropane	UG/L	ND	10	ND	4.0	ND	100	ND	200
1,2-Dichlorobenzene	UG/L	ND	10	ND	4.0	ND	100	ND	200
1,3-Dichlorobenzene	UG/L	ND	10	ND	4.0	ND	100	ND	200
1,4-Dichlorobenzene	UG/L	ND	10	ND	4.0	230	100	250 D	200
Dichlorodifluoromethane	UG/L	ND	10	ND	4.0	ND	100	ND	200
1,1-Dichloroethane	UG/L	ND	10	ND	4.0	ND	100	ND	200
1,2-Dichloroethane	UG/L	ND	10	ND	4.0	ND	100	ND	200
1,1-Dichloroethene	UG/L	ND	10	ND	4.0	ND	100	ND	200
cis-1,2-Dichloroethene	UG/L	ND	10	ND	4.0	ND	100	ND	200
trans-1,2-Dichloroethene	UG/L	ND	10	ND	4.0	ND	100	ND	200
1,2-Dichloropropane	UG/L	ND	10	ND	4.0	ND	100	ND	200
cis-1,3-Dichloropropene	UG/L	ND	10	ND	4.0	ND	100	ND	200
trans-1,3-Dichloropropene	UG/L	ND	10	ND	4.0	ND	100	ND	200
Ethylbenzene	UG/L	ND	10	120	4.0	ND	100	ND	200
2-Hexanone	UG/L	ND	50	ND	20	ND	500	ND	1000
Isopropylbenzene	UG/L	ND	10	28	4.0	ND	100	ND	200
Methyl acetate	UG/L	ND	10	ND	4.0	ND	100	ND	200
Methylcyclohexane	UG/L	ND	10	ND	4.0	ND	100	ND	200
Methylene chloride	UG/L	ND	10	3.1 J	4.0	ND	100	190 BDJ	200
4-Methyl-2-pentanone	UG/L	ND	50	ND	20	ND	500	ND	1000
Methyl-t-Butyl Ether (MTBE)	UG/L	ND	10	ND	4.0	ND	100	ND	200
Styrene	UG/L	ND	10	21	4.0	ND	100	ND	200
1,1,2,2-Tetrachloroethane	UG/L	ND	10	ND	4.0	ND	100	ND	200
Tetrachloroethene	UG/L	ND	10	ND	4.0	ND	100	ND	200
Toluene	UG/L	ND	10	10	4.0	80 J	100	ND	200
1,2,4-Trichlorobenzene	UG/L	ND	10	ND	4.0	ND	100	ND	200
1,1,1-Trichloroethane	UG/L	ND	10	ND	4.0	ND	100	ND	200
1,1,2-Trichloroethane	UG/L	ND	10	ND	4.0	ND	100	ND	200

NA = Not Applicable ND = Not Detected

Client ID		EW4-0108		EW5-0108		ICM-101-0108		ICM-101-0108 DL	
Job No	Lab ID	A08-0899	A8089903	A08-0899	A8089904	A08-1004	A8100404	A08-1004	A8100404DL
Sample Date		01/25/2008		01/25/2008		01/29/2008		01/29/2008	
Analyte	Units	Sample Value	Reporting Limit	Sample Value	Reporting Limit	Sample Value	Reporting Limit	Sample Value	Reporting Limit
1,1,2-Trichloro-1,2,2-trifluor	UG/L	ND	10	ND	4.0	ND	100	ND	200
Trichlorofluoromethane	UG/L	ND	10	ND	4.0	ND	100	ND	200
Trichloroethene	UG/L	ND	10	ND	4.0	ND	100	ND	200
Vinyl chloride	UG/L	ND	10	ND	4.0	ND	100	ND	200
Total Xylenes	UG/L	ND	30	780	12	ND	300	ND	600
IS/SURROGATE(S)									
Chlorobenzene-D5	%	91	50-200	95	50-200	104	50-200	98	50-200
1,4-Difluorobenzene	%	95	50-200	96	50-200	106	50-200	97	50-200
1,4-Dichlorobenzene-D4	%	91	50-200	99	50-200	99	50-200	93	50-200
Toluene-D8	%	98	71-126	93	71-126	116	71-126	118	71-126
p-Bromofluorobenzene	%	97	73-120	97	73-120	104	73-120	104	73-120
1,2-Dichloroethane-D4	%	96	66-137	99	66-137	124	66-137	126	66-137

NA = Not Applicable ND = Not Detected

Client ID		ICM-102-0108		ICM-103-0108		ICM-104-0108		ICM-105-0108	
Job No	Lab ID	A08-1004	A8100402	A08-1004	A8100403	A08-1004	A8100405	A08-1004	A8100408
Sample Date		01/29/2008		01/29/2008		01/29/2008		01/30/2008	
Analyte	Units	Sample Value	Reporting Limit	Sample Value	Reporting Limit	Sample Value	Reporting Limit	Sample Value	Reporting Limit
Acetone	UG/L	ND	5.0	4.9 J	5.0	170	25	ND	25
Benzene	UG/L	ND	1.0	1.2	1.0	15	5.0	ND	5.0
Bromodichloromethane	UG/L	ND	1.0	ND	1.0	ND	5.0	ND	5.0
Bromoform	UG/L	ND	1.0	ND	1.0	ND	5.0	ND	5.0
Bromomethane	UG/L	ND	1.0	ND	1.0	ND	5.0	ND	5.0
2-Butanone	UG/L	ND	5.0	ND	5.0	ND	25	ND	25
Carbon Disulfide	UG/L	ND	1.0	ND	1.0	ND	5.0	ND	5.0
Carbon Tetrachloride	UG/L	ND	1.0	ND	1.0	ND	5.0	ND	5.0
Chlorobenzene	UG/L	28	1.0	0.94 J	1.0	ND	5.0	7.0	5.0
Chloroethane	UG/L	ND	1.0	ND	1.0	ND	5.0	ND	5.0
Chloroform	UG/L	ND	1.0	ND	1.0	ND	5.0	ND	5.0
Chloromethane	UG/L	ND	1.0	ND	1.0	ND	5.0	ND	5.0
Cyclohexane	UG/L	ND	1.0	ND	1.0	ND	5.0	ND	5.0
1,2-Dibromoethane	UG/L	ND	1.0	ND	1.0	ND	5.0	ND	5.0
Dibromochloromethane	UG/L	ND	1.0	ND	1.0	ND	5.0	ND	5.0
1,2-Dibromo-3-chloropropane	UG/L	ND	1.0	ND	1.0	ND	5.0	ND	5.0
1,2-Dichlorobenzene	UG/L	2.5	1.0	ND	1.0	ND	5.0	ND	5.0
1,3-Dichlorobenzene	UG/L	ND	1.0	ND	1.0	ND	5.0	ND	5.0
1,4-Dichlorobenzene	UG/L	1.2	1.0	ND	1.0	ND	5.0	ND	5.0
Dichlorodifluoromethane	UG/L	ND	1.0	ND	1.0	ND	5.0	ND	5.0
1,1-Dichloroethane	UG/L	ND	1.0	ND	1.0	ND	5.0	ND	5.0
1,2-Dichloroethane	UG/L	ND	1.0	ND	1.0	ND	5.0	ND	5.0
1,1-Dichloroethene	UG/L	ND	1.0	ND	1.0	ND	5.0	ND	5.0
cis-1,2-Dichloroethene	UG/L	ND	1.0	ND	1.0	ND	5.0	ND	5.0
trans-1,2-Dichloroethene	UG/L	ND	1.0	ND	1.0	ND	5.0	ND	5.0
1,2-Dichloropropane	UG/L	ND	1.0	ND	1.0	ND	5.0	ND	5.0
cis-1,3-Dichloropropene	UG/L	ND	1.0	ND	1.0	ND	5.0	ND	5.0
trans-1,3-Dichloropropene	UG/L	ND	1.0	ND	1.0	ND	5.0	ND	5.0
Ethylbenzene	UG/L	ND	1.0	ND	1.0	7.5	5.0	ND	5.0
2-Hexanone	UG/L	ND	5.0	ND	5.0	ND	25	ND	25
Isopropylbenzene	UG/L	ND	1.0	ND	1.0	ND	5.0	ND	5.0
Methyl acetate	UG/L	ND	1.0	ND	1.0	ND	5.0	ND	5.0
Methylcyclohexane	UG/L	ND	1.0	0.63 J	1.0	ND	5.0	ND	5.0
Methylene chloride	UG/L	ND	1.0	ND	1.0	ND	5.0	ND	5.0
4-Methyl-2-pentanone	UG/L	ND	5.0	ND	5.0	ND	25	ND	25
Methyl-t-Butyl Ether (MTBE)	UG/L	ND	1.0	ND	1.0	ND	5.0	ND	5.0
Styrene	UG/L	ND	1.0	ND	1.0	ND	5.0	ND	5.0
1,1,2,2-Tetrachloroethane	UG/L	ND	1.0	ND	1.0	ND	5.0	ND	5.0
Tetrachloroethene	UG/L	ND	1.0	ND	1.0	ND	5.0	ND	5.0
Toluene	UG/L	ND	1.0	ND	1.0	10	5.0	ND	5.0
1,2,4-Trichlorobenzene	UG/L	ND	1.0	ND	1.0	ND	5.0	ND	5.0
1,1,1-Trichloroethane	UG/L	ND	1.0	ND	1.0	ND	5.0	ND	5.0
1,1,2-Trichloroethane	UG/L	ND	1.0	ND	1.0	ND	5.0	ND	5.0

NA = Not Applicable ND = Not Detected

Client ID		ICM-102-0108		ICM-103-0108		ICM-104-0108		ICM-105-0108	
Job No	Lab ID	A08-1004	A8100402	A08-1004	A8100403	A08-1004	A8100405	A08-1004	A8100408
Sample Date		01/29/2008		01/29/2008		01/29/2008		01/30/2008	
Analyte	Units	Sample Value	Reporting Limit	Sample Value	Reporting Limit	Sample Value	Reporting Limit	Sample Value	Reporting Limit
1,1,2-Trichloro-1,2,2-trifluor	UG/L	ND	1.0	ND	1.0	ND	5.0	ND	5.0
Trichlorofluoromethane	UG/L	ND	1.0	ND	1.0	ND	5.0	ND	5.0
Trichloroethene	UG/L	ND	1.0	ND	1.0	ND	5.0	ND	5.0
Vinyl chloride	UG/L	ND	1.0	ND	1.0	ND	5.0	ND	5.0
Total Xylenes	UG/L	ND	3.0	ND	3.0	43	15	ND	15
IS/SURROGATE(S)									
Chlorobenzene-D5	%	106	50-200	104	50-200	101	50-200	100	50-200
1,4-Difluorobenzene	%	111	50-200	106	50-200	104	50-200	104	50-200
1,4-Dichlorobenzene-D4	%	102	50-200	102	50-200	100	50-200	97	50-200
Toluene-D8	%	118	71-126	115	71-126	116	71-126	117	71-126
p-Bromofluorobenzene	%	105	73-120	106	73-120	105	73-120	105	73-120
1,2-Dichloroethane-D4	%	123	66-137	122	66-137	125	66-137	124	66-137

NA = Not Applicable ND = Not Detected

Client ID		RFI-16-0108		RFI-18-0108		RFI-19D-0108		RFI-21D-0108	
Job No	Lab ID	A08-1078	A8107804	A08-1004	A8100409	A08-1004	A8100411	A08-1078	A8107805
Sample Date		01/31/2008		01/30/2008		01/30/2008		01/31/2008	

Analyte	Units	Sample Value	Reporting Limit	Sample Value	Reporting Limit	Sample Value	Reporting Limit	Sample Value	Reporting Limit
Acetone	UG/L	ND	5.0	ND	25	2.9 J	5.0	ND	5.0
Benzene	UG/L	ND	1.0	ND	5.0	ND	1.0	7.4	1.0
Bromodichloromethane	UG/L	ND	1.0	ND	5.0	ND	1.0	ND	1.0
Bromoform	UG/L	ND	1.0	ND	5.0	ND	1.0	ND	1.0
Bromomethane	UG/L	ND	1.0	ND	5.0	ND	1.0	ND	1.0
2-Butanone	UG/L	ND	5.0	ND	25	ND	5.0	ND	5.0
Carbon Disulfide	UG/L	ND	1.0	ND	5.0	ND	1.0	ND	1.0
Carbon Tetrachloride	UG/L	ND	1.0	ND	5.0	ND	1.0	ND	1.0
Chlorobenzene	UG/L	ND	1.0	ND	5.0	ND	1.0	21	1.0
Chloroethane	UG/L	ND	1.0	ND	5.0	ND	1.0	ND	1.0
Chloroform	UG/L	ND	1.0	ND	5.0	ND	1.0	ND	1.0
Chloromethane	UG/L	ND	1.0	ND	5.0	ND	1.0	ND	1.0
Cyclohexane	UG/L	ND	1.0	ND	5.0	ND	1.0	ND	1.0
1,2-Dibromoethane	UG/L	ND	1.0	ND	5.0	ND	1.0	ND	1.0
Dibromochloromethane	UG/L	ND	1.0	ND	5.0	ND	1.0	ND	1.0
1,2-Dibromo-3-chloropropane	UG/L	ND	1.0	ND	5.0	ND	1.0	ND	1.0
1,2-Dichlorobenzene	UG/L	ND	1.0	ND	5.0	ND	1.0	ND	1.0
1,3-Dichlorobenzene	UG/L	ND	1.0	ND	5.0	ND	1.0	ND	1.0
1,4-Dichlorobenzene	UG/L	ND	1.0	ND	5.0	ND	1.0	0.68 J	1.0
Dichlorodifluoromethane	UG/L	ND	1.0	ND	5.0	ND	1.0	ND	1.0
1,1-Dichloroethane	UG/L	ND	1.0	ND	5.0	ND	1.0	ND	1.0
1,2-Dichloroethane	UG/L	ND	1.0	ND	5.0	ND	1.0	ND	1.0
1,1-Dichloroethene	UG/L	ND	1.0	ND	5.0	ND	1.0	ND	1.0
cis-1,2-Dichloroethene	UG/L	ND	1.0	ND	5.0	ND	1.0	ND	1.0
trans-1,2-Dichloroethene	UG/L	ND	1.0	ND	5.0	ND	1.0	ND	1.0
1,2-Dichloropropane	UG/L	ND	1.0	ND	5.0	ND	1.0	ND	1.0
cis-1,3-Dichloropropene	UG/L	ND	1.0	ND	5.0	ND	1.0	ND	1.0
trans-1,3-Dichloropropene	UG/L	ND	1.0	ND	5.0	ND	1.0	ND	1.0
Ethylbenzene	UG/L	ND	1.0	ND	5.0	ND	1.0	ND	1.0
2-Hexanone	UG/L	ND	5.0	ND	25	ND	5.0	ND	5.0
Isopropylbenzene	UG/L	ND	1.0	ND	5.0	ND	1.0	ND	1.0
Methyl acetate	UG/L	ND	1.0	ND	5.0	ND	1.0	ND	1.0
Methylcyclohexane	UG/L	ND	1.0	ND	5.0	ND	1.0	ND	1.0
Methylene chloride	UG/L	ND	1.0	ND	5.0	ND	1.0	ND	1.0
4-Methyl-2-pentanone	UG/L	ND	5.0	ND	25	ND	5.0	ND	5.0
Methyl-t-Butyl Ether (MTBE)	UG/L	ND	1.0	ND	5.0	ND	1.0	ND	1.0
Styrene	UG/L	ND	1.0	ND	5.0	ND	1.0	ND	1.0
1,1,2,2-Tetrachloroethane	UG/L	ND	1.0	ND	5.0	ND	1.0	ND	1.0
Tetrachloroethene	UG/L	ND	1.0	ND	5.0	ND	1.0	ND	1.0
Toluene	UG/L	ND	1.0	ND	5.0	ND	1.0	ND	1.0
1,2,4-Trichlorobenzene	UG/L	ND	1.0	ND	5.0	ND	1.0	ND	1.0
1,1,1-Trichloroethane	UG/L	ND	1.0	ND	5.0	ND	1.0	ND	1.0
1,1,2-Trichloroethane	UG/L	ND	1.0	ND	5.0	ND	1.0	ND	1.0

NA = Not Applicable ND = Not Detected

Client ID		RFI-16-0108		RFI-18-0108		RFI-19D-0108		RFI-21D-0108	
Job No	Lab ID	A08-1078	A8107804	A08-1004	A8100409	A08-1004	A8100411	A08-1078	A8107805
Sample Date		01/31/2008		01/30/2008		01/30/2008		01/31/2008	
Analyte	Units	Sample Value	Reporting Limit	Sample Value	Reporting Limit	Sample Value	Reporting Limit	Sample Value	Reporting Limit
1,1,2-Trichloro-1,2,2-trifluor	UG/L	ND	1.0	ND	5.0	ND	1.0	ND	1.0
Trichlorofluoromethane	UG/L	ND	1.0	ND	5.0	ND	1.0	ND	1.0
Trichloroethene	UG/L	ND	1.0	ND	5.0	ND	1.0	ND	1.0
Vinyl chloride	UG/L	ND	1.0	ND	5.0	ND	1.0	ND	1.0
Total Xylenes	UG/L	ND	3.0	ND	15	ND	3.0	ND	3.0
IS/SURROGATE(S)									
Chlorobenzene-D5	%	88	50-200	102	50-200	98	50-200	86	50-200
1,4-Difluorobenzene	%	87	50-200	106	50-200	102	50-200	85	50-200
1,4-Dichlorobenzene-D4	%	88	50-200	98	50-200	95	50-200	86	50-200
Toluene-D8	%	115	71-126	116	71-126	117	71-126	118	71-126
p-Bromofluorobenzene	%	112	73-120	104	73-120	104	73-120	115	73-120
1,2-Dichloroethane-D4	%	116	66-137	123	66-137	125	66-137	117	66-137

NA = Not Applicable ND = Not Detected

Client ID		RFI-22-0108		RFI-22-0108		RFI-23D-0108		RFI-24-0108	
Job No	Lab ID	A08-1004	A8100412	A08-1004	A8100412DL	A08-1004	A8100410	A08-1004	A8100406
Sample Date		01/30/2008		01/30/2008		01/30/2008		01/29/2008	
Analyte	Units	Sample Value	Reporting Limit	Sample Value	Reporting Limit	Sample Value	Reporting Limit	Sample Value	Reporting Limit
Acetone	UG/L	ND	25	ND	50	ND	5.0	300	25
Benzene	UG/L	16	5.0	17 D	10	ND	1.0	8.7	5.0
Bromodichloromethane	UG/L	ND	5.0	ND	10	ND	1.0	ND	5.0
Bromoform	UG/L	ND	5.0	ND	10	ND	1.0	ND	5.0
Bromomethane	UG/L	ND	5.0	ND	10	ND	1.0	ND	5.0
2-Butanone	UG/L	ND	25	ND	50	ND	5.0	6.9 J	25
Carbon Disulfide	UG/L	ND	5.0	ND	10	ND	1.0	ND	5.0
Carbon Tetrachloride	UG/L	ND	5.0	ND	10	ND	1.0	ND	5.0
Chlorobenzene	UG/L	640 E	5.0	680 D	10	ND	1.0	2.7 J	5.0
Chloroethane	UG/L	ND	5.0	ND	10	ND	1.0	ND	5.0
Chloroform	UG/L	ND	5.0	ND	10	ND	1.0	ND	5.0
Chloromethane	UG/L	ND	5.0	ND	10	ND	1.0	ND	5.0
Cyclohexane	UG/L	ND	5.0	ND	10	ND	1.0	ND	5.0
1,2-Dibromoethane	UG/L	ND	5.0	ND	10	ND	1.0	ND	5.0
Dibromochloromethane	UG/L	ND	5.0	ND	10	ND	1.0	ND	5.0
1,2-Dibromo-3-chloropropane	UG/L	ND	5.0	ND	10	ND	1.0	ND	5.0
1,2-Dichlorobenzene	UG/L	610 E	5.0	640 D	10	ND	1.0	ND	5.0
1,3-Dichlorobenzene	UG/L	130	5.0	140 D	10	ND	1.0	ND	5.0
1,4-Dichlorobenzene	UG/L	290	5.0	300 D	10	ND	1.0	ND	5.0
Dichlorodifluoromethane	UG/L	ND	5.0	ND	10	ND	1.0	ND	5.0
1,1-Dichloroethane	UG/L	ND	5.0	ND	10	ND	1.0	ND	5.0
1,2-Dichloroethane	UG/L	ND	5.0	ND	10	ND	1.0	ND	5.0
1,1-Dichloroethene	UG/L	ND	5.0	ND	10	ND	1.0	ND	5.0
cis-1,2-Dichloroethene	UG/L	ND	5.0	ND	10	ND	1.0	ND	5.0
trans-1,2-Dichloroethene	UG/L	ND	5.0	ND	10	ND	1.0	ND	5.0
1,2-Dichloropropane	UG/L	ND	5.0	ND	10	ND	1.0	ND	5.0
cis-1,3-Dichloropropene	UG/L	ND	5.0	ND	10	ND	1.0	ND	5.0
trans-1,3-Dichloropropene	UG/L	ND	5.0	ND	10	ND	1.0	ND	5.0
Ethylbenzene	UG/L	ND	5.0	ND	10	ND	1.0	ND	5.0
2-Hexanone	UG/L	ND	25	ND	50	ND	5.0	ND	25
Isopropylbenzene	UG/L	3.1 J	5.0	ND	10	ND	1.0	ND	5.0
Methyl acetate	UG/L	ND	5.0	ND	10	ND	1.0	ND	5.0
Methylcyclohexane	UG/L	ND	5.0	ND	10	ND	1.0	ND	5.0
Methylene chloride	UG/L	ND	5.0	8.2 BDJ	10	ND	1.0	ND	5.0
4-Methyl-2-pentanone	UG/L	ND	25	ND	50	ND	5.0	ND	25
Methyl-t-Butyl Ether (MTBE)	UG/L	ND	5.0	ND	10	ND	1.0	ND	5.0
Styrene	UG/L	ND	5.0	ND	10	ND	1.0	ND	5.0
1,1,2,2-Tetrachloroethane	UG/L	ND	5.0	ND	10	ND	1.0	ND	5.0
Tetrachloroethene	UG/L	ND	5.0	ND	10	ND	1.0	ND	5.0
Toluene	UG/L	ND	5.0	ND	10	ND	1.0	ND	5.0
1,2,4-Trichlorobenzene	UG/L	ND	5.0	ND	10	ND	1.0	ND	5.0
1,1,1-Trichloroethane	UG/L	ND	5.0	ND	10	ND	1.0	ND	5.0
1,1,2-Trichloroethane	UG/L	ND	5.0	ND	10	ND	1.0	ND	5.0

NA = Not Applicable ND = Not Detected

Client ID		RFI-22-0108		RFI-22-0108		RFI-23D-0108		RFI-24-0108	
Job No	Lab ID	A08-1004	A8100412	A08-1004	A8100412DL	A08-1004	A8100410	A08-1004	A8100406
Sample Date		01/30/2008		01/30/2008		01/30/2008		01/29/2008	
Analyte	Units	Sample Value	Reporting Limit	Sample Value	Reporting Limit	Sample Value	Reporting Limit	Sample Value	Reporting Limit
1,1,2-Trichloro-1,2,2-trifluor	UG/L	ND	5.0	ND	10	ND	1.0	ND	5.0
Trichlorofluoromethane	UG/L	ND	5.0	ND	10	ND	1.0	ND	5.0
Trichloroethene	UG/L	ND	5.0	ND	10	ND	1.0	ND	5.0
Vinyl chloride	UG/L	ND	5.0	ND	10	ND	1.0	ND	5.0
Total Xylenes	UG/L	ND	15	ND	30	ND	3.0	ND	15
IS/SURROGATE(S)									
Chlorobenzene-D5	%	102	50-200	99	50-200	99	50-200	105	50-200
1,4-Difluorobenzene	%	104	50-200	97	50-200	101	50-200	109	50-200
1,4-Dichlorobenzene-D4	%	98	50-200	94	50-200	96	50-200	100	50-200
Toluene-D8	%	115	71-126	116	71-126	116	71-126	117	71-126
p-Bromofluorobenzene	%	104	73-120	102	73-120	106	73-120	104	73-120
1,2-Dichloroethane-D4	%	123	66-137	126	66-137	126	66-137	122	66-137

NA = Not Applicable ND = Not Detected

Client ID		RFI-25-0108		RFI-27-0108		RFI-28-0108		RFI-30-0108	
Job No	Lab ID	A08-1004	A8100401	A08-1078	A8107802	A08-1078	A8107801	A08-1078	A8107803
Sample Date		01/29/2008		01/31/2008		01/31/2008		01/31/2008	
Analyte	Units	Sample Value	Reporting Limit	Sample Value	Reporting Limit	Sample Value	Reporting Limit	Sample Value	Reporting Limit
Acetone	UG/L	ND	50	ND	40	ND	5.0	ND	5.0
Benzene	UG/L	10	10	ND	8.0	0.82 J	1.0	ND	1.0
Bromodichloromethane	UG/L	ND	10	ND	8.0	ND	1.0	ND	1.0
Bromoform	UG/L	ND	10	ND	8.0	ND	1.0	ND	1.0
Bromomethane	UG/L	ND	10	ND	8.0	ND	1.0	ND	1.0
2-Butanone	UG/L	ND	50	ND	40	ND	5.0	ND	5.0
Carbon Disulfide	UG/L	ND	10	ND	8.0	0.62 J	1.0	ND	1.0
Carbon Tetrachloride	UG/L	ND	10	ND	8.0	ND	1.0	ND	1.0
Chlorobenzene	UG/L	720	10	4.5 J	8.0	ND	1.0	ND	1.0
Chloroethane	UG/L	ND	10	ND	8.0	ND	1.0	ND	1.0
Chloroform	UG/L	ND	10	ND	8.0	ND	1.0	ND	1.0
Chloromethane	UG/L	ND	10	ND	8.0	ND	1.0	ND	1.0
Cyclohexane	UG/L	ND	10	ND	8.0	ND	1.0	ND	1.0
1,2-Dibromoethane	UG/L	ND	10	ND	8.0	ND	1.0	ND	1.0
Dibromochloromethane	UG/L	ND	10	ND	8.0	ND	1.0	ND	1.0
1,2-Dibromo-3-chloropropane	UG/L	ND	10	ND	8.0	ND	1.0	ND	1.0
1,2-Dichlorobenzene	UG/L	10	10	ND	8.0	ND	1.0	ND	1.0
1,3-Dichlorobenzene	UG/L	ND	10	ND	8.0	ND	1.0	ND	1.0
1,4-Dichlorobenzene	UG/L	12	10	ND	8.0	ND	1.0	ND	1.0
Dichlorodifluoromethane	UG/L	ND	10	ND	8.0	ND	1.0	ND	1.0
1,1-Dichloroethane	UG/L	ND	10	ND	8.0	ND	1.0	ND	1.0
1,2-Dichloroethane	UG/L	ND	10	ND	8.0	ND	1.0	ND	1.0
1,1-Dichloroethene	UG/L	ND	10	ND	8.0	ND	1.0	ND	1.0
cis-1,2-Dichloroethene	UG/L	ND	10	ND	8.0	ND	1.0	ND	1.0
trans-1,2-Dichloroethene	UG/L	ND	10	ND	8.0	ND	1.0	ND	1.0
1,2-Dichloropropane	UG/L	ND	10	ND	8.0	ND	1.0	ND	1.0
cis-1,3-Dichloropropene	UG/L	ND	10	ND	8.0	ND	1.0	ND	1.0
trans-1,3-Dichloropropene	UG/L	ND	10	ND	8.0	ND	1.0	ND	1.0
Ethylbenzene	UG/L	ND	10	ND	8.0	ND	1.0	ND	1.0
2-Hexanone	UG/L	ND	50	ND	40	ND	5.0	ND	5.0
Isopropylbenzene	UG/L	ND	10	ND	8.0	ND	1.0	ND	1.0
Methyl acetate	UG/L	ND	10	ND	8.0	ND	1.0	ND	1.0
Methylcyclohexane	UG/L	ND	10	ND	8.0	ND	1.0	ND	1.0
Methylene chloride	UG/L	7.9 BJ	10	ND	8.0	ND	1.0	ND	1.0
4-Methyl-2-pentanone	UG/L	ND	50	ND	40	ND	5.0	ND	5.0
Methyl-t-Butyl Ether (MTBE)	UG/L	ND	10	ND	8.0	ND	1.0	ND	1.0
Styrene	UG/L	ND	10	ND	8.0	ND	1.0	ND	1.0
1,1,2,2-Tetrachloroethane	UG/L	ND	10	ND	8.0	ND	1.0	ND	1.0
Tetrachloroethene	UG/L	ND	10	460	8.0	ND	1.0	ND	1.0
Toluene	UG/L	ND	10	ND	8.0	ND	1.0	ND	1.0
1,2,4-Trichlorobenzene	UG/L	ND	10	ND	8.0	ND	1.0	ND	1.0
1,1,1-Trichloroethane	UG/L	ND	10	ND	8.0	ND	1.0	ND	1.0
1,1,2-Trichloroethane	UG/L	ND	10	ND	8.0	ND	1.0	ND	1.0

NA = Not Applicable ND = Not Detected

Client ID		RFI-25-0108		RFI-27-0108		RFI-28-0108		RFI-30-0108	
Job No	Lab ID	A08-1004	A8100401	A08-1078	A8107802	A08-1078	A8107801	A08-1078	A8107803
Sample Date		01/29/2008		01/31/2008		01/31/2008		01/31/2008	
Analyte	Units	Sample Value	Reporting Limit	Sample Value	Reporting Limit	Sample Value	Reporting Limit	Sample Value	Reporting Limit
1,1,2-Trichloro-1,2,2-trifluor	UG/L	ND	10	ND	8.0	ND	1.0	ND	1.0
Trichlorofluoromethane	UG/L	ND	10	ND	8.0	ND	1.0	ND	1.0
Trichloroethene	UG/L	ND	10	51	8.0	ND	1.0	ND	1.0
Vinyl chloride	UG/L	ND	10	ND	8.0	ND	1.0	ND	1.0
Total Xylenes	UG/L	ND	30	ND	24	ND	3.0	ND	3.0
IS/SURROGATE(S)									
Chlorobenzene-D5	%	100	50-200	91	50-200	94	50-200	88	50-200
1,4-Difluorobenzene	%	99	50-200	90	50-200	92	50-200	87	50-200
1,4-Dichlorobenzene-D4	%	96	50-200	88	50-200	86	50-200	86	50-200
Toluene-D8	%	118	71-126	118	71-126	118	71-126	117	71-126
p-Bromofluorobenzene	%	103	73-120	112	73-120	99	73-120	113	73-120
1,2-Dichloroethane-D4	%	125	66-137	116	66-137	110	66-137	118	66-137

NA = Not Applicable ND = Not Detected

METHOD 8260 - TCL VOLATILE ORGANICS
TENTATIVELY IDENTIFIED COMPOUNDS

Client No.

EW1-0108

Lab Name: TestAmerica Laborat Contract: _____

Lab Code: RECNY Case No.: _____ SAS No.: _____ SDG No.: 0899

Matrix: (soil/water) WATER Lab Sample ID: A8089901

Sample wt/vol: 5.00 (g/mL) ML Lab File ID: G3935.RR

Level: (low/med) LOW Date Samp/Recv: 01/25/2008 01/25/2008

% Moisture: not dec. _____ Date Analyzed: 02/05/2008

GC Column: ZB-624 ID: 0.18 (mm) Dilution Factor: 200.00

Soil Extract Volume: _____ (uL) Soil Aliquot Volume: _____ (uL)

Number TICs found: 0 CONCENTRATION UNITS: (ug/L or ug/Kg) UG/L

CAS NO.	Compound Name	RT	Est. Conc.	Q

METHOD 8260 - TCL VOLATILE ORGANICS
TENTATIVELY IDENTIFIED COMPOUNDS

Client No.

EW2-0108

Lab Name: TestAmerica Laborat Contract: _____

Lab Code: RECNY Case No.: _____ SAS No.: _____ SDG No.: 0899

Matrix: (soil/water) WATER Lab Sample ID: A8100407

Sample wt/vol: 5.00 (g/mL) ML Lab File ID: P4573.RR

Level: (low/med) LOW Date Samp/Recv: 01/29/2008 01/30/2008

% Moisture: not dec. _____ Date Analyzed: 02/07/2008

GC Column: ZB-624 ID: 0.25 (mm) Dilution Factor: 4.00

Soil Extract Volume: _____ (uL) Soil Aliquot Volume: _____ (uL)

Number TICs found: 1 CONCENTRATION UNITS: (ug/L or ug/Kg) UG/L

CAS NO.	Compound Name	RT	Est. Conc.	Q
1. 91-20-3	NAPHTHALENE	20.53	72	JN

METHOD 8260 - TCL VOLATILE ORGANICS
TENTATIVELY IDENTIFIED COMPOUNDS

Client No.

EW2-0108

Lab Name: TestAmerica Laborat Contract: _____

Lab Code: RECNY Case No.: _____ SAS No.: _____ SDG No.: 0899

Matrix: (soil/water) WATER Lab Sample ID: A8100407DL

Sample wt/vol: 5.00 (g/mL) ML Lab File ID: P4588.RR

Level: (low/med) LOW Date Samp/Recv: 01/29/2008 01/30/2008

% Moisture: not dec. _____ Date Analyzed: 02/07/2008

GC Column: ZB-624 ID: 0.25 (mm) Dilution Factor: 50.00

Soil Extract Volume: _____ (uL) Soil Aliquot Volume: _____ (uL)

Number TICs found: 0 CONCENTRATION UNITS: (ug/L or ug/Kg) UG/L

CAS NO.	Compound Name	RT	Est. Conc.	Q

METHOD 8260 - TCL VOLATILE ORGANICS
TENTATIVELY IDENTIFIED COMPOUNDS

Client No.

EW3-0108

Lab Name: TestAmerica Laborat Contract: _____

Lab Code: RECNY Case No.: _____ SAS No.: _____ SDG No.: 0899

Matrix: (soil/water) WATER Lab Sample ID: A8089902

Sample wt/vol: 5.00 (g/mL) ML Lab File ID: G3936.RR

Level: (low/med) LOW Date Samp/Recv: 01/25/2008 01/25/2008

% Moisture: not dec. _____ Date Analyzed: 02/05/2008

GC Column: ZB-624 ID: 0.18 (mm) Dilution Factor: 20.00

Soil Extract Volume: _____ (uL) Soil Aliquot Volume: _____ (uL)

Number TICs found: 0 CONCENTRATION UNITS: (ug/L or ug/Kg) UG/L

CAS NO.	Compound Name	RT	Est. Conc.	Q

METHOD 8260 - TCL VOLATILE ORGANICS
TENTATIVELY IDENTIFIED COMPOUNDS

Client No.

EW4-0108

Lab Name: TestAmerica Laborat Contract: _____

Lab Code: RECNY Case No.: _____ SAS No.: _____ SDG No.: 0899

Matrix: (soil/water) WATER Lab Sample ID: A8089903

Sample wt/vol: 5.00 (g/mL) ML Lab File ID: G3937.RR

Level: (low/med) LOW Date Samp/Recv: 01/25/2008 01/25/2008

% Moisture: not dec. _____ Date Analyzed: 02/05/2008

GC Column: ZB-624 ID: 0.18 (mm) Dilution Factor: 10.00

Soil Extract Volume: _____ (uL) Soil Aliquot Volume: _____ (uL)

Number TICs found: 5 CONCENTRATION UNITS: (ug/L or ug/Kg) UG/L

CAS NO.	Compound Name	RT	Est. Conc.	Q
1.	UNKNOWN BENZENE	10.51	28	J
2. 496-11-7	INDANE	11.10	110	JN
3. 824-22-6	1H-INDENE, 2,3-DIHYDRO-4-ME	12.29	34	JN
4. 91-20-3	NAPTHALENE	12.84	510	JN
5.	UNKNOWN	13.75	31	J

METHOD 8260 - TCL VOLATILE ORGANICS
TENTATIVELY IDENTIFIED COMPOUNDS

Client No.

EW5-0108

Lab Name: TestAmerica Laborat Contract: _____

Lab Code: RECNY Case No.: _____ SAS No.: _____ SDG No.: 0899

Matrix: (soil/water) WATER Lab Sample ID: A8089904

Sample wt/vol: 5.00 (g/mL) ML Lab File ID: G3938.RR

Level: (low/med) LOW Date Samp/Recv: 01/25/2008 01/25/2008

% Moisture: not dec. _____ Date Analyzed: 02/05/2008

GC Column: ZB-624 ID: 0.18 (mm) Dilution Factor: 4.00

Soil Extract Volume: _____ (uL) Soil Aliquot Volume: _____ (uL)

Number TICs found: 10 CONCENTRATION UNITS: (ug/L or ug/Kg) UG/L

	CAS NO.	Compound Name	RT	Est. Conc.	Q
1.		UNKNOWN BENZENE	10.06	400	J
2.		UNKNOWN BENZENE	10.15	320	J
3.		UNKNOWN BENZENE	10.51	760	J
4.		UNKNOWN BENZENE	10.92	140	J
5.	496-11-7	INDANE	11.10	620	JN
6.	95-13-6	INDENE	11.31	190	JN
7.	4265-25-2	BENZOFURAN, 2-METHYL-	11.93	160	JN
8.	91-20-3	NAPTHALENE	12.84	3200	JN
9.	270-82-6	2-BENZOTHIOPHENE	12.95	120	JN
10.		UNKNOWN	13.75	210	J

METHOD 8260 - TCL VOLATILE ORGANICS
TENTATIVELY IDENTIFIED COMPOUNDS

Client No.

ICM-101-0108

Lab Name: TestAmerica Laborat Contract: _____

Lab Code: RECNY Case No.: _____ SAS No.: _____ SDG No.: 0899

Matrix: (soil/water) WATER Lab Sample ID: A8100404

Sample wt/vol: 5.00 (g/mL) ML Lab File ID: P4570.RR

Level: (low/med) LOW Date Samp/Recv: 01/29/2008 01/30/2008

% Moisture: not dec. _____ Date Analyzed: 02/07/2008

GC Column: ZB-624 ID: 0.25 (mm) Dilution Factor: 100.00

Soil Extract Volume: _____ (uL) Soil Aliquot Volume: _____ (uL)

Number TICs found: 0 CONCENTRATION UNITS: (ug/L or ug/Kg) UG/L

CAS NO.	Compound Name	RT	Est. Conc.	Q

METHOD 8260 - TCL VOLATILE ORGANICS
TENTATIVELY IDENTIFIED COMPOUNDS

Client No.

ICM-101-0108

Lab Name: TestAmerica Laborat Contract: _____

Lab Code: RECNY Case No.: _____ SAS No.: _____ SDG No.: 0899

Matrix: (soil/water) WATER Lab Sample ID: A8100404MS

Sample wt/vol: 5.00 (g/mL) ML Lab File ID: P4579.RR

Level: (low/med) LOW Date Samp/Recv: 01/29/2008 01/30/2008

% Moisture: not dec. _____ Date Analyzed: 02/07/2008

GC Column: ZB-624 ID: 0.25 (mm) Dilution Factor: 100.00

Soil Extract Volume: _____ (uL) Soil Aliquot Volume: _____ (uL)

Number TICs found: 0 CONCENTRATION UNITS: (ug/L or ug/Kg) UG/L

CAS NO.	Compound Name	RT	Est. Conc.	Q

METHOD 8260 - TCL VOLATILE ORGANICS
TENTATIVELY IDENTIFIED COMPOUNDS

Client No.

ICM-101-0108

Lab Name: TestAmerica Laborat Contract: _____

Lab Code: RECNY Case No.: _____ SAS No.: _____ SDG No.: 0899

Matrix: (soil/water) WATER Lab Sample ID: A8100404SD

Sample wt/vol: 5.00 (g/mL) ML Lab File ID: P4580.RR

Level: (low/med) LOW Date Samp/Recv: 01/29/2008 01/30/2008

% Moisture: not dec. _____ Date Analyzed: 02/07/2008

GC Column: ZB-624 ID: 0.25 (mm) Dilution Factor: 100.00

Soil Extract Volume: _____ (uL) Soil Aliquot Volume: _____ (uL)

Number TICs found: 0 CONCENTRATION UNITS: (ug/L or ug/Kg) UG/L

CAS NO.	Compound Name	RT	Est. Conc.	Q

METHOD 8260 - TCL VOLATILE ORGANICS
TENTATIVELY IDENTIFIED COMPOUNDS

Client No.

ICM-101-0108 DL

Lab Name: TestAmerica Laborat Contract: _____

Lab Code: RECNY Case No.: _____ SAS No.: _____ SDG No.: 0899

Matrix: (soil/water) WATER Lab Sample ID: A8100404DL

Sample wt/vol: 5.00 (g/mL) ML Lab File ID: P4587.RR

Level: (low/med) LOW Date Samp/Recv: 01/29/2008 01/30/2008

% Moisture: not dec. _____ Date Analyzed: 02/07/2008

GC Column: ZB-624 ID: 0.25 (mm) Dilution Factor: 200.00

Soil Extract Volume: _____ (uL) Soil Aliquot Volume: _____ (uL)

Number TICs found: 0 CONCENTRATION UNITS: (ug/L or ug/Kg) UG/L

CAS NO.	Compound Name	RT	Est. Conc.	Q

METHOD 8260 - TCL VOLATILE ORGANICS
TENTATIVELY IDENTIFIED COMPOUNDS

Client No.

ICM-102-0108

Lab Name: TestAmerica Laborat Contract: _____

Lab Code: RECNY Case No.: _____ SAS No.: _____ SDG No.: 0899

Matrix: (soil/water) WATER Lab Sample ID: A8100402

Sample wt/vol: 5.00 (g/mL) ML Lab File ID: P4568.RR

Level: (low/med) LOW Date Samp/Recv: 01/29/2008 01/30/2008

% Moisture: not dec. _____ Date Analyzed: 02/07/2008

GC Column: ZB-624 ID: 0.25 (mm) Dilution Factor: 1.00

Soil Extract Volume: _____ (uL) Soil Aliquot Volume: _____ (uL)

Number TICs found: 0 CONCENTRATION UNITS: (ug/L or ug/Kg) UG/L

CAS NO.	Compound Name	RT	Est. Conc.	Q

METHOD 8260 - TCL VOLATILE ORGANICS
TENTATIVELY IDENTIFIED COMPOUNDS

Client No.

ICM-103-0108

Lab Name: TestAmerica Laborat Contract: _____

Lab Code: RECNY Case No.: _____ SAS No.: _____ SDG No.: 0899

Matrix: (soil/water) WATER Lab Sample ID: A8100403

Sample wt/vol: 5.00 (g/mL) ML Lab File ID: P4569.RR

Level: (low/med) LOW Date Samp/Recv: 01/29/2008 01/30/2008

% Moisture: not dec. _____ Date Analyzed: 02/07/2008

GC Column: ZB-624 ID: 0.25 (mm) Dilution Factor: 1.00

Soil Extract Volume: _____ (uL) Soil Aliquot Volume: _____ (uL)

Number TICs found: 2 CONCENTRATION UNITS: (ug/L or ug/Kg) UG/L

CAS NO.	Compound Name	RT	Est. Conc.	Q
1. 91-20-3	NAPHTHALENE	20.53	26	JN
2. 91-57-6	2-METHYLNAPHTHALENE	22.50	3	JN

METHOD 8260 - TCL VOLATILE ORGANICS
TENTATIVELY IDENTIFIED COMPOUNDS

Client No.

ICM-104-0108

Lab Name: TestAmerica Laborat Contract: _____

Lab Code: RECNY Case No.: _____ SAS No.: _____ SDG No.: 0899

Matrix: (soil/water) WATER Lab Sample ID: A8100405

Sample wt/vol: 5.00 (g/mL) ML Lab File ID: P4571.RR

Level: (low/med) LOW Date Samp/Recv: 01/29/2008 01/30/2008

% Moisture: not dec. _____ Date Analyzed: 02/07/2008

GC Column: ZB-624 ID: 0.25 (mm) Dilution Factor: 5.00

Soil Extract Volume: _____ (uL) Soil Aliquot Volume: _____ (uL)

Number TICs found: 7 CONCENTRATION UNITS: (ug/L or ug/Kg) UG/L

	CAS NO.	Compound Name	RT	Est. Conc.	Q
1.		UNKNOWN BENZENE DERIVATIVE	16.49	18	J
2.	496-11-7	INDANE	17.49	33	JN
3.		UNKNOWN	17.82	34	J
4.	91-20-3	NAPHTHALENE	20.53	690	JN
5.		UNKNOWN	20.74	18	J
6.		UNKNOWN NAPHTHALENE	22.50	28	J
7.		UNKNOWN NAPHTHALENE	22.89	30	J

METHOD 8260 - TCL VOLATILE ORGANICS
TENTATIVELY IDENTIFIED COMPOUNDS

Client No.

ICM-105-0108

Lab Name: TestAmerica Laborat Contract: _____

Lab Code: RECNY Case No.: _____ SAS No.: _____ SDG No.: 0899

Matrix: (soil/water) WATER Lab Sample ID: A8100408

Sample wt/vol: 5.00 (g/mL) ML Lab File ID: P4574.RR

Level: (low/med) LOW Date Samp/Recv: 01/30/2008 01/30/2008

% Moisture: not dec. _____ Date Analyzed: 02/07/2008

GC Column: ZB-624 ID: 0.25 (mm) Dilution Factor: 5.00

Soil Extract Volume: _____ (uL) Soil Aliquot Volume: _____ (uL)

Number TICs found: 0 CONCENTRATION UNITS: (ug/L or ug/Kg) UG/L

CAS NO.	Compound Name	RT	Est. Conc.	Q

METHOD 8260 - TCL VOLATILE ORGANICS
TENTATIVELY IDENTIFIED COMPOUNDS

Client No.

RFI-16-0108

Lab Name: TestAmerica Laborat Contract: _____

Lab Code: RECNY Case No.: _____ SAS No.: _____ SDG No.: 0899

Matrix: (soil/water) WATER Lab Sample ID: A8107804

Sample wt/vol: 5.00 (g/mL) ML Lab File ID: P4634.RR

Level: (low/med) LOW Date Samp/Recv: 01/31/2008 02/01/2008

% Moisture: not dec. _____ Date Analyzed: 02/08/2008

GC Column: ZB-624 ID: 0.25 (mm) Dilution Factor: 1.00

Soil Extract Volume: _____ (uL) Soil Aliquot Volume: _____ (uL)

Number TICs found: 0 CONCENTRATION UNITS: (ug/L or ug/Kg) UG/L

CAS NO.	Compound Name	RT	Est. Conc.	Q

METHOD 8260 - TCL VOLATILE ORGANICS
TENTATIVELY IDENTIFIED COMPOUNDS

Client No.

RFI-18-0108

Lab Name: TestAmerica Laborat Contract: _____

Lab Code: RECNY Case No.: _____ SAS No.: _____ SDG No.: 0899

Matrix: (soil/water) WATER Lab Sample ID: A8100409

Sample wt/vol: 5.00 (g/mL) ML Lab File ID: P4575.RR

Level: (low/med) LOW Date Samp/Recv: 01/30/2008 01/30/2008

% Moisture: not dec. _____ Date Analyzed: 02/07/2008

GC Column: ZB-624 ID: 0.25 (mm) Dilution Factor: 5.00

Soil Extract Volume: _____ (uL) Soil Aliquot Volume: _____ (uL)

Number TICs found: 0 CONCENTRATION UNITS: (ug/L or ug/Kg) UG/L

CAS NO.	Compound Name	RT	Est. Conc.	Q

METHOD 8260 - TCL VOLATILE ORGANICS
TENTATIVELY IDENTIFIED COMPOUNDS

Client No.

RFI-19D-0108

Lab Name: TestAmerica Laborat Contract: _____

Lab Code: RECNY Case No.: _____ SAS No.: _____ SDG No.: 0899

Matrix: (soil/water) WATER Lab Sample ID: A8100411

Sample wt/vol: 5.00 (g/mL) ML Lab File ID: P4577.RR

Level: (low/med) LOW Date Samp/Recv: 01/30/2008 01/30/2008

% Moisture: not dec. _____ Date Analyzed: 02/07/2008

GC Column: ZB-624 ID: 0.25 (mm) Dilution Factor: 1.00

Soil Extract Volume: _____ (uL) Soil Aliquot Volume: _____ (uL)

Number TICs found: 0 CONCENTRATION UNITS: (ug/L or ug/Kg) UG/L

CAS NO.	Compound Name	RT	Est. Conc.	Q

METHOD 8260 - TCL VOLATILE ORGANICS
TENTATIVELY IDENTIFIED COMPOUNDS

Client No.

RFI-21D-0108

Lab Name: TestAmerica Laborat Contract: _____

Lab Code: RECNY Case No.: _____ SAS No.: _____ SDG No.: 0899

Matrix: (soil/water) WATER Lab Sample ID: A8107805

Sample wt/vol: 5.00 (g/mL) ML Lab File ID: P4635.RR

Level: (low/med) LOW Date Samp/Recv: 01/31/2008 02/01/2008

% Moisture: not dec. _____ Date Analyzed: 02/08/2008

GC Column: ZB-624 ID: 0.25 (mm) Dilution Factor: 1.00

Soil Extract Volume: _____ (uL) Soil Aliquot Volume: _____ (uL)

Number TICs found: 0 CONCENTRATION UNITS: (ug/L or ug/Kg) UG/L

CAS NO.	Compound Name	RT	Est. Conc.	Q

METHOD 8260 - TCL VOLATILE ORGANICS
TENTATIVELY IDENTIFIED COMPOUNDS

Client No.

RFI-22-0108

Lab Name: TestAmerica Laborat Contract: _____

Lab Code: RECNY Case No.: _____ SAS No.: _____ SDG No.: 0899

Matrix: (soil/water) WATER Lab Sample ID: A8100412

Sample wt/vol: 5.00 (g/mL) ML Lab File ID: P4578.RR

Level: (low/med) LOW Date Samp/Recv: 01/30/2008 01/30/2008

% Moisture: not dec. _____ Date Analyzed: 02/07/2008

GC Column: ZB-624 ID: 0.25 (mm) Dilution Factor: 5.00

Soil Extract Volume: _____ (uL) Soil Aliquot Volume: _____ (uL)

Number TICs found: 0 CONCENTRATION UNITS: (ug/L or ug/Kg) UG/L

CAS NO.	Compound Name	RT	Est. Conc.	Q

METHOD 8260 - TCL VOLATILE ORGANICS
TENTATIVELY IDENTIFIED COMPOUNDS

Client No.

RFI-22-0108

Lab Name: TestAmerica Laborat Contract: _____

Lab Code: RECNY Case No.: _____ SAS No.: _____ SDG No.: 0899

Matrix: (soil/water) WATER Lab Sample ID: A8100412DL

Sample wt/vol: 5.00 (g/mL) ML Lab File ID: P4589.RR

Level: (low/med) LOW Date Samp/Recv: 01/30/2008 01/30/2008

% Moisture: not dec. _____ Date Analyzed: 02/07/2008

GC Column: ZB-624 ID: 0.25 (mm) Dilution Factor: 10.00

Soil Extract Volume: _____ (uL) Soil Aliquot Volume: _____ (uL)

Number TICs found: 0 CONCENTRATION UNITS: (ug/L or ug/Kg) UG/L

CAS NO.	Compound Name	RT	Est. Conc.	Q

METHOD 8260 - TCL VOLATILE ORGANICS
TENTATIVELY IDENTIFIED COMPOUNDS

Client No.

RFI-23D-0108

Lab Name: TestAmerica Laborat Contract: _____

Lab Code: RECNY Case No.: _____ SAS No.: _____ SDG No.: 0899

Matrix: (soil/water) WATER Lab Sample ID: A8100410

Sample wt/vol: 5.00 (g/mL) ML Lab File ID: P4576.RR

Level: (low/med) LOW Date Samp/Recv: 01/30/2008 01/30/2008

% Moisture: not dec. _____ Date Analyzed: 02/07/2008

GC Column: ZB-624 ID: 0.25 (mm) Dilution Factor: 1.00

Soil Extract Volume: _____ (uL) Soil Aliquot Volume: _____ (uL)

Number TICs found: 0

CONCENTRATION UNITS:
(ug/L or ug/Kg) UG/L

CAS NO.	Compound Name	RT	Est. Conc.	Q

METHOD 8260 - TCL VOLATILE ORGANICS
TENTATIVELY IDENTIFIED COMPOUNDS

Client No.

RFI-24-0108

Lab Name: TestAmerica Laborat Contract: _____

Lab Code: RECNY Case No.: _____ SAS No.: _____ SDG No.: 0899

Matrix: (soil/water) WATER Lab Sample ID: A8100406

Sample wt/vol: 5.00 (g/mL) ML Lab File ID: P4572.RR

Level: (low/med) LOW Date Samp/Recv: 01/29/2008 01/30/2008

% Moisture: not dec. _____ Date Analyzed: 02/07/2008

GC Column: ZB-624 ID: 0.25 (mm) Dilution Factor: 5.00

Soil Extract Volume: _____ (uL) Soil Aliquot Volume: _____ (uL)

Number TICs found: 1 CONCENTRATION UNITS: (ug/L or ug/Kg) UG/L

CAS NO.	Compound Name	RT	Est. Conc.	Q
1. 91-20-3	NAPHTHALENE	20.53	170	JN

METHOD 8260 - TCL VOLATILE ORGANICS
TENTATIVELY IDENTIFIED COMPOUNDS

Client No.

RFI-25-0108

Lab Name: TestAmerica Laborat Contract: _____

Lab Code: RECNY Case No.: _____ SAS No.: _____ SDG No.: 0899

Matrix: (soil/water) WATER Lab Sample ID: A8100401

Sample wt/vol: 5.00 (g/mL) ML Lab File ID: P4586.RR

Level: (low/med) LOW Date Samp/Recv: 01/29/2008 01/30/2008

% Moisture: not dec. _____ Date Analyzed: 02/07/2008

GC Column: ZB-624 ID: 0.25 (mm) Dilution Factor: 10.00

Soil Extract Volume: _____ (uL) Soil Aliquot Volume: _____ (uL)

Number TICs found: 0 CONCENTRATION UNITS: (ug/L or ug/Kg) UG/L

CAS NO.	Compound Name	RT	Est. Conc.	Q

METHOD 8260 - TCL VOLATILE ORGANICS
TENTATIVELY IDENTIFIED COMPOUNDS

Client No.

RFI-27-0108

Lab Name: TestAmerica Laborat Contract: _____

Lab Code: RECNY Case No.: _____ SAS No.: _____ SDG No.: 0899

Matrix: (soil/water) WATER Lab Sample ID: A8107802

Sample wt/vol: 5.00 (g/mL) ML Lab File ID: P4632.RR

Level: (low/med) LOW Date Samp/Recv: 01/31/2008 02/01/2008

% Moisture: not dec. _____ Date Analyzed: 02/08/2008

GC Column: ZB-624 ID: 0.25 (mm) Dilution Factor: 8.00

Soil Extract Volume: _____ (uL) Soil Aliquot Volume: _____ (uL)

Number TICs found: 0 CONCENTRATION UNITS: (ug/L or ug/Kg) UG/L

CAS NO.	Compound Name	RT	Est. Conc.	Q

METHOD 8260 - TCL VOLATILE ORGANICS
TENTATIVELY IDENTIFIED COMPOUNDS

Client No.

RFI-28-0108

Lab Name: TestAmerica Laborat Contract: _____

Lab Code: RECNY Case No.: _____ SAS No.: _____ SDG No.: 0899

Matrix: (soil/water) WATER Lab Sample ID: A8107801

Sample wt/vol: 5.00 (g/mL) ML Lab File ID: P4601.RR

Level: (low/med) LOW Date Samp/Recv: 01/31/2008 02/01/2008

% Moisture: not dec. _____ Date Analyzed: 02/07/2008

GC Column: ZB-624 ID: 0.25 (mm) Dilution Factor: 1.00

Soil Extract Volume: _____ (uL) Soil Aliquot Volume: _____ (uL)

Number TICs found: 0 CONCENTRATION UNITS: (ug/L or ug/Kg) UG/L

CAS NO.	Compound Name	RT	Est. Conc.	Q

METHOD 8260 - TCL VOLATILE ORGANICS
TENTATIVELY IDENTIFIED COMPOUNDS

Client No.

RFI-30-0108

Lab Name: TestAmerica Laborat Contract: _____

Lab Code: RECNY Case No.: _____ SAS No.: _____ SDG No.: 0899

Matrix: (soil/water) WATER Lab Sample ID: A8107803

Sample wt/vol: 5.00 (g/mL) ML Lab File ID: P4633.RR

Level: (low/med) LOW Date Samp/Recv: 01/31/2008 02/01/2008

% Moisture: not dec. _____ Date Analyzed: 02/08/2008

GC Column: ZB-624 ID: 0.25 (mm) Dilution Factor: 1.00

Soil Extract Volume: _____ (uL) Soil Aliquot Volume: _____ (uL)

Number TICs found: 0 CONCENTRATION UNITS: (ug/L or ug/Kg) UG/L

CAS NO.	Compound Name	RT	Est. Conc.	Q

Client ID		EW1-0108		EW2-0108		EW3-0108		EW3-0108DL	
Job No	Lab ID	A08-0899	A8089901	A08-1004	A8100407	A08-0899	A8089902	A08-0899	A8089902DL
Sample Date		01/25/2008		01/29/2008		01/25/2008		01/25/2008	

Analyte	Units	Sample Value	Reporting Limit	Sample Value	Reporting Limit	Sample Value	Reporting Limit	Sample Value	Reporting Limit
Aniline	UG/L	29	10	1300	95	7500 E	9	13000 D	1900
Acenaphthene	UG/L	5	5	5 J	48	1 J	5	ND	940
Acenaphthylene	UG/L	ND	5	ND	48	ND	5	ND	940
Acetophenone	UG/L	ND	5	ND	48	ND	5	ND	940
Anthracene	UG/L	0.3 J	5	ND	48	ND	5	ND	940
Atrazine	UG/L	ND	5	ND	48	ND	5	ND	940
Benzaldehyde	UG/L	ND	5	ND	48	ND	5	ND	940
Benzo(a)anthracene	UG/L	ND	5	ND	48	ND	5	ND	940
Benzo(b)fluoranthene	UG/L	ND	5	ND	48	ND	5	ND	940
Benzo(k)fluoranthene	UG/L	ND	5	ND	48	ND	5	ND	940
Benzo(ghi)perylene	UG/L	ND	5	ND	48	ND	5	ND	940
Benzo(a)pyrene	UG/L	ND	5	ND	48	ND	5	ND	940
Biphenyl	UG/L	0.5 J	5	ND	48	0.6 J	5	ND	940
Bis(2-chloroethoxy) methane	UG/L	ND	5	ND	48	ND	5	ND	940
Bis(2-chloroethyl) ether	UG/L	ND	5	ND	48	ND	5	ND	940
2,2'-Oxybis(1-Chloropropane)	UG/L	ND	5	ND	48	ND	5	ND	940
Bis(2-ethylhexyl) phthalate	UG/L	ND	5	ND	48	ND	5	ND	940
4-Bromophenyl phenyl ether	UG/L	ND	5	ND	48	ND	5	ND	940
Butyl benzyl phthalate	UG/L	ND	5	ND	48	ND	5	ND	940
4-Chloroaniline	UG/L	120	5	38 J	48	15	5	ND	940
4-Chloro-3-methylphenol	UG/L	ND	5	ND	48	ND	5	ND	940
2-Chloronaphthalene	UG/L	ND	5	ND	48	ND	5	ND	940
2-Chlorophenol	UG/L	28	5	ND	48	ND	5	ND	940
4-Chlorophenyl phenyl ether	UG/L	ND	5	ND	48	ND	5	ND	940
Caprolactam	UG/L	ND	5	ND	48	ND	5	ND	940
Carbazole	UG/L	1 J	5	ND	48	0.5 J	5	ND	940
Chrysene	UG/L	ND	5	ND	48	ND	5	ND	940
Dibenzo(a,h)anthracene	UG/L	ND	5	ND	48	ND	5	ND	940
Dibenzofuran	UG/L	0.8 J	5	ND	48	ND	5	ND	940
Di-n-butyl phthalate	UG/L	ND	5	ND	48	0.3 J	5	ND	940
3,3'-Dichlorobenzidine	UG/L	ND	5	ND	48	0.4 J	5	ND	940
2,4-Dichlorophenol	UG/L	8	5	ND	48	ND	5	ND	940
Diethyl phthalate	UG/L	ND	5	ND	48	ND	5	ND	940
2,4-Dimethylphenol	UG/L	ND	5	ND	48	ND	5	ND	940
Dimethyl phthalate	UG/L	ND	5	ND	48	ND	5	ND	940
4,6-Dinitro-2-methylphenol	UG/L	ND	10	ND	95	ND	9	ND	1900
2,4-Dinitrophenol	UG/L	ND	10	ND	95	ND	9	ND	1900
2,4-Dinitrotoluene	UG/L	ND	5	ND	48	ND	5	ND	940
2,6-Dinitrotoluene	UG/L	ND	5	ND	48	ND	5	ND	940
Di-n-octyl phthalate	UG/L	ND	5	ND	48	ND	5	ND	940
Fluoranthene	UG/L	ND	5	ND	48	ND	5	ND	940
Fluorene	UG/L	ND	5	ND	48	ND	5	ND	940
Hexachlorobenzene	UG/L	ND	5	ND	48	ND	5	ND	940

NA = Not Applicable ND = Not Detected

Client ID		EW1-0108		EW2-0108		EW3-0108		EW3-0108DL	
Job No	Lab ID	A08-0899	A8089901	A08-1004	A8100407	A08-0899	A8089902	A08-0899	A8089902DL
Sample Date		01/25/2008		01/29/2008		01/25/2008		01/25/2008	
Analyte	Units	Sample Value	Reporting Limit	Sample Value	Reporting Limit	Sample Value	Reporting Limit	Sample Value	Reporting Limit
Hexachlorobutadiene	UG/L	ND	5	ND	48	ND	5	ND	940
Hexachlorocyclopentadiene	UG/L	ND	5	ND	48	ND	5	ND	940
Hexachloroethane	UG/L	ND	5	ND	48	ND	5	ND	940
Indeno(1,2,3-cd)pyrene	UG/L	ND	5	ND	48	ND	5	ND	940
Isophorone	UG/L	ND	5	ND	48	ND	5	ND	940
2-Methylnaphthalene	UG/L	ND	5	ND	48	ND	5	ND	940
2-Methylphenol	UG/L	ND	5	ND	48	ND	5	ND	940
4-Methylphenol	UG/L	ND	5	ND	48	ND	5	ND	940
Naphthalene	UG/L	5	5	86	48	20	5	ND	940
2-Nitroaniline	UG/L	ND	10	ND	95	ND	9	ND	1900
3-Nitroaniline	UG/L	ND	10	ND	95	ND	9	ND	1900
4-Nitroaniline	UG/L	ND	10	ND	95	ND	9	ND	1900
Nitrobenzene	UG/L	3 J	5	ND	48	ND	5	ND	940
2-Nitrophenol	UG/L	ND	5	ND	48	ND	5	ND	940
4-Nitrophenol	UG/L	ND	10	ND	95	ND	9	ND	1900
N-nitrosodiphenylamine	UG/L	56	5	42 J	48	22	5	ND	940
N-Nitroso-Di-n-propylamine	UG/L	ND	5	ND	48	ND	5	ND	940
Pentachlorophenol	UG/L	ND	10	ND	95	ND	9	ND	1900
Phenanthrene	UG/L	ND	5	ND	48	0.2 J	5	ND	940
Phenol	UG/L	3 J	5	ND	48	ND	5	ND	940
Pyrene	UG/L	ND	5	ND	48	ND	5	ND	940
2,4,5-Trichlorophenol	UG/L	ND	5	ND	48	ND	5	ND	940
2,4,6-Trichlorophenol	UG/L	ND	5	ND	48	ND	5	ND	940
IS/SURROGATE(S)									
1,4-Dichlorobenzene-D4	%	87	50-200	90	50-200	84	50-200	90	50-200
Naphthalene-D8	%	90	50-200	95	50-200	89	50-200	99	50-200
Acenaphthene-D10	%	90	50-200	89	50-200	86	50-200	97	50-200
Phenanthrene-D10	%	87	50-200	91	50-200	87	50-200	99	50-200
Chrysene-D12	%	88	50-200	108	50-200	82	50-200	106	50-200
Perylene-D12	%	93	50-200	115	50-200	91	50-200	103	50-200
Nitrobenzene-D5	%	85	46-120	71	46-120	78	46-120	81	46-120
2-Fluorobiphenyl	%	91	48-120	88	48-120	81	48-120	109	48-120
p-Terphenyl-d14	%	101	24-136	69	24-136	82	24-136	82	24-136
Phenol-D5	%	32	16-120	28	16-120	34	16-120	32	16-120
2-Fluorophenol	%	42	20-120	35	20-120	25	20-120	36	20-120
2,4,6-Tribromophenol	%	138 *	52-132	93	52-132	119	52-132	49 D	52-132

NA = Not Applicable ND = Not Detected

Client ID		EW4-0108		EW4-0108DL		EW5-0108		EW5-0108DL	
Job No	Lab ID	A08-0899	A8089903	A08-0899	A8089903DL	A08-0899	A8089904	A08-0899	A8089904DL
Sample Date		01/25/2008		01/25/2008		01/25/2008		01/25/2008	
Analyte	Units	Sample Value	Reporting Limit	Sample Value	Reporting Limit	Sample Value	Reporting Limit	Sample Value	Reporting Limit
Aniline	UG/L	7600 E	10	13000 D	1900	38	10	36 DJ	480
Acenaphthene	UG/L	73	5	76 DJ	960	24	5	21 DJ	240
Acenaphthylene	UG/L	0.6 J	5	ND	960	0.8 J	5	ND	240
Acetophenone	UG/L	ND	5	ND	960	ND	5	ND	240
Anthracene	UG/L	3 J	5	ND	960	1 J	5	ND	240
Atrazine	UG/L	ND	5	ND	960	ND	5	ND	240
Benzaldehyde	UG/L	ND	5	ND	960	ND	5	ND	240
Benzo(a)anthracene	UG/L	0.6 J	5	ND	960	0.3 J	5	ND	240
Benzo(b)fluoranthene	UG/L	0.3 J	5	ND	960	ND	5	ND	240
Benzo(k)fluoranthene	UG/L	ND	5	ND	960	ND	5	ND	240
Benzo(ghi)perylene	UG/L	ND	5	ND	960	ND	5	ND	240
Benzo(a)pyrene	UG/L	0.3 J	5	ND	960	ND	5	ND	240
Biphenyl	UG/L	36	5	ND	960	21	5	18 DJ	240
Bis(2-chloroethoxy) methane	UG/L	ND	5	ND	960	ND	5	ND	240
Bis(2-chloroethyl) ether	UG/L	ND	5	ND	960	ND	5	ND	240
2,2'-Oxybis(1-Chloropropane)	UG/L	ND	5	ND	960	ND	5	ND	240
Bis(2-ethylhexyl) phthalate	UG/L	ND	5	ND	960	ND	5	ND	240
4-Bromophenyl phenyl ether	UG/L	ND	5	ND	960	ND	5	ND	240
Butyl benzyl phthalate	UG/L	ND	5	ND	960	ND	5	ND	240
4-Chloroaniline	UG/L	ND	5	ND	960	ND	5	ND	240
4-Chloro-3-methylphenol	UG/L	ND	5	ND	960	ND	5	ND	240
2-Chloronaphthalene	UG/L	ND	5	ND	960	ND	5	ND	240
2-Chlorophenol	UG/L	ND	5	ND	960	ND	5	ND	240
4-Chlorophenyl phenyl ether	UG/L	ND	5	ND	960	ND	5	ND	240
Caprolactam	UG/L	ND	5	ND	960	ND	5	ND	240
Carbazole	UG/L	9	5	ND	960	2 J	5	ND	240
Chrysene	UG/L	0.4 J	5	ND	960	ND	5	ND	240
Dibenzo(a,h)anthracene	UG/L	ND	5	ND	960	ND	5	ND	240
Dibenzofuran	UG/L	60	5	70 DJ	960	24	5	21 DJ	240
Di-n-butyl phthalate	UG/L	ND	5	ND	960	ND	5	ND	240
3,3'-Dichlorobenzidine	UG/L	ND	5	ND	960	ND	5	ND	240
2,4-Dichlorophenol	UG/L	ND	5	ND	960	ND	5	ND	240
Diethyl phthalate	UG/L	ND	5	ND	960	ND	5	ND	240
2,4-Dimethylphenol	UG/L	1 J	5	ND	960	2 J	5	ND	240
Dimethyl phthalate	UG/L	ND	5	ND	960	ND	5	ND	240
4,6-Dinitro-2-methylphenol	UG/L	ND	10	ND	1900	ND	10	ND	480
2,4-Dinitrophenol	UG/L	ND	10	ND	1900	ND	10	ND	480
2,4-Dinitrotoluene	UG/L	ND	5	ND	960	ND	5	ND	240
2,6-Dinitrotoluene	UG/L	ND	5	ND	960	ND	5	ND	240
Di-n-octyl phthalate	UG/L	ND	5	ND	960	ND	5	ND	240
Fluoranthene	UG/L	2 J	5	ND	960	1 J	5	ND	240
Fluorene	UG/L	44	5	ND	960	13	5	ND	240
Hexachlorobenzene	UG/L	ND	5	ND	960	ND	5	ND	240

NA = Not Applicable ND = Not Detected

Client ID		EW4-0108		EW4-0108DL		EW5-0108		EW5-0108DL	
Job No	Lab ID	A08-0899	A8089903	A08-0899	A8089903DL	A08-0899	A8089904	A08-0899	A8089904DL
Sample Date		01/25/2008		01/25/2008		01/25/2008		01/25/2008	
Analyte	Units	Sample Value	Reporting Limit	Sample Value	Reporting Limit	Sample Value	Reporting Limit	Sample Value	Reporting Limit
Hexachlorobutadiene	UG/L	ND	5	ND	960	ND	5	ND	240
Hexachlorocyclopentadiene	UG/L	ND	5	ND	960	ND	5	ND	240
Hexachloroethane	UG/L	ND	5	ND	960	ND	5	ND	240
Indeno(1,2,3-cd)pyrene	UG/L	ND	5	ND	960	ND	5	ND	240
Isophorone	UG/L	ND	5	ND	960	ND	5	ND	240
2-Methylnaphthalene	UG/L	110	5	110 DJ	960	200 E	5	170 DJ	240
2-Methylphenol	UG/L	ND	5	ND	960	ND	5	ND	240
4-Methylphenol	UG/L	ND	5	ND	960	ND	5	ND	240
Naphthalene	UG/L	470 E	5	500 DJ	960	1100 E	5	1200 D	240
2-Nitroaniline	UG/L	ND	10	ND	1900	ND	10	ND	480
3-Nitroaniline	UG/L	ND	10	ND	1900	ND	10	ND	480
4-Nitroaniline	UG/L	ND	10	ND	1900	ND	10	ND	480
Nitrobenzene	UG/L	ND	5	ND	960	ND	5	ND	240
2-Nitrophenol	UG/L	ND	5	ND	960	ND	5	ND	240
4-Nitrophenol	UG/L	ND	10	ND	1900	ND	10	ND	480
N-nitrosodiphenylamine	UG/L	18	5	ND	960	ND	5	ND	240
N-Nitroso-Di-n-propylamine	UG/L	ND	5	ND	960	ND	5	ND	240
Pentachlorophenol	UG/L	ND	10	ND	1900	ND	10	ND	480
Phenanthrene	UG/L	14	5	ND	960	10	5	10 DJ	240
Phenol	UG/L	ND	5	ND	960	ND	5	ND	240
Pyrene	UG/L	2 J	5	ND	960	0.8 J	5	ND	240
2,4,5-Trichlorophenol	UG/L	ND	5	ND	960	ND	5	ND	240
2,4,6-Trichlorophenol	UG/L	ND	5	ND	960	ND	5	ND	240
IS/SURROGATE(S)									
1,4-Dichlorobenzene-D4	%	84	50-200	102	50-200	84	50-200	93	50-200
Naphthalene-D8	%	89	50-200	110	50-200	85	50-200	100	50-200
Acenaphthene-D10	%	89	50-200	110	50-200	83	50-200	97	50-200
Phenanthrene-D10	%	90	50-200	109	50-200	85	50-200	97	50-200
Chrysene-D12	%	85	50-200	117	50-200	84	50-200	105	50-200
Perylene-D12	%	92	50-200	118	50-200	92	50-200	102	50-200
Nitrobenzene-D5	%	89	46-120	81	46-120	75	46-120	54	46-120
2-Fluorobiphenyl	%	90	48-120	100	48-120	86	48-120	77	48-120
p-Terphenyl-d14	%	93	24-136	86	24-136	87	24-136	71	24-136
Phenol-D5	%	37	16-120	0 D	16-120	28	16-120	21	16-120
2-Fluorophenol	%	30	20-120	29	20-120	37	20-120	27	20-120
2,4,6-Tribromophenol	%	132	52-132	81	52-132	121	52-132	52	52-132

NA = Not Applicable ND = Not Detected

Client ID		ICM-101-0108		ICM-101-0108 DL		ICM-102-0108		ICM-103-0108	
Job No	Lab ID	A08-1004	A8100404	A08-1004	A8100404DL	A08-1004	A8100402	A08-1004	A8100403
Sample Date		01/29/2008		01/29/2008		01/29/2008		01/29/2008	

Analyte	Units	Sample Value	Reporting Limit	Sample Value	Reporting Limit	Sample Value	Reporting Limit	Sample Value	Reporting Limit
Aniline	UG/L	35000 E	100	33000 D	5000	ND	100	8 J	95
Acenaphthene	UG/L	ND	50	ND	2500	ND	51	5 J	47
Acenaphthylene	UG/L	ND	50	ND	2500	ND	51	ND	47
Acetophenone	UG/L	ND	50	ND	2500	ND	51	ND	47
Anthracene	UG/L	ND	50	ND	2500	ND	51	ND	47
Atrazine	UG/L	ND	50	ND	2500	ND	51	ND	47
Benzaldehyde	UG/L	ND	50	ND	2500	ND	51	ND	47
Benzo(a)anthracene	UG/L	ND	50	ND	2500	ND	51	ND	47
Benzo(b)fluoranthene	UG/L	ND	50	ND	2500	ND	51	ND	47
Benzo(k)fluoranthene	UG/L	ND	50	ND	2500	ND	51	ND	47
Benzo(ghi)perylene	UG/L	ND	50	ND	2500	ND	51	ND	47
Benzo(a)pyrene	UG/L	ND	50	ND	2500	ND	51	ND	47
Biphenyl	UG/L	ND	50	ND	2500	ND	51	ND	47
Bis(2-chloroethoxy) methane	UG/L	ND	50	ND	2500	ND	51	ND	47
Bis(2-chloroethyl) ether	UG/L	ND	50	ND	2500	ND	51	ND	47
2,2'-Oxybis(1-Chloropropane)	UG/L	ND	50	ND	2500	ND	51	ND	47
Bis(2-ethylhexyl) phthalate	UG/L	ND	50	ND	2500	ND	51	ND	47
4-Bromophenyl phenyl ether	UG/L	ND	50	ND	2500	ND	51	ND	47
Butyl benzyl phthalate	UG/L	ND	50	ND	2500	ND	51	ND	47
4-Chloroaniline	UG/L	1700 E	50	1500 DJ	2500	ND	51	ND	47
4-Chloro-3-methylphenol	UG/L	ND	50	ND	2500	ND	51	ND	47
2-Chloronaphthalene	UG/L	ND	50	ND	2500	ND	51	ND	47
2-Chlorophenol	UG/L	28 J	50	ND	2500	ND	51	ND	47
4-Chlorophenyl phenyl ether	UG/L	ND	50	ND	2500	ND	51	ND	47
Caprolactam	UG/L	ND	50	ND	2500	ND	51	ND	47
Carbazole	UG/L	ND	50	ND	2500	ND	51	4 J	47
Chrysene	UG/L	ND	50	ND	2500	ND	51	ND	47
Dibenzo(a,h)anthracene	UG/L	ND	50	ND	2500	ND	51	ND	47
Dibenzofuran	UG/L	ND	50	ND	2500	ND	51	2 J	47
Di-n-butyl phthalate	UG/L	ND	50	ND	2500	ND	51	ND	47
3,3'-Dichlorobenzidine	UG/L	ND	50	ND	2500	ND	51	ND	47
2,4-Dichlorophenol	UG/L	ND	50	ND	2500	ND	51	ND	47
Diethyl phthalate	UG/L	ND	50	ND	2500	ND	51	ND	47
2,4-Dimethylphenol	UG/L	ND	50	ND	2500	ND	51	ND	47
Dimethyl phthalate	UG/L	ND	50	ND	2500	ND	51	ND	47
4,6-Dinitro-2-methylphenol	UG/L	ND	100	ND	5000	ND	100	ND	95
2,4-Dinitrophenol	UG/L	ND	100	ND	5000	ND	100	ND	95
2,4-Dinitrotoluene	UG/L	ND	50	ND	2500	ND	51	ND	47
2,6-Dinitrotoluene	UG/L	ND	50	ND	2500	ND	51	ND	47
Di-n-octyl phthalate	UG/L	ND	50	ND	2500	ND	51	ND	47
Fluoranthene	UG/L	ND	50	ND	2500	ND	51	ND	47
Fluorene	UG/L	ND	50	ND	2500	ND	51	2 J	47
Hexachlorobenzene	UG/L	ND	50	ND	2500	ND	51	ND	47

NA = Not Applicable ND = Not Detected

Client ID		ICM-101-0108		ICM-101-0108 DL		ICM-102-0108		ICM-103-0108	
Job No	Lab ID	A08-1004	A8100404	A08-1004	A8100404DL	A08-1004	A8100402	A08-1004	A8100403
Sample Date		01/29/2008		01/29/2008		01/29/2008		01/29/2008	

Analyte	Units	Sample Value	Reporting Limit	Sample Value	Reporting Limit	Sample Value	Reporting Limit	Sample Value	Reporting Limit
Hexachlorobutadiene	UG/L	ND	50	ND	2500	ND	51	ND	47
Hexachlorocyclopentadiene	UG/L	ND	50	ND	2500	ND	51	ND	47
Hexachloroethane	UG/L	ND	50	ND	2500	ND	51	ND	47
Indeno(1,2,3-cd)pyrene	UG/L	ND	50	ND	2500	ND	51	ND	47
Isophorone	UG/L	ND	50	ND	2500	ND	51	ND	47
2-Methylnaphthalene	UG/L	ND	50	ND	2500	ND	51	ND	47
2-Methylphenol	UG/L	ND	50	ND	2500	ND	51	ND	47
4-Methylphenol	UG/L	ND	50	ND	2500	ND	51	ND	47
Naphthalene	UG/L	4 J	50	ND	2500	ND	51	ND	47
2-Nitroaniline	UG/L	ND	100	ND	5000	ND	100	ND	95
3-Nitroaniline	UG/L	ND	100	ND	5000	ND	100	ND	95
4-Nitroaniline	UG/L	ND	100	ND	5000	ND	100	ND	95
Nitrobenzene	UG/L	ND	50	ND	2500	ND	51	ND	47
2-Nitrophenol	UG/L	ND	50	ND	2500	ND	51	ND	47
4-Nitrophenol	UG/L	ND	100	ND	5000	ND	100	ND	95
N-nitrosodiphenylamine	UG/L	8 J	50	ND	2500	28 J	51	ND	47
N-Nitroso-Di-n-propylamine	UG/L	ND	50	ND	2500	ND	51	ND	47
Pentachlorophenol	UG/L	ND	100	ND	5000	ND	100	ND	95
Phenanthrene	UG/L	4 J	50	ND	2500	ND	51	ND	47
Phenol	UG/L	ND	50	ND	2500	ND	51	ND	47
Pyrene	UG/L	ND	50	ND	2500	ND	51	ND	47
2,4,5-Trichlorophenol	UG/L	ND	50	ND	2500	ND	51	ND	47
2,4,6-Trichlorophenol	UG/L	ND	50	ND	2500	ND	51	ND	47
IS/SURROGATE(S)									
1,4-Dichlorobenzene-D4	%	90	50-200	84	50-200	93	50-200	93	50-200
Naphthalene-D8	%	99	50-200	95	50-200	100	50-200	97	50-200
Acenaphthene-D10	%	95	50-200	93	50-200	95	50-200	90	50-200
Phenanthrene-D10	%	94	50-200	89	50-200	94	50-200	89	50-200
Chrysene-D12	%	107	50-200	89	50-200	110	50-200	104	50-200
Perylene-D12	%	118	50-200	91	50-200	118	50-200	115	50-200
Nitrobenzene-D5	%	62	46-120	0 D	46-120	60	46-120	72	46-120
2-Fluorobiphenyl	%	67	48-120	0 D	48-120	83	48-120	91	48-120
p-Terphenyl-d14	%	24	24-136	0 D	24-136	69	24-136	80	24-136
Phenol-D5	%	28	16-120	0 D	16-120	25	16-120	26	16-120
2-Fluorophenol	%	34	20-120	0 D	20-120	31	20-120	35	20-120
2,4,6-Tribromophenol	%	73	52-132	0 D	52-132	83	52-132	89	52-132

NA = Not Applicable ND = Not Detected

Client ID	ICM-104-0108	ICM-104-0108 DL	ICM-105-0108	RFI-16-0108
Job No / Lab ID	A08-1004 / A8100405	A08-1004 / A8100405DL	A08-1004 / A8100408	A08-1078 / A8107804
Sample Date	01/29/2008	01/29/2008	01/30/2008	01/31/2008

Analyte	Units	Sample Value	Reporting Limit	Sample Value	Reporting Limit	Sample Value	Reporting Limit	Sample Value	Reporting Limit
Aniline	UG/L	2600 E	100	2400 D	500	ND	10	ND	10
Acenaphthene	UG/L	13 J	50	14 DJ	250	0.4 J	5	ND	5
Acenaphthylene	UG/L	5 J	50	ND	250	ND	5	ND	5
Acetophenone	UG/L	ND	50	ND	250	ND	5	ND	5
Anthracene	UG/L	2 J	50	ND	250	ND	5	ND	5
Atrazine	UG/L	ND	50	ND	250	ND	5	ND	5
Benzaldehyde	UG/L	ND	50	ND	250	ND	5	ND	5
Benzo(a)anthracene	UG/L	ND	50	ND	250	0.2 J	5	ND	5
Benzo(b)fluoranthene	UG/L	ND	50	ND	250	ND	5	ND	5
Benzo(k)fluoranthene	UG/L	ND	50	ND	250	ND	5	ND	5
Benzo(ghi)perylene	UG/L	ND	50	ND	250	ND	5	ND	5
Benzo(a)pyrene	UG/L	ND	50	ND	250	ND	5	ND	5
Biphenyl	UG/L	8 J	50	ND	250	ND	5	ND	5
Bis(2-chloroethoxy) methane	UG/L	ND	50	ND	250	ND	5	ND	5
Bis(2-chloroethyl) ether	UG/L	ND	50	ND	250	ND	5	ND	5
2,2'-Oxybis(1-Chloropropane)	UG/L	ND	50	ND	250	ND	5	ND	5
Bis(2-ethylhexyl) phthalate	UG/L	ND	50	ND	250	ND	5	ND	5
4-Bromophenyl phenyl ether	UG/L	ND	50	ND	250	ND	5	ND	5
Butyl benzyl phthalate	UG/L	ND	50	ND	250	ND	5	ND	5
4-Chloroaniline	UG/L	ND	50	ND	250	ND	5	ND	5
4-Chloro-3-methylphenol	UG/L	ND	50	ND	250	ND	5	ND	5
2-Chloronaphthalene	UG/L	ND	50	ND	250	ND	5	ND	5
2-Chlorophenol	UG/L	ND	50	ND	250	ND	5	ND	5
4-Chlorophenyl phenyl ether	UG/L	ND	50	ND	250	ND	5	ND	5
Caprolactam	UG/L	ND	50	ND	250	ND	5	ND	5
Carbazole	UG/L	33 J	50	28 DJ	250	ND	5	ND	5
Chrysene	UG/L	ND	50	ND	250	ND	5	ND	5
Dibenzo(a,h)anthracene	UG/L	ND	50	ND	250	ND	5	ND	5
Dibenzofuran	UG/L	16 J	50	13 DJ	250	ND	5	ND	5
Di-n-butyl phthalate	UG/L	ND	50	ND	250	ND	5	ND	5
3,3'-Dichlorobenzidine	UG/L	ND	50	ND	250	ND	5	ND	5
2,4-Dichlorophenol	UG/L	ND	50	ND	250	ND	5	ND	5
Diethyl phthalate	UG/L	ND	50	ND	250	ND	5	ND	5
2,4-Dimethylphenol	UG/L	ND	50	ND	250	ND	5	ND	5
Dimethyl phthalate	UG/L	ND	50	ND	250	ND	5	ND	5
4,6-Dinitro-2-methylphenol	UG/L	ND	100	ND	500	ND	10	ND	10
2,4-Dinitrophenol	UG/L	ND	100	ND	500	ND	10	ND	10
2,4-Dinitrotoluene	UG/L	ND	50	ND	250	ND	5	ND	5
2,6-Dinitrotoluene	UG/L	ND	50	ND	250	ND	5	ND	5
Di-n-octyl phthalate	UG/L	ND	50	ND	250	ND	5	ND	5
Fluoranthene	UG/L	2 J	50	ND	250	0.2 J	5	ND	5
Fluorene	UG/L	13 J	50	14 DJ	250	ND	5	ND	5
Hexachlorobenzene	UG/L	ND	50	ND	250	ND	5	ND	5

NA = Not Applicable ND = Not Detected

Client ID		ICM-104-0108		ICM-104-0108 DL		ICM-105-0108		RFI-16-0108	
Job No	Lab ID	A08-1004	A8100405	A08-1004	A8100405DL	A08-1004	A8100408	A08-1078	A8107804
Sample Date		01/29/2008		01/29/2008		01/30/2008		01/31/2008	

Analyte	Units	Sample Value	Reporting Limit	Sample Value	Reporting Limit	Sample Value	Reporting Limit	Sample Value	Reporting Limit
Hexachlorobutadiene	UG/L	ND	50	ND	250	ND	5	ND	5
Hexachlorocyclopentadiene	UG/L	ND	50	ND	250	ND	5	ND	5
Hexachloroethane	UG/L	ND	50	ND	250	ND	5	ND	5
Indeno(1,2,3-cd)pyrene	UG/L	ND	50	ND	250	ND	5	ND	5
Isophorone	UG/L	ND	50	ND	250	ND	5	ND	5
2-Methylnaphthalene	UG/L	32 J	50	27 DJ	250	ND	5	ND	5
2-Methylphenol	UG/L	ND	50	ND	250	ND	5	ND	5
4-Methylphenol	UG/L	ND	50	ND	250	ND	5	ND	5
Naphthalene	UG/L	620	50	590 D	250	ND	5	ND	5
2-Nitroaniline	UG/L	ND	100	ND	500	ND	10	ND	10
3-Nitroaniline	UG/L	ND	100	ND	500	ND	10	ND	10
4-Nitroaniline	UG/L	ND	100	ND	500	ND	10	ND	10
Nitrobenzene	UG/L	ND	50	ND	250	ND	5	ND	5
2-Nitrophenol	UG/L	ND	50	ND	250	ND	5	ND	5
4-Nitrophenol	UG/L	ND	100	ND	500	ND	10	ND	10
N-nitrosodiphenylamine	UG/L	13 J	50	ND	250	ND	5	ND	5
N-Nitroso-Di-n-propylamine	UG/L	ND	50	ND	250	ND	5	ND	5
Pentachlorophenol	UG/L	ND	100	ND	500	ND	10	ND	10
Phenanthrene	UG/L	14 J	50	12 DJ	250	ND	5	ND	5
Phenol	UG/L	ND	50	ND	250	ND	5	ND	5
Pyrene	UG/L	ND	50	ND	250	ND	5	ND	5
2,4,5-Trichlorophenol	UG/L	ND	50	ND	250	ND	5	ND	5
2,4,6-Trichlorophenol	UG/L	ND	50	ND	250	ND	5	ND	5
IS/SURROGATE(S)									
1,4-Dichlorobenzene-D4	%	82	50-200	105	50-200	99	50-200	92	50-200
Naphthalene-D8	%	87	50-200	120	50-200	113	50-200	94	50-200
Acenaphthene-D10	%	84	50-200	113	50-200	117	50-200	94	50-200
Phenanthrene-D10	%	83	50-200	105	50-200	118	50-200	98	50-200
Chrysene-D12	%	96	50-200	101	50-200	94	50-200	95	50-200
Perylene-D12	%	104	50-200	109	50-200	98	50-200	96	50-200
Nitrobenzene-D5	%	73	46-120	61	46-120	68	46-120	75	46-120
2-Fluorobiphenyl	%	88	48-120	86	48-120	86	48-120	82	48-120
p-Terphenyl-d14	%	59	24-136	48	24-136	78	24-136	86	24-136
Phenol-D5	%	30	16-120	28	16-120	26	16-120	29	16-120
2-Fluorophenol	%	35	20-120	32	20-120	34	20-120	38	20-120
2,4,6-Tribromophenol	%	106	52-132	64	52-132	127	52-132	104	52-132

NA = Not Applicable ND = Not Detected

Client ID		RFI-18-0108		RFI-19D-0108		RFI-20-0108		RFI-21D-0108	
Job No	Lab ID	A08-1004	A8100409	A08-1004	A8100411	A08-1078	A8107806	A08-1078	A8107805
Sample Date		01/30/2008		01/30/2008		01/31/2008		01/31/2008	

Analyte	Units	Sample Value	Reporting Limit	Sample Value	Reporting Limit	Sample Value	Reporting Limit	Sample Value	Reporting Limit
Aniline	UG/L	8 J	10	12	10	30	10	ND	10
Acenaphthene	UG/L	ND	5	ND	5	ND	5	ND	5
Acenaphthylene	UG/L	ND	5	ND	5	ND	5	ND	5
Acetophenone	UG/L	ND	5	ND	5	0.2 J	5	ND	5
Anthracene	UG/L	ND	5	ND	5	ND	5	ND	5
Atrazine	UG/L	ND	5	ND	5	ND	5	ND	5
Benzaldehyde	UG/L	ND	5	ND	5	ND	5	ND	5
Benzo(a)anthracene	UG/L	ND	5	ND	5	ND	5	ND	5
Benzo(b)fluoranthene	UG/L	ND	5	ND	5	ND	5	ND	5
Benzo(k)fluoranthene	UG/L	ND	5	ND	5	ND	5	ND	5
Benzo(ghi)perylene	UG/L	ND	5	ND	5	ND	5	ND	5
Benzo(a)pyrene	UG/L	ND	5	ND	5	ND	5	ND	5
Biphenyl	UG/L	ND	5	ND	5	ND	5	ND	5
Bis(2-chloroethoxy) methane	UG/L	ND	5	ND	5	ND	5	ND	5
Bis(2-chloroethyl) ether	UG/L	ND	5	ND	5	ND	5	ND	5
2,2'-Oxybis(1-Chloropropane)	UG/L	ND	5	ND	5	ND	5	ND	5
Bis(2-ethylhexyl) phthalate	UG/L	ND	5	ND	5	ND	5	ND	5
4-Bromophenyl phenyl ether	UG/L	ND	5	ND	5	ND	5	ND	5
Butyl benzyl phthalate	UG/L	ND	5	ND	5	ND	5	ND	5
4-Chloroaniline	UG/L	ND	5	ND	5	ND	5	ND	5
4-Chloro-3-methylphenol	UG/L	ND	5	ND	5	ND	5	ND	5
2-Chloronaphthalene	UG/L	ND	5	ND	5	ND	5	ND	5
2-Chlorophenol	UG/L	ND	5	ND	5	11	5	ND	5
4-Chlorophenyl phenyl ether	UG/L	ND	5	ND	5	ND	5	ND	5
Caprolactam	UG/L	ND	5	ND	5	ND	5	ND	5
Carbazole	UG/L	ND	5	ND	5	ND	5	ND	5
Chrysene	UG/L	ND	5	ND	5	ND	5	ND	5
Dibenzo(a,h)anthracene	UG/L	ND	5	ND	5	ND	5	ND	5
Dibenzofuran	UG/L	ND	5	ND	5	ND	5	ND	5
Di-n-butyl phthalate	UG/L	ND	5	ND	5	ND	5	ND	5
3,3'-Dichlorobenzidine	UG/L	ND	5	ND	5	ND	5	ND	5
2,4-Dichlorophenol	UG/L	ND	5	ND	5	ND	5	ND	5
Diethyl phthalate	UG/L	ND	5	ND	5	ND	5	ND	5
2,4-Dimethylphenol	UG/L	ND	5	ND	5	ND	5	ND	5
Dimethyl phthalate	UG/L	ND	5	ND	5	ND	5	ND	5
4,6-Dinitro-2-methylphenol	UG/L	ND	10	ND	10	ND	10	ND	10
2,4-Dinitrophenol	UG/L	ND	10	ND	10	ND	10	ND	10
2,4-Dinitrotoluene	UG/L	ND	5	ND	5	ND	5	ND	5
2,6-Dinitrotoluene	UG/L	ND	5	ND	5	ND	5	ND	5
Di-n-octyl phthalate	UG/L	ND	5	ND	5	ND	5	ND	5
Fluoranthene	UG/L	ND	5	ND	5	ND	5	ND	5
Fluorene	UG/L	ND	5	ND	5	ND	5	ND	5
Hexachlorobenzene	UG/L	ND	5	ND	5	ND	5	ND	5

NA = Not Applicable ND = Not Detected

Client ID		RFI-18-0108		RFI-19D-0108		RFI-20-0108		RFI-21D-0108	
Job No	Lab ID	A08-1004	A8100409	A08-1004	A8100411	A08-1078	A8107806	A08-1078	A8107805
Sample Date		01/30/2008		01/30/2008		01/31/2008		01/31/2008	

Analyte	Units	Sample Value	Reporting Limit	Sample Value	Reporting Limit	Sample Value	Reporting Limit	Sample Value	Reporting Limit
Hexachlorobutadiene	UG/L	ND	5	ND	5	ND	5	ND	5
Hexachlorocyclopentadiene	UG/L	ND	5	ND	5	ND	5	ND	5
Hexachloroethane	UG/L	ND	5	ND	5	ND	5	ND	5
Indeno(1,2,3-cd)pyrene	UG/L	ND	5	ND	5	ND	5	ND	5
Isophorone	UG/L	ND	5	ND	5	ND	5	ND	5
2-Methylnaphthalene	UG/L	ND	5	ND	5	ND	5	ND	5
2-Methylphenol	UG/L	ND	5	ND	5	ND	5	ND	5
4-Methylphenol	UG/L	ND	5	ND	5	ND	5	ND	5
Naphthalene	UG/L	ND	5	ND	5	6	5	ND	5
2-Nitroaniline	UG/L	ND	10	ND	10	ND	10	ND	10
3-Nitroaniline	UG/L	ND	10	ND	10	ND	10	ND	10
4-Nitroaniline	UG/L	ND	10	ND	10	ND	10	ND	10
Nitrobenzene	UG/L	ND	5	ND	5	ND	5	ND	5
2-Nitrophenol	UG/L	ND	5	ND	5	ND	5	ND	5
4-Nitrophenol	UG/L	ND	10	ND	10	ND	10	ND	10
N-nitrosodiphenylamine	UG/L	ND	5	ND	5	ND	5	ND	5
N-Nitroso-Di-n-propylamine	UG/L	ND	5	ND	5	ND	5	ND	5
Pentachlorophenol	UG/L	ND	10	ND	10	ND	10	ND	10
Phenanthrene	UG/L	ND	5	ND	5	ND	5	ND	5
Phenol	UG/L	ND	5	ND	5	ND	5	ND	5
Pyrene	UG/L	ND	5	ND	5	ND	5	ND	5
2,4,5-Trichlorophenol	UG/L	ND	5	ND	5	ND	5	ND	5
2,4,6-Trichlorophenol	UG/L	ND	5	ND	5	ND	5	ND	5
IS/SURROGATE(S)									
1,4-Dichlorobenzene-D4	%	103	50-200	90	50-200	97	50-200	87	50-200
Naphthalene-D8	%	115	50-200	105	50-200	100	50-200	89	50-200
Acenaphthene-D10	%	120	50-200	110	50-200	100	50-200	91	50-200
Phenanthrene-D10	%	120	50-200	114	50-200	103	50-200	94	50-200
Chrysene-D12	%	103	50-200	94	50-200	96	50-200	87	50-200
Perylene-D12	%	102	50-200	92	50-200	96	50-200	90	50-200
Nitrobenzene-D5	%	65	46-120	67	46-120	79	46-120	65	46-120
2-Fluorobiphenyl	%	73	48-120	77	48-120	83	48-120	72	48-120
p-Terphenyl-d14	%	59	24-136	94	24-136	68	24-136	74	24-136
Phenol-D5	%	25	16-120	24	16-120	30	16-120	24	16-120
2-Fluorophenol	%	33	20-120	32	20-120	40	20-120	32	20-120
2,4,6-Tribromophenol	%	121	52-132	116	52-132	103	52-132	103	52-132

NA = Not Applicable ND = Not Detected

Client ID		RFI-22-0108		RFI-23D-0108		RFI-24-0108		RFI-24-0108 DL	
Job No	Lab ID	A08-1004	A8100412	A08-1004	A8100410	A08-1004	A8100406	A08-1004	A8100406DL
Sample Date		01/30/2008		01/30/2008		01/29/2008		01/29/2008	
Analyte	Units	Sample Value	Reporting Limit	Sample Value	Reporting Limit	Sample Value	Reporting Limit	Sample Value	Reporting Limit
Aniline	UG/L	ND	10	ND	10	2200 E	100	2000 D	500
Acenaphthene	UG/L	9	5	ND	5	11 J	50	11 DJ	250
Acenaphthylene	UG/L	ND	5	ND	5	ND	50	ND	250
Acetophenone	UG/L	ND	5	0.3 J	5	ND	50	ND	250
Anthracene	UG/L	ND	5	ND	5	ND	50	ND	250
Atrazine	UG/L	ND	5	ND	5	ND	50	ND	250
Benzaldehyde	UG/L	ND	5	ND	5	ND	50	ND	250
Benzo(a)anthracene	UG/L	ND	5	ND	5	ND	50	ND	250
Benzo(b)fluoranthene	UG/L	ND	5	ND	5	ND	50	ND	250
Benzo(k)fluoranthene	UG/L	ND	5	ND	5	ND	50	ND	250
Benzo(ghi)perylene	UG/L	ND	5	ND	5	ND	50	ND	250
Benzo(a)pyrene	UG/L	ND	5	ND	5	ND	50	ND	250
Biphenyl	UG/L	ND	5	ND	5	5 J	50	ND	250
Bis(2-chloroethoxy) methane	UG/L	ND	5	ND	5	ND	50	ND	250
Bis(2-chloroethyl) ether	UG/L	ND	5	ND	5	ND	50	ND	250
2,2'-Oxybis(1-Chloropropane)	UG/L	ND	5	ND	5	ND	50	ND	250
Bis(2-ethylhexyl) phthalate	UG/L	ND	5	ND	5	ND	50	ND	250
4-Bromophenyl phenyl ether	UG/L	ND	5	ND	5	ND	50	ND	250
Butyl benzyl phthalate	UG/L	ND	5	ND	5	ND	50	ND	250
4-Chloroaniline	UG/L	0.5 J	5	ND	5	ND	50	ND	250
4-Chloro-3-methylphenol	UG/L	ND	5	ND	5	ND	50	ND	250
2-Chloronaphthalene	UG/L	ND	5	ND	5	ND	50	ND	250
2-Chlorophenol	UG/L	2 J	5	ND	5	ND	50	ND	250
4-Chlorophenyl phenyl ether	UG/L	ND	5	ND	5	ND	50	ND	250
Caprolactam	UG/L	ND	5	ND	5	ND	50	ND	250
Carbazole	UG/L	0.6 J	5	ND	5	11 J	50	ND	250
Chrysene	UG/L	ND	5	ND	5	ND	50	ND	250
Dibenzo(a,h)anthracene	UG/L	ND	5	ND	5	ND	50	ND	250
Dibenzofuran	UG/L	0.4 J	5	ND	5	10 J	50	ND	250
Di-n-butyl phthalate	UG/L	ND	5	ND	5	ND	50	ND	250
3,3'-Dichlorobenzidine	UG/L	ND	5	ND	5	ND	50	ND	250
2,4-Dichlorophenol	UG/L	2 J	5	ND	5	ND	50	ND	250
Diethyl phthalate	UG/L	ND	5	ND	5	ND	50	ND	250
2,4-Dimethylphenol	UG/L	ND	5	ND	5	ND	50	ND	250
Dimethyl phthalate	UG/L	ND	5	ND	5	ND	50	ND	250
4,6-Dinitro-2-methylphenol	UG/L	ND	10	ND	10	ND	100	ND	500
2,4-Dinitrophenol	UG/L	ND	10	ND	10	ND	100	ND	500
2,4-Dinitrotoluene	UG/L	ND	5	ND	5	ND	50	ND	250
2,6-Dinitrotoluene	UG/L	ND	5	ND	5	ND	50	ND	250
Di-n-octyl phthalate	UG/L	ND	5	ND	5	ND	50	ND	250
Fluoranthene	UG/L	ND	5	ND	5	ND	50	ND	250
Fluorene	UG/L	0.6 J	5	ND	5	10 J	50	ND	250
Hexachlorobenzene	UG/L	ND	5	ND	5	ND	50	ND	250

NA = Not Applicable ND = Not Detected

Client ID		RFI-22-0108		RFI-23D-0108		RFI-24-0108		RFI-24-0108 DL	
Job No	Lab ID	A08-1004	A8100412	A08-1004	A8100410	A08-1004	A8100406	A08-1004	A8100406DL
Sample Date		01/30/2008		01/30/2008		01/29/2008		01/29/2008	
Analyte	Units	Sample Value	Reporting Limit	Sample Value	Reporting Limit	Sample Value	Reporting Limit	Sample Value	Reporting Limit
Hexachlorobutadiene	UG/L	ND	5	ND	5	ND	50	ND	250
Hexachlorocyclopentadiene	UG/L	ND	5	ND	5	ND	50	ND	250
Hexachloroethane	UG/L	ND	5	ND	5	ND	50	ND	250
Indeno(1,2,3-cd)pyrene	UG/L	ND	5	ND	5	ND	50	ND	250
Isophorone	UG/L	ND	5	ND	5	ND	50	ND	250
2-Methylnaphthalene	UG/L	ND	5	ND	5	11 J	50	11 DJ	250
2-Methylphenol	UG/L	ND	5	ND	5	ND	50	ND	250
4-Methylphenol	UG/L	ND	5	ND	5	ND	50	ND	250
Naphthalene	UG/L	2 J	5	ND	5	150	50	150 DJ	250
2-Nitroaniline	UG/L	ND	10	ND	10	ND	100	ND	500
3-Nitroaniline	UG/L	ND	10	ND	10	ND	100	ND	500
4-Nitroaniline	UG/L	ND	10	ND	10	ND	100	ND	500
Nitrobenzene	UG/L	ND	5	ND	5	11 J	50	ND	250
2-Nitrophenol	UG/L	ND	5	ND	5	ND	50	ND	250
4-Nitrophenol	UG/L	ND	10	ND	10	ND	100	ND	500
N-nitrosodiphenylamine	UG/L	0.5 J	5	ND	5	50	50	44 DJ	250
N-Nitroso-Di-n-propylamine	UG/L	ND	5	ND	5	ND	50	ND	250
Pentachlorophenol	UG/L	ND	10	ND	10	ND	100	ND	500
Phenanthrene	UG/L	ND	5	ND	5	5 J	50	ND	250
Phenol	UG/L	ND	5	ND	5	ND	50	ND	250
Pyrene	UG/L	ND	5	ND	5	ND	50	ND	250
2,4,5-Trichlorophenol	UG/L	ND	5	ND	5	ND	50	ND	250
2,4,6-Trichlorophenol	UG/L	ND	5	ND	5	ND	50	ND	250
IS/SURROGATE(S)									
1,4-Dichlorobenzene-D4	%	99	50-200	101	50-200	95	50-200	94	50-200
Naphthalene-D8	%	117	50-200	113	50-200	102	50-200	104	50-200
Acenaphthene-D10	%	122	50-200	113	50-200	100	50-200	100	50-200
Phenanthrene-D10	%	120	50-200	116	50-200	100	50-200	98	50-200
Chrysene-D12	%	98	50-200	98	50-200	115	50-200	97	50-200
Perylene-D12	%	99	50-200	100	50-200	124	50-200	100	50-200
Nitrobenzene-D5	%	68	46-120	75	46-120	68	46-120	55	46-120
2-Fluorobiphenyl	%	76	48-120	86	48-120	82	48-120	84	48-120
p-Terphenyl-d14	%	83	24-136	93	24-136	60	24-136	53	24-136
Phenol-D5	%	25	16-120	30	16-120	28	16-120	25	16-120
2-Fluorophenol	%	31	20-120	40	20-120	36	20-120	26	20-120
2,4,6-Tribromophenol	%	123	52-132	124	52-132	96	52-132	57	52-132

NA = Not Applicable ND = Not Detected

Client ID		RFI-25-0108		RFI-27-0108		RFI-28-0108		RFI-30-0108	
Job No	Lab ID	A08-1004	A8100401	A08-1078	A8107802	A08-1078	A8107801	A08-1078	A8107803
Sample Date		01/29/2008		01/31/2008		01/31/2008		01/31/2008	

Analyte	Units	Sample Value	Reporting Limit	Sample Value	Reporting Limit	Sample Value	Reporting Limit	Sample Value	Reporting Limit
Aniline	UG/L	7 J	99	ND	10	6 J	10	ND	10
Acenaphthene	UG/L	5 J	50	ND	5	ND	5	ND	5
Acenaphthylene	UG/L	ND	50	ND	5	ND	5	ND	5
Acetophenone	UG/L	ND	50	0.2 J	5	ND	5	ND	5
Anthracene	UG/L	ND	50	ND	5	ND	5	ND	5
Atrazine	UG/L	ND	50	ND	5	ND	5	ND	5
Benzaldehyde	UG/L	ND	50	ND	5	ND	5	ND	5
Benzo(a)anthracene	UG/L	ND	50	ND	5	ND	5	ND	5
Benzo(b)fluoranthene	UG/L	ND	50	ND	5	ND	5	ND	5
Benzo(k)fluoranthene	UG/L	ND	50	ND	5	ND	5	ND	5
Benzo(ghi)perylene	UG/L	ND	50	ND	5	ND	5	ND	5
Benzo(a)pyrene	UG/L	ND	50	ND	5	ND	5	ND	5
Biphenyl	UG/L	ND	50	ND	5	ND	5	ND	5
Bis(2-chloroethoxy) methane	UG/L	ND	50	ND	5	ND	5	ND	5
Bis(2-chloroethyl) ether	UG/L	ND	50	ND	5	ND	5	ND	5
2,2'-Oxybis(1-Chloropropane)	UG/L	ND	50	ND	5	ND	5	ND	5
Bis(2-ethylhexyl) phthalate	UG/L	ND	50	ND	5	ND	5	ND	5
4-Bromophenyl phenyl ether	UG/L	ND	50	ND	5	ND	5	ND	5
Butyl benzyl phthalate	UG/L	ND	50	ND	5	ND	5	ND	5
4-Chloroaniline	UG/L	3 J	50	ND	5	5	5	ND	5
4-Chloro-3-methylphenol	UG/L	ND	50	ND	5	ND	5	ND	5
2-Chloronaphthalene	UG/L	ND	50	ND	5	ND	5	ND	5
2-Chlorophenol	UG/L	ND	50	ND	5	ND	5	ND	5
4-Chlorophenyl phenyl ether	UG/L	ND	50	ND	5	ND	5	ND	5
Caprolactam	UG/L	ND	50	ND	5	ND	5	ND	5
Carbazole	UG/L	ND	50	ND	5	ND	5	ND	5
Chrysene	UG/L	ND	50	ND	5	ND	5	ND	5
Dibenzo(a,h)anthracene	UG/L	ND	50	ND	5	ND	5	ND	5
Dibenzofuran	UG/L	ND	50	ND	5	ND	5	ND	5
Di-n-butyl phthalate	UG/L	ND	50	ND	5	0.3 J	5	ND	5
3,3'-Dichlorobenzidine	UG/L	ND	50	ND	5	ND	5	ND	5
2,4-Dichlorophenol	UG/L	ND	50	ND	5	ND	5	ND	5
Diethyl phthalate	UG/L	ND	50	ND	5	ND	5	ND	5
2,4-Dimethylphenol	UG/L	ND	50	ND	5	ND	5	ND	5
Dimethyl phthalate	UG/L	ND	50	ND	5	ND	5	ND	5
4,6-Dinitro-2-methylphenol	UG/L	ND	99	ND	10	ND	10	ND	10
2,4-Dinitrophenol	UG/L	ND	99	ND	10	ND	10	ND	10
2,4-Dinitrotoluene	UG/L	ND	50	ND	5	ND	5	ND	5
2,6-Dinitrotoluene	UG/L	ND	50	ND	5	ND	5	ND	5
Di-n-octyl phthalate	UG/L	ND	50	ND	5	ND	5	ND	5
Fluoranthene	UG/L	ND	50	ND	5	ND	5	ND	5
Fluorene	UG/L	ND	50	ND	5	ND	5	ND	5
Hexachlorobenzene	UG/L	ND	50	ND	5	ND	5	ND	5

NA = Not Applicable ND = Not Detected

Client ID	RFI-25-0108		RFI-27-0108		RFI-28-0108		RFI-30-0108	
Job No / Lab ID	A08-1004	A8100401	A08-1078	A8107802	A08-1078	A8107801	A08-1078	A8107803
Sample Date	01/29/2008		01/31/2008		01/31/2008		01/31/2008	

Analyte	Units	Sample Value	Reporting Limit	Sample Value	Reporting Limit	Sample Value	Reporting Limit	Sample Value	Reporting Limit
Hexachlorobutadiene	UG/L	ND	50	ND	5	ND	5	ND	5
Hexachlorocyclopentadiene	UG/L	ND	50	ND	5	ND	5	ND	5
Hexachloroethane	UG/L	ND	50	ND	5	ND	5	ND	5
Indeno(1,2,3-cd)pyrene	UG/L	ND	50	ND	5	ND	5	ND	5
Isophorone	UG/L	ND	50	ND	5	ND	5	ND	5
2-Methylnaphthalene	UG/L	ND	50	ND	5	ND	5	ND	5
2-Methylphenol	UG/L	ND	50	ND	5	ND	5	ND	5
4-Methylphenol	UG/L	ND	50	ND	5	ND	5	ND	5
Naphthalene	UG/L	ND	50	ND	5	0.4 J	5	ND	5
2-Nitroaniline	UG/L	ND	99	ND	10	ND	10	ND	10
3-Nitroaniline	UG/L	ND	99	ND	10	ND	10	ND	10
4-Nitroaniline	UG/L	ND	99	ND	10	ND	10	ND	10
Nitrobenzene	UG/L	ND	50	ND	5	ND	5	ND	5
2-Nitrophenol	UG/L	ND	50	ND	5	ND	5	ND	5
4-Nitrophenol	UG/L	ND	99	ND	10	ND	10	ND	10
N-nitrosodiphenylamine	UG/L	17 J	50	ND	5	4 J	5	ND	5
N-Nitroso-Di-n-propylamine	UG/L	ND	50	ND	5	ND	5	ND	5
Pentachlorophenol	UG/L	ND	99	ND	10	ND	10	ND	10
Phenanthrene	UG/L	ND	50	ND	5	ND	5	ND	5
Phenol	UG/L	ND	50	ND	5	ND	5	ND	5
Pyrene	UG/L	ND	50	ND	5	ND	5	ND	5
2,4,5-Trichlorophenol	UG/L	ND	50	ND	5	ND	5	ND	5
2,4,6-Trichlorophenol	UG/L	ND	50	ND	5	ND	5	ND	5
IS/SURROGATE(S)									
1,4-Dichlorobenzene-D4	%	83	50-200	96	50-200	92	50-200	88	50-200
Naphthalene-D8	%	89	50-200	98	50-200	93	50-200	89	50-200
Acenaphthene-D10	%	87	50-200	98	50-200	94	50-200	89	50-200
Phenanthrene-D10	%	86	50-200	100	50-200	96	50-200	92	50-200
Chrysene-D12	%	98	50-200	100	50-200	95	50-200	90	50-200
Perylene-D12	%	104	50-200	100	50-200	98	50-200	91	50-200
Nitrobenzene-D5	%	64	46-120	72	46-120	77	46-120	90	46-120
2-Fluorobiphenyl	%	82	48-120	78	48-120	81	48-120	93	48-120
p-Terphenyl-d14	%	63	24-136	63	24-136	69	24-136	73	24-136
Phenol-D5	%	27	16-120	26	16-120	29	16-120	34	16-120
2-Fluorophenol	%	34	20-120	36	20-120	39	20-120	47	20-120
2,4,6-Tribromophenol	%	90	52-132	100	52-132	107	52-132	115	52-132

NA = Not Applicable ND = Not Detected

METHOD 8270 - TCL SEMI-VOLATILE ORGANICS
TENTATIVELY IDENTIFIED COMPOUNDS

Client No.

EW1-0108

Lab Name: TestAmerica Laborat Contract: _____

Lab Code: RECNY Case No.: _____ SAS No.: _____ SDG No.: 0899

Matrix: (soil/water) WATER Lab Sample ID: A8089901

Sample wt/vol: 1045.0 (g/mL) ML Lab File ID: U26270.RR

Level: (low/med) LOW Date Samp/Recv: 01/25/2008 01/25/2008

% Moisture: _____ decanted: (Y/N) N Date Extracted: 01/30/2008

Concentrated Extract Volume: 1000 (uL) Date Analyzed: 01/31/2008

Injection Volume: 1.00 (uL) Dilution Factor: 1.00

GPC Cleanup: (Y/N) N pH: 6.0

Number TICs found: 7 CONCENTRATION UNITS: (ug/L or ug/Kg) UG/L

CAS NO.	Compound Name	RT	Est. Conc.	Q
1. 108-90-7	CHLOROBENZENE	3.53	170	JN
2. 95-51-2	O-CHLOROANILINE	6.81	92	JN
3.	UNKNOWN	8.23	57	J
4. 130-15-4	1,4-NAPHTHALENEDIONE	9.15	38	JN
5. 111-06-8	BUTYL ESTER HEXADECANOIC ACI	12.76	48	JN
6. 602-09-5	[1,1'-BINAPHTHALENE]-2,2'-DI	14.17	81	JN
7. 599-61-1	3,3'-SULFONYLBIS-BENZENAMINE	14.69	41	JN

METHOD 8270 - TCL SEMI-VOLATILE ORGANICS
TENTATIVELY IDENTIFIED COMPOUNDS

Client No.

EW2-0108

Lab Name: TestAmerica Laborat Contract: _____

Lab Code: RECNY Case No.: _____ SAS No.: _____ SDG No.: 0899

Matrix: (soil/water) WATER Lab Sample ID: A8100407

Sample wt/vol: 1050.0 (g/mL) ML Lab File ID: U26327.RR

Level: (low/med) LOW Date Samp/Recv: 01/29/2008 01/30/2008

% Moisture: _____ decanted: (Y/N) N Date Extracted: 02/01/2008

Concentrated Extract Volume: 1000 (uL) Date Analyzed: 02/01/2008

Injection Volume: 1.00 (uL) Dilution Factor: 10.00

GPC Cleanup: (Y/N) N pH: 9.0

Number TICs found: 7 CONCENTRATION UNITS: (ug/L or ug/Kg) UG/L

CAS NO.	Compound Name	RT	Est. Conc.	Q
1. 108-90-7	CHLOROBENZENE	3.39	2300	JN
2. 100-61-8	N-METHYL-ANILINE	6.15	110	JN
3. 95-53-4	O-TOLUIDINE	6.20	460	JN
4. 87-62-7	2,6-DIMETHYL-BENZENAMINE	7.17	44	JN
5. 134-32-7	1-NAPHTHALEAMINE	9.95	170	JN
6. 91-59-8	2-NAPHTHALEAMINE	10.05	51	JN
7. 1454-80-4	[1,1'-BIPHENYL]-2,2'-DIAMINE	12.03	180	JN

METHOD 8270 - TCL SEMI-VOLATILE ORGANICS
TENTATIVELY IDENTIFIED COMPOUNDS

Client No.

EW3-0108

Lab Name: TestAmerica Laborat Contract: _____

Lab Code: RECNY Case No.: _____ SAS No.: _____ SDG No.: 0899

Matrix: (soil/water) WATER Lab Sample ID: A8089902

Sample wt/vol: 1060.0 (g/mL) ML Lab File ID: U26271.RR

Level: (low/med) LOW Date Samp/Recv: 01/25/2008 01/25/2008

% Moisture: _____ decanted: (Y/N) N Date Extracted: 01/30/2008

Concentrated Extract Volume: 1000 (uL) Date Analyzed: 01/31/2008

Injection Volume: 1.00 (uL) Dilution Factor: 1.00

GPC Cleanup: (Y/N) N pH: 9.0

Number TICs found: 8

CONCENTRATION UNITS:
(ug/L or ug/Kg) UG/L

CAS NO.	Compound Name	RT	Est. Conc.	Q
1. 95-53-4	O-TOLUIDINE	6.29	7	JN
2.	UNKNOWN	6.60	280	J
3.	UNKNOWN	7.12	97	J
4.	UNKNOWN	7.89	23	J
5.	UNKNOWN	8.13	17	J
6.	UNKNOWN	8.24	32	J
7.	UNKNOWN	9.77	38	J
8. 1454-80-4	[1,1'-BIPHENYL]-2,2'-DIAMINE	12.08	38	JN

METHOD 8270 - TCL SEMI-VOLATILE ORGANICS
TENTATIVELY IDENTIFIED COMPOUNDS

Client No.

EW3-0108DL

Lab Name: TestAmerica Laborat Contract: _____

Lab Code: RECNY Case No.: _____ SAS No.: _____ SDG No.: 0899

Matrix: (soil/water) WATER Lab Sample ID: A8089902DL

Sample wt/vol: 1060.0 (g/mL) ML Lab File ID: U26315.RR

Level: (low/med) LOW Date Samp/Recv: 01/25/2008 01/25/2008

% Moisture: _____ decanted: (Y/N) N Date Extracted: 01/30/2008

Concentrated Extract Volume: 1000 (uL) Date Analyzed: 02/01/2008

Injection Volume: 1.00 (uL) Dilution Factor: 200.00

GPC Cleanup: (Y/N) N pH: 9.0

Number TICs found: 2

CONCENTRATION UNITS:
(ug/L or ug/Kg) UG/L

CAS NO.	Compound Name	RT	Est. Conc.	Q
1. 95-53-4	O-TOLUIDINE	6.21	2500	JN
2.	UNKNOWN	6.54	1900	J

METHOD 8270 - TCL SEMI-VOLATILE ORGANICS
TENTATIVELY IDENTIFIED COMPOUNDS

Client No.

EW4-0108

Lab Name: TestAmerica Laborat Contract: _____

Lab Code: RECNY Case No.: _____ SAS No.: _____ SDG No.: 0899

Matrix: (soil/water) WATER Lab Sample ID: A8089903

Sample wt/vol: 1040.0 (g/mL) ML Lab File ID: U26272.RR

Level: (low/med) LOW Date Samp/Recv: 01/25/2008 01/25/2008

% Moisture: _____ decanted: (Y/N) N Date Extracted: 01/30/2008

Concentrated Extract Volume: 1000 (uL) Date Analyzed: 01/31/2008

Injection Volume: 1.00 (uL) Dilution Factor: 1.00

GPC Cleanup: (Y/N) N pH: 11.0

Number TICs found: 8 CONCENTRATION UNITS: (ug/L or ug/Kg) UG/L

CAS NO.	Compound Name	RT	Est. Conc.	Q
1. 95-53-4	O-TOLUIDINE	6.28	4	JN
2.	UNKNOWN	6.60	150	J
3.	UNKNOWN	7.12	25	J
4.	UNKNOWN	7.52	27	J
5. 90-12-0	1-METHYLNAPHTHALENE	8.41	12	JN
6. 92-52-4	BIPHENYL	8.90	38	JN
7. 118-92-3	2-AMINO-BENZOIC ACID	9.02	87	JN
8. 103-01-5	N-PHENYLGLYCINE	9.76	38	JN

METHOD 8270 - TCL SEMI-VOLATILE ORGANICS
TENTATIVELY IDENTIFIED COMPOUNDS

Client No.

EW4-0108DL

Lab Name: TestAmerica Laborat Contract: _____

Lab Code: RECNY Case No.: _____ SAS No.: _____ SDG No.: 0899

Matrix: (soil/water) WATER Lab Sample ID: A8089903DL

Sample wt/vol: 1040.0 (g/mL) ML Lab File ID: U26316.RR

Level: (low/med) LOW Date Samp/Recv: 01/25/2008 01/25/2008

% Moisture: _____ decanted: (Y/N) N Date Extracted: 01/30/2008

Concentrated Extract Volume: 1000 (uL) Date Analyzed: 02/01/2008

Injection Volume: 1.00 (uL) Dilution Factor: 200.00

GPC Cleanup: (Y/N) N pH: 11.0

Number TICs found: 2

CONCENTRATION UNITS:
(ug/L or ug/Kg) UG/L

CAS NO.	Compound Name	RT	Est. Conc.	Q
1. 106-49-0	P-AMINOTOLUENE	6.21	1200	JN
2.	UNKNOWN	6.54	1900	J

METHOD 8270 - TCL SEMI-VOLATILE ORGANICS
TENTATIVELY IDENTIFIED COMPOUNDS

Client No.

EW5-0108

Lab Name: TestAmerica Laborat Contract: _____

Lab Code: RECNY Case No.: _____ SAS No.: _____ SDG No.: 0899

Matrix: (soil/water) WATER Lab Sample ID: A8089904

Sample wt/vol: 1040.0 (g/mL) ML Lab File ID: U26273.RR

Level: (low/med) LOW Date Samp/Recv: 01/25/2008 01/25/2008

% Moisture: _____ decanted: (Y/N) N Date Extracted: 01/30/2008

Concentrated Extract Volume: 1000 (uL) Date Analyzed: 01/31/2008

Injection Volume: 1.00 (uL) Dilution Factor: 1.00

GPC Cleanup: (Y/N) N pH: 6.0

Number TICs found: 16 CONCENTRATION UNITS: (ug/L or ug/Kg) UG/L

	CAS NO.	Compound Name	RT	Est. Conc.	Q
1.		UNKNOWN	3.35	37	J
2.	100-41-4	ETHYLBENZENE	3.67	66	JN
3.	98-82-8	(1-METHYLETHYL)-BENZENE	4.53	18	JN
4.	620-14-4	1-ETHYL-3-METHYL BENZENE	5.01	91	JN
5.	611-14-3	1-ETHYL-2-METHYL BENZENE	5.04	42	JN
6.	526-73-8	1,2,3-TRIMETHYL-BENZENE	5.11	120	JN
7.	526-73-8	1,2,3-TRIMETHYL-BENZENE	5.41	280	JN
8.	271-89-6	BENZOFURAN	5.45	32	JN
9.	620-14-4	1-ETHYL-3-METHYL BENZENE	5.72	51	JN
10.	496-11-7	INDANE	5.88	190	JN
11.	673-32-5	1-PROPYNYL-BENZENE	5.99	160	JN
12.	1758-88-9	2-ETHYL-1,4-DIMETHYL-BENZENE	6.09	20	JN
13.	92-52-4	BIPHENYL	8.89	20	JN
14.	582-16-1	2,7-DIMETHYL-NAPHTHALENE	9.10	12	JN
15.	582-16-1	2,7-DIMETHYL-NAPHTHALENE	9.19	12	JN
16.		UNKNOWN	14.15	9	BJ

METHOD 8270 - TCL SEMI-VOLATILE ORGANICS
TENTATIVELY IDENTIFIED COMPOUNDS

Client No.

EW5-0108DL

Lab Name: TestAmerica Laborat Contract: _____

Lab Code: RECNY Case No.: _____ SAS No.: _____ SDG No.: 0899

Matrix: (soil/water) WATER Lab Sample ID: A8089904DL

Sample wt/vol: 1040.0 (g/mL) ML Lab File ID: U26317.RR

Level: (low/med) LOW Date Samp/Recv: 01/25/2008 01/25/2008

% Moisture: _____ decanted: (Y/N) N Date Extracted: 01/30/2008

Concentrated Extract Volume: 1000 (uL) Date Analyzed: 02/01/2008

Injection Volume: 1.00 (uL) Dilution Factor: 50.00

GPC Cleanup: (Y/N) N pH: 6.0

Number TICs found: 1

CONCENTRATION UNITS:
(ug/L or ug/Kg) UG/L

CAS NO.	Compound Name	RT	Est. Conc.	Q
1. 526-73-8	1,2,3-TRIMETHYL-BENZENE	5.35	250	JN

METHOD 8270 - TCL SEMI-VOLATILE ORGANICS
TENTATIVELY IDENTIFIED COMPOUNDS

Client No.

ICM-101-0108

Lab Name: TestAmerica Laborat Contract: _____

Lab Code: RECNY Case No.: _____ SAS No.: _____ SDG No.: 0899

Matrix: (soil/water) WATER Lab Sample ID: A8100404

Sample wt/vol: 990.00 (g/mL) ML Lab File ID: U26324.RR

Level: (low/med) LOW Date Samp/Recv: 01/29/2008 01/30/2008

% Moisture: _____ decanted: (Y/N) N Date Extracted: 02/01/2008

Concentrated Extract Volume: 1000 (uL) Date Analyzed: 02/01/2008

Injection Volume: 1.00 (uL) Dilution Factor: 10.00

GPC Cleanup: (Y/N) N pH: 7.0

Number TICs found: 4 CONCENTRATION UNITS: (ug/L or ug/Kg) UG/L

CAS NO.	Compound Name	RT	Est. Conc.	Q
1. 108-90-7	CHLOROBENZENE	3.39	4500	JN
2. 95-53-4	O-TOLUIDINE	6.21	940	JN
3. 95-51-2	O-CHLOROANILINE	6.77	420	JN
4. 95-64-7	3,4-DIMETHYL-BENZENAMINE	7.12	370	JN

METHOD 8270 - TCL SEMI-VOLATILE ORGANICS
TENTATIVELY IDENTIFIED COMPOUNDS

Client No.

ICM-101-0108 DL

Lab Name: TestAmerica Laborat Contract: _____

Lab Code: RECNY Case No.: _____ SAS No.: _____ SDG No.: 0899

Matrix: (soil/water) WATER Lab Sample ID: A8100404DL

Sample wt/vol: 990.00 (g/mL) ML Lab File ID: U26360.RR

Level: (low/med) LOW Date Samp/Recv: 01/29/2008 01/30/2008

% Moisture: _____ decanted: (Y/N) N Date Extracted: 02/01/2008

Concentrated Extract Volume: 1000 (uL) Date Analyzed: 02/02/2008

Injection Volume: 1.00 (uL) Dilution Factor: 500.00

GPC Cleanup: (Y/N) N pH: 7.0

Number TICs found: 1

CONCENTRATION UNITS:
(ug/L or ug/Kg) UG/L

CAS NO.	Compound Name	RT	Est. Conc.	Q
1. 108-90-7	CHLOROBENZENE	3.36	4700	JN

METHOD 8270 - TCL SEMI-VOLATILE ORGANICS
TENTATIVELY IDENTIFIED COMPOUNDS

Client No.

ICM-102-0108

Lab Name: TestAmerica Laborat Contract: _____

Lab Code: RECNY Case No.: _____ SAS No.: _____ SDG No.: 0899

Matrix: (soil/water) WATER Lab Sample ID: A8100402

Sample wt/vol: 980.00 (g/mL) ML Lab File ID: U26322.RR

Level: (low/med) LOW Date Samp/Recv: 01/29/2008 01/30/2008

% Moisture: _____ decanted: (Y/N) N Date Extracted: 02/01/2008

Concentrated Extract Volume: 1000 (uL) Date Analyzed: 02/01/2008

Injection Volume: 1.00 (uL) Dilution Factor: 10.00

GPC Cleanup: (Y/N) N pH: 6.0

Number TICs found: 0

CONCENTRATION UNITS:
(ug/L or ug/Kg) UG/L

CAS NO.	Compound Name	RT	Est. Conc.	Q

METHOD 8270 - TCL SEMI-VOLATILE ORGANICS
TENTATIVELY IDENTIFIED COMPOUNDS

Client No.

ICM-103-0108

Lab Name: TestAmerica Laborat Contract: _____

Lab Code: RECNY Case No.: _____ SAS No.: _____ SDG No.: 0899

Matrix: (soil/water) WATER Lab Sample ID: A8100403

Sample wt/vol: 1055.0 (g/mL) ML Lab File ID: U26323.RR

Level: (low/med) LOW Date Samp/Recv: 01/29/2008 01/30/2008

% Moisture: _____ decanted: (Y/N) N Date Extracted: 02/01/2008

Concentrated Extract Volume: 1000 (uL) Date Analyzed: 02/01/2008

Injection Volume: 1.00 (uL) Dilution Factor: 10.00

GPC Cleanup: (Y/N) N pH: 6.0

Number TICs found: 0

CONCENTRATION UNITS:
(ug/L or ug/Kg) UG/L

CAS NO.	Compound Name	RT	Est. Conc.	Q

METHOD 8270 - TCL SEMI-VOLATILE ORGANICS
TENTATIVELY IDENTIFIED COMPOUNDS

Client No.

ICM-104-0108

Lab Name: TestAmerica Laborat Contract: _____

Lab Code: RECNY Case No.: _____ SAS No.: _____ SDG No.: 0899

Matrix: (soil/water) WATER Lab Sample ID: A8100405

Sample wt/vol: 990.00 (g/mL) ML Lab File ID: U26325.RR

Level: (low/med) LOW Date Samp/Recv: 01/29/2008 01/30/2008

% Moisture: _____ decanted: (Y/N) N Date Extracted: 02/01/2008

Concentrated Extract Volume: 1000 (uL) Date Analyzed: 02/01/2008

Injection Volume: 1.00 (uL) Dilution Factor: 10.00

GPC Cleanup: (Y/N) N pH: 10.0

Number TICs found: 5 CONCENTRATION UNITS: (ug/L or ug/Kg) UG/L

CAS NO.	Compound Name	RT	Est. Conc.	Q
1.	UNKNOWN	4.68	240	J
2. 100-61-8	N-METHYL-ANILINE	6.15	56	JN
3. 106-49-0	P-AMINOTOLUENE	6.20	170	JN
4. 134-32-7	1-NAPHTHALEAMINE	9.95	1500	JN
5. 91-59-8	2-NAPHTHALEAMINE	10.05	360	JN

METHOD 8270 - TCL SEMI-VOLATILE ORGANICS
TENTATIVELY IDENTIFIED COMPOUNDS

Client No.

ICM-104-0108 DL

Lab Name: TestAmerica Laborat Contract: _____

Lab Code: RECNY Case No.: _____ SAS No.: _____ SDG No.: 0899

Matrix: (soil/water) WATER Lab Sample ID: A8100405DL

Sample wt/vol: 990.00 (g/mL) ML Lab File ID: U26361.RR

Level: (low/med) LOW Date Samp/Recv: 01/29/2008 01/30/2008

% Moisture: _____ decanted: (Y/N) N Date Extracted: 02/01/2008

Concentrated Extract Volume: 1000 (uL) Date Analyzed: 02/02/2008

Injection Volume: 1.00 (uL) Dilution Factor: 50.00

GPC Cleanup: (Y/N) N pH: 10.0

Number TICs found: 2

CONCENTRATION UNITS:
(ug/L or ug/Kg) UG/L

CAS NO.	Compound Name	RT	Est. Conc.	Q
1. 134-32-7	1-NAPHTHALENAMINE	9.93	1300	JN
2. 91-59-8	2-NAPHTHALENAMINE	10.03	280	JN

METHOD 8270 - TCL SEMI-VOLATILE ORGANICS
TENTATIVELY IDENTIFIED COMPOUNDS

Client No.

ICM-105-0108

Lab Name: TestAmerica Laborat Contract: _____

Lab Code: RECNY Case No.: _____ SAS No.: _____ SDG No.: 0899

Matrix: (soil/water) WATER Lab Sample ID: A8100408

Sample wt/vol: 1040.0 (g/mL) ML Lab File ID: U26351.RR

Level: (low/med) LOW Date Samp/Recv: 01/30/2008 01/30/2008

% Moisture: _____ decanted: (Y/N) N Date Extracted: 02/01/2008

Concentrated Extract Volume: 1000 (uL) Date Analyzed: 02/02/2008

Injection Volume: 1.00 (uL) Dilution Factor: 1.00

GPC Cleanup: (Y/N) N pH: 6.0

Number TICs found: 3 CONCENTRATION UNITS: (ug/L or ug/Kg) UG/L

	CAS NO.	Compound Name	RT	Est. Conc.	Q
1.		UNKNOWN	12.56	13	BJ
2.	111-06-8	BUTYL ESTER HEXADECANOIC ACI	12.71	27	JN
3.		UNKNOWN	13.39	6	BJ

METHOD 8270 - TCL SEMI-VOLATILE ORGANICS
TENTATIVELY IDENTIFIED COMPOUNDS

Client No.

RFI-16-0108

Lab Name: TestAmerica Laborat Contract: _____

Lab Code: RECNY Case No.: _____ SAS No.: _____ SDG No.: 0899

Matrix: (soil/water) WATER Lab Sample ID: A8107804

Sample wt/vol: 980.00 (g/mL) ML Lab File ID: W21320.RR

Level: (low/med) LOW Date Samp/Recv: 01/31/2008 02/01/2008

% Moisture: _____ decanted: (Y/N) N Date Extracted: 02/03/2008

Concentrated Extract Volume: 1000 (uL) Date Analyzed: 02/04/2008

Injection Volume: 1.00 (uL) Dilution Factor: 1.00

GPC Cleanup: (Y/N) N pH: 6.0

Number TICs found: 11 CONCENTRATION UNITS: (ug/L or ug/Kg) UG/L

	CAS NO.	Compound Name	RT	Est. Conc.	Q
1.		UNKNOWN	9.52	6	J
2.		UNKNOWN	12.77	8	BJ
3.		UNKNOWN	13.60	24	BJ
4.		UNKNOWN	13.62	26	J
5.		UNKNOWN	14.19	9	BJ
6.		UNKNOWN	14.21	8	BJ
7.		UNKNOWN	14.32	40	BJ
8.		UNKNOWN	14.54	4	J
9.		UNKNOWN	14.87	8	J
10.		UNKNOWN	14.90	12	BJ
11.		UNKNOWN	14.93	9	BJ

METHOD 8270 - TCL SEMI-VOLATILE ORGANICS
TENTATIVELY IDENTIFIED COMPOUNDS

Client No.

RFI-18-0108

Lab Name: TestAmerica Laborat Contract: _____

Lab Code: RECNY Case No.: _____ SAS No.: _____ SDG No.: 0899

Matrix: (soil/water) WATER Lab Sample ID: A8100409

Sample wt/vol: 1000.0 (g/mL) ML Lab File ID: U26352.RR

Level: (low/med) LOW Date Samp/Recv: 01/30/2008 01/30/2008

% Moisture: _____ decanted: (Y/N) N Date Extracted: 02/01/2008

Concentrated Extract Volume: 1000 (uL) Date Analyzed: 02/02/2008

Injection Volume: 1.00 (uL) Dilution Factor: 1.00

GPC Cleanup: (Y/N) N pH: 6.0

Number TICs found: 8 CONCENTRATION UNITS: (ug/L or ug/Kg) UG/L

CAS NO.	Compound Name	RT	Est. Conc.	Q
1. 4789-09-7	1-PHENYL-2-PIPERINONE	10.88	9	JN
2. 111-06-8	BUTYL ESTER HEXADECANIOC ACI	12.71	10	JN
3. 123-95-5	BUTYL ESTER OCTADECANOIC ACI	13.34	9	JN
4.	UNKNOWN	13.98	5	BJ
5.	UNKNOWN	14.00	4	BJ
6.	UNKNOWN	14.11	6	BJ
7.	UNKNOWN	14.69	6	BJ
8.	UNKNOWN	14.72	4	BJ

METHOD 8270 - TCL SEMI-VOLATILE ORGANICS
TENTATIVELY IDENTIFIED COMPOUNDS

Client No.

RFI-19D-0108

Lab Name: TestAmerica Laborat Contract: _____

Lab Code: RECNY Case No.: _____ SAS No.: _____ SDG No.: 0899

Matrix: (soil/water) WATER Lab Sample ID: A8100411

Sample wt/vol: 1040.0 (g/mL) ML Lab File ID: U26354.RR

Level: (low/med) LOW Date Samp/Recv: 01/30/2008 01/30/2008

% Moisture: _____ decanted: (Y/N) N Date Extracted: 02/01/2008

Concentrated Extract Volume: 1000 (uL) Date Analyzed: 02/02/2008

Injection Volume: 1.00 (uL) Dilution Factor: 1.00

GPC Cleanup: (Y/N) N pH: 10.0

Number TICs found: 13

CONCENTRATION UNITS:
(ug/L or ug/Kg) UG/L

	CAS NO.	Compound Name	RT	Est. Conc.	Q
1.		UNKNOWN PROPANOL DERIVAITVE	12.56	14	BJ
2.		UNKNOWN PROPANOL DERIVAITVE	13.26	9	J
3.		UNKNOWN	13.28	17	BJ
4.		UNKNOWN PROPANOL DERIVAITVE	13.38	15	BJ
5.		UNKNOWN	13.41	18	J
6.		UNKNOWN	13.66	8	J
7.		UNKNOWN	13.98	8	J
8.		UNKNOWN	14.00	8	BJ
9.		UNKNOWN	14.12	8	BJ
10.		UNKNOWN	14.62	9	J
11.		UNKNOWN	14.69	7	BJ
12.		UNKNOWN	14.72	7	BJ
13.		UNKNOWN	16.12	60	J

METHOD 8270 - TCL SEMI-VOLATILE ORGANICS
TENTATIVELY IDENTIFIED COMPOUNDS

Client No.

RFI-20-0108

Lab Name: TestAmerica Laborat Contract: _____

Lab Code: RECNY Case No.: _____ SAS No.: _____ SDG No.: 0899

Matrix: (soil/water) WATER Lab Sample ID: A8107806

Sample wt/vol: 1000.0 (g/mL) ML Lab File ID: W21322.RR

Level: (low/med) LOW Date Samp/Recv: 01/31/2008 02/01/2008

% Moisture: _____ decanted: (Y/N) N Date Extracted: 02/03/2008

Concentrated Extract Volume: 1000 (uL) Date Analyzed: 02/04/2008

Injection Volume: 1.00 (uL) Dilution Factor: 1.00

GPC Cleanup: (Y/N) N pH: 6.0

Number TICs found: 8

CONCENTRATION UNITS:
(ug/L or ug/Kg) UG/L

	CAS NO.	Compound Name	RT	Est. Conc.	Q
1.		UNKNOWN	6.52	5	J
2.		UNKNOWN	12.77	8	BJ
3.		UNKNOWN	13.60	12	BJ
4.		UNKNOWN	14.21	23	BJ
5.		UNKNOWN	14.32	19	BJ
6.		UNKNOWN	14.87	5	J
7.		UNKNOWN	14.90	10	BJ
8.		UNKNOWN	14.93	8	BJ

METHOD 8270 - TCL SEMI-VOLATILE ORGANICS
TENTATIVELY IDENTIFIED COMPOUNDS

Client No.

RFI-21D-0108

Lab Name: TestAmerica Laborat Contract: _____

Lab Code: RECNY Case No.: _____ SAS No.: _____ SDG No.: 0899

Matrix: (soil/water) WATER Lab Sample ID: A8107805

Sample wt/vol: 1010.0 (g/mL) ML Lab File ID: W21321.RR

Level: (low/med) LOW Date Samp/Recv: 01/31/2008 02/01/2008

% Moisture: _____ decanted: (Y/N) N Date Extracted: 02/03/2008

Concentrated Extract Volume: 1000 (uL) Date Analyzed: 02/04/2008

Injection Volume: 1.00 (uL) Dilution Factor: 1.00

GPC Cleanup: (Y/N) N pH: 6.0

Number TICs found: 6

CONCENTRATION UNITS:
(ug/L or ug/Kg) UG/L

CAS NO.	Compound Name	RT	Est. Conc.	Q
1.	UNKNOWN	13.60	10	BJ
2.	UNKNOWN	14.21	22	BJ
3.	UNKNOWN	14.32	9	BJ
4.	UNKNOWN	14.54	4	J
5.	UNKNOWN	14.90	14	BJ
6.	UNKNOWN	14.93	8	BJ

METHOD 8270 - TCL SEMI-VOLATILE ORGANICS
TENTATIVELY IDENTIFIED COMPOUNDS

Client No.

RFI-22-0108

Lab Name: TestAmerica Laborat Contract: _____

Lab Code: RECNY Case No.: _____ SAS No.: _____ SDG No.: 0899

Matrix: (soil/water) WATER Lab Sample ID: A8100412

Sample wt/vol: 1010.0 (g/mL) ML Lab File ID: U26355.RR

Level: (low/med) LOW Date Samp/Recv: 01/30/2008 01/30/2008

% Moisture: _____ decanted: (Y/N) N Date Extracted: 02/01/2008

Concentrated Extract Volume: 1000 (uL) Date Analyzed: 02/02/2008

Injection Volume: 1.00 (uL) Dilution Factor: 1.00

GPC Cleanup: (Y/N) N pH: 6.0

Number TICs found: 12 CONCENTRATION UNITS: (ug/L or ug/Kg) UG/L

	CAS NO.	Compound Name	RT	Est. Conc.	Q
1.	108-90-7	CHLOROBENZENE	3.36	300	JN
2.		UNKNOWN	6.57	8	J
3.	99-98-9	N,N-DIMETHYL1,4-BENZENEDIAMI	8.65	36	JN
4.		UNKNOWN	12.57	16	BJ
5.		UNKNOWN	13.26	5	J
6.		UNKNOWN	13.28	4	BJ
7.		UNKNOWN	13.39	30	BJ
8.		UNKNOWN	13.98	6	BJ
9.		UNKNOWN PROPANOL DERIVATIVE	14.00	5	BJ
10.		UNKNOWN	14.66	4	J
11.		UNKNOWN	14.69	8	BJ
12.		UNKNOWN	14.72	6	BJ

METHOD 8270 - TCL SEMI-VOLATILE ORGANICS
TENTATIVELY IDENTIFIED COMPOUNDS

Client No.

RFI-23D-0108

Lab Name: TestAmerica Laborat Contract: _____

Lab Code: RECNY Case No.: _____ SAS No.: _____ SDG No.: 0899

Matrix: (soil/water) WATER Lab Sample ID: A8100410

Sample wt/vol: 980.00 (g/mL) ML Lab File ID: U26353.RR

Level: (low/med) LOW Date Samp/Recv: 01/30/2008 01/30/2008

% Moisture: _____ decanted: (Y/N) N Date Extracted: 02/01/2008

Concentrated Extract Volume: 1000 (uL) Date Analyzed: 02/02/2008

Injection Volume: 1.00 (uL) Dilution Factor: 1.00

GPC Cleanup: (Y/N) N pH: 6.0

Number TICs found: 17 CONCENTRATION UNITS: (ug/L or ug/Kg) UG/L

	CAS NO.	Compound Name	RT	Est. Conc.	Q
1.	483-76-1	NAPHTHALENE, 1,2,3,5,6,8A-HE	9.75	6	JN
2.		UNKNOWN	12.45	7	J
3.		UNKNOWN	12.56	12	BJ
4.	111-06-8	BUTYL ESTER HEXADECANOIC ACI	12.71	54	JN
5.		UNKNOWN	12.91	4	J
6.		UNKNOWN	13.26	5	J
7.		UNKNOWN	13.28	8	BJ
8.	123-95-5	BUTYL ESTER OCTADECANOIC ACI	13.34	57	JN
9.		UNKNOWN PROPANOL DERIVATIVE	13.38	8	J
10.		UNKNOWN	13.41	17	BJ
11.		UNKNOWN	13.98	5	BJ
12.		UNKNOWN	14.00	11	BJ
13.		UNKNOWN	14.05	7	J
14.		UNKNOWN	14.09	5	J
15.		UNKNOWN	14.11	16	BJ
16.		UNKNOWN	14.67	4	J
17.		UNKNOWN	14.69	4	BJ

METHOD 8270 - TCL SEMI-VOLATILE ORGANICS
TENTATIVELY IDENTIFIED COMPOUNDS

Client No.

RFI-24-0108

Lab Name: TestAmerica Laborat Contract: _____

Lab Code: RECNY Case No.: _____ SAS No.: _____ SDG No.: 0899

Matrix: (soil/water) WATER Lab Sample ID: A8100406

Sample wt/vol: 1000.0 (g/mL) ML Lab File ID: U26326.RR

Level: (low/med) LOW Date Samp/Recv: 01/29/2008 01/30/2008

% Moisture: _____ decanted: (Y/N) N Date Extracted: 02/01/2008

Concentrated Extract Volume: 1000 (uL) Date Analyzed: 02/01/2008

Injection Volume: 1.00 (uL) Dilution Factor: 10.00

GPC Cleanup: (Y/N) N pH: 10.0

Number TICs found: 6 CONCENTRATION UNITS: (ug/L or ug/Kg) UG/L

CAS NO.	Compound Name	RT	Est. Conc.	Q
1.	UNKNOWN	4.64	43	J
2. 100-61-8	N-METHYL-ANILINE	6.15	65	JN
3. 95-53-4	O-TOLUIDINE	6.20	190	JN
4.	UNKNOWN	6.93	45	J
5. 134-32-7	1-NAPHTHALEAMINE	9.95	260	JN
6. 91-59-8	2-NAPHTHALEAMINE	10.05	62	JN

METHOD 8270 - TCL SEMI-VOLATILE ORGANICS
TENTATIVELY IDENTIFIED COMPOUNDS

Client No.

RFI-24-0108 DL

Lab Name: TestAmerica Laborat Contract: _____

Lab Code: RECNY Case No.: _____ SAS No.: _____ SDG No.: 0899

Matrix: (soil/water) WATER Lab Sample ID: A8100406DL

Sample wt/vol: 1000.0 (g/mL) ML Lab File ID: U26362.RR

Level: (low/med) LOW Date Samp/Recv: 01/29/2008 01/30/2008

% Moisture: _____ decanted: (Y/N) N Date Extracted: 02/01/2008

Concentrated Extract Volume: 1000 (uL) Date Analyzed: 02/02/2008

Injection Volume: 1.00 (uL) Dilution Factor: 50.00

GPC Cleanup: (Y/N) N pH: 10.0

Number TICs found: 0

CONCENTRATION UNITS:
(ug/L or ug/Kg) UG/L

CAS NO.	Compound Name	RT	Est. Conc.	Q

METHOD 8270 - TCL SEMI-VOLATILE ORGANICS
TENTATIVELY IDENTIFIED COMPOUNDS

Client No.

RFI-25-0108

Lab Name: TestAmerica Laborat Contract: _____

Lab Code: RECNY Case No.: _____ SAS No.: _____ SDG No.: 0899

Matrix: (soil/water) WATER Lab Sample ID: A8100401

Sample wt/vol: 1010.0 (g/mL) ML Lab File ID: U26321.RR

Level: (low/med) LOW Date Samp/Recv: 01/29/2008 01/30/2008

% Moisture: _____ decanted: (Y/N) N Date Extracted: 02/01/2008

Concentrated Extract Volume: 1000 (uL) Date Analyzed: 02/01/2008

Injection Volume: 1.00 (uL) Dilution Factor: 10.00

GPC Cleanup: (Y/N) N pH: 6.0

Number TICs found: 2

CONCENTRATION UNITS:
(ug/L or ug/Kg) UG/L

CAS NO.	Compound Name	RT	Est. Conc.	Q
1. 108-90-7	CHLOROBENZENE	3.39	300	JN
2.	UNKNOWN	9.02	44	J

METHOD 8270 - TCL SEMI-VOLATILE ORGANICS
TENTATIVELY IDENTIFIED COMPOUNDS

Client No.

RFI-27-0108

Lab Name: TestAmerica Laborat Contract: _____

Lab Code: RECNY Case No.: _____ SAS No.: _____ SDG No.: 0899

Matrix: (soil/water) WATER Lab Sample ID: A8107802

Sample wt/vol: 1020.0 (g/mL) ML Lab File ID: W21318.RR

Level: (low/med) LOW Date Samp/Recv: 01/31/2008 02/01/2008

% Moisture: _____ decanted: (Y/N) N Date Extracted: 02/03/2008

Concentrated Extract Volume: 1000 (uL) Date Analyzed: 02/04/2008

Injection Volume: 1.00 (uL) Dilution Factor: 1.00

GPC Cleanup: (Y/N) N pH: 6.0

Number TICs found: 11 CONCENTRATION UNITS: (ug/L or ug/Kg) UG/L

	CAS NO.	Compound Name	RT	Est. Conc.	Q
1.		UNKNOWN	12.66	4	BJ
2.		UNKNOWN ALCOHOL	12.77	10	BJ
3.		UNKNOWN	13.59	24	BJ
4.		UNKNOWN ALCOHOL	13.62	27	J
5.		UNKNOWN	14.19	11	BJ
6.		UNKNOWN	14.21	7	BJ
7.		UNKNOWN	14.32	13	BJ
8.		UNKNOWN	14.54	5	J
9.		UNKNOWN	14.90	22	BJ
10.		UNKNOWN	14.93	9	BJ
11.		UNKNOWN	15.72	5	BJ

METHOD 8270 - TCL SEMI-VOLATILE ORGANICS
TENTATIVELY IDENTIFIED COMPOUNDS

Client No.

RFI-28-0108

Lab Name: TestAmerica Laborat Contract: _____

Lab Code: RECNY Case No.: _____ SAS No.: _____ SDG No.: 0899

Matrix: (soil/water) WATER Lab Sample ID: A8107801

Sample wt/vol: 1000.0 (g/mL) ML Lab File ID: W21317.RR

Level: (low/med) LOW Date Samp/Recv: 01/31/2008 02/01/2008

% Moisture: _____ decanted: (Y/N) N Date Extracted: 02/03/2008

Concentrated Extract Volume: 1000 (uL) Date Analyzed: 02/04/2008

Injection Volume: 1.00 (uL) Dilution Factor: 1.00

GPC Cleanup: (Y/N) N pH: 6.0

Number TICs found: 20 CONCENTRATION UNITS: (ug/L or ug/Kg) UG/L

	CAS NO.	Compound Name	RT	Est. Conc.	Q
1.		DIMETHYL BENZENAMINE ISOMER	7.41	6	J
2.	94-70-2	2-ETHOXYBENZENAMINE	7.93	6	JN
3.	156-43-4	4-ETHOXYBENZENAMINE	8.35	43	JN
4.		UNKNOWN	8.67	7	J
5.	130-15-4	1,4-NAPHTHALENEDIONE	9.33	12	JN
6.	134-32-7	1-NAPHTHALENAMINE	10.17	380	JN
7.	91-59-8	2-NAPHTHALENAMINE	10.26	12	JN
8.	90-41-5	[1,1'-BIPHENYL]-2-AMINE	10.45	7	JN
9.		UNKNOWN	11.71	9	J
10.		UNKNOWN	12.78	12	BJ
11.	111-06-8	BUTYL ESTER HEXADECANOIC ACI	12.92	47	JN
12.	119-93-7	[1,1'-BIPHENY]-4,4'-DIAMINE,	13.50	16	JN
13.	123-95-5	BUTYL ESTER OCTADECANOIC ACI	13.55	43	JN
14.		UNKNOWN ALCOHOL	13.60	8	BJ
15.	3899-93-2	TOLUENE-4-SULFONIC ACID 4-AM	13.68	12	JN
16.		UNKNOWN	14.19	8	BJ
17.		UNKNOWN	14.21	6	BJ
18.	602-09-5	[1,1'BINAPHTHALENE]-2,2'-DIO	14.34	40	BJN
19.		UNKNOWN	14.90	9	BJ
20.		UNKNOWN	14.93	7	BJ

METHOD 8270 - TCL SEMI-VOLATILE ORGANICS
TENTATIVELY IDENTIFIED COMPOUNDS

Client No.

RFI-30-0108

Lab Name: TestAmerica Laborat Contract: _____

Lab Code: RECNY Case No.: _____ SAS No.: _____ SDG No.: 0899

Matrix: (soil/water) WATER Lab Sample ID: A8107803

Sample wt/vol: 990.00 (g/mL) ML Lab File ID: W21319.RR

Level: (low/med) LOW Date Samp/Recv: 01/31/2008 02/01/2008

% Moisture: _____ decanted: (Y/N) N Date Extracted: 02/03/2008

Concentrated Extract Volume: 1000 (uL) Date Analyzed: 02/04/2008

Injection Volume: 1.00 (uL) Dilution Factor: 1.00

GPC Cleanup: (Y/N) N pH: 6.0

Number TICs found: 6 CONCENTRATION UNITS: (ug/L or ug/Kg) UG/L

	CAS NO.	Compound Name	RT	Est. Conc.	Q
1.		UNKNOWN	12.77	8	BJ
2.		UNKNOWN ALCOHOL	14.21	25	BJ
3.		UNKNOWN	14.32	42	BJ
4.		UNKNOWN	14.54	5	J
5.		UNKNOWN	14.90	21	BJ
6.		UNKNOWN	14.93	9	BJ

Client ID		EW1-0108		EW2-0108		EW3-0108		EW4-0108	
Job No	Lab ID	A08-0899	A8089901	A08-1004	A8100407	A08-0899	A8089902	A08-0899	A8089903
Sample Date		01/25/2008		01/29/2008		01/25/2008		01/25/2008	

Analyte	Units	Sample Value	Reporting Limit	Sample Value	Reporting Limit	Sample Value	Reporting Limit	Sample Value	Reporting Limit
Aluminum - Total	MG/L	ND	0.20	ND	0.20	0.24	0.20	ND	0.20
Antimony - Total	MG/L	ND	0.020	ND	0.020	ND	0.020	ND	0.020
Arsenic - Total	MG/L	0.038	0.010	0.32	0.010	0.10	0.010	0.010	0.010
Barium - Total	MG/L	0.057	0.0020	0.11	0.0020	0.069	0.0020	0.015	0.0020
Beryllium - Total	MG/L	ND	0.0020	ND	0.0020	ND	0.0020	ND	0.0020
Cadmium - Total	MG/L	ND	0.0010	ND	0.0010	ND	0.0010	ND	0.0010
Calcium - Total	MG/L	203	0.50	122	0.50	3.0	0.50	5.0	0.50
Chromium - Total	MG/L	ND	0.0040	0.033	0.0040	0.044	0.0040	0.024	0.0040
Cobalt - Total	MG/L	ND	0.0040	ND	0.0040	ND	0.0040	ND	0.0040
Copper - Total	MG/L	ND	0.010	ND	0.010	0.018	0.010	ND	0.010
Iron - Total	MG/L	9.1	0.050	1.3	0.050	2.4	0.050	1.0	0.050
Lead - Total	MG/L	ND	0.0050	ND	0.0050	0.015	0.0050	ND	0.0050
Magnesium - Total	MG/L	27.6	0.20	17.5	0.20	ND	0.20	ND	0.20
Manganese - Total	MG/L	0.90	0.0030	0.28	0.0030	0.041	0.0030	0.011	0.0030
Mercury - Total	MG/L	ND	0.00020	ND	0.00020	ND	0.00020	ND	0.00020
Nickel - Total	MG/L	ND	0.010	ND	0.010	ND	0.010	0.015	0.010
Potassium - Total	MG/L	49.2	0.50	167	0.50	562	2.5	793	5.0
Selenium - Total	MG/L	ND	0.015	ND	0.015	ND	0.015	ND	0.015
Silver - Total	MG/L	ND	0.0030	ND	0.0030	ND	0.0030	ND	0.0030
Sodium - Total	MG/L	236	1.0	379	1.0	1170	5.0	1660	10
Thallium - Total	MG/L	ND	0.020	ND	0.020	ND	0.020	ND	0.020
Vanadium - Total	MG/L	ND	0.0050	0.047	0.0050	0.10	0.0050	0.099	0.0050
Zinc - Total	MG/L	ND	0.010	0.031	0.010	0.083	0.010	ND	0.010

NA = Not Applicable ND = Not Detected

Client ID		EW5-0108		ICM-101-0108		ICM-102-0108		ICM-103-0108	
Job No	Lab ID	A08-0899	A8089904	A08-1004	A8100404	A08-1004	A8100402	A08-1004	A8100403
Sample Date		01/25/2008		01/29/2008		01/29/2008		01/29/2008	
Analyte	Units	Sample Value	Reporting Limit	Sample Value	Reporting Limit	Sample Value	Reporting Limit	Sample Value	Reporting Limit
Aluminum - Total	MG/L	ND	0.20	6.4	0.20	ND	0.20	ND	0.20
Antimony - Total	MG/L	ND	0.020	ND	0.020	ND	0.020	ND	0.020
Arsenic - Total	MG/L	0.046	0.010	0.065	0.010	ND	0.010	ND	0.010
Barium - Total	MG/L	0.098	0.0020	0.40	0.0020	0.11	0.0020	0.038	0.0020
Beryllium - Total	MG/L	ND	0.0020	0.0021	0.0020	ND	0.0020	ND	0.0020
Cadmium - Total	MG/L	ND	0.0010	ND	0.0010	ND	0.0010	ND	0.0010
Calcium - Total	MG/L	434	0.50	101	0.50	294	0.50	57.6	0.50
Chromium - Total	MG/L	ND	0.0040	0.16	0.0040	ND	0.0040	ND	0.0040
Cobalt - Total	MG/L	ND	0.0040	0.0059	0.0040	ND	0.0040	ND	0.0040
Copper - Total	MG/L	0.14	0.010	0.044	0.010	ND	0.010	ND	0.010
Iron - Total	MG/L	30.1	0.050	33.5	0.050	3.1	0.050	0.21	0.050
Lead - Total	MG/L	0.0097	0.0050	0.026	0.0050	ND	0.0050	ND	0.0050
Magnesium - Total	MG/L	123	0.20	21.9	0.20	27.4	0.20	8.3	0.20
Manganese - Total	MG/L	4.8	0.0030	0.88	0.0030	2.2	0.0030	0.027	0.0030
Mercury - Total	MG/L	ND	0.00020	0.00050	0.00020	ND	0.00020	ND	0.00020
Nickel - Total	MG/L	ND	0.010	0.034	0.010	ND	0.010	ND	0.010
Potassium - Total	MG/L	178	0.50	14.3	0.50	10.6	0.50	6.8	0.50
Selenium - Total	MG/L	ND	0.015	ND	0.015	ND	0.015	ND	0.015
Silver - Total	MG/L	ND	0.0030	ND	0.0030	ND	0.0030	ND	0.0030
Sodium - Total	MG/L	782	5.0	1240	5.0	91.9	1.0	74.4	1.0
Thallium - Total	MG/L	ND	0.020	ND	0.020	ND	0.020	ND	0.020
Vanadium - Total	MG/L	ND	0.0050	0.28	0.0050	ND	0.0050	ND	0.0050
Zinc - Total	MG/L	0.018	0.010	0.11	0.010	ND	0.010	ND	0.010

NA = Not Applicable ND = Not Detected

Client ID	ICM-104-0108		ICM-105-0108		RFI-16-0108		RFI-18-0108	
Job No / Lab ID	A08-1004	A8100405	A08-1004	A8100408	A08-1078	A8107804	A08-1004	A8100409
Sample Date	01/29/2008		01/30/2008		01/31/2008		01/30/2008	

Analyte	Units	Sample Value	Reporting Limit	Sample Value	Reporting Limit	Sample Value	Reporting Limit	Sample Value	Reporting Limit
Aluminum - Total	MG/L	0.49	0.20	0.22	0.20	ND	0.20	ND	0.20
Antimony - Total	MG/L	ND	0.020	ND	0.020	ND	0.020	ND	0.020
Arsenic - Total	MG/L	0.075	0.010	ND	0.010	ND	0.010	0.012	0.010
Barium - Total	MG/L	0.012	0.0020	0.050	0.0020	0.030	0.0020	0.070	0.0020
Beryllium - Total	MG/L	ND	0.0020	ND	0.0020	ND	0.0020	ND	0.0020
Cadmium - Total	MG/L	ND	0.0010	ND	0.0010	ND	0.0010	ND	0.0010
Calcium - Total	MG/L	6.9	0.50	99.4	0.50	24.0	0.50	1120	5.0
Chromium - Total	MG/L	0.0053	0.0040	ND	0.0040	0.0058	0.0040	0.0042	0.0040
Cobalt - Total	MG/L	ND	0.0040	ND	0.0040	ND	0.0040	0.016	0.0040
Copper - Total	MG/L	0.011	0.010	0.010	0.010	0.020	0.010	ND	0.010
Iron - Total	MG/L	0.61	0.050	0.48	0.050	0.67	0.050	18.4	0.050
Lead - Total	MG/L	0.022	0.0050	ND	0.0050	0.0071	0.0050	ND	0.0050
Magnesium - Total	MG/L	ND	0.20	13.4	0.20	0.99	0.20	313	0.20
Manganese - Total	MG/L	0.0051	0.0030	0.073	0.0030	0.034	0.0030	5.4	0.0030
Mercury - Total	MG/L	0.00020	0.00020	ND	0.00020	ND	0.00020	ND	0.00020
Nickel - Total	MG/L	ND	0.010	ND	0.010	0.018	0.010	0.022	0.010
Potassium - Total	MG/L	133	0.50	10.8	0.50	25.6	0.50	3.0	0.50
Selenium - Total	MG/L	ND	0.015	ND	0.015	ND	0.015	ND	0.015
Silver - Total	MG/L	ND	0.0030	ND	0.0030	ND	0.0030	ND	0.0030
Sodium - Total	MG/L	306	1.0	81.2	1.0	10.1	1.0	1110	10
Thallium - Total	MG/L	ND	0.020	ND	0.020	ND	0.020	ND	0.020
Vanadium - Total	MG/L	0.036	0.0050	ND	0.0050	ND	0.0050	ND	0.0050
Zinc - Total	MG/L	0.022	0.010	0.15	0.010	0.011	0.010	ND	0.010

NA = Not Applicable ND = Not Detected

Client ID		RFI-19D-0108		RFI-20-0108		RFI-21D-0108		RFI-22-0108	
Job No	Lab ID	A08-1004	A8100411	A08-1078	A8107806	A08-1078	A8107805	A08-1004	A8100412
Sample Date		01/30/2008		01/31/2008		01/31/2008		01/30/2008	

Analyte	Units	Sample Value	Reporting Limit	Sample Value	Reporting Limit	Sample Value	Reporting Limit	Sample Value	Reporting Limit
Aluminum - Total	MG/L	ND	0.20	0.33	0.20	ND	0.20	ND	0.20
Antimony - Total	MG/L	ND	0.020	ND	0.020	ND	0.020	ND	0.020
Arsenic - Total	MG/L	ND	0.010	ND	0.010	ND	0.010	ND	0.010
Barium - Total	MG/L	0.27	0.0020	0.018	0.0020	0.34	0.0020	0.27	0.0020
Beryllium - Total	MG/L	ND	0.0020	ND	0.0020	ND	0.0020	ND	0.0020
Cadmium - Total	MG/L	ND	0.0010	ND	0.0010	ND	0.0010	0.0010	0.0010
Calcium - Total	MG/L	572	0.50	405	0.50	76.9	0.50	361	0.50
Chromium - Total	MG/L	ND	0.0040	ND	0.0040	ND	0.0040	ND	0.0040
Cobalt - Total	MG/L	ND	0.0040	ND	0.0040	ND	0.0040	ND	0.0040
Copper - Total	MG/L	ND	0.010	ND	0.010	ND	0.010	ND	0.010
Iron - Total	MG/L	ND	0.050	2.7	0.050	ND	0.050	205	0.050
Lead - Total	MG/L	ND	0.0050	ND	0.0050	ND	0.0050	ND	0.0050
Magnesium - Total	MG/L	ND	0.20	165	0.20	59.1	0.20	49.2	0.20
Manganese - Total	MG/L	ND	0.0030	1.9	0.0030	ND	0.0030	5.5	0.0030
Mercury - Total	MG/L	ND	0.00020	ND	0.00020	ND	0.00020	ND	0.00020
Nickel - Total	MG/L	ND	0.010	ND	0.010	ND	0.010	ND	0.010
Potassium - Total	MG/L	5.4	0.50	3.7	0.50	5.0	0.50	72.8	0.50
Selenium - Total	MG/L	ND	0.015	ND	0.015	ND	0.015	ND	0.015
Silver - Total	MG/L	ND	0.0030	ND	0.0030	ND	0.0030	ND	0.0030
Sodium - Total	MG/L	82.6	1.0	157	1.0	147	1.0	469	5.0
Thallium - Total	MG/L	ND	0.020	ND	0.020	ND	0.020	ND	0.020
Vanadium - Total	MG/L	ND	0.0050	ND	0.0050	ND	0.0050	ND	0.0050
Zinc - Total	MG/L	ND	0.010	ND	0.010	ND	0.010	ND	0.010

NA = Not Applicable ND = Not Detected

Client ID		RFI-23D-0108		RFI-24-0108		RFI-25-0108		RFI-27-0108	
Job No	Lab ID	A08-1004	A8100410	A08-1004	A8100406	A08-1004	A8100401	A08-1078	A8107802
Sample Date		01/30/2008		01/29/2008		01/29/2008		01/31/2008	
Analyte	Units	Sample Value	Reporting Limit	Sample Value	Reporting Limit	Sample Value	Reporting Limit	Sample Value	Reporting Limit
Aluminum - Total	MG/L	ND	0.20	0.37	0.20	ND	0.20	ND	0.20
Antimony - Total	MG/L	ND	0.020	ND	0.020	ND	0.020	ND	0.020
Arsenic - Total	MG/L	ND	0.010	0.017	0.010	0.044	0.010	ND	0.010
Barium - Total	MG/L	0.085	0.0020	0.010	0.0020	0.063	0.0020	0.030	0.0020
Beryllium - Total	MG/L	ND	0.0020	ND	0.0020	ND	0.0020	ND	0.0020
Cadmium - Total	MG/L	ND	0.0010	ND	0.0010	ND	0.0010	ND	0.0010
Calcium - Total	MG/L	10.8	0.50	2.7	0.50	180	0.50	217	0.50
Chromium - Total	MG/L	ND	0.0040	0.016	0.0040	ND	0.0040	0.14	0.0040
Cobalt - Total	MG/L	ND	0.0040	ND	0.0040	ND	0.0040	0.0065	0.0040
Copper - Total	MG/L	ND	0.010	0.017	0.010	ND	0.010	ND	0.010
Iron - Total	MG/L	0.12	0.050	1.6	0.050	2.2	0.050	1.3	0.050
Lead - Total	MG/L	ND	0.0050	0.047	0.0050	ND	0.0050	ND	0.0050
Magnesium - Total	MG/L	7.8	0.20	ND	0.20	22.0	0.20	93.3	0.20
Manganese - Total	MG/L	0.0048	0.0030	0.011	0.0030	0.75	0.0030	0.23	0.0030
Mercury - Total	MG/L	ND	0.00020	0.00024	0.00020	ND	0.00020	ND	0.00020
Nickel - Total	MG/L	ND	0.010	ND	0.010	ND	0.010	0.63	0.010
Potassium - Total	MG/L	5.6	0.50	194	0.50	20.8	0.50	2.6	0.50
Selenium - Total	MG/L	ND	0.015	ND	0.015	ND	0.015	ND	0.015
Silver - Total	MG/L	ND	0.0030	ND	0.0030	ND	0.0030	ND	0.0030
Sodium - Total	MG/L	82.8	1.0	293	1.0	73.7	1.0	282	1.0
Thallium - Total	MG/L	ND	0.020	ND	0.020	ND	0.020	ND	0.020
Vanadium - Total	MG/L	ND	0.0050	0.024	0.0050	ND	0.0050	ND	0.0050
Zinc - Total	MG/L	ND	0.010	0.061	0.010	ND	0.010	ND	0.010

NA = Not Applicable ND = Not Detected

Client ID		RFI-28-0108		RFI-30-0108					
Job No	Lab ID	A08-1078	A8107801	A08-1078	A8107803				
Sample Date		01/31/2008		01/31/2008					
Analyte	Units	Sample Value	Reporting Limit	Sample Value	Reporting Limit	Sample Value	Reporting Limit	Sample Value	Reporting Limit
Aluminum - Total	MG/L	ND	0.20	ND	0.20	NA		NA	
Antimony - Total	MG/L	ND	0.020	ND	0.020	NA		NA	
Arsenic - Total	MG/L	0.054	0.010	ND	0.010	NA		NA	
Barium - Total	MG/L	0.017	0.0020	0.027	0.0020	NA		NA	
Beryllium - Total	MG/L	ND	0.0020	ND	0.0020	NA		NA	
Cadmium - Total	MG/L	ND	0.0010	ND	0.0010	NA		NA	
Calcium - Total	MG/L	195	0.50	354	0.50	NA		NA	
Chromium - Total	MG/L	0.012	0.0040	0.14	0.0040	NA		NA	
Cobalt - Total	MG/L	ND	0.0040	ND	0.0040	NA		NA	
Copper - Total	MG/L	ND	0.010	ND	0.010	NA		NA	
Iron - Total	MG/L	0.18	0.050	1.1	0.050	NA		NA	
Lead - Total	MG/L	ND	0.0050	ND	0.0050	NA		NA	
Magnesium - Total	MG/L	12.3	0.20	142	0.20	NA		NA	
Manganese - Total	MG/L	0.10	0.0030	0.75	0.0030	NA		NA	
Mercury - Total	MG/L	ND	0.00020	ND	0.00020	NA		NA	
Nickel - Total	MG/L	ND	0.010	0.28	0.010	NA		NA	
Potassium - Total	MG/L	11.1	0.50	2.2	0.50	NA		NA	
Selenium - Total	MG/L	ND	0.015	ND	0.015	NA		NA	
Silver - Total	MG/L	ND	0.0030	ND	0.0030	NA		NA	
Sodium - Total	MG/L	547	5.0	315	1.0	NA		NA	
Thallium - Total	MG/L	ND	0.020	ND	0.020	NA		NA	
Vanadium - Total	MG/L	0.028	0.0050	ND	0.0050	NA		NA	
Zinc - Total	MG/L	ND	0.010	0.014	0.010	NA		NA	

NA = Not Applicable ND = Not Detected

Client ID		EW1-0108		EW2-0108		EW3-0108		EW4-0108	
Job No	Lab ID	A08-0899	A8089901	A08-1004	A8100407	A08-0899	A8089902	A08-0899	A8089903
Sample Date		01/25/2008		01/29/2008		01/25/2008		01/25/2008	
Analyte	Units	Sample Value	Reporting Limit	Sample Value	Reporting Limit	Sample Value	Reporting Limit	Sample Value	Reporting Limit
Chloride	MG/L	186	5.0	219	5.0	516	5.0	941	5.0
Cyanide - Total	MG/L	ND	0.010	ND	0.010	0.74	0.050	1.5	0.10
Ferrous Iron	MG/L	3.4	0.50	ND	0.10	ND	0.50	ND	0.50
Nitrate-Nitrite	MG/L-N	ND	0.050	ND	0.050	ND	0.050	ND	0.050
Sulfate	MG/L	474	75.0	380	50.0	25.8	5.0	99.0	20.0
Sulfide	MG/L	ND	1.0	3.2	1.0	12.0	1.0	16.0	1.0
Total Recoverable Phenolics	MG/L	0.023	0.010	0.062	0.010	0.16	0.010	0.14	0.010

Client ID		EW5-0108		ICM-101-0108		ICM-102-0108		ICM-103-0108	
Job No	Lab ID	A08-0899	A8089904	A08-1004	A8100404	A08-1004	A8100402	A08-1004	A8100403
Sample Date		01/25/2008		01/29/2008		01/29/2008		01/29/2008	
Analyte	Units	Sample Value	Reporting Limit	Sample Value	Reporting Limit	Sample Value	Reporting Limit	Sample Value	Reporting Limit
Chloride	MG/L	1340	25.0	804	10	64.9	2.5	140	2.5
Cyanide - Total	MG/L	ND	0.010	ND	0.010	ND	0.010	0.078	0.010
Ferrous Iron	MG/L	24.9	1.0	5.6	2.5	ND	0.10	ND	0.10
Nitrate-Nitrite	MG/L-N	ND	0.050	ND	0.050	ND	0.050	0.73	0.050
Sulfate	MG/L	1340	250	92.8	15.0	542	80.0	45.0	10
Sulfide	MG/L	ND	1.0	20.0	1.0	1.6	1.0	ND	1.0
Total Recoverable Phenolics	MG/L	ND	0.010	0.65	0.050	ND	0.010	0.073	0.010

Client ID		ICM-104-0108		ICM-105-0108		RFI-16-0108		RFI-18-0108	
Job No	Lab ID	A08-1004	A8100405	A08-1004	A8100408	A08-1078	A8107804	A08-1004	A8100409
Sample Date		01/29/2008		01/30/2008		01/31/2008		01/30/2008	
Analyte	Units	Sample Value	Reporting Limit	Sample Value	Reporting Limit	Sample Value	Reporting Limit	Sample Value	Reporting Limit
Chloride	MG/L	87.2	5.0	157	2.5	10.8	2.5	3920	100
Cyanide - Total	MG/L	0.49	0.020	0.026	0.010	ND	0.010	ND	0.010
Ferrous Iron	MG/L	ND	0.10	ND	0.10	ND	0.10	8.2	0.50
Nitrate-Nitrite	MG/L-N	0.11	0.050	2.6	0.050	0.73	0.050	ND	0.050
Sulfate	MG/L	ND	5.0	158	25.0	ND	5.0	539	75.0
Sulfide	MG/L	8.0	1.0	ND	1.0	ND	1.0	ND	1.0
Total Recoverable Phenolics	MG/L	0.15	0.010	ND	0.010	ND	0.010	ND	0.010

NA = Not Applicable ND = Not Detected

Client ID		RFI-19D-0108		RFI-20-0108		RFI-21D-0108		RFI-22-0108	
Job No	Lab ID	A08-1004	A8100411	A08-1078	A8107806	A08-1078	A8107805	A08-1004	A8100412
Sample Date		01/30/2008		01/31/2008		01/31/2008		01/30/2008	

Analyte	Units	Sample Value	Reporting Limit	Sample Value	Reporting Limit	Sample Value	Reporting Limit	Sample Value	Reporting Limit
Chloride	MG/L	308	2.5	364	2.5	225	2.5	797	50.0
Cyanide - Total	MG/L	ND	0.010	ND	0.010	ND	0.010	ND	0.010
Ferrous Iron	MG/L	ND	2.5	2.5	0.10	ND	0.10	95.1	5.0
Nitrate-Nitrite	MG/L-N	ND	0.050	ND	0.050	ND	0.050	ND	0.050
Sulfate	MG/L	15.6	5.0	1210	200	154	25.0	957	150
Sulfide	MG/L	ND	1.0	ND	1.0	28.8	1.0	ND	1.0
Total Recoverable Phenolics	MG/L	ND	0.010	ND	0.010	ND	0.010	0.012	0.010

Client ID		RFI-23D-0108		RFI-24-0108		RFI-25-0108		RFI-27-0108	
Job No	Lab ID	A08-1004	A8100410	A08-1004	A8100406	A08-1004	A8100401	A08-1078	A8107802
Sample Date		01/30/2008		01/29/2008		01/29/2008		01/31/2008	

Analyte	Units	Sample Value	Reporting Limit	Sample Value	Reporting Limit	Sample Value	Reporting Limit	Sample Value	Reporting Limit
Chloride	MG/L	80.7	2.5	79.7	5.0	69.8	2.5	626	25.0
Cyanide - Total	MG/L	ND	0.010	0.45	0.010	0.019	0.010	ND	0.010
Ferrous Iron	MG/L	ND	0.10	ND	0.10	ND	0.10	ND	0.10
Nitrate-Nitrite	MG/L-N	ND	0.050	ND	0.050	ND	0.050	ND	0.050
Sulfate	MG/L	6.7	5.0	ND	5.0	284	40.0	300	40.0
Sulfide	MG/L	ND	1.0	4.0	2.0	ND	1.0	ND	1.0
Total Recoverable Phenolics	MG/L	0.041	0.010	0.019	0.010	ND	0.010	ND	0.010

Client ID		RFI-28-0108		RFI-30-0108					
Job No	Lab ID	A08-1078	A8107801	A08-1078	A8107803				
Sample Date		01/31/2008		01/31/2008					

Analyte	Units	Sample Value	Reporting Limit	Sample Value	Reporting Limit	Sample Value	Reporting Limit	Sample Value	Reporting Limit
Chloride	MG/L	226	2.5	846	25.0	NA		NA	
Cyanide - Total	MG/L	ND	0.010	ND	0.010	NA		NA	
Ferrous Iron	MG/L	ND	0.50	ND	0.10	NA		NA	
Nitrate-Nitrite	MG/L-N	ND	0.050	ND	0.050	NA		NA	
Sulfate	MG/L	869	125	540	85.0	NA		NA	
Sulfide	MG/L	1.2	1.0	ND	1.0	NA		NA	
Total Recoverable Phenolics	MG/L	0.029	0.010	ND	0.010	NA		NA	

NA = Not Applicable ND = Not Detected

Batch Quality Control Data

Lab Sample ID: A8100404 A8100404MS A8100404SD

Analyte	Units of Measure	Concentration Sample	Matrix Spike	Spike Duplicate	Spike Amount MS	MSD	% Recovery MS	MSD	Avg	% RPD	QC LIMITS RPD	REC.
METHOD 8260 - TCL VOLATILE ORGANICS												
Acetone	UG/L	0	13595	13427	12500	12500	109	107	108	2	15.0	56-142
Benzene	UG/L	15111	14601	14900	2500	2500	-20 *	-8 *	-14	86 *	13.0	71-124
Bromodichloromethane	UG/L	0	2433	2503	2500	2500	97	100	99	3	15.0	60-130
Bromoform	UG/L	0	2192	2300	2500	2500	88	92	90	4	15.0	66-128
Bromomethane	UG/L	0	2202	2185	2500	2500	88	87	88	1	15.0	36-150
2-Butanone	UG/L	0	12836	12741	12500	12500	103	102	103	1	15.0	57-140
Carbon Disulfide	UG/L	0	2021	2066	2500	2500	81	83	82	2	15.0	59-134
Carbon Tetrachloride	UG/L	0	2356	2472	2500	2500	94	99	97	5	15.0	72-134
Chlorobenzene	UG/L	11070	11680	12003	2500	2500	24 *	37 *	31	43 *	15.0	72-120
Chloroethane	UG/L	0	2504	2561	2500	2500	100	102	101	2	15.0	69-136
Chloroform	UG/L	0	2484	2514	2500	2500	99	100	100	1	15.0	73-127
Chloromethane	UG/L	0	2093	2089	2500	2500	84	84	84	0	15.0	49-142
Cyclohexane	UG/L	0	2209	2290	2500	2500	88	92	90	4	20.0	70-130
Dibromochloromethane	UG/L	0	2264	2357	2500	2500	90	94	92	4	15.0	75-125
1,2-Dibromo-3-chloropropane	UG/L	0	2261	2294	2500	2500	90	92	91	2	15.0	56-134
1,2-Dibromoethane	UG/L	0	2526	2562	2500	2500	101	102	102	1	15.0	77-120
1,2-Dichlorobenzene	UG/L	0	2484	2508	2500	2500	99	100	100	1	20.0	77-120
1,3-Dichlorobenzene	UG/L	0	2396	2445	2500	2500	96	98	97	2	20.0	77-119
1,4-Dichlorobenzene	UG/L	229	2648	2687	2500	2500	97	98	98	1	20.0	75-119
Dichlorodifluoromethane	UG/L	0	1280	1296	2500	2500	51	52	52	2	20.0	33-157
1,1-Dichloroethane	UG/L	0	2514	2571	2500	2500	100	103	102	3	20.0	71-129
1,2-Dichloroethane	UG/L	0	2746	2748	2500	2500	110	110	110	0	20.0	75-127
1,1-Dichloroethene	UG/L	0	2826	2908	2500	2500	113	116	115	3	31.0	65-138
cis-1,2-Dichloroethene	UG/L	0	2469	2495	2500	2500	99	100	100	1	15.0	74-124
trans-1,2-Dichloroethene	UG/L	0	2482	2552	2500	2500	99	102	101	3	20.0	73-127
1,2-Dichloropropane	UG/L	0	2527	2559	2500	2500	101	102	102	1	20.0	76-120
cis-1,3-Dichloropropene	UG/L	0	2403	2464	2500	2500	96	98	97	2	15.0	74-124
trans-1,3-Dichloropropene	UG/L	0	2418	2471	2500	2500	97	99	98	2	15.0	72-123
Ethylbenzene	UG/L	0	2491	2586	2500	2500	100	103	102	3	15.0	77-123
2-Hexanone	UG/L	0	14371	14362	12500	12500	115	115	115	0	15.0	65-127
Isopropylbenzene	UG/L	0	2270	2394	2500	2500	91	96	94	5	20.0	77-122
Methyl acetate	UG/L	0	2676	2636	2500	2500	107	105	106	2	20.0	60-140
Methylcyclohexane	UG/L	0	2177	2256	2500	2500	87	90	89	3	20.0	60-140
Methylene chloride	UG/L	0	2234	2230	2500	2500	89	89	89	0	15.0	57-132
4-Methyl-2-pentanone	UG/L	0	14089	14082	12500	12500	113	113	113	0	35.0	48-156
Styrene	UG/L	0	2496	2557	2500	2500	100	102	101	2	20.0	70-130
1,1,2,2-Tetrachloroethane	UG/L	0	2674	2722	2500	2500	107	109	108	2	15.0	70-126
1,1,2-Trichloro-1,2,2-trifluoroethane	UG/L	0	2172	2206	2500	2500	87	88	88	1	20.0	60-140
Tetrachloroethene	UG/L	0	2275	2388	2500	2500	91	96	94	5	15.0	74-122
Toluene	UG/L	79.9	2510	2623	2500	2500	97	102	100	5	15.0	70-122
1,2,4-Trichlorobenzene	UG/L	0	2300	2298	2500	2500	92	92	92	0	20.0	70-1[illegible]

* Indicates Result is outside QC Limits
NC = Not Calculated ND = Not Detected

Lab Sample ID: A8100404 A8100404MS A8100404SD

Analyte	Units of Measure	Concentration			Spike Amount		% Recovery			%	QC LIMITS	
		Sample	Matrix Spike	Spike Duplicate	MS	MSD	MS	MSD	Avg	RPD	RPD	REC.
METHOD 8260 - TCL VOLATILE ORGANICS												
1,1,1-Trichloroethane	UG/L	0	2501	2556	2500	2500	100	102	101	2	15.0	73-126
1,1,2-Trichloroethane	UG/L	0	2589	2612	2500	2500	104	104	104	0	15.0	76-122
Trichloroethene	UG/L	0	2467	2547	2500	2500	99	102	101	3	15.0	74-123
Trichlorofluoromethane	UG/L	0	2192	2207	2500	2500	88	88	88	0	20.0	62-152
Vinyl chloride	UG/L	0	2287	2312	2500	2500	92	92	92	0	15.0	65-133
Total Xylenes	UG/L	0	7338	7549	7500	7500	98	101	100	3	16.0	76-122
Methyl-t-Butyl Ether (MTBE)	UG/L	0	2625	2612	2500	2500	105	104	105	1	37.0	64-127

* Indicates Result is outside QC Limits
NC = Not Calculated ND = Not Detected

Lab Sample ID: A8080603 A8080603MS A8080603SD

Analyte	Units of Measure	Concentration			Spike Amount		% Recovery			%	QC LIMITS	
		Sample	Matrix Spike	Spike Duplicate	MS	MSD	MS	MSD	Avg	RPD	RPD	REC.
CYANIDE ANALYSIS												
ASPOO TOTAL CYANIDE BY METHOD 9012	UG/L	294.1	357.8	410.0	100.0	100.0	64 *	116 *	90	58 *	15.0	85-115

* Indicates Result is outside QC Limits
NC = Not Calculated ND = Not Detected

Lab Sample ID: A8084001 A8084001MS

Analyte	Units of Measure	Concentration Sample	Concentration Matrix Spike	Spike Amount	% Recovery MS	QC LIMITS
DISSOLVED SULFATE ANALYSIS FILTERABLE - SULFATE	MG/L	11.59	39.37	20.00	139 *	60-128

* Indicates Result is outside QC Limits
NC = Not Calculated ND = Not Detected

Lab Sample ID: A8086701 A8086701MS

Analyte	Units of Measure	Concentration Sample	Concentration Matrix Spike	Spike Amount	% Recovery MS	QC LIMITS
CHLORIDE ANALYSIS						
TVGA - ASP00 METHOD 300.0 - CHLORIDE	MG/L	2076	3414	1250	107	73-114
TOTAL RECOVERABLE PHENOLICS ANALYSIS						
TVGA - ASP00 420.2/TOTAL RECOVERABLE P	MG/L	0.0735	0.118	0.100	45 *	60-143

* Indicates Result is outside QC Limits
NC = Not Calculated ND = Not Detected

Lab Sample ID: A8088903 A8088903MS

Analyte	Units of Measure	Concentration Sample	Concentration Matrix Spike	Spike Amount	% Recovery MS	QC LIMITS
FLUORIDE ANALYSIS METHOD 300.0 - FLUORIDE	MG/L	0.0700	2.52	2.50	98	77-119

* Indicates Result is outside QC Limits
NC = Not Calculated ND = Not Detected

Lab Sample ID: A8089903 A8089903MS

Analyte	Units of Measure	Concentration Sample	Concentration Matrix Spike	Spike Amount	% Recovery MS	QC LIMITS
FERROUS IRON ANALYSIS METHOD 3500D - SM18 - FERROUS IRON	MG/L	0	4.21	5.00	84 *	90-110

* Indicates Result is outside QC Limits
NC = Not Calculated ND = Not Detected

Lab Sample ID: A8089904 A8089904MS

Analyte	Units of Measure	Concentration Sample	Concentration Matrix Spike	Spike Amount	% Recovery MS	QC LIMITS
CYANIDE ANALYSIS						
TOTAL CYANIDE METHOD 9012	MG/L	0	0.126	0.100	126 *	85-115
SULFIDE ANALYSIS						
METHOD 376.1 - SULFIDE	MG/L	0	1.60	1.50	107	40-150

* Indicates Result is outside QC Limits
NC = Not Calculated ND = Not Detected

Lab Sample ID: A8091010 A8091010MS

Analyte	Units of Measure	Concentration Sample	Concentration Matrix Spike	Spike Amount	% Recovery MS	QC LIMITS
CYANIDE ANALYSIS						
TVGA - ASP00 9012 TOTAL CYANIDE	UG/L	0	126.8	100.0	127 *	85-115
TOTAL RECOVERABLE PHENOLICS ANALYSIS						
TVGA - ASP00 420.2/TOTAL RECOVERABLE P	MG/L	0	0.0887	0.100	89	60-143

* Indicates Result is outside QC Limits
NC = Not Calculated ND = Not Detected

Lab Sample ID: A8092508 A8092508MS

Analyte	Units of Measure	Concentration Sample	Concentration Matrix Spike	Spike Amount	% Recovery MS	QC LIMITS
DISSOLVED SULFATE ANALYSIS FILTERABLE - SULFATE	MG/L	37.23	60.03	20.00	114	60-128

* Indicates Result is outside QC Limits
NC = Not Calculated ND = Not Detected

Lab Sample ID: A8093909 A8093909MS

Analyte	Units of Measure	Concentration Sample	Concentration Matrix Spike	Spike Amount	% Recovery MS	QC LIMITS
TOTAL RECOVERABLE PHENOLICS ANALYSIS						
9066 - TOTAL RECOVERABLE PHENOLICS - R	MG/L	0	0.0846	0.100	85	60-143

* Indicates Result is outside QC Limits
NC = Not Calculated ND = Not Detected

Lab Sample ID: A8096705 A8096705MS

Analyte	Units of Measure	Concentration Sample	Concentration Matrix Spike	Spike Amount	% Recovery MS	QC LIMITS
TOTAL RECOVERABLE PHENOLICS ANALYSIS						
9066 - TOTAL RECOVERABLE PHENOLICS - R	MG/L	0	0.0877	0.100	88	60-143

* Indicates Result is outside QC Limits
NC = Not Calculated ND = Not Detected

Lab Sample ID: A8097102 A8097102MS A8097102SD

Analyte	Units of Measure	Concentration			Spike Amount		% Recovery			% RPD	QC LIMITS	
		Sample	Matrix Spike	Spike Duplicate	MS	MSD	MS	MSD	Avg		RPD	REC.
TOTAL RECOVERABLE PHENOLICS ANALYSIS BFI - NLF - 420.2 - T R PHENOLICS - W	MG/L	0	0.0913	0.0999	0.100	0.100	91	100	96	9	20.0	60-143

* Indicates Result is outside QC Limits
NC = Not Calculated ND = Not Detected

Lab Sample ID: A8097807 A8097807MS

Analyte	Units of Measure	Concentration Sample	Concentration Matrix Spike	Spike Amount	% Recovery MS	QC LIMITS
TOTAL RECOVERABLE PHENOLICS ANALYSIS BFI - NLF - 420.2 - T R PHENOLICS - W	MG/L	0	0.0186	0.100	19 *	60-143

* Indicates Result is outside QC Limits
NC = Not Calculated ND = Not Detected

Lab Sample ID: A8099104 A8099104MS

Analyte	Units of Measure	Concentration Sample	Concentration Matrix Spike	Spike Amount	% Recovery MS	QC LIMITS
FLUORIDE ANALYSIS METHOD 300.0 - FLUORIDE	MG/L	2.75	16.10	12.50	107	77-119

* Indicates Result is outside QC Limits
NC = Not Calculated ND = Not Detected

Lab Sample ID: A8099202 A8099202MS

Analyte	Units of Measure	Concentration Sample	Concentration Matrix Spike	Spike Amount	% Recovery MS	QC LIMITS
NITRATEANALYSIS 353.2 - NITRATE/NITRITE - RL=0.05 MG/L	MG/L-N	1.95	2.93	1.00	98	77-123

* Indicates Result is outside QC Limits
NC = Not Calculated ND = Not Detected

Lab Sample ID: A8100001 A8100001MS A8100001SD

Analyte	Units of Measure	Concentration			Spike Amount		% Recovery			% RPD	QC LIMITS	
		Sample	Matrix Spike	Spike Duplicate	MS	MSD	MS	MSD	Avg		RPD	REC.
CYANIDE ANALYSIS METHOD 9012 - TOTAL CYANIDE	UG/G	0	10.87	10.77	10.79	10.73	101	100	101	1	20.0	85-115

* Indicates Result is outside QC Limits
NC = Not Calculated ND = Not Detected

Lab Sample ID: A8100403 A8100403MS

Analyte	Units of Measure	Concentration		Spike Amount	% Recovery MS	QC LIMITS
		Sample	Matrix Spike			
CYANIDE ANALYSIS						
TOTAL CYANIDE METHOD 9012	MG/L	0.0782	0.165	0.100	87	85-115
FERROUS IRON ANALYSIS						
METHOD 3500D - SM18 - FERROUS IRON	MG/L	0	0.916	1.00	92	90-110

* Indicates Result is outside QC Limits
NC = Not Calculated ND = Not Detected

Lab Sample ID: A8100411 A8100411MS

Analyte	Units of Measure	Concentration Sample	Concentration Matrix Spike	Spike Amount	% Recovery MS	QC LIMITS
CHLORIDE ANALYSIS						
METHOD 300.0 - CHLORIDE	MG/L	308.5	421.2	125.0	90	73-114
CYANIDE ANALYSIS						
TOTAL CYANIDE METHOD 9012	MG/L	0	0.113	0.100	113	85-115

* Indicates Result is outside QC Limits
NC = Not Calculated ND = Not Detected

Lab Sample ID: A8100412 A8100412MS

Analyte	Units of Measure	Concentration Sample	Concentration Matrix Spike	Spike Amount	% Recovery MS	QC LIMITS
CHLORIDE ANALYSIS METHOD 300.0 - CHLORIDE	MG/L	797.0	3319	2500	101	73-114

* Indicates Result is outside QC Limits
NC = Not Calculated ND = Not Detected

Lab Sample ID: A8102602 A8102602MS

Analyte	Units of Measure	Concentration Sample	Concentration Matrix Spike	Spike Amount	% Recovery MS	QC LIMITS
CHLORIDE ANALYSIS METHOD 300.0 - CHLORIDE BY IC	MG/L	1038	2455	1250	113	73-114

* Indicates Result is outside QC Limits
NC = Not Calculated ND = Not Detected

Lab Sample ID: A8103902 A8103902MS

Analyte	Units of Measure	Concentration Sample	Concentration Matrix Spike	Spike Amount	% Recovery MS	QC LIMITS
TOTAL RECOVERABLE PHENOLICS ANALYSIS						
9066 - TOTAL RECOVERABLE PHENOLICS - R	MG/L	0	0.100	0.100	100	60-143

* Indicates Result is outside QC Limits
NC = Not Calculated ND = Not Detected

Lab Sample ID: A8103907 A8103907MS

Analyte	Units of Measure	Concentration Sample	Concentration Matrix Spike	Spike Amount	% Recovery MS	QC LIMITS
TOTAL RECOVERABLE PHENOLICS ANALYSIS						
9066 - TOTAL RECOVERABLE PHENOLICS - R	MG/L	0	0.0884	0.100	88	60-143

* Indicates Result is outside QC Limits
NC = Not Calculated ND = Not Detected

Lab Sample ID: A8105101 A8105101MS

Analyte	Units of Measure	Concentration Sample	Concentration Matrix Spike	Spike Amount	% Recovery MS	QC LIMITS
TOTAL RECOVERABLE PHENOLICS ANALYSIS METHOD 420.2 - TOTAL RECOVERABLE PHENO	MG/L	0	0.100	0.100	101	60-143

* Indicates Result is outside QC Limits
NC = Not Calculated ND = Not Detected

Lab Sample ID: A8105211 A8105211MS A8105211SD

Analyte	Units of Measure	Concentration			Spike Amount		% Recovery			% RPD	QC LIMITS	
		Sample	Matrix Spike	Spike Duplicate	MS	MSD	MS	MSD	Avg		RPD	REC.
CHLORIDE ANALYSIS												
METHOD 300.0 - CHLORIDE	MG/L	38.00	170.9	184.9	125.0	125.0	106	118 *	112	11	20.0	73-114
NITRATEANALYSIS												
METHOD 353.2 - NITRATE/NITRITE(PRESERV	MG/L-N	0	1.04	1.04	1.00	1.00	104	105	105	1	20.0	77-123

* Indicates Result is outside QC Limits
NC = Not Calculated ND = Not Detected

Lab Sample ID: A8107803 A8107803MS

Analyte	Units of Measure	Concentration Sample	Concentration Matrix Spike	Spike Amount	% Recovery MS	QC LIMITS
CHLORIDE ANALYSIS METHOD 300.0 - CHLORIDE	MG/L	846.0	1827	1250	78	73-114

* Indicates Result is outside QC Limits
NC = Not Calculated ND = Not Detected

Lab Sample ID: A8107806 A8107806MS

Analyte	Units of Measure	Concentration Sample	Concentration Matrix Spike	Spike Amount	% Recovery MS	QC LIMITS
FERROUS IRON ANALYSIS METHOD 3500D - SM18 - FERROUS IRON	MG/L	2.46	2.39	1.00	-7 *	90-110
SULFIDE ANALYSIS METHOD 376.1 - SULFIDE	MG/L	0	2.40	1.50	160 *	40-150

* Indicates Result is outside QC Limits
NC = Not Calculated ND = Not Detected

Lab Sample ID: A8113303 A8113303MS

Analyte	Units of Measure	Concentration		Spike Amount	% Recovery MS	QC LIMITS
		Sample	Matrix Spike			
SULFATE ANALYSIS METHOD SM4110C - SULFATE	MG/L	0	26.04	25.00	104	75-125

* Indicates Result is outside QC Limits
NC = Not Calculated ND = Not Detected

Lab Sample ID: A8115603 A8115603MS

Analyte	Units of Measure	Concentration Sample	Concentration Matrix Spike	Spike Amount	% Recovery MS	QC LIMITS
CYANIDE ANALYSIS METHOD 335.4 - TOTAL CYANIDE	MG/L	0	0.118	0.100	118 *	85-115

* Indicates Result is outside QC Limits
NC = Not Calculated ND = Not Detected

Lab Sample ID: A8115605 A8115605MS

Analyte	Units of Measure	Concentration Sample	Concentration Matrix Spike	Spike Amount	% Recovery MS	QC LIMITS
CYANIDE ANALYSIS METHOD 335.4 - TOTAL CYANIDE	MG/L	0	0.0812	0.100	81 *	85-115

* Indicates Result is outside QC Limits
NC = Not Calculated ND = Not Detected

Lab Sample ID: A8119006 A8119006MS

Analyte	Units of Measure	Concentration Sample	Concentration Matrix Spike	Spike Amount	% Recovery MS	QC LIMITS
CYANIDE ANALYSIS						
TOTAL CYANIDE METHOD 9012	MG/L	0	0.141	0.100	141 *	85-115

* Indicates Result is outside QC Limits
NC = Not Calculated ND = Not Detected

Lab Sample ID: A8119008 A8119008MS

Analyte	Units of Measure	Concentration Sample	Concentration Matrix Spike	Spike Amount	% Recovery MS	QC LIMITS
CHLORIDE ANALYSIS						
METHOD 300.0 - CHLORIDE	MG/L	153.3	259.8	125.0	85	73-114
NITRATEANALYSIS						
METHOD 353.2 - NITRATE/NITRITE - AUTOM	MG/L-N	0	1.06	1.00	106	77-123

* Indicates Result is outside QC Limits
NC = Not Calculated ND = Not Detected

Lab Sample ID: A8119602 A8119602MS

Analyte	Units of Measure	Concentration Sample	Concentration Matrix Spike	Spike Amount	% Recovery MS	QC LIMITS
FLUORIDE ANALYSIS METHOD 340.2 - FLUORIDE	MG/L	0.170	2.57	2.50	96	77-119

* Indicates Result is outside QC Limits
NC = Not Calculated ND = Not Detected

Lab Sample ID: A8121401 A8121401MS

Analyte	Units of Measure	Concentration Sample	Concentration Matrix Spike	Spike Amount	% Recovery MS	QC LIMITS
CYANIDE ANALYSIS						
ALLIED METHOD 335.4 - TOTAL CYANIDE	MG/L	0	0.101	0.100	101	85-115

* Indicates Result is outside QC Limits
NC = Not Calculated ND = Not Detected

Lab Sample ID: A8121405 A8121405MS

Analyte	Units of Measure	Concentration Sample	Concentration Matrix Spike	Spike Amount	% Recovery MS	QC LIMITS
CHLORIDE ANALYSIS						
ALLIED - METHOD 300.0 - CHLORIDE - W	MG/L	38.56	59.88	25.00	85	73-114

* Indicates Result is outside QC Limits
NC = Not Calculated ND = Not Detected

Lab Sample ID: A8121409 A8121409MS

Analyte	Units of Measure	Concentration Sample	Concentration Matrix Spike	Spike Amount	% Recovery MS	QC LIMITS
CHLORIDE ANALYSIS						
ALLIED - METHOD 300.0 - CHLORIDE - W	MG/L	9.68	33.76	25.00	96	73-114

* Indicates Result is outside QC Limits
NC = Not Calculated ND = Not Detected

Lab Sample ID: A8121414 A8121414MS

Analyte	Units of Measure	Concentration Sample	Concentration Matrix Spike	Spike Amount	% Recovery MS	QC LIMITS
CHLORIDE ANALYSIS						
ALLIED - METHOD 300.0 - CHLORIDE - W	MG/L	211.5	333.4	125.0	98	73-114

* Indicates Result is outside QC Limits
NC = Not Calculated ND = Not Detected

Lab Sample ID: A8123306 A8123306MS

Analyte	Units of Measure	Concentration Sample	Concentration Matrix Spike	Spike Amount	% Recovery MS	QC LIMITS
CHLORIDE ANALYSIS METHOD SM4110C - CHLORIDE	MG/L	2.77	25.84	25.00	92	73-114

* Indicates Result is outside QC Limits
NC = Not Calculated ND = Not Detected

Lab Sample ID: A8124807 A8124807MS

Analyte	Units of Measure	Concentration Sample	Concentration Matrix Spike	Spike Amount	% Recovery MS	QC LIMITS
CHLORIDE ANALYSIS METHOD 300.0 - CHLORIDE	MG/L	25.00	135.7	125.0	89	73-114

* Indicates Result is outside QC Limits
NC = Not Calculated ND = Not Detected

Lab Sample ID: A8125604 A8125604MS

Analyte	Units of Measure	Concentration Sample	Concentration Matrix Spike	Spike Amount	% Recovery MS	QC LIMITS
SULFATE ANALYSIS						
NRG - METHOD 300.0 - SULFATE - W	MG/L	451.4	691.9	250.0	96	75-125

* Indicates Result is outside QC Limits
NC = Not Calculated ND = Not Detected

Lab Sample ID: A8125702 A8125702MS

Analyte	Units of Measure	Concentration Sample	Concentration Matrix Spike	Spike Amount	% Recovery MS	QC LIMITS
SULFATE ANALYSIS NRG - METHOD 300.0 - SULFATE - W	MG/L	53.88	98.52	50.00	89	75-125

* Indicates Result is outside QC Limits
NC = Not Calculated ND = Not Detected

Chronology and QC Summary Package

Client ID	VBLK95		VBLK96		VBLK98		vblk58	
Job No Lab ID	A08-1004	A8B1001402	A08-1078	A8B1006802	A08-1078	A8B1012802	A08-0899	A8B0991602
Sample Date								
Analyte	Units	Sample Value	Reporting Limit	Sample Value	Reporting Limit	Sample Value	Reporting Limit	Sample Value	Reporting Limit
Acetone	UG/L	ND	5.0	ND	5.0	ND	5.0	ND	5.0
Benzene	UG/L	ND	1.0	ND	1.0	ND	1.0	ND	1.0
Bromodichloromethane	UG/L	ND	1.0	ND	1.0	ND	1.0	ND	1.0
Bromoform	UG/L	ND	1.0	ND	1.0	ND	1.0	ND	1.0
Bromomethane	UG/L	ND	1.0	ND	1.0	ND	1.0	ND	1.0
2-Butanone	UG/L	ND	5.0	ND	5.0	ND	5.0	ND	5.0
Carbon Disulfide	UG/L	ND	1.0	ND	1.0	ND	1.0	ND	1.0
Carbon Tetrachloride	UG/L	ND	1.0	ND	1.0	ND	1.0	ND	1.0
Chlorobenzene	UG/L	ND	1.0	ND	1.0	ND	1.0	ND	1.0
Chloroethane	UG/L	ND	1.0	ND	1.0	ND	1.0	ND	1.0
Chloroform	UG/L	ND	1.0	ND	1.0	ND	1.0	ND	1.0
Chloromethane	UG/L	ND	1.0	ND	1.0	ND	1.0	ND	1.0
Cyclohexane	UG/L	ND	1.0	ND	1.0	ND	1.0	ND	1.0
1,2-Dibromoethane	UG/L	ND	1.0	ND	1.0	ND	1.0	ND	1.0
Dibromochloromethane	UG/L	ND	1.0	ND	1.0	ND	1.0	ND	1.0
1,2-Dibromo-3-chloropropane	UG/L	ND	1.0	ND	1.0	ND	1.0	ND	1.0
1,2-Dichlorobenzene	UG/L	ND	1.0	ND	1.0	ND	1.0	ND	1.0
1,3-Dichlorobenzene	UG/L	ND	1.0	ND	1.0	ND	1.0	ND	1.0
1,4-Dichlorobenzene	UG/L	ND	1.0	ND	1.0	ND	1.0	ND	1.0
Dichlorodifluoromethane	UG/L	ND	1.0	ND	1.0	ND	1.0	ND	1.0
1,1-Dichloroethane	UG/L	ND	1.0	ND	1.0	ND	1.0	ND	1.0
1,2-Dichloroethane	UG/L	ND	1.0	ND	1.0	ND	1.0	ND	1.0
1,1-Dichloroethene	UG/L	ND	1.0	ND	1.0	ND	1.0	ND	1.0
cis-1,2-Dichloroethene	UG/L	ND	1.0	ND	1.0	ND	1.0	ND	1.0
trans-1,2-Dichloroethene	UG/L	ND	1.0	ND	1.0	ND	1.0	ND	1.0
1,2-Dichloropropane	UG/L	ND	1.0	ND	1.0	ND	1.0	ND	1.0
cis-1,3-Dichloropropene	UG/L	ND	1.0	ND	1.0	ND	1.0	ND	1.0
trans-1,3-Dichloropropene	UG/L	ND	1.0	ND	1.0	ND	1.0	ND	1.0
Ethylbenzene	UG/L	ND	1.0	ND	1.0	ND	1.0	ND	1.0
2-Hexanone	UG/L	ND	5.0	ND	5.0	ND	5.0	ND	5.0
Isopropylbenzene	UG/L	ND	1.0	ND	1.0	ND	1.0	ND	1.0
Methyl acetate	UG/L	ND	1.0	ND	1.0	ND	1.0	ND	1.0
Methylcyclohexane	UG/L	ND	1.0	ND	1.0	ND	1.0	ND	1.0
Methylene chloride	UG/L	ND	1.0	0.55 J	1.0	ND	1.0	ND	1.0
4-Methyl-2-pentanone	UG/L	ND	5.0	ND	5.0	ND	5.0	ND	5.0
Methyl-t-Butyl Ether (MTBE)	UG/L	ND	1.0	ND	1.0	ND	1.0	ND	1.0
Styrene	UG/L	ND	1.0	ND	1.0	ND	1.0	ND	1.0
1,1,2,2-Tetrachloroethane	UG/L	ND	1.0	ND	1.0	ND	1.0	ND	1.0
Tetrachloroethene	UG/L	ND	1.0	ND	1.0	ND	1.0	ND	1.0
Toluene	UG/L	ND	1.0	ND	1.0	ND	1.0	ND	1.0
1,2,4-Trichlorobenzene	UG/L	ND	1.0	ND	1.0	ND	1.0	ND	1.0
1,1,1-Trichloroethane	UG/L	ND	1.0	ND	1.0	ND	1.0	ND	1.0
1,1,2-Trichloroethane	UG/L	ND	1.0	ND	1.0	ND	1.0	ND	1.0

NA = Not Applicable ND = Not Detected

Client ID		VBLK95		VBLK96		VBLK98		vblk58	
Job No	Lab ID	A08-1004	A8B1001402	A08-1078	A8B1006802	A08-1078	A8B1012802	A08-0899	A8B0991602
Sample Date									
Analyte	Units	Sample Value	Reporting Limit	Sample Value	Reporting Limit	Sample Value	Reporting Limit	Sample Value	Reporting Limit
1,1,2-Trichloro-1,2,2-trifluor	UG/L	ND	1.0	ND	1.0	ND	1.0	ND	1.0
Trichlorofluoromethane	UG/L	ND	1.0	ND	1.0	ND	1.0	ND	1.0
Trichloroethene	UG/L	ND	1.0	ND	1.0	ND	1.0	ND	1.0
Vinyl chloride	UG/L	ND	1.0	ND	1.0	ND	1.0	ND	1.0
Total Xylenes	UG/L	ND	3.0	ND	3.0	ND	3.0	ND	3.0
IS/SURROGATE(S)									
Chlorobenzene-D5	%	97	50-200	101	50-200	93	50-200	88	50-200
1,4-Difluorobenzene	%	102	50-200	100	50-200	94	50-200	89	50-200
1,4-Dichlorobenzene-D4	%	91	50-200	98	50-200	91	50-200	85	50-200
Toluene-D8	%	119	71-126	116	71-126	119	71-126	95	71-126
p-Bromofluorobenzene	%	102	73-120	103	73-120	113	73-120	92	73-120
1,2-Dichloroethane-D4	%	127	66-137	124	66-137	114	66-137	99	66-137

NA = Not Applicable ND = Not Detected

METHOD 8260 - TCL VOLATILE ORGANICS
TENTATIVELY IDENTIFIED COMPOUNDS

Client No.

vblk58

Lab Name: TestAmerica Laborat Contract: _____

Lab Code: RECNY Case No.: _____ SAS No.: _____ SDG No.: 0899

Matrix: (soil/water) WATER Lab Sample ID: A8B0991602

Sample wt/vol: 5.00 (g/mL) ML Lab File ID: G3921.RR

Level: (low/med) LOW Date Samp/Recv: _____ _____

% Moisture: not dec. _____ Date Analyzed: 02/04/2008

GC Column: ZB-624 ID: 0.18 (mm) Dilution Factor: 1.00

Soil Extract Volume: _____ (uL) Soil Aliquot Volume: _____ (uL)

Number TICs found: 0 CONCENTRATION UNITS: (ug/L or ug/Kg) UG/L

CAS NO.	Compound Name	RT	Est. Conc.	Q

Client ID		ICM-101-0108		ICM-101-0108		MSB95		MSB96	
Job No	Lab ID	A08-1004	A8100404MS	A08-1004	A8100404SD	A08-1004	A8B1001401	A08-1004	A8B1006801
Sample Date		01/29/2008		01/29/2008					
Analyte	Units	Sample Value	Reporting Limit	Sample Value	Reporting Limit	Sample Value	Reporting Limit	Sample Value	Reporting Limit
Acetone	UG/L	14000	500	13000	500	140	5.0	120	5.0
Benzene	UG/L	15000 E	100	15000 E	100	26	1.0	22	1.0
Bromodichloromethane	UG/L	2400	100	2500	100	25	1.0	22	1.0
Bromoform	UG/L	2200	100	2300	100	23	1.0	19	1.0
Bromomethane	UG/L	2200	100	2200	100	25	1.0	24	1.0
2-Butanone	UG/L	13000	500	13000	500	130	5.0	110	5.0
Carbon Disulfide	UG/L	2000	100	2100	100	21	1.0	21	1.0
Carbon Tetrachloride	UG/L	2400	100	2500	100	26	1.0	20	1.0
Chlorobenzene	UG/L	12000 E	100	12000 E	100	25	1.0	22	1.0
Chloroethane	UG/L	2500	100	2600	100	25	1.0	24	1.0
Chloroform	UG/L	2500	100	2500	100	27	1.0	22	1.0
Chloromethane	UG/L	2100	100	2100	100	22	1.0	23	1.0
Cyclohexane	UG/L	2200	100	2300	100	24	1.0	21	1.0
1,2-Dibromoethane	UG/L	2500	100	2600	100	26	1.0	23	1.0
Dibromochloromethane	UG/L	2300	100	2400	100	24	1.0	20	1.0
1,2-Dibromo-3-chloropropane	UG/L	2300	100	2300	100	24	1.0	20	1.0
1,2-Dichlorobenzene	UG/L	2500	100	2500	100	25	1.0	22	1.0
1,3-Dichlorobenzene	UG/L	2400	100	2400	100	25	1.0	22	1.0
1,4-Dichlorobenzene	UG/L	2600	100	2700	100	26	1.0	22	1.0
Dichlorodifluoromethane	UG/L	1300	100	1300	100	14	1.0	23	1.0
1,1-Dichloroethane	UG/L	2500	100	2600	100	27	1.0	22	1.0
1,2-Dichloroethane	UG/L	2700	100	2700	100	27	1.0	23	1.0
1,1-Dichloroethene	UG/L	2800	100	2900	100	30	1.0	25	1.0
cis-1,2-Dichloroethene	UG/L	2500	100	2500	100	27	1.0	22	1.0
trans-1,2-Dichloroethene	UG/L	2500	100	2600	100	27	1.0	22	1.0
1,2-Dichloropropane	UG/L	2500	100	2600	100	26	1.0	22	1.0
cis-1,3-Dichloropropene	UG/L	2400	100	2500	100	25	1.0	22	1.0
trans-1,3-Dichloropropene	UG/L	2400	100	2500	100	26	1.0	22	1.0
Ethylbenzene	UG/L	2500	100	2600	100	27	1.0	22	1.0
2-Hexanone	UG/L	14000	500	14000	500	150	5.0	130	5.0
Isopropylbenzene	UG/L	2300	100	2400	100	24	1.0	20	1.0
Methyl acetate	UG/L	2700	100	2600	100	30	1.0	24	1.0
Methylcyclohexane	UG/L	2200	100	2200	100	24	1.0	20	1.0
Methylene chloride	UG/L	2200	100	2200	100	23	1.0	20 B	1.0
4-Methyl-2-pentanone	UG/L	14000	500	14000	500	140	5.0	120	5.0
Methyl-t-Butyl Ether (MTBE)	UG/L	2600	100	2600	100	27	1.0	23	1.0
Styrene	UG/L	2500	100	2600	100	26	1.0	22	1.0
1,1,2,2-Tetrachloroethane	UG/L	2700	100	2700	100	28	1.0	24	1.0
Tetrachloroethene	UG/L	2300	100	2400	100	25	1.0	21	1.0
Toluene	UG/L	2500	100	2600	100	26	1.0	22	1.0
1,2,4-Trichlorobenzene	UG/L	2300	100	2300	100	25	1.0	21	1.0
1,1,1-Trichloroethane	UG/L	2500	100	2600	100	27	1.0	21	1.0
1,1,2-Trichloroethane	UG/L	2600	100	2600	100	27	1.0	23	1.0

NA = Not Applicable ND = Not Detected

Client ID		ICM-101-0108		ICM-101-0108		MSB95		MSB96	
Job No	Lab ID	A08-1004	A8100404MS	A08-1004	A8100404SD	A08-1004	A8B1001401	A08-1004	A8B1006801
Sample Date		01/29/2008		01/29/2008					
Analyte	Units	Sample Value	Reporting Limit	Sample Value	Reporting Limit	Sample Value	Reporting Limit	Sample Value	Reporting Limit
1,1,2-Trichloro-1,2,2-trifluor	UG/L	2200	100	2200	100	24	1.0	21	1.0
Trichlorofluoromethane	UG/L	2200	100	2200	100	24	1.0	19	1.0
Trichloroethene	UG/L	2500	100	2500	100	26	1.0	22	1.0
Vinyl chloride	UG/L	2300	100	2300	100	25	1.0	23	1.0
Total Xylenes	UG/L	7300	300	7500	300	77	3.0	65	3.0
IS/SURROGATE(S)									
Chlorobenzene-D5	%	103	50-200	107	50-200	97	50-200	105	50-200
1,4-Difluorobenzene	%	103	50-200	108	50-200	101	50-200	103	50-200
1,4-Dichlorobenzene-D4	%	101	50-200	104	50-200	97	50-200	102	50-200
Toluene-D8	%	115	71-126	116	71-126	117	71-126	117	71-126
p-Bromofluorobenzene	%	107	73-120	106	73-120	108	73-120	106	73-120
1,2-Dichloroethane-D4	%	122	66-137	121	66-137	126	66-137	120	66-137

NA = Not Applicable ND = Not Detected

Client ID		MSB98		msb58					
Job No	Lab ID	A08-1078	A8B1012801	A08-0899	A8B0991601				
Sample Date									
Analyte	Units	Sample Value	Reporting Limit	Sample Value	Reporting Limit	Sample Value	Reporting Limit	Sample Value	Reporting Limit
Acetone	UG/L	110	5.0	130	5.0	NA		NA	
Benzene	UG/L	22	1.0	25	1.0	NA		NA	
Bromodichloromethane	UG/L	23	1.0	25	1.0	NA		NA	
Bromoform	UG/L	22	1.0	25	1.0	NA		NA	
Bromomethane	UG/L	29	1.0	27	1.0	NA		NA	
2-Butanone	UG/L	110	5.0	120	5.0	NA		NA	
Carbon Disulfide	UG/L	24	1.0	28	1.0	NA		NA	
Carbon Tetrachloride	UG/L	23	1.0	25	1.0	NA		NA	
Chlorobenzene	UG/L	22	1.0	25	1.0	NA		NA	
Chloroethane	UG/L	25	1.0	24	1.0	NA		NA	
Chloroform	UG/L	21	1.0	24	1.0	NA		NA	
Chloromethane	UG/L	23	1.0	28	1.0	NA		NA	
Cyclohexane	UG/L	24	1.0	27	1.0	NA		NA	
1,2-Dibromoethane	UG/L	23	1.0	25	1.0	NA		NA	
Dibromochloromethane	UG/L	22	1.0	26	1.0	NA		NA	
1,2-Dibromo-3-chloropropane	UG/L	20	1.0	25	1.0	NA		NA	
1,2-Dichlorobenzene	UG/L	22	1.0	25	1.0	NA		NA	
1,3-Dichlorobenzene	UG/L	22	1.0	25	1.0	NA		NA	
1,4-Dichlorobenzene	UG/L	22	1.0	26	1.0	NA		NA	
Dichlorodifluoromethane	UG/L	24	1.0	29	1.0	NA		NA	
1,1-Dichloroethane	UG/L	22	1.0	25	1.0	NA		NA	
1,2-Dichloroethane	UG/L	21	1.0	24	1.0	NA		NA	
1,1-Dichloroethene	UG/L	24	1.0	27	1.0	NA		NA	
cis-1,2-Dichloroethene	UG/L	22	1.0	25	1.0	NA		NA	
trans-1,2-Dichloroethene	UG/L	22	1.0	26	1.0	NA		NA	
1,2-Dichloropropane	UG/L	22	1.0	25	1.0	NA		NA	
cis-1,3-Dichloropropene	UG/L	24	1.0	26	1.0	NA		NA	
trans-1,3-Dichloropropene	UG/L	23	1.0	26	1.0	NA		NA	
Ethylbenzene	UG/L	22	1.0	25	1.0	NA		NA	
2-Hexanone	UG/L	120	5.0	120	5.0	NA		NA	
Isopropylbenzene	UG/L	20	1.0	23	1.0	NA		NA	
Methyl acetate	UG/L	24	1.0	25	1.0	NA		NA	
Methylcyclohexane	UG/L	23	1.0	27	1.0	NA		NA	
Methylene chloride	UG/L	22	1.0	26	1.0	NA		NA	
4-Methyl-2-pentanone	UG/L	120	5.0	130	5.0	NA		NA	
Methyl-t-Butyl Ether (MTBE)	UG/L	24	1.0	27	1.0	NA		NA	
Styrene	UG/L	24	1.0	25	1.0	NA		NA	
1,1,2,2-Tetrachloroethane	UG/L	23	1.0	26	1.0	NA		NA	
Tetrachloroethene	UG/L	22	1.0	25	1.0	NA		NA	
Toluene	UG/L	22	1.0	25	1.0	NA		NA	
1,2,4-Trichlorobenzene	UG/L	23	1.0	26	1.0	NA		NA	
1,1,1-Trichloroethane	UG/L	22	1.0	25	1.0	NA		NA	
1,1,2-Trichloroethane	UG/L	23	1.0	26	1.0	NA		NA	

NA = Not Applicable ND = Not Detected

Client ID		MSB98		msb58					
Job No	Lab ID	A08-1078	A8B1012801	A08-0899	A8B0991601				
Sample Date									
Analyte	Units	Sample Value	Reporting Limit	Sample Value	Reporting Limit	Sample Value	Reporting Limit	Sample Value	Reporting Limit
1,1,2-Trichloro-1,2,2-trifluor	UG/L	23	1.0	27	1.0	NA		NA	
Trichlorofluoromethane	UG/L	22	1.0	24	1.0	NA		NA	
Trichloroethene	UG/L	22	1.0	25	1.0	NA		NA	
Vinyl chloride	UG/L	24	1.0	28	1.0	NA		NA	
Total Xylenes	UG/L	68	3.0	74	3.0	NA		NA	
IS/SURROGATE(S)									
Chlorobenzene-D5	%	99	50-200	96	50-200	NA		NA	
1,4-Difluorobenzene	%	98	50-200	95	50-200	NA		NA	
1,4-Dichlorobenzene-D4	%	101	50-200	93	50-200	NA		NA	
Toluene-D8	%	116	71-126	97	71-126	NA		NA	
p-Bromofluorobenzene	%	116	73-120	94	73-120	NA		NA	
1,2-Dichloroethane-D4	%	109	66-137	91	66-137	NA		NA	

NA = Not Applicable ND = Not Detected

Client ID		SBLK		SBLK		SBLK			
Job No	Lab ID	A08-0899	A8B0960908	A08-1004	A8B0973503	A08-1078	A8B0979703		
Sample Date									
Analyte	Units	Sample Value	Reporting Limit	Sample Value	Reporting Limit	Sample Value	Reporting Limit	Sample Value	Reporting Limit
Aniline	UG/L	ND	40	ND	10	ND	10	NA	
Acenaphthene	UG/L	ND	20	ND	5	ND	5	NA	
Acenaphthylene	UG/L	ND	20	ND	5	ND	5	NA	
Acetophenone	UG/L	ND	20	ND	5	ND	5	NA	
Anthracene	UG/L	ND	20	ND	5	ND	5	NA	
Atrazine	UG/L	ND	20	ND	5	ND	5	NA	
Benzaldehyde	UG/L	ND	20	ND	5	ND	5	NA	
Benzo(a)anthracene	UG/L	ND	20	ND	5	ND	5	NA	
Benzo(b)fluoranthene	UG/L	ND	20	ND	5	ND	5	NA	
Benzo(k)fluoranthene	UG/L	ND	20	ND	5	ND	5	NA	
Benzo(ghi)perylene	UG/L	ND	20	ND	5	ND	5	NA	
Benzo(a)pyrene	UG/L	ND	20	ND	5	ND	5	NA	
Biphenyl	UG/L	ND	20	ND	5	ND	5	NA	
Bis(2-chloroethoxy) methane	UG/L	ND	20	ND	5	ND	5	NA	
Bis(2-chloroethyl) ether	UG/L	ND	20	ND	5	ND	5	NA	
2,2'-Oxybis(1-Chloropropane)	UG/L	ND	20	ND	5	ND	5	NA	
Bis(2-ethylhexyl) phthalate	UG/L	ND	20	ND	5	ND	5	NA	
4-Bromophenyl phenyl ether	UG/L	ND	20	ND	5	ND	5	NA	
Butyl benzyl phthalate	UG/L	ND	20	ND	5	ND	5	NA	
4-Chloroaniline	UG/L	ND	20	ND	5	ND	5	NA	
4-Chloro-3-methylphenol	UG/L	ND	20	ND	5	ND	5	NA	
2-Chloronaphthalene	UG/L	ND	20	ND	5	ND	5	NA	
2-Chlorophenol	UG/L	ND	20	ND	5	ND	5	NA	
4-Chlorophenyl phenyl ether	UG/L	ND	20	ND	5	ND	5	NA	
Caprolactam	UG/L	ND	20	ND	5	ND	5	NA	
Carbazole	UG/L	ND	20	ND	5	ND	5	NA	
Chrysene	UG/L	ND	20	ND	5	ND	5	NA	
Dibenzo(a,h)anthracene	UG/L	ND	20	ND	5	ND	5	NA	
Dibenzofuran	UG/L	ND	20	ND	5	ND	5	NA	
Di-n-butyl phthalate	UG/L	ND	20	ND	5	ND	5	NA	
3,3'-Dichlorobenzidine	UG/L	ND	20	ND	5	ND	5	NA	
2,4-Dichlorophenol	UG/L	ND	20	ND	5	ND	5	NA	
Diethyl phthalate	UG/L	ND	20	ND	5	ND	5	NA	
2,4-Dimethylphenol	UG/L	ND	20	ND	5	ND	5	NA	
Dimethyl phthalate	UG/L	ND	20	ND	5	ND	5	NA	
4,6-Dinitro-2-methylphenol	UG/L	ND	40	ND	10	ND	10	NA	
2,4-Dinitrophenol	UG/L	ND	40	ND	10	ND	10	NA	
2,4-Dinitrotoluene	UG/L	ND	20	ND	5	ND	5	NA	
2,6-Dinitrotoluene	UG/L	ND	20	ND	5	ND	5	NA	
Di-n-octyl phthalate	UG/L	ND	20	ND	5	ND	5	NA	
Fluoranthene	UG/L	ND	20	ND	5	ND	5	NA	
Fluorene	UG/L	ND	20	ND	5	ND	5	NA	
Hexachlorobenzene	UG/L	ND	20	ND	5	ND	5	NA	

NA = Not Applicable ND = Not Detected

Client ID		SBLK		SBLK		SBLK			
Job No	Lab ID	A08-0899	A8B0960908	A08-1004	A8B0973503	A08-1078	A8B0979703		
Sample Date									
Analyte	Units	Sample Value	Reporting Limit	Sample Value	Reporting Limit	Sample Value	Reporting Limit	Sample Value	Reporting Limit
Hexachlorobutadiene	UG/L	ND	20	ND	5	ND	5	NA	
Hexachlorocyclopentadiene	UG/L	ND	20	ND	5	ND	5	NA	
Hexachloroethane	UG/L	ND	20	ND	5	ND	5	NA	
Indeno(1,2,3-cd)pyrene	UG/L	ND	20	ND	5	ND	5	NA	
Isophorone	UG/L	ND	20	ND	5	ND	5	NA	
2-Methylnaphthalene	UG/L	ND	20	ND	5	ND	5	NA	
2-Methylphenol	UG/L	ND	20	ND	5	ND	5	NA	
4-Methylphenol	UG/L	ND	20	ND	5	ND	5	NA	
Naphthalene	UG/L	ND	20	ND	5	ND	5	NA	
2-Nitroaniline	UG/L	ND	40	ND	10	ND	10	NA	
3-Nitroaniline	UG/L	ND	40	ND	10	ND	10	NA	
4-Nitroaniline	UG/L	ND	40	ND	10	ND	10	NA	
Nitrobenzene	UG/L	ND	20	ND	5	ND	5	NA	
2-Nitrophenol	UG/L	ND	20	ND	5	ND	5	NA	
4-Nitrophenol	UG/L	ND	40	ND	10	ND	10	NA	
N-nitrosodiphenylamine	UG/L	ND	20	ND	5	ND	5	NA	
N-Nitroso-Di-n-propylamine	UG/L	ND	20	ND	5	ND	5	NA	
Pentachlorophenol	UG/L	ND	40	ND	10	ND	10	NA	
Phenanthrene	UG/L	ND	20	ND	5	ND	5	NA	
Phenol	UG/L	ND	20	ND	5	ND	5	NA	
Pyrene	UG/L	ND	20	ND	5	ND	5	NA	
2,4,5-Trichlorophenol	UG/L	ND	20	ND	5	ND	5	NA	
2,4,6-Trichlorophenol	UG/L	ND	20	ND	5	ND	5	NA	
IS/SURROGATE(S)									
1,4-Dichlorobenzene-D4	%	90	50-200	89	50-200	91	50-200	NA	
Naphthalene-D8	%	93	50-200	94	50-200	91	50-200	NA	
Acenaphthene-D10	%	92	50-200	91	50-200	89	50-200	NA	
Phenanthrene-D10	%	95	50-200	89	50-200	91	50-200	NA	
Chrysene-D12	%	92	50-200	100	50-200	92	50-200	NA	
Perylene-D12	%	94	50-200	108	50-200	97	50-200	NA	
Nitrobenzene-D5	%	69	46-120	74	46-120	71	46-120	NA	
2-Fluorobiphenyl	%	81	48-120	80	48-120	79	48-120	NA	
p-Terphenyl-d14	%	90	24-136	88	24-136	78	24-136	NA	
Phenol-D5	%	28	16-120	29	16-120	29	16-120	NA	
2-Fluorophenol	%	35	20-120	41	20-120	38	20-120	NA	
2,4,6-Tribromophenol	%	115	52-132	104	52-132	101	52-132	NA	

NA = Not Applicable ND = Not Detected

METHOD 8270 - TCL SEMI-VOLATILE ORGANICS
TENTATIVELY IDENTIFIED COMPOUNDS

Client No.

SBLK

Lab Name: TestAmerica Laborat Contract: _____

Lab Code: RECNY Case No.: _____ SAS No.: _____ SDG No.: 0899

Matrix: (soil/water) WATER Lab Sample ID: A8B0960908

Sample wt/vol: 250.00 (g/mL) ML Lab File ID: U26259.RR

Level: (low/med) LOW Date Samp/Recv: _____ _____

% Moisture: _____ decanted: (Y/N) N Date Extracted: 01/30/2008

Concentrated Extract Volume: 1000 (uL) Date Analyzed: 01/31/2008

Injection Volume: 1.00 (uL) Dilution Factor: 1.00

GPC Cleanup: (Y/N) N pH: 5.0

Number TICs found: 8 CONCENTRATION UNITS: (ug/L or ug/Kg) UG/L

	CAS NO.	Compound Name	RT	Est. Conc.	Q
1.		UNKNOWN	12.60	32	J
2.		UNKNOWN	13.42	39	J
3.		UNKNOWN	14.02	24	J
4.		UNKNOWN	14.04	34	J
5.		UNKNOWN	14.15	30	J
6.		UNKNOWN	14.72	20	J
7.		UNKNOWN	14.74	36	J
8.		UNKNOWN	14.77	24	J

METHOD 8270 - TCL SEMI-VOLATILE ORGANICS
TENTATIVELY IDENTIFIED COMPOUNDS

Client No.

SBLK

Lab Name: TestAmerica Laborat Contract: _____

Lab Code: RECNY Case No.: _____ SAS No.: _____ SDG No.: 0899

Matrix: (soil/water) WATER Lab Sample ID: A8B0973503

Sample wt/vol: 1000.0 (g/mL) ML Lab File ID: U26335.RR

Level: (low/med) LOW Date Samp/Recv: _____ _____

% Moisture: _____ decanted: (Y/N) N Date Extracted: 02/01/2008

Concentrated Extract Volume: 1000 (uL) Date Analyzed: 02/02/2008

Injection Volume: 1.00 (uL) Dilution Factor: 1.00

GPC Cleanup: (Y/N) N pH: 5.0

Number TICs found: 10 CONCENTRATION UNITS: (ug/L or ug/Kg) UG/L

	CAS NO.	Compound Name	RT	Est. Conc.	Q
1.		UNKNOWN	3.27	10	J
2.		UNKNOWN	12.57	7	J
3.		UNKNOWN	13.27	4	J
4.		UNKNOWN	13.29	4	J
5.		UNKNOWN	13.39	9	J
6.		UNKNOWN	13.99	6	J
7.		UNKNOWN	14.01	4	J
8.		UNKNOWN	14.12	16	J
9.		UNKNOWN	14.70	7	J
10.		UNKNOWN	14.74	6	J

METHOD 8270 - TCL SEMI-VOLATILE ORGANICS
TENTATIVELY IDENTIFIED COMPOUNDS

Client No.

SBLK

Lab Name: TestAmerica Laborat Contract: _____

Lab Code: RECNY Case No.: _____ SAS No.: _____ SDG No.: 0899

Matrix: (soil/water) WATER Lab Sample ID: A8B0979703

Sample wt/vol: 1000.0 (g/mL) ML Lab File ID: W21316.RR

Level: (low/med) LOW Date Samp/Recv: _____ _____

% Moisture: _____ decanted: (Y/N) N Date Extracted: 02/03/2008

Concentrated Extract Volume: 1000 (uL) Date Analyzed: 02/04/2008

Injection Volume: 1.00 (uL) Dilution Factor: 1.00

GPC Cleanup: (Y/N) N pH: 5.0

Number TICs found: 10 CONCENTRATION UNITS: (ug/L or ug/Kg) UG/L

	CAS NO.	Compound Name	RT	Est. Conc.	Q
1.		UNKNOWN	12.66	9	J
2.		UNKNOWN ALCOHOL	12.77	10	J
3.		UNKNOWN	13.59	17	J
4.		UNKNOWN	14.19	13	J
5.		UNKNOWN	14.21	6	J
6.		UNKNOWN	14.32	34	J
7.		UNKNOWN	14.90	25	J
8.		UNKNOWN	14.93	9	J
9.		UNKNOWN	15.68	4	J
10.		UNKNOWN	15.72	5	J

Client ID		Matrix Spike Blank		Matrix Spike Blank		Matrix Spike Blank		Matrix Spike Blk Dup	
Job No	Lab ID	A08-0899	A8B0960906	A08-1004	A8B0973501	A08-1078	A8B0979701	A08-0899	A8B0960907
Sample Date									
Analyte	Units	Sample Value	Reporting Limit	Sample Value	Reporting Limit	Sample Value	Reporting Limit	Sample Value	Reporting Limit
Aniline	UG/L	260	40	61	10	59	10	260	40
Acenaphthene	UG/L	350	20	91	5	91	5	340	20
Acenaphthylene	UG/L	340	20	88	5	91	5	340	20
Acetophenone	UG/L	320	20	80	5	90	5	310	20
Anthracene	UG/L	390	20	99	5	98	5	380	20
Atrazine	UG/L	400	20	100	5	100	5	390	20
Benzaldehyde	UG/L	14 J	20	2 J	5	2 J	5	14 J	20
Benzo(a)anthracene	UG/L	390	20	100	5	98	5	390	20
Benzo(b)fluoranthene	UG/L	360	20	95	5	93	5	350	20
Benzo(k)fluoranthene	UG/L	380	20	100	5	97	5	380	20
Benzo(ghi)perylene	UG/L	440	20	120	5	86	5	420	20
Benzo(a)pyrene	UG/L	370	20	96	5	92	5	360	20
Biphenyl	UG/L	300	20	80	5	81	5	310	20
Bis(2-chloroethoxy) methane	UG/L	290	20	74	5	76	5	280	20
Bis(2-chloroethyl) ether	UG/L	230	20	58	5	63	5	220	20
2,2'-Oxybis(1-Chloropropane)	UG/L	280	20	70	5	62	5	270	20
Bis(2-ethylhexyl) phthalate	UG/L	370	20	95	5	95	5	370	20
4-Bromophenyl phenyl ether	UG/L	400	20	100	5	88	5	390	20
Butyl benzyl phthalate	UG/L	400	20	100	5	100	5	400	20
4-Chloroaniline	UG/L	350	20	86	5	84	5	350	20
4-Chloro-3-methylphenol	UG/L	340	20	90	5	88	5	350	20
2-Chloronaphthalene	UG/L	320	20	86	5	85	5	320	20
2-Chlorophenol	UG/L	230	20	62	5	66	5	220	20
4-Chlorophenyl phenyl ether	UG/L	390	20	100	5	93	5	390	20
Caprolactam	UG/L	120	20	31	5	19	5	120	20
Carbazole	UG/L	410	20	100	5	100	5	400	20
Chrysene	UG/L	370	20	96	5	94	5	380	20
Dibenzo(a,h)anthracene	UG/L	430	20	120	5	90	5	420	20
Dibenzofuran	UG/L	360	20	91	5	88	5	350	20
Di-n-butyl phthalate	UG/L	370	20	96	5	97	5	370	20
3,3'-Dichlorobenzidine	UG/L	420	20	110	5	97	5	420	20
2,4-Dichlorophenol	UG/L	320	20	87	5	83	5	320	20
Diethyl phthalate	UG/L	380	20	98	5	97	5	380	20
2,4-Dimethylphenol	UG/L	300	20	78	5	80	5	300	20
Dimethyl phthalate	UG/L	350	20	90	5	92	5	350	20
4,6-Dinitro-2-methylphenol	UG/L	480	40	120	10	130	10	480	40
2,4-Dinitrophenol	UG/L	410	40	100	10	120	10	390	40
2,4-Dinitrotoluene	UG/L	420	20	110	5	110	5	420	20
2,6-Dinitrotoluene	UG/L	380	20	95	5	100	5	370	20
Di-n-octyl phthalate	UG/L	350	20	90	5	98	5	340	20
Fluoranthene	UG/L	380	20	98	5	100	5	370	20
Fluorene	UG/L	370	20	96	5	94	5	370	20
Hexachlorobenzene	UG/L	420	20	110	5	93	5	400	20

NA = Not Applicable ND = Not Detected

Client ID		Matrix Spike Blank		Matrix Spike Blank		Matrix Spike Blank		Matrix Spike Blk Dup	
Job No	Lab ID	A08-0899	A8B0960906	A08-1004	A8B0973501	A08-1078	A8B0979701	A08-0899	A8B0960907
Sample Date									
Analyte	Units	Sample Value	Reporting Limit	Sample Value	Reporting Limit	Sample Value	Reporting Limit	Sample Value	Reporting Limit
Hexachlorobutadiene	UG/L	250	20	75	5	56	5	230	20
Hexachlorocyclopentadiene	UG/L	190	20	51	5	48	5	190	20
Hexachloroethane	UG/L	190	20	59	5	50	5	170	20
Indeno(1,2,3-cd)pyrene	UG/L	430	20	120	5	90	5	420	20
Isophorone	UG/L	290	20	75	5	76	5	290	20
2-Methylnaphthalene	UG/L	330	20	90	5	82	5	320	20
2-Methylphenol	UG/L	240	20	63	5	65	5	240	20
4-Methylphenol	UG/L	230	20	58	5	60	5	230	20
Naphthalene	UG/L	270	20	77	5	72	5	260	20
2-Nitroaniline	UG/L	400	40	96	10	100	10	390	40
3-Nitroaniline	UG/L	360	40	92	10	99	10	370	40
4-Nitroaniline	UG/L	390	40	100	10	110	10	390	40
Nitrobenzene	UG/L	280	20	73	5	75	5	270	20
2-Nitrophenol	UG/L	310	20	79	5	86	5	300	20
4-Nitrophenol	UG/L	160	40	37	10	46	10	160	40
N-nitrosodiphenylamine	UG/L	490	20	120	5	120	5	480	20
N-Nitroso-Di-n-propylamine	UG/L	300	20	74	5	76	5	300	20
Pentachlorophenol	UG/L	470	40	120	10	130	10	440	40
Phenanthrene	UG/L	400	20	100	5	98	5	390	20
Phenol	UG/L	130	20	33	5	34	5	130	20
Pyrene	UG/L	380	20	94	5	90	5	380	20
2,4,5-Trichlorophenol	UG/L	360	20	91	5	96	5	360	20
2,4,6-Trichlorophenol	UG/L	360	20	92	5	96	5	360	20
IS/SURROGATE(S)									
1,4-Dichlorobenzene-D4	%	89	50-200	73	50-200	81	50-200	86	50-200
Naphthalene-D8	%	93	50-200	77	50-200	83	50-200	91	50-200
Acenaphthene-D10	%	94	50-200	80	50-200	82	50-200	93	50-200
Phenanthrene-D10	%	95	50-200	81	50-200	84	50-200	94	50-200
Chrysene-D12	%	94	50-200	89	50-200	86	50-200	91	50-200
Perylene-D12	%	96	50-200	94	50-200	90	50-200	95	50-200
Nitrobenzene-D5	%	76	46-120	81	46-120	82	46-120	73	46-120
2-Fluorobiphenyl	%	85	48-120	88	48-120	84	48-120	83	48-120
p-Terphenyl-d14	%	91	24-136	102	24-136	80	24-136	91	24-136
Phenol-D5	%	28	16-120	28	16-120	32	16-120	27	16-120
2-Fluorophenol	%	34	20-120	38	20-120	42	20-120	33	20-120
2,4,6-Tribromophenol	%	125	52-132	130	52-132	110	52-132	122	52-132

NA = Not Applicable ND = Not Detected

Client ID		Matrix Spike Blk Dup		Matrix Spike Blk Dup					
Job No	Lab ID	A08-1004	A8B0973502	A08-1078	A8B0979702				
Sample Date									
Analyte	Units	Sample Value	Reporting Limit	Sample Value	Reporting Limit	Sample Value	Reporting Limit	Sample Value	Reporting Limit
Aniline	UG/L	62	10	41	10	NA		NA	
Acenaphthene	UG/L	93	5	90	5	NA		NA	
Acenaphthylene	UG/L	90	5	90	5	NA		NA	
Acetophenone	UG/L	85	5	92	5	NA		NA	
Anthracene	UG/L	97	5	99	5	NA		NA	
Atrazine	UG/L	98	5	100	5	NA		NA	
Benzaldehyde	UG/L	2 J	5	2 J	5	NA		NA	
Benzo(a)anthracene	UG/L	100	5	100	5	NA		NA	
Benzo(b)fluoranthene	UG/L	90	5	93	5	NA		NA	
Benzo(k)fluoranthene	UG/L	100	5	100	5	NA		NA	
Benzo(ghi)perylene	UG/L	120	5	88	5	NA		NA	
Benzo(a)pyrene	UG/L	95	5	94	5	NA		NA	
Biphenyl	UG/L	83	5	80	5	NA		NA	
Bis(2-chloroethoxy) methane	UG/L	75	5	79	5	NA		NA	
Bis(2-chloroethyl) ether	UG/L	62	5	64	5	NA		NA	
2,2'-Oxybis(1-Chloropropane)	UG/L	75	5	64	5	NA		NA	
Bis(2-ethylhexyl) phthalate	UG/L	95	5	97	5	NA		NA	
4-Bromophenyl phenyl ether	UG/L	100	5	90	5	NA		NA	
Butyl benzyl phthalate	UG/L	100	5	110	5	NA		NA	
4-Chloroaniline	UG/L	84	5	89	5	NA		NA	
4-Chloro-3-methylphenol	UG/L	88	5	91	5	NA		NA	
2-Chloronaphthalene	UG/L	89	5	84	5	NA		NA	
2-Chlorophenol	UG/L	66	5	66	5	NA		NA	
4-Chlorophenyl phenyl ether	UG/L	100	5	94	5	NA		NA	
Caprolactam	UG/L	31	5	22	5	NA		NA	
Carbazole	UG/L	100	5	110	5	NA		NA	
Chrysene	UG/L	96	5	95	5	NA		NA	
Dibenzo(a,h)anthracene	UG/L	120	5	94	5	NA		NA	
Dibenzofuran	UG/L	93	5	88	5	NA		NA	
Di-n-butyl phthalate	UG/L	94	5	100	5	NA		NA	
3,3'-Dichlorobenzidine	UG/L	110	5	96	5	NA		NA	
2,4-Dichlorophenol	UG/L	87	5	84	5	NA		NA	
Diethyl phthalate	UG/L	97	5	97	5	NA		NA	
2,4-Dimethylphenol	UG/L	78	5	81	5	NA		NA	
Dimethyl phthalate	UG/L	91	5	92	5	NA		NA	
4,6-Dinitro-2-methylphenol	UG/L	120	10	130	10	NA		NA	
2,4-Dinitrophenol	UG/L	110	10	120	10	NA		NA	
2,4-Dinitrotoluene	UG/L	110	5	110	5	NA		NA	
2,6-Dinitrotoluene	UG/L	96	5	100	5	NA		NA	
Di-n-octyl phthalate	UG/L	90	5	99	5	NA		NA	
Fluoranthene	UG/L	96	5	110	5	NA		NA	
Fluorene	UG/L	97	5	94	5	NA		NA	
Hexachlorobenzene	UG/L	110	5	94	5	NA		NA	

NA = Not Applicable ND = Not Detected

Client ID		Matrix Spike Blk Dup		Matrix Spike Blk Dup					
Job No	Lab ID	A08-1004	A8B0973502	A08-1078	A8B0979702				
Sample Date									
Analyte	Units	Sample Value	Reporting Limit	Sample Value	Reporting Limit	Sample Value	Reporting Limit	Sample Value	Reporting Limit
Hexachlorobutadiene	UG/L	79	5	58	5	NA		NA	
Hexachlorocyclopentadiene	UG/L	57	5	50	5	NA		NA	
Hexachloroethane	UG/L	64	5	51	5	NA		NA	
Indeno(1,2,3-cd)pyrene	UG/L	120	5	94	5	NA		NA	
Isophorone	UG/L	74	5	78	5	NA		NA	
2-Methylnaphthalene	UG/L	93	5	83	5	NA		NA	
2-Methylphenol	UG/L	65	5	65	5	NA		NA	
4-Methylphenol	UG/L	60	5	61	5	NA		NA	
Naphthalene	UG/L	80	5	72	5	NA		NA	
2-Nitroaniline	UG/L	99	10	100	10	NA		NA	
3-Nitroaniline	UG/L	94	10	99	10	NA		NA	
4-Nitroaniline	UG/L	100	10	110	10	NA		NA	
Nitrobenzene	UG/L	74	5	76	5	NA		NA	
2-Nitrophenol	UG/L	85	5	90	5	NA		NA	
4-Nitrophenol	UG/L	39	10	47	10	NA		NA	
N-nitrosodiphenylamine	UG/L	120	5	120	5	NA		NA	
N-Nitroso-Di-n-propylamine	UG/L	78	5	78	5	NA		NA	
Pentachlorophenol	UG/L	110	10	130	10	NA		NA	
Phenanthrene	UG/L	97	5	100	5	NA		NA	
Phenol	UG/L	35	5	34	5	NA		NA	
Pyrene	UG/L	93	5	94	5	NA		NA	
2,4,5-Trichlorophenol	UG/L	94	5	95	5	NA		NA	
2,4,6-Trichlorophenol	UG/L	95	5	96	5	NA		NA	
IS/SURROGATE(S)									
1,4-Dichlorobenzene-D4	%	79	50-200	85	50-200	NA		NA	
Naphthalene-D8	%	87	50-200	86	50-200	NA		NA	
Acenaphthene-D10	%	87	50-200	87	50-200	NA		NA	
Phenanthrene-D10	%	90	50-200	87	50-200	NA		NA	
Chrysene-D12	%	96	50-200	90	50-200	NA		NA	
Perylene-D12	%	104	50-200	92	50-200	NA		NA	
Nitrobenzene-D5	%	83	46-120	86	46-120	NA		NA	
2-Fluorobiphenyl	%	90	48-120	86	48-120	NA		NA	
p-Terphenyl-d14	%	102	24-136	82	24-136	NA		NA	
Phenol-D5	%	30	16-120	32	16-120	NA		NA	
2-Fluorophenol	%	40	20-120	43	20-120	NA		NA	
2,4,6-Tribromophenol	%	126	52-132	111	52-132	NA		NA	

NA = Not Applicable ND = Not Detected

Client ID Job No Lab ID Sample Date		Method Blank A08-0899 A8B0952402		Method Blank A08-0899 A8B0967902		Method Blank A08-1004 A8B0970102		Method Blank A08-1004 A8B0971602	
Analyte	Units	Sample Value	Reporting Limit	Sample Value	Reporting Limit	Sample Value	Reporting Limit	Sample Value	Reporting Limit
Aluminum - Total	MG/L	ND	0.20	NA		ND	0.20	NA	
Iron - Total	MG/L	ND	0.050	NA		ND	0.050	NA	
Magnesium - Total	MG/L	ND	0.20	NA		ND	0.20	NA	
Arsenic - Total	MG/L	ND	0.010	NA		ND	0.010	NA	
Vanadium - Total	MG/L	ND	0.0050	NA		ND	0.0050	NA	
Cadmium - Total	MG/L	ND	0.0010	NA		ND	0.0010	NA	
Nickel - Total	MG/L	ND	0.010	NA		ND	0.010	NA	
Beryllium - Total	MG/L	ND	0.0020	NA		ND	0.0020	NA	
Selenium - Total	MG/L	ND	0.015	NA		ND	0.015	NA	
Cobalt - Total	MG/L	ND	0.0040	NA		ND	0.0040	NA	
Antimony - Total	MG/L	ND	0.020	NA		ND	0.020	NA	
Barium - Total	MG/L	ND	0.0020	NA		ND	0.0020	NA	
Calcium - Total	MG/L	ND	0.50	NA		ND	0.50	NA	
Chromium - Total	MG/L	ND	0.0040	NA		ND	0.0040	NA	
Copper - Total	MG/L	ND	0.010	NA		ND	0.010	NA	
Lead - Total	MG/L	ND	0.0050	NA		ND	0.0050	NA	
Manganese - Total	MG/L	ND	0.0030	NA		ND	0.0030	NA	
Mercury - Total	MG/L	NA		ND	0.00020	NA		ND	0.00020
Potassium - Total	MG/L	ND	0.50	NA		ND	0.50	NA	
Silver - Total	MG/L	ND	0.0030	NA		ND	0.0030	NA	
Sodium - Total	MG/L	ND	1.0	NA		ND	1.0	NA	
Thallium - Total	MG/L	ND	0.020	NA		ND	0.020	NA	
Zinc - Total	MG/L	ND	0.010	NA		ND	0.010	NA	

NA = Not Applicable ND = Not Detected

Client ID Job No Lab ID Sample Date		Method Blank A08-1078 A8B0981702		Method Blank A08-1078 A8B0983502					
Analyte	Units	Sample Value	Reporting Limit	Sample Value	Reporting Limit	Sample Value	Reporting Limit	Sample Value	Reporting Limit
Calcium - Total	MG/L	ND	0.50	NA		NA		NA	
Potassium - Total	MG/L	ND	0.50	NA		NA		NA	
Magnesium - Total	MG/L	ND	0.20	NA		NA		NA	
Arsenic - Total	MG/L	ND	0.010	NA		NA		NA	
Chromium - Total	MG/L	ND	0.0040	NA		NA		NA	
Lead - Total	MG/L	ND	0.0050	NA		NA		NA	
Zinc - Total	MG/L	ND	0.010	NA		NA		NA	
Barium - Total	MG/L	ND	0.0020	NA		NA		NA	
Thallium - Total	MG/L	ND	0.020	NA		NA		NA	
Cobalt - Total	MG/L	ND	0.0040	NA		NA		NA	
Aluminum - Total	MG/L	ND	0.20	NA		NA		NA	
Antimony - Total	MG/L	ND	0.020	NA		NA		NA	
Beryllium - Total	MG/L	ND	0.0020	NA		NA		NA	
Cadmium - Total	MG/L	ND	0.0010	NA		NA		NA	
Copper - Total	MG/L	ND	0.010	NA		NA		NA	
Iron - Total	MG/L	ND	0.050	NA		NA		NA	
Manganese - Total	MG/L	ND	0.0030	NA		NA		NA	
Mercury - Total	MG/L	NA		ND	0.00020	NA		NA	
Nickel - Total	MG/L	ND	0.010	NA		NA		NA	
Selenium - Total	MG/L	ND	0.015	NA		NA		NA	
Silver - Total	MG/L	ND	0.0030	NA		NA		NA	
Sodium - Total	MG/L	ND	1.0	NA		NA		NA	
Vanadium - Total	MG/L	ND	0.0050	NA		NA		NA	

NA = Not Applicable ND = Not Detected

Client ID		ICM-103-0108		ICM-103-0108		LCS		LCS	
Job No	Lab ID	A08-1004	A8100403MS	A08-1004	A8100403SD	A08-0899	A8B0967901	A08-1004	A8B0971601
Sample Date		01/29/2008		01/29/2008					
Analyte	Units	Sample Value	Reporting Limit	Sample Value	Reporting Limit	Sample Value	Reporting Limit	Sample Value	Reporting Limit
Aluminum - Total	MG/L	10.2	0.20	10.2	0.20	NA		NA	
Antimony - Total	MG/L	0.21	0.020	0.20	0.020	NA		NA	
Arsenic - Total	MG/L	0.21	0.010	0.21	0.010	NA		NA	
Barium - Total	MG/L	0.24	0.0020	0.24	0.0020	NA		NA	
Beryllium - Total	MG/L	0.20	0.0020	0.20	0.0020	NA		NA	
Cadmium - Total	MG/L	0.21	0.0010	0.21	0.0010	NA		NA	
Calcium - Total	MG/L	68.1	0.50	67.6	0.50	NA		NA	
Chromium - Total	MG/L	0.21	0.0040	0.21	0.0040	NA		NA	
Cobalt - Total	MG/L	0.20	0.0040	0.20	0.0040	NA		NA	
Copper - Total	MG/L	0.22	0.010	0.22	0.010	NA		NA	
Iron - Total	MG/L	10.6	0.050	10.5	0.050	NA		NA	
Lead - Total	MG/L	0.20	0.0050	0.21	0.0050	NA		NA	
Magnesium - Total	MG/L	18.5	0.20	18.4	0.20	NA		NA	
Manganese - Total	MG/L	0.23	0.0030	0.23	0.0030	NA		NA	
Mercury - Total	MG/L	NA		NA		0.0033	0.00020	0.0032	0.00020
Nickel - Total	MG/L	0.21	0.010	0.20	0.010	NA		NA	
Potassium - Total	MG/L	17.6	0.50	17.6	0.50	NA		NA	
Selenium - Total	MG/L	0.21	0.015	0.21	0.015	NA		NA	
Silver - Total	MG/L	0.052	0.0030	0.052	0.0030	NA		NA	
Sodium - Total	MG/L	84.8	1.0	84.2	1.0	NA		NA	
Thallium - Total	MG/L	0.20	0.020	0.20	0.020	NA		NA	
Vanadium - Total	MG/L	0.21	0.0050	0.21	0.0050	NA		NA	
Zinc - Total	MG/L	0.21	0.010	0.21	0.010	NA		NA	

NA = Not Applicable ND = Not Detected

Client ID Job No Sample Date	Lab ID	LCS A08-1078	A8B0983501	LFB A08-0899	A8B0952401	LFB A08-1004	A8B0970101	LFB A08-1078	A8B0981701
Analyte	Units	Sample Value	Reporting Limit	Sample Value	Reporting Limit	Sample Value	Reporting Limit	Sample Value	Reporting Limit
Aluminum - Total	MG/L	NA		10.3	0.20	10.2	0.20	10.2	0.20
Iron - Total	MG/L	NA		10.1	0.050	10.3	0.050	10.2	0.050
Magnesium - Total	MG/L	NA		10.1	0.20	10.1	0.20	9.9	0.20
Arsenic - Total	MG/L	NA		0.21	0.010	0.20	0.010	0.20	0.010
Vanadium - Total	MG/L	NA		0.21	0.0050	0.20	0.0050	0.20	0.0050
Cadmium - Total	MG/L	NA		0.21	0.0010	0.21	0.0010	0.21	0.0010
Nickel - Total	MG/L	NA		0.20	0.010	0.20	0.010	0.20	0.010
Cobalt - Total	MG/L	NA		0.20	0.0040	0.20	0.0040	0.20	0.0040
Antimony - Total	MG/L	NA		0.21	0.020	0.20	0.020	0.20	0.020
Barium - Total	MG/L	NA		0.21	0.0020	0.20	0.0020	0.21	0.0020
Beryllium - Total	MG/L	NA		0.20	0.0020	0.20	0.0020	0.20	0.0020
Calcium - Total	MG/L	NA		10.3	0.50	10.3	0.50	10.2	0.50
Chromium - Total	MG/L	NA		0.20	0.0040	0.20	0.0040	0.20	0.0040
Copper - Total	MG/L	NA		0.21	0.010	0.21	0.010	0.21	0.010
Lead - Total	MG/L	NA		0.20	0.0050	0.20	0.0050	0.20	0.0050
Manganese - Total	MG/L	NA		0.20	0.0030	0.20	0.0030	0.20	0.0030
Mercury - Total	MG/L	0.0032	0.00020	NA		NA		NA	
Potassium - Total	MG/L	NA		10.8	0.50	10.6	0.50	10.7	0.50
Selenium - Total	MG/L	NA		0.21	0.015	0.21	0.015	0.20	0.015
Silver - Total	MG/L	NA		0.051	0.0030	0.051	0.0030	0.052	0.0030
Sodium - Total	MG/L	NA		10.8	1.0	10.2	1.0	10.3	1.0
Thallium - Total	MG/L	NA		0.20	0.020	0.20	0.020	0.20	0.020
Zinc - Total	MG/L	NA		0.20	0.010	0.20	0.010	0.20	0.010

NA = Not Applicable ND = Not Detected

Client ID Job No Sample Date	Lab ID	Units	RFI-25-0108 A08-1004 01/29/2008 A8100401MS Sample Value	RFI-25-0108 A08-1004 01/29/2008 A8100401MS Reporting Limit	RFI-25-0108 A08-1004 01/29/2008 A8100401SD Sample Value	RFI-25-0108 A08-1004 01/29/2008 A8100401SD Reporting Limit	RFI-28-0108 A08-1078 01/31/2008 A8107801MS Sample Value	RFI-28-0108 A08-1078 01/31/2008 A8107801MS Reporting Limit	RFI-28-0108 A08-1078 01/31/2008 A8107801SD Sample Value	RFI-28-0108 A08-1078 01/31/2008 A8107801SD Reporting Limit
Analyte										
Mercury - Total		MG/L	0.0065	0.00020	0.0064	0.00020	0.0066	0.00020	0.0068	0.00020

NA = Not Applicable ND = Not Detected

Client ID		MBLK		MBLK		MBLK		MBLK	
Job No	Lab ID	A08-0899	A8B0966102	A08-0899	A8B0966602	A08-0899	A8B0977502	A08-1004	A8B0979302
Sample Date									
Analyte	Units	Sample Value	Reporting Limit	Sample Value	Reporting Limit	Sample Value	Reporting Limit	Sample Value	Reporting Limit
Total Recoverable Phenolics	MG/L	ND	0.010	ND	0.010	NA		ND	0.010
Sulfate	MG/L	NA		NA		ND	5.0	NA	

Client ID		MBLK		Method Blank		Method Blank		Method Blank	
Job No	Lab ID	A08-1004	A8B0980102	A08-0899	A8B0944102	A08-0899	A8B0946202	A08-0899	A8B0948902
Sample Date									
Analyte	Units	Sample Value	Reporting Limit	Sample Value	Reporting Limit	Sample Value	Reporting Limit	Sample Value	Reporting Limit
Total Recoverable Phenolics	MG/L	ND	0.010	NA		NA		NA	
Ferrous Iron	MG/L	NA		ND	0.10	NA		NA	
Cyanide - Total	MG/L	NA		NA		ND	0.010	NA	
Sulfate	MG/L	NA		NA		NA		ND	5.0

Client ID		Method Blank		Method Blank		Method Blank		Method Blank	
Job No	Lab ID	A08-0899	A8B0951102	A08-0899	A8B0956302	A08-0899	A8B0965002	A08-1004	A8B0969402
Sample Date									
Analyte	Units	Sample Value	Reporting Limit	Sample Value	Reporting Limit	Sample Value	Reporting Limit	Sample Value	Reporting Limit
Chloride	MG/L	ND	0.50	NA		NA		ND	0.50
Sulfide	MG/L	NA		ND	1.0	NA		NA	
Cyanide - Total	MG/L	NA		NA		ND	0.010	NA	

Client ID		Method Blank		Method Blank		Method Blank		Method Blank	
Job No	Lab ID	A08-1004	A8B0971302	A08-1004	A8B0972302	A08-1078	A8B0975102	A08-1004	A8B0976602
Sample Date									
Analyte	Units	Sample Value	Reporting Limit	Sample Value	Reporting Limit	Sample Value	Reporting Limit	Sample Value	Reporting Limit
Ferrous Iron	MG/L	ND	0.10	NA		ND	0.10	NA	
Cyanide - Total	MG/L	NA		ND	0.010	NA		ND	0.010

NA = Not Applicable ND = Not Detected

Client ID		Method Blank		Method Blank		Method Blank		Method Blank	
Job No / Lab ID		A08-1004	A8B0979602	A08-1004	A8B0985002	A08-1004	A8B0989602	A08-1078	A8B0996002
Sample Date									
Analyte	Units	Sample Value	Reporting Limit	Sample Value	Reporting Limit	Sample Value	Reporting Limit	Sample Value	Reporting Limit
Sulfide	MG/L	ND	1.0	ND	1.0	NA		NA	
Chloride	MG/L	NA		NA		ND	0.50	ND	0.50

Client ID		Method Blank		Method Blank		Method Blank		Method Blank	
Job No / Lab ID		A08-1004	A8B0996702	A08-1004	A8B1003102	A08-0899	A8B1007702	A08-1078	A8B1024802
Sample Date									
Analyte	Units	Sample Value	Reporting Limit	Sample Value	Reporting Limit	Sample Value	Reporting Limit	Sample Value	Reporting Limit
Nitrate-Nitrite	MG/L-N	ND	0.050	NA		NA		NA	
Cyanide - Total	MG/L	NA		ND	0.010	NA		NA	
Chloride	MG/L	NA		NA		ND	0.50	ND	0.50

NA = Not Applicable ND = Not Detected

Client ID		EW4-0108		EW5-0108		ICM-103-0108		LCS	
Job No	Lab ID	A08-0899	A8089903MS	A08-0899	A8089904MS	A08-1004	A8100403MS	A08-0899	A8B0944101
Sample Date		01/25/2008		01/25/2008		01/29/2008			
Analyte	Units	Sample Value	Reporting Limit	Sample Value	Reporting Limit	Sample Value	Reporting Limit	Sample Value	Reporting Limit
Ferrous Iron	MG/L	4.2	0.50	NA		0.92	0.10	1.8	0.10
Cyanide - Total	MG/L	NA		0.13	0.010	0.16	0.010	NA	
Sulfide	MG/L	NA		1.6	1.0	NA		NA	

Client ID		LCS		LCS		LCS		LCS	
Job No	Lab ID	A08-0899	A8B0946201	A08-0899	A8B0948901	A08-0899	A8B0951101	A08-0899	A8B0956301
Sample Date									
Analyte	Units	Sample Value	Reporting Limit	Sample Value	Reporting Limit	Sample Value	Reporting Limit	Sample Value	Reporting Limit
Cyanide - Total	MG/L	0.41	0.010	NA		NA		NA	
Sulfate	MG/L	NA		29.6	5.0	NA		NA	
Chloride	MG/L	NA		NA		18.4	0.50	NA	
Sulfide	MG/L	NA		NA		NA		1.6	1.0

Client ID		LCS		LCS		LCS		LCS	
Job No	Lab ID	A08-0899	A8B0965001	A08-0899	A8B0966101	A08-0899	A8B0966601	A08-1004	A8B0969401
Sample Date									
Analyte	Units	Sample Value	Reporting Limit	Sample Value	Reporting Limit	Sample Value	Reporting Limit	Sample Value	Reporting Limit
Cyanide - Total	MG/L	0.39	0.010	NA		NA		NA	
Total Recoverable Phenolics	MG/L	NA		0.57	0.050	0.57	0.050	NA	
Chloride	MG/L	NA		NA		NA		9.6	0.50

Client ID		LCS		LCS		LCS		LCS	
Job No	Lab ID	A08-1004	A8B0971301	A08-1004	A8B0972301	A08-1078	A8B0975101	A08-1078	A8B0976601
Sample Date									
Analyte	Units	Sample Value	Reporting Limit	Sample Value	Reporting Limit	Sample Value	Reporting Limit	Sample Value	Reporting Limit
Ferrous Iron	MG/L	1.9	0.10	NA		2.0	0.10	NA	
Cyanide - Total	MG/L	NA		0.39	0.010	NA		0.37	0.010

NA = Not Applicable ND = Not Detected

Client ID		LCS		LCS		LCS		LCS	
Job No	Lab ID	A08-0899	A8B0977501	A08-1004	A8B0979301	A08-1004	A8B0979601	A08-1078	A8B0980101
Sample Date									
Analyte	Units	Sample Value	Reporting Limit	Sample Value	Reporting Limit	Sample Value	Reporting Limit	Sample Value	Reporting Limit
Sulfate	MG/L	29.4	5.0	NA		NA		NA	
Total Recoverable Phenolics	MG/L	NA		0.59	0.050	NA		0.61	0.050
Sulfide	MG/L	NA		NA		1.6	1.0	NA	

Client ID		LCS		LCS		LCS		LCS	
Job No	Lab ID	A08-1004	A8B0985001	A08-1004	A8B0989601	A08-1078	A8B0996001	A08-1078	A8B0996701
Sample Date									
Analyte	Units	Sample Value	Reporting Limit	Sample Value	Reporting Limit	Sample Value	Reporting Limit	Sample Value	Reporting Limit
Sulfide	MG/L	8.4	1.0	NA		NA		NA	
Chloride	MG/L	NA		9.8	0.50	18.6	0.50	NA	
Nitrate-Nitrite	MG/L-N	NA		NA		NA		2.7	0.050

Client ID		LCS		LCS		LCS		RFI-19D-0108	
Job No	Lab ID	A08-1078	A8B1003101	A08-0899	A8B1007701	A08-1078	A8B1024801	A08-1004	A8100411MS
Sample Date								01/30/2008	
Analyte	Units	Sample Value	Reporting Limit	Sample Value	Reporting Limit	Sample Value	Reporting Limit	Sample Value	Reporting Limit
Cyanide - Total	MG/L	0.41	0.010	NA		NA		0.11	0.010
Chloride	MG/L	NA		18.1	0.50	21.7	0.50	421	2.5

Client ID		RFI-20-0108		RFI-22-0108		RFI-30-0108			
Job No	Lab ID	A08-1078	A8107806MS	A08-1004	A8100412MS	A08-1078	A8107803MS		
Sample Date		01/31/2008		01/30/2008		01/31/2008			
Analyte	Units	Sample Value	Reporting Limit	Sample Value	Reporting Limit	Sample Value	Reporting Limit	Sample Value	Reporting Limit
Ferrous Iron	MG/L	2.4	0.10	NA		NA		NA	
Chloride	MG/L	NA		3320	50.0	1830	25.0	NA	
Sulfide	MG/L	2.4	2.0	NA		NA		NA	

NA = Not Applicable ND = Not Detected

SAMPLE DATE 01/29/2008

SDG: 0899

Client Sample ID:	ICM-101-0108	ICM-101-0108	ICM-101-0108
Lab Sample ID:	A8100404	A8100404MS	A8100404SD

Analyte	Units of Measure	Concentration			Spike Amount		% Recovery			%	QC LIMITS	
		Sample	Matrix Spike	Spike Duplicate	MS	MSD	MS	MSD	Avg	RPD	RPD	REC.
METHOD 8260 - TCL VOLATILE ORGANICS												
Acetone	UG/L	0	13595	13427	12500	12500	109	107	108	2	15.0	56-142
Benzene	UG/L	15111	14601	14900	2500	2500	-20 *	-8 *	-14	86 *	13.0	71-124
Bromodichloromethane	UG/L	0	2433	2503	2500	2500	97	100	99	3	15.0	60-130
Bromoform	UG/L	0	2192	2300	2500	2500	88	92	90	4	15.0	66-128
Bromomethane	UG/L	0	2202	2185	2500	2500	88	87	88	1	15.0	36-150
2-Butanone	UG/L	0	12836	12741	12500	12500	103	102	103	1	15.0	57-140
Carbon Disulfide	UG/L	0	2021	2066	2500	2500	81	83	82	2	15.0	59-134
Carbon Tetrachloride	UG/L	0	2356	2472	2500	2500	94	99	97	5	15.0	72-134
Chlorobenzene	UG/L	11070	11680	12003	2500	2500	24 *	37 *	31	43 *	15.0	72-120
Chloroethane	UG/L	0	2504	2561	2500	2500	100	102	101	2	15.0	69-136
Chloroform	UG/L	0	2484	2514	2500	2500	99	100	100	1	15.0	73-127
Chloromethane	UG/L	0	2093	2089	2500	2500	84	84	84	0	15.0	49-142
Cyclohexane	UG/L	0	2209	2290	2500	2500	88	92	90	4	20.0	70-130
Dibromochloromethane	UG/L	0	2264	2357	2500	2500	90	94	92	4	15.0	75-125
1,2-Dibromo-3-chloropropane	UG/L	0	2261	2294	2500	2500	90	92	91	2	15.0	56-134
1,2-Dibromoethane	UG/L	0	2526	2562	2500	2500	101	102	102	1	15.0	77-120
1,2-Dichlorobenzene	UG/L	0	2484	2508	2500	2500	99	100	100	1	20.0	77-120
1,3-Dichlorobenzene	UG/L	0	2396	2445	2500	2500	96	98	97	2	20.0	77-119
1,4-Dichlorobenzene	UG/L	229	2648	2687	2500	2500	97	98	98	1	20.0	75-119
Dichlorodifluoromethane	UG/L	0	1280	1296	2500	2500	51	52	52	2	20.0	33-157
1,1-Dichloroethane	UG/L	0	2514	2571	2500	2500	100	103	102	3	20.0	71-129
1,2-Dichloroethane	UG/L	0	2746	2748	2500	2500	110	110	110	0	20.0	75-127
1,1-Dichloroethene	UG/L	0	2826	2908	2500	2500	113	116	115	3	31.0	65-138
cis-1,2-Dichloroethene	UG/L	0	2469	2495	2500	2500	99	100	100	1	15.0	74-124
trans-1,2-Dichloroethene	UG/L	0	2482	2552	2500	2500	99	102	101	3	20.0	73-127
1,2-Dichloropropane	UG/L	0	2527	2559	2500	2500	101	102	102	1	20.0	76-120
cis-1,3-Dichloropropene	UG/L	0	2403	2464	2500	2500	96	98	97	2	15.0	74-124
trans-1,3-Dichloropropene	UG/L	0	2418	2471	2500	2500	97	99	98	2	15.0	72-123
Ethylbenzene	UG/L	0	2491	2586	2500	2500	100	103	102	3	15.0	77-123
2-Hexanone	UG/L	0	14371	14362	12500	12500	115	115	115	0	15.0	65-127
Isopropylbenzene	UG/L	0	2270	2394	2500	2500	91	96	94	5	20.0	77-122
Methyl acetate	UG/L	0	2676	2636	2500	2500	107	105	106	2	20.0	60-140
Methylcyclohexane	UG/L	0	2177	2256	2500	2500	87	90	89	3	20.0	60-140
Methylene chloride	UG/L	0	2234	2230	2500	2500	89	89	89	0	15.0	57-132
4-Methyl-2-pentanone	UG/L	0	14089	14082	12500	12500	113	113	113	0	35.0	48-156
Styrene	UG/L	0	2496	2557	2500	2500	100	102	101	2	20.0	70-130
1,1,2,2-Tetrachloroethane	UG/L	0	2674	2722	2500	2500	107	109	108	2	15.0	70-126
1,1,2-Trichloro-1,2,2-trifluoroethane	UG/L	0	2172	2206	2500	2500	87	88	88	1	20.0	60-140
Tetrachloroethene	UG/L	0	2275	2388	2500	2500	91	96	94	5	15.0	74-122
Toluene	UG/L	79.9	2510	2623	2500	2500	97	102	100	5	15.0	70-1[illegible]
1,2,4-Trichlorobenzene	UG/L	0	2300	2298	2500	2500	92	92	92	0	20.0	70-[illegible]

* Indicates Result is outside QC Limits
NC = Not Calculated ND = Not Detected

SAMPLE DATE 01/29/2008

SDG: 0899

Client Sample ID:	ICM-101-0108	ICM-101-0108	ICM-101-0108
Lab Sample ID:	A8100404	A8100404MS	A8100404SD

Analyte	Units of Measure	Concentration			Spike Amount		% Recovery			% RPD	QC LIMITS	
		Sample	Matrix Spike	Spike Duplicate	MS	MSD	MS	MSD	Avg		RPD	REC.
METHOD 8260 - TCL VOLATILE ORGANICS												
1,1,1-Trichloroethane	UG/L	0	2501	2556	2500	2500	100	102	101	2	15.0	73-126
1,1,2-Trichloroethane	UG/L	0	2589	2612	2500	2500	104	104	104	0	15.0	76-122
Trichloroethene	UG/L	0	2467	2547	2500	2500	99	102	101	3	15.0	74-123
Trichlorofluoromethane	UG/L	0	2192	2207	2500	2500	88	88	88	0	20.0	62-152
Vinyl chloride	UG/L	0	2287	2312	2500	2500	92	92	92	0	15.0	65-133
Total Xylenes	UG/L	0	7338	7549	7500	7500	98	101	100	3	16.0	76-122
Methyl-t-Butyl Ether (MTBE)	UG/L	0	2625	2612	2500	2500	105	104	105	1	37.0	64-127

* Indicates Result is outside QC Limits
NC = Not Calculated ND = Not Detected

SDG: 0899
Client Sample ID: VBLK95 MSB95
Lab Sample ID: A8B1001402 A8B1001401

Analyte	Units of Measure	Concentration Blank Spike	Concentration Spike Amount	% Recovery Blank Spike	QC LIMITS
METHOD 8260 - TCL VOLATILE ORGANICS					
Acetone	UG/L	143	125	115	56-142
Benzene	UG/L	26.4	25.0	106	71-124
Bromodichloromethane	UG/L	25.2	25.0	101	60-130
Bromoform	UG/L	23.3	25.0	93	66-128
Bromomethane	UG/L	24.8	25.0	100	36-150
2-Butanone	UG/L	132	125	106	57-140
Carbon Disulfide	UG/L	21.2	25.0	85	59-134
Carbon Tetrachloride	UG/L	26.3	25.0	105	72-134
Chlorobenzene	UG/L	25.2	25.0	101	72-120
Chloroethane	UG/L	25.4	25.0	102	69-136
Chloroform	UG/L	26.7	25.0	107	73-127
Chloromethane	UG/L	21.6	25.0	87	49-142
Cyclohexane	UG/L	23.9	25.0	96	70-130
Dibromochloromethane	UG/L	23.8	25.0	95	75-125
1,2-Dibromo-3-chloropropane	UG/L	23.9	25.0	96	56-134
1,2-Dibromoethane	UG/L	26.0	25.0	104	77-120
1,2-Dichlorobenzene	UG/L	25.3	25.0	101	77-120
1,3-Dichlorobenzene	UG/L	25.1	25.0	101	77-119
1,4-Dichlorobenzene	UG/L	25.5	25.0	102	75-119
Dichlorodifluoromethane	UG/L	13.9	25.0	56	33-157
1,1-Dichloroethane	UG/L	27.2	25.0	109	71-129
1,2-Dichloroethane	UG/L	26.8	25.0	108	75-127
1,1-Dichloroethene	UG/L	30.4	25.0	122	65-138
cis-1,2-Dichloroethene	UG/L	26.7	25.0	107	74-124
trans-1,2-Dichloroethene	UG/L	26.7	25.0	107	73-127
1,2-Dichloropropane	UG/L	25.9	25.0	104	76-120
cis-1,3-Dichloropropene	UG/L	25.3	25.0	101	74-124
trans-1,3-Dichloropropene	UG/L	26.3	25.0	106	72-123
Ethylbenzene	UG/L	26.6	25.0	106	77-123
2-Hexanone	UG/L	148	125	119	65-127
Isopropylbenzene	UG/L	24.0	25.0	96	77-122
Methyl acetate	UG/L	29.6	25.0	118	60-140
Methylcyclohexane	UG/L	23.9	25.0	96	60-140
Methylene chloride	UG/L	23.2	25.0	93	57-132
4-Methyl-2-pentanone	UG/L	145	125	116	48-156
Styrene	UG/L	26.2	25.0	105	70-130
1,1,2,2-Tetrachloroethane	UG/L	28.0	25.0	112	70-126
1,1,2-Trichloro-1,2,2-trifluoroethane	UG/L	24.1	25.0	97	60-140
Tetrachloroethene	UG/L	24.8	25.0	99	74-122
Toluene	UG/L	26.2	25.0	105	70-122
1,2,4-Trichlorobenzene	UG/L	24.8	25.0	99	70-122

* Indicates Result is outside QC Limits
NC = Not Calculated ND = Not Detected

SDG: 0899
Client Sample ID: VBLK95 MSB95
Lab Sample ID: A8B1001402 A8B1001401

Analyte	Units of Measure	Concentration Blank Spike	Spike Amount	% Recovery Blank Spike	QC LIMITS
METHOD 8260 - TCL VOLATILE ORGANICS					
1,1,1-Trichloroethane	UG/L	27.1	25.0	108	73-126
1,1,2-Trichloroethane	UG/L	27.1	25.0	109	76-122
Trichloroethene	UG/L	26.3	25.0	106	74-123
Trichlorofluoromethane	UG/L	24.2	25.0	97	62-152
Vinyl chloride	UG/L	24.6	25.0	98	65-133
Total Xylenes	UG/L	77.2	75.0	103	76-122
Methyl-t-Butyl Ether (MTBE)	UG/L	26.9	25.0	108	64-127

* Indicates Result is outside QC Limits
NC = Not Calculated ND = Not Detected

SDG: 0899
Client Sample ID: VBLK96 MSB96
Lab Sample ID: A8B1006802 A8B1006801

Analyte	Units of Measure	Concentration Blank Spike	Concentration Spike Amount	% Recovery Blank Spike	QC LIMITS
METHOD 8260 - TCL VOLATILE ORGANICS					
Acetone	UG/L	122	125	98	56-142
Benzene	UG/L	22.1	25.0	89	71-124
Bromodichloromethane	UG/L	21.5	25.0	86	60-130
Bromoform	UG/L	19.1	25.0	77	66-128
Bromomethane	UG/L	24.0	25.0	96	36-150
2-Butanone	UG/L	113	125	91	57-140
Carbon Disulfide	UG/L	20.9	25.0	84	59-134
Carbon Tetrachloride	UG/L	20.3	25.0	81	72-134
Chlorobenzene	UG/L	21.6	25.0	87	72-120
Chloroethane	UG/L	23.9	25.0	96	69-136
Chloroform	UG/L	21.8	25.0	87	73-127
Chloromethane	UG/L	23.0	25.0	92	49-142
Cyclohexane	UG/L	20.6	25.0	83	70-130
Dibromochloromethane	UG/L	19.9	25.0	80	75-125
1,2-Dibromo-3-chloropropane	UG/L	19.9	25.0	80	56-134
1,2-Dibromoethane	UG/L	22.9	25.0	92	77-120
1,2-Dichlorobenzene	UG/L	21.9	25.0	88	77-120
1,3-Dichlorobenzene	UG/L	21.7	25.0	87	77-119
1,4-Dichlorobenzene	UG/L	22.1	25.0	88	75-119
Dichlorodifluoromethane	UG/L	22.7	25.0	91	33-157
1,1-Dichloroethane	UG/L	22.5	25.0	90	71-129
1,2-Dichloroethane	UG/L	22.9	25.0	92	75-127
1,1-Dichloroethene	UG/L	25.3	25.0	101	65-138
cis-1,2-Dichloroethene	UG/L	22.1	25.0	88	74-124
trans-1,2-Dichloroethene	UG/L	22.2	25.0	89	73-127
1,2-Dichloropropane	UG/L	22.5	25.0	90	76-120
cis-1,3-Dichloropropene	UG/L	21.8	25.0	88	74-124
trans-1,3-Dichloropropene	UG/L	22.4	25.0	90	72-123
Ethylbenzene	UG/L	22.2	25.0	89	77-123
2-Hexanone	UG/L	126	125	101	65-127
Isopropylbenzene	UG/L	20.3	25.0	81	77-122
Methyl acetate	UG/L	23.7	25.0	95	60-140
Methylcyclohexane	UG/L	20.0	25.0	80	60-140
Methylene chloride	UG/L	19.5	25.0	76	57-132
4-Methyl-2-pentanone	UG/L	123	125	99	48-156
Styrene	UG/L	22.2	25.0	89	70-130
1,1,2,2-Tetrachloroethane	UG/L	24.5	25.0	98	70-126
1,1,2-Trichloro-1,2,2-trifluoroethane	UG/L	21.4	25.0	86	60-140
Tetrachloroethene	UG/L	20.8	25.0	83	74-122
Toluene	UG/L	22.0	25.0	88	70-122
1,2,4-Trichlorobenzene	UG/L	21.2	25.0	85	70-122

* Indicates Result is outside QC Limits
NC = Not Calculated ND = Not Detected

SDG: 0899
Client Sample ID: VBLK96 MSB96
Lab Sample ID: A8B1006802 A8B1006801

Analyte	Units of Measure	Concentration Blank Spike	Spike Amount	% Recovery Blank Spike	QC LIMITS
METHOD 8260 - TCL VOLATILE ORGANICS					
1,1,1-Trichloroethane	UG/L	21.2	25.0	85	73-126
1,1,2-Trichloroethane	UG/L	23.3	25.0	94	76-122
Trichloroethene	UG/L	21.8	25.0	87	74-123
Trichlorofluoromethane	UG/L	19.3	25.0	77	62-152
Vinyl chloride	UG/L	22.9	25.0	92	65-133
Total Xylenes	UG/L	64.9	75.0	86	76-122
Methyl-t-Butyl Ether (MTBE)	UG/L	22.9	25.0	92	64-127

* Indicates Result is outside QC Limits
NC = Not Calculated ND = Not Detected

SDG: 0899
Client Sample ID: VBLK98 MSB98
Lab Sample ID: A8B1012802 A8B1012801

Analyte	Units of Measure	Concentration Blank Spike	Concentration Spike Amount	% Recovery Blank Spike	QC LIMITS
METHOD 8260 - TCL VOLATILE ORGANICS					
Acetone	UG/L	107	125	86	56-142
Benzene	UG/L	21.8	25.0	87	71-124
Bromodichloromethane	UG/L	22.6	25.0	90	60-130
Bromoform	UG/L	21.5	25.0	86	66-128
Bromomethane	UG/L	29.4	25.0	118	36-150
2-Butanone	UG/L	107	125	86	57-140
Carbon Disulfide	UG/L	23.6	25.0	94	59-134
Carbon Tetrachloride	UG/L	22.6	25.0	90	72-134
Chlorobenzene	UG/L	22.0	25.0	88	72-120
Chloroethane	UG/L	24.6	25.0	98	69-136
Chloroform	UG/L	21.0	25.0	84	73-127
Chloromethane	UG/L	22.6	25.0	91	49-142
Cyclohexane	UG/L	23.5	25.0	94	70-130
Dibromochloromethane	UG/L	21.5	25.0	86	75-125
1,2-Dibromo-3-chloropropane	UG/L	20.3	25.0	81	56-134
1,2-Dibromoethane	UG/L	22.8	25.0	91	77-120
1,2-Dichlorobenzene	UG/L	21.9	25.0	88	77-120
1,3-Dichlorobenzene	UG/L	21.6	25.0	87	77-119
1,4-Dichlorobenzene	UG/L	21.6	25.0	87	75-119
Dichlorodifluoromethane	UG/L	24.2	25.0	97	33-157
1,1-Dichloroethane	UG/L	21.8	25.0	87	71-129
1,2-Dichloroethane	UG/L	21.4	25.0	86	75-127
1,1-Dichloroethene	UG/L	24.5	25.0	98	65-138
cis-1,2-Dichloroethene	UG/L	21.9	25.0	88	74-124
trans-1,2-Dichloroethene	UG/L	22.4	25.0	90	73-127
1,2-Dichloropropane	UG/L	22.0	25.0	88	76-120
cis-1,3-Dichloropropene	UG/L	24.0	25.0	96	74-124
trans-1,3-Dichloropropene	UG/L	22.8	25.0	91	72-123
Ethylbenzene	UG/L	22.3	25.0	89	77-123
2-Hexanone	UG/L	119	125	96	65-127
Isopropylbenzene	UG/L	20.3	25.0	81	77-122
Methyl acetate	UG/L	23.7	25.0	95	60-140
Methylcyclohexane	UG/L	23.1	25.0	93	60-140
Methylene chloride	UG/L	22.4	25.0	90	57-132
4-Methyl-2-pentanone	UG/L	117	125	94	48-156
Styrene	UG/L	23.6	25.0	94	70-130
1,1,2,2-Tetrachloroethane	UG/L	23.1	25.0	92	70-126
1,1,2-Trichloro-1,2,2-trifluoroethane	UG/L	23.1	25.0	93	60-140
Tetrachloroethene	UG/L	21.9	25.0	88	74-122
Toluene	UG/L	22.4	25.0	90	70-122
1,2,4-Trichlorobenzene	UG/L	22.6	25.0	90	70-122

* Indicates Result is outside QC Limits
NC = Not Calculated ND = Not Detected

SDG: 0899
Client Sample ID: VBLK98 MSB98
Lab Sample ID: A8B1012802 A8B1012801

Analyte	Units of Measure	Concentration Blank Spike	Spike Amount	% Recovery Blank Spike	QC LIMITS
METHOD 8260 - TCL VOLATILE ORGANICS					
1,1,1-Trichloroethane	UG/L	22.2	25.0	89	73-126
1,1,2-Trichloroethane	UG/L	22.8	25.0	92	76-122
Trichloroethene	UG/L	22.1	25.0	88	74-123
Trichlorofluoromethane	UG/L	21.8	25.0	87	62-152
Vinyl chloride	UG/L	23.8	25.0	95	65-133
Total Xylenes	UG/L	67.6	75.0	90	76-122
Methyl-t-Butyl Ether (MTBE)	UG/L	24.0	25.0	96	64-127

* Indicates Result is outside QC Limits
NC = Not Calculated ND = Not Detected

SDG: 0899
Client Sample ID: vblk58 msb58
Lab Sample ID: A8B0991602 A8B0991601

Analyte	Units of Measure	Concentration Blank Spike	Concentration Spike Amount	% Recovery Blank Spike	QC LIMITS
METHOD 8260 - TCL VOLATILE ORGANICS					
Acetone	UG/L	129	125	104	56-142
Benzene	UG/L	24.9	25.0	100	71-124
Bromodichloromethane	UG/L	24.9	25.0	100	60-130
Bromoform	UG/L	24.7	25.0	99	66-128
Bromomethane	UG/L	27.4	25.0	110	36-150
2-Butanone	UG/L	120	125	97	57-140
Carbon Disulfide	UG/L	28.0	25.0	112	59-134
Carbon Tetrachloride	UG/L	25.2	25.0	101	72-134
Chlorobenzene	UG/L	24.9	25.0	100	72-120
Chloroethane	UG/L	24.1	25.0	96	69-136
Chloroform	UG/L	24.1	25.0	96	73-127
Chloromethane	UG/L	28.2	25.0	113	49-142
Cyclohexane	UG/L	26.9	25.0	108	70-130
Dibromochloromethane	UG/L	25.9	25.0	104	75-125
1,2-Dibromo-3-chloropropane	UG/L	25.2	25.0	101	56-134
1,2-Dibromoethane	UG/L	25.4	25.0	102	77-120
1,2-Dichlorobenzene	UG/L	25.2	25.0	101	77-120
1,3-Dichlorobenzene	UG/L	25.0	25.0	100	77-119
1,4-Dichlorobenzene	UG/L	25.6	25.0	103	75-119
Dichlorodifluoromethane	UG/L	28.7	25.0	115	33-157
1,1-Dichloroethane	UG/L	25.0	25.0	100	71-129
1,2-Dichloroethane	UG/L	24.5	25.0	98	75-127
1,1-Dichloroethene	UG/L	26.8	25.0	108	65-138
cis-1,2-Dichloroethene	UG/L	24.8	25.0	100	74-124
trans-1,2-Dichloroethene	UG/L	25.6	25.0	103	73-127
1,2-Dichloropropane	UG/L	24.9	25.0	100	76-120
cis-1,3-Dichloropropene	UG/L	25.7	25.0	103	74-124
trans-1,3-Dichloropropene	UG/L	25.7	25.0	103	72-123
Ethylbenzene	UG/L	24.8	25.0	99	77-123
2-Hexanone	UG/L	124	125	100	65-127
Isopropylbenzene	UG/L	22.9	25.0	92	77-122
Methyl acetate	UG/L	24.8	25.0	99	60-140
Methylcyclohexane	UG/L	26.7	25.0	107	60-140
Methylene chloride	UG/L	25.9	25.0	104	57-132
4-Methyl-2-pentanone	UG/L	127	125	102	48-156
Styrene	UG/L	25.2	25.0	101	70-130
1,1,2,2-Tetrachloroethane	UG/L	26.4	25.0	106	70-126
1,1,2-Trichloro-1,2,2-trifluoroethane	UG/L	27.1	25.0	109	60-140
Tetrachloroethene	UG/L	25.2	25.0	101	74-122
Toluene	UG/L	24.9	25.0	100	70-122
1,2,4-Trichlorobenzene	UG/L	25.6	25.0	103	70-122

* Indicates Result is outside QC Limits
NC = Not Calculated ND = Not Detected

SDG: O899
Client Sample ID: vblk58 msb58
Lab Sample ID: A8BO991602 A8BO991601

Analyte	Units of Measure	Concentration Blank Spike	Concentration Spike Amount	% Recovery Blank Spike	QC LIMITS
METHOD 8260 - TCL VOLATILE ORGANICS					
1,1,1-Trichloroethane	UG/L	24.7	25.0	99	73-126
1,1,2-Trichloroethane	UG/L	25.5	25.0	102	76-122
Trichloroethene	UG/L	25.2	25.0	101	74-123
Trichlorofluoromethane	UG/L	24.2	25.0	97	62-152
Vinyl chloride	UG/L	27.8	25.0	112	65-133
Total Xylenes	UG/L	74.3	75.0	99	76-122
Methyl-t-Butyl Ether (MTBE)	UG/L	26.6	25.0	106	64-127

* Indicates Result is outside QC Limits
NC = Not Calculated ND = Not Detected

SDG: 0899

Client Sample ID: SBLK | Matrix Spike Blank | Matrix Spike Blk Dup

Lab Sample ID: A8B0960908 | A8B0960907 | A8B0960907

Analyte	Units of Measure	Concentration		Spike Amount		% Recovery			%	QC LIMITS	
		Spike Blank	Spike Blank Dup	SB	SBD	SB	SBD	Avg	RPD	RPD	REC.
METHOD 8270 - TCL SEMI-VOLATILE ORGANICS											
Acenaphthene	UG/L	351	344	400	400	88	86	87	2	24.0	60-120
Aniline	UG/L	258	255	400	400	64	64	64	0	30.0	37-120
Acenaphthylene	UG/L	337	337	400	400	84	84	84	0	18.0	63-120
Acetophenone	UG/L	323	309	400	400	81	77	79	5	20.0	30-140
Anthracene	UG/L	394	383	400	400	98	96	97	2	15.0	69-131
Atrazine	UG/L	397	392	400	400	99	98	99	1	20.0	30-140
Benzaldehyde	UG/L	13.8	13.5	400	400	3 *	3 *	3	0	20.0	30-140
Benzo(a)anthracene	UG/L	392	393	400	400	98	98	98	0	15.0	73-138
Benzo(b)fluoranthene	UG/L	365	353	400	400	91	88	90	3	15.0	75-133
Benzo(k)fluoranthene	UG/L	384	377	400	400	96	94	95	2	22.0	66-134
Benzo(ghi)perylene	UG/L	439	425	400	400	110	106	108	4	15.0	66-152
Benzo(a)pyrene	UG/L	370	358	400	400	92	90	91	2	15.0	74-126
Biphenyl	UG/L	304	306	400	400	76	77	77	1	20.0	30-140
Bis(2-chloroethoxy) methane	UG/L	288	284	400	400	72	71	72	1	17.0	62-120
Bis(2-chloroethyl) ether	UG/L	228	218	400	400	57	55	56	4	21.0	51-120
2,2'-Oxybis(1-Chloropropane)	UG/L	276	267	400	400	69	67	68	3	24.0	47-120
Bis(2-ethylhexyl) phthalate	UG/L	370	366	400	400	92	91	92	1	15.0	69-136
4-Bromophenyl phenyl ether	UG/L	395	386	400	400	99	96	98	3	15.0	70-120
Butyl benzyl phthalate	UG/L	402	401	400	400	100	100	100	0	16.0	62-149
Caprolactam	UG/L	122	121	400	400	31	30	31	3	20.0	18-120
Carbazole	UG/L	413	400	400	400	103	100	102	3	20.0	68-133
4-Chloroaniline	UG/L	348	350	400	400	87	88	88	1	22.0	60-124
4-Chloro-3-methylphenol	UG/L	343	350	400	400	86	88	87	2	27.0	64-120
2-Chloronaphthalene	UG/L	322	320	400	400	80	80	80	0	21.0	52-120
2-Chlorophenol	UG/L	234	222	400	400	58	56	57	4	25.0	48-120
4-Chlorophenyl phenyl ether	UG/L	393	389	400	400	98	97	98	1	16.0	71-122
Chrysene	UG/L	370	375	400	400	92	94	93	2	15.0	69-140
Dibenzo(a,h)anthracene	UG/L	434	423	400	400	108	106	107	2	15.0	67-144
Dibenzofuran	UG/L	355	354	400	400	89	88	89	1	15.0	66-120
Di-n-butyl phthalate	UG/L	370	367	400	400	93	92	93	1	15.0	67-132
3,3'-Dichlorobenzidine	UG/L	422	418	400	400	106	104	105	2	25.0	33-140
2,4-Dichlorophenol	UG/L	323	315	400	400	81	79	80	2	19.0	64-120
Diethyl phthalate	UG/L	380	378	400	400	95	95	95	0	15.0	78-128
2,4-Dimethylphenol	UG/L	299	302	400	400	75	76	76	1	42.0	57-120
Dimethyl phthalate	UG/L	352	352	400	400	88	88	88	0	15.0	73-127
4,6-Dinitro-2-methylphenol	UG/L	481	480	400	400	120	120	120	0	15.0	64-159
2,4-Dinitrophenol	UG/L	409	392	400	400	102	98	100	4	22.0	42-153
2,4-Dinitrotoluene	UG/L	419	415	400	400	105	104	105	1	20.0	59-125
2,6-Dinitrotoluene	UG/L	377	372	400	400	94	93	94	1	15.0	74-134
Di-n-octyl phthalate	UG/L	349	338	400	400	87	85	86	2	16.0	72-145
Fluoranthene	UG/L	384	369	400	400	96	92	94	4	15.0	67-133
Fluorene	UG/L	374	370	400	400	94	92	93	2	15.0	66-129
Hexachlorobenzene	UG/L	419	405	400	400	105	101	103	4	15.0	38-131

* Indicates Result is outside QC Limits

NC = Not Calculated ND = Not Detected

SDG: 0899

Client Sample ID: SBLK | Matrix Spike Blank | Matrix Spike Blk Dup

Lab Sample ID: A8B0960908 | A8B0960906 | A8B0960907

Analyte	Units of Measure	Concentration		Spike Amount		% Recovery			%	QC LIMITS	
		Spike Blank	Spike Blank Dup	SB	SBD	SB	SBD	Avg	RPD	RPD	REC.
METHOD 8270 - TCL SEMI-VOLATILE ORGANICS											
Hexachlorobutadiene	UG/L	251	231	400	400	63	58	61	8	44.0	30-120
Hexachlorocyclopentadiene	UG/L	192	187	400	400	48	47	48	2	49.0	23-120
Hexachloroethane	UG/L	190	171	400	400	48	43	46	11	46.0	25-120
Indeno(1,2,3-cd)pyrene	UG/L	429	419	400	400	107	105	106	2	15.0	69-146
Isophorone	UG/L	290	289	400	400	72	72	72	0	17.0	64-120
2-Methylnaphthalene	UG/L	326	316	400	400	82	79	81	4	21.0	48-120
2-Methylphenol	UG/L	242	237	400	400	61	59	60	3	27.0	39-120
4-Methylphenol	UG/L	231	233	400	400	58	58	58	0	24.0	36-120
Naphthalene	UG/L	274	262	400	400	69	66	68	4	29.0	48-120
2-Nitroaniline	UG/L	395	386	400	400	99	97	98	2	15.0	67-136
3-Nitroaniline	UG/L	364	368	400	400	91	92	92	1	19.0	69-129
4-Nitroaniline	UG/L	393	389	400	400	98	97	98	1	24.0	64-135
Nitrobenzene	UG/L	276	266	400	400	69	67	68	3	24.0	52-120
2-Nitrophenol	UG/L	314	304	400	400	79	76	78	4	18.0	59-120
4-Nitrophenol	UG/L	158	157	400	400	40	39	40	2	48.0	16-120
N-nitrosodiphenylamine	UG/L	491	477	400	400	123	119	121	3	15.0	25-125
N-Nitroso-Di-n-propylamine	UG/L	303	302	400	400	76	76	76	0	31.0	56-120
Pentachlorophenol	UG/L	466	440	400	400	117	110	114	6	37.0	39-136
Phenanthrene	UG/L	396	389	400	400	99	97	98	2	15.0	67-130
Phenol	UG/L	130	127	400	400	33	32	33	3	34.0	17-120
Pyrene	UG/L	380	377	400	400	95	94	95	1	19.0	58-136
2,4,5-Trichlorophenol	UG/L	360	362	400	400	90	91	91	1	18.0	65-126
2,4,6-Trichlorophenol	UG/L	358	362	400	400	90	90	90	0	19.0	64-120

* Indicates Result is outside QC Limits

NC = Not Calculated ND = Not Detected

SDG: 0899
Client Sample ID: SBLK Matrix Spike Blank Matrix Spike Blk Dup
Lab Sample ID: A8B0973503 A8B0973501 A8B0973502

Analyte	Units of Measure	Concentration		Spike Amount		% Recovery			%	QC LIMITS	
		Spike Blank	Spike Blank Dup	SB	SBD	SB	SBD	Avg	RPD	RPD	REC.
METHOD 8270 - TCL SEMI-VOLATILE ORGANICS											
Acenaphthene	UG/L	91.0	92.6	100	100	91	93	92	2	24.0	60-120
Aniline	UG/L	61.3	61.5	100	100	61	62	62	2	30.0	37-120
Acenaphthylene	UG/L	88.3	89.8	100	100	88	90	89	2	18.0	63-120
Acetophenone	UG/L	80.3	85.2	100	100	80	85	83	6	20.0	30-140
Anthracene	UG/L	98.9	97.2	100	100	99	97	98	2	15.0	69-131
Atrazine	UG/L	102	97.5	100	100	103	98	101	5	20.0	30-140
Benzaldehyde	UG/L	1.8	2.4	100	100	2 *	2 *	2	0	20.0	30-140
Benzo(a)anthracene	UG/L	100	102	100	100	100	103	102	3	15.0	73-138
Benzo(b)fluoranthene	UG/L	94.8	90.5	100	100	95	90	93	5	15.0	75-133
Benzo(k)fluoranthene	UG/L	99.7	100	100	100	100	101	101	1	22.0	66-134
Benzo(ghi)perylene	UG/L	120	118	100	100	120	119	120	0.	15.0	66-152
Benzo(a)pyrene	UG/L	96.3	94.9	100	100	96	95	96	1	15.0	74-126
Biphenyl	UG/L	80.0	82.9	100	100	80	83	82	4	20.0	30-140
Bis(2-chloroethoxy) methane	UG/L	74.0	74.7	100	100	74	75	75	1	17.0	62-120
Bis(2-chloroethyl) ether	UG/L	57.9	62.4	100	100	58	62	60	7	21.0	51-120
2,2'-Oxybis(1-Chloropropane)	UG/L	69.8	74.8	100	100	70	75	73	7	24.0	47-120
Bis(2-ethylhexyl) phthalate	UG/L	95.0	95.1	100	100	94	94	94	0	15.0	69-136
4-Bromophenyl phenyl ether	UG/L	99.6	100	100	100	100	101	101	1	15.0	70-120
Butyl benzyl phthalate	UG/L	99.9	99.7	100	100	100	100	100	0	16.0	62-149
Caprolactam	UG/L	30.6	31.3	100	100	31	31	31	0	20.0	18-120
Carbazole	UG/L	103	102	100	100	104	102	103	2	20.0	68-133
4-Chloroaniline	UG/L	85.9	84.0	100	100	86	84	85	2	22.0	60-124
4-Chloro-3-methylphenol	UG/L	89.9	88.5	100	100	90	88	89	2	27.0	64-120
2-Chloronaphthalene	UG/L	85.8	88.9	100	100	86	89	88	3	21.0	52-120
2-Chlorophenol	UG/L	62.2	66.3	100	100	62	66	64	6	25.0	48-120
4-Chlorophenyl phenyl ether	UG/L	100	100	100	100	100	101	101	1	16.0	71-122
Chrysene	UG/L	95.7	95.5	100	100	96	96	96	0	15.0	69-140
Dibenzo(a,h)anthracene	UG/L	117	117	100	100	117	118	118	0.	15.0	67-144
Dibenzofuran	UG/L	90.7	93.0	100	100	91	93	92	2	15.0	66-120
Di-n-butyl phthalate	UG/L	96.1	94.1	100	100	96	94	95	2	15.0	67-132
3,3'-Dichlorobenzidine	UG/L	109	111	100	100	109	111	110	2	25.0	33-140
2,4-Dichlorophenol	UG/L	86.6	87.0	100	100	87	87	87	0	19.0	64-120
Diethyl phthalate	UG/L	98.0	97.0	100	100	98	97	98	1	15.0	78-128
2,4-Dimethylphenol	UG/L	78.5	78.2	100	100	78	78	78	0	42.0	57-120
Dimethyl phthalate	UG/L	90.3	91.0	100	100	90	91	91	1	15.0	73-127
4,6-Dinitro-2-methylphenol	UG/L	121	122	100	100	121	122	122	0.	15.0	64-159
2,4-Dinitrophenol	UG/L	103	108	100	100	103	109	106	6	22.0	42-153
2,4-Dinitrotoluene	UG/L	107	107	100	100	107	107	107	0	20.0	59-125
2,6-Dinitrotoluene	UG/L	95.3	96.2	100	100	95	96	96	1	15.0	74-134
Di-n-octyl phthalate	UG/L	90.0	90.1	100	100	90	90	90	0	16.0	72-145
Fluoranthene	UG/L	98.0	96.3	100	100	98	96	97	2	15.0	67-133
Fluorene	UG/L	95.9	97.1	100	100	96	97	97	1	15.0	66-129
Hexachlorobenzene	UG/L	109	107	100	100	109	107	108	2	15.0	38-131

* Indicates Result is outside QC Limits
NC = Not Calculated ND = Not Detected

SDG: O899

Client Sample ID: SBLK | Matrix Spike Blank | Matrix Spike Blk Dup

Lab Sample ID: A8BO973503 | A8BO973501 | A8BO973502

Analyte	Units of Measure	Concentration		Spike Amount		% Recovery			%	QC LIMITS	
		Spike Blank	Spike Blank Dup	SB	SBD	SB	SBD	Avg	RPD	RPD	REC.
METHOD 8270 - TCL SEMI-VOLATILE ORGANICS											
Hexachlorobutadiene	UG/L	74.8	79.2	100	100	75	79	77	5	44.0	30-120
Hexachlorocyclopentadiene	UG/L	51.4	57.1	100	100	51	57	54	11	49.0	23-120
Hexachloroethane	UG/L	59.1	63.9	100	100	59	64	62	8	46.0	25-120
Indeno(1,2,3-cd)pyrene	UG/L	117	115	100	100	117	116	117	0.	15.0	69-146
Isophorone	UG/L	74.9	74.2	100	100	75	74	75	1	17.0	64-120
2-Methylnaphthalene	UG/L	90.5	92.6	100	100	90	93	92	3	21.0	48-120
2-Methylphenol	UG/L	62.6	65.3	100	100	63	65	64	3	27.0	39-120
4-Methylphenol	UG/L	57.8	59.9	100	100	58	60	59	3	24.0	36-120
Naphthalene	UG/L	77.3	79.8	100	100	77	80	79	4	29.0	48-120
2-Nitroaniline	UG/L	95.5	99.1	100	100	96	99	98	3	15.0	67-136
3-Nitroaniline	UG/L	91.5	93.7	100	100	92	94	93	2	19.0	69-129
4-Nitroaniline	UG/L	100	101	100	100	100	101	101	1	24.0	64-135
Nitrobenzene	UG/L	72.9	74.2	100	100	73	74	74	1	24.0	52-120
2-Nitrophenol	UG/L	79.0	84.7	100	100	79	85	82	7	18.0	59-120
4-Nitrophenol	UG/L	37.2	38.8	100	100	37	39	38	5	48.0	16-120
N-nitrosodiphenylamine	UG/L	123	123	100	100	123	123	123	0	15.0	25-125
N-Nitroso-Di-n-propylamine	UG/L	73.6	77.8	100	100	74	78	76	5	31.0	56-120
Pentachlorophenol	UG/L	117	114	100	100	117	115	116	2	37.0	39-136
Phenanthrene	UG/L	100	97.4	100	100	101	97	99	4	15.0	67-130
Phenol	UG/L	32.9	34.7	100	100	33	35	34	6	34.0	17-120
Pyrene	UG/L	93.9	92.7	100	100	94	93	94	1	19.0	58-136
2,4,5-Trichlorophenol	UG/L	91.3	93.6	100	100	91	94	93	3	18.0	65-126
2,4,6-Trichlorophenol	UG/L	91.6	95.4	100	100	92	95	94	3	19.0	64-120

* Indicates Result is outside QC Limits

NC = Not Calculated ND = Not Detected

SDG: 0899

Client Sample ID: SBLK | Matrix Spike Blank | Matrix Spike Blk Dup

Lab Sample ID: A8B0979703 | A8B0979701 | A8B0979702

Analyte	Units of Measure	Concentration		Spike Amount		% Recovery			%	QC LIMITS	
		Spike Blank	Spike Blank Dup	SB	SBD	SB	SBD	Avg	RPD	RPD	REC.
METHOD 8270 - TCL SEMI-VOLATILE ORGANICS											
Acenaphthene	UG/L	91.4	90.3	100	100	91	90	91	1	24.0	60-120
Aniline	UG/L	59.4	41.0	100	100	59	41	50	36 *	30.0	37-120
Acenaphthylene	UG/L	91.0	90.3	100	100	91	90	91	1	18.0	63-120
Acetophenone	UG/L	89.7	91.5	100	100	90	92	91	2	20.0	30-140
Anthracene	UG/L	97.6	98.8	100	100	98	99	99	1	15.0	69-131
Atrazine	UG/L	100	105	100	100	100	105	103	5	20.0	30-140
Benzaldehyde	UG/L	1.5	1.6	100	100	2 *	2 *	2	0	20.0	30-140
Benzo(a)anthracene	UG/L	98.4	102	100	100	98	102	100	4	15.0	73-138
Benzo(b)fluoranthene	UG/L	93.4	93.2	100	100	93	93	93	0	15.0	75-133
Benzo(k)fluoranthene	UG/L	96.9	102	100	100	97	102	100	5	22.0	66-134
Benzo(ghi)perylene	UG/L	85.6	88.5	100	100	86	88	87	2	15.0	66-152
Benzo(a)pyrene	UG/L	92.5	94.4	100	100	92	94	93	2	15.0	74-126
Biphenyl	UG/L	80.9	80.2	100	100	81	80	81	1	20.0	30-140
Bis(2-chloroethoxy) methane	UG/L	76.3	78.7	100	100	76	79	78	4	17.0	62-120
Bis(2-chloroethyl) ether	UG/L	63.2	64.3	100	100	63	64	64	2	21.0	51-120
2,2'-Oxybis(1-Chloropropane)	UG/L	62.5	63.8	100	100	62	64	63	3	24.0	47-120
Bis(2-ethylhexyl) phthalate	UG/L	94.9	96.7	100	100	94	96	95	2	15.0	69-136
4-Bromophenyl phenyl ether	UG/L	88.3	90.0	100	100	88	90	89	2	15.0	70-120
Butyl benzyl phthalate	UG/L	103	106	100	100	103	106	105	3	16.0	62-149
Caprolactam	UG/L	19.0	21.7	100	100	19	22	21	15	20.0	18-120
Carbazole	UG/L	103	108	100	100	104	108	106	4	20.0	68-133
4-Chloroaniline	UG/L	84.3	88.9	100	100	84	89	87	6	22.0	60-124
4-Chloro-3-methylphenol	UG/L	88.4	91.3	100	100	88	91	90	3	27.0	64-120
2-Chloronaphthalene	UG/L	84.7	84.0	100	100	85	84	85	1	21.0	52-120
2-Chlorophenol	UG/L	65.7	65.8	100	100	66	66	66	0	25.0	48-120
4-Chlorophenyl phenyl ether	UG/L	93.2	93.5	100	100	93	94	94	1	16.0	71-122
Chrysene	UG/L	94.0	94.6	100	100	94	95	95	1	15.0	69-140
Dibenzo(a,h)anthracene	UG/L	89.8	93.5	100	100	90	94	92	4	15.0	67-144
Dibenzofuran	UG/L	87.8	87.8	100	100	88	88	88	0	15.0	66-120
Di-n-butyl phthalate	UG/L	96.7	100	100	100	96	100	98	4	15.0	67-132
3,3'-Dichlorobenzidine	UG/L	97.0	96.5	100	100	97	96	97	1	25.0	33-140
2,4-Dichlorophenol	UG/L	82.6	84.4	100	100	83	84	84	1	19.0	64-120
Diethyl phthalate	UG/L	96.9	97.4	100	100	97	97	97	0	15.0	78-128
2,4-Dimethylphenol	UG/L	79.6	81.2	100	100	80	81	81	1	42.0	57-120
Dimethyl phthalate	UG/L	91.9	92.3	100	100	92	92	92	0	15.0	73-127
4,6-Dinitro-2-methylphenol	UG/L	129	133	100	100	130	133	132	2	15.0	64-159
2,4-Dinitrophenol	UG/L	116	120	100	100	116	121	119	4	22.0	42-153
2,4-Dinitrotoluene	UG/L	110	111	100	100	110	111	111	0.	20.0	59-125
2,6-Dinitrotoluene	UG/L	104	103	100	100	104	103	104	1	15.0	74-134
Di-n-octyl phthalate	UG/L	98.5	99.0	100	100	98	99	99	1	16.0	72-145
Fluoranthene	UG/L	102	106	100	100	102	106	104	4	15.0	67-133
Fluorene	UG/L	93.8	93.7	100	100	94	94	94	0	15.0	66-129
Hexachlorobenzene	UG/L	93.3	94.4	100	100	93	94	94	1	15.0	38-131

* Indicates Result is outside QC Limits

NC = Not Calculated ND = Not Detected

SDG: O899

Client Sample ID: SBLK | Matrix Spike Blank | Matrix Spike Blk Dup

Lab Sample ID: A8BO979703 | A8BO979701 | A8BO979702

Analyte	Units of Measure	Concentration		Spike Amount		% Recovery			%	QC LIMITS	
		Spike Blank	Spike Blank Dup	SB	SBD	SB	SBD	Avg	RPD	RPD	REC.
METHOD 8270 - TCL SEMI-VOLATILE ORGANICS											
Hexachlorobutadiene	UG/L	56.2	58.4	100	100	56	58	57	4	44.0	30-120
Hexachlorocyclopentadiene	UG/L	48.3	50.5	100	100	48	50	49	4	49.0	23-120
Hexachloroethane	UG/L	49.8	51.1	100	100	50	51	51	2	46.0	25-120
Indeno(1,2,3-cd)pyrene	UG/L	90.4	93.7	100	100	90	94	92	4	15.0	69-146
Isophorone	UG/L	75.8	77.9	100	100	76	78	77	2	17.0	64-120
2-Methylnaphthalene	UG/L	81.5	83.2	100	100	82	83	83	1	21.0	48-120
2-Methylphenol	UG/L	64.7	65.3	100	100	65	65	65	0	27.0	39-120
4-Methylphenol	UG/L	60.2	61.1	100	100	60	61	61	2	24.0	36-120
Naphthalene	UG/L	71.5	72.3	100	100	72	72	72	0	29.0	48-120
2-Nitroaniline	UG/L	102	102	100	100	102	102	102	0	15.0	67-136
3-Nitroaniline	UG/L	99.2	99.2	100	100	99	99	99	0	19.0	69-129
4-Nitroaniline	UG/L	107	108	100	100	108	109	109	0.	24.0	64-135
Nitrobenzene	UG/L	74.7	76.2	100	100	75	76	76	1	24.0	52-120
2-Nitrophenol	UG/L	85.8	90.2	100	100	86	90	88	4	18.0	59-120
4-Nitrophenol	UG/L	46.2	46.8	100	100	46	47	47	2	48.0	16-120
N-nitrosodiphenylamine	UG/L	120	121	100	100	120	122	121	2	15.0	25-125
N-Nitroso-Di-n-propylamine	UG/L	76.1	78.5	100	100	76	78	77	2	31.0	56-120
Pentachlorophenol	UG/L	126	133	100	100	126	134	130	6	37.0	39-136
Phenanthrene	UG/L	97.6	100	100	100	98	100	99	2	15.0	67-130
Phenol	UG/L	33.9	34.1	100	100	34	34	34	0	34.0	17-120
Pyrene	UG/L	90.3	93.9	100	100	90	94	92	4	19.0	58-136
2,4,5-Trichlorophenol	UG/L	96.5	95.3	100	100	96	95	96	1	18.0	65-126
2,4,6-Trichlorophenol	UG/L	96.5	96.3	100	100	96	96	96	0	19.0	64-120

* Indicates Result is outside QC Limits

NC = Not Calculated ND = Not Detected

SAMPLE DATE 01/29/2008

SDG: 0899

Client Sample ID:	ICM-103-0108	ICM-103-0108	ICM-103-0108
Lab Sample ID:	A8100403	A8100403MS	A8100403SD

Analyte	Units of Measure	Concentration			Spike Amount		% Recovery			%	QC LIMITS	
		Sample	Matrix Spike	Spike Duplicate	MS	MSD	MS	MSD	Avg	RPD	RPD	REC.
MACTEC - TAL METALS (23) SW8463-6010/747												
TOTAL ALUMINUM	MG/L	0.0823	10.19	10.22	10.0	10.0	101	101	101	0	20.0	75-125
TOTAL ANTIMONY	MG/L	0.00171	0.207	0.204	0.200	0.200	103	101	102	2	20.0	75-125
TOTAL ARSENIC	MG/L	0.00575	0.213	0.212	0.200	0.200	104	104	104	0	20.0	75-125
TOTAL BARIUM	MG/L	0.0380	0.239	0.239	0.200	0.200	101	101	101	0	20.0	75-125
TOTAL BERYLLIUM	MG/L	0	0.203	0.202	0.200	0.200	102	101	102	1	20.0	75-125
TOTAL CADMIUM	MG/L	0.00013	0.209	0.209	0.200	0.200	105	104	105	1	20.0	75-125
TOTAL CALCIUM	MG/L	57.58	68.13	67.65	10.0	10.0	106	101	104	5	20.0	75-125
TOTAL CHROMIUM	MG/L	0.00271	0.208	0.208	0.200	0.200	103	103	103	0	20.0	75-125
TOTAL COBALT	MG/L	0.00048	0.205	0.204	0.200	0.200	102	102	102	0	20.0	75-125
TOTAL COPPER	MG/L	0.00312	0.217	0.215	0.200	0.200	107	106	107	0.	20.0	75-125
TOTAL IRON	MG/L	0.210	10.57	10.49	10.0	10.0	104	103	104	1	20.0	75-125
TOTAL LEAD	MG/L	0.00061	0.205	0.206	0.200	0.200	102	103	103	1	20.0	75-125
TOTAL MAGNESIUM	MG/L	8.28	18.52	18.43	10.0	10.0	102	101	102	1	20.0	75-125
TOTAL MANGANESE	MG/L	0.0271	0.234	0.233	0.200	0.200	104	103	104	1	20.0	75-125
TOTAL NICKEL	MG/L	0.00148	0.206	0.204	0.200	0.200	102	102	102	0	20.0	75-125
TOTAL POTASSIUM	MG/L	6.81	17.61	17.60	10.0	10.0	108	108	108	0	20.0	75-125
TOTAL SELENIUM	MG/L	0.00395	0.209	0.210	0.200	0.200	103	103	103	0	20.0	75-125
TOTAL SILVER	MG/L	0.00055	0.0516	0.0518	0.0500	0.0500	102	102	102	0	20.0	75-125
TOTAL SODIUM	MG/L	74.45	84.79	84.24	10.0	10.0	103	98	101	5	20.0	75-125
TOTAL THALLIUM	MG/L	0	0.202	0.203	0.200	0.200	101	102	102	1	20.0	75-125
TOTAL VANADIUM	MG/L	0.00413	0.209	0.208	0.200	0.200	103	102	103	1	20.0	75-125
TOTAL ZINC	MG/L	0.00805	0.211	0.211	0.200	0.200	102	102	102	0	20.0	75-125

* Indicates Result is outside QC Limits
NC = Not Calculated ND = Not Detected

SAMPLE DATE 01/29/2008

SDG: O899

Client Sample ID:	RFI-25-0108	RFI-25-0108
Lab Sample ID:	A8100401	A8100401MS	A8100401SD

Analyte	Units of Measure	Concentration			Spike Amount		% Recovery			% RPD	QC LIMITS	
		Sample	Matrix Spike	Spike Duplicate	MS	MSD	MS	MSD	Avg		RPD	REC.
MACTEC - TAL METALS (23) SW8463-6010/747												
TOTAL MERCURY	MG/L	0	0.00650	0.00638	0.00666	0.00666	97	96	97	1	20.0	80-120

* Indicates Result is outside QC Limits
NC = Not Calculated ND = Not Detected

SAMPLE DATE 01/31/2008

SDG: O899

Client Sample ID:	RFI-28-0108	RFI-28-0108
Lab Sample ID:	A8107801	A8107801MS	A8107801SD

Analyte	Units of Measure	Concentration			Spike Amount		% Recovery			% RPD	QC LIMITS	
		Sample	Matrix Spike	Spike Duplicate	MS	MSD	MS	MSD	Avg		RPD	REC.
MACTEC - TAL METALS (23) SW8463-6010/747												
TOTAL MERCURY	MG/L	0	0.00655	0.00677	0.00666	0.00666	98	101	100	3	20.0	80-120

* Indicates Result is outside QC Limits
NC = Not Calculated ND = Not Detected

SDG: 0899
Client Sample ID: Method Blank LFB
Lab Sample ID: A8B0952402 A8B0952401

Analyte	Units of Measure	Concentration Blank Spike	Spike Amount	% Recovery Blank Spike	QC LIMITS
MACTEC - TAL METALS (23) SW8463-6010/747					
TOTAL ALUMINUM	MG/L	10.33	10.0	103	80-120
TOTAL ANTIMONY	MG/L	0.208	0.200	103	80-120
TOTAL ARSENIC	MG/L	0.206	0.200	103	80-120
TOTAL BARIUM	MG/L	0.211	0.200	106	80-120
TOTAL BERYLLIUM	MG/L	0.196	0.200	98	80-120
TOTAL CADMIUM	MG/L	0.208	0.200	104	80-120
TOTAL CALCIUM	MG/L	10.26	10.0	102	80-120
TOTAL CHROMIUM	MG/L	0.202	0.200	101	80-120
TOTAL COBALT	MG/L	0.202	0.200	101	80-120
TOTAL COPPER	MG/L	0.213	0.200	107	80-120
TOTAL IRON	MG/L	10.13	10.0	101	80-120
TOTAL LEAD	MG/L	0.203	0.200	101	80-120
TOTAL MAGNESIUM	MG/L	10.08	10.0	101	80-120
TOTAL MANGANESE	MG/L	0.203	0.200	102	80-120
TOTAL NICKEL	MG/L	0.202	0.200	101	80-120
TOTAL POTASSIUM	MG/L	10.80	10.0	108	80-120
TOTAL SELENIUM	MG/L	0.209	0.200	104	80-120
TOTAL SILVER	MG/L	0.0513	0.0500	101	80-120
TOTAL SODIUM	MG/L	10.80	10.0	106	80-120
TOTAL THALLIUM	MG/L	0.201	0.200	100	80-120
TOTAL VANADIUM	MG/L	0.207	0.200	104	80-120
TOTAL ZINC	MG/L	0.201	0.200	100	80-120

* Indicates Result is outside QC Limits
NC = Not Calculated ND = Not Detected

SDG: 0899
Client Sample ID: Method Blank LCS
Lab Sample ID: A8B0967902 A8B0967901

Analyte	Units of Measure	Concentration Blank Spike	Concentration Spike Amount	% Recovery Blank Spike	QC LIMITS
MACTEC - TAL METALS (23) SW8463-6010/747					
TOTAL MERCURY	MG/L	0.00333	0.00333	98	80-120

* Indicates Result is outside QC Limits
NC = Not Calculated ND = Not Detected

SDG: 0899
Client Sample ID: Method Blank LFB
Lab Sample ID: A8B0970102 A8B0970101

Analyte	Units of Measure	Concentration Blank Spike	Spike Amount	% Recovery Blank Spike	QC LIMITS
MACTEC - TAL METALS (23) SW8463-6010/747					
TOTAL ALUMINUM	MG/L	10.16	10.0	102	80-120
TOTAL ANTIMONY	MG/L	0.199	0.200	99	80-120
TOTAL ARSENIC	MG/L	0.202	0.200	101	80-120
TOTAL BARIUM	MG/L	0.203	0.200	102	80-120
TOTAL BERYLLIUM	MG/L	0.200	0.200	100	80-120
TOTAL CADMIUM	MG/L	0.210	0.200	105	80-120
TOTAL CALCIUM	MG/L	10.27	10.0	102	80-120
TOTAL CHROMIUM	MG/L	0.205	0.200	102	80-120
TOTAL COBALT	MG/L	0.204	0.200	102	80-120
TOTAL COPPER	MG/L	0.210	0.200	105	80-120
TOTAL IRON	MG/L	10.26	10.0	103	80-120
TOTAL LEAD	MG/L	0.203	0.200	102	80-120
TOTAL MAGNESIUM	MG/L	10.10	10.0	101	80-120
TOTAL MANGANESE	MG/L	0.205	0.200	103	80-120
TOTAL NICKEL	MG/L	0.203	0.200	102	80-120
TOTAL POTASSIUM	MG/L	10.58	10.0	106	80-120
TOTAL SELENIUM	MG/L	0.207	0.200	104	80-120
TOTAL SILVER	MG/L	0.0513	0.0500	103	80-120
TOTAL SODIUM	MG/L	10.18	10.0	102	80-120
TOTAL THALLIUM	MG/L	0.201	0.200	100	80-120
TOTAL VANADIUM	MG/L	0.203	0.200	102	80-120
TOTAL ZINC	MG/L	0.204	0.200	102	80-120

* Indicates Result is outside QC Limits
NC = Not Calculated ND = Not Detected

SDG: 0899
Client Sample ID: Method Blank LCS
Lab Sample ID: A8B0971602 A8B0971601

Analyte	Units of Measure	Concentration Blank Spike	Concentration Spike Amount	% Recovery Blank Spike	QC LIMITS
MACTEC - TAL METALS (23) SW8463-6010/747					
TOTAL MERCURY	MG/L	0.00325	0.00333	98	80-120

* Indicates Result is outside QC Limits
NC = Not Calculated ND = Not Detected

SDG: 0899
Client Sample ID: Method Blank LFB
Lab Sample ID: A8B0981702 A8B0981701

Analyte	Units of Measure	Concentration Blank Spike	Spike Amount	% Recovery Blank Spike	QC LIMITS
MACTEC - TAL METALS (23) SW8463-6010/747					
TOTAL ALUMINUM	MG/L	10.20	10.0	102	80-120
TOTAL ANTIMONY	MG/L	0.203	0.200	98	80-120
TOTAL ARSENIC	MG/L	0.205	0.200	103	80-120
TOTAL BARIUM	MG/L	0.206	0.200	103	80-120
TOTAL BERYLLIUM	MG/L	0.199	0.200	100	80-120
TOTAL CADMIUM	MG/L	0.207	0.200	104	80-120
TOTAL CALCIUM	MG/L	10.22	10.0	102	80-120
TOTAL CHROMIUM	MG/L	0.203	0.200	102	80-120
TOTAL COBALT	MG/L	0.203	0.200	101	80-120
TOTAL COPPER	MG/L	0.212	0.200	106	80-120
TOTAL IRON	MG/L	10.16	10.0	102	80-120
TOTAL LEAD	MG/L	0.202	0.200	101	80-120
TOTAL MAGNESIUM	MG/L	9.94	10.0	99	80-120
TOTAL MANGANESE	MG/L	0.203	0.200	101	80-120
TOTAL NICKEL	MG/L	0.203	0.200	101	80-120
TOTAL POTASSIUM	MG/L	10.70	10.0	107	80-120
TOTAL SELENIUM	MG/L	0.203	0.200	100	80-120
TOTAL SILVER	MG/L	0.0518	0.0500	103	80-120
TOTAL SODIUM	MG/L	10.29	10.0	101	80-120
TOTAL THALLIUM	MG/L	0.205	0.200	102	80-120
TOTAL VANADIUM	MG/L	0.204	0.200	102	80-120
TOTAL ZINC	MG/L	0.204	0.200	102	80-120

* Indicates Result is outside QC Limits
NC = Not Calculated ND = Not Detected

SDG: O899
Client Sample ID: Method Blank LCS
Lab Sample ID: A8BO983502 A8BO983501

Analyte	Units of Measure	Concentration Blank Spike	Concentration Spike Amount	% Recovery Blank Spike	QC LIMITS
MACTEC - TAL METALS (23) SW8463-6010/747					
TOTAL MERCURY	MG/L	0.00322	0.00333	96	80-120

* Indicates Result is outside QC Limits
NC = Not Calculated ND = Not Detected

SDG: 0899
Client Sample ID: EW4-0108 EW4-0108
Lab Sample ID: A8089903 A8089903MS

Analyte	Units of Measure	Concentration Sample	Concentration Matrix Spike	Spike Amount	% Recovery MS	QC LIMITS
WET CHEMISTRY ANALYSIS METHOD 3500D - SM18 - FERROUS IRON	MG/L	0	4.21	5.00	84 *	90-110

* Indicates Result is outside QC Limits
NC = Not Calculated ND = Not Detected

SAMPLE DATE 01/25/2008

SDG: 0899
Client Sample ID: EW5-0108 EW5-0108
Lab Sample ID: A8089904 A8089904MS

Analyte	Units of Measure	Concentration Sample	Concentration Matrix Spike	Spike Amount	% Recovery MS	QC LIMITS
WET CHEMISTRY ANALYSIS						
METHOD 376.1 - SULFIDE	MG/L	0	1.60	1.50	107	40-150
TOTAL CYANIDE METHOD 9012	MG/L	0	0.126	0.100	126 *	85-115

* Indicates Result is outside QC Limits
NC = Not Calculated ND = Not Detected

SAMPLE DATE 01/29/2008

SDG: 0899
Client Sample ID: ICM-103-0108 ICM-103-0108
Lab Sample ID: A8100403 A8100403MS

Analyte	Units of Measure	Concentration Sample	Concentration Matrix Spike	Spike Amount	% Recovery MS	QC LIMITS
WET CHEMISTRY ANALYSIS						
METHOD 3500D - SM18 - FERROUS IRON	MG/L	0	0.916	1.00	92	90-110
TOTAL CYANIDE METHOD 9012	MG/L	0.0782	0.165	0.100	87	85-115

* Indicates Result is outside QC Limits
NC = Not Calculated ND = Not Detected

SAMPLE DATE 01/30/2008

SDG: 0899
Client Sample ID: RFI-19D-0108 RFI-19D-0108
Lab Sample ID: A8100411 A8100411MS

Analyte	Units of Measure	Concentration Sample	Concentration Matrix Spike	Spike Amount	% Recovery MS	QC LIMITS
WET CHEMISTRY ANALYSIS						
METHOD 300.0 - CHLORIDE	MG/L	308.5	421.2	125.0	90	73-114
TOTAL CYANIDE METHOD 9012	MG/L	0	0.113	0.100	113	85-115

* Indicates Result is outside QC Limits
NC = Not Calculated ND = Not Detected

SAMPLE DATE 01/31/2008

SDG: 0899

Client Sample ID: RFI-20-0108 RFI-20-0108

Lab Sample ID: A8107806 A8107806MS

Analyte	Units of Measure	Concentration Sample	Concentration Matrix Spike	Spike Amount	% Recovery MS	QC LIMITS
WET CHEMISTRY ANALYSIS						
METHOD 3500D - SM18 - FERROUS IRON	MG/L	2.46	2.39	1.00	-7 *	90-110
METHOD 376.1 - SULFIDE	MG/L	0	2.40	1.50	160 *	40-150

* Indicates Result is outside QC Limits

NC = Not Calculated ND = Not Detected

SDG: 0899
Client Sample ID: RFI-22-0108 RFI-22-0108
Lab Sample ID: A8100412 A8100412MS

Analyte	Units of Measure	Concentration Sample	Concentration Matrix Spike	Spike Amount	% Recovery MS	QC LIMITS
WET CHEMISTRY ANALYSIS METHOD 300.0 - CHLORIDE	MG/L	797.0	3319	2500	101	73-114

* Indicates Result is outside QC Limits
NC = Not Calculated ND = Not Detected

SDG: 0899
Client Sample ID: RFI-30-0108 RFI-30-0108
Lab Sample ID: A8107803 A8107803MS

Analyte	Units of Measure	Concentration Sample	Concentration Matrix Spike	Spike Amount	% Recovery MS	QC LIMITS
WET CHEMISTRY ANALYSIS METHOD 300.0 - CHLORIDE	MG/L	846.0	1827	1250	78	73-114

* Indicates Result is outside QC Limits
NC = Not Calculated ND = Not Detected

SDG: O899

Client Sample ID:	MBLK	LCS
Lab Sample ID:	A8BO966102	A8BO966101

Analyte	Units of Measure	Concentration Blank Spike	Concentration Spike Amount	% Recovery Blank Spike	QC LIMITS
WET CHEMISTRY ANALYSIS					
METHOD 420.2 - TOTAL RECOVERABLE PHENO	MG/L	0.570	0.717	80	75-125

* Indicates Result is outside QC Limits
NC = Not Calculated ND = Not Detected

SDG: O899
Client Sample ID: MBLK LCS
Lab Sample ID: A8BO966602 A8BO966601

Analyte	Units of Measure	Concentration Blank Spike	Concentration Spike Amount	% Recovery Blank Spike	QC LIMITS
WET CHEMISTRY ANALYSIS METHOD 420.2 - TOTAL RECOVERABLE PHENO	MG/L	0.570	0.717	80	75-125

* Indicates Result is outside QC Limits
NC = Not Calculated ND = Not Detected

SDG: O899

Client Sample ID:	MBLK	LCS
Lab Sample ID:	A8BO977502	A8BO977501

Analyte	Units of Measure	Concentration Blank Spike	Spike Amount	% Recovery Blank Spike	QC LIMITS
WET CHEMISTRY ANALYSIS METHOD 375.4 - SULFATE	MG/L	29.40	30.00	98	90-110

* Indicates Result is outside QC Limits
NC = Not Calculated ND = Not Detected

SDG: O899

Client Sample ID: MBLK LCS

Lab Sample ID: A8BO979302 A8BO979301

Analyte	Units of Measure	Concentration Blank Spike	Spike Amount	% Recovery Blank Spike	QC LIMITS
WET CHEMISTRY ANALYSIS					
METHOD 420.2 - TOTAL RECOVERABLE PHENO	MG/L	0.591	0.717	82	75-125

* Indicates Result is outside QC Limits

NC = Not Calculated ND = Not Detected

SDG: O899

Client Sample ID: MBLK LCS

Lab Sample ID: A8BO980102 A8BO980101

Analyte	Units of Measure	Concentration Blank Spike	Spike Amount	% Recovery Blank Spike	QC LIMITS
WET CHEMISTRY ANALYSIS					
METHOD 420.2 - TOTAL RECOVERABLE PHENO	MG/L	0.609	0.717	85	75-125

* Indicates Result is outside QC Limits

NC = Not Calculated ND = Not Detected

SDG: 0899
Client Sample ID: Method Blank LCS
Lab Sample ID: A8B0944102 A8B0944101

Analyte	Units of Measure	Concentration Blank Spike	Spike Amount	% Recovery Blank Spike	QC LIMITS
WET CHEMISTRY ANALYSIS METHOD 3500D - SM18 - FERROUS IRON	MG/L	1.85	2.00	92	90-110

* Indicates Result is outside QC Limits
NC = Not Calculated ND = Not Detected

SDG: 0899
Client Sample ID: Method Blank LCS
Lab Sample ID: A8B0946202 A8B0946201

Analyte	Units of Measure	Concentration Blank Spike	Concentration Spike Amount	% Recovery Blank Spike	QC LIMITS
WET CHEMISTRY ANALYSIS					
TOTAL CYANIDE METHOD 9012	MG/L	0.412	0.400	103	90-110

* Indicates Result is outside QC Limits
NC = Not Calculated ND = Not Detected

SDG: O899
Client Sample ID: Method Blank LCS
Lab Sample ID: A8BO948902 A8BO948901

Analyte	Units of Measure	Concentration Blank Spike	Spike Amount	% Recovery Blank Spike	QC LIMITS
WET CHEMISTRY ANALYSIS METHOD 375.4 - SULFATE	MG/L	29.56	30.00	98	90-110

* Indicates Result is outside QC Limits
NC = Not Calculated ND = Not Detected

SDG: 0899
Client Sample ID: Method Blank LCS
Lab Sample ID: A8B0951102 A8B0951101

Analyte	Units of Measure	Concentration Blank Spike	Spike Amount	% Recovery Blank Spike	QC LIMITS
WET CHEMISTRY ANALYSIS METHOD 300.0 - CHLORIDE	MG/L	18.37	20.00	92	90-110

* Indicates Result is outside QC Limits
NC = Not Calculated ND = Not Detected

SDG: 0899
Client Sample ID: Method Blank LCS
Lab Sample ID: A8B0956302 A8B0956301

Analyte	Units of Measure	Concentration Blank Spike	Spike Amount	% Recovery Blank Spike	QC LIMITS
WET CHEMISTRY ANALYSIS METHOD 376.1 - SULFIDE	MG/L	1.60	1.50	107	82-113

* Indicates Result is outside QC Limits
NC = Not Calculated ND = Not Detected

SDG: O899
Client Sample ID: Method Blank LCS
Lab Sample ID: A8B0965002 A8B0965001

Analyte	Units of Measure	Concentration Blank Spike	Concentration Spike Amount	% Recovery Blank Spike	QC LIMITS
WET CHEMISTRY ANALYSIS					
TOTAL CYANIDE METHOD 9012	MG/L	0.393	0.400	98	90-110

* Indicates Result is outside QC Limits
NC = Not Calculated ND = Not Detected

SDG: 0899
Client Sample ID: Method Blank LCS
Lab Sample ID: A8B0969402 A8B0969401

Analyte	Units of Measure	Concentration Blank Spike	Concentration Spike Amount	% Recovery Blank Spike	QC LIMITS
WET CHEMISTRY ANALYSIS METHOD 300.0 - CHLORIDE	MG/L	9.58	10.0	96	90-110

* Indicates Result is outside QC Limits
NC = Not Calculated ND = Not Detected

SDG: 0899
Client Sample ID: Method Blank LCS
Lab Sample ID: A8B0971302 A8B0971301

Analyte	Units of Measure	Concentration Blank Spike	Concentration Spike Amount	% Recovery Blank Spike	QC LIMITS
WET CHEMISTRY ANALYSIS METHOD 3500D - SM18 - FERROUS IRON	MG/L	1.90	2.00	95	90-110

* Indicates Result is outside QC Limits
NC = Not Calculated ND = Not Detected

SDG: 0899
Client Sample ID: Method Blank LCS
Lab Sample ID: A8B0972302 A8B0972301

Analyte	Units of Measure	Concentration Blank Spike	Spike Amount	% Recovery Blank Spike	QC LIMITS
WET CHEMISTRY ANALYSIS					
TOTAL CYANIDE METHOD 9012	MG/L	0.386	0.400	97	90-110

* Indicates Result is outside QC Limits
NC = Not Calculated ND = Not Detected

SDG: 0899
Client Sample ID: Method Blank LCS
Lab Sample ID: A8B0975102 A8B0975101

Analyte	Units of Measure	Concentration Blank Spike	Concentration Spike Amount	% Recovery Blank Spike	QC LIMITS
WET CHEMISTRY ANALYSIS METHOD 3500D - SM18 - FERROUS IRON	MG/L	2.05	2.00	103	90-110

* Indicates Result is outside QC Limits
NC = Not Calculated ND = Not Detected

SDG: O899
Client Sample ID: Method Blank LCS
Lab Sample ID: A8B0976602 A8B0976601

Analyte	Units of Measure	Concentration Blank Spike	Concentration Spike Amount	% Recovery Blank Spike	QC LIMITS
WET CHEMISTRY ANALYSIS					
TOTAL CYANIDE METHOD 9012	MG/L	0.366	0.400	92	90-110

* Indicates Result is outside QC Limits
NC = Not Calculated ND = Not Detected

SDG: 0899
Client Sample ID: Method Blank LCS
Lab Sample ID: A8B0979602 A8B0979601

Analyte	Units of Measure	Concentration Blank Spike	Spike Amount	% Recovery Blank Spike	QC LIMITS
WET CHEMISTRY ANALYSIS METHOD 376.1 - SULFIDE	MG/L	1.60	1.50	107	82-113

* Indicates Result is outside QC Limits
NC = Not Calculated ND = Not Detected

SDG: 0899
Client Sample ID: Method Blank LCS
Lab Sample ID: A8B0985002 A8B0985001

Analyte	Units of Measure	Concentration Blank Spike	Concentration Spike Amount	% Recovery Blank Spike	QC LIMITS
WET CHEMISTRY ANALYSIS METHOD 376.1 - SULFIDE	MG/L	8.40	9.05	93	82-113

* Indicates Result is outside QC Limits
NC = Not Calculated ND = Not Detected

SDG: 0899
Client Sample ID: Method Blank LCS
Lab Sample ID: A8B0989602 A8B0989601

Analyte	Units of Measure	Concentration Blank Spike	Spike Amount	% Recovery Blank Spike	QC LIMITS
WET CHEMISTRY ANALYSIS METHOD 300.0 - CHLORIDE	MG/L	9.75	10.0	98	90-110

* Indicates Result is outside QC Limits
NC = Not Calculated ND = Not Detected

SDG: 0899
Client Sample ID: Method Blank LCS
Lab Sample ID: A8B0996002 A8B0996001

Analyte	Units of Measure	Concentration Blank Spike	Concentration Spike Amount	% Recovery Blank Spike	QC LIMITS
WET CHEMISTRY ANALYSIS METHOD 300.0 - CHLORIDE	MG/L	18.56	20.00	93	90-110

* Indicates Result is outside QC Limits
NC = Not Calculated ND = Not Detected

SDG: O899
Client Sample ID: Method Blank LCS
Lab Sample ID: A8B0996702 A8B0996701

Analyte	Units of Measure	Concentration Blank Spike	Concentration Spike Amount	% Recovery Blank Spike	QC LIMITS
WET CHEMISTRY ANALYSIS METHOD 353.2 - NITRATE/NITRITE - AUTOM	MG/L-N	2.73	2.50	109	90-110

* Indicates Result is outside QC Limits
NC = Not Calculated ND = Not Detected

SDG: O899
Client Sample ID: Method Blank LCS
Lab Sample ID: A8B1003102 A8B1003101

Analyte	Units of Measure	Concentration Blank Spike	Concentration Spike Amount	% Recovery Blank Spike	QC LIMITS
WET CHEMISTRY ANALYSIS					
TOTAL CYANIDE METHOD 9012	MG/L	0.409	0.400	102	90-110

* Indicates Result is outside QC Limits
NC = Not Calculated ND = Not Detected

SDG: O899
Client Sample ID: Method Blank LCS
Lab Sample ID: A8B1007702 A8B1007701

Analyte	Units of Measure	Concentration Blank Spike	Spike Amount	% Recovery Blank Spike	QC LIMITS
WET CHEMISTRY ANALYSIS METHOD 300.0 - CHLORIDE	MG/L	18.11	20.00	90	90-110

* Indicates Result is outside QC Limits
NC = Not Calculated ND = Not Detected

SDG: 0899
Client Sample ID: Method Blank LCS
Lab Sample ID: A8B1024802 A8B1024801

Analyte	Units of Measure	Concentration Blank Spike	Spike Amount	% Recovery Blank Spike	QC LIMITS
WET CHEMISTRY ANALYSIS METHOD 300.0 - CHLORIDE	MG/L	21.72	20.00	109	90-110

* Indicates Result is outside QC Limits
NC = Not Calculated ND = Not Detected

METHOD 8260 - TCL VOLATILE ORGANICS

Client Sample ID Job No & Lab Sample ID	EW1-0108 A08-0899 A8089901	EW2-0108 A08-1004 A8100407	EW2-0108 A08-1004 A8100407DL	EW3-0108 A08-0899 A8089902	EW4-0108 A08-0899 A8089903
Sample Date	01/25/2008 10:00	01/29/2008 00:00	01/29/2008 00:00	01/25/2008 10:30	01/25/2008 11:00
Received Date	01/25/2008 11:40	01/30/2008 17:35	01/30/2008 17:35	01/25/2008 11:40	01/25/2008 11:40
Extraction Date					
Analysis Date	02/05/2008 02:49	02/07/2008 05:39	02/07/2008 13:17	02/05/2008 03:12	02/05/2008 03:35
Extraction HT Met?	-	-	-	-	-
Analytical HT Met?	YES	YES	YES	YES	YES
Sample Matrix	WATER	WATER	WATER	WATER	WATER
Dilution Factor	200.0	4.0	50.0	20.0	10.0
Sample wt/vol	0.005 LITERS	0.005 LITERS	0.005 LITERS	0.005 LITERS	0.005 LITERS
% Dry					

NA = Not Applicable

METHOD 8260 - TCL VOLATILE ORGANICS

Client Sample ID Job No & Lab Sample ID	EW5-0108 A08-0899 A8089904	ICM-101-0108 A08-1004 A8100404	ICM-101-0108 DL A08-1004 A8100404DL	ICM-102-0108 A08-1004 A8100402	ICM-103-0108 A08-1004 A8100403
Sample Date	01/25/2008 11:30	01/29/2008 16:30	01/29/2008 16:30	01/29/2008 11:45	01/29/2008 14:45
Received Date	01/25/2008 11:40	01/30/2008 17:35	01/30/2008 17:35	01/30/2008 17:35	01/30/2008 17:35
Extraction Date					
Analysis Date	02/05/2008 03:58	02/07/2008 04:16	02/07/2008 12:49	02/07/2008 03:21	02/07/2008 03:48
Extraction HT Met?	-	-	-	-	-
Analytical HT Met?	YES	YES	YES	YES	YES
Sample Matrix	WATER	WATER	WATER	WATER	WATER
Dilution Factor	4.0	100.0	200.0	1.0	1.0
Sample wt/vol	0.005 LITERS	0.005 LITERS	0.005 LITERS	0.005 LITERS	0.005 LITERS
% Dry					

NA = Not Applicable

METHOD 8260 - TCL VOLATILE ORGANICS

Client Sample ID Job No & Lab Sample ID	ICM-104-0108 A08-1004 A8100405	ICM-105-0108 A08-1004 A8100408	RFI-16-0108 A08-1078 A8107804	RFI-18-0108 A08-1004 A8100409	RFI-19D-0108 A08-1004 A8100411
Sample Date	01/29/2008 18:00	01/30/2008 11:10	01/31/2008 11:00	01/30/2008 13:55	01/30/2008 15:35
Received Date	01/30/2008 17:35	01/30/2008 17:35	02/01/2008 09:40	01/30/2008 17:35	01/30/2008 17:35
Extraction Date					
Analysis Date	02/07/2008 04:44	02/07/2008 06:07	02/08/2008 13:16	02/07/2008 06:35	02/07/2008 07:30
Extraction HT Met?	-	-	-	-	-
Analytical HT Met?	YES	YES	YES	YES	YES
Sample Matrix	WATER	WATER	WATER	WATER	WATER
Dilution Factor	5.0	5.0	1.0	5.0	1.0
Sample wt/vol	0.005 LITERS	0.005 LITERS	0.005 LITERS	0.005 LITERS	0.005 LITERS
% Dry					

NA = Not Applicable

METHOD 8260 - TCL VOLATILE ORGANICS

Client Sample ID Job No & Lab Sample ID	RFI-21D-0108 A08-1078 A8107805	RFI-22-0108 A08-1004 A8100412	RFI-22-0108 A08-1004 A8100412DL	RFI-23D-0108 A08-1004 A8100410	RFI-24-0108 A08-1004 A8100406
Sample Date	01/31/2008 15:15	01/30/2008 16:30	01/30/2008 16:30	01/30/2008 14:45	01/29/2008 18:05
Received Date	02/01/2008 09:40	01/30/2008 17:35	01/30/2008 17:35	01/30/2008 17:35	01/30/2008 17:35
Extraction Date					
Analysis Date	02/08/2008 13:44	02/07/2008 07:58	02/07/2008 13:44	02/07/2008 07:02	02/07/2008 05:11
Extraction HT Met?	-	-	-	-	-
Analytical HT Met?	YES	YES	YES	YES	YES
Sample Matrix	WATER	WATER	WATER	WATER	WATER
Dilution Factor	1.0	5.0	10.0	1.0	5.0
Sample wt/vol	0.005 LITERS	0.005 LITERS	0.005 LITERS	0.005 LITERS	0.005 LITERS
% Dry					

NA = Not Applicable

METHOD 8260 - TCL VOLATILE ORGANICS

Client Sample ID Job No & Lab Sample ID	RFI-25-0108 A08-1004 A8100401	RFI-27-0108 A08-1078 A8107802	RFI-28-0108 A08-1078 A8107801	RFI-30-0108 A08-1078 A8107803	
Sample Date	01/29/2008 11:30	01/31/2008 12:10	01/31/2008 10:55	01/31/2008 15:45	
Received Date	01/30/2008 17:35	02/01/2008 09:40	02/01/2008 09:40	02/01/2008 09:40	
Extraction Date					
Analysis Date	02/07/2008 12:21	02/08/2008 12:21	02/07/2008 20:13	02/08/2008 12:48	
Extraction HT Met?	-	-	-	-	
Analytical HT Met?	YES	YES	YES	YES	
Sample Matrix	WATER	WATER	WATER	WATER	
Dilution Factor	10.0	8.0	1.0	1.0	
Sample wt/vol	0.005 LITERS	0.005 LITERS	0.005 LITERS	0.005 LITERS	
% Dry					

NA = Not Applicable

METHOD 8260 - TCL VOLATILE ORGANICS

Client Sample ID Job No & Lab Sample ID	ICM-101-0108 A08-1004 A8100404MS	ICM-101-0108 A08-1004 A8100404SD	MSB95 A08-1004 A8B1001401	MSB96 A08-1004 A8B1006801	MSB98 A08-1078 A8B1012801
Sample Date	01/29/2008 16:30	01/29/2008 16:30			
Received Date	01/30/2008 17:35	01/30/2008 17:35			
Extraction Date					
Analysis Date	02/07/2008 08:25	02/07/2008 08:53	02/06/2008 22:26	02/07/2008 11:26	02/08/2008 09:31
Extraction HT Met?	-	-	-	-	-
Analytical HT Met?	YES	YES	-	-	-
Sample Matrix	WATER	WATER	WATER	WATER	WATER
Dilution Factor	100.0	100.0	1.0	1.0	1.0
Sample wt/vol	0.005 LITERS	0.005 LITERS	0.005 LITERS	0.005 LITERS	0.005 LITERS
% Dry					

NA = Not Applicable

METHOD 8260 - TCL VOLATILE ORGANICS

Client Sample ID	msb58				
Job No & Lab Sample ID	A08-0899 A8B0991601				
Sample Date					
Received Date					
Extraction Date					
Analysis Date	02/04/2008 20:03				
Extraction HT Met?	-				
Analytical HT Met?	-				
Sample Matrix	WATER				
Dilution Factor	1.0				
Sample wt/vol	0.005 LITERS				
% Dry					

NA = Not Applicable

METHOD 8260 - TCL VOLATILE ORGANICS

Client Sample ID Job No & Lab Sample ID	VBLK95 A08-1004 A8B1001402	VBLK96 A08-1078 A8B1006802	VBLK98 A08-1078 A8B1012802	vblk58 A08-0899 A8B0991602	
Sample Date					
Received Date					
Extraction Date					
Analysis Date	02/06/2008 23:22	02/07/2008 11:54	02/08/2008 10:02	02/04/2008 21:13	
Extraction HT Met?	-	-	-	-	
Analytical HT Met?	-	-	-	-	
Sample Matrix	WATER	WATER	WATER	WATER	
Dilution Factor	1.0	1.0	1.0	1.0	
Sample wt/vol	0.005 LITERS	0.005 LITERS	0.005 LITERS	0.005 LITERS	
% Dry					

NA = Not Applicable

METHOD 8270 - TCL SEMI-VOLATILE ORGANICS

Client Sample ID Job No & Lab Sample ID	EW1-0108 A08-0899 A8089901	EW2-0108 A08-1004 A8100407	EW3-0108 A08-0899 A8089902	EW3-0108DL A08-0899 A8089902DL	EW4-0108 A08-0899 A8089903
Sample Date	01/25/2008 10:00	01/29/2008 00:00	01/25/2008 10:30	01/25/2008 10:30	01/25/2008 11:00
Received Date	01/25/2008 11:40	01/30/2008 17:35	01/25/2008 11:40	01/25/2008 11:40	01/25/2008 11:40
Extraction Date	01/30/2008 15:00	02/01/2008 08:00	01/30/2008 15:00	01/30/2008 15:00	01/30/2008 15:00
Analysis Date	01/31/2008 14:40	02/01/2008 23:23	01/31/2008 15:03	02/01/2008 18:51	01/31/2008 15:25
Extraction HT Met?	YES	YES	YES	YES	YES
Analytical HT Met?	YES	YES	YES	YES	YES
Sample Matrix	WATER	WATER	WATER	WATER	WATER
Dilution Factor	1.0	10.0	1.0	200.0	1.0
Sample wt/vol	1.045 LITERS	1.05 LITERS	1.06 LITERS	1.06 LITERS	1.04 LITERS
% Dry					

NA = Not Applicable

METHOD 8270 - TCL SEMI-VOLATILE ORGANICS

Client Sample ID / Job No & Lab Sample ID	EW4-0108DL A08-0899 A8089903DL	EW5-0108 A08-0899 A8089904	EW5-0108DL A08-0899 A8089904DL	ICM-101-0108 A08-1004 A8100404	ICM-101-0108 DL A08-1004 A8100404DL
Sample Date	01/25/2008 11:00	01/25/2008 11:30	01/25/2008 11:30	01/29/2008 16:30	01/29/2008 16:30
Received Date	01/25/2008 11:40	01/25/2008 11:40	01/25/2008 11:40	01/30/2008 17:35	01/30/2008 17:35
Extraction Date	01/30/2008 15:00	01/30/2008 15:00	01/30/2008 15:00	02/01/2008 08:00	02/01/2008 08:00
Analysis Date	02/01/2008 19:14	01/31/2008 15:48	02/01/2008 19:37	02/01/2008 22:15	02/02/2008 14:28
Extraction HT Met?	YES	YES	YES	YES	YES
Analytical HT Met?	YES	YES	YES	YES	YES
Sample Matrix	WATER	WATER	WATER	WATER	WATER
Dilution Factor	200.0	1.0	50.0	10.0	500.0
Sample wt/vol	1.04 LITERS	1.04 LITERS	1.04 LITERS	0.99 LITERS	0.99 LITERS
% Dry					

NA = Not Applicable

METHOD 8270 - TCL SEMI-VOLATILE ORGANICS

Client Sample ID Job No & Lab Sample ID	ICM-102-0108 A08-1004 A8100402	ICM-103-0108 A08-1004 A8100403	ICM-104-0108 A08-1004 A8100405	ICM-104-0108 DL A08-1004 A8100405DL	ICM-105-0108 A08-1004 A8100408
Sample Date	01/29/2008 11:45	01/29/2008 14:45	01/29/2008 18:00	01/29/2008 18:00	01/30/2008 11:10
Received Date	01/30/2008 17:35	01/30/2008 17:35	01/30/2008 17:35	01/30/2008 17:35	01/30/2008 17:35
Extraction Date	02/01/2008 08:00	02/01/2008 08:00	02/01/2008 08:00	02/01/2008 08:00	02/01/2008 08:00
Analysis Date	02/01/2008 21:30	02/01/2008 21:53	02/01/2008 22:38	02/02/2008 14:50	02/02/2008 11:04
Extraction HT Met?	YES	YES	YES	YES	YES
Analytical HT Met?	YES	YES	YES	YES	YES
Sample Matrix	WATER	WATER	WATER	WATER	WATER
Dilution Factor	10.0	10.0	10.0	50.0	1.0
Sample wt/vol	0.98 LITERS	1.055 LITERS	0.99 LITERS	0.99 LITERS	1.04 LITERS
% Dry					

NA = Not Applicable

METHOD 8270 - TCL SEMI-VOLATILE ORGANICS

Client Sample ID Job No & Lab Sample ID	RFI-16-0108 A08-1078 A8107804	RFI-18-0108 A08-1004 A8100409	RFI-19D-0108 A08-1004 A8100411	RFI-20-0108 A08-1078 A8107806	RFI-21D-0108 A08-1078 A8107805
Sample Date	01/31/2008 11:00	01/30/2008 13:55	01/30/2008 15:35	01/31/2008 17:00	01/31/2008 15:15
Received Date	02/01/2008 09:40	01/30/2008 17:35	01/30/2008 17:35	02/01/2008 09:40	02/01/2008 09:40
Extraction Date	02/03/2008 07:00	02/01/2008 08:00	02/01/2008 08:00	02/03/2008 07:00	02/03/2008 07:00
Analysis Date	02/04/2008 14:17	02/02/2008 11:27	02/02/2008 12:12	02/04/2008 15:04	02/04/2008 14:40
Extraction HT Met?	YES	YES	YES	YES	YES
Analytical HT Met?	YES	YES	YES	YES	YES
Sample Matrix	WATER	WATER	WATER	WATER	WATER
Dilution Factor	1.0	1.0	1.0	1.0	1.0
Sample wt/vol	0.98 LITERS	1.0 LITERS	1.04 LITERS	1.0 LITERS	1.01 LITERS
% Dry					

NA = Not Applicable

METHOD 8270 - TCL SEMI-VOLATILE ORGANICS

Client Sample ID Job No & Lab Sample ID	RFI-22-0108 A08-1004 A8100412	RFI-23D-0108 A08-1004 A8100410	RFI-24-0108 A08-1004 A8100406	RFI-24-0108 DL A08-1004 A8100406DL	RFI-25-0108 A08-1004 A8100401
Sample Date	01/30/2008 16:30	01/30/2008 14:45	01/29/2008 18:05	01/29/2008 18:05	01/29/2008 11:30
Received Date	01/30/2008 17:35	01/30/2008 17:35	01/30/2008 17:35	01/30/2008 17:35	01/30/2008 17:35
Extraction Date	02/01/2008 08:00	02/01/2008 08:00	02/01/2008 08:00	02/01/2008 08:00	02/01/2008 08:00
Analysis Date	02/02/2008 12:35	02/02/2008 11:50	02/01/2008 23:01	02/02/2008 15:13	02/01/2008 21:07
Extraction HT Met?	YES	YES	YES	YES	YES
Analytical HT Met?	YES	YES	YES	YES	YES
Sample Matrix	WATER	WATER	WATER	WATER	WATER
Dilution Factor	1.0	1.0	10.0	50.0	10.0
Sample wt/vol	1.01 LITERS	0.98 LITERS	1.0 LITERS	1.0 LITERS	1.01 LITERS
% Dry					

NA = Not Applicable

METHOD 8270 - TCL SEMI-VOLATILE ORGANICS

Client Sample ID Job No & Lab Sample ID	RFI-27-0108 A08-1078 A8107802	RFI-28-0108 A08-1078 A8107801	RFI-30-0108 A08-1078 A8107803		
Sample Date	01/31/2008 12:10	01/31/2008 10:55	01/31/2008 15:45		
Received Date	02/01/2008 09:40	02/01/2008 09:40	02/01/2008 09:40		
Extraction Date	02/03/2008 07:00	02/03/2008 07:00	02/03/2008 07:00		
Analysis Date	02/04/2008 13:31	02/04/2008 13:08	02/04/2008 13:54		
Extraction HT Met?	YES	YES	YES		
Analytical HT Met?	YES	YES	YES		
Sample Matrix	WATER	WATER	WATER		
Dilution Factor	1.0	1.0	1.0		
Sample wt/vol	1.02 LITERS	1.0 LITERS	0.99 LITERS		
% Dry					

NA = Not Applicable

METHOD 8270 - TCL SEMI-VOLATILE ORGANICS

Client Sample ID Job No & Lab Sample ID	Matrix Spike Blank A08-0899 A8B0960906	Matrix Spike Blank A08-1004 A8B0973501	Matrix Spike Blank A08-1078 A8B0979701	Matrix Spike Blk Dup A08-0899 A8B0960907	Matrix Spike Blk Dup A08-1004 A8B0973502
Sample Date					
Received Date					
Extraction Date	01/30/2008 15:00	02/01/2008 08:00	02/03/2008 07:00	01/30/2008 15:00	02/01/2008 08:00
Analysis Date	01/31/2008 09:47	02/02/2008 01:39	02/04/2008 11:59	01/31/2008 10:09	02/02/2008 02:02
Extraction HT Met?	-	-	-	-	-
Analytical HT Met?	-	-	-	-	-
Sample Matrix	WATER	WATER	WATER	WATER	WATER
Dilution Factor	1.0	1.0	1.0	1.0	1.0
Sample wt/vol	0.25 LITERS	1.0 LITERS	1.0 LITERS	0.25 LITERS	1.0 LITERS
% Dry					

NA = Not Applicable

METHOD 8270 - TCL SEMI-VOLATILE ORGANICS

Client Sample ID Job No & Lab Sample ID	Matrix Spike Blk Dup A08-1078 A8B0979702				
Sample Date					
Received Date					
Extraction Date	02/03/2008 07:00				
Analysis Date	02/04/2008 12:22				
Extraction HT Met?	-				
Analytical HT Met?	-				
Sample Matrix	WATER				
Dilution Factor	1.0				
Sample wt/vol	1.0 LITERS				
% Dry					

240/265

METHOD 8270 - TCL SEMI-VOLATILE ORGANICS

Client Sample ID Job No & Lab Sample ID	SBLK A08-0899 A8B0960908	SBLK A08-1004 A8B0973503	SBLK A08-1078 A8B0979703		
Sample Date					
Received Date					
Extraction Date	01/30/2008 15:00	02/01/2008 08:00	02/03/2008 07:00		
Analysis Date	01/31/2008 10:32	02/02/2008 02:24	02/04/2008 12:45		
Extraction HT Met?	-	-	-		
Analytical HT Met?	-	-	-		
Sample Matrix	WATER	WATER	WATER		
Dilution Factor	1.0	1.0	1.0		
Sample wt/vol	0.25 LITERS	1.0 LITERS	1.0 LITERS		
% Dry					

NA = Not Applicable

Date: 02/15/2008 15:01:13 | MACTEC ENGINEERING & CONSULTANTS | Rept: AN0369
Jobno: A08-0899 | SAMPLE CHRONOLOGY

Lab ID	Sample ID	Units	Analyte	Method	Dilution Factor	Sample Date	Receive Date	TCLP Date	THT	Analysis Date	AHT	Matrix
A8089901	EW1-0108	MG/L	Aluminum - Total	6010	1.00	01/25/2008 10:00	01/25 11:40	NA	NA	01/29 17:27	Yes	WATER
		MG/L	Antimony - Total	6010	1.00	01/25/2008 10:00	01/25 11:40	NA	NA	01/29 17:27	Yes	WATER
		MG/L	Arsenic - Total	6010	1.00	01/25/2008 10:00	01/25 11:40	NA	NA	01/29 17:27	Yes	WATER
		MG/L	Barium - Total	6010	1.00	01/25/2008 10:00	01/25 11:40	NA	NA	01/29 17:27	Yes	WATER
		MG/L	Beryllium - Total	6010	1.00	01/25/2008 10:00	01/25 11:40	NA	NA	01/29 17:27	Yes	WATER
		MG/L	Cadmium - Total	6010	1.00	01/25/2008 10:00	01/25 11:40	NA	NA	01/29 17:27	Yes	WATER
		MG/L	Calcium - Total	6010	1.00	01/25/2008 10:00	01/25 11:40	NA	NA	01/29 17:27	Yes	WATER
		MG/L	Chromium - Total	6010	1.00	01/25/2008 10:00	01/25 11:40	NA	NA	01/29 17:27	Yes	WATER
		MG/L	Cobalt - Total	6010	1.00	01/25/2008 10:00	01/25 11:40	NA	NA	01/29 17:27	Yes	WATER
		MG/L	Copper - Total	6010	1.00	01/25/2008 10:00	01/25 11:40	NA	NA	01/29 17:27	Yes	WATER
		MG/L	Iron - Total	6010	1.00	01/25/2008 10:00	01/25 11:40	NA	NA	01/29 17:27	Yes	WATER
		MG/L	Lead - Total	6010	1.00	01/25/2008 10:00	01/25 11:40	NA	NA	01/29 17:27	Yes	WATER
		MG/L	Magnesium - Total	6010	1.00	01/25/2008 10:00	01/25 11:40	NA	NA	01/29 17:27	Yes	WATER
		MG/L	Manganese - Total	6010	1.00	01/25/2008 10:00	01/25 11:40	NA	NA	01/29 17:27	Yes	WATER
		MG/L	Mercury - Total	7470	1.00	01/25/2008 10:00	01/25 11:40	NA	NA	01/31 13:21	Yes	WATER
		MG/L	Nickel - Total	6010	1.00	01/25/2008 10:00	01/25 11:40	NA	NA	01/29 17:27	Yes	WATER
		MG/L	Potassium - Total	6010	1.00	01/25/2008 10:00	01/25 11:40	NA	NA	01/29 17:27	Yes	WATER
		MG/L	Selenium - Total	6010	1.00	01/25/2008 10:00	01/25 11:40	NA	NA	01/29 17:27	Yes	WATER
		MG/L	Silver - Total	6010	1.00	01/25/2008 10:00	01/25 11:40	NA	NA	01/29 17:27	Yes	WATER
		MG/L	Sodium - Total	6010	1.00	01/25/2008 10:00	01/25 11:40	NA	NA	01/29 17:27	Yes	WATER
		MG/L	Thallium - Total	6010	1.00	01/25/2008 10:00	01/25 11:40	NA	NA	01/29 17:27	Yes	WATER
		MG/L	Vanadium - Total	6010	1.00	01/25/2008 10:00	01/25 11:40	NA	NA	01/29 17:27	Yes	WATER
		MG/L	Zinc - Total	6010	1.00	01/25/2008 10:00	01/25 11:40	NA	NA	01/29 17:27	Yes	WATER
A8100407	EW2-0108	MG/L	Aluminum - Total	6010	1.00	01/29/2008	01/30 17:35	NA	NA	02/02 04:44	Yes	WATER
		MG/L	Antimony - Total	6010	1.00	01/29/2008	01/30 17:35	NA	NA	02/02 04:44	Yes	WATER
		MG/L	Arsenic - Total	6010	1.00	01/29/2008	01/30 17:35	NA	NA	02/02 04:44	Yes	WATER
		MG/L	Barium - Total	6010	1.00	01/29/2008	01/30 17:35	NA	NA	02/02 04:44	Yes	WATER
		MG/L	Beryllium - Total	6010	1.00	01/29/2008	01/30 17:35	NA	NA	02/02 04:44	Yes	WATER
		MG/L	Cadmium - Total	6010	1.00	01/29/2008	01/30 17:35	NA	NA	02/02 04:44	Yes	WATER
		MG/L	Calcium - Total	6010	1.00	01/29/2008	01/30 17:35	NA	NA	02/02 04:44	Yes	WATER
		MG/L	Chromium - Total	6010	1.00	01/29/2008	01/30 17:35	NA	NA	02/02 04:44	Yes	WATER
		MG/L	Cobalt - Total	6010	1.00	01/29/2008	01/30 17:35	NA	NA	02/02 04:44	Yes	WATER
		MG/L	Copper - Total	6010	1.00	01/29/2008	01/30 17:35	NA	NA	02/02 04:44	Yes	WATER
		MG/L	Iron - Total	6010	1.00	01/29/2008	01/30 17:35	NA	NA	02/02 04:44	Yes	WATER
		MG/L	Lead - Total	6010	1.00	01/29/2008	01/30 17:35	NA	NA	02/02 04:44	Yes	WATER
		MG/L	Magnesium - Total	6010	1.00	01/29/2008	01/30 17:35	NA	NA	02/02 04:44	Yes	WATER
		MG/L	Manganese - Total	6010	1.00	01/29/2008	01/30 17:35	NA	NA	02/02 04:44	Yes	WATER
		MG/L	Mercury - Total	7470	1.00	01/29/2008	01/30 17:35	NA	NA	02/04 17:25	Yes	WATER
		MG/L	Nickel - Total	6010	1.00	01/29/2008	01/30 17:35	NA	NA	02/02 04:44	Yes	WATER
		MG/L	Potassium - Total	6010	1.00	01/29/2008	01/30 17:35	NA	NA	02/02 04:44	Yes	WATER
		MG/L	Selenium - Total	6010	1.00	01/29/2008	01/30 17:35	NA	NA	02/02 04:44	Yes	WATER
		MG/L	Silver - Total	6010	1.00	01/29/2008	01/30 17:35	NA	NA	02/02 04:44	Yes	WATER
		MG/L	Sodium - Total	6010	1.00	01/29/2008	01/30 17:35	NA	NA	02/02 04:44	Yes	WATER
		MG/L	Thallium - Total	6010	1.00	01/29/2008	01/30 17:35	NA	NA	02/02 04:44	Yes	WATER
		MG/L	Vanadium - Total	6010	1.00	01/29/2008	01/30 17:35	NA	NA	02/02 04:44	Yes	WATER
		MG/L	Zinc - Total	6010	1.00	01/29/2008	01/30 17:35	NA	NA	02/02 04:44	Yes	WATER
A8089902	EW3-0108	MG/L	Aluminum - Total	6010	1.00	01/25/2008 10:30	01/25 11:40	NA	NA	01/29 17:46	Yes	WATER
		MG/L	Antimony - Total	6010	1.00	01/25/2008 10:30	01/25 11:40	NA	NA	01/29 17:46	Yes	WATER

AHT = Analysis Holding Time Met
THT = TCLP Holding Time Met
NA = Not Applicable

TestAmerica Laboratories Inc.

Lab ID	Sample ID	Units	Analyte	Method	Dilution Factor	Sample Date	Receive Date	TCLP Date	THT	Analysis Date	AHT	Matrix
A8089902	EW3-0108	MG/L	Arsenic - Total	6010	1.00	01/25/2008 10:30	01/25 11:40	NA	NA	01/29 17:46	Yes	WATER
		MG/L	Barium - Total	6010	1.00	01/25/2008 10:30	01/25 11:40	NA	NA	01/29 17:46	Yes	WATER
		MG/L	Beryllium - Total	6010	1.00	01/25/2008 10:30	01/25 11:40	NA	NA	01/29 17:46	Yes	WATER
		MG/L	Cadmium - Total	6010	1.00	01/25/2008 10:30	01/25 11:40	NA	NA	01/29 17:46	Yes	WATER
		MG/L	Calcium - Total	6010	1.00	01/25/2008 10:30	01/25 11:40	NA	NA	01/29 17:46	Yes	WATER
		MG/L	Chromium - Total	6010	1.00	01/25/2008 10:30	01/25 11:40	NA	NA	01/29 17:46	Yes	WATER
		MG/L	Cobalt - Total	6010	1.00	01/25/2008 10:30	01/25 11:40	NA	NA	01/29 17:46	Yes	WATER
		MG/L	Copper - Total	6010	1.00	01/25/2008 10:30	01/25 11:40	NA	NA	01/29 17:46	Yes	WATER
		MG/L	Iron - Total	6010	1.00	01/25/2008 10:30	01/25 11:40	NA	NA	01/29 17:46	Yes	WATER
		MG/L	Lead - Total	6010	1.00	01/25/2008 10:30	01/25 11:40	NA	NA	01/29 17:46	Yes	WATER
		MG/L	Magnesium - Total	6010	1.00	01/25/2008 10:30	01/25 11:40	NA	NA	01/29 17:46	Yes	WATER
		MG/L	Manganese - Total	6010	1.00	01/25/2008 10:30	01/25 11:40	NA	NA	01/29 17:46	Yes	WATER
		MG/L	Mercury - Total	7470	1.00	01/25/2008 10:30	01/25 11:40	NA	NA	01/31 13:22	Yes	WATER
		MG/L	Nickel - Total	6010	1.00	01/25/2008 10:30	01/25 11:40	NA	NA	01/29 17:46	Yes	WATER
		MG/L	Potassium - Total	6010	5.00	01/25/2008 10:30	01/25 11:40	NA	NA	01/30 19:40	Yes	WATER
		MG/L	Selenium - Total	6010	1.00	01/25/2008 10:30	01/25 11:40	NA	NA	01/29 17:46	Yes	WATER
		MG/L	Silver - Total	6010	1.00	01/25/2008 10:30	01/25 11:40	NA	NA	01/29 17:46	Yes	WATER
		MG/L	Sodium - Total	6010	5.00	01/25/2008 10:30	01/25 11:40	NA	NA	01/30 19:40	Yes	WATER
		MG/L	Thallium - Total	6010	1.00	01/25/2008 10:30	01/25 11:40	NA	NA	01/29 17:46	Yes	WATER
		MG/L	Vanadium - Total	6010	1.00	01/25/2008 10:30	01/25 11:40	NA	NA	01/29 17:46	Yes	WATER
		MG/L	Zinc - Total	6010	1.00	01/25/2008 10:30	01/25 11:40	NA	NA	01/29 17:46	Yes	WATER
A8089903	EW4-0108	MG/L	Aluminum - Total	6010	1.00	01/25/2008 11:00	01/25 11:40	NA	NA	01/29 17:52	Yes	WATER
		MG/L	Antimony - Total	6010	1.00	01/25/2008 11:00	01/25 11:40	NA	NA	01/29 17:52	Yes	WATER
		MG/L	Arsenic - Total	6010	1.00	01/25/2008 11:00	01/25 11:40	NA	NA	01/29 17:52	Yes	WATER
		MG/L	Barium - Total	6010	1.00	01/25/2008 11:00	01/25 11:40	NA	NA	01/29 17:52	Yes	WATER
		MG/L	Beryllium - Total	6010	1.00	01/25/2008 11:00	01/25 11:40	NA	NA	01/29 17:52	Yes	WATER
		MG/L	Cadmium - Total	6010	1.00	01/25/2008 11:00	01/25 11:40	NA	NA	01/29 17:52	Yes	WATER
		MG/L	Calcium - Total	6010	1.00	01/25/2008 11:00	01/25 11:40	NA	NA	01/29 17:52	Yes	WATER
		MG/L	Chromium - Total	6010	1.00	01/25/2008 11:00	01/25 11:40	NA	NA	01/29 17:52	Yes	WATER
		MG/L	Cobalt - Total	6010	1.00	01/25/2008 11:00	01/25 11:40	NA	NA	01/29 17:52	Yes	WATER
		MG/L	Copper - Total	6010	1.00	01/25/2008 11:00	01/25 11:40	NA	NA	01/29 17:52	Yes	WATER
		MG/L	Iron - Total	6010	1.00	01/25/2008 11:00	01/25 11:40	NA	NA	01/29 17:52	Yes	WATER
		MG/L	Lead - Total	6010	1.00	01/25/2008 11:00	01/25 11:40	NA	NA	01/29 17:52	Yes	WATER
		MG/L	Magnesium - Total	6010	1.00	01/25/2008 11:00	01/25 11:40	NA	NA	01/29 17:52	Yes	WATER
		MG/L	Manganese - Total	6010	1.00	01/25/2008 11:00	01/25 11:40	NA	NA	01/29 17:52	Yes	WATER
		MG/L	Mercury - Total	7470	1.00	01/25/2008 11:00	01/25 11:40	NA	NA	01/31 13:24	Yes	WATER
		MG/L	Nickel - Total	6010	1.00	01/25/2008 11:00	01/25 11:40	NA	NA	01/29 17:52	Yes	WATER
		MG/L	Potassium - Total	6010	10.00	01/25/2008 11:00	01/25 11:40	NA	NA	01/30 19:46	Yes	WATER
		MG/L	Selenium - Total	6010	1.00	01/25/2008 11:00	01/25 11:40	NA	NA	01/29 17:52	Yes	WATER
		MG/L	Silver - Total	6010	1.00	01/25/2008 11:00	01/25 11:40	NA	NA	01/29 17:52	Yes	WATER
		MG/L	Sodium - Total	6010	10.00	01/25/2008 11:00	01/25 11:40	NA	NA	01/30 19:46	Yes	WATER
		MG/L	Thallium - Total	6010	1.00	01/25/2008 11:00	01/25 11:40	NA	NA	01/29 17:52	Yes	WATER
		MG/L	Vanadium - Total	6010	1.00	01/25/2008 11:00	01/25 11:40	NA	NA	01/29 17:52	Yes	WATER
		MG/L	Zinc - Total	6010	1.00	01/25/2008 11:00	01/25 11:40	NA	NA	01/29 17:52	Yes	WATER
A8089904	EW5-0108	MG/L	Aluminum - Total	6010	1.00	01/25/2008 11:30	01/25 11:40	NA	NA	01/29 17:57	Yes	WATER
		MG/L	Antimony - Total	6010	1.00	01/25/2008 11:30	01/25 11:40	NA	NA	01/29 17:57	Yes	WATER
		MG/L	Arsenic - Total	6010	1.00	01/25/2008 11:30	01/25 11:40	NA	NA	01/29 17:57	Yes	WATER
		MG/L	Barium - Total	6010	1.00	01/25/2008 11:30	01/25 11:40	NA	NA	01/29 17:57	Yes	WATER

AHT = Analysis Holding Time Met
THT = TCLP Holding Time Met
NA = Not Applicable

Date: 02/15/2008 15:01:13 | MACTEC ENGINEERING & CONSULTANTS | Rept: ANO369
Jobno: A08-0899 | SAMPLE CHRONOLOGY

Lab ID	Sample ID	Units	Analyte	Method	Dilution Factor	Sample Date	Receive Date	TCLP Date	THT	Analysis Date	AHT	Matrix
A8089904	EW5-0108	MG/L	Beryllium - Total	6010	1.00	01/25/2008 11:30	01/25 11:40	NA	NA	01/29 17:57	Yes	WATER
		MG/L	Cadmium - Total	6010	1.00	01/25/2008 11:30	01/25 11:40	NA	NA	01/29 17:57	Yes	WATER
		MG/L	Calcium - Total	6010	1.00	01/25/2008 11:30	01/25 11:40	NA	NA	01/29 17:57	Yes	WATER
		MG/L	Chromium - Total	6010	1.00	01/25/2008 11:30	01/25 11:40	NA	NA	01/29 17:57	Yes	WATER
		MG/L	Cobalt - Total	6010	1.00	01/25/2008 11:30	01/25 11:40	NA	NA	01/29 17:57	Yes	WATER
		MG/L	Copper - Total	6010	1.00	01/25/2008 11:30	01/25 11:40	NA	NA	01/29 17:57	Yes	WATER
		MG/L	Iron - Total	6010	1.00	01/25/2008 11:30	01/25 11:40	NA	NA	01/29 17:57	Yes	WATER
		MG/L	Lead - Total	6010	1.00	01/25/2008 11:30	01/25 11:40	NA	NA	01/29 17:57	Yes	WATER
		MG/L	Magnesium - Total	6010	1.00	01/25/2008 11:30	01/25 11:40	NA	NA	01/29 17:57	Yes	WATER
		MG/L	Manganese - Total	6010	1.00	01/25/2008 11:30	01/25 11:40	NA	NA	01/29 17:57	Yes	WATER
		MG/L	Mercury - Total	7470	1.00	01/25/2008 11:30	01/25 11:40	NA	NA	01/31 13:26	Yes	WATER
		MG/L	Nickel - Total	6010	1.00	01/25/2008 11:30	01/25 11:40	NA	NA	01/29 17:57	Yes	WATER
		MG/L	Potassium - Total	6010	1.00	01/25/2008 11:30	01/25 11:40	NA	NA	01/29 17:57	Yes	WATER
		MG/L	Selenium - Total	6010	1.00	01/25/2008 11:30	01/25 11:40	NA	NA	01/29 17:57	Yes	WATER
		MG/L	Silver - Total	6010	1.00	01/25/2008 11:30	01/25 11:40	NA	NA	01/29 17:57	Yes	WATER
		MG/L	Sodium - Total	6010	5.00	01/25/2008 11:30	01/25 11:40	NA	NA	01/30 19:51	Yes	WATER
		MG/L	Thallium - Total	6010	1.00	01/25/2008 11:30	01/25 11:40	NA	NA	01/29 17:57	Yes	WATER
		MG/L	Vanadium - Total	6010	1.00	01/25/2008 11:30	01/25 11:40	NA	NA	01/29 17:57	Yes	WATER
		MG/L	Zinc - Total	6010	1.00	01/25/2008 11:30	01/25 11:40	NA	NA	01/29 17:57	Yes	WATER
A8100404	ICM-101-0108	MG/L	Aluminum - Total	6010	1.00	01/29/2008 16:30	01/30 17:35	NA	NA	02/02 06:12	Yes	WATER
		MG/L	Antimony - Total	6010	1.00	01/29/2008 16:30	01/30 17:35	NA	NA	02/02 06:12	Yes	WATER
		MG/L	Arsenic - Total	6010	1.00	01/29/2008 16:30	01/30 17:35	NA	NA	02/02 06:12	Yes	WATER
		MG/L	Barium - Total	6010	1.00	01/29/2008 16:30	01/30 17:35	NA	NA	02/02 06:12	Yes	WATER
		MG/L	Beryllium - Total	6010	1.00	01/29/2008 16:30	01/30 17:35	NA	NA	02/02 06:12	Yes	WATER
		MG/L	Cadmium - Total	6010	1.00	01/29/2008 16:30	01/30 17:35	NA	NA	02/02 06:12	Yes	WATER
		MG/L	Calcium - Total	6010	1.00	01/29/2008 16:30	01/30 17:35	NA	NA	02/02 06:12	Yes	WATER
		MG/L	Chromium - Total	6010	1.00	01/29/2008 16:30	01/30 17:35	NA	NA	02/02 06:12	Yes	WATER
		MG/L	Cobalt - Total	6010	1.00	01/29/2008 16:30	01/30 17:35	NA	NA	02/02 06:12	Yes	WATER
		MG/L	Copper - Total	6010	1.00	01/29/2008 16:30	01/30 17:35	NA	NA	02/02 06:12	Yes	WATER
		MG/L	Iron - Total	6010	1.00	01/29/2008 16:30	01/30 17:35	NA	NA	02/02 06:12	Yes	WATER
		MG/L	Lead - Total	6010	1.00	01/29/2008 16:30	01/30 17:35	NA	NA	02/02 06:12	Yes	WATER
		MG/L	Magnesium - Total	6010	1.00	01/29/2008 16:30	01/30 17:35	NA	NA	02/02 06:12	Yes	WATER
		MG/L	Manganese - Total	6010	1.00	01/29/2008 16:30	01/30 17:35	NA	NA	02/02 06:12	Yes	WATER
		MG/L	Mercury - Total	7470	1.00	01/29/2008 16:30	01/30 17:35	NA	NA	02/04 17:21	Yes	WATER
		MG/L	Nickel - Total	6010	1.00	01/29/2008 16:30	01/30 17:35	NA	NA	02/02 06:12	Yes	WATER
		MG/L	Potassium - Total	6010	1.00	01/29/2008 16:30	01/30 17:35	NA	NA	02/02 06:12	Yes	WATER
		MG/L	Selenium - Total	6010	1.00	01/29/2008 16:30	01/30 17:35	NA	NA	02/02 06:12	Yes	WATER
		MG/L	Silver - Total	6010	1.00	01/29/2008 16:30	01/30 17:35	NA	NA	02/02 06:12	Yes	WATER
		MG/L	Sodium - Total	6010	5.00	01/29/2008 16:30	01/30 17:35	NA	NA	02/02 06:20	Yes	WATER
		MG/L	Thallium - Total	6010	1.00	01/29/2008 16:30	01/30 17:35	NA	NA	02/02 06:12	Yes	WATER
		MG/L	Vanadium - Total	6010	1.00	01/29/2008 16:30	01/30 17:35	NA	NA	02/02 06:12	Yes	WATER
		MG/L	Zinc - Total	6010	1.00	01/29/2008 16:30	01/30 17:35	NA	NA	02/02 06:12	Yes	WATER
A8100402	ICM-102-0108	MG/L	Aluminum - Total	6010	1.00	01/29/2008 11:45	01/30 17:35	NA	NA	02/02 03:47	Yes	WATER
		MG/L	Antimony - Total	6010	1.00	01/29/2008 11:45	01/30 17:35	NA	NA	02/02 03:47	Yes	WATER
		MG/L	Arsenic - Total	6010	1.00	01/29/2008 11:45	01/30 17:35	NA	NA	02/02 03:47	Yes	WATER
		MG/L	Barium - Total	6010	1.00	01/29/2008 11:45	01/30 17:35	NA	NA	02/02 03:47	Yes	WATER
		MG/L	Beryllium - Total	6010	1.00	01/29/2008 11:45	01/30 17:35	NA	NA	02/02 03:47	Yes	WATER
		MG/L	Cadmium - Total	6010	1.00	01/29/2008 11:45	01/30 17:35	NA	NA	02/02 03:47	Yes	WATER

AHT = Analysis Holding Time Met
THT = TCLP Holding Time Met
NA = Not Applicable

TestAmerica Laboratories Inc.

Lab ID	Sample ID	Units	Analyte	Method	Dilution Factor	Sample Date	Receive Date	TCLP Date	THT	Analysis Date	AHT	Matrix
A8100402	ICM-102-0108	MG/L	Calcium - Total	6010	1.00	01/29/2008 11:45	01/30 17:35	NA	NA	02/02 03:47	Yes	WATER
		MG/L	Chromium - Total	6010	1.00	01/29/2008 11:45	01/30 17:35	NA	NA	02/02 03:47	Yes	WATER
		MG/L	Cobalt - Total	6010	1.00	01/29/2008 11:45	01/30 17:35	NA	NA	02/02 03:47	Yes	WATER
		MG/L	Copper - Total	6010	1.00	01/29/2008 11:45	01/30 17:35	NA	NA	02/02 03:47	Yes	WATER
		MG/L	Iron - Total	6010	1.00	01/29/2008 11:45	01/30 17:35	NA	NA	02/02 03:47	Yes	WATER
		MG/L	Lead - Total	6010	1.00	01/29/2008 11:45	01/30 17:35	NA	NA	02/02 03:47	Yes	WATER
		MG/L	Magnesium - Total	6010	1.00	01/29/2008 11:45	01/30 17:35	NA	NA	02/02 03:47	Yes	WATER
		MG/L	Manganese - Total	6010	1.00	01/29/2008 11:45	01/30 17:35	NA	NA	02/02 03:47	Yes	WATER
		MG/L	Mercury - Total	7470	1.00	01/29/2008 11:45	01/30 17:35	NA	NA	02/04 17:17	Yes	WATER
		MG/L	Nickel - Total	6010	1.00	01/29/2008 11:45	01/30 17:35	NA	NA	02/02 03:47	Yes	WATER
		MG/L	Potassium - Total	6010	1.00	01/29/2008 11:45	01/30 17:35	NA	NA	02/02 03:47	Yes	WATER
		MG/L	Selenium - Total	6010	1.00	01/29/2008 11:45	01/30 17:35	NA	NA	02/02 03:47	Yes	WATER
		MG/L	Silver - Total	6010	1.00	01/29/2008 11:45	01/30 17:35	NA	NA	02/02 03:47	Yes	WATER
		MG/L	Sodium - Total	6010	1.00	01/29/2008 11:45	01/30 17:35	NA	NA	02/02 03:47	Yes	WATER
		MG/L	Thallium - Total	6010	1.00	01/29/2008 11:45	01/30 17:35	NA	NA	02/02 03:47	Yes	WATER
		MG/L	Vanadium - Total	6010	1.00	01/29/2008 11:45	01/30 17:35	NA	NA	02/02 03:47	Yes	WATER
		MG/L	Zinc - Total	6010	1.00	01/29/2008 11:45	01/30 17:35	NA	NA	02/02 03:47	Yes	WATER
A8100403	ICM-103-0108	MG/L	Aluminum - Total	6010	1.00	01/29/2008 14:45	01/30 17:35	NA	NA	02/02 03:52	Yes	WATER
		MG/L	Antimony - Total	6010	1.00	01/29/2008 14:45	01/30 17:35	NA	NA	02/02 03:52	Yes	WATER
		MG/L	Arsenic - Total	6010	1.00	01/29/2008 14:45	01/30 17:35	NA	NA	02/02 03:52	Yes	WATER
		MG/L	Barium - Total	6010	1.00	01/29/2008 14:45	01/30 17:35	NA	NA	02/02 03:52	Yes	WATER
		MG/L	Beryllium - Total	6010	1.00	01/29/2008 14:45	01/30 17:35	NA	NA	02/02 03:52	Yes	WATER
		MG/L	Cadmium - Total	6010	1.00	01/29/2008 14:45	01/30 17:35	NA	NA	02/02 03:52	Yes	WATER
		MG/L	Calcium - Total	6010	1.00	01/29/2008 14:45	01/30 17:35	NA	NA	02/02 03:52	Yes	WATER
		MG/L	Chromium - Total	6010	1.00	01/29/2008 14:45	01/30 17:35	NA	NA	02/02 03:52	Yes	WATER
		MG/L	Cobalt - Total	6010	1.00	01/29/2008 14:45	01/30 17:35	NA	NA	02/02 03:52	Yes	WATER
		MG/L	Copper - Total	6010	1.00	01/29/2008 14:45	01/30 17:35	NA	NA	02/02 03:52	Yes	WATER
		MG/L	Iron - Total	6010	1.00	01/29/2008 14:45	01/30 17:35	NA	NA	02/02 03:52	Yes	WATER
		MG/L	Lead - Total	6010	1.00	01/29/2008 14:45	01/30 17:35	NA	NA	02/02 03:52	Yes	WATER
		MG/L	Magnesium - Total	6010	1.00	01/29/2008 14:45	01/30 17:35	NA	NA	02/02 03:52	Yes	WATER
		MG/L	Manganese - Total	6010	1.00	01/29/2008 14:45	01/30 17:35	NA	NA	02/02 03:52	Yes	WATER
		MG/L	Mercury - Total	7470	1.00	01/29/2008 14:45	01/30 17:35	NA	NA	02/04 17:19	Yes	WATER
		MG/L	Nickel - Total	6010	1.00	01/29/2008 14:45	01/30 17:35	NA	NA	02/02 03:52	Yes	WATER
		MG/L	Potassium - Total	6010	1.00	01/29/2008 14:45	01/30 17:35	NA	NA	02/02 03:52	Yes	WATER
		MG/L	Selenium - Total	6010	1.00	01/29/2008 14:45	01/30 17:35	NA	NA	02/02 03:52	Yes	WATER
		MG/L	Silver - Total	6010	1.00	01/29/2008 14:45	01/30 17:35	NA	NA	02/02 03:52	Yes	WATER
		MG/L	Sodium - Total	6010	1.00	01/29/2008 14:45	01/30 17:35	NA	NA	02/02 03:52	Yes	WATER
		MG/L	Thallium - Total	6010	1.00	01/29/2008 14:45	01/30 17:35	NA	NA	02/02 03:52	Yes	WATER
		MG/L	Vanadium - Total	6010	1.00	01/29/2008 14:45	01/30 17:35	NA	NA	02/02 03:52	Yes	WATER
		MG/L	Zinc - Total	6010	1.00	01/29/2008 14:45	01/30 17:35	NA	NA	02/02 03:52	Yes	WATER
A8100405	ICM-104-0108	MG/L	Aluminum - Total	6010	1.00	01/29/2008 18:00	01/30 17:35	NA	NA	02/02 04:33	Yes	WATER
		MG/L	Antimony - Total	6010	1.00	01/29/2008 18:00	01/30 17:35	NA	NA	02/02 04:33	Yes	WATER
		MG/L	Arsenic - Total	6010	1.00	01/29/2008 18:00	01/30 17:35	NA	NA	02/02 04:33	Yes	WATER
		MG/L	Barium - Total	6010	1.00	01/29/2008 18:00	01/30 17:35	NA	NA	02/02 04:33	Yes	WATER
		MG/L	Beryllium - Total	6010	1.00	01/29/2008 18:00	01/30 17:35	NA	NA	02/02 04:33	Yes	WATER
		MG/L	Cadmium - Total	6010	1.00	01/29/2008 18:00	01/30 17:35	NA	NA	02/02 04:33	Yes	WATER
		MG/L	Calcium - Total	6010	1.00	01/29/2008 18:00	01/30 17:35	NA	NA	02/02 04:33	Yes	WATER
		MG/L	Chromium - Total	6010	1.00	01/29/2008 18:00	01/30 17:35	NA	NA	02/02 04:33	Yes	WATER

AHT = Analysis Holding Time Met
THT = TCLP Holding Time Met
NA = Not Applicable

Lab ID	Sample ID	Units	Analyte	Method	Dilution Factor	Sample Date	Receive Date	TCLP Date	THT	Analysis Date	AHT	Matrix
A8100405	ICM-104-0108	MG/L	Cobalt - Total	6010	1.00	01/29/2008 18:00	01/30 17:35	NA	NA	02/02 04:33	Yes	WATER
		MG/L	Copper - Total	6010	1.00	01/29/2008 18:00	01/30 17:35	NA	NA	02/02 04:33	Yes	WATER
		MG/L	Iron - Total	6010	1.00	01/29/2008 18:00	01/30 17:35	NA	NA	02/02 04:33	Yes	WATER
		MG/L	Lead - Total	6010	1.00	01/29/2008 18:00	01/30 17:35	NA	NA	02/02 04:33	Yes	WATER
		MG/L	Magnesium - Total	6010	1.00	01/29/2008 18:00	01/30 17:35	NA	NA	02/02 04:33	Yes	WATER
		MG/L	Manganese - Total	6010	1.00	01/29/2008 18:00	01/30 17:35	NA	NA	02/02 04:33	Yes	WATER
		MG/L	Mercury - Total	7470	1.00	01/29/2008 18:00	01/30 17:35	NA	NA	02/04 17:22	Yes	WATER
		MG/L	Nickel - Total	6010	1.00	01/29/2008 18:00	01/30 17:35	NA	NA	02/02 04:33	Yes	WATER
		MG/L	Potassium - Total	6010	1.00	01/29/2008 18:00	01/30 17:35	NA	NA	02/02 04:33	Yes	WATER
		MG/L	Selenium - Total	6010	1.00	01/29/2008 18:00	01/30 17:35	NA	NA	02/02 04:33	Yes	WATER
		MG/L	Silver - Total	6010	1.00	01/29/2008 18:00	01/30 17:35	NA	NA	02/02 04:33	Yes	WATER
		MG/L	Sodium - Total	6010	1.00	01/29/2008 18:00	01/30 17:35	NA	NA	02/02 04:33	Yes	WATER
		MG/L	Thallium - Total	6010	1.00	01/29/2008 18:00	01/30 17:35	NA	NA	02/02 04:33	Yes	WATER
		MG/L	Vanadium - Total	6010	1.00	01/29/2008 18:00	01/30 17:35	NA	NA	02/02 04:33	Yes	WATER
		MG/L	Zinc - Total	6010	1.00	01/29/2008 18:00	01/30 17:35	NA	NA	02/02 04:33	Yes	WATER
A8100408	ICM-105-0108	MG/L	Aluminum - Total	6010	1.00	01/30/2008 11:10	01/30 17:35	NA	NA	02/02 04:49	Yes	WATER
		MG/L	Antimony - Total	6010	1.00	01/30/2008 11:10	01/30 17:35	NA	NA	02/02 04:49	Yes	WATER
		MG/L	Arsenic - Total	6010	1.00	01/30/2008 11:10	01/30 17:35	NA	NA	02/02 04:49	Yes	WATER
		MG/L	Barium - Total	6010	1.00	01/30/2008 11:10	01/30 17:35	NA	NA	02/02 04:49	Yes	WATER
		MG/L	Beryllium - Total	6010	1.00	01/30/2008 11:10	01/30 17:35	NA	NA	02/02 04:49	Yes	WATER
		MG/L	Cadmium - Total	6010	1.00	01/30/2008 11:10	01/30 17:35	NA	NA	02/02 04:49	Yes	WATER
		MG/L	Calcium - Total	6010	1.00	01/30/2008 11:10	01/30 17:35	NA	NA	02/02 04:49	Yes	WATER
		MG/L	Chromium - Total	6010	1.00	01/30/2008 11:10	01/30 17:35	NA	NA	02/02 04:49	Yes	WATER
		MG/L	Cobalt - Total	6010	1.00	01/30/2008 11:10	01/30 17:35	NA	NA	02/02 04:49	Yes	WATER
		MG/L	Copper - Total	6010	1.00	01/30/2008 11:10	01/30 17:35	NA	NA	02/02 04:49	Yes	WATER
		MG/L	Iron - Total	6010	1.00	01/30/2008 11:10	01/30 17:35	NA	NA	02/02 04:49	Yes	WATER
		MG/L	Lead - Total	6010	1.00	01/30/2008 11:10	01/30 17:35	NA	NA	02/02 04:49	Yes	WATER
		MG/L	Magnesium - Total	6010	1.00	01/30/2008 11:10	01/30 17:35	NA	NA	02/02 04:49	Yes	WATER
		MG/L	Manganese - Total	6010	1.00	01/30/2008 11:10	01/30 17:35	NA	NA	02/02 04:49	Yes	WATER
		MG/L	Mercury - Total	7470	1.00	01/30/2008 11:10	01/30 17:35	NA	NA	02/04 17:30	Yes	WATER
		MG/L	Nickel - Total	6010	1.00	01/30/2008 11:10	01/30 17:35	NA	NA	02/02 04:49	Yes	WATER
		MG/L	Potassium - Total	6010	1.00	01/30/2008 11:10	01/30 17:35	NA	NA	02/02 04:49	Yes	WATER
		MG/L	Selenium - Total	6010	1.00	01/30/2008 11:10	01/30 17:35	NA	NA	02/02 04:49	Yes	WATER
		MG/L	Silver - Total	6010	1.00	01/30/2008 11:10	01/30 17:35	NA	NA	02/02 04:49	Yes	WATER
		MG/L	Sodium - Total	6010	1.00	01/30/2008 11:10	01/30 17:35	NA	NA	02/02 04:49	Yes	WATER
		MG/L	Thallium - Total	6010	1.00	01/30/2008 11:10	01/30 17:35	NA	NA	02/02 04:49	Yes	WATER
		MG/L	Vanadium - Total	6010	1.00	01/30/2008 11:10	01/30 17:35	NA	NA	02/02 04:49	Yes	WATER
		MG/L	Zinc - Total	6010	1.00	01/30/2008 11:10	01/30 17:35	NA	NA	02/02 04:49	Yes	WATER
A8107804	RFI-16-0108	MG/L	Aluminum - Total	6010	1.00	01/31/2008 11:00	02/01 09:40	NA	NA	02/05 16:32	Yes	WATER
		MG/L	Antimony - Total	6010	1.00	01/31/2008 11:00	02/01 09:40	NA	NA	02/05 16:32	Yes	WATER
		MG/L	Arsenic - Total	6010	1.00	01/31/2008 11:00	02/01 09:40	NA	NA	02/05 16:32	Yes	WATER
		MG/L	Barium - Total	6010	1.00	01/31/2008 11:00	02/01 09:40	NA	NA	02/05 16:32	Yes	WATER
		MG/L	Beryllium - Total	6010	1.00	01/31/2008 11:00	02/01 09:40	NA	NA	02/05 16:32	Yes	WATER
		MG/L	Cadmium - Total	6010	1.00	01/31/2008 11:00	02/01 09:40	NA	NA	02/05 16:32	Yes	WATER
		MG/L	Calcium - Total	6010	1.00	01/31/2008 11:00	02/01 09:40	NA	NA	02/05 16:32	Yes	WATER
		MG/L	Chromium - Total	6010	1.00	01/31/2008 11:00	02/01 09:40	NA	NA	02/05 16:32	Yes	WATER
		MG/L	Cobalt - Total	6010	1.00	01/31/2008 11:00	02/01 09:40	NA	NA	02/05 16:32	Yes	WATER
		MG/L	Copper - Total	6010	1.00	01/31/2008 11:00	02/01 09:40	NA	NA	02/05 16:32	Yes	WATER

AHT = Analysis Holding Time Met
THT = TCLP Holding Time Met
NA = Not Applicable

Lab ID	Sample ID	Units	Analyte	Method	Dilution Factor	Sample Date	Receive Date	TCLP Date	THT	Analysis Date	AHT	Matrix
A8107804	RFI-16-0108	MG/L	Iron - Total	6010	1.00	01/31/2008 11:00	02/01 09:40	NA	NA	02/05 16:32	Yes	WATER
		MG/L	Lead - Total	6010	1.00	01/31/2008 11:00	02/01 09:40	NA	NA	02/05 16:32	Yes	WATER
		MG/L	Magnesium - Total	6010	1.00	01/31/2008 11:00	02/01 09:40	NA	NA	02/05 16:32	Yes	WATER
		MG/L	Manganese - Total	6010	1.00	01/31/2008 11:00	02/01 09:40	NA	NA	02/05 16:32	Yes	WATER
		MG/L	Mercury - Total	7470	1.00	01/31/2008 11:00	02/01 09:40	NA	NA	02/04 16:48	Yes	WATER
		MG/L	Nickel - Total	6010	1.00	01/31/2008 11:00	02/01 09:40	NA	NA	02/05 16:32	Yes	WATER
		MG/L	Potassium - Total	6010	1.00	01/31/2008 11:00	02/01 09:40	NA	NA	02/05 16:32	Yes	WATER
		MG/L	Selenium - Total	6010	1.00	01/31/2008 11:00	02/01 09:40	NA	NA	02/05 16:32	Yes	WATER
		MG/L	Silver - Total	6010	1.00	01/31/2008 11:00	02/01 09:40	NA	NA	02/05 16:32	Yes	WATER
		MG/L	Sodium - Total	6010	1.00	01/31/2008 11:00	02/01 09:40	NA	NA	02/05 16:32	Yes	WATER
		MG/L	Thallium - Total	6010	1.00	01/31/2008 11:00	02/01 09:40	NA	NA	02/05 16:32	Yes	WATER
		MG/L	Vanadium - Total	6010	1.00	01/31/2008 11:00	02/01 09:40	NA	NA	02/05 16:32	Yes	WATER
		MG/L	Zinc - Total	6010	1.00	01/31/2008 11:00	02/01 09:40	NA	NA	02/05 16:32	Yes	WATER
A8100409	RFI-18-0108	MG/L	Aluminum - Total	6010	1.00	01/30/2008 13:55	01/30 17:35	NA	NA	02/02 04:54	Yes	WATER
		MG/L	Antimony - Total	6010	1.00	01/30/2008 13:55	01/30 17:35	NA	NA	02/02 04:54	Yes	WATER
		MG/L	Arsenic - Total	6010	1.00	01/30/2008 13:55	01/30 17:35	NA	NA	02/02 04:54	Yes	WATER
		MG/L	Barium - Total	6010	1.00	01/30/2008 13:55	01/30 17:35	NA	NA	02/02 04:54	Yes	WATER
		MG/L	Beryllium - Total	6010	1.00	01/30/2008 13:55	01/30 17:35	NA	NA	02/02 04:54	Yes	WATER
		MG/L	Cadmium - Total	6010	1.00	01/30/2008 13:55	01/30 17:35	NA	NA	02/02 04:54	Yes	WATER
		MG/L	Calcium - Total	6010	10.00	01/30/2008 13:55	01/30 17:35	NA	NA	02/04 14:22	Yes	WATER
		MG/L	Chromium - Total	6010	1.00	01/30/2008 13:55	01/30 17:35	NA	NA	02/02 04:54	Yes	WATER
		MG/L	Cobalt - Total	6010	1.00	01/30/2008 13:55	01/30 17:35	NA	NA	02/02 04:54	Yes	WATER
		MG/L	Copper - Total	6010	1.00	01/30/2008 13:55	01/30 17:35	NA	NA	02/02 04:54	Yes	WATER
		MG/L	Iron - Total	6010	1.00	01/30/2008 13:55	01/30 17:35	NA	NA	02/02 04:54	Yes	WATER
		MG/L	Lead - Total	6010	1.00	01/30/2008 13:55	01/30 17:35	NA	NA	02/02 04:54	Yes	WATER
		MG/L	Magnesium - Total	6010	1.00	01/30/2008 13:55	01/30 17:35	NA	NA	02/02 04:54	Yes	WATER
		MG/L	Manganese - Total	6010	1.00	01/30/2008 13:55	01/30 17:35	NA	NA	02/02 04:54	Yes	WATER
		MG/L	Mercury - Total	7470	1.00	01/30/2008 13:55	01/30 17:35	NA	NA	02/04 17:31	Yes	WATER
		MG/L	Nickel - Total	6010	1.00	01/30/2008 13:55	01/30 17:35	NA	NA	02/02 04:54	Yes	WATER
		MG/L	Potassium - Total	6010	1.00	01/30/2008 13:55	01/30 17:35	NA	NA	02/02 04:54	Yes	WATER
		MG/L	Selenium - Total	6010	1.00	01/30/2008 13:55	01/30 17:35	NA	NA	02/02 04:54	Yes	WATER
		MG/L	Silver - Total	6010	1.00	01/30/2008 13:55	01/30 17:35	NA	NA	02/02 04:54	Yes	WATER
		MG/L	Sodium - Total	6010	10.00	01/30/2008 13:55	01/30 17:35	NA	NA	02/04 14:22	Yes	WATER
		MG/L	Thallium - Total	6010	1.00	01/30/2008 13:55	01/30 17:35	NA	NA	02/02 04:54	Yes	WATER
		MG/L	Vanadium - Total	6010	1.00	01/30/2008 13:55	01/30 17:35	NA	NA	02/02 04:54	Yes	WATER
		MG/L	Zinc - Total	6010	1.00	01/30/2008 13:55	01/30 17:35	NA	NA	02/02 04:54	Yes	WATER
A8100411	RFI-19D-0108	MG/L	Aluminum - Total	6010	1.00	01/30/2008 15:35	01/30 17:35	NA	NA	02/02 05:05	Yes	WATER
		MG/L	Antimony - Total	6010	1.00	01/30/2008 15:35	01/30 17:35	NA	NA	02/02 05:05	Yes	WATER
		MG/L	Arsenic - Total	6010	1.00	01/30/2008 15:35	01/30 17:35	NA	NA	02/02 05:05	Yes	WATER
		MG/L	Barium - Total	6010	1.00	01/30/2008 15:35	01/30 17:35	NA	NA	02/02 05:05	Yes	WATER
		MG/L	Beryllium - Total	6010	1.00	01/30/2008 15:35	01/30 17:35	NA	NA	02/02 05:05	Yes	WATER
		MG/L	Cadmium - Total	6010	1.00	01/30/2008 15:35	01/30 17:35	NA	NA	02/02 05:05	Yes	WATER
		MG/L	Calcium - Total	6010	1.00	01/30/2008 15:35	01/30 17:35	NA	NA	02/02 05:05	Yes	WATER
		MG/L	Chromium - Total	6010	1.00	01/30/2008 15:35	01/30 17:35	NA	NA	02/02 05:05	Yes	WATER
		MG/L	Cobalt - Total	6010	1.00	01/30/2008 15:35	01/30 17:35	NA	NA	02/02 05:05	Yes	WATER
		MG/L	Copper - Total	6010	1.00	01/30/2008 15:35	01/30 17:35	NA	NA	02/02 05:05	Yes	WATER
		MG/L	Iron - Total	6010	1.00	01/30/2008 15:35	01/30 17:35	NA	NA	02/02 05:05	Yes	WATER
		MG/L	Lead - Total	6010	1.00	01/30/2008 15:35	01/30 17:35	NA	NA	02/02 05:05	Yes	WATER

AHT = Analysis Holding Time Met
THT = TCLP Holding Time Met
NA = Not Applicable

Lab ID	Sample ID	Units	Analyte	Method	Dilution Factor	Sample Date	Receive Date	TCLP Date	THT	Analysis Date	AHT	Matrix
A8100411	RFI-19D-0108	MG/L	Magnesium - Total	6010	1.00	01/30/2008 15:35	01/30 17:35	NA	NA	02/02 05:05	Yes	WATER
		MG/L	Manganese - Total	6010	1.00	01/30/2008 15:35	01/30 17:35	NA	NA	02/02 05:05	Yes	WATER
		MG/L	Mercury - Total	7470	1.00	01/30/2008 15:35	01/30 17:35	NA	NA	02/04 17:35	Yes	WATER
		MG/L	Nickel - Total	6010	1.00	01/30/2008 15:35	01/30 17:35	NA	NA	02/02 05:05	Yes	WATER
		MG/L	Potassium - Total	6010	1.00	01/30/2008 15:35	01/30 17:35	NA	NA	02/02 05:05	Yes	WATER
		MG/L	Selenium - Total	6010	1.00	01/30/2008 15:35	01/30 17:35	NA	NA	02/02 05:05	Yes	WATER
		MG/L	Silver - Total	6010	1.00	01/30/2008 15:35	01/30 17:35	NA	NA	02/02 05:05	Yes	WATER
		MG/L	Sodium - Total	6010	1.00	01/30/2008 15:35	01/30 17:35	NA	NA	02/02 05:05	Yes	WATER
		MG/L	Thallium - Total	6010	1.00	01/30/2008 15:35	01/30 17:35	NA	NA	02/02 05:05	Yes	WATER
		MG/L	Vanadium - Total	6010	1.00	01/30/2008 15:35	01/30 17:35	NA	NA	02/02 05:05	Yes	WATER
		MG/L	Zinc - Total	6010	1.00	01/30/2008 15:35	01/30 17:35	NA	NA	02/02 05:05	Yes	WATER
A8107806	RFI-20-0108	MG/L	Aluminum - Total	6010	1.00	01/31/2008 17:00	02/01 09:40	NA	NA	02/05 16:43	Yes	WATER
		MG/L	Antimony - Total	6010	1.00	01/31/2008 17:00	02/01 09:40	NA	NA	02/05 16:43	Yes	WATER
		MG/L	Arsenic - Total	6010	1.00	01/31/2008 17:00	02/01 09:40	NA	NA	02/05 16:43	Yes	WATER
		MG/L	Barium - Total	6010	1.00	01/31/2008 17:00	02/01 09:40	NA	NA	02/05 16:43	Yes	WATER
		MG/L	Beryllium - Total	6010	1.00	01/31/2008 17:00	02/01 09:40	NA	NA	02/05 16:43	Yes	WATER
		MG/L	Cadmium - Total	6010	1.00	01/31/2008 17:00	02/01 09:40	NA	NA	02/05 16:43	Yes	WATER
		MG/L	Calcium - Total	6010	1.00	01/31/2008 17:00	02/01 09:40	NA	NA	02/05 16:43	Yes	WATER
		MG/L	Chromium - Total	6010	1.00	01/31/2008 17:00	02/01 09:40	NA	NA	02/05 16:43	Yes	WATER
		MG/L	Cobalt - Total	6010	1.00	01/31/2008 17:00	02/01 09:40	NA	NA	02/05 16:43	Yes	WATER
		MG/L	Copper - Total	6010	1.00	01/31/2008 17:00	02/01 09:40	NA	NA	02/05 16:43	Yes	WATER
		MG/L	Iron - Total	6010	1.00	01/31/2008 17:00	02/01 09:40	NA	NA	02/05 16:43	Yes	WATER
		MG/L	Lead - Total	6010	1.00	01/31/2008 17:00	02/01 09:40	NA	NA	02/05 16:43	Yes	WATER
		MG/L	Magnesium - Total	6010	1.00	01/31/2008 17:00	02/01 09:40	NA	NA	02/05 16:43	Yes	WATER
		MG/L	Manganese - Total	6010	1.00	01/31/2008 17:00	02/01 09:40	NA	NA	02/05 16:43	Yes	WATER
		MG/L	Mercury - Total	7470	1.00	01/31/2008 17:00	02/01 09:40	NA	NA	02/04 16:50	Yes	WATER
		MG/L	Nickel - Total	6010	1.00	01/31/2008 17:00	02/01 09:40	NA	NA	02/05 16:43	Yes	WATER
		MG/L	Potassium - Total	6010	1.00	01/31/2008 17:00	02/01 09:40	NA	NA	02/05 16:43	Yes	WATER
		MG/L	Selenium - Total	6010	1.00	01/31/2008 17:00	02/01 09:40	NA	NA	02/05 16:43	Yes	WATER
		MG/L	Silver - Total	6010	1.00	01/31/2008 17:00	02/01 09:40	NA	NA	02/05 16:43	Yes	WATER
		MG/L	Sodium - Total	6010	1.00	01/31/2008 17:00	02/01 09:40	NA	NA	02/05 16:43	Yes	WATER
		MG/L	Thallium - Total	6010	1.00	01/31/2008 17:00	02/01 09:40	NA	NA	02/05 16:43	Yes	WATER
		MG/L	Vanadium - Total	6010	1.00	01/31/2008 17:00	02/01 09:40	NA	NA	02/05 16:43	Yes	WATER
		MG/L	Zinc - Total	6010	1.00	01/31/2008 17:00	02/01 09:40	NA	NA	02/05 16:43	Yes	WATER
A8107805	RFI-21D-0108	MG/L	Aluminum - Total	6010	1.00	01/31/2008 15:15	02/01 09:40	NA	NA	02/05 16:38	Yes	WATER
		MG/L	Antimony - Total	6010	1.00	01/31/2008 15:15	02/01 09:40	NA	NA	02/05 16:38	Yes	WATER
		MG/L	Arsenic - Total	6010	1.00	01/31/2008 15:15	02/01 09:40	NA	NA	02/05 16:38	Yes	WATER
		MG/L	Barium - Total	6010	1.00	01/31/2008 15:15	02/01 09:40	NA	NA	02/05 16:38	Yes	WATER
		MG/L	Beryllium - Total	6010	1.00	01/31/2008 15:15	02/01 09:40	NA	NA	02/05 16:38	Yes	WATER
		MG/L	Cadmium - Total	6010	1.00	01/31/2008 15:15	02/01 09:40	NA	NA	02/05 16:38	Yes	WATER
		MG/L	Calcium - Total	6010	1.00	01/31/2008 15:15	02/01 09:40	NA	NA	02/05 16:38	Yes	WATER
		MG/L	Chromium - Total	6010	1.00	01/31/2008 15:15	02/01 09:40	NA	NA	02/05 16:38	Yes	WATER
		MG/L	Cobalt - Total	6010	1.00	01/31/2008 15:15	02/01 09:40	NA	NA	02/05 16:38	Yes	WATER
		MG/L	Copper - Total	6010	1.00	01/31/2008 15:15	02/01 09:40	NA	NA	02/05 16:38	Yes	WATER
		MG/L	Iron - Total	6010	1.00	01/31/2008 15:15	02/01 09:40	NA	NA	02/05 16:38	Yes	WATER
		MG/L	Lead - Total	6010	1.00	01/31/2008 15:15	02/01 09:40	NA	NA	02/05 16:38	Yes	WATER
		MG/L	Magnesium - Total	6010	1.00	01/31/2008 15:15	02/01 09:40	NA	NA	02/05 16:38	Yes	WATER
		MG/L	Manganese - Total	6010	1.00	01/31/2008 15:15	02/01 09:40	NA	NA	02/05 16:38	Yes	WATER

AHT = Analysis Holding Time Met
THT = TCLP Holding Time Met
NA = Not Applicable

Lab ID	Sample ID	Units	Analyte	Method	Dilution Factor	Sample Date	Receive Date	TCLP Date	THT	Analysis Date	AHT	Matrix
A8107805	RFI-21D-0108	MG/L	Mercury - Total	7470	1.00	01/31/2008 15:15	02/01 09:40	NA	NA	02/04 16:49	Yes	WATER
		MG/L	Nickel - Total	6010	1.00	01/31/2008 15:15	02/01 09:40	NA	NA	02/05 16:38	Yes	WATER
		MG/L	Potassium - Total	6010	1.00	01/31/2008 15:15	02/01 09:40	NA	NA	02/05 16:38	Yes	WATER
		MG/L	Selenium - Total	6010	1.00	01/31/2008 15:15	02/01 09:40	NA	NA	02/05 16:38	Yes	WATER
		MG/L	Silver - Total	6010	1.00	01/31/2008 15:15	02/01 09:40	NA	NA	02/05 16:38	Yes	WATER
		MG/L	Sodium - Total	6010	1.00	01/31/2008 15:15	02/01 09:40	NA	NA	02/05 16:38	Yes	WATER
		MG/L	Thallium - Total	6010	1.00	01/31/2008 15:15	02/01 09:40	NA	NA	02/05 16:38	Yes	WATER
		MG/L	Vanadium - Total	6010	1.00	01/31/2008 15:15	02/01 09:40	NA	NA	02/05 16:38	Yes	WATER
		MG/L	Zinc - Total	6010	1.00	01/31/2008 15:15	02/01 09:40	NA	NA	02/05 16:38	Yes	WATER
A8100412	RFI-22-0108	MG/L	Aluminum - Total	6010	1.00	01/30/2008 16:30	01/30 17:35	NA	NA	02/02 05:11	Yes	WATER
		MG/L	Antimony - Total	6010	1.00	01/30/2008 16:30	01/30 17:35	NA	NA	02/02 05:11	Yes	WATER
		MG/L	Arsenic - Total	6010	1.00	01/30/2008 16:30	01/30 17:35	NA	NA	02/02 05:11	Yes	WATER
		MG/L	Barium - Total	6010	1.00	01/30/2008 16:30	01/30 17:35	NA	NA	02/02 05:11	Yes	WATER
		MG/L	Beryllium - Total	6010	1.00	01/30/2008 16:30	01/30 17:35	NA	NA	02/02 05:11	Yes	WATER
		MG/L	Cadmium - Total	6010	1.00	01/30/2008 16:30	01/30 17:35	NA	NA	02/02 05:11	Yes	WATER
		MG/L	Calcium - Total	6010	1.00	01/30/2008 16:30	01/30 17:35	NA	NA	02/02 05:11	Yes	WATER
		MG/L	Chromium - Total	6010	1.00	01/30/2008 16:30	01/30 17:35	NA	NA	02/02 05:11	Yes	WATER
		MG/L	Cobalt - Total	6010	1.00	01/30/2008 16:30	01/30 17:35	NA	NA	02/02 05:11	Yes	WATER
		MG/L	Copper - Total	6010	1.00	01/30/2008 16:30	01/30 17:35	NA	NA	02/02 05:11	Yes	WATER
		MG/L	Iron - Total	6010	1.00	01/30/2008 16:30	01/30 17:35	NA	NA	02/02 05:11	Yes	WATER
		MG/L	Lead - Total	6010	1.00	01/30/2008 16:30	01/30 17:35	NA	NA	02/02 05:11	Yes	WATER
		MG/L	Magnesium - Total	6010	1.00	01/30/2008 16:30	01/30 17:35	NA	NA	02/02 05:11	Yes	WATER
		MG/L	Manganese - Total	6010	1.00	01/30/2008 16:30	01/30 17:35	NA	NA	02/02 05:11	Yes	WATER
		MG/L	Mercury - Total	7470	1.00	01/30/2008 16:30	01/30 17:35	NA	NA	02/04 17:37	Yes	WATER
		MG/L	Nickel - Total	6010	1.00	01/30/2008 16:30	01/30 17:35	NA	NA	02/02 05:11	Yes	WATER
		MG/L	Potassium - Total	6010	1.00	01/30/2008 16:30	01/30 17:35	NA	NA	02/02 05:11	Yes	WATER
		MG/L	Selenium - Total	6010	1.00	01/30/2008 16:30	01/30 17:35	NA	NA	02/02 05:11	Yes	WATER
		MG/L	Silver - Total	6010	1.00	01/30/2008 16:30	01/30 17:35	NA	NA	02/02 05:11	Yes	WATER
		MG/L	Sodium - Total	6010	5.00	01/30/2008 16:30	01/30 17:35	NA	NA	02/04 14:28	Yes	WATER
		MG/L	Thallium - Total	6010	1.00	01/30/2008 16:30	01/30 17:35	NA	NA	02/02 05:11	Yes	WATER
		MG/L	Vanadium - Total	6010	1.00	01/30/2008 16:30	01/30 17:35	NA	NA	02/02 05:11	Yes	WATER
		MG/L	Zinc - Total	6010	1.00	01/30/2008 16:30	01/30 17:35	NA	NA	02/02 05:11	Yes	WATER
A8100410	RFI-23D-0108	MG/L	Aluminum - Total	6010	1.00	01/30/2008 14:45	01/30 17:35	NA	NA	02/02 05:00	Yes	WATER
		MG/L	Antimony - Total	6010	1.00	01/30/2008 14:45	01/30 17:35	NA	NA	02/02 05:00	Yes	WATER
		MG/L	Arsenic - Total	6010	1.00	01/30/2008 14:45	01/30 17:35	NA	NA	02/02 05:00	Yes	WATER
		MG/L	Barium - Total	6010	1.00	01/30/2008 14:45	01/30 17:35	NA	NA	02/02 05:00	Yes	WATER
		MG/L	Beryllium - Total	6010	1.00	01/30/2008 14:45	01/30 17:35	NA	NA	02/02 05:00	Yes	WATER
		MG/L	Cadmium - Total	6010	1.00	01/30/2008 14:45	01/30 17:35	NA	NA	02/02 05:00	Yes	WATER
		MG/L	Calcium - Total	6010	1.00	01/30/2008 14:45	01/30 17:35	NA	NA	02/02 05:00	Yes	WATER
		MG/L	Chromium - Total	6010	1.00	01/30/2008 14:45	01/30 17:35	NA	NA	02/02 05:00	Yes	WATER
		MG/L	Cobalt - Total	6010	1.00	01/30/2008 14:45	01/30 17:35	NA	NA	02/02 05:00	Yes	WATER
		MG/L	Copper - Total	6010	1.00	01/30/2008 14:45	01/30 17:35	NA	NA	02/02 05:00	Yes	WATER
		MG/L	Iron - Total	6010	1.00	01/30/2008 14:45	01/30 17:35	NA	NA	02/02 05:00	Yes	WATER
		MG/L	Lead - Total	6010	1.00	01/30/2008 14:45	01/30 17:35	NA	NA	02/02 05:00	Yes	WATER
		MG/L	Magnesium - Total	6010	1.00	01/30/2008 14:45	01/30 17:35	NA	NA	02/02 05:00	Yes	WATER
		MG/L	Manganese - Total	6010	1.00	01/30/2008 14:45	01/30 17:35	NA	NA	02/02 05:00	Yes	WATER
		MG/L	Mercury - Total	7470	1.00	01/30/2008 14:45	01/30 17:35	NA	NA	02/04 17:34	Yes	WATER
		MG/L	Nickel - Total	6010	1.00	01/30/2008 14:45	01/30 17:35	NA	NA	02/02 05:00	Yes	WATER

AHT = Analysis Holding Time Met
THT = TCLP Holding Time Met
NA = Not Applicable

MACTEC ENGINEERING & CONSULTANTS
SAMPLE CHRONOLOGY

Lab ID	Sample ID	Units	Analyte	Method	Dilution Factor	Sample Date	Receive Date	TCLP Date	THT	Analysis Date	AHT	Matrix
A8100410	RFI-23D-0108	MG/L	Potassium - Total	6010	1.00	01/30/2008 14:45	01/30 17:35	NA	NA	02/02 05:00	Yes	WATER
		MG/L	Selenium - Total	6010	1.00	01/30/2008 14:45	01/30 17:35	NA	NA	02/02 05:00	Yes	WATER
		MG/L	Silver - Total	6010	1.00	01/30/2008 14:45	01/30 17:35	NA	NA	02/02 05:00	Yes	WATER
		MG/L	Sodium - Total	6010	1.00	01/30/2008 14:45	01/30 17:35	NA	NA	02/02 05:00	Yes	WATER
		MG/L	Thallium - Total	6010	1.00	01/30/2008 14:45	01/30 17:35	NA	NA	02/02 05:00	Yes	WATER
		MG/L	Vanadium - Total	6010	1.00	01/30/2008 14:45	01/30 17:35	NA	NA	02/02 05:00	Yes	WATER
		MG/L	Zinc - Total	6010	1.00	01/30/2008 14:45	01/30 17:35	NA	NA	02/02 05:00	Yes	WATER
A8100406	RFI-24-0108	MG/L	Aluminum - Total	6010	1.00	01/29/2008 18:05	01/30 17:35	NA	NA	02/02 04:38	Yes	WATER
		MG/L	Antimony - Total	6010	1.00	01/29/2008 18:05	01/30 17:35	NA	NA	02/02 04:38	Yes	WATER
		MG/L	Arsenic - Total	6010	1.00	01/29/2008 18:05	01/30 17:35	NA	NA	02/02 04:38	Yes	WATER
		MG/L	Barium - Total	6010	1.00	01/29/2008 18:05	01/30 17:35	NA	NA	02/02 04:38	Yes	WATER
		MG/L	Beryllium - Total	6010	1.00	01/29/2008 18:05	01/30 17:35	NA	NA	02/02 04:38	Yes	WATER
		MG/L	Cadmium - Total	6010	1.00	01/29/2008 18:05	01/30 17:35	NA	NA	02/02 04:38	Yes	WATER
		MG/L	Calcium - Total	6010	1.00	01/29/2008 18:05	01/30 17:35	NA	NA	02/02 04:38	Yes	WATER
		MG/L	Chromium - Total	6010	1.00	01/29/2008 18:05	01/30 17:35	NA	NA	02/02 04:38	Yes	WATER
		MG/L	Cobalt - Total	6010	1.00	01/29/2008 18:05	01/30 17:35	NA	NA	02/02 04:38	Yes	WATER
		MG/L	Copper - Total	6010	1.00	01/29/2008 18:05	01/30 17:35	NA	NA	02/02 04:38	Yes	WATER
		MG/L	Iron - Total	6010	1.00	01/29/2008 18:05	01/30 17:35	NA	NA	02/02 04:38	Yes	WATER
		MG/L	Lead - Total	6010	1.00	01/29/2008 18:05	01/30 17:35	NA	NA	02/02 04:38	Yes	WATER
		MG/L	Magnesium - Total	6010	1.00	01/29/2008 18:05	01/30 17:35	NA	NA	02/02 04:38	Yes	WATER
		MG/L	Manganese - Total	6010	1.00	01/29/2008 18:05	01/30 17:35	NA	NA	02/02 04:38	Yes	WATER
		MG/L	Mercury - Total	7470	1.00	01/29/2008 18:05	01/30 17:35	NA	NA	02/04 17:24	Yes	WATER
		MG/L	Nickel - Total	6010	1.00	01/29/2008 18:05	01/30 17:35	NA	NA	02/02 04:38	Yes	WATER
		MG/L	Potassium - Total	6010	1.00	01/29/2008 18:05	01/30 17:35	NA	NA	02/02 04:38	Yes	WATER
		MG/L	Selenium - Total	6010	1.00	01/29/2008 18:05	01/30 17:35	NA	NA	02/02 04:38	Yes	WATER
		MG/L	Silver - Total	6010	1.00	01/29/2008 18:05	01/30 17:35	NA	NA	02/02 04:38	Yes	WATER
		MG/L	Sodium - Total	6010	1.00	01/29/2008 18:05	01/30 17:35	NA	NA	02/02 04:38	Yes	WATER
		MG/L	Thallium - Total	6010	1.00	01/29/2008 18:05	01/30 17:35	NA	NA	02/02 04:38	Yes	WATER
		MG/L	Vanadium - Total	6010	1.00	01/29/2008 18:05	01/30 17:35	NA	NA	02/02 04:38	Yes	WATER
		MG/L	Zinc - Total	6010	1.00	01/29/2008 18:05	01/30 17:35	NA	NA	02/02 04:38	Yes	WATER
A8100401	RFI-25-0108	MG/L	Aluminum - Total	6010	1.00	01/29/2008 11:30	01/30 17:35	NA	NA	02/02 03:41	Yes	WATER
		MG/L	Antimony - Total	6010	1.00	01/29/2008 11:30	01/30 17:35	NA	NA	02/02 03:41	Yes	WATER
		MG/L	Arsenic - Total	6010	1.00	01/29/2008 11:30	01/30 17:35	NA	NA	02/02 03:41	Yes	WATER
		MG/L	Barium - Total	6010	1.00	01/29/2008 11:30	01/30 17:35	NA	NA	02/02 03:41	Yes	WATER
		MG/L	Beryllium - Total	6010	1.00	01/29/2008 11:30	01/30 17:35	NA	NA	02/02 03:41	Yes	WATER
		MG/L	Cadmium - Total	6010	1.00	01/29/2008 11:30	01/30 17:35	NA	NA	02/02 03:41	Yes	WATER
		MG/L	Calcium - Total	6010	1.00	01/29/2008 11:30	01/30 17:35	NA	NA	02/02 03:41	Yes	WATER
		MG/L	Chromium - Total	6010	1.00	01/29/2008 11:30	01/30 17:35	NA	NA	02/02 03:41	Yes	WATER
		MG/L	Cobalt - Total	6010	1.00	01/29/2008 11:30	01/30 17:35	NA	NA	02/02 03:41	Yes	WATER
		MG/L	Copper - Total	6010	1.00	01/29/2008 11:30	01/30 17:35	NA	NA	02/02 03:41	Yes	WATER
		MG/L	Iron - Total	6010	1.00	01/29/2008 11:30	01/30 17:35	NA	NA	02/02 03:41	Yes	WATER
		MG/L	Lead - Total	6010	1.00	01/29/2008 11:30	01/30 17:35	NA	NA	02/02 03:41	Yes	WATER
		MG/L	Magnesium - Total	6010	1.00	01/29/2008 11:30	01/30 17:35	NA	NA	02/02 03:41	Yes	WATER
		MG/L	Manganese - Total	6010	1.00	01/29/2008 11:30	01/30 17:35	NA	NA	02/02 03:41	Yes	WATER
		MG/L	Mercury - Total	7470	1.00	01/29/2008 11:30	01/30 17:35	NA	NA	02/04 17:11	Yes	WATER
		MG/L	Nickel - Total	6010	1.00	01/29/2008 11:30	01/30 17:35	NA	NA	02/02 03:41	Yes	WATER
		MG/L	Potassium - Total	6010	1.00	01/29/2008 11:30	01/30 17:35	NA	NA	02/02 03:41	Yes	WATER
		MG/L	Selenium - Total	6010	1.00	01/29/2008 11:30	01/30 17:35	NA	NA	02/02 03:41	Yes	WATER

AHT = Analysis Holding Time Met
THT = TCLP Holding Time Met
NA = Not Applicable

MACTEC ENGINEERING & CONSULTANTS
SAMPLE CHRONOLOGY

Lab ID	Sample ID	Units	Analyte	Method	Dilution Factor	Sample Date	Receive Date	TCLP Date	THT	Analysis Date	AHT	Matrix
A8100401	RFI-25-0108	MG/L	Silver - Total	6010	1.00	01/29/2008 11:30	01/30 17:35	NA	NA	02/02 03:41	Yes	WATER
		MG/L	Sodium - Total	6010	1.00	01/29/2008 11:30	01/30 17:35	NA	NA	02/02 03:41	Yes	WATER
		MG/L	Thallium - Total	6010	1.00	01/29/2008 11:30	01/30 17:35	NA	NA	02/02 03:41	Yes	WATER
		MG/L	Vanadium - Total	6010	1.00	01/29/2008 11:30	01/30 17:35	NA	NA	02/02 03:41	Yes	WATER
		MG/L	Zinc - Total	6010	1.00	01/29/2008 11:30	01/30 17:35	NA	NA	02/02 03:41	Yes	WATER
A8107802	RFI-27-0108	MG/L	Aluminum - Total	6010	1.00	01/31/2008 12:10	02/01 09:40	NA	NA	02/05 16:22	Yes	WATER
		MG/L	Antimony - Total	6010	1.00	01/31/2008 12:10	02/01 09:40	NA	NA	02/05 16:22	Yes	WATER
		MG/L	Arsenic - Total	6010	1.00	01/31/2008 12:10	02/01 09:40	NA	NA	02/05 16:22	Yes	WATER
		MG/L	Barium - Total	6010	1.00	01/31/2008 12:10	02/01 09:40	NA	NA	02/05 16:22	Yes	WATER
		MG/L	Beryllium - Total	6010	1.00	01/31/2008 12:10	02/01 09:40	NA	NA	02/05 16:22	Yes	WATER
		MG/L	Cadmium - Total	6010	1.00	01/31/2008 12:10	02/01 09:40	NA	NA	02/05 16:22	Yes	WATER
		MG/L	Calcium - Total	6010	1.00	01/31/2008 12:10	02/01 09:40	NA	NA	02/05 16:22	Yes	WATER
		MG/L	Chromium - Total	6010	1.00	01/31/2008 12:10	02/01 09:40	NA	NA	02/05 16:22	Yes	WATER
		MG/L	Cobalt - Total	6010	1.00	01/31/2008 12:10	02/01 09:40	NA	NA	02/05 16:22	Yes	WATER
		MG/L	Copper - Total	6010	1.00	01/31/2008 12:10	02/01 09:40	NA	NA	02/05 16:22	Yes	WATER
		MG/L	Iron - Total	6010	1.00	01/31/2008 12:10	02/01 09:40	NA	NA	02/05 16:22	Yes	WATER
		MG/L	Lead - Total	6010	1.00	01/31/2008 12:10	02/01 09:40	NA	NA	02/05 16:22	Yes	WATER
		MG/L	Magnesium - Total	6010	1.00	01/31/2008 12:10	02/01 09:40	NA	NA	02/05 16:22	Yes	WATER
		MG/L	Manganese - Total	6010	1.00	01/31/2008 12:10	02/01 09:40	NA	NA	02/05 16:22	Yes	WATER
		MG/L	Mercury - Total	7470	1.00	01/31/2008 12:10	02/01 09:40	NA	NA	02/04 16:45	Yes	WATER
		MG/L	Nickel - Total	6010	1.00	01/31/2008 12:10	02/01 09:40	NA	NA	02/05 16:22	Yes	WATER
		MG/L	Potassium - Total	6010	1.00	01/31/2008 12:10	02/01 09:40	NA	NA	02/05 16:22	Yes	WATER
		MG/L	Selenium - Total	6010	1.00	01/31/2008 12:10	02/01 09:40	NA	NA	02/05 16:22	Yes	WATER
		MG/L	Silver - Total	6010	1.00	01/31/2008 12:10	02/01 09:40	NA	NA	02/05 16:22	Yes	WATER
		MG/L	Sodium - Total	6010	1.00	01/31/2008 12:10	02/01 09:40	NA	NA	02/05 16:22	Yes	WATER
		MG/L	Thallium - Total	6010	1.00	01/31/2008 12:10	02/01 09:40	NA	NA	02/05 16:22	Yes	WATER
		MG/L	Vanadium - Total	6010	1.00	01/31/2008 12:10	02/01 09:40	NA	NA	02/05 16:22	Yes	WATER
		MG/L	Zinc - Total	6010	1.00	01/31/2008 12:10	02/01 09:40	NA	NA	02/05 16:22	Yes	WATER
A8107801	RFI-28-0108	MG/L	Aluminum - Total	6010	1.00	01/31/2008 10:55	02/01 09:40	NA	NA	02/05 16:16	Yes	WATER
		MG/L	Antimony - Total	6010	1.00	01/31/2008 10:55	02/01 09:40	NA	NA	02/05 16:16	Yes	WATER
		MG/L	Arsenic - Total	6010	1.00	01/31/2008 10:55	02/01 09:40	NA	NA	02/05 16:16	Yes	WATER
		MG/L	Barium - Total	6010	1.00	01/31/2008 10:55	02/01 09:40	NA	NA	02/05 16:16	Yes	WATER
		MG/L	Beryllium - Total	6010	1.00	01/31/2008 10:55	02/01 09:40	NA	NA	02/05 16:16	Yes	WATER
		MG/L	Cadmium - Total	6010	1.00	01/31/2008 10:55	02/01 09:40	NA	NA	02/05 16:16	Yes	WATER
		MG/L	Calcium - Total	6010	1.00	01/31/2008 10:55	02/01 09:40	NA	NA	02/05 16:16	Yes	WATER
		MG/L	Chromium - Total	6010	1.00	01/31/2008 10:55	02/01 09:40	NA	NA	02/05 16:16	Yes	WATER
		MG/L	Cobalt - Total	6010	1.00	01/31/2008 10:55	02/01 09:40	NA	NA	02/05 16:16	Yes	WATER
		MG/L	Copper - Total	6010	1.00	01/31/2008 10:55	02/01 09:40	NA	NA	02/05 16:16	Yes	WATER
		MG/L	Iron - Total	6010	1.00	01/31/2008 10:55	02/01 09:40	NA	NA	02/05 16:16	Yes	WATER
		MG/L	Lead - Total	6010	1.00	01/31/2008 10:55	02/01 09:40	NA	NA	02/05 16:16	Yes	WATER
		MG/L	Magnesium - Total	6010	1.00	01/31/2008 10:55	02/01 09:40	NA	NA	02/05 16:16	Yes	WATER
		MG/L	Manganese - Total	6010	1.00	01/31/2008 10:55	02/01 09:40	NA	NA	02/05 16:16	Yes	WATER
		MG/L	Mercury - Total	7470	1.00	01/31/2008 10:55	02/01 09:40	NA	NA	02/04 16:40	Yes	WATER
		MG/L	Nickel - Total	6010	1.00	01/31/2008 10:55	02/01 09:40	NA	NA	02/05 16:16	Yes	WATER
		MG/L	Potassium - Total	6010	1.00	01/31/2008 10:55	02/01 09:40	NA	NA	02/05 16:16	Yes	WATER
		MG/L	Selenium - Total	6010	1.00	01/31/2008 10:55	02/01 09:40	NA	NA	02/05 16:16	Yes	WATER
		MG/L	Silver - Total	6010	1.00	01/31/2008 10:55	02/01 09:40	NA	NA	02/05 16:16	Yes	WATER
		MG/L	Sodium - Total	6010	5.00	01/31/2008 10:55	02/01 09:40	NA	NA	02/06 13:57	Yes	WATER

AHT = Analysis Holding Time Met
THT = TCLP Holding Time Met
NA = Not Applicable

MACTEC ENGINEERING & CONSULTANTS
SAMPLE CHRONOLOGY

Lab ID	Sample ID	Units	Analyte	Method	Dilution Factor	Sample Date	Receive Date	TCLP Date	THT	Analysis Date	AHT	Matrix
A8107801	RFI-28-0108	MG/L	Thallium - Total	6010	1.00	01/31/2008 10:55	02/01 09:40	NA	NA	02/05 16:16	Yes	WATER
		MG/L	Vanadium - Total	6010	1.00	01/31/2008 10:55	02/01 09:40	NA	NA	02/05 16:16	Yes	WATER
		MG/L	Zinc - Total	6010	1.00	01/31/2008 10:55	02/01 09:40	NA	NA	02/05 16:16	Yes	WATER
A8107803	RFI-30-0108	MG/L	Aluminum - Total	6010	1.00	01/31/2008 15:45	02/01 09:40	NA	NA	02/05 16:27	Yes	WATER
		MG/L	Antimony - Total	6010	1.00	01/31/2008 15:45	02/01 09:40	NA	NA	02/05 16:27	Yes	WATER
		MG/L	Arsenic - Total	6010	1.00	01/31/2008 15:45	02/01 09:40	NA	NA	02/05 16:27	Yes	WATER
		MG/L	Barium - Total	6010	1.00	01/31/2008 15:45	02/01 09:40	NA	NA	02/05 16:27	Yes	WATER
		MG/L	Beryllium - Total	6010	1.00	01/31/2008 15:45	02/01 09:40	NA	NA	02/05 16:27	Yes	WATER
		MG/L	Cadmium - Total	6010	1.00	01/31/2008 15:45	02/01 09:40	NA	NA	02/05 16:27	Yes	WATER
		MG/L	Calcium - Total	6010	1.00	01/31/2008 15:45	02/01 09:40	NA	NA	02/05 16:27	Yes	WATER
		MG/L	Chromium - Total	6010	1.00	01/31/2008 15:45	02/01 09:40	NA	NA	02/05 16:27	Yes	WATER
		MG/L	Cobalt - Total	6010	1.00	01/31/2008 15:45	02/01 09:40	NA	NA	02/05 16:27	Yes	WATER
		MG/L	Copper - Total	6010	1.00	01/31/2008 15:45	02/01 09:40	NA	NA	02/05 16:27	Yes	WATER
		MG/L	Iron - Total	6010	1.00	01/31/2008 15:45	02/01 09:40	NA	NA	02/05 16:27	Yes	WATER
		MG/L	Lead - Total	6010	1.00	01/31/2008 15:45	02/01 09:40	NA	NA	02/05 16:27	Yes	WATER
		MG/L	Magnesium - Total	6010	1.00	01/31/2008 15:45	02/01 09:40	NA	NA	02/05 16:27	Yes	WATER
		MG/L	Manganese - Total	6010	1.00	01/31/2008 15:45	02/01 09:40	NA	NA	02/05 16:27	Yes	WATER
		MG/L	Mercury - Total	7470	1.00	01/31/2008 15:45	02/01 09:40	NA	NA	02/04 16:46	Yes	WATER
		MG/L	Nickel - Total	6010	1.00	01/31/2008 15:45	02/01 09:40	NA	NA	02/05 16:27	Yes	WATER
		MG/L	Potassium - Total	6010	1.00	01/31/2008 15:45	02/01 09:40	NA	NA	02/05 16:27	Yes	WATER
		MG/L	Selenium - Total	6010	1.00	01/31/2008 15:45	02/01 09:40	NA	NA	02/05 16:27	Yes	WATER
		MG/L	Silver - Total	6010	1.00	01/31/2008 15:45	02/01 09:40	NA	NA	02/05 16:27	Yes	WATER
		MG/L	Sodium - Total	6010	1.00	01/31/2008 15:45	02/01 09:40	NA	NA	02/05 16:27	Yes	WATER
		MG/L	Thallium - Total	6010	1.00	01/31/2008 15:45	02/01 09:40	NA	NA	02/05 16:27	Yes	WATER
		MG/L	Vanadium - Total	6010	1.00	01/31/2008 15:45	02/01 09:40	NA	NA	02/05 16:27	Yes	WATER
		MG/L	Zinc - Total	6010	1.00	01/31/2008 15:45	02/01 09:40	NA	NA	02/05 16:27	Yes	WATER

AHT = Analysis Holding Time Met
THT = TCLP Holding Time Met
NA = Not Applicable

Lab ID	Sample ID	Units	Analyte	Method	Dilution Factor	Sample Date	Receive Date	TCLP Date	THT	Analysis Date	AHT	Matrix
A8100403MS	ICM-103-0108	MG/L	Aluminum - Total	6010	1.00	01/29/2008 14:45	01/30 17:35	NA	NA	02/02 04:22	Yes	WATER
		MG/L	Antimony - Total	6010	1.00	01/29/2008 14:45	01/30 17:35	NA	NA	02/02 04:22	Yes	WATER
		MG/L	Arsenic - Total	6010	1.00	01/29/2008 14:45	01/30 17:35	NA	NA	02/02 04:22	Yes	WATER
		MG/L	Barium - Total	6010	1.00	01/29/2008 14:45	01/30 17:35	NA	NA	02/02 04:22	Yes	WATER
		MG/L	Beryllium - Total	6010	1.00	01/29/2008 14:45	01/30 17:35	NA	NA	02/02 04:22	Yes	WATER
		MG/L	Cadmium - Total	6010	1.00	01/29/2008 14:45	01/30 17:35	NA	NA	02/02 04:22	Yes	WATER
		MG/L	Calcium - Total	6010	1.00	01/29/2008 14:45	01/30 17:35	NA	NA	02/02 04:22	Yes	WATER
		MG/L	Chromium - Total	6010	1.00	01/29/2008 14:45	01/30 17:35	NA	NA	02/02 04:22	Yes	WATER
		MG/L	Cobalt - Total	6010	1.00	01/29/2008 14:45	01/30 17:35	NA	NA	02/02 04:22	Yes	WATER
		MG/L	Copper - Total	6010	1.00	01/29/2008 14:45	01/30 17:35	NA	NA	02/02 04:22	Yes	WATER
		MG/L	Iron - Total	6010	1.00	01/29/2008 14:45	01/30 17:35	NA	NA	02/02 04:22	Yes	WATER
		MG/L	Lead - Total	6010	1.00	01/29/2008 14:45	01/30 17:35	NA	NA	02/02 04:22	Yes	WATER
		MG/L	Magnesium - Total	6010	1.00	01/29/2008 14:45	01/30 17:35	NA	NA	02/02 04:22	Yes	WATER
		MG/L	Manganese - Total	6010	1.00	01/29/2008 14:45	01/30 17:35	NA	NA	02/02 04:22	Yes	WATER
		MG/L	Nickel - Total	6010	1.00	01/29/2008 14:45	01/30 17:35	NA	NA	02/02 04:22	Yes	WATER
		MG/L	Potassium - Total	6010	1.00	01/29/2008 14:45	01/30 17:35	NA	NA	02/02 04:22	Yes	WATER
		MG/L	Selenium - Total	6010	1.00	01/29/2008 14:45	01/30 17:35	NA	NA	02/02 04:22	Yes	WATER
		MG/L	Silver - Total	6010	1.00	01/29/2008 14:45	01/30 17:35	NA	NA	02/02 04:22	Yes	WATER
		MG/L	Sodium - Total	6010	1.00	01/29/2008 14:45	01/30 17:35	NA	NA	02/02 04:22	Yes	WATER
		MG/L	Thallium - Total	6010	1.00	01/29/2008 14:45	01/30 17:35	NA	NA	02/02 04:22	Yes	WATER
		MG/L	Vanadium - Total	6010	1.00	01/29/2008 14:45	01/30 17:35	NA	NA	02/02 04:22	Yes	WATER
		MG/L	Zinc - Total	6010	1.00	01/29/2008 14:45	01/30 17:35	NA	NA	02/02 04:22	Yes	WATER
A8100403SD	ICM-103-0108	MG/L	Aluminum - Total	6010	1.00	01/29/2008 14:45	01/30 17:35	NA	NA	02/02 04:27	Yes	WATER
		MG/L	Antimony - Total	6010	1.00	01/29/2008 14:45	01/30 17:35	NA	NA	02/02 04:27	Yes	WATER
		MG/L	Arsenic - Total	6010	1.00	01/29/2008 14:45	01/30 17:35	NA	NA	02/02 04:27	Yes	WATER
		MG/L	Barium - Total	6010	1.00	01/29/2008 14:45	01/30 17:35	NA	NA	02/02 04:27	Yes	WATER
		MG/L	Beryllium - Total	6010	1.00	01/29/2008 14:45	01/30 17:35	NA	NA	02/02 04:27	Yes	WATER
		MG/L	Cadmium - Total	6010	1.00	01/29/2008 14:45	01/30 17:35	NA	NA	02/02 04:27	Yes	WATER
		MG/L	Calcium - Total	6010	1.00	01/29/2008 14:45	01/30 17:35	NA	NA	02/02 04:27	Yes	WATER
		MG/L	Chromium - Total	6010	1.00	01/29/2008 14:45	01/30 17:35	NA	NA	02/02 04:27	Yes	WATER
		MG/L	Cobalt - Total	6010	1.00	01/29/2008 14:45	01/30 17:35	NA	NA	02/02 04:27	Yes	WATER
		MG/L	Copper - Total	6010	1.00	01/29/2008 14:45	01/30 17:35	NA	NA	02/02 04:27	Yes	WATER
		MG/L	Iron - Total	6010	1.00	01/29/2008 14:45	01/30 17:35	NA	NA	02/02 04:27	Yes	WATER
		MG/L	Lead - Total	6010	1.00	01/29/2008 14:45	01/30 17:35	NA	NA	02/02 04:27	Yes	WATER
		MG/L	Magnesium - Total	6010	1.00	01/29/2008 14:45	01/30 17:35	NA	NA	02/02 04:27	Yes	WATER
		MG/L	Manganese - Total	6010	1.00	01/29/2008 14:45	01/30 17:35	NA	NA	02/02 04:27	Yes	WATER
		MG/L	Nickel - Total	6010	1.00	01/29/2008 14:45	01/30 17:35	NA	NA	02/02 04:27	Yes	WATER
		MG/L	Potassium - Total	6010	1.00	01/29/2008 14:45	01/30 17:35	NA	NA	02/02 04:27	Yes	WATER
		MG/L	Selenium - Total	6010	1.00	01/29/2008 14:45	01/30 17:35	NA	NA	02/02 04:27	Yes	WATER
		MG/L	Silver - Total	6010	1.00	01/29/2008 14:45	01/30 17:35	NA	NA	02/02 04:27	Yes	WATER
		MG/L	Sodium - Total	6010	1.00	01/29/2008 14:45	01/30 17:35	NA	NA	02/02 04:27	Yes	WATER
		MG/L	Thallium - Total	6010	1.00	01/29/2008 14:45	01/30 17:35	NA	NA	02/02 04:27	Yes	WATER
		MG/L	Vanadium - Total	6010	1.00	01/29/2008 14:45	01/30 17:35	NA	NA	02/02 04:27	Yes	WATER
		MG/L	Zinc - Total	6010	1.00	01/29/2008 14:45	01/30 17:35	NA	NA	02/02 04:27	Yes	WATER
A8100401MS	RFI-25-0108	MG/L	Mercury - Total	7470	1.00	01/29/2008 11:30	01/30 17:35	NA	NA	02/04 17:14	Yes	WATER
A8100401SD	RFI-25-0108	MG/L	Mercury - Total	7470	1.00	01/29/2008 11:30	01/30 17:35	NA	NA	02/04 17:16	Yes	WATER
A8107801MS	RFI-28-0108	MG/L	Mercury - Total	7470	1.00	01/31/2008 10:55	02/01 09:40	NA	NA	02/04 16:42	Yes	WATER
A8107801SD	RFI-28-0108	MG/L	Mercury - Total	7470	1.00	01/31/2008 10:55	02/01 09:40	NA	NA	02/04 16:43	Yes	WATER

AHT = Analysis Holding Time Met
THT = TCLP Holding Time Met
NA = Not Applicable

MACTEC ENGINEERING & CONSULTANTS
QC CHRONOLOGY

Lab ID	Sample ID	Units	Analyte	Method	Dilution Factor	Sample Date	Receive Date	TCLP Date	THT	Analysis Date	AHT	Matrix
A8B0952402	Method Blank	MG/L	Aluminum - Total	6010	1.00	-	- 11:40	NA	NA	01/29 16:08	Yes	WATER
		MG/L	Antimony - Total	6010	1.00	-	- 11:40	NA	NA	01/29 16:08	Yes	WATER
		MG/L	Arsenic - Total	6010	1.00	-	- 11:40	NA	NA	01/29 16:08	Yes	WATER
		MG/L	Barium - Total	6010	1.00	-	- 11:40	NA	NA	01/29 16:08	Yes	WATER
		MG/L	Beryllium - Total	6010	1.00	-	- 11:40	NA	NA	01/29 16:08	Yes	WATER
		MG/L	Cadmium - Total	6010	1.00	-	- 11:40	NA	NA	01/29 16:08	Yes	WATER
		MG/L	Calcium - Total	6010	1.00	-	- 11:40	NA	NA	01/29 16:08	Yes	WATER
		MG/L	Chromium - Total	6010	1.00	-	- 11:40	NA	NA	01/29 16:08	Yes	WATER
		MG/L	Cobalt - Total	6010	1.00	-	- 11:40	NA	NA	01/29 16:08	Yes	WATER
		MG/L	Copper - Total	6010	1.00	-	- 11:40	NA	NA	01/29 16:08	Yes	WATER
		MG/L	Iron - Total	6010	1.00	-	- 11:40	NA	NA	01/29 16:08	Yes	WATER
		MG/L	Lead - Total	6010	1.00	-	- 11:40	NA	NA	01/29 16:08	Yes	WATER
		MG/L	Magnesium - Total	6010	1.00	-	- 11:40	NA	NA	01/29 16:08	Yes	WATER
		MG/L	Manganese - Total	6010	1.00	-	- 11:40	NA	NA	01/29 16:08	Yes	WATER
		MG/L	Nickel - Total	6010	1.00	-	- 11:40	NA	NA	01/29 16:08	Yes	WATER
		MG/L	Potassium - Total	6010	1.00	-	- 11:40	NA	NA	01/29 16:08	Yes	WATER
		MG/L	Selenium - Total	6010	1.00	-	- 11:40	NA	NA	01/29 16:08	Yes	WATER
		MG/L	Silver - Total	6010	1.00	-	- 11:40	NA	NA	01/29 16:08	Yes	WATER
		MG/L	Sodium - Total	6010	1.00	-	- 11:40	NA	NA	01/29 16:08	Yes	WATER
		MG/L	Thallium - Total	6010	1.00	-	- 11:40	NA	NA	01/29 16:08	Yes	WATER
		MG/L	Vanadium - Total	6010	1.00	-	- 11:40	NA	NA	01/29 16:08	Yes	WATER
		MG/L	Zinc - Total	6010	1.00	-	- 11:40	NA	NA	01/29 16:08	Yes	WATER
A8B0967902	Method Blank	MG/L	Mercury - Total	7470	1.00	-	- 11:40	NA	NA	01/31 14:00	Yes	WATER
A8B0970102	Method Blank	MG/L	Aluminum - Total	6010	1.00	-	- 17:35	NA	NA	02/02 03:14	Yes	WATER
		MG/L	Antimony - Total	6010	1.00	-	- 17:35	NA	NA	02/02 03:14	Yes	WATER
		MG/L	Arsenic - Total	6010	1.00	-	- 17:35	NA	NA	02/02 03:14	Yes	WATER
		MG/L	Barium - Total	6010	1.00	-	- 17:35	NA	NA	02/02 03:14	Yes	WATER
		MG/L	Beryllium - Total	6010	1.00	-	- 17:35	NA	NA	02/02 03:14	Yes	WATER
		MG/L	Cadmium - Total	6010	1.00	-	- 17:35	NA	NA	02/02 03:14	Yes	WATER
		MG/L	Calcium - Total	6010	1.00	-	- 17:35	NA	NA	02/02 03:14	Yes	WATER
		MG/L	Chromium - Total	6010	1.00	-	- 17:35	NA	NA	02/02 03:14	Yes	WATER
		MG/L	Cobalt - Total	6010	1.00	-	- 17:35	NA	NA	02/02 03:14	Yes	WATER
		MG/L	Copper - Total	6010	1.00	-	- 17:35	NA	NA	02/02 03:14	Yes	WATER
		MG/L	Iron - Total	6010	1.00	-	- 17:35	NA	NA	02/02 03:14	Yes	WATER
		MG/L	Lead - Total	6010	1.00	-	- 17:35	NA	NA	02/02 03:14	Yes	WATER
		MG/L	Magnesium - Total	6010	1.00	-	- 17:35	NA	NA	02/02 03:14	Yes	WATER
		MG/L	Manganese - Total	6010	1.00	-	- 17:35	NA	NA	02/02 03:14	Yes	WATER
		MG/L	Nickel - Total	6010	1.00	-	- 17:35	NA	NA	02/02 03:14	Yes	WATER
		MG/L	Potassium - Total	6010	1.00	-	- 17:35	NA	NA	02/02 03:14	Yes	WATER
		MG/L	Selenium - Total	6010	1.00	-	- 17:35	NA	NA	02/02 03:14	Yes	WATER
		MG/L	Silver - Total	6010	1.00	-	- 17:35	NA	NA	02/02 03:14	Yes	WATER
		MG/L	Sodium - Total	6010	1.00	-	- 17:35	NA	NA	02/02 03:14	Yes	WATER
		MG/L	Thallium - Total	6010	1.00	-	- 17:35	NA	NA	02/02 03:14	Yes	WATER
		MG/L	Vanadium - Total	6010	1.00	-	- 17:35	NA	NA	02/02 03:14	Yes	WATER
		MG/L	Zinc - Total	6010	1.00	-	- 17:35	NA	NA	02/02 03:14	Yes	WATER
A8B0971602	Method Blank	MG/L	Mercury - Total	7470	1.00	-	- 17:35	NA	NA	02/04 17:43	Yes	WATER
A8B0981702	Method Blank	MG/L	Aluminum - Total	6010	1.00	-	- 09:40	NA	NA	02/05 15:26	Yes	WATER
		MG/L	Antimony - Total	6010	1.00	-	- 09:40	NA	NA	02/05 15:26	Yes	WATER

AHT = Analysis Holding Time Met
THT = TCLP Holding Time Met
NA = Not Applicable

Lab ID	Sample ID	Units	Analyte	Method	Dilution Factor	Sample Date	Receive Date	TCLP Date	THT	Analysis Date	AHT	Matrix
A8B0981702	Method Blank	MG/L	Arsenic - Total	6010	1.00	-	- 09:40	NA	NA	02/05 15:26	Yes	WATER
		MG/L	Barium - Total	6010	1.00	-	- 09:40	NA	NA	02/05 15:26	Yes	WATER
		MG/L	Beryllium - Total	6010	1.00	-	- 09:40	NA	NA	02/05 15:26	Yes	WATER
		MG/L	Cadmium - Total	6010	1.00	-	- 09:40	NA	NA	02/05 15:26	Yes	WATER
		MG/L	Calcium - Total	6010	1.00	-	- 09:40	NA	NA	02/05 15:26	Yes	WATER
		MG/L	Chromium - Total	6010	1.00	-	- 09:40	NA	NA	02/05 15:26	Yes	WATER
		MG/L	Cobalt - Total	6010	1.00	-	- 09:40	NA	NA	02/05 15:26	Yes	WATER
		MG/L	Copper - Total	6010	1.00	-	- 09:40	NA	NA	02/05 15:26	Yes	WATER
		MG/L	Iron - Total	6010	1.00	-	- 09:40	NA	NA	02/05 15:26	Yes	WATER
		MG/L	Lead - Total	6010	1.00	-	- 09:40	NA	NA	02/05 15:26	Yes	WATER
		MG/L	Magnesium - Total	6010	1.00	-	- 09:40	NA	NA	02/05 15:26	Yes	WATER
		MG/L	Manganese - Total	6010	1.00	-	- 09:40	NA	NA	02/05 15:26	Yes	WATER
		MG/L	Nickel - Total	6010	1.00	-	- 09:40	NA	NA	02/05 15:26	Yes	WATER
		MG/L	Potassium - Total	6010	1.00	-	- 09:40	NA	NA	02/05 15:26	Yes	WATER
		MG/L	Selenium - Total	6010	1.00	-	- 09:40	NA	NA	02/05 15:26	Yes	WATER
		MG/L	Silver - Total	6010	1.00	-	- 09:40	NA	NA	02/05 15:26	Yes	WATER
		MG/L	Sodium - Total	6010	1.00	-	- 09:40	NA	NA	02/05 15:26	Yes	WATER
		MG/L	Thallium - Total	6010	1.00	-	- 09:40	NA	NA	02/05 15:26	Yes	WATER
		MG/L	Vanadium - Total	6010	1.00	-	- 09:40	NA	NA	02/05 15:26	Yes	WATER
		MG/L	Zinc - Total	6010	1.00	-	- 09:40	NA	NA	02/05 15:26	Yes	WATER
A8B0983502	Method Blank	MG/L	Mercury - Total	7470	1.00	-	- 09:40	NA	NA	02/04 17:00	Yes	WATER
A8B0967901	LCS	MG/L	Mercury - Total	7470	1.00	-	- 11:40	NA	NA	01/31 13:59	Yes	WATER
A8B0971601	LCS	MG/L	Mercury - Total	7470	1.00	-	- 17:35	NA	NA	02/04 17:41	Yes	WATER
A8B0983501	LCS	MG/L	Mercury - Total	7470	1.00	-	- 09:40	NA	NA	02/04 16:58	Yes	WATER
A8B0952401	LFB	MG/L	Aluminum - Total	6010	1.00	-	- 11:40	NA	NA	01/29 16:14	Yes	WATER
		MG/L	Antimony - Total	6010	1.00	-	- 11:40	NA	NA	01/29 16:14	Yes	WATER
		MG/L	Arsenic - Total	6010	1.00	-	- 11:40	NA	NA	01/29 16:14	Yes	WATER
		MG/L	Barium - Total	6010	1.00	-	- 11:40	NA	NA	01/29 16:14	Yes	WATER
		MG/L	Beryllium - Total	6010	1.00	-	- 11:40	NA	NA	01/29 16:14	Yes	WATER
		MG/L	Cadmium - Total	6010	1.00	-	- 11:40	NA	NA	01/29 16:14	Yes	WATER
		MG/L	Calcium - Total	6010	1.00	-	- 11:40	NA	NA	01/29 16:14	Yes	WATER
		MG/L	Chromium - Total	6010	1.00	-	- 11:40	NA	NA	01/29 16:14	Yes	WATER
		MG/L	Cobalt - Total	6010	1.00	-	- 11:40	NA	NA	01/29 16:14	Yes	WATER
		MG/L	Copper - Total	6010	1.00	-	- 11:40	NA	NA	01/29 16:14	Yes	WATER
		MG/L	Iron - Total	6010	1.00	-	- 11:40	NA	NA	01/29 16:14	Yes	WATER
		MG/L	Lead - Total	6010	1.00	-	- 11:40	NA	NA	01/29 16:14	Yes	WATER
		MG/L	Magnesium - Total	6010	1.00	-	- 11:40	NA	NA	01/29 16:14	Yes	WATER
		MG/L	Manganese - Total	6010	1.00	-	- 11:40	NA	NA	01/29 16:14	Yes	WATER
		MG/L	Nickel - Total	6010	1.00	-	- 11:40	NA	NA	01/29 16:14	Yes	WATER
		MG/L	Potassium - Total	6010	1.00	-	- 11:40	NA	NA	01/29 16:14	Yes	WATER
		MG/L	Selenium - Total	6010	1.00	-	- 11:40	NA	NA	01/29 16:14	Yes	WATER
		MG/L	Silver - Total	6010	1.00	-	- 11:40	NA	NA	01/29 16:14	Yes	WATER
		MG/L	Sodium - Total	6010	1.00	-	- 11:40	NA	NA	01/29 16:14	Yes	WATER
		MG/L	Thallium - Total	6010	1.00	-	- 11:40	NA	NA	01/29 16:14	Yes	WATER
		MG/L	Vanadium - Total	6010	1.00	-	- 11:40	NA	NA	01/29 16:14	Yes	WATER
		MG/L	Zinc - Total	6010	1.00	-	- 11:40	NA	NA	01/29 16:14	Yes	WATER
A8B0970101	LFB	MG/L	Aluminum - Total	6010	1.00	-	- 17:35	NA	NA	02/02 03:20	Yes	WATER
		MG/L	Antimony - Total	6010	1.00	-	- 17:35	NA	NA	02/02 03:20	Yes	WATER

AHT = Analysis Holding Time Met
THT = TCLP Holding Time Met
NA = Not Applicable

MACTEC ENGINEERING & CONSULTANTS
QC CHRONOLOGY

Lab ID	Sample ID	Units	Analyte	Method	Dilution Factor	Sample Date	Receive Date	TCLP Date	THT	Analysis Date	AHT	Matrix
A8B0970101	LFB	MG/L	Arsenic - Total	6010	1.00	-	- 17:35	NA	NA	02/02 03:20	Yes	WATER
		MG/L	Barium - Total	6010	1.00	-	- 17:35	NA	NA	02/02 03:20	Yes	WATER
		MG/L	Beryllium - Total	6010	1.00	-	- 17:35	NA	NA	02/02 03:20	Yes	WATER
		MG/L	Cadmium - Total	6010	1.00	-	- 17:35	NA	NA	02/02 03:20	Yes	WATER
		MG/L	Calcium - Total	6010	1.00	-	- 17:35	NA	NA	02/02 03:20	Yes	WATER
		MG/L	Chromium - Total	6010	1.00	-	- 17:35	NA	NA	02/02 03:20	Yes	WATER
		MG/L	Cobalt - Total	6010	1.00	-	- 17:35	NA	NA	02/02 03:20	Yes	WATER
		MG/L	Copper - Total	6010	1.00	-	- 17:35	NA	NA	02/02 03:20	Yes	WATER
		MG/L	Iron - Total	6010	1.00	-	- 17:35	NA	NA	02/02 03:20	Yes	WATER
		MG/L	Lead - Total	6010	1.00	-	- 17:35	NA	NA	02/02 03:20	Yes	WATER
		MG/L	Magnesium - Total	6010	1.00	-	- 17:35	NA	NA	02/02 03:20	Yes	WATER
		MG/L	Manganese - Total	6010	1.00	-	- 17:35	NA	NA	02/02 03:20	Yes	WATER
		MG/L	Nickel - Total	6010	1.00	-	- 17:35	NA	NA	02/02 03:20	Yes	WATER
		MG/L	Potassium - Total	6010	1.00	-	- 17:35	NA	NA	02/02 03:20	Yes	WATER
		MG/L	Selenium - Total	6010	1.00	-	- 17:35	NA	NA	02/02 03:20	Yes	WATER
		MG/L	Silver - Total	6010	1.00	-	- 17:35	NA	NA	02/02 03:20	Yes	WATER
		MG/L	Sodium - Total	6010	1.00	-	- 17:35	NA	NA	02/02 03:20	Yes	WATER
		MG/L	Thallium - Total	6010	1.00	-	- 17:35	NA	NA	02/02 03:20	Yes	WATER
		MG/L	Vanadium - Total	6010	1.00	-	- 17:35	NA	NA	02/02 03:20	Yes	WATER
		MG/L	Zinc - Total	6010	1.00	-	- 17:35	NA	NA	02/02 03:20	Yes	WATER
A8B0981701	LFB	MG/L	Aluminum - Total	6010	1.00	-	- 09:40	NA	NA	02/05 15:32	Yes	WATER
		MG/L	Antimony - Total	6010	1.00	-	- 09:40	NA	NA	02/05 15:32	Yes	WATER
		MG/L	Arsenic - Total	6010	1.00	-	- 09:40	NA	NA	02/05 15:32	Yes	WATER
		MG/L	Barium - Total	6010	1.00	-	- 09:40	NA	NA	02/05 15:32	Yes	WATER
		MG/L	Beryllium - Total	6010	1.00	-	- 09:40	NA	NA	02/05 15:32	Yes	WATER
		MG/L	Cadmium - Total	6010	1.00	-	- 09:40	NA	NA	02/05 15:32	Yes	WATER
		MG/L	Calcium - Total	6010	1.00	-	- 09:40	NA	NA	02/05 15:32	Yes	WATER
		MG/L	Chromium - Total	6010	1.00	-	- 09:40	NA	NA	02/05 15:32	Yes	WATER
		MG/L	Cobalt - Total	6010	1.00	-	- 09:40	NA	NA	02/05 15:32	Yes	WATER
		MG/L	Copper - Total	6010	1.00	-	- 09:40	NA	NA	02/05 15:32	Yes	WATER
		MG/L	Iron - Total	6010	1.00	-	- 09:40	NA	NA	02/05 15:32	Yes	WATER
		MG/L	Lead - Total	6010	1.00	-	- 09:40	NA	NA	02/05 15:32	Yes	WATER
		MG/L	Magnesium - Total	6010	1.00	-	- 09:40	NA	NA	02/05 15:32	Yes	WATER
		MG/L	Manganese - Total	6010	1.00	-	- 09:40	NA	NA	02/05 15:32	Yes	WATER
		MG/L	Nickel - Total	6010	1.00	-	- 09:40	NA	NA	02/05 15:32	Yes	WATER
		MG/L	Potassium - Total	6010	1.00	-	- 09:40	NA	NA	02/05 15:32	Yes	WATER
		MG/L	Selenium - Total	6010	1.00	-	- 09:40	NA	NA	02/05 15:32	Yes	WATER
		MG/L	Silver - Total	6010	1.00	-	- 09:40	NA	NA	02/05 15:32	Yes	WATER
		MG/L	Sodium - Total	6010	1.00	-	- 09:40	NA	NA	02/05 15:32	Yes	WATER
		MG/L	Thallium - Total	6010	1.00	-	- 09:40	NA	NA	02/05 15:32	Yes	WATER
		MG/L	Vanadium - Total	6010	1.00	-	- 09:40	NA	NA	02/05 15:32	Yes	WATER
		MG/L	Zinc - Total	6010	1.00	-	- 09:40	NA	NA	02/05 15:32	Yes	WATER

AHT = Analysis Holding Time Met
THT = TCLP Holding Time Met
NA = Not Applicable

Lab ID	Sample ID	Units	Analyte	Method	Dilution Factor	Sample Date	Receive Date	TCLP Date	THT	Analysis Date	AHT	Matrix
A8089901	EW1-0108	MG/L	Total Recoverable Phenolics	420.2	1.00	01/25/2008 10:00	01/25 11:40	NA	NA	01/30 18:46	Yes	WATER
		MG/L	Chloride	300.0	10.00	01/25/2008 10:00	01/25 11:40	NA	NA	01/28 11:47	Yes	WATER
		MG/L	Sulfate	375.4	15.00	01/25/2008 10:00	01/25 11:40	NA	NA	01/27 10:06	Yes	WATER
		MG/L	Sulfide	376.1	1.00	01/25/2008 10:00	01/25 11:40	NA	NA	01/29 12:30	Yes	WATER
		MG/L	Cyanide - Total	9012A	1.00	01/25/2008 10:00	01/25 11:40	NA	NA	01/29 13:50	Yes	WATER
		MG/L-N	Nitrate-Nitrite	353.2	1.00	01/25/2008 10:00	01/25 11:40	NA	NA	02/06 10:25	Yes	WATER
		MG/L	Ferrous Iron	3500D	5.00	01/25/2008 10:00	01/25 11:40	NA	NA	01/25 15:00	Yes	WATER
A8100407	EW2-0108	MG/L	Total Recoverable Phenolics	420.2	1.00	01/29/2008	01/30 17:35	NA	NA	02/02 16:13	Yes	WATER
		MG/L	Chloride	300.0	10.00	01/29/2008	01/30 17:35	NA	NA	01/31 12:39	Yes	WATER
		MG/L	Sulfate	375.4	10.00	01/29/2008	01/30 17:35	NA	NA	02/01 19:48	Yes	WATER
		MG/L	Sulfide	376.1	4.00	01/29/2008	01/30 17:35	NA	NA	02/04 12:10	Yes	WATER
		MG/L	Cyanide - Total	9012A	1.00	01/29/2008	01/30 17:35	NA	NA	02/05 11:05	Yes	WATER
		MG/L-N	Nitrate-Nitrite	353.2	1.00	01/29/2008	01/30 17:35	NA	NA	02/06 10:25	Yes	WATER
		MG/L	Ferrous Iron	3500D	1.00	01/29/2008	01/30 17:35	NA	NA	01/31 10:00	No	WATER
A8089902	EW3-0108	MG/L	Total Recoverable Phenolics	420.2	1.00	01/25/2008 10:30	01/25 11:40	NA	NA	01/30 21:28	Yes	WATER
		MG/L	Chloride	300.0	10.00	01/25/2008 10:30	01/25 11:40	NA	NA	01/28 11:47	Yes	WATER
		MG/L	Sulfate	375.4	1.00	01/25/2008 10:30	01/25 11:40	NA	NA	01/27 10:06	Yes	WATER
		MG/L	Sulfide	376.1	1.00	01/25/2008 10:30	01/25 11:40	NA	NA	01/29 12:30	Yes	WATER
		MG/L	Cyanide - Total	9012A	5.00	01/25/2008 10:30	01/25 11:40	NA	NA	01/31 10:19	Yes	WATER
		MG/L-N	Nitrate-Nitrite	353.2	1.00	01/25/2008 10:30	01/25 11:40	NA	NA	02/06 10:25	Yes	WATER
		MG/L	Ferrous Iron	3500D	5.00	01/25/2008 10:30	01/25 11:40	NA	NA	01/25 15:00	Yes	WATER
A8089903	EW4-0108	MG/L	Total Recoverable Phenolics	420.2	1.00	01/25/2008 11:00	01/25 11:40	NA	NA	01/30 21:37	Yes	WATER
		MG/L	Chloride	300.0	10.00	01/25/2008 11:00	01/25 11:40	NA	NA	01/28 11:47	Yes	WATER
		MG/L	Sulfate	375.4	4.00	01/25/2008 11:00	01/25 11:40	NA	NA	02/01 18:26	Yes	WATER
		MG/L	Sulfide	376.1	1.00	01/25/2008 11:00	01/25 11:40	NA	NA	01/29 12:30	Yes	WATER
		MG/L	Cyanide - Total	9012A	10.00	01/25/2008 11:00	01/25 11:40	NA	NA	01/31 10:19	Yes	WATER
		MG/L-N	Nitrate-Nitrite	353.2	1.00	01/25/2008 11:00	01/25 11:40	NA	NA	02/06 10:25	Yes	WATER
		MG/L	Ferrous Iron	3500D	5.00	01/25/2008 11:00	01/25 11:40	NA	NA	01/25 15:00	Yes	WATER
A8089904	EW5-0108	MG/L	Total Recoverable Phenolics	420.2	1.00	01/25/2008 11:30	01/25 11:40	NA	NA	01/30 21:37	Yes	WATER
		MG/L	Chloride	300.0	50.00	01/25/2008 11:30	01/25 11:40	NA	NA	02/08 10:46	Yes	WATER
		MG/L	Sulfate	375.4	50.00	01/25/2008 11:30	01/25 11:40	NA	NA	01/27 10:06	Yes	WATER
		MG/L	Sulfide	376.1	1.00	01/25/2008 11:30	01/25 11:40	NA	NA	01/29 12:30	Yes	WATER
		MG/L	Cyanide - Total	9012A	1.00	01/25/2008 11:30	01/25 11:40	NA	NA	01/29 13:50	Yes	WATER
		MG/L-N	Nitrate-Nitrite	353.2	1.00	01/25/2008 11:30	01/25 11:40	NA	NA	02/06 10:25	Yes	WATER
		MG/L	Ferrous Iron	3500D	10.00	01/25/2008 11:30	01/25 11:40	NA	NA	01/25 15:00	Yes	WATER
A8100404	ICM-101-0108	MG/L	Total Recoverable Phenolics	420.2	5.00	01/29/2008 16:30	01/30 17:35	NA	NA	02/02 14:11	Yes	WATER
		MG/L	Chloride	300.0	20.00	01/29/2008 16:30	01/30 17:35	NA	NA	01/31 12:39	Yes	WATER
		MG/L	Sulfate	375.4	3.00	01/29/2008 16:30	01/30 17:35	NA	NA	02/01 18:31	Yes	WATER
		MG/L	Sulfide	376.1	50.00	01/29/2008 16:30	01/30 17:35	NA	NA	02/04 12:10	Yes	WATER
		MG/L	Cyanide - Total	9012A	1.00	01/29/2008 16:30	01/30 17:35	NA	NA	02/05 11:05	Yes	WATER
		MG/L-N	Nitrate-Nitrite	353.2	1.00	01/29/2008 16:30	01/30 17:35	NA	NA	02/06 10:25	Yes	WATER
		MG/L	Ferrous Iron	3500D	25.00	01/29/2008 16:30	01/30 17:35	NA	NA	01/31 10:00	No	WATER
A8100402	ICM-102-0108	MG/L	Total Recoverable Phenolics	420.2	1.00	01/29/2008 11:45	01/30 17:35	NA	NA	02/02 13:52	Yes	WATER
		MG/L	Chloride	300.0	5.00	01/29/2008 11:45	01/30 17:35	NA	NA	01/31 12:39	Yes	WATER
		MG/L	Sulfate	375.4	16.00	01/29/2008 11:45	01/30 17:35	NA	NA	02/01 19:45	Yes	WATER
		MG/L	Sulfide	376.1	1.00	01/29/2008 11:45	01/30 17:35	NA	NA	02/02 15:45	Yes	WATER
		MG/L	Cyanide - Total	9012A	1.00	01/29/2008 11:45	01/30 17:35	NA	NA	02/05 11:05	Yes	WATER
		MG/L-N	Nitrate-Nitrite	353.2	1.00	01/29/2008 11:45	01/30 17:35	NA	NA	02/06 10:25	Yes	WATER

AHT = Analysis Holding Time Met
THT = TCLP Holding Time Met
NA = Not Applicable

Lab ID	Sample ID	Units	Analyte	Method	Dilution Factor	Sample Date	Receive Date	TCLP Date	THT	Analysis Date	AHT	Matrix
A8100402	ICM-102-0108	MG/L	Ferrous Iron	3500D	1.00	01/29/2008 11:45	01/30 17:35	NA	NA	01/31 10:00	No	WATER
A8100403	ICM-103-0108	MG/L	Total Recoverable Phenolics	420.2	1.00	01/29/2008 14:45	01/30 17:35	NA	NA	02/02 13:52	Yes	WATER
		MG/L	Chloride	300.0	5.00	01/29/2008 14:45	01/30 17:35	NA	NA	01/31 12:39	Yes	WATER
		MG/L	Sulfate	375.4	2.00	01/29/2008 14:45	01/30 17:35	NA	NA	02/01 18:28	Yes	WATER
		MG/L	Sulfide	376.1	1.00	01/29/2008 14:45	01/30 17:35	NA	NA	02/02 15:45	Yes	WATER
		MG/L	Cyanide - Total	9012A	1.00	01/29/2008 14:45	01/30 17:35	NA	NA	02/05 11:05	Yes	WATER
		MG/L-N	Nitrate-Nitrite	353.2	1.00	01/29/2008 14:45	01/30 17:35	NA	NA	02/06 10:25	Yes	WATER
		MG/L	Ferrous Iron	3500D	1.00	01/29/2008 14:45	01/30 17:35	NA	NA	01/31 10:00	No	WATER
A8100405	ICM-104-0108	MG/L	Total Recoverable Phenolics	420.2	1.00	01/29/2008 18:00	01/30 17:35	NA	NA	02/02 16:06	Yes	WATER
		MG/L	Chloride	300.0	10.00	01/29/2008 18:00	01/30 17:35	NA	NA	01/31 12:39	Yes	WATER
		MG/L	Sulfate	375.4	1.00	01/29/2008 18:00	01/30 17:35	NA	NA	02/01 17:25	Yes	WATER
		MG/L	Sulfide	376.1	1.00	01/29/2008 18:00	01/30 17:35	NA	NA	02/04 12:10	Yes	WATER
		MG/L	Cyanide - Total	9012A	2.00	01/29/2008 18:00	01/30 17:35	NA	NA	02/08 13:44	Yes	WATER
		MG/L-N	Nitrate-Nitrite	353.2	1.00	01/29/2008 18:00	01/30 17:35	NA	NA	02/06 10:25	Yes	WATER
		MG/L	Ferrous Iron	3500D	1.00	01/29/2008 18:00	01/30 17:35	NA	NA	01/31 10:00	No	WATER
A8100408	ICM-105-0108	MG/L	Total Recoverable Phenolics	420.2	1.00	01/30/2008 11:10	01/30 17:35	NA	NA	02/02 16:13	Yes	WATER
		MG/L	Chloride	300.0	5.00	01/30/2008 11:10	01/30 17:35	NA	NA	01/31 12:39	Yes	WATER
		MG/L	Sulfate	375.4	5.00	01/30/2008 11:10	01/30 17:35	NA	NA	02/01 18:14	Yes	WATER
		MG/L	Sulfide	376.1	1.00	01/30/2008 11:10	01/30 17:35	NA	NA	02/04 12:10	Yes	WATER
		MG/L	Cyanide - Total	9012A	1.00	01/30/2008 11:10	01/30 17:35	NA	NA	02/08 13:44	Yes	WATER
		MG/L-N	Nitrate-Nitrite	353.2	1.00	01/30/2008 11:10	01/30 17:35	NA	NA	02/06 10:25	Yes	WATER
		MG/L	Ferrous Iron	3500D	1.00	01/30/2008 11:10	01/30 17:35	NA	NA	01/31 10:00	Yes	WATER
A8107804	RFI-16-0108	MG/L	Total Recoverable Phenolics	420.2	1.00	01/31/2008 11:00	02/01 09:40	NA	NA	02/02 16:25	Yes	WATER
		MG/L	Chloride	300.0	5.00	01/31/2008 11:00	02/01 09:40	NA	NA	02/06 13:54	Yes	WATER
		MG/L	Sulfate	375.4	1.00	01/31/2008 11:00	02/01 09:40	NA	NA	02/01 18:09	Yes	WATER
		MG/L	Sulfide	376.1	1.00	01/31/2008 11:00	02/01 09:40	NA	NA	02/04 12:10	Yes	WATER
		MG/L	Cyanide - Total	9012A	1.00	01/31/2008 11:00	02/01 09:40	NA	NA	02/05 11:05	Yes	WATER
		MG/L-N	Nitrate-Nitrite	353.2	1.00	01/31/2008 11:00	02/01 09:40	NA	NA	02/06 10:25	Yes	WATER
		MG/L	Ferrous Iron	3500D	1.00	01/31/2008 11:00	02/01 09:40	NA	NA	02/01 10:50	Yes	WATER
A8100409	RFI-18-0108	MG/L	Total Recoverable Phenolics	420.2	1.00	01/30/2008 13:55	01/30 17:35	NA	NA	02/02 16:13	Yes	WATER
		MG/L	Chloride	300.0	200.00	01/30/2008 13:55	01/30 17:35	NA	NA	02/05 08:56	Yes	WATER
		MG/L	Sulfate	375.4	15.00	01/30/2008 13:55	01/30 17:35	NA	NA	02/01 19:48	Yes	WATER
		MG/L	Sulfide	376.1	1.00	01/30/2008 13:55	01/30 17:35	NA	NA	02/04 12:10	Yes	WATER
		MG/L	Cyanide - Total	9012A	1.00	01/30/2008 13:55	01/30 17:35	NA	NA	02/05 11:05	Yes	WATER
		MG/L-N	Nitrate-Nitrite	353.2	1.00	01/30/2008 13:55	01/30 17:35	NA	NA	02/06 10:25	Yes	WATER
		MG/L	Ferrous Iron	3500D	5.00	01/30/2008 13:55	01/30 17:35	NA	NA	01/31 10:00	Yes	WATER
A8100411	RFI-19D-0108	MG/L	Total Recoverable Phenolics	420.2	1.00	01/30/2008 15:35	01/30 17:35	NA	NA	02/02 16:13	Yes	WATER
		MG/L	Chloride	300.0	5.00	01/30/2008 15:35	01/30 17:35	NA	NA	01/31 12:39	Yes	WATER
		MG/L	Sulfate	375.4	1.00	01/30/2008 15:35	01/30 17:35	NA	NA	02/01 18:03	Yes	WATER
		MG/L	Sulfide	376.1	1.00	01/30/2008 15:35	01/30 17:35	NA	NA	02/04 12:10	Yes	WATER
		MG/L	Cyanide - Total	9012A	1.00	01/30/2008 15:35	01/30 17:35	NA	NA	02/05 11:05	Yes	WATER
		MG/L-N	Nitrate-Nitrite	353.2	1.00	01/30/2008 15:35	01/30 17:35	NA	NA	02/06 10:25	Yes	WATER
		MG/L	Ferrous Iron	3500D	25.00	01/30/2008 15:35	01/30 17:35	NA	NA	01/31 10:00	Yes	WATER
A8107806	RFI-20-0108	MG/L	Total Recoverable Phenolics	420.2	1.00	01/31/2008 17:00	02/01 09:40	NA	NA	02/02 16:25	Yes	WATER
		MG/L	Chloride	300.0	5.00	01/31/2008 17:00	02/01 09:40	NA	NA	02/06 13:54	Yes	WATER
		MG/L	Sulfate	375.4	40.00	01/31/2008 17:00	02/01 09:40	NA	NA	02/01 20:07	Yes	WATER
		MG/L	Sulfide	376.1	1.00	01/31/2008 17:00	02/01 09:40	NA	NA	02/04 12:10	Yes	WATER
		MG/L	Cyanide - Total	9012A	1.00	01/31/2008 17:00	02/01 09:40	NA	NA	02/05 11:05	Yes	WATER

AHT = Analysis Holding Time Met
THT = TCLP Holding Time Met
NA = Not Applicable

Lab ID	Sample ID	Units	Analyte	Method	Dilution Factor	Sample Date	Receive Date	TCLP Date	THT	Analysis Date	AHT	Matrix
A8107806	RFI-20-0108	MG/L-N	Nitrate-Nitrite	353.2	1.00	01/31/2008 17:00	02/01 09:40	NA	NA	02/06 10:25	Yes	WATER
		MG/L	Ferrous Iron	3500D	1.00	01/31/2008 17:00	02/01 09:40	NA	NA	02/01 10:50	Yes	WATER
A8107805	RFI-21D-0108	MG/L	Total Recoverable Phenolics	420.2	1.00	01/31/2008 15:15	02/01 09:40	NA	NA	02/02 16:25	Yes	WATER
		MG/L	Chloride	300.0	5.00	01/31/2008 15:15	02/01 09:40	NA	NA	02/06 13:54	Yes	WATER
		MG/L	Sulfate	375.4	5.00	01/31/2008 15:15	02/01 09:40	NA	NA	02/01 18:26	Yes	WATER
		MG/L	Sulfide	376.1	1.00	01/31/2008 15:15	02/01 09:40	NA	NA	02/04 12:10	Yes	WATER
		MG/L	Cyanide - Total	9012A	1.00	01/31/2008 15:15	02/01 09:40	NA	NA	02/05 11:05	Yes	WATER
		MG/L-N	Nitrate-Nitrite	353.2	1.00	01/31/2008 15:15	02/01 09:40	NA	NA	02/06 10:25	Yes	WATER
		MG/L	Ferrous Iron	3500D	1.00	01/31/2008 15:15	02/01 09:40	NA	NA	02/01 10:50	Yes	WATER
A8100412	RFI-22-0108	MG/L	Total Recoverable Phenolics	420.2	1.00	01/30/2008 16:30	01/30 17:35	NA	NA	02/02 16:13	Yes	WATER
		MG/L	Chloride	300.0	100.00	01/30/2008 16:30	01/30 17:35	NA	NA	02/05 08:56	Yes	WATER
		MG/L	Sulfate	375.4	30.00	01/30/2008 16:30	01/30 17:35	NA	NA	02/01 20:07	Yes	WATER
		MG/L	Sulfide	376.1	4.00	01/30/2008 16:30	01/30 17:35	NA	NA	02/04 12:10	Yes	WATER
		MG/L	Cyanide - Total	9012A	1.00	01/30/2008 16:30	01/30 17:35	NA	NA	02/05 11:05	Yes	WATER
		MG/L-N	Nitrate-Nitrite	353.2	1.00	01/30/2008 16:30	01/30 17:35	NA	NA	02/06 10:25	Yes	WATER
		MG/L	Ferrous Iron	3500D	50.00	01/30/2008 16:30	01/30 17:35	NA	NA	01/31 10:00	Yes	WATER
A8100410	RFI-23D-0108	MG/L	Total Recoverable Phenolics	420.2	1.00	01/30/2008 14:45	01/30 17:35	NA	NA	02/02 16:13	Yes	WATER
		MG/L	Chloride	300.0	5.00	01/30/2008 14:45	01/30 17:35	NA	NA	01/31 12:39	Yes	WATER
		MG/L	Sulfate	375.4	1.00	01/30/2008 14:45	01/30 17:35	NA	NA	02/01 18:03	Yes	WATER
		MG/L	Sulfide	376.1	1.00	01/30/2008 14:45	01/30 17:35	NA	NA	02/04 12:10	Yes	WATER
		MG/L	Cyanide - Total	9012A	1.00	01/30/2008 14:45	01/30 17:35	NA	NA	02/05 11:05	Yes	WATER
		MG/L-N	Nitrate-Nitrite	353.2	1.00	01/30/2008 14:45	01/30 17:35	NA	NA	02/06 10:25	Yes	WATER
		MG/L	Ferrous Iron	3500D	1.00	01/30/2008 14:45	01/30 17:35	NA	NA	01/31 10:00	Yes	WATER
A8100406	RFI-24-0108	MG/L	Total Recoverable Phenolics	420.2	1.00	01/29/2008 18:05	01/30 17:35	NA	NA	02/02 16:13	Yes	WATER
		MG/L	Chloride	300.0	10.00	01/29/2008 18:05	01/30 17:35	NA	NA	01/31 12:39	Yes	WATER
		MG/L	Sulfate	375.4	1.00	01/29/2008 18:05	01/30 17:35	NA	NA	02/01 17:25	Yes	WATER
		MG/L	Sulfide	376.1	2.00	01/29/2008 18:05	01/30 17:35	NA	NA	02/04 12:10	Yes	WATER
		MG/L	Cyanide - Total	9012A	1.00	01/29/2008 18:05	01/30 17:35	NA	NA	02/08 13:44	Yes	WATER
		MG/L-N	Nitrate-Nitrite	353.2	1.00	01/29/2008 18:05	01/30 17:35	NA	NA	02/06 10:25	Yes	WATER
		MG/L	Ferrous Iron	3500D	1.00	01/29/2008 18:05	01/30 17:35	NA	NA	01/31 10:00	No	WATER
A8100401	RFI-25-0108	MG/L	Total Recoverable Phenolics	420.2	1.00	01/29/2008 11:30	01/30 17:35	NA	NA	02/02 13:52	Yes	WATER
		MG/L	Chloride	300.0	5.00	01/29/2008 11:30	01/30 17:35	NA	NA	01/31 12:39	Yes	WATER
		MG/L	Sulfate	375.4	8.00	01/29/2008 11:30	01/30 17:35	NA	NA	02/01 18:26	Yes	WATER
		MG/L	Sulfide	376.1	1.00	01/29/2008 11:30	01/30 17:35	NA	NA	02/02 15:45	Yes	WATER
		MG/L	Cyanide - Total	9012A	1.00	01/29/2008 11:30	01/30 17:35	NA	NA	02/08 13:44	Yes	WATER
		MG/L-N	Nitrate-Nitrite	353.2	1.00	01/29/2008 11:30	01/30 17:35	NA	NA	02/06 10:25	Yes	WATER
		MG/L	Ferrous Iron	3500D	1.00	01/29/2008 11:30	01/30 17:35	NA	NA	01/31 10:00	No	WATER
A8107802	RFI-27-0108	MG/L	Total Recoverable Phenolics	420.2	1.00	01/31/2008 12:10	02/01 09:40	NA	NA	02/02 16:25	Yes	WATER
		MG/L	Chloride	300.0	50.00	01/31/2008 12:10	02/01 09:40	NA	NA	02/12 17:48	Yes	WATER
		MG/L	Sulfate	375.4	8.00	01/31/2008 12:10	02/01 09:40	NA	NA	02/01 19:45	Yes	WATER
		MG/L	Sulfide	376.1	1.00	01/31/2008 12:10	02/01 09:40	NA	NA	02/04 12:10	Yes	WATER
		MG/L	Cyanide - Total	9012A	1.00	01/31/2008 12:10	02/01 09:40	NA	NA	02/08 13:44	Yes	WATER
		MG/L-N	Nitrate-Nitrite	353.2	1.00	01/31/2008 12:10	02/01 09:40	NA	NA	02/06 10:25	Yes	WATER
		MG/L	Ferrous Iron	3500D	1.00	01/31/2008 12:10	02/01 09:40	NA	NA	02/01 10:50	Yes	WATER
A8107801	RFI-28-0108	MG/L	Total Recoverable Phenolics	420.2	1.00	01/31/2008 10:55	02/01 09:40	NA	NA	02/02 16:25	Yes	WATER
		MG/L	Chloride	300.0	5.00	01/31/2008 10:55	02/01 09:40	NA	NA	02/06 13:54	Yes	WATER
		MG/L	Sulfate	375.4	25.00	01/31/2008 10:55	02/01 09:40	NA	NA	02/01 20:07	Yes	WATER
		MG/L	Sulfide	376.1	1.00	01/31/2008 10:55	02/01 09:40	NA	NA	02/04 12:10	Yes	WATER

AHT = Analysis Holding Time Met
THT = TCLP Holding Time Met
NA = Not Applicable

MACTEC ENGINEERING & CONSULTANTS
SAMPLE CHRONOLOGY

Lab ID	Sample ID	Units	Analyte	Method	Dilution Factor	Sample Date	Receive Date	TCLP Date	THT	Analysis Date	AHT	Matrix
A8107801	RFI-28-0108	MG/L	Cyanide - Total	9012A	1.00	01/31/2008 10:55	02/01 09:40	NA	NA	02/05 11:05	Yes	WATER
		MG/L-N	Nitrate-Nitrite	353.2	1.00	01/31/2008 10:55	02/01 09:40	NA	NA	02/06 10:25	Yes	WATER
		MG/L	Ferrous Iron	3500D	5.00	01/31/2008 10:55	02/01 09:40	NA	NA	02/01 10:50	Yes	WATER
A8107803	RFI-30-0108	MG/L	Total Recoverable Phenolics	420.2	1.00	01/31/2008 15:45	02/01 09:40	NA	NA	02/02 16:25	Yes	WATER
		MG/L	Chloride	300.0	50.00	01/31/2008 15:45	02/01 09:40	NA	NA	02/12 17:48	Yes	WATER
		MG/L	Sulfate	375.4	17.00	01/31/2008 15:45	02/01 09:40	NA	NA	02/01 20:07	Yes	WATER
		MG/L	Sulfide	376.1	1.00	01/31/2008 15:45	02/01 09:40	NA	NA	02/04 12:10	Yes	WATER
		MG/L	Cyanide - Total	9012A	1.00	01/31/2008 15:45	02/01 09:40	NA	NA	02/05 11:05	Yes	WATER
		MG/L-N	Nitrate-Nitrite	353.2	1.00	01/31/2008 15:45	02/01 09:40	NA	NA	02/06 10:25	Yes	WATER
		MG/L	Ferrous Iron	3500D	1.00	01/31/2008 15:45	02/01 09:40	NA	NA	02/01 10:50	Yes	WATER

AHT = Analysis Holding Time Met
THT = TCLP Holding Time Met
NA = Not Applicable

MACTEC ENGINEERING & CONSULTANTS
QC CHRONOLOGY

Lab ID	Sample ID	Units	Analyte	Method	Dilution Factor	Sample Date	Receive Date	TCLP Date	THT	Analysis Date	AHT	Matrix
A8089903MS	EW4-0108	MG/L	Ferrous Iron	3500D	5.00	01/25/2008 11:00	01/25 11:40	NA	NA	01/25 15:00	Yes	WATER
A8089904MS	EW5-0108	MG/L	Sulfide	376.1	1.00	01/25/2008 11:30	01/25 11:40	NA	NA	01/29 12:30	Yes	WATER
		MG/L	Cyanide - Total	9012A	1.00	01/25/2008 11:30	01/25 11:40	NA	NA	01/29 13:50	Yes	WATER
A8100403MS	ICM-103-0108	MG/L	Cyanide - Total	9012A	1.00	01/29/2008 14:45	01/30 17:35	NA	NA	02/05 11:05	Yes	WATER
		MG/L	Ferrous Iron	3500D	1.00	01/29/2008 14:45	01/30 17:35	NA	NA	01/31 10:00	No	WATER
A8100411MS	RFI-19D-0108	MG/L	Chloride	300.0	5.00	01/30/2008 15:35	01/30 17:35	NA	NA	01/31 12:39	Yes	WATER
		MG/L	Cyanide - Total	9012A	1.00	01/30/2008 15:35	01/30 17:35	NA	NA	02/05 11:05	Yes	WATER
A8107806MS	RFI-20-0108	MG/L	Sulfide	376.1	2.00	01/31/2008 17:00	02/01 09:40	NA	NA	02/04 12:10	Yes	WATER
		MG/L	Ferrous Iron	3500D	1.00	01/31/2008 17:00	02/01 09:40	NA	NA	02/01 10:50	Yes	WATER
A8100412MS	RFI-22-0108	MG/L	Chloride	300.0	100.00	01/30/2008 16:30	01/30 17:35	NA	NA	02/05 08:56	Yes	WATER
A8107803MS	RFI-30-0108	MG/L	Chloride	300.0	50.00	01/31/2008 15:45	02/01 09:40	NA	NA	02/12 17:48	Yes	WATER
A8B0966102	MBLK	MG/L	Total Recoverable Phenolics	420.2	1.00	-	- 11:40	NA	NA	01/30 15:28	Yes	WATER
A8B0966602	MBLK	MG/L	Total Recoverable Phenolics	420.2	1.00	-	- 11:40	NA	NA	01/30 20:35	Yes	WATER
A8B0977502	MBLK	MG/L	Sulfate	375.4	1.00	-	- 11:40	NA	NA	02/01 15:55	Yes	WATER
		MG/L	Sulfate	375.4	1.00	-	- 17:35	NA	NA	02/01 15:55	Yes	WATER
		MG/L	Sulfate	375.4	1.00	-	- 09:40	NA	NA	02/01 15:55	Yes	WATER
A8B0979302	MBLK	MG/L	Total Recoverable Phenolics	420.2	1.00	-	- 17:35	NA	NA	02/02 13:03	Yes	WATER
A8B0980102	MBLK	MG/L	Total Recoverable Phenolics	420.2	1.00	-	- 17:35	NA	NA	02/02 15:20	Yes	WATER
		MG/L	Total Recoverable Phenolics	420.2	1.00	-	- 09:40	NA	NA	02/02 15:20	Yes	WATER
A8B0944102	Method Blank	MG/L	Ferrous Iron	3500D	1.00	-	- 11:40	NA	NA	01/25 15:00	Yes	WATER
A8B0946202	Method Blank	MG/L	Cyanide - Total	9012A	1.00	-	- 11:40	NA	NA	01/29 13:50	Yes	WATER
A8B0948902	Method Blank	MG/L	Sulfate	375.4	1.00	-	- 11:40	NA	NA	01/27 10:06	Yes	WATER
A8B0951102	Method Blank	MG/L	Chloride	300.0	1.00	-	- 11:40	NA	NA	01/28 11:47	Yes	WATER
A8B0956302	Method Blank	MG/L	Sulfide	376.1	1.00	-	- 11:40	NA	NA	01/29 12:30	Yes	WATER
A8B0965002	Method Blank	MG/L	Cyanide - Total	9012A	1.00	-	- 11:40	NA	NA	01/31 10:19	Yes	WATER
A8B0969402	Method Blank	MG/L	Chloride	300.0	1.00	-	- 17:35	NA	NA	01/31 12:39	Yes	WATER
A8B0971302	Method Blank	MG/L	Ferrous Iron	3500D	1.00	-	- 17:35	NA	NA	01/31 10:00	Yes	WATER
A8B0972302	Method Blank	MG/L	Cyanide - Total	9012A	1.00	-	- 17:35	NA	NA	02/05 11:05	Yes	WATER
A8B0975102	Method Blank	MG/L	Ferrous Iron	3500D	1.00	-	- 09:40	NA	NA	02/01 10:50	Yes	WATER
A8B0976602	Method Blank	MG/L	Cyanide - Total	9012A	1.00	-	- 17:35	NA	NA	02/05 11:05	Yes	WATER
		MG/L	Cyanide - Total	9012A	1.00	-	- 09:40	NA	NA	02/05 11:05	Yes	WATER
A8B0979602	Method Blank	MG/L	Sulfide	376.1	1.00	-	- 17:35	NA	NA	02/02 15:45	Yes	WATER
A8B0985002	Method Blank	MG/L	Sulfide	376.1	1.00	-	- 17:35	NA	NA	02/04 12:10	Yes	WATER
		MG/L	Sulfide	376.1	1.00	-	- 09:40	NA	NA	02/04 12:10	Yes	WATER
A8B0989602	Method Blank	MG/L	Chloride	300.0	1.00	-	- 17:35	NA	NA	02/05 08:56	Yes	WATER
A8B0996002	Method Blank	MG/L	Chloride	300.0	1.00	-	- 09:40	NA	NA	02/06 13:54	Yes	WATER
A8B0996702	Method Blank	MG/L-N	Nitrate-Nitrite	353.2	1.00	-	- 11:40	NA	NA	02/06 10:25	Yes	WATER
		MG/L-N	Nitrate-Nitrite	353.2	1.00	-	- 17:35	NA	NA	02/06 10:25	Yes	WATER
		MG/L-N	Nitrate-Nitrite	353.2	1.00	-	- 09:40	NA	NA	02/06 10:25	Yes	WATER
A8B1003102	Method Blank	MG/L	Cyanide - Total	9012A	1.00	-	- 17:35	NA	NA	02/08 13:44	Yes	WATER
		MG/L	Cyanide - Total	9012A	1.00	-	- 09:40	NA	NA	02/08 13:44	Yes	WATER
A8B1007702	Method Blank	MG/L	Chloride	300.0	1.00	-	- 11:40	NA	NA	02/08 10:46	Yes	WATER
A8B1024802	Method Blank	MG/L	Chloride	300.0	1.00	-	- 09:40	NA	NA	02/12 17:48	Yes	WATER
A8B0944101	LCS	MG/L	Ferrous Iron	3500D	1.00	-	- 11:40	NA	NA	01/25 15:00	Yes	WATER
A8B0946201	LCS	MG/L	Cyanide - Total	9012A	1.00	-	- 11:40	NA	NA	01/29 13:50	Yes	WATER
A8B0948901	LCS	MG/L	Sulfate	375.4	1.00	-	- 11:40	NA	NA	01/27 10:06	Yes	WATER
A8B0951101	LCS	MG/L	Chloride	300.0	1.00	-	- 11:40	NA	NA	01/28 11:47	Yes	WATER
A8B0956301	LCS	MG/L	Sulfide	376.1	1.00	-	- 11:40	NA	NA	01/29 12:30	Yes	WATER

AHT = Analysis Holding Time Met
THT = TCLP Holding Time Met
NA = Not Applicable

Lab ID	Sample ID	Units	Analyte	Method	Dilution Factor	Sample Date	Receive Date	TCLP Date	THT	Analysis Date	AHT	Matrix
A8B0965001	LCS	MG/L	Cyanide - Total	9012A	1.00	-	- 11:40	NA	NA	01/31 10:19	Yes	WATER
A8B0966101	LCS	MG/L	Total Recoverable Phenolics	420.2	5.00	-	- 11:40	NA	NA	01/30 17:13	Yes	WATER
A8B0966601	LCS	MG/L	Total Recoverable Phenolics	420.2	5.00	-	- 11:40	NA	NA	01/30 20:38	Yes	WATER
A8B0969401	LCS	MG/L	Chloride	300.0	1.00	-	- 17:35	NA	NA	01/31 12:39	Yes	WATER
A8B0971301	LCS	MG/L	Ferrous Iron	3500D	1.00	-	- 17:35	NA	NA	01/31 10:00	Yes	WATER
A8B0972301	LCS	MG/L	Cyanide - Total	9012A	1.00	-	- 17:35	NA	NA	02/05 11:05	Yes	WATER
A8B0975101	LCS	MG/L	Ferrous Iron	3500D	1.00	-	- 09:40	NA	NA	02/01 10:50	Yes	WATER
A8B0976601	LCS	MG/L	Cyanide - Total	9012A	1.00	-	- 17:35	NA	NA	02/05 11:05	Yes	WATER
		MG/L	Cyanide - Total	9012A	1.00	-	- 09:40	NA	NA	02/05 11:05	Yes	WATER
A8B0977501	LCS	MG/L	Sulfate	375.4	1.00	-	- 11:40	NA	NA	02/01 15:55	Yes	WATER
		MG/L	Sulfate	375.4	1.00	-	- 17:35	NA	NA	02/01 15:55	Yes	WATER
		MG/L	Sulfate	375.4	1.00	-	- 09:40	NA	NA	02/01 15:55	Yes	WATER
A8B0979301	LCS	MG/L	Total Recoverable Phenolics	420.2	5.00	-	- 17:35	NA	NA	02/02 13:05	Yes	WATER
A8B0979601	LCS	MG/L	Sulfide	376.1	1.00	-	- 17:35	NA	NA	02/02 15:45	Yes	WATER
A8B0980101	LCS	MG/L	Total Recoverable Phenolics	420.2	5.00	-	- 17:35	NA	NA	02/02 15:21	Yes	WATER
		MG/L	Total Recoverable Phenolics	420.2	5.00	-	- 09:40	NA	NA	02/02 15:21	Yes	WATER
A8B0985001	LCS	MG/L	Sulfide	376.1	1.00	-	- 17:35	NA	NA	02/04 12:10	Yes	WATER
		MG/L	Sulfide	376.1	1.00	-	- 09:40	NA	NA	02/04 12:10	Yes	WATER
A8B0989601	LCS	MG/L	Chloride	300.0	1.00	-	- 17:35	NA	NA	02/05 08:56	Yes	WATER
A8B0996001	LCS	MG/L	Chloride	300.0	1.00	-	- 09:40	NA	NA	02/06 13:54	Yes	WATER
A8B0996701	LCS	MG/L-N	Nitrate-Nitrite	353.2	1.00	-	- 11:40	NA	NA	02/06 10:25	Yes	WATER
		MG/L-N	Nitrate-Nitrite	353.2	1.00	-	- 17:35	NA	NA	02/06 10:25	Yes	WATER
		MG/L-N	Nitrate-Nitrite	353.2	1.00	-	- 09:40	NA	NA	02/06 10:25	Yes	WATER
A8B1003101	LCS	MG/L	Cyanide - Total	9012A	1.00	-	- 17:35	NA	NA	02/08 13:44	Yes	WATER
		MG/L	Cyanide - Total	9012A	1.00	-	- 09:40	NA	NA	02/08 13:44	Yes	WATER
A8B1007701	LCS	MG/L	Chloride	300.0	1.00	-	- 11:40	NA	NA	02/08 10:46	Yes	WATER
A8B1024801	LCS	MG/L	Chloride	300.0	1.00	-	- 09:40	NA	NA	02/12 17:48	Yes	WATER

AHT = Analysis Holding Time Met
THT = TCLP Holding Time Met
NA = Not Applicable

Chain of Custody Record

TestAmerica
THE LEADER IN ENVIRONMENTAL TESTING

TAL-4142 (0907)

Client	Project Manager	Date	Chain of Custody Number
MACTEC	JOHN SCRABIS	1-25-08	396078
Address	**Telephone Number (Area Code)/Fax Number**	**Lab Number**	**Page** 1 of 1
800 NORTH BELL AVE SUITE 200	412-879-6661		
City / **State** / **Zip Code**	**Site Contact**	**Lab Contact**	
CARNEGIE / PA / 15106	W. SWINEHART		
Project Name and Location (State)	**Carrier/Waybill Number**		
BUFFALO COLOR OM+M	HAND DELIVER		
Contract/Purchase Order/Quote No.			

Sample I.D. No. and Description (Containers for each sample may be combined on one line)	Date	Time	Matrix: Air	Aqueous	Sed.	Soil	Containers & Preservatives: Unpres.	H_2SO_4	HNO_3	HCl	NaOH	ZnAc/NaOH	Analysis: VOC	SVOC	TAL METAL	CYANIDE	SULFIDE	CHLORIDE/SULFATE	NITRATE/NITRITE	TP PHENOLS	FERROUS IRON	Special Instructions/ Conditions of Receipt
EW1-0108	1-25-08	1000		X			X	X	X	X	X	X	X	X	X	X	X	X	X	X	X	
EW3-0108	1-25-08	1030		X			X	X	X	X	X	X	X	X	X	X	X	X	X	X	X	
EW4-0108	1-25-08	1100		X			X	X	X	X	X	X	X	X	X	X	X	X	X	X	X	
EW5-0108	1-25-08	1130		X			X	X	X	X	X	X	X	X	X	X	X	X	X	X	X	

Possible Hazard Identification
☐ Non-Hazard ☐ Flammable ☐ Skin Irritant ☐ Poison B ☒ Unknown

Sample Disposal
☐ Return To Client ☒ Disposal By Lab ☐ Archive For _____ Months (A fee may be assessed if samples are retained longer than 1 month)

Turn Around Time Required
☐ 24 Hours ☐ 48 Hours ☐ 7 Days ☐ 14 Days ☐ 21 Days ☒ Other STANDARD

QC Requirements (Specify)

	Relinquished By	Date	Time	Received By	Date	Time
1.		1-25-08	1140		1/25/08	1140
2.						
3.						

Comments

20 2.0°C

DISTRIBUTION: WHITE - Returned to Client with Report; CANARY - Stays with the Sample; PINK - Field Copy

Chain of Custody Record

TestAmerica
THE LEADER IN ENVIRONMENTAL TESTING

TAL-4142 (0907)

Client	Project Manager	Date	Chain of Custody Number
MACTEC	JOHN SCRIBIS	1-30-08	396079
Address	**Telephone Number (Area Code)/Fax Number**	**Lab Number**	**Page 1 of 1**
800 NORTH BELL AVE SUITE 200	412-279-6661		
City / **State** / **Zip Code**	**Site Contact**	**Lab Contact**	
CARNEGIE / PA / 15706	W. SWINEHART	B. FISCHER	
Project Name and Location (State)	**Carrier/Waybill Number**		
BUFFALO COKE NY	HAND DELIVER		
Contract/Purchase Order/Quote No.			

Sample I.D. No. and Description (Containers for each sample may be combined on one line)	Date	Time	Matrix: Air	Aqueous	Sed.	Soil	Containers & Preservatives: Unpres.	H2SO4	HNO3	HCl	NaOH	ZnAc/NaOH	VOC	SVOC	TAL METAL	TOTAL CYANIDE	SULFIDE	CHLORIDE SULFATE	NITRATE NITRITE	TOT REC. PHENOLS	FERROUS IRON	Special Instructions/ Conditions of Receipt
RFI-25-0108	1-29-08	1130		X			X	X	X	X	X	X	X	X	X	X	X	X	X	X	X	
ICM-102-0108	1-29-08	1145		X			X	X	X	X	X	X	X	X	X	X	X	X	X	X	X	
ICM-103-0108	1-29-08	1445		X			X	X	X	X	X	X	X	X	X	X	X	X	X	X	X	
ICM-101-0108	1-29-08	1630		X			X	X	X	X	X	X	X	X	X	X	X	X	X	X	X	
ICM-104-0108	1-29-08	1800		X			X	X	X	X	X	X	X	X	X	X	X	X	X	X	X	
RFI-24-0108	1-29-08	1805		X			X	X	X	X	X	X	X	X	X	X	X	X	X	X	X	
EW2-0108	1-29-08			X			X	X	X	X	X	X	X	X	X	X	X	X	X	X	X	
ICM-105-0108	1-30-08	1110		X			X	X	X	X	X	X	X	X	X	X	X	X	X	X	X	
RFI-18-0108	1-30-08	1355		X			X	X	X	X	X	X	X	X	X	X	X	X	X	X	X	
RFI-23D-0108	1-30-08	1445		X			X	X	X	X	X	X	X	X	X	X	X	X	X	X	X	
RFI-19D-0108	1-30-08	1535		X			X	X	X	X	X	X	X	X	X	X	X	X	X	X	X	
RFI-22-0108	1-30-08	1630		X			X	X	X	X	X	X	X	X	X	X	X	X	X	X	X	

Possible Hazard Identification
☐ Non-Hazard ☐ Flammable ☐ Skin Irritant ☐ Poison B ☒ Unknown

Sample Disposal
☐ Return To Client ☒ Disposal By Lab ☐ Archive For _____ Months
(A fee may be assessed if samples are retained longer than 1 month)

Turn Around Time Required
☐ 24 Hours ☐ 48 Hours ☐ 7 Days ☐ 14 Days ☐ 21 Days ☒ Other STANDARD

QC Requirements (Specify)

	Relinquished By	Date	Time	Received By	Date	Time
1.	[signature]	1-30-08	1725	[signature]	1/30/08	1735
2.	[signature]			[signature]		
3.						

Comments
TAL METALS PORTION NOT FILTERED; SAMPLED FOR TOTAL METALS

4@3.0°C

DISTRIBUTION: WHITE - Returned to Client with Report; CANARY - Stays with the Sample; PINK - Field Copy

Chain of Custody Record

TestAmerica
THE LEADER IN ENVIRONMENTAL TESTING

TAL-4142 (0907)

Client	Project Manager	Date	Chain of Custody Number
MACTEC	John Scrabis	2/1/08	396077
Address	**Telephone Number (Area Code)/Fax Number**	**Lab Number**	**Page 1 of 1**
800 N. Bell Ave. Suite 200	412-279-6661		
City / State / Zip Code	**Site Contact**	**Lab Contact**	
Carnegie / PA / 15106	Wayne Swinehart	Brian Fisher	
Project Name and Location (State)	**Carrier/Waybill Number**		
Honeywell - Buffalo Color			
Contract/Purchase Order/Quote No.			

Sample I.D. No. and Description (Containers for each sample may be combined on one line)	Date	Time	Matrix: Air	Aqueous	Sed.	Soil	Containers & Preservatives: Unpres.	H_2SO_4	HNO_3	HCl	NaOH	ZnAc/NaOH	Analysis: VOC	SVOC	23 metals	Total Cyanide	Sulfide	Chloride/Sulfate	Nitrate/Nitrite	Total Phenol	Ferrous Iron
RFI-28-0108	1/31/08	1055		X			X	X	X	X	X	X	2	2	-	1	-	1	1	1	1
RFI-27-0108	1/31/08	1210		X			X	X	X	X	X	X	2	2	1	1	1	1	1	1	1
RFI-30-0108	1/31/08	1545		X			X	X	X	X	X	X	2	2	1	1	1	1	1	1	1
RFI-16-0108	1/31/08	1100		X			X	X	X	X	X	X	2	2	1	1	1	1	1	1	1
RFI-21D-0108	1/31/08	1515		X			X	X	X	X	X	X	2	2	1	1	1	1	1	1	1
RFI-20-0108	1/31/08	1700		X			X	X	X	X	X	X	2	2	1	1	1	1	1	1	1

Special Instructions/ Conditions of Receipt

Possible Hazard Identification
☐ Non-Hazard ☐ Flammable ☐ Skin Irritant ☐ Poison B ☒ Unknown

Sample Disposal
☐ Return To Client ☒ Disposal By Lab ☐ Archive For _____ Months (A fee may be assessed if samples are retained longer than 1 month)

Turn Around Time Required
☐ 24 Hours ☐ 48 Hours ☐ 7 Days ☐ 14 Days ☐ 21 Days ☒ Other standard

QC Requirements (Specify)

	Date	Time		Date	Time
1. Relinquished By: Nicole Ferko	2-1-08	0940	1. Received By	2/1/08	0540
2. Relinquished By			2. Received By		
3. Relinquished By			3. Received By		

Comments

2e3.0C

DISTRIBUTION: WHITE - Returned to Client with Report; CANARY - Stays with the Sample; PINK - Field Copy

TestAmerica

THE LEADER IN ENVIRONMENTAL TESTING

ANALYTICAL REPORT

Job#: A08-1190,A08-1248

Project#: NY5A9482
SDG#: 1190
Site Name: HONEYWELL BUFFALO COLOR
Task: BUFFALO COLOR RIFS

Mr. John Scrabis
MACTEC, Inc.
700 N. Bell Ave Bldg 4 Ste.200
Carnegie, PA 15106

TestAmerica Laboratories Inc.

Brian J. Fischer
Project Manager

02/20/2008

TestAmerica
THE LEADER IN ENVIRONMENTAL TESTING

TestAmerica Buffalo
Current Certifications

As of 6/15/2007

STATE	Program	Cert # / Lab ID
Arkansas	SDWA, CWA, RCRA, SOIL	88-0686
California*	NELAP CWA, RCRA	01169CA
Connecticut	SDWA, CWA, RCRA, SOIL	PH-0568
Florida*	NELAP CWA, RCRA	E87672
Georgia*	SDWA,NELAP CWA, RCRA	956
Illinois*	NELAP SDWA, CWA, RCRA	200003
Iowa	SW/CS	374
Kansas*	NELAP SDWA, CWA, RCRA	E-10187
Kentucky	SDWA	90029
Kentucky UST	UST	30
Louisiana*	NELAP CWA, RCRA	2031
Maine	SDWA, CWA	NY0044
Maryland	SDWA	294
Massachusetts	SDWA, CWA	M-NY044
Michigan	SDWA	9937
Minnesota	SDWA,CWA, RCRA	036-999-337
New Hampshire*	NELAP SDWA, CWA	233701
New Jersey*	NELAP,SDWA, CWA, RCRA,	NY455
New York*	NELAP, AIR, SDWA, CWA, RCRA,CLP	10026
Oklahoma	CWA, RCRA	9421
Pennsylvania*	Registration, NELAP CWA,RCRA	68-00281
Tennessee	SDWA	02970
USDA	FOREIGN SOIL PERMIT	S-41579
USDOE	Department of Energy	DOECAP-STB
Virginia	SDWA	278
Washington	CWA,RCRA	C1677
West Virginia	CWA,RCRA	252
Wisconsin	CWA, RCRA	998310390

*As required under the indicated accreditation, the test results in this report meet all NELAP requirements for parameters for which accreditation is required or available. Any exceptions to NELAP requirements are noted in this report.

SAMPLE SUMMARY

LAB SAMPLE ID	CLIENT SAMPLE ID	MATRIX	SAMPLED DATE	SAMPLED TIME	RECEIVED DATE	RECEIVED TIME
A8119008	R-01-0108	WATER	02/05/2008	11:20	02/05/2008	18:30
A8124802	R-04-0208	WATER	02/06/2008	13:30	02/06/2008	16:50
A8119007	RFI-17-0108	WATER	02/05/2008	10:20	02/05/2008	18:30
A8119005	RFI-20-0108	WATER	02/04/2008	16:30	02/05/2008	18:30
A8119002	RFI-29-0108	WATER	02/04/2008	12:05	02/05/2008	18:30
A8119006	RFI-31-0108	WATER	02/05/2008	08:40	02/05/2008	18:30
A8119003	RFI-32-0108	WATER	02/04/2008	13:30	02/05/2008	18:30
A8119004	RFI-33-0108	WATER	02/04/2008	15:45	02/05/2008	18:30
A8119001	RFI-35-0208	WATER	02/05/2008	14:50	02/05/2008	18:30
A8124807	RFI-36-0208	WATER	02/06/2008	14:35	02/06/2008	16:50
A8124803	RFI-43-0208	WATER	02/06/2008	14:40	02/06/2008	16:50
A8124801	RFI-45-0208	WATER	02/06/2008	10:20	02/06/2008	16:50
A8124804	RFI-51-0208	WATER	02/06/2008	10:40	02/06/2008	16:50
A8124805	RFI-51R-0208	WATER	02/06/2008	10:50	02/06/2008	16:50
A8124806	RFI-PZ18-0208	WATER	02/06/2008	13:15	02/06/2008	16:50

METHODS SUMMARY

Job#: A08-1190,A08-1248

Project#: NY5A9482
SDG#: 1190
Site Name: HONEYWELL BUFFALO COLOR

PARAMETER	ANALYTICAL METHOD
METHOD 8260 - TCL VOLATILE ORGANICS	SW8463 8260
METHOD 8270 - TCL SEMI-VOLATILE ORGANICS	SW8463 8270
Aluminum - Total	SW8463 6010
Antimony - Total	SW8463 6010
Arsenic - Total	SW8463 6010
Barium - Total	SW8463 6010
Beryllium - Total	SW8463 6010
Cadmium - Total	SW8463 6010
Calcium - Total	SW8463 6010
Chromium - Total	SW8463 6010
Cobalt - Total	SW8463 6010
Copper - Total	SW8463 6010
Iron - Total	SW8463 6010
Lead - Total	SW8463 6010
Magnesium - Total	SW8463 6010
Manganese - Total	SW8463 6010
Mercury - Total	SW8463 7470
Nickel - Total	SW8463 6010
Potassium - Total	SW8463 6010
Selenium - Total	SW8463 6010
Silver - Total	SW8463 6010
Sodium - Total	SW8463 6010
Thallium - Total	SW8463 6010
Vanadium - Total	SW8463 6010
Zinc - Total	SW8463 6010
Chloride	MCAWW 300.0
Cyanide - Total	SW8463 9012A
Ferrous Iron	SM18 3500D
Nitrate-Nitrite	ASP00 353.2
Sulfate	ASTM 375.4
Sulfate	ASTM D-516-90
Sulfide	SM20 376.1
Sulfide	SM20 4500-S F
Total Recoverable Phenolics	MCAWW 420.4

References:

ASP00 "Analytical Services Protocol", New York State Department of Environmental Conservation, June 2000.

ASTM "Annual Book of ASTM Standards", American Society for Testing and Materials, Philadelphia, PA.

MCAWW "Methods for Chemical Analysis of Water and Wastes",EPA/600/4-79-020 (Mar 1983) with updates and supplements EPA/600/4-91-010 (Jun 1991), EPA/600/R-92-129 (Aug 1992) and EPA/600/R-93-100 (Aug 1993)

SM18 "Standard Methods for the Examination of Water and Wastewater", 18th Edition

SM20 "Standard Methods for the Examination of Water and Wastewater", 20th Edition.

SW8463 "Test Methods for Evaluating Solid Waste Physical/Chemical Methods (SW846), Third Edition, 9/86; Update I, 7/92; Update IIA, 8/93; Update II, 9/94; Update IIB, 1/95; Update III, 12/96.

SDG NARRATIVE

Job#: A08-1190,A08-1248

Project#: NY5A9482
SDG#: 1190
Site Name: HONEYWELL BUFFALO COLOR

General Comments

The enclosed data may or may not have been reported utilizing data qualifiers (Q) as defined on the Data Comment Page.

Soil, sediment and sludge sample results are reported on "dry weight" basis unless otherwise noted in this data package.

According to 40CFR Part 136.3, pH, Chlorine Residual, Dissolved Oxygen, Sulfite, and Temperature analyses are to be performed immediately after aqueous sample collection. When these parameters are not indicated as field (e.g. pH-Field), they were not analyzed immediately, but as soon as possible after laboratory receipt.

Sample dilutions were performed as indicated on the attached Dilution Log. The rationale for dilution is specified by the 3-digit code and definition.

Sample Receipt Comments

A08-1190
Sample Cooler(s) were received at the following temperature(s); 3@5.5 °C
All samples were received in good condition.
A08-1248
Sample Cooler(s) were received at the following temperature(s); 3 @ 2.0 °C
All samples were received in good condition.

GC/MS Volatile Data

The recovery of the analytes Bromoform and Dibromochloromethane in the Matrix Spike and the analyte Bromoform in the Matrix Spike Duplicate of sample RFI-43-0208 exceeded quality control limits. The Relative Percent Difference (RPD) between the Matrix Spike and the Matrix Spike duplicate of sample RFI-43-0208 also exceeded quality control limits for multiple analytes . The Matrix Spike Blank recoveries were compliant, so no corrective action was performed.

GC/MS Semivolatile Data

The spike recovery for Benzaldehyde was below the laboratory quality control limit in the Matrix Spike Blank A8B1020501 and the Matrix Spike Blank Duplicate A8B1020502 due to a known interference with other analytes in the full list spike mix. No corrective action was performed.

Metals Data

The recoveries of sample RFI-32-0108 Matrix Spike exhibited results above the quality control limits for Calcium and the Matrix Spike Duplicate exhibited results below the quality control limits for Calcium. The sample result is more than four times greater than the spike added. The RPD between sample RFI-32-0108 Matrix Spike and Matrix Spike Duplicate exceeded quality control criteria for Calcium, Magnesium, Manganese and Sodium. However, the LFB (A8B0997601) was acceptable.

Wet Chemistry Data

All samples were received past the EPA-recommended holding time for ferrous iron. The samples were analyzed as soon as possible by the laboratory, as requested by the client. The sample results should be considered estimated values.

The recovery of sample RFI-29-0108 Matrix Spike exhibited results below the quality control limits for Ferrous Iron. However, the LCS was acceptable.

The recovery of sample R-01-0108 Matrix Spike exhibited results above the quality control limits for Sulfide. However, the LCS was acceptable.

The recovery of sample RFI-31-0108 Matrix Spike exhibited results above the quality control limits for Total Cyanide. However, the LCS was acceptable.

The recovery of sample RFI-45-0208 Matrix Spike exhibited results above the quality control limits for FERROUS IRON. However, the LCS was acceptable.

****

The results presented in this report relate only to the analytical testing and condition of the sample at receipt. This report pertains to only those samples actually tested. All pages of this report are integral parts of the analytical data. Therefore, this report should be reproduced only in its entirety.

Date: 02/20/2008
Time: 11:50:17

Dilution Log w/Code Information
For Project NY5A9482, SDG 1190

Client Sample ID	Lab Sample ID	Parameter (Inorganic)/Method (Organic)	Dilution	Code
RFI-35-0208	A8119001	Chloride	5.00	008
RFI-35-0208	A8119001	Ferrous Iron	2.00	008
RFI-35-0208	A8119001	Sodium - Total	10.00	008
RFI-35-0208	A8119001	Sulfate	121.00	008
RFI-29-0108	A8119002	Chloride	5.00	008
RFI-29-0108	A8119002	Sulfate	4.00	008
RFI-32-0108	A8119003	8260	400.00	008
RFI-32-0108	A8119003	Chloride	5.00	008
RFI-32-0108	A8119003	Sulfate	10.00	008
RFI-33-0108	A8119004	Chloride	10.00	008
RFI-33-0108	A8119004	Sulfate	4.00	008
RFI-20-0108	A8119005	8260	80.00	008
RFI-20-0108	A8119005DL	8260	250.00	008
RFI-31-0108	A8119006	8260	8.00	003
RFI-31-0108	A8119006	Chloride	100.00	008
RFI-31-0108	A8119006	Sodium - Total	10.00	008
RFI-31-0108	A8119006	Sulfate	30.00	008
RFI-17-0108	A8119007	Chloride	5.00	002
RFI-17-0108	A8119007	Sulfate	8.00	008
R-01-0108	A8119008	Chloride	5.00	008
R-01-0108	A8119008MS	Chloride	5.00	008
R-01-0108	A8119008MS	Sulfide	2.00	008
RFI-45-0208	A8124801	Chloride	50.00	008
RFI-45-0208	A8124801	Nitrate-Nitrite	5.00	008
RFI-45-0208	A8124801	Sodium - Total	10.00	008
RFI-45-0208	A8124801	Sulfate	50.00	008
R-04-0208	A8124802	Chloride	5.00	002
RFI-43-0208	A8124803	8260	4.00	003
RFI-43-0208	A8124803	Chloride	5.00	002
RFI-43-0208	A8124803	Sulfate	50.00	008
RFI-43-0208	A8124803MS	8260	4.00	003
RFI-43-0208	A8124803SD	8260	4.00	003
RFI-51-0208	A8124804	Chloride	5.00	002
RFI-51-0208	A8124804	Ferrous Iron	10.00	008
RFI-51-0208	A8124804	Sulfate	50.00	008
RFI-51R-0208	A8124805	Chloride	5.00	002
RFI-51R-0208	A8124805	Ferrous Iron	10.00	008
RFI-51R-0208	A8124805	Sulfate	50.00	008
RFI-PZ18-0208	A8124806	8260	2.00	003
RFI-PZ18-0208	A8124806	Chloride	5.00	002

Dilution Code Definition:

002 - sample matrix effects
003 - excessive foaming
004 - high levels of non-target compounds
005 - sample matrix resulted in method non-compliance for an Internal Standard
006 - sample matrix resulted in method non-compliance for Surrogate
007 - nature of the TCLP matrix
008 - high concentration of target analyte(s)
009 - sample turbidity
010 - sample color
011 - insufficient volume for lower dilution
012 - sample viscosity
013 - other

Client Sample ID	Lab Sample ID	Parameter (Inorganic)/Method (Organic)	Dilution	Code
RFI-PZ18-0208	A8124806	Ferrous Iron	5.00	008
RFI-PZ18-0208	A8124806	Sulfate	16.00	008
RFI-36-0208	A8124807	Chloride	5.00	002
RFI-36-0208	A8124807	Ferrous Iron	10.00	008
RFI-36-0208	A8124807	Sulfate	50.00	008
RFI-36-0208	A8124807MS	Chloride	5.00	002

Dilution Code Definition:

002 - sample matrix effects
003 - excessive foaming
004 - high levels of non-target compounds
005 - sample matrix resulted in method non-compliance for an Internal Standard
006 - sample matrix resulted in method non-compliance for Surrogate
007 - nature of the TCLP matrix
008 - high concentration of target analyte(s)
009 - sample turbidity
010 - sample color
011 - insufficient volume for lower dilution
012 - sample viscosity
013 - other

TestAmerica
THE LEADER IN ENVIRONMENTAL TESTING

DATA QUALIFIER PAGE

These definitions are provided in the event the data in this report requires the use of one or more of the qualifiers. Not all qualifiers defined below are necessarily used in the accompanying data package.

ORGANIC DATA QUALIFIERS

ND or U	Indicates compound was analyzed for, but not detected.
J	Indicates an estimated value. This flag is used either when estimating a concentration for tentatively identified compounds where a 1:1 response is assumed, or when the data indicates the presence of a compound that meets the identification criteria but the result is less than the sample quantitation limit but greater than zero.
C	This flag applies to pesticide results where the identification has been confirmed by GC/MS.
B	This flag is used when the analyte is found in the associated blank, as well as in the sample.
E	This flag identifies compounds whose concentrations exceed the calibration range of the instrument for that specific analysis.
D	This flag identifies all compounds identified in an analysis at the secondary dilution factor.
N	Indicates presumptive evidence of a compound. This flag is used only for tentatively identified compounds, where the identification is based on the Mass Spectral library search. It is applied to all TIC results.
P	This flag is used for CLP methodology only. For Pesticide/Aroclor target analytes, when a difference for detected concentrations between the two GC columns is greater than 25%, the lower of the two values is reported on the data page and flagged with a "P".
A	This flag indicates that a TIC is a suspected aldol-condensation product.
[1]	Indicates coelution.
*	Indicates analysis is not within the quality control limits.

INORGANIC DATA QUALIFIERS

ND or U	Indicates element was analyzed for, but not detected. Report with the detection limit value.
J or B	Indicates a value greater than or equal to the instrument detection limit, but less than the quantitation limit.
N	Indicates spike sample recovery is not within the quality control limits.
S	Indicates value determined by the Method of Standard Addition.
E	Indicates a value estimated or not reported due to the presence of interferences.
H	Indicates analytical holding time exceedance. The value obtained should be considered an estimate.
G	Indicates a value greater than or equal to the project reporting limit but less than the laboratory quantitation limit
*	Indicates the spike or duplicate analysis is not within the quality control limits.
+	Indicates the correlation coefficient for the Method of Standard Addition is less than 0.995.

Date: 02/20/2008
Time: 11:50:35

HONEYWELL BUFFALO COLOR
BUFFALO COLOR RIFS(Honeywell)-Aqueous
METHOD 8260 - TCL VOLATILE ORGANICS

Rept: AN0326

Client ID		R-01-0108		R-04-0208		RFI-17-0108		RFI-20-0108	
Job No	Lab ID	A08-1190	A8119008	A08-1248	A8124802	A08-1190	A8119007	A08-1190	A8119005
Sample Date		02/05/2008		02/06/2008		02/05/2008		02/04/2008	
Analyte	Units	Sample Value	Reporting Limit	Sample Value	Reporting Limit	Sample Value	Reporting Limit	Sample Value	Reporting Limit
Acetone	UG/L	ND	5.0	ND	5.0	ND	5.0	ND	400
Benzene	UG/L	ND	1.0	ND	1.0	ND	1.0	4800	80
Bromodichloromethane	UG/L	ND	1.0	ND	1.0	ND	1.0	ND	80
Bromoform	UG/L	ND	1.0	ND	1.0	ND	1.0	ND	80
Bromomethane	UG/L	ND	1.0	ND	1.0	ND	1.0	ND	80
2-Butanone	UG/L	ND	5.0	ND	5.0	ND	5.0	ND	400
Carbon Disulfide	UG/L	ND	1.0	ND	1.0	ND	1.0	ND	80
Carbon Tetrachloride	UG/L	ND	1.0	ND	1.0	ND	1.0	ND	80
Chlorobenzene	UG/L	ND	1.0	ND	1.0	ND	1.0	19000 E	80
Chloroethane	UG/L	ND	1.0	ND	1.0	ND	1.0	ND	80
Chloroform	UG/L	ND	1.0	ND	1.0	ND	1.0	ND	80
Chloromethane	UG/L	ND	1.0	ND	1.0	ND	1.0	ND	80
Cyclohexane	UG/L	ND	1.0	ND	1.0	ND	1.0	ND	80
1,2-Dibromoethane	UG/L	ND	1.0	ND	1.0	ND	1.0	ND	80
Dibromochloromethane	UG/L	ND	1.0	ND	1.0	ND	1.0	ND	80
1,2-Dibromo-3-chloropropane	UG/L	ND	1.0	ND	1.0	ND	1.0	ND	80
1,2-Dichlorobenzene	UG/L	ND	1.0	ND	1.0	ND	1.0	ND	80
1,3-Dichlorobenzene	UG/L	ND	1.0	ND	1.0	ND	1.0	ND	80
1,4-Dichlorobenzene	UG/L	ND	1.0	ND	1.0	ND	1.0	ND	80
Dichlorodifluoromethane	UG/L	ND	1.0	ND	1.0	ND	1.0	ND	80
1,1-Dichloroethane	UG/L	ND	1.0	ND	1.0	ND	1.0	ND	80
1,2-Dichloroethane	UG/L	ND	1.0	ND	1.0	ND	1.0	ND	80
1,1-Dichloroethene	UG/L	ND	1.0	ND	1.0	ND	1.0	ND	80
cis-1,2-Dichloroethene	UG/L	ND	1.0	ND	1.0	ND	1.0	ND	80
trans-1,2-Dichloroethene	UG/L	ND	1.0	ND	1.0	ND	1.0	ND	80
1,2-Dichloropropane	UG/L	ND	1.0	ND	1.0	ND	1.0	ND	80
cis-1,3-Dichloropropene	UG/L	ND	1.0	ND	1.0	ND	1.0	ND	80
trans-1,3-Dichloropropene	UG/L	ND	1.0	ND	1.0	ND	1.0	ND	80
Ethylbenzene	UG/L	ND	1.0	ND	1.0	ND	1.0	ND	80
2-Hexanone	UG/L	ND	5.0	ND	5.0	ND	5.0	ND	400
Isopropylbenzene	UG/L	ND	1.0	ND	1.0	ND	1.0	ND	80
Methyl acetate	UG/L	ND	1.0	ND	1.0	ND	1.0	ND	80
Methylcyclohexane	UG/L	ND	1.0	ND	1.0	ND	1.0	ND	80
Methylene chloride	UG/L	ND	1.0	ND	1.0	ND	1.0	ND	80
4-Methyl-2-pentanone	UG/L	ND	5.0	ND	5.0	ND	5.0	ND	400
Methyl-t-Butyl Ether (MTBE)	UG/L	ND	1.0	ND	1.0	ND	1.0	ND	80
Styrene	UG/L	ND	1.0	ND	1.0	ND	1.0	ND	80
1,1,2,2-Tetrachloroethane	UG/L	ND	1.0	ND	1.0	ND	1.0	ND	80
Tetrachloroethene	UG/L	ND	1.0	ND	1.0	ND	1.0	ND	80
Toluene	UG/L	ND	1.0	ND	1.0	ND	1.0	ND	80
1,2,4-Trichlorobenzene	UG/L	ND	1.0	ND	1.0	ND	1.0	ND	80
1,1,1-Trichloroethane	UG/L	ND	1.0	ND	1.0	ND	1.0	ND	80
1,1,2-Trichloroethane	UG/L	ND	1.0	ND	1.0	ND	1.0	ND	80

NA = Not Applicable ND = Not Detected

TestAmerica Lab

Date: 02/20/2008
Time: 11:50:35

HONEYWELL BUFFALO COLOR
BUFFALO COLOR RIFS(Honeywell)-Aqueous
METHOD 8260 - TCL VOLATILE ORGANICS

Rept: AN0326

Client ID		R-01-0108		R-04-0208		RFI-17-0108		RFI-20-0108	
Job No	Lab ID	A08-1190	A8119008	A08-1248	A8124802	A08-1190	A8119007	A08-1190	A8119005
Sample Date		02/05/2008		02/06/2008		02/05/2008		02/04/2008	
Analyte	Units	Sample Value	Reporting Limit	Sample Value	Reporting Limit	Sample Value	Reporting Limit	Sample Value	Reporting Limit
1,1,2-Trichloro-1,2,2-trifluor	UG/L	ND	1.0	ND	1.0	ND	1.0	ND	80
Trichlorofluoromethane	UG/L	ND	1.0	ND	1.0	ND	1.0	ND	80
Trichloroethene	UG/L	ND	1.0	ND	1.0	ND	1.0	ND	80
Vinyl chloride	UG/L	ND	1.0	ND	1.0	ND	1.0	ND	80
Total Xylenes	UG/L	ND	3.0	ND	3.0	ND	3.0	ND	240
IS/SURROGATE(S)									
Chlorobenzene-D5	%	88	50-200	86	50-200	92	50-200	96	50-200
1,4-Difluorobenzene	%	88	50-200	92	50-200	89	50-200	90	50-200
1,4-Dichlorobenzene-D4	%	85	50-200	89	50-200	88	50-200	86	50-200
Toluene-D8	%	101	71-126	96	71-126	99	71-126	94	71-126
p-Bromofluorobenzene	%	97	73-120	87	73-120	96	73-120	88	73-120
1,2-Dichloroethane-D4	%	92	66-137	93	66-137	91	66-137	88	66-137

NA = Not Applicable ND = Not Detected

TestAmerica Lab

Date: 02/20/2008
Time: 11:50:35

HONEYWELL BUFFALO COLOR
BUFFALO COLOR RIFS(Honeywell)-Aqueous
METHOD 8260 - TCL VOLATILE ORGANICS

Rept: AN0326

Client ID		RFI-20-0108		RFI-29-0108		RFI-31-0108		RFI-32-0108	
Job No	Lab ID	A08-1190	A8119005DL	A08-1190	A8119002	A08-1190	A8119006	A08-1190	A8119003
Sample Date		02/04/2008		02/04/2008		02/05/2008		02/04/2008	
Analyte	Units	Sample Value	Reporting Limit	Sample Value	Reporting Limit	Sample Value	Reporting Limit	Sample Value	Reporting Limit
Acetone	UG/L	ND	1200	ND	5.0	ND	40	ND	2000
Benzene	UG/L	5500 D	250	ND	1.0	ND	8.0	600	400
Bromodichloromethane	UG/L	ND	250	ND	1.0	ND	8.0	ND	400
Bromoform	UG/L	ND	250	ND	1.0	ND	8.0	ND	400
Bromomethane	UG/L	ND	250	ND	1.0	ND	8.0	ND	400
2-Butanone	UG/L	ND	1200	ND	5.0	ND	40	ND	2000
Carbon Disulfide	UG/L	ND	250	ND	1.0	ND	8.0	ND	400
Carbon Tetrachloride	UG/L	ND	250	ND	1.0	ND	8.0	ND	400
Chlorobenzene	UG/L	21000 D	250	12	1.0	89	8.0	29000	400
Chloroethane	UG/L	ND	250	ND	1.0	ND	8.0	ND	400
Chloroform	UG/L	ND	250	ND	1.0	ND	8.0	ND	400
Chloromethane	UG/L	ND	250	ND	1.0	ND	8.0	ND	400
Cyclohexane	UG/L	ND	250	ND	1.0	ND	8.0	ND	400
1,2-Dibromoethane	UG/L	ND	250	ND	1.0	ND	8.0	ND	400
Dibromochloromethane	UG/L	ND	250	ND	1.0	ND	8.0	ND	400
1,2-Dibromo-3-chloropropane	UG/L	ND	250	ND	1.0	ND	8.0	ND	400
1,2-Dichlorobenzene	UG/L	ND	250	1.9	1.0	ND	8.0	ND	400
1,3-Dichlorobenzene	UG/L	ND	250	0.91 J	1.0	34	8.0	ND	400
1,4-Dichlorobenzene	UG/L	ND	250	4.6	1.0	4.7 J	8.0	ND	400
Dichlorodifluoromethane	UG/L	ND	250	ND	1.0	ND	8.0	ND	400
1,1-Dichloroethane	UG/L	ND	250	ND	1.0	ND	8.0	ND	400
1,2-Dichloroethane	UG/L	ND	250	ND	1.0	ND	8.0	ND	400
1,1-Dichloroethene	UG/L	ND	250	ND	1.0	ND	8.0	ND	400
cis-1,2-Dichloroethene	UG/L	ND	250	ND	1.0	ND	8.0	ND	400
trans-1,2-Dichloroethene	UG/L	ND	250	ND	1.0	ND	8.0	ND	400
1,2-Dichloropropane	UG/L	ND	250	ND	1.0	ND	8.0	ND	400
cis-1,3-Dichloropropene	UG/L	ND	250	ND	1.0	ND	8.0	ND	400
trans-1,3-Dichloropropene	UG/L	ND	250	ND	1.0	ND	8.0	ND	400
Ethylbenzene	UG/L	ND	250	ND	1.0	ND	8.0	ND	400
2-Hexanone	UG/L	ND	1200	ND	5.0	ND	40	ND	2000
Isopropylbenzene	UG/L	ND	250	ND	1.0	ND	8.0	ND	400
Methyl acetate	UG/L	ND	250	ND	1.0	ND	8.0	ND	400
Methylcyclohexane	UG/L	ND	250	ND	1.0	ND	8.0	ND	400
Methylene chloride	UG/L	ND	250	ND	1.0	ND	8.0	ND	400
4-Methyl-2-pentanone	UG/L	ND	1200	ND	5.0	ND	40	ND	2000
Methyl-t-Butyl Ether (MTBE)	UG/L	ND	250	ND	1.0	ND	8.0	ND	400
Styrene	UG/L	ND	250	ND	1.0	ND	8.0	ND	400
1,1,2,2-Tetrachloroethane	UG/L	ND	250	ND	1.0	ND	8.0	ND	400
Tetrachloroethene	UG/L	ND	250	ND	1.0	ND	8.0	ND	400
Toluene	UG/L	ND	250	ND	1.0	ND	8.0	ND	400
1,2,4-Trichlorobenzene	UG/L	ND	250	ND	1.0	62	8.0	ND	400
1,1,1-Trichloroethane	UG/L	ND	250	ND	1.0	ND	8.0	ND	400
1,1,2-Trichloroethane	UG/L	ND	250	ND	1.0	ND	8.0	ND	400

NA = Not Applicable ND = Not Detected

TestAmerica Lab

Date: 02/20/2008
Time: 11:50:35

HONEYWELL BUFFALO COLOR
BUFFALO COLOR RIFS(Honeywell)-Aqueous
METHOD 8260 - TCL VOLATILE ORGANICS

Rept: AN0326

Client ID Job No Lab ID Sample Date		RFI-20-0108 A08-1190 A8119005DL 02/04/2008		RFI-29-0108 A08-1190 A8119002 02/04/2008		RFI-31-0108 A08-1190 A8119006 02/05/2008		RFI-32-0108 A08-1190 A8119003 02/04/2008	
Analyte	Units	Sample Value	Reporting Limit	Sample Value	Reporting Limit	Sample Value	Reporting Limit	Sample Value	Reporting Limit
1,1,2-Trichloro-1,2,2-trifluor	UG/L	ND	250	ND	1.0	ND	8.0	ND	400
Trichlorofluoromethane	UG/L	ND	250	ND	1.0	ND	8.0	ND	400
Trichloroethene	UG/L	ND	250	ND	1.0	ND	8.0	ND	400
Vinyl chloride	UG/L	ND	250	ND	1.0	ND	8.0	ND	400
Total Xylenes	UG/L	ND	750	ND	3.0	ND	24	ND	1200
IS/SURROGATE(S)									
Chlorobenzene-D5	%	87	50-200	91	50-200	90	50-200	90	50-200
1,4-Difluorobenzene	%	92	50-200	89	50-200	89	50-200	91	50-200
1,4-Dichlorobenzene-D4	%	88	50-200	87	50-200	88	50-200	86	50-200
Toluene-D8	%	97	71-126	98	71-126	100	71-126	100	71-126
p-Bromofluorobenzene	%	98	73-120	94	73-120	96	73-120	95	73-120
1,2-Dichloroethane-D4	%	93	66-137	90	66-137	93	66-137	89	66-137

NA = Not Applicable ND = Not Detected

Date: 02/20/2008
Time: 11:50:35

HONEYWELL BUFFALO COLOR
BUFFALO COLOR RIFS(Honeywell)-Aqueous
METHOD 8260 - TCL VOLATILE ORGANICS

Rept: AN0326

Client ID		RFI-33-0108		RFI-35-0208		RFI-36-0208		RFI-43-0208	
Job No	Lab ID	A08-1190	A8119004	A08-1190	A8119001	A08-1248	A8124807	A08-1248	A8124803
Sample Date		02/04/2008		02/05/2008		02/06/2008		02/06/2008	
Analyte	Units	Sample Value	Reporting Limit	Sample Value	Reporting Limit	Sample Value	Reporting Limit	Sample Value	Reporting Limit
Acetone	UG/L	ND	5.0	ND	5.0	ND	5.0	ND	20
Benzene	UG/L	ND	1.0	ND	1.0	ND	1.0	ND	4.0
Bromodichloromethane	UG/L	ND	1.0	ND	1.0	ND	1.0	ND	4.0
Bromoform	UG/L	ND	1.0	ND	1.0	ND	1.0	ND	4.0
Bromomethane	UG/L	ND	1.0	ND	1.0	ND	1.0	ND	4.0
2-Butanone	UG/L	ND	5.0	ND	5.0	ND	5.0	ND	20
Carbon Disulfide	UG/L	ND	1.0	ND	1.0	ND	1.0	ND	4.0
Carbon Tetrachloride	UG/L	ND	1.0	ND	1.0	ND	1.0	ND	4.0
Chlorobenzene	UG/L	ND	1.0	ND	1.0	ND	1.0	ND	4.0
Chloroethane	UG/L	ND	1.0	ND	1.0	ND	1.0	ND	4.0
Chloroform	UG/L	ND	1.0	ND	1.0	ND	1.0	ND	4.0
Chloromethane	UG/L	ND	1.0	ND	1.0	ND	1.0	ND	4.0
Cyclohexane	UG/L	ND	1.0	ND	1.0	ND	1.0	ND	4.0
1,2-Dibromoethane	UG/L	ND	1.0	ND	1.0	ND	1.0	ND	4.0
Dibromochloromethane	UG/L	ND	1.0	ND	1.0	ND	1.0	ND	4.0
1,2-Dibromo-3-chloropropane	UG/L	ND	1.0	ND	1.0	ND	1.0	ND	4.0
1,2-Dichlorobenzene	UG/L	ND	1.0	ND	1.0	ND	1.0	ND	4.0
1,3-Dichlorobenzene	UG/L	ND	1.0	ND	1.0	ND	1.0	ND	4.0
1,4-Dichlorobenzene	UG/L	ND	1.0	ND	1.0	ND	1.0	ND	4.0
Dichlorodifluoromethane	UG/L	ND	1.0	ND	1.0	ND	1.0	ND	4.0
1,1-Dichloroethane	UG/L	ND	1.0	ND	1.0	ND	1.0	ND	4.0
1,2-Dichloroethane	UG/L	ND	1.0	ND	1.0	ND	1.0	ND	4.0
1,1-Dichloroethene	UG/L	ND	1.0	ND	1.0	ND	1.0	ND	4.0
cis-1,2-Dichloroethene	UG/L	ND	1.0	ND	1.0	ND	1.0	ND	4.0
trans-1,2-Dichloroethene	UG/L	ND	1.0	ND	1.0	ND	1.0	ND	4.0
1,2-Dichloropropane	UG/L	ND	1.0	ND	1.0	ND	1.0	ND	4.0
cis-1,3-Dichloropropene	UG/L	ND	1.0	ND	1.0	ND	1.0	ND	4.0
trans-1,3-Dichloropropene	UG/L	ND	1.0	ND	1.0	ND	1.0	ND	4.0
Ethylbenzene	UG/L	ND	1.0	ND	1.0	ND	1.0	ND	4.0
2-Hexanone	UG/L	ND	5.0	ND	5.0	ND	5.0	ND	20
Isopropylbenzene	UG/L	ND	1.0	ND	1.0	ND	1.0	ND	4.0
Methyl acetate	UG/L	ND	1.0	ND	1.0	ND	1.0	ND	4.0
Methylcyclohexane	UG/L	ND	1.0	ND	1.0	ND	1.0	ND	4.0
Methylene chloride	UG/L	ND	1.0	ND	1.0	ND	1.0	ND	4.0
4-Methyl-2-pentanone	UG/L	ND	5.0	ND	5.0	ND	5.0	ND	20
Methyl-t-Butyl Ether (MTBE)	UG/L	ND	1.0	ND	1.0	ND	1.0	ND	4.0
Styrene	UG/L	ND	1.0	ND	1.0	ND	1.0	ND	4.0
1,1,2,2-Tetrachloroethane	UG/L	ND	1.0	ND	1.0	ND	1.0	ND	4.0
Tetrachloroethene	UG/L	ND	1.0	ND	1.0	ND	1.0	ND	4.0
Toluene	UG/L	ND	1.0	ND	1.0	ND	1.0	ND	4.0
1,2,4-Trichlorobenzene	UG/L	ND	1.0	ND	1.0	ND	1.0	ND	4.0
1,1,1-Trichloroethane	UG/L	ND	1.0	ND	1.0	ND	1.0	ND	4.0
1,1,2-Trichloroethane	UG/L	ND	1.0	ND	1.0	ND	1.0	ND	4.0

NA = Not Applicable ND = Not Detected

TestAmerica Lab

Client ID Job No Lab ID Sample Date		RFI-33-0108 A08-1190 A8119004 02/04/2008		RFI-35-0208 A08-1190 A8119001 02/05/2008		RFI-36-0208 A08-1248 A8124807 02/06/2008		RFI-43-0208 A08-1248 A8124803 02/06/2008	
Analyte	Units	Sample Value	Reporting Limit	Sample Value	Reporting Limit	Sample Value	Reporting Limit	Sample Value	Reporting Limit
1,1,2-Trichloro-1,2,2-trifluor	UG/L	ND	1.0	ND	1.0	6.8	1.0	ND	4.0
Trichlorofluoromethane	UG/L	ND	1.0	ND	1.0	ND	1.0	ND	4.0
Trichloroethene	UG/L	ND	1.0	ND	1.0	ND	1.0	ND	4.0
Vinyl chloride	UG/L	ND	1.0	ND	1.0	ND	1.0	ND	4.0
Total Xylenes	UG/L	ND	3.0	ND	3.0	ND	3.0	ND	12
IS/SURROGATE(S)									
Chlorobenzene-D5	%	91	50-200	92	50-200	91	50-200	85	50-200
1,4-Difluorobenzene	%	91	50-200	91	50-200	93	50-200	93	50-200
1,4-Dichlorobenzene-D4	%	85	50-200	90	50-200	89	50-200	88	50-200
Toluene-D8	%	99	71-126	99	71-126	95	71-126	99	71-126
p-Bromofluorobenzene	%	92	73-120	93	73-120	88	73-120	88	73-120
1,2-Dichloroethane-D4	%	90	66-137	92	66-137	93	66-137	93	66-137

NA = Not Applicable ND = Not Detected

Date: 02/20/2008
Time: 11:50:35

HONEYWELL BUFFALO COLOR
BUFFALO COLOR RIFS(Honeywell)-Aqueous
METHOD 8260 - TCL VOLATILE ORGANICS

Rept: AN0326

Client ID		RFI-45-0208		RFI-51-0208		RFI-51R-0208		RFI-PZ18-0208	
Job No	Lab ID	A08-1248	A8124801	A08-1248	A8124804	A08-1248	A8124805	A08-1248	A8124806
Sample Date		02/06/2008		02/06/2008		02/06/2008		02/06/2008	
Analyte	Units	Sample Value	Reporting Limit	Sample Value	Reporting Limit	Sample Value	Reporting Limit	Sample Value	Reporting Limit
Acetone	UG/L	ND	5.0	ND	5.0	ND	5.0	ND	10
Benzene	UG/L	ND	1.0	ND	1.0	ND	1.0	ND	2.0
Bromodichloromethane	UG/L	ND	1.0	ND	1.0	ND	1.0	ND	2.0
Bromoform	UG/L	ND	1.0	ND	1.0	ND	1.0	ND	2.0
Bromomethane	UG/L	ND	1.0	ND	1.0	ND	1.0	ND	2.0
2-Butanone	UG/L	ND	5.0	ND	5.0	ND	5.0	ND	10
Carbon Disulfide	UG/L	ND	1.0	ND	1.0	ND	1.0	ND	2.0
Carbon Tetrachloride	UG/L	ND	1.0	ND	1.0	ND	1.0	ND	2.0
Chlorobenzene	UG/L	ND	1.0	ND	1.0	ND	1.0	ND	2.0
Chloroethane	UG/L	ND	1.0	ND	1.0	ND	1.0	ND	2.0
Chloroform	UG/L	ND	1.0	ND	1.0	ND	1.0	ND	2.0
Chloromethane	UG/L	ND	1.0	ND	1.0	ND	1.0	ND	2.0
Cyclohexane	UG/L	ND	1.0	ND	1.0	ND	1.0	ND	2.0
1,2-Dibromoethane	UG/L	ND	1.0	ND	1.0	ND	1.0	ND	2.0
Dibromochloromethane	UG/L	ND	1.0	ND	1.0	ND	1.0	ND	2.0
1,2-Dibromo-3-chloropropane	UG/L	ND	1.0	ND	1.0	ND	1.0	ND	2.0
1,2-Dichlorobenzene	UG/L	ND	1.0	ND	1.0	ND	1.0	ND	2.0
1,3-Dichlorobenzene	UG/L	ND	1.0	ND	1.0	ND	1.0	ND	2.0
1,4-Dichlorobenzene	UG/L	ND	1.0	ND	1.0	ND	1.0	ND	2.0
Dichlorodifluoromethane	UG/L	ND	1.0	ND	1.0	ND	1.0	ND	2.0
1,1-Dichloroethane	UG/L	ND	1.0	ND	1.0	ND	1.0	ND	2.0
1,2-Dichloroethane	UG/L	ND	1.0	ND	1.0	ND	1.0	ND	2.0
1,1-Dichloroethene	UG/L	ND	1.0	ND	1.0	ND	1.0	ND	2.0
cis-1,2-Dichloroethene	UG/L	ND	1.0	ND	1.0	ND	1.0	ND	2.0
trans-1,2-Dichloroethene	UG/L	ND	1.0	ND	1.0	ND	1.0	ND	2.0
1,2-Dichloropropane	UG/L	ND	1.0	ND	1.0	ND	1.0	ND	2.0
cis-1,3-Dichloropropene	UG/L	ND	1.0	ND	1.0	ND	1.0	ND	2.0
trans-1,3-Dichloropropene	UG/L	ND	1.0	ND	1.0	ND	1.0	ND	2.0
Ethylbenzene	UG/L	ND	1.0	ND	1.0	ND	1.0	ND	2.0
2-Hexanone	UG/L	ND	5.0	ND	5.0	ND	5.0	ND	10
Isopropylbenzene	UG/L	ND	1.0	ND	1.0	ND	1.0	ND	2.0
Methyl acetate	UG/L	ND	1.0	ND	1.0	ND	1.0	ND	2.0
Methylcyclohexane	UG/L	ND	1.0	ND	1.0	ND	1.0	ND	2.0
Methylene chloride	UG/L	ND	1.0	ND	1.0	ND	1.0	1.3 J	2.0
4-Methyl-2-pentanone	UG/L	ND	5.0	ND	5.0	ND	5.0	ND	10
Methyl-t-Butyl Ether (MTBE)	UG/L	ND	1.0	ND	1.0	ND	1.0	ND	2.0
Styrene	UG/L	ND	1.0	ND	1.0	ND	1.0	ND	2.0
1,1,2,2-Tetrachloroethane	UG/L	ND	1.0	ND	1.0	ND	1.0	ND	2.0
Tetrachloroethene	UG/L	ND	1.0	ND	1.0	ND	1.0	ND	2.0
Toluene	UG/L	ND	1.0	ND	1.0	ND	1.0	ND	2.0
1,2,4-Trichlorobenzene	UG/L	ND	1.0	ND	1.0	ND	1.0	ND	2.0
1,1,1-Trichloroethane	UG/L	ND	1.0	ND	1.0	ND	1.0	ND	2.0
1,1,2-Trichloroethane	UG/L	ND	1.0	ND	1.0	ND	1.0	ND	2.0

NA = Not Applicable ND = Not Detected

TestAmerica Lab

Date: 02/20/2008
Time: 11:50:35

HONEYWELL BUFFALO COLOR
BUFFALO COLOR RIFS(Honeywell)-Aqueous
METHOD 8260 - TCL VOLATILE ORGANICS

Rept: AN0326

Client ID Job No Sample Date	Lab ID	RFI-45-0208 A08-1248 02/06/2008	A8124801	RFI-51-0208 A08-1248 02/06/2008	A8124804	RFI-51R-0208 A08-1248 02/06/2008	A8124805	RFI-PZ18-0208 A08-1248 02/06/2008	A8124806
Analyte	Units	Sample Value	Reporting Limit	Sample Value	Reporting Limit	Sample Value	Reporting Limit	Sample Value	Reporting Limit
1,1,2-Trichloro-1,2,2-trifluor	UG/L	ND	1.0	ND	1.0	ND	1.0	ND	2.0
Trichlorofluoromethane	UG/L	ND	1.0	ND	1.0	ND	1.0	ND	2.0
Trichloroethene	UG/L	ND	1.0	ND	1.0	ND	1.0	ND	2.0
Vinyl chloride	UG/L	ND	1.0	ND	1.0	ND	1.0	ND	2.0
Total Xylenes	UG/L	ND	3.0	ND	3.0	ND	3.0	ND	6.0
IS/SURROGATE(S)									
Chlorobenzene-D5	%	85	50-200	92	50-200	92	50-200	92	50-200
1,4-Difluorobenzene	%	92	50-200	93	50-200	94	50-200	93	50-200
1,4-Dichlorobenzene-D4	%	86	50-200	93	50-200	93	50-200	92	50-200
Toluene-D8	%	98	71-126	99	71-126	96	71-126	94	71-126
p-Bromofluorobenzene	%	87	73-120	90	73-120	89	73-120	87	73-120
1,2-Dichloroethane-D4	%	92	66-137	98	66-137	96	66-137	93	66-137

NA = Not Applicable ND = Not Detected

TestAmerica Lab

METHOD 8260 - TCL VOLATILE ORGANICS
TENTATIVELY IDENTIFIED COMPOUNDS

Client No.

R-01-0108

Lab Name: TestAmerica Laborat Contract: _____

Lab Code: RECNY Case No.: _____ SAS No.: _____ SDG No.: 1190

Matrix: (soil/water) WATER Lab Sample ID: A8119008

Sample wt/vol: 5.00 (g/mL) ML Lab File ID: G4123.RR

Level: (low/med) LOW Date Samp/Recv: 02/05/2008 02/05/2008

% Moisture: not dec. _____ Date Analyzed: 02/08/2008

GC Column: ZB-624 ID: 0.18 (mm) Dilution Factor: 1.00

Soil Extract Volume: _____ (uL) Soil Aliquot Volume: _____ (uL)

Number TICs found: 0 CONCENTRATION UNITS: (ug/L or ug/Kg) UG/L

CAS NO.	Compound Name	RT	Est. Conc.	Q

METHOD 8260 - TCL VOLATILE ORGANICS
TENTATIVELY IDENTIFIED COMPOUNDS

Client No.

R-04-0208

Lab Name: TestAmerica Laborat Contract: _____

Lab Code: RECNY Case No.: _____ SAS No.: _____ SDG No.: 1190

Matrix: (soil/water) WATER Lab Sample ID: A8124802

Sample wt/vol: 5.00 (g/mL) ML Lab File ID: G4244.RR

Level: (low/med) LOW Date Samp/Recv: 02/06/2008 02/06/2008

% Moisture: not dec. _____ Date Analyzed: 02/13/2008

GC Column: ZB-624 ID: 0.18 (mm) Dilution Factor: 1.00

Soil Extract Volume: _____ (uL) Soil Aliquot Volume: _____ (uL)

Number TICs found: 0 CONCENTRATION UNITS: (ug/L or ug/Kg) UG/L

CAS NO.	Compound Name	RT	Est. Conc.	Q

METHOD 8260 - TCL VOLATILE ORGANICS
TENTATIVELY IDENTIFIED COMPOUNDS

Client No.

RFI-17-0108

Lab Name: TestAmerica Laborat Contract: _____

Lab Code: RECNY Case No.: _____ SAS No.: _____ SDG No.: 1190

Matrix: (soil/water) WATER Lab Sample ID: A8119007

Sample wt/vol: 5.00 (g/mL) ML Lab File ID: G4122.RR

Level: (low/med) LOW Date Samp/Recv: 02/05/2008 02/05/2008

% Moisture: not dec. _____ Date Analyzed: 02/08/2008

GC Column: ZB-624 ID: 0.18 (mm) Dilution Factor: 1.00

Soil Extract Volume: _____ (uL) Soil Aliquot Volume: _____ (uL)

Number TICs found: 0 CONCENTRATION UNITS: (ug/L or ug/Kg) UG/L

CAS NO.	Compound Name	RT	Est. Conc.	Q

METHOD 8260 - TCL VOLATILE ORGANICS
TENTATIVELY IDENTIFIED COMPOUNDS

Client No.

RFI-20-0108

Lab Name: TestAmerica Laborat Contract: _____

Lab Code: RECNY Case No.: _____ SAS No.: _____ SDG No.: 1190

Matrix: (soil/water) WATER Lab Sample ID: A8119005

Sample wt/vol: 5.00 (g/mL) ML Lab File ID: G4120.RR

Level: (low/med) LOW Date Samp/Recv: 02/04/2008 02/05/2008

% Moisture: not dec. _____ Date Analyzed: 02/08/2008

GC Column: ZB-624 ID: 0.18 (mm) Dilution Factor: 80.00

Soil Extract Volume: _____ (uL) Soil Aliquot Volume: _____ (uL)

Number TICs found: 0 CONCENTRATION UNITS: (ug/L or ug/Kg) UG/L

CAS NO.	Compound Name	RT	Est. Conc.	Q

METHOD 8260 - TCL VOLATILE ORGANICS
TENTATIVELY IDENTIFIED COMPOUNDS

Client No.

RFI-20-0108

Lab Name: TestAmerica Laborat Contract: _____

Lab Code: RECNY Case No.: _____ SAS No.: _____ SDG No.: 1190

Matrix: (soil/water) WATER Lab Sample ID: A8119005DL

Sample wt/vol: 5.00 (g/mL) ML Lab File ID: G4139.RR

Level: (low/med) LOW Date Samp/Recv: 02/04/2008 02/05/2008

% Moisture: not dec. _____ Date Analyzed: 02/11/2008

GC Column: ZB-624 ID: 0.18 (mm) Dilution Factor: 250.00

Soil Extract Volume: _____ (uL) Soil Aliquot Volume: _____ (uL)

Number TICs found: 0 CONCENTRATION UNITS: (ug/L or ug/Kg) UG/L

CAS NO.	Compound Name	RT	Est. Conc.	Q

METHOD 8260 - TCL VOLATILE ORGANICS
TENTATIVELY IDENTIFIED COMPOUNDS

Client No.

RFI-29-0108

Lab Name: TestAmerica Laborat Contract: _____

Lab Code: RECNY Case No.: _____ SAS No.: _____ SDG No.: 1190

Matrix: (soil/water) WATER Lab Sample ID: A8119002

Sample wt/vol: 5.00 (g/mL) ML Lab File ID: G4117.RR

Level: (low/med) LOW Date Samp/Recv: 02/04/2008 02/05/2008

% Moisture: not dec. _____ Date Analyzed: 02/08/2008

GC Column: ZB-624 ID: 0.18 (mm) Dilution Factor: 1.00

Soil Extract Volume: _____ (uL) Soil Aliquot Volume: _____ (uL)

Number TICs found: 0 CONCENTRATION UNITS: (ug/L or ug/Kg) UG/L

CAS NO.	Compound Name	RT	Est. Conc.	Q

METHOD 8260 - TCL VOLATILE ORGANICS
TENTATIVELY IDENTIFIED COMPOUNDS

Client No.

RFI-31-0108

Lab Name: TestAmerica Laborat Contract: _____

Lab Code: RECNY Case No.: _____ SAS No.: _____ SDG No.: 1190

Matrix: (soil/water) WATER Lab Sample ID: A8119006

Sample wt/vol: 5.00 (g/mL) ML Lab File ID: G4121.RR

Level: (low/med) LOW Date Samp/Recv: 02/05/2008 02/05/2008

% Moisture: not dec. _____ Date Analyzed: 02/08/2008

GC Column: ZB-624 ID: 0.18 (mm) Dilution Factor: 8.00

Soil Extract Volume: _____ (uL) Soil Aliquot Volume: _____ (uL)

Number TICs found: 0 CONCENTRATION UNITS: (ug/L or ug/Kg) UG/L

CAS NO.	Compound Name	RT	Est. Conc.	Q

METHOD 8260 - TCL VOLATILE ORGANICS
TENTATIVELY IDENTIFIED COMPOUNDS

Client No.

RFI-32-0108

Lab Name: TestAmerica Laborat Contract: _____

Lab Code: RECNY Case No.: _____ SAS No.: _____ SDG No.: 1190

Matrix: (soil/water) WATER Lab Sample ID: A8119003

Sample wt/vol: 5.00 (g/mL) ML Lab File ID: G4118.RR

Level: (low/med) LOW Date Samp/Recv: 02/04/2008 02/05/2008

% Moisture: not dec. _____ Date Analyzed: 02/08/2008

GC Column: ZB-624 ID: 0.18 (mm) Dilution Factor: 400.00

Soil Extract Volume: _____ (uL) Soil Aliquot Volume: _____ (uL)

Number TICs found: 0

CONCENTRATION UNITS:
(ug/L or ug/Kg) UG/L

CAS NO.	Compound Name	RT	Est. Conc.	Q

METHOD 8260 - TCL VOLATILE ORGANICS
TENTATIVELY IDENTIFIED COMPOUNDS

Client No.

RFI-33-0108

Lab Name: TestAmerica Laborat Contract: _____

Lab Code: RECNY Case No.: _____ SAS No.: _____ SDG No.: 1190

Matrix: (soil/water) WATER Lab Sample ID: A8119004

Sample wt/vol: 5.00 (g/mL) ML Lab File ID: G4119.RR

Level: (low/med) LOW Date Samp/Recv: 02/04/2008 02/05/2008

% Moisture: not dec. _____ Date Analyzed: 02/08/2008

GC Column: ZB-624 ID: 0.18 (mm) Dilution Factor: 1.00

Soil Extract Volume: _____ (uL) Soil Aliquot Volume: _____ (uL)

Number TICs found: 0 CONCENTRATION UNITS: (ug/L or ug/Kg) UG/L

CAS NO.	Compound Name	RT	Est. Conc.	Q

METHOD 8260 - TCL VOLATILE ORGANICS
TENTATIVELY IDENTIFIED COMPOUNDS

Client No.

RFI-35-0208

Lab Name: TestAmerica Laborat Contract: _____

Lab Code: RECNY Case No.: _____ SAS No.: _____ SDG No.: 1190

Matrix: (soil/water) WATER Lab Sample ID: A8119001

Sample wt/vol: 5.00 (g/mL) ML Lab File ID: G4116.RR

Level: (low/med) LOW Date Samp/Recv: 02/05/2008 02/05/2008

% Moisture: not dec. _____ Date Analyzed: 02/08/2008

GC Column: ZB-624 ID: 0.18 (mm) Dilution Factor: 1.00

Soil Extract Volume: _____ (uL) Soil Aliquot Volume: _____ (uL)

Number TICs found: 0 CONCENTRATION UNITS: (ug/L or ug/Kg) UG/L

CAS NO.	Compound Name	RT	Est. Conc.	Q

METHOD 8260 - TCL VOLATILE ORGANICS
TENTATIVELY IDENTIFIED COMPOUNDS

Client No.

RFI-36-0208

Lab Name: TestAmerica Laborat Contract: _____

Lab Code: RECNY Case No.: _____ SAS No.: _____ SDG No.: 1190

Matrix: (soil/water) WATER Lab Sample ID: A8124807

Sample wt/vol: 5.00 (g/mL) ML Lab File ID: G4261.RR

Level: (low/med) LOW Date Samp/Recv: 02/06/2008 02/06/2008

% Moisture: not dec. _____ Date Analyzed: 02/13/2008

GC Column: ZB-624 ID: 0.18 (mm) Dilution Factor: 1.00

Soil Extract Volume: _____ (uL) Soil Aliquot Volume: _____ (uL)

Number TICs found: 2 CONCENTRATION UNITS: (ug/L or ug/Kg) UG/L

CAS NO.	Compound Name	RT	Est. Conc.	Q
1.	UNKNOWN	1.97	4	J
2.	UNKNOWN	2.53	17	J

METHOD 8260 - TCL VOLATILE ORGANICS
TENTATIVELY IDENTIFIED COMPOUNDS

Client No.

RFI-43-0208

Lab Name: TestAmerica Laborat Contract: _____

Lab Code: RECNY Case No.: _____ SAS No.: _____ SDG No.: 1190

Matrix: (soil/water) WATER Lab Sample ID: A8124803

Sample wt/vol: 5.00 (g/mL) ML Lab File ID: G4245.RR

Level: (low/med) LOW Date Samp/Recv: 02/06/2008 02/06/2008

% Moisture: not dec. _____ Date Analyzed: 02/13/2008

GC Column: ZB-624 ID: 0.18 (mm) Dilution Factor: 4.00

Soil Extract Volume: _____ (uL) Soil Aliquot Volume: _____ (uL)

Number TICs found: 0 CONCENTRATION UNITS: (ug/L or ug/Kg) UG/L

CAS NO.	Compound Name	RT	Est. Conc.	Q

METHOD 8260 - TCL VOLATILE ORGANICS
TENTATIVELY IDENTIFIED COMPOUNDS

Client No.

RFI-45-0208

Lab Name: TestAmerica Laborat Contract: _____

Lab Code: RECNY Case No.: _____ SAS No.: _____ SDG No.: 1190

Matrix: (soil/water) WATER Lab Sample ID: A8124801

Sample wt/vol: 5.00 (g/mL) ML Lab File ID: G4243.RR

Level: (low/med) LOW Date Samp/Recv: 02/06/2008 02/06/2008

% Moisture: not dec. _____ Date Analyzed: 02/13/2008

GC Column: ZB-624 ID: 0.18 (mm) Dilution Factor: 1.00

Soil Extract Volume: _____ (uL) Soil Aliquot Volume: _____ (uL)

Number TICs found: 0 CONCENTRATION UNITS: (ug/L or ug/Kg) UG/L

CAS NO.	Compound Name	RT	Est. Conc.	Q

METHOD 8260 - TCL VOLATILE ORGANICS
TENTATIVELY IDENTIFIED COMPOUNDS

Client No.

RFI-51-0208

Lab Name: TestAmerica Laborat Contract: _____

Lab Code: RECNY Case No.: _____ SAS No.: _____ SDG No.: 1190

Matrix: (soil/water) WATER Lab Sample ID: A8124804

Sample wt/vol: 5.00 (g/mL) ML Lab File ID: G4258.RR

Level: (low/med) LOW Date Samp/Recv: 02/06/2008 02/06/2008

% Moisture: not dec. _____ Date Analyzed: 02/13/2008

GC Column: ZB-624 ID: 0.18 (mm) Dilution Factor: 1.00

Soil Extract Volume: _____ (uL) Soil Aliquot Volume: _____ (uL)

Number TICs found: 0 CONCENTRATION UNITS: (ug/L or ug/Kg) UG/L

CAS NO.	Compound Name	RT	Est. Conc.	Q

METHOD 8260 - TCL VOLATILE ORGANICS
TENTATIVELY IDENTIFIED COMPOUNDS

Client No.

RFI-51R-0208

Lab Name: TestAmerica Laborat Contract: _____

Lab Code: RECNY Case No.: _____ SAS No.: _____ SDG No.: 1190

Matrix: (soil/water) WATER Lab Sample ID: A8124805

Sample wt/vol: 5.00 (g/mL) ML Lab File ID: G4259.RR

Level: (low/med) LOW Date Samp/Recv: 02/06/2008 02/06/2008

% Moisture: not dec. _____ Date Analyzed: 02/13/2008

GC Column: ZB-624 ID: 0.18 (mm) Dilution Factor: 1.00

Soil Extract Volume: _____ (uL) Soil Aliquot Volume: _____ (uL)

Number TICs found: 0 CONCENTRATION UNITS: (ug/L or ug/Kg) UG/L

CAS NO.	Compound Name	RT	Est. Conc.	Q

METHOD 8260 - TCL VOLATILE ORGANICS
TENTATIVELY IDENTIFIED COMPOUNDS

Client No.

RFI-PZ18-0208

Lab Name: TestAmerica Laborat Contract: _____

Lab Code: RECNY Case No.: _____ SAS No.: _____ SDG No.: 1190

Matrix: (soil/water) WATER Lab Sample ID: A8124806

Sample wt/vol: 5.00 (g/mL) ML Lab File ID: G4260.RR

Level: (low/med) LOW Date Samp/Recv: 02/06/2008 02/06/2008

% Moisture: not dec. _____ Date Analyzed: 02/13/2008

GC Column: ZB-624 ID: 0.18 (mm) Dilution Factor: 2.00

Soil Extract Volume: _____ (uL) Soil Aliquot Volume: _____ (uL)

Number TICs found: 0 CONCENTRATION UNITS: (ug/L or ug/Kg) UG/L

CAS NO.	Compound Name	RT	Est. Conc.	Q

Date: 02/20/2008
Time: 11:50:55

HONEYWELL BUFFALO COLOR
BUFFALO COLOR RIFS(Honeywell)-Aqueous
METHOD 8270 - TCL SEMI-VOLATILE ORGANICS

Rept: AN0326

Client ID		R-01-0108		R-04-0208		RFI-17-0108		RFI-29-0108	
Job No / Lab ID		A08-1190 / A8119008RE		A08-1248 / A8124802RE		A08-1190 / A8119007RE		A08-1190 / A8119002RE	
Sample Date		02/05/2008		02/06/2008		02/05/2008		02/04/2008	
Analyte	Units	Sample Value	Reporting Limit	Sample Value	Reporting Limit	Sample Value	Reporting Limit	Sample Value	Reporting Limit
Aniline	UG/L	ND	10	ND	10	ND	10	ND	10
Acenaphthene	UG/L	ND	5	ND	5	ND	5	ND	5
Acenaphthylene	UG/L	ND	5	ND	5	ND	5	ND	5
Acetophenone	UG/L	ND	5	ND	5	ND	5	ND	5
Anthracene	UG/L	ND	5	ND	5	ND	5	ND	5
Atrazine	UG/L	ND	5	ND	5	ND	5	ND	5
Benzaldehyde	UG/L	ND	5	ND	5	ND	5	ND	5
Benzo(a)anthracene	UG/L	ND	5	ND	5	ND	5	ND	5
Benzo(b)fluoranthene	UG/L	ND	5	ND	5	ND	5	ND	5
Benzo(k)fluoranthene	UG/L	ND	5	ND	5	ND	5	ND	5
Benzo(ghi)perylene	UG/L	ND	5	ND	5	ND	5	ND	5
Benzo(a)pyrene	UG/L	ND	5	ND	5	ND	5	ND	5
Biphenyl	UG/L	ND	5	ND	5	ND	5	ND	5
Bis(2-chloroethoxy) methane	UG/L	ND	5	ND	5	ND	5	ND	5
Bis(2-chloroethyl) ether	UG/L	ND	5	ND	5	ND	5	ND	5
2,2'-Oxybis(1-Chloropropane)	UG/L	ND	5	ND	5	ND	5	ND	5
Bis(2-ethylhexyl) phthalate	UG/L	ND	5	ND	5	ND	5	ND	5
4-Bromophenyl phenyl ether	UG/L	ND	5	ND	5	ND	5	ND	5
Butyl benzyl phthalate	UG/L	ND	5	ND	5	ND	5	ND	5
4-Chloroaniline	UG/L	ND	5	ND	5	ND	5	ND	5
4-Chloro-3-methylphenol	UG/L	ND	5	ND	5	ND	5	ND	5
2-Chloronaphthalene	UG/L	ND	5	ND	5	ND	5	ND	5
2-Chlorophenol	UG/L	ND	5	ND	5	ND	5	ND	5
4-Chlorophenyl phenyl ether	UG/L	ND	5	ND	5	ND	5	ND	5
Caprolactam	UG/L	ND	5	ND	5	ND	5	ND	5
Carbazole	UG/L	ND	5	ND	5	ND	5	ND	5
Chrysene	UG/L	ND	5	ND	5	ND	5	ND	5
Dibenzo(a,h)anthracene	UG/L	ND	5	ND	5	ND	5	ND	5
Dibenzofuran	UG/L	ND	5	ND	5	ND	5	ND	5
Di-n-butyl phthalate	UG/L	ND	5	ND	5	ND	5	ND	5
3,3'-Dichlorobenzidine	UG/L	ND	5	ND	5	ND	5	ND	5
2,4-Dichlorophenol	UG/L	ND	5	ND	5	ND	5	ND	5
Diethyl phthalate	UG/L	ND	5	ND	5	ND	5	ND	5
2,4-Dimethylphenol	UG/L	ND	5	ND	5	ND	5	ND	5
Dimethyl phthalate	UG/L	ND	5	ND	5	ND	5	ND	5
4,6-Dinitro-2-methylphenol	UG/L	ND	10	ND	10	ND	10	ND	10
2,4-Dinitrophenol	UG/L	ND	10	ND	10	ND	10	ND	10
2,4-Dinitrotoluene	UG/L	ND	5	ND	5	ND	5	ND	5
2,6-Dinitrotoluene	UG/L	ND	5	ND	5	ND	5	ND	5
Di-n-octyl phthalate	UG/L	ND	5	ND	5	ND	5	ND	5
Fluoranthene	UG/L	ND	5	ND	5	ND	5	ND	5
Fluorene	UG/L	ND	5	ND	5	ND	5	ND	5
Hexachlorobenzene	UG/L	ND	5	ND	5	ND	5	ND	5

NA = Not Applicable ND = Not Detected

TestAmerica Lab

Date: 02/20/2008
Time: 11:50:55

HONEYWELL BUFFALO COLOR
BUFFALO COLOR RIFS(Honeywell)-Aqueous
METHOD 8270 - TCL SEMI-VOLATILE ORGANICS

Rept: AN0326

Client ID			R-01-0108		R-04-0208		RFI-17-0108		RFI-29-0108	
Job No	Lab ID		A08-1190	A8119008RE	A08-1248	A8124802RE	A08-1190	A8119007RE	A08-1190	A8119002RE
Sample Date			02/05/2008		02/06/2008		02/05/2008		02/04/2008	
Analyte		Units	Sample Value	Reporting Limit	Sample Value	Reporting Limit	Sample Value	Reporting Limit	Sample Value	Reporting Limit
Hexachlorobutadiene		UG/L	ND	5	ND	5	ND	5	ND	5
Hexachlorocyclopentadiene		UG/L	ND	5	ND	5	ND	5	ND	5
Hexachloroethane		UG/L	ND	5	ND	5	ND	5	ND	5
Indeno(1,2,3-cd)pyrene		UG/L	ND	5	ND	5	ND	5	ND	5
Isophorone		UG/L	ND	5	ND	5	ND	5	ND	5
2-Methylnaphthalene		UG/L	ND	5	ND	5	ND	5	ND	5
2-Methylphenol		UG/L	ND	5	ND	5	ND	5	ND	5
4-Methylphenol		UG/L	ND	5	ND	5	ND	5	ND	5
Naphthalene		UG/L	ND	5	ND	5	ND	5	ND	5
2-Nitroaniline		UG/L	ND	10	ND	10	ND	10	ND	10
3-Nitroaniline		UG/L	ND	10	ND	10	ND	10	ND	10
4-Nitroaniline		UG/L	ND	10	ND	10	ND	10	ND	10
Nitrobenzene		UG/L	ND	5	ND	5	ND	5	ND	5
2-Nitrophenol		UG/L	ND	5	ND	5	ND	5	ND	5
4-Nitrophenol		UG/L	ND	10	ND	10	ND	10	ND	10
N-nitrosodiphenylamine		UG/L	ND	5	ND	5	ND	5	ND	5
N-Nitroso-Di-n-propylamine		UG/L	ND	5	ND	5	ND	5	ND	5
Pentachlorophenol		UG/L	ND	10	ND	10	ND	10	ND	10
Phenanthrene		UG/L	ND	5	ND	5	ND	5	ND	5
Phenol		UG/L	ND	5	ND	5	ND	5	ND	5
Pyrene		UG/L	ND	5	ND	5	ND	5	ND	5
2,4,5-Trichlorophenol		UG/L	ND	5	ND	5	ND	5	ND	5
2,4,6-Trichlorophenol		UG/L	ND	5	ND	5	ND	5	ND	5
========IS/SURROGATE(S)==========										
1,4-Dichlorobenzene-D4		%	101	50-200	96	50-200	105	50-200	102	50-200
Naphthalene-D8		%	114	50-200	106	50-200	119	50-200	114	50-200
Acenaphthene-D10		%	114	50-200	104	50-200	119	50-200	111	50-200
Phenanthrene-D10		%	112	50-200	100	50-200	115	50-200	107	50-200
Chrysene-D12		%	105	50-200	101	50-200	110	50-200	105	50-200
Perylene-D12		%	112	50-200	106	50-200	118	50-200	111	50-200
Nitrobenzene-D5		%	72	46-120	66	46-120	64	46-120	61	46-120
2-Fluorobiphenyl		%	82	48-120	77	48-120	78	48-120	75	48-120
p-Terphenyl-d14		%	96	24-136	59	24-136	90	24-136	90	24-136
Phenol-D5		%	27	16-120	24	16-120	23	16-120	22	16-120
2-Fluorophenol		%	36	20-120	31	20-120	29	20-120	28	20-120
2,4,6-Tribromophenol		%	130	52-132	120	52-132	131	52-132	129	52-132

NA = Not Applicable ND = Not Detected

TestAmerica Lab

Date: 02/20/2008
Time: 11:50:55

HONEYWELL BUFFALO COLOR
BUFFALO COLOR RIFS(Honeywell)-Aqueous
METHOD 8270 - TCL SEMI-VOLATILE ORGANICS

Rept: AN0326

Client ID Job No Sample Date	Lab ID	Units	RFI-31-0108 A08-1190 02/05/2008 A8119006RE		RFI-32-0108 A08-1190 02/04/2008 A8119003RE		RFI-33-0108 A08-1190 02/04/2008 A8119004RE		RFI-35-0208 A08-1190 02/05/2008 A8119001RE	
Analyte			Sample Value	Reporting Limit	Sample Value	Reporting Limit	Sample Value	Reporting Limit	Sample Value	Reporting Limit
Aniline		UG/L	ND	10	ND	10	ND	10	ND	10
Acenaphthene		UG/L	ND	5	ND	5	ND	5	ND	5
Acenaphthylene		UG/L	ND	5	ND	5	ND	5	ND	5
Acetophenone		UG/L	ND	5	ND	5	ND	5	ND	5
Anthracene		UG/L	ND	5	ND	5	ND	5	ND	5
Atrazine		UG/L	ND	5	ND	5	ND	5	ND	5
Benzaldehyde		UG/L	ND	5	ND	5	ND	5	ND	5
Benzo(a)anthracene		UG/L	ND	5	ND	5	ND	5	ND	5
Benzo(b)fluoranthene		UG/L	ND	5	ND	5	ND	5	ND	5
Benzo(k)fluoranthene		UG/L	ND	5	ND	5	ND	5	ND	5
Benzo(ghi)perylene		UG/L	ND	5	ND	5	ND	5	ND	5
Benzo(a)pyrene		UG/L	ND	5	ND	5	ND	5	ND	5
Biphenyl		UG/L	ND	5	ND	5	ND	5	ND	5
Bis(2-chloroethoxy) methane		UG/L	ND	5	ND	5	ND	5	ND	5
Bis(2-chloroethyl) ether		UG/L	ND	5	ND	5	ND	5	ND	5
2,2'-Oxybis(1-Chloropropane)		UG/L	ND	5	ND	5	ND	5	ND	5
Bis(2-ethylhexyl) phthalate		UG/L	ND	5	ND	5	ND	5	ND	5
4-Bromophenyl phenyl ether		UG/L	ND	5	ND	5	ND	5	ND	5
Butyl benzyl phthalate		UG/L	ND	5	ND	5	ND	5	ND	5
4-Chloroaniline		UG/L	ND	5	ND	5	ND	5	ND	5
4-Chloro-3-methylphenol		UG/L	ND	5	ND	5	ND	5	ND	5
2-Chloronaphthalene		UG/L	ND	5	ND	5	ND	5	ND	5
2-Chlorophenol		UG/L	2 J	5	4 J	5	ND	5	ND	5
4-Chlorophenyl phenyl ether		UG/L	ND	5	ND	5	ND	5	ND	5
Caprolactam		UG/L	ND	5	ND	5	ND	5	ND	5
Carbazole		UG/L	ND	5	ND	5	ND	5	ND	5
Chrysene		UG/L	ND	5	ND	5	ND	5	ND	5
Dibenzo(a,h)anthracene		UG/L	ND	5	ND	5	ND	5	ND	5
Dibenzofuran		UG/L	ND	5	ND	5	ND	5	ND	5
Di-n-butyl phthalate		UG/L	0.3 J	5	ND	5	ND	5	ND	5
3,3'-Dichlorobenzidine		UG/L	ND	5	ND	5	ND	5	ND	5
2,4-Dichlorophenol		UG/L	6	5	ND	5	ND	5	ND	5
Diethyl phthalate		UG/L	3 J	5	0.7 J	5	ND	5	ND	5
2,4-Dimethylphenol		UG/L	ND	5	ND	5	ND	5	ND	5
Dimethyl phthalate		UG/L	ND	5	ND	5	ND	5	ND	5
4,6-Dinitro-2-methylphenol		UG/L	ND	10	ND	10	ND	10	ND	10
2,4-Dinitrophenol		UG/L	ND	10	ND	10	ND	10	ND	10
2,4-Dinitrotoluene		UG/L	ND	5	ND	5	ND	5	ND	5
2,6-Dinitrotoluene		UG/L	ND	5	ND	5	ND	5	ND	5
Di-n-octyl phthalate		UG/L	ND	5	ND	5	ND	5	ND	5
Fluoranthene		UG/L	ND	5	ND	5	ND	5	ND	5
Fluorene		UG/L	ND	5	ND	5	ND	5	ND	5
Hexachlorobenzene		UG/L	ND	5	ND	5	ND	5	ND	5

NA = Not Applicable ND = Not Detected

TestAmerica Lab

Date: 02/20/2008
Time: 11:50:55

HONEYWELL BUFFALO COLOR
BUFFALO COLOR RIFS(Honeywell)-Aqueous
METHOD 8270 - TCL SEMI-VOLATILE ORGANICS

Rept: AN0326

Client ID Job No Lab ID Sample Date		RFI-31-0108 A08-1190 A8119006RE 02/05/2008		RFI-32-0108 A08-1190 A8119003RE 02/04/2008		RFI-33-0108 A08-1190 A8119004RE 02/04/2008		RFI-35-0208 A08-1190 A8119001RE 02/05/2008	
Analyte	Units	Sample Value	Reporting Limit	Sample Value	Reporting Limit	Sample Value	Reporting Limit	Sample Value	Reporting Limit
Hexachlorobutadiene	UG/L	ND	5	ND	5	ND	5	ND	5
Hexachlorocyclopentadiene	UG/L	ND	5	ND	5	ND	5	ND	5
Hexachloroethane	UG/L	ND	5	ND	5	ND	5	ND	5
Indeno(1,2,3-cd)pyrene	UG/L	ND	5	ND	5	ND	5	ND	5
Isophorone	UG/L	ND	5	ND	5	ND	5	ND	5
2-Methylnaphthalene	UG/L	ND	5	ND	5	ND	5	ND	5
2-Methylphenol	UG/L	ND	5	ND	5	ND	5	ND	5
4-Methylphenol	UG/L	ND	5	ND	5	ND	5	ND	5
Naphthalene	UG/L	5	5	0.4 J	5	ND	5	0.3 J	5
2-Nitroaniline	UG/L	ND	10	ND	10	ND	10	ND	10
3-Nitroaniline	UG/L	ND	10	ND	10	ND	10	ND	10
4-Nitroaniline	UG/L	ND	10	ND	10	ND	10	ND	10
Nitrobenzene	UG/L	ND	5	ND	5	ND	5	ND	5
2-Nitrophenol	UG/L	ND	5	ND	5	ND	5	ND	5
4-Nitrophenol	UG/L	ND	10	ND	10	ND	10	ND	10
N-nitrosodiphenylamine	UG/L	ND	5	ND	5	ND	5	ND	5
N-Nitroso-Di-n-propylamine	UG/L	ND	5	ND	5	ND	5	ND	5
Pentachlorophenol	UG/L	ND	10	ND	10	ND	10	ND	10
Phenanthrene	UG/L	ND	5	ND	5	ND	5	ND	5
Phenol	UG/L	ND	5	ND	5	ND	5	ND	5
Pyrene	UG/L	ND	5	ND	5	ND	5	ND	5
2,4,5-Trichlorophenol	UG/L	ND	5	ND	5	ND	5	ND	5
2,4,6-Trichlorophenol	UG/L	ND	5	ND	5	ND	5	ND	5
==========IS/SURROGATE(S)==========									
1,4-Dichlorobenzene-D4	%	93	50-200	98	50-200	95	50-200	89	50-200
Naphthalene-D8	%	105	50-200	111	50-200	106	50-200	99	50-200
Acenaphthene-D10	%	106	50-200	110	50-200	106	50-200	101	50-200
Phenanthrene-D10	%	100	50-200	106	50-200	104	50-200	97	50-200
Chrysene-D12	%	95	50-200	100	50-200	98	50-200	91	50-200
Perylene-D12	%	103	50-200	108	50-200	105	50-200	99	50-200
Nitrobenzene-D5	%	66	46-120	61	46-120	62	46-120	64	46-120
2-Fluorobiphenyl	%	76	48-120	70	48-120	75	48-120	74	48-120
p-Terphenyl-d14	%	86	24-136	86	24-136	89	24-136	93	24-136
Phenol-D5	%	40	16-120	36	16-120	23	16-120	37	16-120
2-Fluorophenol	%	45	20-120	38	20-120	29	20-120	33	20-120
2,4,6-Tribromophenol	%	131	52-132	125	52-132	124	52-132	128	52-132

NA = Not Applicable ND = Not Detected

TestAmerica Lab

Date: 02/20/2008
Time: 11:50:55

HONEYWELL BUFFALO COLOR
BUFFALO COLOR RIFS(Honeywell)-Aqueous
METHOD 8270 - TCL SEMI-VOLATILE ORGANICS

Rept: AN0326

Client ID		RFI-36-0208		RFI-43-0208		RFI-45-0208		RFI-51-0208	
Job No	Lab ID	A08-1248	A8124807RE	A08-1248	A8124803RE	A08-1248	A8124801RE	A08-1248	A8124804RE
Sample Date		02/06/2008		02/06/2008		02/06/2008		02/06/2008	
Analyte	Units	Sample Value	Reporting Limit	Sample Value	Reporting Limit	Sample Value	Reporting Limit	Sample Value	Reporting Limit
Aniline	UG/L	ND	10	ND	10	ND	10	ND	9
Acenaphthene	UG/L	0.9 J	5	ND	5	ND	5	ND	5
Acenaphthylene	UG/L	ND	5	ND	5	ND	5	ND	5
Acetophenone	UG/L	ND	5	ND	5	ND	5	ND	5
Anthracene	UG/L	ND	5	ND	5	ND	5	ND	5
Atrazine	UG/L	ND	5	ND	5	ND	5	ND	5
Benzaldehyde	UG/L	ND	5	ND	5	ND	5	ND	5
Benzo(a)anthracene	UG/L	ND	5	ND	5	ND	5	ND	5
Benzo(b)fluoranthene	UG/L	ND	5	ND	5	ND	5	ND	5
Benzo(k)fluoranthene	UG/L	ND	5	ND	5	ND	5	ND	5
Benzo(ghi)perylene	UG/L	ND	5	ND	5	ND	5	ND	5
Benzo(a)pyrene	UG/L	ND	5	ND	5	ND	5	ND	5
Biphenyl	UG/L	ND	5	ND	5	ND	5	ND	5
Bis(2-chloroethoxy) methane	UG/L	ND	5	ND	5	ND	5	ND	5
Bis(2-chloroethyl) ether	UG/L	ND	5	ND	5	ND	5	ND	5
2,2'-Oxybis(1-Chloropropane)	UG/L	ND	5	ND	5	ND	5	ND	5
Bis(2-ethylhexyl) phthalate	UG/L	ND	5	ND	5	ND	5	ND	5
4-Bromophenyl phenyl ether	UG/L	ND	5	ND	5	ND	5	ND	5
Butyl benzyl phthalate	UG/L	ND	5	ND	5	ND	5	ND	5
4-Chloroaniline	UG/L	ND	5	ND	5	ND	5	ND	5
4-Chloro-3-methylphenol	UG/L	ND	5	ND	5	ND	5	ND	5
2-Chloronaphthalene	UG/L	ND	5	ND	5	ND	5	ND	5
2-Chlorophenol	UG/L	ND	5	ND	5	ND	5	ND	5
4-Chlorophenyl phenyl ether	UG/L	ND	5	ND	5	ND	5	ND	5
Caprolactam	UG/L	ND	5	ND	5	ND	5	ND	5
Carbazole	UG/L	ND	5	ND	5	ND	5	ND	5
Chrysene	UG/L	ND	5	ND	5	ND	5	ND	5
Dibenzo(a,h)anthracene	UG/L	ND	5	ND	5	ND	5	ND	5
Dibenzofuran	UG/L	ND	5	ND	5	ND	5	ND	5
Di-n-butyl phthalate	UG/L	ND	5	ND	5	ND	5	ND	5
3,3'-Dichlorobenzidine	UG/L	ND	5	ND	5	ND	5	ND	5
2,4-Dichlorophenol	UG/L	ND	5	ND	5	ND	5	ND	5
Diethyl phthalate	UG/L	ND	5	ND	5	ND	5	ND	5
2,4-Dimethylphenol	UG/L	ND	5	ND	5	ND	5	ND	5
Dimethyl phthalate	UG/L	ND	5	ND	5	ND	5	ND	5
4,6-Dinitro-2-methylphenol	UG/L	ND	10	ND	10	ND	10	ND	9
2,4-Dinitrophenol	UG/L	ND	10	ND	10	ND	10	ND	9
2,4-Dinitrotoluene	UG/L	ND	5	ND	5	ND	5	ND	5
2,6-Dinitrotoluene	UG/L	ND	5	ND	5	ND	5	ND	5
Di-n-octyl phthalate	UG/L	ND	5	ND	5	ND	5	ND	5
Fluoranthene	UG/L	0.8 J	5	ND	5	ND	5	ND	5
Fluorene	UG/L	0.8 J	5	ND	5	ND	5	ND	5
Hexachlorobenzene	UG/L	ND	5	ND	5	ND	5	ND	5

NA = Not Applicable ND = Not Detected

TestAmerica Lab

Client ID		RFI-36-0208		RFI-43-0208		RFI-45-0208		RFI-51-0208	
Job No	Lab ID	A08-1248	A8124807RE	A08-1248	A8124803RE	A08-1248	A8124801RE	A08-1248	A8124804RE
Sample Date		02/06/2008		02/06/2008		02/06/2008		02/06/2008	
Analyte	Units	Sample Value	Reporting Limit	Sample Value	Reporting Limit	Sample Value	Reporting Limit	Sample Value	Reporting Limit
Hexachlorobutadiene	UG/L	ND	5	ND	5	ND	5	ND	5
Hexachlorocyclopentadiene	UG/L	ND	5	ND	5	ND	5	ND	5
Hexachloroethane	UG/L	ND	5	ND	5	ND	5	ND	5
Indeno(1,2,3-cd)pyrene	UG/L	ND	5	ND	5	ND	5	ND	5
Isophorone	UG/L	ND	5	ND	5	ND	5	ND	5
2-Methylnaphthalene	UG/L	ND	5	ND	5	ND	5	ND	5
2-Methylphenol	UG/L	ND	5	ND	5	ND	5	ND	5
4-Methylphenol	UG/L	ND	5	ND	5	ND	5	ND	5
Naphthalene	UG/L	ND	5	ND	5	ND	5	ND	5
2-Nitroaniline	UG/L	ND	10	ND	10	ND	10	ND	9
3-Nitroaniline	UG/L	ND	10	ND	10	ND	10	ND	9
4-Nitroaniline	UG/L	ND	10	ND	10	ND	10	ND	9
Nitrobenzene	UG/L	ND	5	ND	5	ND	5	ND	5
2-Nitrophenol	UG/L	ND	5	ND	5	ND	5	ND	5
4-Nitrophenol	UG/L	ND	10	ND	10	ND	10	ND	9
N-nitrosodiphenylamine	UG/L	ND	5	ND	5	ND	5	ND	5
N-Nitroso-Di-n-propylamine	UG/L	ND	5	ND	5	ND	5	ND	5
Pentachlorophenol	UG/L	ND	10	ND	10	ND	10	ND	9
Phenanthrene	UG/L	ND	5	ND	5	ND	5	ND	5
Phenol	UG/L	ND	5	ND	5	ND	5	ND	5
Pyrene	UG/L	0.6 J	5	ND	5	ND	5	ND	5
2,4,5-Trichlorophenol	UG/L	ND	5	ND	5	ND	5	ND	5
2,4,6-Trichlorophenol	UG/L	ND	5	ND	5	ND	5	ND	5
======IS/SURROGATE(S)======									
1,4-Dichlorobenzene-D4	%	93	50-200	100	50-200	90	50-200	96	50-200
Naphthalene-D8	%	106	50-200	114	50-200	101	50-200	108	50-200
Acenaphthene-D10	%	107	50-200	112	50-200	99	50-200	107	50-200
Phenanthrene-D10	%	103	50-200	108	50-200	97	50-200	104	50-200
Chrysene-D12	%	102	50-200	102	50-200	92	50-200	100	50-200
Perylene-D12	%	106	50-200	110	50-200	99	50-200	106	50-200
Nitrobenzene-D5	%	60	46-120	62	46-120	71	46-120	60	46-120
2-Fluorobiphenyl	%	72	48-120	75	48-120	83	48-120	72	48-120
p-Terphenyl-d14	%	55	24-136	55	24-136	63	24-136	51	24-136
Phenol-D5	%	23	16-120	26	16-120	29	16-120	21	16-120
2-Fluorophenol	%	30	20-120	32	20-120	37	20-120	28	20-120
2,4,6-Tribromophenol	%	120	52-132	118	52-132	127	52-132	117	52-132

NA = Not Applicable ND = Not Detected

Client ID		RFI-51R-0208		RFI-PZ18-0208					
Job No	Lab ID	A08-1248	A8124805RE	A08-1248	A8124806RE				
Sample Date		02/06/2008		02/06/2008					
Analyte	Units	Sample Value	Reporting Limit	Sample Value	Reporting Limit	Sample Value	Reporting Limit	Sample Value	Reporting Limit
Aniline	UG/L	ND	9	ND	10	NA		NA	
Acenaphthene	UG/L	ND	5	ND	5	NA		NA	
Acenaphthylene	UG/L	ND	5	ND	5	NA		NA	
Acetophenone	UG/L	ND	5	ND	5	NA		NA	
Anthracene	UG/L	ND	5	ND	5	NA		NA	
Atrazine	UG/L	ND	5	ND	5	NA		NA	
Benzaldehyde	UG/L	ND	5	ND	5	NA		NA	
Benzo(a)anthracene	UG/L	0.3 J	5	ND	5	NA		NA	
Benzo(b)fluoranthene	UG/L	0.4 J	5	ND	5	NA		NA	
Benzo(k)fluoranthene	UG/L	0.2 J	5	ND	5	NA		NA	
Benzo(ghi)perylene	UG/L	0.4 J	5	ND	5	NA		NA	
Benzo(a)pyrene	UG/L	0.2 J	5	ND	5	NA		NA	
Biphenyl	UG/L	ND	5	ND	5	NA		NA	
Bis(2-chloroethoxy) methane	UG/L	ND	5	ND	5	NA		NA	
Bis(2-chloroethyl) ether	UG/L	ND	5	ND	5	NA		NA	
2,2'-Oxybis(1-Chloropropane)	UG/L	ND	5	ND	5	NA		NA	
Bis(2-ethylhexyl) phthalate	UG/L	ND	5	ND	5	NA		NA	
4-Bromophenyl phenyl ether	UG/L	ND	5	ND	5	NA		NA	
Butyl benzyl phthalate	UG/L	ND	5	ND	5	NA		NA	
4-Chloroaniline	UG/L	ND	5	ND	5	NA		NA	
4-Chloro-3-methylphenol	UG/L	ND	5	ND	5	NA		NA	
2-Chloronaphthalene	UG/L	ND	5	ND	5	NA		NA	
2-Chlorophenol	UG/L	ND	5	ND	5	NA		NA	
4-Chlorophenyl phenyl ether	UG/L	ND	5	ND	5	NA		NA	
Caprolactam	UG/L	ND	5	ND	5	NA		NA	
Carbazole	UG/L	ND	5	ND	5	NA		NA	
Chrysene	UG/L	0.3 J	5	ND	5	NA		NA	
Dibenzo(a,h)anthracene	UG/L	0.3 J	5	ND	5	NA		NA	
Dibenzofuran	UG/L	ND	5	ND	5	NA		NA	
Di-n-butyl phthalate	UG/L	ND	5	0.3 J	5	NA		NA	
3,3'-Dichlorobenzidine	UG/L	ND	5	ND	5	NA		NA	
2,4-Dichlorophenol	UG/L	ND	5	ND	5	NA		NA	
Diethyl phthalate	UG/L	ND	5	ND	5	NA		NA	
2,4-Dimethylphenol	UG/L	ND	5	ND	5	NA		NA	
Dimethyl phthalate	UG/L	ND	5	ND	5	NA		NA	
4,6-Dinitro-2-methylphenol	UG/L	ND	9	ND	10	NA		NA	
2,4-Dinitrophenol	UG/L	ND	9	ND	10	NA		NA	
2,4-Dinitrotoluene	UG/L	ND	5	0.9 J	5	NA		NA	
2,6-Dinitrotoluene	UG/L	ND	5	ND	5	NA		NA	
Di-n-octyl phthalate	UG/L	ND	5	ND	5	NA		NA	
Fluoranthene	UG/L	ND	5	ND	5	NA		NA	
Fluorene	UG/L	ND	5	ND	5	NA		NA	
Hexachlorobenzene	UG/L	ND	5	ND	5	NA		NA	

Date: 02/20/2008
Time: 11:50:55

HONEYWELL BUFFALO COLOR
BUFFALO COLOR RIFS(Honeywell)-Aqueous
METHOD 8270 - TCL SEMI-VOLATILE ORGANICS

Rept: AN0326

Client ID		RFI-51R-0208		RFI-PZ18-0208					
Job No	Lab ID	A08-1248	A8124805RE	A08-1248	A8124806RE				
Sample Date		02/06/2008		02/06/2008					
Analyte	Units	Sample Value	Reporting Limit	Sample Value	Reporting Limit	Sample Value	Reporting Limit	Sample Value	Reporting Limit
Hexachlorobutadiene	UG/L	ND	5	ND	5	NA		NA	
Hexachlorocyclopentadiene	UG/L	ND	5	ND	5	NA		NA	
Hexachloroethane	UG/L	ND	5	ND	5	NA		NA	
Indeno(1,2,3-cd)pyrene	UG/L	0.3 J	5	ND	5	NA		NA	
Isophorone	UG/L	ND	5	ND	5	NA		NA	
2-Methylnaphthalene	UG/L	ND	5	ND	5	NA		NA	
2-Methylphenol	UG/L	ND	5	ND	5	NA		NA	
4-Methylphenol	UG/L	ND	5	ND	5	NA		NA	
Naphthalene	UG/L	ND	5	ND	5	NA		NA	
2-Nitroaniline	UG/L	ND	9	ND	10	NA		NA	
3-Nitroaniline	UG/L	ND	9	ND	10	NA		NA	
4-Nitroaniline	UG/L	ND	9	ND	10	NA		NA	
Nitrobenzene	UG/L	ND	5	ND	5	NA		NA	
2-Nitrophenol	UG/L	ND	5	ND	5	NA		NA	
4-Nitrophenol	UG/L	ND	9	ND	10	NA		NA	
N-nitrosodiphenylamine	UG/L	ND	5	ND	5	NA		NA	
N-Nitroso-Di-n-propylamine	UG/L	ND	5	ND	5	NA		NA	
Pentachlorophenol	UG/L	ND	9	ND	10	NA		NA	
Phenanthrene	UG/L	ND	5	ND	5	NA		NA	
Phenol	UG/L	ND	5	ND	5	NA		NA	
Pyrene	UG/L	ND	5	ND	5	NA		NA	
2,4,5-Trichlorophenol	UG/L	ND	5	ND	5	NA		NA	
2,4,6-Trichlorophenol	UG/L	ND	5	ND	5	NA		NA	
======IS/SURROGATE(S)======									
1,4-Dichlorobenzene-D4	%	98	50-200	99	50-200	NA		NA	
Naphthalene-D8	%	109	50-200	108	50-200	NA		NA	
Acenaphthene-D10	%	107	50-200	106	50-200	NA		NA	
Phenanthrene-D10	%	104	50-200	104	50-200	NA		NA	
Chrysene-D12	%	101	50-200	98	50-200	NA		NA	
Perylene-D12	%	109	50-200	104	50-200	NA		NA	
Nitrobenzene-D5	%	62	46-120	61	46-120	NA		NA	
2-Fluorobiphenyl	%	75	48-120	75	48-120	NA		NA	
p-Terphenyl-d14	%	54	24-136	53	24-136	NA		NA	
Phenol-D5	%	24	16-120	23	16-120	NA		NA	
2-Fluorophenol	%	31	20-120	28	20-120	NA		NA	
2,4,6-Tribromophenol	%	124	52-132	125	52-132	NA		NA	

NA = Not Applicable ND = Not Detected

TestAmerica Lab

METHOD 8270 - TCL SEMI-VOLATILE ORGANICS
TENTATIVELY IDENTIFIED COMPOUNDS

Client No.

R-01-0108

Lab Name: TestAmerica Laborat Contract: _____

Lab Code: RECNY Case No.: _____ SAS No.: _____ SDG No.: 1190

Matrix: (soil/water) WATER Lab Sample ID: A8119008RE

Sample wt/vol: 1000.0 (g/mL) ML Lab File ID: U26557.RR

Level: (low/med) LOW Date Samp/Recv: 02/05/2008 02/05/2008

% Moisture: _____ decanted: (Y/N) N Date Extracted: 02/11/2008

Concentrated Extract Volume: 1000 (uL) Date Analyzed: 02/13/2008

Injection Volume: 1.00 (uL) Dilution Factor: 1.00

GPC Cleanup: (Y/N) N pH: 7.0

Number TICs found: 13

CONCENTRATION UNITS:
(ug/L or ug/Kg) UG/L

CAS NO.	Compound Name	RT	Est. Conc.	Q
1.	UNKNOWN	12.50	18	BJ
2.	UNKNOWN	13.16	5	BJ
3.	UNKNOWN	13.19	8	BJ
4.	UNKNOWN	13.22	8	BJ
5.	UNKNOWN	13.31	16	BJ
6.	UNKNOWN	13.91	11	BJ
7.	UNKNOWN	13.93	8	BJ
8.	UNKNOWN	14.05	13	BJ
9.	UNKNOWN	14.59	9	BJ
10.	UNKNOWN	14.61	13	BJ
11.	UNKNOWN	14.64	10	BJ
12.	UNKNOWN	15.38	5	BJ
13.	UNKNOWN	15.42	7	BJ

METHOD 8270 - TCL SEMI-VOLATILE ORGANICS
TENTATIVELY IDENTIFIED COMPOUNDS

Client No.

R-04-0208

Lab Name: TestAmerica Laborat Contract: _____

Lab Code: RECNY Case No.: _____ SAS No.: _____ SDG No.: 1190

Matrix: (soil/water) WATER Lab Sample ID: A8124802RE

Sample wt/vol: 1005.0 (g/mL) ML Lab File ID: U26542.RR

Level: (low/med) LOW Date Samp/Recv: 02/06/2008 02/06/2008

% Moisture: _____ decanted: (Y/N) N Date Extracted: 02/12/2008

Concentrated Extract Volume: 1000 (uL) Date Analyzed: 02/13/2008

Injection Volume: 1.00 (uL) Dilution Factor: 1.00

GPC Cleanup: (Y/N) N pH: 6.0

Number TICs found: 9 CONCENTRATION UNITS: (ug/L or ug/Kg) UG/L

CAS NO.	Compound Name	RT	Est. Conc.	Q
1.	UNKNOWN	12.50	6	BJ
2.	UNKNOWN	13.20	5	BJ
3.	UNKNOWN	13.22	5	BJ
4.	UNKNOWN	13.32	5	BJ
5.	UNKNOWN	13.91	6	BJ
6.	UNKNOWN	13.93	6	BJ
7.	UNKNOWN	14.05	19	BJ
8.	UNKNOWN	14.61	7	BJ
9.	UNKNOWN	14.64	6	BJ

METHOD 8270 - TCL SEMI-VOLATILE ORGANICS
TENTATIVELY IDENTIFIED COMPOUNDS

Client No.

RFI-17-0108

Lab Name: TestAmerica Laborat Contract: _____

Lab Code: RECNY Case No.: _____ SAS No.: _____ SDG No.: 1190

Matrix: (soil/water) WATER Lab Sample ID: A8119007RE

Sample wt/vol: 985.00 (g/mL) ML Lab File ID: U26556.RR

Level: (low/med) LOW Date Samp/Recv: 02/05/2008 02/05/2008

% Moisture: _____ decanted: (Y/N) N Date Extracted: 02/11/2008

Concentrated Extract Volume: 1000 (uL) Date Analyzed: 02/13/2008

Injection Volume: 1.00 (uL) Dilution Factor: 1.00

GPC Cleanup: (Y/N) N pH: 6.0

Number TICs found: 10 CONCENTRATION UNITS: (ug/L or ug/Kg) UG/L

CAS NO.	Compound Name	RT	Est. Conc.	Q
1.	UNKNOWN	12.50	12	BJ
2.	UNKNOWN	13.19	6	BJ
3.	UNKNOWN	13.22	4	BJ
4.	UNKNOWN	13.32	12	BJ
5.	UNKNOWN	13.91	8	BJ
6.	UNKNOWN	13.93	6	BJ
7.	UNKNOWN	14.05	10	BJ
8.	UNKNOWN	14.61	8	BJ
9.	UNKNOWN	14.64	6	BJ
10.	UNKNOWN	15.42	4	BJ

METHOD 8270 - TCL SEMI-VOLATILE ORGANICS
TENTATIVELY IDENTIFIED COMPOUNDS

Client No.

RFI-29-0108

Lab Name: TestAmerica Laborat Contract: _____

Lab Code: RECNY Case No.: _____ SAS No.: _____ SDG No.: 1190

Matrix: (soil/water) WATER Lab Sample ID: A8119002RE

Sample wt/vol: 1000.0 (g/mL) ML Lab File ID: U26552.RR

Level: (low/med) LOW Date Samp/Recv: 02/04/2008 02/05/2008

% Moisture: _____ decanted: (Y/N) N Date Extracted: 02/11/2008

Concentrated Extract Volume: 1000 (uL) Date Analyzed: 02/13/2008

Injection Volume: 1.00 (uL) Dilution Factor: 1.00

GPC Cleanup: (Y/N) N pH: 6.0

Number TICs found: 16 CONCENTRATION UNITS: (ug/L or ug/Kg) UG/L

	CAS NO.	Compound Name	RT	Est. Conc.	Q
1.	108-90-7	CHLOROBENZENE	3.23	6	JN
2.		UNKNOWN	12.38	6	BJ
3.		UNKNOWN	12.50	14	BJ
4.		UNKNOWN	13.16	4	BJ
5.		UNKNOWN	13.19	6	BJ
6.		UNKNOWN	13.22	6	BJ
7.		UNKNOWN	13.32	16	BJ
8.		UNKNOWN	13.91	13	BJ
9.		UNKNOWN	13.93	8	BJ
10.		UNKNOWN	14.05	14	BJ
11.		UNKNOWN	14.59	9	BJ
12.		UNKNOWN	14.61	14	BJ
13.		UNKNOWN	14.64	12	BJ
14.		UNKNOWN	15.38	8	BJ
15.		UNKNOWN	15.42	13	BJ
16.		UNKNOWN	15.48	4	BJ

METHOD 8270 - TCL SEMI-VOLATILE ORGANICS
TENTATIVELY IDENTIFIED COMPOUNDS

Client No.

RFI-31-0108

Lab Name: TestAmerica Laborat Contract: _____

Lab Code: RECNY Case No.: _____ SAS No.: _____ SDG No.: 1190

Matrix: (soil/water) WATER Lab Sample ID: A8119006RE

Sample wt/vol: 1030.0 (g/mL) ML Lab File ID: U26555.RR

Level: (low/med) LOW Date Samp/Recv: 02/05/2008 02/05/2008

% Moisture: _____ decanted: (Y/N) N Date Extracted: 02/11/2008

Concentrated Extract Volume: 1000 (uL) Date Analyzed: 02/13/2008

Injection Volume: 1.00 (uL) Dilution Factor: 1.00

GPC Cleanup: (Y/N) N pH: 6.0

Number TICs found: 13 CONCENTRATION UNITS: (ug/L or ug/Kg) UG/L

CAS NO.	Compound Name	RT	Est. Conc.	Q
1. 108-90-7	CHLOROBENZENE	3.24	260	JN
2. 541-73-1	1,3-DICHLOROBENZENE	5.42	860	JN
3. 120-82-1	1,2,4-TRICHLOROBENZENE	7.16	350	JN
4.	UNKNOWN	8.95	13	J
5.	UNKNOWN	9.55	76	J
6.	UNKNOWN	11.74	88	J
7.	UNKNOWN	12.27	160	J
8.	UNKNOWN	12.50	12	BJ
9.	UNKNOWN	13.32	6	BJ
10.	UNKNOWN	13.93	5	BJ
11.	UNKNOWN	14.05	7	BJ
12.	UNKNOWN PHTHALATE	14.26	10	J
13.	UNKNOWN	14.61	5	BJ

METHOD 8270 - TCL SEMI-VOLATILE ORGANICS
TENTATIVELY IDENTIFIED COMPOUNDS

Client No.

RFI-32-0108

Lab Name: TestAmerica Laborat Contract: _____

Lab Code: RECNY Case No.: _____ SAS No.: _____ SDG No.: 1190

Matrix: (soil/water) WATER Lab Sample ID: A8119003RE

Sample wt/vol: 1030.0 (g/mL) ML Lab File ID: U26553.RR

Level: (low/med) LOW Date Samp/Recv: 02/04/2008 02/05/2008

% Moisture: _____ decanted: (Y/N) N Date Extracted: 02/11/2008

Concentrated Extract Volume: 1000 (uL) Date Analyzed: 02/13/2008

Injection Volume: 1.00 (uL) Dilution Factor: 1.00

GPC Cleanup: (Y/N) N pH: 6.0

Number TICs found: 1 CONCENTRATION UNITS: (ug/L or ug/Kg) UG/L

CAS NO.	Compound Name	RT	Est. Conc.	Q
1. 108-90-7	CHLOROBENZENE	3.31	39	JN

METHOD 8270 - TCL SEMI-VOLATILE ORGANICS
TENTATIVELY IDENTIFIED COMPOUNDS

Client No.

RFI-33-0108

Lab Name: TestAmerica Laborat Contract: _____

Lab Code: RECNY Case No.: _____ SAS No.: _____ SDG No.: 1190

Matrix: (soil/water) WATER Lab Sample ID: A8119004RE

Sample wt/vol: 1050.0 (g/mL) ML Lab File ID: U26554.RR

Level: (low/med) LOW Date Samp/Recv: 02/04/2008 02/05/2008

% Moisture: _____ decanted: (Y/N) N Date Extracted: 02/11/2008

Concentrated Extract Volume: 1000 (uL) Date Analyzed: 02/13/2008

Injection Volume: 1.00 (uL) Dilution Factor: 1.00

GPC Cleanup: (Y/N) N pH: 6.0

Number TICs found: 14 CONCENTRATION UNITS: (ug/L or ug/Kg) UG/L

	CAS NO.	Compound Name	RT	Est. Conc.	Q
1.	108-90-7	CHLOROBENZENE	3.23	30	JN
2.		UNKNOWN	12.50	16	BJ
3.		UNKNOWN	13.16	5	BJ
4.		UNKNOWN	13.19	7	BJ
5.		UNKNOWN	13.22	6	BJ
6.		UNKNOWN	13.31	16	BJ
7.		UNKNOWN	13.91	13	BJ
8.		UNKNOWN	13.93	7	BJ
9.		UNKNOWN	14.05	37	BJ
10.		UNKNOWN	14.59	9	BJ
11.		UNKNOWN	14.61	13	BJ
12.		UNKNOWN	14.64	11	BJ
13.		UNKNOWN	15.38	5	BJ
14.		UNKNOWN	15.42	6	BJ

METHOD 8270 - TCL SEMI-VOLATILE ORGANICS
TENTATIVELY IDENTIFIED COMPOUNDS

Client No.

RFI-35-0208

Lab Name: TestAmerica Laborat Contract: _____

Lab Code: RECNY Case No.: _____ SAS No.: _____ SDG No.: 1190

Matrix: (soil/water) WATER Lab Sample ID: A8119001RE

Sample wt/vol: 1040.0 (g/mL) ML Lab File ID: U26551.RR

Level: (low/med) LOW Date Samp/Recv: 02/05/2008 02/05/2008

% Moisture: _____ decanted: (Y/N) N Date Extracted: 02/11/2008

Concentrated Extract Volume: 1000 (uL) Date Analyzed: 02/13/2008

Injection Volume: 1.00 (uL) Dilution Factor: 1.00

GPC Cleanup: (Y/N) N pH: 6.0

Number TICs found: 11 CONCENTRATION UNITS: (ug/L or ug/Kg) UG/L

	CAS NO.	Compound Name	RT	Est. Conc.	Q
1.		UNKNOWN	12.50	14	BJ
2.		UNKNOWN	13.20	6	BJ
3.		UNKNOWN	13.22	5	BJ
4.		UNKNOWN	13.32	15	BJ
5.		UNKNOWN	13.91	11	BJ
6.		UNKNOWN	13.93	6	BJ
7.		UNKNOWN	14.05	11	BJ
8.		UNKNOWN	14.59	7	BJ
9.		UNKNOWN	14.61	11	BJ
10.		UNKNOWN	14.64	9	BJ
11.		UNKNOWN	15.42	4	BJ

METHOD 8270 - TCL SEMI-VOLATILE ORGANICS
TENTATIVELY IDENTIFIED COMPOUNDS

Client No.

RFI-36-0208

Lab Name: TestAmerica Laborat Contract: _____

Lab Code: RECNY Case No.: _____ SAS No.: _____ SDG No.: 1190

Matrix: (soil/water) WATER Lab Sample ID: A8124807RE

Sample wt/vol: 1035.0 (g/mL) ML Lab File ID: U26547.RR

Level: (low/med) LOW Date Samp/Recv: 02/06/2008 02/06/2008

% Moisture: _____ decanted: (Y/N) N Date Extracted: 02/12/2008

Concentrated Extract Volume: 1000 (uL) Date Analyzed: 02/13/2008

Injection Volume: 1.00 (uL) Dilution Factor: 1.00

GPC Cleanup: (Y/N) N pH: 6.0

Number TICs found: 8 CONCENTRATION UNITS: (ug/L or ug/Kg) UG/L

CAS NO.	Compound Name	RT	Est. Conc.	Q
1.	UNKNOWN	12.50	11	BJ
2.	UNKNOWN	13.20	4	BJ
3.	UNKNOWN	13.31	8	BJ
4.	UNKNOWN	13.91	5	BJ
5.	UNKNOWN	13.93	4	BJ
6.	UNKNOWN	14.05	7	BJ
7.	UNKNOWN	14.61	9	BJ
8.	UNKNOWN	14.64	5	BJ

METHOD 8270 - TCL SEMI-VOLATILE ORGANICS
TENTATIVELY IDENTIFIED COMPOUNDS

Client No.

RFI-43-0208

Lab Name: TestAmerica Laborat Contract: _____

Lab Code: RECNY Case No.: _____ SAS No.: _____ SDG No.: 1190

Matrix: (soil/water) WATER Lab Sample ID: A8124803RE

Sample wt/vol: 960.00 (g/mL) ML Lab File ID: U26543.RR

Level: (low/med) LOW Date Samp/Recv: 02/06/2008 02/06/2008

% Moisture: _____ decanted: (Y/N) N Date Extracted: 02/12/2008

Concentrated Extract Volume: 1000 (uL) Date Analyzed: 02/13/2008

Injection Volume: 1.00 (uL) Dilution Factor: 1.00

GPC Cleanup: (Y/N) N pH: 6.0

Number TICs found: 9 CONCENTRATION UNITS: (ug/L or ug/Kg) UG/L

CAS NO.	Compound Name	RT	Est. Conc.	Q
1.	UNKNOWN	12.50	13	BJ
2.	UNKNOWN	13.19	6	BJ
3.	UNKNOWN	13.22	6	BJ
4.	UNKNOWN	13.32	11	BJ
5.	UNKNOWN	13.92	8	BJ
6.	UNKNOWN	13.93	4	BJ
7.	UNKNOWN	14.05	8	BJ
8.	UNKNOWN	14.62	8	BJ
9.	UNKNOWN	14.64	4	BJ

METHOD 8270 - TCL SEMI-VOLATILE ORGANICS
TENTATIVELY IDENTIFIED COMPOUNDS

Client No.

RFI-45-0208

Lab Name: TestAmerica Laborat Contract: _____

Lab Code: RECNY Case No.: _____ SAS No.: _____ SDG No.: 1190

Matrix: (soil/water) WATER Lab Sample ID: A8124801RE

Sample wt/vol: 980.00 (g/mL) ML Lab File ID: U26541.RR

Level: (low/med) LOW Date Samp/Recv: 02/06/2008 02/06/2008

% Moisture: _____ decanted: (Y/N) N Date Extracted: 02/12/2008

Concentrated Extract Volume: 1000 (uL) Date Analyzed: 02/13/2008

Injection Volume: 1.00 (uL) Dilution Factor: 1.00

GPC Cleanup: (Y/N) N pH: 6.0

Number TICs found: 3 CONCENTRATION UNITS: (ug/L or ug/Kg) UG/L

CAS NO.	Compound Name	RT	Est. Conc.	Q
1.	UNKNOWN	12.50	12	BJ
2.	UNKNOWN	13.32	9	BJ
3.	UNKNOWN	14.61	9	BJ

METHOD 8270 - TCL SEMI-VOLATILE ORGANICS
TENTATIVELY IDENTIFIED COMPOUNDS

Client No.

RFI-51-0208

Lab Name: TestAmerica Laborat Contract: _____

Lab Code: RECNY Case No.: _____ SAS No.: _____ SDG No.: 1190

Matrix: (soil/water) WATER Lab Sample ID: A8124804RE

Sample wt/vol: 1060.0 (g/mL) ML Lab File ID: U26544.RR

Level: (low/med) LOW Date Samp/Recv: 02/06/2008 02/06/2008

% Moisture: _____ decanted: (Y/N) N Date Extracted: 02/12/2008

Concentrated Extract Volume: 1000 (uL) Date Analyzed: 02/13/2008

Injection Volume: 1.00 (uL) Dilution Factor: 1.00

GPC Cleanup: (Y/N) N pH: 6.0

Number TICs found: 11 CONCENTRATION UNITS: (ug/L or ug/Kg) UG/L

	CAS NO.	Compound Name	RT	Est. Conc.	Q
1.		UNKNOWN	12.49	10	BJ
2.	111-06-8	HEXADECANOIC ACID,BUTYL ESTR	12.65	20	BJN
3.		UNKNOWN	13.19	6	BJ
4.		UNKNOWN	13.22	10	BJ
5.	123-95-5	OCTADECANOIC ACID,BUTYL ESTR	13.28	19	JN
6.		UNKNOWN	13.91	6	BJ
7.		UNKNOWN	13.93	4	BJ
8.		UNKNOWN	14.05	8	BJ
9.		UNKNOWN	14.59	5	BJ
10.		UNKNOWN	14.61	7	BJ
11.		UNKNOWN	14.64	6	BJ

METHOD 8270 - TCL SEMI-VOLATILE ORGANICS
TENTATIVELY IDENTIFIED COMPOUNDS

Client No.

RFI-51R-0208

Lab Name: TestAmerica Laborat Contract: _____

Lab Code: RECNY Case No.: _____ SAS No.: _____ SDG No.: 1190

Matrix: (soil/water) WATER Lab Sample ID: A8124805RE

Sample wt/vol: 1060.0 (g/mL) ML Lab File ID: U26545.RR

Level: (low/med) LOW Date Samp/Recv: 02/06/2008 02/06/2008

% Moisture: _____ decanted: (Y/N) N Date Extracted: 02/12/2008

Concentrated Extract Volume: 1000 (uL) Date Analyzed: 02/13/2008

Injection Volume: 1.00 (uL) Dilution Factor: 1.00

GPC Cleanup: (Y/N) N pH: 6.0

Number TICs found: 5 CONCENTRATION UNITS: (ug/L or ug/Kg) UG/L

	CAS NO.	Compound Name	RT	Est. Conc.	Q
1.		UNKNOWN	12.50	10	BJ
2.		UNKNOWN	13.32	8	BJ
3.		UNKNOWN	13.91	5	BJ
4.		UNKNOWN	13.93	4	BJ
5.		UNKNOWN	14.05	6	BJ

METHOD 8270 - TCL SEMI-VOLATILE ORGANICS
TENTATIVELY IDENTIFIED COMPOUNDS

Client No.

RFI-PZ18-0208

Lab Name: TestAmerica Laborat Contract: _____

Lab Code: RECNY Case No.: _____ SAS No.: _____ SDG No.: 1190

Matrix: (soil/water) WATER Lab Sample ID: A8124806RE

Sample wt/vol: 1040.0 (g/mL) ML Lab File ID: U26546.RR

Level: (low/med) LOW Date Samp/Recv: 02/06/2008 02/06/2008

% Moisture: _____ decanted: (Y/N) N Date Extracted: 02/12/2008

Concentrated Extract Volume: 1000 (uL) Date Analyzed: 02/13/2008

Injection Volume: 1.00 (uL) Dilution Factor: 1.00

GPC Cleanup: (Y/N) N pH: 6.0

Number TICs found: 8 CONCENTRATION UNITS: (ug/L or ug/Kg) UG/L

CAS NO.	Compound Name	RT	Est. Conc.	Q
1.	UNKNOWN	8.24	6	J
2.	UNKNOWN	8.53	4	J
3.	UNKNOWN	9.90	4	J
4. 111-06-8	HEXADECANOIC ACID,BUTYL ESTR	12.65	7	BJN
5.	UNKNOWN	13.33	6	BJ
6.	UNKNOWN	14.26	5	J
7.	UNKNOWN	14.61	6	BJ
8.	UNKNOWN	14.64	5	BJ

Date: 02/20/2008
Time: 11:51:07

HONEYWELL BUFFALO COLOR
BUFFALO COLOR RIFS(Honeywell)-Aqueous
MACTEC - TAL METALS (23) SW8463-6010/7470 - W

Rept: AN0326

Client ID		R-01-0108		R-04-0208		RFI-17-0108		RFI-29-0108	
Job No	Lab ID	A08-1190	A8119008	A08-1248	A8124802	A08-1190	A8119007	A08-1190	A8119002
Sample Date		02/05/2008		02/06/2008		02/05/2008		02/04/2008	
Analyte	Units	Sample Value	Reporting Limit	Sample Value	Reporting Limit	Sample Value	Reporting Limit	Sample Value	Reporting Limit
Aluminum - Total	MG/L	ND	0.20	ND	0.20	ND	0.20	ND	0.20
Antimony - Total	MG/L	ND	0.020	ND	0.020	ND	0.020	ND	0.020
Arsenic - Total	MG/L	ND	0.010	ND	0.010	ND	0.010	0.014	0.010
Barium - Total	MG/L	0.011	0.0020	0.21	0.0020	0.029	0.0020	0.098	0.0020
Beryllium - Total	MG/L	ND	0.0020	ND	0.0020	ND	0.0020	ND	0.0020
Cadmium - Total	MG/L	ND	0.0010	ND	0.0010	ND	0.0010	ND	0.0010
Calcium - Total	MG/L	1.3	0.50	17.6	0.50	107	0.50	44.2	0.50
Chromium - Total	MG/L	ND	0.0040	ND	0.0040	0.012	0.0040	ND	0.0040
Cobalt - Total	MG/L	ND	0.0040	ND	0.0040	ND	0.0040	ND	0.0040
Copper - Total	MG/L	ND	0.010	ND	0.010	ND	0.010	ND	0.010
Iron - Total	MG/L	0.45	0.050	0.92	0.050	0.077	0.050	0.097	0.050
Lead - Total	MG/L	0.031	0.0050	ND	0.0050	ND	0.0050	ND	0.0050
Magnesium - Total	MG/L	0.74	0.20	23.2	0.20	31.0	0.20	6.9	0.20
Manganese - Total	MG/L	ND	0.0030	0.013	0.0030	0.0035	0.0030	0.065	0.0030
Mercury - Total	MG/L	ND	0.00020	ND	0.00020	ND	0.00020	ND	0.00020
Nickel - Total	MG/L	ND	0.010	ND	0.010	ND	0.010	ND	0.010
Potassium - Total	MG/L	2.1	0.50	5.6	0.50	1.2	0.50	2.8	0.50
Selenium - Total	MG/L	ND	0.015	ND	0.015	0.019	0.015	ND	0.015
Silver - Total	MG/L	ND	0.0030	ND	0.0030	ND	0.0030	ND	0.0030
Sodium - Total	MG/L	186	1.0	82.1	1.0	85.6	1.0	165	1.0
Thallium - Total	MG/L	ND	0.020	ND	0.020	ND	0.020	ND	0.020
Vanadium - Total	MG/L	ND	0.0050	ND	0.0050	ND	0.0050	ND	0.0050
Zinc - Total	MG/L	1.4	0.010	0.37	0.010	0.031	0.010	ND	0.010

NA = Not Applicable ND = Not Detected

TestAmerica Lab

Date: 02/20/2008
Time: 11:51:07

HONEYWELL BUFFALO COLOR
BUFFALO COLOR RIFS(Honeywell)-Aqueous
MACTEC - TAL METALS (23) SW8463-6010/7470 - W

Rept: AN0326

Client ID Job No Sample Date	Lab ID	RFI-31-0108 A08-1190 02/05/2008	A8119006	RFI-32-0108 A08-1190 02/04/2008	A8119003	RFI-33-0108 A08-1190 02/04/2008	A8119004	RFI-35-0208 A08-1190 02/05/2008	A8119001
Analyte	Units	Sample Value	Reporting Limit	Sample Value	Reporting Limit	Sample Value	Reporting Limit	Sample Value	Reporting Limit
Aluminum - Total	MG/L	ND	0.20	ND	0.20	ND	0.20	ND	0.20
Antimony - Total	MG/L	ND	0.020	ND	0.020	ND	0.020	ND	0.020
Arsenic - Total	MG/L	ND	0.010	ND	0.010	ND	0.010	ND	0.010
Barium - Total	MG/L	0.038	0.0020	0.048	0.0020	0.066	0.0020	0.012	0.0020
Beryllium - Total	MG/L	ND	0.0020	ND	0.0020	ND	0.0020	ND	0.0020
Cadmium - Total	MG/L	ND	0.0010	ND	0.0010	0.0079	0.0010	ND	0.0010
Calcium - Total	MG/L	84.0	0.50	182	0.50	155	0.50	528	0.50
Chromium - Total	MG/L	0.012	0.0040	ND	0.0040	0.017	0.0040	ND	0.0040
Cobalt - Total	MG/L	ND	0.0040	ND	0.0040	ND	0.0040	0.0070	0.0040
Copper - Total	MG/L	ND	0.010	ND	0.010	ND	0.010	ND	0.010
Iron - Total	MG/L	0.53	0.050	1.5	0.050	0.68	0.050	2.3	0.050
Lead - Total	MG/L	ND	0.0050	ND	0.0050	ND	0.0050	ND	0.0050
Magnesium - Total	MG/L	16.1	0.20	73.4	0.20	52.6	0.20	526	0.20
Manganese - Total	MG/L	0.37	0.0030	1.1	0.0030	0.68	0.0030	1.7	0.0030
Mercury - Total	MG/L	ND	0.00020	ND	0.00020	ND	0.00020	ND	0.00020
Nickel - Total	MG/L	0.023	0.010	ND	0.010	0.073	0.010	ND	0.010
Potassium - Total	MG/L	26.8	0.50	1.2	0.50	0.85	0.50	5.9	0.50
Selenium - Total	MG/L	ND	0.015	ND	0.015	ND	0.015	ND	0.015
Silver - Total	MG/L	ND	0.0030	ND	0.0030	ND	0.0030	ND	0.0030
Sodium - Total	MG/L	2080	10	71.0	1.0	256	1.0	650	10
Thallium - Total	MG/L	ND	0.020	ND	0.020	ND	0.020	ND	0.020
Vanadium - Total	MG/L	ND	0.0050	ND	0.0050	ND	0.0050	ND	0.0050
Zinc - Total	MG/L	0.022	0.010	ND	0.010	ND	0.010	ND	0.010

NA = Not Applicable ND = Not Detected

TestAmerica Lab

Date: 02/20/2008
Time: 11:51:07

HONEYWELL BUFFALO COLOR
BUFFALO COLOR RIFS(Honeywell)-Aqueous
MACTEC - TAL METALS (23) SW8463-6010/7470 - W

Rept: AN0326

Client ID		RFI-36-0208		RFI-43-0208		RFI-45-0208		RFI-51-0208	
Job No	Lab ID	A08-1248	A8124807	A08-1248	A8124803	A08-1248	A8124801	A08-1248	A8124804
Sample Date		02/06/2008		02/06/2008		02/06/2008		02/06/2008	
Analyte	Units	Sample Value	Reporting Limit	Sample Value	Reporting Limit	Sample Value	Reporting Limit	Sample Value	Reporting Limit
Aluminum - Total	MG/L	ND	0.20	ND	0.20	ND	0.20	ND	0.20
Antimony - Total	MG/L	ND	0.020	ND	0.020	ND	0.020	ND	0.020
Arsenic - Total	MG/L	ND	0.010	ND	0.010	ND	0.010	0.57	0.010
Barium - Total	MG/L	0.015	0.0020	0.012	0.0020	0.024	0.0020	0.014	0.0020
Beryllium - Total	MG/L	ND	0.0020	ND	0.0020	ND	0.0020	ND	0.0020
Cadmium - Total	MG/L	ND	0.0010	ND	0.0010	0.023	0.0010	ND	0.0010
Calcium - Total	MG/L	496	0.50	396	0.50	620	0.50	443	0.50
Chromium - Total	MG/L	ND	0.0040	ND	0.0040	ND	0.0040	ND	0.0040
Cobalt - Total	MG/L	ND	0.0040	ND	0.0040	0.031	0.0040	ND	0.0040
Copper - Total	MG/L	ND	0.010	ND	0.010	ND	0.010	ND	0.010
Iron - Total	MG/L	26.6	0.050	1.5	0.050	0.099	0.050	41.7	0.050
Lead - Total	MG/L	ND	0.0050	ND	0.0050	ND	0.0050	ND	0.0050
Magnesium - Total	MG/L	68.4	0.20	126	0.20	73.2	0.20	57.0	0.20
Manganese - Total	MG/L	0.65	0.0030	3.1	0.0030	10.3	0.0030	1.3	0.0030
Mercury - Total	MG/L	ND	0.00020	ND	0.00020	ND	0.00020	ND	0.00020
Nickel - Total	MG/L	ND	0.010	ND	0.010	0.021	0.010	ND	0.010
Potassium - Total	MG/L	9.0	0.50	0.96	0.50	33.6	0.50	20.7	0.50
Selenium - Total	MG/L	ND	0.015	ND	0.015	ND	0.015	ND	0.015
Silver - Total	MG/L	ND	0.0030	ND	0.0030	ND	0.0030	ND	0.0030
Sodium - Total	MG/L	36.6	1.0	27.6	1.0	545	10	122	1.0
Thallium - Total	MG/L	ND	0.020	ND	0.020	ND	0.020	ND	0.020
Vanadium - Total	MG/L	ND	0.0050	ND	0.0050	ND	0.0050	ND	0.0050
Zinc - Total	MG/L	ND	0.010	ND	0.010	0.54	0.010	ND	0.010

NA = Not Applicable ND = Not Detected

TestAmerica Lab

Date: 02/20/2008
Time: 11:51:07

HONEYWELL BUFFALO COLOR
BUFFALO COLOR RIFS(Honeywell)-Aqueous
MACTEC - TAL METALS (23) SW8463-6010/7470 - W

Rept: AN0326

Client ID		RFI-51R-0208		RFI-PZ18-0208					
Job No	Lab ID	A08-1248	A8124805	A08-1248	A8124806				
Sample Date		02/06/2008		02/06/2008					
Analyte	Units	Sample Value	Reporting Limit	Sample Value	Reporting Limit	Sample Value	Reporting Limit	Sample Value	Reporting Limit
Aluminum - Total	MG/L	ND	0.20	ND	0.20	NA		NA	
Antimony - Total	MG/L	ND	0.020	ND	0.020	NA		NA	
Arsenic - Total	MG/L	0.58	0.010	ND	0.010	NA		NA	
Barium - Total	MG/L	0.014	0.0020	0.24	0.0020	NA		NA	
Beryllium - Total	MG/L	ND	0.0020	ND	0.0020	NA		NA	
Cadmium - Total	MG/L	ND	0.0010	ND	0.0010	NA		NA	
Calcium - Total	MG/L	436	0.50	280	0.50	NA		NA	
Chromium - Total	MG/L	ND	0.0040	ND	0.0040	NA		NA	
Cobalt - Total	MG/L	ND	0.0040	ND	0.0040	NA		NA	
Copper - Total	MG/L	ND	0.010	0.066	0.010	NA		NA	
Iron - Total	MG/L	40.3	0.050	11.2	0.050	NA		NA	
Lead - Total	MG/L	ND	0.0050	0.0083	0.0050	NA		NA	
Magnesium - Total	MG/L	56.9	0.20	38.5	0.20	NA		NA	
Manganese - Total	MG/L	1.3	0.0030	1.7	0.0030	NA		NA	
Mercury - Total	MG/L	ND	0.00020	ND	0.00020	NA		NA	
Nickel - Total	MG/L	ND	0.010	ND	0.010	NA		NA	
Potassium - Total	MG/L	20.9	0.50	6.5	0.50	NA		NA	
Selenium - Total	MG/L	ND	0.015	ND	0.015	NA		NA	
Silver - Total	MG/L	ND	0.0030	ND	0.0030	NA		NA	
Sodium - Total	MG/L	121	1.0	17.8	1.0	NA		NA	
Thallium - Total	MG/L	ND	0.020	ND	0.020	NA		NA	
Vanadium - Total	MG/L	ND	0.0050	ND	0.0050	NA		NA	
Zinc - Total	MG/L	ND	0.010	ND	0.010	NA		NA	

NA = Not Applicable ND = Not Detected

TestAmerica Lab

Date: 02/20/2008
Time: 11:51:13

HONEYWELL BUFFALO COLOR
BUFFALO COLOR RIFS(Honeywell)-Aqueous
WET CHEMISTRY ANALYSIS

Rept: AN0326

Client ID		R-01-0108		R-04-0208		RFI-17-0108		RFI-29-0108	
Job No / Lab ID		A08-1190	A8119008	A08-1248	A8124802	A08-1190	A8119007	A08-1190	A8119002
Sample Date		02/05/2008		02/06/2008		02/05/2008		02/04/2008	
Analyte	Units	Sample Value	Reporting Limit	Sample Value	Reporting Limit	Sample Value	Reporting Limit	Sample Value	Reporting Limit
Chloride	MG/L	153	2.5	63.4	2.5	12.4	2.5	136	2.5
Cyanide - Total	MG/L	ND	0.010	ND	0.010	ND	0.010	ND	0.010
Ferrous Iron	MG/L	ND	0.10	ND	0.10	ND	0.10	ND	0.10
Nitrate-Nitrite	MG/L-N	ND	0.050	ND	0.050	ND	0.050	ND	0.050
Sulfate	MG/L	ND	5.0	ND	5.0	236	40.0	150	20.0
Sulfide	MG/L	ND	1.0	ND	1.0	ND	1.0	ND	1.0
Total Recoverable Phenolics	MG/L	ND	0.010	ND	0.010	ND	0.010	ND	0.010

Client ID		RFI-31-0108		RFI-32-0108		RFI-33-0108		RFI-35-0208	
Job No / Lab ID		A08-1190	A8119006	A08-1190	A8119003	A08-1190	A8119004	A08-1190	A8119001
Sample Date		02/05/2008		02/04/2008		02/04/2008		02/05/2008	
Analyte	Units	Sample Value	Reporting Limit	Sample Value	Reporting Limit	Sample Value	Reporting Limit	Sample Value	Reporting Limit
Chloride	MG/L	2770	50.0	86.5	2.5	465	5.0	239	2.5
Cyanide - Total	MG/L	ND	0.010	ND	0.010	ND	0.010	ND	0.010
Ferrous Iron	MG/L	ND	0.10	0.40	0.10	ND	0.10	3.5	0.20
Nitrate-Nitrite	MG/L-N	0.50	0.050	ND	0.050	ND	0.050	ND	0.050
Sulfate	MG/L	918	150	340	50.0	134	20.0	4380	605
Sulfide	MG/L	ND	1.0	ND	1.0	ND	1.0	ND	1.0
Total Recoverable Phenolics	MG/L	0.015	0.010	ND	0.010	ND	0.010	ND	0.010

Client ID		RFI-36-0208		RFI-43-0208		RFI-45-0208		RFI-51-0208	
Job No / Lab ID		A08-1248	A8124807	A08-1248	A8124803	A08-1248	A8124801	A08-1248	A8124804
Sample Date		02/06/2008		02/06/2008		02/06/2008		02/06/2008	
Analyte	Units	Sample Value	Reporting Limit	Sample Value	Reporting Limit	Sample Value	Reporting Limit	Sample Value	Reporting Limit
Chloride	MG/L	25.0	2.5	18.2	2.5	1030	25.0	29.1	2.5
Cyanide - Total	MG/L	ND	0.010	ND	0.010	ND	0.010	ND	0.010
Ferrous Iron	MG/L	24.8	1.0	ND	0.10	ND	0.10	24.6	1.0
Nitrate-Nitrite	MG/L-N	ND	0.050	ND	0.050	23.0	0.25	ND	0.050
Sulfate	MG/L	1660	250	1480	250	1720	250	1670	250
Sulfide	MG/L	ND	1.0	ND	1.0	ND	1.0	ND	1.0
Total Recoverable Phenolics	MG/L	ND	0.010	ND	0.010	ND	0.010	ND	0.010

NA = Not Applicable ND = Not Detected

TestAmerica Lab

Date: 02/20/2008
Time: 11:51:13

HONEYWELL BUFFALO COLOR
BUFFALO COLOR RIFS(Honeywell)-Aqueous
WET CHEMISTRY ANALYSIS

Rept: AN0326

Client ID		RFI-51R-0208		RFI-PZ18-0208					
Job No	Lab ID	A08-1248	A8124805	A08-1248	A8124806				
Sample Date		02/06/2008		02/06/2008					
Analyte	Units	Sample Value	Reporting Limit	Sample Value	Reporting Limit	Sample Value	Reporting Limit	Sample Value	Reporting Limit
Chloride	MG/L	27.8	2.5	8.0	2.5	NA		NA	
Cyanide - Total	MG/L	ND	0.010	ND	0.010	NA		NA	
Ferrous Iron	MG/L	27.1	1.0	13.6	0.50	NA		NA	
Nitrate-Nitrite	MG/L-N	ND	0.050	ND	0.050	NA		NA	
Sulfate	MG/L	1680	250	503	80.0	NA		NA	
Sulfide	MG/L	ND	1.0	ND	1.0	NA		NA	
Total Recoverable Phenolics	MG/L	ND	0.010	ND	0.010	NA		NA	

NA = Not Applicable ND = Not Detected

TestAmerica Lab

Batch Quality Control Data

Date: 02/20/2008 11:53:25
Batch No: A8B09967

MS/MSD Batch QC Results

Rept: AN1392

Lab Sample ID: A8099202 A8099202MS

Analyte	Units of Measure	Concentration Sample	Concentration Matrix Spike	Spike Amount	% Recovery MS	QC LIMITS
WET CHEMISTRY ANALYSIS 353.2 - NITRATE/NITRITE - RL=0.05 MG/L	MG/L-N	1.95	2.93	1.00	98	77-123

* Indicates Result is outside QC Limits
NC = Not Calculated ND = Not Detected

Date: 02/20/2008 11:53:25
Batch No: A8B09967

MS/MSD Batch QC Results

Rept: AN1392

Lab Sample ID: A8105211 A8105211MS A8105211SD

Analyte	Units of Measure	Concentration			Spike Amount		% Recovery			% RPD	QC LIMITS	
		Sample	Matrix Spike	Spike Duplicate	MS	MSD	MS	MSD	Avg		RPD	REC.
WET CHEMISTRY ANALYSIS METHOD 353.2 - NITRATE/NITRITE(PRESERV	MG/L-N	0	1.04	1.04	1.00	1.00	104	105	105	1	20.0	77-123

* Indicates Result is outside QC Limits
NC = Not Calculated ND = Not Detected

Lab Sample ID: A8107803 A8107803MS

Analyte	Units of Measure	Concentration		Spike Amount	% Recovery MS	QC LIMITS
		Sample	Matrix Spike			
WET CHEMISTRY ANALYSIS METHOD 300.0 - CHLORIDE	MG/L	846.0	1827	1250	78	73-114

* Indicates Result is outside QC Limits
NC = Not Calculated ND = Not Detected

Date: 02/20/2008 11:53:25
Batch No: A8B09993

MS/MSD Batch QC Results

Rept: AN1392

Lab Sample ID: A8112404 A8112404MS

Analyte	Units of Measure	Concentration Sample	Concentration Matrix Spike	Spike Amount	% Recovery MS	QC LIMITS
WET CHEMISTRY ANALYSIS METHOD 375.4 - DISSOLVED SULFATE	MG/L	398.1	406.8	20.00	43 *	60-128

* Indicates Result is outside QC Limits
NC = Not Calculated ND = Not Detected

TestAmerica Laboratories Inc.

Lab Sample ID: A8114206 A8114206MS

Analyte	Units of Measure	Concentration		Spike Amount	% Recovery MS	QC LIMITS
		Sample	Matrix Spike			
WET CHEMISTRY ANALYSIS METHOD 420.2 - TOTAL RECOVERABLE PHENO	MG/L	0	0.107	0.100	107	60-143

* Indicates Result is outside QC Limits
NC = Not Calculated ND = Not Detected

Date: 02/20/2008 11:53:25
Batch No: A8B10031

MS/MSD Batch QC Results

Rept: AN1392

Lab Sample ID: A8115603 A8115603MS

Analyte	Units of Measure	Concentration Sample	Concentration Matrix Spike	Spike Amount	% Recovery MS	QC LIMITS
WET CHEMISTRY ANALYSIS METHOD 335.4 - TOTAL CYANIDE	MG/L	0	0.118	0.100	118 *	85-115

* Indicates Result is outside QC Limits
NC = Not Calculated ND = Not Detected

Date: 02/20/2008 11:53:25
Batch No: A8B10031

MS/MSD Batch QC Results

Rept: AN1392

Lab Sample ID: A8115605 A8115605MS

Analyte	Units of Measure	Concentration		Spike Amount	% Recovery MS	QC LIMITS
		Sample	Matrix Spike			
WET CHEMISTRY ANALYSIS METHOD 335.4 - TOTAL CYANIDE	MG/L	0	0.0812	0.100	81 *	85-115

* Indicates Result is outside QC Limits
NC = Not Calculated ND = Not Detected

Date: 02/20/2008 11:53:25
Batch No: A8B09938

MS/MSD Batch QC Results

Rept: AN1392

Lab Sample ID: A8119002 A8119002MS

Analyte	Units of Measure	Concentration		Spike Amount	% Recovery MS	QC LIMITS
		Sample	Matrix Spike			
WET CHEMISTRY ANALYSIS METHOD 3500D - SM18 - FERROUS IRON	MG/L	0	1.29	1.00	129 *	90-110

71/181

* Indicates Result is outside QC Limits
NC = Not Calculated ND = Not Detected

Date: 02/20/2008 11:53:25
Batch No: A8B10031

MS/MSD Batch QC Results

Rept: AN1392

Lab Sample ID: A8119006 A8119006MS

Analyte	Units of Measure	Concentration Sample	Concentration Matrix Spike	Spike Amount	% Recovery MS	QC LIMITS
WET CHEMISTRY ANALYSIS TOTAL CYANIDE METHOD 9012	MG/L	0	0.141	0.100	141 *	85-115

* Indicates Result is outside QC Limits
NC = Not Calculated ND = Not Detected

Date: 02/20/2008 11:53:25
Batch No: A8B09960

MS/MSD Batch QC Results

Rept: AN1392

Lab Sample ID: A8119008 A8119008MS

Analyte	Units of Measure	Concentration Sample	Concentration Matrix Spike	Spike Amount	% Recovery MS	QC LIMITS
WET CHEMISTRY ANALYSIS						
METHOD 300.0 - CHLORIDE	MG/L	153.3	259.8	125.0	85	73-114
METHOD 353.2 - NITRATE/NITRITE - AUTOM	MG/L-N	0	1.06	1.00	106	77-123
METHOD 376.1 - SULFIDE	MG/L	0	2.40	1.50	160 *	40-150

* Indicates Result is outside QC Limits
NC = Not Calculated ND = Not Detected

Date: 02/20/2008 11:53:25
Batch No: A8B09993

MS/MSD Batch QC Results

Rept: AN1392

Lab Sample ID: A8120002 A8120002MS

Analyte	Units of Measure	Concentration		Spike Amount	% Recovery MS	QC LIMITS
		Sample	Matrix Spike			
WET CHEMISTRY ANALYSIS METHOD 9038 - SULFATE	MG/L	0	22.81	20.00	114	60-128

* Indicates Result is outside QC Limits
NC = Not Calculated ND = Not Detected

Date: 02/20/2008 11:53:25
Batch No: A8B09993

MS/MSD Batch QC Results

Rept: AN1392

Lab Sample ID: A8120301 A8120301MS

Analyte	Units of Measure	Concentration Sample	Concentration Matrix Spike	Spike Amount	% Recovery MS	QC LIMITS
WET CHEMISTRY ANALYSIS						
METHOD 9038 - SULFATE	MG/L	32.67	56.79	20.00	121	60-128
TOTAL RECOVERABLE PHENOLICS	UG/L	0	61.00	100.0	61	60-143

* Indicates Result is outside QC Limits
NC = Not Calculated ND = Not Detected

Date: 02/20/2008 11:53:25
Batch No: A8B10031

MS/MSD Batch QC Results

Rept: AN1392

Lab Sample ID: A8121401 A8121401MS

Analyte	Units of Measure	Concentration		Spike Amount	% Recovery MS	QC LIMITS
		Sample	Matrix Spike			
WET CHEMISTRY ANALYSIS ALLIED METHOD 335.4 - TOTAL CYANIDE	MG/L	0	0.101	0.100	101	85-115

* Indicates Result is outside QC Limits
NC = Not Calculated ND = Not Detected

Date: 02/20/2008 11:53:25
Batch No: A8B10248

MS/MSD Batch QC Results

Rept: AN1392

Lab Sample ID: A8121414 A8121414MS

Analyte	Units of Measure	Concentration		Spike Amount	% Recovery MS	QC LIMITS
		Sample	Matrix Spike			
WET CHEMISTRY ANALYSIS ALLIED - METHOD 300.0 - CHLORIDE - W	MG/L	211.5	333.4	125.0	98	73-114

77/181

* Indicates Result is outside QC Limits
NC = Not Calculated ND = Not Detected

Lab Sample ID: A8124101 A8124101MS

Analyte	Units of Measure	Concentration		Spike Amount	% Recovery MS	QC LIMITS
		Sample	Matrix Spike			
WET CHEMISTRY ANALYSIS ALLIED - METHOD 376.1 - SULFIDE - W	MG/L	0	8.80	9.05	97	40-150

* Indicates Result is outside QC Limits
NC = Not Calculated ND = Not Detected

Date: 02/20/2008 11:53:25
Batch No: A8B10248

MS/MSD Batch QC Results

Rept: AN1392

Lab Sample ID: A8124807 A8124807MS

Analyte	Units of Measure	Concentration Sample	Concentration Matrix Spike	Spike Amount	% Recovery MS	QC LIMITS
WET CHEMISTRY ANALYSIS						
METHOD 300.0 - CHLORIDE	MG/L	25.00	135.7	125.0	89	73-114
METHOD 353.2 - NITRATE/NITRITE - AUTOM	MG/L-N	0	0.832	1.00	83	77-123

* Indicates Result is outside QC Limits
NC = Not Calculated ND = Not Detected

Date: 02/20/2008 11:53:25
Batch No: A8B10248

MS/MSD Batch QC Results

Rept: AN1392

Lab Sample ID: A8125702 A8125702MS

Analyte	Units of Measure	Concentration		Spike Amount	% Recovery MS	QC LIMITS
		Sample	Matrix Spike			
WET CHEMISTRY ANALYSIS NRG - METHOD 300.0 - SULFATE - W	MG/L	53.88	98.52	50.00	89	75-125

80/181

* Indicates Result is outside QC Limits
NC = Not Calculated ND = Not Detected

Date: 02/20/2008 11:53:25
Batch No: A8B10340

MS/MSD Batch QC Results

Rept: AN1392

Lab Sample ID: A8131402 A8131402MS A8131402SD

Analyte	Units of Measure	Concentration			Spike Amount		% Recovery			% RPD	QC LIMITS	
		Sample	Matrix Spike	Spike Duplicate	MS	MSD	MS	MSD	Avg		RPD	REC.
WET CHEMISTRY ANALYSIS ALLIED - METHOD 9038 - SULFATE - W	MG/L	1456	1479	1473	20.00	20.00	116	84	100	32 *	27.0	60-128

81/181

* Indicates Result is outside QC Limits
NC = Not Calculated ND = Not Detected

Date: 02/20/2008 11:53:25
Batch No: A8B10340

MS/MSD Batch QC Results

Rept: AN1392

Lab Sample ID: A8135610 A8135610MS A8135610SD

Analyte	Units of Measure	Concentration			Spike Amount		% Recovery			%	QC LIMITS	
		Sample	Matrix Spike	Spike Duplicate	MS	MSD	MS	MSD	Avg	RPD	RPD	REC.
WET CHEMISTRY ANALYSIS ALLIED - METHOD 9038 - SULFATE - W	MG/L	1283	3466	3520	2000	2000	109	112	111	3	27.0	60-128

* Indicates Result is outside QC Limits
NC = Not Calculated ND = Not Detected

Lab Sample ID: A8138102 A8138102MS

Analyte	Units of Measure	Concentration		Spike Amount	% Recovery MS	QC LIMITS
		Sample	Matrix Spike			
WET CHEMISTRY ANALYSIS METHOD 9038 - SULFATE	MG/L	0	37.36	40.00	93	60-128

* Indicates Result is outside QC Limits
NC = Not Calculated ND = Not Detected

Date: 02/20/2008 11:53:25
Batch No: A8B10340

MS/MSD Batch QC Results

Rept: AN1392

Lab Sample ID: A8141501 A8141501MS

Analyte	Units of Measure	Concentration		Spike Amount	% Recovery MS	QC LIMITS
		Sample	Matrix Spike			
WET CHEMISTRY ANALYSIS METHOD 375.4 - DISSOLVED SULFATE	MG/L	72.55	88.47	20.00	80	60-128

84/181

* Indicates Result is outside QC Limits
NC = Not Calculated ND = Not Detected

Date: 02/20/2008 11:53:25
Batch No: A8B10303

MS/MSD Batch QC Results

Rept: AN1392

Lab Sample ID: A8141503 A8141503MS

Analyte	Units of Measure	Concentration		Spike Amount	% Recovery MS	QC LIMITS
		Sample	Matrix Spike			
WET CHEMISTRY ANALYSIS METHOD 353.2 - NITRATE - FILTERED	MG/L-N	0	0.834	1.00	83	77-123

* Indicates Result is outside QC Limits
NC = Not Calculated ND = Not Detected

TestAmerica Laboratories Inc.

Date: 02/20/2008 11:53:25
Batch No: A8B10340

MS/MSD Batch QC Results

Rept: AN1392

Lab Sample ID: A8144801 A8144801MS

Analyte	Units of Measure	Concentration		Spike Amount	% Recovery MS	QC LIMITS
		Sample	Matrix Spike			
WET CHEMISTRY ANALYSIS METHOD 9038 - SULFATE, FILTERED	MG/L	55.66	78.03	20.00	112	60-128

* Indicates Result is outside QC Limits
NC = Not Calculated ND = Not Detected

Date: 02/20/2008 11:53:25
Batch No: A8B10377

MS/MSD Batch QC Results

Rept: AN1392

Lab Sample ID: A8145401 A8145401MS

Analyte	Units of Measure	Concentration Sample	Concentration Matrix Spike	Spike Amount	% Recovery MS	QC LIMITS
WET CHEMISTRY ANALYSIS METHOD 300.0 - CHLORIDE	MG/L	21.44	153.8	100.0	132 *	73-114

* Indicates Result is outside QC Limits
NC = Not Calculated ND = Not Detected

TestAmerica Laboratories Inc.

Date: 02/20/2008 11:53:25
Batch No: A8B10377

MS/MSD Batch QC Results

Rept: AN1392

Lab Sample ID: A8147401 A8147401MS

Analyte	Units of Measure	Concentration Sample	Concentration Matrix Spike	Spike Amount	% Recovery MS	QC LIMITS
WET CHEMISTRY ANALYSIS METHOD SM4110C - CHLORIDE	MG/L	15.22	38.77	20.00	118 *	73-114

* Indicates Result is outside QC Limits
NC = Not Calculated ND = Not Detected

TestAmerica Laboratories Inc.

Chronology and QC Summary Package

Client ID		VBLK66		VBLK69		VBLK70		vblk65	
Job No	Lab ID	A08-1190	A8B1021902	A08-1248	A8B1032702	A08-1248	A8B1037002	A08-1190	A8B1018502
Sample Date									
Analyte	Units	Sample Value	Reporting Limit	Sample Value	Reporting Limit	Sample Value	Reporting Limit	Sample Value	Reporting Limit
Acetone	UG/L	ND	5.0	ND	5.0	ND	5.0	ND	5.0
Benzene	UG/L	ND	1.0	ND	1.0	ND	1.0	ND	1.0
Bromodichloromethane	UG/L	ND	1.0	ND	1.0	ND	1.0	ND	1.0
Bromoform	UG/L	ND	1.0	ND	1.0	ND	1.0	ND	1.0
Bromomethane	UG/L	ND	1.0	ND	1.0	ND	1.0	ND	1.0
2-Butanone	UG/L	ND	5.0	ND	5.0	ND	5.0	ND	5.0
Carbon Disulfide	UG/L	ND	1.0	ND	1.0	ND	1.0	ND	1.0
Carbon Tetrachloride	UG/L	ND	1.0	ND	1.0	ND	1.0	ND	1.0
Chlorobenzene	UG/L	ND	1.0	ND	1.0	ND	1.0	ND	1.0
Chloroethane	UG/L	ND	1.0	ND	1.0	ND	1.0	ND	1.0
Chloroform	UG/L	ND	1.0	ND	1.0	ND	1.0	ND	1.0
Chloromethane	UG/L	ND	1.0	ND	1.0	ND	1.0	ND	1.0
Cyclohexane	UG/L	ND	1.0	ND	1.0	ND	1.0	ND	1.0
1,2-Dibromoethane	UG/L	ND	1.0	ND	1.0	ND	1.0	ND	1.0
Dibromochloromethane	UG/L	ND	1.0	ND	1.0	ND	1.0	ND	1.0
1,2-Dibromo-3-chloropropane	UG/L	ND	1.0	ND	1.0	ND	1.0	ND	1.0
1,2-Dichlorobenzene	UG/L	ND	1.0	ND	1.0	ND	1.0	ND	1.0
1,3-Dichlorobenzene	UG/L	ND	1.0	ND	1.0	ND	1.0	ND	1.0
1,4-Dichlorobenzene	UG/L	ND	1.0	ND	1.0	ND	1.0	ND	1.0
Dichlorodifluoromethane	UG/L	ND	1.0	ND	1.0	ND	1.0	ND	1.0
1,1-Dichloroethane	UG/L	ND	1.0	ND	1.0	ND	1.0	ND	1.0
1,2-Dichloroethane	UG/L	ND	1.0	ND	1.0	ND	1.0	ND	1.0
1,1-Dichloroethene	UG/L	ND	1.0	ND	1.0	ND	1.0	ND	1.0
cis-1,2-Dichloroethene	UG/L	ND	1.0	ND	1.0	ND	1.0	ND	1.0
trans-1,2-Dichloroethene	UG/L	ND	1.0	ND	1.0	ND	1.0	ND	1.0
1,2-Dichloropropane	UG/L	ND	1.0	ND	1.0	ND	1.0	ND	1.0
cis-1,3-Dichloropropene	UG/L	ND	1.0	ND	1.0	ND	1.0	ND	1.0
trans-1,3-Dichloropropene	UG/L	ND	1.0	ND	1.0	ND	1.0	ND	1.0
Ethylbenzene	UG/L	ND	1.0	ND	1.0	ND	1.0	ND	1.0
2-Hexanone	UG/L	ND	5.0	ND	5.0	ND	5.0	ND	5.0
Isopropylbenzene	UG/L	ND	1.0	ND	1.0	ND	1.0	ND	1.0
Methyl acetate	UG/L	ND	1.0	ND	1.0	ND	1.0	ND	1.0
Methylcyclohexane	UG/L	ND	1.0	ND	1.0	ND	1.0	ND	1.0
Methylene chloride	UG/L	ND	1.0	ND	1.0	ND	1.0	ND	1.0
4-Methyl-2-pentanone	UG/L	ND	5.0	ND	5.0	ND	5.0	ND	5.0
Methyl-t-Butyl Ether (MTBE)	UG/L	ND	1.0	ND	1.0	ND	1.0	ND	1.0
Styrene	UG/L	ND	1.0	ND	1.0	ND	1.0	ND	1.0
1,1,2,2-Tetrachloroethane	UG/L	ND	1.0	ND	1.0	ND	1.0	ND	1.0
Tetrachloroethene	UG/L	ND	1.0	ND	1.0	ND	1.0	ND	1.0
Toluene	UG/L	ND	1.0	ND	1.0	ND	1.0	ND	1.0
1,2,4-Trichlorobenzene	UG/L	ND	1.0	ND	1.0	ND	1.0	ND	1.0
1,1,1-Trichloroethane	UG/L	ND	1.0	ND	1.0	ND	1.0	ND	1.0
1,1,2-Trichloroethane	UG/L	ND	1.0	ND	1.0	ND	1.0	ND	1.0

Client ID		VBLK66		VBLK69		VBLK70		vblk65	
Job No	Lab ID	A08-1190	A8B1021902	A08-1248	A8B1032702	A08-1248	A8B1037002	A08-1190	A8B1018502
Sample Date									
Analyte	Units	Sample Value	Reporting Limit	Sample Value	Reporting Limit	Sample Value	Reporting Limit	Sample Value	Reporting Limit
1,1,2-Trichloro-1,2,2-trifluor	UG/L	ND	1.0	ND	1.0	ND	1.0	ND	1.0
Trichlorofluoromethane	UG/L	ND	1.0	ND	1.0	ND	1.0	ND	1.0
Trichloroethene	UG/L	ND	1.0	ND	1.0	ND	1.0	ND	1.0
Vinyl chloride	UG/L	ND	1.0	ND	1.0	ND	1.0	ND	1.0
Total Xylenes	UG/L	ND	3.0	ND	3.0	ND	3.0	ND	3.0
=====IS/SURROGATE(S)=====									
Chlorobenzene-D5	%	89	50-200	88	50-200	93	50-200	92	50-200
1,4-Difluorobenzene	%	96	50-200	98	50-200	95	50-200	92	50-200
1,4-Dichlorobenzene-D4	%	86	50-200	92	50-200	94	50-200	90	50-200
Toluene-D8	%	99	71-126	98	71-126	99	71-126	98	71-126
p-Bromofluorobenzene	%	100	73-120	90	73-120	88	73-120	100	73-120
1,2-Dichloroethane-D4	%	92	66-137	94	66-137	92	66-137	93	66-137

NA = Not Applicable ND = Not Detected

METHOD 8260 - TCL VOLATILE ORGANICS
TENTATIVELY IDENTIFIED COMPOUNDS

Client No.

vblk65

Lab Name: TestAmerica Laborat Contract: _____

Lab Code: RECNY Case No.: _____ SAS No.: _____ SDG No.: 1190

Matrix: (soil/water) WATER Lab Sample ID: A8B1018502

Sample wt/vol: 5.00 (g/mL) ML Lab File ID: G4104.RR

Level: (low/med) LOW Date Samp/Recv: _____ _____

% Moisture: not dec. _____ Date Analyzed: 02/08/2008

GC Column: ZB-624 ID: 0.18 (mm) Dilution Factor: 1.00

Soil Extract Volume: _____ (uL) Soil Aliquot Volume: _____ (uL)

Number TICs found: 0 CONCENTRATION UNITS: (ug/L or ug/Kg) UG/L

CAS NO.	Compound Name	RT	Est. Conc.	Q

METHOD 8260 - TCL VOLATILE ORGANICS
TENTATIVELY IDENTIFIED COMPOUNDS

Client No.

VBLK66

Lab Name: TestAmerica Laborat Contract: _____

Lab Code: RECNY Case No.: _____ SAS No.: _____ SDG No.: 1190__

Matrix: (soil/water) WATER Lab Sample ID: A8B1021902

Sample wt/vol: __5.00 (g/mL) ML Lab File ID: G4137.RR_____

Level: (low/med) LOW Date Samp/Recv: _____ _____

% Moisture: not dec. _____ Date Analyzed: 02/11/2008

GC Column: ZB-624 ___ ID: 0.18 (mm) Dilution Factor: ___1.00

Soil Extract Volume: _____ (uL) Soil Aliquot Volume: _____ (uL)

Number TICs found: __0 CONCENTRATION UNITS: (ug/L or ug/Kg) UG/L__

CAS NO.	Compound Name	RT	Est. Conc.	Q

METHOD 8260 - TCL VOLATILE ORGANICS
TENTATIVELY IDENTIFIED COMPOUNDS

Client No.

VBLK69

Lab Name: TestAmerica Laborat Contract: _____

Lab Code: RECNY Case No.: _____ SAS No.: _____ SDG No.: 1190

Matrix: (soil/water) WATER Lab Sample ID: A8B1032702

Sample wt/vol: 5.00 (g/mL) ML Lab File ID: G4222.RR

Level: (low/med) LOW Date Samp/Recv: _____ _____

% Moisture: not dec. _____ Date Analyzed: 02/12/2008

GC Column: ZB-624 ID: 0.18 (mm) Dilution Factor: 1.00

Soil Extract Volume: _____ (uL) Soil Aliquot Volume: _____ (uL)

Number TICs found: 0 CONCENTRATION UNITS: (ug/L or ug/Kg) UG/L

CAS NO.	Compound Name	RT	Est. Conc.	Q

METHOD 8260 - TCL VOLATILE ORGANICS
TENTATIVELY IDENTIFIED COMPOUNDS

Client No.

VBLK70

Lab Name: TestAmerica Laborat Contract: _____

Lab Code: RECNY Case No.: _____ SAS No.: _____ SDG No.: 1190

Matrix: (soil/water) WATER Lab Sample ID: A8B1037002

Sample wt/vol: 5.00 (g/mL) ML Lab File ID: G4252.RR

Level: (low/med) LOW Date Samp/Recv: _____ _____

% Moisture: not dec. _____ Date Analyzed: 02/13/2008

GC Column: ZB-624 ID: 0.18 (mm) Dilution Factor: 1.00

Soil Extract Volume: _____ (uL) Soil Aliquot Volume: _____ (uL)

Number TICs found: 0 CONCENTRATION UNITS: (ug/L or ug/Kg) UG/L

CAS NO.	Compound Name	RT	Est. Conc.	Q

Date: 02/20/2008
Time: 11:51:27

HONEYWELL BUFFALO COLOR
BUFFALO COLOR RIFS(Honeywell)-Aqueous
METHOD 8260 - TCL VOLATILE ORGANICS

Rept: AN0326

Client ID		MSB66		MSB69		MSB70		RFI-43-0208	
Job No	Lab ID	A08-1190	A8B1021901	A08-1248	A8B1032701	A08-1248	A8B1037001	A08-1248	A8124803MS
Sample Date								02/06/2008	
Analyte	Units	Sample Value	Reporting Limit	Sample Value	Reporting Limit	Sample Value	Reporting Limit	Sample Value	Reporting Limit
Acetone	UG/L	120	5.0	110	5.0	120	5.0	440	20
Benzene	UG/L	24	1.0	26	1.0	27	1.0	91	4.0
Bromodichloromethane	UG/L	24	1.0	25	1.0	25	1.0	84	4.0
Bromoform	UG/L	26	1.0	20	1.0	21	1.0	61	4.0
Bromomethane	UG/L	24	1.0	32	1.0	35	1.0	98	4.0
2-Butanone	UG/L	110	5.0	120	5.0	110	5.0	460	20
Carbon Disulfide	UG/L	24	1.0	23	1.0	23	1.0	68	4.0
Carbon Tetrachloride	UG/L	25	1.0	24	1.0	25	1.0	79	4.0
Chlorobenzene	UG/L	25	1.0	25	1.0	25	1.0	87	4.0
Chloroethane	UG/L	19	1.0	30	1.0	30	1.0	94	4.0
Chloroform	UG/L	23	1.0	24	1.0	26	1.0	85	4.0
Chloromethane	UG/L	22	1.0	24	1.0	26	1.0	83	4.0
Cyclohexane	UG/L	25	1.0	25	1.0	27	1.0	110	4.0
1,2-Dibromoethane	UG/L	26	1.0	25	1.0	24	1.0	94	4.0
Dibromochloromethane	UG/L	26	1.0	22	1.0	22	1.0	72	4.0
1,2-Dibromo-3-chloropropane	UG/L	23	1.0	22	1.0	21	1.0	85	4.0
1,2-Dichlorobenzene	UG/L	24	1.0	25	1.0	25	1.0	89	4.0
1,3-Dichlorobenzene	UG/L	24	1.0	25	1.0	26	1.0	87	4.0
1,4-Dichlorobenzene	UG/L	25	1.0	25	1.0	26	1.0	89	4.0
Dichlorodifluoromethane	UG/L	25	1.0	28	1.0	30	1.0	94	4.0
1,1-Dichloroethane	UG/L	24	1.0	25	1.0	26	1.0	86	4.0
1,2-Dichloroethane	UG/L	23	1.0	24	1.0	23	1.0	86	4.0
1,1-Dichloroethene	UG/L	27	1.0	26	1.0	28	1.0	92	4.0
cis-1,2-Dichloroethene	UG/L	24	1.0	25	1.0	26	1.0	87	4.0
trans-1,2-Dichloroethene	UG/L	25	1.0	26	1.0	27	1.0	90	4.0
1,2-Dichloropropane	UG/L	25	1.0	26	1.0	27	1.0	95	4.0
cis-1,3-Dichloropropene	UG/L	25	1.0	25	1.0	25	1.0	79	4.0
trans-1,3-Dichloropropene	UG/L	26	1.0	24	1.0	24	1.0	77	4.0
Ethylbenzene	UG/L	25	1.0	25	1.0	26	1.0	89	4.0
2-Hexanone	UG/L	120	5.0	120	5.0	110	5.0	480	20
Isopropylbenzene	UG/L	23	1.0	24	1.0	25	1.0	83	4.0
Methyl acetate	UG/L	26	1.0	28	1.0	29	1.0	100	4.0
Methylcyclohexane	UG/L	26	1.0	26	1.0	27	1.0	110	4.0
Methylene chloride	UG/L	23	1.0	23	1.0	24	1.0	84	4.0
4-Methyl-2-pentanone	UG/L	120	5.0	120	5.0	120	5.0	490	20
Methyl-t-Butyl Ether (MTBE)	UG/L	23	1.0	25	1.0	24	1.0	94	4.0
Styrene	UG/L	25	1.0	25	1.0	25	1.0	88	4.0
1,1,2,2-Tetrachloroethane	UG/L	28	1.0	29	1.0	30	1.0	110	4.0
Tetrachloroethene	UG/L	26	1.0	24	1.0	25	1.0	83	4.0
Toluene	UG/L	25	1.0	25	1.0	26	1.0	87	4.0
1,2,4-Trichlorobenzene	UG/L	23	1.0	23	1.0	24	1.0	74	4.0
1,1,1-Trichloroethane	UG/L	24	1.0	24	1.0	25	1.0	81	4.0
1,1,2-Trichloroethane	UG/L	27	1.0	26	1.0	27	1.0	98	4.0

NA = Not Applicable ND = Not Detected

TestAmerica Lab

Client ID Job No Lab ID Sample Date		MSB66 A08-1190 A8B1021901		MSB69 A08-1248 A8B1032701		MSB70 A08-1248 A8B1037001		RFI-43-0208 A08-1248 A8124803MS 02/06/2008	
Analyte	Units	Sample Value	Reporting Limit	Sample Value	Reporting Limit	Sample Value	Reporting Limit	Sample Value	Reporting Limit
1,1,2-Trichloro-1,2,2-trifluor	UG/L	25	1.0	24	1.0	26	1.0	99	4.0
Trichlorofluoromethane	UG/L	26	1.0	27	1.0	29	1.0	93	4.0
Trichloroethene	UG/L	25	1.0	26	1.0	27	1.0	87	4.0
Vinyl chloride	UG/L	26	1.0	29	1.0	32	1.0	100	4.0
Total Xylenes	UG/L	74	3.0	75	3.0	75	3.0	260	12
======IS/SURROGATE(S)======									
Chlorobenzene-D5	%	95	50-200	100	50-200	98	50-200	94	50-200
1,4-Difluorobenzene	%	100	50-200	102	50-200	98	50-200	98	50-200
1,4-Dichlorobenzene-D4	%	87	50-200	103	50-200	95	50-200	98	50-200
Toluene-D8	%	101	71-126	96	71-126	98	71-126	99	71-126
p-Bromofluorobenzene	%	91	73-120	89	73-120	88	73-120	89	73-120
1,2-Dichloroethane-D4	%	86	66-137	90	66-137	91	66-137	91	66-137

NA = Not Applicable ND = Not Detected

Date: 02/20/2008
Time: 11:51:27

HONEYWELL BUFFALO COLOR
BUFFALO COLOR RIFS(Honeywell)-Aqueous
METHOD 8260 - TCL VOLATILE ORGANICS

Rept: AN0326

Client ID		RFI-43-0208		msb65					
Job No	Lab ID	A08-1248	A8124803SD	A08-1190	A8B1018501				
Sample Date		02/06/2008							
Analyte	Units	Sample Value	Reporting Limit	Sample Value	Reporting Limit	Sample Value	Reporting Limit	Sample Value	Reporting Limit
Acetone	UG/L	480	20	110	5.0	NA		NA	
Benzene	UG/L	110	4.0	24	1.0	NA		NA	
Bromodichloromethane	UG/L	95	4.0	24	1.0	NA		NA	
Bromoform	UG/L	64	4.0	25	1.0	NA		NA	
Bromomethane	UG/L	110	4.0	26	1.0	NA		NA	
2-Butanone	UG/L	480	20	110	5.0	NA		NA	
Carbon Disulfide	UG/L	72	4.0	23	1.0	NA		NA	
Carbon Tetrachloride	UG/L	99	4.0	24	1.0	NA		NA	
Chlorobenzene	UG/L	98	4.0	24	1.0	NA		NA	
Chloroethane	UG/L	110	4.0	20	1.0	NA		NA	
Chloroform	UG/L	100	4.0	23	1.0	NA		NA	
Chloromethane	UG/L	110	4.0	22	1.0	NA		NA	
Cyclohexane	UG/L	110	4.0	26	1.0	NA		NA	
1,2-Dibromoethane	UG/L	100	4.0	25	1.0	NA		NA	
Dibromochloromethane	UG/L	79	4.0	24	1.0	NA		NA	
1,2-Dibromo-3-chloropropane	UG/L	90	4.0	22	1.0	NA		NA	
1,2-Dichlorobenzene	UG/L	97	4.0	23	1.0	NA		NA	
1,3-Dichlorobenzene	UG/L	97	4.0	24	1.0	NA		NA	
1,4-Dichlorobenzene	UG/L	99	4.0	24	1.0	NA		NA	
Dichlorodifluoromethane	UG/L	120	4.0	23	1.0	NA		NA	
1,1-Dichloroethane	UG/L	110	4.0	24	1.0	NA		NA	
1,2-Dichloroethane	UG/L	97	4.0	22	1.0	NA		NA	
1,1-Dichloroethene	UG/L	120	4.0	26	1.0	NA		NA	
cis-1,2-Dichloroethene	UG/L	110	4.0	24	1.0	NA		NA	
trans-1,2-Dichloroethene	UG/L	110	4.0	25	1.0	NA		NA	
1,2-Dichloropropane	UG/L	100	4.0	24	1.0	NA		NA	
cis-1,3-Dichloropropene	UG/L	90	4.0	23	1.0	NA		NA	
trans-1,3-Dichloropropene	UG/L	83	4.0	25	1.0	NA		NA	
Ethylbenzene	UG/L	100	4.0	24	1.0	NA		NA	
2-Hexanone	UG/L	500	20	120	5.0	NA		NA	
Isopropylbenzene	UG/L	96	4.0	22	1.0	NA		NA	
Methyl acetate	UG/L	110	4.0	23	1.0	NA		NA	
Methylcyclohexane	UG/L	110	4.0	26	1.0	NA		NA	
Methylene chloride	UG/L	100	4.0	22	1.0	NA		NA	
4-Methyl-2-pentanone	UG/L	500	20	120	5.0	NA		NA	
Methyl-t-Butyl Ether (MTBE)	UG/L	100	4.0	24	1.0	NA		NA	
Styrene	UG/L	98	4.0	24	1.0	NA		NA	
1,1,2,2-Tetrachloroethane	UG/L	120	4.0	26	1.0	NA		NA	
Tetrachloroethene	UG/L	96	4.0	26	1.0	NA		NA	
Toluene	UG/L	99	4.0	24	1.0	NA		NA	
1,2,4-Trichlorobenzene	UG/L	87	4.0	24	1.0	NA		NA	
1,1,1-Trichloroethane	UG/L	100	4.0	23	1.0	NA		NA	
1,1,2-Trichloroethane	UG/L	100	4.0	26	1.0	NA		NA	

NA = Not Applicable ND = Not Detected

TestAmerica Lab

Date: 02/20/2008
Time: 11:51:27

HONEYWELL BUFFALO COLOR
BUFFALO COLOR RIFS(Honeywell)-Aqueous
METHOD 8260 - TCL VOLATILE ORGANICS

Rept: AN0326

Client ID		RFI-43-0208		msb65					
Job No	Lab ID	A08-1248	A8124803SD	A08-1190	A8B1018501				
Sample Date		02/06/2008							
Analyte	Units	Sample Value	Reporting Limit	Sample Value	Reporting Limit	Sample Value	Reporting Limit	Sample Value	Reporting Limit
1,1,2-Trichloro-1,2,2-trifluor	UG/L	100	4.0	26	1.0	NA		NA	
Trichlorofluoromethane	UG/L	120	4.0	24	1.0	NA		NA	
Trichloroethene	UG/L	100	4.0	25	1.0	NA		NA	
Vinyl chloride	UG/L	130	4.0	26	1.0	NA		NA	
Total Xylenes	UG/L	300	12	72	3.0	NA		NA	
=IS/SURROGATE(S)=									
Chlorobenzene-D5	%	94	50-200	100	50-200	NA		NA	
1,4-Difluorobenzene	%	94	50-200	99	50-200	NA		NA	
1,4-Dichlorobenzene-D4	%	96	50-200	95	50-200	NA		NA	
Toluene-D8	%	95	71-126	99	71-126	NA		NA	
p-Bromofluorobenzene	%	87	73-120	96	73-120	NA		NA	
1,2-Dichloroethane-D4	%	91	66-137	87	66-137	NA		NA	

NA = Not Applicable ND = Not Detected

TestAmerica Lab

Client ID		SBLK		SBLK					
Job No	Lab ID	A08-1190	A8B1020503	A08-1248	A8B1020903				
Sample Date									
Analyte	Units	Sample Value	Reporting Limit	Sample Value	Reporting Limit	Sample Value	Reporting Limit	Sample Value	Reporting Limit
Aniline	UG/L	ND	10	ND	10	NA		NA	
Acenaphthene	UG/L	ND	5	ND	5	NA		NA	
Acenaphthylene	UG/L	ND	5	ND	5	NA		NA	
Acetophenone	UG/L	ND	5	ND	5	NA		NA	
Anthracene	UG/L	ND	5	ND	5	NA		NA	
Atrazine	UG/L	ND	5	ND	5	NA		NA	
Benzaldehyde	UG/L	ND	5	ND	5	NA		NA	
Benzo(a)anthracene	UG/L	ND	5	ND	5	NA		NA	
Benzo(b)fluoranthene	UG/L	ND	5	ND	5	NA		NA	
Benzo(k)fluoranthene	UG/L	ND	5	ND	5	NA		NA	
Benzo(ghi)perylene	UG/L	ND	5	ND	5	NA		NA	
Benzo(a)pyrene	UG/L	ND	5	ND	5	NA		NA	
Biphenyl	UG/L	ND	5	ND	5	NA		NA	
Bis(2-chloroethoxy) methane	UG/L	ND	5	ND	5	NA		NA	
Bis(2-chloroethyl) ether	UG/L	ND	5	ND	5	NA		NA	
2,2'-Oxybis(1-Chloropropane)	UG/L	ND	5	ND	5	NA		NA	
Bis(2-ethylhexyl) phthalate	UG/L	ND	5	ND	5	NA		NA	
4-Bromophenyl phenyl ether	UG/L	ND	5	ND	5	NA		NA	
Butyl benzyl phthalate	UG/L	ND	5	ND	5	NA		NA	
4-Chloroaniline	UG/L	ND	5	ND	5	NA		NA	
4-Chloro-3-methylphenol	UG/L	ND	5	ND	5	NA		NA	
2-Chloronaphthalene	UG/L	ND	5	ND	5	NA		NA	
2-Chlorophenol	UG/L	ND	5	ND	5	NA		NA	
4-Chlorophenyl phenyl ether	UG/L	ND	5	ND	5	NA		NA	
Caprolactam	UG/L	ND	5	ND	5	NA		NA	
Carbazole	UG/L	ND	5	ND	5	NA		NA	
Chrysene	UG/L	ND	5	ND	5	NA		NA	
Dibenzo(a,h)anthracene	UG/L	ND	5	ND	5	NA		NA	
Dibenzofuran	UG/L	ND	5	ND	5	NA		NA	
Di-n-butyl phthalate	UG/L	ND	5	ND	5	NA		NA	
3,3'-Dichlorobenzidine	UG/L	ND	5	ND	5	NA		NA	
2,4-Dichlorophenol	UG/L	ND	5	ND	5	NA		NA	
Diethyl phthalate	UG/L	ND	5	ND	5	NA		NA	
2,4-Dimethylphenol	UG/L	ND	5	ND	5	NA		NA	
Dimethyl phthalate	UG/L	ND	5	ND	5	NA		NA	
4,6-Dinitro-2-methylphenol	UG/L	ND	10	ND	10	NA		NA	
2,4-Dinitrophenol	UG/L	ND	10	ND	10	NA		NA	
2,4-Dinitrotoluene	UG/L	ND	5	ND	5	NA		NA	
2,6-Dinitrotoluene	UG/L	ND	5	ND	5	NA		NA	
Di-n-octyl phthalate	UG/L	ND	5	ND	5	NA		NA	
Fluoranthene	UG/L	ND	5	ND	5	NA		NA	
Fluorene	UG/L	ND	5	ND	5	NA		NA	
Hexachlorobenzene	UG/L	ND	5	ND	5	NA		NA	

Client ID Job No Lab ID Sample Date		SBLK A08-1190 A8B1020503		SBLK A08-1248 A8B1020903					
Analyte	Units	Sample Value	Reporting Limit	Sample Value	Reporting Limit	Sample Value	Reporting Limit	Sample Value	Reporting Limit
Hexachlorobutadiene	UG/L	ND	5	ND	5	NA		NA	
Hexachlorocyclopentadiene	UG/L	ND	5	ND	5	NA		NA	
Hexachloroethane	UG/L	ND	5	ND	5	NA		NA	
Indeno(1,2,3-cd)pyrene	UG/L	ND	5	ND	5	NA		NA	
Isophorone	UG/L	ND	5	ND	5	NA		NA	
2-Methylnaphthalene	UG/L	ND	5	0.2 J	5	NA		NA	
2-Methylphenol	UG/L	ND	5	ND	5	NA		NA	
4-Methylphenol	UG/L	ND	5	ND	5	NA		NA	
Naphthalene	UG/L	ND	5	0.2 J	5	NA		NA	
2-Nitroaniline	UG/L	ND	10	ND	10	NA		NA	
3-Nitroaniline	UG/L	ND	10	ND	10	NA		NA	
4-Nitroaniline	UG/L	ND	10	ND	10	NA		NA	
Nitrobenzene	UG/L	ND	5	ND	5	NA		NA	
2-Nitrophenol	UG/L	ND	5	ND	5	NA		NA	
4-Nitrophenol	UG/L	ND	10	ND	10	NA		NA	
N-nitrosodiphenylamine	UG/L	ND	5	ND	5	NA		NA	
N-Nitroso-Di-n-propylamine	UG/L	ND	5	ND	5	NA		NA	
Pentachlorophenol	UG/L	ND	10	ND	10	NA		NA	
Phenanthrene	UG/L	ND	5	ND	5	NA		NA	
Phenol	UG/L	ND	5	ND	5	NA		NA	
Pyrene	UG/L	ND	5	ND	5	NA		NA	
2,4,5-Trichlorophenol	UG/L	ND	5	ND	5	NA		NA	
2,4,6-Trichlorophenol	UG/L	ND	5	ND	5	NA		NA	
======IS/SURROGATE(S)======									
1,4-Dichlorobenzene-D4	%	97	50-200	91	50-200	NA		NA	
Naphthalene-D8	%	108	50-200	104	50-200	NA		NA	
Acenaphthene-D10	%	106	50-200	104	50-200	NA		NA	
Phenanthrene-D10	%	104	50-200	101	50-200	NA		NA	
Chrysene-D12	%	99	50-200	100	50-200	NA		NA	
Perylene-D12	%	106	50-200	104	50-200	NA		NA	
Nitrobenzene-D5	%	68	46-120	65	46-120	NA		NA	
2-Fluorobiphenyl	%	78	48-120	76	48-120	NA		NA	
p-Terphenyl-d14	%	96	24-136	75	24-136	NA		NA	
Phenol-D5	%	26	16-120	27	16-120	NA		NA	
2-Fluorophenol	%	33	20-120	35	20-120	NA		NA	
2,4,6-Tribromophenol	%	125	52-132	118	52-132	NA		NA	

METHOD 8270 - TCL SEMI-VOLATILE ORGANICS
TENTATIVELY IDENTIFIED COMPOUNDS

Client No.

SBLK

Lab Name: TestAmerica Laborat Contract: _____

Lab Code: RECNY Case No.: _____ SAS No.: _____ SDG No.: 1190

Matrix: (soil/water) WATER Lab Sample ID: A8B1020503

Sample wt/vol: 1000.0 (g/mL) ML Lab File ID: U26550.RR

Level: (low/med) LOW Date Samp/Recv: _____ _____

% Moisture: _____ decanted: (Y/N) N Date Extracted: 02/11/2008

Concentrated Extract Volume: 1000 (uL) Date Analyzed: 02/13/2008

Injection Volume: 1.00 (uL) Dilution Factor: 1.00

GPC Cleanup: (Y/N) N pH: 5.0

Number TICs found: 14 CONCENTRATION UNITS: (ug/L or ug/Kg) UG/L

CAS NO.	Compound Name	RT	Est. Conc.	Q
1.	UNKNOWN	12.38	5	J
2.	UNKNOWN	12.50	16	J
3.	UNKNOWN	13.16	4	J
4.	UNKNOWN	13.32	21	J
5.	UNKNOWN	13.34	27	J
6.	UNKNOWN	13.91	11	J
7.	UNKNOWN	13.93	8	J
8.	UNKNOWN	14.05	14	J
9.	UNKNOWN	14.38	4	J
10.	UNKNOWN	14.59	9	J
11.	UNKNOWN	14.61	14	J
12.	UNKNOWN	14.64	12	J
13.	UNKNOWN	15.38	5	J
14.	UNKNOWN	15.42	7	J

METHOD 8270 - TCL SEMI-VOLATILE ORGANICS
TENTATIVELY IDENTIFIED COMPOUNDS

Client No.

SBLK

Lab Name: TestAmerica Laborat Contract: _____

Lab Code: RECNY Case No.: _____ SAS No.: _____ SDG No.: 1190

Matrix: (soil/water) WATER Lab Sample ID: A8B1020903

Sample wt/vol: 1000.0 (g/mL) ML Lab File ID: U26540.RR

Level: (low/med) LOW Date Samp/Recv: _____ _____

% Moisture: _____ decanted: (Y/N) N Date Extracted: 02/12/2008

Concentrated Extract Volume: 1000 (uL) Date Analyzed: 02/13/2008

Injection Volume: 1.00 (uL) Dilution Factor: 1.00

GPC Cleanup: (Y/N) N pH: 5.0

Number TICs found: 8 CONCENTRATION UNITS: (ug/L or ug/Kg) UG/L

	CAS NO.	Compound Name	RT	Est. Conc.	Q
1.	104-76-7	2-ETHYL-1-HEXANOL	5.61	6	JN
2.	77-93-0	ETHYL CITRATE	10.41	5	JN
3.		UNKNOWN	12.50	5	J
4.	111-06-8	HEXADECANOIC ACID,BUTYL ESTR	12.65	30	JN
5.		UNKNOWN	13.31	4	J
6.		UNKNOWN	13.34	8	J
7.		UNKNOWN	14.05	6	J
8.		UNKNOWN	14.61	4	J

Date: 02/20/2008
Time: 11:51:46

HONEYWELL BUFFALO COLOR
BUFFALO COLOR RIFS(Honeywell)-Aqueous
METHOD 8270 - TCL SEMI-VOLATILE ORGANICS

Rept: AN0326

Client ID		Matrix Spike Blank		Matrix Spike Blank		Matrix Spike Blk Dup		Matrix Spike Blk Dup	
Job No	Lab ID	A08-1190	A8B1020501	A08-1248	A8B1020901	A08-1190	A8B1020502	A08-1248	A8B1020902
Sample Date									
Analyte	Units	Sample Value	Reporting Limit	Sample Value	Reporting Limit	Sample Value	Reporting Limit	Sample Value	Reporting Limit
Aniline	UG/L	64	10	62	10	61	10	58	10
Acenaphthene	UG/L	91	5	94	5	89	5	83	5
Acenaphthylene	UG/L	88	5	91	5	86	5	81	5
Acetophenone	UG/L	89	5	87	5	86	5	75	5
Anthracene	UG/L	100	5	99	5	96	5	90	5
Atrazine	UG/L	110	5	100	5	100	5	94	5
Benzaldehyde	UG/L	2 J	5	2 J	5	2 J	5	2 J	5
Benzo(a)anthracene	UG/L	100	5	100	5	100	5	91	5
Benzo(b)fluoranthene	UG/L	99	5	100	5	110	5	93	5
Benzo(k)fluoranthene	UG/L	96	5	89	5	92	5	80	5
Benzo(ghi)perylene	UG/L	120	5	110	5	120	5	99	5
Benzo(a)pyrene	UG/L	94	5	93	5	97	5	85	5
Biphenyl	UG/L	81	5	83	5	80	5	72	5
Bis(2-chloroethoxy) methane	UG/L	72	5	74	5	71	5	65	5
Bis(2-chloroethyl) ether	UG/L	61	5	61	5	60	5	54	5
2,2'-Oxybis(1-Chloropropane)	UG/L	63	5	66	5	63	5	58	5
Bis(2-ethylhexyl) phthalate	UG/L	98	5	91	5	95	5	81	5
4-Bromophenyl phenyl ether	UG/L	110	5	100	5	100	5	96	5
Butyl benzyl phthalate	UG/L	92	5	92	5	91	5	83	5
4-Chloroaniline	UG/L	86	5	86	5	84	5	81	5
4-Chloro-3-methylphenol	UG/L	94	5	91	5	90	5	81	5
2-Chloronaphthalene	UG/L	82	5	86	5	82	5	75	5
2-Chlorophenol	UG/L	66	5	63	5	65	5	54	5
4-Chlorophenyl phenyl ether	UG/L	98	5	100	5	95	5	90	5
Caprolactam	UG/L	32	5	33	5	31	5	34	5
Carbazole	UG/L	98	5	97	5	93	5	87	5
Chrysene	UG/L	94	5	94	5	92	5	84	5
Dibenzo(a,h)anthracene	UG/L	120	5	110	5	120	5	99	5
Dibenzofuran	UG/L	93	5	95	5	90	5	84	5
Di-n-butyl phthalate	UG/L	100	5	98	5	95	5	87	5
3,3'-Dichlorobenzidine	UG/L	100	5	110	5	110	5	98	5
2,4-Dichlorophenol	UG/L	90	5	87	5	86	5	78	5
Diethyl phthalate	UG/L	96	5	97	5	94	5	88	5
2,4-Dimethylphenol	UG/L	81	5	80	5	77	5	69	5
Dimethyl phthalate	UG/L	93	5	94	5	90	5	85	5
4,6-Dinitro-2-methylphenol	UG/L	120	10	120	10	120	10	110	10
2,4-Dinitrophenol	UG/L	100	10	110	10	99	10	95	10
2,4-Dinitrotoluene	UG/L	100	5	110	5	100	5	99	5
2,6-Dinitrotoluene	UG/L	89	5	92	5	88	5	83	5
Di-n-octyl phthalate	UG/L	89	5	85	5	88	5	76	5
Fluoranthene	UG/L	100	5	100	5	97	5	88	5
Fluorene	UG/L	96	5	99	5	93	5	88	5
Hexachlorobenzene	UG/L	110	5	110	5	110	5	99	5

NA = Not Applicable ND = Not Detected

TestAmerica Lab

Date: 02/20/2008
Time: 11:51:46

HONEYWELL BUFFALO COLOR
BUFFALO COLOR RIFS(Honeywell)-Aqueous
METHOD 8270 - TCL SEMI-VOLATILE ORGANICS

Rept: AN0326

Client ID Job No Lab ID Sample Date		Matrix Spike Blank A08-1190 A8B1020501		Matrix Spike Blank A08-1248 A8B1020901		Matrix Spike Blk Dup A08-1190 A8B1020502		Matrix Spike Blk Dup A08-1248 A8B1020902	
Analyte	Units	Sample Value	Reporting Limit	Sample Value	Reporting Limit	Sample Value	Reporting Limit	Sample Value	Reporting Limit
Hexachlorobutadiene	UG/L	74	5	80	5	73	5	70	5
Hexachlorocyclopentadiene	UG/L	61	5	70	5	60	5	59	5
Hexachloroethane	UG/L	56	5	60	5	56	5	54	5
Indeno(1,2,3-cd)pyrene	UG/L	120	5	110	5	120	5	98	5
Isophorone	UG/L	77	5	77	5	75	5	68	5
2-Methylnaphthalene	UG/L	91	5	94 B	5	88	5	84 B	5
2-Methylphenol	UG/L	68	5	65	5	64	5	56	5
4-Methylphenol	UG/L	62	5	61	5	59	5	53	5
Naphthalene	UG/L	77	5	80 B	5	76	5	72 B	5
2-Nitroaniline	UG/L	89	10	90	10	86	10	80	10
3-Nitroaniline	UG/L	86	10	88	10	85	10	84	10
4-Nitroaniline	UG/L	90	10	91	10	86	10	82	10
Nitrobenzene	UG/L	77	5	74	5	72	5	68	5
2-Nitrophenol	UG/L	85	5	86	5	84	5	78	5
4-Nitrophenol	UG/L	40	10	40	10	38	10	36	10
N-nitrosodiphenylamine	UG/L	120	5	120	5	120	5	110	5
N-Nitroso-Di-n-propylamine	UG/L	77	5	77	5	76	5	68	5
Pentachlorophenol	UG/L	130	10	120	10	120	10	110	10
Phenanthrene	UG/L	100	5	100	5	98	5	92	5
Phenol	UG/L	35	5	34	5	33	5	29	5
Pyrene	UG/L	95	5	96	5	94	5	89	5
2,4,5-Trichlorophenol	UG/L	98	5	96	5	92	5	87	5
2,4,6-Trichlorophenol	UG/L	94	5	96	5	93	5	85	5
IS/SURROGATE(S)									
1,4-Dichlorobenzene-D4	%	92	50-200	102	50-200	95	50-200	106	50-200
Naphthalene-D8	%	101	50-200	112	50-200	105	50-200	114	50-200
Acenaphthene-D10	%	105	50-200	113	50-200	107	50-200	116	50-200
Phenanthrene-D10	%	99	50-200	111	50-200	102	50-200	112	50-200
Chrysene-D12	%	100	50-200	111	50-200	100	50-200	108	50-200
Perylene-D12	%	102	50-200	114	50-200	100	50-200	109	50-200
Nitrobenzene-D5	%	76	46-120	74	46-120	73	46-120	65	46-120
2-Fluorobiphenyl	%	82	48-120	82	48-120	80	48-120	70	48-120
p-Terphenyl-d14	%	92	24-136	74	24-136	94	24-136	68	24-136
Phenol-D5	%	29	16-120	27	16-120	27	16-120	23	16-120
2-Fluorophenol	%	37	20-120	34	20-120	36	20-120	30	20-120
2,4,6-Tribromophenol	%	136 *	52-132	130	52-132	128	52-132	117	52-132

NA = Not Applicable ND = Not Detected

TestAmerica Lab

Client ID Job No Sample Date	Lab ID	Method Blank A08-1190	A8B0997602	Method Blank A08-1248	A8B1000802	Method Blank A08-1248	A8B1004002		
Analyte	Units	Sample Value	Reporting Limit	Sample Value	Reporting Limit	Sample Value	Reporting Limit	Sample Value	Reporting Limit
Calcium - Total	MG/L	ND	0.50	NA		ND	0.50	NA	
Aluminum - Total	MG/L	ND	0.20	NA		ND	0.20	NA	
Antimony - Total	MG/L	ND	0.020	NA		ND	0.020	NA	
Arsenic - Total	MG/L	ND	0.010	NA		ND	0.010	NA	
Barium - Total	MG/L	ND	0.0020	NA		ND	0.0020	NA	
Beryllium - Total	MG/L	ND	0.0020	NA		ND	0.0020	NA	
Cadmium - Total	MG/L	ND	0.0010	NA		ND	0.0010	NA	
Chromium - Total	MG/L	ND	0.0040	NA		ND	0.0040	NA	
Cobalt - Total	MG/L	ND	0.0040	NA		ND	0.0040	NA	
Copper - Total	MG/L	ND	0.010	NA		ND	0.010	NA	
Iron - Total	MG/L	ND	0.050	NA		ND	0.050	NA	
Lead - Total	MG/L	ND	0.0050	NA		ND	0.0050	NA	
Magnesium - Total	MG/L	ND	0.20	NA		ND	0.20	NA	
Manganese - Total	MG/L	ND	0.0030	NA		ND	0.0030	NA	
Mercury - Total	MG/L	NA		ND	0.00020	NA		NA	
Nickel - Total	MG/L	ND	0.010	NA		ND	0.010	NA	
Potassium - Total	MG/L	ND	0.50	NA		ND	0.50	NA	
Selenium - Total	MG/L	ND	0.015	NA		ND	0.015	NA	
Silver - Total	MG/L	ND	0.0030	NA		ND	0.0030	NA	
Sodium - Total	MG/L	ND	1.0	NA		ND	1.0	NA	
Thallium - Total	MG/L	ND	0.020	NA		ND	0.020	NA	
Vanadium - Total	MG/L	ND	0.0050	NA		ND	0.0050	NA	
Zinc - Total	MG/L	ND	0.010	NA		ND	0.010	NA	

NA = Not Applicable ND = Not Detected

Date: 02/20/2008
Time: 11:51:57

HONEYWELL BUFFALO COLOR
BUFFALO COLOR RIFS(Honeywell)-Aqueous
MACTEC - TAL METALS (23) SW8463-6010/7470 - W

Rept: AN0326

Client ID Job No Sample Date	Lab ID	LCS A08-1248	A8B1000801	LFB A08-1190	A8B0997601	LFB A08-1248	A8B1004001	RFI-32-0108 A08-1190 02/04/2008	A8119003MS
Analyte	Units	Sample Value	Reporting Limit	Sample Value	Reporting Limit	Sample Value	Reporting Limit	Sample Value	Reporting Limit
Mercury - Total	MG/L	0.0037	0.00020	NA		NA		NA	
Aluminum - Total	MG/L	NA		9.9	0.20	10	0.20	10.2	0.20
Manganese - Total	MG/L	NA		0.20	0.0030	0.20	0.0030	1.3	0.0030
Cadmium - Total	MG/L	NA		0.20	0.0010	0.20	0.0010	0.20	0.0010
Antimony - Total	MG/L	NA		0.19	0.020	0.20	0.020	0.20	0.020
Arsenic - Total	MG/L	NA		0.20	0.010	0.20	0.010	0.21	0.010
Barium - Total	MG/L	NA		0.20	0.0020	0.20	0.0020	0.26	0.0020
Beryllium - Total	MG/L	NA		0.19	0.0020	0.20	0.0020	0.20	0.0020
Calcium - Total	MG/L	NA		9.8	0.50	10	0.50	196	0.50
Chromium - Total	MG/L	NA		0.20	0.0040	0.20	0.0040	0.20	0.0040
Cobalt - Total	MG/L	NA		0.20	0.0040	0.20	0.0040	0.20	0.0040
Copper - Total	MG/L	NA		0.20	0.010	0.21	0.010	0.21	0.010
Iron - Total	MG/L	NA		10	0.050	10.1	0.050	11.8	0.050
Lead - Total	MG/L	NA		0.20	0.0050	0.20	0.0050	0.20	0.0050
Magnesium - Total	MG/L	NA		9.6	0.20	9.7	0.20	85.0	0.20
Nickel - Total	MG/L	NA		0.20	0.010	0.20	0.010	0.20	0.010
Potassium - Total	MG/L	NA		10	0.50	10	0.50	12.0	0.50
Selenium - Total	MG/L	NA		0.20	0.015	0.20	0.015	0.20	0.015
Silver - Total	MG/L	NA		0.050	0.0030	0.050	0.0030	0.053	0.0030
Sodium - Total	MG/L	NA		9.9	1.0	10	1.0	82.6	1.0
Thallium - Total	MG/L	NA		0.20	0.020	0.20	0.020	0.19	0.020
Vanadium - Total	MG/L	NA		0.20	0.0050	0.20	0.0050	0.20	0.0050
Zinc - Total	MG/L	NA		0.20	0.010	0.20	0.010	0.20	0.010

NA = Not Applicable ND = Not Detected

Client ID Job No Sample Date	Lab ID	RFI-32-0108 A08-1190 02/04/2008	A8119003SD	RFI-35-0208 A08-1190 02/05/2008	A8119001MS	RFI-35-0208 A08-1190 02/05/2008	A8119001SD	RFI-43-0208 A08-1248 02/06/2008	A8124803MS
Analyte	Units	Sample Value	Reporting Limit	Sample Value	Reporting Limit	Sample Value	Reporting Limit	Sample Value	Reporting Limit
Aluminum - Total	MG/L	9.9	0.20	NA		NA		10	0.20
Antimony - Total	MG/L	0.20	0.020	NA		NA		0.20	0.020
Arsenic - Total	MG/L	0.20	0.010	NA		NA		0.20	0.010
Barium - Total	MG/L	0.25	0.0020	NA		NA		0.21	0.0020
Beryllium - Total	MG/L	0.19	0.0020	NA		NA		0.19	0.0020
Cadmium - Total	MG/L	0.20	0.0010	NA		NA		0.19	0.0010
Calcium - Total	MG/L	187	0.50	NA		NA		403	0.50
Chromium - Total	MG/L	0.20	0.0040	NA		NA		0.19	0.0040
Cobalt - Total	MG/L	0.20	0.0040	NA		NA		0.19	0.0040
Copper - Total	MG/L	0.20	0.010	NA		NA		0.21	0.010
Iron - Total	MG/L	11.4	0.050	NA		NA		11.2	0.050
Lead - Total	MG/L	0.19	0.0050	NA		NA		0.19	0.0050
Magnesium - Total	MG/L	81.3	0.20	NA		NA		134	0.20
Manganese - Total	MG/L	1.2	0.0030	NA		NA		3.2	0.0030
Mercury - Total	MG/L	NA		0.0056	0.00020	0.0054	0.00020	NA	
Nickel - Total	MG/L	0.20	0.010	NA		NA		0.20	0.010
Potassium - Total	MG/L	11.6	0.50	NA		NA		11.7	0.50
Selenium - Total	MG/L	0.20	0.015	NA		NA		0.20	0.015
Silver - Total	MG/L	0.050	0.0030	NA		NA		0.051	0.0030
Sodium - Total	MG/L	79.1	1.0	NA		NA		37.7	1.0
Thallium - Total	MG/L	0.19	0.020	NA		NA		0.19	0.020
Vanadium - Total	MG/L	0.20	0.0050	NA		NA		0.20	0.0050
Zinc - Total	MG/L	0.19	0.010	NA		NA		0.18	0.010

NA = Not Applicable ND = Not Detected

Client ID		RFI-43-0208							
Job No	Lab ID	A08-1248	A8124803SD						
Sample Date		02/06/2008							
Analyte	Units	Sample Value	Reporting Limit	Sample Value	Reporting Limit	Sample Value	Reporting Limit	Sample Value	Reporting Limit
Aluminum - Total	MG/L	10.1	0.20	NA		NA		NA	
Antimony - Total	MG/L	0.20	0.020	NA		NA		NA	
Arsenic - Total	MG/L	0.20	0.010	NA		NA		NA	
Barium - Total	MG/L	0.21	0.0020	NA		NA		NA	
Beryllium - Total	MG/L	0.19	0.0020	NA		NA		NA	
Cadmium - Total	MG/L	0.19	0.0010	NA		NA		NA	
Calcium - Total	MG/L	403	0.50	NA		NA		NA	
Chromium - Total	MG/L	0.19	0.0040	NA		NA		NA	
Cobalt - Total	MG/L	0.19	0.0040	NA		NA		NA	
Copper - Total	MG/L	0.21	0.010	NA		NA		NA	
Iron - Total	MG/L	11.3	0.050	NA		NA		NA	
Lead - Total	MG/L	0.19	0.0050	NA		NA		NA	
Magnesium - Total	MG/L	134	0.20	NA		NA		NA	
Manganese - Total	MG/L	3.2	0.0030	NA		NA		NA	
Nickel - Total	MG/L	0.19	0.010	NA		NA		NA	
Potassium - Total	MG/L	11.7	0.50	NA		NA		NA	
Selenium - Total	MG/L	0.20	0.015	NA		NA		NA	
Silver - Total	MG/L	0.051	0.0030	NA		NA		NA	
Sodium - Total	MG/L	37.7	1.0	NA		NA		NA	
Thallium - Total	MG/L	0.19	0.020	NA		NA		NA	
Vanadium - Total	MG/L	0.20	0.0050	NA		NA		NA	
Zinc - Total	MG/L	0.18	0.010	NA		NA		NA	

NA = Not Applicable ND = Not Detected

Client ID		MBLK		MBLK		MBLK		MBLK	
Job No / Lab ID		A08-1190	A8B0999302	A08-1248	A8B1012002	A08-1248	A8B1013502	A08-1248	A8B1034002
Sample Date									
Analyte	Units	Sample Value	Reporting Limit	Sample Value	Reporting Limit	Sample Value	Reporting Limit	Sample Value	Reporting Limit
Sulfate	MG/L	ND	5.0	ND	5.0	NA		ND	5.0
Total Recoverable Phenolics	MG/L	NA		NA		ND	0.010	NA	

Client ID		Method Blank		Method Blank		Method Blank		Method Blank	
Job No / Lab ID		A08-1190	A8B0993802	A08-1190	A8B0995502	A08-1190	A8B0996002	A08-1190	A8B0996702
Sample Date									
Analyte	Units	Sample Value	Reporting Limit	Sample Value	Reporting Limit	Sample Value	Reporting Limit	Sample Value	Reporting Limit
Ferrous Iron	MG/L	ND	0.10	NA		NA		NA	
Sulfide	MG/L	NA		ND	1.0	NA		NA	
Chloride	MG/L	NA		NA		ND	0.50	NA	
Nitrate-Nitrite	MG/L-N	NA		NA		NA		ND	0.050

Client ID		Method Blank		Method Blank		Method Blank		Method Blank	
Job No / Lab ID		A08-1248	A8B0999902	A08-1248	A8B1003102	A08-1248	A8B1005502	A08-1248	A8B1024802
Sample Date									
Analyte	Units	Sample Value	Reporting Limit	Sample Value	Reporting Limit	Sample Value	Reporting Limit	Sample Value	Reporting Limit
Ferrous Iron	MG/L	ND	0.10	NA		NA		NA	
Cyanide - Total	MG/L	NA		ND	0.010	NA		NA	
Sulfide	MG/L	NA		NA		ND	1.0	NA	
Chloride	MG/L	NA		NA		NA		ND	0.50

Client ID		Method Blank		Method Blank					
Job No / Lab ID		A08-1248	A8B1030302	A08-1248	A8B1037702				
Sample Date									
Analyte	Units	Sample Value	Reporting Limit	Sample Value	Reporting Limit	Sample Value	Reporting Limit	Sample Value	Reporting Limit
Nitrate-Nitrite	MG/L-N	ND	0.050	NA		NA		NA	
Chloride	MG/L	NA		ND	0.50	NA		NA	

NA = Not Applicable ND = Not Detected

Client ID		LCS		LCS		LCS		LCS	
Job No	Lab ID	A08-1190	A8B0993801	A08-1190	A8B0995501	A08-1190	A8B0996001	A08-1190	A8B0996701
Sample Date									
Analyte	Units	Sample Value	Reporting Limit	Sample Value	Reporting Limit	Sample Value	Reporting Limit	Sample Value	Reporting Limit
Ferrous Iron	MG/L	2.1	0.10	NA		NA		NA	
Sulfide	MG/L	NA		3.6	1.0	NA		NA	
Chloride	MG/L	NA		NA		18.6	0.50	NA	
Nitrate-Nitrite	MG/L-N	NA		NA		NA		2.7	0.050

Client ID		LCS		LCS		LCS		LCS	
Job No	Lab ID	A08-1190	A8B0999301	A08-1248	A8B0999901	A08-1190	A8B1003101	A08-1248	A8B1005501
Sample Date									
Analyte	Units	Sample Value	Reporting Limit	Sample Value	Reporting Limit	Sample Value	Reporting Limit	Sample Value	Reporting Limit
Sulfate	MG/L	30.9	5.0	NA		NA		NA	
Ferrous Iron	MG/L	NA		2.1	0.10	NA		NA	
Cyanide - Total	MG/L	NA		NA		0.41	0.010	NA	
Sulfide	MG/L	NA		NA		NA		8.4	1.0

Client ID		LCS		LCS		LCS		LCS	
Job No	Lab ID	A08-1248	A8B1012001	A08-1190	A8B1013501	A08-1248	A8B1024801	A08-1248	A8B1030301
Sample Date									
Analyte	Units	Sample Value	Reporting Limit	Sample Value	Reporting Limit	Sample Value	Reporting Limit	Sample Value	Reporting Limit
Sulfate	MG/L	31.7	5.0	NA		NA		NA	
Total Recoverable Phenolics	MG/L	NA		0.73	0.050	NA		NA	
Chloride	MG/L	NA		NA		21.7	0.50	NA	
Nitrate-Nitrite	MG/L-N	NA		NA		NA		2.3	0.050

Client ID		LCS		LCS		R-01-0108		RFI-29-0108	
Job No	Lab ID	A08-1248	A8B1034001	A08-1248	A8B1037701	A08-1190	A8119008MS	A08-1190	A8119002MS
Sample Date						02/05/2008		02/04/2008	
Analyte	Units	Sample Value	Reporting Limit	Sample Value	Reporting Limit	Sample Value	Reporting Limit	Sample Value	Reporting Limit
Sulfate	MG/L	29.2	5.0	NA		NA		NA	
Chloride	MG/L	NA		19.7	0.50	260	2.5	NA	
Ferrous Iron	MG/L	NA		NA		NA		1.3	0.10
Nitrate-Nitrite	MG/L-N	NA		NA		1.1	0.050	NA	
Sulfide	MG/L	NA		NA		2.4	2.0	NA	

Date: 02/20/2008
Time: 11:52:02

HONEYWELL BUFFALO COLOR
BUFFALO COLOR RIFS(Honeywell)-Aqueous
WET CHEMISTRY ANALYSIS

Rept: AN0326

Client ID Job No Sample Date	Lab ID	LCS A08-1248	A8B1034001	LCS A08-1248	A8B1037701	R-01-0108 A08-1190 02/05/2008	A8119008MS	RFI-29-0108 A08-1190 02/04/2008	A8119002MS
Analyte	Units	Sample Value	Reporting Limit	Sample Value	Reporting Limit	Sample Value	Reporting Limit	Sample Value	Reporting Limit

NA = Not Applicable ND = Not Detected

TestAmerica Lab

Date: 02/20/2008
Time: 11:52:02

HONEYWELL BUFFALO COLOR
BUFFALO COLOR RIFS(Honeywell)-Aqueous
WET CHEMISTRY ANALYSIS

Rept: AN0326

Client ID Job No Lab ID Sample Date		RFI-31-0108 A08-1190 A8119006MS 02/05/2008		RFI-36-0208 A08-1248 A8124807MS 02/06/2008		RFI-45-0208 A08-1248 A8124801MS 02/06/2008			
Analyte	Units	Sample Value	Reporting Limit	Sample Value	Reporting Limit	Sample Value	Reporting Limit	Sample Value	Reporting Limit
Cyanide - Total	MG/L	0.14	0.010	NA		NA		NA	
Chloride	MG/L	NA		136	2.5	NA		NA	
Ferrous Iron	MG/L	NA		NA		1.2	0.10	NA	
Nitrate-Nitrite	MG/L-N	NA		0.83	0.050	NA		NA	

NA = Not Applicable ND = Not Detected

TestAmerica Lab

Date : 02/20/2008 11:52:09 Rept: AN0364

SAMPLE DATE 02/06/2008

SDG: 1190

Client Sample ID:	RFI-43-0208	RFI-43-0208	RFI-43-0208
Lab Sample ID:	A8124803	A8124803MS	A8124803SD

Analyte	Units of Measure	Concentration			Spike Amount		% Recovery			%	QC LIMITS	
		Sample	Matrix Spike	Spike Duplicate	MS	MSD	MS	MSD	Avg	RPD	RPD	REC.
METHOD 8260 - TCL VOLATILE ORGANICS												
Acetone	UG/L	0	440	481	500	500	88	96	92	9	15.0	56-142
Benzene	UG/L	0	90.6	106	100	100	91	106	99	15 *	13.0	71-124
Bromodichloromethane	UG/L	0	83.7	94.7	100	100	84	95	90	12	15.0	60-130
Bromoform	UG/L	0	61.2	64.3	100	100	61 *	64 *	63	5	15.0	66-128
Bromomethane	UG/L	0	97.7	114	100	100	98	114	106	15	15.0	36-150
2-Butanone	UG/L	0	459	476	500	500	92	95	94	3	15.0	57-140
Carbon Disulfide	UG/L	0	68.4	71.9	100	100	68	72	70	6	15.0	59-134
Carbon Tetrachloride	UG/L	0	78.9	99.4	100	100	79	99	89	22 *	15.0	72-134
Chlorobenzene	UG/L	0	87.2	98.3	100	100	87	98	93	12	15.0	72-120
Chloroethane	UG/L	0	94.5	109	100	100	94	109	102	15	15.0	69-136
Chloroform	UG/L	0	84.9	103	100	100	85	104	95	20 *	15.0	73-127
Chloromethane	UG/L	0	83.2	106	100	100	83	107	95	25 *	15.0	49-142
Cyclohexane	UG/L	0	106	109	100	100	106	110	108	4	20.0	70-130
Dibromochloromethane	UG/L	0	72.3	78.9	100	100	72 *	79	76	9	15.0	75-125
1,2-Dibromo-3-chloropropane	UG/L	0	85.1	90.0	100	100	85	90	88	6	15.0	56-134
1,2-Dibromoethane	UG/L	0	93.9	100	100	100	94	100	97	6	15.0	77-120
1,2-Dichlorobenzene	UG/L	0	89.2	97.1	100	100	89	97	93	9	20.0	77-120
1,3-Dichlorobenzene	UG/L	0	86.8	96.6	100	100	87	97	92	11	20.0	77-119
1,4-Dichlorobenzene	UG/L	0	88.6	98.8	100	100	89	99	94	11	20.0	75-119
Dichlorodifluoromethane	UG/L	0	93.8	124	100	100	94	125	110	28 *	20.0	33-157
1,1-Dichloroethane	UG/L	0	86.4	107	100	100	86	108	97	23 *	20.0	71-129
1,2-Dichloroethane	UG/L	0	85.7	96.7	100	100	86	97	92	12	20.0	75-127
1,1-Dichloroethene	UG/L	0	91.7	118	100	100	92	118	105	25	31.0	65-138
cis-1,2-Dichloroethene	UG/L	0	86.9	106	100	100	87	106	97	20 *	15.0	74-124
trans-1,2-Dichloroethene	UG/L	0	89.5	110	100	100	90	111	101	21 *	20.0	73-127
1,2-Dichloropropane	UG/L	0	94.9	105	100	100	95	106	101	11	20.0	76-120
cis-1,3-Dichloropropene	UG/L	0	78.7	89.6	100	100	79	90	85	13	15.0	74-124
trans-1,3-Dichloropropene	UG/L	0	77.0	83.3	100	100	77	83	80	8	15.0	72-123
Ethylbenzene	UG/L	0	88.7	102	100	100	89	102	96	14	15.0	77-123
2-Hexanone	UG/L	0	476	500	500	500	95	100	98	5	15.0	65-127
Isopropylbenzene	UG/L	0	82.8	95.8	100	100	83	96	90	14	20.0	77-122
Methyl acetate	UG/L	0	104	112	100	100	104	112	108	7	20.0	60-140
Methylcyclohexane	UG/L	0	107	111	100	100	108	111	110	3	20.0	60-140
Methylene chloride	UG/L	0	84.5	99.7	100	100	84	100	92	17 *	15.0	57-132
4-Methyl-2-pentanone	UG/L	0	488	495	500	500	98	99	99	1	35.0	48-156
Styrene	UG/L	0	87.8	98.0	100	100	88	98	93	11	20.0	70-130
1,1,2,2-Tetrachloroethane	UG/L	0	108	118	100	100	108	118	113	9	15.0	70-126
1,1,2-Trichloro-1,2,2-trifluoroethane	UG/L	0	98.6	105	100	100	99	105	102	6	20.0	60-140
Tetrachloroethene	UG/L	0	83.4	95.6	100	100	83	96	90	14	15.0	74-122
Toluene	UG/L	0	87.4	99.3	100	100	87	99	93	13	15.0	70-122
1,2,4-Trichlorobenzene	UG/L	0	74.3	86.8	100	100	74	87	81	16	20.0	70-122

* Indicates Result is outside QC Limits
NC = Not Calculated ND = Not Detected

Date : 02/20/2008 11:52:09 Rept: AN0364

SAMPLE DATE 02/06/2008

SDG: 1190

Client Sample ID:	RFI-43-0208	RFI-43-0208	RFI-43-0208
Lab Sample ID:	A8124803	A8124803MS	A8124803SD

Analyte	Units of Measure	Concentration			Spike Amount		% Recovery			% RPD		QC LIMITS RPD	QC LIMITS REC.
		Sample	Matrix Spike	Spike Duplicate	MS	MSD	MS	MSD	Avg				
METHOD 8260 - TCL VOLATILE ORGANICS													
1,1,1-Trichloroethane	UG/L	0	81.2	102	100	100	81	102	92	23	*	15.0	73-126
1,1,2-Trichloroethane	UG/L	0	97.6	103	100	100	98	104	101	6		15.0	76-122
Trichloroethene	UG/L	0	87.3	105	100	100	87	105	96	19	*	15.0	74-123
Trichlorofluoromethane	UG/L	0	93.3	120	100	100	93	121	107	26	*	20.0	62-152
Vinyl chloride	UG/L	0	102	131	100	100	103	132	118	25	*	15.0	65-133
Total Xylenes	UG/L	0	263	300	300	300	88	100	94	13		16.0	76-122
Methyl-t-Butyl Ether (MTBE)	UG/L	0	94.5	101	100	100	94	101	98	7		37.0	64-127

* Indicates Result is outside QC Limits
NC = Not Calculated ND = Not Detected

SDG: 1190
Client Sample ID: VBLK66 MSB66
Lab Sample ID: A8B1021902 A8B1021901

Analyte	Units of Measure	Concentration Blank Spike	Concentration Spike Amount	% Recovery Blank Spike	QC LIMITS
METHOD 8260 - TCL VOLATILE ORGANICS					
Acetone	UG/L	116	125	93	56-142
Benzene	UG/L	24.2	25.0	97	71-124
Bromodichloromethane	UG/L	24.5	25.0	98	60-130
Bromoform	UG/L	25.7	25.0	103	66-128
Bromomethane	UG/L	23.6	25.0	95	36-150
2-Butanone	UG/L	111	125	89	57-140
Carbon Disulfide	UG/L	23.8	25.0	95	59-134
Carbon Tetrachloride	UG/L	25.1	25.0	100	72-134
Chlorobenzene	UG/L	24.6	25.0	99	72-120
Chloroethane	UG/L	19.3	25.0	78	69-136
Chloroform	UG/L	23.1	25.0	92	73-127
Chloromethane	UG/L	22.1	25.0	89	49-142
Cyclohexane	UG/L	25.0	25.0	100	70-130
Dibromochloromethane	UG/L	25.9	25.0	104	75-125
1,2-Dibromo-3-chloropropane	UG/L	23.0	25.0	92	56-134
1,2-Dibromoethane	UG/L	26.5	25.0	106	77-120
1,2-Dichlorobenzene	UG/L	24.0	25.0	96	77-120
1,3-Dichlorobenzene	UG/L	24.5	25.0	98	77-119
1,4-Dichlorobenzene	UG/L	24.9	25.0	100	75-119
Dichlorodifluoromethane	UG/L	24.9	25.0	100	33-157
1,1-Dichloroethane	UG/L	24.2	25.0	97	71-129
1,2-Dichloroethane	UG/L	22.8	25.0	91	75-127
1,1-Dichloroethene	UG/L	27.1	25.0	108	65-138
cis-1,2-Dichloroethene	UG/L	23.9	25.0	96	74-124
trans-1,2-Dichloroethene	UG/L	25.3	25.0	101	73-127
1,2-Dichloropropane	UG/L	24.8	25.0	99	76-120
cis-1,3-Dichloropropene	UG/L	24.6	25.0	99	74-124
trans-1,3-Dichloropropene	UG/L	26.3	25.0	105	72-123
Ethylbenzene	UG/L	24.9	25.0	100	77-123
2-Hexanone	UG/L	119	125	96	65-127
Isopropylbenzene	UG/L	23.2	25.0	93	77-122
Methyl acetate	UG/L	26.3	25.0	105	60-140
Methylcyclohexane	UG/L	25.7	25.0	103	60-140
Methylene chloride	UG/L	22.7	25.0	91	57-132
4-Methyl-2-pentanone	UG/L	124	125	99	48-156
Styrene	UG/L	24.6	25.0	99	70-130
1,1,2,2-Tetrachloroethane	UG/L	27.6	25.0	111	70-126
1,1,2-Trichloro-1,2,2-trifluoroethane	UG/L	25.4	25.0	102	60-140
Tetrachloroethene	UG/L	25.8	25.0	104	74-122
Toluene	UG/L	25.4	25.0	102	70-122
1,2,4-Trichlorobenzene	UG/L	23.2	25.0	93	70-122

* Indicates Result is outside QC Limits
NC = Not Calculated ND = Not Detected

SDG: 1190
Client Sample ID: VBLK66 MSB66
Lab Sample ID: A8B1021902 A8B1021901

Analyte	Units of Measure	Concentration Blank Spike	Spike Amount	% Recovery Blank Spike	QC LIMITS
METHOD 8260 - TCL VOLATILE ORGANICS					
1,1,1-Trichloroethane	UG/L	24.4	25.0	98	73-126
1,1,2-Trichloroethane	UG/L	27.0	25.0	108	76-122
Trichloroethene	UG/L	24.9	25.0	100	74-123
Trichlorofluoromethane	UG/L	25.7	25.0	103	62-152
Vinyl chloride	UG/L	26.1	25.0	105	65-133
Total Xylenes	UG/L	73.8	75.0	98	76-122
Methyl-t-Butyl Ether (MTBE)	UG/L	23.1	25.0	92	64-127

* Indicates Result is outside QC Limits
NC = Not Calculated ND = Not Detected

SDG: 1190
Client Sample ID: VBLK69 MSB69
Lab Sample ID: A8B1032702 A8B1032701

Analyte	Units of Measure	Concentration Blank Spike	Concentration Spike Amount	% Recovery Blank Spike	QC LIMITS
METHOD 8260 - TCL VOLATILE ORGANICS					
Acetone	UG/L	114	125	92	56-142
Benzene	UG/L	25.5	25.0	102	71-124
Bromodichloromethane	UG/L	24.8	25.0	99	60-130
Bromoform	UG/L	20.1	25.0	80	66-128
Bromomethane	UG/L	32.0	25.0	128	36-150
2-Butanone	UG/L	116	125	93	57-140
Carbon Disulfide	UG/L	22.7	25.0	91	59-134
Carbon Tetrachloride	UG/L	24.1	25.0	97	72-134
Chlorobenzene	UG/L	24.7	25.0	99	72-120
Chloroethane	UG/L	29.9	25.0	120	69-136
Chloroform	UG/L	24.4	25.0	98	73-127
Chloromethane	UG/L	24.3	25.0	97	49-142
Cyclohexane	UG/L	25.4	25.0	102	70-130
Dibromochloromethane	UG/L	22.3	25.0	89	75-125
1,2-Dibromo-3-chloropropane	UG/L	22.3	25.0	89	56-134
1,2-Dibromoethane	UG/L	25.1	25.0	101	77-120
1,2-Dichlorobenzene	UG/L	25.2	25.0	101	77-120
1,3-Dichlorobenzene	UG/L	25.1	25.0	100	77-119
1,4-Dichlorobenzene	UG/L	25.4	25.0	102	75-119
Dichlorodifluoromethane	UG/L	27.7	25.0	111	33-157
1,1-Dichloroethane	UG/L	24.9	25.0	100	71-129
1,2-Dichloroethane	UG/L	23.8	25.0	96	75-127
1,1-Dichloroethene	UG/L	26.5	25.0	106	65-138
cis-1,2-Dichloroethene	UG/L	24.6	25.0	99	74-124
trans-1,2-Dichloroethene	UG/L	25.8	25.0	104	73-127
1,2-Dichloropropane	UG/L	26.3	25.0	105	76-120
cis-1,3-Dichloropropene	UG/L	25.3	25.0	101	74-124
trans-1,3-Dichloropropene	UG/L	23.9	25.0	96	72-123
Ethylbenzene	UG/L	25.3	25.0	101	77-123
2-Hexanone	UG/L	119	125	96	65-127
Isopropylbenzene	UG/L	23.9	25.0	96	77-122
Methyl acetate	UG/L	28.4	25.0	114	60-140
Methylcyclohexane	UG/L	26.5	25.0	106	60-140
Methylene chloride	UG/L	23.3	25.0	93	57-132
4-Methyl-2-pentanone	UG/L	121	125	97	48-156
Styrene	UG/L	25.3	25.0	101	70-130
1,1,2,2-Tetrachloroethane	UG/L	28.7	25.0	115	70-126
1,1,2-Trichloro-1,2,2-trifluoroethane	UG/L	24.4	25.0	98	60-140
Tetrachloroethene	UG/L	23.7	25.0	95	74-122
Toluene	UG/L	24.7	25.0	99	70-122
1,2,4-Trichlorobenzene	UG/L	23.3	25.0	93	70-122

* Indicates Result is outside QC Limits
NC = Not Calculated ND = Not Detected

SDG: 1190

Client Sample ID:	VBLK69	MSB69
Lab Sample ID:	A8B1032702	A8B1032701

Analyte	Units of Measure	Concentration Blank Spike	Concentration Spike Amount	% Recovery Blank Spike	QC LIMITS
METHOD 8260 - TCL VOLATILE ORGANICS					
1,1,1-Trichloroethane	UG/L	24.3	25.0	98	73-126
1,1,2-Trichloroethane	UG/L	26.2	25.0	105	76-122
Trichloroethene	UG/L	26.0	25.0	104	74-123
Trichlorofluoromethane	UG/L	26.8	25.0	107	62-152
Vinyl chloride	UG/L	28.9	25.0	116	65-133
Total Xylenes	UG/L	74.9	75.0	100	76-122
Methyl-t-Butyl Ether (MTBE)	UG/L	24.7	25.0	99	64-127

* Indicates Result is outside QC Limits
NC = Not Calculated ND = Not Detected

SDG: 1190
Client Sample ID: VBLK70 MSB70
Lab Sample ID: A8B1037002 A8B1037001

Analyte	Units of Measure	Concentration Blank Spike	Concentration Spike Amount	% Recovery Blank Spike	QC LIMITS
METHOD 8260 - TCL VOLATILE ORGANICS					
Acetone	UG/L	116	125	93	56-142
Benzene	UG/L	26.9	25.0	108	71-124
Bromodichloromethane	UG/L	25.3	25.0	101	60-130
Bromoform	UG/L	20.9	25.0	84	66-128
Bromomethane	UG/L	34.9	25.0	140	36-150
2-Butanone	UG/L	112	125	90	57-140
Carbon Disulfide	UG/L	23.3	25.0	93	59-134
Carbon Tetrachloride	UG/L	24.9	25.0	100	72-134
Chlorobenzene	UG/L	24.7	25.0	99	72-120
Chloroethane	UG/L	30.2	25.0	121	69-136
Chloroform	UG/L	25.5	25.0	102	73-127
Chloromethane	UG/L	26.0	25.0	104	49-142
Cyclohexane	UG/L	26.8	25.0	107	70-130
Dibromochloromethane	UG/L	22.1	25.0	89	75-125
1,2-Dibromo-3-chloropropane	UG/L	21.3	25.0	85	56-134
1,2-Dibromoethane	UG/L	24.5	25.0	98	77-120
1,2-Dichlorobenzene	UG/L	25.0	25.0	100	77-120
1,3-Dichlorobenzene	UG/L	25.5	25.0	102	77-119
1,4-Dichlorobenzene	UG/L	25.7	25.0	103	75-119
Dichlorodifluoromethane	UG/L	30.3	25.0	121	33-157
1,1-Dichloroethane	UG/L	26.4	25.0	106	71-129
1,2-Dichloroethane	UG/L	23.4	25.0	94	75-127
1,1-Dichloroethene	UG/L	28.3	25.0	113	65-138
cis-1,2-Dichloroethene	UG/L	26.2	25.0	105	74-124
trans-1,2-Dichloroethene	UG/L	27.3	25.0	109	73-127
1,2-Dichloropropane	UG/L	26.7	25.0	107	76-120
cis-1,3-Dichloropropene	UG/L	25.4	25.0	102	74-124
trans-1,3-Dichloropropene	UG/L	24.1	25.0	97	72-123
Ethylbenzene	UG/L	25.7	25.0	103	77-123
2-Hexanone	UG/L	113	125	91	65-127
Isopropylbenzene	UG/L	24.8	25.0	100	77-122
Methyl acetate	UG/L	28.8	25.0	115	60-140
Methylcyclohexane	UG/L	27.3	25.0	109	60-140
Methylene chloride	UG/L	24.4	25.0	98	57-132
4-Methyl-2-pentanone	UG/L	116	125	93	48-156
Styrene	UG/L	25.2	25.0	101	70-130
1,1,2,2-Tetrachloroethane	UG/L	29.6	25.0	119	70-126
1,1,2-Trichloro-1,2,2-trifluoroethane	UG/L	26.2	25.0	105	60-140
Tetrachloroethene	UG/L	24.6	25.0	99	74-122
Toluene	UG/L	25.6	25.0	102	70-122
1,2,4-Trichlorobenzene	UG/L	23.9	25.0	96	70-122

* Indicates Result is outside QC Limits
NC = Not Calculated ND = Not Detected

SDG: 1190

Client Sample ID: VBLK70 MSB70

Lab Sample ID: A8B1037002 A8B1037001

Analyte	Units of Measure	Concentration Blank Spike	Concentration Spike Amount	% Recovery Blank Spike	QC LIMITS
METHOD 8260 - TCL VOLATILE ORGANICS					
1,1,1-Trichloroethane	UG/L	25.2	25.0	101	73-126
1,1,2-Trichloroethane	UG/L	26.6	25.0	107	76-122
Trichloroethene	UG/L	27.3	25.0	110	74-123
Trichlorofluoromethane	UG/L	28.9	25.0	116	62-152
Vinyl chloride	UG/L	32.1	25.0	128	65-133
Total Xylenes	UG/L	75.1	75.0	100	76-122
Methyl-t-Butyl Ether (MTBE)	UG/L	24.5	25.0	98	64-127

* Indicates Result is outside QC Limits

NC = Not Calculated ND = Not Detected

SDG: 1190
Client Sample ID: vblk65 msb65
Lab Sample ID: A8B1018502 A8B1018501

Analyte	Units of Measure	Concentration Blank Spike	Concentration Spike Amount	% Recovery Blank Spike	QC LIMITS
METHOD 8260 - TCL VOLATILE ORGANICS					
Acetone	UG/L	113	125	91	56-142
Benzene	UG/L	23.8	25.0	95	71-124
Bromodichloromethane	UG/L	23.5	25.0	94	60-130
Bromoform	UG/L	25.0	25.0	100	66-128
Bromomethane	UG/L	25.5	25.0	102	36-150
2-Butanone	UG/L	108	125	87	57-140
Carbon Disulfide	UG/L	23.2	25.0	93	59-134
Carbon Tetrachloride	UG/L	24.4	25.0	98	72-134
Chlorobenzene	UG/L	24.1	25.0	97	72-120
Chloroethane	UG/L	19.9	25.0	80	69-136
Chloroform	UG/L	23.3	25.0	93	73-127
Chloromethane	UG/L	21.6	25.0	86	49-142
Cyclohexane	UG/L	25.8	25.0	103	70-130
Dibromochloromethane	UG/L	24.4	25.0	98	75-125
1,2-Dibromo-3-chloropropane	UG/L	21.5	25.0	86	56-134
1,2-Dibromoethane	UG/L	25.1	25.0	101	77-120
1,2-Dichlorobenzene	UG/L	23.3	25.0	93	77-120
1,3-Dichlorobenzene	UG/L	23.8	25.0	95	77-119
1,4-Dichlorobenzene	UG/L	23.8	25.0	95	75-119
Dichlorodifluoromethane	UG/L	23.1	25.0	92	33-157
1,1-Dichloroethane	UG/L	24.0	25.0	96	71-129
1,2-Dichloroethane	UG/L	22.3	25.0	90	75-127
1,1-Dichloroethene	UG/L	26.2	25.0	105	65-138
cis-1,2-Dichloroethene	UG/L	24.3	25.0	97	74-124
trans-1,2-Dichloroethene	UG/L	25.1	25.0	101	73-127
1,2-Dichloropropane	UG/L	23.6	25.0	95	76-120
cis-1,3-Dichloropropene	UG/L	23.3	25.0	93	74-124
trans-1,3-Dichloropropene	UG/L	24.7	25.0	99	72-123
Ethylbenzene	UG/L	24.2	25.0	97	77-123
2-Hexanone	UG/L	115	125	92	65-127
Isopropylbenzene	UG/L	21.8	25.0	87	77-122
Methyl acetate	UG/L	23.1	25.0	92	60-140
Methylcyclohexane	UG/L	25.7	25.0	103	60-140
Methylene chloride	UG/L	22.4	25.0	90	57-132
4-Methyl-2-pentanone	UG/L	120	125	96	48-156
Styrene	UG/L	24.2	25.0	97	70-130
1,1,2,2-Tetrachloroethane	UG/L	26.3	25.0	105	70-126
1,1,2-Trichloro-1,2,2-trifluoroethane	UG/L	26.4	25.0	106	60-140
Tetrachloroethene	UG/L	25.9	25.0	104	74-122
Toluene	UG/L	24.4	25.0	98	70-122
1,2,4-Trichlorobenzene	UG/L	24.0	25.0	96	70-122

* Indicates Result is outside QC Limits
NC = Not Calculated ND = Not Detected

SDG: 1190

Client Sample ID:	vblk65	msb65
Lab Sample ID:	A8B1018502	A8B1018501

Analyte	Units of Measure	Concentration Blank Spike	Concentration Spike Amount	% Recovery Blank Spike	QC LIMITS
METHOD 8260 - TCL VOLATILE ORGANICS					
1,1,1-Trichloroethane	UG/L	23.4	25.0	94	73-126
1,1,2-Trichloroethane	UG/L	25.9	25.0	104	76-122
Trichloroethene	UG/L	25.0	25.0	100	74-123
Trichlorofluoromethane	UG/L	23.8	25.0	96	62-152
Vinyl chloride	UG/L	26.0	25.0	104	65-133
Total Xylenes	UG/L	72.2	75.0	96	76-122
Methyl-t-Butyl Ether (MTBE)	UG/L	23.8	25.0	96	64-127

* Indicates Result is outside QC Limits
NC = Not Calculated ND = Not Detected

Date : 02/20/2008 11:52:18 Rept: AN0364

SDG: 1190
Client Sample ID: SBLK Matrix Spike Blank Matrix Spike Blk Dup
Lab Sample ID: A8B1020503 A8B1020501 A8B1020502

Analyte	Units of Measure	Concentration		Spike Amount		% Recovery			% RPD	QC LIMITS	
		Spike Blank	Spike Blank Dup	SB	SBD	SB	SBD	Avg		RPD	REC.
METHOD 8270 - TCL SEMI-VOLATILE ORGANICS											
Acenaphthene	UG/L	90.6	88.6	100	100	91	89	90	2	24.0	60-120
Aniline	UG/L	64.3	61.3	100	100	64	61	63	5	30.0	37-120
Acenaphthylene	UG/L	88.3	86.3	100	100	88	86	87	2	18.0	63-120
Acetophenone	UG/L	88.7	86.3	100	100	89	86	88	3	20.0	30-140
Anthracene	UG/L	99.6	96.0	100	100	100	96	98	4	15.0	69-131
Atrazine	UG/L	106	101	100	100	107	101	104	6	20.0	30-140
Benzaldehyde	UG/L	1.9	1.8	100	100	2 *	2 *	2	0	20.0	30-140
Benzo(a)anthracene	UG/L	102	101	100	100	102	102	102	0	15.0	73-138
Benzo(b)fluoranthene	UG/L	99.2	106	100	100	99	106	103	7	15.0	75-133
Benzo(k)fluoranthene	UG/L	96.3	92.5	100	100	96	92	94	4	22.0	66-134
Benzo(ghi)perylene	UG/L	120	118	100	100	120	119	120	0.	15.0	66-152
Benzo(a)pyrene	UG/L	94.2	97.3	100	100	94	97	96	3	15.0	74-126
Biphenyl	UG/L	80.9	79.7	100	100	81	80	81	1	20.0	30-140
Bis(2-chloroethoxy) methane	UG/L	71.9	71.2	100	100	72	71	72	1	17.0	62-120
Bis(2-chloroethyl) ether	UG/L	60.9	60.1	100	100	61	60	61	2	21.0	51-120
2,2'-Oxybis(1-Chloropropane)	UG/L	62.7	63.4	100	100	63	63	63	0	24.0	47-120
Bis(2-ethylhexyl) phthalate	UG/L	98.1	94.8	100	100	97	93	95	4	15.0	69-136
4-Bromophenyl phenyl ether	UG/L	109	102	100	100	109	102	106	7	15.0	70-120
Butyl benzyl phthalate	UG/L	92.2	91.1	100	100	92	91	92	1	16.0	62-149
Caprolactam	UG/L	32.3	30.6	100	100	32	31	32	3	20.0	18-120
Carbazole	UG/L	97.7	92.7	100	100	98	93	96	5	20.0	68-133
4-Chloroaniline	UG/L	85.5	84.2	100	100	86	84	85	2	22.0	60-124
4-Chloro-3-methylphenol	UG/L	93.6	89.7	100	100	94	90	92	4	27.0	64-120
2-Chloronaphthalene	UG/L	81.8	81.8	100	100	82	82	82	0	21.0	52-120
2-Chlorophenol	UG/L	66.1	65.2	100	100	66	65	66	2	25.0	48-120
4-Chlorophenyl phenyl ether	UG/L	98.3	94.9	100	100	98	95	97	3	16.0	71-122
Chrysene	UG/L	93.8	91.7	100	100	94	92	93	2	15.0	69-140
Dibenzo(a,h)anthracene	UG/L	119	119	100	100	120	119	120	0.	15.0	67-144
Dibenzofuran	UG/L	92.8	89.8	100	100	93	90	92	3	15.0	66-120
Di-n-butyl phthalate	UG/L	100	95.3	100	100	100	95	98	5	15.0	67-132
3,3'-Dichlorobenzidine	UG/L	105	106	100	100	105	107	106	2	25.0	33-140
2,4-Dichlorophenol	UG/L	90.3	86.3	100	100	90	86	88	4	19.0	64-120
Diethyl phthalate	UG/L	95.7	94.2	100	100	96	94	95	2	15.0	78-128
2,4-Dimethylphenol	UG/L	81.3	76.9	100	100	81	77	79	5	42.0	57-120
Dimethyl phthalate	UG/L	92.6	89.9	100	100	93	90	92	3	15.0	73-127
4,6-Dinitro-2-methylphenol	UG/L	123	117	100	100	124	118	121	5	15.0	64-159
2,4-Dinitrophenol	UG/L	100	99.3	100	100	101	99	100	2	22.0	42-153
2,4-Dinitrotoluene	UG/L	105	101	100	100	106	101	104	5	20.0	59-125
2,6-Dinitrotoluene	UG/L	89.0	88.4	100	100	89	88	89	1	15.0	74-134
Di-n-octyl phthalate	UG/L	88.8	88.1	100	100	89	88	89	1	16.0	72-145
Fluoranthene	UG/L	100	96.7	100	100	100	97	99	3	15.0	67-133
Fluorene	UG/L	96.5	93.2	100	100	96	93	95	3	15.0	66-129
Hexachlorobenzene	UG/L	111	108	100	100	112	108	110	4	15.0	38-131

* Indicates Result is outside QC Limits
NC = Not Calculated ND = Not Detected

Date : 02/20/2008 11:52:18 Rept: AN0364

SDG: 1190
Client Sample ID: SBLK Matrix Spike Blank Matrix Spike Blk Dup
Lab Sample ID: A8B1020503 A8B1020501 A8B1020502

Analyte	Units of Measure	Concentration		Spike Amount		% Recovery			%	QC LIMITS	
		Spike Blank	Spike Blank Dup	SB	SBD	SB	SBD	Avg	RPD	RPD	REC.
METHOD 8270 - TCL SEMI-VOLATILE ORGANICS											
Hexachlorobutadiene	UG/L	74.2	72.6	100	100	74	73	74	1	44.0	30-120
Hexachlorocyclopentadiene	UG/L	61.0	60.5	100	100	61	60	61	2	49.0	23-120
Hexachloroethane	UG/L	56.2	56.5	100	100	56	56	56	0	46.0	25-120
Indeno(1,2,3-cd)pyrene	UG/L	116	116	100	100	116	117	117	0.	15.0	69-146
Isophorone	UG/L	76.6	74.7	100	100	77	75	76	3	17.0	64-120
2-Methylnaphthalene	UG/L	90.8	88.3	100	100	91	88	90	3	21.0	48-120
2-Methylphenol	UG/L	67.8	64.0	100	100	68	64	66	6	27.0	39-120
4-Methylphenol	UG/L	61.8	58.7	100	100	62	59	61	5	24.0	36-120
Naphthalene	UG/L	77.2	76.1	100	100	77	76	77	1	29.0	48-120
2-Nitroaniline	UG/L	89.3	85.6	100	100	89	86	88	3	15.0	67-136
3-Nitroaniline	UG/L	85.5	85.1	100	100	86	85	86	1	19.0	69-129
4-Nitroaniline	UG/L	89.9	85.8	100	100	90	86	88	4	24.0	64-135
Nitrobenzene	UG/L	76.6	72.5	100	100	77	72	75	7	24.0	52-120
2-Nitrophenol	UG/L	85.0	83.8	100	100	85	84	85	1	18.0	59-120
4-Nitrophenol	UG/L	40.4	37.6	100	100	40	38	39	5	48.0	16-120
N-nitrosodiphenylamine	UG/L	123	117	100	100	124	118	121	5	15.0	25-125
N-Nitroso-Di-n-propylamine	UG/L	76.7	76.1	100	100	77	76	77	1	31.0	56-120
Pentachlorophenol	UG/L	127	123	100	100	127	123	125	3	37.0	39-136
Phenanthrene	UG/L	102	98.3	100	100	102	98	100	4	15.0	67-130
Phenol	UG/L	34.8	33.3	100	100	35	33	34	6	34.0	17-120
Pyrene	UG/L	94.7	94.3	100	100	95	94	95	1	19.0	58-136
2,4,5-Trichlorophenol	UG/L	97.7	91.8	100	100	98	92	95	6	18.0	65-126
2,4,6-Trichlorophenol	UG/L	94.4	92.8	100	100	94	93	94	1	19.0	64-120

* Indicates Result is outside QC Limits
NC = Not Calculated ND = Not Detected

Date : 02/20/2008 11:52:18 Rept: AN0364

SDG: 1190
Client Sample ID: SBLK Matrix Spike Blank Matrix Spike Blk Dup
Lab Sample ID: A8B1020903 A8B1020901 A8B1020902

Analyte	Units of Measure	Concentration		Spike Amount		% Recovery			%	QC LIMITS	
		Spike Blank	Spike Blank Dup	SB	SBD	SB	SBD	Avg	RPD	RPD	REC.
METHOD 8270 - TCL SEMI-VOLATILE ORGANICS											
Acenaphthene	UG/L	93.7	82.8	100	100	94	83	89	12	24.0	60-120
Aniline	UG/L	62.3	57.5	100	100	62	58	60	7	30.0	37-120
Acenaphthylene	UG/L	90.7	81.0	100	100	91	81	86	12	18.0	63-120
Acetophenone	UG/L	86.6	74.9	100	100	87	75	81	15	20.0	30-140
Anthracene	UG/L	99.4	90.0	100	100	99	90	95	10	15.0	69-131
Atrazine	UG/L	100	93.7	100	100	101	94	98	7	20.0	30-140
Benzaldehyde	UG/L	1.7	1.7	100	100	2 *	2 *	2	0	20.0	30-140
Benzo(a)anthracene	UG/L	100	91.1	100	100	101	91	96	10	15.0	73-138
Benzo(b)fluoranthene	UG/L	100	93.0	100	100	100	93	97	7	15.0	75-133
Benzo(k)fluoranthene	UG/L	88.9	79.6	100	100	89	80	85	11	22.0	66-134
Benzo(ghi)perylene	UG/L	109	98.8	100	100	110	99	105	10	15.0	66-152
Benzo(a)pyrene	UG/L	92.7	84.7	100	100	93	85	89	9	15.0	74-126
Biphenyl	UG/L	83.0	72.0	100	100	83	72	78	14	20.0	30-140
Bis(2-chloroethoxy) methane	UG/L	74.1	65.4	100	100	74	65	70	13	17.0	62-120
Bis(2-chloroethyl) ether	UG/L	61.0	53.6	100	100	61	54	58	12	21.0	51-120
2,2'-Oxybis(1-Chloropropane)	UG/L	66.1	57.9	100	100	66	58	62	13	24.0	47-120
Bis(2-ethylhexyl) phthalate	UG/L	91.0	80.7	100	100	88	78	83	12	15.0	69-136
4-Bromophenyl phenyl ether	UG/L	105	95.9	100	100	105	96	101	9	15.0	70-120
Butyl benzyl phthalate	UG/L	91.7	83.1	100	100	92	83	88	10	16.0	62-149
Caprolactam	UG/L	32.9	33.5	100	100	33	34	34	3	20.0	18-120
Carbazole	UG/L	97.4	87.3	100	100	97	87	92	11	20.0	68-133
4-Chloroaniline	UG/L	86.5	80.9	100	100	86	81	84	6	22.0	60-124
4-Chloro-3-methylphenol	UG/L	91.2	81.4	100	100	91	81	86	12	27.0	64-120
2-Chloronaphthalene	UG/L	86.2	75.4	100	100	86	75	81	14	21.0	52-120
2-Chlorophenol	UG/L	62.7	54.5	100	100	63	54	59	15	25.0	48-120
4-Chlorophenyl phenyl ether	UG/L	100	90.4	100	100	100	90	95	10	16.0	71-122
Chrysene	UG/L	94.3	84.1	100	100	94	84	89	11	15.0	69-140
Dibenzo(a,h)anthracene	UG/L	109	99.2	100	100	109	99	104	10	15.0	67-144
Dibenzofuran	UG/L	95.0	84.3	100	100	95	84	90	12	15.0	66-120
Di-n-butyl phthalate	UG/L	97.5	87.1	100	100	98	87	93	12	15.0	67-132
3,3'-Dichlorobenzidine	UG/L	107	98.4	100	100	108	98	103	10	25.0	33-140
2,4-Dichlorophenol	UG/L	87.0	78.1	100	100	87	78	83	11	19.0	64-120
Diethyl phthalate	UG/L	96.6	88.0	100	100	97	88	93	10	15.0	78-128
2,4-Dimethylphenol	UG/L	79.9	69.1	100	100	80	69	75	15	42.0	57-120
Dimethyl phthalate	UG/L	93.9	85.2	100	100	94	85	90	10	15.0	73-127
4,6-Dinitro-2-methylphenol	UG/L	123	113	100	100	124	113	119	9	15.0	64-159
2,4-Dinitrophenol	UG/L	106	95.2	100	100	106	95	101	11	22.0	42-153
2,4-Dinitrotoluene	UG/L	108	99.3	100	100	109	99	104	10	20.0	59-125
2,6-Dinitrotoluene	UG/L	91.9	83.1	100	100	92	83	88	10	15.0	74-134
Di-n-octyl phthalate	UG/L	84.9	75.7	100	100	85	76	81	11	16.0	72-145
Fluoranthene	UG/L	100	88.3	100	100	100	88	94	13	15.0	67-133
Fluorene	UG/L	99.4	88.3	100	100	99	88	94	12	15.0	66-129
Hexachlorobenzene	UG/L	110	99.3	100	100	110	99	105	10	15.0	38-131

* Indicates Result is outside QC Limits
NC = Not Calculated ND = Not Detected

SDG: 1190

Client Sample ID: SBLK | Matrix Spike Blank | Matrix Spike Blk Dup

Lab Sample ID: A8B1020903 | A8B1020901 | A8B1020902

Analyte	Units of Measure	Concentration		Spike Amount		% Recovery			%	QC LIMITS	
		Spike Blank	Spike Blank Dup	SB	SBD	SB	SBD	Avg	RPD	RPD	REC.
METHOD 8270 - TCL SEMI-VOLATILE ORGANICS											
Hexachlorobutadiene	UG/L	80.1	69.9	100	100	80	70	75	13	44.0	30-120
Hexachlorocyclopentadiene	UG/L	69.8	59.3	100	100	70	59	65	17	49.0	23-120
Hexachloroethane	UG/L	60.3	53.7	100	100	60	54	57	10	46.0	25-120
Indeno(1,2,3-cd)pyrene	UG/L	107	98.2	100	100	108	98	103	10	15.0	69-146
Isophorone	UG/L	76.7	67.9	100	100	77	68	73	12	17.0	64-120
2-Methylnaphthalene	UG/L	93.9	83.5	100	100	94	83	89	12	21.0	48-120
2-Methylphenol	UG/L	65.0	55.9	100	100	65	56	61	15	27.0	39-120
4-Methylphenol	UG/L	60.6	52.6	100	100	61	53	57	14	24.0	36-120
Naphthalene	UG/L	80.3	71.5	100	100	80	71	76	12	29.0	48-120
2-Nitroaniline	UG/L	90.3	79.7	100	100	90	80	85	12	15.0	67-136
3-Nitroaniline	UG/L	88.3	83.8	100	100	88	84	86	5	19.0	69-129
4-Nitroaniline	UG/L	91.1	81.9	100	100	91	82	87	10	24.0	64-135
Nitrobenzene	UG/L	74.5	67.5	100	100	74	68	71	8	24.0	52-120
2-Nitrophenol	UG/L	86.3	77.9	100	100	86	78	82	10	18.0	59-120
4-Nitrophenol	UG/L	39.7	35.9	100	100	40	36	38	10	48.0	16-120
N-nitrosodiphenylamine	UG/L	122	112	100	100	123	112	118	9	15.0	25-125
N-Nitroso-Di-n-propylamine	UG/L	77.4	67.7	100	100	77	68	73	12	31.0	56-120
Pentachlorophenol	UG/L	123	109	100	100	124	110	117	12	37.0	39-136
Phenanthrene	UG/L	101	91.7	100	100	102	92	97	10	15.0	67-130
Phenol	UG/L	34.0	29.3	100	100	34	29	32	16	34.0	17-120
Pyrene	UG/L	95.8	88.8	100	100	96	89	93	8	19.0	58-136
2,4,5-Trichlorophenol	UG/L	96.3	86.6	100	100	96	87	92	10	18.0	65-126
2,4,6-Trichlorophenol	UG/L	95.5	85.0	100	100	96	85	91	12	19.0	64-120

* Indicates Result is outside QC Limits

NC = Not Calculated ND = Not Detected

SAMPLE DATE 02/04/2008

SDG: 1190

Client Sample ID:	RFI-32-0108	RFI-32-0108	RFI-32-0108
Lab Sample ID:	A8119003	A8119003MS	A8119003SD

Analyte	Units of Measure	Concentration			Spike Amount		% Recovery			%	QC LIMITS	
		Sample	Matrix Spike	Spike Duplicate	MS	MSD	MS	MSD	Avg	RPD	RPD	REC.
MACTEC - TAL METALS (23) SW8463-6010/747												
TOTAL ALUMINUM	MG/L	0.0260	10.20	9.89	10.0	10.0	102	99	101	3	20.0	75-125
TOTAL ANTIMONY	MG/L	0.00102	0.201	0.195	0.200	0.200	100	97	99	3	20.0	75-125
TOTAL ARSENIC	MG/L	0.00420	0.211	0.203	0.200	0.200	104	100	102	4	20.0	75-125
TOTAL BARIUM	MG/L	0.0483	0.256	0.247	0.200	0.200	104	99	102	5	20.0	75-125
TOTAL BERYLLIUM	MG/L	0	0.199	0.193	0.200	0.200	100	97	99	3	20.0	75-125
TOTAL CADMIUM	MG/L	0.00001	0.204	0.198	0.200	0.200	102	99	101	3	20.0	75-125
TOTAL CALCIUM	MG/L	182.0	196.1	187.3	10.0	10.0	141 *	53 *	97	91 *	20.0	75-125
TOTAL CHROMIUM	MG/L	0.00126	0.204	0.197	0.200	0.200	102	98	100	4	20.0	75-125
TOTAL COBALT	MG/L	0.00265	0.203	0.196	0.200	0.200	100	97	99	3	20.0	75-125
TOTAL COPPER	MG/L	0.00069	0.211	0.204	0.200	0.200	106	102	104	4	20.0	75-125
TOTAL IRON	MG/L	1.50	11.80	11.37	10.0	10.0	103	99	101	4	20.0	75-125
TOTAL LEAD	MG/L	0.00045	0.198	0.194	0.200	0.200	99	97	98	2	20.0	75-125
TOTAL MAGNESIUM	MG/L	73.41	85.04	81.34	10.0	10.0	116	79	98	38 *	20.0	75-125
TOTAL MANGANESE	MG/L	1.07	1.30	1.24	0.200	0.200	114	86	100	28 *	20.0	75-125
TOTAL NICKEL	MG/L	0.00335	0.201	0.195	0.200	0.200	99	96	98	3	20.0	75-125
TOTAL POTASSIUM	MG/L	1.16	12.00	11.64	10.0	10.0	108	105	107	3	20.0	75-125
TOTAL SELENIUM	MG/L	0.00082	0.202	0.199	0.200	0.200	101	99	100	2	20.0	75-125
TOTAL SILVER	MG/L	0.00103	0.0529	0.0505	0.0500	0.0500	104	99	102	5	20.0	75-125
TOTAL SODIUM	MG/L	70.99	82.61	79.09	10.0	10.0	116	81	99	36 *	20.0	75-125
TOTAL THALLIUM	MG/L	0.00400	0.193	0.188	0.200	0.200	95	92	94	3	20.0	75-125
TOTAL VANADIUM	MG/L	0.00048	0.204	0.198	0.200	0.200	102	99	101	3	20.0	75-125
TOTAL ZINC	MG/L	0	0.195	0.189	0.200	0.200	98	95	97	3	20.0	75-125

* Indicates Result is outside QC Limits
NC = Not Calculated ND = Not Detected

Date : 02/20/2008 11:52:35

Rept: AN0364

SAMPLE DATE 02/05/2008

SDG: 1190

Client Sample ID:	RFI-35-0208	RFI-35-0208	RFI-35-0208
Lab Sample ID:	A8119001	A8119001MS	A8119001SD

Analyte	Units of Measure	Concentration			Spike Amount		% Recovery			% RPD	QC LIMITS	
		Sample	Matrix Spike	Spike Duplicate	MS	MSD	MS	MSD	Avg		RPD	REC.
MACTEC - TAL METALS (23) SW8463-6010/747												
TOTAL MERCURY	MG/L	0.00003	0.00557	0.00545	0.00666	0.00666	83	81	82	2	20.0	80-120

* Indicates Result is outside QC Limits
NC = Not Calculated ND = Not Detected

Date : 02/20/2008 11:52:35 Rept: AN0364

SAMPLE DATE 02/06/2008

SDG: 1190

Client Sample ID: RFI-43-0208 RFI-43-0208 RFI-43-0208

Lab Sample ID: A8124803 A8124803MS A8124803SD

Analyte	Units of Measure	Concentration			Spike Amount		% Recovery			%	QC LIMITS	
		Sample	Matrix Spike	Spike Duplicate	MS	MSD	MS	MSD	Avg	RPD	RPD	REC.
MACTEC - TAL METALS (23) SW8463-6010/747												
TOTAL ALUMINUM	MG/L	0.0499	10.05	10.10	10.0	10.0	100	100	100	0	20.0	75-125
TOTAL ANTIMONY	MG/L	0.00314	0.197	0.198	0.200	0.200	97	97	97	0	20.0	75-125
TOTAL ARSENIC	MG/L	0.00480	0.203	0.203	0.200	0.200	99	99	99	0	20.0	75-125
TOTAL BARIUM	MG/L	0.0117	0.212	0.213	0.200	0.200	100	101	101	1	20.0	75-125
TOTAL BERYLLIUM	MG/L	0.00030	0.191	0.192	0.200	0.200	96	96	96	0	20.0	75-125
TOTAL CADMIUM	MG/L	0.00004	0.194	0.194	0.200	0.200	97	97	97	0	20.0	75-125
TOTAL CALCIUM	MG/L	395.6	403.1	403.4	10.0	10.0	75	78	77	4	20.0	75-125
TOTAL CHROMIUM	MG/L	0.00033	0.193	0.194	0.200	0.200	97	97	97	0	20.0	75-125
TOTAL COBALT	MG/L	0.00252	0.192	0.193	0.200	0.200	95	95	95	0	20.0	75-125
TOTAL COPPER	MG/L	0.00093	0.207	0.207	0.200	0.200	103	103	103	0	20.0	75-125
TOTAL IRON	MG/L	1.47	11.24	11.26	10.0	10.0	98	98	98	0	20.0	75-125
TOTAL LEAD	MG/L	0.00091	0.190	0.189	0.200	0.200	94	94	94	0	20.0	75-125
TOTAL MAGNESIUM	MG/L	126.0	134.2	134.1	10.0	10.0	82	82	82	0	20.0	75-125
TOTAL MANGANESE	MG/L	3.06	3.25	3.25	0.200	0.200	95	94	95	1	20.0	75-125
TOTAL NICKEL	MG/L	0.00614	0.195	0.194	0.200	0.200	94	94	94	0	20.0	75-125
TOTAL POTASSIUM	MG/L	0.962	11.67	11.71	10.0	10.0	107	107	107	0	20.0	75-125
TOTAL SELENIUM	MG/L	0.00274	0.198	0.201	0.200	0.200	98	99	99	1	20.0	75-125
TOTAL SILVER	MG/L	0	0.0509	0.0513	0.0500	0.0500	102	103	103	1	20.0	75-125
TOTAL SODIUM	MG/L	27.59	37.67	37.69	10.0	10.0	101	101	101	0	20.0	75-125
TOTAL THALLIUM	MG/L	0.00099	0.191	0.189	0.200	0.200	95	94	95	1	20.0	75-125
TOTAL VANADIUM	MG/L	0.00057	0.197	0.197	0.200	0.200	98	98	98	0	20.0	75-125
TOTAL ZINC	MG/L	0	0.183	0.183	0.200	0.200	92	92	92	0	20.0	75-125

* Indicates Result is outside QC Limits

NC = Not Calculated ND = Not Detected

SDG: 1190
Client Sample ID: Method Blank LFB
Lab Sample ID: A8B0997602 A8B0997601

Analyte	Units of Measure	Concentration Blank Spike	Concentration Spike Amount	% Recovery Blank Spike	QC LIMITS
MACTEC - TAL METALS (23) SW8463-6010/747					
TOTAL ALUMINUM	MG/L	9.92	10.0	99	80-120
TOTAL ANTIMONY	MG/L	0.194	0.200	97	80-120
TOTAL ARSENIC	MG/L	0.196	0.200	98	80-120
TOTAL BARIUM	MG/L	0.198	0.200	99	80-120
TOTAL BERYLLIUM	MG/L	0.194	0.200	97	80-120
TOTAL CADMIUM	MG/L	0.202	0.200	101	80-120
TOTAL CALCIUM	MG/L	9.83	10.0	98	80-120
TOTAL CHROMIUM	MG/L	0.198	0.200	99	80-120
TOTAL COBALT	MG/L	0.197	0.200	98	80-120
TOTAL COPPER	MG/L	0.205	0.200	102	80-120
TOTAL IRON	MG/L	10.00	10.0	100	80-120
TOTAL LEAD	MG/L	0.197	0.200	98	80-120
TOTAL MAGNESIUM	MG/L	9.60	10.0	96	80-120
TOTAL MANGANESE	MG/L	0.198	0.200	99	80-120
TOTAL NICKEL	MG/L	0.195	0.200	97	80-120
TOTAL POTASSIUM	MG/L	10.00	10.0	100	80-120
TOTAL SELENIUM	MG/L	0.197	0.200	99	80-120
TOTAL SILVER	MG/L	0.0499	0.0500	100	80-120
TOTAL SODIUM	MG/L	9.89	10.0	96	80-120
TOTAL THALLIUM	MG/L	0.196	0.200	97	80-120
TOTAL VANADIUM	MG/L	0.198	0.200	99	80-120
TOTAL ZINC	MG/L	0.196	0.200	97	80-120

* Indicates Result is outside QC Limits
NC = Not Calculated ND = Not Detected

SDG: 1190
Client Sample ID: Method Blank LCS
Lab Sample ID: A8B1000802 A8B1000801

Analyte	Units of Measure	Concentration Blank Spike	Concentration Spike Amount	% Recovery Blank Spike	QC LIMITS
MACTEC - TAL METALS (23) SW8463-6010/747 TOTAL MERCURY	MG/L	0.00368	0.00333	110	80-120

* Indicates Result is outside QC Limits
NC = Not Calculated ND = Not Detected

SDG: 1190
Client Sample ID: Method Blank LFB
Lab Sample ID: A8B1004002 A8B1004001

Analyte	Units of Measure	Concentration Blank Spike	Concentration Spike Amount	% Recovery Blank Spike	QC LIMITS
MACTEC - TAL METALS (23) SW8463-6010/747					
TOTAL ALUMINUM	MG/L	10.01	10.0	100	80-120
TOTAL ANTIMONY	MG/L	0.196	0.200	97	80-120
TOTAL ARSENIC	MG/L	0.199	0.200	100	80-120
TOTAL BARIUM	MG/L	0.201	0.200	101	80-120
TOTAL BERYLLIUM	MG/L	0.196	0.200	98	80-120
TOTAL CADMIUM	MG/L	0.205	0.200	102	80-120
TOTAL CALCIUM	MG/L	9.97	10.0	99	80-120
TOTAL CHROMIUM	MG/L	0.200	0.200	100	80-120
TOTAL COBALT	MG/L	0.199	0.200	100	80-120
TOTAL COPPER	MG/L	0.207	0.200	104	80-120
TOTAL IRON	MG/L	10.06	10.0	100	80-120
TOTAL LEAD	MG/L	0.199	0.200	100	80-120
TOTAL MAGNESIUM	MG/L	9.68	10.0	97	80-120
TOTAL MANGANESE	MG/L	0.200	0.200	100	80-120
TOTAL NICKEL	MG/L	0.200	0.200	100	80-120
TOTAL POTASSIUM	MG/L	10.05	10.0	100	80-120
TOTAL SELENIUM	MG/L	0.201	0.200	100	80-120
TOTAL SILVER	MG/L	0.0497	0.0500	100	80-120
TOTAL SODIUM	MG/L	9.99	10.0	100	80-120
TOTAL THALLIUM	MG/L	0.199	0.200	100	80-120
TOTAL VANADIUM	MG/L	0.199	0.200	100	80-120
TOTAL ZINC	MG/L	0.201	0.200	100	80-120

* Indicates Result is outside QC Limits
NC = Not Calculated ND = Not Detected

SAMPLE DATE 02/05/2008

SDG: 1190
Client Sample ID: R-01-0108 R-01-0108
Lab Sample ID: A8119008 A8119008MS

Analyte	Units of Measure	Concentration Sample	Concentration Matrix Spike	Spike Amount	% Recovery MS	QC LIMITS
WET CHEMISTRY ANALYSIS						
METHOD 300.0 - CHLORIDE	MG/L	153.3	259.8	125.0	85	73-114
METHOD 353.2 - NITRATE/NITRITE - AUTOM	MG/L-N	0	1.06	1.00	106	77-123
METHOD 376.1 - SULFIDE	MG/L	0	2.40	1.50	160 *	40-150

* Indicates Result is outside QC Limits
NC = Not Calculated ND = Not Detected

SAMPLE DATE 02/04/2008

SDG: 1190
Client Sample ID: RFI-29-0108 RFI-29-0108
Lab Sample ID: A8119002 A8119002MS

Analyte	Units of Measure	Concentration Sample	Concentration Matrix Spike	Spike Amount	% Recovery MS	QC LIMITS
WET CHEMISTRY ANALYSIS METHOD 3500D - SM18 - FERROUS IRON	MG/L	0	1.29	1.00	129 *	90-110

* Indicates Result is outside QC Limits
NC = Not Calculated ND = Not Detected

SAMPLE DATE 02/05/2008

SDG: 1190
Client Sample ID: RFI-31-0108 RFI-31-0108
Lab Sample ID: A8119006 A8119006MS

Analyte	Units of Measure	Concentration Sample	Concentration Matrix Spike	Spike Amount	% Recovery MS	QC LIMITS
WET CHEMISTRY ANALYSIS TOTAL CYANIDE METHOD 9012	MG/L	0	0.141	0.100	141 *	85-115

* Indicates Result is outside QC Limits
NC = Not Calculated ND = Not Detected

Date : 02/20/2008 11:52:41

Rept: AN0364

SAMPLE DATE 02/06/2008

SDG: 1190

Client Sample ID: RFI-36-0208 RFI-36-0208

Lab Sample ID: A8124807 A8124807MS

Analyte	Units of Measure	Concentration		Spike Amount	% Recovery MS	QC LIMITS
		Sample	Matrix Spike			
WET CHEMISTRY ANALYSIS						
METHOD 300.0 - CHLORIDE	MG/L	25.00	135.7	125.0	89	73-114
METHOD 353.2 - NITRATE/NITRITE - AUTOM	MG/L-N	0	0.832	1.00	83	77-123

* Indicates Result is outside QC Limits

NC = Not Calculated ND = Not Detected

SAMPLE DATE 02/06/2008

SDG: 1190
Client Sample ID: RFI-45-0208 RFI-45-0208
Lab Sample ID: A8124801 A8124801MS

Analyte	Units of Measure	Concentration Sample	Concentration Matrix Spike	Spike Amount	% Recovery MS	QC LIMITS
WET CHEMISTRY ANALYSIS METHOD 3500D - SM18 - FERROUS IRON	MG/L	0	1.19	1.00	119 *	90-110

* Indicates Result is outside QC Limits
NC = Not Calculated ND = Not Detected

SDG: 1190
Client Sample ID: MBLK LCS
Lab Sample ID: A8B0999302 A8B0999301

Analyte	Units of Measure	Concentration Blank Spike	Concentration Spike Amount	% Recovery Blank Spike	QC LIMITS
WET CHEMISTRY ANALYSIS METHOD 375.4 - SULFATE	MG/L	30.88	30.00	103	90-110

* Indicates Result is outside QC Limits
NC = Not Calculated ND = Not Detected

SDG: 1190
Client Sample ID: MBLK LCS
Lab Sample ID: A8B1012002 A8B1012001

Analyte	Units of Measure	Concentration Blank Spike	Concentration Spike Amount	% Recovery Blank Spike	QC LIMITS
WET CHEMISTRY ANALYSIS METHOD 375.4 - SULFATE	MG/L	31.68	30.00	106	90-110

* Indicates Result is outside QC Limits
NC = Not Calculated ND = Not Detected

SDG: 1190

Client Sample ID:	MBLK	LCS
Lab Sample ID:	A8B1013502	A8B1013501

Analyte	Units of Measure	Concentration Blank Spike	Concentration Spike Amount	% Recovery Blank Spike	QC LIMITS
WET CHEMISTRY ANALYSIS					
METHOD 420.2 - TOTAL RECOVERABLE PHENO	MG/L	0.729	0.717	102	75-125

* Indicates Result is outside QC Limits
NC = Not Calculated ND = Not Detected

SDG: 1190

Client Sample ID:	MBLK	LCS
Lab Sample ID:	A8B1034002	A8B1034001

Analyte	Units of Measure	Concentration Blank Spike	Concentration Spike Amount	% Recovery Blank Spike	QC LIMITS
WET CHEMISTRY ANALYSIS METHOD 375.4 - SULFATE	MG/L	29.24	30.00	97	90-110

* Indicates Result is outside QC Limits
NC = Not Calculated ND = Not Detected

Date : 02/20/2008 11:52:41 Rept: AN0364

SDG: 1190
Client Sample ID: Method Blank LCS
Lab Sample ID: A8B0993802 A8B0993801

Analyte	Units of Measure	Concentration Blank Spike	Concentration Spike Amount	% Recovery Blank Spike	QC LIMITS
WET CHEMISTRY ANALYSIS METHOD 3500D - SM18 - FERROUS IRON	MG/L	2.11	2.00	106	90-110

* Indicates Result is outside QC Limits
NC = Not Calculated ND = Not Detected

Date : 02/20/2008 11:52:41 Rept: AN0364

SDG: 1190
Client Sample ID: Method Blank LCS
Lab Sample ID: A8B0995502 A8B0995501

Analyte	Units of Measure	Concentration Blank Spike	Concentration Spike Amount	% Recovery Blank Spike	QC LIMITS
WET CHEMISTRY ANALYSIS METHOD 376.1 - SULFIDE	MG/L	3.60	3.83	94	82-113

* Indicates Result is outside QC Limits
NC = Not Calculated ND = Not Detected

SDG: 1190
Client Sample ID: Method Blank LCS
Lab Sample ID: A8B0996002 A8B0996001

Analyte	Units of Measure	Concentration Blank Spike	Concentration Spike Amount	% Recovery Blank Spike	QC LIMITS
WET CHEMISTRY ANALYSIS METHOD 300.0 - CHLORIDE	MG/L	18.56	20.00	93	90-110

* Indicates Result is outside QC Limits
NC = Not Calculated ND = Not Detected

SDG: 1190

Client Sample ID:	Method Blank	LCS
Lab Sample ID:	A8B0996702	A8B0996701

Analyte	Units of Measure	Concentration Blank Spike	Concentration Spike Amount	% Recovery Blank Spike	QC LIMITS
WET CHEMISTRY ANALYSIS METHOD 353.2 - NITRATE/NITRITE - AUTOM	MG/L-N	2.73	2.50	109	90-110

* Indicates Result is outside QC Limits
NC = Not Calculated ND = Not Detected

SDG: 1190

Client Sample ID:	Method Blank	LCS
Lab Sample ID:	A8B0999902	A8B0999901

Analyte	Units of Measure	Concentration Blank Spike	Concentration Spike Amount	% Recovery Blank Spike	QC LIMITS
WET CHEMISTRY ANALYSIS METHOD 3500D - SM18 - FERROUS IRON	MG/L	2.12	2.00	106	90-110

* Indicates Result is outside QC Limits
NC = Not Calculated ND = Not Detected

SDG: 1190
Client Sample ID: Method Blank LCS
Lab Sample ID: A8B1003102 A8B1003101

Analyte	Units of Measure	Concentration Blank Spike	Concentration Spike Amount	% Recovery Blank Spike	QC LIMITS
WET CHEMISTRY ANALYSIS TOTAL CYANIDE METHOD 9012	MG/L	0.409	0.400	102	90-110

* Indicates Result is outside QC Limits
NC = Not Calculated ND = Not Detected

SDG: 1190
Client Sample ID: Method Blank LCS
Lab Sample ID: A8B1005502 A8B1005501

Analyte	Units of Measure	Concentration Blank Spike	Concentration Spike Amount	% Recovery Blank Spike	QC LIMITS
WET CHEMISTRY ANALYSIS METHOD 376.1 - SULFIDE	MG/L	8.40	9.05	93	82-113

* Indicates Result is outside QC Limits
NC = Not Calculated ND = Not Detected

SDG: 1190

Client Sample ID:	Method Blank	LCS
Lab Sample ID:	A8B1024802	A8B1024801

Analyte	Units of Measure	Concentration Blank Spike	Concentration Spike Amount	% Recovery Blank Spike	QC LIMITS
WET CHEMISTRY ANALYSIS METHOD 300.0 - CHLORIDE	MG/L	21.72	20.00	109	90-110

* Indicates Result is outside QC Limits
NC = Not Calculated ND = Not Detected

SDG: 1190
Client Sample ID: Method Blank LCS
Lab Sample ID: A8B1030302 A8B1030301

Analyte	Units of Measure	Concentration Blank Spike	Concentration Spike Amount	% Recovery Blank Spike	QC LIMITS
WET CHEMISTRY ANALYSIS METHOD 353.2 - NITRATE/NITRITE - AUTOM	MG/L-N	2.33	2.50	93	90-110

* Indicates Result is outside QC Limits
NC = Not Calculated ND = Not Detected

SDG: 1190

Client Sample ID:	Method Blank	LCS
Lab Sample ID:	A8B1037702	A8B1037701

Analyte	Units of Measure	Concentration Blank Spike	Concentration Spike Amount	% Recovery Blank Spike	QC LIMITS
WET CHEMISTRY ANALYSIS METHOD 300.0 - CHLORIDE	MG/L	19.68	20.00	98	90-110

* Indicates Result is outside QC Limits
NC = Not Calculated ND = Not Detected

METHOD 8260 - TCL VOLATILE ORGANICS

Client Sample ID Job No & Lab Sample ID	R-01-0108 A08-1190 A8119008	R-04-0208 A08-1248 A8124802	RFI-17-0108 A08-1190 A8119007	RFI-20-0108 A08-1190 A8119005	RFI-20-0108 A08-1190 A8119005DL
Sample Date	02/05/2008 11:20	02/06/2008 13:30	02/05/2008 10:20	02/04/2008 16:30	02/04/2008 16:30
Received Date	02/05/2008 18:30	02/06/2008 16:50	02/05/2008 18:30	02/05/2008 18:30	02/05/2008 18:30
Extraction Date					
Analysis Date	02/08/2008 18:30	02/13/2008 08:13	02/08/2008 18:07	02/08/2008 17:20	02/11/2008 12:30
Extraction HT Met?	-	-	-	-	-
Analytical HT Met?	YES	YES	YES	YES	YES
Sample Matrix	WATER	WATER	WATER	WATER	WATER
Dilution Factor	1.0	1.0	1.0	80.0	250.0
Sample wt/vol	0.005 LITERS	0.005 LITERS	0.005 LITERS	0.005 LITERS	0.005 LITERS
% Dry					

NA = Not Applicable

METHOD 8260 - TCL VOLATILE ORGANICS

Client Sample ID Job No & Lab Sample ID	RFI-29-0108 A08-1190 A8119002	RFI-31-0108 A08-1190 A8119006	RFI-32-0108 A08-1190 A8119003	RFI-33-0108 A08-1190 A8119004	RFI-35-0208 A08-1190 A8119001
Sample Date	02/04/2008 12:05	02/05/2008 08:40	02/04/2008 13:30	02/04/2008 15:45	02/05/2008 14:50
Received Date	02/05/2008 18:30	02/05/2008 18:30	02/05/2008 18:30	02/05/2008 18:30	02/05/2008 18:30
Extraction Date					
Analysis Date	02/08/2008 16:11	02/08/2008 17:43	02/08/2008 16:34	02/08/2008 16:57	02/08/2008 15:48
Extraction HT Met?	-	-	-	-	-
Analytical HT Met?	YES	YES	YES	YES	YES
Sample Matrix	WATER	WATER	WATER	WATER	WATER
Dilution Factor	1.0	8.0	400.0	1.0	1.0
Sample wt/vol	0.005 LITERS	0.005 LITERS	0.005 LITERS	0.005 LITERS	0.005 LITERS
% Dry					

NA = Not Applicable

METHOD 8260 - TCL VOLATILE ORGANICS

Client Sample ID Job No & Lab Sample ID	RFI-36-0208 A08-1248 A8124807	RFI-43-0208 A08-1248 A8124803	RFI-45-0208 A08-1248 A8124801	RFI-51-0208 A08-1248 A8124804	RFI-51R-0208 A08-1248 A8124805
Sample Date	02/06/2008 14:35	02/06/2008 14:40	02/06/2008 10:20	02/06/2008 10:40	02/06/2008 10:50
Received Date	02/06/2008 16:50	02/06/2008 16:50	02/06/2008 16:50	02/06/2008 16:50	02/06/2008 16:50
Extraction Date					
Analysis Date	02/13/2008 15:41	02/13/2008 08:35	02/13/2008 07:50	02/13/2008 14:31	02/13/2008 14:54
Extraction HT Met?	-	-	-	-	-
Analytical HT Met?	YES	YES	YES	YES	YES
Sample Matrix	WATER	WATER	WATER	WATER	WATER
Dilution Factor	1.0	4.0	1.0	1.0	1.0
Sample wt/vol	0.005 LITERS	0.005 LITERS	0.005 LITERS	0.005 LITERS	0.005 LITERS
% Dry					

NA = Not Applicable

METHOD 8260 - TCL VOLATILE ORGANICS

Client Sample ID Job No & Lab Sample ID	RFI-PZ18-0208 A08-1248 A8124806				
Sample Date	02/06/2008 13:15				
Received Date	02/06/2008 16:50				
Extraction Date					
Analysis Date	02/13/2008 15:17				
Extraction HT Met?	-				
Analytical HT Met?	YES				
Sample Matrix	WATER				
Dilution Factor	2.0				
Sample wt/vol	0.005 LITERS				
% Dry					

NA = Not Applicable

METHOD 8260 - TCL VOLATILE ORGANICS

Client Sample ID Job No & Lab Sample ID	MSB66 A08-1190 A8B1021901	MSB69 A08-1248 A8B1032701	MSB70 A08-1248 A8B1037001	RFI-43-0208 A08-1248 A8124803MS	RFI-43-0208 A08-1248 A8124803SD
Sample Date				02/06/2008 14:40	02/06/2008 14:40
Received Date				02/06/2008 16:50	02/06/2008 16:50
Extraction Date					
Analysis Date	02/11/2008 10:05	02/12/2008 22:35	02/13/2008 10:41	02/13/2008 08:58	02/13/2008 09:21
Extraction HT Met?	-	-	-	-	-
Analytical HT Met?	-	-	-	YES	YES
Sample Matrix	WATER	WATER	WATER	WATER	WATER
Dilution Factor	1.0	1.0	1.0	4.0	4.0
Sample wt/vol	0.005 LITERS	0.005 LITERS	0.005 LITERS	0.005 LITERS	0.005 LITERS
% Dry					

NA = Not Applicable

METHOD 8260 - TCL VOLATILE ORGANICS

Client Sample ID Job No & Lab Sample ID	msb65 A08-1190 A8B1018501				
Sample Date					
Received Date					
Extraction Date					
Analysis Date	02/08/2008 10:06				
Extraction HT Met?	-				
Analytical HT Met?	-				
Sample Matrix	WATER				
Dilution Factor	1.0				
Sample wt/vol	0.005 LITERS				
% Dry					

NA = Not Applicable

METHOD 8260 - TCL VOLATILE ORGANICS

Client Sample ID Job No & Lab Sample ID	VBLK66 A08-1190 A8B1021902	VBLK69 A08-1248 A8B1032702	VBLK70 A08-1248 A8B1037002	vblk65 A08-1190 A8B1018502	
Sample Date					
Received Date					
Extraction Date					
Analysis Date	02/11/2008 11:28	02/12/2008 23:45	02/13/2008 11:51	02/08/2008 11:02	
Extraction HT Met?	-	-	-	-	
Analytical HT Met?	-	-	-	-	
Sample Matrix	WATER	WATER	WATER	WATER	
Dilution Factor	1.0	1.0	1.0	1.0	
Sample wt/vol	0.005 LITERS	0.005 LITERS	0.005 LITERS	0.005 LITERS	
% Dry					

NA = Not Applicable

METHOD 8270 - TCL SEMI-VOLATILE ORGANICS

Client Sample ID Job No & Lab Sample ID	R-01-0108 A08-1190 A8119008RE	R-04-0208 A08-1248 A8124802RE	RFI-17-0108 A08-1190 A8119007RE	RFI-29-0108 A08-1190 A8119002RE	RFI-31-0108 A08-1190 A8119006RE
Sample Date	02/05/2008 11:20	02/06/2008 13:30	02/05/2008 10:20	02/04/2008 12:05	02/05/2008 08:40
Received Date	02/05/2008 18:30	02/06/2008 16:50	02/05/2008 18:30	02/05/2008 18:30	02/05/2008 18:30
Extraction Date	02/11/2008 12:00	02/12/2008 08:00	02/11/2008 12:00	02/11/2008 12:00	02/11/2008 12:00
Analysis Date	02/13/2008 10:41	02/13/2008 03:32	02/13/2008 10:19	02/13/2008 08:49	02/13/2008 09:56
Extraction HT Met?	YES	YES	YES	YES	YES
Analytical HT Met?	YES	YES	YES	YES	YES
Sample Matrix	WATER	WATER	WATER	WATER	WATER
Dilution Factor	1.0	1.0	1.0	1.0	1.0
Sample wt/vol	1.0 LITERS	1.005 LITERS	0.985 LITERS	1.0 LITERS	1.03 LITERS
% Dry					

NA = Not Applicable

METHOD 8270 - TCL SEMI-VOLATILE ORGANICS

Client Sample ID Job No & Lab Sample ID	RFI-32-0108 A08-1190 A8119003RE	RFI-33-0108 A08-1190 A8119004RE	RFI-35-0208 A08-1190 A8119001RE	RFI-36-0208 A08-1248 A8124807RE	RFI-43-0208 A08-1248 A8124803RE
Sample Date	02/04/2008 13:30	02/04/2008 15:45	02/05/2008 14:50	02/06/2008 14:35	02/06/2008 14:40
Received Date	02/05/2008 18:30	02/05/2008 18:30	02/05/2008 18:30	02/06/2008 16:50	02/06/2008 16:50
Extraction Date	02/11/2008 12:00	02/11/2008 12:00	02/11/2008 12:00	02/12/2008 08:00	02/12/2008 08:00
Analysis Date	02/13/2008 09:11	02/13/2008 09:34	02/13/2008 08:26	02/13/2008 05:25	02/13/2008 03:55
Extraction HT Met?	YES	YES	YES	YES	YES
Analytical HT Met?	YES	YES	YES	YES	YES
Sample Matrix	WATER	WATER	WATER	WATER	WATER
Dilution Factor	1.0	1.0	1.0	1.0	1.0
Sample wt/vol	1.03 LITERS	1.05 LITERS	1.04 LITERS	1.035 LITERS	0.96 LITERS
% Dry					

NA = Not Applicable

METHOD 8270 - TCL SEMI-VOLATILE ORGANICS

Client Sample ID Job No & Lab Sample ID	RFI-45-0208 A08-1248 A8124801RE	RFI-51-0208 A08-1248 A8124804RE	RFI-51R-0208 A08-1248 A8124805RE	RFI-PZ18-0208 A08-1248 A8124806RE	
Sample Date	02/06/2008 10:20	02/06/2008 10:40	02/06/2008 10:50	02/06/2008 13:15	
Received Date	02/06/2008 16:50	02/06/2008 16:50	02/06/2008 16:50	02/06/2008 16:50	
Extraction Date	02/12/2008 08:00	02/12/2008 08:00	02/12/2008 08:00	02/12/2008 08:00	
Analysis Date	02/13/2008 03:09	02/13/2008 04:17	02/13/2008 04:40	02/13/2008 05:03	
Extraction HT Met?	YES	YES	YES	YES	
Analytical HT Met?	YES	YES	YES	YES	
Sample Matrix	WATER	WATER	WATER	WATER	
Dilution Factor	1.0	1.0	1.0	1.0	
Sample wt/vol	0.98 LITERS	1.06 LITERS	1.06 LITERS	1.04 LITERS	
% Dry					

NA = Not Applicable

METHOD 8270 - TCL SEMI-VOLATILE ORGANICS

Client Sample ID Job No & Lab Sample ID	Matrix Spike Blank A08-1190 A8B1020501	Matrix Spike Blank A08-1248 A8B1020901	Matrix Spike Blk Dup A08-1190 A8B1020502	Matrix Spike Blk Dup A08-1248 A8B1020902	
Sample Date					
Received Date					
Extraction Date	02/11/2008 12:00	02/12/2008 08:00	02/11/2008 12:00	02/12/2008 08:00	
Analysis Date	02/13/2008 07:18	02/13/2008 02:02	02/13/2008 07:41	02/13/2008 02:24	
Extraction HT Met?	-	-	-	-	
Analytical HT Met?	-	-	-	-	
Sample Matrix	WATER	WATER	WATER	WATER	
Dilution Factor	1.0	1.0	1.0	1.0	
Sample wt/vol	1.0 LITERS	1.0 LITERS	1.0 LITERS	1.0 LITERS	
% Dry					

NA = Not Applicable

METHOD 8270 - TCL SEMI-VOLATILE ORGANICS

Client Sample ID Job No & Lab Sample ID	SBLK A08-1190 A8B1020503	SBLK A08-1248 A8B1020903			
Sample Date					
Received Date					
Extraction Date	02/11/2008 12:00	02/12/2008 08:00			
Analysis Date	02/13/2008 08:03	02/13/2008 02:47			
Extraction HT Met?	-	-			
Analytical HT Met?	-	-			
Sample Matrix	WATER	WATER			
Dilution Factor	1.0	1.0			
Sample wt/vol	1.0 LITERS	1.0 LITERS			
% Dry					

NA = Not Applicable

Lab ID	Sample ID	Units	Analyte	Method	Dilution Factor	Sample Date	Receive Date	TCLP Date	THT	Analysis Date	AHT	Matrix
A8119008	R-01-0108	MG/L	Aluminum - Total	6010	1.00	02/05/2008 11:20	02/05 18:30	NA	NA	02/07 21:32	Yes	WATER
		MG/L	Antimony - Total	6010	1.00	02/05/2008 11:20	02/05 18:30	NA	NA	02/07 21:32	Yes	WATER
		MG/L	Arsenic - Total	6010	1.00	02/05/2008 11:20	02/05 18:30	NA	NA	02/07 21:32	Yes	WATER
		MG/L	Barium - Total	6010	1.00	02/05/2008 11:20	02/05 18:30	NA	NA	02/07 21:32	Yes	WATER
		MG/L	Beryllium - Total	6010	1.00	02/05/2008 11:20	02/05 18:30	NA	NA	02/07 21:32	Yes	WATER
		MG/L	Cadmium - Total	6010	1.00	02/05/2008 11:20	02/05 18:30	NA	NA	02/07 21:32	Yes	WATER
		MG/L	Calcium - Total	6010	1.00	02/05/2008 11:20	02/05 18:30	NA	NA	02/07 21:32	Yes	WATER
		MG/L	Chromium - Total	6010	1.00	02/05/2008 11:20	02/05 18:30	NA	NA	02/07 21:32	Yes	WATER
		MG/L	Cobalt - Total	6010	1.00	02/05/2008 11:20	02/05 18:30	NA	NA	02/07 21:32	Yes	WATER
		MG/L	Copper - Total	6010	1.00	02/05/2008 11:20	02/05 18:30	NA	NA	02/07 21:32	Yes	WATER
		MG/L	Iron - Total	6010	1.00	02/05/2008 11:20	02/05 18:30	NA	NA	02/07 21:32	Yes	WATER
		MG/L	Lead - Total	6010	1.00	02/05/2008 11:20	02/05 18:30	NA	NA	02/07 21:32	Yes	WATER
		MG/L	Magnesium - Total	6010	1.00	02/05/2008 11:20	02/05 18:30	NA	NA	02/07 21:32	Yes	WATER
		MG/L	Manganese - Total	6010	1.00	02/05/2008 11:20	02/05 18:30	NA	NA	02/07 21:32	Yes	WATER
		MG/L	Mercury - Total	7470	1.00	02/05/2008 11:20	02/05 18:30	NA	NA	02/07 13:48	Yes	WATER
		MG/L	Nickel - Total	6010	1.00	02/05/2008 11:20	02/05 18:30	NA	NA	02/07 21:32	Yes	WATER
		MG/L	Potassium - Total	6010	1.00	02/05/2008 11:20	02/05 18:30	NA	NA	02/07 21:32	Yes	WATER
		MG/L	Selenium - Total	6010	1.00	02/05/2008 11:20	02/05 18:30	NA	NA	02/07 21:32	Yes	WATER
		MG/L	Silver - Total	6010	1.00	02/05/2008 11:20	02/05 18:30	NA	NA	02/07 21:32	Yes	WATER
		MG/L	Sodium - Total	6010	1.00	02/05/2008 11:20	02/05 18:30	NA	NA	02/07 21:32	Yes	WATER
		MG/L	Thallium - Total	6010	1.00	02/05/2008 11:20	02/05 18:30	NA	NA	02/07 21:32	Yes	WATER
		MG/L	Vanadium - Total	6010	1.00	02/05/2008 11:20	02/05 18:30	NA	NA	02/07 21:32	Yes	WATER
		MG/L	Zinc - Total	6010	1.00	02/05/2008 11:20	02/05 18:30	NA	NA	02/07 21:32	Yes	WATER
A8124802	R-04-0208	MG/L	Aluminum - Total	6010	1.00	02/06/2008 13:30	02/06 16:50	NA	NA	02/08 17:44	Yes	WATER
		MG/L	Antimony - Total	6010	1.00	02/06/2008 13:30	02/06 16:50	NA	NA	02/08 17:44	Yes	WATER
		MG/L	Arsenic - Total	6010	1.00	02/06/2008 13:30	02/06 16:50	NA	NA	02/08 17:44	Yes	WATER
		MG/L	Barium - Total	6010	1.00	02/06/2008 13:30	02/06 16:50	NA	NA	02/08 17:44	Yes	WATER
		MG/L	Beryllium - Total	6010	1.00	02/06/2008 13:30	02/06 16:50	NA	NA	02/08 17:44	Yes	WATER
		MG/L	Cadmium - Total	6010	1.00	02/06/2008 13:30	02/06 16:50	NA	NA	02/08 17:44	Yes	WATER
		MG/L	Calcium - Total	6010	1.00	02/06/2008 13:30	02/06 16:50	NA	NA	02/08 17:44	Yes	WATER
		MG/L	Chromium - Total	6010	1.00	02/06/2008 13:30	02/06 16:50	NA	NA	02/08 17:44	Yes	WATER
		MG/L	Cobalt - Total	6010	1.00	02/06/2008 13:30	02/06 16:50	NA	NA	02/08 17:44	Yes	WATER
		MG/L	Copper - Total	6010	1.00	02/06/2008 13:30	02/06 16:50	NA	NA	02/08 17:44	Yes	WATER
		MG/L	Iron - Total	6010	1.00	02/06/2008 13:30	02/06 16:50	NA	NA	02/08 17:44	Yes	WATER
		MG/L	Lead - Total	6010	1.00	02/06/2008 13:30	02/06 16:50	NA	NA	02/08 17:44	Yes	WATER
		MG/L	Magnesium - Total	6010	1.00	02/06/2008 13:30	02/06 16:50	NA	NA	02/08 17:44	Yes	WATER
		MG/L	Manganese - Total	6010	1.00	02/06/2008 13:30	02/06 16:50	NA	NA	02/08 17:44	Yes	WATER
		MG/L	Mercury - Total	7470	1.00	02/06/2008 13:30	02/06 16:50	NA	NA	02/07 13:54	Yes	WATER
		MG/L	Nickel - Total	6010	1.00	02/06/2008 13:30	02/06 16:50	NA	NA	02/08 17:44	Yes	WATER
		MG/L	Potassium - Total	6010	1.00	02/06/2008 13:30	02/06 16:50	NA	NA	02/08 17:44	Yes	WATER
		MG/L	Selenium - Total	6010	1.00	02/06/2008 13:30	02/06 16:50	NA	NA	02/08 17:44	Yes	WATER
		MG/L	Silver - Total	6010	1.00	02/06/2008 13:30	02/06 16:50	NA	NA	02/08 17:44	Yes	WATER
		MG/L	Sodium - Total	6010	1.00	02/06/2008 13:30	02/06 16:50	NA	NA	02/08 17:44	Yes	WATER
		MG/L	Thallium - Total	6010	1.00	02/06/2008 13:30	02/06 16:50	NA	NA	02/08 17:44	Yes	WATER
		MG/L	Vanadium - Total	6010	1.00	02/06/2008 13:30	02/06 16:50	NA	NA	02/08 17:44	Yes	WATER
		MG/L	Zinc - Total	6010	1.00	02/06/2008 13:30	02/06 16:50	NA	NA	02/08 17:44	Yes	WATER
A8119007	RFI-17-0108	MG/L	Aluminum - Total	6010	1.00	02/05/2008 10:20	02/05 18:30	NA	NA	02/07 21:27	Yes	WATER
		MG/L	Antimony - Total	6010	1.00	02/05/2008 10:20	02/05 18:30	NA	NA	02/07 21:27	Yes	WATER

AHT = Analysis Holding Time Met
THT = TCLP Holding Time Met
NA = Not Applicable

Date: 02/20/2008 11:53:06
Jobno: A08-1190

MACTEC ENGINEERING & CONSULTANTS
SAMPLE CHRONOLOGY

Rept: AN0369

Lab ID	Sample ID	Units	Analyte	Method	Dilution Factor	Sample Date	Receive Date	TCLP Date	THT	Analysis Date	AHT	Matrix
A8119007	RFI-17-0108	MG/L	Arsenic - Total	6010	1.00	02/05/2008 10:20	02/05 18:30	NA	NA	02/07 21:27	Yes	WATER
		MG/L	Barium - Total	6010	1.00	02/05/2008 10:20	02/05 18:30	NA	NA	02/07 21:27	Yes	WATER
		MG/L	Beryllium - Total	6010	1.00	02/05/2008 10:20	02/05 18:30	NA	NA	02/07 21:27	Yes	WATER
		MG/L	Cadmium - Total	6010	1.00	02/05/2008 10:20	02/05 18:30	NA	NA	02/07 21:27	Yes	WATER
		MG/L	Calcium - Total	6010	1.00	02/05/2008 10:20	02/05 18:30	NA	NA	02/07 21:27	Yes	WATER
		MG/L	Chromium - Total	6010	1.00	02/05/2008 10:20	02/05 18:30	NA	NA	02/07 21:27	Yes	WATER
		MG/L	Cobalt - Total	6010	1.00	02/05/2008 10:20	02/05 18:30	NA	NA	02/07 21:27	Yes	WATER
		MG/L	Copper - Total	6010	1.00	02/05/2008 10:20	02/05 18:30	NA	NA	02/07 21:27	Yes	WATER
		MG/L	Iron - Total	6010	1.00	02/05/2008 10:20	02/05 18:30	NA	NA	02/07 21:27	Yes	WATER
		MG/L	Lead - Total	6010	1.00	02/05/2008 10:20	02/05 18:30	NA	NA	02/07 21:27	Yes	WATER
		MG/L	Magnesium - Total	6010	1.00	02/05/2008 10:20	02/05 18:30	NA	NA	02/07 21:27	Yes	WATER
		MG/L	Manganese - Total	6010	1.00	02/05/2008 10:20	02/05 18:30	NA	NA	02/07 21:27	Yes	WATER
		MG/L	Mercury - Total	7470	1.00	02/05/2008 10:20	02/05 18:30	NA	NA	02/07 13:46	Yes	WATER
		MG/L	Nickel - Total	6010	1.00	02/05/2008 10:20	02/05 18:30	NA	NA	02/07 21:27	Yes	WATER
		MG/L	Potassium - Total	6010	1.00	02/05/2008 10:20	02/05 18:30	NA	NA	02/07 21:27	Yes	WATER
		MG/L	Selenium - Total	6010	1.00	02/05/2008 10:20	02/05 18:30	NA	NA	02/07 21:27	Yes	WATER
		MG/L	Silver - Total	6010	1.00	02/05/2008 10:20	02/05 18:30	NA	NA	02/07 21:27	Yes	WATER
		MG/L	Sodium - Total	6010	1.00	02/05/2008 10:20	02/05 18:30	NA	NA	02/07 21:27	Yes	WATER
		MG/L	Thallium - Total	6010	1.00	02/05/2008 10:20	02/05 18:30	NA	NA	02/07 21:27	Yes	WATER
		MG/L	Vanadium - Total	6010	1.00	02/05/2008 10:20	02/05 18:30	NA	NA	02/07 21:27	Yes	WATER
		MG/L	Zinc - Total	6010	1.00	02/05/2008 10:20	02/05 18:30	NA	NA	02/07 21:27	Yes	WATER
A8119002	RFI-29-0108	MG/L	Aluminum - Total	6010	1.00	02/04/2008 12:05	02/05 18:30	NA	NA	02/07 20:33	Yes	WATER
		MG/L	Antimony - Total	6010	1.00	02/04/2008 12:05	02/05 18:30	NA	NA	02/07 20:33	Yes	WATER
		MG/L	Arsenic - Total	6010	1.00	02/04/2008 12:05	02/05 18:30	NA	NA	02/07 20:33	Yes	WATER
		MG/L	Barium - Total	6010	1.00	02/04/2008 12:05	02/05 18:30	NA	NA	02/07 20:33	Yes	WATER
		MG/L	Beryllium - Total	6010	1.00	02/04/2008 12:05	02/05 18:30	NA	NA	02/07 20:33	Yes	WATER
		MG/L	Cadmium - Total	6010	1.00	02/04/2008 12:05	02/05 18:30	NA	NA	02/07 20:33	Yes	WATER
		MG/L	Calcium - Total	6010	1.00	02/04/2008 12:05	02/05 18:30	NA	NA	02/07 20:33	Yes	WATER
		MG/L	Chromium - Total	6010	1.00	02/04/2008 12:05	02/05 18:30	NA	NA	02/07 20:33	Yes	WATER
		MG/L	Cobalt - Total	6010	1.00	02/04/2008 12:05	02/05 18:30	NA	NA	02/07 20:33	Yes	WATER
		MG/L	Copper - Total	6010	1.00	02/04/2008 12:05	02/05 18:30	NA	NA	02/07 20:33	Yes	WATER
		MG/L	Iron - Total	6010	1.00	02/04/2008 12:05	02/05 18:30	NA	NA	02/07 20:33	Yes	WATER
		MG/L	Lead - Total	6010	1.00	02/04/2008 12:05	02/05 18:30	NA	NA	02/07 20:33	Yes	WATER
		MG/L	Magnesium - Total	6010	1.00	02/04/2008 12:05	02/05 18:30	NA	NA	02/07 20:33	Yes	WATER
		MG/L	Manganese - Total	6010	1.00	02/04/2008 12:05	02/05 18:30	NA	NA	02/07 20:33	Yes	WATER
		MG/L	Mercury - Total	7470	1.00	02/04/2008 12:05	02/05 18:30	NA	NA	02/07 13:41	Yes	WATER
		MG/L	Nickel - Total	6010	1.00	02/04/2008 12:05	02/05 18:30	NA	NA	02/07 20:33	Yes	WATER
		MG/L	Potassium - Total	6010	1.00	02/04/2008 12:05	02/05 18:30	NA	NA	02/07 20:33	Yes	WATER
		MG/L	Selenium - Total	6010	1.00	02/04/2008 12:05	02/05 18:30	NA	NA	02/07 20:33	Yes	WATER
		MG/L	Silver - Total	6010	1.00	02/04/2008 12:05	02/05 18:30	NA	NA	02/07 20:33	Yes	WATER
		MG/L	Sodium - Total	6010	1.00	02/04/2008 12:05	02/05 18:30	NA	NA	02/07 20:33	Yes	WATER
		MG/L	Thallium - Total	6010	1.00	02/04/2008 12:05	02/05 18:30	NA	NA	02/07 20:33	Yes	WATER
		MG/L	Vanadium - Total	6010	1.00	02/04/2008 12:05	02/05 18:30	NA	NA	02/07 20:33	Yes	WATER
		MG/L	Zinc - Total	6010	1.00	02/04/2008 12:05	02/05 18:30	NA	NA	02/07 20:33	Yes	WATER
A8119006	RFI-31-0108	MG/L	Aluminum - Total	6010	1.00	02/05/2008 08:40	02/05 18:30	NA	NA	02/07 21:22	Yes	WATER
		MG/L	Antimony - Total	6010	1.00	02/05/2008 08:40	02/05 18:30	NA	NA	02/07 21:22	Yes	WATER
		MG/L	Arsenic - Total	6010	1.00	02/05/2008 08:40	02/05 18:30	NA	NA	02/07 21:22	Yes	WATER
		MG/L	Barium - Total	6010	1.00	02/05/2008 08:40	02/05 18:30	NA	NA	02/07 21:22	Yes	WATER

AHT = Analysis Holding Time Met
THT = TCLP Holding Time Met
NA = Not Applicable

TestAmerica Laboratories Inc.

Date: 02/20/2008 11:53:06
Jobno: A08-1190

MACTEC ENGINEERING & CONSULTANTS
SAMPLE CHRONOLOGY

Rept: AN0369

Lab ID	Sample ID	Units	Analyte	Method	Dilution Factor	Sample Date	Receive Date	TCLP Date	THT	Analysis Date	AHT	Matrix
A8119006	RFI-31-0108	MG/L	Beryllium - Total	6010	1.00	02/05/2008 08:40	02/05 18:30	NA	NA	02/07 21:22	Yes	WATER
		MG/L	Cadmium - Total	6010	1.00	02/05/2008 08:40	02/05 18:30	NA	NA	02/07 21:22	Yes	WATER
		MG/L	Calcium - Total	6010	1.00	02/05/2008 08:40	02/05 18:30	NA	NA	02/07 21:22	Yes	WATER
		MG/L	Chromium - Total	6010	1.00	02/05/2008 08:40	02/05 18:30	NA	NA	02/07 21:22	Yes	WATER
		MG/L	Cobalt - Total	6010	1.00	02/05/2008 08:40	02/05 18:30	NA	NA	02/07 21:22	Yes	WATER
		MG/L	Copper - Total	6010	1.00	02/05/2008 08:40	02/05 18:30	NA	NA	02/07 21:22	Yes	WATER
		MG/L	Iron - Total	6010	1.00	02/05/2008 08:40	02/05 18:30	NA	NA	02/07 21:22	Yes	WATER
		MG/L	Lead - Total	6010	1.00	02/05/2008 08:40	02/05 18:30	NA	NA	02/07 21:22	Yes	WATER
		MG/L	Magnesium - Total	6010	1.00	02/05/2008 08:40	02/05 18:30	NA	NA	02/07 21:22	Yes	WATER
		MG/L	Manganese - Total	6010	1.00	02/05/2008 08:40	02/05 18:30	NA	NA	02/07 21:22	Yes	WATER
		MG/L	Mercury - Total	7470	1.00	02/05/2008 08:40	02/05 18:30	NA	NA	02/07 13:45	Yes	WATER
		MG/L	Nickel - Total	6010	1.00	02/05/2008 08:40	02/05 18:30	NA	NA	02/07 21:22	Yes	WATER
		MG/L	Potassium - Total	6010	1.00	02/05/2008 08:40	02/05 18:30	NA	NA	02/07 21:22	Yes	WATER
		MG/L	Selenium - Total	6010	1.00	02/05/2008 08:40	02/05 18:30	NA	NA	02/07 21:22	Yes	WATER
		MG/L	Silver - Total	6010	1.00	02/05/2008 08:40	02/05 18:30	NA	NA	02/07 21:22	Yes	WATER
		MG/L	Sodium - Total	6010	10.00	02/05/2008 08:40	02/05 18:30	NA	NA	02/08 12:26	Yes	WATER
		MG/L	Thallium - Total	6010	1.00	02/05/2008 08:40	02/05 18:30	NA	NA	02/07 21:22	Yes	WATER
		MG/L	Vanadium - Total	6010	1.00	02/05/2008 08:40	02/05 18:30	NA	NA	02/07 21:22	Yes	WATER
		MG/L	Zinc - Total	6010	1.00	02/05/2008 08:40	02/05 18:30	NA	NA	02/07 21:22	Yes	WATER
A8119003	RFI-32-0108	MG/L	Aluminum - Total	6010	1.00	02/04/2008 13:30	02/05 18:30	NA	NA	02/07 20:38	Yes	WATER
		MG/L	Antimony - Total	6010	1.00	02/04/2008 13:30	02/05 18:30	NA	NA	02/07 20:38	Yes	WATER
		MG/L	Arsenic - Total	6010	1.00	02/04/2008 13:30	02/05 18:30	NA	NA	02/07 20:38	Yes	WATER
		MG/L	Barium - Total	6010	1.00	02/04/2008 13:30	02/05 18:30	NA	NA	02/07 20:38	Yes	WATER
		MG/L	Beryllium - Total	6010	1.00	02/04/2008 13:30	02/05 18:30	NA	NA	02/07 20:38	Yes	WATER
		MG/L	Cadmium - Total	6010	1.00	02/04/2008 13:30	02/05 18:30	NA	NA	02/07 20:38	Yes	WATER
		MG/L	Calcium - Total	6010	1.00	02/04/2008 13:30	02/05 18:30	NA	NA	02/07 20:38	Yes	WATER
		MG/L	Chromium - Total	6010	1.00	02/04/2008 13:30	02/05 18:30	NA	NA	02/07 20:38	Yes	WATER
		MG/L	Cobalt - Total	6010	1.00	02/04/2008 13:30	02/05 18:30	NA	NA	02/07 20:38	Yes	WATER
		MG/L	Copper - Total	6010	1.00	02/04/2008 13:30	02/05 18:30	NA	NA	02/07 20:38	Yes	WATER
		MG/L	Iron - Total	6010	1.00	02/04/2008 13:30	02/05 18:30	NA	NA	02/07 20:38	Yes	WATER
		MG/L	Lead - Total	6010	1.00	02/04/2008 13:30	02/05 18:30	NA	NA	02/07 20:38	Yes	WATER
		MG/L	Magnesium - Total	6010	1.00	02/04/2008 13:30	02/05 18:30	NA	NA	02/07 20:38	Yes	WATER
		MG/L	Manganese - Total	6010	1.00	02/04/2008 13:30	02/05 18:30	NA	NA	02/07 20:38	Yes	WATER
		MG/L	Mercury - Total	7470	1.00	02/04/2008 13:30	02/05 18:30	NA	NA	02/07 13:42	Yes	WATER
		MG/L	Nickel - Total	6010	1.00	02/04/2008 13:30	02/05 18:30	NA	NA	02/07 20:38	Yes	WATER
		MG/L	Potassium - Total	6010	1.00	02/04/2008 13:30	02/05 18:30	NA	NA	02/07 20:38	Yes	WATER
		MG/L	Selenium - Total	6010	1.00	02/04/2008 13:30	02/05 18:30	NA	NA	02/07 20:38	Yes	WATER
		MG/L	Silver - Total	6010	1.00	02/04/2008 13:30	02/05 18:30	NA	NA	02/07 20:38	Yes	WATER
		MG/L	Sodium - Total	6010	1.00	02/04/2008 13:30	02/05 18:30	NA	NA	02/07 20:38	Yes	WATER
		MG/L	Thallium - Total	6010	1.00	02/04/2008 13:30	02/05 18:30	NA	NA	02/07 20:38	Yes	WATER
		MG/L	Vanadium - Total	6010	1.00	02/04/2008 13:30	02/05 18:30	NA	NA	02/07 20:38	Yes	WATER
		MG/L	Zinc - Total	6010	1.00	02/04/2008 13:30	02/05 18:30	NA	NA	02/07 20:38	Yes	WATER
A8119004	RFI-33-0108	MG/L	Aluminum - Total	6010	1.00	02/04/2008 15:45	02/05 18:30	NA	NA	02/07 21:03	Yes	WATER
		MG/L	Antimony - Total	6010	1.00	02/04/2008 15:45	02/05 18:30	NA	NA	02/07 21:03	Yes	WATER
		MG/L	Arsenic - Total	6010	1.00	02/04/2008 15:45	02/05 18:30	NA	NA	02/07 21:03	Yes	WATER
		MG/L	Barium - Total	6010	1.00	02/04/2008 15:45	02/05 18:30	NA	NA	02/07 21:03	Yes	WATER
		MG/L	Beryllium - Total	6010	1.00	02/04/2008 15:45	02/05 18:30	NA	NA	02/07 21:03	Yes	WATER
		MG/L	Cadmium - Total	6010	1.00	02/04/2008 15:45	02/05 18:30	NA	NA	02/07 21:03	Yes	WATER

AHT = Analysis Holding Time Met
THT = TCLP Holding Time Met
NA = Not Applicable

TestAmerica Laboratories Inc.

Date: 02/20/2008 11:53:06
Jobno: A08-1190

MACTEC ENGINEERING & CONSULTANTS
SAMPLE CHRONOLOGY

Rept: AN0369

Lab ID	Sample ID	Units	Analyte	Method	Dilution Factor	Sample Date	Receive Date	TCLP Date	THT	Analysis Date	AHT	Matrix
A8119004	RFI-33-0108	MG/L	Calcium - Total	6010	1.00	02/04/2008 15:45	02/05 18:30	NA	NA	02/07 21:03	Yes	WATER
		MG/L	Chromium - Total	6010	1.00	02/04/2008 15:45	02/05 18:30	NA	NA	02/07 21:03	Yes	WATER
		MG/L	Cobalt - Total	6010	1.00	02/04/2008 15:45	02/05 18:30	NA	NA	02/07 21:03	Yes	WATER
		MG/L	Copper - Total	6010	1.00	02/04/2008 15:45	02/05 18:30	NA	NA	02/07 21:03	Yes	WATER
		MG/L	Iron - Total	6010	1.00	02/04/2008 15:45	02/05 18:30	NA	NA	02/07 21:03	Yes	WATER
		MG/L	Lead - Total	6010	1.00	02/04/2008 15:45	02/05 18:30	NA	NA	02/07 21:03	Yes	WATER
		MG/L	Magnesium - Total	6010	1.00	02/04/2008 15:45	02/05 18:30	NA	NA	02/07 21:03	Yes	WATER
		MG/L	Manganese - Total	6010	1.00	02/04/2008 15:45	02/05 18:30	NA	NA	02/07 21:03	Yes	WATER
		MG/L	Mercury - Total	7470	1.00	02/04/2008 15:45	02/05 18:30	NA	NA	02/07 13:43	Yes	WATER
		MG/L	Nickel - Total	6010	1.00	02/04/2008 15:45	02/05 18:30	NA	NA	02/07 21:03	Yes	WATER
		MG/L	Potassium - Total	6010	1.00	02/04/2008 15:45	02/05 18:30	NA	NA	02/07 21:03	Yes	WATER
		MG/L	Selenium - Total	6010	1.00	02/04/2008 15:45	02/05 18:30	NA	NA	02/07 21:03	Yes	WATER
		MG/L	Silver - Total	6010	1.00	02/04/2008 15:45	02/05 18:30	NA	NA	02/07 21:03	Yes	WATER
		MG/L	Sodium - Total	6010	1.00	02/04/2008 15:45	02/05 18:30	NA	NA	02/07 21:03	Yes	WATER
		MG/L	Thallium - Total	6010	1.00	02/04/2008 15:45	02/05 18:30	NA	NA	02/07 21:03	Yes	WATER
		MG/L	Vanadium - Total	6010	1.00	02/04/2008 15:45	02/05 18:30	NA	NA	02/07 21:03	Yes	WATER
		MG/L	Zinc - Total	6010	1.00	02/04/2008 15:45	02/05 18:30	NA	NA	02/07 21:03	Yes	WATER
A8119001	RFI-35-0208	MG/L	Aluminum - Total	6010	1.00	02/05/2008 14:50	02/05 18:30	NA	NA	02/07 20:27	Yes	WATER
		MG/L	Antimony - Total	6010	1.00	02/05/2008 14:50	02/05 18:30	NA	NA	02/07 20:27	Yes	WATER
		MG/L	Arsenic - Total	6010	1.00	02/05/2008 14:50	02/05 18:30	NA	NA	02/07 20:27	Yes	WATER
		MG/L	Barium - Total	6010	1.00	02/05/2008 14:50	02/05 18:30	NA	NA	02/07 20:27	Yes	WATER
		MG/L	Beryllium - Total	6010	1.00	02/05/2008 14:50	02/05 18:30	NA	NA	02/07 20:27	Yes	WATER
		MG/L	Cadmium - Total	6010	1.00	02/05/2008 14:50	02/05 18:30	NA	NA	02/07 20:27	Yes	WATER
		MG/L	Calcium - Total	6010	1.00	02/05/2008 14:50	02/05 18:30	NA	NA	02/07 20:27	Yes	WATER
		MG/L	Chromium - Total	6010	1.00	02/05/2008 14:50	02/05 18:30	NA	NA	02/07 20:27	Yes	WATER
		MG/L	Cobalt - Total	6010	1.00	02/05/2008 14:50	02/05 18:30	NA	NA	02/07 20:27	Yes	WATER
		MG/L	Copper - Total	6010	1.00	02/05/2008 14:50	02/05 18:30	NA	NA	02/07 20:27	Yes	WATER
		MG/L	Iron - Total	6010	1.00	02/05/2008 14:50	02/05 18:30	NA	NA	02/07 20:27	Yes	WATER
		MG/L	Lead - Total	6010	1.00	02/05/2008 14:50	02/05 18:30	NA	NA	02/07 20:27	Yes	WATER
		MG/L	Magnesium - Total	6010	1.00	02/05/2008 14:50	02/05 18:30	NA	NA	02/07 20:27	Yes	WATER
		MG/L	Manganese - Total	6010	1.00	02/05/2008 14:50	02/05 18:30	NA	NA	02/07 20:27	Yes	WATER
		MG/L	Mercury - Total	7470	1.00	02/05/2008 14:50	02/05 18:30	NA	NA	02/07 13:35	Yes	WATER
		MG/L	Nickel - Total	6010	1.00	02/05/2008 14:50	02/05 18:30	NA	NA	02/07 20:27	Yes	WATER
		MG/L	Potassium - Total	6010	1.00	02/05/2008 14:50	02/05 18:30	NA	NA	02/07 20:27	Yes	WATER
		MG/L	Selenium - Total	6010	1.00	02/05/2008 14:50	02/05 18:30	NA	NA	02/07 20:27	Yes	WATER
		MG/L	Silver - Total	6010	1.00	02/05/2008 14:50	02/05 18:30	NA	NA	02/07 20:27	Yes	WATER
		MG/L	Sodium - Total	6010	10.00	02/05/2008 14:50	02/05 18:30	NA	NA	02/08 12:21	Yes	WATER
		MG/L	Thallium - Total	6010	1.00	02/05/2008 14:50	02/05 18:30	NA	NA	02/07 20:27	Yes	WATER
		MG/L	Vanadium - Total	6010	1.00	02/05/2008 14:50	02/05 18:30	NA	NA	02/07 20:27	Yes	WATER
		MG/L	Zinc - Total	6010	1.00	02/05/2008 14:50	02/05 18:30	NA	NA	02/07 20:27	Yes	WATER
A8124807	RFI-36-0208	MG/L	Aluminum - Total	6010	1.00	02/06/2008 14:35	02/06 16:50	NA	NA	02/08 20:03	Yes	WATER
		MG/L	Antimony - Total	6010	1.00	02/06/2008 14:35	02/06 16:50	NA	NA	02/08 20:03	Yes	WATER
		MG/L	Arsenic - Total	6010	1.00	02/06/2008 14:35	02/06 16:50	NA	NA	02/08 20:03	Yes	WATER
		MG/L	Barium - Total	6010	1.00	02/06/2008 14:35	02/06 16:50	NA	NA	02/08 20:03	Yes	WATER
		MG/L	Beryllium - Total	6010	1.00	02/06/2008 14:35	02/06 16:50	NA	NA	02/08 20:03	Yes	WATER
		MG/L	Cadmium - Total	6010	1.00	02/06/2008 14:35	02/06 16:50	NA	NA	02/08 20:03	Yes	WATER
		MG/L	Calcium - Total	6010	1.00	02/06/2008 14:35	02/06 16:50	NA	NA	02/08 20:03	Yes	WATER
		MG/L	Chromium - Total	6010	1.00	02/06/2008 14:35	02/06 16:50	NA	NA	02/08 20:03	Yes	WATER

AHT = Analysis Holding Time Met
THT = TCLP Holding Time Met
NA = Not Applicable

TestAmerica Laboratories Inc.

Lab ID	Sample ID	Units	Analyte	Method	Dilution Factor	Sample Date	Receive Date	TCLP Date	THT	Analysis Date	AHT	Matrix
A8124807	RFI-36-0208	MG/L	Cobalt - Total	6010	1.00	02/06/2008 14:35	02/06 16:50	NA	NA	02/08 20:03	Yes	WATER
		MG/L	Copper - Total	6010	1.00	02/06/2008 14:35	02/06 16:50	NA	NA	02/08 20:03	Yes	WATER
		MG/L	Iron - Total	6010	1.00	02/06/2008 14:35	02/06 16:50	NA	NA	02/08 20:03	Yes	WATER
		MG/L	Lead - Total	6010	1.00	02/06/2008 14:35	02/06 16:50	NA	NA	02/08 20:03	Yes	WATER
		MG/L	Magnesium - Total	6010	1.00	02/06/2008 14:35	02/06 16:50	NA	NA	02/08 20:03	Yes	WATER
		MG/L	Manganese - Total	6010	1.00	02/06/2008 14:35	02/06 16:50	NA	NA	02/08 20:03	Yes	WATER
		MG/L	Mercury - Total	7470	1.00	02/06/2008 14:35	02/06 16:50	NA	NA	02/07 14:02	Yes	WATER
		MG/L	Nickel - Total	6010	1.00	02/06/2008 14:35	02/06 16:50	NA	NA	02/08 20:03	Yes	WATER
		MG/L	Potassium - Total	6010	1.00	02/06/2008 14:35	02/06 16:50	NA	NA	02/08 20:03	Yes	WATER
		MG/L	Selenium - Total	6010	1.00	02/06/2008 14:35	02/06 16:50	NA	NA	02/08 20:03	Yes	WATER
		MG/L	Silver - Total	6010	1.00	02/06/2008 14:35	02/06 16:50	NA	NA	02/08 20:03	Yes	WATER
		MG/L	Sodium - Total	6010	1.00	02/06/2008 14:35	02/06 16:50	NA	NA	02/08 20:03	Yes	WATER
		MG/L	Thallium - Total	6010	1.00	02/06/2008 14:35	02/06 16:50	NA	NA	02/08 20:03	Yes	WATER
		MG/L	Vanadium - Total	6010	1.00	02/06/2008 14:35	02/06 16:50	NA	NA	02/08 20:03	Yes	WATER
		MG/L	Zinc - Total	6010	1.00	02/06/2008 14:35	02/06 16:50	NA	NA	02/08 20:03	Yes	WATER
A8124803	RFI-43-0208	MG/L	Aluminum - Total	6010	1.00	02/06/2008 14:40	02/06 16:50	NA	NA	02/08 17:49	Yes	WATER
		MG/L	Antimony - Total	6010	1.00	02/06/2008 14:40	02/06 16:50	NA	NA	02/08 17:49	Yes	WATER
		MG/L	Arsenic - Total	6010	1.00	02/06/2008 14:40	02/06 16:50	NA	NA	02/08 17:49	Yes	WATER
		MG/L	Barium - Total	6010	1.00	02/06/2008 14:40	02/06 16:50	NA	NA	02/08 17:49	Yes	WATER
		MG/L	Beryllium - Total	6010	1.00	02/06/2008 14:40	02/06 16:50	NA	NA	02/08 17:49	Yes	WATER
		MG/L	Cadmium - Total	6010	1.00	02/06/2008 14:40	02/06 16:50	NA	NA	02/08 17:49	Yes	WATER
		MG/L	Calcium - Total	6010	1.00	02/06/2008 14:40	02/06 16:50	NA	NA	02/08 17:49	Yes	WATER
		MG/L	Chromium - Total	6010	1.00	02/06/2008 14:40	02/06 16:50	NA	NA	02/08 17:49	Yes	WATER
		MG/L	Cobalt - Total	6010	1.00	02/06/2008 14:40	02/06 16:50	NA	NA	02/08 17:49	Yes	WATER
		MG/L	Copper - Total	6010	1.00	02/06/2008 14:40	02/06 16:50	NA	NA	02/08 17:49	Yes	WATER
		MG/L	Iron - Total	6010	1.00	02/06/2008 14:40	02/06 16:50	NA	NA	02/08 17:49	Yes	WATER
		MG/L	Lead - Total	6010	1.00	02/06/2008 14:40	02/06 16:50	NA	NA	02/08 17:49	Yes	WATER
		MG/L	Magnesium - Total	6010	1.00	02/06/2008 14:40	02/06 16:50	NA	NA	02/08 17:49	Yes	WATER
		MG/L	Manganese - Total	6010	1.00	02/06/2008 14:40	02/06 16:50	NA	NA	02/08 17:49	Yes	WATER
		MG/L	Mercury - Total	7470	1.00	02/06/2008 14:40	02/06 16:50	NA	NA	02/07 13:55	Yes	WATER
		MG/L	Nickel - Total	6010	1.00	02/06/2008 14:40	02/06 16:50	NA	NA	02/08 17:49	Yes	WATER
		MG/L	Potassium - Total	6010	1.00	02/06/2008 14:40	02/06 16:50	NA	NA	02/08 17:49	Yes	WATER
		MG/L	Selenium - Total	6010	1.00	02/06/2008 14:40	02/06 16:50	NA	NA	02/08 17:49	Yes	WATER
		MG/L	Silver - Total	6010	1.00	02/06/2008 14:40	02/06 16:50	NA	NA	02/08 17:49	Yes	WATER
		MG/L	Sodium - Total	6010	1.00	02/06/2008 14:40	02/06 16:50	NA	NA	02/08 17:49	Yes	WATER
		MG/L	Thallium - Total	6010	1.00	02/06/2008 14:40	02/06 16:50	NA	NA	02/08 17:49	Yes	WATER
		MG/L	Vanadium - Total	6010	1.00	02/06/2008 14:40	02/06 16:50	NA	NA	02/08 17:49	Yes	WATER
		MG/L	Zinc - Total	6010	1.00	02/06/2008 14:40	02/06 16:50	NA	NA	02/08 17:49	Yes	WATER
A8124801	RFI-45-0208	MG/L	Aluminum - Total	6010	1.00	02/06/2008 10:20	02/06 16:50	NA	NA	02/08 17:38	Yes	WATER
		MG/L	Antimony - Total	6010	1.00	02/06/2008 10:20	02/06 16:50	NA	NA	02/08 17:38	Yes	WATER
		MG/L	Arsenic - Total	6010	1.00	02/06/2008 10:20	02/06 16:50	NA	NA	02/08 17:38	Yes	WATER
		MG/L	Barium - Total	6010	1.00	02/06/2008 10:20	02/06 16:50	NA	NA	02/08 17:38	Yes	WATER
		MG/L	Beryllium - Total	6010	1.00	02/06/2008 10:20	02/06 16:50	NA	NA	02/08 17:38	Yes	WATER
		MG/L	Cadmium - Total	6010	1.00	02/06/2008 10:20	02/06 16:50	NA	NA	02/08 17:38	Yes	WATER
		MG/L	Calcium - Total	6010	1.00	02/06/2008 10:20	02/06 16:50	NA	NA	02/08 17:38	Yes	WATER
		MG/L	Chromium - Total	6010	1.00	02/06/2008 10:20	02/06 16:50	NA	NA	02/08 17:38	Yes	WATER
		MG/L	Cobalt - Total	6010	1.00	02/06/2008 10:20	02/06 16:50	NA	NA	02/08 17:38	Yes	WATER
		MG/L	Copper - Total	6010	1.00	02/06/2008 10:20	02/06 16:50	NA	NA	02/08 17:38	Yes	WATER

AHT = Analysis Holding Time Met
THT = TCLP Holding Time Met
NA = Not Applicable

Date: 02/20/2008 11:53:06
Jobno: A08-1248

MACTEC ENGINEERING & CONSULTANTS
SAMPLE CHRONOLOGY

Rept: AN0369

Lab ID	Sample ID	Units	Analyte	Method	Dilution Factor	Sample Date	Receive Date	TCLP Date	THT	Analysis Date	AHT	Matrix
A8124801	RFI-45-0208	MG/L	Iron - Total	6010	1.00	02/06/2008 10:20	02/06 16:50	NA	NA	02/08 17:38	Yes	WATER
		MG/L	Lead - Total	6010	1.00	02/06/2008 10:20	02/06 16:50	NA	NA	02/08 17:38	Yes	WATER
		MG/L	Magnesium - Total	6010	1.00	02/06/2008 10:20	02/06 16:50	NA	NA	02/08 17:38	Yes	WATER
		MG/L	Manganese - Total	6010	1.00	02/06/2008 10:20	02/06 16:50	NA	NA	02/08 17:38	Yes	WATER
		MG/L	Mercury - Total	7470	1.00	02/06/2008 10:20	02/06 16:50	NA	NA	02/07 13:52	Yes	WATER
		MG/L	Nickel - Total	6010	1.00	02/06/2008 10:20	02/06 16:50	NA	NA	02/08 17:38	Yes	WATER
		MG/L	Potassium - Total	6010	1.00	02/06/2008 10:20	02/06 16:50	NA	NA	02/08 17:38	Yes	WATER
		MG/L	Selenium - Total	6010	1.00	02/06/2008 10:20	02/06 16:50	NA	NA	02/08 17:38	Yes	WATER
		MG/L	Silver - Total	6010	1.00	02/06/2008 10:20	02/06 16:50	NA	NA	02/08 17:38	Yes	WATER
		MG/L	Sodium - Total	6010	10.00	02/06/2008 10:20	02/06 16:50	NA	NA	02/11 13:37	Yes	WATER
		MG/L	Thallium - Total	6010	1.00	02/06/2008 10:20	02/06 16:50	NA	NA	02/08 17:38	Yes	WATER
		MG/L	Vanadium - Total	6010	1.00	02/06/2008 10:20	02/06 16:50	NA	NA	02/08 17:38	Yes	WATER
		MG/L	Zinc - Total	6010	1.00	02/06/2008 10:20	02/06 16:50	NA	NA	02/08 17:38	Yes	WATER
A8124804	RFI-51-0208	MG/L	Aluminum - Total	6010	1.00	02/06/2008 10:40	02/06 16:50	NA	NA	02/08 19:47	Yes	WATER
		MG/L	Antimony - Total	6010	1.00	02/06/2008 10:40	02/06 16:50	NA	NA	02/08 19:47	Yes	WATER
		MG/L	Arsenic - Total	6010	1.00	02/06/2008 10:40	02/06 16:50	NA	NA	02/08 19:47	Yes	WATER
		MG/L	Barium - Total	6010	1.00	02/06/2008 10:40	02/06 16:50	NA	NA	02/08 19:47	Yes	WATER
		MG/L	Beryllium - Total	6010	1.00	02/06/2008 10:40	02/06 16:50	NA	NA	02/08 19:47	Yes	WATER
		MG/L	Cadmium - Total	6010	1.00	02/06/2008 10:40	02/06 16:50	NA	NA	02/08 19:47	Yes	WATER
		MG/L	Calcium - Total	6010	1.00	02/06/2008 10:40	02/06 16:50	NA	NA	02/08 19:47	Yes	WATER
		MG/L	Chromium - Total	6010	1.00	02/06/2008 10:40	02/06 16:50	NA	NA	02/08 19:47	Yes	WATER
		MG/L	Cobalt - Total	6010	1.00	02/06/2008 10:40	02/06 16:50	NA	NA	02/08 19:47	Yes	WATER
		MG/L	Copper - Total	6010	1.00	02/06/2008 10:40	02/06 16:50	NA	NA	02/08 19:47	Yes	WATER
		MG/L	Iron - Total	6010	1.00	02/06/2008 10:40	02/06 16:50	NA	NA	02/08 19:47	Yes	WATER
		MG/L	Lead - Total	6010	1.00	02/06/2008 10:40	02/06 16:50	NA	NA	02/08 19:47	Yes	WATER
		MG/L	Magnesium - Total	6010	1.00	02/06/2008 10:40	02/06 16:50	NA	NA	02/08 19:47	Yes	WATER
		MG/L	Manganese - Total	6010	1.00	02/06/2008 10:40	02/06 16:50	NA	NA	02/08 19:47	Yes	WATER
		MG/L	Mercury - Total	7470	1.00	02/06/2008 10:40	02/06 16:50	NA	NA	02/07 13:57	Yes	WATER
		MG/L	Nickel - Total	6010	1.00	02/06/2008 10:40	02/06 16:50	NA	NA	02/08 19:47	Yes	WATER
		MG/L	Potassium - Total	6010	1.00	02/06/2008 10:40	02/06 16:50	NA	NA	02/08 19:47	Yes	WATER
		MG/L	Selenium - Total	6010	1.00	02/06/2008 10:40	02/06 16:50	NA	NA	02/08 19:47	Yes	WATER
		MG/L	Silver - Total	6010	1.00	02/06/2008 10:40	02/06 16:50	NA	NA	02/08 19:47	Yes	WATER
		MG/L	Sodium - Total	6010	1.00	02/06/2008 10:40	02/06 16:50	NA	NA	02/08 19:47	Yes	WATER
		MG/L	Thallium - Total	6010	1.00	02/06/2008 10:40	02/06 16:50	NA	NA	02/08 19:47	Yes	WATER
		MG/L	Vanadium - Total	6010	1.00	02/06/2008 10:40	02/06 16:50	NA	NA	02/08 19:47	Yes	WATER
		MG/L	Zinc - Total	6010	1.00	02/06/2008 10:40	02/06 16:50	NA	NA	02/08 19:47	Yes	WATER
A8124805	RFI-51R-0208	MG/L	Aluminum - Total	6010	1.00	02/06/2008 10:50	02/06 16:50	NA	NA	02/08 19:53	Yes	WATER
		MG/L	Antimony - Total	6010	1.00	02/06/2008 10:50	02/06 16:50	NA	NA	02/08 19:53	Yes	WATER
		MG/L	Arsenic - Total	6010	1.00	02/06/2008 10:50	02/06 16:50	NA	NA	02/08 19:53	Yes	WATER
		MG/L	Barium - Total	6010	1.00	02/06/2008 10:50	02/06 16:50	NA	NA	02/08 19:53	Yes	WATER
		MG/L	Beryllium - Total	6010	1.00	02/06/2008 10:50	02/06 16:50	NA	NA	02/08 19:53	Yes	WATER
		MG/L	Cadmium - Total	6010	1.00	02/06/2008 10:50	02/06 16:50	NA	NA	02/08 19:53	Yes	WATER
		MG/L	Calcium - Total	6010	1.00	02/06/2008 10:50	02/06 16:50	NA	NA	02/08 19:53	Yes	WATER
		MG/L	Chromium - Total	6010	1.00	02/06/2008 10:50	02/06 16:50	NA	NA	02/08 19:53	Yes	WATER
		MG/L	Cobalt - Total	6010	1.00	02/06/2008 10:50	02/06 16:50	NA	NA	02/08 19:53	Yes	WATER
		MG/L	Copper - Total	6010	1.00	02/06/2008 10:50	02/06 16:50	NA	NA	02/08 19:53	Yes	WATER
		MG/L	Iron - Total	6010	1.00	02/06/2008 10:50	02/06 16:50	NA	NA	02/08 19:53	Yes	WATER
		MG/L	Lead - Total	6010	1.00	02/06/2008 10:50	02/06 16:50	NA	NA	02/08 19:53	Yes	WATER

AHT = Analysis Holding Time Met
THT = TCLP Holding Time Met
NA = Not Applicable

TestAmerica Laboratories Inc.

Lab ID	Sample ID	Units	Analyte	Method	Dilution Factor	Sample Date	Receive Date	TCLP Date	THT	Analysis Date	AHT	Matrix
A8124805	RFI-51R-0208	MG/L	Magnesium - Total	6010	1.00	02/06/2008 10:50	02/06 16:50	NA	NA	02/08 19:53	Yes	WATER
		MG/L	Manganese - Total	6010	1.00	02/06/2008 10:50	02/06 16:50	NA	NA	02/08 19:53	Yes	WATER
		MG/L	Mercury - Total	7470	1.00	02/06/2008 10:50	02/06 16:50	NA	NA	02/07 13:59	Yes	WATER
		MG/L	Nickel - Total	6010	1.00	02/06/2008 10:50	02/06 16:50	NA	NA	02/08 19:53	Yes	WATER
		MG/L	Potassium - Total	6010	1.00	02/06/2008 10:50	02/06 16:50	NA	NA	02/08 19:53	Yes	WATER
		MG/L	Selenium - Total	6010	1.00	02/06/2008 10:50	02/06 16:50	NA	NA	02/08 19:53	Yes	WATER
		MG/L	Silver - Total	6010	1.00	02/06/2008 10:50	02/06 16:50	NA	NA	02/08 19:53	Yes	WATER
		MG/L	Sodium - Total	6010	1.00	02/06/2008 10:50	02/06 16:50	NA	NA	02/08 19:53	Yes	WATER
		MG/L	Thallium - Total	6010	1.00	02/06/2008 10:50	02/06 16:50	NA	NA	02/08 19:53	Yes	WATER
		MG/L	Vanadium - Total	6010	1.00	02/06/2008 10:50	02/06 16:50	NA	NA	02/08 19:53	Yes	WATER
		MG/L	Zinc - Total	6010	1.00	02/06/2008 10:50	02/06 16:50	NA	NA	02/08 19:53	Yes	WATER
A8124806	RFI-PZ18-0208	MG/L	Aluminum - Total	6010	1.00	02/06/2008 13:15	02/06 16:50	NA	NA	02/08 19:58	Yes	WATER
		MG/L	Antimony - Total	6010	1.00	02/06/2008 13:15	02/06 16:50	NA	NA	02/08 19:58	Yes	WATER
		MG/L	Arsenic - Total	6010	1.00	02/06/2008 13:15	02/06 16:50	NA	NA	02/08 19:58	Yes	WATER
		MG/L	Barium - Total	6010	1.00	02/06/2008 13:15	02/06 16:50	NA	NA	02/08 19:58	Yes	WATER
		MG/L	Beryllium - Total	6010	1.00	02/06/2008 13:15	02/06 16:50	NA	NA	02/08 19:58	Yes	WATER
		MG/L	Cadmium - Total	6010	1.00	02/06/2008 13:15	02/06 16:50	NA	NA	02/08 19:58	Yes	WATER
		MG/L	Calcium - Total	6010	1.00	02/06/2008 13:15	02/06 16:50	NA	NA	02/08 19:58	Yes	WATER
		MG/L	Chromium - Total	6010	1.00	02/06/2008 13:15	02/06 16:50	NA	NA	02/08 19:58	Yes	WATER
		MG/L	Cobalt - Total	6010	1.00	02/06/2008 13:15	02/06 16:50	NA	NA	02/08 19:58	Yes	WATER
		MG/L	Copper - Total	6010	1.00	02/06/2008 13:15	02/06 16:50	NA	NA	02/08 19:58	Yes	WATER
		MG/L	Iron - Total	6010	1.00	02/06/2008 13:15	02/06 16:50	NA	NA	02/08 19:58	Yes	WATER
		MG/L	Lead - Total	6010	1.00	02/06/2008 13:15	02/06 16:50	NA	NA	02/08 19:58	Yes	WATER
		MG/L	Magnesium - Total	6010	1.00	02/06/2008 13:15	02/06 16:50	NA	NA	02/08 19:58	Yes	WATER
		MG/L	Manganese - Total	6010	1.00	02/06/2008 13:15	02/06 16:50	NA	NA	02/08 19:58	Yes	WATER
		MG/L	Mercury - Total	7470	1.00	02/06/2008 13:15	02/06 16:50	NA	NA	02/07 14:00	Yes	WATER
		MG/L	Nickel - Total	6010	1.00	02/06/2008 13:15	02/06 16:50	NA	NA	02/08 19:58	Yes	WATER
		MG/L	Potassium - Total	6010	1.00	02/06/2008 13:15	02/06 16:50	NA	NA	02/08 19:58	Yes	WATER
		MG/L	Selenium - Total	6010	1.00	02/06/2008 13:15	02/06 16:50	NA	NA	02/08 19:58	Yes	WATER
		MG/L	Silver - Total	6010	1.00	02/06/2008 13:15	02/06 16:50	NA	NA	02/08 19:58	Yes	WATER
		MG/L	Sodium - Total	6010	1.00	02/06/2008 13:15	02/06 16:50	NA	NA	02/08 19:58	Yes	WATER
		MG/L	Thallium - Total	6010	1.00	02/06/2008 13:15	02/06 16:50	NA	NA	02/08 19:58	Yes	WATER
		MG/L	Vanadium - Total	6010	1.00	02/06/2008 13:15	02/06 16:50	NA	NA	02/08 19:58	Yes	WATER
		MG/L	Zinc - Total	6010	1.00	02/06/2008 13:15	02/06 16:50	NA	NA	02/08 19:58	Yes	WATER

AHT = Analysis Holding Time Met
THT = TCLP Holding Time Met
NA = Not Applicable

Date: 02/20/2008 11:53:06
Jobno: A08-1190

MACTEC ENGINEERING & CONSULTANTS
QC CHRONOLOGY

Rept: AN0369

Lab ID	Sample ID	Units	Analyte	Method	Dilution Factor	Sample Date	Receive Date	TCLP Date	THT	Analysis Date	AHT	Matrix
A8119003MS	RFI-32-0108	MG/L	Aluminum - Total	6010	1.00	02/04/2008 13:30	02/05 18:30	NA	NA	02/07 20:53	Yes	WATER
		MG/L	Antimony - Total	6010	1.00	02/04/2008 13:30	02/05 18:30	NA	NA	02/07 20:53	Yes	WATER
		MG/L	Arsenic - Total	6010	1.00	02/04/2008 13:30	02/05 18:30	NA	NA	02/07 20:53	Yes	WATER
		MG/L	Barium - Total	6010	1.00	02/04/2008 13:30	02/05 18:30	NA	NA	02/07 20:53	Yes	WATER
		MG/L	Beryllium - Total	6010	1.00	02/04/2008 13:30	02/05 18:30	NA	NA	02/07 20:53	Yes	WATER
		MG/L	Cadmium - Total	6010	1.00	02/04/2008 13:30	02/05 18:30	NA	NA	02/07 20:53	Yes	WATER
		MG/L	Calcium - Total	6010	1.00	02/04/2008 13:30	02/05 18:30	NA	NA	02/07 20:53	Yes	WATER
		MG/L	Chromium - Total	6010	1.00	02/04/2008 13:30	02/05 18:30	NA	NA	02/07 20:53	Yes	WATER
		MG/L	Cobalt - Total	6010	1.00	02/04/2008 13:30	02/05 18:30	NA	NA	02/07 20:53	Yes	WATER
		MG/L	Copper - Total	6010	1.00	02/04/2008 13:30	02/05 18:30	NA	NA	02/07 20:53	Yes	WATER
		MG/L	Iron - Total	6010	1.00	02/04/2008 13:30	02/05 18:30	NA	NA	02/07 20:53	Yes	WATER
		MG/L	Lead - Total	6010	1.00	02/04/2008 13:30	02/05 18:30	NA	NA	02/07 20:53	Yes	WATER
		MG/L	Magnesium - Total	6010	1.00	02/04/2008 13:30	02/05 18:30	NA	NA	02/07 20:53	Yes	WATER
		MG/L	Manganese - Total	6010	1.00	02/04/2008 13:30	02/05 18:30	NA	NA	02/07 20:53	Yes	WATER
		MG/L	Nickel - Total	6010	1.00	02/04/2008 13:30	02/05 18:30	NA	NA	02/07 20:53	Yes	WATER
		MG/L	Potassium - Total	6010	1.00	02/04/2008 13:30	02/05 18:30	NA	NA	02/07 20:53	Yes	WATER
		MG/L	Selenium - Total	6010	1.00	02/04/2008 13:30	02/05 18:30	NA	NA	02/07 20:53	Yes	WATER
		MG/L	Silver - Total	6010	1.00	02/04/2008 13:30	02/05 18:30	NA	NA	02/07 20:53	Yes	WATER
		MG/L	Sodium - Total	6010	1.00	02/04/2008 13:30	02/05 18:30	NA	NA	02/07 20:53	Yes	WATER
		MG/L	Thallium - Total	6010	1.00	02/04/2008 13:30	02/05 18:30	NA	NA	02/07 20:53	Yes	WATER
		MG/L	Vanadium - Total	6010	1.00	02/04/2008 13:30	02/05 18:30	NA	NA	02/07 20:53	Yes	WATER
		MG/L	Zinc - Total	6010	1.00	02/04/2008 13:30	02/05 18:30	NA	NA	02/07 20:53	Yes	WATER
A8119003SD	RFI-32-0108	MG/L	Aluminum - Total	6010	1.00	02/04/2008 13:30	02/05 18:30	NA	NA	02/07 20:58	Yes	WATER
		MG/L	Antimony - Total	6010	1.00	02/04/2008 13:30	02/05 18:30	NA	NA	02/07 20:58	Yes	WATER
		MG/L	Arsenic - Total	6010	1.00	02/04/2008 13:30	02/05 18:30	NA	NA	02/07 20:58	Yes	WATER
		MG/L	Barium - Total	6010	1.00	02/04/2008 13:30	02/05 18:30	NA	NA	02/07 20:58	Yes	WATER
		MG/L	Beryllium - Total	6010	1.00	02/04/2008 13:30	02/05 18:30	NA	NA	02/07 20:58	Yes	WATER
		MG/L	Cadmium - Total	6010	1.00	02/04/2008 13:30	02/05 18:30	NA	NA	02/07 20:58	Yes	WATER
		MG/L	Calcium - Total	6010	1.00	02/04/2008 13:30	02/05 18:30	NA	NA	02/07 20:58	Yes	WATER
		MG/L	Chromium - Total	6010	1.00	02/04/2008 13:30	02/05 18:30	NA	NA	02/07 20:58	Yes	WATER
		MG/L	Cobalt - Total	6010	1.00	02/04/2008 13:30	02/05 18:30	NA	NA	02/07 20:58	Yes	WATER
		MG/L	Copper - Total	6010	1.00	02/04/2008 13:30	02/05 18:30	NA	NA	02/07 20:58	Yes	WATER
		MG/L	Iron - Total	6010	1.00	02/04/2008 13:30	02/05 18:30	NA	NA	02/07 20:58	Yes	WATER
		MG/L	Lead - Total	6010	1.00	02/04/2008 13:30	02/05 18:30	NA	NA	02/07 20:58	Yes	WATER
		MG/L	Magnesium - Total	6010	1.00	02/04/2008 13:30	02/05 18:30	NA	NA	02/07 20:58	Yes	WATER
		MG/L	Manganese - Total	6010	1.00	02/04/2008 13:30	02/05 18:30	NA	NA	02/07 20:58	Yes	WATER
		MG/L	Nickel - Total	6010	1.00	02/04/2008 13:30	02/05 18:30	NA	NA	02/07 20:58	Yes	WATER
		MG/L	Potassium - Total	6010	1.00	02/04/2008 13:30	02/05 18:30	NA	NA	02/07 20:58	Yes	WATER
		MG/L	Selenium - Total	6010	1.00	02/04/2008 13:30	02/05 18:30	NA	NA	02/07 20:58	Yes	WATER
		MG/L	Silver - Total	6010	1.00	02/04/2008 13:30	02/05 18:30	NA	NA	02/07 20:58	Yes	WATER
		MG/L	Sodium - Total	6010	1.00	02/04/2008 13:30	02/05 18:30	NA	NA	02/07 20:58	Yes	WATER
		MG/L	Thallium - Total	6010	1.00	02/04/2008 13:30	02/05 18:30	NA	NA	02/07 20:58	Yes	WATER
		MG/L	Vanadium - Total	6010	1.00	02/04/2008 13:30	02/05 18:30	NA	NA	02/07 20:58	Yes	WATER
		MG/L	Zinc - Total	6010	1.00	02/04/2008 13:30	02/05 18:30	NA	NA	02/07 20:58	Yes	WATER
A8119001MS	RFI-35-0208	MG/L	Mercury - Total	7470	1.00	02/05/2008 14:50	02/05 18:30	NA	NA	02/07 13:37	Yes	WATER
A8119001SD	RFI-35-0208	MG/L	Mercury - Total	7470	1.00	02/05/2008 14:50	02/05 18:30	NA	NA	02/07 13:39	Yes	WATER
A8124803MS	RFI-43-0208	MG/L	Aluminum - Total	6010	1.00	02/06/2008 14:40	02/06 16:50	NA	NA	02/08 18:05	Yes	WATER
		MG/L	Antimony - Total	6010	1.00	02/06/2008 14:40	02/06 16:50	NA	NA	02/08 18:05	Yes	WATER

AHT = Analysis Holding Time Met
THT = TCLP Holding Time Met
NA = Not Applicable

TestAmerica Laboratories Inc.

Lab ID	Sample ID	Units	Analyte	Method	Dilution Factor	Sample Date	Receive Date	TCLP Date	THT	Analysis Date	AHT	Matrix
A8124803MS	RFI-43-0208	MG/L	Arsenic - Total	6010	1.00	02/06/2008 14:40	02/06 16:50	NA	NA	02/08 18:05	Yes	WATER
		MG/L	Barium - Total	6010	1.00	02/06/2008 14:40	02/06 16:50	NA	NA	02/08 18:05	Yes	WATER
		MG/L	Beryllium - Total	6010	1.00	02/06/2008 14:40	02/06 16:50	NA	NA	02/08 18:05	Yes	WATER
		MG/L	Cadmium - Total	6010	1.00	02/06/2008 14:40	02/06 16:50	NA	NA	02/08 18:05	Yes	WATER
		MG/L	Calcium - Total	6010	1.00	02/06/2008 14:40	02/06 16:50	NA	NA	02/08 18:05	Yes	WATER
		MG/L	Chromium - Total	6010	1.00	02/06/2008 14:40	02/06 16:50	NA	NA	02/08 18:05	Yes	WATER
		MG/L	Cobalt - Total	6010	1.00	02/06/2008 14:40	02/06 16:50	NA	NA	02/08 18:05	Yes	WATER
		MG/L	Copper - Total	6010	1.00	02/06/2008 14:40	02/06 16:50	NA	NA	02/08 18:05	Yes	WATER
		MG/L	Iron - Total	6010	1.00	02/06/2008 14:40	02/06 16:50	NA	NA	02/08 18:05	Yes	WATER
		MG/L	Lead - Total	6010	1.00	02/06/2008 14:40	02/06 16:50	NA	NA	02/08 18:05	Yes	WATER
		MG/L	Magnesium - Total	6010	1.00	02/06/2008 14:40	02/06 16:50	NA	NA	02/08 18:05	Yes	WATER
		MG/L	Manganese - Total	6010	1.00	02/06/2008 14:40	02/06 16:50	NA	NA	02/08 18:05	Yes	WATER
		MG/L	Nickel - Total	6010	1.00	02/06/2008 14:40	02/06 16:50	NA	NA	02/08 18:05	Yes	WATER
		MG/L	Potassium - Total	6010	1.00	02/06/2008 14:40	02/06 16:50	NA	NA	02/08 18:05	Yes	WATER
		MG/L	Selenium - Total	6010	1.00	02/06/2008 14:40	02/06 16:50	NA	NA	02/08 18:05	Yes	WATER
		MG/L	Silver - Total	6010	1.00	02/06/2008 14:40	02/06 16:50	NA	NA	02/08 18:05	Yes	WATER
		MG/L	Sodium - Total	6010	1.00	02/06/2008 14:40	02/06 16:50	NA	NA	02/08 18:05	Yes	WATER
		MG/L	Thallium - Total	6010	1.00	02/06/2008 14:40	02/06 16:50	NA	NA	02/08 18:05	Yes	WATER
		MG/L	Vanadium - Total	6010	1.00	02/06/2008 14:40	02/06 16:50	NA	NA	02/08 18:05	Yes	WATER
		MG/L	Zinc - Total	6010	1.00	02/06/2008 14:40	02/06 16:50	NA	NA	02/08 18:05	Yes	WATER
A8124803SD	RFI-43-0208	MG/L	Aluminum - Total	6010	1.00	02/06/2008 14:40	02/06 16:50	NA	NA	02/08 18:11	Yes	WATER
		MG/L	Antimony - Total	6010	1.00	02/06/2008 14:40	02/06 16:50	NA	NA	02/08 18:11	Yes	WATER
		MG/L	Arsenic - Total	6010	1.00	02/06/2008 14:40	02/06 16:50	NA	NA	02/08 18:11	Yes	WATER
		MG/L	Barium - Total	6010	1.00	02/06/2008 14:40	02/06 16:50	NA	NA	02/08 18:11	Yes	WATER
		MG/L	Beryllium - Total	6010	1.00	02/06/2008 14:40	02/06 16:50	NA	NA	02/08 18:11	Yes	WATER
		MG/L	Cadmium - Total	6010	1.00	02/06/2008 14:40	02/06 16:50	NA	NA	02/08 18:11	Yes	WATER
		MG/L	Calcium - Total	6010	1.00	02/06/2008 14:40	02/06 16:50	NA	NA	02/08 18:11	Yes	WATER
		MG/L	Chromium - Total	6010	1.00	02/06/2008 14:40	02/06 16:50	NA	NA	02/08 18:11	Yes	WATER
		MG/L	Cobalt - Total	6010	1.00	02/06/2008 14:40	02/06 16:50	NA	NA	02/08 18:11	Yes	WATER
		MG/L	Copper - Total	6010	1.00	02/06/2008 14:40	02/06 16:50	NA	NA	02/08 18:11	Yes	WATER
		MG/L	Iron - Total	6010	1.00	02/06/2008 14:40	02/06 16:50	NA	NA	02/08 18:11	Yes	WATER
		MG/L	Lead - Total	6010	1.00	02/06/2008 14:40	02/06 16:50	NA	NA	02/08 18:11	Yes	WATER
		MG/L	Magnesium - Total	6010	1.00	02/06/2008 14:40	02/06 16:50	NA	NA	02/08 18:11	Yes	WATER
		MG/L	Manganese - Total	6010	1.00	02/06/2008 14:40	02/06 16:50	NA	NA	02/08 18:11	Yes	WATER
		MG/L	Nickel - Total	6010	1.00	02/06/2008 14:40	02/06 16:50	NA	NA	02/08 18:11	Yes	WATER
		MG/L	Potassium - Total	6010	1.00	02/06/2008 14:40	02/06 16:50	NA	NA	02/08 18:11	Yes	WATER
		MG/L	Selenium - Total	6010	1.00	02/06/2008 14:40	02/06 16:50	NA	NA	02/08 18:11	Yes	WATER
		MG/L	Silver - Total	6010	1.00	02/06/2008 14:40	02/06 16:50	NA	NA	02/08 18:11	Yes	WATER
		MG/L	Sodium - Total	6010	1.00	02/06/2008 14:40	02/06 16:50	NA	NA	02/08 18:11	Yes	WATER
		MG/L	Thallium - Total	6010	1.00	02/06/2008 14:40	02/06 16:50	NA	NA	02/08 18:11	Yes	WATER
		MG/L	Vanadium - Total	6010	1.00	02/06/2008 14:40	02/06 16:50	NA	NA	02/08 18:11	Yes	WATER
		MG/L	Zinc - Total	6010	1.00	02/06/2008 14:40	02/06 16:50	NA	NA	02/08 18:11	Yes	WATER
A8B0997602	Method Blank	MG/L	Aluminum - Total	6010	1.00	-	- 18:30	NA	NA	02/07 19:18	Yes	WATER
		MG/L	Antimony - Total	6010	1.00	-	- 18:30	NA	NA	02/07 19:18	Yes	WATER
		MG/L	Arsenic - Total	6010	1.00	-	- 18:30	NA	NA	02/07 19:18	Yes	WATER
		MG/L	Barium - Total	6010	1.00	-	- 18:30	NA	NA	02/07 19:18	Yes	WATER
		MG/L	Beryllium - Total	6010	1.00	-	- 18:30	NA	NA	02/07 19:18	Yes	WATER
		MG/L	Cadmium - Total	6010	1.00	-	- 18:30	NA	NA	02/07 19:18	Yes	WATER

AHT = Analysis Holding Time Met
THT = TCLP Holding Time Met
NA = Not Applicable

Lab ID	Sample ID	Units	Analyte	Method	Dilution Factor	Sample Date	Receive Date	TCLP Date	THT	Analysis Date	AHT	Matrix
A8B0997602	Method Blank	MG/L	Calcium - Total	6010	1.00	-	- 18:30	NA	NA	02/07 19:18	Yes	WATER
		MG/L	Chromium - Total	6010	1.00	-	- 18:30	NA	NA	02/07 19:18	Yes	WATER
		MG/L	Cobalt - Total	6010	1.00	-	- 18:30	NA	NA	02/07 19:18	Yes	WATER
		MG/L	Copper - Total	6010	1.00	-	- 18:30	NA	NA	02/07 19:18	Yes	WATER
		MG/L	Iron - Total	6010	1.00	-	- 18:30	NA	NA	02/07 19:18	Yes	WATER
		MG/L	Lead - Total	6010	1.00	-	- 18:30	NA	NA	02/07 19:18	Yes	WATER
		MG/L	Magnesium - Total	6010	1.00	-	- 18:30	NA	NA	02/07 19:18	Yes	WATER
		MG/L	Manganese - Total	6010	1.00	-	- 18:30	NA	NA	02/07 19:18	Yes	WATER
		MG/L	Nickel - Total	6010	1.00	-	- 18:30	NA	NA	02/07 19:18	Yes	WATER
		MG/L	Potassium - Total	6010	1.00	-	- 18:30	NA	NA	02/07 19:18	Yes	WATER
		MG/L	Selenium - Total	6010	1.00	-	- 18:30	NA	NA	02/07 19:18	Yes	WATER
		MG/L	Silver - Total	6010	1.00	-	- 18:30	NA	NA	02/07 19:18	Yes	WATER
		MG/L	Sodium - Total	6010	1.00	-	- 18:30	NA	NA	02/07 19:18	Yes	WATER
		MG/L	Thallium - Total	6010	1.00	-	- 18:30	NA	NA	02/07 19:18	Yes	WATER
		MG/L	Vanadium - Total	6010	1.00	-	- 18:30	NA	NA	02/07 19:18	Yes	WATER
		MG/L	Zinc - Total	6010	1.00	-	- 18:30	NA	NA	02/07 19:18	Yes	WATER
A8B1000802	Method Blank	MG/L	Mercury - Total	7470	1.00	-	- 18:30	NA	NA	02/07 14:16	Yes	WATER
		MG/L	Mercury - Total	7470	1.00	-	- 16:50	NA	NA	02/07 14:16	Yes	WATER
A8B1004002	Method Blank	MG/L	Aluminum - Total	6010	1.00	-	- 16:50	NA	NA	02/08 17:05	Yes	WATER
		MG/L	Antimony - Total	6010	1.00	-	- 16:50	NA	NA	02/08 17:05	Yes	WATER
		MG/L	Arsenic - Total	6010	1.00	-	- 16:50	NA	NA	02/08 17:05	Yes	WATER
		MG/L	Barium - Total	6010	1.00	-	- 16:50	NA	NA	02/08 17:05	Yes	WATER
		MG/L	Beryllium - Total	6010	1.00	-	- 16:50	NA	NA	02/08 17:05	Yes	WATER
		MG/L	Cadmium - Total	6010	1.00	-	- 16:50	NA	NA	02/08 17:05	Yes	WATER
		MG/L	Calcium - Total	6010	1.00	-	- 16:50	NA	NA	02/08 17:05	Yes	WATER
		MG/L	Chromium - Total	6010	1.00	-	- 16:50	NA	NA	02/08 17:05	Yes	WATER
		MG/L	Cobalt - Total	6010	1.00	-	- 16:50	NA	NA	02/08 17:05	Yes	WATER
		MG/L	Copper - Total	6010	1.00	-	- 16:50	NA	NA	02/08 17:05	Yes	WATER
		MG/L	Iron - Total	6010	1.00	-	- 16:50	NA	NA	02/08 17:05	Yes	WATER
		MG/L	Lead - Total	6010	1.00	-	- 16:50	NA	NA	02/08 17:05	Yes	WATER
		MG/L	Magnesium - Total	6010	1.00	-	- 16:50	NA	NA	02/08 17:05	Yes	WATER
		MG/L	Manganese - Total	6010	1.00	-	- 16:50	NA	NA	02/08 17:05	Yes	WATER
		MG/L	Nickel - Total	6010	1.00	-	- 16:50	NA	NA	02/08 17:05	Yes	WATER
		MG/L	Potassium - Total	6010	1.00	-	- 16:50	NA	NA	02/08 17:05	Yes	WATER
		MG/L	Selenium - Total	6010	1.00	-	- 16:50	NA	NA	02/08 17:05	Yes	WATER
		MG/L	Silver - Total	6010	1.00	-	- 16:50	NA	NA	02/08 17:05	Yes	WATER
		MG/L	Sodium - Total	6010	1.00	-	- 16:50	NA	NA	02/08 17:05	Yes	WATER
		MG/L	Thallium - Total	6010	1.00	-	- 16:50	NA	NA	02/08 17:05	Yes	WATER
		MG/L	Vanadium - Total	6010	1.00	-	- 16:50	NA	NA	02/08 17:05	Yes	WATER
		MG/L	Zinc - Total	6010	1.00	-	- 16:50	NA	NA	02/08 17:05	Yes	WATER
A8B1000801	LCS	MG/L	Mercury - Total	7470	1.00	-	- 18:30	NA	NA	02/07 14:15	Yes	WATER
		MG/L	Mercury - Total	7470	1.00	-	- 16:50	NA	NA	02/07 14:15	Yes	WATER
A8B0997601	LFB	MG/L	Aluminum - Total	6010	1.00	-	- 18:30	NA	NA	02/07 19:23	Yes	WATER
		MG/L	Antimony - Total	6010	1.00	-	- 18:30	NA	NA	02/07 19:23	Yes	WATER
		MG/L	Arsenic - Total	6010	1.00	-	- 18:30	NA	NA	02/07 19:23	Yes	WATER
		MG/L	Barium - Total	6010	1.00	-	- 18:30	NA	NA	02/07 19:23	Yes	WATER
		MG/L	Beryllium - Total	6010	1.00	-	- 18:30	NA	NA	02/07 19:23	Yes	WATER
		MG/L	Cadmium - Total	6010	1.00	-	- 18:30	NA	NA	02/07 19:23	Yes	WATER

AHT = Analysis Holding Time Met
THT = TCLP Holding Time Met
NA = Not Applicable

Lab ID	Sample ID	Units	Analyte	Method	Dilution Factor	Sample Date	Receive Date	TCLP Date	THT	Analysis Date	AHT	Matrix
A8B0997601	LFB	MG/L	Calcium - Total	6010	1.00	-	- 18:30	NA	NA	02/07 19:23	Yes	WATER
		MG/L	Chromium - Total	6010	1.00	-	- 18:30	NA	NA	02/07 19:23	Yes	WATER
		MG/L	Cobalt - Total	6010	1.00	-	- 18:30	NA	NA	02/07 19:23	Yes	WATER
		MG/L	Copper - Total	6010	1.00	-	- 18:30	NA	NA	02/07 19:23	Yes	WATER
		MG/L	Iron - Total	6010	1.00	-	- 18:30	NA	NA	02/07 19:23	Yes	WATER
		MG/L	Lead - Total	6010	1.00	-	- 18:30	NA	NA	02/07 19:23	Yes	WATER
		MG/L	Magnesium - Total	6010	1.00	-	- 18:30	NA	NA	02/07 19:23	Yes	WATER
		MG/L	Manganese - Total	6010	1.00	-	- 18:30	NA	NA	02/07 19:23	Yes	WATER
		MG/L	Nickel - Total	6010	1.00	-	- 18:30	NA	NA	02/07 19:23	Yes	WATER
		MG/L	Potassium - Total	6010	1.00	-	- 18:30	NA	NA	02/07 19:23	Yes	WATER
		MG/L	Selenium - Total	6010	1.00	-	- 18:30	NA	NA	02/07 19:23	Yes	WATER
		MG/L	Silver - Total	6010	1.00	-	- 18:30	NA	NA	02/07 19:23	Yes	WATER
		MG/L	Sodium - Total	6010	1.00	-	- 18:30	NA	NA	02/07 19:23	Yes	WATER
		MG/L	Thallium - Total	6010	1.00	-	- 18:30	NA	NA	02/07 19:23	Yes	WATER
		MG/L	Vanadium - Total	6010	1.00	-	- 18:30	NA	NA	02/07 19:23	Yes	WATER
		MG/L	Zinc - Total	6010	1.00	-	- 18:30	NA	NA	02/07 19:23	Yes	WATER
A8B1004001	LFB	MG/L	Aluminum - Total	6010	1.00	-	- 16:50	NA	NA	02/08 17:22	Yes	WATER
		MG/L	Antimony - Total	6010	1.00	-	- 16:50	NA	NA	02/08 17:22	Yes	WATER
		MG/L	Arsenic - Total	6010	1.00	-	- 16:50	NA	NA	02/08 17:22	Yes	WATER
		MG/L	Barium - Total	6010	1.00	-	- 16:50	NA	NA	02/08 17:22	Yes	WATER
		MG/L	Beryllium - Total	6010	1.00	-	- 16:50	NA	NA	02/08 17:22	Yes	WATER
		MG/L	Cadmium - Total	6010	1.00	-	- 16:50	NA	NA	02/08 17:22	Yes	WATER
		MG/L	Calcium - Total	6010	1.00	-	- 16:50	NA	NA	02/08 17:22	Yes	WATER
		MG/L	Chromium - Total	6010	1.00	-	- 16:50	NA	NA	02/08 17:22	Yes	WATER
		MG/L	Cobalt - Total	6010	1.00	-	- 16:50	NA	NA	02/08 17:22	Yes	WATER
		MG/L	Copper - Total	6010	1.00	-	- 16:50	NA	NA	02/08 17:22	Yes	WATER
		MG/L	Iron - Total	6010	1.00	-	- 16:50	NA	NA	02/08 17:22	Yes	WATER
		MG/L	Lead - Total	6010	1.00	-	- 16:50	NA	NA	02/08 17:22	Yes	WATER
		MG/L	Magnesium - Total	6010	1.00	-	- 16:50	NA	NA	02/08 17:22	Yes	WATER
		MG/L	Manganese - Total	6010	1.00	-	- 16:50	NA	NA	02/08 17:22	Yes	WATER
		MG/L	Nickel - Total	6010	1.00	-	- 16:50	NA	NA	02/08 17:22	Yes	WATER
		MG/L	Potassium - Total	6010	1.00	-	- 16:50	NA	NA	02/08 17:22	Yes	WATER
		MG/L	Selenium - Total	6010	1.00	-	- 16:50	NA	NA	02/08 17:22	Yes	WATER
		MG/L	Silver - Total	6010	1.00	-	- 16:50	NA	NA	02/08 17:22	Yes	WATER
		MG/L	Sodium - Total	6010	1.00	-	- 16:50	NA	NA	02/08 17:22	Yes	WATER
		MG/L	Thallium - Total	6010	1.00	-	- 16:50	NA	NA	02/08 17:22	Yes	WATER
		MG/L	Vanadium - Total	6010	1.00	-	- 16:50	NA	NA	02/08 17:22	Yes	WATER
		MG/L	Zinc - Total	6010	1.00	-	- 16:50	NA	NA	02/08 17:22	Yes	WATER

AHT = Analysis Holding Time Met
THT = TCLP Holding Time Met
NA = Not Applicable

Date: 02/20/2008 11:53:17
Jobno: A08-1190

MACTEC ENGINEERING & CONSULTANTS
SAMPLE CHRONOLOGY

Rept: AN0369

Lab ID	Sample ID	Units	Analyte	Method	Dilution Factor	Sample Date	Receive Date	TCLP Date	THT	Analysis Date	AHT	Matrix
A8119008	R-01-0108	MG/L	Total Recoverable Phenolics	420.4	1.00	02/05/2008 11:20	02/05 18:30	NA	NA	02/09 09:55	Yes	WATER
		MG/L	Chloride	300.0	5.00	02/05/2008 11:20	02/05 18:30	NA	NA	02/06 13:54	Yes	WATER
		MG/L	Sulfate	375.4	1.00	02/05/2008 11:20	02/05 18:30	NA	NA	02/06 16:57	Yes	WATER
		MG/L	Sulfide	376.1	1.00	02/05/2008 11:20	02/05 18:30	NA	NA	02/06 12:00	Yes	WATER
		MG/L	Cyanide - Total	9012A	1.00	02/05/2008 11:20	02/05 18:30	NA	NA	02/08 13:44	Yes	WATER
		MG/L-N	Nitrate-Nitrite	353.2	1.00	02/05/2008 11:20	02/05 18:30	NA	NA	02/06 10:25	Yes	WATER
		MG/L	Ferrous Iron	3500D	1.00	02/05/2008 11:20	02/05 18:30	NA	NA	02/05 21:45	Yes	WATER
A8124802	R-04-0208	MG/L	Total Recoverable Phenolics	420.4	1.00	02/06/2008 13:30	02/06 16:50	NA	NA	02/09 09:55	Yes	WATER
		MG/L	Chloride	300.0	5.00	02/06/2008 13:30	02/06 16:50	NA	NA	02/12 17:48	Yes	WATER
		MG/L	Sulfate	D-516-90	1.00	02/06/2008 13:30	02/06 16:50	NA	NA	02/08 18:37	Yes	WATER
		MG/L	Sulfide	4500-S F	1.00	02/06/2008 13:30	02/06 16:50	NA	NA	02/07 16:00	Yes	WATER
		MG/L	Cyanide - Total	9012A	1.00	02/06/2008 13:30	02/06 16:50	NA	NA	02/08 13:44	Yes	WATER
		MG/L-N	Nitrate-Nitrite	353.2	1.00	02/06/2008 13:30	02/06 16:50	NA	NA	02/13 09:54	Yes	WATER
		MG/L	Ferrous Iron	3500D	1.00	02/06/2008 13:30	02/06 16:50	NA	NA	02/06 23:00	Yes	WATER
A8119007	RFI-17-0108	MG/L	Total Recoverable Phenolics	420.4	1.00	02/05/2008 10:20	02/05 18:30	NA	NA	02/09 09:55	Yes	WATER
		MG/L	Chloride	300.0	5.00	02/05/2008 10:20	02/05 18:30	NA	NA	02/06 13:54	Yes	WATER
		MG/L	Sulfate	375.4	8.00	02/05/2008 10:20	02/05 18:30	NA	NA	02/06 20:06	Yes	WATER
		MG/L	Sulfide	376.1	1.00	02/05/2008 10:20	02/05 18:30	NA	NA	02/06 12:00	Yes	WATER
		MG/L	Cyanide - Total	9012A	1.00	02/05/2008 10:20	02/05 18:30	NA	NA	02/08 13:44	Yes	WATER
		MG/L-N	Nitrate-Nitrite	353.2	1.00	02/05/2008 10:20	02/05 18:30	NA	NA	02/06 10:25	Yes	WATER
		MG/L	Ferrous Iron	3500D	1.00	02/05/2008 10:20	02/05 18:30	NA	NA	02/05 21:45	Yes	WATER
A8119002	RFI-29-0108	MG/L	Total Recoverable Phenolics	420.4	1.00	02/04/2008 12:05	02/05 18:30	NA	NA	02/09 09:48	Yes	WATER
		MG/L	Chloride	300.0	5.00	02/04/2008 12:05	02/05 18:30	NA	NA	02/06 13:54	Yes	WATER
		MG/L	Sulfate	375.4	4.00	02/04/2008 12:05	02/05 18:30	NA	NA	02/06 20:03	Yes	WATER
		MG/L	Sulfide	376.1	1.00	02/04/2008 12:05	02/05 18:30	NA	NA	02/06 12:00	Yes	WATER
		MG/L	Cyanide - Total	9012A	1.00	02/04/2008 12:05	02/05 18:30	NA	NA	02/08 13:44	Yes	WATER
		MG/L-N	Nitrate-Nitrite	353.2	1.00	02/04/2008 12:05	02/05 18:30	NA	NA	02/06 10:25	Yes	WATER
		MG/L	Ferrous Iron	3500D	1.00	02/04/2008 12:05	02/05 18:30	NA	NA	02/05 21:45	Yes	WATER
A8119006	RFI-31-0108	MG/L	Total Recoverable Phenolics	420.4	1.00	02/05/2008 08:40	02/05 18:30	NA	NA	02/09 09:55	Yes	WATER
		MG/L	Chloride	300.0	100.00	02/05/2008 08:40	02/05 18:30	NA	NA	02/12 17:48	Yes	WATER
		MG/L	Sulfate	375.4	30.00	02/05/2008 08:40	02/05 18:30	NA	NA	02/06 20:06	Yes	WATER
		MG/L	Sulfide	376.1	1.00	02/05/2008 08:40	02/05 18:30	NA	NA	02/06 12:00	Yes	WATER
		MG/L	Cyanide - Total	9012A	1.00	02/05/2008 08:40	02/05 18:30	NA	NA	02/08 13:44	Yes	WATER
		MG/L-N	Nitrate-Nitrite	353.2	1.00	02/05/2008 08:40	02/05 18:30	NA	NA	02/06 10:25	Yes	WATER
		MG/L	Ferrous Iron	3500D	1.00	02/05/2008 08:40	02/05 18:30	NA	NA	02/05 21:45	Yes	WATER
A8119003	RFI-32-0108	MG/L	Total Recoverable Phenolics	420.4	1.00	02/04/2008 13:30	02/05 18:30	NA	NA	02/09 09:48	Yes	WATER
		MG/L	Chloride	300.0	5.00	02/04/2008 13:30	02/05 18:30	NA	NA	02/06 13:54	Yes	WATER
		MG/L	Sulfate	375.4	10.00	02/04/2008 13:30	02/05 18:30	NA	NA	02/06 20:03	Yes	WATER
		MG/L	Sulfide	376.1	1.00	02/04/2008 13:30	02/05 18:30	NA	NA	02/06 12:00	Yes	WATER
		MG/L	Cyanide - Total	9012A	1.00	02/04/2008 13:30	02/05 18:30	NA	NA	02/08 13:44	Yes	WATER
		MG/L-N	Nitrate-Nitrite	353.2	1.00	02/04/2008 13:30	02/05 18:30	NA	NA	02/06 10:25	Yes	WATER
		MG/L	Ferrous Iron	3500D	1.00	02/04/2008 13:30	02/05 18:30	NA	NA	02/05 21:45	Yes	WATER
A8119004	RFI-33-0108	MG/L	Total Recoverable Phenolics	420.4	1.00	02/04/2008 15:45	02/05 18:30	NA	NA	02/09 09:55	Yes	WATER
		MG/L	Chloride	300.0	10.00	02/04/2008 15:45	02/05 18:30	NA	NA	02/12 17:48	Yes	WATER
		MG/L	Sulfate	375.4	4.00	02/04/2008 15:45	02/05 18:30	NA	NA	02/06 20:03	Yes	WATER
		MG/L	Sulfide	376.1	1.00	02/04/2008 15:45	02/05 18:30	NA	NA	02/06 12:00	Yes	WATER
		MG/L	Cyanide - Total	9012A	1.00	02/04/2008 15:45	02/05 18:30	NA	NA	02/08 13:44	Yes	WATER
		MG/L-N	Nitrate-Nitrite	353.2	1.00	02/04/2008 15:45	02/05 18:30	NA	NA	02/06 10:25	Yes	WATER

AHT = Analysis Holding Time Met
THT = TCLP Holding Time Met
NA = Not Applicable

TestAmerica Laboratories Inc.

Date: 02/20/2008 11:53:17
Jobno: A08-1190

MACTEC ENGINEERING & CONSULTANTS
SAMPLE CHRONOLOGY

Rept: AN0369

Lab ID	Sample ID	Units	Analyte	Method	Dilution Factor	Sample Date	Receive Date	TCLP Date	THT	Analysis Date	AHT	Matrix
A8119004	RFI-33-0108	MG/L	Ferrous Iron	3500D	1.00	02/04/2008 15:45	02/05 18:30	NA	NA	02/05 21:45	Yes	WATER
A8119001	RFI-35-0208	MG/L	Total Recoverable Phenolics	420.4	1.00	02/05/2008 14:50	02/05 18:30	NA	NA	02/09 09:48	Yes	WATER
		MG/L	Chloride	300.0	5.00	02/05/2008 14:50	02/05 18:30	NA	NA	02/06 13:54	Yes	WATER
		MG/L	Sulfate	375.4	121.00	02/05/2008 14:50	02/05 18:30	NA	NA	02/06 20:43	Yes	WATER
		MG/L	Sulfide	376.1	1.00	02/05/2008 14:50	02/05 18:30	NA	NA	02/06 12:00	Yes	WATER
		MG/L	Cyanide - Total	9012A	1.00	02/05/2008 14:50	02/05 18:30	NA	NA	02/08 13:44	Yes	WATER
		MG/L-N	Nitrate-Nitrite	353.2	1.00	02/05/2008 14:50	02/05 18:30	NA	NA	02/06 10:25	Yes	WATER
		MG/L	Ferrous Iron	3500D	2.00	02/05/2008 14:50	02/05 18:30	NA	NA	02/05 21:45	Yes	WATER
A8124807	RFI-36-0208	MG/L	Total Recoverable Phenolics	420.4	1.00	02/06/2008 14:35	02/06 16:50	NA	NA	02/09 10:01	Yes	WATER
		MG/L	Chloride	300.0	5.00	02/06/2008 14:35	02/06 16:50	NA	NA	02/12 17:48	Yes	WATER
		MG/L	Sulfate	D-516-90	50.00	02/06/2008 14:35	02/06 16:50	NA	NA	02/08 20:04	Yes	WATER
		MG/L	Sulfide	4500-S F	1.00	02/06/2008 14:35	02/06 16:50	NA	NA	02/07 16:00	Yes	WATER
		MG/L	Cyanide - Total	9012A	1.00	02/06/2008 14:35	02/06 16:50	NA	NA	02/08 13:44	Yes	WATER
		MG/L-N	Nitrate-Nitrite	353.2	1.00	02/06/2008 14:35	02/06 16:50	NA	NA	02/13 09:54	Yes	WATER
		MG/L	Ferrous Iron	3500D	10.00	02/06/2008 14:35	02/06 16:50	NA	NA	02/06 23:00	Yes	WATER
A8124803	RFI-43-0208	MG/L	Total Recoverable Phenolics	420.4	1.00	02/06/2008 14:40	02/06 16:50	NA	NA	02/09 09:55	Yes	WATER
		MG/L	Chloride	300.0	5.00	02/06/2008 14:40	02/06 16:50	NA	NA	02/12 17:48	Yes	WATER
		MG/L	Sulfate	D-516-90	50.00	02/06/2008 14:40	02/06 16:50	NA	NA	02/08 20:02	Yes	WATER
		MG/L	Sulfide	4500-S F	1.00	02/06/2008 14:40	02/06 16:50	NA	NA	02/07 16:00	Yes	WATER
		MG/L	Cyanide - Total	9012A	1.00	02/06/2008 14:40	02/06 16:50	NA	NA	02/08 13:44	Yes	WATER
		MG/L-N	Nitrate-Nitrite	353.2	1.00	02/06/2008 14:40	02/06 16:50	NA	NA	02/13 09:54	Yes	WATER
		MG/L	Ferrous Iron	3500D	1.00	02/06/2008 14:40	02/06 16:50	NA	NA	02/06 23:00	Yes	WATER
A8124801	RFI-45-0208	MG/L	Total Recoverable Phenolics	420.4	1.00	02/06/2008 10:20	02/06 16:50	NA	NA	02/09 09:55	Yes	WATER
		MG/L	Chloride	300.0	50.00	02/06/2008 10:20	02/06 16:50	NA	NA	02/14 12:15	Yes	WATER
		MG/L	Sulfate	D-516-90	50.00	02/06/2008 10:20	02/06 16:50	NA	NA	02/08 20:02	Yes	WATER
		MG/L	Sulfide	4500-S F	1.00	02/06/2008 10:20	02/06 16:50	NA	NA	02/07 16:00	Yes	WATER
		MG/L	Cyanide - Total	9012A	1.00	02/06/2008 10:20	02/06 16:50	NA	NA	02/08 13:44	Yes	WATER
		MG/L-N	Nitrate-Nitrite	353.2	5.00	02/06/2008 10:20	02/06 16:50	NA	NA	02/13 09:54	Yes	WATER
		MG/L	Ferrous Iron	3500D	1.00	02/06/2008 10:20	02/06 16:50	NA	NA	02/06 23:00	Yes	WATER
A8124804	RFI-51-0208	MG/L	Total Recoverable Phenolics	420.4	1.00	02/06/2008 10:40	02/06 16:50	NA	NA	02/09 09:55	Yes	WATER
		MG/L	Chloride	300.0	5.00	02/06/2008 10:40	02/06 16:50	NA	NA	02/12 17:48	Yes	WATER
		MG/L	Sulfate	D-516-90	50.00	02/06/2008 10:40	02/06 16:50	NA	NA	02/08 20:02	Yes	WATER
		MG/L	Sulfide	4500-S F	1.00	02/06/2008 10:40	02/06 16:50	NA	NA	02/07 16:00	Yes	WATER
		MG/L	Cyanide - Total	9012A	1.00	02/06/2008 10:40	02/06 16:50	NA	NA	02/08 13:44	Yes	WATER
		MG/L-N	Nitrate-Nitrite	353.2	1.00	02/06/2008 10:40	02/06 16:50	NA	NA	02/13 09:54	Yes	WATER
		MG/L	Ferrous Iron	3500D	10.00	02/06/2008 10:40	02/06 16:50	NA	NA	02/06 23:00	Yes	WATER
A8124805	RFI-51R-0208	MG/L	Total Recoverable Phenolics	420.4	1.00	02/06/2008 10:50	02/06 16:50	NA	NA	02/09 09:55	Yes	WATER
		MG/L	Chloride	300.0	5.00	02/06/2008 10:50	02/06 16:50	NA	NA	02/12 17:48	Yes	WATER
		MG/L	Sulfate	D-516-90	50.00	02/06/2008 10:50	02/06 16:50	NA	NA	02/08 20:02	Yes	WATER
		MG/L	Sulfide	4500-S F	1.00	02/06/2008 10:50	02/06 16:50	NA	NA	02/07 16:00	Yes	WATER
		MG/L	Cyanide - Total	9012A	1.00	02/06/2008 10:50	02/06 16:50	NA	NA	02/08 13:44	Yes	WATER
		MG/L-N	Nitrate-Nitrite	353.2	1.00	02/06/2008 10:50	02/06 16:50	NA	NA	02/13 09:54	Yes	WATER
		MG/L	Ferrous Iron	3500D	10.00	02/06/2008 10:50	02/06 16:50	NA	NA	02/06 23:00	Yes	WATER
A8124806	RFI-PZ18-0208	MG/L	Total Recoverable Phenolics	420.4	1.00	02/06/2008 13:15	02/06 16:50	NA	NA	02/09 09:55	Yes	WATER
		MG/L	Chloride	300.0	5.00	02/06/2008 13:15	02/06 16:50	NA	NA	02/12 17:48	Yes	WATER
		MG/L	Sulfate	D-516-90	16.00	02/06/2008 13:15	02/06 16:50	NA	NA	02/13 20:08	Yes	WATER
		MG/L	Sulfide	4500-S F	1.00	02/06/2008 13:15	02/06 16:50	NA	NA	02/07 16:00	Yes	WATER
		MG/L	Cyanide - Total	9012A	1.00	02/06/2008 13:15	02/06 16:50	NA	NA	02/08 13:44	Yes	WATER

AHT = Analysis Holding Time Met
THT = TCLP Holding Time Met
NA = Not Applicable

TestAmerica Laboratories Inc.

Date: 02/20/2008 11:53:17
Jobno: A08-1248

MACTEC ENGINEERING & CONSULTANTS
SAMPLE CHRONOLOGY

Rept: AN0369

Lab ID	Sample ID	Units	Analyte	Method	Dilution Factor	Sample Date	Receive Date	TCLP Date	THT	Analysis Date	AHT	Matrix
A8124806	RFI-PZ18-0208	MG/L-N	Nitrate-Nitrite	353.2	1.00	02/06/2008 13:15	02/06 16:50	NA	NA	02/13 09:54	Yes	WATER
		MG/L	Ferrous Iron	3500D	5.00	02/06/2008 13:15	02/06 16:50	NA	NA	02/06 23:00	Yes	WATER

AHT = Analysis Holding Time Met
THT = TCLP Holding Time Met
NA = Not Applicable

Date: 02/20/2008 11:53:17
Jobno: A08-1190

MACTEC ENGINEERING & CONSULTANTS
QC CHRONOLOGY

Rept: AN0369

Lab ID	Sample ID	Units	Analyte	Method	Dilution Factor	Sample Date	Receive Date	TCLP Date	THT	Analysis Date	AHT	Matrix
A8119008MS	R-01-0108	MG/L	Chloride	300.0	5.00	02/05/2008 11:20	02/05 18:30	NA	NA	02/06 13:54	Yes	WATER
		MG/L	Sulfide	376.1	2.00	02/05/2008 11:20	02/05 18:30	NA	NA	02/06 12:00	Yes	WATER
		MG/L-N	Nitrate-Nitrite	353.2	1.00	02/05/2008 11:20	02/05 18:30	NA	NA	02/06 10:25	Yes	WATER
A8119002MS	RFI-29-0108	MG/L	Ferrous Iron	3500D	1.00	02/04/2008 12:05	02/05 18:30	NA	NA	02/05 21:45	Yes	WATER
A8119006MS	RFI-31-0108	MG/L	Cyanide - Total	9012A	1.00	02/05/2008 08:40	02/05 18:30	NA	NA	02/08 13:44	Yes	WATER
A8124807MS	RFI-36-0208	MG/L	Chloride	300.0	5.00	02/06/2008 14:35	02/06 16:50	NA	NA	02/12 17:48	Yes	WATER
		MG/L-N	Nitrate-Nitrite	353.2	1.00	02/06/2008 14:35	02/06 16:50	NA	NA	02/13 09:54	Yes	WATER
A8124801MS	RFI-45-0208	MG/L	Ferrous Iron	3500D	1.00	02/06/2008 10:20	02/06 16:50	NA	NA	02/06 23:00	Yes	WATER
A8B0999302	MBLK	MG/L	Sulfate	375.4	1.00	-	- 18:30	NA	NA	02/06 14:36	Yes	WATER
A8B1012002	MBLK	MG/L	Sulfate	D-516-90	1.00	-	- 16:50	NA	NA	02/08 18:37	Yes	WATER
A8B1013502	MBLK	MG/L	Total Recoverable Phenolics	420.4	1.00	-	- 18:30	NA	NA	02/09 09:18	Yes	WATER
		MG/L	Total Recoverable Phenolics	420.4	1.00	-	- 16:50	NA	NA	02/09 09:18	Yes	WATER
A8B1034002	MBLK	MG/L	Sulfate	D-516-90	1.00	-	- 16:50	NA	NA	02/13 16:40	Yes	WATER
A8B0993802	Method Blank	MG/L	Ferrous Iron	3500D	1.00	-	- 18:30	NA	NA	02/05 21:45	Yes	WATER
A8B0995502	Method Blank	MG/L	Sulfide	376.1	1.00	-	- 18:30	NA	NA	02/06 12:00	Yes	WATER
A8B0996002	Method Blank	MG/L	Chloride	300.0	1.00	-	- 18:30	NA	NA	02/06 13:54	Yes	WATER
A8B0996702	Method Blank	MG/L-N	Nitrate-Nitrite	353.2	1.00	-	- 18:30	NA	NA	02/06 10:25	Yes	WATER
A8B0999902	Method Blank	MG/L	Ferrous Iron	3500D	1.00	-	- 16:50	NA	NA	02/06 23:00	Yes	WATER
A8B1003102	Method Blank	MG/L	Cyanide - Total	9012A	1.00	-	- 18:30	NA	NA	02/08 13:44	Yes	WATER
		MG/L	Cyanide - Total	9012A	1.00	-	- 16:50	NA	NA	02/08 13:44	Yes	WATER
A8B1005502	Method Blank	MG/L	Sulfide	4500-S F	1.00	-	- 16:50	NA	NA	02/07 16:00	Yes	WATER
A8B1024802	Method Blank	MG/L	Chloride	300.0	1.00	-	- 18:30	NA	NA	02/12 17:48	Yes	WATER
		MG/L	Chloride	300.0	1.00	-	- 16:50	NA	NA	02/12 17:48	Yes	WATER
A8B1030302	Method Blank	MG/L-N	Nitrate-Nitrite	353.2	1.00	-	- 16:50	NA	NA	02/13 09:54	Yes	WATER
A8B1037702	Method Blank	MG/L	Chloride	300.0	1.00	-	- 16:50	NA	NA	02/14 12:15	Yes	WATER
A8B0993801	LCS	MG/L	Ferrous Iron	3500D	1.00	-	- 18:30	NA	NA	02/05 21:45	Yes	WATER
A8B0995501	LCS	MG/L	Sulfide	376.1	1.00	-	- 18:30	NA	NA	02/06 12:00	Yes	WATER
A8B0996001	LCS	MG/L	Chloride	300.0	1.00	-	- 18:30	NA	NA	02/06 13:54	Yes	WATER
A8B0996701	LCS	MG/L-N	Nitrate-Nitrite	353.2	1.00	-	- 18:30	NA	NA	02/06 10:25	Yes	WATER
A8B0999301	LCS	MG/L	Sulfate	375.4	1.00	-	- 18:30	NA	NA	02/06 14:36	Yes	WATER
A8B0999901	LCS	MG/L	Ferrous Iron	3500D	1.00	-	- 16:50	NA	NA	02/06 23:00	Yes	WATER
A8B1003101	LCS	MG/L	Cyanide - Total	9012A	1.00	-	- 18:30	NA	NA	02/08 13:44	Yes	WATER
		MG/L	Cyanide - Total	9012A	1.00	-	- 16:50	NA	NA	02/08 13:44	Yes	WATER
A8B1005501	LCS	MG/L	Sulfide	4500-S F	1.00	-	- 16:50	NA	NA	02/07 16:00	Yes	WATER
A8B1012001	LCS	MG/L	Sulfate	D-516-90	1.00	-	- 16:50	NA	NA	02/08 18:37	Yes	WATER
A8B1013501	LCS	MG/L	Total Recoverable Phenolics	420.4	5.00	-	- 18:30	NA	NA	02/09 09:20	Yes	WATER
		MG/L	Total Recoverable Phenolics	420.4	5.00	-	- 16:50	NA	NA	02/09 09:20	Yes	WATER
A8B1024801	LCS	MG/L	Chloride	300.0	1.00	-	- 18:30	NA	NA	02/12 17:48	Yes	WATER
		MG/L	Chloride	300.0	1.00	-	- 16:50	NA	NA	02/12 17:48	Yes	WATER
A8B1030301	LCS	MG/L-N	Nitrate-Nitrite	353.2	1.00	-	- 16:50	NA	NA	02/13 09:54	Yes	WATER
A8B1034001	LCS	MG/L	Sulfate	D-516-90	1.00	-	- 16:50	NA	NA	02/13 16:40	Yes	WATER
A8B1037701	LCS	MG/L	Chloride	300.0	1.00	-	- 16:50	NA	NA	02/14 12:15	Yes	WATER

AHT = Analysis Holding Time Met
THT = TCLP Holding Time Met
NA = Not Applicable

Chain of Custody Record

TestAmerica
THE LEADER IN ENVIRONMENTAL TESTING

TAL-4142 (0907)

Client	Project Manager	Date	Chain of Custody Number
MACTEC	JOHN SCRABIS	2-5-08	396080
Address	**Telephone Number (Area Code)/Fax Number**	**Lab Number**	**Page 1 of 1**
800 NORTH BELL AVE SUITE 200	412-279-6661		
City / **State** / **Zip Code**	**Site Contact**	**Lab Contact**	
CARNEGIE / PA / 15106	W. SWINEHART	B. FISCHER	
Project Name and Location (State)	**Carrier/Waybill Number**		
BUFFALO COLOR OM+M	HAND DELIVER		
Contract/Purchase Order/Quote No.			

Sample I.D. No. and Description (Containers for each sample may be combined on one line)	Date	Time	Matrix: Air	Aqueous	Sed.	Soil	Containers & Preservatives: Unpres.	H_2SO_4	HNO_3	HCl	NaOH	ZnAc/NaOH	VOC	SVOC	TAL METAL	CYANIDE	SULFIDE	CHLORIDE/SULFATE	NITRATE/NITRITE	TR PHENOLS	FERROUS IRON
RFI-35-0208	2-5-08	1450		X			X	X	X	X	X	X	X	X	X	X	X	X	X	X	X
RFI-29-0108	2-4-08	1805		X			X	X	X	X	X	X	X	X	X	X	X	X	X	X	X
RFI-32-0108	2-4-08	1330		X			X	X	X	X	X	X	X	X	X	X	X	X	X	X	X
RFI-33-0108	2-4-08	1545		X			X	X	X	X	X	X	X	X	X	X	X	X	X	X	X
RFI-20-0108	2-4-08	1630		X			X	X	X	X			X								
RFI-31-0108	2-5-08	0840		X			X	X	X	X	X	X	X	X	X	X	X	X	X	X	X
RFI-17-0108	2-5-08	1020		X			X	X	X	X	X	X	X	X	X	X	X	X	X	X	X
R-01-0108	2-5-08	1120		X			X	X	X	X	X	X	X	X	X	X	X	X	X	X	X

Special Instructions/ Conditions of Receipt

Possible Hazard Identification
☐ Non-Hazard ☐ Flammable ☐ Skin Irritant ☐ Poison B ☒ Unknown

Sample Disposal
☐ Return To Client ☒ Disposal By Lab ☐ Archive For _____ Months (A fee may be assessed if samples are retained longer than 1 month)

Turn Around Time Required
☐ 24 Hours ☐ 48 Hours ☐ 7 Days ☐ 14 Days ☐ 21 Days ☒ Other STANDARD

QC Requirements (Specify)

	Date	Time		Date	Time
1. Relinquished By	2-5-08	1830	1. Received By	2-5-08	18:30
2. Relinquished By			2. Received By		
3. Relinquished By			3. Received By		

3@5.5°C

Comments
METALS PORTION FOR TOTAL METALS NOT FIELD FILTERED

DISTRIBUTION: WHITE - Returned to Client with Report; CANARY - Stays with the Sample; PINK - Field Copy

Chain of Custody Record

TestAmerica
THE LEADER IN ENVIRONMENTAL TESTING

TAL-4142 (0907)

Client	Project Manager	Date	Chain of Custody Number
MACTEC	JOHN SCRABIS	2-6-08	396074

Address	Telephone Number (Area Code)/Fax Number	Lab Number	Page 1 of 1
800 NORTH BELL AVE SUITE 200	412-279-6661		

City	State	Zip Code	Site Contact	Lab Contact
CARNEGIE PA		15106	W. SWINEHART	B. FISCHER

Project Name and Location (State)	Carrier/Waybill Number
BUFFALO COLOR NY	HAND DELIVER (WS)

Contract/Purchase Order/Quote No.

Analysis (Attach list if more space is needed)

Sample I.D. No. and Description (Containers for each sample may be combined on one line)	Date	Time	Matrix: Air	Matrix: Aqueous	Matrix: Sed.	Matrix: Soil	Containers & Preservatives: Unpres.	H2SO4	HNO3	HCl	NaOH	ZnAc/NaOH	VOC	SVOC	TAL METAL	CYANIDE	SULFIDE	CHLORIDE/SULFATE	NITRATE NITRITE	TR PHENOLS	FERROUS IRON	Special Instructions/ Conditions of Receipt
RFI-45-0208	2-6-08	1020		X			X	X	X	X	X	X	X	X	X	X	X	X	X	X	X	
R-04-0208	2-6-08	1330		X			X	X	X	X	X	X	X	X	X	X	X	X	X	X	X	
RFI-43-0208	2-6-08	1440		X			X	X	X	X	X	X	X	X	X	X	X	X	X	X	X	
RFI-51-0208	2-6-08	1040		X			X	X	X	X	X	X	X	X	X	X	X	X	X	X	X	
RFI-51R-0208	2-6-08	1050		X			X	X	X	X	X	X	X	X	X	X	X	X	X	X	X	
RFI-P218-0208	2-6-08	1315		X			X	X	X	X	X	X	X	X	X	X	X	X	X	X	X	
RFI-36-0208	2-6-08	1435		X			X	X	X	X	X	X	X	X	X	X	X	X	X	X	X	

Possible Hazard Identification
☐ Non-Hazard ☐ Flammable ☐ Skin Irritant ☐ Poison B ☒ Unknown

Sample Disposal
☐ Return To Client ☒ Disposal By Lab ☐ Archive For _____ Months (A fee may be assessed if samples are retained longer than 1 month)

Turn Around Time Required
☐ 24 Hours ☐ 48 Hours ☐ 7 Days ☐ 14 Days ☐ 21 Days ☒ Other STANDARD

QC Requirements (Specify)

	Date	Time		Date	Time
1. Relinquished By [signature]	2-6-08	1650	1. Received By [signature]	2/6/08	1650
2. Relinquished By			2. Received By		
3. Relinquished By			3. Received By		

Comments

3020a

DISTRIBUTION: WHITE - Returned to Client with Report; CANARY - Stays with the Sample; PINK - Field Copy

181/181

ANALYTICAL REPORT

Job#: A08-4346,A08-4431,A08-4515,A08-4547

Project#: NY5A9482
SDG#: 4346
Site Name: HONEYWELL BUFFALO COLOR
Task: BUFFALO COLOR RIFS

Mr. John Scrabis
MACTEC, Inc.
700 N. Bell Ave Bldg 4 Ste.200
Carnegie, PA 15106

TestAmerica Laboratories Inc.

Brian J. Fischer
Project Manager

05/17/2008

TestAmerica
THE LEADER IN ENVIRONMENTAL TESTING

TestAmerica Buffalo
Current Certifications

As of 6/15/2007

STATE	Program	Cert # / Lab ID
Arkansas	SDWA, CWA, RCRA, SOIL	88-0686
California*	NELAP CWA, RCRA	01169CA
Connecticut	SDWA, CWA, RCRA, SOIL	PH-0568
Florida*	NELAP CWA, RCRA	E87672
Georgia*	SDWA,NELAP CWA, RCRA	956
Illinois*	NELAP SDWA, CWA, RCRA	200003
Iowa	SW/CS	374
Kansas*	NELAP SDWA, CWA, RCRA	E-10187
Kentucky	SDWA	90029
Kentucky UST	UST	30
Louisiana*	NELAP CWA, RCRA	2031
Maine	SDWA, CWA	NY0044
Maryland	SDWA	294
Massachusetts	SDWA, CWA	M-NY044
Michigan	SDWA	9937
Minnesota	SDWA,CWA, RCRA	036-999-337
New Hampshire*	NELAP SDWA, CWA	233701
New Jersey*	NELAP,SDWA, CWA, RCRA,	NY455
New York*	NELAP, AIR, SDWA, CWA, RCRA,CLP	10026
Oklahoma	CWA, RCRA	9421
Pennsylvania*	Registration, NELAP CWA,RCRA	68-00281
Tennessee	SDWA	02970
USDA	FOREIGN SOIL PERMIT	S-41579
USDOE	Department of Energy	DOECAP-STB
Virginia	SDWA	278
Washington	CWA,RCRA	C1677
West Virginia	CWA,RCRA	252
Wisconsin	CWA, RCRA	998310390

*As required under the indicated accreditation, the test results in this report meet all NELAP requirements for parameters for which accreditation is required or available. Any exceptions to NELAP requirements are noted in this report.

SAMPLE SUMMARY

LAB SAMPLE ID	CLIENT SAMPLE ID	MATRIX	SAMPLED DATE	SAMPLED TIME	RECEIVED DATE	RECEIVED TIME
A8443105	EW-1-0408	WATER	04/23/2008	11:05	04/23/2008	16:50
A8443106	EW-2-0408	WATER	04/23/2008	11:25	04/23/2008	16:50
A8443107	EW-3-0408	WATER	04/23/2008	11:45	04/23/2008	16:50
A8443108	EW-4-0408	WATER	04/23/2008	14:25	04/23/2008	16:50
A8443109	EW-5-0408	WATER	04/23/2008	14:45	04/23/2008	16:50
A8454704	FB-1-0408	WATER	04/25/2008	09:25	04/25/2008	11:50
A8434602	ICM-101-0408	WATER	04/22/2008	16:00	04/22/2008	16:50
A8434604	ICM-102-0408	WATER	04/22/2008	14:20	04/22/2008	16:50
A8434603	ICM-103-0408	WATER	04/22/2008	15:50	04/22/2008	16:50
A8443104	ICM-104-0408	WATER	04/22/2008	17:00	04/23/2008	16:50
A8443111	ICM-105-0408	WATER	04/23/2008	00:00	04/23/2008	16:50
A8451515	R-01-0408	WATER	04/24/2008	16:10	04/24/2008	18:00
A8454703	RFI-17-0408	WATER	04/25/2008	08:45	04/25/2008	11:50
A8454703MS	RFI-17-0408	WATER	04/25/2008	08:45	04/25/2008	11:50
A8454703SD	RFI-17-0408	WATER	04/25/2008	08:45	04/25/2008	11:50
A8434607	RFI-18-0408	WATER	04/22/2008	09:15	04/22/2008	16:50
A8434608	RFI-19D-0408	WATER	04/22/2008	08:10	04/22/2008	16:50
A8451511	RFI-20-0408	WATER	04/24/2008	09:45	04/24/2008	18:00
A8443101	RFI-22-0408	WATER	04/23/2008	08:30	04/23/2008	16:50
A8451501	RFI-22-0408	WATER	04/23/2008	08:30	04/24/2008	18:00
A8443110	RFI-24-0408	WATER	04/23/2008	00:00	04/23/2008	16:50
A8434605	RFI-25-0408	WATER	04/22/2008	11:25	04/22/2008	16:50
A8451505	RFI-27-0408	WATER	04/23/2008	16:40	04/24/2008	18:00
A8451510	RFI-28-0408	WATER	04/24/2008	08:45	04/24/2008	18:00
A8451513	RFI-29-0408	WATER	04/24/2008	14:00	04/24/2008	18:00
A8451506	RFI-30-0408	WATER	04/24/2008	10:15	04/24/2008	18:00
A8451514	RFI-32-0408	WATER	04/24/2008	15:00	04/24/2008	18:00
A8451512	RFI-34-0408	WATER	04/24/2008	11:10	04/24/2008	18:00
A8434606	RFI-35-0408	WATER	04/22/2008	10:10	04/22/2008	16:50
A8451507	RFI-36-0408	WATER	04/24/2008	12:00	04/24/2008	18:00
A8443103	RFI-39-0408	WATER	04/23/2008	12:00	04/23/2008	16:50
A8451503	RFI-39-0408	WATER	04/23/2008	12:00	04/24/2008	18:00
A8454701	RFI-43-0408	WATER	04/25/2008	08:30	04/25/2008	11:50
A8454702	RFI-43R-0408	WATER	04/25/2008	08:30	04/25/2008	11:50
A8451504	RFI-45-0408	WATER	04/23/2008	15:30	04/24/2008	18:00
A8451508	RFI-51-0408	WATER	04/24/2008	14:15	04/24/2008	18:00
A8451509	RFI-PZ-18-0408	WATER	04/24/2008	16:00	04/24/2008	18:00
A8443102	RFI-PZ-19-0408	WATER	04/23/2008	10:30	04/23/2008	16:50
A8451502	RFI-PZ-19-0408	WATER	04/23/2008	10:30	04/24/2008	18:00

METHODS SUMMARY

Job#: A08-4346,A08-4431,A08-4515,A08-4547

Project#: NY5A9482
SDG#: 4346
Site Name: HONEYWELL BUFFALO COLOR

PARAMETER	ANALYTICAL METHOD
METHOD 8260 - TCL VOLATILE ORGANICS	SW8463 8260
METHOD 8270 - TCL SEMI-VOLATILE ORGANICS	SW8463 8270
Aluminum - Soluble	SW8463 6010
Aluminum - Total	SW8463 6010
Antimony - Soluble	SW8463 6010
Antimony - Total	SW8463 6010
Arsenic - Soluble	SW8463 6010
Arsenic - Total	SW8463 6010
Barium - Soluble	SW8463 6010
Barium - Total	SW8463 6010
Beryllium - Soluble	SW8463 6010
Beryllium - Total	SW8463 6010
Cadmium - Soluble	SW8463 6010
Cadmium - Total	SW8463 6010
Calcium - Soluble	SW8463 6010
Calcium - Total	SW8463 6010
Chromium - Soluble	SW8463 6010
Chromium - Total	SW8463 6010
Cobalt - Soluble	SW8463 6010
Cobalt - Total	SW8463 6010
Copper - Soluble	SW8463 6010
Copper - Total	SW8463 6010
Iron - Soluble	SW8463 6010
Iron - Total	SW8463 6010
Lead - Soluble	SW8463 6010
Lead - Total	SW8463 6010
Magnesium - Soluble	SW8463 6010
Magnesium - Total	SW8463 6010
Manganese - Soluble	SW8463 6010
Manganese - Total	SW8463 6010
Mercury - Soluble	SW8463 7470
Mercury - Total	SW8463 7470
Nickel - Soluble	SW8463 6010
Nickel - Total	SW8463 6010
Potassium - Soluble	SW8463 6010

PARAMETER	ANALYTICAL METHOD
Potassium - Total	SW8463 6010
Selenium - Soluble	SW8463 6010
Selenium - Total	SW8463 6010
Silver - Soluble	SW8463 6010
Silver - Total	SW8463 6010
Sodium - Soluble	SW8463 6010
Sodium - Total	SW8463 6010
Thallium - Soluble	SW8463 6010
Thallium - Total	SW8463 6010
Vanadium - Soluble	SW8463 6010
Vanadium - Total	SW8463 6010
Zinc - Soluble	SW8463 6010
Zinc - Total	SW8463 6010
Chloride	MCAWW 300.0
Chloride	MCAWW 4500-CL E
Cyanide - Total	SW8463 9012A
Ferrous Iron	SM18 3500D
Nitrate-Nitrite	ASP00 353.2
Sulfate	ASTM D-516-90
Sulfide	SM20 4500-S F
Total Recoverable Phenolics	MCAWW 420.4

References:

ASP00 "Analytical Services Protocol", New York State Department of Environmental Conservation, June 2000.

ASTM "Annual Book of ASTM Standards", American Society for Testing and Materials, Philadelphia, PA.

MCAWW "Methods for Chemical Analysis of Water and Wastes",EPA/600/4-79-020 (Mar 1983) with updates and supplements EPA/600/4-91-010 (Jun 1991), EPA/600/R-92-129 (Aug 1992) and EPA/600/R-93-100 (Aug 1993)

SM18 "Standard Methods for the Examination of Water and Wastewater", 18th Edition

SM20 "Standard Methods for the Examination of Water and Wastewater", 20th Edition.

SW8463 "Test Methods for Evaluating Solid Waste Physical/Chemical Methods (SW846), Third Edition, 9/86; Update I, 7/92; Update IIA, 8/93; Update II, 9/94; Update IIB, 1/95; Update III, 12/96.

SDG NARRATIVE

Job#: A08-4346,A08-4431,A08-4515,A08-4547

Project#: NY5A9482
SDG#: 4346
Site Name: HONEYWELL BUFFALO COLOR

General Comments

The enclosed data may or may not have been reported utilizing data qualifiers (Q) as defined on the Data Comment Page.

Soil, sediment and sludge sample results are reported on "dry weight" basis unless otherwise noted in this data package.

According to 40CFR Part 136.3, pH, Chlorine Residual, Dissolved Oxygen, Sulfite, and Temperature analyses are to be performed immediately after aqueous sample collection. When these parameters are not indicated as field (e.g. pH-Field), they were not analyzed immediately, but as soon as possible after laboratory receipt.

Sample dilutions were performed as indicated on the attached Dilution Log. The rationale for dilution is specified by the 3-digit code and definition.

Sample Receipt Comments

A08-4346
Sample Cooler(s) were received at the following temperature(s); 3@4.4 °C
All samples were received in good condition.
A08-4431
Sample Cooler(s) were received at the following temperature(s); 4@4.4 °C
Although listed on the COC, no volume was received for VOA analysis for RFI-22, RFI-PZ-19 and RFI-45. No volume was received for point RFI-45.
A08-4515
Sample Cooler(s) were received at the following temperature(s); 5@2.0 °C
All samples were received in good condition.
A08-4547
Sample Cooler(s) were received at the following temperature(s); 2@4.4 °C
All samples were received in good condition.

GC/MS Volatile Data

The Matrix Spike Blank MSB93 (A8B1450001) was above control limits for the analyte Carbon Tetrachloride. However, since this target analyte was non-detect in the samples and the high recovery would yield a high bias, no further corrective action was necessary.

GC/MS Semivolatile Data

The spike recovery for the analyte N-nitrosodiphenylamine was above laboratory defined quality control limits in the Matrix Spike Blank (A8B1390304) and in the Matrix Spike Blank Duplicate (A8B1390305). Since the results were biased high and the analyte was not detected in the samples, no corrective action was performed.

The spike recovery for 4,6-Dinitro-2-methylphenol was below the laboratory quality control limits in the Matrix Spike Blank A8B1407301. Since the Matrix Spike Blank Duplicate A814070302 recovery was compliant, no corrective action was required.

The spike recovery for N-nitrosodiphenylamine was above the laboratory quality control limits in the Matrix Spike Blank Duplicate A8B1410802. Since the Matrix Spike Blank A8B1410801 recovery was compliant, no corrective action was required.

The spike recoveries for several analytes were above laboratory quality control limits in the Matrix Spike Blank (A8B1424004). Since the results were biased high and the analytes were not detected in the samples, no corrective action was performed.

All surrogate concentrations were diluted below the linear range of the initial calibration standard curve in sample ICM-101-0408 DL.

All surrogate concentrations were diluted below the linear range of the calibration curve in samples EW-3-0408 D2, EW-4-0408D2 and EW-5-0408 D2.

The surrogate recovery for 2,4,6-Tribromophenol was above the laboratory quality control limits for sample RFI-PZ-18-0408. Based on the laboratory SOP, one surrogate in each fraction (base/neutral or acid fraction) may have a recovery outside of the control limit with no corrective action necessary.

The surrogate recoveries for 2,4,6-Tribromophenol and p-Terphenyl-d14 were above the laboratory quality control limits for sample RFI-28-0408. Based on the laboratory SOP, one surrogate in each fraction (base/neutral or acid fraction) may have a recovery outside of the control limit with no corrective action necessary.

The surrogate recovery for 2,4,6-Tribromophenol was above the laboratory quality control limits for all of the samples, with the exception of sample FB-1-0408. Based on the laboratory SOP, one surrogate in either fraction (base/neutral or acid fraction) may have a recovery outside of the control limit with no corrective action necessary.

The surrogate recovery for p-Terphenyl was above the laboratory quality control limits for sample FB-1-0408. Based on the laboratory SOP, one surrogate in either fraction (base/neutral or acid fraction) may have a recovery outside of the control limit with no corrective action necessary.

The spike recoveries for several analytes were outside the laboratory quality control limits in the Matrix Spike RFI-17-0408 and Matrix Spike Duplicate RFI-17-0408. Since the Matrix Spike Blank (A8B1424004) recoveries were acceptable, no corrective action was required.

The Relative Percent Difference between the Matrix Spike RFI-17-0408 and the Matrix Spike Duplicate RFI-17-0408 exceeded quality control criteria for Benzo(b)fluoranthene and Caprolactum. No action required.

Metals Data

The recoveries of sample RFI-39-0408 Matrix Spike and Matrix Spike Duplicate exhibited results above the quality control limits for Calcium, Potassium (MS), and Sodium. The sample results were more than four times greater than the spike added. However, the LFB (A8B1401001) was acceptable.

The recoveries of sample RFI-45-0408 Matrix Spike and Matrix Spike Duplicate exhibited results above the quality control limits for Total Calcium (MS) and Total Manganese. The recovery of sample RFI-45-0408 Matrix Spike Duplicate exhibited a result below the quality control limit for Total Sodium. The sample results were more than four times greater than the spike added. The RPDs between sample RFI-45-0408 Matrix Spike and Matrix Spike Duplicate exceeded the quality control criteria for Total Calcium and Total Sodium. However, the LFB (A8B1412001) was acceptable.

The recoveries of sample RFI-17-0408 Matrix Spike and Matrix Spike Duplicate exhibited results above the quality control limits for Iron and Manganese. Sample matrix is suspect. However, the LFB (A8B1412101) was acceptable.

Digestate ICM-101-0408 required filtering prior to Metals analysis by Method 6010 due to the presence of particulate or sediment in the digestate.

Digestates EW-3-0408 and EW-4-0408 required filtering prior to Metals analysis by Method 6010 due to the presence of particulate or sediment in the digestate.

The Relative Percent Difference between sample RFI-17-0408 Matrix Spike and Matrix Spike Duplicate exceeded the quality control limit for Calcium, though all individual analyte recoveries were compliant.

Wet Chemistry Data

The recovery of sample RFI-16-0408 Matrix Spike exhibited results below the quality control limits for FERROUS IRON. However, the LCS was acceptable.

The recovery of sample ICM-101-0408 Matrix Spike exhibited results below the quality control limits for Sulfate. However, the LCS was acceptable.

The recovery of sample RFI-18-0408 Matrix Spike exhibited results below the quality control limits for Sulfate. However, the LCS was acceptable.

The recovery of sample RFI-22-0408 Matrix Spike exhibited results below the quality control limits for Sulfate. However, the LCS was acceptable.

The recovery of sample RFI-39-0408 Matrix Spike exhibited results above the quality control limits for Total Cyanide. However, the LCS was acceptable.

The recovery of sample R-01-0408 Matrix Spike exhibited results below the quality control limits for Ferrous Iron. However, the LCS was acceptable.

The recovery of sample RFI-45-0408 Matrix Spike exhibited results above the quality control limits for Total Cyanide. However, the LCS was acceptable.

The recovery of sample RFI-17-0408 Matrix Spike exhibited results above the quality control limits for Ferrous Iron. The recovery of sample RFI-17-0408 Matrix Spike Duplicate exhibited results above the quality control limits for Ferrous Iron. However, the LCS was acceptable.

The recovery of sample RFI-17-0408 Matrix Spike and Matrix Spike Duplicate exhibited results above the quality control limits for Total Cyanide. However, the LCS was acceptable.

The recovery of sample RFI-17-0408 Matrix Spike and Matrix Spike Duplicate exhibited results above the quality control limits for Sulfate. However, the LCS was acceptable.

Due to an extreme backlog, sample FB-1-0408 was analyzed for Chloride by method 4500-Cl E rather than method 300.0.

****

The results presented in this report relate only to the analytical testing and condition of the sample at receipt. This report pertains to only those samples actually tested. All pages of this report are integral parts of the analytical data. Therefore, this report should be reproduced only in its entirety.

Client Sample ID	Lab Sample ID	Parameter (Inorganic)/Method (Organic)	Dilution	Code
ICM-101-0408	A8434602	8260	100.00	008
ICM-101-0408	A8434602	8270	20.00	008
ICM-101-0408	A8434602	Chloride	20.00	008
ICM-101-0408	A8434602	Ferrous Iron	100.00	010
ICM-101-0408	A8434602	Sodium - Total	10.00	008
ICM-101-0408	A8434602	Sulfate	4.00	008
ICM-101-0408	A8434602	Sulfide	100.00	008
ICM-101-0408	A8434602	Total Recoverable Phenolics	2.00	008
ICM-101-0408 DL	A8434602DL	8260	200.00	008
ICM-101-0408 DL	A8434602DL	8270	800.00	008
ICM-101-0408	A8434602MS	Sulfate	4.00	008
ICM-103-0408	A8434603	8270	20.00	012
ICM-103-0408	A8434603	Chloride	5.00	008
ICM-103-0408	A8434603	Sulfate	3.00	008
ICM-102-0408	A8434604	8270	20.00	012
ICM-102-0408	A8434604	Chloride	5.00	008
ICM-102-0408	A8434604	Sulfate	17.00	008
RFI-25-0408	A8434605	8260	5.00	008
RFI-25-0408	A8434605	8270	20.00	012
RFI-25-0408	A8434605	Chloride	5.00	008
RFI-25-0408	A8434605	Sulfate	10.00	008
RFI-35-0408	A8434606	Chloride	5.00	008
RFI-35-0408	A8434606	Sodium - Total	5.00	008
RFI-35-0408	A8434606	Sulfate	121.00	008
RFI-18-0408	A8434607	Calcium - Total	10.00	008
RFI-18-0408	A8434607	Chloride	100.00	008
RFI-18-0408	A8434607	Ferrous Iron	2.00	008
RFI-18-0408	A8434607	Sodium - Total	10.00	008
RFI-18-0408	A8434607	Sulfate	17.00	008
RFI-18-0408	A8434607MS	Sulfate	17.00	008
RFI-19D-0408	A8434608	Chloride	5.00	008
RFI-19D-0408	A8434608	Ferrous Iron	5.00	002
RFI-19D-0408	A8434608	Sulfate	2.00	008
RFI-22-0408	A8443101	Chloride	50.00	008
RFI-22-0408	A8443101	Ferrous Iron	100.00	008
RFI-22-0408	A8443101	Sodium - Total	5.00	008
RFI-22-0408	A8443101	Sulfate	20.00	008
RFI-22-0408	A8443101MS	Sulfate	20.00	008
RFI-PZ-19-0408	A8443102	Calcium - Total	10.00	008
RFI-PZ-19-0408	A8443102	Chloride	5.00	004

Dilution Code Definition:

002 - sample matrix effects
003 - excessive foaming
004 - high levels of non-target compounds
005 - sample matrix resulted in method non-compliance for an Internal Standard
006 - sample matrix resulted in method non-compliance for Surrogate
007 - nature of the TCLP matrix
008 - high concentration of target analyte(s)
009 - sample turbidity
010 - sample color
011 - insufficient volume for lower dilution
012 - sample viscosity
013 - other

Client Sample ID	Lab Sample ID	Parameter (Inorganic)/Method (Organic)	Dilution	Code
RFI-PZ-19-0408	A8443102	Ferrous Iron	1000.00	008
RFI-PZ-19-0408	A8443102	Iron - Total	10.00	008
RFI-PZ-19-0408	A8443102	Manganese - Total	10.00	008
RFI-PZ-19-0408	A8443102	Sulfate	121.00	008
RFI-PZ-19-0408	A8443102	Thallium - Total	10.00	002
RFI-39-0408	A8443103	Calcium - Total	10.00	008
RFI-39-0408	A8443103	Chloride	50.00	008
RFI-39-0408	A8443103	Sodium - Total	10.00	008
RFI-39-0408	A8443103	Sulfate	121.00	008
RFI-39-0408	A8443103MS	Calcium - Total	10.00	008
RFI-39-0408	A8443103MS	Sodium - Total	10.00	008
RFI-39-0408	A8443103SD	Calcium - Total	10.00	008
RFI-39-0408	A8443103SD	Sodium - Total	10.00	008
ICM-104-0408	A8443104	8260	5.00	003
ICM-104-0408	A8443104	Chloride	5.00	008
ICM-104-0408	A8443104	Sulfate	2.00	008
ICM-104-0408DL	A8443104DL	8270	20.00	008
EW-1-0408	A8443105	8260	200.00	008
EW-1-0408	A8443105	Chloride	5.00	004
EW-1-0408	A8443105	Sulfate	10.00	008
EW-2-0408	A8443106	8260	50.00	008
EW-2-0408	A8443106	Chloride	5.00	004
EW-2-0408	A8443106	Sulfate	20.00	008
EW-2-0408DL	A8443106DL	8260	100.00	008
EW-2-0408DL	A8443106DL	8270	10.00	008
EW-3-0408	A8443107	8260	20.00	003
EW-3-0408	A8443107	Chloride	5.00	008
EW-3-0408	A8443107	Cyanide - Total	2.00	008
EW-3-0408	A8443107	Ferrous Iron	10.00	008
EW-3-0408	A8443107	Potassium - Total	10.00	008
EW-3-0408	A8443107	Sodium - Total	10.00	008
EW-3-0408	A8443107	Sulfate	10.00	008
EW-3-0408	A8443107	Sulfide	2.00	010
EW-3-0408 D2	A8443107D2	8270	250.00	008
EW-3-0408DL	A8443107DL	8270	50.00	008
EW-4-0408	A8443108	8260	10.00	003
EW-4-0408	A8443108	Chloride	50.00	008
EW-4-0408	A8443108	Cyanide - Total	5.00	008
EW-4-0408	A8443108	Potassium - Total	10.00	008
EW-4-0408	A8443108	Sodium - Total	10.00	008

Dilution Code Definition:

002 - sample matrix effects
003 - excessive foaming
004 - high levels of non-target compounds
005 - sample matrix resulted in method non-compliance for an Internal Standard
006 - sample matrix resulted in method non-compliance for Surrogate
007 - nature of the TCLP matrix
008 - high concentration of target analyte(s)
009 - sample turbidity
010 - sample color
011 - insufficient volume for lower dilution
012 - sample viscosity
013 - other

Client Sample ID	Lab Sample ID	Parameter (Inorganic)/Method (Organic)	Dilution	Code
EW-4-0408	A8443108	Sulfate	10.00	008
EW-4-0408	A8443108	Sulfide	2.00	010
EW-4-0408	A8443108	Total Recoverable Phenolics	3.00	008
EW-4-0408 D2	A8443108D2	8270	250.00	008
EW-4-0408DL	A8443108DL	8270	50.00	008
EW-5-0408	A8443109	8260	4.00	003
EW-5-0408	A8443109	Chloride	50.00	008
EW-5-0408	A8443109	Ferrous Iron	10.00	008
EW-5-0408	A8443109	Sodium - Total	5.00	008
EW-5-0408	A8443109	Sulfate	30.00	008
EW-5-0408 D2	A8443109D2	8270	100.00	008
EW-5-0408DL	A8443109DL	8260	10.00	008
EW-5-0408DL	A8443109DL	8270	20.00	008
RFI-24-0408	A8443110	8260	5.00	003
RFI-24-0408	A8443110	Chloride	5.00	008
RFI-24-0408	A8443110	Sulfate	5.00	008
RFI-24-0408DL	A8443110DL	8270	20.00	008
ICM-105-0408	A8443111	8260	5.00	003
ICM-105-0408	A8443111	Chloride	5.00	004
ICM-105-0408	A8443111	Sulfate	20.00	008
RFI-22-0408	A8451501	8260	10.00	008
RFI-22-0408	A8451501DL	8260	20.00	008
RFI-PZ-19-0408	A8451502	8260	2.00	003
RFI-45-0408	A8451504	Calcium - Total	5.00	008
RFI-45-0408	A8451504	Chloride	50.00	008
RFI-45-0408	A8451504	Nitrate-Nitrite	5.00	008
RFI-45-0408	A8451504	Sodium - Total	5.00	008
RFI-45-0408	A8451504	Sulfate	50.00	008
RFI-45-0408	A8451504MS	Calcium - Total	5.00	008
RFI-45-0408	A8451504MS	Sodium - Total	5.00	008
RFI-45-0408	A8451504SD	Calcium - Total	5.00	008
RFI-45-0408	A8451504SD	Sodium - Total	5.00	008
RFI-27-0408	A8451505	8260	8.00	008
RFI-27-0408	A8451505	Chloride	50.00	008
RFI-27-0408	A8451505	Sulfate	8.00	008
RFI-30-0408	A8451506	Chloride	50.00	008
RFI-30-0408	A8451506	Sulfate	17.00	008
RFI-36-0408	A8451507	Calcium - Total	5.00	008
RFI-36-0408	A8451507	Chloride	5.00	004
RFI-36-0408	A8451507	Ferrous Iron	10.00	008

Dilution Code Definition:

002 - sample matrix effects
003 - excessive foaming
004 - high levels of non-target compounds
005 - sample matrix resulted in method non-compliance for an Internal Standard
006 - sample matrix resulted in method non-compliance for Surrogate
007 - nature of the TCLP matrix
008 - high concentration of target analyte(s)
009 - sample turbidity
010 - sample color
011 - insufficient volume for lower dilution
012 - sample viscosity
013 - other

Client Sample ID	Lab Sample ID	Parameter (Inorganic)/Method (Organic)	Dilution	Code
RFI-36-0408	A8451507	Sulfate	50.00	008
RFI-51-0408	A8451508	Calcium - Soluble	5.00	008
RFI-51-0408	A8451508	Calcium - Total	5.00	008
RFI-51-0408	A8451508	Chloride	5.00	004
RFI-51-0408	A8451508	Ferrous Iron	25.00	008
RFI-51-0408	A8451508	Sulfate	50.00	008
RFI-PZ-18-0408	A8451509	8260	2.00	003
RFI-PZ-18-0408	A8451509	Chloride	5.00	004
RFI-PZ-18-0408	A8451509	Sulfate	10.00	008
RFI-28-0408	A8451510	8260	4.00	003
RFI-28-0408	A8451510	Chloride	5.00	004
RFI-28-0408	A8451510	Ferrous Iron	5.00	008
RFI-28-0408	A8451510	Sodium - Total	10.00	008
RFI-28-0408	A8451510	Sulfate	30.00	008
RFI-20-0408	A8451511	8260	250.00	008
RFI-20-0408	A8451511	Chloride	5.00	004
RFI-20-0408	A8451511	Sulfate	20.00	008
RFI-34-0408	A8451512	8260	4.00	003
RFI-34-0408	A8451512	Chloride	100.00	008
RFI-34-0408	A8451512	Sodium - Total	10.00	008
RFI-34-0408	A8451512	Sulfate	30.00	008
RFI-34-0408	A8451512DL	8260	25.00	008
RFI-29-0408	A8451513	Chloride	5.00	004
RFI-29-0408	A8451513	Sulfate	3.00	008
RFI-29-0408	A8451513MS	Chloride	5.00	004
RFI-32-0408	A8451514	8260	400.00	008
RFI-32-0408	A8451514	Chloride	5.00	004
RFI-32-0408	A8451514	Sulfate	8.00	008
R-01-0408	A8451515	Chloride	5.00	004
RFI-43-0408	A8454701	8260	4.00	003
RFI-43-0408	A8454701	Chloride	5.00	004
RFI-43-0408	A8454701	Sulfate	40.00	008
RFI-43-0408	A8454701MS	Sulfide	2.00	008
RFI-43R-0408	A8454702	Chloride	5.00	004
RFI-43R-0408	A8454702	Sulfate	40.00	008
RFI-43R-0408	A8454702	Sulfide	2.00	008
RFI-17-0408	A8454703	Chloride	5.00	004
RFI-17-0408	A8454703	Sulfate	5.00	008
RFI-17-0408	A8454703MS	Chloride	5.00	004
RFI-17-0408	A8454703MS	Sulfate	5.00	008

Dilution Code Definition:

002 - sample matrix effects
003 - excessive foaming
004 - high levels of non-target compounds
005 - sample matrix resulted in method non-compliance for an Internal Standard
006 - sample matrix resulted in method non-compliance for Surrogate
007 - nature of the TCLP matrix
008 - high concentration of target analyte(s)
009 - sample turbidity
010 - sample color
011 - insufficient volume for lower dilution
012 - sample viscosity
013 - other

Client Sample ID	Lab Sample ID	Parameter (Inorganic)/Method (Organic)	Dilution	Code
RFI-17-0408	A8454703MS	Sulfide	2.00	008
RFI-17-0408	A8454703SD	Chloride	5.00	004
RFI-17-0408	A8454703SD	Sulfate	5.00	008
RFI-17-0408	A8454703SD	Sulfide	2.00	008

Dilution Code Definition:

002 - sample matrix effects
003 - excessive foaming
004 - high levels of non-target compounds
005 - sample matrix resulted in method non-compliance for an Internal Standard
006 - sample matrix resulted in method non-compliance for Surrogate
007 - nature of the TCLP matrix
008 - high concentration of target analyte(s)
009 - sample turbidity
010 - sample color
011 - insufficient volume for lower dilution
012 - sample viscosity
013 - other

TestAmerica
THE LEADER IN ENVIRONMENTAL TESTING

DATA QUALIFIER PAGE

These definitions are provided in the event the data in this report requires the use of one or more of the qualifiers. Not all qualifiers defined below are necessarily used in the accompanying data package.

ORGANIC DATA QUALIFIERS

ND or U	Indicates compound was analyzed for, but not detected.
J	Indicates an estimated value. This flag is used either when estimating a concentration for tentatively identified compounds where a 1:1 response is assumed, or when the data indicates the presence of a compound that meets the identification criteria but the result is less than the sample quantitation limit but greater than zero.
C	This flag applies to pesticide results where the identification has been confirmed by GC/MS.
B	This flag is used when the analyte is found in the associated blank, as well as in the sample.
E	This flag identifies compounds whose concentrations exceed the calibration range of the instrument for that specific analysis.
D	This flag identifies all compounds identified in an analysis at the secondary dilution factor.
N	Indicates presumptive evidence of a compound. This flag is used only for tentatively identified compounds, where the identification is based on the Mass Spectral library search. It is applied to all TIC results.
P	This flag is used for CLP methodology only. For Pesticide/Aroclor target analytes, when a difference for detected concentrations between the two GC columns is greater than 25%, the lower of the two values is reported on the data page and flagged with a "P".
A	This flag indicates that a TIC is a suspected aldol-condensation product.
[1]	Indicates coelution.
*	Indicates analysis is not within the quality control limits.

INORGANIC DATA QUALIFIERS

ND or U	Indicates element was analyzed for, but not detected. Report with the detection limit value.
J or B	Indicates a value greater than or equal to the instrument detection limit, but less than the quantitation limit.
N	Indicates spike sample recovery is not within the quality control limits.
S	Indicates value determined by the Method of Standard Addition.
E	Indicates a value estimated or not reported due to the presence of interferences.
H	Indicates analytical holding time exceedance. The value obtained should be considered an estimate.
G	Indicates a value greater than or equal to the project reporting limit but less than the laboratory quantitation limit
*	Indicates the spike or duplicate analysis is not within the quality control limits.
+	Indicates the correlation coefficient for the Method of Standard Addition is less than 0.995.

Client ID		EW-1-0408		EW-2-0408		EW-2-0408DL		EW-3-0408	
Job No	Lab ID	A08-4431	A8443105	A08-4431	A8443106	A08-4431	A8443106DL	A08-4431	A8443107
Sample Date		04/23/2008		04/23/2008		04/23/2008		04/23/2008	

Analyte	Units	Sample Value	Reporting Limit	Sample Value	Reporting Limit	Sample Value	Reporting Limit	Sample Value	Reporting Limit
Acetone	UG/L	ND	1000	ND	250	ND	500	58 J	100
Benzene	UG/L	180 J	200	98	50	100 D	100	64	20
Bromodichloromethane	UG/L	ND	200	ND	50	ND	100	ND	20
Bromoform	UG/L	ND	200	ND	50	ND	100	ND	20
Bromomethane	UG/L	ND	200	ND	50	ND	100	ND	20
2-Butanone	UG/L	ND	1000	ND	250	ND	500	ND	100
Carbon Disulfide	UG/L	ND	200	ND	50	ND	100	ND	20
Carbon Tetrachloride	UG/L	ND	200	ND	50	ND	100	ND	20
Chlorobenzene	UG/L	14000	200	6000 E	50	5900 D	100	820	20
Chloroethane	UG/L	ND	200	ND	50	ND	100	ND	20
Chloroform	UG/L	ND	200	ND	50	ND	100	ND	20
Chloromethane	UG/L	ND	200	ND	50	ND	100	ND	20
Cyclohexane	UG/L	ND	200	ND	50	ND	100	ND	20
1,2-Dibromoethane	UG/L	ND	200	ND	50	ND	100	ND	20
Dibromochloromethane	UG/L	ND	200	ND	50	ND	100	ND	20
1,2-Dibromo-3-chloropropane	UG/L	ND	200	ND	50	ND	100	ND	20
1,2-Dichlorobenzene	UG/L	3000	200	60	50	55 DJ	100	ND	20
1,3-Dichlorobenzene	UG/L	180 J	200	ND	50	ND	100	ND	20
1,4-Dichlorobenzene	UG/L	2000	200	48 J	50	48 DJ	100	ND	20
Dichlorodifluoromethane	UG/L	ND	200	ND	50	ND	100	ND	20
1,1-Dichloroethane	UG/L	ND	200	ND	50	ND	100	ND	20
1,2-Dichloroethane	UG/L	ND	200	ND	50	ND	100	ND	20
1,1-Dichloroethene	UG/L	ND	200	ND	50	ND	100	ND	20
cis-1,2-Dichloroethene	UG/L	ND	200	ND	50	ND	100	ND	20
trans-1,2-Dichloroethene	UG/L	ND	200	ND	50	ND	100	ND	20
1,2-Dichloropropane	UG/L	ND	200	ND	50	ND	100	ND	20
cis-1,3-Dichloropropene	UG/L	ND	200	ND	50	ND	100	ND	20
trans-1,3-Dichloropropene	UG/L	ND	200	ND	50	ND	100	ND	20
Ethylbenzene	UG/L	ND	200	ND	50	ND	100	ND	20
2-Hexanone	UG/L	ND	1000	ND	250	ND	500	ND	100
Isopropylbenzene	UG/L	ND	200	ND	50	ND	100	ND	20
Methyl acetate	UG/L	ND	200	ND	50	ND	100	ND	20
Methylcyclohexane	UG/L	ND	200	ND	50	ND	100	ND	20
Methylene chloride	UG/L	ND	200	22 J	50	ND	100	ND	20
4-Methyl-2-pentanone	UG/L	ND	1000	ND	250	ND	500	ND	100
Methyl-t-Butyl Ether (MTBE)	UG/L	ND	200	ND	50	ND	100	ND	20
Styrene	UG/L	ND	200	ND	50	ND	100	ND	20
1,1,2,2-Tetrachloroethane	UG/L	ND	200	ND	50	ND	100	ND	20
Tetrachloroethene	UG/L	ND	200	ND	50	ND	100	ND	20
Toluene	UG/L	ND	200	ND	50	ND	100	ND	20
1,2,4-Trichlorobenzene	UG/L	ND	200	ND	50	ND	100	ND	20
1,1,1-Trichloroethane	UG/L	ND	200	ND	50	ND	100	ND	20
1,1,2-Trichloroethane	UG/L	ND	200	ND	50	ND	100	ND	20

NA = Not Applicable ND = Not Detected

Client ID		EW-1-0408		EW-2-0408		EW-2-0408DL		EW-3-0408	
Job No	Lab ID	A08-4431	A8443105	A08-4431	A8443106	A08-4431	A8443106DL	A08-4431	A8443107
Sample Date		04/23/2008		04/23/2008		04/23/2008		04/23/2008	
Analyte	Units	Sample Value	Reporting Limit	Sample Value	Reporting Limit	Sample Value	Reporting Limit	Sample Value	Reporting Limit
1,1,2-Trichloro-1,2,2-trifluor	UG/L	ND	200	ND	50	ND	100	ND	20
Trichlorofluoromethane	UG/L	ND	200	ND	50	ND	100	ND	20
Trichloroethene	UG/L	ND	200	ND	50	ND	100	ND	20
Vinyl chloride	UG/L	ND	200	ND	50	ND	100	ND	20
Total Xylenes	UG/L	ND	600	ND	150	ND	300	ND	60
IS/SURROGATE(S)									
Chlorobenzene-D5	%	87	50-200	80	50-200	86	50-200	78	50-200
1,4-Difluorobenzene	%	88	50-200	87	50-200	99	50-200	92	50-200
1,4-Dichlorobenzene-D4	%	69	50-200	64	50-200	67	50-200	62	50-200
Toluene-D8	%	106	71-126	112	71-126	112	71-126	113	71-126
p-Bromofluorobenzene	%	96	73-120	96	73-120	96	73-120	97	73-120
1,2-Dichloroethane-D4	%	103	66-137	103	66-137	92	66-137	95	66-137

NA = Not Applicable ND = Not Detected

Client ID		EW-4-0408		EW-5-0408		EW-5-0408DL		FB-1-0408	
Job No	Lab ID	A08-4431	A8443108	A08-4431	A8443109	A08-4431	A8443109DL	A08-4547	A8454704
Sample Date		04/23/2008		04/23/2008		04/23/2008		04/25/2008	

Analyte	Units	Sample Value	Reporting Limit	Sample Value	Reporting Limit	Sample Value	Reporting Limit	Sample Value	Reporting Limit
Acetone	UG/L	31 J	50	ND	20	ND	50	ND	5.0
Benzene	UG/L	31	10	ND	4.0	ND	10	ND	1.0
Bromodichloromethane	UG/L	ND	10	ND	4.0	ND	10	ND	1.0
Bromoform	UG/L	ND	10	ND	4.0	ND	10	ND	1.0
Bromomethane	UG/L	ND	10	ND	4.0	ND	10	ND	1.0
2-Butanone	UG/L	ND	50	ND	20	ND	50	ND	5.0
Carbon Disulfide	UG/L	ND	10	ND	4.0	ND	10	ND	1.0
Carbon Tetrachloride	UG/L	ND	10	ND	4.0	ND	10	ND	1.0
Chlorobenzene	UG/L	14	10	ND	4.0	ND	10	ND	1.0
Chloroethane	UG/L	ND	10	ND	4.0	ND	10	ND	1.0
Chloroform	UG/L	ND	10	ND	4.0	ND	10	ND	1.0
Chloromethane	UG/L	ND	10	ND	4.0	ND	10	ND	1.0
Cyclohexane	UG/L	ND	10	ND	4.0	ND	10	ND	1.0
1,2-Dibromoethane	UG/L	ND	10	ND	4.0	ND	10	ND	1.0
Dibromochloromethane	UG/L	ND	10	ND	4.0	ND	10	ND	1.0
1,2-Dibromo-3-chloropropane	UG/L	ND	10	ND	4.0	ND	10	ND	1.0
1,2-Dichlorobenzene	UG/L	ND	10	ND	4.0	ND	10	ND	1.0
1,3-Dichlorobenzene	UG/L	ND	10	ND	4.0	ND	10	ND	1.0
1,4-Dichlorobenzene	UG/L	ND	10	ND	4.0	ND	10	ND	1.0
Dichlorodifluoromethane	UG/L	ND	10	ND	4.0	ND	10	ND	1.0
1,1-Dichloroethane	UG/L	ND	10	ND	4.0	ND	10	ND	1.0
1,2-Dichloroethane	UG/L	ND	10	ND	4.0	ND	10	ND	1.0
1,1-Dichloroethene	UG/L	ND	10	ND	4.0	ND	10	ND	1.0
cis-1,2-Dichloroethene	UG/L	ND	10	ND	4.0	ND	10	ND	1.0
trans-1,2-Dichloroethene	UG/L	ND	10	ND	4.0	ND	10	ND	1.0
1,2-Dichloropropane	UG/L	ND	10	ND	4.0	ND	10	ND	1.0
cis-1,3-Dichloropropene	UG/L	ND	10	ND	4.0	ND	10	ND	1.0
trans-1,3-Dichloropropene	UG/L	ND	10	ND	4.0	ND	10	ND	1.0
Ethylbenzene	UG/L	5.7 J	10	280	4.0	370 D	10	ND	1.0
2-Hexanone	UG/L	ND	50	ND	20	ND	50	ND	5.0
Isopropylbenzene	UG/L	ND	10	74	4.0	77 D	10	ND	1.0
Methyl acetate	UG/L	ND	10	ND	4.0	ND	10	ND	1.0
Methylcyclohexane	UG/L	ND	10	3.3 J	4.0	ND	10	ND	1.0
Methylene chloride	UG/L	ND	10	ND	4.0	ND	10	3.0	1.0
4-Methyl-2-pentanone	UG/L	ND	50	ND	20	ND	50	ND	5.0
Methyl-t-Butyl Ether (MTBE)	UG/L	ND	10	ND	4.0	ND	10	ND	1.0
Styrene	UG/L	ND	10	92	4.0	120 D	10	ND	1.0
1,1,2,2-Tetrachloroethane	UG/L	ND	10	ND	4.0	ND	10	ND	1.0
Tetrachloroethene	UG/L	ND	10	ND	4.0	ND	10	ND	1.0
Toluene	UG/L	ND	10	89	4.0	110 D	10	ND	1.0
1,2,4-Trichlorobenzene	UG/L	ND	10	ND	4.0	ND	10	0.65 J	1.0
1,1,1-Trichloroethane	UG/L	ND	10	ND	4.0	ND	10	ND	1.0
1,1,2-Trichloroethane	UG/L	ND	10	ND	4.0	ND	10	ND	1.0

NA = Not Applicable ND = Not Detected

Client ID		EW-4-0408		EW-5-0408		EW-5-0408DL		FB-1-0408	
Job No	Lab ID	A08-4431	A8443108	A08-4431	A8443109	A08-4431	A8443109DL	A08-4547	A8454704
Sample Date		04/23/2008		04/23/2008		04/23/2008		04/25/2008	
Analyte	Units	Sample Value	Reporting Limit	Sample Value	Reporting Limit	Sample Value	Reporting Limit	Sample Value	Reporting Limit
1,1,2-Trichloro-1,2,2-trifluor	UG/L	ND	10	ND	4.0	ND	10	ND	1.0
Trichlorofluoromethane	UG/L	ND	10	ND	4.0	ND	10	ND	1.0
Trichloroethene	UG/L	ND	10	ND	4.0	ND	10	ND	1.0
Vinyl chloride	UG/L	ND	10	ND	4.0	ND	10	ND	1.0
Total Xylenes	UG/L	ND	30	1500 E	12	2300 D	30	ND	3.0
IS/SURROGATE(S)									
Chlorobenzene-D5	%	76	50-200	91	50-200	84	50-200	94	50-200
1,4-Difluorobenzene	%	85	50-200	86	50-200	89	50-200	98	50-200
1,4-Dichlorobenzene-D4	%	67	50-200	97	50-200	100	50-200	97	50-200
Toluene-D8	%	113	71-126	100	71-126	111	71-126	96	71-126
p-Bromofluorobenzene	%	102	73-120	111	73-120	120	73-120	87	73-120
1,2-Dichloroethane-D4	%	102	66-137	103	66-137	102	66-137	85	66-137

NA = Not Applicable ND = Not Detected

Client ID		ICM-101-0408		ICM-101-0408 DL		ICM-102-0408		ICM-103-0408	
Job No	Lab ID	A08-4346	A8434602	A08-4346	A8434602DL	A08-4346	A8434604	A08-4346	A8434603
Sample Date		04/22/2008		04/22/2008		04/22/2008		04/22/2008	

Analyte	Units	Sample Value	Reporting Limit	Sample Value	Reporting Limit	Sample Value	Reporting Limit	Sample Value	Reporting Limit
Acetone	UG/L	ND	500	ND	1000	ND	5.0	3.5 J	5.0
Benzene	UG/L	11000 E	100	9000 D	200	ND	1.0	1.3	1.0
Bromodichloromethane	UG/L	ND	100	ND	200	ND	1.0	ND	1.0
Bromoform	UG/L	ND	100	ND	200	ND	1.0	ND	1.0
Bromomethane	UG/L	ND	100	ND	200	ND	1.0	ND	1.0
2-Butanone	UG/L	ND	500	ND	1000	ND	5.0	ND	5.0
Carbon Disulfide	UG/L	ND	100	ND	200	ND	1.0	ND	1.0
Carbon Tetrachloride	UG/L	ND	100	ND	200	ND	1.0	ND	1.0
Chlorobenzene	UG/L	8600	100	7500 D	200	14	1.0	1.1	1.0
Chloroethane	UG/L	ND	100	ND	200	ND	1.0	ND	1.0
Chloroform	UG/L	ND	100	ND	200	ND	1.0	ND	1.0
Chloromethane	UG/L	ND	100	ND	200	ND	1.0	ND	1.0
Cyclohexane	UG/L	ND	100	ND	200	ND	1.0	ND	1.0
1,2-Dibromoethane	UG/L	ND	100	ND	200	ND	1.0	ND	1.0
Dibromochloromethane	UG/L	ND	100	ND	200	ND	1.0	ND	1.0
1,2-Dibromo-3-chloropropane	UG/L	ND	100	ND	200	ND	1.0	ND	1.0
1,2-Dichlorobenzene	UG/L	120	100	95 DJ	200	1.8	1.0	ND	1.0
1,3-Dichlorobenzene	UG/L	ND	100	ND	200	ND	1.0	ND	1.0
1,4-Dichlorobenzene	UG/L	180	100	160 DJ	200	0.89 J	1.0	0.48 J	1.0
Dichlorodifluoromethane	UG/L	ND	100	ND	200	ND	1.0	ND	1.0
1,1-Dichloroethane	UG/L	ND	100	ND	200	ND	1.0	ND	1.0
1,2-Dichloroethane	UG/L	ND	100	ND	200	ND	1.0	ND	1.0
1,1-Dichloroethene	UG/L	ND	100	ND	200	ND	1.0	ND	1.0
cis-1,2-Dichloroethene	UG/L	ND	100	ND	200	ND	1.0	ND	1.0
trans-1,2-Dichloroethene	UG/L	ND	100	ND	200	ND	1.0	ND	1.0
1,2-Dichloropropane	UG/L	ND	100	ND	200	ND	1.0	ND	1.0
cis-1,3-Dichloropropene	UG/L	ND	100	ND	200	ND	1.0	ND	1.0
trans-1,3-Dichloropropene	UG/L	ND	100	ND	200	ND	1.0	ND	1.0
Ethylbenzene	UG/L	ND	100	ND	200	ND	1.0	ND	1.0
2-Hexanone	UG/L	ND	500	ND	1000	ND	5.0	ND	5.0
Isopropylbenzene	UG/L	ND	100	ND	200	ND	1.0	ND	1.0
Methyl acetate	UG/L	ND	100	ND	200	ND	1.0	ND	1.0
Methylcyclohexane	UG/L	ND	100	ND	200	ND	1.0	0.37 J	1.0
Methylene chloride	UG/L	ND	100	ND	200	ND	1.0	ND	1.0
4-Methyl-2-pentanone	UG/L	ND	500	ND	1000	ND	5.0	ND	5.0
Methyl-t-Butyl Ether (MTBE)	UG/L	ND	100	ND	200	ND	1.0	ND	1.0
Styrene	UG/L	ND	100	ND	200	ND	1.0	ND	1.0
1,1,2,2-Tetrachloroethane	UG/L	ND	100	ND	200	ND	1.0	ND	1.0
Tetrachloroethene	UG/L	ND	100	ND	200	ND	1.0	ND	1.0
Toluene	UG/L	ND	100	ND	200	ND	1.0	ND	1.0
1,2,4-Trichlorobenzene	UG/L	ND	100	ND	200	ND	1.0	ND	1.0
1,1,1-Trichloroethane	UG/L	ND	100	ND	200	ND	1.0	ND	1.0
1,1,2-Trichloroethane	UG/L	ND	100	ND	200	ND	1.0	ND	1.0

NA = Not Applicable ND = Not Detected

Client ID		ICM-101-0408		ICM-101-0408 DL		ICM-102-0408		ICM-103-0408	
Job No	Lab ID	A08-4346	A8434602	A08-4346	A8434602DL	A08-4346	A8434604	A08-4346	A8434603
Sample Date		04/22/2008		04/22/2008		04/22/2008		04/22/2008	
Analyte	Units	Sample Value	Reporting Limit	Sample Value	Reporting Limit	Sample Value	Reporting Limit	Sample Value	Reporting Limit
1,1,2-Trichloro-1,2,2-trifluor	UG/L	ND	100	ND	200	ND	1.0	ND	1.0
Trichlorofluoromethane	UG/L	ND	100	ND	200	ND	1.0	ND	1.0
Trichloroethene	UG/L	ND	100	ND	200	ND	1.0	ND	1.0
Vinyl chloride	UG/L	ND	100	ND	200	ND	1.0	ND	1.0
Total Xylenes	UG/L	ND	300	ND	600	ND	3.0	ND	3.0
IS/SURROGATE(S)									
Chlorobenzene-D5	%	90	50-200	86	50-200	85	50-200	82	50-200
1,4-Difluorobenzene	%	93	50-200	87	50-200	86	50-200	83	50-200
1,4-Dichlorobenzene-D4	%	90	50-200	88	50-200	87	50-200	86	50-200
Toluene-D8	%	100	71-126	100	71-126	99	71-126	100	71-126
p-Bromofluorobenzene	%	106	73-120	106	73-120	105	73-120	107	73-120
1,2-Dichloroethane-D4	%	102	66-137	108	66-137	111	66-137	114	66-137

Client ID		ICM-104-0408		ICM-105-0408		R-01-0408		RFI-17-0408	
Job No	Lab ID	A08-4431	A8443104	A08-4431	A8443111	A08-4515	A8451515	A08-4547	A8454703
Sample Date		04/22/2008		04/23/2008		04/24/2008		04/25/2008	

Analyte	Units	Sample Value	Reporting Limit	Sample Value	Reporting Limit	Sample Value	Reporting Limit	Sample Value	Reporting Limit
Acetone	UG/L	180	25	ND	25	ND	5.0	3.8 J	5.0
Benzene	UG/L	9.6	5.0	ND	5.0	ND	1.0	ND	1.0
Bromodichloromethane	UG/L	ND	5.0	ND	5.0	ND	1.0	ND	1.0
Bromoform	UG/L	ND	5.0	ND	5.0	ND	1.0	ND	1.0
Bromomethane	UG/L	ND	5.0	ND	5.0	ND	1.0	ND	1.0
2-Butanone	UG/L	ND	25	ND	25	ND	5.0	ND	5.0
Carbon Disulfide	UG/L	ND	5.0	ND	5.0	ND	1.0	ND	1.0
Carbon Tetrachloride	UG/L	ND	5.0	ND	5.0	ND	1.0	ND	1.0
Chlorobenzene	UG/L	ND	5.0	ND	5.0	0.65 J	1.0	ND	1.0
Chloroethane	UG/L	ND	5.0	ND	5.0	ND	1.0	ND	1.0
Chloroform	UG/L	ND	5.0	ND	5.0	ND	1.0	ND	1.0
Chloromethane	UG/L	ND	5.0	ND	5.0	ND	1.0	ND	1.0
Cyclohexane	UG/L	ND	5.0	ND	5.0	ND	1.0	ND	1.0
1,2-Dibromoethane	UG/L	ND	5.0	ND	5.0	ND	1.0	ND	1.0
Dibromochloromethane	UG/L	ND	5.0	ND	5.0	ND	1.0	ND	1.0
1,2-Dibromo-3-chloropropane	UG/L	ND	5.0	ND	5.0	ND	1.0	ND	1.0
1,2-Dichlorobenzene	UG/L	ND	5.0	ND	5.0	ND	1.0	ND	1.0
1,3-Dichlorobenzene	UG/L	ND	5.0	ND	5.0	ND	1.0	ND	1.0
1,4-Dichlorobenzene	UG/L	ND	5.0	ND	5.0	ND	1.0	ND	1.0
Dichlorodifluoromethane	UG/L	ND	5.0	ND	5.0	ND	1.0	ND	1.0
1,1-Dichloroethane	UG/L	ND	5.0	ND	5.0	ND	1.0	ND	1.0
1,2-Dichloroethane	UG/L	ND	5.0	ND	5.0	ND	1.0	ND	1.0
1,1-Dichloroethene	UG/L	ND	5.0	ND	5.0	ND	1.0	ND	1.0
cis-1,2-Dichloroethene	UG/L	ND	5.0	ND	5.0	ND	1.0	ND	1.0
trans-1,2-Dichloroethene	UG/L	ND	5.0	ND	5.0	ND	1.0	ND	1.0
1,2-Dichloropropane	UG/L	ND	5.0	ND	5.0	ND	1.0	ND	1.0
cis-1,3-Dichloropropene	UG/L	ND	5.0	ND	5.0	ND	1.0	ND	1.0
trans-1,3-Dichloropropene	UG/L	ND	5.0	ND	5.0	ND	1.0	ND	1.0
Ethylbenzene	UG/L	5.9	5.0	ND	5.0	ND	1.0	ND	1.0
2-Hexanone	UG/L	ND	25	ND	25	ND	5.0	ND	5.0
Isopropylbenzene	UG/L	ND	5.0	ND	5.0	ND	1.0	ND	1.0
Methyl acetate	UG/L	ND	5.0	ND	5.0	ND	1.0	ND	1.0
Methylcyclohexane	UG/L	ND	5.0	ND	5.0	ND	1.0	ND	1.0
Methylene chloride	UG/L	ND	5.0	ND	5.0	ND	1.0	ND	1.0
4-Methyl-2-pentanone	UG/L	ND	25	ND	25	ND	5.0	ND	5.0
Methyl-t-Butyl Ether (MTBE)	UG/L	ND	5.0	ND	5.0	ND	1.0	ND	1.0
Styrene	UG/L	ND	5.0	ND	5.0	ND	1.0	ND	1.0
1,1,2,2-Tetrachloroethane	UG/L	ND	5.0	ND	5.0	ND	1.0	ND	1.0
Tetrachloroethene	UG/L	ND	5.0	ND	5.0	ND	1.0	ND	1.0
Toluene	UG/L	8.4	5.0	ND	5.0	ND	1.0	ND	1.0
1,2,4-Trichlorobenzene	UG/L	ND	5.0	ND	5.0	ND	1.0	ND	1.0
1,1,1-Trichloroethane	UG/L	ND	5.0	ND	5.0	ND	1.0	ND	1.0
1,1,2-Trichloroethane	UG/L	ND	5.0	ND	5.0	ND	1.0	ND	1.0

NA = Not Applicable ND = Not Detected

Client ID		ICM-104-0408		ICM-105-0408		R-01-0408		RFI-17-0408	
Job No	Lab ID	A08-4431	A8443104	A08-4431	A8443111	A08-4515	A8451515	A08-4547	A8454703
Sample Date		04/22/2008		04/23/2008		04/24/2008		04/25/2008	
Analyte	Units	Sample Value	Reporting Limit	Sample Value	Reporting Limit	Sample Value	Reporting Limit	Sample Value	Reporting Limit
1,1,2-Trichloro-1,2,2-trifluor	UG/L	ND	5.0	ND	5.0	ND	1.0	ND	1.0
Trichlorofluoromethane	UG/L	ND	5.0	ND	5.0	ND	1.0	ND	1.0
Trichloroethene	UG/L	ND	5.0	ND	5.0	ND	1.0	ND	1.0
Vinyl chloride	UG/L	ND	5.0	ND	5.0	ND	1.0	ND	1.0
Total Xylenes	UG/L	34	15	ND	15	ND	3.0	ND	3.0
IS/SURROGATE(S)									
Chlorobenzene-D5	%	86	50-200	95	50-200	80	50-200	92	50-200
1,4-Difluorobenzene	%	95	50-200	96	50-200	93	50-200	98	50-200
1,4-Dichlorobenzene-D4	%	77	50-200	81	50-200	60	50-200	93	50-200
Toluene-D8	%	109	71-126	107	71-126	112	71-126	96	71-126
p-Bromofluorobenzene	%	99	73-120	105	73-120	92	73-120	86	73-120
1,2-Dichloroethane-D4	%	96	66-137	105	66-137	100	66-137	85	66-137

NA = Not Applicable ND = Not Detected

Client ID		RFI-18-0408		RFI-19D-0408		RFI-20-0408		RFI-22-0408	
Job No	Lab ID	A08-4346	A8434607	A08-4346	A8434608	A08-4515	A8451511	A08-4515	A8451501
Sample Date		04/22/2008		04/22/2008		04/24/2008		04/23/2008	
Analyte	Units	Sample Value	Reporting Limit	Sample Value	Reporting Limit	Sample Value	Reporting Limit	Sample Value	Reporting Limit
Acetone	UG/L	1.4 J	5.0	2.0 J	5.0	ND	1200	ND	50
Benzene	UG/L	ND	1.0	ND	1.0	1200	250	18	10
Bromodichloromethane	UG/L	ND	1.0	ND	1.0	ND	250	ND	10
Bromoform	UG/L	ND	1.0	ND	1.0	ND	250	ND	10
Bromomethane	UG/L	ND	1.0	ND	1.0	ND	250	ND	10
2-Butanone	UG/L	ND	5.0	ND	5.0	ND	1200	ND	50
Carbon Disulfide	UG/L	ND	1.0	ND	1.0	ND	250	ND	10
Carbon Tetrachloride	UG/L	ND	1.0	ND	1.0	ND	250	ND	10
Chlorobenzene	UG/L	ND	1.0	ND	1.0	15000	250	710	10
Chloroethane	UG/L	ND	1.0	ND	1.0	ND	250	ND	10
Chloroform	UG/L	ND	1.0	ND	1.0	ND	250	ND	10
Chloromethane	UG/L	ND	1.0	ND	1.0	ND	250	ND	10
Cyclohexane	UG/L	ND	1.0	ND	1.0	ND	250	ND	10
1,2-Dibromoethane	UG/L	ND	1.0	ND	1.0	ND	250	ND	10
Dibromochloromethane	UG/L	ND	1.0	ND	1.0	ND	250	ND	10
1,2-Dibromo-3-chloropropane	UG/L	ND	1.0	ND	1.0	ND	250	ND	10
1,2-Dichlorobenzene	UG/L	ND	1.0	ND	1.0	ND	250	1000 E	10
1,3-Dichlorobenzene	UG/L	ND	1.0	ND	1.0	ND	250	150	10
1,4-Dichlorobenzene	UG/L	ND	1.0	ND	1.0	ND	250	430	10
Dichlorodifluoromethane	UG/L	ND	1.0	ND	1.0	ND	250	ND	10
1,1-Dichloroethane	UG/L	ND	1.0	ND	1.0	ND	250	ND	10
1,2-Dichloroethane	UG/L	ND	1.0	ND	1.0	ND	250	ND	10
1,1-Dichloroethene	UG/L	ND	1.0	ND	1.0	ND	250	ND	10
cis-1,2-Dichloroethene	UG/L	ND	1.0	ND	1.0	ND	250	ND	10
trans-1,2-Dichloroethene	UG/L	ND	1.0	ND	1.0	ND	250	ND	10
1,2-Dichloropropane	UG/L	ND	1.0	ND	1.0	ND	250	ND	10
cis-1,3-Dichloropropene	UG/L	ND	1.0	ND	1.0	ND	250	ND	10
trans-1,3-Dichloropropene	UG/L	ND	1.0	ND	1.0	ND	250	ND	10
Ethylbenzene	UG/L	ND	1.0	ND	1.0	ND	250	ND	10
2-Hexanone	UG/L	ND	5.0	ND	5.0	ND	1200	ND	50
Isopropylbenzene	UG/L	ND	1.0	ND	1.0	ND	250	ND	10
Methyl acetate	UG/L	ND	1.0	ND	1.0	ND	250	ND	10
Methylcyclohexane	UG/L	ND	1.0	ND	1.0	ND	250	ND	10
Methylene chloride	UG/L	ND	1.0	ND	1.0	ND	250	6.7 J	10
4-Methyl-2-pentanone	UG/L	ND	5.0	ND	5.0	ND	1200	ND	50
Methyl-t-Butyl Ether (MTBE)	UG/L	ND	1.0	ND	1.0	ND	250	ND	10
Styrene	UG/L	ND	1.0	ND	1.0	ND	250	ND	10
1,1,2,2-Tetrachloroethane	UG/L	ND	1.0	ND	1.0	ND	250	ND	10
Tetrachloroethene	UG/L	ND	1.0	ND	1.0	ND	250	ND	10
Toluene	UG/L	ND	1.0	ND	1.0	ND	250	ND	10
1,2,4-Trichlorobenzene	UG/L	ND	1.0	ND	1.0	ND	250	ND	10
1,1,1-Trichloroethane	UG/L	ND	1.0	ND	1.0	ND	250	ND	10
1,1,2-Trichloroethane	UG/L	ND	1.0	ND	1.0	ND	250	ND	10

NA = Not Applicable ND = Not Detected

Client ID		RFI-18-0408		RFI-19D-0408		RFI-20-0408		RFI-22-0408	
Job No	Lab ID	A08-4346	A8434607	A08-4346	A8434608	A08-4515	A8451511	A08-4515	A8451501
Sample Date		04/22/2008		04/22/2008		04/24/2008		04/23/2008	
Analyte	Units	Sample Value	Reporting Limit	Sample Value	Reporting Limit	Sample Value	Reporting Limit	Sample Value	Reporting Limit
1,1,2-Trichloro-1,2,2-trifluor	UG/L	ND	1.0	ND	1.0	ND	250	ND	10
Trichlorofluoromethane	UG/L	ND	1.0	ND	1.0	ND	250	ND	10
Trichloroethene	UG/L	ND	1.0	ND	1.0	ND	250	ND	10
Vinyl chloride	UG/L	ND	1.0	ND	1.0	ND	250	ND	10
Total Xylenes	UG/L	ND	3.0	ND	3.0	ND	750	ND	30
IS/SURROGATE(S)									
Chlorobenzene-D5	%	83	50-200	80	50-200	75	50-200	85	50-200
1,4-Difluorobenzene	%	83	50-200	80	50-200	86	50-200	90	50-200
1,4-Dichlorobenzene-D4	%	85	50-200	81	50-200	56	50-200	79	50-200
Toluene-D8	%	98	71-126	99	71-126	109	71-126	109	71-126
p-Bromofluorobenzene	%	102	73-120	106	73-120	94	73-120	101	73-120
1,2-Dichloroethane-D4	%	111	66-137	112	66-137	98	66-137	103	66-137

NA = Not Applicable ND = Not Detected

Client ID		RFI-22-0408		RFI-24-0408		RFI-25-0408		RFI-27-0408	
Job No	Lab ID	A08-4515	A8451501DL	A08-4431	A8443110	A08-4346	A8434605	A08-4515	A8451505
Sample Date		04/23/2008		04/23/2008		04/22/2008		04/23/2008	
Analyte	Units	Sample Value	Reporting Limit	Sample Value	Reporting Limit	Sample Value	Reporting Limit	Sample Value	Reporting Limit
Acetone	UG/L	ND	100	220	25	ND	25	ND	40
Benzene	UG/L	19 DJ	20	6.2	5.0	2.8 J	5.0	ND	8.0
Bromodichloromethane	UG/L	ND	20	ND	5.0	ND	5.0	ND	8.0
Bromoform	UG/L	ND	20	ND	5.0	ND	5.0	ND	8.0
Bromomethane	UG/L	ND	20	ND	5.0	ND	5.0	ND	8.0
2-Butanone	UG/L	ND	100	ND	25	ND	25	ND	40
Carbon Disulfide	UG/L	ND	20	ND	5.0	ND	5.0	ND	8.0
Carbon Tetrachloride	UG/L	ND	20	ND	5.0	ND	5.0	ND	8.0
Chlorobenzene	UG/L	830 D	20	ND	5.0	310	5.0	5.6 J	8.0
Chloroethane	UG/L	ND	20	ND	5.0	ND	5.0	ND	8.0
Chloroform	UG/L	ND	20	ND	5.0	ND	5.0	ND	8.0
Chloromethane	UG/L	ND	20	ND	5.0	ND	5.0	ND	8.0
Cyclohexane	UG/L	ND	20	ND	5.0	ND	5.0	ND	8.0
1,2-Dibromoethane	UG/L	ND	20	ND	5.0	ND	5.0	ND	8.0
Dibromochloromethane	UG/L	ND	20	ND	5.0	ND	5.0	ND	8.0
1,2-Dibromo-3-chloropropane	UG/L	ND	20	ND	5.0	ND	5.0	ND	8.0
1,2-Dichlorobenzene	UG/L	1200 D	20	ND	5.0	5.0	5.0	ND	8.0
1,3-Dichlorobenzene	UG/L	160 D	20	ND	5.0	ND	5.0	ND	8.0
1,4-Dichlorobenzene	UG/L	500 D	20	ND	5.0	5.5	5.0	ND	8.0
Dichlorodifluoromethane	UG/L	ND	20	ND	5.0	ND	5.0	ND	8.0
1,1-Dichloroethane	UG/L	ND	20	ND	5.0	ND	5.0	ND	8.0
1,2-Dichloroethane	UG/L	ND	20	ND	5.0	ND	5.0	ND	8.0
1,1-Dichloroethene	UG/L	ND	20	ND	5.0	ND	5.0	ND	8.0
cis-1,2-Dichloroethene	UG/L	ND	20	ND	5.0	ND	5.0	ND	8.0
trans-1,2-Dichloroethene	UG/L	ND	20	ND	5.0	ND	5.0	ND	8.0
1,2-Dichloropropane	UG/L	ND	20	ND	5.0	ND	5.0	ND	8.0
cis-1,3-Dichloropropene	UG/L	ND	20	ND	5.0	ND	5.0	ND	8.0
trans-1,3-Dichloropropene	UG/L	ND	20	ND	5.0	ND	5.0	ND	8.0
Ethylbenzene	UG/L	ND	20	ND	5.0	ND	5.0	ND	8.0
2-Hexanone	UG/L	ND	100	ND	25	ND	25	ND	40
Isopropylbenzene	UG/L	ND	20	ND	5.0	ND	5.0	ND	8.0
Methyl acetate	UG/L	ND	20	ND	5.0	ND	5.0	ND	8.0
Methylcyclohexane	UG/L	ND	20	ND	5.0	ND	5.0	ND	8.0
Methylene chloride	UG/L	9.4 BDJ	20	2.4 J	5.0	ND	5.0	4.5 J	8.0
4-Methyl-2-pentanone	UG/L	ND	100	ND	25	ND	25	ND	40
Methyl-t-Butyl Ether (MTBE)	UG/L	ND	20	ND	5.0	ND	5.0	ND	8.0
Styrene	UG/L	ND	20	ND	5.0	ND	5.0	ND	8.0
1,1,2,2-Tetrachloroethane	UG/L	ND	20	ND	5.0	ND	5.0	ND	8.0
Tetrachloroethene	UG/L	ND	20	ND	5.0	ND	5.0	460	8.0
Toluene	UG/L	ND	20	ND	5.0	ND	5.0	ND	8.0
1,2,4-Trichlorobenzene	UG/L	ND	20	ND	5.0	ND	5.0	ND	8.0
1,1,1-Trichloroethane	UG/L	ND	20	ND	5.0	ND	5.0	ND	8.0
1,1,2-Trichloroethane	UG/L	ND	20	ND	5.0	ND	5.0	ND	8.0

NA = Not Applicable ND = Not Detected

Client ID		RFI-22-0408		RFI-24-0408		RFI-25-0408		RFI-27-0408	
Job No	Lab ID	A08-4515	A8451501DL	A08-4431	A8443110	A08-4346	A8434605	A08-4515	A8451505
Sample Date		04/23/2008		04/23/2008		04/22/2008		04/23/2008	
Analyte	Units	Sample Value	Reporting Limit	Sample Value	Reporting Limit	Sample Value	Reporting Limit	Sample Value	Reporting Limit
1,1,2-Trichloro-1,2,2-trifluor	UG/L	ND	20	ND	5.0	ND	5.0	ND	8.0
Trichlorofluoromethane	UG/L	ND	20	ND	5.0	ND	5.0	ND	8.0
Trichloroethene	UG/L	ND	20	ND	5.0	ND	5.0	77	8.0
Vinyl chloride	UG/L	ND	20	ND	5.0	ND	5.0	ND	8.0
Total Xylenes	UG/L	ND	60	ND	15	ND	15	ND	24
IS/SURROGATE(S)									
Chlorobenzene-D5	%	78	50-200	94	50-200	92	50-200	82	50-200
1,4-Difluorobenzene	%	91	50-200	95	50-200	92	50-200	92	50-200
1,4-Dichlorobenzene-D4	%	73	50-200	89	50-200	89	50-200	58	50-200
Toluene-D8	%	110	71-126	116	71-126	99	71-126	109	71-126
p-Bromofluorobenzene	%	104	73-120	112	73-120	106	73-120	93	73-120
1,2-Dichloroethane-D4	%	97	66-137	106	66-137	103	66-137	99	66-137

NA = Not Applicable ND = Not Detected

Client ID		RFI-28-0408		RFI-29-0408		RFI-30-0408		RFI-32-0408	
Job No	Lab ID	A08-4515	A8451510	A08-4515	A8451513	A08-4515	A8451506	A08-4515	A8451514
Sample Date		04/24/2008		04/24/2008		04/24/2008		04/24/2008	
Analyte	Units	Sample Value	Reporting Limit	Sample Value	Reporting Limit	Sample Value	Reporting Limit	Sample Value	Reporting Limit
Acetone	UG/L	ND	20	ND	5.0	ND	5.0	ND	2000
Benzene	UG/L	ND	4.0	ND	1.0	ND	1.0	670	400
Bromodichloromethane	UG/L	ND	4.0	ND	1.0	ND	1.0	ND	400
Bromoform	UG/L	ND	4.0	ND	1.0	ND	1.0	ND	400
Bromomethane	UG/L	ND	4.0	ND	1.0	ND	1.0	ND	400
2-Butanone	UG/L	ND	20	ND	5.0	ND	5.0	ND	2000
Carbon Disulfide	UG/L	ND	4.0	ND	1.0	ND	1.0	ND	400
Carbon Tetrachloride	UG/L	ND	4.0	ND	1.0	ND	1.0	ND	400
Chlorobenzene	UG/L	ND	4.0	8.9	1.0	ND	1.0	33000	400
Chloroethane	UG/L	ND	4.0	ND	1.0	ND	1.0	ND	400
Chloroform	UG/L	ND	4.0	ND	1.0	ND	1.0	ND	400
Chloromethane	UG/L	ND	4.0	ND	1.0	ND	1.0	ND	400
Cyclohexane	UG/L	ND	4.0	ND	1.0	ND	1.0	ND	400
1,2-Dibromoethane	UG/L	ND	4.0	ND	1.0	ND	1.0	ND	400
Dibromochloromethane	UG/L	ND	4.0	ND	1.0	ND	1.0	ND	400
1,2-Dibromo-3-chloropropane	UG/L	ND	4.0	ND	1.0	ND	1.0	ND	400
1,2-Dichlorobenzene	UG/L	ND	4.0	1.4	1.0	ND	1.0	ND	400
1,3-Dichlorobenzene	UG/L	ND	4.0	0.54 J	1.0	ND	1.0	ND	400
1,4-Dichlorobenzene	UG/L	ND	4.0	3.8	1.0	ND	1.0	ND	400
Dichlorodifluoromethane	UG/L	ND	4.0	ND	1.0	ND	1.0	ND	400
1,1-Dichloroethane	UG/L	ND	4.0	ND	1.0	ND	1.0	ND	400
1,2-Dichloroethane	UG/L	ND	4.0	ND	1.0	ND	1.0	ND	400
1,1-Dichloroethene	UG/L	ND	4.0	ND	1.0	ND	1.0	ND	400
cis-1,2-Dichloroethene	UG/L	ND	4.0	ND	1.0	ND	1.0	ND	400
trans-1,2-Dichloroethene	UG/L	ND	4.0	ND	1.0	ND	1.0	ND	400
1,2-Dichloropropane	UG/L	ND	4.0	ND	1.0	ND	1.0	ND	400
cis-1,3-Dichloropropene	UG/L	ND	4.0	ND	1.0	ND	1.0	ND	400
trans-1,3-Dichloropropene	UG/L	ND	4.0	ND	1.0	ND	1.0	ND	400
Ethylbenzene	UG/L	ND	4.0	ND	1.0	ND	1.0	ND	400
2-Hexanone	UG/L	ND	20	ND	5.0	ND	5.0	ND	2000
Isopropylbenzene	UG/L	ND	4.0	ND	1.0	ND	1.0	ND	400
Methyl acetate	UG/L	ND	4.0	ND	1.0	ND	1.0	ND	400
Methylcyclohexane	UG/L	ND	4.0	ND	1.0	ND	1.0	ND	400
Methylene chloride	UG/L	3.0 J	4.0	ND	1.0	ND	1.0	180 BJ	400
4-Methyl-2-pentanone	UG/L	ND	20	ND	5.0	ND	5.0	ND	2000
Methyl-t-Butyl Ether (MTBE)	UG/L	ND	4.0	ND	1.0	ND	1.0	ND	400
Styrene	UG/L	ND	4.0	ND	1.0	ND	1.0	ND	400
1,1,2,2-Tetrachloroethane	UG/L	ND	4.0	ND	1.0	ND	1.0	ND	400
Tetrachloroethene	UG/L	ND	4.0	ND	1.0	ND	1.0	ND	400
Toluene	UG/L	ND	4.0	ND	1.0	ND	1.0	ND	400
1,2,4-Trichlorobenzene	UG/L	ND	4.0	ND	1.0	ND	1.0	180 J	400
1,1,1-Trichloroethane	UG/L	ND	4.0	ND	1.0	ND	1.0	ND	400
1,1,2-Trichloroethane	UG/L	ND	4.0	ND	1.0	ND	1.0	ND	400

NA = Not Applicable ND = Not Detected

Client ID		RFI-28-0408		RFI-29-0408		RFI-30-0408		RFI-32-0408	
Job No	Lab ID	A08-4515	A8451510	A08-4515	A8451513	A08-4515	A8451506	A08-4515	A8451514
Sample Date		04/24/2008		04/24/2008		04/24/2008		04/24/2008	
Analyte	Units	Sample Value	Reporting Limit	Sample Value	Reporting Limit	Sample Value	Reporting Limit	Sample Value	Reporting Limit
1,1,2-Trichloro-1,2,2-trifluor	UG/L	ND	4.0	ND	1.0	ND	1.0	ND	400
Trichlorofluoromethane	UG/L	ND	4.0	ND	1.0	ND	1.0	ND	400
Trichloroethene	UG/L	ND	4.0	ND	1.0	ND	1.0	ND	400
Vinyl chloride	UG/L	ND	4.0	ND	1.0	ND	1.0	ND	400
Total Xylenes	UG/L	ND	12	ND	3.0	ND	3.0	ND	1200
IS/SURROGATE(S)									
Chlorobenzene-D5	%	78	50-200	83	50-200	77	50-200	76	50-200
1,4-Difluorobenzene	%	84	50-200	98	50-200	89	50-200	91	50-200
1,4-Dichlorobenzene-D4	%	58	50-200	65	50-200	58	50-200	61	50-200
Toluene-D8	%	108	71-126	108	71-126	110	71-126	109	71-126
p-Bromofluorobenzene	%	94	73-120	93	73-120	92	73-120	98	73-120
1,2-Dichloroethane-D4	%	105	66-137	96	66-137	98	66-137	97	66-137

NA = Not Applicable ND = Not Detected

Client ID		RFI-34-0408		RFI-34-0408		RFI-35-0408		RFI-36-0408	
Job No	Lab ID	A08-4515	A8451512	A08-4515	A8451512DL	A08-4346	A8434606	A08-4515	A8451507
Sample Date		04/24/2008		04/24/2008		04/22/2008		04/24/2008	
Analyte	Units	Sample Value	Reporting Limit	Sample Value	Reporting Limit	Sample Value	Reporting Limit	Sample Value	Reporting Limit
Acetone	UG/L	ND	20	ND	120	ND	5.0	ND	5.0
Benzene	UG/L	15	4.0	18 DJ	25	ND	1.0	ND	1.0
Bromodichloromethane	UG/L	ND	4.0	ND	25	ND	1.0	ND	1.0
Bromoform	UG/L	ND	4.0	ND	25	ND	1.0	ND	1.0
Bromomethane	UG/L	ND	4.0	ND	25	ND	1.0	ND	1.0
2-Butanone	UG/L	ND	20	ND	120	ND	5.0	ND	5.0
Carbon Disulfide	UG/L	ND	4.0	ND	25	ND	1.0	ND	1.0
Carbon Tetrachloride	UG/L	ND	4.0	ND	25	ND	1.0	ND	1.0
Chlorobenzene	UG/L	900 E	4.0	1300 D	25	ND	1.0	ND	1.0
Chloroethane	UG/L	ND	4.0	ND	25	ND	1.0	ND	1.0
Chloroform	UG/L	ND	4.0	ND	25	ND	1.0	ND	1.0
Chloromethane	UG/L	ND	4.0	ND	25	ND	1.0	ND	1.0
Cyclohexane	UG/L	ND	4.0	ND	25	ND	1.0	ND	1.0
1,2-Dibromoethane	UG/L	ND	4.0	ND	25	ND	1.0	ND	1.0
Dibromochloromethane	UG/L	ND	4.0	ND	25	ND	1.0	ND	1.0
1,2-Dibromo-3-chloropropane	UG/L	ND	4.0	ND	25	ND	1.0	ND	1.0
1,2-Dichlorobenzene	UG/L	6.1	4.0	12 DJ	25	ND	1.0	ND	1.0
1,3-Dichlorobenzene	UG/L	660 E	4.0	880 D	25	ND	1.0	ND	1.0
1,4-Dichlorobenzene	UG/L	63	4.0	77 D	25	ND	1.0	ND	1.0
Dichlorodifluoromethane	UG/L	ND	4.0	ND	25	ND	1.0	ND	1.0
1,1-Dichloroethane	UG/L	ND	4.0	ND	25	ND	1.0	ND	1.0
1,2-Dichloroethane	UG/L	ND	4.0	ND	25	ND	1.0	ND	1.0
1,1-Dichloroethene	UG/L	ND	4.0	ND	25	ND	1.0	ND	1.0
cis-1,2-Dichloroethene	UG/L	ND	4.0	ND	25	ND	1.0	ND	1.0
trans-1,2-Dichloroethene	UG/L	ND	4.0	ND	25	ND	1.0	ND	1.0
1,2-Dichloropropane	UG/L	ND	4.0	ND	25	ND	1.0	ND	1.0
cis-1,3-Dichloropropene	UG/L	ND	4.0	ND	25	ND	1.0	ND	1.0
trans-1,3-Dichloropropene	UG/L	ND	4.0	ND	25	ND	1.0	ND	1.0
Ethylbenzene	UG/L	ND	4.0	ND	25	ND	1.0	ND	1.0
2-Hexanone	UG/L	ND	20	ND	120	ND	5.0	ND	5.0
Isopropylbenzene	UG/L	ND	4.0	ND	25	ND	1.0	ND	1.0
Methyl acetate	UG/L	ND	4.0	ND	25	ND	1.0	ND	1.0
Methylcyclohexane	UG/L	ND	4.0	ND	25	ND	1.0	ND	1.0
Methylene chloride	UG/L	2.9 J	4.0	13 BDJ	25	ND	1.0	ND	1.0
4-Methyl-2-pentanone	UG/L	ND	20	ND	120	ND	5.0	ND	5.0
Methyl-t-Butyl Ether (MTBE)	UG/L	ND	4.0	ND	25	ND	1.0	ND	1.0
Styrene	UG/L	ND	4.0	ND	25	ND	1.0	ND	1.0
1,1,2,2-Tetrachloroethane	UG/L	ND	4.0	ND	25	ND	1.0	ND	1.0
Tetrachloroethene	UG/L	ND	4.0	ND	25	ND	1.0	ND	1.0
Toluene	UG/L	ND	4.0	ND	25	ND	1.0	ND	1.0
1,2,4-Trichlorobenzene	UG/L	1200 E	4.0	1700 D	25	ND	1.0	ND	1.0
1,1,1-Trichloroethane	UG/L	ND	4.0	ND	25	ND	1.0	ND	1.0
1,1,2-Trichloroethane	UG/L	ND	4.0	ND	25	ND	1.0	ND	1.0

NA = Not Applicable ND = Not Detected

Client ID		RFI-34-0408		RFI-34-0408		RFI-35-0408		RFI-36-0408	
Job No	Lab ID	A08-4515	A8451512	A08-4515	A8451512DL	A08-4346	A8434606	A08-4515	A8451507
Sample Date		04/24/2008		04/24/2008		04/22/2008		04/24/2008	
Analyte	Units	Sample Value	Reporting Limit	Sample Value	Reporting Limit	Sample Value	Reporting Limit	Sample Value	Reporting Limit
1,1,2-Trichloro-1,2,2-trifluor	UG/L	ND	4.0	ND	25	ND	1.0	17	1.0
Trichlorofluoromethane	UG/L	ND	4.0	ND	25	ND	1.0	ND	1.0
Trichloroethene	UG/L	ND	4.0	ND	25	ND	1.0	ND	1.0
Vinyl chloride	UG/L	ND	4.0	ND	25	ND	1.0	ND	1.0
Total Xylenes	UG/L	ND	12	ND	75	ND	3.0	ND	3.0
IS/SURROGATE(S)									
Chlorobenzene-D5	%	75	50-200	77	50-200	84	50-200	77	50-200
1,4-Difluorobenzene	%	89	50-200	88	50-200	83	50-200	84	50-200
1,4-Dichlorobenzene-D4	%	84	50-200	79	50-200	84	50-200	58	50-200
Toluene-D8	%	106	71-126	108	71-126	99	71-126	108	71-126
p-Bromofluorobenzene	%	105	73-120	102	73-120	106	73-120	93	73-120
1,2-Dichloroethane-D4	%	95	66-137	100	66-137	108	66-137	104	66-137

NA = Not Applicable ND = Not Detected

Client ID		RFI-39-0408		RFI-43-0408		RFI-43R-0408		RFI-45-0408	
Job No	Lab ID	A08-4515	A8451503	A08-4547	A8454701	A08-4547	A8454702	A08-4515	A8451504
Sample Date		04/23/2008		04/25/2008		04/25/2008		04/23/2008	
Analyte	Units	Sample Value	Reporting Limit	Sample Value	Reporting Limit	Sample Value	Reporting Limit	Sample Value	Reporting Limit
Acetone	UG/L	ND	5.0	ND	20	ND	5.0	ND	5.0
Benzene	UG/L	ND	1.0	ND	4.0	ND	1.0	ND	1.0
Bromodichloromethane	UG/L	ND	1.0	ND	4.0	ND	1.0	ND	1.0
Bromoform	UG/L	ND	1.0	ND	4.0	ND	1.0	ND	1.0
Bromomethane	UG/L	ND	1.0	ND	4.0	ND	1.0	ND	1.0
2-Butanone	UG/L	ND	5.0	ND	20	ND	5.0	ND	5.0
Carbon Disulfide	UG/L	ND	1.0	ND	4.0	ND	1.0	ND	1.0
Carbon Tetrachloride	UG/L	ND	1.0	ND	4.0	ND	1.0	ND	1.0
Chlorobenzene	UG/L	ND	1.0	ND	4.0	ND	1.0	ND	1.0
Chloroethane	UG/L	ND	1.0	ND	4.0	ND	1.0	ND	1.0
Chloroform	UG/L	ND	1.0	ND	4.0	ND	1.0	ND	1.0
Chloromethane	UG/L	ND	1.0	ND	4.0	ND	1.0	ND	1.0
Cyclohexane	UG/L	ND	1.0	ND	4.0	ND	1.0	ND	1.0
1,2-Dibromoethane	UG/L	ND	1.0	ND	4.0	ND	1.0	ND	1.0
Dibromochloromethane	UG/L	ND	1.0	ND	4.0	ND	1.0	ND	1.0
1,2-Dibromo-3-chloropropane	UG/L	ND	1.0	ND	4.0	ND	1.0	ND	1.0
1,2-Dichlorobenzene	UG/L	ND	1.0	ND	4.0	ND	1.0	ND	1.0
1,3-Dichlorobenzene	UG/L	ND	1.0	ND	4.0	ND	1.0	ND	1.0
1,4-Dichlorobenzene	UG/L	ND	1.0	ND	4.0	ND	1.0	ND	1.0
Dichlorodifluoromethane	UG/L	ND	1.0	ND	4.0	ND	1.0	ND	1.0
1,1-Dichloroethane	UG/L	ND	1.0	ND	4.0	ND	1.0	ND	1.0
1,2-Dichloroethane	UG/L	ND	1.0	ND	4.0	ND	1.0	ND	1.0
1,1-Dichloroethene	UG/L	ND	1.0	ND	4.0	ND	1.0	ND	1.0
cis-1,2-Dichloroethene	UG/L	ND	1.0	ND	4.0	ND	1.0	ND	1.0
trans-1,2-Dichloroethene	UG/L	ND	1.0	ND	4.0	ND	1.0	ND	1.0
1,2-Dichloropropane	UG/L	ND	1.0	ND	4.0	ND	1.0	ND	1.0
cis-1,3-Dichloropropene	UG/L	ND	1.0	ND	4.0	ND	1.0	ND	1.0
trans-1,3-Dichloropropene	UG/L	ND	1.0	ND	4.0	ND	1.0	ND	1.0
Ethylbenzene	UG/L	ND	1.0	ND	4.0	ND	1.0	ND	1.0
2-Hexanone	UG/L	ND	5.0	ND	20	ND	5.0	ND	5.0
Isopropylbenzene	UG/L	ND	1.0	ND	4.0	ND	1.0	ND	1.0
Methyl acetate	UG/L	ND	1.0	ND	4.0	ND	1.0	ND	1.0
Methylcyclohexane	UG/L	ND	1.0	ND	4.0	ND	1.0	ND	1.0
Methylene chloride	UG/L	ND	1.0	ND	4.0	ND	1.0	ND	1.0
4-Methyl-2-pentanone	UG/L	ND	5.0	ND	20	ND	5.0	ND	5.0
Methyl-t-Butyl Ether (MTBE)	UG/L	ND	1.0	ND	4.0	ND	1.0	ND	1.0
Styrene	UG/L	ND	1.0	ND	4.0	ND	1.0	ND	1.0
1,1,2,2-Tetrachloroethane	UG/L	ND	1.0	ND	4.0	ND	1.0	ND	1.0
Tetrachloroethene	UG/L	ND	1.0	ND	4.0	ND	1.0	ND	1.0
Toluene	UG/L	ND	1.0	ND	4.0	ND	1.0	ND	1.0
1,2,4-Trichlorobenzene	UG/L	ND	1.0	ND	4.0	ND	1.0	ND	1.0
1,1,1-Trichloroethane	UG/L	ND	1.0	ND	4.0	ND	1.0	ND	1.0
1,1,2-Trichloroethane	UG/L	ND	1.0	ND	4.0	ND	1.0	ND	1.0

NA = Not Applicable ND = Not Detected

Client ID		RFI-39-0408		RFI-43-0408		RFI-43R-0408		RFI-45-0408	
Job No	Lab ID	A08-4515	A8451503	A08-4547	A8454701	A08-4547	A8454702	A08-4515	A8451504
Sample Date		04/23/2008		04/25/2008		04/25/2008		04/23/2008	
Analyte	Units	Sample Value	Reporting Limit	Sample Value	Reporting Limit	Sample Value	Reporting Limit	Sample Value	Reporting Limit
1,1,2-Trichloro-1,2,2-trifluor	UG/L	ND	1.0	ND	4.0	ND	1.0	ND	1.0
Trichlorofluoromethane	UG/L	ND	1.0	ND	4.0	ND	1.0	ND	1.0
Trichloroethene	UG/L	ND	1.0	ND	4.0	ND	1.0	ND	1.0
Vinyl chloride	UG/L	ND	1.0	ND	4.0	ND	1.0	ND	1.0
Total Xylenes	UG/L	ND	3.0	ND	12	ND	3.0	ND	3.0
IS/SURROGATE(S)									
Chlorobenzene-D5	%	80	50-200	91	50-200	91	50-200	86	50-200
1,4-Difluorobenzene	%	88	50-200	94	50-200	90	50-200	88	50-200
1,4-Dichlorobenzene-D4	%	67	50-200	90	50-200	92	50-200	66	50-200
Toluene-D8	%	111	71-126	97	71-126	93	71-126	106	71-126
p-Bromofluorobenzene	%	100	73-120	86	73-120	89	73-120	93	73-120
1,2-Dichloroethane-D4	%	106	66-137	86	66-137	92	66-137	104	66-137

NA = Not Applicable ND = Not Detected

Client ID		RFI-51-0408		RFI-PZ-18-0408		RFI-PZ-19-0408			
Job No	Lab ID	A08-4515	A8451508	A08-4515	A8451509	A08-4515	A8451502		
Sample Date		04/24/2008		04/24/2008		04/23/2008			
Analyte	Units	Sample Value	Reporting Limit	Sample Value	Reporting Limit	Sample Value	Reporting Limit	Sample Value	Reporting Limit
Acetone	UG/L	ND	5.0	ND	10	ND	10	NA	
Benzene	UG/L	ND	1.0	ND	2.0	ND	2.0	NA	
Bromodichloromethane	UG/L	ND	1.0	ND	2.0	ND	2.0	NA	
Bromoform	UG/L	ND	1.0	ND	2.0	ND	2.0	NA	
Bromomethane	UG/L	ND	1.0	ND	2.0	ND	2.0	NA	
2-Butanone	UG/L	ND	5.0	ND	10	ND	10	NA	
Carbon Disulfide	UG/L	ND	1.0	ND	2.0	ND	2.0	NA	
Carbon Tetrachloride	UG/L	ND	1.0	ND	2.0	ND	2.0	NA	
Chlorobenzene	UG/L	ND	1.0	ND	2.0	ND	2.0	NA	
Chloroethane	UG/L	ND	1.0	ND	2.0	ND	2.0	NA	
Chloroform	UG/L	ND	1.0	ND	2.0	ND	2.0	NA	
Chloromethane	UG/L	ND	1.0	ND	2.0	ND	2.0	NA	
Cyclohexane	UG/L	ND	1.0	ND	2.0	ND	2.0	NA	
1,2-Dibromoethane	UG/L	ND	1.0	ND	2.0	ND	2.0	NA	
Dibromochloromethane	UG/L	ND	1.0	ND	2.0	ND	2.0	NA	
1,2-Dibromo-3-chloropropane	UG/L	ND	1.0	ND	2.0	ND	2.0	NA	
1,2-Dichlorobenzene	UG/L	ND	1.0	ND	2.0	ND	2.0	NA	
1,3-Dichlorobenzene	UG/L	ND	1.0	ND	2.0	ND	2.0	NA	
1,4-Dichlorobenzene	UG/L	ND	1.0	ND	2.0	ND	2.0	NA	
Dichlorodifluoromethane	UG/L	ND	1.0	ND	2.0	ND	2.0	NA	
1,1-Dichloroethane	UG/L	ND	1.0	ND	2.0	ND	2.0	NA	
1,2-Dichloroethane	UG/L	ND	1.0	ND	2.0	ND	2.0	NA	
1,1-Dichloroethene	UG/L	ND	1.0	ND	2.0	ND	2.0	NA	
cis-1,2-Dichloroethene	UG/L	ND	1.0	ND	2.0	ND	2.0	NA	
trans-1,2-Dichloroethene	UG/L	ND	1.0	ND	2.0	ND	2.0	NA	
1,2-Dichloropropane	UG/L	ND	1.0	ND	2.0	ND	2.0	NA	
cis-1,3-Dichloropropene	UG/L	ND	1.0	ND	2.0	ND	2.0	NA	
trans-1,3-Dichloropropene	UG/L	ND	1.0	ND	2.0	ND	2.0	NA	
Ethylbenzene	UG/L	ND	1.0	ND	2.0	ND	2.0	NA	
2-Hexanone	UG/L	ND	5.0	ND	10	ND	10	NA	
Isopropylbenzene	UG/L	ND	1.0	ND	2.0	ND	2.0	NA	
Methyl acetate	UG/L	ND	1.0	ND	2.0	ND	2.0	NA	
Methylcyclohexane	UG/L	ND	1.0	ND	2.0	ND	2.0	NA	
Methylene chloride	UG/L	ND	1.0	ND	2.0	ND	2.0	NA	
4-Methyl-2-pentanone	UG/L	ND	5.0	ND	10	ND	10	NA	
Methyl-t-Butyl Ether (MTBE)	UG/L	ND	1.0	ND	2.0	ND	2.0	NA	
Styrene	UG/L	ND	1.0	ND	2.0	ND	2.0	NA	
1,1,2,2-Tetrachloroethane	UG/L	ND	1.0	ND	2.0	ND	2.0	NA	
Tetrachloroethene	UG/L	ND	1.0	ND	2.0	ND	2.0	NA	
Toluene	UG/L	ND	1.0	ND	2.0	ND	2.0	NA	
1,2,4-Trichlorobenzene	UG/L	ND	1.0	ND	2.0	ND	2.0	NA	
1,1,1-Trichloroethane	UG/L	ND	1.0	ND	2.0	ND	2.0	NA	
1,1,2-Trichloroethane	UG/L	ND	1.0	ND	2.0	ND	2.0	NA	

NA = Not Applicable ND = Not Detected

Client ID		RFI-51-0408		RFI-PZ-18-0408		RFI-PZ-19-0408			
Job No	Lab ID	A08-4515	A8451508	A08-4515	A8451509	A08-4515	A8451502		
Sample Date		04/24/2008		04/24/2008		04/23/2008			
Analyte	Units	Sample Value	Reporting Limit	Sample Value	Reporting Limit	Sample Value	Reporting Limit	Sample Value	Reporting Limit
1,1,2-Trichloro-1,2,2-trifluor	UG/L	ND	1.0	ND	2.0	ND	2.0	NA	
Trichlorofluoromethane	UG/L	ND	1.0	ND	2.0	ND	2.0	NA	
Trichloroethene	UG/L	ND	1.0	ND	2.0	ND	2.0	NA	
Vinyl chloride	UG/L	ND	1.0	ND	2.0	ND	2.0	NA	
Total Xylenes	UG/L	ND	3.0	ND	6.0	ND	6.0	NA	
IS/SURROGATE(S)									
Chlorobenzene-D5	%	77	50-200	80	50-200	85	50-200	NA	
1,4-Difluorobenzene	%	85	50-200	88	50-200	95	50-200	NA	
1,4-Dichlorobenzene-D4	%	54	50-200	62	50-200	63	50-200	NA	
Toluene-D8	%	108	71-126	105	71-126	109	71-126	NA	
p-Bromofluorobenzene	%	91	73-120	98	73-120	93	73-120	NA	
1,2-Dichloroethane-D4	%	107	66-137	99	66-137	97	66-137	NA	

NA = Not Applicable ND = Not Detected

METHOD 8260 - TCL VOLATILE ORGANICS
TENTATIVELY IDENTIFIED COMPOUNDS

Client No.

EW-1-0408

Lab Name: TestAmerica Laborat Contract: _____

Lab Code: RECNY Case No.: _____ SAS No.: _____ SDG No.: 4346

Matrix: (soil/water) WATER Lab Sample ID: A8443105

Sample wt/vol: 5.00 (g/mL) ML Lab File ID: Q7384.RR

Level: (low/med) LOW Date Samp/Recv: 04/23/2008 04/23/2008

% Moisture: not dec. _____ Date Analyzed: 05/03/2008

GC Column: ZB-624 ID: 0.25 (mm) Dilution Factor: 200.00

Soil Extract Volume: _____ (uL) Soil Aliquot Volume: _____ (uL)

Number TICs found: 0 CONCENTRATION UNITS: (ug/L or ug/Kg) UG/L

CAS NO.	Compound Name	RT	Est. Conc.	Q

METHOD 8260 - TCL VOLATILE ORGANICS
TENTATIVELY IDENTIFIED COMPOUNDS

Client No.

EW-2-0408

Lab Name: TestAmerica Laborat Contract: _____

Lab Code: RECNY Case No.: _____ SAS No.: _____ SDG No.: 4346

Matrix: (soil/water) WATER Lab Sample ID: A8443106

Sample wt/vol: 5.00 (g/mL) ML Lab File ID: Q7385.RR

Level: (low/med) LOW Date Samp/Recv: 04/23/2008 04/23/2008

% Moisture: not dec. _____ Date Analyzed: 05/03/2008

GC Column: ZB-624 ID: 0.25 (mm) Dilution Factor: 50.00

Soil Extract Volume: _____ (uL) Soil Aliquot Volume: _____ (uL)

Number TICs found: 0 CONCENTRATION UNITS: (ug/L or ug/Kg) UG/L

CAS NO.	Compound Name	RT	Est. Conc.	Q

METHOD 8260 - TCL VOLATILE ORGANICS
TENTATIVELY IDENTIFIED COMPOUNDS

Client No.

EW-2-0408DL

Lab Name: TestAmerica Laborat Contract: _____

Lab Code: RECNY Case No.: _____ SAS No.: _____ SDG No.: 4346

Matrix: (soil/water) WATER Lab Sample ID: A8443106DL

Sample wt/vol: 5.00 (g/mL) ML Lab File ID: Q7399.RR

Level: (low/med) LOW Date Samp/Recv: 04/23/2008 04/23/2008

% Moisture: not dec. _____ Date Analyzed: 05/03/2008

GC Column: ZB-624 ID: 0.25 (mm) Dilution Factor: 100.00

Soil Extract Volume: _____ (uL) Soil Aliquot Volume: _____ (uL)

Number TICs found: 0 CONCENTRATION UNITS: (ug/L or ug/Kg) UG/L

CAS NO.	Compound Name	RT	Est. Conc.	Q

METHOD 8260 - TCL VOLATILE ORGANICS
TENTATIVELY IDENTIFIED COMPOUNDS

Client No.

EW-3-0408

Lab Name: TestAmerica Laborat Contract: _____

Lab Code: RECNY Case No.: _____ SAS No.: _____ SDG No.: 4346

Matrix: (soil/water) WATER Lab Sample ID: A8443107

Sample wt/vol: 5.00 (g/mL) ML Lab File ID: Q7386.RR

Level: (low/med) LOW Date Samp/Recv: 04/23/2008 04/23/2008

% Moisture: not dec. _____ Date Analyzed: 05/03/2008

GC Column: ZB-624 ID: 0.25 (mm) Dilution Factor: 20.00

Soil Extract Volume: _____ (uL) Soil Aliquot Volume: _____ (uL)

Number TICs found: 0 CONCENTRATION UNITS: (ug/L or ug/Kg) UG/L

CAS NO.	Compound Name	RT	Est. Conc.	Q

METHOD 8260 - TCL VOLATILE ORGANICS
TENTATIVELY IDENTIFIED COMPOUNDS

Client No.

EW-4-0408

Lab Name: TestAmerica Laborat Contract: _____

Lab Code: RECNY Case No.: _____ SAS No.: _____ SDG No.: 4346

Matrix: (soil/water) WATER Lab Sample ID: A8443108

Sample wt/vol: 5.00 (g/mL) ML Lab File ID: Q7387.RR

Level: (low/med) LOW Date Samp/Recv: 04/23/2008 04/23/2008

% Moisture: not dec. _____ Date Analyzed: 05/03/2008

GC Column: ZB-624 ID: 0.25 (mm) Dilution Factor: 10.00

Soil Extract Volume: _____ (uL) Soil Aliquot Volume: _____ (uL)

Number TICs found: 2 CONCENTRATION UNITS: (ug/L or ug/Kg) UG/L

CAS NO.	Compound Name	RT	Est. Conc.	Q
1. 496-11-7	INDANE	18.14	120	JN
2. 91-20-3	NAPHTHALENE	21.47	610	JN

METHOD 8260 - TCL VOLATILE ORGANICS
TENTATIVELY IDENTIFIED COMPOUNDS

Client No.

EW-5-0408

Lab Name: TestAmerica Laborat Contract: _____

Lab Code: RECNY Case No.: _____ SAS No.: _____ SDG No.: 4346

Matrix: (soil/water) WATER Lab Sample ID: A8443109

Sample wt/vol: 5.00 (g/mL) ML Lab File ID: Q7388.RR

Level: (low/med) LOW Date Samp/Recv: 04/23/2008 04/23/2008

% Moisture: not dec. _____ Date Analyzed: 05/03/2008

GC Column: ZB-624 ID: 0.25 (mm) Dilution Factor: 4.00

Soil Extract Volume: _____ (uL) Soil Aliquot Volume: _____ (uL)

Number TICs found: 10 CONCENTRATION UNITS: (ug/L or ug/Kg) UG/L

	CAS NO.	Compound Name	RT	Est. Conc.	Q
1.		UNKNOWN BENZENE DERIVATIVE	16.41	120	J
2.		UNKNOWN BENZENE DERIVATIVE	16.45	48	J
3.		UNKNOWN BENZENE DERIVATIVE	16.52	140	J
4.		UNKNOWN BENZENE DERIVATIVE	17.11	280	J
5.	271-89-6	BENZOFURAN	17.63	96	JN
6.	496-11-7	INDANE	18.14	240	JN
7.	95-13-6	INDENE	18.48	170	JN
8.		UNKNOWN	19.35	66	J
9.	4265-25-2	BENZOFURAN,2-METHYL-	19.52	95	JN
10.	91-20-3	NAPHTHALENE	21.48	630	JN

METHOD 8260 - TCL VOLATILE ORGANICS
TENTATIVELY IDENTIFIED COMPOUNDS

Client No.

EW-5-0408DL

Lab Name: TestAmerica Laborat Contract: _____

Lab Code: RECNY Case No.: _____ SAS No.: _____ SDG No.: 4346

Matrix: (soil/water) WATER Lab Sample ID: A8443109DL

Sample wt/vol: 5.00 (g/mL) ML Lab File ID: Q7400.RR

Level: (low/med) LOW Date Samp/Recv: 04/23/2008 04/23/2008

% Moisture: not dec. _____ Date Analyzed: 05/03/2008

GC Column: ZB-624 ID: 0.25 (mm) Dilution Factor: 10.00

Soil Extract Volume: _____ (uL) Soil Aliquot Volume: _____ (uL)

Number TICs found: 10 CONCENTRATION UNITS: (ug/L or ug/Kg) UG/L

	CAS NO.	Compound Name	RT	Est. Conc.	Q
1.		UNKNOWN BENZENE DERIVATIVE	16.41	530	J
2.		UNKNOWN BENZENE DERIVATIVE	16.46	230	J
3.		UNKNOWN BENZENE DERIVATIVE	16.53	670	J
4.		UNKNOWN BENZENE DERIVATIVE	17.11	1400	J
5.	271-89-6	BENZOFURAN	17.62	400	JN
6.	496-11-7	INDANE	18.14	1100	JN
7.	95-13-6	INDENE	18.49	780	JN
8.		UNKNOWN	19.35	260	J
9.	4265-25-2	BENZOFURAN,2-METHYL-	19.52	380	JN
10.	91-20-3	NAPHTHALENE	21.48	3000	JN

METHOD 8260 - TCL VOLATILE ORGANICS
TENTATIVELY IDENTIFIED COMPOUNDS

Client No.

FB-1-0408

Lab Name: TestAmerica Laborat Contract: _____

Lab Code: RECNY Case No.: _____ SAS No.: _____ SDG No.: 4346

Matrix: (soil/water) WATER Lab Sample ID: A8454704

Sample wt/vol: 5.00 (g/mL) ML Lab File ID: G7285.RR

Level: (low/med) LOW Date Samp/Recv: 04/25/2008 04/25/2008

% Moisture: not dec. _____ Date Analyzed: 05/08/2008

GC Column: ZB-624 ID: 0.18 (mm) Dilution Factor: 1.00

Soil Extract Volume: _____ (uL) Soil Aliquot Volume: _____ (uL)

Number TICs found: 0 CONCENTRATION UNITS: (ug/L or ug/Kg) UG/L

CAS NO.	Compound Name	RT	Est. Conc.	Q

METHOD 8260 - TCL VOLATILE ORGANICS
TENTATIVELY IDENTIFIED COMPOUNDS

Client No.

ICM-101-0408

Lab Name: TestAmerica Laborat Contract: _____

Lab Code: RECNY Case No.: _____ SAS No.: _____ SDG No.: 4346

Matrix: (soil/water) WATER Lab Sample ID: A8434602

Sample wt/vol: 5.00 (g/mL) ML Lab File ID: P7276.RR

Level: (low/med) LOW Date Samp/Recv: 04/22/2008 04/22/2008

% Moisture: not dec. _____ Date Analyzed: 05/03/2008

GC Column: ZB-624 ID: 0.25 (mm) Dilution Factor: 100.00

Soil Extract Volume: _____ (uL) Soil Aliquot Volume: _____ (uL)

Number TICs found: 0 CONCENTRATION UNITS: (ug/L or ug/Kg) UG/L

CAS NO.	Compound Name	RT	Est. Conc.	Q

METHOD 8260 - TCL VOLATILE ORGANICS
TENTATIVELY IDENTIFIED COMPOUNDS

Client No.

ICM-101-0408 DL

Lab Name: TestAmerica Laborat Contract: _____

Lab Code: RECNY Case No.: _____ SAS No.: _____ SDG No.: 4346

Matrix: (soil/water) WATER Lab Sample ID: A8434602DL

Sample wt/vol: 5.00 (g/mL) ML Lab File ID: P7176.RR

Level: (low/med) LOW Date Samp/Recv: 04/22/2008 04/22/2008

% Moisture: not dec. _____ Date Analyzed: 05/01/2008

GC Column: ZB-624 ID: 0.25 (mm) Dilution Factor: 200.00

Soil Extract Volume: _____ (uL) Soil Aliquot Volume: _____ (uL)

Number TICs found: 0 CONCENTRATION UNITS: (ug/L or ug/Kg) UG/L

CAS NO.	Compound Name	RT	Est. Conc.	Q

METHOD 8260 - TCL VOLATILE ORGANICS
TENTATIVELY IDENTIFIED COMPOUNDS

Client No.

ICM-102-0408

Lab Name: TestAmerica Laborat Contract: _____

Lab Code: RECNY Case No.: _____ SAS No.: _____ SDG No.: 4346

Matrix: (soil/water) WATER Lab Sample ID: A8434604

Sample wt/vol: 5.00 (g/mL) ML Lab File ID: P7178.RR

Level: (low/med) LOW Date Samp/Recv: 04/22/2008 04/22/2008

% Moisture: not dec. _____ Date Analyzed: 05/01/2008

GC Column: ZB-624 ID: 0.25 (mm) Dilution Factor: 1.00

Soil Extract Volume: _____ (uL) Soil Aliquot Volume: _____ (uL)

Number TICs found: 0 CONCENTRATION UNITS: (ug/L or ug/Kg) UG/L

CAS NO.	Compound Name	RT	Est. Conc.	Q

METHOD 8260 - TCL VOLATILE ORGANICS
TENTATIVELY IDENTIFIED COMPOUNDS

Client No.

ICM-103-0408

Lab Name: TestAmerica Laborat Contract: _____

Lab Code: RECNY Case No.: _____ SAS No.: _____ SDG No.: 4346

Matrix: (soil/water) WATER Lab Sample ID: A8434603

Sample wt/vol: 5.00 (g/mL) ML Lab File ID: P7177.RR

Level: (low/med) LOW Date Samp/Recv: 04/22/2008 04/22/2008

% Moisture: not dec. _____ Date Analyzed: 05/01/2008

GC Column: ZB-624 ID: 0.25 (mm) Dilution Factor: 1.00

Soil Extract Volume: _____ (uL) Soil Aliquot Volume: _____ (uL)

Number TICs found: 2 CONCENTRATION UNITS: (ug/L or ug/Kg) UG/L

CAS NO.	Compound Name	RT	Est. Conc.	Q
1. 91-20-3	NAPHTHALENE	20.53	45	JN
2. 91-57-6	2-METHYLNAPHTHALENE	22.50	3	JN

METHOD 8260 - TCL VOLATILE ORGANICS
TENTATIVELY IDENTIFIED COMPOUNDS

Client No.

ICM-104-0408

Lab Name: TestAmerica Laborat Contract: _____

Lab Code: RECNY Case No.: _____ SAS No.: _____ SDG No.: 4346

Matrix: (soil/water) WATER Lab Sample ID: A8443104

Sample wt/vol: 5.00 (g/mL) ML Lab File ID: Q7383.RR

Level: (low/med) LOW Date Samp/Recv: 04/22/2008 04/23/2008

% Moisture: not dec. _____ Date Analyzed: 05/03/2008

GC Column: ZB-624 ID: 0.25 (mm) Dilution Factor: 5.00

Soil Extract Volume: _____ (uL) Soil Aliquot Volume: _____ (uL)

Number TICs found: 4 CONCENTRATION UNITS: (ug/L or ug/Kg) UG/L

CAS NO.	Compound Name	RT	Est. Conc.	Q
1.	UNKNOWN BENZENE DERIVATIVE	17.11	18	J
2. 496-11-7	INDANE	18.14	43	JN
3. 95-13-6	INDENE	18.49	22	JN
4. 91-20-3	NAPHTHALENE	21.47	560	JN

METHOD 8260 - TCL VOLATILE ORGANICS
TENTATIVELY IDENTIFIED COMPOUNDS

Client No.

ICM-105-0408

Lab Name: TestAmerica Laborat Contract: _____

Lab Code: RECNY Case No.: _____ SAS No.: _____ SDG No.: 4346

Matrix: (soil/water) WATER Lab Sample ID: A8443111

Sample wt/vol: 5.00 (g/mL) ML Lab File ID: Q7390.RR

Level: (low/med) LOW Date Samp/Recv: 04/23/2008 04/23/2008

% Moisture: not dec. _____ Date Analyzed: 05/03/2008

GC Column: ZB-624 ID: 0.25 (mm) Dilution Factor: 5.00

Soil Extract Volume: _____ (uL) Soil Aliquot Volume: _____ (uL)

Number TICs found: 0

CONCENTRATION UNITS:
(ug/L or ug/Kg) UG/L

CAS NO.	Compound Name	RT	Est. Conc.	Q

METHOD 8260 - TCL VOLATILE ORGANICS
TENTATIVELY IDENTIFIED COMPOUNDS

Client No.

R-01-0408

Lab Name: TestAmerica Laborat Contract: _____

Lab Code: RECNY Case No.: _____ SAS No.: _____ SDG No.: 4346

Matrix: (soil/water) WATER Lab Sample ID: A8451515

Sample wt/vol: 5.00 (g/mL) ML Lab File ID: Q7457.RR

Level: (low/med) LOW Date Samp/Recv: 04/24/2008 04/24/2008

% Moisture: not dec. _____ Date Analyzed: 05/07/2008

GC Column: ZB-624 ID: 0.25 (mm) Dilution Factor: 1.00

Soil Extract Volume: _____ (uL) Soil Aliquot Volume: _____ (uL)

Number TICs found: 0 CONCENTRATION UNITS: (ug/L or ug/Kg) UG/L

CAS NO.	Compound Name	RT	Est. Conc.	Q

METHOD 8260 - TCL VOLATILE ORGANICS
TENTATIVELY IDENTIFIED COMPOUNDS

Client No.

RFI-17-0408

Lab Name: TestAmerica Laborat Contract: _____

Lab Code: RECNY Case No.: _____ SAS No.: _____ SDG No.: 4346

Matrix: (soil/water) WATER Lab Sample ID: A8454703

Sample wt/vol: 5.00 (g/mL) ML Lab File ID: G7282.RR

Level: (low/med) LOW Date Samp/Recv: 04/25/2008 04/25/2008

% Moisture: not dec. _____ Date Analyzed: 05/08/2008

GC Column: ZB-624 ID: 0.18 (mm) Dilution Factor: 1.00

Soil Extract Volume: _____ (uL) Soil Aliquot Volume: _____ (uL)

Number TICs found: 0 CONCENTRATION UNITS: (ug/L or ug/Kg) UG/L

CAS NO.	Compound Name	RT	Est. Conc.	Q

METHOD 8260 - TCL VOLATILE ORGANICS
TENTATIVELY IDENTIFIED COMPOUNDS

Client No.

RFI-18-0408

Lab Name: TestAmerica Laborat Contract: _____

Lab Code: RECNY Case No.: _____ SAS No.: _____ SDG No.: 4346

Matrix: (soil/water) WATER Lab Sample ID: A8434607

Sample wt/vol: 5.00 (g/mL) ML Lab File ID: P7181.RR

Level: (low/med) LOW Date Samp/Recv: 04/22/2008 04/22/2008

% Moisture: not dec. _____ Date Analyzed: 05/01/2008

GC Column: ZB-624 ID: 0.25 (mm) Dilution Factor: 1.00

Soil Extract Volume: _____ (uL) Soil Aliquot Volume: _____ (uL)

Number TICs found: 0 CONCENTRATION UNITS: (ug/L or ug/Kg) UG/L

CAS NO.	Compound Name	RT	Est. Conc.	Q

METHOD 8260 - TCL VOLATILE ORGANICS
TENTATIVELY IDENTIFIED COMPOUNDS

Client No.

RFI-19D-0408

Lab Name: TestAmerica Laborat Contract: _____

Lab Code: RECNY Case No.: _____ SAS No.: _____ SDG No.: 4346

Matrix: (soil/water) WATER Lab Sample ID: A8434608

Sample wt/vol: 5.00 (g/mL) ML Lab File ID: P7182.RR

Level: (low/med) LOW Date Samp/Recv: 04/22/2008 04/22/2008

% Moisture: not dec. _____ Date Analyzed: 05/01/2008

GC Column: ZB-624 ID: 0.25 (mm) Dilution Factor: 1.00

Soil Extract Volume: _____ (uL) Soil Aliquot Volume: _____ (uL)

Number TICs found: 0 CONCENTRATION UNITS: (ug/L or ug/Kg) UG/L

CAS NO.	Compound Name	RT	Est. Conc.	Q

METHOD 8260 - TCL VOLATILE ORGANICS
TENTATIVELY IDENTIFIED COMPOUNDS

Client No.

RFI-20-0408

Lab Name: TestAmerica Laborat Contract: _____

Lab Code: RECNY Case No.: _____ SAS No.: _____ SDG No.: 4346

Matrix: (soil/water) WATER Lab Sample ID: A8451511

Sample wt/vol: 5.00 (g/mL) ML Lab File ID: Q7446.RR

Level: (low/med) LOW Date Samp/Recv: 04/24/2008 04/24/2008

% Moisture: not dec. _____ Date Analyzed: 05/06/2008

GC Column: ZB-624 ID: 0.25 (mm) Dilution Factor: 250.00

Soil Extract Volume: _____ (uL) Soil Aliquot Volume: _____ (uL)

Number TICs found: 0 CONCENTRATION UNITS: (ug/L or ug/Kg) UG/L

CAS NO.	Compound Name	RT	Est. Conc.	Q

METHOD 8260 - TCL VOLATILE ORGANICS
TENTATIVELY IDENTIFIED COMPOUNDS

Client No.

RFI-22-0408

Lab Name: TestAmerica Laborat Contract: _____

Lab Code: RECNY Case No.: _____ SAS No.: _____ SDG No.: 4346

Matrix: (soil/water) WATER Lab Sample ID: A8451501

Sample wt/vol: 5.00 (g/mL) ML Lab File ID: Q7434.RR

Level: (low/med) LOW Date Samp/Recv: 04/23/2008 04/24/2008

% Moisture: not dec. _____ Date Analyzed: 05/06/2008

GC Column: ZB-624 ID: 0.25 (mm) Dilution Factor: 10.00

Soil Extract Volume: _____ (uL) Soil Aliquot Volume: _____ (uL)

Number TICs found: 0 CONCENTRATION UNITS: (ug/L or ug/Kg) UG/L

CAS NO.	Compound Name	RT	Est. Conc.	Q

METHOD 8260 - TCL VOLATILE ORGANICS
TENTATIVELY IDENTIFIED COMPOUNDS

Client No.

RFI-22-0408

Lab Name: TestAmerica Laborat Contract: _____

Lab Code: RECNY Case No.: _____ SAS No.: _____ SDG No.: 4346

Matrix: (soil/water) WATER Lab Sample ID: A8451501DL

Sample wt/vol: 5.00 (g/mL) ML Lab File ID: Q7458.RR

Level: (low/med) LOW Date Samp/Recv: 04/23/2008 04/24/2008

% Moisture: not dec. _____ Date Analyzed: 05/07/2008

GC Column: ZB-624 ID: 0.25 (mm) Dilution Factor: 20.00

Soil Extract Volume: _____ (uL) Soil Aliquot Volume: _____ (uL)

Number TICs found: 0 CONCENTRATION UNITS: (ug/L or ug/Kg) UG/L

CAS NO.	Compound Name	RT	Est. Conc.	Q

METHOD 8260 - TCL VOLATILE ORGANICS
TENTATIVELY IDENTIFIED COMPOUNDS

Client No.

RFI-24-0408

Lab Name: TestAmerica Laborat Contract: _____

Lab Code: RECNY Case No.: _____ SAS No.: _____ SDG No.: 4346

Matrix: (soil/water) WATER Lab Sample ID: A8443110

Sample wt/vol: 5.00 (g/mL) ML Lab File ID: Q7389.RR

Level: (low/med) LOW Date Samp/Recv: 04/23/2008 04/23/2008

% Moisture: not dec. _____ Date Analyzed: 05/03/2008

GC Column: ZB-624 ID: 0.25 (mm) Dilution Factor: 5.00

Soil Extract Volume: _____ (uL) Soil Aliquot Volume: _____ (uL)

Number TICs found: 9 CONCENTRATION UNITS: (ug/L or ug/Kg) UG/L

CAS NO.	Compound Name	RT	Est. Conc.	Q
1.	UNKNOWN NAPHTHALENE DERIVATI	12.52	49	J
2. 92-52-4	BIPHENYL	17.56	92	JN
3. 496-11-7	INDANE	18.14	14	JN
4.	UNKNOWN NAPHTHALENE DERIVATI	18.45	42	J
5.	UNKNOWN NAPHTHALENE DERIVATI	18.93	100	J
6.	UNKNOWN NAPHTHALENE DERIVATI	19.57	99	J
7.	UNKNOWN NAPHTHALENE DERIVATI	19.75	56	J
8.	UNKNOWN NAPHTHALENE DERIVATI	20.61	24	J
9. 91-20-3	NAPHTHALENE	21.47	190	JN

METHOD 8260 - TCL VOLATILE ORGANICS
TENTATIVELY IDENTIFIED COMPOUNDS

Client No.

RFI-25-0408

Lab Name: TestAmerica Laborat Contract: _____

Lab Code: RECNY Case No.: _____ SAS No.: _____ SDG No.: 4346

Matrix: (soil/water) WATER Lab Sample ID: A8434605

Sample wt/vol: 5.00 (g/mL) ML Lab File ID: P7277.RR

Level: (low/med) LOW Date Samp/Recv: 04/22/2008 04/22/2008

% Moisture: not dec. _____ Date Analyzed: 05/03/2008

GC Column: ZB-624 ID: 0.25 (mm) Dilution Factor: 5.00

Soil Extract Volume: _____ (uL) Soil Aliquot Volume: _____ (uL)

Number TICs found: 0 CONCENTRATION UNITS: (ug/L or ug/Kg) UG/L

CAS NO.	Compound Name	RT	Est. Conc.	Q

METHOD 8260 - TCL VOLATILE ORGANICS
TENTATIVELY IDENTIFIED COMPOUNDS

Client No.

RFI-27-0408

Lab Name: TestAmerica Laborat Contract: _____

Lab Code: RECNY Case No.: _____ SAS No.: _____ SDG No.: 4346

Matrix: (soil/water) WATER Lab Sample ID: A8451505

Sample wt/vol: 5.00 (g/mL) ML Lab File ID: Q7438.RR

Level: (low/med) LOW Date Samp/Recv: 04/23/2008 04/24/2008

% Moisture: not dec. _____ Date Analyzed: 05/06/2008

GC Column: ZB-624 ID: 0.25 (mm) Dilution Factor: 8.00

Soil Extract Volume: _____ (uL) Soil Aliquot Volume: _____ (uL)

Number TICs found: 0 CONCENTRATION UNITS: (ug/L or ug/Kg) UG/L

CAS NO.	Compound Name	RT	Est. Conc.	Q

METHOD 8260 - TCL VOLATILE ORGANICS
TENTATIVELY IDENTIFIED COMPOUNDS

Client No.

RFI-28-0408

Lab Name: TestAmerica Laborat Contract: _____

Lab Code: RECNY Case No.: _____ SAS No.: _____ SDG No.: 4346

Matrix: (soil/water) WATER Lab Sample ID: A8451510

Sample wt/vol: 5.00 (g/mL) ML Lab File ID: Q7445.RR

Level: (low/med) LOW Date Samp/Recv: 04/24/2008 04/24/2008

% Moisture: not dec. _____ Date Analyzed: 05/06/2008

GC Column: ZB-624 ID: 0.25 (mm) Dilution Factor: 4.00

Soil Extract Volume: _____ (uL) Soil Aliquot Volume: _____ (uL)

Number TICs found: 0

CONCENTRATION UNITS:
(ug/L or ug/Kg) UG/L

CAS NO.	Compound Name	RT	Est. Conc.	Q

METHOD 8260 - TCL VOLATILE ORGANICS
TENTATIVELY IDENTIFIED COMPOUNDS

Client No.

RFI-29-0408

Lab Name: TestAmerica Laborat Contract: _____

Lab Code: RECNY Case No.: _____ SAS No.: _____ SDG No.: 4346

Matrix: (soil/water) WATER Lab Sample ID: A8451513

Sample wt/vol: 5.00 (g/mL) ML Lab File ID: Q7456.RR

Level: (low/med) LOW Date Samp/Recv: 04/24/2008 04/24/2008

% Moisture: not dec. _____ Date Analyzed: 05/07/2008

GC Column: ZB-624 ID: 0.25 (mm) Dilution Factor: 1.00

Soil Extract Volume: _____ (uL) Soil Aliquot Volume: _____ (uL)

Number TICs found: 0

CONCENTRATION UNITS:
(ug/L or ug/Kg) UG/L

CAS NO.	Compound Name	RT	Est. Conc.	Q

METHOD 8260 - TCL VOLATILE ORGANICS
TENTATIVELY IDENTIFIED COMPOUNDS

Client No.

RFI-30-0408

Lab Name: TestAmerica Laborat Contract: _____

Lab Code: RECNY Case No.: _____ SAS No.: _____ SDG No.: 4346

Matrix: (soil/water) WATER Lab Sample ID: A8451506

Sample wt/vol: 5.00 (g/mL) ML Lab File ID: Q7439.RR

Level: (low/med) LOW Date Samp/Recv: 04/24/2008 04/24/2008

% Moisture: not dec. _____ Date Analyzed: 05/06/2008

GC Column: ZB-624 ID: 0.25 (mm) Dilution Factor: 1.00

Soil Extract Volume: _____ (uL) Soil Aliquot Volume: _____ (uL)

Number TICs found: 0

CONCENTRATION UNITS:
(ug/L or ug/Kg) UG/L

CAS NO.	Compound Name	RT	Est. Conc.	Q

METHOD 8260 - TCL VOLATILE ORGANICS
TENTATIVELY IDENTIFIED COMPOUNDS

Client No.

RFI-32-0408

Lab Name: TestAmerica Laborat Contract: _____

Lab Code: RECNY Case No.: _____ SAS No.: _____ SDG No.: 4346

Matrix: (soil/water) WATER Lab Sample ID: A8451514

Sample wt/vol: 5.00 (g/mL) ML Lab File ID: Q7460.RR

Level: (low/med) LOW Date Samp/Recv: 04/24/2008 04/24/2008

% Moisture: not dec. _____ Date Analyzed: 05/07/2008

GC Column: ZB-624 ID: 0.25 (mm) Dilution Factor: 400.00

Soil Extract Volume: _____ (uL) Soil Aliquot Volume: _____ (uL)

Number TICs found: 0

CONCENTRATION UNITS:
(ug/L or ug/Kg) UG/L

CAS NO.	Compound Name	RT	Est. Conc.	Q

METHOD 8260 - TCL VOLATILE ORGANICS
TENTATIVELY IDENTIFIED COMPOUNDS

Client No.

RFI-34-0408

Lab Name: TestAmerica Laborat Contract: _____

Lab Code: RECNY Case No.: _____ SAS No.: _____ SDG No.: 4346

Matrix: (soil/water) WATER Lab Sample ID: A8451512

Sample wt/vol: 5.00 (g/mL) ML Lab File ID: Q7447.RR

Level: (low/med) LOW Date Samp/Recv: 04/24/2008 04/24/2008

% Moisture: not dec. _____ Date Analyzed: 05/06/2008

GC Column: ZB-624 ID: 0.25 (mm) Dilution Factor: 4.00

Soil Extract Volume: _____ (uL) Soil Aliquot Volume: _____ (uL)

Number TICs found: 0

CONCENTRATION UNITS:
(ug/L or ug/Kg) UG/L

CAS NO.	Compound Name	RT	Est. Conc.	Q

METHOD 8260 - TCL VOLATILE ORGANICS
TENTATIVELY IDENTIFIED COMPOUNDS

Client No.

RFI-34-0408

Lab Name: TestAmerica Laborat Contract: _____

Lab Code: RECNY Case No.: _____ SAS No.: _____ SDG No.: 4346

Matrix: (soil/water) WATER Lab Sample ID: A8451512DL

Sample wt/vol: 5.00 (g/mL) ML Lab File ID: Q7459.RR

Level: (low/med) LOW Date Samp/Recv: 04/24/2008 04/24/2008

% Moisture: not dec. _____ Date Analyzed: 05/07/2008

GC Column: ZB-624 ID: 0.25 (mm) Dilution Factor: 25.00

Soil Extract Volume: _____ (uL) Soil Aliquot Volume: _____ (uL)

Number TICs found: 0

CONCENTRATION UNITS:
(ug/L or ug/Kg) UG/L

CAS NO.	Compound Name	RT	Est. Conc.	Q

METHOD 8260 - TCL VOLATILE ORGANICS
TENTATIVELY IDENTIFIED COMPOUNDS

Client No.

RFI-35-0408

Lab Name: TestAmerica Laborat Contract: _____

Lab Code: RECNY Case No.: _____ SAS No.: _____ SDG No.: 4346

Matrix: (soil/water) WATER Lab Sample ID: A8434606

Sample wt/vol: 5.00 (g/mL) ML Lab File ID: P7180.RR

Level: (low/med) LOW Date Samp/Recv: 04/22/2008 04/22/2008

% Moisture: not dec. _____ Date Analyzed: 05/01/2008

GC Column: ZB-624 ID: 0.25 (mm) Dilution Factor: 1.00

Soil Extract Volume: _____ (uL) Soil Aliquot Volume: _____ (uL)

Number TICs found: 0

CONCENTRATION UNITS:
(ug/L or ug/Kg) UG/L

CAS NO.	Compound Name	RT	Est. Conc.	Q

METHOD 8260 - TCL VOLATILE ORGANICS
TENTATIVELY IDENTIFIED COMPOUNDS

Client No.

RFI-36-0408

Lab Name: TestAmerica Laborat Contract: _____

Lab Code: RECNY Case No.: _____ SAS No.: _____ SDG No.: 4346

Matrix: (soil/water) WATER Lab Sample ID: A8451507

Sample wt/vol: 5.00 (g/mL) ML Lab File ID: Q7440.RR

Level: (low/med) LOW Date Samp/Recv: 04/24/2008 04/24/2008

% Moisture: not dec. _____ Date Analyzed: 05/06/2008

GC Column: ZB-624 ID: 0.25 (mm) Dilution Factor: 1.00

Soil Extract Volume: _____ (uL) Soil Aliquot Volume: _____ (uL)

Number TICs found: 1 CONCENTRATION UNITS: (ug/L or ug/Kg) UG/L

CAS NO.	Compound Name	RT	Est. Conc.	Q
1.	UNKNOWN	6.24	17	J

METHOD 8260 - TCL VOLATILE ORGANICS
TENTATIVELY IDENTIFIED COMPOUNDS

Client No.

RFI-39-0408

Lab Name: TestAmerica Laborat Contract: _____

Lab Code: RECNY Case No.: _____ SAS No.: _____ SDG No.: 4346

Matrix: (soil/water) WATER Lab Sample ID: A8451503

Sample wt/vol: 5.00 (g/mL) ML Lab File ID: Q7436.RR

Level: (low/med) LOW Date Samp/Recv: 04/23/2008 04/24/2008

% Moisture: not dec. _____ Date Analyzed: 05/06/2008

GC Column: ZB-624 ID: 0.25 (mm) Dilution Factor: 1.00

Soil Extract Volume: _____ (uL) Soil Aliquot Volume: _____ (uL)

Number TICs found: 1 CONCENTRATION UNITS: (ug/L or ug/Kg) UG/L

CAS NO.	Compound Name	RT	Est. Conc.	Q
1.	UNKNOWN	17.85	6	J

METHOD 8260 - TCL VOLATILE ORGANICS
TENTATIVELY IDENTIFIED COMPOUNDS

Client No.

RFI-43-0408

Lab Name: TestAmerica Laborat Contract: _____

Lab Code: RECNY Case No.: _____ SAS No.: _____ SDG No.: 4346

Matrix: (soil/water) WATER Lab Sample ID: A8454701

Sample wt/vol: 5.00 (g/mL) ML Lab File ID: G7280.RR

Level: (low/med) LOW Date Samp/Recv: 04/25/2008 04/25/2008

% Moisture: not dec. _____ Date Analyzed: 05/08/2008

GC Column: ZB-624 ID: 0.18 (mm) Dilution Factor: 4.00

Soil Extract Volume: _____ (uL) Soil Aliquot Volume: _____ (uL)

Number TICs found: 0 CONCENTRATION UNITS: (ug/L or ug/Kg) UG/L

CAS NO.	Compound Name	RT	Est. Conc.	Q

METHOD 8260 - TCL VOLATILE ORGANICS
TENTATIVELY IDENTIFIED COMPOUNDS

Client No.

RFI-43R-0408

Lab Name: TestAmerica Laborat Contract: _____

Lab Code: RECNY Case No.: _____ SAS No.: _____ SDG No.: 4346

Matrix: (soil/water) WATER Lab Sample ID: A8454702

Sample wt/vol: 5.00 (g/mL) ML Lab File ID: G7281.RR

Level: (low/med) LOW Date Samp/Recv: 04/25/2008 04/25/2008

% Moisture: not dec. _____ Date Analyzed: 05/08/2008

GC Column: ZB-624 ID: 0.18 (mm) Dilution Factor: 1.00

Soil Extract Volume: _____ (uL) Soil Aliquot Volume: _____ (uL)

Number TICs found: 0 CONCENTRATION UNITS: (ug/L or ug/Kg) UG/L

CAS NO.	Compound Name	RT	Est. Conc.	Q

METHOD 8260 - TCL VOLATILE ORGANICS
TENTATIVELY IDENTIFIED COMPOUNDS

Client No.

RFI-45-0408

Lab Name: TestAmerica Laborat Contract: _____

Lab Code: RECNY Case No.: _____ SAS No.: _____ SDG No.: 4346

Matrix: (soil/water) WATER Lab Sample ID: A8451504

Sample wt/vol: 5.00 (g/mL) ML Lab File ID: Q7437.RR

Level: (low/med) LOW Date Samp/Recv: 04/23/2008 04/24/2008

% Moisture: not dec. _____ Date Analyzed: 05/06/2008

GC Column: ZB-624 ID: 0.25 (mm) Dilution Factor: 1.00

Soil Extract Volume: _____ (uL) Soil Aliquot Volume: _____ (uL)

Number TICs found: 0

CONCENTRATION UNITS:
(ug/L or ug/Kg) UG/L

CAS NO.	Compound Name	RT	Est. Conc.	Q

METHOD 8260 - TCL VOLATILE ORGANICS
TENTATIVELY IDENTIFIED COMPOUNDS

Client No.

RFI-51-0408

Lab Name: TestAmerica Laborat Contract: _____

Lab Code: RECNY Case No.: _____ SAS No.: _____ SDG No.: 4346

Matrix: (soil/water) WATER Lab Sample ID: A8451508

Sample wt/vol: 5.00 (g/mL) ML Lab File ID: Q7443.RR

Level: (low/med) LOW Date Samp/Recv: 04/24/2008 04/24/2008

% Moisture: not dec. _____ Date Analyzed: 05/06/2008

GC Column: ZB-624 ID: 0.25 (mm) Dilution Factor: 1.00

Soil Extract Volume: _____ (uL) Soil Aliquot Volume: _____ (uL)

Number TICs found: 0 CONCENTRATION UNITS: (ug/L or ug/Kg) UG/L

CAS NO.	Compound Name	RT	Est. Conc.	Q

METHOD 8260 - TCL VOLATILE ORGANICS
TENTATIVELY IDENTIFIED COMPOUNDS

Client No.

RFI-PZ-18-0408

Lab Name: TestAmerica Laborat Contract: _____

Lab Code: RECNY Case No.: _____ SAS No.: _____ SDG No.: 4346

Matrix: (soil/water) WATER Lab Sample ID: A8451509

Sample wt/vol: 5.00 (g/mL) ML Lab File ID: Q7444.RR

Level: (low/med) LOW Date Samp/Recv: 04/24/2008 04/24/2008

% Moisture: not dec. _____ Date Analyzed: 05/06/2008

GC Column: ZB-624 ID: 0.25 (mm) Dilution Factor: 2.00

Soil Extract Volume: _____ (uL) Soil Aliquot Volume: _____ (uL)

Number TICs found: 0 CONCENTRATION UNITS: (ug/L or ug/Kg) UG/L

CAS NO.	Compound Name	RT	Est. Conc.	Q

METHOD 8260 - TCL VOLATILE ORGANICS
TENTATIVELY IDENTIFIED COMPOUNDS

Client No.

RFI-PZ-19-0408

Lab Name: TestAmerica Laborat Contract: _____

Lab Code: RECNY Case No.: _____ SAS No.: _____ SDG No.: 4346

Matrix: (soil/water) WATER Lab Sample ID: A8451502

Sample wt/vol: 5.00 (g/mL) ML Lab File ID: Q7435.RR

Level: (low/med) LOW Date Samp/Recv: 04/23/2008 04/24/2008

% Moisture: not dec. _____ Date Analyzed: 05/06/2008

GC Column: ZB-624 ID: 0.25 (mm) Dilution Factor: 2.00

Soil Extract Volume: _____ (uL) Soil Aliquot Volume: _____ (uL)

Number TICs found: 0 CONCENTRATION UNITS: (ug/L or ug/Kg) UG/L

CAS NO.	Compound Name	RT	Est. Conc.	Q

Client ID		EW-1-0408		EW-2-0408		EW-2-0408DL		EW-3-0408	
Job No	Lab ID	A08-4431	A8443105	A08-4431	A8443106	A08-4431	A8443106DL	A08-4431	A8443107
Sample Date		04/23/2008		04/23/2008		04/23/2008		04/23/2008	
Analyte	Units	Sample Value	Reporting Limit	Sample Value	Reporting Limit	Sample Value	Reporting Limit	Sample Value	Reporting Limit
Aniline	UG/L	50	10	570 E	10	600 D	97	3400 E	10
Acenaphthene	UG/L	4 J	5	4 J	5	4 DJ	48	0.8 J	5
Acenaphthylene	UG/L	ND	5	ND	5	ND	48	ND	5
Acetophenone	UG/L	ND	5	ND	5	ND	48	ND	5
Anthracene	UG/L	0.3 J	5	0.4 J	5	ND	48	ND	5
Atrazine	UG/L	ND	5	ND	5	ND	48	ND	5
Benzaldehyde	UG/L	ND	5	ND	5	ND	48	ND	5
Benzo(a)anthracene	UG/L	ND	5	ND	5	ND	48	ND	5
Benzo(b)fluoranthene	UG/L	ND	5	ND	5	ND	48	ND	5
Benzo(k)fluoranthene	UG/L	ND	5	ND	5	ND	48	ND	5
Benzo(ghi)perylene	UG/L	ND	5	ND	5	ND	48	ND	5
Benzo(a)pyrene	UG/L	ND	5	ND	5	ND	48	ND	5
Biphenyl	UG/L	0.5 J	5	1 J	5	ND	48	0.5 J	5
Bis(2-chloroethoxy) methane	UG/L	1 J	5	ND	5	ND	48	ND	5
Bis(2-chloroethyl) ether	UG/L	ND	5	ND	5	ND	48	ND	5
2,2'-Oxybis(1-Chloropropane)	UG/L	ND	5	ND	5	ND	48	ND	5
Bis(2-ethylhexyl) phthalate	UG/L	ND	5	ND	5	ND	48	ND	5
4-Bromophenyl phenyl ether	UG/L	ND	5	ND	5	ND	48	ND	5
Butyl benzyl phthalate	UG/L	ND	5	ND	5	ND	48	ND	5
4-Chloroaniline	UG/L	140	5	31	5	ND	48	100	5
4-Chloro-3-methylphenol	UG/L	ND	5	ND	5	ND	48	ND	5
2-Chloronaphthalene	UG/L	2 J	5	0.4 J	5	ND	48	ND	5
2-Chlorophenol	UG/L	26	5	2 J	5	ND	48	ND	5
4-Chlorophenyl phenyl ether	UG/L	ND	5	ND	5	ND	48	ND	5
Caprolactam	UG/L	ND	5	ND	5	ND	48	ND	5
Carbazole	UG/L	1 J	5	1 J	5	ND	48	1 J	5
Chrysene	UG/L	ND	5	ND	5	ND	48	ND	5
Dibenzo(a,h)anthracene	UG/L	ND	5	ND	5	ND	48	ND	5
Dibenzofuran	UG/L	0.7 J	5	15	5	ND	48	18	5
Di-n-butyl phthalate	UG/L	ND	5	ND	5	ND	48	ND	5
3,3'-Dichlorobenzidine	UG/L	ND	5	ND	5	ND	48	ND	5
2,4-Dichlorophenol	UG/L	6	5	ND	5	ND	48	ND	5
Diethyl phthalate	UG/L	ND	5	ND	5	ND	48	ND	5
2,4-Dimethylphenol	UG/L	ND	5	ND	5	ND	48	1 J	5
Dimethyl phthalate	UG/L	ND	5	ND	5	ND	48	ND	5
4,6-Dinitro-2-methylphenol	UG/L	ND	10	ND	10	ND	97	ND	10
2,4-Dinitrophenol	UG/L	ND	10	ND	10	ND	97	ND	10
2,4-Dinitrotoluene	UG/L	ND	5	ND	5	ND	48	ND	5
2,6-Dinitrotoluene	UG/L	ND	5	ND	5	ND	48	ND	5
Di-n-octyl phthalate	UG/L	0.4 J	5	0.3 J	5	ND	48	0.7 J	5
Fluoranthene	UG/L	ND	5	ND	5	ND	48	ND	5
Fluorene	UG/L	ND	5	ND	5	ND	48	ND	5
Hexachlorobenzene	UG/L	ND	5	ND	5	ND	48	ND	5

NA = Not Applicable ND = Not Detected

Client ID		EW-1-0408		EW-2-0408		EW-2-0408DL		EW-3-0408	
Job No	Lab ID	A08-4431	A8443105	A08-4431	A8443106	A08-4431	A8443106DL	A08-4431	A8443107
Sample Date		04/23/2008		04/23/2008		04/23/2008		04/23/2008	

Analyte	Units	Sample Value	Reporting Limit	Sample Value	Reporting Limit	Sample Value	Reporting Limit	Sample Value	Reporting Limit
Hexachlorobutadiene	UG/L	ND	5	ND	5	ND	48	ND	5
Hexachlorocyclopentadiene	UG/L	ND	5	ND	5	ND	48	ND	5
Hexachloroethane	UG/L	ND	5	ND	5	ND	48	ND	5
Indeno(1,2,3-cd)pyrene	UG/L	ND	5	ND	5	ND	48	ND	5
Isophorone	UG/L	ND	5	ND	5	ND	48	ND	5
2-Methylnaphthalene	UG/L	ND	5	0.7 J	5	ND	48	ND	5
2-Methylphenol	UG/L	11	5	3 J	5	ND	48	ND	5
4-Methylphenol	UG/L	ND	5	ND	5	ND	48	ND	5
Naphthalene	UG/L	15	5	65	5	68 D	48	20	5
2-Nitroaniline	UG/L	ND	10	ND	10	ND	97	ND	10
3-Nitroaniline	UG/L	ND	10	ND	10	ND	97	ND	10
4-Nitroaniline	UG/L	ND	10	ND	10	ND	97	ND	10
Nitrobenzene	UG/L	ND	5	ND	5	ND	48	19	5
2-Nitrophenol	UG/L	ND	5	ND	5	ND	48	ND	5
4-Nitrophenol	UG/L	ND	10	ND	10	ND	97	ND	10
N-nitrosodiphenylamine	UG/L	45	5	55	5	55 D	48	16	5
N-Nitroso-Di-n-propylamine	UG/L	ND	5	ND	5	ND	48	ND	5
Pentachlorophenol	UG/L	ND	10	ND	10	ND	97	ND	10
Phenanthrene	UG/L	ND	5	ND	5	ND	48	ND	5
Phenol	UG/L	6	5	ND	5	ND	48	ND	5
Pyrene	UG/L	ND	5	ND	5	ND	48	ND	5
2,4,5-Trichlorophenol	UG/L	ND	5	ND	5	ND	48	ND	5
2,4,6-Trichlorophenol	UG/L	ND	5	ND	5	ND	48	ND	5
IS/SURROGATE(S)									
1,4-Dichlorobenzene-D4	%	98	50-200	96	50-200	92	50-200	93	50-200
Naphthalene-D8	%	107	50-200	106	50-200	96	50-200	102	50-200
Acenaphthene-D10	%	101	50-200	101	50-200	83	50-200	98	50-200
Phenanthrene-D10	%	100	50-200	102	50-200	76	50-200	97	50-200
Chrysene-D12	%	102	50-200	103	50-200	83	50-200	97	50-200
Perylene-D12	%	99	50-200	100	50-200	89	50-200	95	50-200
Nitrobenzene-D5	%	72	46-120	68	46-120	64	46-120	66	46-120
2-Fluorobiphenyl	%	79	48-120	74	48-120	81	48-120	68	48-120
p-Terphenyl-d14	%	65	24-136	56	24-136	61	24-136	46	24-136
Phenol-D5	%	27	16-120	29	16-120	23	16-120	22	16-120
2-Fluorophenol	%	38	20-120	39	20-120	33	20-120	38	20-120
2,4,6-Tribromophenol	%	88	52-132	85	52-132	78	52-132	78	52-132

NA = Not Applicable ND = Not Detected

Client ID		EW-3-0408 D2		EW-3-0408DL		EW-4-0408		EW-4-0408 D2	
Job No	Lab ID	A08-4431	A8443107D2	A08-4431	A8443107DL	A08-4431	A8443108	A08-4431	A8443108D2
Sample Date		04/23/2008		04/23/2008		04/23/2008		04/23/2008	
Analyte	Units	Sample Value	Reporting Limit	Sample Value	Reporting Limit	Sample Value	Reporting Limit	Sample Value	Reporting Limit
Aniline	UG/L	13000 D	2400	10000 DE	480	5100 E	10	18000 D	2500
Acenaphthene	UG/L	ND	1200	ND	240	58	5	72 DJ	1300
Acenaphthylene	UG/L	ND	1200	ND	240	0.5 J	5	ND	1300
Acetophenone	UG/L	ND	1200	ND	240	ND	5	ND	1300
Anthracene	UG/L	ND	1200	ND	240	2 J	5	ND	1300
Atrazine	UG/L	ND	1200	ND	240	ND	5	ND	1300
Benzaldehyde	UG/L	ND	1200	ND	240	ND	5	ND	1300
Benzo(a)anthracene	UG/L	ND	1200	ND	240	0.3 J	5	ND	1300
Benzo(b)fluoranthene	UG/L	ND	1200	ND	240	ND	5	ND	1300
Benzo(k)fluoranthene	UG/L	ND	1200	ND	240	ND	5	ND	1300
Benzo(ghi)perylene	UG/L	ND	1200	ND	240	ND	5	ND	1300
Benzo(a)pyrene	UG/L	ND	1200	ND	240	ND	5	ND	1300
Biphenyl	UG/L	ND	1200	ND	240	28	5	ND	1300
Bis(2-chloroethoxy) methane	UG/L	ND	1200	ND	240	1 J	5	ND	1300
Bis(2-chloroethyl) ether	UG/L	ND	1200	ND	240	ND	5	ND	1300
2,2'-Oxybis(1-Chloropropane)	UG/L	ND	1200	ND	240	ND	5	ND	1300
Bis(2-ethylhexyl) phthalate	UG/L	ND	1200	ND	240	ND	5	ND	1300
4-Bromophenyl phenyl ether	UG/L	ND	1200	ND	240	ND	5	ND	1300
Butyl benzyl phthalate	UG/L	ND	1200	ND	240	ND	5	ND	1300
4-Chloroaniline	UG/L	ND	1200	110 DJ	240	5	5	ND	1300
4-Chloro-3-methylphenol	UG/L	ND	1200	ND	240	ND	5	ND	1300
2-Chloronaphthalene	UG/L	ND	1200	ND	240	1 J	5	ND	1300
2-Chlorophenol	UG/L	ND	1200	ND	240	ND	5	ND	1300
4-Chlorophenyl phenyl ether	UG/L	ND	1200	ND	240	ND	5	ND	1300
Caprolactam	UG/L	ND	1200	ND	240	ND	5	ND	1300
Carbazole	UG/L	ND	1200	ND	240	7	5	ND	1300
Chrysene	UG/L	ND	1200	ND	240	ND	5	ND	1300
Dibenzo(a,h)anthracene	UG/L	ND	1200	ND	240	ND	5	ND	1300
Dibenzofuran	UG/L	ND	1200	ND	240	47	5	ND	1300
Di-n-butyl phthalate	UG/L	ND	1200	ND	240	ND	5	ND	1300
3,3'-Dichlorobenzidine	UG/L	ND	1200	ND	240	ND	5	ND	1300
2,4-Dichlorophenol	UG/L	ND	1200	ND	240	0.9 J	5	ND	1300
Diethyl phthalate	UG/L	ND	1200	ND	240	ND	5	ND	1300
2,4-Dimethylphenol	UG/L	ND	1200	ND	240	1 J	5	ND	1300
Dimethyl phthalate	UG/L	ND	1200	ND	240	ND	5	ND	1300
4,6-Dinitro-2-methylphenol	UG/L	ND	2400	ND	480	ND	10	ND	2500
2,4-Dinitrophenol	UG/L	ND	2400	ND	480	ND	10	ND	2500
2,4-Dinitrotoluene	UG/L	ND	1200	ND	240	ND	5	ND	1300
2,6-Dinitrotoluene	UG/L	ND	1200	ND	240	1 J	5	ND	1300
Di-n-octyl phthalate	UG/L	ND	1200	ND	240	0.6 J	5	ND	1300
Fluoranthene	UG/L	ND	1200	ND	240	1 J	5	ND	1300
Fluorene	UG/L	ND	1200	ND	240	34	5	ND	1300
Hexachlorobenzene	UG/L	ND	1200	ND	240	ND	5	ND	1300

NA = Not Applicable ND = Not Detected

Client ID	EW-3-0408 D2		EW-3-0408DL		EW-4-0408		EW-4-0408 D2	
Job No Lab ID	A08-4431 A8443107D2		A08-4431 A8443107DL		A08-4431 A8443108		A08-4431 A8443108D2	
Sample Date	04/23/2008		04/23/2008		04/23/2008		04/23/2008	
Analyte	Units	Sample Value	Reporting Limit	Sample Value	Reporting Limit	Sample Value	Reporting Limit	Sample Value	Reporting Limit
Hexachlorobutadiene	UG/L	ND	1200	ND	240	ND	5	ND	1300
Hexachlorocyclopentadiene	UG/L	ND	1200	ND	240	ND	5	ND	1300
Hexachloroethane	UG/L	ND	1200	ND	240	ND	5	ND	1300
Indeno(1,2,3-cd)pyrene	UG/L	ND	1200	ND	240	ND	5	ND	1300
Isophorone	UG/L	ND	1200	ND	240	ND	5	ND	1300
2-Methylnaphthalene	UG/L	ND	1200	ND	240	74	5	68 DJ	1300
2-Methylphenol	UG/L	ND	1200	ND	240	ND	5	ND	1300
4-Methylphenol	UG/L	ND	1200	ND	240	ND	5	ND	1300
Naphthalene	UG/L	ND	1200	28 DJ	240	300 E	5	530 DJ	1300
2-Nitroaniline	UG/L	ND	2400	ND	480	ND	10	ND	2500
3-Nitroaniline	UG/L	ND	2400	ND	480	ND	10	ND	2500
4-Nitroaniline	UG/L	ND	2400	ND	480	ND	10	ND	2500
Nitrobenzene	UG/L	ND	1200	ND	240	ND	5	ND	1300
2-Nitrophenol	UG/L	ND	1200	ND	240	ND	5	ND	1300
4-Nitrophenol	UG/L	ND	2400	ND	480	ND	10	ND	2500
N-nitrosodiphenylamine	UG/L	ND	1200	15 DJ	240	14	5	ND	1300
N-Nitroso-Di-n-propylamine	UG/L	ND	1200	ND	240	ND	5	ND	1300
Pentachlorophenol	UG/L	ND	2400	ND	480	ND	10	ND	2500
Phenanthrene	UG/L	ND	1200	ND	240	12	5	ND	1300
Phenol	UG/L	ND	1200	ND	240	ND	5	ND	1300
Pyrene	UG/L	ND	1200	ND	240	1 J	5	ND	1300
2,4,5-Trichlorophenol	UG/L	ND	1200	ND	240	ND	5	ND	1300
2,4,6-Trichlorophenol	UG/L	ND	1200	ND	240	ND	5	ND	1300
IS/SURROGATE(S)									
1,4-Dichlorobenzene-D4	%	85	50-200	90	50-200	90	50-200	81	50-200
Naphthalene-D8	%	88	50-200	94	50-200	98	50-200	83	50-200
Acenaphthene-D10	%	74	50-200	81	50-200	92	50-200	71	50-200
Phenanthrene-D10	%	67	50-200	73	50-200	93	50-200	64	50-200
Chrysene-D12	%	76	50-200	80	50-200	92	50-200	75	50-200
Perylene-D12	%	81	50-200	85	50-200	91	50-200	77	50-200
Nitrobenzene-D5	%	0 D	46-120	78	46-120	67	46-120	0 D	46-120
2-Fluorobiphenyl	%	120	48-120	105	48-120	72	48-120	76	48-120
p-Terphenyl-d14	%	66	24-136	67	24-136	55	24-136	0 D	24-136
Phenol-D5	%	0 D	16-120	30	16-120	18	16-120	0 D	16-120
2-Fluorophenol	%	0 D	20-120	41	20-120	38	20-120	0 D	20-120
2,4,6-Tribromophenol	%	0 D	52-132	82	52-132	81	52-132	0 D	52-132

NA = Not Applicable ND = Not Detected

Client ID		EW-4-0408DL		EW-5-0408		EW-5-0408 D2		EW-5-0408DL	
Job No	Lab ID	A08-4431	A8443108DL	A08-4431	A8443109	A08-4431	A8443109D2	A08-4431	A8443109DL
Sample Date		04/23/2008		04/23/2008		04/23/2008		04/23/2008	
Analyte	Units	Sample Value	Reporting Limit	Sample Value	Reporting Limit	Sample Value	Reporting Limit	Sample Value	Reporting Limit
Aniline	UG/L	18000 DE	500	550 E	10	540 DJ	960	580 D	190
Acenaphthene	UG/L	87 DJ	250	190 E	5	270 DJ	480	250 D	96
Acenaphthylene	UG/L	ND	250	6	5	ND	480	6 DJ	96
Acetophenone	UG/L	ND	250	ND	5	ND	480	ND	96
Anthracene	UG/L	ND	250	43	5	43 DJ	480	54 DJ	96
Atrazine	UG/L	ND	250	ND	5	ND	480	ND	96
Benzaldehyde	UG/L	ND	250	ND	5	ND	480	ND	96
Benzo(a)anthracene	UG/L	ND	250	16	5	24 DJ	480	18 DJ	96
Benzo(b)fluoranthene	UG/L	ND	250	13	5	ND	480	11 DJ	96
Benzo(k)fluoranthene	UG/L	ND	250	4 J	5	ND	480	6 DJ	96
Benzo(ghi)perylene	UG/L	ND	250	7	5	ND	480	5 DJ	96
Benzo(a)pyrene	UG/L	ND	250	10	5	ND	480	10 DJ	96
Biphenyl	UG/L	ND	250	150	5	190 DJ	480	ND	96
Bis(2-chloroethoxy) methane	UG/L	ND	250	0.9 J	5	ND	480	ND	96
Bis(2-chloroethyl) ether	UG/L	ND	250	ND	5	ND	480	ND	96
2,2'-Oxybis(1-Chloropropane)	UG/L	ND	250	ND	5	ND	480	ND	96
Bis(2-ethylhexyl) phthalate	UG/L	ND	250	ND	5	ND	480	ND	96
4-Bromophenyl phenyl ether	UG/L	ND	250	ND	5	ND	480	ND	96
Butyl benzyl phthalate	UG/L	ND	250	ND	5	ND	480	ND	96
4-Chloroaniline	UG/L	ND	250	ND	5	ND	480	ND	96
4-Chloro-3-methylphenol	UG/L	ND	250	ND	5	ND	480	ND	96
2-Chloronaphthalene	UG/L	ND	250	ND	5	ND	480	ND	96
2-Chlorophenol	UG/L	ND	250	ND	5	ND	480	ND	96
4-Chlorophenyl phenyl ether	UG/L	ND	250	ND	5	ND	480	ND	96
Caprolactam	UG/L	ND	250	ND	5	ND	480	ND	96
Carbazole	UG/L	ND	250	7	5	ND	480	5 DJ	96
Chrysene	UG/L	ND	250	12	5	ND	480	15 DJ	96
Dibenzo(a,h)anthracene	UG/L	ND	250	2 J	5	ND	480	ND	96
Dibenzofuran	UG/L	57 DJ	250	190 E	5	250 DJ	480	260 D	96
Di-n-butyl phthalate	UG/L	ND	250	ND	5	ND	480	ND	96
3,3'-Dichlorobenzidine	UG/L	ND	250	ND	5	ND	480	ND	96
2,4-Dichlorophenol	UG/L	ND	250	ND	5	ND	480	ND	96
Diethyl phthalate	UG/L	ND	250	ND	5	ND	480	ND	96
2,4-Dimethylphenol	UG/L	ND	250	2 J	5	ND	480	ND	96
Dimethyl phthalate	UG/L	ND	250	ND	5	ND	480	ND	96
4,6-Dinitro-2-methylphenol	UG/L	ND	500	ND	10	ND	960	ND	190
2,4-Dinitrophenol	UG/L	ND	500	10	10	ND	960	ND	190
2,4-Dinitrotoluene	UG/L	ND	250	ND	5	ND	480	ND	96
2,6-Dinitrotoluene	UG/L	ND	250	ND	5	ND	480	ND	96
Di-n-octyl phthalate	UG/L	ND	250	0.3 J	5	ND	480	ND	96
Fluoranthene	UG/L	ND	250	64	5	73 DJ	480	78 DJ	96
Fluorene	UG/L	41 DJ	250	150	5	160 DJ	480	170 D	96
Hexachlorobenzene	UG/L	ND	250	ND	5	ND	480	ND	96

NA = Not Applicable ND = Not Detected

Client ID		EW-4-0408DL		EW-5-0408		EW-5-0408 D2		EW-5-0408DL	
Job No / Lab ID		A08-4431 / A8443108DL		A08-4431 / A8443109		A08-4431 / A8443109D2		A08-4431 / A8443109DL	
Sample Date		04/23/2008		04/23/2008		04/23/2008		04/23/2008	
Analyte	Units	Sample Value	Reporting Limit	Sample Value	Reporting Limit	Sample Value	Reporting Limit	Sample Value	Reporting Limit
Hexachlorobutadiene	UG/L	ND	250	ND	5	ND	480	ND	96
Hexachlorocyclopentadiene	UG/L	ND	250	ND	5	ND	480	ND	96
Hexachloroethane	UG/L	ND	250	ND	5	ND	480	ND	96
Indeno(1,2,3-cd)pyrene	UG/L	ND	250	6	5	ND	480	4 DJ	96
Isophorone	UG/L	ND	250	ND	5	ND	480	ND	96
2-Methylnaphthalene	UG/L	95 DJ	250	700 E	5	1200 D	480	1200 D	96
2-Methylphenol	UG/L	ND	250	ND	5	ND	480	ND	96
4-Methylphenol	UG/L	ND	250	ND	5	ND	480	ND	96
Naphthalene	UG/L	500 D	250	1100 E	5	4400 D	480	3900 DE	96
2-Nitroaniline	UG/L	ND	500	7 J	10	ND	960	ND	190
3-Nitroaniline	UG/L	ND	500	ND	10	ND	960	ND	190
4-Nitroaniline	UG/L	ND	500	6 J	10	ND	960	ND	190
Nitrobenzene	UG/L	ND	250	ND	5	ND	480	ND	96
2-Nitrophenol	UG/L	ND	250	ND	5	ND	480	ND	96
4-Nitrophenol	UG/L	ND	500	ND	10	ND	960	ND	190
N-nitrosodiphenylamine	UG/L	16 DJ	250	3 J	5	ND	480	ND	96
N-Nitroso-Di-n-propylamine	UG/L	ND	250	ND	5	ND	480	ND	96
Pentachlorophenol	UG/L	ND	500	ND	10	ND	960	ND	190
Phenanthrene	UG/L	17 DJ	250	210 E	5	330 DJ	480	310 D	96
Phenol	UG/L	ND	250	ND	5	ND	480	ND	96
Pyrene	UG/L	ND	250	43	5	50 DJ	480	52 DJ	96
2,4,5-Trichlorophenol	UG/L	ND	250	ND	5	ND	480	ND	96
2,4,6-Trichlorophenol	UG/L	ND	250	ND	5	ND	480	ND	96
IS/SURROGATE(S)									
1,4-Dichlorobenzene-D4	%	91	50-200	88	50-200	78	50-200	89	50-200
Naphthalene-D8	%	94	50-200	94	50-200	83	50-200	94	50-200
Acenaphthene-D10	%	80	50-200	93	50-200	70	50-200	81	50-200
Phenanthrene-D10	%	73	50-200	90	50-200	64	50-200	73	50-200
Chrysene-D12	%	80	50-200	90	50-200	74	50-200	80	50-200
Perylene-D12	%	83	50-200	95	50-200	78	50-200	88	50-200
Nitrobenzene-D5	%	71	46-120	74	46-120	55	46-120	71	46-120
2-Fluorobiphenyl	%	99	48-120	76	48-120	98	48-120	93	48-120
p-Terphenyl-d14	%	70	24-136	63	24-136	63	24-136	72	24-136
Phenol-D5	%	28	16-120	25	16-120	0 D	16-120	20	16-120
2-Fluorophenol	%	38	20-120	37	20-120	24	20-120	32	20-120
2,4,6-Tribromophenol	%	69	52-132	82	52-132	18 D	52-132	71	52-132

NA = Not Applicable ND = Not Detected

Client ID		FB-1-0408		ICM-101-0408		ICM-101-0408 DL		ICM-102-0408	
Job No	Lab ID	A08-4547	A8454704	A08-4346	A8434602	A08-4346	A8434602DL	A08-4346	A8434604
Sample Date		04/25/2008		04/22/2008		04/22/2008		04/22/2008	

Analyte	Units	Sample Value	Reporting Limit	Sample Value	Reporting Limit	Sample Value	Reporting Limit	Sample Value	Reporting Limit
Aniline	UG/L	ND	10	32000 BE	190	61000 BD	7800	ND	190
Acenaphthene	UG/L	ND	5	ND	97	ND	3900	ND	96
Acenaphthylene	UG/L	ND	5	ND	97	ND	3900	ND	96
Acetophenone	UG/L	ND	5	ND	97	ND	3900	ND	96
Anthracene	UG/L	ND	5	ND	97	ND	3900	ND	96
Atrazine	UG/L	ND	5	ND	97	ND	3900	ND	96
Benzaldehyde	UG/L	ND	5	ND	97	ND	3900	ND	96
Benzo(a)anthracene	UG/L	ND	5	ND	97	ND	3900	ND	96
Benzo(b)fluoranthene	UG/L	ND	5	ND	97	ND	3900	ND	96
Benzo(k)fluoranthene	UG/L	ND	5	ND	97	ND	3900	ND	96
Benzo(ghi)perylene	UG/L	ND	5	ND	97	ND	3900	ND	96
Benzo(a)pyrene	UG/L	ND	5	ND	97	ND	3900	ND	96
Biphenyl	UG/L	ND	5	ND	97	ND	3900	ND	96
Bis(2-chloroethoxy) methane	UG/L	ND	5	ND	97	ND	3900	ND	96
Bis(2-chloroethyl) ether	UG/L	ND	5	ND	97	ND	3900	ND	96
2,2'-Oxybis(1-Chloropropane)	UG/L	ND	5	ND	97	ND	3900	ND	96
Bis(2-ethylhexyl) phthalate	UG/L	ND	5	ND	97	ND	3900	ND	96
4-Bromophenyl phenyl ether	UG/L	ND	5	ND	97	ND	3900	ND	96
Butyl benzyl phthalate	UG/L	ND	5	ND	97	ND	3900	ND	96
4-Chloroaniline	UG/L	ND	5	2100	97	2400 DJ	3900	ND	96
4-Chloro-3-methylphenol	UG/L	ND	5	ND	97	ND	3900	ND	96
2-Chloronaphthalene	UG/L	ND	5	ND	97	ND	3900	ND	96
2-Chlorophenol	UG/L	ND	5	15 J	97	ND	3900	ND	96
4-Chlorophenyl phenyl ether	UG/L	ND	5	ND	97	ND	3900	ND	96
Caprolactam	UG/L	ND	5	ND	97	ND	3900	ND	96
Carbazole	UG/L	ND	5	ND	97	ND	3900	ND	96
Chrysene	UG/L	ND	5	ND	97	ND	3900	ND	96
Dibenzo(a,h)anthracene	UG/L	ND	5	ND	97	ND	3900	ND	96
Dibenzofuran	UG/L	ND	5	ND	97	ND	3900	ND	96
Di-n-butyl phthalate	UG/L	ND	5	ND	97	ND	3900	ND	96
3,3'-Dichlorobenzidine	UG/L	ND	5	ND	97	ND	3900	ND	96
2,4-Dichlorophenol	UG/L	ND	5	ND	97	ND	3900	ND	96
Diethyl phthalate	UG/L	ND	5	ND	97	ND	3900	ND	96
2,4-Dimethylphenol	UG/L	ND	5	ND	97	ND	3900	ND	96
Dimethyl phthalate	UG/L	ND	5	ND	97	ND	3900	ND	96
4,6-Dinitro-2-methylphenol	UG/L	ND	10	ND	190	ND	7800	ND	190
2,4-Dinitrophenol	UG/L	ND	10	ND	190	ND	7800	ND	190
2,4-Dinitrotoluene	UG/L	ND	5	ND	97	ND	3900	ND	96
2,6-Dinitrotoluene	UG/L	ND	5	ND	97	ND	3900	ND	96
Di-n-octyl phthalate	UG/L	ND	5	ND	97	ND	3900	ND	96
Fluoranthene	UG/L	ND	5	ND	97	ND	3900	ND	96
Fluorene	UG/L	ND	5	ND	97	ND	3900	ND	96
Hexachlorobenzene	UG/L	ND	5	ND	97	ND	3900	ND	96

NA = Not Applicable ND = Not Detected

Client ID	FB-1-0408		ICM-101-0408		ICM-101-0408 DL		ICM-102-0408	
Job No / Lab ID	A08-4547	A8454704	A08-4346	A8434602	A08-4346	A8434602DL	A08-4346	A8434604
Sample Date	04/25/2008		04/22/2008		04/22/2008		04/22/2008	

Analyte	Units	Sample Value	Reporting Limit	Sample Value	Reporting Limit	Sample Value	Reporting Limit	Sample Value	Reporting Limit
Hexachlorobutadiene	UG/L	ND	5	ND	97	ND	3900	ND	96
Hexachlorocyclopentadiene	UG/L	ND	5	ND	97	ND	3900	ND	96
Hexachloroethane	UG/L	ND	5	ND	97	ND	3900	ND	96
Indeno(1,2,3-cd)pyrene	UG/L	ND	5	ND	97	ND	3900	ND	96
Isophorone	UG/L	ND	5	ND	97	ND	3900	ND	96
2-Methylnaphthalene	UG/L	ND	5	ND	97	ND	3900	ND	96
2-Methylphenol	UG/L	ND	5	ND	97	ND	3900	ND	96
4-Methylphenol	UG/L	ND	5	ND	97	ND	3900	ND	96
Naphthalene	UG/L	ND	5	ND	97	ND	3900	ND	96
2-Nitroaniline	UG/L	ND	10	ND	190	ND	7800	ND	190
3-Nitroaniline	UG/L	ND	10	ND	190	ND	7800	ND	190
4-Nitroaniline	UG/L	ND	10	ND	190	ND	7800	ND	190
Nitrobenzene	UG/L	ND	5	ND	97	ND	3900	ND	96
2-Nitrophenol	UG/L	ND	5	ND	97	ND	3900	ND	96
4-Nitrophenol	UG/L	ND	10	ND	190	ND	7800	ND	190
N-nitrosodiphenylamine	UG/L	ND	5	7 J	97	ND	3900	34 J	96
N-Nitroso-Di-n-propylamine	UG/L	ND	5	ND	97	ND	3900	ND	96
Pentachlorophenol	UG/L	ND	10	ND	190	ND	7800	ND	190
Phenanthrene	UG/L	ND	5	ND	97	ND	3900	ND	96
Phenol	UG/L	ND	5	ND	97	ND	3900	ND	96
Pyrene	UG/L	ND	5	ND	97	ND	3900	ND	96
2,4,5-Trichlorophenol	UG/L	ND	5	ND	97	ND	3900	ND	96
2,4,6-Trichlorophenol	UG/L	ND	5	ND	97	ND	3900	ND	96
IS/SURROGATE(S)									
1,4-Dichlorobenzene-D4	%	76	50-200	93	50-200	90	50-200	87	50-200
Naphthalene-D8	%	78	50-200	100	50-200	99	50-200	95	50-200
Acenaphthene-D10	%	65	50-200	97	50-200	98	50-200	92	50-200
Phenanthrene-D10	%	64	50-200	94	50-200	98	50-200	91	50-200
Chrysene-D12	%	62	50-200	94	50-200	96	50-200	87	50-200
Perylene-D12	%	84	50-200	96	50-200	96	50-200	88	50-200
Nitrobenzene-D5	%	70	46-120	70	46-120	0 D	46-120	70	46-120
2-Fluorobiphenyl	%	77	48-120	66	48-120	0 D	48-120	92	48-120
p-Terphenyl-d14	%	147 *	24-136	31	24-136	0 D	24-136	69	24-136
Phenol-D5	%	33	16-120	33	16-120	0 D	16-120	29	16-120
2-Fluorophenol	%	39	20-120	38	20-120	0 D	20-120	42	20-120
2,4,6-Tribromophenol	%	130	52-132	65	52-132	0 D	52-132	74	52-132

NA = Not Applicable ND = Not Detected

Client ID		ICM-103-0408		ICM-104-0408		ICM-104-0408DL		ICM-105-0408	
Job No	Lab ID	A08-4346	A8434603	A08-4431	A8443104	A08-4431	A8443104DL	A08-4431	A8443111
Sample Date		04/22/2008		04/22/2008		04/22/2008		04/23/2008	

Analyte	Units	Sample Value	Reporting Limit	Sample Value	Reporting Limit	Sample Value	Reporting Limit	Sample Value	Reporting Limit
Aniline	UG/L	33 BJ	190	1500 E	10	2400 D	190	ND	10
Acenaphthene	UG/L	4 J	96	13	5	18 DJ	96	5	5
Acenaphthylene	UG/L	ND	96	5	5	6 DJ	96	ND	5
Acetophenone	UG/L	ND	96	ND	5	ND	96	ND	5
Anthracene	UG/L	ND	96	3 J	5	ND	96	1 J	5
Atrazine	UG/L	ND	96	ND	5	ND	96	ND	5
Benzaldehyde	UG/L	ND	96	ND	5	ND	96	ND	5
Benzo(a)anthracene	UG/L	ND	96	0.5 J	5	ND	96	ND	5
Benzo(b)fluoranthene	UG/L	ND	96	0.3 J	5	ND	96	ND	5
Benzo(k)fluoranthene	UG/L	ND	96	ND	5	ND	96	ND	5
Benzo(ghi)perylene	UG/L	ND	96	ND	5	ND	96	ND	5
Benzo(a)pyrene	UG/L	ND	96	0.2 J	5	ND	96	ND	5
Biphenyl	UG/L	ND	96	7	5	ND	96	ND	5
Bis(2-chloroethoxy) methane	UG/L	ND	96	ND	5	ND	96	ND	5
Bis(2-chloroethyl) ether	UG/L	ND	96	ND	5	ND	96	ND	5
2,2'-Oxybis(1-Chloropropane)	UG/L	ND	96	ND	5	ND	96	ND	5
Bis(2-ethylhexyl) phthalate	UG/L	ND	96	ND	5	ND	96	ND	5
4-Bromophenyl phenyl ether	UG/L	ND	96	ND	5	ND	96	ND	5
Butyl benzyl phthalate	UG/L	ND	96	ND	5	ND	96	ND	5
4-Chloroaniline	UG/L	ND	96	1 J	5	ND	96	ND	5
4-Chloro-3-methylphenol	UG/L	ND	96	ND	5	ND	96	ND	5
2-Chloronaphthalene	UG/L	ND	96	0.5 J	5	ND	96	ND	5
2-Chlorophenol	UG/L	ND	96	ND	5	ND	96	ND	5
4-Chlorophenyl phenyl ether	UG/L	ND	96	0.4 J	5	ND	96	ND	5
Caprolactam	UG/L	ND	96	ND	5	ND	96	ND	5
Carbazole	UG/L	9 J	96	26	5	30 DJ	96	1 J	5
Chrysene	UG/L	ND	96	0.4 J	5	ND	96	ND	5
Dibenzo(a,h)anthracene	UG/L	ND	96	ND	5	ND	96	ND	5
Dibenzofuran	UG/L	ND	96	14	5	18 DJ	96	1 J	5
Di-n-butyl phthalate	UG/L	ND	96	ND	5	ND	96	ND	5
3,3'-Dichlorobenzidine	UG/L	ND	96	ND	5	ND	96	ND	5
2,4-Dichlorophenol	UG/L	ND	96	ND	5	ND	96	ND	5
Diethyl phthalate	UG/L	ND	96	ND	5	ND	96	ND	5
2,4-Dimethylphenol	UG/L	ND	96	4 J	5	ND	96	ND	5
Dimethyl phthalate	UG/L	ND	96	ND	5	ND	96	ND	5
4,6-Dinitro-2-methylphenol	UG/L	ND	190	ND	10	ND	190	ND	10
2,4-Dinitrophenol	UG/L	ND	190	ND	10	ND	190	ND	10
2,4-Dinitrotoluene	UG/L	ND	96	ND	5	ND	96	ND	5
2,6-Dinitrotoluene	UG/L	ND	96	ND	5	ND	96	ND	5
Di-n-octyl phthalate	UG/L	ND	96	0.5 J	5	ND	96	0.4 J	5
Fluoranthene	UG/L	ND	96	2 J	5	ND	96	0.5 J	5
Fluorene	UG/L	ND	96	13	5	17 DJ	96	3 J	5
Hexachlorobenzene	UG/L	ND	96	ND	5	ND	96	ND	5

NA = Not Applicable ND = Not Detected

Client ID		ICM-103-0408		ICM-104-0408		ICM-104-0408DL		ICM-105-0408	
Job No	Lab ID	A08-4346	A8434603	A08-4431	A8443104	A08-4431	A8443104DL	A08-4431	A8443111
Sample Date		04/22/2008		04/22/2008		04/22/2008		04/23/2008	

Analyte	Units	Sample Value	Reporting Limit	Sample Value	Reporting Limit	Sample Value	Reporting Limit	Sample Value	Reporting Limit
Hexachlorobutadiene	UG/L	ND	96	ND	5	ND	96	ND	5
Hexachlorocyclopentadiene	UG/L	ND	96	ND	5	ND	96	ND	5
Hexachloroethane	UG/L	ND	96	ND	5	ND	96	ND	5
Indeno(1,2,3-cd)pyrene	UG/L	ND	96	ND	5	ND	96	ND	5
Isophorone	UG/L	ND	96	ND	5	ND	96	ND	5
2-Methylnaphthalene	UG/L	ND	96	27	5	33 DJ	96	ND	5
2-Methylphenol	UG/L	ND	96	4 J	5	ND	96	ND	5
4-Methylphenol	UG/L	ND	96	ND	5	ND	96	ND	5
Naphthalene	UG/L	26 BJ	96	350 E	5	590 D	96	ND	5
2-Nitroaniline	UG/L	ND	190	ND	10	ND	190	ND	10
3-Nitroaniline	UG/L	ND	190	ND	10	ND	190	ND	10
4-Nitroaniline	UG/L	ND	190	ND	10	ND	190	ND	10
Nitrobenzene	UG/L	ND	96	ND	5	ND	96	ND	5
2-Nitrophenol	UG/L	ND	96	ND	5	ND	96	ND	5
4-Nitrophenol	UG/L	ND	190	ND	10	ND	190	ND	10
N-nitrosodiphenylamine	UG/L	ND	96	12	5	15 DJ	96	ND	5
N-Nitroso-Di-n-propylamine	UG/L	ND	96	ND	5	ND	96	ND	5
Pentachlorophenol	UG/L	ND	190	ND	10	ND	190	ND	10
Phenanthrene	UG/L	6 J	96	12	5	17 DJ	96	ND	5
Phenol	UG/L	ND	96	ND	5	ND	96	ND	5
Pyrene	UG/L	ND	96	2 J	5	ND	96	ND	5
2,4,5-Trichlorophenol	UG/L	ND	96	ND	5	ND	96	ND	5
2,4,6-Trichlorophenol	UG/L	ND	96	ND	5	ND	96	ND	5
IS/SURROGATE(S)									
1,4-Dichlorobenzene-D4	%	91	50-200	87	50-200	86	50-200	92	50-200
Naphthalene-D8	%	99	50-200	97	50-200	91	50-200	100	50-200
Acenaphthene-D10	%	94	50-200	95	50-200	80	50-200	92	50-200
Phenanthrene-D10	%	92	50-200	94	50-200	72	50-200	92	50-200
Chrysene-D12	%	90	50-200	92	50-200	80	50-200	89	50-200
Perylene-D12	%	91	50-200	88	50-200	86	50-200	98	50-200
Nitrobenzene-D5	%	64	46-120	76	46-120	85	46-120	70	46-120
2-Fluorobiphenyl	%	84	48-120	82	48-120	114	48-120	84	48-120
p-Terphenyl-d14	%	82	24-136	55	24-136	72	24-136	64	24-136
Phenol-D5	%	25	16-120	28	16-120	29	16-120	28	16-120
2-Fluorophenol	%	34	20-120	38	20-120	42	20-120	36	20-120
2,4,6-Tribromophenol	%	66	52-132	92	52-132	99	52-132	87	52-132

NA = Not Applicable ND = Not Detected

Client ID		R-01-0408		RFI-17-0408		RFI-18-0408		RFI-19D-0408	
Job No	Lab ID	A08-4515	A8451515	A08-4547	A8454703	A08-4346	A8434607	A08-4346	A8434608
Sample Date		04/24/2008		04/25/2008		04/22/2008		04/22/2008	

Analyte	Units	Sample Value	Reporting Limit	Sample Value	Reporting Limit	Sample Value	Reporting Limit	Sample Value	Reporting Limit
Aniline	UG/L	ND	10	ND	10	7 BJ	10	13 B	10
Acenaphthene	UG/L	ND	5	ND	5	ND	5	ND	5
Acenaphthylene	UG/L	ND	5	ND	5	ND	5	ND	5
Acetophenone	UG/L	ND	5	ND	5	ND	5	ND	5
Anthracene	UG/L	ND	5	ND	5	ND	5	ND	5
Atrazine	UG/L	ND	5	ND	5	ND	5	ND	5
Benzaldehyde	UG/L	ND	5	ND	5	ND	5	ND	5
Benzo(a)anthracene	UG/L	ND	5	0.4 J	5	ND	5	ND	5
Benzo(b)fluoranthene	UG/L	ND	5	ND	5	ND	5	ND	5
Benzo(k)fluoranthene	UG/L	ND	5	ND	5	ND	5	ND	5
Benzo(ghi)perylene	UG/L	ND	5	ND	5	ND	5	ND	5
Benzo(a)pyrene	UG/L	ND	5	ND	5	ND	5	ND	5
Biphenyl	UG/L	ND	5	ND	5	ND	5	ND	5
Bis(2-chloroethoxy) methane	UG/L	ND	5	ND	5	ND	5	ND	5
Bis(2-chloroethyl) ether	UG/L	ND	5	ND	5	ND	5	ND	5
2,2'-Oxybis(1-Chloropropane)	UG/L	ND	5	ND	5	ND	5	ND	5
Bis(2-ethylhexyl) phthalate	UG/L	ND	5	ND	5	ND	5	ND	5
4-Bromophenyl phenyl ether	UG/L	ND	5	ND	5	ND	5	ND	5
Butyl benzyl phthalate	UG/L	ND	5	ND	5	ND	5	ND	5
4-Chloroaniline	UG/L	ND	5	ND	5	ND	5	ND	5
4-Chloro-3-methylphenol	UG/L	ND	5	ND	5	ND	5	ND	5
2-Chloronaphthalene	UG/L	ND	5	ND	5	ND	5	ND	5
2-Chlorophenol	UG/L	ND	5	ND	5	ND	5	ND	5
4-Chlorophenyl phenyl ether	UG/L	ND	5	ND	5	ND	5	ND	5
Caprolactam	UG/L	ND	5	ND	5	ND	5	ND	5
Carbazole	UG/L	ND	5	ND	5	ND	5	ND	5
Chrysene	UG/L	ND	5	ND	5	ND	5	ND	5
Dibenzo(a,h)anthracene	UG/L	ND	5	ND	5	ND	5	ND	5
Dibenzofuran	UG/L	ND	5	ND	5	ND	5	ND	5
Di-n-butyl phthalate	UG/L	ND	5	0.4 J	5	ND	5	ND	5
3,3'-Dichlorobenzidine	UG/L	ND	5	ND	5	ND	5	ND	5
2,4-Dichlorophenol	UG/L	ND	5	ND	5	ND	5	ND	5
Diethyl phthalate	UG/L	ND	5	0.5 J	5	ND	5	ND	5
2,4-Dimethylphenol	UG/L	ND	5	ND	5	ND	5	ND	5
Dimethyl phthalate	UG/L	ND	5	ND	5	ND	5	ND	5
4,6-Dinitro-2-methylphenol	UG/L	ND	10	ND	10	ND	10	ND	10
2,4-Dinitrophenol	UG/L	ND	10	ND	10	ND	10	ND	10
2,4-Dinitrotoluene	UG/L	ND	5	1 J	5	ND	5	ND	5
2,6-Dinitrotoluene	UG/L	ND	5	ND	5	ND	5	ND	5
Di-n-octyl phthalate	UG/L	ND	5	ND	5	2 J	5	0.3 J	5
Fluoranthene	UG/L	ND	5	ND	5	ND	5	ND	5
Fluorene	UG/L	ND	5	ND	5	ND	5	ND	5
Hexachlorobenzene	UG/L	ND	5	ND	5	ND	5	ND	5

NA = Not Applicable ND = Not Detected

Client ID		R-01-0408		RFI-17-0408		RFI-18-0408		RFI-19D-0408	
Job No	Lab ID	A08-4515	A8451515	A08-4547	A8454703	A08-4346	A8434607	A08-4346	A8434608
Sample Date		04/24/2008		04/25/2008		04/22/2008		04/22/2008	
Analyte	Units	Sample Value	Reporting Limit	Sample Value	Reporting Limit	Sample Value	Reporting Limit	Sample Value	Reporting Limit
Hexachlorobutadiene	UG/L	ND	5	ND	5	ND	5	ND	5
Hexachlorocyclopentadiene	UG/L	ND	5	ND	5	ND	5	ND	5
Hexachloroethane	UG/L	ND	5	ND	5	ND	5	ND	5
Indeno(1,2,3-cd)pyrene	UG/L	ND	5	ND	5	ND	5	ND	5
Isophorone	UG/L	ND	5	ND	5	ND	5	ND	5
2-Methylnaphthalene	UG/L	ND	5	ND	5	ND	5	ND	5
2-Methylphenol	UG/L	ND	5	ND	5	ND	5	ND	5
4-Methylphenol	UG/L	ND	5	ND	5	ND	5	ND	5
Naphthalene	UG/L	ND	5	ND	5	ND	5	ND	5
2-Nitroaniline	UG/L	ND	10	2 J	10	ND	10	ND	10
3-Nitroaniline	UG/L	ND	10	ND	10	ND	10	ND	10
4-Nitroaniline	UG/L	ND	10	ND	10	ND	10	ND	10
Nitrobenzene	UG/L	ND	5	ND	5	ND	5	ND	5
2-Nitrophenol	UG/L	ND	5	ND	5	ND	5	ND	5
4-Nitrophenol	UG/L	ND	10	ND	10	ND	10	ND	10
N-nitrosodiphenylamine	UG/L	ND	5	ND	5	ND	5	ND	5
N-Nitroso-Di-n-propylamine	UG/L	ND	5	ND	5	ND	5	ND	5
Pentachlorophenol	UG/L	ND	10	ND	10	ND	10	ND	10
Phenanthrene	UG/L	ND	5	ND	5	ND	5	ND	5
Phenol	UG/L	ND	5	ND	5	ND	5	ND	5
Pyrene	UG/L	ND	5	ND	5	ND	5	ND	5
2,4,5-Trichlorophenol	UG/L	ND	5	ND	5	ND	5	ND	5
2,4,6-Trichlorophenol	UG/L	ND	5	ND	5	ND	5	ND	5
IS/SURROGATE(S)									
1,4-Dichlorobenzene-D4	%	87	50-200	88	50-200	88	50-200	86	50-200
Naphthalene-D8	%	90	50-200	85	50-200	94	50-200	92	50-200
Acenaphthene-D10	%	82	50-200	78	50-200	89	50-200	89	50-200
Phenanthrene-D10	%	74	50-200	69	50-200	88	50-200	87	50-200
Chrysene-D12	%	80	50-200	67	50-200	86	50-200	83	50-200
Perylene-D12	%	92	50-200	86	50-200	86	50-200	85	50-200
Nitrobenzene-D5	%	72	46-120	74	46-120	75	46-120	72	46-120
2-Fluorobiphenyl	%	81	48-120	73	48-120	84	48-120	80	48-120
p-Terphenyl-d14	%	118	24-136	130	24-136	68	24-136	86	24-136
Phenol-D5	%	28	16-120	33	16-120	33	16-120	32	16-120
2-Fluorophenol	%	34	20-120	38	20-120	43	20-120	41	20-120
2,4,6-Tribromophenol	%	127	52-132	158 *	52-132	101	52-132	93	52-132

NA = Not Applicable ND = Not Detected

Client ID		RFI-20-0408		RFI-22-0408		RFI-24-0408		RFI-24-0408DL	
Job No	Lab ID	A08-4515	A8451511	A08-4431	A8443101	A08-4431	A8443110	A08-4431	A8443110DL
Sample Date		04/24/2008		04/23/2008		04/23/2008		04/23/2008	
Analyte	Units	Sample Value	Reporting Limit	Sample Value	Reporting Limit	Sample Value	Reporting Limit	Sample Value	Reporting Limit
Aniline	UG/L	2 J	10	ND	10	1600 E	10	2500 D	200
Acenaphthene	UG/L	ND	5	13	5	11	5	13 DJ	98
Acenaphthylene	UG/L	ND	5	ND	5	ND	5	ND	98
Acetophenone	UG/L	ND	5	0.2 J	5	ND	5	ND	98
Anthracene	UG/L	ND	5	ND	5	2 J	5	ND	98
Atrazine	UG/L	ND	5	ND	5	ND	5	ND	98
Benzaldehyde	UG/L	ND	5	ND	5	ND	5	ND	98
Benzo(a)anthracene	UG/L	ND	5	ND	5	0.4 J	5	ND	98
Benzo(b)fluoranthene	UG/L	ND	5	ND	5	0.2 J	5	ND	98
Benzo(k)fluoranthene	UG/L	ND	5	ND	5	ND	5	ND	98
Benzo(ghi)perylene	UG/L	ND	5	ND	5	ND	5	ND	98
Benzo(a)pyrene	UG/L	ND	5	ND	5	ND	5	ND	98
Biphenyl	UG/L	ND	5	ND	5	5	5	ND	98
Bis(2-chloroethoxy) methane	UG/L	ND	5	ND	5	ND	5	ND	98
Bis(2-chloroethyl) ether	UG/L	ND	5	ND	5	ND	5	ND	98
2,2'-Oxybis(1-Chloropropane)	UG/L	ND	5	ND	5	5	5	ND	98
Bis(2-ethylhexyl) phthalate	UG/L	ND	5	ND	5	ND	5	ND	98
4-Bromophenyl phenyl ether	UG/L	ND	5	ND	5	ND	5	ND	98
Butyl benzyl phthalate	UG/L	ND	5	ND	5	ND	5	ND	98
4-Chloroaniline	UG/L	ND	5	0.6 J	5	2 J	5	ND	98
4-Chloro-3-methylphenol	UG/L	ND	5	ND	5	ND	5	ND	98
2-Chloronaphthalene	UG/L	ND	5	2 J	5	0.3 J	5	ND	98
2-Chlorophenol	UG/L	10	5	2 J	5	ND	5	ND	98
4-Chlorophenyl phenyl ether	UG/L	ND	5	ND	5	ND	5	ND	98
Caprolactam	UG/L	ND	5	ND	5	ND	5	ND	98
Carbazole	UG/L	ND	5	0.7 J	5	11	5	10 DJ	98
Chrysene	UG/L	ND	5	ND	5	0.3 J	5	ND	98
Dibenzo(a,h)anthracene	UG/L	ND	5	ND	5	ND	5	ND	98
Dibenzofuran	UG/L	ND	5	0.4 J	5	9	5	8 DJ	98
Di-n-butyl phthalate	UG/L	ND	5	ND	5	ND	5	ND	98
3,3'-Dichlorobenzidine	UG/L	ND	5	ND	5	ND	5	ND	98
2,4-Dichlorophenol	UG/L	ND	5	1 J	5	ND	5	ND	98
Diethyl phthalate	UG/L	ND	5	ND	5	ND	5	ND	98
2,4-Dimethylphenol	UG/L	ND	5	ND	5	ND	5	ND	98
Dimethyl phthalate	UG/L	ND	5	ND	5	ND	5	ND	98
4,6-Dinitro-2-methylphenol	UG/L	ND	10	ND	10	ND	10	ND	200
2,4-Dinitrophenol	UG/L	ND	10	ND	10	ND	10	ND	200
2,4-Dinitrotoluene	UG/L	ND	5	ND	5	ND	5	ND	98
2,6-Dinitrotoluene	UG/L	ND	5	ND	5	ND	5	ND	98
Di-n-octyl phthalate	UG/L	ND	5	ND	5	0.6 J	5	ND	98
Fluoranthene	UG/L	ND	5	ND	5	1 J	5	ND	98
Fluorene	UG/L	ND	5	0.6 J	5	9	5	11 DJ	98
Hexachlorobenzene	UG/L	ND	5	ND	5	ND	5	ND	98

NA = Not Applicable ND = Not Detected

Client ID		RFI-20-0408		RFI-22-0408		RFI-24-0408		RFI-24-0408DL	
Job No	Lab ID	A08-4515	A8451511	A08-4431	A8443101	A08-4431	A8443110	A08-4431	A8443110DL
Sample Date		04/24/2008		04/23/2008		04/23/2008		04/23/2008	
Analyte	Units	Sample Value	Reporting Limit	Sample Value	Reporting Limit	Sample Value	Reporting Limit	Sample Value	Reporting Limit
Hexachlorobutadiene	UG/L	ND	5	ND	5	ND	5	ND	98
Hexachlorocyclopentadiene	UG/L	ND	5	ND	5	ND	5	ND	98
Hexachloroethane	UG/L	ND	5	ND	5	ND	5	ND	98
Indeno(1,2,3-cd)pyrene	UG/L	ND	5	ND	5	ND	5	ND	98
Isophorone	UG/L	ND	5	ND	5	ND	5	ND	98
2-Methylnaphthalene	UG/L	ND	5	ND	5	11	5	10 DJ	98
2-Methylphenol	UG/L	ND	5	ND	5	0.7 J	5	ND	98
4-Methylphenol	UG/L	ND	5	ND	5	15	5	ND	98
Naphthalene	UG/L	0.3 J	5	2 J	5	130	5	160 D	98
2-Nitroaniline	UG/L	ND	10	ND	10	ND	10	ND	200
3-Nitroaniline	UG/L	ND	10	ND	10	ND	10	ND	200
4-Nitroaniline	UG/L	ND	10	ND	10	ND	10	ND	200
Nitrobenzene	UG/L	ND	5	ND	5	ND	5	ND	98
2-Nitrophenol	UG/L	ND	5	ND	5	3 J	5	ND	98
4-Nitrophenol	UG/L	ND	10	ND	10	ND	10	ND	200
N-nitrosodiphenylamine	UG/L	ND	5	0.7 J	5	47	5	50 DJ	98
N-Nitroso-Di-n-propylamine	UG/L	ND	5	ND	5	ND	5	ND	98
Pentachlorophenol	UG/L	ND	10	ND	10	ND	10	ND	200
Phenanthrene	UG/L	ND	5	ND	5	4 J	5	6 DJ	98
Phenol	UG/L	2 J	5	ND	5	ND	5	ND	98
Pyrene	UG/L	ND	5	ND	5	1 J	5	ND	98
2,4,5-Trichlorophenol	UG/L	ND	5	ND	5	ND	5	ND	98
2,4,6-Trichlorophenol	UG/L	ND	5	ND	5	ND	5	ND	98
IS/SURROGATE(S)									
1,4-Dichlorobenzene-D4	%	81	50-200	120	50-200	86	50-200	87	50-200
Naphthalene-D8	%	88	50-200	123	50-200	96	50-200	94	50-200
Acenaphthene-D10	%	81	50-200	119	50-200	91	50-200	80	50-200
Phenanthrene-D10	%	75	50-200	118	50-200	90	50-200	73	50-200
Chrysene-D12	%	80	50-200	129	50-200	91	50-200	82	50-200
Perylene-D12	%	91	50-200	154	50-200	92	50-200	86	50-200
Nitrobenzene-D5	%	69	46-120	66	46-120	68	46-120	67	46-120
2-Fluorobiphenyl	%	79	48-120	74	48-120	76	48-120	90	48-120
p-Terphenyl-d14	%	107	24-136	45	24-136	48	24-136	54	24-136
Phenol-D5	%	28	16-120	25	16-120	27	16-120	26	16-120
2-Fluorophenol	%	33	20-120	32	20-120	35	20-120	32	20-120
2,4,6-Tribromophenol	%	131	52-132	88	52-132	86	52-132	81	52-132

NA = Not Applicable ND = Not Detected

Client ID		RFI-25-0408		RFI-27-0408		RFI-28-0408		RFI-29-0408	
Job No	Lab ID	A08-4346	A8434605	A08-4515	A8451505	A08-4515	A8451510	A08-4515	A8451513
Sample Date		04/22/2008		04/23/2008		04/24/2008		04/24/2008	
Analyte	Units	Sample Value	Reporting Limit	Sample Value	Reporting Limit	Sample Value	Reporting Limit	Sample Value	Reporting Limit
Aniline	UG/L	ND	190	ND	10	8 J	10	ND	9
Acenaphthene	UG/L	ND	96	ND	5	ND	5	ND	5
Acenaphthylene	UG/L	ND	96	ND	5	ND	5	ND	5
Acetophenone	UG/L	ND	96	ND	5	ND	5	ND	5
Anthracene	UG/L	ND	96	ND	5	ND	5	ND	5
Atrazine	UG/L	ND	96	ND	5	ND	5	ND	5
Benzaldehyde	UG/L	ND	96	ND	5	ND	5	ND	5
Benzo(a)anthracene	UG/L	ND	96	0.2 J	5	0.2 J	5	ND	5
Benzo(b)fluoranthene	UG/L	ND	96	ND	5	ND	5	ND	5
Benzo(k)fluoranthene	UG/L	ND	96	ND	5	ND	5	ND	5
Benzo(ghi)perylene	UG/L	ND	96	ND	5	ND	5	ND	5
Benzo(a)pyrene	UG/L	ND	96	ND	5	ND	5	ND	5
Biphenyl	UG/L	ND	96	ND	5	ND	5	ND	5
Bis(2-chloroethoxy) methane	UG/L	ND	96	ND	5	ND	5	ND	5
Bis(2-chloroethyl) ether	UG/L	ND	96	ND	5	ND	5	ND	5
2,2'-Oxybis(1-Chloropropane)	UG/L	ND	96	ND	5	ND	5	ND	5
Bis(2-ethylhexyl) phthalate	UG/L	ND	96	ND	5	ND	5	ND	5
4-Bromophenyl phenyl ether	UG/L	ND	96	ND	5	ND	5	ND	5
Butyl benzyl phthalate	UG/L	ND	96	ND	5	ND	5	ND	5
4-Chloroaniline	UG/L	ND	96	ND	5	5	5	ND	5
4-Chloro-3-methylphenol	UG/L	ND	96	ND	5	ND	5	ND	5
2-Chloronaphthalene	UG/L	ND	96	ND	5	ND	5	ND	5
2-Chlorophenol	UG/L	ND	96	ND	5	ND	5	ND	5
4-Chlorophenyl phenyl ether	UG/L	ND	96	ND	5	ND	5	ND	5
Caprolactam	UG/L	ND	96	ND	5	ND	5	ND	5
Carbazole	UG/L	ND	96	ND	5	ND	5	ND	5
Chrysene	UG/L	ND	96	ND	5	ND	5	ND	5
Dibenzo(a,h)anthracene	UG/L	ND	96	ND	5	ND	5	ND	5
Dibenzofuran	UG/L	ND	96	ND	5	ND	5	ND	5
Di-n-butyl phthalate	UG/L	ND	96	ND	5	ND	5	ND	5
3,3'-Dichlorobenzidine	UG/L	ND	96	ND	5	ND	5	ND	5
2,4-Dichlorophenol	UG/L	ND	96	ND	5	ND	5	ND	5
Diethyl phthalate	UG/L	ND	96	ND	5	ND	5	ND	5
2,4-Dimethylphenol	UG/L	ND	96	ND	5	ND	5	ND	5
Dimethyl phthalate	UG/L	ND	96	ND	5	ND	5	ND	5
4,6-Dinitro-2-methylphenol	UG/L	ND	190	ND	10	ND	10	ND	9
2,4-Dinitrophenol	UG/L	ND	190	ND	10	ND	10	ND	9
2,4-Dinitrotoluene	UG/L	ND	96	ND	5	ND	5	ND	5
2,6-Dinitrotoluene	UG/L	ND	96	ND	5	ND	5	ND	5
Di-n-octyl phthalate	UG/L	ND	96	ND	5	ND	5	ND	5
Fluoranthene	UG/L	ND	96	ND	5	ND	5	ND	5
Fluorene	UG/L	ND	96	ND	5	ND	5	ND	5
Hexachlorobenzene	UG/L	ND	96	ND	5	ND	5	ND	5

NA = Not Applicable ND = Not Detected

Client ID		RFI-25-0408		RFI-27-0408		RFI-28-0408		RFI-29-0408	
Job No	Lab ID	A08-4346	A8434605	A08-4515	A8451505	A08-4515	A8451510	A08-4515	A8451513
Sample Date		04/22/2008		04/23/2008		04/24/2008		04/24/2008	
Analyte	Units	Sample Value	Reporting Limit	Sample Value	Reporting Limit	Sample Value	Reporting Limit	Sample Value	Reporting Limit
Hexachlorobutadiene	UG/L	ND	96	ND	5	ND	5	ND	5
Hexachlorocyclopentadiene	UG/L	ND	96	ND	5	ND	5	ND	5
Hexachloroethane	UG/L	ND	96	ND	5	ND	5	ND	5
Indeno(1,2,3-cd)pyrene	UG/L	ND	96	ND	5	ND	5	ND	5
Isophorone	UG/L	ND	96	ND	5	ND	5	ND	5
2-Methylnaphthalene	UG/L	ND	96	ND	5	ND	5	ND	5
2-Methylphenol	UG/L	ND	96	ND	5	ND	5	ND	5
4-Methylphenol	UG/L	ND	96	ND	5	ND	5	ND	5
Naphthalene	UG/L	ND	96	ND	5	0.5 J	5	ND	5
2-Nitroaniline	UG/L	ND	190	ND	10	ND	10	ND	9
3-Nitroaniline	UG/L	ND	190	ND	10	ND	10	ND	9
4-Nitroaniline	UG/L	ND	190	ND	10	ND	10	ND	9
Nitrobenzene	UG/L	ND	96	ND	5	ND	5	ND	5
2-Nitrophenol	UG/L	ND	96	ND	5	ND	5	ND	5
4-Nitrophenol	UG/L	ND	190	ND	10	ND	10	ND	9
N-nitrosodiphenylamine	UG/L	14 J	96	ND	5	5	5	ND	5
N-Nitroso-Di-n-propylamine	UG/L	ND	96	ND	5	ND	5	ND	5
Pentachlorophenol	UG/L	ND	190	ND	10	ND	10	ND	9
Phenanthrene	UG/L	ND	96	ND	5	ND	5	ND	5
Phenol	UG/L	ND	96	ND	5	ND	5	ND	5
Pyrene	UG/L	ND	96	ND	5	ND	5	ND	5
2,4,5-Trichlorophenol	UG/L	ND	96	ND	5	ND	5	ND	5
2,4,6-Trichlorophenol	UG/L	ND	96	ND	5	ND	5	ND	5
IS/SURROGATE(S)									
1,4-Dichlorobenzene-D4	%	84	50-200	88	50-200	86	50-200	86	50-200
Naphthalene-D8	%	90	50-200	92	50-200	83	50-200	89	50-200
Acenaphthene-D10	%	86	50-200	87	50-200	76	50-200	83	50-200
Phenanthrene-D10	%	85	50-200	78	50-200	73	50-200	75	50-200
Chrysene-D12	%	83	50-200	78	50-200	80	50-200	77	50-200
Perylene-D12	%	83	50-200	85	50-200	91	50-200	90	50-200
Nitrobenzene-D5	%	64	46-120	71	46-120	86	46-120	76	46-120
2-Fluorobiphenyl	%	89	48-120	77	48-120	86	48-120	85	48-120
p-Terphenyl-d14	%	62	24-136	90	24-136	142 *	24-136	121	24-136
Phenol-D5	%	30	16-120	26	16-120	31	16-120	29	16-120
2-Fluorophenol	%	37	20-120	33	20-120	36	20-120	36	20-120
2,4,6-Tribromophenol	%	71	52-132	125	52-132	167 *	52-132	128	52-132

NA = Not Applicable ND = Not Detected

Client ID		RFI-30-0408		RFI-32-0408		RFI-34-0408		RFI-35-0408	
Job No	Lab ID	A08-4515	A8451506	A08-4515	A8451514	A08-4515	A8451512	A08-4346	A8434606
Sample Date		04/24/2008		04/24/2008		04/24/2008		04/22/2008	

Analyte	Units	Sample Value	Reporting Limit	Sample Value	Reporting Limit	Sample Value	Reporting Limit	Sample Value	Reporting Limit
Aniline	UG/L	ND	5	ND	10	ND	10	ND	10
Acenaphthene	UG/L	ND	2	ND	5	ND	5	ND	5
Acenaphthylene	UG/L	ND	2	ND	5	ND	5	ND	5
Acetophenone	UG/L	ND	2	ND	5	ND	5	ND	5
Anthracene	UG/L	ND	2	ND	5	ND	5	ND	5
Atrazine	UG/L	ND	2	ND	5	ND	5	ND	5
Benzaldehyde	UG/L	ND	2	ND	5	ND	5	ND	5
Benzo(a)anthracene	UG/L	ND	2	ND	5	ND	5	ND	5
Benzo(b)fluoranthene	UG/L	ND	2	ND	5	ND	5	ND	5
Benzo(k)fluoranthene	UG/L	ND	2	ND	5	ND	5	ND	5
Benzo(ghi)perylene	UG/L	ND	2	ND	5	ND	5	ND	5
Benzo(a)pyrene	UG/L	ND	2	ND	5	ND	5	ND	5
Biphenyl	UG/L	ND	2	ND	5	ND	5	ND	5
Bis(2-chloroethoxy) methane	UG/L	ND	2	ND	5	ND	5	ND	5
Bis(2-chloroethyl) ether	UG/L	ND	2	ND	5	ND	5	ND	5
2,2'-Oxybis(1-Chloropropane)	UG/L	ND	2	ND	5	ND	5	ND	5
Bis(2-ethylhexyl) phthalate	UG/L	ND	2	ND	5	ND	5	ND	5
4-Bromophenyl phenyl ether	UG/L	ND	2	ND	5	ND	5	ND	5
Butyl benzyl phthalate	UG/L	ND	2	ND	5	ND	5	ND	5
4-Chloroaniline	UG/L	ND	2	ND	5	ND	5	ND	5
4-Chloro-3-methylphenol	UG/L	ND	2	ND	5	ND	5	ND	5
2-Chloronaphthalene	UG/L	ND	2	ND	5	ND	5	ND	5
2-Chlorophenol	UG/L	ND	2	11	5	ND	5	ND	5
4-Chlorophenyl phenyl ether	UG/L	ND	2	ND	5	ND	5	ND	5
Caprolactam	UG/L	ND	2	ND	5	ND	5	ND	5
Carbazole	UG/L	ND	2	ND	5	ND	5	ND	5
Chrysene	UG/L	ND	2	ND	5	ND	5	ND	5
Dibenzo(a,h)anthracene	UG/L	ND	2	ND	5	ND	5	ND	5
Dibenzofuran	UG/L	ND	2	ND	5	ND	5	ND	5
Di-n-butyl phthalate	UG/L	ND	2	ND	5	0.3 J	5	ND	5
3,3'-Dichlorobenzidine	UG/L	ND	2	ND	5	ND	5	ND	5
2,4-Dichlorophenol	UG/L	ND	2	ND	5	1 J	5	ND	5
Diethyl phthalate	UG/L	ND	2	ND	5	4 J	5	ND	5
2,4-Dimethylphenol	UG/L	ND	2	ND	5	ND	5	ND	5
Dimethyl phthalate	UG/L	ND	2	ND	5	ND	5	ND	5
4,6-Dinitro-2-methylphenol	UG/L	ND	5	ND	10	ND	10	ND	10
2,4-Dinitrophenol	UG/L	ND	5	ND	10	ND	10	ND	10
2,4-Dinitrotoluene	UG/L	ND	2	ND	5	ND	5	ND	5
2,6-Dinitrotoluene	UG/L	ND	2	ND	5	ND	5	ND	5
Di-n-octyl phthalate	UG/L	ND	2	ND	5	0.8 J	5	0.4 J	5
Fluoranthene	UG/L	ND	2	ND	5	ND	5	ND	5
Fluorene	UG/L	ND	2	ND	5	ND	5	ND	5
Hexachlorobenzene	UG/L	ND	2	ND	5	ND	5	ND	5

NA = Not Applicable ND = Not Detected

Client ID		RFI-30-0408		RFI-32-0408		RFI-34-0408		RFI-35-0408	
Job No	Lab ID	A08-4515	A8451506	A08-4515	A8451514	A08-4515	A8451512	A08-4346	A8434606
Sample Date		04/24/2008		04/24/2008		04/24/2008		04/22/2008	
Analyte	Units	Sample Value	Reporting Limit	Sample Value	Reporting Limit	Sample Value	Reporting Limit	Sample Value	Reporting Limit
Hexachlorobutadiene	UG/L	ND	2	ND	5	ND	5	ND	5
Hexachlorocyclopentadiene	UG/L	ND	2	ND	5	ND	5	ND	5
Hexachloroethane	UG/L	ND	2	ND	5	ND	5	ND	5
Indeno(1,2,3-cd)pyrene	UG/L	ND	2	ND	5	ND	5	ND	5
Isophorone	UG/L	ND	2	ND	5	ND	5	ND	5
2-Methylnaphthalene	UG/L	ND	2	ND	5	ND	5	ND	5
2-Methylphenol	UG/L	ND	2	ND	5	ND	5	ND	5
4-Methylphenol	UG/L	ND	2	ND	5	ND	5	ND	5
Naphthalene	UG/L	ND	2	0.4 J	5	ND	5	ND	5
2-Nitroaniline	UG/L	ND	5	ND	10	ND	10	ND	10
3-Nitroaniline	UG/L	ND	5	ND	10	ND	10	ND	10
4-Nitroaniline	UG/L	ND	5	ND	10	ND	10	ND	10
Nitrobenzene	UG/L	ND	2	ND	5	ND	5	ND	5
2-Nitrophenol	UG/L	ND	2	ND	5	ND	5	ND	5
4-Nitrophenol	UG/L	ND	5	ND	10	ND	10	ND	10
N-nitrosodiphenylamine	UG/L	ND	2	ND	5	ND	5	ND	5
N-Nitroso-Di-n-propylamine	UG/L	ND	2	ND	5	ND	5	ND	5
Pentachlorophenol	UG/L	ND	5	ND	10	ND	10	ND	10
Phenanthrene	UG/L	ND	2	ND	5	ND	5	ND	5
Phenol	UG/L	ND	2	ND	5	0.5 J	5	ND	5
Pyrene	UG/L	ND	2	ND	5	ND	5	ND	5
2,4,5-Trichlorophenol	UG/L	ND	2	ND	5	ND	5	ND	5
2,4,6-Trichlorophenol	UG/L	ND	2	ND	5	ND	5	ND	5
IS/SURROGATE(S)									
1,4-Dichlorobenzene-D4	%	90	50-200	89	50-200	84	50-200	85	50-200
Naphthalene-D8	%	92	50-200	92	50-200	87	50-200	92	50-200
Acenaphthene-D10	%	83	50-200	84	50-200	81	50-200	89	50-200
Phenanthrene-D10	%	77	50-200	78	50-200	86	50-200	86	50-200
Chrysene-D12	%	76	50-200	83	50-200	93	50-200	83	50-200
Perylene-D12	%	83	50-200	97	50-200	103	50-200	85	50-200
Nitrobenzene-D5	%	82	46-120	76	46-120	80	46-120	66	46-120
2-Fluorobiphenyl	%	92	48-120	87	48-120	89	48-120	76	48-120
p-Terphenyl-d14	%	111	24-136	100	24-136	84	24-136	72	24-136
Phenol-D5	%	31	16-120	28	16-120	31	16-120	30	16-120
2-Fluorophenol	%	39	20-120	29	20-120	36	20-120	38	20-120
2,4,6-Tribromophenol	%	129	52-132	130	52-132	107	52-132	96	52-132

NA = Not Applicable ND = Not Detected

Client ID		RFI-36-0408		RFI-39-0408		RFI-43-0408		RFI-43R-0408	
Job No	Lab ID	A08-4515	A8451507	A08-4431	A8443103	A08-4547	A8454701	A08-4547	A8454702
Sample Date		04/24/2008		04/23/2008		04/25/2008		04/25/2008	

Analyte	Units	Sample Value	Reporting Limit	Sample Value	Reporting Limit	Sample Value	Reporting Limit	Sample Value	Reporting Limit
Aniline	UG/L	ND	9	0.8 J	10	ND	10	ND	10
Acenaphthene	UG/L	0.9 J	5	3 J	5	ND	5	ND	5
Acenaphthylene	UG/L	ND	5	ND	5	ND	5	ND	5
Acetophenone	UG/L	ND	5	ND	5	ND	5	ND	5
Anthracene	UG/L	0.2 J	5	0.3 J	5	ND	5	ND	5
Atrazine	UG/L	ND	5	ND	5	ND	5	ND	5
Benzaldehyde	UG/L	ND	5	ND	5	ND	5	ND	5
Benzo(a)anthracene	UG/L	ND	5	0.2 J	5	ND	5	ND	5
Benzo(b)fluoranthene	UG/L	ND	5	ND	5	ND	5	ND	5
Benzo(k)fluoranthene	UG/L	ND	5	ND	5	ND	5	ND	5
Benzo(ghi)perylene	UG/L	ND	5	ND	5	ND	5	ND	5
Benzo(a)pyrene	UG/L	ND	5	ND	5	ND	5	ND	5
Biphenyl	UG/L	ND	5	0.3 J	5	ND	5	ND	5
Bis(2-chloroethoxy) methane	UG/L	ND	5	ND	5	ND	5	ND	5
Bis(2-chloroethyl) ether	UG/L	ND	5	ND	5	ND	5	ND	5
2,2'-Oxybis(1-Chloropropane)	UG/L	ND	5	ND	5	ND	5	ND	5
Bis(2-ethylhexyl) phthalate	UG/L	ND	5	ND	5	ND	5	ND	5
4-Bromophenyl phenyl ether	UG/L	ND	5	ND	5	ND	5	ND	5
Butyl benzyl phthalate	UG/L	ND	5	ND	5	ND	5	ND	5
4-Chloroaniline	UG/L	ND	5	ND	5	ND	5	ND	5
4-Chloro-3-methylphenol	UG/L	ND	5	ND	5	ND	5	ND	5
2-Chloronaphthalene	UG/L	ND	5	ND	5	ND	5	ND	5
2-Chlorophenol	UG/L	ND	5	ND	5	ND	5	ND	5
4-Chlorophenyl phenyl ether	UG/L	ND	5	ND	5	ND	5	ND	5
Caprolactam	UG/L	ND	5	ND	5	ND	5	ND	5
Carbazole	UG/L	ND	5	0.4 J	5	ND	5	ND	5
Chrysene	UG/L	ND	5	ND	5	ND	5	ND	5
Dibenzo(a,h)anthracene	UG/L	ND	5	ND	5	ND	5	ND	5
Dibenzofuran	UG/L	ND	5	1 J	5	ND	5	ND	5
Di-n-butyl phthalate	UG/L	ND	5	ND	5	ND	5	ND	5
3,3'-Dichlorobenzidine	UG/L	ND	5	ND	5	ND	5	ND	5
2,4-Dichlorophenol	UG/L	ND	5	ND	5	ND	5	ND	5
Diethyl phthalate	UG/L	ND	5	ND	5	ND	5	ND	5
2,4-Dimethylphenol	UG/L	ND	5	ND	5	ND	5	ND	5
Dimethyl phthalate	UG/L	ND	5	ND	5	ND	5	ND	5
4,6-Dinitro-2-methylphenol	UG/L	ND	9	ND	10	ND	10	ND	10
2,4-Dinitrophenol	UG/L	ND	9	ND	10	ND	10	ND	10
2,4-Dinitrotoluene	UG/L	ND	5	ND	5	ND	5	ND	5
2,6-Dinitrotoluene	UG/L	ND	5	ND	5	ND	5	ND	5
Di-n-octyl phthalate	UG/L	ND	5	ND	5	ND	5	ND	5
Fluoranthene	UG/L	2 J	5	0.3 J	5	ND	5	ND	5
Fluorene	UG/L	1 J	5	1 J	5	ND	5	ND	5
Hexachlorobenzene	UG/L	ND	5	ND	5	ND	5	ND	5

NA = Not Applicable ND = Not Detected

Client ID		RFI-36-0408		RFI-39-0408		RFI-43-0408		RFI-43R-0408	
Job No	Lab ID	A08-4515	A8451507	A08-4431	A8443103	A08-4547	A8454701	A08-4547	A8454702
Sample Date		04/24/2008		04/23/2008		04/25/2008		04/25/2008	
Analyte	Units	Sample Value	Reporting Limit	Sample Value	Reporting Limit	Sample Value	Reporting Limit	Sample Value	Reporting Limit
Hexachlorobutadiene	UG/L	ND	5	ND	5	ND	5	ND	5
Hexachlorocyclopentadiene	UG/L	ND	5	ND	5	ND	5	ND	5
Hexachloroethane	UG/L	ND	5	ND	5	ND	5	ND	5
Indeno(1,2,3-cd)pyrene	UG/L	ND	5	ND	5	ND	5	ND	5
Isophorone	UG/L	ND	5	ND	5	ND	5	ND	5
2-Methylnaphthalene	UG/L	ND	5	ND	5	ND	5	ND	5
2-Methylphenol	UG/L	ND	5	ND	5	ND	5	ND	5
4-Methylphenol	UG/L	ND	5	ND	5	ND	5	ND	5
Naphthalene	UG/L	ND	5	2 J	5	ND	5	ND	5
2-Nitroaniline	UG/L	ND	9	ND	10	ND	10	ND	10
3-Nitroaniline	UG/L	ND	9	ND	10	ND	10	ND	10
4-Nitroaniline	UG/L	ND	9	ND	10	ND	10	ND	10
Nitrobenzene	UG/L	ND	5	ND	5	ND	5	ND	5
2-Nitrophenol	UG/L	ND	5	ND	5	ND	5	ND	5
4-Nitrophenol	UG/L	ND	9	ND	10	ND	10	ND	10
N-nitrosodiphenylamine	UG/L	ND	5	ND	5	ND	5	ND	5
N-Nitroso-Di-n-propylamine	UG/L	ND	5	ND	5	ND	5	ND	5
Pentachlorophenol	UG/L	ND	9	ND	10	ND	10	ND	10
Phenanthrene	UG/L	ND	5	0.8 J	5	ND	5	ND	5
Phenol	UG/L	ND	5	ND	5	ND	5	ND	5
Pyrene	UG/L	1 J	5	0.3 J	5	ND	5	ND	5
2,4,5-Trichlorophenol	UG/L	ND	5	ND	5	ND	5	ND	5
2,4,6-Trichlorophenol	UG/L	ND	5	ND	5	ND	5	ND	5
IS/SURROGATE(S)									
1,4-Dichlorobenzene-D4	%	83	50-200	92	50-200	82	50-200	85	50-200
Naphthalene-D8	%	89	50-200	102	50-200	84	50-200	86	50-200
Acenaphthene-D10	%	82	50-200	98	50-200	71	50-200	75	50-200
Phenanthrene-D10	%	74	50-200	95	50-200	66	50-200	71	50-200
Chrysene-D12	%	75	50-200	93	50-200	63	50-200	69	50-200
Perylene-D12	%	81	50-200	95	50-200	84	50-200	90	50-200
Nitrobenzene-D5	%	76	46-120	69	46-120	66	46-120	68	46-120
2-Fluorobiphenyl	%	86	48-120	79	48-120	69	48-120	70	48-120
p-Terphenyl-d14	%	108	24-136	73	24-136	131	24-136	119	24-136
Phenol-D5	%	30	16-120	27	16-120	30	16-120	30	16-120
2-Fluorophenol	%	38	20-120	35	20-120	34	20-120	33	20-120
2,4,6-Tribromophenol	%	129	52-132	92	52-132	142 *	52-132	140 *	52-132

NA = Not Applicable ND = Not Detected

Client ID		RFI-45-0408		RFI-51-0408		RFI-PZ-18-0408		RFI-PZ-19-0408	
Job No	Lab ID	A08-4515	A8451504	A08-4515	A8451508	A08-4515	A8451509	A08-4431	A8443102
Sample Date		04/23/2008		04/24/2008		04/24/2008		04/23/2008	

Analyte	Units	Sample Value	Reporting Limit	Sample Value	Reporting Limit	Sample Value	Reporting Limit	Sample Value	Reporting Limit
Aniline	UG/L	ND	10	ND	10	ND	10	ND	9
Acenaphthene	UG/L	ND	5	ND	5	0.3 J	5	ND	5
Acenaphthylene	UG/L	ND	5	ND	5	ND	5	ND	5
Acetophenone	UG/L	ND	5	ND	5	ND	5	ND	5
Anthracene	UG/L	ND	5	ND	5	ND	5	ND	5
Atrazine	UG/L	ND	5	ND	5	ND	5	ND	5
Benzaldehyde	UG/L	ND	5	ND	5	ND	5	ND	5
Benzo(a)anthracene	UG/L	ND	5	ND	5	0.3 J	5	ND	5
Benzo(b)fluoranthene	UG/L	ND	5	ND	5	ND	5	ND	5
Benzo(k)fluoranthene	UG/L	ND	5	ND	5	ND	5	ND	5
Benzo(ghi)perylene	UG/L	ND	5	ND	5	ND	5	ND	5
Benzo(a)pyrene	UG/L	ND	5	ND	5	ND	5	ND	5
Biphenyl	UG/L	ND	5	ND	5	0.2 J	5	ND	5
Bis(2-chloroethoxy) methane	UG/L	ND	5	ND	5	ND	5	ND	5
Bis(2-chloroethyl) ether	UG/L	ND	5	ND	5	ND	5	ND	5
2,2'-Oxybis(1-Chloropropane)	UG/L	ND	5	ND	5	ND	5	ND	5
Bis(2-ethylhexyl) phthalate	UG/L	ND	5	ND	5	ND	5	ND	5
4-Bromophenyl phenyl ether	UG/L	ND	5	ND	5	ND	5	ND	5
Butyl benzyl phthalate	UG/L	ND	5	ND	5	ND	5	ND	5
4-Chloroaniline	UG/L	ND	5	ND	5	ND	5	ND	5
4-Chloro-3-methylphenol	UG/L	ND	5	ND	5	ND	5	ND	5
2-Chloronaphthalene	UG/L	ND	5	ND	5	ND	5	ND	5
2-Chlorophenol	UG/L	ND	5	ND	5	ND	5	ND	5
4-Chlorophenyl phenyl ether	UG/L	ND	5	ND	5	ND	5	ND	5
Caprolactam	UG/L	ND	5	ND	5	ND	5	ND	5
Carbazole	UG/L	ND	5	ND	5	ND	5	ND	5
Chrysene	UG/L	ND	5	ND	5	ND	5	ND	5
Dibenzo(a,h)anthracene	UG/L	ND	5	ND	5	ND	5	ND	5
Dibenzofuran	UG/L	ND	5	ND	5	ND	5	ND	5
Di-n-butyl phthalate	UG/L	ND	5	ND	5	0.5 J	5	ND	5
3,3'-Dichlorobenzidine	UG/L	ND	5	ND	5	ND	5	ND	5
2,4-Dichlorophenol	UG/L	ND	5	ND	5	ND	5	0.9 J	5
Diethyl phthalate	UG/L	ND	5	ND	5	ND	5	ND	5
2,4-Dimethylphenol	UG/L	ND	5	ND	5	ND	5	ND	5
Dimethyl phthalate	UG/L	ND	5	ND	5	ND	5	ND	5
4,6-Dinitro-2-methylphenol	UG/L	ND	10	ND	10	ND	10	ND	9
2,4-Dinitrophenol	UG/L	ND	10	ND	10	ND	10	ND	9
2,4-Dinitrotoluene	UG/L	ND	5	ND	5	ND	5	ND	5
2,6-Dinitrotoluene	UG/L	ND	5	ND	5	ND	5	ND	5
Di-n-octyl phthalate	UG/L	ND	5	ND	5	2 J	5	ND	5
Fluoranthene	UG/L	ND	5	ND	5	ND	5	ND	5
Fluorene	UG/L	ND	5	ND	5	ND	5	ND	5
Hexachlorobenzene	UG/L	ND	5	ND	5	ND	5	ND	5

NA = Not Applicable ND = Not Detected

Client ID		RFI-45-0408		RFI-51-0408		RFI-PZ-18-0408		RFI-PZ-19-0408	
Job No	Lab ID	A08-4515	A8451504	A08-4515	A8451508	A08-4515	A8451509	A08-4431	A8443102
Sample Date		04/23/2008		04/24/2008		04/24/2008		04/23/2008	

Analyte	Units	Sample Value	Reporting Limit	Sample Value	Reporting Limit	Sample Value	Reporting Limit	Sample Value	Reporting Limit
Hexachlorobutadiene	UG/L	ND	5	ND	5	ND	5	ND	5
Hexachlorocyclopentadiene	UG/L	ND	5	ND	5	ND	5	ND	5
Hexachloroethane	UG/L	ND	5	ND	5	ND	5	ND	5
Indeno(1,2,3-cd)pyrene	UG/L	ND	5	ND	5	ND	5	ND	5
Isophorone	UG/L	ND	5	ND	5	ND	5	ND	5
2-Methylnaphthalene	UG/L	ND	5	ND	5	ND	5	ND	5
2-Methylphenol	UG/L	ND	5	ND	5	ND	5	ND	5
4-Methylphenol	UG/L	ND	5	ND	5	ND	5	ND	5
Naphthalene	UG/L	ND	5	ND	5	ND	5	ND	5
2-Nitroaniline	UG/L	ND	10	ND	10	ND	10	ND	9
3-Nitroaniline	UG/L	ND	10	ND	10	ND	10	ND	9
4-Nitroaniline	UG/L	2 J	10	ND	10	ND	10	ND	9
Nitrobenzene	UG/L	ND	5	ND	5	ND	5	ND	5
2-Nitrophenol	UG/L	ND	5	ND	5	ND	5	ND	5
4-Nitrophenol	UG/L	ND	10	ND	10	ND	10	ND	9
N-nitrosodiphenylamine	UG/L	ND	5	ND	5	ND	5	ND	5
N-Nitroso-Di-n-propylamine	UG/L	ND	5	ND	5	ND	5	ND	5
Pentachlorophenol	UG/L	ND	10	ND	10	ND	10	ND	9
Phenanthrene	UG/L	ND	5	ND	5	ND	5	ND	5
Phenol	UG/L	ND	5	ND	5	ND	5	ND	5
Pyrene	UG/L	ND	5	ND	5	ND	5	ND	5
2,4,5-Trichlorophenol	UG/L	ND	5	ND	5	ND	5	ND	5
2,4,6-Trichlorophenol	UG/L	ND	5	ND	5	ND	5	ND	5
IS/SURROGATE(S)									
1,4-Dichlorobenzene-D4	%	88	50-200	91	50-200	91	50-200	83	50-200
Naphthalene-D8	%	89	50-200	94	50-200	90	50-200	93	50-200
Acenaphthene-D10	%	82	50-200	85	50-200	80	50-200	90	50-200
Phenanthrene-D10	%	82	50-200	80	50-200	73	50-200	91	50-200
Chrysene-D12	%	76	50-200	80	50-200	81	50-200	91	50-200
Perylene-D12	%	82	50-200	88	50-200	100	50-200	91	50-200
Nitrobenzene-D5	%	84	46-120	62	46-120	93	46-120	67	46-120
2-Fluorobiphenyl	%	94	48-120	69	48-120	102	48-120	77	48-120
p-Terphenyl-d14	%	97	24-136	90	24-136	116	24-136	62	24-136
Phenol-D5	%	30	16-120	25	16-120	34	16-120	28	16-120
2-Fluorophenol	%	39	20-120	31	20-120	43	20-120	36	20-120
2,4,6-Tribromophenol	%	120	52-132	94	52-132	143 *	52-132	87	52-132

NA = Not Applicable ND = Not Detected

METHOD 8270 - TCL SEMI-VOLATILE ORGANICS
TENTATIVELY IDENTIFIED COMPOUNDS

Client No.

EW-1-0408

Lab Name: TestAmerica Laborat Contract: _____

Lab Code: RECNY Case No.: _____ SAS No.: _____ SDG No.: 4346

Matrix: (soil/water) WATER Lab Sample ID: A8443105

Sample wt/vol: 1020.0 (g/mL) ML Lab File ID: V28129.RR

Level: (low/med) LOW Date Samp/Recv: 04/23/2008 04/23/2008

% Moisture: _____ decanted: (Y/N) N Date Extracted: 04/25/2008

Concentrated Extract Volume: 1000 (uL) Date Analyzed: 04/26/2008

Injection Volume: 1.00 (uL) Dilution Factor: 1.00

GPC Cleanup: (Y/N) N pH: 6.0

Number TICs found: 9 CONCENTRATION UNITS: (ug/L or ug/Kg) UG/L

	CAS NO.	Compound Name	RT	Est. Conc.	Q
1.	108-90-7	BENZENE, CHLORO-	3.69	110	JN
2.		UNKNOWN CHLOROANILINE DERVIA	6.82	100	J
3.	88-05-1	BENZENEAMINE, 2,4,6-TRIMETHY	7.94	24	JN
4.		UNKNOWN	8.22	51	J
5.	134-32-7	1-NAPHTHALENAMINE	9.97	57	JN
6.		UNKNOWN	10.67	21	J
7.	1454-80-4	[1,1'-BIPHENYL]-2,2'-DIAMINE	12.03	19	JN
8.	602-09-5	[1,1'-BINAPHTHALENE]-2,2'-DI	14.13	46	BJN
9.	599-61-1	BENZENAMINE, 3,3'-SULFONYLBI	14.65	34	JN

METHOD 8270 - TCL SEMI-VOLATILE ORGANICS
TENTATIVELY IDENTIFIED COMPOUNDS

Client No.

EW-2-0408

Lab Name: TestAmerica Laborat Contract: _____

Lab Code: RECNY Case No.: _____ SAS No.: _____ SDG No.: 4346

Matrix: (soil/water) WATER Lab Sample ID: A8443106

Sample wt/vol: 1030.0 (g/mL) ML Lab File ID: V28130.RR

Level: (low/med) LOW Date Samp/Recv: 04/23/2008 04/23/2008

% Moisture: _____ decanted: (Y/N) N Date Extracted: 04/25/2008

Concentrated Extract Volume: 1000 (uL) Date Analyzed: 04/26/2008

Injection Volume: 1.00 (uL) Dilution Factor: 1.00

GPC Cleanup: (Y/N) N pH: 7.0

Number TICs found: 16 CONCENTRATION UNITS: (ug/L or ug/Kg) UG/L

	CAS NO.	Compound Name	RT	Est. Conc.	Q
1.	108-90-7	BENZENE, CHLORO-	3.67	1500	JN
2.	100-61-8	ANILINE, N-METHYL-	6.22	54	JN
3.	95-53-4	O-TOLUIDINE	6.28	180	JN
4.		UNKNOWN CHLOROANILINE DERIVA	6.82	25	J
5.	108-45-2	1,3-BENEZENEDIAMINE	8.19	18	JN
6.	13034-76-9	1H-INDOLE, 2,3-DIHYDRO-1,2,3	8.38	13	JN
7.		UNKNOWN	9.04	14	J
8.	134-32-7	1-NAPHTHALENAMINE	9.97	160	JN
9.	91-59-8	2-NAPHTHALENAMINE	10.07	66	JN
10.	92-67-1	[1,1'-BIPHENYL]-4-AMINE	11.13	12	JN
11.	1454-80-4	[1,1'-BIPHENYL]-2,2'-DIAMINE	12.04	120	JN
12.	119-93-7	[1,1'-BIPHENYL]-4,4'-DIAMINE	13.30	12	JN
13.		UNKNOWN	14.01	9	J
14.	611-98-3	4,4'-DIAMINOBENZOPHENONE	14.04	9	JN
15.	602-09-5	[1,1'-BINAPHTHALENE]-2,2'-DI	14.13	22	BJN
16.	599-61-1	BENZENEAMINE, 3,3'-SULFONYLB	14.65	31	JN

METHOD 8270 - TCL SEMI-VOLATILE ORGANICS
TENTATIVELY IDENTIFIED COMPOUNDS

Client No.

EW-2-0408DL

Lab Name: TestAmerica Laborat Contract: _____

Lab Code: RECNY Case No.: _____ SAS No.: _____ SDG No.: 4346

Matrix: (soil/water) WATER Lab Sample ID: A8443106DL

Sample wt/vol: 1030.0 (g/mL) ML Lab File ID: V28209.RR

Level: (low/med) LOW Date Samp/Recv: 04/23/2008 04/23/2008

% Moisture: _____ decanted: (Y/N) N Date Extracted: 04/25/2008

Concentrated Extract Volume: 1000 (uL) Date Analyzed: 05/01/2008

Injection Volume: 1.00 (uL) Dilution Factor: 10.00

GPC Cleanup: (Y/N) N pH: 7.0

Number TICs found: 5

CONCENTRATION UNITS:
(ug/L or ug/Kg) UG/L

CAS NO.	Compound Name	RT	Est. Conc.	Q
1. 100-61-8	ANILINE, N-METHYL-	6.17	52	JN
2. 95-53-4	O-TOLUIDINE	6.23	190	JN
3. 134-32-7	1-NAPHTHALENAMINE	9.93	130	JN
4. 134-32-7	1-NAPHTHALENAMINE	10.03	50	JN
5. 1454-80-4	[1,1'-BIPHENYL]-2,2'-DIAMINE	12.01	100	JN

METHOD 8270 - TCL SEMI-VOLATILE ORGANICS
TENTATIVELY IDENTIFIED COMPOUNDS

Client No.

EW-3-0408

Lab Name: TestAmerica Laborat Contract: _____

Lab Code: RECNY Case No.: _____ SAS No.: _____ SDG No.: 4346

Matrix: (soil/water) WATER Lab Sample ID: A8443107

Sample wt/vol: 1035.0 (g/mL) ML Lab File ID: V28131.RR

Level: (low/med) LOW Date Samp/Recv: 04/23/2008 04/23/2008

% Moisture: _____ decanted: (Y/N) N Date Extracted: 04/25/2008

Concentrated Extract Volume: 1000 (uL) Date Analyzed: 04/26/2008

Injection Volume: 1.00 (uL) Dilution Factor: 1.00

GPC Cleanup: (Y/N) N pH: 10.0

Number TICs found: 7

CONCENTRATION UNITS:
(ug/L or ug/Kg) UG/L

CAS NO.	Compound Name	RT	Est. Conc.	Q
1. 95-53-4	O-TOLUIDINE	6.32	15	JN
2.	UNKNOWN CHLOROANILINE DERIVA	6.82	77	J
3.	UNKNOWN BENZENAMINE DERIVATI	7.21	120	J
4. 579-10-2	ACETAMIDE, N-METHYL-N-PHENYL	8.22	70	JN
5.	UNKNOWN BENZENEDIAMINE DERIV	8.89	32	J
6.	UNKNOWN	9.71	28	J
7. 1454-80-4	[1,1'-BIPHENYL]-2,2'-DIAMINE	12.04	140	JN

METHOD 8270 - TCL SEMI-VOLATILE ORGANICS
TENTATIVELY IDENTIFIED COMPOUNDS

Client No.

EW-3-0408 D2

Lab Name: TestAmerica Laborat Contract: _____

Lab Code: RECNY Case No.: _____ SAS No.: _____ SDG No.: 4346

Matrix: (soil/water) WATER Lab Sample ID: A8443107D2

Sample wt/vol: 1035.0 (g/mL) ML Lab File ID: V28258.RR

Level: (low/med) LOW Date Samp/Recv: 04/23/2008 04/23/2008

% Moisture: _____ decanted: (Y/N) N Date Extracted: 04/25/2008

Concentrated Extract Volume: 1000 (uL) Date Analyzed: 05/03/2008

Injection Volume: 1.00 (uL) Dilution Factor: 250.00

GPC Cleanup: (Y/N) N pH: 10.0

Number TICs found: 0

CONCENTRATION UNITS:
(ug/L or ug/Kg) UG/L

CAS NO.	Compound Name	RT	Est. Conc.	Q

METHOD 8270 - TCL SEMI-VOLATILE ORGANICS
TENTATIVELY IDENTIFIED COMPOUNDS

Client No.

EW-3-0408DL

Lab Name: TestAmerica Laborat Contract: _____

Lab Code: RECNY Case No.: _____ SAS No.: _____ SDG No.: 4346

Matrix: (soil/water) WATER Lab Sample ID: A8443107DL

Sample wt/vol: 1035.0 (g/mL) ML Lab File ID: V28210.RR

Level: (low/med) LOW Date Samp/Recv: 04/23/2008 04/23/2008

% Moisture: _____ decanted: (Y/N) N Date Extracted: 04/25/2008

Concentrated Extract Volume: 1000 (uL) Date Analyzed: 05/01/2008

Injection Volume: 1.00 (uL) Dilution Factor: 50.00

GPC Cleanup: (Y/N) N pH: 10.0

Number TICs found: 3

CONCENTRATION UNITS:
(ug/L or ug/Kg) UG/L

CAS NO.	Compound Name	RT	Est. Conc.	Q
1. 108-90-7	BENZENE, CHLORO-	3.56	410	JN
2. 100-61-8	ANILINE, N-METHYL-	6.17	470	JN
3. 95-53-4	O-TOLUIDINE	6.23	3100	JN

METHOD 8270 - TCL SEMI-VOLATILE ORGANICS
TENTATIVELY IDENTIFIED COMPOUNDS

Client No.

EW-4-0408

Lab Name: TestAmerica Laborat Contract: _____

Lab Code: RECNY Case No.: _____ SAS No.: _____ SDG No.: 4346

Matrix: (soil/water) WATER Lab Sample ID: A8443108

Sample wt/vol: 990.00 (g/mL) ML Lab File ID: V28132.RR

Level: (low/med) LOW Date Samp/Recv: 04/23/2008 04/23/2008

% Moisture: _____ decanted: (Y/N) N Date Extracted: 04/25/2008

Concentrated Extract Volume: 1000 (uL) Date Analyzed: 04/26/2008

Injection Volume: 1.00 (uL) Dilution Factor: 1.00

GPC Cleanup: (Y/N) N pH: 10.0

Number TICs found: 9

CONCENTRATION UNITS:
(ug/L or ug/Kg) UG/L

CAS NO.	Compound Name	RT	Est. Conc.	Q
1.	UNKNOWN	4.21	39	J
2. 100-61-8	ANILINE, N-METHYL-	6.23	98	JN
3. 95-53-4	O-TOLUIDINE	6.31	950	JN
4. 108-44-1	BENZENAMINE, 3-METHYL	6.35	79	JN
5. 120-72-9	INDOLE	8.21	37	JN
6. 90-12-0	NAPHTHALENE, 1-METHYL-	8.39	87	JN
7. 823-40-5	1,3-BENZENEDIAMINE, 2-METHYL	8.89	120	JN
8. 118-92-3	BENZOIC ACID, 2-AMINO	8.97	100	JN
9.	UNKNOWN	9.73	80	J

METHOD 8270 - TCL SEMI-VOLATILE ORGANICS
TENTATIVELY IDENTIFIED COMPOUNDS

Client No.

EW-4-0408 D2

Lab Name: TestAmerica Laborat Contract: _____

Lab Code: RECNY Case No.: _____ SAS No.: _____ SDG No.: 4346

Matrix: (soil/water) WATER Lab Sample ID: A8443108D2

Sample wt/vol: 990.00 (g/mL) ML Lab File ID: V28259.RR

Level: (low/med) LOW Date Samp/Recv: 04/23/2008 04/23/2008

% Moisture: _____ decanted: (Y/N) N Date Extracted: 04/25/2008

Concentrated Extract Volume: 1000 (uL) Date Analyzed: 05/03/2008

Injection Volume: 1.00 (uL) Dilution Factor: 250.00

GPC Cleanup: (Y/N) N pH: 10.0

Number TICs found: 1

CONCENTRATION UNITS:
(ug/L or ug/Kg) UG/L

CAS NO.	Compound Name	RT	Est. Conc.	Q
1. 108-44-1	BENZENEAMINE, 3-METHYL-	6.22	1300	JN

METHOD 8270 - TCL SEMI-VOLATILE ORGANICS
TENTATIVELY IDENTIFIED COMPOUNDS

Client No.

EW-4-0408DL

Lab Name: TestAmerica Laborat Contract: _____

Lab Code: RECNY Case No.: _____ SAS No.: _____ SDG No.: 4346

Matrix: (soil/water) WATER Lab Sample ID: A8443108DL

Sample wt/vol: 990.00 (g/mL) ML Lab File ID: V28211.RR

Level: (low/med) LOW Date Samp/Recv: 04/23/2008 04/23/2008

% Moisture: _____ decanted: (Y/N) N Date Extracted: 04/25/2008

Concentrated Extract Volume: 1000 (uL) Date Analyzed: 05/01/2008

Injection Volume: 1.00 (uL) Dilution Factor: 50.00

GPC Cleanup: (Y/N) N pH: 10.0

Number TICs found: 1

CONCENTRATION UNITS:
(ug/L or ug/Kg) UG/L

CAS NO.	Compound Name	RT	Est. Conc.	Q
1. 95-53-4	O-TOLUIDINE	6.23	1600	JN

METHOD 8270 - TCL SEMI-VOLATILE ORGANICS
TENTATIVELY IDENTIFIED COMPOUNDS

Client No.

EW-5-0408

Lab Name: TestAmerica Laborat Contract: _____

Lab Code: RECNY Case No.: _____ SAS No.: _____ SDG No.: 4346

Matrix: (soil/water) WATER Lab Sample ID: A8443109

Sample wt/vol: 1040.0 (g/mL) ML Lab File ID: V28133.RR

Level: (low/med) LOW Date Samp/Recv: 04/23/2008 04/23/2008

% Moisture: _____ decanted: (Y/N) N Date Extracted: 04/25/2008

Concentrated Extract Volume: 1000 (uL) Date Analyzed: 04/26/2008

Injection Volume: 1.00 (uL) Dilution Factor: 1.00

GPC Cleanup: (Y/N) N pH: 6.0

Number TICs found: 17 CONCENTRATION UNITS: (ug/L or ug/Kg) UG/L

	CAS NO.	Compound Name	RT	Est. Conc.	Q
1.	111-84-2	NONANE	4.28	42	JN
2.	98-82-8	BENZENE, (1-METHYLETHYL)-	4.62	63	JN
3.	620-14-4	BENZENE, 1-ETHYL-3-METHYL-	5.07	280	JN
4.	611-14-3	BENZENE, 1-ETHYL-2-METHYL-	5.11	130	JN
5.		UNKNOWN BENZENE DERIVATIVE	5.17	370	J
6.	872-05-9	1-DECENE	5.39	34	JN
7.	108-67-8	BENZENE, 1,3,5-TRIMETHYL-	5.47	850	JN
8.	271-89-6	BENZOFURAN	5.50	240	JN
9.		UNKNOWN BENZENE DERIVATIVE	5.76	170	J
10.		UNKNOWN BENZENE DERIVATIVE	5.92	520	J
11.	95-13-6	INDENE	6.03	490	JN
12.	1120-21-4	UNDECANE	6.50	76	JN
13.		UNKNOWN NAPHTHALENE DERIVATI	8.99	36	J
14.		UNKNOWN NAPHTHALENE DERIVATI	9.17	75	J
15.		UNKNOWN NAPHTHALENE DERIVATI	9.21	46	J
16.		UNKNOWN NAPHTHALENE DERIVATI	9.32	38	J
17.		UNKNOWN	11.94	44	J

METHOD 8270 - TCL SEMI-VOLATILE ORGANICS
TENTATIVELY IDENTIFIED COMPOUNDS

Client No.

EW-5-0408 D2

Lab Name: TestAmerica Laborat Contract: _____

Lab Code: RECNY Case No.: _____ SAS No.: _____ SDG No.: 4346

Matrix: (soil/water) WATER Lab Sample ID: A8443109D2

Sample wt/vol: 1040.0 (g/mL) ML Lab File ID: V28260.RR

Level: (low/med) LOW Date Samp/Recv: 04/23/2008 04/23/2008

% Moisture: _____ decanted: (Y/N) N Date Extracted: 04/25/2008

Concentrated Extract Volume: 1000 (uL) Date Analyzed: 05/03/2008

Injection Volume: 1.00 (uL) Dilution Factor: 100.00

GPC Cleanup: (Y/N) N pH: 6.0

Number TICs found: 5

CONCENTRATION UNITS:
(ug/L or ug/Kg) UG/L

	CAS NO.	Compound Name	RT	Est. Conc.	Q
1.		UNKNOWN BENZENE DERIVATIVE	5.09	430	J
2.	108-67-8	BENZENE, 1,3,5-TRIMETHYL-	5.39	1100	JN
3.	766-90-5	CIS-.BETA.-METHYLSTYRENE	5.85	650	JN
4.		UNKNOWN BENZENE DERIVATIVE	5.96	580	J
5.		UNKNOWN	8.36	630	J

METHOD 8270 - TCL SEMI-VOLATILE ORGANICS
TENTATIVELY IDENTIFIED COMPOUNDS

Client No.

EW-5-0408DL

Lab Name: TestAmerica Laborat Contract: _____

Lab Code: RECNY Case No.: _____ SAS No.: _____ SDG No.: 4346

Matrix: (soil/water) WATER Lab Sample ID: A8443109DL

Sample wt/vol: 1040.0 (g/mL) ML Lab File ID: V28212.RR

Level: (low/med) LOW Date Samp/Recv: 04/23/2008 04/23/2008

% Moisture: _____ decanted: (Y/N) N Date Extracted: 04/25/2008

Concentrated Extract Volume: 1000 (uL) Date Analyzed: 05/01/2008

Injection Volume: 1.00 (uL) Dilution Factor: 20.00

GPC Cleanup: (Y/N) N pH: 6.0

Number TICs found: 18 CONCENTRATION UNITS: (ug/L or ug/Kg) UG/L

CAS NO.	Compound Name	RT	Est. Conc.	Q
1. 611-14-3	BENZENE, 1-ETHYL-2-METHYL-	5.01	330	JN
2. 611-14-3	BENZENE, 1-ETHYL-2-METHYL-	5.05	150	JN
3. 108-67-8	BENZENE, 1,3,5-TRIMETHYL-	5.11	440	JN
4. 526-73-8	BENZENE, 1,2,3-TRIMETHYL-	5.40	1100	JN
5. 271-89-6	BENZOFURAN	5.44	270	JN
6. 620-14-4	BENZENE, 1-ETHYL-3-METHYL-	5.71	170	JN
7. 496-11-7	INDANE	5.86	630	JN
8. 95-13-6	INDENE	5.97	610	JN
9. 934-74-7	BENZENE, 1-ETHYL-3,5-DIMETHY	6.07	130	JN
10. 17059-52-8	BENZOFURAN,7-METHYL-	6.49	93	JN
11. 17059-52-8	BENZOFURAN,7-METHYL-	6.56	240	JN
12. 767-58-8	INDAN, 1-METHYL-	6.97	160	JN
13. 270-63-3	CYCLOPENTA[C]THIAPYRAN	7.40	200	JN
14. 90-12-0	NAPHTHALENE, 1-METHYL-	8.36	600	JN
15. 92-52-4	BIPHENYL	8.84	170	JN
16. 582-16-1	NAPHTHALENE, 2,7-DIMETHYL-	9.05	160	JN
17. 581-40-8	NAPHTHALENE, 2,3-DIMETHYL-	9.14	160	JN
18. 575-43-9	NAPHTHALENE, 1,6-DIMETHYL-	9.17	90	JN

METHOD 8270 - TCL SEMI-VOLATILE ORGANICS
TENTATIVELY IDENTIFIED COMPOUNDS

Client No.

FB-1-0408

Lab Name: TestAmerica Laborat Contract: _____

Lab Code: RECNY Case No.: _____ SAS No.: _____ SDG No.: 4346

Matrix: (soil/water) WATER Lab Sample ID: A8454704

Sample wt/vol: 1010.0 (g/mL) ML Lab File ID: X23631.RR

Level: (low/med) LOW Date Samp/Recv: 04/25/2008 04/25/2008

% Moisture: _____ decanted: (Y/N) N Date Extracted: 04/28/2008

Concentrated Extract Volume: 1000 (uL) Date Analyzed: 05/06/2008

Injection Volume: 1.00 (uL) Dilution Factor: 1.00

GPC Cleanup: (Y/N) N pH: 4.0

Number TICs found: 11

CONCENTRATION UNITS:
(ug/L or ug/Kg) UG/L

	CAS NO.	Compound Name	RT	Est. Conc.	Q
1.		UNKNOWN PROPANOL DERIVATIVE	12.31	14	J
2.		UNKNOWN PROPANOL DERIVATIVE	12.99	5	J
3.		UNKNOWN	13.01	5	J
4.		UNKNOWN PROPANOL DERIVATIVE	13.12	15	J
5.		UNKNOWN	13.71	9	J
6.		UNKNOWN	13.73	7	BJ
7.		UNKNOWN	14.38	5	J
8.		UNKNOWN	14.40	11	J
9.		UNKNOWN	14.44	9	BJ
10.		UNKNOWN	15.14	5	J
11.		UNKNOWN	15.17	6	J

METHOD 8270 - TCL SEMI-VOLATILE ORGANICS
TENTATIVELY IDENTIFIED COMPOUNDS

Client No.

ICM-101-0408

Lab Name: TestAmerica Laborat Contract: _____

Lab Code: RECNY Case No.: _____ SAS No.: _____ SDG No.: 4346

Matrix: (soil/water) WATER Lab Sample ID: A8434602

Sample wt/vol: 1030.0 (g/mL) ML Lab File ID: V28059.RR

Level: (low/med) LOW Date Samp/Recv: 04/22/2008 04/22/2008

% Moisture: _____ decanted: (Y/N) N Date Extracted: 04/23/2008

Concentrated Extract Volume: 1000 (uL) Date Analyzed: 04/24/2008

Injection Volume: 1.00 (uL) Dilution Factor: 20.00

GPC Cleanup: (Y/N) N pH: 6.0

Number TICs found: 3

CONCENTRATION UNITS:
(ug/L or ug/Kg) UG/L

CAS NO.	Compound Name	RT	Est. Conc.	Q
1.	AROMATIC DERIVATIVE	6.30	1000	J
2.	CHLOROANILINE ISOMER	6.85	420	J
3.	DIMETHYLBENZENAMINE ISOMER	7.18	420	J

METHOD 8270 - TCL SEMI-VOLATILE ORGANICS
TENTATIVELY IDENTIFIED COMPOUNDS

Client No.

ICM-101-0408 DL

Lab Name: TestAmerica Laborat Contract: _____

Lab Code: RECNY Case No.: _____ SAS No.: _____ SDG No.: 4346

Matrix: (soil/water) WATER Lab Sample ID: A8434602DL

Sample wt/vol: 1030.0 (g/mL) ML Lab File ID: V28141.RR

Level: (low/med) LOW Date Samp/Recv: 04/22/2008 04/22/2008

% Moisture: _____ decanted: (Y/N) N Date Extracted: 04/23/2008

Concentrated Extract Volume: 1000 (uL) Date Analyzed: 04/28/2008

Injection Volume: 1.00 (uL) Dilution Factor: 800.00

GPC Cleanup: (Y/N) N pH: 6.0

Number TICs found: 0 CONCENTRATION UNITS: (ug/L or ug/Kg) UG/L

CAS NO.	Compound Name	RT	Est. Conc.	Q

METHOD 8270 - TCL SEMI-VOLATILE ORGANICS
TENTATIVELY IDENTIFIED COMPOUNDS

Client No.

ICM-102-0408

Lab Name: TestAmerica Laborat Contract: _____

Lab Code: RECNY Case No.: _____ SAS No.: _____ SDG No.: 4346

Matrix: (soil/water) WATER Lab Sample ID: A8434604

Sample wt/vol: 1040.0 (g/mL) ML Lab File ID: V28061.RR

Level: (low/med) LOW Date Samp/Recv: 04/22/2008 04/22/2008

% Moisture: _____ decanted: (Y/N) N Date Extracted: 04/23/2008

Concentrated Extract Volume: 1000 (uL) Date Analyzed: 04/24/2008

Injection Volume: 1.00 (uL) Dilution Factor: 20.00

GPC Cleanup: (Y/N) N pH: 6.0

Number TICs found: 1

CONCENTRATION UNITS:
(ug/L or ug/Kg) UG/L

CAS NO.	Compound Name	RT	Est. Conc.	Q
1.	AROMATIC DERIVATIVE	9.99	180	J

METHOD 8270 - TCL SEMI-VOLATILE ORGANICS
TENTATIVELY IDENTIFIED COMPOUNDS

Client No.

ICM-103-0408

Lab Name: TestAmerica Laborat Contract: _____

Lab Code: RECNY Case No.: _____ SAS No.: _____ SDG No.: 4346

Matrix: (soil/water) WATER Lab Sample ID: A8434603

Sample wt/vol: 1040.0 (g/mL) ML Lab File ID: V28060.RR

Level: (low/med) LOW Date Samp/Recv: 04/22/2008 04/22/2008

% Moisture: _____ decanted: (Y/N) N Date Extracted: 04/23/2008

Concentrated Extract Volume: 1000 (uL) Date Analyzed: 04/24/2008

Injection Volume: 1.00 (uL) Dilution Factor: 20.00

GPC Cleanup: (Y/N) N pH: 6.0

Number TICs found: 0

CONCENTRATION UNITS:
(ug/L or ug/Kg) UG/L

CAS NO.	Compound Name	RT	Est. Conc.	Q

METHOD 8270 - TCL SEMI-VOLATILE ORGANICS
TENTATIVELY IDENTIFIED COMPOUNDS

Client No.

ICM-104-0408

Lab Name: TestAmerica Laborat Contract: _____

Lab Code: RECNY Case No.: _____ SAS No.: _____ SDG No.: 4346

Matrix: (soil/water) WATER Lab Sample ID: A8443104

Sample wt/vol: 1040.0 (g/mL) ML Lab File ID: V28128.RR

Level: (low/med) LOW Date Samp/Recv: 04/22/2008 04/23/2008

% Moisture: _____ decanted: (Y/N) N Date Extracted: 04/25/2008

Concentrated Extract Volume: 1000 (uL) Date Analyzed: 04/26/2008

Injection Volume: 1.00 (uL) Dilution Factor: 1.00

GPC Cleanup: (Y/N) N pH: 10.0

Number TICs found: 7

CONCENTRATION UNITS:
(ug/L or ug/Kg) UG/L

	CAS NO.	Compound Name	RT	Est. Conc.	Q
1.		UNKNOWN ACID	5.04	120	J
2.	100-61-8	ANILINE, N-METHYL-	6.21	46	JN
3.		UNKNOWN	6.27	160	J
4.	90-12-0	NAPHTHALENE, 1-METHYL-	8.39	36	JN
5.	134-32-7	1-NAPHTHALENAMINE	10.00	870	JN
6.	91-59-8	2-NAPHTHALENAMINE	10.08	290	JN
7.		UNKNOWN	12.03	13	J

METHOD 8270 - TCL SEMI-VOLATILE ORGANICS
TENTATIVELY IDENTIFIED COMPOUNDS

Client No.

ICM-104-0408DL

Lab Name: TestAmerica Laborat Contract: _____

Lab Code: RECNY Case No.: _____ SAS No.: _____ SDG No.: 4346

Matrix: (soil/water) WATER Lab Sample ID: A8443104DL

Sample wt/vol: 1040.0 (g/mL) ML Lab File ID: V28208.RR

Level: (low/med) LOW Date Samp/Recv: 04/22/2008 04/23/2008

% Moisture: _____ decanted: (Y/N) N Date Extracted: 04/25/2008

Concentrated Extract Volume: 1000 (uL) Date Analyzed: 05/01/2008

Injection Volume: 1.00 (uL) Dilution Factor: 20.00

GPC Cleanup: (Y/N) N pH: 10.0

Number TICs found: 4

CONCENTRATION UNITS:
(ug/L or ug/Kg) UG/L

CAS NO.	Compound Name	RT	Est. Conc.	Q
1.	UNKNOWN	4.69	92	J
2. 95-53-4	O-TOLUIDINE	6.23	170	JN
3. 134-32-7	1-NAPHTHALENAMINE	9.93	1200	JN
4. 91-59-8	2-NAPHTHALENAMINE	10.03	330	JN

METHOD 8270 - TCL SEMI-VOLATILE ORGANICS
TENTATIVELY IDENTIFIED COMPOUNDS

Client No.

ICM-105-0408

Lab Name: TestAmerica Laborat Contract: _____

Lab Code: RECNY Case No.: _____ SAS No.: _____ SDG No.: 4346

Matrix: (soil/water) WATER Lab Sample ID: A8443111

Sample wt/vol: 1010.0 (g/mL) ML Lab File ID: V28135.RR

Level: (low/med) LOW Date Samp/Recv: 04/23/2008 04/23/2008

% Moisture: _____ decanted: (Y/N) N Date Extracted: 04/25/2008

Concentrated Extract Volume: 1000 (uL) Date Analyzed: 04/26/2008

Injection Volume: 1.00 (uL) Dilution Factor: 1.00

GPC Cleanup: (Y/N) N pH: 6.0

Number TICs found: 1

CONCENTRATION UNITS:
(ug/L or ug/Kg) UG/L

CAS NO.	Compound Name	RT	Est. Conc.	Q
1. 111-06-8	HEXADECANOIC ACID, BUTYL EST	12.72	11	JN

METHOD 8270 - TCL SEMI-VOLATILE ORGANICS
TENTATIVELY IDENTIFIED COMPOUNDS

Client No.

R-01-0408

Lab Name: TestAmerica Laborat Contract: _____

Lab Code: RECNY Case No.: _____ SAS No.: _____ SDG No.: 4346

Matrix: (soil/water) WATER Lab Sample ID: A8451515

Sample wt/vol: 1000.0 (g/mL) ML Lab File ID: X23449.RR

Level: (low/med) LOW Date Samp/Recv: 04/24/2008 04/24/2008

% Moisture: _____ decanted: (Y/N) N Date Extracted: 04/25/2008

Concentrated Extract Volume: 1000 (uL) Date Analyzed: 04/29/2008

Injection Volume: 1.00 (uL) Dilution Factor: 1.00

GPC Cleanup: (Y/N) N pH: 6.0

Number TICs found: 8 CONCENTRATION UNITS: (ug/L or ug/Kg) UG/L

CAS NO.	Compound Name	RT	Est. Conc.	Q
1.	UNKNOWN PROPANOL DERIVATIVE	12.36	8	J
2.	UNKNOWN	13.17	11	BJ
3.	UNKNOWN	13.19	14	J
4.	UNKNOWN	13.76	6	J
5.	UNKNOWN	13.78	5	J
6.	UNKNOWN	13.90	20	BJ
7.	UNKNOWN	14.47	14	BJ
8.	UNKNOWN	14.50	6	BJ

METHOD 8270 - TCL SEMI-VOLATILE ORGANICS
TENTATIVELY IDENTIFIED COMPOUNDS

Client No.

RFI-17-0408

Lab Name: TestAmerica Laborat Contract: _____

Lab Code: RECNY Case No.: _____ SAS No.: _____ SDG No.: 4346

Matrix: (soil/water) WATER Lab Sample ID: A8454703

Sample wt/vol: 990.00 (g/mL) ML Lab File ID: X23628.RR

Level: (low/med) LOW Date Samp/Recv: 04/25/2008 04/25/2008

% Moisture: _____ decanted: (Y/N) N Date Extracted: 04/28/2008

Concentrated Extract Volume: 1000 (uL) Date Analyzed: 05/06/2008

Injection Volume: 1.00 (uL) Dilution Factor: 1.00

GPC Cleanup: (Y/N) N pH: 6.0

Number TICs found: 20 CONCENTRATION UNITS: (ug/L or ug/Kg) UG/L

	CAS NO.	Compound Name	RT	Est. Conc.	Q
1.		UNKNOWN	6.10	4	J
2.		UNKNOWN	7.58	4	J
3.		UNKNOWN	7.96	9	J
4.		UNKNOWN	8.03	12	J
5.		UNKNOWN	8.39	21	J
6.		UNKNOWN	8.51	16	J
7.		UNKNOWN	8.61	9	J
8.		UNKNOWN	8.63	14	J
9.		UNKNOWN	8.78	9	J
10.		UNKNOWN	8.84	18	J
11.		UNKNOWN	8.87	6	J
12.		UNKNOWN	8.91	14	J
13.		UNKNOWN	8.95	5	J
14.		UNKNOWN	8.97	13	J
15.		UNKNOWN	9.02	5	J
16.		UNKNOWN	9.89	11	J
17.		UNKNOWN	10.18	5	J
18.		UNKNOWN	10.67	7	J
19.		UNKNOWN	13.13	8	J
20.	112-84-5	13-DOCOSENAMIDE, (Z)-	14.19	8	BJN

METHOD 8270 - TCL SEMI-VOLATILE ORGANICS
TENTATIVELY IDENTIFIED COMPOUNDS

Client No.

RFI-18-0408

Lab Name: TestAmerica Laborat Contract: _____

Lab Code: RECNY Case No.: _____ SAS No.: _____ SDG No.: 4346

Matrix: (soil/water) WATER Lab Sample ID: A8434607

Sample wt/vol: 1040.0 (g/mL) ML Lab File ID: V28064.RR

Level: (low/med) LOW Date Samp/Recv: 04/22/2008 04/22/2008

% Moisture: _____ decanted: (Y/N) N Date Extracted: 04/23/2008

Concentrated Extract Volume: 1000 (uL) Date Analyzed: 04/24/2008

Injection Volume: 1.00 (uL) Dilution Factor: 1.00

GPC Cleanup: (Y/N) N pH: 6.0

Number TICs found: 6

CONCENTRATION UNITS:
(ug/L or ug/Kg) UG/L

CAS NO.	Compound Name	RT	Est. Conc.	Q
1.	DICHLOROBENZOIC ACID ISOMER	9.79	110	J
2. 4789-09-7	2-PIPERIDINONE, 1-PHENYL-	10.94	8	JN
3.	UNKNOWN	13.43	4	BJ
4.	UNKNOWN	14.04	5	BJ
5.	UNKNOWN	14.16	5	J
6.	UNKNOWN	14.91	4	J

METHOD 8270 - TCL SEMI-VOLATILE ORGANICS
TENTATIVELY IDENTIFIED COMPOUNDS

Client No.

RFI-19D-0408

Lab Name: TestAmerica Laborat Contract: _____

Lab Code: RECNY Case No.: _____ SAS No.: _____ SDG No.: 4346

Matrix: (soil/water) WATER Lab Sample ID: A8434608

Sample wt/vol: 1030.0 (g/mL) ML Lab File ID: V28065.RR

Level: (low/med) LOW Date Samp/Recv: 04/22/2008 04/22/2008

% Moisture: _____ decanted: (Y/N) N Date Extracted: 04/23/2008

Concentrated Extract Volume: 1000 (uL) Date Analyzed: 04/24/2008

Injection Volume: 1.00 (uL) Dilution Factor: 1.00

GPC Cleanup: (Y/N) N pH: 11.0

Number TICs found: 4

CONCENTRATION UNITS:
(ug/L or ug/Kg) UG/L

CAS NO.	Compound Name	RT	Est. Conc.	Q
1.	UNKNOWN	13.45	12	BJ
2.	UNKNOWN	14.04	7	BJ
3.	UNKNOWN	14.15	11	J
4.	UNKNOWN	14.74	4	BJ

METHOD 8270 - TCL SEMI-VOLATILE ORGANICS
TENTATIVELY IDENTIFIED COMPOUNDS

Client No.

RFI-20-0408

Lab Name: TestAmerica Laborat Contract: _____

Lab Code: RECNY Case No.: _____ SAS No.: _____ SDG No.: 4346

Matrix: (soil/water) WATER Lab Sample ID: A8451511

Sample wt/vol: 1020.0 (g/mL) ML Lab File ID: X23445.RR

Level: (low/med) LOW Date Samp/Recv: 04/24/2008 04/24/2008

% Moisture: _____ decanted: (Y/N) N Date Extracted: 04/25/2008

Concentrated Extract Volume: 1000 (uL) Date Analyzed: 04/29/2008

Injection Volume: 1.00 (uL) Dilution Factor: 1.00

GPC Cleanup: (Y/N) N pH: 6.0

Number TICs found: 7

CONCENTRATION UNITS:
(ug/L or ug/Kg) UG/L

CAS NO.	Compound Name	RT	Est. Conc.	Q
1.	AROMATIC DERIVATIVE	10.02	10	J
2.	UNKNOWN	12.36	7	J
3.	UNKNOWN	13.17	7	BJ
4.	UNKNOWN	13.19	14	BJ
5.	UNKNOWN	13.79	18	J
6.	UNKNOWN	13.91	27	BJ
7.	UNKNOWN	14.47	12	BJ

METHOD 8270 - TCL SEMI-VOLATILE ORGANICS
TENTATIVELY IDENTIFIED COMPOUNDS

Client No.

RFI-22-0408

Lab Name: TestAmerica Laborat Contract: _____

Lab Code: RECNY Case No.: _____ SAS No.: _____ SDG No.: 4346

Matrix: (soil/water) WATER Lab Sample ID: A8443101

Sample wt/vol: 1020.0 (g/mL) ML Lab File ID: V28123.RR

Level: (low/med) LOW Date Samp/Recv: 04/23/2008 04/23/2008

% Moisture: _____ decanted: (Y/N) N Date Extracted: 04/25/2008

Concentrated Extract Volume: 1000 (uL) Date Analyzed: 04/26/2008

Injection Volume: 1.00 (uL) Dilution Factor: 1.00

GPC Cleanup: (Y/N) N pH: 6.0

Number TICs found: 7 CONCENTRATION UNITS: (ug/L or ug/Kg) UG/L

CAS NO.	Compound Name	RT	Est. Conc.	Q
1.	BENZOFURAN, 2-METHL	6.65	7	J
2.	1,4-BEZENEDIAMINE, N,N-DIMET	8.69	79	J
3.	UNKNOWN	12.04	4	J
4.	1H-BENZ[DE}]ISOQUINOLINE-1,3	12.59	9	J
5.	PHENOL, 4,4'-(1-METHYLETHYLE	12.80	4	J
6.	9(10H)-ACRIDINONE	13.42	18	J
7.	UNKNOWN	14.35	5	J

METHOD 8270 - TCL SEMI-VOLATILE ORGANICS
TENTATIVELY IDENTIFIED COMPOUNDS

Client No.

RFI-24-0408

Lab Name: TestAmerica Laborat Contract: _____

Lab Code: RECNY Case No.: _____ SAS No.: _____ SDG No.: 4346

Matrix: (soil/water) WATER Lab Sample ID: A8443110

Sample wt/vol: 1020.0 (g/mL) ML Lab File ID: V28134.RR

Level: (low/med) LOW Date Samp/Recv: 04/23/2008 04/23/2008

% Moisture: _____ decanted: (Y/N) N Date Extracted: 04/25/2008

Concentrated Extract Volume: 1000 (uL) Date Analyzed: 04/26/2008

Injection Volume: 1.00 (uL) Dilution Factor: 1.00

GPC Cleanup: (Y/N) N pH: 10.0

Number TICs found: 10

CONCENTRATION UNITS:
(ug/L or ug/Kg) UG/L

	CAS NO.	Compound Name	RT	Est. Conc.	Q
1.		UNKNOWN	4.20	14	J
2.		UNKNOWN ACID	4.97	33	J
3.	100-61-8	ANILINE- N-METHYL-	6.22	44	JN
4.	90-12-0	NAPHTHALENE, 1-METHYL-	8.39	14	JN
5.		UNKNOWN	9.70	13	J
6.	134-32-7	1-NAPHTHALENAMINE	9.97	200	JN
7.	91-59-8	2-NAPHTHALENAMINE	10.07	61	JN
8.		UNKNOWN	12.01	12	J
9.		UNKNOWN	12.04	24	J
10.		UNKNOWN	14.01	10	J

METHOD 8270 - TCL SEMI-VOLATILE ORGANICS
TENTATIVELY IDENTIFIED COMPOUNDS

Client No.

RFI-24-0408DL

Lab Name: TestAmerica Laborat Contract: _____

Lab Code: RECNY Case No.: _____ SAS No.: _____ SDG No.: 4346

Matrix: (soil/water) WATER Lab Sample ID: A8443110DL

Sample wt/vol: 1020.0 (g/mL) ML Lab File ID: V28213.RR

Level: (low/med) LOW Date Samp/Recv: 04/23/2008 04/23/2008

% Moisture: _____ decanted: (Y/N) N Date Extracted: 04/25/2008

Concentrated Extract Volume: 1000 (uL) Date Analyzed: 05/01/2008

Injection Volume: 1.00 (uL) Dilution Factor: 20.00

GPC Cleanup: (Y/N) N pH: 10.0

Number TICs found: 2

CONCENTRATION UNITS:
(ug/L or ug/Kg) UG/L

CAS NO.	Compound Name	RT	Est. Conc.	Q
1. 106-49-0	P-AMINOTOLUENE	6.23	120	JN
2. 91-59-8	2-NAPHTHALENAMINE	9.93	140	JN

METHOD 8270 - TCL SEMI-VOLATILE ORGANICS
TENTATIVELY IDENTIFIED COMPOUNDS

Client No.

RFI-25-0408

Lab Name: TestAmerica Laborat Contract: _____

Lab Code: RECNY Case No.: _____ SAS No.: _____ SDG No.: 4346

Matrix: (soil/water) WATER Lab Sample ID: A8434605

Sample wt/vol: 1040.0 (g/mL) ML Lab File ID: V28062.RR

Level: (low/med) LOW Date Samp/Recv: 04/22/2008 04/22/2008

% Moisture: _____ decanted: (Y/N) N Date Extracted: 04/23/2008

Concentrated Extract Volume: 1000 (uL) Date Analyzed: 04/24/2008

Injection Volume: 1.00 (uL) Dilution Factor: 20.00

GPC Cleanup: (Y/N) N pH: 6.0

Number TICs found: 0

CONCENTRATION UNITS:
(ug/L or ug/Kg) UG/L

CAS NO.	Compound Name	RT	Est. Conc.	Q

METHOD 8270 - TCL SEMI-VOLATILE ORGANICS
TENTATIVELY IDENTIFIED COMPOUNDS

Client No.

RFI-27-0408

Lab Name: TestAmerica Laborat Contract: _____

Lab Code: RECNY Case No.: _____ SAS No.: _____ SDG No.: 4346

Matrix: (soil/water) WATER Lab Sample ID: A8451505

Sample wt/vol: 1000.0 (g/mL) ML Lab File ID: X23439.RR

Level: (low/med) LOW Date Samp/Recv: 04/23/2008 04/24/2008

% Moisture: _____ decanted: (Y/N) N Date Extracted: 04/25/2008

Concentrated Extract Volume: 1000 (uL) Date Analyzed: 04/29/2008

Injection Volume: 1.00 (uL) Dilution Factor: 1.00

GPC Cleanup: (Y/N) N pH: 6.0

Number TICs found: 6

CONCENTRATION UNITS:
(ug/L or ug/Kg) UG/L

CAS NO.	Compound Name	RT	Est. Conc.	Q
1.	UNKNOWN	13.19	14	BJ
2.	UNKNOWN	13.79	8	J
3.	UNKNOWN	13.90	4	BJ
4.	UNKNOWN	14.12	7	BJ
5.	UNKNOWN	14.47	8	BJ
6.	UNKNOWN	14.50	4	BJ

METHOD 8270 - TCL SEMI-VOLATILE ORGANICS
TENTATIVELY IDENTIFIED COMPOUNDS

Client No.

RFI-28-0408

Lab Name: TestAmerica Laborat Contract: _____

Lab Code: RECNY Case No.: _____ SAS No.: _____ SDG No.: 4346

Matrix: (soil/water) WATER Lab Sample ID: A8451510

Sample wt/vol: 1020.0 (g/mL) ML Lab File ID: X23564.RR

Level: (low/med) LOW Date Samp/Recv: 04/24/2008 04/24/2008

% Moisture: _____ decanted: (Y/N) N Date Extracted: 04/25/2008

Concentrated Extract Volume: 1000 (uL) Date Analyzed: 05/03/2008

Injection Volume: 1.00 (uL) Dilution Factor: 1.00

GPC Cleanup: (Y/N) N pH: 6.0

Number TICs found: 18 CONCENTRATION UNITS: (ug/L or ug/Kg) UG/L

	CAS NO.	Compound Name	RT	Est. Conc.	Q
1.		UNKNOWN BENZENAMINE DERIVATI	7.27	6	J
2.		UNKNOWN BENZENAMINE DERIVATI	7.76	7	J
3.		UNKNOWN BENZENAMINE DERIVATI	8.15	48	J
4.		UNKNOWN	8.45	8	J
5.	130-15-4	1,4-NAPHTHALENEDIONE	9.05	8	JN
6.		NAPHTHALENAMINE ISOMER	9.85	410	J
7.		NAPHTHALENAMINE ISOMER	9.92	11	J
8.	90-41-5	[1,1'-BIPHENYL]-2-AMINE	10.10	8	JN
9.		UNKNOWN	10.50	5	J
10.		UNKNOWN	11.29	7	J
11.		UNKNOWN	11.80	5	J
12.		UNKNOWN	12.73	6	J
13.		UNKNOWN	13.13	6	J
14.		UNKNOWN	13.15	8	J
15.	3899-93-2	TOLUENE-4-SULFONIC ACID 4-AM	13.20	12	JN
16.		UNKNOWN	13.58	14	J
17.		AROMATIC DERIVATIVE	13.66	56	J
18.	602-09-5	[1,1,-BINAPHTHALENE]-2,2'-DI	13.85	33	JN

METHOD 8270 - TCL SEMI-VOLATILE ORGANICS
TENTATIVELY IDENTIFIED COMPOUNDS

Client No.

RFI-29-0408

Lab Name: TestAmerica Laborat Contract: _____

Lab Code: RECNY Case No.: _____ SAS No.: _____ SDG No.: 4346

Matrix: (soil/water) WATER Lab Sample ID: A8451513

Sample wt/vol: 1060.0 (g/mL) ML Lab File ID: X23447.RR

Level: (low/med) LOW Date Samp/Recv: 04/24/2008 04/24/2008

% Moisture: _____ decanted: (Y/N) N Date Extracted: 04/25/2008

Concentrated Extract Volume: 1000 (uL) Date Analyzed: 04/29/2008

Injection Volume: 1.00 (uL) Dilution Factor: 1.00

GPC Cleanup: (Y/N) N pH: 6.0

Number TICs found: 5

CONCENTRATION UNITS:
(ug/L or ug/Kg) UG/L

CAS NO.	Compound Name	RT	Est. Conc.	Q
1.	UNKNOWN	13.17	7	BJ
2.	UNKNOWN	13.76	4	J
3.	UNKNOWN	13.91	19	BJ
4.	UNKNOWN	14.47	5	BJ
5.	UNKNOWN	14.50	4	BJ

METHOD 8270 - TCL SEMI-VOLATILE ORGANICS
TENTATIVELY IDENTIFIED COMPOUNDS

Client No.

RFI-30-0408

Lab Name: TestAmerica Laborat Contract: _____

Lab Code: RECNY Case No.: _____ SAS No.: _____ SDG No.: 4346

Matrix: (soil/water) WATER Lab Sample ID: A8451506

Sample wt/vol: 1990.0 (g/mL) ML Lab File ID: X23440.RR

Level: (low/med) LOW Date Samp/Recv: 04/24/2008 04/24/2008

% Moisture: _____ decanted: (Y/N) N Date Extracted: 04/25/2008

Concentrated Extract Volume: 1000 (uL) Date Analyzed: 04/29/2008

Injection Volume: 1.00 (uL) Dilution Factor: 1.00

GPC Cleanup: (Y/N) N pH: 6.0

Number TICs found: 6

CONCENTRATION UNITS:
(ug/L or ug/Kg) UG/L

CAS NO.	Compound Name	RT	Est. Conc.	Q
1.	UNKNOWN	12.36	3	J
2.	UNKNOWN	13.20	10	BJ
3.	UNKNOWN	13.79	5	J
4.	UNKNOWN	13.91	5	BJ
5.	UNKNOWN	14.12	2	BJ
6.	UNKNOWN	14.47	5	BJ

METHOD 8270 - TCL SEMI-VOLATILE ORGANICS
TENTATIVELY IDENTIFIED COMPOUNDS

Client No.

RFI-32-0408

Lab Name: TestAmerica Laborat Contract: _____

Lab Code: RECNY Case No.: _____ SAS No.: _____ SDG No.: 4346

Matrix: (soil/water) WATER Lab Sample ID: A8451514

Sample wt/vol: 1035.0 (g/mL) ML Lab File ID: X23448.RR

Level: (low/med) LOW Date Samp/Recv: 04/24/2008 04/24/2008

% Moisture: _____ decanted: (Y/N) N Date Extracted: 04/25/2008

Concentrated Extract Volume: 1000 (uL) Date Analyzed: 04/29/2008

Injection Volume: 1.00 (uL) Dilution Factor: 1.00

GPC Cleanup: (Y/N) N pH: 6.0

Number TICs found: 20 CONCENTRATION UNITS: (ug/L or ug/Kg) UG/L

CAS NO.	Compound Name	RT	Est. Conc.	Q
1.	CHLOROPHENOL ISOMER	7.54	9	J
2.	UNKNOWN	9.39	39	J
3.	UNKNOWN	9.82	10	J
4.	UNKNOWN	9.92	26	J
5.	UNKNOWN	9.98	14	J
6.	UNKNOWN	10.04	13	J
7.	UNKNOWN	10.25	26	J
8.	UNKNOWN	10.27	41	J
9.	UNKNOWN	10.51	12	J
10.	UNKNOWN	10.63	24	J
11.	UNKNOWN	10.68	9	J
12.	UNKNOWN	10.73	78	J
13.	UNKNOWN	10.75	25	J
14.	UNKNOWN	11.64	9	J
15.	UNKNOWN	11.67	10	J
16.	UNKNOWN	12.36	10	J
17.	UNKNOWN	13.16	12	BJ
18.	UNKNOWN	13.19	18	BJ
19.	UNKNOWN	13.90	10	BJ
20.	UNKNOWN	14.47	14	BJ

METHOD 8270 - TCL SEMI-VOLATILE ORGANICS
TENTATIVELY IDENTIFIED COMPOUNDS

Client No.

RFI-34-0408

Lab Name: TestAmerica Laborat Contract: _____

Lab Code: RECNY Case No.: _____ SAS No.: _____ SDG No.: 4346

Matrix: (soil/water) WATER Lab Sample ID: A8451512

Sample wt/vol: 1035.0 (g/mL) ML Lab File ID: X23446.RR

Level: (low/med) LOW Date Samp/Recv: 04/24/2008 04/24/2008

% Moisture: _____ decanted: (Y/N) N Date Extracted: 04/25/2008

Concentrated Extract Volume: 1000 (uL) Date Analyzed: 04/29/2008

Injection Volume: 1.00 (uL) Dilution Factor: 1.00

GPC Cleanup: (Y/N) N pH: 6.0

Number TICs found: 4

CONCENTRATION UNITS:
(ug/L or ug/Kg) UG/L

CAS NO.	Compound Name	RT	Est. Conc.	Q
1.	UNKNOWN	9.61	190	J
2. 31158-91-5	HEXADECANOIC ACID, 1,1-DIMET	12.51	25	JN
3.	UNKNOWN	13.12	36	J
4.	UNKNOWN	13.19	14	BJ

METHOD 8270 - TCL SEMI-VOLATILE ORGANICS
TENTATIVELY IDENTIFIED COMPOUNDS

Client No.

RFI-35-0408

Lab Name: TestAmerica Laborat Contract: _____

Lab Code: RECNY Case No.: _____ SAS No.: _____ SDG No.: 4346

Matrix: (soil/water) WATER Lab Sample ID: A8434606

Sample wt/vol: 1040.0 (g/mL) ML Lab File ID: V28063.RR

Level: (low/med) LOW Date Samp/Recv: 04/22/2008 04/22/2008

% Moisture: _____ decanted: (Y/N) N Date Extracted: 04/23/2008

Concentrated Extract Volume: 1000 (uL) Date Analyzed: 04/24/2008

Injection Volume: 1.00 (uL) Dilution Factor: 1.00

GPC Cleanup: (Y/N) N pH: 6.0

Number TICs found: 2

CONCENTRATION UNITS:
(ug/L or ug/Kg) UG/L

CAS NO.	Compound Name	RT	Est. Conc.	Q
1.	DICHLOROBENZOIC ACID ISOMER	9.77	39	J
2.	UNKNOWN	13.45	8	BJ

METHOD 8270 - TCL SEMI-VOLATILE ORGANICS
TENTATIVELY IDENTIFIED COMPOUNDS

Client No.

RFI-36-0408

Lab Name: TestAmerica Laborat Contract: _____

Lab Code: RECNY Case No.: _____ SAS No.: _____ SDG No.: 4346

Matrix: (soil/water) WATER Lab Sample ID: A8451507

Sample wt/vol: 1060.0 (g/mL) ML Lab File ID: X23441.RR

Level: (low/med) LOW Date Samp/Recv: 04/24/2008 04/24/2008

% Moisture: _____ decanted: (Y/N) N Date Extracted: 04/25/2008

Concentrated Extract Volume: 1000 (uL) Date Analyzed: 04/29/2008

Injection Volume: 1.00 (uL) Dilution Factor: 1.00

GPC Cleanup: (Y/N) N pH: 6.0

Number TICs found: 7 CONCENTRATION UNITS: (ug/L or ug/Kg) UG/L

CAS NO.	Compound Name	RT	Est. Conc.	Q
1.	UNKNOWN	12.36	4	J
2.	UNKNOWN	13.19	23	BJ
3.	UNKNOWN	13.76	4	J
4.	UNKNOWN	13.79	4	J
5.	UNKNOWN	13.90	22	BJ
6.	UNKNOWN	14.12	4	BJ
7.	UNKNOWN	14.47	12	BJ

METHOD 8270 - TCL SEMI-VOLATILE ORGANICS
TENTATIVELY IDENTIFIED COMPOUNDS

Client No.

RFI-39-0408

Lab Name: TestAmerica Laborat Contract: _____

Lab Code: RECNY Case No.: _____ SAS No.: _____ SDG No.: 4346

Matrix: (soil/water) WATER Lab Sample ID: A8443103

Sample wt/vol: 1015.0 (g/mL) ML Lab File ID: V28143.RR

Level: (low/med) LOW Date Samp/Recv: 04/23/2008 04/23/2008

% Moisture: _____ decanted: (Y/N) N Date Extracted: 04/25/2008

Concentrated Extract Volume: 1000 (uL) Date Analyzed: 04/28/2008

Injection Volume: 1.00 (uL) Dilution Factor: 1.00

GPC Cleanup: (Y/N) N pH: 6.0

Number TICs found: 5

CONCENTRATION UNITS:
(ug/L or ug/Kg) UG/L

CAS NO.	Compound Name	RT	Est. Conc.	Q
1. 20170-32-5	3,5-DI-TERT-BUTYL-4-HYDROXYP	12.03	6	JN
2.	UNKNOWN	12.58	14	BJ
3.	UNKNOWN	14.01	10	J
4.	UNKNOWN	14.13	16	BJ
5.	UNKNOWN	14.70	5	BJ

METHOD 8270 - TCL SEMI-VOLATILE ORGANICS
TENTATIVELY IDENTIFIED COMPOUNDS

Client No.

RFI-43-0408

Lab Name: TestAmerica Laborat Contract: _____

Lab Code: RECNY Case No.: _____ SAS No.: _____ SDG No.: 4346

Matrix: (soil/water) WATER Lab Sample ID: A8454701

Sample wt/vol: 1020.0 (g/mL) ML Lab File ID: X23626.RR

Level: (low/med) LOW Date Samp/Recv: 04/25/2008 04/25/2008

% Moisture: _____ decanted: (Y/N) N Date Extracted: 04/28/2008

Concentrated Extract Volume: 1000 (uL) Date Analyzed: 05/06/2008

Injection Volume: 1.00 (uL) Dilution Factor: 1.00

GPC Cleanup: (Y/N) N pH: 6.0

Number TICs found: 9

CONCENTRATION UNITS:
(ug/L or ug/Kg) UG/L

CAS NO.	Compound Name	RT	Est. Conc.	Q
1.	UNKNOWN	12.18	6	J
2.	UNKNOWN	12.31	14	J
3.	UNKNOWN PROPANOL DERIVATIVE	13.12	12	J
4.	UNKNOWN	13.14	19	J
5.	AROMATIC DERIVATIVE	13.63	56	J
6.	UNKNOWN	13.71	6	J
7.	UNKNOWN	13.73	5	BJ
8.	UNKNOWN	13.85	8	J
9.	UNKNOWN	14.41	6	J

METHOD 8270 - TCL SEMI-VOLATILE ORGANICS
TENTATIVELY IDENTIFIED COMPOUNDS

Client No.

RFI-43R-0408

Lab Name: TestAmerica Laborat Contract: _____

Lab Code: RECNY Case No.: _____ SAS No.: _____ SDG No.: 4346

Matrix: (soil/water) WATER Lab Sample ID: A8454702

Sample wt/vol: 1035.0 (g/mL) ML Lab File ID: X23627.RR

Level: (low/med) LOW Date Samp/Recv: 04/25/2008 04/25/2008

% Moisture: _____ decanted: (Y/N) N Date Extracted: 04/28/2008

Concentrated Extract Volume: 1000 (uL) Date Analyzed: 05/06/2008

Injection Volume: 1.00 (uL) Dilution Factor: 1.00

GPC Cleanup: (Y/N) N pH: 6.0

Number TICs found: 7

CONCENTRATION UNITS:
(ug/L or ug/Kg) UG/L

CAS NO.	Compound Name	RT	Est. Conc.	Q
1.	UNKNOWN	12.31	12	J
2.	UNKNOWN	13.12	11	J
3.	UNKNOWN	13.71	5	J
4.	UNKNOWN	13.73	4	BJ
5.	UNKNOWN AMIDE	14.18	4	J
6.	UNKNOWN	14.41	7	J
7.	UNKNOWN	14.44	5	BJ

METHOD 8270 - TCL SEMI-VOLATILE ORGANICS
TENTATIVELY IDENTIFIED COMPOUNDS

Client No.

RFI-45-0408

Lab Name: TestAmerica Laborat Contract: _____

Lab Code: RECNY Case No.: _____ SAS No.: _____ SDG No.: 4346

Matrix: (soil/water) WATER Lab Sample ID: A8451504

Sample wt/vol: 1000.0 (g/mL) ML Lab File ID: X23438.RR

Level: (low/med) LOW Date Samp/Recv: 04/23/2008 04/24/2008

% Moisture: _____ decanted: (Y/N) N Date Extracted: 04/25/2008

Concentrated Extract Volume: 1000 (uL) Date Analyzed: 04/29/2008

Injection Volume: 1.00 (uL) Dilution Factor: 1.00

GPC Cleanup: (Y/N) N pH: 6.0

Number TICs found: 2 CONCENTRATION UNITS: (ug/L or ug/Kg) UG/L

CAS NO.	Compound Name	RT	Est. Conc.	Q
1.	UNKNOWN	13.20	7	BJ
2.	UNKNOWN	14.12	7	BJ

METHOD 8270 - TCL SEMI-VOLATILE ORGANICS
TENTATIVELY IDENTIFIED COMPOUNDS

Client No.

RFI-51-0408

Lab Name: TestAmerica Laborat Contract: _____

Lab Code: RECNY Case No.: _____ SAS No.: _____ SDG No.: 4346

Matrix: (soil/water) WATER Lab Sample ID: A8451508

Sample wt/vol: 1005.0 (g/mL) ML Lab File ID: X23442.RR

Level: (low/med) LOW Date Samp/Recv: 04/24/2008 04/24/2008

% Moisture: _____ decanted: (Y/N) N Date Extracted: 04/25/2008

Concentrated Extract Volume: 1000 (uL) Date Analyzed: 04/29/2008

Injection Volume: 1.00 (uL) Dilution Factor: 1.00

GPC Cleanup: (Y/N) N pH: 6.0

Number TICs found: 4 CONCENTRATION UNITS: (ug/L or ug/Kg) UG/L

CAS NO.	Compound Name	RT	Est. Conc.	Q
1.	UNKNOWN	13.19	22	BJ
2.	UNKNOWN	13.79	12	J
3.	UNKNOWN	13.91	8	BJ
4.	UNKNOWN	14.47	12	BJ

METHOD 8270 - TCL SEMI-VOLATILE ORGANICS
TENTATIVELY IDENTIFIED COMPOUNDS

Client No.

RFI-PZ-18-0408

Lab Name: TestAmerica Laborat Contract: _____

Lab Code: RECNY Case No.: _____ SAS No.: _____ SDG No.: 4346

Matrix: (soil/water) WATER Lab Sample ID: A8451509

Sample wt/vol: 985.00 (g/mL) ML Lab File ID: X23443.RR

Level: (low/med) LOW Date Samp/Recv: 04/24/2008 04/24/2008

% Moisture: _____ decanted: (Y/N) N Date Extracted: 04/25/2008

Concentrated Extract Volume: 1000 (uL) Date Analyzed: 04/29/2008

Injection Volume: 1.00 (uL) Dilution Factor: 1.00

GPC Cleanup: (Y/N) N pH: 6.0

Number TICs found: 3 CONCENTRATION UNITS: (ug/L or ug/Kg) UG/L

CAS NO.	Compound Name	RT	Est. Conc.	Q
1.	UNKNOWN	8.39	5	J
2.	UNKNOWN	8.52	6	J
3.	UNKNOWN	13.79	12	J

METHOD 8270 - TCL SEMI-VOLATILE ORGANICS
TENTATIVELY IDENTIFIED COMPOUNDS

Client No.

RFI-PZ-19-0408

Lab Name: TestAmerica Laborat Contract: _____

Lab Code: RECNY Case No.: _____ SAS No.: _____ SDG No.: 4346

Matrix: (soil/water) WATER Lab Sample ID: A8443102

Sample wt/vol: 1055.0 (g/mL) ML Lab File ID: V28142.RR

Level: (low/med) LOW Date Samp/Recv: 04/23/2008 04/23/2008

% Moisture: _____ decanted: (Y/N) N Date Extracted: 04/25/2008

Concentrated Extract Volume: 1000 (uL) Date Analyzed: 04/28/2008

Injection Volume: 1.00 (uL) Dilution Factor: 1.00

GPC Cleanup: (Y/N) N pH: 6.0

Number TICs found: 4 CONCENTRATION UNITS: (ug/L or ug/Kg) UG/L

CAS NO.	Compound Name	RT	Est. Conc.	Q
1. 99-98-9	1,4-BENZENEDIAMINE, N,N-DIME	8.68	68	JN
2.	UNKNOWN	12.57	4	BJ
3. 111-06-8	HEXADECANOIC ACID, BUTYL EST	12.72	63	JN
4.	UNKNOWN	14.12	4	BJ

Client ID		EW-1-0408		EW-2-0408		EW-3-0408		EW-4-0408	
Job No	Lab ID	A08-4431	A8443105	A08-4431	A8443106	A08-4431	A8443107	A08-4431	A8443108
Sample Date		04/23/2008		04/23/2008		04/23/2008		04/23/2008	

Analyte	Units	Sample Value	Reporting Limit	Sample Value	Reporting Limit	Sample Value	Reporting Limit	Sample Value	Reporting Limit
Aluminum - Total	MG/L	ND	0.20	ND	0.20	0.45	0.20	ND	0.20
Antimony - Total	MG/L	ND	0.020	ND	0.020	ND	0.020	ND	0.020
Arsenic - Total	MG/L	0.035	0.010	0.23	0.010	0.16	0.010	ND	0.010
Barium - Total	MG/L	0.051	0.0020	0.13	0.0020	0.072	0.0020	0.017	0.0020
Beryllium - Total	MG/L	ND	0.0020	ND	0.0020	ND	0.0020	ND	0.0020
Cadmium - Total	MG/L	ND	0.0010	ND	0.0010	ND	0.0010	ND	0.0010
Calcium - Total	MG/L	185	0.50	186	0.50	3.6	0.50	4.0	0.50
Chromium - Total	MG/L	ND	0.0040	0.019	0.0040	0.061	0.0040	0.014	0.0040
Cobalt - Total	MG/L	ND	0.0040	ND	0.0040	ND	0.0040	ND	0.0040
Copper - Total	MG/L	ND	0.010	0.032	0.010	0.029	0.010	ND	0.010
Iron - Total	MG/L	8.7	0.050	1.0	0.050	3.3	0.050	0.67	0.050
Lead - Total	MG/L	ND	0.0050	ND	0.0050	0.025	0.0050	ND	0.0050
Magnesium - Total	MG/L	27.7	0.20	26.7	0.20	ND	0.20	ND	0.20
Manganese - Total	MG/L	0.85	0.0030	0.57	0.0030	0.062	0.0030	0.012	0.0030
Mercury - Total	MG/L	ND	0.00020	ND	0.00020	ND	0.00020	ND	0.00020
Nickel - Total	MG/L	ND	0.010	0.025	0.010	0.011	0.010	ND	0.010
Potassium - Total	MG/L	40.9	0.50	106	0.50	437	5.0	744	5.0
Selenium - Total	MG/L	ND	0.015	ND	0.015	ND	0.015	ND	0.015
Silver - Total	MG/L	ND	0.0030	ND	0.0030	ND	0.0030	ND	0.0030
Sodium - Total	MG/L	206	1.0	282	1.0	980	10	1540	10
Thallium - Total	MG/L	ND	0.020	ND	0.020	ND	0.020	ND	0.020
Vanadium - Total	MG/L	ND	0.0050	0.026	0.0050	0.10	0.0050	0.057	0.0050
Zinc - Total	MG/L	ND	0.010	0.029	0.010	0.12	0.010	ND	0.010

NA = Not Applicable ND = Not Detected

Client ID		EW-5-0408		FB-1-0408		ICM-101-0408		ICM-102-0408	
Job No	Lab ID	A08-4431	A8443109	A08-4547	A8454704	A08-4346	A8434602	A08-4346	A8434604
Sample Date		04/23/2008		04/25/2008		04/22/2008		04/22/2008	

Analyte	Units	Sample Value	Reporting Limit	Sample Value	Reporting Limit	Sample Value	Reporting Limit	Sample Value	Reporting Limit
Aluminum - Total	MG/L	ND	0.20	ND	0.20	5.2	0.20	ND	0.20
Antimony - Total	MG/L	ND	0.020	ND	0.020	ND	0.020	ND	0.020
Arsenic - Total	MG/L	0.032	0.010	ND	0.010	0.068	0.010	ND	0.010
Barium - Total	MG/L	0.086	0.0020	ND	0.0020	0.37	0.0020	0.092	0.0020
Beryllium - Total	MG/L	ND	0.0020	ND	0.0020	ND	0.0020	ND	0.0020
Cadmium - Total	MG/L	ND	0.0010	ND	0.0010	ND	0.0010	ND	0.0010
Calcium - Total	MG/L	358	0.50	ND	0.50	100	0.50	263	0.50
Chromium - Total	MG/L	ND	0.0040	ND	0.0040	0.18	0.0040	ND	0.0040
Cobalt - Total	MG/L	ND	0.0040	ND	0.0040	0.0056	0.0040	ND	0.0040
Copper - Total	MG/L	ND	0.010	ND	0.010	0.043	0.010	ND	0.010
Iron - Total	MG/L	26.7	0.050	ND	0.050	32.4	0.050	2.5	0.050
Lead - Total	MG/L	ND	0.0050	ND	0.0050	0.024	0.0050	0.0098	0.0050
Magnesium - Total	MG/L	94.8	0.20	ND	0.20	20.7	0.20	24.9	0.20
Manganese - Total	MG/L	4.6	0.0030	ND	0.0030	0.93	0.0030	2.0	0.0030
Mercury - Total	MG/L	ND	0.00020	ND	0.00020	0.00059	0.00020	ND	0.00020
Nickel - Total	MG/L	ND	0.010	ND	0.010	0.033	0.010	ND	0.010
Potassium - Total	MG/L	128	0.50	ND	0.50	14.1	0.50	11.4	0.50
Selenium - Total	MG/L	ND	0.015	ND	0.015	ND	0.015	ND	0.015
Silver - Total	MG/L	ND	0.0030	ND	0.0030	ND	0.0030	ND	0.0030
Sodium - Total	MG/L	918	5.0	ND	1.0	1290	10	106	1.0
Thallium - Total	MG/L	ND	0.020	ND	0.020	ND	0.020	ND	0.020
Vanadium - Total	MG/L	0.0080	0.0050	ND	0.0050	0.29	0.0050	ND	0.0050
Zinc - Total	MG/L	0.027	0.010	ND	0.010	0.091	0.010	ND	0.010

NA = Not Applicable ND = Not Detected

Client ID		ICM-103-0408		ICM-104-0408		ICM-105-0408		R-01-0408	
Job No	Lab ID	A08-4346	A8434603	A08-4431	A8443104	A08-4431	A8443111	A08-4515	A8451515
Sample Date		04/22/2008		04/22/2008		04/23/2008		04/24/2008	

Analyte	Units	Sample Value	Reporting Limit	Sample Value	Reporting Limit	Sample Value	Reporting Limit	Sample Value	Reporting Limit
Aluminum - Total	MG/L	ND	0.20	0.34	0.20	ND	0.20	ND	0.20
Antimony - Total	MG/L	ND	0.020	ND	0.020	ND	0.020	ND	0.020
Arsenic - Total	MG/L	ND	0.010	0.054	0.010	ND	0.010	ND	0.010
Barium - Total	MG/L	0.036	0.0020	0.012	0.0020	0.072	0.0020	0.0091	0.0020
Beryllium - Total	MG/L	ND	0.0020	ND	0.0020	ND	0.0020	ND	0.0020
Cadmium - Total	MG/L	ND	0.0010	ND	0.0010	ND	0.0010	ND	0.0010
Calcium - Total	MG/L	53.9	0.50	8.3	0.50	358	0.50	1.3	0.50
Chromium - Total	MG/L	ND	0.0040	0.0074	0.0040	ND	0.0040	ND	0.0040
Cobalt - Total	MG/L	ND	0.0040	ND	0.0040	0.0050	0.0040	ND	0.0040
Copper - Total	MG/L	ND	0.010	ND	0.010	ND	0.010	ND	0.010
Iron - Total	MG/L	0.16	0.050	0.64	0.050	4.4	0.050	0.24	0.050
Lead - Total	MG/L	ND	0.0050	0.032	0.0050	ND	0.0050	0.026	0.0050
Magnesium - Total	MG/L	7.4	0.20	ND	0.20	22.8	0.20	0.76	0.20
Manganese - Total	MG/L	0.050	0.0030	0.0043	0.0030	0.50	0.0030	ND	0.0030
Mercury - Total	MG/L	ND	0.00020	0.00026	0.00020	ND	0.00020	ND	0.00020
Nickel - Total	MG/L	ND	0.010	ND	0.010	0.018	0.010	ND	0.010
Potassium - Total	MG/L	7.2	0.50	144	0.50	23.9	0.50	2.2	0.50
Selenium - Total	MG/L	ND	0.015	ND	0.015	ND	0.015	ND	0.015
Silver - Total	MG/L	ND	0.0030	ND	0.0030	ND	0.0030	ND	0.0030
Sodium - Total	MG/L	71.6	1.0	306	1.0	147	1.0	188	1.0
Thallium - Total	MG/L	ND	0.020	ND	0.020	ND	0.020	ND	0.020
Vanadium - Total	MG/L	ND	0.0050	0.025	0.0050	ND	0.0050	ND	0.0050
Zinc - Total	MG/L	ND	0.010	0.024	0.010	0.62	0.010	0.98	0.010

NA = Not Applicable ND = Not Detected

Client ID		RFI-17-0408		RFI-18-0408		RFI-19D-0408		RFI-20-0408	
Job No	Lab ID	A08-4547	A8454703	A08-4346	A8434607	A08-4346	A8434608	A08-4515	A8451511
Sample Date		04/25/2008		04/22/2008		04/22/2008		04/24/2008	
Analyte	Units	Sample Value	Reporting Limit	Sample Value	Reporting Limit	Sample Value	Reporting Limit	Sample Value	Reporting Limit
Aluminum - Total	MG/L	ND	0.20	ND	0.20	ND	0.20	ND	0.20
Antimony - Total	MG/L	ND	0.020	ND	0.020	ND	0.020	ND	0.020
Arsenic - Total	MG/L	ND	0.010	ND	0.010	ND	0.010	ND	0.010
Barium - Total	MG/L	0.11	0.0020	0.066	0.0020	0.18	0.0020	0.019	0.0020
Beryllium - Total	MG/L	ND	0.0020	ND	0.0020	ND	0.0020	ND	0.0020
Cadmium - Total	MG/L	ND	0.0010	ND	0.0010	ND	0.0010	ND	0.0010
Calcium - Total	MG/L	440	0.50	1140	5.0	377	0.50	360	0.50
Chromium - Total	MG/L	ND	0.0040	0.0049	0.0040	ND	0.0040	ND	0.0040
Cobalt - Total	MG/L	ND	0.0040	0.026	0.0040	ND	0.0040	ND	0.0040
Copper - Total	MG/L	ND	0.010	ND	0.010	ND	0.010	ND	0.010
Iron - Total	MG/L	5.4	0.050	6.2	0.050	ND	0.050	3.4	0.050
Lead - Total	MG/L	ND	0.0050	ND	0.0050	ND	0.0050	ND	0.0050
Magnesium - Total	MG/L	102	0.20	317	0.20	0.79	0.20	120	0.20
Manganese - Total	MG/L	0.33	0.0030	5.5	0.0030	ND	0.0030	1.6	0.0030
Mercury - Total	MG/L	ND	0.00020	ND	0.00020	ND	0.00020	ND	0.00020
Nickel - Total	MG/L	ND	0.010	0.32	0.010	ND	0.010	ND	0.010
Potassium - Total	MG/L	3.6	0.50	2.7	0.50	4.2	0.50	5.7	0.50
Selenium - Total	MG/L	ND	0.015	ND	0.015	ND	0.015	ND	0.015
Silver - Total	MG/L	ND	0.0030	ND	0.0030	ND	0.0030	ND	0.0030
Sodium - Total	MG/L	12.5	1.0	1100	10	81.2	1.0	131	1.0
Thallium - Total	MG/L	ND	0.020	ND	0.020	ND	0.020	ND	0.020
Vanadium - Total	MG/L	ND	0.0050	ND	0.0050	ND	0.0050	ND	0.0050
Zinc - Total	MG/L	ND	0.010	ND	0.010	ND	0.010	ND	0.010

NA = Not Applicable ND = Not Detected

Client ID		RFI-22-0408		RFI-24-0408		RFI-25-0408		RFI-27-0408	
Job No	Lab ID	A08-4431	A8443101	A08-4431	A8443110	A08-4346	A8434605	A08-4515	A8451505
Sample Date		04/23/2008		04/23/2008		04/22/2008		04/23/2008	
Analyte	Units	Sample Value	Reporting Limit	Sample Value	Reporting Limit	Sample Value	Reporting Limit	Sample Value	Reporting Limit
Aluminum - Total	MG/L	ND	0.20	0.31	0.20	ND	0.20	0.44	0.20
Antimony - Total	MG/L	ND	0.020	ND	0.020	ND	0.020	ND	0.020
Arsenic - Total	MG/L	ND	0.010	0.012	0.010	0.038	0.010	ND	0.010
Barium - Total	MG/L	0.26	0.0020	0.0069	0.0020	0.072	0.0020	0.037	0.0020
Beryllium - Total	MG/L	ND	0.0020	ND	0.0020	ND	0.0020	ND	0.0020
Cadmium - Total	MG/L	ND	0.0010	ND	0.0010	ND	0.0010	ND	0.0010
Calcium - Total	MG/L	305	0.50	2.7	0.50	256	0.50	217	0.50
Chromium - Total	MG/L	ND	0.0040	0.013	0.0040	ND	0.0040	1.0	0.0040
Cobalt - Total	MG/L	ND	0.0040	ND	0.0040	ND	0.0040	0.016	0.0040
Copper - Total	MG/L	ND	0.010	0.012	0.010	ND	0.010	0.026	0.010
Iron - Total	MG/L	173	0.050	1.3	0.050	4.6	0.050	12.8	0.050
Lead - Total	MG/L	ND	0.0050	0.038	0.0050	ND	0.0050	ND	0.0050
Magnesium - Total	MG/L	40.8	0.20	ND	0.20	28.6	0.20	96.8	0.20
Manganese - Total	MG/L	4.7	0.0030	0.0082	0.0030	1.2	0.0030	0.74	0.0030
Mercury - Total	MG/L	ND	0.00020	ND	0.00020	ND	0.00020	ND	0.00020
Nickel - Total	MG/L	ND	0.010	ND	0.010	ND	0.010	0.90	0.010
Potassium - Total	MG/L	60.4	0.50	199	0.50	15.8	0.50	2.4	0.50
Selenium - Total	MG/L	ND	0.015	ND	0.015	ND	0.015	ND	0.015
Silver - Total	MG/L	ND	0.0030	ND	0.0030	ND	0.0030	ND	0.0030
Sodium - Total	MG/L	527	5.0	290	1.0	56.7	1.0	264	1.0
Thallium - Total	MG/L	ND	0.020	ND	0.020	ND	0.020	ND	0.020
Vanadium - Total	MG/L	ND	0.0050	0.019	0.0050	ND	0.0050	ND	0.0050
Zinc - Total	MG/L	ND	0.010	0.063	0.010	ND	0.010	ND	0.010

NA = Not Applicable ND = Not Detected

Client ID		RFI-28-0408		RFI-29-0408		RFI-30-0408		RFI-32-0408	
Job No	Lab ID	A08-4515	A8451510	A08-4515	A8451513	A08-4515	A8451506	A08-4515	A8451514
Sample Date		04/24/2008		04/24/2008		04/24/2008		04/24/2008	
Analyte	Units	Sample Value	Reporting Limit	Sample Value	Reporting Limit	Sample Value	Reporting Limit	Sample Value	Reporting Limit
Aluminum - Total	MG/L	0.43	0.20	ND	0.20	ND	0.20	ND	0.20
Antimony - Total	MG/L	ND	0.020	ND	0.020	ND	0.020	ND	0.020
Arsenic - Total	MG/L	0.042	0.010	0.015	0.010	ND	0.010	ND	0.010
Barium - Total	MG/L	0.018	0.0020	0.089	0.0020	0.026	0.0020	0.051	0.0020
Beryllium - Total	MG/L	ND	0.0020	ND	0.0020	ND	0.0020	ND	0.0020
Cadmium - Total	MG/L	ND	0.0010	ND	0.0010	ND	0.0010	ND	0.0010
Calcium - Total	MG/L	231	0.50	52.8	0.50	355	0.50	180	0.50
Chromium - Total	MG/L	0.010	0.0040	ND	0.0040	0.23	0.0040	ND	0.0040
Cobalt - Total	MG/L	ND	0.0040	ND	0.0040	ND	0.0040	ND	0.0040
Copper - Total	MG/L	ND	0.010	ND	0.010	ND	0.010	ND	0.010
Iron - Total	MG/L	0.79	0.050	0.34	0.050	3.8	0.050	2.5	0.050
Lead - Total	MG/L	ND	0.0050	ND	0.0050	ND	0.0050	ND	0.0050
Magnesium - Total	MG/L	15.5	0.20	8.4	0.20	169	0.20	76.1	0.20
Manganese - Total	MG/L	0.13	0.0030	0.085	0.0030	0.72	0.0030	0.97	0.0030
Mercury - Total	MG/L	ND	0.00020	ND	0.00020	ND	0.00020	ND	0.00020
Nickel - Total	MG/L	ND	0.010	ND	0.010	0.34	0.010	ND	0.010
Potassium - Total	MG/L	8.8	0.50	2.8	0.50	2.2	0.50	1.1	0.50
Selenium - Total	MG/L	ND	0.015	ND	0.015	ND	0.015	ND	0.015
Silver - Total	MG/L	ND	0.0030	ND	0.0030	ND	0.0030	ND	0.0030
Sodium - Total	MG/L	500	10	121	1.0	319	1.0	70.1	1.0
Thallium - Total	MG/L	ND	0.020	ND	0.020	ND	0.020	ND	0.020
Vanadium - Total	MG/L	0.020	0.0050	ND	0.0050	ND	0.0050	ND	0.0050
Zinc - Total	MG/L	ND	0.010	ND	0.010	0.043	0.010	ND	0.010

NA = Not Applicable ND = Not Detected

Client ID		RFI-34-0408		RFI-35-0408		RFI-36-0408		RFI-39-0408	
Job No	Lab ID	A08-4515	A8451512	A08-4346	A8434606	A08-4515	A8451507	A08-4431	A8443103
Sample Date		04/24/2008		04/22/2008		04/24/2008		04/23/2008	
Analyte	Units	Sample Value	Reporting Limit	Sample Value	Reporting Limit	Sample Value	Reporting Limit	Sample Value	Reporting Limit
Aluminum - Total	MG/L	ND	0.20	ND	0.20	ND	0.20	ND	0.20
Antimony - Total	MG/L	ND	0.020	ND	0.020	ND	0.020	ND	0.020
Arsenic - Total	MG/L	ND	0.010	ND	0.010	ND	0.010	ND	0.010
Barium - Total	MG/L	0.028	0.0020	0.010	0.0020	0.015	0.0020	0.019	0.0020
Beryllium - Total	MG/L	ND	0.0020	ND	0.0020	ND	0.0020	ND	0.0020
Cadmium - Total	MG/L	ND	0.0010	ND	0.0010	ND	0.0010	0.0011	0.0010
Calcium - Total	MG/L	285	0.50	554	0.50	574	2.5	600	5.0
Chromium - Total	MG/L	0.034	0.0040	ND	0.0040	ND	0.0040	ND	0.0040
Cobalt - Total	MG/L	ND	0.0040	0.0064	0.0040	ND	0.0040	ND	0.0040
Copper - Total	MG/L	ND	0.010	ND	0.010	ND	0.010	ND	0.010
Iron - Total	MG/L	2.1	0.050	1.1	0.050	29.9	0.050	0.53	0.050
Lead - Total	MG/L	ND	0.0050	ND	0.0050	ND	0.0050	ND	0.0050
Magnesium - Total	MG/L	86.5	0.20	606	0.20	72.8	0.20	6.7	0.20
Manganese - Total	MG/L	0.73	0.0030	1.5	0.0030	0.73	0.0030	0.22	0.0030
Mercury - Total	MG/L	ND	0.00020	ND	0.00020	ND	0.00020	ND	0.00020
Nickel - Total	MG/L	0.017	0.010	0.010	0.010	0.011	0.010	ND	0.010
Potassium - Total	MG/L	25.3	0.50	5.8	0.50	10.6	0.50	108	0.50
Selenium - Total	MG/L	ND	0.015	ND	0.015	ND	0.015	ND	0.015
Silver - Total	MG/L	ND	0.0030	ND	0.0030	ND	0.0030	ND	0.0030
Sodium - Total	MG/L	2410	10	689	5.0	34.5	1.0	2560	10
Thallium - Total	MG/L	ND	0.020	ND	0.020	ND	0.020	ND	0.020
Vanadium - Total	MG/L	ND	0.0050	ND	0.0050	ND	0.0050	ND	0.0050
Zinc - Total	MG/L	ND	0.010	ND	0.010	ND	0.010	0.068	0.010

NA = Not Applicable ND = Not Detected

Client ID		RFI-43-0408		RFI-43R-0408		RFI-45-0408		RFI-51-0408	
Job No	Lab ID	A08-4547	A8454701	A08-4547	A8454702	A08-4515	A8451504	A08-4515	A8451508
Sample Date		04/25/2008		04/25/2008		04/23/2008		04/24/2008	
Analyte	Units	Sample Value	Reporting Limit	Sample Value	Reporting Limit	Sample Value	Reporting Limit	Sample Value	Reporting Limit
Aluminum - Total	MG/L	ND	0.20	ND	0.20	0.72	0.20	ND	0.20
Antimony - Total	MG/L	ND	0.020	ND	0.020	ND	0.020	ND	0.020
Arsenic - Total	MG/L	ND	0.010	ND	0.010	ND	0.010	1.0	0.010
Barium - Total	MG/L	0.012	0.0020	0.011	0.0020	0.027	0.0020	0.016	0.0020
Beryllium - Total	MG/L	ND	0.0020	ND	0.0020	ND	0.0020	ND	0.0020
Cadmium - Total	MG/L	ND	0.0010	ND	0.0010	0.024	0.0010	ND	0.0010
Calcium - Total	MG/L	536	0.50	514	0.50	762	2.5	487	2.5
Chromium - Total	MG/L	ND	0.0040	ND	0.0040	ND	0.0040	ND	0.0040
Cobalt - Total	MG/L	ND	0.0040	ND	0.0040	0.033	0.0040	ND	0.0040
Copper - Total	MG/L	ND	0.010	ND	0.010	ND	0.010	ND	0.010
Iron - Total	MG/L	0.64	0.050	0.47	0.050	1.3	0.050	50.6	0.050
Lead - Total	MG/L	ND	0.0050	ND	0.0050	ND	0.0050	ND	0.0050
Magnesium - Total	MG/L	161	0.20	154	0.20	73.3	0.20	63.2	0.20
Manganese - Total	MG/L	3.3	0.0030	3.2	0.0030	10.6	0.0030	1.4	0.0030
Mercury - Total	MG/L	ND	0.00020	ND	0.00020	ND	0.00020	ND	0.00020
Nickel - Total	MG/L	ND	0.010	ND	0.010	0.018	0.010	ND	0.010
Potassium - Total	MG/L	1.0	0.50	1.0	0.50	33.2	0.50	20.0	0.50
Selenium - Total	MG/L	ND	0.015	ND	0.015	ND	0.015	ND	0.015
Silver - Total	MG/L	ND	0.0030	ND	0.0030	ND	0.0030	ND	0.0030
Sodium - Total	MG/L	28.2	1.0	27.2	1.0	581	5.0	116	1.0
Thallium - Total	MG/L	ND	0.020	ND	0.020	ND	0.020	ND	0.020
Vanadium - Total	MG/L	ND	0.0050	ND	0.0050	ND	0.0050	ND	0.0050
Zinc - Total	MG/L	ND	0.010	ND	0.010	0.57	0.010	ND	0.010

NA = Not Applicable ND = Not Detected

Client ID		RFI-PZ-18-0408		RFI-PZ-19-0408					
Job No	Lab ID	A08-4515	A8451509	A08-4431	A8443102				
Sample Date		04/24/2008		04/23/2008					
Analyte	Units	Sample Value	Reporting Limit	Sample Value	Reporting Limit	Sample Value	Reporting Limit	Sample Value	Reporting Limit
Aluminum - Total	MG/L	ND	0.20	ND	0.20	NA		NA	
Antimony - Total	MG/L	ND	0.020	ND	0.020	NA		NA	
Arsenic - Total	MG/L	ND	0.010	ND	0.010	NA		NA	
Barium - Total	MG/L	0.17	0.0020	0.046	0.0020	NA		NA	
Beryllium - Total	MG/L	ND	0.0020	ND	0.0020	NA		NA	
Cadmium - Total	MG/L	ND	0.0010	ND	0.0010	NA		NA	
Calcium - Total	MG/L	233	0.50	608	5.0	NA		NA	
Chromium - Total	MG/L	ND	0.0040	ND	0.0040	NA		NA	
Cobalt - Total	MG/L	ND	0.0040	ND	0.0040	NA		NA	
Copper - Total	MG/L	0.12	0.010	ND	0.010	NA		NA	
Iron - Total	MG/L	5.2	0.050	928	0.50	NA		NA	
Lead - Total	MG/L	0.0094	0.0050	ND	0.0050	NA		NA	
Magnesium - Total	MG/L	32.6	0.20	336	0.20	NA		NA	
Manganese - Total	MG/L	1.9	0.0030	25.8	0.030	NA		NA	
Mercury - Total	MG/L	ND	0.00020	ND	0.00020	NA		NA	
Nickel - Total	MG/L	ND	0.010	ND	0.010	NA		NA	
Potassium - Total	MG/L	5.1	0.50	28.2	0.50	NA		NA	
Selenium - Total	MG/L	ND	0.015	ND	0.015	NA		NA	
Silver - Total	MG/L	ND	0.0030	ND	0.0030	NA		NA	
Sodium - Total	MG/L	14.6	1.0	152	1.0	NA		NA	
Thallium - Total	MG/L	ND	0.020	ND	0.20	NA		NA	
Vanadium - Total	MG/L	ND	0.0050	ND	0.0050	NA		NA	
Zinc - Total	MG/L	0.043	0.010	ND	0.010	NA		NA	

NA = Not Applicable ND = Not Detected

Client ID		RFI-51-0408							
Job No	Lab ID	A08-4515	A8451508						
Sample Date		04/24/2008							
Analyte	Units	Sample Value	Reporting Limit	Sample Value	Reporting Limit	Sample Value	Reporting Limit	Sample Value	Reporting Limit
Aluminum - Soluble	MG/L	ND	0.20	NA		NA		NA	
Antimony - Soluble	MG/L	ND	0.020	NA		NA		NA	
Arsenic - Soluble	MG/L	0.50	0.010	NA		NA		NA	
Barium - Soluble	MG/L	0.014	0.0020	NA		NA		NA	
Beryllium - Soluble	MG/L	ND	0.0020	NA		NA		NA	
Cadmium - Soluble	MG/L	ND	0.0010	NA		NA		NA	
Calcium - Soluble	MG/L	476	2.5	NA		NA		NA	
Chromium - Soluble	MG/L	ND	0.0040	NA		NA		NA	
Cobalt - Soluble	MG/L	ND	0.0040	NA		NA		NA	
Copper - Soluble	MG/L	ND	0.010	NA		NA		NA	
Iron - Soluble	MG/L	37.0	0.050	NA		NA		NA	
Magnesium - Soluble	MG/L	61.3	0.20	NA		NA		NA	
Lead - Soluble	MG/L	ND	0.0050	NA		NA		NA	
Manganese - Soluble	MG/L	1.3	0.0030	NA		NA		NA	
Mercury - Soluble	MG/L	ND	0.00020	NA		NA		NA	
Nickel - Soluble	MG/L	ND	0.010	NA		NA		NA	
Potassium - Soluble	MG/L	19.7	0.50	NA		NA		NA	
Selenium - Soluble	MG/L	ND	0.015	NA		NA		NA	
Silver - Soluble	MG/L	ND	0.0030	NA		NA		NA	
Sodium - Soluble	MG/L	114	1.0	NA		NA		NA	
Thallium - Soluble	MG/L	ND	0.020	NA		NA		NA	
Vanadium - Soluble	MG/L	ND	0.0050	NA		NA		NA	
Zinc - Soluble	MG/L	ND	0.010	NA		NA		NA	

NA = Not Applicable ND = Not Detected

Client ID		EW-1-0408		EW-2-0408		EW-3-0408		EW-4-0408	
Job No	Lab ID	A08-4431	A8443105	A08-4431	A8443106	A08-4431	A8443107	A08-4431	A8443108
Sample Date		04/23/2008		04/23/2008		04/23/2008		04/23/2008	

Analyte	Units	Sample Value	Reporting Limit	Sample Value	Reporting Limit	Sample Value	Reporting Limit	Sample Value	Reporting Limit
Chloride	MG/L	178	2.5	165	2.5	432	2.5	996	25.0
Cyanide - Total	MG/L	ND	0.010	0.094	0.010	0.62	0.020	1.0	0.050
Ferrous Iron	MG/L	0.36	0.10	ND	0.10	ND	1.0	ND	0.10
Nitrate-Nitrite	MG/L-N	ND	0.050	ND	0.050	ND	0.050	ND	0.050
Sulfate	MG/L	378	50.0	517	100	124	50.0	357	50.0
Sulfide	MG/L	ND	1.0	1.2	1.0	6.4	2.0	4.0	2.0
Total Recoverable Phenolics	MG/L	0.038	0.010	0.065	0.010	0.076	0.010	0.53	0.030

Client ID		EW-5-0408		FB-1-0408		ICM-101-0408		ICM-102-0408	
Job No	Lab ID	A08-4431	A8443109	A08-4547	A8454704	A08-4346	A8434602	A08-4346	A8434604
Sample Date		04/23/2008		04/25/2008		04/22/2008		04/22/2008	

Analyte	Units	Sample Value	Reporting Limit	Sample Value	Reporting Limit	Sample Value	Reporting Limit	Sample Value	Reporting Limit
Chloride	MG/L	1740	25.0	ND	0.50	708	10	73.4	2.5
Cyanide - Total	MG/L	ND	0.010	ND	0.010	0.024	0.010	ND	0.010
Ferrous Iron	MG/L	16.7	1.0	ND	0.10	ND	10	ND	0.10
Nitrate-Nitrite	MG/L-N	ND	0.050	ND	0.050	ND	0.050	ND	0.050
Sulfate	MG/L	806	150	ND	5.0	89.0	20.0	408	85.0
Sulfide	MG/L	ND	1.0	ND	1.0	ND	1.0	ND	1.0
Total Recoverable Phenolics	MG/L	ND	0.010	ND	0.010	0.38	0.020	ND	0.010

Client ID		ICM-103-0408		ICM-104-0408		ICM-105-0408		R-01-0408	
Job No	Lab ID	A08-4346	A8434603	A08-4431	A8443104	A08-4431	A8443111	A08-4515	A8451515
Sample Date		04/22/2008		04/22/2008		04/23/2008		04/24/2008	

Analyte	Units	Sample Value	Reporting Limit	Sample Value	Reporting Limit	Sample Value	Reporting Limit	Sample Value	Reporting Limit
Chloride	MG/L	111	2.5	104	2.5	189	2.5	164	2.5
Cyanide - Total	MG/L	0.072	0.010	0.48	0.010	0.17	0.010	ND	0.010
Ferrous Iron	MG/L	ND	0.10	ND	0.10	1.5	0.10	ND	0.10
Nitrate-Nitrite	MG/L-N	0.34	0.050	ND	0.050	0.24	0.050	ND	0.050
Sulfate	MG/L	62.1	15.0	77.9	10	648	100	ND	5.0
Sulfide	MG/L	ND	1.0	1.6	1.0	ND	1.0	ND	1.0
Total Recoverable Phenolics	MG/L	0.031	0.010	0.098	0.010	0.014	0.010	ND	0.010

NA = Not Applicable ND = Not Detected

Client ID		RFI-17-0408		RFI-18-0408		RFI-19D-0408		RFI-20-0408	
Job No	Lab ID	A08-4547	A8454703	A08-4346	A8434607	A08-4346	A8434608	A08-4515	A8451511
Sample Date		04/25/2008		04/22/2008		04/22/2008		04/24/2008	
Analyte	Units	Sample Value	Reporting Limit	Sample Value	Reporting Limit	Sample Value	Reporting Limit	Sample Value	Reporting Limit
Chloride	MG/L	8.4	2.5	3830	50.0	247	2.5	216	2.5
Cyanide - Total	MG/L	ND	0.010	ND	0.010	ND	0.010	ND	0.010
Ferrous Iron	MG/L	ND	0.10	4.1	0.20	ND	0.50	2.3	0.10
Nitrate-Nitrite	MG/L-N	ND	0.050	ND	0.050	ND	0.050	ND	0.050
Sulfate	MG/L	131	25.0	427	85.0	43.0	10	782	100
Sulfide	MG/L	ND	1.0	ND	1.0	ND	1.0	ND	1.0
Total Recoverable Phenolics	MG/L	0.017	0.010	0.16	0.010	ND	0.010	ND	0.010

Client ID		RFI-22-0408		RFI-24-0408		RFI-25-0408		RFI-27-0408	
Job No	Lab ID	A08-4431	A8443101	A08-4431	A8443110	A08-4346	A8434605	A08-4515	A8451505
Sample Date		04/23/2008		04/23/2008		04/22/2008		04/23/2008	
Analyte	Units	Sample Value	Reporting Limit	Sample Value	Reporting Limit	Sample Value	Reporting Limit	Sample Value	Reporting Limit
Chloride	MG/L	956	25.0	63.6	2.5	61.8	2.5	691	25.0
Cyanide - Total	MG/L	ND	0.010	0.46	0.010	ND	0.010	ND	0.010
Ferrous Iron	MG/L	261	10	ND	0.10	ND	0.10	ND	0.10
Nitrate-Nitrite	MG/L-N	ND	0.050	ND	0.050	ND	0.050	ND	0.050
Sulfate	MG/L	732	100	57.8	25.0	368	50.0	278	40.0
Sulfide	MG/L	ND	1.0	1.2	1.0	ND	1.0	ND	1.0
Total Recoverable Phenolics	MG/L	ND	0.010	0.013	0.010	ND	0.010	ND	0.010

Client ID		RFI-28-0408		RFI-29-0408		RFI-30-0408		RFI-32-0408	
Job No	Lab ID	A08-4515	A8451510	A08-4515	A8451513	A08-4515	A8451506	A08-4515	A8451514
Sample Date		04/24/2008		04/24/2008		04/24/2008		04/24/2008	
Analyte	Units	Sample Value	Reporting Limit	Sample Value	Reporting Limit	Sample Value	Reporting Limit	Sample Value	Reporting Limit
Chloride	MG/L	201	2.5	95.4	2.5	988	25.0	81.6	2.5
Cyanide - Total	MG/L	ND	0.010	ND	0.010	ND	0.010	ND	0.010
Ferrous Iron	MG/L	ND	0.50	ND	0.10	ND	0.10	0.72	0.10
Nitrate-Nitrite	MG/L-N	ND	0.050	ND	0.050	ND	0.050	ND	0.050
Sulfate	MG/L	893	150	114	15.0	517	85.0	242	40.0
Sulfide	MG/L	1.2	1.0	ND	1.0	ND	1.0	ND	1.0
Total Recoverable Phenolics	MG/L	ND	0.010	ND	0.010	ND	0.010	0.022	0.010

NA = Not Applicable ND = Not Detected

Client ID		RFI-34-0408		RFI-35-0408		RFI-36-0408		RFI-39-0408	
Job No	Lab ID	A08-4515	A8451512	A08-4346	A8434606	A08-4515	A8451507	A08-4431	A8443103
Sample Date		04/24/2008		04/22/2008		04/24/2008		04/23/2008	
Analyte	Units	Sample Value	Reporting Limit	Sample Value	Reporting Limit	Sample Value	Reporting Limit	Sample Value	Reporting Limit
Chloride	MG/L	7600	50.0	248	2.5	43.4	2.5	2870	25.0
Cyanide - Total	MG/L	ND	0.010	ND	0.010	ND	0.010	ND	0.010
Ferrous Iron	MG/L	0.42	0.10	ND	0.10	27.9	1.0	ND	0.10
Nitrate-Nitrite	MG/L-N	0.17	0.050	ND	0.050	ND	0.050	ND	0.050
Sulfate	MG/L	886	150	3240	605	1160	250	2660	605
Sulfide	MG/L	ND	1.0	ND	1.0	ND	1.0	ND	1.0
Total Recoverable Phenolics	MG/L	0.017	0.010	ND	0.010	ND	0.010	ND	0.010

Client ID		RFI-43-0408		RFI-43R-0408		RFI-45-0408		RFI-51-0408	
Job No	Lab ID	A08-4547	A8454701	A08-4547	A8454702	A08-4515	A8451504	A08-4515	A8451508
Sample Date		04/25/2008		04/25/2008		04/23/2008		04/24/2008	
Analyte	Units	Sample Value	Reporting Limit	Sample Value	Reporting Limit	Sample Value	Reporting Limit	Sample Value	Reporting Limit
Chloride	MG/L	14.8	2.5	15.4	2.5	1140	25.0	27.9	2.5
Cyanide - Total	MG/L	ND	0.010	ND	0.010	ND	0.010	ND	0.010
Ferrous Iron	MG/L	0.26	0.10	0.28	0.10	ND	0.10	37.5	2.5
Nitrate-Nitrite	MG/L-N	ND	0.050	ND	0.050	20.8	0.25	ND	0.050
Sulfate	MG/L	1240	200	1250	200	1210	250	1190	250
Sulfide	MG/L	ND	1.0	ND	1.0	ND	1.0	ND	1.0
Total Recoverable Phenolics	MG/L	0.010	0.010	0.012	0.010	ND	0.010	ND	0.010

Client ID		RFI-PZ-18-0408		RFI-PZ-19-0408					
Job No	Lab ID	A08-4515	A8451509	A08-4431	A8443102				
Sample Date		04/24/2008		04/23/2008					
Analyte	Units	Sample Value	Reporting Limit	Sample Value	Reporting Limit	Sample Value	Reporting Limit	Sample Value	Reporting Limit
Chloride	MG/L	6.0	2.5	104	2.5	NA		NA	
Cyanide - Total	MG/L	ND	0.010	ND	0.010	NA		NA	
Ferrous Iron	MG/L	2.4	0.10	1650	100	NA		NA	
Nitrate-Nitrite	MG/L-N	ND	0.050	ND	0.050	NA		NA	
Sulfate	MG/L	317	50.0	3360	605	NA		NA	
Sulfide	MG/L	ND	1.0	ND	1.0	NA		NA	
Total Recoverable Phenolics	MG/L	ND	0.010	ND	0.010	NA		NA	

NA = Not Applicable ND = Not Detected

Batch Quality Control Data

Lab Sample ID: A8442203 A8442203MS A8442203SD

Analyte	Units of Measure	Concentration			Spike Amount		% Recovery			%	QC LIMITS	
		Sample	Matrix Spike	Spike Duplicate	MS	MSD	MS	MSD	Avg	RPD	RPD	REC.
METHOD 8260 - SELECT COMPOUNDS												
Benzene	UG/L	0	27.3	26.4	25.0	25.0	110	106	108	4	13.0	71-124
n-Butylbenzene	UG/L	0	27.0	24.2	25.0	25.0	108	97	103	11	15.0	71-128
sec-Butylbenzene	UG/L	0	27.1	24.7	25.0	25.0	109	99	104	10	15.0	74-127
tert-Butylbenzene	UG/L	0	27.8	25.9	25.0	25.0	111	104	108	6	15.0	75-123
Ethylbenzene	UG/L	0	29.3	26.8	25.0	25.0	117	108	113	8	15.0	77-123
Isopropylbenzene	UG/L	0	28.3	26.4	25.0	25.0	113	106	110	6	20.0	77-122
p-Cymene	UG/L	0	28.2	25.6	25.0	25.0	113	102	108	10	20.0	73-120
Naphthalene	UG/L	0	28.5	28.6	25.0	25.0	114	115	115	0.	20.0	54-140
n-Propylbenzene	UG/L	0	27.5	24.9	25.0	25.0	110	100	105	10	15.0	77-119
Toluene	UG/L	0	27.9	26.8	25.0	25.0	112	108	110	4	15.0	70-122
1,2,4-Trimethylbenzene	UG/L	0	28.5	26.7	25.0	25.0	114	107	111	6	20.0	76-121
1,3,5-Trimethylbenzene	UG/L	0	28.6	26.4	25.0	25.0	114	106	110	7	20.0	77-121
Total Xylenes	UG/L	0	86.3	80.0	75.0	75.0	115	107	111	7	16.0	76-122
Methyl-t-Butyl Ether (MTBE)	UG/L	0	32.1	30.7	25.0	25.0	128 *	123	126	4	37.0	64-127

* Indicates Result is outside QC Limits
NC = Not Calculated ND = Not Detected

Lab Sample ID: A8402006 A8402006MS

Analyte	Units of Measure	Concentration Sample	Concentration Matrix Spike	Spike Amount	% Recovery MS	QC LIMITS
SULFATE ANALYSIS METHOD 300.0 - SULFATE BY IC	MG/L	11.71	36.60	25.00	100	75-125

* Indicates Result is outside QC Limits
NC = Not Calculated ND = Not Detected

Lab Sample ID: A8411911 A8411911MS

Analyte	Units of Measure	Concentration Sample	Concentration Matrix Spike	Spike Amount	% Recovery MS	QC LIMITS
TOTAL RECOVERABLE PHENOLICS ANALYSIS ALLIED,PA - 420.4 - TOTAL RECOVERABLE	MG/L	0	0.0927	0.100	93	60-143

* Indicates Result is outside QC Limits
NC = Not Calculated ND = Not Detected

Lab Sample ID: A8414906 A8414906MS

Analyte	Units of Measure	Concentration Sample	Concentration Matrix Spike	Spike Amount	% Recovery MS	QC LIMITS
CHLORIDE ANALYSIS METHOD SM4110C - CHLORIDE	MG/L	1.52	27.46	25.00	104	73-114

* Indicates Result is outside QC Limits
NC = Not Calculated ND = Not Detected

Lab Sample ID: A8421306 A8421306MS

Analyte	Units of Measure	Concentration Sample	Concentration Matrix Spike	Spike Amount	% Recovery MS	QC LIMITS
CHLORIDE ANALYSIS METHOD SM4110C - CHLORIDE	MG/L	0.910	25.26	25.00	97	73-114

* Indicates Result is outside QC Limits
NC = Not Calculated ND = Not Detected

Date: 05/17/2008 08:18:23 Rept: AN1392
Batch No: A8B14029 MS/MSD Batch QC Results

Lab Sample ID: A8424310 A8424310MS A8424310SD

Analyte	Units of Measure	Concentration			Spike Amount		% Recovery			%	QC LIMITS	
		Sample	Matrix Spike	Spike Duplicate	MS	MSD	MS	MSD	Avg	RPD	RPD	REC.
CYANIDE ANALYSIS												
METHOD 335.4 - TOTAL CYANIDE	MG/L	0.168	0.324	0.334	0.100	0.100	156 *	166 *	161	6	15.0	85-115
WEAK ACID DISSOCIABLE CYANIDE ANALYSIS												
SM 4500-CN-I - AMENABLE CYANIDE	MG/L	0.0177	0.0414	0.0355	0.100	0.100	24 *	18 *	21	28 *	15.0	85-115

* Indicates Result is outside QC Limits
NC = Not Calculated ND = Not Detected

Lab Sample ID: A8430302 A8430302MS

Analyte	Units of Measure	Concentration Sample	Concentration Matrix Spike	Spike Amount	% Recovery MS	QC LIMITS
CHLORIDE ANALYSIS METHOD SM4110C - CHLORIDE	MG/L	2.65	25.27	25.00	90	73-114

* Indicates Result is outside QC Limits
NC = Not Calculated ND = Not Detected

Lab Sample ID: A8430401 A8430401MS

Analyte	Units of Measure	Concentration Sample	Concentration Matrix Spike	Spike Amount	% Recovery MS	QC LIMITS
SULFATE ANALYSIS METHOD SM4110C - SULFATE	MG/L	16.72	38.54	25.00	87	75-125

* Indicates Result is outside QC Limits
NC = Not Calculated ND = Not Detected

Lab Sample ID: A8430705 A8430705MS

Analyte	Units of Measure	Concentration Sample	Concentration Matrix Spike	Spike Amount	% Recovery MS	QC LIMITS
CHLORIDE ANALYSIS METHOD SM4110C - CHLORIDE	MG/L	2.63	24.97	25.00	89	73-114

* Indicates Result is outside QC Limits
NC = Not Calculated ND = Not Detected

Lab Sample ID: A8431602 A8431602MS

Analyte	Units of Measure	Concentration Sample	Concentration Matrix Spike	Spike Amount	% Recovery MS	QC LIMITS
CYANIDE ANALYSIS Z: METHOD 335.4 - DISSOLVED CYANIDE	MG/L	0	0.187	0.100	188 *	85-115

* Indicates Result is outside QC Limits
NC = Not Calculated ND = Not Detected

Lab Sample ID: A8431606 A8431606MS

Analyte	Units of Measure	Concentration Sample	Concentration Matrix Spike	Spike Amount	% Recovery MS	QC LIMITS
CHLORIDE, FILTERED ANALYSIS SM4110C - SOLUBLE CHLORIDE BY IC - 0.5	MG/L	13.90	37.70	25.00	95	73-114

* Indicates Result is outside QC Limits
NC = Not Calculated ND = Not Detected

Lab Sample ID: A8434302 A8434302MS

Analyte	Units of Measure	Concentration Sample	Concentration Matrix Spike	Spike Amount	% Recovery MS	QC LIMITS
BROMIDE ANALYSIS						
BROMIDE BY IC	MG/L	0	10.69	10.0	107	75-125

* Indicates Result is outside QC Limits
NC = Not Calculated ND = Not Detected

Lab Sample ID: A8434303 A8434303MS A8434303SD

Analyte	Units of Measure	Concentration			Spike Amount		% Recovery			% RPD	QC LIMITS	
		Sample	Matrix Spike	Spike Duplicate	MS	MSD	MS	MSD	Avg		RPD	REC.
CYANIDE ANALYSIS												
TOTAL CYANIDE	UG/L	0	112.7	114.2	100.0	100.0	113	114	114	0.	15.0	85-115
TOTAL RECOVERABLE PHENOLICS ANALYSIS												
METHOD 9066 - TOTAL RECOVERABLE PHENOL	MG/L	0.0305	0.0928	0.0945	0.100	0.100	62	64	63	3	20.0	60-143

* Indicates Result is outside QC Limits
NC = Not Calculated ND = Not Detected

Lab Sample ID: A8434602 A8434602MS

Analyte	Units of Measure	Concentration Sample	Concentration Matrix Spike	Spike Amount	% Recovery MS	QC LIMITS
SULFATE ANALYSIS METHOD D-516-90 - SULFATE	MG/L	89.00	93.32	160.0	3 *	60-128

* Indicates Result is outside QC Limits
NC = Not Calculated ND = Not Detected

Lab Sample ID: A8434607 A8434607MS

Analyte	Units of Measure	Concentration Sample	Concentration Matrix Spike	Spike Amount	% Recovery MS	QC LIMITS
SULFATE ANALYSIS METHOD D-516-90 - SULFATE	MG/L	426.6	436.2	340.0	3 *	60-128

* Indicates Result is outside QC Limits
NC = Not Calculated ND = Not Detected

Lab Sample ID: A8435103 A8435103MS

Analyte	Units of Measure	Concentration		Spike Amount	% Recovery MS	QC LIMITS
		Sample	Matrix Spike			
SULFIDE ANALYSIS METHOD 4500-S F - SULFIDE	MG/L	0	4.80	4.89	98	40-150

* Indicates Result is outside QC Limits
NC = Not Calculated ND = Not Detected

Lab Sample ID: A8435206 A8435206MS

Analyte	Units of Measure	Concentration Sample	Concentration Matrix Spike	Spike Amount	% Recovery MS	QC LIMITS
CHLORIDE ANALYSIS METHOD SM4110C - CHLORIDE	MG/L	2.31	27.21	25.00	100	73-114

* Indicates Result is outside QC Limits
NC = Not Calculated ND = Not Detected

Lab Sample ID: A8435404 A8435404MS

Analyte	Units of Measure	Concentration Sample	Concentration Matrix Spike	Spike Amount	% Recovery MS	QC LIMITS
SULFATE ANALYSIS METHOD SM4110C - SULFATE	MG/L	30.00	55.74	25.00	103	75-125

* Indicates Result is outside QC Limits
NC = Not Calculated ND = Not Detected

Lab Sample ID: A8435503 A8435503MS

Analyte	Units of Measure	Concentration Sample	Concentration Matrix Spike	Spike Amount	% Recovery MS	QC LIMITS
CHLORIDE ANALYSIS METHOD SM4110C - CHLORIDE	MG/L	0.790	24.05	25.00	93	73-114

* Indicates Result is outside QC Limits
NC = Not Calculated ND = Not Detected

Lab Sample ID: A8437103 A8437103MS

Analyte	Units of Measure	Concentration Sample	Concentration Matrix Spike	Spike Amount	% Recovery MS	QC LIMITS
TOTAL RECOVERABLE PHENOLICS ANALYSIS TVGA - ASPOO 420.4/TOTAL RECOVERABLE P	MG/L	0	0.0694	0.100	69	60-143

* Indicates Result is outside QC Limits
NC = Not Calculated ND = Not Detected

Lab Sample ID: A8437604 A8437604MS

Analyte	Units of Measure	Concentration Sample	Concentration Matrix Spike	Spike Amount	% Recovery MS	QC LIMITS
BROMIDE ANALYSIS						
TVGA - ASPOO 9056 - BROMIDE	MG/KG	0	238.9	230.2	104	75-125
CHLORIDE ANALYSIS						
TVGA - ASPOO 9056 - CHLORIDE	MG/KG	103.3	678.9	575.5	100	73-114
SULFATE ANALYSIS						
TVGA - ASPOO 9056 - SULFATE	MG/KG	101.3	663.0	575.5	98	75-125

* Indicates Result is outside QC Limits
NC = Not Calculated ND = Not Detected

Lab Sample ID: A8439801 A8439801MS A8439801SD

Analyte	Units of Measure	Concentration			Spike Amount		% Recovery			%	QC LIMITS	
		Sample	Matrix Spike	Spike Duplicate	MS	MSD	MS	MSD	Avg	RPD	RPD	REC.
CYANIDE ANALYSIS METHOD 335.4 - TOTAL CYANIDE (.16)	MG/L	0	0.153	0.145	0.100	0.100	154 *	146 *	150	5	15.0	85-115

* Indicates Result is outside QC Limits
NC = Not Calculated ND = Not Detected

Date: 05/17/2008 08:18:23 Rept: AN1392
Batch No: A8B14029 MS/MSD Batch QC Results

Lab Sample ID: A8440401 A8440401MS A8440401SD

Analyte	Units of Measure	Concentration			Spike Amount		% Recovery			% RPD	QC LIMITS	
		Sample	Matrix Spike	Spike Duplicate	MS	MSD	MS	MSD	Avg		RPD	REC.
CYANIDE ANALYSIS												
METHOD 335.4 - TOTAL CYANIDE	MG/L	914.0	88.00	0	500.0	500.0	-165 *	-183 *	-174	10	15.0	85-115
SULFATE ANALYSIS												
METHOD - SULFATE	MG/L	4271	6590	6691	2500	2500	93	97	95	4	27.0	60-128

177/390

* Indicates Result is outside QC Limits
NC = Not Calculated ND = Not Detected

Lab Sample ID: A8443101 A8443101MS

Analyte	Units of Measure	Concentration Sample	Concentration Matrix Spike	Spike Amount	% Recovery MS	QC LIMITS
SULFATE ANALYSIS METHOD D-516-90 - SULFATE	MG/L	731.8	742.9	400.0	3 *	60-128

* Indicates Result is outside QC Limits
NC = Not Calculated ND = Not Detected

Lab Sample ID: A8443103 A8443103MS

Analyte	Units of Measure	Concentration Sample	Concentration Matrix Spike	Spike Amount	% Recovery MS	QC LIMITS
CYANIDE ANALYSIS						
TOTAL CYANIDE METHOD 9012	MG/L	0	0.144	0.100	144 *	85-115
FERROUS IRON ANALYSIS						
METHOD 3500D - SM18 - FERROUS IRON	MG/L	0	0.963	1.00	96	90-110

* Indicates Result is outside QC Limits
NC = Not Calculated ND = Not Detected

Lab Sample ID: A8443107 A8443107MS

Analyte	Units of Measure	Concentration Sample	Concentration Matrix Spike	Spike Amount	% Recovery MS	QC LIMITS
TOTAL RECOVERABLE PHENOLICS ANALYSIS METHOD 420.4 - TOTAL RECOVERABLE PHENO	MG/L	0.0761	0.165	0.100	90	60-143

* Indicates Result is outside QC Limits
NC = Not Calculated ND = Not Detected

Lab Sample ID: A8443108 A8443108MS

Analyte	Units of Measure	Concentration Sample	Concentration Matrix Spike	Spike Amount	% Recovery MS	QC LIMITS
NITRATEANALYSIS						
METHOD 353.2 - NITRATE/NITRITE - AUTOM	MG/L-N	0	0.988	1.00	99	77-123

* Indicates Result is outside QC Limits
NC = Not Calculated ND = Not Detected

Lab Sample ID: A8443201 A8443201MS

Analyte	Units of Measure	Concentration Sample	Concentration Matrix Spike	Spike Amount	% Recovery MS	QC LIMITS
NITRATE ANALYSIS METHOD 353.2 - NITRATE	MG/L-N	0	0.933	1.00	93	77-123

* Indicates Result is outside QC Limits
NC = Not Calculated ND = Not Detected

Lab Sample ID: A8445601 A8445601MS

Analyte	Units of Measure	Concentration Sample	Concentration Matrix Spike	Spike Amount	% Recovery MS	QC LIMITS
TOTAL RECOVERABLE PHENOLICS ANALYSIS 9066 - PHENOLS/LR - 0.01 MG/L	MG/L	0.0133	0.0993	0.100	86	60-143

* Indicates Result is outside QC Limits
NC = Not Calculated ND = Not Detected

Lab Sample ID: A8446505 A8446505MS

Analyte	Units of Measure	Concentration Sample	Concentration Matrix Spike	Spike Amount	% Recovery MS	QC LIMITS
SULFIDE ANALYSIS METHOD 4500-S F - SULFIDE	MG/L	0	6.40	9.78	65	40-150

* Indicates Result is outside QC Limits
NC = Not Calculated ND = Not Detected

Lab Sample ID: A8447107 A8447107MS

Analyte	Units of Measure	Concentration Sample	Concentration Matrix Spike	Spike Amount	% Recovery MS	QC LIMITS
SULFATE ANALYSIS NISOURCE - METHOD 300.0 - SULFATE	MG/L	8.84	32.93	25.00	96	75-125

* Indicates Result is outside QC Limits
NC = Not Calculated ND = Not Detected

Lab Sample ID: A8447804 A8447804MS

Analyte	Units of Measure	Concentration Sample	Concentration Matrix Spike	Spike Amount	% Recovery MS	QC LIMITS
CHLORIDE ANALYSIS METHOD 300.0 - CHLORIDE	MG/L	5.04	27.77	25.00	91	73-114

* Indicates Result is outside QC Limits
NC = Not Calculated ND = Not Detected

Lab Sample ID: A8448101 A8448101MS

Analyte	Units of Measure	Concentration Sample	Concentration Matrix Spike	Spike Amount	% Recovery MS	QC LIMITS
CYANIDE ANALYSIS METHOD 9012 - TOTAL CYANIDE	MG/L	0	0.255	0.100	256 *	85-115

* Indicates Result is outside QC Limits
NC = Not Calculated ND = Not Detected

Lab Sample ID: A8448805 A8448805MS

Analyte	Units of Measure	Concentration Sample	Concentration Matrix Spike	Spike Amount	% Recovery MS	QC LIMITS
CHLORIDE ANALYSIS METHOD SM4110C - CHLORIDE	MG/L	2.88	26.41	25.00	94	73-114

* Indicates Result is outside QC Limits
NC = Not Calculated ND = Not Detected

Lab Sample ID: A8451202 A8451202MS

Analyte	Units of Measure	Concentration Sample	Concentration Matrix Spike	Spike Amount	% Recovery MS	QC LIMITS
NITRATE ANALYSIS METHOD 353.2 - NITRATE	MG/L-N	0.0866	1.05	1.00	97	77-123

* Indicates Result is outside QC Limits
NC = Not Calculated ND = Not Detected

Lab Sample ID: A8451504 A8451504MS

Analyte	Units of Measure	Concentration Sample	Concentration Matrix Spike	Spike Amount	% Recovery MS	QC LIMITS
CYANIDE ANALYSIS						
TOTAL CYANIDE METHOD 9012	MG/L	0	0.130	0.100	130 *	85-115

* Indicates Result is outside QC Limits
NC = Not Calculated ND = Not Detected

Lab Sample ID: A8451513 A8451513MS

Analyte	Units of Measure	Concentration Sample	Concentration Matrix Spike	Spike Amount	% Recovery MS	QC LIMITS
CHLORIDE ANALYSIS METHOD 300.0 - CHLORIDE	MG/L	95.40	215.8	125.0	96	73-114

* Indicates Result is outside QC Limits
NC = Not Calculated ND = Not Detected

Lab Sample ID: A8451906 A8451906MS

Analyte	Units of Measure	Concentration Sample	Concentration Matrix Spike	Spike Amount	% Recovery MS	QC LIMITS
NITRATE ANALYSIS						
ALLIED - METHOD 353.2 - NITRATE - W	MG/L-N	2.41	3.31	1.00	90	77-123

* Indicates Result is outside QC Limits
NC = Not Calculated ND = Not Detected

Lab Sample ID: A8453102 A8453102MS

Analyte	Units of Measure	Concentration Sample	Concentration Matrix Spike	Spike Amount	% Recovery MS	QC LIMITS
NITROGEN, NITRATE ANALYSIS METHOD 353.2 - NITROGEN, NITRATE	MG/L-N	0	1.09	1.00	109	77-123

* Indicates Result is outside QC Limits
NC = Not Calculated ND = Not Detected

Lab Sample ID: A8453704 A8453704MS

Analyte	Units of Measure	Concentration Sample	Concentration Matrix Spike	Spike Amount	% Recovery MS	QC LIMITS
CHLORIDE ANALYSIS METHOD 300.0 - CHLORIDE BY IC	MG/L	9.43	31.30	25.00	87	73-114

* Indicates Result is outside QC Limits
NC = Not Calculated ND = Not Detected

Lab Sample ID: A8453801 A8453801MS

Analyte	Units of Measure	Concentration Sample	Concentration Matrix Spike	Spike Amount	% Recovery MS	QC LIMITS
TOTAL RECOVERABLE PHENOLICS ANALYSIS						
TVGA - ASP00 420.4/TOTAL RECOVERABLE P	MG/L	0.00529	0.103	0.100	98	60-143

* Indicates Result is outside QC Limits
NC = Not Calculated ND = Not Detected

Date: 05/17/2008 08:18:23 Rept: AN1392
Batch No: A8B14622 MS/MSD Batch QC Results

Lab Sample ID: A8454703 A8454703MS A8454703SD

Analyte	Units of Measure	Concentration			Spike Amount		% Recovery			% RPD	QC LIMITS	
		Sample	Matrix Spike	Spike Duplicate	MS	MSD	MS	MSD	Avg		RPD	REC.
CHLORIDE ANALYSIS												
METHOD 300.0 - CHLORIDE	MG/L	8.45	124.4	124.0	125.0	125.0	93	92	93	1	20.0	73-114
CYANIDE ANALYSIS												
TOTAL CYANIDE METHOD 9012	MG/L	0	0.144	0.143	0.100	0.100	144 *	144 *	144	0	15.0	85-115
FERROUS IRON ANALYSIS												
METHOD 3500D - SM18 - FERROUS IRON	MG/L	0	1.29	1.35	1.00	1.00	130 *	135 *	133	4	20.0	90-110
NITRATEANALYSIS												
METHOD 353.2 - NITRATE/NITRITE - AUTOM	MG/L-N	0	1.04	1.00	1.00	1.00	105	101	103	4	20.0	77-123
SULFIDE ANALYSIS												
METHOD 4500-S F - SULFIDE	MG/L	0	8.80	8.00	8.10	8.10	109	99	104	10	20.0	40-150
TOTAL RECOVERABLE PHENOLICS ANALYSIS												
METHOD 420.4 - TOTAL RECOVERABLE PHENO	MG/L	0.0174	0.107	0.105	0.100	0.100	90	88	89	2	20.0	60-143

* Indicates Result is outside QC Limits
NC = Not Calculated ND = Not Detected

Lab Sample ID: A8455006 A8455006MS

Analyte	Units of Measure	Concentration Sample	Concentration Matrix Spike	Spike Amount	% Recovery MS	QC LIMITS
CHLORIDE ANALYSIS METHOD 9056: CHLORIDE BY IC - W	MG/L	19.65	146.2	125.0	101	73-114

* Indicates Result is outside QC Limits
NC = Not Calculated ND = Not Detected

Lab Sample ID: A8456401 A8456401MS

Analyte	Units of Measure	Concentration Sample	Concentration Matrix Spike	Spike Amount	% Recovery MS	QC LIMITS
CYANIDE ANALYSIS METHOD 335.4 - TOTAL CYANIDE	MG/L	0	0.127	0.100	128 *	85-115

* Indicates Result is outside QC Limits
NC = Not Calculated ND = Not Detected

Date: 05/17/2008 08:18:23
Batch No: A8B14591

MS/MSD Batch QC Results

Rept: AN1392

Lab Sample ID: A8456803 A8456803MS A8456803SD

Analyte	Units of Measure	Concentration			Spike Amount		% Recovery			% RPD	QC LIMITS	
		Sample	Matrix Spike	Spike Duplicate	MS	MSD	MS	MSD	Avg		RPD	REC.
DISSOLVED SULFATE ANALYSIS METHOD 9038 - SULFATE, FILTERED	MG/L	201.8	211.5	213.0	20.00	20.00	48 *	56 *	52	15	27.0	60-128

* Indicates Result is outside QC Limits
NC = Not Calculated ND = Not Detected

Date: 05/17/2008 08:18:23
Batch No: A8B14259

MS/MSD Batch QC Results

Rept: AN1392

Lab Sample ID: A8458416 A8458416MS A8458416SD

Analyte	Units of Measure	Concentration			Spike Amount		% Recovery			% RPD	QC LIMITS	
		Sample	Matrix Spike	Spike Duplicate	MS	MSD	MS	MSD	Avg		RPD	REC.
WEAK ACID DISSOCIABLE CYANIDE ANALYSIS METHOD 4500-CN I - FREE CYANIDE	MG/L	0	0.0949	0.0828	0.100	0.100	95	83 *	89	13	15.0	85-115

* Indicates Result is outside QC Limits
NC = Not Calculated ND = Not Detected

Date: 05/17/2008 08:18:23
Batch No: A8B14413

MS/MSD Batch QC Results

Rept: AN1392

Lab Sample ID: A8476101 A8476101MS A8476101SD

Analyte	Units of Measure	Concentration			Spike Amount		% Recovery			% RPD	QC LIMITS	
		Sample	Matrix Spike	Spike Duplicate	MS	MSD	MS	MSD	Avg		RPD	REC.
CYANIDE ANALYSIS METHOD 335.4 - TOTAL CYANIDE (.08)	MG/L	0.0169	0.123	0.123	0.100	0.100	106	107	107	0.	15.0	85-115

* Indicates Result is outside QC Limits
NC = Not Calculated ND = Not Detected

Lab Sample ID: A8477601 A8477601MS

Analyte	Units of Measure	Concentration Sample	Concentration Matrix Spike	Spike Amount	% Recovery MS	QC LIMITS
NITROGEN, NITRATE ANALYSIS METHOD 353.2 - NITROGEN, NITRATE -W- R	MG/L-N	0.0515	1.05	1.00	101	77-123

* Indicates Result is outside QC Limits
NC = Not Calculated ND = Not Detected

Chronology and QC Summary Package

Client ID	VBLK47		VBLK48		VBLK50		VBLK51	
Job No / Lab ID	A08-4431	A8B1463002	A08-4431	A8B1465704	A08-4515	A8B1478402	A08-4515	A8B1488202
Sample Date								
Analyte	Units	Sample Value	Reporting Limit	Sample Value	Reporting Limit	Sample Value	Reporting Limit	Sample Value	Reporting Limit
Acetone	UG/L	ND	5.0	ND	5.0	ND	5.0	ND	5.0
Benzene	UG/L	ND	1.0	ND	1.0	ND	1.0	ND	1.0
Bromodichloromethane	UG/L	ND	1.0	ND	1.0	ND	1.0	ND	1.0
Bromoform	UG/L	ND	1.0	ND	1.0	ND	1.0	ND	1.0
Bromomethane	UG/L	ND	1.0	ND	1.0	ND	1.0	ND	1.0
2-Butanone	UG/L	ND	5.0	ND	5.0	ND	5.0	ND	5.0
Carbon Disulfide	UG/L	ND	1.0	ND	1.0	ND	1.0	ND	1.0
Carbon Tetrachloride	UG/L	ND	1.0	ND	1.0	ND	1.0	ND	1.0
Chlorobenzene	UG/L	ND	1.0	ND	1.0	ND	1.0	ND	1.0
Chloroethane	UG/L	ND	1.0	ND	1.0	ND	1.0	ND	1.0
Chloroform	UG/L	ND	1.0	ND	1.0	ND	1.0	ND	1.0
Chloromethane	UG/L	ND	1.0	ND	1.0	ND	1.0	ND	1.0
Cyclohexane	UG/L	ND	1.0	ND	1.0	ND	1.0	ND	1.0
1,2-Dibromoethane	UG/L	ND	1.0	ND	1.0	ND	1.0	ND	1.0
Dibromochloromethane	UG/L	ND	1.0	ND	1.0	ND	1.0	ND	1.0
1,2-Dibromo-3-chloropropane	UG/L	ND	1.0	ND	1.0	ND	1.0	ND	1.0
1,2-Dichlorobenzene	UG/L	ND	1.0	ND	1.0	ND	1.0	ND	1.0
1,3-Dichlorobenzene	UG/L	ND	1.0	ND	1.0	ND	1.0	ND	1.0
1,4-Dichlorobenzene	UG/L	ND	1.0	ND	1.0	ND	1.0	ND	1.0
Dichlorodifluoromethane	UG/L	ND	1.0	ND	1.0	ND	1.0	ND	1.0
1,1-Dichloroethane	UG/L	ND	1.0	ND	1.0	ND	1.0	ND	1.0
1,2-Dichloroethane	UG/L	ND	1.0	ND	1.0	ND	1.0	ND	1.0
1,1-Dichloroethene	UG/L	ND	1.0	ND	1.0	ND	1.0	ND	1.0
cis-1,2-Dichloroethene	UG/L	ND	1.0	ND	1.0	ND	1.0	ND	1.0
trans-1,2-Dichloroethene	UG/L	ND	1.0	ND	1.0	ND	1.0	ND	1.0
1,2-Dichloropropane	UG/L	ND	1.0	ND	1.0	ND	1.0	ND	1.0
cis-1,3-Dichloropropene	UG/L	ND	1.0	ND	1.0	ND	1.0	ND	1.0
trans-1,3-Dichloropropene	UG/L	ND	1.0	ND	1.0	ND	1.0	ND	1.0
Ethylbenzene	UG/L	ND	1.0	ND	1.0	ND	1.0	ND	1.0
2-Hexanone	UG/L	ND	5.0	ND	5.0	ND	5.0	ND	5.0
Isopropylbenzene	UG/L	ND	1.0	ND	1.0	ND	1.0	ND	1.0
Methyl acetate	UG/L	ND	1.0	ND	1.0	ND	1.0	ND	1.0
Methylcyclohexane	UG/L	ND	1.0	ND	1.0	ND	1.0	ND	1.0
Methylene chloride	UG/L	ND	1.0	0.54 J	1.0	ND	1.0	0.44 J	1.0
4-Methyl-2-pentanone	UG/L	ND	5.0	ND	5.0	ND	5.0	ND	5.0
Methyl-t-Butyl Ether (MTBE)	UG/L	ND	1.0	ND	1.0	ND	1.0	ND	1.0
Styrene	UG/L	ND	1.0	ND	1.0	ND	1.0	ND	1.0
1,1,2,2-Tetrachloroethane	UG/L	ND	1.0	ND	1.0	ND	1.0	ND	1.0
Tetrachloroethene	UG/L	ND	1.0	ND	1.0	ND	1.0	ND	1.0
Toluene	UG/L	ND	1.0	ND	1.0	ND	1.0	ND	1.0
1,2,4-Trichlorobenzene	UG/L	ND	1.0	ND	1.0	ND	1.0	ND	1.0
1,1,1-Trichloroethane	UG/L	ND	1.0	ND	1.0	ND	1.0	ND	1.0
1,1,2-Trichloroethane	UG/L	ND	1.0	ND	1.0	ND	1.0	ND	1.0

NA = Not Applicable ND = Not Detected

Client ID		VBLK47		VBLK48		VBLK50		VBLK51	
Job No	Lab ID	A08-4431	A8B1463002	A08-4431	A8B1465704	A08-4515	A8B1478402	A08-4515	A8B1488202
Sample Date									
Analyte	Units	Sample Value	Reporting Limit	Sample Value	Reporting Limit	Sample Value	Reporting Limit	Sample Value	Reporting Limit
1,1,2-Trichloro-1,2,2-trifluor	UG/L	ND	1.0	ND	1.0	ND	1.0	ND	1.0
Trichlorofluoromethane	UG/L	ND	1.0	ND	1.0	ND	1.0	ND	1.0
Trichloroethene	UG/L	ND	1.0	ND	1.0	ND	1.0	ND	1.0
Vinyl chloride	UG/L	ND	1.0	ND	1.0	ND	1.0	ND	1.0
Total Xylenes	UG/L	ND	3.0	ND	3.0	ND	3.0	ND	3.0
IS/SURROGATE(S)									
Chlorobenzene-D5	%	86	50-200	86	50-200	88	50-200	86	50-200
1,4-Difluorobenzene	%	104	50-200	92	50-200	100	50-200	98	50-200
1,4-Dichlorobenzene-D4	%	62	50-200	68	50-200	67	50-200	65	50-200
Toluene-D8	%	116	71-126	114	71-126	112	71-126	113	71-126
p-Bromofluorobenzene	%	94	73-120	100	73-120	99	73-120	97	73-120
1,2-Dichloroethane-D4	%	92	66-137	99	66-137	97	66-137	101	66-137

NA = Not Applicable ND = Not Detected

Client ID		VBLK74		VBLK93		VBLK96			
Job No	Lab ID	A08-4547	A8B1496002	A08-4346	A8B1450002	A08-4346	A8B1468202		
Sample Date									
Analyte	Units	Sample Value	Reporting Limit	Sample Value	Reporting Limit	Sample Value	Reporting Limit	Sample Value	Reporting Limit
Acetone	UG/L	ND	5.0	ND	5.0	ND	5.0	NA	
Benzene	UG/L	ND	1.0	ND	1.0	ND	1.0	NA	
Bromodichloromethane	UG/L	ND	1.0	ND	1.0	ND	1.0	NA	
Bromoform	UG/L	ND	1.0	ND	1.0	ND	1.0	NA	
Bromomethane	UG/L	ND	1.0	ND	1.0	ND	1.0	NA	
2-Butanone	UG/L	ND	5.0	ND	5.0	ND	5.0	NA	
Carbon Disulfide	UG/L	ND	1.0	ND	1.0	ND	1.0	NA	
Carbon Tetrachloride	UG/L	ND	1.0	ND	1.0	ND	1.0	NA	
Chlorobenzene	UG/L	ND	1.0	ND	1.0	ND	1.0	NA	
Chloroethane	UG/L	ND	1.0	ND	1.0	ND	1.0	NA	
Chloroform	UG/L	ND	1.0	ND	1.0	ND	1.0	NA	
Chloromethane	UG/L	ND	1.0	ND	1.0	ND	1.0	NA	
Cyclohexane	UG/L	ND	1.0	ND	1.0	ND	1.0	NA	
1,2-Dibromoethane	UG/L	ND	1.0	ND	1.0	ND	1.0	NA	
Dibromochloromethane	UG/L	ND	1.0	ND	1.0	ND	1.0	NA	
1,2-Dibromo-3-chloropropane	UG/L	ND	1.0	ND	1.0	ND	1.0	NA	
1,2-Dichlorobenzene	UG/L	ND	1.0	ND	1.0	ND	1.0	NA	
1,3-Dichlorobenzene	UG/L	ND	1.0	ND	1.0	ND	1.0	NA	
1,4-Dichlorobenzene	UG/L	ND	1.0	ND	1.0	ND	1.0	NA	
Dichlorodifluoromethane	UG/L	ND	1.0	ND	1.0	ND	1.0	NA	
1,1-Dichloroethane	UG/L	ND	1.0	ND	1.0	ND	1.0	NA	
1,2-Dichloroethane	UG/L	ND	1.0	ND	1.0	ND	1.0	NA	
1,1-Dichloroethene	UG/L	ND	1.0	ND	1.0	ND	1.0	NA	
cis-1,2-Dichloroethene	UG/L	ND	1.0	ND	1.0	ND	1.0	NA	
trans-1,2-Dichloroethene	UG/L	ND	1.0	ND	1.0	ND	1.0	NA	
1,2-Dichloropropane	UG/L	ND	1.0	ND	1.0	ND	1.0	NA	
cis-1,3-Dichloropropene	UG/L	ND	1.0	ND	1.0	ND	1.0	NA	
trans-1,3-Dichloropropene	UG/L	ND	1.0	ND	1.0	ND	1.0	NA	
Ethylbenzene	UG/L	ND	1.0	ND	1.0	ND	1.0	NA	
2-Hexanone	UG/L	ND	5.0	ND	5.0	ND	5.0	NA	
Isopropylbenzene	UG/L	ND	1.0	ND	1.0	ND	1.0	NA	
Methyl acetate	UG/L	ND	1.0	ND	1.0	ND	1.0	NA	
Methylcyclohexane	UG/L	ND	1.0	ND	1.0	ND	1.0	NA	
Methylene chloride	UG/L	ND	1.0	ND	1.0	ND	1.0	NA	
4-Methyl-2-pentanone	UG/L	ND	5.0	ND	5.0	ND	5.0	NA	
Methyl-t-Butyl Ether (MTBE)	UG/L	ND	1.0	ND	1.0	ND	1.0	NA	
Styrene	UG/L	ND	1.0	ND	1.0	ND	1.0	NA	
1,1,2,2-Tetrachloroethane	UG/L	ND	1.0	ND	1.0	ND	1.0	NA	
Tetrachloroethene	UG/L	ND	1.0	ND	1.0	ND	1.0	NA	
Toluene	UG/L	ND	1.0	ND	1.0	ND	1.0	NA	
1,2,4-Trichlorobenzene	UG/L	ND	1.0	ND	1.0	ND	1.0	NA	
1,1,1-Trichloroethane	UG/L	ND	1.0	ND	1.0	ND	1.0	NA	
1,1,2-Trichloroethane	UG/L	ND	1.0	ND	1.0	ND	1.0	NA	

NA = Not Applicable ND = Not Detected

Client ID Job No Lab ID Sample Date		VBLK74 A08-4547 A8B1496002		VBLK93 A08-4346 A8B1450002		VBLK96 A08-4346 A8B1468202			
Analyte	Units	Sample Value	Reporting Limit	Sample Value	Reporting Limit	Sample Value	Reporting Limit	Sample Value	Reporting Limit
1,1,2-Trichloro-1,2,2-trifluor	UG/L	ND	1.0	ND	1.0	ND	1.0	NA	
Trichlorofluoromethane	UG/L	ND	1.0	ND	1.0	ND	1.0	NA	
Trichloroethene	UG/L	ND	1.0	ND	1.0	ND	1.0	NA	
Vinyl chloride	UG/L	ND	1.0	ND	1.0	ND	1.0	NA	
Total Xylenes	UG/L	ND	3.0	ND	3.0	ND	3.0	NA	
IS/SURROGATE(S)									
Chlorobenzene-D5	%	90	50-200	90	50-200	96	50-200	NA	
1,4-Difluorobenzene	%	95	50-200	92	50-200	96	50-200	NA	
1,4-Dichlorobenzene-D4	%	90	50-200	92	50-200	95	50-200	NA	
Toluene-D8	%	98	71-126	102	71-126	99	71-126	NA	
p-Bromofluorobenzene	%	88	73-120	107	73-120	107	73-120	NA	
1,2-Dichloroethane-D4	%	89	66-137	107	66-137	100	66-137	NA	

NA = Not Applicable ND = Not Detected

METHOD 8260 - TCL VOLATILE ORGANICS
TENTATIVELY IDENTIFIED COMPOUNDS

Client No.

VBLK50

Lab Name: TestAmerica Laborat Contract: _____

Lab Code: RECNY Case No.: _____ SAS No.: _____ SDG No.: 4346

Matrix: (soil/water) WATER Lab Sample ID: A8B1478402

Sample wt/vol: 5.00 (g/mL) ML Lab File ID: Q7431.RR

Level: (low/med) LOW Date Samp/Recv: _____ _____

% Moisture: not dec. _____ Date Analyzed: 05/06/2008

GC Column: ZB-624 ID: 0.25 (mm) Dilution Factor: 1.00

Soil Extract Volume: _____ (uL) Soil Aliquot Volume: _____ (uL)

Number TICs found: 0 CONCENTRATION UNITS: (ug/L or ug/Kg) UG/L

CAS NO.	Compound Name	RT	Est. Conc.	Q

METHOD 8260 - TCL VOLATILE ORGANICS
TENTATIVELY IDENTIFIED COMPOUNDS

Client No.

VBLK51

Lab Name: TestAmerica Laborat Contract: _____

Lab Code: RECNY Case No.: _____ SAS No.: _____ SDG No.: 4346

Matrix: (soil/water) WATER Lab Sample ID: A8B1488202

Sample wt/vol: 5.00 (g/mL) ML Lab File ID: Q7455.RR

Level: (low/med) LOW Date Samp/Recv: _____ _____

% Moisture: not dec. _____ Date Analyzed: 05/07/2008

GC Column: ZB-624 ID: 0.25 (mm) Dilution Factor: 1.00

Soil Extract Volume: _____ (uL) Soil Aliquot Volume: _____ (uL)

Number TICs found: 0 CONCENTRATION UNITS: (ug/L or ug/Kg) UG/L

CAS NO.	Compound Name	RT	Est. Conc.	Q

METHOD 8260 - TCL VOLATILE ORGANICS
TENTATIVELY IDENTIFIED COMPOUNDS

Client No.

VBLK74

Lab Name: TestAmerica Laborat Contract: _____

Lab Code: RECNY Case No.: _____ SAS No.: _____ SDG No.: 4346_

Matrix: (soil/water) WATER Lab Sample ID: A8B1496002

Sample wt/vol: 5.00 (g/mL) ML Lab File ID: G7270.RR

Level: (low/med) LOW Date Samp/Recv: _____ _____

% Moisture: not dec. _____ Date Analyzed: 05/08/2008

GC Column: ZB-624 ID: 0.18 (mm) Dilution Factor: 1.00

Soil Extract Volume: _____ (uL) Soil Aliquot Volume: _____ (uL)

Number TICs found: 0 CONCENTRATION UNITS: (ug/L or ug/Kg) UG/L

CAS NO.	Compound Name	RT	Est. Conc.	Q

METHOD 8260 - TCL VOLATILE ORGANICS
TENTATIVELY IDENTIFIED COMPOUNDS

Client No.

VBLK93

Lab Name: TestAmerica Laborat Contract: _____

Lab Code: RECNY Case No.: _____ SAS No.: _____ SDG No.: 4346

Matrix: (soil/water) WATER Lab Sample ID: A8B1450002

Sample wt/vol: 5.00 (g/mL) ML Lab File ID: P7168.RR

Level: (low/med) LOW Date Samp/Recv: _____ _____

% Moisture: not dec. _____ Date Analyzed: 04/30/2008

GC Column: ZB-624 ID: 0.25 (mm) Dilution Factor: 1.00

Soil Extract Volume: _____ (uL) Soil Aliquot Volume: _____ (uL)

Number TICs found: 0 CONCENTRATION UNITS: (ug/L or ug/Kg) UG/L

CAS NO.	Compound Name	RT	Est. Conc.	Q

METHOD 8260 - TCL VOLATILE ORGANICS
TENTATIVELY IDENTIFIED COMPOUNDS

Client No.

VBLK96

Lab Name: TestAmerica Laborat Contract: _____

Lab Code: RECNY Case No.: _____ SAS No.: _____ SDG No.: 4346

Matrix: (soil/water) WATER Lab Sample ID: A8B1468202

Sample wt/vol: 5.00 (g/mL) ML Lab File ID: P7272.RR

Level: (low/med) LOW Date Samp/Recv: _____ _____

% Moisture: not dec. _____ Date Analyzed: 05/02/2008

GC Column: ZB-624 ID: 0.25 (mm) Dilution Factor: 1.00

Soil Extract Volume: _____ (uL) Soil Aliquot Volume: _____ (uL)

Number TICs found: 0 CONCENTRATION UNITS: (ug/L or ug/Kg) UG/L

CAS NO.	Compound Name	RT	Est. Conc.	Q

Client ID	MSB47		MSB48		MSB50		MSB51	
Job No / Lab ID	A08-4431	A8B1463001	A08-4431	A8B1465703	A08-4515	A8B1478401	A08-4515	A8B1488201
Sample Date								
Analyte	Units	Sample Value	Reporting Limit	Sample Value	Reporting Limit	Sample Value	Reporting Limit	Sample Value	Reporting Limit
Acetone	UG/L	100	5.0	100	5.0	100	5.0	120	5.0
Benzene	UG/L	23	1.0	24	1.0	25	1.0	23	1.0
Bromodichloromethane	UG/L	22	1.0	22	1.0	23	1.0	26	1.0
Bromoform	UG/L	24	1.0	24	1.0	25	1.0	25	1.0
Bromomethane	UG/L	20	1.0	16	1.0	19	1.0	24	1.0
2-Butanone	UG/L	100	5.0	100	5.0	98	5.0	110	5.0
Carbon Disulfide	UG/L	22	1.0	24	1.0	25	1.0	26	1.0
Carbon Tetrachloride	UG/L	23	1.0	24	1.0	26	1.0	28	1.0
Chlorobenzene	UG/L	24	1.0	24	1.0	25	1.0	24	1.0
Chloroethane	UG/L	21	1.0	21	1.0	21	1.0	24	1.0
Chloroform	UG/L	22	1.0	22	1.0	23	1.0	26	1.0
Chloromethane	UG/L	21	1.0	17	1.0	18	1.0	19	1.0
Cyclohexane	UG/L	23	1.0	23	1.0	23	1.0	22	1.0
1,2-Dibromoethane	UG/L	24	1.0	24	1.0	24	1.0	23	1.0
Dibromochloromethane	UG/L	25	1.0	25	1.0	27	1.0	25	1.0
1,2-Dibromo-3-chloropropane	UG/L	22	1.0	24	1.0	22	1.0	21	1.0
1,2-Dichlorobenzene	UG/L	25	1.0	24	1.0	25	1.0	24	1.0
1,3-Dichlorobenzene	UG/L	25	1.0	25	1.0	25	1.0	25	1.0
1,4-Dichlorobenzene	UG/L	24	1.0	24	1.0	24	1.0	24	1.0
Dichlorodifluoromethane	UG/L	22	1.0	20	1.0	20	1.0	17	1.0
1,1-Dichloroethane	UG/L	21	1.0	21	1.0	22	1.0	24	1.0
1,2-Dichloroethane	UG/L	21	1.0	22	1.0	22	1.0	25	1.0
1,1-Dichloroethene	UG/L	20	1.0	20	1.0	22	1.0	24	1.0
cis-1,2-Dichloroethene	UG/L	22	1.0	21	1.0	23	1.0	25	1.0
trans-1,2-Dichloroethene	UG/L	21	1.0	21	1.0	22	1.0	25	1.0
1,2-Dichloropropane	UG/L	22	1.0	21	1.0	22	1.0	21	1.0
cis-1,3-Dichloropropene	UG/L	23	1.0	23	1.0	23	1.0	25	1.0
trans-1,3-Dichloropropene	UG/L	25	1.0	25	1.0	25	1.0	24	1.0
Ethylbenzene	UG/L	26	1.0	26	1.0	27	1.0	25	1.0
2-Hexanone	UG/L	120	5.0	120	5.0	120	5.0	110	5.0
Isopropylbenzene	UG/L	26	1.0	26	1.0	26	1.0	25	1.0
Methyl acetate	UG/L	16	1.0	17	1.0	16	1.0	19	1.0
Methylcyclohexane	UG/L	25	1.0	25	1.0	24	1.0	22	1.0
Methylene chloride	UG/L	18	1.0	20 B	1.0	21	1.0	24 B	1.0
4-Methyl-2-pentanone	UG/L	120	5.0	120	5.0	110	5.0	110	5.0
Methyl-t-Butyl Ether (MTBE)	UG/L	22	1.0	22	1.0	23	1.0	26	1.0
Styrene	UG/L	27	1.0	27	1.0	28	1.0	26	1.0
1,1,2,2-Tetrachloroethane	UG/L	22	1.0	21	1.0	21	1.0	21	1.0
Tetrachloroethene	UG/L	25	1.0	25	1.0	27	1.0	25	1.0
Toluene	UG/L	25	1.0	25	1.0	26	1.0	24	1.0
1,2,4-Trichlorobenzene	UG/L	25	1.0	25	1.0	26	1.0	25	1.0
1,1,1-Trichloroethane	UG/L	22	1.0	22	1.0	24	1.0	26	1.0
1,1,2-Trichloroethane	UG/L	23	1.0	23	1.0	23	1.0	23	1.0

NA = Not Applicable ND = Not Detected

Client ID		MSB47		MSB48		MSB50		MSB51	
Job No	Lab ID	A08-4431	A8B1463001	A08-4431	A8B1465703	A08-4515	A8B1478401	A08-4515	A8B1488201
Sample Date									
Analyte	Units	Sample Value	Reporting Limit	Sample Value	Reporting Limit	Sample Value	Reporting Limit	Sample Value	Reporting Limit
1,1,2-Trichloro-1,2,2-trifluor	UG/L	24	1.0	24	1.0	26	1.0	26	1.0
Trichlorofluoromethane	UG/L	23	1.0	23	1.0	26	1.0	27	1.0
Trichloroethene	UG/L	22	1.0	22	1.0	23	1.0	24	1.0
Vinyl chloride	UG/L	22	1.0	20	1.0	21	1.0	22	1.0
Total Xylenes	UG/L	79	3.0	78	3.0	82	3.0	77	3.0
IS/SURROGATE(S)									
Chlorobenzene-D5	%	100	50-200	100	50-200	101	50-200	100	50-200
1,4-Difluorobenzene	%	111	50-200	107	50-200	107	50-200	96	50-200
1,4-Dichlorobenzene-D4	%	99	50-200	101	50-200	101	50-200	100	50-200
Toluene-D8	%	112	71-126	109	71-126	108	71-126	106	71-126
p-Bromofluorobenzene	%	109	73-120	112	73-120	114	73-120	110	73-120
1,2-Dichloroethane-D4	%	91	66-137	93	66-137	90	66-137	106	66-137

NA = Not Applicable ND = Not Detected

Client ID		MSB74		MSB93		MSB96		RFI-17-0408	
Job No	Lab ID	A08-4547	A8B1496001	A08-4346	A8B1450001	A08-4346	A8B1468201	A08-4547	A8454703MS
Sample Date								04/25/2008	
Analyte	Units	Sample Value	Reporting Limit	Sample Value	Reporting Limit	Sample Value	Reporting Limit	Sample Value	Reporting Limit
Acetone	UG/L	100	5.0	130	5.0	120	5.0	96	5.0
Benzene	UG/L	23	1.0	24	1.0	24	1.0	29	1.0
Bromodichloromethane	UG/L	22	1.0	29	1.0	27	1.0	25	1.0
Bromoform	UG/L	18	1.0	29	1.0	27	1.0	18	1.0
Bromomethane	UG/L	19	1.0	28	1.0	25	1.0	22	1.0
2-Butanone	UG/L	100	5.0	120	5.0	110	5.0	100	5.0
Carbon Disulfide	UG/L	24	1.0	21	1.0	18	1.0	22	1.0
Carbon Tetrachloride	UG/L	24	1.0	34	1.0	32	1.0	29	1.0
Chlorobenzene	UG/L	22	1.0	26	1.0	26	1.0	29	1.0
Chloroethane	UG/L	21	1.0	23	1.0	22	1.0	23	1.0
Chloroform	UG/L	22	1.0	27	1.0	26	1.0	27	1.0
Chloromethane	UG/L	22	1.0	20	1.0	17	1.0	26	1.0
Cyclohexane	UG/L	28	1.0	21	1.0	20	1.0	28	1.0
1,2-Dibromoethane	UG/L	21	1.0	28	1.0	27	1.0	26	1.0
Dibromochloromethane	UG/L	20	1.0	29	1.0	27	1.0	22	1.0
1,2-Dibromo-3-chloropropane	UG/L	19	1.0	27	1.0	24	1.0	26	1.0
1,2-Dichlorobenzene	UG/L	23	1.0	27	1.0	26	1.0	28	1.0
1,3-Dichlorobenzene	UG/L	23	1.0	27	1.0	26	1.0	28	1.0
1,4-Dichlorobenzene	UG/L	22	1.0	26	1.0	25	1.0	27	1.0
Dichlorodifluoromethane	UG/L	21	1.0	19	1.0	16	1.0	26	1.0
1,1-Dichloroethane	UG/L	22	1.0	26	1.0	24	1.0	28	1.0
1,2-Dichloroethane	UG/L	21	1.0	28	1.0	26	1.0	24	1.0
1,1-Dichloroethene	UG/L	25	1.0	26	1.0	25	1.0	30	1.0
cis-1,2-Dichloroethene	UG/L	22	1.0	26	1.0	25	1.0	28	1.0
trans-1,2-Dichloroethene	UG/L	23	1.0	25	1.0	25	1.0	29	1.0
1,2-Dichloropropane	UG/L	23	1.0	25	1.0	24	1.0	28	1.0
cis-1,3-Dichloropropene	UG/L	23	1.0	28	1.0	26	1.0	26	1.0
trans-1,3-Dichloropropene	UG/L	21	1.0	30	1.0	28	1.0	25	1.0
Ethylbenzene	UG/L	23	1.0	27	1.0	26	1.0	29	1.0
2-Hexanone	UG/L	110	5.0	130	5.0	120	5.0	110	5.0
Isopropylbenzene	UG/L	24	1.0	27	1.0	27	1.0	30	1.0
Methyl acetate	UG/L	18	1.0	24	1.0	21	1.0	17	1.0
Methylcyclohexane	UG/L	28	1.0	23	1.0	22	1.0	28	1.0
Methylene chloride	UG/L	24	1.0	24	1.0	23	1.0	28	1.0
4-Methyl-2-pentanone	UG/L	110	5.0	120	5.0	110	5.0	120	5.0
Methyl-t-Butyl Ether (MTBE)	UG/L	24	1.0	30	1.0	27	1.0	23	1.0
Styrene	UG/L	22	1.0	27	1.0	26	1.0	22	1.0
1,1,2,2-Tetrachloroethane	UG/L	21	1.0	25	1.0	24	1.0	27	1.0
Tetrachloroethene	UG/L	23	1.0	28	1.0	29	1.0	30	1.0
Toluene	UG/L	23	1.0	26	1.0	26	1.0	29	1.0
1,2,4-Trichlorobenzene	UG/L	23	1.0	28	1.0	27	1.0	28	1.0
1,1,1-Trichloroethane	UG/L	23	1.0	31	1.0	29	1.0	29	1.0
1,1,2-Trichloroethane	UG/L	21	1.0	26	1.0	25	1.0	27	1.0

NA = Not Applicable ND = Not Detected

Client ID		MSB74		MSB93		MSB96		RFI-17-0408	
Job No	Lab ID	A08-4547	A8B1496001	A08-4346	A8B1450001	A08-4346	A8B1468201	A08-4547	A8454703MS
Sample Date								04/25/2008	
Analyte	Units	Sample Value	Reporting Limit	Sample Value	Reporting Limit	Sample Value	Reporting Limit	Sample Value	Reporting Limit
1,1,2-Trichloro-1,2,2-trifluor	UG/L	27	1.0	23	1.0	22	1.0	27	1.0
Trichlorofluoromethane	UG/L	24	1.0	27	1.0	25	1.0	28	1.0
Trichloroethene	UG/L	23	1.0	26	1.0	26	1.0	29	1.0
Vinyl chloride	UG/L	24	1.0	24	1.0	21	1.0	29	1.0
Total Xylenes	UG/L	68	3.0	80	3.0	79	3.0	84	3.0
IS/SURROGATE(S)									
Chlorobenzene-D5	%	100	50-200	100	50-200	105	50-200	97	50-200
1,4-Difluorobenzene	%	95	50-200	97	50-200	106	50-200	97	50-200
1,4-Dichlorobenzene-D4	%	101	50-200	101	50-200	102	50-200	100	50-200
Toluene-D8	%	93	71-126	98	71-126	98	71-126	95	71-126
p-Bromofluorobenzene	%	84	73-120	106	73-120	104	73-120	87	73-120
1,2-Dichloroethane-D4	%	82	66-137	98	66-137	93	66-137	80	66-137

NA = Not Applicable ND = Not Detected

Client ID		RFI-17-0408							
Job No	Lab ID	A08-4547	A8454703SD						
Sample Date		04/25/2008							
Analyte	Units	Sample Value	Reporting Limit	Sample Value	Reporting Limit	Sample Value	Reporting Limit	Sample Value	Reporting Limit
Acetone	UG/L	100	5.0	NA		NA		NA	
Benzene	UG/L	29	1.0	NA		NA		NA	
Bromodichloromethane	UG/L	25	1.0	NA		NA		NA	
Bromoform	UG/L	18	1.0	NA		NA		NA	
Bromomethane	UG/L	22	1.0	NA		NA		NA	
2-Butanone	UG/L	110	5.0	NA		NA		NA	
Carbon Disulfide	UG/L	25	1.0	NA		NA		NA	
Carbon Tetrachloride	UG/L	28	1.0	NA		NA		NA	
Chlorobenzene	UG/L	28	1.0	NA		NA		NA	
Chloroethane	UG/L	20	1.0	NA		NA		NA	
Chloroform	UG/L	28	1.0	NA		NA		NA	
Chloromethane	UG/L	25	1.0	NA		NA		NA	
Cyclohexane	UG/L	30	1.0	NA		NA		NA	
1,2-Dibromoethane	UG/L	25	1.0	NA		NA		NA	
Dibromochloromethane	UG/L	21	1.0	NA		NA		NA	
1,2-Dibromo-3-chloropropane	UG/L	24	1.0	NA		NA		NA	
1,2-Dichlorobenzene	UG/L	28	1.0	NA		NA		NA	
1,3-Dichlorobenzene	UG/L	28	1.0	NA		NA		NA	
1,4-Dichlorobenzene	UG/L	27	1.0	NA		NA		NA	
Dichlorodifluoromethane	UG/L	26	1.0	NA		NA		NA	
1,1-Dichloroethane	UG/L	28	1.0	NA		NA		NA	
1,2-Dichloroethane	UG/L	24	1.0	NA		NA		NA	
1,1-Dichloroethene	UG/L	29	1.0	NA		NA		NA	
cis-1,2-Dichloroethene	UG/L	28	1.0	NA		NA		NA	
trans-1,2-Dichloroethene	UG/L	28	1.0	NA		NA		NA	
1,2-Dichloropropane	UG/L	28	1.0	NA		NA		NA	
cis-1,3-Dichloropropene	UG/L	25	1.0	NA		NA		NA	
trans-1,3-Dichloropropene	UG/L	24	1.0	NA		NA		NA	
Ethylbenzene	UG/L	28	1.0	NA		NA		NA	
2-Hexanone	UG/L	120	5.0	NA		NA		NA	
Isopropylbenzene	UG/L	30	1.0	NA		NA		NA	
Methyl acetate	UG/L	19	1.0	NA		NA		NA	
Methylcyclohexane	UG/L	32	1.0	NA		NA		NA	
Methylene chloride	UG/L	28	1.0	NA		NA		NA	
4-Methyl-2-pentanone	UG/L	120	5.0	NA		NA		NA	
Methyl-t-Butyl Ether (MTBE)	UG/L	26	1.0	NA		NA		NA	
Styrene	UG/L	23	1.0	NA		NA		NA	
1,1,2,2-Tetrachloroethane	UG/L	26	1.0	NA		NA		NA	
Tetrachloroethene	UG/L	28	1.0	NA		NA		NA	
Toluene	UG/L	28	1.0	NA		NA		NA	
1,2,4-Trichlorobenzene	UG/L	29	1.0	NA		NA		NA	
1,1,1-Trichloroethane	UG/L	28	1.0	NA		NA		NA	
1,1,2-Trichloroethane	UG/L	26	1.0	NA		NA		NA	

NA = Not Applicable ND = Not Detected

Client ID		RFI-17-0408							
Job No	Lab ID	A08-4547	A8454703SD						
Sample Date		04/25/2008							
Analyte	Units	Sample Value	Reporting Limit	Sample Value	Reporting Limit	Sample Value	Reporting Limit	Sample Value	Reporting Limit
1,1,2-Trichloro-1,2,2-trifluor	UG/L	29	1.0	NA		NA		NA	
Trichlorofluoromethane	UG/L	27	1.0	NA		NA		NA	
Trichloroethene	UG/L	29	1.0	NA		NA		NA	
Vinyl chloride	UG/L	27	1.0	NA		NA		NA	
Total Xylenes	UG/L	81	3.0	NA		NA		NA	
IS/SURROGATE(S)									
Chlorobenzene-D5	%	95	50-200	NA		NA		NA	
1,4-Difluorobenzene	%	97	50-200	NA		NA		NA	
1,4-Dichlorobenzene-D4	%	98	50-200	NA		NA		NA	
Toluene-D8	%	93	71-126	NA		NA		NA	
p-Bromofluorobenzene	%	87	73-120	NA		NA		NA	
1,2-Dichloroethane-D4	%	81	66-137	NA		NA		NA	

NA = Not Applicable ND = Not Detected

Client ID		Method Blank		Method Blank(SBLK__)		SBLK		SBLK	
Job No	Lab ID	A08-4346	A8B1390306	A08-4431	A8B1407303	A08-4515	A8B1410803	A08-4547	A8B1424005
Sample Date									
Analyte	Units	Sample Value	Reporting Limit	Sample Value	Reporting Limit	Sample Value	Reporting Limit	Sample Value	Reporting Limit
Aniline	UG/L	37 J	40	ND	10	ND	10	ND	10
Acenaphthene	UG/L	ND	20	ND	5	ND	5	ND	5
Acenaphthylene	UG/L	ND	20	ND	5	ND	5	ND	5
Acetophenone	UG/L	ND	20	ND	5	ND	5	ND	5
Anthracene	UG/L	ND	20	ND	5	ND	5	ND	5
Atrazine	UG/L	ND	20	ND	5	ND	5	ND	5
Benzaldehyde	UG/L	ND	20	ND	5	ND	5	ND	5
Benzo(a)anthracene	UG/L	0.8 J	20	ND	5	ND	5	ND	5
Benzo(b)fluoranthene	UG/L	ND	20	ND	5	ND	5	ND	5
Benzo(k)fluoranthene	UG/L	ND	20	ND	5	ND	5	ND	5
Benzo(ghi)perylene	UG/L	ND	20	ND	5	ND	5	ND	5
Benzo(a)pyrene	UG/L	ND	20	ND	5	ND	5	ND	5
Biphenyl	UG/L	ND	20	ND	5	ND	5	ND	5
Bis(2-chloroethoxy) methane	UG/L	ND	20	ND	5	ND	5	ND	5
Bis(2-chloroethyl) ether	UG/L	ND	20	ND	5	ND	5	ND	5
2,2'-Oxybis(1-Chloropropane)	UG/L	ND	20	ND	5	ND	5	ND	5
Bis(2-ethylhexyl) phthalate	UG/L	ND	20	ND	5	ND	5	ND	5
4-Bromophenyl phenyl ether	UG/L	ND	20	ND	5	ND	5	ND	5
Butyl benzyl phthalate	UG/L	ND	20	ND	5	ND	5	ND	5
4-Chloroaniline	UG/L	ND	20	ND	5	ND	5	ND	5
4-Chloro-3-methylphenol	UG/L	ND	20	ND	5	ND	5	ND	5
2-Chloronaphthalene	UG/L	ND	20	ND	5	ND	5	ND	5
2-Chlorophenol	UG/L	ND	20	ND	5	ND	5	ND	5
4-Chlorophenyl phenyl ether	UG/L	ND	20	ND	5	ND	5	ND	5
Caprolactam	UG/L	ND	20	ND	5	ND	5	ND	5
Carbazole	UG/L	ND	20	ND	5	ND	5	ND	5
Chrysene	UG/L	ND	20	ND	5	ND	5	ND	5
Dibenzo(a,h)anthracene	UG/L	ND	20	ND	5	ND	5	ND	5
Dibenzofuran	UG/L	ND	20	ND	5	ND	5	ND	5
Di-n-butyl phthalate	UG/L	ND	20	ND	5	ND	5	ND	5
3,3'-Dichlorobenzidine	UG/L	ND	20	ND	5	ND	5	ND	5
2,4-Dichlorophenol	UG/L	ND	20	ND	5	ND	5	ND	5
Diethyl phthalate	UG/L	ND	20	ND	5	ND	5	ND	5
2,4-Dimethylphenol	UG/L	ND	20	ND	5	ND	5	ND	5
Dimethyl phthalate	UG/L	ND	20	ND	5	ND	5	ND	5
4,6-Dinitro-2-methylphenol	UG/L	ND	40	ND	10	ND	10	ND	10
2,4-Dinitrophenol	UG/L	ND	40	ND	10	ND	10	ND	10
2,4-Dinitrotoluene	UG/L	ND	20	ND	5	ND	5	ND	5
2,6-Dinitrotoluene	UG/L	ND	20	ND	5	ND	5	ND	5
Di-n-octyl phthalate	UG/L	ND	20	ND	5	ND	5	ND	5
Fluoranthene	UG/L	ND	20	ND	5	ND	5	ND	5
Fluorene	UG/L	ND	20	ND	5	ND	5	ND	5
Hexachlorobenzene	UG/L	ND	20	ND	5	ND	5	ND	5

NA = Not Applicable ND = Not Detected

Client ID		Method Blank		Method Blank(SBLK__)		SBLK		SBLK	
Job No	Lab ID	A08-4346	A8B1390306	A08-4431	A8B1407303	A08-4515	A8B1410803	A08-4547	A8B1424005
Sample Date									
Analyte	Units	Sample Value	Reporting Limit	Sample Value	Reporting Limit	Sample Value	Reporting Limit	Sample Value	Reporting Limit
Hexachlorobutadiene	UG/L	ND	20	ND	5	ND	5	ND	5
Hexachlorocyclopentadiene	UG/L	ND	20	ND	5	ND	5	ND	5
Hexachloroethane	UG/L	ND	20	ND	5	ND	5	ND	5
Indeno(1,2,3-cd)pyrene	UG/L	ND	20	ND	5	ND	5	ND	5
Isophorone	UG/L	ND	20	ND	5	ND	5	ND	5
2-Methylnaphthalene	UG/L	ND	20	ND	5	ND	5	ND	5
2-Methylphenol	UG/L	ND	20	ND	5	ND	5	ND	5
4-Methylphenol	UG/L	ND	20	ND	5	ND	5	ND	5
Naphthalene	UG/L	0.9 J	20	ND	5	ND	5	ND	5
2-Nitroaniline	UG/L	ND	40	ND	10	ND	10	ND	10
3-Nitroaniline	UG/L	ND	40	ND	10	ND	10	ND	10
4-Nitroaniline	UG/L	ND	40	ND	10	ND	10	ND	10
Nitrobenzene	UG/L	ND	20	ND	5	ND	5	ND	5
2-Nitrophenol	UG/L	ND	20	ND	5	ND	5	ND	5
4-Nitrophenol	UG/L	ND	40	ND	10	ND	10	ND	10
N-nitrosodiphenylamine	UG/L	ND	20	ND	5	ND	5	ND	5
N-Nitroso-Di-n-propylamine	UG/L	ND	20	ND	5	ND	5	ND	5
Pentachlorophenol	UG/L	ND	40	ND	10	ND	10	ND	10
Phenanthrene	UG/L	ND	20	ND	5	ND	5	ND	5
Phenol	UG/L	ND	20	ND	5	ND	5	ND	5
Pyrene	UG/L	ND	20	ND	5	ND	5	ND	5
2,4,5-Trichlorophenol	UG/L	ND	20	ND	5	ND	5	ND	5
2,4,6-Trichlorophenol	UG/L	ND	20	ND	5	ND	5	ND	5
IS/SURROGATE(S)									
1,4-Dichlorobenzene-D4	%	92	50-200	114	50-200	71	50-200	81	50-200
Naphthalene-D8	%	99	50-200	114	50-200	73	50-200	84	50-200
Acenaphthene-D10	%	95	50-200	113	50-200	68	50-200	77	50-200
Phenanthrene-D10	%	94	50-200	114	50-200	66	50-200	70	50-200
Chrysene-D12	%	96	50-200	121	50-200	64	50-200	73	50-200
Perylene-D12	%	98	50-200	141	50-200	76	50-200	84	50-200
Nitrobenzene-D5	%	71	46-120	64	46-120	70	46-120	69	46-120
2-Fluorobiphenyl	%	76	48-120	72	48-120	71	48-120	77	48-120
p-Terphenyl-d14	%	88	24-136	65	24-136	91	24-136	131	24-136
Phenol-D5	%	31	16-120	27	16-120	27	16-120	31	16-120
2-Fluorophenol	%	40	20-120	34	20-120	31	20-120	38	20-120
2,4,6-Tribromophenol	%	88	52-132	89	52-132	96	52-132	124	52-132

NA = Not Applicable ND = Not Detected

METHOD 8270 - TCL SEMI-VOLATILE ORGANICS
TENTATIVELY IDENTIFIED COMPOUNDS

Client No.

SBLK

Lab Name: TestAmerica Laborat Contract: _____

Lab Code: RECNY Case No.: _____ SAS No.: _____ SDG No.: 4346

Matrix: (soil/water) WATER Lab Sample ID: A8B1410803

Sample wt/vol: 1000.0 (g/mL) ML Lab File ID: X23419.RR

Level: (low/med) LOW Date Samp/Recv: _____ _____

% Moisture: _____ decanted: (Y/N) N Date Extracted: 04/25/2008

Concentrated Extract Volume: 1000 (uL) Date Analyzed: 04/28/2008

Injection Volume: 1.00 (uL) Dilution Factor: 1.00

GPC Cleanup: (Y/N) N pH: 5.0

Number TICs found: 7

CONCENTRATION UNITS:
(ug/L or ug/Kg) UG/L

CAS NO.	Compound Name	RT	Est. Conc.	Q
1.	UNKNOWN	13.17	5	J
2.	UNKNOWN	13.20	8	J
3.	UNKNOWN	13.91	9	J
4.	UNKNOWN	14.13	7	J
5. 301-02-0	9-OCTADECANAMIDE, (Z)-	14.24	4	JN
6.	UNKNOWN	14.48	8	J
7.	UNKNOWN	14.51	4	J

METHOD 8270 - TCL SEMI-VOLATILE ORGANICS
TENTATIVELY IDENTIFIED COMPOUNDS

Client No.

SBLK

Lab Name: TestAmerica Laborat Contract: _____

Lab Code: RECNY Case No.: _____ SAS No.: _____ SDG No.: 4346

Matrix: (soil/water) WATER Lab Sample ID: A8B1424005

Sample wt/vol: 1000.0 (g/mL) ML Lab File ID: X23457.RR

Level: (low/med) LOW Date Samp/Recv: _____ _____

% Moisture: _____ decanted: (Y/N) N Date Extracted: 04/28/2008

Concentrated Extract Volume: 1000 (uL) Date Analyzed: 04/29/2008

Injection Volume: 1.00 (uL) Dilution Factor: 1.00

GPC Cleanup: (Y/N) N pH: 5.0

Number TICs found: 7

CONCENTRATION UNITS:
(ug/L or ug/Kg) UG/L

	CAS NO.	Compound Name	RT	Est. Conc.	Q
1.		UNKNOWN	12.25	6	J
2.		UNKNOWN	12.36	6	J
3.		UNKNOWN	13.76	4	J
4.		UNKNOWN	13.91	19	J
5.	112-84-5	13-DOCOSENAMIDE, (Z)-	14.23	18	JN
6.		UNKNOWN	14.47	10	J
7.		UNKNOWN	14.50	5	J

METHOD 8270 - TCL SEMI-VOLATILE ORGANICS
TENTATIVELY IDENTIFIED COMPOUNDS

Client No.

Method Blank

Lab Name: TestAmerica Laborat Contract: _____

Lab Code: RECNY Case No.: _____ SAS No.: _____ SDG No.: 4346

Matrix: (soil/water) WATER Lab Sample ID: A8B1390306

Sample wt/vol: 250.00 (g/mL) ML Lab File ID: V28047.RR

Level: (low/med) LOW Date Samp/Recv: _____ _____

% Moisture: _____ decanted: (Y/N) N Date Extracted: 04/23/2008

Concentrated Extract Volume: 1000 (uL) Date Analyzed: 04/23/2008

Injection Volume: 1.00 (uL) Dilution Factor: 1.00

GPC Cleanup: (Y/N) N pH: 5.0

Number TICs found: 4

CONCENTRATION UNITS:
(ug/L or ug/Kg) UG/L

CAS NO.	Compound Name	RT	Est. Conc.	Q
1.	UNKNOWN	13.43	23	J
2.	UNKNOWN	13.45	31	J
3.	UNKNOWN	14.04	23	J
4.	UNKNOWN	14.73	16	J

METHOD 8270 - TCL SEMI-VOLATILE ORGANICS
TENTATIVELY IDENTIFIED COMPOUNDS

Client No.

Method Blank(SBLK__)

Lab Name: TestAmerica Laborat Contract: _____

Lab Code: RECNY Case No.: _____ SAS No.: _____ SDG No.: 4346__

Matrix: (soil/water) WATER Lab Sample ID: A8B1407303

Sample wt/vol: 1000.0 (g/mL) ML Lab File ID: V28122.RR____

Level: (low/med) LOW Date Samp/Recv: _____ _____

% Moisture: _____ decanted: (Y/N) N Date Extracted: 04/25/2008

Concentrated Extract Volume: 1000 (uL) Date Analyzed: 04/26/2008

Injection Volume: ___1.00 (uL) Dilution Factor: ___1.00

GPC Cleanup: (Y/N) N pH: __5.0

Number TICs found: __6 CONCENTRATION UNITS: (ug/L or ug/Kg) UG/L__

CAS NO.	Compound Name	RT	Est. Conc.	Q
1.	UNKNOWN	12.58	7	J
2.	UNKNOWN	13.41	8	J
3.	UNKNOWN	13.43	9	J
4.	UNKNOWN	14.14	16	J
5.	UNKNOWN	14.34	5	J
6.	UNKNOWN	14.71	4	J

Client ID		Matrix Spike Blank		Matrix Spike Blank		Matrix Spike Blank		Matrix Spike Blank	
Job No	Lab ID	A08-4346	A8B1390304	A08-4431	A8B1407301	A08-4515	A8B1410801	A08-4547	A8B1424004
Sample Date									
Analyte	Units	Sample Value	Reporting Limit	Sample Value	Reporting Limit	Sample Value	Reporting Limit	Sample Value	Reporting Limit
Aniline	UG/L	320 B	40	70	10	80	10	68	10
Acenaphthene	UG/L	370	20	83	5	87	5	98	5
Acenaphthylene	UG/L	410	20	93	5	99	5	110	5
Acetophenone	UG/L	290	20	70	5	78	5	68	5
Anthracene	UG/L	430	20	93	5	100	5	120	5
Atrazine	UG/L	440	20	98	5	120	5	140	5
Benzaldehyde	UG/L	230	20	51	5	66	5	56	5
Benzo(a)anthracene	UG/L	450 B	20	96	5	110	5	110	5
Benzo(b)fluoranthene	UG/L	430	20	100	5	96	5	100	5
Benzo(k)fluoranthene	UG/L	420	20	85	5	110	5	110	5
Benzo(ghi)perylene	UG/L	470	20	71	5	120	5	120	5
Benzo(a)pyrene	UG/L	480	20	100	5	110	5	120	5
Biphenyl	UG/L	350	20	83	5	78	5	90	5
Bis(2-chloroethoxy) methane	UG/L	330	20	77	5	82	5	81	5
Bis(2-chloroethyl) ether	UG/L	280	20	64	5	69	5	61	5
2,2'-Oxybis(1-Chloropropane)	UG/L	310	20	71	5	77	5	65	5
Bis(2-ethylhexyl) phthalate	UG/L	440	20	85	5	100	5	110	5
4-Bromophenyl phenyl ether	UG/L	400	20	89	5	100	5	120	5
Butyl benzyl phthalate	UG/L	460	20	85	5	100	5	110	5
4-Chloroaniline	UG/L	390	20	87	5	91	5	93	5
4-Chloro-3-methylphenol	UG/L	400	20	90	5	94	5	99	5
2-Chloronaphthalene	UG/L	380	20	87	5	90	5	100	5
2-Chlorophenol	UG/L	280	20	64	5	68	5	62	5
4-Chlorophenyl phenyl ether	UG/L	430	20	93	5	100	5	110	5
Caprolactam	UG/L	100	20	27	5	31	5	29	5
Carbazole	UG/L	440	20	96	5	100	5	120	5
Chrysene	UG/L	440	20	92	5	100	5	110	5
Dibenzo(a,h)anthracene	UG/L	470	20	76	5	120	5	120	5
Dibenzofuran	UG/L	380	20	88	5	96	5	100	5
Di-n-butyl phthalate	UG/L	450	20	98	5	110	5	130	5
3,3'-Dichlorobenzidine	UG/L	410	20	78	5	93	5	110	5
2,4-Dichlorophenol	UG/L	350	20	84	5	85	5	85	5
Diethyl phthalate	UG/L	440	20	97	5	100	5	120	5
2,4-Dimethylphenol	UG/L	360	20	79	5	82	5	87	5
Dimethyl phthalate	UG/L	410	20	90	5	98	5	110	5
4,6-Dinitro-2-methylphenol	UG/L	460	40	60	10	130	10	150	10
2,4-Dinitrophenol	UG/L	420	40	51	10	110	10	120	10
2,4-Dinitrotoluene	UG/L	470	20	100	5	120	5	130	5
2,6-Dinitrotoluene	UG/L	420	20	93	5	100	5	110	5
Di-n-octyl phthalate	UG/L	440	20	92	5	99	5	110	5
Fluoranthene	UG/L	460	20	97	5	110	5	130	5
Fluorene	UG/L	430	20	97	5	100	5	120	5
Hexachlorobenzene	UG/L	420	20	91	5	100	5	130	5

NA = Not Applicable ND = Not Detected

Client ID		Matrix Spike Blank		Matrix Spike Blank		Matrix Spike Blank		Matrix Spike Blank	
Job No	Lab ID	A08-4346	A8B1390304	A08-4431	A8B1407301	A08-4515	A8B1410801	A08-4547	A8B1424004
Sample Date									
Analyte	Units	Sample Value	Reporting Limit	Sample Value	Reporting Limit	Sample Value	Reporting Limit	Sample Value	Reporting Limit
Hexachlorobutadiene	UG/L	280	20	65	5	59	5	63	5
Hexachlorocyclopentadiene	UG/L	280	20	34	5	60	5	70	5
Hexachloroethane	UG/L	240	20	57	5	56	5	53	5
Indeno(1,2,3-cd)pyrene	UG/L	450	20	72	5	110	5	110	5
Isophorone	UG/L	340	20	79	5	85	5	85	5
2-Methylnaphthalene	UG/L	390	20	91	5	85	5	88	5
2-Methylphenol	UG/L	310	20	70	5	70	5	67	5
4-Methylphenol	UG/L	280	20	64	5	65	5	64	5
Naphthalene	UG/L	330 B	20	77	5	76	5	74	5
2-Nitroaniline	UG/L	430	40	98	10	110	10	120	10
3-Nitroaniline	UG/L	420	40	95	10	97	10	110	10
4-Nitroaniline	UG/L	430	40	94	10	99	10	120	10
Nitrobenzene	UG/L	320	20	74	5	81	5	75	5
2-Nitrophenol	UG/L	340	20	77	5	85	5	82	5
4-Nitrophenol	UG/L	220	40	44	10	44	10	52	10
N-nitrosodiphenylamine	UG/L	510	20	110	5	120	5	140	5
N-Nitroso-Di-n-propylamine	UG/L	360	20	83	5	83	5	79	5
Pentachlorophenol	UG/L	500	40	110	10	120	10	150	10
Phenanthrene	UG/L	440	20	95	5	100	5	120	5
Phenol	UG/L	160	20	34	5	32	5	32	5
Pyrene	UG/L	420	20	79	5	94	5	98	5
2,4,5-Trichlorophenol	UG/L	420	20	96	5	100	5	120	5
2,4,6-Trichlorophenol	UG/L	400	20	93	5	96	5	110	5
IS/SURROGATE(S)									
1,4-Dichlorobenzene-D4	%	81	50-200	118	50-200	83	50-200	84	50-200
Naphthalene-D8	%	87	50-200	118	50-200	89	50-200	85	50-200
Acenaphthene-D10	%	84	50-200	116	50-200	82	50-200	75	50-200
Phenanthrene-D10	%	85	50-200	115	50-200	83	50-200	71	50-200
Chrysene-D12	%	87	50-200	127	50-200	92	50-200	98	50-200
Perylene-D12	%	88	50-200	144	50-200	94	50-200	100	50-200
Nitrobenzene-D5	%	78	46-120	74	46-120	83	46-120	75	46-120
2-Fluorobiphenyl	%	86	48-120	81	48-120	87	48-120	91	48-120
p-Terphenyl-d14	%	92	24-136	62	24-136	78	24-136	99	24-136
Phenol-D5	%	33	16-120	29	16-120	30	16-120	29	16-120
2-Fluorophenol	%	41	20-120	36	20-120	37	20-120	35	20-120
2,4,6-Tribromophenol	%	96	52-132	91	52-132	102	52-132	129	52-132

NA = Not Applicable ND = Not Detected

Client ID		Matrix Spike Blk Dup		Matrix Spike Blk Dup		Matrix Spike Blk Dup		RFI-17-0408	
Job No	Lab ID	A08-4346	A8B1390305	A08-4431	A8B1407302	A08-4515	A8B1410802	A08-4547	A8454703MS
Sample Date								04/25/2008	
Analyte	Units	Sample Value	Reporting Limit	Sample Value	Reporting Limit	Sample Value	Reporting Limit	Sample Value	Reporting Limit
Aniline	UG/L	330 B	40	70	10	80	10	81	10
Acenaphthene	UG/L	380	20	82	5	92	5	90	5
Acenaphthylene	UG/L	420	20	92	5	100	5	96	5
Acetophenone	UG/L	300	20	72	5	82	5	67	5
Anthracene	UG/L	440	20	93	5	110	5	120	5
Atrazine	UG/L	440	20	99	5	130	5	130	5
Benzaldehyde	UG/L	240	20	56	5	72	5	51	5
Benzo(a)anthracene	UG/L	450 B	20	98	5	120	5	110	5
Benzo(b)fluoranthene	UG/L	420	20	92	5	110	5	100	5
Benzo(k)fluoranthene	UG/L	440	20	94	5	110	5	110	5
Benzo(ghi)perylene	UG/L	480	20	76	5	130	5	100	5
Benzo(a)pyrene	UG/L	480	20	100	5	120	5	110	5
Biphenyl	UG/L	360	20	82	5	85	5	77	5
Bis(2-chloroethoxy) methane	UG/L	340	20	77	5	89	5	75	5
Bis(2-chloroethyl) ether	UG/L	300	20	67	5	74	5	60	5
2,2'-Oxybis(1-Chloropropane)	UG/L	320	20	73	5	82	5	72	5
Bis(2-ethylhexyl) phthalate	UG/L	440	20	85	5	110	5	96	5
4-Bromophenyl phenyl ether	UG/L	420	20	88	5	110	5	130	5
Butyl benzyl phthalate	UG/L	450	20	87	5	110	5	95	5
4-Chloroaniline	UG/L	390	20	86	5	94	5	93	5
4-Chloro-3-methylphenol	UG/L	410	20	88	5	99	5	100	5
2-Chloronaphthalene	UG/L	390	20	87	5	97	5	85	5
2-Chlorophenol	UG/L	300	20	66	5	72	5	62	5
4-Chlorophenyl phenyl ether	UG/L	430	20	93	5	110	5	120	5
Caprolactam	UG/L	120	20	27	5	32	5	36	5
Carbazole	UG/L	450	20	96	5	110	5	120	5
Chrysene	UG/L	440	20	93	5	110	5	95	5
Dibenzo(a,h)anthracene	UG/L	480	20	80	5	130	5	110	5
Dibenzofuran	UG/L	380	20	88	5	100	5	97	5
Di-n-butyl phthalate	UG/L	450	20	98	5	110	5	130	5
3,3'-Dichlorobenzidine	UG/L	410	20	86	5	100	5	21	5
2,4-Dichlorophenol	UG/L	370	20	82	5	93	5	85	5
Diethyl phthalate	UG/L	440	20	97	5	110	5	110	5
2,4-Dimethylphenol	UG/L	370	20	79	5	89	5	87	5
Dimethyl phthalate	UG/L	410	20	90	5	100	5	100	5
4,6-Dinitro-2-methylphenol	UG/L	480	40	70	10	130	10	160	10
2,4-Dinitrophenol	UG/L	450	40	57	10	110	10	120	10
2,4-Dinitrotoluene	UG/L	480	20	100	5	120	5	120	5
2,6-Dinitrotoluene	UG/L	430	20	93	5	110	5	110	5
Di-n-octyl phthalate	UG/L	430	20	91	5	110	5	73	5
Fluoranthene	UG/L	460	20	98	5	120	5	130	5
Fluorene	UG/L	440	20	97	5	110	5	120	5
Hexachlorobenzene	UG/L	430	20	91	5	110	5	140	5

NA = Not Applicable ND = Not Detected

Client ID		Matrix Spike Blk Dup		Matrix Spike Blk Dup		Matrix Spike Blk Dup		RFI-17-0408	
Job No	Lab ID	A08-4346	A8B1390305	A08-4431	A8B1407302	A08-4515	A8B1410802	A08-4547	A8454703MS
Sample Date								04/25/2008	
Analyte	Units	Sample Value	Reporting Limit	Sample Value	Reporting Limit	Sample Value	Reporting Limit	Sample Value	Reporting Limit
Hexachlorobutadiene	UG/L	270	20	67	5	70	5	61	5
Hexachlorocyclopentadiene	UG/L	290	20	34	5	68	5	59	5
Hexachloroethane	UG/L	220	20	59	5	64	5	55	5
Indeno(1,2,3-cd)pyrene	UG/L	460	20	77	5	130	5	100	5
Isophorone	UG/L	350	20	80	5	90	5	83	5
2-Methylnaphthalene	UG/L	390	20	90	5	93	5	90	5
2-Methylphenol	UG/L	330	20	70	5	74	5	71	5
4-Methylphenol	UG/L	290	20	64	5	70	5	68	5
Naphthalene	UG/L	330 B	20	79	5	84	5	72	5
2-Nitroaniline	UG/L	440	40	94	10	120	10	120	10
3-Nitroaniline	UG/L	420	40	93	10	110	10	110	10
4-Nitroaniline	UG/L	430	40	91	10	100	10	110	10
Nitrobenzene	UG/L	330	20	76	5	89	5	72	5
2-Nitrophenol	UG/L	360	20	81	5	93	5	74	5
4-Nitrophenol	UG/L	220	40	43	10	48	10	70	10
N-nitrosodiphenylamine	UG/L	520	20	110	5	130	5	140	5
N-Nitroso-Di-n-propylamine	UG/L	370	20	85	5	88	5	83	5
Pentachlorophenol	UG/L	510	40	120	10	120	10	170 E	10
Phenanthrene	UG/L	440	20	94	5	110	5	120	5
Phenol	UG/L	160	20	34	5	35	5	34	5
Pyrene	UG/L	410	20	81	5	97	5	93	5
2,4,5-Trichlorophenol	UG/L	430	20	94	5	110	5	120	5
2,4,6-Trichlorophenol	UG/L	410	20	90	5	100	5	100	5
IS/SURROGATE(S)									
1,4-Dichlorobenzene-D4	%	93	50-200	111	50-200	72	50-200	88	50-200
Naphthalene-D8	%	99	50-200	112	50-200	75	50-200	92	50-200
Acenaphthene-D10	%	95	50-200	110	50-200	68	50-200	81	50-200
Phenanthrene-D10	%	94	50-200	110	50-200	69	50-200	76	50-200
Chrysene-D12	%	98	50-200	119	50-200	79	50-200	100	50-200
Perylene-D12	%	99	50-200	141	50-200	87	50-200	102	50-200
Nitrobenzene-D5	%	82	46-120	75	46-120	91	46-120	72	46-120
2-Fluorobiphenyl	%	88	48-120	81	48-120	93	48-120	76	48-120
p-Terphenyl-d14	%	87	24-136	63	24-136	87	24-136	89	24-136
Phenol-D5	%	34	16-120	29	16-120	34	16-120	30	16-120
2-Fluorophenol	%	43	20-120	37	20-120	43	20-120	35	20-120
2,4,6-Tribromophenol	%	100	52-132	90	52-132	106	52-132	140 *	52-132

NA = Not Applicable ND = Not Detected

Client ID		RFI-17-0408							
Job No	Lab ID	A08-4547	A8454703SD						
Sample Date		04/25/2008							
Analyte	Units	Sample Value	Reporting Limit	Sample Value	Reporting Limit	Sample Value	Reporting Limit	Sample Value	Reporting Limit
Aniline	UG/L	100	12	NA		NA		NA	
Acenaphthene	UG/L	120	6	NA		NA		NA	
Acenaphthylene	UG/L	120	6	NA		NA		NA	
Acetophenone	UG/L	85	6	NA		NA		NA	
Anthracene	UG/L	160	6	NA		NA		NA	
Atrazine	UG/L	170	6	NA		NA		NA	
Benzaldehyde	UG/L	65	6	NA		NA		NA	
Benzo(a)anthracene	UG/L	140	6	NA		NA		NA	
Benzo(b)fluoranthene	UG/L	150	6	NA		NA		NA	
Benzo(k)fluoranthene	UG/L	130	6	NA		NA		NA	
Benzo(ghi)perylene	UG/L	140	6	NA		NA		NA	
Benzo(a)pyrene	UG/L	150	6	NA		NA		NA	
Biphenyl	UG/L	100	6	NA		NA		NA	
Bis(2-chloroethoxy) methane	UG/L	96	6	NA		NA		NA	
Bis(2-chloroethyl) ether	UG/L	75	6	NA		NA		NA	
2,2'-Oxybis(1-Chloropropane)	UG/L	92	6	NA		NA		NA	
Bis(2-ethylhexyl) phthalate	UG/L	130	6	NA		NA		NA	
4-Bromophenyl phenyl ether	UG/L	160	6	NA		NA		NA	
Butyl benzyl phthalate	UG/L	120	6	NA		NA		NA	
4-Chloroaniline	UG/L	120	6	NA		NA		NA	
4-Chloro-3-methylphenol	UG/L	140	6	NA		NA		NA	
2-Chloronaphthalene	UG/L	110	6	NA		NA		NA	
2-Chlorophenol	UG/L	82	6	NA		NA		NA	
4-Chlorophenyl phenyl ether	UG/L	160	6	NA		NA		NA	
Caprolactam	UG/L	56	6	NA		NA		NA	
Carbazole	UG/L	160	6	NA		NA		NA	
Chrysene	UG/L	120	6	NA		NA		NA	
Dibenzo(a,h)anthracene	UG/L	150	6	NA		NA		NA	
Dibenzofuran	UG/L	130	6	NA		NA		NA	
Di-n-butyl phthalate	UG/L	170	6	NA		NA		NA	
3,3'-Dichlorobenzidine	UG/L	26	6	NA		NA		NA	
2,4-Dichlorophenol	UG/L	110	6	NA		NA		NA	
Diethyl phthalate	UG/L	150	6	NA		NA		NA	
2,4-Dimethylphenol	UG/L	110	6	NA		NA		NA	
Dimethyl phthalate	UG/L	140	6	NA		NA		NA	
4,6-Dinitro-2-methylphenol	UG/L	200 E	12	NA		NA		NA	
2,4-Dinitrophenol	UG/L	150	12	NA		NA		NA	
2,4-Dinitrotoluene	UG/L	160	6	NA		NA		NA	
2,6-Dinitrotoluene	UG/L	140	6	NA		NA		NA	
Di-n-octyl phthalate	UG/L	96	6	NA		NA		NA	
Fluoranthene	UG/L	180	6	NA		NA		NA	
Fluorene	UG/L	150	6	NA		NA		NA	
Hexachlorobenzene	UG/L	180	6	NA		NA		NA	

NA = Not Applicable ND = Not Detected

Client ID		RFI-17-0408							
Job No	Lab ID	A08-4547	A8454703SD						
Sample Date		04/25/2008							
Analyte	Units	Sample Value	Reporting Limit	Sample Value	Reporting Limit	Sample Value	Reporting Limit	Sample Value	Reporting Limit
Hexachlorobutadiene	UG/L	79	6	NA		NA		NA	
Hexachlorocyclopentadiene	UG/L	74	6	NA		NA		NA	
Hexachloroethane	UG/L	70	6	NA		NA		NA	
Indeno(1,2,3-cd)pyrene	UG/L	140	6	NA		NA		NA	
Isophorone	UG/L	110	6	NA		NA		NA	
2-Methylnaphthalene	UG/L	120	6	NA		NA		NA	
2-Methylphenol	UG/L	93	6	NA		NA		NA	
4-Methylphenol	UG/L	90	6	NA		NA		NA	
Naphthalene	UG/L	92	6	NA		NA		NA	
2-Nitroaniline	UG/L	160	12	NA		NA		NA	
3-Nitroaniline	UG/L	150	12	NA		NA		NA	
4-Nitroaniline	UG/L	140	12	NA		NA		NA	
Nitrobenzene	UG/L	99	6	NA		NA		NA	
2-Nitrophenol	UG/L	98	6	NA		NA		NA	
4-Nitrophenol	UG/L	99	12	NA		NA		NA	
N-nitrosodiphenylamine	UG/L	180	6	NA		NA		NA	
N-Nitroso-Di-n-propylamine	UG/L	110	6	NA		NA		NA	
Pentachlorophenol	UG/L	210 E	12	NA		NA		NA	
Phenanthrene	UG/L	160	6	NA		NA		NA	
Phenol	UG/L	48	6	NA		NA		NA	
Pyrene	UG/L	120	6	NA		NA		NA	
2,4,5-Trichlorophenol	UG/L	150	6	NA		NA		NA	
2,4,6-Trichlorophenol	UG/L	130	6	NA		NA		NA	
IS/SURROGATE(S)									
1,4-Dichlorobenzene-D4	%	90	50-200	NA		NA		NA	
Naphthalene-D8	%	90	50-200	NA		NA		NA	
Acenaphthene-D10	%	78	50-200	NA		NA		NA	
Phenanthrene-D10	%	73	50-200	NA		NA		NA	
Chrysene-D12	%	100	50-200	NA		NA		NA	
Perylene-D12	%	99	50-200	NA		NA		NA	
Nitrobenzene-D5	%	80	46-120	NA		NA		NA	
2-Fluorobiphenyl	%	84	48-120	NA		NA		NA	
p-Terphenyl-d14	%	96	24-136	NA		NA		NA	
Phenol-D5	%	37	16-120	NA		NA		NA	
2-Fluorophenol	%	42	20-120	NA		NA		NA	
2,4,6-Tribromophenol	%	161 *	52-132	NA		NA		NA	

NA = Not Applicable ND = Not Detected

Client ID Job No Sample Date	Lab ID	Method Blank A08-4346	A8B1392402	Method Blank A08-4346	A8B1393302	Method Blank A08-4431	A8B1401002	Method Blank A08-4431	A8B1401702
Analyte	Units	Sample Value	Reporting Limit	Sample Value	Reporting Limit	Sample Value	Reporting Limit	Sample Value	Reporting Limit
Calcium - Total	MG/L	ND	0.50	NA		ND	0.50	NA	
Sodium - Total	MG/L	ND	1.0	NA		ND	1.0	NA	
Manganese - Total	MG/L	ND	0.0030	NA		ND	0.0030	NA	
Magnesium - Total	MG/L	ND	0.20	NA		ND	0.20	NA	
Vanadium - Total	MG/L	ND	0.0050	NA		ND	0.0050	NA	
Cadmium - Total	MG/L	ND	0.0010	NA		ND	0.0010	NA	
Chromium - Total	MG/L	ND	0.0040	NA		ND	0.0040	NA	
Copper - Total	MG/L	ND	0.010	NA		ND	0.010	NA	
Nickel - Total	MG/L	ND	0.010	NA		ND	0.010	NA	
Zinc - Total	MG/L	ND	0.010	NA		ND	0.010	NA	
Beryllium - Total	MG/L	ND	0.0020	NA		ND	0.0020	NA	
Thallium - Total	MG/L	ND	0.020	NA		ND	0.020	NA	
Aluminum - Total	MG/L	ND	0.20	NA		ND	0.20	NA	
Antimony - Total	MG/L	ND	0.020	NA		ND	0.020	NA	
Arsenic - Total	MG/L	ND	0.010	NA		ND	0.010	NA	
Barium - Total	MG/L	ND	0.0020	NA		ND	0.0020	NA	
Cobalt - Total	MG/L	ND	0.0040	NA		ND	0.0040	NA	
Iron - Total	MG/L	ND	0.050	NA		ND	0.050	NA	
Lead - Total	MG/L	ND	0.0050	NA		ND	0.0050	NA	
Mercury - Total	MG/L	NA		ND	0.00020	NA		ND	0.00020
Potassium - Total	MG/L	ND	0.50	NA		ND	0.50	NA	
Selenium - Total	MG/L	ND	0.015	NA		ND	0.015	NA	
Silver - Total	MG/L	ND	0.0030	NA		ND	0.0030	NA	

NA = Not Applicable ND = Not Detected

Client ID Job No Sample Date	Lab ID	Method Blank A08-4515	A8B1410502	Method Blank A08-4515	A8B1412002	Method Blank A08-4547	A8B1412102	Method Blank A08-4547	A8B1422902
Analyte	Units	Sample Value	Reporting Limit	Sample Value	Reporting Limit	Sample Value	Reporting Limit	Sample Value	Reporting Limit
Mercury - Total	MG/L	ND	0.00020	NA		NA		ND	0.00020
Aluminum - Total	MG/L	NA		ND	0.20	ND	0.20	NA	
Calcium - Total	MG/L	NA		ND	0.50	ND	0.50	NA	
Potassium - Total	MG/L	NA		ND	0.50	ND	0.50	NA	
Sodium - Total	MG/L	NA		ND	1.0	ND	1.0	NA	
Manganese - Total	MG/L	NA		ND	0.0030	ND	0.0030	NA	
Magnesium - Total	MG/L	NA		ND	0.20	ND	0.20	NA	
Vanadium - Total	MG/L	NA		ND	0.0050	ND	0.0050	NA	
Chromium - Total	MG/L	NA		ND	0.0040	ND	0.0040	NA	
Nickel - Total	MG/L	NA		ND	0.010	ND	0.010	NA	
Zinc - Total	MG/L	NA		ND	0.010	ND	0.010	NA	
Antimony - Total	MG/L	NA		ND	0.020	ND	0.020	NA	
Beryllium - Total	MG/L	NA		ND	0.0020	ND	0.0020	NA	
Selenium - Total	MG/L	NA		ND	0.015	ND	0.015	NA	
Cobalt - Total	MG/L	NA		ND	0.0040	ND	0.0040	NA	
Arsenic - Total	MG/L	NA		ND	0.010	ND	0.010	NA	
Barium - Total	MG/L	NA		ND	0.0020	ND	0.0020	NA	
Cadmium - Total	MG/L	NA		ND	0.0010	ND	0.0010	NA	
Copper - Total	MG/L	NA		ND	0.010	ND	0.010	NA	
Iron - Total	MG/L	NA		ND	0.050	ND	0.050	NA	
Lead - Total	MG/L	NA		ND	0.0050	ND	0.0050	NA	
Silver - Total	MG/L	NA		ND	0.0030	ND	0.0030	NA	
Thallium - Total	MG/L	NA		ND	0.020	ND	0.020	NA	

NA = Not Applicable ND = Not Detected

Client ID Job No Lab ID Sample Date		Method Blank A08-4515 A8B1411602		Method Blank A08-4515 A8B1423002					
Analyte	Units	Sample Value	Reporting Limit	Sample Value	Reporting Limit	Sample Value	Reporting Limit	Sample Value	Reporting Limit
Arsenic - Soluble	MG/L	ND	0.010	NA		NA		NA	
Barium - Soluble	MG/L	ND	0.0020	NA		NA		NA	
Beryllium - Soluble	MG/L	ND	0.0020	NA		NA		NA	
Calcium - Soluble	MG/L	ND	0.50	NA		NA		NA	
Chromium - Soluble	MG/L	ND	0.0040	NA		NA		NA	
Cobalt - Soluble	MG/L	ND	0.0040	NA		NA		NA	
Copper - Soluble	MG/L	ND	0.010	NA		NA		NA	
Iron - Soluble	MG/L	ND	0.050	NA		NA		NA	
Lead - Soluble	MG/L	ND	0.0050	NA		NA		NA	
Magnesium - Soluble	MG/L	ND	0.20	NA		NA		NA	
Manganese - Soluble	MG/L	ND	0.0030	NA		NA		NA	
Nickel - Soluble	MG/L	ND	0.010	NA		NA		NA	
Sodium - Soluble	MG/L	ND	1.0	NA		NA		NA	
Vanadium - Soluble	MG/L	ND	0.0050	NA		NA		NA	
Zinc - Soluble	MG/L	ND	0.010	NA		NA		NA	
Aluminum - Soluble	MG/L	ND	0.20	NA		NA		NA	
Antimony - Soluble	MG/L	ND	0.020	NA		NA		NA	
Cadmium - Soluble	MG/L	ND	0.0010	NA		NA		NA	
Mercury - Soluble	MG/L	NA		ND	0.00020	NA		NA	
Potassium - Soluble	MG/L	ND	0.50	NA		NA		NA	
Selenium - Soluble	MG/L	ND	0.015	NA		NA		NA	
Silver - Soluble	MG/L	ND	0.0030	NA		NA		NA	
Thallium - Soluble	MG/L	ND	0.020	NA		NA		NA	

NA = Not Applicable ND = Not Detected

Client ID		ICM-103-0408		ICM-103-0408		LCS		LCS	
Job No	Lab ID	A08-4346	A8434603MS	A08-4346	A8434603SD	A08-4346	A8B1393301	A08-4431	A8B1401701
Sample Date		04/22/2008		04/22/2008					
Analyte	Units	Sample Value	Reporting Limit	Sample Value	Reporting Limit	Sample Value	Reporting Limit	Sample Value	Reporting Limit
Mercury - Total	MG/L	NA		NA		0.0030	0.00020	0.0031	0.00020
Aluminum - Total	MG/L	10.1	0.20	10	0.20	NA		NA	
Antimony - Total	MG/L	0.21	0.020	0.21	0.020	NA		NA	
Arsenic - Total	MG/L	0.21	0.010	0.21	0.010	NA		NA	
Barium - Total	MG/L	0.24	0.0020	0.24	0.0020	NA		NA	
Beryllium - Total	MG/L	0.20	0.0020	0.20	0.0020	NA		NA	
Cadmium - Total	MG/L	0.21	0.0010	0.21	0.0010	NA		NA	
Calcium - Total	MG/L	65.2	0.50	64.0	0.50	NA		NA	
Chromium - Total	MG/L	0.21	0.0040	0.21	0.0040	NA		NA	
Cobalt - Total	MG/L	0.21	0.0040	0.20	0.0040	NA		NA	
Copper - Total	MG/L	0.22	0.010	0.22	0.010	NA		NA	
Iron - Total	MG/L	10.5	0.050	10.4	0.050	NA		NA	
Lead - Total	MG/L	0.20	0.0050	0.20	0.0050	NA		NA	
Magnesium - Total	MG/L	17.6	0.20	17.4	0.20	NA		NA	
Manganese - Total	MG/L	0.26	0.0030	0.26	0.0030	NA		NA	
Nickel - Total	MG/L	0.21	0.010	0.21	0.010	NA		NA	
Potassium - Total	MG/L	18.0	0.50	17.8	0.50	NA		NA	
Selenium - Total	MG/L	0.21	0.015	0.21	0.015	NA		NA	
Silver - Total	MG/L	0.053	0.0030	0.053	0.0030	NA		NA	
Sodium - Total	MG/L	82.4	1.0	80.7	1.0	NA		NA	
Thallium - Total	MG/L	0.20	0.020	0.20	0.020	NA		NA	
Vanadium - Total	MG/L	0.21	0.0050	0.21	0.0050	NA		NA	
Zinc - Total	MG/L	0.22	0.010	0.22	0.010	NA		NA	

NA = Not Applicable ND = Not Detected

Client ID		LCS		LCS		LFB		LFB	
Job No	Lab ID	A08-4515	A8B1410501	A08-4547	A8B1422901	A08-4346	A8B1392401	A08-4431	A8B1401001
Sample Date									
Analyte	Units	Sample Value	Reporting Limit	Sample Value	Reporting Limit	Sample Value	Reporting Limit	Sample Value	Reporting Limit
Mercury - Total	MG/L	0.0062	0.00020	0.0034	0.00020	NA		NA	
Aluminum - Total	MG/L	NA		NA		10	0.20	10	0.20
Sodium - Total	MG/L	NA		NA		10.4	1.0	10	1.0
Magnesium - Total	MG/L	NA		NA		10.1	0.20	10.1	0.20
Arsenic - Total	MG/L	NA		NA		0.20	0.010	0.20	0.010
Cadmium - Total	MG/L	NA		NA		0.21	0.0010	0.21	0.0010
Zinc - Total	MG/L	NA		NA		0.20	0.010	0.20	0.010
Antimony - Total	MG/L	NA		NA		0.21	0.020	0.20	0.020
Barium - Total	MG/L	NA		NA		0.20	0.0020	0.20	0.0020
Silver - Total	MG/L	NA		NA		0.053	0.0030	0.051	0.0030
Cobalt - Total	MG/L	NA		NA		0.20	0.0040	0.20	0.0040
Beryllium - Total	MG/L	NA		NA		0.20	0.0020	0.20	0.0020
Calcium - Total	MG/L	NA		NA		10.2	0.50	10.3	0.50
Chromium - Total	MG/L	NA		NA		0.20	0.0040	0.20	0.0040
Copper - Total	MG/L	NA		NA		0.21	0.010	0.21	0.010
Iron - Total	MG/L	NA		NA		10.2	0.050	10.2	0.050
Lead - Total	MG/L	NA		NA		0.20	0.0050	0.20	0.0050
Manganese - Total	MG/L	NA		NA		0.20	0.0030	0.20	0.0030
Nickel - Total	MG/L	NA		NA		0.20	0.010	0.20	0.010
Potassium - Total	MG/L	NA		NA		10.1	0.50	10.1	0.50
Selenium - Total	MG/L	NA		NA		0.21	0.015	0.21	0.015
Thallium - Total	MG/L	NA		NA		0.20	0.020	0.20	0.020
Vanadium - Total	MG/L	NA		NA		0.20	0.0050	0.20	0.0050

NA = Not Applicable ND = Not Detected

Client ID		LFB		LFB		RFI-17-0408		RFI-17-0408	
Job No	Lab ID	A08-4515	A8B1412001	A08-4547	A8B1412101	A08-4547	A8454703MS	A08-4547	A8454703SD
Sample Date						04/25/2008		04/25/2008	
Analyte	Units	Sample Value	Reporting Limit	Sample Value	Reporting Limit	Sample Value	Reporting Limit	Sample Value	Reporting Limit
Aluminum - Total	MG/L	9.9	0.20	10.5	0.20	10.5	0.20	10.5	0.20
Iron - Total	MG/L	10.1	0.050	10.7	0.050	18.4	0.050	18.4	0.050
Sodium - Total	MG/L	10	1.0	10.9	1.0	24.1	1.0	24.2	1.0
Arsenic - Total	MG/L	0.20	0.010	0.21	0.010	0.22	0.010	0.22	0.010
Vanadium - Total	MG/L	0.20	0.0050	0.21	0.0050	0.21	0.0050	0.21	0.0050
Chromium - Total	MG/L	0.20	0.0040	0.21	0.0040	0.21	0.0040	0.21	0.0040
Zinc - Total	MG/L	0.20	0.010	0.21	0.010	0.20	0.010	0.20	0.010
Antimony - Total	MG/L	0.20	0.020	0.21	0.020	0.22	0.020	0.22	0.020
Beryllium - Total	MG/L	0.20	0.0020	0.21	0.0020	0.20	0.0020	0.20	0.0020
Selenium - Total	MG/L	0.20	0.015	0.22	0.015	0.21	0.015	0.21	0.015
Cobalt - Total	MG/L	0.20	0.0040	0.21	0.0040	0.21	0.0040	0.21	0.0040
Barium - Total	MG/L	0.20	0.0020	0.21	0.0020	0.33	0.0020	0.33	0.0020
Cadmium - Total	MG/L	0.21	0.0010	0.22	0.0010	0.21	0.0010	0.21	0.0010
Calcium - Total	MG/L	10.2	0.50	11.1	0.50	448	0.50	451	0.50
Copper - Total	MG/L	0.21	0.010	0.22	0.010	0.22	0.010	0.22	0.010
Lead - Total	MG/L	0.20	0.0050	0.21	0.0050	0.20	0.0050	0.20	0.0050
Magnesium - Total	MG/L	10	0.20	11.0	0.20	113	0.20	114	0.20
Manganese - Total	MG/L	0.20	0.0030	0.21	0.0030	0.62	0.0030	0.62	0.0030
Mercury - Total	MG/L	NA		NA		0.0064	0.00020	0.0065	0.00020
Nickel - Total	MG/L	0.20	0.010	0.21	0.010	0.21	0.010	0.20	0.010
Potassium - Total	MG/L	10.1	0.50	10.9	0.50	15.4	0.50	15.4	0.50
Silver - Total	MG/L	0.050	0.0030	0.053	0.0030	0.055	0.0030	0.055	0.0030
Thallium - Total	MG/L	0.20	0.020	0.22	0.020	0.21	0.020	0.21	0.020

NA = Not Applicable ND = Not Detected

Client ID		RFI-22-0408		RFI-22-0408		RFI-39-0408		RFI-39-0408	
Job No	Lab ID	A08-4431	A8443101MS	A08-4431	A8443101SD	A08-4431	A8443103MS	A08-4431	A8443103SD
Sample Date		04/23/2008		04/23/2008		04/23/2008		04/23/2008	
Analyte	Units	Sample Value	Reporting Limit	Sample Value	Reporting Limit	Sample Value	Reporting Limit	Sample Value	Reporting Limit
Aluminum - Total	MG/L	NA		NA		10.1	0.20	10	0.20
Antimony - Total	MG/L	NA		NA		0.22	0.020	0.22	0.020
Arsenic - Total	MG/L	NA		NA		0.24	0.010	0.24	0.010
Barium - Total	MG/L	NA		NA		0.22	0.0020	0.22	0.0020
Beryllium - Total	MG/L	NA		NA		0.21	0.0020	0.21	0.0020
Cadmium - Total	MG/L	NA		NA		0.22	0.0010	0.22	0.0010
Calcium - Total	MG/L	NA		NA		624	5.0	623	5.0
Chromium - Total	MG/L	NA		NA		0.21	0.0040	0.21	0.0040
Cobalt - Total	MG/L	NA		NA		0.21	0.0040	0.21	0.0040
Copper - Total	MG/L	NA		NA		0.22	0.010	0.22	0.010
Iron - Total	MG/L	NA		NA		11.1	0.050	11.0	0.050
Lead - Total	MG/L	NA		NA		0.22	0.0050	0.21	0.0050
Magnesium - Total	MG/L	NA		NA		17.1	0.20	17.1	0.20
Manganese - Total	MG/L	NA		NA		0.44	0.0030	0.44	0.0030
Mercury - Total	MG/L	0.0061	0.00020	0.0061	0.00020	NA		NA	
Nickel - Total	MG/L	NA		NA		0.22	0.010	0.21	0.010
Potassium - Total	MG/L	NA		NA		121	0.50	120	0.50
Selenium - Total	MG/L	NA		NA		0.24	0.015	0.23	0.015
Silver - Total	MG/L	NA		NA		0.057	0.0030	0.057	0.0030
Sodium - Total	MG/L	NA		NA		2630	10	2620	10
Thallium - Total	MG/L	NA		NA		0.21	0.020	0.22	0.020
Vanadium - Total	MG/L	NA		NA		0.21	0.0050	0.21	0.0050
Zinc - Total	MG/L	NA		NA		0.29	0.010	0.29	0.010

NA = Not Applicable ND = Not Detected

Client ID		RFI-45-0408		RFI-45-0408					
Job No	Lab ID	A08-4515	A8451504MS	A08-4515	A8451504SD				
Sample Date		04/23/2008		04/23/2008					
Analyte	Units	Sample Value	Reporting Limit	Sample Value	Reporting Limit	Sample Value	Reporting Limit	Sample Value	Reporting Limit
Aluminum - Total	MG/L	10.7	0.20	10.5	0.20	NA		NA	
Antimony - Total	MG/L	0.21	0.020	0.20	0.020	NA		NA	
Arsenic - Total	MG/L	0.21	0.010	0.21	0.010	NA		NA	
Barium - Total	MG/L	0.22	0.0020	0.22	0.0020	NA		NA	
Beryllium - Total	MG/L	0.20	0.0020	0.20	0.0020	NA		NA	
Cadmium - Total	MG/L	0.23	0.0010	0.23	0.0010	NA		NA	
Calcium - Total	MG/L	776	2.5	772	2.5	NA		NA	
Chromium - Total	MG/L	0.20	0.0040	0.20	0.0040	NA		NA	
Cobalt - Total	MG/L	0.24	0.0040	0.23	0.0040	NA		NA	
Copper - Total	MG/L	0.21	0.010	0.21	0.010	NA		NA	
Iron - Total	MG/L	11.3	0.050	11.3	0.050	NA		NA	
Lead - Total	MG/L	0.20	0.0050	0.20	0.0050	NA		NA	
Magnesium - Total	MG/L	85.3	0.20	85.3	0.20	NA		NA	
Manganese - Total	MG/L	11.0	0.0030	11.0	0.0030	NA		NA	
Mercury - Total	MG/L	0.0054	0.00020	0.0054	0.00020	NA		NA	
Nickel - Total	MG/L	0.22	0.010	0.22	0.010	NA		NA	
Potassium - Total	MG/L	45.7	0.50	45.6	0.50	NA		NA	
Selenium - Total	MG/L	0.21	0.015	0.21	0.015	NA		NA	
Silver - Total	MG/L	0.054	0.0030	0.052	0.0030	NA		NA	
Sodium - Total	MG/L	590	5.0	586	5.0	NA		NA	
Thallium - Total	MG/L	0.20	0.020	0.20	0.020	NA		NA	
Vanadium - Total	MG/L	0.20	0.0050	0.20	0.0050	NA		NA	
Zinc - Total	MG/L	0.78	0.010	0.78	0.010	NA		NA	

NA = Not Applicable ND = Not Detected

Client ID Job No Lab ID Sample Date		LCS A08-4515 A8B1423001		LFB A08-4515 A8B1411601					
Analyte	Units	Sample Value	Reporting Limit	Sample Value	Reporting Limit	Sample Value	Reporting Limit	Sample Value	Reporting Limit
Mercury - Soluble	MG/L	0.0033	0.00020	NA		NA		NA	
Aluminum - Soluble	MG/L	NA		10	0.20	NA		NA	
Antimony - Soluble	MG/L	NA		0.19	0.020	NA		NA	
Arsenic - Soluble	MG/L	NA		0.20	0.010	NA		NA	
Barium - Soluble	MG/L	NA		0.20	0.0020	NA		NA	
Chromium - Soluble	MG/L	NA		0.20	0.0040	NA		NA	
Cobalt - Soluble	MG/L	NA		0.20	0.0040	NA		NA	
Copper - Soluble	MG/L	NA		0.21	0.010	NA		NA	
Lead - Soluble	MG/L	NA		0.20	0.0050	NA		NA	
Sodium - Soluble	MG/L	NA		10.2	1.0	NA		NA	
Thallium - Soluble	MG/L	NA		0.20	0.020	NA		NA	
Vanadium - Soluble	MG/L	NA		0.20	0.0050	NA		NA	
Zinc - Soluble	MG/L	NA		0.20	0.010	NA		NA	
Beryllium - Soluble	MG/L	NA		0.20	0.0020	NA		NA	
Cadmium - Soluble	MG/L	NA		0.21	0.0010	NA		NA	
Calcium - Soluble	MG/L	NA		10.3	0.50	NA		NA	
Iron - Soluble	MG/L	NA		10.2	0.050	NA		NA	
Magnesium - Soluble	MG/L	NA		10.2	0.20	NA		NA	
Manganese - Soluble	MG/L	NA		0.20	0.0030	NA		NA	
Nickel - Soluble	MG/L	NA		0.20	0.010	NA		NA	
Potassium - Soluble	MG/L	NA		10.3	0.50	NA		NA	
Selenium - Soluble	MG/L	NA		0.20	0.015	NA		NA	
Silver - Soluble	MG/L	NA		0.051	0.0030	NA		NA	

NA = Not Applicable ND = Not Detected

Client ID		MBLK		MBLK		MBLK		MBLK	
Job No / Lab ID		A08-4515	A8B1416302	A08-4515	A8B1445902	A08-4547	A8B1453102	A08-4515	A8B1459102
Sample Date									
Analyte	Units	Sample Value	Reporting Limit	Sample Value	Reporting Limit	Sample Value	Reporting Limit	Sample Value	Reporting Limit
Sulfate	MG/L	ND	5.0	NA		ND	5.0	ND	5.0
Total Recoverable Phenolics	MG/L	NA		ND	0.010	NA		NA	

Client ID		MBLK		MBLK		Method Blank		Method Blank	
Job No / Lab ID		A08-4515	A8B1464502	A08-4547	A8B1464702	A08-4346	A8B1391202	A08-4346	A8B1398802
Sample Date									
Analyte	Units	Sample Value	Reporting Limit	Sample Value	Reporting Limit	Sample Value	Reporting Limit	Sample Value	Reporting Limit
Total Recoverable Phenolics	MG/L	ND	0.010	ND	0.010	NA		NA	
Ferrous Iron	MG/L	NA		NA		ND	0.10	NA	
Sulfide	MG/L	NA		NA		NA		ND	1.0

Client ID		Method Blank		Method Blank		Method Blank		Method Blank	
Job No / Lab ID		A08-4431	A8B1399602	A08-4346	A8B1402002	A08-4346	A8B1402902	A08-4515	A8B1408202
Sample Date									
Analyte	Units	Sample Value	Reporting Limit	Sample Value	Reporting Limit	Sample Value	Reporting Limit	Sample Value	Reporting Limit
Ferrous Iron	MG/L	ND	0.10	NA		NA		ND	0.10
Nitrate-Nitrite	MG/L-N	NA		ND	0.050	NA		NA	
Cyanide - Total	MG/L	NA		NA		ND	0.010	NA	

Client ID		Method Blank		Method Blank		Method Blank		Method Blank	
Job No / Lab ID		A08-4515	A8B1410202	A08-4515	A8B1414402	A08-4547	A8B1415002	A08-4431	A8B1415402
Sample Date									
Analyte	Units	Sample Value	Reporting Limit	Sample Value	Reporting Limit	Sample Value	Reporting Limit	Sample Value	Reporting Limit
Nitrate-Nitrite	MG/L-N	ND	0.050	NA		NA		NA	
Cyanide - Total	MG/L	NA		ND	0.010	NA		NA	
Ferrous Iron	MG/L	NA		NA		ND	0.10	NA	
Sulfide	MG/L	NA		NA		NA		ND	1.0

NA = Not Applicable ND = Not Detected

Client ID		Method Blank		Method Blank		Method Blank		Method Blank	
Job No / Lab ID		AO8-4547	A8B1417202	AO8-4431	A8B1423702	AO8-4431	A8B1425902	AO8-4431	A8B1433002
Sample Date									
Analyte	Units	Sample Value	Reporting Limit	Sample Value	Reporting Limit	Sample Value	Reporting Limit	Sample Value	Reporting Limit
Cyanide - Total	MG/L	ND	0.010	NA		ND	0.010	NA	
Total Recoverable Phenolics	MG/L	NA		ND	0.010	NA		NA	
Chloride	MG/L	NA		NA		NA		ND	0.50

Client ID		Method Blank		Method Blank		Method Blank		Method Blank	
Job No / Lab ID		AO8-4547	A8B1435202	AO8-4515	A8B1441202	AO8-4431	A8B1441302	AO8-4547	A8B1441702
Sample Date									
Analyte	Units	Sample Value	Reporting Limit	Sample Value	Reporting Limit	Sample Value	Reporting Limit	Sample Value	Reporting Limit
Sulfide	MG/L	ND	1.0	NA		NA		NA	
Chloride	MG/L	NA		ND	0.50	NA		NA	
Cyanide - Total	MG/L	NA		NA		ND	0.010	NA	
Nitrate-Nitrite	MG/L-N	NA		NA		NA		ND	0.050

Client ID		Method Blank		Method Blank		Method Blank		Method Blank	
Job No / Lab ID		AO8-4547	A8B1448502	AO8-4547	A8B1452502	AO8-4547	A8B1462202	AO8-4515	A8B1476402
Sample Date									
Analyte	Units	Sample Value	Reporting Limit	Sample Value	Reporting Limit	Sample Value	Reporting Limit	Sample Value	Reporting Limit
Nitrate-Nitrite	MG/L-N	ND	0.050	NA		NA		NA	
Sulfide	MG/L	NA		ND	1.0	NA		NA	
Chloride	MG/L	NA		NA		ND	0.50	ND	0.50

Client ID		Method Blank		Method Blank		Method Blank			
Job No / Lab ID		AO8-4431	A8B1485202	AO8-4547	A8B1515302	AO8-4431	A8B1539202		
Sample Date									
Analyte	Units	Sample Value	Reporting Limit	Sample Value	Reporting Limit	Sample Value	Reporting Limit	Sample Value	Reporting Limit
Chloride	MG/L	ND	0.50	ND	0.50	NA		NA	
Sulfate	MG/L	NA		NA		ND	5.0	NA	

NA = Not Applicable ND = Not Detected

Client ID		EW-3-0408		EW-4-0408		ICM-101-0408		LCS	
Job No	Lab ID	A08-4431	A8443107MS	A08-4431	A8443108MS	A08-4346	A8434602MS	A08-4346	A8B1391201
Sample Date		04/23/2008		04/23/2008		04/22/2008			
Analyte	Units	Sample Value	Reporting Limit	Sample Value	Reporting Limit	Sample Value	Reporting Limit	Sample Value	Reporting Limit
Total Recoverable Phenolics	MG/L	0.16	0.010	NA		NA		NA	
Nitrate-Nitrite	MG/L-N	NA		0.99	0.050	NA		NA	
Sulfate	MG/L	NA		NA		93.3	20.0	NA	
Ferrous Iron	MG/L	NA		NA		NA		2.2	0.10

Client ID		LCS		LCS		LCS		LCS	
Job No	Lab ID	A08-4346	A8B1398801	A08-4431	A8B1399601	A08-4346	A8B1402001	A08-4346	A8B1402901
Sample Date									
Analyte	Units	Sample Value	Reporting Limit	Sample Value	Reporting Limit	Sample Value	Reporting Limit	Sample Value	Reporting Limit
Sulfide	MG/L	7.6	1.0	NA		NA		NA	
Ferrous Iron	MG/L	NA		2.0	0.10	NA		NA	
Nitrate-Nitrite	MG/L-N	NA		NA		2.6	0.050	NA	
Cyanide - Total	MG/L	NA		NA		NA		0.44	0.010

Client ID		LCS		LCS		LCS		LCS	
Job No	Lab ID	A08-4515	A8B1408201	A08-4515	A8B1410201	A08-4515	A8B1414401	A08-4547	A8B1415001
Sample Date									
Analyte	Units	Sample Value	Reporting Limit	Sample Value	Reporting Limit	Sample Value	Reporting Limit	Sample Value	Reporting Limit
Ferrous Iron	MG/L	2.1	0.10	NA		NA		2.1	0.10
Nitrate-Nitrite	MG/L-N	NA		2.6	0.050	NA		NA	
Cyanide - Total	MG/L	NA		NA		0.43	0.010	NA	

Client ID		LCS		LCS		LCS		LCS	
Job No	Lab ID	A08-4431	A8B1415401	A08-4515	A8B1416301	A08-4547	A8B1417201	A08-4431	A8B1423701
Sample Date									
Analyte	Units	Sample Value	Reporting Limit	Sample Value	Reporting Limit	Sample Value	Reporting Limit	Sample Value	Reporting Limit
Sulfide	MG/L	8.4	1.0	NA		NA		NA	
Sulfate	MG/L	NA		29.0	5.0	NA		NA	
Cyanide - Total	MG/L	NA		NA		0.43	0.010	NA	
Total Recoverable Phenolics	MG/L	NA		NA		NA		0.75	0.050

NA = Not Applicable ND = Not Detected

Client ID		LCS		LCS		LCS		LCS	
Job No / Lab ID		A08-4431	A8B1425901	A08-4431	A8B1433001	A08-4547	A8B1435201	A08-4515	A8B1441201
Sample Date									
Analyte	Units	Sample Value	Reporting Limit	Sample Value	Reporting Limit	Sample Value	Reporting Limit	Sample Value	Reporting Limit
Cyanide - Total	MG/L	0.41	0.010	NA		NA		NA	
Chloride	MG/L	NA		19.1	0.50	NA		20.8	0.50
Sulfide	MG/L	NA		NA		8.4	1.0	NA	

Client ID		LCS		LCS		LCS		LCS	
Job No / Lab ID		A08-4431	A8B1441301	A08-4547	A8B1441701	A08-4515	A8B1445901	A08-4547	A8B1448501
Sample Date									
Analyte	Units	Sample Value	Reporting Limit	Sample Value	Reporting Limit	Sample Value	Reporting Limit	Sample Value	Reporting Limit
Cyanide - Total	MG/L	0.39	0.010	NA		NA		NA	
Nitrate-Nitrite	MG/L-N	NA		2.7	0.050	NA		1.6	0.050
Total Recoverable Phenolics	MG/L	NA		NA		0.90	0.050	NA	

Client ID		LCS		LCS		LCS		LCS	
Job No / Lab ID		A08-4547	A8B1452501	A08-4547	A8B1453101	A08-4515	A8B1459101	A08-4547	A8B1462201
Sample Date									
Analyte	Units	Sample Value	Reporting Limit	Sample Value	Reporting Limit	Sample Value	Reporting Limit	Sample Value	Reporting Limit
Sulfide	MG/L	4.0	1.0	NA		NA		NA	
Sulfate	MG/L	NA		29.4	5.0	28.1	5.0	NA	
Chloride	MG/L	NA		NA		NA		19.7	0.50

Client ID		LCS		LCS		LCS		LCS	
Job No / Lab ID		A08-4515	A8B1464501	A08-4547	A8B1464701	A08-4515	A8B1476401	A08-4431	A8B1485201
Sample Date									
Analyte	Units	Sample Value	Reporting Limit	Sample Value	Reporting Limit	Sample Value	Reporting Limit	Sample Value	Reporting Limit
Total Recoverable Phenolics	MG/L	0.72	0.050	0.72	0.050	NA		NA	
Chloride	MG/L	NA		NA		9.7	0.50	9.6	0.50

NA = Not Applicable ND = Not Detected

Client ID		LCS		LCS		R-01-0408		RFI-17-0408	
Job No	Lab ID	A08-4547	A8B1515301	A08-4431	A8B1539201	A08-4515	A8451515MS	A08-4547	A8454703MS
Sample Date						04/24/2008		04/25/2008	
Analyte	Units	Sample Value	Reporting Limit	Sample Value	Reporting Limit	Sample Value	Reporting Limit	Sample Value	Reporting Limit
Chloride	MG/L	25.3	0.50	NA		NA		124	2.5
Sulfate	MG/L	NA		10.5	5.0	NA		170	25.0
Ferrous Iron	MG/L	NA		NA		0.24	0.10	1.3	0.10
Cyanide - Total	MG/L	NA		NA		NA		0.14	0.010
Nitrate-Nitrite	MG/L-N	NA		NA		NA		1.0	0.050
Sulfide	MG/L	NA		NA		NA		8.8	2.0
Total Recoverable Phenolics	MG/L	NA		NA		NA		0.11	0.010

Client ID		RFI-17-0408		RFI-18-0408		RFI-22-0408		RFI-29-0408	
Job No	Lab ID	A08-4547	A8454703SD	A08-4346	A8434607MS	A08-4431	A8443101MS	A08-4515	A8451513MS
Sample Date		04/25/2008		04/22/2008		04/23/2008		04/24/2008	
Analyte	Units	Sample Value	Reporting Limit	Sample Value	Reporting Limit	Sample Value	Reporting Limit	Sample Value	Reporting Limit
Chloride	MG/L	124	2.5	NA		NA		216	2.5
Cyanide - Total	MG/L	0.14	0.010	NA		NA		NA	
Ferrous Iron	MG/L	1.4	0.10	NA		NA		NA	
Nitrate-Nitrite	MG/L-N	1.0	0.050	NA		NA		NA	
Sulfate	MG/L	168	25.0	436	85.0	743	100	NA	
Sulfide	MG/L	8.0	2.0	NA		NA		NA	
Total Recoverable Phenolics	MG/L	0.10	0.010	NA		NA		NA	

Client ID		RFI-39-0408		RFI-43-0408		RFI-45-0408			
Job No	Lab ID	A08-4431	A8443103MS	A08-4547	A8454701MS	A08-4515	A8451504MS		
Sample Date		04/23/2008		04/25/2008		04/23/2008			
Analyte	Units	Sample Value	Reporting Limit	Sample Value	Reporting Limit	Sample Value	Reporting Limit	Sample Value	Reporting Limit
Cyanide - Total	MG/L	0.14	0.010	NA		0.13	0.010	NA	
Sulfide	MG/L	NA		3.2	2.0	NA		NA	
Ferrous Iron	MG/L	0.96	0.10	NA		NA		NA	

NA = Not Applicable ND = Not Detected

SAMPLE DATE 04/25/2008

SDG: 4346

Client Sample ID:	RFI-17-0408	RFI-17-0408	RFI-17-0408
Lab Sample ID:	A8454703	A8454703MS	A8454703SD

Analyte	Units of Measure	Concentration			Spike Amount		% Recovery			%	QC LIMITS	
		Sample	Matrix Spike	Spike Duplicate	MS	MSD	MS	MSD	Avg	RPD	RPD	REC.
METHOD 8260 - TCL VOLATILE ORGANICS												
Acetone	UG/L	3.84	95.8	105	125	125	74	81	78	9	15.0	56-142
Benzene	UG/L	0	28.9	28.8	25.0	25.0	116	116	116	0	13.0	71-124
Bromodichloromethane	UG/L	0	24.8	24.7	25.0	25.0	100	99	100	1	15.0	60-130
Bromoform	UG/L	0	18.2	18.4	25.0	25.0	73	74	74	1	15.0	66-128
Bromomethane	UG/L	0	22.5	21.5	25.0	25.0	90	86	88	4	15.0	36-150
2-Butanone	UG/L	0	99.9	110	125	125	80	88	84	10	15.0	57-140
Carbon Disulfide	UG/L	0	22.5	24.8	25.0	25.0	90	100	95	10	15.0	59-134
Carbon Tetrachloride	UG/L	0	28.7	28.0	25.0	25.0	115	112	114	3	15.0	72-134
Chlorobenzene	UG/L	0	28.7	27.8	25.0	25.0	115	111	113	4	15.0	72-120
Chloroethane	UG/L	0	23.3	20.2	25.0	25.0	93	81	87	14	15.0	69-136
Chloroform	UG/L	0	27.2	27.6	25.0	25.0	109	110	110	0.	15.0	73-127
Chloromethane	UG/L	0	26.0	24.9	25.0	25.0	104	100	102	4	15.0	49-142
Cyclohexane	UG/L	0	27.5	30.4	25.0	25.0	110	122	116	10	20.0	70-130
Dibromochloromethane	UG/L	0	22.1	21.4	25.0	25.0	89	86	88	3	15.0	75-125
1,2-Dibromo-3-chloropropane	UG/L	0	25.7	24.2	25.0	25.0	103	97	100	6	15.0	56-134
1,2-Dibromoethane	UG/L	0	25.9	25.1	25.0	25.0	104	101	103	3	15.0	77-120
1,2-Dichlorobenzene	UG/L	0	27.7	27.5	25.0	25.0	111	110	111	0.	20.0	77-120
1,3-Dichlorobenzene	UG/L	0	27.6	27.5	25.0	25.0	111	110	111	0.	20.0	77-119
1,4-Dichlorobenzene	UG/L	0	27.4	27.2	25.0	25.0	110	109	110	0.	20.0	75-119
Dichlorodifluoromethane	UG/L	0	26.0	25.7	25.0	25.0	104	103	104	1	20.0	33-157
1,1-Dichloroethane	UG/L	0	28.0	27.7	25.0	25.0	112	111	112	0.	20.0	71-129
1,2-Dichloroethane	UG/L	0	24.2	24.3	25.0	25.0	97	97	97	0	20.0	75-127
1,1-Dichloroethene	UG/L	0	29.6	29.0	25.0	25.0	118	116	117	2	31.0	65-138
cis-1,2-Dichloroethene	UG/L	0	27.5	27.8	25.0	25.0	110	111	111	0.	15.0	74-124
trans-1,2-Dichloroethene	UG/L	0	28.7	28.1	25.0	25.0	115	112	114	3	20.0	73-127
1,2-Dichloropropane	UG/L	0	28.1	27.6	25.0	25.0	113	111	112	2	20.0	76-120
cis-1,3-Dichloropropene	UG/L	0	26.4	25.2	25.0	25.0	106	101	104	5	15.0	74-124
trans-1,3-Dichloropropene	UG/L	0	25.1	24.3	25.0	25.0	100	98	99	2	15.0	72-123
Ethylbenzene	UG/L	0	28.9	27.9	25.0	25.0	116	112	114	4	15.0	77-123
2-Hexanone	UG/L	0	113	123	125	125	91	98	95	7	15.0	65-127
Isopropylbenzene	UG/L	0	30.4	29.7	25.0	25.0	122	119	121	2	20.0	77-122
Methyl acetate	UG/L	0	17.4	19.0	25.0	25.0	70	76	73	8	20.0	60-140
Methylcyclohexane	UG/L	0	28.1	31.6	25.0	25.0	113	126	120	11	20.0	60-140
Methylene chloride	UG/L	0	27.8	27.5	25.0	25.0	111	110	111	0.	15.0	57-132
4-Methyl-2-pentanone	UG/L	0	115	124	125	125	92	100	96	8	35.0	48-156
Styrene	UG/L	0	22.5	22.7	25.0	25.0	90	91	91	1	20.0	70-130
1,1,2,2-Tetrachloroethane	UG/L	0	26.9	26.5	25.0	25.0	108	106	107	2	15.0	70-[illegible]
1,1,2-Trichloro-1,2,2-trifluoroethane	UG/L	0	27.0	29.1	25.0	25.0	108	116	112	7	20.0	60-[illegible]
Tetrachloroethene	UG/L	0	29.6	28.4	25.0	25.0	119	114	117	4	15.0	74-[illegible]
Toluene	UG/L	0	28.8	27.8	25.0	25.0	115	111	113	4	15.0	70-[illegible]
1,2,4-Trichlorobenzene	UG/L	0	28.4	28.8	25.0	25.0	114	116	115	2	20.0	70-[illegible]

245590

* Indicates Result is outside QC Limits
NC = Not Calculated ND = Not Detected

SAMPLE DATE 04/25/2008

SDG: 4346

Client Sample ID:	RFI-17-0408	RFI-17-0408	RFI-17-0408
Lab Sample ID:	A8454703	A8454703MS	A8454703SD

Analyte	Units of Measure	Concentration			Spike Amount		% Recovery			% RPD	QC LIMITS	
		Sample	Matrix Spike	Spike Duplicate	MS	MSD	MS	MSD	Avg		RPD	REC.
METHOD 8260 - TCL VOLATILE ORGANICS												
1,1,1-Trichloroethane	UG/L	0	28.7	28.2	25.0	25.0	115	113	114	2	15.0	73-126
1,1,2-Trichloroethane	UG/L	0	26.7	26.1	25.0	25.0	107	105	106	2	15.0	76-122
Trichloroethene	UG/L	0	28.9	28.8	25.0	25.0	116	115	116	0.	15.0	74-123
Trichlorofluoromethane	UG/L	0	27.9	26.8	25.0	25.0	112	107	110	4	20.0	62-152
Vinyl chloride	UG/L	0	28.6	26.7	25.0	25.0	114	107	111	6	15.0	65-133
Total Xylenes	UG/L	0	83.5	81.2	75.0	75.0	111	108	110	3	16.0	76-122
Methyl-t-Butyl Ether (MTBE)	UG/L	0	23.2	25.9	25.0	25.0	93	104	99	11	37.0	64-127

* Indicates Result is outside QC Limits
NC = Not Calculated ND = Not Detected

SDG: 4346
Client Sample ID: VBLK47 MSB47
Lab Sample ID: A8B1463002 A8B1463001

Analyte	Units of Measure	Concentration Blank Spike	Concentration Spike Amount	% Recovery Blank Spike	QC LIMITS
METHOD 8260 - TCL VOLATILE ORGANICS					
Acetone	UG/L	99.9	125	80	56-142
Benzene	UG/L	22.9	25.0	92	71-124
Bromodichloromethane	UG/L	21.8	25.0	88	60-130
Bromoform	UG/L	23.7	25.0	95	66-128
Bromomethane	UG/L	20.2	25.0	81	36-150
2-Butanone	UG/L	101	125	82	57-140
Carbon Disulfide	UG/L	22.4	25.0	90	59-134
Carbon Tetrachloride	UG/L	23.4	25.0	94	72-134
Chlorobenzene	UG/L	24.3	25.0	97	72-120
Chloroethane	UG/L	21.0	25.0	84	69-136
Chloroform	UG/L	21.8	25.0	88	73-127
Chloromethane	UG/L	21.2	25.0	85	49-142
Cyclohexane	UG/L	23.4	25.0	94	70-130
Dibromochloromethane	UG/L	25.4	25.0	102	75-125
1,2-Dibromo-3-chloropropane	UG/L	22.2	25.0	89	56-134
1,2-Dibromoethane	UG/L	23.5	25.0	94	77-120
1,2-Dichlorobenzene	UG/L	24.6	25.0	99	77-120
1,3-Dichlorobenzene	UG/L	24.7	25.0	99	77-119
1,4-Dichlorobenzene	UG/L	23.7	25.0	95	75-119
Dichlorodifluoromethane	UG/L	22.2	25.0	89	33-157
1,1-Dichloroethane	UG/L	21.0	25.0	84	71-129
1,2-Dichloroethane	UG/L	21.1	25.0	85	75-127
1,1-Dichloroethene	UG/L	20.4	25.0	82	65-138
cis-1,2-Dichloroethene	UG/L	22.0	25.0	88	74-124
trans-1,2-Dichloroethene	UG/L	20.7	25.0	83	73-127
1,2-Dichloropropane	UG/L	21.6	25.0	87	76-120
cis-1,3-Dichloropropene	UG/L	22.6	25.0	91	74-124
trans-1,3-Dichloropropene	UG/L	25.1	25.0	101	72-123
Ethylbenzene	UG/L	26.1	25.0	105	77-123
2-Hexanone	UG/L	121	125	97	65-127
Isopropylbenzene	UG/L	26.3	25.0	105	77-122
Methyl acetate	UG/L	16.0	25.0	64	60-140
Methylcyclohexane	UG/L	25.3	25.0	101	60-140
Methylene chloride	UG/L	17.9	25.0	72	57-132
4-Methyl-2-pentanone	UG/L	119	125	95	48-156
Styrene	UG/L	27.3	25.0	109	70-130
1,1,2,2-Tetrachloroethane	UG/L	22.1	25.0	88	70-126
1,1,2-Trichloro-1,2,2-trifluoroethane	UG/L	23.9	25.0	96	60-140
Tetrachloroethene	UG/L	25.2	25.0	101	74-122
Toluene	UG/L	25.0	25.0	100	70-122
1,2,4-Trichlorobenzene	UG/L	25.2	25.0	101	70-122

* Indicates Result is outside QC Limits
NC = Not Calculated ND = Not Detected

SDG: 4346
Client Sample ID: VBLK47 MSB47
Lab Sample ID: A8B1463002 A8B1463001

Analyte	Units of Measure	Concentration Blank Spike	Spike Amount	% Recovery Blank Spike	QC LIMITS
METHOD 8260 - TCL VOLATILE ORGANICS					
1,1,1-Trichloroethane	UG/L	22.4	25.0	90	73-126
1,1,2-Trichloroethane	UG/L	23.4	25.0	94	76-122
Trichloroethene	UG/L	22.3	25.0	89	74-123
Trichlorofluoromethane	UG/L	23.1	25.0	92	62-152
Vinyl chloride	UG/L	21.7	25.0	87	65-133
Total Xylenes	UG/L	79.4	75.0	106	76-122
Methyl-t-Butyl Ether (MTBE)	UG/L	21.8	25.0	87	64-127

* Indicates Result is outside QC Limits
NC = Not Calculated ND = Not Detected

SDG: 4346
Client Sample ID: VBLK48 MSB48
Lab Sample ID: A8B1465704 A8B1465703

Analyte	Units of Measure	Concentration Blank Spike	Concentration Spike Amount	% Recovery Blank Spike	QC LIMITS
METHOD 8260 - TCL VOLATILE ORGANICS					
Acetone	UG/L	103	125	83	56-142
Benzene	UG/L	24.1	25.0	97	71-124
Bromodichloromethane	UG/L	22.1	25.0	88	60-130
Bromoform	UG/L	24.4	25.0	98	66-128
Bromomethane	UG/L	16.4	25.0	66	36-150
2-Butanone	UG/L	105	125	84	57-140
Carbon Disulfide	UG/L	24.1	25.0	97	59-134
Carbon Tetrachloride	UG/L	24.1	25.0	96	72-134
Chlorobenzene	UG/L	24.0	25.0	96	72-120
Chloroethane	UG/L	20.6	25.0	82	69-136
Chloroform	UG/L	22.1	25.0	88	73-127
Chloromethane	UG/L	17.4	25.0	70	49-142
Cyclohexane	UG/L	23.4	25.0	94	70-130
Dibromochloromethane	UG/L	25.1	25.0	101	75-125
1,2-Dibromo-3-chloropropane	UG/L	23.5	25.0	94	56-134
1,2-Dibromoethane	UG/L	24.5	25.0	98	77-120
1,2-Dichlorobenzene	UG/L	24.2	25.0	97	77-120
1,3-Dichlorobenzene	UG/L	24.7	25.0	99	77-119
1,4-Dichlorobenzene	UG/L	24.0	25.0	96	75-119
Dichlorodifluoromethane	UG/L	20.0	25.0	80	33-157
1,1-Dichloroethane	UG/L	20.9	25.0	84	71-129
1,2-Dichloroethane	UG/L	21.8	25.0	87	75-127
1,1-Dichloroethene	UG/L	19.9	25.0	80	65-138
cis-1,2-Dichloroethene	UG/L	21.2	25.0	85	74-124
trans-1,2-Dichloroethene	UG/L	21.2	25.0	85	73-127
1,2-Dichloropropane	UG/L	21.0	25.0	84	76-120
cis-1,3-Dichloropropene	UG/L	22.7	25.0	91	74-124
trans-1,3-Dichloropropene	UG/L	24.8	25.0	99	72-123
Ethylbenzene	UG/L	25.8	25.0	103	77-123
2-Hexanone	UG/L	122	125	98	65-127
Isopropylbenzene	UG/L	25.9	25.0	104	77-122
Methyl acetate	UG/L	17.0	25.0	68	60-140
Methylcyclohexane	UG/L	24.9	25.0	100	60-140
Methylene chloride	UG/L	19.7	25.0	77	57-132
4-Methyl-2-pentanone	UG/L	119	125	96	48-156
Styrene	UG/L	26.6	25.0	106	70-130
1,1,2,2-Tetrachloroethane	UG/L	21.2	25.0	85	70-126
1,1,2-Trichloro-1,2,2-trifluoroethane	UG/L	23.7	25.0	95	60-140
Tetrachloroethene	UG/L	24.9	25.0	100	74-122
Toluene	UG/L	24.9	25.0	100	70-122
1,2,4-Trichlorobenzene	UG/L	25.4	25.0	102	70-122

* Indicates Result is outside QC Limits
NC = Not Calculated ND = Not Detected

SDG: 4346
Client Sample ID: VBLK48 MSB48
Lab Sample ID: A8B1465704 A8B1465703

Analyte	Units of Measure	Concentration Blank Spike	Spike Amount	% Recovery Blank Spike	QC LIMITS
METHOD 8260 - TCL VOLATILE ORGANICS					
1,1,1-Trichloroethane	UG/L	22.3	25.0	89	73-126
1,1,2-Trichloroethane	UG/L	23.0	25.0	92	76-122
Trichloroethene	UG/L	22.5	25.0	90	74-123
Trichlorofluoromethane	UG/L	22.7	25.0	91	62-152
Vinyl chloride	UG/L	19.8	25.0	79	65-133
Total Xylenes	UG/L	78.0	75.0	104	76-122
Methyl-t-Butyl Ether (MTBE)	UG/L	22.5	25.0	90	64-127

* Indicates Result is outside QC Limits
NC = Not Calculated ND = Not Detected

SDG: 4346
Client Sample ID: VBLK50 MSB50
Lab Sample ID: A8B1478402 A8B1478401

Analyte	Units of Measure	Concentration Blank Spike	Concentration Spike Amount	% Recovery Blank Spike	QC LIMITS
METHOD 8260 - TCL VOLATILE ORGANICS					
Acetone	UG/L	105	125	84	56-142
Benzene	UG/L	25.1	25.0	100	71-124
Bromodichloromethane	UG/L	23.4	25.0	94	60-130
Bromoform	UG/L	25.1	25.0	101	66-128
Bromomethane	UG/L	18.9	25.0	76	36-150
2-Butanone	UG/L	98.4	125	79	57-140
Carbon Disulfide	UG/L	25.2	25.0	101	59-134
Carbon Tetrachloride	UG/L	25.9	25.0	104	72-134
Chlorobenzene	UG/L	25.2	25.0	101	72-120
Chloroethane	UG/L	21.4	25.0	86	69-136
Chloroform	UG/L	23.4	25.0	94	73-127
Chloromethane	UG/L	17.8	25.0	71	49-142
Cyclohexane	UG/L	23.0	25.0	92	70-130
Dibromochloromethane	UG/L	26.8	25.0	108	75-125
1,2-Dibromo-3-chloropropane	UG/L	21.6	25.0	87	56-134
1,2-Dibromoethane	UG/L	24.2	25.0	97	77-120
1,2-Dichlorobenzene	UG/L	25.0	25.0	100	77-120
1,3-Dichlorobenzene	UG/L	25.4	25.0	102	77-119
1,4-Dichlorobenzene	UG/L	24.4	25.0	98	75-119
Dichlorodifluoromethane	UG/L	20.1	25.0	81	33-157
1,1-Dichloroethane	UG/L	21.6	25.0	87	71-129
1,2-Dichloroethane	UG/L	22.0	25.0	88	75-127
1,1-Dichloroethene	UG/L	21.7	25.0	87	65-138
cis-1,2-Dichloroethene	UG/L	22.8	25.0	91	74-124
trans-1,2-Dichloroethene	UG/L	22.2	25.0	89	73-127
1,2-Dichloropropane	UG/L	22.0	25.0	88	76-120
cis-1,3-Dichloropropene	UG/L	22.9	25.0	92	74-124
trans-1,3-Dichloropropene	UG/L	25.0	25.0	100	72-123
Ethylbenzene	UG/L	26.6	25.0	106	77-123
2-Hexanone	UG/L	115	125	93	65-127
Isopropylbenzene	UG/L	26.3	25.0	105	77-122
Methyl acetate	UG/L	16.4	25.0	66	60-140
Methylcyclohexane	UG/L	24.4	25.0	98	60-140
Methylene chloride	UG/L	20.9	25.0	84	57-132
4-Methyl-2-pentanone	UG/L	111	125	90	48-156
Styrene	UG/L	28.0	25.0	112	70-130
1,1,2,2-Tetrachloroethane	UG/L	20.8	25.0	83	70-126
1,1,2-Trichloro-1,2,2-trifluoroethane	UG/L	25.7	25.0	103	60-140
Tetrachloroethene	UG/L	26.8	25.0	107	74-122
Toluene	UG/L	26.0	25.0	104	70-122
1,2,4-Trichlorobenzene	UG/L	25.8	25.0	103	70-122

* Indicates Result is outside QC Limits
NC = Not Calculated ND = Not Detected

SDG: 4346
Client Sample ID: VBLK50 MSB50
Lab Sample ID: A8B1478402 A8B1478401

Analyte	Units of Measure	Concentration Blank Spike	Spike Amount	% Recovery Blank Spike	QC LIMITS
METHOD 8260 - TCL VOLATILE ORGANICS					
1,1,1-Trichloroethane	UG/L	24.1	25.0	97	73-126
1,1,2-Trichloroethane	UG/L	23.1	25.0	92	76-122
Trichloroethene	UG/L	23.3	25.0	93	74-123
Trichlorofluoromethane	UG/L	26.1	25.0	105	62-152
Vinyl chloride	UG/L	21.0	25.0	84	65-133
Total Xylenes	UG/L	82.5	75.0	110	76-122
Methyl-t-Butyl Ether (MTBE)	UG/L	23.1	25.0	92	64-127

* Indicates Result is outside QC Limits
NC = Not Calculated ND = Not Detected

SDG: 4346
Client Sample ID: VBLK51 MSB51
Lab Sample ID: A8B1488202 A8B1488201

Analyte	Units of Measure	Concentration Blank Spike	Concentration Spike Amount	% Recovery Blank Spike	QC LIMITS
METHOD 8260 - TCL VOLATILE ORGANICS					
Acetone	UG/L	115	125	92	56-142
Benzene	UG/L	23.2	25.0	93	71-124
Bromodichloromethane	UG/L	25.7	25.0	103	60-130
Bromoform	UG/L	24.7	25.0	99	66-128
Bromomethane	UG/L	23.5	25.0	94	36-150
2-Butanone	UG/L	107	125	86	57-140
Carbon Disulfide	UG/L	26.0	25.0	104	59-134
Carbon Tetrachloride	UG/L	27.5	25.0	110	72-134
Chlorobenzene	UG/L	24.1	25.0	97	72-120
Chloroethane	UG/L	24.3	25.0	97	69-136
Chloroform	UG/L	25.7	25.0	103	73-127
Chloromethane	UG/L	18.6	25.0	74	49-142
Cyclohexane	UG/L	22.0	25.0	88	70-130
Dibromochloromethane	UG/L	25.2	25.0	101	75-125
1,2-Dibromo-3-chloropropane	UG/L	21.1	25.0	84	56-134
1,2-Dibromoethane	UG/L	22.9	25.0	92	77-120
1,2-Dichlorobenzene	UG/L	24.2	25.0	97	77-120
1,3-Dichlorobenzene	UG/L	24.6	25.0	99	77-119
1,4-Dichlorobenzene	UG/L	23.8	25.0	95	75-119
Dichlorodifluoromethane	UG/L	17.3	25.0	69	33-157
1,1-Dichloroethane	UG/L	24.1	25.0	97	71-129
1,2-Dichloroethane	UG/L	24.8	25.0	99	75-127
1,1-Dichloroethene	UG/L	24.2	25.0	97	65-138
cis-1,2-Dichloroethene	UG/L	24.7	25.0	99	74-124
trans-1,2-Dichloroethene	UG/L	24.9	25.0	100	73-127
1,2-Dichloropropane	UG/L	21.3	25.0	85	76-120
cis-1,3-Dichloropropene	UG/L	24.7	25.0	99	74-124
trans-1,3-Dichloropropene	UG/L	23.5	25.0	94	72-123
Ethylbenzene	UG/L	25.2	25.0	101	77-123
2-Hexanone	UG/L	111	125	89	65-127
Isopropylbenzene	UG/L	25.2	25.0	101	77-122
Methyl acetate	UG/L	18.6	25.0	74	60-140
Methylcyclohexane	UG/L	21.9	25.0	88	60-140
Methylene chloride	UG/L	24.4	25.0	96	57-132
4-Methyl-2-pentanone	UG/L	108	125	87	48-156
Styrene	UG/L	26.4	25.0	106	70-130
1,1,2,2-Tetrachloroethane	UG/L	20.9	25.0	84	70-126
1,1,2-Trichloro-1,2,2-trifluoroethane	UG/L	26.1	25.0	105	60-140
Tetrachloroethene	UG/L	24.9	25.0	100	74-122
Toluene	UG/L	24.2	25.0	97	70-122
1,2,4-Trichlorobenzene	UG/L	25.2	25.0	101	70-122

* Indicates Result is outside QC Limits
NC = Not Calculated ND = Not Detected

SDG: 4346
Client Sample ID: VBLK51 MSB51
Lab Sample ID: A8B1488202 A8B1488201

Analyte	Units of Measure	Concentration Blank Spike	Spike Amount	% Recovery Blank Spike	QC LIMITS
METHOD 8260 - TCL VOLATILE ORGANICS					
1,1,1-Trichloroethane	UG/L	25.7	25.0	103	73-126
1,1,2-Trichloroethane	UG/L	23.1	25.0	92	76-122
Trichloroethene	UG/L	23.7	25.0	95	74-123
Trichlorofluoromethane	UG/L	27.0	25.0	108	62-152
Vinyl chloride	UG/L	22.4	25.0	90	65-133
Total Xylenes	UG/L	76.7	75.0	102	76-122
Methyl-t-Butyl Ether (MTBE)	UG/L	25.8	25.0	104	64-127

* Indicates Result is outside QC Limits
NC = Not Calculated ND = Not Detected

SDG: 4346
Client Sample ID: VBLK74 MSB74
Lab Sample ID: A8B1496002 A8B1496001

Analyte	Units of Measure	Concentration Blank Spike	Concentration Spike Amount	% Recovery Blank Spike	QC LIMITS
METHOD 8260 - TCL VOLATILE ORGANICS					
Acetone	UG/L	101	125	81	56-142
Benzene	UG/L	23.3	25.0	93	71-124
Bromodichloromethane	UG/L	21.5	25.0	86	60-130
Bromoform	UG/L	18.4	25.0	74	66-128
Bromomethane	UG/L	18.9	25.0	76	36-150
2-Butanone	UG/L	103	125	82	57-140
Carbon Disulfide	UG/L	24.4	25.0	98	59-134
Carbon Tetrachloride	UG/L	23.8	25.0	95	72-134
Chlorobenzene	UG/L	22.5	25.0	90	72-120
Chloroethane	UG/L	20.9	25.0	84	69-136
Chloroform	UG/L	22.4	25.0	90	73-127
Chloromethane	UG/L	21.8	25.0	87	49-142
Cyclohexane	UG/L	27.5	25.0	110	70-130
Dibromochloromethane	UG/L	19.9	25.0	80	75-125
1,2-Dibromo-3-chloropropane	UG/L	18.8	25.0	76	56-134
1,2-Dibromoethane	UG/L	20.6	25.0	82	77-120
1,2-Dichlorobenzene	UG/L	22.6	25.0	90	77-120
1,3-Dichlorobenzene	UG/L	22.9	25.0	92	77-119
1,4-Dichlorobenzene	UG/L	22.4	25.0	90	75-119
Dichlorodifluoromethane	UG/L	21.2	25.0	85	33-157
1,1-Dichloroethane	UG/L	22.5	25.0	90	71-129
1,2-Dichloroethane	UG/L	20.7	25.0	83	75-127
1,1-Dichloroethene	UG/L	24.8	25.0	99	65-138
cis-1,2-Dichloroethene	UG/L	22.4	25.0	90	74-124
trans-1,2-Dichloroethene	UG/L	23.4	25.0	94	73-127
1,2-Dichloropropane	UG/L	22.8	25.0	92	76-120
cis-1,3-Dichloropropene	UG/L	23.0	25.0	92	74-124
trans-1,3-Dichloropropene	UG/L	21.1	25.0	84	72-123
Ethylbenzene	UG/L	23.1	25.0	92	77-123
2-Hexanone	UG/L	106	125	85	65-127
Isopropylbenzene	UG/L	24.2	25.0	97	77-122
Methyl acetate	UG/L	18.1	25.0	72	60-140
Methylcyclohexane	UG/L	28.4	25.0	114	60-140
Methylene chloride	UG/L	23.7	25.0	95	57-132
4-Methyl-2-pentanone	UG/L	107	125	86	48-156
Styrene	UG/L	22.4	25.0	90	70-130
1,1,2,2-Tetrachloroethane	UG/L	21.2	25.0	85	70-126
1,1,2-Trichloro-1,2,2-trifluoroethane	UG/L	26.8	25.0	107	60-140
Tetrachloroethene	UG/L	22.9	25.0	92	74-122
Toluene	UG/L	22.6	25.0	91	70-122
1,2,4-Trichlorobenzene	UG/L	23.1	25.0	92	70-122

* Indicates Result is outside QC Limits
NC = Not Calculated ND = Not Detected

SDG: 4346
Client Sample ID: VBLK74 MSB74
Lab Sample ID: A8B1496002 A8B1496001

Analyte	Units of Measure	Concentration Blank Spike	Spike Amount	% Recovery Blank Spike	QC LIMITS
METHOD 8260 - TCL VOLATILE ORGANICS					
1,1,1-Trichloroethane	UG/L	23.1	25.0	93	73-126
1,1,2-Trichloroethane	UG/L	21.2	25.0	85	76-122
Trichloroethene	UG/L	23.1	25.0	93	74-123
Trichlorofluoromethane	UG/L	23.5	25.0	94	62-152
Vinyl chloride	UG/L	23.6	25.0	95	65-133
Total Xylenes	UG/L	67.6	75.0	90	76-122
Methyl-t-Butyl Ether (MTBE)	UG/L	24.5	25.0	98	64-127

* Indicates Result is outside QC Limits
NC = Not Calculated ND = Not Detected

SDG: 4346
Client Sample ID: VBLK93 MSB93
Lab Sample ID: A8B1450002 A8B1450001

Analyte	Units of Measure	Concentration Blank Spike	Concentration Spike Amount	% Recovery Blank Spike		QC LIMITS
METHOD 8260 - TCL VOLATILE ORGANICS						
Acetone	UG/L	134	125	107		56-142
Benzene	UG/L	24.5	25.0	98		71-124
Bromodichloromethane	UG/L	28.9	25.0	116		60-130
Bromoform	UG/L	28.8	25.0	115		66-128
Bromomethane	UG/L	28.1	25.0	113		36-150
2-Butanone	UG/L	120	125	96		57-140
Carbon Disulfide	UG/L	20.8	25.0	83		59-134
Carbon Tetrachloride	UG/L	34.1	25.0	136	*	72-134
Chlorobenzene	UG/L	26.3	25.0	106		72-120
Chloroethane	UG/L	23.1	25.0	92		69-136
Chloroform	UG/L	26.8	25.0	107		73-127
Chloromethane	UG/L	19.6	25.0	79		49-142
Cyclohexane	UG/L	21.3	25.0	85		70-130
Dibromochloromethane	UG/L	28.6	25.0	114		75-125
1,2-Dibromo-3-chloropropane	UG/L	26.6	25.0	107		56-134
1,2-Dibromoethane	UG/L	27.7	25.0	111		77-120
1,2-Dichlorobenzene	UG/L	26.7	25.0	107		77-120
1,3-Dichlorobenzene	UG/L	26.6	25.0	107		77-119
1,4-Dichlorobenzene	UG/L	26.3	25.0	105		75-119
Dichlorodifluoromethane	UG/L	19.0	25.0	76		33-157
1,1-Dichloroethane	UG/L	25.7	25.0	103		71-129
1,2-Dichloroethane	UG/L	27.7	25.0	111		75-127
1,1-Dichloroethene	UG/L	26.0	25.0	104		65-138
cis-1,2-Dichloroethene	UG/L	25.9	25.0	104		74-124
trans-1,2-Dichloroethene	UG/L	25.3	25.0	101		73-127
1,2-Dichloropropane	UG/L	24.9	25.0	100		76-120
cis-1,3-Dichloropropene	UG/L	28.1	25.0	113		74-124
trans-1,3-Dichloropropene	UG/L	29.9	25.0	120		72-123
Ethylbenzene	UG/L	26.9	25.0	108		77-123
2-Hexanone	UG/L	131	125	105		65-127
Isopropylbenzene	UG/L	26.8	25.0	107		77-122
Methyl acetate	UG/L	23.6	25.0	94		60-140
Methylcyclohexane	UG/L	22.7	25.0	91		60-140
Methylene chloride	UG/L	24.3	25.0	98		57-132
4-Methyl-2-pentanone	UG/L	122	125	98		48-156
Styrene	UG/L	27.3	25.0	109		70-130
1,1,2,2-Tetrachloroethane	UG/L	25.3	25.0	101		70-126
1,1,2-Trichloro-1,2,2-trifluoroethane	UG/L	23.4	25.0	94		60-140
Tetrachloroethene	UG/L	28.5	25.0	114		74-122
Toluene	UG/L	25.7	25.0	103		70-122
1,2,4-Trichlorobenzene	UG/L	27.8	25.0	111		70-122

* Indicates Result is outside QC Limits
NC = Not Calculated ND = Not Detected

SDG: 4346
Client Sample ID: VBLK93 MSB93
Lab Sample ID: A8B1450002 A8B1450001

Analyte	Units of Measure	Concentration Blank Spike	Spike Amount	% Recovery Blank Spike	QC LIMITS
METHOD 8260 - TCL VOLATILE ORGANICS					
1,1,1-Trichloroethane	UG/L	30.7	25.0	123	73-126
1,1,2-Trichloroethane	UG/L	25.8	25.0	103	76-122
Trichloroethene	UG/L	26.1	25.0	105	74-123
Trichlorofluoromethane	UG/L	27.1	25.0	108	62-152
Vinyl chloride	UG/L	23.5	25.0	94	65-133
Total Xylenes	UG/L	80.4	75.0	107	76-122
Methyl-t-Butyl Ether (MTBE)	UG/L	29.5	25.0	118	64-127

* Indicates Result is outside QC Limits
NC = Not Calculated ND = Not Detected

SDG: 4346
Client Sample ID: VBLK96 MSB96
Lab Sample ID: A8B1468202 A8B1468201

Analyte	Units of Measure	Concentration Blank Spike	Spike Amount	% Recovery Blank Spike	QC LIMITS
METHOD 8260 - TCL VOLATILE ORGANICS					
Acetone	UG/L	116	125	93	56-142
Benzene	UG/L	24.2	25.0	97	71-124
Bromodichloromethane	UG/L	27.4	25.0	110	60-130
Bromoform	UG/L	26.6	25.0	106	66-128
Bromomethane	UG/L	24.8	25.0	99	36-150
2-Butanone	UG/L	106	125	85	57-140
Carbon Disulfide	UG/L	18.5	25.0	74	59-134
Carbon Tetrachloride	UG/L	31.9	25.0	128	72-134
Chlorobenzene	UG/L	25.8	25.0	103	72-120
Chloroethane	UG/L	22.2	25.0	89	69-136
Chloroform	UG/L	25.6	25.0	103	73-127
Chloromethane	UG/L	17.2	25.0	69	49-142
Cyclohexane	UG/L	19.9	25.0	80	70-130
Dibromochloromethane	UG/L	26.9	25.0	108	75-125
1,2-Dibromo-3-chloropropane	UG/L	24.3	25.0	98	56-134
1,2-Dibromoethane	UG/L	27.1	25.0	109	77-120
1,2-Dichlorobenzene	UG/L	26.0	25.0	104	77-120
1,3-Dichlorobenzene	UG/L	26.0	25.0	104	77-119
1,4-Dichlorobenzene	UG/L	25.4	25.0	102	75-119
Dichlorodifluoromethane	UG/L	16.3	25.0	65	33-157
1,1-Dichloroethane	UG/L	24.3	25.0	97	71-129
1,2-Dichloroethane	UG/L	25.7	25.0	103	75-127
1,1-Dichloroethene	UG/L	24.9	25.0	100	65-138
cis-1,2-Dichloroethene	UG/L	25.2	25.0	101	74-124
trans-1,2-Dichloroethene	UG/L	24.8	25.0	99	73-127
1,2-Dichloropropane	UG/L	23.8	25.0	96	76-120
cis-1,3-Dichloropropene	UG/L	26.5	25.0	106	74-124
trans-1,3-Dichloropropene	UG/L	28.0	25.0	112	72-123
Ethylbenzene	UG/L	26.5	25.0	106	77-123
2-Hexanone	UG/L	118	125	95	65-127
Isopropylbenzene	UG/L	26.8	25.0	107	77-122
Methyl acetate	UG/L	20.6	25.0	82	60-140
Methylcyclohexane	UG/L	21.6	25.0	87	60-140
Methylene chloride	UG/L	23.0	25.0	92	57-132
4-Methyl-2-pentanone	UG/L	113	125	91	48-156
Styrene	UG/L	26.5	25.0	106	70-130
1,1,2,2-Tetrachloroethane	UG/L	24.5	25.0	98	70-126
1,1,2-Trichloro-1,2,2-trifluoroethane	UG/L	21.6	25.0	87	60-140
Tetrachloroethene	UG/L	28.6	25.0	114	74-122
Toluene	UG/L	25.8	25.0	103	70-122
1,2,4-Trichlorobenzene	UG/L	27.0	25.0	108	70-122

* Indicates Result is outside QC Limits
NC = Not Calculated ND = Not Detected

SDG: 4346
Client Sample ID: VBLK96 MSB96
Lab Sample ID: A8B1468202 A8B1468201

Analyte	Units of Measure	Concentration Blank Spike	Spike Amount	% Recovery Blank Spike	QC LIMITS
METHOD 8260 - TCL VOLATILE ORGANICS					
1,1,1-Trichloroethane	UG/L	28.7	25.0	115	73-126
1,1,2-Trichloroethane	UG/L	25.2	25.0	101	76-122
Trichloroethene	UG/L	25.6	25.0	102	74-123
Trichlorofluoromethane	UG/L	25.0	25.0	100	62-152
Vinyl chloride	UG/L	21.3	25.0	85	65-133
Total Xylenes	UG/L	78.9	75.0	105	76-122
Methyl-t-Butyl Ether (MTBE)	UG/L	27.2	25.0	109	64-127

* Indicates Result is outside QC Limits
NC = Not Calculated ND = Not Detected

SAMPLE DATE 04/25/2008

SDG: 4346

Client Sample ID:	RFI-17-0408	RFI-17-0408	RFI-17-0408
Lab Sample ID:	A8454703	A8454703MS	A8454703SD

Analyte	Units of Measure	Concentration			Spike Amount		% Recovery			%	QC LIMITS	
		Sample	Matrix Spike	Spike Duplicate	MS	MSD	MS	MSD	Avg	RPD	RPD	REC.
METHOD 8270 - TCL SEMI-VOLATILE ORGANICS												
Acenaphthene	UG/L	0	90.3	116	104	125	87	93	90	7	24.0	60-120
Aniline	UG/L	0	81.0	99.8	104	125	78	80	79	2	30.0	37-120
Acenaphthylene	UG/L	0	96.0	125	104	125	92	100	96	8	18.0	63-120
Acetophenone	UG/L	0	67.0	84.8	104	125	64	68	66	6	20.0	30-140
Anthracene	UG/L	0	123	161	104	125	118	129	124	9	15.0	69-131
Atrazine	UG/L	0	131	170	104	125	126	136	131	8	20.0	30-140
Benzaldehyde	UG/L	0	51.0	65.2	104	125	49	52	51	6	20.0	30-140
Benzo(a)anthracene	UG/L	0.39	107	137	104	125	103	110	107	6	15.0	73-138
Benzo(b)fluoranthene	UG/L	0	101	151	104	125	97	121	109	22 *	15.0	75-133
Benzo(k)fluoranthene	UG/L	0	113	131	104	125	109	106	108	3	22.0	66-134
Benzo(ghi)perylene	UG/L	0	105	144	104	125	101	115	108	13	15.0	66-152
Benzo(a)pyrene	UG/L	0	113	153	104	125	109	122	116	11	15.0	74-126
Biphenyl	UG/L	0	77.3	99.9	104	125	74	80	77	8	20.0	30-140
Bis(2-chloroethoxy) methane	UG/L	0	75.0	95.7	104	125	72	76	74	5	17.0	62-120
Bis(2-chloroethyl) ether	UG/L	0	59.9	75.4	104	125	58	60	59	3	21.0	51-120
2,2'-Oxybis(1-Chloropropane)	UG/L	0	72.0	91.8	104	125	69	73	71	6	24.0	47-120
Bis(2-ethylhexyl) phthalate	UG/L	0	95.6	127	104	125	92	102	97	10	15.0	69-136
4-Bromophenyl phenyl ether	UG/L	0	126	164	104	125	121 *	132 *	127	9	15.0	70-120
Butyl benzyl phthalate	UG/L	0	95.3	117	104	125	92	94	93	2	16.0	62-149
Caprolactam	UG/L	0	35.7	55.8	104	125	34	45	40	28 *	20.0	18-120
Carbazole	UG/L	0	124	163	104	125	120	131	126	9	20.0	68-133
4-Chloroaniline	UG/L	0	93.3	119	104	125	90	96	93	6	22.0	60-124
4-Chloro-3-methylphenol	UG/L	0	105	140	104	125	101	113	107	11	27.0	64-120
2-Chloronaphthalene	UG/L	0	85.4	110	104	125	82	88	85	7	21.0	52-120
2-Chlorophenol	UG/L	0	61.8	81.6	104	125	59	65	62	10	25.0	48-120
4-Chlorophenyl phenyl ether	UG/L	0	118	156	104	125	114	125 *	120	9	16.0	71-122
Chrysene	UG/L	0	95.3	121	104	125	92	97	95	5	15.0	69-140
Dibenzo(a,h)anthracene	UG/L	0	106	146	104	125	102	117	110	14	15.0	67-144
Dibenzofuran	UG/L	0	96.8	127	104	125	93	102	98	9	15.0	66-120
Di-n-butyl phthalate	UG/L	0.42	130	174	104	125	124	140 *	132	12	15.0	67-132
3,3'-Dichlorobenzidine	UG/L	0	20.9	26.5	104	125	20 *	21 *	21	5	25.0	33-140
2,4-Dichlorophenol	UG/L	0	85.1	110	104	125	82	89	86	8	19.0	64-120
Diethyl phthalate	UG/L	0.46	114	154	104	125	110	123	117	11	15.0	78-128
2,4-Dimethylphenol	UG/L	0	87.3	112	104	125	84	90	87	7	42.0	57-120
Dimethyl phthalate	UG/L	0	103	138	104	125	99	111	105	11	15.0	73-127
4,6-Dinitro-2-methylphenol	UG/L	0	160	201	104	125	154	162 *	158	5	15.0	64-159
2,4-Dinitrophenol	UG/L	0	118	147	104	125	114	118	116	3	22.0	42-[illegible]
2,4-Dinitrotoluene	UG/L	1.2	120	164	104	125	114	131 *	123	14	20.0	59-[illegible]
2,6-Dinitrotoluene	UG/L	0	106	135	104	125	102	108	105	6	15.0	74-[illegible]
Di-n-octyl phthalate	UG/L	0	73.1	96.5	104	125	70 *	77	74	10	16.0	72-[illegible]
Fluoranthene	UG/L	0	130	178	104	125	125	143 *	134	13	15.0	67-[illegible]
Fluorene	UG/L	0	116	152	104	125	111	122	117	9	15.0	66-129
Hexachlorobenzene	UG/L	0	136	179	104	125	131	143 *	137	9	15.0	38-131

* Indicates Result is outside QC Limits
NC = Not Calculated ND = Not Detected

SAMPLE DATE 04/25/2008

SDG: 4346

Client Sample ID: RFI-17-0408 RFI-17-0408 RFI-17-0408
Lab Sample ID: A8454703 A8454703MS A8454703SD

Analyte	Units of Measure	Concentration			Spike Amount		% Recovery			%	QC LIMITS	
		Sample	Matrix Spike	Spike Duplicate	MS	MSD	MS	MSD	Avg	RPD	RPD	REC.
METHOD 8270 - TCL SEMI-VOLATILE ORGANICS												
Hexachlorobutadiene	UG/L	0	60.7	78.6	104	125	58	63	61	8	44.0	30-120
Hexachlorocyclopentadiene	UG/L	0	59.2	74.0	104	125	57	59	58	3	49.0	23-120
Hexachloroethane	UG/L	0	54.6	70.0	104	125	52	56	54	7	46.0	25-120
Indeno(1,2,3-cd)pyrene	UG/L	0	100	135	104	125	96	109	103	13	15.0	69-146
Isophorone	UG/L	0	83.3	110	104	125	80	88	84	10	17.0	64-120
2-Methylnaphthalene	UG/L	0	90.0	116	104	125	86	93	90	8	21.0	48-120
2-Methylphenol	UG/L	0	70.6	93.3	104	125	68	75	72	10	27.0	39-120
4-Methylphenol	UG/L	0	67.6	90.2	104	125	65	72	69	10	24.0	36-120
Naphthalene	UG/L	0	71.5	91.5	104	125	69	73	71	6	29.0	48-120
2-Nitroaniline	UG/L	1.7	123	163	104	125	116	130	123	11	15.0	67-136
3-Nitroaniline	UG/L	0.93	106	151	104	125	101	120	111	17	19.0	69-129
4-Nitroaniline	UG/L	0	111	143	104	125	107	115	111	7	24.0	64-135
Nitrobenzene	UG/L	0	72.5	99.3	104	125	70	79	75	12	24.0	52-120
2-Nitrophenol	UG/L	0	73.5	98.0	104	125	70	78	74	11	18.0	59-120
4-Nitrophenol	UG/L	0	69.7	98.9	104	125	67	79	73	16	48.0	16-120
N-nitrosodiphenylamine	UG/L	0	135	175	104	125	130 *	140 *	135	7	15.0	25-125
N-Nitroso-Di-n-propylamine	UG/L	0	83.3	108	104	125	80	87	84	8	31.0	56-120
Pentachlorophenol	UG/L	0	169	207	104	125	163 *	166 *	165	2	37.0	39-136
Phenanthrene	UG/L	0	122	162	104	125	118	130	124	10	15.0	67-130
Phenol	UG/L	0	34.0	47.8	104	125	33	38	36	14	34.0	17-120
Pyrene	UG/L	0	92.9	117	104	125	89	94	92	5	19.0	58-136
2,4,5-Trichlorophenol	UG/L	0	115	149	104	125	111	119	115	7	18.0	65-126
2,4,6-Trichlorophenol	UG/L	0	102	133	104	125	99	106	103	7	19.0	64-120

* Indicates Result is outside QC Limits
NC = Not Calculated ND = Not Detected

SDG: 4346

Client Sample ID: Method Blank | Matrix Spike Blank | Matrix Spike Blk Dup
Lab Sample ID: A8B1390306 | A8B1390304 | A8B1390305

Analyte	Units of Measure	Concentration		Spike Amount		% Recovery			%	QC LIMITS	
		Spike Blank	Spike Blank Dup	SB	SBD	SB	SBD	Avg	RPD	RPD	REC.
METHOD 8270 - TCL SEMI-VOLATILE ORGANICS											
Acenaphthene	UG/L	368	379	400	400	92	95	94	3	24.0	60-120
Aniline	UG/L	318	327	400	400	70	72	71	3	30.0	37-120
Acenaphthylene	UG/L	410	416	400	400	103	104	104	1	18.0	63-120
Acetophenone	UG/L	293	303	400	400	73	76	75	4	20.0	30-140
Anthracene	UG/L	433	438	400	400	108	110	109	2	15.0	69-131
Atrazine	UG/L	442	441	400	400	111	110	111	0.	20.0	30-140
Benzaldehyde	UG/L	228	237	400	400	57	59	58	3	20.0	30-140
Benzo(a)anthracene	UG/L	454	448	400	400	114	112	113	2	15.0	73-138
Benzo(b)fluoranthene	UG/L	433	423	400	400	108	106	107	2	15.0	75-133
Benzo(k)fluoranthene	UG/L	424	437	400	400	106	109	108	3	22.0	66-134
Benzo(ghi)perylene	UG/L	466	478	400	400	116	120	118	3	15.0	66-152
Benzo(a)pyrene	UG/L	477	483	400	400	119	121	120	2	15.0	74-126
Biphenyl	UG/L	348	357	400	400	87	89	88	2	20.0	30-140
Bis(2-chloroethoxy) methane	UG/L	330	340	400	400	83	85	84	2	17.0	62-120
Bis(2-chloroethyl) ether	UG/L	281	300	400	400	70	75	73	7	21.0	51-120
2,2'-Oxybis(1-Chloropropane)	UG/L	307	322	400	400	77	81	79	5	24.0	47-120
Bis(2-ethylhexyl) phthalate	UG/L	442	441	400	400	110	110	110	0	15.0	69-136
4-Bromophenyl phenyl ether	UG/L	403	418	400	400	101	104	103	3	15.0	70-120
Butyl benzyl phthalate	UG/L	455	449	400	400	114	112	113	2	16.0	62-149
Caprolactam	UG/L	104	121	400	400	26	30	28	14	20.0	18-120
Carbazole	UG/L	445	447	400	400	111	112	112	0.	20.0	68-133
4-Chloroaniline	UG/L	393	390	400	400	98	98	98	0	22.0	60-124
4-Chloro-3-methylphenol	UG/L	404	406	400	400	101	102	102	1	27.0	64-120
2-Chloronaphthalene	UG/L	381	390	400	400	95	98	97	3	21.0	52-120
2-Chlorophenol	UG/L	284	302	400	400	71	76	74	7	25.0	48-120
4-Chlorophenyl phenyl ether	UG/L	427	427	400	400	107	107	107	0	16.0	71-122
Chrysene	UG/L	441	435	400	400	110	109	110	0.	15.0	69-140
Dibenzo(a,h)anthracene	UG/L	469	476	400	400	117	119	118	2	15.0	67-144
Dibenzofuran	UG/L	384	385	400	400	96	96	96	0	15.0	66-120
Di-n-butyl phthalate	UG/L	447	454	400	400	112	113	113	0.	15.0	67-132
3,3'-Dichlorobenzidine	UG/L	411	411	400	400	103	103	103	0	25.0	33-140
2,4-Dichlorophenol	UG/L	354	368	400	400	89	92	91	3	19.0	64-120
Diethyl phthalate	UG/L	440	441	400	400	110	110	110	0	15.0	78-128
2,4-Dimethylphenol	UG/L	362	371	400	400	91	93	92	2	42.0	57-120
Dimethyl phthalate	UG/L	409	411	400	400	102	103	103	1	15.0	73-127
4,6-Dinitro-2-methylphenol	UG/L	463	478	400	400	116	120	118	3	15.0	64-159
2,4-Dinitrophenol	UG/L	425	446	400	400	106	112	109	6	22.0	42-153
2,4-Dinitrotoluene	UG/L	468	475	400	400	117	119	118	2	20.0	59-125
2,6-Dinitrotoluene	UG/L	422	432	400	400	106	108	107	2	15.0	74-134
Di-n-octyl phthalate	UG/L	438	430	400	400	110	108	109	2	16.0	72-145
Fluoranthene	UG/L	456	460	400	400	114	115	115	0.	15.0	67-133
Fluorene	UG/L	434	437	400	400	108	109	109	0.	15.0	66-129
Hexachlorobenzene	UG/L	421	429	400	400	105	107	106	2	15.0	38-131

* Indicates Result is outside QC Limits
NC = Not Calculated ND = Not Detected

SDG: 4346

Client Sample ID: Method Blank | Matrix Spike Blank | Matrix Spike Blk Dup
Lab Sample ID: A8B1390306 | A8B1390304 | A8B1390305

Analyte	Units of Measure	Concentration		Spike Amount		% Recovery			%	QC LIMITS	
		Spike Blank	Spike Blank Dup	SB	SBD	SB	SBD	Avg	RPD	RPD	REC.
METHOD 8270 - TCL SEMI-VOLATILE ORGANICS											
Hexachlorobutadiene	UG/L	278	266	400	400	69	66	68	4	44.0	30-120
Hexachlorocyclopentadiene	UG/L	276	290	400	400	69	72	71	4	49.0	23-120
Hexachloroethane	UG/L	245	221	400	400	61	55	58	10	46.0	25-120
Indeno(1,2,3-cd)pyrene	UG/L	448	460	400	400	112	115	114	3	15.0	69-146
Isophorone	UG/L	340	350	400	400	85	88	87	3	17.0	64-120
2-Methylnaphthalene	UG/L	386	386	400	400	96	96	96	0	21.0	48-120
2-Methylphenol	UG/L	309	326	400	400	77	82	80	6	27.0	39-120
4-Methylphenol	UG/L	281	293	400	400	70	73	72	4	24.0	36-120
Naphthalene	UG/L	329	326	400	400	82	81	82	1	29.0	48-120
2-Nitroaniline	UG/L	434	435	400	400	108	109	109	0.	15.0	67-136
3-Nitroaniline	UG/L	418	424	400	400	105	106	106	0.	19.0	69-129
4-Nitroaniline	UG/L	428	434	400	400	107	108	108	0.	24.0	64-135
Nitrobenzene	UG/L	315	333	400	400	79	83	81	5	24.0	52-120
2-Nitrophenol	UG/L	339	357	400	400	85	89	87	4	18.0	59-120
4-Nitrophenol	UG/L	223	225	400	400	56	56	56	0	48.0	16-120
N-nitrosodiphenylamine	UG/L	512	525	400	400	128 *	131 *	130	2	15.0	25-125
N-Nitroso-Di-n-propylamine	UG/L	360	372	400	400	90	93	92	3	31.0	56-120
Pentachlorophenol	UG/L	497	511	400	400	124	128	126	3	37.0	39-136
Phenanthrene	UG/L	437	435	400	400	109	109	109	0	15.0	67-130
Phenol	UG/L	159	165	400	400	40	41	41	2	34.0	17-120
Pyrene	UG/L	416	411	400	400	104	103	104	1	19.0	58-136
2,4,5-Trichlorophenol	UG/L	418	429	400	400	104	107	106	3	18.0	65-126
2,4,6-Trichlorophenol	UG/L	402	413	400	400	101	103	102	2	19.0	64-120

* Indicates Result is outside QC Limits
NC = Not Calculated ND = Not Detected

SDG: 4346

Client Sample ID: Method Blank(SBLK__) Matrix Spike Blank Matrix Spike Blk Dup

Lab Sample ID: A8B1407303 A8B1407301 A8B1407302

Analyte	Units of Measure	Concentration		Spike Amount		% Recovery			%	QC LIMITS	
		Spike Blank	Spike Blank Dup	SB	SBD	SB	SBD	Avg	RPD	RPD	REC.
METHOD 8270 - TCL SEMI-VOLATILE ORGANICS											
Acenaphthene	UG/L	83.3	82.5	100	100	83	82	83	1	24.0	60-120
Aniline	UG/L	70.1	70.5	100	100	70	70	70	0	30.0	37-120
Acenaphthylene	UG/L	93.0	92.2	100	100	93	92	93	1	18.0	63-120
Acetophenone	UG/L	69.6	71.9	100	100	70	72	71	3	20.0	30-140
Anthracene	UG/L	93.3	93.4	100	100	93	93	93	0	15.0	69-131
Atrazine	UG/L	98.3	98.6	100	100	98	99	99	1	20.0	30-140
Benzaldehyde	UG/L	51.4	56.4	100	100	51	56	54	9	20.0	30-140
Benzo(a)anthracene	UG/L	95.8	97.8	100	100	96	98	97	2	15.0	73-138
Benzo(b)fluoranthene	UG/L	102	91.5	100	100	102	92	97	10	15.0	75-133
Benzo(k)fluoranthene	UG/L	85.0	93.5	100	100	85	94	90	10	22.0	66-134
Benzo(ghi)perylene	UG/L	71.0	76.0	100	100	71	76	74	7	15.0	66-152
Benzo(a)pyrene	UG/L	102	101	100	100	103	102	103	1	15.0	74-126
Biphenyl	UG/L	83.3	81.7	100	100	83	82	83	1	20.0	30-140
Bis(2-chloroethoxy) methane	UG/L	76.6	76.8	100	100	77	77	77	0	17.0	62-120
Bis(2-chloroethyl) ether	UG/L	63.7	66.7	100	100	64	67	66	4	21.0	51-120
2,2'-Oxybis(1-Chloropropane)	UG/L	70.6	73.1	100	100	71	73	72	3	24.0	47-120
Bis(2-ethylhexyl) phthalate	UG/L	85.3	85.4	100	100	85	85	85	0	15.0	69-136
4-Bromophenyl phenyl ether	UG/L	89.4	88.3	100	100	89	88	89	1	15.0	70-120
Butyl benzyl phthalate	UG/L	85.4	87.3	100	100	85	87	86	2	16.0	62-149
Caprolactam	UG/L	26.8	26.7	100	100	27	27	27	0	20.0	18-120
Carbazole	UG/L	96.2	95.7	100	100	96	96	96	0	20.0	68-133
4-Chloroaniline	UG/L	87.2	86.5	100	100	87	86	87	1	22.0	60-124
4-Chloro-3-methylphenol	UG/L	90.2	88.4	100	100	90	88	89	2	27.0	64-120
2-Chloronaphthalene	UG/L	87.2	86.8	100	100	87	87	87	0	21.0	52-120
2-Chlorophenol	UG/L	64.5	66.0	100	100	64	66	65	3	25.0	48-120
4-Chlorophenyl phenyl ether	UG/L	93.2	93.3	100	100	93	93	93	0	16.0	71-122
Chrysene	UG/L	92.4	92.7	100	100	92	93	93	1	15.0	69-140
Dibenzo(a,h)anthracene	UG/L	76.4	80.2	100	100	76	80	78	5	15.0	67-144
Dibenzofuran	UG/L	88.1	87.7	100	100	88	88	88	0	15.0	66-120
Di-n-butyl phthalate	UG/L	98.2	97.6	100	100	98	98	98	0	15.0	67-132
3,3'-Dichlorobenzidine	UG/L	78.1	86.0	100	100	78	86	82	10	25.0	33-140
2,4-Dichlorophenol	UG/L	83.7	81.9	100	100	84	82	83	2	19.0	64-120
Diethyl phthalate	UG/L	96.6	96.6	100	100	97	97	97	0	15.0	78-128
2,4-Dimethylphenol	UG/L	79.2	78.6	100	100	79	79	79	0	42.0	57-120
Dimethyl phthalate	UG/L	89.5	89.5	100	100	90	90	90	0	15.0	73-127
4,6-Dinitro-2-methylphenol	UG/L	59.6	69.5	100	100	60 *	70	65	15	15.0	64-159
2,4-Dinitrophenol	UG/L	50.7	56.7	100	100	51	57	54	11	22.0	42-153
2,4-Dinitrotoluene	UG/L	101	102	100	100	102	103	103	1	20.0	59-125
2,6-Dinitrotoluene	UG/L	93.2	92.8	100	100	93	93	93	0	15.0	74-134
Di-n-octyl phthalate	UG/L	92.3	90.7	100	100	92	91	92	1	16.0	72-145
Fluoranthene	UG/L	97.3	98.1	100	100	97	98	98	1	15.0	67-133
Fluorene	UG/L	97.3	96.7	100	100	97	97	97	0	15.0	66-129
Hexachlorobenzene	UG/L	91.4	91.3	100	100	91	91	91	0	15.0	38-131

* Indicates Result is outside QC Limits

NC = Not Calculated ND = Not Detected

SDG: 4346

Client Sample ID: Method Blank(SBLK__) Matrix Spike Blank Matrix Spike Blk Dup
Lab Sample ID: A8B1407303 A8B1407301 A8B1407302

Analyte	Units of Measure	Concentration		Spike Amount		% Recovery			%	QC LIMITS	
		Spike Blank	Spike Blank Dup	SB	SBD	SB	SBD	Avg	RPD	RPD	REC.
METHOD 8270 - TCL SEMI-VOLATILE ORGANICS											
Hexachlorobutadiene	UG/L	65.3	66.8	100	100	65	67	66	3	44.0	30-120
Hexachlorocyclopentadiene	UG/L	34.1	34.5	100	100	34	34	34	0	49.0	23-120
Hexachloroethane	UG/L	56.7	59.1	100	100	57	59	58	3	46.0	25-120
Indeno(1,2,3-cd)pyrene	UG/L	72.3	76.7	100	100	72	77	75	7	15.0	69-146
Isophorone	UG/L	78.6	80.1	100	100	79	80	80	1	17.0	64-120
2-Methylnaphthalene	UG/L	90.7	89.9	100	100	91	90	91	1	21.0	48-120
2-Methylphenol	UG/L	70.2	70.3	100	100	70	70	70	0	27.0	39-120
4-Methylphenol	UG/L	63.6	63.8	100	100	64	64	64	0	24.0	36-120
Naphthalene	UG/L	77.4	78.8	100	100	77	79	78	2	29.0	48-120
2-Nitroaniline	UG/L	98.1	94.5	100	100	98	94	96	4	15.0	67-136
3-Nitroaniline	UG/L	95.1	93.2	100	100	95	93	94	2	19.0	69-129
4-Nitroaniline	UG/L	93.5	90.9	100	100	94	91	93	3	24.0	64-135
Nitrobenzene	UG/L	73.8	76.2	100	100	74	76	75	3	24.0	52-120
2-Nitrophenol	UG/L	77.3	80.9	100	100	77	81	79	5	18.0	59-120
4-Nitrophenol	UG/L	44.4	42.7	100	100	44	43	44	2	48.0	16-120
N-nitrosodiphenylamine	UG/L	113	112	100	100	113	112	113	0.	15.0	25-125
N-Nitroso-Di-n-propylamine	UG/L	82.7	85.1	100	100	83	85	84	2	31.0	56-120
Pentachlorophenol	UG/L	114	118	100	100	114	118	116	3	37.0	39-136
Phenanthrene	UG/L	94.9	94.4	100	100	95	94	95	1	15.0	67-130
Phenol	UG/L	34.1	33.7	100	100	34	34	34	0	34.0	17-120
Pyrene	UG/L	79.1	80.9	100	100	79	81	80	2	19.0	58-136
2,4,5-Trichlorophenol	UG/L	95.5	93.9	100	100	96	94	95	2	18.0	65-126
2,4,6-Trichlorophenol	UG/L	92.9	90.3	100	100	93	90	92	3	19.0	64-120

* Indicates Result is outside QC Limits
NC = Not Calculated ND = Not Detected

SDG: 4346

Client Sample ID: SBLK | Matrix Spike Blank | Matrix Spike Blk Dup

Lab Sample ID: A8B1410803 | A8B1410801 | A8B1410802

Analyte	Units of Measure	Concentration		Spike Amount		% Recovery			%	QC LIMITS	
		Spike Blank	Spike Blank Dup	SB	SBD	SB	SBD	Avg	RPD	RPD	REC.
METHOD 8270 - TCL SEMI-VOLATILE ORGANICS											
Acenaphthene	UG/L	86.9	92.5	100	100	87	92	90	6	24.0	60-120
Aniline	UG/L	79.6	80.1	100	100	80	80	80	0	30.0	37-120
Acenaphthylene	UG/L	98.7	103	100	100	99	104	102	5	18.0	63-120
Acetophenone	UG/L	78.2	82.0	100	100	78	82	80	5	20.0	30-140
Anthracene	UG/L	102	107	100	100	102	107	105	5	15.0	69-131
Atrazine	UG/L	124	130	100	100	124	131	128	5	20.0	30-140
Benzaldehyde	UG/L	66.1	72.3	100	100	66	72	69	9	20.0	30-140
Benzo(a)anthracene	UG/L	106	115	100	100	107	115	111	7	15.0	73-138
Benzo(b)fluoranthene	UG/L	95.8	107	100	100	96	108	102	12	15.0	75-133
Benzo(k)fluoranthene	UG/L	109	106	100	100	109	107	108	2	22.0	66-134
Benzo(ghi)perylene	UG/L	122	134	100	100	122	134	128	9	15.0	66-152
Benzo(a)pyrene	UG/L	114	120	100	100	114	121	118	6	15.0	74-126
Biphenyl	UG/L	78.2	85.3	100	100	78	85	82	8	20.0	30-140
Bis(2-chloroethoxy) methane	UG/L	82.2	88.8	100	100	82	89	86	8	17.0	62-120
Bis(2-chloroethyl) ether	UG/L	69.4	73.5	100	100	69	74	72	7	21.0	51-120
2,2'-Oxybis(1-Chloropropane)	UG/L	77.1	81.6	100	100	77	82	80	6	24.0	47-120
Bis(2-ethylhexyl) phthalate	UG/L	100	110	100	100	100	110	105	10	15.0	69-136
4-Bromophenyl phenyl ether	UG/L	101	107	100	100	102	108	105	6	15.0	70-120
Butyl benzyl phthalate	UG/L	102	110	100	100	102	109	106	7	16.0	62-149
Caprolactam	UG/L	31.3	31.8	100	100	31	32	32	3	20.0	18-120
Carbazole	UG/L	105	112	100	100	106	113	110	6	20.0	68-133
4-Chloroaniline	UG/L	91.1	94.4	100	100	91	94	93	3	22.0	60-124
4-Chloro-3-methylphenol	UG/L	93.9	99.2	100	100	94	99	97	5	27.0	64-120
2-Chloronaphthalene	UG/L	89.9	96.8	100	100	90	97	94	7	21.0	52-120
2-Chlorophenol	UG/L	67.6	71.9	100	100	68	72	70	6	25.0	48-120
4-Chlorophenyl phenyl ether	UG/L	101	107	100	100	102	107	105	5	16.0	71-122
Chrysene	UG/L	100	110	100	100	100	111	106	10	15.0	69-140
Dibenzo(a,h)anthracene	UG/L	119	131	100	100	119	131	125	10	15.0	67-144
Dibenzofuran	UG/L	96.1	101	100	100	96	101	99	5	15.0	66-120
Di-n-butyl phthalate	UG/L	107	113	100	100	107	113	110	5	15.0	67-132
3,3'-Dichlorobenzidine	UG/L	92.9	99.9	100	100	93	100	97	7	25.0	33-140
2,4-Dichlorophenol	UG/L	84.7	93.4	100	100	85	93	89	9	19.0	64-120
Diethyl phthalate	UG/L	104	110	100	100	105	110	108	5	15.0	78-128
2,4-Dimethylphenol	UG/L	82.4	88.6	100	100	82	89	86	8	42.0	57-120
Dimethyl phthalate	UG/L	97.8	105	100	100	98	106	102	8	15.0	73-127
4,6-Dinitro-2-methylphenol	UG/L	127	131	100	100	128	131	130	2	15.0	64-159
2,4-Dinitrophenol	UG/L	108	111	100	100	109	111	110	2	22.0	42-153
2,4-Dinitrotoluene	UG/L	115	119	100	100	115	120	118	4	20.0	59-125
2,6-Dinitrotoluene	UG/L	105	114	100	100	106	115	111	8	15.0	74-134
Di-n-octyl phthalate	UG/L	98.7	109	100	100	99	110	105	10	16.0	72-145
Fluoranthene	UG/L	108	117	100	100	108	118	113	9	15.0	67-133
Fluorene	UG/L	104	110	100	100	105	110	108	5	15.0	66-129
Hexachlorobenzene	UG/L	104	111	100	100	105	111	108	6	15.0	38-131

* Indicates Result is outside QC Limits

NC = Not Calculated ND = Not Detected

SDG: 4346
Client Sample ID: SBLK Matrix Spike Blank Matrix Spike Blk Dup
Lab Sample ID: A8B1410803 A8B1410801 A8B1410802

Analyte	Units of Measure	Concentration		Spike Amount		% Recovery			%	QC LIMITS	
		Spike Blank	Spike Blank Dup	SB	SBD	SB	SBD	Avg	RPD	RPD	REC.
METHOD 8270 - TCL SEMI-VOLATILE ORGANICS											
Hexachlorobutadiene	UG/L	58.9	70.1	100	100	59	70	65	17	44.0	30-120
Hexachlorocyclopentadiene	UG/L	60.5	67.6	100	100	60	68	64	12	49.0	23-120
Hexachloroethane	UG/L	55.6	63.8	100	100	56	64	60	13	46.0	25-120
Indeno(1,2,3-cd)pyrene	UG/L	114	126	100	100	114	126	120	10	15.0	69-146
Isophorone	UG/L	84.6	89.7	100	100	85	90	88	6	17.0	64-120
2-Methylnaphthalene	UG/L	85.4	93.4	100	100	85	93	89	9	21.0	48-120
2-Methylphenol	UG/L	70.1	73.5	100	100	70	74	72	6	27.0	39-120
4-Methylphenol	UG/L	65.2	69.8	100	100	65	70	68	7	24.0	36-120
Naphthalene	UG/L	75.6	83.7	100	100	76	84	80	10	29.0	48-120
2-Nitroaniline	UG/L	110	116	100	100	111	116	114	4	15.0	67-136
3-Nitroaniline	UG/L	97.4	107	100	100	97	107	102	10	19.0	69-129
4-Nitroaniline	UG/L	99.3	104	100	100	99	104	102	5	24.0	64-135
Nitrobenzene	UG/L	80.8	89.0	100	100	81	89	85	9	24.0	52-120
2-Nitrophenol	UG/L	85.1	93.1	100	100	85	93	89	9	18.0	59-120
4-Nitrophenol	UG/L	43.5	48.4	100	100	44	48	46	9	48.0	16-120
N-nitrosodiphenylamine	UG/L	115	126	100	100	116	127 *	122	9	15.0	25-125
N-Nitroso-Di-n-propylamine	UG/L	83.1	88.2	100	100	83	88	86	6	31.0	56-120
Pentachlorophenol	UG/L	123	125	100	100	124	125	125	0.	37.0	39-136
Phenanthrene	UG/L	105	113	100	100	106	113	110	6	15.0	67-130
Phenol	UG/L	31.8	35.3	100	100	32	35	34	9	34.0	17-120
Pyrene	UG/L	94.1	97.3	100	100	94	97	96	3	19.0	58-136
2,4,5-Trichlorophenol	UG/L	103	109	100	100	103	109	106	6	18.0	65-126
2,4,6-Trichlorophenol	UG/L	96.3	103	100	100	96	104	100	8	19.0	64-120

* Indicates Result is outside QC Limits
NC = Not Calculated ND = Not Detected

SDG: 4346
Client Sample ID: SBLK Matrix Spike Blank
Lab Sample ID: A8B1424005 A8B1424004

Analyte	Units of Measure	Concentration Blank Spike	Spike Amount	% Recovery Blank Spike	QC LIMITS
METHOD 8270 - TCL SEMI-VOLATILE ORGANICS					
Acenaphthene	UG/L	97.6	100	98	60-120
Aniline	UG/L	68.5	100	68	37-120
Acenaphthylene	UG/L	108	100	108	63-120
Acetophenone	UG/L	67.8	100	68	30-140
Anthracene	UG/L	124	100	124	69-131
Atrazine	UG/L	143	100	144 *	30-140
Benzaldehyde	UG/L	56.4	100	56	30-140
Benzo(a)anthracene	UG/L	114	100	115	73-138
Benzo(b)fluoranthene	UG/L	105	100	106	75-133
Benzo(k)fluoranthene	UG/L	111	100	111	66-134
Benzo(ghi)perylene	UG/L	118	100	118	66-152
Benzo(a)pyrene	UG/L	124	100	124	74-126
Biphenyl	UG/L	90.5	100	90	30-140
Bis(2-chloroethoxy) methane	UG/L	81.2	100	81	62-120
Bis(2-chloroethyl) ether	UG/L	61.4	100	61	51-120
2,2'-Oxybis(1-Chloropropane)	UG/L	65.3	100	65	47-120
Bis(2-ethylhexyl) phthalate	UG/L	109	100	109	69-136
4-Bromophenyl phenyl ether	UG/L	123	100	123 *	70-120
Butyl benzyl phthalate	UG/L	111	100	112	62-149
Caprolactam	UG/L	29.4	100	29	18-120
Carbazole	UG/L	124	100	125	68-133
4-Chloroaniline	UG/L	93.3	100	93	60-124
4-Chloro-3-methylphenol	UG/L	99.4	100	99	64-120
2-Chloronaphthalene	UG/L	99.5	100	100	52-120
2-Chlorophenol	UG/L	62.3	100	62	48-120
4-Chlorophenyl phenyl ether	UG/L	114	100	114	71-122
Chrysene	UG/L	109	100	110	69-140
Dibenzo(a,h)anthracene	UG/L	118	100	118	67-144
Dibenzofuran	UG/L	103	100	104	66-120
Di-n-butyl phthalate	UG/L	130	100	130	67-132
3,3'-Dichlorobenzidine	UG/L	112	100	112	33-140
2,4-Dichlorophenol	UG/L	85.1	100	85	64-120
Diethyl phthalate	UG/L	119	100	119	78-128
2,4-Dimethylphenol	UG/L	86.9	100	87	57-120
Dimethyl phthalate	UG/L	114	100	114	73-127
4,6-Dinitro-2-methylphenol	UG/L	151	100	152	64-159
2,4-Dinitrophenol	UG/L	119	100	119	42-153
2,4-Dinitrotoluene	UG/L	128	100	129 *	59-125
2,6-Dinitrotoluene	UG/L	114	100	114	74-134
Di-n-octyl phthalate	UG/L	109	100	109	72-145
Fluoranthene	UG/L	129	100	129	67-133
Fluorene	UG/L	117	100	118	66-129
Hexachlorobenzene	UG/L	127	100	128	38-131

* Indicates Result is outside QC Limits
NC = Not Calculated ND = Not Detected

SDG: 4346
Client Sample ID: SBLK Matrix Spike Blank
Lab Sample ID: A8B1424005 A8B1424004

Analyte	Units of Measure	Concentration Blank Spike	Concentration Spike Amount	% Recovery Blank Spike	QC LIMITS
METHOD 8270 - TCL SEMI-VOLATILE ORGANICS					
Hexachlorobutadiene	UG/L	63.1	100	63	30-120
Hexachlorocyclopentadiene	UG/L	69.9	100	70	23-120
Hexachloroethane	UG/L	53.0	100	53	25-120
Indeno(1,2,3-cd)pyrene	UG/L	112	100	112	69-146
Isophorone	UG/L	85.4	100	85	64-120
2-Methylnaphthalene	UG/L	88.3	100	88	48-120
2-Methylphenol	UG/L	66.8	100	67	39-120
4-Methylphenol	UG/L	63.8	100	64	36-120
Naphthalene	UG/L	74.1	100	74	48-120
2-Nitroaniline	UG/L	120	100	121	67-136
3-Nitroaniline	UG/L	112	100	113	69-129
4-Nitroaniline	UG/L	120	100	121	64-135
Nitrobenzene	UG/L	74.7	100	75	52-120
2-Nitrophenol	UG/L	81.5	100	82	59-120
4-Nitrophenol	UG/L	52.1	100	52	16-120
N-nitrosodiphenylamine	UG/L	145	100	145 *	25-125
N-Nitroso-Di-n-propylamine	UG/L	78.9	100	79	56-120
Pentachlorophenol	UG/L	149	100	150 *	39-136
Phenanthrene	UG/L	123	100	123	67-130
Phenol	UG/L	31.9	100	32	17-120
Pyrene	UG/L	98.3	100	98	58-136
2,4,5-Trichlorophenol	UG/L	117	100	118	65-126
2,4,6-Trichlorophenol	UG/L	111	100	112	64-120

* Indicates Result is outside QC Limits
NC = Not Calculated ND = Not Detected

SAMPLE DATE 04/22/2008

SDG: 4346

Client Sample ID: ICM-103-0408 ICM-103-0408 ICM-103-0408
Lab Sample ID: A8434603 A8434603MS A8434603SD

Analyte	Units of Measure	Concentration Sample	Matrix Spike	Spike Duplicate	Spike Amount MS	Spike Amount MSD	% Recovery MS	% Recovery MSD	% Recovery Avg	% RPD	QC LIMITS RPD	QC LIMITS REC.
MACTEC - TAL METALS (23) SW8463-6010/747												
TOTAL ALUMINUM	MG/L	0.0504	10.11	10.03	10.0	10.0	101	100	101	1	20.0	75-125
TOTAL ANTIMONY	MG/L	0.00230	0.209	0.208	0.200	0.200	104	103	104	1	20.0	75-125
TOTAL ARSENIC	MG/L	0.00677	0.213	0.211	0.200	0.200	103	102	103	1	20.0	75-125
TOTAL BARIUM	MG/L	0.0365	0.238	0.235	0.200	0.200	101	100	101	1	20.0	75-125
TOTAL BERYLLIUM	MG/L	0	0.203	0.202	0.200	0.200	102	101	102	1	20.0	75-125
TOTAL CADMIUM	MG/L	0.00012	0.213	0.211	0.200	0.200	106	106	106	0	20.0	75-125
TOTAL CALCIUM	MG/L	53.89	65.17	63.98	10.0	10.0	113	101	107	11	20.0	75-125
TOTAL CHROMIUM	MG/L	0.00288	0.210	0.209	0.200	0.200	104	103	104	1	20.0	75-125
TOTAL COBALT	MG/L	0.00078	0.207	0.205	0.200	0.200	103	102	103	1	20.0	75-125
TOTAL COPPER	MG/L	0.00641	0.220	0.219	0.200	0.200	107	106	107	0.	20.0	75-125
TOTAL IRON	MG/L	0.161	10.51	10.44	10.0	10.0	104	103	104	1	20.0	75-125
TOTAL LEAD	MG/L	0.00190	0.205	0.204	0.200	0.200	102	101	102	1	20.0	75-125
TOTAL MAGNESIUM	MG/L	7.37	17.65	17.43	10.0	10.0	103	101	102	2	20.0	75-125
TOTAL MANGANESE	MG/L	0.0495	0.259	0.257	0.200	0.200	105	104	105	1	20.0	75-125
TOTAL NICKEL	MG/L	0.00142	0.207	0.206	0.200	0.200	103	102	103	1	20.0	75-125
TOTAL POTASSIUM	MG/L	7.22	17.97	17.80	10.0	10.0	107	106	107	0.	20.0	75-125
TOTAL SELENIUM	MG/L	0.00010	0.212	0.210	0.200	0.200	106	105	106	0.	20.0	75-125
TOTAL SILVER	MG/L	0.00084	0.0533	0.0527	0.0500	0.0500	105	104	105	1	20.0	75-125
TOTAL SODIUM	MG/L	71.55	82.43	80.73	10.0	10.0	109	92	101	17	20.0	75-125
TOTAL THALLIUM	MG/L	0	0.205	0.205	0.200	0.200	103	103	103	0	20.0	75-125
TOTAL VANADIUM	MG/L	0.00356	0.211	0.210	0.200	0.200	104	103	104	1	20.0	75-125
TOTAL ZINC	MG/L	0.00817	0.215	0.215	0.200	0.200	104	103	104	1	20.0	75-125

* Indicates Result is outside QC Limits
NC = Not Calculated ND = Not Detected

SAMPLE DATE 04/25/2008

SDG: 4346

Client Sample ID:	RFI-17-0408	RFI-17-0408	RFI-17-0408
Lab Sample ID:	A8454703	A8454703MS	A8454703SD

Analyte	Units of Measure	Concentration			Spike Amount		% Recovery			%	QC LIMITS	
		Sample	Matrix Spike	Spike Duplicate	MS	MSD	MS	MSD	Avg	RPD	RPD	REC.
MACTEC - TAL METALS (23) SW8463-6010/747												
TOTAL ALUMINUM	MG/L	0.00897	10.47	10.50	10.0	10.0	105	105	105	0	20.0	75-125
TOTAL ANTIMONY	MG/L	0	0.218	0.217	0.200	0.200	109	108	109	0.	20.0	75-125
TOTAL ARSENIC	MG/L	0.00261	0.217	0.217	0.200	0.200	107	107	107	0	20.0	75-125
TOTAL BARIUM	MG/L	0.114	0.331	0.333	0.200	0.200	108	109	109	0.	20.0	75-125
TOTAL BERYLLIUM	MG/L	0	0.205	0.204	0.200	0.200	103	102	103	1	20.0	75-125
TOTAL CADMIUM	MG/L	0	0.214	0.214	0.200	0.200	107	107	107	0	20.0	75-125
TOTAL CALCIUM	MG/L	439.9	448.2	450.8	10.0	10.0	83	108	96	26 *	20.0	75-125
TOTAL CHROMIUM	MG/L	0.00065	0.209	0.208	0.200	0.200	104	104	104	0	20.0	75-125
TOTAL COBALT	MG/L	0.00033	0.206	0.207	0.200	0.200	103	103	103	0	20.0	75-125
TOTAL COPPER	MG/L	0.00069	0.220	0.218	0.200	0.200	110	109	110	0.	20.0	75-125
TOTAL IRON	MG/L	5.38	18.40	18.43	10.0	10.0	130 *	130 *	130	0	20.0	75-125
TOTAL LEAD	MG/L	0	0.204	0.203	0.200	0.200	102	102	102	0	20.0	75-125
TOTAL MAGNESIUM	MG/L	101.6	113.1	113.7	10.0	10.0	115	121	118	5	20.0	75-125
TOTAL MANGANESE	MG/L	0.327	0.623	0.624	0.200	0.200	148 *	148 *	148	0	20.0	75-125
TOTAL MERCURY	MG/L	0	0.00640	0.00650	0.00666	0.00666	96	97	97	1	20.0	80-120
TOTAL NICKEL	MG/L	0.00080	0.206	0.205	0.200	0.200	103	102	103	1	20.0	75-125
TOTAL POTASSIUM	MG/L	3.65	15.37	15.44	10.0	10.0	117	118	118	0.	20.0	75-125
TOTAL SELENIUM	MG/L	0	0.213	0.213	0.200	0.200	107	107	107	0	20.0	75-125
TOTAL SILVER	MG/L	0.00047	0.0546	0.0547	0.0500	0.0500	108	108	108	0	20.0	75-125
TOTAL SODIUM	MG/L	12.49	24.13	24.20	10.0	10.0	116	117	117	0.	20.0	75-125
TOTAL THALLIUM	MG/L	0.00342	0.211	0.214	0.200	0.200	104	105	105	1	20.0	75-125
TOTAL VANADIUM	MG/L	0.00156	0.214	0.213	0.200	0.200	106	106	106	0	20.0	75-125
TOTAL ZINC	MG/L	0	0.196	0.196	0.200	0.200	98	98	98	0	20.0	75-125

* Indicates Result is outside QC Limits
NC = Not Calculated ND = Not Detected

SAMPLE DATE 04/23/2008

SDG: 4346

Client Sample ID:	RFI-22-0408	RFI-22-0408
Lab Sample ID:	A8443101	A8443101MS	A8443101SD

Analyte	Units of Measure	Concentration			Spike Amount		% Recovery			% RPD	QC LIMITS	
		Sample	Matrix Spike	Spike Duplicate	MS	MSD	MS	MSD	Avg		RPD	REC.
MACTEC - TAL METALS (23) SW8463-6010/747												
TOTAL MERCURY	MG/L	0	0.00608	0.00612	0.00666	0.00666	91	92	92	1	20.0	80-120

* Indicates Result is outside QC Limits
NC = Not Calculated ND = Not Detected

SAMPLE DATE 04/23/2008

SDG: 4346

Client Sample ID:	RFI-39-0408	RFI-39-0408	RFI-39-0408
Lab Sample ID:	A8443103	A8443103MS	A8443103SD

Analyte	Units of Measure	Concentration			Spike Amount		% Recovery			%	QC LIMITS	
		Sample	Matrix Spike	Spike Duplicate	MS	MSD	MS	MSD	Avg	RPD	RPD	REC.
MACTEC - TAL METALS (23) SW8463-6010/747												
TOTAL ALUMINUM	MG/L	0.0530	10.14	10.01	10.0	10.0	101	100	101	1	20.0	75-125
TOTAL ANTIMONY	MG/L	0.00053	0.217	0.222	0.200	0.200	109	111	110	2	20.0	75-125
TOTAL ARSENIC	MG/L	0.00486	0.236	0.237	0.200	0.200	116	116	116	0	20.0	75-125
TOTAL BARIUM	MG/L	0.0192	0.218	0.215	0.200	0.200	100	98	99	2	20.0	75-125
TOTAL BERYLLIUM	MG/L	0.00052	0.210	0.207	0.200	0.200	105	104	105	1	20.0	75-125
TOTAL CADMIUM	MG/L	0.00114	0.222	0.221	0.200	0.200	111	110	111	0.	20.0	75-125
TOTAL CALCIUM	MG/L	600.3	623.8	623.1	10.0	10.0	235 *	229 *	232	2	20.0	75-125
TOTAL CHROMIUM	MG/L	0	0.209	0.208	0.200	0.200	104	104	104	0	20.0	75-125
TOTAL COBALT	MG/L	0	0.213	0.213	0.200	0.200	106	106	106	0	20.0	75-125
TOTAL COPPER	MG/L	0	0.223	0.221	0.200	0.200	112	111	112	0.	20.0	75-125
TOTAL IRON	MG/L	0.529	11.07	11.05	10.0	10.0	105	105	105	0	20.0	75-125
TOTAL LEAD	MG/L	0.00125	0.219	0.214	0.200	0.200	109	106	108	3	20.0	75-125
TOTAL MAGNESIUM	MG/L	6.73	17.14	17.10	10.0	10.0	104	104	104	0	20.0	75-125
TOTAL MANGANESE	MG/L	0.223	0.439	0.435	0.200	0.200	108	106	107	2	20.0	75-125
TOTAL NICKEL	MG/L	0.00177	0.215	0.213	0.200	0.200	107	106	107	0.	20.0	75-125
TOTAL POTASSIUM	MG/L	108.4	121.4	120.2	10.0	10.0	130 *	118	124	10	20.0	75-125
TOTAL SELENIUM	MG/L	0	0.237	0.228	0.200	0.200	119	114	117	4	20.0	75-125
TOTAL SILVER	MG/L	0.00077	0.0571	0.0569	0.0500	0.0500	113	112	113	0.	20.0	75-125
TOTAL SODIUM	MG/L	2565	2629	2621	10.0	10.0	644 *	565 *	605	13	20.0	75-125
TOTAL THALLIUM	MG/L	0	0.212	0.218	0.200	0.200	106	109	108	3	20.0	75-125
TOTAL VANADIUM	MG/L	0	0.212	0.211	0.200	0.200	106	106	106	0	20.0	75-125
TOTAL ZINC	MG/L	0.0681	0.288	0.288	0.200	0.200	110	110	110	0	20.0	75-125

* Indicates Result is outside QC Limits
NC = Not Calculated ND = Not Detected

SAMPLE DATE 04/23/2008

SDG: 4346

Client Sample ID:	RFI-45-0408	RFI-45-0408	RFI-45-0408
Lab Sample ID:	A8451504	A8451504MS	A8451504SD

Analyte	Units of Measure	Concentration Sample	Matrix Spike	Spike Duplicate	Spike Amount MS	Spike Amount MSD	% Recovery MS	% Recovery MSD	% Recovery Avg	% RPD	QC LIMITS RPD	QC LIMITS REC.
MACTEC - TAL METALS (23) SW8463-6010/747												
TOTAL ALUMINUM	MG/L	0.717	10.67	10.53	10.0	10.0	100	98	99	2	20.0	75-125
TOTAL ANTIMONY	MG/L	0.00004	0.210	0.203	0.200	0.200	105	102	104	3	20.0	75-125
TOTAL ARSENIC	MG/L	0.00062	0.212	0.210	0.200	0.200	106	105	106	0.	20.0	75-125
TOTAL BARIUM	MG/L	0.0273	0.224	0.221	0.200	0.200	98	97	98	1	20.0	75-125
TOTAL BERYLLIUM	MG/L	0.00083	0.199	0.197	0.200	0.200	99	98	99	1	20.0	75-125
TOTAL CADMIUM	MG/L	0.0240	0.231	0.230	0.200	0.200	104	103	104	1	20.0	75-125
TOTAL CALCIUM	MG/L	761.6	775.8	772.5	10.0	10.0	141 *	108	125	26 *	20.0	75-125
TOTAL CHROMIUM	MG/L	0.00073	0.201	0.199	0.200	0.200	100	99	100	1	20.0	75-125
TOTAL COBALT	MG/L	0.0326	0.235	0.233	0.200	0.200	101	100	101	1	20.0	75-125
TOTAL COPPER	MG/L	0.00185	0.211	0.208	0.200	0.200	105	104	105	1	20.0	75-125
TOTAL IRON	MG/L	1.29	11.34	11.26	10.0	10.0	100	100	100	0	20.0	75-125
TOTAL LEAD	MG/L	0.00087	0.202	0.199	0.200	0.200	101	100	101	1	20.0	75-125
TOTAL MAGNESIUM	MG/L	73.28	85.34	85.30	10.0	10.0	120	120	120	0	20.0	75-125
TOTAL MANGANESE	MG/L	10.57	10.98	10.98	0.200	0.200	206 *	203 *	205	1	20.0	75-125
TOTAL MERCURY	MG/L	0	0.00535	0.00540	0.00666	0.00666	80	81	81	1	20.0	80-120
TOTAL NICKEL	MG/L	0.0182	0.219	0.217	0.200	0.200	101	100	101	1	20.0	75-125
TOTAL POTASSIUM	MG/L	33.21	45.67	45.57	10.0	10.0	125	124	125	0.	20.0	75-125
TOTAL SELENIUM	MG/L	0.00058	0.214	0.209	0.200	0.200	107	105	106	2	20.0	75-125
TOTAL SILVER	MG/L	0.00046	0.0535	0.0519	0.0500	0.0500	106	103	105	3	20.0	75-125
TOTAL SODIUM	MG/L	580.6	590.1	586.2	10.0	10.0	95	56 *	76	52 *	20.0	75-125
TOTAL THALLIUM	MG/L	0	0.203	0.201	0.200	0.200	102	100	101	2	20.0	75-125
TOTAL VANADIUM	MG/L	0.00036	0.203	0.201	0.200	0.200	102	101	102	1	20.0	75-125
TOTAL ZINC	MG/L	0.566	0.785	0.785	0.200	0.200	110	110	110	0	20.0	75-125

* Indicates Result is outside QC Limits
NC = Not Calculated ND = Not Detected

SDG: 4346
Client Sample ID: Method Blank LFB
Lab Sample ID: A8B1392402 A8B1392401

Analyte	Units of Measure	Concentration Blank Spike	Spike Amount	% Recovery Blank Spike	QC LIMITS
MACTEC - TAL METALS (23) SW8463-6010/747					
TOTAL ALUMINUM	MG/L	10.05	10.0	100	80-120
TOTAL ANTIMONY	MG/L	0.206	0.200	102	80-120
TOTAL ARSENIC	MG/L	0.203	0.200	102	80-120
TOTAL BARIUM	MG/L	0.201	0.200	101	80-120
TOTAL BERYLLIUM	MG/L	0.200	0.200	100	80-120
TOTAL CADMIUM	MG/L	0.210	0.200	105	80-120
TOTAL CALCIUM	MG/L	10.21	10.0	101	80-120
TOTAL CHROMIUM	MG/L	0.205	0.200	102	80-120
TOTAL COBALT	MG/L	0.204	0.200	102	80-120
TOTAL COPPER	MG/L	0.211	0.200	106	80-120
TOTAL IRON	MG/L	10.21	10.0	102	80-120
TOTAL LEAD	MG/L	0.205	0.200	103	80-120
TOTAL MAGNESIUM	MG/L	10.08	10.0	101	80-120
TOTAL MANGANESE	MG/L	0.205	0.200	103	80-120
TOTAL NICKEL	MG/L	0.205	0.200	102	80-120
TOTAL POTASSIUM	MG/L	10.10	10.0	101	80-120
TOTAL SELENIUM	MG/L	0.209	0.200	105	80-120
TOTAL SILVER	MG/L	0.0529	0.0500	104	80-120
TOTAL SODIUM	MG/L	10.44	10.0	104	80-120
TOTAL THALLIUM	MG/L	0.201	0.200	101	80-120
TOTAL VANADIUM	MG/L	0.205	0.200	102	80-120
TOTAL ZINC	MG/L	0.205	0.200	102	80-120

* Indicates Result is outside QC Limits
NC = Not Calculated ND = Not Detected

SDG: 4346

Client Sample ID:	Method Blank	LCS
Lab Sample ID:	A8B1393302	A8B1393301

Analyte	Units of Measure	Concentration Blank Spike	Concentration Spike Amount	% Recovery Blank Spike	QC LIMITS
MACTEC - TAL METALS (23) SW8463-6010/747					
TOTAL MERCURY	MG/L	0.00295	0.00333	88	80-120

* Indicates Result is outside QC Limits
NC = Not Calculated ND = Not Detected

SDG: 4346

Client Sample ID: Method Blank LFB
Lab Sample ID: A8B1401002 A8B1401001

Analyte	Units of Measure	Concentration Blank Spike	Spike Amount	% Recovery Blank Spike	QC LIMITS
MACTEC - TAL METALS (23) SW8463-6010/747					
TOTAL ALUMINUM	MG/L	10.04	10.0	100	80-120
TOTAL ANTIMONY	MG/L	0.201	0.200	100	80-120
TOTAL ARSENIC	MG/L	0.202	0.200	100	80-120
TOTAL BARIUM	MG/L	0.203	0.200	102	80-120
TOTAL BERYLLIUM	MG/L	0.200	0.200	100	80-120
TOTAL CADMIUM	MG/L	0.208	0.200	104	80-120
TOTAL CALCIUM	MG/L	10.29	10.0	102	80-120
TOTAL CHROMIUM	MG/L	0.204	0.200	102	80-120
TOTAL COBALT	MG/L	0.203	0.200	101	80-120
TOTAL COPPER	MG/L	0.210	0.200	105	80-120
TOTAL IRON	MG/L	10.19	10.0	102	80-120
TOTAL LEAD	MG/L	0.204	0.200	102	80-120
TOTAL MAGNESIUM	MG/L	10.13	10.0	101	80-120
TOTAL MANGANESE	MG/L	0.203	0.200	102	80-120
TOTAL NICKEL	MG/L	0.203	0.200	102	80-120
TOTAL POTASSIUM	MG/L	10.10	10.0	101	80-120
TOTAL SELENIUM	MG/L	0.208	0.200	104	80-120
TOTAL SILVER	MG/L	0.0511	0.0500	101	80-120
TOTAL SODIUM	MG/L	9.99	10.0	98	80-120
TOTAL THALLIUM	MG/L	0.205	0.200	103	80-120
TOTAL VANADIUM	MG/L	0.203	0.200	102	80-120
TOTAL ZINC	MG/L	0.203	0.200	102	80-120

* Indicates Result is outside QC Limits
NC = Not Calculated ND = Not Detected

SDG: 4346
Client Sample ID: Method Blank LCS
Lab Sample ID: A8B1401702 A8B1401701

Analyte	Units of Measure	Concentration Blank Spike	Spike Amount	% Recovery Blank Spike	QC LIMITS
MACTEC - TAL METALS (23) SW8463-6010/747					
TOTAL MERCURY	MG/L	0.00308	0.00333	92	80-120

* Indicates Result is outside QC Limits
NC = Not Calculated ND = Not Detected

SDG: 4346

Client Sample ID:	Method Blank	LCS
Lab Sample ID:	A8B1410502	A8B1410501

Analyte	Units of Measure	Concentration Blank Spike	Concentration Spike Amount	% Recovery Blank Spike	QC LIMITS
MACTEC - TAL METALS (23) SW8463-6010/747					
TOTAL MERCURY	MG/L	0.00618	0.00666	93	80-120

* Indicates Result is outside QC Limits
NC = Not Calculated ND = Not Detected

SDG: 4346

Client Sample ID: Method Blank LFB
Lab Sample ID: A8B1411602 A8B1411601

Analyte	Units of Measure	Concentration Blank Spike	Spike Amount	% Recovery Blank Spike	QC LIMITS
MACTEC - SW8463/6010/7470 - W - 23 SOL.					
SOLUBLE ALUMINUM	MG/L	10.01	10.0	100	80-120
SOLUBLE ANTIMONY	MG/L	0.193	0.200	96	80-120
SOLUBLE ARSENIC	MG/L	0.201	0.200	100	80-120
SOLUBLE BARIUM	MG/L	0.196	0.200	98	80-120
SOLUBLE BERYLLIUM	MG/L	0.200	0.200	100	80-120
SOLUBLE CADMIUM	MG/L	0.210	0.200	105	80-120
SOLUBLE CALCIUM	MG/L	10.26	10.0	102	80-120
SOLUBLE CHROMIUM	MG/L	0.204	0.200	101	80-120
SOLUBLE COBALT	MG/L	0.203	0.200	101	80-120
SOLUBLE COPPER	MG/L	0.207	0.200	102	80-120
SOLUBLE IRON	MG/L	10.24	10.0	102	80-120
SOLUBLE LEAD	MG/L	0.203	0.200	101	80-120
SOLUBLE MAGNESIUM	MG/L	10.16	10.0	102	80-120
SOLUBLE MANGANESE	MG/L	0.204	0.200	102	80-120
SOLUBLE NICKEL	MG/L	0.204	0.200	101	80-120
SOLUBLE POTASSIUM	MG/L	10.26	10.0	102	80-120
SOLUBLE SELENIUM	MG/L	0.205	0.200	103	80-120
SOLUBLE SILVER	MG/L	0.0513	0.0500	103	80-120
SOLUBLE SODIUM	MG/L	10.22	10.0	101	80-120
SOLUBLE THALLIUM	MG/L	0.204	0.200	102	80-120
SOLUBLE VANADIUM	MG/L	0.201	0.200	100	80-120
SOLUBLE ZINC	MG/L	0.204	0.200	102	80-120

* Indicates Result is outside QC Limits
NC = Not Calculated ND = Not Detected

SDG: 4346
Client Sample ID: Method Blank LFB
Lab Sample ID: A8B1412002 A8B1412001

Analyte	Units of Measure	Concentration Blank Spike	Spike Amount	% Recovery Blank Spike	QC LIMITS
MACTEC - TAL METALS (23) SW8463-6010/747					
TOTAL ALUMINUM	MG/L	9.94	10.0	99	80-120
TOTAL ANTIMONY	MG/L	0.197	0.200	99	80-120
TOTAL ARSENIC	MG/L	0.200	0.200	100	80-120
TOTAL BARIUM	MG/L	0.198	0.200	99	80-120
TOTAL BERYLLIUM	MG/L	0.197	0.200	99	80-120
TOTAL CADMIUM	MG/L	0.207	0.200	104	80-120
TOTAL CALCIUM	MG/L	10.15	10.0	101	80-120
TOTAL CHROMIUM	MG/L	0.202	0.200	101	80-120
TOTAL COBALT	MG/L	0.201	0.200	101	80-120
TOTAL COPPER	MG/L	0.208	0.200	103	80-120
TOTAL IRON	MG/L	10.11	10.0	101	80-120
TOTAL LEAD	MG/L	0.201	0.200	100	80-120
TOTAL MAGNESIUM	MG/L	10.05	10.0	100	80-120
TOTAL MANGANESE	MG/L	0.202	0.200	101	80-120
TOTAL NICKEL	MG/L	0.200	0.200	100	80-120
TOTAL POTASSIUM	MG/L	10.14	10.0	101	80-120
TOTAL SELENIUM	MG/L	0.205	0.200	102	80-120
TOTAL SILVER	MG/L	0.0499	0.0500	100	80-120
TOTAL SODIUM	MG/L	10.02	10.0	99	80-120
TOTAL THALLIUM	MG/L	0.201	0.200	99	80-120
TOTAL VANADIUM	MG/L	0.202	0.200	100	80-120
TOTAL ZINC	MG/L	0.201	0.200	98	80-120

* Indicates Result is outside QC Limits
NC = Not Calculated ND = Not Detected

SDG: 4346
Client Sample ID: Method Blank LFB
Lab Sample ID: A8B1412102 A8B1412101

Analyte	Units of Measure	Concentration Blank Spike	Spike Amount	% Recovery Blank Spike	QC LIMITS
MACTEC - TAL METALS (23) SW8463-6010/747					
TOTAL ALUMINUM	MG/L	10.46	10.0	105	80-120
TOTAL ANTIMONY	MG/L	0.211	0.200	106	80-120
TOTAL ARSENIC	MG/L	0.214	0.200	107	80-120
TOTAL BARIUM	MG/L	0.207	0.200	104	80-120
TOTAL BERYLLIUM	MG/L	0.207	0.200	104	80-120
TOTAL CADMIUM	MG/L	0.223	0.200	112	80-120
TOTAL CALCIUM	MG/L	11.10	10.0	110	80-120
TOTAL CHROMIUM	MG/L	0.212	0.200	106	80-120
TOTAL COBALT	MG/L	0.213	0.200	106	80-120
TOTAL COPPER	MG/L	0.218	0.200	109	80-120
TOTAL IRON	MG/L	10.70	10.0	107	80-120
TOTAL LEAD	MG/L	0.211	0.200	106	80-120
TOTAL MAGNESIUM	MG/L	10.97	10.0	110	80-120
TOTAL MANGANESE	MG/L	0.213	0.200	107	80-120
TOTAL NICKEL	MG/L	0.212	0.200	106	80-120
TOTAL POTASSIUM	MG/L	10.90	10.0	109	80-120
TOTAL SELENIUM	MG/L	0.216	0.200	108	80-120
TOTAL SILVER	MG/L	0.0530	0.0500	106	80-120
TOTAL SODIUM	MG/L	10.94	10.0	109	80-120
TOTAL THALLIUM	MG/L	0.221	0.200	111	80-120
TOTAL VANADIUM	MG/L	0.213	0.200	107	80-120
TOTAL ZINC	MG/L	0.212	0.200	106	80-120

* Indicates Result is outside QC Limits
NC = Not Calculated ND = Not Detected

SDG: 4346
Client Sample ID: Method Blank LCS
Lab Sample ID: A8B1422902 A8B1422901

Analyte	Units of Measure	Concentration Blank Spike	Spike Amount	% Recovery Blank Spike	QC LIMITS
MACTEC - TAL METALS (23) SW8463-6010/747					
TOTAL MERCURY	MG/L	0.00340	0.00333	102	80-120

* Indicates Result is outside QC Limits
NC = Not Calculated ND = Not Detected

SDG: 4346
Client Sample ID: Method Blank LCS
Lab Sample ID: A8B1423002 A8B1423001

Analyte	Units of Measure	Concentration Blank Spike	Spike Amount	% Recovery Blank Spike	QC LIMITS
MACTEC - SW8463/6010/7470 - W - 23 SOL. SOLUBLE MERCURY	MG/L	0.00332	0.00333	100	80-120

* Indicates Result is outside QC Limits
NC = Not Calculated ND = Not Detected

SDG: 4346
Client Sample ID: EW-3-0408 EW-3-0408
Lab Sample ID: A8443107 A8443107MS

Analyte	Units of Measure	Concentration Sample	Concentration Matrix Spike	Spike Amount	% Recovery MS	QC LIMITS
WET CHEMISTRY ANALYSIS METHOD 420.4 - TOTAL RECOVERABLE PHENO	MG/L	0.0761	0.165	0.100	90	60-143

* Indicates Result is outside QC Limits
NC = Not Calculated ND = Not Detected

SDG: 4346
Client Sample ID: EW-4-0408 EW-4-0408
Lab Sample ID: A8443108 A8443108MS

Analyte	Units of Measure	Concentration Sample	Concentration Matrix Spike	Spike Amount	% Recovery MS	QC LIMITS
WET CHEMISTRY ANALYSIS METHOD 353.2 - NITRATE/NITRITE - AUTOM	MG/L-N	0	0.988	1.00	99	77-123

* Indicates Result is outside QC Limits
NC = Not Calculated ND = Not Detected

SDG: 4346
Client Sample ID: ICM-101-0408 ICM-101-0408
Lab Sample ID: A8434602 A8434602MS

Analyte	Units of Measure	Concentration Sample	Concentration Matrix Spike	Spike Amount	% Recovery MS	QC LIMITS
WET CHEMISTRY ANALYSIS METHOD D-516-90 - SULFATE	MG/L	89.00	93.32	160.0	3 *	60-128

* Indicates Result is outside QC Limits
NC = Not Calculated ND = Not Detected

SDG: 4346
Client Sample ID: R-01-0408 R-01-0408
Lab Sample ID: A8451515 A8451515MS

Analyte	Units of Measure	Concentration Sample	Concentration Matrix Spike	Spike Amount	% Recovery MS	QC LIMITS
WET CHEMISTRY ANALYSIS METHOD 3500D - SM18 - FERROUS IRON	MG/L	0	0.239	1.00	24 *	90-110

* Indicates Result is outside QC Limits
NC = Not Calculated ND = Not Detected

SAMPLE DATE 04/25/2008

SDG: 4346

Client Sample ID:	RFI-17-0408	RFI-17-0408	RFI-17-0408
Lab Sample ID:	A8454703	A8454703MS	A8454703SD

Analyte	Units of Measure	Concentration			Spike Amount		% Recovery			% RPD	QC LIMITS	
		Sample	Matrix Spike	Spike Duplicate	MS	MSD	MS	MSD	Avg		RPD	REC.
WET CHEMISTRY ANALYSIS												
METHOD 300.0 - CHLORIDE	MG/L	8.45	124.4	124.0	125.0	125.0	93	92	93	1	20.0	73-114
METHOD 3500D - SM18 - FERROUS IRON	MG/L	0	1.29	1.35	1.00	1.00	130 *	135 *	133	4	20.0	90-110
METHOD 353.2 - NITRATE/NITRITE - AUTOM	MG/L-N	0	1.04	1.00	1.00	1.00	105	101	103	4	20.0	77-123
METHOD 420.4 - TOTAL RECOVERABLE PHENO	MG/L	0.0174	0.107	0.105	0.100	0.100	90	88	89	2	20.0	60-143
METHOD 4500-S F - SULFIDE	MG/L	0	8.80	8.00	8.10	8.10	109	99	104	10	20.0	40-150
METHOD D-516-90 - SULFATE	MG/L	130.8	169.9	167.5	20.00	20.00	196 *	184 *	190	6	27.0	60-128
TOTAL CYANIDE METHOD 9012	MG/L	0	0.144	0.143	0.100	0.100	144 *	144 *	144	0	15.0	85-115

* Indicates Result is outside QC Limits
NC = Not Calculated ND = Not Detected

SDG: 4346
Client Sample ID: RFI-18-0408 RFI-18-0408
Lab Sample ID: A8434607 A8434607MS

Analyte	Units of Measure	Concentration Sample	Concentration Matrix Spike	Spike Amount	% Recovery MS	QC LIMITS
WET CHEMISTRY ANALYSIS METHOD D-516-90 - SULFATE	MG/L	426.6	436.2	340.0	3 *	60-128

* Indicates Result is outside QC Limits
NC = Not Calculated ND = Not Detected

SDG: 4346
Client Sample ID: RFI-22-0408 RFI-22-0408
Lab Sample ID: A8443101 A8443101MS

Analyte	Units of Measure	Concentration Sample	Concentration Matrix Spike	Spike Amount	% Recovery MS	QC LIMITS
WET CHEMISTRY ANALYSIS METHOD D-516-90 - SULFATE	MG/L	731.8	742.9	400.0	3 *	60-128

* Indicates Result is outside QC Limits
NC = Not Calculated ND = Not Detected

SDG: 4346
Client Sample ID: RFI-29-0408 RFI-29-0408
Lab Sample ID: A8451513 A8451513MS

Analyte	Units of Measure	Concentration Sample	Concentration Matrix Spike	Spike Amount	% Recovery MS	QC LIMITS
WET CHEMISTRY ANALYSIS METHOD 300.0 - CHLORIDE	MG/L	95.40	215.8	125.0	96	73-114

* Indicates Result is outside QC Limits
NC = Not Calculated ND = Not Detected

SDG: 4346
Client Sample ID: RFI-39-0408 RFI-39-0408
Lab Sample ID: A8443103 A8443103MS

Analyte	Units of Measure	Concentration Sample	Concentration Matrix Spike	Spike Amount	% Recovery MS	QC LIMITS
WET CHEMISTRY ANALYSIS						
METHOD 3500D - SM18 - FERROUS IRON	MG/L	0	0.963	1.00	96	90-110
TOTAL CYANIDE METHOD 9012	MG/L	0	0.144	0.100	144 *	85-115

* Indicates Result is outside QC Limits
NC = Not Calculated ND = Not Detected

SDG: 4346
Client Sample ID: RFI-43-0408 RFI-43-0408
Lab Sample ID: A8454701 A8454701MS

Analyte	Units of Measure	Concentration Sample	Concentration Matrix Spike	Spike Amount	% Recovery MS	QC LIMITS
WET CHEMISTRY ANALYSIS METHOD 4500-S F - SULFIDE	MG/L	0	3.20	4.05	79	40-150

* Indicates Result is outside QC Limits
NC = Not Calculated ND = Not Detected

SDG: 4346
Client Sample ID: RFI-45-0408 RFI-45-0408
Lab Sample ID: A8451504 A8451504MS

Analyte	Units of Measure	Concentration Sample	Concentration Matrix Spike	Spike Amount	% Recovery MS	QC LIMITS
WET CHEMISTRY ANALYSIS TOTAL CYANIDE METHOD 9012	MG/L	0	0.130	0.100	130 *	85-115

* Indicates Result is outside QC Limits
NC = Not Calculated ND = Not Detected

SDG: 4346

Client Sample ID: MBLK LCS
Lab Sample ID: A8B1416302 A8B1416301

Analyte	Units of Measure	Concentration Blank Spike	Concentration Spike Amount	% Recovery Blank Spike	QC LIMITS
WET CHEMISTRY ANALYSIS METHOD D-516-90 - SULFATE	MG/L	29.04	30.00	97	90-110

* Indicates Result is outside QC Limits
NC = Not Calculated ND = Not Detected

SDG: 4346

Client Sample ID:	MBLK	LCS
Lab Sample ID:	A8B1445902	A8B1445901

Analyte	Units of Measure	Concentration Blank Spike	Concentration Spike Amount	% Recovery Blank Spike	QC LIMITS
WET CHEMISTRY ANALYSIS					
METHOD 420.4 - TOTAL RECOVERABLE PHENO	MG/L	0.900	0.878	103	75-125

* Indicates Result is outside QC Limits
NC = Not Calculated ND = Not Detected

SDG: 4346

Client Sample ID:	MBLK	LCS
Lab Sample ID:	A8B1453102	A8B1453101

Analyte	Units of Measure	Concentration Blank Spike	Concentration Spike Amount	% Recovery Blank Spike	QC LIMITS
WET CHEMISTRY ANALYSIS METHOD D-516-90 - SULFATE	MG/L	29.38	30.00	98	90-110

* Indicates Result is outside QC Limits
NC = Not Calculated ND = Not Detected

SDG: 4346

Client Sample ID: MBLK LCS
Lab Sample ID: A8B1459102 A8B1459101

Analyte	Units of Measure	Concentration Blank Spike	Spike Amount	% Recovery Blank Spike	QC LIMITS
WET CHEMISTRY ANALYSIS METHOD D-516-90 - SULFATE	MG/L	28.14	30.00	94	90-110

* Indicates Result is outside QC Limits
NC = Not Calculated ND = Not Detected

SDG: 4346

Client Sample ID:	MBLK	LCS
Lab Sample ID:	A8B1464502	A8B1464501

Analyte	Units of Measure	Concentration Blank Spike	Concentration Spike Amount	% Recovery Blank Spike	QC LIMITS
WET CHEMISTRY ANALYSIS					
METHOD 420.4 - TOTAL RECOVERABLE PHENO	MG/L	0.718	0.878	82	75-125

* Indicates Result is outside QC Limits
NC = Not Calculated ND = Not Detected

SDG: 4346

Client Sample ID:	MBLK	LCS
Lab Sample ID:	A8B1464702	A8B1464701

Analyte	Units of Measure	Concentration Blank Spike	Concentration Spike Amount	% Recovery Blank Spike	QC LIMITS
WET CHEMISTRY ANALYSIS					
METHOD 420.4 - TOTAL RECOVERABLE PHENO	MG/L	0.723	0.878	82	75-125

* Indicates Result is outside QC Limits
NC = Not Calculated ND = Not Detected

SDG: 4346

Client Sample ID: Method Blank LCS
Lab Sample ID: A8B1391202 A8B1391201

Analyte	Units of Measure	Concentration Blank Spike	Concentration Spike Amount	% Recovery Blank Spike	QC LIMITS
WET CHEMISTRY ANALYSIS METHOD 3500D - SM18 - FERROUS IRON	MG/L	2.15	2.00	108	90-110

* Indicates Result is outside QC Limits
NC = Not Calculated ND = Not Detected

SDG: 4346
Client Sample ID: Method Blank LCS
Lab Sample ID: A8B1398802 A8B1398801

Analyte	Units of Measure	Concentration Blank Spike	Spike Amount	% Recovery Blank Spike	QC LIMITS
WET CHEMISTRY ANALYSIS METHOD 4500-S F - SULFIDE	MG/L	7.60	8.10	94	90-110

* Indicates Result is outside QC Limits
NC = Not Calculated ND = Not Detected

SDG: 4346
Client Sample ID: Method Blank LCS
Lab Sample ID: A8B1399602 A8B1399601

Analyte	Units of Measure	Concentration Blank Spike	Spike Amount	% Recovery Blank Spike	QC LIMITS
WET CHEMISTRY ANALYSIS METHOD 3500D - SM18 - FERROUS IRON	MG/L	1.96	2.00	98	90-110

* Indicates Result is outside QC Limits
NC = Not Calculated ND = Not Detected

SDG: 4346
Client Sample ID: Method Blank LCS
Lab Sample ID: A8B1402002 A8B1402001

Analyte	Units of Measure	Concentration Blank Spike	Concentration Spike Amount	% Recovery Blank Spike	QC LIMITS
WET CHEMISTRY ANALYSIS METHOD 353.2 - NITRATE/NITRITE - AUTOM	MG/L-N	2.55	2.50	102	90-110

* Indicates Result is outside QC Limits
NC = Not Calculated ND = Not Detected

SDG: 4346

Client Sample ID: Method Blank LCS
Lab Sample ID: A8B1402902 A8B1402901

Analyte	Units of Measure	Concentration Blank Spike	Concentration Spike Amount	% Recovery Blank Spike	QC LIMITS
WET CHEMISTRY ANALYSIS					
TOTAL CYANIDE METHOD 9012	MG/L	0.436	0.400	109	90-110

* Indicates Result is outside QC Limits
NC = Not Calculated ND = Not Detected

SDG: 4346
Client Sample ID: Method Blank LCS
Lab Sample ID: A8B1408202 A8B1408201

Analyte	Units of Measure	Concentration Blank Spike	Concentration Spike Amount	% Recovery Blank Spike	QC LIMITS
WET CHEMISTRY ANALYSIS METHOD 3500D - SM18 - FERROUS IRON	MG/L	2.10	2.00	105	90-110

* Indicates Result is outside QC Limits
NC = Not Calculated ND = Not Detected

SDG: 4346
Client Sample ID: Method Blank LCS
Lab Sample ID: A8B1410202 A8B1410201

Analyte	Units of Measure	Concentration Blank Spike	Concentration Spike Amount	% Recovery Blank Spike	QC LIMITS
WET CHEMISTRY ANALYSIS METHOD 353.2 - NITRATE/NITRITE - AUTOM	MG/L-N	2.62	2.50	105	90-110

* Indicates Result is outside QC Limits
NC = Not Calculated ND = Not Detected

SDG: 4346
Client Sample ID: Method Blank LCS
Lab Sample ID: A8B1414402 A8B1414401

Analyte	Units of Measure	Concentration Blank Spike	Concentration Spike Amount	% Recovery Blank Spike	QC LIMITS
WET CHEMISTRY ANALYSIS					
TOTAL CYANIDE METHOD 9012	MG/L	0.426	0.400	107	90-110

* Indicates Result is outside QC Limits
NC = Not Calculated ND = Not Detected

SDG: 4346
Client Sample ID: Method Blank LCS
Lab Sample ID: A8B1415002 A8B1415001

Analyte	Units of Measure	Concentration Blank Spike	Spike Amount	% Recovery Blank Spike	QC LIMITS
WET CHEMISTRY ANALYSIS METHOD 3500D - SM18 - FERROUS IRON	MG/L	2.13	2.00	107	90-110

* Indicates Result is outside QC Limits
NC = Not Calculated ND = Not Detected

SDG: 4346
Client Sample ID: Method Blank LCS
Lab Sample ID: A8B1415402 A8B1415401

Analyte	Units of Measure	Concentration Blank Spike	Spike Amount	% Recovery Blank Spike	QC LIMITS
WET CHEMISTRY ANALYSIS METHOD 4500-S F - SULFIDE	MG/L	8.40	8.10	104	90-110

* Indicates Result is outside QC Limits
NC = Not Calculated ND = Not Detected

SDG: 4346
Client Sample ID: Method Blank LCS
Lab Sample ID: A8B1417202 A8B1417201

Analyte	Units of Measure	Concentration Blank Spike	Concentration Spike Amount	% Recovery Blank Spike	QC LIMITS
WET CHEMISTRY ANALYSIS					
TOTAL CYANIDE METHOD 9012	MG/L	0.430	0.400	108	90-110

* Indicates Result is outside QC Limits
NC = Not Calculated ND = Not Detected

SDG: 4346
Client Sample ID: Method Blank LCS
Lab Sample ID: A8B1423702 A8B1423701

Analyte	Units of Measure	Concentration Blank Spike	Concentration Spike Amount	% Recovery Blank Spike	QC LIMITS
WET CHEMISTRY ANALYSIS METHOD 420.4 - TOTAL RECOVERABLE PHENO	MG/L	0.751	0.878	86	75-125

* Indicates Result is outside QC Limits
NC = Not Calculated ND = Not Detected

SDG: 4346
Client Sample ID: Method Blank LCS
Lab Sample ID: A8B1425902 A8B1425901

Analyte	Units of Measure	Concentration Blank Spike	Concentration Spike Amount	% Recovery Blank Spike	QC LIMITS
WET CHEMISTRY ANALYSIS					
TOTAL CYANIDE METHOD 9012	MG/L	0.411	0.400	103	90-110

* Indicates Result is outside QC Limits
NC = Not Calculated ND = Not Detected

SDG: 4346

Client Sample ID:	Method Blank	LCS
Lab Sample ID:	A8B1433002	A8B1433001

Analyte	Units of Measure	Concentration Blank Spike	Concentration Spike Amount	% Recovery Blank Spike	QC LIMITS
WET CHEMISTRY ANALYSIS METHOD 300.0 - CHLORIDE	MG/L	19.10	20.00	96	90-110

* Indicates Result is outside QC Limits
NC = Not Calculated ND = Not Detected

SDG: 4346

Client Sample ID: Method Blank LCS
Lab Sample ID: A8B1435202 A8B1435201

Analyte	Units of Measure	Concentration Blank Spike	Concentration Spike Amount	% Recovery Blank Spike	QC LIMITS
WET CHEMISTRY ANALYSIS METHOD 4500-S F - SULFIDE	MG/L	8.40	8.10	104	90-110

* Indicates Result is outside QC Limits
NC = Not Calculated ND = Not Detected

SDG: 4346
Client Sample ID: Method Blank LCS
Lab Sample ID: A8B1441202 A8B1441201

Analyte	Units of Measure	Concentration Blank Spike	Spike Amount	% Recovery Blank Spike	QC LIMITS
WET CHEMISTRY ANALYSIS METHOD 300.0 - CHLORIDE	MG/L	20.75	20.00	104	90-110

* Indicates Result is outside QC Limits
NC = Not Calculated ND = Not Detected

SDG: 4346

Client Sample ID: Method Blank LCS
Lab Sample ID: A8B1441302 A8B1441301

Analyte	Units of Measure	Concentration Blank Spike	Concentration Spike Amount	% Recovery Blank Spike	QC LIMITS
WET CHEMISTRY ANALYSIS					
TOTAL CYANIDE METHOD 9012	MG/L	0.392	0.400	98	90-110

* Indicates Result is outside QC Limits
NC = Not Calculated ND = Not Detected

SDG: 4346
Client Sample ID: Method Blank LCS
Lab Sample ID: A8B1441702 A8B1441701

Analyte	Units of Measure	Concentration Blank Spike	Concentration Spike Amount	% Recovery Blank Spike	QC LIMITS
WET CHEMISTRY ANALYSIS METHOD 353.2 - NITRATE/NITRITE - AUTOM	MG/L-N	2.67	2.50	107	90-110

* Indicates Result is outside QC Limits
NC = Not Calculated ND = Not Detected

SDG: 4346
Client Sample ID: Method Blank LCS
Lab Sample ID: A8B1448502 A8B1448501

Analyte	Units of Measure	Concentration Blank Spike	Spike Amount	% Recovery Blank Spike	QC LIMITS
WET CHEMISTRY ANALYSIS METHOD 353.2 - NITRATE/NITRITE - AUTOM	MG/L-N	1.59	1.50	106	90-110

* Indicates Result is outside QC Limits
NC = Not Calculated ND = Not Detected

SDG: 4346
Client Sample ID: Method Blank LCS
Lab Sample ID: A8B1452502 A8B1452501

Analyte	Units of Measure	Concentration Blank Spike	Spike Amount	% Recovery Blank Spike	QC LIMITS
WET CHEMISTRY ANALYSIS METHOD 4500-S F - SULFIDE	MG/L	4.00	4.05	99	90-110

* Indicates Result is outside QC Limits
NC = Not Calculated ND = Not Detected

SDG: 4346

Client Sample ID:	Method Blank	LCS
Lab Sample ID:	A8B1462202	A8B1462201

Analyte	Units of Measure	Concentration Blank Spike	Spike Amount	% Recovery Blank Spike	QC LIMITS
WET CHEMISTRY ANALYSIS METHOD 300.0 - CHLORIDE	MG/L	19.70	20.00	98	90-110

* Indicates Result is outside QC Limits
NC = Not Calculated ND = Not Detected

SDG: 4346
Client Sample ID: Method Blank LCS
Lab Sample ID: A8B1476402 A8B1476401

Analyte	Units of Measure	Concentration Blank Spike	Spike Amount	% Recovery Blank Spike	QC LIMITS
WET CHEMISTRY ANALYSIS METHOD 300.0 - CHLORIDE	MG/L	9.73	10.0	97	90-110

* Indicates Result is outside QC Limits
NC = Not Calculated ND = Not Detected

SDG: 4346

Client Sample ID: Method Blank LCS
Lab Sample ID: A8B1485202 A8B1485201

Analyte	Units of Measure	Concentration Blank Spike	Concentration Spike Amount	% Recovery Blank Spike	QC LIMITS
WET CHEMISTRY ANALYSIS METHOD 300.0 - CHLORIDE	MG/L	9.65	10.0	96	90-110

* Indicates Result is outside QC Limits
NC = Not Calculated ND = Not Detected

SDG: 4346

Client Sample ID: Method Blank LCS
Lab Sample ID: A8B1515302 A8B1515301

Analyte	Units of Measure	Concentration Blank Spike	Concentration Spike Amount	% Recovery Blank Spike	QC LIMITS
WET CHEMISTRY ANALYSIS METHOD 300.0 - CHLORIDE	MG/L	25.31	25.00	101	90-110

* Indicates Result is outside QC Limits
NC = Not Calculated ND = Not Detected

SDG: 4346
Client Sample ID: Method Blank LCS
Lab Sample ID: A8B1539202 A8B1539201

Analyte	Units of Measure	Concentration Blank Spike	Spike Amount	% Recovery Blank Spike	QC LIMITS
WET CHEMISTRY ANALYSIS METHOD D-516-90 - SULFATE	MG/L	10.46	10.0	105	90-110

* Indicates Result is outside QC Limits
NC = Not Calculated ND = Not Detected

METHOD 8260 - TCL VOLATILE ORGANICS

Client Sample ID Job No & Lab Sample ID	EW-1-0408 A08-4431 A8443105	EW-2-0408 A08-4431 A8443106	EW-2-0408DL A08-4431 A8443106DL	EW-3-0408 A08-4431 A8443107	EW-4-0408 A08-4431 A8443108
Sample Date	04/23/2008 11:05	04/23/2008 11:25	04/23/2008 11:25	04/23/2008 11:45	04/23/2008 14:25
Received Date	04/23/2008 16:50	04/23/2008 16:50	04/23/2008 16:50	04/23/2008 16:50	04/23/2008 16:50
Extraction Date					
Analysis Date	05/03/2008 03:47	05/03/2008 04:16	05/03/2008 17:51	05/03/2008 04:44	05/03/2008 05:13
Extraction HT Met?	-	-	-	-	-
Analytical HT Met?	YES	YES	YES	YES	YES
Sample Matrix	WATER	WATER	WATER	WATER	WATER
Dilution Factor	200.0	50.0	100.0	20.0	10.0
Sample wt/vol	0.005 LITERS	0.005 LITERS	0.005 LITERS	0.005 LITERS	0.005 LITERS
% Dry					

NA = Not Applicable

METHOD 8260 - TCL VOLATILE ORGANICS

Client Sample ID Job No & Lab Sample ID	EW-5-0408 A08-4431 A8443109	EW-5-0408DL A08-4431 A8443109DL	FB-1-0408 A08-4547 A8454704	ICM-101-0408 A08-4346 A8434602	ICM-101-0408 DL A08-4346 A8434602DL
Sample Date	04/23/2008 14:45	04/23/2008 14:45	04/25/2008 09:25	04/22/2008 16:00	04/22/2008 16:00
Received Date	04/23/2008 16:50	04/23/2008 16:50	04/25/2008 11:50	04/22/2008 16:50	04/22/2008 16:50
Extraction Date					
Analysis Date	05/03/2008 05:41	05/03/2008 18:20	05/08/2008 16:47	05/03/2008 01:45	05/01/2008 03:33
Extraction HT Met?	-	-	-	-	-
Analytical HT Met?	YES	YES	YES	YES	YES
Sample Matrix	WATER	WATER	WATER	WATER	WATER
Dilution Factor	4.0	10.0	1.0	100.0	200.0
Sample wt/vol	0.005 LITERS	0.005 LITERS	0.005 LITERS	0.005 LITERS	0.005 LITERS
% Dry					

NA = Not Applicable

METHOD 8260 - TCL VOLATILE ORGANICS

Client Sample ID Job No & Lab Sample ID	ICM-102-0408 A08-4346 A8434604	ICM-103-0408 A08-4346 A8434603	ICM-104-0408 A08-4431 A8443104	ICM-105-0408 A08-4431 A8443111	R-01-0408 A08-4515 A8451515
Sample Date	04/22/2008 14:20	04/22/2008 15:50	04/22/2008 17:00	04/23/2008 00:00	04/24/2008 16:10
Received Date	04/22/2008 16:50	04/22/2008 16:50	04/23/2008 16:50	04/23/2008 16:50	04/24/2008 18:00
Extraction Date					
Analysis Date	05/01/2008 04:28	05/01/2008 04:00	05/03/2008 03:19	05/03/2008 06:38	05/07/2008 01:50
Extraction HT Met?	-	-	-	-	-
Analytical HT Met?	YES	YES	YES	YES	YES
Sample Matrix	WATER	WATER	WATER	WATER	WATER
Dilution Factor	1.0	1.0	5.0	5.0	1.0
Sample wt/vol	0.005 LITERS	0.005 LITERS	0.005 LITERS	0.005 LITERS	0.005 LITERS
% Dry					

NA = Not Applicable

METHOD 8260 - TCL VOLATILE ORGANICS

Client Sample ID Job No & Lab Sample ID	RFI-17-0408 A08-4547 A8454703	RFI-18-0408 A08-4346 A8434607	RFI-19D-0408 A08-4346 A8434608	RFI-20-0408 A08-4515 A8451511	RFI-22-0408 A08-4515 A8451501
Sample Date	04/25/2008 08:45	04/22/2008 09:15	04/22/2008 08:10	04/24/2008 09:45	04/23/2008 08:30
Received Date	04/25/2008 11:50	04/22/2008 16:50	04/22/2008 16:50	04/24/2008 18:00	04/24/2008 18:00
Extraction Date					
Analysis Date	05/08/2008 15:37	05/01/2008 05:50	05/01/2008 06:17	05/06/2008 19:41	05/06/2008 13:09
Extraction HT Met?	-	-	-	-	-
Analytical HT Met?	YES	YES	YES	YES	YES
Sample Matrix	WATER	WATER	WATER	WATER	WATER
Dilution Factor	1.0	1.0	1.0	250.0	10.0
Sample wt/vol	0.005 LITERS	0.005 LITERS	0.005 LITERS	0.005 LITERS	0.005 LITERS
% Dry					

NA = Not Applicable

METHOD 8260 - TCL VOLATILE ORGANICS

Client Sample ID Job No & Lab Sample ID	RFI-22-0408 A08-4515 A8451501DL	RFI-24-0408 A08-4431 A8443110	RFI-25-0408 A08-4346 A8434605	RFI-27-0408 A08-4515 A8451505	RFI-28-0408 A08-4515 A8451510
Sample Date	04/23/2008 08:30	04/23/2008 00:00	04/22/2008 11:25	04/23/2008 16:40	04/24/2008 08:45
Received Date	04/24/2008 18:00	04/23/2008 16:50	04/22/2008 16:50	04/24/2008 18:00	04/24/2008 18:00
Extraction Date					
Analysis Date	05/07/2008 02:19	05/03/2008 06:10	05/03/2008 02:12	05/06/2008 15:53	05/06/2008 19:12
Extraction HT Met?	-	-	-	-	-
Analytical HT Met?	YES	YES	YES	YES	YES
Sample Matrix	WATER	WATER	WATER	WATER	WATER
Dilution Factor	20.0	5.0	5.0	8.0	4.0
Sample wt/vol	0.005 LITERS	0.005 LITERS	0.005 LITERS	0.005 LITERS	0.005 LITERS
% Dry					

NA = Not Applicable

METHOD 8260 - TCL VOLATILE ORGANICS

Client Sample ID Job No & Lab Sample ID	RFI-29-0408 A08-4515 A8451513	RFI-30-0408 A08-4515 A8451506	RFI-32-0408 A08-4515 A8451514	RFI-34-0408 A08-4515 A8451512	RFI-34-0408 A08-4515 A8451512DL
Sample Date	04/24/2008 14:00	04/24/2008 10:15	04/24/2008 15:00	04/24/2008 11:10	04/24/2008 11:10
Received Date	04/24/2008 18:00	04/24/2008 18:00	04/24/2008 18:00	04/24/2008 18:00	04/24/2008 18:00
Extraction Date					
Analysis Date	05/07/2008 01:22	05/06/2008 16:21	05/07/2008 03:15	05/06/2008 20:09	05/07/2008 02:47
Extraction HT Met?	-	-	-	-	-
Analytical HT Met?	YES	YES	YES	YES	YES
Sample Matrix	WATER	WATER	WATER	WATER	WATER
Dilution Factor	1.0	1.0	400.0	4.0	25.0
Sample wt/vol	0.005 LITERS	0.005 LITERS	0.005 LITERS	0.005 LITERS	0.005 LITERS
% Dry					

NA = Not Applicable

METHOD 8260 - TCL VOLATILE ORGANICS

Client Sample ID Job No & Lab Sample ID	RFI-35-0408 A08-4346 A8434606	RFI-36-0408 A08-4515 A8451507	RFI-39-0408 A08-4515 A8451503	RFI-43-0408 A08-4547 A8454701	RFI-43R-0408 A08-4547 A8454702
Sample Date	04/22/2008 10:10	04/24/2008 12:00	04/23/2008 12:00	04/25/2008 08:30	04/25/2008 08:30
Received Date	04/22/2008 16:50	04/24/2008 18:00	04/24/2008 18:00	04/25/2008 11:50	04/25/2008 11:50
Extraction Date					
Analysis Date	05/01/2008 05:22	05/06/2008 16:50	05/06/2008 14:56	05/08/2008 14:52	05/08/2008 15:14
Extraction HT Met?	-	-	-	-	-
Analytical HT Met?	YES	YES	YES	YES	YES
Sample Matrix	WATER	WATER	WATER	WATER	WATER
Dilution Factor	1.0	1.0	1.0	4.0	1.0
Sample wt/vol	0.005 LITERS	0.005 LITERS	0.005 LITERS	0.005 LITERS	0.005 LITERS
% Dry					

NA = Not Applicable

METHOD 8260 - TCL VOLATILE ORGANICS

Client Sample ID Job No & Lab Sample ID	RFI-45-0408 A08-4515 A8451504	RFI-51-0408 A08-4515 A8451508	RFI-PZ-18-0408 A08-4515 A8451509	RFI-PZ-19-0408 A08-4515 A8451502	
Sample Date	04/23/2008 15:30	04/24/2008 14:15	04/24/2008 16:00	04/23/2008 10:30	
Received Date	04/24/2008 18:00	04/24/2008 18:00	04/24/2008 18:00	04/24/2008 18:00	
Extraction Date					
Analysis Date	05/06/2008 15:24	05/06/2008 18:16	05/06/2008 18:44	05/06/2008 14:27	
Extraction HT Met?	-	-	-	-	
Analytical HT Met?	YES	YES	YES	YES	
Sample Matrix	WATER	WATER	WATER	WATER	
Dilution Factor	1.0	1.0	2.0	2.0	
Sample wt/vol	0.005 LITERS	0.005 LITERS	0.005 LITERS	0.005 LITERS	
% Dry					

NA = Not Applicable

METHOD 8260 - TCL VOLATILE ORGANICS

Client Sample ID Job No & Lab Sample ID	MSB47 A08-4431 A8B1463001	MSB48 A08-4431 A8B1465703	MSB50 A08-4515 A8B1478401	MSB51 A08-4515 A8B1488201	MSB74 A08-4547 A8B1496001
Sample Date					
Received Date					
Extraction Date					
Analysis Date	05/02/2008 21:32	05/03/2008 15:50	05/06/2008 10:34	05/06/2008 23:12	05/08/2008 09:18
Extraction HT Met?	-	-	-	-	-
Analytical HT Met?	-	-	-	-	-
Sample Matrix	WATER	WATER	WATER	WATER	WATER
Dilution Factor	1.0	1.0	1.0	1.0	1.0
Sample wt/vol	0.005 LITERS	0.005 LITERS	0.005 LITERS	0.005 LITERS	0.005 LITERS
% Dry					

NA = Not Applicable

METHOD 8260 - TCL VOLATILE ORGANICS

Client Sample ID Job No & Lab Sample ID	MSB93 A08-4346 A8B1450001	MSB96 A08-4346 A8B1468201	RFI-17-0408 A08-4547 A8454703MS	RFI-17-0408 A08-4547 A8454703SD	
Sample Date			04/25/2008 08:45	04/25/2008 08:45	
Received Date			04/25/2008 11:50	04/25/2008 11:50	
Extraction Date					
Analysis Date	04/30/2008 22:54	05/02/2008 22:46	05/08/2008 16:01	05/08/2008 16:24	
Extraction HT Met?	-	-	-	-	
Analytical HT Met?	-	-	YES	YES	
Sample Matrix	WATER	WATER	WATER	WATER	
Dilution Factor	1.0	1.0	1.0	1.0	
Sample wt/vol	0.005 LITERS	0.005 LITERS	0.005 LITERS	0.005 LITERS	
% Dry					

NA = Not Applicable

METHOD 8260 - TCL VOLATILE ORGANICS

Client Sample ID Job No & Lab Sample ID	VBLK47 A08-4431 A8B1463002	VBLK48 A08-4431 A8B1465704	VBLK50 A08-4515 A8B1478402	VBLK51 A08-4515 A8B1488202	VBLK74 A08-4547 A8B1496002
Sample Date					
Received Date					
Extraction Date					
Analysis Date	05/02/2008 22:43	05/03/2008 17:01	05/06/2008 11:31	05/07/2008 00:34	05/08/2008 10:27
Extraction HT Met?	-	-	-	-	-
Analytical HT Met?	-	-	-	-	-
Sample Matrix	WATER	WATER	WATER	WATER	WATER
Dilution Factor	1.0	1.0	1.0	1.0	1.0
Sample wt/vol	0.005 LITERS	0.005 LITERS	0.005 LITERS	0.005 LITERS	0.005 LITERS
% Dry					

NA = Not Applicable

METHOD 8260 - TCL VOLATILE ORGANICS

Client Sample ID Job No & Lab Sample ID	VBLK93 A08-4346 A8B1450002	VBLK96 A08-4346 A8B1468202			
Sample Date					
Received Date					
Extraction Date					
Analysis Date	04/30/2008 23:49	05/02/2008 23:41			
Extraction HT Met?	-	-			
Analytical HT Met?	-	-			
Sample Matrix	WATER	WATER			
Dilution Factor	1.0	1.0			
Sample wt/vol	0.005 LITERS	0.005 LITERS			
% Dry					

NA = Not Applicable

METHOD 8270 - TCL SEMI-VOLATILE ORGANICS

Client Sample ID Job No & Lab Sample ID	EW-1-0408 A08-4431 A8443105	EW-2-0408 A08-4431 A8443106	EW-2-0408DL A08-4431 A8443106DL	EW-3-0408 A08-4431 A8443107	EW-3-0408 D2 A08-4431 A8443107D2
Sample Date	04/23/2008 11:05	04/23/2008 11:25	04/23/2008 11:25	04/23/2008 11:45	04/23/2008 11:45
Received Date	04/23/2008 16:50	04/23/2008 16:50	04/23/2008 16:50	04/23/2008 16:50	04/23/2008 16:50
Extraction Date	04/25/2008 07:00	04/25/2008 07:00	04/25/2008 07:00	04/25/2008 07:00	04/25/2008 07:00
Analysis Date	04/26/2008 14:30	04/26/2008 14:54	05/01/2008 09:23	04/26/2008 15:17	05/03/2008 10:11
Extraction HT Met?	YES	YES	YES	YES	YES
Analytical HT Met?	YES	YES	YES	YES	YES
Sample Matrix	WATER	WATER	WATER	WATER	WATER
Dilution Factor	1.0	1.0	10.0	1.0	250.0
Sample wt/vol	1.02 LITERS	1.03 LITERS	1.03 LITERS	1.035 LITERS	1.035 LITERS
% Dry					

NA = Not Applicable

METHOD 8270 - TCL SEMI-VOLATILE ORGANICS

Client Sample ID Job No & Lab Sample ID	EW-3-0408DL A08-4431 A8443107DL	EW-4-0408 A08-4431 A8443108	EW-4-0408 D2 A08-4431 A8443108D2	EW-4-0408DL A08-4431 A8443108DL	EW-5-0408 A08-4431 A8443109
Sample Date	04/23/2008 11:45	04/23/2008 14:25	04/23/2008 14:25	04/23/2008 14:25	04/23/2008 14:45
Received Date	04/23/2008 16:50	04/23/2008 16:50	04/23/2008 16:50	04/23/2008 16:50	04/23/2008 16:50
Extraction Date	04/25/2008 07:00	04/25/2008 07:00	04/25/2008 07:00	04/25/2008 07:00	04/25/2008 07:00
Analysis Date	05/01/2008 09:46	04/26/2008 15:40	05/03/2008 10:34	05/01/2008 10:09	04/26/2008 16:03
Extraction HT Met?	YES	YES	YES	YES	YES
Analytical HT Met?	YES	YES	YES	YES	YES
Sample Matrix	WATER	WATER	WATER	WATER	WATER
Dilution Factor	50.0	1.0	250.0	50.0	1.0
Sample wt/vol	1.035 LITERS	0.99 LITERS	0.99 LITERS	0.99 LITERS	1.04 LITERS
% Dry					

NA = Not Applicable

METHOD 8270 - TCL SEMI-VOLATILE ORGANICS

Client Sample ID Job No & Lab Sample ID	EW-5-0408 D2 A08-4431 A8443109D2	EW-5-0408DL A08-4431 A8443109DL	FB-1-0408 A08-4547 A8454704	ICM-101-0408 A08-4346 A8434602	ICM-101-0408 DL A08-4346 A8434602DL
Sample Date	04/23/2008 14:45	04/23/2008 14:45	04/25/2008 09:25	04/22/2008 16:00	04/22/2008 16:00
Received Date	04/23/2008 16:50	04/23/2008 16:50	04/25/2008 11:50	04/22/2008 16:50	04/22/2008 16:50
Extraction Date	04/25/2008 07:00	04/25/2008 07:00	04/28/2008 12:00	04/23/2008 09:00	04/23/2008 09:00
Analysis Date	05/03/2008 10:57	05/01/2008 10:32	05/06/2008 10:39	04/24/2008 09:12	04/28/2008 08:29
Extraction HT Met?	YES	YES	YES	YES	YES
Analytical HT Met?	YES	YES	YES	YES	YES
Sample Matrix	WATER	WATER	WATER	WATER	WATER
Dilution Factor	100.0	20.0	1.0	20.0	800.0
Sample wt/vol	1.04 LITERS	1.04 LITERS	1.01 LITERS	1.03 LITERS	1.03 LITERS
% Dry					

NA = Not Applicable

METHOD 8270 - TCL SEMI-VOLATILE ORGANICS

Client Sample ID Job No & Lab Sample ID	ICM-102-0408 A08-4346 A8434604	ICM-103-0408 A08-4346 A8434603	ICM-104-0408 A08-4431 A8443104	ICM-104-0408DL A08-4431 A8443104DL	ICM-105-0408 A08-4431 A8443111
Sample Date	04/22/2008 14:20	04/22/2008 15:50	04/22/2008 17:00	04/22/2008 17:00	04/23/2008 00:00
Received Date	04/22/2008 16:50	04/22/2008 16:50	04/23/2008 16:50	04/23/2008 16:50	04/23/2008 16:50
Extraction Date	04/23/2008 09:00	04/23/2008 09:00	04/25/2008 07:00	04/25/2008 07:00	04/25/2008 07:00
Analysis Date	04/24/2008 09:57	04/24/2008 09:34	04/26/2008 14:07	05/01/2008 09:00	04/26/2008 16:49
Extraction HT Met?	YES	YES	YES	YES	YES
Analytical HT Met?	YES	YES	YES	YES	YES
Sample Matrix	WATER	WATER	WATER	WATER	WATER
Dilution Factor	20.0	20.0	1.0	20.0	1.0
Sample wt/vol	1.04 LITERS	1.04 LITERS	1.04 LITERS	1.04 LITERS	1.01 LITERS
% Dry					

NA = Not Applicable

METHOD 8270 - TCL SEMI-VOLATILE ORGANICS

Client Sample ID Job No & Lab Sample ID	R-01-0408 A08-4515 A8451515	RFI-17-0408 A08-4547 A8454703	RFI-18-0408 A08-4346 A8434607	RFI-19D-0408 A08-4346 A8434608	RFI-20-0408 A08-4515 A8451511
Sample Date	04/24/2008 16:10	04/25/2008 08:45	04/22/2008 09:15	04/22/2008 08:10	04/24/2008 09:45
Received Date	04/24/2008 18:00	04/25/2008 11:50	04/22/2008 16:50	04/22/2008 16:50	04/24/2008 18:00
Extraction Date	04/25/2008 14:00	04/28/2008 12:00	04/23/2008 09:00	04/23/2008 09:00	04/25/2008 14:00
Analysis Date	04/29/2008 17:53	05/06/2008 09:30	04/24/2008 11:06	04/24/2008 11:29	04/29/2008 16:21
Extraction HT Met?	YES	YES	YES	YES	YES
Analytical HT Met?	YES	YES	YES	YES	YES
Sample Matrix	WATER	WATER	WATER	WATER	WATER
Dilution Factor	1.0	1.0	1.0	1.0	1.0
Sample wt/vol	1.0 LITERS	0.99 LITERS	1.04 LITERS	1.03 LITERS	1.02 LITERS
% Dry					

NA = Not Applicable

METHOD 8270 - TCL SEMI-VOLATILE ORGANICS

Client Sample ID Job No & Lab Sample ID	RFI-22-0408 A08-4431 A8443101	RFI-24-0408 A08-4431 A8443110	RFI-24-0408DL A08-4431 A8443110DL	RFI-25-0408 A08-4346 A8434605	RFI-27-0408 A08-4515 A8451505
Sample Date	04/23/2008 08:30	04/23/2008 00:00	04/23/2008 00:00	04/22/2008 11:25	04/23/2008 16:40
Received Date	04/23/2008 16:50	04/23/2008 16:50	04/23/2008 16:50	04/22/2008 16:50	04/24/2008 18:00
Extraction Date	04/25/2008 07:00	04/25/2008 07:00	04/25/2008 07:00	04/23/2008 09:00	04/25/2008 14:00
Analysis Date	04/26/2008 04:57	04/26/2008 16:26	05/01/2008 10:55	04/24/2008 10:20	04/29/2008 14:03
Extraction HT Met?	YES	YES	YES	YES	YES
Analytical HT Met?	YES	YES	YES	YES	YES
Sample Matrix	WATER	WATER	WATER	WATER	WATER
Dilution Factor	1.0	1.0	20.0	20.0	1.0
Sample wt/vol	1.02 LITERS	1.02 LITERS	1.02 LITERS	1.04 LITERS	1.0 LITERS
% Dry					

NA = Not Applicable

METHOD 8270 - TCL SEMI-VOLATILE ORGANICS

Client Sample ID Job No & Lab Sample ID	RFI-28-0408 A08-4515 A8451510	RFI-29-0408 A08-4515 A8451513	RFI-30-0408 A08-4515 A8451506	RFI-32-0408 A08-4515 A8451514	RFI-34-0408 A08-4515 A8451512
Sample Date	04/24/2008 08:45	04/24/2008 14:00	04/24/2008 10:15	04/24/2008 15:00	04/24/2008 11:10
Received Date	04/24/2008 18:00	04/24/2008 18:00	04/24/2008 18:00	04/24/2008 18:00	04/24/2008 18:00
Extraction Date	04/25/2008 14:00	04/25/2008 14:00	04/25/2008 14:00	04/25/2008 14:00	04/25/2008 14:00
Analysis Date	05/03/2008 11:49	04/29/2008 17:07	04/29/2008 14:26	04/29/2008 17:30	04/29/2008 16:44
Extraction HT Met?	YES	YES	YES	YES	YES
Analytical HT Met?	YES	YES	YES	YES	YES
Sample Matrix	WATER	WATER	WATER	WATER	WATER
Dilution Factor	1.0	1.0	1.0	1.0	1.0
Sample wt/vol	1.02 LITERS	1.06 LITERS	1.99 LITERS	1.035 LITERS	1.035 LITERS
% Dry					

NA = Not Applicable

METHOD 8270 - TCL SEMI-VOLATILE ORGANICS

Client Sample ID Job No & Lab Sample ID	RFI-35-0408 A08-4346 A8434606	RFI-36-0408 A08-4515 A8451507	RFI-39-0408 A08-4431 A8443103	RFI-43-0408 A08-4547 A8454701	RFI-43R-0408 A08-4547 A8454702
Sample Date	04/22/2008 10:10	04/24/2008 12:00	04/23/2008 12:00	04/25/2008 08:30	04/25/2008 08:30
Received Date	04/22/2008 16:50	04/24/2008 18:00	04/23/2008 16:50	04/25/2008 11:50	04/25/2008 11:50
Extraction Date	04/23/2008 09:00	04/25/2008 14:00	04/25/2008 07:00	04/28/2008 12:00	04/28/2008 12:00
Analysis Date	04/24/2008 10:43	04/29/2008 14:49	04/28/2008 09:15	05/06/2008 08:44	05/06/2008 09:07
Extraction HT Met?	YES	YES	YES	YES	YES
Analytical HT Met?	YES	YES	YES	YES	YES
Sample Matrix	WATER	WATER	WATER	WATER	WATER
Dilution Factor	1.0	1.0	1.0	1.0	1.0
Sample wt/vol	1.04 LITERS	1.06 LITERS	1.015 LITERS	1.02 LITERS	1.035 LITERS
% Dry					

NA = Not Applicable

METHOD 8270 - TCL SEMI-VOLATILE ORGANICS

Client Sample ID Job No & Lab Sample ID	RFI-45-0408 A08-4515 A8451504	RFI-51-0408 A08-4515 A8451508	RFI-PZ-18-0408 A08-4515 A8451509	RFI-PZ-19-0408 A08-4431 A8443102	
Sample Date	04/23/2008 15:30	04/24/2008 14:15	04/24/2008 16:00	04/23/2008 10:30	
Received Date	04/24/2008 18:00	04/24/2008 18:00	04/24/2008 18:00	04/23/2008 16:50	
Extraction Date	04/25/2008 14:00	04/25/2008 14:00	04/25/2008 14:00	04/25/2008 07:00	
Analysis Date	04/29/2008 13:40	04/29/2008 15:12	04/29/2008 15:35	04/28/2008 08:52	
Extraction HT Met?	YES	YES	YES	YES	
Analytical HT Met?	YES	YES	YES	YES	
Sample Matrix	WATER	WATER	WATER	WATER	
Dilution Factor	1.0	1.0	1.0	1.0	
Sample wt/vol	1.0 LITERS	1.005 LITERS	0.985 LITERS	1.055 LITERS	
% Dry					

NA = Not Applicable

METHOD 8270 - TCL SEMI-VOLATILE ORGANICS

Client Sample ID Job No & Lab Sample ID	Matrix Spike Blank A08-4346 A8B1390304	Matrix Spike Blank A08-4431 A8B1407301	Matrix Spike Blank A08-4515 A8B1410801	Matrix Spike Blank A08-4547 A8B1424004	Matrix Spike Blk Dup A08-4346 A8B1390305
Sample Date					
Received Date					
Extraction Date	04/23/2008 09:00	04/25/2008 07:00	04/25/2008 14:00	04/28/2008 12:00	04/23/2008 09:00
Analysis Date	04/23/2008 17:50	04/26/2008 03:47	04/28/2008 16:23	04/29/2008 20:34	04/23/2008 18:13
Extraction HT Met?	-	-	-	-	-
Analytical HT Met?	-	-	-	-	-
Sample Matrix	WATER	WATER	WATER	WATER	WATER
Dilution Factor	1.0	1.0	1.0	1.0	1.0
Sample wt/vol	0.25 LITERS	1.0 LITERS	1.0 LITERS	1.0 LITERS	0.25 LITERS
% Dry					

NA = Not Applicable

METHOD 8270 - TCL SEMI-VOLATILE ORGANICS

Client Sample ID Job No & Lab Sample ID	Matrix Spike Blk Dup A08-4431 A8B1407302	Matrix Spike Blk Dup A08-4515 A8B1410802	RFI-17-0408 A08-4547 A8454703MS	RFI-17-0408 A08-4547 A8454703SD	
Sample Date			04/25/2008 08:45	04/25/2008 08:45	
Received Date			04/25/2008 11:50	04/25/2008 11:50	
Extraction Date	04/25/2008 07:00	04/25/2008 14:00	04/28/2008 12:00	04/28/2008 12:00	
Analysis Date	04/26/2008 04:11	04/28/2008 16:45	05/06/2008 09:53	05/06/2008 10:16	
Extraction HT Met?	-	-	YES	YES	
Analytical HT Met?	-	-	YES	YES	
Sample Matrix	WATER	WATER	WATER	WATER	
Dilution Factor	1.0	1.0	1.0	1.0	
Sample wt/vol	1.0 LITERS	1.0 LITERS	0.96 LITERS	0.8 LITERS	
% Dry					

NA = Not Applicable

METHOD 8270 - TCL SEMI-VOLATILE ORGANICS

Client Sample ID Job No & Lab Sample ID	Method Blank A08-4346 A8B1390306	Method Blank(SBLK__) A08-4431 A8B1407303	SBLK A08-4515 A8B1410803	SBLK A08-4547 A8B1424005	
Sample Date					
Received Date					
Extraction Date	04/23/2008 09:00	04/25/2008 07:00	04/25/2008 14:00	04/28/2008 12:00	
Analysis Date	04/23/2008 18:36	04/26/2008 04:34	04/28/2008 17:09	04/29/2008 20:57	
Extraction HT Met?	-	-	-	-	
Analytical HT Met?	-	-	-	-	
Sample Matrix	WATER	WATER	WATER	WATER	
Dilution Factor	1.0	1.0	1.0	1.0	
Sample wt/vol	0.25 LITERS	1.0 LITERS	1.0 LITERS	1.0 LITERS	
% Dry					

NA = Not Applicable

MACTEC ENGINEERING & CONSULTANTS
SAMPLE CHRONOLOGY

Lab ID	Sample ID	Units	Analyte	Method	Dilution Factor	Sample Date	Receive Date	TCLP Date	THT	Analysis Date	AHT	Matrix
A8443105	EW-1-0408	MG/L	Aluminum - Total	6010	1.00	04/23/2008 11:05	04/23 16:50	NA	NA	04/24 21:13	Yes	WATER
		MG/L	Antimony - Total	6010	1.00	04/23/2008 11:05	04/23 16:50	NA	NA	04/24 21:13	Yes	WATER
		MG/L	Arsenic - Total	6010	1.00	04/23/2008 11:05	04/23 16:50	NA	NA	04/24 21:13	Yes	WATER
		MG/L	Barium - Total	6010	1.00	04/23/2008 11:05	04/23 16:50	NA	NA	04/24 21:13	Yes	WATER
		MG/L	Beryllium - Total	6010	1.00	04/23/2008 11:05	04/23 16:50	NA	NA	04/24 21:13	Yes	WATER
		MG/L	Cadmium - Total	6010	1.00	04/23/2008 11:05	04/23 16:50	NA	NA	04/24 21:13	Yes	WATER
		MG/L	Calcium - Total	6010	1.00	04/23/2008 11:05	04/23 16:50	NA	NA	04/24 21:13	Yes	WATER
		MG/L	Chromium - Total	6010	1.00	04/23/2008 11:05	04/23 16:50	NA	NA	04/24 21:13	Yes	WATER
		MG/L	Cobalt - Total	6010	1.00	04/23/2008 11:05	04/23 16:50	NA	NA	04/24 21:13	Yes	WATER
		MG/L	Copper - Total	6010	1.00	04/23/2008 11:05	04/23 16:50	NA	NA	04/24 21:13	Yes	WATER
		MG/L	Iron - Total	6010	1.00	04/23/2008 11:05	04/23 16:50	NA	NA	04/24 21:13	Yes	WATER
		MG/L	Lead - Total	6010	1.00	04/23/2008 11:05	04/23 16:50	NA	NA	04/24 21:13	Yes	WATER
		MG/L	Magnesium - Total	6010	1.00	04/23/2008 11:05	04/23 16:50	NA	NA	04/24 21:13	Yes	WATER
		MG/L	Manganese - Total	6010	1.00	04/23/2008 11:05	04/23 16:50	NA	NA	04/24 21:13	Yes	WATER
		MG/L	Mercury - Total	7470	1.00	04/23/2008 11:05	04/23 16:50	NA	NA	04/24 17:45	Yes	WATER
		MG/L	Nickel - Total	6010	1.00	04/23/2008 11:05	04/23 16:50	NA	NA	04/24 21:13	Yes	WATER
		MG/L	Potassium - Total	6010	1.00	04/23/2008 11:05	04/23 16:50	NA	NA	04/24 21:13	Yes	WATER
		MG/L	Selenium - Total	6010	1.00	04/23/2008 11:05	04/23 16:50	NA	NA	04/24 21:13	Yes	WATER
		MG/L	Silver - Total	6010	1.00	04/23/2008 11:05	04/23 16:50	NA	NA	04/24 21:13	Yes	WATER
		MG/L	Sodium - Total	6010	1.00	04/23/2008 11:05	04/23 16:50	NA	NA	04/24 21:13	Yes	WATER
		MG/L	Thallium - Total	6010	1.00	04/23/2008 11:05	04/23 16:50	NA	NA	04/24 21:13	Yes	WATER
		MG/L	Vanadium - Total	6010	1.00	04/23/2008 11:05	04/23 16:50	NA	NA	04/24 21:13	Yes	WATER
		MG/L	Zinc - Total	6010	1.00	04/23/2008 11:05	04/23 16:50	NA	NA	04/24 21:13	Yes	WATER
A8443106	EW-2-0408	MG/L	Aluminum - Total	6010	1.00	04/23/2008 11:25	04/23 16:50	NA	NA	04/24 21:19	Yes	WATER
		MG/L	Antimony - Total	6010	1.00	04/23/2008 11:25	04/23 16:50	NA	NA	04/24 21:19	Yes	WATER
		MG/L	Arsenic - Total	6010	1.00	04/23/2008 11:25	04/23 16:50	NA	NA	04/24 21:19	Yes	WATER
		MG/L	Barium - Total	6010	1.00	04/23/2008 11:25	04/23 16:50	NA	NA	04/24 21:19	Yes	WATER
		MG/L	Beryllium - Total	6010	1.00	04/23/2008 11:25	04/23 16:50	NA	NA	04/24 21:19	Yes	WATER
		MG/L	Cadmium - Total	6010	1.00	04/23/2008 11:25	04/23 16:50	NA	NA	04/24 21:19	Yes	WATER
		MG/L	Calcium - Total	6010	1.00	04/23/2008 11:25	04/23 16:50	NA	NA	04/24 21:19	Yes	WATER
		MG/L	Chromium - Total	6010	1.00	04/23/2008 11:25	04/23 16:50	NA	NA	04/24 21:19	Yes	WATER
		MG/L	Cobalt - Total	6010	1.00	04/23/2008 11:25	04/23 16:50	NA	NA	04/24 21:19	Yes	WATER
		MG/L	Copper - Total	6010	1.00	04/23/2008 11:25	04/23 16:50	NA	NA	04/24 21:19	Yes	WATER
		MG/L	Iron - Total	6010	1.00	04/23/2008 11:25	04/23 16:50	NA	NA	04/24 21:19	Yes	WATER
		MG/L	Lead - Total	6010	1.00	04/23/2008 11:25	04/23 16:50	NA	NA	04/24 21:19	Yes	WATER
		MG/L	Magnesium - Total	6010	1.00	04/23/2008 11:25	04/23 16:50	NA	NA	04/24 21:19	Yes	WATER
		MG/L	Manganese - Total	6010	1.00	04/23/2008 11:25	04/23 16:50	NA	NA	04/24 21:19	Yes	WATER
		MG/L	Mercury - Total	7470	1.00	04/23/2008 11:25	04/23 16:50	NA	NA	04/24 17:47	Yes	WATER
		MG/L	Nickel - Total	6010	1.00	04/23/2008 11:25	04/23 16:50	NA	NA	04/24 21:19	Yes	WATER
		MG/L	Potassium - Total	6010	1.00	04/23/2008 11:25	04/23 16:50	NA	NA	04/24 21:19	Yes	WATER
		MG/L	Selenium - Total	6010	1.00	04/23/2008 11:25	04/23 16:50	NA	NA	04/24 21:19	Yes	WATER
		MG/L	Silver - Total	6010	1.00	04/23/2008 11:25	04/23 16:50	NA	NA	04/24 21:19	Yes	WATER
		MG/L	Sodium - Total	6010	1.00	04/23/2008 11:25	04/23 16:50	NA	NA	04/24 21:19	Yes	WATER
		MG/L	Thallium - Total	6010	1.00	04/23/2008 11:25	04/23 16:50	NA	NA	04/24 21:19	Yes	WATER
		MG/L	Vanadium - Total	6010	1.00	04/23/2008 11:25	04/23 16:50	NA	NA	04/24 21:19	Yes	WATER
		MG/L	Zinc - Total	6010	1.00	04/23/2008 11:25	04/23 16:50	NA	NA	04/24 21:19	Yes	WATER
A8443107	EW-3-0408	MG/L	Aluminum - Total	6010	1.00	04/23/2008 11:45	04/23 16:50	NA	NA	04/24 21:24	Yes	WATER
		MG/L	Antimony - Total	6010	1.00	04/23/2008 11:45	04/23 16:50	NA	NA	04/24 21:24	Yes	WATER

AHT = Analysis Holding Time Met
THT = TCLP Holding Time Met
NA = Not Applicable

Lab ID	Sample ID	Units	Analyte	Method	Dilution Factor	Sample Date	Receive Date	TCLP Date	THT	Analysis Date	AHT	Matrix
A8443107	EW-3-0408	MG/L	Arsenic - Total	6010	1.00	04/23/2008 11:45	04/23 16:50	NA	NA	04/24 21:24	Yes	WATER
		MG/L	Barium - Total	6010	1.00	04/23/2008 11:45	04/23 16:50	NA	NA	04/24 21:24	Yes	WATER
		MG/L	Beryllium - Total	6010	1.00	04/23/2008 11:45	04/23 16:50	NA	NA	04/24 21:24	Yes	WATER
		MG/L	Cadmium - Total	6010	1.00	04/23/2008 11:45	04/23 16:50	NA	NA	04/24 21:24	Yes	WATER
		MG/L	Calcium - Total	6010	1.00	04/23/2008 11:45	04/23 16:50	NA	NA	04/24 21:24	Yes	WATER
		MG/L	Chromium - Total	6010	1.00	04/23/2008 11:45	04/23 16:50	NA	NA	04/24 21:24	Yes	WATER
		MG/L	Cobalt - Total	6010	1.00	04/23/2008 11:45	04/23 16:50	NA	NA	04/24 21:24	Yes	WATER
		MG/L	Copper - Total	6010	1.00	04/23/2008 11:45	04/23 16:50	NA	NA	04/24 21:24	Yes	WATER
		MG/L	Iron - Total	6010	1.00	04/23/2008 11:45	04/23 16:50	NA	NA	04/24 21:24	Yes	WATER
		MG/L	Lead - Total	6010	1.00	04/23/2008 11:45	04/23 16:50	NA	NA	04/24 21:24	Yes	WATER
		MG/L	Magnesium - Total	6010	1.00	04/23/2008 11:45	04/23 16:50	NA	NA	04/24 21:24	Yes	WATER
		MG/L	Manganese - Total	6010	1.00	04/23/2008 11:45	04/23 16:50	NA	NA	04/24 21:24	Yes	WATER
		MG/L	Mercury - Total	7470	1.00	04/23/2008 11:45	04/23 16:50	NA	NA	04/24 17:48	Yes	WATER
		MG/L	Nickel - Total	6010	1.00	04/23/2008 11:45	04/23 16:50	NA	NA	04/24 21:24	Yes	WATER
		MG/L	Potassium - Total	6010	10.00	04/23/2008 11:45	04/23 16:50	NA	NA	04/25 17:31	Yes	WATER
		MG/L	Selenium - Total	6010	1.00	04/23/2008 11:45	04/23 16:50	NA	NA	04/24 21:24	Yes	WATER
		MG/L	Silver - Total	6010	1.00	04/23/2008 11:45	04/23 16:50	NA	NA	04/24 21:24	Yes	WATER
		MG/L	Sodium - Total	6010	10.00	04/23/2008 11:45	04/23 16:50	NA	NA	04/25 17:31	Yes	WATER
		MG/L	Thallium - Total	6010	1.00	04/23/2008 11:45	04/23 16:50	NA	NA	04/24 21:24	Yes	WATER
		MG/L	Vanadium - Total	6010	1.00	04/23/2008 11:45	04/23 16:50	NA	NA	04/24 21:24	Yes	WATER
		MG/L	Zinc - Total	6010	1.00	04/23/2008 11:45	04/23 16:50	NA	NA	04/24 21:24	Yes	WATER
A8443108	EW-4-0408	MG/L	Aluminum - Total	6010	1.00	04/23/2008 14:25	04/23 16:50	NA	NA	04/24 21:29	Yes	WATER
		MG/L	Antimony - Total	6010	1.00	04/23/2008 14:25	04/23 16:50	NA	NA	04/24 21:29	Yes	WATER
		MG/L	Arsenic - Total	6010	1.00	04/23/2008 14:25	04/23 16:50	NA	NA	04/24 21:29	Yes	WATER
		MG/L	Barium - Total	6010	1.00	04/23/2008 14:25	04/23 16:50	NA	NA	04/24 21:29	Yes	WATER
		MG/L	Beryllium - Total	6010	1.00	04/23/2008 14:25	04/23 16:50	NA	NA	04/24 21:29	Yes	WATER
		MG/L	Cadmium - Total	6010	1.00	04/23/2008 14:25	04/23 16:50	NA	NA	04/24 21:29	Yes	WATER
		MG/L	Calcium - Total	6010	1.00	04/23/2008 14:25	04/23 16:50	NA	NA	04/24 21:29	Yes	WATER
		MG/L	Chromium - Total	6010	1.00	04/23/2008 14:25	04/23 16:50	NA	NA	04/24 21:29	Yes	WATER
		MG/L	Cobalt - Total	6010	1.00	04/23/2008 14:25	04/23 16:50	NA	NA	04/24 21:29	Yes	WATER
		MG/L	Copper - Total	6010	1.00	04/23/2008 14:25	04/23 16:50	NA	NA	04/24 21:29	Yes	WATER
		MG/L	Iron - Total	6010	1.00	04/23/2008 14:25	04/23 16:50	NA	NA	04/24 21:29	Yes	WATER
		MG/L	Lead - Total	6010	1.00	04/23/2008 14:25	04/23 16:50	NA	NA	04/24 21:29	Yes	WATER
		MG/L	Magnesium - Total	6010	1.00	04/23/2008 14:25	04/23 16:50	NA	NA	04/24 21:29	Yes	WATER
		MG/L	Manganese - Total	6010	1.00	04/23/2008 14:25	04/23 16:50	NA	NA	04/24 21:29	Yes	WATER
		MG/L	Mercury - Total	7470	1.00	04/23/2008 14:25	04/23 16:50	NA	NA	04/24 17:49	Yes	WATER
		MG/L	Nickel - Total	6010	1.00	04/23/2008 14:25	04/23 16:50	NA	NA	04/24 21:29	Yes	WATER
		MG/L	Potassium - Total	6010	10.00	04/23/2008 14:25	04/23 16:50	NA	NA	04/25 17:37	Yes	WATER
		MG/L	Selenium - Total	6010	1.00	04/23/2008 14:25	04/23 16:50	NA	NA	04/24 21:29	Yes	WATER
		MG/L	Silver - Total	6010	1.00	04/23/2008 14:25	04/23 16:50	NA	NA	04/24 21:29	Yes	WATER
		MG/L	Sodium - Total	6010	10.00	04/23/2008 14:25	04/23 16:50	NA	NA	04/25 17:37	Yes	WATER
		MG/L	Thallium - Total	6010	1.00	04/23/2008 14:25	04/23 16:50	NA	NA	04/24 21:29	Yes	WATER
		MG/L	Vanadium - Total	6010	1.00	04/23/2008 14:25	04/23 16:50	NA	NA	04/24 21:29	Yes	WATER
		MG/L	Zinc - Total	6010	1.00	04/23/2008 14:25	04/23 16:50	NA	NA	04/24 21:29	Yes	WATER
A8443109	EW-5-0408	MG/L	Aluminum - Total	6010	1.00	04/23/2008 14:45	04/23 16:50	NA	NA	04/24 21:35	Yes	WATER
		MG/L	Antimony - Total	6010	1.00	04/23/2008 14:45	04/23 16:50	NA	NA	04/24 21:35	Yes	WATER
		MG/L	Arsenic - Total	6010	1.00	04/23/2008 14:45	04/23 16:50	NA	NA	04/24 21:35	Yes	WATER
		MG/L	Barium - Total	6010	1.00	04/23/2008 14:45	04/23 16:50	NA	NA	04/24 21:35	Yes	WATER

AHT = Analysis Holding Time Met
THT = TCLP Holding Time Met
NA = Not Applicable

Date: 05/17/2008 08:30:47 | MACTEC ENGINEERING & CONSULTANTS | Rept: AN0369
Jobno: A08-4431 | SAMPLE CHRONOLOGY

Lab ID	Sample ID	Units	Analyte	Method	Dilution Factor	Sample Date	Receive Date	TCLP Date	THT	Analysis Date	AHT	Matrix
A8443109	EW-5-0408	MG/L	Beryllium - Total	6010	1.00	04/23/2008 14:45	04/23 16:50	NA	NA	04/24 21:35	Yes	WATER
		MG/L	Cadmium - Total	6010	1.00	04/23/2008 14:45	04/23 16:50	NA	NA	04/24 21:35	Yes	WATER
		MG/L	Calcium - Total	6010	1.00	04/23/2008 14:45	04/23 16:50	NA	NA	04/24 21:35	Yes	WATER
		MG/L	Chromium - Total	6010	1.00	04/23/2008 14:45	04/23 16:50	NA	NA	04/24 21:35	Yes	WATER
		MG/L	Cobalt - Total	6010	1.00	04/23/2008 14:45	04/23 16:50	NA	NA	04/24 21:35	Yes	WATER
		MG/L	Copper - Total	6010	1.00	04/23/2008 14:45	04/23 16:50	NA	NA	04/24 21:35	Yes	WATER
		MG/L	Iron - Total	6010	1.00	04/23/2008 14:45	04/23 16:50	NA	NA	04/24 21:35	Yes	WATER
		MG/L	Lead - Total	6010	1.00	04/23/2008 14:45	04/23 16:50	NA	NA	04/24 21:35	Yes	WATER
		MG/L	Magnesium - Total	6010	1.00	04/23/2008 14:45	04/23 16:50	NA	NA	04/24 21:35	Yes	WATER
		MG/L	Manganese - Total	6010	1.00	04/23/2008 14:45	04/23 16:50	NA	NA	04/24 21:35	Yes	WATER
		MG/L	Mercury - Total	7470	1.00	04/23/2008 14:45	04/23 16:50	NA	NA	04/24 17:51	Yes	WATER
		MG/L	Nickel - Total	6010	1.00	04/23/2008 14:45	04/23 16:50	NA	NA	04/24 21:35	Yes	WATER
		MG/L	Potassium - Total	6010	1.00	04/23/2008 14:45	04/23 16:50	NA	NA	04/24 21:35	Yes	WATER
		MG/L	Selenium - Total	6010	1.00	04/23/2008 14:45	04/23 16:50	NA	NA	04/24 21:35	Yes	WATER
		MG/L	Silver - Total	6010	1.00	04/23/2008 14:45	04/23 16:50	NA	NA	04/24 21:35	Yes	WATER
		MG/L	Sodium - Total	6010	5.00	04/23/2008 14:45	04/23 16:50	NA	NA	04/28 17:47	Yes	WATER
		MG/L	Thallium - Total	6010	1.00	04/23/2008 14:45	04/23 16:50	NA	NA	04/24 21:35	Yes	WATER
		MG/L	Vanadium - Total	6010	1.00	04/23/2008 14:45	04/23 16:50	NA	NA	04/24 21:35	Yes	WATER
		MG/L	Zinc - Total	6010	1.00	04/23/2008 14:45	04/23 16:50	NA	NA	04/24 21:35	Yes	WATER
A8454704	FB-1-0408	MG/L	Aluminum - Total	6010	1.00	04/25/2008 09:25	04/25 11:50	NA	NA	04/29 02:13	Yes	WATER
		MG/L	Antimony - Total	6010	1.00	04/25/2008 09:25	04/25 11:50	NA	NA	04/29 02:13	Yes	WATER
		MG/L	Arsenic - Total	6010	1.00	04/25/2008 09:25	04/25 11:50	NA	NA	04/29 02:13	Yes	WATER
		MG/L	Barium - Total	6010	1.00	04/25/2008 09:25	04/25 11:50	NA	NA	04/29 02:13	Yes	WATER
		MG/L	Beryllium - Total	6010	1.00	04/25/2008 09:25	04/25 11:50	NA	NA	04/29 02:13	Yes	WATER
		MG/L	Cadmium - Total	6010	1.00	04/25/2008 09:25	04/25 11:50	NA	NA	04/29 02:13	Yes	WATER
		MG/L	Calcium - Total	6010	1.00	04/25/2008 09:25	04/25 11:50	NA	NA	04/29 02:13	Yes	WATER
		MG/L	Chromium - Total	6010	1.00	04/25/2008 09:25	04/25 11:50	NA	NA	04/29 02:13	Yes	WATER
		MG/L	Cobalt - Total	6010	1.00	04/25/2008 09:25	04/25 11:50	NA	NA	04/29 02:13	Yes	WATER
		MG/L	Copper - Total	6010	1.00	04/25/2008 09:25	04/25 11:50	NA	NA	04/29 02:13	Yes	WATER
		MG/L	Iron - Total	6010	1.00	04/25/2008 09:25	04/25 11:50	NA	NA	04/29 02:13	Yes	WATER
		MG/L	Lead - Total	6010	1.00	04/25/2008 09:25	04/25 11:50	NA	NA	04/29 02:13	Yes	WATER
		MG/L	Magnesium - Total	6010	1.00	04/25/2008 09:25	04/25 11:50	NA	NA	04/29 02:13	Yes	WATER
		MG/L	Manganese - Total	6010	1.00	04/25/2008 09:25	04/25 11:50	NA	NA	04/29 02:13	Yes	WATER
		MG/L	Mercury - Total	7470	1.00	04/25/2008 09:25	04/25 11:50	NA	NA	04/28 16:16	Yes	WATER
		MG/L	Nickel - Total	6010	1.00	04/25/2008 09:25	04/25 11:50	NA	NA	04/29 02:13	Yes	WATER
		MG/L	Potassium - Total	6010	1.00	04/25/2008 09:25	04/25 11:50	NA	NA	04/29 02:13	Yes	WATER
		MG/L	Selenium - Total	6010	1.00	04/25/2008 09:25	04/25 11:50	NA	NA	04/29 02:13	Yes	WATER
		MG/L	Silver - Total	6010	1.00	04/25/2008 09:25	04/25 11:50	NA	NA	04/29 02:13	Yes	WATER
		MG/L	Sodium - Total	6010	1.00	04/25/2008 09:25	04/25 11:50	NA	NA	04/29 02:13	Yes	WATER
		MG/L	Thallium - Total	6010	1.00	04/25/2008 09:25	04/25 11:50	NA	NA	04/29 02:13	Yes	WATER
		MG/L	Vanadium - Total	6010	1.00	04/25/2008 09:25	04/25 11:50	NA	NA	04/29 02:13	Yes	WATER
		MG/L	Zinc - Total	6010	1.00	04/25/2008 09:25	04/25 11:50	NA	NA	04/29 02:13	Yes	WATER
A8434602	ICM-101-0408	MG/L	Aluminum - Total	6010	1.00	04/22/2008 16:00	04/22 16:50	NA	NA	04/24 17:55	Yes	WATER
		MG/L	Antimony - Total	6010	1.00	04/22/2008 16:00	04/22 16:50	NA	NA	04/24 17:55	Yes	WATER
		MG/L	Arsenic - Total	6010	1.00	04/22/2008 16:00	04/22 16:50	NA	NA	04/24 17:55	Yes	WATER
		MG/L	Barium - Total	6010	1.00	04/22/2008 16:00	04/22 16:50	NA	NA	04/24 17:55	Yes	WATER
		MG/L	Beryllium - Total	6010	1.00	04/22/2008 16:00	04/22 16:50	NA	NA	04/24 17:55	Yes	WATER
		MG/L	Cadmium - Total	6010	1.00	04/22/2008 16:00	04/22 16:50	NA	NA	04/24 17:55	Yes	WATER

AHT = Analysis Holding Time Met
THT = TCLP Holding Time Met
NA = Not Applicable

TestAmerica Laboratories Inc.

Lab ID	Sample ID	Units	Analyte	Method	Dilution Factor	Sample Date	Receive Date	TCLP Date	THT	Analysis Date	AHT	Matrix
A8434602	ICM-101-0408	MG/L	Calcium - Total	6010	1.00	04/22/2008 16:00	04/22 16:50	NA	NA	04/24 17:55	Yes	WATER
		MG/L	Chromium - Total	6010	1.00	04/22/2008 16:00	04/22 16:50	NA	NA	04/24 17:55	Yes	WATER
		MG/L	Cobalt - Total	6010	1.00	04/22/2008 16:00	04/22 16:50	NA	NA	04/24 17:55	Yes	WATER
		MG/L	Copper - Total	6010	1.00	04/22/2008 16:00	04/22 16:50	NA	NA	04/24 17:55	Yes	WATER
		MG/L	Iron - Total	6010	1.00	04/22/2008 16:00	04/22 16:50	NA	NA	04/24 17:55	Yes	WATER
		MG/L	Lead - Total	6010	1.00	04/22/2008 16:00	04/22 16:50	NA	NA	04/24 17:55	Yes	WATER
		MG/L	Magnesium - Total	6010	1.00	04/22/2008 16:00	04/22 16:50	NA	NA	04/24 17:55	Yes	WATER
		MG/L	Manganese - Total	6010	1.00	04/22/2008 16:00	04/22 16:50	NA	NA	04/24 17:55	Yes	WATER
		MG/L	Mercury - Total	7470	1.00	04/22/2008 16:00	04/22 16:50	NA	NA	04/23 18:48	Yes	WATER
		MG/L	Nickel - Total	6010	1.00	04/22/2008 16:00	04/22 16:50	NA	NA	04/24 17:55	Yes	WATER
		MG/L	Potassium - Total	6010	1.00	04/22/2008 16:00	04/22 16:50	NA	NA	04/24 17:55	Yes	WATER
		MG/L	Selenium - Total	6010	1.00	04/22/2008 16:00	04/22 16:50	NA	NA	04/24 17:55	Yes	WATER
		MG/L	Silver - Total	6010	1.00	04/22/2008 16:00	04/22 16:50	NA	NA	04/24 17:55	Yes	WATER
		MG/L	Sodium - Total	6010	10.00	04/22/2008 16:00	04/22 16:50	NA	NA	04/24 18:03	Yes	WATER
		MG/L	Thallium - Total	6010	1.00	04/22/2008 16:00	04/22 16:50	NA	NA	04/24 17:55	Yes	WATER
		MG/L	Vanadium - Total	6010	1.00	04/22/2008 16:00	04/22 16:50	NA	NA	04/24 17:55	Yes	WATER
		MG/L	Zinc - Total	6010	1.00	04/22/2008 16:00	04/22 16:50	NA	NA	04/24 17:55	Yes	WATER
A8434604	ICM-102-0408	MG/L	Aluminum - Total	6010	1.00	04/22/2008 14:20	04/22 16:50	NA	NA	04/24 18:35	Yes	WATER
		MG/L	Antimony - Total	6010	1.00	04/22/2008 14:20	04/22 16:50	NA	NA	04/24 18:35	Yes	WATER
		MG/L	Arsenic - Total	6010	1.00	04/22/2008 14:20	04/22 16:50	NA	NA	04/24 18:35	Yes	WATER
		MG/L	Barium - Total	6010	1.00	04/22/2008 14:20	04/22 16:50	NA	NA	04/24 18:35	Yes	WATER
		MG/L	Beryllium - Total	6010	1.00	04/22/2008 14:20	04/22 16:50	NA	NA	04/24 18:35	Yes	WATER
		MG/L	Cadmium - Total	6010	1.00	04/22/2008 14:20	04/22 16:50	NA	NA	04/24 18:35	Yes	WATER
		MG/L	Calcium - Total	6010	1.00	04/22/2008 14:20	04/22 16:50	NA	NA	04/24 18:35	Yes	WATER
		MG/L	Chromium - Total	6010	1.00	04/22/2008 14:20	04/22 16:50	NA	NA	04/24 18:35	Yes	WATER
		MG/L	Cobalt - Total	6010	1.00	04/22/2008 14:20	04/22 16:50	NA	NA	04/24 18:35	Yes	WATER
		MG/L	Copper - Total	6010	1.00	04/22/2008 14:20	04/22 16:50	NA	NA	04/24 18:35	Yes	WATER
		MG/L	Iron - Total	6010	1.00	04/22/2008 14:20	04/22 16:50	NA	NA	04/24 18:35	Yes	WATER
		MG/L	Lead - Total	6010	1.00	04/22/2008 14:20	04/22 16:50	NA	NA	04/24 18:35	Yes	WATER
		MG/L	Magnesium - Total	6010	1.00	04/22/2008 14:20	04/22 16:50	NA	NA	04/24 18:35	Yes	WATER
		MG/L	Manganese - Total	6010	1.00	04/22/2008 14:20	04/22 16:50	NA	NA	04/24 18:35	Yes	WATER
		MG/L	Mercury - Total	7470	1.00	04/22/2008 14:20	04/22 16:50	NA	NA	04/23 18:51	Yes	WATER
		MG/L	Nickel - Total	6010	1.00	04/22/2008 14:20	04/22 16:50	NA	NA	04/24 18:35	Yes	WATER
		MG/L	Potassium - Total	6010	1.00	04/22/2008 14:20	04/22 16:50	NA	NA	04/24 18:35	Yes	WATER
		MG/L	Selenium - Total	6010	1.00	04/22/2008 14:20	04/22 16:50	NA	NA	04/24 18:35	Yes	WATER
		MG/L	Silver - Total	6010	1.00	04/22/2008 14:20	04/22 16:50	NA	NA	04/24 18:35	Yes	WATER
		MG/L	Sodium - Total	6010	1.00	04/22/2008 14:20	04/22 16:50	NA	NA	04/24 18:35	Yes	WATER
		MG/L	Thallium - Total	6010	1.00	04/22/2008 14:20	04/22 16:50	NA	NA	04/24 18:35	Yes	WATER
		MG/L	Vanadium - Total	6010	1.00	04/22/2008 14:20	04/22 16:50	NA	NA	04/24 18:35	Yes	WATER
		MG/L	Zinc - Total	6010	1.00	04/22/2008 14:20	04/22 16:50	NA	NA	04/24 18:35	Yes	WATER
A8434603	ICM-103-0408	MG/L	Aluminum - Total	6010	1.00	04/22/2008 15:50	04/22 16:50	NA	NA	04/24 18:10	Yes	WATER
		MG/L	Antimony - Total	6010	1.00	04/22/2008 15:50	04/22 16:50	NA	NA	04/24 18:10	Yes	WATER
		MG/L	Arsenic - Total	6010	1.00	04/22/2008 15:50	04/22 16:50	NA	NA	04/24 18:10	Yes	WATER
		MG/L	Barium - Total	6010	1.00	04/22/2008 15:50	04/22 16:50	NA	NA	04/24 18:10	Yes	WATER
		MG/L	Beryllium - Total	6010	1.00	04/22/2008 15:50	04/22 16:50	NA	NA	04/24 18:10	Yes	WATER
		MG/L	Cadmium - Total	6010	1.00	04/22/2008 15:50	04/22 16:50	NA	NA	04/24 18:10	Yes	WATER
		MG/L	Calcium - Total	6010	1.00	04/22/2008 15:50	04/22 16:50	NA	NA	04/24 18:10	Yes	WATER
		MG/L	Chromium - Total	6010	1.00	04/22/2008 15:50	04/22 16:50	NA	NA	04/24 18:10	Yes	WATER

AHT = Analysis Holding Time Met
THT = TCLP Holding Time Met
NA = Not Applicable

MACTEC ENGINEERING & CONSULTANTS
SAMPLE CHRONOLOGY

Lab ID	Sample ID	Units	Analyte	Method	Dilution Factor	Sample Date	Receive Date	TCLP Date	THT	Analysis Date	AHT	Matrix
A8434603	ICM-103-0408	MG/L	Cobalt - Total	6010	1.00	04/22/2008 15:50	04/22 16:50	NA	NA	04/24 18:10	Yes	WATER
		MG/L	Copper - Total	6010	1.00	04/22/2008 15:50	04/22 16:50	NA	NA	04/24 18:10	Yes	WATER
		MG/L	Iron - Total	6010	1.00	04/22/2008 15:50	04/22 16:50	NA	NA	04/24 18:10	Yes	WATER
		MG/L	Lead - Total	6010	1.00	04/22/2008 15:50	04/22 16:50	NA	NA	04/24 18:10	Yes	WATER
		MG/L	Magnesium - Total	6010	1.00	04/22/2008 15:50	04/22 16:50	NA	NA	04/24 18:10	Yes	WATER
		MG/L	Manganese - Total	6010	1.00	04/22/2008 15:50	04/22 16:50	NA	NA	04/24 18:10	Yes	WATER
		MG/L	Mercury - Total	7470	1.00	04/22/2008 15:50	04/22 16:50	NA	NA	04/23 18:50	Yes	WATER
		MG/L	Nickel - Total	6010	1.00	04/22/2008 15:50	04/22 16:50	NA	NA	04/24 18:10	Yes	WATER
		MG/L	Potassium - Total	6010	1.00	04/22/2008 15:50	04/22 16:50	NA	NA	04/24 18:10	Yes	WATER
		MG/L	Selenium - Total	6010	1.00	04/22/2008 15:50	04/22 16:50	NA	NA	04/24 18:10	Yes	WATER
		MG/L	Silver - Total	6010	1.00	04/22/2008 15:50	04/22 16:50	NA	NA	04/24 18:10	Yes	WATER
		MG/L	Sodium - Total	6010	1.00	04/22/2008 15:50	04/22 16:50	NA	NA	04/24 18:10	Yes	WATER
		MG/L	Thallium - Total	6010	1.00	04/22/2008 15:50	04/22 16:50	NA	NA	04/24 18:10	Yes	WATER
		MG/L	Vanadium - Total	6010	1.00	04/22/2008 15:50	04/22 16:50	NA	NA	04/24 18:10	Yes	WATER
		MG/L	Zinc - Total	6010	1.00	04/22/2008 15:50	04/22 16:50	NA	NA	04/24 18:10	Yes	WATER
A8443104	ICM-104-0408	MG/L	Aluminum - Total	6010	1.00	04/22/2008 17:00	04/23 16:50	NA	NA	04/24 21:08	Yes	WATER
		MG/L	Antimony - Total	6010	1.00	04/22/2008 17:00	04/23 16:50	NA	NA	04/24 21:08	Yes	WATER
		MG/L	Arsenic - Total	6010	1.00	04/22/2008 17:00	04/23 16:50	NA	NA	04/24 21:08	Yes	WATER
		MG/L	Barium - Total	6010	1.00	04/22/2008 17:00	04/23 16:50	NA	NA	04/24 21:08	Yes	WATER
		MG/L	Beryllium - Total	6010	1.00	04/22/2008 17:00	04/23 16:50	NA	NA	04/24 21:08	Yes	WATER
		MG/L	Cadmium - Total	6010	1.00	04/22/2008 17:00	04/23 16:50	NA	NA	04/24 21:08	Yes	WATER
		MG/L	Calcium - Total	6010	1.00	04/22/2008 17:00	04/23 16:50	NA	NA	04/24 21:08	Yes	WATER
		MG/L	Chromium - Total	6010	1.00	04/22/2008 17:00	04/23 16:50	NA	NA	04/24 21:08	Yes	WATER
		MG/L	Cobalt - Total	6010	1.00	04/22/2008 17:00	04/23 16:50	NA	NA	04/24 21:08	Yes	WATER
		MG/L	Copper - Total	6010	1.00	04/22/2008 17:00	04/23 16:50	NA	NA	04/24 21:08	Yes	WATER
		MG/L	Iron - Total	6010	1.00	04/22/2008 17:00	04/23 16:50	NA	NA	04/24 21:08	Yes	WATER
		MG/L	Lead - Total	6010	1.00	04/22/2008 17:00	04/23 16:50	NA	NA	04/24 21:08	Yes	WATER
		MG/L	Magnesium - Total	6010	1.00	04/22/2008 17:00	04/23 16:50	NA	NA	04/24 21:08	Yes	WATER
		MG/L	Manganese - Total	6010	1.00	04/22/2008 17:00	04/23 16:50	NA	NA	04/24 21:08	Yes	WATER
		MG/L	Mercury - Total	7470	1.00	04/22/2008 17:00	04/23 16:50	NA	NA	04/24 17:44	Yes	WATER
		MG/L	Nickel - Total	6010	1.00	04/22/2008 17:00	04/23 16:50	NA	NA	04/24 21:08	Yes	WATER
		MG/L	Potassium - Total	6010	1.00	04/22/2008 17:00	04/23 16:50	NA	NA	04/24 21:08	Yes	WATER
		MG/L	Selenium - Total	6010	1.00	04/22/2008 17:00	04/23 16:50	NA	NA	04/24 21:08	Yes	WATER
		MG/L	Silver - Total	6010	1.00	04/22/2008 17:00	04/23 16:50	NA	NA	04/24 21:08	Yes	WATER
		MG/L	Sodium - Total	6010	1.00	04/22/2008 17:00	04/23 16:50	NA	NA	04/24 21:08	Yes	WATER
		MG/L	Thallium - Total	6010	1.00	04/22/2008 17:00	04/23 16:50	NA	NA	04/24 21:08	Yes	WATER
		MG/L	Vanadium - Total	6010	1.00	04/22/2008 17:00	04/23 16:50	NA	NA	04/24 21:08	Yes	WATER
		MG/L	Zinc - Total	6010	1.00	04/22/2008 17:00	04/23 16:50	NA	NA	04/24 21:08	Yes	WATER
A8443111	ICM-105-0408	MG/L	Aluminum - Total	6010	1.00	04/23/2008	04/23 16:50	NA	NA	04/24 21:46	Yes	WATER
		MG/L	Antimony - Total	6010	1.00	04/23/2008	04/23 16:50	NA	NA	04/24 21:46	Yes	WATER
		MG/L	Arsenic - Total	6010	1.00	04/23/2008	04/23 16:50	NA	NA	04/24 21:46	Yes	WATER
		MG/L	Barium - Total	6010	1.00	04/23/2008	04/23 16:50	NA	NA	04/24 21:46	Yes	WATER
		MG/L	Beryllium - Total	6010	1.00	04/23/2008	04/23 16:50	NA	NA	04/24 21:46	Yes	WATER
		MG/L	Cadmium - Total	6010	1.00	04/23/2008	04/23 16:50	NA	NA	04/24 21:46	Yes	WATER
		MG/L	Calcium - Total	6010	1.00	04/23/2008	04/23 16:50	NA	NA	04/24 21:46	Yes	WATER
		MG/L	Chromium - Total	6010	1.00	04/23/2008	04/23 16:50	NA	NA	04/24 21:46	Yes	WATER
		MG/L	Cobalt - Total	6010	1.00	04/23/2008	04/23 16:50	NA	NA	04/24 21:46	Yes	WATER
		MG/L	Copper - Total	6010	1.00	04/23/2008	04/23 16:50	NA	NA	04/24 21:46	Yes	WATER

AHT = Analysis Holding Time Met
THT = TCLP Holding Time Met
NA = Not Applicable

MACTEC ENGINEERING & CONSULTANTS
SAMPLE CHRONOLOGY

Lab ID	Sample ID	Units	Analyte	Method	Dilution Factor	Sample Date	Receive Date	TCLP Date	THT	Analysis Date	AHT	Matrix
A8443111	ICM-105-0408	MG/L	Iron - Total	6010	1.00	04/23/2008	04/23 16:50	NA	NA	04/24 21:46	Yes	WATER
		MG/L	Lead - Total	6010	1.00	04/23/2008	04/23 16:50	NA	NA	04/24 21:46	Yes	WATER
		MG/L	Magnesium - Total	6010	1.00	04/23/2008	04/23 16:50	NA	NA	04/24 21:46	Yes	WATER
		MG/L	Manganese - Total	6010	1.00	04/23/2008	04/23 16:50	NA	NA	04/24 21:46	Yes	WATER
		MG/L	Mercury - Total	7470	1.00	04/23/2008	04/23 16:50	NA	NA	04/24 17:53	Yes	WATER
		MG/L	Nickel - Total	6010	1.00	04/23/2008	04/23 16:50	NA	NA	04/24 21:46	Yes	WATER
		MG/L	Potassium - Total	6010	1.00	04/23/2008	04/23 16:50	NA	NA	04/24 21:46	Yes	WATER
		MG/L	Selenium - Total	6010	1.00	04/23/2008	04/23 16:50	NA	NA	04/24 21:46	Yes	WATER
		MG/L	Silver - Total	6010	1.00	04/23/2008	04/23 16:50	NA	NA	04/24 21:46	Yes	WATER
		MG/L	Sodium - Total	6010	1.00	04/23/2008	04/23 16:50	NA	NA	04/24 21:46	Yes	WATER
		MG/L	Thallium - Total	6010	1.00	04/23/2008	04/23 16:50	NA	NA	04/24 21:46	Yes	WATER
		MG/L	Vanadium - Total	6010	1.00	04/23/2008	04/23 16:50	NA	NA	04/24 21:46	Yes	WATER
		MG/L	Zinc - Total	6010	1.00	04/23/2008	04/23 16:50	NA	NA	04/24 21:46	Yes	WATER
A8451515	R-01-0408	MG/L	Aluminum - Total	6010	1.00	04/24/2008 16:10	04/24 18:00	NA	NA	04/29 01:48	Yes	WATER
		MG/L	Antimony - Total	6010	1.00	04/24/2008 16:10	04/24 18:00	NA	NA	04/29 01:48	Yes	WATER
		MG/L	Arsenic - Total	6010	1.00	04/24/2008 16:10	04/24 18:00	NA	NA	04/29 01:48	Yes	WATER
		MG/L	Barium - Total	6010	1.00	04/24/2008 16:10	04/24 18:00	NA	NA	04/29 01:48	Yes	WATER
		MG/L	Beryllium - Total	6010	1.00	04/24/2008 16:10	04/24 18:00	NA	NA	04/29 01:48	Yes	WATER
		MG/L	Cadmium - Total	6010	1.00	04/24/2008 16:10	04/24 18:00	NA	NA	04/29 01:48	Yes	WATER
		MG/L	Calcium - Total	6010	1.00	04/24/2008 16:10	04/24 18:00	NA	NA	04/29 01:48	Yes	WATER
		MG/L	Chromium - Total	6010	1.00	04/24/2008 16:10	04/24 18:00	NA	NA	04/29 01:48	Yes	WATER
		MG/L	Cobalt - Total	6010	1.00	04/24/2008 16:10	04/24 18:00	NA	NA	04/29 01:48	Yes	WATER
		MG/L	Copper - Total	6010	1.00	04/24/2008 16:10	04/24 18:00	NA	NA	04/29 01:48	Yes	WATER
		MG/L	Iron - Total	6010	1.00	04/24/2008 16:10	04/24 18:00	NA	NA	04/29 01:48	Yes	WATER
		MG/L	Lead - Total	6010	1.00	04/24/2008 16:10	04/24 18:00	NA	NA	04/29 01:48	Yes	WATER
		MG/L	Magnesium - Total	6010	1.00	04/24/2008 16:10	04/24 18:00	NA	NA	04/29 01:48	Yes	WATER
		MG/L	Manganese - Total	6010	1.00	04/24/2008 16:10	04/24 18:00	NA	NA	04/29 01:48	Yes	WATER
		MG/L	Mercury - Total	7470	1.00	04/24/2008 16:10	04/24 18:00	NA	NA	04/25 19:06	Yes	WATER
		MG/L	Nickel - Total	6010	1.00	04/24/2008 16:10	04/24 18:00	NA	NA	04/29 01:48	Yes	WATER
		MG/L	Potassium - Total	6010	1.00	04/24/2008 16:10	04/24 18:00	NA	NA	04/29 01:48	Yes	WATER
		MG/L	Selenium - Total	6010	1.00	04/24/2008 16:10	04/24 18:00	NA	NA	04/29 01:48	Yes	WATER
		MG/L	Silver - Total	6010	1.00	04/24/2008 16:10	04/24 18:00	NA	NA	04/29 01:48	Yes	WATER
		MG/L	Sodium - Total	6010	1.00	04/24/2008 16:10	04/24 18:00	NA	NA	04/29 01:48	Yes	WATER
		MG/L	Thallium - Total	6010	1.00	04/24/2008 16:10	04/24 18:00	NA	NA	04/29 01:48	Yes	WATER
		MG/L	Vanadium - Total	6010	1.00	04/24/2008 16:10	04/24 18:00	NA	NA	04/29 01:48	Yes	WATER
		MG/L	Zinc - Total	6010	1.00	04/24/2008 16:10	04/24 18:00	NA	NA	04/29 01:48	Yes	WATER
A8454703	RFI-17-0408	MG/L	Aluminum - Total	6010	1.00	04/25/2008 08:45	04/25 11:50	NA	NA	04/29 01:48	Yes	WATER
		MG/L	Antimony - Total	6010	1.00	04/25/2008 08:45	04/25 11:50	NA	NA	04/29 01:48	Yes	WATER
		MG/L	Arsenic - Total	6010	1.00	04/25/2008 08:45	04/25 11:50	NA	NA	04/29 01:48	Yes	WATER
		MG/L	Barium - Total	6010	1.00	04/25/2008 08:45	04/25 11:50	NA	NA	04/29 01:48	Yes	WATER
		MG/L	Beryllium - Total	6010	1.00	04/25/2008 08:45	04/25 11:50	NA	NA	04/29 01:48	Yes	WATER
		MG/L	Cadmium - Total	6010	1.00	04/25/2008 08:45	04/25 11:50	NA	NA	04/29 01:48	Yes	WATER
		MG/L	Calcium - Total	6010	1.00	04/25/2008 08:45	04/25 11:50	NA	NA	04/29 01:48	Yes	WATER
		MG/L	Chromium - Total	6010	1.00	04/25/2008 08:45	04/25 11:50	NA	NA	04/29 01:48	Yes	WATER
		MG/L	Cobalt - Total	6010	1.00	04/25/2008 08:45	04/25 11:50	NA	NA	04/29 01:48	Yes	WATER
		MG/L	Copper - Total	6010	1.00	04/25/2008 08:45	04/25 11:50	NA	NA	04/29 01:48	Yes	WATER
		MG/L	Iron - Total	6010	1.00	04/25/2008 08:45	04/25 11:50	NA	NA	04/29 01:48	Yes	WATER
		MG/L	Lead - Total	6010	1.00	04/25/2008 08:45	04/25 11:50	NA	NA	04/29 01:48	Yes	WATER

AHT = Analysis Holding Time Met
THT = TCLP Holding Time Met
NA = Not Applicable

Date: 05/17/2008 08:30:47 | MACTEC ENGINEERING & CONSULTANTS | Rept: AN0369
Jobno: A08-4547 | SAMPLE CHRONOLOGY

Lab ID	Sample ID	Units	Analyte	Method	Dilution Factor	Sample Date	Receive Date	TCLP Date	THT	Analysis Date	AHT	Matrix
A8454703	RFI-17-0408	MG/L	Magnesium - Total	6010	1.00	04/25/2008 08:45	04/25 11:50	NA	NA	04/29 01:48	Yes	WATER
		MG/L	Manganese - Total	6010	1.00	04/25/2008 08:45	04/25 11:50	NA	NA	04/29 01:48	Yes	WATER
		MG/L	Mercury - Total	7470	1.00	04/25/2008 08:45	04/25 11:50	NA	NA	04/28 16:10	Yes	WATER
		MG/L	Nickel - Total	6010	1.00	04/25/2008 08:45	04/25 11:50	NA	NA	04/29 01:48	Yes	WATER
		MG/L	Potassium - Total	6010	1.00	04/25/2008 08:45	04/25 11:50	NA	NA	04/29 01:48	Yes	WATER
		MG/L	Selenium - Total	6010	1.00	04/25/2008 08:45	04/25 11:50	NA	NA	04/29 01:48	Yes	WATER
		MG/L	Silver - Total	6010	1.00	04/25/2008 08:45	04/25 11:50	NA	NA	04/29 01:48	Yes	WATER
		MG/L	Sodium - Total	6010	1.00	04/25/2008 08:45	04/25 11:50	NA	NA	04/29 01:48	Yes	WATER
		MG/L	Thallium - Total	6010	1.00	04/25/2008 08:45	04/25 11:50	NA	NA	04/29 01:48	Yes	WATER
		MG/L	Vanadium - Total	6010	1.00	04/25/2008 08:45	04/25 11:50	NA	NA	04/29 01:48	Yes	WATER
		MG/L	Zinc - Total	6010	1.00	04/25/2008 08:45	04/25 11:50	NA	NA	04/29 01:48	Yes	WATER
A8434607	RFI-18-0408	MG/L	Aluminum - Total	6010	1.00	04/22/2008 09:15	04/22 16:50	NA	NA	04/24 20:20	Yes	WATER
		MG/L	Antimony - Total	6010	1.00	04/22/2008 09:15	04/22 16:50	NA	NA	04/24 20:20	Yes	WATER
		MG/L	Arsenic - Total	6010	1.00	04/22/2008 09:15	04/22 16:50	NA	NA	04/24 20:20	Yes	WATER
		MG/L	Barium - Total	6010	1.00	04/22/2008 09:15	04/22 16:50	NA	NA	04/24 20:20	Yes	WATER
		MG/L	Beryllium - Total	6010	1.00	04/22/2008 09:15	04/22 16:50	NA	NA	04/24 20:20	Yes	WATER
		MG/L	Cadmium - Total	6010	1.00	04/22/2008 09:15	04/22 16:50	NA	NA	04/24 20:20	Yes	WATER
		MG/L	Calcium - Total	6010	10.00	04/22/2008 09:15	04/22 16:50	NA	NA	04/25 18:16	Yes	WATER
		MG/L	Chromium - Total	6010	1.00	04/22/2008 09:15	04/22 16:50	NA	NA	04/24 20:20	Yes	WATER
		MG/L	Cobalt - Total	6010	1.00	04/22/2008 09:15	04/22 16:50	NA	NA	04/24 20:20	Yes	WATER
		MG/L	Copper - Total	6010	1.00	04/22/2008 09:15	04/22 16:50	NA	NA	04/24 20:20	Yes	WATER
		MG/L	Iron - Total	6010	1.00	04/22/2008 09:15	04/22 16:50	NA	NA	04/24 20:20	Yes	WATER
		MG/L	Lead - Total	6010	1.00	04/22/2008 09:15	04/22 16:50	NA	NA	04/24 20:20	Yes	WATER
		MG/L	Magnesium - Total	6010	1.00	04/22/2008 09:15	04/22 16:50	NA	NA	04/24 20:20	Yes	WATER
		MG/L	Manganese - Total	6010	1.00	04/22/2008 09:15	04/22 16:50	NA	NA	04/24 20:20	Yes	WATER
		MG/L	Mercury - Total	7470	1.00	04/22/2008 09:15	04/22 16:50	NA	NA	04/23 18:59	Yes	WATER
		MG/L	Nickel - Total	6010	1.00	04/22/2008 09:15	04/22 16:50	NA	NA	04/24 20:20	Yes	WATER
		MG/L	Potassium - Total	6010	1.00	04/22/2008 09:15	04/22 16:50	NA	NA	04/24 20:20	Yes	WATER
		MG/L	Selenium - Total	6010	1.00	04/22/2008 09:15	04/22 16:50	NA	NA	04/24 20:20	Yes	WATER
		MG/L	Silver - Total	6010	1.00	04/22/2008 09:15	04/22 16:50	NA	NA	04/24 20:20	Yes	WATER
		MG/L	Sodium - Total	6010	10.00	04/22/2008 09:15	04/22 16:50	NA	NA	04/25 18:16	Yes	WATER
		MG/L	Thallium - Total	6010	1.00	04/22/2008 09:15	04/22 16:50	NA	NA	04/24 20:20	Yes	WATER
		MG/L	Vanadium - Total	6010	1.00	04/22/2008 09:15	04/22 16:50	NA	NA	04/24 20:20	Yes	WATER
		MG/L	Zinc - Total	6010	1.00	04/22/2008 09:15	04/22 16:50	NA	NA	04/24 20:20	Yes	WATER
A8434608	RFI-19D-0408	MG/L	Aluminum - Total	6010	1.00	04/22/2008 08:10	04/22 16:50	NA	NA	04/24 20:25	Yes	WATER
		MG/L	Antimony - Total	6010	1.00	04/22/2008 08:10	04/22 16:50	NA	NA	04/24 20:25	Yes	WATER
		MG/L	Arsenic - Total	6010	1.00	04/22/2008 08:10	04/22 16:50	NA	NA	04/24 20:25	Yes	WATER
		MG/L	Barium - Total	6010	1.00	04/22/2008 08:10	04/22 16:50	NA	NA	04/24 20:25	Yes	WATER
		MG/L	Beryllium - Total	6010	1.00	04/22/2008 08:10	04/22 16:50	NA	NA	04/24 20:25	Yes	WATER
		MG/L	Cadmium - Total	6010	1.00	04/22/2008 08:10	04/22 16:50	NA	NA	04/24 20:25	Yes	WATER
		MG/L	Calcium - Total	6010	1.00	04/22/2008 08:10	04/22 16:50	NA	NA	04/24 20:25	Yes	WATER
		MG/L	Chromium - Total	6010	1.00	04/22/2008 08:10	04/22 16:50	NA	NA	04/24 20:25	Yes	WATER
		MG/L	Cobalt - Total	6010	1.00	04/22/2008 08:10	04/22 16:50	NA	NA	04/24 20:25	Yes	WATER
		MG/L	Copper - Total	6010	1.00	04/22/2008 08:10	04/22 16:50	NA	NA	04/24 20:25	Yes	WATER
		MG/L	Iron - Total	6010	1.00	04/22/2008 08:10	04/22 16:50	NA	NA	04/24 20:25	Yes	WATER
		MG/L	Lead - Total	6010	1.00	04/22/2008 08:10	04/22 16:50	NA	NA	04/24 20:25	Yes	WATER
		MG/L	Magnesium - Total	6010	1.00	04/22/2008 08:10	04/22 16:50	NA	NA	04/24 20:25	Yes	WATER
		MG/L	Manganese - Total	6010	1.00	04/22/2008 08:10	04/22 16:50	NA	NA	04/24 20:25	Yes	WATER

AHT = Analysis Holding Time Met
THT = TCLP Holding Time Met
NA = Not Applicable

TestAmerica Laboratories Inc.

Lab ID	Sample ID	Units	Analyte	Method	Dilution Factor	Sample Date	Receive Date	TCLP Date	THT	Analysis Date	AHT	Matrix
A8434608	RFI-19D-0408	MG/L	Mercury - Total	7470	1.00	04/22/2008 08:10	04/22 16:50	NA	NA	04/23 19:00	Yes	WATER
		MG/L	Nickel - Total	6010	1.00	04/22/2008 08:10	04/22 16:50	NA	NA	04/24 20:25	Yes	WATER
		MG/L	Potassium - Total	6010	1.00	04/22/2008 08:10	04/22 16:50	NA	NA	04/24 20:25	Yes	WATER
		MG/L	Selenium - Total	6010	1.00	04/22/2008 08:10	04/22 16:50	NA	NA	04/24 20:25	Yes	WATER
		MG/L	Silver - Total	6010	1.00	04/22/2008 08:10	04/22 16:50	NA	NA	04/24 20:25	Yes	WATER
		MG/L	Sodium - Total	6010	1.00	04/22/2008 08:10	04/22 16:50	NA	NA	04/24 20:25	Yes	WATER
		MG/L	Thallium - Total	6010	1.00	04/22/2008 08:10	04/22 16:50	NA	NA	04/24 20:25	Yes	WATER
		MG/L	Vanadium - Total	6010	1.00	04/22/2008 08:10	04/22 16:50	NA	NA	04/24 20:25	Yes	WATER
		MG/L	Zinc - Total	6010	1.00	04/22/2008 08:10	04/22 16:50	NA	NA	04/24 20:25	Yes	WATER
A8451511	RFI-20-0408	MG/L	Aluminum - Total	6010	1.00	04/24/2008 09:45	04/24 18:00	NA	NA	04/29 01:26	Yes	WATER
		MG/L	Antimony - Total	6010	1.00	04/24/2008 09:45	04/24 18:00	NA	NA	04/29 01:26	Yes	WATER
		MG/L	Arsenic - Total	6010	1.00	04/24/2008 09:45	04/24 18:00	NA	NA	04/29 01:26	Yes	WATER
		MG/L	Barium - Total	6010	1.00	04/24/2008 09:45	04/24 18:00	NA	NA	04/29 01:26	Yes	WATER
		MG/L	Beryllium - Total	6010	1.00	04/24/2008 09:45	04/24 18:00	NA	NA	04/29 01:26	Yes	WATER
		MG/L	Cadmium - Total	6010	1.00	04/24/2008 09:45	04/24 18:00	NA	NA	04/29 01:26	Yes	WATER
		MG/L	Calcium - Total	6010	1.00	04/24/2008 09:45	04/24 18:00	NA	NA	04/29 01:26	Yes	WATER
		MG/L	Chromium - Total	6010	1.00	04/24/2008 09:45	04/24 18:00	NA	NA	04/29 01:26	Yes	WATER
		MG/L	Cobalt - Total	6010	1.00	04/24/2008 09:45	04/24 18:00	NA	NA	04/29 01:26	Yes	WATER
		MG/L	Copper - Total	6010	1.00	04/24/2008 09:45	04/24 18:00	NA	NA	04/29 01:26	Yes	WATER
		MG/L	Iron - Total	6010	1.00	04/24/2008 09:45	04/24 18:00	NA	NA	04/29 01:26	Yes	WATER
		MG/L	Lead - Total	6010	1.00	04/24/2008 09:45	04/24 18:00	NA	NA	04/29 01:26	Yes	WATER
		MG/L	Magnesium - Total	6010	1.00	04/24/2008 09:45	04/24 18:00	NA	NA	04/29 01:26	Yes	WATER
		MG/L	Manganese - Total	6010	1.00	04/24/2008 09:45	04/24 18:00	NA	NA	04/29 01:26	Yes	WATER
		MG/L	Mercury - Total	7470	1.00	04/24/2008 09:45	04/24 18:00	NA	NA	04/25 18:57	Yes	WATER
		MG/L	Nickel - Total	6010	1.00	04/24/2008 09:45	04/24 18:00	NA	NA	04/29 01:26	Yes	WATER
		MG/L	Potassium - Total	6010	1.00	04/24/2008 09:45	04/24 18:00	NA	NA	04/29 01:26	Yes	WATER
		MG/L	Selenium - Total	6010	1.00	04/24/2008 09:45	04/24 18:00	NA	NA	04/29 01:26	Yes	WATER
		MG/L	Silver - Total	6010	1.00	04/24/2008 09:45	04/24 18:00	NA	NA	04/29 01:26	Yes	WATER
		MG/L	Sodium - Total	6010	1.00	04/24/2008 09:45	04/24 18:00	NA	NA	04/29 01:26	Yes	WATER
		MG/L	Thallium - Total	6010	1.00	04/24/2008 09:45	04/24 18:00	NA	NA	04/29 01:26	Yes	WATER
		MG/L	Vanadium - Total	6010	1.00	04/24/2008 09:45	04/24 18:00	NA	NA	04/29 01:26	Yes	WATER
		MG/L	Zinc - Total	6010	1.00	04/24/2008 09:45	04/24 18:00	NA	NA	04/29 01:26	Yes	WATER
A8443101	RFI-22-0408	MG/L	Aluminum - Total	6010	1.00	04/23/2008 08:30	04/23 16:50	NA	NA	04/24 20:18	Yes	WATER
		MG/L	Antimony - Total	6010	1.00	04/23/2008 08:30	04/23 16:50	NA	NA	04/24 20:18	Yes	WATER
		MG/L	Arsenic - Total	6010	1.00	04/23/2008 08:30	04/23 16:50	NA	NA	04/24 20:18	Yes	WATER
		MG/L	Barium - Total	6010	1.00	04/23/2008 08:30	04/23 16:50	NA	NA	04/24 20:18	Yes	WATER
		MG/L	Beryllium - Total	6010	1.00	04/23/2008 08:30	04/23 16:50	NA	NA	04/24 20:18	Yes	WATER
		MG/L	Cadmium - Total	6010	1.00	04/23/2008 08:30	04/23 16:50	NA	NA	04/24 20:18	Yes	WATER
		MG/L	Calcium - Total	6010	1.00	04/23/2008 08:30	04/23 16:50	NA	NA	04/24 20:18	Yes	WATER
		MG/L	Chromium - Total	6010	1.00	04/23/2008 08:30	04/23 16:50	NA	NA	04/24 20:18	Yes	WATER
		MG/L	Cobalt - Total	6010	1.00	04/23/2008 08:30	04/23 16:50	NA	NA	04/24 20:18	Yes	WATER
		MG/L	Copper - Total	6010	1.00	04/23/2008 08:30	04/23 16:50	NA	NA	04/24 20:18	Yes	WATER
		MG/L	Iron - Total	6010	1.00	04/23/2008 08:30	04/23 16:50	NA	NA	04/24 20:18	Yes	WATER
		MG/L	Lead - Total	6010	1.00	04/23/2008 08:30	04/23 16:50	NA	NA	04/24 20:18	Yes	WATER
		MG/L	Magnesium - Total	6010	1.00	04/23/2008 08:30	04/23 16:50	NA	NA	04/24 20:18	Yes	WATER
		MG/L	Manganese - Total	6010	1.00	04/23/2008 08:30	04/23 16:50	NA	NA	04/24 20:18	Yes	WATER
		MG/L	Mercury - Total	7470	1.00	04/23/2008 08:30	04/23 16:50	NA	NA	04/24 17:33	Yes	WATER
		MG/L	Nickel - Total	6010	1.00	04/23/2008 08:30	04/23 16:50	NA	NA	04/24 20:18	Yes	WATER

AHT = Analysis Holding Time Met
THT = TCLP Holding Time Met
NA = Not Applicable

MACTEC ENGINEERING & CONSULTANTS
SAMPLE CHRONOLOGY

Lab ID	Sample ID	Units	Analyte	Method	Dilution Factor	Sample Date	Receive Date	TCLP Date	THT	Analysis Date	AHT	Matrix
A8443101	RFI-22-0408	MG/L	Potassium - Total	6010	1.00	04/23/2008 08:30	04/23 16:50	NA	NA	04/24 20:18	Yes	WATER
		MG/L	Selenium - Total	6010	1.00	04/23/2008 08:30	04/23 16:50	NA	NA	04/24 20:18	Yes	WATER
		MG/L	Silver - Total	6010	1.00	04/23/2008 08:30	04/23 16:50	NA	NA	04/24 20:18	Yes	WATER
		MG/L	Sodium - Total	6010	5.00	04/23/2008 08:30	04/23 16:50	NA	NA	04/25 16:54	Yes	WATER
		MG/L	Thallium - Total	6010	1.00	04/23/2008 08:30	04/23 16:50	NA	NA	04/24 20:18	Yes	WATER
		MG/L	Vanadium - Total	6010	1.00	04/23/2008 08:30	04/23 16:50	NA	NA	04/24 20:18	Yes	WATER
		MG/L	Zinc - Total	6010	1.00	04/23/2008 08:30	04/23 16:50	NA	NA	04/24 20:18	Yes	WATER
A8443110	RFI-24-0408	MG/L	Aluminum - Total	6010	1.00	04/23/2008	04/23 16:50	NA	NA	04/24 21:40	Yes	WATER
		MG/L	Antimony - Total	6010	1.00	04/23/2008	04/23 16:50	NA	NA	04/24 21:40	Yes	WATER
		MG/L	Arsenic - Total	6010	1.00	04/23/2008	04/23 16:50	NA	NA	04/24 21:40	Yes	WATER
		MG/L	Barium - Total	6010	1.00	04/23/2008	04/23 16:50	NA	NA	04/24 21:40	Yes	WATER
		MG/L	Beryllium - Total	6010	1.00	04/23/2008	04/23 16:50	NA	NA	04/24 21:40	Yes	WATER
		MG/L	Cadmium - Total	6010	1.00	04/23/2008	04/23 16:50	NA	NA	04/24 21:40	Yes	WATER
		MG/L	Calcium - Total	6010	1.00	04/23/2008	04/23 16:50	NA	NA	04/24 21:40	Yes	WATER
		MG/L	Chromium - Total	6010	1.00	04/23/2008	04/23 16:50	NA	NA	04/24 21:40	Yes	WATER
		MG/L	Cobalt - Total	6010	1.00	04/23/2008	04/23 16:50	NA	NA	04/24 21:40	Yes	WATER
		MG/L	Copper - Total	6010	1.00	04/23/2008	04/23 16:50	NA	NA	04/24 21:40	Yes	WATER
		MG/L	Iron - Total	6010	1.00	04/23/2008	04/23 16:50	NA	NA	04/24 21:40	Yes	WATER
		MG/L	Lead - Total	6010	1.00	04/23/2008	04/23 16:50	NA	NA	04/24 21:40	Yes	WATER
		MG/L	Magnesium - Total	6010	1.00	04/23/2008	04/23 16:50	NA	NA	04/24 21:40	Yes	WATER
		MG/L	Manganese - Total	6010	1.00	04/23/2008	04/23 16:50	NA	NA	04/24 21:40	Yes	WATER
		MG/L	Mercury - Total	7470	1.00	04/23/2008	04/23 16:50	NA	NA	04/24 17:52	Yes	WATER
		MG/L	Nickel - Total	6010	1.00	04/23/2008	04/23 16:50	NA	NA	04/24 21:40	Yes	WATER
		MG/L	Potassium - Total	6010	1.00	04/23/2008	04/23 16:50	NA	NA	04/24 21:40	Yes	WATER
		MG/L	Selenium - Total	6010	1.00	04/23/2008	04/23 16:50	NA	NA	04/24 21:40	Yes	WATER
		MG/L	Silver - Total	6010	1.00	04/23/2008	04/23 16:50	NA	NA	04/24 21:40	Yes	WATER
		MG/L	Sodium - Total	6010	1.00	04/23/2008	04/23 16:50	NA	NA	04/24 21:40	Yes	WATER
		MG/L	Thallium - Total	6010	1.00	04/23/2008	04/23 16:50	NA	NA	04/24 21:40	Yes	WATER
		MG/L	Vanadium - Total	6010	1.00	04/23/2008	04/23 16:50	NA	NA	04/24 21:40	Yes	WATER
		MG/L	Zinc - Total	6010	1.00	04/23/2008	04/23 16:50	NA	NA	04/24 21:40	Yes	WATER
A8434605	RFI-25-0408	MG/L	Aluminum - Total	6010	1.00	04/22/2008 11:25	04/22 16:50	NA	NA	04/24 18:40	Yes	WATER
		MG/L	Antimony - Total	6010	1.00	04/22/2008 11:25	04/22 16:50	NA	NA	04/24 18:40	Yes	WATER
		MG/L	Arsenic - Total	6010	1.00	04/22/2008 11:25	04/22 16:50	NA	NA	04/24 18:40	Yes	WATER
		MG/L	Barium - Total	6010	1.00	04/22/2008 11:25	04/22 16:50	NA	NA	04/24 18:40	Yes	WATER
		MG/L	Beryllium - Total	6010	1.00	04/22/2008 11:25	04/22 16:50	NA	NA	04/24 18:40	Yes	WATER
		MG/L	Cadmium - Total	6010	1.00	04/22/2008 11:25	04/22 16:50	NA	NA	04/24 18:40	Yes	WATER
		MG/L	Calcium - Total	6010	1.00	04/22/2008 11:25	04/22 16:50	NA	NA	04/24 18:40	Yes	WATER
		MG/L	Chromium - Total	6010	1.00	04/22/2008 11:25	04/22 16:50	NA	NA	04/24 18:40	Yes	WATER
		MG/L	Cobalt - Total	6010	1.00	04/22/2008 11:25	04/22 16:50	NA	NA	04/24 18:40	Yes	WATER
		MG/L	Copper - Total	6010	1.00	04/22/2008 11:25	04/22 16:50	NA	NA	04/24 18:40	Yes	WATER
		MG/L	Iron - Total	6010	1.00	04/22/2008 11:25	04/22 16:50	NA	NA	04/24 18:40	Yes	WATER
		MG/L	Lead - Total	6010	1.00	04/22/2008 11:25	04/22 16:50	NA	NA	04/24 18:40	Yes	WATER
		MG/L	Magnesium - Total	6010	1.00	04/22/2008 11:25	04/22 16:50	NA	NA	04/24 18:40	Yes	WATER
		MG/L	Manganese - Total	6010	1.00	04/22/2008 11:25	04/22 16:50	NA	NA	04/24 18:40	Yes	WATER
		MG/L	Mercury - Total	7470	1.00	04/22/2008 11:25	04/22 16:50	NA	NA	04/23 18:53	Yes	WATER
		MG/L	Nickel - Total	6010	1.00	04/22/2008 11:25	04/22 16:50	NA	NA	04/24 18:40	Yes	WATER
		MG/L	Potassium - Total	6010	1.00	04/22/2008 11:25	04/22 16:50	NA	NA	04/24 18:40	Yes	WATER
		MG/L	Selenium - Total	6010	1.00	04/22/2008 11:25	04/22 16:50	NA	NA	04/24 18:40	Yes	WATER

AHT = Analysis Holding Time Met
THT = TCLP Holding Time Met
NA = Not Applicable

Lab ID	Sample ID	Units	Analyte	Method	Dilution Factor	Sample Date	Receive Date	TCLP Date	THT	Analysis Date	AHT	Matrix
A8434605	RFI-25-0408	MG/L	Silver - Total	6010	1.00	04/22/2008 11:25	04/22 16:50	NA	NA	04/24 18:40	Yes	WATER
		MG/L	Sodium - Total	6010	1.00	04/22/2008 11:25	04/22 16:50	NA	NA	04/24 18:40	Yes	WATER
		MG/L	Thallium - Total	6010	1.00	04/22/2008 11:25	04/22 16:50	NA	NA	04/24 18:40	Yes	WATER
		MG/L	Vanadium - Total	6010	1.00	04/22/2008 11:25	04/22 16:50	NA	NA	04/24 18:40	Yes	WATER
		MG/L	Zinc - Total	6010	1.00	04/22/2008 11:25	04/22 16:50	NA	NA	04/24 18:40	Yes	WATER
A8451505	RFI-27-0408	MG/L	Aluminum - Total	6010	1.00	04/23/2008 16:40	04/24 18:00	NA	NA	04/29 00:41	Yes	WATER
		MG/L	Antimony - Total	6010	1.00	04/23/2008 16:40	04/24 18:00	NA	NA	04/29 00:41	Yes	WATER
		MG/L	Arsenic - Total	6010	1.00	04/23/2008 16:40	04/24 18:00	NA	NA	04/29 00:41	Yes	WATER
		MG/L	Barium - Total	6010	1.00	04/23/2008 16:40	04/24 18:00	NA	NA	04/29 00:41	Yes	WATER
		MG/L	Beryllium - Total	6010	1.00	04/23/2008 16:40	04/24 18:00	NA	NA	04/29 00:41	Yes	WATER
		MG/L	Cadmium - Total	6010	1.00	04/23/2008 16:40	04/24 18:00	NA	NA	04/29 00:41	Yes	WATER
		MG/L	Calcium - Total	6010	1.00	04/23/2008 16:40	04/24 18:00	NA	NA	04/29 00:41	Yes	WATER
		MG/L	Chromium - Total	6010	1.00	04/23/2008 16:40	04/24 18:00	NA	NA	04/29 00:41	Yes	WATER
		MG/L	Cobalt - Total	6010	1.00	04/23/2008 16:40	04/24 18:00	NA	NA	04/29 00:41	Yes	WATER
		MG/L	Copper - Total	6010	1.00	04/23/2008 16:40	04/24 18:00	NA	NA	04/29 00:41	Yes	WATER
		MG/L	Iron - Total	6010	1.00	04/23/2008 16:40	04/24 18:00	NA	NA	04/29 00:41	Yes	WATER
		MG/L	Lead - Total	6010	1.00	04/23/2008 16:40	04/24 18:00	NA	NA	04/29 00:41	Yes	WATER
		MG/L	Magnesium - Total	6010	1.00	04/23/2008 16:40	04/24 18:00	NA	NA	04/29 00:41	Yes	WATER
		MG/L	Manganese - Total	6010	1.00	04/23/2008 16:40	04/24 18:00	NA	NA	04/29 00:41	Yes	WATER
		MG/L	Mercury - Total	7470	1.00	04/23/2008 16:40	04/24 18:00	NA	NA	04/25 18:48	Yes	WATER
		MG/L	Nickel - Total	6010	1.00	04/23/2008 16:40	04/24 18:00	NA	NA	04/29 00:41	Yes	WATER
		MG/L	Potassium - Total	6010	1.00	04/23/2008 16:40	04/24 18:00	NA	NA	04/29 00:41	Yes	WATER
		MG/L	Selenium - Total	6010	1.00	04/23/2008 16:40	04/24 18:00	NA	NA	04/29 00:41	Yes	WATER
		MG/L	Silver - Total	6010	1.00	04/23/2008 16:40	04/24 18:00	NA	NA	04/29 00:41	Yes	WATER
		MG/L	Sodium - Total	6010	1.00	04/23/2008 16:40	04/24 18:00	NA	NA	04/29 00:41	Yes	WATER
		MG/L	Thallium - Total	6010	1.00	04/23/2008 16:40	04/24 18:00	NA	NA	04/29 00:41	Yes	WATER
		MG/L	Vanadium - Total	6010	1.00	04/23/2008 16:40	04/24 18:00	NA	NA	04/29 00:41	Yes	WATER
		MG/L	Zinc - Total	6010	1.00	04/23/2008 16:40	04/24 18:00	NA	NA	04/29 00:41	Yes	WATER
A8451510	RFI-28-0408	MG/L	Aluminum - Total	6010	1.00	04/24/2008 08:45	04/24 18:00	NA	NA	04/29 01:21	Yes	WATER
		MG/L	Antimony - Total	6010	1.00	04/24/2008 08:45	04/24 18:00	NA	NA	04/29 01:21	Yes	WATER
		MG/L	Arsenic - Total	6010	1.00	04/24/2008 08:45	04/24 18:00	NA	NA	04/29 01:21	Yes	WATER
		MG/L	Barium - Total	6010	1.00	04/24/2008 08:45	04/24 18:00	NA	NA	04/29 01:21	Yes	WATER
		MG/L	Beryllium - Total	6010	1.00	04/24/2008 08:45	04/24 18:00	NA	NA	04/29 01:21	Yes	WATER
		MG/L	Cadmium - Total	6010	1.00	04/24/2008 08:45	04/24 18:00	NA	NA	04/29 01:21	Yes	WATER
		MG/L	Calcium - Total	6010	1.00	04/24/2008 08:45	04/24 18:00	NA	NA	04/29 01:21	Yes	WATER
		MG/L	Chromium - Total	6010	1.00	04/24/2008 08:45	04/24 18:00	NA	NA	04/29 01:21	Yes	WATER
		MG/L	Cobalt - Total	6010	1.00	04/24/2008 08:45	04/24 18:00	NA	NA	04/29 01:21	Yes	WATER
		MG/L	Copper - Total	6010	1.00	04/24/2008 08:45	04/24 18:00	NA	NA	04/29 01:21	Yes	WATER
		MG/L	Iron - Total	6010	1.00	04/24/2008 08:45	04/24 18:00	NA	NA	04/29 01:21	Yes	WATER
		MG/L	Lead - Total	6010	1.00	04/24/2008 08:45	04/24 18:00	NA	NA	04/29 01:21	Yes	WATER
		MG/L	Magnesium - Total	6010	1.00	04/24/2008 08:45	04/24 18:00	NA	NA	04/29 01:21	Yes	WATER
		MG/L	Manganese - Total	6010	1.00	04/24/2008 08:45	04/24 18:00	NA	NA	04/29 01:21	Yes	WATER
		MG/L	Mercury - Total	7470	1.00	04/24/2008 08:45	04/24 18:00	NA	NA	04/25 18:56	Yes	WATER
		MG/L	Nickel - Total	6010	1.00	04/24/2008 08:45	04/24 18:00	NA	NA	04/29 01:21	Yes	WATER
		MG/L	Potassium - Total	6010	1.00	04/24/2008 08:45	04/24 18:00	NA	NA	04/29 01:21	Yes	WATER
		MG/L	Selenium - Total	6010	1.00	04/24/2008 08:45	04/24 18:00	NA	NA	04/29 01:21	Yes	WATER
		MG/L	Silver - Total	6010	1.00	04/24/2008 08:45	04/24 18:00	NA	NA	04/29 01:21	Yes	WATER
		MG/L	Sodium - Total	6010	10.00	04/24/2008 08:45	04/24 18:00	NA	NA	04/29 15:25	Yes	WATER

AHT = Analysis Holding Time Met
THT = TCLP Holding Time Met
NA = Not Applicable

Lab ID	Sample ID	Units	Analyte	Method	Dilution Factor	Sample Date	Receive Date	TCLP Date	THT	Analysis Date	AHT	Matrix
A8451510	RFI-28-0408	MG/L	Thallium - Total	6010	1.00	04/24/2008 08:45	04/24 18:00	NA	NA	04/29 01:21	Yes	WATER
		MG/L	Vanadium - Total	6010	1.00	04/24/2008 08:45	04/24 18:00	NA	NA	04/29 01:21	Yes	WATER
		MG/L	Zinc - Total	6010	1.00	04/24/2008 08:45	04/24 18:00	NA	NA	04/29 01:21	Yes	WATER
A8451513	RFI-29-0408	MG/L	Aluminum - Total	6010	1.00	04/24/2008 14:00	04/24 18:00	NA	NA	04/29 01:37	Yes	WATER
		MG/L	Antimony - Total	6010	1.00	04/24/2008 14:00	04/24 18:00	NA	NA	04/29 01:37	Yes	WATER
		MG/L	Arsenic - Total	6010	1.00	04/24/2008 14:00	04/24 18:00	NA	NA	04/29 01:37	Yes	WATER
		MG/L	Barium - Total	6010	1.00	04/24/2008 14:00	04/24 18:00	NA	NA	04/29 01:37	Yes	WATER
		MG/L	Beryllium - Total	6010	1.00	04/24/2008 14:00	04/24 18:00	NA	NA	04/29 01:37	Yes	WATER
		MG/L	Cadmium - Total	6010	1.00	04/24/2008 14:00	04/24 18:00	NA	NA	04/29 01:37	Yes	WATER
		MG/L	Calcium - Total	6010	1.00	04/24/2008 14:00	04/24 18:00	NA	NA	04/29 01:37	Yes	WATER
		MG/L	Chromium - Total	6010	1.00	04/24/2008 14:00	04/24 18:00	NA	NA	04/29 01:37	Yes	WATER
		MG/L	Cobalt - Total	6010	1.00	04/24/2008 14:00	04/24 18:00	NA	NA	04/29 01:37	Yes	WATER
		MG/L	Copper - Total	6010	1.00	04/24/2008 14:00	04/24 18:00	NA	NA	04/29 01:37	Yes	WATER
		MG/L	Iron - Total	6010	1.00	04/24/2008 14:00	04/24 18:00	NA	NA	04/29 01:37	Yes	WATER
		MG/L	Lead - Total	6010	1.00	04/24/2008 14:00	04/24 18:00	NA	NA	04/29 01:37	Yes	WATER
		MG/L	Magnesium - Total	6010	1.00	04/24/2008 14:00	04/24 18:00	NA	NA	04/29 01:37	Yes	WATER
		MG/L	Manganese - Total	6010	1.00	04/24/2008 14:00	04/24 18:00	NA	NA	04/29 01:37	Yes	WATER
		MG/L	Mercury - Total	7470	1.00	04/24/2008 14:00	04/24 18:00	NA	NA	04/25 19:03	Yes	WATER
		MG/L	Nickel - Total	6010	1.00	04/24/2008 14:00	04/24 18:00	NA	NA	04/29 01:37	Yes	WATER
		MG/L	Potassium - Total	6010	1.00	04/24/2008 14:00	04/24 18:00	NA	NA	04/29 01:37	Yes	WATER
		MG/L	Selenium - Total	6010	1.00	04/24/2008 14:00	04/24 18:00	NA	NA	04/29 01:37	Yes	WATER
		MG/L	Silver - Total	6010	1.00	04/24/2008 14:00	04/24 18:00	NA	NA	04/29 01:37	Yes	WATER
		MG/L	Sodium - Total	6010	1.00	04/24/2008 14:00	04/24 18:00	NA	NA	04/29 01:37	Yes	WATER
		MG/L	Thallium - Total	6010	1.00	04/24/2008 14:00	04/24 18:00	NA	NA	04/29 01:37	Yes	WATER
		MG/L	Vanadium - Total	6010	1.00	04/24/2008 14:00	04/24 18:00	NA	NA	04/29 01:37	Yes	WATER
		MG/L	Zinc - Total	6010	1.00	04/24/2008 14:00	04/24 18:00	NA	NA	04/29 01:37	Yes	WATER
A8451506	RFI-30-0408	MG/L	Aluminum - Total	6010	1.00	04/24/2008 10:15	04/24 18:00	NA	NA	04/29 00:47	Yes	WATER
		MG/L	Antimony - Total	6010	1.00	04/24/2008 10:15	04/24 18:00	NA	NA	04/29 00:47	Yes	WATER
		MG/L	Arsenic - Total	6010	1.00	04/24/2008 10:15	04/24 18:00	NA	NA	04/29 00:47	Yes	WATER
		MG/L	Barium - Total	6010	1.00	04/24/2008 10:15	04/24 18:00	NA	NA	04/29 00:47	Yes	WATER
		MG/L	Beryllium - Total	6010	1.00	04/24/2008 10:15	04/24 18:00	NA	NA	04/29 00:47	Yes	WATER
		MG/L	Cadmium - Total	6010	1.00	04/24/2008 10:15	04/24 18:00	NA	NA	04/29 00:47	Yes	WATER
		MG/L	Calcium - Total	6010	1.00	04/24/2008 10:15	04/24 18:00	NA	NA	04/29 00:47	Yes	WATER
		MG/L	Chromium - Total	6010	1.00	04/24/2008 10:15	04/24 18:00	NA	NA	04/29 00:47	Yes	WATER
		MG/L	Cobalt - Total	6010	1.00	04/24/2008 10:15	04/24 18:00	NA	NA	04/29 00:47	Yes	WATER
		MG/L	Copper - Total	6010	1.00	04/24/2008 10:15	04/24 18:00	NA	NA	04/29 00:47	Yes	WATER
		MG/L	Iron - Total	6010	1.00	04/24/2008 10:15	04/24 18:00	NA	NA	04/29 00:47	Yes	WATER
		MG/L	Lead - Total	6010	1.00	04/24/2008 10:15	04/24 18:00	NA	NA	04/29 00:47	Yes	WATER
		MG/L	Magnesium - Total	6010	1.00	04/24/2008 10:15	04/24 18:00	NA	NA	04/29 00:47	Yes	WATER
		MG/L	Manganese - Total	6010	1.00	04/24/2008 10:15	04/24 18:00	NA	NA	04/29 00:47	Yes	WATER
		MG/L	Mercury - Total	7470	1.00	04/24/2008 10:15	04/24 18:00	NA	NA	04/25 18:49	Yes	WATER
		MG/L	Nickel - Total	6010	1.00	04/24/2008 10:15	04/24 18:00	NA	NA	04/29 00:47	Yes	WATER
		MG/L	Potassium - Total	6010	1.00	04/24/2008 10:15	04/24 18:00	NA	NA	04/29 00:47	Yes	WATER
		MG/L	Selenium - Total	6010	1.00	04/24/2008 10:15	04/24 18:00	NA	NA	04/29 00:47	Yes	WATER
		MG/L	Silver - Total	6010	1.00	04/24/2008 10:15	04/24 18:00	NA	NA	04/29 00:47	Yes	WATER
		MG/L	Sodium - Total	6010	1.00	04/24/2008 10:15	04/24 18:00	NA	NA	04/29 00:47	Yes	WATER
		MG/L	Thallium - Total	6010	1.00	04/24/2008 10:15	04/24 18:00	NA	NA	04/29 00:47	Yes	WATER
		MG/L	Vanadium - Total	6010	1.00	04/24/2008 10:15	04/24 18:00	NA	NA	04/29 00:47	Yes	WATER

AHT = Analysis Holding Time Met
THT = TCLP Holding Time Met
NA = Not Applicable

Lab ID	Sample ID	Units	Analyte	Method	Dilution Factor	Sample Date	Receive Date	TCLP Date	THT	Analysis Date	AHT	Matrix
A8451506	RFI-30-0408	MG/L	Zinc - Total	6010	1.00	04/24/2008 10:15	04/24 18:00	NA	NA	04/29 00:47	Yes	WATER
A8451514	RFI-32-0408	MG/L	Aluminum - Total	6010	1.00	04/24/2008 15:00	04/24 18:00	NA	NA	04/29 01:42	Yes	WATER
		MG/L	Antimony - Total	6010	1.00	04/24/2008 15:00	04/24 18:00	NA	NA	04/29 01:42	Yes	WATER
		MG/L	Arsenic - Total	6010	1.00	04/24/2008 15:00	04/24 18:00	NA	NA	04/29 01:42	Yes	WATER
		MG/L	Barium - Total	6010	1.00	04/24/2008 15:00	04/24 18:00	NA	NA	04/29 01:42	Yes	WATER
		MG/L	Beryllium - Total	6010	1.00	04/24/2008 15:00	04/24 18:00	NA	NA	04/29 01:42	Yes	WATER
		MG/L	Cadmium - Total	6010	1.00	04/24/2008 15:00	04/24 18:00	NA	NA	04/29 01:42	Yes	WATER
		MG/L	Calcium - Total	6010	1.00	04/24/2008 15:00	04/24 18:00	NA	NA	04/29 01:42	Yes	WATER
		MG/L	Chromium - Total	6010	1.00	04/24/2008 15:00	04/24 18:00	NA	NA	04/29 01:42	Yes	WATER
		MG/L	Cobalt - Total	6010	1.00	04/24/2008 15:00	04/24 18:00	NA	NA	04/29 01:42	Yes	WATER
		MG/L	Copper - Total	6010	1.00	04/24/2008 15:00	04/24 18:00	NA	NA	04/29 01:42	Yes	WATER
		MG/L	Iron - Total	6010	1.00	04/24/2008 15:00	04/24 18:00	NA	NA	04/29 01:42	Yes	WATER
		MG/L	Lead - Total	6010	1.00	04/24/2008 15:00	04/24 18:00	NA	NA	04/29 01:42	Yes	WATER
		MG/L	Magnesium - Total	6010	1.00	04/24/2008 15:00	04/24 18:00	NA	NA	04/29 01:42	Yes	WATER
		MG/L	Manganese - Total	6010	1.00	04/24/2008 15:00	04/24 18:00	NA	NA	04/29 01:42	Yes	WATER
		MG/L	Mercury - Total	7470	1.00	04/24/2008 15:00	04/24 18:00	NA	NA	04/25 19:04	Yes	WATER
		MG/L	Nickel - Total	6010	1.00	04/24/2008 15:00	04/24 18:00	NA	NA	04/29 01:42	Yes	WATER
		MG/L	Potassium - Total	6010	1.00	04/24/2008 15:00	04/24 18:00	NA	NA	04/29 01:42	Yes	WATER
		MG/L	Selenium - Total	6010	1.00	04/24/2008 15:00	04/24 18:00	NA	NA	04/29 01:42	Yes	WATER
		MG/L	Silver - Total	6010	1.00	04/24/2008 15:00	04/24 18:00	NA	NA	04/29 01:42	Yes	WATER
		MG/L	Sodium - Total	6010	1.00	04/24/2008 15:00	04/24 18:00	NA	NA	04/29 01:42	Yes	WATER
		MG/L	Thallium - Total	6010	1.00	04/24/2008 15:00	04/24 18:00	NA	NA	04/29 01:42	Yes	WATER
		MG/L	Vanadium - Total	6010	1.00	04/24/2008 15:00	04/24 18:00	NA	NA	04/29 01:42	Yes	WATER
		MG/L	Zinc - Total	6010	1.00	04/24/2008 15:00	04/24 18:00	NA	NA	04/29 01:42	Yes	WATER
A8451512	RFI-34-0408	MG/L	Aluminum - Total	6010	1.00	04/24/2008 11:10	04/24 18:00	NA	NA	04/29 01:32	Yes	WATER
		MG/L	Antimony - Total	6010	1.00	04/24/2008 11:10	04/24 18:00	NA	NA	04/29 01:32	Yes	WATER
		MG/L	Arsenic - Total	6010	1.00	04/24/2008 11:10	04/24 18:00	NA	NA	04/29 01:32	Yes	WATER
		MG/L	Barium - Total	6010	1.00	04/24/2008 11:10	04/24 18:00	NA	NA	04/29 01:32	Yes	WATER
		MG/L	Beryllium - Total	6010	1.00	04/24/2008 11:10	04/24 18:00	NA	NA	04/29 01:32	Yes	WATER
		MG/L	Cadmium - Total	6010	1.00	04/24/2008 11:10	04/24 18:00	NA	NA	04/29 01:32	Yes	WATER
		MG/L	Calcium - Total	6010	1.00	04/24/2008 11:10	04/24 18:00	NA	NA	04/29 01:32	Yes	WATER
		MG/L	Chromium - Total	6010	1.00	04/24/2008 11:10	04/24 18:00	NA	NA	04/29 01:32	Yes	WATER
		MG/L	Cobalt - Total	6010	1.00	04/24/2008 11:10	04/24 18:00	NA	NA	04/29 01:32	Yes	WATER
		MG/L	Copper - Total	6010	1.00	04/24/2008 11:10	04/24 18:00	NA	NA	04/29 01:32	Yes	WATER
		MG/L	Iron - Total	6010	1.00	04/24/2008 11:10	04/24 18:00	NA	NA	04/29 01:32	Yes	WATER
		MG/L	Lead - Total	6010	1.00	04/24/2008 11:10	04/24 18:00	NA	NA	04/29 01:32	Yes	WATER
		MG/L	Magnesium - Total	6010	1.00	04/24/2008 11:10	04/24 18:00	NA	NA	04/29 01:32	Yes	WATER
		MG/L	Manganese - Total	6010	1.00	04/24/2008 11:10	04/24 18:00	NA	NA	04/29 01:32	Yes	WATER
		MG/L	Mercury - Total	7470	1.00	04/24/2008 11:10	04/24 18:00	NA	NA	04/25 18:59	Yes	WATER
		MG/L	Nickel - Total	6010	1.00	04/24/2008 11:10	04/24 18:00	NA	NA	04/29 01:32	Yes	WATER
		MG/L	Potassium - Total	6010	1.00	04/24/2008 11:10	04/24 18:00	NA	NA	04/29 01:32	Yes	WATER
		MG/L	Selenium - Total	6010	1.00	04/24/2008 11:10	04/24 18:00	NA	NA	04/29 01:32	Yes	WATER
		MG/L	Silver - Total	6010	1.00	04/24/2008 11:10	04/24 18:00	NA	NA	04/29 01:32	Yes	WATER
		MG/L	Sodium - Total	6010	10.00	04/24/2008 11:10	04/24 18:00	NA	NA	04/29 15:30	Yes	WATER
		MG/L	Thallium - Total	6010	1.00	04/24/2008 11:10	04/24 18:00	NA	NA	04/29 01:32	Yes	WATER
		MG/L	Vanadium - Total	6010	1.00	04/24/2008 11:10	04/24 18:00	NA	NA	04/29 01:32	Yes	WATER
		MG/L	Zinc - Total	6010	1.00	04/24/2008 11:10	04/24 18:00	NA	NA	04/29 01:32	Yes	WATER
A8434606	RFI-35-0408	MG/L	Aluminum - Total	6010	1.00	04/22/2008 10:10	04/22 16:50	NA	NA	04/24 20:15	Yes	WATER

AHT = Analysis Holding Time Met
THT = TCLP Holding Time Met
NA = Not Applicable

Date: 05/17/2008 08:30:47 MACTEC ENGINEERING & CONSULTANTS Rept: AN0369
Jobno: A08-4346 SAMPLE CHRONOLOGY

Lab ID	Sample ID	Units	Analyte	Method	Dilution Factor	Sample Date	Receive Date	TCLP Date	THT	Analysis Date	AHT	Matrix
A8434606	RFI-35-0408	MG/L	Antimony - Total	6010	1.00	04/22/2008 10:10	04/22 16:50	NA	NA	04/24 20:15	Yes	WATER
		MG/L	Arsenic - Total	6010	1.00	04/22/2008 10:10	04/22 16:50	NA	NA	04/24 20:15	Yes	WATER
		MG/L	Barium - Total	6010	1.00	04/22/2008 10:10	04/22 16:50	NA	NA	04/24 20:15	Yes	WATER
		MG/L	Beryllium - Total	6010	1.00	04/22/2008 10:10	04/22 16:50	NA	NA	04/24 20:15	Yes	WATER
		MG/L	Cadmium - Total	6010	1.00	04/22/2008 10:10	04/22 16:50	NA	NA	04/24 20:15	Yes	WATER
		MG/L	Calcium - Total	6010	1.00	04/22/2008 10:10	04/22 16:50	NA	NA	04/24 20:15	Yes	WATER
		MG/L	Chromium - Total	6010	1.00	04/22/2008 10:10	04/22 16:50	NA	NA	04/24 20:15	Yes	WATER
		MG/L	Cobalt - Total	6010	1.00	04/22/2008 10:10	04/22 16:50	NA	NA	04/24 20:15	Yes	WATER
		MG/L	Copper - Total	6010	1.00	04/22/2008 10:10	04/22 16:50	NA	NA	04/24 20:15	Yes	WATER
		MG/L	Iron - Total	6010	1.00	04/22/2008 10:10	04/22 16:50	NA	NA	04/24 20:15	Yes	WATER
		MG/L	Lead - Total	6010	1.00	04/22/2008 10:10	04/22 16:50	NA	NA	04/24 20:15	Yes	WATER
		MG/L	Magnesium - Total	6010	1.00	04/22/2008 10:10	04/22 16:50	NA	NA	04/24 20:15	Yes	WATER
		MG/L	Manganese - Total	6010	1.00	04/22/2008 10:10	04/22 16:50	NA	NA	04/24 20:15	Yes	WATER
		MG/L	Mercury - Total	7470	1.00	04/22/2008 10:10	04/22 16:50	NA	NA	04/23 18:57	Yes	WATER
		MG/L	Nickel - Total	6010	1.00	04/22/2008 10:10	04/22 16:50	NA	NA	04/24 20:15	Yes	WATER
		MG/L	Potassium - Total	6010	1.00	04/22/2008 10:10	04/22 16:50	NA	NA	04/24 20:15	Yes	WATER
		MG/L	Selenium - Total	6010	1.00	04/22/2008 10:10	04/22 16:50	NA	NA	04/24 20:15	Yes	WATER
		MG/L	Silver - Total	6010	1.00	04/22/2008 10:10	04/22 16:50	NA	NA	04/24 20:15	Yes	WATER
		MG/L	Sodium - Total	6010	5.00	04/22/2008 10:10	04/22 16:50	NA	NA	04/25 18:11	Yes	WATER
		MG/L	Thallium - Total	6010	1.00	04/22/2008 10:10	04/22 16:50	NA	NA	04/24 20:15	Yes	WATER
		MG/L	Vanadium - Total	6010	1.00	04/22/2008 10:10	04/22 16:50	NA	NA	04/24 20:15	Yes	WATER
		MG/L	Zinc - Total	6010	1.00	04/22/2008 10:10	04/22 16:50	NA	NA	04/24 20:15	Yes	WATER
A8451507	RFI-36-0408	MG/L	Aluminum - Total	6010	1.00	04/24/2008 12:00	04/24 18:00	NA	NA	04/29 00:52	Yes	WATER
		MG/L	Antimony - Total	6010	1.00	04/24/2008 12:00	04/24 18:00	NA	NA	04/29 00:52	Yes	WATER
		MG/L	Arsenic - Total	6010	1.00	04/24/2008 12:00	04/24 18:00	NA	NA	04/29 00:52	Yes	WATER
		MG/L	Barium - Total	6010	1.00	04/24/2008 12:00	04/24 18:00	NA	NA	04/29 00:52	Yes	WATER
		MG/L	Beryllium - Total	6010	1.00	04/24/2008 12:00	04/24 18:00	NA	NA	04/29 00:52	Yes	WATER
		MG/L	Cadmium - Total	6010	1.00	04/24/2008 12:00	04/24 18:00	NA	NA	04/29 00:52	Yes	WATER
		MG/L	Calcium - Total	6010	5.00	04/24/2008 12:00	04/24 18:00	NA	NA	04/29 15:15	Yes	WATER
		MG/L	Chromium - Total	6010	1.00	04/24/2008 12:00	04/24 18:00	NA	NA	04/29 00:52	Yes	WATER
		MG/L	Cobalt - Total	6010	1.00	04/24/2008 12:00	04/24 18:00	NA	NA	04/29 00:52	Yes	WATER
		MG/L	Copper - Total	6010	1.00	04/24/2008 12:00	04/24 18:00	NA	NA	04/29 00:52	Yes	WATER
		MG/L	Iron - Total	6010	1.00	04/24/2008 12:00	04/24 18:00	NA	NA	04/29 00:52	Yes	WATER
		MG/L	Lead - Total	6010	1.00	04/24/2008 12:00	04/24 18:00	NA	NA	04/29 00:52	Yes	WATER
		MG/L	Magnesium - Total	6010	1.00	04/24/2008 12:00	04/24 18:00	NA	NA	04/29 00:52	Yes	WATER
		MG/L	Manganese - Total	6010	1.00	04/24/2008 12:00	04/24 18:00	NA	NA	04/29 00:52	Yes	WATER
		MG/L	Mercury - Total	7470	1.00	04/24/2008 12:00	04/24 18:00	NA	NA	04/25 18:51	Yes	WATER
		MG/L	Nickel - Total	6010	1.00	04/24/2008 12:00	04/24 18:00	NA	NA	04/29 00:52	Yes	WATER
		MG/L	Potassium - Total	6010	1.00	04/24/2008 12:00	04/24 18:00	NA	NA	04/29 00:52	Yes	WATER
		MG/L	Selenium - Total	6010	1.00	04/24/2008 12:00	04/24 18:00	NA	NA	04/29 00:52	Yes	WATER
		MG/L	Silver - Total	6010	1.00	04/24/2008 12:00	04/24 18:00	NA	NA	04/29 00:52	Yes	WATER
		MG/L	Sodium - Total	6010	1.00	04/24/2008 12:00	04/24 18:00	NA	NA	04/29 00:52	Yes	WATER
		MG/L	Thallium - Total	6010	1.00	04/24/2008 12:00	04/24 18:00	NA	NA	04/29 00:52	Yes	WATER
		MG/L	Vanadium - Total	6010	1.00	04/24/2008 12:00	04/24 18:00	NA	NA	04/29 00:52	Yes	WATER
		MG/L	Zinc - Total	6010	1.00	04/24/2008 12:00	04/24 18:00	NA	NA	04/29 00:52	Yes	WATER
A8443103	RFI-39-0408	MG/L	Aluminum - Total	6010	1.00	04/23/2008 12:00	04/23 16:50	NA	NA	04/24 20:28	Yes	WATER
		MG/L	Antimony - Total	6010	1.00	04/23/2008 12:00	04/23 16:50	NA	NA	04/24 20:28	Yes	WATER
		MG/L	Arsenic - Total	6010	1.00	04/23/2008 12:00	04/23 16:50	NA	NA	04/24 20:28	Yes	WATER

AHT = Analysis Holding Time Met
THT = TCLP Holding Time Met
NA = Not Applicable

TestAmerica Laboratories Inc.

MACTEC ENGINEERING & CONSULTANTS
SAMPLE CHRONOLOGY

Lab ID	Sample ID	Units	Analyte	Method	Dilution Factor	Sample Date	Receive Date	TCLP Date	THT	Analysis Date	AHT	Matrix
A8443103	RFI-39-0408	MG/L	Barium - Total	6010	1.00	04/23/2008 12:00	04/23 16:50	NA	NA	04/24 20:28	Yes	WATER
		MG/L	Beryllium - Total	6010	1.00	04/23/2008 12:00	04/23 16:50	NA	NA	04/24 20:28	Yes	WATER
		MG/L	Cadmium - Total	6010	1.00	04/23/2008 12:00	04/23 16:50	NA	NA	04/24 20:28	Yes	WATER
		MG/L	Calcium - Total	6010	10.00	04/23/2008 12:00	04/23 16:50	NA	NA	04/25 17:04	Yes	WATER
		MG/L	Chromium - Total	6010	1.00	04/23/2008 12:00	04/23 16:50	NA	NA	04/24 20:28	Yes	WATER
		MG/L	Cobalt - Total	6010	1.00	04/23/2008 12:00	04/23 16:50	NA	NA	04/24 20:28	Yes	WATER
		MG/L	Copper - Total	6010	1.00	04/23/2008 12:00	04/23 16:50	NA	NA	04/24 20:28	Yes	WATER
		MG/L	Iron - Total	6010	1.00	04/23/2008 12:00	04/23 16:50	NA	NA	04/24 20:28	Yes	WATER
		MG/L	Lead - Total	6010	1.00	04/23/2008 12:00	04/23 16:50	NA	NA	04/24 20:28	Yes	WATER
		MG/L	Magnesium - Total	6010	1.00	04/23/2008 12:00	04/23 16:50	NA	NA	04/24 20:28	Yes	WATER
		MG/L	Manganese - Total	6010	1.00	04/23/2008 12:00	04/23 16:50	NA	NA	04/24 20:28	Yes	WATER
		MG/L	Mercury - Total	7470	1.00	04/23/2008 12:00	04/23 16:50	NA	NA	04/24 17:40	Yes	WATER
		MG/L	Nickel - Total	6010	1.00	04/23/2008 12:00	04/23 16:50	NA	NA	04/24 20:28	Yes	WATER
		MG/L	Potassium - Total	6010	1.00	04/23/2008 12:00	04/23 16:50	NA	NA	04/24 20:28	Yes	WATER
		MG/L	Selenium - Total	6010	1.00	04/23/2008 12:00	04/23 16:50	NA	NA	04/24 20:28	Yes	WATER
		MG/L	Silver - Total	6010	1.00	04/23/2008 12:00	04/23 16:50	NA	NA	04/24 20:28	Yes	WATER
		MG/L	Sodium - Total	6010	10.00	04/23/2008 12:00	04/23 16:50	NA	NA	04/25 17:04	Yes	WATER
		MG/L	Thallium - Total	6010	1.00	04/23/2008 12:00	04/23 16:50	NA	NA	04/24 20:28	Yes	WATER
		MG/L	Vanadium - Total	6010	1.00	04/23/2008 12:00	04/23 16:50	NA	NA	04/24 20:28	Yes	WATER
		MG/L	Zinc - Total	6010	1.00	04/23/2008 12:00	04/23 16:50	NA	NA	04/24 20:28	Yes	WATER
A8454701	RFI-43-0408	MG/L	Aluminum - Total	6010	1.00	04/25/2008 08:30	04/25 11:50	NA	NA	04/29 01:24	Yes	WATER
		MG/L	Antimony - Total	6010	1.00	04/25/2008 08:30	04/25 11:50	NA	NA	04/29 01:24	Yes	WATER
		MG/L	Arsenic - Total	6010	1.00	04/25/2008 08:30	04/25 11:50	NA	NA	04/29 01:24	Yes	WATER
		MG/L	Barium - Total	6010	1.00	04/25/2008 08:30	04/25 11:50	NA	NA	04/29 01:24	Yes	WATER
		MG/L	Beryllium - Total	6010	1.00	04/25/2008 08:30	04/25 11:50	NA	NA	04/29 01:24	Yes	WATER
		MG/L	Cadmium - Total	6010	1.00	04/25/2008 08:30	04/25 11:50	NA	NA	04/29 01:24	Yes	WATER
		MG/L	Calcium - Total	6010	1.00	04/25/2008 08:30	04/25 11:50	NA	NA	04/29 01:24	Yes	WATER
		MG/L	Chromium - Total	6010	1.00	04/25/2008 08:30	04/25 11:50	NA	NA	04/29 01:24	Yes	WATER
		MG/L	Cobalt - Total	6010	1.00	04/25/2008 08:30	04/25 11:50	NA	NA	04/29 01:24	Yes	WATER
		MG/L	Copper - Total	6010	1.00	04/25/2008 08:30	04/25 11:50	NA	NA	04/29 01:24	Yes	WATER
		MG/L	Iron - Total	6010	1.00	04/25/2008 08:30	04/25 11:50	NA	NA	04/29 01:24	Yes	WATER
		MG/L	Lead - Total	6010	1.00	04/25/2008 08:30	04/25 11:50	NA	NA	04/29 01:24	Yes	WATER
		MG/L	Magnesium - Total	6010	1.00	04/25/2008 08:30	04/25 11:50	NA	NA	04/29 01:24	Yes	WATER
		MG/L	Manganese - Total	6010	1.00	04/25/2008 08:30	04/25 11:50	NA	NA	04/29 01:24	Yes	WATER
		MG/L	Mercury - Total	7470	1.00	04/25/2008 08:30	04/25 11:50	NA	NA	04/28 16:04	Yes	WATER
		MG/L	Nickel - Total	6010	1.00	04/25/2008 08:30	04/25 11:50	NA	NA	04/29 01:24	Yes	WATER
		MG/L	Potassium - Total	6010	1.00	04/25/2008 08:30	04/25 11:50	NA	NA	04/29 01:24	Yes	WATER
		MG/L	Selenium - Total	6010	1.00	04/25/2008 08:30	04/25 11:50	NA	NA	04/29 01:24	Yes	WATER
		MG/L	Silver - Total	6010	1.00	04/25/2008 08:30	04/25 11:50	NA	NA	04/29 01:24	Yes	WATER
		MG/L	Sodium - Total	6010	1.00	04/25/2008 08:30	04/25 11:50	NA	NA	04/29 01:24	Yes	WATER
		MG/L	Thallium - Total	6010	1.00	04/25/2008 08:30	04/25 11:50	NA	NA	04/29 01:24	Yes	WATER
		MG/L	Vanadium - Total	6010	1.00	04/25/2008 08:30	04/25 11:50	NA	NA	04/29 01:24	Yes	WATER
		MG/L	Zinc - Total	6010	1.00	04/25/2008 08:30	04/25 11:50	NA	NA	04/29 01:24	Yes	WATER
A8454702	RFI-43R-0408	MG/L	Aluminum - Total	6010	1.00	04/25/2008 08:30	04/25 11:50	NA	NA	04/29 01:43	Yes	WATER
		MG/L	Antimony - Total	6010	1.00	04/25/2008 08:30	04/25 11:50	NA	NA	04/29 01:43	Yes	WATER
		MG/L	Arsenic - Total	6010	1.00	04/25/2008 08:30	04/25 11:50	NA	NA	04/29 01:43	Yes	WATER
		MG/L	Barium - Total	6010	1.00	04/25/2008 08:30	04/25 11:50	NA	NA	04/29 01:43	Yes	WATER
		MG/L	Beryllium - Total	6010	1.00	04/25/2008 08:30	04/25 11:50	NA	NA	04/29 01:43	Yes	WATER

AHT = Analysis Holding Time Met
THT = TCLP Holding Time Met
NA = Not Applicable

Date: 05/17/2008 08:30:47
Jobno: A08-4547

MACTEC ENGINEERING & CONSULTANTS
SAMPLE CHRONOLOGY

Rept: ANO369

Lab ID	Sample ID	Units	Analyte	Method	Dilution Factor	Sample Date	Receive Date	TCLP Date	THT	Analysis Date	AHT	Matrix
A8454702	RFI-43R-0408	MG/L	Cadmium - Total	6010	1.00	04/25/2008 08:30	04/25 11:50	NA	NA	04/29 01:43	Yes	WATER
		MG/L	Calcium - Total	6010	1.00	04/25/2008 08:30	04/25 11:50	NA	NA	04/29 01:43	Yes	WATER
		MG/L	Chromium - Total	6010	1.00	04/25/2008 08:30	04/25 11:50	NA	NA	04/29 01:43	Yes	WATER
		MG/L	Cobalt - Total	6010	1.00	04/25/2008 08:30	04/25 11:50	NA	NA	04/29 01:43	Yes	WATER
		MG/L	Copper - Total	6010	1.00	04/25/2008 08:30	04/25 11:50	NA	NA	04/29 01:43	Yes	WATER
		MG/L	Iron - Total	6010	1.00	04/25/2008 08:30	04/25 11:50	NA	NA	04/29 01:43	Yes	WATER
		MG/L	Lead - Total	6010	1.00	04/25/2008 08:30	04/25 11:50	NA	NA	04/29 01:43	Yes	WATER
		MG/L	Magnesium - Total	6010	1.00	04/25/2008 08:30	04/25 11:50	NA	NA	04/29 01:43	Yes	WATER
		MG/L	Manganese - Total	6010	1.00	04/25/2008 08:30	04/25 11:50	NA	NA	04/29 01:43	Yes	WATER
		MG/L	Mercury - Total	7470	1.00	04/25/2008 08:30	04/25 11:50	NA	NA	04/28 16:05	Yes	WATER
		MG/L	Nickel - Total	6010	1.00	04/25/2008 08:30	04/25 11:50	NA	NA	04/29 01:43	Yes	WATER
		MG/L	Potassium - Total	6010	1.00	04/25/2008 08:30	04/25 11:50	NA	NA	04/29 01:43	Yes	WATER
		MG/L	Selenium - Total	6010	1.00	04/25/2008 08:30	04/25 11:50	NA	NA	04/29 01:43	Yes	WATER
		MG/L	Silver - Total	6010	1.00	04/25/2008 08:30	04/25 11:50	NA	NA	04/29 01:43	Yes	WATER
		MG/L	Sodium - Total	6010	1.00	04/25/2008 08:30	04/25 11:50	NA	NA	04/29 01:43	Yes	WATER
		MG/L	Thallium - Total	6010	1.00	04/25/2008 08:30	04/25 11:50	NA	NA	04/29 01:43	Yes	WATER
		MG/L	Vanadium - Total	6010	1.00	04/25/2008 08:30	04/25 11:50	NA	NA	04/29 01:43	Yes	WATER
		MG/L	Zinc - Total	6010	1.00	04/25/2008 08:30	04/25 11:50	NA	NA	04/29 01:43	Yes	WATER
A8451504	RFI-45-0408	MG/L	Aluminum - Total	6010	1.00	04/23/2008 15:30	04/24 18:00	NA	NA	04/29 00:14	Yes	WATER
		MG/L	Antimony - Total	6010	1.00	04/23/2008 15:30	04/24 18:00	NA	NA	04/29 00:14	Yes	WATER
		MG/L	Arsenic - Total	6010	1.00	04/23/2008 15:30	04/24 18:00	NA	NA	04/29 00:14	Yes	WATER
		MG/L	Barium - Total	6010	1.00	04/23/2008 15:30	04/24 18:00	NA	NA	04/29 00:14	Yes	WATER
		MG/L	Beryllium - Total	6010	1.00	04/23/2008 15:30	04/24 18:00	NA	NA	04/29 00:14	Yes	WATER
		MG/L	Cadmium - Total	6010	1.00	04/23/2008 15:30	04/24 18:00	NA	NA	04/29 00:14	Yes	WATER
		MG/L	Calcium - Total	6010	5.00	04/23/2008 15:30	04/24 18:00	NA	NA	04/29 14:37	Yes	WATER
		MG/L	Chromium - Total	6010	1.00	04/23/2008 15:30	04/24 18:00	NA	NA	04/29 00:14	Yes	WATER
		MG/L	Cobalt - Total	6010	1.00	04/23/2008 15:30	04/24 18:00	NA	NA	04/29 00:14	Yes	WATER
		MG/L	Copper - Total	6010	1.00	04/23/2008 15:30	04/24 18:00	NA	NA	04/29 00:14	Yes	WATER
		MG/L	Iron - Total	6010	1.00	04/23/2008 15:30	04/24 18:00	NA	NA	04/29 00:14	Yes	WATER
		MG/L	Lead - Total	6010	1.00	04/23/2008 15:30	04/24 18:00	NA	NA	04/29 00:14	Yes	WATER
		MG/L	Magnesium - Total	6010	1.00	04/23/2008 15:30	04/24 18:00	NA	NA	04/29 00:14	Yes	WATER
		MG/L	Manganese - Total	6010	1.00	04/23/2008 15:30	04/24 18:00	NA	NA	04/29 00:14	Yes	WATER
		MG/L	Mercury - Total	7470	1.00	04/23/2008 15:30	04/24 18:00	NA	NA	04/25 18:39	Yes	WATER
		MG/L	Nickel - Total	6010	1.00	04/23/2008 15:30	04/24 18:00	NA	NA	04/29 00:14	Yes	WATER
		MG/L	Potassium - Total	6010	1.00	04/23/2008 15:30	04/24 18:00	NA	NA	04/29 00:14	Yes	WATER
		MG/L	Selenium - Total	6010	1.00	04/23/2008 15:30	04/24 18:00	NA	NA	04/29 00:14	Yes	WATER
		MG/L	Silver - Total	6010	1.00	04/23/2008 15:30	04/24 18:00	NA	NA	04/29 00:14	Yes	WATER
		MG/L	Sodium - Total	6010	5.00	04/23/2008 15:30	04/24 18:00	NA	NA	04/29 14:37	Yes	WATER
		MG/L	Thallium - Total	6010	1.00	04/23/2008 15:30	04/24 18:00	NA	NA	04/29 00:14	Yes	WATER
		MG/L	Vanadium - Total	6010	1.00	04/23/2008 15:30	04/24 18:00	NA	NA	04/29 00:14	Yes	WATER
		MG/L	Zinc - Total	6010	1.00	04/23/2008 15:30	04/24 18:00	NA	NA	04/29 00:14	Yes	WATER
A8451508	RFI-51-0408	MG/L	Aluminum - Total	6010	1.00	04/24/2008 14:15	04/24 18:00	NA	NA	04/29 01:10	Yes	WATER
		MG/L	Antimony - Total	6010	1.00	04/24/2008 14:15	04/24 18:00	NA	NA	04/29 01:10	Yes	WATER
		MG/L	Arsenic - Total	6010	1.00	04/24/2008 14:15	04/24 18:00	NA	NA	04/29 01:10	Yes	WATER
		MG/L	Barium - Total	6010	1.00	04/24/2008 14:15	04/24 18:00	NA	NA	04/29 01:10	Yes	WATER
		MG/L	Beryllium - Total	6010	1.00	04/24/2008 14:15	04/24 18:00	NA	NA	04/29 01:10	Yes	WATER
		MG/L	Cadmium - Total	6010	1.00	04/24/2008 14:15	04/24 18:00	NA	NA	04/29 01:10	Yes	WATER
		MG/L	Calcium - Total	6010	5.00	04/24/2008 14:15	04/24 18:00	NA	NA	04/29 15:20	Yes	WATER

AHT = Analysis Holding Time Met
THT = TCLP Holding Time Met
NA = Not Applicable

TestAmerica Laboratories Inc.

Lab ID	Sample ID	Units	Analyte	Method	Dilution Factor	Sample Date	Receive Date	TCLP Date	THT	Analysis Date	AHT	Matrix
A8451508	RFI-51-0408	MG/L	Chromium - Total	6010	1.00	04/24/2008 14:15	04/24 18:00	NA	NA	04/29 01:10	Yes	WATER
		MG/L	Cobalt - Total	6010	1.00	04/24/2008 14:15	04/24 18:00	NA	NA	04/29 01:10	Yes	WATER
		MG/L	Copper - Total	6010	1.00	04/24/2008 14:15	04/24 18:00	NA	NA	04/29 01:10	Yes	WATER
		MG/L	Iron - Total	6010	1.00	04/24/2008 14:15	04/24 18:00	NA	NA	04/29 01:10	Yes	WATER
		MG/L	Lead - Total	6010	1.00	04/24/2008 14:15	04/24 18:00	NA	NA	04/29 01:10	Yes	WATER
		MG/L	Magnesium - Total	6010	1.00	04/24/2008 14:15	04/24 18:00	NA	NA	04/29 01:10	Yes	WATER
		MG/L	Manganese - Total	6010	1.00	04/24/2008 14:15	04/24 18:00	NA	NA	04/29 01:10	Yes	WATER
		MG/L	Mercury - Total	7470	1.00	04/24/2008 14:15	04/24 18:00	NA	NA	04/25 18:53	Yes	WATER
		MG/L	Nickel - Total	6010	1.00	04/24/2008 14:15	04/24 18:00	NA	NA	04/29 01:10	Yes	WATER
		MG/L	Potassium - Total	6010	1.00	04/24/2008 14:15	04/24 18:00	NA	NA	04/29 01:10	Yes	WATER
		MG/L	Selenium - Total	6010	1.00	04/24/2008 14:15	04/24 18:00	NA	NA	04/29 01:10	Yes	WATER
		MG/L	Silver - Total	6010	1.00	04/24/2008 14:15	04/24 18:00	NA	NA	04/29 01:10	Yes	WATER
		MG/L	Sodium - Total	6010	1.00	04/24/2008 14:15	04/24 18:00	NA	NA	04/29 01:10	Yes	WATER
		MG/L	Thallium - Total	6010	1.00	04/24/2008 14:15	04/24 18:00	NA	NA	04/29 01:10	Yes	WATER
		MG/L	Vanadium - Total	6010	1.00	04/24/2008 14:15	04/24 18:00	NA	NA	04/29 01:10	Yes	WATER
		MG/L	Zinc - Total	6010	1.00	04/24/2008 14:15	04/24 18:00	NA	NA	04/29 01:10	Yes	WATER
		MG/L	Aluminum - Soluble	6010	1.00	04/24/2008 14:15	04/24 18:00	NA	NA	04/29 04:57	Yes	WATER
		MG/L	Antimony - Soluble	6010	1.00	04/24/2008 14:15	04/24 18:00	NA	NA	04/29 04:57	Yes	WATER
		MG/L	Arsenic - Soluble	6010	1.00	04/24/2008 14:15	04/24 18:00	NA	NA	04/29 04:57	Yes	WATER
		MG/L	Barium - Soluble	6010	1.00	04/24/2008 14:15	04/24 18:00	NA	NA	04/29 04:57	Yes	WATER
		MG/L	Beryllium - Soluble	6010	1.00	04/24/2008 14:15	04/24 18:00	NA	NA	04/29 04:57	Yes	WATER
		MG/L	Cadmium - Soluble	6010	1.00	04/24/2008 14:15	04/24 18:00	NA	NA	04/29 04:57	Yes	WATER
		MG/L	Calcium - Soluble	6010	5.00	04/24/2008 14:15	04/24 18:00	NA	NA	04/29 14:31	Yes	WATER
		MG/L	Chromium - Soluble	6010	1.00	04/24/2008 14:15	04/24 18:00	NA	NA	04/29 04:57	Yes	WATER
		MG/L	Cobalt - Soluble	6010	1.00	04/24/2008 14:15	04/24 18:00	NA	NA	04/29 04:57	Yes	WATER
		MG/L	Copper - Soluble	6010	1.00	04/24/2008 14:15	04/24 18:00	NA	NA	04/29 04:57	Yes	WATER
		MG/L	Iron - Soluble	6010	1.00	04/24/2008 14:15	04/24 18:00	NA	NA	04/29 04:57	Yes	WATER
		MG/L	Magnesium - Soluble	6010	1.00	04/24/2008 14:15	04/24 18:00	NA	NA	04/29 04:57	Yes	WATER
		MG/L	Lead - Soluble	6010	1.00	04/24/2008 14:15	04/24 18:00	NA	NA	04/29 04:57	Yes	WATER
		MG/L	Manganese - Soluble	6010	1.00	04/24/2008 14:15	04/24 18:00	NA	NA	04/29 04:57	Yes	WATER
		MG/L	Mercury - Soluble	7470	1.00	04/24/2008 14:15	04/24 18:00	NA	NA	04/28 17:49	Yes	WATER
		MG/L	Nickel - Soluble	6010	1.00	04/24/2008 14:15	04/24 18:00	NA	NA	04/29 04:57	Yes	WATER
		MG/L	Potassium - Soluble	6010	1.00	04/24/2008 14:15	04/24 18:00	NA	NA	04/29 04:57	Yes	WATER
		MG/L	Selenium - Soluble	6010	1.00	04/24/2008 14:15	04/24 18:00	NA	NA	04/29 04:57	Yes	WATER
		MG/L	Silver - Soluble	6010	1.00	04/24/2008 14:15	04/24 18:00	NA	NA	04/29 04:57	Yes	WATER
		MG/L	Sodium - Soluble	6010	1.00	04/24/2008 14:15	04/24 18:00	NA	NA	04/29 04:57	Yes	WATER
		MG/L	Thallium - Soluble	6010	1.00	04/24/2008 14:15	04/24 18:00	NA	NA	04/29 04:57	Yes	WATER
		MG/L	Vanadium - Soluble	6010	1.00	04/24/2008 14:15	04/24 18:00	NA	NA	04/29 04:57	Yes	WATER
		MG/L	Zinc - Soluble	6010	1.00	04/24/2008 14:15	04/24 18:00	NA	NA	04/29 04:57	Yes	WATER
A8451509	RFI-PZ-18-0408	MG/L	Aluminum - Total	6010	1.00	04/24/2008 16:00	04/24 18:00	NA	NA	04/29 01:15	Yes	WATER
		MG/L	Antimony - Total	6010	1.00	04/24/2008 16:00	04/24 18:00	NA	NA	04/29 01:15	Yes	WATER
		MG/L	Arsenic - Total	6010	1.00	04/24/2008 16:00	04/24 18:00	NA	NA	04/29 01:15	Yes	WATER
		MG/L	Barium - Total	6010	1.00	04/24/2008 16:00	04/24 18:00	NA	NA	04/29 01:15	Yes	WATER
		MG/L	Beryllium - Total	6010	1.00	04/24/2008 16:00	04/24 18:00	NA	NA	04/29 01:15	Yes	WATER
		MG/L	Cadmium - Total	6010	1.00	04/24/2008 16:00	04/24 18:00	NA	NA	04/29 01:15	Yes	WATER
		MG/L	Calcium - Total	6010	1.00	04/24/2008 16:00	04/24 18:00	NA	NA	04/29 01:15	Yes	WATER
		MG/L	Chromium - Total	6010	1.00	04/24/2008 16:00	04/24 18:00	NA	NA	04/29 01:15	Yes	WATER
		MG/L	Cobalt - Total	6010	1.00	04/24/2008 16:00	04/24 18:00	NA	NA	04/29 01:15	Yes	WATER

AHT = Analysis Holding Time Met
THT = TCLP Holding Time Met
NA = Not Applicable

Lab ID	Sample ID	Units	Analyte	Method	Dilution Factor	Sample Date	Receive Date	TCLP Date	THT	Analysis Date	AHT	Matrix
A8451509	RFI-PZ-18-0408	MG/L	Copper - Total	6010	1.00	04/24/2008 16:00	04/24 18:00	NA	NA	04/29 01:15	Yes	WATER
		MG/L	Iron - Total	6010	1.00	04/24/2008 16:00	04/24 18:00	NA	NA	04/29 01:15	Yes	WATER
		MG/L	Lead - Total	6010	1.00	04/24/2008 16:00	04/24 18:00	NA	NA	04/29 01:15	Yes	WATER
		MG/L	Magnesium - Total	6010	1.00	04/24/2008 16:00	04/24 18:00	NA	NA	04/29 01:15	Yes	WATER
		MG/L	Manganese - Total	6010	1.00	04/24/2008 16:00	04/24 18:00	NA	NA	04/29 01:15	Yes	WATER
		MG/L	Mercury - Total	7470	1.00	04/24/2008 16:00	04/24 18:00	NA	NA	04/25 18:54	Yes	WATER
		MG/L	Nickel - Total	6010	1.00	04/24/2008 16:00	04/24 18:00	NA	NA	04/29 01:15	Yes	WATER
		MG/L	Potassium - Total	6010	1.00	04/24/2008 16:00	04/24 18:00	NA	NA	04/29 01:15	Yes	WATER
		MG/L	Selenium - Total	6010	1.00	04/24/2008 16:00	04/24 18:00	NA	NA	04/29 01:15	Yes	WATER
		MG/L	Silver - Total	6010	1.00	04/24/2008 16:00	04/24 18:00	NA	NA	04/29 01:15	Yes	WATER
		MG/L	Sodium - Total	6010	1.00	04/24/2008 16:00	04/24 18:00	NA	NA	04/29 01:15	Yes	WATER
		MG/L	Thallium - Total	6010	1.00	04/24/2008 16:00	04/24 18:00	NA	NA	04/29 01:15	Yes	WATER
		MG/L	Vanadium - Total	6010	1.00	04/24/2008 16:00	04/24 18:00	NA	NA	04/29 01:15	Yes	WATER
		MG/L	Zinc - Total	6010	1.00	04/24/2008 16:00	04/24 18:00	NA	NA	04/29 01:15	Yes	WATER
A8443102	RFI-PZ-19-0408	MG/L	Aluminum - Total	6010	1.00	04/23/2008 10:30	04/23 16:50	NA	NA	04/24 20:23	Yes	WATER
		MG/L	Antimony - Total	6010	1.00	04/23/2008 10:30	04/23 16:50	NA	NA	04/24 20:23	Yes	WATER
		MG/L	Arsenic - Total	6010	1.00	04/23/2008 10:30	04/23 16:50	NA	NA	04/24 20:23	Yes	WATER
		MG/L	Barium - Total	6010	1.00	04/23/2008 10:30	04/23 16:50	NA	NA	04/24 20:23	Yes	WATER
		MG/L	Beryllium - Total	6010	1.00	04/23/2008 10:30	04/23 16:50	NA	NA	04/24 20:23	Yes	WATER
		MG/L	Cadmium - Total	6010	1.00	04/23/2008 10:30	04/23 16:50	NA	NA	04/24 20:23	Yes	WATER
		MG/L	Calcium - Total	6010	10.00	04/23/2008 10:30	04/23 16:50	NA	NA	04/25 16:59	Yes	WATER
		MG/L	Chromium - Total	6010	1.00	04/23/2008 10:30	04/23 16:50	NA	NA	04/24 20:23	Yes	WATER
		MG/L	Cobalt - Total	6010	1.00	04/23/2008 10:30	04/23 16:50	NA	NA	04/24 20:23	Yes	WATER
		MG/L	Copper - Total	6010	1.00	04/23/2008 10:30	04/23 16:50	NA	NA	04/24 20:23	Yes	WATER
		MG/L	Iron - Total	6010	10.00	04/23/2008 10:30	04/23 16:50	NA	NA	04/25 16:59	Yes	WATER
		MG/L	Lead - Total	6010	1.00	04/23/2008 10:30	04/23 16:50	NA	NA	04/24 20:23	Yes	WATER
		MG/L	Magnesium - Total	6010	1.00	04/23/2008 10:30	04/23 16:50	NA	NA	04/24 20:23	Yes	WATER
		MG/L	Manganese - Total	6010	10.00	04/23/2008 10:30	04/23 16:50	NA	NA	04/25 16:59	Yes	WATER
		MG/L	Mercury - Total	7470	1.00	04/23/2008 10:30	04/23 16:50	NA	NA	04/24 17:38	Yes	WATER
		MG/L	Nickel - Total	6010	1.00	04/23/2008 10:30	04/23 16:50	NA	NA	04/24 20:23	Yes	WATER
		MG/L	Potassium - Total	6010	1.00	04/23/2008 10:30	04/23 16:50	NA	NA	04/24 20:23	Yes	WATER
		MG/L	Selenium - Total	6010	1.00	04/23/2008 10:30	04/23 16:50	NA	NA	04/24 20:23	Yes	WATER
		MG/L	Silver - Total	6010	1.00	04/23/2008 10:30	04/23 16:50	NA	NA	04/24 20:23	Yes	WATER
		MG/L	Sodium - Total	6010	1.00	04/23/2008 10:30	04/23 16:50	NA	NA	04/24 20:23	Yes	WATER
		MG/L	Thallium - Total	6010	10.00	04/23/2008 10:30	04/23 16:50	NA	NA	04/25 16:59	Yes	WATER
		MG/L	Vanadium - Total	6010	1.00	04/23/2008 10:30	04/23 16:50	NA	NA	04/24 20:23	Yes	WATER
		MG/L	Zinc - Total	6010	1.00	04/23/2008 10:30	04/23 16:50	NA	NA	04/24 20:23	Yes	WATER

AHT = Analysis Holding Time Met
THT = TCLP Holding Time Met
NA = Not Applicable

MACTEC ENGINEERING & CONSULTANTS
QC CHRONOLOGY

Lab ID	Sample ID	Units	Analyte	Method	Dilution Factor	Sample Date	Receive Date	TCLP Date	THT	Analysis Date	AHT	Matrix
A8434603MS	ICM-103-0408	MG/L	Aluminum - Total	6010	1.00	04/22/2008 15:50	04/22 16:50	NA	NA	04/24 18:25	Yes	WATER
		MG/L	Antimony - Total	6010	1.00	04/22/2008 15:50	04/22 16:50	NA	NA	04/24 18:25	Yes	WATER
		MG/L	Arsenic - Total	6010	1.00	04/22/2008 15:50	04/22 16:50	NA	NA	04/24 18:25	Yes	WATER
		MG/L	Barium - Total	6010	1.00	04/22/2008 15:50	04/22 16:50	NA	NA	04/24 18:25	Yes	WATER
		MG/L	Beryllium - Total	6010	1.00	04/22/2008 15:50	04/22 16:50	NA	NA	04/24 18:25	Yes	WATER
		MG/L	Cadmium - Total	6010	1.00	04/22/2008 15:50	04/22 16:50	NA	NA	04/24 18:25	Yes	WATER
		MG/L	Calcium - Total	6010	1.00	04/22/2008 15:50	04/22 16:50	NA	NA	04/24 18:25	Yes	WATER
		MG/L	Chromium - Total	6010	1.00	04/22/2008 15:50	04/22 16:50	NA	NA	04/24 18:25	Yes	WATER
		MG/L	Cobalt - Total	6010	1.00	04/22/2008 15:50	04/22 16:50	NA	NA	04/24 18:25	Yes	WATER
		MG/L	Copper - Total	6010	1.00	04/22/2008 15:50	04/22 16:50	NA	NA	04/24 18:25	Yes	WATER
		MG/L	Iron - Total	6010	1.00	04/22/2008 15:50	04/22 16:50	NA	NA	04/24 18:25	Yes	WATER
		MG/L	Lead - Total	6010	1.00	04/22/2008 15:50	04/22 16:50	NA	NA	04/24 18:25	Yes	WATER
		MG/L	Magnesium - Total	6010	1.00	04/22/2008 15:50	04/22 16:50	NA	NA	04/24 18:25	Yes	WATER
		MG/L	Manganese - Total	6010	1.00	04/22/2008 15:50	04/22 16:50	NA	NA	04/24 18:25	Yes	WATER
		MG/L	Nickel - Total	6010	1.00	04/22/2008 15:50	04/22 16:50	NA	NA	04/24 18:25	Yes	WATER
		MG/L	Potassium - Total	6010	1.00	04/22/2008 15:50	04/22 16:50	NA	NA	04/24 18:25	Yes	WATER
		MG/L	Selenium - Total	6010	1.00	04/22/2008 15:50	04/22 16:50	NA	NA	04/24 18:25	Yes	WATER
		MG/L	Silver - Total	6010	1.00	04/22/2008 15:50	04/22 16:50	NA	NA	04/24 18:25	Yes	WATER
		MG/L	Sodium - Total	6010	1.00	04/22/2008 15:50	04/22 16:50	NA	NA	04/24 18:25	Yes	WATER
		MG/L	Thallium - Total	6010	1.00	04/22/2008 15:50	04/22 16:50	NA	NA	04/24 18:25	Yes	WATER
		MG/L	Vanadium - Total	6010	1.00	04/22/2008 15:50	04/22 16:50	NA	NA	04/24 18:25	Yes	WATER
		MG/L	Zinc - Total	6010	1.00	04/22/2008 15:50	04/22 16:50	NA	NA	04/24 18:25	Yes	WATER
A8434603SD	ICM-103-0408	MG/L	Aluminum - Total	6010	1.00	04/22/2008 15:50	04/22 16:50	NA	NA	04/24 18:30	Yes	WATER
		MG/L	Antimony - Total	6010	1.00	04/22/2008 15:50	04/22 16:50	NA	NA	04/24 18:30	Yes	WATER
		MG/L	Arsenic - Total	6010	1.00	04/22/2008 15:50	04/22 16:50	NA	NA	04/24 18:30	Yes	WATER
		MG/L	Barium - Total	6010	1.00	04/22/2008 15:50	04/22 16:50	NA	NA	04/24 18:30	Yes	WATER
		MG/L	Beryllium - Total	6010	1.00	04/22/2008 15:50	04/22 16:50	NA	NA	04/24 18:30	Yes	WATER
		MG/L	Cadmium - Total	6010	1.00	04/22/2008 15:50	04/22 16:50	NA	NA	04/24 18:30	Yes	WATER
		MG/L	Calcium - Total	6010	1.00	04/22/2008 15:50	04/22 16:50	NA	NA	04/24 18:30	Yes	WATER
		MG/L	Chromium - Total	6010	1.00	04/22/2008 15:50	04/22 16:50	NA	NA	04/24 18:30	Yes	WATER
		MG/L	Cobalt - Total	6010	1.00	04/22/2008 15:50	04/22 16:50	NA	NA	04/24 18:30	Yes	WATER
		MG/L	Copper - Total	6010	1.00	04/22/2008 15:50	04/22 16:50	NA	NA	04/24 18:30	Yes	WATER
		MG/L	Iron - Total	6010	1.00	04/22/2008 15:50	04/22 16:50	NA	NA	04/24 18:30	Yes	WATER
		MG/L	Lead - Total	6010	1.00	04/22/2008 15:50	04/22 16:50	NA	NA	04/24 18:30	Yes	WATER
		MG/L	Magnesium - Total	6010	1.00	04/22/2008 15:50	04/22 16:50	NA	NA	04/24 18:30	Yes	WATER
		MG/L	Manganese - Total	6010	1.00	04/22/2008 15:50	04/22 16:50	NA	NA	04/24 18:30	Yes	WATER
		MG/L	Nickel - Total	6010	1.00	04/22/2008 15:50	04/22 16:50	NA	NA	04/24 18:30	Yes	WATER
		MG/L	Potassium - Total	6010	1.00	04/22/2008 15:50	04/22 16:50	NA	NA	04/24 18:30	Yes	WATER
		MG/L	Selenium - Total	6010	1.00	04/22/2008 15:50	04/22 16:50	NA	NA	04/24 18:30	Yes	WATER
		MG/L	Silver - Total	6010	1.00	04/22/2008 15:50	04/22 16:50	NA	NA	04/24 18:30	Yes	WATER
		MG/L	Sodium - Total	6010	1.00	04/22/2008 15:50	04/22 16:50	NA	NA	04/24 18:30	Yes	WATER
		MG/L	Thallium - Total	6010	1.00	04/22/2008 15:50	04/22 16:50	NA	NA	04/24 18:30	Yes	WATER
		MG/L	Vanadium - Total	6010	1.00	04/22/2008 15:50	04/22 16:50	NA	NA	04/24 18:30	Yes	WATER
		MG/L	Zinc - Total	6010	1.00	04/22/2008 15:50	04/22 16:50	NA	NA	04/24 18:30	Yes	WATER
A8454703MS	RFI-17-0408	MG/L	Aluminum - Total	6010	1.00	04/25/2008 08:45	04/25 11:50	NA	NA	04/29 02:03	Yes	WATER
		MG/L	Antimony - Total	6010	1.00	04/25/2008 08:45	04/25 11:50	NA	NA	04/29 02:03	Yes	WATER
		MG/L	Arsenic - Total	6010	1.00	04/25/2008 08:45	04/25 11:50	NA	NA	04/29 02:03	Yes	WATER
		MG/L	Barium - Total	6010	1.00	04/25/2008 08:45	04/25 11:50	NA	NA	04/29 02:03	Yes	WATER

AHT = Analysis Holding Time Met
THT = TCLP Holding Time Met
NA = Not Applicable

MACTEC ENGINEERING & CONSULTANTS
QC CHRONOLOGY

Lab ID	Sample ID	Units	Analyte	Method	Dilution Factor	Sample Date	Receive Date	TCLP Date	THT	Analysis Date	AHT	Matrix
A8454703MS	RFI-17-0408	MG/L	Beryllium - Total	6010	1.00	04/25/2008 08:45	04/25 11:50	NA	NA	04/29 02:03	Yes	WATER
		MG/L	Cadmium - Total	6010	1.00	04/25/2008 08:45	04/25 11:50	NA	NA	04/29 02:03	Yes	WATER
		MG/L	Calcium - Total	6010	1.00	04/25/2008 08:45	04/25 11:50	NA	NA	04/29 02:03	Yes	WATER
		MG/L	Chromium - Total	6010	1.00	04/25/2008 08:45	04/25 11:50	NA	NA	04/29 02:03	Yes	WATER
		MG/L	Cobalt - Total	6010	1.00	04/25/2008 08:45	04/25 11:50	NA	NA	04/29 02:03	Yes	WATER
		MG/L	Copper - Total	6010	1.00	04/25/2008 08:45	04/25 11:50	NA	NA	04/29 02:03	Yes	WATER
		MG/L	Iron - Total	6010	1.00	04/25/2008 08:45	04/25 11:50	NA	NA	04/29 02:03	Yes	WATER
		MG/L	Lead - Total	6010	1.00	04/25/2008 08:45	04/25 11:50	NA	NA	04/29 02:03	Yes	WATER
		MG/L	Magnesium - Total	6010	1.00	04/25/2008 08:45	04/25 11:50	NA	NA	04/29 02:03	Yes	WATER
		MG/L	Manganese - Total	6010	1.00	04/25/2008 08:45	04/25 11:50	NA	NA	04/29 02:03	Yes	WATER
		MG/L	Mercury - Total	7470	1.00	04/25/2008 08:45	04/25 11:50	NA	NA	04/28 16:13	Yes	WATER
		MG/L	Nickel - Total	6010	1.00	04/25/2008 08:45	04/25 11:50	NA	NA	04/29 02:03	Yes	WATER
		MG/L	Potassium - Total	6010	1.00	04/25/2008 08:45	04/25 11:50	NA	NA	04/29 02:03	Yes	WATER
		MG/L	Selenium - Total	6010	1.00	04/25/2008 08:45	04/25 11:50	NA	NA	04/29 02:03	Yes	WATER
		MG/L	Silver - Total	6010	1.00	04/25/2008 08:45	04/25 11:50	NA	NA	04/29 02:03	Yes	WATER
		MG/L	Sodium - Total	6010	1.00	04/25/2008 08:45	04/25 11:50	NA	NA	04/29 02:03	Yes	WATER
		MG/L	Thallium - Total	6010	1.00	04/25/2008 08:45	04/25 11:50	NA	NA	04/29 02:03	Yes	WATER
		MG/L	Vanadium - Total	6010	1.00	04/25/2008 08:45	04/25 11:50	NA	NA	04/29 02:03	Yes	WATER
		MG/L	Zinc - Total	6010	1.00	04/25/2008 08:45	04/25 11:50	NA	NA	04/29 02:03	Yes	WATER
A8454703SD	RFI-17-0408	MG/L	Aluminum - Total	6010	1.00	04/25/2008 08:45	04/25 11:50	NA	NA	04/29 02:08	Yes	WATER
		MG/L	Antimony - Total	6010	1.00	04/25/2008 08:45	04/25 11:50	NA	NA	04/29 02:08	Yes	WATER
		MG/L	Arsenic - Total	6010	1.00	04/25/2008 08:45	04/25 11:50	NA	NA	04/29 02:08	Yes	WATER
		MG/L	Barium - Total	6010	1.00	04/25/2008 08:45	04/25 11:50	NA	NA	04/29 02:08	Yes	WATER
		MG/L	Beryllium - Total	6010	1.00	04/25/2008 08:45	04/25 11:50	NA	NA	04/29 02:08	Yes	WATER
		MG/L	Cadmium - Total	6010	1.00	04/25/2008 08:45	04/25 11:50	NA	NA	04/29 02:08	Yes	WATER
		MG/L	Calcium - Total	6010	1.00	04/25/2008 08:45	04/25 11:50	NA	NA	04/29 02:08	Yes	WATER
		MG/L	Chromium - Total	6010	1.00	04/25/2008 08:45	04/25 11:50	NA	NA	04/29 02:08	Yes	WATER
		MG/L	Cobalt - Total	6010	1.00	04/25/2008 08:45	04/25 11:50	NA	NA	04/29 02:08	Yes	WATER
		MG/L	Copper - Total	6010	1.00	04/25/2008 08:45	04/25 11:50	NA	NA	04/29 02:08	Yes	WATER
		MG/L	Iron - Total	6010	1.00	04/25/2008 08:45	04/25 11:50	NA	NA	04/29 02:08	Yes	WATER
		MG/L	Lead - Total	6010	1.00	04/25/2008 08:45	04/25 11:50	NA	NA	04/29 02:08	Yes	WATER
		MG/L	Magnesium - Total	6010	1.00	04/25/2008 08:45	04/25 11:50	NA	NA	04/29 02:08	Yes	WATER
		MG/L	Manganese - Total	6010	1.00	04/25/2008 08:45	04/25 11:50	NA	NA	04/29 02:08	Yes	WATER
		MG/L	Mercury - Total	7470	1.00	04/25/2008 08:45	04/25 11:50	NA	NA	04/28 16:14	Yes	WATER
		MG/L	Nickel - Total	6010	1.00	04/25/2008 08:45	04/25 11:50	NA	NA	04/29 02:08	Yes	WATER
		MG/L	Potassium - Total	6010	1.00	04/25/2008 08:45	04/25 11:50	NA	NA	04/29 02:08	Yes	WATER
		MG/L	Selenium - Total	6010	1.00	04/25/2008 08:45	04/25 11:50	NA	NA	04/29 02:08	Yes	WATER
		MG/L	Silver - Total	6010	1.00	04/25/2008 08:45	04/25 11:50	NA	NA	04/29 02:08	Yes	WATER
		MG/L	Sodium - Total	6010	1.00	04/25/2008 08:45	04/25 11:50	NA	NA	04/29 02:08	Yes	WATER
		MG/L	Thallium - Total	6010	1.00	04/25/2008 08:45	04/25 11:50	NA	NA	04/29 02:08	Yes	WATER
		MG/L	Vanadium - Total	6010	1.00	04/25/2008 08:45	04/25 11:50	NA	NA	04/29 02:08	Yes	WATER
		MG/L	Zinc - Total	6010	1.00	04/25/2008 08:45	04/25 11:50	NA	NA	04/29 02:08	Yes	WATER
A8443101MS	RFI-22-0408	MG/L	Mercury - Total	7470	1.00	04/23/2008 08:30	04/23 16:50	NA	NA	04/24 17:36	Yes	WATER
A8443101SD	RFI-22-0408	MG/L	Mercury - Total	7470	1.00	04/23/2008 08:30	04/23 16:50	NA	NA	04/24 17:37	Yes	WATER
A8443103MS	RFI-39-0408	MG/L	Aluminum - Total	6010	1.00	04/23/2008 12:00	04/23 16:50	NA	NA	04/24 20:45	Yes	WATER
		MG/L	Antimony - Total	6010	1.00	04/23/2008 12:00	04/23 16:50	NA	NA	04/24 20:45	Yes	WATER
		MG/L	Arsenic - Total	6010	1.00	04/23/2008 12:00	04/23 16:50	NA	NA	04/24 20:45	Yes	WATER
		MG/L	Barium - Total	6010	1.00	04/23/2008 12:00	04/23 16:50	NA	NA	04/24 20:45	Yes	WATER

AHT = Analysis Holding Time Met
THT = TCLP Holding Time Met
NA = Not Applicable

Lab ID	Sample ID	Units	Analyte	Method	Dilution Factor	Sample Date	Receive Date	TCLP Date	THT	Analysis Date	AHT	Matrix
A8443103MS	RFI-39-0408	MG/L	Beryllium - Total	6010	1.00	04/23/2008 12:00	04/23 16:50	NA	NA	04/24 20:45	Yes	WATER
		MG/L	Cadmium - Total	6010	1.00	04/23/2008 12:00	04/23 16:50	NA	NA	04/24 20:45	Yes	WATER
		MG/L	Calcium - Total	6010	10.00	04/23/2008 12:00	04/23 16:50	NA	NA	04/25 17:21	Yes	WATER
		MG/L	Chromium - Total	6010	1.00	04/23/2008 12:00	04/23 16:50	NA	NA	04/24 20:45	Yes	WATER
		MG/L	Cobalt - Total	6010	1.00	04/23/2008 12:00	04/23 16:50	NA	NA	04/24 20:45	Yes	WATER
		MG/L	Copper - Total	6010	1.00	04/23/2008 12:00	04/23 16:50	NA	NA	04/24 20:45	Yes	WATER
		MG/L	Iron - Total	6010	1.00	04/23/2008 12:00	04/23 16:50	NA	NA	04/24 20:45	Yes	WATER
		MG/L	Lead - Total	6010	1.00	04/23/2008 12:00	04/23 16:50	NA	NA	04/24 20:45	Yes	WATER
		MG/L	Magnesium - Total	6010	1.00	04/23/2008 12:00	04/23 16:50	NA	NA	04/24 20:45	Yes	WATER
		MG/L	Manganese - Total	6010	1.00	04/23/2008 12:00	04/23 16:50	NA	NA	04/24 20:45	Yes	WATER
		MG/L	Nickel - Total	6010	1.00	04/23/2008 12:00	04/23 16:50	NA	NA	04/24 20:45	Yes	WATER
		MG/L	Potassium - Total	6010	1.00	04/23/2008 12:00	04/23 16:50	NA	NA	04/24 20:45	Yes	WATER
		MG/L	Selenium - Total	6010	1.00	04/23/2008 12:00	04/23 16:50	NA	NA	04/24 20:45	Yes	WATER
		MG/L	Silver - Total	6010	1.00	04/23/2008 12:00	04/23 16:50	NA	NA	04/24 20:45	Yes	WATER
		MG/L	Sodium - Total	6010	10.00	04/23/2008 12:00	04/23 16:50	NA	NA	04/25 17:21	Yes	WATER
		MG/L	Thallium - Total	6010	1.00	04/23/2008 12:00	04/23 16:50	NA	NA	04/24 20:45	Yes	WATER
		MG/L	Vanadium - Total	6010	1.00	04/23/2008 12:00	04/23 16:50	NA	NA	04/24 20:45	Yes	WATER
		MG/L	Zinc - Total	6010	1.00	04/23/2008 12:00	04/23 16:50	NA	NA	04/24 20:45	Yes	WATER
A8443103SD	RFI-39-0408	MG/L	Aluminum - Total	6010	1.00	04/23/2008 12:00	04/23 16:50	NA	NA	04/24 20:50	Yes	WATER
		MG/L	Antimony - Total	6010	1.00	04/23/2008 12:00	04/23 16:50	NA	NA	04/24 20:50	Yes	WATER
		MG/L	Arsenic - Total	6010	1.00	04/23/2008 12:00	04/23 16:50	NA	NA	04/24 20:50	Yes	WATER
		MG/L	Barium - Total	6010	1.00	04/23/2008 12:00	04/23 16:50	NA	NA	04/24 20:50	Yes	WATER
		MG/L	Beryllium - Total	6010	1.00	04/23/2008 12:00	04/23 16:50	NA	NA	04/24 20:50	Yes	WATER
		MG/L	Cadmium - Total	6010	1.00	04/23/2008 12:00	04/23 16:50	NA	NA	04/24 20:50	Yes	WATER
		MG/L	Calcium - Total	6010	10.00	04/23/2008 12:00	04/23 16:50	NA	NA	04/25 17:26	Yes	WATER
		MG/L	Chromium - Total	6010	1.00	04/23/2008 12:00	04/23 16:50	NA	NA	04/24 20:50	Yes	WATER
		MG/L	Cobalt - Total	6010	1.00	04/23/2008 12:00	04/23 16:50	NA	NA	04/24 20:50	Yes	WATER
		MG/L	Copper - Total	6010	1.00	04/23/2008 12:00	04/23 16:50	NA	NA	04/24 20:50	Yes	WATER
		MG/L	Iron - Total	6010	1.00	04/23/2008 12:00	04/23 16:50	NA	NA	04/24 20:50	Yes	WATER
		MG/L	Lead - Total	6010	1.00	04/23/2008 12:00	04/23 16:50	NA	NA	04/24 20:50	Yes	WATER
		MG/L	Magnesium - Total	6010	1.00	04/23/2008 12:00	04/23 16:50	NA	NA	04/24 20:50	Yes	WATER
		MG/L	Manganese - Total	6010	1.00	04/23/2008 12:00	04/23 16:50	NA	NA	04/24 20:50	Yes	WATER
		MG/L	Nickel - Total	6010	1.00	04/23/2008 12:00	04/23 16:50	NA	NA	04/24 20:50	Yes	WATER
		MG/L	Potassium - Total	6010	1.00	04/23/2008 12:00	04/23 16:50	NA	NA	04/24 20:50	Yes	WATER
		MG/L	Selenium - Total	6010	1.00	04/23/2008 12:00	04/23 16:50	NA	NA	04/24 20:50	Yes	WATER
		MG/L	Silver - Total	6010	1.00	04/23/2008 12:00	04/23 16:50	NA	NA	04/24 20:50	Yes	WATER
		MG/L	Sodium - Total	6010	10.00	04/23/2008 12:00	04/23 16:50	NA	NA	04/25 17:26	Yes	WATER
		MG/L	Thallium - Total	6010	1.00	04/23/2008 12:00	04/23 16:50	NA	NA	04/24 20:50	Yes	WATER
		MG/L	Vanadium - Total	6010	1.00	04/23/2008 12:00	04/23 16:50	NA	NA	04/24 20:50	Yes	WATER
		MG/L	Zinc - Total	6010	1.00	04/23/2008 12:00	04/23 16:50	NA	NA	04/24 20:50	Yes	WATER
A8451504MS	RFI-45-0408	MG/L	Aluminum - Total	6010	1.00	04/23/2008 15:30	04/24 18:00	NA	NA	04/29 00:30	Yes	WATER
		MG/L	Antimony - Total	6010	1.00	04/23/2008 15:30	04/24 18:00	NA	NA	04/29 00:30	Yes	WATER
		MG/L	Arsenic - Total	6010	1.00	04/23/2008 15:30	04/24 18:00	NA	NA	04/29 00:30	Yes	WATER
		MG/L	Barium - Total	6010	1.00	04/23/2008 15:30	04/24 18:00	NA	NA	04/29 00:30	Yes	WATER
		MG/L	Beryllium - Total	6010	1.00	04/23/2008 15:30	04/24 18:00	NA	NA	04/29 00:30	Yes	WATER
		MG/L	Cadmium - Total	6010	1.00	04/23/2008 15:30	04/24 18:00	NA	NA	04/29 00:30	Yes	WATER
		MG/L	Calcium - Total	6010	5.00	04/23/2008 15:30	04/24 18:00	NA	NA	04/29 15:05	Yes	WATER
		MG/L	Chromium - Total	6010	1.00	04/23/2008 15:30	04/24 18:00	NA	NA	04/29 00:30	Yes	WATER

AHT = Analysis Holding Time Met
THT = TCLP Holding Time Met
NA = Not Applicable

Lab ID	Sample ID	Units	Analyte	Method	Dilution Factor	Sample Date	Receive Date	TCLP Date	THT	Analysis Date	AHT	Matrix
A8451504MS	RFI-45-0408	MG/L	Cobalt - Total	6010	1.00	04/23/2008 15:30	04/24 18:00	NA	NA	04/29 00:30	Yes	WATER
		MG/L	Copper - Total	6010	1.00	04/23/2008 15:30	04/24 18:00	NA	NA	04/29 00:30	Yes	WATER
		MG/L	Iron - Total	6010	1.00	04/23/2008 15:30	04/24 18:00	NA	NA	04/29 00:30	Yes	WATER
		MG/L	Lead - Total	6010	1.00	04/23/2008 15:30	04/24 18:00	NA	NA	04/29 00:30	Yes	WATER
		MG/L	Magnesium - Total	6010	1.00	04/23/2008 15:30	04/24 18:00	NA	NA	04/29 00:30	Yes	WATER
		MG/L	Manganese - Total	6010	1.00	04/23/2008 15:30	04/24 18:00	NA	NA	04/29 00:30	Yes	WATER
		MG/L	Mercury - Total	7470	1.00	04/23/2008 15:30	04/24 18:00	NA	NA	04/25 18:45	Yes	WATER
		MG/L	Nickel - Total	6010	1.00	04/23/2008 15:30	04/24 18:00	NA	NA	04/29 00:30	Yes	WATER
		MG/L	Potassium - Total	6010	1.00	04/23/2008 15:30	04/24 18:00	NA	NA	04/29 00:30	Yes	WATER
		MG/L	Selenium - Total	6010	1.00	04/23/2008 15:30	04/24 18:00	NA	NA	04/29 00:30	Yes	WATER
		MG/L	Silver - Total	6010	1.00	04/23/2008 15:30	04/24 18:00	NA	NA	04/29 00:30	Yes	WATER
		MG/L	Sodium - Total	6010	5.00	04/23/2008 15:30	04/24 18:00	NA	NA	04/29 15:05	Yes	WATER
		MG/L	Thallium - Total	6010	1.00	04/23/2008 15:30	04/24 18:00	NA	NA	04/29 00:30	Yes	WATER
		MG/L	Vanadium - Total	6010	1.00	04/23/2008 15:30	04/24 18:00	NA	NA	04/29 00:30	Yes	WATER
		MG/L	Zinc - Total	6010	1.00	04/23/2008 15:30	04/24 18:00	NA	NA	04/29 00:30	Yes	WATER
A8451504SD	RFI-45-0408	MG/L	Aluminum - Total	6010	1.00	04/23/2008 15:30	04/24 18:00	NA	NA	04/29 00:36	Yes	WATER
		MG/L	Antimony - Total	6010	1.00	04/23/2008 15:30	04/24 18:00	NA	NA	04/29 00:36	Yes	WATER
		MG/L	Arsenic - Total	6010	1.00	04/23/2008 15:30	04/24 18:00	NA	NA	04/29 00:36	Yes	WATER
		MG/L	Barium - Total	6010	1.00	04/23/2008 15:30	04/24 18:00	NA	NA	04/29 00:36	Yes	WATER
		MG/L	Beryllium - Total	6010	1.00	04/23/2008 15:30	04/24 18:00	NA	NA	04/29 00:36	Yes	WATER
		MG/L	Cadmium - Total	6010	1.00	04/23/2008 15:30	04/24 18:00	NA	NA	04/29 00:36	Yes	WATER
		MG/L	Calcium - Total	6010	5.00	04/23/2008 15:30	04/24 18:00	NA	NA	04/29 15:10	Yes	WATER
		MG/L	Chromium - Total	6010	1.00	04/23/2008 15:30	04/24 18:00	NA	NA	04/29 00:36	Yes	WATER
		MG/L	Cobalt - Total	6010	1.00	04/23/2008 15:30	04/24 18:00	NA	NA	04/29 00:36	Yes	WATER
		MG/L	Copper - Total	6010	1.00	04/23/2008 15:30	04/24 18:00	NA	NA	04/29 00:36	Yes	WATER
		MG/L	Iron - Total	6010	1.00	04/23/2008 15:30	04/24 18:00	NA	NA	04/29 00:36	Yes	WATER
		MG/L	Lead - Total	6010	1.00	04/23/2008 15:30	04/24 18:00	NA	NA	04/29 00:36	Yes	WATER
		MG/L	Magnesium - Total	6010	1.00	04/23/2008 15:30	04/24 18:00	NA	NA	04/29 00:36	Yes	WATER
		MG/L	Manganese - Total	6010	1.00	04/23/2008 15:30	04/24 18:00	NA	NA	04/29 00:36	Yes	WATER
		MG/L	Mercury - Total	7470	1.00	04/23/2008 15:30	04/24 18:00	NA	NA	04/25 18:47	Yes	WATER
		MG/L	Nickel - Total	6010	1.00	04/23/2008 15:30	04/24 18:00	NA	NA	04/29 00:36	Yes	WATER
		MG/L	Potassium - Total	6010	1.00	04/23/2008 15:30	04/24 18:00	NA	NA	04/29 00:36	Yes	WATER
		MG/L	Selenium - Total	6010	1.00	04/23/2008 15:30	04/24 18:00	NA	NA	04/29 00:36	Yes	WATER
		MG/L	Silver - Total	6010	1.00	04/23/2008 15:30	04/24 18:00	NA	NA	04/29 00:36	Yes	WATER
		MG/L	Sodium - Total	6010	5.00	04/23/2008 15:30	04/24 18:00	NA	NA	04/29 15:10	Yes	WATER
		MG/L	Thallium - Total	6010	1.00	04/23/2008 15:30	04/24 18:00	NA	NA	04/29 00:36	Yes	WATER
		MG/L	Vanadium - Total	6010	1.00	04/23/2008 15:30	04/24 18:00	NA	NA	04/29 00:36	Yes	WATER
		MG/L	Zinc - Total	6010	1.00	04/23/2008 15:30	04/24 18:00	NA	NA	04/29 00:36	Yes	WATER
A8B1392402	Method Blank	MG/L	Aluminum - Total	6010	1.00	-	- 16:50	NA	NA	04/24 16:10	Yes	WATER
		MG/L	Antimony - Total	6010	1.00	-	- 16:50	NA	NA	04/24 16:10	Yes	WATER
		MG/L	Arsenic - Total	6010	1.00	-	- 16:50	NA	NA	04/24 16:10	Yes	WATER
		MG/L	Barium - Total	6010	1.00	-	- 16:50	NA	NA	04/24 16:10	Yes	WATER
		MG/L	Beryllium - Total	6010	1.00	-	- 16:50	NA	NA	04/24 16:10	Yes	WATER
		MG/L	Cadmium - Total	6010	1.00	-	- 16:50	NA	NA	04/24 16:10	Yes	WATER
		MG/L	Calcium - Total	6010	1.00	-	- 16:50	NA	NA	04/24 16:10	Yes	WATER
		MG/L	Chromium - Total	6010	1.00	-	- 16:50	NA	NA	04/24 16:10	Yes	WATER
		MG/L	Cobalt - Total	6010	1.00	-	- 16:50	NA	NA	04/24 16:10	Yes	WATER
		MG/L	Copper - Total	6010	1.00	-	- 16:50	NA	NA	04/24 16:10	Yes	WATER

AHT = Analysis Holding Time Met
THT = TCLP Holding Time Met
NA = Not Applicable

MACTEC ENGINEERING & CONSULTANTS
QC CHRONOLOGY

Lab ID	Sample ID	Units	Analyte	Method	Dilution Factor	Sample Date	Receive Date	TCLP Date	THT	Analysis Date	AHT	Matrix
A8B1392402	Method Blank	MG/L	Iron - Total	6010	1.00	-	- 16:50	NA	NA	04/24 16:10	Yes	WATER
		MG/L	Lead - Total	6010	1.00	-	- 16:50	NA	NA	04/24 16:10	Yes	WATER
		MG/L	Magnesium - Total	6010	1.00	-	- 16:50	NA	NA	04/24 16:10	Yes	WATER
		MG/L	Manganese - Total	6010	1.00	-	- 16:50	NA	NA	04/24 16:10	Yes	WATER
		MG/L	Nickel - Total	6010	1.00	-	- 16:50	NA	NA	04/24 16:10	Yes	WATER
		MG/L	Potassium - Total	6010	1.00	-	- 16:50	NA	NA	04/24 16:10	Yes	WATER
		MG/L	Selenium - Total	6010	1.00	-	- 16:50	NA	NA	04/24 16:10	Yes	WATER
		MG/L	Silver - Total	6010	1.00	-	- 16:50	NA	NA	04/24 16:10	Yes	WATER
		MG/L	Sodium - Total	6010	1.00	-	- 16:50	NA	NA	04/24 16:10	Yes	WATER
		MG/L	Thallium - Total	6010	1.00	-	- 16:50	NA	NA	04/24 16:10	Yes	WATER
		MG/L	Vanadium - Total	6010	1.00	-	- 16:50	NA	NA	04/24 16:10	Yes	WATER
		MG/L	Zinc - Total	6010	1.00	-	- 16:50	NA	NA	04/24 16:10	Yes	WATER
A8B1393302	Method Blank	MG/L	Mercury - Total	7470	1.00	-	- 16:50	NA	NA	04/23 19:02	Yes	WATER
A8B1401002	Method Blank	MG/L	Aluminum - Total	6010	1.00	-	- 16:50	NA	NA	04/24 18:21	Yes	WATER
		MG/L	Antimony - Total	6010	1.00	-	- 16:50	NA	NA	04/24 18:21	Yes	WATER
		MG/L	Arsenic - Total	6010	1.00	-	- 16:50	NA	NA	04/24 18:21	Yes	WATER
		MG/L	Barium - Total	6010	1.00	-	- 16:50	NA	NA	04/24 18:21	Yes	WATER
		MG/L	Beryllium - Total	6010	1.00	-	- 16:50	NA	NA	04/24 18:21	Yes	WATER
		MG/L	Cadmium - Total	6010	1.00	-	- 16:50	NA	NA	04/24 18:21	Yes	WATER
		MG/L	Calcium - Total	6010	1.00	-	- 16:50	NA	NA	04/24 18:21	Yes	WATER
		MG/L	Chromium - Total	6010	1.00	-	- 16:50	NA	NA	04/24 18:21	Yes	WATER
		MG/L	Cobalt - Total	6010	1.00	-	- 16:50	NA	NA	04/24 18:21	Yes	WATER
		MG/L	Copper - Total	6010	1.00	-	- 16:50	NA	NA	04/24 18:21	Yes	WATER
		MG/L	Iron - Total	6010	1.00	-	- 16:50	NA	NA	04/24 18:21	Yes	WATER
		MG/L	Lead - Total	6010	1.00	-	- 16:50	NA	NA	04/24 18:21	Yes	WATER
		MG/L	Magnesium - Total	6010	1.00	-	- 16:50	NA	NA	04/24 18:21	Yes	WATER
		MG/L	Manganese - Total	6010	1.00	-	- 16:50	NA	NA	04/24 18:21	Yes	WATER
		MG/L	Nickel - Total	6010	1.00	-	- 16:50	NA	NA	04/24 18:21	Yes	WATER
		MG/L	Potassium - Total	6010	1.00	-	- 16:50	NA	NA	04/24 18:21	Yes	WATER
		MG/L	Selenium - Total	6010	1.00	-	- 16:50	NA	NA	04/24 18:21	Yes	WATER
		MG/L	Silver - Total	6010	1.00	-	- 16:50	NA	NA	04/24 18:21	Yes	WATER
		MG/L	Sodium - Total	6010	1.00	-	- 16:50	NA	NA	04/24 18:21	Yes	WATER
		MG/L	Thallium - Total	6010	1.00	-	- 16:50	NA	NA	04/24 18:21	Yes	WATER
		MG/L	Vanadium - Total	6010	1.00	-	- 16:50	NA	NA	04/24 18:21	Yes	WATER
		MG/L	Zinc - Total	6010	1.00	-	- 16:50	NA	NA	04/24 18:21	Yes	WATER
A8B1401702	Method Blank	MG/L	Mercury - Total	7470	1.00	-	- 16:50	NA	NA	04/24 18:06	Yes	WATER
A8B1410502	Method Blank	MG/L	Mercury - Total	7470	1.00	-	- 18:00	NA	NA	04/25 19:08	Yes	WATER
A8B1411602	Method Blank	MG/L	Aluminum - Soluble	6010	1.00	-	- 18:00	NA	NA	04/29 01:53	Yes	WATER
		MG/L	Antimony - Soluble	6010	1.00	-	- 18:00	NA	NA	04/29 01:53	Yes	WATER
		MG/L	Arsenic - Soluble	6010	1.00	-	- 18:00	NA	NA	04/29 01:53	Yes	WATER
		MG/L	Barium - Soluble	6010	1.00	-	- 18:00	NA	NA	04/29 01:53	Yes	WATER
		MG/L	Beryllium - Soluble	6010	1.00	-	- 18:00	NA	NA	04/29 01:53	Yes	WATER
		MG/L	Cadmium - Soluble	6010	1.00	-	- 18:00	NA	NA	04/29 01:53	Yes	WATER
		MG/L	Calcium - Soluble	6010	1.00	-	- 18:00	NA	NA	04/29 01:53	Yes	WATER
		MG/L	Chromium - Soluble	6010	1.00	-	- 18:00	NA	NA	04/29 01:53	Yes	WATER
		MG/L	Cobalt - Soluble	6010	1.00	-	- 18:00	NA	NA	04/29 01:53	Yes	WATER
		MG/L	Copper - Soluble	6010	1.00	-	- 18:00	NA	NA	04/29 01:53	Yes	WATER
		MG/L	Iron - Soluble	6010	1.00	-	- 18:00	NA	NA	04/29 01:53	Yes	WATER

AHT = Analysis Holding Time Met
THT = TCLP Holding Time Met
NA = Not Applicable

Lab ID	Sample ID	Units	Analyte	Method	Dilution Factor	Sample Date	Receive Date	TCLP Date	THT	Analysis Date	AHT	Matrix
A8B1411602	Method Blank	MG/L	Magnesium - Soluble	6010	1.00	-	- 18:00	NA	NA	04/29 01:53	Yes	WATER
		MG/L	Lead - Soluble	6010	1.00	-	- 18:00	NA	NA	04/29 01:53	Yes	WATER
		MG/L	Manganese - Soluble	6010	1.00	-	- 18:00	NA	NA	04/29 01:53	Yes	WATER
		MG/L	Nickel - Soluble	6010	1.00	-	- 18:00	NA	NA	04/29 01:53	Yes	WATER
		MG/L	Potassium - Soluble	6010	1.00	-	- 18:00	NA	NA	04/29 01:53	Yes	WATER
		MG/L	Selenium - Soluble	6010	1.00	-	- 18:00	NA	NA	04/29 01:53	Yes	WATER
		MG/L	Silver - Soluble	6010	1.00	-	- 18:00	NA	NA	04/29 01:53	Yes	WATER
		MG/L	Sodium - Soluble	6010	1.00	-	- 18:00	NA	NA	04/29 01:53	Yes	WATER
		MG/L	Thallium - Soluble	6010	1.00	-	- 18:00	NA	NA	04/29 01:53	Yes	WATER
		MG/L	Vanadium - Soluble	6010	1.00	-	- 18:00	NA	NA	04/29 01:53	Yes	WATER
		MG/L	Zinc - Soluble	6010	1.00	-	- 18:00	NA	NA	04/29 01:53	Yes	WATER
A8B1412002	Method Blank	MG/L	Aluminum - Total	6010	1.00	-	- 18:00	NA	NA	04/28 23:19	Yes	WATER
		MG/L	Antimony - Total	6010	1.00	-	- 18:00	NA	NA	04/28 23:19	Yes	WATER
		MG/L	Arsenic - Total	6010	1.00	-	- 18:00	NA	NA	04/28 23:19	Yes	WATER
		MG/L	Barium - Total	6010	1.00	-	- 18:00	NA	NA	04/28 23:19	Yes	WATER
		MG/L	Beryllium - Total	6010	1.00	-	- 18:00	NA	NA	04/28 23:19	Yes	WATER
		MG/L	Cadmium - Total	6010	1.00	-	- 18:00	NA	NA	04/28 23:19	Yes	WATER
		MG/L	Calcium - Total	6010	1.00	-	- 18:00	NA	NA	04/28 23:19	Yes	WATER
		MG/L	Chromium - Total	6010	1.00	-	- 18:00	NA	NA	04/28 23:19	Yes	WATER
		MG/L	Cobalt - Total	6010	1.00	-	- 18:00	NA	NA	04/28 23:19	Yes	WATER
		MG/L	Copper - Total	6010	1.00	-	- 18:00	NA	NA	04/28 23:19	Yes	WATER
		MG/L	Iron - Total	6010	1.00	-	- 18:00	NA	NA	04/28 23:19	Yes	WATER
		MG/L	Lead - Total	6010	1.00	-	- 18:00	NA	NA	04/28 23:19	Yes	WATER
		MG/L	Magnesium - Total	6010	1.00	-	- 18:00	NA	NA	04/28 23:19	Yes	WATER
		MG/L	Manganese - Total	6010	1.00	-	- 18:00	NA	NA	04/28 23:19	Yes	WATER
		MG/L	Nickel - Total	6010	1.00	-	- 18:00	NA	NA	04/28 23:19	Yes	WATER
		MG/L	Potassium - Total	6010	1.00	-	- 18:00	NA	NA	04/28 23:19	Yes	WATER
		MG/L	Selenium - Total	6010	1.00	-	- 18:00	NA	NA	04/28 23:19	Yes	WATER
		MG/L	Silver - Total	6010	1.00	-	- 18:00	NA	NA	04/28 23:19	Yes	WATER
		MG/L	Sodium - Total	6010	1.00	-	- 18:00	NA	NA	04/28 23:19	Yes	WATER
		MG/L	Thallium - Total	6010	1.00	-	- 18:00	NA	NA	04/28 23:19	Yes	WATER
		MG/L	Vanadium - Total	6010	1.00	-	- 18:00	NA	NA	04/28 23:19	Yes	WATER
		MG/L	Zinc - Total	6010	1.00	-	- 18:00	NA	NA	04/28 23:19	Yes	WATER
A8B1412102	Method Blank	MG/L	Aluminum - Total	6010	1.00	-	- 11:50	NA	NA	04/29 00:03	Yes	WATER
		MG/L	Antimony - Total	6010	1.00	-	- 11:50	NA	NA	04/29 00:03	Yes	WATER
		MG/L	Arsenic - Total	6010	1.00	-	- 11:50	NA	NA	04/29 00:03	Yes	WATER
		MG/L	Barium - Total	6010	1.00	-	- 11:50	NA	NA	04/29 00:03	Yes	WATER
		MG/L	Beryllium - Total	6010	1.00	-	- 11:50	NA	NA	04/29 00:03	Yes	WATER
		MG/L	Cadmium - Total	6010	1.00	-	- 11:50	NA	NA	04/29 00:03	Yes	WATER
		MG/L	Calcium - Total	6010	1.00	-	- 11:50	NA	NA	04/29 00:03	Yes	WATER
		MG/L	Chromium - Total	6010	1.00	-	- 11:50	NA	NA	04/29 00:03	Yes	WATER
		MG/L	Cobalt - Total	6010	1.00	-	- 11:50	NA	NA	04/29 00:03	Yes	WATER
		MG/L	Copper - Total	6010	1.00	-	- 11:50	NA	NA	04/29 00:03	Yes	WATER
		MG/L	Iron - Total	6010	1.00	-	- 11:50	NA	NA	04/29 00:03	Yes	WATER
		MG/L	Lead - Total	6010	1.00	-	- 11:50	NA	NA	04/29 00:03	Yes	WATER
		MG/L	Magnesium - Total	6010	1.00	-	- 11:50	NA	NA	04/29 00:03	Yes	WATER
		MG/L	Manganese - Total	6010	1.00	-	- 11:50	NA	NA	04/29 00:03	Yes	WATER
		MG/L	Nickel - Total	6010	1.00	-	- 11:50	NA	NA	04/29 00:03	Yes	WATER

AHT = Analysis Holding Time Met
THT = TCLP Holding Time Met
NA = Not Applicable

Lab ID	Sample ID	Units	Analyte	Method	Dilution Factor	Sample Date	Receive Date	TCLP Date	THT	Analysis Date	AHT	Matrix
A8B1412102	Method Blank	MG/L	Potassium - Total	6010	1.00	-	- 11:50	NA	NA	04/29 00:03	Yes	WATER
		MG/L	Selenium - Total	6010	1.00	-	- 11:50	NA	NA	04/29 00:03	Yes	WATER
		MG/L	Silver - Total	6010	1.00	-	- 11:50	NA	NA	04/29 00:03	Yes	WATER
		MG/L	Sodium - Total	6010	1.00	-	- 11:50	NA	NA	04/29 00:03	Yes	WATER
		MG/L	Thallium - Total	6010	1.00	-	- 11:50	NA	NA	04/29 00:03	Yes	WATER
		MG/L	Vanadium - Total	6010	1.00	-	- 11:50	NA	NA	04/29 00:03	Yes	WATER
		MG/L	Zinc - Total	6010	1.00	-	- 11:50	NA	NA	04/29 00:03	Yes	WATER
A8B1422902	Method Blank	MG/L	Mercury - Total	7470	1.00	-	- 11:50	NA	NA	04/28 16:21	Yes	WATER
A8B1423002	Method Blank	MG/L	Mercury - Soluble	7470	1.00	-	- 18:00	NA	NA	04/28 17:52	Yes	WATER
A8B1393301	LCS	MG/L	Mercury - Total	7470	1.00	-	- 16:50	NA	NA	04/23 19:01	Yes	WATER
A8B1401701	LCS	MG/L	Mercury - Total	7470	1.00	-	- 16:50	NA	NA	04/24 18:05	Yes	WATER
A8B1410501	LCS	MG/L	Mercury - Total	7470	1.00	-	- 18:00	NA	NA	04/25 19:07	Yes	WATER
A8B1422901	LCS	MG/L	Mercury - Total	7470	1.00	-	- 11:50	NA	NA	04/28 16:20	Yes	WATER
A8B1423001	LCS	MG/L	Mercury - Soluble	7470	1.00	-	- 18:00	NA	NA	04/28 17:50	Yes	WATER
A8B1392401	LFB	MG/L	Aluminum - Total	6010	1.00	-	- 16:50	NA	NA	04/24 16:15	Yes	WATER
		MG/L	Antimony - Total	6010	1.00	-	- 16:50	NA	NA	04/24 16:15	Yes	WATER
		MG/L	Arsenic - Total	6010	1.00	-	- 16:50	NA	NA	04/24 16:15	Yes	WATER
		MG/L	Barium - Total	6010	1.00	-	- 16:50	NA	NA	04/24 16:15	Yes	WATER
		MG/L	Beryllium - Total	6010	1.00	-	- 16:50	NA	NA	04/24 16:15	Yes	WATER
		MG/L	Cadmium - Total	6010	1.00	-	- 16:50	NA	NA	04/24 16:15	Yes	WATER
		MG/L	Calcium - Total	6010	1.00	-	- 16:50	NA	NA	04/24 16:15	Yes	WATER
		MG/L	Chromium - Total	6010	1.00	-	- 16:50	NA	NA	04/24 16:15	Yes	WATER
		MG/L	Cobalt - Total	6010	1.00	-	- 16:50	NA	NA	04/24 16:15	Yes	WATER
		MG/L	Copper - Total	6010	1.00	-	- 16:50	NA	NA	04/24 16:15	Yes	WATER
		MG/L	Iron - Total	6010	1.00	-	- 16:50	NA	NA	04/24 16:15	Yes	WATER
		MG/L	Lead - Total	6010	1.00	-	- 16:50	NA	NA	04/24 16:15	Yes	WATER
		MG/L	Magnesium - Total	6010	1.00	-	- 16:50	NA	NA	04/24 16:15	Yes	WATER
		MG/L	Manganese - Total	6010	1.00	-	- 16:50	NA	NA	04/24 16:15	Yes	WATER
		MG/L	Nickel - Total	6010	1.00	-	- 16:50	NA	NA	04/24 16:15	Yes	WATER
		MG/L	Potassium - Total	6010	1.00	-	- 16:50	NA	NA	04/24 16:15	Yes	WATER
		MG/L	Selenium - Total	6010	1.00	-	- 16:50	NA	NA	04/24 16:15	Yes	WATER
		MG/L	Silver - Total	6010	1.00	-	- 16:50	NA	NA	04/24 16:15	Yes	WATER
		MG/L	Sodium - Total	6010	1.00	-	- 16:50	NA	NA	04/24 16:15	Yes	WATER
		MG/L	Thallium - Total	6010	1.00	-	- 16:50	NA	NA	04/24 16:15	Yes	WATER
		MG/L	Vanadium - Total	6010	1.00	-	- 16:50	NA	NA	04/24 16:15	Yes	WATER
		MG/L	Zinc - Total	6010	1.00	-	- 16:50	NA	NA	04/24 16:15	Yes	WATER
A8B1401001	LFB	MG/L	Aluminum - Total	6010	1.00	-	- 16:50	NA	NA	04/24 18:26	Yes	WATER
		MG/L	Antimony - Total	6010	1.00	-	- 16:50	NA	NA	04/24 18:26	Yes	WATER
		MG/L	Arsenic - Total	6010	1.00	-	- 16:50	NA	NA	04/24 18:26	Yes	WATER
		MG/L	Barium - Total	6010	1.00	-	- 16:50	NA	NA	04/24 18:26	Yes	WATER
		MG/L	Beryllium - Total	6010	1.00	-	- 16:50	NA	NA	04/24 18:26	Yes	WATER
		MG/L	Cadmium - Total	6010	1.00	-	- 16:50	NA	NA	04/24 18:26	Yes	WATER
		MG/L	Calcium - Total	6010	1.00	-	- 16:50	NA	NA	04/24 18:26	Yes	WATER
		MG/L	Chromium - Total	6010	1.00	-	- 16:50	NA	NA	04/24 18:26	Yes	WATER
		MG/L	Cobalt - Total	6010	1.00	-	- 16:50	NA	NA	04/24 18:26	Yes	WATER
		MG/L	Copper - Total	6010	1.00	-	- 16:50	NA	NA	04/24 18:26	Yes	WATER
		MG/L	Iron - Total	6010	1.00	-	- 16:50	NA	NA	04/24 18:26	Yes	WATER
		MG/L	Lead - Total	6010	1.00	-	- 16:50	NA	NA	04/24 18:26	Yes	WATER

AHT = Analysis Holding Time Met
THT = TCLP Holding Time Met
NA = Not Applicable

Lab ID	Sample ID	Units	Analyte	Method	Dilution Factor	Sample Date	Receive Date	TCLP Date	THT	Analysis Date	AHT	Matrix
A8B1401001	LFB	MG/L	Magnesium - Total	6010	1.00	-	- 16:50	NA	NA	04/24 18:26	Yes	WATER
		MG/L	Manganese - Total	6010	1.00	-	- 16:50	NA	NA	04/24 18:26	Yes	WATER
		MG/L	Nickel - Total	6010	1.00	-	- 16:50	NA	NA	04/24 18:26	Yes	WATER
		MG/L	Potassium - Total	6010	1.00	-	- 16:50	NA	NA	04/24 18:26	Yes	WATER
		MG/L	Selenium - Total	6010	1.00	-	- 16:50	NA	NA	04/24 18:26	Yes	WATER
		MG/L	Silver - Total	6010	1.00	-	- 16:50	NA	NA	04/24 18:26	Yes	WATER
		MG/L	Sodium - Total	6010	1.00	-	- 16:50	NA	NA	04/24 18:26	Yes	WATER
		MG/L	Thallium - Total	6010	1.00	-	- 16:50	NA	NA	04/24 18:26	Yes	WATER
		MG/L	Vanadium - Total	6010	1.00	-	- 16:50	NA	NA	04/24 18:26	Yes	WATER
		MG/L	Zinc - Total	6010	1.00	-	- 16:50	NA	NA	04/24 18:26	Yes	WATER
A8B1411601	LFB	MG/L	Aluminum - Soluble	6010	1.00	-	- 18:00	NA	NA	04/29 01:59	Yes	WATER
		MG/L	Antimony - Soluble	6010	1.00	-	- 18:00	NA	NA	04/29 01:59	Yes	WATER
		MG/L	Arsenic - Soluble	6010	1.00	-	- 18:00	NA	NA	04/29 01:59	Yes	WATER
		MG/L	Barium - Soluble	6010	1.00	-	- 18:00	NA	NA	04/29 01:59	Yes	WATER
		MG/L	Beryllium - Soluble	6010	1.00	-	- 18:00	NA	NA	04/29 01:59	Yes	WATER
		MG/L	Cadmium - Soluble	6010	1.00	-	- 18:00	NA	NA	04/29 01:59	Yes	WATER
		MG/L	Calcium - Soluble	6010	1.00	-	- 18:00	NA	NA	04/29 01:59	Yes	WATER
		MG/L	Chromium - Soluble	6010	1.00	-	- 18:00	NA	NA	04/29 01:59	Yes	WATER
		MG/L	Cobalt - Soluble	6010	1.00	-	- 18:00	NA	NA	04/29 01:59	Yes	WATER
		MG/L	Copper - Soluble	6010	1.00	-	- 18:00	NA	NA	04/29 01:59	Yes	WATER
		MG/L	Iron - Soluble	6010	1.00	-	- 18:00	NA	NA	04/29 01:59	Yes	WATER
		MG/L	Magnesium - Soluble	6010	1.00	-	- 18:00	NA	NA	04/29 01:59	Yes	WATER
		MG/L	Lead - Soluble	6010	1.00	-	- 18:00	NA	NA	04/29 01:59	Yes	WATER
		MG/L	Manganese - Soluble	6010	1.00	-	- 18:00	NA	NA	04/29 01:59	Yes	WATER
		MG/L	Nickel - Soluble	6010	1.00	-	- 18:00	NA	NA	04/29 01:59	Yes	WATER
		MG/L	Potassium - Soluble	6010	1.00	-	- 18:00	NA	NA	04/29 01:59	Yes	WATER
		MG/L	Selenium - Soluble	6010	1.00	-	- 18:00	NA	NA	04/29 01:59	Yes	WATER
		MG/L	Silver - Soluble	6010	1.00	-	- 18:00	NA	NA	04/29 01:59	Yes	WATER
		MG/L	Sodium - Soluble	6010	1.00	-	- 18:00	NA	NA	04/29 01:59	Yes	WATER
		MG/L	Thallium - Soluble	6010	1.00	-	- 18:00	NA	NA	04/29 01:59	Yes	WATER
		MG/L	Vanadium - Soluble	6010	1.00	-	- 18:00	NA	NA	04/29 01:59	Yes	WATER
		MG/L	Zinc - Soluble	6010	1.00	-	- 18:00	NA	NA	04/29 01:59	Yes	WATER
A8B1412001	LFB	MG/L	Aluminum - Total	6010	1.00	-	- 18:00	NA	NA	04/28 23:24	Yes	WATER
		MG/L	Antimony - Total	6010	1.00	-	- 18:00	NA	NA	04/28 23:24	Yes	WATER
		MG/L	Arsenic - Total	6010	1.00	-	- 18:00	NA	NA	04/28 23:24	Yes	WATER
		MG/L	Barium - Total	6010	1.00	-	- 18:00	NA	NA	04/28 23:24	Yes	WATER
		MG/L	Beryllium - Total	6010	1.00	-	- 18:00	NA	NA	04/28 23:24	Yes	WATER
		MG/L	Cadmium - Total	6010	1.00	-	- 18:00	NA	NA	04/28 23:24	Yes	WATER
		MG/L	Calcium - Total	6010	1.00	-	- 18:00	NA	NA	04/28 23:24	Yes	WATER
		MG/L	Chromium - Total	6010	1.00	-	- 18:00	NA	NA	04/28 23:24	Yes	WATER
		MG/L	Cobalt - Total	6010	1.00	-	- 18:00	NA	NA	04/28 23:24	Yes	WATER
		MG/L	Copper - Total	6010	1.00	-	- 18:00	NA	NA	04/28 23:24	Yes	WATER
		MG/L	Iron - Total	6010	1.00	-	- 18:00	NA	NA	04/28 23:24	Yes	WATER
		MG/L	Lead - Total	6010	1.00	-	- 18:00	NA	NA	04/28 23:24	Yes	WATER
		MG/L	Magnesium - Total	6010	1.00	-	- 18:00	NA	NA	04/28 23:24	Yes	WATER
		MG/L	Manganese - Total	6010	1.00	-	- 18:00	NA	NA	04/28 23:24	Yes	WATER
		MG/L	Nickel - Total	6010	1.00	-	- 18:00	NA	NA	04/28 23:24	Yes	WATER
		MG/L	Potassium - Total	6010	1.00	-	- 18:00	NA	NA	04/28 23:24	Yes	WATER

AHT = Analysis Holding Time Met
THT = TCLP Holding Time Met
NA = Not Applicable

Lab ID	Sample ID	Units	Analyte	Method	Dilution Factor	Sample Date	Receive Date	TCLP Date	THT	Analysis Date	AHT	Matrix
A8B1412001	LFB	MG/L	Selenium - Total	6010	1.00	-	- 18:00	NA	NA	04/28 23:24	Yes	WATER
		MG/L	Silver - Total	6010	1.00	-	- 18:00	NA	NA	04/28 23:24	Yes	WATER
		MG/L	Sodium - Total	6010	1.00	-	- 18:00	NA	NA	04/28 23:24	Yes	WATER
		MG/L	Thallium - Total	6010	1.00	-	- 18:00	NA	NA	04/28 23:24	Yes	WATER
		MG/L	Vanadium - Total	6010	1.00	-	- 18:00	NA	NA	04/28 23:24	Yes	WATER
		MG/L	Zinc - Total	6010	1.00	-	- 18:00	NA	NA	04/28 23:24	Yes	WATER
A8B1412101	LFB	MG/L	Aluminum - Total	6010	1.00	-	- 11:50	NA	NA	04/29 00:09	Yes	WATER
		MG/L	Antimony - Total	6010	1.00	-	- 11:50	NA	NA	04/29 00:09	Yes	WATER
		MG/L	Arsenic - Total	6010	1.00	-	- 11:50	NA	NA	04/29 00:09	Yes	WATER
		MG/L	Barium - Total	6010	1.00	-	- 11:50	NA	NA	04/29 00:09	Yes	WATER
		MG/L	Beryllium - Total	6010	1.00	-	- 11:50	NA	NA	04/29 00:09	Yes	WATER
		MG/L	Cadmium - Total	6010	1.00	-	- 11:50	NA	NA	04/29 00:09	Yes	WATER
		MG/L	Calcium - Total	6010	1.00	-	- 11:50	NA	NA	04/29 00:09	Yes	WATER
		MG/L	Chromium - Total	6010	1.00	-	- 11:50	NA	NA	04/29 00:09	Yes	WATER
		MG/L	Cobalt - Total	6010	1.00	-	- 11:50	NA	NA	04/29 00:09	Yes	WATER
		MG/L	Copper - Total	6010	1.00	-	- 11:50	NA	NA	04/29 00:09	Yes	WATER
		MG/L	Iron - Total	6010	1.00	-	- 11:50	NA	NA	04/29 00:09	Yes	WATER
		MG/L	Lead - Total	6010	1.00	-	- 11:50	NA	NA	04/29 00:09	Yes	WATER
		MG/L	Magnesium - Total	6010	1.00	-	- 11:50	NA	NA	04/29 00:09	Yes	WATER
		MG/L	Manganese - Total	6010	1.00	-	- 11:50	NA	NA	04/29 00:09	Yes	WATER
		MG/L	Nickel - Total	6010	1.00	-	- 11:50	NA	NA	04/29 00:09	Yes	WATER
		MG/L	Potassium - Total	6010	1.00	-	- 11:50	NA	NA	04/29 00:09	Yes	WATER
		MG/L	Selenium - Total	6010	1.00	-	- 11:50	NA	NA	04/29 00:09	Yes	WATER
		MG/L	Silver - Total	6010	1.00	-	- 11:50	NA	NA	04/29 00:09	Yes	WATER
		MG/L	Sodium - Total	6010	1.00	-	- 11:50	NA	NA	04/29 00:09	Yes	WATER
		MG/L	Thallium - Total	6010	1.00	-	- 11:50	NA	NA	04/29 00:09	Yes	WATER
		MG/L	Vanadium - Total	6010	1.00	-	- 11:50	NA	NA	04/29 00:09	Yes	WATER
		MG/L	Zinc - Total	6010	1.00	-	- 11:50	NA	NA	04/29 00:09	Yes	WATER

AHT = Analysis Holding Time Met
THT = TCLP Holding Time Met
NA = Not Applicable

Date: 05/17/2008 08:31:07
Jobno: A08-4431

MACTEC ENGINEERING & CONSULTANTS
SAMPLE CHRONOLOGY

Rept: AN0369

Lab ID	Sample ID	Units	Analyte	Method	Dilution Factor	Sample Date	Receive Date	TCLP Date	THT	Analysis Date	AHT	Matrix
A8443105	EW-1-0408	MG/L	Total Recoverable Phenolics	420.4	1.00	04/23/2008 11:05	04/23 16:50	NA	NA	04/30 19:02	Yes	WATER
		MG/L	Chloride	300.0	5.00	04/23/2008 11:05	04/23 16:50	NA	NA	04/29 01:32	Yes	WATER
		MG/L	Sulfate	D-516-90	10.00	04/23/2008 11:05	04/23 16:50	NA	NA	05/01 16:33	Yes	WATER
		MG/L	Sulfide	4500-S F	1.00	04/23/2008 11:05	04/23 16:50	NA	NA	04/25 21:45	Yes	WATER
		MG/L	Cyanide - Total	9012A	1.00	04/23/2008 11:05	04/23 16:50	NA	NA	04/29 08:23	Yes	WATER
		MG/L-N	Nitrate-Nitrite	353.2	1.00	04/23/2008 11:05	04/23 16:50	NA	NA	04/25 11:13	Yes	WATER
		MG/L	Ferrous Iron	3500D	1.00	04/23/2008 11:05	04/23 16:50	NA	NA	04/23 20:45	Yes	WATER
A8443106	EW-2-0408	MG/L	Total Recoverable Phenolics	420.4	1.00	04/23/2008 11:25	04/23 16:50	NA	NA	04/30 19:02	Yes	WATER
		MG/L	Chloride	300.0	5.00	04/23/2008 11:25	04/23 16:50	NA	NA	04/29 01:32	Yes	WATER
		MG/L	Sulfate	D-516-90	20.00	04/23/2008 11:25	04/23 16:50	NA	NA	04/25 23:32	Yes	WATER
		MG/L	Sulfide	4500-S F	1.00	04/23/2008 11:25	04/23 16:50	NA	NA	04/25 21:45	Yes	WATER
		MG/L	Cyanide - Total	9012A	1.00	04/23/2008 11:25	04/23 16:50	NA	NA	05/01 09:50	Yes	WATER
		MG/L-N	Nitrate-Nitrite	353.2	1.00	04/23/2008 11:25	04/23 16:50	NA	NA	04/25 11:13	Yes	WATER
		MG/L	Ferrous Iron	3500D	1.00	04/23/2008 11:25	04/23 16:50	NA	NA	04/23 20:45	Yes	WATER
A8443107	EW-3-0408	MG/L	Total Recoverable Phenolics	420.4	1.00	04/23/2008 11:45	04/23 16:50	NA	NA	05/04 12:36	Yes	WATER
		MG/L	Chloride	300.0	5.00	04/23/2008 11:45	04/23 16:50	NA	NA	05/01 12:28	Yes	WATER
		MG/L	Sulfate	D-516-90	10.00	04/23/2008 11:45	04/23 16:50	NA	NA	05/16 01:23	Yes	WATER
		MG/L	Sulfide	4500-S F	2.00	04/23/2008 11:45	04/23 16:50	NA	NA	04/25 21:45	Yes	WATER
		MG/L	Cyanide - Total	9012A	2.00	04/23/2008 11:45	04/23 16:50	NA	NA	05/01 09:50	Yes	WATER
		MG/L-N	Nitrate-Nitrite	353.2	1.00	04/23/2008 11:45	04/23 16:50	NA	NA	04/25 11:13	Yes	WATER
		MG/L	Ferrous Iron	3500D	10.00	04/23/2008 11:45	04/23 16:50	NA	NA	04/23 20:45	Yes	WATER
A8443108	EW-4-0408	MG/L	Total Recoverable Phenolics	420.4	3.00	04/23/2008 14:25	04/23 16:50	NA	NA	04/30 19:02	Yes	WATER
		MG/L	Chloride	300.0	50.00	04/23/2008 14:25	04/23 16:50	NA	NA	05/08 09:56	Yes	WATER
		MG/L	Sulfate	D-516-90	10.00	04/23/2008 14:25	04/23 16:50	NA	NA	04/25 22:09	Yes	WATER
		MG/L	Sulfide	4500-S F	2.00	04/23/2008 14:25	04/23 16:50	NA	NA	04/25 21:45	Yes	WATER
		MG/L	Cyanide - Total	9012A	5.00	04/23/2008 14:25	04/23 16:50	NA	NA	05/01 09:50	Yes	WATER
		MG/L-N	Nitrate-Nitrite	353.2	1.00	04/23/2008 14:25	04/23 16:50	NA	NA	04/25 11:13	Yes	WATER
		MG/L	Ferrous Iron	3500D	1.00	04/23/2008 14:25	04/23 16:50	NA	NA	04/23 20:45	Yes	WATER
A8443109	EW-5-0408	MG/L	Total Recoverable Phenolics	420.4	1.00	04/23/2008 14:45	04/23 16:50	NA	NA	04/30 19:02	Yes	WATER
		MG/L	Chloride	300.0	50.00	04/23/2008 14:45	04/23 16:50	NA	NA	05/08 09:56	Yes	WATER
		MG/L	Sulfate	D-516-90	30.00	04/23/2008 14:45	04/23 16:50	NA	NA	04/25 23:32	Yes	WATER
		MG/L	Sulfide	4500-S F	1.00	04/23/2008 14:45	04/23 16:50	NA	NA	04/25 21:45	Yes	WATER
		MG/L	Cyanide - Total	9012A	1.00	04/23/2008 14:45	04/23 16:50	NA	NA	04/29 08:23	Yes	WATER
		MG/L-N	Nitrate-Nitrite	353.2	1.00	04/23/2008 14:45	04/23 16:50	NA	NA	04/25 11:13	Yes	WATER
		MG/L	Ferrous Iron	3500D	10.00	04/23/2008 14:45	04/23 16:50	NA	NA	04/23 20:45	Yes	WATER
A8454704	FB-1-0408	MG/L	Total Recoverable Phenolics	420.4	1.00	04/25/2008 09:25	04/25 11:50	NA	NA	05/04 09:40	Yes	WATER
		MG/L	Chloride	4500-CL E	1.00	04/25/2008 09:25	04/25 11:50	NA	NA	05/13 13:46	Yes	WATER
		MG/L	Sulfate	D-516-90	1.00	04/25/2008 09:25	04/25 11:50	NA	NA	05/01 16:43	Yes	WATER
		MG/L	Sulfide	4500-S F	1.00	04/25/2008 09:25	04/25 11:50	NA	NA	05/01 16:00	Yes	WATER
		MG/L	Cyanide - Total	9012A	1.00	04/25/2008 09:25	04/25 11:50	NA	NA	04/29 10:12	Yes	WATER
		MG/L-N	Nitrate-Nitrite	353.2	1.00	04/25/2008 09:25	04/25 11:50	NA	NA	04/30 11:04	Yes	WATER
		MG/L	Ferrous Iron	3500D	1.00	04/25/2008 09:25	04/25 11:50	NA	NA	04/25 23:30	Yes	WATER
A8434602	ICM-101-0408	MG/L	Total Recoverable Phenolics	420.4	2.00	04/22/2008 16:00	04/22 16:50	NA	NA	04/30 19:02	Yes	WATER
		MG/L	Chloride	300.0	20.00	04/22/2008 16:00	04/22 16:50	NA	NA	05/08 09:56	Yes	WATER
		MG/L	Sulfate	D-516-90	4.00	04/22/2008 16:00	04/22 16:50	NA	NA	04/25 20:07	Yes	WATER
		MG/L	Sulfide	4500-S F	100.00	04/22/2008 16:00	04/22 16:50	NA	NA	04/23 15:15	Yes	WATER
		MG/L	Cyanide - Total	9012A	1.00	04/22/2008 16:00	04/22 16:50	NA	NA	04/29 11:46	Yes	WATER
		MG/L-N	Nitrate-Nitrite	353.2	1.00	04/22/2008 16:00	04/22 16:50	NA	NA	04/25 11:13	Yes	WATER

AHT = Analysis Holding Time Met
THT = TCLP Holding Time Met
NA = Not Applicable

TestAmerica Laboratories Inc.

Date: 05/17/2008 08:31:07 | MACTEC ENGINEERING & CONSULTANTS | Rept: ANO369
Jobno: A08-4346 | SAMPLE CHRONOLOGY

Lab ID	Sample ID	Units	Analyte	Method	Dilution Factor	Sample Date	Receive Date	TCLP Date	THT	Analysis Date	AHT	Matrix
A8434602	ICM-101-0408	MG/L	Ferrous Iron	3500D	100.00	04/22/2008 16:00	04/22 16:50	NA	NA	04/22 22:30	Yes	WATER
A8434604	ICM-102-0408	MG/L	Total Recoverable Phenolics	420.4	1.00	04/22/2008 14:20	04/22 16:50	NA	NA	04/30 19:02	Yes	WATER
		MG/L	Chloride	300.0	5.00	04/22/2008 14:20	04/22 16:50	NA	NA	04/29 01:32	Yes	WATER
		MG/L	Sulfate	D-516-90	17.00	04/22/2008 14:20	04/22 16:50	NA	NA	04/25 19:44	Yes	WATER
		MG/L	Sulfide	4500-S F	1.00	04/22/2008 14:20	04/22 16:50	NA	NA	04/23 15:15	Yes	WATER
		MG/L	Cyanide - Total	9012A	1.00	04/22/2008 14:20	04/22 16:50	NA	NA	04/29 11:46	Yes	WATER
		MG/L-N	Nitrate-Nitrite	353.2	1.00	04/22/2008 14:20	04/22 16:50	NA	NA	04/24 09:43	Yes	WATER
		MG/L	Ferrous Iron	3500D	1.00	04/22/2008 14:20	04/22 16:50	NA	NA	04/22 22:30	Yes	WATER
A8434603	ICM-103-0408	MG/L	Total Recoverable Phenolics	420.4	1.00	04/22/2008 15:50	04/22 16:50	NA	NA	04/30 19:02	Yes	WATER
		MG/L	Chloride	300.0	5.00	04/22/2008 15:50	04/22 16:50	NA	NA	04/29 01:32	Yes	WATER
		MG/L	Sulfate	D-516-90	3.00	04/22/2008 15:50	04/22 16:50	NA	NA	04/25 19:46	Yes	WATER
		MG/L	Sulfide	4500-S F	1.00	04/22/2008 15:50	04/22 16:50	NA	NA	04/23 15:15	Yes	WATER
		MG/L	Cyanide - Total	9012A	1.00	04/22/2008 15:50	04/22 16:50	NA	NA	04/29 11:46	Yes	WATER
		MG/L-N	Nitrate-Nitrite	353.2	1.00	04/22/2008 15:50	04/22 16:50	NA	NA	04/24 09:43	Yes	WATER
		MG/L	Ferrous Iron	3500D	1.00	04/22/2008 15:50	04/22 16:50	NA	NA	04/22 22:30	Yes	WATER
A8443104	ICM-104-0408	MG/L	Total Recoverable Phenolics	420.4	1.00	04/22/2008 17:00	04/23 16:50	NA	NA	04/30 19:02	Yes	WATER
		MG/L	Chloride	300.0	5.00	04/22/2008 17:00	04/23 16:50	NA	NA	05/01 12:28	Yes	WATER
		MG/L	Sulfate	D-516-90	2.00	04/22/2008 17:00	04/23 16:50	NA	NA	05/01 16:57	Yes	WATER
		MG/L	Sulfide	4500-S F	1.00	04/22/2008 17:00	04/23 16:50	NA	NA	04/25 21:45	Yes	WATER
		MG/L	Cyanide - Total	9012A	1.00	04/22/2008 17:00	04/23 16:50	NA	NA	05/01 09:50	Yes	WATER
		MG/L-N	Nitrate-Nitrite	353.2	1.00	04/22/2008 17:00	04/23 16:50	NA	NA	04/25 11:13	Yes	WATER
		MG/L	Ferrous Iron	3500D	1.00	04/22/2008 17:00	04/23 16:50	NA	NA	04/23 20:45	Yes	WATER
A8443111	ICM-105-0408	MG/L	Total Recoverable Phenolics	420.4	1.00	04/23/2008	04/23 16:50	NA	NA	04/30 19:02	Yes	WATER
		MG/L	Chloride	300.0	5.00	04/23/2008	04/23 16:50	NA	NA	04/29 01:32	Yes	WATER
		MG/L	Sulfate	D-516-90	20.00	04/23/2008	04/23 16:50	NA	NA	04/25 23:32	Yes	WATER
		MG/L	Sulfide	4500-S F	1.00	04/23/2008	04/23 16:50	NA	NA	04/25 21:45	Yes	WATER
		MG/L	Cyanide - Total	9012A	1.00	04/23/2008	04/23 16:50	NA	NA	05/01 09:50	Yes	WATER
		MG/L-N	Nitrate-Nitrite	353.2	1.00	04/23/2008	04/23 16:50	NA	NA	04/25 11:13	Yes	WATER
		MG/L	Ferrous Iron	3500D	1.00	04/23/2008	04/23 16:50	NA	NA	04/23 20:45	Yes	WATER
A8451515	R-01-0408	MG/L	Total Recoverable Phenolics	420.4	1.00	04/24/2008 16:10	04/24 18:00	NA	NA	04/30 19:20	Yes	WATER
		MG/L	Chloride	300.0	5.00	04/24/2008 16:10	04/24 18:00	NA	NA	05/01 12:28	Yes	WATER
		MG/L	Sulfate	D-516-90	1.00	04/24/2008 16:10	04/24 18:00	NA	NA	04/25 21:55	Yes	WATER
		MG/L	Sulfide	4500-S F	1.00	04/24/2008 16:10	04/24 18:00	NA	NA	04/29 12:00	Yes	WATER
		MG/L	Cyanide - Total	9012A	1.00	04/24/2008 16:10	04/24 18:00	NA	NA	04/29 08:23	Yes	WATER
		MG/L-N	Nitrate-Nitrite	353.2	1.00	04/24/2008 16:10	04/24 18:00	NA	NA	04/25 11:13	Yes	WATER
		MG/L	Ferrous Iron	3500D	1.00	04/24/2008 16:10	04/24 18:00	NA	NA	04/24 22:40	Yes	WATER
A8454703	RFI-17-0408	MG/L	Total Recoverable Phenolics	420.4	1.00	04/25/2008 08:45	04/25 11:50	NA	NA	05/04 12:55	Yes	WATER
		MG/L	Chloride	300.0	5.00	04/25/2008 08:45	04/25 11:50	NA	NA	05/03 14:14	Yes	WATER
		MG/L	Sulfate	D-516-90	5.00	04/25/2008 08:45	04/25 11:50	NA	NA	05/01 19:24	Yes	WATER
		MG/L	Sulfide	4500-S F	1.00	04/25/2008 08:45	04/25 11:50	NA	NA	05/01 16:00	Yes	WATER
		MG/L	Cyanide - Total	9012A	1.00	04/25/2008 08:45	04/25 11:50	NA	NA	04/29 10:12	Yes	WATER
		MG/L-N	Nitrate-Nitrite	353.2	1.00	04/25/2008 08:45	04/25 11:50	NA	NA	05/01 08:16	Yes	WATER
		MG/L	Ferrous Iron	3500D	1.00	04/25/2008 08:45	04/25 11:50	NA	NA	04/25 23:30	Yes	WATER
A8434607	RFI-18-0408	MG/L	Total Recoverable Phenolics	420.4	1.00	04/22/2008 09:15	04/22 16:50	NA	NA	04/30 19:02	Yes	WATER
		MG/L	Chloride	300.0	100.00	04/22/2008 09:15	04/22 16:50	NA	NA	05/08 09:56	Yes	WATER
		MG/L	Sulfate	D-516-90	17.00	04/22/2008 09:15	04/22 16:50	NA	NA	04/25 20:09	Yes	WATER
		MG/L	Sulfide	4500-S F	1.00	04/22/2008 09:15	04/22 16:50	NA	NA	04/23 15:15	Yes	WATER
		MG/L	Cyanide - Total	9012A	1.00	04/22/2008 09:15	04/22 16:50	NA	NA	04/25 13:12	Yes	WATER

AHT = Analysis Holding Time Met
THT = TCLP Holding Time Met
NA = Not Applicable

TestAmerica Laboratories Inc.

MACTEC ENGINEERING & CONSULTANTS
SAMPLE CHRONOLOGY

Lab ID	Sample ID	Units	Analyte	Method	Dilution Factor	Sample Date	Receive Date	TCLP Date	THT	Analysis Date	AHT	Matrix
A8434607	RFI-18-0408	MG/L-N	Nitrate-Nitrite	353.2	1.00	04/22/2008 09:15	04/22 16:50	NA	NA	04/24 09:43	Yes	WATER
		MG/L	Ferrous Iron	3500D	2.00	04/22/2008 09:15	04/22 16:50	NA	NA	04/22 22:30	Yes	WATER
A8434608	RFI-19D-0408	MG/L	Total Recoverable Phenolics	420.4	1.00	04/22/2008 08:10	04/22 16:50	NA	NA	04/30 19:02	Yes	WATER
		MG/L	Chloride	300.0	5.00	04/22/2008 08:10	04/22 16:50	NA	NA	04/29 01:32	Yes	WATER
		MG/L	Sulfate	D-516-90	2.00	04/22/2008 08:10	04/22 16:50	NA	NA	04/25 23:38	Yes	WATER
		MG/L	Sulfide	4500-S F	1.00	04/22/2008 08:10	04/22 16:50	NA	NA	04/23 15:15	Yes	WATER
		MG/L	Cyanide - Total	9012A	1.00	04/22/2008 08:10	04/22 16:50	NA	NA	04/29 11:46	Yes	WATER
		MG/L-N	Nitrate-Nitrite	353.2	1.00	04/22/2008 08:10	04/22 16:50	NA	NA	04/24 09:43	Yes	WATER
		MG/L	Ferrous Iron	3500D	5.00	04/22/2008 08:10	04/22 16:50	NA	NA	04/22 22:30	Yes	WATER
A8451511	RFI-20-0408	MG/L	Total Recoverable Phenolics	420.4	1.00	04/24/2008 09:45	04/24 18:00	NA	NA	04/30 19:20	Yes	WATER
		MG/L	Chloride	300.0	5.00	04/24/2008 09:45	04/24 18:00	NA	NA	05/01 12:28	Yes	WATER
		MG/L	Sulfate	D-516-90	20.00	04/24/2008 09:45	04/24 18:00	NA	NA	04/25 23:35	Yes	WATER
		MG/L	Sulfide	4500-S F	1.00	04/24/2008 09:45	04/24 18:00	NA	NA	04/29 12:00	Yes	WATER
		MG/L	Cyanide - Total	9012A	1.00	04/24/2008 09:45	04/24 18:00	NA	NA	04/29 08:23	Yes	WATER
		MG/L-N	Nitrate-Nitrite	353.2	1.00	04/24/2008 09:45	04/24 18:00	NA	NA	04/25 11:13	Yes	WATER
		MG/L	Ferrous Iron	3500D	1.00	04/24/2008 09:45	04/24 18:00	NA	NA	04/24 22:40	Yes	WATER
A8443101	RFI-22-0408	MG/L	Total Recoverable Phenolics	420.4	1.00	04/23/2008 08:30	04/23 16:50	NA	NA	04/30 19:02	Yes	WATER
		MG/L	Chloride	300.0	50.00	04/23/2008 08:30	04/23 16:50	NA	NA	05/08 09:56	Yes	WATER
		MG/L	Sulfate	D-516-90	20.00	04/23/2008 08:30	04/23 16:50	NA	NA	04/26 07:29	Yes	WATER
		MG/L	Sulfide	4500-S F	1.00	04/23/2008 08:30	04/23 16:50	NA	NA	04/25 21:45	Yes	WATER
		MG/L	Cyanide - Total	9012A	1.00	04/23/2008 08:30	04/23 16:50	NA	NA	04/29 11:46	Yes	WATER
		MG/L-N	Nitrate-Nitrite	353.2	1.00	04/23/2008 08:30	04/23 16:50	NA	NA	04/25 11:13	Yes	WATER
		MG/L	Ferrous Iron	3500D	100.00	04/23/2008 08:30	04/23 16:50	NA	NA	04/23 20:45	Yes	WATER
A8443110	RFI-24-0408	MG/L	Total Recoverable Phenolics	420.4	1.00	04/23/2008	04/23 16:50	NA	NA	04/30 19:02	Yes	WATER
		MG/L	Chloride	300.0	5.00	04/23/2008	04/23 16:50	NA	NA	05/01 12:28	Yes	WATER
		MG/L	Sulfate	D-516-90	5.00	04/23/2008	04/23 16:50	NA	NA	05/16 01:23	Yes	WATER
		MG/L	Sulfide	4500-S F	1.00	04/23/2008	04/23 16:50	NA	NA	04/25 21:45	Yes	WATER
		MG/L	Cyanide - Total	9012A	1.00	04/23/2008	04/23 16:50	NA	NA	05/01 09:50	Yes	WATER
		MG/L-N	Nitrate-Nitrite	353.2	1.00	04/23/2008	04/23 16:50	NA	NA	04/25 11:13	Yes	WATER
		MG/L	Ferrous Iron	3500D	1.00	04/23/2008	04/23 16:50	NA	NA	04/23 20:45	Yes	WATER
A8434605	RFI-25-0408	MG/L	Total Recoverable Phenolics	420.4	1.00	04/22/2008 11:25	04/22 16:50	NA	NA	04/30 19:02	Yes	WATER
		MG/L	Chloride	300.0	5.00	04/22/2008 11:25	04/22 16:50	NA	NA	04/29 01:32	Yes	WATER
		MG/L	Sulfate	D-516-90	10.00	04/22/2008 11:25	04/22 16:50	NA	NA	04/25 19:44	Yes	WATER
		MG/L	Sulfide	4500-S F	1.00	04/22/2008 11:25	04/22 16:50	NA	NA	04/23 15:15	Yes	WATER
		MG/L	Cyanide - Total	9012A	1.00	04/22/2008 11:25	04/22 16:50	NA	NA	04/29 11:46	Yes	WATER
		MG/L-N	Nitrate-Nitrite	353.2	1.00	04/22/2008 11:25	04/22 16:50	NA	NA	04/24 09:43	Yes	WATER
		MG/L	Ferrous Iron	3500D	1.00	04/22/2008 11:25	04/22 16:50	NA	NA	04/22 22:30	Yes	WATER
A8451505	RFI-27-0408	MG/L	Total Recoverable Phenolics	420.4	1.00	04/23/2008 16:40	04/24 18:00	NA	NA	04/30 19:11	Yes	WATER
		MG/L	Chloride	300.0	50.00	04/23/2008 16:40	04/24 18:00	NA	NA	05/06 15:10	Yes	WATER
		MG/L	Sulfate	D-516-90	8.00	04/23/2008 16:40	04/24 18:00	NA	NA	04/25 22:49	Yes	WATER
		MG/L	Sulfide	4500-S F	1.00	04/23/2008 16:40	04/24 18:00	NA	NA	04/29 12:00	Yes	WATER
		MG/L	Cyanide - Total	9012A	1.00	04/23/2008 16:40	04/24 18:00	NA	NA	04/29 08:23	Yes	WATER
		MG/L-N	Nitrate-Nitrite	353.2	1.00	04/23/2008 16:40	04/24 18:00	NA	NA	04/25 11:13	Yes	WATER
		MG/L	Ferrous Iron	3500D	1.00	04/23/2008 16:40	04/24 18:00	NA	NA	04/24 22:40	Yes	WATER
A8451510	RFI-28-0408	MG/L	Total Recoverable Phenolics	420.4	1.00	04/24/2008 08:45	04/24 18:00	NA	NA	04/30 19:20	Yes	WATER
		MG/L	Chloride	300.0	5.00	04/24/2008 08:45	04/24 18:00	NA	NA	05/01 12:28	Yes	WATER
		MG/L	Sulfate	D-516-90	30.00	04/24/2008 08:45	04/24 18:00	NA	NA	04/26 07:47	Yes	WATER
		MG/L	Sulfide	4500-S F	1.00	04/24/2008 08:45	04/24 18:00	NA	NA	04/29 12:00	Yes	WATER

AHT = Analysis Holding Time Met
THT = TCLP Holding Time Met
NA = Not Applicable

Lab ID	Sample ID	Units	Analyte	Method	Dilution Factor	Sample Date	Receive Date	TCLP Date	THT	Analysis Date	AHT	Matrix
A8451510	RFI-28-0408	MG/L	Cyanide - Total	9012A	1.00	04/24/2008 08:45	04/24 18:00	NA	NA	04/29 08:23	Yes	WATER
		MG/L-N	Nitrate-Nitrite	353.2	1.00	04/24/2008 08:45	04/24 18:00	NA	NA	04/25 11:13	Yes	WATER
		MG/L	Ferrous Iron	3500D	5.00	04/24/2008 08:45	04/24 18:00	NA	NA	04/24 22:40	Yes	WATER
A8451513	RFI-29-0408	MG/L	Total Recoverable Phenolics	420.4	1.00	04/24/2008 14:00	04/24 18:00	NA	NA	04/30 19:20	Yes	WATER
		MG/L	Chloride	300.0	5.00	04/24/2008 14:00	04/24 18:00	NA	NA	05/01 12:28	Yes	WATER
		MG/L	Sulfate	D-516-90	3.00	04/24/2008 14:00	04/24 18:00	NA	NA	04/30 19:06	Yes	WATER
		MG/L	Sulfide	4500-S F	1.00	04/24/2008 14:00	04/24 18:00	NA	NA	04/29 12:00	Yes	WATER
		MG/L	Cyanide - Total	9012A	1.00	04/24/2008 14:00	04/24 18:00	NA	NA	04/29 08:23	Yes	WATER
		MG/L-N	Nitrate-Nitrite	353.2	1.00	04/24/2008 14:00	04/24 18:00	NA	NA	04/25 11:13	Yes	WATER
		MG/L	Ferrous Iron	3500D	1.00	04/24/2008 14:00	04/24 18:00	NA	NA	04/24 22:40	Yes	WATER
A8451506	RFI-30-0408	MG/L	Total Recoverable Phenolics	420.4	1.00	04/24/2008 10:15	04/24 18:00	NA	NA	04/30 19:11	Yes	WATER
		MG/L	Chloride	300.0	50.00	04/24/2008 10:15	04/24 18:00	NA	NA	05/06 15:10	Yes	WATER
		MG/L	Sulfate	D-516-90	17.00	04/24/2008 10:15	04/24 18:00	NA	NA	04/26 07:31	Yes	WATER
		MG/L	Sulfide	4500-S F	1.00	04/24/2008 10:15	04/24 18:00	NA	NA	04/29 12:00	Yes	WATER
		MG/L	Cyanide - Total	9012A	1.00	04/24/2008 10:15	04/24 18:00	NA	NA	04/29 08:23	Yes	WATER
		MG/L-N	Nitrate-Nitrite	353.2	1.00	04/24/2008 10:15	04/24 18:00	NA	NA	04/25 11:13	Yes	WATER
		MG/L	Ferrous Iron	3500D	1.00	04/24/2008 10:15	04/24 18:00	NA	NA	04/24 22:40	Yes	WATER
A8451514	RFI-32-0408	MG/L	Total Recoverable Phenolics	420.4	1.00	04/24/2008 15:00	04/24 18:00	NA	NA	04/30 19:20	Yes	WATER
		MG/L	Chloride	300.0	5.00	04/24/2008 15:00	04/24 18:00	NA	NA	05/01 12:28	Yes	WATER
		MG/L	Sulfate	D-516-90	8.00	04/24/2008 15:00	04/24 18:00	NA	NA	04/25 23:35	Yes	WATER
		MG/L	Sulfide	4500-S F	1.00	04/24/2008 15:00	04/24 18:00	NA	NA	04/29 12:00	Yes	WATER
		MG/L	Cyanide - Total	9012A	1.00	04/24/2008 15:00	04/24 18:00	NA	NA	04/29 08:23	Yes	WATER
		MG/L-N	Nitrate-Nitrite	353.2	1.00	04/24/2008 15:00	04/24 18:00	NA	NA	04/25 11:13	Yes	WATER
		MG/L	Ferrous Iron	3500D	1.00	04/24/2008 15:00	04/24 18:00	NA	NA	04/24 22:40	Yes	WATER
A8451512	RFI-34-0408	MG/L	Total Recoverable Phenolics	420.4	1.00	04/24/2008 11:10	04/24 18:00	NA	NA	04/30 19:20	Yes	WATER
		MG/L	Chloride	300.0	100.00	04/24/2008 11:10	04/24 18:00	NA	NA	05/06 15:10	Yes	WATER
		MG/L	Sulfate	D-516-90	30.00	04/24/2008 11:10	04/24 18:00	NA	NA	04/25 23:34	Yes	WATER
		MG/L	Sulfide	4500-S F	1.00	04/24/2008 11:10	04/24 18:00	NA	NA	04/29 12:00	Yes	WATER
		MG/L	Cyanide - Total	9012A	1.00	04/24/2008 11:10	04/24 18:00	NA	NA	04/29 08:23	Yes	WATER
		MG/L-N	Nitrate-Nitrite	353.2	1.00	04/24/2008 11:10	04/24 18:00	NA	NA	04/25 11:13	Yes	WATER
		MG/L	Ferrous Iron	3500D	1.00	04/24/2008 11:10	04/24 18:00	NA	NA	04/24 22:40	Yes	WATER
A8434606	RFI-35-0408	MG/L	Total Recoverable Phenolics	420.4	1.00	04/22/2008 10:10	04/22 16:50	NA	NA	04/30 19:02	Yes	WATER
		MG/L	Chloride	300.0	5.00	04/22/2008 10:10	04/22 16:50	NA	NA	04/29 01:32	Yes	WATER
		MG/L	Sulfate	D-516-90	121.00	04/22/2008 10:10	04/22 16:50	NA	NA	04/25 20:07	Yes	WATER
		MG/L	Sulfide	4500-S F	1.00	04/22/2008 10:10	04/22 16:50	NA	NA	04/23 15:15	Yes	WATER
		MG/L	Cyanide - Total	9012A	1.00	04/22/2008 10:10	04/22 16:50	NA	NA	04/25 13:12	Yes	WATER
		MG/L-N	Nitrate-Nitrite	353.2	1.00	04/22/2008 10:10	04/22 16:50	NA	NA	04/24 09:43	Yes	WATER
		MG/L	Ferrous Iron	3500D	1.00	04/22/2008 10:10	04/22 16:50	NA	NA	04/22 22:30	Yes	WATER
A8451507	RFI-36-0408	MG/L	Total Recoverable Phenolics	420.4	1.00	04/24/2008 12:00	04/24 18:00	NA	NA	04/30 19:20	Yes	WATER
		MG/L	Chloride	300.0	5.00	04/24/2008 12:00	04/24 18:00	NA	NA	05/01 12:28	Yes	WATER
		MG/L	Sulfate	D-516-90	50.00	04/24/2008 12:00	04/24 18:00	NA	NA	04/25 23:34	Yes	WATER
		MG/L	Sulfide	4500-S F	1.00	04/24/2008 12:00	04/24 18:00	NA	NA	04/29 12:00	Yes	WATER
		MG/L	Cyanide - Total	9012A	1.00	04/24/2008 12:00	04/24 18:00	NA	NA	04/29 08:23	Yes	WATER
		MG/L-N	Nitrate-Nitrite	353.2	1.00	04/24/2008 12:00	04/24 18:00	NA	NA	04/25 11:13	Yes	WATER
		MG/L	Ferrous Iron	3500D	10.00	04/24/2008 12:00	04/24 18:00	NA	NA	04/24 22:40	Yes	WATER
A8443103	RFI-39-0408	MG/L	Total Recoverable Phenolics	420.4	1.00	04/23/2008 12:00	04/23 16:50	NA	NA	04/30 19:02	Yes	WATER
		MG/L	Chloride	300.0	50.00	04/23/2008 12:00	04/23 16:50	NA	NA	05/08 09:56	Yes	WATER
		MG/L	Sulfate	D-516-90	121.00	04/23/2008 12:00	04/23 16:50	NA	NA	04/25 23:37	Yes	WATER

AHT = Analysis Holding Time Met
THT = TCLP Holding Time Met
NA = Not Applicable

Date: 05/17/2008 08:31:07
Jobno: A08-4431

MACTEC ENGINEERING & CONSULTANTS
SAMPLE CHRONOLOGY

Rept: AN0369

Lab ID	Sample ID	Units	Analyte	Method	Dilution Factor	Sample Date	Receive Date	TCLP Date	THT	Analysis Date	AHT	Matrix
A8443103	RFI-39-0408	MG/L	Sulfide	4500-S F	1.00	04/23/2008 12:00	04/23 16:50	NA	NA	04/25 21:45	Yes	WATER
		MG/L	Cyanide - Total	9012A	1.00	04/23/2008 12:00	04/23 16:50	NA	NA	04/29 11:46	Yes	WATER
		MG/L-N	Nitrate-Nitrite	353.2	1.00	04/23/2008 12:00	04/23 16:50	NA	NA	04/25 11:13	Yes	WATER
		MG/L	Ferrous Iron	3500D	1.00	04/23/2008 12:00	04/23 16:50	NA	NA	04/23 20:45	Yes	WATER
A8454701	RFI-43-0408	MG/L	Total Recoverable Phenolics	420.4	1.00	04/25/2008 08:30	04/25 11:50	NA	NA	05/04 11:12	Yes	WATER
		MG/L	Chloride	300.0	5.00	04/25/2008 08:30	04/25 11:50	NA	NA	05/03 14:14	Yes	WATER
		MG/L	Sulfate	D-516-90	40.00	04/25/2008 08:30	04/25 11:50	NA	NA	05/01 17:39	Yes	WATER
		MG/L	Sulfide	4500-S F	1.00	04/25/2008 08:30	04/25 11:50	NA	NA	04/29 12:00	Yes	WATER
		MG/L	Cyanide - Total	9012A	1.00	04/25/2008 08:30	04/25 11:50	NA	NA	04/29 10:12	Yes	WATER
		MG/L-N	Nitrate-Nitrite	353.2	1.00	04/25/2008 08:30	04/25 11:50	NA	NA	04/30 11:04	Yes	WATER
		MG/L	Ferrous Iron	3500D	1.00	04/25/2008 08:30	04/25 11:50	NA	NA	04/25 23:30	Yes	WATER
A8454702	RFI-43R-0408	MG/L	Total Recoverable Phenolics	420.4	1.00	04/25/2008 08:30	04/25 11:50	NA	NA	05/04 11:12	Yes	WATER
		MG/L	Chloride	300.0	5.00	04/25/2008 08:30	04/25 11:50	NA	NA	05/03 14:14	Yes	WATER
		MG/L	Sulfate	D-516-90	40.00	04/25/2008 08:30	04/25 11:50	NA	NA	05/01 17:39	Yes	WATER
		MG/L	Sulfide	4500-S F	2.00	04/25/2008 08:30	04/25 11:50	NA	NA	05/01 16:00	Yes	WATER
		MG/L	Cyanide - Total	9012A	1.00	04/25/2008 08:30	04/25 11:50	NA	NA	04/29 10:12	Yes	WATER
		MG/L-N	Nitrate-Nitrite	353.2	1.00	04/25/2008 08:30	04/25 11:50	NA	NA	04/30 11:04	Yes	WATER
		MG/L	Ferrous Iron	3500D	1.00	04/25/2008 08:30	04/25 11:50	NA	NA	04/25 23:30	Yes	WATER
A8451504	RFI-45-0408	MG/L	Total Recoverable Phenolics	420.4	1.00	04/23/2008 15:30	04/24 18:00	NA	NA	05/04 11:54	Yes	WATER
		MG/L	Chloride	300.0	50.00	04/23/2008 15:30	04/24 18:00	NA	NA	05/06 15:10	Yes	WATER
		MG/L	Sulfate	D-516-90	50.00	04/23/2008 15:30	04/24 18:00	NA	NA	04/25 23:32	Yes	WATER
		MG/L	Sulfide	4500-S F	1.00	04/23/2008 15:30	04/24 18:00	NA	NA	04/29 12:00	Yes	WATER
		MG/L	Cyanide - Total	9012A	1.00	04/23/2008 15:30	04/24 18:00	NA	NA	04/29 08:23	Yes	WATER
		MG/L-N	Nitrate-Nitrite	353.2	5.00	04/23/2008 15:30	04/24 18:00	NA	NA	04/25 11:13	Yes	WATER
		MG/L	Ferrous Iron	3500D	1.00	04/23/2008 15:30	04/24 18:00	NA	NA	04/24 22:40	Yes	WATER
A8451508	RFI-51-0408	MG/L	Total Recoverable Phenolics	420.4	1.00	04/24/2008 14:15	04/24 18:00	NA	NA	04/30 19:20	Yes	WATER
		MG/L	Chloride	300.0	5.00	04/24/2008 14:15	04/24 18:00	NA	NA	05/01 12:28	Yes	WATER
		MG/L	Sulfate	D-516-90	50.00	04/24/2008 14:15	04/24 18:00	NA	NA	04/25 23:34	Yes	WATER
		MG/L	Sulfide	4500-S F	1.00	04/24/2008 14:15	04/24 18:00	NA	NA	04/29 12:00	Yes	WATER
		MG/L	Cyanide - Total	9012A	1.00	04/24/2008 14:15	04/24 18:00	NA	NA	04/29 08:23	Yes	WATER
		MG/L-N	Nitrate-Nitrite	353.2	1.00	04/24/2008 14:15	04/24 18:00	NA	NA	04/25 11:13	Yes	WATER
		MG/L	Ferrous Iron	3500D	25.00	04/24/2008 14:15	04/24 18:00	NA	NA	04/24 22:40	Yes	WATER
A8451509	RFI-PZ-18-0408	MG/L	Total Recoverable Phenolics	420.4	1.00	04/24/2008 16:00	04/24 18:00	NA	NA	04/30 19:20	Yes	WATER
		MG/L	Chloride	300.0	5.00	04/24/2008 16:00	04/24 18:00	NA	NA	05/01 12:28	Yes	WATER
		MG/L	Sulfate	D-516-90	10.00	04/24/2008 16:00	04/24 18:00	NA	NA	04/26 07:47	Yes	WATER
		MG/L	Sulfide	4500-S F	1.00	04/24/2008 16:00	04/24 18:00	NA	NA	04/29 12:00	Yes	WATER
		MG/L	Cyanide - Total	9012A	1.00	04/24/2008 16:00	04/24 18:00	NA	NA	04/29 08:23	Yes	WATER
		MG/L-N	Nitrate-Nitrite	353.2	1.00	04/24/2008 16:00	04/24 18:00	NA	NA	04/25 11:13	Yes	WATER
		MG/L	Ferrous Iron	3500D	1.00	04/24/2008 16:00	04/24 18:00	NA	NA	04/24 22:40	Yes	WATER
A8443102	RFI-PZ-19-0408	MG/L	Total Recoverable Phenolics	420.4	1.00	04/23/2008 10:30	04/23 16:50	NA	NA	04/30 19:02	Yes	WATER
		MG/L	Chloride	300.0	5.00	04/23/2008 10:30	04/23 16:50	NA	NA	04/29 01:32	Yes	WATER
		MG/L	Sulfate	D-516-90	121.00	04/23/2008 10:30	04/23 16:50	NA	NA	04/25 23:37	Yes	WATER
		MG/L	Sulfide	4500-S F	1.00	04/23/2008 10:30	04/23 16:50	NA	NA	04/25 21:45	Yes	WATER
		MG/L	Cyanide - Total	9012A	1.00	04/23/2008 10:30	04/23 16:50	NA	NA	04/29 11:46	Yes	WATER
		MG/L-N	Nitrate-Nitrite	353.2	1.00	04/23/2008 10:30	04/23 16:50	NA	NA	04/25 11:13	Yes	WATER
		MG/L	Ferrous Iron	3500D	1000.00	04/23/2008 10:30	04/23 16:50	NA	NA	04/23 20:45	Yes	WATER

AHT = Analysis Holding Time Met
THT = TCLP Holding Time Met
NA = Not Applicable

TestAmerica Laboratories Inc.

Lab ID	Sample ID	Units	Analyte	Method	Dilution Factor	Sample Date	Receive Date	TCLP Date	THT	Analysis Date	AHT	Matrix
A8443107MS	EW-3-0408	MG/L	Total Recoverable Phenolics	420.4	1.00	04/23/2008 11:45	04/23 16:50	NA	NA	05/04 12:36	Yes	WATER
A8443108MS	EW-4-0408	MG/L-N	Nitrate-Nitrite	353.2	1.00	04/23/2008 14:25	04/23 16:50	NA	NA	04/25 11:13	Yes	WATER
A8434602MS	ICM-101-0408	MG/L	Sulfate	D-516-90	4.00	04/22/2008 16:00	04/22 16:50	NA	NA	04/25 20:07	Yes	WATER
A8451515MS	R-01-0408	MG/L	Ferrous Iron	3500D	1.00	04/24/2008 16:10	04/24 18:00	NA	NA	04/24 22:40	Yes	WATER
A8454703MS	RFI-17-0408	MG/L	Total Recoverable Phenolics	420.4	1.00	04/25/2008 08:45	04/25 11:50	NA	NA	05/04 12:55	Yes	WATER
		MG/L	Chloride	300.0	5.00	04/25/2008 08:45	04/25 11:50	NA	NA	05/03 14:14	Yes	WATER
		MG/L	Sulfate	D-516-90	5.00	04/25/2008 08:45	04/25 11:50	NA	NA	05/01 19:24	Yes	WATER
		MG/L	Sulfide	4500-S F	2.00	04/25/2008 08:45	04/25 11:50	NA	NA	05/01 16:00	Yes	WATER
		MG/L	Cyanide - Total	9012A	1.00	04/25/2008 08:45	04/25 11:50	NA	NA	04/29 10:12	Yes	WATER
		MG/L-N	Nitrate-Nitrite	353.2	1.00	04/25/2008 08:45	04/25 11:50	NA	NA	05/01 08:16	Yes	WATER
		MG/L	Ferrous Iron	3500D	1.00	04/25/2008 08:45	04/25 11:50	NA	NA	04/25 23:30	Yes	WATER
A8454703SD	RFI-17-0408	MG/L	Total Recoverable Phenolics	420.4	1.00	04/25/2008 08:45	04/25 11:50	NA	NA	05/04 12:55	Yes	WATER
		MG/L	Chloride	300.0	5.00	04/25/2008 08:45	04/25 11:50	NA	NA	05/03 14:14	Yes	WATER
		MG/L	Sulfate	D-516-90	5.00	04/25/2008 08:45	04/25 11:50	NA	NA	05/01 19:24	Yes	WATER
		MG/L	Sulfide	4500-S F	2.00	04/25/2008 08:45	04/25 11:50	NA	NA	05/01 16:00	Yes	WATER
		MG/L	Cyanide - Total	9012A	1.00	04/25/2008 08:45	04/25 11:50	NA	NA	04/29 10:12	Yes	WATER
		MG/L-N	Nitrate-Nitrite	353.2	1.00	04/25/2008 08:45	04/25 11:50	NA	NA	05/01 08:16	Yes	WATER
		MG/L	Ferrous Iron	3500D	1.00	04/25/2008 08:45	04/25 11:50	NA	NA	04/25 23:30	Yes	WATER
A8434607MS	RFI-18-0408	MG/L	Sulfate	D-516-90	17.00	04/22/2008 09:15	04/22 16:50	NA	NA	04/25 20:09	Yes	WATER
A8443101MS	RFI-22-0408	MG/L	Sulfate	D-516-90	20.00	04/23/2008 08:30	04/23 16:50	NA	NA	04/26 07:29	Yes	WATER
A8451513MS	RFI-29-0408	MG/L	Chloride	300.0	5.00	04/24/2008 14:00	04/24 18:00	NA	NA	05/01 12:28	Yes	WATER
A8443103MS	RFI-39-0408	MG/L	Cyanide - Total	9012A	1.00	04/23/2008 12:00	04/23 16:50	NA	NA	04/29 11:46	Yes	WATER
		MG/L	Ferrous Iron	3500D	1.00	04/23/2008 12:00	04/23 16:50	NA	NA	04/23 20:45	Yes	WATER
A8454701MS	RFI-43-0408	MG/L	Sulfide	4500-S F	2.00	04/25/2008 08:30	04/25 11:50	NA	NA	04/29 12:00	Yes	WATER
A8451504MS	RFI-45-0408	MG/L	Cyanide - Total	9012A	1.00	04/23/2008 15:30	04/24 18:00	NA	NA	04/29 08:23	Yes	WATER
A8B1416302	MBLK	MG/L	Sulfate	D-516-90	1.00	-	- 16:50	NA	NA	04/25 14:09	Yes	WATER
		MG/L	Sulfate	D-516-90	1.00	-	- 16:50	NA	NA	04/25 14:09	Yes	WATER
		MG/L	Sulfate	D-516-90	1.00	-	- 18:00	NA	NA	04/25 14:09	Yes	WATER
A8B1445902	MBLK	MG/L	Total Recoverable Phenolics	420.4	1.00	-	- 18:00	NA	NA	04/30 18:30	Yes	WATER
A8B1453102	MBLK	MG/L	Sulfate	D-516-90	1.00	-	- 16:50	NA	NA	05/01 13:55	Yes	WATER
		MG/L	Sulfate	D-516-90	1.00	-	- 11:50	NA	NA	05/01 13:55	Yes	WATER
A8B1459102	MBLK	MG/L	Sulfate	D-516-90	1.00	-	- 18:00	NA	NA	04/30 14:57	Yes	WATER
A8B1464502	MBLK	MG/L	Total Recoverable Phenolics	420.4	1.00	-	- 16:50	NA	NA	05/04 10:53	Yes	WATER
		MG/L	Total Recoverable Phenolics	420.4	1.00	-	- 18:00	NA	NA	05/04 10:53	Yes	WATER
A8B1464702	MBLK	MG/L	Total Recoverable Phenolics	420.4	1.00	-	- 11:50	NA	NA	05/04 13:45	Yes	WATER
A8B1391202	Method Blank	MG/L	Ferrous Iron	3500D	1.00	-	- 16:50	NA	NA	04/22 22:30	Yes	WATER
A8B1398802	Method Blank	MG/L	Sulfide	4500-S F	1.00	-	- 16:50	NA	NA	04/23 15:15	Yes	WATER
A8B1399602	Method Blank	MG/L	Ferrous Iron	3500D	1.00	-	- 16:50	NA	NA	04/23 20:45	Yes	WATER
A8B1402002	Method Blank	MG/L-N	Nitrate-Nitrite	353.2	1.00	-	- 16:50	NA	NA	04/24 09:43	Yes	WATER
A8B1402902	Method Blank	MG/L	Cyanide - Total	9012A	1.00	-	- 16:50	NA	NA	04/25 13:12	Yes	WATER
A8B1408202	Method Blank	MG/L	Ferrous Iron	3500D	1.00	-	- 18:00	NA	NA	04/24 22:40	Yes	WATER
A8B1410202	Method Blank	MG/L-N	Nitrate-Nitrite	353.2	1.00	-	- 16:50	NA	NA	04/25 11:13	Yes	WATER
		MG/L-N	Nitrate-Nitrite	353.2	1.00	-	- 16:50	NA	NA	04/25 11:13	Yes	WATER
		MG/L-N	Nitrate-Nitrite	353.2	1.00	-	- 18:00	NA	NA	04/25 11:13	Yes	WATER
A8B1414402	Method Blank	MG/L	Cyanide - Total	9012A	1.00	-	- 16:50	NA	NA	04/29 08:23	Yes	WATER
		MG/L	Cyanide - Total	9012A	1.00	-	- 18:00	NA	NA	04/29 08:23	Yes	WATER
A8B1415002	Method Blank	MG/L	Ferrous Iron	3500D	1.00	-	- 11:50	NA	NA	04/25 23:30	Yes	WATER
A8B1415402	Method Blank	MG/L	Sulfide	4500-S F	1.00	-	- 16:50	NA	NA	04/25 21:45	Yes	WATER

AHT = Analysis Holding Time Met
THT = TCLP Holding Time Met
NA = Not Applicable

MACTEC ENGINEERING & CONSULTANTS
QC CHRONOLOGY

Lab ID	Sample ID	Units	Analyte	Method	Dilution Factor	Sample Date	Receive Date	TCLP Date	THT	Analysis Date	AHT	Matrix
A8B1417202	Method Blank	MG/L	Cyanide - Total	9012A	1.00	-	- 11:50	NA	NA	04/29 10:12	Yes	WATER
A8B1423702	Method Blank	MG/L	Total Recoverable Phenolics	420.4	1.00	-	- 16:50	NA	NA	04/30 19:02	Yes	WATER
		MG/L	Total Recoverable Phenolics	420.4	1.00	-	- 16:50	NA	NA	04/30 19:02	Yes	WATER
A8B1425902	Method Blank	MG/L	Cyanide - Total	9012A	1.00	-	- 16:50	NA	NA	04/29 11:46	Yes	WATER
		MG/L	Cyanide - Total	9012A	1.00	-	- 16:50	NA	NA	04/29 11:46	Yes	WATER
A8B1433002	Method Blank	MG/L	Chloride	300.0	1.00	-	- 16:50	NA	NA	04/29 01:32	Yes	WATER
		MG/L	Chloride	300.0	1.00	-	- 16:50	NA	NA	04/29 01:32	Yes	WATER
A8B1435202	Method Blank	MG/L	Sulfide	4500-S F	1.00	-	- 18:00	NA	NA	04/29 12:00	Yes	WATER
		MG/L	Sulfide	4500-S F	1.00	-	- 11:50	NA	NA	04/29 12:00	Yes	WATER
A8B1441202	Method Blank	MG/L	Chloride	300.0	1.00	-	- 16:50	NA	NA	05/01 12:28	Yes	WATER
		MG/L	Chloride	300.0	1.00	-	- 18:00	NA	NA	05/01 12:28	Yes	WATER
A8B1441302	Method Blank	MG/L	Cyanide - Total	9012A	1.00	-	- 16:50	NA	NA	05/01 09:50	Yes	WATER
A8B1441702	Method Blank	MG/L-N	Nitrate-Nitrite	353.2	1.00	-	- 11:50	NA	NA	04/30 11:04	Yes	WATER
A8B1448502	Method Blank	MG/L-N	Nitrate-Nitrite	353.2	1.00	-	- 11:50	NA	NA	05/01 08:16	Yes	WATER
A8B1452502	Method Blank	MG/L	Sulfide	4500-S F	1.00	-	- 11:50	NA	NA	05/01 16:00	Yes	WATER
A8B1462202	Method Blank	MG/L	Chloride	300.0	1.00	-	- 11:50	NA	NA	05/03 14:14	Yes	WATER
A8B1476402	Method Blank	MG/L	Chloride	300.0	1.00	-	- 18:00	NA	NA	05/06 15:10	Yes	WATER
A8B1485202	Method Blank	MG/L	Chloride	300.0	1.00	-	- 16:50	NA	NA	05/08 09:56	Yes	WATER
		MG/L	Chloride	300.0	1.00	-	- 16:50	NA	NA	05/08 09:56	Yes	WATER
A8B1515302	Method Blank	MG/L	Chloride	300.0	1.00	-	- 11:50	NA	NA	05/13 13:46	Yes	WATER
A8B1539202	Method Blank	MG/L	Sulfate	D-516-90	1.00	-	- 16:50	NA	NA	05/16 01:23	Yes	WATER
A8B1391201	LCS	MG/L	Ferrous Iron	3500D	1.00	-	- 16:50	NA	NA	04/22 22:30	Yes	WATER
A8B1398801	LCS	MG/L	Sulfide	4500-S F	1.00	-	- 16:50	NA	NA	04/23 15:15	Yes	WATER
A8B1399601	LCS	MG/L	Ferrous Iron	3500D	1.00	-	- 16:50	NA	NA	04/23 20:45	Yes	WATER
A8B1402001	LCS	MG/L-N	Nitrate-Nitrite	353.2	1.00	-	- 16:50	NA	NA	04/24 09:43	Yes	WATER
A8B1402901	LCS	MG/L	Cyanide - Total	9012A	1.00	-	- 16:50	NA	NA	04/25 13:12	Yes	WATER
A8B1408201	LCS	MG/L	Ferrous Iron	3500D	1.00	-	- 18:00	NA	NA	04/24 22:40	Yes	WATER
A8B1410201	LCS	MG/L-N	Nitrate-Nitrite	353.2	1.00	-	- 16:50	NA	NA	04/25 11:13	Yes	WATER
		MG/L-N	Nitrate-Nitrite	353.2	1.00	-	- 16:50	NA	NA	04/25 11:13	Yes	WATER
		MG/L-N	Nitrate-Nitrite	353.2	1.00	-	- 18:00	NA	NA	04/25 11:13	Yes	WATER
A8B1414401	LCS	MG/L	Cyanide - Total	9012A	1.00	-	- 16:50	NA	NA	04/29 08:23	Yes	WATER
		MG/L	Cyanide - Total	9012A	1.00	-	- 18:00	NA	NA	04/29 08:23	Yes	WATER
A8B1415001	LCS	MG/L	Ferrous Iron	3500D	1.00	-	- 11:50	NA	NA	04/25 23:30	Yes	WATER
A8B1415401	LCS	MG/L	Sulfide	4500-S F	1.00	-	- 16:50	NA	NA	04/25 21:45	Yes	WATER
A8B1416301	LCS	MG/L	Sulfate	D-516-90	1.00	-	- 16:50	NA	NA	04/25 14:09	Yes	WATER
		MG/L	Sulfate	D-516-90	1.00	-	- 16:50	NA	NA	04/25 14:09	Yes	WATER
		MG/L	Sulfate	D-516-90	1.00	-	- 18:00	NA	NA	04/25 14:09	Yes	WATER
A8B1417201	LCS	MG/L	Cyanide - Total	9012A	1.00	-	- 11:50	NA	NA	04/29 10:12	Yes	WATER
A8B1423701	LCS	MG/L	Total Recoverable Phenolics	420.4	5.00	-	- 16:50	NA	NA	04/30 19:02	Yes	WATER
		MG/L	Total Recoverable Phenolics	420.4	5.00	-	- 16:50	NA	NA	04/30 19:02	Yes	WATER
A8B1425901	LCS	MG/L	Cyanide - Total	9012A	1.00	-	- 16:50	NA	NA	04/29 11:46	Yes	WATER
		MG/L	Cyanide - Total	9012A	1.00	-	- 16:50	NA	NA	04/29 11:46	Yes	WATER
A8B1433001	LCS	MG/L	Chloride	300.0	1.00	-	- 16:50	NA	NA	04/29 01:32	Yes	WATER
		MG/L	Chloride	300.0	1.00	-	- 16:50	NA	NA	04/29 01:32	Yes	WATER
A8B1435201	LCS	MG/L	Sulfide	4500-S F	1.00	-	- 18:00	NA	NA	04/29 12:00	Yes	WATER
		MG/L	Sulfide	4500-S F	1.00	-	- 11:50	NA	NA	04/29 12:00	Yes	WATER
A8B1441201	LCS	MG/L	Chloride	300.0	1.00	-	- 16:50	NA	NA	05/01 12:28	Yes	WATER
		MG/L	Chloride	300.0	1.00	-	- 18:00	NA	NA	05/01 12:28	Yes	WATER

AHT = Analysis Holding Time Met
THT = TCLP Holding Time Met
NA = Not Applicable

Lab ID	Sample ID	Units	Analyte	Method	Dilution Factor	Sample Date	Receive Date	TCLP Date	THT	Analysis Date	AHT	Matrix
A8B1441301	LCS	MG/L	Cyanide - Total	9012A	1.00	-	- 16:50	NA	NA	05/01 09:50	Yes	WATER
A8B1441701	LCS	MG/L-N	Nitrate-Nitrite	353.2	1.00	-	- 11:50	NA	NA	04/30 11:04	Yes	WATER
A8B1445901	LCS	MG/L	Total Recoverable Phenolics	420.4	5.00	-	- 18:00	NA	NA	04/30 18:34	Yes	WATER
A8B1448501	LCS	MG/L-N	Nitrate-Nitrite	353.2	1.00	-	- 11:50	NA	NA	05/01 08:16	Yes	WATER
A8B1452501	LCS	MG/L	Sulfide	4500-S F	1.00	-	- 11:50	NA	NA	05/01 16:00	Yes	WATER
A8B1453101	LCS	MG/L	Sulfate	D-516-90	1.00	-	- 16:50	NA	NA	05/01 13:55	Yes	WATER
		MG/L	Sulfate	D-516-90	1.00	-	- 11:50	NA	NA	05/01 13:55	Yes	WATER
A8B1459101	LCS	MG/L	Sulfate	D-516-90	1.00	-	- 18:00	NA	NA	04/30 14:57	Yes	WATER
A8B1462201	LCS	MG/L	Chloride	300.0	1.00	-	- 11:50	NA	NA	05/03 14:14	Yes	WATER
A8B1464501	LCS	MG/L	Total Recoverable Phenolics	420.4	5.00	-	- 16:50	NA	NA	05/04 10:56	Yes	WATER
		MG/L	Total Recoverable Phenolics	420.4	5.00	-	- 18:00	NA	NA	05/04 10:56	Yes	WATER
A8B1464701	LCS	MG/L	Total Recoverable Phenolics	420.4	5.00	-	- 11:50	NA	NA	05/04 13:28	Yes	WATER
A8B1476401	LCS	MG/L	Chloride	300.0	1.00	-	- 18:00	NA	NA	05/06 15:10	Yes	WATER
A8B1485201	LCS	MG/L	Chloride	300.0	1.00	-	- 16:50	NA	NA	05/08 09:56	Yes	WATER
		MG/L	Chloride	300.0	1.00	-	- 16:50	NA	NA	05/08 09:56	Yes	WATER
A8B1515301	LCS	MG/L	Chloride	300.0	1.00	-	- 11:50	NA	NA	05/13 13:46	Yes	WATER
A8B1539201	LCS	MG/L	Sulfate	D-516-90	1.00	-	- 16:50	NA	NA	05/16 01:23	Yes	WATER

AHT = Analysis Holding Time Met
THT = TCLP Holding Time Met
NA = Not Applicable

Chain of Custody Record

TestAmerica
THE LEADER IN ENVIRONMENTAL TESTING

TAL-4142 (0907)

Client	Project Manager	Date	Chain of Custody Number
MACTEC	John Scrabis	4/22/08	390533
Address	**Telephone Number (Area Code)/Fax Number**	**Lab Number**	**Page** 1 **of**
800 N. Bell Ave. Suite 200	(412) 279-6661		
City / **State** / **Zip Code**	**Site Contact**	**Lab Contact**	
Carnegie / PA / 15106	W. Swinehart	B. Fisher	
Project Name and Location (State)	**Carrier/Waybill Number**		
Honeywell - Buffalo Color 2nd Q GW			
Contract/Purchase Order/Quote No.			

Sample I.D. No. and Description (Containers for each sample may be combined on one line)	Date	Time	Matrix: Air	Aqueous	Sed.	Soil	Containers & Preservatives: Unpres.	H2SO4	HNO3	HCl	NaOH	ZnAc/NaOH	VOC	SVOC	TAL METALS	Total Cyanide	Sulfide	Chloride/Sulfate	Nitrite/Nitrate	Total Recoverable Phenols	Ferrous Iron
RFI-16-0408	4/22/08	1200		X			X	X	X	X	X	X	2	2	1	1	1	1	1	1	1
ICM-101-0408	4/22/08	1600		X			X	X	X	X	X	X	2	2	1	1	1	1	1	1	1
ICM-103-0408	4/22/08	1550		X			X	X	X	X	X	X	2	2	1	1	1	1	1	1	1
ICM-102-0408	4/22/08	1420		X			X	X	X	X	X	X	2	2	1	1	1	1	1	1	1
RFI-25-0408	4/22/08	1125		X			X	X	X	X	X	X	2	2	1	1	1	1	1	1	1
RFI-35-0408	4/22/08	1010		X			X	X	X	X	X	X	2	2	1	1	1	1	1	1	1
MW-18-0408	4/22/08	0915		X			X	X	X	X	X	X	2	2	1	1	1	1	1	1	1
MW-19D-0408	4/22/08	0810		X			X	X	X	X	X	X	3	2	1	1	1	1	1	1	1

Analysis (Attach list if more space is needed)

Special Instructions/ Conditions of Receipt

Possible Hazard Identification
☐ Non-Hazard ☐ Flammable ☐ Skin Irritant ☐ Poison B ☒ Unknown

Sample Disposal
☐ Return To Client ☒ Disposal By Lab ☐ Archive For _____ Months
(A fee may be assessed if samples are retained longer than 1 month)

Turn Around Time Required
☐ 24 Hours ☐ 48 Hours ☐ 7 Days ☐ 14 Days ☐ 21 Days ☒ Other standard

QC Requirements (Specify)

	Date	Time		Date	Time
1. Relinquished By	4/22/08	1650	1. Received By	04-22-08	16:50
2. Relinquished By			2. Received By		
3. Relinquished By			3. Received By		

Comments

3@4.4°C

DISTRIBUTION: WHITE - Returned to Client with Report; CANARY - Stays with the Sample; PINK - Field Copy

386/390

Chain of Custody Record

TestAmerica
THE LEADER IN ENVIRONMENTAL TESTING

TAL-4142 (0907)

Client	Project Manager	Date	Chain of Custody Number
MACTEC	John Scrabis		390534
Address	**Telephone Number (Area Code)/Fax Number**	**Lab Number**	**Page** 1 of 1
800 N. Bell Ave Suite 200	(412) 279-6661		
City / **State** / **Zip Code**	**Site Contact**	**Lab Contact**	
Carnegie / PA / 15106	W. Swinehart	G. Fisher	
Project Name and Location (State)	**Carrier/Waybill Number**		
Honeywell - Buffalo Color 2nd Q GW Sampling			
Contract/Purchase Order/Quote No.			

Sample I.D. No. and Description (Containers for each sample may be combined on one line)	Date	Time	Matrix: Air	Aqueous	Sed.	Soil	Containers & Preservatives: Unpres.	H2SO4	HNO3	HCl	NaOH	ZnAc/NaOH	Analysis: VOC	SVOC	TAL Metals	Total Cyanide	Sulfide	Chloride/Sulfate	Nitrate/Nitrite	Total Recoverable Phenols	Ferrous Iron	Special Instructions/ Conditions of Receipt
RFI-22-0408	4/23/08	0830		X			X	X	X	X	X	X	2	2	1	1	1	1	1	1	1	
RFI-PZ-19-0408	4/23/08	1030		X			X	X	X	X	X	X	2	2	1	1	1	1	1	1	1	
RFI-39-0408	4/23/08	1200		X			X	X	X	X	X	X	2	2	1	1	1	1	1	1	1	
RFI-45-0408	4/23/08	1530		X			X	X	X	X	X	X	2	2	1	1	1	1	1	1	1	
ICM-104-0408	4/22/08	1700		X			X	X	X	X	X	X	2	2	1	1	1	1	1	1	1	
EW-1-0408	4/23/08	1105		X			X	X	X	X	X	X	2	2	1	1	1	1	1	1	1	
EW-2-0408	4/23/08	1125		X			X	X	X	X	X	X	2	2	1	1	1	1	1	1	1	
EW-3-0408	4/23/08	1145		X			X	X	X	X	X	X	2	2	1	1	1	1	1	1	1	
EW-4-0408	4/23/08	1425		X			X	X	X	X	X	X	2	2	1	1	1	1	1	1	1	
EW-5-0408	4/23/08	1445		X			X	X	X	X	X	X	2	2	1	1	1	1	1	1	1	
RFI-24-0408	4/23/08			X			X	X	X	X	X	X	2	2	1	1	1	1	1	1	1	
ICM-105-0408	4/23/08			X			X	X	X	X	X	X	2	2	1	1	1	1	1	1	1	

Possible Hazard Identification
☐ Non-Hazard ☐ Flammable ☐ Skin Irritant ☐ Poison B ☒ Unknown

Sample Disposal
☐ Return To Client ☒ Disposal By Lab ☐ Archive For _____ Months
(A fee may be assessed if samples are retained longer than 1 month)

Turn Around Time Required
☐ 24 Hours ☐ 48 Hours ☐ 7 Days ☐ 14 Days ☐ 21 Days ☒ Other standard

QC Requirements (Specify)

	Date	Time		Date	Time
1. Relinquished By: Eric Wilk	4/23/08	1650	1. Received By:	04-23-08	16:50
2. Relinquished By			2. Received By		
3. Relinquished By			3. Received By		

Comments
NO VOA VOLUME REC'D FOR RFI-22, RFI-PZ-19 and RFI-39. 4@4.4°C
NO VOLUME REC'D FOR RFI-45. LM'S.

DISTRIBUTION: WHITE - Returned to Client with Report; CANARY - Stays with the Sample; PINK - Field Copy

387390

Chain of Custody Record

TestAmerica
THE LEADER IN ENVIRONMENTAL TESTING

TAL-4142 (0907)

Client	Project Manager	Date	Chain of Custody Number
MACTEC	John Scrabis	4/24/08	390525
Address	**Telephone Number (Area Code)/Fax Number**	**Lab Number**	**Page 1 of 2**
800 N. Bell Ave. Suite 200	(412) 279-6661		
City / **State** / **Zip Code**	**Site Contact**	**Lab Contact**	
Carnegie / PA / 15106	W. Swinehart	Gary Fisher	
Project Name and Location (State)	**Carrier/Waybill Number**		
Honeywell-Buffalo Color 2nd Q GW Sampling			
Contract/Purchase Order/Quote No.			

Sample I.D. No. and Description (Containers for each sample may be combined on one line)	Date	Time	Matrix: Air	Aqueous	Sed.	Soil	Containers & Preservatives: Unpres.	H2SO4	HNO3	HCl	NaOH	ZnAc/NaOH	VOC	SVOC	TAL METALS	Total Cyanide	Sulfide	Chloride/Sulfate	Nitrate/Nitrite	Total Recoverable Phenols	Ferrous Iron	Dissolved Metals
RFI-22-0408	4/23/08	0830		X						X			2									
RFI-PZ-19-0408	4/23/08	1030		X						X			2									
RFI-39-0408	4/23/08	1200		X						X			2									
RFI-45-0408	4/23/08	1530		X			X	X	X	X	X	X	2	2	1	1	1	1	1	1	1	
RFI-29-0408	4/23/08	1640		X			X	X	X	X	X	X	2	2	1	1	1	1	1	1	1	
RFI-30-0408	4/24/08	1015		X			X	X	X	X	X	X	2	2	1	1	1	1	1	1	1	
RFI-36-0408	4/24/08	1200		X			X	X	X	X	X	X	2	2	1	1	1	1	1	1	1	
RFI-51-0408	4/24/08	1415		X			X	X	X	X	X	X	2	2	1	1	1	1	1	1	1	1
RFI-PZ-18-0408	4/24/08	1600		X			X	X	X	X	X	X	2	2	1	1	1	1	1	1	1	
RFI-28-0408	4/24/08	0845		X			X	X	X	X	X	X	2	2	1	1	1	1	1	1	1	
RFI-20-0408	4/24/08	0945		X			X	X	X	X	X	X	2	2	1	1	1	1	1	1	1	
RFI-34-0408	4/24/08	1110		X			X	X	X	X	X	X	2	2	1	1	1	1	1	1	1	

Special Instructions/ Conditions of Receipt

Possible Hazard Identification
☐ Non-Hazard ☐ Flammable ☐ Skin Irritant ☐ Poison B ☒ Unknown

Sample Disposal
☐ Return To Client ☒ Disposal By Lab ☐ Archive For _____ Months
(A fee may be assessed if samples are retained longer than 1 month)

Turn Around Time Required
☐ 24 Hours ☐ 48 Hours ☐ 7 Days ☐ 14 Days ☐ 21 Days ☒ Other standard

QC Requirements (Specify)

	Date	Time		Date	Time
1. Relinquished By	4/24/08	1800	1. Received By	4-24-08	18:00
2. Relinquished By			2. Received By		
3. Relinquished By			3. Received By		

Comments

5@2.0°C

DISTRIBUTION: WHITE - Returned to Client with Report; CANARY - Stays with the Sample; PINK - Field Copy

388/390

Chain of Custody Record

TestAmerica
THE LEADER IN ENVIRONMENTAL TESTING

TAL-4142 (0907)

Client	Project Manager	Date	Chain of Custody Number
MACTEC	John Scrabis	4/24/08	390526
Address	**Telephone Number (Area Code)/Fax Number**	**Lab Number**	**Page 2 of 2**
800 N. Bell Ave. Suite 200	(412) 279-6661		
City / **State** / **Zip Code**	**Site Contact**	**Lab Contact**	
Carnegie / PA / 15106	N. Swinehart	Gary Fisher	
Project Name and Location (State)	**Carrier/Waybill Number**		
Honeywell-Buffalo Color 2nd Q GW Sampling			
Contract/Purchase Order/Quote No.			

Sample I.D. No. and Description (Containers for each sample may be combined on one line)	Date	Time	Matrix: Air	Aqueous	Sed.	Soil	Containers & Preservatives: Unpres.	H2SO4	HNO3	HCl	NaOH	ZnAc/NaOH	Analysis: VOC	SVOC	TAL METALS	Total Cyanide	Sulfide	Chloride/Sulfate	Nitrate/Nitrite	Total Recoverable Phenols	Ferrous Iron
RFI-29-0408	4/24/08	1400		X			X	X	X	X	X	X	2	2	-	-	1	1	1	1	1
RFI-32-0408	4/24/08	1500		X			X	X	X	X	X	X	2	2	1	1	1	1	1	1	1
R-01-0408	4/24/08	1610		X			X	X	X	X	X	X	2	2	1	1	1	1	1	1	1

Special Instructions/ Conditions of Receipt

Possible Hazard Identification
☐ Non-Hazard ☐ Flammable ☐ Skin Irritant ☐ Poison B ☒ Unknown

Sample Disposal
☐ Return To Client ☒ Disposal By Lab ☐ Archive For _____ Months
(A fee may be assessed if samples are retained longer than 1 month)

Turn Around Time Required
☐ 24 Hours ☐ 48 Hours ☐ 7 Days ☐ 14 Days ☐ 21 Days ☒ Other Standard

QC Requirements (Specify)

	Date	Time		Date	Time
1. Relinquished By	4/24/08	1800	1. Received By	4-24-08	18:00
2. Relinquished By			2. Received By		
3. Relinquished By			3. Received By		

Comments

5.2.0°C

DISTRIBUTION: WHITE - Returned to Client with Report; CANARY - Stays with the Sample; PINK - Field Copy

389/390

Chain of Custody Record

TestAmerica
THE LEADER IN ENVIRONMENTAL TESTING

TAL-4142 (0907)

Client	Project Manager	Date	Chain of Custody Number
MACTEC	John Scrabis	4/25/08	390532
Address	**Telephone Number (Area Code)/Fax Number**	**Lab Number**	**Page** 1 **of** 1
800. N. Bell Ave. Suite 200	(412) 279-6661		
City / **State** / **Zip Code**	**Site Contact**	**Lab Contact**	
Carnegie / PA / 15106	W. Swinehart	Gary Fisher	
Project Name and Location (State)	**Carrier/Waybill Number**		
Honeywell - Buffalo Color 2nd Q GW Sampling			
Contract/Purchase Order/Quote No.			

Sample I.D. No. and Description (Containers for each sample may be combined on one line)	Date	Time	Matrix: Air	Aqueous	Sed.	Soil	Containers & Preservatives: Unpres.	H2SO4	HNO3	HCl	NaOH	ZnAc/NaOH	Analysis: VOC	SVOC	TAL Metals	Total Cyanide	Sulfide	Chloride/Sulfate	Nitrate/Nitrite	Total Recoverable Phenolics	Ferrous Iron
RFI-43-0408	4/25/08	0830		X			X	X	X	X	X	X	2	2	1	1	1	1	1	1	1
RFI-43R-0408	4/25/08	0830		X			X	X	X	X	X	X	2	2	1	1	1	1	1	1	1
RFI-17-0408	4/25/08	0845		X			X	X	X	X	X	X	2	2	1	1	1	1	1	1	1
MS-0408	4/25/08	0900		X			X	X	X	X	X	X	2	2	1	1	1	1	1	1	1
MSD-0408	4/25/08	0900		X			X	X	X	X	X	X	2	2	1	1	1	1	1	1	1
FB-1-0408	4/25/08	0925		X			X	X	X	X	X	X	2	2	1	1	1	1	1	1	1

Special Instructions/ Conditions of Receipt

Possible Hazard Identification
☐ Non-Hazard ☐ Flammable ☐ Skin Irritant ☐ Poison B ☒ Unknown

Sample Disposal
☐ Return To Client ☒ Disposal By Lab ☐ Archive For _____ Months
(A fee may be assessed if samples are retained longer than 1 month)

Turn Around Time Required
☐ 24 Hours ☐ 48 Hours ☐ 7 Days ☐ 14 Days ☐ 21 Days ☒ Other Standard

QC Requirements (Specify)

1. Relinquished By	Date	Time	1. Received By	Date	Time
	4-25-08	1157		4/25/08	1150
2. Relinquished By	Date	Time	2. Received By	Date	Time
3. Relinquished By	Date	Time	3. Received By	Date	Time

Comments

2@4.4°C

DISTRIBUTION: WHITE - Returned to Client with Report; CANARY - Stays with the Sample; PINK - Field Copy

390390

TestAmerica
THE LEADER IN ENVIRONMENTAL TESTING

ANALYTICAL REPORT

Job#: A08-8945,A08-9022,A08-9106,A08-9129,A08-9197

Project#: NY5A9482
SDG#: 8945
Site Name: HONEYWELL BUFFALO COLOR
Task: BUFFALO COLOR RIFS

Mr. John Scrabis
MACTEC, Inc.
700 N. Bell Ave Bldg 4 Ste.200
Carnegie, PA 15106

TestAmerica Laboratories Inc.



Brian Fischer
Project Manager

08/18/2008

TestAmerica
THE LEADER IN ENVIRONMENTAL TESTING

TestAmerica Buffalo
Current Certifications

As of 6/15/2007

STATE	Program	Cert # / Lab ID
Arkansas	SDWA, CWA, RCRA, SOIL	88-0686
California*	NELAP CWA, RCRA	01169CA
Connecticut	SDWA, CWA, RCRA, SOIL	PH-0568
Florida*	NELAP CWA, RCRA	E87672
Georgia*	SDWA,NELAP CWA, RCRA	956
Illinois*	NELAP SDWA, CWA, RCRA	200003
Iowa	SW/CS	374
Kansas*	NELAP SDWA, CWA, RCRA	E-10187
Kentucky	SDWA	90029
Kentucky UST	UST	30
Louisiana*	NELAP CWA, RCRA	2031
Maine	SDWA, CWA	NY0044
Maryland	SDWA	294
Massachusetts	SDWA, CWA	M-NY044
Michigan	SDWA	9937
Minnesota	SDWA,CWA, RCRA	036-999-337
New Hampshire*	NELAP SDWA, CWA	233701
New Jersey*	NELAP,SDWA, CWA, RCRA,	NY455
New York*	NELAP, AIR, SDWA, CWA, RCRA,CLP	10026
Oklahoma	CWA, RCRA	9421
Pennsylvania*	Registration, NELAP CWA,RCRA	68-00281
Tennessee	SDWA	02970
USDA	FOREIGN SOIL PERMIT	S-41579
USDOE	Department of Energy	DOECAP-STB
Virginia	SDWA	278
Washington	CWA,RCRA	C1677
West Virginia	CWA,RCRA	252
Wisconsin	CWA, RCRA	998310390

*As required under the indicated accreditation, the test results in this report meet all NELAP requirements for parameters for which accreditation is required or available. Any exceptions to NELAP requirements are noted in this report.

SAMPLE SUMMARY

LAB SAMPLE ID	CLIENT SAMPLE ID	MATRIX	SAMPLED DATE	SAMPLED TIME	RECEIVED DATE	RECEIVED TIME
A8902204	EW-1-0708	WATER	07/25/2008	10:00	07/25/2008	14:35
A8902205	EW-2-0708	WATER	07/25/2008	10:30	07/25/2008	14:35
A8902206	EW-3-0708	WATER	07/25/2008	11:00	07/25/2008	14:35
A8902211	EW-3R-0708	WATER	07/25/2008	11:00	07/25/2008	14:35
A8902211MS	EW-3R-0708	WATER	07/25/2008	11:00	07/25/2008	14:35
A8902211SD	EW-3R-0708	WATER	07/25/2008	11:00	07/25/2008	14:35
A8902207	EW-4-0708	WATER	07/25/2008	11:45	07/25/2008	14:35
A8902208	EW-5-0708	WATER	07/25/2008	12:00	07/25/2008	14:35
A8894501	ICM-101-0708	WATER	07/24/2008	15:15	07/24/2008	18:00
A8902201	ICM-102-0708	WATER	07/25/2008	07:15	07/25/2008	14:35
A8902202	ICM-103-0708	WATER	07/25/2008	08:30	07/25/2008	14:35
A8902203	ICM-104-0708	WATER	07/25/2008	09:30	07/25/2008	14:35
A8902209	ICM-105-0708	WATER	07/25/2008	11:45	07/25/2008	14:35
A8912906	R-14-0708	WATER	07/29/2008	11:30	07/29/2008	18:10
A8912905	RFI-17-0708	WATER	07/29/2008	09:00	07/29/2008	18:10
A8910605	RFI-18-0708	WATER	07/28/2008	11:30	07/28/2008	18:10
A8910602	RFI-20-0708	WATER	07/28/2008	14:45	07/28/2008	18:10
A8902210	RFI-22-0708	WATER	07/25/2008	10:45	07/25/2008	14:35
A8894504	RFI-24-0708	WATER	07/24/2008		07/24/2008	18:00
A8894502	RFI-25-0708	WATER	07/24/2008	16:45	07/24/2008	18:00
A8910601	RFI-27-0708	WATER	07/28/2008	11:30	07/28/2008	18:10
A8910604	RFI-28-0708	WATER	07/28/2008	10:15	07/28/2008	18:10
A8912901	RFI-29-0708	WATER	07/29/2008	07:00	07/29/2008	18:10
A8910603	RFI-30-0708	WATER	07/28/2008	16:00	07/28/2008	18:10
A8910606	RFI-31-0708	WATER	07/28/2008	15:15	07/28/2008	18:10
A8912903	RFI-32-0708	WATER	07/29/2008	10:00	07/29/2008	18:10
A8912902	RFI-33-0708	WATER	07/29/2008	08:00	07/29/2008	18:10
A8910607	RFI-35-0708	WATER	07/28/2008	16:30	07/28/2008	18:10
A8912907	RFI-36-0708	WATER	07/29/2008	13:45	07/29/2008	18:10
A8912910	RFI-39-0708	WATER	07/29/2008	10:35	07/29/2008	18:10
A8912912	RFI-43-0708	WATER	07/29/2008	15:00	07/29/2008	18:10
A8912909	RFI-45-0708	WATER	07/29/2008	09:15	07/29/2008	18:10
A8912908	RFI-51-0708	WATER	07/29/2008	14:30	07/29/2008	18:10
A8919701	RFI-PZ04S-0708	WATER	07/30/2008	12:05	07/30/2008	15:40
A8912913	RFI-PZ17-0708	WATER	07/29/2008	16:30	07/29/2008	18:10
A8912904	RFI-PZ18-0708	WATER	07/29/2008	15:30	07/29/2008	18:10
A8912911	RFI-PZ19-0708	WATER	07/29/2008	12:10	07/29/2008	18:10
A8894505	TRIP BLANK	WATER	07/24/2008		07/24/2008	18:00
A8910608	TRIP BLANK	WATER	07/28/2008	00:00	07/28/2008	18:10
A8919703	TRIP BLANK	WATER	07/30/2008	00:00	07/30/2008	15:40
A8902212	Trip Blank	WATER	07/25/2008	00:00	07/25/2008	14:35
A8912914	Trip Blank	WATER	07/29/2008	00:00	07/29/2008	18:10

LAB SAMPLE ID	CLIENT SAMPLE ID	MATRIX	SAMPLED DATE	SAMPLED TIME	RECEIVED DATE	RECEIVED TIME
A8894503	WG-R-R-0708	WATER	07/24/2008		07/24/2008	18:00

METHODS SUMMARY

Job#: A08-8945,A08-9022,A08-9106,A08-9129,A08-9197

Project#: NY5A9482
SDG#: 8945
Site Name: HONEYWELL BUFFALO COLOR

PARAMETER	ANALYTICAL METHOD
METHOD 8260 - TCL VOLATILE ORGANICS	SW8463 8260
METHOD 8270 - TCL SEMI-VOLATILE ORGANICS	SW8463 8270
Aluminum - Total	SW8463 6010
Antimony - Total	SW8463 6010
Arsenic - Total	SW8463 6010
Barium - Total	SW8463 6010
Beryllium - Total	SW8463 6010
Cadmium - Total	SW8463 6010
Calcium - Total	SW8463 6010
Chromium - Total	SW8463 6010
Cobalt - Total	SW8463 6010
Copper - Total	SW8463 6010
Iron - Total	SW8463 6010
Lead - Total	SW8463 6010
Magnesium - Total	SW8463 6010
Manganese - Total	SW8463 6010
Mercury - Total	SW8463 7470
Nickel - Total	SW8463 6010
Potassium - Total	SW8463 6010
Selenium - Total	SW8463 6010
Silver - Total	SW8463 6010
Sodium - Total	SW8463 6010
Thallium - Total	SW8463 6010
Vanadium - Total	SW8463 6010
Zinc - Total	SW8463 6010
Chloride	MCAWW 300.0
Cyanide - Total	SW8463 9012A
Nitrate-Nitrite	ASP00 353.2
Sulfate	ASTM D-516-90
Sulfate	MCAWW 300.0
Sulfide	SM20 4500-S F

References:

ASP00 "Analytical Services Protocol", New York State Department of Environmental Conservation, June 2000.

ASTM "Annual Book of ASTM Standards", American Society for Testing and Materials, Philadelphia, PA.

MCAWW "Methods for Chemical Analysis of Water and Wastes",EPA/600/4-79-020 (Mar 1983) with updates and supplements EPA/600/4-91-010 (Jun 1991), EPA/600/R-92-129 (Aug 1992) and EPA/600/R-93-100 (Aug 1993)

SM20 "Standard Methods for the Examination of Water and Wastewater", 20th Edition.

SW8463 "Test Methods for Evaluating Solid Waste Physical/Chemical Methods (SW846), Third Edition, 9/86; Update I, 7/92; Update IIA, 8/93; Update II, 9/94; Update IIB, 1/95; Update III, 12/96.

SDG NARRATIVE

Job#: A08-8945,A08-9022,A08-9106,A08-9129,A08-9197

Project#: NY5A9482
SDG#: 8945
Site Name: HONEYWELL BUFFALO COLOR

General Comments

The enclosed data may or may not have been reported utilizing data qualifiers (Q) as defined on the Data Comment Page.

Soil, sediment and sludge sample results are reported on "dry weight" basis unless otherwise noted in this data package.

According to 40CFR Part 136.3, pH, Chlorine Residual, Dissolved Oxygen, Sulfite, and Temperature analyses are to be performed immediately after aqueous sample collection. When these parameters are not indicated as field (e.g. pH-Field), they were not analyzed immediately, but as soon as possible after laboratory receipt.

Sample dilutions were performed as indicated on the attached Dilution Log. The rationale for dilution is specified by the 3-digit code and definition.

Sample Receipt Comments

A08-8945
Sample Cooler(s) were received at the following temperature(s); 5.0 °C
All samples were received in good condition.
A08-9022
Sample Cooler(s) were received at the following temperature(s); 3@2.0 °C
All samples were received in good condition.
A08-9106
Sample Cooler(s) were received at the following temperature(s); 2@2.0 °C
All samples were received in good condition.
A08-9129
Sample Cooler(s) were received at the following temperature(s); 4@6.0 °C
All samples were received in good condition.
A08-9197
Sample Cooler(s) were received at the following temperature(s); 4.5 °C
All samples were received in good condition.

GC/MS Volatile Data

The Matrix Spike and Matrix Spike Duplicate for sample EW-=3R-0708 was inadvertantly spiked with the 5 compound spike instead of the requested full compound spike. The error was not discovered until after the holding time had expired. All other QA criteria was followed and was acceptable.

The recovery of the analyte Chlorobenzene in the Matrix Spike and the Matrix Spike Duplicate of sample RFI-32-0708 exceeded quality control limits. The Relative Percent Difference (RPD) between the Matrix Spike and the Matrix Spike duplicate of sample RFI-32-0708 also exceeded quality control limits for the analyte Chlorobenzene. The Matrix Spike Blank recoveries were compliant, so no corrective action was performed.

GC/MS Semivolatile Data

The analyte Di-n-octyl phthalate was detected in the Method Blank A8B1975003 at a level above the laboratory reporting limit. According to EPA validation criteria, up to 5 times the reporting limit is acceptable for phthalate contamination. No further corrective action was performed.

The Relative Percent Difference between the Matrix Spike Blank A8B1967901 and the Matrix Spike Duplicate Blank A8B1967902 exceed quality control limits for 2-Methylnaphthalene, though all individual analyte recoveries are compliant.

The spike recovery for 2,2'-Oxybis(1-Chloropropane) was below the laboratory quality control limits in the Matrix Spike Blank Duplicate A8B1975002. Since the Matrix Spike Blank A8B1975001 recovery was compliant, no corrective action was required.

The surrogate recovery for p-Terphenyl-d14 was below the laboratory quality control limits for sample ICM-101-0708. Based on the laboratory SOP, one surrogate in either fraction (base/neutral or acid fraction) may have a recovery outside of the control limit.

The surrogate recoveries for several samples were outside the laboratory quality control limits. Based on the laboratory SOP, one surrogate in either fraction (base/neutral or acid fraction) may have a recovery outside of the control limit.

The surrogate recovery for 2,4,6-Tribromophenol was above the laboratory quality control limits for sample RFI-31-0708. Based on the laboratory SOP, one surrogate in either fraction (base/neutral or acid fraction) may have a recovery outside of the control limit.

The internal standard Phenanthrene-D1 was below the control limit for sample RFI-31-0708. However, the sample was re-analyzed with compliant results.

The Relative Percent Difference between the Matrix Spike Blank A8B1967901 and the Matrix Spike Blank Duplicate A8B1967902 exceeded quality control criteria for 2-Methylnaphthalene, though all individual recoveries are compliant. No action required.

The surrogate recoveries for 2-Fluorophenol in sample RFI-32-0708 and the recovery for Nitrobenzene-D5 in sample R-14-0708 were outside quality control limits. However, the chromatogram shows clear evidence of matrix interference and all other quality control samples met acceptance criteria. Therefore, no further corrective action was performed and the data is accepted.

The surrogate recovery for 2,4,6-Tribromophenol was above the laboratory quality control limits for sample RFI-PZ04S-0708. Based on the laboratory SOP, one surrogate in either fraction (base/neutral or acid fraction) may have a recovery outside of the control limit.

The recoveries of several analytes in sample EW-3R-0708 Matrix Spike and Matrix Spike Duplicate exceeded QC limits. The Matrix Spike Blank recoveries are compliant.

Metals Data

The recoveries of sample EW-3R-0708 Matrix Spike exhibited results above the quality control limits for Potassium and Sodium. The recoveries of sample EW-3R-0708 Matrix Spike Duplicate exhibited results below the quality control limits for Potassium and Sodium. The sample results were more than four times greater than the spike added. The RPDs between sample EW-3R-0708 Matrix Spike and Matrix Spike Duplicate exceeded the quality control criteria for Potassium and Sodium. However, the LFB (A8B1959001) was acceptable.

The Relative Percent Difference between the Matrix Spike and the Matrix Spike Duplicate exceeded the quality control limit for Sodium on sample RFI-29-0708, though all individual analyte recoveries were compliant.

Wet Chemistry Data

The recovery of sample EW-3R-0708 Matrix Spike Duplicate exhibited results below the quality control limits for Chloride. However, the LCS was acceptable.

The relative percent difference between the Matrix Spike and Matrix Spike Duplicate exceed quality control limits for Chloride on sample EW-3R-0708.

The recovery of sample RFI-35-0708 Matrix Spike exhibited results above the quality control limits for Total Cyanide. However, the LCS was acceptable.

The values obtained for Cyanide on samples ICM-101-0708 and RFI-24-0708 were inconsistent with historical trends. Distillation and analysis was performed a second time and the values were confirmed.

The recovery of sample EW-3R-0708 Matrix Spike exhibited results above the quality control limits for Sulfide. The recovery of sample EW-3R-0708 Matrix Spike Duplicate exhibited results above the quality control limits for Sulfide. However, the LCS was acceptable.

Results for sulfate could not be obtained by method D-516-90 for sample EW-3R-0708 due to sample color. Sample EW-3R-0708 was analyzed by method 300.0 for sulfate.

****

The results presented in this report relate only to the analytical testing and condition of the sample at receipt. This report pertains to only those samples actually tested. All pages of this report are integral parts of the analytical data. Therefore, this report should be reproduced only in its entirety.

Client Sample ID	Lab Sample ID	Parameter (Inorganic)/Method (Organic)	Dilution	Code
ICM-101-0708	A8894501	8260	200.00	008
ICM-101-0708	A8894501	8270	20.00	012
ICM-101-0708	A8894501	Chloride	20.00	008
ICM-101-0708	A8894501	Sodium - Total	10.00	008
ICM-101-0708	A8894501	Sulfate	10.00	008
RFI-25-0708	A8894502	8260	4.00	008
RFI-25-0708	A8894502	Chloride	5.00	008
RFI-25-0708	A8894502	Sulfate	8.00	008
WG-R-R-0708	A8894503	8260	10.00	003
WG-R-R-0708	A8894503	Chloride	5.00	008
RFI-24-0708	A8894504	8260	5.00	003
RFI-24-0708	A8894504	Chloride	20.00	008
RFI-24-0708	A8894504	Nitrate-Nitrite	2.00	008
RFI-24-0708	A8894504	Sulfate	2.00	008
ICM-102-0708	A8902201	Chloride	5.00	004
ICM-102-0708	A8902201	Sulfate	13.00	008
ICM-103-0708	A8902202	Chloride	5.00	004
ICM-104-0708	A8902203	8260	5.00	003
ICM-104-0708	A8902203	Chloride	5.00	008
ICM-104-0708	A8902203	Sulfate	2.00	008
ICM-104-0708	A8902203DL	8270	20.00	008
EW-1-0708	A8902204	8260	200.00	008
EW-1-0708	A8902204	Chloride	5.00	008
EW-1-0708	A8902204	Sulfate	8.00	008
EW-2-0708	A8902205	8260	100.00	008
EW-2-0708	A8902205	Chloride	5.00	008
EW-2-0708	A8902205	Nitrate-Nitrite	2.00	008
EW-2-0708	A8902205	Sulfate	16.00	008
EW-2-0708	A8902205DL	8270	100.00	008
EW-3-0708	A8902206	8260	20.00	003
EW-3-0708	A8902206	Chloride	5.00	008
EW-3-0708	A8902206	Sodium - Total	5.00	008
EW-3-0708	A8902206	Sulfide	4.00	010
EW-3-0708	A8902206DL	8270	50.00	008
EW-4-0708	A8902207	8260	10.00	003
EW-4-0708	A8902207	Chloride	20.00	008
EW-4-0708	A8902207	Cyanide - Total	2.00	008
EW-4-0708	A8902207	Potassium - Total	5.00	008
EW-4-0708	A8902207	Sodium - Total	5.00	008
EW-4-0708	A8902207	Sulfate	11.00	008

Dilution Code Definition:

002 - sample matrix effects
003 - excessive foaming
004 - high levels of non-target compounds
005 - sample matrix resulted in method non-compliance for an Internal Standard
006 - sample matrix resulted in method non-compliance for Surrogate
007 - nature of the TCLP matrix
008 - high concentration of target analyte(s)
009 - sample turbidity
010 - sample color
011 - insufficient volume for lower dilution
012 - sample viscosity
013 - other

Client Sample ID	Lab Sample ID	Parameter (Inorganic)/Method (Organic)	Dilution	Code
EW-4-0708	A8902207	Sulfide	4.00	010
EW-4-0708	A8902207DL	8270	200.00	008
EW-5-0708	A8902208	8260	10.00	003
EW-5-0708	A8902208	Chloride	20.00	008
EW-5-0708	A8902208	Sodium - Total	5.00	008
EW-5-0708	A8902208	Sulfate	20.00	008
EW-5-0708	A8902208DL	8270	10.00	008
ICM-105-0708	A8902209	8260	5.00	003
ICM-105-0708	A8902209	Chloride	5.00	008
ICM-105-0708	A8902209	Sulfate	16.00	008
RFI-22-0708	A8902210	8260	10.00	008
RFI-22-0708	A8902210	Chloride	10.00	008
RFI-22-0708	A8902210	Sulfate	20.00	008
RFI-22-0708	A8902210DL	8260	20.00	008
RFI-22-0708	A8902210MS	Chloride	10.00	008
EW-3R-0708	A8902211	8260	20.00	003
EW-3R-0708	A8902211	Chloride	5.00	008
EW-3R-0708	A8902211	Cyanide - Total	2.00	008
EW-3R-0708	A8902211	Sodium - Total	5.00	008
EW-3R-0708	A8902211	Sulfate	5.00	008
EW-3R-0708	A8902211	Sulfide	4.00	010
EW-3R-0708 D2	A8902211D2	8270	160.00	008
EW-3R-0708 DL	A8902211DL	8270	40.00	008
EW-3R-0708	A8902211MS	8260	20.00	003
EW-3R-0708	A8902211MS	Chloride	5.00	008
EW-3R-0708	A8902211MS	Cyanide - Total	2.00	008
EW-3R-0708	A8902211MS	Sodium - Total	5.00	008
EW-3R-0708	A8902211MS	Sulfate	5.00	008
EW-3R-0708	A8902211MS	Sulfide	2.00	010
EW-3R-0708	A8902211SD	8260	20.00	003
EW-3R-0708	A8902211SD	Chloride	5.00	008
EW-3R-0708	A8902211SD	Cyanide - Total	2.00	008
EW-3R-0708	A8902211SD	Sodium - Total	5.00	008
EW-3R-0708	A8902211SD	Sulfate	5.00	008
EW-3R-0708	A8902211SD	Sulfide	2.00	010
RFI-27-0708	A8910601	8260	8.00	008
RFI-27-0708	A8910601	Chloride	20.00	008
RFI-27-0708	A8910601	Sulfate	8.00	008
RFI-20-0708	A8910602	8260	80.00	008
RFI-20-0708	A8910602	Chloride	5.00	008

Dilution Code Definition:

002 - sample matrix effects
003 - excessive foaming
004 - high levels of non-target compounds
005 - sample matrix resulted in method non-compliance for an Internal Standard
006 - sample matrix resulted in method non-compliance for Surrogate
007 - nature of the TCLP matrix
008 - high concentration of target analyte(s)
009 - sample turbidity
010 - sample color
011 - insufficient volume for lower dilution
012 - sample viscosity
013 - other

Client Sample ID	Lab Sample ID	Parameter (Inorganic)/Method (Organic)	Dilution	Code
RFI-20-0708	A8910602	Sulfate	30.00	008
RFI-20-0708	A8910602DL	8260	200.00	008
RFI-30-0708	A8910603	Chloride	20.00	008
RFI-30-0708	A8910603	Sulfate	16.00	008
RFI-28-0708	A8910604	Chloride	5.00	008
RFI-28-0708	A8910604	Sodium - Total	5.00	008
RFI-28-0708	A8910604	Sulfate	20.00	008
RFI-18-0708	A8910605	8260	5.00	003
RFI-18-0708	A8910605	Calcium - Total	5.00	008
RFI-18-0708	A8910605	Chloride	100.00	008
RFI-18-0708	A8910605	Sodium - Total	5.00	008
RFI-18-0708	A8910605	Sulfate	20.00	008
RFI-31-0708	A8910606	8260	8.00	003
RFI-31-0708	A8910606	Chloride	100.00	008
RFI-31-0708	A8910606	Sodium - Total	10.00	008
RFI-31-0708	A8910606	Sulfate	30.00	008
RFI-31-0708	A8910606MS	Chloride	100.00	008
RFI-31-0708	A8910606RI	8270	10.00	005
RFI-35-0708	A8910607	Chloride	5.00	008
RFI-35-0708	A8910607	Sodium - Total	5.00	008
RFI-35-0708	A8910607	Sulfate	121.00	008
RFI-29-0708	A8912901	Chloride	5.00	008
RFI-29-0708	A8912901	Nitrate-Nitrite	2.00	008
RFI-29-0708	A8912901	Sulfate	5.00	008
RFI-33-0708	A8912902	Chloride	10.00	008
RFI-33-0708	A8912902	Sulfate	5.00	008
RFI-32-0708	A8912903	Chloride	5.00	008
RFI-32-0708	A8912903	Sulfate	5.00	008
RFI-PZ18-0708	A8912904	Chloride	5.00	004
RFI-PZ18-0708	A8912904	Sulfate	5.00	008
RFI-17-0708	A8912905	Chloride	5.00	004
RFI-17-0708	A8912905	Sulfate	8.00	008
R-14-0708	A8912906	Sodium - Total	5.00	008
RFI-36-0708	A8912907	Chloride	5.00	004
RFI-36-0708	A8912907	Sulfate	50.00	008
RFI-36-0708	A8912907MS	Chloride	5.00	008
RFI-51-0708	A8912908	Chloride	5.00	004
RFI-51-0708	A8912908	Sulfate	50.00	008
RFI-45-0708	A8912909	Chloride	20.00	008
RFI-45-0708	A8912909	Nitrate-Nitrite	5.00	008

Dilution Code Definition:

002 - sample matrix effects
003 - excessive foaming
004 - high levels of non-target compounds
005 - sample matrix resulted in method non-compliance for an Internal Standard
006 - sample matrix resulted in method non-compliance for Surrogate
007 - nature of the TCLP matrix
008 - high concentration of target analyte(s)
009 - sample turbidity
010 - sample color
011 - insufficient volume for lower dilution
012 - sample viscosity
013 - other

Client Sample ID	Lab Sample ID	Parameter (Inorganic)/Method (Organic)	Dilution	Code
RFI-45-0708	A8912909	Sodium - Total	5.00	008
RFI-45-0708	A8912909	Sulfate	50.00	008
RFI-39-0708	A8912910	Chloride	50.00	008
RFI-39-0708	A8912910	Sodium - Total	10.00	008
RFI-39-0708	A8912910	Sulfate	121.00	008
RFI-PZ19-0708	A8912911	Chloride	5.00	008
RFI-PZ19-0708	A8912911	Manganese - Total	5.00	008
RFI-PZ19-0708	A8912911	Sulfate	121.00	008
RFI-PZ19-0708	A8912911	Sulfide	4.00	010
RFI-43-0708	A8912912	Chloride	5.00	004
RFI-43-0708	A8912912	Sulfate	30.00	008
RFI-PZ17-0708	A8912913	Chloride	5.00	004
RFI-PZ17-0708	A8912913	Sulfate	5.00	008

Dilution Code Definition:

002 - sample matrix effects
003 - excessive foaming
004 - high levels of non-target compounds
005 - sample matrix resulted in method non-compliance for an Internal Standard
006 - sample matrix resulted in method non-compliance for Surrogate
007 - nature of the TCLP matrix
008 - high concentration of target analyte(s)
009 - sample turbidity
010 - sample color
011 - insufficient volume for lower dilution
012 - sample viscosity
013 - other

TestAmerica
THE LEADER IN ENVIRONMENTAL TESTING

DATA QUALIFIER PAGE

These definitions are provided in the event the data in this report requires the use of one or more of the qualifiers. Not all qualifiers defined below are necessarily used in the accompanying data package.

ORGANIC DATA QUALIFIERS

ND or U	Indicates compound was analyzed for, but not detected.
J	Indicates an estimated value. This flag is used either when estimating a concentration for tentatively identified compounds where a 1:1 response is assumed, or when the data indicates the presence of a compound that meets the identification criteria but the result is less than the sample quantitation limit but greater than zero.
C	This flag applies to pesticide results where the identification has been confirmed by GC/MS.
B	This flag is used when the analyte is found in the associated blank, as well as in the sample.
E	This flag identifies compounds whose concentrations exceed the calibration range of the instrument for that specific analysis.
D	This flag identifies all compounds identified in an analysis at the secondary dilution factor.
N	Indicates presumptive evidence of a compound. This flag is used only for tentatively identified compounds, where the identification is based on the Mass Spectral library search. It is applied to all TIC results.
P	This flag is used for CLP methodology only. For Pesticide/Aroclor target analytes, when a difference for detected concentrations between the two GC columns is greater than 25%, the lower of the two values is reported on the data page and flagged with a "P".
A	This flag indicates that a TIC is a suspected aldol-condensation product.
[1]	Indicates coelution.
*	Indicates analysis is not within the quality control limits.

INORGANIC DATA QUALIFIERS

ND or U	Indicates element was analyzed for, but not detected. Report with the detection limit value.
J or B	Indicates a value greater than or equal to the instrument detection limit, but less than the quantitation limit.
N	Indicates spike sample recovery is not within the quality control limits.
S	Indicates value determined by the Method of Standard Addition.
E	Indicates a value estimated or not reported due to the presence of interferences.
H	Indicates analytical holding time exceedance. The value obtained should be considered an estimate.
G	Indicates a value greater than or equal to the project reporting limit but less than the laboratory quantitation limit
*	Indicates the spike or duplicate analysis is not within the quality control limits.
+	Indicates the correlation coefficient for the Method of Standard Addition is less than 0.995.

Client ID		EW-1-0708		EW-2-0708		EW-3-0708		EW-3R-0708	
Job No	Lab ID	A08-9022	A8902204	A08-9022	A8902205	A08-9022	A8902206	A08-9022	A8902211
Sample Date		07/25/2008		07/25/2008		07/25/2008		07/25/2008	
Analyte	Units	Sample Value	Reporting Limit	Sample Value	Reporting Limit	Sample Value	Reporting Limit	Sample Value	Reporting Limit
Acetone	UG/L	ND	1000	ND	500	53 J	100	51 J	100
Benzene	UG/L	160 J	200	130	100	63	20	56	20
Bromodichloromethane	UG/L	ND	200	ND	100	ND	20	ND	20
Bromoform	UG/L	ND	200	ND	100	ND	20	ND	20
Bromomethane	UG/L	ND	200	ND	100	ND	20	ND	20
2-Butanone	UG/L	ND	1000	ND	500	ND	100	ND	100
Carbon Disulfide	UG/L	ND	200	ND	100	ND	20	ND	20
Carbon Tetrachloride	UG/L	ND	200	ND	100	ND	20	ND	20
Chlorobenzene	UG/L	14000	200	5800	100	790	20	690	20
Chloroethane	UG/L	ND	200	ND	100	ND	20	ND	20
Chloroform	UG/L	ND	200	ND	100	ND	20	ND	20
Chloromethane	UG/L	ND	200	ND	100	ND	20	ND	20
Cyclohexane	UG/L	ND	200	ND	100	ND	20	ND	20
1,2-Dibromoethane	UG/L	ND	200	ND	100	ND	20	ND	20
Dibromochloromethane	UG/L	ND	200	ND	100	ND	20	ND	20
1,2-Dibromo-3-chloropropane	UG/L	ND	200	ND	100	ND	20	ND	20
1,2-Dichlorobenzene	UG/L	2700	200	80 J	100	ND	20	14 J	20
1,3-Dichlorobenzene	UG/L	180 J	200	ND	100	ND	20	ND	20
1,4-Dichlorobenzene	UG/L	1900	200	63 J	100	ND	20	ND	20
Dichlorodifluoromethane	UG/L	ND	200	ND	100	ND	20	ND	20
1,1-Dichloroethane	UG/L	ND	200	ND	100	ND	20	ND	20
1,2-Dichloroethane	UG/L	ND	200	ND	100	ND	20	ND	20
1,1-Dichloroethene	UG/L	ND	200	ND	100	ND	20	ND	20
cis-1,2-Dichloroethene	UG/L	ND	200	ND	100	ND	20	ND	20
trans-1,2-Dichloroethene	UG/L	ND	200	ND	100	ND	20	ND	20
1,2-Dichloropropane	UG/L	ND	200	ND	100	ND	20	ND	20
cis-1,3-Dichloropropene	UG/L	ND	200	ND	100	ND	20	ND	20
trans-1,3-Dichloropropene	UG/L	ND	200	ND	100	ND	20	ND	20
Ethylbenzene	UG/L	ND	200	ND	100	ND	20	ND	20
2-Hexanone	UG/L	ND	1000	ND	500	ND	100	ND	100
Isopropylbenzene	UG/L	ND	200	ND	100	ND	20	ND	20
Methyl acetate	UG/L	ND	200	ND	100	ND	20	ND	20
Methylcyclohexane	UG/L	ND	200	ND	100	ND	20	ND	20
Methylene chloride	UG/L	ND	200	ND	100	ND	20	ND	20
4-Methyl-2-pentanone	UG/L	ND	1000	ND	500	ND	100	ND	100
Methyl-t-Butyl Ether (MTBE)	UG/L	ND	200	ND	100	ND	20	ND	20
Styrene	UG/L	ND	200	ND	100	ND	20	ND	20
1,1,2,2-Tetrachloroethane	UG/L	ND	200	ND	100	ND	20	ND	20
Tetrachloroethene	UG/L	ND	200	ND	100	ND	20	ND	20
Toluene	UG/L	ND	200	ND	100	ND	20	ND	20
1,2,4-Trichlorobenzene	UG/L	ND	200	ND	100	ND	20	ND	20
1,1,1-Trichloroethane	UG/L	ND	200	ND	100	ND	20	ND	20
1,1,2-Trichloroethane	UG/L	ND	200	ND	100	ND	20	ND	20

NA = Not Applicable ND = Not Detected

Client ID		EW-1-0708		EW-2-0708		EW-3-0708		EW-3R-0708	
Job No	Lab ID	A08-9022	A8902204	A08-9022	A8902205	A08-9022	A8902206	A08-9022	A8902211
Sample Date		07/25/2008		07/25/2008		07/25/2008		07/25/2008	
Analyte	Units	Sample Value	Reporting Limit	Sample Value	Reporting Limit	Sample Value	Reporting Limit	Sample Value	Reporting Limit
1,1,2-Trichloro-1,2,2-trifluor	UG/L	ND	200	ND	100	ND	20	ND	20
Trichlorofluoromethane	UG/L	ND	200	ND	100	ND	20	ND	20
Trichloroethene	UG/L	ND	200	ND	100	ND	20	ND	20
Vinyl chloride	UG/L	ND	200	ND	100	ND	20	ND	20
Total Xylenes	UG/L	ND	600	ND	300	ND	60	ND	60
IS/SURROGATE(S)									
Chlorobenzene-D5	%	90	50-200	90	50-200	88	50-200	90	50-200
1,4-Difluorobenzene	%	90	50-200	90	50-200	89	50-200	91	50-200
1,4-Dichlorobenzene-D4	%	87	50-200	86	50-200	86	50-200	88	50-200
Toluene-D8	%	106	71-126	105	71-126	106	71-126	106	71-126
p-Bromofluorobenzene	%	95	73-120	94	73-120	96	73-120	96	73-120
1,2-Dichloroethane-D4	%	109	66-137	109	66-137	109	66-137	108	66-137

NA = Not Applicable ND = Not Detected

Client ID		EW-4-0708		EW-5-0708		ICM-101-0708		ICM-102-0708	
Job No	Lab ID	A08-9022	A8902207	A08-9022	A8902208	A08-8945	A8894501	A08-9022	A8902201
Sample Date		07/25/2008		07/25/2008		07/24/2008		07/25/2008	

Analyte	Units	Sample Value	Reporting Limit	Sample Value	Reporting Limit	Sample Value	Reporting Limit	Sample Value	Reporting Limit
Acetone	UG/L	28 J	50	ND	50	ND	1000	ND	5.0
Benzene	UG/L	55	10	ND	10	14000	200	ND	1.0
Bromodichloromethane	UG/L	ND	10	ND	10	ND	200	ND	1.0
Bromoform	UG/L	ND	10	ND	10	ND	200	ND	1.0
Bromomethane	UG/L	ND	10	ND	10	ND	200	ND	1.0
2-Butanone	UG/L	ND	50	ND	50	ND	1000	ND	5.0
Carbon Disulfide	UG/L	ND	10	ND	10	ND	200	ND	1.0
Carbon Tetrachloride	UG/L	ND	10	ND	10	ND	200	ND	1.0
Chlorobenzene	UG/L	25	10	ND	10	12000	200	14	1.0
Chloroethane	UG/L	ND	10	ND	10	ND	200	ND	1.0
Chloroform	UG/L	ND	10	ND	10	ND	200	ND	1.0
Chloromethane	UG/L	ND	10	ND	10	ND	200	ND	1.0
Cyclohexane	UG/L	ND	10	ND	10	ND	200	ND	1.0
1,2-Dibromoethane	UG/L	ND	10	ND	10	ND	200	ND	1.0
Dibromochloromethane	UG/L	ND	10	ND	10	ND	200	ND	1.0
1,2-Dibromo-3-chloropropane	UG/L	ND	10	ND	10	ND	200	ND	1.0
1,2-Dichlorobenzene	UG/L	ND	10	ND	10	180 J	200	1.7	1.0
1,3-Dichlorobenzene	UG/L	ND	10	ND	10	ND	200	ND	1.0
1,4-Dichlorobenzene	UG/L	ND	10	ND	10	310	200	0.86 J	1.0
Dichlorodifluoromethane	UG/L	ND	10	ND	10	ND	200	ND	1.0
1,1-Dichloroethane	UG/L	ND	10	ND	10	ND	200	ND	1.0
1,2-Dichloroethane	UG/L	ND	10	ND	10	ND	200	ND	1.0
1,1-Dichloroethene	UG/L	ND	10	ND	10	ND	200	ND	1.0
cis-1,2-Dichloroethene	UG/L	ND	10	ND	10	ND	200	ND	1.0
trans-1,2-Dichloroethene	UG/L	ND	10	ND	10	ND	200	ND	1.0
1,2-Dichloropropane	UG/L	ND	10	ND	10	ND	200	ND	1.0
cis-1,3-Dichloropropene	UG/L	ND	10	ND	10	ND	200	ND	1.0
trans-1,3-Dichloropropene	UG/L	ND	10	ND	10	ND	200	ND	1.0
Ethylbenzene	UG/L	9.1 J	10	110	10	ND	200	ND	1.0
2-Hexanone	UG/L	ND	50	ND	50	ND	1000	ND	5.0
Isopropylbenzene	UG/L	ND	10	33	10	ND	200	ND	1.0
Methyl acetate	UG/L	ND	10	ND	10	ND	200	ND	1.0
Methylcyclohexane	UG/L	ND	10	ND	10	ND	200	ND	1.0
Methylene chloride	UG/L	ND	10	ND	10	ND	200	ND	1.0
4-Methyl-2-pentanone	UG/L	ND	50	ND	50	ND	1000	ND	5.0
Methyl-t-Butyl Ether (MTBE)	UG/L	ND	10	ND	10	ND	200	ND	1.0
Styrene	UG/L	ND	10	ND	10	ND	200	ND	1.0
1,1,2,2-Tetrachloroethane	UG/L	ND	10	ND	10	ND	200	ND	1.0
Tetrachloroethene	UG/L	ND	10	ND	10	ND	200	ND	1.0
Toluene	UG/L	5.6 J	10	19	10	ND	200	ND	1.0
1,2,4-Trichlorobenzene	UG/L	ND	10	ND	10	ND	200	ND	1.0
1,1,1-Trichloroethane	UG/L	ND	10	ND	10	ND	200	ND	1.0
1,1,2-Trichloroethane	UG/L	ND	10	ND	10	ND	200	ND	1.0

NA = Not Applicable ND = Not Detected

Client ID		EW-4-0708		EW-5-0708		ICM-101-0708		ICM-102-0708	
Job No	Lab ID	A08-9022 A8902207		A08-9022 A8902208		A08-8945 A8894501		A08-9022 A8902201	
Sample Date		07/25/2008		07/25/2008		07/24/2008		07/25/2008	
Analyte	Units	Sample Value	Reporting Limit	Sample Value	Reporting Limit	Sample Value	Reporting Limit	Sample Value	Reporting Limit
1,1,2-Trichloro-1,2,2-trifluor	UG/L	ND	10	ND	10	ND	200	ND	1.0
Trichlorofluoromethane	UG/L	ND	10	ND	10	ND	200	ND	1.0
Trichloroethene	UG/L	ND	10	ND	10	ND	200	ND	1.0
Vinyl chloride	UG/L	ND	10	4.1 J	10	ND	200	ND	1.0
Total Xylenes	UG/L	14 J	30	790	30	ND	600	ND	3.0
IS/SURROGATE(S)									
Chlorobenzene-D5	%	88	50-200	90	50-200	94	50-200	90	50-200
1,4-Difluorobenzene	%	90	50-200	88	50-200	100	50-200	92	50-200
1,4-Dichlorobenzene-D4	%	88	50-200	93	50-200	82	50-200	88	50-200
Toluene-D8	%	106	71-126	106	71-126	94	71-126	106	71-126
p-Bromofluorobenzene	%	96	73-120	98	73-120	83	73-120	95	73-120
1,2-Dichloroethane-D4	%	109	66-137	111	66-137	93	66-137	109	66-137

NA = Not Applicable ND = Not Detected

Client ID	ICM-103-0708		ICM-104-0708		ICM-105-0708		R-14-0708	
Job No / Lab ID	A08-9022 / A8902202		A08-9022 / A8902203		A08-9022 / A8902209		A08-9129 / A8912906	
Sample Date	07/25/2008		07/25/2008		07/25/2008		07/29/2008	
Analyte	Units	Sample Value	Reporting Limit	Sample Value	Reporting Limit	Sample Value	Reporting Limit	Sample Value	Reporting Limit
Acetone	UG/L	3.8 J	5.0	46	25	ND	25	8.1	5.0
Benzene	UG/L	1.2	1.0	13	5.0	ND	5.0	0.50 J	1.0
Bromodichloromethane	UG/L	ND	1.0	ND	5.0	ND	5.0	ND	1.0
Bromoform	UG/L	ND	1.0	ND	5.0	ND	5.0	ND	1.0
Bromomethane	UG/L	ND	1.0	ND	5.0	ND	5.0	ND	1.0
2-Butanone	UG/L	ND	5.0	ND	25	ND	25	5.0	5.0
Carbon Disulfide	UG/L	ND	1.0	ND	5.0	ND	5.0	ND	1.0
Carbon Tetrachloride	UG/L	ND	1.0	ND	5.0	ND	5.0	ND	1.0
Chlorobenzene	UG/L	1.0	1.0	ND	5.0	ND	5.0	0.52 J	1.0
Chloroethane	UG/L	ND	1.0	ND	5.0	ND	5.0	8.7	1.0
Chloroform	UG/L	ND	1.0	ND	5.0	ND	5.0	ND	1.0
Chloromethane	UG/L	ND	1.0	ND	5.0	ND	5.0	ND	1.0
Cyclohexane	UG/L	ND	1.0	ND	5.0	ND	5.0	2.4	1.0
1,2-Dibromoethane	UG/L	ND	1.0	ND	5.0	ND	5.0	ND	1.0
Dibromochloromethane	UG/L	ND	1.0	ND	5.0	ND	5.0	ND	1.0
1,2-Dibromo-3-chloropropane	UG/L	ND	1.0	ND	5.0	ND	5.0	ND	1.0
1,2-Dichlorobenzene	UG/L	ND	1.0	ND	5.0	ND	5.0	ND	1.0
1,3-Dichlorobenzene	UG/L	ND	1.0	ND	5.0	ND	5.0	ND	1.0
1,4-Dichlorobenzene	UG/L	0.48 J	1.0	ND	5.0	ND	5.0	ND	1.0
Dichlorodifluoromethane	UG/L	ND	1.0	ND	5.0	ND	5.0	ND	1.0
1,1-Dichloroethane	UG/L	ND	1.0	ND	5.0	ND	5.0	ND	1.0
1,2-Dichloroethane	UG/L	ND	1.0	ND	5.0	ND	5.0	ND	1.0
1,1-Dichloroethene	UG/L	ND	1.0	ND	5.0	ND	5.0	ND	1.0
cis-1,2-Dichloroethene	UG/L	ND	1.0	ND	5.0	ND	5.0	ND	1.0
trans-1,2-Dichloroethene	UG/L	ND	1.0	ND	5.0	ND	5.0	ND	1.0
1,2-Dichloropropane	UG/L	ND	1.0	ND	5.0	ND	5.0	ND	1.0
cis-1,3-Dichloropropene	UG/L	ND	1.0	ND	5.0	ND	5.0	ND	1.0
trans-1,3-Dichloropropene	UG/L	ND	1.0	ND	5.0	ND	5.0	ND	1.0
Ethylbenzene	UG/L	ND	1.0	8.0	5.0	ND	5.0	ND	1.0
2-Hexanone	UG/L	ND	5.0	ND	25	ND	25	ND	5.0
Isopropylbenzene	UG/L	ND	1.0	ND	5.0	ND	5.0	ND	1.0
Methyl acetate	UG/L	ND	1.0	ND	5.0	ND	5.0	ND	1.0
Methylcyclohexane	UG/L	ND	1.0	ND	5.0	ND	5.0	3.4	1.0
Methylene chloride	UG/L	ND	1.0	ND	5.0	ND	5.0	ND	1.0
4-Methyl-2-pentanone	UG/L	ND	5.0	ND	25	ND	25	ND	5.0
Methyl-t-Butyl Ether (MTBE)	UG/L	ND	1.0	ND	5.0	ND	5.0	ND	1.0
Styrene	UG/L	ND	1.0	ND	5.0	ND	5.0	ND	1.0
1,1,2,2-Tetrachloroethane	UG/L	ND	1.0	ND	5.0	ND	5.0	ND	1.0
Tetrachloroethene	UG/L	ND	1.0	ND	5.0	ND	5.0	ND	1.0
Toluene	UG/L	ND	1.0	12	5.0	ND	5.0	ND	1.0
1,2,4-Trichlorobenzene	UG/L	ND	1.0	ND	5.0	ND	5.0	ND	1.0
1,1,1-Trichloroethane	UG/L	ND	1.0	ND	5.0	ND	5.0	ND	1.0
1,1,2-Trichloroethane	UG/L	ND	1.0	ND	5.0	ND	5.0	ND	1.0

NA = Not Applicable ND = Not Detected

Client ID		ICM-103-0708		ICM-104-0708		ICM-105-0708		R-14-0708	
Job No / Lab ID		A08-9022 / A8902202		A08-9022 / A8902203		A08-9022 / A8902209		A08-9129 / A8912906	
Sample Date		07/25/2008		07/25/2008		07/25/2008		07/29/2008	
Analyte	Units	Sample Value	Reporting Limit	Sample Value	Reporting Limit	Sample Value	Reporting Limit	Sample Value	Reporting Limit
1,1,2-Trichloro-1,2,2-trifluor	UG/L	ND	1.0	ND	5.0	ND	5.0	ND	1.0
Trichlorofluoromethane	UG/L	ND	1.0	ND	5.0	ND	5.0	ND	1.0
Trichloroethene	UG/L	ND	1.0	ND	5.0	ND	5.0	ND	1.0
Vinyl chloride	UG/L	ND	1.0	ND	5.0	ND	5.0	ND	1.0
Total Xylenes	UG/L	ND	3.0	46	15	ND	15	ND	3.0
IS/SURROGATE(S)									
Chlorobenzene-D5	%	88	50-200	87	50-200	92	50-200	97	50-200
1,4-Difluorobenzene	%	88	50-200	88	50-200	94	50-200	96	50-200
1,4-Dichlorobenzene-D4	%	85	50-200	87	50-200	89	50-200	92	50-200
Toluene-D8	%	105	71-126	108	71-126	106	71-126	94	71-126
p-Bromofluorobenzene	%	95	73-120	97	73-120	97	73-120	92	73-120
1,2-Dichloroethane-D4	%	108	66-137	110	66-137	109	66-137	94	66-137

NA = Not Applicable ND = Not Detected

Client ID		RFI-17-0708		RFI-18-0708		RFI-20-0708		RFI-20-0708	
Job No	Lab ID	A08-9129	A8912905	A08-9106	A8910605	A08-9106	A8910602	A08-9106	A8910602DL
Sample Date		07/29/2008		07/28/2008		07/28/2008		07/28/2008	

Analyte	Units	Sample Value	Reporting Limit	Sample Value	Reporting Limit	Sample Value	Reporting Limit	Sample Value	Reporting Limit
Acetone	UG/L	ND	5.0	11 J	25	ND	400	ND	1000
Benzene	UG/L	ND	1.0	ND	5.0	430	80	490 D	200
Bromodichloromethane	UG/L	ND	1.0	ND	5.0	ND	80	ND	200
Bromoform	UG/L	ND	1.0	ND	5.0	ND	80	ND	200
Bromomethane	UG/L	ND	1.0	ND	5.0	ND	80	ND	200
2-Butanone	UG/L	ND	5.0	ND	25	ND	400	ND	1000
Carbon Disulfide	UG/L	ND	1.0	ND	5.0	ND	80	ND	200
Carbon Tetrachloride	UG/L	ND	1.0	ND	5.0	ND	80	ND	200
Chlorobenzene	UG/L	ND	1.0	ND	5.0	8600 E	80	9900 D	200
Chloroethane	UG/L	ND	1.0	ND	5.0	ND	80	ND	200
Chloroform	UG/L	ND	1.0	ND	5.0	ND	80	ND	200
Chloromethane	UG/L	ND	1.0	ND	5.0	ND	80	ND	200
Cyclohexane	UG/L	ND	1.0	ND	5.0	ND	80	ND	200
1,2-Dibromoethane	UG/L	ND	1.0	ND	5.0	ND	80	ND	200
Dibromochloromethane	UG/L	ND	1.0	ND	5.0	ND	80	ND	200
1,2-Dibromo-3-chloropropane	UG/L	ND	1.0	ND	5.0	ND	80	ND	200
1,2-Dichlorobenzene	UG/L	ND	1.0	ND	5.0	ND	80	ND	200
1,3-Dichlorobenzene	UG/L	ND	1.0	ND	5.0	ND	80	ND	200
1,4-Dichlorobenzene	UG/L	ND	1.0	ND	5.0	ND	80	ND	200
Dichlorodifluoromethane	UG/L	ND	1.0	ND	5.0	ND	80	ND	200
1,1-Dichloroethane	UG/L	ND	1.0	ND	5.0	ND	80	ND	200
1,2-Dichloroethane	UG/L	ND	1.0	ND	5.0	ND	80	ND	200
1,1-Dichloroethene	UG/L	ND	1.0	ND	5.0	ND	80	ND	200
cis-1,2-Dichloroethene	UG/L	ND	1.0	ND	5.0	ND	80	ND	200
trans-1,2-Dichloroethene	UG/L	ND	1.0	ND	5.0	ND	80	ND	200
1,2-Dichloropropane	UG/L	ND	1.0	ND	5.0	ND	80	ND	200
cis-1,3-Dichloropropene	UG/L	ND	1.0	ND	5.0	ND	80	ND	200
trans-1,3-Dichloropropene	UG/L	ND	1.0	ND	5.0	ND	80	ND	200
Ethylbenzene	UG/L	ND	1.0	ND	5.0	ND	80	ND	200
2-Hexanone	UG/L	ND	5.0	ND	25	ND	400	ND	1000
Isopropylbenzene	UG/L	ND	1.0	ND	5.0	ND	80	ND	200
Methyl acetate	UG/L	ND	1.0	ND	5.0	ND	80	ND	200
Methylcyclohexane	UG/L	ND	1.0	ND	5.0	ND	80	ND	200
Methylene chloride	UG/L	ND	1.0	ND	5.0	ND	80	ND	200
4-Methyl-2-pentanone	UG/L	ND	5.0	ND	25	ND	400	ND	1000
Methyl-t-Butyl Ether (MTBE)	UG/L	ND	1.0	ND	5.0	ND	80	ND	200
Styrene	UG/L	ND	1.0	ND	5.0	ND	80	ND	200
1,1,2,2-Tetrachloroethane	UG/L	ND	1.0	ND	5.0	ND	80	ND	200
Tetrachloroethene	UG/L	ND	1.0	ND	5.0	ND	80	ND	200
Toluene	UG/L	ND	1.0	ND	5.0	ND	80	ND	200
1,2,4-Trichlorobenzene	UG/L	ND	1.0	ND	5.0	ND	80	ND	200
1,1,1-Trichloroethane	UG/L	ND	1.0	ND	5.0	ND	80	ND	200
1,1,2-Trichloroethane	UG/L	ND	1.0	ND	5.0	ND	80	ND	200

NA = Not Applicable ND = Not Detected

Client ID		RFI-17-0708		RFI-18-0708		RFI-20-0708		RFI-20-0708	
Job No	Lab ID	A08-9129	A8912905	A08-9106	A8910605	A08-9106	A8910602	A08-9106	A8910602DL
Sample Date		07/29/2008		07/28/2008		07/28/2008		07/28/2008	
Analyte	Units	Sample Value	Reporting Limit	Sample Value	Reporting Limit	Sample Value	Reporting Limit	Sample Value	Reporting Limit
1,1,2-Trichloro-1,2,2-trifluor	UG/L	ND	1.0	ND	5.0	ND	80	ND	200
Trichlorofluoromethane	UG/L	ND	1.0	ND	5.0	ND	80	ND	200
Trichloroethene	UG/L	ND	1.0	ND	5.0	ND	80	ND	200
Vinyl chloride	UG/L	ND	1.0	ND	5.0	ND	80	ND	200
Total Xylenes	UG/L	ND	3.0	ND	15	ND	240	ND	600
IS/SURROGATE(S)									
Chlorobenzene-D5	%	94	50-200	93	50-200	98	50-200	88	50-200
1,4-Difluorobenzene	%	96	50-200	94	50-200	100	50-200	91	50-200
1,4-Dichlorobenzene-D4	%	88	50-200	93	50-200	101	50-200	84	50-200
Toluene-D8	%	100	71-126	109	71-126	107	71-126	113	71-126
p-Bromofluorobenzene	%	96	73-120	102	73-120	100	73-120	105	73-120
1,2-Dichloroethane-D4	%	98	66-137	107	66-137	101	66-137	107	66-137

NA = Not Applicable ND = Not Detected

Client ID		RFI-22-0708		RFI-22-0708		RFI-24-0708		RFI-25-0708	
Job No	Lab ID	A08-9022	A8902210	A08-9022	A8902210DL	A08-8945	A8894504	A08-8945	A8894502
Sample Date		07/25/2008		07/25/2008		07/24/2008		07/24/2008	
Analyte	Units	Sample Value	Reporting Limit	Sample Value	Reporting Limit	Sample Value	Reporting Limit	Sample Value	Reporting Limit
Acetone	UG/L	ND	50	ND	100	180	25	ND	20
Benzene	UG/L	18	10	21 D	20	8.6	5.0	1.8 J	4.0
Bromodichloromethane	UG/L	ND	10	ND	20	ND	5.0	ND	4.0
Bromoform	UG/L	ND	10	ND	20	ND	5.0	ND	4.0
Bromomethane	UG/L	ND	10	ND	20	ND	5.0	ND	4.0
2-Butanone	UG/L	ND	50	ND	100	ND	25	ND	20
Carbon Disulfide	UG/L	ND	10	ND	20	ND	5.0	ND	4.0
Carbon Tetrachloride	UG/L	ND	10	ND	20	ND	5.0	ND	4.0
Chlorobenzene	UG/L	800	10	840 D	20	ND	5.0	280	4.0
Chloroethane	UG/L	ND	10	ND	20	ND	5.0	ND	4.0
Chloroform	UG/L	ND	10	ND	20	ND	5.0	ND	4.0
Chloromethane	UG/L	ND	10	ND	20	ND	5.0	ND	4.0
Cyclohexane	UG/L	ND	10	ND	20	ND	5.0	ND	4.0
1,2-Dibromoethane	UG/L	ND	10	ND	20	ND	5.0	ND	4.0
Dibromochloromethane	UG/L	ND	10	ND	20	ND	5.0	ND	4.0
1,2-Dibromo-3-chloropropane	UG/L	ND	10	ND	20	ND	5.0	ND	4.0
1,2-Dichlorobenzene	UG/L	1200 E	10	1200 D	20	ND	5.0	3.8 J	4.0
1,3-Dichlorobenzene	UG/L	190	10	200 D	20	ND	5.0	ND	4.0
1,4-Dichlorobenzene	UG/L	530	10	530 D	20	ND	5.0	5.4	4.0
Dichlorodifluoromethane	UG/L	ND	10	ND	20	ND	5.0	ND	4.0
1,1-Dichloroethane	UG/L	ND	10	ND	20	ND	5.0	ND	4.0
1,2-Dichloroethane	UG/L	ND	10	ND	20	ND	5.0	ND	4.0
1,1-Dichloroethene	UG/L	ND	10	ND	20	ND	5.0	ND	4.0
cis-1,2-Dichloroethene	UG/L	ND	10	ND	20	ND	5.0	ND	4.0
trans-1,2-Dichloroethene	UG/L	ND	10	ND	20	ND	5.0	ND	4.0
1,2-Dichloropropane	UG/L	ND	10	ND	20	ND	5.0	ND	4.0
cis-1,3-Dichloropropene	UG/L	ND	10	ND	20	ND	5.0	ND	4.0
trans-1,3-Dichloropropene	UG/L	ND	10	ND	20	ND	5.0	ND	4.0
Ethylbenzene	UG/L	ND	10	ND	20	ND	5.0	ND	4.0
2-Hexanone	UG/L	ND	50	ND	100	ND	25	ND	20
Isopropylbenzene	UG/L	4.3 J	10	ND	20	ND	5.0	ND	4.0
Methyl acetate	UG/L	ND	10	ND	20	ND	5.0	ND	4.0
Methylcyclohexane	UG/L	ND	10	ND	20	ND	5.0	ND	4.0
Methylene chloride	UG/L	ND	10	ND	20	ND	5.0	ND	4.0
4-Methyl-2-pentanone	UG/L	ND	50	ND	100	ND	25	ND	20
Methyl-t-Butyl Ether (MTBE)	UG/L	ND	10	ND	20	ND	5.0	ND	4.0
Styrene	UG/L	ND	10	ND	20	ND	5.0	ND	4.0
1,1,2,2-Tetrachloroethane	UG/L	ND	10	ND	20	ND	5.0	ND	4.0
Tetrachloroethene	UG/L	ND	10	ND	20	ND	5.0	ND	4.0
Toluene	UG/L	ND	10	ND	20	ND	5.0	ND	4.0
1,2,4-Trichlorobenzene	UG/L	ND	10	ND	20	ND	5.0	ND	4.0
1,1,1-Trichloroethane	UG/L	ND	10	ND	20	ND	5.0	ND	4.0
1,1,2-Trichloroethane	UG/L	ND	10	ND	20	ND	5.0	ND	4.0

NA = Not Applicable ND = Not Detected

Client ID		RFI-22-0708		RFI-22-0708		RFI-24-0708		RFI-25-0708	
Job No	Lab ID	A08-9022 A8902210		A08-9022 A8902210DL		A08-8945 A8894504		A08-8945 A8894502	
Sample Date		07/25/2008		07/25/2008		07/24/2008		07/24/2008	
Analyte	Units	Sample Value	Reporting Limit	Sample Value	Reporting Limit	Sample Value	Reporting Limit	Sample Value	Reporting Limit
1,1,2-Trichloro-1,2,2-trifluor	UG/L	ND	10	ND	20	ND	5.0	ND	4.0
Trichlorofluoromethane	UG/L	ND	10	ND	20	ND	5.0	ND	4.0
Trichloroethene	UG/L	ND	10	ND	20	ND	5.0	ND	4.0
Vinyl chloride	UG/L	ND	10	ND	20	ND	5.0	ND	4.0
Total Xylenes	UG/L	ND	30	ND	60	ND	15	ND	12
IS/SURROGATE(S)									
Chlorobenzene-D5	%	90	50-200	121	50-200	92	50-200	91	50-200
1,4-Difluorobenzene	%	90	50-200	122	50-200	93	50-200	91	50-200
1,4-Dichlorobenzene-D4	%	90	50-200	122	50-200	81	50-200	90	50-200
Toluene-D8	%	106	71-126	107	71-126	94	71-126	107	71-126
p-Bromofluorobenzene	%	96	73-120	101	73-120	83	73-120	96	73-120
1,2-Dichloroethane-D4	%	108	66-137	102	66-137	98	66-137	110	66-137

NA = Not Applicable ND = Not Detected

Client ID		RFI-27-0708		RFI-28-0708		RFI-29-0708		RFI-30-0708	
Job No	Lab ID	A08-9106	A8910601	A08-9106	A8910604	A08-9129	A8912901	A08-9106	A8910603
Sample Date		07/28/2008		07/28/2008		07/29/2008		07/28/2008	
Analyte	Units	Sample Value	Reporting Limit	Sample Value	Reporting Limit	Sample Value	Reporting Limit	Sample Value	Reporting Limit
Acetone	UG/L	11 J	40	2.0 J	5.0	ND	5.0	1.4 J	5.0
Benzene	UG/L	ND	8.0	1.3	1.0	ND	1.0	ND	1.0
Bromodichloromethane	UG/L	ND	8.0	ND	1.0	ND	1.0	ND	1.0
Bromoform	UG/L	ND	8.0	ND	1.0	ND	1.0	ND	1.0
Bromomethane	UG/L	ND	8.0	ND	1.0	ND	1.0	ND	1.0
2-Butanone	UG/L	ND	40	ND	5.0	ND	5.0	ND	5.0
Carbon Disulfide	UG/L	ND	8.0	ND	1.0	ND	1.0	ND	1.0
Carbon Tetrachloride	UG/L	ND	8.0	ND	1.0	ND	1.0	ND	1.0
Chlorobenzene	UG/L	ND	8.0	0.58 J	1.0	14	1.0	0.48 J	1.0
Chloroethane	UG/L	ND	8.0	ND	1.0	ND	1.0	ND	1.0
Chloroform	UG/L	ND	8.0	ND	1.0	ND	1.0	ND	1.0
Chloromethane	UG/L	ND	8.0	ND	1.0	ND	1.0	ND	1.0
Cyclohexane	UG/L	ND	8.0	ND	1.0	ND	1.0	ND	1.0
1,2-Dibromoethane	UG/L	ND	8.0	ND	1.0	ND	1.0	ND	1.0
Dibromochloromethane	UG/L	ND	8.0	ND	1.0	ND	1.0	ND	1.0
1,2-Dibromo-3-chloropropane	UG/L	ND	8.0	ND	1.0	ND	1.0	ND	1.0
1,2-Dichlorobenzene	UG/L	ND	8.0	ND	1.0	3.0	1.0	ND	1.0
1,3-Dichlorobenzene	UG/L	ND	8.0	ND	1.0	ND	1.0	ND	1.0
1,4-Dichlorobenzene	UG/L	ND	8.0	ND	1.0	5.3	1.0	ND	1.0
Dichlorodifluoromethane	UG/L	ND	8.0	ND	1.0	ND	1.0	ND	1.0
1,1-Dichloroethane	UG/L	ND	8.0	ND	1.0	ND	1.0	ND	1.0
1,2-Dichloroethane	UG/L	ND	8.0	ND	1.0	ND	1.0	ND	1.0
1,1-Dichloroethene	UG/L	ND	8.0	ND	1.0	ND	1.0	ND	1.0
cis-1,2-Dichloroethene	UG/L	ND	8.0	ND	1.0	ND	1.0	ND	1.0
trans-1,2-Dichloroethene	UG/L	ND	8.0	ND	1.0	ND	1.0	ND	1.0
1,2-Dichloropropane	UG/L	ND	8.0	ND	1.0	ND	1.0	ND	1.0
cis-1,3-Dichloropropene	UG/L	ND	8.0	ND	1.0	ND	1.0	ND	1.0
trans-1,3-Dichloropropene	UG/L	ND	8.0	ND	1.0	ND	1.0	ND	1.0
Ethylbenzene	UG/L	ND	8.0	ND	1.0	ND	1.0	ND	1.0
2-Hexanone	UG/L	ND	40	ND	5.0	ND	5.0	ND	5.0
Isopropylbenzene	UG/L	ND	8.0	ND	1.0	ND	1.0	ND	1.0
Methyl acetate	UG/L	ND	8.0	ND	1.0	ND	1.0	ND	1.0
Methylcyclohexane	UG/L	ND	8.0	ND	1.0	ND	1.0	ND	1.0
Methylene chloride	UG/L	ND	8.0	ND	1.0	ND	1.0	ND	1.0
4-Methyl-2-pentanone	UG/L	ND	40	ND	5.0	ND	5.0	ND	5.0
Methyl-t-Butyl Ether (MTBE)	UG/L	ND	8.0	ND	1.0	ND	1.0	ND	1.0
Styrene	UG/L	ND	8.0	ND	1.0	ND	1.0	ND	1.0
1,1,2,2-Tetrachloroethane	UG/L	ND	8.0	ND	1.0	ND	1.0	ND	1.0
Tetrachloroethene	UG/L	460	8.0	ND	1.0	ND	1.0	ND	1.0
Toluene	UG/L	ND	8.0	ND	1.0	ND	1.0	ND	1.0
1,2,4-Trichlorobenzene	UG/L	ND	8.0	ND	1.0	ND	1.0	ND	1.0
1,1,1-Trichloroethane	UG/L	ND	8.0	ND	1.0	ND	1.0	ND	1.0
1,1,2-Trichloroethane	UG/L	ND	8.0	ND	1.0	ND	1.0	ND	1.0

NA = Not Applicable ND = Not Detected

Client ID		RFI-27-0708		RFI-28-0708		RFI-29-0708		RFI-30-0708	
Job No	Lab ID	A08-9106	A8910601	A08-9106	A8910604	A08-9129	A8912901	A08-9106	A8910603
Sample Date		07/28/2008		07/28/2008		07/29/2008		07/28/2008	
Analyte	Units	Sample Value	Reporting Limit	Sample Value	Reporting Limit	Sample Value	Reporting Limit	Sample Value	Reporting Limit
1,1,2-Trichloro-1,2,2-trifluor	UG/L	ND	8.0	ND	1.0	ND	1.0	ND	1.0
Trichlorofluoromethane	UG/L	ND	8.0	ND	1.0	ND	1.0	ND	1.0
Trichloroethene	UG/L	40	8.0	ND	1.0	ND	1.0	ND	1.0
Vinyl chloride	UG/L	ND	8.0	ND	1.0	ND	1.0	ND	1.0
Total Xylenes	UG/L	ND	24	ND	3.0	ND	3.0	ND	3.0
IS/SURROGATE(S)									
Chlorobenzene-D5	%	96	50-200	96	50-200	90	50-200	96	50-200
1,4-Difluorobenzene	%	96	50-200	98	50-200	90	50-200	97	50-200
1,4-Dichlorobenzene-D4	%	99	50-200	98	50-200	84	50-200	98	50-200
Toluene-D8	%	110	71-126	106	71-126	98	71-126	106	71-126
p-Bromofluorobenzene	%	102	73-120	99	73-120	96	73-120	98	73-120
1,2-Dichloroethane-D4	%	106	66-137	103	66-137	98	66-137	104	66-137

NA = Not Applicable ND = Not Detected

Client ID		RFI-31-0708		RFI-32-0708		RFI-33-0708		RFI-35-0708	
Job No	Lab ID	A08-9106	A8910606	A08-9129	A8912903	A08-9129	A8912902	A08-9106	A8910607
Sample Date		07/28/2008		07/29/2008		07/29/2008		07/28/2008	
Analyte	Units	Sample Value	Reporting Limit	Sample Value	Reporting Limit	Sample Value	Reporting Limit	Sample Value	Reporting Limit
Acetone	UG/L	12 J	40	ND	5.0	ND	5.0	1.9 J	5.0
Benzene	UG/L	11	8.0	1.0	1.0	ND	1.0	ND	1.0
Bromodichloromethane	UG/L	ND	8.0	ND	1.0	ND	1.0	ND	1.0
Bromoform	UG/L	ND	8.0	ND	1.0	ND	1.0	ND	1.0
Bromomethane	UG/L	ND	8.0	ND	1.0	ND	1.0	ND	1.0
2-Butanone	UG/L	ND	40	ND	5.0	ND	5.0	ND	5.0
Carbon Disulfide	UG/L	ND	8.0	ND	1.0	ND	1.0	ND	1.0
Carbon Tetrachloride	UG/L	ND	8.0	ND	1.0	ND	1.0	ND	1.0
Chlorobenzene	UG/L	660	8.0	48	1.0	ND	1.0	ND	1.0
Chloroethane	UG/L	ND	8.0	ND	1.0	ND	1.0	ND	1.0
Chloroform	UG/L	ND	8.0	ND	1.0	ND	1.0	ND	1.0
Chloromethane	UG/L	ND	8.0	ND	1.0	ND	1.0	ND	1.0
Cyclohexane	UG/L	ND	8.0	ND	1.0	ND	1.0	ND	1.0
1,2-Dibromoethane	UG/L	ND	8.0	ND	1.0	ND	1.0	ND	1.0
Dibromochloromethane	UG/L	ND	8.0	ND	1.0	ND	1.0	ND	1.0
1,2-Dibromo-3-chloropropane	UG/L	ND	8.0	ND	1.0	ND	1.0	ND	1.0
1,2-Dichlorobenzene	UG/L	ND	8.0	ND	1.0	ND	1.0	ND	1.0
1,3-Dichlorobenzene	UG/L	110	8.0	ND	1.0	ND	1.0	ND	1.0
1,4-Dichlorobenzene	UG/L	13	8.0	ND	1.0	ND	1.0	ND	1.0
Dichlorodifluoromethane	UG/L	ND	8.0	ND	1.0	ND	1.0	ND	1.0
1,1-Dichloroethane	UG/L	ND	8.0	ND	1.0	ND	1.0	ND	1.0
1,2-Dichloroethane	UG/L	ND	8.0	ND	1.0	ND	1.0	ND	1.0
1,1-Dichloroethene	UG/L	ND	8.0	ND	1.0	ND	1.0	ND	1.0
cis-1,2-Dichloroethene	UG/L	ND	8.0	ND	1.0	ND	1.0	ND	1.0
trans-1,2-Dichloroethene	UG/L	ND	8.0	ND	1.0	ND	1.0	ND	1.0
1,2-Dichloropropane	UG/L	ND	8.0	ND	1.0	ND	1.0	ND	1.0
cis-1,3-Dichloropropene	UG/L	ND	8.0	ND	1.0	ND	1.0	ND	1.0
trans-1,3-Dichloropropene	UG/L	ND	8.0	ND	1.0	ND	1.0	ND	1.0
Ethylbenzene	UG/L	ND	8.0	ND	1.0	ND	1.0	ND	1.0
2-Hexanone	UG/L	ND	40	ND	5.0	ND	5.0	ND	5.0
Isopropylbenzene	UG/L	ND	8.0	ND	1.0	ND	1.0	ND	1.0
Methyl acetate	UG/L	ND	8.0	ND	1.0	ND	1.0	ND	1.0
Methylcyclohexane	UG/L	ND	8.0	ND	1.0	ND	1.0	ND	1.0
Methylene chloride	UG/L	ND	8.0	ND	1.0	ND	1.0	ND	1.0
4-Methyl-2-pentanone	UG/L	ND	40	ND	5.0	ND	5.0	ND	5.0
Methyl-t-Butyl Ether (MTBE)	UG/L	ND	8.0	ND	1.0	ND	1.0	ND	1.0
Styrene	UG/L	ND	8.0	ND	1.0	ND	1.0	ND	1.0
1,1,2,2-Tetrachloroethane	UG/L	ND	8.0	ND	1.0	ND	1.0	ND	1.0
Tetrachloroethene	UG/L	ND	8.0	ND	1.0	ND	1.0	ND	1.0
Toluene	UG/L	ND	8.0	ND	1.0	ND	1.0	ND	1.0
1,2,4-Trichlorobenzene	UG/L	ND	8.0	ND	1.0	ND	1.0	ND	1.0
1,1,1-Trichloroethane	UG/L	ND	8.0	ND	1.0	ND	1.0	ND	1.0
1,1,2-Trichloroethane	UG/L	ND	8.0	ND	1.0	ND	1.0	ND	1.0

NA = Not Applicable ND = Not Detected

Client ID		RFI-31-0708		RFI-32-0708		RFI-33-0708		RFI-35-0708	
Job No	Lab ID	A08-9106	A8910606	A08-9129	A8912903	A08-9129	A8912902	A08-9106	A8910607
Sample Date		07/28/2008		07/29/2008		07/29/2008		07/28/2008	
Analyte	Units	Sample Value	Reporting Limit	Sample Value	Reporting Limit	Sample Value	Reporting Limit	Sample Value	Reporting Limit
1,1,2-Trichloro-1,2,2-trifluor	UG/L	ND	8.0	ND	1.0	ND	1.0	ND	1.0
Trichlorofluoromethane	UG/L	ND	8.0	ND	1.0	ND	1.0	ND	1.0
Trichloroethene	UG/L	ND	8.0	ND	1.0	ND	1.0	ND	1.0
Vinyl chloride	UG/L	ND	8.0	ND	1.0	ND	1.0	ND	1.0
Total Xylenes	UG/L	ND	24	ND	3.0	ND	3.0	ND	3.0
IS/SURROGATE(S)									
Chlorobenzene-D5	%	93	50-200	89	50-200	92	50-200	92	50-200
1,4-Difluorobenzene	%	94	50-200	90	50-200	94	50-200	92	50-200
1,4-Dichlorobenzene-D4	%	95	50-200	84	50-200	86	50-200	94	50-200
Toluene-D8	%	108	71-126	99	71-126	96	71-126	107	71-126
p-Bromofluorobenzene	%	99	73-120	95	73-120	94	73-120	98	73-120
1,2-Dichloroethane-D4	%	105	66-137	96	66-137	94	66-137	107	66-137

NA = Not Applicable ND = Not Detected

Client ID		RFI-36-0708		RFI-39-0708		RFI-43-0708		RFI-45-0708	
Job No	Lab ID	A08-9129	A8912907	A08-9129	A8912910	A08-9129	A8912912	A08-9129	A8912909
Sample Date		07/29/2008		07/29/2008		07/29/2008		07/29/2008	
Analyte	Units	Sample Value	Reporting Limit	Sample Value	Reporting Limit	Sample Value	Reporting Limit	Sample Value	Reporting Limit
Acetone	UG/L	ND	5.0	ND	5.0	ND	5.0	ND	5.0
Benzene	UG/L	ND	1.0	ND	1.0	ND	1.0	ND	1.0
Bromodichloromethane	UG/L	ND	1.0	ND	1.0	ND	1.0	ND	1.0
Bromoform	UG/L	ND	1.0	ND	1.0	ND	1.0	ND	1.0
Bromomethane	UG/L	ND	1.0	ND	1.0	ND	1.0	ND	1.0
2-Butanone	UG/L	ND	5.0	ND	5.0	ND	5.0	ND	5.0
Carbon Disulfide	UG/L	ND	1.0	ND	1.0	ND	1.0	ND	1.0
Carbon Tetrachloride	UG/L	ND	1.0	ND	1.0	ND	1.0	ND	1.0
Chlorobenzene	UG/L	ND	1.0	ND	1.0	ND	1.0	ND	1.0
Chloroethane	UG/L	ND	1.0	ND	1.0	ND	1.0	ND	1.0
Chloroform	UG/L	ND	1.0	ND	1.0	ND	1.0	ND	1.0
Chloromethane	UG/L	ND	1.0	ND	1.0	ND	1.0	ND	1.0
Cyclohexane	UG/L	ND	1.0	ND	1.0	ND	1.0	ND	1.0
1,2-Dibromoethane	UG/L	ND	1.0	ND	1.0	ND	1.0	ND	1.0
Dibromochloromethane	UG/L	ND	1.0	ND	1.0	ND	1.0	ND	1.0
1,2-Dibromo-3-chloropropane	UG/L	ND	1.0	ND	1.0	ND	1.0	ND	1.0
1,2-Dichlorobenzene	UG/L	ND	1.0	ND	1.0	ND	1.0	ND	1.0
1,3-Dichlorobenzene	UG/L	ND	1.0	ND	1.0	ND	1.0	ND	1.0
1,4-Dichlorobenzene	UG/L	ND	1.0	ND	1.0	ND	1.0	ND	1.0
Dichlorodifluoromethane	UG/L	ND	1.0	ND	1.0	ND	1.0	ND	1.0
1,1-Dichloroethane	UG/L	ND	1.0	ND	1.0	ND	1.0	ND	1.0
1,2-Dichloroethane	UG/L	ND	1.0	ND	1.0	ND	1.0	ND	1.0
1,1-Dichloroethene	UG/L	ND	1.0	ND	1.0	ND	1.0	ND	1.0
cis-1,2-Dichloroethene	UG/L	ND	1.0	ND	1.0	ND	1.0	ND	1.0
trans-1,2-Dichloroethene	UG/L	ND	1.0	ND	1.0	ND	1.0	ND	1.0
1,2-Dichloropropane	UG/L	ND	1.0	ND	1.0	ND	1.0	ND	1.0
cis-1,3-Dichloropropene	UG/L	ND	1.0	ND	1.0	ND	1.0	ND	1.0
trans-1,3-Dichloropropene	UG/L	ND	1.0	ND	1.0	ND	1.0	ND	1.0
Ethylbenzene	UG/L	ND	1.0	ND	1.0	ND	1.0	ND	1.0
2-Hexanone	UG/L	ND	5.0	ND	5.0	ND	5.0	ND	5.0
Isopropylbenzene	UG/L	ND	1.0	ND	1.0	ND	1.0	ND	1.0
Methyl acetate	UG/L	ND	1.0	ND	1.0	ND	1.0	ND	1.0
Methylcyclohexane	UG/L	ND	1.0	ND	1.0	ND	1.0	ND	1.0
Methylene chloride	UG/L	ND	1.0	ND	1.0	ND	1.0	ND	1.0
4-Methyl-2-pentanone	UG/L	ND	5.0	ND	5.0	ND	5.0	ND	5.0
Methyl-t-Butyl Ether (MTBE)	UG/L	ND	1.0	ND	1.0	ND	1.0	ND	1.0
Styrene	UG/L	ND	1.0	ND	1.0	ND	1.0	ND	1.0
1,1,2,2-Tetrachloroethane	UG/L	ND	1.0	ND	1.0	ND	1.0	ND	1.0
Tetrachloroethene	UG/L	ND	1.0	ND	1.0	ND	1.0	ND	1.0
Toluene	UG/L	ND	1.0	ND	1.0	ND	1.0	ND	1.0
1,2,4-Trichlorobenzene	UG/L	ND	1.0	ND	1.0	ND	1.0	ND	1.0
1,1,1-Trichloroethane	UG/L	ND	1.0	ND	1.0	ND	1.0	ND	1.0
1,1,2-Trichloroethane	UG/L	ND	1.0	ND	1.0	ND	1.0	ND	1.0

NA = Not Applicable ND = Not Detected

Client ID		RFI-36-0708		RFI-39-0708		RFI-43-0708		RFI-45-0708	
Job No / Lab ID		A08-9129	A8912907	A08-9129	A8912910	A08-9129	A8912912	A08-9129	A8912909
Sample Date		07/29/2008		07/29/2008		07/29/2008		07/29/2008	
Analyte	Units	Sample Value	Reporting Limit	Sample Value	Reporting Limit	Sample Value	Reporting Limit	Sample Value	Reporting Limit
1,1,2-Trichloro-1,2,2-trifluor	UG/L	5.3	1.0	ND	1.0	ND	1.0	ND	1.0
Trichlorofluoromethane	UG/L	ND	1.0	ND	1.0	ND	1.0	ND	1.0
Trichloroethene	UG/L	ND	1.0	ND	1.0	ND	1.0	ND	1.0
Vinyl chloride	UG/L	ND	1.0	ND	1.0	ND	1.0	ND	1.0
Total Xylenes	UG/L	ND	3.0	ND	3.0	ND	3.0	ND	3.0
IS/SURROGATE(S)									
Chlorobenzene-D5	%	98	50-200	96	50-200	90	50-200	93	50-200
1,4-Difluorobenzene	%	98	50-200	95	50-200	91	50-200	93	50-200
1,4-Dichlorobenzene-D4	%	93	50-200	91	50-200	84	50-200	88	50-200
Toluene-D8	%	98	71-126	95	71-126	102	71-126	97	71-126
p-Bromofluorobenzene	%	94	73-120	93	73-120	99	73-120	96	73-120
1,2-Dichloroethane-D4	%	97	66-137	100	66-137	101	66-137	101	66-137

NA = Not Applicable ND = Not Detected

Client ID		RFI-51-0708		RFI-PZ04S-0708		RFI-PZ17-0708		RFI-PZ18-0708	
Job No	Lab ID	A08-9129	A8912908	A08-9197	A8919701	A08-9129	A8912913	A08-9129	A8912904
Sample Date		07/29/2008		07/30/2008		07/29/2008		07/29/2008	

Analyte	Units	Sample Value	Reporting Limit	Sample Value	Reporting Limit	Sample Value	Reporting Limit	Sample Value	Reporting Limit
Acetone	UG/L	ND	5.0	3.1 J	5.0	ND	5.0	ND	5.0
Benzene	UG/L	ND	1.0	ND	1.0	ND	1.0	ND	1.0
Bromodichloromethane	UG/L	ND	1.0	ND	1.0	ND	1.0	ND	1.0
Bromoform	UG/L	ND	1.0	ND	1.0	ND	1.0	ND	1.0
Bromomethane	UG/L	ND	1.0	ND	1.0	ND	1.0	ND	1.0
2-Butanone	UG/L	ND	5.0	ND	5.0	ND	5.0	ND	5.0
Carbon Disulfide	UG/L	ND	1.0	ND	1.0	ND	1.0	ND	1.0
Carbon Tetrachloride	UG/L	ND	1.0	ND	1.0	ND	1.0	ND	1.0
Chlorobenzene	UG/L	ND	1.0	ND	1.0	ND	1.0	ND	1.0
Chloroethane	UG/L	ND	1.0	ND	1.0	ND	1.0	ND	1.0
Chloroform	UG/L	ND	1.0	ND	1.0	ND	1.0	ND	1.0
Chloromethane	UG/L	ND	1.0	ND	1.0	ND	1.0	ND	1.0
Cyclohexane	UG/L	ND	1.0	ND	1.0	ND	1.0	ND	1.0
1,2-Dibromoethane	UG/L	ND	1.0	ND	1.0	ND	1.0	ND	1.0
Dibromochloromethane	UG/L	ND	1.0	ND	1.0	ND	1.0	ND	1.0
1,2-Dibromo-3-chloropropane	UG/L	ND	1.0	ND	1.0	ND	1.0	ND	1.0
1,2-Dichlorobenzene	UG/L	ND	1.0	ND	1.0	ND	1.0	ND	1.0
1,3-Dichlorobenzene	UG/L	ND	1.0	ND	1.0	ND	1.0	ND	1.0
1,4-Dichlorobenzene	UG/L	ND	1.0	ND	1.0	ND	1.0	ND	1.0
Dichlorodifluoromethane	UG/L	ND	1.0	ND	1.0	ND	1.0	ND	1.0
1,1-Dichloroethane	UG/L	ND	1.0	ND	1.0	ND	1.0	ND	1.0
1,2-Dichloroethane	UG/L	ND	1.0	ND	1.0	ND	1.0	ND	1.0
1,1-Dichloroethene	UG/L	ND	1.0	ND	1.0	ND	1.0	ND	1.0
cis-1,2-Dichloroethene	UG/L	ND	1.0	ND	1.0	ND	1.0	ND	1.0
trans-1,2-Dichloroethene	UG/L	ND	1.0	ND	1.0	ND	1.0	ND	1.0
1,2-Dichloropropane	UG/L	ND	1.0	ND	1.0	ND	1.0	ND	1.0
cis-1,3-Dichloropropene	UG/L	ND	1.0	ND	1.0	ND	1.0	ND	1.0
trans-1,3-Dichloropropene	UG/L	ND	1.0	ND	1.0	ND	1.0	ND	1.0
Ethylbenzene	UG/L	ND	1.0	ND	1.0	ND	1.0	ND	1.0
2-Hexanone	UG/L	ND	5.0	ND	5.0	ND	5.0	ND	5.0
Isopropylbenzene	UG/L	ND	1.0	ND	1.0	ND	1.0	ND	1.0
Methyl acetate	UG/L	ND	1.0	ND	1.0	ND	1.0	ND	1.0
Methylcyclohexane	UG/L	ND	1.0	ND	1.0	ND	1.0	ND	1.0
Methylene chloride	UG/L	ND	1.0	ND	1.0	ND	1.0	ND	1.0
4-Methyl-2-pentanone	UG/L	ND	5.0	ND	5.0	ND	5.0	ND	5.0
Methyl-t-Butyl Ether (MTBE)	UG/L	ND	1.0	ND	1.0	ND	1.0	ND	1.0
Styrene	UG/L	ND	1.0	ND	1.0	ND	1.0	ND	1.0
1,1,2,2-Tetrachloroethane	UG/L	ND	1.0	ND	1.0	ND	1.0	ND	1.0
Tetrachloroethene	UG/L	ND	1.0	ND	1.0	ND	1.0	ND	1.0
Toluene	UG/L	ND	1.0	ND	1.0	ND	1.0	ND	1.0
1,2,4-Trichlorobenzene	UG/L	ND	1.0	ND	1.0	ND	1.0	ND	1.0
1,1,1-Trichloroethane	UG/L	ND	1.0	ND	1.0	ND	1.0	ND	1.0
1,1,2-Trichloroethane	UG/L	ND	1.0	ND	1.0	ND	1.0	ND	1.0

Client ID		RFI-51-0708		RFI-PZ04S-0708		RFI-PZ17-0708		RFI-PZ18-0708	
Job No	Lab ID	A08-9129	A8912908	A08-9197	A8919701	A08-9129	A8912913	A08-9129	A8912904
Sample Date		07/29/2008		07/30/2008		07/29/2008		07/29/2008	
Analyte	Units	Sample Value	Reporting Limit	Sample Value	Reporting Limit	Sample Value	Reporting Limit	Sample Value	Reporting Limit
1,1,2-Trichloro-1,2,2-trifluor	UG/L	ND	1.0	ND	1.0	ND	1.0	ND	1.0
Trichlorofluoromethane	UG/L	ND	1.0	ND	1.0	ND	1.0	ND	1.0
Trichloroethene	UG/L	ND	1.0	ND	1.0	ND	1.0	ND	1.0
Vinyl chloride	UG/L	ND	1.0	ND	1.0	ND	1.0	ND	1.0
Total Xylenes	UG/L	ND	3.0	ND	3.0	ND	3.0	ND	3.0
IS/SURROGATE(S)									
Chlorobenzene-D5	%	92	50-200	94	50-200	90	50-200	96	50-200
1,4-Difluorobenzene	%	93	50-200	94	50-200	92	50-200	95	50-200
1,4-Dichlorobenzene-D4	%	87	50-200	91	50-200	88	50-200	91	50-200
Toluene-D8	%	98	71-126	104	71-126	104	71-126	94	71-126
p-Bromofluorobenzene	%	96	73-120	106	73-120	102	73-120	92	73-120
1,2-Dichloroethane-D4	%	101	66-137	100	66-137	105	66-137	94	66-137

NA = Not Applicable ND = Not Detected

Client ID		RFI-PZ19-0708		WG-R-R-0708					
Job No	Lab ID	AO8-9129	A8912911	AO8-8945	A8894503				
Sample Date		07/29/2008		07/24/2008					
Analyte	Units	Sample Value	Reporting Limit	Sample Value	Reporting Limit	Sample Value	Reporting Limit	Sample Value	Reporting Limit
Acetone	UG/L	ND	5.0	16 J	50	NA		NA	
Benzene	UG/L	ND	1.0	47	10	NA		NA	
Bromodichloromethane	UG/L	ND	1.0	ND	10	NA		NA	
Bromoform	UG/L	ND	1.0	ND	10	NA		NA	
Bromomethane	UG/L	ND	1.0	ND	10	NA		NA	
2-Butanone	UG/L	ND	5.0	ND	50	NA		NA	
Carbon Disulfide	UG/L	ND	1.0	ND	10	NA		NA	
Carbon Tetrachloride	UG/L	ND	1.0	ND	10	NA		NA	
Chlorobenzene	UG/L	ND	1.0	820	10	NA		NA	
Chloroethane	UG/L	ND	1.0	ND	10	NA		NA	
Chloroform	UG/L	ND	1.0	ND	10	NA		NA	
Chloromethane	UG/L	ND	1.0	ND	10	NA		NA	
Cyclohexane	UG/L	ND	1.0	ND	10	NA		NA	
1,2-Dibromoethane	UG/L	ND	1.0	ND	10	NA		NA	
Dibromochloromethane	UG/L	ND	1.0	ND	10	NA		NA	
1,2-Dibromo-3-chloropropane	UG/L	ND	1.0	ND	10	NA		NA	
1,2-Dichlorobenzene	UG/L	ND	1.0	ND	10	NA		NA	
1,3-Dichlorobenzene	UG/L	ND	1.0	ND	10	NA		NA	
1,4-Dichlorobenzene	UG/L	ND	1.0	ND	10	NA		NA	
Dichlorodifluoromethane	UG/L	ND	1.0	ND	10	NA		NA	
1,1-Dichloroethane	UG/L	ND	1.0	ND	10	NA		NA	
1,2-Dichloroethane	UG/L	ND	1.0	ND	10	NA		NA	
1,1-Dichloroethene	UG/L	ND	1.0	ND	10	NA		NA	
cis-1,2-Dichloroethene	UG/L	ND	1.0	ND	10	NA		NA	
trans-1,2-Dichloroethene	UG/L	ND	1.0	ND	10	NA		NA	
1,2-Dichloropropane	UG/L	ND	1.0	ND	10	NA		NA	
cis-1,3-Dichloropropene	UG/L	ND	1.0	ND	10	NA		NA	
trans-1,3-Dichloropropene	UG/L	ND	1.0	ND	10	NA		NA	
Ethylbenzene	UG/L	ND	1.0	ND	10	NA		NA	
2-Hexanone	UG/L	ND	5.0	ND	50	NA		NA	
Isopropylbenzene	UG/L	ND	1.0	ND	10	NA		NA	
Methyl acetate	UG/L	ND	1.0	ND	10	NA		NA	
Methylcyclohexane	UG/L	ND	1.0	ND	10	NA		NA	
Methylene chloride	UG/L	ND	1.0	7.2 J	10	NA		NA	
4-Methyl-2-pentanone	UG/L	ND	5.0	ND	50	NA		NA	
Methyl-t-Butyl Ether (MTBE)	UG/L	ND	1.0	ND	10	NA		NA	
Styrene	UG/L	ND	1.0	ND	10	NA		NA	
1,1,2,2-Tetrachloroethane	UG/L	ND	1.0	ND	10	NA		NA	
Tetrachloroethene	UG/L	ND	1.0	ND	10	NA		NA	
Toluene	UG/L	ND	1.0	ND	10	NA		NA	
1,2,4-Trichlorobenzene	UG/L	ND	1.0	ND	10	NA		NA	
1,1,1-Trichloroethane	UG/L	ND	1.0	ND	10	NA		NA	
1,1,2-Trichloroethane	UG/L	ND	1.0	ND	10	NA		NA	

NA = Not Applicable ND = Not Detected

Client ID		RFI-PZ19-0708		WG-R-R-0708					
Job No	Lab ID	A08-9129	A8912911	A08-8945	A8894503				
Sample Date		07/29/2008		07/24/2008					
Analyte	Units	Sample Value	Reporting Limit	Sample Value	Reporting Limit	Sample Value	Reporting Limit	Sample Value	Reporting Limit
1,1,2-Trichloro-1,2,2-trifluor	UG/L	ND	1.0	ND	10	NA		NA	
Trichlorofluoromethane	UG/L	ND	1.0	ND	10	NA		NA	
Trichloroethene	UG/L	ND	1.0	ND	10	NA		NA	
Vinyl chloride	UG/L	ND	1.0	ND	10	NA		NA	
Total Xylenes	UG/L	ND	3.0	ND	30	NA		NA	
IS/SURROGATE(S)									
Chlorobenzene-D5	%	96	50-200	90	50-200	NA		NA	
1,4-Difluorobenzene	%	96	50-200	92	50-200	NA		NA	
1,4-Dichlorobenzene-D4	%	89	50-200	78	50-200	NA		NA	
Toluene-D8	%	101	71-126	94	71-126	NA		NA	
p-Bromofluorobenzene	%	99	73-120	84	73-120	NA		NA	
1,2-Dichloroethane-D4	%	107	66-137	96	66-137	NA		NA	

NA = Not Applicable ND = Not Detected

METHOD 8260 - TCL VOLATILE ORGANICS
TENTATIVELY IDENTIFIED COMPOUNDS

Client No.

EW-1-0708

Lab Name: TestAmerica Laborat Contract: _____

Lab Code: RECNY Case No.: _____ SAS No.: _____ SDG No.: 8945

Matrix: (soil/water) WATER Lab Sample ID: A8902204

Sample wt/vol: 5.00 (g/mL) ML Lab File ID: P9984.RR

Level: (low/med) LOW Date Samp/Recv: 07/25/2008 07/25/2008

% Moisture: not dec. _____ Date Analyzed: 08/05/2008

GC Column: ZB-624 ID: 0.18 (mm) Dilution Factor: 200.00

Soil Extract Volume: _____ (uL) Soil Aliquot Volume: _____ (uL)

Number TICs found: 1 CONCENTRATION UNITS: (ug/L or ug/Kg) UG/L

CAS NO.	Compound Name	RT	Est. Conc.	Q
1. 91-20-3	NAPHTHALENE	20.36	680	JN

METHOD 8260 - TCL VOLATILE ORGANICS
TENTATIVELY IDENTIFIED COMPOUNDS

Client No.

EW-2-0708

Lab Name: TestAmerica Laborat Contract: _____

Lab Code: RECNY Case No.: _____ SAS No.: _____ SDG No.: 8945

Matrix: (soil/water) WATER Lab Sample ID: A8902205

Sample wt/vol: 5.00 (g/mL) ML Lab File ID: P9985.RR

Level: (low/med) LOW Date Samp/Recv: 07/25/2008 07/25/2008

% Moisture: not dec. _____ Date Analyzed: 08/05/2008

GC Column: ZB-624 ID: 0.18 (mm) Dilution Factor: 100.00

Soil Extract Volume: _____ (uL) Soil Aliquot Volume: _____ (uL)

Number TICs found: 0 CONCENTRATION UNITS: (ug/L or ug/Kg) UG/L

CAS NO.	Compound Name	RT	Est. Conc.	Q

METHOD 8260 - TCL VOLATILE ORGANICS
TENTATIVELY IDENTIFIED COMPOUNDS

Client No.

EW-3-0708

Lab Name: TestAmerica Laborat Contract: _____

Lab Code: RECNY Case No.: _____ SAS No.: _____ SDG No.: 8945

Matrix: (soil/water) WATER Lab Sample ID: A8902206

Sample wt/vol: 5.00 (g/mL) ML Lab File ID: P9986.RR

Level: (low/med) LOW Date Samp/Recv: 07/25/2008 07/25/2008

% Moisture: not dec. _____ Date Analyzed: 08/05/2008

GC Column: ZB-624 ID: 0.18 (mm) Dilution Factor: 20.00

Soil Extract Volume: _____ (uL) Soil Aliquot Volume: _____ (uL)

Number TICs found: 0 CONCENTRATION UNITS: (ug/L or ug/Kg) UG/L

CAS NO.	Compound Name	RT	Est. Conc.	Q

METHOD 8260 - TCL VOLATILE ORGANICS
TENTATIVELY IDENTIFIED COMPOUNDS

Client No.

EW-3R-0708

Lab Name: TestAmerica Laborat Contract: _____

Lab Code: RECNY Case No.: _____ SAS No.: _____ SDG No.: 8945

Matrix: (soil/water) WATER Lab Sample ID: A8902211

Sample wt/vol: 5.00 (g/mL) ML Lab File ID: P9991.RR

Level: (low/med) LOW Date Samp/Recv: 07/25/2008 07/25/2008

% Moisture: not dec. _____ Date Analyzed: 08/05/2008

GC Column: ZB-624 ID: 0.18 (mm) Dilution Factor: 20.00

Soil Extract Volume: _____ (uL) Soil Aliquot Volume: _____ (uL)

Number TICs found: 0 CONCENTRATION UNITS: (ug/L or ug/Kg) UG/L

CAS NO.	Compound Name	RT	Est. Conc.	Q

METHOD 8260 - TCL VOLATILE ORGANICS
TENTATIVELY IDENTIFIED COMPOUNDS

Client No.

EW-4-0708

Lab Name: TestAmerica Laborat Contract: _____

Lab Code: RECNY Case No.: _____ SAS No.: _____ SDG No.: 8945

Matrix: (soil/water) WATER Lab Sample ID: A8902207

Sample wt/vol: 5.00 (g/mL) ML Lab File ID: P9987.RR

Level: (low/med) LOW Date Samp/Recv: 07/25/2008 07/25/2008

% Moisture: not dec. _____ Date Analyzed: 08/05/2008

GC Column: ZB-624 ID: 0.18 (mm) Dilution Factor: 10.00

Soil Extract Volume: _____ (uL) Soil Aliquot Volume: _____ (uL)

Number TICs found: 4 CONCENTRATION UNITS: (ug/L or ug/Kg) UG/L

CAS NO.	Compound Name	RT	Est. Conc.	Q
1. 496-11-7	INDANE	17.32	120	JN
2. 91-20-3	NAPHTHALENE	20.35	580	JN
3. 90-12-0	1-METHYLNAPHTHALENE	22.28	26	JN
4. 91-57-6	2-METHYLNAPHTHALENE	22.66	25	JN

METHOD 8260 - TCL VOLATILE ORGANICS
TENTATIVELY IDENTIFIED COMPOUNDS

Client No.

EW-5-0708

Lab Name: TestAmerica Laborat Contract: _____

Lab Code: RECNY Case No.: _____ SAS No.: _____ SDG No.: 8945

Matrix: (soil/water) WATER Lab Sample ID: A8902208

Sample wt/vol: 5.00 (g/mL) ML Lab File ID: P9988.RR

Level: (low/med) LOW Date Samp/Recv: 07/25/2008 07/25/2008

% Moisture: not dec. _____ Date Analyzed: 08/05/2008

GC Column: ZB-624 ID: 0.18 (mm) Dilution Factor: 10.00

Soil Extract Volume: _____ (uL) Soil Aliquot Volume: _____ (uL)

Number TICs found: 10 CONCENTRATION UNITS: (ug/L or ug/Kg) UG/L

	CAS NO.	Compound Name	RT	Est. Conc.	Q
1.		UNKNOWN BENZENE DERIVATIVE	15.64	190	J
2.		UNKNOWN BENZENE DERIVATIVE	15.76	250	J
3.		UNKNOWN BENZENE DERIVATIVE	16.33	630	J
4.		UNKNOWN BENZENE DERIVATIVE	16.99	120	J
5.		UNKNOWN BENZENE DERIVATIVE	17.32	470	J
6.		UNKNOWN BENZENE DERIVATIVE	17.66	280	J
7.	104-55-2	3-PHENYL-2-PROPENAL	18.69	130	JN
8.	91-20-3	NAPHTHALENE	20.35	2400	JN
9.	264-09-5	BENZOCYCLOHEPTATRIENE	22.28	280	JN
10.	90-12-0	1-METHYLNAPHTHALENE	22.66	130	JN

METHOD 8260 - TCL VOLATILE ORGANICS
TENTATIVELY IDENTIFIED COMPOUNDS

Client No.

ICM-101-0708

Lab Name: TestAmerica Laborat Contract: _____

Lab Code: RECNY Case No.: _____ SAS No.: _____ SDG No.: 8945

Matrix: (soil/water) WATER Lab Sample ID: A8894501

Sample wt/vol: 5.00 (g/mL) ML Lab File ID: J0984.RR

Level: (low/med) LOW Date Samp/Recv: 07/24/2008 07/24/2008

% Moisture: not dec. _____ Date Analyzed: 08/01/2008

GC Column: ZB-624 ID: 0.25 (mm) Dilution Factor: 200.00

Soil Extract Volume: _____ (uL) Soil Aliquot Volume: _____ (uL)

Number TICs found: 0 CONCENTRATION UNITS: (ug/L or ug/Kg) UG/L

CAS NO.	Compound Name	RT	Est. Conc.	Q

METHOD 8260 - TCL VOLATILE ORGANICS
TENTATIVELY IDENTIFIED COMPOUNDS

Client No.

ICM-102-0708

Lab Name: TestAmerica Laborat Contract: _____

Lab Code: RECNY Case No.: _____ SAS No.: _____ SDG No.: 8945

Matrix: (soil/water) WATER Lab Sample ID: A8902201

Sample wt/vol: 5.00 (g/mL) ML Lab File ID: P0003.RR

Level: (low/med) LOW Date Samp/Recv: 07/25/2008 07/25/2008

% Moisture: not dec. _____ Date Analyzed: 08/06/2008

GC Column: ZB-624 ID: 0.18 (mm) Dilution Factor: 1.00

Soil Extract Volume: _____ (uL) Soil Aliquot Volume: _____ (uL)

Number TICs found: 0 CONCENTRATION UNITS: (ug/L or ug/Kg) UG/L

CAS NO.	Compound Name	RT	Est. Conc.	Q

METHOD 8260 - TCL VOLATILE ORGANICS
TENTATIVELY IDENTIFIED COMPOUNDS

Client No.

ICM-103-0708

Lab Name: TestAmerica Laborat Contract: _____

Lab Code: RECNY Case No.: _____ SAS No.: _____ SDG No.: 8945

Matrix: (soil/water) WATER Lab Sample ID: A8902202

Sample wt/vol: 5.00 (g/mL) ML Lab File ID: P9982.RR

Level: (low/med) LOW Date Samp/Recv: 07/25/2008 07/25/2008

% Moisture: not dec. _____ Date Analyzed: 08/05/2008

GC Column: ZB-624 ID: 0.18 (mm) Dilution Factor: 1.00

Soil Extract Volume: _____ (uL) Soil Aliquot Volume: _____ (uL)

Number TICs found: 1 CONCENTRATION UNITS: (ug/L or ug/Kg) UG/L

CAS NO.	Compound Name	RT	Est. Conc.	Q
1. 91-20-3	NAPHTHALENE	20.36	51	JN

METHOD 8260 - TCL VOLATILE ORGANICS
TENTATIVELY IDENTIFIED COMPOUNDS

Client No.

ICM-104-0708

Lab Name: TestAmerica Laborat Contract: _____

Lab Code: RECNY Case No.: _____ SAS No.: _____ SDG No.: 8945

Matrix: (soil/water) WATER Lab Sample ID: A8902203

Sample wt/vol: 5.00 (g/mL) ML Lab File ID: P9983.RR

Level: (low/med) LOW Date Samp/Recv: 07/25/2008 07/25/2008

% Moisture: not dec. _____ Date Analyzed: 08/05/2008

GC Column: ZB-624 ID: 0.18 (mm) Dilution Factor: 5.00

Soil Extract Volume: _____ (uL) Soil Aliquot Volume: _____ (uL)

Number TICs found: 6 CONCENTRATION UNITS: (ug/L or ug/Kg) UG/L

CAS NO.	Compound Name	RT	Est. Conc.	Q
1.	UNKNOWN BENZENE DERIVATIVE	16.34	19	J
2. 496-11-7	INDANE	17.32	38	JN
3. 95-13-6	INDENE	17.66	39	JN
4. 91-20-3	NAPHTHALENE	20.35	570	JN
5.	BENZOTHIOPHENE DERIVATIVE	20.56	14	J
6. 90-12-0	1-METHYLNAPHTHALENE	22.28	13	JN

METHOD 8260 - TCL VOLATILE ORGANICS
TENTATIVELY IDENTIFIED COMPOUNDS

Client No.

ICM-105-0708

Lab Name: TestAmerica Laborat Contract: _____

Lab Code: RECNY Case No.: _____ SAS No.: _____ SDG No.: 8945

Matrix: (soil/water) WATER Lab Sample ID: A8902209

Sample wt/vol: 5.00 (g/mL) ML Lab File ID: P9989.RR

Level: (low/med) LOW Date Samp/Recv: 07/25/2008 07/25/2008

% Moisture: not dec. _____ Date Analyzed: 08/05/2008

GC Column: ZB-624 ID: 0.18 (mm) Dilution Factor: 5.00

Soil Extract Volume: _____ (uL) Soil Aliquot Volume: _____ (uL)

Number TICs found: 3 CONCENTRATION UNITS: (ug/L or ug/Kg) UG/L

CAS NO.	Compound Name	RT	Est. Conc.	Q
1. 91-20-3	NAPHTHALENE	20.36	50	JN
2. 90-12-0	1-METHYLNAPHTHALENE	22.28	57	JN
3. 91-57-6	2-METHYLNAPHTHALENE	22.66	41	JN

METHOD 8260 - TCL VOLATILE ORGANICS
TENTATIVELY IDENTIFIED COMPOUNDS

Client No.

R-14-0708

Lab Name: TestAmerica Laborat Contract: _____

Lab Code: RECNY Case No.: _____ SAS No.: _____ SDG No.: 8945

Matrix: (soil/water) WATER Lab Sample ID: A8912906

Sample wt/vol: 5.00 (g/mL) ML Lab File ID: S6572.RR

Level: (low/med) LOW Date Samp/Recv: 07/29/2008 07/29/2008

% Moisture: not dec. _____ Date Analyzed: 08/09/2008

GC Column: ZB-624 ID: 0.18 (mm) Dilution Factor: 1.00

Soil Extract Volume: _____ (uL) Soil Aliquot Volume: _____ (uL)

Number TICs found: 10 CONCENTRATION UNITS: (ug/L or ug/Kg) UG/L

	CAS NO.	Compound Name	RT	Est. Conc.	Q
1.		UNKNOWN	2.45	20	J
2.		UNKNOWN BENZENE DERIVATIVE	9.32	4	J
3.		UNKNOWN	9.62	9	J
4.		UNKNOWN	9.79	3	J
5.	00527-84-4	1-METHYL-2-(1-METHYLETH...	10.36	4	JN
6.		UNKNOWN	10.51	3	J
7.		UNKNOWN	10.76	3	J
8.	91-20-3	NAPHTHALENE	10.91	3	JN
9.	002809-64-5	NAPHTHALENE,1,2,3,4TETRAHYDR	11.36	4	JN
10.	002809-64-5	NAPHTHALENE,1,2,3,4TETRAHYDR	11.61	3	JN

METHOD 8260 - TCL VOLATILE ORGANICS
TENTATIVELY IDENTIFIED COMPOUNDS

Client No.

RFI-17-0708

Lab Name: TestAmerica Laborat Contract: _____

Lab Code: RECNY Case No.: _____ SAS No.: _____ SDG No.: 8945

Matrix: (soil/water) WATER Lab Sample ID: A8912905

Sample wt/vol: 5.00 (g/mL) ML Lab File ID: S6571.RR

Level: (low/med) LOW Date Samp/Recv: 07/29/2008 07/29/2008

% Moisture: not dec. _____ Date Analyzed: 08/09/2008

GC Column: ZB-624 ID: 0.18 (mm) Dilution Factor: 1.00

Soil Extract Volume: _____ (uL) Soil Aliquot Volume: _____ (uL)

Number TICs found: 1 CONCENTRATION UNITS: (ug/L or ug/Kg) UG/L

CAS NO.	Compound Name	RT	Est. Conc.	Q
1.	UNKNOWN	1.93	6	J

METHOD 8260 - TCL VOLATILE ORGANICS
TENTATIVELY IDENTIFIED COMPOUNDS

Client No.

RFI-18-0708

Lab Name: TestAmerica Laborat Contract: _____

Lab Code: RECNY Case No.: _____ SAS No.: _____ SDG No.: 8945

Matrix: (soil/water) WATER Lab Sample ID: A8910605

Sample wt/vol: 5.00 (g/mL) ML Lab File ID: P0060.RR

Level: (low/med) LOW Date Samp/Recv: 07/28/2008 07/28/2008

% Moisture: not dec. _____ Date Analyzed: 08/07/2008

GC Column: ZB-624 ID: 0.25 (mm) Dilution Factor: 5.00

Soil Extract Volume: _____ (uL) Soil Aliquot Volume: _____ (uL)

Number TICs found: 0 CONCENTRATION UNITS: (ug/L or ug/Kg) UG/L

CAS NO.	Compound Name	RT	Est. Conc.	Q

METHOD 8260 - TCL VOLATILE ORGANICS
TENTATIVELY IDENTIFIED COMPOUNDS

Client No.

RFI-20-0708

Lab Name: TestAmerica Laborat Contract: _____

Lab Code: RECNY Case No.: _____ SAS No.: _____ SDG No.: 8945

Matrix: (soil/water) WATER Lab Sample ID: A8910602

Sample wt/vol: 5.00 (g/mL) ML Lab File ID: P0057.RR

Level: (low/med) LOW Date Samp/Recv: 07/28/2008 07/28/2008

% Moisture: not dec. _____ Date Analyzed: 08/07/2008

GC Column: ZB-624 ID: 0.25 (mm) Dilution Factor: 80.00

Soil Extract Volume: _____ (uL) Soil Aliquot Volume: _____ (uL)

Number TICs found: 0 CONCENTRATION UNITS: (ug/L or ug/Kg) UG/L

CAS NO.	Compound Name	RT	Est. Conc.	Q

METHOD 8260 - TCL VOLATILE ORGANICS
TENTATIVELY IDENTIFIED COMPOUNDS

Client No.

RFI-20-0708

Lab Name: TestAmerica Laborat Contract: _____

Lab Code: RECNY Case No.: _____ SAS No.: _____ SDG No.: 8945

Matrix: (soil/water) WATER Lab Sample ID: A8910602DL

Sample wt/vol: 5.00 (g/mL) ML Lab File ID: P0075.RR

Level: (low/med) LOW Date Samp/Recv: 07/28/2008 07/28/2008

% Moisture: not dec. _____ Date Analyzed: 08/07/2008

GC Column: ZB-624 ID: 0.18 (mm) Dilution Factor: 200.00

Soil Extract Volume: _____ (uL) Soil Aliquot Volume: _____ (uL)

Number TICs found: 1 CONCENTRATION UNITS: (ug/L or ug/Kg) UG/L

CAS NO.	Compound Name	RT	Est. Conc.	Q
1.	UNKNOWN ALKANE	14.47	610	J

METHOD 8260 - TCL VOLATILE ORGANICS
TENTATIVELY IDENTIFIED COMPOUNDS

Client No.

RFI-22-0708

Lab Name: TestAmerica Laborat Contract: _____

Lab Code: RECNY Case No.: _____ SAS No.: _____ SDG No.: 8945

Matrix: (soil/water) WATER Lab Sample ID: A8902210

Sample wt/vol: 5.00 (g/mL) ML Lab File ID: P9990.RR

Level: (low/med) LOW Date Samp/Recv: 07/25/2008 07/25/2008

% Moisture: not dec. _____ Date Analyzed: 08/05/2008

GC Column: ZB-624 ID: 0.18 (mm) Dilution Factor: 10.00

Soil Extract Volume: _____ (uL) Soil Aliquot Volume: _____ (uL)

Number TICs found: 0 CONCENTRATION UNITS: (ug/L or ug/Kg) UG/L

CAS NO.	Compound Name	RT	Est. Conc.	Q

METHOD 8260 - TCL VOLATILE ORGANICS
TENTATIVELY IDENTIFIED COMPOUNDS

Client No.

RFI-22-0708

Lab Name: TestAmerica Laborat Contract: _____

Lab Code: RECNY Case No.: _____ SAS No.: _____ SDG No.: 8945

Matrix: (soil/water) WATER Lab Sample ID: A8902210DL

Sample wt/vol: 5.00 (g/mL) ML Lab File ID: P0034.RR

Level: (low/med) LOW Date Samp/Recv: 07/25/2008 07/25/2008

% Moisture: not dec. _____ Date Analyzed: 08/06/2008

GC Column: ZB-624 ID: 0.18 (mm) Dilution Factor: 20.00

Soil Extract Volume: _____ (uL) Soil Aliquot Volume: _____ (uL)

Number TICs found: 4 CONCENTRATION UNITS: (ug/L or ug/Kg) UG/L

CAS NO.	Compound Name	RT	Est. Conc.	Q
1.	UNKNOWN	14.47	61	J
2.	UNKNOWN	14.92	75	J
3.	UNKNOWN	18.46	55	J
4.	UNKNOWN	18.78	57	J

METHOD 8260 - TCL VOLATILE ORGANICS
TENTATIVELY IDENTIFIED COMPOUNDS

Client No.

RFI-24-0708

Lab Name: TestAmerica Laborat Contract: _____

Lab Code: RECNY Case No.: _____ SAS No.: _____ SDG No.: 8945

Matrix: (soil/water) WATER Lab Sample ID: A8894504

Sample wt/vol: 5.00 (g/mL) ML Lab File ID: J0986.RR

Level: (low/med) LOW Date Samp/Recv: 07/24/2008 07/24/2008

% Moisture: not dec. _____ Date Analyzed: 08/01/2008

GC Column: ZB-624 ID: 0.25 (mm) Dilution Factor: 5.00

Soil Extract Volume: _____ (uL) Soil Aliquot Volume: _____ (uL)

Number TICs found: 1 CONCENTRATION UNITS: (ug/L or ug/Kg) UG/L

CAS NO.	Compound Name	RT	Est. Conc.	Q
1. 91-20-3	NAPHTHALENE	10.28	120	JN

METHOD 8260 - TCL VOLATILE ORGANICS
TENTATIVELY IDENTIFIED COMPOUNDS

Client No.

RFI-25-0708

Lab Name: TestAmerica Laborat Contract: _____

Lab Code: RECNY Case No.: _____ SAS No.: _____ SDG No.: 8945

Matrix: (soil/water) WATER Lab Sample ID: A8894502

Sample wt/vol: 5.00 (g/mL) ML Lab File ID: P0004.RR

Level: (low/med) LOW Date Samp/Recv: 07/24/2008 07/24/2008

% Moisture: not dec. _____ Date Analyzed: 08/06/2008

GC Column: ZB-624 ID: 0.18 (mm) Dilution Factor: 4.00

Soil Extract Volume: _____ (uL) Soil Aliquot Volume: _____ (uL)

Number TICs found: 0 CONCENTRATION UNITS: (ug/L or ug/Kg) UG/L

CAS NO.	Compound Name	RT	Est. Conc.	Q

METHOD 8260 - TCL VOLATILE ORGANICS
TENTATIVELY IDENTIFIED COMPOUNDS

Client No.

RFI-27-0708

Lab Name: TestAmerica Laborat Contract: _____

Lab Code: RECNY Case No.: _____ SAS No.: _____ SDG No.: 8945

Matrix: (soil/water) WATER Lab Sample ID: A8910601

Sample wt/vol: 5.00 (g/mL) ML Lab File ID: P0056.RR

Level: (low/med) LOW Date Samp/Recv: 07/28/2008 07/28/2008

% Moisture: not dec. _____ Date Analyzed: 08/07/2008

GC Column: ZB-624 ID: 0.25 (mm) Dilution Factor: 8.00

Soil Extract Volume: _____ (uL) Soil Aliquot Volume: _____ (uL)

Number TICs found: 1 CONCENTRATION UNITS: (ug/L or ug/Kg) UG/L

CAS NO.	Compound Name	RT	Est. Conc.	Q
1.	UNKNOWN ALKANE	14.92	26	J

METHOD 8260 - TCL VOLATILE ORGANICS
TENTATIVELY IDENTIFIED COMPOUNDS

Client No.

RFI-28-0708

Lab Name: TestAmerica Laborat Contract: _____

Lab Code: RECNY Case No.: _____ SAS No.: _____ SDG No.: 8945

Matrix: (soil/water) WATER Lab Sample ID: A8910604

Sample wt/vol: 5.00 (g/mL) ML Lab File ID: P0059.RR

Level: (low/med) LOW Date Samp/Recv: 07/28/2008 07/28/2008

% Moisture: not dec. _____ Date Analyzed: 08/07/2008

GC Column: ZB-624 ID: 0.25 (mm) Dilution Factor: 1.00

Soil Extract Volume: _____ (uL) Soil Aliquot Volume: _____ (uL)

Number TICs found: 1 CONCENTRATION UNITS: (ug/L or ug/Kg) UG/L

CAS NO.	Compound Name	RT	Est. Conc.	Q
1.	UNKNOWN	3.88	12	J

METHOD 8260 - TCL VOLATILE ORGANICS
TENTATIVELY IDENTIFIED COMPOUNDS

Client No.

RFI-29-0708

Lab Name: TestAmerica Laborat Contract: _____

Lab Code: RECNY Case No.: _____ SAS No.: _____ SDG No.: 8945

Matrix: (soil/water) WATER Lab Sample ID: A8912901

Sample wt/vol: 5.00 (g/mL) ML Lab File ID: S6567.RR

Level: (low/med) LOW Date Samp/Recv: 07/29/2008 07/29/2008

% Moisture: not dec. _____ Date Analyzed: 08/09/2008

GC Column: ZB-624 ID: 0.18 (mm) Dilution Factor: 1.00

Soil Extract Volume: _____ (uL) Soil Aliquot Volume: _____ (uL)

Number TICs found: 3 CONCENTRATION UNITS: (ug/L or ug/Kg) UG/L

CAS NO.	Compound Name	RT	Est. Conc.	Q
1.	UNKNOWN	1.52	3	J
2.	UNKNOWN	1.86	22	J
3. 007446-09-5	SULFUR DIOXIDE	2.45	3	JN

METHOD 8260 - TCL VOLATILE ORGANICS
TENTATIVELY IDENTIFIED COMPOUNDS

Client No.

RFI-30-0708

Lab Name: TestAmerica Laborat Contract: _____

Lab Code: RECNY Case No.: _____ SAS No.: _____ SDG No.: 8945

Matrix: (soil/water) WATER Lab Sample ID: A8910603

Sample wt/vol: 5.00 (g/mL) ML Lab File ID: P0058.RR

Level: (low/med) LOW Date Samp/Recv: 07/28/2008 07/28/2008

% Moisture: not dec. _____ Date Analyzed: 08/07/2008

GC Column: ZB-624 ID: 0.25 (mm) Dilution Factor: 1.00

Soil Extract Volume: _____ (uL) Soil Aliquot Volume: _____ (uL)

Number TICs found: 0 CONCENTRATION UNITS: (ug/L or ug/Kg) UG/L

CAS NO.	Compound Name	RT	Est. Conc.	Q

METHOD 8260 - TCL VOLATILE ORGANICS
TENTATIVELY IDENTIFIED COMPOUNDS

Client No.

RFI-31-0708

Lab Name: TestAmerica Laborat Contract: _____

Lab Code: RECNY Case No.: _____ SAS No.: _____ SDG No.: 8945

Matrix: (soil/water) WATER Lab Sample ID: A8910606

Sample wt/vol: 5.00 (g/mL) ML Lab File ID: P0061.RR

Level: (low/med) LOW Date Samp/Recv: 07/28/2008 07/28/2008

% Moisture: not dec. _____ Date Analyzed: 08/07/2008

GC Column: ZB-624 ID: 0.25 (mm) Dilution Factor: 8.00

Soil Extract Volume: _____ (uL) Soil Aliquot Volume: _____ (uL)

Number TICs found: 1 CONCENTRATION UNITS: (ug/L or ug/Kg) UG/L

CAS NO.	Compound Name	RT	Est. Conc.	Q
1.	UNKNOWN BENZENE DERIVATIVE	19.95	350	J

METHOD 8260 - TCL VOLATILE ORGANICS
TENTATIVELY IDENTIFIED COMPOUNDS

Client No.

RFI-32-0708

Lab Name: TestAmerica Laborat Contract: _____

Lab Code: RECNY Case No.: _____ SAS No.: _____ SDG No.: 8945

Matrix: (soil/water) WATER Lab Sample ID: A8912903

Sample wt/vol: 5.00 (g/mL) ML Lab File ID: S6569.RR

Level: (low/med) LOW Date Samp/Recv: 07/29/2008 07/29/2008

% Moisture: not dec. _____ Date Analyzed: 08/09/2008

GC Column: ZB-624 ID: 0.18 (mm) Dilution Factor: 1.00

Soil Extract Volume: _____ (uL) Soil Aliquot Volume: _____ (uL)

Number TICs found: 1 CONCENTRATION UNITS: (ug/L or ug/Kg) UG/L

CAS NO.	Compound Name	RT	Est. Conc.	Q
1.	UNKNOWN	1.99	3	J

METHOD 8260 - TCL VOLATILE ORGANICS
TENTATIVELY IDENTIFIED COMPOUNDS

Client No.

RFI-33-0708

Lab Name: TestAmerica Laborat Contract: _____

Lab Code: RECNY Case No.: _____ SAS No.: _____ SDG No.: 8945

Matrix: (soil/water) WATER Lab Sample ID: A8912902

Sample wt/vol: 5.00 (g/mL) ML Lab File ID: S6568.RR

Level: (low/med) LOW Date Samp/Recv: 07/29/2008 07/29/2008

% Moisture: not dec. _____ Date Analyzed: 08/09/2008

GC Column: ZB-624 ID: 0.18 (mm) Dilution Factor: 1.00

Soil Extract Volume: _____ (uL) Soil Aliquot Volume: _____ (uL)

Number TICs found: 1

CONCENTRATION UNITS:
(ug/L or ug/Kg) UG/L

CAS NO.	Compound Name	RT	Est. Conc.	Q
1.	UNKNOWN	1.94	6	J

METHOD 8260 - TCL VOLATILE ORGANICS
TENTATIVELY IDENTIFIED COMPOUNDS

Client No.

RFI-35-0708

Lab Name: TestAmerica Laborat Contract: _____

Lab Code: RECNY Case No.: _____ SAS No.: _____ SDG No.: 8945

Matrix: (soil/water) WATER Lab Sample ID: A8910607

Sample wt/vol: 5.00 (g/mL) ML Lab File ID: P0062.RR

Level: (low/med) LOW Date Samp/Recv: 07/28/2008 07/28/2008

% Moisture: not dec. _____ Date Analyzed: 08/07/2008

GC Column: ZB-624 ID: 0.25 (mm) Dilution Factor: 1.00

Soil Extract Volume: _____ (uL) Soil Aliquot Volume: _____ (uL)

Number TICs found: 0

CONCENTRATION UNITS:
(ug/L or ug/Kg) UG/L

CAS NO.	Compound Name	RT	Est. Conc.	Q

METHOD 8260 - TCL VOLATILE ORGANICS
TENTATIVELY IDENTIFIED COMPOUNDS

Client No.

RFI-36-0708

Lab Name: TestAmerica Laborat Contract: _____

Lab Code: RECNY Case No.: _____ SAS No.: _____ SDG No.: 8945

Matrix: (soil/water) WATER Lab Sample ID: A8912907

Sample wt/vol: 5.00 (g/mL) ML Lab File ID: S6573.RR

Level: (low/med) LOW Date Samp/Recv: 07/29/2008 07/29/2008

% Moisture: not dec. _____ Date Analyzed: 08/09/2008

GC Column: ZB-624 ID: 0.18 (mm) Dilution Factor: 1.00

Soil Extract Volume: _____ (uL) Soil Aliquot Volume: _____ (uL)

Number TICs found: 2 CONCENTRATION UNITS: (ug/L or ug/Kg) UG/L

CAS NO.	Compound Name	RT	Est. Conc.	Q
1.	UNKNOWN	2.00	3	J
2. 354-23-4	1,2-DICHLORO-1,1,2-TRIFLUORO	2.46	18	JN

METHOD 8260 - TCL VOLATILE ORGANICS
TENTATIVELY IDENTIFIED COMPOUNDS

Client No.

RFI-39-0708

Lab Name: TestAmerica Laborat Contract: _____

Lab Code: RECNY Case No.: _____ SAS No.: _____ SDG No.: 8945

Matrix: (soil/water) WATER Lab Sample ID: A8912910

Sample wt/vol: 5.00 (g/mL) ML Lab File ID: S6576.RR

Level: (low/med) LOW Date Samp/Recv: 07/29/2008 07/29/2008

% Moisture: not dec. _____ Date Analyzed: 08/09/2008

GC Column: ZB-624 ID: 0.18 (mm) Dilution Factor: 1.00

Soil Extract Volume: _____ (uL) Soil Aliquot Volume: _____ (uL)

Number TICs found: 1 CONCENTRATION UNITS: (ug/L or ug/Kg) UG/L

CAS NO.	Compound Name	RT	Est. Conc.	Q
1.	UNKNOWN	9.24	4	J

METHOD 8260 - TCL VOLATILE ORGANICS
TENTATIVELY IDENTIFIED COMPOUNDS

Client No.

RFI-43-0708

Lab Name: TestAmerica Laborat Contract: _____

Lab Code: RECNY Case No.: _____ SAS No.: _____ SDG No.: 8945

Matrix: (soil/water) WATER Lab Sample ID: A8912912

Sample wt/vol: 5.00 (g/mL) ML Lab File ID: S6578.RR

Level: (low/med) LOW Date Samp/Recv: 07/29/2008 07/29/2008

% Moisture: not dec. _____ Date Analyzed: 08/09/2008

GC Column: ZB-624 ID: 0.18 (mm) Dilution Factor: 1.00

Soil Extract Volume: _____ (uL) Soil Aliquot Volume: _____ (uL)

Number TICs found: 0

CONCENTRATION UNITS:
(ug/L or ug/Kg) UG/L

CAS NO.	Compound Name	RT	Est. Conc.	Q

METHOD 8260 - TCL VOLATILE ORGANICS
TENTATIVELY IDENTIFIED COMPOUNDS

Client No.

RFI-45-0708

Lab Name: TestAmerica Laborat Contract: _____

Lab Code: RECNY Case No.: _____ SAS No.: _____ SDG No.: 8945

Matrix: (soil/water) WATER Lab Sample ID: A8912909

Sample wt/vol: 5.00 (g/mL) ML Lab File ID: S6575.RR

Level: (low/med) LOW Date Samp/Recv: 07/29/2008 07/29/2008

% Moisture: not dec. _____ Date Analyzed: 08/09/2008

GC Column: ZB-624 ID: 0.18 (mm) Dilution Factor: 1.00

Soil Extract Volume: _____ (uL) Soil Aliquot Volume: _____ (uL)

Number TICs found: 1 CONCENTRATION UNITS: (ug/L or ug/Kg) UG/L

CAS NO.	Compound Name	RT	Est. Conc.	Q
1.	UNKNOWN	2.01	3	J

METHOD 8260 - TCL VOLATILE ORGANICS
TENTATIVELY IDENTIFIED COMPOUNDS

Client No.

RFI-51-0708

Lab Name: TestAmerica Laborat Contract: _____

Lab Code: RECNY Case No.: _____ SAS No.: _____ SDG No.: 8945

Matrix: (soil/water) WATER Lab Sample ID: A8912908

Sample wt/vol: 5.00 (g/mL) ML Lab File ID: S6574.RR

Level: (low/med) LOW Date Samp/Recv: 07/29/2008 07/29/2008

% Moisture: not dec. _____ Date Analyzed: 08/09/2008

GC Column: ZB-624 ID: 0.18 (mm) Dilution Factor: 1.00

Soil Extract Volume: _____ (uL) Soil Aliquot Volume: _____ (uL)

Number TICs found: 1 CONCENTRATION UNITS: (ug/L or ug/Kg) UG/L

CAS NO.	Compound Name	RT	Est. Conc.	Q
1.	UNKNOWN	1.99	5	J

METHOD 8260 - TCL VOLATILE ORGANICS
TENTATIVELY IDENTIFIED COMPOUNDS

Client No.

RFI-PZ04S-0708

Lab Name: TestAmerica Laborat Contract: _____

Lab Code: RECNY Case No.: _____ SAS No.: _____ SDG No.: 8945

Matrix: (soil/water) WATER Lab Sample ID: A8919701

Sample wt/vol: 5.00 (g/mL) ML Lab File ID: G8252.RR

Level: (low/med) LOW Date Samp/Recv: 07/30/2008 07/30/2008

% Moisture: not dec. _____ Date Analyzed: 08/11/2008

GC Column: ZB-624 ID: 0.18 (mm) Dilution Factor: 1.00

Soil Extract Volume: _____ (uL) Soil Aliquot Volume: _____ (uL)

Number TICs found: 10 CONCENTRATION UNITS: (ug/L or ug/Kg) UG/L

	CAS NO.	Compound Name	RT	Est. Conc.	Q
1.	590-66-9	1,1-DIMETHYL-CYCLOHEXANE	7.10	7	JN
2.	2207-03-6	1,3-DIMETHYL-TRANS-CYCLOHEXA	7.29	10	JN
3.	6221-55-2	BICYCLO[3.2.1]OCTANE	8.71	9	JN
4.		UNKNOWN	10.63	7	J
5.		UNKNOWN	11.08	10	J
6.	13632-94-5	1,4-DIETHYL-2-METHYL-BENZENE	11.71	7	JN
7.	824-22-6	2,3DIHYDRO-4METHYL-1H-INDENE	12.29	6	JN
8.		UNKNOWN BENZENE DERIVATIVE	12.42	10	J
9.		UNKNOWN	12.68	11	J
10.		UNKNOWN NAPHTHALENE	13.57	8	J

METHOD 8260 - TCL VOLATILE ORGANICS
TENTATIVELY IDENTIFIED COMPOUNDS

Client No.

RFI-PZ17-0708

Lab Name: TestAmerica Laborat Contract: _____

Lab Code: RECNY Case No.: _____ SAS No.: _____ SDG No.: 8945

Matrix: (soil/water) WATER Lab Sample ID: A8912913

Sample wt/vol: 5.00 (g/mL) ML Lab File ID: S6579.RR

Level: (low/med) LOW Date Samp/Recv: 07/29/2008 07/29/2008

% Moisture: not dec. _____ Date Analyzed: 08/09/2008

GC Column: ZB-624 ID: 0.18 (mm) Dilution Factor: 1.00

Soil Extract Volume: _____ (uL) Soil Aliquot Volume: _____ (uL)

Number TICs found: 0 CONCENTRATION UNITS: (ug/L or ug/Kg) UG/L

CAS NO.	Compound Name	RT	Est. Conc.	Q

METHOD 8260 - TCL VOLATILE ORGANICS
TENTATIVELY IDENTIFIED COMPOUNDS

Client No.

RFI-PZ18-0708

Lab Name: TestAmerica Laborat Contract: _____

Lab Code: RECNY Case No.: _____ SAS No.: _____ SDG No.: 8945

Matrix: (soil/water) WATER Lab Sample ID: A8912904

Sample wt/vol: 5.00 (g/mL) ML Lab File ID: S6570.RR

Level: (low/med) LOW Date Samp/Recv: 07/29/2008 07/29/2008

% Moisture: not dec. _____ Date Analyzed: 08/09/2008

GC Column: ZB-624 ID: 0.18 (mm) Dilution Factor: 1.00

Soil Extract Volume: _____ (uL) Soil Aliquot Volume: _____ (uL)

Number TICs found: 2 CONCENTRATION UNITS: (ug/L or ug/Kg) UG/L

CAS NO.	Compound Name	RT	Est. Conc.	Q
1.	UNKNOWN	1.86	32	J
2. 007446-09-5	SULFUR DIOXIDE	2.43	3	JN

METHOD 8260 - TCL VOLATILE ORGANICS
TENTATIVELY IDENTIFIED COMPOUNDS

Client No.

RFI-PZ19-0708

Lab Name: TestAmerica Laborat Contract: _____

Lab Code: RECNY Case No.: _____ SAS No.: _____ SDG No.: 8945

Matrix: (soil/water) WATER Lab Sample ID: A8912911

Sample wt/vol: 5.00 (g/mL) ML Lab File ID: S6577.RR

Level: (low/med) LOW Date Samp/Recv: 07/29/2008 07/29/2008

% Moisture: not dec. _____ Date Analyzed: 08/09/2008

GC Column: ZB-624 ID: 0.18 (mm) Dilution Factor: 1.00

Soil Extract Volume: _____ (uL) Soil Aliquot Volume: _____ (uL)

Number TICs found: 0 CONCENTRATION UNITS: (ug/L or ug/Kg) UG/L

CAS NO.	Compound Name	RT	Est. Conc.	Q

METHOD 8260 - TCL VOLATILE ORGANICS
TENTATIVELY IDENTIFIED COMPOUNDS

Client No.

WG-R-R-0708

Lab Name: TestAmerica Laborat Contract: _____

Lab Code: RECNY Case No.: _____ SAS No.: _____ SDG No.: 8945

Matrix: (soil/water) WATER Lab Sample ID: A8894503

Sample wt/vol: 5.00 (g/mL) ML Lab File ID: J0987.RR

Level: (low/med) LOW Date Samp/Recv: 07/24/2008 07/24/2008

% Moisture: not dec. _____ Date Analyzed: 08/01/2008

GC Column: ZB-624 ID: 0.25 (mm) Dilution Factor: 10.00

Soil Extract Volume: _____ (uL) Soil Aliquot Volume: _____ (uL)

Number TICs found: 0 CONCENTRATION UNITS: (ug/L or ug/Kg) UG/L

CAS NO.	Compound Name	RT	Est. Conc.	Q

Client ID	EW-1-0708		EW-2-0708		EW-2-0708		EW-3-0708	
Job No Lab ID	A08-9022 A8902204		A08-9022 A8902205		A08-9022 A8902205DL		A08-9022 A8902206	
Sample Date	07/25/2008		07/25/2008		07/25/2008		07/25/2008	
Analyte	Units	Sample Value	Reporting Limit	Sample Value	Reporting Limit	Sample Value	Reporting Limit	Sample Value	Reporting Limit
Aniline	UG/L	26	9	600 E	9	1400 D	940	2300 E	9
Acenaphthene	UG/L	5	5	5	5	ND	470	1 J	5
Acenaphthylene	UG/L	ND	5	ND	5	ND	470	ND	5
Acetophenone	UG/L	ND	5	ND	5	ND	470	ND	5
Anthracene	UG/L	0.3 J	5	0.5 J	5	ND	470	ND	5
Atrazine	UG/L	ND	5	ND	5	ND	470	ND	5
Benzaldehyde	UG/L	ND	5	ND	5	ND	470	ND	5
Benzo(a)anthracene	UG/L	ND	5	ND	5	ND	470	ND	5
Benzo(b)fluoranthene	UG/L	ND	5	ND	5	ND	470	ND	5
Benzo(k)fluoranthene	UG/L	ND	5	ND	5	ND	470	ND	5
Benzo(ghi)perylene	UG/L	ND	5	ND	5	ND	470	ND	5
Benzo(a)pyrene	UG/L	ND	5	ND	5	ND	470	ND	5
Biphenyl	UG/L	0.3 J	5	1 J	5	ND	470	0.3 J	5
Bis(2-chloroethoxy) methane	UG/L	ND	5	ND	5	ND	470	ND	5
Bis(2-chloroethyl) ether	UG/L	ND	5	ND	5	ND	470	ND	5
2,2'-Oxybis(1-Chloropropane)	UG/L	ND	5	ND	5	ND	470	ND	5
Bis(2-ethylhexyl) phthalate	UG/L	ND	5	ND	5	ND	470	ND	5
4-Bromophenyl phenyl ether	UG/L	ND	5	ND	5	ND	470	ND	5
Butyl benzyl phthalate	UG/L	ND	5	ND	5	ND	470	ND	5
4-Chloroaniline	UG/L	120	5	41	5	44 DJ	470	94	5
4-Chloro-3-methylphenol	UG/L	ND	5	ND	5	ND	470	ND	5
2-Chloronaphthalene	UG/L	ND	5	ND	5	ND	470	ND	5
2-Chlorophenol	UG/L	22	5	2 J	5	ND	470	ND	5
4-Chlorophenyl phenyl ether	UG/L	ND	5	ND	5	ND	470	ND	5
Caprolactam	UG/L	ND	5	ND	5	ND	470	ND	5
Carbazole	UG/L	1 J	5	1 J	5	ND	470	0.6 J	5
Chrysene	UG/L	0.7 BJ	5	0.7 BJ	5	60 BDJ	470	0.8 BJ	5
Dibenzo(a,h)anthracene	UG/L	ND	5	ND	5	ND	470	ND	5
Dibenzofuran	UG/L	0.8 J	5	0.7 J	5	ND	470	ND	5
Di-n-butyl phthalate	UG/L	0.3 BJ	5	0.3 BJ	5	ND	470	0.4 BJ	5
3,3'-Dichlorobenzidine	UG/L	ND	5	ND	5	ND	470	ND	5
2,4-Dichlorophenol	UG/L	5	5	ND	5	ND	470	ND	5
Diethyl phthalate	UG/L	ND	5	ND	5	ND	470	ND	5
2,4-Dimethylphenol	UG/L	ND	5	1 J	5	ND	470	1 J	5
Dimethyl phthalate	UG/L	ND	5	ND	5	ND	470	ND	5
4,6-Dinitro-2-methylphenol	UG/L	ND	9	ND	9	ND	940	ND	9
2,4-Dinitrophenol	UG/L	ND	9	ND	9	ND	940	ND	9
2,4-Dinitrotoluene	UG/L	ND	5	ND	5	ND	470	ND	5
2,6-Dinitrotoluene	UG/L	ND	5	ND	5	ND	470	ND	5
Di-n-octyl phthalate	UG/L	4 BJ	5	5 B	5	ND	470	5 B	5
Fluoranthene	UG/L	0.2 J	5	0.2 J	5	ND	470	ND	5
Fluorene	UG/L	ND	5	ND	5	ND	470	ND	5
Hexachlorobenzene	UG/L	ND	5	ND	5	ND	470	ND	5

A = Not Applicable ND = Not Detected

Client ID		EW-1-0708		EW-2-0708		EW-2-0708		EW-3-0708	
Job No	Lab ID	A08-9022	A8902204	A08-9022	A8902205	A08-9022	A8902205DL	A08-9022	A8902206
Sample Date		07/25/2008		07/25/2008		07/25/2008		07/25/2008	

Analyte	Units	Sample Value	Reporting Limit	Sample Value	Reporting Limit	Sample Value	Reporting Limit	Sample Value	Reporting Limit
Hexachlorobutadiene	UG/L	ND	5	ND	5	ND	470	ND	5
Hexachlorocyclopentadiene	UG/L	ND	5	ND	5	ND	470	ND	5
Hexachloroethane	UG/L	ND	5	ND	5	ND	470	ND	5
Indeno(1,2,3-cd)pyrene	UG/L	ND	5	ND	5	ND	470	ND	5
Isophorone	UG/L	ND	5	ND	5	ND	470	ND	5
2-Methylnaphthalene	UG/L	ND	5	ND	5	ND	470	ND	5
2-Methylphenol	UG/L	ND	5	7	5	ND	470	3 J	5
4-Methylphenol	UG/L	ND	5	ND	5	ND	470	ND	5
Naphthalene	UG/L	3 BJ	5	69 B	5	84 BDJ	470	25 B	5
2-Nitroaniline	UG/L	ND	9	ND	9	ND	940	ND	9
3-Nitroaniline	UG/L	ND	9	ND	9	ND	940	ND	9
4-Nitroaniline	UG/L	ND	9	ND	9	ND	940	ND	9
Nitrobenzene	UG/L	ND	5	ND	5	ND	470	ND	5
2-Nitrophenol	UG/L	ND	5	ND	5	ND	470	ND	5
4-Nitrophenol	UG/L	ND	9	ND	9	ND	940	ND	9
N-nitrosodiphenylamine	UG/L	48	5	53	5	52 DJ	470	18	5
N-Nitroso-Di-n-propylamine	UG/L	ND	5	ND	5	ND	470	ND	5
Pentachlorophenol	UG/L	ND	9	ND	9	ND	940	ND	9
Phenanthrene	UG/L	ND	5	0.2 J	5	ND	470	ND	5
Phenol	UG/L	ND	5	ND	5	ND	470	ND	5
Pyrene	UG/L	ND	5	ND	5	ND	470	ND	5
2,4,5-Trichlorophenol	UG/L	ND	5	ND	5	ND	470	ND	5
2,4,6-Trichlorophenol	UG/L	ND	5	ND	5	ND	470	ND	5
======IS/SURROGATE(S)======									
1,4-Dichlorobenzene-D4	%	92	50-200	110	50-200	115	50-200	82	50-200
Naphthalene-D8	%	106	50-200	113	50-200	123	50-200	84	50-200
Acenaphthene-D10	%	106	50-200	114	50-200	119	50-200	87	50-200
Phenanthrene-D10	%	104	50-200	111	50-200	106	50-200	88	50-200
Chrysene-D12	%	114	50-200	117	50-200	95	50-200	96	50-200
Perylene-D12	%	111	50-200	115	50-200	92	50-200	99	50-200
Nitrobenzene-D5	%	70	46-120	68	46-120	70	46-120	58	46-120
2-Fluorobiphenyl	%	81	48-120	76	48-120	95	48-120	70	48-120
p-Terphenyl-d14	%	63	24-136	60	24-136	59	24-136	55	24-136
Phenol-D5	%	35	16-120	14 *	16-120	31	16-120	9 *	16-120
2-Fluorophenol	%	52	20-120	44	20-120	3000 *	20-120	24	20-120
2,4,6-Tribromophenol	%	112	52-132	107	52-132	73	52-132	116	52-132

IA = Not Applicable ND = Not Detected

TestAmerica Lab

Client ID		EW-3-0708		EW-3R-0708		EW-3R-0708 D2		EW-3R-0708 DL	
Job No / Lab ID		A08-9022 / A8902206DL		A08-9022 / A8902211		A08-9022 / A8902211D2		A08-9022 / A8902211DL	
Sample Date		07/25/2008		07/25/2008		07/25/2008		07/25/2008	
Analyte	Units	Sample Value	Reporting Limit	Sample Value	Reporting Limit	Sample Value	Reporting Limit	Sample Value	Reporting Limit
Aniline	UG/L	6400 D	470	3100 BE	10	8900 BD	1600	8800 BDE	390
Acenaphthene	UG/L	ND	240	0.9 J	5	ND	780	ND	200
Acenaphthylene	UG/L	ND	240	ND	5	ND	780	ND	200
Acetophenone	UG/L	ND	240	ND	5	ND	780	ND	200
Anthracene	UG/L	ND	240	ND	5	ND	780	ND	200
Atrazine	UG/L	ND	240	ND	5	ND	780	ND	200
Benzaldehyde	UG/L	ND	240	ND	5	ND	780	ND	200
Benzo(a)anthracene	UG/L	ND	240	ND	5	ND	780	ND	200
Benzo(b)fluoranthene	UG/L	ND	240	ND	5	ND	780	ND	200
Benzo(k)fluoranthene	UG/L	ND	240	ND	5	ND	780	ND	200
Benzo(ghi)perylene	UG/L	ND	240	ND	5	ND	780	ND	200
Benzo(a)pyrene	UG/L	ND	240	ND	5	ND	780	ND	200
Biphenyl	UG/L	ND	240	ND	5	ND	780	ND	200
Bis(2-chloroethoxy) methane	UG/L	ND	240	ND	5	ND	780	ND	200
Bis(2-chloroethyl) ether	UG/L	ND	240	ND	5	ND	780	ND	200
2,2'-Oxybis(1-Chloropropane)	UG/L	ND	240	ND	5	ND	780	ND	200
Bis(2-ethylhexyl) phthalate	UG/L	ND	240	ND	5	ND	780	ND	200
4-Bromophenyl phenyl ether	UG/L	ND	240	ND	5	ND	780	ND	200
Butyl benzyl phthalate	UG/L	ND	240	ND	5	ND	780	ND	200
4-Chloroaniline	UG/L	79 DJ	240	100	5	98 DJ	780	140 DJ	200
4-Chloro-3-methylphenol	UG/L	ND	240	ND	5	ND	780	ND	200
2-Chloronaphthalene	UG/L	ND	240	ND	5	ND	780	ND	200
2-Chlorophenol	UG/L	ND	240	1 J	5	ND	780	ND	200
4-Chlorophenyl phenyl ether	UG/L	ND	240	ND	5	ND	780	ND	200
Caprolactam	UG/L	ND	240	ND	5	ND	780	ND	200
Carbazole	UG/L	14 DJ	240	0.6 J	5	ND	780	ND	200
Chrysene	UG/L	30 BDJ	240	0.6 BJ	5	110 BDJ	780	22 BDJ	200
Dibenzo(a,h)anthracene	UG/L	ND	240	ND	5	ND	780	ND	200
Dibenzofuran	UG/L	ND	240	ND	5	ND	780	ND	200
Di-n-butyl phthalate	UG/L	ND	240	0.5 BJ	5	ND	780	ND	200
3,3'-Dichlorobenzidine	UG/L	ND	240	ND	5	ND	780	ND	200
2,4-Dichlorophenol	UG/L	ND	240	ND	5	ND	780	ND	200
Diethyl phthalate	UG/L	ND	240	ND	5	ND	780	ND	200
2,4-Dimethylphenol	UG/L	ND	240	ND	5	ND	780	ND	200
Dimethyl phthalate	UG/L	ND	240	ND	5	ND	780	ND	200
4,6-Dinitro-2-methylphenol	UG/L	ND	470	ND	10	ND	1600	ND	390
2,4-Dinitrophenol	UG/L	ND	470	ND	10	ND	1600	ND	390
2,4-Dinitrotoluene	UG/L	ND	240	ND	5	ND	780	ND	200
2,6-Dinitrotoluene	UG/L	ND	240	ND	5	ND	780	ND	200
Di-n-octyl phthalate	UG/L	ND	240	ND	5	ND	780	ND	200
Fluoranthene	UG/L	ND	240	ND	5	ND	780	ND	200
Fluorene	UG/L	ND	240	2 J	5	ND	780	ND	200
Hexachlorobenzene	UG/L	ND	240	ND	5	ND	780	ND	200

A = Not Applicable ND = Not Detected

Client ID Job No Lab ID Sample Date		EW-3-0708 A08-9022 A8902206DL 07/25/2008		EW-3R-0708 A08-9022 A8902211 07/25/2008		EW-3R-0708 D2 A08-9022 A8902211D2 07/25/2008		EW-3R-0708 DL A08-9022 A8902211DL 07/25/2008	
Analyte	Units	Sample Value	Reporting Limit	Sample Value	Reporting Limit	Sample Value	Reporting Limit	Sample Value	Reporting Limit
Hexachlorobutadiene	UG/L	ND	240	ND	5	ND	780	ND	200
Hexachlorocyclopentadiene	UG/L	ND	240	ND	5	ND	780	ND	200
Hexachloroethane	UG/L	ND	240	ND	5	ND	780	ND	200
Indeno(1,2,3-cd)pyrene	UG/L	ND	240	ND	5	ND	780	ND	200
Isophorone	UG/L	ND	240	ND	5	ND	780	ND	200
2-Methylnaphthalene	UG/L	ND	240	ND	5	ND	780	ND	200
2-Methylphenol	UG/L	ND	240	ND	5	ND	780	ND	200
4-Methylphenol	UG/L	ND	240	ND	5	ND	780	ND	200
Naphthalene	UG/L	28 BDJ	240	26	5	35 DJ	780	35 DJ	200
2-Nitroaniline	UG/L	ND	470	ND	10	ND	1600	ND	390
3-Nitroaniline	UG/L	ND	470	ND	10	ND	1600	ND	390
4-Nitroaniline	UG/L	ND	470	ND	10	ND	1600	ND	390
Nitrobenzene	UG/L	ND	240	ND	5	ND	780	ND	200
2-Nitrophenol	UG/L	ND	240	ND	5	ND	780	ND	200
4-Nitrophenol	UG/L	ND	470	ND	10	ND	1600	ND	390
N-nitrosodiphenylamine	UG/L	18 DJ	240	20	5	ND	780	26 DJ	200
N-Nitroso-Di-n-propylamine	UG/L	ND	240	ND	5	ND	780	ND	200
Pentachlorophenol	UG/L	ND	470	ND	10	ND	1600	ND	390
Phenanthrene	UG/L	ND	240	ND	5	ND	780	ND	200
Phenol	UG/L	ND	240	ND	5	ND	780	ND	200
Pyrene	UG/L	ND	240	ND	5	ND	780	ND	200
2,4,5-Trichlorophenol	UG/L	ND	240	ND	5	ND	780	ND	200
2,4,6-Trichlorophenol	UG/L	ND	240	ND	5	ND	780	ND	200
==========IS/SURROGATE(S)==========									
1,4-Dichlorobenzene-D4	%	116	50-200	81	50-200	94	50-200	77	50-200
Naphthalene-D8	%	120	50-200	82	50-200	95	50-200	77	50-200
Acenaphthene-D10	%	116	50-200	80	50-200	97	50-200	78	50-200
Phenanthrene-D10	%	102	50-200	82	50-200	103	50-200	79	50-200
Chrysene-D12	%	93	50-200	105	50-200	107	50-200	83	50-200
Perylene-D12	%	90	50-200	143	50-200	94	50-200	80	50-200
Nitrobenzene-D5	%	68	46-120	76	46-120	89	46-120	107	46-120
2-Fluorobiphenyl	%	72	48-120	76	48-120	101	48-120	113	48-120
p-Terphenyl-d14	%	52	24-136	38	24-136	57	24-136	69	24-136
Phenol-D5	%	25	16-120	25	16-120	35	16-120	44	16-120
2-Fluorophenol	%	40	20-120	43	20-120	50	20-120	62	20-120
2,4,6-Tribromophenol	%	61	52-132	97	52-132	52	52-132	99	52-132

IA = Not Applicable ND = Not Detected

HONEYWELL BUFFALO COLOR
BUFFALO COLOR RIFS(Honeywell)-Aqueous
METHOD 8270 - TCL SEMI-VOLATILE ORGANICS

Client ID		EW-4-0708		EW-4-0708		EW-5-0708		EW-5-0708	
Job No	Lab ID	A08-9022	A8902207	A08-9022	A8902207DL	A08-9022	A8902208	A08-9022	A8902208DL
Sample Date		07/25/2008		07/25/2008		07/25/2008		07/25/2008	
Analyte	Units	Sample Value	Reporting Limit	Sample Value	Reporting Limit	Sample Value	Reporting Limit	Sample Value	Reporting Limit
Aniline	UG/L	8600 E	10	29000 D	2100	38	10	25 DJ	100
Acenaphthene	UG/L	69	5	58 DJ	1000	82	5	76 D	51
Acenaphthylene	UG/L	ND	5	ND	1000	3 J	5	2 DJ	51
Acetophenone	UG/L	ND	5	ND	1000	ND	5	ND	51
Anthracene	UG/L	3 J	5	ND	1000	6	5	5 DJ	51
Atrazine	UG/L	ND	5	ND	1000	ND	5	ND	51
Benzaldehyde	UG/L	ND	5	ND	1000	ND	5	ND	51
Benzo(a)anthracene	UG/L	0.3 J	5	ND	1000	0.8 J	5	ND	51
Benzo(b)fluoranthene	UG/L	ND	5	ND	1000	0.5 J	5	ND	51
Benzo(k)fluoranthene	UG/L	ND	5	ND	1000	0.6 J	5	ND	51
Benzo(ghi)perylene	UG/L	ND	5	ND	1000	0.3 J	5	ND	51
Benzo(a)pyrene	UG/L	ND	5	ND	1000	0.5 J	5	ND	51
Biphenyl	UG/L	27	5	ND	1000	57	5	54 D	51
Bis(2-chloroethoxy) methane	UG/L	ND	5	ND	1000	ND	5	ND	51
Bis(2-chloroethyl) ether	UG/L	ND	5	ND	1000	ND	5	ND	51
2,2'-Oxybis(1-Chloropropane)	UG/L	ND	5	ND	1000	ND	5	ND	51
Bis(2-ethylhexyl) phthalate	UG/L	ND	5	ND	1000	ND	5	ND	51
4-Bromophenyl phenyl ether	UG/L	ND	5	ND	1000	ND	5	ND	51
Butyl benzyl phthalate	UG/L	ND	5	ND	1000	ND	5	ND	51
4-Chloroaniline	UG/L	18	5	ND	1000	ND	5	ND	51
4-Chloro-3-methylphenol	UG/L	ND	5	ND	1000	ND	5	ND	51
2-Chloronaphthalene	UG/L	ND	5	ND	1000	ND	5	ND	51
2-Chlorophenol	UG/L	ND	5	ND	1000	ND	5	ND	51
4-Chlorophenyl phenyl ether	UG/L	ND	5	ND	1000	ND	5	ND	51
Caprolactam	UG/L	ND	5	ND	1000	ND	5	ND	51
Carbazole	UG/L	7	5	ND	1000	3 J	5	2 DJ	51
Chrysene	UG/L	0.7 BJ	5	120 BDJ	1000	1 BJ	5	6 BDJ	51
Dibenzo(a,h)anthracene	UG/L	ND	5	ND	1000	ND	5	ND	51
Dibenzofuran	UG/L	56	5	ND	1000	84	5	76 D	51
Di-n-butyl phthalate	UG/L	0.4 BJ	5	ND	1000	0.3 BJ	5	ND	51
3,3'-Dichlorobenzidine	UG/L	ND	5	ND	1000	ND	5	ND	51
2,4-Dichlorophenol	UG/L	4 J	5	ND	1000	ND	5	ND	51
Diethyl phthalate	UG/L	ND	5	ND	1000	ND	5	ND	51
2,4-Dimethylphenol	UG/L	ND	5	ND	1000	2 J	5	ND	51
Dimethyl phthalate	UG/L	ND	5	ND	1000	ND	5	ND	51
4,6-Dinitro-2-methylphenol	UG/L	ND	10	ND	2100	ND	10	ND	100
2,4-Dinitrophenol	UG/L	ND	10	ND	2100	ND	10	ND	100
2,4-Dinitrotoluene	UG/L	ND	5	ND	1000	ND	5	ND	51
2,6-Dinitrotoluene	UG/L	ND	5	ND	1000	ND	5	ND	51
Di-n-octyl phthalate	UG/L	5 B	5	ND	1000	5 B	5	ND	51
Fluoranthene	UG/L	2 J	5	ND	1000	6	5	4 DJ	51
Fluorene	UG/L	42	5	ND	1000	52	5	45 DJ	51
Hexachlorobenzene	UG/L	ND	5	ND	1000	ND	5	ND	51

A = Not Applicable ND = Not Detected

Client ID		EW-4-0708		EW-4-0708		EW-5-0708		EW-5-0708	
Job No	Lab ID	A08-9022	A8902207	A08-9022	A8902207DL	A08-9022	A8902208	A08-9022	A8902208DL
Sample Date		07/25/2008		07/25/2008		07/25/2008		07/25/2008	

Analyte	Units	Sample Value	Reporting Limit	Sample Value	Reporting Limit	Sample Value	Reporting Limit	Sample Value	Reporting Limit
Hexachlorobutadiene	UG/L	ND	5	ND	1000	ND	5	ND	51
Hexachlorocyclopentadiene	UG/L	ND	5	ND	1000	ND	5	ND	51
Hexachloroethane	UG/L	ND	5	ND	1000	ND	5	ND	51
Indeno(1,2,3-cd)pyrene	UG/L	ND	5	ND	1000	0.3 J	5	ND	51
Isophorone	UG/L	ND	5	ND	1000	ND	5	ND	51
2-Methylnaphthalene	UG/L	90	5	63 DJ	1000	320 E	5	360 D	51
2-Methylphenol	UG/L	2 J	5	ND	1000	0.8 J	5	ND	51
4-Methylphenol	UG/L	ND	5	ND	1000	ND	5	ND	51
Naphthalene	UG/L	350 BE	5	430 BDJ	1000	640 BE	5	890 BD	51
2-Nitroaniline	UG/L	ND	10	ND	2100	ND	10	ND	100
3-Nitroaniline	UG/L	ND	10	ND	2100	ND	10	ND	100
4-Nitroaniline	UG/L	ND	10	ND	2100	ND	10	ND	100
Nitrobenzene	UG/L	ND	5	ND	1000	ND	5	ND	51
2-Nitrophenol	UG/L	ND	5	ND	1000	ND	5	ND	51
4-Nitrophenol	UG/L	ND	10	ND	2100	ND	10	ND	100
N-nitrosodiphenylamine	UG/L	15	5	ND	1000	ND	5	ND	51
N-Nitroso-Di-n-propylamine	UG/L	ND	5	ND	1000	ND	5	ND	51
Pentachlorophenol	UG/L	ND	10	ND	2100	ND	10	ND	100
Phenanthrene	UG/L	14	5	ND	1000	44	5	40 DJ	51
Phenol	UG/L	ND	5	ND	1000	ND	5	ND	51
Pyrene	UG/L	1 J	5	ND	1000	3 J	5	2 DJ	51
2,4,5-Trichlorophenol	UG/L	ND	5	ND	1000	ND	5	ND	51
2,4,6-Trichlorophenol	UG/L	ND	5	ND	1000	ND	5	ND	51
==========IS/SURROGATE(S)==========									
1,4-Dichlorobenzene-D4	%	65	50-200	114	50-200	79	50-200	85	50-200
Naphthalene-D8	%	68	50-200	122	50-200	79	50-200	95	50-200
Acenaphthene-D10	%	74	50-200	119	50-200	85	50-200	107	50-200
Phenanthrene-D10	%	80	50-200	106	50-200	85	50-200	109	50-200
Chrysene-D12	%	86	50-200	94	50-200	97	50-200	114	50-200
Perylene-D12	%	91	50-200	90	50-200	97	50-200	95	50-200
Nitrobenzene-D5	%	55	46-120	59	46-120	64	46-120	62	46-120
2-Fluorobiphenyl	%	77	48-120	64	48-120	79	48-120	74	48-120
p-Terphenyl-d14	%	58	24-136	43	24-136	60	24-136	55	24-136
Phenol-D5	%	6 *	16-120	29	16-120	28	16-120	24	16-120
2-Fluorophenol	%	66	20-120	39	20-120	39	20-120	35	20-120
2,4,6-Tribromophenol	%	118	52-132	46 *	52-132	116	52-132	70	52-132

NA = Not Applicable ND = Not Detected

Client ID		ICM-101-0708		ICM-102-0708		ICM-103-0708		ICM-104-0708	
Job No	Lab ID	A08-8945	A8894501	A08-9022	A8902201	A08-9022	A8902202	A08-9022	A8902203
Sample Date		07/24/2008		07/25/2008		07/25/2008		07/25/2008	
Analyte	Units	Sample Value	Reporting Limit	Sample Value	Reporting Limit	Sample Value	Reporting Limit	Sample Value	Reporting Limit
Aniline	UG/L	ND	200	ND	11	4 J	10	440 E	11
Acenaphthene	UG/L	ND	100	1 J	5	4 J	5	13	5
Acenaphthylene	UG/L	ND	100	ND	5	ND	5	5	5
Acetophenone	UG/L	ND	100	ND	5	ND	5	ND	5
Anthracene	UG/L	ND	100	0.4 J	5	3 J	5	3 J	5
Atrazine	UG/L	ND	100	ND	5	ND	5	ND	5
Benzaldehyde	UG/L	ND	100	ND	5	ND	5	ND	5
Benzo(a)anthracene	UG/L	ND	100	ND	5	0.3 J	5	0.4 J	5
Benzo(b)fluoranthene	UG/L	ND	100	ND	5	ND	5	ND	5
Benzo(k)fluoranthene	UG/L	ND	100	ND	5	ND	5	0.5 J	5
Benzo(ghi)perylene	UG/L	ND	100	ND	5	ND	5	ND	5
Benzo(a)pyrene	UG/L	ND	100	ND	5	ND	5	ND	5
Biphenyl	UG/L	ND	100	ND	5	1 J	5	5	5
Bis(2-chloroethoxy) methane	UG/L	ND	100	ND	5	ND	5	ND	5
Bis(2-chloroethyl) ether	UG/L	ND	100	ND	5	ND	5	ND	5
2,2'-Oxybis(1-Chloropropane)	UG/L	ND	100	ND	5	ND	5	ND	5
Bis(2-ethylhexyl) phthalate	UG/L	ND	100	ND	5	ND	5	ND	5
4-Bromophenyl phenyl ether	UG/L	ND	100	ND	5	ND	5	ND	5
Butyl benzyl phthalate	UG/L	ND	100	ND	5	ND	5	ND	5
4-Chloroaniline	UG/L	1800	100	1 J	5	0.3 J	5	ND	5
4-Chloro-3-methylphenol	UG/L	ND	100	ND	5	ND	5	ND	5
2-Chloronaphthalene	UG/L	ND	100	ND	5	ND	5	ND	5
2-Chlorophenol	UG/L	28 J	100	ND	5	ND	5	ND	5
4-Chlorophenyl phenyl ether	UG/L	ND	100	ND	5	ND	5	ND	5
Caprolactam	UG/L	ND	100	ND	5	ND	5	ND	5
Carbazole	UG/L	ND	100	ND	5	17	5	29	5
Chrysene	UG/L	10 BJ	100	0.8 BJ	5	0.6 BJ	5	1 BJ	5
Dibenzo(a,h)anthracene	UG/L	ND	100	ND	5	ND	5	ND	5
Dibenzofuran	UG/L	ND	100	ND	5	3 J	5	14	5
Di-n-butyl phthalate	UG/L	ND	100	0.3 BJ	5	ND	5	ND	5
3,3'-Dichlorobenzidine	UG/L	ND	100	0.4 J	5	ND	5	ND	5
2,4-Dichlorophenol	UG/L	ND	100	ND	5	ND	5	ND	5
Diethyl phthalate	UG/L	ND	100	ND	5	ND	5	ND	5
2,4-Dimethylphenol	UG/L	ND	100	ND	5	4 J	5	8	5
Dimethyl phthalate	UG/L	ND	100	ND	5	ND	5	ND	5
4,6-Dinitro-2-methylphenol	UG/L	ND	200	ND	11	ND	10	ND	11
2,4-Dinitrophenol	UG/L	ND	200	ND	11	ND	10	ND	11
2,4-Dinitrotoluene	UG/L	ND	100	ND	5	ND	5	ND	5
2,6-Dinitrotoluene	UG/L	ND	100	ND	5	ND	5	ND	5
Di-n-octyl phthalate	UG/L	ND	100	5 B	5	5 B	5	5 B	5
Fluoranthene	UG/L	ND	100	1 J	5	3 J	5	2 J	5
Fluorene	UG/L	ND	100	ND	5	6	5	13	5
Hexachlorobenzene	UG/L	ND	100	ND	5	ND	5	ND	5

A = Not Applicable ND = Not Detected

Client ID Job No Lab ID Sample Date		ICM-101-0708 A08-8945 A8894501 07/24/2008		ICM-102-0708 A08-9022 A8902201 07/25/2008		ICM-103-0708 A08-9022 A8902202 07/25/2008		ICM-104-0708 A08-9022 A8902203 07/25/2008	
Analyte	Units	Sample Value	Reporting Limit	Sample Value	Reporting Limit	Sample Value	Reporting Limit	Sample Value	Reporting Limit
Hexachlorobutadiene	UG/L	ND	100	ND	5	ND	5	ND	5
Hexachlorocyclopentadiene	UG/L	ND	100	ND	5	ND	5	ND	5
Hexachloroethane	UG/L	ND	100	ND	5	ND	5	ND	5
Indeno(1,2,3-cd)pyrene	UG/L	ND	100	ND	5	ND	5	ND	5
Isophorone	UG/L	ND	100	ND	5	ND	5	ND	5
2-Methylnaphthalene	UG/L	ND	100	ND	5	ND	5	25	5
2-Methylphenol	UG/L	ND	100	ND	5	0.6 J	5	10	5
4-Methylphenol	UG/L	94 J	100	ND	5	ND	5	40	5
Naphthalene	UG/L	4 J	100	0.5 BJ	5	0.5 BJ	5	220 BE	5
2-Nitroaniline	UG/L	ND	200	ND	11	ND	10	ND	11
3-Nitroaniline	UG/L	ND	200	ND	11	ND	10	ND	11
4-Nitroaniline	UG/L	ND	200	ND	11	ND	10	ND	11
Nitrobenzene	UG/L	ND	100	ND	5	ND	5	ND	5
2-Nitrophenol	UG/L	ND	100	ND	5	ND	5	ND	5
4-Nitrophenol	UG/L	ND	200	ND	11	ND	10	ND	11
N-nitrosodiphenylamine	UG/L	7 J	100	37	5	1 J	5	8	5
N-Nitroso-Di-n-propylamine	UG/L	ND	100	ND	5	ND	5	ND	5
Pentachlorophenol	UG/L	ND	200	ND	11	ND	10	ND	11
Phenanthrene	UG/L	ND	100	ND	5	10	5	12	5
Phenol	UG/L	1600	100	0.5 J	5	ND	5	ND	5
Pyrene	UG/L	ND	100	0.5 J	5	1 J	5	1 J	5
2,4,5-Trichlorophenol	UG/L	ND	100	ND	5	ND	5	ND	5
2,4,6-Trichlorophenol	UG/L	ND	100	ND	5	ND	5	ND	5
IS/SURROGATE(S)									
1,4-Dichlorobenzene-D4	%	98	50-200	107	50-200	102	50-200	112	50-200
Naphthalene-D8	%	98	50-200	111	50-200	104	50-200	117	50-200
Acenaphthene-D10	%	96	50-200	110	50-200	105	50-200	119	50-200
Phenanthrene-D10	%	92	50-200	107	50-200	102	50-200	115	50-200
Chrysene-D12	%	100	50-200	113	50-200	110	50-200	119	50-200
Perylene-D12	%	89	50-200	109	50-200	107	50-200	116	50-200
Nitrobenzene-D5	%	67	46-120	59	46-120	53	46-120	63	46-120
2-Fluorobiphenyl	%	72	48-120	72	48-120	67	48-120	74	48-120
p-Terphenyl-d14	%	23 *	24-136	70	24-136	66	24-136	64	24-136
Phenol-D5	%	19	16-120	32	16-120	25	16-120	17	16-120
2-Fluorophenol	%	38	20-120	44	20-120	36	20-120	43	20-120
2,4,6-Tribromophenol	%	74	52-132	112	52-132	108	52-132	111	52-132

A = Not Applicable ND = Not Detected

Client ID		ICM-104-0708		ICM-105-0708		R-14-0708		RFI-17-0708	
Job No / Lab ID		A08-9022	A8902203DL	A08-9022	A8902209	A08-9129	A8912906	A08-9129	A8912905
Sample Date		07/25/2008		07/25/2008		07/29/2008		07/29/2008	
Analyte	Units	Sample Value	Reporting Limit	Sample Value	Reporting Limit	Sample Value	Reporting Limit	Sample Value	Reporting Limit
Aniline	UG/L	760 D	220	11	10	ND	10	ND	9
Acenaphthene	UG/L	11 DJ	110	20	5	ND	5	ND	5
Acenaphthylene	UG/L	5 DJ	110	ND	5	ND	5	ND	5
Acetophenone	UG/L	ND	110	ND	5	ND	5	ND	5
Anthracene	UG/L	ND	110	2 J	5	ND	5	ND	5
Atrazine	UG/L	ND	110	ND	5	ND	5	ND	5
Benzaldehyde	UG/L	ND	110	ND	5	0.5 J	5	ND	5
Benzo(a)anthracene	UG/L	ND	110	ND	5	ND	5	ND	5
Benzo(b)fluoranthene	UG/L	ND	110	ND	5	ND	5	ND	5
Benzo(k)fluoranthene	UG/L	ND	110	ND	5	ND	5	ND	5
Benzo(ghi)perylene	UG/L	ND	110	ND	5	ND	5	ND	5
Benzo(a)pyrene	UG/L	ND	110	ND	5	ND	5	ND	5
Biphenyl	UG/L	5 DJ	110	ND	5	ND	5	ND	5
Bis(2-chloroethoxy) methane	UG/L	ND	110	ND	5	ND	5	ND	5
Bis(2-chloroethyl) ether	UG/L	ND	110	ND	5	ND	5	ND	5
2,2'-Oxybis(1-Chloropropane)	UG/L	ND	110	ND	5	ND	5	ND	5
Bis(2-ethylhexyl) phthalate	UG/L	ND	110	ND	5	ND	5	ND	5
4-Bromophenyl phenyl ether	UG/L	ND	110	ND	5	ND	5	ND	5
Butyl benzyl phthalate	UG/L	ND	110	ND	5	ND	5	ND	5
4-Chloroaniline	UG/L	ND	110	0.3 J	5	ND	5	ND	5
4-Chloro-3-methylphenol	UG/L	ND	110	ND	5	ND	5	ND	5
2-Chloronaphthalene	UG/L	ND	110	ND	5	ND	5	ND	5
2-Chlorophenol	UG/L	ND	110	ND	5	ND	5	ND	5
4-Chlorophenyl phenyl ether	UG/L	ND	110	ND	5	ND	5	ND	5
Caprolactam	UG/L	ND	110	ND	5	ND	5	ND	5
Carbazole	UG/L	26 DJ	110	7	5	ND	5	ND	5
Chrysene	UG/L	13 BDJ	110	0.9 BJ	5	0.8 BJ	5	0.6 BJ	5
Dibenzo(a,h)anthracene	UG/L	ND	110	ND	5	ND	5	ND	5
Dibenzofuran	UG/L	13 DJ	110	8	5	ND	5	ND	5
Di-n-butyl phthalate	UG/L	ND	110	0.4 BJ	5	0.4 BJ	5	ND	5
3,3'-Dichlorobenzidine	UG/L	ND	110	ND	5	ND	5	ND	5
2,4-Dichlorophenol	UG/L	ND	110	ND	5	ND	5	ND	5
Diethyl phthalate	UG/L	ND	110	ND	5	ND	5	ND	5
2,4-Dimethylphenol	UG/L	ND	110	ND	5	ND	5	ND	5
Dimethyl phthalate	UG/L	ND	110	ND	5	ND	5	ND	5
4,6-Dinitro-2-methylphenol	UG/L	ND	220	ND	10	ND	10	ND	9
2,4-Dinitrophenol	UG/L	ND	220	ND	10	ND	10	ND	9
2,4-Dinitrotoluene	UG/L	ND	110	ND	5	ND	5	ND	5
2,6-Dinitrotoluene	UG/L	ND	110	ND	5	ND	5	ND	5
Di-n-octyl phthalate	UG/L	ND	110	4 BJ	5	5 B	5	5 B	5
Fluoranthene	UG/L	ND	110	1 J	5	ND	5	ND	5
Fluorene	UG/L	12 DJ	110	17	5	ND	5	ND	5
Hexachlorobenzene	UG/L	ND	110	ND	5	ND	5	ND	5

NA = Not Applicable ND = Not Detected

Client ID		ICM-104-0708		ICM-105-0708		R-14-0708		RFI-17-0708	
Job No	Lab ID	A08-9022	A8902203DL	A08-9022	A8902209	A08-9129	A8912906	A08-9129	A8912905
Sample Date		07/25/2008		07/25/2008		07/29/2008		07/29/2008	

Analyte	Units	Sample Value	Reporting Limit	Sample Value	Reporting Limit	Sample Value	Reporting Limit	Sample Value	Reporting Limit
Hexachlorobutadiene	UG/L	ND	110	ND	5	ND	5	ND	5
Hexachlorocyclopentadiene	UG/L	ND	110	ND	5	ND	5	ND	5
Hexachloroethane	UG/L	ND	110	ND	5	ND	5	ND	5
Indeno(1,2,3-cd)pyrene	UG/L	ND	110	ND	5	ND	5	ND	5
Isophorone	UG/L	ND	110	ND	5	ND	5	ND	5
2-Methylnaphthalene	UG/L	26 DJ	110	ND	5	1 J	5	ND	5
2-Methylphenol	UG/L	10 DJ	110	ND	5	ND	5	ND	5
4-Methylphenol	UG/L	ND	110	ND	5	ND	5	ND	5
Naphthalene	UG/L	310 BD	110	0.6 BJ	5	1 J	5	ND	5
2-Nitroaniline	UG/L	ND	220	ND	10	ND	10	ND	9
3-Nitroaniline	UG/L	ND	220	ND	10	ND	10	ND	9
4-Nitroaniline	UG/L	ND	220	ND	10	ND	10	ND	9
Nitrobenzene	UG/L	ND	110	ND	5	ND	5	ND	5
2-Nitrophenol	UG/L	ND	110	ND	5	ND	5	ND	5
4-Nitrophenol	UG/L	ND	220	ND	10	ND	10	ND	9
N-nitrosodiphenylamine	UG/L	7 DJ	110	1 J	5	ND	5	ND	5
N-Nitroso-Di-n-propylamine	UG/L	ND	110	ND	5	14	5	ND	5
Pentachlorophenol	UG/L	ND	220	ND	10	ND	10	ND	9
Phenanthrene	UG/L	11 DJ	110	1 J	5	1 J	5	ND	5
Phenol	UG/L	ND	110	ND	5	ND	5	ND	5
Pyrene	UG/L	ND	110	1 J	5	ND	5	ND	5
2,4,5-Trichlorophenol	UG/L	ND	110	ND	5	ND	5	ND	5
2,4,6-Trichlorophenol	UG/L	ND	110	ND	5	ND	5	ND	5
==========IS/SURROGATE(S)==========									
1,4-Dichlorobenzene-D4	%	106	50-200	61	50-200	91	50-200	85	50-200
Naphthalene-D8	%	110	50-200	72	50-200	87	50-200	83	50-200
Acenaphthene-D10	%	109	50-200	76	50-200	92	50-200	84	50-200
Phenanthrene-D10	%	100	50-200	74	50-200	75	50-200	76	50-200
Chrysene-D12	%	93	50-200	84	50-200	106	50-200	88	50-200
Perylene-D12	%	92	50-200	88	50-200	133	50-200	104	50-200
Nitrobenzene-D5	%	65	46-120	50	46-120	4 *	46-120	72	46-120
2-Fluorobiphenyl	%	79	48-120	74	48-120	73	48-120	78	48-120
p-Terphenyl-d14	%	61	24-136	49	24-136	57	24-136	66	24-136
Phenol-D5	%	27	16-120	24	16-120	32	16-120	30	16-120
2-Fluorophenol	%	38	20-120	43	20-120	44	20-120	40	20-120
2,4,6-Tribromophenol	%	84	52-132	138 *	52-132	110	52-132	98	52-132

NA = Not Applicable ND = Not Detected

Client ID		RFI-18-0708		RFI-20-0708		RFI-22-0708		RFI-24-0708	
Job No	Lab ID	A08-9106	A8910605	A08-9106	A8910602	A08-9022	A8902210	A08-8945	A8894504
Sample Date		07/28/2008		07/28/2008		07/25/2008		07/24/2008	

Analyte	Units	Sample Value	Reporting Limit	Sample Value	Reporting Limit	Sample Value	Reporting Limit	Sample Value	Reporting Limit
Aniline	UG/L	8 J	10	ND	11	28	10	ND	10
Acenaphthene	UG/L	ND	5	ND	5	15	5	10	5
Acenaphthylene	UG/L	ND	5	ND	5	ND	5	ND	5
Acetophenone	UG/L	ND	5	ND	5	ND	5	ND	5
Anthracene	UG/L	ND	5	ND	5	ND	5	1 J	5
Atrazine	UG/L	ND	5	ND	5	ND	5	ND	5
Benzaldehyde	UG/L	ND	5	ND	5	ND	5	ND	5
Benzo(a)anthracene	UG/L	ND	5	ND	5	ND	5	0.4 J	5
Benzo(b)fluoranthene	UG/L	ND	5	ND	5	ND	5	ND	5
Benzo(k)fluoranthene	UG/L	ND	5	ND	5	ND	5	0.5 J	5
Benzo(ghi)perylene	UG/L	ND	5	ND	5	ND	5	ND	5
Benzo(a)pyrene	UG/L	ND	5	ND	5	ND	5	ND	5
Biphenyl	UG/L	ND	5	ND	5	ND	5	4 J	5
Bis(2-chloroethoxy) methane	UG/L	ND	5	ND	5	ND	5	ND	5
Bis(2-chloroethyl) ether	UG/L	ND	5	ND	5	46	5	ND	5
2,2'-Oxybis(1-Chloropropane)	UG/L	ND	5	ND	5	ND	5	ND	5
Bis(2-ethylhexyl) phthalate	UG/L	ND	5	ND	5	ND	5	ND	5
4-Bromophenyl phenyl ether	UG/L	ND	5	ND	5	ND	5	ND	5
Butyl benzyl phthalate	UG/L	ND	5	ND	5	ND	5	ND	5
4-Chloroaniline	UG/L	ND	5	ND	5	ND	5	2 J	5
4-Chloro-3-methylphenol	UG/L	ND	5	ND	5	ND	5	ND	5
2-Chloronaphthalene	UG/L	ND	5	ND	5	ND	5	0.4 J	5
2-Chlorophenol	UG/L	ND	5	14	5	6	5	ND	5
4-Chlorophenyl phenyl ether	UG/L	ND	5	ND	5	ND	5	ND	5
Caprolactam	UG/L	ND	5	ND	5	ND	5	ND	5
Carbazole	UG/L	ND	5	ND	5	0.9 J	5	10	5
Chrysene	UG/L	0.6 BJ	5	0.8 BJ	5	0.7 BJ	5	1 BJ	5
Dibenzo(a,h)anthracene	UG/L	ND	5	ND	5	ND	5	ND	5
Dibenzofuran	UG/L	ND	5	ND	5	0.4 J	5	8	5
Di-n-butyl phthalate	UG/L	0.3 BJ	5	0.3 BJ	5	ND	5	0.3 BJ	5
3,3'-Dichlorobenzidine	UG/L	ND	5	ND	5	ND	5	ND	5
2,4-Dichlorophenol	UG/L	ND	5	ND	5	4 J	5	ND	5
Diethyl phthalate	UG/L	ND	5	ND	5	ND	5	ND	5
2,4-Dimethylphenol	UG/L	ND	5	ND	5	ND	5	1 J	5
Dimethyl phthalate	UG/L	ND	5	ND	5	ND	5	ND	5
4,6-Dinitro-2-methylphenol	UG/L	ND	10	ND	11	ND	10	ND	10
2,4-Dinitrophenol	UG/L	ND	10	ND	11	ND	10	ND	10
2,4-Dinitrotoluene	UG/L	ND	5	ND	5	ND	5	ND	5
2,6-Dinitrotoluene	UG/L	ND	5	ND	5	ND	5	ND	5
Di-n-octyl phthalate	UG/L	5 B	5	6 B	5	5 B	5	ND	5
Fluoranthene	UG/L	ND	5	ND	5	ND	5	1 J	5
Fluorene	UG/L	ND	5	ND	5	ND	5	8	5
Hexachlorobenzene	UG/L	ND	5	ND	5	ND	5	ND	5

NA = Not Applicable ND = Not Detected

TestAmerica Lab

Client ID		RFI-18-0708		RFI-20-0708		RFI-22-0708		RFI-24-0708	
Job No	Lab ID	A08-9106	A8910605	A08-9106	A8910602	A08-9022	A8902210	A08-8945	A8894504
Sample Date		07/28/2008		07/28/2008		07/25/2008		07/24/2008	

Analyte	Units	Sample Value	Reporting Limit	Sample Value	Reporting Limit	Sample Value	Reporting Limit	Sample Value	Reporting Limit
Hexachlorobutadiene	UG/L	ND	5	ND	5	ND	5	ND	5
Hexachlorocyclopentadiene	UG/L	ND	5	ND	5	ND	5	ND	5
Hexachloroethane	UG/L	ND	5	ND	5	ND	5	ND	5
Indeno(1,2,3-cd)pyrene	UG/L	ND	5	ND	5	ND	5	ND	5
Isophorone	UG/L	ND	5	ND	5	ND	5	ND	5
2-Methylnaphthalene	UG/L	ND	5	ND	5	0.2 J	5	9	5
2-Methylphenol	UG/L	ND	5	ND	5	ND	5	1 J	5
4-Methylphenol	UG/L	ND	5	ND	5	ND	5	17	5
Naphthalene	UG/L	ND	5	8	5	1 BJ	5	97	5
2-Nitroaniline	UG/L	ND	10	ND	11	ND	10	ND	10
3-Nitroaniline	UG/L	ND	10	ND	11	ND	10	ND	10
4-Nitroaniline	UG/L	ND	10	ND	11	ND	10	ND	10
Nitrobenzene	UG/L	0.5 J	5	ND	5	ND	5	ND	5
2-Nitrophenol	UG/L	ND	5	ND	5	ND	5	ND	5
4-Nitrophenol	UG/L	ND	10	ND	11	ND	10	ND	10
N-nitrosodiphenylamine	UG/L	ND	5	ND	5	0.9 J	5	50	5
N-Nitroso-Di-n-propylamine	UG/L	ND	5	ND	5	ND	5	ND	5
Pentachlorophenol	UG/L	ND	10	ND	11	ND	10	ND	10
Phenanthrene	UG/L	ND	5	ND	5	ND	5	4 J	5
Phenol	UG/L	ND	5	ND	5	ND	5	75	5
Pyrene	UG/L	ND	5	ND	5	ND	5	1 J	5
2,4,5-Trichlorophenol	UG/L	ND	5	ND	5	ND	5	ND	5
2,4,6-Trichlorophenol	UG/L	ND	5	ND	5	ND	5	ND	5
IS/SURROGATE(S)									
1,4-Dichlorobenzene-D4	%	86	50-200	86	50-200	67	50-200	90	50-200
Naphthalene-D8	%	86	50-200	86	50-200	69	50-200	92	50-200
Acenaphthene-D10	%	87	50-200	85	50-200	78	50-200	92	50-200
Phenanthrene-D10	%	78	50-200	77	50-200	81	50-200	91	50-200
Chrysene-D12	%	88	50-200	86	50-200	91	50-200	109	50-200
Perylene-D12	%	103	50-200	101	50-200	90	50-200	109	50-200
Nitrobenzene-D5	%	73	46-120	74	46-120	60	46-120	61	46-120
2-Fluorobiphenyl	%	78	48-120	79	48-120	76	48-120	73	48-120
p-Terphenyl-d14	%	53	24-136	54	24-136	59	24-136	44	24-136
Phenol-D5	%	29	16-120	32	16-120	28	16-120	21	16-120
2-Fluorophenol	%	39	20-120	43	20-120	43	20-120	39	20-120
2,4,6-Tribromophenol	%	106	52-132	102	52-132	132	52-132	95	52-132

NA = Not Applicable ND = Not Detected

Client ID		RFI-25-0708		RFI-27-0708		RFI-28-0708		RFI-29-0708	
Job No	Lab ID	A08-8945	A8894502	A08-9106	A8910601	A08-9106	A8910604	A08-9129	A8912901
Sample Date		07/24/2008		07/28/2008		07/28/2008		07/29/2008	

Analyte	Units	Sample Value	Reporting Limit	Sample Value	Reporting Limit	Sample Value	Reporting Limit	Sample Value	Reporting Limit
Aniline	UG/L	10 J	11	ND	10	6 J	10	ND	10
Acenaphthene	UG/L	4 J	6	ND	5	ND	5	ND	5
Acenaphthylene	UG/L	ND	6	ND	5	ND	5	ND	5
Acetophenone	UG/L	ND	6	ND	5	ND	5	ND	5
Anthracene	UG/L	0.3 J	6	ND	5	ND	5	ND	5
Atrazine	UG/L	ND	6	ND	5	ND	5	ND	5
Benzaldehyde	UG/L	ND	6	ND	5	ND	5	ND	5
Benzo(a)anthracene	UG/L	ND	6	ND	5	ND	5	ND	5
Benzo(b)fluoranthene	UG/L	ND	6	ND	5	ND	5	ND	5
Benzo(k)fluoranthene	UG/L	0.5 J	6	ND	5	ND	5	ND	5
Benzo(ghi)perylene	UG/L	ND	6	ND	5	ND	5	ND	5
Benzo(a)pyrene	UG/L	ND	6	ND	5	ND	5	ND	5
Biphenyl	UG/L	ND	6	ND	5	ND	5	ND	5
Bis(2-chloroethoxy) methane	UG/L	ND	6	ND	5	ND	5	ND	5
Bis(2-chloroethyl) ether	UG/L	ND	6	ND	5	ND	5	ND	5
2,2'-Oxybis(1-Chloropropane)	UG/L	ND	6	ND	5	ND	5	ND	5
Bis(2-ethylhexyl) phthalate	UG/L	ND	6	ND	5	ND	5	ND	5
4-Bromophenyl phenyl ether	UG/L	ND	6	ND	5	ND	5	ND	5
Butyl benzyl phthalate	UG/L	ND	6	ND	5	ND	5	ND	5
4-Chloroaniline	UG/L	3 J	6	ND	5	5	5	ND	5
4-Chloro-3-methylphenol	UG/L	ND	6	ND	5	ND	5	ND	5
2-Chloronaphthalene	UG/L	ND	6	ND	5	ND	5	ND	5
2-Chlorophenol	UG/L	0.7 J	6	ND	5	ND	5	ND	5
4-Chlorophenyl phenyl ether	UG/L	ND	6	ND	5	ND	5	ND	5
Caprolactam	UG/L	ND	6	ND	5	ND	5	ND	5
Carbazole	UG/L	ND	6	ND	5	ND	5	ND	5
Chrysene	UG/L	0.7 BJ	6	0.6 BJ	5	0.7 BJ	5	0.6 BJ	5
Dibenzo(a,h)anthracene	UG/L	ND	6	ND	5	ND	5	ND	5
Dibenzofuran	UG/L	ND	6	ND	5	ND	5	ND	5
Di-n-butyl phthalate	UG/L	0.3 BJ	6	ND	5	0.4 BJ	5	0.4 BJ	5
3,3'-Dichlorobenzidine	UG/L	ND	6	ND	5	ND	5	ND	5
2,4-Dichlorophenol	UG/L	ND	6	ND	5	2 J	5	ND	5
Diethyl phthalate	UG/L	ND	6	ND	5	ND	5	ND	5
2,4-Dimethylphenol	UG/L	ND	6	ND	5	ND	5	ND	5
Dimethyl phthalate	UG/L	ND	6	ND	5	ND	5	ND	5
4,6-Dinitro-2-methylphenol	UG/L	ND	11	ND	10	ND	10	ND	10
2,4-Dinitrophenol	UG/L	ND	11	ND	10	ND	10	ND	10
2,4-Dinitrotoluene	UG/L	ND	6	ND	5	ND	5	ND	5
2,6-Dinitrotoluene	UG/L	ND	6	ND	5	ND	5	ND	5
Di-n-octyl phthalate	UG/L	ND	6	5 B	5	5 B	5	5 B	5
Fluoranthene	UG/L	0.4 J	6	ND	5	ND	5	ND	5
Fluorene	UG/L	1 J	6	ND	5	ND	5	ND	5
Hexachlorobenzene	UG/L	ND	6	ND	5	ND	5	ND	5

NA = Not Applicable ND = Not Detected

Client ID		RFI-25-0708		RFI-27-0708		RFI-28-0708		RFI-29-0708	
Job No	Lab ID	A08-8945	A8894502	A08-9106	A8910601	A08-9106	A8910604	A08-9129	A8912901
Sample Date		07/24/2008		07/28/2008		07/28/2008		07/29/2008	

Analyte	Units	Sample Value	Reporting Limit	Sample Value	Reporting Limit	Sample Value	Reporting Limit	Sample Value	Reporting Limit
Hexachlorobutadiene	UG/L	ND	6	ND	5	ND	5	ND	5
Hexachlorocyclopentadiene	UG/L	ND	6	ND	5	ND	5	ND	5
Hexachloroethane	UG/L	ND	6	ND	5	ND	5	ND	5
Indeno(1,2,3-cd)pyrene	UG/L	ND	6	ND	5	ND	5	ND	5
Isophorone	UG/L	ND	6	ND	5	ND	5	ND	5
2-Methylnaphthalene	UG/L	ND	6	ND	5	ND	5	ND	5
2-Methylphenol	UG/L	ND	6	ND	5	ND	5	ND	5
4-Methylphenol	UG/L	ND	6	ND	5	ND	5	ND	5
Naphthalene	UG/L	0.4 J	6	ND	5	2 J	5	ND	5
2-Nitroaniline	UG/L	ND	11	ND	10	ND	10	ND	10
3-Nitroaniline	UG/L	ND	11	ND	10	ND	10	ND	10
4-Nitroaniline	UG/L	ND	11	ND	10	ND	10	ND	10
Nitrobenzene	UG/L	ND	6	ND	5	ND	5	ND	5
2-Nitrophenol	UG/L	ND	6	ND	5	ND	5	ND	5
4-Nitrophenol	UG/L	ND	11	ND	10	ND	10	ND	10
N-nitrosodiphenylamine	UG/L	16	6	ND	5	4 J	5	ND	5
N-Nitroso-Di-n-propylamine	UG/L	ND	6	ND	5	ND	5	ND	5
Pentachlorophenol	UG/L	ND	11	ND	10	ND	10	ND	10
Phenanthrene	UG/L	ND	6	ND	5	ND	5	ND	5
Phenol	UG/L	1 J	6	ND	5	ND	5	ND	5
Pyrene	UG/L	0.4 J	6	ND	5	ND	5	ND	5
2,4,5-Trichlorophenol	UG/L	ND	6	ND	5	ND	5	ND	5
2,4,6-Trichlorophenol	UG/L	ND	6	ND	5	ND	5	ND	5
IS/SURROGATE(S)									
1,4-Dichlorobenzene-D4	%	98	50-200	92	50-200	95	50-200	89	50-200
Naphthalene-D8	%	103	50-200	93	50-200	94	50-200	88	50-200
Acenaphthene-D10	%	108	50-200	94	50-200	96	50-200	88	50-200
Phenanthrene-D10	%	111	50-200	84	50-200	88	50-200	80	50-200
Chrysene-D12	%	129	50-200	96	50-200	105	50-200	92	50-200
Perylene-D12	%	115	50-200	110	50-200	119	50-200	106	50-200
Nitrobenzene-D5	%	65	46-120	69	46-120	72	46-120	74	46-120
2-Fluorobiphenyl	%	79	48-120	71	48-120	78	48-120	80	48-120
p-Terphenyl-d14	%	57	24-136	52	24-136	58	24-136	60	24-136
Phenol-D5	%	32	16-120	29	16-120	30	16-120	31	16-120
2-Fluorophenol	%	43	20-120	40	20-120	41	20-120	42	20-120
2,4,6-Tribromophenol	%	106	52-132	98	52-132	103	52-132	104	52-132

NA = Not Applicable ND = Not Detected

Client ID		RFI-30-0708		RFI-31-0708		RFI-31-0708		RFI-32-0708	
Job No	Lab ID	A08-9106	A8910603	A08-9106	A8910606	A08-9106	A8910606RI	A08-9129	A8912903
Sample Date		07/28/2008		07/28/2008		07/28/2008		07/29/2008	
Analyte	Units	Sample Value	Reporting Limit	Sample Value	Reporting Limit	Sample Value	Reporting Limit	Sample Value	Reporting Limit
Aniline	UG/L	ND	10	ND	10	ND	100	ND	10
Acenaphthene	UG/L	ND	5	ND	5	ND	52	ND	5
Acenaphthylene	UG/L	ND	5	ND	5	ND	52	ND	5
Acetophenone	UG/L	ND	5	ND	5	ND	52	ND	5
Anthracene	UG/L	ND	5	ND	5	ND	52	0.3 J	5
Atrazine	UG/L	ND	5	ND	5	ND	52	ND	5
Benzaldehyde	UG/L	ND	5	ND	5	ND	52	ND	5
Benzo(a)anthracene	UG/L	ND	5	ND	5	ND	52	ND	5
Benzo(b)fluoranthene	UG/L	ND	5	ND	5	ND	52	ND	5
Benzo(k)fluoranthene	UG/L	ND	5	ND	5	ND	52	ND	5
Benzo(ghi)perylene	UG/L	ND	5	ND	5	ND	52	ND	5
Benzo(a)pyrene	UG/L	ND	5	ND	5	ND	52	ND	5
Biphenyl	UG/L	ND	5	ND	5	ND	52	ND	5
Bis(2-chloroethoxy) methane	UG/L	ND	5	ND	5	ND	52	ND	5
Bis(2-chloroethyl) ether	UG/L	ND	5	ND	5	ND	52	ND	5
2,2'-Oxybis(1-Chloropropane)	UG/L	ND	5	ND	5	ND	52	ND	5
Bis(2-ethylhexyl) phthalate	UG/L	ND	5	ND	5	ND	52	ND	5
4-Bromophenyl phenyl ether	UG/L	ND	5	ND	5	ND	52	ND	5
Butyl benzyl phthalate	UG/L	ND	5	ND	5	ND	52	ND	5
4-Chloroaniline	UG/L	ND	5	ND	5	ND	52	ND	5
4-Chloro-3-methylphenol	UG/L	ND	5	ND	5	ND	52	ND	5
2-Chloronaphthalene	UG/L	ND	5	ND	5	ND	52	ND	5
2-Chlorophenol	UG/L	ND	5	2 J	5	ND	52	15	5
4-Chlorophenyl phenyl ether	UG/L	ND	5	ND	5	ND	52	ND	5
Caprolactam	UG/L	ND	5	ND	5	ND	52	ND	5
Carbazole	UG/L	ND	5	ND	5	ND	52	ND	5
Chrysene	UG/L	0.7 BJ	5	0.8 BJ	5	7 BDJ	52	0.7 BJ	5
Dibenzo(a,h)anthracene	UG/L	ND	5	ND	5	ND	52	ND	5
Dibenzofuran	UG/L	ND	5	ND	5	ND	52	ND	5
Di-n-butyl phthalate	UG/L	ND	5	0.7 BJ	5	ND	52	0.3 BJ	5
3,3'-Dichlorobenzidine	UG/L	ND	5	ND	5	ND	52	ND	5
2,4-Dichlorophenol	UG/L	ND	5	6	5	ND	52	ND	5
Diethyl phthalate	UG/L	ND	5	4 J	5	ND	52	0.3 J	5
2,4-Dimethylphenol	UG/L	ND	5	ND	5	ND	52	ND	5
Dimethyl phthalate	UG/L	ND	5	0.5 J	5	ND	52	ND	5
4,6-Dinitro-2-methylphenol	UG/L	ND	10	ND	10	ND	100	ND	10
2,4-Dinitrophenol	UG/L	ND	10	ND	10	ND	100	ND	10
2,4-Dinitrotoluene	UG/L	ND	5	ND	5	ND	52	ND	5
2,6-Dinitrotoluene	UG/L	ND	5	ND	5	ND	52	ND	5
Di-n-octyl phthalate	UG/L	5 B	5	5 B	5	ND	52	5 B	5
Fluoranthene	UG/L	ND	5	ND	5	ND	52	ND	5
Fluorene	UG/L	ND	5	ND	5	ND	52	ND	5
Hexachlorobenzene	UG/L	ND	5	ND	5	ND	52	ND	5

NA = Not Applicable ND = Not Detected

Client ID		RFI-30-0708		RFI-31-0708		RFI-31-0708		RFI-32-0708	
Job No	Lab ID	A08-9106	A8910603	A08-9106	A8910606	A08-9106	A8910606RI	A08-9129	A8912903
Sample Date		07/28/2008		07/28/2008		07/28/2008		07/29/2008	
Analyte	Units	Sample Value	Reporting Limit	Sample Value	Reporting Limit	Sample Value	Reporting Limit	Sample Value	Reporting Limit
Hexachlorobutadiene	UG/L	ND	5	ND	5	ND	52	ND	5
Hexachlorocyclopentadiene	UG/L	ND	5	ND	5	ND	52	ND	5
Hexachloroethane	UG/L	ND	5	ND	5	ND	52	ND	5
Indeno(1,2,3-cd)pyrene	UG/L	ND	5	ND	5	ND	52	ND	5
Isophorone	UG/L	ND	5	ND	5	ND	52	ND	5
2-Methylnaphthalene	UG/L	ND	5	ND	5	ND	52	ND	5
2-Methylphenol	UG/L	ND	5	ND	5	ND	52	ND	5
4-Methylphenol	UG/L	ND	5	ND	5	ND	52	ND	5
Naphthalene	UG/L	ND	5	ND	5	ND	52	0.3 J	5
2-Nitroaniline	UG/L	ND	10	ND	10	ND	100	ND	10
3-Nitroaniline	UG/L	ND	10	ND	10	ND	100	ND	10
4-Nitroaniline	UG/L	ND	10	ND	10	ND	100	ND	10
Nitrobenzene	UG/L	ND	5	ND	5	ND	52	ND	5
2-Nitrophenol	UG/L	ND	5	ND	5	ND	52	ND	5
4-Nitrophenol	UG/L	ND	10	ND	10	ND	100	ND	10
N-nitrosodiphenylamine	UG/L	ND	5	ND	5	ND	52	ND	5
N-Nitroso-Di-n-propylamine	UG/L	ND	5	ND	5	ND	52	ND	5
Pentachlorophenol	UG/L	ND	10	ND	10	ND	100	ND	10
Phenanthrene	UG/L	ND	5	ND	5	ND	52	ND	5
Phenol	UG/L	ND	5	ND	5	ND	52	ND	5
Pyrene	UG/L	ND	5	ND	5	ND	52	ND	5
2,4,5-Trichlorophenol	UG/L	ND	5	1 J	5	ND	52	ND	5
2,4,6-Trichlorophenol	UG/L	ND	5	ND	5	ND	52	ND	5
==========IS/SURROGATE(S)==========									
1,4-Dichlorobenzene-D4	%	86	50-200	89	50-200	105	50-200	86	50-200
Naphthalene-D8	%	85	50-200	87	50-200	109	50-200	85	50-200
Acenaphthene-D10	%	85	50-200	88	50-200	107	50-200	83	50-200
Phenanthrene-D10	%	77	50-200	48 *	50-200	102	50-200	76	50-200
Chrysene-D12	%	85	50-200	99	50-200	93	50-200	87	50-200
Perylene-D12	%	99	50-200	112	50-200	88	50-200	104	50-200
Nitrobenzene-D5	%	73	46-120	81	46-120	88	46-120	72	46-120
2-Fluorobiphenyl	%	79	48-120	84	48-120	105	48-120	77	48-120
p-Terphenyl-d14	%	56	24-136	50	24-136	72	24-136	49	24-136
Phenol-D5	%	31	16-120	34	16-120	39	16-120	30	16-120
2-Fluorophenol	%	42	20-120	46	20-120	50	20-120	1770 *	20-120
2,4,6-Tribromophenol	%	100	52-132	174 *	52-132	102	52-132	102	52-132

NA = Not Applicable ND = Not Detected

Client ID		RFI-33-0708		RFI-35-0708		RFI-36-0708		RFI-39-0708	
Job No	Lab ID	A08-9129	A8912902	A08-9106	A8910607	A08-9129	A8912907	A08-9129	A8912910
Sample Date		07/29/2008		07/28/2008		07/29/2008		07/29/2008	

Analyte	Units	Sample Value	Reporting Limit	Sample Value	Reporting Limit	Sample Value	Reporting Limit	Sample Value	Reporting Limit
Aniline	UG/L	ND	10	ND	10	ND	10	ND	10
Acenaphthene	UG/L	ND	5	ND	5	2 J	5	3 J	5
Acenaphthylene	UG/L	ND	5	ND	5	ND	5	ND	5
Acetophenone	UG/L	ND	5	ND	5	ND	5	ND	5
Anthracene	UG/L	ND	5	ND	5	ND	5	0.3 J	5
Atrazine	UG/L	ND	5	ND	5	ND	5	ND	5
Benzaldehyde	UG/L	ND	5	ND	5	ND	5	ND	5
Benzo(a)anthracene	UG/L	ND	5	ND	5	0.2 J	5	ND	5
Benzo(b)fluoranthene	UG/L	ND	5	ND	5	ND	5	ND	5
Benzo(k)fluoranthene	UG/L	ND	5	ND	5	ND	5	ND	5
Benzo(ghi)perylene	UG/L	ND	5	ND	5	ND	5	ND	5
Benzo(a)pyrene	UG/L	ND	5	ND	5	ND	5	ND	5
Biphenyl	UG/L	ND	5	ND	5	ND	5	ND	5
Bis(2-chloroethoxy) methane	UG/L	ND	5	ND	5	ND	5	ND	5
Bis(2-chloroethyl) ether	UG/L	ND	5	ND	5	ND	5	ND	5
2,2'-Oxybis(1-Chloropropane)	UG/L	ND	5	ND	5	ND	5	ND	5
Bis(2-ethylhexyl) phthalate	UG/L	ND	5	ND	5	ND	5	ND	5
4-Bromophenyl phenyl ether	UG/L	ND	5	ND	5	ND	5	ND	5
Butyl benzyl phthalate	UG/L	ND	5	ND	5	ND	5	ND	5
4-Chloroaniline	UG/L	ND	5	ND	5	ND	5	ND	5
4-Chloro-3-methylphenol	UG/L	ND	5	ND	5	ND	5	ND	5
2-Chloronaphthalene	UG/L	ND	5	ND	5	ND	5	ND	5
2-Chlorophenol	UG/L	ND	5	ND	5	ND	5	ND	5
4-Chlorophenyl phenyl ether	UG/L	ND	5	ND	5	ND	5	ND	5
Caprolactam	UG/L	ND	5	ND	5	ND	5	ND	5
Carbazole	UG/L	ND	5	ND	5	ND	5	0.5 J	5
Chrysene	UG/L	0.7 BJ	5	0.6 BJ	5	0.8 BJ	5	0.9 BJ	5
Dibenzo(a,h)anthracene	UG/L	ND	5	ND	5	ND	5	ND	5
Dibenzofuran	UG/L	ND	5	ND	5	ND	5	1 J	5
Di-n-butyl phthalate	UG/L	ND	5	ND	5	0.4 BJ	5	0.3 BJ	5
3,3'-Dichlorobenzidine	UG/L	ND	5	ND	5	ND	5	ND	5
2,4-Dichlorophenol	UG/L	ND	5	ND	5	ND	5	ND	5
Diethyl phthalate	UG/L	ND	5	ND	5	ND	5	ND	5
2,4-Dimethylphenol	UG/L	ND	5	ND	5	ND	5	ND	5
Dimethyl phthalate	UG/L	ND	5	ND	5	ND	5	ND	5
4,6-Dinitro-2-methylphenol	UG/L	ND	10	ND	10	ND	10	ND	10
2,4-Dinitrophenol	UG/L	ND	10	ND	10	ND	10	ND	10
2,4-Dinitrotoluene	UG/L	ND	5	ND	5	ND	5	ND	5
2,6-Dinitrotoluene	UG/L	ND	5	ND	5	ND	5	ND	5
Di-n-octyl phthalate	UG/L	5 B	5	5 B	5	5 B	5	5 B	5
Fluoranthene	UG/L	ND	5	ND	5	2 J	5	0.2 J	5
Fluorene	UG/L	ND	5	ND	5	1 J	5	1 J	5
Hexachlorobenzene	UG/L	ND	5	ND	5	ND	5	ND	5

NA = Not Applicable ND = Not Detected

Date: 08/18/2008
Time: 08:18:10

HONEYWELL BUFFALO COLOR
BUFFALO COLOR RIFS(Honeywell)-Aqueous
METHOD 8270 - TCL SEMI-VOLATILE ORGANICS

Rept: AN0326

Client ID		RFI-33-0708		RFI-35-0708		RFI-36-0708		RFI-39-0708	
Job No	Lab ID	A08-9129	A8912902	A08-9106	A8910607	A08-9129	A8912907	A08-9129	A8912910
Sample Date		07/29/2008		07/28/2008		07/29/2008		07/29/2008	

Analyte	Units	Sample Value	Reporting Limit	Sample Value	Reporting Limit	Sample Value	Reporting Limit	Sample Value	Reporting Limit
Hexachlorobutadiene	UG/L	ND	5	ND	5	ND	5	ND	5
Hexachlorocyclopentadiene	UG/L	ND	5	ND	5	ND	5	ND	5
Hexachloroethane	UG/L	ND	5	ND	5	ND	5	ND	5
Indeno(1,2,3-cd)pyrene	UG/L	ND	5	ND	5	ND	5	ND	5
Isophorone	UG/L	ND	5	ND	5	ND	5	ND	5
2-Methylnaphthalene	UG/L	ND	5	ND	5	ND	5	0.2 J	5
2-Methylphenol	UG/L	ND	5	ND	5	ND	5	ND	5
4-Methylphenol	UG/L	ND	5	ND	5	ND	5	ND	5
Naphthalene	UG/L	ND	5	ND	5	ND	5	2 J	5
2-Nitroaniline	UG/L	ND	10	ND	10	ND	10	ND	10
3-Nitroaniline	UG/L	ND	10	ND	10	ND	10	ND	10
4-Nitroaniline	UG/L	ND	10	ND	10	ND	10	ND	10
Nitrobenzene	UG/L	ND	5	ND	5	ND	5	ND	5
2-Nitrophenol	UG/L	ND	5	ND	5	ND	5	ND	5
4-Nitrophenol	UG/L	ND	10	ND	10	ND	10	ND	10
N-nitrosodiphenylamine	UG/L	ND	5	ND	5	ND	5	ND	5
N-Nitroso-Di-n-propylamine	UG/L	ND	5	ND	5	ND	5	ND	5
Pentachlorophenol	UG/L	ND	10	ND	10	ND	10	ND	10
Phenanthrene	UG/L	ND	5	ND	5	ND	5	0.7 J	5
Phenol	UG/L	ND	5	ND	5	ND	5	ND	5
Pyrene	UG/L	ND	5	ND	5	1 J	5	ND	5
2,4,5-Trichlorophenol	UG/L	ND	5	ND	5	ND	5	ND	5
2,4,6-Trichlorophenol	UG/L	ND	5	ND	5	ND	5	ND	5
======IS/SURROGATE(S)=									
1,4-Dichlorobenzene-D4	%	84	50-200	88	50-200	97	50-200	87	50-200
Naphthalene-D8	%	84	50-200	88	50-200	98	50-200	85	50-200
Acenaphthene-D10	%	84	50-200	86	50-200	98	50-200	85	50-200
Phenanthrene-D10	%	77	50-200	78	50-200	89	50-200	76	50-200
Chrysene-D12	%	87	50-200	87	50-200	108	50-200	92	50-200
Perylene-D12	%	101	50-200	103	50-200	126	50-200	110	50-200
Nitrobenzene-D5	%	70	46-120	71	46-120	70	46-120	74	46-120
2-Fluorobiphenyl	%	77	48-120	78	48-120	75	48-120	76	48-120
p-Terphenyl-d14	%	57	24-136	53	24-136	63	24-136	60	24-136
Phenol-D5	%	30	16-120	28	16-120	30	16-120	33	16-120
2-Fluorophenol	%	40	20-120	39	20-120	40	20-120	45	20-120
2,4,6-Tribromophenol	%	101	52-132	102	52-132	100	52-132	97	52-132

NA = Not Applicable ND = Not Detected

TestAmerica Lab

Client ID		RFI-43-0708		RFI-45-0708		RFI-51-0708		RFI-PZ04S-0708	
Job No	Lab ID	A08-9129	A8912912	A08-9129	A8912909	A08-9129	A8912908	A08-9197	A8919701
Sample Date		07/29/2008		07/29/2008		07/29/2008		07/30/2008	

Analyte	Units	Sample Value	Reporting Limit	Sample Value	Reporting Limit	Sample Value	Reporting Limit	Sample Value	Reporting Limit
Aniline	UG/L	ND	10	ND	10	ND	10	ND	11
Acenaphthene	UG/L	ND	5	ND	5	ND	5	ND	5
Acenaphthylene	UG/L	ND	5	ND	5	ND	5	ND	5
Acetophenone	UG/L	ND	5	ND	5	ND	5	ND	5
Anthracene	UG/L	ND	5	ND	5	ND	5	ND	5
Atrazine	UG/L	ND	5	ND	5	ND	5	ND	5
Benzaldehyde	UG/L	ND	5	ND	5	ND	5	ND	5
Benzo(a)anthracene	UG/L	ND	5	ND	5	ND	5	ND	5
Benzo(b)fluoranthene	UG/L	ND	5	ND	5	ND	5	ND	5
Benzo(k)fluoranthene	UG/L	ND	5	0.4 J	5	ND	5	ND	5
Benzo(ghi)perylene	UG/L	ND	5	ND	5	ND	5	ND	5
Benzo(a)pyrene	UG/L	ND	5	ND	5	ND	5	ND	5
Biphenyl	UG/L	ND	5	ND	5	ND	5	ND	5
Bis(2-chloroethoxy) methane	UG/L	ND	5	ND	5	ND	5	ND	5
Bis(2-chloroethyl) ether	UG/L	ND	5	ND	5	ND	5	ND	5
2,2'-Oxybis(1-Chloropropane)	UG/L	ND	5	ND	5	ND	5	ND	5
Bis(2-ethylhexyl) phthalate	UG/L	ND	5	ND	5	ND	5	ND	5
4-Bromophenyl phenyl ether	UG/L	ND	5	ND	5	ND	5	ND	5
Butyl benzyl phthalate	UG/L	ND	5	ND	5	ND	5	ND	5
4-Chloroaniline	UG/L	ND	5	ND	5	ND	5	ND	5
4-Chloro-3-methylphenol	UG/L	ND	5	ND	5	ND	5	ND	5
2-Chloronaphthalene	UG/L	ND	5	ND	5	ND	5	ND	5
2-Chlorophenol	UG/L	ND	5	ND	5	ND	5	ND	5
4-Chlorophenyl phenyl ether	UG/L	ND	5	ND	5	ND	5	ND	5
Caprolactam	UG/L	ND	5	ND	5	ND	5	ND	5
Carbazole	UG/L	ND	5	ND	5	ND	5	ND	5
Chrysene	UG/L	0.7 BJ	5	0.8 BJ	5	0.6 BJ	5	0.9 BJ	5
Dibenzo(a,h)anthracene	UG/L	ND	5	ND	5	ND	5	ND	5
Dibenzofuran	UG/L	ND	5	ND	5	ND	5	ND	5
Di-n-butyl phthalate	UG/L	ND	5	ND	5	ND	5	0.6 BJ	5
3,3'-Dichlorobenzidine	UG/L	ND	5	ND	5	ND	5	ND	5
2,4-Dichlorophenol	UG/L	ND	5	5	5	ND	5	ND	5
Diethyl phthalate	UG/L	ND	5	ND	5	ND	5	ND	5
2,4-Dimethylphenol	UG/L	ND	5	ND	5	ND	5	ND	5
Dimethyl phthalate	UG/L	ND	5	ND	5	ND	5	ND	5
4,6-Dinitro-2-methylphenol	UG/L	ND	10	ND	10	ND	10	ND	11
2,4-Dinitrophenol	UG/L	ND	10	ND	10	ND	10	ND	11
2,4-Dinitrotoluene	UG/L	ND	5	ND	5	ND	5	ND	5
2,6-Dinitrotoluene	UG/L	ND	5	ND	5	ND	5	ND	5
Di-n-octyl phthalate	UG/L	5 B	5	4 BJ	5	4 BJ	5	5 B	5
Fluoranthene	UG/L	ND	5	ND	5	ND	5	ND	5
Fluorene	UG/L	ND	5	ND	5	ND	5	ND	5
Hexachlorobenzene	UG/L	ND	5	ND	5	ND	5	ND	5

NA = Not Applicable ND = Not Detected

Client ID		RFI-43-0708		RFI-45-0708		RFI-51-0708		RFI-PZ04S-0708	
Job No	Lab ID	A08-9129	A8912912	A08-9129	A8912909	A08-9129	A8912908	A08-9197	A8919701
Sample Date		07/29/2008		07/29/2008		07/29/2008		07/30/2008	

Analyte	Units	Sample Value	Reporting Limit	Sample Value	Reporting Limit	Sample Value	Reporting Limit	Sample Value	Reporting Limit
Hexachlorobutadiene	UG/L	ND	5	ND	5	ND	5	ND	5
Hexachlorocyclopentadiene	UG/L	ND	5	ND	5	ND	5	ND	5
Hexachloroethane	UG/L	ND	5	ND	5	ND	5	ND	5
Indeno(1,2,3-cd)pyrene	UG/L	ND	5	ND	5	ND	5	ND	5
Isophorone	UG/L	ND	5	ND	5	ND	5	ND	5
2-Methylnaphthalene	UG/L	ND	5	ND	5	ND	5	ND	5
2-Methylphenol	UG/L	ND	5	ND	5	ND	5	ND	5
4-Methylphenol	UG/L	ND	5	ND	5	ND	5	ND	5
Naphthalene	UG/L	ND	5	ND	5	ND	5	ND	5
2-Nitroaniline	UG/L	ND	10	ND	10	ND	10	ND	11
3-Nitroaniline	UG/L	ND	10	ND	10	ND	10	ND	11
4-Nitroaniline	UG/L	ND	10	0.4 J	10	ND	10	ND	11
Nitrobenzene	UG/L	ND	5	ND	5	ND	5	ND	5
2-Nitrophenol	UG/L	ND	5	ND	5	ND	5	ND	5
4-Nitrophenol	UG/L	ND	10	ND	10	ND	10	ND	11
N-nitrosodiphenylamine	UG/L	ND	5	ND	5	ND	5	ND	5
N-Nitroso-Di-n-propylamine	UG/L	ND	5	ND	5	ND	5	ND	5
Pentachlorophenol	UG/L	ND	10	ND	10	ND	10	ND	11
Phenanthrene	UG/L	ND	5	ND	5	ND	5	ND	5
Phenol	UG/L	ND	5	ND	5	ND	5	ND	5
Pyrene	UG/L	ND	5	ND	5	ND	5	0.2 J	5
2,4,5-Trichlorophenol	UG/L	ND	5	ND	5	ND	5	ND	5
2,4,6-Trichlorophenol	UG/L	ND	5	ND	5	ND	5	ND	5
==========IS/SURROGATE(S)==========									
1,4-Dichlorobenzene-D4	%	93	50-200	93	50-200	92	50-200	77	50-200
Naphthalene-D8	%	92	50-200	92	50-200	91	50-200	83	50-200
Acenaphthene-D10	%	92	50-200	92	50-200	91	50-200	77	50-200
Phenanthrene-D10	%	83	50-200	83	50-200	82	50-200	76	50-200
Chrysene-D12	%	103	50-200	95	50-200	97	50-200	80	50-200
Perylene-D12	%	125	50-200	113	50-200	118	50-200	84	50-200
Nitrobenzene-D5	%	60	46-120	72	46-120	73	46-120	90	46-120
2-Fluorobiphenyl	%	69	48-120	74	48-120	76	48-120	106	48-120
p-Terphenyl-d14	%	54	24-136	61	24-136	62	24-136	50	24-136
Phenol-D5	%	26	16-120	31	16-120	29	16-120	36	16-120
2-Fluorophenol	%	33	20-120	42	20-120	41	20-120	51	20-120
2,4,6-Tribromophenol	%	93	52-132	92	52-132	101	52-132	142 *	52-132

NA = Not Applicable ND = Not Detected

Client ID		RFI-PZ17-0708		RFI-PZ18-0708		RFI-PZ19-0708		WG-R-R-0708	
Job No	Lab ID	A08-9129	A8912913	A08-9129	A8912904	A08-9129	A8912911	A08-8945	A8894503
Sample Date		07/29/2008		07/29/2008		07/29/2008		07/24/2008	
Analyte	Units	Sample Value	Reporting Limit	Sample Value	Reporting Limit	Sample Value	Reporting Limit	Sample Value	Reporting Limit
Aniline	UG/L	ND	10	ND	11	ND	10	10	10
Acenaphthene	UG/L	ND	5	ND	5	ND	5	ND	5
Acenaphthylene	UG/L	ND	5	ND	5	ND	5	ND	5
Acetophenone	UG/L	ND	5	ND	5	ND	5	ND	5
Anthracene	UG/L	ND	5	ND	5	ND	5	ND	5
Atrazine	UG/L	ND	5	ND	5	ND	5	ND	5
Benzaldehyde	UG/L	ND	5	ND	5	ND	5	ND	5
Benzo(a)anthracene	UG/L	ND	5	ND	5	ND	5	ND	5
Benzo(b)fluoranthene	UG/L	ND	5	ND	5	ND	5	ND	5
Benzo(k)fluoranthene	UG/L	ND	5	ND	5	ND	5	0.4 J	5
Benzo(ghi)perylene	UG/L	ND	5	ND	5	ND	5	ND	5
Benzo(a)pyrene	UG/L	ND	5	ND	5	ND	5	ND	5
Biphenyl	UG/L	0.4 J	5	ND	5	ND	5	ND	5
Bis(2-chloroethoxy) methane	UG/L	ND	5	ND	5	ND	5	ND	5
Bis(2-chloroethyl) ether	UG/L	ND	5	ND	5	ND	5	16	5
2,2'-Oxybis(1-Chloropropane)	UG/L	ND	5	ND	5	ND	5	ND	5
Bis(2-ethylhexyl) phthalate	UG/L	ND	5	ND	5	ND	5	ND	5
4-Bromophenyl phenyl ether	UG/L	ND	5	ND	5	ND	5	ND	5
Butyl benzyl phthalate	UG/L	ND	5	ND	5	ND	5	ND	5
4-Chloroaniline	UG/L	ND	5	ND	5	ND	5	28	5
4-Chloro-3-methylphenol	UG/L	ND	5	ND	5	ND	5	ND	5
2-Chloronaphthalene	UG/L	ND	5	ND	5	ND	5	ND	5
2-Chlorophenol	UG/L	ND	5	ND	5	ND	5	2 J	5
4-Chlorophenyl phenyl ether	UG/L	ND	5	ND	5	ND	5	ND	5
Caprolactam	UG/L	ND	5	ND	5	ND	5	ND	5
Carbazole	UG/L	ND	5	ND	5	ND	5	ND	5
Chrysene	UG/L	0.8 BJ	5	0.8 BJ	5	0.7 BJ	5	0.6 BJ	5
Dibenzo(a,h)anthracene	UG/L	ND	5	ND	5	ND	5	ND	5
Dibenzofuran	UG/L	ND	5	ND	5	ND	5	ND	5
Di-n-butyl phthalate	UG/L	0.4 BJ	5	0.4 BJ	5	ND	5	ND	5
3,3'-Dichlorobenzidine	UG/L	ND	5	ND	5	ND	5	ND	5
2,4-Dichlorophenol	UG/L	ND	5	ND	5	2 J	5	ND	5
Diethyl phthalate	UG/L	ND	5	ND	5	ND	5	ND	5
2,4-Dimethylphenol	UG/L	ND	5	ND	5	ND	5	ND	5
Dimethyl phthalate	UG/L	ND	5	ND	5	ND	5	ND	5
4,6-Dinitro-2-methylphenol	UG/L	ND	10	ND	11	ND	10	ND	10
2,4-Dinitrophenol	UG/L	ND	10	ND	11	ND	10	ND	10
2,4-Dinitrotoluene	UG/L	ND	5	0.7 J	5	ND	5	ND	5
2,6-Dinitrotoluene	UG/L	ND	5	ND	5	ND	5	ND	5
Di-n-octyl phthalate	UG/L	0.3 BJ	5	5 B	5	5 B	5	ND	5
Fluoranthene	UG/L	ND	5	ND	5	ND	5	ND	5
Fluorene	UG/L	ND	5	ND	5	ND	5	ND	5
Hexachlorobenzene	UG/L	ND	5	ND	5	ND	5	ND	5

Client ID		RFI-PZ17-0708		RFI-PZ18-0708		RFI-PZ19-0708		WG-R-R-0708	
Job No	Lab ID	A08-9129	A8912913	A08-9129	A8912904	A08-9129	A8912911	A08-8945	A8894503
Sample Date		07/29/2008		07/29/2008		07/29/2008		07/24/2008	

Analyte	Units	Sample Value	Reporting Limit	Sample Value	Reporting Limit	Sample Value	Reporting Limit	Sample Value	Reporting Limit
Hexachlorobutadiene	UG/L	ND	5	ND	5	ND	5	ND	5
Hexachlorocyclopentadiene	UG/L	ND	5	ND	5	ND	5	ND	5
Hexachloroethane	UG/L	ND	5	ND	5	ND	5	ND	5
Indeno(1,2,3-cd)pyrene	UG/L	ND	5	ND	5	ND	5	ND	5
Isophorone	UG/L	ND	5	ND	5	ND	5	ND	5
2-Methylnaphthalene	UG/L	ND	5	ND	5	ND	5	ND	5
2-Methylphenol	UG/L	ND	5	ND	5	ND	5	ND	5
4-Methylphenol	UG/L	ND	5	ND	5	ND	5	1 J	5
Naphthalene	UG/L	ND	5	ND	5	ND	5	ND	5
2-Nitroaniline	UG/L	ND	10	ND	11	ND	10	ND	10
3-Nitroaniline	UG/L	ND	10	ND	11	ND	10	ND	10
4-Nitroaniline	UG/L	ND	10	ND	11	ND	10	ND	10
Nitrobenzene	UG/L	ND	5	ND	5	ND	5	ND	5
2-Nitrophenol	UG/L	ND	5	ND	5	ND	5	ND	5
4-Nitrophenol	UG/L	ND	10	ND	11	ND	10	ND	10
N-nitrosodiphenylamine	UG/L	ND	5	ND	5	ND	5	ND	5
N-Nitroso-Di-n-propylamine	UG/L	ND	5	ND	5	ND	5	ND	5
Pentachlorophenol	UG/L	ND	10	ND	11	ND	10	ND	10
Phenanthrene	UG/L	ND	5	ND	5	ND	5	ND	5
Phenol	UG/L	ND	5	ND	5	ND	5	1 J	5
Pyrene	UG/L	ND	5	ND	5	ND	5	ND	5
2,4,5-Trichlorophenol	UG/L	ND	5	ND	5	ND	5	ND	5
2,4,6-Trichlorophenol	UG/L	ND	5	ND	5	ND	5	ND	5
IS/SURROGATE(S)									
1,4-Dichlorobenzene-D4	%	102	50-200	93	50-200	95	50-200	109	50-200
Naphthalene-D8	%	111	50-200	91	50-200	92	50-200	115	50-200
Acenaphthene-D10	%	119	50-200	92	50-200	92	50-200	122	50-200
Phenanthrene-D10	%	127	50-200	79	50-200	84	50-200	123	50-200
Chrysene-D12	%	131	50-200	99	50-200	99	50-200	137	50-200
Perylene-D12	%	120	50-200	118	50-200	118	50-200	116	50-200
Nitrobenzene-D5	%	70	46-120	72	46-120	71	46-120	56	46-120
2-Fluorobiphenyl	%	76	48-120	74	48-120	76	48-120	70	48-120
p-Terphenyl-d14	%	64	24-136	61	24-136	60	24-136	63	24-136
Phenol-D5	%	34	16-120	29	16-120	29	16-120	27	16-120
2-Fluorophenol	%	41	20-120	39	20-120	39	20-120	35	20-120
2,4,6-Tribromophenol	%	97	52-132	101	52-132	98	52-132	109	52-132

NA = Not Applicable ND = Not Detected

METHOD 8270 - TCL SEMI-VOLATILE ORGANICS
TENTATIVELY IDENTIFIED COMPOUNDS

Client No.

EW-1-0708

Lab Name: TestAmerica Laborat Contract: _____

Lab Code: RECNY Case No.: _____ SAS No.: _____ SDG No.: 8945

Matrix: (soil/water) WATER Lab Sample ID: A8902204

Sample wt/vol: 1060.0 (g/mL) ML Lab File ID: X25450.RR

Level: (low/med) LOW Date Samp/Recv: 07/25/2008 07/25/2008

% Moisture: _____ decanted: (Y/N) N Date Extracted: 07/29/2008

Concentrated Extract Volume: 1000 (uL) Date Analyzed: 08/02/2008

Injection Volume: 1.00 (uL) Dilution Factor: 1.00

GPC Cleanup: (Y/N) N pH: 6.0

Number TICs found: 16

CONCENTRATION UNITS:
(ug/L or ug/Kg) UG/L

	CAS NO.	Compound Name	RT	Est. Conc.	Q
1.		UNKNOWN CHLOROANILINE ISOMER	6.80	85	J
2.		UNKNOWN BENZENAMINE DERIVATI	7.10	18	J
3.		UNKNOWN BENZENAMINE DERIVATI	7.81	27	J
4.		UNKNOWN BENZENAMINE DERIVATI	8.06	48	J
5.	95-80-7	1,3-BENZENEDIAMINE, 4-METHYL	8.69	17	JN
6.	100813-60-3	1H-ISOINDOLE, 3-METHOXY-4,7-	8.83	28	JN
7.	134-32-7	1-NAPHTHYLENAMINE	9.70	96	JN
8.	91-59-8	2-NAPHTHYLENAMINE	9.79	18	JN
9.		UNKNOWN	10.36	14	J
10.	1454-80-4	[1,1'-BIPHENYL]-2,2'-DIAMINE	11.68	22	JN
11.		UNKNOWN	12.22	17	BJ
12.	111-06-8	HEXADECANOIC ACID, BUTYL EST	12.36	27	BJN
13.		UNKNOWN OCTADECANOIC ACID	12.97	24	BJ
14.		UNKNOWN	13.64	20	J
15.	602-09-5	1,1,'-BINAPHTHALENE]-2,2'-DI	13.75	71	JN
16.	599-61-1	BENZENAMINE, 3,3'-SULFONYLBI	14.26	40	JN

METHOD 8270 - TCL SEMI-VOLATILE ORGANICS
TENTATIVELY IDENTIFIED COMPOUNDS

Client No.

EW-2-0708

Lab Name: TestAmerica Laborat Contract: _____

Lab Code: RECNY Case No.: _____ SAS No.: _____ SDG No.: 8945

Matrix: (soil/water) WATER Lab Sample ID: A8902205

Sample wt/vol: 1060.0 (g/mL) ML Lab File ID: X25451.RR

Level: (low/med) LOW Date Samp/Recv: 07/25/2008 07/25/2008

% Moisture: _____ decanted: (Y/N) N Date Extracted: 07/29/2008

Concentrated Extract Volume: 1000 (uL) Date Analyzed: 08/02/2008

Injection Volume: 1.00 (uL) Dilution Factor: 1.00

GPC Cleanup: (Y/N) N pH: 9.0

Number TICs found: 19

CONCENTRATION UNITS:
(ug/L or ug/Kg) UG/L

	CAS NO.	Compound Name	RT	Est. Conc.	Q
1.	100-61-8	ANILINE, N-METHYL-	6.24	89	JN
2.	95-53-4	O-TOLUIDINE	6.30	340	JN
3.	108-44-1	BENZENAMINE, 3-METHYL-	6.35	30	JN
4.		UNKNOWN CHLOROANILINE ISOMER	6.78	35	J
5.		DIMETHYLBENZENEAMINE ISOMER	7.09	40	J
6.	91-66-7	BENZENAMINE, N,N,-DIETYL-	7.49	19	JN
7.	579-10-2	ACETAMIDE, N-METHYL-N-PHENYL	8.07	51	JN
8.	95-80-7	1,3-BENZENEDIAMINE, 4-METHYL	8.69	33	JN
9.		UNKNOWN	8.83	19	J
10.	134-32-7	1-NAPHTHALENAMINE	9.70	160	JN
11.	91-59-8	2-NAPHTHYLENAMINE	9.79	61	JN
12.	90-41-5	[1,1'-BIPHENYL]-2-AMINE	9.97	21	JN
13.	1454-80-4	[1,1'-BIPHENYL]-2,2'-DIAMINE	11.69	150	JN
14.	92-87-5	BENZIDINE	12.30	170	JN
15.	111-06-8	HEXADECANOIC ACID, BUTYL EST	12.35	26	BJN
16.		UNKNOWN OCTADECANOIC ACID	12.97	23	BJ
17.	611-98-3	4,4'-DIAMINOBENZOPHENONE	13.65	44	JN
18.	602-09-5	[1,1'-BINAPHTHALENE]-2,2'-DI	13.74	37	BJN
19.	599-61-1	BENZENAMINE, 3,3'-SULFONYLBI	14.25	20	JN

METHOD 8270 - TCL SEMI-VOLATILE ORGANICS
TENTATIVELY IDENTIFIED COMPOUNDS

Client No.

EW-2-0708

Lab Name: TestAmerica Laborat Contract: _____

Lab Code: RECNY Case No.: _____ SAS No.: _____ SDG No.: 8945

Matrix: (soil/water) WATER Lab Sample ID: A8902205DL

Sample wt/vol: 1060.0 (g/mL) ML Lab File ID: X25702.RR

Level: (low/med) LOW Date Samp/Recv: 07/25/2008 07/25/2008

% Moisture: _____ decanted: (Y/N) N Date Extracted: 07/29/2008

Concentrated Extract Volume: 1000 (uL) Date Analyzed: 08/13/2008

Injection Volume: 1.00 (uL) Dilution Factor: 100.00

GPC Cleanup: (Y/N) N pH: 9.0

Number TICs found: 1

CONCENTRATION UNITS:
(ug/L or ug/Kg) UG/L

CAS NO.	Compound Name	RT	Est. Conc.	Q
1. 95-53-4	O-TOLUIDINE	6.41	520	JN

METHOD 8270 - TCL SEMI-VOLATILE ORGANICS
TENTATIVELY IDENTIFIED COMPOUNDS

Client No.

EW-3-0708

Lab Name: TestAmerica Laborat Contract: _____

Lab Code: RECNY Case No.: _____ SAS No.: _____ SDG No.: 8945

Matrix: (soil/water) WATER Lab Sample ID: A8902206

Sample wt/vol: 1055.0 (g/mL) ML Lab File ID: X25452.RR

Level: (low/med) LOW Date Samp/Recv: 07/25/2008 07/25/2008

% Moisture: _____ decanted: (Y/N) N Date Extracted: 07/29/2008

Concentrated Extract Volume: 1000 (uL) Date Analyzed: 08/02/2008

Injection Volume: 1.00 (uL) Dilution Factor: 1.00

GPC Cleanup: (Y/N) N pH: 10.0

Number TICs found: 18

CONCENTRATION UNITS:
(ug/L or ug/Kg) UG/L

CAS NO.	Compound Name	RT	Est. Conc.	Q
1. 100-61-8	ANILINE, N-METHYL-	6.25	210	JN
2. 95-53-4	O-TOLUIDINE	6.34	820	JN
3. 108-44-1	BENZENAMINE, 3-METHYL-	6.37	66	JN
4.	UNKNOWN CHLOROANILINE ISOMER	6.79	73	J
5.	UNKNOWN BENZENAMINE DERIVATI	7.10	86	J
6.	UNKNOWN BENZENAMINE DERIVATI	7.15	95	J
7. 579-10-2	ACTAMIDE, N-METHYL-N-PHENYL-	8.07	70	JN
8. 95-80-7	1,3-BENZENEDIAMINE, 4-METHYL	8.69	33	JN
9.	UNKNOWN	9.53	87	J
10. 134-32-7	1-NAPHTHYLENAMINE	9.69	29	JN
11. 90-41-5	[1,1'-BIPHENYL]-2-AMINE	9.97	26	JN
12. 1454-80-4	[1,1'-BIPHENYL]-2,2'-DIAMINE	11.70	150	JN
13. 111-06-8	HEXADECANOIC ACID, BUTYL EST	12.36	23	BJN
14.	UNKNOWN OCTADECANOIC ACID	12.97	21	BJ
15. 1740-19-8	1-PHENANTHRENECARBOXYLIC ACI	13.25	24	JN
16.	UNKNOWN	13.76	11	BJ
17.	UNKNOWN	13.78	20	J
18.	UNKNOWN	14.31	12	BJ

METHOD 8270 - TCL SEMI-VOLATILE ORGANICS
TENTATIVELY IDENTIFIED COMPOUNDS

Client No.

EW-3-0708

Lab Name: TestAmerica Laborat Contract: _____

Lab Code: RECNY Case No.: _____ SAS No.: _____ SDG No.: 8945

Matrix: (soil/water) WATER Lab Sample ID: A8902206DL

Sample wt/vol: 1055.0 (g/mL) ML Lab File ID: X25703.RR

Level: (low/med) LOW Date Samp/Recv: 07/25/2008 07/25/2008

% Moisture: _____ decanted: (Y/N) N Date Extracted: 07/29/2008

Concentrated Extract Volume: 1000 (uL) Date Analyzed: 08/13/2008

Injection Volume: 1.00 (uL) Dilution Factor: 50.00

GPC Cleanup: (Y/N) N pH: 10.0

Number TICs found: 2

CONCENTRATION UNITS:
(ug/L or ug/Kg) UG/L

CAS NO.	Compound Name	RT	Est. Conc.	Q
1. 100-61-8	ANILINE, N-METHYL-	6.35	260	JN
2. 95-53-4	O-TOLUIDINE	6.41	1600	JN

METHOD 8270 - TCL SEMI-VOLATILE ORGANICS
TENTATIVELY IDENTIFIED COMPOUNDS

Client No.

EW-3R-0708

Lab Name: TestAmerica Laborat Contract: _____

Lab Code: RECNY Case No.: _____ SAS No.: _____ SDG No.: 8945

Matrix: (soil/water) WATER Lab Sample ID: A8902211

Sample wt/vol: 1020.0 (g/mL) ML Lab File ID: V30405.RR

Level: (low/med) LOW Date Samp/Recv: 07/25/2008 07/25/2008

% Moisture: _____ decanted: (Y/N) N Date Extracted: 07/29/2008

Concentrated Extract Volume: 1000 (uL) Date Analyzed: 08/05/2008

Injection Volume: 1.00 (uL) Dilution Factor: 1.00

GPC Cleanup: (Y/N) N pH: 10.0

Number TICs found: 12

CONCENTRATION UNITS:
(ug/L or ug/Kg) UG/L

	CAS NO.	Compound Name	RT	Est. Conc.	Q
1.	100-61-8	ANILINE, N-METHYL-	6.32	270	JN
2.	95-53-4	O-TOLUIDINE	6.40	1400	JN
3.	108-44-1	BENZENAMINE, 3-METHYL-	6.44	92	JN
4.		CHLOROANILINE ISOMER	6.91	80	J
5.		UNKNOWN BENZENAMINE DERIVATI	7.26	92	J
6.		UNKNOWN BENZENAMINE DERIVATI	7.31	100	J
7.	579-10-2	ACETAMIDE, N-METHYL-N-PHENYL	8.33	77	JN
8.	823-40-5	1,3-BENZENEDIAMINE, 2-METHYL	8.99	54	JN
9.	91-59-8	2-NAPHTHYLENAMINE	10.08	45	JN
10.	1454-80-4	[1,1'-BIPHENYL]-2,2'-DIAMINE	12.16	180	JN
11.		UNKNOWN	12.68	18	J
12.		UNKNOWN	14.85	18	J

METHOD 8270 - TCL SEMI-VOLATILE ORGANICS
TENTATIVELY IDENTIFIED COMPOUNDS

Client No.

EW-3R-0708 D2

Lab Name: TestAmerica Laborat Contract: _____

Lab Code: RECNY Case No.: _____ SAS No.: _____ SDG No.: 8945

Matrix: (soil/water) WATER Lab Sample ID: A8902211D2

Sample wt/vol: 1020.0 (g/mL) ML Lab File ID: V30587.RR

Level: (low/med) LOW Date Samp/Recv: 07/25/2008 07/25/2008

% Moisture: _____ decanted: (Y/N) N Date Extracted: 07/29/2008

Concentrated Extract Volume: 1000 (uL) Date Analyzed: 08/12/2008

Injection Volume: 1.00 (uL) Dilution Factor: 160.00

GPC Cleanup: (Y/N) N pH: 10.0

Number TICs found: 1

CONCENTRATION UNITS:
(ug/L or ug/Kg) UG/L

CAS NO.	Compound Name	RT	Est. Conc.	Q
1. 95-53-4	O-TOLUIDINE	6.29	2400	JN

METHOD 8270 - TCL SEMI-VOLATILE ORGANICS
TENTATIVELY IDENTIFIED COMPOUNDS

Client No.

EW-3R-0708 DL

Lab Name: TestAmerica Laborat Contract: _____

Lab Code: RECNY Case No.: _____ SAS No.: _____ SDG No.: 8945

Matrix: (soil/water) WATER Lab Sample ID: A8902211DL

Sample wt/vol: 1020.0 (g/mL) ML Lab File ID: V30478.RR

Level: (low/med) LOW Date Samp/Recv: 07/25/2008 07/25/2008

% Moisture: _____ decanted: (Y/N) N Date Extracted: 07/29/2008

Concentrated Extract Volume: 1000 (uL) Date Analyzed: 08/08/2008

Injection Volume: 1.00 (uL) Dilution Factor: 40.00

GPC Cleanup: (Y/N) N pH: 10.0

Number TICs found: 3

CONCENTRATION UNITS:
(ug/L or ug/Kg) UG/L

CAS NO.	Compound Name	RT	Est. Conc.	Q
1. 100-61-8	ANILINE, N-METHYL-	6.29	440	JN
2.	UNKNOWN	6.34	2700	J
3. 101-53-1	PHENOL, 4-(PHENYLMETHYL)-	12.13	240	JN

METHOD 8270 - TCL SEMI-VOLATILE ORGANICS
TENTATIVELY IDENTIFIED COMPOUNDS

Client No.

EW-4-0708

Lab Name: TestAmerica Laborat Contract: _____

Lab Code: RECNY Case No.: _____ SAS No.: _____ SDG No.: 8945

Matrix: (soil/water) WATER Lab Sample ID: A8902207

Sample wt/vol: 950.00 (g/mL) ML Lab File ID: X25453.RR

Level: (low/med) LOW Date Samp/Recv: 07/25/2008 07/25/2008

% Moisture: _____ decanted: (Y/N) N Date Extracted: 07/29/2008

Concentrated Extract Volume: 1000 (uL) Date Analyzed: 08/02/2008

Injection Volume: 1.00 (uL) Dilution Factor: 1.00

GPC Cleanup: (Y/N) N pH: 10.0

Number TICs found: 8

CONCENTRATION UNITS:
(ug/L or ug/Kg) UG/L

CAS NO.	Compound Name	RT	Est. Conc.	Q
1.	UNKNOWN	4.39	76	J
2. 496-11-7	INDANE	5.99	60	JN
3. 95-53-4	O-TOLUDINE	6.42	2900	JN
4. 108-44-1	BENZENAMINE, 3-METHYL	6.44	150	JN
5.	UNKNOWN CHLOROANILINE ISOMER	6.82	5	J
6. 91-57-6	2-METHYLNAPHTHALENE	8.24	11	JN
7.	UNKNOWN BENZENEDIAMINE DERIV	8.71	70	J
8.	UNKNOWN	9.53	54	J

METHOD 8270 - TCL SEMI-VOLATILE ORGANICS
TENTATIVELY IDENTIFIED COMPOUNDS

Client No.

EW-4-0708

Lab Name: TestAmerica Laborat Contract: _____

Lab Code: RECNY Case No.: _____ SAS No.: _____ SDG No.: 8945

Matrix: (soil/water) WATER Lab Sample ID: A8902207DL

Sample wt/vol: 950.00 (g/mL) ML Lab File ID: X25704.RR

Level: (low/med) LOW Date Samp/Recv: 07/25/2008 07/25/2008

% Moisture: _____ decanted: (Y/N) N Date Extracted: 07/29/2008

Concentrated Extract Volume: 1000 (uL) Date Analyzed: 08/13/2008

Injection Volume: 1.00 (uL) Dilution Factor: 200.00

GPC Cleanup: (Y/N) N pH: 10.0

Number TICs found: 1

CONCENTRATION UNITS:
(ug/L or ug/Kg) UG/L

CAS NO.	Compound Name	RT	Est. Conc.	Q
1. 95-53-4	O-TOLUIDINE	6.41	5600	JN

METHOD 8270 - TCL SEMI-VOLATILE ORGANICS
TENTATIVELY IDENTIFIED COMPOUNDS

Client No.

EW-5-0708

Lab Name: TestAmerica Laborat Contract: _____

Lab Code: RECNY Case No.: _____ SAS No.: _____ SDG No.: 8945

Matrix: (soil/water) WATER Lab Sample ID: A8902208

Sample wt/vol: 980.00 (g/mL) ML Lab File ID: X25454.RR

Level: (low/med) LOW Date Samp/Recv: 07/25/2008 07/25/2008

% Moisture: _____ decanted: (Y/N) N Date Extracted: 07/29/2008

Concentrated Extract Volume: 1000 (uL) Date Analyzed: 08/02/2008

Injection Volume: 1.00 (uL) Dilution Factor: 1.00

GPC Cleanup: (Y/N) N pH: 6.0

Number TICs found: 17

CONCENTRATION UNITS:
(ug/L or ug/Kg) UG/L

CAS NO.	Compound Name	RT	Est. Conc.	Q
1. 98-82-8	BENZENE, (1-METHYLETHYL)-	4.76	17	JN
2.	UNKNOWN BENZENE DERIVATIVE	5.18	120	J
3.	UNKNOWN BENZENE DERIVATIVE	5.22	57	J
4.	UNKNOWN BENZENE DERIVATIVE	5.27	150	J
5.	TRIMETHYLBENZENE ISOMER	5.55	320	J
6. 271-89-6	BENZOFURAN	5.58	36	JN
7. 526-73-8	1,2,3-TRIMETHYLBENZENE	5.81	78	JN
8. 496-11-7	INDANE	5.96	200	JN
9.	UNKNOWN BENZENE DERIVATIVE	6.05	150	J
10.	UNKNOWN BENZENE DERIVATIVE	6.31	18	J
11.	UNKNOWN NAPHTHALENE DERIVATI	8.77	20	J
12.	UNKNOWN NAPHTHALENE DERIVATI	8.85	39	J
13.	UNKNOWN NAPHTHALENE DERIVATI	8.94	39	J
14.	UNKNOWN NAPHTHALENE DERIVATI	8.97	21	J
15.	UNKNOWN NAPHTHALENE DERIVATI	9.08	18	J
16.	UNKNOWN	13.64	20	J
17.	UNKNOWN	13.75	37	BJ

METHOD 8270 - TCL SEMI-VOLATILE ORGANICS
TENTATIVELY IDENTIFIED COMPOUNDS

Client No.

EW-5-0708

Lab Name: TestAmerica Laborat Contract: _____

Lab Code: RECNY Case No.: _____ SAS No.: _____ SDG No.: 8945

Matrix: (soil/water) WATER Lab Sample ID: A8902208DL

Sample wt/vol: 980.00 (g/mL) ML Lab File ID: X25632.RR

Level: (low/med) LOW Date Samp/Recv: 07/25/2008 07/25/2008

% Moisture: _____ decanted: (Y/N) N Date Extracted: 07/29/2008

Concentrated Extract Volume: 1000 (uL) Date Analyzed: 08/08/2008

Injection Volume: 1.00 (uL) Dilution Factor: 10.00

GPC Cleanup: (Y/N) N pH: 6.0

Number TICs found: 12

CONCENTRATION UNITS:
(ug/L or ug/Kg) UG/L

	CAS NO.	Compound Name	RT	Est. Conc.	Q
1.		UNKNOWN BENZENE DERIVATIVE	5.08	100	J
2.		UNKNOWN BENZENE DERIVATIVE	5.12	52	J
3.		UNKNOWN BENZENE DERIVATIVE	5.17	140	J
4.		UNKNOWN BENZENE DERIVATIVE	5.44	350	J
5.		UNKNOWN BENZENE DERIVATIVE	5.72	66	J
6.	496-11-7	INDANE	5.86	200	JN
7.		UNKNOWN BENZENE DERIVATIVE	5.96	150	J
8.		UNKNOWN	6.50	76	J
9.		UNKNOWN	7.27	61	J
10.		UNKNOWN NAPHTHALENE DERIVATI	8.14	240	J
11.		UNKNOWN NAPHTHALENE DERIVATI	8.77	42	J
12.		UNKNOWN NAPHTHALENE DERIVATI	8.86	46	J

METHOD 8270 - TCL SEMI-VOLATILE ORGANICS
TENTATIVELY IDENTIFIED COMPOUNDS

Client No.

ICM-101-0708

Lab Name: TestAmerica Laborat Contract: _____

Lab Code: RECNY Case No.: _____ SAS No.: _____ SDG No.: 8945

Matrix: (soil/water) WATER Lab Sample ID: A8894501

Sample wt/vol: 1000.0 (g/mL) ML Lab File ID: X25250.RR

Level: (low/med) LOW Date Samp/Recv: 07/24/2008 07/24/2008

% Moisture: _____ decanted: (Y/N) N Date Extracted: 07/25/2008

Concentrated Extract Volume: 1000 (uL) Date Analyzed: 07/29/2008

Injection Volume: 1.00 (uL) Dilution Factor: 20.00

GPC Cleanup: (Y/N) N pH: 6.0

Number TICs found: 1

CONCENTRATION UNITS:
(ug/L or ug/Kg) UG/L

CAS NO.	Compound Name	RT	Est. Conc.	Q
1.	CHLOROANILINE ISOMER	6.83	420	J

METHOD 8270 - TCL SEMI-VOLATILE ORGANICS
TENTATIVELY IDENTIFIED COMPOUNDS

Client No.

ICM-102-0708

Lab Name: TestAmerica Laborat Contract: _____

Lab Code: RECNY Case No.: _____ SAS No.: _____ SDG No.: 8945

Matrix: (soil/water) WATER Lab Sample ID: A8902201

Sample wt/vol: 920.00 (g/mL) ML Lab File ID: X25447.RR

Level: (low/med) LOW Date Samp/Recv: 07/25/2008 07/25/2008

% Moisture: _____ decanted: (Y/N) N Date Extracted: 07/29/2008

Concentrated Extract Volume: 1000 (uL) Date Analyzed: 08/02/2008

Injection Volume: 1.00 (uL) Dilution Factor: 1.00

GPC Cleanup: (Y/N) N pH: 6.0

Number TICs found: 18

CONCENTRATION UNITS:
(ug/L or ug/Kg) UG/L

CAS NO.	Compound Name	RT	Est. Conc.	Q
1. 130-15-4	1,4-NAPHTHALENEDIONE	8.90	14	JN
2. 134-32-7	1-NAPHTHALENAMINE	9.69	57	JN
3. 91-59-8	2-NAPHTHALENAMINE	9.78	34	JN
4. 90-41-5	[1,1'-BIPHENYL]-2-AMINE	9.96	6	JN
5.	UNKNOWN AMINE	10.80	5	J
6. 621-23-8	UNKNOWN	11.22	5	JN
7.	UNKNOWN	11.68	18	J
8.	UNKNOWN	12.07	8	BJ
9.	UNKNOWN	12.18	5	J
10.	UNKNOWN	12.62	6	J
11.	UNKNOWN OCTADECANOIC ACID	12.97	40	BJ
12.	UNKNOWN	13.02	8	J
13. 602-09-5	4,4'-DIAMINOBENZOPHENONE	13.64	12	JN
14. 20324-33-8	[1,1'-BINAPHTHALENE]-2,2'-DI	13.74	50	BJN
15.	UNKNOWN	14.31	9	BJ
16.	UNKNOWN	14.67	6	J
17.	UNKNOWN	15.02	6	J
18.	UNKNOWN	15.34	9	J

METHOD 8270 - TCL SEMI-VOLATILE ORGANICS
TENTATIVELY IDENTIFIED COMPOUNDS

Client No.

ICM-103-0708

Lab Name: TestAmerica Laborat Contract: _____

Lab Code: RECNY Case No.: _____ SAS No.: _____ SDG No.: 8945

Matrix: (soil/water) WATER Lab Sample ID: A8902202

Sample wt/vol: 990.00 (g/mL) ML Lab File ID: X25448.RR

Level: (low/med) LOW Date Samp/Recv: 07/25/2008 07/25/2008

% Moisture: _____ decanted: (Y/N) N Date Extracted: 07/29/2008

Concentrated Extract Volume: 1000 (uL) Date Analyzed: 08/02/2008

Injection Volume: 1.00 (uL) Dilution Factor: 1.00

GPC Cleanup: (Y/N) N pH: 6.0

Number TICs found: 13

CONCENTRATION UNITS:
(ug/L or ug/Kg) UG/L

CAS NO.	Compound Name	RT	Est. Conc.	Q
1. 95-53-4	O-TOLUIDINE	6.29	5	JN
2.	UNKNOWN	10.58	4	J
3. 86-77-1	2-DIBENZOFURANOL	11.34	4	JN
4.	UNKNOWN	11.57	6	J
5.	UNKNOWN	11.68	12	J
6.	UNKNOWN	12.07	6	BJ
7.	UNKNOWN	12.19	6	J
8.	UNKNOWN OCTADECANOIC ACID	12.97	35	BJ
9.	UNKNOWN	13.01	5	J
10.	UNKNOWN	13.64	18	J
11.	UNKNOWN	13.74	10	BJ
12.	UNKNOWN	14.31	11	BJ
13.	UNKNOWN	15.02	4	J

METHOD 8270 - TCL SEMI-VOLATILE ORGANICS
TENTATIVELY IDENTIFIED COMPOUNDS

Client No.

ICM-104-0708

Lab Name: TestAmerica Laborat Contract: _____

Lab Code: RECNY Case No.: _____ SAS No.: _____ SDG No.: 8945

Matrix: (soil/water) WATER Lab Sample ID: A8902203

Sample wt/vol: 920.00 (g/mL) ML Lab File ID: X25449.RR

Level: (low/med) LOW Date Samp/Recv: 07/25/2008 07/25/2008

% Moisture: _____ decanted: (Y/N) N Date Extracted: 07/29/2008

Concentrated Extract Volume: 1000 (uL) Date Analyzed: 08/02/2008

Injection Volume: 1.00 (uL) Dilution Factor: 1.00

GPC Cleanup: (Y/N) N pH: 10.0

Number TICs found: 18

CONCENTRATION UNITS:
(ug/L or ug/Kg) UG/L

	CAS NO.	Compound Name	RT	Est. Conc.	Q
1.	622-96-8	BENZENE, 1-ETHYL-4-METHYL-	5.54	18	JN
2.	95-13-6	INDENE	6.05	43	JN
3.	100-61-8	ANILINE, N-METHLY-	6.23	40	JN
4.		UNKNOWN ALCOHOL	6.58	12	J
5.		UNKNOWN DIMETHYLPHENOL ISOME	7.10	17	J
6.	91-63-4	QUINOLINE, 2-METHYL-	8.19	11	JN
7.		UNKNOWN NAPHTHALENE DERIVATI	8.22	34	J
8.		UNKNOWN	9.49	12	J
9.	6388-47-2	BENZOIC ACID, 2-AMINO-3-CHLO	9.52	13	JN
10.	134-32-7	1-NAPHTHALENAMINE	9.72	440	JN
11.	91-59-8	2-NAPHTHALENAMINE	9.80	120	JN
12.		UNKNOWN	12.21	11	BJ
13.		UNKNOWN	12.86	18	J
14.		UNKNOWN	13.13	24	J
15.		UNKNOWN	13.22	11	J
16.	1740-19-8	1-PHENANTHRENECARBOXYLIC ACI	13.25	40	JN
17.		UNKNOWN	13.64	20	J
18.		UNKNOWN	13.78	25	J

METHOD 8270 - TCL SEMI-VOLATILE ORGANICS
TENTATIVELY IDENTIFIED COMPOUNDS

Client No.

ICM-104-0708

Lab Name: TestAmerica Laborat Contract: _____

Lab Code: RECNY Case No.: _____ SAS No.: _____ SDG No.: 8945

Matrix: (soil/water) WATER Lab Sample ID: A8902203DL

Sample wt/vol: 920.00 (g/mL) ML Lab File ID: X25701.RR

Level: (low/med) LOW Date Samp/Recv: 07/25/2008 07/25/2008

% Moisture: _____ decanted: (Y/N) N Date Extracted: 07/29/2008

Concentrated Extract Volume: 1000 (uL) Date Analyzed: 08/13/2008

Injection Volume: 1.00 (uL) Dilution Factor: 20.00

GPC Cleanup: (Y/N) N pH: 10.0

Number TICs found: 2

CONCENTRATION UNITS:
(ug/L or ug/Kg) UG/L

CAS NO.	Compound Name	RT	Est. Conc.	Q
1.	UNKNOWN NAPHTHALENE DERIVATI	9.80	600	J
2.	UNKNOWN NAPHTHALENE DERIVATI	9.90	120	J

METHOD 8270 - TCL SEMI-VOLATILE ORGANICS
TENTATIVELY IDENTIFIED COMPOUNDS

Client No.

ICM-105-0708

Lab Name: TestAmerica Laborat Contract: _____

Lab Code: RECNY Case No.: _____ SAS No.: _____ SDG No.: 8945

Matrix: (soil/water) WATER Lab Sample ID: A8902209

Sample wt/vol: 1030.0 (g/mL) ML Lab File ID: X25455.RR

Level: (low/med) LOW Date Samp/Recv: 07/25/2008 07/25/2008

% Moisture: _____ decanted: (Y/N) N Date Extracted: 07/29/2008

Concentrated Extract Volume: 1000 (uL) Date Analyzed: 08/02/2008

Injection Volume: 1.00 (uL) Dilution Factor: 1.00

GPC Cleanup: (Y/N) N pH: 6.0

Number TICs found: 10

CONCENTRATION UNITS:
(ug/L or ug/Kg) UG/L

	CAS NO.	Compound Name	RT	Est. Conc.	Q
1.		METHYLNAPHTHALENE ISOMER	8.22	6	J
2.		UNKNOWN	9.52	6	J
3.		UNKNOWN	9.69	4	J
4.		UNKNOWN	9.88	5	J
5.		UNKNOWN FLUORENE DERIVATIVE	10.07	4	J
6.		UNKNOWN	10.45	5	J
7.	6179-26-6	BENZO(B)THIOPHENE-6-CARBOXYL	10.63	6	JN
8.		UNKNOWN	10.72	5	J
9.		UNKNOWN	12.90	13	J
10.	123-95-5	OCTADECANOIC AICD, BUTYL EST	12.97	30	BJN

METHOD 8270 - TCL SEMI-VOLATILE ORGANICS
TENTATIVELY IDENTIFIED COMPOUNDS

Client No.

R-14-0708

Lab Name: TestAmerica Laborat Contract: _____

Lab Code: RECNY Case No.: _____ SAS No.: _____ SDG No.: 8945

Matrix: (soil/water) WATER Lab Sample ID: A8912906

Sample wt/vol: 1000.0 (g/mL) ML Lab File ID: X25551.RR

Level: (low/med) LOW Date Samp/Recv: 07/29/2008 07/29/2008

% Moisture: _____ decanted: (Y/N) N Date Extracted: 07/30/2008

Concentrated Extract Volume: 1000 (uL) Date Analyzed: 08/05/2008

Injection Volume: 1.00 (uL) Dilution Factor: 1.00

GPC Cleanup: (Y/N) N pH: 6.0

Number TICs found: 19

CONCENTRATION UNITS:
(ug/L or ug/Kg) UG/L

CAS NO.	Compound Name	RT	Est. Conc.	Q
1.	CHLOROANILINE ISOMER	6.75	23	J
2.	UNKNOWN	6.79	22	J
3.	UNKNOWN	6.95	26	J
4.	UNKNOWN PHENOL	7.05	16	J
5.	UNKNOWN	7.34	19	J
6.	UNKNOWN	7.42	30	J
7.	UNKNOWN	7.51	19	J
8.	UNKNOWN	7.57	35	J
9.	UNKNOWN	7.89	110	J
10.	UNKNOWN CYCLOHEXENE	8.16	13	J
11. 499-06-9	BENZOIC ACID, 3,5-DIMETHYL-	8.65	45	JN
12.	UNKNOWN	8.69	24	J
13.	UNKNOWN	8.75	17	J
14.	UNKNOWN	9.41	13	J
15.	UNKNOWN	9.49	26	J
16.	UNKNOWN	9.65	25	J
17.	UNKNOWN	10.39	17	J
18. 1921-70-6	PENTADECANE, 2,6,10,14-TETRA	10.42	16	JN
19.	UNKNOWN	12.17	17	J

METHOD 8270 - TCL SEMI-VOLATILE ORGANICS
TENTATIVELY IDENTIFIED COMPOUNDS

Client No.

RFI-17-0708

Lab Name: TestAmerica Laborat Contract: _____

Lab Code: RECNY Case No.: _____ SAS No.: _____ SDG No.: 8945

Matrix: (soil/water) WATER Lab Sample ID: A8912905

Sample wt/vol: 1060.0 (g/mL) ML Lab File ID: X25550.RR

Level: (low/med) LOW Date Samp/Recv: 07/29/2008 07/29/2008

% Moisture: _____ decanted: (Y/N) N Date Extracted: 07/30/2008

Concentrated Extract Volume: 1000 (uL) Date Analyzed: 08/05/2008

Injection Volume: 1.00 (uL) Dilution Factor: 1.00

GPC Cleanup: (Y/N) N pH: 6.0

Number TICs found: 13

CONCENTRATION UNITS:
(ug/L or ug/Kg) UG/L

	CAS NO.	Compound Name	RT	Est. Conc.	Q
1.		UNKNOWN	11.19	4	J
2.		UNKNOWN	12.07	12	J
3.		UNKNOWN	12.18	10	J
4.	111-06-8	HEXADECANOIC ACID, BUTYL EST	12.33	20	JN
5.		UNKNOWN	12.87	7	J
6.		UNKNOWN	12.89	12	J
7.	123-95-5	OCTADECANOIC ACID, BUTYL EST	12.95	24	JN
8.		UNKNOWN	13.02	49	J
9.		UNKNOWN	13.62	23	J
10.		UNKNOWN	13.73	18	J
11.	112-84-5	13-DOCOSENAMIDE, (Z)-	14.06	29	JN
12.		UNKNOWN	14.28	18	J
13.		UNKNOWN	14.99	9	J

METHOD 8270 - TCL SEMI-VOLATILE ORGANICS
TENTATIVELY IDENTIFIED COMPOUNDS

Client No.

RFI-18-0708

Lab Name: TestAmerica Laborat Contract: _____

Lab Code: RECNY Case No.: _____ SAS No.: _____ SDG No.: 8945

Matrix: (soil/water) WATER Lab Sample ID: A8910605

Sample wt/vol: 1040.0 (g/mL) ML Lab File ID: X25543.RR

Level: (low/med) LOW Date Samp/Recv: 07/28/2008 07/28/2008

% Moisture: _____ decanted: (Y/N) N Date Extracted: 07/30/2008

Concentrated Extract Volume: 1000 (uL) Date Analyzed: 08/05/2008

Injection Volume: 1.00 (uL) Dilution Factor: 1.00

GPC Cleanup: (Y/N) N pH: 6.0

Number TICs found: 10

CONCENTRATION UNITS:
(ug/L or ug/Kg) UG/L

	CAS NO.	Compound Name	RT	Est. Conc.	Q
1.		DICHLOROBENZOIC ACID ISOMER	9.50	95	J
2.	4789-09-7	2-PIPERIDINONE, 1-PHENYL-	10.57	9	JN
3.		UNKNOWN	12.08	5	J
4.		UNKNOWN	12.19	15	J
5.		UNKNOWN	13.02	35	J
6.		UNKNOWN	13.62	16	J
7.		UNKNOWN	13.73	16	J
8.	112-84-5	13-DOCOSENAMINE, (Z)-	14.05	11	JN
9.		UNKNOWN	14.28	12	J
10.		UNKNOWN	14.99	5	J

METHOD 8270 - TCL SEMI-VOLATILE ORGANICS
TENTATIVELY IDENTIFIED COMPOUNDS

Client No.

RFI-20-0708

Lab Name: TestAmerica Laborat Contract: _____

Lab Code: RECNY Case No.: _____ SAS No.: _____ SDG No.: 8945

Matrix: (soil/water) WATER Lab Sample ID: A8910602

Sample wt/vol: 910.00 (g/mL) ML Lab File ID: X25540.RR

Level: (low/med) LOW Date Samp/Recv: 07/28/2008 07/28/2008

% Moisture: _____ decanted: (Y/N) N Date Extracted: 07/30/2008

Concentrated Extract Volume: 1000 (uL) Date Analyzed: 08/05/2008

Injection Volume: 1.00 (uL) Dilution Factor: 1.00

GPC Cleanup: (Y/N) N pH: 6.0

Number TICs found: 6

CONCENTRATION UNITS:
(ug/L or ug/Kg) UG/L

CAS NO.	Compound Name	RT	Est. Conc.	Q
1.	UNKNOWN	12.06	11	J
2.	UNKNOWN	12.19	28	J
3.	UNKNOWN PROPANOL	13.62	32	J
4.	UNKNOWN	13.74	66	J
5.	UNKNOWN	14.29	24	J
6.	UNKNOWN	14.99	10	J

METHOD 8270 - TCL SEMI-VOLATILE ORGANICS
TENTATIVELY IDENTIFIED COMPOUNDS

Client No.

RFI-22-0708

Lab Name: TestAmerica Laborat Contract: _____

Lab Code: RECNY Case No.: _____ SAS No.: _____ SDG No.: 8945

Matrix: (soil/water) WATER Lab Sample ID: A8902210

Sample wt/vol: 960.00 (g/mL) ML Lab File ID: X25456.RR

Level: (low/med) LOW Date Samp/Recv: 07/25/2008 07/25/2008

% Moisture: _____ decanted: (Y/N) N Date Extracted: 07/29/2008

Concentrated Extract Volume: 1000 (uL) Date Analyzed: 08/02/2008

Injection Volume: 1.00 (uL) Dilution Factor: 1.00

GPC Cleanup: (Y/N) N pH: 6.0

Number TICs found: 18

CONCENTRATION UNITS:
(ug/L or ug/Kg) UG/L

CAS NO.	Compound Name	RT	Est. Conc.	Q
1. 4265-25-2	BENZOFURAN,2-METHYL-	6.61	8	JN
2.	UNKNOWN	7.35	8	J
3. 99-98-9	1,4-BENENEDIAMINE, N,N-DIMET	8.50	25	JN
4.	DICHLOROPHENOL ISOMER	8.90	7	J
5. 518-86-5	1H,3H-NAPHTHO[1,8-CD]PYRAN-1	11.58	5	JN
6.	UNKNOWN	12.08	7	BJ
7.	UNKNOWN	12.21	19	BJ
8. 111-06-8	HEXADECANOIC ACID, BUTYL EST	12.36	32	BJN
9.	UNKNOWN	12.62	7	J
10.	UNKNOWN	12.89	7	J
11.	UNKNOWN	12.92	7	J
12. 123-95-5	OCTADECANOIC ACID, BUTYL EST	12.97	28	BJN
13.	UNKNOWN	13.02	13	J
14.	UNKNOWN	13.62	10	J
15.	UNKNOWN	13.64	7	J
16.	UNKNOWN	13.75	43	BJ
17.	UNKNOWN	14.31	23	BJ
18.	UNKNOWN	14.34	8	J

METHOD 8270 - TCL SEMI-VOLATILE ORGANICS
TENTATIVELY IDENTIFIED COMPOUNDS

Client No.

RFI-24-0708

Lab Name: TestAmerica Laborat Contract: _____

Lab Code: RECNY Case No.: _____ SAS No.: _____ SDG No.: 8945

Matrix: (soil/water) WATER Lab Sample ID: A8894504

Sample wt/vol: 1010.0 (g/mL) ML Lab File ID: X25253.RR

Level: (low/med) LOW Date Samp/Recv: 07/24/2008 07/24/2008

% Moisture: _____ decanted: (Y/N) N Date Extracted: 07/25/2008

Concentrated Extract Volume: 1000 (uL) Date Analyzed: 07/29/2008

Injection Volume: 1.00 (uL) Dilution Factor: 1.00

GPC Cleanup: (Y/N) N pH: 10.0

Number TICs found: 19

CONCENTRATION UNITS:
(ug/L or ug/Kg) UG/L

CAS NO.	Compound Name	RT	Est. Conc.	Q
1. 105-30-6	1-PENTANOL, 2-METHYL-	3.70	9	JN
2.	UNKNOWN	4.44	11	J
3. 97-61-0	PENTANOIC ACID, 2-METHYL-	5.17	24	JN
4. 100-61-8	ANILINE, N-METHYL-	6.28	39	JN
5.	UNKNOWN NAPHTHALENE DERIVATI	8.27	10	J
6. 1197-55-3	BENZENEACETIC ACID, 4-AMINO-	9.51	28	JN
7.	UNKNOWN NAPHTHALENE DERIVATI	9.74	200	J
8.	UNKNOWN NAPHTHALENE DERIVATI	9.83	62	J
9.	UNKNOWN BENZENE DERIVATIVE	11.69	13	J
10. 1454-80-4	[1,1'-BIPHENYL]-2,2'-DIAMINE	11.72	28	JN
11.	UNKNOWN	12.11	11	J
12.	UNKNOWN	12.23	11	J
13.	UNKNOWN	13.06	14	J
14. 1740-19-8	1-PHENANTHRENECARBOXYLIC ACI	13.28	14	JN
15.	UNKNOWN	13.65	13	J
16. 611-98-3	4,4'-DIAMINOBENZOPHENONE	13.69	28	JN
17.	UNKNOWN	13.80	24	J
18.	UNKNOWN	15.08	8	J
19.	UNKNOWN	15.11	10	J

METHOD 8270 - TCL SEMI-VOLATILE ORGANICS
TENTATIVELY IDENTIFIED COMPOUNDS

Client No.

RFI-25-0708

Lab Name: TestAmerica Laborat Contract: _____

Lab Code: RECNY Case No.: _____ SAS No.: _____ SDG No.: 8945

Matrix: (soil/water) WATER Lab Sample ID: A8894502

Sample wt/vol: 870.00 (g/mL) ML Lab File ID: X25251.RR

Level: (low/med) LOW Date Samp/Recv: 07/24/2008 07/24/2008

% Moisture: _____ decanted: (Y/N) N Date Extracted: 07/25/2008

Concentrated Extract Volume: 1000 (uL) Date Analyzed: 07/29/2008

Injection Volume: 1.00 (uL) Dilution Factor: 1.00

GPC Cleanup: (Y/N) N pH: 6.0

Number TICs found: 19

CONCENTRATION UNITS:
(ug/L or ug/Kg) UG/L

	CAS NO.	Compound Name	RT	Est. Conc.	Q
1.	13034-76-9	1H-INDOLE, 2,3-DHYDRO-1,2,3,	8.25	7	JN
2.	95-80-7	1,3-BENZENEDIAMINE, 4-METHYL	8.74	11	JN
3.	100813-60-3	IH-ISOINDOLE, 3-METHOXY-4,7-	8.87	50	JN
4.	130-15-4	1,4-NAPHTHALENEDIONE	8.94	7	JN
5.		UNKNOWN NAPHTHALENE DERIVATI	9.72	18	J
6.		UNKNOWN NAPHTHALENE DERIVATI	9.82	7	J
7.		UNKNOWN	10.40	50	J
8.		UNKNOWN	11.24	6	J
9.	1454-80-4	[1,1'-BIPHENYL]-2,2'-DIAMINE	11.71	8	JN
10.		UNKNOWN	12.10	23	J
11.		UNKNOWN	12.25	47	J
12.		UNKNOWN	12.90	6	J
13.		UNKNOWN	13.08	100	J
14.		UNKNOWN	13.68	12	J
15.	602-09-5	[1,1'-BINAPHTHALENE]-2,2'-DI	13.78	61	JN
16.		UNKNOWN	14.01	7	J
17.		UNKNOWN	14.38	20	J
18.		UNKNOWN	15.08	18	J
19.		UNKNOWN	15.11	12	J

METHOD 8270 - TCL SEMI-VOLATILE ORGANICS
TENTATIVELY IDENTIFIED COMPOUNDS

Client No.

RFI-27-0708

Lab Name: TestAmerica Laborat Contract: _____

Lab Code: RECNY Case No.: _____ SAS No.: _____ SDG No.: 8945

Matrix: (soil/water) WATER Lab Sample ID: A8910601

Sample wt/vol: 990.00 (g/mL) ML Lab File ID: X25539.RR

Level: (low/med) LOW Date Samp/Recv: 07/28/2008 07/28/2008

% Moisture: _____ decanted: (Y/N) N Date Extracted: 07/30/2008

Concentrated Extract Volume: 1000 (uL) Date Analyzed: 08/05/2008

Injection Volume: 1.00 (uL) Dilution Factor: 1.00

GPC Cleanup: (Y/N) N pH: 6.0

Number TICs found: 14

CONCENTRATION UNITS:
(ug/L or ug/Kg) UG/L

	CAS NO.	Compound Name	RT	Est. Conc.	Q
1.	127-18-4	TETRACHLOROETHENE	3.20	77	JN
2.		BENZOIC ACID ISOMER	9.48	44	J
3.		UNKNOWN	11.17	6	J
4.		UNKNOWN	11.20	6	J
5.		UNKNOWN	12.06	9	J
6.		UNKNOWN	12.19	24	J
7.	111-06-8	HEXADECANOIC ACID, BUTYL EST	12.34	22	JN
8.	123-95-5	OCTADECANOIC ACID, BUTYL EST	12.95	27	JN
9.		UNKNOWN	13.02	50	J
10.		UNKNOWN	13.62	25	J
11.		UNKNOWN	13.73	52	J
12.	112-84-5	13-DOCOSENAMIDE, (Z)-	14.06	9	JN
13.		UNKNOWN	14.29	17	J
14.		UNKNOWN	14.99	9	J

METHOD 8270 - TCL SEMI-VOLATILE ORGANICS
TENTATIVELY IDENTIFIED COMPOUNDS

Client No.

RFI-28-0708

Lab Name: TestAmerica Laborat Contract: _____

Lab Code: RECNY Case No.: _____ SAS No.: _____ SDG No.: 8945

Matrix: (soil/water) WATER Lab Sample ID: A8910604

Sample wt/vol: 1030.0 (g/mL) ML Lab File ID: X25542.RR

Level: (low/med) LOW Date Samp/Recv: 07/28/2008 07/28/2008

% Moisture: _____ decanted: (Y/N) N Date Extracted: 07/30/2008

Concentrated Extract Volume: 1000 (uL) Date Analyzed: 08/05/2008

Injection Volume: 1.00 (uL) Dilution Factor: 1.00

GPC Cleanup: (Y/N) N pH: 6.0

Number TICs found: 20 CONCENTRATION UNITS: (ug/L or ug/Kg) UG/L

	CAS NO.	Compound Name	RT	Est. Conc.	Q
1.	106-49-0	P-AMINOTOLUENE	6.28	5	JN
2.	94-70-2	BENZENAMINE, 2-ETHOXY-	7.59	7	JN
3.	156-43-4	BENZENAMINE, 4-ETHOXY-	7.98	41	JN
4.		UNKNOWN	8.28	8	J
5.	130-15-4	1,4-NAPHTHALENEDIONE	8.88	11	JN
6.		DICHLOROBENZOIC ACID ISOMER	9.49	46	J
7.	134-32-7	1-NAPHTHALENAMINE	9.68	240	JN
8.	91-59-8	2-NAPHTHALENAMINE	9.76	9	JN
9.	90-41-5	[1,1'-BIPHENYL]-2-AMINE	9.94	7	JN
10.		UNKNOWN	11.15	8	J
11.	1454-80-4	[1,1'-BIPHENYL]-2,2'-DIAMINE	11.65	5	JN
12.		UNKNOWN	12.06	6	J
13.		UNKNOWN	12.59	6	J
14.		UNKNOWN	13.02	58	J
15.	3899-93-2	TOLUENE-4-SULFONIC ACID 4-AM	13.06	25	JN
16.		UNKNOWN	13.45	18	J
17.		UNKNOWN	13.62	34	J
18.	602-09-5	[1,1'-BINAPHTHALENE]-2,2'-DI	13.72	37	JN
19.		UNKNOWN	14.29	25	J
20.		UNKNOWN	14.99	10	J

METHOD 8270 - TCL SEMI-VOLATILE ORGANICS
TENTATIVELY IDENTIFIED COMPOUNDS

Client No.

RFI-29-0708

Lab Name: TestAmerica Laborat Contract: _____

Lab Code: RECNY Case No.: _____ SAS No.: _____ SDG No.: 8945

Matrix: (soil/water) WATER Lab Sample ID: A8912901

Sample wt/vol: 1010.0 (g/mL) ML Lab File ID: X25546.RR

Level: (low/med) LOW Date Samp/Recv: 07/29/2008 07/29/2008

% Moisture: _____ decanted: (Y/N) N Date Extracted: 07/30/2008

Concentrated Extract Volume: 1000 (uL) Date Analyzed: 08/05/2008

Injection Volume: 1.00 (uL) Dilution Factor: 1.00

GPC Cleanup: (Y/N) N pH: 6.0

Number TICs found: 8

CONCENTRATION UNITS:
(ug/L or ug/Kg) UG/L

	CAS NO.	Compound Name	RT	Est. Conc.	Q
1.		UNKNOWN	12.05	5	J
2.		UNKNOWN	12.19	9	J
3.		UNKNOWN	13.02	38	J
4.		UNKNOWN	13.62	18	J
5.		UNKNOWN	13.74	12	J
6.	112-84-5	13-DOCOSENAMIDE, (Z)-	14.06	4	JN
7.		UNKNOWN	14.29	13	J
8.		UNKNOWN	14.99	5	J

METHOD 8270 - TCL SEMI-VOLATILE ORGANICS
TENTATIVELY IDENTIFIED COMPOUNDS

Client No.

RFI-30-0708

Lab Name: TestAmerica Laborat Contract: _____

Lab Code: RECNY Case No.: _____ SAS No.: _____ SDG No.: 8945

Matrix: (soil/water) WATER Lab Sample ID: A8910603

Sample wt/vol: 950.00 (g/mL) ML Lab File ID: X25541.RR

Level: (low/med) LOW Date Samp/Recv: 07/28/2008 07/28/2008

% Moisture: _____ decanted: (Y/N) N Date Extracted: 07/30/2008

Concentrated Extract Volume: 1000 (uL) Date Analyzed: 08/05/2008

Injection Volume: 1.00 (uL) Dilution Factor: 1.00

GPC Cleanup: (Y/N) N pH: 6.0

Number TICs found: 9

CONCENTRATION UNITS:
(ug/L or ug/Kg) UG/L

	CAS NO.	Compound Name	RT	Est. Conc.	Q
1.		UNKNOWN PROPANOL	11.17	5	J
2.		UNKNOWN	11.19	6	J
3.		UNKNOWN	12.08	22	J
4.		UNKNOWN	12.19	28	J
5.		UNKNOWN	13.02	66	J
6.		UNKNOWN	13.62	31	J
7.		UNKNOWN	13.74	60	J
8.		UNKNOWN	14.29	20	J
9.		UNKNOWN	14.99	10	J

METHOD 8270 - TCL SEMI-VOLATILE ORGANICS
TENTATIVELY IDENTIFIED COMPOUNDS

Client No.

RFI-31-0708

Lab Name: TestAmerica Laborat Contract: _____

Lab Code: RECNY Case No.: _____ SAS No.: _____ SDG No.: 8945

Matrix: (soil/water) WATER Lab Sample ID: A8910606

Sample wt/vol: 970.00 (g/mL) ML Lab File ID: X25544.RR

Level: (low/med) LOW Date Samp/Recv: 07/28/2008 07/28/2008

% Moisture: _____ decanted: (Y/N) N Date Extracted: 07/30/2008

Concentrated Extract Volume: 1000 (uL) Date Analyzed: 08/05/2008

Injection Volume: 1.00 (uL) Dilution Factor: 1.00

GPC Cleanup: (Y/N) N pH: 6.0

Number TICs found: 15

CONCENTRATION UNITS:
(ug/L or ug/Kg) UG/L

CAS NO.	Compound Name	RT	Est. Conc.	Q
1.	UNKNOWN BENZENE DERIVATIVE	5.65	410	J
2.	UNKNOWN BENZENE DERIVATIVE	7.18	250	J
3.	UNKNOWN	11.48	7	J
4.	UNKNOWN	11.99	11	J
5.	UNKNOWN	12.19	18	J
6.	UNKNOWN	12.27	7	J
7.	UNKNOWN	12.87	6	J
8.	UNKNOWN	12.90	14	J
9.	UNKNOWN	12.95	19	J
10.	UNKNOWN	13.03	48	J
11.	UNKNOWN	13.62	18	J
12.	UNKNOWN	13.74	15	J
13. 112-84-5	13-DOCOSENAMIDE, (Z)-	14.06	11	JN
14.	UNKNOWN	14.29	13	J
15.	UNKNOWN	14.99	6	J

METHOD 8270 - TCL SEMI-VOLATILE ORGANICS
TENTATIVELY IDENTIFIED COMPOUNDS

Client No.

RFI-31-0708

Lab Name: TestAmerica Laborat Contract: _____

Lab Code: RECNY Case No.: _____ SAS No.: _____ SDG No.: 8945

Matrix: (soil/water) WATER Lab Sample ID: A8910606RI

Sample wt/vol: 970.00 (g/mL) ML Lab File ID: X25696.RR

Level: (low/med) LOW Date Samp/Recv: 07/28/2008 07/28/2008

% Moisture: _____ decanted: (Y/N) N Date Extracted: 07/30/2008

Concentrated Extract Volume: 1000 (uL) Date Analyzed: 08/13/2008

Injection Volume: 1.00 (uL) Dilution Factor: 10.00

GPC Cleanup: (Y/N) N pH: 6.0

Number TICs found: 6

CONCENTRATION UNITS:
(ug/L or ug/Kg) UG/L

CAS NO.	Compound Name	RT	Est. Conc.	Q
1. 108-90-7	BENZENE, CHLORO-	3.99	210	JN
2.	UNKNOWN BENZENE DERIVATIVE	5.81	670	J
3.	UNKNOWN BENZENE DERIVATIVE	7.33	400	J
4.	UNKNOWN	9.52	330	J
5.	UNKNOWN	11.56	99	J
6.	UNKNOWN	12.08	200	J

METHOD 8270 - TCL SEMI-VOLATILE ORGANICS
TENTATIVELY IDENTIFIED COMPOUNDS

Client No.

RFI-32-0708

Lab Name: TestAmerica Laborat Contract: _____

Lab Code: RECNY Case No.: _____ SAS No.: _____ SDG No.: 8945

Matrix: (soil/water) WATER Lab Sample ID: A8912903

Sample wt/vol: 990.00 (g/mL) ML Lab File ID: X25548.RR

Level: (low/med) LOW Date Samp/Recv: 07/29/2008 07/29/2008

% Moisture: _____ decanted: (Y/N) N Date Extracted: 07/30/2008

Concentrated Extract Volume: 1000 (uL) Date Analyzed: 08/05/2008

Injection Volume: 1.00 (uL) Dilution Factor: 1.00

GPC Cleanup: (Y/N) N pH: 6.0

Number TICs found: 18

CONCENTRATION UNITS:
(ug/L or ug/Kg) UG/L

	CAS NO.	Compound Name	RT	Est. Conc.	Q
1.		UNKNOWN PHENOL	7.33	17	J
2.		UNKNOWN	9.17	40	J
3.		UNKNOWN	9.61	13	J
4.		UNKNOWN	9.70	30	J
5.		UNKNOWN BENZENE DERIVATIVE	9.77	15	J
6.		UNKNOWN	10.07	52	J
7.		UNKNOWN	10.14	16	J
8.		UNKNOWN	10.32	18	J
9.		UNKNOWN	10.37	15	J
10.		UNKNOWN BENZENE DERIVATIVE	10.46	47	J
11.		UNKNOWN	10.51	23	J
12.	272-14-0	THIENO(3,2-C)PYRIDINE	10.53	99	JN
13.		UNKNOWN	10.56	33	J
14.		UNKNOWN	10.68	19	J
15.		UNKNOWN	13.02	36	J
16.		UNKNOWN	13.62	18	J
17.	112-84-5	13-DOCOSENAMIDE, (Z)-	14.06	10	JN
18.		UNKNOWN	14.29	10	J

METHOD 8270 - TCL SEMI-VOLATILE ORGANICS
TENTATIVELY IDENTIFIED COMPOUNDS

Client No.

RFI-33-0708

Lab Name: TestAmerica Laborat Contract: _____

Lab Code: RECNY Case No.: _____ SAS No.: _____ SDG No.: 8945

Matrix: (soil/water) WATER Lab Sample ID: A8912902

Sample wt/vol: 1020.0 (g/mL) ML Lab File ID: X25547.RR

Level: (low/med) LOW Date Samp/Recv: 07/29/2008 07/29/2008

% Moisture: _____ decanted: (Y/N) N Date Extracted: 07/30/2008

Concentrated Extract Volume: 1000 (uL) Date Analyzed: 08/05/2008

Injection Volume: 1.00 (uL) Dilution Factor: 1.00

GPC Cleanup: (Y/N) N pH: 6.0

Number TICs found: 9

CONCENTRATION UNITS:
(ug/L or ug/Kg) UG/L

	CAS NO.	Compound Name	RT	Est. Conc.	Q
1.		UNKNOWN	11.20	4	J
2.		UNKNOWN	12.06	4	J
3.		UNKNOWN	12.19	10	J
4.		UNKNOWN	13.03	39	J
5.		UNKNOWN	13.62	16	J
6.		UNKNOWN	13.74	36	J
7.	301-02-0	9-OCTADECENAMIDE, (Z)-	14.06	7	JN
8.		UNKNOWN	14.29	9	J
9.		UNKNOWN	14.99	4	J

METHOD 8270 - TCL SEMI-VOLATILE ORGANICS
TENTATIVELY IDENTIFIED COMPOUNDS

Client No.

RFI-35-0708

Lab Name: TestAmerica Laborat Contract: _____

Lab Code: RECNY Case No.: _____ SAS No.: _____ SDG No.: 8945

Matrix: (soil/water) WATER Lab Sample ID: A8910607

Sample wt/vol: 1020.0 (g/mL) ML Lab File ID: X25545.RR

Level: (low/med) LOW Date Samp/Recv: 07/28/2008 07/28/2008

% Moisture: _____ decanted: (Y/N) N Date Extracted: 07/30/2008

Concentrated Extract Volume: 1000 (uL) Date Analyzed: 08/05/2008

Injection Volume: 1.00 (uL) Dilution Factor: 1.00

GPC Cleanup: (Y/N) N pH: 6.0

Number TICs found: 8

CONCENTRATION UNITS:
(ug/L or ug/Kg) UG/L

CAS NO.	Compound Name	RT	Est. Conc.	Q
1.	DICHLOROBENZOIC ACID ISOMER	9.50	74	J
2.	UNKNOWN	12.20	11	J
3.	UNKNOWN	13.00	10	J
4.	UNKNOWN	13.02	16	J
5.	UNKNOWN	13.62	11	J
6.	UNKNOWN	13.74	25	J
7. 112-84-5	13-DOCOSENAMIDE, (Z)-	14.06	12	JN
8.	UNKNOWN	14.29	8	J

METHOD 8270 - TCL SEMI-VOLATILE ORGANICS
TENTATIVELY IDENTIFIED COMPOUNDS

Client No.

RFI-36-0708

Lab Name: TestAmerica Laborat Contract: _____

Lab Code: RECNY Case No.: _____ SAS No.: _____ SDG No.: 8945

Matrix: (soil/water) WATER Lab Sample ID: A8912907

Sample wt/vol: 970.00 (g/mL) ML Lab File ID: X25552.RR

Level: (low/med) LOW Date Samp/Recv: 07/29/2008 07/29/2008

% Moisture: _____ decanted: (Y/N) N Date Extracted: 07/30/2008

Concentrated Extract Volume: 1000 (uL) Date Analyzed: 08/05/2008

Injection Volume: 1.00 (uL) Dilution Factor: 1.00

GPC Cleanup: (Y/N) N pH: 6.0

Number TICs found: 7

CONCENTRATION UNITS:
(ug/L or ug/Kg) UG/L

	CAS NO.	Compound Name	RT	Est. Conc.	Q
1.		UNKNOWN PROPANOL	11.17	6	J
2.		UNKNOWN	11.20	5	J
3.		UNKNOWN	12.19	12	J
4.		UNKNOWN	13.62	21	J
5.		UNKNOWN	13.73	14	J
6.	112-84-5	13-DOCOSENAMIDE, (Z)-	14.06	6	JN
7.		UNKNOWN	14.28	17	J

METHOD 8270 - TCL SEMI-VOLATILE ORGANICS
TENTATIVELY IDENTIFIED COMPOUNDS

Client No.

RFI-39-0708

Lab Name: TestAmerica Laborat Contract: _____

Lab Code: RECNY Case No.: _____ SAS No.: _____ SDG No.: 8945

Matrix: (soil/water) WATER Lab Sample ID: A8912910

Sample wt/vol: 950.00 (g/mL) ML Lab File ID: X25555.RR

Level: (low/med) LOW Date Samp/Recv: 07/29/2008 07/29/2008

% Moisture: _____ decanted: (Y/N) N Date Extracted: 07/30/2008

Concentrated Extract Volume: 1000 (uL) Date Analyzed: 08/05/2008

Injection Volume: 1.00 (uL) Dilution Factor: 1.00

GPC Cleanup: (Y/N) N pH: 6.0

Number TICs found: 10

CONCENTRATION UNITS:
(ug/L or ug/Kg) UG/L

	CAS NO.	Compound Name	RT	Est. Conc.	Q
1.		UNKNOWN PROPANOL	12.19	4	J
2.	111-06-8	HEXADECANOIC ACID, BUTYL EST	12.34	31	JN
3.		UNKNOWN PROPANOL	12.88	5	J
4.		UNKNOWN PROPANOL	12.90	12	J
5.	123-95-5	OCTADECANOIC ACID, BUTYL EST	12.95	34	JN
6.		UNKNOWN	13.02	40	J
7.		UNKNOWN PROPANOL	13.62	17	J
8.		UNKNOWN	13.74	42	J
9.	112-84-5	13-DOCOSENAMIDE, (Z)	14.06	7	JN
10.		UNKNOWN	14.29	13	J

METHOD 8270 - TCL SEMI-VOLATILE ORGANICS
TENTATIVELY IDENTIFIED COMPOUNDS

Client No.

RFI-43-0708

Lab Name: TestAmerica Laborat Contract: _____

Lab Code: RECNY Case No.: _____ SAS No.: _____ SDG No.: 8945

Matrix: (soil/water) WATER Lab Sample ID: A8912912

Sample wt/vol: 1010.0 (g/mL) ML Lab File ID: X25557.RR

Level: (low/med) LOW Date Samp/Recv: 07/29/2008 07/29/2008

% Moisture: _____ decanted: (Y/N) N Date Extracted: 07/30/2008

Concentrated Extract Volume: 1000 (uL) Date Analyzed: 08/05/2008

Injection Volume: 1.00 (uL) Dilution Factor: 1.00

GPC Cleanup: (Y/N) N pH: 6.0

Number TICs found: 6

CONCENTRATION UNITS:
(ug/L or ug/Kg) UG/L

CAS NO.	Compound Name	RT	Est. Conc.	Q
1. 20324-33-8	2-PROPANOL, 1-[2-(2-METHOXY-	11.18	4	JN
2.	UNKNOWN	12.08	9	J
3.	UNKNOWN	12.19	21	J
4.	UNKNOWN	12.88	5	J
5.	UNKNOWN	13.62	17	J
6.	UNKNOWN	14.29	9	J

METHOD 8270 - TCL SEMI-VOLATILE ORGANICS
TENTATIVELY IDENTIFIED COMPOUNDS

Client No.

RFI-45-0708

Lab Name: TestAmerica Laborat Contract: _____

Lab Code: RECNY Case No.: _____ SAS No.: _____ SDG No.: 8945

Matrix: (soil/water) WATER Lab Sample ID: A8912909

Sample wt/vol: 1010.0 (g/mL) ML Lab File ID: X25554.RR

Level: (low/med) LOW Date Samp/Recv: 07/29/2008 07/29/2008

% Moisture: _____ decanted: (Y/N) N Date Extracted: 07/30/2008

Concentrated Extract Volume: 1000 (uL) Date Analyzed: 08/05/2008

Injection Volume: 1.00 (uL) Dilution Factor: 1.00

GPC Cleanup: (Y/N) N pH: 6.0

Number TICs found: 6

CONCENTRATION UNITS:
(ug/L or ug/Kg) UG/L

CAS NO.	Compound Name	RT	Est. Conc.	Q
1.	UNKNOWN	12.19	8	J
2.	UNKNOWN	12.90	8	J
3.	UNKNOWN	13.02	34	J
4.	UNKNOWN	13.62	14	J
5.	UNKNOWN	13.73	11	J
6. 112-84-5	13-DOCOSENAMIDE, (Z)-	14.06	15	JN

METHOD 8270 - TCL SEMI-VOLATILE ORGANICS
TENTATIVELY IDENTIFIED COMPOUNDS

Client No.

RFI-51-0708

Lab Name: TestAmerica Laborat Contract: _____

Lab Code: RECNY Case No.: _____ SAS No.: _____ SDG No.: 8945

Matrix: (soil/water) WATER Lab Sample ID: A8912908

Sample wt/vol: 1030.0 (g/mL) ML Lab File ID: X25553.RR

Level: (low/med) LOW Date Samp/Recv: 07/29/2008 07/29/2008

% Moisture: _____ decanted: (Y/N) N Date Extracted: 07/30/2008

Concentrated Extract Volume: 1000 (uL) Date Analyzed: 08/05/2008

Injection Volume: 1.00 (uL) Dilution Factor: 1.00

GPC Cleanup: (Y/N) N pH: 5.0

Number TICs found: 8

CONCENTRATION UNITS:
(ug/L or ug/Kg) UG/L

	CAS NO.	Compound Name	RT	Est. Conc.	Q
1.		UNKNOWN	11.17	8	J
2.		UNKNOWN	11.20	5	J
3.		UNKNOWN	12.19	17	J
4.		UNKNOWN	13.02	38	J
5.		UNKNOWN	13.62	18	J
6.		UNKNOWN	13.74	10	J
7.	112-84-5	13-DOCOSENAMIDE, (Z)-	14.06	6	JN
8.		UNKNOWN	14.29	10	J

METHOD 8270 - TCL SEMI-VOLATILE ORGANICS
TENTATIVELY IDENTIFIED COMPOUNDS

Client No.

RFI-PZ04S-0708

Lab Name: TestAmerica Laborat Contract: _____

Lab Code: RECNY Case No.: _____ SAS No.: _____ SDG No.: 8945

Matrix: (soil/water) WATER Lab Sample ID: A8919701

Sample wt/vol: 920.00 (g/mL) ML Lab File ID: X25463.RR

Level: (low/med) LOW Date Samp/Recv: 07/30/2008 07/30/2008

% Moisture: _____ decanted: (Y/N) N Date Extracted: 07/31/2008

Concentrated Extract Volume: 1000 (uL) Date Analyzed: 08/02/2008

Injection Volume: 1.00 (uL) Dilution Factor: 1.00

GPC Cleanup: (Y/N) N pH: 6.0

Number TICs found: 20

CONCENTRATION UNITS:
(ug/L or ug/Kg) UG/L

	CAS NO.	Compound Name	RT	Est. Conc.	Q
1.		UNKNOWN	6.48	14	J
2.		UNKNOWN	7.70	15	J
3.		UNKNOWN	7.81	17	J
4.		UNKNOWN	8.36	19	J
5.		UNKNOWN	8.44	20	J
6.		UNKNOWN	8.70	19	J
7.		UNKNOWN	8.76	31	J
8.		UNKNOWN	9.04	18	J
9.	6331-04-0	ACETIC ACID, (2,4-XYLYL)-	9.12	19	JN
10.		UNKNOWN	9.71	39	J
11.		UNKNOWN	9.81	34	J
12.		UNKNOWN	9.95	17	J
13.		UNKNOWN	10.11	43	J
14.		UNKNOWN ALKANE	10.16	27	J
15.		UNKNOWN	10.35	17	J
16.		UNKNOWN	12.07	16	BJ
17.		UNKNOWN	12.19	15	J
18.		UNKNOWN	12.92	14	J
19.		UNKNOWN	14.31	22	BJ
20.		UNKNOWN	15.18	36	J

METHOD 8270 - TCL SEMI-VOLATILE ORGANICS
TENTATIVELY IDENTIFIED COMPOUNDS

Client No.

RFI-PZ17-0708

Lab Name: TestAmerica Laborat Contract: _____

Lab Code: RECNY Case No.: _____ SAS No.: _____ SDG No.: 8945

Matrix: (soil/water) WATER Lab Sample ID: A8912913

Sample wt/vol: 950.00 (g/mL) ML Lab File ID: X25698.RR

Level: (low/med) LOW Date Samp/Recv: 07/29/2008 07/29/2008

% Moisture: _____ decanted: (Y/N) N Date Extracted: 07/30/2008

Concentrated Extract Volume: 1000 (uL) Date Analyzed: 08/13/2008

Injection Volume: 1.00 (uL) Dilution Factor: 1.00

GPC Cleanup: (Y/N) N pH: 6.0

Number TICs found: 20

CONCENTRATION UNITS:
(ug/L or ug/Kg) UG/L

	CAS NO.	Compound Name	RT	Est. Conc.	Q
1.		UNKNOWN	8.30	12	J
2.		UNKNOWN	8.44	8	J
3.		UNKNOWN	8.57	15	J
4.		UNKNOWN	8.60	6	J
5.		UNKNOWN	8.76	12	J
6.		UNKNOWN	8.83	8	J
7.		UNKNOWN	8.90	9	J
8.		UNKNOWN	9.73	8	J
9.		UNKNOWN	9.84	10	J
10.		UNKNOWN	11.31	7	J
11.		UNKNOWN	12.18	7	J
12.		UNKNOWN	12.99	8	J
13.		UNKNOWN	13.02	8	J
14.		UNKNOWN	13.14	75	J
15.		UNKNOWN	13.71	8	J
16.		UNKNOWN	13.73	8	J
17.		UNKNOWN	13.86	70	J
18.	112-84-5	13-DOCOSENAMIDE, (Z)-	14.18	7	JN
19.		UNKNOWN	14.41	19	J
20.		UNKNOWN	15.15	6	J

METHOD 8270 - TCL SEMI-VOLATILE ORGANICS
TENTATIVELY IDENTIFIED COMPOUNDS

Client No.

RFI-PZ18-0708

Lab Name: TestAmerica Laborat Contract: _____

Lab Code: RECNY Case No.: _____ SAS No.: _____ SDG No.: 8945

Matrix: (soil/water) WATER Lab Sample ID: A8912904

Sample wt/vol: 920.00 (g/mL) ML Lab File ID: X25549.RR

Level: (low/med) LOW Date Samp/Recv: 07/29/2008 07/29/2008

% Moisture: _____ decanted: (Y/N) N Date Extracted: 07/30/2008

Concentrated Extract Volume: 1000 (uL) Date Analyzed: 08/05/2008

Injection Volume: 1.00 (uL) Dilution Factor: 1.00

GPC Cleanup: (Y/N) N pH: 6.0

Number TICs found: 10

CONCENTRATION UNITS:
(ug/L or ug/Kg) UG/L

	CAS NO.	Compound Name	RT	Est. Conc.	Q
1.		UNKNOWN	6.45	5	J
2.		UNKNOWN	8.18	5	J
3.		UNKNOWN	8.41	4	J
4.	57-11-4	OCTADECANOIC ACID	12.27	4	JN
5.	111-06-8	HEXADECANOIC ACID, BUTYL EST	12.34	19	JN
6.		UNKNOWN PROPANOL	12.88	5	J
7.		UNKNOWN	12.90	9	J
8.	123-95-5	OCTADECANOIC ACID, BUTYL EST	12.95	17	JN
9.		UNKNOWN	13.62	17	J
10.	112-84-5	13-DOCOSENAMIDE, (Z)-	14.06	4	JN

METHOD 8270 - TCL SEMI-VOLATILE ORGANICS
TENTATIVELY IDENTIFIED COMPOUNDS

Client No.

RFI-PZ19-0708

Lab Name: TestAmerica Laborat Contract: _____

Lab Code: RECNY Case No.: _____ SAS No.: _____ SDG No.: 8945

Matrix: (soil/water) WATER Lab Sample ID: A8912911

Sample wt/vol: 980.00 (g/mL) ML Lab File ID: X25556.RR

Level: (low/med) LOW Date Samp/Recv: 07/29/2008 07/29/2008

% Moisture: _____ decanted: (Y/N) N Date Extracted: 07/30/2008

Concentrated Extract Volume: 1000 (uL) Date Analyzed: 08/05/2008

Injection Volume: 1.00 (uL) Dilution Factor: 1.00

GPC Cleanup: (Y/N) N pH: 6.0

Number TICs found: 9

CONCENTRATION UNITS:
(ug/L or ug/Kg) UG/L

CAS NO.	Compound Name	RT	Est. Conc.	Q
1. 99-98-9	1,4-BENZENEDIAMINE, N,N-DIME	8.48	70	JN
2.	UNKNOWN	12.06	4	J
3. 57-11-4	OCTADECANOIC ACID	12.27	6	JN
4.	UNKNOWN	13.02	44	J
5.	UNKNOWN	13.62	18	J
6.	UNKNOWN	13.74	38	J
7. 301-02-0	9-OCTADECENAMIDE, (Z)-	14.06	7	JN
8.	UNKNOWN	14.29	12	J
9.	UNKNOWN	14.99	6	J

METHOD 8270 - TCL SEMI-VOLATILE ORGANICS
TENTATIVELY IDENTIFIED COMPOUNDS

Client No.

WG-R-R-0708

Lab Name: TestAmerica Laborat Contract: _____

Lab Code: RECNY Case No.: _____ SAS No.: _____ SDG No.: 8945

Matrix: (soil/water) WATER Lab Sample ID: A8894503

Sample wt/vol: 1040.0 (g/mL) ML Lab File ID: X25252.RR

Level: (low/med) LOW Date Samp/Recv: 07/24/2008 07/24/2008

% Moisture: _____ decanted: (Y/N) N Date Extracted: 07/25/2008

Concentrated Extract Volume: 1000 (uL) Date Analyzed: 07/29/2008

Injection Volume: 1.00 (uL) Dilution Factor: 1.00

GPC Cleanup: (Y/N) N pH: 6.0

Number TICs found: 13

CONCENTRATION UNITS:
(ug/L or ug/Kg) UG/L

	CAS NO.	Compound Name	RT	Est. Conc.	Q
1.		CHLOROANILINE ISOMER	6.83	18	J
2.		UNKNOWN BENZENE DERIVATIVE	8.73	8	J
3.		UNKNOWN	11.23	7	J
4.		UNKNOWN	12.11	13	J
5.		UNKNOWN	12.25	52	J
6.		UNKNOWN	12.90	7	J
7.		UNKNOWN	13.06	36	J
8.		UNKNOWN	13.66	22	J
9.		UNKNOWN	13.68	11	J
10.		UNKNOWN	13.80	28	J
11.		UNKNOWN	14.01	6	J
12.		UNKNOWN	15.08	9	J
13.		UNKNOWN	15.12	11	J

Client ID		EW-1-0708		EW-2-0708		EW-3-0708		EW-3R-0708	
Job No	Lab ID	A08-9022	A8902204	A08-9022	A8902205	A08-9022	A8902206	A08-9022	A8902211
Sample Date		07/25/2008		07/25/2008		07/25/2008		07/25/2008	
Analyte	Units	Sample Value	Reporting Limit	Sample Value	Reporting Limit	Sample Value	Reporting Limit	Sample Value	Reporting Limit
Aluminum - Total	MG/L	ND	0.20	ND	0.20	0.65	0.20	0.62	0.20
Antimony - Total	MG/L	ND	0.020	ND	0.020	ND	0.020	ND	0.020
Arsenic - Total	MG/L	0.029	0.010	0.32	0.010	0.15	0.010	0.15	0.010
Barium - Total	MG/L	0.049	0.0020	0.086	0.0020	0.074	0.0020	0.074	0.0020
Beryllium - Total	MG/L	ND	0.0020	ND	0.0020	ND	0.0020	ND	0.0020
Cadmium - Total	MG/L	ND	0.0010	ND	0.0010	0.0012	0.0010	ND	0.0010
Calcium - Total	MG/L	155	0.50	118	0.50	3.6	0.50	3.7	0.50
Chromium - Total	MG/L	ND	0.0040	0.030	0.0040	0.064	0.0040	0.063	0.0040
Cobalt - Total	MG/L	ND	0.0040	ND	0.0040	ND	0.0040	ND	0.0040
Copper - Total	MG/L	0.048	0.010	0.017	0.010	0.052	0.010	0.050	0.010
Iron - Total	MG/L	6.4	0.050	1.2	0.050	4.1	0.050	4.1	0.050
Lead - Total	MG/L	ND	0.0050	0.0051	0.0050	0.039	0.0050	0.039	0.0050
Magnesium - Total	MG/L	22.3	0.20	15.5	0.20	ND	0.20	ND	0.20
Manganese - Total	MG/L	0.66	0.0030	0.26	0.0030	0.095	0.0030	0.095	0.0030
Mercury - Total	MG/L	ND	0.00020	ND	0.00020	0.00025	0.00020	ND	0.00020
Nickel - Total	MG/L	ND	0.010	ND	0.010	0.012	0.010	ND	0.010
Potassium - Total	MG/L	37.2	0.50	141	0.50	348	0.50	349	0.50
Selenium - Total	MG/L	ND	0.015	ND	0.015	ND	0.015	ND	0.015
Silver - Total	MG/L	ND	0.0030	ND	0.0030	ND	0.0030	ND	0.0030
Sodium - Total	MG/L	177	1.0	382	1.0	778	5.0	773	5.0
Thallium - Total	MG/L	ND	0.020	ND	0.020	ND	0.020	ND	0.020
Vanadium - Total	MG/L	ND	0.0050	0.037	0.0050	0.10	0.0050	0.10	0.0050
Zinc - Total	MG/L	0.055	0.010	0.041	0.010	0.15	0.010	0.15	0.010

NA = Not Applicable ND = Not Detected

Client ID		EW-4-0708		EW-5-0708		ICM-101-0708		ICM-102-0708	
Job No	Lab ID	A08-9022	A8902207	A08-9022	A8902208	A08-8945	A8894501	A08-9022	A8902201
Sample Date		07/25/2008		07/25/2008		07/24/2008		07/25/2008	
Analyte	Units	Sample Value	Reporting Limit	Sample Value	Reporting Limit	Sample Value	Reporting Limit	Sample Value	Reporting Limit
Aluminum - Total	MG/L	ND	0.20	ND	0.20	5.7	0.20	ND	0.20
Antimony - Total	MG/L	ND	0.020	ND	0.020	ND	0.020	ND	0.020
Arsenic - Total	MG/L	ND	0.010	0.013	0.010	0.085	0.010	ND	0.010
Barium - Total	MG/L	0.016	0.0020	0.092	0.0020	0.32	0.0020	0.089	0.0020
Beryllium - Total	MG/L	ND	0.0020	ND	0.0020	0.0025	0.0020	ND	0.0020
Cadmium - Total	MG/L	ND	0.0010	ND	0.0010	0.0012	0.0010	ND	0.0010
Calcium - Total	MG/L	3.0	0.50	347	0.50	100	0.50	260	0.50
Chromium - Total	MG/L	0.012	0.0040	0.0069	0.0040	0.20	0.0040	ND	0.0040
Cobalt - Total	MG/L	ND	0.0040	ND	0.0040	0.0046	0.0040	ND	0.0040
Copper - Total	MG/L	ND	0.010	0.021	0.010	0.045	0.010	ND	0.010
Iron - Total	MG/L	0.53	0.050	25.4	0.050	39.3	0.050	4.7	0.050
Lead - Total	MG/L	ND	0.0050	ND	0.0050	0.025	0.0050	ND	0.0050
Magnesium - Total	MG/L	ND	0.20	76.0	0.20	19.6	0.20	24.5	0.20
Manganese - Total	MG/L	0.011	0.0030	4.6	0.0030	0.92	0.0030	1.8	0.0030
Mercury - Total	MG/L	ND	0.00020	ND	0.00020	0.00060	0.00020	ND	0.00020
Nickel - Total	MG/L	ND	0.010	ND	0.010	0.032	0.010	ND	0.010
Potassium - Total	MG/L	630	2.5	85.4	0.50	16.5	0.50	11.1	0.50
Selenium - Total	MG/L	ND	0.015	ND	0.015	ND	0.015	ND	0.015
Silver - Total	MG/L	ND	0.0030	ND	0.0030	ND	0.0030	ND	0.0030
Sodium - Total	MG/L	1310	5.0	824	5.0	1300	10	85.9	1.0
Thallium - Total	MG/L	ND	0.020	ND	0.020	ND	0.020	ND	0.020
Vanadium - Total	MG/L	0.048	0.0050	ND	0.0050	0.32	0.0050	ND	0.0050
Zinc - Total	MG/L	0.010	0.010	0.051	0.010	0.11	0.010	ND	0.010

NA = Not Applicable ND = Not Detected

Client ID	ICM-103-0708		ICM-104-0708		ICM-105-0708		R-14-0708	
Job No / Lab ID	A08-9022	A8902202	A08-9022	A8902203	A08-9022	A8902209	A08-9129	A8912906
Sample Date	07/25/2008		07/25/2008		07/25/2008		07/29/2008	

Analyte	Units	Sample Value	Reporting Limit	Sample Value	Reporting Limit	Sample Value	Reporting Limit	Sample Value	Reporting Limit
Aluminum - Total	MG/L	ND	0.20	0.52	0.20	ND	0.20	ND	0.20
Antimony - Total	MG/L	ND	0.020	ND	0.020	ND	0.020	ND	0.020
Arsenic - Total	MG/L	ND	0.010	0.071	0.010	0.015	0.010	0.033	0.010
Barium - Total	MG/L	0.038	0.0020	0.0081	0.0020	0.091	0.0020	0.44	0.0020
Beryllium - Total	MG/L	ND	0.0020	ND	0.0020	ND	0.0020	ND	0.0020
Cadmium - Total	MG/L	ND	0.0010	ND	0.0010	ND	0.0010	0.0011	0.0010
Calcium - Total	MG/L	45.6	0.50	6.5	0.50	234	0.50	257	0.50
Chromium - Total	MG/L	ND	0.0040	ND	0.0040	ND	0.0040	ND	0.0040
Cobalt - Total	MG/L	ND	0.0040	ND	0.0040	ND	0.0040	ND	0.0040
Copper - Total	MG/L	ND	0.010	ND	0.010	ND	0.010	ND	0.010
Iron - Total	MG/L	0.11	0.050	0.33	0.050	16.4	0.050	62.3	0.050
Lead - Total	MG/L	ND	0.0050	0.011	0.0050	ND	0.0050	ND	0.0050
Magnesium - Total	MG/L	6.1	0.20	ND	0.20	22.0	0.20	98.7	0.20
Manganese - Total	MG/L	0.037	0.0030	0.0037	0.0030	0.44	0.0030	2.2	0.0030
Mercury - Total	MG/L	ND	0.00020	ND	0.00020	ND	0.00020	ND	0.00020
Nickel - Total	MG/L	ND	0.010	ND	0.010	ND	0.010	ND	0.010
Potassium - Total	MG/L	9.7	0.50	88.8	0.50	31.4	0.50	63.2	0.50
Selenium - Total	MG/L	ND	0.015	ND	0.015	ND	0.015	ND	0.015
Silver - Total	MG/L	ND	0.0030	ND	0.0030	ND	0.0030	ND	0.0030
Sodium - Total	MG/L	64.4	1.0	234	1.0	103	1.0	475	5.0
Thallium - Total	MG/L	ND	0.020	ND	0.020	ND	0.020	ND	0.020
Vanadium - Total	MG/L	ND	0.0050	0.032	0.0050	ND	0.0050	ND	0.0050
Zinc - Total	MG/L	ND	0.010	0.013	0.010	0.065	0.010	ND	0.010

NA = Not Applicable ND = Not Detected

Client ID		RFI-17-0708		RFI-18-0708		RFI-20-0708		RFI-22-0708	
Job No	Lab ID	A08-9129	A8912905	A08-9106	A8910605	A08-9106	A8910602	A08-9022	A8902210
Sample Date		07/29/2008		07/28/2008		07/28/2008		07/25/2008	
Analyte	Units	Sample Value	Reporting Limit	Sample Value	Reporting Limit	Sample Value	Reporting Limit	Sample Value	Reporting Limit
Aluminum - Total	MG/L	ND	0.20	ND	0.20	ND	0.20	ND	0.20
Antimony - Total	MG/L	ND	0.020	ND	0.020	ND	0.020	ND	0.020
Arsenic - Total	MG/L	ND	0.010	ND	0.010	ND	0.010	ND	0.010
Barium - Total	MG/L	0.036	0.0020	0.069	0.0020	0.019	0.0020	0.23	0.0020
Beryllium - Total	MG/L	ND	0.0020	ND	0.0020	ND	0.0020	ND	0.0020
Cadmium - Total	MG/L	ND	0.0010	ND	0.0010	ND	0.0010	0.0016	0.0010
Calcium - Total	MG/L	135	0.50	1030	2.5	399	0.50	296	0.50
Chromium - Total	MG/L	ND	0.0040	0.014	0.0040	ND	0.0040	ND	0.0040
Cobalt - Total	MG/L	ND	0.0040	0.018	0.0040	ND	0.0040	ND	0.0040
Copper - Total	MG/L	ND	0.010	ND	0.010	ND	0.010	ND	0.010
Iron - Total	MG/L	0.081	0.050	7.3	0.050	2.6	0.050	164	0.050
Lead - Total	MG/L	ND	0.0050	ND	0.0050	ND	0.0050	ND	0.0050
Magnesium - Total	MG/L	45.8	0.20	318	0.20	140	0.20	37.5	0.20
Manganese - Total	MG/L	0.14	0.0030	4.6	0.0030	1.7	0.0030	4.2	0.0030
Mercury - Total	MG/L	ND	0.00020	ND	0.00020	ND	0.00020	ND	0.00020
Nickel - Total	MG/L	0.012	0.010	0.16	0.010	ND	0.010	ND	0.010
Potassium - Total	MG/L	1.2	0.50	3.2	0.50	6.5	0.50	60.2	0.50
Selenium - Total	MG/L	ND	0.015	ND	0.015	ND	0.015	ND	0.015
Silver - Total	MG/L	ND	0.0030	ND	0.0030	ND	0.0030	ND	0.0030
Sodium - Total	MG/L	54.9	1.0	1050	5.0	153	1.0	369	1.0
Thallium - Total	MG/L	ND	0.020	ND	0.020	ND	0.020	ND	0.020
Vanadium - Total	MG/L	ND	0.0050	ND	0.0050	ND	0.0050	ND	0.0050
Zinc - Total	MG/L	ND	0.010	ND	0.010	ND	0.010	ND	0.010

NA = Not Applicable ND = Not Detected

Client ID		RFI-24-0708		RFI-25-0708		RFI-27-0708		RFI-28-0708	
Job No	Lab ID	A08-8945	A8894504	A08-8945	A8894502	A08-9106	A8910601	A08-9106	A8910604
Sample Date		07/24/2008		07/24/2008		07/28/2008		07/28/2008	
Analyte	Units	Sample Value	Reporting Limit	Sample Value	Reporting Limit	Sample Value	Reporting Limit	Sample Value	Reporting Limit
Aluminum - Total	MG/L	0.33	0.20	ND	0.20	ND	0.20	ND	0.20
Antimony - Total	MG/L	ND	0.020	ND	0.020	ND	0.020	ND	0.020
Arsenic - Total	MG/L	0.010	0.010	0.033	0.010	ND	0.010	0.052	0.010
Barium - Total	MG/L	0.0079	0.0020	0.050	0.0020	0.043	0.0020	0.014	0.0020
Beryllium - Total	MG/L	ND	0.0020	ND	0.0020	ND	0.0020	ND	0.0020
Cadmium - Total	MG/L	ND	0.0010	ND	0.0010	ND	0.0010	ND	0.0010
Calcium - Total	MG/L	2.9	0.50	157	0.50	224	0.50	188	0.50
Chromium - Total	MG/L	0.013	0.0040	ND	0.0040	0.082	0.0040	0.0064	0.0040
Cobalt - Total	MG/L	ND	0.0040	ND	0.0040	0.021	0.0040	ND	0.0040
Copper - Total	MG/L	0.011	0.010	ND	0.010	ND	0.010	ND	0.010
Iron - Total	MG/L	1.2	0.050	3.0	0.050	0.91	0.050	0.076	0.050
Lead - Total	MG/L	0.037	0.0050	ND	0.0050	ND	0.0050	ND	0.0050
Magnesium - Total	MG/L	ND	0.20	19.0	0.20	99.5	0.20	12.7	0.20
Manganese - Total	MG/L	0.0074	0.0030	0.70	0.0030	0.71	0.0030	0.10	0.0030
Mercury - Total	MG/L	0.00025	0.00020	ND	0.00020	ND	0.00020	ND	0.00020
Nickel - Total	MG/L	ND	0.010	ND	0.010	0.70	0.010	ND	0.010
Potassium - Total	MG/L	200	0.50	12.9	0.50	2.7	0.50	9.1	0.50
Selenium - Total	MG/L	ND	0.015	ND	0.015	ND	0.015	ND	0.015
Silver - Total	MG/L	ND	0.0030	ND	0.0030	ND	0.0030	ND	0.0030
Sodium - Total	MG/L	300	1.0	53.0	1.0	271	1.0	452	5.0
Thallium - Total	MG/L	ND	0.020	ND	0.020	ND	0.020	ND	0.020
Vanadium - Total	MG/L	0.020	0.0050	ND	0.0050	ND	0.0050	0.023	0.0050
Zinc - Total	MG/L	0.046	0.010	ND	0.010	ND	0.010	ND	0.010

NA = Not Applicable ND = Not Detected

Client ID		RFI-29-0708		RFI-30-0708		RFI-31-0708		RFI-32-0708	
Job No	Lab ID	A08-9129	A8912901	A08-9106	A8910603	A08-9106	A8910606	A08-9129	A8912903
Sample Date		07/29/2008		07/28/2008		07/28/2008		07/29/2008	
Analyte	Units	Sample Value	Reporting Limit	Sample Value	Reporting Limit	Sample Value	Reporting Limit	Sample Value	Reporting Limit
Aluminum - Total	MG/L	ND	0.20	ND	0.20	ND	0.20	ND	0.20
Antimony - Total	MG/L	ND	0.020	ND	0.020	ND	0.020	ND	0.020
Arsenic - Total	MG/L	0.020	0.010	ND	0.010	ND	0.010	0.016	0.010
Barium - Total	MG/L	0.12	0.0020	0.027	0.0020	0.044	0.0020	0.066	0.0020
Beryllium - Total	MG/L	ND	0.0020	ND	0.0020	ND	0.0020	ND	0.0020
Cadmium - Total	MG/L	ND	0.0010	ND	0.0010	ND	0.0010	ND	0.0010
Calcium - Total	MG/L	57.7	0.50	345	0.50	165	0.50	145	0.50
Chromium - Total	MG/L	ND	0.0040	0.064	0.0040	0.0065	0.0040	ND	0.0040
Cobalt - Total	MG/L	ND	0.0040	ND	0.0040	ND	0.0040	ND	0.0040
Copper - Total	MG/L	ND	0.010	ND	0.010	ND	0.010	ND	0.010
Iron - Total	MG/L	ND	0.050	0.81	0.050	0.46	0.050	3.7	0.050
Lead - Total	MG/L	ND	0.0050	ND	0.0050	ND	0.0050	ND	0.0050
Magnesium - Total	MG/L	8.8	0.20	126	0.20	39.3	0.20	67.1	0.20
Manganese - Total	MG/L	0.065	0.0030	0.93	0.0030	0.82	0.0030	0.70	0.0030
Mercury - Total	MG/L	ND	0.00020	ND	0.00020	ND	0.00020	ND	0.00020
Nickel - Total	MG/L	ND	0.010	0.17	0.010	0.021	0.010	ND	0.010
Potassium - Total	MG/L	4.1	0.50	1.7	0.50	34.8	0.50	1.3	0.50
Selenium - Total	MG/L	ND	0.015	ND	0.015	ND	0.015	ND	0.015
Silver - Total	MG/L	ND	0.0030	ND	0.0030	ND	0.0030	ND	0.0030
Sodium - Total	MG/L	204	1.0	307	1.0	2500	10	52.0	1.0
Thallium - Total	MG/L	ND	0.020	ND	0.020	ND	0.020	ND	0.020
Vanadium - Total	MG/L	ND	0.0050	ND	0.0050	ND	0.0050	ND	0.0050
Zinc - Total	MG/L	ND	0.010	0.060	0.010	0.025	0.010	0.016	0.010

NA = Not Applicable ND = Not Detected

Client ID		RFI-33-0708		RFI-35-0708		RFI-36-0708		RFI-39-0708	
Job No	Lab ID	A08-9129	A8912902	A08-9106	A8910607	A08-9129	A8912907	A08-9129	A8912910
Sample Date		07/29/2008		07/28/2008		07/29/2008		07/29/2008	
Analyte	Units	Sample Value	Reporting Limit	Sample Value	Reporting Limit	Sample Value	Reporting Limit	Sample Value	Reporting Limit
Aluminum - Total	MG/L	ND	0.20	ND	0.20	ND	0.20	ND	0.20
Antimony - Total	MG/L	ND	0.020	ND	0.020	ND	0.020	ND	0.020
Arsenic - Total	MG/L	ND	0.010	ND	0.010	ND	0.010	ND	0.010
Barium - Total	MG/L	0.063	0.0020	0.013	0.0020	0.024	0.0020	0.020	0.0020
Beryllium - Total	MG/L	ND	0.0020	ND	0.0020	ND	0.0020	ND	0.0020
Cadmium - Total	MG/L	0.0022	0.0010	ND	0.0010	ND	0.0010	ND	0.0010
Calcium - Total	MG/L	148	0.50	554	0.50	632	0.50	566	0.50
Chromium - Total	MG/L	ND	0.0040	ND	0.0040	ND	0.0040	ND	0.0040
Cobalt - Total	MG/L	ND	0.0040	0.0088	0.0040	ND	0.0040	ND	0.0040
Copper - Total	MG/L	ND	0.010	ND	0.010	ND	0.010	ND	0.010
Iron - Total	MG/L	0.60	0.050	3.0	0.050	18.3	0.050	0.34	0.050
Lead - Total	MG/L	ND	0.0050	ND	0.0050	ND	0.0050	ND	0.0050
Magnesium - Total	MG/L	52.1	0.20	608	0.20	51.6	0.20	6.5	0.20
Manganese - Total	MG/L	0.61	0.0030	1.5	0.0030	0.60	0.0030	0.20	0.0030
Mercury - Total	MG/L	ND	0.00020	ND	0.00020	ND	0.00020	ND	0.00020
Nickel - Total	MG/L	0.057	0.010	0.012	0.010	ND	0.010	ND	0.010
Potassium - Total	MG/L	1.0	0.50	6.7	0.50	14.5	0.50	118	0.50
Selenium - Total	MG/L	ND	0.015	ND	0.015	ND	0.015	ND	0.015
Silver - Total	MG/L	ND	0.0030	ND	0.0030	ND	0.0030	ND	0.0030
Sodium - Total	MG/L	292	1.0	678	5.0	31.5	1.0	2580	10
Thallium - Total	MG/L	ND	0.020	ND	0.020	ND	0.020	ND	0.020
Vanadium - Total	MG/L	ND	0.0050	ND	0.0050	ND	0.0050	ND	0.0050
Zinc - Total	MG/L	ND	0.010	ND	0.010	ND	0.010	0.020	0.010

NA = Not Applicable ND = Not Detected

Client ID		RFI-43-0708		RFI-45-0708		RFI-51-0708		RFI-PZ04S-0708	
Job No	Lab ID	A08-9129	A8912912	A08-9129	A8912909	A08-9129	A8912908	A08-9197	A8919701
Sample Date		07/29/2008		07/29/2008		07/29/2008		07/30/2008	

Analyte	Units	Sample Value	Reporting Limit	Sample Value	Reporting Limit	Sample Value	Reporting Limit	Sample Value	Reporting Limit
Aluminum - Total	MG/L	ND	0.20	0.69	0.20	ND	0.20	0.87	0.20
Antimony - Total	MG/L	ND	0.020	ND	0.020	ND	0.020	ND	0.020
Arsenic - Total	MG/L	ND	0.010	ND	0.010	0.67	0.010	ND	0.010
Barium - Total	MG/L	0.011	0.0020	0.030	0.0020	0.019	0.0020	0.23	0.0020
Beryllium - Total	MG/L	ND	0.0020	ND	0.0020	ND	0.0020	ND	0.0020
Cadmium - Total	MG/L	ND	0.0010	0.025	0.0010	ND	0.0010	ND	0.0010
Calcium - Total	MG/L	406	0.50	758	0.50	533	0.50	444	0.50
Chromium - Total	MG/L	ND	0.0040	ND	0.0040	ND	0.0040	ND	0.0040
Cobalt - Total	MG/L	ND	0.0040	0.032	0.0040	ND	0.0040	ND	0.0040
Copper - Total	MG/L	ND	0.010	ND	0.010	ND	0.010	ND	0.010
Iron - Total	MG/L	0.25	0.050	0.91	0.050	28.0	0.050	48.5	0.050
Lead - Total	MG/L	ND	0.0050	ND	0.0050	ND	0.0050	ND	0.0050
Magnesium - Total	MG/L	125	0.20	68.7	0.20	99.7	0.20	106	0.20
Manganese - Total	MG/L	2.6	0.0030	10.6	0.0030	1.5	0.0030	2.6	0.0030
Mercury - Total	MG/L	ND	0.00020	ND	0.00020	ND	0.00020	ND	0.00020
Nickel - Total	MG/L	ND	0.010	0.021	0.010	ND	0.010	ND	0.010
Potassium - Total	MG/L	0.90	0.50	38.3	0.50	31.3	0.50	7.0	0.50
Selenium - Total	MG/L	ND	0.015	ND	0.015	ND	0.015	ND	0.015
Silver - Total	MG/L	ND	0.0030	ND	0.0030	ND	0.0030	ND	0.0030
Sodium - Total	MG/L	30.9	1.0	617	5.0	149	1.0	13.3	1.0
Thallium - Total	MG/L	ND	0.020	ND	0.020	ND	0.020	ND	0.020
Vanadium - Total	MG/L	ND	0.0050	ND	0.0050	ND	0.0050	ND	0.0050
Zinc - Total	MG/L	ND	0.010	0.58	0.010	ND	0.010	ND	0.010

NA = Not Applicable ND = Not Detected

Client ID		RFI-PZ17-0708		RFI-PZ18-0708		RFI-PZ19-0708		WG-R-R-0708	
Job No	Lab ID	A08-9129	A8912913	A08-9129	A8912904	A08-9129	A8912911	A08-8945	A8894503
Sample Date		07/29/2008		07/29/2008		07/29/2008		07/24/2008	

Analyte	Units	Sample Value	Reporting Limit	Sample Value	Reporting Limit	Sample Value	Reporting Limit	Sample Value	Reporting Limit
Aluminum - Total	MG/L	ND	0.20	ND	0.20	ND	0.20	ND	0.20
Antimony - Total	MG/L	ND	0.020	ND	0.020	ND	0.020	ND	0.020
Arsenic - Total	MG/L	ND	0.010	ND	0.010	ND	0.010	0.041	0.010
Barium - Total	MG/L	0.13	0.0020	0.18	0.0020	0.061	0.0020	0.10	0.0020
Beryllium - Total	MG/L	ND	0.0020	ND	0.0020	ND	0.0020	ND	0.0020
Cadmium - Total	MG/L	ND	0.0010	ND	0.0010	0.018	0.0010	ND	0.0010
Calcium - Total	MG/L	396	0.50	210	0.50	644	0.50	128	0.50
Chromium - Total	MG/L	ND	0.0040	ND	0.0040	ND	0.0040	ND	0.0040
Cobalt - Total	MG/L	ND	0.0040	ND	0.0040	ND	0.0040	ND	0.0040
Copper - Total	MG/L	ND	0.010	0.046	0.010	0.016	0.010	ND	0.010
Iron - Total	MG/L	6.1	0.050	0.32	0.050	730	0.050	17.6	0.050
Lead - Total	MG/L	ND	0.0050	ND	0.0050	0.0074	0.0050	ND	0.0050
Magnesium - Total	MG/L	90.0	0.20	28.3	0.20	415	0.20	16.6	0.20
Manganese - Total	MG/L	0.44	0.0030	0.99	0.0030	22.8	0.015	1.6	0.0030
Mercury - Total	MG/L	ND	0.00020	0.00020	0.00020	ND	0.00020	ND	0.00020
Nickel - Total	MG/L	ND	0.010	ND	0.010	ND	0.010	ND	0.010
Potassium - Total	MG/L	4.1	0.50	6.3	0.50	27.8	0.50	5.9	0.50
Selenium - Total	MG/L	ND	0.015	ND	0.015	ND	0.015	ND	0.015
Silver - Total	MG/L	ND	0.0030	ND	0.0030	ND	0.0030	ND	0.0030
Sodium - Total	MG/L	11.4	1.0	20.8	1.0	140	1.0	101	1.0
Thallium - Total	MG/L	ND	0.020	ND	0.020	ND	0.020	ND	0.020
Vanadium - Total	MG/L	ND	0.0050	ND	0.0050	ND	0.0050	0.0094	0.0050
Zinc - Total	MG/L	ND	0.010	0.016	0.010	ND	0.010	ND	0.010

NA = Not Applicable ND = Not Detected

Client ID		EW-1-0708		EW-2-0708		EW-3-0708		EW-3R-0708	
Job No / Lab ID		A08-9022	A8902204	A08-9022	A8902205	A08-9022	A8902206	A08-9022	A8902211
Sample Date		07/25/2008		07/25/2008		07/25/2008		07/25/2008	
Analyte	Units	Sample Value	Reporting Limit	Sample Value	Reporting Limit	Sample Value	Reporting Limit	Sample Value	Reporting Limit
Chloride	MG/L	159	2.5	209	2.5	398	2.5	383	2.5
Cyanide - Total	MG/L	ND	0.010	0.13	0.010	0.47	0.010	0.34	0.020
Nitrate-Nitrite	MG/L-N	ND	0.050	3.1	0.10	ND	0.050	0.92	0.050
Sulfate	MG/L	295	40.0	439	80.0	ND	5.0	NA	
Sulfate	MG/L	NA		NA		NA		80.4	10
Sulfide	MG/L	ND	1.0	2.4	1.0	9.6	4.0	1.6	1.0

Client ID		EW-4-0708		EW-5-0708		ICM-101-0708		ICM-102-0708	
Job No / Lab ID		A08-9022	A8902207	A08-9022	A8902208	A08-8945	A8894501	A08-9022	A8902201
Sample Date		07/25/2008		07/25/2008		07/24/2008		07/25/2008	
Analyte	Units	Sample Value	Reporting Limit	Sample Value	Reporting Limit	Sample Value	Reporting Limit	Sample Value	Reporting Limit
Chloride	MG/L	984	10	1470	10	683	10	67.2	2.5
Cyanide - Total	MG/L	0.70	0.020	ND	0.010	0.020	0.010	ND	0.010
Nitrate-Nitrite	MG/L-N	0.052	0.050	0.53	0.050	ND	0.050	1.2	0.050
Sulfate	MG/L	206	55.0	736	100	80.7	50.0	400	65.0
Sulfide	MG/L	9.6	4.0	ND	1.0	8.0	1.0	ND	1.0

Client ID		ICM-103-0708		ICM-104-0708		ICM-105-0708		RFI-17-0708	
Job No / Lab ID		A08-9022	A8902202	A08-9022	A8902203	A08-9022	A8902209	A08-9129	A8912905
Sample Date		07/25/2008		07/25/2008		07/25/2008		07/29/2008	
Analyte	Units	Sample Value	Reporting Limit	Sample Value	Reporting Limit	Sample Value	Reporting Limit	Sample Value	Reporting Limit
Chloride	MG/L	96.7	2.5	104	2.5	146	2.5	13.5	2.5
Cyanide - Total	MG/L	0.071	0.010	0.026	0.010	0.19	0.010	ND	0.010
Nitrate-Nitrite	MG/L-N	1.4	0.050	0.076	0.050	ND	0.050	0.25	0.050
Sulfate	MG/L	38.4	5.0	26.2	10	365	80.0	217	40.0
Sulfide	MG/L	ND	1.0	6.4	1.0	ND	1.0	ND	1.0

NA = Not Applicable ND = Not Detected

Client ID		RFI-18-0708		RFI-20-0708		RFI-22-0708		RFI-24-0708	
Job No	Lab ID	A08-9106	A8910605	A08-9106	A8910602	A08-9022	A8902210	A08-8945	A8894504
Sample Date		07/28/2008		07/28/2008		07/25/2008		07/24/2008	
Analyte	Units	Sample Value	Reporting Limit	Sample Value	Reporting Limit	Sample Value	Reporting Limit	Sample Value	Reporting Limit
Chloride	MG/L	3600	50.0	305	2.5	732	5.0	74.6	10
Cyanide - Total	MG/L	ND	0.010	ND	0.010	ND	0.010	0.32	0.010
Nitrate-Nitrite	MG/L-N	ND	0.050	1.3	0.050	0.49	0.050	3.0	0.10
Sulfate	MG/L	489	100	1050	150	753	100	10.9	10
Sulfide	MG/L	ND	1.0	ND	1.0	ND	1.0	ND	1.0

Client ID		RFI-25-0708		RFI-27-0708		RFI-28-0708		RFI-29-0708	
Job No	Lab ID	A08-8945	A8894502	A08-9106	A8910601	A08-9106	A8910604	A08-9129	A8912901
Sample Date		07/24/2008		07/28/2008		07/28/2008		07/29/2008	
Analyte	Units	Sample Value	Reporting Limit	Sample Value	Reporting Limit	Sample Value	Reporting Limit	Sample Value	Reporting Limit
Chloride	MG/L	70.2	2.5	681	10	198	2.5	160	2.5
Cyanide - Total	MG/L	ND	0.010	ND	0.010	ND	0.010	ND	0.010
Nitrate-Nitrite	MG/L-N	1.0	0.050	ND	0.050	0.44	0.050	3.5	0.10
Sulfate	MG/L	199	40.0	289	40.0	762	100	138	25.0
Sulfide	MG/L	ND	1.0	ND	1.0	1.6	1.0	ND	1.0

Client ID		RFI-30-0708		RFI-31-0708		RFI-32-0708		RFI-33-0708	
Job No	Lab ID	A08-9106	A8910603	A08-9106	A8910606	A08-9129	A8912903	A08-9129	A8912902
Sample Date		07/28/2008		07/28/2008		07/29/2008		07/29/2008	
Analyte	Units	Sample Value	Reporting Limit	Sample Value	Reporting Limit	Sample Value	Reporting Limit	Sample Value	Reporting Limit
Chloride	MG/L	892	10	2780	50.0	61.2	2.5	619	5.0
Cyanide - Total	MG/L	ND	0.010	ND	0.010	ND	0.010	ND	0.010
Nitrate-Nitrite	MG/L-N	ND	0.050	0.11	0.050	ND	0.050	1.0	0.050
Sulfate	MG/L	440	80.0	854	150	127	25.0	124	25.0
Sulfide	MG/L	ND	1.0	ND	1.0	ND	1.0	ND	1.0

NA = Not Applicable ND = Not Detected

Client ID		RFI-35-0708		RFI-36-0708		RFI-39-0708		RFI-43-0708	
Job No	Lab ID	A08-9106	A8910607	A08-9129	A8912907	A08-9129	A8912910	A08-9129	A8912912
Sample Date		07/28/2008		07/29/2008		07/29/2008		07/29/2008	
Analyte	Units	Sample Value	Reporting Limit	Sample Value	Reporting Limit	Sample Value	Reporting Limit	Sample Value	Reporting Limit
Chloride	MG/L	246	2.5	30.6	2.5	2920	25.0	24.7	2.5
Cyanide - Total	MG/L	ND	0.010	ND	0.010	ND	0.010	ND	0.010
Nitrate-Nitrite	MG/L-N	0.070	0.050	0.94	0.050	0.051	0.050	ND	0.050
Sulfate	MG/L	3480	605	1550	250	2910	605	1080	150
Sulfide	MG/L	ND	1.0	ND	1.0	ND	1.0	ND	1.0

Client ID		RFI-45-0708		RFI-51-0708		RFI-PZ17-0708		RFI-PZ18-0708	
Job No	Lab ID	A08-9129	A8912909	A08-9129	A8912908	A08-9129	A8912913	A08-9129	A8912904
Sample Date		07/29/2008		07/29/2008		07/29/2008		07/29/2008	
Analyte	Units	Sample Value	Reporting Limit	Sample Value	Reporting Limit	Sample Value	Reporting Limit	Sample Value	Reporting Limit
Chloride	MG/L	1350	10	22.9	2.5	10	2.5	9.5	2.5
Cyanide - Total	MG/L	ND	0.010	ND	0.010	ND	0.010	ND	0.010
Nitrate-Nitrite	MG/L-N	14.7	0.25	ND	0.050	2.8	0.050	0.062	0.050
Sulfate	MG/L	1410	250	1750	250	124	25.0	171	25.0
Sulfide	MG/L	ND	1.0	ND	1.0	ND	1.0	ND	1.0

Client ID		RFI-PZ19-0708		WG-R-R-0708					
Job No	Lab ID	A08-9129	A8912911	A08-8945	A8894503				
Sample Date		07/29/2008		07/24/2008					
Analyte	Units	Sample Value	Reporting Limit	Sample Value	Reporting Limit	Sample Value	Reporting Limit	Sample Value	Reporting Limit
Chloride	MG/L	92.3	2.5	56.8	2.5	NA		NA	
Cyanide - Total	MG/L	ND	0.010	ND	0.010	NA		NA	
Nitrate-Nitrite	MG/L-N	ND	0.050	1.0	0.050	NA		NA	
Sulfate	MG/L	3820	605	15.7	5.0	NA		NA	
Sulfide	MG/L	1.6	1.0	ND	1.0	NA		NA	

NA = Not Applicable ND = Not Detected

Batch Quality Control Data

Lab Sample ID: A8904705 A8904705MS A8904705SD

Analyte	Units of Measure	Concentration			Spike Amount		% Recovery			%	QC LIMITS	
		Sample	Matrix Spike	Spike Duplicate	MS	MSD	MS	MSD	Avg	RPD	RPD	REC.
METHOD 8260 - TCL VOLATILE ORGANICS												
1,1-Dichloroethene	UG/L	1.10	29.2	26.8	25.0	25.0	113	103	108	9	14.0	61-145
Trichloroethene	UG/L	0	26.4	25.3	25.0	25.0	106	101	104	5	14.0	71-120
Benzene	UG/L	32.2	57.2	55.5	25.0	25.0	100	93	97	7	11.0	76-127
Toluene	UG/L	1447	1371	1336	25.0	25.0	-302 *	-441 *	-372	37 *	13.0	76-125
Chlorobenzene	UG/L	92.1	113	111	25.0	25.0	85	80	83	6	13.0	75-130

* Indicates Result is outside QC Limits
NC = Not Calculated ND = Not Detected

Lab Sample ID: A8859802 A8859802MS

Analyte	Units of Measure	Concentration Sample	Concentration Matrix Spike	Spike Amount	% Recovery MS	QC LIMITS
CHLORIDE ANALYSIS						
ALLIED - METHOD 300.0 - CHLORIDE - W	MG/L	22.38	47.22	25.00	99	73-114

* Indicates Result is outside QC Limits
NC = Not Calculated ND = Not Detected

Lab Sample ID: A8867507 A8867507MS

Analyte	Units of Measure	Concentration Sample	Concentration Matrix Spike	Spike Amount	% Recovery MS	QC LIMITS
SULFATE ANALYSIS METHOD 300.0 - SULFATE	MG/L	28.25	156.5	125.0	103	75-125

* Indicates Result is outside QC Limits
NC = Not Calculated ND = Not Detected

Lab Sample ID: A8869111 A8869111MS

Analyte	Units of Measure	Concentration Sample	Concentration Matrix Spike	Spike Amount	% Recovery MS	QC LIMITS
CHLORIDE, FILTERED ANALYSIS SM4110C - CHLORIDE, SOLUBLE BY IC - O.	MG/L	34.19	55.34	25.00	85	73-114

* Indicates Result is outside QC Limits
NC = Not Calculated ND = Not Detected

Lab Sample ID: A8876404 A8876404MS

Analyte	Units of Measure	Concentration Sample	Concentration Matrix Spike	Spike Amount	% Recovery MS	QC LIMITS
CHLORIDE ANALYSIS						
ALLIED - METHOD 300.0 - CHLORIDE - W	MG/L	4.28	27.82	25.00	94	73-114

* Indicates Result is outside QC Limits
NC = Not Calculated ND = Not Detected

Lab Sample ID: A8876409 A8876409MS

Analyte	Units of Measure	Concentration Sample	Concentration Matrix Spike	Spike Amount	% Recovery MS	QC LIMITS
CHLORIDE ANALYSIS						
ALLIED - METHOD 300.0 - CHLORIDE - W	MG/L	23.73	46.84	25.00	92	73-114

* Indicates Result is outside QC Limits
NC = Not Calculated ND = Not Detected

Lab Sample ID: A8884007 A8884007MS

Analyte	Units of Measure	Concentration Sample	Concentration Matrix Spike	Spike Amount	% Recovery MS	QC LIMITS
SULFATE ANALYSIS METHOD 300.0 - SULFATE	MG/L	66.18	87.66	25.00	86	75-125

* Indicates Result is outside QC Limits
NC = Not Calculated ND = Not Detected

Lab Sample ID: A8887402 A8887402MS A8887402SD

Analyte	Units of Measure	Concentration			Spike Amount		% Recovery			% RPD	QC LIMITS	
		Sample	Matrix Spike	Spike Duplicate	MS	MSD	MS	MSD	Avg		RPD	REC.
CYANIDE ANALYSIS METHOD 9012 - TOTAL CYANIDE	MG/L	0	0.117	0.113	0.100	0.100	118 *	113	116	4	15.0	85-115

* Indicates Result is outside QC Limits
NC = Not Calculated ND = Not Detected

Lab Sample ID: A8888801 A8888801MS

Analyte	Units of Measure	Concentration Sample	Concentration Matrix Spike	Spike Amount	% Recovery MS	QC LIMITS
CHLORIDE ANALYSIS METHOD SM4110C - CHLORIDE	MG/L	2.41	25.04	25.00	90	73-114

* Indicates Result is outside QC Limits
NC = Not Calculated ND = Not Detected

Lab Sample ID: A8890004 A8890004MS

Analyte	Units of Measure	Concentration Sample	Concentration Matrix Spike	Spike Amount	% Recovery MS	QC LIMITS
CHLORIDE ANALYSIS METHOD SM4110C - CHLORIDE	MG/L	2.63	26.03	25.00	94	73-114

* Indicates Result is outside QC Limits
NC = Not Calculated ND = Not Detected

Date: 08/15/2008 16:36:20 Rept: AN1392
Batch No: A8B19663 MS/MSD Batch QC Results

Lab Sample ID: A8893505 A8893505MS A8893505SD

Analyte	Units of Measure	Concentration Sample	Matrix Spike	Spike Duplicate	Spike Amount MS	MSD	% Recovery MS	MSD	Avg	% RPD	QC LIMITS RPD	REC.
CYANIDE ANALYSIS												
METHOD 335.4 - TOTAL CYANIDE	MG/L	0	0.114	0.117	0.100	0.100	114	118 *	116	3	15.0	85-115
SULFATE ANALYSIS												
METHOD - SULFATE	MG/L	694.4	700.6	703.3	20.00	20.00	31 *	44 *	38	35 *	27.0	60-128
WEAK ACID DISSOCIABLE CYANIDE ANALYSIS												
SM 4500-CN-I - AMENABLE CYANIDE	MG/L	0	0.0780	0.0804	0.100	0.100	78 *	80 *	79	2	15.0	85-115

* Indicates Result is outside QC Limits
NC = Not Calculated ND = Not Detected

Lab Sample ID: A8895707 A8895707MS

Analyte	Units of Measure	Concentration Sample	Concentration Matrix Spike	Spike Amount	% Recovery MS	QC LIMITS
SULFATE ANALYSIS METHOD SM4110C - SULFATE	MG/L	1168	1692	500.0	105	75-125

* Indicates Result is outside QC Limits
NC = Not Calculated ND = Not Detected

Lab Sample ID: A8895804 A8895804MS

Analyte	Units of Measure	Concentration Sample	Concentration Matrix Spike	Spike Amount	% Recovery MS	QC LIMITS
NITROGEN, NITRATE ANALYSIS METHOD 353.2 - NITROGEN, NITRATE -W- R	MG/L-N	0	0.236	1.00	24 *	77-123

* Indicates Result is outside QC Limits
NC = Not Calculated ND = Not Detected

Lab Sample ID: A8897005 A8897005MS

Analyte	Units of Measure	Concentration		Spike Amount	% Recovery MS	QC LIMITS
		Sample	Matrix Spike			
CHLORIDE ANALYSIS METHOD 300.0 - CHLORIDE	MG/L	71.40	332.0	250.0	104	73-114

* Indicates Result is outside QC Limits
NC = Not Calculated ND = Not Detected

Lab Sample ID: A8897007 A8897007MS

Analyte	Units of Measure	Concentration		Spike Amount	% Recovery MS	QC LIMITS
		Sample	Matrix Spike			
NITRATEANALYSIS METHOD 353.2 - NITRATE/NITRITE	MG/L-N	0.0580	1.13	1.00	108	77-123

* Indicates Result is outside QC Limits
NC = Not Calculated ND = Not Detected

Lab Sample ID: A8897209 A8897209MS

Analyte	Units of Measure	Concentration Sample	Concentration Matrix Spike	Spike Amount	% Recovery MS	QC LIMITS
CYANIDE ANALYSIS METHOD 9012 - TOTAL CYANIDE 0.005 MG/L	MG/L	0	0.109	0.100	109	85-115

* Indicates Result is outside QC Limits
NC = Not Calculated ND = Not Detected

Lab Sample ID: A8898106 A8898106MS

Analyte	Units of Measure	Concentration Sample	Concentration Matrix Spike	Spike Amount	% Recovery MS	QC LIMITS
CYANIDE ANALYSIS METHOD 335.4 - TOTAL CYANIDE	MG/L	0.279	0.496	0.100	217 *	85-115

* Indicates Result is outside QC Limits
NC = Not Calculated ND = Not Detected

Date: 08/15/2008 16:36:20 Rept: AN1392
Batch No: A8B19707 MS/MSD Batch QC Results

Lab Sample ID: A8898110 A8898110MS A8898110SD

Analyte	Units of Measure	Concentration			Spike Amount		% Recovery			% RPD	QC LIMITS	
		Sample	Matrix Spike	Spike Duplicate	MS	MSD	MS	MSD	Avg		RPD	REC.
CYANIDE ANALYSIS												
METHOD 335.4 - TOTAL CYANIDE	MG/L	0	0.124	0.120	0.100	0.100	124 *	120 *	122	3	15.0	85-115
SULFATE ANALYSIS												
METHOD - SULFATE	MG/L	272.2	286.7	284.8	20.00	20.00	72	63	68	13	27.0	60-128
WEAK ACID DISSOCIABLE CYANIDE ANALYSIS												
SM 4500-CN-I - AMENABLE CYANIDE	MG/L	0	0.0875	0.0868	0.100	0.100	88	87	88	1	15.0	85-115

* Indicates Result is outside QC Limits
NC = Not Calculated ND = Not Detected

Date: 08/15/2008 16:36:20 Rept: AN1392
Batch No: A8B19707 MS/MSD Batch QC Results

Lab Sample ID: A8898711 A8898711MS A8898711SD

Analyte	Units of Measure	Concentration			Spike Amount		% Recovery			% RPD	QC LIMITS	
		Sample	Matrix Spike	Spike Duplicate	MS	MSD	MS	MSD	Avg		RPD	REC.
CYANIDE ANALYSIS												
METHOD 335.4 - TOTAL CYANIDE	MG/L	0	0.108	0.107	0.100	0.100	109	107	108	2	15.0	85-115
SULFATE ANALYSIS												
METHOD - SULFATE	MG/L	295.5	396.8	396.7	200.0	200.0	51 *	50 *	51	2	27.0	60-128
WEAK ACID DISSOCIABLE CYANIDE ANALYSIS												
SM 4500-CN-I - AMENABLE CYANIDE	MG/L	0	0.0810	0.0835	0.100	0.100	81 *	84 *	83	4	15.0	85-115

171/385

* Indicates Result is outside QC Limits
NC = Not Calculated ND = Not Detected

TestAmerica Laboratories Inc.

MS/MSD Batch QC Results

Lab Sample ID: A8901702 A8901702MS

Analyte	Units of Measure	Concentration Sample	Concentration Matrix Spike	Spike Amount	% Recovery MS	QC LIMITS
NITRATE ANALYSIS METHOD 353.2 - NITRATE	MG/L-N	0.891	1.85	1.00	96	77-123

* Indicates Result is outside QC Limits
NC = Not Calculated ND = Not Detected

Lab Sample ID: A8902210 A8902210MS

Analyte	Units of Measure	Concentration Sample	Concentration Matrix Spike	Spike Amount	% Recovery MS	QC LIMITS
CHLORIDE ANALYSIS METHOD 300.0 - CHLORIDE	MG/L	731.7	987.9	250.0	102	73-114

* Indicates Result is outside QC Limits
NC = Not Calculated ND = Not Detected

Lab Sample ID: A8902211 A8902211MS A8902211SD

Analyte	Units of Measure	Concentration			Spike Amount		% Recovery			%	QC LIMITS	
		Sample	Matrix Spike	Spike Duplicate	MS	MSD	MS	MSD	Avg	RPD	RPD	REC.
CHLORIDE ANALYSIS												
METHOD 300.0 - CHLORIDE	MG/L	383.1	478.1	451.0	125.0	125.0	76	54 *	65	34 *	20.0	73-114
CYANIDE ANALYSIS												
TOTAL CYANIDE METHOD 9012	MG/L	0.344	0.556	0.557	0.200	0.200	106	106	106	0	15.0	85-115
NITRATEANALYSIS												
METHOD 353.2 - NITRATE/NITRITE - AUTOM	MG/L-N	0.924	1.87	1.73	1.00	1.00	95	81	88	16	20.0	77-123
SULFATE ANALYSIS												
METHOD 300.0 - SULFATE - W	MG/L	80.45	202.1	191.7	125.0	125.0	97	89	93	9	20.0	75-125
SULFIDE ANALYSIS												
METHOD 4500-S F - SULFIDE	MG/L	1.60	19.20	19.20	10.0	10.0	176 *	176 *	176	0	20.0	40-150

* Indicates Result is outside QC Limits
NC = Not Calculated ND = Not Detected

Lab Sample ID: A8903504 A8903504MS

Analyte	Units of Measure	Concentration Sample	Concentration Matrix Spike	Spike Amount	% Recovery MS	QC LIMITS
SULFATE ANALYSIS METHOD D-516-90 - SULFATE	MG/L	44.74	63.67	20.00	95	60-128

* Indicates Result is outside QC Limits
NC = Not Calculated ND = Not Detected

Lab Sample ID: A8904705 A8904705MS A8904705SD

Analyte	Units of Measure	Concentration			Spike Amount		% Recovery			% RPD	QC LIMITS	
		Sample	Matrix Spike	Spike Duplicate	MS	MSD	MS	MSD	Avg		RPD	REC.
SULFATE ANALYSIS METHOD ASTM D516-90, 02 - SULFATE	MG/L	0	26.00	25.44	20.00	20.00	130 *	127	129	2	27.0	60-128

* Indicates Result is outside QC Limits
NC = Not Calculated ND = Not Detected

Lab Sample ID: A8910606 A8910606MS

Analyte	Units of Measure	Concentration Sample	Concentration Matrix Spike	Spike Amount	% Recovery MS	QC LIMITS
CHLORIDE ANALYSIS METHOD 300.0 - CHLORIDE	MG/L	2779	4892	2500	84	73-114

* Indicates Result is outside QC Limits
NC = Not Calculated ND = Not Detected

Lab Sample ID: A8910607 A8910607MS

Analyte	Units of Measure	Concentration Sample	Concentration Matrix Spike	Spike Amount	% Recovery MS	QC LIMITS
CYANIDE ANALYSIS						
TOTAL CYANIDE METHOD 9012	MG/L	0	0.124	0.100	125 *	85-115

* Indicates Result is outside QC Limits
NC = Not Calculated ND = Not Detected

Date: 08/15/2008 16:36:20 Rept: AN1392
Batch No: A8B19669 MS/MSD Batch QC Results

Lab Sample ID: A8910801 A8910801MS A8910801SD

Analyte	Units of Measure	Concentration			Spike Amount		% Recovery			% RPD	QC LIMITS	
		Sample	Matrix Spike	Spike Duplicate	MS	MSD	MS	MSD	Avg		RPD	REC.
NITRATE ANALYSIS												
METHOD 353.2 - NITRATE	MG/L-N	0	1.05	1.05	1.00	1.00	105	105	105	0	20.0	77-123
SULFATE ANALYSIS												
METHOD 300.0 - SULFATE	MG/L	118.7	244.5	245.6	125.0	125.0	101	101	101	0	20.0	75-125

* Indicates Result is outside QC Limits
NC = Not Calculated ND = Not Detected

Lab Sample ID: A8912907 A8912907MS

Analyte	Units of Measure	Concentration Sample	Concentration Matrix Spike	Spike Amount	% Recovery MS	QC LIMITS
CHLORIDE ANALYSIS METHOD 300.0 - CHLORIDE	MG/L	30.60	151.8	125.0	97	73-114

* Indicates Result is outside QC Limits
NC = Not Calculated ND = Not Detected

Lab Sample ID: A8913202 A8913202MS

Analyte	Units of Measure	Concentration Sample	Concentration Matrix Spike	Spike Amount	% Recovery MS	QC LIMITS
SULFATE ANALYSIS METHOD 300.0 - SULFATE	MG/L	210.2	339.4	125.0	103	75-125

* Indicates Result is outside QC Limits
NC = Not Calculated ND = Not Detected

Lab Sample ID: A8914303 A8914303MS

Analyte	Units of Measure	Concentration Sample	Concentration Matrix Spike	Spike Amount	% Recovery MS	QC LIMITS
SULFATE ANALYSIS METHOD 300.0 - SULFATE	MG/L	131.6	176.3	50.00	89	75-125

* Indicates Result is outside QC Limits
NC = Not Calculated ND = Not Detected

Lab Sample ID: A8914310 A8914310MS

Analyte	Units of Measure	Concentration Sample	Concentration Matrix Spike	Spike Amount	% Recovery MS	QC LIMITS
CHLORIDE ANALYSIS METHOD 300.0 - CHLORIDE BY IC	MG/L	31.61	54.68	25.00	92	73-114

* Indicates Result is outside QC Limits
NC = Not Calculated ND = Not Detected

Lab Sample ID: A8914312 A8914312MS

Analyte	Units of Measure	Concentration Sample	Concentration Matrix Spike	Spike Amount	% Recovery MS	QC LIMITS
CHLORIDE ANALYSIS METHOD 300.0 - CHLORIDE BY IC	MG/L	9.57	31.93	25.00	89	73-114

* Indicates Result is outside QC Limits
NC = Not Calculated ND = Not Detected

Lab Sample ID: A8914314 A8914314MS

Analyte	Units of Measure	Concentration Sample	Concentration Matrix Spike	Spike Amount	% Recovery MS	QC LIMITS
SULFATE ANALYSIS METHOD 300.0 - SULFATE	MG/L	7.73	33.00	25.00	101	75-125

* Indicates Result is outside QC Limits
NC = Not Calculated ND = Not Detected

Lab Sample ID: A8915405 A8915405MS

Analyte	Units of Measure	Concentration Sample	Concentration Matrix Spike	Spike Amount	% Recovery MS	QC LIMITS
CHLORIDE ANALYSIS METHOD SM4110C - CHLORIDE	MG/L	4.15	25.74	25.00	86	73-114

* Indicates Result is outside QC Limits
NC = Not Calculated ND = Not Detected

Lab Sample ID: A8915606 A8915606MS

Analyte	Units of Measure	Concentration Sample	Concentration Matrix Spike	Spike Amount	% Recovery MS	QC LIMITS
SULFATE ANALYSIS METHOD SM4110C - SULFATE	MG/L	0	27.04	25.00	108	75-125

* Indicates Result is outside QC Limits
NC = Not Calculated ND = Not Detected

Lab Sample ID: A8915802 A8915802MS

Analyte	Units of Measure	Concentration Sample	Concentration Matrix Spike	Spike Amount	% Recovery MS	QC LIMITS
SULFATE ANALYSIS METHOD 9038 - SULFATE	MG/L	38.82	57.00	20.00	91	60-128

* Indicates Result is outside QC Limits
NC = Not Calculated ND = Not Detected

Lab Sample ID: A8920702 A8920702MS

Analyte	Units of Measure	Concentration Sample	Concentration Matrix Spike	Spike Amount	% Recovery MS	QC LIMITS
SULFATE ANALYSIS METHOD 300.0 - SULFATE	MG/L	162.0	298.5	125.0	109	75-125

* Indicates Result is outside QC Limits
NC = Not Calculated ND = Not Detected

Lab Sample ID: A8921610 A8921610MS

Analyte	Units of Measure	Concentration Sample	Concentration Matrix Spike	Spike Amount	% Recovery MS	QC LIMITS
CHLORIDE ANALYSIS METHOD SM4110C - CHLORIDE	MG/L	38.52	62.08	25.00	94	73-114

* Indicates Result is outside QC Limits
NC = Not Calculated ND = Not Detected

Lab Sample ID: A8923601 A8923601MS

Analyte	Units of Measure	Concentration Sample	Concentration Matrix Spike	Spike Amount	% Recovery MS	QC LIMITS
SULFATE ANALYSIS METHOD 9038 - SULFATE	MG/L	118.2	134.7	20.00	82	60-128

* Indicates Result is outside QC Limits
NC = Not Calculated ND = Not Detected

Lab Sample ID: A8924401 A8924401MS

Analyte	Units of Measure	Concentration Sample	Concentration Matrix Spike	Spike Amount	% Recovery MS	QC LIMITS
CHLORIDE ANALYSIS						
METHOD SM4110C - CHLORIDE	MG/L	20.93	41.89	25.00	84	73-114
SULFATE ANALYSIS						
METHOD SM4110C - SULFATE	MG/L	150.7	190.4	50.00	79	75-125

* Indicates Result is outside QC Limits
NC = Not Calculated ND = Not Detected

MS/MSD Batch QC Results

Lab Sample ID: A8924601 A8924601MS

Analyte	Units of Measure	Concentration Sample	Concentration Matrix Spike	Spike Amount	% Recovery MS	QC LIMITS
CHLORIDE ANALYSIS METHOD SM4110C - CHLORIDE	MG/L	1131	1491	500.0	72 *	73-114

* Indicates Result is outside QC Limits
NC = Not Calculated ND = Not Detected

Lab Sample ID: A8926101 A8926101MS

Analyte	Units of Measure	Concentration Sample	Concentration Matrix Spike	Spike Amount	% Recovery MS	QC LIMITS
NITROGEN, NITRATEANALYSIS						
NITRATE-NITRITE NITROGEN, METHOD 353.2	MG/L-N	1.41	2.37	1.00	96	77-123

* Indicates Result is outside QC Limits
NC = Not Calculated ND = Not Detected

Lab Sample ID: A8928204 A8928204MS

Analyte	Units of Measure	Concentration Sample	Concentration Matrix Spike	Spike Amount	% Recovery MS	QC LIMITS
SULFATE ANALYSIS METHOD 9038 - SULFATE	MG/L	3.43	31.27	20.00	139 *	60-128

* Indicates Result is outside QC Limits
NC = Not Calculated ND = Not Detected

Lab Sample ID: A8928207 A8928207MS

Analyte	Units of Measure	Concentration Sample	Concentration Matrix Spike	Spike Amount	% Recovery MS	QC LIMITS
SULFATE ANALYSIS METHOD 9038 - SULFATE	MG/L	0	27.60	20.00	138 *	60-128

* Indicates Result is outside QC Limits
NC = Not Calculated ND = Not Detected

Lab Sample ID: A8928208 A8928208MS

Analyte	Units of Measure	Concentration Sample	Concentration Matrix Spike	Spike Amount	% Recovery MS	QC LIMITS
SULFATE ANALYSIS METHOD 9038 - SULFATE	MG/L	3.88	26.58	20.00	114	60-128

* Indicates Result is outside QC Limits
NC = Not Calculated ND = Not Detected

Lab Sample ID: A8932302 A8932302MS A8932302SD

Analyte	Units of Measure	Concentration			Spike Amount		% Recovery			% RPD	QC LIMITS	
		Sample	Matrix Spike	Spike Duplicate	MS	MSD	MS	MSD	Avg		RPD	REC.
NITRATE ANALYSIS METHOD 353.2 - NITRATE	MG/L-N	0	0.988	0.973	1.00	1.00	99	97	98	2	20.0	77-123

* Indicates Result is outside QC Limits
NC = Not Calculated ND = Not Detected

Lab Sample ID: A8933009 A8933009MS A8933009SD

Analyte	Units of Measure	Concentration			Spike Amount		% Recovery			% RPD	QC LIMITS	
		Sample	Matrix Spike	Spike Duplicate	MS	MSD	MS	MSD	Avg		RPD	REC.
CHLORIDE ANALYSIS METHOD 300.0 - CHLORIDE	MG/L	98.20	204.2	202.7	125.0	125.0	85	84	85	1	20.0	73-114

* Indicates Result is outside QC Limits
NC = Not Calculated ND = Not Detected

Lab Sample ID: A8933403 A8933403MS

Analyte	Units of Measure	Concentration Sample	Concentration Matrix Spike	Spike Amount	% Recovery MS	QC LIMITS
CHLORIDE ANALYSIS METHOD SM4110C - CHLORIDE	MG/L	3.68	24.48	25.00	83	73-114

* Indicates Result is outside QC Limits
NC = Not Calculated ND = Not Detected

Lab Sample ID: A8955708 A8955708MS

Analyte	Units of Measure	Concentration Sample	Concentration Matrix Spike	Spike Amount	% Recovery MS	QC LIMITS
SOLUBLE SULFATE ANALYSIS Z: METHOD 300.0 - SOLUBLE SULFATE	MG/L	27.04	50.72	25.00	95	75-125

* Indicates Result is outside QC Limits
NC = Not Calculated ND = Not Detected

Chronology and QC Summary Package

Client ID		VBLK15		VBLK16		VBLK17		VBLK18	
Job No	Lab ID	A08-8945	A8B1999302	A08-9022	A8B2009102	A08-8945	A8B2012102	A08-9022	A8B2015702
Sample Date									
Analyte	Units	Sample Value	Reporting Limit	Sample Value	Reporting Limit	Sample Value	Reporting Limit	Sample Value	Reporting Limit
Acetone	UG/L	ND	5.0	ND	5.0	ND	5.0	ND	5.0
Benzene	UG/L	ND	1.0	ND	1.0	ND	1.0	ND	1.0
Bromodichloromethane	UG/L	ND	1.0	ND	1.0	ND	1.0	ND	1.0
Bromoform	UG/L	ND	1.0	ND	1.0	ND	1.0	ND	1.0
Bromomethane	UG/L	ND	1.0	ND	1.0	ND	1.0	ND	1.0
2-Butanone	UG/L	ND	5.0	ND	5.0	ND	5.0	ND	5.0
Carbon Disulfide	UG/L	ND	1.0	ND	1.0	ND	1.0	ND	1.0
Carbon Tetrachloride	UG/L	ND	1.0	ND	1.0	ND	1.0	ND	1.0
Chlorobenzene	UG/L	ND	1.0	ND	1.0	ND	1.0	ND	1.0
Chloroethane	UG/L	ND	1.0	ND	1.0	ND	1.0	ND	1.0
Chloroform	UG/L	ND	1.0	ND	1.0	ND	1.0	ND	1.0
Chloromethane	UG/L	ND	1.0	ND	1.0	ND	1.0	ND	1.0
Cyclohexane	UG/L	ND	1.0	ND	1.0	ND	1.0	ND	1.0
1,2-Dibromoethane	UG/L	ND	1.0	ND	1.0	ND	1.0	ND	1.0
Dibromochloromethane	UG/L	ND	1.0	ND	1.0	ND	1.0	ND	1.0
1,2-Dibromo-3-chloropropane	UG/L	ND	1.0	ND	1.0	ND	1.0	ND	1.0
1,2-Dichlorobenzene	UG/L	ND	1.0	ND	1.0	ND	1.0	ND	1.0
1,3-Dichlorobenzene	UG/L	ND	1.0	ND	1.0	ND	1.0	ND	1.0
1,4-Dichlorobenzene	UG/L	ND	1.0	ND	1.0	ND	1.0	ND	1.0
Dichlorodifluoromethane	UG/L	ND	1.0	ND	1.0	ND	1.0	ND	1.0
1,1-Dichloroethane	UG/L	ND	1.0	ND	1.0	ND	1.0	ND	1.0
1,2-Dichloroethane	UG/L	ND	1.0	ND	1.0	ND	1.0	ND	1.0
1,1-Dichloroethene	UG/L	ND	1.0	ND	1.0	ND	1.0	ND	1.0
cis-1,2-Dichloroethene	UG/L	ND	1.0	ND	1.0	ND	1.0	ND	1.0
trans-1,2-Dichloroethene	UG/L	ND	1.0	ND	1.0	ND	1.0	ND	1.0
1,2-Dichloropropane	UG/L	ND	1.0	ND	1.0	ND	1.0	ND	1.0
cis-1,3-Dichloropropene	UG/L	ND	1.0	ND	1.0	ND	1.0	ND	1.0
trans-1,3-Dichloropropene	UG/L	ND	1.0	ND	1.0	ND	1.0	ND	1.0
Ethylbenzene	UG/L	ND	1.0	ND	1.0	ND	1.0	ND	1.0
2-Hexanone	UG/L	ND	5.0	ND	5.0	ND	5.0	ND	5.0
Isopropylbenzene	UG/L	ND	1.0	ND	1.0	ND	1.0	ND	1.0
Methyl acetate	UG/L	ND	1.0	ND	1.0	ND	1.0	ND	1.0
Methylcyclohexane	UG/L	ND	1.0	ND	1.0	ND	1.0	ND	1.0
Methylene chloride	UG/L	ND	1.0	ND	1.0	ND	1.0	ND	1.0
4-Methyl-2-pentanone	UG/L	ND	5.0	ND	5.0	ND	5.0	ND	5.0
Methyl-t-Butyl Ether (MTBE)	UG/L	ND	1.0	ND	1.0	ND	1.0	ND	1.0
Styrene	UG/L	ND	1.0	ND	1.0	ND	1.0	ND	1.0
1,1,2,2-Tetrachloroethane	UG/L	ND	1.0	ND	1.0	ND	1.0	ND	1.0
Tetrachloroethene	UG/L	ND	1.0	ND	1.0	ND	1.0	ND	1.0
Toluene	UG/L	ND	1.0	ND	1.0	ND	1.0	ND	1.0
1,2,4-Trichlorobenzene	UG/L	ND	1.0	ND	1.0	ND	1.0	ND	1.0
1,1,1-Trichloroethane	UG/L	ND	1.0	ND	1.0	ND	1.0	ND	1.0
1,1,2-Trichloroethane	UG/L	ND	1.0	ND	1.0	ND	1.0	ND	1.0

NA = Not Applicable ND = Not Detected

Client ID		VBLK15		VBLK16		VBLK17		VBLK18	
Job No	Lab ID	A08-8945	A8B1999302	A08-9022	A8B2009102	A08-8945	A8B2012102	A08-9022	A8B2015702
Sample Date									
Analyte	Units	Sample Value	Reporting Limit	Sample Value	Reporting Limit	Sample Value	Reporting Limit	Sample Value	Reporting Limit
1,1,2-Trichloro-1,2,2-trifluor	UG/L	ND	1.0	ND	1.0	ND	1.0	ND	1.0
Trichlorofluoromethane	UG/L	ND	1.0	ND	1.0	ND	1.0	ND	1.0
Trichloroethene	UG/L	ND	1.0	ND	1.0	ND	1.0	ND	1.0
Vinyl chloride	UG/L	ND	1.0	ND	1.0	ND	1.0	ND	1.0
Total Xylenes	UG/L	ND	3.0	ND	3.0	ND	3.0	ND	3.0
IS/SURROGATE(S)									
Chlorobenzene-D5	%	94	50-200	92	50-200	95	50-200	98	50-200
1,4-Difluorobenzene	%	97	50-200	94	50-200	97	50-200	99	50-200
1,4-Dichlorobenzene-D4	%	82	50-200	89	50-200	93	50-200	93	50-200
Toluene-D8	%	95	71-126	105	71-126	105	71-126	107	71-126
p-Bromofluorobenzene	%	81	73-120	93	73-120	96	73-120	96	73-120
1,2-Dichloroethane-D4	%	96	66-137	107	66-137	108	66-137	112	66-137

NA = Not Applicable ND = Not Detected

Client ID	VBLK19		VBLK20		VBLK82		VBLK92	
Job No / Lab ID	A08-9106	A8B2019902	A08-9106	A8B2021902	A08-9197	A8B2044602	A08-9129	A8B2045502
Sample Date								
Analyte	Units	Sample Value	Reporting Limit	Sample Value	Reporting Limit	Sample Value	Reporting Limit	Sample Value	Reporting Limit
Acetone	UG/L	ND	5.0	ND	5.0	ND	5.0	ND	5.0
Benzene	UG/L	ND	1.0	ND	1.0	ND	1.0	ND	1.0
Bromodichloromethane	UG/L	ND	1.0	ND	1.0	ND	1.0	ND	1.0
Bromoform	UG/L	ND	1.0	ND	1.0	ND	1.0	ND	1.0
Bromomethane	UG/L	ND	1.0	ND	1.0	ND	1.0	ND	1.0
2-Butanone	UG/L	ND	5.0	ND	5.0	ND	5.0	ND	5.0
Carbon Disulfide	UG/L	ND	1.0	ND	1.0	ND	1.0	ND	1.0
Carbon Tetrachloride	UG/L	ND	1.0	ND	1.0	ND	1.0	ND	1.0
Chlorobenzene	UG/L	ND	1.0	ND	1.0	ND	1.0	ND	1.0
Chloroethane	UG/L	ND	1.0	ND	1.0	ND	1.0	ND	1.0
Chloroform	UG/L	ND	1.0	ND	1.0	ND	1.0	ND	1.0
Chloromethane	UG/L	ND	1.0	ND	1.0	ND	1.0	ND	1.0
Cyclohexane	UG/L	ND	1.0	ND	1.0	ND	1.0	ND	1.0
1,2-Dibromoethane	UG/L	ND	1.0	ND	1.0	ND	1.0	ND	1.0
Dibromochloromethane	UG/L	ND	1.0	ND	1.0	ND	1.0	ND	1.0
1,2-Dibromo-3-chloropropane	UG/L	ND	1.0	ND	1.0	ND	1.0	ND	1.0
1,2-Dichlorobenzene	UG/L	ND	1.0	ND	1.0	ND	1.0	ND	1.0
1,3-Dichlorobenzene	UG/L	ND	1.0	ND	1.0	ND	1.0	ND	1.0
1,4-Dichlorobenzene	UG/L	ND	1.0	ND	1.0	ND	1.0	ND	1.0
Dichlorodifluoromethane	UG/L	ND	1.0	ND	1.0	ND	1.0	ND	1.0
1,1-Dichloroethane	UG/L	ND	1.0	ND	1.0	ND	1.0	ND	1.0
1,2-Dichloroethane	UG/L	ND	1.0	ND	1.0	ND	1.0	ND	1.0
1,1-Dichloroethene	UG/L	ND	1.0	ND	1.0	ND	1.0	ND	1.0
cis-1,2-Dichloroethene	UG/L	ND	1.0	ND	1.0	ND	1.0	ND	1.0
trans-1,2-Dichloroethene	UG/L	ND	1.0	ND	1.0	ND	1.0	ND	1.0
1,2-Dichloropropane	UG/L	ND	1.0	ND	1.0	ND	1.0	ND	1.0
cis-1,3-Dichloropropene	UG/L	ND	1.0	ND	1.0	ND	1.0	ND	1.0
trans-1,3-Dichloropropene	UG/L	ND	1.0	ND	1.0	ND	1.0	ND	1.0
Ethylbenzene	UG/L	ND	1.0	ND	1.0	ND	1.0	ND	1.0
2-Hexanone	UG/L	ND	5.0	ND	5.0	ND	5.0	ND	5.0
Isopropylbenzene	UG/L	ND	1.0	ND	1.0	ND	1.0	ND	1.0
Methyl acetate	UG/L	ND	1.0	ND	1.0	ND	1.0	ND	1.0
Methylcyclohexane	UG/L	ND	1.0	ND	1.0	ND	1.0	ND	1.0
Methylene chloride	UG/L	ND	1.0	ND	1.0	ND	1.0	ND	1.0
4-Methyl-2-pentanone	UG/L	ND	5.0	ND	5.0	ND	5.0	ND	5.0
Methyl-t-Butyl Ether (MTBE)	UG/L	ND	1.0	ND	1.0	ND	1.0	ND	1.0
Styrene	UG/L	ND	1.0	ND	1.0	ND	1.0	ND	1.0
1,1,2,2-Tetrachloroethane	UG/L	ND	1.0	ND	1.0	ND	1.0	ND	1.0
Tetrachloroethene	UG/L	ND	1.0	ND	1.0	ND	1.0	ND	1.0
Toluene	UG/L	ND	1.0	ND	1.0	ND	1.0	ND	1.0
1,2,4-Trichlorobenzene	UG/L	ND	1.0	ND	1.0	ND	1.0	ND	1.0
1,1,1-Trichloroethane	UG/L	ND	1.0	ND	1.0	ND	1.0	ND	1.0
1,1,2-Trichloroethane	UG/L	ND	1.0	ND	1.0	ND	1.0	ND	1.0

NA = Not Applicable ND = Not Detected

Client ID		VBLK19		VBLK20		VBLK82		VBLK92	
Job No	Lab ID	A08-9106	A8B2019902	A08-9106	A8B2021902	A08-9197	A8B2044602	A08-9129	A8B2045502
Sample Date									
Analyte	Units	Sample Value	Reporting Limit	Sample Value	Reporting Limit	Sample Value	Reporting Limit	Sample Value	Reporting Limit
1,1,2-Trichloro-1,2,2-trifluor	UG/L	ND	1.0	ND	1.0	ND	1.0	ND	1.0
Trichlorofluoromethane	UG/L	ND	1.0	ND	1.0	ND	1.0	ND	1.0
Trichloroethene	UG/L	ND	1.0	ND	1.0	ND	1.0	ND	1.0
Vinyl chloride	UG/L	ND	1.0	ND	1.0	ND	1.0	ND	1.0
Total Xylenes	UG/L	ND	3.0	ND	3.0	ND	3.0	ND	3.0
IS/SURROGATE(S)									
Chlorobenzene-D5	%	94	50-200	91	50-200	92	50-200	95	50-200
1,4-Difluorobenzene	%	94	50-200	93	50-200	94	50-200	96	50-200
1,4-Dichlorobenzene-D4	%	95	50-200	92	50-200	85	50-200	90	50-200
Toluene-D8	%	107	71-126	106	71-126	105	71-126	97	71-126
p-Bromofluorobenzene	%	99	73-120	99	73-120	105	73-120	94	73-120
1,2-Dichloroethane-D4	%	107	66-137	103	66-137	103	66-137	98	66-137

NA = Not Applicable ND = Not Detected

METHOD 8260 - TCL VOLATILE ORGANICS
TENTATIVELY IDENTIFIED COMPOUNDS

Client No.

VBLK15

Lab Name: TestAmerica Laborat Contract: _____

Lab Code: RECNY Case No.: _____ SAS No.: _____ SDG No.: 8945

Matrix: (soil/water) WATER Lab Sample ID: A8B1999302

Sample wt/vol: 5.00 (g/mL) ML Lab File ID: J0965.RR

Level: (low/med) LOW Date Samp/Recv: _____ _____

% Moisture: not dec. _____ Date Analyzed: 08/01/2008

GC Column: ZB-624 ID: 0.25 (mm) Dilution Factor: 1.00

Soil Extract Volume: _____ (uL) Soil Aliquot Volume: _____ (uL)

Number TICs found: 0 CONCENTRATION UNITS: (ug/L or ug/Kg) UG/L

CAS NO.	Compound Name	RT	Est. Conc.	Q

METHOD 8260 - TCL VOLATILE ORGANICS
TENTATIVELY IDENTIFIED COMPOUNDS

Client No.

VBLK17

Lab Name: TestAmerica Laborat Contract: _____

Lab Code: RECNY Case No.: _____ SAS No.: _____ SDG No.: 8945

Matrix: (soil/water) WATER Lab Sample ID: A8B2012102

Sample wt/vol: 5.00 (g/mL) ML Lab File ID: P0001.RR

Level: (low/med) LOW Date Samp/Recv: _____ _____

% Moisture: not dec. _____ Date Analyzed: 08/06/2008

GC Column: ZB-624 ID: 0.18 (mm) Dilution Factor: 1.00

Soil Extract Volume: _____ (uL) Soil Aliquot Volume: _____ (uL)

Number TICs found: 0 CONCENTRATION UNITS: (ug/L or ug/Kg) UG/L

CAS NO.	Compound Name	RT	Est. Conc.	Q

METHOD 8260 - TCL VOLATILE ORGANICS
TENTATIVELY IDENTIFIED COMPOUNDS

Client No.

VBLK19

Lab Name: TestAmerica Laborat Contract: _____

Lab Code: RECNY Case No.: _____ SAS No.: _____ SDG No.: 8945

Matrix: (soil/water) WATER Lab Sample ID: A8B2019902

Sample wt/vol: 5.00 (g/mL) ML Lab File ID: P0051.RR

Level: (low/med) LOW Date Samp/Recv: _____ _____

% Moisture: not dec. _____ Date Analyzed: 08/07/2008

GC Column: ZB-624 ID: 0.25 (mm) Dilution Factor: 1.00

Soil Extract Volume: _____ (uL) Soil Aliquot Volume: _____ (uL)

Number TICs found: 0 CONCENTRATION UNITS: (ug/L or ug/Kg) UG/L

CAS NO.	Compound Name	RT	Est. Conc.	Q

METHOD 8260 - TCL VOLATILE ORGANICS
TENTATIVELY IDENTIFIED COMPOUNDS

Client No.

VBLK20

Lab Name: TestAmerica Laborat Contract: _____

Lab Code: RECNY Case No.: _____ SAS No.: _____ SDG No.: 8945

Matrix: (soil/water) WATER Lab Sample ID: A8B2021902

Sample wt/vol: 5.00 (g/mL) ML Lab File ID: P0074.RR

Level: (low/med) LOW Date Samp/Recv: _____ _____

% Moisture: not dec. _____ Date Analyzed: 08/07/2008

GC Column: ZB-624 ID: 0.18 (mm) Dilution Factor: 1.00

Soil Extract Volume: _____ (uL) Soil Aliquot Volume: _____ (uL)

Number TICs found: 0 CONCENTRATION UNITS: (ug/L or ug/Kg) UG/L

CAS NO.	Compound Name	RT	Est. Conc.	Q

Client ID		EW-3R-0708		EW-3R-0708		MSB15		MSB16	
Job No	Lab ID	A08-9022	A8902211MS	A08-9022	A8902211SD	A08-8945	A8B1999301	A08-9022	A8B2009101
Sample Date		07/25/2008		07/25/2008					
Analyte	Units	Sample Value	Reporting Limit	Sample Value	Reporting Limit	Sample Value	Reporting Limit	Sample Value	Reporting Limit
Acetone	UG/L	62 J	100	54 J	100	120	5.0	140	5.0
Benzene	UG/L	600	20	580	20	25	1.0	26	1.0
Bromodichloromethane	UG/L	ND	20	ND	20	24	1.0	26	1.0
Bromoform	UG/L	ND	20	ND	20	27	1.0	24	1.0
Bromomethane	UG/L	ND	20	ND	20	25	1.0	21	1.0
2-Butanone	UG/L	ND	100	ND	100	120	5.0	140	5.0
Carbon Disulfide	UG/L	ND	20	ND	20	24	1.0	22	1.0
Carbon Tetrachloride	UG/L	ND	20	ND	20	28	1.0	24	1.0
Chlorobenzene	UG/L	1200	20	1200	20	23	1.0	26	1.0
Chloroethane	UG/L	ND	20	ND	20	28	1.0	23	1.0
Chloroform	UG/L	ND	20	ND	20	24	1.0	27	1.0
Chloromethane	UG/L	ND	20	ND	20	27	1.0	25	1.0
Cyclohexane	UG/L	ND	20	ND	20	23	1.0	25	1.0
1,2-Dibromoethane	UG/L	ND	20	ND	20	22	1.0	26	1.0
Dibromochloromethane	UG/L	ND	20	ND	20	26	1.0	25	1.0
1,2-Dibromo-3-chloropropane	UG/L	ND	20	ND	20	20	1.0	23	1.0
1,2-Dichlorobenzene	UG/L	ND	20	ND	20	23	1.0	25	1.0
1,3-Dichlorobenzene	UG/L	ND	20	ND	20	24	1.0	25	1.0
1,4-Dichlorobenzene	UG/L	ND	20	ND	20	23	1.0	24	1.0
Dichlorodifluoromethane	UG/L	ND	20	ND	20	22	1.0	18	1.0
1,1-Dichloroethane	UG/L	ND	20	ND	20	27	1.0	26	1.0
1,2-Dichloroethane	UG/L	ND	20	ND	20	24	1.0	28	1.0
1,1-Dichloroethene	UG/L	580	20	550	20	25	1.0	27	1.0
cis-1,2-Dichloroethene	UG/L	ND	20	ND	20	24	1.0	26	1.0
trans-1,2-Dichloroethene	UG/L	ND	20	ND	20	26	1.0	26	1.0
1,2-Dichloropropane	UG/L	ND	20	ND	20	26	1.0	27	1.0
cis-1,3-Dichloropropene	UG/L	ND	20	ND	20	26	1.0	24	1.0
trans-1,3-Dichloropropene	UG/L	ND	20	ND	20	24	1.0	25	1.0
Ethylbenzene	UG/L	ND	20	ND	20	23	1.0	27	1.0
2-Hexanone	UG/L	ND	100	ND	100	120	5.0	150	5.0
Isopropylbenzene	UG/L	ND	20	ND	20	21	1.0	24	1.0
Methyl acetate	UG/L	ND	20	ND	20	25	1.0	25	1.0
Methylcyclohexane	UG/L	ND	20	ND	20	22	1.0	22	1.0
Methylene chloride	UG/L	ND	20	ND	20	28	1.0	26	1.0
4-Methyl-2-pentanone	UG/L	ND	100	ND	100	120	5.0	150	5.0
Methyl-t-Butyl Ether (MTBE)	UG/L	ND	20	ND	20	26	1.0	26	1.0
Styrene	UG/L	ND	20	ND	20	25	1.0	27	1.0
1,1,2,2-Tetrachloroethane	UG/L	ND	20	ND	20	25	1.0	27	1.0
Tetrachloroethene	UG/L	ND	20	ND	20	21	1.0	25	1.0
Toluene	UG/L	540	20	530	20	23	1.0	26	1.0
1,2,4-Trichlorobenzene	UG/L	ND	20	ND	20	20	1.0	23	1.0
1,1,1-Trichloroethane	UG/L	ND	20	ND	20	24	1.0	26	1.0
1,1,2-Trichloroethane	UG/L	ND	20	ND	20	23	1.0	27	1.0

NA = Not Applicable ND = Not Detected

Client ID		EW-3R-0708		EW-3R-0708		MSB15		MSB16	
Job No	Lab ID	A08-9022	A8902211MS	A08-9022	A8902211SD	A08-8945	A8B1999301	A08-9022	A8B2009101
Sample Date		07/25/2008		07/25/2008					
Analyte	Units	Sample Value	Reporting Limit	Sample Value	Reporting Limit	Sample Value	Reporting Limit	Sample Value	Reporting Limit
1,1,2-Trichloro-1,2,2-trifluor	UG/L	ND	20	ND	20	24	1.0	26	1.0
Trichlorofluoromethane	UG/L	ND	20	ND	20	23	1.0	23	1.0
Trichloroethene	UG/L	540	20	530	20	24	1.0	26	1.0
Vinyl chloride	UG/L	ND	20	ND	20	28	1.0	25	1.0
Total Xylenes	UG/L	ND	60	ND	60	71	3.0	80	3.0
IS/SURROGATE(S)									
Chlorobenzene-D5	%	89	50-200	92	50-200	106	50-200	105	50-200
1,4-Difluorobenzene	%	89	50-200	93	50-200	101	50-200	104	50-200
1,4-Dichlorobenzene-D4	%	87	50-200	88	50-200	102	50-200	106	50-200
Toluene-D8	%	106	71-126	105	71-126	95	71-126	108	71-126
p-Bromofluorobenzene	%	96	73-120	94	73-120	88	73-120	100	73-120
1,2-Dichloroethane-D4	%	109	66-137	107	66-137	98	66-137	108	66-137

NA = Not Applicable ND = Not Detected

Client ID		MSB17		MSB18		MSB19		MSB20	
Job No	Lab ID	A08-8945	A8B2012101	A08-9022	A8B2015701	A08-9106	A8B2019901	A08-9106	A8B2021901
Sample Date									
Analyte	Units	Sample Value	Reporting Limit	Sample Value	Reporting Limit	Sample Value	Reporting Limit	Sample Value	Reporting Limit
Acetone	UG/L	120	5.0	130	5.0	120	5.0	110	5.0
Benzene	UG/L	25	1.0	26	1.0	26	1.0	25	1.0
Bromodichloromethane	UG/L	25	1.0	26	1.0	25	1.0	24	1.0
Bromoform	UG/L	22	1.0	24	1.0	23	1.0	22	1.0
Bromomethane	UG/L	18	1.0	20	1.0	17	1.0	16	1.0
2-Butanone	UG/L	130	5.0	140	5.0	130	5.0	120	5.0
Carbon Disulfide	UG/L	21	1.0	21	1.0	20	1.0	19	1.0
Carbon Tetrachloride	UG/L	23	1.0	26	1.0	25	1.0	24	1.0
Chlorobenzene	UG/L	25	1.0	26	1.0	26	1.0	25	1.0
Chloroethane	UG/L	22	1.0	23	1.0	22	1.0	22	1.0
Chloroform	UG/L	26	1.0	27	1.0	26	1.0	25	1.0
Chloromethane	UG/L	25	1.0	24	1.0	22	1.0	20	1.0
Cyclohexane	UG/L	24	1.0	24	1.0	26	1.0	25	1.0
1,2-Dibromoethane	UG/L	26	1.0	27	1.0	27	1.0	25	1.0
Dibromochloromethane	UG/L	24	1.0	25	1.0	24	1.0	23	1.0
1,2-Dibromo-3-chloropropane	UG/L	22	1.0	23	1.0	23	1.0	22	1.0
1,2-Dichlorobenzene	UG/L	24	1.0	25	1.0	25	1.0	24	1.0
1,3-Dichlorobenzene	UG/L	24	1.0	25	1.0	24	1.0	23	1.0
1,4-Dichlorobenzene	UG/L	24	1.0	25	1.0	24	1.0	23	1.0
Dichlorodifluoromethane	UG/L	17	1.0	18	1.0	16	1.0	15	1.0
1,1-Dichloroethane	UG/L	25	1.0	26	1.0	26	1.0	25	1.0
1,2-Dichloroethane	UG/L	26	1.0	28	1.0	27	1.0	25	1.0
1,1-Dichloroethene	UG/L	24	1.0	27	1.0	26	1.0	25	1.0
cis-1,2-Dichloroethene	UG/L	25	1.0	26	1.0	26	1.0	24	1.0
trans-1,2-Dichloroethene	UG/L	24	1.0	26	1.0	25	1.0	24	1.0
1,2-Dichloropropane	UG/L	26	1.0	27	1.0	27	1.0	26	1.0
cis-1,3-Dichloropropene	UG/L	23	1.0	24	1.0	24	1.0	23	1.0
trans-1,3-Dichloropropene	UG/L	23	1.0	24	1.0	25	1.0	23	1.0
Ethylbenzene	UG/L	26	1.0	27	1.0	27	1.0	26	1.0
2-Hexanone	UG/L	140	5.0	150	5.0	140	5.0	130	5.0
Isopropylbenzene	UG/L	23	1.0	24	1.0	24	1.0	23	1.0
Methyl acetate	UG/L	24	1.0	25	1.0	23	1.0	22	1.0
Methylcyclohexane	UG/L	22	1.0	21	1.0	23	1.0	22	1.0
Methylene chloride	UG/L	24	1.0	25	1.0	24	1.0	23	1.0
4-Methyl-2-pentanone	UG/L	140	5.0	150	5.0	140	5.0	130	5.0
Methyl-t-Butyl Ether (MTBE)	UG/L	26	1.0	26	1.0	27	1.0	26	1.0
Styrene	UG/L	26	1.0	27	1.0	28	1.0	27	1.0
1,1,2,2-Tetrachloroethane	UG/L	26	1.0	27	1.0	26	1.0	25	1.0
Tetrachloroethene	UG/L	23	1.0	25	1.0	25	1.0	24	1.0
Toluene	UG/L	25	1.0	26	1.0	27	1.0	26	1.0
1,2,4-Trichlorobenzene	UG/L	24	1.0	24	1.0	26	1.0	24	1.0
1,1,1-Trichloroethane	UG/L	24	1.0	26	1.0	26	1.0	24	1.0
1,1,2-Trichloroethane	UG/L	26	1.0	27	1.0	27	1.0	26	1.0

NA = Not Applicable ND = Not Detected

Client ID		MSB17		MSB18		MSB19		MSB20	
Job No	Lab ID	A08-8945	A8B2012101	A08-9022	A8B2015701	A08-9106	A8B2019901	A08-9106	A8B2021901
Sample Date									
Analyte	Units	Sample Value	Reporting Limit	Sample Value	Reporting Limit	Sample Value	Reporting Limit	Sample Value	Reporting Limit
1,1,2-Trichloro-1,2,2-trifluor	UG/L	25	1.0	25	1.0	26	1.0	25	1.0
Trichlorofluoromethane	UG/L	21	1.0	24	1.0	22	1.0	21	1.0
Trichloroethene	UG/L	25	1.0	26	1.0	26	1.0	25	1.0
Vinyl chloride	UG/L	24	1.0	24	1.0	24	1.0	22	1.0
Total Xylenes	UG/L	77	3.0	81	3.0	81	3.0	78	3.0
IS/SURROGATE(S)									
Chlorobenzene-D5	%	103	50-200	104	50-200	102	50-200	99	50-200
1,4-Difluorobenzene	%	102	50-200	104	50-200	102	50-200	101	50-200
1,4-Dichlorobenzene-D4	%	102	50-200	104	50-200	105	50-200	100	50-200
Toluene-D8	%	107	71-126	106	71-126	107	71-126	107	71-126
p-Bromofluorobenzene	%	101	73-120	99	73-120	102	73-120	99	73-120
1,2-Dichloroethane-D4	%	106	66-137	106	66-137	102	66-137	97	66-137

NA = Not Applicable ND = Not Detected

Client ID		MSB82		MSB92		RFI-32-0708		RFI-32-0708	
Job No	Lab ID	A08-9197	A8B2044601	A08-9129	A8B2045501	A08-9129	A8912903MS	A08-9129	A8912903SD
Sample Date						07/29/2008		07/29/2008	
Analyte	Units	Sample Value	Reporting Limit	Sample Value	Reporting Limit	Sample Value	Reporting Limit	Sample Value	Reporting Limit
Acetone	UG/L	120	5.0	120	5.0	120	5.0	120	5.0
Benzene	UG/L	25	1.0	23	1.0	24	1.0	22	1.0
Bromodichloromethane	UG/L	26	1.0	24	1.0	23	1.0	21	1.0
Bromoform	UG/L	21	1.0	24	1.0	21	1.0	21	1.0
Bromomethane	UG/L	26	1.0	37	1.0	30	1.0	33	1.0
2-Butanone	UG/L	110	5.0	120	5.0	110	5.0	120	5.0
Carbon Disulfide	UG/L	27	1.0	22	1.0	24	1.0	23	1.0
Carbon Tetrachloride	UG/L	24	1.0	23	1.0	24	1.0	22	1.0
Chlorobenzene	UG/L	24	1.0	23	1.0	65	1.0	66	1.0
Chloroethane	UG/L	25	1.0	24	1.0	28	1.0	23	1.0
Chloroform	UG/L	26	1.0	23	1.0	23	1.0	21	1.0
Chloromethane	UG/L	27	1.0	23	1.0	22	1.0	20	1.0
Cyclohexane	UG/L	24	1.0	23	1.0	26	1.0	25	1.0
1,2-Dibromoethane	UG/L	24	1.0	22	1.0	22	1.0	20	1.0
Dibromochloromethane	UG/L	25	1.0	24	1.0	22	1.0	21	1.0
1,2-Dibromo-3-chloropropane	UG/L	22	1.0	22	1.0	20	1.0	21	1.0
1,2-Dichlorobenzene	UG/L	24	1.0	23	1.0	22	1.0	20	1.0
1,3-Dichlorobenzene	UG/L	25	1.0	25	1.0	24	1.0	22	1.0
1,4-Dichlorobenzene	UG/L	25	1.0	25	1.0	24	1.0	22	1.0
Dichlorodifluoromethane	UG/L	27	1.0	24	1.0	23	1.0	22	1.0
1,1-Dichloroethane	UG/L	26	1.0	23	1.0	23	1.0	21	1.0
1,2-Dichloroethane	UG/L	24	1.0	23	1.0	21	1.0	20	1.0
1,1-Dichloroethene	UG/L	26	1.0	23	1.0	24	1.0	22	1.0
cis-1,2-Dichloroethene	UG/L	26	1.0	23	1.0	22	1.0	21	1.0
trans-1,2-Dichloroethene	UG/L	27	1.0	23	1.0	23	1.0	21	1.0
1,2-Dichloropropane	UG/L	25	1.0	23	1.0	22	1.0	21	1.0
cis-1,3-Dichloropropene	UG/L	26	1.0	24	1.0	22	1.0	20	1.0
trans-1,3-Dichloropropene	UG/L	24	1.0	23	1.0	21	1.0	20	1.0
Ethylbenzene	UG/L	24	1.0	23	1.0	23	1.0	21	1.0
2-Hexanone	UG/L	110	5.0	120	5.0	110	5.0	120	5.0
Isopropylbenzene	UG/L	22	1.0	21	1.0	21	1.0	19	1.0
Methyl acetate	UG/L	28	1.0	26	1.0	25	1.0	26	1.0
Methylcyclohexane	UG/L	24	1.0	23	1.0	26	1.0	24	1.0
Methylene chloride	UG/L	26	1.0	24	1.0	25	1.0	23	1.0
4-Methyl-2-pentanone	UG/L	110	5.0	120	5.0	120	5.0	120	5.0
Methyl-t-Butyl Ether (MTBE)	UG/L	29	1.0	25	1.0	24	1.0	24	1.0
Styrene	UG/L	25	1.0	24	1.0	23	1.0	21	1.0
1,1,2,2-Tetrachloroethane	UG/L	25	1.0	24	1.0	22	1.0	22	1.0
Tetrachloroethene	UG/L	23	1.0	22	1.0	23	1.0	21	1.0
Toluene	UG/L	24	1.0	22	1.0	23	1.0	21	1.0
1,2,4-Trichlorobenzene	UG/L	24	1.0	25	1.0	22	1.0	22	1.0
1,1,1-Trichloroethane	UG/L	25	1.0	23	1.0	23	1.0	21	1.0
1,1,2-Trichloroethane	UG/L	24	1.0	23	1.0	22	1.0	21	1.0

NA = Not Applicable ND = Not Detected

Client ID Job No Lab ID Sample Date		MSB82 A08-9197 A8B2044601		MSB92 A08-9129 A8B2045501		RFI-32-0708 A08-9129 A8912903MS 07/29/2008		RFI-32-0708 A08-9129 A8912903SD 07/29/2008	
Analyte	Units	Sample Value	Reporting Limit	Sample Value	Reporting Limit	Sample Value	Reporting Limit	Sample Value	Reporting Limit
1,1,2-Trichloro-1,2,2-trifluor	UG/L	24	1.0	23	1.0	26	1.0	25	1.0
Trichlorofluoromethane	UG/L	24	1.0	22	1.0	26	1.0	24	1.0
Trichloroethene	UG/L	24	1.0	23	1.0	23	1.0	21	1.0
Vinyl chloride	UG/L	26	1.0	23	1.0	26	1.0	24	1.0
Total Xylenes	UG/L	73	3.0	68	3.0	68	3.0	63	3.0
IS/SURROGATE(S)									
Chlorobenzene-D5	%	101	50-200	103	50-200	92	50-200	91	50-200
1,4-Difluorobenzene	%	100	50-200	101	50-200	92	50-200	90	50-200
1,4-Dichlorobenzene-D4	%	99	50-200	98	50-200	90	50-200	89	50-200
Toluene-D8	%	105	71-126	91	71-126	94	71-126	100	71-126
p-Bromofluorobenzene	%	106	73-120	91	73-120	93	73-120	99	73-120
1,2-Dichloroethane-D4	%	101	66-137	94	66-137	95	66-137	102	66-137

NA = Not Applicable ND = Not Detected

Client ID Job No Lab ID Sample Date		TRIP BLANK A08-8945 A8894505 07/24/2008		TRIP BLANK A08-9106 A8910608 07/28/2008		TRIP BLANK A08-9197 A8919703 07/30/2008		Trip Blank A08-9022 A8902212 07/25/2008	
Analyte	Units	Sample Value	Reporting Limit	Sample Value	Reporting Limit	Sample Value	Reporting Limit	Sample Value	Reporting Limit
Acetone	UG/L	1.8 J	5.0	2.3 J	5.0	ND	5.0	1.4 J	5.0
Benzene	UG/L	ND	1.0	ND	1.0	ND	1.0	ND	1.0
Bromodichloromethane	UG/L	ND	1.0	ND	1.0	ND	1.0	ND	1.0
Bromoform	UG/L	ND	1.0	ND	1.0	ND	1.0	ND	1.0
Bromomethane	UG/L	ND	1.0	ND	1.0	ND	1.0	ND	1.0
2-Butanone	UG/L	ND	5.0	ND	5.0	ND	5.0	ND	5.0
Carbon Disulfide	UG/L	ND	1.0	ND	1.0	ND	1.0	ND	1.0
Carbon Tetrachloride	UG/L	ND	1.0	ND	1.0	ND	1.0	ND	1.0
Chlorobenzene	UG/L	ND	1.0	ND	1.0	ND	1.0	ND	1.0
Chloroethane	UG/L	ND	1.0	ND	1.0	ND	1.0	ND	1.0
Chloroform	UG/L	ND	1.0	ND	1.0	ND	1.0	ND	1.0
Chloromethane	UG/L	ND	1.0	ND	1.0	ND	1.0	ND	1.0
Cyclohexane	UG/L	ND	1.0	ND	1.0	ND	1.0	ND	1.0
1,2-Dibromoethane	UG/L	ND	1.0	ND	1.0	ND	1.0	ND	1.0
Dibromochloromethane	UG/L	ND	1.0	ND	1.0	ND	1.0	ND	1.0
1,2-Dibromo-3-chloropropane	UG/L	ND	1.0	ND	1.0	ND	1.0	ND	1.0
1,2-Dichlorobenzene	UG/L	ND	1.0	ND	1.0	ND	1.0	ND	1.0
1,3-Dichlorobenzene	UG/L	ND	1.0	ND	1.0	ND	1.0	ND	1.0
1,4-Dichlorobenzene	UG/L	ND	1.0	ND	1.0	ND	1.0	ND	1.0
Dichlorodifluoromethane	UG/L	ND	1.0	ND	1.0	ND	1.0	ND	1.0
1,1-Dichloroethane	UG/L	ND	1.0	ND	1.0	ND	1.0	ND	1.0
1,2-Dichloroethane	UG/L	ND	1.0	ND	1.0	ND	1.0	ND	1.0
1,1-Dichloroethene	UG/L	ND	1.0	ND	1.0	ND	1.0	ND	1.0
cis-1,2-Dichloroethene	UG/L	ND	1.0	ND	1.0	ND	1.0	ND	1.0
trans-1,2-Dichloroethene	UG/L	ND	1.0	ND	1.0	ND	1.0	ND	1.0
1,2-Dichloropropane	UG/L	ND	1.0	ND	1.0	ND	1.0	ND	1.0
cis-1,3-Dichloropropene	UG/L	ND	1.0	ND	1.0	ND	1.0	ND	1.0
trans-1,3-Dichloropropene	UG/L	ND	1.0	ND	1.0	ND	1.0	ND	1.0
Ethylbenzene	UG/L	ND	1.0	ND	1.0	ND	1.0	ND	1.0
2-Hexanone	UG/L	ND	5.0	ND	5.0	ND	5.0	ND	5.0
Isopropylbenzene	UG/L	ND	1.0	ND	1.0	ND	1.0	ND	1.0
Methyl acetate	UG/L	ND	1.0	ND	1.0	ND	1.0	ND	1.0
Methylcyclohexane	UG/L	ND	1.0	ND	1.0	ND	1.0	ND	1.0
Methylene chloride	UG/L	ND	1.0	ND	1.0	ND	1.0	ND	1.0
4-Methyl-2-pentanone	UG/L	ND	5.0	ND	5.0	ND	5.0	ND	5.0
Methyl-t-Butyl Ether (MTBE)	UG/L	ND	1.0	ND	1.0	ND	1.0	ND	1.0
Styrene	UG/L	ND	1.0	ND	1.0	ND	1.0	ND	1.0
1,1,2,2-Tetrachloroethane	UG/L	ND	1.0	ND	1.0	ND	1.0	ND	1.0
Tetrachloroethene	UG/L	ND	1.0	ND	1.0	ND	1.0	ND	1.0
Toluene	UG/L	ND	1.0	ND	1.0	ND	1.0	ND	1.0
1,2,4-Trichlorobenzene	UG/L	ND	1.0	ND	1.0	ND	1.0	ND	1.0
1,1,1-Trichloroethane	UG/L	ND	1.0	ND	1.0	ND	1.0	ND	1.0
1,1,2-Trichloroethane	UG/L	ND	1.0	ND	1.0	ND	1.0	ND	1.0

NA = Not Applicable ND = Not Detected

Client ID Job No Lab ID Sample Date		TRIP BLANK A08-8945 A8894505 07/24/2008		TRIP BLANK A08-9106 A8910608 07/28/2008		TRIP BLANK A08-9197 A8919703 07/30/2008		Trip Blank A08-9022 A8902212 07/25/2008	
Analyte	Units	Sample Value	Reporting Limit	Sample Value	Reporting Limit	Sample Value	Reporting Limit	Sample Value	Reporting Limit
1,1,2-Trichloro-1,2,2-trifluor	UG/L	ND	1.0	ND	1.0	ND	1.0	ND	1.0
Trichlorofluoromethane	UG/L	ND	1.0	ND	1.0	ND	1.0	ND	1.0
Trichloroethene	UG/L	ND	1.0	ND	1.0	ND	1.0	ND	1.0
Vinyl chloride	UG/L	ND	1.0	ND	1.0	ND	1.0	ND	1.0
Total Xylenes	UG/L	ND	3.0	ND	3.0	ND	3.0	ND	3.0
IS/SURROGATE(S)									
Chlorobenzene-D5	%	85	50-200	94	50-200	91	50-200	90	50-200
1,4-Difluorobenzene	%	87	50-200	95	50-200	91	50-200	92	50-200
1,4-Dichlorobenzene-D4	%	71	50-200	96	50-200	81	50-200	88	50-200
Toluene-D8	%	96	71-126	106	71-126	101	71-126	107	71-126
p-Bromofluorobenzene	%	81	73-120	97	73-120	102	73-120	95	73-120
1,2-Dichloroethane-D4	%	102	66-137	106	66-137	101	66-137	110	66-137

NA = Not Applicable ND = Not Detected

Client ID		Trip Blank							
Job No	Lab ID	A08-9129	A8912914						
Sample Date		07/29/2008							
Analyte	Units	Sample Value	Reporting Limit	Sample Value	Reporting Limit	Sample Value	Reporting Limit	Sample Value	Reporting Limit
Acetone	UG/L	ND	5.0	NA		NA		NA	
Benzene	UG/L	ND	1.0	NA		NA		NA	
Bromodichloromethane	UG/L	ND	1.0	NA		NA		NA	
Bromoform	UG/L	ND	1.0	NA		NA		NA	
Bromomethane	UG/L	ND	1.0	NA		NA		NA	
2-Butanone	UG/L	ND	5.0	NA		NA		NA	
Carbon Disulfide	UG/L	ND	1.0	NA		NA		NA	
Carbon Tetrachloride	UG/L	ND	1.0	NA		NA		NA	
Chlorobenzene	UG/L	ND	1.0	NA		NA		NA	
Chloroethane	UG/L	ND	1.0	NA		NA		NA	
Chloroform	UG/L	ND	1.0	NA		NA		NA	
Chloromethane	UG/L	ND	1.0	NA		NA		NA	
Cyclohexane	UG/L	ND	1.0	NA		NA		NA	
1,2-Dibromoethane	UG/L	ND	1.0	NA		NA		NA	
Dibromochloromethane	UG/L	ND	1.0	NA		NA		NA	
1,2-Dibromo-3-chloropropane	UG/L	ND	1.0	NA		NA		NA	
1,2-Dichlorobenzene	UG/L	ND	1.0	NA		NA		NA	
1,3-Dichlorobenzene	UG/L	ND	1.0	NA		NA		NA	
1,4-Dichlorobenzene	UG/L	ND	1.0	NA		NA		NA	
Dichlorodifluoromethane	UG/L	ND	1.0	NA		NA		NA	
1,1-Dichloroethane	UG/L	ND	1.0	NA		NA		NA	
1,2-Dichloroethane	UG/L	ND	1.0	NA		NA		NA	
1,1-Dichloroethene	UG/L	ND	1.0	NA		NA		NA	
cis-1,2-Dichloroethene	UG/L	ND	1.0	NA		NA		NA	
trans-1,2-Dichloroethene	UG/L	ND	1.0	NA		NA		NA	
1,2-Dichloropropane	UG/L	ND	1.0	NA		NA		NA	
cis-1,3-Dichloropropene	UG/L	ND	1.0	NA		NA		NA	
trans-1,3-Dichloropropene	UG/L	ND	1.0	NA		NA		NA	
Ethylbenzene	UG/L	ND	1.0	NA		NA		NA	
2-Hexanone	UG/L	ND	5.0	NA		NA		NA	
Isopropylbenzene	UG/L	ND	1.0	NA		NA		NA	
Methyl acetate	UG/L	ND	1.0	NA		NA		NA	
Methylcyclohexane	UG/L	ND	1.0	NA		NA		NA	
Methylene chloride	UG/L	ND	1.0	NA		NA		NA	
4-Methyl-2-pentanone	UG/L	ND	5.0	NA		NA		NA	
Methyl-t-Butyl Ether (MTBE)	UG/L	ND	1.0	NA		NA		NA	
Styrene	UG/L	ND	1.0	NA		NA		NA	
1,1,2,2-Tetrachloroethane	UG/L	ND	1.0	NA		NA		NA	
Tetrachloroethene	UG/L	ND	1.0	NA		NA		NA	
Toluene	UG/L	ND	1.0	NA		NA		NA	
1,2,4-Trichlorobenzene	UG/L	ND	1.0	NA		NA		NA	
1,1,1-Trichloroethane	UG/L	ND	1.0	NA		NA		NA	
1,1,2-Trichloroethane	UG/L	ND	1.0	NA		NA		NA	

NA = Not Applicable ND = Not Detected

Client ID		Trip Blank							
Job No	Lab ID	A08-9129	A8912914						
Sample Date		07/29/2008							
Analyte	Units	Sample Value	Reporting Limit	Sample Value	Reporting Limit	Sample Value	Reporting Limit	Sample Value	Reporting Limit
1,1,2-Trichloro-1,2,2-trifluor	UG/L	ND	1.0	NA		NA		NA	
Trichlorofluoromethane	UG/L	ND	1.0	NA		NA		NA	
Trichloroethene	UG/L	ND	1.0	NA		NA		NA	
Vinyl chloride	UG/L	ND	1.0	NA		NA		NA	
Total Xylenes	UG/L	ND	3.0	NA		NA		NA	
IS/SURROGATE(S)									
Chlorobenzene-D5	%	91	50-200	NA		NA		NA	
1,4-Difluorobenzene	%	92	50-200	NA		NA		NA	
1,4-Dichlorobenzene-D4	%	84	50-200	NA		NA		NA	
Toluene-D8	%	102	71-126	NA		NA		NA	
p-Bromofluorobenzene	%	99	73-120	NA		NA		NA	
1,2-Dichloroethane-D4	%	102	66-137	NA		NA		NA	

NA = Not Applicable ND = Not Detected

METHOD 8260 - TCL VOLATILE ORGANICS
TENTATIVELY IDENTIFIED COMPOUNDS

Client No.

TRIP BLANK

Lab Name: TestAmerica Laborat Contract: _____

Lab Code: RECNY Case No.: _____ SAS No.: _____ SDG No.: 8945

Matrix: (soil/water) WATER Lab Sample ID: A8894505

Sample wt/vol: 5.00 (g/mL) ML Lab File ID: J0970.RR

Level: (low/med) LOW Date Samp/Recv: 07/24/2008 07/24/2008

% Moisture: not dec. _____ Date Analyzed: 08/01/2008

GC Column: ZB-624 ID: 0.25 (mm) Dilution Factor: 1.00

Soil Extract Volume: _____ (uL) Soil Aliquot Volume: _____ (uL)

Number TICs found: 0 CONCENTRATION UNITS: (ug/L or ug/Kg) UG/L

CAS NO.	Compound Name	RT	Est. Conc.	Q

METHOD 8260 - TCL VOLATILE ORGANICS
TENTATIVELY IDENTIFIED COMPOUNDS

Client No.

Trip Blank

Lab Name: TestAmerica Laborat Contract: _____

Lab Code: RECNY Case No.: _____ SAS No.: _____ SDG No.: 8945

Matrix: (soil/water) WATER Lab Sample ID: A8902212

Sample wt/vol: 5.00 (g/mL) ML Lab File ID: P0002.RR

Level: (low/med) LOW Date Samp/Recv: 07/25/2008 07/25/2008

% Moisture: not dec. _____ Date Analyzed: 08/06/2008

GC Column: ZB-624 ID: 0.18 (mm) Dilution Factor: 1.00

Soil Extract Volume: _____ (uL) Soil Aliquot Volume: _____ (uL)

Number TICs found: 0 CONCENTRATION UNITS: (ug/L or ug/Kg) UG/L

CAS NO.	Compound Name	RT	Est. Conc.	Q

METHOD 8260 - TCL VOLATILE ORGANICS
TENTATIVELY IDENTIFIED COMPOUNDS

Client No.

TRIP BLANK

Lab Name: TestAmerica Laborat Contract: _____

Lab Code: RECNY Case No.: _____ SAS No.: _____ SDG No.: 8945

Matrix: (soil/water) WATER Lab Sample ID: A8910608

Sample wt/vol: 5.00 (g/mL) ML Lab File ID: P0063.RR

Level: (low/med) LOW Date Samp/Recv: 07/28/2008 07/28/2008

% Moisture: not dec. _____ Date Analyzed: 08/07/2008

GC Column: ZB-624 ID: 0.25 (mm) Dilution Factor: 1.00

Soil Extract Volume: _____ (uL) Soil Aliquot Volume: _____ (uL)

Number TICs found: 0 CONCENTRATION UNITS: (ug/L or ug/Kg) UG/L

CAS NO.	Compound Name	RT	Est. Conc.	Q

METHOD 8260 - TCL VOLATILE ORGANICS
TENTATIVELY IDENTIFIED COMPOUNDS

Client No.

Trip Blank

Lab Name: TestAmerica Laborat Contract: _____

Lab Code: RECNY Case No.: _____ SAS No.: _____ SDG No.: 8945

Matrix: (soil/water) WATER Lab Sample ID: A8912914

Sample wt/vol: 5.00 (g/mL) ML Lab File ID: S6566.RR

Level: (low/med) LOW Date Samp/Recv: 07/29/2008 07/29/2008

% Moisture: not dec. _____ Date Analyzed: 08/08/2008

GC Column: ZB-624 ID: 0.18 (mm) Dilution Factor: 1.00

Soil Extract Volume: _____ (uL) Soil Aliquot Volume: _____ (uL)

Number TICs found: 0

CONCENTRATION UNITS:
(ug/L or ug/Kg) UG/L

CAS NO.	Compound Name	RT	Est. Conc.	Q

METHOD 8260 - TCL VOLATILE ORGANICS
TENTATIVELY IDENTIFIED COMPOUNDS

Client No.

TRIP BLANK

Lab Name: TestAmerica Laborat Contract: _____

Lab Code: RECNY Case No.: _____ SAS No.: _____ SDG No.: 8945

Matrix: (soil/water) WATER Lab Sample ID: A8919703

Sample wt/vol: 5.00 (g/mL) ML Lab File ID: G8251.RR

Level: (low/med) LOW Date Samp/Recv: 07/30/2008 07/30/2008

% Moisture: not dec. _____ Date Analyzed: 08/11/2008

GC Column: ZB-624 ID: 0.18 (mm) Dilution Factor: 1.00

Soil Extract Volume: _____ (uL) Soil Aliquot Volume: _____ (uL)

Number TICs found: 1 CONCENTRATION UNITS: (ug/L or ug/Kg) UG/L

CAS NO.	Compound Name	RT	Est. Conc.	Q
1.	_____		0	J

Client ID		SBLK		SBLK		SBLK		SBLK	
Job No	Lab ID	A08-8945	A8B1943303	A08-9022	A8B1961002	A08-9022	A8B1961102	A08-9129	A8B1967903
Sample Date									
Analyte	Units	Sample Value	Reporting Limit	Sample Value	Reporting Limit	Sample Value	Reporting Limit	Sample Value	Reporting Limit
Aniline	UG/L	ND	10	ND	10	5 J	10	ND	10
Acenaphthene	UG/L	ND	5	ND	5	ND	5	ND	5
Acenaphthylene	UG/L	ND	5	ND	5	ND	5	ND	5
Acetophenone	UG/L	ND	5	ND	5	ND	5	ND	5
Anthracene	UG/L	ND	5	ND	5	ND	5	ND	5
Atrazine	UG/L	ND	5	ND	5	ND	5	ND	5
Benzaldehyde	UG/L	ND	5	ND	5	ND	5	ND	5
Benzo(a)anthracene	UG/L	ND	5	ND	5	ND	5	ND	5
Benzo(b)fluoranthene	UG/L	ND	5	ND	5	ND	5	ND	5
Benzo(k)fluoranthene	UG/L	ND	5	ND	5	ND	5	ND	5
Benzo(ghi)perylene	UG/L	ND	5	ND	5	ND	5	ND	5
Benzo(a)pyrene	UG/L	ND	5	ND	5	ND	5	ND	5
Biphenyl	UG/L	ND	5	ND	5	ND	5	ND	5
Bis(2-chloroethoxy) methane	UG/L	ND	5	ND	5	ND	5	ND	5
Bis(2-chloroethyl) ether	UG/L	ND	5	ND	5	ND	5	ND	5
2,2'-Oxybis(1-Chloropropane)	UG/L	ND	5	ND	5	ND	5	ND	5
Bis(2-ethylhexyl) phthalate	UG/L	ND	5	ND	5	ND	5	ND	5
4-Bromophenyl phenyl ether	UG/L	ND	5	ND	5	ND	5	ND	5
Butyl benzyl phthalate	UG/L	ND	5	ND	5	ND	5	ND	5
4-Chloroaniline	UG/L	ND	5	ND	5	ND	5	ND	5
4-Chloro-3-methylphenol	UG/L	ND	5	ND	5	ND	5	ND	5
2-Chloronaphthalene	UG/L	ND	5	ND	5	ND	5	ND	5
2-Chlorophenol	UG/L	ND	5	ND	5	ND	5	ND	5
4-Chlorophenyl phenyl ether	UG/L	ND	5	ND	5	ND	5	ND	5
Caprolactam	UG/L	ND	5	ND	5	ND	5	ND	5
Carbazole	UG/L	ND	5	ND	5	ND	5	ND	5
Chrysene	UG/L	0.6 J	5	0.7 J	5	0.7 J	5	0.7 J	5
Dibenzo(a,h)anthracene	UG/L	ND	5	ND	5	ND	5	ND	5
Dibenzofuran	UG/L	ND	5	ND	5	ND	5	ND	5
Di-n-butyl phthalate	UG/L	0.3 J	5	0.3 J	5	0.4 J	5	0.3 J	5
3,3'-Dichlorobenzidine	UG/L	ND	5	ND	5	ND	5	ND	5
2,4-Dichlorophenol	UG/L	ND	5	ND	5	ND	5	ND	5
Diethyl phthalate	UG/L	ND	5	ND	5	ND	5	ND	5
2,4-Dimethylphenol	UG/L	ND	5	ND	5	ND	5	ND	5
Dimethyl phthalate	UG/L	ND	5	ND	5	ND	5	ND	5
4,6-Dinitro-2-methylphenol	UG/L	ND	10	ND	10	ND	10	ND	10
2,4-Dinitrophenol	UG/L	ND	10	ND	10	ND	10	ND	10
2,4-Dinitrotoluene	UG/L	ND	5	ND	5	ND	5	ND	5
2,6-Dinitrotoluene	UG/L	ND	5	ND	5	ND	5	ND	5
Di-n-octyl phthalate	UG/L	ND	5	5	5	ND	5	4 J	5
Fluoranthene	UG/L	ND	5	ND	5	ND	5	ND	5
Fluorene	UG/L	ND	5	ND	5	ND	5	ND	5
Hexachlorobenzene	UG/L	ND	5	ND	5	ND	5	ND	5

NA = Not Applicable ND = Not Detected

Client ID		SBLK		SBLK		SBLK		SBLK	
Job No	Lab ID	A08-8945	A8B1943303	A08-9022	A8B1961002	A08-9022	A8B1961102	A08-9129	A8B1967903
Sample Date									
Analyte	Units	Sample Value	Reporting Limit	Sample Value	Reporting Limit	Sample Value	Reporting Limit	Sample Value	Reporting Limit
Hexachlorobutadiene	UG/L	ND	5	ND	5	ND	5	ND	5
Hexachlorocyclopentadiene	UG/L	ND	5	ND	5	ND	5	ND	5
Hexachloroethane	UG/L	ND	5	ND	5	ND	5	ND	5
Indeno(1,2,3-cd)pyrene	UG/L	ND	5	ND	5	ND	5	ND	5
Isophorone	UG/L	ND	5	ND	5	ND	5	ND	5
2-Methylnaphthalene	UG/L	ND	5	ND	5	ND	5	ND	5
2-Methylphenol	UG/L	ND	5	ND	5	ND	5	ND	5
4-Methylphenol	UG/L	ND	5	ND	5	ND	5	ND	5
Naphthalene	UG/L	ND	5	0.4 J	5	ND	5	ND	5
2-Nitroaniline	UG/L	ND	10	ND	10	ND	10	ND	10
3-Nitroaniline	UG/L	ND	10	ND	10	ND	10	ND	10
4-Nitroaniline	UG/L	ND	10	ND	10	ND	10	ND	10
Nitrobenzene	UG/L	ND	5	ND	5	ND	5	ND	5
2-Nitrophenol	UG/L	ND	5	ND	5	ND	5	ND	5
4-Nitrophenol	UG/L	ND	10	ND	10	ND	10	ND	10
N-nitrosodiphenylamine	UG/L	ND	5	ND	5	ND	5	ND	5
N-Nitroso-Di-n-propylamine	UG/L	ND	5	ND	5	ND	5	ND	5
Pentachlorophenol	UG/L	ND	10	ND	10	ND	10	ND	10
Phenanthrene	UG/L	ND	5	ND	5	ND	5	ND	5
Phenol	UG/L	ND	5	ND	5	ND	5	ND	5
Pyrene	UG/L	ND	5	ND	5	ND	5	ND	5
2,4,5-Trichlorophenol	UG/L	ND	5	ND	5	ND	5	ND	5
2,4,6-Trichlorophenol	UG/L	ND	5	ND	5	ND	5	ND	5
IS/SURROGATE(S)									
1,4-Dichlorobenzene-D4	%	90	50-200	106	50-200	83	50-200	90	50-200
Naphthalene-D8	%	92	50-200	110	50-200	84	50-200	91	50-200
Acenaphthene-D10	%	93	50-200	111	50-200	79	50-200	91	50-200
Phenanthrene-D10	%	93	50-200	108	50-200	82	50-200	82	50-200
Chrysene-D12	%	106	50-200	115	50-200	97	50-200	92	50-200
Perylene-D12	%	98	50-200	109	50-200	132	50-200	107	50-200
Nitrobenzene-D5	%	61	46-120	64	46-120	76	46-120	77	46-120
2-Fluorobiphenyl	%	74	48-120	72	48-120	80	48-120	76	48-120
p-Terphenyl-d14	%	66	24-136	68	24-136	67	24-136	66	24-136
Phenol-D5	%	28	16-120	33	16-120	32	16-120	30	16-120
2-Fluorophenol	%	37	20-120	49	20-120	44	20-120	44	20-120
2,4,6-Tribromophenol	%	97	52-132	100	52-132	99	52-132	99	52-132

NA = Not Applicable ND = Not Detected

Client ID		SBLK							
Job No	Lab ID	A08-9197	A8B1975003						
Sample Date									
Analyte	Units	Sample Value	Reporting Limit	Sample Value	Reporting Limit	Sample Value	Reporting Limit	Sample Value	Reporting Limit
Aniline	UG/L	ND	10	NA		NA		NA	
Acenaphthene	UG/L	ND	5	NA		NA		NA	
Acenaphthylene	UG/L	ND	5	NA		NA		NA	
Acetophenone	UG/L	ND	5	NA		NA		NA	
Anthracene	UG/L	ND	5	NA		NA		NA	
Atrazine	UG/L	ND	5	NA		NA		NA	
Benzaldehyde	UG/L	ND	5	NA		NA		NA	
Benzo(a)anthracene	UG/L	ND	5	NA		NA		NA	
Benzo(b)fluoranthene	UG/L	ND	5	NA		NA		NA	
Benzo(k)fluoranthene	UG/L	ND	5	NA		NA		NA	
Benzo(ghi)perylene	UG/L	ND	5	NA		NA		NA	
Benzo(a)pyrene	UG/L	ND	5	NA		NA		NA	
Biphenyl	UG/L	ND	5	NA		NA		NA	
Bis(2-chloroethoxy) methane	UG/L	ND	5	NA		NA		NA	
Bis(2-chloroethyl) ether	UG/L	ND	5	NA		NA		NA	
2,2'-Oxybis(1-Chloropropane)	UG/L	ND	5	NA		NA		NA	
Bis(2-ethylhexyl) phthalate	UG/L	ND	5	NA		NA		NA	
4-Bromophenyl phenyl ether	UG/L	ND	5	NA		NA		NA	
Butyl benzyl phthalate	UG/L	ND	5	NA		NA		NA	
4-Chloroaniline	UG/L	ND	5	NA		NA		NA	
4-Chloro-3-methylphenol	UG/L	ND	5	NA		NA		NA	
2-Chloronaphthalene	UG/L	ND	5	NA		NA		NA	
2-Chlorophenol	UG/L	ND	5	NA		NA		NA	
4-Chlorophenyl phenyl ether	UG/L	ND	5	NA		NA		NA	
Caprolactam	UG/L	ND	5	NA		NA		NA	
Carbazole	UG/L	ND	5	NA		NA		NA	
Chrysene	UG/L	0.6 J	5	NA		NA		NA	
Dibenzo(a,h)anthracene	UG/L	ND	5	NA		NA		NA	
Dibenzofuran	UG/L	ND	5	NA		NA		NA	
Di-n-butyl phthalate	UG/L	0.5 J	5	NA		NA		NA	
3,3'-Dichlorobenzidine	UG/L	ND	5	NA		NA		NA	
2,4-Dichlorophenol	UG/L	ND	5	NA		NA		NA	
Diethyl phthalate	UG/L	ND	5	NA		NA		NA	
2,4-Dimethylphenol	UG/L	ND	5	NA		NA		NA	
Dimethyl phthalate	UG/L	ND	5	NA		NA		NA	
4,6-Dinitro-2-methylphenol	UG/L	ND	10	NA		NA		NA	
2,4-Dinitrophenol	UG/L	ND	10	NA		NA		NA	
2,4-Dinitrotoluene	UG/L	ND	5	NA		NA		NA	
2,6-Dinitrotoluene	UG/L	ND	5	NA		NA		NA	
Di-n-octyl phthalate	UG/L	5	5	NA		NA		NA	
Fluoranthene	UG/L	ND	5	NA		NA		NA	
Fluorene	UG/L	ND	5	NA		NA		NA	
Hexachlorobenzene	UG/L	ND	5	NA		NA		NA	

NA = Not Applicable ND = Not Detected

Client ID		SBLK							
Job No	Lab ID	A08-9197	A8B1975003						
Sample Date									
Analyte	Units	Sample Value	Reporting Limit	Sample Value	Reporting Limit	Sample Value	Reporting Limit	Sample Value	Reporting Limit
Hexachlorobutadiene	UG/L	ND	5	NA		NA		NA	
Hexachlorocyclopentadiene	UG/L	ND	5	NA		NA		NA	
Hexachloroethane	UG/L	ND	5	NA		NA		NA	
Indeno(1,2,3-cd)pyrene	UG/L	ND	5	NA		NA		NA	
Isophorone	UG/L	ND	5	NA		NA		NA	
2-Methylnaphthalene	UG/L	ND	5	NA		NA		NA	
2-Methylphenol	UG/L	ND	5	NA		NA		NA	
4-Methylphenol	UG/L	ND	5	NA		NA		NA	
Naphthalene	UG/L	ND	5	NA		NA		NA	
2-Nitroaniline	UG/L	ND	10	NA		NA		NA	
3-Nitroaniline	UG/L	ND	10	NA		NA		NA	
4-Nitroaniline	UG/L	ND	10	NA		NA		NA	
Nitrobenzene	UG/L	ND	5	NA		NA		NA	
2-Nitrophenol	UG/L	ND	5	NA		NA		NA	
4-Nitrophenol	UG/L	ND	10	NA		NA		NA	
N-nitrosodiphenylamine	UG/L	ND	5	NA		NA		NA	
N-Nitroso-Di-n-propylamine	UG/L	ND	5	NA		NA		NA	
Pentachlorophenol	UG/L	ND	10	NA		NA		NA	
Phenanthrene	UG/L	ND	5	NA		NA		NA	
Phenol	UG/L	ND	5	NA		NA		NA	
Pyrene	UG/L	ND	5	NA		NA		NA	
2,4,5-Trichlorophenol	UG/L	ND	5	NA		NA		NA	
2,4,6-Trichlorophenol	UG/L	ND	5	NA		NA		NA	
IS/SURROGATE(S)									
1,4-Dichlorobenzene-D4	%	98	50-200	NA		NA		NA	
Naphthalene-D8	%	101	50-200	NA		NA		NA	
Acenaphthene-D10	%	101	50-200	NA		NA		NA	
Phenanthrene-D10	%	99	50-200	NA		NA		NA	
Chrysene-D12	%	105	50-200	NA		NA		NA	
Perylene-D12	%	104	50-200	NA		NA		NA	
Nitrobenzene-D5	%	66	46-120	NA		NA		NA	
2-Fluorobiphenyl	%	76	48-120	NA		NA		NA	
p-Terphenyl-d14	%	63	24-136	NA		NA		NA	
Phenol-D5	%	31	16-120	NA		NA		NA	
2-Fluorophenol	%	40	20-120	NA		NA		NA	
2,4,6-Tribromophenol	%	108	52-132	NA		NA		NA	

NA = Not Applicable ND = Not Detected

METHOD 8270 - TCL SEMI-VOLATILE ORGANICS
TENTATIVELY IDENTIFIED COMPOUNDS

Client No.

SBLK

Lab Name: TestAmerica Laborat Contract: _____

Lab Code: RECNY Case No.: _____ SAS No.: _____ SDG No.: 8945

Matrix: (soil/water) WATER Lab Sample ID: A8B1943303

Sample wt/vol: 1000.0 (g/mL) ML Lab File ID: X25249.RR

Level: (low/med) LOW Date Samp/Recv: _____ _____

% Moisture: _____ decanted: (Y/N) N Date Extracted: 07/25/2008

Concentrated Extract Volume: 1000 (uL) Date Analyzed: 07/29/2008

Injection Volume: 1.00 (uL) Dilution Factor: 1.00

GPC Cleanup: (Y/N) N pH: 5.0

Number TICs found: 12

CONCENTRATION UNITS:
(ug/L or ug/Kg) UG/L

CAS NO.	Compound Name	RT	Est. Conc.	Q
1.	UNKNOWN PROPANOL	11.24	4	J
2.	UNKNOWN	12.11	11	J
3.	UNKNOWN	12.14	8	J
4.	UNKNOWN	12.25	29	J
5.	UNKNOWN	13.05	21	J
6.	UNKNOWN	13.68	7	J
7.	UNKNOWN	13.80	17	J
8.	UNKNOWN	14.01	5	J
9.	UNKNOWN	14.35	24	J
10.	UNKNOWN	14.38	13	J
11.	UNKNOWN	15.07	11	J
12.	UNKNOWN	15.12	7	J

METHOD 8270 - TCL SEMI-VOLATILE ORGANICS
TENTATIVELY IDENTIFIED COMPOUNDS

Client No.

SBLK

Lab Name: TestAmerica Laborat Contract: _____

Lab Code: RECNY Case No.: _____ SAS No.: _____ SDG No.: 8945

Matrix: (soil/water) WATER Lab Sample ID: A8B1961002

Sample wt/vol: 1000.0 (g/mL) ML Lab File ID: X25446.RR

Level: (low/med) LOW Date Samp/Recv: _____ _____

% Moisture: _____ decanted: (Y/N) N Date Extracted: 07/29/2008

Concentrated Extract Volume: 1000 (uL) Date Analyzed: 08/02/2008

Injection Volume: 1.00 (uL) Dilution Factor: 1.00

GPC Cleanup: (Y/N) N pH: 5.0

Number TICs found: 7 CONCENTRATION UNITS: (ug/L or ug/Kg) UG/L

	CAS NO.	Compound Name	RT	Est. Conc.	Q
1.		UNKNOWN	12.07	5	J
2.		UNKNOWN	12.10	6	J
3.		UNKNOWN	12.20	17	J
4.	111-06-8	HEXADECANOIC ACID, BUTYL EST	12.35	23	JN
5.		UNKNOWN OCTADECANOIC ACID	12.97	22	J
6.		UNKNOWN	13.75	31	J
7.		UNKNOWN	14.30	14	J

METHOD 8270 - TCL SEMI-VOLATILE ORGANICS
TENTATIVELY IDENTIFIED COMPOUNDS

Client No.

SBLK

Lab Name: TestAmerica Laborat Contract: _____

Lab Code: RECNY Case No.: _____ SAS No.: _____ SDG No.: 8945

Matrix: (soil/water) WATER Lab Sample ID: A8B1961102

Sample wt/vol: 1000.0 (g/mL) ML Lab File ID: V30400.RR

Level: (low/med) LOW Date Samp/Recv: _____ _____

% Moisture: _____ decanted: (Y/N) N Date Extracted: 07/29/2008

Concentrated Extract Volume: 1000 (uL) Date Analyzed: 08/05/2008

Injection Volume: 1.00 (uL) Dilution Factor: 1.00

GPC Cleanup: (Y/N) N pH: 5.0

Number TICs found: 8

CONCENTRATION UNITS:
(ug/L or ug/Kg) UG/L

CAS NO.	Compound Name	RT	Est. Conc.	Q
1.	UNKNOWN	11.63	4	J
2.	UNKNOWN	12.56	17	J
3.	UNKNOWN	12.68	17	J
4. 111-06-8	HEXADECANOIC ACID, BUTYL EST	12.83	31	JN
5.	UNKNOWN	13.51	12	J
6.	UNKNOWN	14.11	7	J
7.	UNKNOWN	14.13	11	J
8.	UNKNOWN	15.69	5	J

METHOD 8270 - TCL SEMI-VOLATILE ORGANICS
TENTATIVELY IDENTIFIED COMPOUNDS

Client No.

SBLK

Lab Name: TestAmerica Laborat Contract: _____

Lab Code: RECNY Case No.: _____ SAS No.: _____ SDG No.: 8945

Matrix: (soil/water) WATER Lab Sample ID: A8B1967903

Sample wt/vol: 1000.0 (g/mL) ML Lab File ID: X25538.RR

Level: (low/med) LOW Date Samp/Recv: _____ _____

% Moisture: _____ decanted: (Y/N) N Date Extracted: 07/30/2008

Concentrated Extract Volume: 1000 (uL) Date Analyzed: 08/05/2008

Injection Volume: 1.00 (uL) Dilution Factor: 1.00

GPC Cleanup: (Y/N) N pH: 5.0

Number TICs found: 9

CONCENTRATION UNITS:
(ug/L or ug/Kg) UG/L

CAS NO.	Compound Name	RT	Est. Conc.	Q
1.	UNKNOWN	12.08	6	J
2.	UNKNOWN	12.18	10	J
3.	UNKNOWN	12.89	14	J
4.	UNKNOWN	13.02	45	J
5.	UNKNOWN	13.62	18	J
6.	UNKNOWN	13.73	38	J
7. 112-84-5	13-DOCOSENAMIDE, (Z)-	14.05	8	JN
8.	UNKNOWN	14.28	12	J
9.	UNKNOWN	14.99	5	J

METHOD 8270 - TCL SEMI-VOLATILE ORGANICS
TENTATIVELY IDENTIFIED COMPOUNDS

Client No.

SBLK

Lab Name: TestAmerica Laborat Contract: _____

Lab Code: RECNY Case No.: _____ SAS No.: _____ SDG No.: 8945

Matrix: (soil/water) WATER Lab Sample ID: A8B1975003

Sample wt/vol: 1000.0 (g/mL) ML Lab File ID: X25459.RR

Level: (low/med) LOW Date Samp/Recv: _____ _____

% Moisture: _____ decanted: (Y/N) N Date Extracted: 07/31/2008

Concentrated Extract Volume: 1000 (uL) Date Analyzed: 08/02/2008

Injection Volume: 1.00 (uL) Dilution Factor: 1.00

GPC Cleanup: (Y/N) N pH: 5.0

Number TICs found: 11

CONCENTRATION UNITS:
(ug/L or ug/Kg) UG/L

	CAS NO.	Compound Name	RT	Est. Conc.	Q
1.		UNKNOWN	11.19	7	J
2.		UNKNOWN	12.08	13	J
3.		UNKNOWN	12.21	39	J
4.		UNKNOWN	13.01	24	J
5.		UNKNOWN	13.62	18	J
6.		UNKNOWN	13.64	9	J
7.		UNKNOWN	13.75	76	J
8.		UNKNOWN	14.31	38	J
9.		UNKNOWN	14.34	14	J
10.		UNKNOWN	15.02	13	J
11.		UNKNOWN	15.05	53	J

Client ID		EW-3R-0708		EW-3R-0708		Matrix Spike Blank		Matrix Spike Blank	
Job No	Lab ID	A08-9022	A8902211MS	A08-9022	A8902211SD	A08-8945	A8B1943301	A08-9022	A8B1961001
Sample Date		07/25/2008		07/25/2008					
Analyte	Units	Sample Value	Reporting Limit	Sample Value	Reporting Limit	Sample Value	Reporting Limit	Sample Value	Reporting Limit
Aniline	UG/L	3200 BE	10	3100 BE	10	93	10	72	10
Acenaphthene	UG/L	82	5	77	5	91	5	89	5
Acenaphthylene	UG/L	83	5	78	5	90	5	91	5
Acetophenone	UG/L	78	5	74	5	78	5	88	5
Anthracene	UG/L	84	5	80	5	97	5	93	5
Atrazine	UG/L	4 J	5	2 J	5	88	5	93	5
Benzaldehyde	UG/L	6	5	5	5	55	5	60	5
Benzo(a)anthracene	UG/L	82	5	73	5	100	5	110	5
Benzo(b)fluoranthene	UG/L	81	5	66	5	99	5	120	5
Benzo(k)fluoranthene	UG/L	66	5	64	5	95	5	78	5
Benzo(ghi)perylene	UG/L	84	5	80	5	120	5	120	5
Benzo(a)pyrene	UG/L	87	5	77	5	110	5	120	5
Biphenyl	UG/L	74	5	69	5	73	5	70	5
Bis(2-chloroethoxy) methane	UG/L	73	5	73	5	73	5	72	5
Bis(2-chloroethyl) ether	UG/L	4900 E	5	4700 E	5	63	5	69	5
2,2'-Oxybis(1-Chloropropane)	UG/L	59	5	57	5	51	5	53	5
Bis(2-ethylhexyl) phthalate	UG/L	79	5	73	5	97	5	97	5
4-Bromophenyl phenyl ether	UG/L	84	5	81	5	100	5	100	5
Butyl benzyl phthalate	UG/L	74	5	68	5	96	5	100	5
4-Chloroaniline	UG/L	180 E	5	180 E	5	88	5	92	5
4-Chloro-3-methylphenol	UG/L	92	5	88	5	84	5	93	5
2-Chloronaphthalene	UG/L	73	5	69	5	82	5	82	5
2-Chlorophenol	UG/L	71	5	69	5	65	5	78	5
4-Chlorophenyl phenyl ether	UG/L	80	5	74	5	90	5	92	5
Caprolactam	UG/L	32	5	34	5	40	5	45	5
Carbazole	UG/L	92	5	89	5	96	5	94	5
Chrysene	UG/L	85 B	5	78 B	5	98 B	5	100 B	5
Dibenzo(a,h)anthracene	UG/L	88	5	85	5	120	5	120	5
Dibenzofuran	UG/L	84	5	78	5	92	5	93	5
Di-n-butyl phthalate	UG/L	90 B	5	84 B	5	99 B	5	96 B	5
3,3'-Dichlorobenzidine	UG/L	91	5	88	5	100	5	110	5
2,4-Dichlorophenol	UG/L	81	5	79	5	82	5	92	5
Diethyl phthalate	UG/L	89	5	82	5	92	5	96	5
2,4-Dimethylphenol	UG/L	83	5	82	5	83	5	89	5
Dimethyl phthalate	UG/L	89	5	83	5	93	5	98	5
4,6-Dinitro-2-methylphenol	UG/L	98	10	92	10	120	10	120	10
2,4-Dinitrophenol	UG/L	88	10	84	10	84	10	110	10
2,4-Dinitrotoluene	UG/L	97	5	91	5	93	5	100	5
2,6-Dinitrotoluene	UG/L	97	5	95	5	96	5	100	5
Di-n-octyl phthalate	UG/L	93	5	88	5	100	5	100 B	5
Fluoranthene	UG/L	87	5	79	5	99	5	100	5
Fluorene	UG/L	88	5	82	5	93	5	91	5
Hexachlorobenzene	UG/L	86	5	79	5	100	5	110	5

NA = Not Applicable ND = Not Detected

Client ID		EW-3R-0708		EW-3R-0708		Matrix Spike Blank		Matrix Spike Blank	
Job No	Lab ID	A08-9022	A8902211MS	A08-9022	A8902211SD	A08-8945	A8B1943301	A08-9022	A8B1961001
Sample Date		07/25/2008		07/25/2008					
Analyte	Units	Sample Value	Reporting Limit	Sample Value	Reporting Limit	Sample Value	Reporting Limit	Sample Value	Reporting Limit
Hexachlorobutadiene	UG/L	54	5	49	5	53	5	74	5
Hexachlorocyclopentadiene	UG/L	54	5	47	5	61	5	75	5
Hexachloroethane	UG/L	49	5	43	5	40	5	59	5
Indeno(1,2,3-cd)pyrene	UG/L	90	5	85	5	120	5	120	5
Isophorone	UG/L	75	5	74	5	71	5	70	5
2-Methylnaphthalene	UG/L	78	5	72	5	76	5	85	5
2-Methylphenol	UG/L	74	5	71	5	64	5	76	5
4-Methylphenol	UG/L	78	5	77	5	66	5	76	5
Naphthalene	UG/L	90	5	88	5	67	5	77 B	5
2-Nitroaniline	UG/L	96	10	95	10	80	10	78	10
3-Nitroaniline	UG/L	99	10	96	10	88	10	98	10
4-Nitroaniline	UG/L	98	10	95	10	86	10	94	10
Nitrobenzene	UG/L	83	5	87	5	71	5	71	5
2-Nitrophenol	UG/L	83	5	82	5	79	5	89	5
4-Nitrophenol	UG/L	43	10	44	10	45	10	51	10
N-nitrosodiphenylamine	UG/L	130	5	120	5	120	5	110	5
N-Nitroso-Di-n-propylamine	UG/L	72	5	70	5	69	5	71	5
Pentachlorophenol	UG/L	98	10	93	10	120	10	120	10
Phenanthrene	UG/L	88	5	84	5	100	5	96	5
Phenol	UG/L	310 E	5	320 E	5	36	5	34	5
Pyrene	UG/L	71	5	64	5	89	5	100	5
2,4,5-Trichlorophenol	UG/L	95	5	90	5	100	5	95	5
2,4,6-Trichlorophenol	UG/L	96	5	90	5	100	5	95	5
IS/SURROGATE(S)									
1,4-Dichlorobenzene-D4	%	85	50-200	82	50-200	90	50-200	103	50-200
Naphthalene-D8	%	90	50-200	81	50-200	90	50-200	108	50-200
Acenaphthene-D10	%	86	50-200	77	50-200	88	50-200	108	50-200
Phenanthrene-D10	%	88	50-200	77	50-200	88	50-200	108	50-200
Chrysene-D12	%	111	50-200	97	50-200	103	50-200	99	50-200
Perylene-D12	%	158	50-200	144	50-200	108	50-200	109	50-200
Nitrobenzene-D5	%	73	46-120	75	46-120	70	46-120	72	46-120
2-Fluorobiphenyl	%	77	48-120	73	48-120	88	48-120	87	48-120
p-Terphenyl-d14	%	40	24-136	37	24-136	68	24-136	86	24-136
Phenol-D5	%	26	16-120	26	16-120	28	16-120	32	16-120
2-Fluorophenol	%	41	20-120	41	20-120	40	20-120	49	20-120
2,4,6-Tribromophenol	%	100	52-132	95	52-132	105	52-132	116	52-132

NA = Not Applicable ND = Not Detected

Client ID		Matrix Spike Blank		Matrix Spike Blank		Matrix Spike Blank		Matrix Spike Blk Dup	
Job No	Lab ID	A08-9022	A8B1961101	A08-9129	A8B1967901	A08-9197	A8B1975001	A08-8945	A8B1943302
Sample Date									
Analyte	Units	Sample Value	Reporting Limit	Sample Value	Reporting Limit	Sample Value	Reporting Limit	Sample Value	Reporting Limit
Aniline	UG/L	82 B	10	71	10	34	10	84	10
Acenaphthene	UG/L	90	5	81	5	45	5	89	5
Acenaphthylene	UG/L	90	5	83	5	45	5	90	5
Acetophenone	UG/L	83	5	81	5	41	5	81	5
Anthracene	UG/L	98	5	85	5	49	5	93	5
Atrazine	UG/L	89	5	82	5	46	5	88	5
Benzaldehyde	UG/L	70	5	64	5	53	5	58	5
Benzo(a)anthracene	UG/L	100	5	91	5	52	5	100	5
Benzo(b)fluoranthene	UG/L	99	5	87	5	52	5	97	5
Benzo(k)fluoranthene	UG/L	87	5	82	5	46	5	100	5
Benzo(ghi)perylene	UG/L	99	5	110	5	64	5	120	5
Benzo(a)pyrene	UG/L	110	5	98	5	58	5	110	5
Biphenyl	UG/L	78	5	63	5	34	5	70	5
Bis(2-chloroethoxy) methane	UG/L	79	5	75	5	35	5	73	5
Bis(2-chloroethyl) ether	UG/L	72	5	70	5	31	5	66	5
2,2'-Oxybis(1-Chloropropane)	UG/L	68	5	60	5	24	5	52	5
Bis(2-ethylhexyl) phthalate	UG/L	100	5	84	5	51	5	98	5
4-Bromophenyl phenyl ether	UG/L	100	5	90	5	51	5	100	5
Butyl benzyl phthalate	UG/L	93	5	88	5	50	5	100	5
4-Chloroaniline	UG/L	92	5	83	5	46	5	89	5
4-Chloro-3-methylphenol	UG/L	96	5	81	5	47	5	86	5
2-Chloronaphthalene	UG/L	79	5	70	5	38	5	79	5
2-Chlorophenol	UG/L	75	5	70	5	36	5	67	5
4-Chlorophenyl phenyl ether	UG/L	90	5	82	5	48	5	89	5
Caprolactam	UG/L	30	5	37	5	23	5	41	5
Carbazole	UG/L	100	5	88	5	50	5	94	5
Chrysene	UG/L	100 B	5	90 B	5	50 B	5	98 B	5
Dibenzo(a,h)anthracene	UG/L	110	5	110	5	62	5	110	5
Dibenzofuran	UG/L	92	5	84	5	47	5	91	5
Di-n-butyl phthalate	UG/L	100 B	5	89 B	5	54 B	5	98 B	5
3,3'-Dichlorobenzidine	UG/L	100	5	96	5	53	5	99	5
2,4-Dichlorophenol	UG/L	87	5	81	5	46	5	84	5
Diethyl phthalate	UG/L	98	5	84	5	49	5	92	5
2,4-Dimethylphenol	UG/L	86	5	82	5	43	5	82	5
Dimethyl phthalate	UG/L	95	5	89	5	48	5	93	5
4,6-Dinitro-2-methylphenol	UG/L	88	10	100	10	62	10	120	10
2,4-Dinitrophenol	UG/L	66	10	80	10	53	10	96	10
2,4-Dinitrotoluene	UG/L	100	5	88	5	50	5	96	5
2,6-Dinitrotoluene	UG/L	100	5	93	5	51	5	99	5
Di-n-octyl phthalate	UG/L	120	5	96 B	5	54 B	5	100	5
Fluoranthene	UG/L	100	5	91	5	54	5	97	5
Fluorene	UG/L	95	5	83	5	48	5	91	5
Hexachlorobenzene	UG/L	100	5	93	5	53	5	100	5

NA = Not Applicable ND = Not Detected

Client ID		Matrix Spike Blank		Matrix Spike Blank		Matrix Spike Blank		Matrix Spike Blk Dup	
Job No	Lab ID	A08-9022	A8B1961101	A08-9129	A8B1967901	A08-9197	A8B1975001	A08-8945	A8B1943302
Sample Date									
Analyte	Units	Sample Value	Reporting Limit	Sample Value	Reporting Limit	Sample Value	Reporting Limit	Sample Value	Reporting Limit
Hexachlorobutadiene	UG/L	49	5	42	5	24	5	54	5
Hexachlorocyclopentadiene	UG/L	63	5	45	5	22	5	63	5
Hexachloroethane	UG/L	44	5	35	5	19	5	43	5
Indeno(1,2,3-cd)pyrene	UG/L	110	5	110	5	63	5	120	5
Isophorone	UG/L	82	5	74	5	34	5	72	5
2-Methylnaphthalene	UG/L	81	5	63	5	38	5	77	5
2-Methylphenol	UG/L	78	5	69	5	35	5	66	5
4-Methylphenol	UG/L	72	5	68	5	36	5	69	5
Naphthalene	UG/L	69	5	56	5	33	5	67	5
2-Nitroaniline	UG/L	100	10	79	10	42	10	81	10
3-Nitroaniline	UG/L	100	10	85	10	47	10	91	10
4-Nitroaniline	UG/L	100	10	84	10	50	10	89	10
Nitrobenzene	UG/L	77	5	74	5	34	5	69	5
2-Nitrophenol	UG/L	87	5	80	5	41	5	79	5
4-Nitrophenol	UG/L	43	10	40	10	23	10	46	10
N-nitrosodiphenylamine	UG/L	120	5	110	5	57	5	110	5
N-Nitroso-Di-n-propylamine	UG/L	84	5	74	5	34	5	72	5
Pentachlorophenol	UG/L	110	10	100	10	50	10	120	10
Phenanthrene	UG/L	100	5	88	5	52	5	98	5
Phenol	UG/L	39	5	31	5	15	5	35	5
Pyrene	UG/L	88	5	82	5	48	5	99	5
2,4,5-Trichlorophenol	UG/L	100	5	86	5	47	5	100	5
2,4,6-Trichlorophenol	UG/L	98	5	86	5	47	5	100	5
IS/SURROGATE(S)									
1,4-Dichlorobenzene-D4	%	77	50-200	91	50-200	90	50-200	104	50-200
Naphthalene-D8	%	81	50-200	90	50-200	95	50-200	111	50-200
Acenaphthene-D10	%	79	50-200	88	50-200	96	50-200	113	50-200
Phenanthrene-D10	%	78	50-200	84	50-200	95	50-200	116	50-200
Chrysene-D12	%	89	50-200	92	50-200	97	50-200	120	50-200
Perylene-D12	%	128	50-200	118	50-200	101	50-200	113	50-200
Nitrobenzene-D5	%	76	46-120	74	46-120	66	46-120	69	46-120
2-Fluorobiphenyl	%	84	48-120	73	48-120	78	48-120	84	48-120
p-Terphenyl-d14	%	71	24-136	65	24-136	66	24-136	73	24-136
Phenol-D5	%	32	16-120	29	16-120	28	16-120	27	16-120
2-Fluorophenol	%	43	20-120	42	20-120	39	20-120	39	20-120
2,4,6-Tribromophenol	%	105	52-132	95	52-132	111	52-132	104	52-132

NA = Not Applicable ND = Not Detected

Client ID		Matrix Spike Blk Dup		Matrix Spike Blk Dup					
Job No	Lab ID	A08-9106	A8B1967902	A08-9197	A8B1975002				
Sample Date									
Analyte	Units	Sample Value	Reporting Limit	Sample Value	Reporting Limit	Sample Value	Reporting Limit	Sample Value	Reporting Limit
Aniline	UG/L	75	10	32	10	NA		NA	
Acenaphthene	UG/L	89	5	45	5	NA		NA	
Acenaphthylene	UG/L	92	5	45	5	NA		NA	
Acetophenone	UG/L	87	5	40	5	NA		NA	
Anthracene	UG/L	91	5	49	5	NA		NA	
Atrazine	UG/L	86	5	48	5	NA		NA	
Benzaldehyde	UG/L	65	5	52	5	NA		NA	
Benzo(a)anthracene	UG/L	96	5	52	5	NA		NA	
Benzo(b)fluoranthene	UG/L	92	5	51	5	NA		NA	
Benzo(k)fluoranthene	UG/L	86	5	49	5	NA		NA	
Benzo(ghi)perylene	UG/L	120	5	67	5	NA		NA	
Benzo(a)pyrene	UG/L	100	5	59	5	NA		NA	
Biphenyl	UG/L	73	5	34	5	NA		NA	
Bis(2-chloroethoxy) methane	UG/L	79	5	33	5	NA		NA	
Bis(2-chloroethyl) ether	UG/L	75	5	29	5	NA		NA	
2,2'-Oxybis(1-Chloropropane)	UG/L	69	5	22	5	NA		NA	
Bis(2-ethylhexyl) phthalate	UG/L	87	5	50	5	NA		NA	
4-Bromophenyl phenyl ether	UG/L	98	5	54	5	NA		NA	
Butyl benzyl phthalate	UG/L	92	5	46	5	NA		NA	
4-Chloroaniline	UG/L	89	5	46	5	NA		NA	
4-Chloro-3-methylphenol	UG/L	84	5	48	5	NA		NA	
2-Chloronaphthalene	UG/L	84	5	39	5	NA		NA	
2-Chlorophenol	UG/L	74	5	35	5	NA		NA	
4-Chlorophenyl phenyl ether	UG/L	86	5	49	5	NA		NA	
Caprolactam	UG/L	38	5	20	5	NA		NA	
Carbazole	UG/L	91	5	50	5	NA		NA	
Chrysene	UG/L	94 B	5	50 B	5	NA		NA	
Dibenzo(a,h)anthracene	UG/L	110	5	65	5	NA		NA	
Dibenzofuran	UG/L	90	5	47	5	NA		NA	
Di-n-butyl phthalate	UG/L	92 B	5	54 B	5	NA		NA	
3,3'-Dichlorobenzidine	UG/L	100	5	55	5	NA		NA	
2,4-Dichlorophenol	UG/L	86	5	47	5	NA		NA	
Diethyl phthalate	UG/L	87	5	50	5	NA		NA	
2,4-Dimethylphenol	UG/L	86	5	43	5	NA		NA	
Dimethyl phthalate	UG/L	92	5	50	5	NA		NA	
4,6-Dinitro-2-methylphenol	UG/L	110	10	65	10	NA		NA	
2,4-Dinitrophenol	UG/L	81	10	55	10	NA		NA	
2,4-Dinitrotoluene	UG/L	90	5	50	5	NA		NA	
2,6-Dinitrotoluene	UG/L	96	5	52	5	NA		NA	
Di-n-octyl phthalate	UG/L	100 B	5	51 B	5	NA		NA	
Fluoranthene	UG/L	95	5	54	5	NA		NA	
Fluorene	UG/L	88	5	48	5	NA		NA	
Hexachlorobenzene	UG/L	99	5	57	5	NA		NA	

NA = Not Applicable ND = Not Detected

Client ID		Matrix Spike Blk Dup		Matrix Spike Blk Dup					
Job No	Lab ID	A08-9106	A8B1967902	A08-9197	A8B1975002				
Sample Date									
Analyte	Units	Sample Value	Reporting Limit	Sample Value	Reporting Limit	Sample Value	Reporting Limit	Sample Value	Reporting Limit
Hexachlorobutadiene	UG/L	62	5	27	5	NA		NA	
Hexachlorocyclopentadiene	UG/L	69	5	24	5	NA		NA	
Hexachloroethane	UG/L	53	5	20	5	NA		NA	
Indeno(1,2,3-cd)pyrene	UG/L	120	5	66	5	NA		NA	
Isophorone	UG/L	78	5	32	5	NA		NA	
2-Methylnaphthalene	UG/L	80	5	38	5	NA		NA	
2-Methylphenol	UG/L	71	5	35	5	NA		NA	
4-Methylphenol	UG/L	70	5	35	5	NA		NA	
Naphthalene	UG/L	75	5	33	5	NA		NA	
2-Nitroaniline	UG/L	80	10	40	10	NA		NA	
3-Nitroaniline	UG/L	88	10	46	10	NA		NA	
4-Nitroaniline	UG/L	86	10	48	10	NA		NA	
Nitrobenzene	UG/L	81	5	31	5	NA		NA	
2-Nitrophenol	UG/L	87	5	41	5	NA		NA	
4-Nitrophenol	UG/L	38	10	23	10	NA		NA	
N-nitrosodiphenylamine	UG/L	110	5	57	5	NA		NA	
N-Nitroso-Di-n-propylamine	UG/L	78	5	31	5	NA		NA	
Pentachlorophenol	UG/L	110	10	58	10	NA		NA	
Phenanthrene	UG/L	94	5	52	5	NA		NA	
Phenol	UG/L	32	5	15	5	NA		NA	
Pyrene	UG/L	86	5	45	5	NA		NA	
2,4,5-Trichlorophenol	UG/L	90	5	49	5	NA		NA	
2,4,6-Trichlorophenol	UG/L	90	5	49	5	NA		NA	
IS/SURROGATE(S)									
1,4-Dichlorobenzene-D4	%	90	50-200	75	50-200	NA		NA	
Naphthalene-D8	%	89	50-200	79	50-200	NA		NA	
Acenaphthene-D10	%	86	50-200	80	50-200	NA		NA	
Phenanthrene-D10	%	80	50-200	80	50-200	NA		NA	
Chrysene-D12	%	89	50-200	88	50-200	NA		NA	
Perylene-D12	%	116	50-200	87	50-200	NA		NA	
Nitrobenzene-D5	%	80	46-120	60	46-120	NA		NA	
2-Fluorobiphenyl	%	86	48-120	78	48-120	NA		NA	
p-Terphenyl-d14	%	69	24-136	66	24-136	NA		NA	
Phenol-D5	%	30	16-120	28	16-120	NA		NA	
2-Fluorophenol	%	44	20-120	40	20-120	NA		NA	
2,4,6-Tribromophenol	%	100	52-132	122	52-132	NA		NA	

NA = Not Applicable ND = Not Detected

Client ID Job No Lab ID Sample Date		Method Blank A08-8945 A8B1947102		Method Blank A08-9022 A8B1956602		Method Blank A08-9022 A8B1959002		Method Blank A08-9106 A8B1965202	
Analyte	Units	Sample Value	Reporting Limit	Sample Value	Reporting Limit	Sample Value	Reporting Limit	Sample Value	Reporting Limit
Potassium - Total	MG/L	ND	0.50	NA		ND	0.50	ND	0.50
Sodium - Total	MG/L	ND	1.0	NA		ND	1.0	ND	1.0
Arsenic - Total	MG/L	ND	0.010	NA		ND	0.010	ND	0.010
Chromium - Total	MG/L	ND	0.0040	NA		ND	0.0040	ND	0.0040
Copper - Total	MG/L	ND	0.010	NA		ND	0.010	ND	0.010
Zinc - Total	MG/L	ND	0.010	NA		ND	0.010	ND	0.010
Silver - Total	MG/L	ND	0.0030	NA		ND	0.0030	ND	0.0030
Mercury - Total	MG/L	NA		ND	0.00020	NA		NA	
Aluminum - Total	MG/L	ND	0.20	NA		ND	0.20	ND	0.20
Antimony - Total	MG/L	ND	0.020	NA		ND	0.020	ND	0.020
Barium - Total	MG/L	ND	0.0020	NA		ND	0.0020	ND	0.0020
Beryllium - Total	MG/L	ND	0.0020	NA		ND	0.0020	ND	0.0020
Cadmium - Total	MG/L	ND	0.0010	NA		ND	0.0010	ND	0.0010
Calcium - Total	MG/L	ND	0.50	NA		ND	0.50	ND	0.50
Cobalt - Total	MG/L	ND	0.0040	NA		ND	0.0040	ND	0.0040
Iron - Total	MG/L	ND	0.050	NA		ND	0.050	ND	0.050
Lead - Total	MG/L	ND	0.0050	NA		ND	0.0050	ND	0.0050
Magnesium - Total	MG/L	ND	0.20	NA		ND	0.20	ND	0.20
Manganese - Total	MG/L	ND	0.0030	NA		ND	0.0030	ND	0.0030
Nickel - Total	MG/L	ND	0.010	NA		ND	0.010	ND	0.010
Selenium - Total	MG/L	ND	0.015	NA		ND	0.015	ND	0.015
Thallium - Total	MG/L	ND	0.020	NA		ND	0.020	ND	0.020
Vanadium - Total	MG/L	ND	0.0050	NA		ND	0.0050	ND	0.0050

NA = Not Applicable ND = Not Detected

Client ID Job No Lab ID Sample Date		Method Blank A08-9129 A8B1971502		Method Blank A08-9129 A8B1972302		Method Blank A08-9197 A8B1979102		Method Blank A08-9197 A8B1981202	
Analyte	Units	Sample Value	Reporting Limit	Sample Value	Reporting Limit	Sample Value	Reporting Limit	Sample Value	Reporting Limit
Aluminum - Total	MG/L	NA		ND	0.20	NA		ND	0.20
Calcium - Total	MG/L	NA		ND	0.50	NA		ND	0.50
Iron - Total	MG/L	NA		ND	0.050	NA		ND	0.050
Sodium - Total	MG/L	NA		ND	1.0	NA		ND	1.0
Manganese - Total	MG/L	NA		ND	0.0030	NA		ND	0.0030
Magnesium - Total	MG/L	NA		ND	0.20	NA		ND	0.20
Arsenic - Total	MG/L	NA		ND	0.010	NA		ND	0.010
Chromium - Total	MG/L	NA		ND	0.0040	NA		ND	0.0040
Thallium - Total	MG/L	NA		ND	0.020	NA		ND	0.020
Cobalt - Total	MG/L	NA		ND	0.0040	NA		ND	0.0040
Antimony - Total	MG/L	NA		ND	0.020	NA		ND	0.020
Barium - Total	MG/L	NA		ND	0.0020	NA		ND	0.0020
Beryllium - Total	MG/L	NA		ND	0.0020	NA		ND	0.0020
Cadmium - Total	MG/L	NA		ND	0.0010	NA		ND	0.0010
Copper - Total	MG/L	NA		ND	0.010	NA		ND	0.010
Lead - Total	MG/L	NA		ND	0.0050	NA		ND	0.0050
Mercury - Total	MG/L	ND	0.00020	NA		ND	0.00020	NA	
Nickel - Total	MG/L	NA		ND	0.010	NA		ND	0.010
Potassium - Total	MG/L	NA		ND	0.50	NA		ND	0.50
Selenium - Total	MG/L	NA		ND	0.015	NA		ND	0.015
Silver - Total	MG/L	NA		ND	0.0030	NA		ND	0.0030
Vanadium - Total	MG/L	NA		ND	0.0050	NA		ND	0.0050
Zinc - Total	MG/L	NA		ND	0.010	NA		ND	0.010

NA = Not Applicable ND = Not Detected

Client ID		EW-3R-0708		EW-3R-0708		LCS		LCS	
Job No	Lab ID	A08-9022	A8902211MS	A08-9022	A8902211SD	A08-9022	A8B1956601	A08-9129	A8B1971501
Sample Date		07/25/2008		07/25/2008					
Analyte	Units	Sample Value	Reporting Limit	Sample Value	Reporting Limit	Sample Value	Reporting Limit	Sample Value	Reporting Limit
Aluminum - Total	MG/L	10.8	0.20	10.7	0.20	NA		NA	
Antimony - Total	MG/L	0.20	0.020	0.20	0.020	NA		NA	
Arsenic - Total	MG/L	0.34	0.010	0.34	0.010	NA		NA	
Barium - Total	MG/L	0.27	0.0020	0.27	0.0020	NA		NA	
Beryllium - Total	MG/L	0.19	0.0020	0.19	0.0020	NA		NA	
Cadmium - Total	MG/L	0.20	0.0010	0.20	0.0010	NA		NA	
Calcium - Total	MG/L	13.4	0.50	13.2	0.50	NA		NA	
Chromium - Total	MG/L	0.26	0.0040	0.25	0.0040	NA		NA	
Cobalt - Total	MG/L	0.19	0.0040	0.19	0.0040	NA		NA	
Copper - Total	MG/L	0.25	0.010	0.25	0.010	NA		NA	
Iron - Total	MG/L	13.8	0.050	13.7	0.050	NA		NA	
Lead - Total	MG/L	0.23	0.0050	0.23	0.0050	NA		NA	
Magnesium - Total	MG/L	9.8	0.20	9.8	0.20	NA		NA	
Manganese - Total	MG/L	0.29	0.0030	0.29	0.0030	NA		NA	
Mercury - Total	MG/L	0.0070	0.00020	0.0069	0.00020	0.0034	0.00020	0.0034	0.00020
Nickel - Total	MG/L	0.20	0.010	0.20	0.010	NA		NA	
Potassium - Total	MG/L	375	0.50	353	0.50	NA		NA	
Selenium - Total	MG/L	0.21	0.015	0.21	0.015	NA		NA	
Silver - Total	MG/L	0.050	0.0030	0.049	0.0030	NA		NA	
Sodium - Total	MG/L	796	5.0	771	5.0	NA		NA	
Thallium - Total	MG/L	0.19	0.020	0.20	0.020	NA		NA	
Vanadium - Total	MG/L	0.30	0.0050	0.29	0.0050	NA		NA	
Zinc - Total	MG/L	0.35	0.010	0.34	0.010	NA		NA	

NA = Not Applicable ND = Not Detected

Client ID Job No Lab ID Sample Date		LCS A08-9197 A8B1979101		LFB A08-8945 A8B1947101		LFB A08-9022 A8B1959001		LFB A08-9106 A8B1965201	
Analyte	Units	Sample Value	Reporting Limit	Sample Value	Reporting Limit	Sample Value	Reporting Limit	Sample Value	Reporting Limit
Sodium - Total	MG/L	NA		10.5	1.0	10	1.0	10.1	1.0
Chromium - Total	MG/L	NA		0.20	0.0040	0.20	0.0040	0.20	0.0040
Nickel - Total	MG/L	NA		0.21	0.010	0.20	0.010	0.20	0.010
Lead - Total	MG/L	NA		0.20	0.0050	0.20	0.0050	0.20	0.0050
Zinc - Total	MG/L	NA		0.21	0.010	0.20	0.010	0.20	0.010
Aluminum - Total	MG/L	NA		10.5	0.20	10.1	0.20	10.1	0.20
Antimony - Total	MG/L	NA		0.20	0.020	0.20	0.020	0.20	0.020
Arsenic - Total	MG/L	NA		0.20	0.010	0.20	0.010	0.20	0.010
Barium - Total	MG/L	NA		0.20	0.0020	0.20	0.0020	0.20	0.0020
Beryllium - Total	MG/L	NA		0.21	0.0020	0.20	0.0020	0.20	0.0020
Cadmium - Total	MG/L	NA		0.20	0.0010	0.20	0.0010	0.20	0.0010
Calcium - Total	MG/L	NA		10.5	0.50	10.1	0.50	10.2	0.50
Cobalt - Total	MG/L	NA		0.20	0.0040	0.19	0.0040	0.19	0.0040
Copper - Total	MG/L	NA		0.20	0.010	0.20	0.010	0.20	0.010
Iron - Total	MG/L	NA		10.3	0.050	10	0.050	10	0.050
Magnesium - Total	MG/L	NA		10.5	0.20	10	0.20	10.2	0.20
Manganese - Total	MG/L	NA		0.20	0.0030	0.20	0.0030	0.20	0.0030
Mercury - Total	MG/L	0.0034	0.00020	NA		NA		NA	
Potassium - Total	MG/L	NA		10.5	0.50	10.4	0.50	10.3	0.50
Selenium - Total	MG/L	NA		0.20	0.015	0.20	0.015	0.20	0.015
Silver - Total	MG/L	NA		0.051	0.0030	0.050	0.0030	0.051	0.0030
Thallium - Total	MG/L	NA		0.20	0.020	0.20	0.020	0.20	0.020
Vanadium - Total	MG/L	NA		0.20	0.0050	0.20	0.0050	0.20	0.0050

NA = Not Applicable ND = Not Detected

Client ID		LFB		LFB		RFI-29-0708		RFI-29-0708	
Job No	Lab ID	A08-9129	A8B1972301	A08-9197	A8B1981201	A08-9129	A8912901MS	A08-9129	A8912901SD
Sample Date						07/29/2008		07/29/2008	
Analyte	Units	Sample Value	Reporting Limit	Sample Value	Reporting Limit	Sample Value	Reporting Limit	Sample Value	Reporting Limit
Aluminum - Total	MG/L	9.9	0.20	10.2	0.20	10.3	0.20	10.2	0.20
Iron - Total	MG/L	9.8	0.050	10.1	0.050	9.9	0.050	10	0.050
Potassium - Total	MG/L	10.1	0.50	10.2	0.50	15.4	0.50	15.2	0.50
Sodium - Total	MG/L	10.1	1.0	10.2	1.0	216	1.0	213	1.0
Vanadium - Total	MG/L	0.20	0.0050	0.20	0.0050	0.20	0.0050	0.20	0.0050
Chromium - Total	MG/L	0.20	0.0040	0.20	0.0040	0.20	0.0040	0.20	0.0040
Cobalt - Total	MG/L	0.19	0.0040	0.19	0.0040	0.19	0.0040	0.19	0.0040
Antimony - Total	MG/L	0.20	0.020	0.20	0.020	0.20	0.020	0.20	0.020
Arsenic - Total	MG/L	0.19	0.010	0.20	0.010	0.22	0.010	0.22	0.010
Barium - Total	MG/L	0.20	0.0020	0.20	0.0020	0.33	0.0020	0.32	0.0020
Beryllium - Total	MG/L	0.19	0.0020	0.20	0.0020	0.20	0.0020	0.20	0.0020
Cadmium - Total	MG/L	0.20	0.0010	0.20	0.0010	0.19	0.0010	0.20	0.0010
Calcium - Total	MG/L	9.9	0.50	10	0.50	68.1	0.50	67.4	0.50
Copper - Total	MG/L	0.20	0.010	0.20	0.010	0.20	0.010	0.20	0.010
Lead - Total	MG/L	0.20	0.0050	0.20	0.0050	0.20	0.0050	0.20	0.0050
Magnesium - Total	MG/L	9.9	0.20	9.9	0.20	18.8	0.20	18.8	0.20
Manganese - Total	MG/L	0.20	0.0030	0.20	0.0030	0.26	0.0030	0.26	0.0030
Mercury - Total	MG/L	NA		NA		0.0066	0.00020	0.0068	0.00020
Nickel - Total	MG/L	0.20	0.010	0.20	0.010	0.20	0.010	0.20	0.010
Selenium - Total	MG/L	0.20	0.015	0.20	0.015	0.19	0.015	0.20	0.015
Silver - Total	MG/L	0.050	0.0030	0.052	0.0030	0.051	0.0030	0.050	0.0030
Thallium - Total	MG/L	0.20	0.020	0.20	0.020	0.20	0.020	0.20	0.020
Zinc - Total	MG/L	0.20	0.010	0.21	0.010	0.20	0.010	0.20	0.010

NA = Not Applicable ND = Not Detected

Client ID		MBLK		MBLK		MBLK		MBLK	
Job No	Lab ID	A08-9022	A8B1969002	A08-9022	A8B1976902	A08-9129	A8B1986102	A08-9022	A8B1994102
Sample Date									
Analyte	Units	Sample Value	Reporting Limit	Sample Value	Reporting Limit	Sample Value	Reporting Limit	Sample Value	Reporting Limit
Sulfate	MG/L	ND	5.0	ND	5.0	ND	5.0	ND	5.0

Client ID		MBLK		Method Blank		Method Blank		Method Blank	
Job No	Lab ID	A08-9022	A8B1995102	A08-8945	A8B1951302	A08-8945	A8B1953202	A08-8945	A8B1955002
Sample Date									
Analyte	Units	Sample Value	Reporting Limit	Sample Value	Reporting Limit	Sample Value	Reporting Limit	Sample Value	Reporting Limit
Sulfate	MG/L	ND	5.0	NA		NA		NA	
Sulfide	MG/L	NA		ND	1.0	NA		NA	
Nitrate-Nitrite	MG/L-N	NA		NA		ND	0.050	NA	
Chloride	MG/L	NA		NA		NA		ND	0.50

Client ID		Method Blank		Method Blank		Method Blank		Method Blank	
Job No	Lab ID	A08-9022	A8B1957202	A08-8945	A8B1966302	A08-9106	A8B1966402	A08-9022	A8B1966902
Sample Date									
Analyte	Units	Sample Value	Reporting Limit	Sample Value	Reporting Limit	Sample Value	Reporting Limit	Sample Value	Reporting Limit
Chloride	MG/L	ND	0.50	NA		NA		NA	
Cyanide - Total	MG/L	NA		ND	0.010	NA		NA	
Sulfide	MG/L	NA		NA		ND	1.0	NA	
Nitrate-Nitrite	MG/L-N	NA		NA		NA		ND	0.050

Client ID		Method Blank		Method Blank		Method Blank		Method Blank	
Job No	Lab ID	A08-9106	A8B1970702	A08-9106	A8B1973302	A08-9129	A8B1975902	A08-9022	A8B1977502
Sample Date									
Analyte	Units	Sample Value	Reporting Limit	Sample Value	Reporting Limit	Sample Value	Reporting Limit	Sample Value	Reporting Limit
Cyanide - Total	MG/L	ND	0.010	NA		NA		NA	
Chloride	MG/L	NA		ND	0.50	NA		ND	0.50
Sulfide	MG/L	NA		NA		ND	1.0	NA	

NA = Not Applicable ND = Not Detected

Client ID		Method Blank		Method Blank		Method Blank		Method Blank	
Job No	Lab ID	A08-9129	A8B1981902	A08-9022	A8B1984302	A08-9129	A8B1987602	A08-8945	A8B1988202
Sample Date									
Analyte	Units	Sample Value	Reporting Limit	Sample Value	Reporting Limit	Sample Value	Reporting Limit	Sample Value	Reporting Limit
Cyanide - Total	MG/L	ND	0.010	NA		NA		ND	0.010
Nitrate-Nitrite	MG/L-N	NA		ND	0.050	NA		NA	
Chloride	MG/L	NA		NA		ND	0.50	NA	

Client ID		Method Blank		Method Blank		Method Blank		Method Blank	
Job No	Lab ID	A08-8945	A8B1993402	A08-9106	A8B2000502	A08-9129	A8B2005402	A08-9022	A8B2037402
Sample Date									
Analyte	Units	Sample Value	Reporting Limit	Sample Value	Reporting Limit	Sample Value	Reporting Limit	Sample Value	Reporting Limit
Nitrate-Nitrite	MG/L-N	ND	0.050	NA		NA		NA	
Chloride	MG/L	NA		ND	0.50	ND	0.50	ND	0.50

Client ID		Method Blank							
Job No	Lab ID	A08-9022	A8B2050002						
Sample Date									
Analyte	Units	Sample Value	Reporting Limit	Sample Value	Reporting Limit	Sample Value	Reporting Limit	Sample Value	Reporting Limit
Sulfate	MG/L	ND	2.0	NA		NA		NA	

NA = Not Applicable ND = Not Detected

Client ID		EW-3R-0708		EW-3R-0708		LCS		LCS	
Job No	Lab ID	A08-9022	A8902211MS	A08-9022	A8902211SD	A08-8945	A8B1951301	A08-8945	A8B1953201
Sample Date		07/25/2008		07/25/2008					
Analyte	Units	Sample Value	Reporting Limit	Sample Value	Reporting Limit	Sample Value	Reporting Limit	Sample Value	Reporting Limit
Chloride	MG/L	478	2.5	451	2.5	NA		NA	
Cyanide - Total	MG/L	0.56	0.020	0.56	0.020	NA		NA	
Nitrate-Nitrite	MG/L-N	1.9	0.050	1.7	0.050	NA		1.6	0.050
Sulfate	MG/L	202	10	192	10	NA		NA	
Sulfide	MG/L	19.2	2.0	19.2	2.0	9.2	1.0	NA	

Client ID		LCS		LCS		LCS		LCS	
Job No	Lab ID	A08-8945	A8B1955001	A08-9022	A8B1957201	A08-8945	A8B1966301	A08-9106	A8B1966401
Sample Date									
Analyte	Units	Sample Value	Reporting Limit	Sample Value	Reporting Limit	Sample Value	Reporting Limit	Sample Value	Reporting Limit
Chloride	MG/L	18.7	0.50	20.0	0.50	NA		NA	
Cyanide - Total	MG/L	NA		NA		0.39	0.010	NA	
Sulfide	MG/L	NA		NA		NA		10.4	1.0

Client ID		LCS		LCS		LCS		LCS	
Job No	Lab ID	A08-9022	A8B1966901	A08-8945	A8B1969001	A08-9022	A8B1970701	A08-9106	A8B1973301
Sample Date									
Analyte	Units	Sample Value	Reporting Limit	Sample Value	Reporting Limit	Sample Value	Reporting Limit	Sample Value	Reporting Limit
Nitrate-Nitrite	MG/L-N	1.4	0.050	NA		NA		NA	
Sulfate	MG/L	NA		31.2	5.0	NA		NA	
Cyanide - Total	MG/L	NA		NA		0.43	0.010	NA	
Chloride	MG/L	NA		NA		NA		19.0	0.50

Client ID		LCS		LCS		LCS		LCS	
Job No	Lab ID	A08-9129	A8B1975901	A08-9129	A8B1976901	A08-9022	A8B1977501	A08-9129	A8B1981901
Sample Date									
Analyte	Units	Sample Value	Reporting Limit	Sample Value	Reporting Limit	Sample Value	Reporting Limit	Sample Value	Reporting Limit
Sulfide	MG/L	9.2	1.0	NA		NA		NA	
Sulfate	MG/L	NA		29.4	5.0	NA		NA	
Chloride	MG/L	NA		NA		20.0	0.50	NA	
Cyanide - Total	MG/L	NA		NA		NA		0.23	0.010

NA = Not Applicable ND = Not Detected

Client ID		LCS		LCS		LCS		LCS	
Job No	Lab ID	A08-9129	A8B1984301	A08-9129	A8B1986101	A08-9129	A8B1987601	A08-8945	A8B1988201
Sample Date									
Analyte	Units	Sample Value	Reporting Limit	Sample Value	Reporting Limit	Sample Value	Reporting Limit	Sample Value	Reporting Limit
Nitrate-Nitrite	MG/L-N	1.4	0.050	NA		NA		NA	
Sulfate	MG/L	NA		29.0	5.0	NA		NA	
Chloride	MG/L	NA		NA		19.4	0.50	NA	
Cyanide - Total	MG/L	NA		NA		NA		0.26	0.010

Client ID		LCS		LCS		LCS		LCS	
Job No	Lab ID	A08-8945	A8B1993401	A08-9022	A8B1994101	A08-9022	A8B1995101	A08-9106	A8B2000501
Sample Date									
Analyte	Units	Sample Value	Reporting Limit	Sample Value	Reporting Limit	Sample Value	Reporting Limit	Sample Value	Reporting Limit
Nitrate-Nitrite	MG/L-N	1.5	0.050	NA		NA		NA	
Sulfate	MG/L	NA		28.1	5.0	30.9	5.0	NA	
Chloride	MG/L	NA		NA		NA		20.7	0.50

Client ID		LCS		LCS		LCS		RFI-22-0708	
Job No	Lab ID	A08-9129	A8B2005401	A08-9022	A8B2037401	A08-9022	A8B2050001	A08-9022	A8902210MS
Sample Date								07/25/2008	
Analyte	Units	Sample Value	Reporting Limit	Sample Value	Reporting Limit	Sample Value	Reporting Limit	Sample Value	Reporting Limit
Chloride	MG/L	21.1	0.50	22.0	0.50	NA		988	5.0
Sulfate	MG/L	NA		NA		21.6	2.0	NA	

Client ID		RFI-31-0708		RFI-35-0708		RFI-36-0708		WG-R-R-0708	
Job No	Lab ID	A08-9106	A8910606MS	A08-9106	A8910607MS	A08-9129	A8912907MS	A08-8945	A8894503MS
Sample Date		07/28/2008		07/28/2008		07/29/2008		07/24/2008	
Analyte	Units	Sample Value	Reporting Limit	Sample Value	Reporting Limit	Sample Value	Reporting Limit	Sample Value	Reporting Limit
Chloride	MG/L	4890	50.0	NA		152	2.5	NA	
Cyanide - Total	MG/L	NA		0.12	0.010	NA		NA	
Sulfide	MG/L	NA		NA		NA		6.4	1.0

NA = Not Applicable ND = Not Detected

SAMPLE DATE 07/25/2008

SDG: 8945

Client Sample ID:	EW-3R-0708	EW-3R-0708
Lab Sample ID:	A8902211	A8902211MS	A8902211SD

Analyte	Units of Measure	Concentration			Spike Amount		% Recovery			%	QC LIMITS	
		Sample	Matrix Spike	Spike Duplicate	MS	MSD	MS	MSD	Avg	RPD	RPD	REC.
METHOD 8260 - TCL VOLATILE ORGANICS												
1,1-Dichloroethene	UG/L	0	581	550	500	500	116	110	113	5	16.0	73-143
Trichloroethene	UG/L	0	536	526	500	500	107	105	106	2	16.0	77-123
Benzene	UG/L	55.6	599	583	500	500	109	106	108	3	13.0	76-121
Toluene	UG/L	0	545	531	500	500	109	106	108	3	18.0	69-120
Chlorobenzene	UG/L	691	1240	1212	500	500	110	104	107	6	19.0	73-120

* Indicates Result is outside QC Limits
NC = Not Calculated ND = Not Detected

Date : 08/18/2008 08:20:26 Rept: ANO364

SAMPLE DATE 07/29/2008

SDG: 8945

Client Sample ID: RFI-32-0708 RFI-32-0708 RFI-32-0708

Lab Sample ID: A8912903 A8912903MS A8912903SD

Analyte	Units of Measure	Concentration Sample	Concentration Matrix Spike	Concentration Spike Duplicate	Spike Amount MS	Spike Amount MSD	% Recovery MS	% Recovery MSD	% Recovery Avg	% RPD	QC LIMITS RPD	QC LIMITS REC.
METHOD 8260 - TCL VOLATILE ORGANICS												
Acetone	UG/L	0	115	124	125	125	93	100	97	7	15.0	56-142
Benzene	UG/L	1.03	24.0	22.0	25.0	25.0	92	84	88	9	13.0	71-124
Bromodichloromethane	UG/L	0	22.6	21.0	25.0	25.0	91	84	88	8	15.0	80-122
Bromoform	UG/L	0	21.4	21.4	25.0	25.0	86	86	86	0	15.0	66-128
Bromomethane	UG/L	0	29.8	33.4	25.0	25.0	119	134	127	12	15.0	36-150
2-Butanone	UG/L	0	110	116	125	125	89	93	91	4	15.0	57-140
Carbon Disulfide	UG/L	0	23.9	22.7	25.0	25.0	96	91	94	5	15.0	59-134
Carbon Tetrachloride	UG/L	0	24.5	22.1	25.0	25.0	98	89	94	10	15.0	72-134
Chlorobenzene	UG/L	48.3	64.8	65.5	25.0	25.0	66 *	69 *	68	4	15.0	72-120
Chloroethane	UG/L	0	27.8	23.4	25.0	25.0	111	94	103	16 *	15.0	69-136
Chloroform	UG/L	0	22.6	20.9	25.0	25.0	90	84	87	7	15.0	73-127
Chloromethane	UG/L	0	21.9	19.9	25.0	25.0	88	80	84	10	15.0	49-142
Cyclohexane	UG/L	0	25.9	25.1	25.0	25.0	104	101	103	3	20.0	70-130
Dibromochloromethane	UG/L	0	22.5	21.0	25.0	25.0	90	84	87	7	15.0	75-125
1,2-Dibromo-3-chloropropane	UG/L	0	19.5	20.8	25.0	25.0	78	83	81	6	15.0	56-134
1,2-Dibromoethane	UG/L	0	21.7	20.3	25.0	25.0	87	81	84	7	15.0	77-120
1,2-Dichlorobenzene	UG/L	0	22.0	20.4	25.0	25.0	88	82	85	7	20.0	77-120
1,3-Dichlorobenzene	UG/L	0	23.6	22.0	25.0	25.0	95	88	92	8	20.0	77-120
1,4-Dichlorobenzene	UG/L	0	23.6	21.8	25.0	25.0	94	87	91	8	20.0	75-120
Dichlorodifluoromethane	UG/L	0	22.9	22.4	25.0	25.0	92	90	91	2	20.0	33-157
1,1-Dichloroethane	UG/L	0	22.6	20.8	25.0	25.0	91	83	87	9	20.0	71-129
1,2-Dichloroethane	UG/L	0	21.3	20.4	25.0	25.0	86	82	84	5	20.0	75-127
1,1-Dichloroethene	UG/L	0	24.5	22.4	25.0	25.0	98	90	94	8	31.0	65-138
cis-1,2-Dichloroethene	UG/L	0	22.5	20.9	25.0	25.0	90	84	87	7	15.0	74-124
trans-1,2-Dichloroethene	UG/L	0	23.2	21.2	25.0	25.0	93	85	89	9	20.0	73-127
1,2-Dichloropropane	UG/L	0	22.3	20.8	25.0	25.0	89	83	86	7	20.0	76-120
cis-1,3-Dichloropropene	UG/L	0	21.8	20.2	25.0	25.0	87	81	84	7	15.0	74-124
trans-1,3-Dichloropropene	UG/L	0	21.0	19.7	25.0	25.0	84	79	82	6	15.0	72-123
Ethylbenzene	UG/L	0	22.8	21.1	25.0	25.0	91	84	88	8	15.0	77-123
2-Hexanone	UG/L	0	113	118	125	125	91	94	93	3	15.0	65-127
Isopropylbenzene	UG/L	0	21.1	19.4	25.0	25.0	85	78	82	8	20.0	77-122
Methyl acetate	UG/L	0	24.8	25.8	25.0	25.0	99	104	102	5	20.0	60-140
Methylcyclohexane	UG/L	0	25.7	24.3	25.0	25.0	103	97	100	6	20.0	60-[illegible]
Methylene chloride	UG/L	0	24.6	22.7	25.0	25.0	98	91	95	7	15.0	57-[illegible]
4-Methyl-2-pentanone	UG/L	0	117	119	125	125	94	95	95	1	35.0	71-[illegible]
Styrene	UG/L	0	23.2	21.3	25.0	25.0	93	86	90	8	20.0	70-[illegible]
1,1,2,2-Tetrachloroethane	UG/L	0	22.1	21.9	25.0	25.0	89	88	89	1	15.0	70-[illegible]
1,1,2-Trichloro-1,2,2-trifluoroethane	UG/L	0	25.8	24.8	25.0	25.0	104	99	102	5	20.0	60-140
Tetrachloroethene	UG/L	0	22.7	20.7	25.0	25.0	91	83	87	9	15.0	74-122
Toluene	UG/L	0	22.7	20.7	25.0	25.0	91	83	87	9	15.0	70-122
1,2,4-Trichlorobenzene	UG/L	0	22.4	21.6	25.0	25.0	90	87	89	3	20.0	70-122

* Indicates Result is outside QC Limits

NC = Not Calculated ND = Not Detected

TestAmerica Laboratories Inc.

25143805

SAMPLE DATE 07/29/2008

SDG: 8945

Client Sample ID:	RFI-32-0708	RFI-32-0708	RFI-32-0708
Lab Sample ID:	A8912903	A8912903MS	A8912903SD

Analyte	Units of Measure	Concentration Sample	Concentration Matrix Spike	Concentration Spike Duplicate	Spike Amount MS	Spike Amount MSD	% Recovery MS	% Recovery MSD	% Recovery Avg	% RPD	QC LIMITS RPD	QC LIMITS REC.
METHOD 8260 - TCL VOLATILE ORGANICS												
1,1,1-Trichloroethane	UG/L	0	23.2	21.0	25.0	25.0	93	84	89	10	15.0	73-126
1,1,2-Trichloroethane	UG/L	0	22.5	21.4	25.0	25.0	90	86	88	4	15.0	76-122
Trichloroethene	UG/L	0	22.9	21.0	25.0	25.0	92	84	88	9	15.0	74-123
Trichlorofluoromethane	UG/L	0	26.3	24.0	25.0	25.0	105	96	101	9	20.0	62-152
Vinyl chloride	UG/L	0	25.9	23.5	25.0	25.0	104	94	99	10	15.0	65-133
Total Xylenes	UG/L	0	68.3	62.8	75.0	75.0	91	84	88	8	16.0	76-122
Methyl-t-Butyl Ether (MTBE)	UG/L	0	24.3	24.4	25.0	25.0	97	98	98	1	37.0	64-127

* Indicates Result is outside QC Limits
NC = Not Calculated ND = Not Detected

SDG: 8945
Client Sample ID: VBLK15 MSB15
Lab Sample ID: A8B1999302 A8B1999301

Analyte	Units of Measure	Concentration Blank Spike	Spike Amount	% Recovery Blank Spike	QC LIMITS
METHOD 8260 - TCL VOLATILE ORGANICS					
Acetone	UG/L	117	125	94	56-142
Benzene	UG/L	25.3	25.0	101	71-124
Bromodichloromethane	UG/L	24.5	25.0	98	80-122
Bromoform	UG/L	27.0	25.0	108	66-128
Bromomethane	UG/L	24.8	25.0	99	36-150
2-Butanone	UG/L	116	125	93	57-140
Carbon Disulfide	UG/L	24.1	25.0	96	59-134
Carbon Tetrachloride	UG/L	28.2	25.0	113	72-134
Chlorobenzene	UG/L	23.3	25.0	94	72-120
Chloroethane	UG/L	27.9	25.0	112	69-136
Chloroform	UG/L	24.5	25.0	98	73-127
Chloromethane	UG/L	27.4	25.0	110	49-142
Cyclohexane	UG/L	22.8	25.0	92	70-130
Dibromochloromethane	UG/L	25.7	25.0	103	75-125
1,2-Dibromo-3-chloropropane	UG/L	19.6	25.0	79	56-134
1,2-Dibromoethane	UG/L	22.0	25.0	88	77-120
1,2-Dichlorobenzene	UG/L	22.6	25.0	91	77-120
1,3-Dichlorobenzene	UG/L	23.8	25.0	95	77-120
1,4-Dichlorobenzene	UG/L	23.4	25.0	94	75-120
Dichlorodifluoromethane	UG/L	22.5	25.0	90	33-157
1,1-Dichloroethane	UG/L	27.1	25.0	109	71-129
1,2-Dichloroethane	UG/L	24.3	25.0	97	75-127
1,1-Dichloroethene	UG/L	25.3	25.0	102	65-138
cis-1,2-Dichloroethene	UG/L	24.5	25.0	98	74-124
trans-1,2-Dichloroethene	UG/L	26.3	25.0	105	73-127
1,2-Dichloropropane	UG/L	25.5	25.0	102	76-120
cis-1,3-Dichloropropene	UG/L	26.1	25.0	104	74-124
trans-1,3-Dichloropropene	UG/L	23.7	25.0	95	72-123
Ethylbenzene	UG/L	23.1	25.0	93	77-123
2-Hexanone	UG/L	116	125	93	65-127
Isopropylbenzene	UG/L	20.9	25.0	84	77-122
Methyl acetate	UG/L	24.8	25.0	99	60-140
Methylcyclohexane	UG/L	21.9	25.0	88	60-140
Methylene chloride	UG/L	28.5	25.0	114	57-132
4-Methyl-2-pentanone	UG/L	117	125	94	71-125
Styrene	UG/L	24.7	25.0	99	70-130
1,1,2,2-Tetrachloroethane	UG/L	25.2	25.0	101	70-126
1,1,2-Trichloro-1,2,2-trifluoroethane	UG/L	24.5	25.0	98	60-140
Tetrachloroethene	UG/L	20.9	25.0	84	74-122
Toluene	UG/L	22.6	25.0	90	70-122
1,2,4-Trichlorobenzene	UG/L	19.9	25.0	80	70-122

* Indicates Result is outside QC Limits
NC = Not Calculated ND = Not Detected

SDG: 8945
Client Sample ID: VBLK15 MSB15
Lab Sample ID: A8B1999302 A8B1999301

Analyte	Units of Measure	Concentration Blank Spike	Spike Amount	% Recovery Blank Spike	QC LIMITS
METHOD 8260 - TCL VOLATILE ORGANICS					
1,1,1-Trichloroethane	UG/L	24.5	25.0	98	73-126
1,1,2-Trichloroethane	UG/L	22.9	25.0	92	76-122
Trichloroethene	UG/L	24.1	25.0	96	74-123
Trichlorofluoromethane	UG/L	23.3	25.0	93	62-152
Vinyl chloride	UG/L	27.9	25.0	112	65-133
Total Xylenes	UG/L	70.6	75.0	94	76-122
Methyl-t-Butyl Ether (MTBE)	UG/L	25.6	25.0	103	64-127

* Indicates Result is outside QC Limits
NC = Not Calculated ND = Not Detected

SDG: 8945
Client Sample ID: VBLK16 MSB16
Lab Sample ID: A8B2009102 A8B2009101

Analyte	Units of Measure	Concentration Blank Spike	Spike Amount	% Recovery Blank Spike	QC LIMITS
METHOD 8260 - TCL VOLATILE ORGANICS					
Acetone	UG/L	135	125	108	56-142
Benzene	UG/L	26.0	25.0	104	71-124
Bromodichloromethane	UG/L	25.8	25.0	103	80-122
Bromoform	UG/L	23.7	25.0	95	66-128
Bromomethane	UG/L	20.9	25.0	84	36-150
2-Butanone	UG/L	143	125	114	57-140
Carbon Disulfide	UG/L	22.2	25.0	89	59-134
Carbon Tetrachloride	UG/L	24.5	25.0	98	72-134
Chlorobenzene	UG/L	25.8	25.0	103	72-120
Chloroethane	UG/L	22.7	25.0	91	69-136
Chloroform	UG/L	26.9	25.0	108	73-127
Chloromethane	UG/L	25.1	25.0	101	49-142
Cyclohexane	UG/L	24.9	25.0	100	70-130
Dibromochloromethane	UG/L	24.7	25.0	99	75-125
1,2-Dibromo-3-chloropropane	UG/L	23.4	25.0	94	56-134
1,2-Dibromoethane	UG/L	26.5	25.0	106	77-120
1,2-Dichlorobenzene	UG/L	25.0	25.0	100	77-120
1,3-Dichlorobenzene	UG/L	24.6	25.0	98	77-120
1,4-Dichlorobenzene	UG/L	24.4	25.0	98	75-120
Dichlorodifluoromethane	UG/L	18.4	25.0	74	33-157
1,1-Dichloroethane	UG/L	26.3	25.0	105	71-129
1,2-Dichloroethane	UG/L	27.5	25.0	110	75-127
1,1-Dichloroethene	UG/L	26.7	25.0	107	65-138
cis-1,2-Dichloroethene	UG/L	25.9	25.0	104	74-124
trans-1,2-Dichloroethene	UG/L	26.0	25.0	104	73-127
1,2-Dichloropropane	UG/L	26.7	25.0	107	76-120
cis-1,3-Dichloropropene	UG/L	24.5	25.0	98	74-124
trans-1,3-Dichloropropene	UG/L	24.7	25.0	99	72-123
Ethylbenzene	UG/L	26.6	25.0	106	77-123
2-Hexanone	UG/L	151	125	122	65-127
Isopropylbenzene	UG/L	23.6	25.0	94	77-122
Methyl acetate	UG/L	25.4	25.0	102	60-140
Methylcyclohexane	UG/L	22.1	25.0	89	60-140
Methylene chloride	UG/L	25.8	25.0	103	57-132
4-Methyl-2-pentanone	UG/L	150	125	120	71-125
Styrene	UG/L	26.9	25.0	108	70-130
1,1,2,2-Tetrachloroethane	UG/L	27.0	25.0	108	70-126
1,1,2-Trichloro-1,2,2-trifluoroethane	UG/L	26.5	25.0	106	60-140
Tetrachloroethene	UG/L	24.6	25.0	99	74-122
Toluene	UG/L	26.2	25.0	105	70-122
1,2,4-Trichlorobenzene	UG/L	23.0	25.0	92	70-122

* Indicates Result is outside QC Limits
NC = Not Calculated ND = Not Detected

SDG: 8945
Client Sample ID: VBLK16 MSB16
Lab Sample ID: A8B2009102 A8B2009101

Analyte	Units of Measure	Concentration Blank Spike	Spike Amount	% Recovery Blank Spike	QC LIMITS
METHOD 8260 - TCL VOLATILE ORGANICS					
1,1,1-Trichloroethane	UG/L	25.6	25.0	103	73-126
1,1,2-Trichloroethane	UG/L	26.9	25.0	108	76-122
Trichloroethene	UG/L	25.9	25.0	104	74-123
Trichlorofluoromethane	UG/L	22.7	25.0	91	62-152
Vinyl chloride	UG/L	25.4	25.0	102	65-133
Total Xylenes	UG/L	79.7	75.0	106	76-122
Methyl-t-Butyl Ether (MTBE)	UG/L	26.2	25.0	105	64-127

* Indicates Result is outside QC Limits
NC = Not Calculated ND = Not Detected

SDG: 8945
Client Sample ID: VBLK17 MSB17
Lab Sample ID: A8B2012102 A8B2012101

Analyte	Units of Measure	Concentration Blank Spike	Concentration Spike Amount	% Recovery Blank Spike	QC LIMITS
METHOD 8260 - TCL VOLATILE ORGANICS					
Acetone	UG/L	121	125	97	56-142
Benzene	UG/L	24.7	25.0	99	71-124
Bromodichloromethane	UG/L	24.8	25.0	99	80-122
Bromoform	UG/L	22.3	25.0	89	66-128
Bromomethane	UG/L	17.5	25.0	70	36-150
2-Butanone	UG/L	131	125	105	57-140
Carbon Disulfide	UG/L	21.4	25.0	86	59-134
Carbon Tetrachloride	UG/L	22.9	25.0	92	72-134
Chlorobenzene	UG/L	25.3	25.0	101	72-120
Chloroethane	UG/L	22.2	25.0	89	69-136
Chloroform	UG/L	25.8	25.0	103	73-127
Chloromethane	UG/L	24.8	25.0	100	49-142
Cyclohexane	UG/L	24.0	25.0	96	70-130
Dibromochloromethane	UG/L	23.6	25.0	94	75-125
1,2-Dibromo-3-chloropropane	UG/L	22.5	25.0	90	56-134
1,2-Dibromoethane	UG/L	25.9	25.0	104	77-120
1,2-Dichlorobenzene	UG/L	24.4	25.0	98	77-120
1,3-Dichlorobenzene	UG/L	23.9	25.0	96	77-120
1,4-Dichlorobenzene	UG/L	23.8	25.0	96	75-120
Dichlorodifluoromethane	UG/L	17.4	25.0	70	33-157
1,1-Dichloroethane	UG/L	25.2	25.0	101	71-129
1,2-Dichloroethane	UG/L	26.4	25.0	106	75-127
1,1-Dichloroethene	UG/L	24.1	25.0	97	65-138
cis-1,2-Dichloroethene	UG/L	24.9	25.0	100	74-124
trans-1,2-Dichloroethene	UG/L	24.4	25.0	98	73-127
1,2-Dichloropropane	UG/L	25.9	25.0	104	76-120
cis-1,3-Dichloropropene	UG/L	23.1	25.0	92	74-124
trans-1,3-Dichloropropene	UG/L	23.1	25.0	92	72-123
Ethylbenzene	UG/L	25.8	25.0	103	77-123
2-Hexanone	UG/L	142	125	114	65-127
Isopropylbenzene	UG/L	22.7	25.0	91	77-122
Methyl acetate	UG/L	24.0	25.0	96	60-140
Methylcyclohexane	UG/L	21.8	25.0	88	60-140
Methylene chloride	UG/L	23.7	25.0	95	57-132
4-Methyl-2-pentanone	UG/L	141	125	113	71-125
Styrene	UG/L	26.1	25.0	105	70-130
1,1,2,2-Tetrachloroethane	UG/L	25.7	25.0	103	70-126
1,1,2-Trichloro-1,2,2-trifluoroethane	UG/L	25.4	25.0	102	60-140
Tetrachloroethene	UG/L	23.2	25.0	93	74-122
Toluene	UG/L	24.9	25.0	100	70-122
1,2,4-Trichlorobenzene	UG/L	23.5	25.0	94	70-122

* Indicates Result is outside QC Limits
NC = Not Calculated ND = Not Detected

SDG: 8945
Client Sample ID: VBLK17 MSB17
Lab Sample ID: A8B2012102 A8B2012101

Analyte	Units of Measure	Concentration Blank Spike	Spike Amount	% Recovery Blank Spike	QC LIMITS
METHOD 8260 - TCL VOLATILE ORGANICS					
1,1,1-Trichloroethane	UG/L	23.9	25.0	96	73-126
1,1,2-Trichloroethane	UG/L	25.9	25.0	104	76-122
Trichloroethene	UG/L	24.8	25.0	100	74-123
Trichlorofluoromethane	UG/L	21.1	25.0	85	62-152
Vinyl chloride	UG/L	24.0	25.0	96	65-133
Total Xylenes	UG/L	76.7	75.0	102	76-122
Methyl-t-Butyl Ether (MTBE)	UG/L	25.9	25.0	104	64-127

* Indicates Result is outside QC Limits
NC = Not Calculated ND = Not Detected

SDG: 8945
Client Sample ID: VBLK18 MSB18
Lab Sample ID: A8B2015702 A8B2015701

Analyte	Units of Measure	Concentration Blank Spike	Concentration Spike Amount	% Recovery Blank Spike	QC LIMITS
METHOD 8260 - TCL VOLATILE ORGANICS					
Acetone	UG/L	131	125	105	56-142
Benzene	UG/L	25.8	25.0	103	71-124
Bromodichloromethane	UG/L	25.7	25.0	103	80-122
Bromoform	UG/L	23.6	25.0	95	66-128
Bromomethane	UG/L	20.5	25.0	82	36-150
2-Butanone	UG/L	137	125	110	57-140
Carbon Disulfide	UG/L	20.8	25.0	83	59-134
Carbon Tetrachloride	UG/L	25.6	25.0	103	72-134
Chlorobenzene	UG/L	26.0	25.0	104	72-120
Chloroethane	UG/L	22.9	25.0	92	69-136
Chloroform	UG/L	27.0	25.0	108	73-127
Chloromethane	UG/L	23.7	25.0	95	49-142
Cyclohexane	UG/L	23.5	25.0	94	70-130
Dibromochloromethane	UG/L	24.9	25.0	100	75-125
1,2-Dibromo-3-chloropropane	UG/L	23.2	25.0	93	56-134
1,2-Dibromoethane	UG/L	26.6	25.0	106	77-120
1,2-Dichlorobenzene	UG/L	25.0	25.0	100	77-120
1,3-Dichlorobenzene	UG/L	24.7	25.0	99	77-120
1,4-Dichlorobenzene	UG/L	24.7	25.0	99	75-120
Dichlorodifluoromethane	UG/L	18.4	25.0	74	33-157
1,1-Dichloroethane	UG/L	26.4	25.0	106	71-129
1,2-Dichloroethane	UG/L	27.7	25.0	111	75-127
1,1-Dichloroethene	UG/L	27.1	25.0	108	65-138
cis-1,2-Dichloroethene	UG/L	26.2	25.0	105	74-124
trans-1,2-Dichloroethene	UG/L	25.8	25.0	103	73-127
1,2-Dichloropropane	UG/L	26.7	25.0	107	76-120
cis-1,3-Dichloropropene	UG/L	24.3	25.0	98	74-124
trans-1,3-Dichloropropene	UG/L	24.3	25.0	98	72-123
Ethylbenzene	UG/L	26.8	25.0	107	77-123
2-Hexanone	UG/L	147	125	118	65-127
Isopropylbenzene	UG/L	23.8	25.0	95	77-122
Methyl acetate	UG/L	25.3	25.0	101	60-140
Methylcyclohexane	UG/L	21.1	25.0	84	60-140
Methylene chloride	UG/L	25.3	25.0	102	57-132
4-Methyl-2-pentanone	UG/L	147	125	118	71-125
Styrene	UG/L	27.0	25.0	108	70-130
1,1,2,2-Tetrachloroethane	UG/L	27.0	25.0	108	70-126
1,1,2-Trichloro-1,2,2-trifluoroethane	UG/L	25.3	25.0	102	60-140
Tetrachloroethene	UG/L	25.2	25.0	101	74-122
Toluene	UG/L	26.4	25.0	106	70-122
1,2,4-Trichlorobenzene	UG/L	23.5	25.0	94	70-122

* Indicates Result is outside QC Limits
NC = Not Calculated ND = Not Detected

SDG: 8945
Client Sample ID: VBLK18 MSB18
Lab Sample ID: A8B2015702 A8B2015701

Analyte	Units of Measure	Concentration Blank Spike	Spike Amount	% Recovery Blank Spike	QC LIMITS
METHOD 8260 - TCL VOLATILE ORGANICS					
1,1,1-Trichloroethane	UG/L	26.1	25.0	104	73-126
1,1,2-Trichloroethane	UG/L	27.4	25.0	110	76-122
Trichloroethene	UG/L	26.2	25.0	105	74-123
Trichlorofluoromethane	UG/L	23.8	25.0	95	62-152
Vinyl chloride	UG/L	24.0	25.0	96	65-133
Total Xylenes	UG/L	80.6	75.0	108	76-122
Methyl-t-Butyl Ether (MTBE)	UG/L	25.8	25.0	103	64-127

* Indicates Result is outside QC Limits
NC = Not Calculated ND = Not Detected

SDG: 8945
Client Sample ID: VBLK19 MSB19
Lab Sample ID: A8B2019902 A8B2019901

Analyte	Units of Measure	Concentration Blank Spike	Concentration Spike Amount	% Recovery Blank Spike	QC LIMITS
METHOD 8260 - TCL VOLATILE ORGANICS					
Acetone	UG/L	122	125	98	56-142
Benzene	UG/L	25.7	25.0	103	71-124
Bromodichloromethane	UG/L	25.0	25.0	100	80-122
Bromoform	UG/L	22.9	25.0	92	66-128
Bromomethane	UG/L	16.8	25.0	67	36-150
2-Butanone	UG/L	131	125	105	57-140
Carbon Disulfide	UG/L	19.6	25.0	79	59-134
Carbon Tetrachloride	UG/L	25.2	25.0	101	72-134
Chlorobenzene	UG/L	26.3	25.0	106	72-120
Chloroethane	UG/L	22.1	25.0	88	69-136
Chloroform	UG/L	25.9	25.0	104	73-127
Chloromethane	UG/L	22.1	25.0	89	49-142
Cyclohexane	UG/L	25.8	25.0	103	70-130
Dibromochloromethane	UG/L	24.2	25.0	97	75-125
1,2-Dibromo-3-chloropropane	UG/L	23.0	25.0	92	56-134
1,2-Dibromoethane	UG/L	26.6	25.0	107	77-120
1,2-Dichlorobenzene	UG/L	25.2	25.0	101	77-120
1,3-Dichlorobenzene	UG/L	24.4	25.0	98	77-120
1,4-Dichlorobenzene	UG/L	24.3	25.0	97	75-120
Dichlorodifluoromethane	UG/L	16.3	25.0	65	33-157
1,1-Dichloroethane	UG/L	26.0	25.0	104	71-129
1,2-Dichloroethane	UG/L	26.9	25.0	108	75-127
1,1-Dichloroethene	UG/L	26.5	25.0	106	65-138
cis-1,2-Dichloroethene	UG/L	25.5	25.0	102	74-124
trans-1,2-Dichloroethene	UG/L	24.9	25.0	100	73-127
1,2-Dichloropropane	UG/L	27.1	25.0	108	76-120
cis-1,3-Dichloropropene	UG/L	24.5	25.0	98	74-124
trans-1,3-Dichloropropene	UG/L	24.6	25.0	98	72-123
Ethylbenzene	UG/L	27.4	25.0	110	77-123
2-Hexanone	UG/L	140	125	112	65-127
Isopropylbenzene	UG/L	24.3	25.0	98	77-122
Methyl acetate	UG/L	23.1	25.0	92	60-140
Methylcyclohexane	UG/L	23.3	25.0	94	60-140
Methylene chloride	UG/L	24.5	25.0	98	57-132
4-Methyl-2-pentanone	UG/L	140	125	113	71-125
Styrene	UG/L	27.5	25.0	110	70-130
1,1,2,2-Tetrachloroethane	UG/L	26.4	25.0	106	70-126
1,1,2-Trichloro-1,2,2-trifluoroethane	UG/L	25.5	25.0	102	60-140
Tetrachloroethene	UG/L	25.4	25.0	102	74-122
Toluene	UG/L	26.7	25.0	107	70-122
1,2,4-Trichlorobenzene	UG/L	25.5	25.0	102	70-122

* Indicates Result is outside QC Limits
NC = Not Calculated ND = Not Detected

SDG: 8945
Client Sample ID: VBLK19 MSB19
Lab Sample ID: A8B2019902 A8B2019901

Analyte	Units of Measure	Concentration Blank Spike	Spike Amount	% Recovery Blank Spike	QC LIMITS
METHOD 8260 - TCL VOLATILE ORGANICS					
1,1,1-Trichloroethane	UG/L	25.6	25.0	103	73-126
1,1,2-Trichloroethane	UG/L	26.8	25.0	107	76-122
Trichloroethene	UG/L	26.3	25.0	105	74-123
Trichlorofluoromethane	UG/L	21.9	25.0	88	62-152
Vinyl chloride	UG/L	24.3	25.0	98	65-133
Total Xylenes	UG/L	80.9	75.0	108	76-122
Methyl-t-Butyl Ether (MTBE)	UG/L	27.1	25.0	109	64-127

* Indicates Result is outside QC Limits
NC = Not Calculated ND = Not Detected

SDG: 8945
Client Sample ID: VBLK20 MSB20
Lab Sample ID: A8B2021902 A8B2021901

Analyte	Units of Measure	Concentration Blank Spike	Spike Amount	% Recovery Blank Spike	QC LIMITS
METHOD 8260 - TCL VOLATILE ORGANICS					
Acetone	UG/L	112	125	90	56-142
Benzene	UG/L	24.6	25.0	99	71-124
Bromodichloromethane	UG/L	23.7	25.0	95	80-122
Bromoform	UG/L	21.8	25.0	87	66-128
Bromomethane	UG/L	15.6	25.0	62	36-150
2-Butanone	UG/L	120	125	96	57-140
Carbon Disulfide	UG/L	19.1	25.0	76	59-134
Carbon Tetrachloride	UG/L	24.0	25.0	96	72-134
Chlorobenzene	UG/L	25.2	25.0	101	72-120
Chloroethane	UG/L	21.6	25.0	86	69-136
Chloroform	UG/L	24.7	25.0	99	73-127
Chloromethane	UG/L	20.0	25.0	80	49-142
Cyclohexane	UG/L	25.1	25.0	100	70-130
Dibromochloromethane	UG/L	22.7	25.0	91	75-125
1,2-Dibromo-3-chloropropane	UG/L	21.5	25.0	86	56-134
1,2-Dibromoethane	UG/L	25.3	25.0	102	77-120
1,2-Dichlorobenzene	UG/L	23.5	25.0	94	77-120
1,3-Dichlorobenzene	UG/L	22.9	25.0	92	77-120
1,4-Dichlorobenzene	UG/L	22.8	25.0	91	75-120
Dichlorodifluoromethane	UG/L	15.1	25.0	60	33-157
1,1-Dichloroethane	UG/L	24.9	25.0	100	71-129
1,2-Dichloroethane	UG/L	25.1	25.0	100	75-127
1,1-Dichloroethene	UG/L	25.0	25.0	100	65-138
cis-1,2-Dichloroethene	UG/L	24.5	25.0	98	74-124
trans-1,2-Dichloroethene	UG/L	23.9	25.0	96	73-127
1,2-Dichloropropane	UG/L	26.0	25.0	104	76-120
cis-1,3-Dichloropropene	UG/L	23.2	25.0	93	74-124
trans-1,3-Dichloropropene	UG/L	23.2	25.0	93	72-123
Ethylbenzene	UG/L	26.3	25.0	105	77-123
2-Hexanone	UG/L	126	125	101	65-127
Isopropylbenzene	UG/L	23.2	25.0	93	77-122
Methyl acetate	UG/L	21.7	25.0	87	60-140
Methylcyclohexane	UG/L	21.9	25.0	88	60-140
Methylene chloride	UG/L	23.0	25.0	92	57-132
4-Methyl-2-pentanone	UG/L	130	125	104	71-125
Styrene	UG/L	26.6	25.0	106	70-130
1,1,2,2-Tetrachloroethane	UG/L	25.0	25.0	100	70-126
1,1,2-Trichloro-1,2,2-trifluoroethane	UG/L	25.0	25.0	100	60-140
Tetrachloroethene	UG/L	24.2	25.0	97	74-122
Toluene	UG/L	25.9	25.0	104	70-122
1,2,4-Trichlorobenzene	UG/L	23.7	25.0	95	70-122

* Indicates Result is outside QC Limits
NC = Not Calculated ND = Not Detected

SDG: 8945
Client Sample ID: VBLK20 MSB20
Lab Sample ID: A8B2021902 A8B2021901

Analyte	Units of Measure	Concentration Blank Spike	Spike Amount	% Recovery Blank Spike	QC LIMITS
METHOD 8260 - TCL VOLATILE ORGANICS					
1,1,1-Trichloroethane	UG/L	24.4	25.0	98	73-126
1,1,2-Trichloroethane	UG/L	25.7	25.0	103	76-122
Trichloroethene	UG/L	24.9	25.0	100	74-123
Trichlorofluoromethane	UG/L	20.7	25.0	83	62-152
Vinyl chloride	UG/L	22.0	25.0	88	65-133
Total Xylenes	UG/L	78.3	75.0	104	76-122
Methyl-t-Butyl Ether (MTBE)	UG/L	26.5	25.0	106	64-127

* Indicates Result is outside QC Limits
NC = Not Calculated ND = Not Detected

SDG: 8945
Client Sample ID: VBLK82 MSB82
Lab Sample ID: A8B2044602 A8B2044601

Analyte	Units of Measure	Concentration Blank Spike	Concentration Spike Amount	% Recovery Blank Spike	QC LIMITS
METHOD 8260 - TCL VOLATILE ORGANICS					
Acetone	UG/L	123	125	99	56-142
Benzene	UG/L	25.1	25.0	100	71-124
Bromodichloromethane	UG/L	25.8	25.0	103	80-122
Bromoform	UG/L	21.4	25.0	86	66-128
Bromomethane	UG/L	25.5	25.0	102	36-150
2-Butanone	UG/L	114	125	92	57-140
Carbon Disulfide	UG/L	27.2	25.0	109	59-134
Carbon Tetrachloride	UG/L	24.3	25.0	97	72-134
Chlorobenzene	UG/L	24.4	25.0	98	72-120
Chloroethane	UG/L	24.6	25.0	98	69-136
Chloroform	UG/L	25.6	25.0	102	73-127
Chloromethane	UG/L	26.8	25.0	107	49-142
Cyclohexane	UG/L	24.4	25.0	98	70-130
Dibromochloromethane	UG/L	24.7	25.0	99	75-125
1,2-Dibromo-3-chloropropane	UG/L	22.1	25.0	89	56-134
1,2-Dibromoethane	UG/L	23.8	25.0	95	77-120
1,2-Dichlorobenzene	UG/L	24.3	25.0	97	77-120
1,3-Dichlorobenzene	UG/L	24.6	25.0	98	77-120
1,4-Dichlorobenzene	UG/L	24.9	25.0	100	75-120
Dichlorodifluoromethane	UG/L	27.3	25.0	109	33-157
1,1-Dichloroethane	UG/L	26.0	25.0	104	71-129
1,2-Dichloroethane	UG/L	23.9	25.0	96	75-127
1,1-Dichloroethene	UG/L	25.5	25.0	102	65-138
cis-1,2-Dichloroethene	UG/L	26.2	25.0	105	74-124
trans-1,2-Dichloroethene	UG/L	26.8	25.0	107	73-127
1,2-Dichloropropane	UG/L	25.0	25.0	100	76-120
cis-1,3-Dichloropropene	UG/L	25.7	25.0	103	74-124
trans-1,3-Dichloropropene	UG/L	23.8	25.0	95	72-123
Ethylbenzene	UG/L	24.0	25.0	96	77-123
2-Hexanone	UG/L	111	125	89	65-127
Isopropylbenzene	UG/L	21.7	25.0	87	77-122
Methyl acetate	UG/L	27.7	25.0	111	60-140
Methylcyclohexane	UG/L	24.2	25.0	97	60-140
Methylene chloride	UG/L	26.1	25.0	104	57-132
4-Methyl-2-pentanone	UG/L	111	125	89	71-125
Styrene	UG/L	25.4	25.0	102	70-130
1,1,2,2-Tetrachloroethane	UG/L	24.8	25.0	99	70-126
1,1,2-Trichloro-1,2,2-trifluoroethane	UG/L	24.1	25.0	96	60-140
Tetrachloroethene	UG/L	22.8	25.0	91	74-122
Toluene	UG/L	23.6	25.0	95	70-122
1,2,4-Trichlorobenzene	UG/L	24.1	25.0	96	70-122

* Indicates Result is outside QC Limits
NC = Not Calculated ND = Not Detected

SDG: 8945
Client Sample ID: VBLK82 MSB82
Lab Sample ID: A8B2044602 A8B2044601

Analyte	Units of Measure	Concentration Blank Spike	Spike Amount	% Recovery Blank Spike	QC LIMITS
METHOD 8260 - TCL VOLATILE ORGANICS					
1,1,1-Trichloroethane	UG/L	24.7	25.0	99	73-126
1,1,2-Trichloroethane	UG/L	24.2	25.0	97	76-122
Trichloroethene	UG/L	24.4	25.0	98	74-123
Trichlorofluoromethane	UG/L	24.0	25.0	96	62-152
Vinyl chloride	UG/L	26.2	25.0	105	65-133
Total Xylenes	UG/L	73.4	75.0	98	76-122
Methyl-t-Butyl Ether (MTBE)	UG/L	28.6	25.0	115	64-127

* Indicates Result is outside QC Limits
NC = Not Calculated ND = Not Detected

SDG: 8945
Client Sample ID: VBLK92 MSB92
Lab Sample ID: A8B2045502 A8B2045501

Analyte	Units of Measure	Concentration Blank Spike	Concentration Spike Amount	% Recovery Blank Spike	QC LIMITS
METHOD 8260 - TCL VOLATILE ORGANICS					
Acetone	UG/L	121	125	97	56-142
Benzene	UG/L	22.9	25.0	92	71-124
Bromodichloromethane	UG/L	23.8	25.0	96	80-122
Bromoform	UG/L	23.8	25.0	96	66-128
Bromomethane	UG/L	36.6	25.0	147	36-150
2-Butanone	UG/L	116	125	93	57-140
Carbon Disulfide	UG/L	22.3	25.0	89	59-134
Carbon Tetrachloride	UG/L	23.3	25.0	93	72-134
Chlorobenzene	UG/L	22.7	25.0	91	72-120
Chloroethane	UG/L	24.3	25.0	97	69-136
Chloroform	UG/L	23.0	25.0	92	73-127
Chloromethane	UG/L	23.1	25.0	93	49-142
Cyclohexane	UG/L	22.9	25.0	92	70-130
Dibromochloromethane	UG/L	23.6	25.0	95	75-125
1,2-Dibromo-3-chloropropane	UG/L	22.4	25.0	90	56-134
1,2-Dibromoethane	UG/L	22.5	25.0	90	77-120
1,2-Dichlorobenzene	UG/L	23.3	25.0	93	77-120
1,3-Dichlorobenzene	UG/L	24.8	25.0	100	77-120
1,4-Dichlorobenzene	UG/L	25.0	25.0	100	75-120
Dichlorodifluoromethane	UG/L	24.1	25.0	97	33-157
1,1-Dichloroethane	UG/L	22.8	25.0	91	71-129
1,2-Dichloroethane	UG/L	22.6	25.0	90	75-127
1,1-Dichloroethene	UG/L	22.9	25.0	92	65-138
cis-1,2-Dichloroethene	UG/L	22.7	25.0	91	74-124
trans-1,2-Dichloroethene	UG/L	23.2	25.0	93	73-127
1,2-Dichloropropane	UG/L	22.9	25.0	92	76-120
cis-1,3-Dichloropropene	UG/L	23.6	25.0	95	74-124
trans-1,3-Dichloropropene	UG/L	23.0	25.0	92	72-123
Ethylbenzene	UG/L	22.8	25.0	92	77-123
2-Hexanone	UG/L	115	125	92	65-127
Isopropylbenzene	UG/L	21.2	25.0	85	77-122
Methyl acetate	UG/L	26.4	25.0	106	60-140
Methylcyclohexane	UG/L	22.9	25.0	92	60-140
Methylene chloride	UG/L	24.2	25.0	97	57-132
4-Methyl-2-pentanone	UG/L	117	125	94	71-125
Styrene	UG/L	23.7	25.0	95	70-130
1,1,2,2-Tetrachloroethane	UG/L	23.8	25.0	95	70-126
1,1,2-Trichloro-1,2,2-trifluoroethane	UG/L	23.0	25.0	92	60-140
Tetrachloroethene	UG/L	22.0	25.0	88	74-122
Toluene	UG/L	22.5	25.0	90	70-122
1,2,4-Trichlorobenzene	UG/L	25.2	25.0	101	70-122

* Indicates Result is outside QC Limits
NC = Not Calculated ND = Not Detected

SDG: 8945
Client Sample ID: VBLK92 MSB92
Lab Sample ID: A8B2045502 A8B2045501

Analyte	Units of Measure	Concentration Blank Spike	Spike Amount	% Recovery Blank Spike	QC LIMITS
METHOD 8260 - TCL VOLATILE ORGANICS					
1,1,1-Trichloroethane	UG/L	22.6	25.0	91	73-126
1,1,2-Trichloroethane	UG/L	23.0	25.0	92	76-122
Trichloroethene	UG/L	22.9	25.0	92	74-123
Trichlorofluoromethane	UG/L	21.5	25.0	86	62-152
Vinyl chloride	UG/L	23.0	25.0	92	65-133
Total Xylenes	UG/L	68.1	75.0	91	76-122
Methyl-t-Butyl Ether (MTBE)	UG/L	25.4	25.0	102	64-127

* Indicates Result is outside QC Limits
NC = Not Calculated ND = Not Detected

SAMPLE DATE 07/25/2008

SDG: 8945

Client Sample ID: EW-3R-0708 EW-3R-0708 EW-3R-0708

Lab Sample ID: A8902211 A8902211MS A8902211SD

Analyte	Units of Measure	Concentration Sample	Concentration Matrix Spike	Concentration Spike Duplicate	Spike Amount MS	Spike Amount MSD	% Recovery MS	% Recovery MSD	% Recovery Avg	% RPD	QC LIMITS RPD	QC LIMITS REC.
METHOD 8270 - TCL SEMI-VOLATILE ORGANICS												
Acenaphthene	UG/L	0.92	82.1	76.7	97.0	97.0	84	78	81	7	24.0	60-120
Aniline	UG/L	3102	3195	3077	97.0	97.0	95	-26 *	35	351 *	30.0	37-120
Acenaphthylene	UG/L	0	83.4	77.7	97.0	97.0	86	80	83	7	18.0	63-120
Acetophenone	UG/L	0	77.6	74.5	97.0	97.0	80	77	79	4	20.0	45-120
Anthracene	UG/L	0	83.9	79.9	97.0	97.0	86	82	84	5	15.0	69-131
Atrazine	UG/L	0	4.3	2.5	97.0	97.0	4 *	3 *	4	28 *	20.0	70-129
Benzaldehyde	UG/L	0	5.7	4.9	97.0	97.0	6 *	5 *	6	18	20.0	30-140
Benzo(a)anthracene	UG/L	0	82.5	73.4	97.0	97.0	85	76	81	11	15.0	73-138
Benzo(b)fluoranthene	UG/L	0	81.4	65.5	97.0	97.0	84	67 *	76	22 *	15.0	75-133
Benzo(k)fluoranthene	UG/L	0	66.1	63.8	97.0	97.0	68 *	66 *	67	3	22.0	75-133
Benzo(ghi)perylene	UG/L	0	84.0	79.8	97.0	97.0	86	82	84	5	15.0	66-152
Benzo(a)pyrene	UG/L	0	87.2	76.6	97.0	97.0	90	79	85	13	15.0	74-126
Biphenyl	UG/L	0	73.9	69.2	97.0	97.0	76	71	74	7	20.0	30-140
Bis(2-chloroethoxy) methane	UG/L	0	73.0	73.0	97.0	97.0	75	75	75	0	17.0	62-120
Bis(2-chloroethyl) ether	UG/L	0	4896	4700	97.0	97.0	5040 *	4840 *	4940	4	21.0	51-120
2,2'-Oxybis(1-Chloropropane)	UG/L	0	58.9	56.9	97.0	97.0	61	59	60	3	24.0	47-120
Bis(2-ethylhexyl) phthalate	UG/L	2.1	79.0	73.3	97.0	97.0	79	73	76	8	15.0	69-136
4-Bromophenyl phenyl ether	UG/L	0	84.4	81.3	97.0	97.0	87	84	86	4	15.0	79-126
Butyl benzyl phthalate	UG/L	0.32	74.4	67.6	97.0	97.0	76	69	73	10	16.0	62-149
Caprolactam	UG/L	0	32.0	34.1	97.0	97.0	33	35	34	6	20.0	30-140
Carbazole	UG/L	0.59	92.1	89.2	97.0	97.0	94	91	93	3	20.0	68-133
4-Chloroaniline	UG/L	102	185	180	97.0	97.0	86	81	84	6	22.0	60-124
4-Chloro-3-methylphenol	UG/L	0	91.8	88.1	97.0	97.0	95	91	93	4	27.0	64-120
2-Chloronaphthalene	UG/L	0	72.6	68.8	97.0	97.0	75	71	73	5	21.0	52-120
2-Chlorophenol	UG/L	1.2	70.6	69.2	97.0	97.0	71	70	71	1	25.0	48-120
4-Chlorophenyl phenyl ether	UG/L	0	80.4	73.8	97.0	97.0	83	76	80	9	16.0	71-122
Chrysene	UG/L	0.63	85.4	78.1	97.0	97.0	87	80	84	8	15.0	69-140
Dibenzo(a,h)anthracene	UG/L	0	88.5	85.1	97.0	97.0	91	88	90	3	15.0	67-144
Dibenzofuran	UG/L	0	84.2	78.5	97.0	97.0	87	81	84	7	15.0	66-120
Di-n-butyl phthalate	UG/L	0.46	89.8	83.9	97.0	97.0	92	86	89	7	15.0	67-132
3,3'-Dichlorobenzidine	UG/L	0	90.6	88.2	97.0	97.0	93	91	92	2	25.0	33-140
2,4-Dichlorophenol	UG/L	0	80.6	79.2	97.0	97.0	83	82	83	1	19.0	64-120
Diethyl phthalate	UG/L	0	89.1	82.4	97.0	97.0	92	85	89	8	15.0	78-[illegible]
2,4-Dimethylphenol	UG/L	0	82.6	81.8	97.0	97.0	85	84	85	1	42.0	57-[illegible]
Dimethyl phthalate	UG/L	0	89.0	82.7	97.0	97.0	92	85	89	8	15.0	73-[illegible]
4,6-Dinitro-2-methylphenol	UG/L	0	97.5	92.0	97.0	97.0	100	95	98	5	15.0	64-[illegible]
2,4-Dinitrophenol	UG/L	0	88.0	83.7	97.0	97.0	91	86	89	6	22.0	42-[illegible]
2,4-Dinitrotoluene	UG/L	0	96.9	91.2	97.0	97.0	100	94	97	6	20.0	59-125
2,6-Dinitrotoluene	UG/L	0	96.9	94.7	97.0	97.0	100	98	99	2	15.0	74-134
Di-n-octyl phthalate	UG/L	0	93.4	88.2	97.0	97.0	96	91	94	5	16.0	72-145
Fluoranthene	UG/L	0	87.4	79.4	97.0	97.0	90	82	86	9	15.0	67-133
Fluorene	UG/L	1.8	87.6	81.6	97.0	97.0	88	82	85	7	15.0	66-129
Hexachlorobenzene	UG/L	0	85.7	79.3	97.0	97.0	88	82	85	7	15.0	38-131

2009385

* Indicates Result is outside QC Limits

NC = Not Calculated ND = Not Detected

SAMPLE DATE 07/25/2008

SDG: 8945

Client Sample ID:	EW-3R-0708	EW-3R-0708	EW-3R-0708
Lab Sample ID:	A8902211	A8902211MS	A8902211SD

Analyte	Units of Measure	Concentration: Sample	Concentration: Matrix Spike	Concentration: Spike Duplicate	Spike Amount: MS	Spike Amount: MSD	% Recovery: MS	% Recovery: MSD	% Recovery: Avg	% RPD	QC LIMITS: RPD	QC LIMITS: REC.
METHOD 8270 - TCL SEMI-VOLATILE ORGANICS												
Hexachlorobutadiene	UG/L	0	54.5	48.9	97.0	97.0	56	50	53	11	44.0	30-120
Hexachlorocyclopentadiene	UG/L	0	53.6	46.8	97.0	97.0	55	48	52	14	49.0	23-120
Hexachloroethane	UG/L	0	49.0	42.9	97.0	97.0	50	44	47	13	46.0	25-120
Indeno(1,2,3-cd)pyrene	UG/L	0	89.9	84.8	97.0	97.0	93	87	90	7	15.0	69-146
Isophorone	UG/L	0	74.8	74.5	97.0	97.0	77	77	77	0	17.0	64-120
2-Methylnaphthalene	UG/L	0	77.7	71.9	97.0	97.0	80	74	77	8	21.0	48-120
2-Methylphenol	UG/L	0	74.4	71.4	97.0	97.0	77	74	76	4	27.0	39-120
4-Methylphenol	UG/L	0	77.6	77.2	97.0	97.0	80	80	80	0	24.0	36-120
Naphthalene	UG/L	26.3	90.3	87.6	97.0	97.0	66	63	65	5	29.0	48-120
2-Nitroaniline	UG/L	0	96.2	94.9	97.0	97.0	99	98	99	1	15.0	67-136
3-Nitroaniline	UG/L	0	99.1	96.4	97.0	97.0	102	99	101	3	19.0	69-129
4-Nitroaniline	UG/L	0	98.0	95.2	97.0	97.0	101	98	100	3	24.0	64-135
Nitrobenzene	UG/L	0	83.3	86.9	97.0	97.0	86	90	88	4	24.0	52-120
2-Nitrophenol	UG/L	0	82.9	81.7	97.0	97.0	85	84	85	1	18.0	59-120
4-Nitrophenol	UG/L	0	42.7	44.4	97.0	97.0	44	46	45	4	48.0	16-120
N-nitrosodiphenylamine	UG/L	19.8	128	123	97.0	97.0	112	106	109	6	15.0	25-125
N-Nitroso-Di-n-propylamine	UG/L	0	71.8	69.5	97.0	97.0	74	72	73	3	31.0	56-120
Pentachlorophenol	UG/L	0	98.1	93.4	97.0	97.0	101	96	99	5	37.0	39-136
Phenanthrene	UG/L	0	87.9	84.4	97.0	97.0	90	87	89	3	15.0	67-130
Phenol	UG/L	0	307	323	97.0	97.0	316 *	333 *	325	5	34.0	17-120
Pyrene	UG/L	0	70.9	63.8	97.0	97.0	73	66	70	10	19.0	58-136
2,4,5-Trichlorophenol	UG/L	0	95.3	90.2	97.0	97.0	98	93	96	5	18.0	65-126
2,4,6-Trichlorophenol	UG/L	0	96.2	89.5	97.0	97.0	99	92	96	7	19.0	64-120

* Indicates Result is outside QC Limits
NC = Not Calculated ND = Not Detected

SDG: 8945

Client Sample ID: SBLK | Matrix Spike Blank | Matrix Spike Blk Dup

Lab Sample ID: A8B1943303 | A8B1943301 | A8B1943302

Analyte	Units of Measure	Concentration		Spike Amount		% Recovery			%	QC LIMITS	
		Spike Blank	Spike Blank Dup	SB	SBD	SB	SBD	Avg	RPD	RPD	REC.
METHOD 8270 - TCL SEMI-VOLATILE ORGANICS											
Acenaphthene	UG/L	91.1	89.1	100	100	91	89	90	2	24.0	60-120
Aniline	UG/L	92.7	84.3	100	100	93	84	89	10	30.0	37-120
Acenaphthylene	UG/L	90.4	89.7	100	100	90	90	90	0	18.0	63-120
Acetophenone	UG/L	77.6	81.2	100	100	78	81	80	4	20.0	45-120
Anthracene	UG/L	96.6	93.3	100	100	97	93	95	4	15.0	69-131
Atrazine	UG/L	88.4	88.5	100	100	88	88	88	0	20.0	70-129
Benzaldehyde	UG/L	54.8	58.0	100	100	55	58	57	5	20.0	30-140
Benzo(a)anthracene	UG/L	99.9	100	100	100	100	101	101	1	15.0	73-138
Benzo(b)fluoranthene	UG/L	98.6	96.7	100	100	99	97	98	2	15.0	75-133
Benzo(k)fluoranthene	UG/L	95.0	99.5	100	100	95	100	98	5	22.0	75-133
Benzo(ghi)perylene	UG/L	125	115	100	100	126	116	121	8	15.0	66-152
Benzo(a)pyrene	UG/L	108	106	100	100	108	106	107	2	15.0	74-126
Biphenyl	UG/L	73.0	70.0	100	100	73	70	72	4	20.0	30-140
Bis(2-chloroethoxy) methane	UG/L	73.3	72.9	100	100	73	73	73	0	17.0	62-120
Bis(2-chloroethyl) ether	UG/L	62.9	65.7	100	100	63	66	65	5	21.0	51-120
2,2'-Oxybis(1-Chloropropane)	UG/L	51.3	52.4	100	100	51	52	52	2	24.0	47-120
Bis(2-ethylhexyl) phthalate	UG/L	97.1	98.4	100	100	96	97	97	1	15.0	69-136
4-Bromophenyl phenyl ether	UG/L	100	99.7	100	100	101	100	101	1	15.0	79-126
Butyl benzyl phthalate	UG/L	96.2	100	100	100	96	100	98	4	16.0	62-149
Caprolactam	UG/L	39.8	40.6	100	100	40	41	41	2	20.0	30-140
Carbazole	UG/L	95.5	94.5	100	100	96	94	95	2	20.0	68-133
4-Chloroaniline	UG/L	88.5	88.6	100	100	88	89	89	1	22.0	60-124
4-Chloro-3-methylphenol	UG/L	83.7	86.2	100	100	84	86	85	2	27.0	64-120
2-Chloronaphthalene	UG/L	81.7	79.2	100	100	82	79	81	4	21.0	52-120
2-Chlorophenol	UG/L	65.4	67.4	100	100	65	67	66	3	25.0	48-120
4-Chlorophenyl phenyl ether	UG/L	90.3	89.0	100	100	90	89	90	1	16.0	71-122
Chrysene	UG/L	98.1	98.4	100	100	98	98	98	0	15.0	69-140
Dibenzo(a,h)anthracene	UG/L	119	111	100	100	120	112	116	7	15.0	67-144
Dibenzofuran	UG/L	92.2	91.0	100	100	92	91	92	1	15.0	66-120
Di-n-butyl phthalate	UG/L	99.0	97.9	100	100	99	98	99	1	15.0	67-132
3,3'-Dichlorobenzidine	UG/L	104	99.1	100	100	104	99	102	5	25.0	33-140
2,4-Dichlorophenol	UG/L	82.2	83.8	100	100	82	84	83	2	19.0	64-120
Diethyl phthalate	UG/L	92.3	92.5	100	100	92	92	92	0	15.0	78-128
2,4-Dimethylphenol	UG/L	82.8	82.2	100	100	83	82	83	1	42.0	57-120
Dimethyl phthalate	UG/L	92.8	93.4	100	100	93	93	93	0	15.0	73-127
4,6-Dinitro-2-methylphenol	UG/L	115	119	100	100	115	119	117	3	15.0	64-159
2,4-Dinitrophenol	UG/L	83.9	95.5	100	100	84	96	90	13	22.0	42-153
2,4-Dinitrotoluene	UG/L	92.9	95.9	100	100	93	96	95	3	20.0	59-125
2,6-Dinitrotoluene	UG/L	96.4	99.0	100	100	96	99	98	3	15.0	74-134
Di-n-octyl phthalate	UG/L	105	99.6	100	100	105	100	103	5	16.0	72-145
Fluoranthene	UG/L	99.3	96.9	100	100	99	97	98	2	15.0	67-133
Fluorene	UG/L	93.1	91.2	100	100	93	91	92	2	15.0	66-129
Hexachlorobenzene	UG/L	103	103	100	100	103	103	103	0	15.0	38-131

* Indicates Result is outside QC Limits

NC = Not Calculated ND = Not Detected

SDG: 8945
Client Sample ID: SBLK Matrix Spike Blank Matrix Spike Blk Dup
Lab Sample ID: A8B1943303 A8B1943301 A8B1943302

Analyte	Units of Measure	Concentration		Spike Amount		% Recovery			%	QC LIMITS	
		Spike Blank	Spike Blank Dup	SB	SBD	SB	SBD	Avg	RPD	RPD	REC.
METHOD 8270 - TCL SEMI-VOLATILE ORGANICS											
Hexachlorobutadiene	UG/L	53.3	54.0	100	100	53	54	54	2	44.0	30-120
Hexachlorocyclopentadiene	UG/L	61.4	63.4	100	100	61	63	62	3	49.0	23-120
Hexachloroethane	UG/L	40.4	42.6	100	100	40	43	42	7	46.0	25-120
Indeno(1,2,3-cd)pyrene	UG/L	124	117	100	100	124	117	121	6	15.0	69-146
Isophorone	UG/L	71.4	71.9	100	100	71	72	72	1	17.0	64-120
2-Methylnaphthalene	UG/L	76.5	77.1	100	100	76	77	77	1	21.0	48-120
2-Methylphenol	UG/L	64.5	66.0	100	100	64	66	65	3	27.0	39-120
4-Methylphenol	UG/L	66.2	68.6	100	100	66	69	68	4	24.0	36-120
Naphthalene	UG/L	66.9	66.8	100	100	67	67	67	0	29.0	48-120
2-Nitroaniline	UG/L	80.0	80.8	100	100	80	81	81	1	15.0	67-136
3-Nitroaniline	UG/L	88.0	91.3	100	100	88	91	90	3	19.0	69-129
4-Nitroaniline	UG/L	85.5	88.7	100	100	86	89	88	3	24.0	64-135
Nitrobenzene	UG/L	70.6	69.4	100	100	71	69	70	3	24.0	52-120
2-Nitrophenol	UG/L	78.9	79.4	100	100	79	79	79	0	18.0	59-120
4-Nitrophenol	UG/L	44.6	45.5	100	100	45	46	46	2	48.0	16-120
N-nitrosodiphenylamine	UG/L	118	113	100	100	118	114	116	3	15.0	25-125
N-Nitroso-Di-n-propylamine	UG/L	68.9	71.7	100	100	69	72	71	4	31.0	56-120
Pentachlorophenol	UG/L	123	117	100	100	123	118	121	4	37.0	39-136
Phenanthrene	UG/L	99.7	97.8	100	100	100	98	99	2	15.0	67-130
Phenol	UG/L	35.8	35.3	100	100	36	35	36	3	34.0	17-120
Pyrene	UG/L	89.4	99.2	100	100	89	99	94	11	19.0	58-136
2,4,5-Trichlorophenol	UG/L	100	101	100	100	100	101	101	1	18.0	65-126
2,4,6-Trichlorophenol	UG/L	100	101	100	100	100	101	101	1	19.0	64-120

* Indicates Result is outside QC Limits
NC = Not Calculated ND = Not Detected

SDG: 8945
Client Sample ID: SBLK Matrix Spike Blank
Lab Sample ID: A8B1961002 A8B1961001

Analyte	Units of Measure	Concentration Blank Spike	Spike Amount	% Recovery Blank Spike	QC LIMITS
METHOD 8270 - TCL SEMI-VOLATILE ORGANICS					
Acenaphthene	UG/L	88.9	100	89	60-120
Aniline	UG/L	71.9	100	72	37-120
Acenaphthylene	UG/L	91.4	100	91	63-120
Acetophenone	UG/L	87.6	100	88	45-120
Anthracene	UG/L	92.8	100	93	69-131
Atrazine	UG/L	92.9	100	93	70-129
Benzaldehyde	UG/L	60.5	100	60	30-140
Benzo(a)anthracene	UG/L	107	100	107	73-138
Benzo(b)fluoranthene	UG/L	125	100	125	75-133
Benzo(k)fluoranthene	UG/L	78.0	100	78	75-133
Benzo(ghi)perylene	UG/L	118	100	118	66-152
Benzo(a)pyrene	UG/L	115	100	115	74-126
Biphenyl	UG/L	70.3	100	70	30-140
Bis(2-chloroethoxy) methane	UG/L	71.7	100	72	62-120
Bis(2-chloroethyl) ether	UG/L	69.4	100	69	51-120
2,2'-Oxybis(1-Chloropropane)	UG/L	52.9	100	53	47-120
Bis(2-ethylhexyl) phthalate	UG/L	96.9	100	95	69-136
4-Bromophenyl phenyl ether	UG/L	101	100	101	79-126
Butyl benzyl phthalate	UG/L	100	100	100	62-149
Caprolactam	UG/L	45.2	100	45	30-140
Carbazole	UG/L	94.1	100	94	68-133
4-Chloroaniline	UG/L	92.2	100	92	60-124
4-Chloro-3-methylphenol	UG/L	93.1	100	93	64-120
2-Chloronaphthalene	UG/L	81.9	100	82	52-120
2-Chlorophenol	UG/L	78.5	100	78	48-120
4-Chlorophenyl phenyl ether	UG/L	92.2	100	92	71-122
Chrysene	UG/L	105	100	105	69-140
Dibenzo(a,h)anthracene	UG/L	117	100	118	67-144
Dibenzofuran	UG/L	92.6	100	93	66-120
Di-n-butyl phthalate	UG/L	96.5	100	96	67-132
3,3'-Dichlorobenzidine	UG/L	114	100	114	33-140
2,4-Dichlorophenol	UG/L	92.0	100	92	64-120
Diethyl phthalate	UG/L	95.5	100	96	78-128
2,4-Dimethylphenol	UG/L	88.8	100	89	57-120
Dimethyl phthalate	UG/L	98.5	100	98	73-127
4,6-Dinitro-2-methylphenol	UG/L	125	100	126	64-159
2,4-Dinitrophenol	UG/L	106	100	106	42-153
2,4-Dinitrotoluene	UG/L	101	100	101	59-125
2,6-Dinitrotoluene	UG/L	102	100	102	74-134
Di-n-octyl phthalate	UG/L	101	100	96	72-145
Fluoranthene	UG/L	100	100	101	67-133
Fluorene	UG/L	91.2	100	91	66-129
Hexachlorobenzene	UG/L	109	100	110	38-131

* Indicates Result is outside QC Limits
NC = Not Calculated ND = Not Detected

SDG: 8945
Client Sample ID: SBLK Matrix Spike Blank
Lab Sample ID: A8B1961002 A8B1961001

Analyte	Units of Measure	Concentration Blank Spike	Spike Amount	% Recovery Blank Spike	QC LIMITS
METHOD 8270 - TCL SEMI-VOLATILE ORGANICS					
Hexachlorobutadiene	UG/L	74.1	100	74	30-120
Hexachlorocyclopentadiene	UG/L	75.4	100	75	23-120
Hexachloroethane	UG/L	58.6	100	59	25-120
Indeno(1,2,3-cd)pyrene	UG/L	120	100	121	69-146
Isophorone	UG/L	70.1	100	70	64-120
2-Methylnaphthalene	UG/L	85.4	100	85	48-120
2-Methylphenol	UG/L	75.5	100	76	39-120
4-Methylphenol	UG/L	76.1	100	76	36-120
Naphthalene	UG/L	77.4	100	77	48-120
2-Nitroaniline	UG/L	77.7	100	78	67-136
3-Nitroaniline	UG/L	97.9	100	98	69-129
4-Nitroaniline	UG/L	94.2	100	94	64-135
Nitrobenzene	UG/L	70.9	100	71	52-120
2-Nitrophenol	UG/L	89.1	100	89	59-120
4-Nitrophenol	UG/L	51.1	100	51	16-120
N-nitrosodiphenylamine	UG/L	110	100	110	25-125
N-Nitroso-Di-n-propylamine	UG/L	70.9	100	71	56-120
Pentachlorophenol	UG/L	120	100	120	39-136
Phenanthrene	UG/L	96.5	100	96	67-130
Phenol	UG/L	34.5	100	34	17-120
Pyrene	UG/L	99.5	100	100	58-136
2,4,5-Trichlorophenol	UG/L	95.4	100	95	65-126
2,4,6-Trichlorophenol	UG/L	95.4	100	95	64-120

* Indicates Result is outside QC Limits
NC = Not Calculated ND = Not Detected

SDG: 8945
Client Sample ID: SBLK Matrix Spike Blank
Lab Sample ID: A8B1961102 A8B1961101

Analyte	Units of Measure	Concentration Blank Spike	Spike Amount	% Recovery Blank Spike	QC LIMITS
METHOD 8270 - TCL SEMI-VOLATILE ORGANICS					
Acenaphthene	UG/L	89.7	100	90	60-120
Aniline	UG/L	82.3	100	77	37-120
Acenaphthylene	UG/L	89.9	100	90	63-120
Acetophenone	UG/L	82.7	100	83	45-120
Anthracene	UG/L	97.7	100	98	69-131
Atrazine	UG/L	89.3	100	89	70-129
Benzaldehyde	UG/L	69.9	100	70	30-140
Benzo(a)anthracene	UG/L	103	100	103	73-138
Benzo(b)fluoranthene	UG/L	99.0	100	99	75-133
Benzo(k)fluoranthene	UG/L	86.9	100	87	75-133
Benzo(ghi)perylene	UG/L	98.9	100	99	66-152
Benzo(a)pyrene	UG/L	108	100	108	74-126
Biphenyl	UG/L	78.3	100	78	30-140
Bis(2-chloroethoxy) methane	UG/L	79.0	100	79	62-120
Bis(2-chloroethyl) ether	UG/L	71.9	100	72	51-120
2,2'-Oxybis(1-Chloropropane)	UG/L	67.8	100	68	47-120
Bis(2-ethylhexyl) phthalate	UG/L	99.6	100	98	69-136
4-Bromophenyl phenyl ether	UG/L	99.6	100	100	79-126
Butyl benzyl phthalate	UG/L	93.3	100	93	62-149
Caprolactam	UG/L	30.0	100	30	30-140
Carbazole	UG/L	99.8	100	100	68-133
4-Chloroaniline	UG/L	91.9	100	92	60-124
4-Chloro-3-methylphenol	UG/L	96.1	100	96	64-120
2-Chloronaphthalene	UG/L	78.7	100	79	52-120
2-Chlorophenol	UG/L	75.4	100	75	48-120
4-Chlorophenyl phenyl ether	UG/L	89.6	100	90	71-122
Chrysene	UG/L	104	100	104	69-140
Dibenzo(a,h)anthracene	UG/L	106	100	106	67-144
Dibenzofuran	UG/L	91.7	100	92	66-120
Di-n-butyl phthalate	UG/L	103	100	103	67-132
3,3'-Dichlorobenzidine	UG/L	100	100	101	33-140
2,4-Dichlorophenol	UG/L	86.9	100	87	64-120
Diethyl phthalate	UG/L	98.2	100	98	78-128
2,4-Dimethylphenol	UG/L	86.5	100	86	57-120
Dimethyl phthalate	UG/L	94.6	100	95	73-127
4,6-Dinitro-2-methylphenol	UG/L	87.8	100	88	64-159
2,4-Dinitrophenol	UG/L	66.2	100	66	42-153
2,4-Dinitrotoluene	UG/L	103	100	104	59-125
2,6-Dinitrotoluene	UG/L	105	100	105	74-134
Di-n-octyl phthalate	UG/L	118	100	118	72-145
Fluoranthene	UG/L	99.8	100	100	67-133
Fluorene	UG/L	95.2	100	95	66-129
Hexachlorobenzene	UG/L	103	100	103	38-131

* Indicates Result is outside QC Limits
NC = Not Calculated ND = Not Detected

SDG: 8945
Client Sample ID: SBLK Matrix Spike Blank
Lab Sample ID: A8B1961102 A8B1961101

Analyte	Units of Measure	Concentration Blank Spike	Concentration Spike Amount	% Recovery Blank Spike	QC LIMITS
METHOD 8270 - TCL SEMI-VOLATILE ORGANICS					
Hexachlorobutadiene	UG/L	48.7	100	49	30-120
Hexachlorocyclopentadiene	UG/L	63.0	100	63	23-120
Hexachloroethane	UG/L	43.6	100	44	25-120
Indeno(1,2,3-cd)pyrene	UG/L	108	100	108	69-146
Isophorone	UG/L	82.2	100	82	64-120
2-Methylnaphthalene	UG/L	81.2	100	81	48-120
2-Methylphenol	UG/L	77.9	100	78	39-120
4-Methylphenol	UG/L	72.0	100	72	36-120
Naphthalene	UG/L	68.7	100	69	48-120
2-Nitroaniline	UG/L	100	100	101	67-136
3-Nitroaniline	UG/L	105	100	105	69-129
4-Nitroaniline	UG/L	103	100	104	64-135
Nitrobenzene	UG/L	77.1	100	77	52-120
2-Nitrophenol	UG/L	86.9	100	87	59-120
4-Nitrophenol	UG/L	42.6	100	43	16-120
N-nitrosodiphenylamine	UG/L	123	100	124	25-125
N-Nitroso-Di-n-propylamine	UG/L	83.6	100	84	56-120
Pentachlorophenol	UG/L	107	100	107	39-136
Phenanthrene	UG/L	101	100	102	67-130
Phenol	UG/L	38.7	100	39	17-120
Pyrene	UG/L	87.8	100	88	58-136
2,4,5-Trichlorophenol	UG/L	100	100	100	65-126
2,4,6-Trichlorophenol	UG/L	98.4	100	98	64-120

* Indicates Result is outside QC Limits
NC = Not Calculated ND = Not Detected

SDG: 8945

Client Sample ID: SBLK | Matrix Spike Blank | Matrix Spike Blk Dup

Lab Sample ID: A8B1967903 | A8B1967901 | A8B1967902

Analyte	Units of Measure	Concentration		Spike Amount		% Recovery			%	QC LIMITS	
		Spike Blank	Spike Blank Dup	SB	SBD	SB	SBD	Avg	RPD	RPD	REC.
METHOD 8270 - TCL SEMI-VOLATILE ORGANICS											
Acenaphthene	UG/L	80.7	88.6	100	100	81	89	85	9	24.0	60-120
Aniline	UG/L	70.7	75.2	100	100	71	75	73	5	30.0	37-120
Acenaphthylene	UG/L	82.9	91.5	100	100	83	92	88	10	18.0	63-120
Acetophenone	UG/L	81.3	86.6	100	100	81	87	84	7	20.0	45-120
Anthracene	UG/L	85.3	91.4	100	100	85	91	88	7	15.0	69-131
Atrazine	UG/L	82.1	86.0	100	100	82	86	84	5	20.0	70-129
Benzaldehyde	UG/L	63.5	65.2	100	100	64	65	65	2	20.0	30-140
Benzo(a)anthracene	UG/L	91.1	96.2	100	100	91	96	94	5	15.0	73-138
Benzo(b)fluoranthene	UG/L	86.9	92.5	100	100	87	92	90	6	15.0	75-133
Benzo(k)fluoranthene	UG/L	82.2	85.6	100	100	82	86	84	5	22.0	75-133
Benzo(ghi)perylene	UG/L	109	115	100	100	110	115	113	4	15.0	66-152
Benzo(a)pyrene	UG/L	98.4	102	100	100	98	102	100	4	15.0	74-126
Biphenyl	UG/L	62.8	72.9	100	100	63	73	68	15	20.0	30-140
Bis(2-chloroethoxy) methane	UG/L	75.3	79.4	100	100	75	79	77	5	17.0	62-120
Bis(2-chloroethyl) ether	UG/L	69.7	75.2	100	100	70	75	73	7	21.0	51-120
2,2'-Oxybis(1-Chloropropane)	UG/L	60.3	69.0	100	100	60	69	65	14	24.0	47-120
Bis(2-ethylhexyl) phthalate	UG/L	84.1	87.1	100	100	83	86	85	4	15.0	69-136
4-Bromophenyl phenyl ether	UG/L	90.3	97.7	100	100	90	98	94	8	15.0	79-126
Butyl benzyl phthalate	UG/L	88.3	92.2	100	100	88	92	90	4	16.0	62-149
Caprolactam	UG/L	36.6	37.6	100	100	37	38	38	3	20.0	30-140
Carbazole	UG/L	88.0	91.4	100	100	88	91	90	3	20.0	68-133
4-Chloroaniline	UG/L	83.0	88.7	100	100	83	89	86	7	22.0	60-124
4-Chloro-3-methylphenol	UG/L	81.1	83.5	100	100	81	84	83	4	27.0	64-120
2-Chloronaphthalene	UG/L	70.5	83.5	100	100	70	84	77	18	21.0	52-120
2-Chlorophenol	UG/L	69.8	74.3	100	100	70	74	72	6	25.0	48-120
4-Chlorophenyl phenyl ether	UG/L	82.4	86.5	100	100	82	86	84	5	16.0	71-122
Chrysene	UG/L	89.8	93.7	100	100	89	93	91	4	15.0	69-140
Dibenzo(a,h)anthracene	UG/L	106	111	100	100	107	111	109	4	15.0	67-144
Dibenzofuran	UG/L	84.1	90.5	100	100	84	90	87	7	15.0	66-120
Di-n-butyl phthalate	UG/L	89.1	92.5	100	100	89	92	91	3	15.0	67-132
3,3'-Dichlorobenzidine	UG/L	95.5	100	100	100	96	101	99	5	25.0	33-140
2,4-Dichlorophenol	UG/L	80.6	85.5	100	100	81	86	84	6	19.0	64-120
Diethyl phthalate	UG/L	84.5	87.1	100	100	84	87	86	4	15.0	78-128
2,4-Dimethylphenol	UG/L	81.6	85.8	100	100	82	86	84	5	42.0	57-120
Dimethyl phthalate	UG/L	88.7	92.5	100	100	89	92	91	3	15.0	73-127
4,6-Dinitro-2-methylphenol	UG/L	105	110	100	100	106	110	108	4	15.0	64-159
2,4-Dinitrophenol	UG/L	79.9	80.8	100	100	80	81	81	1	22.0	42-153
2,4-Dinitrotoluene	UG/L	87.8	90.0	100	100	88	90	89	2	20.0	59-125
2,6-Dinitrotoluene	UG/L	92.9	96.0	100	100	93	96	95	3	15.0	74-134
Di-n-octyl phthalate	UG/L	96.0	101	100	100	91	97	94	6	16.0	72-145
Fluoranthene	UG/L	90.8	94.8	100	100	91	95	93	4	15.0	67-133
Fluorene	UG/L	82.7	87.6	100	100	83	88	86	6	15.0	66-129
Hexachlorobenzene	UG/L	92.8	99.2	100	100	93	99	96	6	15.0	38-131

* Indicates Result is outside QC Limits

NC = Not Calculated ND = Not Detected

SDG: 8945
Client Sample ID: SBLK Matrix Spike Blank Matrix Spike Blk Dup
Lab Sample ID: A8B1967903 A8B1967901 A8B1967902

Analyte	Units of Measure	Concentration		Spike Amount		% Recovery			%	QC LIMITS	
		Spike Blank	Spike Blank Dup	SB	SBD	SB	SBD	Avg	RPD	RPD	REC.
METHOD 8270 - TCL SEMI-VOLATILE ORGANICS											
Hexachlorobutadiene	UG/L	41.9	62.1	100	100	42	62	52	38	44.0	30-120
Hexachlorocyclopentadiene	UG/L	44.7	68.8	100	100	45	69	57	42	49.0	23-120
Hexachloroethane	UG/L	35.2	53.2	100	100	35	53	44	41	46.0	25-120
Indeno(1,2,3-cd)pyrene	UG/L	112	116	100	100	112	117	115	4	15.0	69-146
Isophorone	UG/L	74.1	78.2	100	100	74	78	76	5	17.0	64-120
2-Methylnaphthalene	UG/L	62.7	80.5	100	100	63	80	72	24 *	21.0	48-120
2-Methylphenol	UG/L	68.6	71.2	100	100	69	71	70	3	27.0	39-120
4-Methylphenol	UG/L	67.8	70.0	100	100	68	70	69	3	24.0	36-120
Naphthalene	UG/L	56.2	75.2	100	100	56	75	66	29	29.0	48-120
2-Nitroaniline	UG/L	78.8	79.8	100	100	79	80	80	1	15.0	67-136
3-Nitroaniline	UG/L	84.6	88.2	100	100	85	88	87	3	19.0	69-129
4-Nitroaniline	UG/L	83.7	85.6	100	100	84	86	85	2	24.0	64-135
Nitrobenzene	UG/L	74.2	80.9	100	100	74	81	78	9	24.0	52-120
2-Nitrophenol	UG/L	80.4	87.1	100	100	80	87	84	8	18.0	59-120
4-Nitrophenol	UG/L	39.5	38.3	100	100	40	38	39	5	48.0	16-120
N-nitrosodiphenylamine	UG/L	106	114	100	100	106	114	110	7	15.0	25-125
N-Nitroso-Di-n-propylamine	UG/L	73.7	78.4	100	100	74	78	76	5	31.0	56-120
Pentachlorophenol	UG/L	101	107	100	100	102	108	105	6	37.0	39-136
Phenanthrene	UG/L	88.5	94.0	100	100	88	94	91	6	15.0	67-130
Phenol	UG/L	31.3	32.2	100	100	31	32	32	3	34.0	17-120
Pyrene	UG/L	82.3	86.4	100	100	82	86	84	5	19.0	58-136
2,4,5-Trichlorophenol	UG/L	85.8	90.3	100	100	86	90	88	4	18.0	65-126
2,4,6-Trichlorophenol	UG/L	85.8	90.3	100	100	86	90	88	4	19.0	64-120

* Indicates Result is outside QC Limits
NC = Not Calculated ND = Not Detected

SDG: 8945

Client Sample ID: SBLK | Matrix Spike Blank | Matrix Spike Blk Dup

Lab Sample ID: A8B1975003 | A8B1975001 | A8B1975002

Analyte	Units of Measure	Concentration		Spike Amount		% Recovery			%	QC LIMITS	
		Spike Blank	Spike Blank Dup	SB	SBD	SB	SBD	Avg	RPD	RPD	REC.
METHOD 8270 - TCL SEMI-VOLATILE ORGANICS											
Acenaphthene	UG/L	44.6	44.7	50.0	50.0	89	90	90	1	24.0	60-120
Aniline	UG/L	33.5	32.3	50.0	50.0	67	65	66	3	30.0	37-120
Acenaphthylene	UG/L	45.0	45.1	50.0	50.0	90	90	90	0	18.0	63-120
Acetophenone	UG/L	41.4	40.0	50.0	50.0	83	80	82	4	20.0	45-120
Anthracene	UG/L	49.3	49.0	50.0	50.0	99	98	99	1	15.0	69-131
Atrazine	UG/L	46.0	47.6	50.0	50.0	92	95	94	3	20.0	70-129
Benzaldehyde	UG/L	52.6	51.8	50.0	50.0	105	104	105	1	20.0	30-140
Benzo(a)anthracene	UG/L	51.6	52.2	50.0	50.0	103	104	104	1	15.0	73-138
Benzo(b)fluoranthene	UG/L	51.8	51.2	50.0	50.0	104	102	103	2	15.0	75-133
Benzo(k)fluoranthene	UG/L	46.5	48.7	50.0	50.0	93	97	95	4	22.0	75-133
Benzo(ghi)perylene	UG/L	64.1	66.6	50.0	50.0	128	133	131	4	15.0	66-152
Benzo(a)pyrene	UG/L	57.6	58.7	50.0	50.0	115	117	116	2	15.0	74-126
Biphenyl	UG/L	34.5	33.8	50.0	50.0	69	68	69	1	20.0	30-140
Bis(2-chloroethoxy) methane	UG/L	35.1	32.9	50.0	50.0	70	66	68	6	17.0	62-120
Bis(2-chloroethyl) ether	UG/L	31.1	29.2	50.0	50.0	62	58	60	7	21.0	51-120
2,2'-Oxybis(1-Chloropropane)	UG/L	24.2	21.5	50.0	50.0	48	43 *	46	11	24.0	47-120
Bis(2-ethylhexyl) phthalate	UG/L	50.7	50.3	50.0	50.0	100	99	100	1	15.0	69-136
4-Bromophenyl phenyl ether	UG/L	51.0	53.9	50.0	50.0	102	108	105	6	15.0	79-126
Butyl benzyl phthalate	UG/L	50.1	46.2	50.0	50.0	99	92	96	7	16.0	62-149
Caprolactam	UG/L	22.7	20.3	50.0	50.0	46	41	44	11	20.0	30-140
Carbazole	UG/L	50.5	49.9	50.0	50.0	101	100	101	1	20.0	68-133
4-Chloroaniline	UG/L	46.0	46.0	50.0	50.0	92	92	92	0	22.0	60-124
4-Chloro-3-methylphenol	UG/L	46.8	47.5	50.0	50.0	94	95	95	1	27.0	64-120
2-Chloronaphthalene	UG/L	38.3	39.0	50.0	50.0	77	78	78	1	21.0	52-120
2-Chlorophenol	UG/L	35.5	35.4	50.0	50.0	71	71	71	0	25.0	48-120
4-Chlorophenyl phenyl ether	UG/L	48.2	49.2	50.0	50.0	96	98	97	2	16.0	71-122
Chrysene	UG/L	50.3	50.4	50.0	50.0	99	100	100	1	15.0	69-140
Dibenzo(a,h)anthracene	UG/L	61.8	65.3	50.0	50.0	124	131	128	5	15.0	67-144
Dibenzofuran	UG/L	47.0	47.3	50.0	50.0	94	95	95	1	15.0	66-120
Di-n-butyl phthalate	UG/L	53.7	54.3	50.0	50.0	106	108	107	2	15.0	67-132
3,3'-Dichlorobenzidine	UG/L	53.2	54.7	50.0	50.0	106	110	108	4	25.0	33-140
2,4-Dichlorophenol	UG/L	45.8	47.4	50.0	50.0	92	95	94	3	19.0	64-120
Diethyl phthalate	UG/L	49.0	50.4	50.0	50.0	98	101	100	3	15.0	78-128
2,4-Dimethylphenol	UG/L	42.6	42.7	50.0	50.0	85	85	85	0	42.0	57-120
Dimethyl phthalate	UG/L	48.2	49.6	50.0	50.0	96	99	98	3	15.0	73-127
4,6-Dinitro-2-methylphenol	UG/L	61.8	65.3	50.0	50.0	124	131	128	5	15.0	64-159
2,4-Dinitrophenol	UG/L	53.3	54.9	50.0	50.0	107	110	109	3	22.0	42-153
2,4-Dinitrotoluene	UG/L	50.0	50.4	50.0	50.0	100	101	101	1	20.0	59-125
2,6-Dinitrotoluene	UG/L	51.1	51.8	50.0	50.0	102	104	103	2	15.0	74-134
Di-n-octyl phthalate	UG/L	54.0	50.9	50.0	50.0	98	92	95	6	16.0	72-145
Fluoranthene	UG/L	53.8	54.2	50.0	50.0	108	108	108	0	15.0	67-133
Fluorene	UG/L	48.3	48.0	50.0	50.0	97	96	97	1	15.0	66-129
Hexachlorobenzene	UG/L	53.4	57.2	50.0	50.0	107	114	111	6	15.0	38-131

* Indicates Result is outside QC Limits

NC = Not Calculated ND = Not Detected

SDG: 8945
Client Sample ID: SBLK Matrix Spike Blank Matrix Spike Blk Dup
Lab Sample ID: A8B1975003 A8B1975001 A8B1975002

Analyte	Units of Measure	Concentration		Spike Amount		% Recovery			%	QC LIMITS	
		Spike Blank	Spike Blank Dup	SB	SBD	SB	SBD	Avg	RPD	RPD	REC.
METHOD 8270 - TCL SEMI-VOLATILE ORGANICS											
Hexachlorobutadiene	UG/L	24.0	27.1	50.0	50.0	48	54	51	12	44.0	30-120
Hexachlorocyclopentadiene	UG/L	21.9	23.8	50.0	50.0	44	48	46	9	49.0	23-120
Hexachloroethane	UG/L	19.1	19.8	50.0	50.0	38	40	39	5	46.0	25-120
Indeno(1,2,3-cd)pyrene	UG/L	63.4	66.1	50.0	50.0	127	132	130	4	15.0	69-146
Isophorone	UG/L	34.1	31.8	50.0	50.0	68	64	66	6	17.0	64-120
2-Methylnaphthalene	UG/L	37.5	38.2	50.0	50.0	75	76	76	1	21.0	48-120
2-Methylphenol	UG/L	35.0	35.2	50.0	50.0	70	70	70	0	27.0	39-120
4-Methylphenol	UG/L	36.4	34.9	50.0	50.0	73	70	72	4	24.0	36-120
Naphthalene	UG/L	32.9	33.2	50.0	50.0	66	66	66	0	29.0	48-120
2-Nitroaniline	UG/L	42.3	40.1	50.0	50.0	85	80	83	6	15.0	67-136
3-Nitroaniline	UG/L	47.2	46.0	50.0	50.0	94	92	93	2	19.0	69-129
4-Nitroaniline	UG/L	49.5	48.4	50.0	50.0	99	97	98	2	24.0	64-135
Nitrobenzene	UG/L	33.9	30.8	50.0	50.0	68	62	65	9	24.0	52-120
2-Nitrophenol	UG/L	41.3	40.8	50.0	50.0	83	82	83	1	18.0	59-120
4-Nitrophenol	UG/L	22.7	22.6	50.0	50.0	46	45	46	2	48.0	16-120
N-nitrosodiphenylamine	UG/L	56.6	57.2	50.0	50.0	113	114	114	0.	15.0	25-125
N-Nitroso-Di-n-propylamine	UG/L	34.0	31.1	50.0	50.0	68	62	65	9	31.0	56-120
Pentachlorophenol	UG/L	50.3	57.6	50.0	50.0	101	115	108	13	37.0	39-136
Phenanthrene	UG/L	51.9	51.5	50.0	50.0	104	103	104	1	15.0	67-130
Phenol	UG/L	15.2	15.0	50.0	50.0	30	30	30	0	34.0	17-120
Pyrene	UG/L	48.2	45.2	50.0	50.0	96	90	93	6	19.0	58-136
2,4,5-Trichlorophenol	UG/L	46.7	48.6	50.0	50.0	94	97	96	3	18.0	65-126
2,4,6-Trichlorophenol	UG/L	46.7	48.6	50.0	50.0	94	97	96	3	19.0	64-120

* Indicates Result is outside QC Limits
NC = Not Calculated ND = Not Detected

SAMPLE DATE 07/25/2008

SDG: 8945

Client Sample ID: EW-3R-0708 EW-3R-0708 EW-3R-0708

Lab Sample ID: A8902211 A8902211MS A8902211SD

Analyte	Units of Measure	Concentration Sample	Matrix Spike	Spike Duplicate	Spike Amount MS	Spike Amount MSD	% Recovery MS	% Recovery MSD	% Recovery Avg	% RPD	QC LIMITS RPD	QC LIMITS REC.
MACTEC - TAL METALS (23) SW8463-6010/747												
TOTAL ALUMINUM	MG/L	0.619	10.80	10.70	10.0	10.0	102	101	102	1	20.0	75-125
TOTAL ANTIMONY	MG/L	0.00163	0.196	0.196	0.200	0.200	98	97	98	1	20.0	75-125
TOTAL ARSENIC	MG/L	0.151	0.345	0.341	0.200	0.200	97	95	96	2	20.0	75-125
TOTAL BARIUM	MG/L	0.0738	0.268	0.266	0.200	0.200	97	96	97	1	20.0	75-125
TOTAL BERYLLIUM	MG/L	0.00026	0.191	0.192	0.200	0.200	96	96	96	0	20.0	75-125
TOTAL CADMIUM	MG/L	0.00090	0.195	0.195	0.200	0.200	98	97	98	1	20.0	75-125
TOTAL CALCIUM	MG/L	3.66	13.35	13.24	10.0	10.0	97	96	97	1	20.0	75-125
TOTAL CHROMIUM	MG/L	0.0634	0.255	0.254	0.200	0.200	96	96	96	0	20.0	75-125
TOTAL COBALT	MG/L	0.00173	0.188	0.187	0.200	0.200	93	93	93	0	20.0	75-125
TOTAL COPPER	MG/L	0.0503	0.251	0.247	0.200	0.200	100	98	99	2	20.0	75-125
TOTAL IRON	MG/L	4.12	13.79	13.74	10.0	10.0	97	96	97	1	20.0	75-125
TOTAL LEAD	MG/L	0.0386	0.232	0.230	0.200	0.200	97	96	97	1	20.0	75-125
TOTAL MAGNESIUM	MG/L	0.161	9.78	9.84	10.0	10.0	96	97	97	1	20.0	75-125
TOTAL MANGANESE	MG/L	0.0954	0.288	0.287	0.200	0.200	97	96	97	1	20.0	75-125
TOTAL MERCURY	MG/L	0.00013	0.00698	0.00693	0.00666	0.00666	103	102	103	1	20.0	80-120
TOTAL NICKEL	MG/L	0.00966	0.203	0.203	0.200	0.200	97	97	97	0	20.0	75-125
TOTAL POTASSIUM	MG/L	348.8	374.7	352.8	10.0	10.0	259 *	40 *	150	146 *	20.0	75-125
TOTAL SELENIUM	MG/L	0.00573	0.206	0.206	0.200	0.200	100	100	100	0	20.0	75-125
TOTAL SILVER	MG/L	0	0.0499	0.0487	0.0500	0.0500	100	97	99	3	20.0	75-125
TOTAL SODIUM	MG/L	772.9	795.6	771.0	10.0	10.0	227 *	-19 *	104	236 *	20.0	75-125
TOTAL THALLIUM	MG/L	0	0.194	0.195	0.200	0.200	97	98	98	1	20.0	75-125
TOTAL VANADIUM	MG/L	0.100	0.299	0.293	0.200	0.200	99	96	98	3	20.0	75-125
TOTAL ZINC	MG/L	0.148	0.348	0.343	0.200	0.200	100	98	99	2	20.0	75-125

* Indicates Result is outside QC Limits

NC = Not Calculated ND = Not Detected

SAMPLE DATE 07/29/2008

SDG: 8945

Client Sample ID:	RFI-29-0708	RFI-29-0708	RFI-29-0708
Lab Sample ID:	A8912901	A8912901MS	A8912901SD

Analyte	Units of Measure	Concentration			Spike Amount		% Recovery			%	QC LIMITS	
		Sample	Matrix Spike	Spike Duplicate	MS	MSD	MS	MSD	Avg	RPD	RPD	REC.
MACTEC - TAL METALS (23) SW8463-6010/747												
TOTAL ALUMINUM	MG/L	0.0396	10.31	10.20	10.0	10.0	103	102	103	1	20.0	75-125
TOTAL ANTIMONY	MG/L	0	0.201	0.197	0.200	0.200	100	99	100	1	20.0	75-125
TOTAL ARSENIC	MG/L	0.0196	0.216	0.217	0.200	0.200	98	99	99	1	20.0	75-125
TOTAL BARIUM	MG/L	0.121	0.327	0.322	0.200	0.200	103	101	102	2	20.0	75-125
TOTAL BERYLLIUM	MG/L	0	0.197	0.198	0.200	0.200	99	99	99	0	20.0	75-125
TOTAL CADMIUM	MG/L	0.00021	0.194	0.195	0.200	0.200	97	98	98	1	20.0	75-125
TOTAL CALCIUM	MG/L	57.73	68.13	67.35	10.0	10.0	104	96	100	8	20.0	75-125
TOTAL CHROMIUM	MG/L	0.00049	0.197	0.198	0.200	0.200	99	99	99	0	20.0	75-125
TOTAL COBALT	MG/L	0.00056	0.188	0.189	0.200	0.200	94	94	94	0	20.0	75-125
TOTAL COPPER	MG/L	0	0.201	0.202	0.200	0.200	101	101	101	0	20.0	75-125
TOTAL IRON	MG/L	0.0410	9.91	9.97	10.0	10.0	99	99	99	0	20.0	75-125
TOTAL LEAD	MG/L	0.00071	0.197	0.199	0.200	0.200	98	99	99	1	20.0	75-125
TOTAL MAGNESIUM	MG/L	8.75	18.80	18.75	10.0	10.0	100	100	100	0	20.0	75-125
TOTAL MANGANESE	MG/L	0.0652	0.265	0.265	0.200	0.200	100	100	100	0	20.0	75-125
TOTAL MERCURY	MG/L	0.00009	0.00655	0.00678	0.00666	0.00666	97	100	99	3	20.0	80-120
TOTAL NICKEL	MG/L	0.00081	0.197	0.200	0.200	0.200	98	100	99	2	20.0	75-125
TOTAL POTASSIUM	MG/L	4.07	15.37	15.25	10.0	10.0	113	112	113	0.	20.0	75-125
TOTAL SELENIUM	MG/L	0.00379	0.194	0.197	0.200	0.200	95	97	96	2	20.0	75-125
TOTAL SILVER	MG/L	0.00019	0.0513	0.0505	0.0500	0.0500	102	101	102	1	20.0	75-125
TOTAL SODIUM	MG/L	203.8	215.7	212.6	10.0	10.0	119	88	104	30 *	20.0	75-125
TOTAL THALLIUM	MG/L	0	0.198	0.200	0.200	0.200	99	100	100	1	20.0	75-125
TOTAL VANADIUM	MG/L	0.00066	0.198	0.199	0.200	0.200	99	100	100	1	20.0	75-125
TOTAL ZINC	MG/L	0.00068	0.202	0.204	0.200	0.200	101	102	102	1	20.0	75-125

* Indicates Result is outside QC Limits
NC = Not Calculated ND = Not Detected

SDG: 8945
Client Sample ID: Method Blank LFB
Lab Sample ID: A8B1947102 A8B1947101

Analyte	Units of Measure	Concentration Blank Spike	Spike Amount	% Recovery Blank Spike	QC LIMITS
MACTEC - TAL METALS (23) SW8463-6010/747					
TOTAL ALUMINUM	MG/L	10.49	10.0	105	80-120
TOTAL ANTIMONY	MG/L	0.203	0.200	102	80-120
TOTAL ARSENIC	MG/L	0.205	0.200	103	80-120
TOTAL BARIUM	MG/L	0.201	0.200	100	80-120
TOTAL BERYLLIUM	MG/L	0.206	0.200	103	80-120
TOTAL CADMIUM	MG/L	0.204	0.200	102	80-120
TOTAL CALCIUM	MG/L	10.51	10.0	104	80-120
TOTAL CHROMIUM	MG/L	0.199	0.200	100	80-120
TOTAL COBALT	MG/L	0.196	0.200	98	80-120
TOTAL COPPER	MG/L	0.201	0.200	100	80-120
TOTAL IRON	MG/L	10.32	10.0	103	80-120
TOTAL LEAD	MG/L	0.205	0.200	103	80-120
TOTAL MAGNESIUM	MG/L	10.46	10.0	105	80-120
TOTAL MANGANESE	MG/L	0.205	0.200	103	80-120
TOTAL NICKEL	MG/L	0.207	0.200	104	80-120
TOTAL POTASSIUM	MG/L	10.49	10.0	105	80-120
TOTAL SELENIUM	MG/L	0.203	0.200	102	80-120
TOTAL SILVER	MG/L	0.0508	0.0500	102	80-120
TOTAL SODIUM	MG/L	10.48	10.0	104	80-120
TOTAL THALLIUM	MG/L	0.204	0.200	101	80-120
TOTAL VANADIUM	MG/L	0.202	0.200	101	80-120
TOTAL ZINC	MG/L	0.214	0.200	107	80-120

* Indicates Result is outside QC Limits
NC = Not Calculated ND = Not Detected

SDG: 8945
Client Sample ID: Method Blank LCS
Lab Sample ID: A8B1956602 A8B1956601

Analyte	Units of Measure	Concentration Blank Spike	Concentration Spike Amount	% Recovery Blank Spike	QC LIMITS
MACTEC - TAL METALS (23) SW8463-6010/747					
TOTAL MERCURY	MG/L	0.00338	0.00333	102	80-120

* Indicates Result is outside QC Limits
NC = Not Calculated ND = Not Detected

SDG: 8945
Client Sample ID: Method Blank LFB
Lab Sample ID: A8B1959002 A8B1959001

Analyte	Units of Measure	Concentration Blank Spike	Spike Amount	% Recovery Blank Spike	QC LIMITS
MACTEC - TAL METALS (23) SW8463-6010/747					
TOTAL ALUMINUM	MG/L	10.11	10.0	101	80-120
TOTAL ANTIMONY	MG/L	0.198	0.200	99	80-120
TOTAL ARSENIC	MG/L	0.198	0.200	99	80-120
TOTAL BARIUM	MG/L	0.200	0.200	100	80-120
TOTAL BERYLLIUM	MG/L	0.198	0.200	99	80-120
TOTAL CADMIUM	MG/L	0.197	0.200	99	80-120
TOTAL CALCIUM	MG/L	10.11	10.0	101	80-120
TOTAL CHROMIUM	MG/L	0.199	0.200	100	80-120
TOTAL COBALT	MG/L	0.190	0.200	95	80-120
TOTAL COPPER	MG/L	0.200	0.200	100	80-120
TOTAL IRON	MG/L	10.00	10.0	100	80-120
TOTAL LEAD	MG/L	0.198	0.200	99	80-120
TOTAL MAGNESIUM	MG/L	10.04	10.0	100	80-120
TOTAL MANGANESE	MG/L	0.199	0.200	100	80-120
TOTAL NICKEL	MG/L	0.200	0.200	100	80-120
TOTAL POTASSIUM	MG/L	10.38	10.0	104	80-120
TOTAL SELENIUM	MG/L	0.201	0.200	100	80-120
TOTAL SILVER	MG/L	0.0496	0.0500	99	80-120
TOTAL SODIUM	MG/L	10.05	10.0	100	80-120
TOTAL THALLIUM	MG/L	0.198	0.200	99	80-120
TOTAL VANADIUM	MG/L	0.199	0.200	100	80-120
TOTAL ZINC	MG/L	0.202	0.200	101	80-120

* Indicates Result is outside QC Limits
NC = Not Calculated ND = Not Detected

SDG: 8945
Client Sample ID: Method Blank LFB
Lab Sample ID: A8B1965202 A8B1965201

Analyte	Units of Measure	Concentration Blank Spike	Concentration Spike Amount	% Recovery Blank Spike	QC LIMITS
MACTEC - TAL METALS (23) SW8463-6010/747					
TOTAL ALUMINUM	MG/L	10.08	10.0	101	80-120
TOTAL ANTIMONY	MG/L	0.200	0.200	99	80-120
TOTAL ARSENIC	MG/L	0.198	0.200	98	80-120
TOTAL BARIUM	MG/L	0.199	0.200	100	80-120
TOTAL BERYLLIUM	MG/L	0.201	0.200	100	80-120
TOTAL CADMIUM	MG/L	0.199	0.200	100	80-120
TOTAL CALCIUM	MG/L	10.16	10.0	101	80-120
TOTAL CHROMIUM	MG/L	0.199	0.200	100	80-120
TOTAL COBALT	MG/L	0.191	0.200	96	80-120
TOTAL COPPER	MG/L	0.198	0.200	99	80-120
TOTAL IRON	MG/L	10.05	10.0	100	80-120
TOTAL LEAD	MG/L	0.203	0.200	102	80-120
TOTAL MAGNESIUM	MG/L	10.17	10.0	102	80-120
TOTAL MANGANESE	MG/L	0.202	0.200	101	80-120
TOTAL NICKEL	MG/L	0.201	0.200	100	80-120
TOTAL POTASSIUM	MG/L	10.29	10.0	103	80-120
TOTAL SELENIUM	MG/L	0.204	0.200	102	80-120
TOTAL SILVER	MG/L	0.0506	0.0500	101	80-120
TOTAL SODIUM	MG/L	10.12	10.0	101	80-120
TOTAL THALLIUM	MG/L	0.204	0.200	100	80-120
TOTAL VANADIUM	MG/L	0.198	0.200	99	80-120
TOTAL ZINC	MG/L	0.204	0.200	102	80-120

* Indicates Result is outside QC Limits
NC = Not Calculated ND = Not Detected

SDG: 8945
Client Sample ID: Method Blank LCS
Lab Sample ID: A8B1971502 A8B1971501

Analyte	Units of Measure	Concentration Blank Spike	Concentration Spike Amount	% Recovery Blank Spike	QC LIMITS
MACTEC - TAL METALS (23) SW8463-6010/747					
TOTAL MERCURY	MG/L	0.00343	0.00333	103	80-120

* Indicates Result is outside QC Limits
NC = Not Calculated ND = Not Detected

SDG: 8945
Client Sample ID: Method Blank LFB
Lab Sample ID: A8B1972302 A8B1972301

Analyte	Units of Measure	Concentration Blank Spike	Spike Amount	% Recovery Blank Spike	QC LIMITS
MACTEC - TAL METALS (23) SW8463-6010/747					
TOTAL ALUMINUM	MG/L	9.90	10.0	99	80-120
TOTAL ANTIMONY	MG/L	0.197	0.200	98	80-120
TOTAL ARSENIC	MG/L	0.194	0.200	97	80-120
TOTAL BARIUM	MG/L	0.198	0.200	99	80-120
TOTAL BERYLLIUM	MG/L	0.194	0.200	97	80-120
TOTAL CADMIUM	MG/L	0.196	0.200	98	80-120
TOTAL CALCIUM	MG/L	9.88	10.0	98	80-120
TOTAL CHROMIUM	MG/L	0.196	0.200	98	80-120
TOTAL COBALT	MG/L	0.187	0.200	94	80-120
TOTAL COPPER	MG/L	0.195	0.200	98	80-120
TOTAL IRON	MG/L	9.78	10.0	98	80-120
TOTAL LEAD	MG/L	0.198	0.200	99	80-120
TOTAL MAGNESIUM	MG/L	9.88	10.0	99	80-120
TOTAL MANGANESE	MG/L	0.196	0.200	98	80-120
TOTAL NICKEL	MG/L	0.196	0.200	98	80-120
TOTAL POTASSIUM	MG/L	10.10	10.0	101	80-120
TOTAL SELENIUM	MG/L	0.200	0.200	100	80-120
TOTAL SILVER	MG/L	0.0499	0.0500	98	80-120
TOTAL SODIUM	MG/L	10.06	10.0	100	80-120
TOTAL THALLIUM	MG/L	0.198	0.200	98	80-120
TOTAL VANADIUM	MG/L	0.196	0.200	98	80-120
TOTAL ZINC	MG/L	0.200	0.200	100	80-120

* Indicates Result is outside QC Limits
NC = Not Calculated ND = Not Detected

SDG: 8945
Client Sample ID: Method Blank LCS
Lab Sample ID: A8B1979102 A8B1979101

Analyte	Units of Measure	Concentration Blank Spike	Concentration Spike Amount	% Recovery Blank Spike	QC LIMITS
MACTEC - TAL METALS (23) SW8463-6010/747					
TOTAL MERCURY	MG/L	0.00342	0.00333	102	80-120

* Indicates Result is outside QC Limits
NC = Not Calculated ND = Not Detected

SDG: 8945
Client Sample ID: Method Blank LFB
Lab Sample ID: A8B1981202 A8B1981201

Analyte	Units of Measure	Concentration Blank Spike	Spike Amount	% Recovery Blank Spike	QC LIMITS
MACTEC - TAL METALS (23) SW8463-6010/747					
TOTAL ALUMINUM	MG/L	10.15	10.0	101	80-120
TOTAL ANTIMONY	MG/L	0.205	0.200	103	80-120
TOTAL ARSENIC	MG/L	0.202	0.200	101	80-120
TOTAL BARIUM	MG/L	0.204	0.200	102	80-120
TOTAL BERYLLIUM	MG/L	0.201	0.200	101	80-120
TOTAL CADMIUM	MG/L	0.201	0.200	101	80-120
TOTAL CALCIUM	MG/L	10.02	10.0	100	80-120
TOTAL CHROMIUM	MG/L	0.200	0.200	100	80-120
TOTAL COBALT	MG/L	0.193	0.200	97	80-120
TOTAL COPPER	MG/L	0.201	0.200	101	80-120
TOTAL IRON	MG/L	10.12	10.0	101	80-120
TOTAL LEAD	MG/L	0.201	0.200	101	80-120
TOTAL MAGNESIUM	MG/L	9.89	10.0	99	80-120
TOTAL MANGANESE	MG/L	0.202	0.200	101	80-120
TOTAL NICKEL	MG/L	0.203	0.200	101	80-120
TOTAL POTASSIUM	MG/L	10.24	10.0	102	80-120
TOTAL SELENIUM	MG/L	0.205	0.200	102	80-120
TOTAL SILVER	MG/L	0.0516	0.0500	103	80-120
TOTAL SODIUM	MG/L	10.18	10.0	102	80-120
TOTAL THALLIUM	MG/L	0.201	0.200	100	80-120
TOTAL VANADIUM	MG/L	0.202	0.200	101	80-120
TOTAL ZINC	MG/L	0.207	0.200	104	80-120

* Indicates Result is outside QC Limits
NC = Not Calculated ND = Not Detected

SAMPLE DATE 07/25/2008

SDG: 8945

Client Sample ID:	EW-3R-0708	EW-3R-0708
Lab Sample ID:	A8902211	A8902211MS	A8902211SD

Analyte	Units of Measure	Concentration Sample	Matrix Spike	Spike Duplicate	Spike Amount MS	MSD	% Recovery MS	MSD	Avg	% RPD	QC LIMITS RPD	REC.
WET CHEMISTRY ANALYSIS												
METHOD 300.0 - CHLORIDE	MG/L	383.1	478.1	451.0	125.0	125.0	76	54 *	65	34 *	20.0	73-114
METHOD 300.0 - SULFATE - W	MG/L	80.45	202.1	191.7	125.0	125.0	97	89	93	9	20.0	75-125
METHOD 353.2 - NITRATE/NITRITE - AUTOM	MG/L-N	0.924	1.87	1.73	1.00	1.00	95	81	88	16	20.0	77-123
METHOD 4500-S F - SULFIDE	MG/L	1.60	19.20	19.20	10.0	10.0	176 *	176 *	176	0	20.0	40-150
TOTAL CYANIDE METHOD 9012	MG/L	0.344	0.556	0.557	0.200	0.200	106	106	106	0	15.0	85-115

* Indicates Result is outside QC Limits
NC = Not Calculated ND = Not Detected

SDG: 8945
Client Sample ID: RFI-22-0708 RFI-22-0708
Lab Sample ID: A8902210 A8902210MS

Analyte	Units of Measure	Concentration Sample	Concentration Matrix Spike	Spike Amount	% Recovery MS	QC LIMITS
WET CHEMISTRY ANALYSIS METHOD 300.0 - CHLORIDE	MG/L	731.7	987.9	250.0	102	73-114

* Indicates Result is outside QC Limits
NC = Not Calculated ND = Not Detected

SAMPLE DATE 07/28/2008

SDG: 8945
Client Sample ID: RFI-31-0708 RFI-31-0708
Lab Sample ID: A8910606 A8910606MS

Analyte	Units of Measure	Concentration Sample	Concentration Matrix Spike	Spike Amount	% Recovery MS	QC LIMITS
WET CHEMISTRY ANALYSIS METHOD 300.0 - CHLORIDE	MG/L	2779	4892	2500	84	73-114

* Indicates Result is outside QC Limits
NC = Not Calculated ND = Not Detected

SDG: 8945
Client Sample ID: RFI-35-0708 RFI-35-0708
Lab Sample ID: A8910607 A8910607MS

Analyte	Units of Measure	Concentration Sample	Concentration Matrix Spike	Spike Amount	% Recovery MS	QC LIMITS
WET CHEMISTRY ANALYSIS TOTAL CYANIDE METHOD 9012	MG/L	0	0.124	0.100	125 *	85-115

* Indicates Result is outside QC Limits
NC = Not Calculated ND = Not Detected

SDG: 8945
Client Sample ID: RFI-36-0708 RFI-36-0708
Lab Sample ID: A8912907 A8912907MS

Analyte	Units of Measure	Concentration Sample	Concentration Matrix Spike	Spike Amount	% Recovery MS	QC LIMITS
WET CHEMISTRY ANALYSIS METHOD 300.0 - CHLORIDE	MG/L	30.60	151.8	125.0	97	73-114

* Indicates Result is outside QC Limits
NC = Not Calculated ND = Not Detected

SDG: 8945
Client Sample ID: WG-R-R-0708 WG-R-R-0708
Lab Sample ID: A8894503 A8894503MS

Analyte	Units of Measure	Concentration Sample	Concentration Matrix Spike	Spike Amount	% Recovery MS	QC LIMITS
WET CHEMISTRY ANALYSIS METHOD 4500-S F - SULFIDE	MG/L	0	6.40	5.32	120	40-150

* Indicates Result is outside QC Limits
NC = Not Calculated ND = Not Detected

SDG: 8945

Client Sample ID:	MBLK	LCS
Lab Sample ID:	A8B1969002	A8B1969001

Analyte	Units of Measure	Concentration Blank Spike	Concentration Spike Amount	% Recovery Blank Spike	QC LIMITS
WET CHEMISTRY ANALYSIS METHOD D-516-90 - SULFATE	MG/L	31.23	30.00	104	90-110

* Indicates Result is outside QC Limits
NC = Not Calculated ND = Not Detected

SDG: 8945

Client Sample ID:	MBLK	LCS
Lab Sample ID:	A8B1976902	A8B1976901

Analyte	Units of Measure	Concentration Blank Spike	Spike Amount	% Recovery Blank Spike	QC LIMITS
WET CHEMISTRY ANALYSIS METHOD D-516-90 - SULFATE	MG/L	29.36	30.00	98	90-110

* Indicates Result is outside QC Limits
NC = Not Calculated ND = Not Detected

SDG: 8945

Client Sample ID:	MBLK	LCS
Lab Sample ID:	A8B1986102	A8B1986101

Analyte	Units of Measure	Concentration Blank Spike	Concentration Spike Amount	% Recovery Blank Spike	QC LIMITS
WET CHEMISTRY ANALYSIS METHOD D-516-90 - SULFATE	MG/L	29.02	30.00	97	90-110

* Indicates Result is outside QC Limits
NC = Not Calculated ND = Not Detected

SDG: 8945

Client Sample ID:	MBLK	LCS
Lab Sample ID:	A8B1994102	A8B1994101

Analyte	Units of Measure	Concentration Blank Spike	Concentration Spike Amount	% Recovery Blank Spike	QC LIMITS
WET CHEMISTRY ANALYSIS METHOD D-516-90 - SULFATE	MG/L	28.14	30.00	94	90-110

* Indicates Result is outside QC Limits
NC = Not Calculated ND = Not Detected

SDG: 8945

Client Sample ID:	MBLK	LCS
Lab Sample ID:	A8B1995102	A8B1995101

Analyte	Units of Measure	Concentration Blank Spike	Spike Amount	% Recovery Blank Spike	QC LIMITS
WET CHEMISTRY ANALYSIS METHOD D-516-90 - SULFATE	MG/L	30.90	30.00	103	90-110

* Indicates Result is outside QC Limits
NC = Not Calculated ND = Not Detected

SDG: 8945
Client Sample ID: Method Blank LCS
Lab Sample ID: A8B1951302 A8B1951301

Analyte	Units of Measure	Concentration Blank Spike	Spike Amount	% Recovery Blank Spike	QC LIMITS
WET CHEMISTRY ANALYSIS METHOD 4500-S F - SULFIDE	MG/L	9.20	10.0	92	90-110

* Indicates Result is outside QC Limits
NC = Not Calculated ND = Not Detected

SDG: 8945
Client Sample ID: Method Blank LCS
Lab Sample ID: A8B1953202 A8B1953201

Analyte	Units of Measure	Concentration Blank Spike	Spike Amount	% Recovery Blank Spike	QC LIMITS
WET CHEMISTRY ANALYSIS METHOD 353.2 - NITRATE/NITRITE - AUTOM	MG/L-N	1.55	1.50	104	90-110

* Indicates Result is outside QC Limits
NC = Not Calculated ND = Not Detected

SDG: 8945
Client Sample ID: Method Blank LCS
Lab Sample ID: A8B1955002 A8B1955001

Analyte	Units of Measure	Concentration Blank Spike	Spike Amount	% Recovery Blank Spike	QC LIMITS
WET CHEMISTRY ANALYSIS METHOD 300.0 - CHLORIDE	MG/L	18.66	20.00	93	90-110

* Indicates Result is outside QC Limits
NC = Not Calculated ND = Not Detected

SDG: 8945
Client Sample ID: Method Blank LCS
Lab Sample ID: A8B1957202 A8B1957201

Analyte	Units of Measure	Concentration Blank Spike	Concentration Spike Amount	% Recovery Blank Spike	QC LIMITS
WET CHEMISTRY ANALYSIS METHOD 300.0 - CHLORIDE	MG/L	20.02	20.00	100	90-110

* Indicates Result is outside QC Limits
NC = Not Calculated ND = Not Detected

SDG: 8945
Client Sample ID: Method Blank LCS
Lab Sample ID: A8B1966302 A8B1966301

Analyte	Units of Measure	Concentration Blank Spike	Spike Amount	% Recovery Blank Spike	QC LIMITS
WET CHEMISTRY ANALYSIS					
TOTAL CYANIDE METHOD 9012	MG/L	0.392	0.400	98	90-110

* Indicates Result is outside QC Limits
NC = Not Calculated ND = Not Detected

SDG: 8945
Client Sample ID: Method Blank LCS
Lab Sample ID: A8B1966402 A8B1966401

Analyte	Units of Measure	Concentration Blank Spike	Concentration Spike Amount	% Recovery Blank Spike	QC LIMITS
WET CHEMISTRY ANALYSIS					
METHOD 4500-S F - SULFIDE	MG/L	10.40	10.0	104	90-110

* Indicates Result is outside QC Limits
NC = Not Calculated ND = Not Detected

SDG: 8945
Client Sample ID: Method Blank LCS
Lab Sample ID: A8B1966902 A8B1966901

Analyte	Units of Measure	Concentration Blank Spike	Concentration Spike Amount	% Recovery Blank Spike	QC LIMITS
WET CHEMISTRY ANALYSIS METHOD 353.2 - NITRATE/NITRITE - AUTOM	MG/L-N	1.36	1.50	91	90-110

* Indicates Result is outside QC Limits
NC = Not Calculated ND = Not Detected

SDG: 8945

Client Sample ID: Method Blank LCS
Lab Sample ID: A8B1970702 A8B1970701

Analyte	Units of Measure	Concentration Blank Spike	Concentration Spike Amount	% Recovery Blank Spike	QC LIMITS
WET CHEMISTRY ANALYSIS					
TOTAL CYANIDE METHOD 9012	MG/L	0.430	0.400	108	90-110

* Indicates Result is outside QC Limits
NC = Not Calculated ND = Not Detected

SDG: 8945
Client Sample ID: Method Blank LCS
Lab Sample ID: A8B1973302 A8B1973301

Analyte	Units of Measure	Concentration Blank Spike	Spike Amount	% Recovery Blank Spike	QC LIMITS
WET CHEMISTRY ANALYSIS METHOD 300.0 - CHLORIDE	MG/L	19.00	20.00	95	90-110

* Indicates Result is outside QC Limits
NC = Not Calculated ND = Not Detected

SDG: 8945
Client Sample ID: Method Blank LCS
Lab Sample ID: A8B1975902 A8B1975901

Analyte	Units of Measure	Concentration Blank Spike	Concentration Spike Amount	% Recovery Blank Spike	QC LIMITS
WET CHEMISTRY ANALYSIS METHOD 4500-S F - SULFIDE	MG/L	9.20	10.0	92	90-110

* Indicates Result is outside QC Limits
NC = Not Calculated ND = Not Detected

SDG: 8945
Client Sample ID: Method Blank LCS
Lab Sample ID: A8B1977502 A8B1977501

Analyte	Units of Measure	Concentration Blank Spike	Concentration Spike Amount	% Recovery Blank Spike	QC LIMITS
WET CHEMISTRY ANALYSIS METHOD 300.0 - CHLORIDE	MG/L	20.03	20.00	100	90-110

* Indicates Result is outside QC Limits
NC = Not Calculated ND = Not Detected

SDG: 8945

Client Sample ID: Method Blank LCS
Lab Sample ID: A8B1981902 A8B1981901

Analyte	Units of Measure	Concentration Blank Spike	Concentration Spike Amount	% Recovery Blank Spike	QC LIMITS
WET CHEMISTRY ANALYSIS					
TOTAL CYANIDE METHOD 9012	MG/L	0.227	0.250	91	90-110

* Indicates Result is outside QC Limits
NC = Not Calculated ND = Not Detected

SDG: 8945
Client Sample ID: Method Blank LCS
Lab Sample ID: A8B1984302 A8B1984301

Analyte	Units of Measure	Concentration Blank Spike	Concentration Spike Amount	% Recovery Blank Spike	QC LIMITS
WET CHEMISTRY ANALYSIS METHOD 353.2 - NITRATE/NITRITE - AUTOM	MG/L-N	1.44	1.50	96	90-110

* Indicates Result is outside QC Limits
NC = Not Calculated ND = Not Detected

SDG: 8945
Client Sample ID: Method Blank LCS
Lab Sample ID: A8B1987602 A8B1987601

Analyte	Units of Measure	Concentration Blank Spike	Concentration Spike Amount	% Recovery Blank Spike	QC LIMITS
WET CHEMISTRY ANALYSIS METHOD 300.0 - CHLORIDE	MG/L	19.38	20.00	97	90-110

* Indicates Result is outside QC Limits
NC = Not Calculated ND = Not Detected

SDG: 8945
Client Sample ID: Method Blank LCS
Lab Sample ID: A8B1988202 A8B1988201

Analyte	Units of Measure	Concentration Blank Spike	Concentration Spike Amount	% Recovery Blank Spike	QC LIMITS
WET CHEMISTRY ANALYSIS					
TOTAL CYANIDE METHOD 9012	MG/L	0.262	0.250	105	90-110

* Indicates Result is outside QC Limits
NC = Not Calculated ND = Not Detected

SDG: 8945
Client Sample ID: Method Blank LCS
Lab Sample ID: A8B1993402 A8B1993401

Analyte	Units of Measure	Concentration Blank Spike	Concentration Spike Amount	% Recovery Blank Spike	QC LIMITS
WET CHEMISTRY ANALYSIS					
METHOD 353.2 - NITRATE/NITRITE - AUTOM	MG/L-N	1.50	1.50	100	90-110

* Indicates Result is outside QC Limits
NC = Not Calculated ND = Not Detected

SDG: 8945
Client Sample ID: Method Blank LCS
Lab Sample ID: A8B2000502 A8B2000501

Analyte	Units of Measure	Concentration Blank Spike	Concentration Spike Amount	% Recovery Blank Spike	QC LIMITS
WET CHEMISTRY ANALYSIS METHOD 300.0 - CHLORIDE	MG/L	20.72	20.00	104	90-110

* Indicates Result is outside QC Limits
NC = Not Calculated ND = Not Detected

SDG: 8945
Client Sample ID: Method Blank LCS
Lab Sample ID: A8B2005402 A8B2005401

Analyte	Units of Measure	Concentration Blank Spike	Spike Amount	% Recovery Blank Spike	QC LIMITS
WET CHEMISTRY ANALYSIS METHOD 300.0 - CHLORIDE	MG/L	21.11	20.00	106	90-110

* Indicates Result is outside QC Limits
NC = Not Calculated ND = Not Detected

SDG: 8945
Client Sample ID: Method Blank LCS
Lab Sample ID: A8B2037402 A8B2037401

Analyte	Units of Measure	Concentration Blank Spike	Spike Amount	% Recovery Blank Spike	QC LIMITS
WET CHEMISTRY ANALYSIS METHOD 300.0 - CHLORIDE	MG/L	21.99	20.00	110	90-110

* Indicates Result is outside QC Limits
NC = Not Calculated ND = Not Detected

SDG: 8945
Client Sample ID: Method Blank LCS
Lab Sample ID: A8B2050002 A8B2050001

Analyte	Units of Measure	Concentration Blank Spike	Spike Amount	% Recovery Blank Spike	QC LIMITS
WET CHEMISTRY ANALYSIS METHOD 300.0 - SULFATE - W	MG/L	21.57	20.00	108	90-110

* Indicates Result is outside QC Limits
NC = Not Calculated ND = Not Detected

METHOD 8260 - TCL VOLATILE ORGANICS

Client Sample ID / Job No & Lab Sample ID	EW-1-0708 A08-9022 A8902204	EW-2-0708 A08-9022 A8902205	EW-3-0708 A08-9022 A8902206	EW-3R-0708 A08-9022 A8902211	EW-4-0708 A08-9022 A8902207
Sample Date	07/25/2008 10:00	07/25/2008 10:30	07/25/2008 11:00	07/25/2008 11:00	07/25/2008 11:45
Received Date	07/25/2008 14:35	07/25/2008 14:35	07/25/2008 14:35	07/25/2008 14:35	07/25/2008 14:35
Extraction Date					
Analysis Date	08/05/2008 17:09	08/05/2008 17:38	08/05/2008 18:06	08/05/2008 20:27	08/05/2008 18:34
Extraction HT Met?	-	-	-	-	-
Analytical HT Met?	YES	YES	YES	YES	YES
Sample Matrix	WATER	WATER	WATER	WATER	WATER
Dilution Factor	200.0	100.0	20.0	20.0	10.0
Sample wt/vol	0.005 LITERS	0.005 LITERS	0.005 LITERS	0.005 LITERS	0.005 LITERS
% Dry					

NA = Not Applicable

METHOD 8260 - TCL VOLATILE ORGANICS

Client Sample ID Job No & Lab Sample ID	EW-5-0708 A08-9022 A8902208	ICM-101-0708 A08-8945 A8894501	ICM-102-0708 A08-9022 A8902201	ICM-103-0708 A08-9022 A8902202	ICM-104-0708 A08-9022 A8902203
Sample Date	07/25/2008 12:00	07/24/2008 15:15	07/25/2008 07:15	07/25/2008 08:30	07/25/2008 09:30
Received Date	07/25/2008 14:35	07/24/2008 18:00	07/25/2008 14:35	07/25/2008 14:35	07/25/2008 14:35
Extraction Date					
Analysis Date	08/05/2008 19:02	08/01/2008 17:44	08/06/2008 01:31	08/05/2008 16:13	08/05/2008 16:41
Extraction HT Met?	-	-	-	-	-
Analytical HT Met?	YES	YES	YES	YES	YES
Sample Matrix	WATER	WATER	WATER	WATER	WATER
Dilution Factor	10.0	200.0	1.0	1.0	5.0
Sample wt/vol	0.005 LITERS	0.005 LITERS	0.005 LITERS	0.005 LITERS	0.005 LITERS
% Dry					

NA = Not Applicable

METHOD 8260 - TCL VOLATILE ORGANICS

Client Sample ID / Job No & Lab Sample ID	ICM-105-0708 A08-9022 A8902209	R-14-0708 A08-9129 A8912906	RFI-17-0708 A08-9129 A8912905	RFI-18-0708 A08-9106 A8910605	RFI-20-0708 A08-9106 A8910602
Sample Date	07/25/2008 11:45	07/29/2008 11:30	07/29/2008 09:00	07/28/2008 11:30	07/28/2008 14:45
Received Date	07/25/2008 14:35	07/29/2008 18:10	07/29/2008 18:10	07/28/2008 18:10	07/28/2008 18:10
Extraction Date					
Analysis Date	08/05/2008 19:30	08/09/2008 01:57	08/09/2008 01:34	08/07/2008 04:36	08/07/2008 03:13
Extraction HT Met?	-	-	-	-	-
Analytical HT Met?	YES	YES	YES	YES	YES
Sample Matrix	WATER	WATER	WATER	WATER	WATER
Dilution Factor	5.0	1.0	1.0	5.0	80.0
Sample wt/vol	0.005 LITERS	0.005 LITERS	0.005 LITERS	0.005 LITERS	0.005 LITERS
% Dry					

NA = Not Applicable

METHOD 8260 - TCL VOLATILE ORGANICS

Client Sample ID Job No & Lab Sample ID	RFI-20-0708 A08-9106 A8910602DL	RFI-22-0708 A08-9022 A8902210	RFI-22-0708 A08-9022 A8902210DL	RFI-24-0708 A08-8945 A8894504	RFI-25-0708 A08-8945 A8894502
Sample Date	07/28/2008 14:45	07/25/2008 10:45	07/25/2008 10:45	07/24/2008	07/24/2008 16:45
Received Date	07/28/2008 18:10	07/25/2008 14:35	07/25/2008 14:35	07/24/2008 18:00	07/24/2008 18:00
Extraction Date					
Analysis Date	08/07/2008 12:06	08/05/2008 19:59	08/06/2008 18:07	08/01/2008 18:32	08/06/2008 01:59
Extraction HT Met?	-	-	-	-	-
Analytical HT Met?	YES	YES	YES	YES	YES
Sample Matrix	WATER	WATER	WATER	WATER	WATER
Dilution Factor	200.0	10.0	20.0	5.0	4.0
Sample wt/vol	0.005 LITERS	0.005 LITERS	0.005 LITERS	0.005 LITERS	0.005 LITERS
% Dry					

NA = Not Applicable

METHOD 8260 - TCL VOLATILE ORGANICS

Client Sample ID Job No & Lab Sample ID	RFI-27-0708 A08-9106 A8910601	RFI-28-0708 A08-9106 A8910604	RFI-29-0708 A08-9129 A8912901	RFI-30-0708 A08-9106 A8910603	RFI-31-0708 A08-9106 A8910606
Sample Date	07/28/2008 11:30	07/28/2008 10:15	07/29/2008 07:00	07/28/2008 16:00	07/28/2008 15:15
Received Date	07/28/2008 18:10	07/28/2008 18:10	07/29/2008 18:10	07/28/2008 18:10	07/28/2008 18:10
Extraction Date					
Analysis Date	08/07/2008 02:45	08/07/2008 04:09	08/09/2008 00:03	08/07/2008 03:41	08/07/2008 05:04
Extraction HT Met?	-	-	-	-	-
Analytical HT Met?	YES	YES	YES	YES	YES
Sample Matrix	WATER	WATER	WATER	WATER	WATER
Dilution Factor	8.0	1.0	1.0	1.0	8.0
Sample wt/vol	0.005 LITERS	0.005 LITERS	0.005 LITERS	0.005 LITERS	0.005 LITERS
% Dry					

NA = Not Applicable

METHOD 8260 - TCL VOLATILE ORGANICS

Client Sample ID / Job No & Lab Sample ID	RFI-32-0708 A08-9129 A8912903	RFI-33-0708 A08-9129 A8912902	RFI-35-0708 A08-9106 A8910607	RFI-36-0708 A08-9129 A8912907	RFI-39-0708 A08-9129 A8912910
Sample Date	07/29/2008 10:00	07/29/2008 08:00	07/28/2008 16:30	07/29/2008 13:45	07/29/2008 10:35
Received Date	07/29/2008 18:10	07/29/2008 18:10	07/28/2008 18:10	07/29/2008 18:10	07/29/2008 18:10
Extraction Date					
Analysis Date	08/09/2008 00:48	08/09/2008 00:25	08/07/2008 05:32	08/09/2008 02:19	08/09/2008 03:28
Extraction HT Met?	-	-	-	-	-
Analytical HT Met?	YES	YES	YES	YES	YES
Sample Matrix	WATER	WATER	WATER	WATER	WATER
Dilution Factor	1.0	1.0	1.0	1.0	1.0
Sample wt/vol	0.005 LITERS	0.005 LITERS	0.005 LITERS	0.005 LITERS	0.005 LITERS
% Dry					

NA = Not Applicable

METHOD 8260 - TCL VOLATILE ORGANICS

Client Sample ID / Job No & Lab Sample ID	RFI-43-0708 A08-9129 A8912912	RFI-45-0708 A08-9129 A8912909	RFI-51-0708 A08-9129 A8912908	RFI-PZ04S-0708 A08-9197 A8919701	RFI-PZ17-0708 A08-9129 A8912913
Sample Date	07/29/2008 15:00	07/29/2008 09:15	07/29/2008 14:30	07/30/2008 12:05	07/29/2008 16:30
Received Date	07/29/2008 18:10	07/29/2008 18:10	07/29/2008 18:10	07/30/2008 15:40	07/29/2008 18:10
Extraction Date					
Analysis Date	08/09/2008 04:14	08/09/2008 03:05	08/09/2008 02:41	08/11/2008 22:26	08/09/2008 04:37
Extraction HT Met?	-	-	-	-	-
Analytical HT Met?	YES	YES	YES	YES	YES
Sample Matrix	WATER	WATER	WATER	WATER	WATER
Dilution Factor	1.0	1.0	1.0	1.0	1.0
Sample wt/vol	0.005 LITERS	0.005 LITERS	0.005 LITERS	0.005 LITERS	0.005 LITERS
% Dry					

NA = Not Applicable

METHOD 8260 - TCL VOLATILE ORGANICS

Client Sample ID Job No & Lab Sample ID	RFI-PZ18-0708 A08-9129 A8912904	RFI-PZ19-0708 A08-9129 A8912911	WG-R-R-0708 A08-8945 A8894503		
Sample Date	07/29/2008 15:30	07/29/2008 12:10	07/24/2008		
Received Date	07/29/2008 18:10	07/29/2008 18:10	07/24/2008 18:00		
Extraction Date					
Analysis Date	08/09/2008 01:11	08/09/2008 03:51	08/01/2008 18:55		
Extraction HT Met?	-	-	-		
Analytical HT Met?	YES	YES	YES		
Sample Matrix	WATER	WATER	WATER		
Dilution Factor	1.0	1.0	10.0		
Sample wt/vol	0.005 LITERS	0.005 LITERS	0.005 LITERS		
% Dry					

NA = Not Applicable

METHOD 8260 - TCL VOLATILE ORGANICS

Client Sample ID Job No & Lab Sample ID	TRIP BLANK A08-8945 A8894505	TRIP BLANK A08-9106 A8910608	TRIP BLANK A08-9197 A8919703	Trip Blank A08-9022 A8902212	Trip Blank A08-9129 A8912914
Sample Date	07/24/2008	07/28/2008 00:00	07/30/2008 00:00	07/25/2008 00:00	07/29/2008 00:00
Received Date	07/24/2008 18:00	07/28/2008 18:10	07/30/2008 15:40	07/25/2008 14:35	07/29/2008 18:10
Extraction Date					
Analysis Date	08/01/2008 12:10	08/07/2008 06:00	08/11/2008 22:03	08/06/2008 01:04	08/08/2008 23:40
Extraction HT Met?	-	-	-	-	-
Analytical HT Met?	YES	YES	YES	YES	YES
Sample Matrix	WATER	WATER	WATER	WATER	WATER
Dilution Factor	1.0	1.0	1.0	1.0	1.0
Sample wt/vol	0.005 LITERS	0.005 LITERS	0.005 LITERS	0.005 LITERS	0.005 LITERS
% Dry					

NA = Not Applicable

METHOD 8260 - TCL VOLATILE ORGANICS

Client Sample ID Job No & Lab Sample ID	EW-3R-0708 A08-9022 A8902211MS	EW-3R-0708 A08-9022 A8902211SD	MSB15 A08-8945 A8B1999301	MSB16 A08-9022 A8B2009101	MSB17 A08-8945 A8B2012101
Sample Date	07/25/2008 11:00	07/25/2008 11:00			
Received Date	07/25/2008 14:35	07/25/2008 14:35			
Extraction Date					
Analysis Date	08/05/2008 20:55	08/05/2008 21:23	08/01/2008 09:44	08/05/2008 11:20	08/05/2008 23:12
Extraction HT Met?	-	-	-	-	-
Analytical HT Met?	YES	YES	-	-	-
Sample Matrix	WATER	WATER	WATER	WATER	WATER
Dilution Factor	20.0	20.0	1.0	1.0	1.0
Sample wt/vol	0.005 LITERS	0.005 LITERS	0.005 LITERS	0.005 LITERS	0.005 LITERS
% Dry					

NA = Not Applicable

METHOD 8260 - TCL VOLATILE ORGANICS

Client Sample ID Job No & Lab Sample ID	MSB18 A08-9022 A8B2015701	MSB19 A08-9106 A8B2019901	MSB20 A08-9106 A8B2021901	MSB82 A08-9197 A8B2044601	MSB92 A08-9129 A8B2045501
Sample Date					
Received Date					
Extraction Date					
Analysis Date	08/06/2008 11:08	08/06/2008 23:02	08/07/2008 09:59	08/11/2008 19:11	08/08/2008 21:35
Extraction HT Met?	-	-	-	-	-
Analytical HT Met?	-	-	-	-	-
Sample Matrix	WATER	WATER	WATER	WATER	WATER
Dilution Factor	1.0	1.0	1.0	1.0	1.0
Sample wt/vol	0.005 LITERS	0.005 LITERS	0.005 LITERS	0.005 LITERS	0.005 LITERS
% Dry					

NA = Not Applicable

METHOD 8260 - TCL VOLATILE ORGANICS

Client Sample ID Job No & Lab Sample ID	RFI-32-0708 A08-9129 A8912903MS	RFI-32-0708 A08-9129 A8912903SD			
Sample Date	07/29/2008 10:00	07/29/2008 10:00			
Received Date	07/29/2008 18:10	07/29/2008 18:10			
Extraction Date					
Analysis Date	08/09/2008 08:27	08/09/2008 08:49			
Extraction HT Met?	-	-			
Analytical HT Met?	YES	YES			
Sample Matrix	WATER	WATER			
Dilution Factor	1.0	1.0			
Sample wt/vol	0.005 LITERS	0.005 LITERS			
% Dry					

NA = Not Applicable

METHOD 8260 - TCL VOLATILE ORGANICS

Client Sample ID Job No & Lab Sample ID	VBLK15 A08-8945 A8B1999302	VBLK16 A08-9022 A8B2009102	VBLK17 A08-8945 A8B2012102	VBLK18 A08-9022 A8B2015702	VBLK19 A08-9106 A8B2019902
Sample Date					
Received Date					
Extraction Date					
Analysis Date	08/01/2008 10:11	08/05/2008 12:16	08/06/2008 00:36	08/06/2008 12:40	08/07/2008 00:25
Extraction HT Met?	-	-	-	-	-
Analytical HT Met?	-	-	-	-	-
Sample Matrix	WATER	WATER	WATER	WATER	WATER
Dilution Factor	1.0	1.0	1.0	1.0	1.0
Sample wt/vol	0.005 LITERS	0.005 LITERS	0.005 LITERS	0.005 LITERS	0.005 LITERS
% Dry					

NA = Not Applicable

METHOD 8260 - TCL VOLATILE ORGANICS

Client Sample ID Job No & Lab Sample ID	VBLK20 A08-9106 A8B2021902	VBLK82 A08-9197 A8B2044602	VBLK92 A08-9129 A8B2045502		
Sample Date					
Received Date					
Extraction Date					
Analysis Date	08/07/2008 11:23	08/11/2008 20:21	08/08/2008 22:21		
Extraction HT Met?	-	-	-		
Analytical HT Met?	-	-	-		
Sample Matrix	WATER	WATER	WATER		
Dilution Factor	1.0	1.0	1.0		
Sample wt/vol	0.005 LITERS	0.005 LITERS	0.005 LITERS		
% Dry					

NA = Not Applicable

METHOD 8270 - TCL SEMI-VOLATILE ORGANICS

Client Sample ID / Job No & Lab Sample ID	EW-1-0708 A08-9022 A8902204	EW-2-0708 A08-9022 A8902205	EW-2-0708 A08-9022 A8902205DL	EW-3-0708 A08-9022 A8902206	EW-3-0708 A08-9022 A8902206DL
Sample Date	07/25/2008 10:00	07/25/2008 10:30	07/25/2008 10:30	07/25/2008 11:00	07/25/2008 11:00
Received Date	07/25/2008 14:35	07/25/2008 14:35	07/25/2008 14:35	07/25/2008 14:35	07/25/2008 14:35
Extraction Date	07/29/2008 07:00	07/29/2008 07:00	07/29/2008 07:00	07/29/2008 07:00	07/29/2008 07:00
Analysis Date	08/02/2008 17:03	08/02/2008 17:26	08/13/2008 20:19	08/02/2008 17:49	08/13/2008 20:42
Extraction HT Met?	YES	YES	YES	YES	YES
Analytical HT Met?	YES	YES	YES	YES	YES
Sample Matrix	WATER	WATER	WATER	WATER	WATER
Dilution Factor	1.0	1.0	100.0	1.0	50.0
Sample wt/vol	1.06 LITERS	1.06 LITERS	1.06 LITERS	1.055 LITERS	1.055 LITERS
% Dry					

NA = Not Applicable

METHOD 8270 - TCL SEMI-VOLATILE ORGANICS

Client Sample ID Job No & Lab Sample ID	EW-3R-0708 A08-9022 A8902211	EW-3R-0708 D2 A08-9022 A8902211D2	EW-3R-0708 DL A08-9022 A8902211DL	EW-4-0708 A08-9022 A8902207	EW-4-0708 A08-9022 A8902207DL
Sample Date	07/25/2008 11:00	07/25/2008 11:00	07/25/2008 11:00	07/25/2008 11:45	07/25/2008 11:45
Received Date	07/25/2008 14:35	07/25/2008 14:35	07/25/2008 14:35	07/25/2008 14:35	07/25/2008 14:35
Extraction Date	07/29/2008 07:00	07/29/2008 07:00	07/29/2008 07:00	07/29/2008 07:00	07/29/2008 07:00
Analysis Date	08/05/2008 21:19	08/12/2008 09:26	08/08/2008 12:32	08/02/2008 18:12	08/13/2008 21:05
Extraction HT Met?	YES	YES	YES	YES	YES
Analytical HT Met?	YES	YES	YES	YES	YES
Sample Matrix	WATER	WATER	WATER	WATER	WATER
Dilution Factor	1.0	160.0	40.0	1.0	200.0
Sample wt/vol	1.02 LITERS	1.02 LITERS	1.02 LITERS	0.95 LITERS	0.95 LITERS
% Dry					

NA = Not Applicable

METHOD 8270 - TCL SEMI-VOLATILE ORGANICS

Client Sample ID Job No & Lab Sample ID	EW-5-0708 A08-9022 A8902208	EW-5-0708 A08-9022 A8902208DL	ICM-101-0708 A08-8945 A8894501	ICM-102-0708 A08-9022 A8902201	ICM-103-0708 A08-9022 A8902202
Sample Date	07/25/2008 12:00	07/25/2008 12:00	07/24/2008 15:15	07/25/2008 07:15	07/25/2008 08:30
Received Date	07/25/2008 14:35	07/25/2008 14:35	07/24/2008 18:00	07/25/2008 14:35	07/25/2008 14:35
Extraction Date	07/29/2008 07:00	07/29/2008 07:00	07/25/2008 08:00	07/29/2008 07:00	07/29/2008 07:00
Analysis Date	08/02/2008 18:34	08/08/2008 15:57	07/29/2008 14:26	08/02/2008 15:56	08/02/2008 16:18
Extraction HT Met?	YES	YES	YES	YES	YES
Analytical HT Met?	YES	YES	YES	YES	YES
Sample Matrix	WATER	WATER	WATER	WATER	WATER
Dilution Factor	1.0	10.0	20.0	1.0	1.0
Sample wt/vol	0.98 LITERS	0.98 LITERS	1.0 LITERS	0.92 LITERS	0.99 LITERS
% Dry					

NA = Not Applicable

METHOD 8270 - TCL SEMI-VOLATILE ORGANICS

Client Sample ID / Job No & Lab Sample ID	ICM-104-0708 A08-9022 A8902203	ICM-104-0708 A08-9022 A8902203DL	ICM-105-0708 A08-9022 A8902209	R-14-0708 A08-9129 A8912906	RFI-17-0708 A08-9129 A8912905
Sample Date	07/25/2008 09:30	07/25/2008 09:30	07/25/2008 11:45	07/29/2008 11:30	07/29/2008 09:00
Received Date	07/25/2008 14:35	07/25/2008 14:35	07/25/2008 14:35	07/29/2008 18:10	07/29/2008 18:10
Extraction Date	07/29/2008 07:00	07/29/2008 07:00	07/29/2008 07:00	07/30/2008 08:00	07/30/2008 08:00
Analysis Date	08/02/2008 16:41	08/13/2008 19:57	08/02/2008 18:57	08/05/2008 20:56	08/05/2008 20:33
Extraction HT Met?	YES	YES	YES	YES	YES
Analytical HT Met?	YES	YES	YES	YES	YES
Sample Matrix	WATER	WATER	WATER	WATER	WATER
Dilution Factor	1.0	20.0	1.0	1.0	1.0
Sample wt/vol	0.92 LITERS	0.92 LITERS	1.03 LITERS	1.0 LITERS	1.06 LITERS
% Dry					

NA = Not Applicable

METHOD 8270 - TCL SEMI-VOLATILE ORGANICS

Client Sample ID Job No & Lab Sample ID	RFI-18-0708 A08-9106 A8910605	RFI-20-0708 A08-9106 A8910602	RFI-22-0708 A08-9022 A8902210	RFI-24-0708 A08-8945 A8894504	RFI-25-0708 A08-8945 A8894502
Sample Date	07/28/2008 11:30	07/28/2008 14:45	07/25/2008 10:45	07/24/2008	07/24/2008 16:45
Received Date	07/28/2008 18:10	07/28/2008 18:10	07/25/2008 14:35	07/24/2008 18:00	07/24/2008 18:00
Extraction Date	07/30/2008 08:00	07/30/2008 08:00	07/29/2008 07:00	07/25/2008 08:00	07/25/2008 08:00
Analysis Date	08/05/2008 17:53	08/05/2008 16:44	08/02/2008 19:20	07/29/2008 15:34	07/29/2008 14:49
Extraction HT Met?	YES	YES	YES	YES	YES
Analytical HT Met?	YES	YES	YES	YES	YES
Sample Matrix	WATER	WATER	WATER	WATER	WATER
Dilution Factor	1.0	1.0	1.0	1.0	1.0
Sample wt/vol	1.04 LITERS	0.91 LITERS	0.96 LITERS	1.01 LITERS	0.87 LITERS
% Dry					

NA = Not Applicable

METHOD 8270 - TCL SEMI-VOLATILE ORGANICS

Client Sample ID / Job No & Lab Sample ID	RFI-27-0708 A08-9106 A8910601	RFI-28-0708 A08-9106 A8910604	RFI-29-0708 A08-9129 A8912901	RFI-30-0708 A08-9106 A8910603	RFI-31-0708 A08-9106 A8910606
Sample Date	07/28/2008 11:30	07/28/2008 10:15	07/29/2008 07:00	07/28/2008 16:00	07/28/2008 15:15
Received Date	07/28/2008 18:10	07/28/2008 18:10	07/29/2008 18:10	07/28/2008 18:10	07/28/2008 18:10
Extraction Date	07/30/2008 08:00	07/30/2008 08:00	07/30/2008 08:00	07/30/2008 08:00	07/30/2008 08:00
Analysis Date	08/05/2008 16:22	08/05/2008 17:30	08/05/2008 19:01	08/05/2008 17:07	08/05/2008 18:16
Extraction HT Met?	YES	YES	YES	YES	YES
Analytical HT Met?	YES	YES	YES	YES	YES
Sample Matrix	WATER	WATER	WATER	WATER	WATER
Dilution Factor	1.0	1.0	1.0	1.0	1.0
Sample wt/vol	0.99 LITERS	1.03 LITERS	1.01 LITERS	0.95 LITERS	0.97 LITERS
% Dry					

NA = Not Applicable

METHOD 8270 - TCL SEMI-VOLATILE ORGANICS

Client Sample ID / Job No & Lab Sample ID	RFI-31-0708 A08-9106 A8910606RI	RFI-32-0708 A08-9129 A8912903	RFI-33-0708 A08-9129 A8912902	RFI-35-0708 A08-9106 A8910607	RFI-36-0708 A08-9129 A8912907
Sample Date	07/28/2008 15:15	07/29/2008 10:00	07/29/2008 08:00	07/28/2008 16:30	07/29/2008 13:45
Received Date	07/28/2008 18:10	07/29/2008 18:10	07/29/2008 18:10	07/28/2008 18:10	07/29/2008 18:10
Extraction Date	07/30/2008 08:00	07/30/2008 08:00	07/30/2008 08:00	07/30/2008 08:00	07/30/2008 08:00
Analysis Date	08/13/2008 18:02	08/05/2008 19:48	08/05/2008 19:24	08/05/2008 18:39	08/05/2008 21:19
Extraction HT Met?	YES	YES	YES	YES	YES
Analytical HT Met?	YES	YES	YES	YES	YES
Sample Matrix	WATER	WATER	WATER	WATER	WATER
Dilution Factor	10.0	1.0	1.0	1.0	1.0
Sample wt/vol	0.97 LITERS	0.99 LITERS	1.02 LITERS	1.02 LITERS	0.97 LITERS
% Dry					

NA = Not Applicable

METHOD 8270 - TCL SEMI-VOLATILE ORGANICS

Client Sample ID Job No & Lab Sample ID	RFI-39-0708 A08-9129 A8912910	RFI-43-0708 A08-9129 A8912912	RFI-45-0708 A08-9129 A8912909	RFI-51-0708 A08-9129 A8912908	RFI-PZ04S-0708 A08-9197 A8919701
Sample Date	07/29/2008 10:35	07/29/2008 15:00	07/29/2008 09:15	07/29/2008 14:30	07/30/2008 12:05
Received Date	07/29/2008 18:10	07/29/2008 18:10	07/29/2008 18:10	07/29/2008 18:10	07/30/2008 15:40
Extraction Date	07/30/2008 08:00	07/30/2008 08:00	07/30/2008 08:00	07/30/2008 08:00	07/31/2008 08:00
Analysis Date	08/05/2008 22:27	08/05/2008 23:13	08/05/2008 22:04	08/05/2008 21:42	08/02/2008 21:59
Extraction HT Met?	YES	YES	YES	YES	YES
Analytical HT Met?	YES	YES	YES	YES	YES
Sample Matrix	WATER	WATER	WATER	WATER	WATER
Dilution Factor	1.0	1.0	1.0	1.0	1.0
Sample wt/vol	0.95 LITERS	1.01 LITERS	1.01 LITERS	1.03 LITERS	0.92 LITERS
% Dry					

NA = Not Applicable

METHOD 8270 - TCL SEMI-VOLATILE ORGANICS

Client Sample ID Job No & Lab Sample ID	RFI-PZ17-0708 A08-9129 A8912913	RFI-PZ18-0708 A08-9129 A8912904	RFI-PZ19-0708 A08-9129 A8912911	WG-R-R-0708 A08-8945 A8894503	
Sample Date	07/29/2008 16:30	07/29/2008 15:30	07/29/2008 12:10	07/24/2008	
Received Date	07/29/2008 18:10	07/29/2008 18:10	07/29/2008 18:10	07/24/2008 18:00	
Extraction Date	07/30/2008 08:00	07/30/2008 08:00	07/30/2008 08:00	07/25/2008 08:00	
Analysis Date	08/13/2008 18:48	08/05/2008 20:11	08/05/2008 22:50	07/29/2008 15:12	
Extraction HT Met?	YES	YES	YES	YES	
Analytical HT Met?	YES	YES	YES	YES	
Sample Matrix	WATER	WATER	WATER	WATER	
Dilution Factor	1.0	1.0	1.0	1.0	
Sample wt/vol	0.95 LITERS	0.92 LITERS	0.98 LITERS	1.04 LITERS	
% Dry					

NA = Not Applicable

METHOD 8270 - TCL SEMI-VOLATILE ORGANICS

Client Sample ID Job No & Lab Sample ID	EW-3R-0708 A08-9022 A8902211MS	EW-3R-0708 A08-9022 A8902211SD	Matrix Spike Blank A08-8945 A8B1943301	Matrix Spike Blank A08-9022 A8B1961001	Matrix Spike Blank A08-9022 A8B1961101
Sample Date	07/25/2008 11:00	07/25/2008 11:00			
Received Date	07/25/2008 14:35	07/25/2008 14:35			
Extraction Date	07/29/2008 07:00	07/29/2008 07:00	07/25/2008 08:00	07/29/2008 07:00	07/29/2008 07:00
Analysis Date	08/05/2008 21:42	08/05/2008 22:05	07/29/2008 13:18	08/02/2008 15:10	08/05/2008 19:01
Extraction HT Met?	YES	YES	-	-	-
Analytical HT Met?	YES	YES	-	-	-
Sample Matrix	WATER	WATER	WATER	WATER	WATER
Dilution Factor	1.0	1.0	1.0	1.0	1.0
Sample wt/vol	1.03 LITERS	1.03 LITERS	1.0 LITERS	1.0 LITERS	1.0 LITERS
% Dry					

NA = Not Applicable

METHOD 8270 - TCL SEMI-VOLATILE ORGANICS

Client Sample ID Job No & Lab Sample ID	Matrix Spike Blank A08-9129 A8B1967901	Matrix Spike Blank A08-9197 A8B1975001	Matrix Spike Blk Dup A08-8945 A8B1943302	Matrix Spike Blk Dup A08-9106 A8B1967902	Matrix Spike Blk Dup A08-9197 A8B1975002
Sample Date					
Received Date					
Extraction Date	07/30/2008 08:00	07/31/2008 08:00	07/25/2008 08:00	07/30/2008 08:00	07/31/2008 08:00
Analysis Date	08/05/2008 15:13	08/02/2008 19:43	07/29/2008 13:41	08/05/2008 15:36	08/02/2008 20:06
Extraction HT Met?	-	-	-	-	-
Analytical HT Met?	-	-	-	-	-
Sample Matrix	WATER	WATER	WATER	WATER	WATER
Dilution Factor	1.0	1.0	1.0	1.0	1.0
Sample wt/vol	1.0 LITERS	1.0 LITERS	1.0 LITERS	1.0 LITERS	1.0 LITERS
% Dry					

NA = Not Applicable

METHOD 8270 - TCL SEMI-VOLATILE ORGANICS

Client Sample ID Job No & Lab Sample ID	SBLK A08-8945 A8B1943303	SBLK A08-9022 A8B1961002	SBLK A08-9022 A8B1961102	SBLK A08-9129 A8B1967903	SBLK A08-9197 A8B1975003
Sample Date					
Received Date					
Extraction Date	07/25/2008 08:00	07/29/2008 07:00	07/29/2008 07:00	07/30/2008 08:00	07/31/2008 08:00
Analysis Date	07/29/2008 14:04	08/02/2008 15:33	08/05/2008 19:24	08/05/2008 15:59	08/02/2008 20:28
Extraction HT Met?	-	-	-	-	-
Analytical HT Met?	-	-	-	-	-
Sample Matrix	WATER	WATER	WATER	WATER	WATER
Dilution Factor	1.0	1.0	1.0	1.0	1.0
Sample wt/vol	1.0 LITERS	1.0 LITERS	1.0 LITERS	1.0 LITERS	1.0 LITERS
% Dry					

NA = Not Applicable

Lab ID	Sample ID	Units	Analyte	Method	Dilution Factor	Sample Date	Receive Date	TCLP Date	THT	Analysis Date	AHT	Matrix
A8902204	EW-1-0708	MG/L	Aluminum - Total	6010	1.00	07/25/2008 10:00	07/25 14:35	NA	NA	07/29 22:02	Yes	WATER
		MG/L	Antimony - Total	6010	1.00	07/25/2008 10:00	07/25 14:35	NA	NA	07/29 22:02	Yes	WATER
		MG/L	Arsenic - Total	6010	1.00	07/25/2008 10:00	07/25 14:35	NA	NA	07/29 22:02	Yes	WATER
		MG/L	Barium - Total	6010	1.00	07/25/2008 10:00	07/25 14:35	NA	NA	07/29 22:02	Yes	WATER
		MG/L	Beryllium - Total	6010	1.00	07/25/2008 10:00	07/25 14:35	NA	NA	07/29 22:02	Yes	WATER
		MG/L	Cadmium - Total	6010	1.00	07/25/2008 10:00	07/25 14:35	NA	NA	07/29 22:02	Yes	WATER
		MG/L	Calcium - Total	6010	1.00	07/25/2008 10:00	07/25 14:35	NA	NA	07/29 22:02	Yes	WATER
		MG/L	Chromium - Total	6010	1.00	07/25/2008 10:00	07/25 14:35	NA	NA	07/29 22:02	Yes	WATER
		MG/L	Cobalt - Total	6010	1.00	07/25/2008 10:00	07/25 14:35	NA	NA	07/29 22:02	Yes	WATER
		MG/L	Copper - Total	6010	1.00	07/25/2008 10:00	07/25 14:35	NA	NA	07/29 22:02	Yes	WATER
		MG/L	Iron - Total	6010	1.00	07/25/2008 10:00	07/25 14:35	NA	NA	07/29 22:02	Yes	WATER
		MG/L	Lead - Total	6010	1.00	07/25/2008 10:00	07/25 14:35	NA	NA	07/29 22:02	Yes	WATER
		MG/L	Magnesium - Total	6010	1.00	07/25/2008 10:00	07/25 14:35	NA	NA	07/29 22:02	Yes	WATER
		MG/L	Manganese - Total	6010	1.00	07/25/2008 10:00	07/25 14:35	NA	NA	07/29 22:02	Yes	WATER
		MG/L	Mercury - Total	7470	1.00	07/25/2008 10:00	07/25 14:35	NA	NA	07/28 17:50	Yes	WATER
		MG/L	Nickel - Total	6010	1.00	07/25/2008 10:00	07/25 14:35	NA	NA	07/29 22:02	Yes	WATER
		MG/L	Potassium - Total	6010	1.00	07/25/2008 10:00	07/25 14:35	NA	NA	07/29 22:02	Yes	WATER
		MG/L	Selenium - Total	6010	1.00	07/25/2008 10:00	07/25 14:35	NA	NA	07/29 22:02	Yes	WATER
		MG/L	Silver - Total	6010	1.00	07/25/2008 10:00	07/25 14:35	NA	NA	07/29 22:02	Yes	WATER
		MG/L	Sodium - Total	6010	1.00	07/25/2008 10:00	07/25 14:35	NA	NA	07/29 22:02	Yes	WATER
		MG/L	Thallium - Total	6010	1.00	07/25/2008 10:00	07/25 14:35	NA	NA	07/29 22:02	Yes	WATER
		MG/L	Vanadium - Total	6010	1.00	07/25/2008 10:00	07/25 14:35	NA	NA	07/29 22:02	Yes	WATER
		MG/L	Zinc - Total	6010	1.00	07/25/2008 10:00	07/25 14:35	NA	NA	07/29 22:02	Yes	WATER
A8902205	EW-2-0708	MG/L	Aluminum - Total	6010	1.00	07/25/2008 10:30	07/25 14:35	NA	NA	07/29 22:08	Yes	WATER
		MG/L	Antimony - Total	6010	1.00	07/25/2008 10:30	07/25 14:35	NA	NA	07/29 22:08	Yes	WATER
		MG/L	Arsenic - Total	6010	1.00	07/25/2008 10:30	07/25 14:35	NA	NA	07/29 22:08	Yes	WATER
		MG/L	Barium - Total	6010	1.00	07/25/2008 10:30	07/25 14:35	NA	NA	07/29 22:08	Yes	WATER
		MG/L	Beryllium - Total	6010	1.00	07/25/2008 10:30	07/25 14:35	NA	NA	07/29 22:08	Yes	WATER
		MG/L	Cadmium - Total	6010	1.00	07/25/2008 10:30	07/25 14:35	NA	NA	07/29 22:08	Yes	WATER
		MG/L	Calcium - Total	6010	1.00	07/25/2008 10:30	07/25 14:35	NA	NA	07/29 22:08	Yes	WATER
		MG/L	Chromium - Total	6010	1.00	07/25/2008 10:30	07/25 14:35	NA	NA	07/29 22:08	Yes	WATER
		MG/L	Cobalt - Total	6010	1.00	07/25/2008 10:30	07/25 14:35	NA	NA	07/29 22:08	Yes	WATER
		MG/L	Copper - Total	6010	1.00	07/25/2008 10:30	07/25 14:35	NA	NA	07/29 22:08	Yes	WATER
		MG/L	Iron - Total	6010	1.00	07/25/2008 10:30	07/25 14:35	NA	NA	07/29 22:08	Yes	WATER
		MG/L	Lead - Total	6010	1.00	07/25/2008 10:30	07/25 14:35	NA	NA	07/29 22:08	Yes	WATER
		MG/L	Magnesium - Total	6010	1.00	07/25/2008 10:30	07/25 14:35	NA	NA	07/29 22:08	Yes	WATER
		MG/L	Manganese - Total	6010	1.00	07/25/2008 10:30	07/25 14:35	NA	NA	07/29 22:08	Yes	WATER
		MG/L	Mercury - Total	7470	1.00	07/25/2008 10:30	07/25 14:35	NA	NA	07/28 17:51	Yes	WATER
		MG/L	Nickel - Total	6010	1.00	07/25/2008 10:30	07/25 14:35	NA	NA	07/29 22:08	Yes	WATER
		MG/L	Potassium - Total	6010	1.00	07/25/2008 10:30	07/25 14:35	NA	NA	07/29 22:08	Yes	WATER
		MG/L	Selenium - Total	6010	1.00	07/25/2008 10:30	07/25 14:35	NA	NA	07/29 22:08	Yes	WATER
		MG/L	Silver - Total	6010	1.00	07/25/2008 10:30	07/25 14:35	NA	NA	07/29 22:08	Yes	WATER
		MG/L	Sodium - Total	6010	1.00	07/25/2008 10:30	07/25 14:35	NA	NA	07/29 22:08	Yes	WATER
		MG/L	Thallium - Total	6010	1.00	07/25/2008 10:30	07/25 14:35	NA	NA	07/29 22:08	Yes	WATER
		MG/L	Vanadium - Total	6010	1.00	07/25/2008 10:30	07/25 14:35	NA	NA	07/29 22:08	Yes	WATER
		MG/L	Zinc - Total	6010	1.00	07/25/2008 10:30	07/25 14:35	NA	NA	07/29 22:08	Yes	WATER
A8902206	EW-3-0708	MG/L	Aluminum - Total	6010	1.00	07/25/2008 11:00	07/25 14:35	NA	NA	07/29 22:13	Yes	WATER
		MG/L	Antimony - Total	6010	1.00	07/25/2008 11:00	07/25 14:35	NA	NA	07/29 22:13	Yes	WATER

AHT = Analysis Holding Time Met
THT = TCLP Holding Time Met
NA = Not Applicable

Lab ID	Sample ID	Units	Analyte	Method	Dilution Factor	Sample Date	Receive Date	TCLP Date	THT	Analysis Date	AHT	Matrix
A8902206	EW-3-0708	MG/L	Arsenic - Total	6010	1.00	07/25/2008 11:00	07/25 14:35	NA	NA	07/29 22:13	Yes	WATER
		MG/L	Barium - Total	6010	1.00	07/25/2008 11:00	07/25 14:35	NA	NA	07/29 22:13	Yes	WATER
		MG/L	Beryllium - Total	6010	1.00	07/25/2008 11:00	07/25 14:35	NA	NA	07/29 22:13	Yes	WATER
		MG/L	Cadmium - Total	6010	1.00	07/25/2008 11:00	07/25 14:35	NA	NA	07/29 22:13	Yes	WATER
		MG/L	Calcium - Total	6010	1.00	07/25/2008 11:00	07/25 14:35	NA	NA	07/29 22:13	Yes	WATER
		MG/L	Chromium - Total	6010	1.00	07/25/2008 11:00	07/25 14:35	NA	NA	07/29 22:13	Yes	WATER
		MG/L	Cobalt - Total	6010	1.00	07/25/2008 11:00	07/25 14:35	NA	NA	07/29 22:13	Yes	WATER
		MG/L	Copper - Total	6010	1.00	07/25/2008 11:00	07/25 14:35	NA	NA	07/29 22:13	Yes	WATER
		MG/L	Iron - Total	6010	1.00	07/25/2008 11:00	07/25 14:35	NA	NA	07/29 22:13	Yes	WATER
		MG/L	Lead - Total	6010	1.00	07/25/2008 11:00	07/25 14:35	NA	NA	07/29 22:13	Yes	WATER
		MG/L	Magnesium - Total	6010	1.00	07/25/2008 11:00	07/25 14:35	NA	NA	07/29 22:13	Yes	WATER
		MG/L	Manganese - Total	6010	1.00	07/25/2008 11:00	07/25 14:35	NA	NA	07/29 22:13	Yes	WATER
		MG/L	Mercury - Total	7470	1.00	07/25/2008 11:00	07/25 14:35	NA	NA	07/28 17:53	Yes	WATER
		MG/L	Nickel - Total	6010	1.00	07/25/2008 11:00	07/25 14:35	NA	NA	07/29 22:13	Yes	WATER
		MG/L	Potassium - Total	6010	1.00	07/25/2008 11:00	07/25 14:35	NA	NA	07/29 22:13	Yes	WATER
		MG/L	Selenium - Total	6010	1.00	07/25/2008 11:00	07/25 14:35	NA	NA	07/29 22:13	Yes	WATER
		MG/L	Silver - Total	6010	1.00	07/25/2008 11:00	07/25 14:35	NA	NA	07/29 22:13	Yes	WATER
		MG/L	Sodium - Total	6010	5.00	07/25/2008 11:00	07/25 14:35	NA	NA	07/30 13:08	Yes	WATER
		MG/L	Thallium - Total	6010	1.00	07/25/2008 11:00	07/25 14:35	NA	NA	07/29 22:13	Yes	WATER
		MG/L	Vanadium - Total	6010	1.00	07/25/2008 11:00	07/25 14:35	NA	NA	07/29 22:13	Yes	WATER
		MG/L	Zinc - Total	6010	1.00	07/25/2008 11:00	07/25 14:35	NA	NA	07/29 22:13	Yes	WATER
A8902211	EW-3R-0708	MG/L	Aluminum - Total	6010	1.00	07/25/2008 11:00	07/25 14:35	NA	NA	07/29 22:56	Yes	WATER
		MG/L	Antimony - Total	6010	1.00	07/25/2008 11:00	07/25 14:35	NA	NA	07/29 22:56	Yes	WATER
		MG/L	Arsenic - Total	6010	1.00	07/25/2008 11:00	07/25 14:35	NA	NA	07/29 22:56	Yes	WATER
		MG/L	Barium - Total	6010	1.00	07/25/2008 11:00	07/25 14:35	NA	NA	07/29 22:56	Yes	WATER
		MG/L	Beryllium - Total	6010	1.00	07/25/2008 11:00	07/25 14:35	NA	NA	07/29 22:56	Yes	WATER
		MG/L	Cadmium - Total	6010	1.00	07/25/2008 11:00	07/25 14:35	NA	NA	07/29 22:56	Yes	WATER
		MG/L	Calcium - Total	6010	1.00	07/25/2008 11:00	07/25 14:35	NA	NA	07/29 22:56	Yes	WATER
		MG/L	Chromium - Total	6010	1.00	07/25/2008 11:00	07/25 14:35	NA	NA	07/29 22:56	Yes	WATER
		MG/L	Cobalt - Total	6010	1.00	07/25/2008 11:00	07/25 14:35	NA	NA	07/29 22:56	Yes	WATER
		MG/L	Copper - Total	6010	1.00	07/25/2008 11:00	07/25 14:35	NA	NA	07/29 22:56	Yes	WATER
		MG/L	Iron - Total	6010	1.00	07/25/2008 11:00	07/25 14:35	NA	NA	07/29 22:56	Yes	WATER
		MG/L	Lead - Total	6010	1.00	07/25/2008 11:00	07/25 14:35	NA	NA	07/29 22:56	Yes	WATER
		MG/L	Magnesium - Total	6010	1.00	07/25/2008 11:00	07/25 14:35	NA	NA	07/29 22:56	Yes	WATER
		MG/L	Manganese - Total	6010	1.00	07/25/2008 11:00	07/25 14:35	NA	NA	07/29 22:56	Yes	WATER
		MG/L	Mercury - Total	7470	1.00	07/25/2008 11:00	07/25 14:35	NA	NA	07/28 18:01	Yes	WATER
		MG/L	Nickel - Total	6010	1.00	07/25/2008 11:00	07/25 14:35	NA	NA	07/29 22:56	Yes	WATER
		MG/L	Potassium - Total	6010	1.00	07/25/2008 11:00	07/25 14:35	NA	NA	07/29 22:56	Yes	WATER
		MG/L	Selenium - Total	6010	1.00	07/25/2008 11:00	07/25 14:35	NA	NA	07/29 22:56	Yes	WATER
		MG/L	Silver - Total	6010	1.00	07/25/2008 11:00	07/25 14:35	NA	NA	07/29 22:56	Yes	WATER
		MG/L	Sodium - Total	6010	5.00	07/25/2008 11:00	07/25 14:35	NA	NA	07/30 13:38	Yes	WATER
		MG/L	Thallium - Total	6010	1.00	07/25/2008 11:00	07/25 14:35	NA	NA	07/29 22:56	Yes	WATER
		MG/L	Vanadium - Total	6010	1.00	07/25/2008 11:00	07/25 14:35	NA	NA	07/29 22:56	Yes	WATER
		MG/L	Zinc - Total	6010	1.00	07/25/2008 11:00	07/25 14:35	NA	NA	07/29 22:56	Yes	WATER
A8902207	EW-4-0708	MG/L	Aluminum - Total	6010	1.00	07/25/2008 11:45	07/25 14:35	NA	NA	07/29 22:33	Yes	WATER
		MG/L	Antimony - Total	6010	1.00	07/25/2008 11:45	07/25 14:35	NA	NA	07/29 22:33	Yes	WATER
		MG/L	Arsenic - Total	6010	1.00	07/25/2008 11:45	07/25 14:35	NA	NA	07/29 22:33	Yes	WATER
		MG/L	Barium - Total	6010	1.00	07/25/2008 11:45	07/25 14:35	NA	NA	07/29 22:33	Yes	WATER

AHT = Analysis Holding Time Met
THT = TCLP Holding Time Met
NA = Not Applicable

Lab ID	Sample ID	Units	Analyte	Method	Dilution Factor	Sample Date	Receive Date	TCLP Date	THT	Analysis Date	AHT	Matrix
A8902207	EW-4-0708	MG/L	Beryllium - Total	6010	1.00	07/25/2008 11:45	07/25 14:35	NA	NA	07/29 22:33	Yes	WATER
		MG/L	Cadmium - Total	6010	1.00	07/25/2008 11:45	07/25 14:35	NA	NA	07/29 22:33	Yes	WATER
		MG/L	Calcium - Total	6010	1.00	07/25/2008 11:45	07/25 14:35	NA	NA	07/29 22:33	Yes	WATER
		MG/L	Chromium - Total	6010	1.00	07/25/2008 11:45	07/25 14:35	NA	NA	07/29 22:33	Yes	WATER
		MG/L	Cobalt - Total	6010	1.00	07/25/2008 11:45	07/25 14:35	NA	NA	07/29 22:33	Yes	WATER
		MG/L	Copper - Total	6010	1.00	07/25/2008 11:45	07/25 14:35	NA	NA	07/29 22:33	Yes	WATER
		MG/L	Iron - Total	6010	1.00	07/25/2008 11:45	07/25 14:35	NA	NA	07/29 22:33	Yes	WATER
		MG/L	Lead - Total	6010	1.00	07/25/2008 11:45	07/25 14:35	NA	NA	07/29 22:33	Yes	WATER
		MG/L	Magnesium - Total	6010	1.00	07/25/2008 11:45	07/25 14:35	NA	NA	07/29 22:33	Yes	WATER
		MG/L	Manganese - Total	6010	1.00	07/25/2008 11:45	07/25 14:35	NA	NA	07/29 22:33	Yes	WATER
		MG/L	Mercury - Total	7470	1.00	07/25/2008 11:45	07/25 14:35	NA	NA	07/28 17:54	Yes	WATER
		MG/L	Nickel - Total	6010	1.00	07/25/2008 11:45	07/25 14:35	NA	NA	07/29 22:33	Yes	WATER
		MG/L	Potassium - Total	6010	5.00	07/25/2008 11:45	07/25 14:35	NA	NA	07/30 13:13	Yes	WATER
		MG/L	Selenium - Total	6010	1.00	07/25/2008 11:45	07/25 14:35	NA	NA	07/29 22:33	Yes	WATER
		MG/L	Silver - Total	6010	1.00	07/25/2008 11:45	07/25 14:35	NA	NA	07/29 22:33	Yes	WATER
		MG/L	Sodium - Total	6010	5.00	07/25/2008 11:45	07/25 14:35	NA	NA	07/30 13:13	Yes	WATER
		MG/L	Thallium - Total	6010	1.00	07/25/2008 11:45	07/25 14:35	NA	NA	07/29 22:33	Yes	WATER
		MG/L	Vanadium - Total	6010	1.00	07/25/2008 11:45	07/25 14:35	NA	NA	07/29 22:33	Yes	WATER
		MG/L	Zinc - Total	6010	1.00	07/25/2008 11:45	07/25 14:35	NA	NA	07/29 22:33	Yes	WATER
A8902208	EW-5-0708	MG/L	Aluminum - Total	6010	1.00	07/25/2008 12:00	07/25 14:35	NA	NA	07/29 22:40	Yes	WATER
		MG/L	Antimony - Total	6010	1.00	07/25/2008 12:00	07/25 14:35	NA	NA	07/29 22:40	Yes	WATER
		MG/L	Arsenic - Total	6010	1.00	07/25/2008 12:00	07/25 14:35	NA	NA	07/29 22:40	Yes	WATER
		MG/L	Barium - Total	6010	1.00	07/25/2008 12:00	07/25 14:35	NA	NA	07/29 22:40	Yes	WATER
		MG/L	Beryllium - Total	6010	1.00	07/25/2008 12:00	07/25 14:35	NA	NA	07/29 22:40	Yes	WATER
		MG/L	Cadmium - Total	6010	1.00	07/25/2008 12:00	07/25 14:35	NA	NA	07/29 22:40	Yes	WATER
		MG/L	Calcium - Total	6010	1.00	07/25/2008 12:00	07/25 14:35	NA	NA	07/29 22:40	Yes	WATER
		MG/L	Chromium - Total	6010	1.00	07/25/2008 12:00	07/25 14:35	NA	NA	07/29 22:40	Yes	WATER
		MG/L	Cobalt - Total	6010	1.00	07/25/2008 12:00	07/25 14:35	NA	NA	07/29 22:40	Yes	WATER
		MG/L	Copper - Total	6010	1.00	07/25/2008 12:00	07/25 14:35	NA	NA	07/29 22:40	Yes	WATER
		MG/L	Iron - Total	6010	1.00	07/25/2008 12:00	07/25 14:35	NA	NA	07/29 22:40	Yes	WATER
		MG/L	Lead - Total	6010	1.00	07/25/2008 12:00	07/25 14:35	NA	NA	07/29 22:40	Yes	WATER
		MG/L	Magnesium - Total	6010	1.00	07/25/2008 12:00	07/25 14:35	NA	NA	07/29 22:40	Yes	WATER
		MG/L	Manganese - Total	6010	1.00	07/25/2008 12:00	07/25 14:35	NA	NA	07/29 22:40	Yes	WATER
		MG/L	Mercury - Total	7470	1.00	07/25/2008 12:00	07/25 14:35	NA	NA	07/28 17:55	Yes	WATER
		MG/L	Nickel - Total	6010	1.00	07/25/2008 12:00	07/25 14:35	NA	NA	07/29 22:40	Yes	WATER
		MG/L	Potassium - Total	6010	1.00	07/25/2008 12:00	07/25 14:35	NA	NA	07/29 22:40	Yes	WATER
		MG/L	Selenium - Total	6010	1.00	07/25/2008 12:00	07/25 14:35	NA	NA	07/29 22:40	Yes	WATER
		MG/L	Silver - Total	6010	1.00	07/25/2008 12:00	07/25 14:35	NA	NA	07/29 22:40	Yes	WATER
		MG/L	Sodium - Total	6010	5.00	07/25/2008 12:00	07/25 14:35	NA	NA	07/30 13:19	Yes	WATER
		MG/L	Thallium - Total	6010	1.00	07/25/2008 12:00	07/25 14:35	NA	NA	07/29 22:40	Yes	WATER
		MG/L	Vanadium - Total	6010	1.00	07/25/2008 12:00	07/25 14:35	NA	NA	07/29 22:40	Yes	WATER
		MG/L	Zinc - Total	6010	1.00	07/25/2008 12:00	07/25 14:35	NA	NA	07/29 22:40	Yes	WATER
A8894501	ICM-101-0708	MG/L	Aluminum - Total	6010	1.00	07/24/2008 15:15	07/24 18:00	NA	NA	07/29 00:59	Yes	WATER
		MG/L	Antimony - Total	6010	1.00	07/24/2008 15:15	07/24 18:00	NA	NA	07/29 00:59	Yes	WATER
		MG/L	Arsenic - Total	6010	1.00	07/24/2008 15:15	07/24 18:00	NA	NA	07/29 00:59	Yes	WATER
		MG/L	Barium - Total	6010	1.00	07/24/2008 15:15	07/24 18:00	NA	NA	07/29 00:59	Yes	WATER
		MG/L	Beryllium - Total	6010	1.00	07/24/2008 15:15	07/24 18:00	NA	NA	07/29 00:59	Yes	WATER
		MG/L	Cadmium - Total	6010	1.00	07/24/2008 15:15	07/24 18:00	NA	NA	07/29 00:59	Yes	WATER

AHT = Analysis Holding Time Met
THT = TCLP Holding Time Met
NA = Not Applicable

Lab ID	Sample ID	Units	Analyte	Method	Dilution Factor	Sample Date	Receive Date	TCLP Date	THT	Analysis Date	AHT	Matrix
A8894501	ICM-101-0708	MG/L	Calcium - Total	6010	1.00	07/24/2008 15:15	07/24 18:00	NA	NA	07/29 00:59	Yes	WATER
		MG/L	Chromium - Total	6010	1.00	07/24/2008 15:15	07/24 18:00	NA	NA	07/29 00:59	Yes	WATER
		MG/L	Cobalt - Total	6010	1.00	07/24/2008 15:15	07/24 18:00	NA	NA	07/29 00:59	Yes	WATER
		MG/L	Copper - Total	6010	1.00	07/24/2008 15:15	07/24 18:00	NA	NA	07/29 00:59	Yes	WATER
		MG/L	Iron - Total	6010	1.00	07/24/2008 15:15	07/24 18:00	NA	NA	07/29 00:59	Yes	WATER
		MG/L	Lead - Total	6010	1.00	07/24/2008 15:15	07/24 18:00	NA	NA	07/29 00:59	Yes	WATER
		MG/L	Magnesium - Total	6010	1.00	07/24/2008 15:15	07/24 18:00	NA	NA	07/29 00:59	Yes	WATER
		MG/L	Manganese - Total	6010	1.00	07/24/2008 15:15	07/24 18:00	NA	NA	07/29 00:59	Yes	WATER
		MG/L	Mercury - Total	7470	1.00	07/24/2008 15:15	07/24 18:00	NA	NA	07/28 17:33	Yes	WATER
		MG/L	Nickel - Total	6010	1.00	07/24/2008 15:15	07/24 18:00	NA	NA	07/29 00:59	Yes	WATER
		MG/L	Potassium - Total	6010	1.00	07/24/2008 15:15	07/24 18:00	NA	NA	07/29 00:59	Yes	WATER
		MG/L	Selenium - Total	6010	1.00	07/24/2008 15:15	07/24 18:00	NA	NA	07/29 00:59	Yes	WATER
		MG/L	Silver - Total	6010	1.00	07/24/2008 15:15	07/24 18:00	NA	NA	07/29 00:59	Yes	WATER
		MG/L	Sodium - Total	6010	10.00	07/24/2008 15:15	07/24 18:00	NA	NA	07/29 01:07	Yes	WATER
		MG/L	Thallium - Total	6010	1.00	07/24/2008 15:15	07/24 18:00	NA	NA	07/29 00:59	Yes	WATER
		MG/L	Vanadium - Total	6010	1.00	07/24/2008 15:15	07/24 18:00	NA	NA	07/29 00:59	Yes	WATER
		MG/L	Zinc - Total	6010	1.00	07/24/2008 15:15	07/24 18:00	NA	NA	07/29 00:59	Yes	WATER
A8902201	ICM-102-0708	MG/L	Aluminum - Total	6010	1.00	07/25/2008 07:15	07/25 14:35	NA	NA	07/29 21:46	Yes	WATER
		MG/L	Antimony - Total	6010	1.00	07/25/2008 07:15	07/25 14:35	NA	NA	07/29 21:46	Yes	WATER
		MG/L	Arsenic - Total	6010	1.00	07/25/2008 07:15	07/25 14:35	NA	NA	07/29 21:46	Yes	WATER
		MG/L	Barium - Total	6010	1.00	07/25/2008 07:15	07/25 14:35	NA	NA	07/29 21:46	Yes	WATER
		MG/L	Beryllium - Total	6010	1.00	07/25/2008 07:15	07/25 14:35	NA	NA	07/29 21:46	Yes	WATER
		MG/L	Cadmium - Total	6010	1.00	07/25/2008 07:15	07/25 14:35	NA	NA	07/29 21:46	Yes	WATER
		MG/L	Calcium - Total	6010	1.00	07/25/2008 07:15	07/25 14:35	NA	NA	07/29 21:46	Yes	WATER
		MG/L	Chromium - Total	6010	1.00	07/25/2008 07:15	07/25 14:35	NA	NA	07/29 21:46	Yes	WATER
		MG/L	Cobalt - Total	6010	1.00	07/25/2008 07:15	07/25 14:35	NA	NA	07/29 21:46	Yes	WATER
		MG/L	Copper - Total	6010	1.00	07/25/2008 07:15	07/25 14:35	NA	NA	07/29 21:46	Yes	WATER
		MG/L	Iron - Total	6010	1.00	07/25/2008 07:15	07/25 14:35	NA	NA	07/29 21:46	Yes	WATER
		MG/L	Lead - Total	6010	1.00	07/25/2008 07:15	07/25 14:35	NA	NA	07/29 21:46	Yes	WATER
		MG/L	Magnesium - Total	6010	1.00	07/25/2008 07:15	07/25 14:35	NA	NA	07/29 21:46	Yes	WATER
		MG/L	Manganese - Total	6010	1.00	07/25/2008 07:15	07/25 14:35	NA	NA	07/29 21:46	Yes	WATER
		MG/L	Mercury - Total	7470	1.00	07/25/2008 07:15	07/25 14:35	NA	NA	07/28 17:43	Yes	WATER
		MG/L	Nickel - Total	6010	1.00	07/25/2008 07:15	07/25 14:35	NA	NA	07/29 21:46	Yes	WATER
		MG/L	Potassium - Total	6010	1.00	07/25/2008 07:15	07/25 14:35	NA	NA	07/29 21:46	Yes	WATER
		MG/L	Selenium - Total	6010	1.00	07/25/2008 07:15	07/25 14:35	NA	NA	07/29 21:46	Yes	WATER
		MG/L	Silver - Total	6010	1.00	07/25/2008 07:15	07/25 14:35	NA	NA	07/29 21:46	Yes	WATER
		MG/L	Sodium - Total	6010	1.00	07/25/2008 07:15	07/25 14:35	NA	NA	07/29 21:46	Yes	WATER
		MG/L	Thallium - Total	6010	1.00	07/25/2008 07:15	07/25 14:35	NA	NA	07/29 21:46	Yes	WATER
		MG/L	Vanadium - Total	6010	1.00	07/25/2008 07:15	07/25 14:35	NA	NA	07/29 21:46	Yes	WATER
		MG/L	Zinc - Total	6010	1.00	07/25/2008 07:15	07/25 14:35	NA	NA	07/29 21:46	Yes	WATER
A8902202	ICM-103-0708	MG/L	Aluminum - Total	6010	1.00	07/25/2008 08:30	07/25 14:35	NA	NA	07/29 21:51	Yes	WATER
		MG/L	Antimony - Total	6010	1.00	07/25/2008 08:30	07/25 14:35	NA	NA	07/29 21:51	Yes	WATER
		MG/L	Arsenic - Total	6010	1.00	07/25/2008 08:30	07/25 14:35	NA	NA	07/29 21:51	Yes	WATER
		MG/L	Barium - Total	6010	1.00	07/25/2008 08:30	07/25 14:35	NA	NA	07/29 21:51	Yes	WATER
		MG/L	Beryllium - Total	6010	1.00	07/25/2008 08:30	07/25 14:35	NA	NA	07/29 21:51	Yes	WATER
		MG/L	Cadmium - Total	6010	1.00	07/25/2008 08:30	07/25 14:35	NA	NA	07/29 21:51	Yes	WATER
		MG/L	Calcium - Total	6010	1.00	07/25/2008 08:30	07/25 14:35	NA	NA	07/29 21:51	Yes	WATER
		MG/L	Chromium - Total	6010	1.00	07/25/2008 08:30	07/25 14:35	NA	NA	07/29 21:51	Yes	WATER

AHT = Analysis Holding Time Met
THT = TCLP Holding Time Met
NA = Not Applicable

Lab ID	Sample ID	Units	Analyte	Method	Dilution Factor	Sample Date	Receive Date	TCLP Date	THT	Analysis Date	AHT	Matrix
A8902202	ICM-103-0708	MG/L	Cobalt - Total	6010	1.00	07/25/2008 08:30	07/25 14:35	NA	NA	07/29 21:51	Yes	WATER
		MG/L	Copper - Total	6010	1.00	07/25/2008 08:30	07/25 14:35	NA	NA	07/29 21:51	Yes	WATER
		MG/L	Iron - Total	6010	1.00	07/25/2008 08:30	07/25 14:35	NA	NA	07/29 21:51	Yes	WATER
		MG/L	Lead - Total	6010	1.00	07/25/2008 08:30	07/25 14:35	NA	NA	07/29 21:51	Yes	WATER
		MG/L	Magnesium - Total	6010	1.00	07/25/2008 08:30	07/25 14:35	NA	NA	07/29 21:51	Yes	WATER
		MG/L	Manganese - Total	6010	1.00	07/25/2008 08:30	07/25 14:35	NA	NA	07/29 21:51	Yes	WATER
		MG/L	Mercury - Total	7470	1.00	07/25/2008 08:30	07/25 14:35	NA	NA	07/28 17:47	Yes	WATER
		MG/L	Nickel - Total	6010	1.00	07/25/2008 08:30	07/25 14:35	NA	NA	07/29 21:51	Yes	WATER
		MG/L	Potassium - Total	6010	1.00	07/25/2008 08:30	07/25 14:35	NA	NA	07/29 21:51	Yes	WATER
		MG/L	Selenium - Total	6010	1.00	07/25/2008 08:30	07/25 14:35	NA	NA	07/29 21:51	Yes	WATER
		MG/L	Silver - Total	6010	1.00	07/25/2008 08:30	07/25 14:35	NA	NA	07/29 21:51	Yes	WATER
		MG/L	Sodium - Total	6010	1.00	07/25/2008 08:30	07/25 14:35	NA	NA	07/29 21:51	Yes	WATER
		MG/L	Thallium - Total	6010	1.00	07/25/2008 08:30	07/25 14:35	NA	NA	07/29 21:51	Yes	WATER
		MG/L	Vanadium - Total	6010	1.00	07/25/2008 08:30	07/25 14:35	NA	NA	07/29 21:51	Yes	WATER
		MG/L	Zinc - Total	6010	1.00	07/25/2008 08:30	07/25 14:35	NA	NA	07/29 21:51	Yes	WATER
A8902203	ICM-104-0708	MG/L	Aluminum - Total	6010	1.00	07/25/2008 09:30	07/25 14:35	NA	NA	07/29 21:57	Yes	WATER
		MG/L	Antimony - Total	6010	1.00	07/25/2008 09:30	07/25 14:35	NA	NA	07/29 21:57	Yes	WATER
		MG/L	Arsenic - Total	6010	1.00	07/25/2008 09:30	07/25 14:35	NA	NA	07/29 21:57	Yes	WATER
		MG/L	Barium - Total	6010	1.00	07/25/2008 09:30	07/25 14:35	NA	NA	07/29 21:57	Yes	WATER
		MG/L	Beryllium - Total	6010	1.00	07/25/2008 09:30	07/25 14:35	NA	NA	07/29 21:57	Yes	WATER
		MG/L	Cadmium - Total	6010	1.00	07/25/2008 09:30	07/25 14:35	NA	NA	07/29 21:57	Yes	WATER
		MG/L	Calcium - Total	6010	1.00	07/25/2008 09:30	07/25 14:35	NA	NA	07/29 21:57	Yes	WATER
		MG/L	Chromium - Total	6010	1.00	07/25/2008 09:30	07/25 14:35	NA	NA	07/29 21:57	Yes	WATER
		MG/L	Cobalt - Total	6010	1.00	07/25/2008 09:30	07/25 14:35	NA	NA	07/29 21:57	Yes	WATER
		MG/L	Copper - Total	6010	1.00	07/25/2008 09:30	07/25 14:35	NA	NA	07/29 21:57	Yes	WATER
		MG/L	Iron - Total	6010	1.00	07/25/2008 09:30	07/25 14:35	NA	NA	07/29 21:57	Yes	WATER
		MG/L	Lead - Total	6010	1.00	07/25/2008 09:30	07/25 14:35	NA	NA	07/29 21:57	Yes	WATER
		MG/L	Magnesium - Total	6010	1.00	07/25/2008 09:30	07/25 14:35	NA	NA	07/29 21:57	Yes	WATER
		MG/L	Manganese - Total	6010	1.00	07/25/2008 09:30	07/25 14:35	NA	NA	07/29 21:57	Yes	WATER
		MG/L	Mercury - Total	7470	1.00	07/25/2008 09:30	07/25 14:35	NA	NA	07/28 17:48	Yes	WATER
		MG/L	Nickel - Total	6010	1.00	07/25/2008 09:30	07/25 14:35	NA	NA	07/29 21:57	Yes	WATER
		MG/L	Potassium - Total	6010	1.00	07/25/2008 09:30	07/25 14:35	NA	NA	07/29 21:57	Yes	WATER
		MG/L	Selenium - Total	6010	1.00	07/25/2008 09:30	07/25 14:35	NA	NA	07/29 21:57	Yes	WATER
		MG/L	Silver - Total	6010	1.00	07/25/2008 09:30	07/25 14:35	NA	NA	07/29 21:57	Yes	WATER
		MG/L	Sodium - Total	6010	1.00	07/25/2008 09:30	07/25 14:35	NA	NA	07/29 21:57	Yes	WATER
		MG/L	Thallium - Total	6010	1.00	07/25/2008 09:30	07/25 14:35	NA	NA	07/29 21:57	Yes	WATER
		MG/L	Vanadium - Total	6010	1.00	07/25/2008 09:30	07/25 14:35	NA	NA	07/29 21:57	Yes	WATER
		MG/L	Zinc - Total	6010	1.00	07/25/2008 09:30	07/25 14:35	NA	NA	07/29 21:57	Yes	WATER
A8902209	ICM-105-0708	MG/L	Aluminum - Total	6010	1.00	07/25/2008 11:45	07/25 14:35	NA	NA	07/29 22:45	Yes	WATER
		MG/L	Antimony - Total	6010	1.00	07/25/2008 11:45	07/25 14:35	NA	NA	07/29 22:45	Yes	WATER
		MG/L	Arsenic - Total	6010	1.00	07/25/2008 11:45	07/25 14:35	NA	NA	07/29 22:45	Yes	WATER
		MG/L	Barium - Total	6010	1.00	07/25/2008 11:45	07/25 14:35	NA	NA	07/29 22:45	Yes	WATER
		MG/L	Beryllium - Total	6010	1.00	07/25/2008 11:45	07/25 14:35	NA	NA	07/29 22:45	Yes	WATER
		MG/L	Cadmium - Total	6010	1.00	07/25/2008 11:45	07/25 14:35	NA	NA	07/29 22:45	Yes	WATER
		MG/L	Calcium - Total	6010	1.00	07/25/2008 11:45	07/25 14:35	NA	NA	07/29 22:45	Yes	WATER
		MG/L	Chromium - Total	6010	1.00	07/25/2008 11:45	07/25 14:35	NA	NA	07/29 22:45	Yes	WATER
		MG/L	Cobalt - Total	6010	1.00	07/25/2008 11:45	07/25 14:35	NA	NA	07/29 22:45	Yes	WATER
		MG/L	Copper - Total	6010	1.00	07/25/2008 11:45	07/25 14:35	NA	NA	07/29 22:45	Yes	WATER

AHT = Analysis Holding Time Met
THT = TCLP Holding Time Met
NA = Not Applicable

Lab ID	Sample ID	Units	Analyte	Method	Dilution Factor	Sample Date	Receive Date	TCLP Date	THT	Analysis Date	AHT	Matrix
A8902209	ICM-105-0708	MG/L	Iron - Total	6010	1.00	07/25/2008 11:45	07/25 14:35	NA	NA	07/29 22:45	Yes	WATER
		MG/L	Lead - Total	6010	1.00	07/25/2008 11:45	07/25 14:35	NA	NA	07/29 22:45	Yes	WATER
		MG/L	Magnesium - Total	6010	1.00	07/25/2008 11:45	07/25 14:35	NA	NA	07/29 22:45	Yes	WATER
		MG/L	Manganese - Total	6010	1.00	07/25/2008 11:45	07/25 14:35	NA	NA	07/29 22:45	Yes	WATER
		MG/L	Mercury - Total	7470	1.00	07/25/2008 11:45	07/25 14:35	NA	NA	07/28 17:57	Yes	WATER
		MG/L	Nickel - Total	6010	1.00	07/25/2008 11:45	07/25 14:35	NA	NA	07/29 22:45	Yes	WATER
		MG/L	Potassium - Total	6010	1.00	07/25/2008 11:45	07/25 14:35	NA	NA	07/29 22:45	Yes	WATER
		MG/L	Selenium - Total	6010	1.00	07/25/2008 11:45	07/25 14:35	NA	NA	07/29 22:45	Yes	WATER
		MG/L	Silver - Total	6010	1.00	07/25/2008 11:45	07/25 14:35	NA	NA	07/29 22:45	Yes	WATER
		MG/L	Sodium - Total	6010	1.00	07/25/2008 11:45	07/25 14:35	NA	NA	07/29 22:45	Yes	WATER
		MG/L	Thallium - Total	6010	1.00	07/25/2008 11:45	07/25 14:35	NA	NA	07/29 22:45	Yes	WATER
		MG/L	Vanadium - Total	6010	1.00	07/25/2008 11:45	07/25 14:35	NA	NA	07/29 22:45	Yes	WATER
		MG/L	Zinc - Total	6010	1.00	07/25/2008 11:45	07/25 14:35	NA	NA	07/29 22:45	Yes	WATER
A8912906	R-14-0708	MG/L	Aluminum - Total	6010	1.00	07/29/2008 11:30	07/29 18:10	NA	NA	08/01 03:20	Yes	WATER
		MG/L	Antimony - Total	6010	1.00	07/29/2008 11:30	07/29 18:10	NA	NA	08/01 03:20	Yes	WATER
		MG/L	Arsenic - Total	6010	1.00	07/29/2008 11:30	07/29 18:10	NA	NA	08/01 03:20	Yes	WATER
		MG/L	Barium - Total	6010	1.00	07/29/2008 11:30	07/29 18:10	NA	NA	08/01 03:20	Yes	WATER
		MG/L	Beryllium - Total	6010	1.00	07/29/2008 11:30	07/29 18:10	NA	NA	08/01 03:20	Yes	WATER
		MG/L	Cadmium - Total	6010	1.00	07/29/2008 11:30	07/29 18:10	NA	NA	08/01 03:20	Yes	WATER
		MG/L	Calcium - Total	6010	1.00	07/29/2008 11:30	07/29 18:10	NA	NA	08/01 03:20	Yes	WATER
		MG/L	Chromium - Total	6010	1.00	07/29/2008 11:30	07/29 18:10	NA	NA	08/01 03:20	Yes	WATER
		MG/L	Cobalt - Total	6010	1.00	07/29/2008 11:30	07/29 18:10	NA	NA	08/01 03:20	Yes	WATER
		MG/L	Copper - Total	6010	1.00	07/29/2008 11:30	07/29 18:10	NA	NA	08/01 03:20	Yes	WATER
		MG/L	Iron - Total	6010	1.00	07/29/2008 11:30	07/29 18:10	NA	NA	08/01 03:20	Yes	WATER
		MG/L	Lead - Total	6010	1.00	07/29/2008 11:30	07/29 18:10	NA	NA	08/01 03:20	Yes	WATER
		MG/L	Magnesium - Total	6010	1.00	07/29/2008 11:30	07/29 18:10	NA	NA	08/01 03:20	Yes	WATER
		MG/L	Manganese - Total	6010	1.00	07/29/2008 11:30	07/29 18:10	NA	NA	08/01 03:20	Yes	WATER
		MG/L	Mercury - Total	7470	1.00	07/29/2008 11:30	07/29 18:10	NA	NA	07/30 17:52	Yes	WATER
		MG/L	Nickel - Total	6010	1.00	07/29/2008 11:30	07/29 18:10	NA	NA	08/01 03:20	Yes	WATER
		MG/L	Potassium - Total	6010	1.00	07/29/2008 11:30	07/29 18:10	NA	NA	08/01 03:20	Yes	WATER
		MG/L	Selenium - Total	6010	1.00	07/29/2008 11:30	07/29 18:10	NA	NA	08/01 03:20	Yes	WATER
		MG/L	Silver - Total	6010	1.00	07/29/2008 11:30	07/29 18:10	NA	NA	08/01 03:20	Yes	WATER
		MG/L	Sodium - Total	6010	5.00	07/29/2008 11:30	07/29 18:10	NA	NA	08/01 14:59	Yes	WATER
		MG/L	Thallium - Total	6010	1.00	07/29/2008 11:30	07/29 18:10	NA	NA	08/01 03:20	Yes	WATER
		MG/L	Vanadium - Total	6010	1.00	07/29/2008 11:30	07/29 18:10	NA	NA	08/01 03:20	Yes	WATER
		MG/L	Zinc - Total	6010	1.00	07/29/2008 11:30	07/29 18:10	NA	NA	08/01 03:20	Yes	WATER
A8912905	RFI-17-0708	MG/L	Aluminum - Total	6010	1.00	07/29/2008 09:00	07/29 18:10	NA	NA	08/01 03:15	Yes	WATER
		MG/L	Antimony - Total	6010	1.00	07/29/2008 09:00	07/29 18:10	NA	NA	08/01 03:15	Yes	WATER
		MG/L	Arsenic - Total	6010	1.00	07/29/2008 09:00	07/29 18:10	NA	NA	08/01 03:15	Yes	WATER
		MG/L	Barium - Total	6010	1.00	07/29/2008 09:00	07/29 18:10	NA	NA	08/01 03:15	Yes	WATER
		MG/L	Beryllium - Total	6010	1.00	07/29/2008 09:00	07/29 18:10	NA	NA	08/01 03:15	Yes	WATER
		MG/L	Cadmium - Total	6010	1.00	07/29/2008 09:00	07/29 18:10	NA	NA	08/01 03:15	Yes	WATER
		MG/L	Calcium - Total	6010	1.00	07/29/2008 09:00	07/29 18:10	NA	NA	08/01 03:15	Yes	WATER
		MG/L	Chromium - Total	6010	1.00	07/29/2008 09:00	07/29 18:10	NA	NA	08/01 03:15	Yes	WATER
		MG/L	Cobalt - Total	6010	1.00	07/29/2008 09:00	07/29 18:10	NA	NA	08/01 03:15	Yes	WATER
		MG/L	Copper - Total	6010	1.00	07/29/2008 09:00	07/29 18:10	NA	NA	08/01 03:15	Yes	WATER
		MG/L	Iron - Total	6010	1.00	07/29/2008 09:00	07/29 18:10	NA	NA	08/01 03:15	Yes	WATER
		MG/L	Lead - Total	6010	1.00	07/29/2008 09:00	07/29 18:10	NA	NA	08/01 03:15	Yes	WATER

AHT = Analysis Holding Time Met
THT = TCLP Holding Time Met
NA = Not Applicable

Lab ID	Sample ID	Units	Analyte	Method	Dilution Factor	Sample Date	Receive Date	TCLP Date	THT	Analysis Date	AHT	Matrix
A8912905	RFI-17-0708	MG/L	Magnesium - Total	6010	1.00	07/29/2008 09:00	07/29 18:10	NA	NA	08/01 03:15	Yes	WATER
		MG/L	Manganese - Total	6010	1.00	07/29/2008 09:00	07/29 18:10	NA	NA	08/01 03:15	Yes	WATER
		MG/L	Mercury - Total	7470	1.00	07/29/2008 09:00	07/29 18:10	NA	NA	07/30 17:51	Yes	WATER
		MG/L	Nickel - Total	6010	1.00	07/29/2008 09:00	07/29 18:10	NA	NA	08/01 03:15	Yes	WATER
		MG/L	Potassium - Total	6010	1.00	07/29/2008 09:00	07/29 18:10	NA	NA	08/01 03:15	Yes	WATER
		MG/L	Selenium - Total	6010	1.00	07/29/2008 09:00	07/29 18:10	NA	NA	08/01 03:15	Yes	WATER
		MG/L	Silver - Total	6010	1.00	07/29/2008 09:00	07/29 18:10	NA	NA	08/01 03:15	Yes	WATER
		MG/L	Sodium - Total	6010	1.00	07/29/2008 09:00	07/29 18:10	NA	NA	08/01 03:15	Yes	WATER
		MG/L	Thallium - Total	6010	1.00	07/29/2008 09:00	07/29 18:10	NA	NA	08/01 03:15	Yes	WATER
		MG/L	Vanadium - Total	6010	1.00	07/29/2008 09:00	07/29 18:10	NA	NA	08/01 03:15	Yes	WATER
		MG/L	Zinc - Total	6010	1.00	07/29/2008 09:00	07/29 18:10	NA	NA	08/01 03:15	Yes	WATER
A8910605	RFI-18-0708	MG/L	Aluminum - Total	6010	1.00	07/28/2008 11:30	07/28 18:10	NA	NA	07/31 01:22	Yes	WATER
		MG/L	Antimony - Total	6010	1.00	07/28/2008 11:30	07/28 18:10	NA	NA	07/31 01:22	Yes	WATER
		MG/L	Arsenic - Total	6010	1.00	07/28/2008 11:30	07/28 18:10	NA	NA	07/31 01:22	Yes	WATER
		MG/L	Barium - Total	6010	1.00	07/28/2008 11:30	07/28 18:10	NA	NA	07/31 01:22	Yes	WATER
		MG/L	Beryllium - Total	6010	1.00	07/28/2008 11:30	07/28 18:10	NA	NA	07/31 01:22	Yes	WATER
		MG/L	Cadmium - Total	6010	1.00	07/28/2008 11:30	07/28 18:10	NA	NA	07/31 01:22	Yes	WATER
		MG/L	Calcium - Total	6010	5.00	07/28/2008 11:30	07/28 18:10	NA	NA	07/31 13:13	Yes	WATER
		MG/L	Chromium - Total	6010	1.00	07/28/2008 11:30	07/28 18:10	NA	NA	07/31 01:22	Yes	WATER
		MG/L	Cobalt - Total	6010	1.00	07/28/2008 11:30	07/28 18:10	NA	NA	07/31 01:22	Yes	WATER
		MG/L	Copper - Total	6010	1.00	07/28/2008 11:30	07/28 18:10	NA	NA	07/31 01:22	Yes	WATER
		MG/L	Iron - Total	6010	1.00	07/28/2008 11:30	07/28 18:10	NA	NA	07/31 01:22	Yes	WATER
		MG/L	Lead - Total	6010	1.00	07/28/2008 11:30	07/28 18:10	NA	NA	07/31 01:22	Yes	WATER
		MG/L	Magnesium - Total	6010	1.00	07/28/2008 11:30	07/28 18:10	NA	NA	07/31 01:22	Yes	WATER
		MG/L	Manganese - Total	6010	1.00	07/28/2008 11:30	07/28 18:10	NA	NA	07/31 01:22	Yes	WATER
		MG/L	Mercury - Total	7470	1.00	07/28/2008 11:30	07/28 18:10	NA	NA	07/30 17:33	Yes	WATER
		MG/L	Nickel - Total	6010	1.00	07/28/2008 11:30	07/28 18:10	NA	NA	07/31 01:22	Yes	WATER
		MG/L	Potassium - Total	6010	1.00	07/28/2008 11:30	07/28 18:10	NA	NA	07/31 01:22	Yes	WATER
		MG/L	Selenium - Total	6010	1.00	07/28/2008 11:30	07/28 18:10	NA	NA	07/31 01:22	Yes	WATER
		MG/L	Silver - Total	6010	1.00	07/28/2008 11:30	07/28 18:10	NA	NA	07/31 01:22	Yes	WATER
		MG/L	Sodium - Total	6010	5.00	07/28/2008 11:30	07/28 18:10	NA	NA	07/31 13:13	Yes	WATER
		MG/L	Thallium - Total	6010	1.00	07/28/2008 11:30	07/28 18:10	NA	NA	07/31 01:22	Yes	WATER
		MG/L	Vanadium - Total	6010	1.00	07/28/2008 11:30	07/28 18:10	NA	NA	07/31 01:22	Yes	WATER
		MG/L	Zinc - Total	6010	1.00	07/28/2008 11:30	07/28 18:10	NA	NA	07/31 01:22	Yes	WATER
A8910602	RFI-20-0708	MG/L	Aluminum - Total	6010	1.00	07/28/2008 14:45	07/28 18:10	NA	NA	07/31 01:05	Yes	WATER
		MG/L	Antimony - Total	6010	1.00	07/28/2008 14:45	07/28 18:10	NA	NA	07/31 01:05	Yes	WATER
		MG/L	Arsenic - Total	6010	1.00	07/28/2008 14:45	07/28 18:10	NA	NA	07/31 01:05	Yes	WATER
		MG/L	Barium - Total	6010	1.00	07/28/2008 14:45	07/28 18:10	NA	NA	07/31 01:05	Yes	WATER
		MG/L	Beryllium - Total	6010	1.00	07/28/2008 14:45	07/28 18:10	NA	NA	07/31 01:05	Yes	WATER
		MG/L	Cadmium - Total	6010	1.00	07/28/2008 14:45	07/28 18:10	NA	NA	07/31 01:05	Yes	WATER
		MG/L	Calcium - Total	6010	1.00	07/28/2008 14:45	07/28 18:10	NA	NA	07/31 01:05	Yes	WATER
		MG/L	Chromium - Total	6010	1.00	07/28/2008 14:45	07/28 18:10	NA	NA	07/31 01:05	Yes	WATER
		MG/L	Cobalt - Total	6010	1.00	07/28/2008 14:45	07/28 18:10	NA	NA	07/31 01:05	Yes	WATER
		MG/L	Copper - Total	6010	1.00	07/28/2008 14:45	07/28 18:10	NA	NA	07/31 01:05	Yes	WATER
		MG/L	Iron - Total	6010	1.00	07/28/2008 14:45	07/28 18:10	NA	NA	07/31 01:05	Yes	WATER
		MG/L	Lead - Total	6010	1.00	07/28/2008 14:45	07/28 18:10	NA	NA	07/31 01:05	Yes	WATER
		MG/L	Magnesium - Total	6010	1.00	07/28/2008 14:45	07/28 18:10	NA	NA	07/31 01:05	Yes	WATER
		MG/L	Manganese - Total	6010	1.00	07/28/2008 14:45	07/28 18:10	NA	NA	07/31 01:05	Yes	WATER

AHT = Analysis Holding Time Met
THT = TCLP Holding Time Met
NA = Not Applicable

HONEYWELL
SAMPLE CHRONOLOGY

Lab ID	Sample ID	Units	Analyte	Method	Dilution Factor	Sample Date	Receive Date	TCLP Date	THT	Analysis Date	AHT	Matrix
A8910602	RFI-20-0708	MG/L	Mercury - Total	7470	1.00	07/28/2008 14:45	07/28 18:10	NA	NA	07/30 17:28	Yes	WATER
		MG/L	Nickel - Total	6010	1.00	07/28/2008 14:45	07/28 18:10	NA	NA	07/31 01:05	Yes	WATER
		MG/L	Potassium - Total	6010	1.00	07/28/2008 14:45	07/28 18:10	NA	NA	07/31 01:05	Yes	WATER
		MG/L	Selenium - Total	6010	1.00	07/28/2008 14:45	07/28 18:10	NA	NA	07/31 01:05	Yes	WATER
		MG/L	Silver - Total	6010	1.00	07/28/2008 14:45	07/28 18:10	NA	NA	07/31 01:05	Yes	WATER
		MG/L	Sodium - Total	6010	1.00	07/28/2008 14:45	07/28 18:10	NA	NA	07/31 01:05	Yes	WATER
		MG/L	Thallium - Total	6010	1.00	07/28/2008 14:45	07/28 18:10	NA	NA	07/31 01:05	Yes	WATER
		MG/L	Vanadium - Total	6010	1.00	07/28/2008 14:45	07/28 18:10	NA	NA	07/31 01:05	Yes	WATER
		MG/L	Zinc - Total	6010	1.00	07/28/2008 14:45	07/28 18:10	NA	NA	07/31 01:05	Yes	WATER
A8902210	RFI-22-0708	MG/L	Aluminum - Total	6010	1.00	07/25/2008 10:45	07/25 14:35	NA	NA	07/29 22:51	Yes	WATER
		MG/L	Antimony - Total	6010	1.00	07/25/2008 10:45	07/25 14:35	NA	NA	07/29 22:51	Yes	WATER
		MG/L	Arsenic - Total	6010	1.00	07/25/2008 10:45	07/25 14:35	NA	NA	07/29 22:51	Yes	WATER
		MG/L	Barium - Total	6010	1.00	07/25/2008 10:45	07/25 14:35	NA	NA	07/29 22:51	Yes	WATER
		MG/L	Beryllium - Total	6010	1.00	07/25/2008 10:45	07/25 14:35	NA	NA	07/29 22:51	Yes	WATER
		MG/L	Cadmium - Total	6010	1.00	07/25/2008 10:45	07/25 14:35	NA	NA	07/29 22:51	Yes	WATER
		MG/L	Calcium - Total	6010	1.00	07/25/2008 10:45	07/25 14:35	NA	NA	07/29 22:51	Yes	WATER
		MG/L	Chromium - Total	6010	1.00	07/25/2008 10:45	07/25 14:35	NA	NA	07/29 22:51	Yes	WATER
		MG/L	Cobalt - Total	6010	1.00	07/25/2008 10:45	07/25 14:35	NA	NA	07/29 22:51	Yes	WATER
		MG/L	Copper - Total	6010	1.00	07/25/2008 10:45	07/25 14:35	NA	NA	07/29 22:51	Yes	WATER
		MG/L	Iron - Total	6010	1.00	07/25/2008 10:45	07/25 14:35	NA	NA	07/29 22:51	Yes	WATER
		MG/L	Lead - Total	6010	1.00	07/25/2008 10:45	07/25 14:35	NA	NA	07/29 22:51	Yes	WATER
		MG/L	Magnesium - Total	6010	1.00	07/25/2008 10:45	07/25 14:35	NA	NA	07/29 22:51	Yes	WATER
		MG/L	Manganese - Total	6010	1.00	07/25/2008 10:45	07/25 14:35	NA	NA	07/29 22:51	Yes	WATER
		MG/L	Mercury - Total	7470	1.00	07/25/2008 10:45	07/25 14:35	NA	NA	07/28 17:59	Yes	WATER
		MG/L	Nickel - Total	6010	1.00	07/25/2008 10:45	07/25 14:35	NA	NA	07/29 22:51	Yes	WATER
		MG/L	Potassium - Total	6010	1.00	07/25/2008 10:45	07/25 14:35	NA	NA	07/29 22:51	Yes	WATER
		MG/L	Selenium - Total	6010	1.00	07/25/2008 10:45	07/25 14:35	NA	NA	07/29 22:51	Yes	WATER
		MG/L	Silver - Total	6010	1.00	07/25/2008 10:45	07/25 14:35	NA	NA	07/29 22:51	Yes	WATER
		MG/L	Sodium - Total	6010	1.00	07/25/2008 10:45	07/25 14:35	NA	NA	07/29 22:51	Yes	WATER
		MG/L	Thallium - Total	6010	1.00	07/25/2008 10:45	07/25 14:35	NA	NA	07/29 22:51	Yes	WATER
		MG/L	Vanadium - Total	6010	1.00	07/25/2008 10:45	07/25 14:35	NA	NA	07/29 22:51	Yes	WATER
		MG/L	Zinc - Total	6010	1.00	07/25/2008 10:45	07/25 14:35	NA	NA	07/29 22:51	Yes	WATER
A8894504	RFI-24-0708	MG/L	Aluminum - Total	6010	1.00	07/24/2008	07/24 18:00	NA	NA	07/28 19:19	Yes	WATER
		MG/L	Antimony - Total	6010	1.00	07/24/2008	07/24 18:00	NA	NA	07/28 19:19	Yes	WATER
		MG/L	Arsenic - Total	6010	1.00	07/24/2008	07/24 18:00	NA	NA	07/28 19:19	Yes	WATER
		MG/L	Barium - Total	6010	1.00	07/24/2008	07/24 18:00	NA	NA	07/28 19:19	Yes	WATER
		MG/L	Beryllium - Total	6010	1.00	07/24/2008	07/24 18:00	NA	NA	07/28 19:19	Yes	WATER
		MG/L	Cadmium - Total	6010	1.00	07/24/2008	07/24 18:00	NA	NA	07/28 19:19	Yes	WATER
		MG/L	Calcium - Total	6010	1.00	07/24/2008	07/24 18:00	NA	NA	07/28 19:19	Yes	WATER
		MG/L	Chromium - Total	6010	1.00	07/24/2008	07/24 18:00	NA	NA	07/28 19:19	Yes	WATER
		MG/L	Cobalt - Total	6010	1.00	07/24/2008	07/24 18:00	NA	NA	07/28 19:19	Yes	WATER
		MG/L	Copper - Total	6010	1.00	07/24/2008	07/24 18:00	NA	NA	07/28 19:19	Yes	WATER
		MG/L	Iron - Total	6010	1.00	07/24/2008	07/24 18:00	NA	NA	07/28 19:19	Yes	WATER
		MG/L	Lead - Total	6010	1.00	07/24/2008	07/24 18:00	NA	NA	07/28 19:19	Yes	WATER
		MG/L	Magnesium - Total	6010	1.00	07/24/2008	07/24 18:00	NA	NA	07/28 19:19	Yes	WATER
		MG/L	Manganese - Total	6010	1.00	07/24/2008	07/24 18:00	NA	NA	07/28 19:19	Yes	WATER
		MG/L	Mercury - Total	7470	1.00	07/24/2008	07/24 18:00	NA	NA	07/28 17:38	Yes	WATER
		MG/L	Nickel - Total	6010	1.00	07/24/2008	07/24 18:00	NA	NA	07/28 19:19	Yes	WATER

AHT = Analysis Holding Time Met
THT = TCLP Holding Time Met
NA = Not Applicable

Lab ID	Sample ID	Units	Analyte	Method	Dilution Factor	Sample Date	Receive Date	TCLP Date	THT	Analysis Date	AHT	Matrix
A8894504	RFI-24-0708	MG/L	Potassium - Total	6010	1.00	07/24/2008	07/24 18:00	NA	NA	07/29 14:47	Yes	WATER
		MG/L	Selenium - Total	6010	1.00	07/24/2008	07/24 18:00	NA	NA	07/28 19:19	Yes	WATER
		MG/L	Silver - Total	6010	1.00	07/24/2008	07/24 18:00	NA	NA	07/28 19:19	Yes	WATER
		MG/L	Sodium - Total	6010	1.00	07/24/2008	07/24 18:00	NA	NA	07/28 19:19	Yes	WATER
		MG/L	Thallium - Total	6010	1.00	07/24/2008	07/24 18:00	NA	NA	07/28 19:19	Yes	WATER
		MG/L	Vanadium - Total	6010	1.00	07/24/2008	07/24 18:00	NA	NA	07/28 19:19	Yes	WATER
		MG/L	Zinc - Total	6010	1.00	07/24/2008	07/24 18:00	NA	NA	07/28 19:19	Yes	WATER
A8894502	RFI-25-0708	MG/L	Aluminum - Total	6010	1.00	07/24/2008 16:45	07/24 18:00	NA	NA	07/28 18:54	Yes	WATER
		MG/L	Antimony - Total	6010	1.00	07/24/2008 16:45	07/24 18:00	NA	NA	07/28 18:54	Yes	WATER
		MG/L	Arsenic - Total	6010	1.00	07/24/2008 16:45	07/24 18:00	NA	NA	07/28 18:54	Yes	WATER
		MG/L	Barium - Total	6010	1.00	07/24/2008 16:45	07/24 18:00	NA	NA	07/28 18:54	Yes	WATER
		MG/L	Beryllium - Total	6010	1.00	07/24/2008 16:45	07/24 18:00	NA	NA	07/28 18:54	Yes	WATER
		MG/L	Cadmium - Total	6010	1.00	07/24/2008 16:45	07/24 18:00	NA	NA	07/28 18:54	Yes	WATER
		MG/L	Calcium - Total	6010	1.00	07/24/2008 16:45	07/24 18:00	NA	NA	07/28 18:54	Yes	WATER
		MG/L	Chromium - Total	6010	1.00	07/24/2008 16:45	07/24 18:00	NA	NA	07/28 18:54	Yes	WATER
		MG/L	Cobalt - Total	6010	1.00	07/24/2008 16:45	07/24 18:00	NA	NA	07/28 18:54	Yes	WATER
		MG/L	Copper - Total	6010	1.00	07/24/2008 16:45	07/24 18:00	NA	NA	07/28 18:54	Yes	WATER
		MG/L	Iron - Total	6010	1.00	07/24/2008 16:45	07/24 18:00	NA	NA	07/28 18:54	Yes	WATER
		MG/L	Lead - Total	6010	1.00	07/24/2008 16:45	07/24 18:00	NA	NA	07/28 18:54	Yes	WATER
		MG/L	Magnesium - Total	6010	1.00	07/24/2008 16:45	07/24 18:00	NA	NA	07/28 18:54	Yes	WATER
		MG/L	Manganese - Total	6010	1.00	07/24/2008 16:45	07/24 18:00	NA	NA	07/28 18:54	Yes	WATER
		MG/L	Mercury - Total	7470	1.00	07/24/2008 16:45	07/24 18:00	NA	NA	07/28 17:35	Yes	WATER
		MG/L	Nickel - Total	6010	1.00	07/24/2008 16:45	07/24 18:00	NA	NA	07/28 18:54	Yes	WATER
		MG/L	Potassium - Total	6010	1.00	07/24/2008 16:45	07/24 18:00	NA	NA	07/29 14:36	Yes	WATER
		MG/L	Selenium - Total	6010	1.00	07/24/2008 16:45	07/24 18:00	NA	NA	07/28 18:54	Yes	WATER
		MG/L	Silver - Total	6010	1.00	07/24/2008 16:45	07/24 18:00	NA	NA	07/28 18:54	Yes	WATER
		MG/L	Sodium - Total	6010	1.00	07/24/2008 16:45	07/24 18:00	NA	NA	07/28 18:54	Yes	WATER
		MG/L	Thallium - Total	6010	1.00	07/24/2008 16:45	07/24 18:00	NA	NA	07/28 18:54	Yes	WATER
		MG/L	Vanadium - Total	6010	1.00	07/24/2008 16:45	07/24 18:00	NA	NA	07/28 18:54	Yes	WATER
		MG/L	Zinc - Total	6010	1.00	07/24/2008 16:45	07/24 18:00	NA	NA	07/28 18:54	Yes	WATER
A8910601	RFI-27-0708	MG/L	Aluminum - Total	6010	1.00	07/28/2008 11:30	07/28 18:10	NA	NA	07/31 01:00	Yes	WATER
		MG/L	Antimony - Total	6010	1.00	07/28/2008 11:30	07/28 18:10	NA	NA	07/31 01:00	Yes	WATER
		MG/L	Arsenic - Total	6010	1.00	07/28/2008 11:30	07/28 18:10	NA	NA	07/31 01:00	Yes	WATER
		MG/L	Barium - Total	6010	1.00	07/28/2008 11:30	07/28 18:10	NA	NA	07/31 01:00	Yes	WATER
		MG/L	Beryllium - Total	6010	1.00	07/28/2008 11:30	07/28 18:10	NA	NA	07/31 01:00	Yes	WATER
		MG/L	Cadmium - Total	6010	1.00	07/28/2008 11:30	07/28 18:10	NA	NA	07/31 01:00	Yes	WATER
		MG/L	Calcium - Total	6010	1.00	07/28/2008 11:30	07/28 18:10	NA	NA	07/31 01:00	Yes	WATER
		MG/L	Chromium - Total	6010	1.00	07/28/2008 11:30	07/28 18:10	NA	NA	07/31 01:00	Yes	WATER
		MG/L	Cobalt - Total	6010	1.00	07/28/2008 11:30	07/28 18:10	NA	NA	07/31 01:00	Yes	WATER
		MG/L	Copper - Total	6010	1.00	07/28/2008 11:30	07/28 18:10	NA	NA	07/31 01:00	Yes	WATER
		MG/L	Iron - Total	6010	1.00	07/28/2008 11:30	07/28 18:10	NA	NA	07/31 01:00	Yes	WATER
		MG/L	Lead - Total	6010	1.00	07/28/2008 11:30	07/28 18:10	NA	NA	07/31 01:00	Yes	WATER
		MG/L	Magnesium - Total	6010	1.00	07/28/2008 11:30	07/28 18:10	NA	NA	07/31 01:00	Yes	WATER
		MG/L	Manganese - Total	6010	1.00	07/28/2008 11:30	07/28 18:10	NA	NA	07/31 01:00	Yes	WATER
		MG/L	Mercury - Total	7470	1.00	07/28/2008 11:30	07/28 18:10	NA	NA	07/30 17:27	Yes	WATER
		MG/L	Nickel - Total	6010	1.00	07/28/2008 11:30	07/28 18:10	NA	NA	07/31 01:00	Yes	WATER
		MG/L	Potassium - Total	6010	1.00	07/28/2008 11:30	07/28 18:10	NA	NA	07/31 01:00	Yes	WATER
		MG/L	Selenium - Total	6010	1.00	07/28/2008 11:30	07/28 18:10	NA	NA	07/31 01:00	Yes	WATER

AHT = Analysis Holding Time Met
THT = TCLP Holding Time Met
NA = Not Applicable

HONEYWELL
SAMPLE CHRONOLOGY

Lab ID	Sample ID	Units	Analyte	Method	Dilution Factor	Sample Date	Receive Date	TCLP Date	THT	Analysis Date	AHT	Matrix
A8910601	RFI-27-0708	MG/L	Silver - Total	6010	1.00	07/28/2008 11:30	07/28 18:10	NA	NA	07/31 01:00	Yes	WATER
		MG/L	Sodium - Total	6010	1.00	07/28/2008 11:30	07/28 18:10	NA	NA	07/31 01:00	Yes	WATER
		MG/L	Thallium - Total	6010	1.00	07/28/2008 11:30	07/28 18:10	NA	NA	07/31 01:00	Yes	WATER
		MG/L	Vanadium - Total	6010	1.00	07/28/2008 11:30	07/28 18:10	NA	NA	07/31 01:00	Yes	WATER
		MG/L	Zinc - Total	6010	1.00	07/28/2008 11:30	07/28 18:10	NA	NA	07/31 01:00	Yes	WATER
A8910604	RFI-28-0708	MG/L	Aluminum - Total	6010	1.00	07/28/2008 10:15	07/28 18:10	NA	NA	07/31 01:16	Yes	WATER
		MG/L	Antimony - Total	6010	1.00	07/28/2008 10:15	07/28 18:10	NA	NA	07/31 01:16	Yes	WATER
		MG/L	Arsenic - Total	6010	1.00	07/28/2008 10:15	07/28 18:10	NA	NA	07/31 01:16	Yes	WATER
		MG/L	Barium - Total	6010	1.00	07/28/2008 10:15	07/28 18:10	NA	NA	07/31 01:16	Yes	WATER
		MG/L	Beryllium - Total	6010	1.00	07/28/2008 10:15	07/28 18:10	NA	NA	07/31 01:16	Yes	WATER
		MG/L	Cadmium - Total	6010	1.00	07/28/2008 10:15	07/28 18:10	NA	NA	07/31 01:16	Yes	WATER
		MG/L	Calcium - Total	6010	1.00	07/28/2008 10:15	07/28 18:10	NA	NA	07/31 01:16	Yes	WATER
		MG/L	Chromium - Total	6010	1.00	07/28/2008 10:15	07/28 18:10	NA	NA	07/31 01:16	Yes	WATER
		MG/L	Cobalt - Total	6010	1.00	07/28/2008 10:15	07/28 18:10	NA	NA	07/31 01:16	Yes	WATER
		MG/L	Copper - Total	6010	1.00	07/28/2008 10:15	07/28 18:10	NA	NA	07/31 01:16	Yes	WATER
		MG/L	Iron - Total	6010	1.00	07/28/2008 10:15	07/28 18:10	NA	NA	07/31 01:16	Yes	WATER
		MG/L	Lead - Total	6010	1.00	07/28/2008 10:15	07/28 18:10	NA	NA	07/31 01:16	Yes	WATER
		MG/L	Magnesium - Total	6010	1.00	07/28/2008 10:15	07/28 18:10	NA	NA	07/31 01:16	Yes	WATER
		MG/L	Manganese - Total	6010	1.00	07/28/2008 10:15	07/28 18:10	NA	NA	07/31 01:16	Yes	WATER
		MG/L	Mercury - Total	7470	1.00	07/28/2008 10:15	07/28 18:10	NA	NA	07/30 17:31	Yes	WATER
		MG/L	Nickel - Total	6010	1.00	07/28/2008 10:15	07/28 18:10	NA	NA	07/31 01:16	Yes	WATER
		MG/L	Potassium - Total	6010	1.00	07/28/2008 10:15	07/28 18:10	NA	NA	07/31 01:16	Yes	WATER
		MG/L	Selenium - Total	6010	1.00	07/28/2008 10:15	07/28 18:10	NA	NA	07/31 01:16	Yes	WATER
		MG/L	Silver - Total	6010	1.00	07/28/2008 10:15	07/28 18:10	NA	NA	07/31 01:16	Yes	WATER
		MG/L	Sodium - Total	6010	5.00	07/28/2008 10:15	07/28 18:10	NA	NA	07/31 13:07	Yes	WATER
		MG/L	Thallium - Total	6010	1.00	07/28/2008 10:15	07/28 18:10	NA	NA	07/31 01:16	Yes	WATER
		MG/L	Vanadium - Total	6010	1.00	07/28/2008 10:15	07/28 18:10	NA	NA	07/31 01:16	Yes	WATER
		MG/L	Zinc - Total	6010	1.00	07/28/2008 10:15	07/28 18:10	NA	NA	07/31 01:16	Yes	WATER
A8912901	RFI-29-0708	MG/L	Aluminum - Total	6010	1.00	07/29/2008 07:00	07/29 18:10	NA	NA	08/01 02:16	Yes	WATER
		MG/L	Antimony - Total	6010	1.00	07/29/2008 07:00	07/29 18:10	NA	NA	08/01 02:16	Yes	WATER
		MG/L	Arsenic - Total	6010	1.00	07/29/2008 07:00	07/29 18:10	NA	NA	08/01 02:16	Yes	WATER
		MG/L	Barium - Total	6010	1.00	07/29/2008 07:00	07/29 18:10	NA	NA	08/01 02:16	Yes	WATER
		MG/L	Beryllium - Total	6010	1.00	07/29/2008 07:00	07/29 18:10	NA	NA	08/01 02:16	Yes	WATER
		MG/L	Cadmium - Total	6010	1.00	07/29/2008 07:00	07/29 18:10	NA	NA	08/01 02:16	Yes	WATER
		MG/L	Calcium - Total	6010	1.00	07/29/2008 07:00	07/29 18:10	NA	NA	08/01 02:16	Yes	WATER
		MG/L	Chromium - Total	6010	1.00	07/29/2008 07:00	07/29 18:10	NA	NA	08/01 02:16	Yes	WATER
		MG/L	Cobalt - Total	6010	1.00	07/29/2008 07:00	07/29 18:10	NA	NA	08/01 02:16	Yes	WATER
		MG/L	Copper - Total	6010	1.00	07/29/2008 07:00	07/29 18:10	NA	NA	08/01 02:16	Yes	WATER
		MG/L	Iron - Total	6010	1.00	07/29/2008 07:00	07/29 18:10	NA	NA	08/01 02:16	Yes	WATER
		MG/L	Lead - Total	6010	1.00	07/29/2008 07:00	07/29 18:10	NA	NA	08/01 02:16	Yes	WATER
		MG/L	Magnesium - Total	6010	1.00	07/29/2008 07:00	07/29 18:10	NA	NA	08/01 02:16	Yes	WATER
		MG/L	Manganese - Total	6010	1.00	07/29/2008 07:00	07/29 18:10	NA	NA	08/01 02:16	Yes	WATER
		MG/L	Mercury - Total	7470	1.00	07/29/2008 07:00	07/29 18:10	NA	NA	07/30 17:40	Yes	WATER
		MG/L	Nickel - Total	6010	1.00	07/29/2008 07:00	07/29 18:10	NA	NA	08/01 02:16	Yes	WATER
		MG/L	Potassium - Total	6010	1.00	07/29/2008 07:00	07/29 18:10	NA	NA	08/01 02:16	Yes	WATER
		MG/L	Selenium - Total	6010	1.00	07/29/2008 07:00	07/29 18:10	NA	NA	08/01 02:16	Yes	WATER
		MG/L	Silver - Total	6010	1.00	07/29/2008 07:00	07/29 18:10	NA	NA	08/01 02:16	Yes	WATER
		MG/L	Sodium - Total	6010	1.00	07/29/2008 07:00	07/29 18:10	NA	NA	08/01 02:16	Yes	WATER

AHT = Analysis Holding Time Met
THT = TCLP Holding Time Met
NA = Not Applicable

Lab ID	Sample ID	Units	Analyte	Method	Dilution Factor	Sample Date	Receive Date	TCLP Date	THT	Analysis Date	AHT	Matrix
A8912901	RFI-29-0708	MG/L	Thallium - Total	6010	1.00	07/29/2008 07:00	07/29 18:10	NA	NA	08/01 02:16	Yes	WATER
		MG/L	Vanadium - Total	6010	1.00	07/29/2008 07:00	07/29 18:10	NA	NA	08/01 02:16	Yes	WATER
		MG/L	Zinc - Total	6010	1.00	07/29/2008 07:00	07/29 18:10	NA	NA	08/01 02:16	Yes	WATER
A8910603	RFI-30-0708	MG/L	Aluminum - Total	6010	1.00	07/28/2008 16:00	07/28 18:10	NA	NA	07/31 01:11	Yes	WATER
		MG/L	Antimony - Total	6010	1.00	07/28/2008 16:00	07/28 18:10	NA	NA	07/31 01:11	Yes	WATER
		MG/L	Arsenic - Total	6010	1.00	07/28/2008 16:00	07/28 18:10	NA	NA	07/31 01:11	Yes	WATER
		MG/L	Barium - Total	6010	1.00	07/28/2008 16:00	07/28 18:10	NA	NA	07/31 01:11	Yes	WATER
		MG/L	Beryllium - Total	6010	1.00	07/28/2008 16:00	07/28 18:10	NA	NA	07/31 01:11	Yes	WATER
		MG/L	Cadmium - Total	6010	1.00	07/28/2008 16:00	07/28 18:10	NA	NA	07/31 01:11	Yes	WATER
		MG/L	Calcium - Total	6010	1.00	07/28/2008 16:00	07/28 18:10	NA	NA	07/31 01:11	Yes	WATER
		MG/L	Chromium - Total	6010	1.00	07/28/2008 16:00	07/28 18:10	NA	NA	07/31 01:11	Yes	WATER
		MG/L	Cobalt - Total	6010	1.00	07/28/2008 16:00	07/28 18:10	NA	NA	07/31 01:11	Yes	WATER
		MG/L	Copper - Total	6010	1.00	07/28/2008 16:00	07/28 18:10	NA	NA	07/31 01:11	Yes	WATER
		MG/L	Iron - Total	6010	1.00	07/28/2008 16:00	07/28 18:10	NA	NA	07/31 01:11	Yes	WATER
		MG/L	Lead - Total	6010	1.00	07/28/2008 16:00	07/28 18:10	NA	NA	07/31 01:11	Yes	WATER
		MG/L	Magnesium - Total	6010	1.00	07/28/2008 16:00	07/28 18:10	NA	NA	07/31 01:11	Yes	WATER
		MG/L	Manganese - Total	6010	1.00	07/28/2008 16:00	07/28 18:10	NA	NA	07/31 01:11	Yes	WATER
		MG/L	Mercury - Total	7470	1.00	07/28/2008 16:00	07/28 18:10	NA	NA	07/30 17:30	Yes	WATER
		MG/L	Nickel - Total	6010	1.00	07/28/2008 16:00	07/28 18:10	NA	NA	07/31 01:11	Yes	WATER
		MG/L	Potassium - Total	6010	1.00	07/28/2008 16:00	07/28 18:10	NA	NA	07/31 01:11	Yes	WATER
		MG/L	Selenium - Total	6010	1.00	07/28/2008 16:00	07/28 18:10	NA	NA	07/31 01:11	Yes	WATER
		MG/L	Silver - Total	6010	1.00	07/28/2008 16:00	07/28 18:10	NA	NA	07/31 01:11	Yes	WATER
		MG/L	Sodium - Total	6010	1.00	07/28/2008 16:00	07/28 18:10	NA	NA	07/31 01:11	Yes	WATER
		MG/L	Thallium - Total	6010	1.00	07/28/2008 16:00	07/28 18:10	NA	NA	07/31 01:11	Yes	WATER
		MG/L	Vanadium - Total	6010	1.00	07/28/2008 16:00	07/28 18:10	NA	NA	07/31 01:11	Yes	WATER
		MG/L	Zinc - Total	6010	1.00	07/28/2008 16:00	07/28 18:10	NA	NA	07/31 01:11	Yes	WATER
A8910606	RFI-31-0708	MG/L	Aluminum - Total	6010	1.00	07/28/2008 15:15	07/28 18:10	NA	NA	07/31 01:41	Yes	WATER
		MG/L	Antimony - Total	6010	1.00	07/28/2008 15:15	07/28 18:10	NA	NA	07/31 01:41	Yes	WATER
		MG/L	Arsenic - Total	6010	1.00	07/28/2008 15:15	07/28 18:10	NA	NA	07/31 01:41	Yes	WATER
		MG/L	Barium - Total	6010	1.00	07/28/2008 15:15	07/28 18:10	NA	NA	07/31 01:41	Yes	WATER
		MG/L	Beryllium - Total	6010	1.00	07/28/2008 15:15	07/28 18:10	NA	NA	07/31 01:41	Yes	WATER
		MG/L	Cadmium - Total	6010	1.00	07/28/2008 15:15	07/28 18:10	NA	NA	07/31 01:41	Yes	WATER
		MG/L	Calcium - Total	6010	1.00	07/28/2008 15:15	07/28 18:10	NA	NA	07/31 01:41	Yes	WATER
		MG/L	Chromium - Total	6010	1.00	07/28/2008 15:15	07/28 18:10	NA	NA	07/31 01:41	Yes	WATER
		MG/L	Cobalt - Total	6010	1.00	07/28/2008 15:15	07/28 18:10	NA	NA	07/31 01:41	Yes	WATER
		MG/L	Copper - Total	6010	1.00	07/28/2008 15:15	07/28 18:10	NA	NA	07/31 01:41	Yes	WATER
		MG/L	Iron - Total	6010	1.00	07/28/2008 15:15	07/28 18:10	NA	NA	07/31 01:41	Yes	WATER
		MG/L	Lead - Total	6010	1.00	07/28/2008 15:15	07/28 18:10	NA	NA	07/31 01:41	Yes	WATER
		MG/L	Magnesium - Total	6010	1.00	07/28/2008 15:15	07/28 18:10	NA	NA	07/31 01:41	Yes	WATER
		MG/L	Manganese - Total	6010	1.00	07/28/2008 15:15	07/28 18:10	NA	NA	07/31 01:41	Yes	WATER
		MG/L	Mercury - Total	7470	1.00	07/28/2008 15:15	07/28 18:10	NA	NA	07/30 17:34	Yes	WATER
		MG/L	Nickel - Total	6010	1.00	07/28/2008 15:15	07/28 18:10	NA	NA	07/31 01:41	Yes	WATER
		MG/L	Potassium - Total	6010	1.00	07/28/2008 15:15	07/28 18:10	NA	NA	07/31 01:41	Yes	WATER
		MG/L	Selenium - Total	6010	1.00	07/28/2008 15:15	07/28 18:10	NA	NA	07/31 01:41	Yes	WATER
		MG/L	Silver - Total	6010	1.00	07/28/2008 15:15	07/28 18:10	NA	NA	07/31 01:41	Yes	WATER
		MG/L	Sodium - Total	6010	10.00	07/28/2008 15:15	07/28 18:10	NA	NA	07/31 13:18	Yes	WATER
		MG/L	Thallium - Total	6010	1.00	07/28/2008 15:15	07/28 18:10	NA	NA	07/31 01:41	Yes	WATER
		MG/L	Vanadium - Total	6010	1.00	07/28/2008 15:15	07/28 18:10	NA	NA	07/31 01:41	Yes	WATER

AHT = Analysis Holding Time Met
THT = TCLP Holding Time Met
NA = Not Applicable

Lab ID	Sample ID	Units	Analyte	Method	Dilution Factor	Sample Date	Receive Date	TCLP Date	THT	Analysis Date	AHT	Matrix
A8910606	RFI-31-0708	MG/L	Zinc - Total	6010	1.00	07/28/2008 15:15	07/28 18:10	NA	NA	07/31 01:41	Yes	WATER
A8912903	RFI-32-0708	MG/L	Aluminum - Total	6010	1.00	07/29/2008 10:00	07/29 18:10	NA	NA	08/01 03:03	Yes	WATER
		MG/L	Antimony - Total	6010	1.00	07/29/2008 10:00	07/29 18:10	NA	NA	08/01 03:03	Yes	WATER
		MG/L	Arsenic - Total	6010	1.00	07/29/2008 10:00	07/29 18:10	NA	NA	08/01 03:03	Yes	WATER
		MG/L	Barium - Total	6010	1.00	07/29/2008 10:00	07/29 18:10	NA	NA	08/01 03:03	Yes	WATER
		MG/L	Beryllium - Total	6010	1.00	07/29/2008 10:00	07/29 18:10	NA	NA	08/01 03:03	Yes	WATER
		MG/L	Cadmium - Total	6010	1.00	07/29/2008 10:00	07/29 18:10	NA	NA	08/01 03:03	Yes	WATER
		MG/L	Calcium - Total	6010	1.00	07/29/2008 10:00	07/29 18:10	NA	NA	08/01 03:03	Yes	WATER
		MG/L	Chromium - Total	6010	1.00	07/29/2008 10:00	07/29 18:10	NA	NA	08/01 03:03	Yes	WATER
		MG/L	Cobalt - Total	6010	1.00	07/29/2008 10:00	07/29 18:10	NA	NA	08/01 03:03	Yes	WATER
		MG/L	Copper - Total	6010	1.00	07/29/2008 10:00	07/29 18:10	NA	NA	08/01 03:03	Yes	WATER
		MG/L	Iron - Total	6010	1.00	07/29/2008 10:00	07/29 18:10	NA	NA	08/01 03:03	Yes	WATER
		MG/L	Lead - Total	6010	1.00	07/29/2008 10:00	07/29 18:10	NA	NA	08/01 03:03	Yes	WATER
		MG/L	Magnesium - Total	6010	1.00	07/29/2008 10:00	07/29 18:10	NA	NA	08/01 03:03	Yes	WATER
		MG/L	Manganese - Total	6010	1.00	07/29/2008 10:00	07/29 18:10	NA	NA	08/01 03:03	Yes	WATER
		MG/L	Mercury - Total	7470	1.00	07/29/2008 10:00	07/29 18:10	NA	NA	07/30 17:48	Yes	WATER
		MG/L	Nickel - Total	6010	1.00	07/29/2008 10:00	07/29 18:10	NA	NA	08/01 03:03	Yes	WATER
		MG/L	Potassium - Total	6010	1.00	07/29/2008 10:00	07/29 18:10	NA	NA	08/01 03:03	Yes	WATER
		MG/L	Selenium - Total	6010	1.00	07/29/2008 10:00	07/29 18:10	NA	NA	08/01 03:03	Yes	WATER
		MG/L	Silver - Total	6010	1.00	07/29/2008 10:00	07/29 18:10	NA	NA	08/01 03:03	Yes	WATER
		MG/L	Sodium - Total	6010	1.00	07/29/2008 10:00	07/29 18:10	NA	NA	08/01 03:03	Yes	WATER
		MG/L	Thallium - Total	6010	1.00	07/29/2008 10:00	07/29 18:10	NA	NA	08/01 03:03	Yes	WATER
		MG/L	Vanadium - Total	6010	1.00	07/29/2008 10:00	07/29 18:10	NA	NA	08/01 03:03	Yes	WATER
		MG/L	Zinc - Total	6010	1.00	07/29/2008 10:00	07/29 18:10	NA	NA	08/01 03:03	Yes	WATER
A8912902	RFI-33-0708	MG/L	Aluminum - Total	6010	1.00	07/29/2008 08:00	07/29 18:10	NA	NA	08/01 02:58	Yes	WATER
		MG/L	Antimony - Total	6010	1.00	07/29/2008 08:00	07/29 18:10	NA	NA	08/01 02:58	Yes	WATER
		MG/L	Arsenic - Total	6010	1.00	07/29/2008 08:00	07/29 18:10	NA	NA	08/01 02:58	Yes	WATER
		MG/L	Barium - Total	6010	1.00	07/29/2008 08:00	07/29 18:10	NA	NA	08/01 02:58	Yes	WATER
		MG/L	Beryllium - Total	6010	1.00	07/29/2008 08:00	07/29 18:10	NA	NA	08/01 02:58	Yes	WATER
		MG/L	Cadmium - Total	6010	1.00	07/29/2008 08:00	07/29 18:10	NA	NA	08/01 02:58	Yes	WATER
		MG/L	Calcium - Total	6010	1.00	07/29/2008 08:00	07/29 18:10	NA	NA	08/01 02:58	Yes	WATER
		MG/L	Chromium - Total	6010	1.00	07/29/2008 08:00	07/29 18:10	NA	NA	08/01 02:58	Yes	WATER
		MG/L	Cobalt - Total	6010	1.00	07/29/2008 08:00	07/29 18:10	NA	NA	08/01 02:58	Yes	WATER
		MG/L	Copper - Total	6010	1.00	07/29/2008 08:00	07/29 18:10	NA	NA	08/01 02:58	Yes	WATER
		MG/L	Iron - Total	6010	1.00	07/29/2008 08:00	07/29 18:10	NA	NA	08/01 02:58	Yes	WATER
		MG/L	Lead - Total	6010	1.00	07/29/2008 08:00	07/29 18:10	NA	NA	08/01 02:58	Yes	WATER
		MG/L	Magnesium - Total	6010	1.00	07/29/2008 08:00	07/29 18:10	NA	NA	08/01 02:58	Yes	WATER
		MG/L	Manganese - Total	6010	1.00	07/29/2008 08:00	07/29 18:10	NA	NA	08/01 02:58	Yes	WATER
		MG/L	Mercury - Total	7470	1.00	07/29/2008 08:00	07/29 18:10	NA	NA	07/30 17:47	Yes	WATER
		MG/L	Nickel - Total	6010	1.00	07/29/2008 08:00	07/29 18:10	NA	NA	08/01 02:58	Yes	WATER
		MG/L	Potassium - Total	6010	1.00	07/29/2008 08:00	07/29 18:10	NA	NA	08/01 02:58	Yes	WATER
		MG/L	Selenium - Total	6010	1.00	07/29/2008 08:00	07/29 18:10	NA	NA	08/01 02:58	Yes	WATER
		MG/L	Silver - Total	6010	1.00	07/29/2008 08:00	07/29 18:10	NA	NA	08/01 02:58	Yes	WATER
		MG/L	Sodium - Total	6010	1.00	07/29/2008 08:00	07/29 18:10	NA	NA	08/01 02:58	Yes	WATER
		MG/L	Thallium - Total	6010	1.00	07/29/2008 08:00	07/29 18:10	NA	NA	08/01 02:58	Yes	WATER
		MG/L	Vanadium - Total	6010	1.00	07/29/2008 08:00	07/29 18:10	NA	NA	08/01 02:58	Yes	WATER
		MG/L	Zinc - Total	6010	1.00	07/29/2008 08:00	07/29 18:10	NA	NA	08/01 02:58	Yes	WATER
A8910607	RFI-35-0708	MG/L	Aluminum - Total	6010	1.00	07/28/2008 16:30	07/28 18:10	NA	NA	07/31 01:47	Yes	WATER

AHT = Analysis Holding Time Met
THT = TCLP Holding Time Met
NA = Not Applicable

Lab ID	Sample ID	Units	Analyte	Method	Dilution Factor	Sample Date	Receive Date	TCLP Date	THT	Analysis Date	AHT	Matrix
A8910607	RFI-35-0708	MG/L	Antimony - Total	6010	1.00	07/28/2008 16:30	07/28 18:10	NA	NA	07/31 01:47	Yes	WATER
		MG/L	Arsenic - Total	6010	1.00	07/28/2008 16:30	07/28 18:10	NA	NA	07/31 01:47	Yes	WATER
		MG/L	Barium - Total	6010	1.00	07/28/2008 16:30	07/28 18:10	NA	NA	07/31 01:47	Yes	WATER
		MG/L	Beryllium - Total	6010	1.00	07/28/2008 16:30	07/28 18:10	NA	NA	07/31 01:47	Yes	WATER
		MG/L	Cadmium - Total	6010	1.00	07/28/2008 16:30	07/28 18:10	NA	NA	07/31 01:47	Yes	WATER
		MG/L	Calcium - Total	6010	1.00	07/28/2008 16:30	07/28 18:10	NA	NA	07/31 01:47	Yes	WATER
		MG/L	Chromium - Total	6010	1.00	07/28/2008 16:30	07/28 18:10	NA	NA	07/31 01:47	Yes	WATER
		MG/L	Cobalt - Total	6010	1.00	07/28/2008 16:30	07/28 18:10	NA	NA	07/31 01:47	Yes	WATER
		MG/L	Copper - Total	6010	1.00	07/28/2008 16:30	07/28 18:10	NA	NA	07/31 01:47	Yes	WATER
		MG/L	Iron - Total	6010	1.00	07/28/2008 16:30	07/28 18:10	NA	NA	07/31 01:47	Yes	WATER
		MG/L	Lead - Total	6010	1.00	07/28/2008 16:30	07/28 18:10	NA	NA	07/31 01:47	Yes	WATER
		MG/L	Magnesium - Total	6010	1.00	07/28/2008 16:30	07/28 18:10	NA	NA	07/31 01:47	Yes	WATER
		MG/L	Manganese - Total	6010	1.00	07/28/2008 16:30	07/28 18:10	NA	NA	07/31 01:47	Yes	WATER
		MG/L	Mercury - Total	7470	1.00	07/28/2008 16:30	07/28 18:10	NA	NA	07/30 17:36	Yes	WATER
		MG/L	Nickel - Total	6010	1.00	07/28/2008 16:30	07/28 18:10	NA	NA	07/31 01:47	Yes	WATER
		MG/L	Potassium - Total	6010	1.00	07/28/2008 16:30	07/28 18:10	NA	NA	07/31 01:47	Yes	WATER
		MG/L	Selenium - Total	6010	1.00	07/28/2008 16:30	07/28 18:10	NA	NA	07/31 01:47	Yes	WATER
		MG/L	Silver - Total	6010	1.00	07/28/2008 16:30	07/28 18:10	NA	NA	07/31 01:47	Yes	WATER
		MG/L	Sodium - Total	6010	5.00	07/28/2008 16:30	07/28 18:10	NA	NA	07/31 13:24	Yes	WATER
		MG/L	Thallium - Total	6010	1.00	07/28/2008 16:30	07/28 18:10	NA	NA	07/31 01:47	Yes	WATER
		MG/L	Vanadium - Total	6010	1.00	07/28/2008 16:30	07/28 18:10	NA	NA	07/31 01:47	Yes	WATER
		MG/L	Zinc - Total	6010	1.00	07/28/2008 16:30	07/28 18:10	NA	NA	07/31 01:47	Yes	WATER
A8912907	RFI-36-0708	MG/L	Aluminum - Total	6010	1.00	07/29/2008 13:45	07/29 18:10	NA	NA	08/01 03:26	Yes	WATER
		MG/L	Antimony - Total	6010	1.00	07/29/2008 13:45	07/29 18:10	NA	NA	08/01 03:26	Yes	WATER
		MG/L	Arsenic - Total	6010	1.00	07/29/2008 13:45	07/29 18:10	NA	NA	08/01 03:26	Yes	WATER
		MG/L	Barium - Total	6010	1.00	07/29/2008 13:45	07/29 18:10	NA	NA	08/01 03:26	Yes	WATER
		MG/L	Beryllium - Total	6010	1.00	07/29/2008 13:45	07/29 18:10	NA	NA	08/01 03:26	Yes	WATER
		MG/L	Cadmium - Total	6010	1.00	07/29/2008 13:45	07/29 18:10	NA	NA	08/01 03:26	Yes	WATER
		MG/L	Calcium - Total	6010	1.00	07/29/2008 13:45	07/29 18:10	NA	NA	08/01 03:26	Yes	WATER
		MG/L	Chromium - Total	6010	1.00	07/29/2008 13:45	07/29 18:10	NA	NA	08/01 03:26	Yes	WATER
		MG/L	Cobalt - Total	6010	1.00	07/29/2008 13:45	07/29 18:10	NA	NA	08/01 03:26	Yes	WATER
		MG/L	Copper - Total	6010	1.00	07/29/2008 13:45	07/29 18:10	NA	NA	08/01 03:26	Yes	WATER
		MG/L	Iron - Total	6010	1.00	07/29/2008 13:45	07/29 18:10	NA	NA	08/01 03:26	Yes	WATER
		MG/L	Lead - Total	6010	1.00	07/29/2008 13:45	07/29 18:10	NA	NA	08/01 03:26	Yes	WATER
		MG/L	Magnesium - Total	6010	1.00	07/29/2008 13:45	07/29 18:10	NA	NA	08/01 03:26	Yes	WATER
		MG/L	Manganese - Total	6010	1.00	07/29/2008 13:45	07/29 18:10	NA	NA	08/01 03:26	Yes	WATER
		MG/L	Mercury - Total	7470	1.00	07/29/2008 13:45	07/29 18:10	NA	NA	07/30 17:54	Yes	WATER
		MG/L	Nickel - Total	6010	1.00	07/29/2008 13:45	07/29 18:10	NA	NA	08/01 03:26	Yes	WATER
		MG/L	Potassium - Total	6010	1.00	07/29/2008 13:45	07/29 18:10	NA	NA	08/01 03:26	Yes	WATER
		MG/L	Selenium - Total	6010	1.00	07/29/2008 13:45	07/29 18:10	NA	NA	08/01 03:26	Yes	WATER
		MG/L	Silver - Total	6010	1.00	07/29/2008 13:45	07/29 18:10	NA	NA	08/01 03:26	Yes	WATER
		MG/L	Sodium - Total	6010	1.00	07/29/2008 13:45	07/29 18:10	NA	NA	08/01 03:26	Yes	WATER
		MG/L	Thallium - Total	6010	1.00	07/29/2008 13:45	07/29 18:10	NA	NA	08/01 03:26	Yes	WATER
		MG/L	Vanadium - Total	6010	1.00	07/29/2008 13:45	07/29 18:10	NA	NA	08/01 03:26	Yes	WATER
		MG/L	Zinc - Total	6010	1.00	07/29/2008 13:45	07/29 18:10	NA	NA	08/01 03:26	Yes	WATER
A8912910	RFI-39-0708	MG/L	Aluminum - Total	6010	1.00	07/29/2008 10:35	07/29 18:10	NA	NA	08/01 03:56	Yes	WATER
		MG/L	Antimony - Total	6010	1.00	07/29/2008 10:35	07/29 18:10	NA	NA	08/01 03:56	Yes	WATER
		MG/L	Arsenic - Total	6010	1.00	07/29/2008 10:35	07/29 18:10	NA	NA	08/01 03:56	Yes	WATER

AHT = Analysis Holding Time Met
THT = TCLP Holding Time Met
NA = Not Applicable

Lab ID	Sample ID	Units	Analyte	Method	Dilution Factor	Sample Date	Receive Date	TCLP Date	THT	Analysis Date	AHT	Matrix
A8912910	RFI-39-0708	MG/L	Barium - Total	6010	1.00	07/29/2008 10:35	07/29 18:10	NA	NA	08/01 03:56	Yes	WATER
		MG/L	Beryllium - Total	6010	1.00	07/29/2008 10:35	07/29 18:10	NA	NA	08/01 03:56	Yes	WATER
		MG/L	Cadmium - Total	6010	1.00	07/29/2008 10:35	07/29 18:10	NA	NA	08/01 03:56	Yes	WATER
		MG/L	Calcium - Total	6010	1.00	07/29/2008 10:35	07/29 18:10	NA	NA	08/01 03:56	Yes	WATER
		MG/L	Chromium - Total	6010	1.00	07/29/2008 10:35	07/29 18:10	NA	NA	08/01 03:56	Yes	WATER
		MG/L	Cobalt - Total	6010	1.00	07/29/2008 10:35	07/29 18:10	NA	NA	08/01 03:56	Yes	WATER
		MG/L	Copper - Total	6010	1.00	07/29/2008 10:35	07/29 18:10	NA	NA	08/01 03:56	Yes	WATER
		MG/L	Iron - Total	6010	1.00	07/29/2008 10:35	07/29 18:10	NA	NA	08/01 03:56	Yes	WATER
		MG/L	Lead - Total	6010	1.00	07/29/2008 10:35	07/29 18:10	NA	NA	08/01 03:56	Yes	WATER
		MG/L	Magnesium - Total	6010	1.00	07/29/2008 10:35	07/29 18:10	NA	NA	08/01 03:56	Yes	WATER
		MG/L	Manganese - Total	6010	1.00	07/29/2008 10:35	07/29 18:10	NA	NA	08/01 03:56	Yes	WATER
		MG/L	Mercury - Total	7470	1.00	07/29/2008 10:35	07/29 18:10	NA	NA	07/30 18:01	Yes	WATER
		MG/L	Nickel - Total	6010	1.00	07/29/2008 10:35	07/29 18:10	NA	NA	08/01 03:56	Yes	WATER
		MG/L	Potassium - Total	6010	1.00	07/29/2008 10:35	07/29 18:10	NA	NA	08/01 03:56	Yes	WATER
		MG/L	Selenium - Total	6010	1.00	07/29/2008 10:35	07/29 18:10	NA	NA	08/01 03:56	Yes	WATER
		MG/L	Silver - Total	6010	1.00	07/29/2008 10:35	07/29 18:10	NA	NA	08/01 03:56	Yes	WATER
		MG/L	Sodium - Total	6010	10.00	07/29/2008 10:35	07/29 18:10	NA	NA	08/01 15:10	Yes	WATER
		MG/L	Thallium - Total	6010	1.00	07/29/2008 10:35	07/29 18:10	NA	NA	08/01 03:56	Yes	WATER
		MG/L	Vanadium - Total	6010	1.00	07/29/2008 10:35	07/29 18:10	NA	NA	08/01 03:56	Yes	WATER
		MG/L	Zinc - Total	6010	1.00	07/29/2008 10:35	07/29 18:10	NA	NA	08/01 03:56	Yes	WATER
A8912912	RFI-43-0708	MG/L	Aluminum - Total	6010	1.00	07/29/2008 15:00	07/29 18:10	NA	NA	08/01 04:10	Yes	WATER
		MG/L	Antimony - Total	6010	1.00	07/29/2008 15:00	07/29 18:10	NA	NA	08/01 04:10	Yes	WATER
		MG/L	Arsenic - Total	6010	1.00	07/29/2008 15:00	07/29 18:10	NA	NA	08/01 04:10	Yes	WATER
		MG/L	Barium - Total	6010	1.00	07/29/2008 15:00	07/29 18:10	NA	NA	08/01 04:10	Yes	WATER
		MG/L	Beryllium - Total	6010	1.00	07/29/2008 15:00	07/29 18:10	NA	NA	08/01 04:10	Yes	WATER
		MG/L	Cadmium - Total	6010	1.00	07/29/2008 15:00	07/29 18:10	NA	NA	08/01 04:10	Yes	WATER
		MG/L	Calcium - Total	6010	1.00	07/29/2008 15:00	07/29 18:10	NA	NA	08/01 04:10	Yes	WATER
		MG/L	Chromium - Total	6010	1.00	07/29/2008 15:00	07/29 18:10	NA	NA	08/01 04:10	Yes	WATER
		MG/L	Cobalt - Total	6010	1.00	07/29/2008 15:00	07/29 18:10	NA	NA	08/01 04:10	Yes	WATER
		MG/L	Copper - Total	6010	1.00	07/29/2008 15:00	07/29 18:10	NA	NA	08/01 04:10	Yes	WATER
		MG/L	Iron - Total	6010	1.00	07/29/2008 15:00	07/29 18:10	NA	NA	08/01 04:10	Yes	WATER
		MG/L	Lead - Total	6010	1.00	07/29/2008 15:00	07/29 18:10	NA	NA	08/01 04:10	Yes	WATER
		MG/L	Magnesium - Total	6010	1.00	07/29/2008 15:00	07/29 18:10	NA	NA	08/01 04:10	Yes	WATER
		MG/L	Manganese - Total	6010	1.00	07/29/2008 15:00	07/29 18:10	NA	NA	08/01 04:10	Yes	WATER
		MG/L	Mercury - Total	7470	1.00	07/29/2008 15:00	07/29 18:10	NA	NA	07/30 18:04	Yes	WATER
		MG/L	Nickel - Total	6010	1.00	07/29/2008 15:00	07/29 18:10	NA	NA	08/01 04:10	Yes	WATER
		MG/L	Potassium - Total	6010	1.00	07/29/2008 15:00	07/29 18:10	NA	NA	08/01 04:10	Yes	WATER
		MG/L	Selenium - Total	6010	1.00	07/29/2008 15:00	07/29 18:10	NA	NA	08/01 04:10	Yes	WATER
		MG/L	Silver - Total	6010	1.00	07/29/2008 15:00	07/29 18:10	NA	NA	08/01 04:10	Yes	WATER
		MG/L	Sodium - Total	6010	1.00	07/29/2008 15:00	07/29 18:10	NA	NA	08/01 04:10	Yes	WATER
		MG/L	Thallium - Total	6010	1.00	07/29/2008 15:00	07/29 18:10	NA	NA	08/01 04:10	Yes	WATER
		MG/L	Vanadium - Total	6010	1.00	07/29/2008 15:00	07/29 18:10	NA	NA	08/01 04:10	Yes	WATER
		MG/L	Zinc - Total	6010	1.00	07/29/2008 15:00	07/29 18:10	NA	NA	08/01 04:10	Yes	WATER
A8912909	RFI-45-0708	MG/L	Aluminum - Total	6010	1.00	07/29/2008 09:15	07/29 18:10	NA	NA	08/01 03:51	Yes	WATER
		MG/L	Antimony - Total	6010	1.00	07/29/2008 09:15	07/29 18:10	NA	NA	08/01 03:51	Yes	WATER
		MG/L	Arsenic - Total	6010	1.00	07/29/2008 09:15	07/29 18:10	NA	NA	08/01 03:51	Yes	WATER
		MG/L	Barium - Total	6010	1.00	07/29/2008 09:15	07/29 18:10	NA	NA	08/01 03:51	Yes	WATER
		MG/L	Beryllium - Total	6010	1.00	07/29/2008 09:15	07/29 18:10	NA	NA	08/01 03:51	Yes	WATER

AHT = Analysis Holding Time Met
THT = TCLP Holding Time Met
NA = Not Applicable

Date: 08/18/2008 08:22:05
Jobno: A08-9129

HONEYWELL
SAMPLE CHRONOLOGY

Rept: ANO369

Lab ID	Sample ID	Units	Analyte	Method	Dilution Factor	Sample Date	Receive Date	TCLP Date	THT	Analysis Date	AHT	Matrix
A8912909	RFI-45-0708	MG/L	Cadmium - Total	6010	1.00	07/29/2008 09:15	07/29 18:10	NA	NA	08/01 03:51	Yes	WATER
		MG/L	Calcium - Total	6010	1.00	07/29/2008 09:15	07/29 18:10	NA	NA	08/01 03:51	Yes	WATER
		MG/L	Chromium - Total	6010	1.00	07/29/2008 09:15	07/29 18:10	NA	NA	08/01 03:51	Yes	WATER
		MG/L	Cobalt - Total	6010	1.00	07/29/2008 09:15	07/29 18:10	NA	NA	08/01 03:51	Yes	WATER
		MG/L	Copper - Total	6010	1.00	07/29/2008 09:15	07/29 18:10	NA	NA	08/01 03:51	Yes	WATER
		MG/L	Iron - Total	6010	1.00	07/29/2008 09:15	07/29 18:10	NA	NA	08/01 03:51	Yes	WATER
		MG/L	Lead - Total	6010	1.00	07/29/2008 09:15	07/29 18:10	NA	NA	08/01 03:51	Yes	WATER
		MG/L	Magnesium - Total	6010	1.00	07/29/2008 09:15	07/29 18:10	NA	NA	08/01 03:51	Yes	WATER
		MG/L	Manganese - Total	6010	1.00	07/29/2008 09:15	07/29 18:10	NA	NA	08/01 03:51	Yes	WATER
		MG/L	Mercury - Total	7470	1.00	07/29/2008 09:15	07/29 18:10	NA	NA	07/30 18:00	Yes	WATER
		MG/L	Nickel - Total	6010	1.00	07/29/2008 09:15	07/29 18:10	NA	NA	08/01 03:51	Yes	WATER
		MG/L	Potassium - Total	6010	1.00	07/29/2008 09:15	07/29 18:10	NA	NA	08/01 03:51	Yes	WATER
		MG/L	Selenium - Total	6010	1.00	07/29/2008 09:15	07/29 18:10	NA	NA	08/01 03:51	Yes	WATER
		MG/L	Silver - Total	6010	1.00	07/29/2008 09:15	07/29 18:10	NA	NA	08/01 03:51	Yes	WATER
		MG/L	Sodium - Total	6010	5.00	07/29/2008 09:15	07/29 18:10	NA	NA	08/01 15:04	Yes	WATER
		MG/L	Thallium - Total	6010	1.00	07/29/2008 09:15	07/29 18:10	NA	NA	08/01 03:51	Yes	WATER
		MG/L	Vanadium - Total	6010	1.00	07/29/2008 09:15	07/29 18:10	NA	NA	08/01 03:51	Yes	WATER
		MG/L	Zinc - Total	6010	1.00	07/29/2008 09:15	07/29 18:10	NA	NA	08/01 03:51	Yes	WATER
A8912908	RFI-51-0708	MG/L	Aluminum - Total	6010	1.00	07/29/2008 14:30	07/29 18:10	NA	NA	08/01 03:31	Yes	WATER
		MG/L	Antimony - Total	6010	1.00	07/29/2008 14:30	07/29 18:10	NA	NA	08/01 03:31	Yes	WATER
		MG/L	Arsenic - Total	6010	1.00	07/29/2008 14:30	07/29 18:10	NA	NA	08/01 03:31	Yes	WATER
		MG/L	Barium - Total	6010	1.00	07/29/2008 14:30	07/29 18:10	NA	NA	08/01 03:31	Yes	WATER
		MG/L	Beryllium - Total	6010	1.00	07/29/2008 14:30	07/29 18:10	NA	NA	08/01 03:31	Yes	WATER
		MG/L	Cadmium - Total	6010	1.00	07/29/2008 14:30	07/29 18:10	NA	NA	08/01 03:31	Yes	WATER
		MG/L	Calcium - Total	6010	1.00	07/29/2008 14:30	07/29 18:10	NA	NA	08/01 03:31	Yes	WATER
		MG/L	Chromium - Total	6010	1.00	07/29/2008 14:30	07/29 18:10	NA	NA	08/01 03:31	Yes	WATER
		MG/L	Cobalt - Total	6010	1.00	07/29/2008 14:30	07/29 18:10	NA	NA	08/01 03:31	Yes	WATER
		MG/L	Copper - Total	6010	1.00	07/29/2008 14:30	07/29 18:10	NA	NA	08/01 03:31	Yes	WATER
		MG/L	Iron - Total	6010	1.00	07/29/2008 14:30	07/29 18:10	NA	NA	08/01 03:31	Yes	WATER
		MG/L	Lead - Total	6010	1.00	07/29/2008 14:30	07/29 18:10	NA	NA	08/01 03:31	Yes	WATER
		MG/L	Magnesium - Total	6010	1.00	07/29/2008 14:30	07/29 18:10	NA	NA	08/01 03:31	Yes	WATER
		MG/L	Manganese - Total	6010	1.00	07/29/2008 14:30	07/29 18:10	NA	NA	08/01 03:31	Yes	WATER
		MG/L	Mercury - Total	7470	1.00	07/29/2008 14:30	07/29 18:10	NA	NA	07/30 17:58	Yes	WATER
		MG/L	Nickel - Total	6010	1.00	07/29/2008 14:30	07/29 18:10	NA	NA	08/01 03:31	Yes	WATER
		MG/L	Potassium - Total	6010	1.00	07/29/2008 14:30	07/29 18:10	NA	NA	08/01 03:31	Yes	WATER
		MG/L	Selenium - Total	6010	1.00	07/29/2008 14:30	07/29 18:10	NA	NA	08/01 03:31	Yes	WATER
		MG/L	Silver - Total	6010	1.00	07/29/2008 14:30	07/29 18:10	NA	NA	08/01 03:31	Yes	WATER
		MG/L	Sodium - Total	6010	1.00	07/29/2008 14:30	07/29 18:10	NA	NA	08/01 03:31	Yes	WATER
		MG/L	Thallium - Total	6010	1.00	07/29/2008 14:30	07/29 18:10	NA	NA	08/01 03:31	Yes	WATER
		MG/L	Vanadium - Total	6010	1.00	07/29/2008 14:30	07/29 18:10	NA	NA	08/01 03:31	Yes	WATER
		MG/L	Zinc - Total	6010	1.00	07/29/2008 14:30	07/29 18:10	NA	NA	08/01 03:31	Yes	WATER
A8919701	RFI-PZ04S-0708	MG/L	Aluminum - Total	6010	1.00	07/30/2008 12:05	07/30 15:40	NA	NA	08/01 15:12	Yes	WATER
		MG/L	Antimony - Total	6010	1.00	07/30/2008 12:05	07/30 15:40	NA	NA	08/01 15:12	Yes	WATER
		MG/L	Arsenic - Total	6010	1.00	07/30/2008 12:05	07/30 15:40	NA	NA	08/01 15:12	Yes	WATER
		MG/L	Barium - Total	6010	1.00	07/30/2008 12:05	07/30 15:40	NA	NA	08/01 15:12	Yes	WATER
		MG/L	Beryllium - Total	6010	1.00	07/30/2008 12:05	07/30 15:40	NA	NA	08/01 15:12	Yes	WATER
		MG/L	Cadmium - Total	6010	1.00	07/30/2008 12:05	07/30 15:40	NA	NA	08/01 15:12	Yes	WATER
		MG/L	Calcium - Total	6010	1.00	07/30/2008 12:05	07/30 15:40	NA	NA	08/01 15:12	Yes	WATER

AHT = Analysis Holding Time Met
THT = TCLP Holding Time Met
NA = Not Applicable

TestAmerica Laboratories Inc.

Lab ID	Sample ID	Units	Analyte	Method	Dilution Factor	Sample Date	Receive Date	TCLP Date	THT	Analysis Date	AHT	Matrix
A8919701	RFI-PZ04S-0708	MG/L	Chromium - Total	6010	1.00	07/30/2008 12:05	07/30 15:40	NA	NA	08/01 15:12	Yes	WATER
		MG/L	Cobalt - Total	6010	1.00	07/30/2008 12:05	07/30 15:40	NA	NA	08/01 15:12	Yes	WATER
		MG/L	Copper - Total	6010	1.00	07/30/2008 12:05	07/30 15:40	NA	NA	08/01 15:12	Yes	WATER
		MG/L	Iron - Total	6010	1.00	07/30/2008 12:05	07/30 15:40	NA	NA	08/01 15:12	Yes	WATER
		MG/L	Lead - Total	6010	1.00	07/30/2008 12:05	07/30 15:40	NA	NA	08/01 15:12	Yes	WATER
		MG/L	Magnesium - Total	6010	1.00	07/30/2008 12:05	07/30 15:40	NA	NA	08/01 15:12	Yes	WATER
		MG/L	Manganese - Total	6010	1.00	07/30/2008 12:05	07/30 15:40	NA	NA	08/01 15:12	Yes	WATER
		MG/L	Mercury - Total	7470	1.00	07/30/2008 12:05	07/30 15:40	NA	NA	07/31 17:16	Yes	WATER
		MG/L	Nickel - Total	6010	1.00	07/30/2008 12:05	07/30 15:40	NA	NA	08/01 15:12	Yes	WATER
		MG/L	Potassium - Total	6010	1.00	07/30/2008 12:05	07/30 15:40	NA	NA	08/01 15:12	Yes	WATER
		MG/L	Selenium - Total	6010	1.00	07/30/2008 12:05	07/30 15:40	NA	NA	08/01 15:12	Yes	WATER
		MG/L	Silver - Total	6010	1.00	07/30/2008 12:05	07/30 15:40	NA	NA	08/01 15:12	Yes	WATER
		MG/L	Sodium - Total	6010	1.00	07/30/2008 12:05	07/30 15:40	NA	NA	08/01 15:12	Yes	WATER
		MG/L	Thallium - Total	6010	1.00	07/30/2008 12:05	07/30 15:40	NA	NA	08/01 15:12	Yes	WATER
		MG/L	Vanadium - Total	6010	1.00	07/30/2008 12:05	07/30 15:40	NA	NA	08/01 15:12	Yes	WATER
		MG/L	Zinc - Total	6010	1.00	07/30/2008 12:05	07/30 15:40	NA	NA	08/01 15:12	Yes	WATER
A8912913	RFI-PZ17-0708	MG/L	Aluminum - Total	6010	1.00	07/29/2008 16:30	07/29 18:10	NA	NA	08/01 04:16	Yes	WATER
		MG/L	Antimony - Total	6010	1.00	07/29/2008 16:30	07/29 18:10	NA	NA	08/01 04:16	Yes	WATER
		MG/L	Arsenic - Total	6010	1.00	07/29/2008 16:30	07/29 18:10	NA	NA	08/01 04:16	Yes	WATER
		MG/L	Barium - Total	6010	1.00	07/29/2008 16:30	07/29 18:10	NA	NA	08/01 04:16	Yes	WATER
		MG/L	Beryllium - Total	6010	1.00	07/29/2008 16:30	07/29 18:10	NA	NA	08/01 04:16	Yes	WATER
		MG/L	Cadmium - Total	6010	1.00	07/29/2008 16:30	07/29 18:10	NA	NA	08/01 04:16	Yes	WATER
		MG/L	Calcium - Total	6010	1.00	07/29/2008 16:30	07/29 18:10	NA	NA	08/01 04:16	Yes	WATER
		MG/L	Chromium - Total	6010	1.00	07/29/2008 16:30	07/29 18:10	NA	NA	08/01 04:16	Yes	WATER
		MG/L	Cobalt - Total	6010	1.00	07/29/2008 16:30	07/29 18:10	NA	NA	08/01 04:16	Yes	WATER
		MG/L	Copper - Total	6010	1.00	07/29/2008 16:30	07/29 18:10	NA	NA	08/01 04:16	Yes	WATER
		MG/L	Iron - Total	6010	1.00	07/29/2008 16:30	07/29 18:10	NA	NA	08/01 04:16	Yes	WATER
		MG/L	Lead - Total	6010	1.00	07/29/2008 16:30	07/29 18:10	NA	NA	08/01 04:16	Yes	WATER
		MG/L	Magnesium - Total	6010	1.00	07/29/2008 16:30	07/29 18:10	NA	NA	08/01 04:16	Yes	WATER
		MG/L	Manganese - Total	6010	1.00	07/29/2008 16:30	07/29 18:10	NA	NA	08/01 04:16	Yes	WATER
		MG/L	Mercury - Total	7470	1.00	07/29/2008 16:30	07/29 18:10	NA	NA	07/30 18:05	Yes	WATER
		MG/L	Nickel - Total	6010	1.00	07/29/2008 16:30	07/29 18:10	NA	NA	08/01 04:16	Yes	WATER
		MG/L	Potassium - Total	6010	1.00	07/29/2008 16:30	07/29 18:10	NA	NA	08/01 04:16	Yes	WATER
		MG/L	Selenium - Total	6010	1.00	07/29/2008 16:30	07/29 18:10	NA	NA	08/01 04:16	Yes	WATER
		MG/L	Silver - Total	6010	1.00	07/29/2008 16:30	07/29 18:10	NA	NA	08/01 04:16	Yes	WATER
		MG/L	Sodium - Total	6010	1.00	07/29/2008 16:30	07/29 18:10	NA	NA	08/01 04:16	Yes	WATER
		MG/L	Thallium - Total	6010	1.00	07/29/2008 16:30	07/29 18:10	NA	NA	08/01 04:16	Yes	WATER
		MG/L	Vanadium - Total	6010	1.00	07/29/2008 16:30	07/29 18:10	NA	NA	08/01 04:16	Yes	WATER
		MG/L	Zinc - Total	6010	1.00	07/29/2008 16:30	07/29 18:10	NA	NA	08/01 04:16	Yes	WATER
A8912904	RFI-PZ18-0708	MG/L	Aluminum - Total	6010	1.00	07/29/2008 15:30	07/29 18:10	NA	NA	08/01 03:09	Yes	WATER
		MG/L	Antimony - Total	6010	1.00	07/29/2008 15:30	07/29 18:10	NA	NA	08/01 03:09	Yes	WATER
		MG/L	Arsenic - Total	6010	1.00	07/29/2008 15:30	07/29 18:10	NA	NA	08/01 03:09	Yes	WATER
		MG/L	Barium - Total	6010	1.00	07/29/2008 15:30	07/29 18:10	NA	NA	08/01 03:09	Yes	WATER
		MG/L	Beryllium - Total	6010	1.00	07/29/2008 15:30	07/29 18:10	NA	NA	08/01 03:09	Yes	WATER
		MG/L	Cadmium - Total	6010	1.00	07/29/2008 15:30	07/29 18:10	NA	NA	08/01 03:09	Yes	WATER
		MG/L	Calcium - Total	6010	1.00	07/29/2008 15:30	07/29 18:10	NA	NA	08/01 03:09	Yes	WATER
		MG/L	Chromium - Total	6010	1.00	07/29/2008 15:30	07/29 18:10	NA	NA	08/01 03:09	Yes	WATER
		MG/L	Cobalt - Total	6010	1.00	07/29/2008 15:30	07/29 18:10	NA	NA	08/01 03:09	Yes	WATER

AHT = Analysis Holding Time Met
THT = TCLP Holding Time Met
NA = Not Applicable

Lab ID	Sample ID	Units	Analyte	Method	Dilution Factor	Sample Date	Receive Date	TCLP Date	THT	Analysis Date	AHT	Matrix
A8912904	RFI-PZ18-0708	MG/L	Copper - Total	6010	1.00	07/29/2008 15:30	07/29 18:10	NA	NA	08/01 03:09	Yes	WATER
		MG/L	Iron - Total	6010	1.00	07/29/2008 15:30	07/29 18:10	NA	NA	08/01 03:09	Yes	WATER
		MG/L	Lead - Total	6010	1.00	07/29/2008 15:30	07/29 18:10	NA	NA	08/01 03:09	Yes	WATER
		MG/L	Magnesium - Total	6010	1.00	07/29/2008 15:30	07/29 18:10	NA	NA	08/01 03:09	Yes	WATER
		MG/L	Manganese - Total	6010	1.00	07/29/2008 15:30	07/29 18:10	NA	NA	08/01 03:09	Yes	WATER
		MG/L	Mercury - Total	7470	1.00	07/29/2008 15:30	07/29 18:10	NA	NA	07/30 17:50	Yes	WATER
		MG/L	Nickel - Total	6010	1.00	07/29/2008 15:30	07/29 18:10	NA	NA	08/01 03:09	Yes	WATER
		MG/L	Potassium - Total	6010	1.00	07/29/2008 15:30	07/29 18:10	NA	NA	08/01 03:09	Yes	WATER
		MG/L	Selenium - Total	6010	1.00	07/29/2008 15:30	07/29 18:10	NA	NA	08/01 03:09	Yes	WATER
		MG/L	Silver - Total	6010	1.00	07/29/2008 15:30	07/29 18:10	NA	NA	08/01 03:09	Yes	WATER
		MG/L	Sodium - Total	6010	1.00	07/29/2008 15:30	07/29 18:10	NA	NA	08/01 03:09	Yes	WATER
		MG/L	Thallium - Total	6010	1.00	07/29/2008 15:30	07/29 18:10	NA	NA	08/01 03:09	Yes	WATER
		MG/L	Vanadium - Total	6010	1.00	07/29/2008 15:30	07/29 18:10	NA	NA	08/01 03:09	Yes	WATER
		MG/L	Zinc - Total	6010	1.00	07/29/2008 15:30	07/29 18:10	NA	NA	08/01 03:09	Yes	WATER
A8912911	RFI-PZ19-0708	MG/L	Aluminum - Total	6010	1.00	07/29/2008 12:10	07/29 18:10	NA	NA	08/01 04:02	Yes	WATER
		MG/L	Antimony - Total	6010	1.00	07/29/2008 12:10	07/29 18:10	NA	NA	08/01 04:02	Yes	WATER
		MG/L	Arsenic - Total	6010	1.00	07/29/2008 12:10	07/29 18:10	NA	NA	08/01 04:02	Yes	WATER
		MG/L	Barium - Total	6010	1.00	07/29/2008 12:10	07/29 18:10	NA	NA	08/01 04:02	Yes	WATER
		MG/L	Beryllium - Total	6010	1.00	07/29/2008 12:10	07/29 18:10	NA	NA	08/01 04:02	Yes	WATER
		MG/L	Cadmium - Total	6010	1.00	07/29/2008 12:10	07/29 18:10	NA	NA	08/01 04:02	Yes	WATER
		MG/L	Calcium - Total	6010	1.00	07/29/2008 12:10	07/29 18:10	NA	NA	08/01 04:02	Yes	WATER
		MG/L	Chromium - Total	6010	1.00	07/29/2008 12:10	07/29 18:10	NA	NA	08/01 04:02	Yes	WATER
		MG/L	Cobalt - Total	6010	1.00	07/29/2008 12:10	07/29 18:10	NA	NA	08/01 04:02	Yes	WATER
		MG/L	Copper - Total	6010	1.00	07/29/2008 12:10	07/29 18:10	NA	NA	08/01 04:02	Yes	WATER
		MG/L	Iron - Total	6010	1.00	07/29/2008 12:10	07/29 18:10	NA	NA	08/01 04:02	Yes	WATER
		MG/L	Lead - Total	6010	1.00	07/29/2008 12:10	07/29 18:10	NA	NA	08/01 04:02	Yes	WATER
		MG/L	Magnesium - Total	6010	1.00	07/29/2008 12:10	07/29 18:10	NA	NA	08/01 04:02	Yes	WATER
		MG/L	Manganese - Total	6010	5.00	07/29/2008 12:10	07/29 18:10	NA	NA	08/01 15:15	Yes	WATER
		MG/L	Mercury - Total	7470	1.00	07/29/2008 12:10	07/29 18:10	NA	NA	07/30 18:03	Yes	WATER
		MG/L	Nickel - Total	6010	1.00	07/29/2008 12:10	07/29 18:10	NA	NA	08/01 04:02	Yes	WATER
		MG/L	Potassium - Total	6010	1.00	07/29/2008 12:10	07/29 18:10	NA	NA	08/01 04:02	Yes	WATER
		MG/L	Selenium - Total	6010	1.00	07/29/2008 12:10	07/29 18:10	NA	NA	08/01 04:02	Yes	WATER
		MG/L	Silver - Total	6010	1.00	07/29/2008 12:10	07/29 18:10	NA	NA	08/01 04:02	Yes	WATER
		MG/L	Sodium - Total	6010	1.00	07/29/2008 12:10	07/29 18:10	NA	NA	08/01 04:02	Yes	WATER
		MG/L	Thallium - Total	6010	1.00	07/29/2008 12:10	07/29 18:10	NA	NA	08/01 04:02	Yes	WATER
		MG/L	Vanadium - Total	6010	1.00	07/29/2008 12:10	07/29 18:10	NA	NA	08/01 04:02	Yes	WATER
		MG/L	Zinc - Total	6010	1.00	07/29/2008 12:10	07/29 18:10	NA	NA	08/01 04:02	Yes	WATER
A8894503	WG-R-R-0708	MG/L	Aluminum - Total	6010	1.00	07/24/2008	07/24 18:00	NA	NA	07/28 19:14	Yes	WATER
		MG/L	Antimony - Total	6010	1.00	07/24/2008	07/24 18:00	NA	NA	07/28 19:14	Yes	WATER
		MG/L	Arsenic - Total	6010	1.00	07/24/2008	07/24 18:00	NA	NA	07/28 19:14	Yes	WATER
		MG/L	Barium - Total	6010	1.00	07/24/2008	07/24 18:00	NA	NA	07/28 19:14	Yes	WATER
		MG/L	Beryllium - Total	6010	1.00	07/24/2008	07/24 18:00	NA	NA	07/28 19:14	Yes	WATER
		MG/L	Cadmium - Total	6010	1.00	07/24/2008	07/24 18:00	NA	NA	07/28 19:14	Yes	WATER
		MG/L	Calcium - Total	6010	1.00	07/24/2008	07/24 18:00	NA	NA	07/28 19:14	Yes	WATER
		MG/L	Chromium - Total	6010	1.00	07/24/2008	07/24 18:00	NA	NA	07/28 19:14	Yes	WATER
		MG/L	Cobalt - Total	6010	1.00	07/24/2008	07/24 18:00	NA	NA	07/28 19:14	Yes	WATER
		MG/L	Copper - Total	6010	1.00	07/24/2008	07/24 18:00	NA	NA	07/28 19:14	Yes	WATER
		MG/L	Iron - Total	6010	1.00	07/24/2008	07/24 18:00	NA	NA	07/28 19:14	Yes	WATER

AHT = Analysis Holding Time Met
THT = TCLP Holding Time Met
NA = Not Applicable

Lab ID	Sample ID	Units	Analyte	Method	Dilution Factor	Sample Date	Receive Date	TCLP Date	THT	Analysis Date	AHT	Matrix
A8894503	WG-R-R-0708	MG/L	Lead - Total	6010	1.00	07/24/2008	07/24 18:00	NA	NA	07/28 19:14	Yes	WATER
		MG/L	Magnesium - Total	6010	1.00	07/24/2008	07/24 18:00	NA	NA	07/28 19:14	Yes	WATER
		MG/L	Manganese - Total	6010	1.00	07/24/2008	07/24 18:00	NA	NA	07/28 19:14	Yes	WATER
		MG/L	Mercury - Total	7470	1.00	07/24/2008	07/24 18:00	NA	NA	07/28 17:36	Yes	WATER
		MG/L	Nickel - Total	6010	1.00	07/24/2008	07/24 18:00	NA	NA	07/28 19:14	Yes	WATER
		MG/L	Potassium - Total	6010	1.00	07/24/2008	07/24 18:00	NA	NA	07/29 14:41	Yes	WATER
		MG/L	Selenium - Total	6010	1.00	07/24/2008	07/24 18:00	NA	NA	07/28 19:14	Yes	WATER
		MG/L	Silver - Total	6010	1.00	07/24/2008	07/24 18:00	NA	NA	07/28 19:14	Yes	WATER
		MG/L	Sodium - Total	6010	1.00	07/24/2008	07/24 18:00	NA	NA	07/28 19:14	Yes	WATER
		MG/L	Thallium - Total	6010	1.00	07/24/2008	07/24 18:00	NA	NA	07/28 19:14	Yes	WATER
		MG/L	Vanadium - Total	6010	1.00	07/24/2008	07/24 18:00	NA	NA	07/28 19:14	Yes	WATER
		MG/L	Zinc - Total	6010	1.00	07/24/2008	07/24 18:00	NA	NA	07/28 19:14	Yes	WATER

AHT = Analysis Holding Time Met
THT = TCLP Holding Time Met
NA = Not Applicable

Lab ID	Sample ID	Units	Analyte	Method	Dilution Factor	Sample Date	Receive Date	TCLP Date	THT	Analysis Date	AHT	Matrix
A8902211MS	EW-3R-0708	MG/L	Aluminum - Total	6010	1.00	07/25/2008 11:00	07/25 14:35	NA	NA	07/29 23:13	Yes	WATER
		MG/L	Antimony - Total	6010	1.00	07/25/2008 11:00	07/25 14:35	NA	NA	07/29 23:13	Yes	WATER
		MG/L	Arsenic - Total	6010	1.00	07/25/2008 11:00	07/25 14:35	NA	NA	07/29 23:13	Yes	WATER
		MG/L	Barium - Total	6010	1.00	07/25/2008 11:00	07/25 14:35	NA	NA	07/29 23:13	Yes	WATER
		MG/L	Beryllium - Total	6010	1.00	07/25/2008 11:00	07/25 14:35	NA	NA	07/29 23:13	Yes	WATER
		MG/L	Cadmium - Total	6010	1.00	07/25/2008 11:00	07/25 14:35	NA	NA	07/29 23:13	Yes	WATER
		MG/L	Calcium - Total	6010	1.00	07/25/2008 11:00	07/25 14:35	NA	NA	07/29 23:13	Yes	WATER
		MG/L	Chromium - Total	6010	1.00	07/25/2008 11:00	07/25 14:35	NA	NA	07/29 23:13	Yes	WATER
		MG/L	Cobalt - Total	6010	1.00	07/25/2008 11:00	07/25 14:35	NA	NA	07/29 23:13	Yes	WATER
		MG/L	Copper - Total	6010	1.00	07/25/2008 11:00	07/25 14:35	NA	NA	07/29 23:13	Yes	WATER
		MG/L	Iron - Total	6010	1.00	07/25/2008 11:00	07/25 14:35	NA	NA	07/29 23:13	Yes	WATER
		MG/L	Lead - Total	6010	1.00	07/25/2008 11:00	07/25 14:35	NA	NA	07/29 23:13	Yes	WATER
		MG/L	Magnesium - Total	6010	1.00	07/25/2008 11:00	07/25 14:35	NA	NA	07/29 23:13	Yes	WATER
		MG/L	Manganese - Total	6010	1.00	07/25/2008 11:00	07/25 14:35	NA	NA	07/29 23:13	Yes	WATER
		MG/L	Mercury - Total	7470	1.00	07/25/2008 11:00	07/25 14:35	NA	NA	07/28 18:08	Yes	WATER
		MG/L	Nickel - Total	6010	1.00	07/25/2008 11:00	07/25 14:35	NA	NA	07/29 23:13	Yes	WATER
		MG/L	Potassium - Total	6010	1.00	07/25/2008 11:00	07/25 14:35	NA	NA	07/29 23:13	Yes	WATER
		MG/L	Selenium - Total	6010	1.00	07/25/2008 11:00	07/25 14:35	NA	NA	07/29 23:13	Yes	WATER
		MG/L	Silver - Total	6010	1.00	07/25/2008 11:00	07/25 14:35	NA	NA	07/29 23:13	Yes	WATER
		MG/L	Sodium - Total	6010	5.00	07/25/2008 11:00	07/25 14:35	NA	NA	07/30 13:55	Yes	WATER
		MG/L	Thallium - Total	6010	1.00	07/25/2008 11:00	07/25 14:35	NA	NA	07/29 23:13	Yes	WATER
		MG/L	Vanadium - Total	6010	1.00	07/25/2008 11:00	07/25 14:35	NA	NA	07/29 23:13	Yes	WATER
		MG/L	Zinc - Total	6010	1.00	07/25/2008 11:00	07/25 14:35	NA	NA	07/29 23:13	Yes	WATER
A8902211SD	EW-3R-0708	MG/L	Aluminum - Total	6010	1.00	07/25/2008 11:00	07/25 14:35	NA	NA	07/29 23:18	Yes	WATER
		MG/L	Antimony - Total	6010	1.00	07/25/2008 11:00	07/25 14:35	NA	NA	07/29 23:18	Yes	WATER
		MG/L	Arsenic - Total	6010	1.00	07/25/2008 11:00	07/25 14:35	NA	NA	07/29 23:18	Yes	WATER
		MG/L	Barium - Total	6010	1.00	07/25/2008 11:00	07/25 14:35	NA	NA	07/29 23:18	Yes	WATER
		MG/L	Beryllium - Total	6010	1.00	07/25/2008 11:00	07/25 14:35	NA	NA	07/29 23:18	Yes	WATER
		MG/L	Cadmium - Total	6010	1.00	07/25/2008 11:00	07/25 14:35	NA	NA	07/29 23:18	Yes	WATER
		MG/L	Calcium - Total	6010	1.00	07/25/2008 11:00	07/25 14:35	NA	NA	07/29 23:18	Yes	WATER
		MG/L	Chromium - Total	6010	1.00	07/25/2008 11:00	07/25 14:35	NA	NA	07/29 23:18	Yes	WATER
		MG/L	Cobalt - Total	6010	1.00	07/25/2008 11:00	07/25 14:35	NA	NA	07/29 23:18	Yes	WATER
		MG/L	Copper - Total	6010	1.00	07/25/2008 11:00	07/25 14:35	NA	NA	07/29 23:18	Yes	WATER
		MG/L	Iron - Total	6010	1.00	07/25/2008 11:00	07/25 14:35	NA	NA	07/29 23:18	Yes	WATER
		MG/L	Lead - Total	6010	1.00	07/25/2008 11:00	07/25 14:35	NA	NA	07/29 23:18	Yes	WATER
		MG/L	Magnesium - Total	6010	1.00	07/25/2008 11:00	07/25 14:35	NA	NA	07/29 23:18	Yes	WATER
		MG/L	Manganese - Total	6010	1.00	07/25/2008 11:00	07/25 14:35	NA	NA	07/29 23:18	Yes	WATER
		MG/L	Mercury - Total	7470	1.00	07/25/2008 11:00	07/25 14:35	NA	NA	07/28 18:10	Yes	WATER
		MG/L	Nickel - Total	6010	1.00	07/25/2008 11:00	07/25 14:35	NA	NA	07/29 23:18	Yes	WATER
		MG/L	Potassium - Total	6010	1.00	07/25/2008 11:00	07/25 14:35	NA	NA	07/29 23:18	Yes	WATER
		MG/L	Selenium - Total	6010	1.00	07/25/2008 11:00	07/25 14:35	NA	NA	07/29 23:18	Yes	WATER
		MG/L	Silver - Total	6010	1.00	07/25/2008 11:00	07/25 14:35	NA	NA	07/29 23:18	Yes	WATER
		MG/L	Sodium - Total	6010	5.00	07/25/2008 11:00	07/25 14:35	NA	NA	07/30 14:00	Yes	WATER
		MG/L	Thallium - Total	6010	1.00	07/25/2008 11:00	07/25 14:35	NA	NA	07/29 23:18	Yes	WATER
		MG/L	Vanadium - Total	6010	1.00	07/25/2008 11:00	07/25 14:35	NA	NA	07/29 23:18	Yes	WATER
		MG/L	Zinc - Total	6010	1.00	07/25/2008 11:00	07/25 14:35	NA	NA	07/29 23:18	Yes	WATER
A8912901MS	RFI-29-0708	MG/L	Aluminum - Total	6010	1.00	07/29/2008 07:00	07/29 18:10	NA	NA	08/01 02:47	Yes	WATER
		MG/L	Antimony - Total	6010	1.00	07/29/2008 07:00	07/29 18:10	NA	NA	08/01 02:47	Yes	WATER

AHT = Analysis Holding Time Met
THT = TCLP Holding Time Met
NA = Not Applicable

Lab ID	Sample ID	Units	Analyte	Method	Dilution Factor	Sample Date	Receive Date	TCLP Date	THT	Analysis Date	AHT	Matrix
A8912901MS	RFI-29-0708	MG/L	Arsenic - Total	6010	1.00	07/29/2008 07:00	07/29 18:10	NA	NA	08/01 02:47	Yes	WATER
		MG/L	Barium - Total	6010	1.00	07/29/2008 07:00	07/29 18:10	NA	NA	08/01 02:47	Yes	WATER
		MG/L	Beryllium - Total	6010	1.00	07/29/2008 07:00	07/29 18:10	NA	NA	08/01 02:47	Yes	WATER
		MG/L	Cadmium - Total	6010	1.00	07/29/2008 07:00	07/29 18:10	NA	NA	08/01 02:47	Yes	WATER
		MG/L	Calcium - Total	6010	1.00	07/29/2008 07:00	07/29 18:10	NA	NA	08/01 02:47	Yes	WATER
		MG/L	Chromium - Total	6010	1.00	07/29/2008 07:00	07/29 18:10	NA	NA	08/01 02:47	Yes	WATER
		MG/L	Cobalt - Total	6010	1.00	07/29/2008 07:00	07/29 18:10	NA	NA	08/01 02:47	Yes	WATER
		MG/L	Copper - Total	6010	1.00	07/29/2008 07:00	07/29 18:10	NA	NA	08/01 02:47	Yes	WATER
		MG/L	Iron - Total	6010	1.00	07/29/2008 07:00	07/29 18:10	NA	NA	08/01 02:47	Yes	WATER
		MG/L	Lead - Total	6010	1.00	07/29/2008 07:00	07/29 18:10	NA	NA	08/01 02:47	Yes	WATER
		MG/L	Magnesium - Total	6010	1.00	07/29/2008 07:00	07/29 18:10	NA	NA	08/01 02:47	Yes	WATER
		MG/L	Manganese - Total	6010	1.00	07/29/2008 07:00	07/29 18:10	NA	NA	08/01 02:47	Yes	WATER
		MG/L	Mercury - Total	7470	1.00	07/29/2008 07:00	07/29 18:10	NA	NA	07/30 17:44	Yes	WATER
		MG/L	Nickel - Total	6010	1.00	07/29/2008 07:00	07/29 18:10	NA	NA	08/01 02:47	Yes	WATER
		MG/L	Potassium - Total	6010	1.00	07/29/2008 07:00	07/29 18:10	NA	NA	08/01 02:47	Yes	WATER
		MG/L	Selenium - Total	6010	1.00	07/29/2008 07:00	07/29 18:10	NA	NA	08/01 02:47	Yes	WATER
		MG/L	Silver - Total	6010	1.00	07/29/2008 07:00	07/29 18:10	NA	NA	08/01 02:47	Yes	WATER
		MG/L	Sodium - Total	6010	1.00	07/29/2008 07:00	07/29 18:10	NA	NA	08/01 02:47	Yes	WATER
		MG/L	Thallium - Total	6010	1.00	07/29/2008 07:00	07/29 18:10	NA	NA	08/01 02:47	Yes	WATER
		MG/L	Vanadium - Total	6010	1.00	07/29/2008 07:00	07/29 18:10	NA	NA	08/01 02:47	Yes	WATER
		MG/L	Zinc - Total	6010	1.00	07/29/2008 07:00	07/29 18:10	NA	NA	08/01 02:47	Yes	WATER
A8912901SD	RFI-29-0708	MG/L	Aluminum - Total	6010	1.00	07/29/2008 07:00	07/29 18:10	NA	NA	08/01 02:52	Yes	WATER
		MG/L	Antimony - Total	6010	1.00	07/29/2008 07:00	07/29 18:10	NA	NA	08/01 02:52	Yes	WATER
		MG/L	Arsenic - Total	6010	1.00	07/29/2008 07:00	07/29 18:10	NA	NA	08/01 02:52	Yes	WATER
		MG/L	Barium - Total	6010	1.00	07/29/2008 07:00	07/29 18:10	NA	NA	08/01 02:52	Yes	WATER
		MG/L	Beryllium - Total	6010	1.00	07/29/2008 07:00	07/29 18:10	NA	NA	08/01 02:52	Yes	WATER
		MG/L	Cadmium - Total	6010	1.00	07/29/2008 07:00	07/29 18:10	NA	NA	08/01 02:52	Yes	WATER
		MG/L	Calcium - Total	6010	1.00	07/29/2008 07:00	07/29 18:10	NA	NA	08/01 02:52	Yes	WATER
		MG/L	Chromium - Total	6010	1.00	07/29/2008 07:00	07/29 18:10	NA	NA	08/01 02:52	Yes	WATER
		MG/L	Cobalt - Total	6010	1.00	07/29/2008 07:00	07/29 18:10	NA	NA	08/01 02:52	Yes	WATER
		MG/L	Copper - Total	6010	1.00	07/29/2008 07:00	07/29 18:10	NA	NA	08/01 02:52	Yes	WATER
		MG/L	Iron - Total	6010	1.00	07/29/2008 07:00	07/29 18:10	NA	NA	08/01 02:52	Yes	WATER
		MG/L	Lead - Total	6010	1.00	07/29/2008 07:00	07/29 18:10	NA	NA	08/01 02:52	Yes	WATER
		MG/L	Magnesium - Total	6010	1.00	07/29/2008 07:00	07/29 18:10	NA	NA	08/01 02:52	Yes	WATER
		MG/L	Manganese - Total	6010	1.00	07/29/2008 07:00	07/29 18:10	NA	NA	08/01 02:52	Yes	WATER
		MG/L	Mercury - Total	7470	1.00	07/29/2008 07:00	07/29 18:10	NA	NA	07/30 17:45	Yes	WATER
		MG/L	Nickel - Total	6010	1.00	07/29/2008 07:00	07/29 18:10	NA	NA	08/01 02:52	Yes	WATER
		MG/L	Potassium - Total	6010	1.00	07/29/2008 07:00	07/29 18:10	NA	NA	08/01 02:52	Yes	WATER
		MG/L	Selenium - Total	6010	1.00	07/29/2008 07:00	07/29 18:10	NA	NA	08/01 02:52	Yes	WATER
		MG/L	Silver - Total	6010	1.00	07/29/2008 07:00	07/29 18:10	NA	NA	08/01 02:52	Yes	WATER
		MG/L	Sodium - Total	6010	1.00	07/29/2008 07:00	07/29 18:10	NA	NA	08/01 02:52	Yes	WATER
		MG/L	Thallium - Total	6010	1.00	07/29/2008 07:00	07/29 18:10	NA	NA	08/01 02:52	Yes	WATER
		MG/L	Vanadium - Total	6010	1.00	07/29/2008 07:00	07/29 18:10	NA	NA	08/01 02:52	Yes	WATER
		MG/L	Zinc - Total	6010	1.00	07/29/2008 07:00	07/29 18:10	NA	NA	08/01 02:52	Yes	WATER
A8B1947102	Method Blank	MG/L	Aluminum - Total	6010	1.00	-	- 18:00	NA	NA	07/28 14:15	Yes	WATER
		MG/L	Antimony - Total	6010	1.00	-	- 18:00	NA	NA	07/28 14:15	Yes	WATER
		MG/L	Arsenic - Total	6010	1.00	-	- 18:00	NA	NA	07/28 14:15	Yes	WATER
		MG/L	Barium - Total	6010	1.00	-	- 18:00	NA	NA	07/28 14:15	Yes	WATER

AHT = Analysis Holding Time Met
THT = TCLP Holding Time Met
NA = Not Applicable

Lab ID	Sample ID	Units	Analyte	Method	Dilution Factor	Sample Date	Receive Date	TCLP Date	THT	Analysis Date	AHT	Matrix
A8B1947102	Method Blank	MG/L	Beryllium - Total	6010	1.00	-	- 18:00	NA	NA	07/28 14:15	Yes	WATER
		MG/L	Cadmium - Total	6010	1.00	-	- 18:00	NA	NA	07/28 14:15	Yes	WATER
		MG/L	Calcium - Total	6010	1.00	-	- 18:00	NA	NA	07/28 14:15	Yes	WATER
		MG/L	Chromium - Total	6010	1.00	-	- 18:00	NA	NA	07/28 14:15	Yes	WATER
		MG/L	Cobalt - Total	6010	1.00	-	- 18:00	NA	NA	07/28 14:15	Yes	WATER
		MG/L	Copper - Total	6010	1.00	-	- 18:00	NA	NA	07/28 14:15	Yes	WATER
		MG/L	Iron - Total	6010	1.00	-	- 18:00	NA	NA	07/28 14:15	Yes	WATER
		MG/L	Lead - Total	6010	1.00	-	- 18:00	NA	NA	07/28 14:15	Yes	WATER
		MG/L	Magnesium - Total	6010	1.00	-	- 18:00	NA	NA	07/28 14:15	Yes	WATER
		MG/L	Manganese - Total	6010	1.00	-	- 18:00	NA	NA	07/28 14:15	Yes	WATER
		MG/L	Nickel - Total	6010	1.00	-	- 18:00	NA	NA	07/28 14:15	Yes	WATER
		MG/L	Potassium - Total	6010	1.00	-	- 18:00	NA	NA	07/28 14:15	Yes	WATER
		MG/L	Selenium - Total	6010	1.00	-	- 18:00	NA	NA	07/28 14:15	Yes	WATER
		MG/L	Silver - Total	6010	1.00	-	- 18:00	NA	NA	07/28 14:15	Yes	WATER
		MG/L	Sodium - Total	6010	1.00	-	- 18:00	NA	NA	07/28 14:15	Yes	WATER
		MG/L	Thallium - Total	6010	1.00	-	- 18:00	NA	NA	07/28 14:15	Yes	WATER
		MG/L	Vanadium - Total	6010	1.00	-	- 18:00	NA	NA	07/28 14:15	Yes	WATER
		MG/L	Zinc - Total	6010	1.00	-	- 18:00	NA	NA	07/28 14:15	Yes	WATER
A8B1956602	Method Blank	MG/L	Mercury - Total	7470	1.00	-	- 18:00	NA	NA	07/28 18:13	Yes	WATER
		MG/L	Mercury - Total	7470	1.00	-	- 14:35	NA	NA	07/28 18:13	Yes	WATER
A8B1959002	Method Blank	MG/L	Aluminum - Total	6010	1.00	-	- 14:35	NA	NA	07/29 21:24	Yes	WATER
		MG/L	Antimony - Total	6010	1.00	-	- 14:35	NA	NA	07/29 21:24	Yes	WATER
		MG/L	Arsenic - Total	6010	1.00	-	- 14:35	NA	NA	07/29 21:24	Yes	WATER
		MG/L	Barium - Total	6010	1.00	-	- 14:35	NA	NA	07/29 21:24	Yes	WATER
		MG/L	Beryllium - Total	6010	1.00	-	- 14:35	NA	NA	07/29 21:24	Yes	WATER
		MG/L	Cadmium - Total	6010	1.00	-	- 14:35	NA	NA	07/29 21:24	Yes	WATER
		MG/L	Calcium - Total	6010	1.00	-	- 14:35	NA	NA	07/29 21:24	Yes	WATER
		MG/L	Chromium - Total	6010	1.00	-	- 14:35	NA	NA	07/29 21:24	Yes	WATER
		MG/L	Cobalt - Total	6010	1.00	-	- 14:35	NA	NA	07/29 21:24	Yes	WATER
		MG/L	Copper - Total	6010	1.00	-	- 14:35	NA	NA	07/29 21:24	Yes	WATER
		MG/L	Iron - Total	6010	1.00	-	- 14:35	NA	NA	07/29 21:24	Yes	WATER
		MG/L	Lead - Total	6010	1.00	-	- 14:35	NA	NA	07/29 21:24	Yes	WATER
		MG/L	Magnesium - Total	6010	1.00	-	- 14:35	NA	NA	07/29 21:24	Yes	WATER
		MG/L	Manganese - Total	6010	1.00	-	- 14:35	NA	NA	07/29 21:24	Yes	WATER
		MG/L	Nickel - Total	6010	1.00	-	- 14:35	NA	NA	07/29 21:24	Yes	WATER
		MG/L	Potassium - Total	6010	1.00	-	- 14:35	NA	NA	07/29 21:24	Yes	WATER
		MG/L	Selenium - Total	6010	1.00	-	- 14:35	NA	NA	07/29 21:24	Yes	WATER
		MG/L	Silver - Total	6010	1.00	-	- 14:35	NA	NA	07/29 21:24	Yes	WATER
		MG/L	Sodium - Total	6010	1.00	-	- 14:35	NA	NA	07/29 21:24	Yes	WATER
		MG/L	Thallium - Total	6010	1.00	-	- 14:35	NA	NA	07/29 21:24	Yes	WATER
		MG/L	Vanadium - Total	6010	1.00	-	- 14:35	NA	NA	07/29 21:24	Yes	WATER
		MG/L	Zinc - Total	6010	1.00	-	- 14:35	NA	NA	07/29 21:24	Yes	WATER
A8B1965202	Method Blank	MG/L	Aluminum - Total	6010	1.00	-	- 18:10	NA	NA	07/30 23:23	Yes	WATER
		MG/L	Antimony - Total	6010	1.00	-	- 18:10	NA	NA	07/30 23:23	Yes	WATER
		MG/L	Arsenic - Total	6010	1.00	-	- 18:10	NA	NA	07/30 23:23	Yes	WATER
		MG/L	Barium - Total	6010	1.00	-	- 18:10	NA	NA	07/30 23:23	Yes	WATER
		MG/L	Beryllium - Total	6010	1.00	-	- 18:10	NA	NA	07/30 23:23	Yes	WATER
		MG/L	Cadmium - Total	6010	1.00	-	- 18:10	NA	NA	07/30 23:23	Yes	WATER

AHT = Analysis Holding Time Met
THT = TCLP Holding Time Met
NA = Not Applicable

Lab ID	Sample ID	Units	Analyte	Method	Dilution Factor	Sample Date	Receive Date	TCLP Date	THT	Analysis Date	AHT	Matrix
A8B1965202	Method Blank	MG/L	Calcium - Total	6010	1.00	-	- 18:10	NA	NA	07/30 23:23	Yes	WATER
		MG/L	Chromium - Total	6010	1.00	-	- 18:10	NA	NA	07/30 23:23	Yes	WATER
		MG/L	Cobalt - Total	6010	1.00	-	- 18:10	NA	NA	07/30 23:23	Yes	WATER
		MG/L	Copper - Total	6010	1.00	-	- 18:10	NA	NA	07/30 23:23	Yes	WATER
		MG/L	Iron - Total	6010	1.00	-	- 18:10	NA	NA	07/30 23:23	Yes	WATER
		MG/L	Lead - Total	6010	1.00	-	- 18:10	NA	NA	07/30 23:23	Yes	WATER
		MG/L	Magnesium - Total	6010	1.00	-	- 18:10	NA	NA	07/30 23:23	Yes	WATER
		MG/L	Manganese - Total	6010	1.00	-	- 18:10	NA	NA	07/30 23:23	Yes	WATER
		MG/L	Nickel - Total	6010	1.00	-	- 18:10	NA	NA	07/30 23:23	Yes	WATER
		MG/L	Potassium - Total	6010	1.00	-	- 18:10	NA	NA	07/30 23:23	Yes	WATER
		MG/L	Selenium - Total	6010	1.00	-	- 18:10	NA	NA	07/30 23:23	Yes	WATER
		MG/L	Silver - Total	6010	1.00	-	- 18:10	NA	NA	07/30 23:23	Yes	WATER
		MG/L	Sodium - Total	6010	1.00	-	- 18:10	NA	NA	07/30 23:23	Yes	WATER
		MG/L	Thallium - Total	6010	1.00	-	- 18:10	NA	NA	07/30 23:23	Yes	WATER
		MG/L	Vanadium - Total	6010	1.00	-	- 18:10	NA	NA	07/30 23:23	Yes	WATER
		MG/L	Zinc - Total	6010	1.00	-	- 18:10	NA	NA	07/30 23:23	Yes	WATER
A8B1971502	Method Blank	MG/L	Mercury - Total	7470	1.00	-	- 18:10	NA	NA	07/30 18:08	Yes	WATER
		MG/L	Mercury - Total	7470	1.00	-	- 18:10	NA	NA	07/30 18:08	Yes	WATER
A8B1972302	Method Blank	MG/L	Aluminum - Total	6010	1.00	-	- 18:10	NA	NA	08/01 02:05	Yes	WATER
		MG/L	Antimony - Total	6010	1.00	-	- 18:10	NA	NA	08/01 02:05	Yes	WATER
		MG/L	Arsenic - Total	6010	1.00	-	- 18:10	NA	NA	08/01 02:05	Yes	WATER
		MG/L	Barium - Total	6010	1.00	-	- 18:10	NA	NA	08/01 02:05	Yes	WATER
		MG/L	Beryllium - Total	6010	1.00	-	- 18:10	NA	NA	08/01 02:05	Yes	WATER
		MG/L	Cadmium - Total	6010	1.00	-	- 18:10	NA	NA	08/01 02:05	Yes	WATER
		MG/L	Calcium - Total	6010	1.00	-	- 18:10	NA	NA	08/01 02:05	Yes	WATER
		MG/L	Chromium - Total	6010	1.00	-	- 18:10	NA	NA	08/01 02:05	Yes	WATER
		MG/L	Cobalt - Total	6010	1.00	-	- 18:10	NA	NA	08/01 02:05	Yes	WATER
		MG/L	Copper - Total	6010	1.00	-	- 18:10	NA	NA	08/01 02:05	Yes	WATER
		MG/L	Iron - Total	6010	1.00	-	- 18:10	NA	NA	08/01 02:05	Yes	WATER
		MG/L	Lead - Total	6010	1.00	-	- 18:10	NA	NA	08/01 02:05	Yes	WATER
		MG/L	Magnesium - Total	6010	1.00	-	- 18:10	NA	NA	08/01 02:05	Yes	WATER
		MG/L	Manganese - Total	6010	1.00	-	- 18:10	NA	NA	08/01 02:05	Yes	WATER
		MG/L	Nickel - Total	6010	1.00	-	- 18:10	NA	NA	08/01 02:05	Yes	WATER
		MG/L	Potassium - Total	6010	1.00	-	- 18:10	NA	NA	08/01 02:05	Yes	WATER
		MG/L	Selenium - Total	6010	1.00	-	- 18:10	NA	NA	08/01 02:05	Yes	WATER
		MG/L	Silver - Total	6010	1.00	-	- 18:10	NA	NA	08/01 02:05	Yes	WATER
		MG/L	Sodium - Total	6010	1.00	-	- 18:10	NA	NA	08/01 02:05	Yes	WATER
		MG/L	Thallium - Total	6010	1.00	-	- 18:10	NA	NA	08/01 02:05	Yes	WATER
		MG/L	Vanadium - Total	6010	1.00	-	- 18:10	NA	NA	08/01 02:05	Yes	WATER
		MG/L	Zinc - Total	6010	1.00	-	- 18:10	NA	NA	08/01 02:05	Yes	WATER
A8B1979102	Method Blank	MG/L	Mercury - Total	7470	1.00	-	- 15:40	NA	NA	07/31 17:26	Yes	WATER
A8B1981202	Method Blank	MG/L	Aluminum - Total	6010	1.00	-	- 15:40	NA	NA	08/01 13:21	Yes	WATER
		MG/L	Antimony - Total	6010	1.00	-	- 15:40	NA	NA	08/01 13:21	Yes	WATER
		MG/L	Arsenic - Total	6010	1.00	-	- 15:40	NA	NA	08/01 13:21	Yes	WATER
		MG/L	Barium - Total	6010	1.00	-	- 15:40	NA	NA	08/01 13:21	Yes	WATER
		MG/L	Beryllium - Total	6010	1.00	-	- 15:40	NA	NA	08/01 13:21	Yes	WATER
		MG/L	Cadmium - Total	6010	1.00	-	- 15:40	NA	NA	08/01 13:21	Yes	WATER
		MG/L	Calcium - Total	6010	1.00	-	- 15:40	NA	NA	08/01 13:21	Yes	WATER

AHT = Analysis Holding Time Met
THT = TCLP Holding Time Met
NA = Not Applicable

Lab ID	Sample ID	Units	Analyte	Method	Dilution Factor	Sample Date	Receive Date	TCLP Date	THT	Analysis Date	AHT	Matrix
A8B1981202	Method Blank	MG/L	Chromium - Total	6010	1.00	-	- 15:40	NA	NA	08/01 13:21	Yes	WATER
		MG/L	Cobalt - Total	6010	1.00	-	- 15:40	NA	NA	08/01 13:21	Yes	WATER
		MG/L	Copper - Total	6010	1.00	-	- 15:40	NA	NA	08/01 13:21	Yes	WATER
		MG/L	Iron - Total	6010	1.00	-	- 15:40	NA	NA	08/01 13:21	Yes	WATER
		MG/L	Lead - Total	6010	1.00	-	- 15:40	NA	NA	08/01 13:21	Yes	WATER
		MG/L	Magnesium - Total	6010	1.00	-	- 15:40	NA	NA	08/01 13:21	Yes	WATER
		MG/L	Manganese - Total	6010	1.00	-	- 15:40	NA	NA	08/01 13:21	Yes	WATER
		MG/L	Nickel - Total	6010	1.00	-	- 15:40	NA	NA	08/01 13:21	Yes	WATER
		MG/L	Potassium - Total	6010	1.00	-	- 15:40	NA	NA	08/01 13:21	Yes	WATER
		MG/L	Selenium - Total	6010	1.00	-	- 15:40	NA	NA	08/01 13:21	Yes	WATER
		MG/L	Silver - Total	6010	1.00	-	- 15:40	NA	NA	08/01 13:21	Yes	WATER
		MG/L	Sodium - Total	6010	1.00	-	- 15:40	NA	NA	08/01 13:21	Yes	WATER
		MG/L	Thallium - Total	6010	1.00	-	- 15:40	NA	NA	08/01 13:21	Yes	WATER
		MG/L	Vanadium - Total	6010	1.00	-	- 15:40	NA	NA	08/01 13:21	Yes	WATER
		MG/L	Zinc - Total	6010	1.00	-	- 15:40	NA	NA	08/01 13:21	Yes	WATER
A8B1956601	LCS	MG/L	Mercury - Total	7470	1.00	-	- 18:00	NA	NA	07/28 18:12	Yes	WATER
		MG/L	Mercury - Total	7470	1.00	-	- 14:35	NA	NA	07/28 18:12	Yes	WATER
A8B1971501	LCS	MG/L	Mercury - Total	7470	1.00	-	- 18:10	NA	NA	07/30 18:07	Yes	WATER
		MG/L	Mercury - Total	7470	1.00	-	- 18:10	NA	NA	07/30 18:07	Yes	WATER
A8B1979101	LCS	MG/L	Mercury - Total	7470	1.00	-	- 15:40	NA	NA	07/31 17:25	Yes	WATER
A8B1947101	LFB	MG/L	Aluminum - Total	6010	1.00	-	- 18:00	NA	NA	07/28 14:21	Yes	WATER
		MG/L	Antimony - Total	6010	1.00	-	- 18:00	NA	NA	07/28 14:21	Yes	WATER
		MG/L	Arsenic - Total	6010	1.00	-	- 18:00	NA	NA	07/28 14:21	Yes	WATER
		MG/L	Barium - Total	6010	1.00	-	- 18:00	NA	NA	07/28 14:21	Yes	WATER
		MG/L	Beryllium - Total	6010	1.00	-	- 18:00	NA	NA	07/28 14:21	Yes	WATER
		MG/L	Cadmium - Total	6010	1.00	-	- 18:00	NA	NA	07/28 14:21	Yes	WATER
		MG/L	Calcium - Total	6010	1.00	-	- 18:00	NA	NA	07/28 14:21	Yes	WATER
		MG/L	Chromium - Total	6010	1.00	-	- 18:00	NA	NA	07/28 14:21	Yes	WATER
		MG/L	Cobalt - Total	6010	1.00	-	- 18:00	NA	NA	07/28 14:21	Yes	WATER
		MG/L	Copper - Total	6010	1.00	-	- 18:00	NA	NA	07/28 14:21	Yes	WATER
		MG/L	Iron - Total	6010	1.00	-	- 18:00	NA	NA	07/28 14:21	Yes	WATER
		MG/L	Lead - Total	6010	1.00	-	- 18:00	NA	NA	07/28 14:21	Yes	WATER
		MG/L	Magnesium - Total	6010	1.00	-	- 18:00	NA	NA	07/28 14:21	Yes	WATER
		MG/L	Manganese - Total	6010	1.00	-	- 18:00	NA	NA	07/28 14:21	Yes	WATER
		MG/L	Nickel - Total	6010	1.00	-	- 18:00	NA	NA	07/28 14:21	Yes	WATER
		MG/L	Potassium - Total	6010	1.00	-	- 18:00	NA	NA	07/28 14:21	Yes	WATER
		MG/L	Selenium - Total	6010	1.00	-	- 18:00	NA	NA	07/28 14:21	Yes	WATER
		MG/L	Silver - Total	6010	1.00	-	- 18:00	NA	NA	07/28 14:21	Yes	WATER
		MG/L	Sodium - Total	6010	1.00	-	- 18:00	NA	NA	07/28 14:21	Yes	WATER
		MG/L	Thallium - Total	6010	1.00	-	- 18:00	NA	NA	07/28 14:21	Yes	WATER
		MG/L	Vanadium - Total	6010	1.00	-	- 18:00	NA	NA	07/28 14:21	Yes	WATER
		MG/L	Zinc - Total	6010	1.00	-	- 18:00	NA	NA	07/28 14:21	Yes	WATER
A8B1959001	LFB	MG/L	Aluminum - Total	6010	1.00	-	- 14:35	NA	NA	07/29 21:29	Yes	WATER
		MG/L	Antimony - Total	6010	1.00	-	- 14:35	NA	NA	07/29 21:29	Yes	WATER
		MG/L	Arsenic - Total	6010	1.00	-	- 14:35	NA	NA	07/29 21:29	Yes	WATER
		MG/L	Barium - Total	6010	1.00	-	- 14:35	NA	NA	07/29 21:29	Yes	WATER
		MG/L	Beryllium - Total	6010	1.00	-	- 14:35	NA	NA	07/29 21:29	Yes	WATER
		MG/L	Cadmium - Total	6010	1.00	-	- 14:35	NA	NA	07/29 21:29	Yes	WATER

AHT = Analysis Holding Time Met
THT = TCLP Holding Time Met
NA = Not Applicable

Lab ID	Sample ID	Units	Analyte	Method	Dilution Factor	Sample Date	Receive Date	TCLP Date	THT	Analysis Date	AHT	Matrix
A8B1959001	LFB	MG/L	Calcium - Total	6010	1.00	-	- 14:35	NA	NA	07/29 21:29	Yes	WATER
		MG/L	Chromium - Total	6010	1.00	-	- 14:35	NA	NA	07/29 21:29	Yes	WATER
		MG/L	Cobalt - Total	6010	1.00	-	- 14:35	NA	NA	07/29 21:29	Yes	WATER
		MG/L	Copper - Total	6010	1.00	-	- 14:35	NA	NA	07/29 21:29	Yes	WATER
		MG/L	Iron - Total	6010	1.00	-	- 14:35	NA	NA	07/29 21:29	Yes	WATER
		MG/L	Lead - Total	6010	1.00	-	- 14:35	NA	NA	07/29 21:29	Yes	WATER
		MG/L	Magnesium - Total	6010	1.00	-	- 14:35	NA	NA	07/29 21:29	Yes	WATER
		MG/L	Manganese - Total	6010	1.00	-	- 14:35	NA	NA	07/29 21:29	Yes	WATER
		MG/L	Nickel - Total	6010	1.00	-	- 14:35	NA	NA	07/29 21:29	Yes	WATER
		MG/L	Potassium - Total	6010	1.00	-	- 14:35	NA	NA	07/29 21:29	Yes	WATER
		MG/L	Selenium - Total	6010	1.00	-	- 14:35	NA	NA	07/29 21:29	Yes	WATER
		MG/L	Silver - Total	6010	1.00	-	- 14:35	NA	NA	07/29 21:29	Yes	WATER
		MG/L	Sodium - Total	6010	1.00	-	- 14:35	NA	NA	07/29 21:29	Yes	WATER
		MG/L	Thallium - Total	6010	1.00	-	- 14:35	NA	NA	07/29 21:29	Yes	WATER
		MG/L	Vanadium - Total	6010	1.00	-	- 14:35	NA	NA	07/29 21:29	Yes	WATER
		MG/L	Zinc - Total	6010	1.00	-	- 14:35	NA	NA	07/29 21:29	Yes	WATER
A8B1965201	LFB	MG/L	Aluminum - Total	6010	1.00	-	- 18:10	NA	NA	07/30 23:28	Yes	WATER
		MG/L	Antimony - Total	6010	1.00	-	- 18:10	NA	NA	07/30 23:28	Yes	WATER
		MG/L	Arsenic - Total	6010	1.00	-	- 18:10	NA	NA	07/30 23:28	Yes	WATER
		MG/L	Barium - Total	6010	1.00	-	- 18:10	NA	NA	07/30 23:28	Yes	WATER
		MG/L	Beryllium - Total	6010	1.00	-	- 18:10	NA	NA	07/30 23:28	Yes	WATER
		MG/L	Cadmium - Total	6010	1.00	-	- 18:10	NA	NA	07/30 23:28	Yes	WATER
		MG/L	Calcium - Total	6010	1.00	-	- 18:10	NA	NA	07/30 23:28	Yes	WATER
		MG/L	Chromium - Total	6010	1.00	-	- 18:10	NA	NA	07/30 23:28	Yes	WATER
		MG/L	Cobalt - Total	6010	1.00	-	- 18:10	NA	NA	07/30 23:28	Yes	WATER
		MG/L	Copper - Total	6010	1.00	-	- 18:10	NA	NA	07/30 23:28	Yes	WATER
		MG/L	Iron - Total	6010	1.00	-	- 18:10	NA	NA	07/30 23:28	Yes	WATER
		MG/L	Lead - Total	6010	1.00	-	- 18:10	NA	NA	07/30 23:28	Yes	WATER
		MG/L	Magnesium - Total	6010	1.00	-	- 18:10	NA	NA	07/30 23:28	Yes	WATER
		MG/L	Manganese - Total	6010	1.00	-	- 18:10	NA	NA	07/30 23:28	Yes	WATER
		MG/L	Nickel - Total	6010	1.00	-	- 18:10	NA	NA	07/30 23:28	Yes	WATER
		MG/L	Potassium - Total	6010	1.00	-	- 18:10	NA	NA	07/30 23:28	Yes	WATER
		MG/L	Selenium - Total	6010	1.00	-	- 18:10	NA	NA	07/30 23:28	Yes	WATER
		MG/L	Silver - Total	6010	1.00	-	- 18:10	NA	NA	07/30 23:28	Yes	WATER
		MG/L	Sodium - Total	6010	1.00	-	- 18:10	NA	NA	07/30 23:28	Yes	WATER
		MG/L	Thallium - Total	6010	1.00	-	- 18:10	NA	NA	07/30 23:28	Yes	WATER
		MG/L	Vanadium - Total	6010	1.00	-	- 18:10	NA	NA	07/30 23:28	Yes	WATER
		MG/L	Zinc - Total	6010	1.00	-	- 18:10	NA	NA	07/30 23:28	Yes	WATER
A8B1972301	LFB	MG/L	Aluminum - Total	6010	1.00	-	- 18:10	NA	NA	08/01 02:11	Yes	WATER
		MG/L	Antimony - Total	6010	1.00	-	- 18:10	NA	NA	08/01 02:11	Yes	WATER
		MG/L	Arsenic - Total	6010	1.00	-	- 18:10	NA	NA	08/01 02:11	Yes	WATER
		MG/L	Barium - Total	6010	1.00	-	- 18:10	NA	NA	08/01 02:11	Yes	WATER
		MG/L	Beryllium - Total	6010	1.00	-	- 18:10	NA	NA	08/01 02:11	Yes	WATER
		MG/L	Cadmium - Total	6010	1.00	-	- 18:10	NA	NA	08/01 02:11	Yes	WATER
		MG/L	Calcium - Total	6010	1.00	-	- 18:10	NA	NA	08/01 02:11	Yes	WATER
		MG/L	Chromium - Total	6010	1.00	-	- 18:10	NA	NA	08/01 02:11	Yes	WATER
		MG/L	Cobalt - Total	6010	1.00	-	- 18:10	NA	NA	08/01 02:11	Yes	WATER
		MG/L	Copper - Total	6010	1.00	-	- 18:10	NA	NA	08/01 02:11	Yes	WATER

AHT = Analysis Holding Time Met
THT = TCLP Holding Time Met
NA = Not Applicable

Lab ID	Sample ID	Units	Analyte	Method	Dilution Factor	Sample Date	Receive Date	TCLP Date	THT	Analysis Date	AHT	Matrix
A8B1972301	LFB	MG/L	Iron - Total	6010	1.00	-	- 18:10	NA	NA	08/01 02:11	Yes	WATER
		MG/L	Lead - Total	6010	1.00	-	- 18:10	NA	NA	08/01 02:11	Yes	WATER
		MG/L	Magnesium - Total	6010	1.00	-	- 18:10	NA	NA	08/01 02:11	Yes	WATER
		MG/L	Manganese - Total	6010	1.00	-	- 18:10	NA	NA	08/01 02:11	Yes	WATER
		MG/L	Nickel - Total	6010	1.00	-	- 18:10	NA	NA	08/01 02:11	Yes	WATER
		MG/L	Potassium - Total	6010	1.00	-	- 18:10	NA	NA	08/01 02:11	Yes	WATER
		MG/L	Selenium - Total	6010	1.00	-	- 18:10	NA	NA	08/01 02:11	Yes	WATER
		MG/L	Silver - Total	6010	1.00	-	- 18:10	NA	NA	08/01 02:11	Yes	WATER
		MG/L	Sodium - Total	6010	1.00	-	- 18:10	NA	NA	08/01 02:11	Yes	WATER
		MG/L	Thallium - Total	6010	1.00	-	- 18:10	NA	NA	08/01 02:11	Yes	WATER
		MG/L	Vanadium - Total	6010	1.00	-	- 18:10	NA	NA	08/01 02:11	Yes	WATER
		MG/L	Zinc - Total	6010	1.00	-	- 18:10	NA	NA	08/01 02:11	Yes	WATER
A8B1981201	LFB	MG/L	Aluminum - Total	6010	1.00	-	- 15:40	NA	NA	08/01 13:26	Yes	WATER
		MG/L	Antimony - Total	6010	1.00	-	- 15:40	NA	NA	08/01 13:26	Yes	WATER
		MG/L	Arsenic - Total	6010	1.00	-	- 15:40	NA	NA	08/01 13:26	Yes	WATER
		MG/L	Barium - Total	6010	1.00	-	- 15:40	NA	NA	08/01 13:26	Yes	WATER
		MG/L	Beryllium - Total	6010	1.00	-	- 15:40	NA	NA	08/01 13:26	Yes	WATER
		MG/L	Cadmium - Total	6010	1.00	-	- 15:40	NA	NA	08/01 13:26	Yes	WATER
		MG/L	Calcium - Total	6010	1.00	-	- 15:40	NA	NA	08/01 13:26	Yes	WATER
		MG/L	Chromium - Total	6010	1.00	-	- 15:40	NA	NA	08/01 13:26	Yes	WATER
		MG/L	Cobalt - Total	6010	1.00	-	- 15:40	NA	NA	08/01 13:26	Yes	WATER
		MG/L	Copper - Total	6010	1.00	-	- 15:40	NA	NA	08/01 13:26	Yes	WATER
		MG/L	Iron - Total	6010	1.00	-	- 15:40	NA	NA	08/01 13:26	Yes	WATER
		MG/L	Lead - Total	6010	1.00	-	- 15:40	NA	NA	08/01 13:26	Yes	WATER
		MG/L	Magnesium - Total	6010	1.00	-	- 15:40	NA	NA	08/01 13:26	Yes	WATER
		MG/L	Manganese - Total	6010	1.00	-	- 15:40	NA	NA	08/01 13:26	Yes	WATER
		MG/L	Nickel - Total	6010	1.00	-	- 15:40	NA	NA	08/01 13:26	Yes	WATER
		MG/L	Potassium - Total	6010	1.00	-	- 15:40	NA	NA	08/01 13:26	Yes	WATER
		MG/L	Selenium - Total	6010	1.00	-	- 15:40	NA	NA	08/01 13:26	Yes	WATER
		MG/L	Silver - Total	6010	1.00	-	- 15:40	NA	NA	08/01 13:26	Yes	WATER
		MG/L	Sodium - Total	6010	1.00	-	- 15:40	NA	NA	08/01 13:26	Yes	WATER
		MG/L	Thallium - Total	6010	1.00	-	- 15:40	NA	NA	08/01 13:26	Yes	WATER
		MG/L	Vanadium - Total	6010	1.00	-	- 15:40	NA	NA	08/01 13:26	Yes	WATER
		MG/L	Zinc - Total	6010	1.00	-	- 15:40	NA	NA	08/01 13:26	Yes	WATER

AHT = Analysis Holding Time Met
THT = TCLP Holding Time Met
NA = Not Applicable

Lab ID	Sample ID	Units	Analyte	Method	Dilution Factor	Sample Date	Receive Date	TCLP Date	THT	Analysis Date	AHT	Matrix
A8902204	EW-1-0708	MG/L	Chloride	300.0	5.00	07/25/2008 10:00	07/25 14:35	NA	NA	07/30 13:00	Yes	WATER
		MG/L	Sulfate	D-516-90	8.00	07/25/2008 10:00	07/25 14:35	NA	NA	07/29 20:36	Yes	WATER
		MG/L	Sulfide	4500-S F	1.00	07/25/2008 10:00	07/25 14:35	NA	NA	07/29 15:00	Yes	WATER
		MG/L	Cyanide - Total	9012A	1.00	07/25/2008 10:00	07/25 14:35	NA	NA	07/31 10:12	Yes	WATER
		MG/L-N	Nitrate-Nitrite	353.2	1.00	07/25/2008 10:00	07/25 14:35	NA	NA	07/31 16:38	Yes	WATER
A8902205	EW-2-0708	MG/L	Chloride	300.0	5.00	07/25/2008 10:30	07/25 14:35	NA	NA	07/30 13:00	Yes	WATER
		MG/L	Sulfate	D-516-90	16.00	07/25/2008 10:30	07/25 14:35	NA	NA	07/29 20:39	Yes	WATER
		MG/L	Sulfide	4500-S F	1.00	07/25/2008 10:30	07/25 14:35	NA	NA	07/29 15:00	Yes	WATER
		MG/L	Cyanide - Total	9012A	1.00	07/25/2008 10:30	07/25 14:35	NA	NA	07/31 10:12	Yes	WATER
		MG/L-N	Nitrate-Nitrite	353.2	2.00	07/25/2008 10:30	07/25 14:35	NA	NA	07/29 17:03	Yes	WATER
A8902206	EW-3-0708	MG/L	Chloride	300.0	5.00	07/25/2008 11:00	07/25 14:35	NA	NA	07/30 13:00	Yes	WATER
		MG/L	Sulfate	D-516-90	1.00	07/25/2008 11:00	07/25 14:35	NA	NA	07/29 20:33	Yes	WATER
		MG/L	Sulfide	4500-S F	4.00	07/25/2008 11:00	07/25 14:35	NA	NA	07/29 15:00	Yes	WATER
		MG/L	Cyanide - Total	9012A	1.00	07/25/2008 11:00	07/25 14:35	NA	NA	07/31 10:12	Yes	WATER
		MG/L-N	Nitrate-Nitrite	353.2	1.00	07/25/2008 11:00	07/25 14:35	NA	NA	07/29 17:03	Yes	WATER
A8902211	EW-3R-0708	MG/L	Sulfate	300.0	5.00	07/25/2008 11:00	07/25 14:35	NA	NA	08/12 05:09	Yes	WATER
		MG/L	Chloride	300.0	5.00	07/25/2008 11:00	07/25 14:35	NA	NA	08/11 12:18	Yes	WATER
		MG/L	Sulfide	4500-S F	4.00	07/25/2008 11:00	07/25 14:35	NA	NA	07/30 20:30	Yes	WATER
		MG/L	Cyanide - Total	9012A	2.00	07/25/2008 11:00	07/25 14:35	NA	NA	07/31 10:12	Yes	WATER
		MG/L-N	Nitrate-Nitrite	353.2	1.00	07/25/2008 11:00	07/25 14:35	NA	NA	07/29 17:03	Yes	WATER
A8902207	EW-4-0708	MG/L	Chloride	300.0	20.00	07/25/2008 11:45	07/25 14:35	NA	NA	08/01 14:00	Yes	WATER
		MG/L	Sulfate	D-516-90	11.00	07/25/2008 11:45	07/25 14:35	NA	NA	07/29 21:03	Yes	WATER
		MG/L	Sulfide	4500-S F	4.00	07/25/2008 11:45	07/25 14:35	NA	NA	07/29 15:00	Yes	WATER
		MG/L	Cyanide - Total	9012A	2.00	07/25/2008 11:45	07/25 14:35	NA	NA	07/31 10:12	Yes	WATER
		MG/L-N	Nitrate-Nitrite	353.2	1.00	07/25/2008 11:45	07/25 14:35	NA	NA	07/29 17:03	Yes	WATER
A8902208	EW-5-0708	MG/L	Chloride	300.0	20.00	07/25/2008 12:00	07/25 14:35	NA	NA	08/01 14:00	Yes	WATER
		MG/L	Sulfate	D-516-90	20.00	07/25/2008 12:00	07/25 14:35	NA	NA	07/29 20:39	Yes	WATER
		MG/L	Sulfide	4500-S F	1.00	07/25/2008 12:00	07/25 14:35	NA	NA	07/29 15:00	Yes	WATER
		MG/L	Cyanide - Total	9012A	1.00	07/25/2008 12:00	07/25 14:35	NA	NA	07/31 10:12	Yes	WATER
		MG/L-N	Nitrate-Nitrite	353.2	1.00	07/25/2008 12:00	07/25 14:35	NA	NA	07/29 17:03	Yes	WATER
A8894501	ICM-101-0708	MG/L	Chloride	300.0	20.00	07/24/2008 15:15	07/24 18:00	NA	NA	07/26 10:13	Yes	WATER
		MG/L	Sulfate	D-516-90	10.00	07/24/2008 15:15	07/24 18:00	NA	NA	07/29 19:37	Yes	WATER
		MG/L	Sulfide	4500-S F	1.00	07/24/2008 15:15	07/24 18:00	NA	NA	07/25 18:00	Yes	WATER
		MG/L	Cyanide - Total	9012A	1.00	07/24/2008 15:15	07/24 18:00	NA	NA	08/02 10:10	Yes	WATER
		MG/L-N	Nitrate-Nitrite	353.2	1.00	07/24/2008 15:15	07/24 18:00	NA	NA	07/26 14:13	Yes	WATER
A8902201	ICM-102-0708	MG/L	Chloride	300.0	5.00	07/25/2008 07:15	07/25 14:35	NA	NA	07/30 13:00	Yes	WATER
		MG/L	Sulfate	D-516-90	13.00	07/25/2008 07:15	07/25 14:35	NA	NA	07/29 22:05	Yes	WATER
		MG/L	Sulfide	4500-S F	1.00	07/25/2008 07:15	07/25 14:35	NA	NA	07/29 15:00	Yes	WATER
		MG/L	Cyanide - Total	9012A	1.00	07/25/2008 07:15	07/25 14:35	NA	NA	07/31 10:12	Yes	WATER
		MG/L-N	Nitrate-Nitrite	353.2	1.00	07/25/2008 07:15	07/25 14:35	NA	NA	07/29 17:03	Yes	WATER
A8902202	ICM-103-0708	MG/L	Chloride	300.0	5.00	07/25/2008 08:30	07/25 14:35	NA	NA	07/30 13:00	Yes	WATER
		MG/L	Sulfate	D-516-90	1.00	07/25/2008 08:30	07/25 14:35	NA	NA	07/29 18:57	Yes	WATER
		MG/L	Sulfide	4500-S F	1.00	07/25/2008 08:30	07/25 14:35	NA	NA	07/29 15:00	Yes	WATER
		MG/L	Cyanide - Total	9012A	1.00	07/25/2008 08:30	07/25 14:35	NA	NA	07/31 10:12	Yes	WATER
		MG/L-N	Nitrate-Nitrite	353.2	1.00	07/25/2008 08:30	07/25 14:35	NA	NA	07/29 17:03	Yes	WATER
A8902203	ICM-104-0708	MG/L	Chloride	300.0	5.00	07/25/2008 09:30	07/25 14:35	NA	NA	07/30 13:00	Yes	WATER
		MG/L	Sulfate	D-516-90	2.00	07/25/2008 09:30	07/25 14:35	NA	NA	08/03 12:25	Yes	WATER
		MG/L	Sulfide	4500-S F	1.00	07/25/2008 09:30	07/25 14:35	NA	NA	07/29 15:00	Yes	WATER

AHT = Analysis Holding Time Met
THT = TCLP Holding Time Met
NA = Not Applicable

Lab ID	Sample ID	Units	Analyte	Method	Dilution Factor	Sample Date	Receive Date	TCLP Date	THT	Analysis Date	AHT	Matrix
A8902203	ICM-104-0708	MG/L	Cyanide - Total	9012A	1.00	07/25/2008 09:30	07/25 14:35	NA	NA	07/31 10:12	Yes	WATER
		MG/L-N	Nitrate-Nitrite	353.2	1.00	07/25/2008 09:30	07/25 14:35	NA	NA	07/29 17:03	Yes	WATER
A8902209	ICM-105-0708	MG/L	Chloride	300.0	5.00	07/25/2008 11:45	07/25 14:35	NA	NA	07/30 13:00	Yes	WATER
		MG/L	Sulfate	D-516-90	16.00	07/25/2008 11:45	07/25 14:35	NA	NA	07/29 21:47	Yes	WATER
		MG/L	Sulfide	4500-S F	1.00	07/25/2008 11:45	07/25 14:35	NA	NA	07/29 15:00	Yes	WATER
		MG/L	Cyanide - Total	9012A	1.00	07/25/2008 11:45	07/25 14:35	NA	NA	07/31 10:12	Yes	WATER
		MG/L-N	Nitrate-Nitrite	353.2	1.00	07/25/2008 11:45	07/25 14:35	NA	NA	07/29 17:03	Yes	WATER
A8912905	RFI-17-0708	MG/L	Chloride	300.0	5.00	07/29/2008 09:00	07/29 18:10	NA	NA	08/04 10:00	Yes	WATER
		MG/L	Sulfate	D-516-90	8.00	07/29/2008 09:00	07/29 18:10	NA	NA	07/30 19:43	Yes	WATER
		MG/L	Sulfide	4500-S F	1.00	07/29/2008 09:00	07/29 18:10	NA	NA	07/30 20:30	Yes	WATER
		MG/L	Cyanide - Total	9012A	1.00	07/29/2008 09:00	07/29 18:10	NA	NA	08/01 08:05	Yes	WATER
		MG/L-N	Nitrate-Nitrite	353.2	1.00	07/29/2008 09:00	07/29 18:10	NA	NA	07/31 16:38	Yes	WATER
A8910605	RFI-18-0708	MG/L	Chloride	300.0	100.00	07/28/2008 11:30	07/28 18:10	NA	NA	08/04 14:58	Yes	WATER
		MG/L	Sulfate	D-516-90	20.00	07/28/2008 11:30	07/28 18:10	NA	NA	07/29 21:47	Yes	WATER
		MG/L	Sulfide	4500-S F	1.00	07/28/2008 11:30	07/28 18:10	NA	NA	07/29 15:00	Yes	WATER
		MG/L	Cyanide - Total	9012A	1.00	07/28/2008 11:30	07/28 18:10	NA	NA	07/31 10:12	Yes	WATER
		MG/L-N	Nitrate-Nitrite	353.2	1.00	07/28/2008 11:30	07/28 18:10	NA	NA	07/29 17:03	Yes	WATER
A8910602	RFI-20-0708	MG/L	Chloride	300.0	5.00	07/28/2008 14:45	07/28 18:10	NA	NA	08/01 11:30	Yes	WATER
		MG/L	Sulfate	D-516-90	30.00	07/28/2008 14:45	07/28 18:10	NA	NA	07/29 20:41	Yes	WATER
		MG/L	Sulfide	4500-S F	1.00	07/28/2008 14:45	07/28 18:10	NA	NA	07/29 15:00	Yes	WATER
		MG/L	Cyanide - Total	9012A	1.00	07/28/2008 14:45	07/28 18:10	NA	NA	07/31 10:12	Yes	WATER
		MG/L-N	Nitrate-Nitrite	353.2	1.00	07/28/2008 14:45	07/28 18:10	NA	NA	07/29 17:03	Yes	WATER
A8902210	RFI-22-0708	MG/L	Chloride	300.0	10.00	07/25/2008 10:45	07/25 14:35	NA	NA	08/01 14:00	Yes	WATER
		MG/L	Sulfate	D-516-90	20.00	07/25/2008 10:45	07/25 14:35	NA	NA	07/29 20:39	Yes	WATER
		MG/L	Sulfide	4500-S F	1.00	07/25/2008 10:45	07/25 14:35	NA	NA	07/29 15:00	Yes	WATER
		MG/L	Cyanide - Total	9012A	1.00	07/25/2008 10:45	07/25 14:35	NA	NA	07/31 10:12	Yes	WATER
		MG/L-N	Nitrate-Nitrite	353.2	1.00	07/25/2008 10:45	07/25 14:35	NA	NA	07/29 17:03	Yes	WATER
A8894504	RFI-24-0708	MG/L	Chloride	300.0	20.00	07/24/2008	07/24 18:00	NA	NA	07/26 10:13	Yes	WATER
		MG/L	Sulfate	D-516-90	2.00	07/24/2008	07/24 18:00	NA	NA	07/29 21:47	Yes	WATER
		MG/L	Sulfide	4500-S F	1.00	07/24/2008	07/24 18:00	NA	NA	07/25 18:00	Yes	WATER
		MG/L	Cyanide - Total	9012A	1.00	07/24/2008	07/24 18:00	NA	NA	08/02 10:10	Yes	WATER
		MG/L-N	Nitrate-Nitrite	353.2	2.00	07/24/2008	07/24 18:00	NA	NA	08/02 12:35	Yes	WATER
A8894502	RFI-25-0708	MG/L	Chloride	300.0	5.00	07/24/2008 16:45	07/24 18:00	NA	NA	07/26 10:13	Yes	WATER
		MG/L	Sulfate	D-516-90	8.00	07/24/2008 16:45	07/24 18:00	NA	NA	07/29 20:30	Yes	WATER
		MG/L	Sulfide	4500-S F	1.00	07/24/2008 16:45	07/24 18:00	NA	NA	07/25 18:00	Yes	WATER
		MG/L	Cyanide - Total	9012A	1.00	07/24/2008 16:45	07/24 18:00	NA	NA	08/01 08:05	Yes	WATER
		MG/L-N	Nitrate-Nitrite	353.2	1.00	07/24/2008 16:45	07/24 18:00	NA	NA	07/26 14:13	Yes	WATER
A8910601	RFI-27-0708	MG/L	Chloride	300.0	20.00	07/28/2008 11:30	07/28 18:10	NA	NA	08/04 14:58	Yes	WATER
		MG/L	Sulfate	D-516-90	8.00	07/28/2008 11:30	07/28 18:10	NA	NA	07/29 20:45	Yes	WATER
		MG/L	Sulfide	4500-S F	1.00	07/28/2008 11:30	07/28 18:10	NA	NA	07/29 15:00	Yes	WATER
		MG/L	Cyanide - Total	9012A	1.00	07/28/2008 11:30	07/28 18:10	NA	NA	07/31 10:12	Yes	WATER
		MG/L-N	Nitrate-Nitrite	353.2	1.00	07/28/2008 11:30	07/28 18:10	NA	NA	07/29 17:03	Yes	WATER
A8910604	RFI-28-0708	MG/L	Chloride	300.0	5.00	07/28/2008 10:15	07/28 18:10	NA	NA	08/01 11:30	Yes	WATER
		MG/L	Sulfate	D-516-90	20.00	07/28/2008 10:15	07/28 18:10	NA	NA	07/29 20:41	Yes	WATER
		MG/L	Sulfide	4500-S F	1.00	07/28/2008 10:15	07/28 18:10	NA	NA	07/29 15:00	Yes	WATER
		MG/L	Cyanide - Total	9012A	1.00	07/28/2008 10:15	07/28 18:10	NA	NA	07/31 10:12	Yes	WATER
		MG/L-N	Nitrate-Nitrite	353.2	1.00	07/28/2008 10:15	07/28 18:10	NA	NA	07/29 17:03	Yes	WATER
A8912901	RFI-29-0708	MG/L	Chloride	300.0	5.00	07/29/2008 07:00	07/29 18:10	NA	NA	08/04 10:00	Yes	WATER

AHT = Analysis Holding Time Met
THT = TCLP Holding Time Met
NA = Not Applicable

Lab ID	Sample ID	Units	Analyte	Method	Dilution Factor	Sample Date	Receive Date	TCLP Date	THT	Analysis Date	AHT	Matrix
A8912901	RFI-29-0708	MG/L	Sulfate	D-516-90	5.00	07/29/2008 07:00	07/29 18:10	NA	NA	07/30 19:11	Yes	WATER
		MG/L	Sulfide	4500-S F	1.00	07/29/2008 07:00	07/29 18:10	NA	NA	07/30 20:30	Yes	WATER
		MG/L	Cyanide - Total	9012A	1.00	07/29/2008 07:00	07/29 18:10	NA	NA	08/01 08:05	Yes	WATER
		MG/L-N	Nitrate-Nitrite	353.2	2.00	07/29/2008 07:00	07/29 18:10	NA	NA	07/31 16:38	Yes	WATER
A8910603	RFI-30-0708	MG/L	Chloride	300.0	20.00	07/28/2008 16:00	07/28 18:10	NA	NA	08/04 14:58	Yes	WATER
		MG/L	Sulfate	D-516-90	16.00	07/28/2008 16:00	07/28 18:10	NA	NA	07/29 21:03	Yes	WATER
		MG/L	Sulfide	4500-S F	1.00	07/28/2008 16:00	07/28 18:10	NA	NA	07/29 15:00	Yes	WATER
		MG/L	Cyanide - Total	9012A	1.00	07/28/2008 16:00	07/28 18:10	NA	NA	07/31 10:12	Yes	WATER
		MG/L-N	Nitrate-Nitrite	353.2	1.00	07/28/2008 16:00	07/28 18:10	NA	NA	07/29 17:03	Yes	WATER
A8910606	RFI-31-0708	MG/L	Chloride	300.0	100.00	07/28/2008 15:15	07/28 18:10	NA	NA	08/04 14:58	Yes	WATER
		MG/L	Sulfate	D-516-90	30.00	07/28/2008 15:15	07/28 18:10	NA	NA	07/29 21:46	Yes	WATER
		MG/L	Sulfide	4500-S F	1.00	07/28/2008 15:15	07/28 18:10	NA	NA	07/29 15:00	Yes	WATER
		MG/L	Cyanide - Total	9012A	1.00	07/28/2008 15:15	07/28 18:10	NA	NA	07/31 10:12	Yes	WATER
		MG/L-N	Nitrate-Nitrite	353.2	1.00	07/28/2008 15:15	07/28 18:10	NA	NA	07/29 17:03	Yes	WATER
A8912903	RFI-32-0708	MG/L	Chloride	300.0	5.00	07/29/2008 10:00	07/29 18:10	NA	NA	08/04 10:00	Yes	WATER
		MG/L	Sulfate	D-516-90	5.00	07/29/2008 10:00	07/29 18:10	NA	NA	07/30 19:11	Yes	WATER
		MG/L	Sulfide	4500-S F	1.00	07/29/2008 10:00	07/29 18:10	NA	NA	07/30 20:30	Yes	WATER
		MG/L	Cyanide - Total	9012A	1.00	07/29/2008 10:00	07/29 18:10	NA	NA	08/01 08:05	Yes	WATER
		MG/L-N	Nitrate-Nitrite	353.2	1.00	07/29/2008 10:00	07/29 18:10	NA	NA	07/31 16:38	Yes	WATER
A8912902	RFI-33-0708	MG/L	Chloride	300.0	10.00	07/29/2008 08:00	07/29 18:10	NA	NA	08/05 13:33	Yes	WATER
		MG/L	Sulfate	D-516-90	5.00	07/29/2008 08:00	07/29 18:10	NA	NA	07/30 19:11	Yes	WATER
		MG/L	Sulfide	4500-S F	1.00	07/29/2008 08:00	07/29 18:10	NA	NA	07/30 20:30	Yes	WATER
		MG/L	Cyanide - Total	9012A	1.00	07/29/2008 08:00	07/29 18:10	NA	NA	08/01 08:05	Yes	WATER
		MG/L-N	Nitrate-Nitrite	353.2	1.00	07/29/2008 08:00	07/29 18:10	NA	NA	07/31 16:38	Yes	WATER
A8910607	RFI-35-0708	MG/L	Chloride	300.0	5.00	07/28/2008 16:30	07/28 18:10	NA	NA	08/01 11:30	Yes	WATER
		MG/L	Sulfate	D-516-90	121.00	07/28/2008 16:30	07/28 18:10	NA	NA	07/29 21:46	Yes	WATER
		MG/L	Sulfide	4500-S F	1.00	07/28/2008 16:30	07/28 18:10	NA	NA	07/30 20:30	Yes	WATER
		MG/L	Cyanide - Total	9012A	1.00	07/28/2008 16:30	07/28 18:10	NA	NA	07/31 10:12	Yes	WATER
		MG/L-N	Nitrate-Nitrite	353.2	1.00	07/28/2008 16:30	07/28 18:10	NA	NA	07/29 17:03	Yes	WATER
A8912907	RFI-36-0708	MG/L	Chloride	300.0	5.00	07/29/2008 13:45	07/29 18:10	NA	NA	08/04 10:00	Yes	WATER
		MG/L	Sulfate	D-516-90	50.00	07/29/2008 13:45	07/29 18:10	NA	NA	07/30 20:09	Yes	WATER
		MG/L	Sulfide	4500-S F	1.00	07/29/2008 13:45	07/29 18:10	NA	NA	07/30 20:30	Yes	WATER
		MG/L	Cyanide - Total	9012A	1.00	07/29/2008 13:45	07/29 18:10	NA	NA	08/01 08:05	Yes	WATER
		MG/L-N	Nitrate-Nitrite	353.2	1.00	07/29/2008 13:45	07/29 18:10	NA	NA	07/31 16:38	Yes	WATER
A8912910	RFI-39-0708	MG/L	Chloride	300.0	50.00	07/29/2008 10:35	07/29 18:10	NA	NA	08/05 13:33	Yes	WATER
		MG/L	Sulfate	D-516-90	121.00	07/29/2008 10:35	07/29 18:10	NA	NA	07/30 21:06	Yes	WATER
		MG/L	Sulfide	4500-S F	1.00	07/29/2008 10:35	07/29 18:10	NA	NA	07/30 20:30	Yes	WATER
		MG/L	Cyanide - Total	9012A	1.00	07/29/2008 10:35	07/29 18:10	NA	NA	08/01 08:05	Yes	WATER
		MG/L-N	Nitrate-Nitrite	353.2	1.00	07/29/2008 10:35	07/29 18:10	NA	NA	07/31 16:38	Yes	WATER
A8912912	RFI-43-0708	MG/L	Chloride	300.0	5.00	07/29/2008 15:00	07/29 18:10	NA	NA	08/04 10:00	Yes	WATER
		MG/L	Sulfate	D-516-90	30.00	07/29/2008 15:00	07/29 18:10	NA	NA	07/31 17:40	Yes	WATER
		MG/L	Sulfide	4500-S F	1.00	07/29/2008 15:00	07/29 18:10	NA	NA	07/30 20:30	Yes	WATER
		MG/L	Cyanide - Total	9012A	1.00	07/29/2008 15:00	07/29 18:10	NA	NA	08/01 08:05	Yes	WATER
		MG/L-N	Nitrate-Nitrite	353.2	1.00	07/29/2008 15:00	07/29 18:10	NA	NA	07/31 16:38	Yes	WATER
A8912909	RFI-45-0708	MG/L	Chloride	300.0	20.00	07/29/2008 09:15	07/29 18:10	NA	NA	08/05 13:33	Yes	WATER
		MG/L	Sulfate	D-516-90	50.00	07/29/2008 09:15	07/29 18:10	NA	NA	07/30 20:09	Yes	WATER
		MG/L	Sulfide	4500-S F	1.00	07/29/2008 09:15	07/29 18:10	NA	NA	07/30 20:30	Yes	WATER
		MG/L	Cyanide - Total	9012A	1.00	07/29/2008 09:15	07/29 18:10	NA	NA	08/01 08:05	Yes	WATER

AHT = Analysis Holding Time Met
THT = TCLP Holding Time Met
NA = Not Applicable

Lab ID	Sample ID	Units	Analyte	Method	Dilution Factor	Sample Date	Receive Date	TCLP Date	THT	Analysis Date	AHT	Matrix
A8912909	RFI-45-0708	MG/L-N	Nitrate-Nitrite	353.2	5.00	07/29/2008 09:15	07/29 18:10	NA	NA	07/31 16:38	Yes	WATER
A8912908	RFI-51-0708	MG/L	Chloride	300.0	5.00	07/29/2008 14:30	07/29 18:10	NA	NA	08/04 10:00	Yes	WATER
		MG/L	Sulfate	D-516-90	50.00	07/29/2008 14:30	07/29 18:10	NA	NA	07/30 20:09	Yes	WATER
		MG/L	Sulfide	4500-S F	1.00	07/29/2008 14:30	07/29 18:10	NA	NA	07/30 20:30	Yes	WATER
		MG/L	Cyanide - Total	9012A	1.00	07/29/2008 14:30	07/29 18:10	NA	NA	08/01 08:05	Yes	WATER
		MG/L-N	Nitrate-Nitrite	353.2	1.00	07/29/2008 14:30	07/29 18:10	NA	NA	07/31 16:38	Yes	WATER
A8912913	RFI-PZ17-0708	MG/L	Chloride	300.0	5.00	07/29/2008 16:30	07/29 18:10	NA	NA	08/04 10:00	Yes	WATER
		MG/L	Sulfate	D-516-90	5.00	07/29/2008 16:30	07/29 18:10	NA	NA	07/31 17:20	Yes	WATER
		MG/L	Sulfide	4500-S F	1.00	07/29/2008 16:30	07/29 18:10	NA	NA	07/30 20:30	Yes	WATER
		MG/L	Cyanide - Total	9012A	1.00	07/29/2008 16:30	07/29 18:10	NA	NA	08/01 08:05	Yes	WATER
		MG/L-N	Nitrate-Nitrite	353.2	1.00	07/29/2008 16:30	07/29 18:10	NA	NA	07/31 16:38	Yes	WATER
A8912904	RFI-PZ18-0708	MG/L	Chloride	300.0	5.00	07/29/2008 15:30	07/29 18:10	NA	NA	08/04 10:00	Yes	WATER
		MG/L	Sulfate	D-516-90	5.00	07/29/2008 15:30	07/29 18:10	NA	NA	07/30 19:11	Yes	WATER
		MG/L	Sulfide	4500-S F	1.00	07/29/2008 15:30	07/29 18:10	NA	NA	07/30 20:30	Yes	WATER
		MG/L	Cyanide - Total	9012A	1.00	07/29/2008 15:30	07/29 18:10	NA	NA	08/01 08:05	Yes	WATER
		MG/L-N	Nitrate-Nitrite	353.2	1.00	07/29/2008 15:30	07/29 18:10	NA	NA	07/31 16:38	Yes	WATER
A8912911	RFI-PZ19-0708	MG/L	Chloride	300.0	5.00	07/29/2008 12:10	07/29 18:10	NA	NA	08/04 10:00	Yes	WATER
		MG/L	Sulfate	D-516-90	121.00	07/29/2008 12:10	07/29 18:10	NA	NA	07/30 21:06	Yes	WATER
		MG/L	Sulfide	4500-S F	4.00	07/29/2008 12:10	07/29 18:10	NA	NA	07/30 20:30	Yes	WATER
		MG/L	Cyanide - Total	9012A	1.00	07/29/2008 12:10	07/29 18:10	NA	NA	08/01 08:05	Yes	WATER
		MG/L-N	Nitrate-Nitrite	353.2	1.00	07/29/2008 12:10	07/29 18:10	NA	NA	07/31 16:38	Yes	WATER
A8894503	WG-R-R-0708	MG/L	Chloride	300.0	5.00	07/24/2008	07/24 18:00	NA	NA	07/26 10:13	Yes	WATER
		MG/L	Sulfate	D-516-90	1.00	07/24/2008	07/24 18:00	NA	NA	07/29 18:51	Yes	WATER
		MG/L	Sulfide	4500-S F	1.00	07/24/2008	07/24 18:00	NA	NA	07/25 18:00	Yes	WATER
		MG/L	Cyanide - Total	9012A	1.00	07/24/2008	07/24 18:00	NA	NA	07/30 10:11	Yes	WATER
		MG/L-N	Nitrate-Nitrite	353.2	1.00	07/24/2008	07/24 18:00	NA	NA	07/26 14:13	Yes	WATER

AHT = Analysis Holding Time Met
THT = TCLP Holding Time Met
NA = Not Applicable

Lab ID	Sample ID	Units	Analyte	Method	Dilution Factor	Sample Date	Receive Date	TCLP Date	THT	Analysis Date	AHT	Matrix
A8902211MS	EW-3R-0708	MG/L	Sulfate	300.0	5.00	07/25/2008 11:00	07/25 14:35	NA	NA	08/12 05:09	Yes	WATER
		MG/L	Chloride	300.0	5.00	07/25/2008 11:00	07/25 14:35	NA	NA	08/11 12:18	Yes	WATER
		MG/L	Sulfide	4500-S F	2.00	07/25/2008 11:00	07/25 14:35	NA	NA	07/30 20:30	Yes	WATER
		MG/L	Cyanide - Total	9012A	2.00	07/25/2008 11:00	07/25 14:35	NA	NA	07/31 10:12	Yes	WATER
		MG/L-N	Nitrate-Nitrite	353.2	1.00	07/25/2008 11:00	07/25 14:35	NA	NA	07/29 17:03	Yes	WATER
A8902211SD	EW-3R-0708	MG/L	Sulfate	300.0	5.00	07/25/2008 11:00	07/25 14:35	NA	NA	08/12 05:09	Yes	WATER
		MG/L	Chloride	300.0	5.00	07/25/2008 11:00	07/25 14:35	NA	NA	08/11 12:18	Yes	WATER
		MG/L	Sulfide	4500-S F	2.00	07/25/2008 11:00	07/25 14:35	NA	NA	07/30 20:30	Yes	WATER
		MG/L	Cyanide - Total	9012A	2.00	07/25/2008 11:00	07/25 14:35	NA	NA	07/31 10:12	Yes	WATER
		MG/L-N	Nitrate-Nitrite	353.2	1.00	07/25/2008 11:00	07/25 14:35	NA	NA	07/29 17:03	Yes	WATER
A8902210MS	RFI-22-0708	MG/L	Chloride	300.0	10.00	07/25/2008 10:45	07/25 14:35	NA	NA	08/01 14:00	Yes	WATER
A8910606MS	RFI-31-0708	MG/L	Chloride	300.0	100.00	07/28/2008 15:15	07/28 18:10	NA	NA	08/04 14:58	Yes	WATER
A8910607MS	RFI-35-0708	MG/L	Cyanide - Total	9012A	1.00	07/28/2008 16:30	07/28 18:10	NA	NA	07/31 10:12	Yes	WATER
A8912907MS	RFI-36-0708	MG/L	Chloride	300.0	5.00	07/29/2008 13:45	07/29 18:10	NA	NA	08/04 10:00	Yes	WATER
A8894503MS	WG-R-R-0708	MG/L	Sulfide	4500-S F	1.00	07/24/2008	07/24 18:00	NA	NA	07/25 18:00	Yes	WATER
A8B1969002	MBLK	MG/L	Sulfate	D-516-90	1.00	-	- 18:00	NA	NA	07/29 17:13	Yes	WATER
		MG/L	Sulfate	D-516-90	1.00	-	- 14:35	NA	NA	07/29 17:13	Yes	WATER
		MG/L	Sulfate	D-516-90	1.00	-	- 18:10	NA	NA	07/29 17:13	Yes	WATER
A8B1976902	MBLK	MG/L	Sulfate	D-516-90	1.00	-	- 14:35	NA	NA	07/30 17:29	Yes	WATER
		MG/L	Sulfate	D-516-90	1.00	-	- 18:10	NA	NA	07/30 17:29	Yes	WATER
A8B1986102	MBLK	MG/L	Sulfate	D-516-90	1.00	-	- 18:10	NA	NA	07/31 14:31	Yes	WATER
A8B1994102	MBLK	MG/L	Sulfate	D-516-90	1.00	-	- 14:35	NA	NA	08/02 11:48	Yes	WATER
A8B1995102	MBLK	MG/L	Sulfate	D-516-90	1.00	-	- 14:35	NA	NA	08/03 08:49	Yes	WATER
A8B1951302	Method Blank	MG/L	Sulfide	4500-S F	1.00	-	- 18:00	NA	NA	07/25 18:00	Yes	WATER
A8B1953202	Method Blank	MG/L-N	Nitrate-Nitrite	353.2	1.00	-	- 18:00	NA	NA	07/26 14:13	Yes	WATER
A8B1955002	Method Blank	MG/L	Chloride	300.0	1.00	-	- 18:00	NA	NA	07/26 10:13	Yes	WATER
A8B1957202	Method Blank	MG/L	Chloride	300.0	1.00	-	- 14:35	NA	NA	07/30 13:00	Yes	WATER
A8B1966302	Method Blank	MG/L	Cyanide - Total	9012A	1.00	-	- 18:00	NA	NA	07/30 10:11	Yes	WATER
A8B1966402	Method Blank	MG/L	Sulfide	4500-S F	1.00	-	- 14:35	NA	NA	07/29 15:00	Yes	WATER
		MG/L	Sulfide	4500-S F	1.00	-	- 18:10	NA	NA	07/29 15:00	Yes	WATER
A8B1966902	Method Blank	MG/L-N	Nitrate-Nitrite	353.2	1.00	-	- 14:35	NA	NA	07/29 17:03	Yes	WATER
		MG/L-N	Nitrate-Nitrite	353.2	1.00	-	- 18:10	NA	NA	07/29 17:03	Yes	WATER
A8B1970702	Method Blank	MG/L	Cyanide - Total	9012A	1.00	-	- 14:35	NA	NA	07/31 10:12	Yes	WATER
		MG/L	Cyanide - Total	9012A	1.00	-	- 18:10	NA	NA	07/31 10:12	Yes	WATER
A8B1973302	Method Blank	MG/L	Chloride	300.0	1.00	-	- 18:10	NA	NA	08/01 11:30	Yes	WATER
A8B1975902	Method Blank	MG/L	Sulfide	4500-S F	1.00	-	- 14:35	NA	NA	07/30 20:30	Yes	WATER
		MG/L	Sulfide	4500-S F	1.00	-	- 18:10	NA	NA	07/30 20:30	Yes	WATER
		MG/L	Sulfide	4500-S F	1.00	-	- 18:10	NA	NA	07/30 20:30	Yes	WATER
A8B1977502	Method Blank	MG/L	Chloride	300.0	1.00	-	- 14:35	NA	NA	08/01 14:00	Yes	WATER
A8B1981902	Method Blank	MG/L	Cyanide - Total	9012A	1.00	-	- 18:00	NA	NA	08/01 08:05	Yes	WATER
		MG/L	Cyanide - Total	9012A	1.00	-	- 18:10	NA	NA	08/01 08:05	Yes	WATER
A8B1984302	Method Blank	MG/L-N	Nitrate-Nitrite	353.2	1.00	-	- 14:35	NA	NA	07/31 16:38	Yes	WATER
		MG/L-N	Nitrate-Nitrite	353.2	1.00	-	- 18:10	NA	NA	07/31 16:38	Yes	WATER
A8B1987602	Method Blank	MG/L	Chloride	300.0	1.00	-	- 18:10	NA	NA	08/04 10:00	Yes	WATER
A8B1988202	Method Blank	MG/L	Cyanide - Total	9012A	1.00	-	- 18:00	NA	NA	08/02 10:10	Yes	WATER
A8B1993402	Method Blank	MG/L-N	Nitrate-Nitrite	353.2	1.00	-	- 18:00	NA	NA	08/02 12:35	Yes	WATER
A8B2000502	Method Blank	MG/L	Chloride	300.0	1.00	-	- 18:10	NA	NA	08/04 14:58	Yes	WATER
A8B2005402	Method Blank	MG/L	Chloride	300.0	1.00	-	- 18:10	NA	NA	08/05 13:33	Yes	WATER

AHT = Analysis Holding Time Met
THT = TCLP Holding Time Met
NA = Not Applicable

Lab ID	Sample ID	Units	Analyte	Method	Dilution Factor	Sample Date	Receive Date	TCLP Date	THT	Analysis Date	AHT	Matrix
A8B2037402	Method Blank	MG/L	Chloride	300.0	1.00	-	- 14:35	NA	NA	08/11 12:18	Yes	WATER
A8B2050002	Method Blank	MG/L	Sulfate	300.0	1.00	-	- 14:35	NA	NA	08/12 05:09	Yes	WATER
A8B1951301	LCS	MG/L	Sulfide	4500-S F	1.00	-	- 18:00	NA	NA	07/25 18:00	Yes	WATER
A8B1953201	LCS	MG/L-N	Nitrate-Nitrite	353.2	1.00	-	- 18:00	NA	NA	07/26 14:13	Yes	WATER
A8B1955001	LCS	MG/L	Chloride	300.0	1.00	-	- 18:00	NA	NA	07/26 10:13	Yes	WATER
A8B1957201	LCS	MG/L	Chloride	300.0	1.00	-	- 14:35	NA	NA	07/30 13:00	Yes	WATER
A8B1966301	LCS	MG/L	Cyanide - Total	9012A	1.00	-	- 18:00	NA	NA	07/30 10:11	Yes	WATER
A8B1966401	LCS	MG/L	Sulfide	4500-S F	1.00	-	- 14:35	NA	NA	07/29 15:00	Yes	WATER
		MG/L	Sulfide	4500-S F	1.00	-	- 18:10	NA	NA	07/29 15:00	Yes	WATER
A8B1966901	LCS	MG/L-N	Nitrate-Nitrite	353.2	1.00	-	- 14:35	NA	NA	07/29 17:03	Yes	WATER
		MG/L-N	Nitrate-Nitrite	353.2	1.00	-	- 18:10	NA	NA	07/29 17:03	Yes	WATER
A8B1969001	LCS	MG/L	Sulfate	D-516-90	1.00	-	- 18:00	NA	NA	07/29 17:13	Yes	WATER
		MG/L	Sulfate	D-516-90	1.00	-	- 14:35	NA	NA	07/29 17:13	Yes	WATER
		MG/L	Sulfate	D-516-90	1.00	-	- 18:10	NA	NA	07/29 17:13	Yes	WATER
A8B1970701	LCS	MG/L	Cyanide - Total	9012A	1.00	-	- 14:35	NA	NA	07/31 10:12	Yes	WATER
		MG/L	Cyanide - Total	9012A	1.00	-	- 18:10	NA	NA	07/31 10:12	Yes	WATER
A8B1973301	LCS	MG/L	Chloride	300.0	1.00	-	- 18:10	NA	NA	08/01 11:30	Yes	WATER
A8B1975901	LCS	MG/L	Sulfide	4500-S F	1.00	-	- 14:35	NA	NA	07/30 20:30	Yes	WATER
		MG/L	Sulfide	4500-S F	1.00	-	- 18:10	NA	NA	07/30 20:30	Yes	WATER
		MG/L	Sulfide	4500-S F	1.00	-	- 18:10	NA	NA	07/30 20:30	Yes	WATER
A8B1976901	LCS	MG/L	Sulfate	D-516-90	1.00	-	- 14:35	NA	NA	07/30 17:29	Yes	WATER
		MG/L	Sulfate	D-516-90	1.00	-	- 18:10	NA	NA	07/30 17:29	Yes	WATER
A8B1977501	LCS	MG/L	Chloride	300.0	1.00	-	- 14:35	NA	NA	08/01 14:00	Yes	WATER
A8B1981901	LCS	MG/L	Cyanide - Total	9012A	1.00	-	- 18:00	NA	NA	08/01 08:05	Yes	WATER
		MG/L	Cyanide - Total	9012A	1.00	-	- 18:10	NA	NA	08/01 08:05	Yes	WATER
A8B1984301	LCS	MG/L-N	Nitrate-Nitrite	353.2	1.00	-	- 14:35	NA	NA	07/31 16:38	Yes	WATER
		MG/L-N	Nitrate-Nitrite	353.2	1.00	-	- 18:10	NA	NA	07/31 16:38	Yes	WATER
A8B1986101	LCS	MG/L	Sulfate	D-516-90	1.00	-	- 18:10	NA	NA	07/31 14:31	Yes	WATER
A8B1987601	LCS	MG/L	Chloride	300.0	1.00	-	- 18:10	NA	NA	08/04 10:00	Yes	WATER
A8B1988201	LCS	MG/L	Cyanide - Total	9012A	1.00	-	- 18:00	NA	NA	08/02 10:10	Yes	WATER
A8B1993401	LCS	MG/L-N	Nitrate-Nitrite	353.2	1.00	-	- 18:00	NA	NA	08/02 12:35	Yes	WATER
A8B1994101	LCS	MG/L	Sulfate	D-516-90	1.00	-	- 14:35	NA	NA	08/02 11:48	Yes	WATER
A8B1995101	LCS	MG/L	Sulfate	D-516-90	1.00	-	- 14:35	NA	NA	08/03 08:49	Yes	WATER
A8B2000501	LCS	MG/L	Chloride	300.0	1.00	-	- 18:10	NA	NA	08/04 14:58	Yes	WATER
A8B2005401	LCS	MG/L	Chloride	300.0	1.00	-	- 18:10	NA	NA	08/05 13:33	Yes	WATER
A8B2037401	LCS	MG/L	Chloride	300.0	1.00	-	- 14:35	NA	NA	08/11 12:18	Yes	WATER
A8B2050001	LCS	MG/L	Sulfate	300.0	1.00	-	- 14:35	NA	NA	08/12 05:09	Yes	WATER

AHT = Analysis Holding Time Met
THT = TCLP Holding Time Met
NA = Not Applicable

Chain of Custody Record

Temperature on Receipt _____

Drinking Water? Yes ☐ No ☐

TestAmerica
THE LEADER IN ENVIRONMENTAL TESTING

TAL-4124 (1007) 86662

Client	Project Manager	Date	Chain of Custody Number
MACTEC	John Scrabis	7/24/08	087067
Address	**Telephone Number (Area Code)/Fax Number**	**Lab Number**	**Page** 1 of 1
800 N. Bell Ave. Suite 200	412-279-6661		
City / State / Zip Code	**Site Contact**	**Lab Contact**	
Carnegie / PA / 15106	W. Swinhart		
Project Name and Location (State)	**Carrier/Waybill Number**		
Contract/Purchase Order/Quote No.			

Sample I.D. No. and Description (Containers for each sample may be combined on one line)	Date	Time	Matrix: Air	Aqueous	Sed.	Soil	Containers & Preservatives: Unpres.	H2SO4	HNO3	HCl	NaOH	ZnAc/NaOH	Analysis: VOC	SVOC	Metal	Cyanide	Sulfide	CL/Sulfate	Nitrate/Nitrite	Special Instructions/ Conditions of Receipt
ICM-101-0708	7/24/08	1515		X			X	X	X	X	X	X	2	2	1	1	1	1	1	
RFI-25-0708	7/24/08	1645		X			X	X	X	X	X	X	2	2	1	1	1	1	1	
W6-R-R-0708	7/24/08			X			X	X	X	X	X	X	2	2	1	1	1	1	1	
RFI-24-0708	7/24/08			X			X	X	X	X	X	X	2	2	1	1	1	1	1	
Trip Blank				X																

Possible Hazard Identification
☐ Non-Hazard ☐ Flammable ☐ Skin Irritant ☐ Poison B ☒ Unknown

Sample Disposal
☐ Return To Client ☒ Disposal By Lab ☐ Archive For _____ Months
(A fee may be assessed if samples are retained longer than 1 month)

Turn Around Time Required
☐ 24 Hours ☐ 48 Hours ☐ 7 Days ☐ 14 Days ☐ 21 Days ☒ Other Standard

QC Requirements (Specify)

	Date	Time		Date	Time
1. Relinquished By	7-24-08	1800	1. Received By	7/24/08	1800
2. Relinquished By			2. Received By		
3. Relinquished By			3. Received By		

Comments

5.0°C

DISTRIBUTION: WHITE - Returned to Client with Report; CANARY - Stays with the Sample; PINK - Field Copy

379/385

Chain of Custody Record

Temperature on Receipt _____

Drinking Water? Yes ☐ No ☐

TestAmerica
THE LEADER IN ENVIRONMENTAL TESTING

TAL-4124 (1007)

Client	Project Manager	Date	Chain of Custody Number
MACTEC	JOHN SCRABIS	7-25-08	087069
Address	**Telephone Number (Area Code)/Fax Number**	**Lab Number**	**Page 2 of 2**
800 North Bell Ave Suite 200	412-279-6661		
City / **State** / **Zip Code**	**Site Contact**	**Lab Contact**	
Carnegie / PA / 15106	W. SWINDLEHURST	B. FISCHER	
Project Name and Location (State)	**Carrier/Waybill Number**		
3rd QTR Buff Color	HAND DELIVER		
Contract/Purchase Order/Quote No.			

Sample I.D. No. and Description (Containers for each sample may be combined on one line)	Date	Time	Matrix: Air	Aqueous	Sed.	Soil	Containers & Preservatives: Unpres.	H2SO4	HNO3	HCl	NaOH	ZnAc/ NaOH	Analysis: VOC	SVOC	Metal	Cyanide	Sulfide	Cl/Sulfate	Nitrate/Nitrite	Special Instructions/ Conditions of Receipt
MS-0708	7-25-08	1100		X			X	X	✓	X	✓	Y	2	2	1	1	1	1	1	
MSD-0708	7-25-08	1100		X			X	X	✓	X	X	Y	2	2	1	1	1	1	1	

Possible Hazard Identification
☐ Non-Hazard ☐ Flammable ☐ Skin Irritant ☐ Poison B ☒ Unknown

Sample Disposal
☐ Return To Client ☒ Disposal By Lab ☐ Archive For _____ Months (A fee may be assessed if samples are retained longer than 1 month)

Turn Around Time Required
☐ 24 Hours ☐ 48 Hours ☐ 7 Days ☐ 14 Days ☐ 21 Days ☒ Other STANDARD

QC Requirements (Specify)

	Date	Time		Date	Time
1. Relinquished By	7-25-08	1435	1. Received By	7/25/08	1435
2. Relinquished By			2. Received By		
3. Relinquished By			3. Received By		

Comments

3 < 2.0 C

DISTRIBUTION: WHITE - Returned to Client with Report; CANARY - Stays with the Sample; PINK - Field Copy

380/385

Chain of Custody Record

Temperature on Receipt _____

Drinking Water? Yes ☐ No ☐

TestAmerica
THE LEADER IN ENVIRONMENTAL TESTING

TAL-4124 (1007)

Client	Project Manager	Date	Chain of Custody Number
MACTEC	JOHN SCRABIS	7-25-08	087068
Address	**Telephone Number (Area Code)/Fax Number**	**Lab Number**	**Page 1 of 2**
800 NORTH BELL AVE SUITE 200	412-279-6661		
City / **State** / **Zip Code**	**Site Contact**	**Lab Contact**	
CARNEGIE / PA / 15106	W. SWINEHART	B. FISCHER	
Project Name and Location (State)	**Carrier/Waybill Number**		
3RD QTR BUFF COLOR	HAND DELIVER		
Contract/Purchase Order/Quote No.			

Sample I.D. No. and Description (Containers for each sample may be combined on one line)	Date	Time	Matrix: Air	Aqueous	Sed.	Soil	Containers & Preservatives: Unpres.	H2SO4	HNO3	HCl	NaOH	ZnAc/NaOH	VOC	SVOC	METAL	CYANIDE	SULFIDE	CL/SULFATE	NITRATE/NITRITE	Special Instructions/ Conditions of Receipt
ICM-102-0708	7-25-08	0715		X			X	X	X	X	X	X	2	2	1	1	1	1	1	
ICM-103-0708	7-25-08	0830		X			X	X	X	X	X	X	2	2	1	1	1	1	1	
ICM-104-0708	7-25-08	0930		X			X	X	X	X	X	X	2	2	1	1	1	1	1	
EW-1-0708	7-25-08	1000		X			X	X	X	X	X	X	2	2	1	1	1	1	1	
EW-2-0708	7-25-08	1030		X			X	X	X	X	X	X	2	2	1	1	1	1	1	
EW-3-0708	7-25-08	1100		X			X	X	X	X	X	X	2	2	1	1	1	1	1	
EW-4-0708	7-25-08	1145		X			X	X	X	X	X	X	2	2	1	1	1	1	1	
EW-5-0708	7-25-08	1200		X			X	X	X	X	X	X	2	2	1	1	1	1	1	
ICM-105-0708	7-25-08	1145		X			X	X	X	X	X	X	2	2	1	1	1	1	1	
RFI-22-0708	7-25-08	1045		X			X	X	X	X	X	X	2	2	1	1	1	1	1	
EW-3R-0708	7-25-08	1100		X			X	X	X	X	X	X	2	2	1	1	1	1	1	
TRIP BLANK	7-25-08	—		X						X			1							

Possible Hazard Identification
☐ Non-Hazard ☐ Flammable ☐ Skin Irritant ☐ Poison B ☒ Unknown

Sample Disposal
☐ Return To Client ☑ Disposal By Lab ☐ Archive For _____ Months (A fee may be assessed if samples are retained longer than 1 month)

Turn Around Time Required
☐ 24 Hours ☐ 48 Hours ☐ 7 Days ☐ 14 Days ☐ 21 Days ☒ Other STANDARD

QC Requirements (Specify)

	Date	Time		Date	Time
1. Relinquished By	7-25-08	1435	1. Received By	7/25/08	1435
2. Relinquished By			2. Received By		
3. Relinquished By			3. Received By		

Comments

3e2.0c

DISTRIBUTION: WHITE - Returned to Client with Report; CANARY - Stays with the Sample; PINK - Field Copy

381/385

Chain of Custody Record

TestAmerica
THE LEADER IN ENVIRONMENTAL TESTING

TAL-4142 (0907)

Client	Project Manager	Date	Chain of Custody Number
MACTEC	John Scrabis	7/28/08	390527
Address	**Telephone Number (Area Code)/Fax Number**	**Lab Number**	**Page 1 of 1**
800 N. Bell Ave. Suite 200	412-279-6661		
City / **State** / **Zip Code**	**Site Contact**	**Lab Contact**	
Carnegie / PA / 15106	W. Swinehart	Brian Fisher	
Project Name and Location (State)	**Carrier/Waybill Number**		
Buffalo Color - 3rd Quarter 2008			
Contract/Purchase Order/Quote No.			

Sample I.D. No. and Description (Containers for each sample may be combined on one line)	Date	Time	Matrix: Air	Aqueous	Sed.	Soil	Containers & Preservatives: Unpres.	H2SO4	HNO3	HCl	NaOH	ZnAc/NaOH	Analysis: VOC	SVOC	Metals	Cyanide	Sulfide	Cl/Sulfate	Nitrite/Nitrate
RFI-27-0708	7/28/08	1130		X			X	X	X	X	X	X	2	2	1	1	1	1	1
RFI-20-0708	7/28/08	1145		X			X	X	X	X	X	X	2	2	1	1	1	1	1
RFI-30-0708	7/28/08	1600		X			X	X	X	X	X	X	2	2	1	1	1	1	1
RFI-28-0708	7/28/08	1015		X			X	X	X	X	X	X	2	2	1	1	1	1	1
RFI-18-0708	7/28/08	1130		X			X	X	X	X	X	X	2	2	1	1	1	1	1
RFI-31-0708	7/28/08	1515		X			X	X	X	X	X	X	2	2	1	1	1	1	1
RFI-35-0708	7/28/08	1630		X			X	X	X	X	X	X	2	2	1	1	1	1	1
Trip Blank				X															

Special Instructions/ Conditions of Receipt

Possible Hazard Identification
☐ Non-Hazard ☐ Flammable ☐ Skin Irritant ☐ Poison B ☒ Unknown

Sample Disposal
☐ Return To Client ☒ Disposal By Lab ☐ Archive For _____ Months
(A fee may be assessed if samples are retained longer than 1 month)

Turn Around Time Required
☐ 24 Hours ☐ 48 Hours ☐ 7 Days ☐ 14 Days ☐ 21 Days ☒ Other standard

QC Requirements (Specify)

	Date	Time		Date	Time
1. Relinquished By	7-28-08	1810	1. Received By	7/28/08	1810
2. Relinquished By			2. Received By		
3. Relinquished By			3. Received By		

Comments

2020

DISTRIBUTION: WHITE - Returned to Client with Report; CANARY - Stays with the Sample; PINK - Field Copy

382/385

Chain of Custody Record

8662 2

TAL-4124 (1007)

Temperature on Receipt _____

Drinking Water? Yes ☐ No ☐

TestAmerica
THE LEADER IN ENVIRONMENTAL TESTING

Client	Project Manager	Date	Chain of Custody Number
MACTEC	JOHN SCRABIS	7-29-08	087070
Address	**Telephone Number (Area Code)/Fax Number**	**Lab Number**	**Page** 1 **of** 2
900 NORTH BELL AVE SUITE 200	412-279-6661		
City / **State** / **Zip Code**	**Site Contact**	**Lab Contact**	
CARNEGIE / PA / 15106	W. SWINEHART	B. FISCHER	
Project Name and Location (State)	**Carrier/Waybill Number**		
BUFFALO CREEK 3RD QTR 2008	HAND DELIVER		
Contract/Purchase Order/Quote No.			

Sample I.D. No. and Description (Containers for each sample may be combined on one line)	Date	Time	Matrix: Air	Aqueous	Sed.	Soil	Containers & Preservatives: Unpres.	H2SO4	HNO3	HCl	NaOH	ZnAc/NaOH	Analysis: VOC	SVOC	METALS	CYANIDE	SULFIDE	CL/SULFATE	NITRATE/NITRITE
RFI-29-0708	7-29-08	0700		X			X	X	X	X	X	X	2	2	1	1	1	1	1
RFI-33-0708		0800		X			X	X	X	X	X	X	2	2	1	1	1	1	1
RFI-32-0708		1000		X			X	X	X	X	X	X	2	2	1	1	1	1	1
RFI-PZ18-0708		1530		X			X	X	X	X	X	X	2	2	1	1	1	1	1
RFI-17-0708		0900		X			X	X	X	X	X	X	2	2	1	1	1	1	1
R-14-0708		1130		X			X	X	X	X	X	X	2	2	1				
RFI-36-0708		1345		X			X	X	X	X	X	X	2	2	1	1	1	1	1
RFI-51-0708		1430		X			X	X	X	X	X	X	2	2	1	1	1	1	1
RFI-45-0708		0915		X			X	X	X	X	X	X	2	2	1	1	1	1	1
RFI-39-0708		1035		X			X	X	X	X	X	X	2	2	1	1	1	1	1
RFI-PZ19-0708		1210		X			X	X	X	X	X	X	2	2	1	1	1	1	1
RFI-43-0708		1500		X			X	X	X	X	X	X	2	2	1	1	1	1	1

Special Instructions/ Conditions of Receipt

Possible Hazard Identification
☐ Non-Hazard ☐ Flammable ☐ Skin Irritant ☐ Poison B ☒ Unknown

Sample Disposal
☐ Return To Client ☒ Disposal By Lab ☐ Archive For _____ Months (A fee may be assessed if samples are retained longer than 1 month)

Turn Around Time Required
☐ 24 Hours ☐ 48 Hours ☐ 7 Days ☐ 14 Days ☐ 21 Days ☒ Other STANDARD

QC Requirements (Specify)

1. Relinquished By	Date	Time	1. Received By	Date	Time
	7-29-08	1810		7-29-08	1810
2. Relinquished By	Date	Time	2. Received By	Date	Time
3. Relinquished By	Date	Time	3. Received By	Date	Time

Comments

4 deg. C

DISTRIBUTION: WHITE - Returned to Client with Report; CANARY - Stays with the Sample; PINK - Field Copy

383/385

Chain of Custody Record

Temperature on Receipt _____

Drinking Water? Yes ☐ No ☐

TestAmerica
THE LEADER IN ENVIRONMENTAL TESTING

TAL-4124 (1007)

Client	Project Manager	Date	Chain of Custody Number
MACTEC	JOHN SCAMBIS	7-29-08	087071
Address	**Telephone Number (Area Code)/Fax Number**	**Lab Number**	**Page 2 of 2**
800 NORTH BELL AVE SUITE 200	412-279-6661		
City / **State** / **Zip Code**	**Site Contact**	**Lab Contact**	
CARNEGIE / PA / 15106	W. SWINEHART	B. FISCHER	
Project Name and Location (State)	**Carrier/Waybill Number**		
BUFFALO COUNTY 3RD QTR 2008	HAND DELIVER		
Contract/Purchase Order/Quote No.			

Sample I.D. No. and Description (Containers for each sample may be combined on one line)	Date	Time	Matrix: Air	Aqueous	Sed.	Soil	Containers & Preservatives: Unpres.	H2SO4	HNO3	HCl	NaOH	ZnAc/NaOH	Analysis: VOC	SVOC	MTBE	CYANIDE	SULFIDE	CL/SULFIDE	NITRATE/NITRITE	Special Instructions/ Conditions of Receipt
~~RFI 17-070~~																				
RFI-PZ17-0708	7-29-08	1630		X			X	X	X	X	X	X	2	2	1	1	1	1	1	
TRIP BLANK	—	—		X						X			1							

Possible Hazard Identification
☐ Non-Hazard ☐ Flammable ☐ Skin Irritant ☐ Poison B ☒ Unknown

Sample Disposal
☐ Return To Client ☒ Disposal By Lab ☐ Archive For _____ Months (A fee may be assessed if samples are retained longer than 1 month)

Turn Around Time Required
☐ 24 Hours ☐ 48 Hours ☐ 7 Days ☐ 14 Days ☐ 21 Days ☒ Other STANDARD

QC Requirements (Specify)

	Date	Time		Date	Time
1. Relinquished By	7-29-08	1810	1. Received By	7-29-08	1810
2. Relinquished By			2. Received By		
3. Relinquished By			3. Received By		

Comments

4 @ 6.0°C

DISTRIBUTION: WHITE - Returned to Client with Report; CANARY - Stays with the Sample; PINK - Field Copy

384/385

Chain of Custody Record

Temperature on Receipt _____

Drinking Water? Yes ☐ No ☐

TestAmerica
THE LEADER IN ENVIRONMENTAL TESTING

TAL-4124 (1007)

Client	Project Manager	Date	Chain of Custody Number
MACTEC	JOHN SERGEIS	7-30-08	087072
Address	**Telephone Number (Area Code)/Fax Number**	**Lab Number**	**Page** 1 **of** 1
800 NORTH BELL AVE SUITE 200	412-279-6661		
City / **State** / **Zip Code**	**Site Contact**	**Lab Contact**	
CARNEGIE / PA / 15106	W. SWINEHART	B. FISCHER	
Project Name and Location (State)	**Carrier/Waybill Number**		
BUFFALO CREEK 3RD QTR	HAND DELIVER		
Contract/Purchase Order/Quote No.			

Sample I.D. No. and Description (Containers for each sample may be combined on one line)	Date	Time	Matrix: Air	Aqueous	Sed.	Soil	LNAPL	Containers & Preservatives: Unpres.	H2SO4	HNO3	HCl	NaOH	ZnAc/NaOH	VOC	SVOC	METALS	DOH 310.13	Special Instructions/ Conditions of Receipt
RFI-PZ04S-0708	7-30-08	1205		X				X		X	X			2	2	1		
~~RFI-PZ04S-0708~~																		
RFI-PZ04S-LNAPL	7-30-08	1130					X	X									1	LNAPL ONLY
TRIP BLANK	7-30-08	—		X							X			1				

Possible Hazard Identification
☐ Non-Hazard ☐ Flammable ☐ Skin Irritant ☐ Poison B ☒ Unknown

Sample Disposal
☐ Return To Client ☒ Disposal By Lab ☐ Archive For _____ Months (A fee may be assessed if samples are retained longer than 1 month)

Turn Around Time Required
☐ 24 Hours ☐ 48 Hours ☐ 7 Days ☐ 14 Days ☐ 21 Days ☒ Other STANDARD

QC Requirements (Specify)

	Date	Time		Date	Time
1. Relinquished By	7-30-08	1540	1. Received By	7/30/08	1540
2. Relinquished By			2. Received By		
3. Relinquished By			3. Received By		

Comments

4,-20

DISTRIBUTION: WHITE - Returned to Client with Report; CANARY - Stays with the Sample; PINK - Field Copy

385/385

Analytical Report Cover Page 1

Case Narrative 3

Methods Summary 5

Sample Summary 6

Shipping and Receiving Documents 7

Data Summary Package 18
GC/MS Volatile Summary 19
GC/MS Semivolatile Summary 54
Metals Summary 102
General Chemistry Summary 156

GC/MS Volatile Data 1001
QC Summary 1002
Sample Data 1011
Calibration Data 1094
QC Data 1166
Miscellaneous 1184

GC/MS Semivolatile Data 2001
QC Summary 2002
Sample Data 2014
Calibration Data 2297
QC Data 2423
Miscellaneous 2463

Metals Data 3001
Results 3002
Raw Data 3080

General Chemistry Data 4001

There are 1615 pages in this document.

TestAmerica
THE LEADER IN ENVIRONMENTAL TESTING

TestAmerica Laboratories, Inc.

ANALYTICAL REPORT

Buffalo Color

Lot #: C8J180171

MACTEC Engineering and Consulting Inc

MACTEC Engineering and Consult
700 N Bell Avenue
Carnegie, PA 15106

TESTAMERICA LABORATORIES, INC.

Christina M. Kovitch
Project Manager

November 4, 2008



NELAC REPORTING:

At the time of analysis the laboratory was in compliance with the current NELAC standards and held accreditation for all analyses performed unless noted by a qualifier. The labs accreditation numbers are listed below. The format and contents of the report meets all applicable NELAC standards except as noted in the narrative and shall not be reproduced except in full, without the written approval of the laboratory. The table below presents a summary of the certifications held by TestAmerica Pittsburgh. Our primary accreditation authority for the Non-potable water and Solid & Hazardous waste programs is Pennsylvania DEP. A more detailed parameter list is available upon request. Please ask your project manager for this information when required.

Certifying State/Program	Certificate #	Program Types	TestAmerica
NFESC	NA	NAVY	X
US Dept of Agriculture	(#P330-07-00101)	Foreign Soil Import Permit	X
Arkansas	(#03-022-1)	WW	X
		HW	X
California – NELAC	04224CA	WW	X
		HW	X
Connecticut	(#PH-0688)	WW	X
		HW	X
Florida – NELAC	(#E87660)	WW	X
		HW	X
Illinois – NELAC	(#200005)	WW	X
		HW	X
Kansas – NELAC	(#E-10350)	WW	X
		HW	X
Louisiana – NELAC	(#93200)	WW	X
		HW	X
New Hampshire – NELAC	(#203002)	WW	X
		--	--
New Jersey – NELAC	(PA-005)	WW	X
		HW	X
New York – NELAC	(#11182)	WW	X
		HW	X
North Carolina	(#434)	WW	X
		HW	X
Pennsylvania - NELAC	(#02-00416)	WW	X
		HW	X
South Carolina	(#89014001)	WW	X
		HW	X
Utah – NELAC	(STLP)	WW	X
		HW	X
West Virginia	(#142)	WW	X
		HW	X
Wisconsin	998027800	WW	X
		HW	X

The codes utilized for program types are described below:

HW Hazardous Waste certification
WW Non-potable Water and/or Wastewater certification
X Laboratory has some form of certification under the specific program. Many states certify laboratories for specific parameters or tests within a category. The information in the table indicates the lab is certified in a general category of testing. Please contact the laboratory if parameter specific certification information is required.

Updated: 12/28/07 C:\Documents and Settings\derubeisn\My Documents\NELAC NARRATIVE Pttsburgh.doc

CASE NARRATIVE

Mactec Engineering & Consulting
Lot #: C8J180171

Sample Receiving:
TestAmerica's Pittsburgh laboratory received samples on October 17, and 18, 2008. The coolers were received within the proper temperature range.

The chains of custody did not list sulfide analysis. The laboratory received sulfide bottles for the samples. This parameter was logged in.

If project specific QC was not required for samples contained in this report, when batch QC was completed on these samples, anomalous results will be discussed below.

GC/MS Volatiles:
Due to the concetration of target compounds detected, sample RFI-32-1008 was analyzed at a diluion.

All non-CCC compounds that have >15% RSD were evaluated to see if a better curve could be drawn using a quadratic curve. All compounds <30% RSD will use an average response factor curve if no visible improvement is accomplished using a quadratic curve. A quadratic curve will be used for a compound where it is determined to be the "best-fit" evaluation.

The following compound had the %D > 25% in the calibration verification standard CC6102708; but was within expected performance range for this compound: acetone 35.6%.

GC/MS Semivolatiles:
All non-CCC compounds that have >15% RSD were evaluated to see if a better curve could be drawn using a quadratic curve. All compounds <30% RSD will use an average response factor curve if no visible improvement is accomplished using a quadratic curve. A quadratic curve will be used for a compound where it is determined to be the "best-fit" evaluation.

Metals:
Sample RFI-39-1008 was over the instruments linear range for sodium and required a dilution.

Sample RFI-PZ-19-1008 was over the instruments linear range for iron and manganese and required a dilution. This sample was also analyzed at a dilution for cadmium, chromium, sodium, lead, antimony, selenium, thallium, vanadium, and zinc due to inter-element corrections associated with iron and manganese.

Metals (cont):
The method blanks had analytes detected at concentrations between the MDL and the reporting limit. The results were flagged with a "B" qualifier. Any sample associated with a method blank that had the same analyte detected had the result flagged with a "J" qualifier.

For the matrix spike and matrix spike duplicate, calcium recoveries were not calculated due to the concentration of analyte in the sample being >4 times the concentration of spike added.

General Chemistry:
Samples RFI-39-1008 and RFI-PZ-19-1008 were analyzed at a dilution for chloride.

Several samples were analyzed at a dilution for sulfate.

The method blanks had analytes detected at concentrations between the MDL and the reporting limit. The results were flagged with a "B" qualifier. Any sample associated with a method blank that had the same analyte detected had the result flagged with a "J" qualifier.

The matrix spike and matrix spike duplicate of sample RFI-45-1008 had the sulfate spike diluted out.

METHODS SUMMARY

C8J180171

PARAMETER	ANALYTICAL METHOD	PREPARATION METHOD
Chloride	MCAWW 300.0A	MCAWW 300.0A
Cyanide, Total	SW846 9012A	SW846 9012A
Mercury in Liquid Waste (Manual Cold-Vapor)	SW846 7470A	SW846 7470A
Nitrate-Nitrite	MCAWW 353.2	MCAWW 353.2
Semivolatile Organics GCMS BNA 8270C	SW846 8270C	
Sulfate	MCAWW 300.0A	MCAWW 300.0A
Sulfides, Total 9030B/9034	SW846 9030B/903	SW846 9030B/903
Trace Inductively Coupled Plasma (ICP) Metals	SW846 6010B	SW846 3010A
Volatile Organics by GC/MS	SW846 8260B	SW846 5030B/826

References:

MCAWW "Methods for Chemical Analysis of Water and Wastes", EPA-600/4-79-020, March 1983 and subsequent revisions.

SW846 "Test Methods for Evaluating Solid Waste, Physical/Chemical Methods", Third Edition, November 1986 and its updates.

SAMPLE SUMMARY

C8J180171

WO #	SAMPLE#	CLIENT SAMPLE ID	SAMPLED DATE	SAMP TIME
K06DA	001	MW-43-1008	10/16/08	16:10
K06DC	002	RFI-45-1008	10/16/08	12:45
K06DF	003	RFI-39-1008	10/16/08	11:30
K06DG	004	RFI-PZ-19-1008	10/16/08	10:00
K06DH	005	RFI-PZ-18-1008	10/16/08	16:40
K06DJ	006	RFI-51-1008	10/16/08	12:55
K06DL	007	RFI-36-1008	10/16/08	12:10
K06DM	008	RFI-32-1008	10/16/08	10:45
K06DN	009	RFI-33-1008	10/16/08	09:10
K06DP	010	RFI-29-1008	10/16/08	09:55
K06DQ	011	RFI-17-1008	10/16/08	08:15
K06DR	012	RFI-PZ-17-1008	10/16/08	14:05
K06DT	013	TRIP BLANK	10/16/08	16:55

NOTE(S):

- The analytical results of the samples listed above are presented on the following pages.
- All calculations are performed before rounding to avoid round-off errors in calculated results.
- Results noted as "ND" were not detected at or above the stated limit.
- This report must not be reproduced, except in full, without the written approval of the laboratory.
- Results for the following parameters are never reported on a dry weight basis: color, corrosivity, density, flashpoint, ignitability, layers, odor, paint filter test, pH, porosity pressure, reactivity, redox potential, specific gravity, spot tests, solids, solubility, temperature, viscosity, and weight.

C8J1180171

Chain of Custody Record

Temperature on Receipt _____

Drinking Water? Yes ☐ No ☐

TestAmerica
THE LEADER IN ENVIRONMENTAL TESTING

TAL-4124 (1007)

Client	Project Manager	Date	Chain of Custody Number
MACTEC	John Scrabis	10/16/08	111979
Address	**Telephone Number (Area Code)/Fax Number**	**Lab Number**	**Page 1 of 2**
800 N. Bell Ave. Suite 200	412-279-6661		
City	**State**	**Zip Code**	**Site Contact**	**Lab Contact**
Pittsburgh	Pa	15106	Wayne Swingheart	B. Fischer
Project Name and Location (State)	**Carrier/Waybill Number**	
Buffalo Color 4th Qtr 2008		
Contract/Purchase Order/Quote No.		

Sample I.D. No. and Description (Containers for each sample may be combined on one line)	Date	Time	Matrix: Air	Aqueous	Sed.	Soil	Containers & Preservatives: Unpres.	H2SO4	HNO3	HCl	NaOH	ZnAc/NaOH	Analysis: VOC	SVOC	Metals	Cyanide	Cr/Sulfate	Nitrate/Nitrite	Special Instructions/ Conditions of Receipt
MW-43-1008	10/16/08	1610		X			X	X	X	X	X	X	2	2	1	1	1	1	
RFI-45-1008		1245											2	2	1	1	1	1	
RFI-39-1008		1130											2	2	1	1	1	1	
RFI-PZ-19-1008		1000											2	2	1	1	1	1	
RFI-PZ-19-1008		1640											2	2	1	1	1	1	
RFI-51-1008		1255											2	2	1	1	1	1	
RFI-36-1008		1210											2	2	1	1	1	1	
RFI-32-1008		1045											2	2	1	1	1	1	
RFI-33-1008		0910											2	2	1	1	1	1	
RFI-29-1008		0955											2	2	1	1	1	1	
RFI-17-1008		0915											2	2	1	1	1	1	
RFI-PZ-17-1008		1405											2	2	1	1	1	1	

Possible Hazard Identification
☐ Non-Hazard ☐ Flammable ☐ Skin Irritant ☐ Poison B ☒ Unknown

Sample Disposal
☐ Return To Client ☒ Disposal By Lab ☐ Archive For _____ Months
(A fee may be assessed if samples are retained longer than 1 month)

Turn Around Time Required
☐ 24 Hours ☐ 48 Hours ☐ 7 Days ☐ 14 Days ☐ 21 Days ☒ Other Standard

QC Requirements (Specify)

	Date	Time
1. Relinquished By	10/16/08	1755
2. Relinquished By	10/16/08	1820
3. Relinquished By		
1. Received By	10/16/08	1755
2. Received By	10/18/08	1130
3. Received By		

Comments

DISTRIBUTION: WHITE - Returned to Client with Report; CANARY - Stays with the Sample; PINK - Field Copy

7

(1 - 171)

C8J1180171

Chain of Custody Record

Temperature on Receipt _____

Drinking Water? Yes ☐ No ☐

TestAmerica
THE LEADER IN ENVIRONMENTAL TESTING

TAL-4124 (1007)

Client	Project Manager	Date	Chain of Custody Number
MACTEC	John Scrabis	10/16/08	111976
Address	**Telephone Number (Area Code)/Fax Number**	**Lab Number**	**Page** 2 of 2
400 N. Bell Ave Suite 200	412-279-6661		
City / **State** / **Zip Code**	**Site Contact**	**Lab Contact**	
Pittsburgh / Pa / 15106	Wayne Swinehart	B. Fischer	
Project Name and Location (State)	**Carrier/Waybill Number**		
Buffalo Color 4th Qtr 2008			
Contract/Purchase Order/Quote No.			

Sample I.D. No. and Description (Containers for each sample may be combined on one line)	Date	Time	Matrix: Air	Aqueous	Sed.	Soil	Containers & Preservatives: Unpres.	H2SO4	HNO3	HCl	NaOH	ZnAc/NaOH	Analysis (Attach list if more space is needed): VOC	Special Instructions/ Conditions of Receipt
trip blank	10/16/08	1655		X						X			1	

Possible Hazard Identification
☐ Non-Hazard ☐ Flammable ☐ Skin Irritant ☐ Poison B ☒ Unknown

Sample Disposal
☐ Return To Client ☒ Disposal By Lab ☐ Archive For _____ Months (A fee may be assessed if samples are retained longer than 1 month)

Turn Around Time Required
☐ 24 Hours ☐ 48 Hours ☐ 7 Days ☐ 14 Days ☐ 21 Days ☒ Other Standard

QC Requirements (Specify)

	Date	Time
1. Relinquished By	10.16.08	1755
2. Relinquished By BUFFALO	10/16/08	1826
3. Relinquished By		

	Date	Time
1. Received By BUFFALO	10/16/08	1755
2. Received By Jim Vicinie	10/17/08	1130
3. Received By		

Comments

DISTRIBUTION: WHITE - Returned to Client with Report; CANARY - Stays with the Sample; PINK - Field Copy

8

(1 - 171)

Cooler Receipt Form
TestAmerica Pittsburgh

Client: Mactec Project: Buffalo Color 4th Qtr Quote: 81165

Cooler Rec'd & Opened for Temp. Check on: 10/17/08

Coolers Opened and Unpacked on: 10/18/08 By: Jim Vicinie (Signature)

TestAmerica Pittsburgh Lot Number: C8J180171

		Yes	No	NA
1.	Were custody seals on the outside of the cooler?	✓		
	If YES, how many and where? Quantity 1 Location Front			
	Were signatures and date correct?	✓		
2.	Were custody papers included inside the cooler?	✓		
3.	Were custody papers properly filled out (ink, signed, match labels)?	✓		
4.	Did you sign the custody papers in the appropriate place?	✓		
5.	Was shippers packing slip attached to this form?	✓		
6.	Were packing materials used?	✓		
	If YES, what type? Bubble Bags / FOAM			
7.	Were the samples received within the acceptable temperature range?	✓		
8.	Were the samples appropriately preserved?	✓		
9.	Were all bottles sealed in separate plastic bags?	~~✓~~	✓	
10.	Did all bottles arrive in good condition (unbroken)?	✓		
11.	Were all bottle labels complete (sample ID, preservatives, etc.)?	✓		
12.	Did all bottle labels and/or tags agree with custody papers?	✓		
13.	Were correct bottles used for tests indicated?	✓		
14.	Were all VOA vials checked for the presence of air bubbles?	✓		
15.	Was a sufficient amount of sample sent in each bottle?	✓		

16. Samples received by: FEDEX UPS CLIENT DROP-OFF OTHER DHL US CARGO

Explain any discrepancies: Only received / cooler out of 3. Other two recieving on 10/18/08.

Level 2 Review

Was contacted on _____ by _____ to resolve discrepancies.

TA PT/Mar-08/96-005/COOL.DOC

Cooler Receipt Form

TestAmerica Pittsburgh

P: Preserved

UP: Unpreserved

Sample ID	TMET PH<2	DMET PH<2	HG PH<2	NUT(1) PH<2	CN PH ≥12	OG TPHC PH<2	PHEN PH<2	SULF PH ≥12	TOC PH<2	TOX PH<2	VOA P/UP	hrdnss PH<2			
MW-43	<2			<2	≥12			≥12			P				
[redacted]															
RFI-45															
RFI-39															
RFI-PZ-19															
RFI-PZ-18															
RFI-51															
RFI-36															
RFI-32															
RFI-33															
RFI-29															
RFI-17															
RFI-PZ-17															
TB															

(1) "NUT" could include sample bottles for ammonia, chemical oxygen demand, nitrate/nitrite, TKN, or total phosphorus

Comments: Received 1 of 3 coolers on 10/17/08. Other two arrived 10/18

Cooler Number	Temperature*	Thermometer ID
1	2.8	8

Sample	Lot Number**

*Acceptable Temperature Range: 4°C ± 2°C

**Please use an asterisk if bottle lot number was covered by the label

If samples required preservation in the laboratory, the following lot number(s) was/were used:

Nitric Acid _____ Hydrochloric Acid _____

Sulfuric Acid _____ Sodium Hydroxide _____

Cooler Receipt Form
TestAmerica Pittsburgh

Client: Mactec Project: Buffalo Color 4th Qtr Quote: 81165

Cooler Rec'd & Opened for Temp. Check on: 10/18/08

Coolers Opened and Unpacked on: 10/18/08 By: Jm Vicmie (Signature)

TestAmerica Pittsburgh Lot Number: C8J180171

		Yes	No	NA
1.	Were custody seals on the outside of the cooler?	✓		
	If YES, how many and where? Quantity 1 Location Front			
	Were signatures and date correct?	✓		
2.	Were custody papers included inside the cooler?	✓		
3.	Were custody papers properly filled out (ink, signed, match labels)?	✓		
4.	Did you sign the custody papers in the appropriate place?	✓		
5.	Was shippers packing slip attached to this form?	✓		
6.	Were packing materials used?	✓		
	If YES, what type? Bubble Bags / foam			
7.	Were the samples received within the acceptable temperature range?	✓		
8.	Were the samples appropriately preserved?	✓		
9.	Were all bottles sealed in separate plastic bags?		✓	
10.	Did all bottles arrive in good condition (unbroken)?	✓		
11.	Were all bottle labels complete (sample ID, preservatives, etc.)?	✓		
12.	Did all bottle labels and/or tags agree with custody papers?	✓		
13.	Were correct bottles used for tests indicated?	✓		
14.	Were all VOA vials checked for the presence of air bubbles?	✓		
15.	Was a sufficient amount of sample sent in each bottle?	✓		

16. Samples received by: (FEDEX) UPS CLIENT DROP-OFF OTHER DHL US CARGO

Explain any discrepancies: _____

Level 2 Review _____

Was contacted on _____ by _____ to resolve discrepancies.

Cooler Receipt Form

TestAmerica Pittsburgh

P: Preserved

UP: Unpreserved

Sample ID	TMET PH<2	DMET PH<2	HG PH<2	NUT(1) PH<2	CN PH ≥12	OG TPHC PH<2	PHEN PH<2	SULF PH ≥12	TOC PH<2	TOX PH<2	VOA P/UP	hrdnss PH<2			
MW-43	<2			<2	≥12			≥12			P				
RFI-45															
RFI-39															
RFI-PZ-19															
RFI-PZ-18															
RFI-51															
-36															
-32															
-33															
-29															
-17															
-PZ-17															
T/B															

(1) "NUT" could include sample bottles for ammonia, chemical oxygen demand, nitrate/nitrite, TKN, or total phosphorus

Comments: _____

Cooler Number	Temperature*	Thermometer ID
1	2.8	8
2	2.4	4
3	2.7	9

*Acceptable Temperature Range: 4°C ± 2°C

Sample	Lot Number**

**Please use an asterisk if bottle lot number was covered by the label

If samples required preservation in the laboratory, the following lot number(s) was/were used:

Nitric Acid _____ Hydrochloric Acid _____

Sulfuric Acid _____ Sodium Hydroxide _____

Work Order No.: C8J180171

Condition Upon Receipt Variance Report
TestAmerica Pittsburgh Laboratory

Client: Mactec
Date: 10/18/18
Project No.: Buffalo Color 4th Qtr.
Initiated by: Tim Vicinie
Analysis Requested: Sulfides
RFA/COC:
Client Sample Numbers Affected:

Condition/Variance (Check all that apply):

1. ☐ Not enough sample received for proper analysis. Received approx.
2. ☐ Sample received broken/leaking.
3. ☐ Sample received without proper preservative.
   - ☐ Cooler temperature not within 4°C ± 2°C.
     Record temperature:
   - ☐ pH
   - ☐ other:
4. ☐ Sample received in improper container.
5. ☐ Sample received without proper paperwork.
   Do Sulfide listed on COC
6. ☐ Paperwork received without sample.
7. ☐ No sample ID on sample container.
8. ☐ Custody tape disturbed/broken/missing.
9. ☐ Sample splits performed by lab.
10. ☐ Volatile sample received with approximately _____ mm headspace.
11. ☐ Sample ID on container does not match on paperwork. Explain:
12. ☐ All coolers on airbill not received with
13. ☐ Other (explain below):

Notes: Sulfide Bottle received but not listed on COC. Logged in for test.

Corrective Action:

☐ Client's Name: _____ Informed verbally on: _____ By: _____

☐ Client's Name: _____ Informed in writing on: _____ By: _____

☐ Sample(s) processed "as is"

☐ Sample(s) on hold until: _____ If released: _____

Sample Control Supervisor Review: Tim Vicinie Date: 10/18/08

Project Management Review: _____ Date: _____

SIGNED ORIGINAL MUST BE RETAINED IN THE PROJECT FILE

TA PT/11-07/96-005/CURVR.DOC

Work Order No.: C8J180171.

Condition Upon Receipt Variance Report
TestAmerica Pittsburgh Laboratory

Client: Mactec
Date: 10/17/08
Project No.: Buffalo Color 4th Qtr
Initiated by: Tim Vicinie
Analysis Requested:
RFA/COC:
Client Sample Numbers Affected:

Condition/Variance (Check all that apply):

1. ✍ Not enough sample received for proper analysis. Received approx.
2. ✍ Sample received broken/leaking.
3. ✍ Sample received without proper preservative.
   - ✍ Cooler temperature not within 4°C ± 2°C.
     Record temperature:
     - ✍ pH
     - ✍ other:
4. ✍ Sample received in improper container.
5. ✍ Sample received without proper paperwork.
6. ✍ Paperwork received without sample.
7. ✍ No sample ID on sample container.
8. ✍ Custody tape disturbed/broken/missing.
9. ✍ Sample splits performed by lab.
10. ✍ Volatile sample received with approximately _____ mm headspace.
11. ✍ Sample ID on container does not match on paperwork. Explain:
12. ✍ All coolers on airbill not received with
13. ✍ Other (explain below):

Notes: Only 1 of 3 coolers Received on 10/17.
Client was Contacted 10/17/08.
Rec'd Rest on Saturday 10/18 proper TCM

Corrective Action:

✍ Client's Name: _____ Informed verbally on: _____ By: _____

✍ Client's Name: _____ Informed in writing on: _____ By: _____

✍ Sample(s) processed "as is"

✍ Sample(s) on hold until: _____ If released: _____

Sample Control Supervisor Review: Tim Vicinie Date: 10/17/08.

Project Management Review: _____ Date: _____

SIGNED ORIGINAL MUST BE RETAINED IN THE PROJECT FILE

TA PT/11-07/96-005/CURVR.DOC


ORIGIN ID: DKKA (716) 691-2600
BOTTLE DEPT
TESTAMERICA - BUFFALO
10 HAZELWOOD DR
AMHERST, NY 14228
UNITED STATES US
Ship Date: 160CT08
ActWgt: 50.0 LB MAN
System#: 735603/CAFE2358
Account: S 235689596
Dimmed: 26x16x14 IN
TO SAMPLE RECEIVING
(412) 963-7058
TEST AMERICA PITTSBURGH
301 ALPHA DR RIDC PARK
PITTSBURGH, PA 15238
Ref: BUFF COLOR
Dept: STL LABS
FedEx
Express
6747
10.17
182 A
RT
FZ
BILL RECIPIENT
PRIORITY OVERNIGHT
FRI
Deliver By:
170CT08
TRK# 9653 8546 6747
Form 0201
PIT
A2
15238 -PA-US
XH AGCA
Part # 154254-354 NRIT 06/08


ORIGIN ID: DKKA (716) 691-2600
BOTTLE DEPT
TESTAMERICA - BUFFALO
10 HAZELWOOD DR
AMHERST, NY 14228
UNITED STATES US
Ship Date: 16OCT08
ActWgt: 45.0 LB MAN
System#: 735603/CAFE2358
Account: S 235689596
Dimmed: 22x14x11 IN
TO SAMPLE RECEIVING
TEST AMERICA PITTSBURGH
301 ALPHA DR RIDC PARK
PITTSBURGH, PA 15238
(412) 963-7058
FedEx
Express
Ref: BUFF COLOR
Dept: STL LABS
Delivery Address
Barcode
BILL RECIPIENT
PRIORITY OVERNIGHT
FRI
Deliver By:
17OCT08
TRK# 9653 8516 6758
Form
0201
15238 -PA-US
PIT
A2
XH AGCA
Part # 154254-354 NRIT 06/08


ORIGIN ID: DKKA (716) 691-2600
BOTTLE DEPT
TESTAMERICA - BUFFALO
10 HAZELWOOD DR
AMHERST, NY 14228
UNITED STATES US
Ship Date: 160CT08
ActWgt: 50.0 LB MAN
System#: 735603/CAFE2358
Account: S 235689596
Dimmed: 22x14x11 IN
TO SAMPLE RECEIVING
TEST AMERICA PITTSBURGH
301 ALPHA DR RIDC PARK
PITTSBURGH, PA 15238
(412) 963-7058
FedEx
Express
Ref: BUFF COLOR
Dept: STL LABS
Delivery Address Barcode
BILL RECIPIENT
PRIORITY OVERNIGHT
FRI
Deliver By:
170CT08
TRK# 9653 8546 6769
Form 0201
PIT
A2
15238 -PA-US
XH AGCA
Part # 154254-354 NRIT 06/08

DATA SUMMARY PACKAGE

GC/MS VOLATILE SUMMARY

MACTEC Engineering and Consulting Inc

Client Sample ID: MW-43-1008

GC/MS Volatiles

Lot-Sample #...:	C8J180171-001	**Work Order #...:**	K06DA1AA	**Matrix.....:**	WATER
Date Sampled...:	10/16/08	**Date Received..:**	10/18/08	**MS Run #.....:**	8301164
Prep Date.....:	10/27/08	**Analysis Date..:**	10/27/08		
Prep Batch #...:	8301245	**Analysis Time..:**	11:47		
Dilution Factor:	1	**Initial Wgt/Vol:**	5 mL	**Final Wgt/Vol..:**	5 mL
Analyst ID.....:	001562	**Instrument ID..:**	HP6		
		Method.....:	SW846 8260B		

PARAMETER	RESULT	REPORTING LIMIT	UNITS	MDL
Acetone	ND	5.0	ug/L	2.5
Benzene	ND	1.0	ug/L	0.27
Bromodichloromethane	ND	1.0	ug/L	0.20
Bromoform	ND	1.0	ug/L	0.25
Bromomethane	ND	1.0	ug/L	0.30
2-Butanone	ND	5.0	ug/L	0.50
Carbon disulfide	ND	1.0	ug/L	0.20
Carbon tetrachloride	ND	1.0	ug/L	0.30
Chlorobenzene	ND	1.0	ug/L	0.23
Chloroethane	ND	1.0	ug/L	0.25
Chloroform	ND	1.0	ug/L	0.24
Chloromethane	ND	1.0	ug/L	0.27
Cyclohexane	ND	1.0	ug/L	0.30
Dibromochloromethane	ND	1.0	ug/L	0.16
1,2-Dibromo-3-chloro-propane	ND	1.0	ug/L	0.24
1,2-Dibromoethane	ND	1.0	ug/L	0.23
1,3-Dichlorobenzene	ND	1.0	ug/L	0.16
1,4-Dichlorobenzene	ND	1.0	ug/L	0.18
1,2-Dichlorobenzene	ND	1.0	ug/L	0.22
Dichlorodifluoromethane	ND	1.0	ug/L	0.26
1,1-Dichloroethane	ND	1.0	ug/L	0.24
1,2-Dichloroethane	ND	1.0	ug/L	0.21
1,1-Dichloroethene	ND	1.0	ug/L	0.28
cis-1,2-Dichloroethene	ND	1.0	ug/L	0.27
trans-1,2-Dichloroethene	ND	1.0	ug/L	0.27
1,2-Dichloropropane	ND	1.0	ug/L	0.18
cis-1,3-Dichloropropene	ND	1.0	ug/L	0.19
trans-1,3-Dichloropropene	ND	1.0	ug/L	0.18
Ethylbenzene	ND	1.0	ug/L	0.18
2-Hexanone	ND	5.0	ug/L	0.53
Isopropylbenzene	ND	1.0	ug/L	0.22
Methyl acetate	ND	1.0	ug/L	0.10
Methylene chloride	ND	1.0	ug/L	0.32
Methylcyclohexane	ND	1.0	ug/L	0.32
4-Methyl-2-pentanone	ND	5.0	ug/L	0.23
Methyl tert-butyl ether	ND	1.0	ug/L	0.20

(Continued on next page)

MACTEC Engineering and Consulting Inc

Client Sample ID: MW-43-1008

GC/MS Volatiles

Lot-Sample #...: C8J180171-001 **Work Order #...:** K06DA1AA **Matrix.....:** WATER

PARAMETER	RESULT	REPORTING LIMIT	UNITS	MDL
Styrene	ND	1.0	ug/L	0.22
1,1,2,2-Tetrachloroethane	ND	1.0	ug/L	0.15
1,2,4-Trichloro-benzene	ND	1.0	ug/L	0.15
Tetrachloroethene	ND	1.0	ug/L	0.24
1,1,1-Trichloroethane	ND	1.0	ug/L	0.25
1,1,2-Trichloroethane	ND	1.0	ug/L	0.20
Trichloroethene	ND	1.0	ug/L	0.29
Trichlorofluoromethane	ND	1.0	ug/L	0.080
1,1,2-Trichloro-1,2,2-trifluoroethane	ND	1.0	ug/L	0.30
Toluene	ND	1.0	ug/L	0.23
Vinyl chloride	ND	1.0	ug/L	0.29
Xylenes (total)	ND	3.0	ug/L	0.62

SURROGATE	PERCENT RECOVERY	RECOVERY LIMITS
Toluene-d8	104	(71 - 118)
1,2-Dichloroethane-d4	94	(64 - 135)
4-Bromofluorobenzene	89	(70 - 118)
Dibromofluoromethane	96	(70 - 128)

MACTEC Engineering and Consulting Inc

Client Sample ID: RFI-45-1008

GC/MS Volatiles

Lot-Sample #...: C8J180171-002	**Work Order #...:** K06DC1AM	**Matrix.....:** WATER
Date Sampled...: 10/16/08	**Date Received..:** 10/18/08	**MS Run #.....:** 8301164
Prep Date.....: 10/27/08	**Analysis Date..:** 10/27/08	
Prep Batch #...: 8301245	**Analysis Time..:** 12:10	
Dilution Factor: 1	**Initial Wgt/Vol:** 5 mL	**Final Wgt/Vol..:** 5 mL
Analyst ID.....: 001562	**Instrument ID..:** HP6	
	Method.....: SW846 8260B	

PARAMETER	RESULT	REPORTING LIMIT	UNITS	MDL
Acetone	**5.3**	**5.0**	**ug/L**	**2.5**
Benzene	ND	1.0	ug/L	0.27
Bromodichloromethane	ND	1.0	ug/L	0.20
Bromoform	ND	1.0	ug/L	0.25
Bromomethane	ND	1.0	ug/L	0.30
2-Butanone	ND	5.0	ug/L	0.50
Carbon disulfide	ND	1.0	ug/L	0.20
Carbon tetrachloride	ND	1.0	ug/L	0.30
Chlorobenzene	ND	1.0	ug/L	0.23
Chloroethane	ND	1.0	ug/L	0.25
Chloroform	ND	1.0	ug/L	0.24
Chloromethane	ND	1.0	ug/L	0.27
Cyclohexane	ND	1.0	ug/L	0.30
Dibromochloromethane	ND	1.0	ug/L	0.16
1,2-Dibromo-3-chloro-propane	ND	1.0	ug/L	0.24
1,2-Dibromoethane	ND	1.0	ug/L	0.23
1,3-Dichlorobenzene	ND	1.0	ug/L	0.16
1,4-Dichlorobenzene	ND	1.0	ug/L	0.18
1,2-Dichlorobenzene	ND	1.0	ug/L	0.22
Dichlorodifluoromethane	ND	1.0	ug/L	0.26
1,1-Dichloroethane	ND	1.0	ug/L	0.24
1,2-Dichloroethane	ND	1.0	ug/L	0.21
1,1-Dichloroethene	ND	1.0	ug/L	0.28
cis-1,2-Dichloroethene	ND	1.0	ug/L	0.27
trans-1,2-Dichloroethene	ND	1.0	ug/L	0.27
1,2-Dichloropropane	ND	1.0	ug/L	0.18
cis-1,3-Dichloropropene	ND	1.0	ug/L	0.19
trans-1,3-Dichloropropene	ND	1.0	ug/L	0.18
Ethylbenzene	ND	1.0	ug/L	0.18
2-Hexanone	ND	5.0	ug/L	0.53
Isopropylbenzene	ND	1.0	ug/L	0.22
Methyl acetate	ND	1.0	ug/L	0.10
Methylene chloride	ND	1.0	ug/L	0.32
Methylcyclohexane	ND	1.0	ug/L	0.32
4-Methyl-2-pentanone	**0.31 J**	**5.0**	**ug/L**	**0.23**
Methyl tert-butyl ether	ND	1.0	ug/L	0.20

(Continued on next page)

MACTEC Engineering and Consulting Inc

Client Sample ID: RFI-45-1008

GC/MS Volatiles

Lot-Sample #...: C8J180171-002 **Work Order #...:** K06DC1AM **Matrix.....:** WATER

PARAMETER	RESULT	REPORTING LIMIT	UNITS	MDL
Styrene	ND	1.0	ug/L	0.22
1,1,2,2-Tetrachloroethane	ND	1.0	ug/L	0.15
1,2,4-Trichloro-benzene	ND	1.0	ug/L	0.15
Tetrachloroethene	ND	1.0	ug/L	0.24
1,1,1-Trichloroethane	ND	1.0	ug/L	0.25
1,1,2-Trichloroethane	ND	1.0	ug/L	0.20
Trichloroethene	ND	1.0	ug/L	0.29
Trichlorofluoromethane	ND	1.0	ug/L	0.080
1,1,2-Trichloro-1,2,2-trifluoroethane	ND	1.0	ug/L	0.30
Toluene	ND	1.0	ug/L	0.23
Vinyl chloride	ND	1.0	ug/L	0.29
Xylenes (total)	ND	3.0	ug/L	0.62

SURROGATE	PERCENT RECOVERY	RECOVERY LIMITS
Toluene-d8	100	(71 - 118)
1,2-Dichloroethane-d4	95	(64 - 135)
4-Bromofluorobenzene	87	(70 - 118)
Dibromofluoromethane	97	(70 - 128)

NOTE(S):

J Estimated result. Result is less than RL.

MACTEC Engineering and Consulting Inc

Client Sample ID: RFI-39-1008

GC/MS Volatiles

Lot-Sample #...:	C8J180171-003	**Work Order #...:**	K06DF1AM	**Matrix.....:**	WATER
Date Sampled...:	10/16/08	**Date Received..:**	10/18/08	**MS Run #.....:**	8301164
Prep Date.....:	10/27/08	**Analysis Date..:**	10/27/08		
Prep Batch #...:	8301245	**Analysis Time..:**	12:34		
Dilution Factor:	1	**Initial Wgt/Vol:**	5 mL	**Final Wgt/Vol..:**	5 mL
Analyst ID.....:	001562	**Instrument ID..:**	HP6		
		Method.....:	SW846 8260B		

PARAMETER	RESULT	REPORTING LIMIT	UNITS	MDL
Acetone	**3.0 J**	**5.0**	**ug/L**	**2.5**
Benzene	ND	1.0	ug/L	0.27
Bromodichloromethane	ND	1.0	ug/L	0.20
Bromoform	ND	1.0	ug/L	0.25
Bromomethane	ND	1.0	ug/L	0.30
2-Butanone	ND	5.0	ug/L	0.50
Carbon disulfide	**0.20 J**	**1.0**	**ug/L**	**0.20**
Carbon tetrachloride	ND	1.0	ug/L	0.30
Chlorobenzene	ND	1.0	ug/L	0.23
Chloroethane	ND	1.0	ug/L	0.25
Chloroform	ND	1.0	ug/L	0.24
Chloromethane	ND	1.0	ug/L	0.27
Cyclohexane	ND	1.0	ug/L	0.30
Dibromochloromethane	ND	1.0	ug/L	0.16
1,2-Dibromo-3-chloro-propane	ND	1.0	ug/L	0.24
1,2-Dibromoethane	ND	1.0	ug/L	0.23
1,3-Dichlorobenzene	ND	1.0	ug/L	0.16
1,4-Dichlorobenzene	ND	1.0	ug/L	0.18
1,2-Dichlorobenzene	ND	1.0	ug/L	0.22
Dichlorodifluoromethane	ND	1.0	ug/L	0.26
1,1-Dichloroethane	ND	1.0	ug/L	0.24
1,2-Dichloroethane	ND	1.0	ug/L	0.21
1,1-Dichloroethene	ND	1.0	ug/L	0.28
cis-1,2-Dichloroethene	ND	1.0	ug/L	0.27
trans-1,2-Dichloroethene	ND	1.0	ug/L	0.27
1,2-Dichloropropane	ND	1.0	ug/L	0.18
cis-1,3-Dichloropropene	ND	1.0	ug/L	0.19
trans-1,3-Dichloropropene	ND	1.0	ug/L	0.18
Ethylbenzene	ND	1.0	ug/L	0.18
2-Hexanone	ND	5.0	ug/L	0.53
Isopropylbenzene	ND	1.0	ug/L	0.22
Methyl acetate	ND	1.0	ug/L	0.10
Methylene chloride	ND	1.0	ug/L	0.32
Methylcyclohexane	ND	1.0	ug/L	0.32
4-Methyl-2-pentanone	ND	5.0	ug/L	0.23
Methyl tert-butyl ether	ND	1.0	ug/L	0.20

(Continued on next page)

MACTEC Engineering and Consulting Inc

Client Sample ID: RFI-39-1008

GC/MS Volatiles

Lot-Sample #...: C8J180171-003 **Work Order #...:** K06DF1AM **Matrix.....:** WATER

PARAMETER	RESULT	REPORTING LIMIT	UNITS	MDL
Styrene	ND	1.0	ug/L	0.22
1,1,2,2-Tetrachloroethane	ND	1.0	ug/L	0.15
1,2,4-Trichloro-benzene	ND	1.0	ug/L	0.15
Tetrachloroethene	ND	1.0	ug/L	0.24
1,1,1-Trichloroethane	ND	1.0	ug/L	0.25
1,1,2-Trichloroethane	ND	1.0	ug/L	0.20
Trichloroethene	ND	1.0	ug/L	0.29
Trichlorofluoromethane	ND	1.0	ug/L	0.080
1,1,2-Trichloro-1,2,2-trifluoroethane	ND	1.0	ug/L	0.30
Toluene	ND	1.0	ug/L	0.23
Vinyl chloride	ND	1.0	ug/L	0.29
Xylenes (total)	ND	3.0	ug/L	0.62

SURROGATE	PERCENT RECOVERY	RECOVERY LIMITS
Toluene-d8	105	(71 - 118)
1,2-Dichloroethane-d4	96	(64 - 135)
4-Bromofluorobenzene	87	(70 - 118)
Dibromofluoromethane	95	(70 - 128)

NOTE(S):

J Estimated result. Result is less than RL.

MACTEC Engineering and Consulting Inc

Client Sample ID: RFI-PZ-19-1008

GC/MS Volatiles

Lot-Sample #...: C8J180171-004	**Work Order #...:** K06DG1AM	**Matrix.....:** WATER
Date Sampled...: 10/16/08	**Date Received..:** 10/18/08	**MS Run #.....:** 8301164
Prep Date.....: 10/27/08	**Analysis Date..:** 10/27/08	
Prep Batch #...: 8301245	**Analysis Time..:** 12:58	
Dilution Factor: 1	**Initial Wgt/Vol:** 5 mL	**Final Wgt/Vol..:** 5 mL
Analyst ID.....: 001562	**Instrument ID..:** HP6	
	Method.....: SW846 8260B	

PARAMETER	RESULT	REPORTING LIMIT	UNITS	MDL
Acetone	ND	5.0	ug/L	2.5
Benzene	ND	1.0	ug/L	0.27
Bromodichloromethane	ND	1.0	ug/L	0.20
Bromoform	ND	1.0	ug/L	0.25
Bromomethane	ND	1.0	ug/L	0.30
2-Butanone	ND	5.0	ug/L	0.50
Carbon disulfide	ND	1.0	ug/L	0.20
Carbon tetrachloride	ND	1.0	ug/L	0.30
Chlorobenzene	ND	1.0	ug/L	0.23
Chloroethane	ND	1.0	ug/L	0.25
Chloroform	ND	1.0	ug/L	0.24
Chloromethane	ND	1.0	ug/L	0.27
Cyclohexane	ND	1.0	ug/L	0.30
Dibromochloromethane	ND	1.0	ug/L	0.16
1,2-Dibromo-3-chloro-propane	ND	1.0	ug/L	0.24
1,2-Dibromoethane	ND	1.0	ug/L	0.23
1,3-Dichlorobenzene	ND	1.0	ug/L	0.16
1,4-Dichlorobenzene	ND	1.0	ug/L	0.18
1,2-Dichlorobenzene	ND	1.0	ug/L	0.22
Dichlorodifluoromethane	ND	1.0	ug/L	0.26
1,1-Dichloroethane	ND	1.0	ug/L	0.24
1,2-Dichloroethane	ND	1.0	ug/L	0.21
1,1-Dichloroethene	ND	1.0	ug/L	0.28
cis-1,2-Dichloroethene	ND	1.0	ug/L	0.27
trans-1,2-Dichloroethene	ND	1.0	ug/L	0.27
1,2-Dichloropropane	ND	1.0	ug/L	0.18
cis-1,3-Dichloropropene	ND	1.0	ug/L	0.19
trans-1,3-Dichloropropene	ND	1.0	ug/L	0.18
Ethylbenzene	ND	1.0	ug/L	0.18
2-Hexanone	ND	5.0	ug/L	0.53
Isopropylbenzene	ND	1.0	ug/L	0.22
Methyl acetate	ND	1.0	ug/L	0.10
Methylene chloride	ND	1.0	ug/L	0.32
Methylcyclohexane	ND	1.0	ug/L	0.32
4-Methyl-2-pentanone	ND	5.0	ug/L	0.23
Methyl tert-butyl ether	ND	1.0	ug/L	0.20

(Continued on next page)

MACTEC Engineering and Consulting Inc

Client Sample ID: RFI-PZ-19-1008

GC/MS Volatiles

Lot-Sample #...: C8J180171-004 **Work Order #...:** K06DG1AM **Matrix.....:** WATER

PARAMETER	RESULT	REPORTING LIMIT	UNITS	MDL
Styrene	ND	1.0	ug/L	0.22
1,1,2,2-Tetrachloroethane	ND	1.0	ug/L	0.15
1,2,4-Trichloro-benzene	ND	1.0	ug/L	0.15
Tetrachloroethene	ND	1.0	ug/L	0.24
1,1,1-Trichloroethane	ND	1.0	ug/L	0.25
1,1,2-Trichloroethane	ND	1.0	ug/L	0.20
Trichloroethene	ND	1.0	ug/L	0.29
Trichlorofluoromethane	ND	1.0	ug/L	0.080
1,1,2-Trichloro-1,2,2-trifluoroethane	ND	1.0	ug/L	0.30
Toluene	ND	1.0	ug/L	0.23
Vinyl chloride	ND	1.0	ug/L	0.29
Xylenes (total)	ND	3.0	ug/L	0.62

SURROGATE	PERCENT RECOVERY	RECOVERY LIMITS
Toluene-d8	101	(71 - 118)
1,2-Dichloroethane-d4	93	(64 - 135)
4-Bromofluorobenzene	88	(70 - 118)
Dibromofluoromethane	92	(70 - 128)

MACTEC Engineering and Consulting Inc

Client Sample ID: RFI-PZ-18-1008

GC/MS Volatiles

Lot-Sample #...:	C8J180171-005	**Work Order #...:**	K06DH1AM	**Matrix.....:**	WATER
Date Sampled...:	10/16/08	**Date Received..:**	10/18/08	**MS Run #.....:**	8301164
Prep Date.....:	10/27/08	**Analysis Date..:**	10/27/08		
Prep Batch #...:	8301245	**Analysis Time..:**	13:21		
Dilution Factor:	1	**Initial Wgt/Vol:**	5 mL	**Final Wgt/Vol..:**	5 mL
Analyst ID.....:	001562	**Instrument ID..:**	HP6		
		Method.....:	SW846 8260B		

PARAMETER	RESULT	REPORTING LIMIT	UNITS	MDL
Acetone	ND	5.0	ug/L	2.5
Benzene	ND	1.0	ug/L	0.27
Bromodichloromethane	ND	1.0	ug/L	0.20
Bromoform	ND	1.0	ug/L	0.25
Bromomethane	ND	1.0	ug/L	0.30
2-Butanone	ND	5.0	ug/L	0.50
Carbon disulfide	ND	1.0	ug/L	0.20
Carbon tetrachloride	ND	1.0	ug/L	0.30
Chlorobenzene	ND	1.0	ug/L	0.23
Chloroethane	ND	1.0	ug/L	0.25
Chloroform	ND	1.0	ug/L	0.24
Chloromethane	ND	1.0	ug/L	0.27
Cyclohexane	ND	1.0	ug/L	0.30
Dibromochloromethane	ND	1.0	ug/L	0.16
1,2-Dibromo-3-chloro-propane	ND	1.0	ug/L	0.24
1,2-Dibromoethane	ND	1.0	ug/L	0.23
1,3-Dichlorobenzene	ND	1.0	ug/L	0.16
1,4-Dichlorobenzene	ND	1.0	ug/L	0.18
1,2-Dichlorobenzene	ND	1.0	ug/L	0.22
Dichlorodifluoromethane	ND	1.0	ug/L	0.26
1,1-Dichloroethane	ND	1.0	ug/L	0.24
1,2-Dichloroethane	ND	1.0	ug/L	0.21
1,1-Dichloroethene	ND	1.0	ug/L	0.28
cis-1,2-Dichloroethene	ND	1.0	ug/L	0.27
trans-1,2-Dichloroethene	ND	1.0	ug/L	0.27
1,2-Dichloropropane	ND	1.0	ug/L	0.18
cis-1,3-Dichloropropene	ND	1.0	ug/L	0.19
trans-1,3-Dichloropropene	ND	1.0	ug/L	0.18
Ethylbenzene	ND	1.0	ug/L	0.18
2-Hexanone	ND	5.0	ug/L	0.53
Isopropylbenzene	ND	1.0	ug/L	0.22
Methyl acetate	ND	1.0	ug/L	0.10
Methylene chloride	ND	1.0	ug/L	0.32
Methylcyclohexane	ND	1.0	ug/L	0.32
4-Methyl-2-pentanone	ND	5.0	ug/L	0.23
Methyl tert-butyl ether	ND	1.0	ug/L	0.20

(Continued on next page)

MACTEC Engineering and Consulting Inc

Client Sample ID: RFI-PZ-18-1008

GC/MS Volatiles

Lot-Sample #...: C8J180171-005 **Work Order #...:** K06DH1AM **Matrix.....:** WATER

PARAMETER	RESULT	REPORTING LIMIT	UNITS	MDL
Styrene	ND	1.0	ug/L	0.22
1,1,2,2-Tetrachloroethane	ND	1.0	ug/L	0.15
1,2,4-Trichloro-benzene	ND	1.0	ug/L	0.15
Tetrachloroethene	ND	1.0	ug/L	0.24
1,1,1-Trichloroethane	ND	1.0	ug/L	0.25
1,1,2-Trichloroethane	ND	1.0	ug/L	0.20
Trichloroethene	ND	1.0	ug/L	0.29
Trichlorofluoromethane	ND	1.0	ug/L	0.080
1,1,2-Trichloro-1,2,2-trifluoroethane	ND	1.0	ug/L	0.30
Toluene	ND	1.0	ug/L	0.23
Vinyl chloride	ND	1.0	ug/L	0.29
Xylenes (total)	ND	3.0	ug/L	0.62

SURROGATE	PERCENT RECOVERY	RECOVERY LIMITS
Toluene-d8	100	(71 - 118)
1,2-Dichloroethane-d4	95	(64 - 135)
4-Bromofluorobenzene	87	(70 - 118)
Dibromofluoromethane	96	(70 - 128)

MACTEC Engineering and Consulting Inc

Client Sample ID: RFI-51-1008

GC/MS Volatiles

Lot-Sample #...: C8J180171-006	**Work Order #...:** K06DJ1AM	**Matrix.....:** WATER
Date Sampled...: 10/16/08	**Date Received..:** 10/18/08	**MS Run #.....:** 8301164
Prep Date.....: 10/27/08	**Analysis Date..:** 10/27/08	
Prep Batch #...: 8301245	**Analysis Time..:** 13:45	
Dilution Factor: 1	**Initial Wgt/Vol:** 5 mL	**Final Wgt/Vol..:** 5 mL
Analyst ID.....: 001562	**Instrument ID..:** HP6	
	Method.....: SW846 8260B	

PARAMETER	RESULT	REPORTING LIMIT	UNITS	MDL
Acetone	ND	5.0	ug/L	2.5
Benzene	ND	1.0	ug/L	0.27
Bromodichloromethane	ND	1.0	ug/L	0.20
Bromoform	ND	1.0	ug/L	0.25
Bromomethane	ND	1.0	ug/L	0.30
2-Butanone	ND	5.0	ug/L	0.50
Carbon disulfide	ND	1.0	ug/L	0.20
Carbon tetrachloride	ND	1.0	ug/L	0.30
Chlorobenzene	ND	1.0	ug/L	0.23
Chloroethane	ND	1.0	ug/L	0.25
Chloroform	ND	1.0	ug/L	0.24
Chloromethane	ND	1.0	ug/L	0.27
Cyclohexane	ND	1.0	ug/L	0.30
Dibromochloromethane	ND	1.0	ug/L	0.16
1,2-Dibromo-3-chloro-propane	ND	1.0	ug/L	0.24
1,2-Dibromoethane	ND	1.0	ug/L	0.23
1,3-Dichlorobenzene	ND	1.0	ug/L	0.16
1,4-Dichlorobenzene	ND	1.0	ug/L	0.18
1,2-Dichlorobenzene	ND	1.0	ug/L	0.22
Dichlorodifluoromethane	ND	1.0	ug/L	0.26
1,1-Dichloroethane	ND	1.0	ug/L	0.24
1,2-Dichloroethane	ND	1.0	ug/L	0.21
1,1-Dichloroethene	ND	1.0	ug/L	0.28
cis-1,2-Dichloroethene	ND	1.0	ug/L	0.27
trans-1,2-Dichloroethene	ND	1.0	ug/L	0.27
1,2-Dichloropropane	ND	1.0	ug/L	0.18
cis-1,3-Dichloropropene	ND	1.0	ug/L	0.19
trans-1,3-Dichloropropene	ND	1.0	ug/L	0.18
Ethylbenzene	ND	1.0	ug/L	0.18
2-Hexanone	ND	5.0	ug/L	0.53
Isopropylbenzene	ND	1.0	ug/L	0.22
Methyl acetate	ND	1.0	ug/L	0.10
Methylene chloride	ND	1.0	ug/L	0.32
Methylcyclohexane	ND	1.0	ug/L	0.32
4-Methyl-2-pentanone	ND	5.0	ug/L	0.23
Methyl tert-butyl ether	ND	1.0	ug/L	0.20

(Continued on next page)

MACTEC Engineering and Consulting Inc

Client Sample ID: RFI-51-1008

GC/MS Volatiles

Lot-Sample #...: C8J180171-006 **Work Order #...:** K06DJ1AM **Matrix.....:** WATER

PARAMETER	RESULT	REPORTING LIMIT	UNITS	MDL
Styrene	ND	1.0	ug/L	0.22
1,1,2,2-Tetrachloroethane	ND	1.0	ug/L	0.15
1,2,4-Trichloro-benzene	ND	1.0	ug/L	0.15
Tetrachloroethene	ND	1.0	ug/L	0.24
1,1,1-Trichloroethane	ND	1.0	ug/L	0.25
1,1,2-Trichloroethane	ND	1.0	ug/L	0.20
Trichloroethene	ND	1.0	ug/L	0.29
Trichlorofluoromethane	ND	1.0	ug/L	0.080
1,1,2-Trichloro-1,2,2-trifluoroethane	ND	1.0	ug/L	0.30
Toluene	ND	1.0	ug/L	0.23
Vinyl chloride	ND	1.0	ug/L	0.29
Xylenes (total)	ND	3.0	ug/L	0.62

SURROGATE	PERCENT RECOVERY	RECOVERY LIMITS
Toluene-d8	102	(71 - 118)
1,2-Dichloroethane-d4	96	(64 - 135)
4-Bromofluorobenzene	87	(70 - 118)
Dibromofluoromethane	97	(70 - 128)

MACTEC Engineering and Consulting Inc

Client Sample ID: RFI-36-1008

GC/MS Volatiles

Lot-Sample #...: C8J180171-007	**Work Order #...:** K06DL1AM	**Matrix.....:** WATER
Date Sampled...: 10/16/08	**Date Received..:** 10/18/08	**MS Run #.....:** 8301164
Prep Date.....: 10/27/08	**Analysis Date..:** 10/27/08	
Prep Batch #...: 8301245	**Analysis Time..:** 14:09	
Dilution Factor: 1	**Initial Wgt/Vol:** 5 mL	**Final Wgt/Vol..:** 5 mL
Analyst ID.....: 001562	**Instrument ID..:** HP6	
	Method.....: SW846 8260B	

PARAMETER	RESULT	REPORTING LIMIT	UNITS	MDL
Acetone	ND	5.0	ug/L	2.5
Benzene	ND	1.0	ug/L	0.27
Bromodichloromethane	ND	1.0	ug/L	0.20
Bromoform	ND	1.0	ug/L	0.25
Bromomethane	ND	1.0	ug/L	0.30
2-Butanone	ND	5.0	ug/L	0.50
Carbon disulfide	ND	1.0	ug/L	0.20
Carbon tetrachloride	ND	1.0	ug/L	0.30
Chlorobenzene	**0.27 J**	**1.0**	**ug/L**	**0.23**
Chloroethane	ND	1.0	ug/L	0.25
Chloroform	ND	1.0	ug/L	0.24
Chloromethane	ND	1.0	ug/L	0.27
Cyclohexane	ND	1.0	ug/L	0.30
Dibromochloromethane	ND	1.0	ug/L	0.16
1,2-Dibromo-3-chloro-propane	ND	1.0	ug/L	0.24
1,2-Dibromoethane	ND	1.0	ug/L	0.23
1,3-Dichlorobenzene	ND	1.0	ug/L	0.16
1,4-Dichlorobenzene	ND	1.0	ug/L	0.18
1,2-Dichlorobenzene	ND	1.0	ug/L	0.22
Dichlorodifluoromethane	ND	1.0	ug/L	0.26
1,1-Dichloroethane	ND	1.0	ug/L	0.24
1,2-Dichloroethane	ND	1.0	ug/L	0.21
1,1-Dichloroethene	ND	1.0	ug/L	0.28
cis-1,2-Dichloroethene	ND	1.0	ug/L	0.27
trans-1,2-Dichloroethene	ND	1.0	ug/L	0.27
1,2-Dichloropropane	ND	1.0	ug/L	0.18
cis-1,3-Dichloropropene	ND	1.0	ug/L	0.19
trans-1,3-Dichloropropene	ND	1.0	ug/L	0.18
Ethylbenzene	ND	1.0	ug/L	0.18
2-Hexanone	ND	5.0	ug/L	0.53
Isopropylbenzene	ND	1.0	ug/L	0.22
Methyl acetate	ND	1.0	ug/L	0.10
Methylene chloride	ND	1.0	ug/L	0.32
Methylcyclohexane	ND	1.0	ug/L	0.32
4-Methyl-2-pentanone	ND	5.0	ug/L	0.23
Methyl tert-butyl ether	ND	1.0	ug/L	0.20

(Continued on next page)

MACTEC Engineering and Consulting Inc

Client Sample ID: RFI-36-1008

GC/MS Volatiles

Lot-Sample #...: C8J180171-007 **Work Order #...:** K06DL1AM **Matrix.....:** WATER

PARAMETER	RESULT	REPORTING LIMIT	UNITS	MDL
Styrene	ND	1.0	ug/L	0.22
1,1,2,2-Tetrachloroethane	ND	1.0	ug/L	0.15
1,2,4-Trichloro-benzene	ND	1.0	ug/L	0.15
Tetrachloroethene	ND	1.0	ug/L	0.24
1,1,1-Trichloroethane	ND	1.0	ug/L	0.25
1,1,2-Trichloroethane	ND	1.0	ug/L	0.20
Trichloroethene	ND	1.0	ug/L	0.29
Trichlorofluoromethane	ND	1.0	ug/L	0.080
1,1,2-Trichloro-1,2,2-trifluoroethane	**3.0**	**1.0**	**ug/L**	**0.30**
Toluene	ND	1.0	ug/L	0.23
Vinyl chloride	ND	1.0	ug/L	0.29
Xylenes (total)	ND	3.0	ug/L	0.62

SURROGATE	PERCENT RECOVERY	RECOVERY LIMITS
Toluene-d8	101	(71 - 118)
1,2-Dichloroethane-d4	96	(64 - 135)
4-Bromofluorobenzene	89	(70 - 118)
Dibromofluoromethane	95	(70 - 128)

NOTE(S):

J Estimated result. Result is less than RL.

MACTEC Engineering and Consulting Inc

Client Sample ID: RFI-32-1008

GC/MS Volatiles

Lot-Sample #...: C8J180171-008	**Work Order #...:** K06DM1AM	**Matrix.....:** WATER
Date Sampled...: 10/16/08	**Date Received..:** 10/18/08	**MS Run #.....:** 8301164
Prep Date.....: 10/27/08	**Analysis Date..:** 10/27/08	
Prep Batch #...: 8301245	**Analysis Time..:** 14:56	
Dilution Factor: 200	**Initial Wgt/Vol:** 5 mL	**Final Wgt/Vol..:** 5 mL
Analyst ID.....: 001562	**Instrument ID..:** HP6	
	Method.....: SW846 8260B	

PARAMETER	RESULT	REPORTING LIMIT	UNITS	MDL
Acetone	ND	1000	ug/L	500
Benzene	**140 J**	**200**	**ug/L**	**55**
Bromodichloromethane	ND	200	ug/L	40
Bromoform	ND	200	ug/L	49
Bromomethane	ND	200	ug/L	61
2-Butanone	ND	1000	ug/L	100
Carbon disulfide	ND	200	ug/L	39
Carbon tetrachloride	ND	200	ug/L	61
Chlorobenzene	**7900**	**200**	**ug/L**	**45**
Chloroethane	ND	200	ug/L	50
Chloroform	ND	200	ug/L	48
Chloromethane	ND	200	ug/L	53
Cyclohexane	ND	200	ug/L	59
Dibromochloromethane	ND	200	ug/L	33
1,2-Dibromo-3-chloro-propane	ND	200	ug/L	48
1,2-Dibromoethane	ND	200	ug/L	46
1,3-Dichlorobenzene	ND	200	ug/L	33
1,4-Dichlorobenzene	ND	200	ug/L	36
1,2-Dichlorobenzene	ND	200	ug/L	44
Dichlorodifluoromethane	ND	200	ug/L	52
1,1-Dichloroethane	ND	200	ug/L	49
1,2-Dichloroethane	ND	200	ug/L	43
1,1-Dichloroethene	ND	200	ug/L	56
cis-1,2-Dichloroethene	ND	200	ug/L	55
trans-1,2-Dichloroethene	ND	200	ug/L	54
1,2-Dichloropropane	ND	200	ug/L	36
cis-1,3-Dichloropropene	ND	200	ug/L	39
trans-1,3-Dichloropropene	ND	200	ug/L	37
Ethylbenzene	ND	200	ug/L	36
2-Hexanone	ND	1000	ug/L	110
Isopropylbenzene	ND	200	ug/L	45
Methyl acetate	ND	200	ug/L	20
Methylene chloride	ND	200	ug/L	64
Methylcyclohexane	ND	200	ug/L	63
4-Methyl-2-pentanone	ND	1000	ug/L	45
Methyl tert-butyl ether	ND	200	ug/L	40

(Continued on next page)

MACTEC Engineering and Consulting Inc

Client Sample ID: RFI-32-1008

GC/MS Volatiles

Lot-Sample #...: C8J180171-008 **Work Order #...:** K06DM1AM **Matrix.....:** WATER

PARAMETER	RESULT	REPORTING LIMIT	UNITS	MDL
Styrene	ND	200	ug/L	44
1,1,2,2-Tetrachloroethane	ND	200	ug/L	31
1,2,4-Trichloro-benzene	ND	200	ug/L	30
Tetrachloroethene	ND	200	ug/L	47
1,1,1-Trichloroethane	ND	200	ug/L	50
1,1,2-Trichloroethane	ND	200	ug/L	39
Trichloroethene	ND	200	ug/L	59
Trichlorofluoromethane	ND	200	ug/L	16
1,1,2-Trichloro-1,2,2-trifluoroethane	ND	200	ug/L	60
Toluene	ND	200	ug/L	47
Vinyl chloride	ND	200	ug/L	58
Xylenes (total)	ND	600	ug/L	120

SURROGATE	PERCENT RECOVERY	RECOVERY LIMITS
Toluene-d8	104	(71 - 118)
1,2-Dichloroethane-d4	95	(64 - 135)
4-Bromofluorobenzene	88	(70 - 118)
Dibromofluoromethane	96	(70 - 128)

NOTE(S):

J Estimated result. Result is less than RL.

MACTEC Engineering and Consulting Inc

Client Sample ID: RFI-33-1008

GC/MS Volatiles

Lot-Sample #...: C8J180171-009	**Work Order #...:** K06DN1AM	**Matrix.....:** WATER
Date Sampled...: 10/16/08	**Date Received..:** 10/18/08	**MS Run #.....:** 8301164
Prep Date.....: 10/27/08	**Analysis Date..:** 10/27/08	
Prep Batch #...: 8301245	**Analysis Time..:** 15:20	
Dilution Factor: 1	**Initial Wgt/Vol:** 5 mL	**Final Wgt/Vol..:** 5 mL
Analyst ID.....: 001562	**Instrument ID..:** HP6	
	Method.....: SW846 8260B	

PARAMETER	RESULT	REPORTING LIMIT	UNITS	MDL
Acetone	ND	5.0	ug/L	2.5
Benzene	ND	1.0	ug/L	0.27
Bromodichloromethane	ND	1.0	ug/L	0.20
Bromoform	ND	1.0	ug/L	0.25
Bromomethane	ND	1.0	ug/L	0.30
2-Butanone	ND	5.0	ug/L	0.50
Carbon disulfide	ND	1.0	ug/L	0.20
Carbon tetrachloride	ND	1.0	ug/L	0.30
Chlorobenzene	ND	1.0	ug/L	0.23
Chloroethane	ND	1.0	ug/L	0.25
Chloroform	ND	1.0	ug/L	0.24
Chloromethane	ND	1.0	ug/L	0.27
Cyclohexane	ND	1.0	ug/L	0.30
Dibromochloromethane	ND	1.0	ug/L	0.16
1,2-Dibromo-3-chloro-propane	ND	1.0	ug/L	0.24
1,2-Dibromoethane	ND	1.0	ug/L	0.23
1,3-Dichlorobenzene	ND	1.0	ug/L	0.16
1,4-Dichlorobenzene	ND	1.0	ug/L	0.18
1,2-Dichlorobenzene	ND	1.0	ug/L	0.22
Dichlorodifluoromethane	ND	1.0	ug/L	0.26
1,1-Dichloroethane	ND	1.0	ug/L	0.24
1,2-Dichloroethane	ND	1.0	ug/L	0.21
1,1-Dichloroethene	ND	1.0	ug/L	0.28
cis-1,2-Dichloroethene	ND	1.0	ug/L	0.27
trans-1,2-Dichloroethene	ND	1.0	ug/L	0.27
1,2-Dichloropropane	ND	1.0	ug/L	0.18
cis-1,3-Dichloropropene	ND	1.0	ug/L	0.19
trans-1,3-Dichloropropene	ND	1.0	ug/L	0.18
Ethylbenzene	ND	1.0	ug/L	0.18
2-Hexanone	ND	5.0	ug/L	0.53
Isopropylbenzene	ND	1.0	ug/L	0.22
Methyl acetate	ND	1.0	ug/L	0.10
Methylene chloride	ND	1.0	ug/L	0.32
Methylcyclohexane	ND	1.0	ug/L	0.32
4-Methyl-2-pentanone	ND	5.0	ug/L	0.23
Methyl tert-butyl ether	ND	1.0	ug/L	0.20

(Continued on next page)

MACTEC Engineering and Consulting Inc

Client Sample ID: RFI-33-1008

GC/MS Volatiles

Lot-Sample #...: C8J180171-009 **Work Order #...:** K06DN1AM **Matrix.....:** WATER

PARAMETER	RESULT	REPORTING LIMIT	UNITS	MDL
Styrene	ND	1.0	ug/L	0.22
1,1,2,2-Tetrachloroethane	ND	1.0	ug/L	0.15
1,2,4-Trichloro-benzene	ND	1.0	ug/L	0.15
Tetrachloroethene	ND	1.0	ug/L	0.24
1,1,1-Trichloroethane	ND	1.0	ug/L	0.25
1,1,2-Trichloroethane	ND	1.0	ug/L	0.20
Trichloroethene	ND	1.0	ug/L	0.29
Trichlorofluoromethane	ND	1.0	ug/L	0.080
1,1,2-Trichloro-1,2,2-trifluoroethane	ND	1.0	ug/L	0.30
Toluene	ND	1.0	ug/L	0.23
Vinyl chloride	ND	1.0	ug/L	0.29
Xylenes (total)	ND	3.0	ug/L	0.62

SURROGATE	PERCENT RECOVERY	RECOVERY LIMITS
Toluene-d8	104	(71 - 118)
1,2-Dichloroethane-d4	95	(64 - 135)
4-Bromofluorobenzene	89	(70 - 118)
Dibromofluoromethane	94	(70 - 128)

MACTEC Engineering and Consulting Inc

Client Sample ID: RFI-29-1008

GC/MS Volatiles

Lot-Sample #...: C8J180171-010	**Work Order #...:** K06DP1AM	**Matrix.....:** WATER
Date Sampled...: 10/16/08	**Date Received..:** 10/18/08	**MS Run #.....:** 8301164
Prep Date.....: 10/27/08	**Analysis Date..:** 10/27/08	
Prep Batch #...: 8301245	**Analysis Time..:** 15:43	
Dilution Factor: 1	**Initial Wgt/Vol:** 5 mL	**Final Wgt/Vol..:** 5 mL
Analyst ID.....: 001562	**Instrument ID..:** HP6	
	Method.....: SW846 8260B	

PARAMETER	RESULT	REPORTING LIMIT	UNITS	MDL
Acetone	ND	5.0	ug/L	2.5
Benzene	ND	1.0	ug/L	0.27
Bromodichloromethane	ND	1.0	ug/L	0.20
Bromoform	ND	1.0	ug/L	0.25
Bromomethane	ND	1.0	ug/L	0.30
2-Butanone	ND	5.0	ug/L	0.50
Carbon disulfide	**0.25 J**	**1.0**	**ug/L**	**0.20**
Carbon tetrachloride	ND	1.0	ug/L	0.30
Chlorobenzene	**13**	**1.0**	**ug/L**	**0.23**
Chloroethane	ND	1.0	ug/L	0.25
Chloroform	ND	1.0	ug/L	0.24
Chloromethane	ND	1.0	ug/L	0.27
Cyclohexane	ND	1.0	ug/L	0.30
Dibromochloromethane	ND	1.0	ug/L	0.16
1,2-Dibromo-3-chloro-propane	ND	1.0	ug/L	0.24
1,2-Dibromoethane	ND	1.0	ug/L	0.23
1,3-Dichlorobenzene	**0.80 J**	**1.0**	**ug/L**	**0.16**
1,4-Dichlorobenzene	**4.0**	**1.0**	**ug/L**	**0.18**
1,2-Dichlorobenzene	**2.7**	**1.0**	**ug/L**	**0.22**
Dichlorodifluoromethane	ND	1.0	ug/L	0.26
1,1-Dichloroethane	ND	1.0	ug/L	0.24
1,2-Dichloroethane	ND	1.0	ug/L	0.21
1,1-Dichloroethene	ND	1.0	ug/L	0.28
cis-1,2-Dichloroethene	ND	1.0	ug/L	0.27
trans-1,2-Dichloroethene	ND	1.0	ug/L	0.27
1,2-Dichloropropane	ND	1.0	ug/L	0.18
cis-1,3-Dichloropropene	ND	1.0	ug/L	0.19
trans-1,3-Dichloropropene	ND	1.0	ug/L	0.18
Ethylbenzene	ND	1.0	ug/L	0.18
2-Hexanone	ND	5.0	ug/L	0.53
Isopropylbenzene	ND	1.0	ug/L	0.22
Methyl acetate	ND	1.0	ug/L	0.10
Methylene chloride	ND	1.0	ug/L	0.32
Methylcyclohexane	ND	1.0	ug/L	0.32
4-Methyl-2-pentanone	ND	5.0	ug/L	0.23
Methyl tert-butyl ether	ND	1.0	ug/L	0.20

(Continued on next page)

MACTEC Engineering and Consulting Inc

Client Sample ID: RFI-29-1008

GC/MS Volatiles

Lot-Sample #...: C8J180171-010 **Work Order #...:** K06DP1AM **Matrix.....:** WATER

PARAMETER	RESULT	REPORTING LIMIT	UNITS	MDL
Styrene	ND	1.0	ug/L	0.22
1,1,2,2-Tetrachloroethane	ND	1.0	ug/L	0.15
1,2,4-Trichloro-benzene	ND	1.0	ug/L	0.15
Tetrachloroethene	ND	1.0	ug/L	0.24
1,1,1-Trichloroethane	ND	1.0	ug/L	0.25
1,1,2-Trichloroethane	ND	1.0	ug/L	0.20
Trichloroethene	ND	1.0	ug/L	0.29
Trichlorofluoromethane	ND	1.0	ug/L	0.080
1,1,2-Trichloro-1,2,2-trifluoroethane	ND	1.0	ug/L	0.30
Toluene	ND	1.0	ug/L	0.23
Vinyl chloride	ND	1.0	ug/L	0.29
Xylenes (total)	ND	3.0	ug/L	0.62

SURROGATE	PERCENT RECOVERY	RECOVERY LIMITS
Toluene-d8	103	(71 - 118)
1,2-Dichloroethane-d4	95	(64 - 135)
4-Bromofluorobenzene	89	(70 - 118)
Dibromofluoromethane	95	(70 - 128)

NOTE(S):

J Estimated result. Result is less than RL.

MACTEC Engineering and Consulting Inc

Client Sample ID: RFI-17-1008

GC/MS Volatiles

Lot-Sample #...: C8J180171-011	**Work Order #...:** K06DQ1AM	**Matrix.....:** WATER
Date Sampled...: 10/16/08	**Date Received..:** 10/18/08	**MS Run #.....:** 8301164
Prep Date.....: 10/27/08	**Analysis Date..:** 10/27/08	
Prep Batch #...: 8301245	**Analysis Time..:** 16:07	
Dilution Factor: 1	**Initial Wgt/Vol:** 5 mL	**Final Wgt/Vol..:** 5 mL
Analyst ID.....: 001562	**Instrument ID..:** HP6	
	Method.....: SW846 8260B	

PARAMETER	RESULT	REPORTING LIMIT	UNITS	MDL
Acetone	ND	5.0	ug/L	2.5
Benzene	ND	1.0	ug/L	0.27
Bromodichloromethane	ND	1.0	ug/L	0.20
Bromoform	ND	1.0	ug/L	0.25
Bromomethane	ND	1.0	ug/L	0.30
2-Butanone	ND	5.0	ug/L	0.50
Carbon disulfide	ND	1.0	ug/L	0.20
Carbon tetrachloride	ND	1.0	ug/L	0.30
Chlorobenzene	ND	1.0	ug/L	0.23
Chloroethane	ND	1.0	ug/L	0.25
Chloroform	ND	1.0	ug/L	0.24
Chloromethane	ND	1.0	ug/L	0.27
Cyclohexane	ND	1.0	ug/L	0.30
Dibromochloromethane	ND	1.0	ug/L	0.16
1,2-Dibromo-3-chloro-propane	ND	1.0	ug/L	0.24
1,2-Dibromoethane	ND	1.0	ug/L	0.23
1,3-Dichlorobenzene	ND	1.0	ug/L	0.16
1,4-Dichlorobenzene	ND	1.0	ug/L	0.18
1,2-Dichlorobenzene	ND	1.0	ug/L	0.22
Dichlorodifluoromethane	ND	1.0	ug/L	0.26
1,1-Dichloroethane	ND	1.0	ug/L	0.24
1,2-Dichloroethane	ND	1.0	ug/L	0.21
1,1-Dichloroethene	ND	1.0	ug/L	0.28
cis-1,2-Dichloroethene	ND	1.0	ug/L	0.27
trans-1,2-Dichloroethene	ND	1.0	ug/L	0.27
1,2-Dichloropropane	ND	1.0	ug/L	0.18
cis-1,3-Dichloropropene	ND	1.0	ug/L	0.19
trans-1,3-Dichloropropene	ND	1.0	ug/L	0.18
Ethylbenzene	ND	1.0	ug/L	0.18
2-Hexanone	ND	5.0	ug/L	0.53
Isopropylbenzene	ND	1.0	ug/L	0.22
Methyl acetate	ND	1.0	ug/L	0.10
Methylene chloride	ND	1.0	ug/L	0.32
Methylcyclohexane	ND	1.0	ug/L	0.32
4-Methyl-2-pentanone	ND	5.0	ug/L	0.23
Methyl tert-butyl ether	ND	1.0	ug/L	0.20

(Continued on next page)

MACTEC Engineering and Consulting Inc

Client Sample ID: RFI-17-1008

GC/MS Volatiles

Lot-Sample #...: C8J180171-011 **Work Order #...:** K06DQ1AM **Matrix.....:** WATER

PARAMETER	RESULT	REPORTING LIMIT	UNITS	MDL
Styrene	ND	1.0	ug/L	0.22
1,1,2,2-Tetrachloroethane	ND	1.0	ug/L	0.15
1,2,4-Trichloro-benzene	ND	1.0	ug/L	0.15
Tetrachloroethene	ND	1.0	ug/L	0.24
1,1,1-Trichloroethane	ND	1.0	ug/L	0.25
1,1,2-Trichloroethane	ND	1.0	ug/L	0.20
Trichloroethene	ND	1.0	ug/L	0.29
Trichlorofluoromethane	ND	1.0	ug/L	0.080
1,1,2-Trichloro-1,2,2-trifluoroethane	ND	1.0	ug/L	0.30
Toluene	ND	1.0	ug/L	0.23
Vinyl chloride	ND	1.0	ug/L	0.29
Xylenes (total)	ND	3.0	ug/L	0.62

SURROGATE	PERCENT RECOVERY	RECOVERY LIMITS
Toluene-d8	102	(71 - 118)
1,2-Dichloroethane-d4	97	(64 - 135)
4-Bromofluorobenzene	88	(70 - 118)
Dibromofluoromethane	97	(70 - 128)

MACTEC Engineering and Consulting Inc

Client Sample ID: RFI-PZ-17-1008

GC/MS Volatiles

Lot-Sample #...:	C8J180171-012	**Work Order #...:**	K06DR1AM	**Matrix.....:**	WATER
Date Sampled...:	10/16/08	**Date Received..:**	10/18/08	**MS Run #.....:**	8301164
Prep Date.....:	10/27/08	**Analysis Date..:**	10/27/08		
Prep Batch #...:	8301245	**Analysis Time..:**	16:31		
Dilution Factor:	1	**Initial Wgt/Vol:**	5 mL	**Final Wgt/Vol..:**	5 mL
Analyst ID.....:	001562	**Instrument ID..:**	HP6		
		Method.....:	SW846 8260B		

PARAMETER	RESULT	REPORTING LIMIT	UNITS	MDL
Acetone	**3.5 J**	**5.0**	**ug/L**	**2.5**
Benzene	ND	1.0	ug/L	0.27
Bromodichloromethane	ND	1.0	ug/L	0.20
Bromoform	ND	1.0	ug/L	0.25
Bromomethane	ND	1.0	ug/L	0.30
2-Butanone	ND	5.0	ug/L	0.50
Carbon disulfide	ND	1.0	ug/L	0.20
Carbon tetrachloride	ND	1.0	ug/L	0.30
Chlorobenzene	**0.24 J**	**1.0**	**ug/L**	**0.23**
Chloroethane	ND	1.0	ug/L	0.25
Chloroform	ND	1.0	ug/L	0.24
Chloromethane	ND	1.0	ug/L	0.27
Cyclohexane	ND	1.0	ug/L	0.30
Dibromochloromethane	ND	1.0	ug/L	0.16
1,2-Dibromo-3-chloro-propane	ND	1.0	ug/L	0.24
1,2-Dibromoethane	ND	1.0	ug/L	0.23
1,3-Dichlorobenzene	ND	1.0	ug/L	0.16
1,4-Dichlorobenzene	ND	1.0	ug/L	0.18
1,2-Dichlorobenzene	ND	1.0	ug/L	0.22
Dichlorodifluoromethane	ND	1.0	ug/L	0.26
1,1-Dichloroethane	ND	1.0	ug/L	0.24
1,2-Dichloroethane	ND	1.0	ug/L	0.21
1,1-Dichloroethene	ND	1.0	ug/L	0.28
cis-1,2-Dichloroethene	ND	1.0	ug/L	0.27
trans-1,2-Dichloroethene	ND	1.0	ug/L	0.27
1,2-Dichloropropane	ND	1.0	ug/L	0.18
cis-1,3-Dichloropropene	ND	1.0	ug/L	0.19
trans-1,3-Dichloropropene	ND	1.0	ug/L	0.18
Ethylbenzene	ND	1.0	ug/L	0.18
2-Hexanone	ND	5.0	ug/L	0.53
Isopropylbenzene	ND	1.0	ug/L	0.22
Methyl acetate	ND	1.0	ug/L	0.10
Methylene chloride	ND	1.0	ug/L	0.32
Methylcyclohexane	ND	1.0	ug/L	0.32
4-Methyl-2-pentanone	ND	5.0	ug/L	0.23
Methyl tert-butyl ether	ND	1.0	ug/L	0.20

(Continued on next page)

MACTEC Engineering and Consulting Inc

Client Sample ID: RFI-PZ-17-1008

GC/MS Volatiles

Lot-Sample #...: C8J180171-012 **Work Order #...:** K06DR1AM **Matrix.....:** WATER

PARAMETER	RESULT	REPORTING LIMIT	UNITS	MDL
Styrene	ND	1.0	ug/L	0.22
1,1,2,2-Tetrachloroethane	ND	1.0	ug/L	0.15
1,2,4-Trichloro-benzene	ND	1.0	ug/L	0.15
Tetrachloroethene	ND	1.0	ug/L	0.24
1,1,1-Trichloroethane	ND	1.0	ug/L	0.25
1,1,2-Trichloroethane	ND	1.0	ug/L	0.20
Trichloroethene	ND	1.0	ug/L	0.29
Trichlorofluoromethane	ND	1.0	ug/L	0.080
1,1,2-Trichloro-1,2,2-trifluoroethane	ND	1.0	ug/L	0.30
Toluene	ND	1.0	ug/L	0.23
Vinyl chloride	ND	1.0	ug/L	0.29
Xylenes (total)	ND	3.0	ug/L	0.62

SURROGATE	PERCENT RECOVERY	RECOVERY LIMITS
Toluene-d8	104	(71 - 118)
1,2-Dichloroethane-d4	97	(64 - 135)
4-Bromofluorobenzene	89	(70 - 118)
Dibromofluoromethane	96	(70 - 128)

NOTE(S):

J Estimated result. Result is less than RL.

MACTEC Engineering and Consulting Inc

Client Sample ID: TRIP BLANK

GC/MS Volatiles

Lot-Sample #...: C8J180171-013	**Work Order #...:** K06DT1AA	**Matrix.....:** WATER
Date Sampled...: 10/16/08	**Date Received..:** 10/18/08	**MS Run #.....:** 8301164
Prep Date.....: 10/27/08	**Analysis Date..:** 10/27/08	
Prep Batch #...: 8301245	**Analysis Time..:** 14:32	
Dilution Factor: 1	**Initial Wgt/Vol:** 5 mL	**Final Wgt/Vol..:** 5 mL
Analyst ID.....: 001562	**Instrument ID..:** HP6	
	Method.....: SW846 8260B	

PARAMETER	RESULT	REPORTING LIMIT	UNITS	MDL
Acetone	ND	5.0	ug/L	2.5
Benzene	ND	1.0	ug/L	0.27
Bromodichloromethane	ND	1.0	ug/L	0.20
Bromoform	ND	1.0	ug/L	0.25
Bromomethane	ND	1.0	ug/L	0.30
2-Butanone	ND	5.0	ug/L	0.50
Carbon disulfide	ND	1.0	ug/L	0.20
Carbon tetrachloride	ND	1.0	ug/L	0.30
Chlorobenzene	ND	1.0	ug/L	0.23
Chloroethane	ND	1.0	ug/L	0.25
Chloroform	ND	1.0	ug/L	0.24
Chloromethane	ND	1.0	ug/L	0.27
Cyclohexane	ND	1.0	ug/L	0.30
Dibromochloromethane	ND	1.0	ug/L	0.16
1,2-Dibromo-3-chloro-propane	ND	1.0	ug/L	0.24
1,2-Dibromoethane	ND	1.0	ug/L	0.23
1,3-Dichlorobenzene	ND	1.0	ug/L	0.16
1,4-Dichlorobenzene	ND	1.0	ug/L	0.18
1,2-Dichlorobenzene	ND	1.0	ug/L	0.22
Dichlorodifluoromethane	ND	1.0	ug/L	0.26
1,1-Dichloroethane	ND	1.0	ug/L	0.24
1,2-Dichloroethane	ND	1.0	ug/L	0.21
1,1-Dichloroethene	ND	1.0	ug/L	0.28
cis-1,2-Dichloroethene	ND	1.0	ug/L	0.27
trans-1,2-Dichloroethene	ND	1.0	ug/L	0.27
1,2-Dichloropropane	ND	1.0	ug/L	0.18
cis-1,3-Dichloropropene	ND	1.0	ug/L	0.19
trans-1,3-Dichloropropene	ND	1.0	ug/L	0.18
Ethylbenzene	ND	1.0	ug/L	0.18
2-Hexanone	ND	5.0	ug/L	0.53
Isopropylbenzene	ND	1.0	ug/L	0.22
Methyl acetate	ND	1.0	ug/L	0.10
Methylene chloride	ND	1.0	ug/L	0.32
Methylcyclohexane	ND	1.0	ug/L	0.32
4-Methyl-2-pentanone	ND	5.0	ug/L	0.23
Methyl tert-butyl ether	ND	1.0	ug/L	0.20

(Continued on next page)

MACTEC Engineering and Consulting Inc

Client Sample ID: TRIP BLANK

GC/MS Volatiles

Lot-Sample #...: C8J180171-013 **Work Order #...:** K06DT1AA **Matrix.....:** WATER

PARAMETER	RESULT	REPORTING LIMIT	UNITS	MDL
Styrene	ND	1.0	ug/L	0.22
1,1,2,2-Tetrachloroethane	ND	1.0	ug/L	0.15
1,2,4-Trichloro-benzene	ND	1.0	ug/L	0.15
Tetrachloroethene	ND	1.0	ug/L	0.24
1,1,1-Trichloroethane	ND	1.0	ug/L	0.25
1,1,2-Trichloroethane	ND	1.0	ug/L	0.20
Trichloroethene	ND	1.0	ug/L	0.29
Trichlorofluoromethane	ND	1.0	ug/L	0.080
1,1,2-Trichloro-1,2,2-trifluoroethane	ND	1.0	ug/L	0.30
Toluene	ND	1.0	ug/L	0.23
Vinyl chloride	ND	1.0	ug/L	0.29
Xylenes (total)	ND	3.0	ug/L	0.62

SURROGATE	PERCENT RECOVERY	RECOVERY LIMITS
Toluene-d8	102	(71 - 118)
1,2-Dichloroethane-d4	95	(64 - 135)
4-Bromofluorobenzene	89	(70 - 118)
Dibromofluoromethane	93	(70 - 128)

SW846 8260B SURROGATE RECOVERY

Lab Name: TestAmerica Laboratories, Inc. Client: MACTEC Engineering and Consulting Inc

Lab Code: TALPIT SDG No:

Lot #: C8J180171

Extraction: XXI25QK01

	CLIENT ID.	SRG01	SRG02	SRG03	SRG04	TOT OUT
01	MW-43-1008	104	94	89	96	00
02	RFI-45-1008	100	95	87	97	00
03	RFI-39-1008	105	96	87	95	00
04	RFI-PZ-19-1008	101	93	88	92	00
05	RFI-PZ-18-1008	100	95	87	96	00
06	RFI-51-1008	102	96	87	97	00
07	RFI-36-1008	101	96	89	95	00
08	RFI-32-1008	104	95	88	96	00
09	RFI-33-1008	104	95	89	94	00
10	RFI-29-1008	103	95	89	95	00
11	RFI-17-1008	102	97	88	97	00
12	RFI-PZ-17-1008	104	97	89	96	00
13	TRIP BLANK	102	95	89	93	00
14	INTRA-LAB QC	108	95	88	94	00
15	METHOD BLK. K1NMV1AA	105	97	86	96	00
16	LCS K1NMV1AC	98	94	90	95	00
17	LAB MS/MSD D	102	95	92	95	00
18	LAB MS/MSD S	99	96	94	95	00

SURROGATES		QC LIMITS
SRG01	= Toluene-d8	(71-118)
SRG02	= 1,2-Dichloroethane-d4	(64-135)
SRG03	= 4-Bromofluorobenzene	(70-118)
SRG04	= Dibromofluoromethane	(70-128)

\# Column to be used to flag recovery values
* Values outside of required QC Limits
D System monitoring Compound diluted out

FORM II

SW846 8260B CHECK SAMPLE RECOVERY

Lab Name: TestAmerica Laboratories, Inc. Client: MACTEC Engineering and Consulting Inc

Lab Code: TALPIT SDG No:

Lot #: C8J270000 WO #: K1NMV1AC
BATCH: 8301245

COMPOUND	SPIKE ADDED (ug/L)	SAMPLE CONCENT. (ug/L)	% REC	QC LIMITS REC	QUAL
1,1-Dichloroethene	10.0	10.4	104	65- 136	
Benzene	10.0	9.69	97	80- 120	
Toluene	10.0	9.71	97	80- 123	
Chlorobenzene	10.0	9.40	94	80- 120	
Trichloroethene	10.0	9.92	99	73- 120	

NOTES(S):

* Values outside of QC limits

Spike Recovery: 0 out of 5 outside limits

COMMENTS:

FORM III

SW846 8260B MATRIX SPIKE/MATRIX SPIKE DUPLICATE RECOVERY

Lab Name: TestAmerica Laboratories, Inc. Client: MACTEC Engineering and Consulting Inc

Lab Code: TALPIT SDG No:

Matrix Spike ID: LAB MS/MSD

Lot #: C8J240181 WO #: K1JC61AG
BATCH: 8301245

COMPOUND	SPIKE ADDED (ug/L)	SAMPLE CONCENT. (ug/L)	MS CONCENT. (ug/L)	MS % REC	LIMITS REC	QUAL
Trichloroethene	10.0	ND	9.96	100	73 - 120	
1,1-Dichloroethene	10.0	ND	9.91	99	65 - 136	
Benzene	10.0	ND	9.68	97	80 - 120	
Toluene	10.0	ND	9.87	99	80 - 123	
Chlorobenzene	10.0	ND	9.66	97	80 - 120	

NOTES(S):

Column to be used to flag recovery and RPD values with an asterisk
* Values outside of QC limits

RPD: 0 out of 0 outside limits
Spike Recovery: 0 out of 5 outside limits

COMMENTS:

FORM III

SW846 8260B MATRIX SPIKE/MATRIX SPIKE DUPLICATE RECOVERY

Lab Name: TestAmerica Laboratories, Inc. Client: MACTEC Engineering and Consulting Inc

Lab Code: TALPIT SDG No:

Matrix Spike ID: LAB MS/MSD

Lot #: C8J240181 WO #: K1JC61AH
BATCH: 8301245

COMPOUND	SPIKE ADDED (ug/L)	MSD CONCENT. (ug/L)	MSD % REC	% RPD	QC LIMITS RPD	QC LIMITS REC	QUAL
1,1-Dichloroethene	10.0	9.86	99	0.46	35	65 - 136	
Benzene	10.0	9.86	99	1.9	32	80 - 120	
Toluene	10.0	9.88	99	0.13	35	80 - 123	
Chlorobenzene	10.0	9.40	94	2.7	29	80 - 120	
Trichloroethene	10.0	9.52	95	4.5	35	73 - 120	

NOTES(S):

Column to be used to flag recovery and RPD values with an asterisk
* Values outside of QC limits

RPD: 0 out of 5 outside limits
Spike Recovery: 0 out of 5 outside limits

COMMENTS:

FORM III

SW846 8260B METHOD BLANK SUMMARY

BLANK WORKORDER NO.: K1NMV1AA

Lab Name: TestAmerica Laboratories, Inc.

Lab Code: TALPIT

SDG Number:

Lab File ID: 61027001.

Lot Number: C8J180171

Date Analyzed: 10/27/08

Time Analyzed: 08:56

Matrix: WATER

Date Extracted:10/27/08

GC Column: RTX-624 ID: .18

Extraction Method: 5030B/8260B

Instrument ID: HP6

Level:(low/med) LOW

THIS METHOD BLANK APPLIES TO THE FOLLOWING SAMPLES, LCS, LCSD, MS , MSD:

	CLIENT ID.	SAMPLE WORK ORDER #	LAB FILE ID	DATE ANALYZED	TIME ANALYZED
01	MW-43-1008	K06DA1AA	61027007.	10/27/08	11:47
02	RFI-45-1008	K06DC1AM	61027008.	10/27/08	12:10
03	RFI-39-1008	K06DF1AM	61027009.	10/27/08	12:34
04	RFI-PZ-19-1008	K06DG1AM	61027010.	10/27/08	12:58
05	RFI-PZ-18-1008	K06DH1AM	61027011.	10/27/08	13:21
06	RFI-51-1008	K06DJ1AM	61027012.	10/27/08	13:45
07	RFI-36-1008	K06DL1AM	61027013.	10/27/08	14:09
08	RFI-32-1008	K06DM1AM	61027015.	10/27/08	14:56
09	RFI-33-1008	K06DN1AM	61027016.	10/27/08	15:20
10	RFI-29-1008	K06DP1AM	61027017.	10/27/08	15:43
11	RFI-17-1008	K06DQ1AM	61027018.	10/27/08	16:07
12	RFI-PZ-17-1008	K06DR1AM	61027019.	10/27/08	16:31
13	TRIP BLANK	K06DT1AA	61027014.	10/27/08	14:32
14	INTRA-LAB QC	K1JC61AF	61027002.	10/27/08	09:31
15	LAB MS/MSD	K1JC61AG S	61027005.	10/27/08	10:46
16	LAB MS/MSD	K1JC61AH D	61027006.	10/27/08	11:10
17	CHECK SAMPLE	K1NMV1AC C	61027004.	10/27/08	10:22
18					
19					
20					
21					
22					
23					
24					
25					
26					
27					
28					
29					
30					

COMMENTS:

FORM IV

METHOD BLANK REPORT

GC/MS Volatiles

Client Lot #...: C8J180171 **Work Order #...:** K1NMV1AA **Matrix.....:** WATER
MB Lot-Sample #: C8J270000-245

Prep Date.....: 10/27/08 **Analysis Time..:** 08:56
Analysis Date..: 10/27/08 **Prep Batch #...:** 8301245 **Final Wgt/Vol..:** 5 mL
Dilution Factor: 1 **Initial Wgt/Vol:** 5 mL **Instrument ID..:** HP6
Analyst ID.....: 001562

PARAMETER	RESULT	REPORTING LIMIT	UNITS	METHOD
Acetone	ND	5.0	ug/L	SW846 8260B
Benzene	ND	1.0	ug/L	SW846 8260B
Bromodichloromethane	ND	1.0	ug/L	SW846 8260B
Bromoform	ND	1.0	ug/L	SW846 8260B
Bromomethane	ND	1.0	ug/L	SW846 8260B
2-Butanone	ND	5.0	ug/L	SW846 8260B
Carbon disulfide	ND	1.0	ug/L	SW846 8260B
Carbon tetrachloride	ND	1.0	ug/L	SW846 8260B
Chlorobenzene	ND	1.0	ug/L	SW846 8260B
Chloroethane	ND	1.0	ug/L	SW846 8260B
Chloroform	ND	1.0	ug/L	SW846 8260B
Chloromethane	ND	1.0	ug/L	SW846 8260B
Cyclohexane	ND	1.0	ug/L	SW846 8260B
Dibromochloromethane	ND	1.0	ug/L	SW846 8260B
1,2-Dibromo-3-chloro-propane	ND	1.0	ug/L	SW846 8260B
1,2-Dibromoethane	ND	1.0	ug/L	SW846 8260B
1,3-Dichlorobenzene	ND	1.0	ug/L	SW846 8260B
1,4-Dichlorobenzene	ND	1.0	ug/L	SW846 8260B
1,2-Dichlorobenzene	ND	1.0	ug/L	SW846 8260B
Dichlorodifluoromethane	ND	1.0	ug/L	SW846 8260B
1,1-Dichloroethane	ND	1.0	ug/L	SW846 8260B
1,2-Dichloroethane	ND	1.0	ug/L	SW846 8260B
1,1-Dichloroethene	ND	1.0	ug/L	SW846 8260B
cis-1,2-Dichloroethene	ND	1.0	ug/L	SW846 8260B
trans-1,2-Dichloroethene	ND	1.0	ug/L	SW846 8260B
1,2-Dichloropropane	ND	1.0	ug/L	SW846 8260B
cis-1,3-Dichloropropene	ND	1.0	ug/L	SW846 8260B
trans-1,3-Dichloropropene	ND	1.0	ug/L	SW846 8260B
Ethylbenzene	ND	1.0	ug/L	SW846 8260B
2-Hexanone	ND	5.0	ug/L	SW846 8260B
Isopropylbenzene	ND	1.0	ug/L	SW846 8260B
Methyl acetate	ND	1.0	ug/L	SW846 8260B
Methylene chloride	ND	1.0	ug/L	SW846 8260B
Methylcyclohexane	ND	1.0	ug/L	SW846 8260B
4-Methyl-2-pentanone	ND	5.0	ug/L	SW846 8260B
Methyl tert-butyl ether	ND	1.0	ug/L	SW846 8260B
Styrene	ND	1.0	ug/L	SW846 8260B
1,1,2,2-Tetrachloroethane	ND	1.0	ug/L	SW846 8260B
1,2,4-Trichloro-benzene	ND	1.0	ug/L	SW846 8260B

(Continued on next page)

METHOD BLANK REPORT

GC/MS Volatiles

Client Lot #...: C8J180171 **Work Order #...:** K1NMV1AA **Matrix.....:** WATER

PARAMETER	RESULT	REPORTING LIMIT	UNITS	METHOD
Tetrachloroethene	ND	1.0	ug/L	SW846 8260B
1,1,1-Trichloroethane	ND	1.0	ug/L	SW846 8260B
1,1,2-Trichloroethane	ND	1.0	ug/L	SW846 8260B
Trichloroethene	ND	1.0	ug/L	SW846 8260B
Trichlorofluoromethane	ND	1.0	ug/L	SW846 8260B
1,1,2-Trichloro-1,2,2-trifluoroethane	ND	1.0	ug/L	SW846 8260B
Toluene	ND	1.0	ug/L	SW846 8260B
Vinyl chloride	ND	1.0	ug/L	SW846 8260B
Xylenes (total)	ND	3.0	ug/L	SW846 8260B

SURROGATE	PERCENT RECOVERY	RECOVERY LIMITS
Toluene-d8	105	(71 - 118)
1,2-Dichloroethane-d4	97	(64 - 135)
4-Bromofluorobenzene	86	(70 - 118)
Dibromofluoromethane	96	(70 - 128)

NOTE(S):

Calculations are performed before rounding to avoid round-off errors in calculated results.

8A
VOLATILE INTERNAL STANDARD AREA AND RT SUMMARY

Lab Name: TA PITTSBURGH Contract:

Lab Code: TA PGH Case No.: SAS No.: SDG No.: C8J180171

Lab File ID (Standard): CC61027 Date Analyzed: 10/27/08

Instrument ID: HP6 Time Analyzed: 0811

GC Column: DB 624 ID: 0.20 (mm) Heated Purge: (Y/N) N

		IS1 AREA #	RT #	IS2 (CBZ) AREA #	RT #	IS3 (DCB) AREA #	RT #
	12 HOUR STD	500205	7.02	123794	10.13	193495	12.44
	UPPER LIMIT	1000410	7.22	247588	10.33	386990	12.64
	LOWER LIMIT	250103	6.82	61897	9.93	96748	12.24
	EPA SAMPLE NO.						
01	INTRA-LAB BL	643506	7.03	148050	10.13	239651	12.44
02	INTRA-LAB CH	550744	7.02	134068	10.13	208686	12.45
03	MW-43-1008	638636	7.03	148116	10.13	238120	12.45
04	RFI-45-1008	630100	7.03	148925	10.13	242400	12.45
05	RFI-39-1008	629550	7.03	147203	10.13	237756	12.45
06	RFI-PZ-39-10	633926	7.03	147216	10.13	231182	12.45
07	RFI-PZ-18-10	621616	7.03	148957	10.13	237640	12.45
08	RFI-51-1008	620274	7.03	144813	10.13	236419	12.45
09	RFI-36-1008	621561	7.03	146725	10.13	232603	12.45
10	TRIP BLANK	632761	7.03	146555	10.13	231303	12.45
11	RFI-32-1008	626154	7.03	143508	10.13	232405	12.45
12	RFI-33-1008	625421	7.03	145366	10.13	227006	12.45
13	RFI-29-1008	628185	7.03	146148	10.13	227071	12.45
14	RFI-17-1008	607499	7.03	145040	10.13	230715	12.45
15	RFI-PZ-17-10	611195	7.03	141078	10.13	232250	12.45
16							
17							
18							
19							
20							
21							
22							

IS1 = Fluorobenzene
IS2 (CBZ) = Chlorobenzene-d5
IS3 (DCB) = 1,4-Dichlorobenzene-d4

AREA UPPER LIMIT = +100% of internal standard area
AREA LOWER LIMIT = - 50% of internal standard area
RT UPPER LIMIT = + 0.20 minutes of internal standard RT
RT LOWER LIMIT = - 0.20 minutes of internal standard RT

Column used to flag values outside QC limits with an asterisk.
* Values outside of QC limits.

GC/MS SEMIVOLATILE SUMMARY

MACTEC Engineering and Consulting Inc

Client Sample ID: MW-43-1008

GC/MS Semivolatiles

Lot-Sample #...:	C8J180171-001	**Work Order #...:**	K06DA1A9	**Matrix.....:**	WATER
Date Sampled...:	10/16/08 16:10	**Date Received..:**	10/18/08 11:30	**MS Run #.....:**	
Prep Date.....:	10/23/08	**Analysis Date..:**	10/28/08		
Prep Batch #...:	8298042	**Analysis Time..:**	00:00		
Dilution Factor:	1.04	**Initial Wgt/Vol:**	960 mL	**Final Wgt/Vol..:**	1 mL
Analyst ID.....:	003200	**Instrument ID..:**	731		
		Method.....:	SW846 8270C		

PARAMETER	RESULT	REPORTING LIMIT	UNITS	MDL
Aniline	ND	1.0	ug/L	0.050
Acenaphthene	ND	0.21	ug/L	0.054
Acenaphthylene	ND	0.21	ug/L	0.048
Acetophenone	ND	1.0	ug/L	0.048
Anthracene	ND	0.21	ug/L	0.053
Atrazine	ND	1.0	ug/L	0.041
Benzo(a)anthracene	ND	0.21	ug/L	0.043
Benzo(a)pyrene	ND	0.21	ug/L	0.046
Benzo(b)fluoranthene	ND	0.21	ug/L	0.033
Benzo(ghi)perylene	ND	0.21	ug/L	0.029
Benzo(k)fluoranthene	ND	0.21	ug/L	0.041
Benzaldehyde	ND	1.0	ug/L	0.056
1,1'-Biphenyl	ND	1.0	ug/L	0.063
bis(2-Chloroethoxy) methane	ND	1.0	ug/L	0.13
bis(2-Chloroethyl)-ether	ND	0.21	ug/L	0.048
bis(2-Ethylhexyl) phthalate	ND	1.0	ug/L	0.12
4-Bromophenyl phenyl ether	ND	1.0	ug/L	0.052
Butyl benzyl phthalate	**0.14 J**	**1.0**	**ug/L**	**0.14**
Caprolactam	**0.23 J**	**5.2**	**ug/L**	**0.20**
Carbazole	ND	0.21	ug/L	0.054
4-Chloroaniline	**0.099 J**	**1.0**	**ug/L**	**0.048**
4-Chloro-3-methylphenol	ND	1.0	ug/L	0.061
2-Chloronaphthalene	ND	0.21	ug/L	0.046
2-Chlorophenol	ND	1.0	ug/L	0.047
4-Chlorophenyl phenyl ether	ND	1.0	ug/L	0.044
Chrysene	ND	0.21	ug/L	0.037
Dibenz(a,h)anthracene	ND	0.21	ug/L	0.036
Dibenzofuran	**0.065 J**	**1.0**	**ug/L**	**0.056**
3,3'-Dichlorobenzidine	ND	1.0	ug/L	0.043
2,4-Dichlorophenol	ND	0.21	ug/L	0.051
Diethyl phthalate	ND	1.0	ug/L	0.25
2,4-Dimethylphenol	ND	1.0	ug/L	0.054

(Continued on next page)

MACTEC Engineering and Consulting Inc

Client Sample ID: MW-43-1008

GC/MS Semivolatiles

Lot-Sample #...: C8J180171-001 **Work Order #...:** K06DA1A9 **Matrix.....:** WATER

PARAMETER	RESULT	REPORTING LIMIT	UNITS	MDL
Dimethyl phthalate	ND	1.0	ug/L	0.044
Di-n-butyl phthalate	**0.086 J**	**1.0**	**ug/L**	**0.048**
4,6-Dinitro-2-methylphenol	ND	5.2	ug/L	1.5
2,4-Dinitrophenol	ND	5.2	ug/L	1.3
2,4-Dinitrotoluene	ND	1.0	ug/L	0.047
2,6-Dinitrotoluene	ND	1.0	ug/L	0.053
Di-n-octyl phthalate	ND	1.0	ug/L	0.044
Fluoranthene	ND	0.21	ug/L	0.051
Fluorene	**0.069 J**	**0.21**	**ug/L**	**0.056**
Hexachlorobenzene	ND	0.21	ug/L	0.045
Hexachlorobutadiene	ND	0.21	ug/L	0.039
Hexachlorocyclopentadiene	ND	1.0	ug/L	0.083
Hexachloroethane	ND	1.0	ug/L	0.045
Indeno(1,2,3-cd)pyrene	ND	0.21	ug/L	0.049
Isophorone	ND	1.0	ug/L	0.049
2-Methylnaphthalene	ND	0.21	ug/L	0.049
2-Methylphenol	ND	1.0	ug/L	0.053
4-Methylphenol	ND	1.0	ug/L	0.077
Naphthalene	ND	0.21	ug/L	0.045
2-Nitroaniline	ND	5.2	ug/L	0.049
3-Nitroaniline	ND	5.2	ug/L	0.042
4-Nitroaniline	ND	5.2	ug/L	0.026
Nitrobenzene	ND	0.21	ug/L	0.067
2-Nitrophenol	ND	1.0	ug/L	0.056
4-Nitrophenol	ND	5.2	ug/L	0.073
N-Nitrosodi-n-propylamine	ND	0.21	ug/L	0.062
N-Nitrosodiphenylamine	ND	0.21	ug/L	0.051
2,2'-oxybis (1-Chloropropane)	ND	0.21	ug/L	0.027
Pentachlorophenol	ND	1.0	ug/L	0.086
Phenanthrene	**0.15 J**	**0.21**	**ug/L**	**0.057**
Phenol	ND	0.21	ug/L	0.023
Pyrene	ND	0.21	ug/L	0.059
2,4,5-Trichlorophenol	ND	1.0	ug/L	0.065
2,4,6-Trichlorophenol	ND	1.0	ug/L	0.059

(Continued on next page)

MACTEC Engineering and Consulting Inc

Client Sample ID: MW-43-1008

GC/MS Semivolatiles

Lot-Sample #...: C8J180171-001 **Work Order #...:** K06DA1A9 **Matrix.....:** WATER

SURROGATE	PERCENT RECOVERY	RECOVERY LIMITS
Nitrobenzene-d5	72	(23 - 112)
Terphenyl-d14	52	(10 - 132)
2-Fluorobiphenyl	72	(19 - 107)
2-Fluorophenol	54	(10 - 111)
Phenol-d5	69	(15 - 112)
2,4,6-Tribromophenol	74	(16 - 122)

NOTE(S):

J Estimated result. Result is less than RL.

MACTEC Engineering and Consulting Inc

Client Sample ID: RFI-45-1008

GC/MS Semivolatiles

Lot-Sample #...:	C8J180171-002	**Work Order #...:**	K06DC1AL	**Matrix.....:**	WATER
Date Sampled...:	10/16/08 12:45	**Date Received..:**	10/18/08 11:30	**MS Run #.....:**	
Prep Date.....:	10/23/08	**Analysis Date..:**	10/28/08		
Prep Batch #...:	8298042	**Analysis Time..:**	00:20		
Dilution Factor:	1.03	**Initial Wgt/Vol:**	970 mL	**Final Wgt/Vol..:**	1 mL
Analyst ID.....:	003200	**Instrument ID..:**	731		
		Method.....:	SW846 8270C		

PARAMETER	RESULT	REPORTING LIMIT	UNITS	MDL
Aniline	ND	1.0	ug/L	0.049
Acenaphthene	ND	0.21	ug/L	0.054
Acenaphthylene	ND	0.21	ug/L	0.048
Acetophenone	**0.077 J**	**1.0**	**ug/L**	**0.048**
Anthracene	ND	0.21	ug/L	0.052
Atrazine	ND	1.0	ug/L	0.040
Benzo(a)anthracene	**0.068 J**	**0.21**	**ug/L**	**0.042**
Benzo(a)pyrene	**0.050 J**	**0.21**	**ug/L**	**0.045**
Benzo(b)fluoranthene	**0.12 J**	**0.21**	**ug/L**	**0.032**
Benzo(ghi)perylene	**0.033 J**	**0.21**	**ug/L**	**0.028**
Benzo(k)fluoranthene	ND	0.21	ug/L	0.041
Benzaldehyde	ND	1.0	ug/L	0.056
1,1'-Biphenyl	ND	1.0	ug/L	0.062
bis(2-Chloroethoxy) methane	ND	1.0	ug/L	0.13
bis(2-Chloroethyl)-ether	ND	0.21	ug/L	0.047
bis(2-Ethylhexyl) phthalate	ND	1.0	ug/L	0.12
4-Bromophenyl phenyl ether	ND	1.0	ug/L	0.051
Butyl benzyl phthalate	**0.14 J**	**1.0**	**ug/L**	**0.14**
Caprolactam	ND	5.2	ug/L	0.19
Carbazole	ND	0.21	ug/L	0.054
4-Chloroaniline	ND	1.0	ug/L	0.048
4-Chloro-3-methylphenol	ND	1.0	ug/L	0.061
2-Chloronaphthalene	ND	0.21	ug/L	0.046
2-Chlorophenol	ND	1.0	ug/L	0.047
4-Chlorophenyl phenyl ether	ND	1.0	ug/L	0.044
Chrysene	**0.089 J**	**0.21**	**ug/L**	**0.037**
Dibenz(a,h)anthracene	ND	0.21	ug/L	0.036
Dibenzofuran	ND	1.0	ug/L	0.055
3,3'-Dichlorobenzidine	ND	1.0	ug/L	0.042
2,4-Dichlorophenol	**3.4**	**0.21**	**ug/L**	**0.050**
Diethyl phthalate	ND	1.0	ug/L	0.25
2,4-Dimethylphenol	ND	1.0	ug/L	0.053

(Continued on next page)

MACTEC Engineering and Consulting Inc

Client Sample ID: RFI-45-1008

GC/MS Semivolatiles

Lot-Sample #...: C8J180171-002 **Work Order #...:** K06DC1AL **Matrix.....:** WATER

PARAMETER	RESULT	REPORTING LIMIT	UNITS	MDL
Dimethyl phthalate	ND	1.0	ug/L	0.043
Di-n-butyl phthalate	**0.082 J**	**1.0**	**ug/L**	**0.048**
4,6-Dinitro-2-methylphenol	ND	5.2	ug/L	1.5
2,4-Dinitrophenol	ND	5.2	ug/L	1.3
2,4-Dinitrotoluene	ND	1.0	ug/L	0.047
2,6-Dinitrotoluene	ND	1.0	ug/L	0.052
Di-n-octyl phthalate	ND	1.0	ug/L	0.044
Fluoranthene	**0.17 J**	**0.21**	**ug/L**	**0.051**
Fluorene	ND	0.21	ug/L	0.056
Hexachlorobenzene	ND	0.21	ug/L	0.045
Hexachlorobutadiene	ND	0.21	ug/L	0.039
Hexachlorocyclopentadiene	ND	1.0	ug/L	0.082
Hexachloroethane	ND	1.0	ug/L	0.045
Indeno(1,2,3-cd)pyrene	ND	0.21	ug/L	0.049
Isophorone	ND	1.0	ug/L	0.049
2-Methylnaphthalene	ND	0.21	ug/L	0.048
2-Methylphenol	ND	1.0	ug/L	0.053
4-Methylphenol	ND	1.0	ug/L	0.076
Naphthalene	ND	0.21	ug/L	0.044
2-Nitroaniline	ND	5.2	ug/L	0.049
3-Nitroaniline	ND	5.2	ug/L	0.041
4-Nitroaniline	ND	5.2	ug/L	0.026
Nitrobenzene	ND	0.21	ug/L	0.066
2-Nitrophenol	ND	1.0	ug/L	0.056
4-Nitrophenol	ND	5.2	ug/L	0.072
N-Nitrosodi-n-propylamine	ND	0.21	ug/L	0.061
N-Nitrosodiphenylamine	ND	0.21	ug/L	0.050
2,2'-oxybis (1-Chloropropane)	ND	0.21	ug/L	0.027
Pentachlorophenol	ND	1.0	ug/L	0.085
Phenanthrene	**0.18 J**	**0.21**	**ug/L**	**0.057**
Phenol	ND	0.21	ug/L	0.023
Pyrene	**0.11 J**	**0.21**	**ug/L**	**0.058**
2,4,5-Trichlorophenol	ND	1.0	ug/L	0.064
2,4,6-Trichlorophenol	ND	1.0	ug/L	0.059

(Continued on next page)

MACTEC Engineering and Consulting Inc

Client Sample ID: RFI-45-1008

GC/MS Semivolatiles

Lot-Sample #...: C8J180171-002 **Work Order #...:** K06DC1AL **Matrix.....:** WATER

SURROGATE	PERCENT RECOVERY	RECOVERY LIMITS
Nitrobenzene-d5	57	(23 - 112)
Terphenyl-d14	49	(10 - 132)
2-Fluorobiphenyl	56	(19 - 107)
2-Fluorophenol	41	(10 - 111)
Phenol-d5	54	(15 - 112)
2,4,6-Tribromophenol	61	(16 - 122)

NOTE(S):

J Estimated result. Result is less than RL.

MACTEC Engineering and Consulting Inc

Client Sample ID: RFI-39-1008

GC/MS Semivolatiles

Lot-Sample #...:	C8J180171-003	**Work Order #...:**	K06DF1AL	**Matrix.....:**	WATER
Date Sampled...:	10/16/08 11:30	**Date Received..:**	10/18/08 11:30	**MS Run #.....:**	
Prep Date.....:	10/23/08	**Analysis Date..:**	10/29/08		
Prep Batch #...:	8298042	**Analysis Time..:**	04:21		
Dilution Factor:	1	**Initial Wgt/Vol:**	1000 mL	**Final Wgt/Vol..:**	1 mL
Analyst ID.....:	003200	**Instrument ID..:**	731		
		Method.....:	SW846 8270C		

PARAMETER	RESULT	REPORTING LIMIT	UNITS	MDL
Aniline	ND	1.0	ug/L	0.048
Acenaphthene	**0.63**	**0.20**	**ug/L**	**0.052**
Acenaphthylene	ND	0.20	ug/L	0.046
Acetophenone	ND	1.0	ug/L	0.046
Anthracene	**0.21**	**0.20**	**ug/L**	**0.051**
Atrazine	ND	1.0	ug/L	0.039
Benzo(a)anthracene	**0.95**	**0.20**	**ug/L**	**0.041**
Benzo(a)pyrene	**0.73**	**0.20**	**ug/L**	**0.044**
Benzo(b)fluoranthene	**0.95**	**0.20**	**ug/L**	**0.031**
Benzo(ghi)perylene	**1.0**	**0.20**	**ug/L**	**0.027**
Benzo(k)fluoranthene	**1.2**	**0.20**	**ug/L**	**0.039**
Benzaldehyde	ND	1.0	ug/L	0.054
1,1'-Biphenyl	**0.073 J**	**1.0**	**ug/L**	**0.060**
bis(2-Chloroethoxy) methane	ND	1.0	ug/L	0.12
bis(2-Chloroethyl)-ether	ND	0.20	ug/L	0.046
bis(2-Ethylhexyl) phthalate	**0.51 J**	**1.0**	**ug/L**	**0.12**
4-Bromophenyl phenyl ether	ND	1.0	ug/L	0.050
Butyl benzyl phthalate	**0.15 J**	**1.0**	**ug/L**	**0.14**
Caprolactam	ND	5.0	ug/L	0.19
Carbazole	**0.089 J**	**0.20**	**ug/L**	**0.052**
4-Chloroaniline	ND	1.0	ug/L	0.046
4-Chloro-3-methylphenol	ND	1.0	ug/L	0.059
2-Chloronaphthalene	ND	0.20	ug/L	0.044
2-Chlorophenol	ND	1.0	ug/L	0.045
4-Chlorophenyl phenyl ether	ND	1.0	ug/L	0.043
Chrysene	**1.1**	**0.20**	**ug/L**	**0.036**
Dibenz(a,h)anthracene	**1.0**	**0.20**	**ug/L**	**0.035**
Dibenzofuran	**0.28 J**	**1.0**	**ug/L**	**0.053**
3,3'-Dichlorobenzidine	ND	1.0	ug/L	0.041
2,4-Dichlorophenol	**0.20**	**0.20**	**ug/L**	**0.049**
Diethyl phthalate	ND	1.0	ug/L	0.24
2,4-Dimethylphenol	ND	1.0	ug/L	0.052

(Continued on next page)

MACTEC Engineering and Consulting Inc

Client Sample ID: RFI-39-1008

GC/MS Semivolatiles

Lot-Sample #...: C8J180171-003 **Work Order #...:** K06DF1AL **Matrix.....:** WATER

PARAMETER	RESULT	REPORTING LIMIT	UNITS	MDL
Dimethyl phthalate	ND	1.0	ug/L	0.042
Di-n-butyl phthalate	ND	1.0	ug/L	0.046
4,6-Dinitro-2-methylphenol	ND	5.0	ug/L	1.4
2,4-Dinitrophenol	ND	5.0	ug/L	1.3
2,4-Dinitrotoluene	ND	1.0	ug/L	0.045
2,6-Dinitrotoluene	ND	1.0	ug/L	0.051
Di-n-octyl phthalate	**0.45 J**	**1.0**	**ug/L**	**0.043**
Fluoranthene	**0.46**	**0.20**	**ug/L**	**0.049**
Fluorene	**0.38**	**0.20**	**ug/L**	**0.054**
Hexachlorobenzene	**0.23**	**0.20**	**ug/L**	**0.043**
Hexachlorobutadiene	ND	0.20	ug/L	0.038
Hexachlorocyclopentadiene	ND	1.0	ug/L	0.080
Hexachloroethane	ND	1.0	ug/L	0.043
Indeno(1,2,3-cd)pyrene	**1.0**	**0.20**	**ug/L**	**0.048**
Isophorone	ND	1.0	ug/L	0.047
2-Methylnaphthalene	**0.13 J**	**0.20**	**ug/L**	**0.047**
2-Methylphenol	ND	1.0	ug/L	0.051
4-Methylphenol	ND	1.0	ug/L	0.074
Naphthalene	**0.59**	**0.20**	**ug/L**	**0.043**
2-Nitroaniline	ND	5.0	ug/L	0.048
3-Nitroaniline	ND	5.0	ug/L	0.040
4-Nitroaniline	ND	5.0	ug/L	0.025
Nitrobenzene	ND	0.20	ug/L	0.064
2-Nitrophenol	ND	1.0	ug/L	0.054
4-Nitrophenol	ND	5.0	ug/L	0.070
N-Nitrosodi-n-propylamine	ND	0.20	ug/L	0.059
N-Nitrosodiphenylamine	ND	0.20	ug/L	0.049
2,2'-oxybis (1-Chloropropane)	ND	0.20	ug/L	0.026
Pentachlorophenol	ND	1.0	ug/L	0.083
Phenanthrene	**0.27**	**0.20**	**ug/L**	**0.055**
Phenol	ND	0.20	ug/L	0.022
Pyrene	**0.41**	**0.20**	**ug/L**	**0.057**
2,4,5-Trichlorophenol	ND	1.0	ug/L	0.063
2,4,6-Trichlorophenol	ND	1.0	ug/L	0.057

(Continued on next page)

MACTEC Engineering and Consulting Inc

Client Sample ID: RFI-39-1008

GC/MS Semivolatiles

Lot-Sample #...: C8J180171-003 **Work Order #...:** K06DF1AL **Matrix.....:** WATER

SURROGATE	PERCENT RECOVERY	RECOVERY LIMITS
Nitrobenzene-d5	67	(23 - 112)
Terphenyl-d14	76	(10 - 132)
2-Fluorobiphenyl	67	(19 - 107)
2-Fluorophenol	43	(10 - 111)
Phenol-d5	54	(15 - 112)
2,4,6-Tribromophenol	53	(16 - 122)

NOTE(S):

J Estimated result. Result is less than RL.

MACTEC Engineering and Consulting Inc

Client Sample ID: RFI-PZ-19-1008

GC/MS Semivolatiles

Lot-Sample #...:	C8J180171-004	**Work Order #...:**	K06DG1AL	**Matrix.....:**	WATER
Date Sampled...:	10/16/08 10:00	**Date Received..:**	10/18/08 11:30	**MS Run #.....:**	
Prep Date.....:	10/23/08	**Analysis Date..:**	10/28/08		
Prep Batch #...:	8298042	**Analysis Time..:**	01:00		
Dilution Factor:	0.99	**Initial Wgt/Vol:**	1010 mL	**Final Wgt/Vol..:**	1 mL
Analyst ID.....:	003200	**Instrument ID..:**	731		
		Method.....:	SW846 8270C		

PARAMETER	RESULT	REPORTING LIMIT	UNITS	MDL
Aniline	ND	0.99	ug/L	0.048
Acenaphthene	**0.16 J**	**0.20**	**ug/L**	**0.052**
Acenaphthylene	ND	0.20	ug/L	0.046
Acetophenone	ND	0.99	ug/L	0.046
Anthracene	ND	0.20	ug/L	0.050
Atrazine	ND	0.99	ug/L	0.039
Benzo(a)anthracene	ND	0.20	ug/L	0.041
Benzo(a)pyrene	ND	0.20	ug/L	0.043
Benzo(b)fluoranthene	ND	0.20	ug/L	0.031
Benzo(ghi)perylene	ND	0.20	ug/L	0.027
Benzo(k)fluoranthene	ND	0.20	ug/L	0.039
Benzaldehyde	ND	0.99	ug/L	0.054
1,1'-Biphenyl	ND	0.99	ug/L	0.060
bis(2-Chloroethoxy) methane	ND	0.99	ug/L	0.12
bis(2-Chloroethyl)-ether	ND	0.20	ug/L	0.046
bis(2-Ethylhexyl) phthalate	ND	0.99	ug/L	0.12
4-Bromophenyl phenyl ether	ND	0.99	ug/L	0.049
Butyl benzyl phthalate	**0.48 J**	**0.99**	**ug/L**	**0.14**
Caprolactam	ND	5.0	ug/L	0.19
Carbazole	**0.069 J**	**0.20**	**ug/L**	**0.052**
4-Chloroaniline	**0.16 J**	**0.99**	**ug/L**	**0.046**
4-Chloro-3-methylphenol	ND	0.99	ug/L	0.058
2-Chloronaphthalene	ND	0.20	ug/L	0.044
2-Chlorophenol	ND	0.99	ug/L	0.045
4-Chlorophenyl phenyl ether	ND	0.99	ug/L	0.042
Chrysene	ND	0.20	ug/L	0.035
Dibenz(a,h)anthracene	ND	0.20	ug/L	0.034
Dibenzofuran	**0.053 J**	**0.99**	**ug/L**	**0.053**
3,3'-Dichlorobenzidine	ND	0.99	ug/L	0.041
2,4-Dichlorophenol	**0.23**	**0.20**	**ug/L**	**0.048**
Diethyl phthalate	ND	0.99	ug/L	0.24
2,4-Dimethylphenol	ND	0.99	ug/L	0.051

(Continued on next page)

MACTEC Engineering and Consulting Inc

Client Sample ID: RFI-PZ-19-1008

GC/MS Semivolatiles

Lot-Sample #...: C8J180171-004 **Work Order #...:** K06DG1AL **Matrix.....:** WATER

PARAMETER	RESULT	REPORTING LIMIT	UNITS	MDL
Dimethyl phthalate	ND	0.99	ug/L	0.042
Di-n-butyl phthalate	**0.077 J**	**0.99**	**ug/L**	**0.046**
4,6-Dinitro-2-methylphenol	ND	5.0	ug/L	1.4
2,4-Dinitrophenol	ND	5.0	ug/L	1.3
2,4-Dinitrotoluene	ND	0.99	ug/L	0.045
2,6-Dinitrotoluene	ND	0.99	ug/L	0.050
Di-n-octyl phthalate	ND	0.99	ug/L	0.042
Fluoranthene	ND	0.20	ug/L	0.049
Fluorene	**0.058 J**	**0.20**	**ug/L**	**0.054**
Hexachlorobenzene	ND	0.20	ug/L	0.043
Hexachlorobutadiene	ND	0.20	ug/L	0.037
Hexachlorocyclopentadiene	ND	0.99	ug/L	0.079
Hexachloroethane	ND	0.99	ug/L	0.043
Indeno(1,2,3-cd)pyrene	ND	0.20	ug/L	0.047
Isophorone	ND	0.99	ug/L	0.047
2-Methylnaphthalene	ND	0.20	ug/L	0.046
2-Methylphenol	ND	0.99	ug/L	0.051
4-Methylphenol	ND	0.99	ug/L	0.073
Naphthalene	**0.25**	**0.20**	**ug/L**	**0.043**
2-Nitroaniline	ND	5.0	ug/L	0.047
3-Nitroaniline	ND	5.0	ug/L	0.040
4-Nitroaniline	ND	5.0	ug/L	0.025
Nitrobenzene	ND	0.20	ug/L	0.063
2-Nitrophenol	ND	0.99	ug/L	0.053
4-Nitrophenol	ND	5.0	ug/L	0.069
N-Nitrosodi-n-propylamine	ND	0.20	ug/L	0.059
N-Nitrosodiphenylamine	ND	0.20	ug/L	0.048
2,2'-oxybis (1-Chloropropane)	ND	0.20	ug/L	0.026
Pentachlorophenol	ND	0.99	ug/L	0.082
Phenanthrene	**0.14 J**	**0.20**	**ug/L**	**0.054**
Phenol	ND	0.20	ug/L	0.022
Pyrene	ND	0.20	ug/L	0.056
2,4,5-Trichlorophenol	ND	0.99	ug/L	0.062
2,4,6-Trichlorophenol	ND	0.99	ug/L	0.056

(Continued on next page)

MACTEC Engineering and Consulting Inc

Client Sample ID: RFI-PZ-19-1008

GC/MS Semivolatiles

Lot-Sample #...: C8J180171-004 **Work Order #...:** K06DG1AL **Matrix.....:** WATER

SURROGATE	PERCENT RECOVERY	RECOVERY LIMITS
Nitrobenzene-d5	46	(23 - 112)
Terphenyl-d14	60	(10 - 132)
2-Fluorobiphenyl	55	(19 - 107)
2-Fluorophenol	41	(10 - 111)
Phenol-d5	49	(15 - 112)
2,4,6-Tribromophenol	60	(16 - 122)

NOTE(S):

J Estimated result. Result is less than RL.

MACTEC Engineering and Consulting Inc

Client Sample ID: RFI-PZ-18-1008

GC/MS Semivolatiles

Lot-Sample #...:	C8J180171-005	**Work Order #...:**	K06DH1AL	**Matrix.....:**	WATER
Date Sampled...:	10/16/08 16:40	**Date Received..:**	10/18/08 11:30	**MS Run #.....:**	
Prep Date.....:	10/23/08	**Analysis Date..:**	10/28/08		
Prep Batch #...:	8298042	**Analysis Time..:**	01:19		
Dilution Factor:	1.03	**Initial Wgt/Vol:**	970 mL	**Final Wgt/Vol..:**	1 mL
Analyst ID.....:	003200	**Instrument ID..:**	731		
		Method.....:	SW846 8270C		

PARAMETER	RESULT	REPORTING LIMIT	UNITS	MDL
Aniline	ND	1.0	ug/L	0.049
Acenaphthene	**0.13 J**	**0.21**	**ug/L**	**0.054**
Acenaphthylene	ND	0.21	ug/L	0.048
Acetophenone	ND	1.0	ug/L	0.048
Anthracene	ND	0.21	ug/L	0.052
Atrazine	ND	1.0	ug/L	0.040
Benzo(a)anthracene	ND	0.21	ug/L	0.042
Benzo(a)pyrene	**0.057 J**	**0.21**	**ug/L**	**0.045**
Benzo(b)fluoranthene	ND	0.21	ug/L	0.032
Benzo(ghi)perylene	**0.068 J**	**0.21**	**ug/L**	**0.028**
Benzo(k)fluoranthene	ND	0.21	ug/L	0.041
Benzaldehyde	ND	1.0	ug/L	0.056
1,1'-Biphenyl	ND	1.0	ug/L	0.062
bis(2-Chloroethoxy) methane	ND	1.0	ug/L	0.13
bis(2-Chloroethyl)-ether	ND	0.21	ug/L	0.047
bis(2-Ethylhexyl) phthalate	ND	1.0	ug/L	0.12
4-Bromophenyl phenyl ether	ND	1.0	ug/L	0.051
Butyl benzyl phthalate	**0.20 J**	**1.0**	**ug/L**	**0.14**
Caprolactam	ND	5.2	ug/L	0.19
Carbazole	ND	0.21	ug/L	0.054
4-Chloroaniline	ND	1.0	ug/L	0.048
4-Chloro-3-methylphenol	ND	1.0	ug/L	0.061
2-Chloronaphthalene	ND	0.21	ug/L	0.046
2-Chlorophenol	ND	1.0	ug/L	0.047
4-Chlorophenyl phenyl ether	ND	1.0	ug/L	0.044
Chrysene	ND	0.21	ug/L	0.037
Dibenz(a,h)anthracene	**0.061 J**	**0.21**	**ug/L**	**0.036**
Dibenzofuran	ND	1.0	ug/L	0.055
3,3'-Dichlorobenzidine	ND	1.0	ug/L	0.042
2,4-Dichlorophenol	ND	0.21	ug/L	0.050
Diethyl phthalate	ND	1.0	ug/L	0.25
2,4-Dimethylphenol	ND	1.0	ug/L	0.053

(Continued on next page)

MACTEC Engineering and Consulting Inc

Client Sample ID: RFI-PZ-18-1008

GC/MS Semivolatiles

Lot-Sample #...: C8J180171-005 **Work Order #...:** K06DH1AL **Matrix.....:** WATER

PARAMETER	RESULT	REPORTING LIMIT	UNITS	MDL
Dimethyl phthalate	ND	1.0	ug/L	0.043
Di-n-butyl phthalate	**0.16 J**	**1.0**	**ug/L**	**0.048**
4,6-Dinitro-2-methylphenol	ND	5.2	ug/L	1.5
2,4-Dinitrophenol	ND	5.2	ug/L	1.3
2,4-Dinitrotoluene	ND	1.0	ug/L	0.047
2,6-Dinitrotoluene	ND	1.0	ug/L	0.052
Di-n-octyl phthalate	ND	1.0	ug/L	0.044
Fluoranthene	**0.098 J**	**0.21**	**ug/L**	**0.051**
Fluorene	ND	0.21	ug/L	0.056
Hexachlorobenzene	ND	0.21	ug/L	0.045
Hexachlorobutadiene	ND	0.21	ug/L	0.039
Hexachlorocyclopentadiene	ND	1.0	ug/L	0.082
Hexachloroethane	ND	1.0	ug/L	0.045
Indeno(1,2,3-cd)pyrene	**0.069 J**	**0.21**	**ug/L**	**0.049**
Isophorone	ND	1.0	ug/L	0.049
2-Methylnaphthalene	ND	0.21	ug/L	0.048
2-Methylphenol	ND	1.0	ug/L	0.053
4-Methylphenol	ND	1.0	ug/L	0.076
Naphthalene	ND	0.21	ug/L	0.044
2-Nitroaniline	ND	5.2	ug/L	0.049
3-Nitroaniline	ND	5.2	ug/L	0.041
4-Nitroaniline	ND	5.2	ug/L	0.026
Nitrobenzene	ND	0.21	ug/L	0.066
2-Nitrophenol	ND	1.0	ug/L	0.056
4-Nitrophenol	ND	5.2	ug/L	0.072
N-Nitrosodi-n-propylamine	ND	0.21	ug/L	0.061
N-Nitrosodiphenylamine	ND	0.21	ug/L	0.050
2,2'-oxybis (1-Chloropropane)	ND	0.21	ug/L	0.027
Pentachlorophenol	ND	1.0	ug/L	0.085
Phenanthrene	ND	0.21	ug/L	0.057
Phenol	ND	0.21	ug/L	0.023
Pyrene	**0.072 J**	**0.21**	**ug/L**	**0.058**
2,4,5-Trichlorophenol	ND	1.0	ug/L	0.064
2,4,6-Trichlorophenol	ND	1.0	ug/L	0.059

(Continued on next page)

MACTEC Engineering and Consulting Inc

Client Sample ID: RFI-PZ-18-1008

GC/MS Semivolatiles

Lot-Sample #...: C8J180171-005 **Work Order #...:** K06DH1AL **Matrix.....:** WATER

SURROGATE	PERCENT RECOVERY	RECOVERY LIMITS
Nitrobenzene-d5	66	(23 - 112)
Terphenyl-d14	56	(10 - 132)
2-Fluorobiphenyl	63	(19 - 107)
2-Fluorophenol	32	(10 - 111)
Phenol-d5	56	(15 - 112)
2,4,6-Tribromophenol	71	(16 - 122)

NOTE(S):

J Estimated result. Result is less than RL.

MACTEC Engineering and Consulting Inc

Client Sample ID: RFI-51-1008

GC/MS Semivolatiles

Lot-Sample #...:	C8J180171-006	**Work Order #...:**	K06DJ1AL	**Matrix.....:**	WATER
Date Sampled...:	10/16/08 12:55	**Date Received..:**	10/18/08 11:30	**MS Run #.....:**	
Prep Date.....:	10/23/08	**Analysis Date..:**	10/28/08		
Prep Batch #...:	8298042	**Analysis Time..:**	01:40		
Dilution Factor:	1	**Initial Wgt/Vol:**	1000 mL	**Final Wgt/Vol..:**	1 mL
Analyst ID.....:	003200	**Instrument ID..:**	731		
		Method.....:	SW846 8270C		

PARAMETER	RESULT	REPORTING LIMIT	UNITS	MDL
Aniline	ND	1.0	ug/L	0.048
Acenaphthene	ND	0.20	ug/L	0.052
Acenaphthylene	ND	0.20	ug/L	0.046
Acetophenone	ND	1.0	ug/L	0.046
Anthracene	**0.072 J**	**0.20**	**ug/L**	**0.051**
Atrazine	ND	1.0	ug/L	0.039
Benzo(a)anthracene	ND	0.20	ug/L	0.041
Benzo(a)pyrene	ND	0.20	ug/L	0.044
Benzo(b)fluoranthene	ND	0.20	ug/L	0.031
Benzo(ghi)perylene	ND	0.20	ug/L	0.027
Benzo(k)fluoranthene	ND	0.20	ug/L	0.039
Benzaldehyde	ND	1.0	ug/L	0.054
1,1'-Biphenyl	ND	1.0	ug/L	0.060
bis(2-Chloroethoxy) methane	ND	1.0	ug/L	0.12
bis(2-Chloroethyl)-ether	ND	0.20	ug/L	0.046
bis(2-Ethylhexyl) phthalate	ND	1.0	ug/L	0.12
4-Bromophenyl phenyl ether	ND	1.0	ug/L	0.050
Butyl benzyl phthalate	ND	1.0	ug/L	0.14
Caprolactam	**0.30 J**	**5.0**	**ug/L**	**0.19**
Carbazole	ND	0.20	ug/L	0.052
4-Chloroaniline	ND	1.0	ug/L	0.046
4-Chloro-3-methylphenol	ND	1.0	ug/L	0.059
2-Chloronaphthalene	ND	0.20	ug/L	0.044
2-Chlorophenol	ND	1.0	ug/L	0.045
4-Chlorophenyl phenyl ether	ND	1.0	ug/L	0.043
Chrysene	ND	0.20	ug/L	0.036
Dibenz(a,h)anthracene	ND	0.20	ug/L	0.035
Dibenzofuran	ND	1.0	ug/L	0.053
3,3'-Dichlorobenzidine	ND	1.0	ug/L	0.041
2,4-Dichlorophenol	**0.16 J**	**0.20**	**ug/L**	**0.049**
Diethyl phthalate	ND	1.0	ug/L	0.24
2,4-Dimethylphenol	ND	1.0	ug/L	0.052

(Continued on next page)

MACTEC Engineering and Consulting Inc

Client Sample ID: RFI-51-1008

GC/MS Semivolatiles

Lot-Sample #...: C8J180171-006 **Work Order #...:** K06DJ1AL **Matrix.....:** WATER

PARAMETER	RESULT	REPORTING LIMIT	UNITS	MDL
Dimethyl phthalate	ND	1.0	ug/L	0.042
Di-n-butyl phthalate	**0.070 J**	**1.0**	**ug/L**	**0.046**
4,6-Dinitro-2-methylphenol	ND	5.0	ug/L	1.4
2,4-Dinitrophenol	ND	5.0	ug/L	1.3
2,4-Dinitrotoluene	ND	1.0	ug/L	0.045
2,6-Dinitrotoluene	ND	1.0	ug/L	0.051
Di-n-octyl phthalate	ND	1.0	ug/L	0.043
Fluoranthene	ND	0.20	ug/L	0.049
Fluorene	ND	0.20	ug/L	0.054
Hexachlorobenzene	ND	0.20	ug/L	0.043
Hexachlorobutadiene	ND	0.20	ug/L	0.038
Hexachlorocyclopentadiene	ND	1.0	ug/L	0.080
Hexachloroethane	ND	1.0	ug/L	0.043
Indeno(1,2,3-cd)pyrene	ND	0.20	ug/L	0.048
Isophorone	ND	1.0	ug/L	0.047
2-Methylnaphthalene	ND	0.20	ug/L	0.047
2-Methylphenol	ND	1.0	ug/L	0.051
4-Methylphenol	ND	1.0	ug/L	0.074
Naphthalene	ND	0.20	ug/L	0.043
2-Nitroaniline	ND	5.0	ug/L	0.048
3-Nitroaniline	ND	5.0	ug/L	0.040
4-Nitroaniline	ND	5.0	ug/L	0.025
Nitrobenzene	ND	0.20	ug/L	0.064
2-Nitrophenol	ND	1.0	ug/L	0.054
4-Nitrophenol	ND	5.0	ug/L	0.070
N-Nitrosodi-n-propylamine	ND	0.20	ug/L	0.059
N-Nitrosodiphenylamine	ND	0.20	ug/L	0.049
2,2'-oxybis (1-Chloropropane)	ND	0.20	ug/L	0.026
Pentachlorophenol	ND	1.0	ug/L	0.083
Phenanthrene	**0.087 J**	**0.20**	**ug/L**	**0.055**
Phenol	ND	0.20	ug/L	0.022
Pyrene	ND	0.20	ug/L	0.057
2,4,5-Trichlorophenol	ND	1.0	ug/L	0.063
2,4,6-Trichlorophenol	ND	1.0	ug/L	0.057

(Continued on next page)

MACTEC Engineering and Consulting Inc

Client Sample ID: RFI-51-1008

GC/MS Semivolatiles

Lot-Sample #...: C8J180171-006 **Work Order #...:** K06DJ1AL **Matrix.....:** WATER

SURROGATE	PERCENT RECOVERY	RECOVERY LIMITS
Nitrobenzene-d5	64	(23 - 112)
Terphenyl-d14	79	(10 - 132)
2-Fluorobiphenyl	63	(19 - 107)
2-Fluorophenol	31	(10 - 111)
Phenol-d5	56	(15 - 112)
2,4,6-Tribromophenol	65	(16 - 122)

NOTE(S):

J Estimated result. Result is less than RL.

MACTEC Engineering and Consulting Inc

Client Sample ID: RFI-36-1008

GC/MS Semivolatiles

Lot-Sample #...:	C8J180171-007	**Work Order #...:**	K06DL1AL	**Matrix.....:**	WATER
Date Sampled...:	10/16/08 12:10	**Date Received..:**	10/18/08 11:30	**MS Run #.....:**	
Prep Date.....:	10/23/08	**Analysis Date..:**	10/28/08		
Prep Batch #...:	8298042	**Analysis Time..:**	01:59		
Dilution Factor:	1	**Initial Wgt/Vol:**	1000 mL	**Final Wgt/Vol..:**	1 mL
Analyst ID.....:	003200	**Instrument ID..:**	731		
		Method.....:	SW846 8270C		

PARAMETER	RESULT	REPORTING LIMIT	UNITS	MDL
Aniline	ND	1.0	ug/L	0.048
Acenaphthene	**0.95**	**0.20**	**ug/L**	**0.052**
Acenaphthylene	**0.061 J**	**0.20**	**ug/L**	**0.046**
Acetophenone	ND	1.0	ug/L	0.046
Anthracene	**0.11 J**	**0.20**	**ug/L**	**0.051**
Atrazine	ND	1.0	ug/L	0.039
Benzo(a)anthracene	**0.073 J**	**0.20**	**ug/L**	**0.041**
Benzo(a)pyrene	ND	0.20	ug/L	0.044
Benzo(b)fluoranthene	ND	0.20	ug/L	0.031
Benzo(ghi)perylene	ND	0.20	ug/L	0.027
Benzo(k)fluoranthene	ND	0.20	ug/L	0.039
Benzaldehyde	ND	1.0	ug/L	0.054
1,1'-Biphenyl	ND	1.0	ug/L	0.060
bis(2-Chloroethoxy) methane	ND	1.0	ug/L	0.12
bis(2-Chloroethyl)-ether	ND	0.20	ug/L	0.046
bis(2-Ethylhexyl) phthalate	ND	1.0	ug/L	0.12
4-Bromophenyl phenyl ether	ND	1.0	ug/L	0.050
Butyl benzyl phthalate	ND	1.0	ug/L	0.14
Caprolactam	**0.41 J**	**5.0**	**ug/L**	**0.19**
Carbazole	ND	0.20	ug/L	0.052
4-Chloroaniline	ND	1.0	ug/L	0.046
4-Chloro-3-methylphenol	ND	1.0	ug/L	0.059
2-Chloronaphthalene	ND	0.20	ug/L	0.044
2-Chlorophenol	ND	1.0	ug/L	0.045
4-Chlorophenyl phenyl ether	ND	1.0	ug/L	0.043
Chrysene	**0.079 J**	**0.20**	**ug/L**	**0.036**
Dibenz(a,h)anthracene	ND	0.20	ug/L	0.035
Dibenzofuran	**0.059 J**	**1.0**	**ug/L**	**0.053**
3,3'-Dichlorobenzidine	ND	1.0	ug/L	0.041
2,4-Dichlorophenol	**0.061 J**	**0.20**	**ug/L**	**0.049**
Diethyl phthalate	ND	1.0	ug/L	0.24
2,4-Dimethylphenol	ND	1.0	ug/L	0.052

(Continued on next page)

MACTEC Engineering and Consulting Inc

Client Sample ID: RFI-36-1008

GC/MS Semivolatiles

Lot-Sample #...: C8J180171-007 **Work Order #...:** K06DL1AL **Matrix.....:** WATER

PARAMETER	RESULT	REPORTING LIMIT	UNITS	MDL
Dimethyl phthalate	ND	1.0	ug/L	0.042
Di-n-butyl phthalate	**0.050 J**	**1.0**	**ug/L**	**0.046**
4,6-Dinitro-2-methylphenol	ND	5.0	ug/L	1.4
2,4-Dinitrophenol	ND	5.0	ug/L	1.3
2,4-Dinitrotoluene	ND	1.0	ug/L	0.045
2,6-Dinitrotoluene	ND	1.0	ug/L	0.051
Di-n-octyl phthalate	ND	1.0	ug/L	0.043
Fluoranthene	**1.0**	**0.20**	**ug/L**	**0.049**
Fluorene	**0.47**	**0.20**	**ug/L**	**0.054**
Hexachlorobenzene	ND	0.20	ug/L	0.043
Hexachlorobutadiene	ND	0.20	ug/L	0.038
Hexachlorocyclopentadiene	ND	1.0	ug/L	0.080
Hexachloroethane	ND	1.0	ug/L	0.043
Indeno(1,2,3-cd)pyrene	ND	0.20	ug/L	0.048
Isophorone	ND	1.0	ug/L	0.047
2-Methylnaphthalene	ND	0.20	ug/L	0.047
2-Methylphenol	ND	1.0	ug/L	0.051
4-Methylphenol	ND	1.0	ug/L	0.074
Naphthalene	ND	0.20	ug/L	0.043
2-Nitroaniline	ND	5.0	ug/L	0.048
3-Nitroaniline	ND	5.0	ug/L	0.040
4-Nitroaniline	ND	5.0	ug/L	0.025
Nitrobenzene	ND	0.20	ug/L	0.064
2-Nitrophenol	ND	1.0	ug/L	0.054
4-Nitrophenol	ND	5.0	ug/L	0.070
N-Nitrosodi-n-propylamine	ND	0.20	ug/L	0.059
N-Nitrosodiphenylamine	ND	0.20	ug/L	0.049
2,2'-oxybis (1-Chloropropane)	ND	0.20	ug/L	0.026
Pentachlorophenol	ND	1.0	ug/L	0.083
Phenanthrene	**0.12 J**	**0.20**	**ug/L**	**0.055**
Phenol	ND	0.20	ug/L	0.022
Pyrene	**0.74**	**0.20**	**ug/L**	**0.057**
2,4,5-Trichlorophenol	ND	1.0	ug/L	0.063
2,4,6-Trichlorophenol	ND	1.0	ug/L	0.057

(Continued on next page)

MACTEC Engineering and Consulting Inc

Client Sample ID: RFI-36-1008

GC/MS Semivolatiles

Lot-Sample #...: C8J180171-007 **Work Order #...:** K06DL1AL **Matrix.....:** WATER

SURROGATE	PERCENT RECOVERY	RECOVERY LIMITS
Nitrobenzene-d5	76	(23 - 112)
Terphenyl-d14	62	(10 - 132)
2-Fluorobiphenyl	72	(19 - 107)
2-Fluorophenol	50	(10 - 111)
Phenol-d5	66	(15 - 112)
2,4,6-Tribromophenol	76	(16 - 122)

NOTE(S):

J Estimated result. Result is less than RL.

MACTEC Engineering and Consulting Inc

Client Sample ID: RFI-32-1008

GC/MS Semivolatiles

Lot-Sample #...:	C8J180171-008	**Work Order #...:**	K06DM1AL	**Matrix.....:**	WATER
Date Sampled...:	10/16/08 10:45	**Date Received..:**	10/18/08 11:30	**MS Run #.....:**	
Prep Date.....:	10/23/08	**Analysis Date..:**	10/28/08		
Prep Batch #...:	8298042	**Analysis Time..:**	02:19		
Dilution Factor:	0.98	**Initial Wgt/Vol:**	1020 mL	**Final Wgt/Vol..:**	1 mL
Analyst ID.....:	003200	**Instrument ID..:**	731		
		Method.....:	SW846 8270C		

PARAMETER	RESULT	REPORTING LIMIT	UNITS	MDL
Aniline	ND	0.98	ug/L	0.047
Acenaphthene	ND	0.20	ug/L	0.051
Acenaphthylene	ND	0.20	ug/L	0.045
Acetophenone	ND	0.98	ug/L	0.045
Anthracene	ND	0.20	ug/L	0.050
Atrazine	ND	0.98	ug/L	0.038
Benzo(a)anthracene	ND	0.20	ug/L	0.040
Benzo(a)pyrene	ND	0.20	ug/L	0.043
Benzo(b)fluoranthene	ND	0.20	ug/L	0.031
Benzo(ghi)perylene	ND	0.20	ug/L	0.027
Benzo(k)fluoranthene	ND	0.20	ug/L	0.039
Benzaldehyde	ND	0.98	ug/L	0.053
1,1'-Biphenyl	ND	0.98	ug/L	0.059
bis(2-Chloroethoxy) methane	ND	0.98	ug/L	0.12
bis(2-Chloroethyl)-ether	ND	0.20	ug/L	0.045
bis(2-Ethylhexyl) phthalate	ND	0.98	ug/L	0.12
4-Bromophenyl phenyl ether	ND	0.98	ug/L	0.049
Butyl benzyl phthalate	**0.15 J**	**0.98**	**ug/L**	**0.14**
Caprolactam	ND	4.9	ug/L	0.18
Carbazole	ND	0.20	ug/L	0.051
4-Chloroaniline	ND	0.98	ug/L	0.045
4-Chloro-3-methylphenol	ND	0.98	ug/L	0.058
2-Chloronaphthalene	ND	0.20	ug/L	0.043
2-Chlorophenol	**8.2**	**0.98**	**ug/L**	**0.044**
4-Chlorophenyl phenyl ether	ND	0.98	ug/L	0.042
Chrysene	ND	0.20	ug/L	0.035
Dibenz(a,h)anthracene	ND	0.20	ug/L	0.034
Dibenzofuran	ND	0.98	ug/L	0.052
3,3'-Dichlorobenzidine	ND	0.98	ug/L	0.040
2,4-Dichlorophenol	**2.1**	**0.20**	**ug/L**	**0.048**
Diethyl phthalate	ND	0.98	ug/L	0.24
2,4-Dimethylphenol	ND	0.98	ug/L	0.051

(Continued on next page)

MACTEC Engineering and Consulting Inc

Client Sample ID: RFI-32-1008

GC/MS Semivolatiles

Lot-Sample #...: C8J180171-008 **Work Order #...:** K06DM1AL **Matrix.....:** WATER

PARAMETER	RESULT	REPORTING LIMIT	UNITS	MDL
Dimethyl phthalate	ND	0.98	ug/L	0.041
Di-n-butyl phthalate	**0.067 J**	**0.98**	**ug/L**	**0.045**
4,6-Dinitro-2-methylphenol	ND	4.9	ug/L	1.4
2,4-Dinitrophenol	ND	4.9	ug/L	1.3
2,4-Dinitrotoluene	ND	0.98	ug/L	0.044
2,6-Dinitrotoluene	ND	0.98	ug/L	0.050
Di-n-octyl phthalate	ND	0.98	ug/L	0.042
Fluoranthene	ND	0.20	ug/L	0.048
Fluorene	ND	0.20	ug/L	0.053
Hexachlorobenzene	ND	0.20	ug/L	0.043
Hexachlorobutadiene	ND	0.20	ug/L	0.037
Hexachlorocyclopentadiene	ND	0.98	ug/L	0.078
Hexachloroethane	ND	0.98	ug/L	0.043
Indeno(1,2,3-cd)pyrene	ND	0.20	ug/L	0.047
Isophorone	ND	0.98	ug/L	0.046
2-Methylnaphthalene	ND	0.20	ug/L	0.046
2-Methylphenol	ND	0.98	ug/L	0.050
4-Methylphenol	ND	0.98	ug/L	0.072
Naphthalene	ND	0.20	ug/L	0.042
2-Nitroaniline	ND	4.9	ug/L	0.047
3-Nitroaniline	ND	4.9	ug/L	0.039
4-Nitroaniline	ND	4.9	ug/L	0.025
Nitrobenzene	ND	0.20	ug/L	0.063
2-Nitrophenol	ND	0.98	ug/L	0.053
4-Nitrophenol	ND	4.9	ug/L	0.069
N-Nitrosodi-n-propylamine	ND	0.20	ug/L	0.058
N-Nitrosodiphenylamine	ND	0.20	ug/L	0.048
2,2'-oxybis (1-Chloropropane)	ND	0.20	ug/L	0.025
Pentachlorophenol	ND	0.98	ug/L	0.081
Phenanthrene	ND	0.20	ug/L	0.054
Phenol	ND	0.20	ug/L	0.022
Pyrene	ND	0.20	ug/L	0.055
2,4,5-Trichlorophenol	ND	0.98	ug/L	0.061
2,4,6-Trichlorophenol	ND	0.98	ug/L	0.056

(Continued on next page)

MACTEC Engineering and Consulting Inc

Client Sample ID: RFI-32-1008

GC/MS Semivolatiles

Lot-Sample #...: C8J180171-008 **Work Order #...:** K06DM1AL **Matrix.....:** WATER

SURROGATE	PERCENT RECOVERY	RECOVERY LIMITS
Nitrobenzene-d5	86	(23 - 112)
Terphenyl-d14	82	(10 - 132)
2-Fluorobiphenyl	81	(19 - 107)
2-Fluorophenol	26	(10 - 111)
Phenol-d5	50	(15 - 112)
2,4,6-Tribromophenol	79	(16 - 122)

NOTE(S):

J Estimated result. Result is less than RL.

MACTEC Engineering and Consulting Inc

Client Sample ID: RFI-33-1008

GC/MS Semivolatiles

Lot-Sample #...:	C8J180171-009	**Work Order #...:**	K06DN1AL	**Matrix.....:**	WATER
Date Sampled...:	10/16/08 09:10	**Date Received..:**	10/18/08 11:30	**MS Run #.....:**	
Prep Date.....:	10/23/08	**Analysis Date..:**	10/28/08		
Prep Batch #...:	8298042	**Analysis Time..:**	02:39		
Dilution Factor:	1	**Initial Wgt/Vol:**	1000 mL	**Final Wgt/Vol..:**	1 mL
Analyst ID.....:	003200	**Instrument ID..:**	731		
		Method.....:	SW846 8270C		

PARAMETER	RESULT	REPORTING LIMIT	UNITS	MDL
Aniline	ND	1.0	ug/L	0.048
Acenaphthene	**0.071 J**	**0.20**	**ug/L**	**0.052**
Acenaphthylene	ND	0.20	ug/L	0.046
Acetophenone	ND	1.0	ug/L	0.046
Anthracene	**0.12 J**	**0.20**	**ug/L**	**0.051**
Atrazine	ND	1.0	ug/L	0.039
Benzo(a)anthracene	**0.12 J**	**0.20**	**ug/L**	**0.041**
Benzo(a)pyrene	ND	0.20	ug/L	0.044
Benzo(b)fluoranthene	ND	0.20	ug/L	0.031
Benzo(ghi)perylene	ND	0.20	ug/L	0.027
Benzo(k)fluoranthene	ND	0.20	ug/L	0.039
Benzaldehyde	ND	1.0	ug/L	0.054
1,1'-Biphenyl	ND	1.0	ug/L	0.060
bis(2-Chloroethoxy) methane	ND	1.0	ug/L	0.12
bis(2-Chloroethyl)-ether	ND	0.20	ug/L	0.046
bis(2-Ethylhexyl) phthalate	**0.44 J**	**1.0**	**ug/L**	**0.12**
4-Bromophenyl phenyl ether	ND	1.0	ug/L	0.050
Butyl benzyl phthalate	**0.39 J**	**1.0**	**ug/L**	**0.14**
Caprolactam	**0.65 J**	**5.0**	**ug/L**	**0.19**
Carbazole	**0.14 J**	**0.20**	**ug/L**	**0.052**
4-Chloroaniline	**0.20 J**	**1.0**	**ug/L**	**0.046**
4-Chloro-3-methylphenol	ND	1.0	ug/L	0.059
2-Chloronaphthalene	ND	0.20	ug/L	0.044
2-Chlorophenol	ND	1.0	ug/L	0.045
4-Chlorophenyl phenyl ether	ND	1.0	ug/L	0.043
Chrysene	**0.11 J**	**0.20**	**ug/L**	**0.036**
Dibenz(a,h)anthracene	ND	0.20	ug/L	0.035
Dibenzofuran	**0.13 J**	**1.0**	**ug/L**	**0.053**
3,3'-Dichlorobenzidine	ND	1.0	ug/L	0.041
2,4-Dichlorophenol	**0.20**	**0.20**	**ug/L**	**0.049**
Diethyl phthalate	**0.25 J**	**1.0**	**ug/L**	**0.24**
2,4-Dimethylphenol	**0.058 J**	**1.0**	**ug/L**	**0.052**

(Continued on next page)

MACTEC Engineering and Consulting Inc

Client Sample ID: RFI-33-1008

GC/MS Semivolatiles

Lot-Sample #...: C8J180171-009 **Work Order #...:** K06DN1AL **Matrix.....:** WATER

PARAMETER	RESULT	REPORTING LIMIT	UNITS	MDL
Dimethyl phthalate	ND	1.0	ug/L	0.042
Di-n-butyl phthalate	**0.20 J**	**1.0**	**ug/L**	**0.046**
4,6-Dinitro-2-methylphenol	ND	5.0	ug/L	1.4
2,4-Dinitrophenol	ND	5.0	ug/L	1.3
2,4-Dinitrotoluene	ND	1.0	ug/L	0.045
2,6-Dinitrotoluene	ND	1.0	ug/L	0.051
Di-n-octyl phthalate	**0.057 J**	**1.0**	**ug/L**	**0.043**
Fluoranthene	**0.17 J**	**0.20**	**ug/L**	**0.049**
Fluorene	**0.13 J**	**0.20**	**ug/L**	**0.054**
Hexachlorobenzene	ND	0.20	ug/L	0.043
Hexachlorobutadiene	ND	0.20	ug/L	0.038
Hexachlorocyclopentadiene	ND	1.0	ug/L	0.080
Hexachloroethane	ND	1.0	ug/L	0.043
Indeno(1,2,3-cd)pyrene	ND	0.20	ug/L	0.048
Isophorone	ND	1.0	ug/L	0.047
2-Methylnaphthalene	**0.056 J**	**0.20**	**ug/L**	**0.047**
2-Methylphenol	ND	1.0	ug/L	0.051
4-Methylphenol	ND	1.0	ug/L	0.074
Naphthalene	**0.052 J**	**0.20**	**ug/L**	**0.043**
2-Nitroaniline	ND	5.0	ug/L	0.048
3-Nitroaniline	ND	5.0	ug/L	0.040
4-Nitroaniline	ND	5.0	ug/L	0.025
Nitrobenzene	ND	0.20	ug/L	0.064
2-Nitrophenol	ND	1.0	ug/L	0.054
4-Nitrophenol	ND	5.0	ug/L	0.070
N-Nitrosodi-n-propylamine	ND	0.20	ug/L	0.059
N-Nitrosodiphenylamine	**0.095 J**	**0.20**	**ug/L**	**0.049**
2,2'-oxybis (1-Chloropropane)	ND	0.20	ug/L	0.026
Pentachlorophenol	**1.1**	**1.0**	**ug/L**	**0.083**
Phenanthrene	**0.37**	**0.20**	**ug/L**	**0.055**
Phenol	ND	0.20	ug/L	0.022
Pyrene	**0.13 J**	**0.20**	**ug/L**	**0.057**
2,4,5-Trichlorophenol	ND	1.0	ug/L	0.063
2,4,6-Trichlorophenol	ND	1.0	ug/L	0.057

(Continued on next page)

MACTEC Engineering and Consulting Inc

Client Sample ID: RFI-33-1008

GC/MS Semivolatiles

Lot-Sample #...: C8J180171-009 **Work Order #...:** K06DN1AL **Matrix.....:** WATER

SURROGATE	PERCENT RECOVERY	RECOVERY LIMITS
Nitrobenzene-d5	62	(23 - 112)
Terphenyl-d14	64	(10 - 132)
2-Fluorobiphenyl	61	(19 - 107)
2-Fluorophenol	37	(10 - 111)
Phenol-d5	53	(15 - 112)
2,4,6-Tribromophenol	67	(16 - 122)

NOTE(S):

J Estimated result. Result is less than RL.

MACTEC Engineering and Consulting Inc

Client Sample ID: RFI-29-1008

GC/MS Semivolatiles

Lot-Sample #...:	C8J180171-010	**Work Order #...:**	K06DP1AL	**Matrix.....:**	WATER
Date Sampled...:	10/16/08 09:55	**Date Received..:**	10/18/08 11:30	**MS Run #.....:**	
Prep Date.....:	10/23/08	**Analysis Date..:**	10/29/08		
Prep Batch #...:	8298042	**Analysis Time..:**	04:41		
Dilution Factor:	0.99	**Initial Wgt/Vol:**	1010 mL	**Final Wgt/Vol..:**	1 mL
Analyst ID.....:	003200	**Instrument ID..:**	731		
		Method.....:	SW846 8270C		

PARAMETER	RESULT	REPORTING LIMIT	UNITS	MDL
Aniline	ND	0.99	ug/L	0.048
Acenaphthene	ND	0.20	ug/L	0.052
Acenaphthylene	ND	0.20	ug/L	0.046
Acetophenone	ND	0.99	ug/L	0.046
Anthracene	ND	0.20	ug/L	0.050
Atrazine	ND	0.99	ug/L	0.039
Benzo(a)anthracene	ND	0.20	ug/L	0.041
Benzo(a)pyrene	ND	0.20	ug/L	0.043
Benzo(b)fluoranthene	ND	0.20	ug/L	0.031
Benzo(ghi)perylene	ND	0.20	ug/L	0.027
Benzo(k)fluoranthene	ND	0.20	ug/L	0.039
Benzaldehyde	ND	0.99	ug/L	0.054
1,1'-Biphenyl	ND	0.99	ug/L	0.060
bis(2-Chloroethoxy) methane	ND	0.99	ug/L	0.12
bis(2-Chloroethyl)-ether	ND	0.20	ug/L	0.046
bis(2-Ethylhexyl) phthalate	ND	0.99	ug/L	0.12
4-Bromophenyl phenyl ether	ND	0.99	ug/L	0.049
Butyl benzyl phthalate	ND	0.99	ug/L	0.14
Caprolactam	ND	5.0	ug/L	0.19
Carbazole	ND	0.20	ug/L	0.052
4-Chloroaniline	ND	0.99	ug/L	0.046
4-Chloro-3-methylphenol	ND	0.99	ug/L	0.058
2-Chloronaphthalene	ND	0.20	ug/L	0.044
2-Chlorophenol	ND	0.99	ug/L	0.045
4-Chlorophenyl phenyl ether	ND	0.99	ug/L	0.042
Chrysene	ND	0.20	ug/L	0.035
Dibenz(a,h)anthracene	ND	0.20	ug/L	0.034
Dibenzofuran	ND	0.99	ug/L	0.053
3,3'-Dichlorobenzidine	ND	0.99	ug/L	0.041
2,4-Dichlorophenol	ND	0.20	ug/L	0.048
Diethyl phthalate	ND	0.99	ug/L	0.24
2,4-Dimethylphenol	ND	0.99	ug/L	0.051

(Continued on next page)

MACTEC Engineering and Consulting Inc

Client Sample ID: RFI-29-1008

GC/MS Semivolatiles

Lot-Sample #...: C8J180171-010 **Work Order #...:** K06DP1AL **Matrix.....:** WATER

PARAMETER	RESULT	REPORTING LIMIT	UNITS	MDL
Dimethyl phthalate	ND	0.99	ug/L	0.042
Di-n-butyl phthalate	ND	0.99	ug/L	0.046
4,6-Dinitro-2-methylphenol	ND	5.0	ug/L	1.4
2,4-Dinitrophenol	ND	5.0	ug/L	1.3
2,4-Dinitrotoluene	ND	0.99	ug/L	0.045
2,6-Dinitrotoluene	ND	0.99	ug/L	0.050
Di-n-octyl phthalate	ND	0.99	ug/L	0.042
Fluoranthene	ND	0.20	ug/L	0.049
Fluorene	ND	0.20	ug/L	0.054
Hexachlorobenzene	ND	0.20	ug/L	0.043
Hexachlorobutadiene	ND	0.20	ug/L	0.037
Hexachlorocyclopentadiene	ND	0.99	ug/L	0.079
Hexachloroethane	ND	0.99	ug/L	0.043
Indeno(1,2,3-cd)pyrene	ND	0.20	ug/L	0.047
Isophorone	ND	0.99	ug/L	0.047
2-Methylnaphthalene	ND	0.20	ug/L	0.046
2-Methylphenol	ND	0.99	ug/L	0.051
4-Methylphenol	ND	0.99	ug/L	0.073
Naphthalene	ND	0.20	ug/L	0.043
2-Nitroaniline	ND	5.0	ug/L	0.047
3-Nitroaniline	ND	5.0	ug/L	0.040
4-Nitroaniline	ND	5.0	ug/L	0.025
Nitrobenzene	ND	0.20	ug/L	0.063
2-Nitrophenol	ND	0.99	ug/L	0.053
4-Nitrophenol	ND	5.0	ug/L	0.069
N-Nitrosodi-n-propylamine	ND	0.20	ug/L	0.059
N-Nitrosodiphenylamine	ND	0.20	ug/L	0.048
2,2'-oxybis (1-Chloropropane)	ND	0.20	ug/L	0.026
Pentachlorophenol	ND	0.99	ug/L	0.082
Phenanthrene	ND	0.20	ug/L	0.054
Phenol	ND	0.20	ug/L	0.022
Pyrene	ND	0.20	ug/L	0.056
2,4,5-Trichlorophenol	ND	0.99	ug/L	0.062
2,4,6-Trichlorophenol	ND	0.99	ug/L	0.056

(Continued on next page)

MACTEC Engineering and Consulting Inc

Client Sample ID: RFI-29-1008

GC/MS Semivolatiles

Lot-Sample #...: C8J180171-010 **Work Order #...:** K06DP1AL **Matrix.....:** WATER

SURROGATE	PERCENT RECOVERY	RECOVERY LIMITS
Nitrobenzene-d5	67	(23 - 112)
Terphenyl-d14	81	(10 - 132)
2-Fluorobiphenyl	71	(19 - 107)
2-Fluorophenol	44	(10 - 111)
Phenol-d5	50	(15 - 112)
2,4,6-Tribromophenol	52	(16 - 122)

MACTEC Engineering and Consulting Inc

Client Sample ID: RFI-17-1008

GC/MS Semivolatiles

Lot-Sample #...: C8J180171-011 **Work Order #...:** K06DQ1AL **Matrix.....:** WATER
Date Sampled...: 10/16/08 08:15 **Date Received..:** 10/18/08 11:30 **MS Run #.....:**
Prep Date.....: 10/23/08 **Analysis Date..:** 10/28/08
Prep Batch #...: 8298042 **Analysis Time..:** 03:19
Dilution Factor: 1 **Initial Wgt/Vol:** 1000 mL **Final Wgt/Vol..:** 1 mL
Analyst ID.....: 003200 **Instrument ID..:** 731
Method.....: SW846 8270C

PARAMETER	RESULT	REPORTING LIMIT	UNITS	MDL
Aniline	ND	1.0	ug/L	0.048
Acenaphthene	ND	0.20	ug/L	0.052
Acenaphthylene	ND	0.20	ug/L	0.046
Acetophenone	ND	1.0	ug/L	0.046
Anthracene	ND	0.20	ug/L	0.051
Atrazine	ND	1.0	ug/L	0.039
Benzo(a)anthracene	ND	0.20	ug/L	0.041
Benzo(a)pyrene	ND	0.20	ug/L	0.044
Benzo(b)fluoranthene	ND	0.20	ug/L	0.031
Benzo(ghi)perylene	ND	0.20	ug/L	0.027
Benzo(k)fluoranthene	ND	0.20	ug/L	0.039
Benzaldehyde	ND	1.0	ug/L	0.054
1,1'-Biphenyl	ND	1.0	ug/L	0.060
bis(2-Chloroethoxy) methane	ND	1.0	ug/L	0.12
bis(2-Chloroethyl)-ether	ND	0.20	ug/L	0.046
bis(2-Ethylhexyl) phthalate	ND	1.0	ug/L	0.12
4-Bromophenyl phenyl ether	ND	1.0	ug/L	0.050
Butyl benzyl phthalate	ND	1.0	ug/L	0.14
Caprolactam	ND	5.0	ug/L	0.19
Carbazole	ND	0.20	ug/L	0.052
4-Chloroaniline	ND	1.0	ug/L	0.046
4-Chloro-3-methylphenol	ND	1.0	ug/L	0.059
2-Chloronaphthalene	ND	0.20	ug/L	0.044
2-Chlorophenol	ND	1.0	ug/L	0.045
4-Chlorophenyl phenyl ether	ND	1.0	ug/L	0.043
Chrysene	ND	0.20	ug/L	0.036
Dibenz(a,h)anthracene	ND	0.20	ug/L	0.035
Dibenzofuran	ND	1.0	ug/L	0.053
3,3'-Dichlorobenzidine	ND	1.0	ug/L	0.041
2,4-Dichlorophenol	ND	0.20	ug/L	0.049
Diethyl phthalate	ND	1.0	ug/L	0.24
2,4-Dimethylphenol	ND	1.0	ug/L	0.052

(Continued on next page)

MACTEC Engineering and Consulting Inc

Client Sample ID: RFI-17-1008

GC/MS Semivolatiles

Lot-Sample #...: C8J180171-011 **Work Order #...:** K06DQ1AL **Matrix.....:** WATER

PARAMETER	RESULT	REPORTING LIMIT	UNITS	MDL
Dimethyl phthalate	ND	1.0	ug/L	0.042
Di-n-butyl phthalate	ND	1.0	ug/L	0.046
4,6-Dinitro-2-methylphenol	ND	5.0	ug/L	1.4
2,4-Dinitrophenol	ND	5.0	ug/L	1.3
2,4-Dinitrotoluene	ND	1.0	ug/L	0.045
2,6-Dinitrotoluene	ND	1.0	ug/L	0.051
Di-n-octyl phthalate	ND	1.0	ug/L	0.043
Fluoranthene	ND	0.20	ug/L	0.049
Fluorene	ND	0.20	ug/L	0.054
Hexachlorobenzene	ND	0.20	ug/L	0.043
Hexachlorobutadiene	ND	0.20	ug/L	0.038
Hexachlorocyclopentadiene	ND	1.0	ug/L	0.080
Hexachloroethane	ND	1.0	ug/L	0.043
Indeno(1,2,3-cd)pyrene	ND	0.20	ug/L	0.048
Isophorone	ND	1.0	ug/L	0.047
2-Methylnaphthalene	ND	0.20	ug/L	0.047
2-Methylphenol	ND	1.0	ug/L	0.051
4-Methylphenol	ND	1.0	ug/L	0.074
Naphthalene	ND	0.20	ug/L	0.043
2-Nitroaniline	ND	5.0	ug/L	0.048
3-Nitroaniline	ND	5.0	ug/L	0.040
4-Nitroaniline	ND	5.0	ug/L	0.025
Nitrobenzene	ND	0.20	ug/L	0.064
2-Nitrophenol	ND	1.0	ug/L	0.054
4-Nitrophenol	ND	5.0	ug/L	0.070
N-Nitrosodi-n-propylamine	ND	0.20	ug/L	0.059
N-Nitrosodiphenylamine	ND	0.20	ug/L	0.049
2,2'-oxybis (1-Chloropropane)	ND	0.20	ug/L	0.026
Pentachlorophenol	ND	1.0	ug/L	0.083
Phenanthrene	**0.060 J**	**0.20**	**ug/L**	**0.055**
Phenol	ND	0.20	ug/L	0.022
Pyrene	ND	0.20	ug/L	0.057
2,4,5-Trichlorophenol	ND	1.0	ug/L	0.063
2,4,6-Trichlorophenol	ND	1.0	ug/L	0.057

(Continued on next page)

MACTEC Engineering and Consulting Inc

Client Sample ID: RFI-17-1008

GC/MS Semivolatiles

Lot-Sample #...: C8J180171-011 **Work Order #...:** K06DQ1AL **Matrix.....:** WATER

SURROGATE	PERCENT RECOVERY	RECOVERY LIMITS
Nitrobenzene-d5	44	(23 - 112)
Terphenyl-d14	49	(10 - 132)
2-Fluorobiphenyl	40	(19 - 107)
2-Fluorophenol	27	(10 - 111)
Phenol-d5	37	(15 - 112)
2,4,6-Tribromophenol	41	(16 - 122)

NOTE(S):

J Estimated result. Result is less than RL.

MACTEC Engineering and Consulting Inc

Client Sample ID: RFI-PZ-17-1008

GC/MS Semivolatiles

Lot-Sample #...:	C8J180171-012	**Work Order #...:**	K06DR1AL	**Matrix.....:**	WATER
Date Sampled...:	10/16/08 14:05	**Date Received..:**	10/18/08 11:30	**MS Run #.....:**	
Prep Date.....:	10/23/08	**Analysis Date..:**	10/28/08		
Prep Batch #...:	8298042	**Analysis Time..:**	03:39		
Dilution Factor:	0.99	**Initial Wgt/Vol:**	1010 mL	**Final Wgt/Vol..:**	1 mL
Analyst ID.....:	003200	**Instrument ID..:**	731		
		Method.....:	SW846 8270C		

PARAMETER	RESULT	REPORTING LIMIT	UNITS	MDL
Aniline	ND	0.99	ug/L	0.048
Acenaphthene	ND	0.20	ug/L	0.052
Acenaphthylene	ND	0.20	ug/L	0.046
Acetophenone	ND	0.99	ug/L	0.046
Anthracene	ND	0.20	ug/L	0.050
Atrazine	ND	0.99	ug/L	0.039
Benzo(a)anthracene	ND	0.20	ug/L	0.041
Benzo(a)pyrene	ND	0.20	ug/L	0.043
Benzo(b)fluoranthene	ND	0.20	ug/L	0.031
Benzo(ghi)perylene	ND	0.20	ug/L	0.027
Benzo(k)fluoranthene	ND	0.20	ug/L	0.039
Benzaldehyde	ND	0.99	ug/L	0.054
1,1'-Biphenyl	ND	0.99	ug/L	0.060
bis(2-Chloroethoxy) methane	ND	0.99	ug/L	0.12
bis(2-Chloroethyl)-ether	ND	0.20	ug/L	0.046
bis(2-Ethylhexyl) phthalate	ND	0.99	ug/L	0.12
4-Bromophenyl phenyl ether	ND	0.99	ug/L	0.049
Butyl benzyl phthalate	**0.45 J**	**0.99**	**ug/L**	**0.14**
Caprolactam	ND	5.0	ug/L	0.19
Carbazole	ND	0.20	ug/L	0.052
4-Chloroaniline	ND	0.99	ug/L	0.046
4-Chloro-3-methylphenol	ND	0.99	ug/L	0.058
2-Chloronaphthalene	ND	0.20	ug/L	0.044
2-Chlorophenol	ND	0.99	ug/L	0.045
4-Chlorophenyl phenyl ether	ND	0.99	ug/L	0.042
Chrysene	ND	0.20	ug/L	0.035
Dibenz(a,h)anthracene	ND	0.20	ug/L	0.034
Dibenzofuran	ND	0.99	ug/L	0.053
3,3'-Dichlorobenzidine	ND	0.99	ug/L	0.041
2,4-Dichlorophenol	**1.9**	**0.20**	**ug/L**	**0.048**
Diethyl phthalate	ND	0.99	ug/L	0.24
2,4-Dimethylphenol	ND	0.99	ug/L	0.051

(Continued on next page)

MACTEC Engineering and Consulting Inc

Client Sample ID: RFI-PZ-17-1008

GC/MS Semivolatiles

Lot-Sample #...: C8J180171-012 **Work Order #...:** K06DR1AL **Matrix.....:** WATER

PARAMETER	RESULT	REPORTING LIMIT	UNITS	MDL
Dimethyl phthalate	ND	0.99	ug/L	0.042
Di-n-butyl phthalate	ND	0.99	ug/L	0.046
4,6-Dinitro-2-methylphenol	ND	5.0	ug/L	1.4
2,4-Dinitrophenol	ND	5.0	ug/L	1.3
2,4-Dinitrotoluene	ND	0.99	ug/L	0.045
2,6-Dinitrotoluene	ND	0.99	ug/L	0.050
Di-n-octyl phthalate	ND	0.99	ug/L	0.042
Fluoranthene	ND	0.20	ug/L	0.049
Fluorene	**0.10 J**	**0.20**	**ug/L**	**0.054**
Hexachlorobenzene	ND	0.20	ug/L	0.043
Hexachlorobutadiene	ND	0.20	ug/L	0.037
Hexachlorocyclopentadiene	ND	0.99	ug/L	0.079
Hexachloroethane	ND	0.99	ug/L	0.043
Indeno(1,2,3-cd)pyrene	ND	0.20	ug/L	0.047
Isophorone	ND	0.99	ug/L	0.047
2-Methylnaphthalene	ND	0.20	ug/L	0.046
2-Methylphenol	ND	0.99	ug/L	0.051
4-Methylphenol	ND	0.99	ug/L	0.073
Naphthalene	ND	0.20	ug/L	0.043
2-Nitroaniline	ND	5.0	ug/L	0.047
3-Nitroaniline	ND	5.0	ug/L	0.040
4-Nitroaniline	ND	5.0	ug/L	0.025
Nitrobenzene	ND	0.20	ug/L	0.063
2-Nitrophenol	ND	0.99	ug/L	0.053
4-Nitrophenol	ND	5.0	ug/L	0.069
N-Nitrosodi-n-propylamine	ND	0.20	ug/L	0.059
N-Nitrosodiphenylamine	ND	0.20	ug/L	0.048
2,2'-oxybis (1-Chloropropane)	ND	0.20	ug/L	0.026
Pentachlorophenol	ND	0.99	ug/L	0.082
Phenanthrene	ND	0.20	ug/L	0.054
Phenol	ND	0.20	ug/L	0.022
Pyrene	ND	0.20	ug/L	0.056
2,4,5-Trichlorophenol	ND	0.99	ug/L	0.062
2,4,6-Trichlorophenol	ND	0.99	ug/L	0.056

(Continued on next page)

MACTEC Engineering and Consulting Inc

Client Sample ID: RFI-PZ-17-1008

GC/MS Semivolatiles

Lot-Sample #...: C8J180171-012 **Work Order #...:** K06DR1AL **Matrix.....:** WATER

SURROGATE	PERCENT RECOVERY	RECOVERY LIMITS
Nitrobenzene-d5	71	(23 - 112)
Terphenyl-d14	52	(10 - 132)
2-Fluorobiphenyl	68	(19 - 107)
2-Fluorophenol	27	(10 - 111)
Phenol-d5	52	(15 - 112)
2,4,6-Tribromophenol	79	(16 - 122)

NOTE(S):

J Estimated result. Result is less than RL.

SW846 8270C SURROGATE RECOVERY

Lab Name: TestAmerica Laboratories, Inc. Client: MACTEC Engineering and Consulting Inc

Lab Code: TALPIT SDG No:

Lot #: C8J180171

Extraction: XXI494201

	CLIENT ID.	SRG01	SRG02	SRG03	SRG04	SRG05	SRG06	TOT OUT
01	MW-43-1008	72	52	72	54	69	74	00
02	RFI-45-1008	57	49	56	41	54	61	00
03	RFI-39-1008	67	76	67	43	54	53	00
04	RFI-PZ-19-1008	46	60	55	41	49	60	00
05	RFI-PZ-18-1008	66	56	63	32	56	71	00
06	RFI-51-1008	64	79	63	31	56	65	00
07	RFI-36-1008	76	62	72	50	66	76	00
08	RFI-32-1008	86	82	81	26	50	79	00
09	RFI-33-1008	62	64	61	37	53	67	00
10	RFI-29-1008	67	81	71	44	50	52	00
11	RFI-17-1008	44	49	40	27	37	41	00
12	RFI-PZ-17-1008	71	52	68	27	52	79	00
13	METHOD BLK. K1HJF1AA	70	72	69	69	75	68	00
14	LCS K1HJF1AC	66	83	65	67	68	73	00
15	LCSD K1HJF1AD	71	91	71	70	74	78	00

SURROGATES		QC LIMITS
SRG01	= Nitrobenzene-d5	(23-112)
SRG02	= Terphenyl-d14	(10-132)
SRG03	= 2-Fluorobiphenyl	(19-107)
SRG04	= 2-Fluorophenol	(10-111)
SRG05	= Phenol-d5	(15-112)
SRG06	= 2,4,6-Tribromophenol	(16-122)

\# Column to be used to flag recovery values
* Values outside of required QC Limits
D System monitoring Compound diluted out

FORM II

SW846 8270C CHECK SAMPLE RECOVERY

Lab Name: TestAmerica Laboratories, Inc. Client: MACTEC Engineering and Consulting Inc

Lab Code: TALPIT SDG No:

Lot #: C8J240000 WO #: K1HJF1AC
BATCH: 8298042

COMPOUND	SPIKE ADDED (ug/L)	SAMPLE CONCENT. (ug/L)	% REC	QC LIMITS REC	QUAL
Phenol	20.0	13.0	65	32 - 95	
2-Chlorophenol	20.0	12.9	64	31 - 99	
1,4-Dichlorobenzene	20.0	12.4	62	34 - 93	
N-Nitrosodi-n-propylamine	20.0	14.3	71	34 - 101	
1,2,4-Trichlorobenzene	20.0	12.5	62	34 - 96	
4-Chloro-3-methylphenol	20.0	14.9	74	35 - 104	
Acenaphthene	20.0	13.4	67	35 - 99	
4-Nitrophenol	20.0	15.9	80	29 - 115	
2,4-Dinitrotoluene	20.0	15.2	76	37 - 115	
Pentachlorophenol	20.0	14.1	71	15 - 111	
Pyrene	20.0	14.9	75	35 - 106	
4-Methylphenol	40.0	27.0	68	32 - 100	
Hexachloroethane	20.0	12.4	62	32 - 94	
Naphthalene	20.0	12.8	64	35 - 97	
4-Bromophenyl phenyl ethe	20.0	13.6	68	37 - 104	
Butyl benzyl phthalate	20.0	15.2	76	36 - 108	

NOTES(S):

* Values outside of QC limits

Spike Recovery: 0 out of 16 outside limits

COMMENTS:

FORM III

SW846 8270C CHECK SAMPLE DUPLICATE RECOVERY

Lab Name: TestAmerica Laboratories, Inc. Client: MACTEC Engineering and Consulting Inc

Lab Code: TALPIT SDG No:

Lot #: C8J240000 WO #: K1HJF1AD
BATCH: 8298042

COMPOUND	SPIKE ADDED (ug/L)	SAMPLE CONCENT. (ug/L)	% REC	QC LIMITS REC	QUAL
Naphthalene	20.0	13.9	69	35- 97	
4-Bromophenyl phenyl ethe	20.0	14.7	73	37- 104	
Butyl benzyl phthalate	20.0	16.6	83	36- 108	
Phenol	20.0	13.6	68	32- 95	
2-Chlorophenol	20.0	13.5	68	31- 99	
1,4-Dichlorobenzene	20.0	13.1	66	34- 93	
N-Nitrosodi-n-propylamine	20.0	15.0	75	34- 101	
1,2,4-Trichlorobenzene	20.0	13.7	69	34- 96	
4-Chloro-3-methylphenol	20.0	17.0	85	35- 104	
Acenaphthene	20.0	14.3	72	35- 99	
4-Nitrophenol	20.0	17.6	88	29- 115	
2,4-Dinitrotoluene	20.0	17.1	86	37- 115	
Pentachlorophenol	20.0	15.1	76	15- 111	
Pyrene	20.0	16.3	81	35- 106	
4-Methylphenol	40.0	28.6	72	32- 100	
Hexachloroethane	20.0	13.2	66	32- 94	

NOTES(S):

* Values outside of QC limits

Spike Recovery: 0 out of 16 outside limits

COMMENTS:

FORM III

SW846 8270C METHOD BLANK SUMMARY

BLANK WORKORDER NO.: K1HJF1AA

Lab Name: TestAmerica Laboratories, Inc.

Lab Code: TALPIT

SDG Number:

Lab File ID: V1028014.

Lot Number: C8J180171

Date Analyzed: 10/27/08

Time Analyzed: 23:00

Matrix: WATER

Date Extracted:10/23/08

GC Column: DB5 ID: .25

Extraction Method:

Instrument ID: 731

Level:(low/med) LOW

THIS METHOD BLANK APPLIES TO THE FOLLOWING SAMPLES, LCS, LCSD, MS , MSD:

	CLIENT ID.	SAMPLE WORK ORDER #	LAB FILE ID	DATE ANALYZED	TIME ANALYZED
01	MW-43-1008	K06DA1A9	V1028017.	10/28/08	00:00
02	RFI-45-1008	K06DC1AL	V1028018.	10/28/08	00:20
03	RFI-39-1008	K06DF1AL	V1029001.	10/29/08	04:21
04	RFI-PZ-19-1008	K06DG1AL	V1028020.	10/28/08	01:00
05	RFI-PZ-18-1008	K06DH1AL	V1028021.	10/28/08	01:19
06	RFI-51-1008	K06DJ1AL	V1028022.	10/28/08	01:40
07	RFI-36-1008	K06DL1AL	V1028023.	10/28/08	01:59
08	RFI-32-1008	K06DM1AL	V1028024.	10/28/08	02:19
09	RFI-33-1008	K06DN1AL	V1028025.	10/28/08	02:39
10	RFI-29-1008	K06DP1AL	V1029002.	10/29/08	04:41
11	RFI-17-1008	K06DQ1AL	V1028027.	10/28/08	03:19
12	RFI-PZ-17-1008	K06DR1AL	V1028028.	10/28/08	03:39
13	CHECK SAMPLE	K1HJF1AC C	V1028015.	10/27/08	23:20
14	DUPLICATE CHECK	K1HJF1AD L	V1028016.	10/27/08	23:40
15					
16					
17					
18					
19					
20					
21					
22					
23					
24					
25					
26					
27					
28					
29					
30					

COMMENTS:

FORM IV

METHOD BLANK REPORT

GC/MS Semivolatiles

Client Lot #...: C8J180171 **Work Order #...:** K1HJF1AA **Matrix.....:** WATER
MB Lot-Sample #: C8J240000-042

Prep Date.....: 10/23/08 **Analysis Time..:** 23:00
Analysis Date..: 10/27/08 **Prep Batch #...:** 8298042 **Final Wgt/Vol..:** 1 mL
Dilution Factor: 1 **Initial Wgt/Vol:** 1000 mL **Instrument ID..:** 731
Analyst ID.....: 003200

PARAMETER	RESULT	REPORTING LIMIT	UNITS	METHOD
Aniline	ND	1.0	ug/L	SW846 8270C
Acenaphthene	ND	0.20	ug/L	SW846 8270C
Acenaphthylene	ND	0.20	ug/L	SW846 8270C
Acetophenone	ND	1.0	ug/L	SW846 8270C
Anthracene	ND	0.20	ug/L	SW846 8270C
Atrazine	ND	1.0	ug/L	SW846 8270C
Benzo(a)anthracene	ND	0.20	ug/L	SW846 8270C
Benzo(a)pyrene	ND	0.20	ug/L	SW846 8270C
Benzo(b)fluoranthene	ND	0.20	ug/L	SW846 8270C
Benzo(ghi)perylene	ND	0.20	ug/L	SW846 8270C
Benzo(k)fluoranthene	ND	0.20	ug/L	SW846 8270C
Benzaldehyde	ND	1.0	ug/L	SW846 8270C
1,1'-Biphenyl	ND	1.0	ug/L	SW846 8270C
bis(2-Chloroethoxy) methane	ND	1.0	ug/L	SW846 8270C
bis(2-Chloroethyl)-ether	ND	0.20	ug/L	SW846 8270C
bis(2-Ethylhexyl) phthalate	ND	1.0	ug/L	SW846 8270C
4-Bromophenyl phenyl ether	ND	1.0	ug/L	SW846 8270C
Butyl benzyl phthalate	ND	1.0	ug/L	SW846 8270C
Caprolactam	ND	5.0	ug/L	SW846 8270C
Carbazole	ND	0.20	ug/L	SW846 8270C
4-Chloroaniline	ND	1.0	ug/L	SW846 8270C
4-Chloro-3-methylphenol	ND	1.0	ug/L	SW846 8270C
2-Chloronaphthalene	ND	0.20	ug/L	SW846 8270C
2-Chlorophenol	ND	1.0	ug/L	SW846 8270C
4-Chlorophenyl phenyl ether	ND	1.0	ug/L	SW846 8270C
Chrysene	ND	0.20	ug/L	SW846 8270C
Dibenz(a,h)anthracene	ND	0.20	ug/L	SW846 8270C
Dibenzofuran	ND	1.0	ug/L	SW846 8270C
3,3'-Dichlorobenzidine	ND	1.0	ug/L	SW846 8270C
2,4-Dichlorophenol	ND	0.20	ug/L	SW846 8270C
Diethyl phthalate	ND	1.0	ug/L	SW846 8270C
2,4-Dimethylphenol	ND	1.0	ug/L	SW846 8270C
Dimethyl phthalate	ND	1.0	ug/L	SW846 8270C
Di-n-butyl phthalate	ND	1.0	ug/L	SW846 8270C
4,6-Dinitro-2-methylphenol	ND	5.0	ug/L	SW846 8270C

(Continued on next page)

METHOD BLANK REPORT

GC/MS Semivolatiles

Client Lot #...: C8J180171 **Work Order #...:** K1HJF1AA **Matrix.....:** WATER

PARAMETER	RESULT	REPORTING LIMIT	UNITS	METHOD
2,4-Dinitrophenol	ND	5.0	ug/L	SW846 8270C
2,4-Dinitrotoluene	ND	1.0	ug/L	SW846 8270C
2,6-Dinitrotoluene	ND	1.0	ug/L	SW846 8270C
Di-n-octyl phthalate	ND	1.0	ug/L	SW846 8270C
Fluoranthene	ND	0.20	ug/L	SW846 8270C
Fluorene	ND	0.20	ug/L	SW846 8270C
Hexachlorobenzene	ND	0.20	ug/L	SW846 8270C
Hexachlorobutadiene	ND	0.20	ug/L	SW846 8270C
Hexachlorocyclopenta-diene	ND	1.0	ug/L	SW846 8270C
Hexachloroethane	ND	1.0	ug/L	SW846 8270C
Indeno(1,2,3-cd)pyrene	ND	0.20	ug/L	SW846 8270C
Isophorone	ND	1.0	ug/L	SW846 8270C
2-Methylnaphthalene	ND	0.20	ug/L	SW846 8270C
2-Methylphenol	ND	1.0	ug/L	SW846 8270C
4-Methylphenol	ND	1.0	ug/L	SW846 8270C
Naphthalene	ND	0.20	ug/L	SW846 8270C
2-Nitroaniline	ND	5.0	ug/L	SW846 8270C
3-Nitroaniline	ND	5.0	ug/L	SW846 8270C
4-Nitroaniline	ND	5.0	ug/L	SW846 8270C
Nitrobenzene	ND	0.20	ug/L	SW846 8270C
2-Nitrophenol	ND	1.0	ug/L	SW846 8270C
4-Nitrophenol	ND	5.0	ug/L	SW846 8270C
N-Nitrosodi-n-propyl-amine	ND	0.20	ug/L	SW846 8270C
N-Nitrosodiphenylamine	ND	0.20	ug/L	SW846 8270C
2,2'-oxybis (1-Chloropropane)	ND	0.20	ug/L	SW846 8270C
Pentachlorophenol	ND	1.0	ug/L	SW846 8270C
Phenanthrene	ND	0.20	ug/L	SW846 8270C
Phenol	ND	0.20	ug/L	SW846 8270C
Pyrene	ND	0.20	ug/L	SW846 8270C
2,4,5-Trichloro-phenol	ND	1.0	ug/L	SW846 8270C
2,4,6-Trichloro-phenol	ND	1.0	ug/L	SW846 8270C

SURROGATE	PERCENT RECOVERY	RECOVERY LIMITS
Nitrobenzene-d5	70	(23 - 112)
Terphenyl-d14	72	(10 - 132)
2-Fluorobiphenyl	69	(19 - 107)
2-Fluorophenol	69	(10 - 111)
Phenol-d5	75	(15 - 112)
2,4,6-Tribromophenol	68	(16 - 122)

(Continued on next page)

METHOD BLANK REPORT

GC/MS Semivolatiles

Client Lot #...: C8J180171 **Work Order #...:** K1HJF1AA **Matrix.....:** WATER

NOTE(S):

Calculations are performed before rounding to avoid round-off errors in calculated results.

FORM 8
SEMIVOLATILE INTERNAL STANDARD AREA AND RT SUMMARY

Lab Name: TESTAMERICA PITTSBURGH Contract:

Lab Code: TA Case No.: SAS No.: SDG No.: C8J180171

Lab File ID (Standard): V10280CC Date Analyzed: 10/27/08

Instrument ID: 731 Time Analyzed: 2240

		IS1 (DCB) AREA #	RT #	IS2 (NPT) AREA #	RT #	IS3 (ANT) AREA #	RT #
	12 HOUR STD	90089	4.39	410455	5.35	335705	6.70
	UPPER LIMIT	180178	4.89	820910	5.85	671410	7.20
	LOWER LIMIT	45045	3.89	205228	4.85	167853	6.20
	CLIENT SAMPLE NO.						
01	INTRA-LAB BL	97691	4.39	454689	5.35	354636	6.69
02	INTRA-LAB CH	98477	4.39	450007	5.35	367500	6.69
03	INTRA-LAB CH	93331	4.38	415094	5.35	337638	6.69
04	MW-43-1008	90588	4.38	418261	5.35	341100	6.68
05	RFI-45-1008	96550	4.38	449904	5.35	357158	6.69
06	RFI-PZ-19-10	102714	4.38	455793	5.35	350459	6.68
07	RFI-PZ-18-10	94420	4.38	422851	5.34	334609	6.68
08	RFI-51-1008	95656	4.38	424997	5.34	334717	6.69
09	RFI-36-1008	97715	4.38	426239	5.34	348282	6.68
10	RFI-32-1008	94773	4.38	403159	5.34	326071	6.68
11	RFI-33-1008	95557	4.38	428292	5.34	335811	6.69
12	RFI-17-1008	101822	4.38	439623	5.34	340814	6.68
13	RFI-PZ-17-10	88896	4.38	398203	5.34	308782	6.68
14							
15							
16							
17							
18							
19							
20							
21							
22							

IS1 (DCB) = 1,4-Dichlorobenzene-d4
IS2 (NPT) = Naphthalene-d8
IS3 (ANT) = Acenaphthene-d10

AREA UPPER LIMIT = +100% of internal standard area
AREA LOWER LIMIT = - 50% of internal standard area
RT UPPER LIMIT = + 0.50 minutes of internal standard RT
RT LOWER LIMIT = - 0.50 minutes of internal standard RT

Column used to flag internal standard area values with an asterisk.
* Values outside of QC limits.

FORM 8
SEMIVOLATILE INTERNAL STANDARD AREA AND RT SUMMARY

Lab Name: TESTAMERICA PITTSBURGH Contract:

Lab Code: TA Case No.: SAS No.: SDG No.: C8J180171

Lab File ID (Standard): V10280CC Date Analyzed: 10/27/08

Instrument ID: 731 Time Analyzed: 2240

		IS4 (PHN)		IS5 (CRY)		IS6 (PRY)	
		AREA #	RT #	AREA #	RT #	AREA #	RT #
	12 HOUR STD	684565	7.84	763003	9.87	837497	11.17
	UPPER LIMIT	1369130	8.34	1526006	10.37	1674994	11.67
	LOWER LIMIT	342283	7.34	381502	9.37	418749	10.67
	CLIENT SAMPLE NO.						
01	INTRA-LAB BL	756684	7.83	852878	9.87	952560	11.16
02	INTRA-LAB CH	773343	7.83	777926	9.87	965508	11.16
03	INTRA-LAB CH	714016	7.83	721493	9.87	875144	11.16
04	MW-43-1008	723106	7.83	851382	9.87	931455	11.16
05	RFI-45-1008	725663	7.82	852346	9.86	925357	11.15
06	RFI-PZ-19-10	725856	7.82	821741	9.86	918601	11.14
07	RFI-PZ-18-10	651173	7.82	746874	9.86	902084	11.16
08	RFI-51-1008	673139	7.82	763996	9.86	851276	11.15
09	RFI-36-1008	715972	7.82	816480	9.86	902713	11.15
10	RFI-32-1008	636465	7.82	758395	9.85	894100	11.14
11	RFI-33-1008	714434	7.82	809761	9.85	895536	11.14
12	RFI-17-1008	698067	7.82	848818	9.86	953553	11.14
13	RFI-PZ-17-10	603198	7.82	626737	9.86	801315	11.16
14							
15							
16							
17							
18							
19							
20							
21							
22							

IS4 (PHN) = Phenanthrene-d10
IS5 (CRY) = Chrysene-d12
IS6 (PRY) = Perylene-d12

AREA UPPER LIMIT = +100% of internal standard area
AREA LOWER LIMIT = - 50% of internal standard area
RT UPPER LIMIT = + 0.50 minutes of internal standard RT
RT LOWER LIMIT = - 0.50 minutes of internal standard RT

Column used to flag internal standard area values with an asterisk.
* Values outside of QC limits.

FORM 8
SEMIVOLATILE INTERNAL STANDARD AREA AND RT SUMMARY

Lab Name: TESTAMERICA PITTSBURGH Contract:

Lab Code: TA Case No.: SAS No.: SDG No.: C8J180171

Lab File ID (Standard): V10290CC Date Analyzed: 10/29/08

Instrument ID: 731 Time Analyzed: 0104

		IS1 (DCB) AREA #	RT #	IS2 (NPT) AREA #	RT #	IS3 (ANT) AREA #	RT #
	12 HOUR STD	86500	4.37	381015	5.35	284855	6.69
	UPPER LIMIT	173000	4.87	762030	5.85	569710	7.19
	LOWER LIMIT	43250	3.87	190508	4.85	142428	6.19
	CLIENT SAMPLE NO.						
01	RFI-39-1008	89259	4.37	387154	5.33	301718	6.67
02	RFI-29-1008	85727	4.37	377006	5.34	287617	6.68
03							
04							
05							
06							
07							
08							
09							
10							
11							
12							
13							
14							
15							
16							
17							
18							
19							
20							
21							
22							

IS1 (DCB) = 1,4-Dichlorobenzene-d4
IS2 (NPT) = Naphthalene-d8
IS3 (ANT) = Acenaphthene-d10

AREA UPPER LIMIT = +100% of internal standard area
AREA LOWER LIMIT = - 50% of internal standard area
RT UPPER LIMIT = + 0.50 minutes of internal standard RT
RT LOWER LIMIT = - 0.50 minutes of internal standard RT

Column used to flag internal standard area values with an asterisk.
* Values outside of QC limits.

FORM 8
SEMIVOLATILE INTERNAL STANDARD AREA AND RT SUMMARY

Lab Name: TESTAMERICA PITTSBURGH Contract:

Lab Code: TA Case No.: SAS No.: SDG No.: C8J180171

Lab File ID (Standard): V10290CC Date Analyzed: 10/29/08

Instrument ID: 731 Time Analyzed: 0104

		IS4(PHN) AREA #	RT #	IS5(CRY) AREA #	RT #	IS6(PRY) AREA #	RT #
	12 HOUR STD	569581	7.84	632071	9.87	685506	11.17
	UPPER LIMIT	1139162	8.34	1264142	10.37	1371012	11.67
	LOWER LIMIT	284791	7.34	316036	9.37	342753	10.67
	CLIENT SAMPLE NO.						
01	RFI-39-1008	587047	7.82	677641	9.86	719019	11.15
02	RFI-29-1008	578179	7.82	637266	9.86	681638	11.15
03							
04							
05							
06							
07							
08							
09							
10							
11							
12							
13							
14							
15							
16							
17							
18							
19							
20							
21							
22							

IS4 (PHN) = Phenanthrene-d10
IS5 (CRY) = Chrysene-d12
IS6 (PRY) = Perylene-d12

AREA UPPER LIMIT = +100% of internal standard area
AREA LOWER LIMIT = - 50% of internal standard area
RT UPPER LIMIT = + 0.50 minutes of internal standard RT
RT LOWER LIMIT = - 0.50 minutes of internal standard RT

Column used to flag internal standard area values with an asterisk.
* Values outside of QC limits.

METALS SUMMARY

MACTEC Engineering and Consulting Inc

Client Sample ID: MW-43-1008

TOTAL Metals

Lot-Sample #...: C8J180171-001 **Matrix.....:** WATER
Date Sampled...: 10/16/08 **Date Received..:** 10/18/08

PARAMETER	RESULT	REPORTING LIMIT	UNITS	METHOD	PREPARATION-ANALYSIS DATE	WORK ORDER #
Prep Batch #...: 8294159						
Silver	**0.79 B**	**5.0**	**ug/L**	**SW846 6010B**	**10/20-10/31/08**	**K06DA1AH**
		Dilution Factor: 1		Analysis Time..: 02:40	Analyst ID.....: 022952	
		Instrument ID..: TRACEICP		MS Run #.....: 8294090	MDL.....: 0.54	
Aluminum	ND	200	ug/L	SW846 6010B	10/20-10/31/08	K06DA1AJ
		Dilution Factor: 1		Analysis Time..: 02:40	Analyst ID.....: 022952	
		Instrument ID..: TRACEICP		MS Run #.....: 8294090	MDL.....: 16.2	
Arsenic	ND	10.0	ug/L	SW846 6010B	10/20-10/31/08	K06DA1AK
		Dilution Factor: 1		Analysis Time..: 02:40	Analyst ID.....: 022952	
		Instrument ID..: TRACEICP		MS Run #.....: 8294090	MDL.....: 2.0	
Barium	**12.0 B,J**	**200**	**ug/L**	**SW846 6010B**	**10/20-10/31/08**	**K06DA1AL**
		Dilution Factor: 1		Analysis Time..: 02:40	Analyst ID.....: 022952	
		Instrument ID..: TRACEICP		MS Run #.....: 8294090	MDL.....: 0.26	
Beryllium	**0.26 B,J**	**4.0**	**ug/L**	**SW846 6010B**	**10/20-10/31/08**	**K06DA1AM**
		Dilution Factor: 1		Analysis Time..: 02:40	Analyst ID.....: 022952	
		Instrument ID..: TRACEICP		MS Run #.....: 8294090	MDL.....: 0.18	
Calcium	**384000 J**	**5000**	**ug/L**	**SW846 6010B**	**10/20-10/31/08**	**K06DA1AN**
		Dilution Factor: 1		Analysis Time..: 02:40	Analyst ID.....: 022952	
		Instrument ID..: TRACEICP		MS Run #.....: 8294090	MDL.....: 17.7	
Cadmium	ND	5.0	ug/L	SW846 6010B	10/20-10/31/08	K06DA1AP
		Dilution Factor: 1		Analysis Time..: 02:40	Analyst ID.....: 022952	
		Instrument ID..: TRACEICP		MS Run #.....: 8294090	MDL.....: 0.21	
Cobalt	**1.4 B**	**50.0**	**ug/L**	**SW846 6010B**	**10/20-10/31/08**	**K06DA1AQ**
		Dilution Factor: 1		Analysis Time..: 02:40	Analyst ID.....: 022952	
		Instrument ID..: TRACEICP		MS Run #.....: 8294090	MDL.....: 0.45	
Chromium	ND	5.0	ug/L	SW846 6010B	10/20-10/31/08	K06DA1AR
		Dilution Factor: 1		Analysis Time..: 02:40	Analyst ID.....: 022952	
		Instrument ID..: TRACEICP		MS Run #.....: 8294090	MDL.....: 1.1	

(Continued on next page)

MACTEC Engineering and Consulting Inc

Client Sample ID: MW-43-1008

TOTAL Metals

Lot-Sample #...: C8J180171-001 **Matrix.....:** WATER

PARAMETER	RESULT	REPORTING LIMIT	UNITS	METHOD	PREPARATION-ANALYSIS DATE	WORK ORDER #
Copper	ND	25.0	ug/L	SW846 6010B	10/20-10/31/08	K06DA1AT
	Dilution Factor: 1	Analysis Time..: 02:40		Analyst ID.....: 022952		
	Instrument ID..: TRACEICP	MS Run #.....: 8294090		MDL.....: 4.6		
Iron	**197**	**100**	**ug/L**	**SW846 6010B**	**10/20-10/31/08**	**K06DA1AU**
	Dilution Factor: 1	Analysis Time..: 02:40		Analyst ID.....: 022952		
	Instrument ID..: TRACEICP	MS Run #.....: 8294090		MDL.....: 8.4		
Potassium	**1070 B**	**5000**	**ug/L**	**SW846 6010B**	**10/20-10/31/08**	**K06DA1AV**
	Dilution Factor: 1	Analysis Time..: 02:40		Analyst ID.....: 022952		
	Instrument ID..: TRACEICP	MS Run #.....: 8294090		MDL.....: 750		
Magnesium	**121000**	**5000**	**ug/L**	**SW846 6010B**	**10/20-10/31/08**	**K06DA1AW**
	Dilution Factor: 1	Analysis Time..: 02:40		Analyst ID.....: 022952		
	Instrument ID..: TRACEICP	MS Run #.....: 8294090		MDL.....: 21.8		
Manganese	**1620**	**15.0**	**ug/L**	**SW846 6010B**	**10/20-10/31/08**	**K06DA1AX**
	Dilution Factor: 1	Analysis Time..: 02:40		Analyst ID.....: 022952		
	Instrument ID..: TRACEICP	MS Run #.....: 8294090		MDL.....: 0.57		
Sodium	**32500**	**5000**	**ug/L**	**SW846 6010B**	**10/20-10/31/08**	**K06DA1A0**
	Dilution Factor: 1	Analysis Time..: 02:40		Analyst ID.....: 022952		
	Instrument ID..: TRACEICP	MS Run #.....: 8294090		MDL.....: 145		
Nickel	**4.5 B**	**40.0**	**ug/L**	**SW846 6010B**	**10/20-10/31/08**	**K06DA1A1**
	Dilution Factor: 1	Analysis Time..: 02:40		Analyst ID.....: 022952		
	Instrument ID..: TRACEICP	MS Run #.....: 8294090		MDL.....: 0.78		
Lead	ND	3.0	ug/L	SW846 6010B	10/20-10/31/08	K06DA1A2
	Dilution Factor: 1	Analysis Time..: 02:40		Analyst ID.....: 022952		
	Instrument ID..: TRACEICP	MS Run #.....: 8294090		MDL.....: 1.7		
Selenium	ND	5.0	ug/L	SW846 6010B	10/20-10/31/08	K06DA1A3
	Dilution Factor: 1	Analysis Time..: 02:40		Analyst ID.....: 022952		
	Instrument ID..: TRACEICP	MS Run #.....: 8294090		MDL.....: 2.9		
Thallium	ND	10.0	ug/L	SW846 6010B	10/20-10/31/08	K06DA1A4
	Dilution Factor: 1	Analysis Time..: 02:40		Analyst ID.....: 022952		
	Instrument ID..: TRACEICP	MS Run #.....: 8294090		MDL.....: 2.8		

(Continued on next page)

MACTEC Engineering and Consulting Inc

Client Sample ID: MW-43-1008

TOTAL Metals

Lot-Sample #...: C8J180171-001 **Matrix.....:** WATER

PARAMETER	RESULT	REPORTING LIMIT	UNITS	METHOD	PREPARATION-ANALYSIS DATE	WORK ORDER #
Antimony	ND	10.0	ug/L	SW846 6010B	10/20-10/31/08	K06DA1A5
		Dilution Factor: 1		Analysis Time..: 02:40	Analyst ID.....: 022952	
		Instrument ID..: TRACEICP		MS Run #.....: 8294090	MDL.....: 1.8	
Vanadium	**6.8 B**	**50.0**	**ug/L**	**SW846 6010B**	**10/20-10/31/08**	**K06DA1A6**
		Dilution Factor: 1		Analysis Time..: 02:40	Analyst ID.....: 022952	
		Instrument ID..: TRACEICP		MS Run #.....: 8294090	MDL.....: 2.4	
Zinc	**10.0 B,J**	**20.0**	**ug/L**	**SW846 6010B**	**10/20-10/31/08**	**K06DA1A7**
		Dilution Factor: 1		Analysis Time..: 02:40	Analyst ID.....: 022952	
		Instrument ID..: TRACEICP		MS Run #.....: 8294090	MDL.....: 3.1	
Prep Batch #...: 8298122						
Mercury	**0.019 B,J**	**0.20**	**ug/L**	**SW846 7470A**	**10/24/08**	**K06DA1A8**
		Dilution Factor: 1		Analysis Time..: 11:50	Analyst ID.....: 401509	
		Instrument ID..: HGHYDRA		MS Run #.....: 8298064	MDL.....: 0.016	

NOTE(S):

B Estimated result. Result is less than RL.

J Method blank contamination. The associated method blank contains the target analyte at a reportable level.

MACTEC Engineering and Consulting Inc

Client Sample ID: RFI-45-1008

TOTAL Metals

Lot-Sample #...: C8J180171-002 **Matrix.....:** WATER
Date Sampled...: 10/16/08 **Date Received..:** 10/18/08

PARAMETER	RESULT	REPORTING LIMIT	UNITS	METHOD	PREPARATION-ANALYSIS DATE	WORK ORDER #
Prep Batch #...: 8294159						
Silver	**0.71 B**	**5.0**	**ug/L**	**SW846 6010B**	**10/20-10/31/08**	**K06DC1AU**
		Dilution Factor: 1		Analysis Time..: 03:02	Analyst ID.....: 022952	
		Instrument ID..: TRACEICP		MS Run #.....: 8294090	MDL.....: 0.54	
Aluminum	**478**	**200**	**ug/L**	**SW846 6010B**	**10/20-10/31/08**	**K06DC1AV**
		Dilution Factor: 1		Analysis Time..: 03:02	Analyst ID.....: 022952	
		Instrument ID..: TRACEICP		MS Run #.....: 8294090	MDL.....: 16.2	
Arsenic	ND	10.0	ug/L	SW846 6010B	10/20-10/31/08	K06DC1AW
		Dilution Factor: 1		Analysis Time..: 03:02	Analyst ID.....: 022952	
		Instrument ID..: TRACEICP		MS Run #.....: 8294090	MDL.....: 2.0	
Barium	**108 B,J**	**200**	**ug/L**	**SW846 6010B**	**10/20-10/31/08**	**K06DC1AX**
		Dilution Factor: 1		Analysis Time..: 03:02	Analyst ID.....: 022952	
		Instrument ID..: TRACEICP		MS Run #.....: 8294090	MDL.....: 0.26	
Beryllium	**0.36 B,J**	**4.0**	**ug/L**	**SW846 6010B**	**10/20-10/31/08**	**K06DC1A0**
		Dilution Factor: 1		Analysis Time..: 03:02	Analyst ID.....: 022952	
		Instrument ID..: TRACEICP		MS Run #.....: 8294090	MDL.....: 0.18	
Calcium	**148000 J**	**5000**	**ug/L**	**SW846 6010B**	**10/20-10/31/08**	**K06DC1A1**
		Dilution Factor: 1		Analysis Time..: 03:02	Analyst ID.....: 022952	
		Instrument ID..: TRACEICP		MS Run #.....: 8294090	MDL.....: 17.7	
Cadmium	**0.88 B**	**5.0**	**ug/L**	**SW846 6010B**	**10/20-10/31/08**	**K06DC1A2**
		Dilution Factor: 1		Analysis Time..: 03:02	Analyst ID.....: 022952	
		Instrument ID..: TRACEICP		MS Run #.....: 8294090	MDL.....: 0.21	
Cobalt	**0.93 B**	**50.0**	**ug/L**	**SW846 6010B**	**10/20-10/31/08**	**K06DC1A3**
		Dilution Factor: 1		Analysis Time..: 03:02	Analyst ID.....: 022952	
		Instrument ID..: TRACEICP		MS Run #.....: 8294090	MDL.....: 0.45	
Chromium	**1.6 B**	**5.0**	**ug/L**	**SW846 6010B**	**10/20-10/31/08**	**K06DC1A4**
		Dilution Factor: 1		Analysis Time..: 03:02	Analyst ID.....: 022952	
		Instrument ID..: TRACEICP		MS Run #.....: 8294090	MDL.....: 1.1	

(Continued on next page)

MACTEC Engineering and Consulting Inc

Client Sample ID: RFI-45-1008

TOTAL Metals

Lot-Sample #...: C8J180171-002 **Matrix.....:** WATER

PARAMETER	RESULT	REPORTING LIMIT	UNITS	METHOD	PREPARATION-ANALYSIS DATE	WORK ORDER #
Copper	**4.8 B,J**	**25.0**	**ug/L**	**SW846 6010B**	**10/20-10/31/08**	**K06DC1A5**
		Dilution Factor: 1		Analysis Time..: 03:02	Analyst ID.....: 022952	
		Instrument ID..: TRACEICP		MS Run #.....: 8294090	MDL.....: 4.6	
Iron	**597**	**100**	**ug/L**	**SW846 6010B**	**10/20-10/31/08**	**K06DC1A6**
		Dilution Factor: 1		Analysis Time..: 03:02	Analyst ID.....: 022952	
		Instrument ID..: TRACEICP		MS Run #.....: 8294090	MDL.....: 8.4	
Potassium	**1320 B**	**5000**	**ug/L**	**SW846 6010B**	**10/20-10/31/08**	**K06DC1A7**
		Dilution Factor: 1		Analysis Time..: 03:02	Analyst ID.....: 022952	
		Instrument ID..: TRACEICP		MS Run #.....: 8294090	MDL.....: 750	
Magnesium	**3780 B**	**5000**	**ug/L**	**SW846 6010B**	**10/20-10/31/08**	**K06DC1A8**
		Dilution Factor: 1		Analysis Time..: 03:02	Analyst ID.....: 022952	
		Instrument ID..: TRACEICP		MS Run #.....: 8294090	MDL.....: 21.8	
Manganese	**141**	**15.0**	**ug/L**	**SW846 6010B**	**10/20-10/31/08**	**K06DC1A9**
		Dilution Factor: 1		Analysis Time..: 03:02	Analyst ID.....: 022952	
		Instrument ID..: TRACEICP		MS Run #.....: 8294090	MDL.....: 0.57	
Sodium	**10300**	**5000**	**ug/L**	**SW846 6010B**	**10/20-10/31/08**	**K06DC1AA**
		Dilution Factor: 1		Analysis Time..: 03:02	Analyst ID.....: 022952	
		Instrument ID..: TRACEICP		MS Run #.....: 8294090	MDL.....: 145	
Nickel	**1.6 B**	**40.0**	**ug/L**	**SW846 6010B**	**10/20-10/31/08**	**K06DC1AC**
		Dilution Factor: 1		Analysis Time..: 03:02	Analyst ID.....: 022952	
		Instrument ID..: TRACEICP		MS Run #.....: 8294090	MDL.....: 0.78	
Lead	**3.3**	**3.0**	**ug/L**	**SW846 6010B**	**10/20-10/31/08**	**K06DC1AD**
		Dilution Factor: 1		Analysis Time..: 03:02	Analyst ID.....: 022952	
		Instrument ID..: TRACEICP		MS Run #.....: 8294090	MDL.....: 1.7	
Selenium	ND	5.0	ug/L	SW846 6010B	10/20-10/31/08	K06DC1AE
		Dilution Factor: 1		Analysis Time..: 03:02	Analyst ID.....: 022952	
		Instrument ID..: TRACEICP		MS Run #.....: 8294090	MDL.....: 2.9	
Thallium	ND	10.0	ug/L	SW846 6010B	10/20-10/31/08	K06DC1AF
		Dilution Factor: 1		Analysis Time..: 03:02	Analyst ID.....: 022952	
		Instrument ID..: TRACEICP		MS Run #.....: 8294090	MDL.....: 2.8	

(Continued on next page)

MACTEC Engineering and Consulting Inc

Client Sample ID: RFI-45-1008

TOTAL Metals

Lot-Sample #...: C8J180171-002 **Matrix.....:** WATER

PARAMETER	RESULT	REPORTING LIMIT	UNITS	METHOD	PREPARATION-ANALYSIS DATE	WORK ORDER #
Antimony	ND	10.0	ug/L	SW846 6010B	10/20-10/31/08	K06DC1AG
		Dilution Factor: 1		Analysis Time..: 03:02	Analyst ID.....: 022952	
		Instrument ID..: TRACEICP		MS Run #.....: 8294090	MDL.....: 1.8	
Vanadium	ND	50.0	ug/L	SW846 6010B	10/20-10/31/08	K06DC1AH
		Dilution Factor: 1		Analysis Time..: 03:02	Analyst ID.....: 022952	
		Instrument ID..: TRACEICP		MS Run #.....: 8294090	MDL.....: 2.4	
Zinc	**46.6 J**	**20.0**	**ug/L**	**SW846 6010B**	**10/20-10/31/08**	**K06DC1AJ**
		Dilution Factor: 1		Analysis Time..: 03:02	Analyst ID.....: 022952	
		Instrument ID..: TRACEICP		MS Run #.....: 8294090	MDL.....: 3.1	
Prep Batch #...: 8298122						
Mercury	ND	0.20	ug/L	SW846 7470A	10/24/08	K06DC1AK
		Dilution Factor: 1		Analysis Time..: 11:59	Analyst ID.....: 401509	
		Instrument ID..: HGHYDRA		MS Run #.....: 8298064	MDL.....: 0.016	

NOTE(S):

B Estimated result. Result is less than RL.

J Method blank contamination. The associated method blank contains the target analyte at a reportable level.

MACTEC Engineering and Consulting Inc

Client Sample ID: RFI-39-1008

TOTAL Metals

Lot-Sample #...: C8J180171-003 **Matrix.....:** WATER
Date Sampled...: 10/16/08 **Date Received..:** 10/18/08

PARAMETER	RESULT	REPORTING LIMIT	UNITS	METHOD	PREPARATION-ANALYSIS DATE	WORK ORDER #
Prep Batch #...: 8294159						
Silver	ND	5.0	ug/L	SW846 6010B	10/20-10/31/08	K06DF1AU
		Dilution Factor: 1		Analysis Time..: 03:07	Analyst ID.....: 022952	
		Instrument ID..: TRACEICP		MS Run #.....: 8294090	MDL.....: 0.54	
Aluminum	**70.8 B**	**200**	**ug/L**	**SW846 6010B**	**10/20-10/31/08**	**K06DF1AV**
		Dilution Factor: 1		Analysis Time..: 03:07	Analyst ID.....: 022952	
		Instrument ID..: TRACEICP		MS Run #.....: 8294090	MDL.....: 16.2	
Arsenic	**7.2 B**	**10.0**	**ug/L**	**SW846 6010B**	**10/20-10/31/08**	**K06DF1AW**
		Dilution Factor: 1		Analysis Time..: 03:07	Analyst ID.....: 022952	
		Instrument ID..: TRACEICP		MS Run #.....: 8294090	MDL.....: 2.0	
Barium	**42.2 B,J**	**200**	**ug/L**	**SW846 6010B**	**10/20-10/31/08**	**K06DF1AX**
		Dilution Factor: 1		Analysis Time..: 03:07	Analyst ID.....: 022952	
		Instrument ID..: TRACEICP		MS Run #.....: 8294090	MDL.....: 0.26	
Beryllium	ND	4.0	ug/L	SW846 6010B	10/20-10/31/08	K06DF1A0
		Dilution Factor: 1		Analysis Time..: 03:07	Analyst ID.....: 022952	
		Instrument ID..: TRACEICP		MS Run #.....: 8294090	MDL.....: 0.18	
Calcium	**485000 J**	**5000**	**ug/L**	**SW846 6010B**	**10/20-10/31/08**	**K06DF1A1**
		Dilution Factor: 1		Analysis Time..: 03:07	Analyst ID.....: 022952	
		Instrument ID..: TRACEICP		MS Run #.....: 8294090	MDL.....: 17.7	
Cadmium	ND	5.0	ug/L	SW846 6010B	10/20-10/31/08	K06DF1A2
		Dilution Factor: 1		Analysis Time..: 03:07	Analyst ID.....: 022952	
		Instrument ID..: TRACEICP		MS Run #.....: 8294090	MDL.....: 0.21	
Cobalt	ND	50.0	ug/L	SW846 6010B	10/20-10/31/08	K06DF1A3
		Dilution Factor: 1		Analysis Time..: 03:07	Analyst ID.....: 022952	
		Instrument ID..: TRACEICP		MS Run #.....: 8294090	MDL.....: 0.45	
Chromium	**1.2 B**	**5.0**	**ug/L**	**SW846 6010B**	**10/20-10/31/08**	**K06DF1A4**
		Dilution Factor: 1		Analysis Time..: 03:07	Analyst ID.....: 022952	
		Instrument ID..: TRACEICP		MS Run #.....: 8294090	MDL.....: 1.1	

(Continued on next page)

MACTEC Engineering and Consulting Inc

Client Sample ID: RFI-39-1008

TOTAL Metals

Lot-Sample #...: C8J180171-003 **Matrix.....:** WATER

PARAMETER	RESULT	REPORTING LIMIT	UNITS	METHOD	PREPARATION-ANALYSIS DATE	WORK ORDER #
Copper	ND	25.0	ug/L	SW846 6010B	10/20-10/31/08	K06DF1A5
		Dilution Factor: 1		Analysis Time..: 03:07	Analyst ID.....: 022952	
		Instrument ID..: TRACEICP		MS Run #.....: 8294090	MDL.....: 4.6	
Iron	**350**	**100**	**ug/L**	**SW846 6010B**	**10/20-10/31/08**	**K06DF1A6**
		Dilution Factor: 1		Analysis Time..: 03:07	Analyst ID.....: 022952	
		Instrument ID..: TRACEICP		MS Run #.....: 8294090	MDL.....: 8.4	
Potassium	**92200**	**5000**	**ug/L**	**SW846 6010B**	**10/20-10/31/08**	**K06DF1A7**
		Dilution Factor: 1		Analysis Time..: 03:07	Analyst ID.....: 022952	
		Instrument ID..: TRACEICP		MS Run #.....: 8294090	MDL.....: 750	
Magnesium	**4650 B**	**5000**	**ug/L**	**SW846 6010B**	**10/20-10/31/08**	**K06DF1A8**
		Dilution Factor: 1		Analysis Time..: 03:07	Analyst ID.....: 022952	
		Instrument ID..: TRACEICP		MS Run #.....: 8294090	MDL.....: 21.8	
Manganese	**113**	**15.0**	**ug/L**	**SW846 6010B**	**10/20-10/31/08**	**K06DF1A9**
		Dilution Factor: 1		Analysis Time..: 03:07	Analyst ID.....: 022952	
		Instrument ID..: TRACEICP		MS Run #.....: 8294090	MDL.....: 0.57	
Sodium	**1990000**	**50000**	**ug/L**	**SW846 6010B**	**10/20-10/31/08**	**K06DF1AA**
		Dilution Factor: 10		Analysis Time..: 13:17	Analyst ID.....: 022952	
		Instrument ID..: TRACEICP		MS Run #.....: 8294090	MDL.....: 1450	
Nickel	**3.5 B**	**40.0**	**ug/L**	**SW846 6010B**	**10/20-10/31/08**	**K06DF1AC**
		Dilution Factor: 1		Analysis Time..: 03:07	Analyst ID.....: 022952	
		Instrument ID..: TRACEICP		MS Run #.....: 8294090	MDL.....: 0.78	
Lead	ND	3.0	ug/L	SW846 6010B	10/20-10/31/08	K06DF1AD
		Dilution Factor: 1		Analysis Time..: 03:07	Analyst ID.....: 022952	
		Instrument ID..: TRACEICP		MS Run #.....: 8294090	MDL.....: 1.7	
Selenium	ND	5.0	ug/L	SW846 6010B	10/20-10/31/08	K06DF1AE
		Dilution Factor: 1		Analysis Time..: 03:07	Analyst ID.....: 022952	
		Instrument ID..: TRACEICP		MS Run #.....: 8294090	MDL.....: 2.9	
Thallium	ND	10.0	ug/L	SW846 6010B	10/20-10/31/08	K06DF1AF
		Dilution Factor: 1		Analysis Time..: 03:07	Analyst ID.....: 022952	
		Instrument ID..: TRACEICP		MS Run #.....: 8294090	MDL.....: 2.8	

(Continued on next page)

MACTEC Engineering and Consulting Inc

Client Sample ID: RFI-39-1008

TOTAL Metals

Lot-Sample #...: C8J180171-003 **Matrix.....:** WATER

PARAMETER	RESULT	REPORTING LIMIT	UNITS	METHOD	PREPARATION-ANALYSIS DATE	WORK ORDER #
Antimony	ND	10.0	ug/L	SW846 6010B	10/20-10/31/08	K06DF1AG
		Dilution Factor: 1		Analysis Time..: 03:07	Analyst ID.....: 022952	
		Instrument ID..: TRACEICP		MS Run #.....: 8294090	MDL.....: 1.8	
Vanadium	ND	50.0	ug/L	SW846 6010B	10/20-10/31/08	K06DF1AH
		Dilution Factor: 1		Analysis Time..: 03:07	Analyst ID.....: 022952	
		Instrument ID..: TRACEICP		MS Run #.....: 8294090	MDL.....: 2.4	
Zinc	**20.2 J**	**20.0**	**ug/L**	**SW846 6010B**	**10/20-10/31/08**	**K06DF1AJ**
		Dilution Factor: 1		Analysis Time..: 03:07	Analyst ID.....: 022952	
		Instrument ID..: TRACEICP		MS Run #.....: 8294090	MDL.....: 3.1	
Prep Batch #...: 8298122						
Mercury	ND	0.20	ug/L	SW846 7470A	10/24/08	K06DF1AK
		Dilution Factor: 1		Analysis Time..: 12:00	Analyst ID.....: 401509	
		Instrument ID..: HGHYDRA		MS Run #.....: 8298064	MDL.....: 0.016	

NOTE(S):

B Estimated result. Result is less than RL.

J Method blank contamination. The associated method blank contains the target analyte at a reportable level.

MACTEC Engineering and Consulting Inc

Client Sample ID: RFI-PZ-19-1008

TOTAL Metals

Lot-Sample #...: C8J180171-004 **Matrix.....:** WATER
Date Sampled...: 10/16/08 **Date Received..:** 10/18/08

PARAMETER	RESULT	REPORTING LIMIT	UNITS	METHOD	PREPARATION-ANALYSIS DATE	WORK ORDER #
Prep Batch #...: 8294159						
Silver	**7.9**	**5.0**	**ug/L**	**SW846 6010B**	**10/20-10/31/08**	**K06DG1AU**
		Dilution Factor: 1		Analysis Time..: 03:13	Analyst ID.....: 022952	
		Instrument ID..: TRACEICP		MS Run #.....: 8294090	MDL.....: 0.54	
Aluminum	**53.4 B**	**200**	**ug/L**	**SW846 6010B**	**10/20-10/31/08**	**K06DG1AV**
		Dilution Factor: 1		Analysis Time..: 03:13	Analyst ID.....: 022952	
		Instrument ID..: TRACEICP		MS Run #.....: 8294090	MDL.....: 16.2	
Arsenic	ND	10.0	ug/L	SW846 6010B	10/20-10/31/08	K06DG1AW
		Dilution Factor: 1		Analysis Time..: 03:13	Analyst ID.....: 022952	
		Instrument ID..: TRACEICP		MS Run #.....: 8294090	MDL.....: 2.0	
Barium	**43.3 B,J**	**200**	**ug/L**	**SW846 6010B**	**10/20-10/31/08**	**K06DG1AX**
		Dilution Factor: 1		Analysis Time..: 03:13	Analyst ID.....: 022952	
		Instrument ID..: TRACEICP		MS Run #.....: 8294090	MDL.....: 0.26	
Beryllium	ND	4.0	ug/L	SW846 6010B	10/20-10/31/08	K06DG1A0
		Dilution Factor: 1		Analysis Time..: 03:13	Analyst ID.....: 022952	
		Instrument ID..: TRACEICP		MS Run #.....: 8294090	MDL.....: 0.18	
Calcium	**499000 J**	**5000**	**ug/L**	**SW846 6010B**	**10/20-10/31/08**	**K06DG1A1**
		Dilution Factor: 1		Analysis Time..: 03:13	Analyst ID.....: 022952	
		Instrument ID..: TRACEICP		MS Run #.....: 8294090	MDL.....: 17.7	
Cadmium	**13.0 B**	**25.0**	**ug/L**	**SW846 6010B**	**10/20-10/31/08**	**K06DG1A2**
		Dilution Factor: 5		Analysis Time..: 13:23	Analyst ID.....: 022952	
		Instrument ID..: TRACEICP		MS Run #.....: 8294090	MDL.....: 1.0	
Cobalt	ND	50.0	ug/L	SW846 6010B	10/20-10/31/08	K06DG1A3
		Dilution Factor: 1		Analysis Time..: 03:13	Analyst ID.....: 022952	
		Instrument ID..: TRACEICP		MS Run #.....: 8294090	MDL.....: 0.45	
Chromium	ND	25.0	ug/L	SW846 6010B	10/20-10/31/08	K06DG1A4
		Dilution Factor: 5		Analysis Time..: 13:23	Analyst ID.....: 022952	
		Instrument ID..: TRACEICP		MS Run #.....: 8294090	MDL.....: 5.4	

(Continued on next page)

MACTEC Engineering and Consulting Inc

Client Sample ID: RFI-PZ-19-1008

TOTAL Metals

Lot-Sample #...: C8J180171-004 **Matrix.....:** WATER

PARAMETER	RESULT	REPORTING LIMIT	UNITS	METHOD	PREPARATION-ANALYSIS DATE	WORK ORDER #
Copper	ND	25.0	ug/L	SW846 6010B	10/20-10/31/08	K06DG1A5
		Dilution Factor: 1		Analysis Time..: 03:13	Analyst ID.....: 022952	
		Instrument ID..: TRACEICP		MS Run #.....: 8294090	MDL.....: 4.6	
Iron	**971000**	**500**	**ug/L**	**SW846 6010B**	**10/20-10/31/08**	**K06DG1A6**
		Dilution Factor: 5		Analysis Time..: 13:23	Analyst ID.....: 022952	
		Instrument ID..: TRACEICP		MS Run #.....: 8294090	MDL.....: 42.0	
Potassium	**28600**	**5000**	**ug/L**	**SW846 6010B**	**10/20-10/31/08**	**K06DG1A7**
		Dilution Factor: 1		Analysis Time..: 03:13	Analyst ID.....: 022952	
		Instrument ID..: TRACEICP		MS Run #.....: 8294090	MDL.....: 750	
Magnesium	**357000**	**5000**	**ug/L**	**SW846 6010B**	**10/20-10/31/08**	**K06DG1A8**
		Dilution Factor: 1		Analysis Time..: 03:13	Analyst ID.....: 022952	
		Instrument ID..: TRACEICP		MS Run #.....: 8294090	MDL.....: 21.8	
Manganese	**25800**	**75.0**	**ug/L**	**SW846 6010B**	**10/20-10/31/08**	**K06DG1A9**
		Dilution Factor: 5		Analysis Time..: 13:23	Analyst ID.....: 022952	
		Instrument ID..: TRACEICP		MS Run #.....: 8294090	MDL.....: 2.8	
Sodium	**156000**	**25000**	**ug/L**	**SW846 6010B**	**10/20-10/31/08**	**K06DG1AA**
		Dilution Factor: 5		Analysis Time..: 13:23	Analyst ID.....: 022952	
		Instrument ID..: TRACEICP		MS Run #.....: 8294090	MDL.....: 726	
Nickel	**1.4 B**	**40.0**	**ug/L**	**SW846 6010B**	**10/20-10/31/08**	**K06DG1AC**
		Dilution Factor: 1		Analysis Time..: 03:13	Analyst ID.....: 022952	
		Instrument ID..: TRACEICP		MS Run #.....: 8294090	MDL.....: 0.78	
Lead	ND	15.0	ug/L	SW846 6010B	10/20-10/31/08	K06DG1AD
		Dilution Factor: 5		Analysis Time..: 13:23	Analyst ID.....: 022952	
		Instrument ID..: TRACEICP		MS Run #.....: 8294090	MDL.....: 8.6	
Selenium	ND	25.0	ug/L	SW846 6010B	10/20-10/31/08	K06DG1AE
		Dilution Factor: 5		Analysis Time..: 13:23	Analyst ID.....: 022952	
		Instrument ID..: TRACEICP		MS Run #.....: 8294090	MDL.....: 14.5	
Thallium	ND	50.0	ug/L	SW846 6010B	10/20-10/31/08	K06DG1AF
		Dilution Factor: 5		Analysis Time..: 13:23	Analyst ID.....: 022952	
		Instrument ID..: TRACEICP		MS Run #.....: 8294090	MDL.....: 13.8	

(Continued on next page)

MACTEC Engineering and Consulting Inc

Client Sample ID: RFI-PZ-19-1008

TOTAL Metals

Lot-Sample #...: C8J180171-004 **Matrix.....:** WATER

PARAMETER	RESULT	REPORTING LIMIT	UNITS	METHOD	PREPARATION-ANALYSIS DATE	WORK ORDER #
Antimony	ND	50.0	ug/L	SW846 6010B	10/20-10/31/08	K06DG1AG
		Dilution Factor: 5		Analysis Time..: 13:23	Analyst ID.....: 022952	
		Instrument ID..: TRACEICP		MS Run #.....: 8294090	MDL.....: 8.9	
Vanadium	ND	250	ug/L	SW846 6010B	10/20-10/31/08	K06DG1AH
		Dilution Factor: 5		Analysis Time..: 13:23	Analyst ID.....: 022952	
		Instrument ID..: TRACEICP		MS Run #.....: 8294090	MDL.....: 11.9	
Zinc	ND	100	ug/L	SW846 6010B	10/20-10/31/08	K06DG1AJ
		Dilution Factor: 5		Analysis Time..: 13:23	Analyst ID.....: 022952	
		Instrument ID..: TRACEICP		MS Run #.....: 8294090	MDL.....: 15.3	

Prep Batch #...: 8298122

Mercury	**0.030 B,J**	**0.20**	**ug/L**	**SW846 7470A**	**10/24/08**	**K06DG1AK**
		Dilution Factor: 1		Analysis Time..: 12:02	Analyst ID.....: 401509	
		Instrument ID..: HGHYDRA		MS Run #.....: 8298064	MDL.....: 0.016	

NOTE(S):

B Estimated result. Result is less than RL.

J Method blank contamination. The associated method blank contains the target analyte at a reportable level.

MACTEC Engineering and Consulting Inc

Client Sample ID: RFI-PZ-18-1008

TOTAL Metals

Lot-Sample #...: C8J180171-005 **Matrix.....:** WATER
Date Sampled...: 10/16/08 **Date Received..:** 10/18/08

PARAMETER	RESULT	REPORTING LIMIT	UNITS	METHOD	PREPARATION-ANALYSIS DATE	WORK ORDER #
Prep Batch #...: 8294159						
Silver	**0.82 B**	**5.0**	**ug/L**	**SW846 6010B**	**10/20-10/31/08**	**K06DH1AU**
		Dilution Factor: 1		Analysis Time..: 03:21	Analyst ID.....: 022952	
		Instrument ID..: TRACEICP		MS Run #.....: 8294090	MDL.....: 0.54	
Aluminum	ND	200	ug/L	SW846 6010B	10/20-10/31/08	K06DH1AV
		Dilution Factor: 1		Analysis Time..: 03:21	Analyst ID.....: 022952	
		Instrument ID..: TRACEICP		MS Run #.....: 8294090	MDL.....: 16.2	
Arsenic	ND	10.0	ug/L	SW846 6010B	10/20-10/31/08	K06DH1AW
		Dilution Factor: 1		Analysis Time..: 03:21	Analyst ID.....: 022952	
		Instrument ID..: TRACEICP		MS Run #.....: 8294090	MDL.....: 2.0	
Barium	**204 J**	**200**	**ug/L**	**SW846 6010B**	**10/20-10/31/08**	**K06DH1AX**
		Dilution Factor: 1		Analysis Time..: 03:21	Analyst ID.....: 022952	
		Instrument ID..: TRACEICP		MS Run #.....: 8294090	MDL.....: 0.26	
Beryllium	**0.35 B,J**	**4.0**	**ug/L**	**SW846 6010B**	**10/20-10/31/08**	**K06DH1A0**
		Dilution Factor: 1		Analysis Time..: 03:21	Analyst ID.....: 022952	
		Instrument ID..: TRACEICP		MS Run #.....: 8294090	MDL.....: 0.18	
Calcium	**198000 J**	**5000**	**ug/L**	**SW846 6010B**	**10/20-10/31/08**	**K06DH1A1**
		Dilution Factor: 1		Analysis Time..: 03:21	Analyst ID.....: 022952	
		Instrument ID..: TRACEICP		MS Run #.....: 8294090	MDL.....: 17.7	
Cadmium	ND	5.0	ug/L	SW846 6010B	10/20-10/31/08	K06DH1A2
		Dilution Factor: 1		Analysis Time..: 03:21	Analyst ID.....: 022952	
		Instrument ID..: TRACEICP		MS Run #.....: 8294090	MDL.....: 0.21	
Cobalt	ND	50.0	ug/L	SW846 6010B	10/20-10/31/08	K06DH1A3
		Dilution Factor: 1		Analysis Time..: 03:21	Analyst ID.....: 022952	
		Instrument ID..: TRACEICP		MS Run #.....: 8294090	MDL.....: 0.45	
Chromium	**1.2 B**	**5.0**	**ug/L**	**SW846 6010B**	**10/20-10/31/08**	**K06DH1A4**
		Dilution Factor: 1		Analysis Time..: 03:21	Analyst ID.....: 022952	
		Instrument ID..: TRACEICP		MS Run #.....: 8294090	MDL.....: 1.1	

(Continued on next page)

MACTEC Engineering and Consulting Inc

Client Sample ID: RFI-PZ-18-1008

TOTAL Metals

Lot-Sample #...: C8J180171-005 **Matrix.....:** WATER

PARAMETER	RESULT	REPORTING LIMIT	UNITS	METHOD	PREPARATION-ANALYSIS DATE	WORK ORDER #
Copper	**19.4 B,J**	**25.0**	**ug/L**	**SW846 6010B**	**10/20-10/31/08**	**K06DH1A5**
		Dilution Factor: 1		Analysis Time..: 03:21	Analyst ID.....: 022952	
		Instrument ID..: TRACEICP		MS Run #.....: 8294090	MDL.....: 4.6	
Iron	**143**	**100**	**ug/L**	**SW846 6010B**	**10/20-10/31/08**	**K06DH1A6**
		Dilution Factor: 1		Analysis Time..: 03:21	Analyst ID.....: 022952	
		Instrument ID..: TRACEICP		MS Run #.....: 8294090	MDL.....: 8.4	
Potassium	**6300**	**5000**	**ug/L**	**SW846 6010B**	**10/20-10/31/08**	**K06DH1A7**
		Dilution Factor: 1		Analysis Time..: 03:21	Analyst ID.....: 022952	
		Instrument ID..: TRACEICP		MS Run #.....: 8294090	MDL.....: 750	
Magnesium	**26000**	**5000**	**ug/L**	**SW846 6010B**	**10/20-10/31/08**	**K06DH1A8**
		Dilution Factor: 1		Analysis Time..: 03:21	Analyst ID.....: 022952	
		Instrument ID..: TRACEICP		MS Run #.....: 8294090	MDL.....: 21.8	
Manganese	**789**	**15.0**	**ug/L**	**SW846 6010B**	**10/20-10/31/08**	**K06DH1A9**
		Dilution Factor: 1		Analysis Time..: 03:21	Analyst ID.....: 022952	
		Instrument ID..: TRACEICP		MS Run #.....: 8294090	MDL.....: 0.57	
Sodium	**21700**	**5000**	**ug/L**	**SW846 6010B**	**10/20-10/31/08**	**K06DH1AA**
		Dilution Factor: 1		Analysis Time..: 03:21	Analyst ID.....: 022952	
		Instrument ID..: TRACEICP		MS Run #.....: 8294090	MDL.....: 145	
Nickel	ND	40.0	ug/L	SW846 6010B	10/20-10/31/08	K06DH1AC
		Dilution Factor: 1		Analysis Time..: 03:21	Analyst ID.....: 022952	
		Instrument ID..: TRACEICP		MS Run #.....: 8294090	MDL.....: 0.78	
Lead	ND	3.0	ug/L	SW846 6010B	10/20-10/31/08	K06DH1AD
		Dilution Factor: 1		Analysis Time..: 03:21	Analyst ID.....: 022952	
		Instrument ID..: TRACEICP		MS Run #.....: 8294090	MDL.....: 1.7	
Selenium	ND	5.0	ug/L	SW846 6010B	10/20-10/31/08	K06DH1AE
		Dilution Factor: 1		Analysis Time..: 03:21	Analyst ID.....: 022952	
		Instrument ID..: TRACEICP		MS Run #.....: 8294090	MDL.....: 2.9	
Thallium	ND	10.0	ug/L	SW846 6010B	10/20-10/31/08	K06DH1AF
		Dilution Factor: 1		Analysis Time..: 03:21	Analyst ID.....: 022952	
		Instrument ID..: TRACEICP		MS Run #.....: 8294090	MDL.....: 2.8	

(Continued on next page)

MACTEC Engineering and Consulting Inc

Client Sample ID: RFI-PZ-18-1008

TOTAL Metals

Lot-Sample #...: C8J180171-005 **Matrix.....:** WATER

PARAMETER	RESULT	REPORTING LIMIT	UNITS	METHOD	PREPARATION-ANALYSIS DATE	WORK ORDER #
Antimony	ND	10.0	ug/L	SW846 6010B	10/20-10/31/08	K06DH1AG
		Dilution Factor: 1		Analysis Time..: 03:21	Analyst ID.....: 022952	
		Instrument ID..: TRACEICP		MS Run #.....: 8294090	MDL.....: 1.8	
Vanadium	**4.5 B**	**50.0**	**ug/L**	**SW846 6010B**	**10/20-10/31/08**	**K06DH1AH**
		Dilution Factor: 1		Analysis Time..: 03:21	Analyst ID.....: 022952	
		Instrument ID..: TRACEICP		MS Run #.....: 8294090	MDL.....: 2.4	
Zinc	**10.3 B,J**	**20.0**	**ug/L**	**SW846 6010B**	**10/20-10/31/08**	**K06DH1AJ**
		Dilution Factor: 1		Analysis Time..: 03:21	Analyst ID.....: 022952	
		Instrument ID..: TRACEICP		MS Run #.....: 8294090	MDL.....: 3.1	
Prep Batch #...: 8298122						
Mercury	ND	0.20	ug/L	SW846 7470A	10/24/08	K06DH1AK
		Dilution Factor: 1		Analysis Time..: 12:04	Analyst ID.....: 401509	
		Instrument ID..: HGHYDRA		MS Run #.....: 8298064	MDL.....: 0.016	

NOTE(S):

B Estimated result. Result is less than RL.

J Method blank contamination. The associated method blank contains the target analyte at a reportable level.

MACTEC Engineering and Consulting Inc

Client Sample ID: RFI-51-1008

TOTAL Metals

Lot-Sample #...: C8J180171-006 **Matrix.....:** WATER
Date Sampled...: 10/16/08 **Date Received..:** 10/18/08

PARAMETER	RESULT	REPORTING LIMIT	UNITS	METHOD	PREPARATION-ANALYSIS DATE	WORK ORDER #
Prep Batch #...: 8294159						
Silver	**0.80 B**	**5.0**	**ug/L**	**SW846 6010B**	**10/20-10/31/08**	**K06DJ1AU**
		Dilution Factor: 1		Analysis Time..: 03:26	Analyst ID.....: 022952	
		Instrument ID..: TRACEICP		MS Run #.....: 8294090	MDL.....: 0.54	
Aluminum	ND	200	ug/L	SW846 6010B	10/20-10/31/08	K06DJ1AV
		Dilution Factor: 1		Analysis Time..: 03:26	Analyst ID.....: 022952	
		Instrument ID..: TRACEICP		MS Run #.....: 8294090	MDL.....: 16.2	
Arsenic	**940**	**10.0**	**ug/L**	**SW846 6010B**	**10/20-10/31/08**	**K06DJ1AW**
		Dilution Factor: 1		Analysis Time..: 03:26	Analyst ID.....: 022952	
		Instrument ID..: TRACEICP		MS Run #.....: 8294090	MDL.....: 2.0	
Barium	**20.8 B,J**	**200**	**ug/L**	**SW846 6010B**	**10/20-10/31/08**	**K06DJ1AX**
		Dilution Factor: 1		Analysis Time..: 03:26	Analyst ID.....: 022952	
		Instrument ID..: TRACEICP		MS Run #.....: 8294090	MDL.....: 0.26	
Beryllium	**0.36 B,J**	**4.0**	**ug/L**	**SW846 6010B**	**10/20-10/31/08**	**K06DJ1A0**
		Dilution Factor: 1		Analysis Time..: 03:26	Analyst ID.....: 022952	
		Instrument ID..: TRACEICP		MS Run #.....: 8294090	MDL.....: 0.18	
Calcium	**533000 J**	**5000**	**ug/L**	**SW846 6010B**	**10/20-10/31/08**	**K06DJ1A1**
		Dilution Factor: 1		Analysis Time..: 03:26	Analyst ID.....: 022952	
		Instrument ID..: TRACEICP		MS Run #.....: 8294090	MDL.....: 17.7	
Cadmium	**0.55 B**	**5.0**	**ug/L**	**SW846 6010B**	**10/20-10/31/08**	**K06DJ1A2**
		Dilution Factor: 1		Analysis Time..: 03:26	Analyst ID.....: 022952	
		Instrument ID..: TRACEICP		MS Run #.....: 8294090	MDL.....: 0.21	
Cobalt	**1.3 B**	**50.0**	**ug/L**	**SW846 6010B**	**10/20-10/31/08**	**K06DJ1A3**
		Dilution Factor: 1		Analysis Time..: 03:26	Analyst ID.....: 022952	
		Instrument ID..: TRACEICP		MS Run #.....: 8294090	MDL.....: 0.45	
Chromium	ND	5.0	ug/L	SW846 6010B	10/20-10/31/08	K06DJ1A4
		Dilution Factor: 1		Analysis Time..: 03:26	Analyst ID.....: 022952	
		Instrument ID..: TRACEICP		MS Run #.....: 8294090	MDL.....: 1.1	

(Continued on next page)

MACTEC Engineering and Consulting Inc

Client Sample ID: RFI-51-1008

TOTAL Metals

Lot-Sample #...: C8J180171-006 **Matrix.....:** WATER

PARAMETER	RESULT	REPORTING LIMIT	UNITS	METHOD	PREPARATION-ANALYSIS DATE	WORK ORDER #
Copper	ND	25.0	ug/L	SW846 6010B	10/20-10/31/08	K06DJ1A5
		Dilution Factor: 1		Analysis Time..: 03:26	Analyst ID.....: 022952	
		Instrument ID..: TRACEICP		MS Run #.....: 8294090	MDL.....: 4.6	
Iron	**34300**	**100**	**ug/L**	**SW846 6010B**	**10/20-10/31/08**	**K06DJ1A6**
		Dilution Factor: 1		Analysis Time..: 03:26	Analyst ID.....: 022952	
		Instrument ID..: TRACEICP		MS Run #.....: 8294090	MDL.....: 8.4	
Potassium	**29900**	**5000**	**ug/L**	**SW846 6010B**	**10/20-10/31/08**	**K06DJ1A7**
		Dilution Factor: 1		Analysis Time..: 03:26	Analyst ID.....: 022952	
		Instrument ID..: TRACEICP		MS Run #.....: 8294090	MDL.....: 750	
Magnesium	**78100**	**5000**	**ug/L**	**SW846 6010B**	**10/20-10/31/08**	**K06DJ1A8**
		Dilution Factor: 1		Analysis Time..: 03:26	Analyst ID.....: 022952	
		Instrument ID..: TRACEICP		MS Run #.....: 8294090	MDL.....: 21.8	
Manganese	**1390**	**15.0**	**ug/L**	**SW846 6010B**	**10/20-10/31/08**	**K06DJ1A9**
		Dilution Factor: 1		Analysis Time..: 03:26	Analyst ID.....: 022952	
		Instrument ID..: TRACEICP		MS Run #.....: 8294090	MDL.....: 0.57	
Sodium	**141000**	**5000**	**ug/L**	**SW846 6010B**	**10/20-10/31/08**	**K06DJ1AA**
		Dilution Factor: 1		Analysis Time..: 03:26	Analyst ID.....: 022952	
		Instrument ID..: TRACEICP		MS Run #.....: 8294090	MDL.....: 145	
Nickel	**3.1 B**	**40.0**	**ug/L**	**SW846 6010B**	**10/20-10/31/08**	**K06DJ1AC**
		Dilution Factor: 1		Analysis Time..: 03:26	Analyst ID.....: 022952	
		Instrument ID..: TRACEICP		MS Run #.....: 8294090	MDL.....: 0.78	
Lead	ND	3.0	ug/L	SW846 6010B	10/20-10/31/08	K06DJ1AD
		Dilution Factor: 1		Analysis Time..: 03:26	Analyst ID.....: 022952	
		Instrument ID..: TRACEICP		MS Run #.....: 8294090	MDL.....: 1.7	
Selenium	ND	5.0	ug/L	SW846 6010B	10/20-10/31/08	K06DJ1AE
		Dilution Factor: 1		Analysis Time..: 03:26	Analyst ID.....: 022952	
		Instrument ID..: TRACEICP		MS Run #.....: 8294090	MDL.....: 2.9	
Thallium	ND	10.0	ug/L	SW846 6010B	10/20-10/31/08	K06DJ1AF
		Dilution Factor: 1		Analysis Time..: 03:26	Analyst ID.....: 022952	
		Instrument ID..: TRACEICP		MS Run #.....: 8294090	MDL.....: 2.8	

(Continued on next page)

MACTEC Engineering and Consulting Inc

Client Sample ID: RFI-51-1008

TOTAL Metals

Lot-Sample #...: C8J180171-006 **Matrix.....:** WATER

PARAMETER	RESULT	REPORTING LIMIT	UNITS	METHOD	PREPARATION-ANALYSIS DATE	WORK ORDER #
Antimony	ND	10.0	ug/L	SW846 6010B	10/20-10/31/08	K06DJ1AG
		Dilution Factor: 1		Analysis Time..: 03:26	Analyst ID.....: 022952	
		Instrument ID..: TRACEICP		MS Run #.....: 8294090	MDL.....: 1.8	
Vanadium	ND	50.0	ug/L	SW846 6010B	10/20-10/31/08	K06DJ1AH
		Dilution Factor: 1		Analysis Time..: 03:26	Analyst ID.....: 022952	
		Instrument ID..: TRACEICP		MS Run #.....: 8294090	MDL.....: 2.4	
Zinc	**8.5 B,J**	**20.0**	**ug/L**	**SW846 6010B**	**10/20-10/31/08**	**K06DJ1AJ**
		Dilution Factor: 1		Analysis Time..: 03:26	Analyst ID.....: 022952	
		Instrument ID..: TRACEICP		MS Run #.....: 8294090	MDL.....: 3.1	
Prep Batch #...: 8298122						
Mercury	ND	0.20	ug/L	SW846 7470A	10/24/08	K06DJ1AK
		Dilution Factor: 1		Analysis Time..: 12:05	Analyst ID.....: 401509	
		Instrument ID..: HGHYDRA		MS Run #.....: 8298064	MDL.....: 0.016	

NOTE(S):

B Estimated result. Result is less than RL.

J Method blank contamination. The associated method blank contains the target analyte at a reportable level.

MACTEC Engineering and Consulting Inc

Client Sample ID: RFI-36-1008

TOTAL Metals

Lot-Sample #...: C8J180171-007 **Matrix.....:** WATER
Date Sampled...: 10/16/08 **Date Received..:** 10/18/08

PARAMETER	RESULT	REPORTING LIMIT	UNITS	METHOD	PREPARATION-ANALYSIS DATE	WORK ORDER #
Prep Batch #...: 8294159						
Silver	ND	5.0	ug/L	SW846 6010B	10/20-10/31/08	K06DL1AU
		Dilution Factor: 1		Analysis Time..: 03:43	Analyst ID.....: 022952	
		Instrument ID..: TRACEICP		MS Run #.....: 8294090	MDL.....: 0.54	
Aluminum	ND	200	ug/L	SW846 6010B	10/20-10/31/08	K06DL1AV
		Dilution Factor: 1		Analysis Time..: 03:43	Analyst ID.....: 022952	
		Instrument ID..: TRACEICP		MS Run #.....: 8294090	MDL.....: 16.2	
Arsenic	**7.0 B**	**10.0**	**ug/L**	**SW846 6010B**	**10/20-10/31/08**	**K06DL1AW**
		Dilution Factor: 1		Analysis Time..: 03:43	Analyst ID.....: 022952	
		Instrument ID..: TRACEICP		MS Run #.....: 8294090	MDL.....: 2.0	
Barium	**22.4 B,J**	**200**	**ug/L**	**SW846 6010B**	**10/20-10/31/08**	**K06DL1AX**
		Dilution Factor: 1		Analysis Time..: 03:43	Analyst ID.....: 022952	
		Instrument ID..: TRACEICP		MS Run #.....: 8294090	MDL.....: 0.26	
Beryllium	**0.40 B,J**	**4.0**	**ug/L**	**SW846 6010B**	**10/20-10/31/08**	**K06DL1A0**
		Dilution Factor: 1		Analysis Time..: 03:43	Analyst ID.....: 022952	
		Instrument ID..: TRACEICP		MS Run #.....: 8294090	MDL.....: 0.18	
Calcium	**569000 J**	**5000**	**ug/L**	**SW846 6010B**	**10/20-10/31/08**	**K06DL1A1**
		Dilution Factor: 1		Analysis Time..: 03:43	Analyst ID.....: 022952	
		Instrument ID..: TRACEICP		MS Run #.....: 8294090	MDL.....: 17.7	
Cadmium	**0.64 B**	**5.0**	**ug/L**	**SW846 6010B**	**10/20-10/31/08**	**K06DL1A2**
		Dilution Factor: 1		Analysis Time..: 03:43	Analyst ID.....: 022952	
		Instrument ID..: TRACEICP		MS Run #.....: 8294090	MDL.....: 0.21	
Cobalt	ND	50.0	ug/L	SW846 6010B	10/20-10/31/08	K06DL1A3
		Dilution Factor: 1		Analysis Time..: 03:43	Analyst ID.....: 022952	
		Instrument ID..: TRACEICP		MS Run #.....: 8294090	MDL.....: 0.45	
Chromium	**1.3 B**	**5.0**	**ug/L**	**SW846 6010B**	**10/20-10/31/08**	**K06DL1A4**
		Dilution Factor: 1		Analysis Time..: 03:43	Analyst ID.....: 022952	
		Instrument ID..: TRACEICP		MS Run #.....: 8294090	MDL.....: 1.1	

(Continued on next page)

MACTEC Engineering and Consulting Inc

Client Sample ID: RFI-36-1008

TOTAL Metals

Lot-Sample #...: C8J180171-007 **Matrix.....:** WATER

PARAMETER	RESULT	REPORTING LIMIT	UNITS	METHOD	PREPARATION-ANALYSIS DATE	WORK ORDER #
Copper	ND	25.0	ug/L	SW846 6010B	10/20-10/31/08	K06DL1A5
		Dilution Factor: 1		Analysis Time..: 03:43	Analyst ID.....: 022952	
		Instrument ID..: TRACEICP		MS Run #.....: 8294090	MDL.....: 4.6	
Iron	**35900**	**100**	**ug/L**	**SW846 6010B**	**10/20-10/31/08**	**K06DL1A6**
		Dilution Factor: 1		Analysis Time..: 03:43	Analyst ID.....: 022952	
		Instrument ID..: TRACEICP		MS Run #.....: 8294090	MDL.....: 8.4	
Potassium	**16700**	**5000**	**ug/L**	**SW846 6010B**	**10/20-10/31/08**	**K06DL1A7**
		Dilution Factor: 1		Analysis Time..: 03:43	Analyst ID.....: 022952	
		Instrument ID..: TRACEICP		MS Run #.....: 8294090	MDL.....: 750	
Magnesium	**47700**	**5000**	**ug/L**	**SW846 6010B**	**10/20-10/31/08**	**K06DL1A8**
		Dilution Factor: 1		Analysis Time..: 03:43	Analyst ID.....: 022952	
		Instrument ID..: TRACEICP		MS Run #.....: 8294090	MDL.....: 21.8	
Manganese	**588**	**15.0**	**ug/L**	**SW846 6010B**	**10/20-10/31/08**	**K06DL1A9**
		Dilution Factor: 1		Analysis Time..: 03:43	Analyst ID.....: 022952	
		Instrument ID..: TRACEICP		MS Run #.....: 8294090	MDL.....: 0.57	
Sodium	**34600**	**5000**	**ug/L**	**SW846 6010B**	**10/20-10/31/08**	**K06DL1AA**
		Dilution Factor: 1		Analysis Time..: 03:43	Analyst ID.....: 022952	
		Instrument ID..: TRACEICP		MS Run #.....: 8294090	MDL.....: 145	
Nickel	**7.6 B**	**40.0**	**ug/L**	**SW846 6010B**	**10/20-10/31/08**	**K06DL1AC**
		Dilution Factor: 1		Analysis Time..: 03:43	Analyst ID.....: 022952	
		Instrument ID..: TRACEICP		MS Run #.....: 8294090	MDL.....: 0.78	
Lead	ND	3.0	ug/L	SW846 6010B	10/20-10/31/08	K06DL1AD
		Dilution Factor: 1		Analysis Time..: 03:43	Analyst ID.....: 022952	
		Instrument ID..: TRACEICP		MS Run #.....: 8294090	MDL.....: 1.7	
Selenium	ND	5.0	ug/L	SW846 6010B	10/20-10/31/08	K06DL1AE
		Dilution Factor: 1		Analysis Time..: 03:43	Analyst ID.....: 022952	
		Instrument ID..: TRACEICP		MS Run #.....: 8294090	MDL.....: 2.9	
Thallium	ND	10.0	ug/L	SW846 6010B	10/20-10/31/08	K06DL1AF
		Dilution Factor: 1		Analysis Time..: 03:43	Analyst ID.....: 022952	
		Instrument ID..: TRACEICP		MS Run #.....: 8294090	MDL.....: 2.8	

(Continued on next page)

MACTEC Engineering and Consulting Inc

Client Sample ID: RFI-36-1008

TOTAL Metals

Lot-Sample #...: C8J180171-007 **Matrix.....:** WATER

PARAMETER	RESULT	REPORTING LIMIT	UNITS	METHOD	PREPARATION-ANALYSIS DATE	WORK ORDER #
Antimony	ND	10.0	ug/L	SW846 6010B	10/20-10/31/08	K06DL1AG
		Dilution Factor: 1		Analysis Time..: 03:43	Analyst ID.....: 022952	
		Instrument ID..: TRACEICP		MS Run #.....: 8294090	MDL.....: 1.8	
Vanadium	ND	50.0	ug/L	SW846 6010B	10/20-10/31/08	K06DL1AH
		Dilution Factor: 1		Analysis Time..: 03:43	Analyst ID.....: 022952	
		Instrument ID..: TRACEICP		MS Run #.....: 8294090	MDL.....: 2.4	
Zinc	**6.5 B,J**	**20.0**	**ug/L**	**SW846 6010B**	**10/20-10/31/08**	**K06DL1AJ**
		Dilution Factor: 1		Analysis Time..: 03:43	Analyst ID.....: 022952	
		Instrument ID..: TRACEICP		MS Run #.....: 8294090	MDL.....: 3.1	
Prep Batch #...: 8298122						
Mercury	**0.025 B,J**	**0.20**	**ug/L**	**SW846 7470A**	**10/24/08**	**K06DL1AK**
		Dilution Factor: 1		Analysis Time..: 12:07	Analyst ID.....: 401509	
		Instrument ID..: HGHYDRA		MS Run #.....: 8298064	MDL.....: 0.016	

NOTE(S):

B Estimated result. Result is less than RL.

J Method blank contamination. The associated method blank contains the target analyte at a reportable level.

MACTEC Engineering and Consulting Inc

Client Sample ID: RFI-32-1008

TOTAL Metals

Lot-Sample #...: C8J180171-008 **Matrix.....:** WATER
Date Sampled...: 10/16/08 **Date Received..:** 10/18/08

PARAMETER	RESULT	REPORTING LIMIT	UNITS	METHOD	PREPARATION-ANALYSIS DATE	WORK ORDER #
Prep Batch #...: 8294159						
Silver	**0.79 B**	**5.0**	**ug/L**	**SW846 6010B**	**10/20-10/31/08**	**K06DM1AU**
		Dilution Factor: 1		Analysis Time..: 03:48	Analyst ID.....: 022952	
		Instrument ID..: TRACEICP		MS Run #.....: 8294090	MDL.....: 0.54	
Aluminum	ND	200	ug/L	SW846 6010B	10/20-10/31/08	K06DM1AV
		Dilution Factor: 1		Analysis Time..: 03:48	Analyst ID.....: 022952	
		Instrument ID..: TRACEICP		MS Run #.....: 8294090	MDL.....: 16.2	
Arsenic	**6.2 B**	**10.0**	**ug/L**	**SW846 6010B**	**10/20-10/31/08**	**K06DM1AW**
		Dilution Factor: 1		Analysis Time..: 03:48	Analyst ID.....: 022952	
		Instrument ID..: TRACEICP		MS Run #.....: 8294090	MDL.....: 2.0	
Barium	**61.2 B,J**	**200**	**ug/L**	**SW846 6010B**	**10/20-10/31/08**	**K06DM1AX**
		Dilution Factor: 1		Analysis Time..: 03:48	Analyst ID.....: 022952	
		Instrument ID..: TRACEICP		MS Run #.....: 8294090	MDL.....: 0.26	
Beryllium	**0.34 B,J**	**4.0**	**ug/L**	**SW846 6010B**	**10/20-10/31/08**	**K06DM1A0**
		Dilution Factor: 1		Analysis Time..: 03:48	Analyst ID.....: 022952	
		Instrument ID..: TRACEICP		MS Run #.....: 8294090	MDL.....: 0.18	
Calcium	**142000 J**	**5000**	**ug/L**	**SW846 6010B**	**10/20-10/31/08**	**K06DM1A1**
		Dilution Factor: 1		Analysis Time..: 03:48	Analyst ID.....: 022952	
		Instrument ID..: TRACEICP		MS Run #.....: 8294090	MDL.....: 17.7	
Cadmium	ND	5.0	ug/L	SW846 6010B	10/20-10/31/08	K06DM1A2
		Dilution Factor: 1		Analysis Time..: 03:48	Analyst ID.....: 022952	
		Instrument ID..: TRACEICP		MS Run #.....: 8294090	MDL.....: 0.21	
Cobalt	**1.6 B**	**50.0**	**ug/L**	**SW846 6010B**	**10/20-10/31/08**	**K06DM1A3**
		Dilution Factor: 1		Analysis Time..: 03:48	Analyst ID.....: 022952	
		Instrument ID..: TRACEICP		MS Run #.....: 8294090	MDL.....: 0.45	
Chromium	**1.9 B**	**5.0**	**ug/L**	**SW846 6010B**	**10/20-10/31/08**	**K06DM1A4**
		Dilution Factor: 1		Analysis Time..: 03:48	Analyst ID.....: 022952	
		Instrument ID..: TRACEICP		MS Run #.....: 8294090	MDL.....: 1.1	

(Continued on next page)

MACTEC Engineering and Consulting Inc

Client Sample ID: RFI-32-1008

TOTAL Metals

Lot-Sample #...: C8J180171-008 **Matrix.....:** WATER

PARAMETER	RESULT	REPORTING LIMIT	UNITS	METHOD	PREPARATION-ANALYSIS DATE	WORK ORDER #
Copper	ND	25.0	ug/L	SW846 6010B	10/20-10/31/08	K06DM1A5
		Dilution Factor: 1		Analysis Time..: 03:48	Analyst ID.....: 022952	
		Instrument ID..: TRACEICP		MS Run #.....: 8294090	MDL.....: 4.6	
Iron	**1360**	**100**	**ug/L**	**SW846 6010B**	**10/20-10/31/08**	**K06DM1A6**
		Dilution Factor: 1		Analysis Time..: 03:48	Analyst ID.....: 022952	
		Instrument ID..: TRACEICP		MS Run #.....: 8294090	MDL.....: 8.4	
Potassium	**1270 B**	**5000**	**ug/L**	**SW846 6010B**	**10/20-10/31/08**	**K06DM1A7**
		Dilution Factor: 1		Analysis Time..: 03:48	Analyst ID.....: 022952	
		Instrument ID..: TRACEICP		MS Run #.....: 8294090	MDL.....: 750	
Magnesium	**65800**	**5000**	**ug/L**	**SW846 6010B**	**10/20-10/31/08**	**K06DM1A8**
		Dilution Factor: 1		Analysis Time..: 03:48	Analyst ID.....: 022952	
		Instrument ID..: TRACEICP		MS Run #.....: 8294090	MDL.....: 21.8	
Manganese	**613**	**15.0**	**ug/L**	**SW846 6010B**	**10/20-10/31/08**	**K06DM1A9**
		Dilution Factor: 1		Analysis Time..: 03:48	Analyst ID.....: 022952	
		Instrument ID..: TRACEICP		MS Run #.....: 8294090	MDL.....: 0.57	
Sodium	**49300**	**5000**	**ug/L**	**SW846 6010B**	**10/20-10/31/08**	**K06DM1AA**
		Dilution Factor: 1		Analysis Time..: 03:48	Analyst ID.....: 022952	
		Instrument ID..: TRACEICP		MS Run #.....: 8294090	MDL.....: 145	
Nickel	**4.5 B**	**40.0**	**ug/L**	**SW846 6010B**	**10/20-10/31/08**	**K06DM1AC**
		Dilution Factor: 1		Analysis Time..: 03:48	Analyst ID.....: 022952	
		Instrument ID..: TRACEICP		MS Run #.....: 8294090	MDL.....: 0.78	
Lead	ND	3.0	ug/L	SW846 6010B	10/20-10/31/08	K06DM1AD
		Dilution Factor: 1		Analysis Time..: 03:48	Analyst ID.....: 022952	
		Instrument ID..: TRACEICP		MS Run #.....: 8294090	MDL.....: 1.7	
Selenium	ND	5.0	ug/L	SW846 6010B	10/20-10/31/08	K06DM1AE
		Dilution Factor: 1		Analysis Time..: 03:48	Analyst ID.....: 022952	
		Instrument ID..: TRACEICP		MS Run #.....: 8294090	MDL.....: 2.9	
Thallium	ND	10.0	ug/L	SW846 6010B	10/20-10/31/08	K06DM1AF
		Dilution Factor: 1		Analysis Time..: 03:48	Analyst ID.....: 022952	
		Instrument ID..: TRACEICP		MS Run #.....: 8294090	MDL.....: 2.8	

(Continued on next page)

MACTEC Engineering and Consulting Inc

Client Sample ID: RFI-32-1008

TOTAL Metals

Lot-Sample #...: C8J180171-008 **Matrix.....:** WATER

PARAMETER	RESULT	REPORTING LIMIT	UNITS	METHOD	PREPARATION-ANALYSIS DATE	WORK ORDER #
Antimony	ND	10.0	ug/L	SW846 6010B	10/20-10/31/08	K06DM1AG
		Dilution Factor: 1		Analysis Time..: 03:48	Analyst ID.....: 022952	
		Instrument ID..: TRACEICP		MS Run #.....: 8294090	MDL.....: 1.8	
Vanadium	**6.4 B**	**50.0**	**ug/L**	**SW846 6010B**	**10/20-10/31/08**	**K06DM1AH**
		Dilution Factor: 1		Analysis Time..: 03:48	Analyst ID.....: 022952	
		Instrument ID..: TRACEICP		MS Run #.....: 8294090	MDL.....: 2.4	
Zinc	**7.6 B,J**	**20.0**	**ug/L**	**SW846 6010B**	**10/20-10/31/08**	**K06DM1AJ**
		Dilution Factor: 1		Analysis Time..: 03:48	Analyst ID.....: 022952	
		Instrument ID..: TRACEICP		MS Run #.....: 8294090	MDL.....: 3.1	
Prep Batch #...: 8298122						
Mercury	ND	0.20	ug/L	SW846 7470A	10/24/08	K06DM1AK
		Dilution Factor: 1		Analysis Time..: 12:09	Analyst ID.....: 401509	
		Instrument ID..: HGHYDRA		MS Run #.....: 8298064	MDL.....: 0.016	

NOTE(S):

B Estimated result. Result is less than RL.

J Method blank contamination. The associated method blank contains the target analyte at a reportable level.

MACTEC Engineering and Consulting Inc

Client Sample ID: RFI-33-1008

TOTAL Metals

Lot-Sample #...: C8J180171-009 **Matrix.....:** WATER
Date Sampled...: 10/16/08 **Date Received..:** 10/18/08

PARAMETER	RESULT	REPORTING LIMIT	UNITS	METHOD	PREPARATION-ANALYSIS DATE	WORK ORDER #
Prep Batch #...: 8294159						
Silver	**0.92 B**	**5.0**	**ug/L**	**SW846 6010B**	**10/20-10/31/08**	**K06DN1AU**
		Dilution Factor: 1		Analysis Time..: 03:54	Analyst ID.....: 022952	
		Instrument ID..: TRACEICP		MS Run #.....: 8294090	MDL.....: 0.54	
Aluminum	**100 B**	**200**	**ug/L**	**SW846 6010B**	**10/20-10/31/08**	**K06DN1AV**
		Dilution Factor: 1		Analysis Time..: 03:54	Analyst ID.....: 022952	
		Instrument ID..: TRACEICP		MS Run #.....: 8294090	MDL.....: 16.2	
Arsenic	ND	10.0	ug/L	SW846 6010B	10/20-10/31/08	K06DN1AW
		Dilution Factor: 1		Analysis Time..: 03:54	Analyst ID.....: 022952	
		Instrument ID..: TRACEICP		MS Run #.....: 8294090	MDL.....: 2.0	
Barium	**31.8 B,J**	**200**	**ug/L**	**SW846 6010B**	**10/20-10/31/08**	**K06DN1AX**
		Dilution Factor: 1		Analysis Time..: 03:54	Analyst ID.....: 022952	
		Instrument ID..: TRACEICP		MS Run #.....: 8294090	MDL.....: 0.26	
Beryllium	**0.35 B,J**	**4.0**	**ug/L**	**SW846 6010B**	**10/20-10/31/08**	**K06DN1A0**
		Dilution Factor: 1		Analysis Time..: 03:54	Analyst ID.....: 022952	
		Instrument ID..: TRACEICP		MS Run #.....: 8294090	MDL.....: 0.18	
Calcium	**67200 J**	**5000**	**ug/L**	**SW846 6010B**	**10/20-10/31/08**	**K06DN1A1**
		Dilution Factor: 1		Analysis Time..: 03:54	Analyst ID.....: 022952	
		Instrument ID..: TRACEICP		MS Run #.....: 8294090	MDL.....: 17.7	
Cadmium	**13.4**	**5.0**	**ug/L**	**SW846 6010B**	**10/20-10/31/08**	**K06DN1A2**
		Dilution Factor: 1		Analysis Time..: 03:54	Analyst ID.....: 022952	
		Instrument ID..: TRACEICP		MS Run #.....: 8294090	MDL.....: 0.21	
Cobalt	**0.93 B**	**50.0**	**ug/L**	**SW846 6010B**	**10/20-10/31/08**	**K06DN1A3**
		Dilution Factor: 1		Analysis Time..: 03:54	Analyst ID.....: 022952	
		Instrument ID..: TRACEICP		MS Run #.....: 8294090	MDL.....: 0.45	
Chromium	**27.4**	**5.0**	**ug/L**	**SW846 6010B**	**10/20-10/31/08**	**K06DN1A4**
		Dilution Factor: 1		Analysis Time..: 03:54	Analyst ID.....: 022952	
		Instrument ID..: TRACEICP		MS Run #.....: 8294090	MDL.....: 1.1	

(Continued on next page)

MACTEC Engineering and Consulting Inc

Client Sample ID: RFI-33-1008

TOTAL Metals

Lot-Sample #...: C8J180171-009 **Matrix.....:** WATER

PARAMETER	RESULT	REPORTING LIMIT	UNITS	METHOD	PREPARATION-ANALYSIS DATE	WORK ORDER #
Copper	**7.8 B,J**	**25.0**	**ug/L**	**SW846 6010B**	**10/20-10/31/08**	**K06DN1A5**
		Dilution Factor: 1		Analysis Time..: 03:54	Analyst ID.....: 022952	
		Instrument ID..: TRACEICP		MS Run #.....: 8294090	MDL.....: 4.6	
Iron	**1140**	**100**	**ug/L**	**SW846 6010B**	**10/20-10/31/08**	**K06DN1A6**
		Dilution Factor: 1		Analysis Time..: 03:54	Analyst ID.....: 022952	
		Instrument ID..: TRACEICP		MS Run #.....: 8294090	MDL.....: 8.4	
Potassium	**1110 B**	**5000**	**ug/L**	**SW846 6010B**	**10/20-10/31/08**	**K06DN1A7**
		Dilution Factor: 1		Analysis Time..: 03:54	Analyst ID.....: 022952	
		Instrument ID..: TRACEICP		MS Run #.....: 8294090	MDL.....: 750	
Magnesium	**20300**	**5000**	**ug/L**	**SW846 6010B**	**10/20-10/31/08**	**K06DN1A8**
		Dilution Factor: 1		Analysis Time..: 03:54	Analyst ID.....: 022952	
		Instrument ID..: TRACEICP		MS Run #.....: 8294090	MDL.....: 21.8	
Manganese	**260**	**15.0**	**ug/L**	**SW846 6010B**	**10/20-10/31/08**	**K06DN1A9**
		Dilution Factor: 1		Analysis Time..: 03:54	Analyst ID.....: 022952	
		Instrument ID..: TRACEICP		MS Run #.....: 8294090	MDL.....: 0.57	
Sodium	**125000**	**5000**	**ug/L**	**SW846 6010B**	**10/20-10/31/08**	**K06DN1AA**
		Dilution Factor: 1		Analysis Time..: 03:54	Analyst ID.....: 022952	
		Instrument ID..: TRACEICP		MS Run #.....: 8294090	MDL.....: 145	
Nickel	**28.8 B**	**40.0**	**ug/L**	**SW846 6010B**	**10/20-10/31/08**	**K06DN1AC**
		Dilution Factor: 1		Analysis Time..: 03:54	Analyst ID.....: 022952	
		Instrument ID..: TRACEICP		MS Run #.....: 8294090	MDL.....: 0.78	
Lead	**2.8 B**	**3.0**	**ug/L**	**SW846 6010B**	**10/20-10/31/08**	**K06DN1AD**
		Dilution Factor: 1		Analysis Time..: 03:54	Analyst ID.....: 022952	
		Instrument ID..: TRACEICP		MS Run #.....: 8294090	MDL.....: 1.7	
Selenium	ND	5.0	ug/L	SW846 6010B	10/20-10/31/08	K06DN1AE
		Dilution Factor: 1		Analysis Time..: 03:54	Analyst ID.....: 022952	
		Instrument ID..: TRACEICP		MS Run #.....: 8294090	MDL.....: 2.9	
Thallium	ND	10.0	ug/L	SW846 6010B	10/20-10/31/08	K06DN1AF
		Dilution Factor: 1		Analysis Time..: 03:54	Analyst ID.....: 022952	
		Instrument ID..: TRACEICP		MS Run #.....: 8294090	MDL.....: 2.8	

(Continued on next page)

MACTEC Engineering and Consulting Inc

Client Sample ID: RFI-33-1008

TOTAL Metals

Lot-Sample #...: C8J180171-009 **Matrix.....:** WATER

PARAMETER	RESULT	REPORTING LIMIT	UNITS	METHOD	PREPARATION-ANALYSIS DATE	WORK ORDER #
Antimony	ND	10.0	ug/L	SW846 6010B	10/20-10/31/08	K06DN1AG
		Dilution Factor: 1		Analysis Time..: 03:54	Analyst ID.....: 022952	
		Instrument ID..: TRACEICP		MS Run #.....: 8294090	MDL.....: 1.8	
Vanadium	ND	50.0	ug/L	SW846 6010B	10/20-10/31/08	K06DN1AH
		Dilution Factor: 1		Analysis Time..: 03:54	Analyst ID.....: 022952	
		Instrument ID..: TRACEICP		MS Run #.....: 8294090	MDL.....: 2.4	
Zinc	**15.5 B,J**	**20.0**	**ug/L**	**SW846 6010B**	**10/20-10/31/08**	**K06DN1AJ**
		Dilution Factor: 1		Analysis Time..: 03:54	Analyst ID.....: 022952	
		Instrument ID..: TRACEICP		MS Run #.....: 8294090	MDL.....: 3.1	
Prep Batch #...: 8298122						
Mercury	**0.031 B,J**	**0.20**	**ug/L**	**SW846 7470A**	**10/24/08**	**K06DN1AK**
		Dilution Factor: 1		Analysis Time..: 12:11	Analyst ID.....: 401509	
		Instrument ID..: HGHYDRA		MS Run #.....: 8298064	MDL.....: 0.016	

NOTE(S):

B Estimated result. Result is less than RL.

J Method blank contamination. The associated method blank contains the target analyte at a reportable level.

MACTEC Engineering and Consulting Inc

Client Sample ID: RFI-29-1008

TOTAL Metals

Lot-Sample #...: C8J180171-010 **Matrix.....:** WATER
Date Sampled...: 10/16/08 **Date Received..:** 10/18/08

PARAMETER	RESULT	REPORTING LIMIT	UNITS	METHOD	PREPARATION-ANALYSIS DATE	WORK ORDER #
Prep Batch #...: 8294159						
Silver	ND	5.0	ug/L	SW846 6010B	10/20-10/31/08	K06DP1AU
		Dilution Factor: 1		Analysis Time..: 03:59	Analyst ID.....: 022952	
		Instrument ID..: TRACEICP		MS Run #.....: 8294090	MDL.....: 0.54	
Aluminum	ND	200	ug/L	SW846 6010B	10/20-10/31/08	K06DP1AV
		Dilution Factor: 1		Analysis Time..: 03:59	Analyst ID.....: 022952	
		Instrument ID..: TRACEICP		MS Run #.....: 8294090	MDL.....: 16.2	
Arsenic	**12.2**	**10.0**	**ug/L**	**SW846 6010B**	**10/20-10/31/08**	**K06DP1AW**
		Dilution Factor: 1		Analysis Time..: 03:59	Analyst ID.....: 022952	
		Instrument ID..: TRACEICP		MS Run #.....: 8294090	MDL.....: 2.0	
Barium	**91.1 B,J**	**200**	**ug/L**	**SW846 6010B**	**10/20-10/31/08**	**K06DP1AX**
		Dilution Factor: 1		Analysis Time..: 03:59	Analyst ID.....: 022952	
		Instrument ID..: TRACEICP		MS Run #.....: 8294090	MDL.....: 0.26	
Beryllium	**0.36 B,J**	**4.0**	**ug/L**	**SW846 6010B**	**10/20-10/31/08**	**K06DP1A0**
		Dilution Factor: 1		Analysis Time..: 03:59	Analyst ID.....: 022952	
		Instrument ID..: TRACEICP		MS Run #.....: 8294090	MDL.....: 0.18	
Calcium	**40100 J**	**5000**	**ug/L**	**SW846 6010B**	**10/20-10/31/08**	**K06DP1A1**
		Dilution Factor: 1		Analysis Time..: 03:59	Analyst ID.....: 022952	
		Instrument ID..: TRACEICP		MS Run #.....: 8294090	MDL.....: 17.7	
Cadmium	ND	5.0	ug/L	SW846 6010B	10/20-10/31/08	K06DP1A2
		Dilution Factor: 1		Analysis Time..: 03:59	Analyst ID.....: 022952	
		Instrument ID..: TRACEICP		MS Run #.....: 8294090	MDL.....: 0.21	
Cobalt	ND	50.0	ug/L	SW846 6010B	10/20-10/31/08	K06DP1A3
		Dilution Factor: 1		Analysis Time..: 03:59	Analyst ID.....: 022952	
		Instrument ID..: TRACEICP		MS Run #.....: 8294090	MDL.....: 0.45	
Chromium	ND	5.0	ug/L	SW846 6010B	10/20-10/31/08	K06DP1A4
		Dilution Factor: 1		Analysis Time..: 03:59	Analyst ID.....: 022952	
		Instrument ID..: TRACEICP		MS Run #.....: 8294090	MDL.....: 1.1	

(Continued on next page)

MACTEC Engineering and Consulting Inc

Client Sample ID: RFI-29-1008

TOTAL Metals

Lot-Sample #...: C8J180171-010 **Matrix.....:** WATER

PARAMETER	RESULT	REPORTING LIMIT	UNITS	METHOD	PREPARATION-ANALYSIS DATE	WORK ORDER #
Copper	ND	25.0	ug/L	SW846 6010B	10/20-10/31/08	K06DP1A5
		Dilution Factor: 1		Analysis Time..: 03:59	Analyst ID.....: 022952	
		Instrument ID..: TRACEICP		MS Run #.....: 8294090	MDL.....: 4.6	
Iron	**31.8 B**	**100**	**ug/L**	**SW846 6010B**	**10/20-10/31/08**	**K06DP1A6**
		Dilution Factor: 1		Analysis Time..: 03:59	Analyst ID.....: 022952	
		Instrument ID..: TRACEICP		MS Run #.....: 8294090	MDL.....: 8.4	
Potassium	**3310 B**	**5000**	**ug/L**	**SW846 6010B**	**10/20-10/31/08**	**K06DP1A7**
		Dilution Factor: 1		Analysis Time..: 03:59	Analyst ID.....: 022952	
		Instrument ID..: TRACEICP		MS Run #.....: 8294090	MDL.....: 750	
Magnesium	**5800**	**5000**	**ug/L**	**SW846 6010B**	**10/20-10/31/08**	**K06DP1A8**
		Dilution Factor: 1		Analysis Time..: 03:59	Analyst ID.....: 022952	
		Instrument ID..: TRACEICP		MS Run #.....: 8294090	MDL.....: 21.8	
Manganese	**49.9**	**15.0**	**ug/L**	**SW846 6010B**	**10/20-10/31/08**	**K06DP1A9**
		Dilution Factor: 1		Analysis Time..: 03:59	Analyst ID.....: 022952	
		Instrument ID..: TRACEICP		MS Run #.....: 8294090	MDL.....: 0.57	
Sodium	**202000**	**5000**	**ug/L**	**SW846 6010B**	**10/20-10/31/08**	**K06DP1AA**
		Dilution Factor: 1		Analysis Time..: 03:59	Analyst ID.....: 022952	
		Instrument ID..: TRACEICP		MS Run #.....: 8294090	MDL.....: 145	
Nickel	ND	40.0	ug/L	SW846 6010B	10/20-10/31/08	K06DP1AC
		Dilution Factor: 1		Analysis Time..: 03:59	Analyst ID.....: 022952	
		Instrument ID..: TRACEICP		MS Run #.....: 8294090	MDL.....: 0.78	
Lead	ND	3.0	ug/L	SW846 6010B	10/20-10/31/08	K06DP1AD
		Dilution Factor: 1		Analysis Time..: 03:59	Analyst ID.....: 022952	
		Instrument ID..: TRACEICP		MS Run #.....: 8294090	MDL.....: 1.7	
Selenium	ND	5.0	ug/L	SW846 6010B	10/20-10/31/08	K06DP1AE
		Dilution Factor: 1		Analysis Time..: 03:59	Analyst ID.....: 022952	
		Instrument ID..: TRACEICP		MS Run #.....: 8294090	MDL.....: 2.9	
Thallium	ND	10.0	ug/L	SW846 6010B	10/20-10/31/08	K06DP1AF
		Dilution Factor: 1		Analysis Time..: 03:59	Analyst ID.....: 022952	
		Instrument ID..: TRACEICP		MS Run #.....: 8294090	MDL.....: 2.8	

(Continued on next page)

MACTEC Engineering and Consulting Inc

Client Sample ID: RFI-29-1008

TOTAL Metals

Lot-Sample #...: C8J180171-010 **Matrix.....:** WATER

PARAMETER	RESULT	REPORTING LIMIT	UNITS	METHOD	PREPARATION-ANALYSIS DATE	WORK ORDER #
Antimony	ND	10.0	ug/L	SW846 6010B	10/20-10/31/08	K06DP1AG
		Dilution Factor: 1		Analysis Time..: 03:59	Analyst ID.....: 022952	
		Instrument ID..: TRACEICP		MS Run #.....: 8294090	MDL.....: 1.8	
Vanadium	**4.0 B**	**50.0**	**ug/L**	**SW846 6010B**	**10/20-10/31/08**	**K06DP1AH**
		Dilution Factor: 1		Analysis Time..: 03:59	Analyst ID.....: 022952	
		Instrument ID..: TRACEICP		MS Run #.....: 8294090	MDL.....: 2.4	
Zinc	**4.3 B,J**	**20.0**	**ug/L**	**SW846 6010B**	**10/20-10/31/08**	**K06DP1AJ**
		Dilution Factor: 1		Analysis Time..: 03:59	Analyst ID.....: 022952	
		Instrument ID..: TRACEICP		MS Run #.....: 8294090	MDL.....: 3.1	
Prep Batch #...: 8298122						
Mercury	**0.034 B,J**	**0.20**	**ug/L**	**SW846 7470A**	**10/24/08**	**K06DP1AK**
		Dilution Factor: 1		Analysis Time..: 12:12	Analyst ID.....: 401509	
		Instrument ID..: HGHYDRA		MS Run #.....: 8298064	MDL.....: 0.016	

NOTE(S):

B Estimated result. Result is less than RL.

J Method blank contamination. The associated method blank contains the target analyte at a reportable level.

MACTEC Engineering and Consulting Inc

Client Sample ID: RFI-17-1008

TOTAL Metals

Lot-Sample #...: C8J180171-011 **Matrix.....:** WATER
Date Sampled...: 10/16/08 **Date Received..:** 10/18/08

PARAMETER	RESULT	REPORTING LIMIT	UNITS	METHOD	PREPARATION-ANALYSIS DATE	WORK ORDER #
Prep Batch #...: 8294159						
Silver	ND	5.0	ug/L	SW846 6010B	10/20-10/31/08	K06DQ1AU
		Dilution Factor: 1		Analysis Time..: 04:05	Analyst ID.....: 022952	
		Instrument ID..: TRACEICP		MS Run #.....: 8294090	MDL.....: 0.54	
Aluminum	ND	200	ug/L	SW846 6010B	10/20-10/31/08	K06DQ1AV
		Dilution Factor: 1		Analysis Time..: 04:05	Analyst ID.....: 022952	
		Instrument ID..: TRACEICP		MS Run #.....: 8294090	MDL.....: 16.2	
Arsenic	ND	10.0	ug/L	SW846 6010B	10/20-10/31/08	K06DQ1AW
		Dilution Factor: 1		Analysis Time..: 04:05	Analyst ID.....: 022952	
		Instrument ID..: TRACEICP		MS Run #.....: 8294090	MDL.....: 2.0	
Barium	**41.8 B,J**	**200**	**ug/L**	**SW846 6010B**	**10/20-10/31/08**	**K06DQ1AX**
		Dilution Factor: 1		Analysis Time..: 04:05	Analyst ID.....: 022952	
		Instrument ID..: TRACEICP		MS Run #.....: 8294090	MDL.....: 0.26	
Beryllium	**0.42 B,J**	**4.0**	**ug/L**	**SW846 6010B**	**10/20-10/31/08**	**K06DQ1A0**
		Dilution Factor: 1		Analysis Time..: 04:05	Analyst ID.....: 022952	
		Instrument ID..: TRACEICP		MS Run #.....: 8294090	MDL.....: 0.18	
Calcium	**115000 J**	**5000**	**ug/L**	**SW846 6010B**	**10/20-10/31/08**	**K06DQ1A1**
		Dilution Factor: 1		Analysis Time..: 04:05	Analyst ID.....: 022952	
		Instrument ID..: TRACEICP		MS Run #.....: 8294090	MDL.....: 17.7	
Cadmium	ND	5.0	ug/L	SW846 6010B	10/20-10/31/08	K06DQ1A2
		Dilution Factor: 1		Analysis Time..: 04:05	Analyst ID.....: 022952	
		Instrument ID..: TRACEICP		MS Run #.....: 8294090	MDL.....: 0.21	
Cobalt	ND	50.0	ug/L	SW846 6010B	10/20-10/31/08	K06DQ1A3
		Dilution Factor: 1		Analysis Time..: 04:05	Analyst ID.....: 022952	
		Instrument ID..: TRACEICP		MS Run #.....: 8294090	MDL.....: 0.45	
Chromium	**2.4 B**	**5.0**	**ug/L**	**SW846 6010B**	**10/20-10/31/08**	**K06DQ1A4**
		Dilution Factor: 1		Analysis Time..: 04:05	Analyst ID.....: 022952	
		Instrument ID..: TRACEICP		MS Run #.....: 8294090	MDL.....: 1.1	

(Continued on next page)

MACTEC Engineering and Consulting Inc

Client Sample ID: RFI-17-1008

TOTAL Metals

Lot-Sample #...: C8J180171-011 **Matrix.....:** WATER

PARAMETER	RESULT	REPORTING LIMIT	UNITS	METHOD	PREPARATION-ANALYSIS DATE	WORK ORDER #
Copper	ND	25.0	ug/L	SW846 6010B	10/20-10/31/08	K06DQ1A5
		Dilution Factor: 1		Analysis Time..: 04:05	Analyst ID.....: 022952	
		Instrument ID..: TRACEICP		MS Run #.....: 8294090	MDL.....: 4.6	
Iron	ND	100	ug/L	SW846 6010B	10/20-10/31/08	K06DQ1A6
		Dilution Factor: 1		Analysis Time..: 04:05	Analyst ID.....: 022952	
		Instrument ID..: TRACEICP		MS Run #.....: 8294090	MDL.....: 8.4	
Potassium	**1480 B**	**5000**	**ug/L**	**SW846 6010B**	**10/20-10/31/08**	**K06DQ1A7**
		Dilution Factor: 1		Analysis Time..: 04:05	Analyst ID.....: 022952	
		Instrument ID..: TRACEICP		MS Run #.....: 8294090	MDL.....: 750	
Magnesium	**28100**	**5000**	**ug/L**	**SW846 6010B**	**10/20-10/31/08**	**K06DQ1A8**
		Dilution Factor: 1		Analysis Time..: 04:05	Analyst ID.....: 022952	
		Instrument ID..: TRACEICP		MS Run #.....: 8294090	MDL.....: 21.8	
Manganese	**4.1 B**	**15.0**	**ug/L**	**SW846 6010B**	**10/20-10/31/08**	**K06DQ1A9**
		Dilution Factor: 1		Analysis Time..: 04:05	Analyst ID.....: 022952	
		Instrument ID..: TRACEICP		MS Run #.....: 8294090	MDL.....: 0.57	
Sodium	**87700**	**5000**	**ug/L**	**SW846 6010B**	**10/20-10/31/08**	**K06DQ1AA**
		Dilution Factor: 1		Analysis Time..: 04:05	Analyst ID.....: 022952	
		Instrument ID..: TRACEICP		MS Run #.....: 8294090	MDL.....: 145	
Nickel	**4.3 B**	**40.0**	**ug/L**	**SW846 6010B**	**10/20-10/31/08**	**K06DQ1AC**
		Dilution Factor: 1		Analysis Time..: 04:05	Analyst ID.....: 022952	
		Instrument ID..: TRACEICP		MS Run #.....: 8294090	MDL.....: 0.78	
Lead	ND	3.0	ug/L	SW846 6010B	10/20-10/31/08	K06DQ1AD
		Dilution Factor: 1		Analysis Time..: 04:05	Analyst ID.....: 022952	
		Instrument ID..: TRACEICP		MS Run #.....: 8294090	MDL.....: 1.7	
Selenium	**2.9 B**	**5.0**	**ug/L**	**SW846 6010B**	**10/20-10/31/08**	**K06DQ1AE**
		Dilution Factor: 1		Analysis Time..: 04:05	Analyst ID.....: 022952	
		Instrument ID..: TRACEICP		MS Run #.....: 8294090	MDL.....: 2.9	
Thallium	ND	10.0	ug/L	SW846 6010B	10/20-10/31/08	K06DQ1AF
		Dilution Factor: 1		Analysis Time..: 04:05	Analyst ID.....: 022952	
		Instrument ID..: TRACEICP		MS Run #.....: 8294090	MDL.....: 2.8	

(Continued on next page)

MACTEC Engineering and Consulting Inc

Client Sample ID: RFI-17-1008

TOTAL Metals

Lot-Sample #...: C8J180171-011 **Matrix.....:** WATER

PARAMETER	RESULT	REPORTING LIMIT	UNITS	METHOD	PREPARATION-ANALYSIS DATE	WORK ORDER #
Antimony	ND	10.0	ug/L	SW846 6010B	10/20-10/31/08	K06DQ1AG
		Dilution Factor: 1		Analysis Time..: 04:05	Analyst ID.....: 022952	
		Instrument ID..: TRACEICP		MS Run #.....: 8294090	MDL.....: 1.8	
Vanadium	**4.5 B**	**50.0**	**ug/L**	**SW846 6010B**	**10/20-10/31/08**	**K06DQ1AH**
		Dilution Factor: 1		Analysis Time..: 04:05	Analyst ID.....: 022952	
		Instrument ID..: TRACEICP		MS Run #.....: 8294090	MDL.....: 2.4	
Zinc	**7.7 B,J**	**20.0**	**ug/L**	**SW846 6010B**	**10/20-10/31/08**	**K06DQ1AJ**
		Dilution Factor: 1		Analysis Time..: 04:05	Analyst ID.....: 022952	
		Instrument ID..: TRACEICP		MS Run #.....: 8294090	MDL.....: 3.1	
Prep Batch #...: 8298122						
Mercury	ND	0.20	ug/L	SW846 7470A	10/24/08	K06DQ1AK
		Dilution Factor: 1		Analysis Time..: 12:14	Analyst ID.....: 401509	
		Instrument ID..: HGHYDRA		MS Run #.....: 8298064	MDL.....: 0.016	

NOTE(S):

B Estimated result. Result is less than RL.

J Method blank contamination. The associated method blank contains the target analyte at a reportable level.

MACTEC Engineering and Consulting Inc

Client Sample ID: RFI-PZ-17-1008

TOTAL Metals

Lot-Sample #...: C8J180171-012 **Matrix.....:** WATER
Date Sampled...: 10/16/08 **Date Received..:** 10/18/08

PARAMETER	RESULT	REPORTING LIMIT	UNITS	METHOD	PREPARATION-ANALYSIS DATE	WORK ORDER #
Prep Batch #...: 8294159						
Silver	ND	5.0	ug/L	SW846 6010B	10/20-10/31/08	K06DR1AU
		Dilution Factor: 1		Analysis Time..: 04:10	Analyst ID.....: 022952	
		Instrument ID..: TRACEICP		MS Run #.....: 8294090	MDL.....: 0.54	
Aluminum	ND	200	ug/L	SW846 6010B	10/20-10/31/08	K06DR1AV
		Dilution Factor: 1		Analysis Time..: 04:10	Analyst ID.....: 022952	
		Instrument ID..: TRACEICP		MS Run #.....: 8294090	MDL.....: 16.2	
Arsenic	**3.0 B**	**10.0**	**ug/L**	**SW846 6010B**	**10/20-10/31/08**	**K06DR1AW**
		Dilution Factor: 1		Analysis Time..: 04:10	Analyst ID.....: 022952	
		Instrument ID..: TRACEICP		MS Run #.....: 8294090	MDL.....: 2.0	
Barium	**142 B,J**	**200**	**ug/L**	**SW846 6010B**	**10/20-10/31/08**	**K06DR1AX**
		Dilution Factor: 1		Analysis Time..: 04:10	Analyst ID.....: 022952	
		Instrument ID..: TRACEICP		MS Run #.....: 8294090	MDL.....: 0.26	
Beryllium	**0.23 B,J**	**4.0**	**ug/L**	**SW846 6010B**	**10/20-10/31/08**	**K06DR1A0**
		Dilution Factor: 1		Analysis Time..: 04:10	Analyst ID.....: 022952	
		Instrument ID..: TRACEICP		MS Run #.....: 8294090	MDL.....: 0.18	
Calcium	**344000 J**	**5000**	**ug/L**	**SW846 6010B**	**10/20-10/31/08**	**K06DR1A1**
		Dilution Factor: 1		Analysis Time..: 04:10	Analyst ID.....: 022952	
		Instrument ID..: TRACEICP		MS Run #.....: 8294090	MDL.....: 17.7	
Cadmium	ND	5.0	ug/L	SW846 6010B	10/20-10/31/08	K06DR1A2
		Dilution Factor: 1		Analysis Time..: 04:10	Analyst ID.....: 022952	
		Instrument ID..: TRACEICP		MS Run #.....: 8294090	MDL.....: 0.21	
Cobalt	ND	50.0	ug/L	SW846 6010B	10/20-10/31/08	K06DR1A3
		Dilution Factor: 1		Analysis Time..: 04:10	Analyst ID.....: 022952	
		Instrument ID..: TRACEICP		MS Run #.....: 8294090	MDL.....: 0.45	
Chromium	ND	5.0	ug/L	SW846 6010B	10/20-10/31/08	K06DR1A4
		Dilution Factor: 1		Analysis Time..: 04:10	Analyst ID.....: 022952	
		Instrument ID..: TRACEICP		MS Run #.....: 8294090	MDL.....: 1.1	

(Continued on next page)

MACTEC Engineering and Consulting Inc

Client Sample ID: RFI-PZ-17-1008

TOTAL Metals

Lot-Sample #...: C8J180171-012 **Matrix.....:** WATER

PARAMETER	RESULT	REPORTING LIMIT	UNITS	METHOD	PREPARATION-ANALYSIS DATE	WORK ORDER #
Copper	**5.8 B,J**	**25.0**	**ug/L**	**SW846 6010B**	**10/20-10/31/08**	**K06DR1A5**
		Dilution Factor: 1		Analysis Time..: 04:10	Analyst ID.....: 022952	
		Instrument ID..: TRACEICP		MS Run #.....: 8294090	MDL.....: 4.6	
Iron	**7160**	**100**	**ug/L**	**SW846 6010B**	**10/20-10/31/08**	**K06DR1A6**
		Dilution Factor: 1		Analysis Time..: 04:10	Analyst ID.....: 022952	
		Instrument ID..: TRACEICP		MS Run #.....: 8294090	MDL.....: 8.4	
Potassium	**3660 B**	**5000**	**ug/L**	**SW846 6010B**	**10/20-10/31/08**	**K06DR1A7**
		Dilution Factor: 1		Analysis Time..: 04:10	Analyst ID.....: 022952	
		Instrument ID..: TRACEICP		MS Run #.....: 8294090	MDL.....: 750	
Magnesium	**67200**	**5000**	**ug/L**	**SW846 6010B**	**10/20-10/31/08**	**K06DR1A8**
		Dilution Factor: 1		Analysis Time..: 04:10	Analyst ID.....: 022952	
		Instrument ID..: TRACEICP		MS Run #.....: 8294090	MDL.....: 21.8	
Manganese	**306**	**15.0**	**ug/L**	**SW846 6010B**	**10/20-10/31/08**	**K06DR1A9**
		Dilution Factor: 1		Analysis Time..: 04:10	Analyst ID.....: 022952	
		Instrument ID..: TRACEICP		MS Run #.....: 8294090	MDL.....: 0.57	
Sodium	**10700**	**5000**	**ug/L**	**SW846 6010B**	**10/20-10/31/08**	**K06DR1AA**
		Dilution Factor: 1		Analysis Time..: 04:10	Analyst ID.....: 022952	
		Instrument ID..: TRACEICP		MS Run #.....: 8294090	MDL.....: 145	
Nickel	**1.9 B**	**40.0**	**ug/L**	**SW846 6010B**	**10/20-10/31/08**	**K06DR1AC**
		Dilution Factor: 1		Analysis Time..: 04:10	Analyst ID.....: 022952	
		Instrument ID..: TRACEICP		MS Run #.....: 8294090	MDL.....: 0.78	
Lead	ND	3.0	ug/L	SW846 6010B	10/20-10/31/08	K06DR1AD
		Dilution Factor: 1		Analysis Time..: 04:10	Analyst ID.....: 022952	
		Instrument ID..: TRACEICP		MS Run #.....: 8294090	MDL.....: 1.7	
Selenium	ND	5.0	ug/L	SW846 6010B	10/20-10/31/08	K06DR1AE
		Dilution Factor: 1		Analysis Time..: 04:10	Analyst ID.....: 022952	
		Instrument ID..: TRACEICP		MS Run #.....: 8294090	MDL.....: 2.9	
Thallium	ND	10.0	ug/L	SW846 6010B	10/20-10/31/08	K06DR1AF
		Dilution Factor: 1		Analysis Time..: 04:10	Analyst ID.....: 022952	
		Instrument ID..: TRACEICP		MS Run #.....: 8294090	MDL.....: 2.8	

(Continued on next page)

MACTEC Engineering and Consulting Inc

Client Sample ID: RFI-PZ-17-1008

TOTAL Metals

Lot-Sample #...: C8J180171-012 **Matrix.....:** WATER

PARAMETER	RESULT	REPORTING LIMIT	UNITS	METHOD	PREPARATION-ANALYSIS DATE	WORK ORDER #
Antimony	ND	10.0	ug/L	SW846 6010B	10/20-10/31/08	K06DR1AG
		Dilution Factor: 1		Analysis Time..: 04:10	Analyst ID.....: 022952	
		Instrument ID..: TRACEICP		MS Run #.....: 8294090	MDL.....: 1.8	
Vanadium	**4.0 B**	**50.0**	**ug/L**	**SW846 6010B**	**10/20-10/31/08**	**K06DR1AH**
		Dilution Factor: 1		Analysis Time..: 04:10	Analyst ID.....: 022952	
		Instrument ID..: TRACEICP		MS Run #.....: 8294090	MDL.....: 2.4	
Zinc	**13.7 B,J**	**20.0**	**ug/L**	**SW846 6010B**	**10/20-10/31/08**	**K06DR1AJ**
		Dilution Factor: 1		Analysis Time..: 04:10	Analyst ID.....: 022952	
		Instrument ID..: TRACEICP		MS Run #.....: 8294090	MDL.....: 3.1	
Prep Batch #...: 8298122						
Mercury	**0.019 B,J**	**0.20**	**ug/L**	**SW846 7470A**	**10/24/08**	**K06DR1AK**
		Dilution Factor: 1		Analysis Time..: 12:19	Analyst ID.....: 401509	
		Instrument ID..: HGHYDRA		MS Run #.....: 8298064	MDL.....: 0.016	

NOTE(S):

B Estimated result. Result is less than RL.

J Method blank contamination. The associated method blank contains the target analyte at a reportable level.

METHOD BLANK REPORT

TOTAL Metals

Client Lot #...: C8J180171 **Matrix.....:** WATER

PARAMETER	RESULT	REPORTING LIMIT	UNITS	METHOD	PREPARATION-ANALYSIS DATE	WORK ORDER #
MB Lot-Sample #: C8J200000-159 **Prep Batch #...:** 8294159						
Silver	ND	5.0	ug/L	SW846 6010B	10/20-10/31/08	K068G1AA
		Dilution Factor: 1				
		Analysis Time..: 02:07		Analyst ID.....: 022952	Instrument ID..: TRA	
Aluminum	ND	200	ug/L	SW846 6010B	10/20-10/31/08	K068G1AC
		Dilution Factor: 1				
		Analysis Time..: 02:07		Analyst ID.....: 022952	Instrument ID..: TRA	
Arsenic	ND	10.0	ug/L	SW846 6010B	10/20-10/31/08	K068G1AD
		Dilution Factor: 1				
		Analysis Time..: 02:07		Analyst ID.....: 022952	Instrument ID..: TRA	
Barium	**0.36 B**	**200**	**ug/L**	**SW846 6010B**	**10/20-10/31/08**	**K068G1AE**
		Dilution Factor: 1				
		Analysis Time..: 02:07		Analyst ID.....: 022952	Instrument ID..: TRA	
Beryllium	**0.21 B**	**4.0**	**ug/L**	**SW846 6010B**	**10/20-10/31/08**	**K068G1AF**
		Dilution Factor: 1				
		Analysis Time..: 02:07		Analyst ID.....: 022952	Instrument ID..: TRA	
Calcium	**18.4 B**	**5000**	**ug/L**	**SW846 6010B**	**10/20-10/31/08**	**K068G1AG**
		Dilution Factor: 1				
		Analysis Time..: 02:07		Analyst ID.....: 022952	Instrument ID..: TRA	
Cadmium	ND	5.0	ug/L	SW846 6010B	10/20-10/31/08	K068G1AH
		Dilution Factor: 1				
		Analysis Time..: 02:07		Analyst ID.....: 022952	Instrument ID..: TRA	
Cobalt	ND	50.0	ug/L	SW846 6010B	10/20-10/31/08	K068G1AJ
		Dilution Factor: 1				
		Analysis Time..: 02:07		Analyst ID.....: 022952	Instrument ID..: TRA	
Chromium	ND	5.0	ug/L	SW846 6010B	10/20-10/31/08	K068G1AK
		Dilution Factor: 1				
		Analysis Time..: 02:07		Analyst ID.....: 022952	Instrument ID..: TRA	
Copper	**6.8 B**	**25.0**	**ug/L**	**SW846 6010B**	**10/20-10/31/08**	**K068G1AL**
		Dilution Factor: 1				
		Analysis Time..: 02:07		Analyst ID.....: 022952	Instrument ID..: TRA	
Iron	ND	100	ug/L	SW846 6010B	10/20-10/31/08	K068G1AM
		Dilution Factor: 1				
		Analysis Time..: 02:07		Analyst ID.....: 022952	Instrument ID..: TRA	

(Continued on next page)

METHOD BLANK REPORT

TOTAL Metals

Client Lot #...: C8J180171 **Matrix.....:** WATER

PARAMETER	RESULT	REPORTING LIMIT	UNITS	METHOD	PREPARATION-ANALYSIS DATE	WORK ORDER #
Potassium	ND	5000	ug/L	SW846 6010B	10/20-10/31/08	K068G1AN
		Dilution Factor: 1				
		Analysis Time..: 02:07		Analyst ID.....: 022952	Instrument ID..: TRA	
Magnesium	ND	5000	ug/L	SW846 6010B	10/20-10/31/08	K068G1AP
		Dilution Factor: 1				
		Analysis Time..: 02:07		Analyst ID.....: 022952	Instrument ID..: TRA	
Manganese	ND	15.0	ug/L	SW846 6010B	10/20-10/31/08	K068G1AQ
		Dilution Factor: 1				
		Analysis Time..: 02:07		Analyst ID.....: 022952	Instrument ID..: TRA	
Sodium	ND	5000	ug/L	SW846 6010B	10/20-10/31/08	K068G1AR
		Dilution Factor: 1				
		Analysis Time..: 02:07		Analyst ID.....: 022952	Instrument ID..: TRA	
Nickel	ND	40.0	ug/L	SW846 6010B	10/20-10/31/08	K068G1AT
		Dilution Factor: 1				
		Analysis Time..: 02:07		Analyst ID.....: 022952	Instrument ID..: TRA	
Lead	ND	3.0	ug/L	SW846 6010B	10/20-10/31/08	K068G1AU
		Dilution Factor: 1				
		Analysis Time..: 02:07		Analyst ID.....: 022952	Instrument ID..: TRA	
Selenium	ND	5.0	ug/L	SW846 6010B	10/20-10/31/08	K068G1AV
		Dilution Factor: 1				
		Analysis Time..: 02:07		Analyst ID.....: 022952	Instrument ID..: TRA	
Thallium	ND	10.0	ug/L	SW846 6010B	10/20-10/31/08	K068G1AW
		Dilution Factor: 1				
		Analysis Time..: 02:07		Analyst ID.....: 022952	Instrument ID..: TRA	
Antimony	ND	10.0	ug/L	SW846 6010B	10/20-10/31/08	K068G1AX
		Dilution Factor: 1				
		Analysis Time..: 02:07		Analyst ID.....: 022952	Instrument ID..: TRA	
Vanadium	ND	50.0	ug/L	SW846 6010B	10/20-10/31/08	K068G1A0
		Dilution Factor: 1				
		Analysis Time..: 02:07		Analyst ID.....: 022952	Instrument ID..: TRA	
Zinc	**15.0 B**	**20.0**	**ug/L**	**SW846 6010B**	**10/20-10/31/08**	**K068G1A1**
		Dilution Factor: 1				
		Analysis Time..: 02:07		Analyst ID.....: 022952	Instrument ID..: TRA	

(Continued on next page)

METHOD BLANK REPORT

TOTAL Metals

Client Lot #...: C8J180171 **Matrix.....:** WATER

PARAMETER	RESULT	REPORTING LIMIT	UNITS	METHOD	PREPARATION-ANALYSIS DATE	WORK ORDER #
MB Lot-Sample #: C8J240000-122 **Prep Batch #...:** 8298122						
Mercury	**0.025 B**	**0.20**	**ug/L**	**SW846 7470A**	**10/24/08**	**K1HNF1AA**

Dilution Factor: 1

Analysis Time..: 11:47 Analyst ID.....: 401509 Instrument ID..: HGH

NOTE(S):

Calculations are performed before rounding to avoid round-off errors in calculated results.

B Estimated result. Result is less than RL.

LABORATORY CONTROL SAMPLE EVALUATION REPORT

TOTAL Metals

Client Lot #...: C8J180171 **Matrix.....:** WATER

PARAMETER	PERCENT RECOVERY	RECOVERY LIMITS	METHOD	PREPARATION-ANALYSIS DATE	WORK ORDER #
LCS Lot-Sample#: C8J200000-159 **Prep Batch #...:** 8294159					
Silver	101	(80 - 120)	SW846 6010B	10/20-10/31/08	K068G1A2
		Dilution Factor: 1	Analysis Time..: 02:12	Analyst ID.....: 022952	
		Instrument ID..: TRACEICP			
Aluminum	98	(80 - 120)	SW846 6010B	10/20-10/31/08	K068G1A3
		Dilution Factor: 1	Analysis Time..: 02:12	Analyst ID.....: 022952	
		Instrument ID..: TRACEICP			
Arsenic	98	(80 - 120)	SW846 6010B	10/20-10/31/08	K068G1A4
		Dilution Factor: 1	Analysis Time..: 02:12	Analyst ID.....: 022952	
		Instrument ID..: TRACEICP			
Barium	97	(80 - 120)	SW846 6010B	10/20-10/31/08	K068G1A5
		Dilution Factor: 1	Analysis Time..: 02:12	Analyst ID.....: 022952	
		Instrument ID..: TRACEICP			
Beryllium	98	(80 - 120)	SW846 6010B	10/20-10/31/08	K068G1A6
		Dilution Factor: 1	Analysis Time..: 02:12	Analyst ID.....: 022952	
		Instrument ID..: TRACEICP			
Calcium	98	(80 - 120)	SW846 6010B	10/20-10/31/08	K068G1A7
		Dilution Factor: 1	Analysis Time..: 02:12	Analyst ID.....: 022952	
		Instrument ID..: TRACEICP			
Cadmium	97	(80 - 120)	SW846 6010B	10/20-10/31/08	K068G1A8
		Dilution Factor: 1	Analysis Time..: 02:12	Analyst ID.....: 022952	
		Instrument ID..: TRACEICP			
Cobalt	97	(80 - 120)	SW846 6010B	10/20-10/31/08	K068G1A9
		Dilution Factor: 1	Analysis Time..: 02:12	Analyst ID.....: 022952	
		Instrument ID..: TRACEICP			
Chromium	99	(80 - 120)	SW846 6010B	10/20-10/31/08	K068G1CA
		Dilution Factor: 1	Analysis Time..: 02:12	Analyst ID.....: 022952	
		Instrument ID..: TRACEICP			
Copper	100	(80 - 120)	SW846 6010B	10/20-10/31/08	K068G1CC
		Dilution Factor: 1	Analysis Time..: 02:12	Analyst ID.....: 022952	
		Instrument ID..: TRACEICP			

(Continued on next page)

LABORATORY CONTROL SAMPLE EVALUATION REPORT

TOTAL Metals

Client Lot #...: C8J180171 **Matrix.....:** WATER

PARAMETER	PERCENT RECOVERY	RECOVERY LIMITS	METHOD	PREPARATION-ANALYSIS DATE	WORK ORDER #
Iron	90	(80 - 120)	SW846 6010B	10/20-10/31/08	K068G1CD
		Dilution Factor: 1	Analysis Time..: 02:12	Analyst ID.....: 022952	
		Instrument ID..: TRACEICP			
Potassium	95	(80 - 120)	SW846 6010B	10/20-10/31/08	K068G1CE
		Dilution Factor: 1	Analysis Time..: 02:12	Analyst ID.....: 022952	
		Instrument ID..: TRACEICP			
Magnesium	98	(80 - 120)	SW846 6010B	10/20-10/31/08	K068G1CF
		Dilution Factor: 1	Analysis Time..: 02:12	Analyst ID.....: 022952	
		Instrument ID..: TRACEICP			
Manganese	98	(80 - 120)	SW846 6010B	10/20-10/31/08	K068G1CG
		Dilution Factor: 1	Analysis Time..: 02:12	Analyst ID.....: 022952	
		Instrument ID..: TRACEICP			
Sodium	97	(80 - 120)	SW846 6010B	10/20-10/31/08	K068G1CH
		Dilution Factor: 1	Analysis Time..: 02:12	Analyst ID.....: 022952	
		Instrument ID..: TRACEICP			
Nickel	97	(80 - 120)	SW846 6010B	10/20-10/31/08	K068G1CJ
		Dilution Factor: 1	Analysis Time..: 02:12	Analyst ID.....: 022952	
		Instrument ID..: TRACEICP			
Lead	98	(80 - 120)	SW846 6010B	10/20-10/31/08	K068G1CK
		Dilution Factor: 1	Analysis Time..: 02:12	Analyst ID.....: 022952	
		Instrument ID..: TRACEICP			
Selenium	98	(80 - 120)	SW846 6010B	10/20-10/31/08	K068G1CL
		Dilution Factor: 1	Analysis Time..: 02:12	Analyst ID.....: 022952	
		Instrument ID..: TRACEICP			
Thallium	98	(80 - 120)	SW846 6010B	10/20-10/31/08	K068G1CM
		Dilution Factor: 1	Analysis Time..: 02:12	Analyst ID.....: 022952	
		Instrument ID..: TRACEICP			
Antimony	99	(80 - 120)	SW846 6010B	10/20-10/31/08	K068G1CN
		Dilution Factor: 1	Analysis Time..: 02:12	Analyst ID.....: 022952	
		Instrument ID..: TRACEICP			
Vanadium	99	(80 - 120)	SW846 6010B	10/20-10/31/08	K068G1CP
		Dilution Factor: 1	Analysis Time..: 02:12	Analyst ID.....: 022952	
		Instrument ID..: TRACEICP			

(Continued on next page)

LABORATORY CONTROL SAMPLE EVALUATION REPORT

TOTAL Metals

Client Lot #...: C8J180171 **Matrix.....:** WATER

PARAMETER	PERCENT RECOVERY	RECOVERY LIMITS	METHOD	PREPARATION-ANALYSIS DATE	WORK ORDER #
Zinc	103	(80 - 120)	SW846 6010B	10/20-10/31/08	K068G1CQ

Dilution Factor: 1 Analysis Time..: 02:12 Analyst ID.....: 022952
Instrument ID..: TRACEICP

LCS Lot-Sample#: C8J240000-122 **Prep Batch #...:** 8298122

Mercury	95	(80 - 120)	SW846 7470A	10/24/08	K1HNF1AC

Dilution Factor: 1 Analysis Time..: 11:49 Analyst ID.....: 401509
Instrument ID..: HGHYDRA

NOTE(S):

Calculations are performed before rounding to avoid round-off errors in calculated results.

LABORATORY CONTROL SAMPLE DATA REPORT

TOTAL Metals

Client Lot #...: C8J180171 **Matrix.....:** WATER

PARAMETER	SPIKE AMOUNT	MEASURED AMOUNT	UNITS	PERCNT RECVRY	METHOD	PREPARATION-ANALYSIS DATE	WORK ORDER #
LCS Lot-Sample#: C8J200000-159 **Prep Batch #...:** 8294159							
Silver	50.0	50.3	ug/L	101	SW846 6010B	10/20-10/31/08	K068G1A2
			Dilution Factor: 1		Analysis Time..: 02:12	Analyst ID.....: 022952	
			Instrument ID..: TRACEICP				
Aluminum	2000	1960	ug/L	98	SW846 6010B	10/20-10/31/08	K068G1A3
			Dilution Factor: 1		Analysis Time..: 02:12	Analyst ID.....: 022952	
			Instrument ID..: TRACEICP				
Arsenic	2000	1960	ug/L	98	SW846 6010B	10/20-10/31/08	K068G1A4
			Dilution Factor: 1		Analysis Time..: 02:12	Analyst ID.....: 022952	
			Instrument ID..: TRACEICP				
Barium	2000	1940	ug/L	97	SW846 6010B	10/20-10/31/08	K068G1A5
			Dilution Factor: 1		Analysis Time..: 02:12	Analyst ID.....: 022952	
			Instrument ID..: TRACEICP				
Beryllium	50.0	49.1	ug/L	98	SW846 6010B	10/20-10/31/08	K068G1A6
			Dilution Factor: 1		Analysis Time..: 02:12	Analyst ID.....: 022952	
			Instrument ID..: TRACEICP				
Calcium	50000	49200	ug/L	98	SW846 6010B	10/20-10/31/08	K068G1A7
			Dilution Factor: 1		Analysis Time..: 02:12	Analyst ID.....: 022952	
			Instrument ID..: TRACEICP				
Cadmium	50.0	48.7	ug/L	97	SW846 6010B	10/20-10/31/08	K068G1A8
			Dilution Factor: 1		Analysis Time..: 02:12	Analyst ID.....: 022952	
			Instrument ID..: TRACEICP				
Cobalt	500	484	ug/L	97	SW846 6010B	10/20-10/31/08	K068G1A9
			Dilution Factor: 1		Analysis Time..: 02:12	Analyst ID.....: 022952	
			Instrument ID..: TRACEICP				
Chromium	200	198	ug/L	99	SW846 6010B	10/20-10/31/08	K068G1CA
			Dilution Factor: 1		Analysis Time..: 02:12	Analyst ID.....: 022952	
			Instrument ID..: TRACEICP				
Copper	250	251	ug/L	100	SW846 6010B	10/20-10/31/08	K068G1CC
			Dilution Factor: 1		Analysis Time..: 02:12	Analyst ID.....: 022952	
			Instrument ID..: TRACEICP				

(Continued on next page)

LABORATORY CONTROL SAMPLE DATA REPORT

TOTAL Metals

Client Lot #...: C8J180171 **Matrix.....:** WATER

PARAMETER	SPIKE AMOUNT	MEASURED AMOUNT	UNITS	PERCNT RECVRY	METHOD	PREPARATION-ANALYSIS DATE	WORK ORDER #
Iron	1000	904	ug/L	90	SW846 6010B	10/20-10/31/08	K068G1CD
		Dilution Factor: 1		Analysis Time..: 02:12		Analyst ID.....: 022952	
		Instrument ID..: TRACEICP					
Potassium	50000	47600	ug/L	95	SW846 6010B	10/20-10/31/08	K068G1CE
		Dilution Factor: 1		Analysis Time..: 02:12		Analyst ID.....: 022952	
		Instrument ID..: TRACEICP					
Magnesium	50000	48800	ug/L	98	SW846 6010B	10/20-10/31/08	K068G1CF
		Dilution Factor: 1		Analysis Time..: 02:12		Analyst ID.....: 022952	
		Instrument ID..: TRACEICP					
Manganese	500	488	ug/L	98	SW846 6010B	10/20-10/31/08	K068G1CG
		Dilution Factor: 1		Analysis Time..: 02:12		Analyst ID.....: 022952	
		Instrument ID..: TRACEICP					
Sodium	50000	48600	ug/L	97	SW846 6010B	10/20-10/31/08	K068G1CH
		Dilution Factor: 1		Analysis Time..: 02:12		Analyst ID.....: 022952	
		Instrument ID..: TRACEICP					
Nickel	500	483	ug/L	97	SW846 6010B	10/20-10/31/08	K068G1CJ
		Dilution Factor: 1		Analysis Time..: 02:12		Analyst ID.....: 022952	
		Instrument ID..: TRACEICP					
Lead	500	488	ug/L	98	SW846 6010B	10/20-10/31/08	K068G1CK
		Dilution Factor: 1		Analysis Time..: 02:12		Analyst ID.....: 022952	
		Instrument ID..: TRACEICP					
Selenium	2000	1950	ug/L	98	SW846 6010B	10/20-10/31/08	K068G1CL
		Dilution Factor: 1		Analysis Time..: 02:12		Analyst ID.....: 022952	
		Instrument ID..: TRACEICP					
Thallium	2000	1950	ug/L	98	SW846 6010B	10/20-10/31/08	K068G1CM
		Dilution Factor: 1		Analysis Time..: 02:12		Analyst ID.....: 022952	
		Instrument ID..: TRACEICP					
Antimony	500	494	ug/L	99	SW846 6010B	10/20-10/31/08	K068G1CN
		Dilution Factor: 1		Analysis Time..: 02:12		Analyst ID.....: 022952	
		Instrument ID..: TRACEICP					
Vanadium	500	494	ug/L	99	SW846 6010B	10/20-10/31/08	K068G1CP
		Dilution Factor: 1		Analysis Time..: 02:12		Analyst ID.....: 022952	
		Instrument ID..: TRACEICP					

(Continued on next page)

LABORATORY CONTROL SAMPLE DATA REPORT

TOTAL Metals

Client Lot #...: C8J180171 **Matrix.....:** WATER

PARAMETER	SPIKE AMOUNT	MEASURED AMOUNT	UNITS	PERCNT RECVRY	METHOD	PREPARATION-ANALYSIS DATE	WORK ORDER #
Zinc	500	516	ug/L	103	SW846 6010B	10/20-10/31/08	K068G1CQ

Dilution Factor: 1 Analysis Time..: 02:12 Analyst ID.....: 022952
Instrument ID..: TRACEICP

LCS Lot-Sample#: C8J240000-122 **Prep Batch #...:** 8298122

Mercury	2.50	2.38	ug/L	95	SW846 7470A	10/24/08	K1HNF1AC

Dilution Factor: 1 Analysis Time..: 11:49 Analyst ID.....: 401509
Instrument ID..: HGHYDRA

NOTE(S):

Calculations are performed before rounding to avoid round-off errors in calculated results.

MATRIX SPIKE SAMPLE EVALUATION REPORT

TOTAL Metals

Client Lot #...: C8J180171 **Matrix.....:** WATER
Date Sampled...: 10/16/08 **Date Received..:** 10/18/08

PARAMETER	PERCENT RECOVERY	RECOVERY LIMITS	RPD	RPD LIMITS	METHOD	PREPARATION-ANALYSIS DATE	WORK ORDER #
MS Lot-Sample #: C8J180171-001 **Prep Batch #...:** 8294159							
Silver	106	(75 - 125)			SW846 6010B	10/20-10/31/08	K06DA1CA
	106	(75 - 125)	0.52	(0-20)	SW846 6010B	10/20-10/31/08	K06DA1CC
		Dilution Factor: 1					
		Analysis Time..: 02:51 Instrument ID..: TRACEICP Analyst ID.....: 022952					
		MS Run #.....: 8294090					
Aluminum	104	(75 - 125)			SW846 6010B	10/20-10/31/08	K06DA1CD
	104	(75 - 125)	0.07	(0-20)	SW846 6010B	10/20-10/31/08	K06DA1CE
		Dilution Factor: 1					
		Analysis Time..: 02:51 Instrument ID..: TRACEICP Analyst ID.....: 022952					
		MS Run #.....: 8294090					
Arsenic	101	(75 - 125)			SW846 6010B	10/20-10/31/08	K06DA1CF
	102	(75 - 125)	0.35	(0-20)	SW846 6010B	10/20-10/31/08	K06DA1CG
		Dilution Factor: 1					
		Analysis Time..: 02:51 Instrument ID..: TRACEICP Analyst ID.....: 022952					
		MS Run #.....: 8294090					
Barium	102	(75 - 125)			SW846 6010B	10/20-10/31/08	K06DA1CH
	101	(75 - 125)	0.46	(0-20)	SW846 6010B	10/20-10/31/08	K06DA1CJ
		Dilution Factor: 1					
		Analysis Time..: 02:51 Instrument ID..: TRACEICP Analyst ID.....: 022952					
		MS Run #.....: 8294090					
Beryllium	97	(75 - 125)			SW846 6010B	10/20-10/31/08	K06DA1CK
	98	(75 - 125)	0.65	(0-20)	SW846 6010B	10/20-10/31/08	K06DA1CL
		Dilution Factor: 1					
		Analysis Time..: 02:51 Instrument ID..: TRACEICP Analyst ID.....: 022952					
		MS Run #.....: 8294090					
Calcium	NC	(75 - 125)			SW846 6010B	10/20-10/31/08	K06DA1CM
	NC	(75 - 125)		(0-20)	SW846 6010B	10/20-10/31/08	K06DA1CN
		Dilution Factor: 1					
		Analysis Time..: 02:51 Instrument ID..: TRACEICP Analyst ID.....: 022952					
		MS Run #.....: 8294090					
Cadmium	96	(75 - 125)			SW846 6010B	10/20-10/31/08	K06DA1CP
	97	(75 - 125)	0.82	(0-20)	SW846 6010B	10/20-10/31/08	K06DA1CQ
		Dilution Factor: 1					
		Analysis Time..: 02:51 Instrument ID..: TRACEICP Analyst ID.....: 022952					
		MS Run #.....: 8294090					

(Continued on next page)

MATRIX SPIKE SAMPLE EVALUATION REPORT

TOTAL Metals

Client Lot #...: C8J180171 **Matrix.....:** WATER
Date Sampled...: 10/16/08 **Date Received..:** 10/18/08

PARAMETER	PERCENT RECOVERY	RECOVERY LIMITS	RPD	RPD LIMITS	METHOD	PREPARATION-ANALYSIS DATE	WORK ORDER #
Cobalt	97	(75 - 125)			SW846 6010B	10/20-10/31/08	K06DA1CR
	97	(75 - 125)	0.33	(0-20)	SW846 6010B	10/20-10/31/08	K06DA1CT
		Dilution Factor: 1					
		Analysis Time..: 02:51			Instrument ID..: TRACEICP	Analyst ID.....: 022952	
		MS Run #.....: 8294090					
Chromium	100	(75 - 125)			SW846 6010B	10/20-10/31/08	K06DA1CU
	100	(75 - 125)	0.05	(0-20)	SW846 6010B	10/20-10/31/08	K06DA1CV
		Dilution Factor: 1					
		Analysis Time..: 02:51			Instrument ID..: TRACEICP	Analyst ID.....: 022952	
		MS Run #.....: 8294090					
Copper	108	(75 - 125)			SW846 6010B	10/20-10/31/08	K06DA1CW
	107	(75 - 125)	0.55	(0-20)	SW846 6010B	10/20-10/31/08	K06DA1CX
		Dilution Factor: 1					
		Analysis Time..: 02:51			Instrument ID..: TRACEICP	Analyst ID.....: 022952	
		MS Run #.....: 8294090					
Iron	100	(75 - 125)			SW846 6010B	10/20-10/31/08	K06DA1C0
	102	(75 - 125)	1.3	(0-20)	SW846 6010B	10/20-10/31/08	K06DA1C1
		Dilution Factor: 1					
		Analysis Time..: 02:51			Instrument ID..: TRACEICP	Analyst ID.....: 022952	
		MS Run #.....: 8294090					
Potassium	105	(75 - 125)			SW846 6010B	10/20-10/31/08	K06DA1C2
	104	(75 - 125)	0.18	(0-20)	SW846 6010B	10/20-10/31/08	K06DA1C3
		Dilution Factor: 1					
		Analysis Time..: 02:51			Instrument ID..: TRACEICP	Analyst ID.....: 022952	
		MS Run #.....: 8294090					
Magnesium	103	(75 - 125)			SW846 6010B	10/20-10/31/08	K06DA1C4
	107	(75 - 125)	0.97	(0-20)	SW846 6010B	10/20-10/31/08	K06DA1C5
		Dilution Factor: 1					
		Analysis Time..: 02:51			Instrument ID..: TRACEICP	Analyst ID.....: 022952	
		MS Run #.....: 8294090					
Manganese	99	(75 - 125)			SW846 6010B	10/20-10/31/08	K06DA1C6
	103	(75 - 125)	1.1	(0-20)	SW846 6010B	10/20-10/31/08	K06DA1C7
		Dilution Factor: 1					
		Analysis Time..: 02:51			Instrument ID..: TRACEICP	Analyst ID.....: 022952	
		MS Run #.....: 8294090					

(Continued on next page)

MATRIX SPIKE SAMPLE EVALUATION REPORT

TOTAL Metals

Client Lot #...: C8J180171 **Matrix.....:** WATER
Date Sampled...: 10/16/08 **Date Received..:** 10/18/08

PARAMETER	PERCENT RECOVERY	RECOVERY LIMITS	RPD	RPD LIMITS	METHOD	PREPARATION-ANALYSIS DATE	WORK ORDER #
Sodium	102	(75 - 125)			SW846 6010B	10/20-10/31/08	K06DA1C8
	102	(75 - 125)	0.12	(0-20)	SW846 6010B	10/20-10/31/08	K06DA1C9
		Dilution Factor: 1					
		Analysis Time..: 02:51			Instrument ID..: TRACEICP	Analyst ID.....: 022952	
		MS Run #.....: 8294090					
Nickel	96	(75 - 125)			SW846 6010B	10/20-10/31/08	K06DA1DA
	97	(75 - 125)	0.51	(0-20)	SW846 6010B	10/20-10/31/08	K06DA1DC
		Dilution Factor: 1					
		Analysis Time..: 02:51			Instrument ID..: TRACEICP	Analyst ID.....: 022952	
		MS Run #.....: 8294090					
Lead	99	(75 - 125)			SW846 6010B	10/20-10/31/08	K06DA1DD
	99	(75 - 125)	0.03	(0-20)	SW846 6010B	10/20-10/31/08	K06DA1DE
		Dilution Factor: 1					
		Analysis Time..: 02:51			Instrument ID..: TRACEICP	Analyst ID.....: 022952	
		MS Run #.....: 8294090					
Selenium	103	(75 - 125)			SW846 6010B	10/20-10/31/08	K06DA1DF
	103	(75 - 125)	0.30	(0-20)	SW846 6010B	10/20-10/31/08	K06DA1DG
		Dilution Factor: 1					
		Analysis Time..: 02:51			Instrument ID..: TRACEICP	Analyst ID.....: 022952	
		MS Run #.....: 8294090					
Thallium	99	(75 - 125)			SW846 6010B	10/20-10/31/08	K06DA1DH
	99	(75 - 125)	0.07	(0-20)	SW846 6010B	10/20-10/31/08	K06DA1DJ
		Dilution Factor: 1					
		Analysis Time..: 02:51			Instrument ID..: TRACEICP	Analyst ID.....: 022952	
		MS Run #.....: 8294090					
Antimony	102	(75 - 125)			SW846 6010B	10/20-10/31/08	K06DA1DK
	103	(75 - 125)	0.71	(0-20)	SW846 6010B	10/20-10/31/08	K06DA1DL
		Dilution Factor: 1					
		Analysis Time..: 02:51			Instrument ID..: TRACEICP	Analyst ID.....: 022952	
		MS Run #.....: 8294090					
Vanadium	100	(75 - 125)			SW846 6010B	10/20-10/31/08	K06DA1DM
	100	(75 - 125)	0.08	(0-20)	SW846 6010B	10/20-10/31/08	K06DA1DN
		Dilution Factor: 1					
		Analysis Time..: 02:51			Instrument ID..: TRACEICP	Analyst ID.....: 022952	
		MS Run #.....: 8294090					

(Continued on next page)

MATRIX SPIKE SAMPLE EVALUATION REPORT

TOTAL Metals

Client Lot #...: C8J180171 **Matrix.....:** WATER
Date Sampled...: 10/16/08 **Date Received..:** 10/18/08

PARAMETER	PERCENT RECOVERY	RECOVERY LIMITS	RPD	RPD LIMITS	METHOD	PREPARATION-ANALYSIS DATE	WORK ORDER #
Zinc	105	(75 - 125)			SW846 6010B	10/20-10/31/08	K06DA1DP
	105	(75 - 125)	0.25	(0-20)	SW846 6010B	10/20-10/31/08	K06DA1DQ

Dilution Factor: 1
Analysis Time..: 02:51 Instrument ID..: TRACEICP Analyst ID.....: 022952
MS Run #.....: 8294090

MS Lot-Sample #: C8J180171-001 **Prep Batch #...:** 8298122

Mercury	92	(75 - 125)			SW846 7470A	10/24/08	K06DA1DU
	98	(75 - 125)	5.8	(0-20)	SW846 7470A	10/24/08	K06DA1DV

Dilution Factor: 1
Analysis Time..: 11:52 Instrument ID..: HGHYDRA Analyst ID.....: 401509
MS Run #.....: 8298064

NOTE(S):

Calculations are performed before rounding to avoid round-off errors in calculated results.

NC The recovery and/or RPD were not calculated.

MATRIX SPIKE SAMPLE DATA REPORT

TOTAL Metals

Client Lot #...: C8J180171 **Matrix.....:** WATER
Date Sampled...: 10/16/08 **Date Received..:** 10/18/08

PARAMETER	SAMPLE AMOUNT	SPIKE AMT	MEASRD AMOUNT	UNITS	PERCNT RECVRY	RPD	METHOD	PREPARATION-ANALYSIS DATE	WORK ORDER #
MS Lot-Sample #: C8J180171-001 **Prep Batch #...:** 8294159									
Silver									
	0.79	50.0	54.0	ug/L	106		SW846 6010B	10/20-10/31/08	K06DA1CA
	0.79	50.0	53.7	ug/L	106	0.52	SW846 6010B	10/20-10/31/08	K06DA1CC
			Dilution Factor: 1						
			Analysis Time..: 02:51		Instrument ID..: TRACEICP		Analyst ID.....: 022952		
			MS Run #.....: 8294090						
Aluminum									
	ND	2000	2080	ug/L	104		SW846 6010B	10/20-10/31/08	K06DA1CD
	ND	2000	2080	ug/L	104	0.07	SW846 6010B	10/20-10/31/08	K06DA1CE
			Dilution Factor: 1						
			Analysis Time..: 02:51		Instrument ID..: TRACEICP		Analyst ID.....: 022952		
			MS Run #.....: 8294090						
Arsenic									
	ND	2000	2030	ug/L	101		SW846 6010B	10/20-10/31/08	K06DA1CF
	ND	2000	2030	ug/L	102	0.35	SW846 6010B	10/20-10/31/08	K06DA1CG
			Dilution Factor: 1						
			Analysis Time..: 02:51		Instrument ID..: TRACEICP		Analyst ID.....: 022952		
			MS Run #.....: 8294090						
Barium									
	12.0	2000	2040	ug/L	102		SW846 6010B	10/20-10/31/08	K06DA1CH
	12.0	2000	2030	ug/L	101	0.46	SW846 6010B	10/20-10/31/08	K06DA1CJ
			Dilution Factor: 1						
			Analysis Time..: 02:51		Instrument ID..: TRACEICP		Analyst ID.....: 022952		
			MS Run #.....: 8294090						
Beryllium									
	0.26	50.0	48.9	ug/L	97		SW846 6010B	10/20-10/31/08	K06DA1CK
	0.26	50.0	49.2	ug/L	98	0.65	SW846 6010B	10/20-10/31/08	K06DA1CL
			Dilution Factor: 1						
			Analysis Time..: 02:51		Instrument ID..: TRACEICP		Analyst ID.....: 022952		
			MS Run #.....: 8294090						
Calcium									
	384000	50000	430000	ug/L			SW846 6010B	10/20-10/31/08	K06DA1CM
			Qualifiers: NC						
	384000	50000	436000	ug/L			SW846 6010B	10/20-10/31/08	K06DA1CN
			Qualifiers: NC						
			Dilution Factor: 1						
			Analysis Time..: 02:51		Instrument ID..: TRACEICP		Analyst ID.....: 022952		
			MS Run #.....: 8294090						

(Continued on next page)

MATRIX SPIKE SAMPLE DATA REPORT

TOTAL Metals

Client Lot #...: C8J180171 **Matrix.....:** WATER
Date Sampled...: 10/16/08 **Date Received..:** 10/18/08

PARAMETER	SAMPLE AMOUNT	SPIKE AMT	MEASRD AMOUNT	UNITS	PERCNT RECVRY	RPD	METHOD	PREPARATION-ANALYSIS DATE	WORK ORDER #
Cadmium									
	ND	50.0	48.2	ug/L	96		SW846 6010B	10/20-10/31/08	K06DA1CP
	ND	50.0	48.6	ug/L	97	0.82	SW846 6010B	10/20-10/31/08	K06DA1CQ
			Dilution Factor: 1						
			Analysis Time..: 02:51		Instrument ID..: TRACEICP		Analyst ID.....: 022952		
			MS Run #.....: 8294090						
Cobalt									
	1.4	500	487	ug/L	97		SW846 6010B	10/20-10/31/08	K06DA1CR
	1.4	500	488	ug/L	97	0.33	SW846 6010B	10/20-10/31/08	K06DA1CT
			Dilution Factor: 1						
			Analysis Time..: 02:51		Instrument ID..: TRACEICP		Analyst ID.....: 022952		
			MS Run #.....: 8294090						
Chromium									
	ND	200	200	ug/L	100		SW846 6010B	10/20-10/31/08	K06DA1CU
	ND	200	199	ug/L	100	0.05	SW846 6010B	10/20-10/31/08	K06DA1CV
			Dilution Factor: 1						
			Analysis Time..: 02:51		Instrument ID..: TRACEICP		Analyst ID.....: 022952		
			MS Run #.....: 8294090						
Copper									
	ND	250	269	ug/L	108		SW846 6010B	10/20-10/31/08	K06DA1CW
	ND	250	267	ug/L	107	0.55	SW846 6010B	10/20-10/31/08	K06DA1CX
			Dilution Factor: 1						
			Analysis Time..: 02:51		Instrument ID..: TRACEICP		Analyst ID.....: 022952		
			MS Run #.....: 8294090						
Iron									
	197	1000	1200	ug/L	100		SW846 6010B	10/20-10/31/08	K06DA1C0
	197	1000	1220	ug/L	102	1.3	SW846 6010B	10/20-10/31/08	K06DA1C1
			Dilution Factor: 1						
			Analysis Time..: 02:51		Instrument ID..: TRACEICP		Analyst ID.....: 022952		
			MS Run #.....: 8294090						
Potassium									
	1070	50000	53400	ug/L	105		SW846 6010B	10/20-10/31/08	K06DA1C2
	1070	50000	53300	ug/L	104	0.18	SW846 6010B	10/20-10/31/08	K06DA1C3
			Dilution Factor: 1						
			Analysis Time..: 02:51		Instrument ID..: TRACEICP		Analyst ID.....: 022952		
			MS Run #.....: 8294090						

(Continued on next page)

MATRIX SPIKE SAMPLE DATA REPORT

TOTAL Metals

Client Lot #...: C8J180171 **Matrix.....:** WATER
Date Sampled...: 10/16/08 **Date Received..:** 10/18/08

PARAMETER	SAMPLE AMOUNT	SPIKE AMT	MEASRD AMOUNT	UNITS	PERCNT RECVRY	RPD	METHOD	PREPARATION-ANALYSIS DATE	WORK ORDER #
Magnesium									
	121000	50000	173000	ug/L	103		SW846 6010B	10/20-10/31/08	K06DA1C4
	121000	50000	174000	ug/L	107	0.97	SW846 6010B	10/20-10/31/08	K06DA1C5
			Dilution Factor: 1						
			Analysis Time..: 02:51		Instrument ID..: TRACEICP		Analyst ID.....: 022952		
			MS Run #.....: 8294090						
Manganese									
	1620	500	2110	ug/L	99		SW846 6010B	10/20-10/31/08	K06DA1C6
	1620	500	2140	ug/L	103	1.1	SW846 6010B	10/20-10/31/08	K06DA1C7
			Dilution Factor: 1						
			Analysis Time..: 02:51		Instrument ID..: TRACEICP		Analyst ID.....: 022952		
			MS Run #.....: 8294090						
Sodium									
	32500	50000	83600	ug/L	102		SW846 6010B	10/20-10/31/08	K06DA1C8
	32500	50000	83700	ug/L	102	0.12	SW846 6010B	10/20-10/31/08	K06DA1C9
			Dilution Factor: 1						
			Analysis Time..: 02:51		Instrument ID..: TRACEICP		Analyst ID.....: 022952		
			MS Run #.....: 8294090						
Nickel									
	4.5	500	485	ug/L	96		SW846 6010B	10/20-10/31/08	K06DA1DA
	4.5	500	488	ug/L	97	0.51	SW846 6010B	10/20-10/31/08	K06DA1DC
			Dilution Factor: 1						
			Analysis Time..: 02:51		Instrument ID..: TRACEICP		Analyst ID.....: 022952		
			MS Run #.....: 8294090						
Lead									
	ND	500	493	ug/L	99		SW846 6010B	10/20-10/31/08	K06DA1DD
	ND	500	493	ug/L	99	0.03	SW846 6010B	10/20-10/31/08	K06DA1DE
			Dilution Factor: 1						
			Analysis Time..: 02:51		Instrument ID..: TRACEICP		Analyst ID.....: 022952		
			MS Run #.....: 8294090						
Selenium									
	ND	2000	2060	ug/L	103		SW846 6010B	10/20-10/31/08	K06DA1DF
	ND	2000	2060	ug/L	103	0.30	SW846 6010B	10/20-10/31/08	K06DA1DG
			Dilution Factor: 1						
			Analysis Time..: 02:51		Instrument ID..: TRACEICP		Analyst ID.....: 022952		
			MS Run #.....: 8294090						

(Continued on next page)

MATRIX SPIKE SAMPLE DATA REPORT

TOTAL Metals

Client Lot #...: C8J180171 **Matrix.....:** WATER
Date Sampled...: 10/16/08 **Date Received..:** 10/18/08

PARAMETER	SAMPLE AMOUNT	SPIKE AMT	MEASRD AMOUNT	UNITS	PERCNT RECVRY	RPD	METHOD	PREPARATION-ANALYSIS DATE	WORK ORDER #
Thallium									
	ND	2000	1970	ug/L	99		SW846 6010B	10/20-10/31/08	K06DA1DH
	ND	2000	1970	ug/L	99	0.07	SW846 6010B	10/20-10/31/08	K06DA1DJ
			Dilution Factor: 1						
			Analysis Time..: 02:51		Instrument ID..: TRACEICP		Analyst ID.....: 022952		
			MS Run #.....: 8294090						
Antimony									
	ND	500	511	ug/L	102		SW846 6010B	10/20-10/31/08	K06DA1DK
	ND	500	515	ug/L	103	0.71	SW846 6010B	10/20-10/31/08	K06DA1DL
			Dilution Factor: 1						
			Analysis Time..: 02:51		Instrument ID..: TRACEICP		Analyst ID.....: 022952		
			MS Run #.....: 8294090						
Vanadium									
	6.8	500	505	ug/L	100		SW846 6010B	10/20-10/31/08	K06DA1DM
	6.8	500	505	ug/L	100	0.08	SW846 6010B	10/20-10/31/08	K06DA1DN
			Dilution Factor: 1						
			Analysis Time..: 02:51		Instrument ID..: TRACEICP		Analyst ID.....: 022952		
			MS Run #.....: 8294090						
Zinc									
	10.0	500	535	ug/L	105		SW846 6010B	10/20-10/31/08	K06DA1DP
	10.0	500	537	ug/L	105	0.25	SW846 6010B	10/20-10/31/08	K06DA1DQ
			Dilution Factor: 1						
			Analysis Time..: 02:51		Instrument ID..: TRACEICP		Analyst ID.....: 022952		
			MS Run #.....: 8294090						

MS Lot-Sample #: C8J180171-001 **Prep Batch #...:** 8298122

PARAMETER	SAMPLE AMOUNT	SPIKE AMT	MEASRD AMOUNT	UNITS	PERCNT RECVRY	RPD	METHOD	PREPARATION-ANALYSIS DATE	WORK ORDER #
Mercury									
	0.019	1.00	0.940	ug/L	92		SW846 7470A	10/24/08	K06DA1DU
	0.019	1.00	0.996	ug/L	98	5.8	SW846 7470A	10/24/08	K06DA1DV
			Dilution Factor: 1						
			Analysis Time..: 11:52		Instrument ID..: HGHYDRA		Analyst ID.....: 401509		
			MS Run #.....: 8298064						

NOTE(S):

Calculations are performed before rounding to avoid round-off errors in calculated results.

NC The recovery and/or RPD were not calculated.

GENERAL CHEMISTRY SUMMARY

Buffalo Color

Chloride

Lab Name: TESTAMERICA PITTSBURGH
Client Name: MACTEC Engineering and Consulting Inc
Matrix: WATER
Method: MCAWW 300.0A
Lot Number: C8J180171

Chloride

Client Sample ID	Sample Number	Workorder	Result	Units	Min. Detection Limit	Reporting Limit	Dilution Factor	Prep Date - Analysis Date/Time	QC Batch
MW-43-1008	C8J180171 001	K06DA1AC	24.7	mg/L	0.053	1.0	1	10/28/2008 - 10/28/200E 00:0	8302124
RFI-45-1008	C8J180171 002	K06DC1AN	17.4	mg/L	0.053	1.0	1	10/28/2008 - 10/28/200E 00:0	8302124
RFI-39-1008	C8J180171 003	K06DF1AN	2530	mg/L	5.3	100	100	10/28/2008 - 10/28/200E 00:0	8302124
RFI-PZ-19-1008	C8J180171 004	K06DG1AN	112	mg/L	0.53	10.0	10	10/28/2008 - 10/28/200E 00:0	8302124
RFI-PZ-18-1008	C8J180171 005	K06DH1AN	10.1	mg/L	0.053	1.0	1	10/28/2008 - 10/28/200E 00:0	8302124
RFI-51-1008	C8J180171 006	K06DJ1AN	22.9	mg/L	0.053	1.0	1	10/28/2008 - 10/28/200E 00:0	8302124
RFI-36-1008	C8J180171 007	K06DL1AN	27.6	mg/L	0.053	1.0	1	10/28/2008 - 10/28/200E 00:0	8302124
RFI-32-1008	C8J180171 008	K06DM1AN	70.6	mg/L	0.053	1.0	1	10/28/2008 - 10/28/200E 00:0	8302124
RFI-33-1008	C8J180171 009	K06DN1AN	179	mg/L	0.053	1.0	1	10/28/2008 - 10/28/200E 00:0	8302124
RFI-29-1008	C8J180171 010	K06DP1AN	169	mg/L	0.053	1.0	1	10/28/2008 - 10/28/200E 00:0	8302124
RFI-17-1008	C8J180171 011	K06DQ1AN	9.0	mg/L	0.053	1.0	1	10/28/2008 - 10/28/200E 00:0	8302124
RFI-PZ-17-1008	C8J180171 012	K06DR1AN	9.6	mg/L	0.053	1.0	1	10/28/2008 - 10/28/200E 00:0	8302124

Buffalo Color

Cyanide, Total

Lab Name: TESTAMERICA PITTSBURGH **Method:** SW846 9012A

Client Name: MACTEC Engineering and Consulting Inc **Lot Number:** C8J180171

Matrix: WATER

Distillation procedure

Client Sample ID	Sample Number	Workorder	Result	Units	Min. Detection Limit	Reporting Limit	Dilution Factor	Prep Date - Analysis Date/Time	QC Batch
MW-43-1008	C8J180171 001	K06DA1AF	0.0018 B	mg/L	0.0017	0.010	1	10/24/2008 - 10/24/200E 11:5	8298134
RFI-45-1008	C8J180171 002	K06DC1AR	0.0033 B	mg/L	0.0017	0.010	1	10/24/2008 - 10/24/200E 11:5	8298134
RFI-39-1008	C8J180171 003	K06DF1AR	0.0036 B	mg/L	0.0017	0.010	1	10/24/2008 - 10/24/200E 11:5	8298134
RFI-PZ-19-1008	C8J180171 004	K06DG1AR	0.0065 B	mg/L	0.0017	0.010	1	10/24/2008 - 10/24/200E 11:5	8298134
RFI-PZ-18-1008	C8J180171 005	K06DH1AR	0.0042 B	mg/L	0.0017	0.010	1	10/24/2008 - 10/24/200E 11:5	8298134
RFI-51-1008	C8J180171 006	K06DJ1AR	0.0018 B	mg/L	0.0017	0.010	1	10/24/2008 - 10/24/200E 11:5	8298134
RFI-36-1008	C8J180171 007	K06DL1AR	0.0019 B	mg/L	0.0017	0.010	1	10/24/2008 - 10/24/200E 11:5	8298134
RFI-32-1008	C8J180171 008	K06DM1AR	ND	mg/L	0.0017	0.010	1	10/24/2008 - 10/24/200E 12:0	8298134
RFI-33-1008	C8J180171 009	K06DN1AR	0.0022 B	mg/L	0.0017	0.010	1	10/24/2008 - 10/24/200E 12:0	8298134
RFI-29-1008	C8J180171 010	K06DP1AR	ND	mg/L	0.0017	0.010	1	10/24/2008 - 10/24/200E 12:0	8298134
RFI-17-1008	C8J180171 011	K06DQ1AR	0.0024 B	mg/L	0.0017	0.010	1	10/24/2008 - 10/24/200E 12:3	8298134
RFI-PZ-17-1008	C8J180171 012	K06DR1AR	0.0044 B	mg/L	0.0017	0.010	1	10/24/2008 - 10/24/200E 12:3	8298134

B Estimated result. Result is less than RL.

Buffalo Color

Nitrate-Nitrite

Lab Name: TESTAMERICA PITTSBURGH
Client Name: MACTEC Engineering and Consulting Inc
Matrix: WATER
Method: MCAWW 353.2
Lot Number: C8J180171

Nitrate-Nitrite

Client Sample ID	Sample Number	Workorder	Result	Units	Min. Detection Limit	Reporting Limit	Dilution Factor	Prep Date - Analysis Date/Time	QC Batch
MW-43-1008	C8J180171 001	K06DA1AE	0.041 B J	mg/L	0.010	0.10	1	10/22/2008 - 10/22/200E 11:1	8296125
RFI-45-1008	C8J180171 002	K06DC1AQ	1.2 J	mg/L	0.010	0.10	1	10/22/2008 - 10/22/200E 11:0	8296125
RFI-39-1008	C8J180171 003	K06DF1AQ	0.12 J	mg/L	0.010	0.10	1	10/22/2008 - 10/22/200E 11:0	8296125
RFI-PZ-19-1008	C8J180171 004	K06DG1AQ	0.48 B J	mg/L	0.010	1.1	1	10/22/2008 - 10/22/200E 11:1	8296125
RFI-PZ-18-1008	C8J180171 005	K06DH1AQ	0.081 B J	mg/L	0.010	0.10	1	10/22/2008 - 10/22/200E 11:1	8296125
RFI-51-1008	C8J180171 006	K06DJ1AQ	0.054 B J	mg/L	0.010	0.10	1	10/22/2008 - 10/22/200E 11:1	8296125
RFI-36-1008	C8J180171 007	K06DL1AQ	0.094 B J	mg/L	0.010	0.10	1	10/22/2008 - 10/22/200E 11:2	8296125
RFI-32-1008	C8J180171 008	K06DM1AQ	0.055 B J	mg/L	0.010	0.10	1	10/22/2008 - 10/22/200E 11:2	8296125
RFI-33-1008	C8J180171 009	K06DN1AQ	0.53 J	mg/L	0.010	0.10	1	10/22/2008 - 10/22/200E 11:2	8296125
RFI-29-1008	C8J180171 010	K06DP1AQ	0.039 B J	mg/L	0.010	0.10	1	10/22/2008 - 10/22/200E 11:2	8296125
RFI-17-1008	C8J180171 011	K06DQ1AQ	0.088 B J	mg/L	0.010	0.10	1	10/22/2008 - 10/22/200E 11:3	8296125
RFI-PZ-17-1008	C8J180171 012	K06DR1AQ	0.036 B J	mg/L	0.010	0.10	1	10/22/2008 - 10/22/200E 11:3	8296125

B Estimated result. Result is less than RL.

J Method blank contamination. The associated method blank contains the target analyte at a reportable level.

Buffalo Color

Sulfate

Lab Name: TESTAMERICA PITTSBURGH
Client Name: MACTEC Engineering and Consulting Inc
Matrix: WATER
Method: MCAWW 300.0A
Lot Number: C8J180171

Sulfate

Client Sample ID	Sample Number	Workorder	Result	Units	Min. Detection Limit	Reporting Limit	Dilution Factor	Prep Date - Analysis Date/Time	QC Batch
MW-43-1008	C8J180171 001	K06DA1AD	1180 J	mg/L	0.79	25.0	25	10/28/2008 - 10/28/200E 00:0	8302125
RFI-45-1008	C8J180171 002	K06DC1AP	385 J	mg/L	0.31	10.0	10	10/28/2008 - 10/28/200E 00:0	8302125
RFI-39-1008	C8J180171 003	K06DF1AP	2570 J	mg/L	3.1	100	100	10/28/2008 - 10/28/200E 00:0	8302125
RFI-PZ-19-1008	C8J180171 004	K06DG1AP	4130 J	mg/L	3.1	100	100	10/28/2008 - 10/28/200E 00:0	8302125
RFI-PZ-18-1008	C8J180171 005	K06DH1AP	12.7 J	mg/L	0.031	1.0	1	10/28/2008 - 10/28/200E 00:0	8302125
RFI-51-1008	C8J180171 006	K06DJ1AP	1770 J	mg/L	1.6	50.0	50	10/28/2008 - 10/28/200E 00:0	8302125
RFI-36-1008	C8J180171 007	K06DL1AP	1560 J	mg/L	1.6	50.0	50	10/28/2008 - 10/28/200E 00:0	8302125
RFI-32-1008	C8J180171 008	K06DM1AP	115 J	mg/L	0.031	1.0	1	10/28/2008 - 10/28/200E 00:0	8302125
RFI-33-1008	C8J180171 009	K06DN1AP	38.3 J	mg/L	0.031	1.0	1	10/28/2008 - 10/28/200E 00:0	8302125
RFI-29-1008	C8J180171 010	K06DP1AP	55.4 J	mg/L	0.031	1.0	1	10/28/2008 - 10/28/200E 00:0	8302125
RFI-17-1008	C8J180171 011	K06DQ1AP	104 J	mg/L	0.031	1.0	1	10/28/2008 - 10/28/200E 00:0	8302125
RFI-PZ-17-1008	C8J180171 012	K06DR1AP	54.7 J	mg/L	0.031	1.0	1	10/28/2008 - 10/28/200E 00:0	8302125

J Method blank contamination. The associated method blank contains the target analyte at a reportable level.

Buffalo Color

Total Sulfide

Lab Name: TESTAMERICA PITTSBURGH **Method:** SW846 9030B/9034

Client Name: MACTEC Engineering and Consulting Inc **Lot Number:** C8J180171

Matrix: WATER

Sulfides, Total

Client Sample ID	Sample Number	Workorder	Result	Units	Min. Detection Limit	Reporting Limit	Dilution Factor	Prep Date - Analysis Date/Time	QC Batch
MW-43-1008	C8J180171 001	K06DA1AG	4.8	mg/L	1.2	3.0	1	10/21/2008 - 10/21/200E 16:5	8295348
RFI-45-1008	C8J180171 002	K06DC1AT	1.6 B	mg/L	1.2	3.0	1	10/21/2008 - 10/21/200E 16:5	8295348
RFI-39-1008	C8J180171 003	K06DF1AT	ND	mg/L	1.2	3.0	1	10/21/2008 - 10/21/200E 16:5	8295348
RFI-PZ-19-1008	C8J180171 004	K06DG1AT	3.2	mg/L	1.2	3.0	1	10/21/2008 - 10/21/200E 16:5	8295348
RFI-PZ-18-1008	C8J180171 005	K06DH1AT	6.4	mg/L	1.2	3.0	1	10/21/2008 - 10/21/200E 16:5	8295348
RFI-51-1008	C8J180171 006	K06DJ1AT	ND	mg/L	1.2	3.0	1	10/21/2008 - 10/21/200E 16:5	8295348
RFI-36-1008	C8J180171 007	K06DL1AT	3.2	mg/L	1.2	3.0	1	10/21/2008 - 10/21/200E 16:5	8295348
RFI-32-1008	C8J180171 008	K06DM1AT	2.4 B	mg/L	1.2	3.0	1	10/21/2008 - 10/21/200E 16:5	8295348
RFI-33-1008	C8J180171 009	K06DN1AT	4.8	mg/L	1.2	3.0	1	10/21/2008 - 10/21/200E 16:5	8295348
RFI-29-1008	C8J180171 010	K06DP1AT	6.4	mg/L	1.2	3.0	1	10/21/2008 - 10/21/200E 16:5	8295348
RFI-17-1008	C8J180171 011	K06DQ1AT	ND	mg/L	1.2	3.0	1	10/23/2008 - 10/23/200E 16:2	8297310
RFI-PZ-17-1008	C8J180171 012	K06DR1AT	ND	mg/L	1.2	3.0	1	10/23/2008 - 10/23/200E 16:2	8297310

Buffalo Color

Chloride

Lab Name:	TESTAMERICA PITTSBURGH	**Method:**	MCAWW 300.0A
Client Name:	MACTEC Engineering and Consulting Inc	**Report ID:**	C8J180171
Matrix:	WATER	**Date/Time Received:**	10/18/2008 11:30:00AM

Client Sample ID	Sample Number	Workorder	Result	Units	Reporting Limit	Prep Date-Analysis Date/Time	QC Batch	RPD / Limit (%)
BLK - C8J280000124B	124 MB	K1P0E1AA	ND	mg/L	1.0	10/28/2008 - 10/28/2008 00:00	8302124	

Buffalo Color

Cyanide, Total

Lab Name:	TESTAMERICA PITTSBURGH	**Method:**	SW846 9012A
Client Name:	MACTEC Engineering and Consulting Inc	**Report ID:**	C8J180171
Matrix:	WATER	**Date/Time Received:**	10/18/2008 11:30:00AM

Client Sample ID	Sample Number	Workorder	Result	Units	Reporting Limit	Prep Date-Analysis Date/Time	QC Batch	RPD / Limit (%)
BLK - C8J240000134B	134 MB	K1HNN1AA	ND	mg/L	0.010	10/24/2008 - 10/24/2008 11:52	8298134	

Buffalo Color

Nitrate-Nitrite

Lab Name:	TESTAMERICA PITTSBURGH	**Method:**	MCAWW 353.2
Client Name:	MACTEC Engineering and Consulting Inc	**Report ID:**	C8J180171
Matrix:	WATER	**Date/Time Received:**	10/18/2008 11:30:00AM

Client Sample ID	Sample Number	Workorder	Result	Units	Reporting Limit	Prep Date-Analysis Date/Time	QC Batch	RPD / Limit (%)
BLK - C8J220000125B	125 MB	K1A541AA	0.035 B	mg/L	0.10	10/22/2008 - 10/22/2008 10:51	8296125	

B Estimated result. Result is less than RL

Buffalo Color

Sulfate

Lab Name:	TESTAMERICA PITTSBURGH	**Method:**	MCAWW 300.0A
Client Name:	MACTEC Engineering and Consulting Inc	**Report ID:**	C8J180171
Matrix:	WATER	**Date/Time Received:**	10/18/2008 11:30:00AM

Client Sample ID	Sample Number	Workorder	Result	Units	Reporting Limit	Prep Date-Analysis Date/Time	QC Batch	RPD / Limit (%)
BLK - C8J280000125B	125 MB	K1P0G1AA	0.085 B	mg/L	1.0	10/28/2008 - 10/28/2008 00:00	8302125	

B Estimated result. Result is less than RL

Buffalo Color

Total Sulfide

Lab Name:	TESTAMERICA PITTSBURGH	**Method:**	SW846 9030B/9034
Client Name:	MACTEC Engineering and Consulting Inc	**Report ID:**	C8J180171
Matrix:	WATER	**Date/Time Received:**	10/18/2008 11:30:00AM

Client Sample ID	Sample Number	Workorder	Result	Units	Reporting Limit	Prep Date-Analysis Date/Time	QC Batch	RPD / Limit (%)
BLK - C8J230000310B	310 MB	K1F1H1AA	ND	mg/L	3.0	10/23/2008 - 10/23/2008 16:25	8297310	
BLK - C8J210000348B	348 MB	K09CR1AA	ND	mg/L	3.0	10/21/2008 - 10/21/2008 16:50	8295348	

Buffalo Color

Chloride

Lab Name:	TESTAMERICA PITTSBURGH	**Method:**	MCAWW 300.0A
Client Name:	MACTEC Engineering and Consulting Inc	**Lot Number:**	C8J280000
Matrix:	WATER	**Date/Time Received:**	10/18/2008 11:30:00AM

Client Sample ID	QC Sample Type	Workorder	Recovery (%)	Control Limits (%)	Prep Date - Analysis Date/Time	QC Batch	RPD / Limit (%)
CHECK SAMPLE	LCS	K1P0E1AC	101	90 - 110	10/28/200 - 10/28/2008 00:00	8302124	
RFI-45-1008	MS	K06DC1CA	99	80 - 120	10/28/200 - 10/28/2008 00:00	8302124	0.35 / 20
RFI-33-1008	MS	K06DN1CA	85	80 - 120	10/28/200 - 10/28/2008 00:00	8302124	0.12 / 20
RFI-45-1008	MSD	K06DC1CC	99	80 - 120	10/28/200 - 10/28/2008 00:00	8302124	0.35 / 20
RFI-33-1008	MSD	K06DN1CC	84	80 - 120	10/28/200 - 10/28/2008 00:00	8302124	0.12 / 20

Buffalo Color

Cyanide, Total

Lab Name:	TESTAMERICA PITTSBURGH	**Method:**	SW846 9012A
Client Name:	MACTEC Engineering and Consulting Inc	**Lot Number:**	C8J180171
Matrix:	WATER	**Date/Time Received:**	10/18/2008 11:30:00AM

Client Sample ID	QC Sample Type	Workorder	Recovery (%)	Control Limits (%)	Prep Date - Analysis Date/Time	QC Batch	RPD / Limit (%)
MW-43-1008	MSD	K06DA1DX	94	75 - 125	10/24/200 - 10/24/2008 11:59	8298134	0.97 / 20
LAB MS/MSD	MSD	K08QF1A5	83	75 - 125	10/24/200 - 10/24/2008 12:37	8298134	1.4 / 20
LAB MS/MSD	MS	K08QF1A4	84	75 - 125	10/24/200 - 10/24/2008 12:37	8298134	1.4 / 20
MW-43-1008	MS	K06DA1DW	93	75 - 125	10/24/200 - 10/24/2008 11:59	8298134	0.97 / 20
CHECK SAMPLE	LCS	K1HNN1AC	97	85 - 115	10/24/200 - 10/24/2008 11:52	8298134	

Buffalo Color

Nitrate-Nitrite

Lab Name:	TESTAMERICA PITTSBURGH	**Method:**	MCAWW 353.2
Client Name:	MACTEC Engineering and Consulting Inc	**Lot Number:**	C8J220000
Matrix:	WATER	**Date/Time Received:**	10/18/2008 11:30:00AM

Client Sample ID	QC Sample Type	Workorder	Recovery (%)	Control Limits (%)	Prep Date - Analysis Date/Time	QC Batch	RPD / Limit (%)
CHECK SAMPLE	LCS	K1A541AC	91	90 - 110	10/22/200 - 10/22/2008 10:49	8296125	
MW-43-1008	MS	K06DA1DR	91	90 - 110	10/22/200 - 10/22/2008 11:13	8296125	0.61 / 20
LAB MS/MSD	MS	K07KQ1AG	91	90 - 110	10/22/200 - 10/22/2008 11:38	8296125	1.5 / 20
MW-43-1008	MSD	K06DA1DT	91	90 - 110	10/22/200 - 10/22/2008 11:15	8296125	0.61 / 20
LAB MS/MSD	MSD	K07KQ1AH	85 N	90 - 110	10/22/200 - 10/22/2008 11:40	8296125	1.5 / 20

N Spiked analyte recovery is outside stated control limits.

Buffalo Color

Sulfate

Lab Name:	TESTAMERICA PITTSBURGH	**Method:**	MCAWW 300.0A
Client Name:	MACTEC Engineering and Consulting Inc	**Lot Number:**	C8J180171
Matrix:	WATER	**Date/Time Received:**	10/18/2008 11:30:00AM

Client Sample ID	QC Sample Type	Workorder	Recovery (%)	Control Limits (%)	Prep Date - Analysis Date/Time	QC Batch	RPD / Limit (%)
RFI-33-1008	MSD	K06DN1CE	93	80 - 120	10/28/200 - 10/28/2008 00:00	8302125	0.18 / 20
RFI-45-1008	MSD	K06DC1CE	NC D	80 - 120	10/28/200 - 10/28/2008 00:00	8302125	
RFI-33-1008	MS	K06DN1CD	94	80 - 120	10/28/200 - 10/28/2008 00:00	8302125	0.18 / 20
RFI-45-1008	MS	K06DC1CD	NC D	80 - 120	10/28/200 - 10/28/2008 00:00	8302125	
CHECK SAMPLE	LCS	K1P0G1AC	100	90 - 110	10/28/200 - 10/28/2008 00:00	8302125	

Buffalo Color

Total Sulfide

Lab Name:	TESTAMERICA PITTSBURGH	**Method:**	SW846 9030B/9034
Client Name:	MACTEC Engineering and Consulting Inc	**Lot Number:**	C8J160331
Matrix:	WATER	**Date/Time Received:**	10/16/2008 9:30:00AM

Client Sample ID	QC Sample Type	Workorder	Recovery (%)	Control Limits (%)	Prep Date - Analysis Date/Time	QC Batch	RPD / Limit (%)
LAB MS/MSD	MS	K02VJ1CA	100	75 - 125	10/21/200 - 10/21/2008 16:50	8295348	0.0 / 20
CHECK SAMPLE	LCS	K1F1H1AC	100	85 - 115	10/23/200 - 10/23/2008 16:25	8297310	
CHECK SAMPLE	LCS	K09CR1AC	100	85 - 115	10/21/200 - 10/21/2008 16:50	8295348	
RFI-17-1008	MS	K06DQ1CA	100	75 - 125	10/23/200 - 10/23/2008 16:25	8297310	4.1 / 20
LAB MS/MSD	MSD	K02VJ1CC	100	75 - 125	10/21/200 - 10/21/2008 16:50	8295348	0.0 / 20
RFI-17-1008	MSD	K06DQ1CC	104	75 - 125	10/23/200 - 10/23/2008 16:25	8297310	4.1 / 20

GC/MS VOLATILE DATA

GC/MS VOLATILE
QC SUMMARY

SW846 8260B SURROGATE RECOVERY

Lab Name: TestAmerica Laboratories, Inc. Client: MACTEC Engineering and Consulting Inc

Lab Code: TALPIT SDG No:

Lot #: C8J180171

Extraction: XXI25QK01

	CLIENT ID.	SRG01	SRG02	SRG03	SRG04	TOT OUT
01	MW-43-1008	104	94	89	96	00
02	RFI-45-1008	100	95	87	97	00
03	RFI-39-1008	105	96	87	95	00
04	RFI-PZ-19-1008	101	93	88	92	00
05	RFI-PZ-18-1008	100	95	87	96	00
06	RFI-51-1008	102	96	87	97	00
07	RFI-36-1008	101	96	89	95	00
08	RFI-32-1008	104	95	88	96	00
09	RFI-33-1008	104	95	89	94	00
10	RFI-29-1008	103	95	89	95	00
11	RFI-17-1008	102	97	88	97	00
12	RFI-PZ-17-1008	104	97	89	96	00
13	TRIP BLANK	102	95	89	93	00
14	INTRA-LAB QC	108	95	88	94	00
15	METHOD BLK. K1NMV1AA	105	97	86	96	00
16	LCS K1NMV1AC	98	94	90	95	00
17	LAB MS/MSD D	102	95	92	95	00
18	LAB MS/MSD S	99	96	94	95	00

SURROGATES		QC LIMITS
SRG01	= Toluene-d8	(71-118)
SRG02	= 1,2-Dichloroethane-d4	(64-135)
SRG03	= 4-Bromofluorobenzene	(70-118)
SRG04	= Dibromofluoromethane	(70-128)

\# Column to be used to flag recovery values
* Values outside of required QC Limits
D System monitoring Compound diluted out

FORM II

SW846 8260B CHECK SAMPLE RECOVERY

Lab Name: TestAmerica Laboratories, Inc. Client: MACTEC Engineering and Consulting Inc

Lab Code: TALPIT SDG No:

Lot #: C8J270000 WO #: K1NMV1AC
BATCH: 8301245

COMPOUND	SPIKE ADDED (ug/L)	SAMPLE CONCENT. (ug/L)	% REC	QC LIMITS REC	QUAL
1,1-Dichloroethene	10.0	10.4	104	65 - 136	
Benzene	10.0	9.69	97	80 - 120	
Toluene	10.0	9.71	97	80 - 123	
Chlorobenzene	10.0	9.40	94	80 - 120	
Trichloroethene	10.0	9.92	99	73 - 120	

NOTES(S):

* Values outside of QC limits

Spike Recovery: 0 out of 5 outside limits

COMMENTS:

FORM III

SW846 8260B MATRIX SPIKE/MATRIX SPIKE DUPLICATE RECOVERY

Lab Name: TestAmerica Laboratories, Inc. Client: MACTEC Engineering and Consulting Inc

Lab Code: TALPIT SDG No:

Matrix Spike ID: LAB MS/MSD

Lot #: C8J240181 WO #: K1JC61AG
BATCH: 8301245

COMPOUND	SPIKE ADDED (ug/L)	SAMPLE CONCENT. (ug/L)	MS CONCENT. (ug/L)	MS % REC	LIMITS REC	QUAL
Trichloroethene	10.0	ND	9.96	100	73 - 120	
1,1-Dichloroethene	10.0	ND	9.91	99	65 - 136	
Benzene	10.0	ND	9.68	97	80 - 120	
Toluene	10.0	ND	9.87	99	80 - 123	
Chlorobenzene	10.0	ND	9.66	97	80 - 120	

NOTES(S):

Column to be used to flag recovery and RPD values with an asterisk
* Values outside of QC limits

RPD: 0 out of 0 outside limits
Spike Recovery: 0 out of 5 outside limits

COMMENTS:

FORM III

SW846 8260B MATRIX SPIKE/MATRIX SPIKE DUPLICATE RECOVERY

Lab Name: TestAmerica Laboratories, Inc. Client: MACTEC Engineering and Consulting Inc

Lab Code: TALPIT SDG No:

Matrix Spike ID: LAB MS/MSD

Lot #: C8J240181 WO #: K1JC61AH
BATCH: 8301245

COMPOUND	SPIKE ADDED (ug/L)	MSD CONCENT. (ug/L)	MSD % REC	% RPD	QC LIMITS RPD	QC LIMITS REC	QUAL
1,1-Dichloroethene	10.0	9.86	99	0.46	35	65 - 136	
Benzene	10.0	9.86	99	1.9	32	80 - 120	
Toluene	10.0	9.88	99	0.13	35	80 - 123	
Chlorobenzene	10.0	9.40	94	2.7	29	80 - 120	
Trichloroethene	10.0	9.52	95	4.5	35	73 - 120	

NOTES(S):

Column to be used to flag recovery and RPD values with an asterisk
* Values outside of QC limits

RPD: 0 out of 5 outside limits
Spike Recovery: 0 out of 5 outside limits

COMMENTS:

FORM III

SW846 8260B METHOD BLANK SUMMARY

BLANK WORKORDER NO.: K1NMV1AA

Lab Name: TestAmerica Laboratories, Inc.

Lab Code: TALPIT

SDG Number:

Lab File ID: 61027001.

Lot Number: C8J180171

Date Analyzed: 10/27/08

Time Analyzed: 08:56

Matrix: WATER

Date Extracted:10/27/08

GC Column: RTX-624 ID: .18

Extraction Method: 5030B/8260B

Instrument ID: HP6

Level:(low/med) LOW

THIS METHOD BLANK APPLIES TO THE FOLLOWING SAMPLES, LCS, LCSD, MS , MSD:

	CLIENT ID.	SAMPLE WORK ORDER #	LAB FILE ID	DATE ANALYZED	TIME ANALYZED
01	MW-43-1008	K06DA1AA	61027007.	10/27/08	11:47
02	RFI-45-1008	K06DC1AM	61027008.	10/27/08	12:10
03	RFI-39-1008	K06DF1AM	61027009.	10/27/08	12:34
04	RFI-PZ-19-1008	K06DG1AM	61027010.	10/27/08	12:58
05	RFI-PZ-18-1008	K06DH1AM	61027011.	10/27/08	13:21
06	RFI-51-1008	K06DJ1AM	61027012.	10/27/08	13:45
07	RFI-36-1008	K06DL1AM	61027013.	10/27/08	14:09
08	RFI-32-1008	K06DM1AM	61027015.	10/27/08	14:56
09	RFI-33-1008	K06DN1AM	61027016.	10/27/08	15:20
10	RFI-29-1008	K06DP1AM	61027017.	10/27/08	15:43
11	RFI-17-1008	K06DQ1AM	61027018.	10/27/08	16:07
12	RFI-PZ-17-1008	K06DR1AM	61027019.	10/27/08	16:31
13	TRIP BLANK	K06DT1AA	61027014.	10/27/08	14:32
14	INTRA-LAB QC	K1JC61AF	61027002.	10/27/08	09:31
15	LAB MS/MSD	K1JC61AG S	61027005.	10/27/08	10:46
16	LAB MS/MSD	K1JC61AH D	61027006.	10/27/08	11:10
17	CHECK SAMPLE	K1NMV1AC C	61027004.	10/27/08	10:22
18					
19					
20					
21					
22					
23					
24					
25					
26					
27					
28					
29					
30					

COMMENTS:

FORM IV

5A
VOLATILE ORGANIC INSTRUMENT PERFORMANCE CHECK
BROMOFLUOROBENZENE (BFB)

Lab Name: TA PITTSBURGH Contract:

Lab Code: TA PGH Case No.: SAS No.: SDG No.: -

Lab File ID: BF61026C BFB Injection Date: 10/26/08

Instrument ID: HP6 BFB Injection Time: 1001

GC Column: DB624 20M ID: 0.20 (mm) Heated Purge: (Y/N) N

m/e	ION ABUNDANCE CRITERIA	% RELATIVE ABUNDANCE
50	15.0 - 40.0% of mass 95	22.5
75	30.0 - 60.0% of mass 95	48.3
95	Base Peak, 100% relative abundance	100.0
96	5.0 - 9.0% of mass 95	7.1
173	Less than 2.0% of mass 174	0.2 (0.3)1
174	50.0 - 100.0% of mass 95	71.2
175	5.0 - 9.0% of mass 174	5.1 (7.2)1
176	95.0 - 101.0% of mass 174	71.6 (100.6)1
177	5.0 - 9.0% of mass 176	4.0 (5.6)2

1-Value is % mass 174 2-Value is % mass 176

THIS CHECK APPLIES TO THE FOLLOWING SAMPLES, MS, MSD, BLANKS, AND STANDARDS:

	EPA SAMPLE NO.	LAB SAMPLE ID	LAB FILE ID	DATE ANALYZED	TIME ANALYZED
01	VSTD1	VSTD1	1A61026	10/26/08	1046
02	VSTD5	VSTD5	1B61026	10/26/08	1109
03	VSTD10	VSTD10	1C61026	10/26/08	1134
04	VSTD15	VSTD15	1D61026	10/26/08	1158
05	VSTD20	VSTD20	1E61026	10/26/08	1222
06	VSTD35	VSTD35	1F61026	10/26/08	1245
07	VSTD40	VSTD40	1G61026	10/26/08	1309
08					
09					
10					
11					
12					
13					
14					
15					
16					
17					
18					
19					
20					
21					
22					

VBY 10/27/08

5A
VOLATILE ORGANIC INSTRUMENT PERFORMANCE CHECK
BROMOFLUOROBENZENE (BFB)

Lab Name: TA PITTSBURGH Contract:

Lab Code: TA PGH Case No.: SAS No.: SDG No.: C8J180171

Lab File ID: BF61027 BFB Injection Date: 10/27/08

Instrument ID: HP6 BFB Injection Time: 0729

GC Column: DB624 20M ID: 0.20 (mm) Heated Purge: (Y/N) N

m/e	ION ABUNDANCE CRITERIA	% RELATIVE ABUNDANCE
50	15.0 - 40.0% of mass 95	21.4
75	30.0 - 60.0% of mass 95	47.7
95	Base Peak, 100% relative abundance	100.0
96	5.0 - 9.0% of mass 95	6.4
173	Less than 2.0% of mass 174	0.3 (0.4)1
174	50.0 - 100.0% of mass 95	71.1
175	5.0 - 9.0% of mass 174	5.9 (8.3)1
176	95.0 - 101.0% of mass 174	69.1 (97.1)1
177	5.0 - 9.0% of mass 176	4.1 (5.9)2

1-Value is % mass 174 2-Value is % mass 176

THIS CHECK APPLIES TO THE FOLLOWING SAMPLES, MS, MSD, BLANKS, AND STANDARDS:

	EPA SAMPLE NO.	LAB SAMPLE ID	LAB FILE ID	DATE ANALYZED	TIME ANALYZED
01	VSTD10	VSTD10	CC61027	10/27/08	0811
02	INTRA-LAB BL	K1NMV1AA	61027001	10/27/08	0856
03	INTRA-LAB CH	K1NMV1AC	61027004	10/27/08	1022
04	MW-43-1008	K06DA1AA	61027007	10/27/08	1147
05	RFI-45-1008	K06DC1AM	61027008	10/27/08	1210
06	RFI-39-1008	K06DF1AM	61027009	10/27/08	1234
07	RFI-PZ-39-10	K06DG1AM	61027010	10/27/08	1258
08	RFI-PZ-18-10	K06DH1AM	61027011	10/27/08	1321
09	RFI-51-1008	K06DJ1AM	61027012	10/27/08	1345
10	RFI-36-1008	K06DL1AM	61027013	10/27/08	1409
11	TRIP BLANK	K06DT1AA	61027014	10/27/08	1432
12	RFI-32-1008	K06DM1AM	61027015	10/27/08	1456
13	RFI-33-1008	K06DN1AM	61027016	10/27/08	1520
14	RFI-29-1008	K06DP1AM	61027017	10/27/08	1543
15	RFI-17-1008	K06DQ1AM	61027018	10/27/08	1607
16	RFI-PZ-17-10	K06DR1AM	61027019	10/27/08	1631
17					
18					
19					
20					
21					
22					

8A
VOLATILE INTERNAL STANDARD AREA AND RT SUMMARY

Lab Name: TA PITTSBURGH Contract:

Lab Code: TA PGH Case No.: SAS No.: SDG No.: C8J180171

Lab File ID (Standard): CC61027 Date Analyzed: 10/27/08

Instrument ID: HP6 Time Analyzed: 0811

GC Column: DB 624 ID: 0.20 (mm) Heated Purge: (Y/N) N

		IS1 AREA #	RT #	IS2 (CBZ) AREA #	RT #	IS3 (DCB) AREA #	RT #
	12 HOUR STD	500205	7.02	123794	10.13	193495	12.44
	UPPER LIMIT	1000410	7.22	247588	10.33	386990	12.64
	LOWER LIMIT	250103	6.82	61897	9.93	96748	12.24
	EPA SAMPLE NO.						
01	INTRA-LAB BL	643506	7.03	148050	10.13	239651	12.44
02	INTRA-LAB CH	550744	7.02	134068	10.13	208686	12.45
03	MW-43-1008	638636	7.03	148116	10.13	238120	12.45
04	RFI-45-1008	630100	7.03	148925	10.13	242400	12.45
05	RFI-39-1008	629550	7.03	147203	10.13	237756	12.45
06	RFI-PZ-39-10	633926	7.03	147216	10.13	231182	12.45
07	RFI-PZ-18-10	621616	7.03	148957	10.13	237640	12.45
08	RFI-51-1008	620274	7.03	144813	10.13	236419	12.45
09	RFI-36-1008	621561	7.03	146725	10.13	232603	12.45
10	TRIP BLANK	632761	7.03	146555	10.13	231303	12.45
11	RFI-32-1008	626154	7.03	143508	10.13	232405	12.45
12	RFI-33-1008	625421	7.03	145366	10.13	227006	12.45
13	RFI-29-1008	628185	7.03	146148	10.13	227071	12.45
14	RFI-17-1008	607499	7.03	145040	10.13	230715	12.45
15	RFI-PZ-17-10	611195	7.03	141078	10.13	232250	12.45
16							
17							
18							
19							
20							
21							
22							

IS1 = Fluorobenzene
IS2 (CBZ) = Chlorobenzene-d5
IS3 (DCB) = 1,4-Dichlorobenzene-d4

AREA UPPER LIMIT = +100% of internal standard area
AREA LOWER LIMIT = - 50% of internal standard area
RT UPPER LIMIT = + 0.20 minutes of internal standard RT
RT LOWER LIMIT = - 0.20 minutes of internal standard RT

Column used to flag values outside QC limits with an asterisk.
* Values outside of QC limits.

GC/MS VOLATILE
SAMPLE DATA

MACTEC Engineering and Consulting Inc

Client Sample ID: MW-43-1008

GC/MS Volatiles

Lot-Sample #...: C8J180171-001	**Work Order #...:** K06DA1AA	**Matrix.....:** WATER
Date Sampled...: 10/16/08	**Date Received..:** 10/18/08	**MS Run #.....:** 8301164
Prep Date.....: 10/27/08	**Analysis Date..:** 10/27/08	
Prep Batch #...: 8301245	**Analysis Time..:** 11:47	
Dilution Factor: 1	**Initial Wgt/Vol:** 5 mL	**Final Wgt/Vol..:** 5 mL
Analyst ID.....: 001562	**Instrument ID..:** HP6	
	Method.....: SW846 8260B	

PARAMETER	RESULT	REPORTING LIMIT	UNITS	MDL
Acetone	ND	5.0	ug/L	2.5
Benzene	ND	1.0	ug/L	0.27
Bromodichloromethane	ND	1.0	ug/L	0.20
Bromoform	ND	1.0	ug/L	0.25
Bromomethane	ND	1.0	ug/L	0.30
2-Butanone	ND	5.0	ug/L	0.50
Carbon disulfide	ND	1.0	ug/L	0.20
Carbon tetrachloride	ND	1.0	ug/L	0.30
Chlorobenzene	ND	1.0	ug/L	0.23
Chloroethane	ND	1.0	ug/L	0.25
Chloroform	ND	1.0	ug/L	0.24
Chloromethane	ND	1.0	ug/L	0.27
Cyclohexane	ND	1.0	ug/L	0.30
Dibromochloromethane	ND	1.0	ug/L	0.16
1,2-Dibromo-3-chloro-propane	ND	1.0	ug/L	0.24
1,2-Dibromoethane	ND	1.0	ug/L	0.23
1,3-Dichlorobenzene	ND	1.0	ug/L	0.16
1,4-Dichlorobenzene	ND	1.0	ug/L	0.18
1,2-Dichlorobenzene	ND	1.0	ug/L	0.22
Dichlorodifluoromethane	ND	1.0	ug/L	0.26
1,1-Dichloroethane	ND	1.0	ug/L	0.24
1,2-Dichloroethane	ND	1.0	ug/L	0.21
1,1-Dichloroethene	ND	1.0	ug/L	0.28
cis-1,2-Dichloroethene	ND	1.0	ug/L	0.27
trans-1,2-Dichloroethene	ND	1.0	ug/L	0.27
1,2-Dichloropropane	ND	1.0	ug/L	0.18
cis-1,3-Dichloropropene	ND	1.0	ug/L	0.19
trans-1,3-Dichloropropene	ND	1.0	ug/L	0.18
Ethylbenzene	ND	1.0	ug/L	0.18
2-Hexanone	ND	5.0	ug/L	0.53
Isopropylbenzene	ND	1.0	ug/L	0.22
Methyl acetate	ND	1.0	ug/L	0.10
Methylene chloride	ND	1.0	ug/L	0.32
Methylcyclohexane	ND	1.0	ug/L	0.32
4-Methyl-2-pentanone	ND	5.0	ug/L	0.23
Methyl tert-butyl ether	ND	1.0	ug/L	0.20

(Continued on next page)

MACTEC Engineering and Consulting Inc

Client Sample ID: MW-43-1008

GC/MS Volatiles

Lot-Sample #...: C8J180171-001 **Work Order #...:** K06DA1AA **Matrix.....:** WATER

PARAMETER	RESULT	REPORTING LIMIT	UNITS	MDL
Styrene	ND	1.0	ug/L	0.22
1,1,2,2-Tetrachloroethane	ND	1.0	ug/L	0.15
1,2,4-Trichloro-benzene	ND	1.0	ug/L	0.15
Tetrachloroethene	ND	1.0	ug/L	0.24
1,1,1-Trichloroethane	ND	1.0	ug/L	0.25
1,1,2-Trichloroethane	ND	1.0	ug/L	0.20
Trichloroethene	ND	1.0	ug/L	0.29
Trichlorofluoromethane	ND	1.0	ug/L	0.080
1,1,2-Trichloro-1,2,2-trifluoroethane	ND	1.0	ug/L	0.30
Toluene	ND	1.0	ug/L	0.23
Vinyl chloride	ND	1.0	ug/L	0.29
Xylenes (total)	ND	3.0	ug/L	0.62

SURROGATE	PERCENT RECOVERY	RECOVERY LIMITS
Toluene-d8	104	(71 - 118)
1,2-Dichloroethane-d4	94	(64 - 135)
4-Bromofluorobenzene	89	(70 - 118)
Dibromofluoromethane	96	(70 - 128)

Data File: \\pitsvr06\d\chem\hp6.i\6102708d.b\61027007.D
Date : 27-OCT-2008 11:47
Client ID: MW-43-1008
Sample Info: C8J180171-001 5ml
Purge Volume: 5.0
Column phase: DB 624

Instrument: hp6.i
Operator: 001562
Column diameter: 0.20



TestAmerica Pittsburgh

VOLATILE REPORT SW-846 Method

Data file : \\pitsvr06\d\chem\hp6.i\6102708d.b\61027007.D
Lab Smp Id: k06da1aa Client Smp ID: MW-43-1008
Inj Date : 27-OCT-2008 11:47
Operator : 001562 Inst ID: hp6.i
Smp Info : C8J180171-001 5ml
Misc Info : k06da1aa,6102708d.b,8260ee.m,1-42.sub
Comment :
Method : \\PITSVR06\D\chem\hp6.i\6102708d.b\8260ee.m
Meth Date : 27-Oct-2008 08:30 hp6.i Quant Type: ISTD
Cal Date : 26-OCT-2008 13:09 Cal File: 1G61026.D
Als bottle: 1
Dil Factor: 1.00000
Integrator: HP RTE Compound Sublist: 1-42.sub
Target Version: 4.14
Processing Host: PITSVR06

Concentration Formula: Amt * DF * 1/Vo*Vt * CpndVariable

Name	Value	Description
DF	1.000	Dilution Factor
Vo	5.000	Sample Volume
Vt	1.000	mg/L conversion (1.0 if no conversion)
Cpnd Variable		Local Compound Variable

	Compounds	QUANT SIG MASS	RT	EXP RT	REL RT	RESPONSE	CONCENTRATIONS ON-COLUMN (ng)	FINAL (UG/L)
* 46	Fluorobenzene	96	7.031	7.024	(1.000)	638636	50.0000	
* 69	Chlorobenzene-d5	119	10.134	10.132	(1.000)	148116	50.0000	
* 92	1,4-Dichlorobenzene-d4	152	12.445	12.444	(1.000)	238120	50.0000	
$ 39	Dibromofluoromethane	113	6.277	6.269	(0.893)	143918	47.9992	9.600
$ 43	1,2-Dichloroethane-d4	65	6.648	6.640	(0.945)	209333	47.2193	9.444
$ 59	Toluene-d8	98	8.692	8.690	(0.858)	623665	52.2639	10.45
$ 80	Bromofluorobenzene	95	11.302	11.300	(0.908)	270600	44.2630	8.852
1	Dichlorodifluoromethane	85	Compound Not Detected.					
2	Chloromethane	50	Compound Not Detected.					
3	Vinyl Chloride	62	Compound Not Detected.					
4	Bromomethane	94	Compound Not Detected.					
5	Chloroethane	64	Compound Not Detected.					
6	Trichlorofluoromethane	101	Compound Not Detected.					
12	1,1-Dichloroethene	96	Compound Not Detected.					
13	Acetone	43	Compound Not Detected.					
15	Carbon Disulfide	76	Compound Not Detected.					
18	Methylene Chloride	84	Compound Not Detected.					
19	trans-1,2-Dichloroethene	96	Compound Not Detected.					
20	Methyl tert-butyl ether	73	Compound Not Detected.					
24	1,1-Dichloroethane	63	Compound Not Detected.					
27	2,2-Dichloropropane	77	Compound Not Detected.					
28	cis-1,2-dichloroethene	96	Compound Not Detected.					

	Compounds	QUANT SIG MASS	RT	EXP RT	REL RT	RESPONSE	CONCENTRATIONS ON-COLUMN (ng)	CONCENTRATIONS FINAL (UG/L)
M	29 1,2-Dichloroethene (total)	96	Compound Not Detected.					
	30 Bromochloromethane	128	Compound Not Detected.					
	31 2-Butanone	43	Compound Not Detected.					
	37 Chloroform	83	Compound Not Detected.					
	38 1,1,1-Trichloroethane	97	Compound Not Detected.					
	40 1,1-Dichloropropene	75	Compound Not Detected.					
	41 Carbon Tetrachloride	117	Compound Not Detected.					
	42 Benzene	78	Compound Not Detected.					
	45 1,2-Dichloroethane	62	Compound Not Detected.					
	47 Trichloroethene	130	Compound Not Detected.					
	49 1,2-Dichloropropane	63	Compound Not Detected.					
	50 Dibromomethane	93	Compound Not Detected.					
	53 Bromodichloromethane	83	Compound Not Detected.					
	57 cis-1,3-Dichloropropene	75	Compound Not Detected.					
	58 4-Methyl-2-Pentanone	43	Compound Not Detected.					
	60 Toluene	91	Compound Not Detected.					
	61 trans-1,3-Dichloropropene	75	Compound Not Detected.					
	63 1,3-Dichloropropane	76	Compound Not Detected.					
	64 1,1,2-Trichloroethane	97	Compound Not Detected.					
	65 Tetrachloroethene	164	Compound Not Detected.					
	66 2-Hexanone	43	Compound Not Detected.					
	67 Dibromochloromethane	129	Compound Not Detected.					
	68 1,2-Dibromoethane	107	Compound Not Detected.					
	70 Chlorobenzene	112	Compound Not Detected.					
	71 1,1,1,2-Tetrachloroethane	131	Compound Not Detected.					
	72 Ethylbenzene	106	Compound Not Detected.					
	73 m + p-Xylene	106	Compound Not Detected.					
	74 Xylene-o	106	Compound Not Detected.					
M	75 Xylenes (total)	106	Compound Not Detected.					
	76 Styrene	104	Compound Not Detected.					
	77 Bromoform	173	Compound Not Detected.					
	78 Isopropylbenzene	105	Compound Not Detected.					
	79 Bromobenzene	156	Compound Not Detected.					
	83 1,1,2,2-Tetrachloroethane	83	Compound Not Detected.					
	84 1,2,3-Trichloropropane	110	Compound Not Detected.					
	86 1,3,5-Trimethylbenzene	105	Compound Not Detected.					
	88 1,2,4-Trimethylbenzene	105	Compound Not Detected.					
	90 4-Isopropyltoluene	119	Compound Not Detected.					
	91 1,3-Dichlorobenzene	146	Compound Not Detected.					
	93 1,4-Dichlorobenzene	146	Compound Not Detected.					
	95 1,2-Dichlorobenzene	146	Compound Not Detected.					
	96 1,2-Dibromo-3-chloropropane	157	Compound Not Detected.					
	97 1,2,4-Trichlorobenzene	180	Compound Not Detected.					
	101 1,1,2-trichlorotrifluoroethane	101	Compound Not Detected.					
	102 Methyl acetate	43	Compound Not Detected.					
	104 Cyclohexane	56	Compound Not Detected.					
	105 Methyl Cyclohexane	83	Compound Not Detected.					

MACTEC Engineering and Consulting Inc

Client Sample ID: RFI-45-1008

GC/MS Volatiles

Lot-Sample #...: C8J180171-002	**Work Order #...:** K06DC1AM	**Matrix.....:** WATER
Date Sampled...: 10/16/08	**Date Received..:** 10/18/08	**MS Run #.....:** 8301164
Prep Date.....: 10/27/08	**Analysis Date..:** 10/27/08	
Prep Batch #...: 8301245	**Analysis Time..:** 12:10	
Dilution Factor: 1	**Initial Wgt/Vol:** 5 mL	**Final Wgt/Vol..:** 5 mL
Analyst ID.....: 001562	**Instrument ID..:** HP6	
	Method.....: SW846 8260B	

PARAMETER	RESULT	REPORTING LIMIT	UNITS	MDL
Acetone	**5.3**	**5.0**	**ug/L**	**2.5**
Benzene	ND	1.0	ug/L	0.27
Bromodichloromethane	ND	1.0	ug/L	0.20
Bromoform	ND	1.0	ug/L	0.25
Bromomethane	ND	1.0	ug/L	0.30
2-Butanone	ND	5.0	ug/L	0.50
Carbon disulfide	ND	1.0	ug/L	0.20
Carbon tetrachloride	ND	1.0	ug/L	0.30
Chlorobenzene	ND	1.0	ug/L	0.23
Chloroethane	ND	1.0	ug/L	0.25
Chloroform	ND	1.0	ug/L	0.24
Chloromethane	ND	1.0	ug/L	0.27
Cyclohexane	ND	1.0	ug/L	0.30
Dibromochloromethane	ND	1.0	ug/L	0.16
1,2-Dibromo-3-chloro-propane	ND	1.0	ug/L	0.24
1,2-Dibromoethane	ND	1.0	ug/L	0.23
1,3-Dichlorobenzene	ND	1.0	ug/L	0.16
1,4-Dichlorobenzene	ND	1.0	ug/L	0.18
1,2-Dichlorobenzene	ND	1.0	ug/L	0.22
Dichlorodifluoromethane	ND	1.0	ug/L	0.26
1,1-Dichloroethane	ND	1.0	ug/L	0.24
1,2-Dichloroethane	ND	1.0	ug/L	0.21
1,1-Dichloroethene	ND	1.0	ug/L	0.28
cis-1,2-Dichloroethene	ND	1.0	ug/L	0.27
trans-1,2-Dichloroethene	ND	1.0	ug/L	0.27
1,2-Dichloropropane	ND	1.0	ug/L	0.18
cis-1,3-Dichloropropene	ND	1.0	ug/L	0.19
trans-1,3-Dichloropropene	ND	1.0	ug/L	0.18
Ethylbenzene	ND	1.0	ug/L	0.18
2-Hexanone	ND	5.0	ug/L	0.53
Isopropylbenzene	ND	1.0	ug/L	0.22
Methyl acetate	ND	1.0	ug/L	0.10
Methylene chloride	ND	1.0	ug/L	0.32
Methylcyclohexane	ND	1.0	ug/L	0.32
4-Methyl-2-pentanone	**0.31 J**	**5.0**	**ug/L**	**0.23**
Methyl tert-butyl ether	ND	1.0	ug/L	0.20

(Continued on next page)

MACTEC Engineering and Consulting Inc

Client Sample ID: RFI-45-1008

GC/MS Volatiles

Lot-Sample #...: C8J180171-002 **Work Order #...:** K06DC1AM **Matrix.....:** WATER

PARAMETER	RESULT	REPORTING LIMIT	UNITS	MDL
Styrene	ND	1.0	ug/L	0.22
1,1,2,2-Tetrachloroethane	ND	1.0	ug/L	0.15
1,2,4-Trichloro-benzene	ND	1.0	ug/L	0.15
Tetrachloroethene	ND	1.0	ug/L	0.24
1,1,1-Trichloroethane	ND	1.0	ug/L	0.25
1,1,2-Trichloroethane	ND	1.0	ug/L	0.20
Trichloroethene	ND	1.0	ug/L	0.29
Trichlorofluoromethane	ND	1.0	ug/L	0.080
1,1,2-Trichloro-1,2,2-trifluoroethane	ND	1.0	ug/L	0.30
Toluene	ND	1.0	ug/L	0.23
Vinyl chloride	ND	1.0	ug/L	0.29
Xylenes (total)	ND	3.0	ug/L	0.62

SURROGATE	PERCENT RECOVERY	RECOVERY LIMITS
Toluene-d8	100	(71 - 118)
1,2-Dichloroethane-d4	95	(64 - 135)
4-Bromofluorobenzene	87	(70 - 118)
Dibromofluoromethane	97	(70 - 128)

NOTE(S):

J Estimated result. Result is less than RL.

Data File: \\pitsvr06\d\chem\hp6.i\6102708d.b\61027008.D

Date : 27-OCT-2008 12:10

Client ID: RFI-45-1008

Sample Info: C8J180171-002 5ml

Purge Volume: 5.0

Column phase: DB 624

Instrument: hp6.i

Operator: 001562

Column diameter: 0.20



(1001 - 1189)
1019
C8J180171

TestAmerica Pittsburgh

VOLATILE REPORT SW-846 Method

Data file : \\pitsvr06\d\chem\hp6.i\6102708d.b\61027008.D
Lab Smp Id: k06dc1am Client Smp ID: RFI-45-1008
Inj Date : 27-OCT-2008 12:10
Operator : 001562 Inst ID: hp6.i
Smp Info : C8J180171-002 5ml
Misc Info : k06dc1am,6102708d.b,8260ee.m,1-42.sub
Comment :
Method : \\PITSVR06\D\chem\hp6.i\6102708d.b\8260ee.m
Meth Date : 27-Oct-2008 08:30 hp6.i Quant Type: ISTD
Cal Date : 26-OCT-2008 13:09 Cal File: 1G61026.D
Als bottle: 2
Dil Factor: 1.00000
Integrator: HP RTE Compound Sublist: 1-42.sub
Target Version: 4.14
Processing Host: PITSVR06

Concentration Formula: Amt * DF * 1/Vo*Vt * CpndVariable

Name	Value	Description
DF	1.000	Dilution Factor
Vo	5.000	Sample Volume
Vt	1.000	mg/L conversion (1.0 if no conversion)
Cpnd Variable		Local Compound Variable

Compounds	QUANT SIG MASS	RT	EXP RT	REL RT	RESPONSE	CONCENTRATIONS ON-COLUMN (ng)	FINAL (UG/L)
* 46 Fluorobenzene	96	7.029	7.024	(1.000)	630100	50.0000	
* 69 Chlorobenzene-d5	119	10.131	10.132	(1.000)	148925	50.0000	
* 92 1,4-Dichlorobenzene-d4	152	12.449	12.444	(1.000)	242400	50.0000	
$ 39 Dibromofluoromethane	113	6.280	6.269	(0.894)	143117	48.3787	9.676
$ 43 1,2-Dichloroethane-d4	65	6.652	6.640	(0.946)	207759	47.4991	9.500
$ 59 Toluene-d8	98	8.690	8.690	(0.858)	603145	50.2697	10.05
$ 80 Bromofluorobenzene	95	11.299	11.300	(0.908)	271094	43.5608	8.712
1 Dichlorodifluoromethane	85	Compound Not Detected.					
2 Chloromethane	50	Compound Not Detected.					
3 Vinyl Chloride	62	Compound Not Detected.					
4 Bromomethane	94	Compound Not Detected.					
5 Chloroethane	64	Compound Not Detected.					
6 Trichlorofluoromethane	101	Compound Not Detected.					
12 1,1-Dichloroethene	96	Compound Not Detected.					
13 Acetone	43	3.214	3.221	(0.457)	32345	26.3241	5.265
15 Carbon Disulfide	76	Compound Not Detected.					
18 Methylene Chloride	84	Compound Not Detected.					
19 trans-1,2-Dichloroethene	96	Compound Not Detected.					
20 Methyl tert-butyl ether	73	Compound Not Detected.					
24 1,1-Dichloroethane	63	Compound Not Detected.					
27 2,2-Dichloropropane	77	Compound Not Detected.					
28 cis-1,2-dichloroethene	96	Compound Not Detected.					

	Compounds	QUANT SIG MASS	RT	EXP RT	REL RT	RESPONSE	CONCENTRATIONS ON-COLUMN (ng)	CONCENTRATIONS FINAL (UG/L)
M	29 1,2-Dichloroethene (total)	96	Compound Not Detected.					
	30 Bromochloromethane	128	Compound Not Detected.					
	31 2-Butanone	43	Compound Not Detected.					
	37 Chloroform	83	Compound Not Detected.					
	38 1,1,1-Trichloroethane	97	Compound Not Detected.					
	40 1,1-Dichloropropene	75	Compound Not Detected.					
	41 Carbon Tetrachloride	117	Compound Not Detected.					
	42 Benzene	78	Compound Not Detected.					
	45 1,2-Dichloroethane	62	Compound Not Detected.					
	47 Trichloroethene	130	Compound Not Detected.					
	49 1,2-Dichloropropane	63	Compound Not Detected.					
	50 Dibromomethane	93	Compound Not Detected.					
	53 Bromodichloromethane	83	Compound Not Detected.					
	57 cis-1,3-Dichloropropene	75	Compound Not Detected.					
	58 4-Methyl-2-Pentanone	43	8.598	8.587	(0.849)	6894	1.53075	0.3062(Q)
	60 Toluene	91	Compound Not Detected.					
	61 trans-1,3-Dichloropropene	75	Compound Not Detected.					
	63 1,3-Dichloropropane	76	Compound Not Detected.					
	64 1,1,2-Trichloroethane	97	Compound Not Detected.					
	65 Tetrachloroethene	164	Compound Not Detected.					
	66 2-Hexanone	43	Compound Not Detected.					
	67 Dibromochloromethane	129	Compound Not Detected.					
	68 1,2-Dibromoethane	107	Compound Not Detected.					
	70 Chlorobenzene	112	Compound Not Detected.					
	71 1,1,1,2-Tetrachloroethane	131	Compound Not Detected.					
	72 Ethylbenzene	106	Compound Not Detected.					
	73 m + p-Xylene	106	Compound Not Detected.					
	74 Xylene-o	106	Compound Not Detected.					
M	75 Xylenes (total)	106	Compound Not Detected.					
	76 Styrene	104	Compound Not Detected.					
	77 Bromoform	173	Compound Not Detected.					
	78 Isopropylbenzene	105	Compound Not Detected.					
	79 Bromobenzene	156	Compound Not Detected.					
	83 1,1,2,2-Tetrachloroethane	83	Compound Not Detected.					
	84 1,2,3-Trichloropropane	110	Compound Not Detected.					
	86 1,3,5-Trimethylbenzene	105	Compound Not Detected.					
	88 1,2,4-Trimethylbenzene	105	Compound Not Detected.					
	90 4-Isopropyltoluene	119	Compound Not Detected.					
	91 1,3-Dichlorobenzene	146	Compound Not Detected.					
	93 1,4-Dichlorobenzene	146	Compound Not Detected.					
	95 1,2-Dichlorobenzene	146	Compound Not Detected.					
	96 1,2-Dibromo-3-chloropropane	157	Compound Not Detected.					
	97 1,2,4-Trichlorobenzene	180	Compound Not Detected.					
	101 1,1,2-trichlorotrifluoroethane	101	Compound Not Detected.					
	102 Methyl acetate	43	Compound Not Detected.					
	104 Cyclohexane	56	Compound Not Detected.					
	105 Methyl Cyclohexane	83	Compound Not Detected.					

QC Flag Legend

Q - Qualifier signal failed the ratio test.

Data File: \\pitsvr06\d\chem\hp6.i\6102708d.b\61027008.D

Date : 27-OCT-2008 12:10

Client ID: RFI-45-1008

Instrument: hp6.i

Sample Info: C8J180171-002 5ml

Purge Volume: 5.0

Operator: 001562

Column phase: DB 624

Column diameter: 0.20

13 Acetone

Concentration: 5.265 UG/L

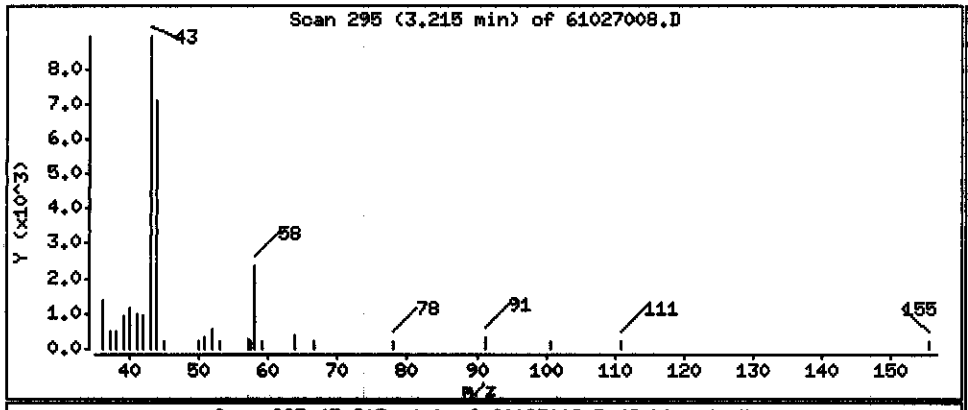

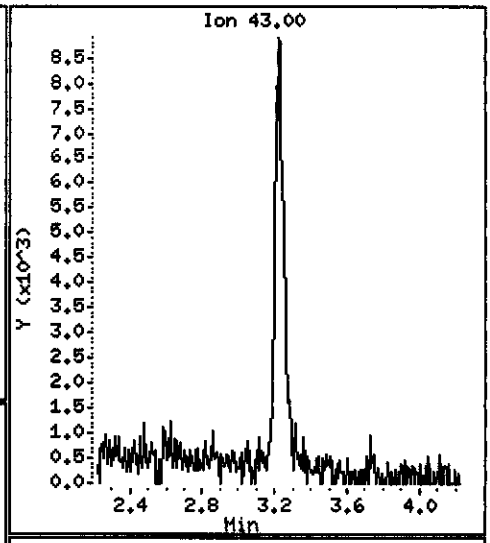

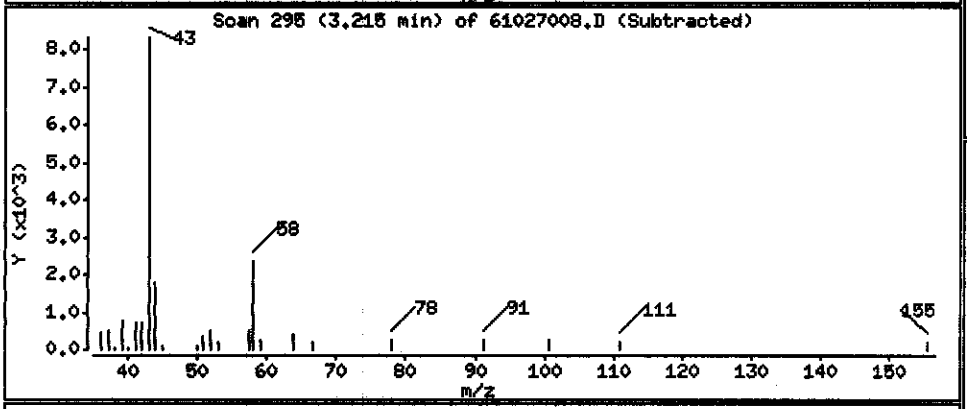

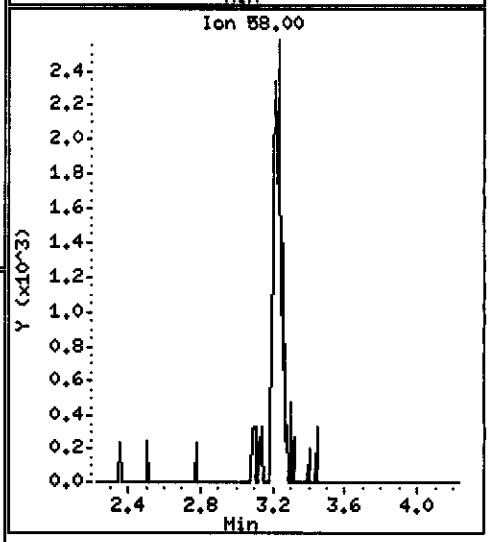

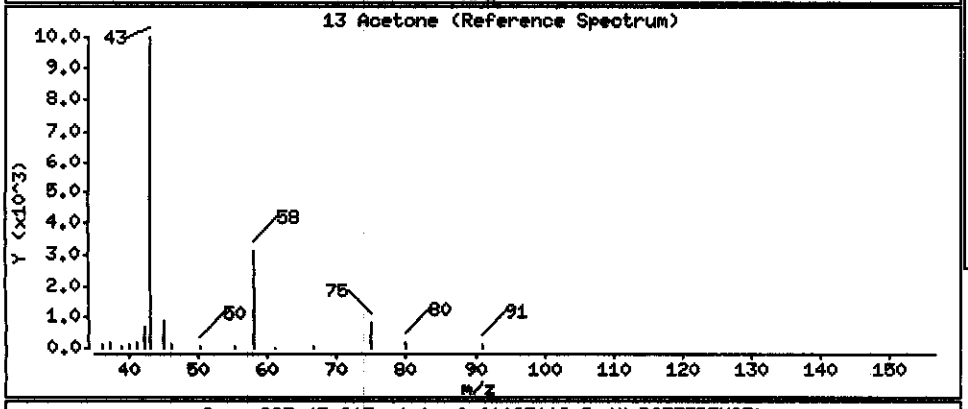

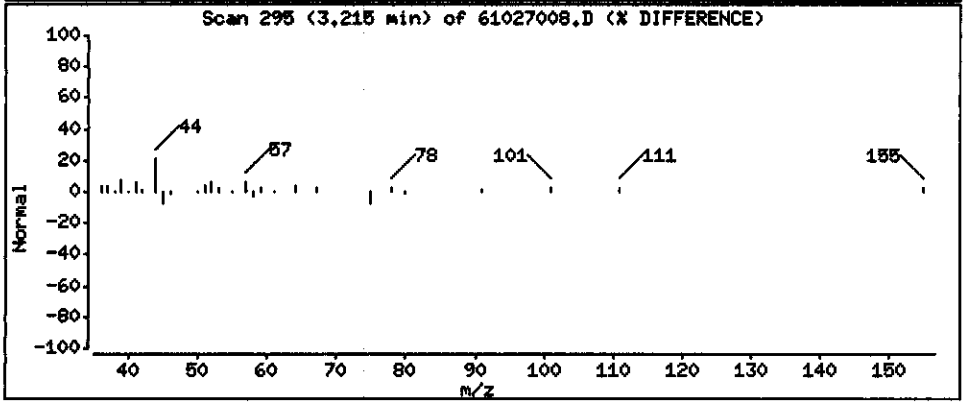

Data File: \\pitsvr06\d\chem\hp6.i\6102708d.b\61027008.D

Date : 27-OCT-2008 12:10

Client ID: RFI-45-1008 Instrument: hp6.i

Sample Info: C8J180171-002 5ml

Purge Volume: 5.0 Operator: 001562

Column phase: DB 624 Column diameter: 0.20

58 4-Methyl-2-Pentanone Concentration: 0.3062 UG/L

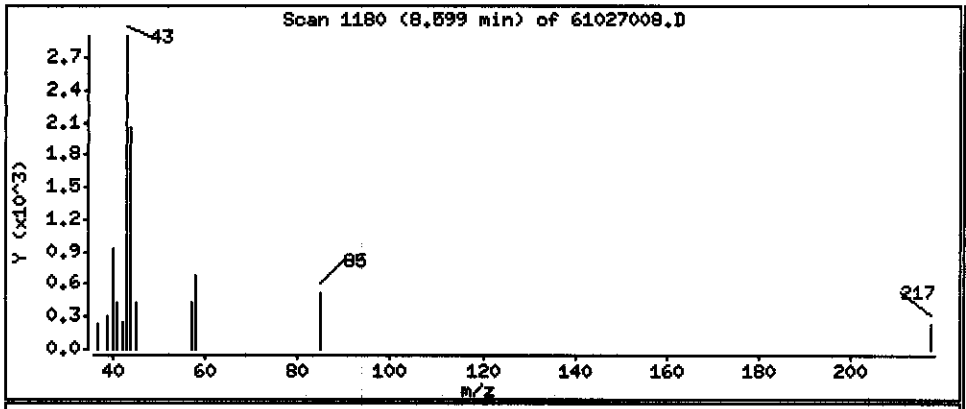

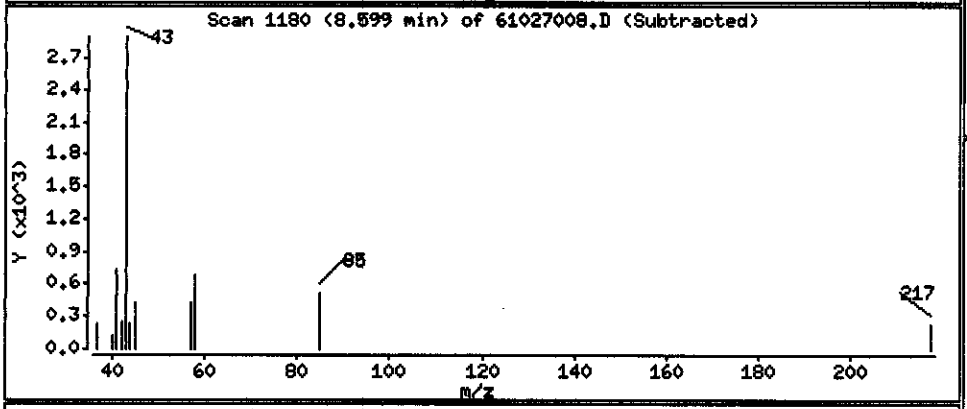

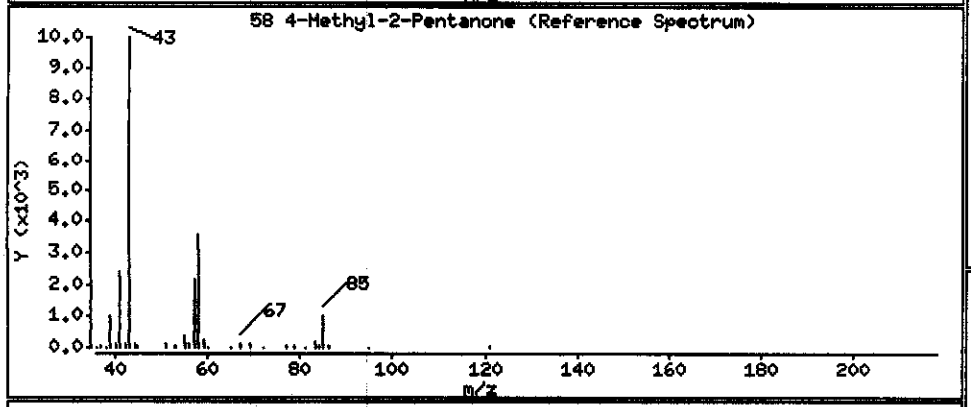

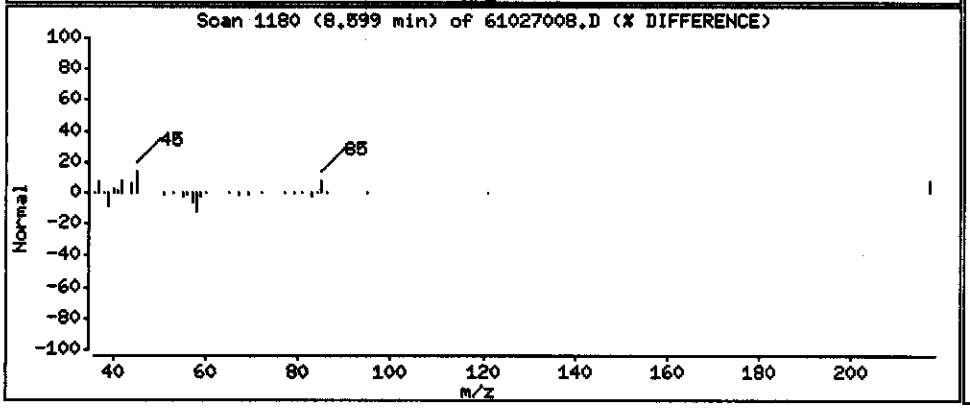

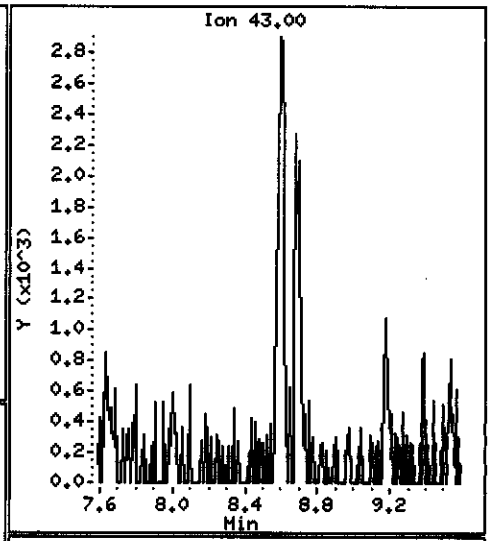

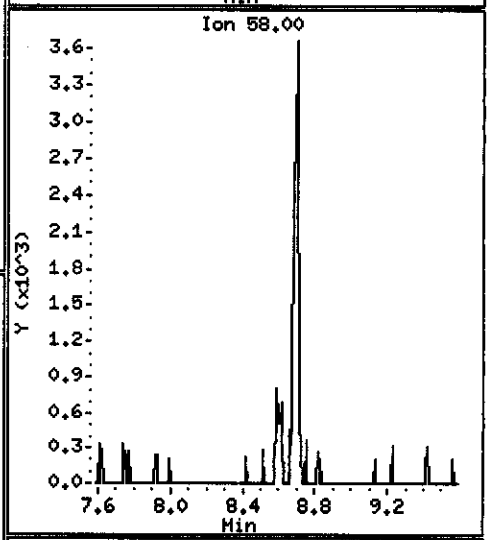

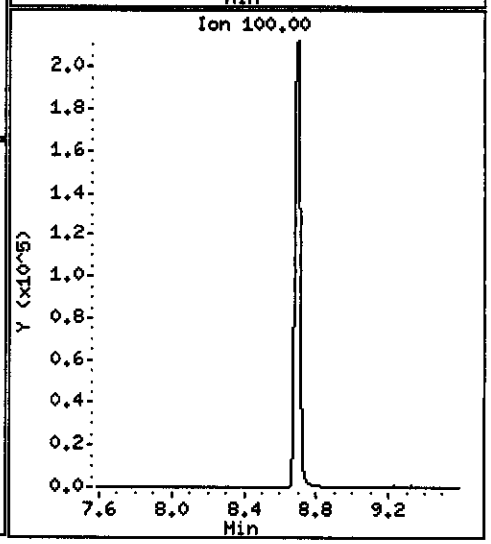

MACTEC Engineering and Consulting Inc

Client Sample ID: RFI-39-1008

GC/MS Volatiles

Lot-Sample #...:	C8J180171-003	**Work Order #...:**	K06DF1AM	**Matrix.....:**	WATER
Date Sampled...:	10/16/08	**Date Received..:**	10/18/08	**MS Run #.....:**	8301164
Prep Date.....:	10/27/08	**Analysis Date..:**	10/27/08		
Prep Batch #...:	8301245	**Analysis Time..:**	12:34		
Dilution Factor:	1	**Initial Wgt/Vol:**	5 mL	**Final Wgt/Vol..:**	5 mL
Analyst ID.....:	001562	**Instrument ID..:**	HP6		
		Method.....:	SW846 8260B		

PARAMETER	RESULT	REPORTING LIMIT	UNITS	MDL
Acetone	**3.0 J**	**5.0**	**ug/L**	**2.5**
Benzene	ND	1.0	ug/L	0.27
Bromodichloromethane	ND	1.0	ug/L	0.20
Bromoform	ND	1.0	ug/L	0.25
Bromomethane	ND	1.0	ug/L	0.30
2-Butanone	ND	5.0	ug/L	0.50
Carbon disulfide	**0.20 J**	**1.0**	**ug/L**	**0.20**
Carbon tetrachloride	ND	1.0	ug/L	0.30
Chlorobenzene	ND	1.0	ug/L	0.23
Chloroethane	ND	1.0	ug/L	0.25
Chloroform	ND	1.0	ug/L	0.24
Chloromethane	ND	1.0	ug/L	0.27
Cyclohexane	ND	1.0	ug/L	0.30
Dibromochloromethane	ND	1.0	ug/L	0.16
1,2-Dibromo-3-chloro-propane	ND	1.0	ug/L	0.24
1,2-Dibromoethane	ND	1.0	ug/L	0.23
1,3-Dichlorobenzene	ND	1.0	ug/L	0.16
1,4-Dichlorobenzene	ND	1.0	ug/L	0.18
1,2-Dichlorobenzene	ND	1.0	ug/L	0.22
Dichlorodifluoromethane	ND	1.0	ug/L	0.26
1,1-Dichloroethane	ND	1.0	ug/L	0.24
1,2-Dichloroethane	ND	1.0	ug/L	0.21
1,1-Dichloroethene	ND	1.0	ug/L	0.28
cis-1,2-Dichloroethene	ND	1.0	ug/L	0.27
trans-1,2-Dichloroethene	ND	1.0	ug/L	0.27
1,2-Dichloropropane	ND	1.0	ug/L	0.18
cis-1,3-Dichloropropene	ND	1.0	ug/L	0.19
trans-1,3-Dichloropropene	ND	1.0	ug/L	0.18
Ethylbenzene	ND	1.0	ug/L	0.18
2-Hexanone	ND	5.0	ug/L	0.53
Isopropylbenzene	ND	1.0	ug/L	0.22
Methyl acetate	ND	1.0	ug/L	0.10
Methylene chloride	ND	1.0	ug/L	0.32
Methylcyclohexane	ND	1.0	ug/L	0.32
4-Methyl-2-pentanone	ND	5.0	ug/L	0.23
Methyl tert-butyl ether	ND	1.0	ug/L	0.20

(Continued on next page)

MACTEC Engineering and Consulting Inc

Client Sample ID: RFI-39-1008

GC/MS Volatiles

Lot-Sample #...: C8J180171-003 **Work Order #...:** K06DF1AM **Matrix.....:** WATER

PARAMETER	RESULT	REPORTING LIMIT	UNITS	MDL
Styrene	ND	1.0	ug/L	0.22
1,1,2,2-Tetrachloroethane	ND	1.0	ug/L	0.15
1,2,4-Trichloro-benzene	ND	1.0	ug/L	0.15
Tetrachloroethene	ND	1.0	ug/L	0.24
1,1,1-Trichloroethane	ND	1.0	ug/L	0.25
1,1,2-Trichloroethane	ND	1.0	ug/L	0.20
Trichloroethene	ND	1.0	ug/L	0.29
Trichlorofluoromethane	ND	1.0	ug/L	0.080
1,1,2-Trichloro-1,2,2-trifluoroethane	ND	1.0	ug/L	0.30
Toluene	ND	1.0	ug/L	0.23
Vinyl chloride	ND	1.0	ug/L	0.29
Xylenes (total)	ND	3.0	ug/L	0.62

SURROGATE	PERCENT RECOVERY	RECOVERY LIMITS
Toluene-d8	105	(71 - 118)
1,2-Dichloroethane-d4	96	(64 - 135)
4-Bromofluorobenzene	87	(70 - 118)
Dibromofluoromethane	95	(70 - 128)

NOTE(S):

J Estimated result. Result is less than RL.

Data File: \\pitsvr06\d\chem\hp6.i\6102708d.b\61027009.D

Date : 27-OCT-2008 12:34

Client ID: RFI-39-1008

Sample Info: C8J180171-003 5ml

Purge Volume: 5.0

Column phase: DB 624

Instrument: hp6.i

Operator: 001562

Column diameter: 0.20

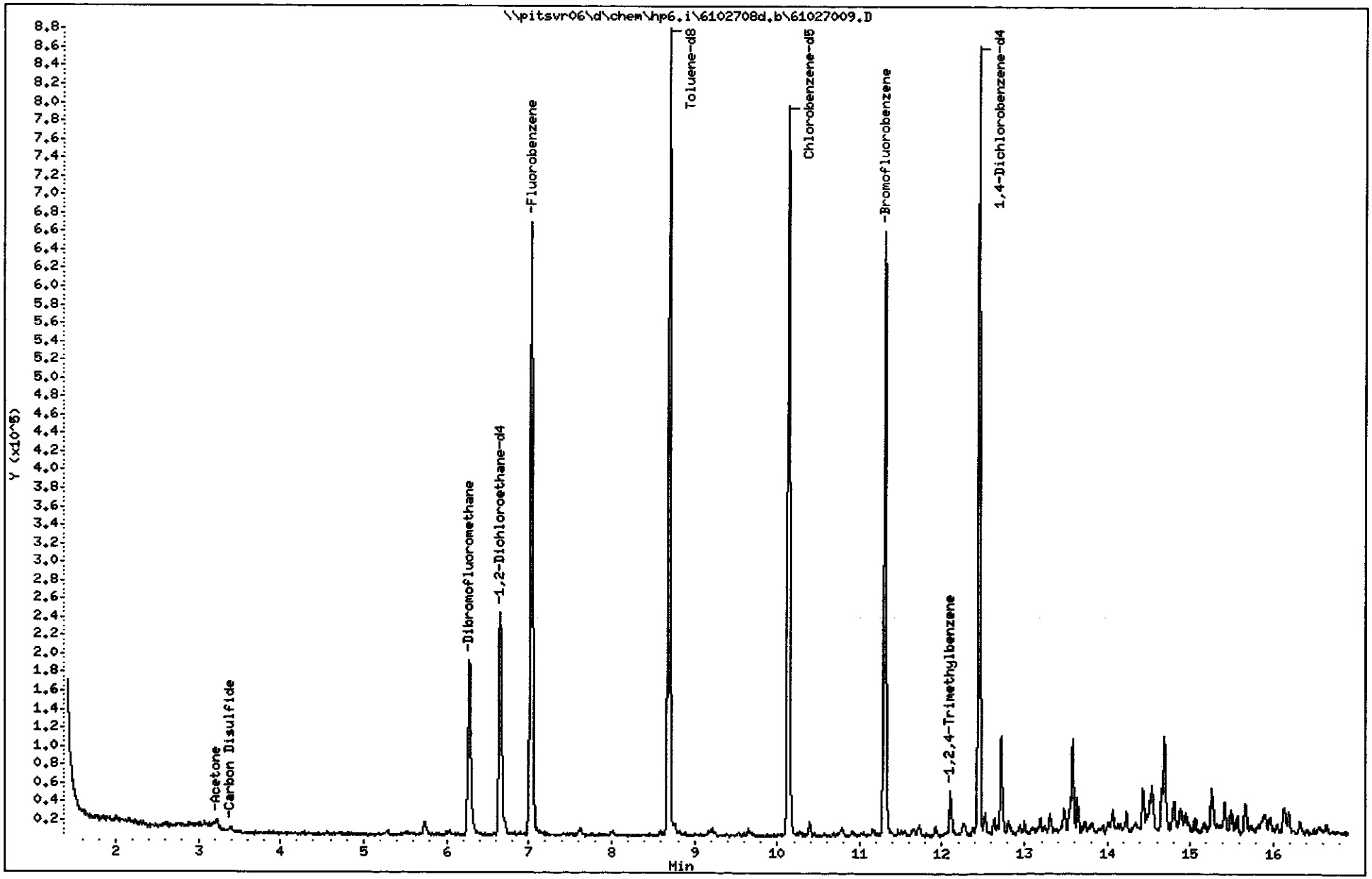

TestAmerica Pittsburgh

VOLATILE REPORT SW-846 Method

Data file : \\pitsvr06\d\chem\hp6.i\6102708d.b\61027009.D
Lab Smp Id: k06df1am Client Smp ID: RFI-39-1008
Inj Date : 27-OCT-2008 12:34
Operator : 001562 Inst ID: hp6.i
Smp Info : C8J180171-003 5ml
Misc Info : k06df1am,6102708d.b,8260ee.m,1-42.sub
Comment :
Method : \\PITSVR06\D\chem\hp6.i\6102708d.b\8260ee.m
Meth Date : 27-Oct-2008 08:30 hp6.i Quant Type: ISTD
Cal Date : 26-OCT-2008 13:09 Cal File: 1G61026.D
Als bottle: 3
Dil Factor: 1.00000
Integrator: HP RTE Compound Sublist: 1-42.sub
Target Version: 4.14
Processing Host: PITSVR06

Concentration Formula: Amt * DF * 1/Vo*Vt * CpndVariable

Name	Value	Description
DF	1.000	Dilution Factor
Vo	5.000	Sample Volume
Vt	1.000	mg/L conversion (1.0 if no conversion)
Cpnd Variable		Local Compound Variable

	Compounds	QUANT SIG MASS	RT	EXP RT	REL RT	RESPONSE	CONCENTRATIONS ON-COLUMN (ng)	FINAL (UG/L)
*	46 Fluorobenzene	96	7.029	7.024	(1.000)	629550	50.0000	
*	69 Chlorobenzene-d5	119	10.131	10.132	(1.000)	147203	50.0000	
*	92 1,4-Dichlorobenzene-d4	152	12.449	12.444	(1.000)	237756	50.0000	
$	39 Dibromofluoromethane	113	6.274	6.269	(0.893)	140004	47.3677	9.474
$	43 1,2-Dichloroethane-d4	65	6.646	6.640	(0.945)	210077	48.0710	9.614
$	59 Toluene-d8	98	8.690	8.690	(0.858)	620311	52.3052	10.46
$	80 Bromofluorobenzene	95	11.299	11.300	(0.908)	264834	43.3861	8.677
	1 Dichlorodifluoromethane	85	Compound Not Detected.					
	2 Chloromethane	50	Compound Not Detected.					
	3 Vinyl Chloride	62	Compound Not Detected.					
	4 Bromomethane	94	Compound Not Detected.					
	5 Chloroethane	64	Compound Not Detected.					
	6 Trichlorofluoromethane	101	Compound Not Detected.					
	12 1,1-Dichloroethene	96	Compound Not Detected.					
	13 Acetone	43	3.214	3.221	(0.457)	18309	14.9139	2.983(M)
	15 Carbon Disulfide	76	3.391	3.373	(0.482)	9311	0.98105	0.1962
	18 Methylene Chloride	84	Compound Not Detected.					
	19 trans-1,2-Dichloroethene	96	Compound Not Detected.					
	20 Methyl tert-butyl ether	73	Compound Not Detected.					
	24 1,1-Dichloroethane	63	Compound Not Detected.					
	27 2,2-Dichloropropane	77	Compound Not Detected.					
	28 cis-1,2-dichloroethene	96	Compound Not Detected.					

	Compounds	QUANT SIG MASS	RT	EXP RT	REL RT	RESPONSE	CONCENTRATIONS ON-COLUMN (ng)	CONCENTRATIONS FINAL (UG/L)
M	29 1,2-Dichloroethene (total)	96	Compound Not Detected.					
	30 Bromochloromethane	128	Compound Not Detected.					
	31 2-Butanone	43	Compound Not Detected.					
	37 Chloroform	83	Compound Not Detected.					
	38 1,1,1-Trichloroethane	97	Compound Not Detected.					
	40 1,1-Dichloropropene	75	Compound Not Detected.					
	41 Carbon Tetrachloride	117	Compound Not Detected.					
	42 Benzene	78	Compound Not Detected.					
	45 1,2-Dichloroethane	62	Compound Not Detected.					
	47 Trichloroethene	130	Compound Not Detected.					
	49 1,2-Dichloropropane	63	Compound Not Detected.					
	50 Dibromomethane	93	Compound Not Detected.					
	53 Bromodichloromethane	83	Compound Not Detected.					
	57 cis-1,3-Dichloropropene	75	Compound Not Detected.					
	58 4-Methyl-2-Pentanone	43	Compound Not Detected.					
	60 Toluene	91	Compound Not Detected.					
	61 trans-1,3-Dichloropropene	75	Compound Not Detected.					
	63 1,3-Dichloropropane	76	Compound Not Detected.					
	64 1,1,2-Trichloroethane	97	Compound Not Detected.					
	65 Tetrachloroethene	164	Compound Not Detected.					
	66 2-Hexanone	43	Compound Not Detected.					
	67 Dibromochloromethane	129	Compound Not Detected.					
	68 1,2-Dibromoethane	107	Compound Not Detected.					
	70 Chlorobenzene	112	Compound Not Detected.					
	71 1,1,1,2-Tetrachloroethane	131	Compound Not Detected.					
	72 Ethylbenzene	106	Compound Not Detected.					
	73 m + p-Xylene	106	Compound Not Detected.					
	74 Xylene-o	106	Compound Not Detected.					
M	75 Xylenes (total)	106	Compound Not Detected.					
	76 Styrene	104	Compound Not Detected.					
	77 Bromoform	173	Compound Not Detected.					
	78 Isopropylbenzene	105	Compound Not Detected.					
	79 Bromobenzene	156	Compound Not Detected.					
	83 1,1,2,2-Tetrachloroethane	83	Compound Not Detected.					
	84 1,2,3-Trichloropropane	110	Compound Not Detected.					
	86 1,3,5-Trimethylbenzene	105	Compound Not Detected.					
	88 1,2,4-Trimethylbenzene	105	12.109	12.103	(0.973)	27211	1.92397	0.3848
	90 4-Isopropyltoluene	119	Compound Not Detected.					
	91 1,3-Dichlorobenzene	146	Compound Not Detected.					
	93 1,4-Dichlorobenzene	146	Compound Not Detected.					
	95 1,2-Dichlorobenzene	146	Compound Not Detected.					
	96 1,2-Dibromo-3-chloropropane	157	Compound Not Detected.					
	97 1,2,4-Trichlorobenzene	180	Compound Not Detected.					
	101 1,1,2-trichlorotrifluoroethane	101	Compound Not Detected.					
	102 Methyl acetate	43	Compound Not Detected.					
	104 Cyclohexane	56	Compound Not Detected.					
	105 Methyl Cyclohexane	83	Compound Not Detected.					

QC Flag Legend

M - Compound response manually integrated.

Data File Name: 61027009.D
Inj. Date and Time: 27-OCT-2008 12:34
Instrument ID: hp6.i
Client ID: RFI-39-1008
Compound Name: Acetone
CAS #: 67-64-1
Report Date: 10/27/2008

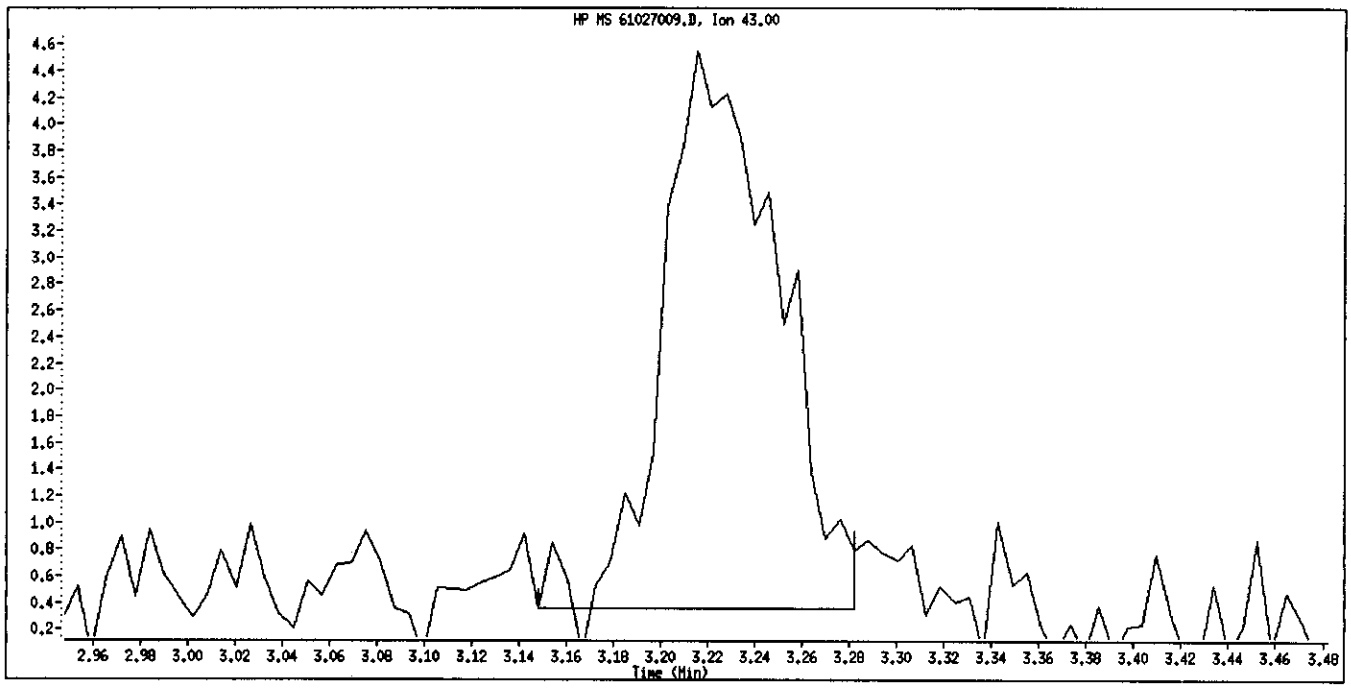

Original Integration

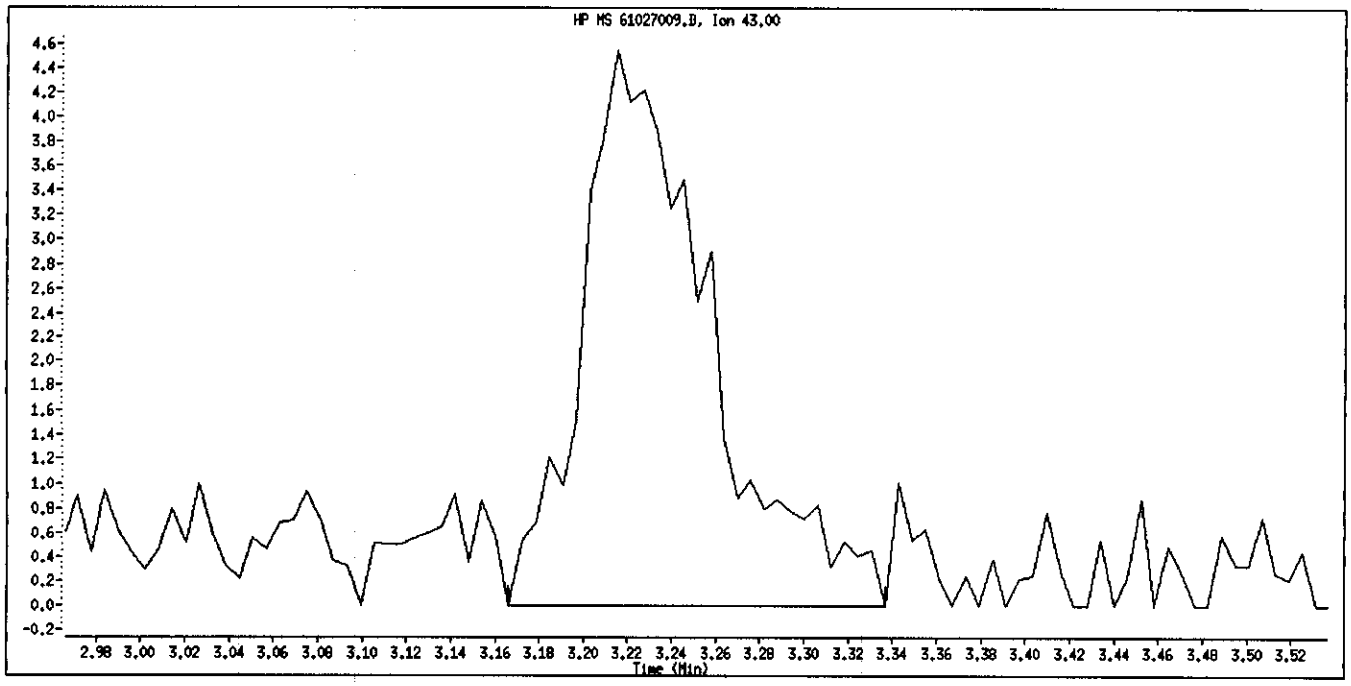

Manual Integration

Manually Integrated By: fergusond
Manual Integration Reason: Peak Integrated Incorrectly

Data File: \\pitsvr06\d\chem\hp6.i\6102708d.b\61027009.D

Date : 27-OCT-2008 12:34

Client ID: RFI-39-1008

Instrument: hp6.i

Sample Info: C8J180171-003 5ml

Purge Volume: 5.0

Operator: 001562

Column phase: DB 624

Column diameter: 0.20

13 Acetone

Concentration: 2.983 UG/L

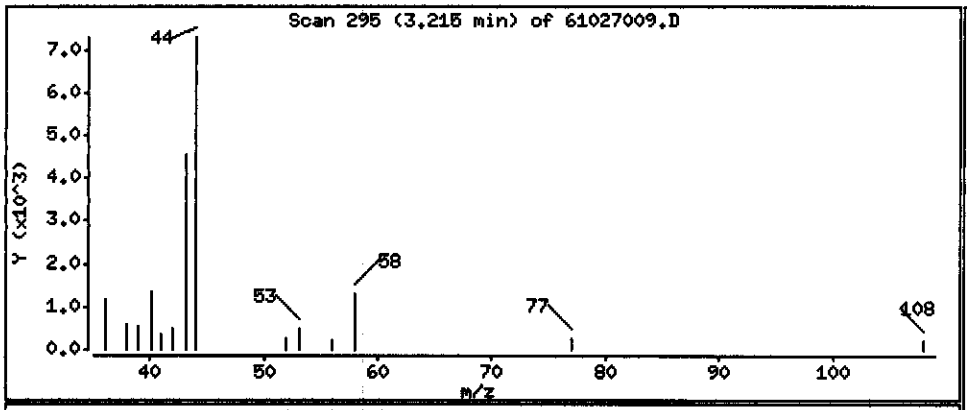

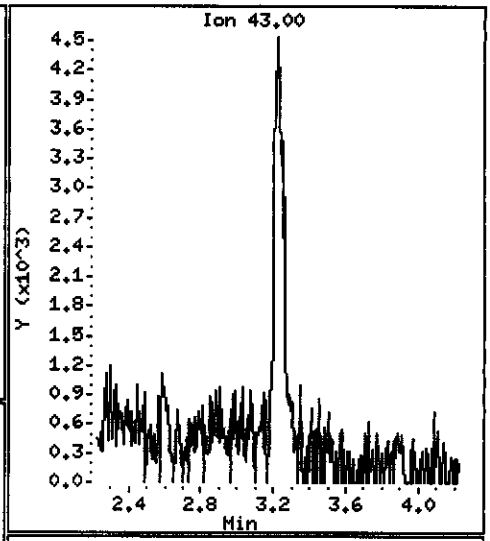

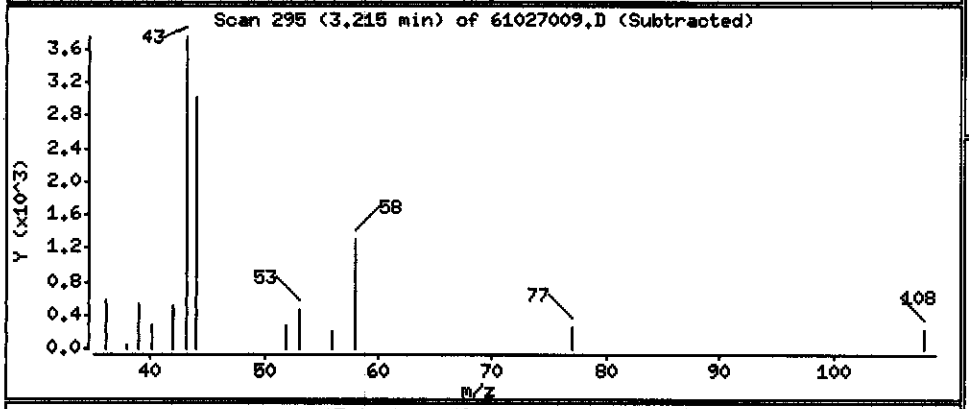

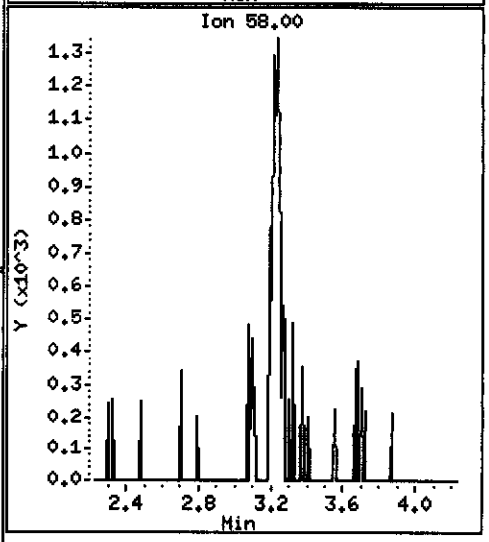

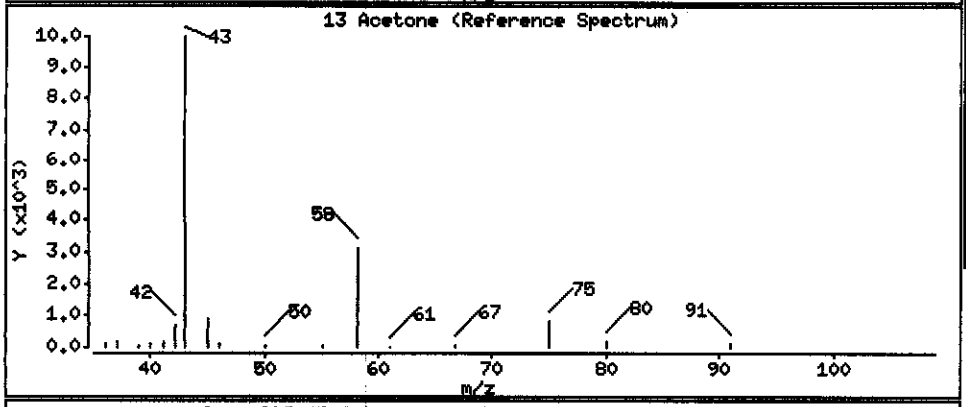

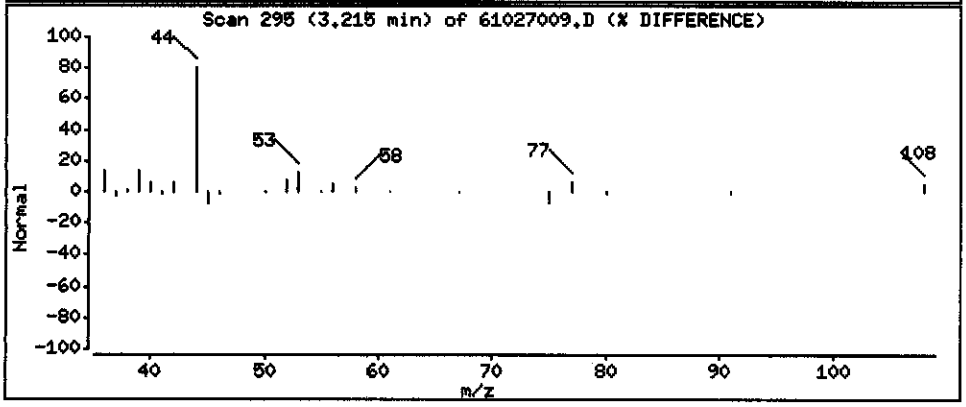

Data File: \\pitsvr06\d\chem\hp6.i\6102708d.b\61027009.D

Date : 27-OCT-2008 12:34

Client ID: RFI-39-1008

Instrument: hp6.i

Sample Info: C8J180171-003 5ml

Purge Volume: 5.0

Operator: 001562

Column phase: DB 624

Column diameter: 0.20

15 Carbon Disulfide

Concentration: 0.1962 UG/L

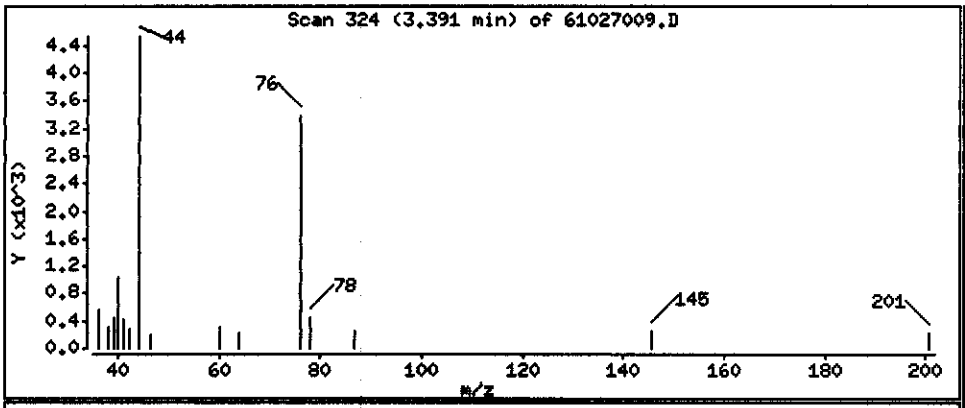

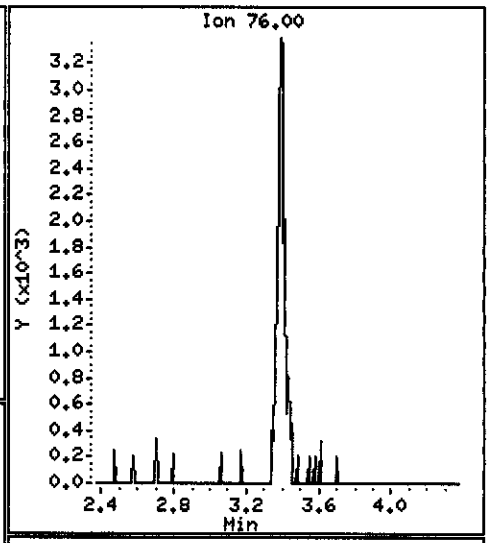

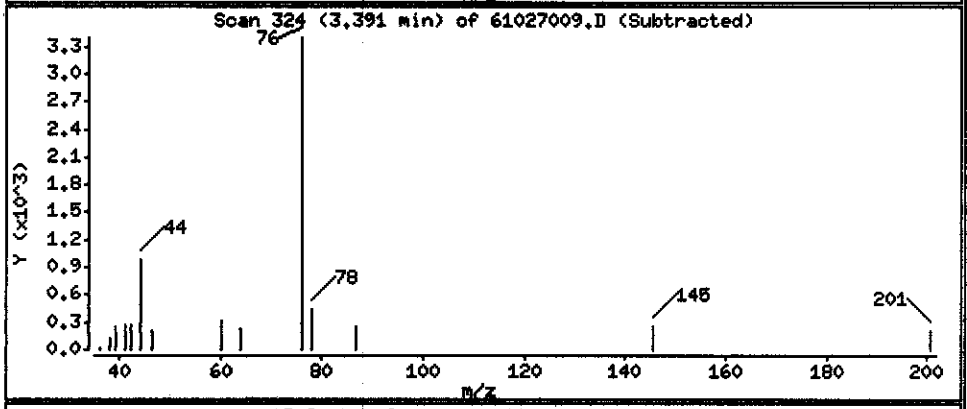

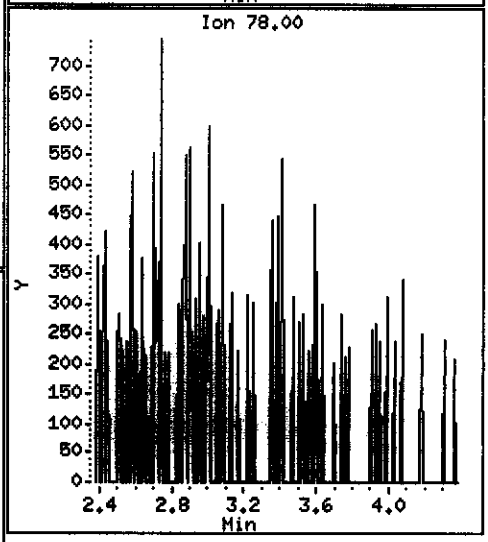

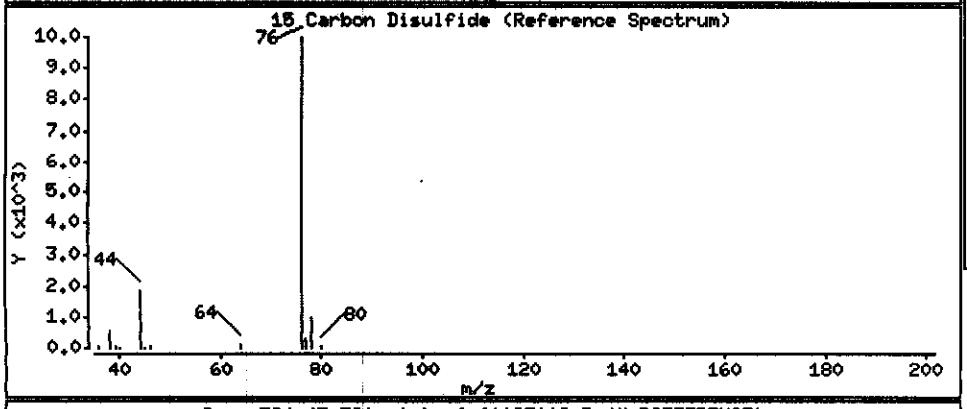

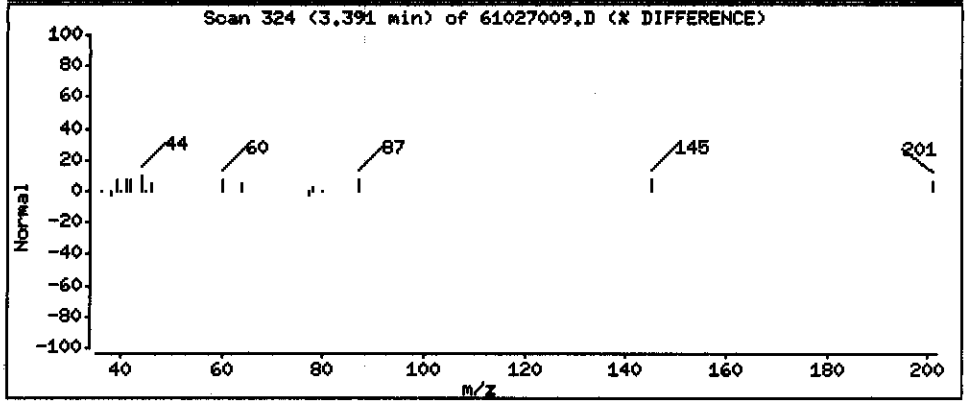

Data File: \\pitsvr06\d\chem\hp6.i\6102708d.b\61027009.D

Date : 27-OCT-2008 12:34

Client ID: RFI-39-1008 Instrument: hp6.i

Sample Info: C8J180171-003 5ml

Purge Volume: 5.0 Operator: 001562

Column phase: DB 624 Column diameter: 0.20

88 1,2,4-Trimethylbenzene Concentration: 0.3848 UG/L

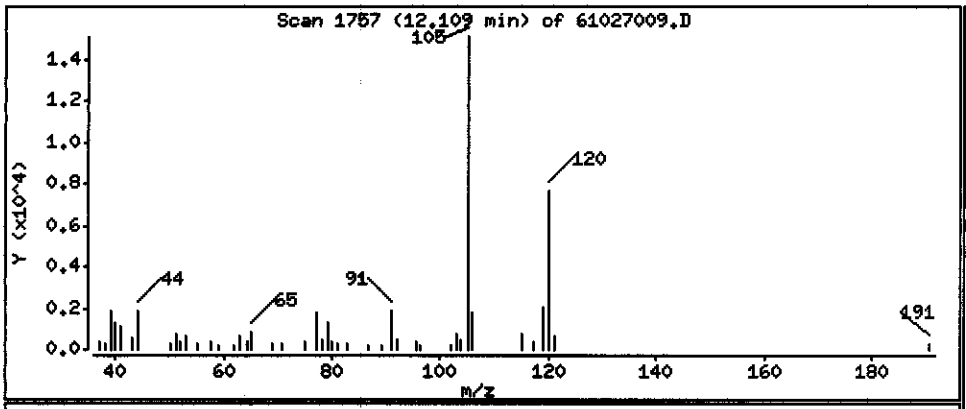

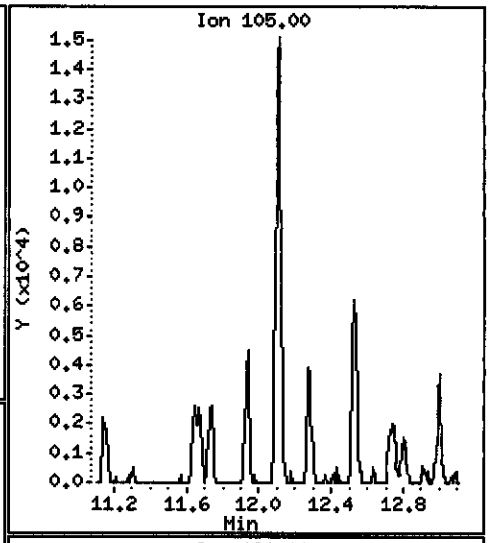

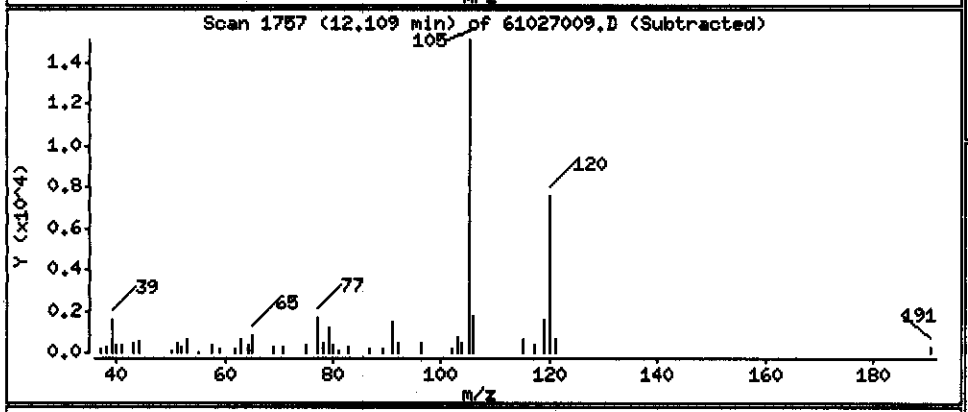

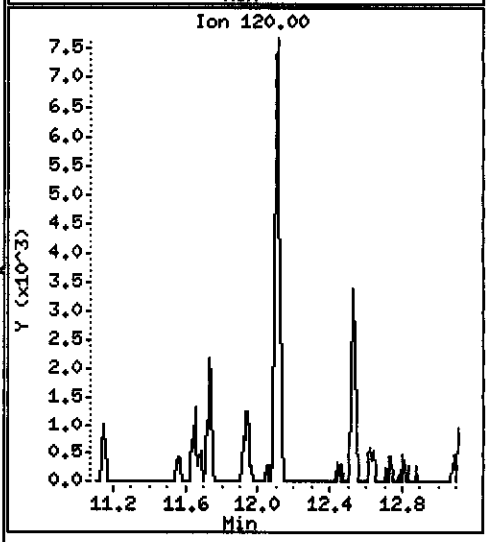

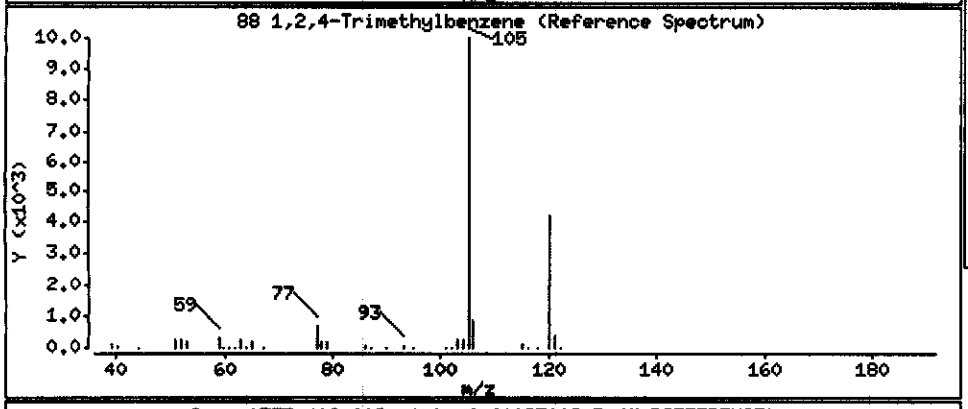

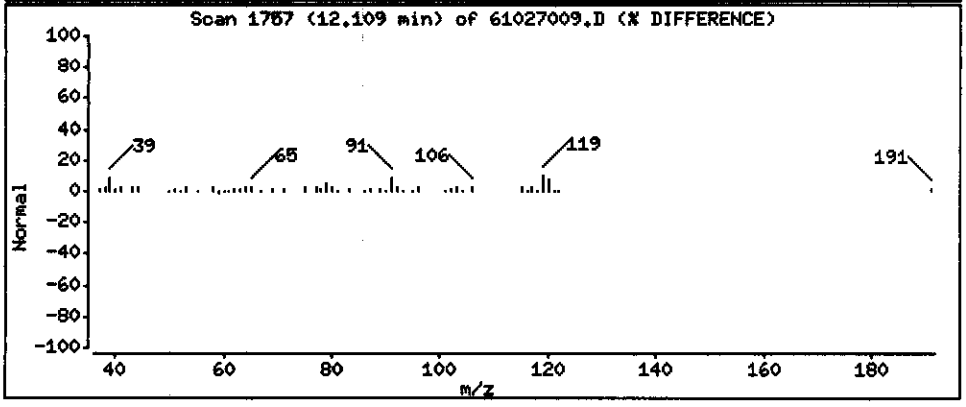

MACTEC Engineering and Consulting Inc

Client Sample ID: RFI-PZ-19-1008

GC/MS Volatiles

Lot-Sample #...: C8J180171-004	**Work Order #...:** K06DG1AM	**Matrix.....:** WATER
Date Sampled...: 10/16/08	**Date Received..:** 10/18/08	**MS Run #.....:** 8301164
Prep Date.....: 10/27/08	**Analysis Date..:** 10/27/08	
Prep Batch #...: 8301245	**Analysis Time..:** 12:58	
Dilution Factor: 1	**Initial Wgt/Vol:** 5 mL	**Final Wgt/Vol..:** 5 mL
Analyst ID.....: 001562	**Instrument ID..:** HP6	
	Method.....: SW846 8260B	

PARAMETER	RESULT	REPORTING LIMIT	UNITS	MDL
Acetone	ND	5.0	ug/L	2.5
Benzene	ND	1.0	ug/L	0.27
Bromodichloromethane	ND	1.0	ug/L	0.20
Bromoform	ND	1.0	ug/L	0.25
Bromomethane	ND	1.0	ug/L	0.30
2-Butanone	ND	5.0	ug/L	0.50
Carbon disulfide	ND	1.0	ug/L	0.20
Carbon tetrachloride	ND	1.0	ug/L	0.30
Chlorobenzene	ND	1.0	ug/L	0.23
Chloroethane	ND	1.0	ug/L	0.25
Chloroform	ND	1.0	ug/L	0.24
Chloromethane	ND	1.0	ug/L	0.27
Cyclohexane	ND	1.0	ug/L	0.30
Dibromochloromethane	ND	1.0	ug/L	0.16
1,2-Dibromo-3-chloro-propane	ND	1.0	ug/L	0.24
1,2-Dibromoethane	ND	1.0	ug/L	0.23
1,3-Dichlorobenzene	ND	1.0	ug/L	0.16
1,4-Dichlorobenzene	ND	1.0	ug/L	0.18
1,2-Dichlorobenzene	ND	1.0	ug/L	0.22
Dichlorodifluoromethane	ND	1.0	ug/L	0.26
1,1-Dichloroethane	ND	1.0	ug/L	0.24
1,2-Dichloroethane	ND	1.0	ug/L	0.21
1,1-Dichloroethene	ND	1.0	ug/L	0.28
cis-1,2-Dichloroethene	ND	1.0	ug/L	0.27
trans-1,2-Dichloroethene	ND	1.0	ug/L	0.27
1,2-Dichloropropane	ND	1.0	ug/L	0.18
cis-1,3-Dichloropropene	ND	1.0	ug/L	0.19
trans-1,3-Dichloropropene	ND	1.0	ug/L	0.18
Ethylbenzene	ND	1.0	ug/L	0.18
2-Hexanone	ND	5.0	ug/L	0.53
Isopropylbenzene	ND	1.0	ug/L	0.22
Methyl acetate	ND	1.0	ug/L	0.10
Methylene chloride	ND	1.0	ug/L	0.32
Methylcyclohexane	ND	1.0	ug/L	0.32
4-Methyl-2-pentanone	ND	5.0	ug/L	0.23
Methyl tert-butyl ether	ND	1.0	ug/L	0.20

(Continued on next page)

MACTEC Engineering and Consulting Inc

Client Sample ID: RFI-PZ-19-1008

GC/MS Volatiles

Lot-Sample #...: C8J180171-004 **Work Order #...:** K06DG1AM **Matrix.....:** WATER

PARAMETER	RESULT	REPORTING LIMIT	UNITS	MDL
Styrene	ND	1.0	ug/L	0.22
1,1,2,2-Tetrachloroethane	ND	1.0	ug/L	0.15
1,2,4-Trichloro-benzene	ND	1.0	ug/L	0.15
Tetrachloroethene	ND	1.0	ug/L	0.24
1,1,1-Trichloroethane	ND	1.0	ug/L	0.25
1,1,2-Trichloroethane	ND	1.0	ug/L	0.20
Trichloroethene	ND	1.0	ug/L	0.29
Trichlorofluoromethane	ND	1.0	ug/L	0.080
1,1,2-Trichloro-1,2,2-trifluoroethane	ND	1.0	ug/L	0.30
Toluene	ND	1.0	ug/L	0.23
Vinyl chloride	ND	1.0	ug/L	0.29
Xylenes (total)	ND	3.0	ug/L	0.62

SURROGATE	PERCENT RECOVERY	RECOVERY LIMITS
Toluene-d8	101	(71 - 118)
1,2-Dichloroethane-d4	93	(64 - 135)
4-Bromofluorobenzene	88	(70 - 118)
Dibromofluoromethane	92	(70 - 128)

Data File: \\pitsvr06\d\chem\hp6.i\6102708d.b\61027010.D
Date : 27-OCT-2008 12:58
Client ID: RFI-PZ-39-1008
Sample Info: C8J180171-004 5ml
Purge Volume: 5.0
Column phase: DB 624

Instrument: hp6.i
Operator: 001562
Column diameter: 0.20

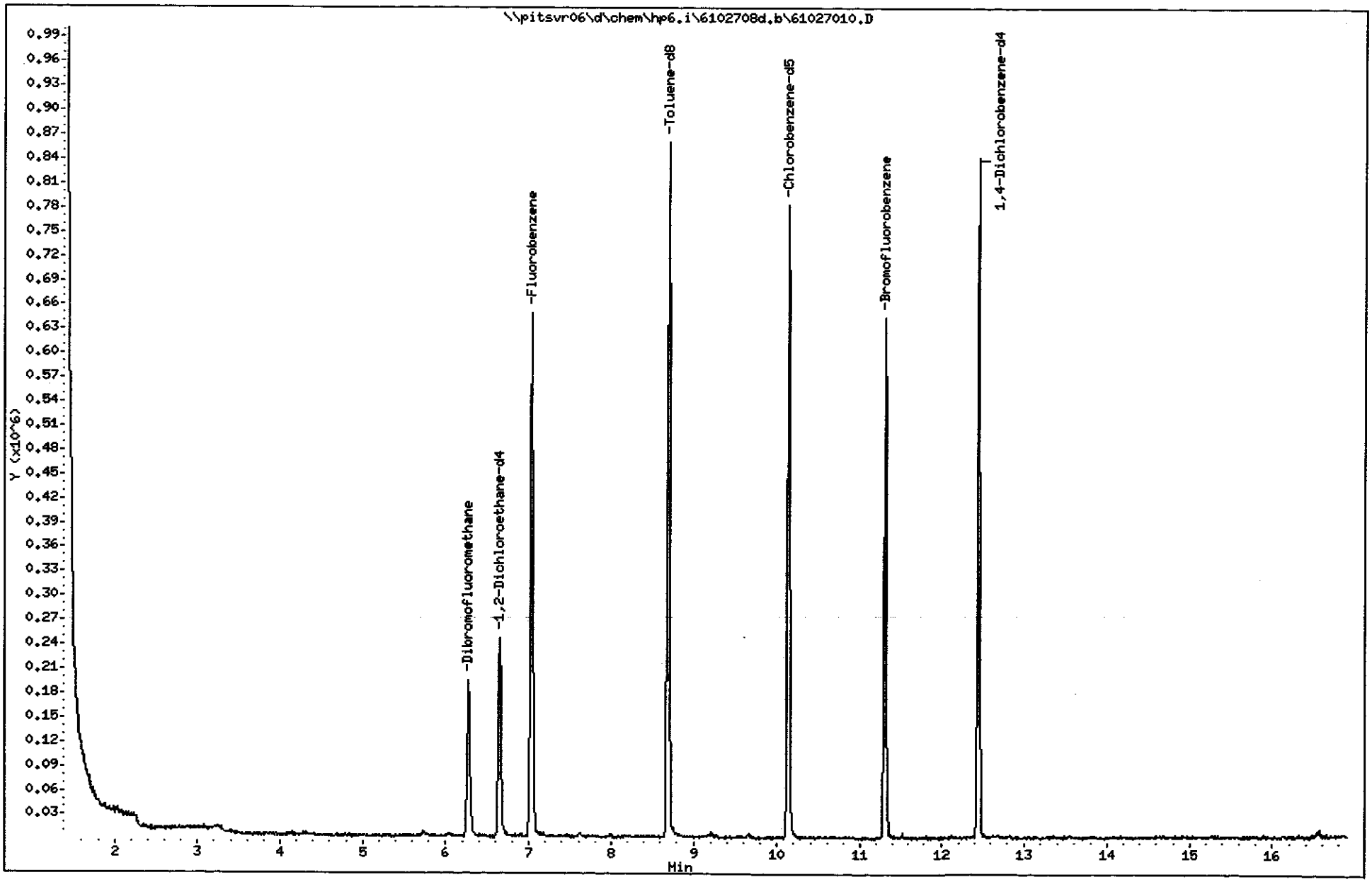

(1001 - 1189)
1035
C8J180171

TestAmerica Pittsburgh

VOLATILE REPORT SW-846 Method

Data file : \\pitsvr06\d\chem\hp6.i\6102708d.b\61027010.D
Lab Smp Id: k06dg1am Client Smp ID: RFI-PZ-39-1008
Inj Date : 27-OCT-2008 12:58
Operator : 001562 Inst ID: hp6.i
Smp Info : C8J180171-004 5ml
Misc Info : k06dg1am,6102708d.b,8260ee.m,1-42.sub
Comment :
Method : \\PITSVR06\D\chem\hp6.i\6102708d.b\8260ee.m
Meth Date : 27-Oct-2008 14:29 fergusond Quant Type: ISTD
Cal Date : 26-OCT-2008 13:09 Cal File: 1G61026.D
Als bottle: 4
Dil Factor: 1.00000
Integrator: HP RTE Compound Sublist: 1-42.sub
Target Version: 4.14
Processing Host: PITSVR06

Concentration Formula: Amt * DF * 1/Vo*Vt * CpndVariable

Name	Value	Description
DF	1.000	Dilution Factor
Vo	5.000	Sample Volume
Vt	1.000	mg/L conversion (1.0 if no conversion)
Cpnd Variable		Local Compound Variable

	Compounds	QUANT SIG MASS	RT	EXP RT	REL RT	RESPONSE	CONCENTRATIONS ON-COLUMN (ng)	CONCENTRATIONS FINAL (UG/L)
*	46 Fluorobenzene	96	7.032	7.024	(1.000)	633926	50.0000	
*	69 Chlorobenzene-d5	119	10.134	10.132	(1.000)	147216	50.0000	
*	92 1,4-Dichlorobenzene-d4	152	12.452	12.444	(1.000)	231182	50.0000	
$	39 Dibromofluoromethane	113	6.277	6.269	(0.893)	137392	46.1631	9.233
$	43 1,2-Dichloroethane-d4	65	6.648	6.640	(0.945)	203545	46.2548	9.251
$	59 Toluene-d8	98	8.692	8.690	(0.858)	599583	50.5530	10.11
$	80 Bromofluorobenzene	95	11.302	11.300	(0.908)	260994	43.9729	8.794
	1 Dichlorodifluoromethane	85	Compound Not Detected.					
	2 Chloromethane	50	Compound Not Detected.					
	3 Vinyl Chloride	62	Compound Not Detected.					
	4 Bromomethane	94	Compound Not Detected.					
	5 Chloroethane	64	Compound Not Detected.					
	6 Trichlorofluoromethane	101	Compound Not Detected.					
	12 1,1-Dichloroethene	96	Compound Not Detected.					
	13 Acetone	43	Compound Not Detected.					
	15 Carbon Disulfide	76	Compound Not Detected.					
	18 Methylene Chloride	84	Compound Not Detected.					
	19 trans-1,2-Dichloroethene	96	Compound Not Detected.					
	20 Methyl tert-butyl ether	73	Compound Not Detected.					
	24 1,1-Dichloroethane	63	Compound Not Detected.					
	27 2,2-Dichloropropane	77	Compound Not Detected.					
	28 cis-1,2-dichloroethene	96	Compound Not Detected.					

	Compounds	QUANT SIG MASS	RT	EXP RT	REL RT	RESPONSE	CONCENTRATIONS ON-COLUMN (ng)	CONCENTRATIONS FINAL (UG/L)
M	29 1,2-Dichloroethene (total)	96	Compound Not Detected.					
	30 Bromochloromethane	128	Compound Not Detected.					
	31 2-Butanone	43	Compound Not Detected.					
	37 Chloroform	83	Compound Not Detected.					
	38 1,1,1-Trichloroethane	97	Compound Not Detected.					
	40 1,1-Dichloropropene	75	Compound Not Detected.					
	41 Carbon Tetrachloride	117	Compound Not Detected.					
	42 Benzene	78	Compound Not Detected.					
	45 1,2-Dichloroethane	62	Compound Not Detected.					
	47 Trichloroethene	130	Compound Not Detected.					
	49 1,2-Dichloropropane	63	Compound Not Detected.					
	50 Dibromomethane	93	Compound Not Detected.					
	53 Bromodichloromethane	83	Compound Not Detected.					
	57 cis-1,3-Dichloropropene	75	Compound Not Detected.					
	58 4-Methyl-2-Pentanone	43	Compound Not Detected.					
	60 Toluene	91	Compound Not Detected.					
	61 trans-1,3-Dichloropropene	75	Compound Not Detected.					
	63 1,3-Dichloropropane	76	Compound Not Detected.					
	64 1,1,2-Trichloroethane	97	Compound Not Detected.					
	65 Tetrachloroethene	164	Compound Not Detected.					
	66 2-Hexanone	43	Compound Not Detected.					
	67 Dibromochloromethane	129	Compound Not Detected.					
	68 1,2-Dibromoethane	107	Compound Not Detected.					
	70 Chlorobenzene	112	Compound Not Detected.					
	71 1,1,1,2-Tetrachloroethane	131	Compound Not Detected.					
	72 Ethylbenzene	106	Compound Not Detected.					
	73 m + p-Xylene	106	Compound Not Detected.					
	74 Xylene-o	106	Compound Not Detected.					
M	75 Xylenes (total)	106	Compound Not Detected.					
	76 Styrene	104	Compound Not Detected.					
	77 Bromoform	173	Compound Not Detected.					
	78 Isopropylbenzene	105	Compound Not Detected.					
	79 Bromobenzene	156	Compound Not Detected.					
	83 1,1,2,2-Tetrachloroethane	83	Compound Not Detected.					
	84 1,2,3-Trichloropropane	110	Compound Not Detected.					
	86 1,3,5-Trimethylbenzene	105	Compound Not Detected.					
	88 1,2,4-Trimethylbenzene	105	Compound Not Detected.					
	90 4-Isopropyltoluene	119	Compound Not Detected.					
	91 1,3-Dichlorobenzene	146	Compound Not Detected.					
	93 1,4-Dichlorobenzene	146	Compound Not Detected.					
	95 1,2-Dichlorobenzene	146	Compound Not Detected.					
	96 1,2-Dibromo-3-chloropropane	157	Compound Not Detected.					
	97 1,2,4-Trichlorobenzene	180	Compound Not Detected.					
	101 1,1,2-trichlorotrifluoroethane	101	Compound Not Detected.					
	102 Methyl acetate	43	Compound Not Detected.					
	104 Cyclohexane	56	Compound Not Detected.					
	105 Methyl Cyclohexane	83	Compound Not Detected.					

MACTEC Engineering and Consulting Inc

Client Sample ID: RFI-PZ-18-1008

GC/MS Volatiles

Lot-Sample #...:	C8J180171-005	**Work Order #...:**	K06DH1AM	**Matrix.....:**	WATER
Date Sampled...:	10/16/08	**Date Received..:**	10/18/08	**MS Run #.....:**	8301164
Prep Date.....:	10/27/08	**Analysis Date..:**	10/27/08		
Prep Batch #...:	8301245	**Analysis Time..:**	13:21		
Dilution Factor:	1	**Initial Wgt/Vol:**	5 mL	**Final Wgt/Vol..:**	5 mL
Analyst ID.....:	001562	**Instrument ID..:**	HP6		
		Method.....:	SW846 8260B		

PARAMETER	RESULT	REPORTING LIMIT	UNITS	MDL
Acetone	ND	5.0	ug/L	2.5
Benzene	ND	1.0	ug/L	0.27
Bromodichloromethane	ND	1.0	ug/L	0.20
Bromoform	ND	1.0	ug/L	0.25
Bromomethane	ND	1.0	ug/L	0.30
2-Butanone	ND	5.0	ug/L	0.50
Carbon disulfide	ND	1.0	ug/L	0.20
Carbon tetrachloride	ND	1.0	ug/L	0.30
Chlorobenzene	ND	1.0	ug/L	0.23
Chloroethane	ND	1.0	ug/L	0.25
Chloroform	ND	1.0	ug/L	0.24
Chloromethane	ND	1.0	ug/L	0.27
Cyclohexane	ND	1.0	ug/L	0.30
Dibromochloromethane	ND	1.0	ug/L	0.16
1,2-Dibromo-3-chloro-propane	ND	1.0	ug/L	0.24
1,2-Dibromoethane	ND	1.0	ug/L	0.23
1,3-Dichlorobenzene	ND	1.0	ug/L	0.16
1,4-Dichlorobenzene	ND	1.0	ug/L	0.18
1,2-Dichlorobenzene	ND	1.0	ug/L	0.22
Dichlorodifluoromethane	ND	1.0	ug/L	0.26
1,1-Dichloroethane	ND	1.0	ug/L	0.24
1,2-Dichloroethane	ND	1.0	ug/L	0.21
1,1-Dichloroethene	ND	1.0	ug/L	0.28
cis-1,2-Dichloroethene	ND	1.0	ug/L	0.27
trans-1,2-Dichloroethene	ND	1.0	ug/L	0.27
1,2-Dichloropropane	ND	1.0	ug/L	0.18
cis-1,3-Dichloropropene	ND	1.0	ug/L	0.19
trans-1,3-Dichloropropene	ND	1.0	ug/L	0.18
Ethylbenzene	ND	1.0	ug/L	0.18
2-Hexanone	ND	5.0	ug/L	0.53
Isopropylbenzene	ND	1.0	ug/L	0.22
Methyl acetate	ND	1.0	ug/L	0.10
Methylene chloride	ND	1.0	ug/L	0.32
Methylcyclohexane	ND	1.0	ug/L	0.32
4-Methyl-2-pentanone	ND	5.0	ug/L	0.23
Methyl tert-butyl ether	ND	1.0	ug/L	0.20

(Continued on next page)

MACTEC Engineering and Consulting Inc

Client Sample ID: RFI-PZ-18-1008

GC/MS Volatiles

Lot-Sample #...: C8J180171-005 **Work Order #...:** K06DH1AM **Matrix.....:** WATER

PARAMETER	RESULT	REPORTING LIMIT	UNITS	MDL
Styrene	ND	1.0	ug/L	0.22
1,1,2,2-Tetrachloroethane	ND	1.0	ug/L	0.15
1,2,4-Trichloro-benzene	ND	1.0	ug/L	0.15
Tetrachloroethene	ND	1.0	ug/L	0.24
1,1,1-Trichloroethane	ND	1.0	ug/L	0.25
1,1,2-Trichloroethane	ND	1.0	ug/L	0.20
Trichloroethene	ND	1.0	ug/L	0.29
Trichlorofluoromethane	ND	1.0	ug/L	0.080
1,1,2-Trichloro-1,2,2-trifluoroethane	ND	1.0	ug/L	0.30
Toluene	ND	1.0	ug/L	0.23
Vinyl chloride	ND	1.0	ug/L	0.29
Xylenes (total)	ND	3.0	ug/L	0.62

SURROGATE	PERCENT RECOVERY	RECOVERY LIMITS
Toluene-d8	100	(71 - 118)
1,2-Dichloroethane-d4	95	(64 - 135)
4-Bromofluorobenzene	87	(70 - 118)
Dibromofluoromethane	96	(70 - 128)

Data File: \\pitsvr06\d\chem\hp6.i\6102708d.b\61027011.D
Date : 27-OCT-2008 13:21
Client ID: RFI-PZ-18-1008
Sample Info: C8J180171-005 5ml
Purge Volume: 5.0
Column phase: DB 624

Instrument: hp6.i
Operator: 001562
Column diameter: 0.20

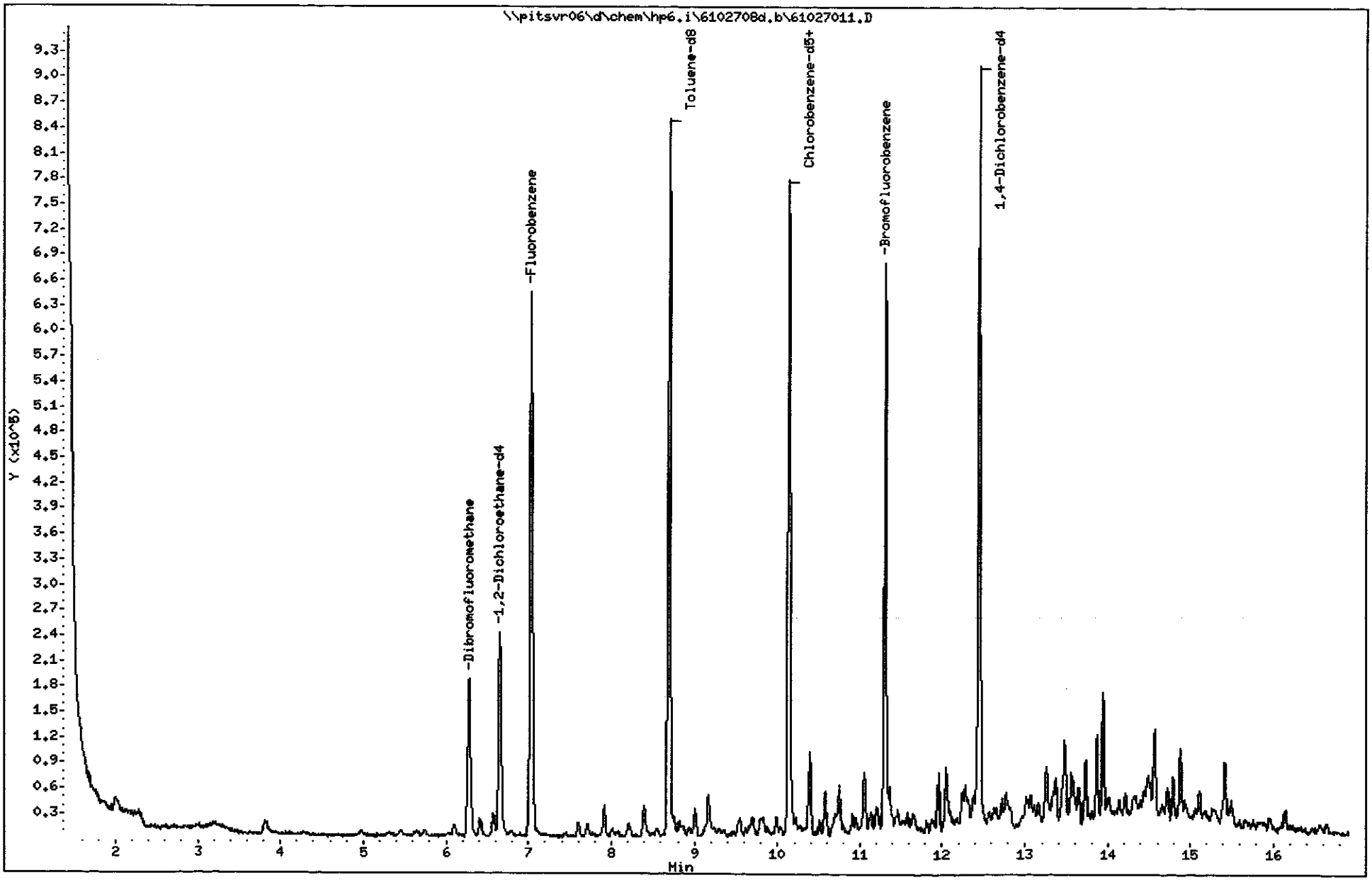

(1001 - 1189)
1040
C8J180171

TestAmerica Pittsburgh

VOLATILE REPORT SW-846 Method

Data file : \\pitsvr06\d\chem\hp6.i\6102708d.b\61027011.D
Lab Smp Id: k06dh1am Client Smp ID: RFI-PZ-18-1008
Inj Date : 27-OCT-2008 13:21
Operator : 001562 Inst ID: hp6.i
Smp Info : C8J180171-005 5ml
Misc Info : k06dh1am,6102708d.b,8260ee.m,1-42.sub
Comment :
Method : \\PITSVR06\D\chem\hp6.i\6102708d.b\8260ee.m
Meth Date : 27-Oct-2008 14:29 fergusond Quant Type: ISTD
Cal Date : 26-OCT-2008 13:09 Cal File: 1G61026.D
Als bottle: 5
Dil Factor: 1.00000
Integrator: HP RTE Compound Sublist: 1-42.sub
Target Version: 4.14
Processing Host: PITSVR06

Concentration Formula: Amt * DF * 1/Vo*Vt * CpndVariable

Name	Value	Description
DF	1.000	Dilution Factor
Vo	5.000	Sample Volume
Vt	1.000	mg/L conversion (1.0 if no conversion)
Cpnd Variable		Local Compound Variable

Compounds	QUANT SIG MASS	RT	EXP RT	REL RT	RESPONSE	CONCENTRATIONS ON-COLUMN (ng)	CONCENTRATIONS FINAL (UG/L)
* 46 Fluorobenzene	96	7.029	7.024	(1.000)	621616	50.0000	
* 69 Chlorobenzene-d5	119	10.131	10.132	(1.000)	148957	50.0000	
* 92 1,4-Dichlorobenzene-d4	152	12.449	12.444	(1.000)	237640	50.0000	
$ 39 Dibromofluoromethane	113	6.275	6.269	(0.893)	140177	48.0316	9.606
$ 43 1,2-Dichloroethane-d4	65	6.652	6.640	(0.946)	205371	47.5940	9.519
$ 59 Toluene-d8	98	8.690	8.690	(0.858)	597742	49.8087	9.962
$ 80 Bromofluorobenzene	95	11.299	11.300	(0.908)	265995	43.5976	8.720
1 Dichlorodifluoromethane	85	Compound Not Detected.					
2 Chloromethane	50	Compound Not Detected.					
3 Vinyl Chloride	62	Compound Not Detected.					
4 Bromomethane	94	Compound Not Detected.					
5 Chloroethane	64	Compound Not Detected.					
6 Trichlorofluoromethane	101	Compound Not Detected.					
12 1,1-Dichloroethene	96	Compound Not Detected.					
13 Acetone	43	Compound Not Detected.					
15 Carbon Disulfide	76	Compound Not Detected.					
18 Methylene Chloride	84	Compound Not Detected.					
19 trans-1,2-Dichloroethene	96	Compound Not Detected.					
20 Methyl tert-butyl ether	73	Compound Not Detected.					
24 1,1-Dichloroethane	63	Compound Not Detected.					
27 2,2-Dichloropropane	77	Compound Not Detected.					
28 cis-1,2-dichloroethene	96	Compound Not Detected.					

	Compounds	QUANT SIG MASS	RT	EXP RT	REL RT	RESPONSE	CONCENTRATIONS ON-COLUMN (ng)	CONCENTRATIONS FINAL (UG/L)
M	29 1,2-Dichloroethene (total)	96	Compound Not Detected.					
	30 Bromochloromethane	128	Compound Not Detected.					
	31 2-Butanone	43	Compound Not Detected.					
	37 Chloroform	83	Compound Not Detected.					
	38 1,1,1-Trichloroethane	97	Compound Not Detected.					
	40 1,1-Dichloropropene	75	Compound Not Detected.					
	41 Carbon Tetrachloride	117	Compound Not Detected.					
	42 Benzene	78	Compound Not Detected.					
	45 1,2-Dichloroethane	62	Compound Not Detected.					
	47 Trichloroethene	130	Compound Not Detected.					
	49 1,2-Dichloropropane	63	Compound Not Detected.					
	50 Dibromomethane	93	Compound Not Detected.					
	53 Bromodichloromethane	83	Compound Not Detected.					
	57 cis-1,3-Dichloropropene	75	Compound Not Detected.					
	58 4-Methyl-2-Pentanone	43	Compound Not Detected.					
	60 Toluene	91	Compound Not Detected.					
	61 trans-1,3-Dichloropropene	75	Compound Not Detected.					
	63 1,3-Dichloropropane	76	Compound Not Detected.					
	64 1,1,2-Trichloroethane	97	Compound Not Detected.					
	65 Tetrachloroethene	164	Compound Not Detected.					
	66 2-Hexanone	43	Compound Not Detected.					
	67 Dibromochloromethane	129	Compound Not Detected.					
	68 1,2-Dibromoethane	107	Compound Not Detected.					
	70 Chlorobenzene	112	10.156	10.156	(1.002)	10196	1.06870	0.2137(Q)
	71 1,1,1,2-Tetrachloroethane	131	Compound Not Detected.					
	72 Ethylbenzene	106	Compound Not Detected.					
	73 m + p-Xylene	106	Compound Not Detected.					
	74 Xylene-o	106	Compound Not Detected.					
M	75 Xylenes (total)	106	Compound Not Detected.					
	76 Styrene	104	Compound Not Detected.					
	77 Bromoform	173	Compound Not Detected.					
	78 Isopropylbenzene	105	Compound Not Detected.					
	79 Bromobenzene	156	Compound Not Detected.					
	83 1,1,2,2-Tetrachloroethane	83	Compound Not Detected.					
	84 1,2,3-Trichloropropane	110	Compound Not Detected.					
	86 1,3,5-Trimethylbenzene	105	Compound Not Detected.					
	88 1,2,4-Trimethylbenzene	105	Compound Not Detected.					
	90 4-Isopropyltoluene	119	Compound Not Detected.					
	91 1,3-Dichlorobenzene	146	Compound Not Detected.					
	93 1,4-Dichlorobenzene	146	Compound Not Detected.					
	95 1,2-Dichlorobenzene	146	Compound Not Detected.					
	96 1,2-Dibromo-3-chloropropane	157	Compound Not Detected.					
	97 1,2,4-Trichlorobenzene	180	Compound Not Detected.					
	101 1,1,2-trichlorotrifluoroethane	101	Compound Not Detected.					
	102 Methyl acetate	43	Compound Not Detected.					
	104 Cyclohexane	56	Compound Not Detected.					
	105 Methyl Cyclohexane	83	Compound Not Detected.					

QC Flag Legend

Q - Qualifier signal failed the ratio test.

MACTEC Engineering and Consulting Inc

Client Sample ID: RFI-51-1008

GC/MS Volatiles

Lot-Sample #...: C8J180171-006	**Work Order #...:** K06DJ1AM	**Matrix.....:** WATER
Date Sampled...: 10/16/08	**Date Received..:** 10/18/08	**MS Run #.....:** 8301164
Prep Date.....: 10/27/08	**Analysis Date..:** 10/27/08	
Prep Batch #...: 8301245	**Analysis Time..:** 13:45	
Dilution Factor: 1	**Initial Wgt/Vol:** 5 mL	**Final Wgt/Vol..:** 5 mL
Analyst ID.....: 001562	**Instrument ID..:** HP6	
	Method.....: SW846 8260B	

PARAMETER	RESULT	REPORTING LIMIT	UNITS	MDL
Acetone	ND	5.0	ug/L	2.5
Benzene	ND	1.0	ug/L	0.27
Bromodichloromethane	ND	1.0	ug/L	0.20
Bromoform	ND	1.0	ug/L	0.25
Bromomethane	ND	1.0	ug/L	0.30
2-Butanone	ND	5.0	ug/L	0.50
Carbon disulfide	ND	1.0	ug/L	0.20
Carbon tetrachloride	ND	1.0	ug/L	0.30
Chlorobenzene	ND	1.0	ug/L	0.23
Chloroethane	ND	1.0	ug/L	0.25
Chloroform	ND	1.0	ug/L	0.24
Chloromethane	ND	1.0	ug/L	0.27
Cyclohexane	ND	1.0	ug/L	0.30
Dibromochloromethane	ND	1.0	ug/L	0.16
1,2-Dibromo-3-chloro-propane	ND	1.0	ug/L	0.24
1,2-Dibromoethane	ND	1.0	ug/L	0.23
1,3-Dichlorobenzene	ND	1.0	ug/L	0.16
1,4-Dichlorobenzene	ND	1.0	ug/L	0.18
1,2-Dichlorobenzene	ND	1.0	ug/L	0.22
Dichlorodifluoromethane	ND	1.0	ug/L	0.26
1,1-Dichloroethane	ND	1.0	ug/L	0.24
1,2-Dichloroethane	ND	1.0	ug/L	0.21
1,1-Dichloroethene	ND	1.0	ug/L	0.28
cis-1,2-Dichloroethene	ND	1.0	ug/L	0.27
trans-1,2-Dichloroethene	ND	1.0	ug/L	0.27
1,2-Dichloropropane	ND	1.0	ug/L	0.18
cis-1,3-Dichloropropene	ND	1.0	ug/L	0.19
trans-1,3-Dichloropropene	ND	1.0	ug/L	0.18
Ethylbenzene	ND	1.0	ug/L	0.18
2-Hexanone	ND	5.0	ug/L	0.53
Isopropylbenzene	ND	1.0	ug/L	0.22
Methyl acetate	ND	1.0	ug/L	0.10
Methylene chloride	ND	1.0	ug/L	0.32
Methylcyclohexane	ND	1.0	ug/L	0.32
4-Methyl-2-pentanone	ND	5.0	ug/L	0.23
Methyl tert-butyl ether	ND	1.0	ug/L	0.20

(Continued on next page)

MACTEC Engineering and Consulting Inc

Client Sample ID: RFI-51-1008

GC/MS Volatiles

Lot-Sample #...: C8J180171-006 **Work Order #...:** K06DJ1AM **Matrix.....:** WATER

PARAMETER	RESULT	REPORTING LIMIT	UNITS	MDL
Styrene	ND	1.0	ug/L	0.22
1,1,2,2-Tetrachloroethane	ND	1.0	ug/L	0.15
1,2,4-Trichloro-benzene	ND	1.0	ug/L	0.15
Tetrachloroethene	ND	1.0	ug/L	0.24
1,1,1-Trichloroethane	ND	1.0	ug/L	0.25
1,1,2-Trichloroethane	ND	1.0	ug/L	0.20
Trichloroethene	ND	1.0	ug/L	0.29
Trichlorofluoromethane	ND	1.0	ug/L	0.080
1,1,2-Trichloro-1,2,2-trifluoroethane	ND	1.0	ug/L	0.30
Toluene	ND	1.0	ug/L	0.23
Vinyl chloride	ND	1.0	ug/L	0.29
Xylenes (total)	ND	3.0	ug/L	0.62

SURROGATE	PERCENT RECOVERY	RECOVERY LIMITS
Toluene-d8	102	(71 - 118)
1,2-Dichloroethane-d4	96	(64 - 135)
4-Bromofluorobenzene	87	(70 - 118)
Dibromofluoromethane	97	(70 - 128)

Data File: \\pitsvr06\d\chem\hp6.i\6102708d.b\61027012.D
Date : 27-OCT-2008 13:45
Client ID: RFI-51-1008
Sample Info: C8J180171-006 5ml
Purge Volume: 5.0
Column phase: DB 624

Instrument: hp6.i
Operator: 001562
Column diameter: 0.20

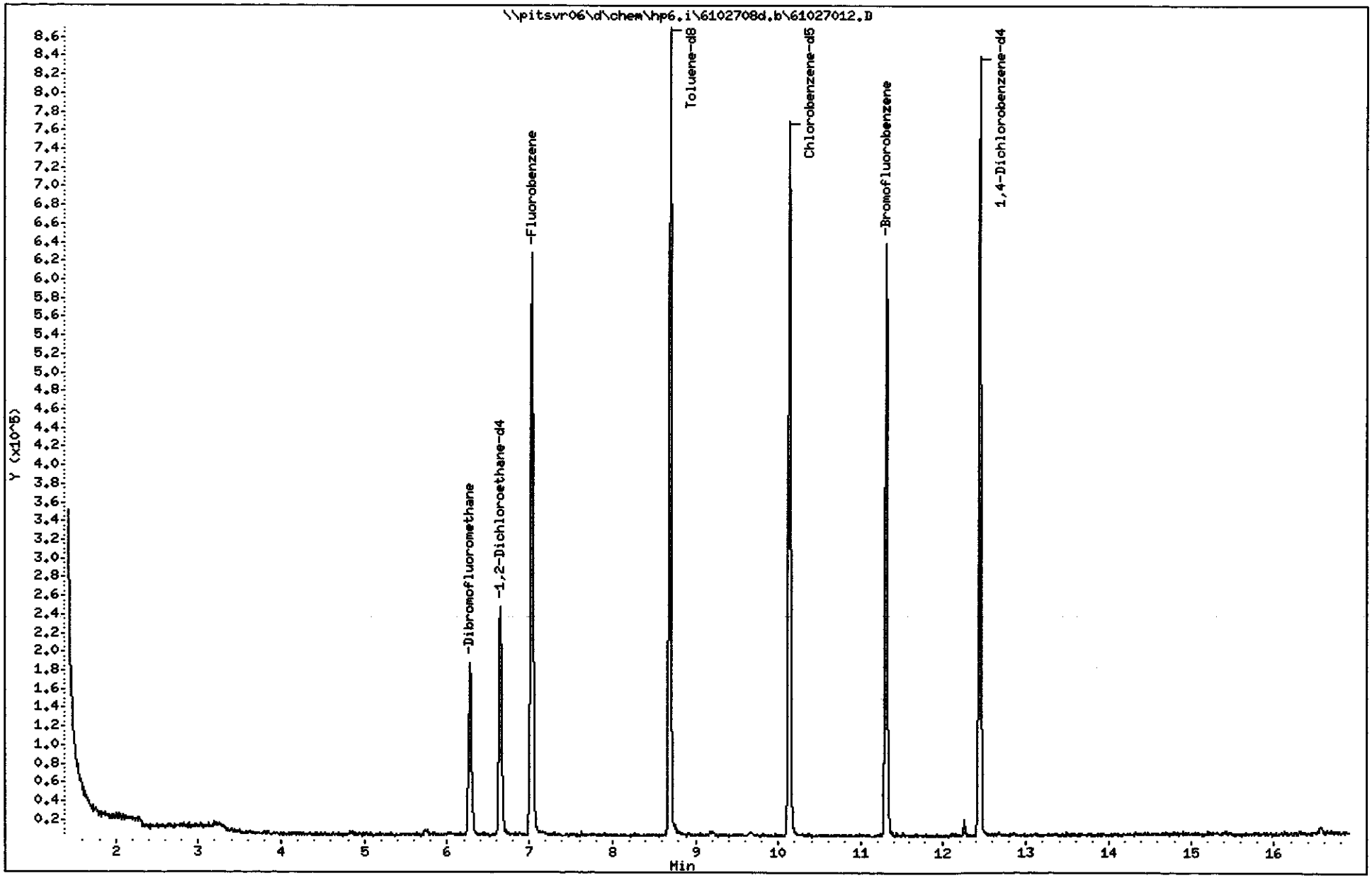

(1001 - 1189)
1045
C8J180171

TestAmerica Pittsburgh

VOLATILE REPORT SW-846 Method

Data file : \\pitsvr06\d\chem\hp6.i\6102708d.b\61027012.D
Lab Smp Id: k06dj1am Client Smp ID: RFI-51-1008
Inj Date : 27-OCT-2008 13:45
Operator : 001562 Inst ID: hp6.i
Smp Info : C8J180171-006 5ml
Misc Info : k06dj1am,6102708d.b,8260ee.m,1-42.sub
Comment :
Method : \\PITSVR06\D\chem\hp6.i\6102708d.b\8260ee.m
Meth Date : 27-Oct-2008 14:29 fergusond Quant Type: ISTD
Cal Date : 26-OCT-2008 13:09 Cal File: 1G61026.D
Als bottle: 6
Dil Factor: 1.00000
Integrator: HP RTE Compound Sublist: 1-42.sub
Target Version: 4.14
Processing Host: PITSVR06

Concentration Formula: Amt * DF * 1/Vo*Vt * CpndVariable

Name	Value	Description
DF	1.000	Dilution Factor
Vo	5.000	Sample Volume
Vt	1.000	mg/L conversion (1.0 if no conversion)
Cpnd Variable		Local Compound Variable

	Compounds	QUANT SIG MASS	RT	EXP RT	REL RT	RESPONSE	CONCENTRATIONS ON-COLUMN (ng)	CONCENTRATIONS FINAL (UG/L)
*	46 Fluorobenzene	96	7.031	7.024	(1.000)	620274	50.0000	
*	69 Chlorobenzene-d5	119	10.134	10.132	(1.000)	144813	50.0000	
*	92 1,4-Dichlorobenzene-d4	152	12.452	12.444	(1.000)	236419	50.0000	
$	39 Dibromofluoromethane	113	6.271	6.269	(0.892)	140855	48.3683	9.674
$	43 1,2-Dichloroethane-d4	65	6.648	6.640	(0.945)	206927	48.0583	9.612
$	59 Toluene-d8	98	8.692	8.690	(0.858)	597235	51.1906	10.24
$	80 Bromofluorobenzene	95	11.302	11.300	(0.908)	264620	43.5962	8.719
	1 Dichlorodifluoromethane	85	Compound Not Detected.					
	2 Chloromethane	50	Compound Not Detected.					
	3 Vinyl Chloride	62	Compound Not Detected.					
	4 Bromomethane	94	Compound Not Detected.					
	5 Chloroethane	64	Compound Not Detected.					
	6 Trichlorofluoromethane	101	Compound Not Detected.					
	12 1,1-Dichloroethene	96	Compound Not Detected.					
	13 Acetone	43	Compound Not Detected.					
	15 Carbon Disulfide	76	Compound Not Detected.					
	18 Methylene Chloride	84	Compound Not Detected.					
	19 trans-1,2-Dichloroethene	96	Compound Not Detected.					
	20 Methyl tert-butyl ether	73	Compound Not Detected.					
	24 1,1-Dichloroethane	63	Compound Not Detected.					
	27 2,2-Dichloropropane	77	Compound Not Detected.					
	28 cis-1,2-dichloroethene	96	Compound Not Detected.					

	Compounds	QUANT SIG MASS	RT	EXP RT	REL RT	RESPONSE	CONCENTRATIONS ON-COLUMN (ng)	CONCENTRATIONS FINAL (UG/L)
M	29 1,2-Dichloroethene (total)	96	Compound Not Detected.					
	30 Bromochloromethane	128	Compound Not Detected.					
	31 2-Butanone	43	Compound Not Detected.					
	37 Chloroform	83	Compound Not Detected.					
	38 1,1,1-Trichloroethane	97	Compound Not Detected.					
	40 1,1-Dichloropropene	75	Compound Not Detected.					
	41 Carbon Tetrachloride	117	Compound Not Detected.					
	42 Benzene	78	Compound Not Detected.					
	45 1,2-Dichloroethane	62	Compound Not Detected.					
	47 Trichloroethene	130	Compound Not Detected.					
	49 1,2-Dichloropropane	63	Compound Not Detected.					
	50 Dibromomethane	93	Compound Not Detected.					
	53 Bromodichloromethane	83	Compound Not Detected.					
	57 cis-1,3-Dichloropropene	75	Compound Not Detected.					
	58 4-Methyl-2-Pentanone	43	Compound Not Detected.					
	60 Toluene	91	Compound Not Detected.					
	61 trans-1,3-Dichloropropene	75	Compound Not Detected.					
	63 1,3-Dichloropropane	76	Compound Not Detected.					
	64 1,1,2-Trichloroethane	97	Compound Not Detected.					
	65 Tetrachloroethene	164	Compound Not Detected.					
	66 2-Hexanone	43	Compound Not Detected.					
	67 Dibromochloromethane	129	Compound Not Detected.					
	68 1,2-Dibromoethane	107	Compound Not Detected.					
	70 Chlorobenzene	112	Compound Not Detected.					
	71 1,1,1,2-Tetrachloroethane	131	Compound Not Detected.					
	72 Ethylbenzene	106	Compound Not Detected.					
	73 m + p-Xylene	106	Compound Not Detected.					
	74 Xylene-o	106	Compound Not Detected.					
M	75 Xylenes (total)	106	Compound Not Detected.					
	76 Styrene	104	Compound Not Detected.					
	77 Bromoform	173	Compound Not Detected.					
	78 Isopropylbenzene	105	Compound Not Detected.					
	79 Bromobenzene	156	Compound Not Detected.					
	83 1,1,2,2-Tetrachloroethane	83	Compound Not Detected.					
	84 1,2,3-Trichloropropane	110	Compound Not Detected.					
	86 1,3,5-Trimethylbenzene	105	Compound Not Detected.					
	88 1,2,4-Trimethylbenzene	105	Compound Not Detected.					
	90 4-Isopropyltoluene	119	Compound Not Detected.					
	91 1,3-Dichlorobenzene	146	Compound Not Detected.					
	93 1,4-Dichlorobenzene	146	Compound Not Detected.					
	95 1,2-Dichlorobenzene	146	Compound Not Detected.					
	96 1,2-Dibromo-3-chloropropane	157	Compound Not Detected.					
	97 1,2,4-Trichlorobenzene	180	Compound Not Detected.					
	101 1,1,2-trichlorotrifluoroethane	101	Compound Not Detected.					
	102 Methyl acetate	43	Compound Not Detected.					
	104 Cyclohexane	56	Compound Not Detected.					
	105 Methyl Cyclohexane	83	Compound Not Detected.					

MACTEC Engineering and Consulting Inc

Client Sample ID: RFI-36-1008

GC/MS Volatiles

Lot-Sample #...:	C8J180171-007	**Work Order #...:**	K06DL1AM	**Matrix.....:**	WATER
Date Sampled...:	10/16/08	**Date Received..:**	10/18/08	**MS Run #.....:**	8301164
Prep Date.....:	10/27/08	**Analysis Date..:**	10/27/08		
Prep Batch #...:	8301245	**Analysis Time..:**	14:09		
Dilution Factor:	1	**Initial Wgt/Vol:**	5 mL	**Final Wgt/Vol..:**	5 mL
Analyst ID.....:	001562	**Instrument ID..:**	HP6		
		Method.....:	SW846 8260B		

PARAMETER	RESULT	REPORTING LIMIT	UNITS	MDL
Acetone	ND	5.0	ug/L	2.5
Benzene	ND	1.0	ug/L	0.27
Bromodichloromethane	ND	1.0	ug/L	0.20
Bromoform	ND	1.0	ug/L	0.25
Bromomethane	ND	1.0	ug/L	0.30
2-Butanone	ND	5.0	ug/L	0.50
Carbon disulfide	ND	1.0	ug/L	0.20
Carbon tetrachloride	ND	1.0	ug/L	0.30
Chlorobenzene	**0.27 J**	**1.0**	**ug/L**	**0.23**
Chloroethane	ND	1.0	ug/L	0.25
Chloroform	ND	1.0	ug/L	0.24
Chloromethane	ND	1.0	ug/L	0.27
Cyclohexane	ND	1.0	ug/L	0.30
Dibromochloromethane	ND	1.0	ug/L	0.16
1,2-Dibromo-3-chloro-propane	ND	1.0	ug/L	0.24
1,2-Dibromoethane	ND	1.0	ug/L	0.23
1,3-Dichlorobenzene	ND	1.0	ug/L	0.16
1,4-Dichlorobenzene	ND	1.0	ug/L	0.18
1,2-Dichlorobenzene	ND	1.0	ug/L	0.22
Dichlorodifluoromethane	ND	1.0	ug/L	0.26
1,1-Dichloroethane	ND	1.0	ug/L	0.24
1,2-Dichloroethane	ND	1.0	ug/L	0.21
1,1-Dichloroethene	ND	1.0	ug/L	0.28
cis-1,2-Dichloroethene	ND	1.0	ug/L	0.27
trans-1,2-Dichloroethene	ND	1.0	ug/L	0.27
1,2-Dichloropropane	ND	1.0	ug/L	0.18
cis-1,3-Dichloropropene	ND	1.0	ug/L	0.19
trans-1,3-Dichloropropene	ND	1.0	ug/L	0.18
Ethylbenzene	ND	1.0	ug/L	0.18
2-Hexanone	ND	5.0	ug/L	0.53
Isopropylbenzene	ND	1.0	ug/L	0.22
Methyl acetate	ND	1.0	ug/L	0.10
Methylene chloride	ND	1.0	ug/L	0.32
Methylcyclohexane	ND	1.0	ug/L	0.32
4-Methyl-2-pentanone	ND	5.0	ug/L	0.23
Methyl tert-butyl ether	ND	1.0	ug/L	0.20

(Continued on next page)

MACTEC Engineering and Consulting Inc

Client Sample ID: RFI-36-1008

GC/MS Volatiles

Lot-Sample #...: C8J180171-007 **Work Order #...:** K06DL1AM **Matrix.....:** WATER

PARAMETER	RESULT	REPORTING LIMIT	UNITS	MDL
Styrene	ND	1.0	ug/L	0.22
1,1,2,2-Tetrachloroethane	ND	1.0	ug/L	0.15
1,2,4-Trichloro-benzene	ND	1.0	ug/L	0.15
Tetrachloroethene	ND	1.0	ug/L	0.24
1,1,1-Trichloroethane	ND	1.0	ug/L	0.25
1,1,2-Trichloroethane	ND	1.0	ug/L	0.20
Trichloroethene	ND	1.0	ug/L	0.29
Trichlorofluoromethane	ND	1.0	ug/L	0.080
1,1,2-Trichloro-1,2,2-trifluoroethane	**3.0**	**1.0**	**ug/L**	**0.30**
Toluene	ND	1.0	ug/L	0.23
Vinyl chloride	ND	1.0	ug/L	0.29
Xylenes (total)	ND	3.0	ug/L	0.62

SURROGATE	PERCENT RECOVERY	RECOVERY LIMITS
Toluene-d8	101	(71 - 118)
1,2-Dichloroethane-d4	96	(64 - 135)
4-Bromofluorobenzene	89	(70 - 118)
Dibromofluoromethane	95	(70 - 128)

NOTE(S):

J Estimated result. Result is less than RL.

Data File: \\pitsvr06\d\chem\hp6.i\6102708d.b\61027013.D

Date : 27-OCT-2008 14:09

Client ID: RFI-36-1008

Sample Info: C8J180171-007 5ml

Purge Volume: 5.0

Column phase: DB 624

Instrument: hp6.i

Operator: 001562

Column diameter: 0.20

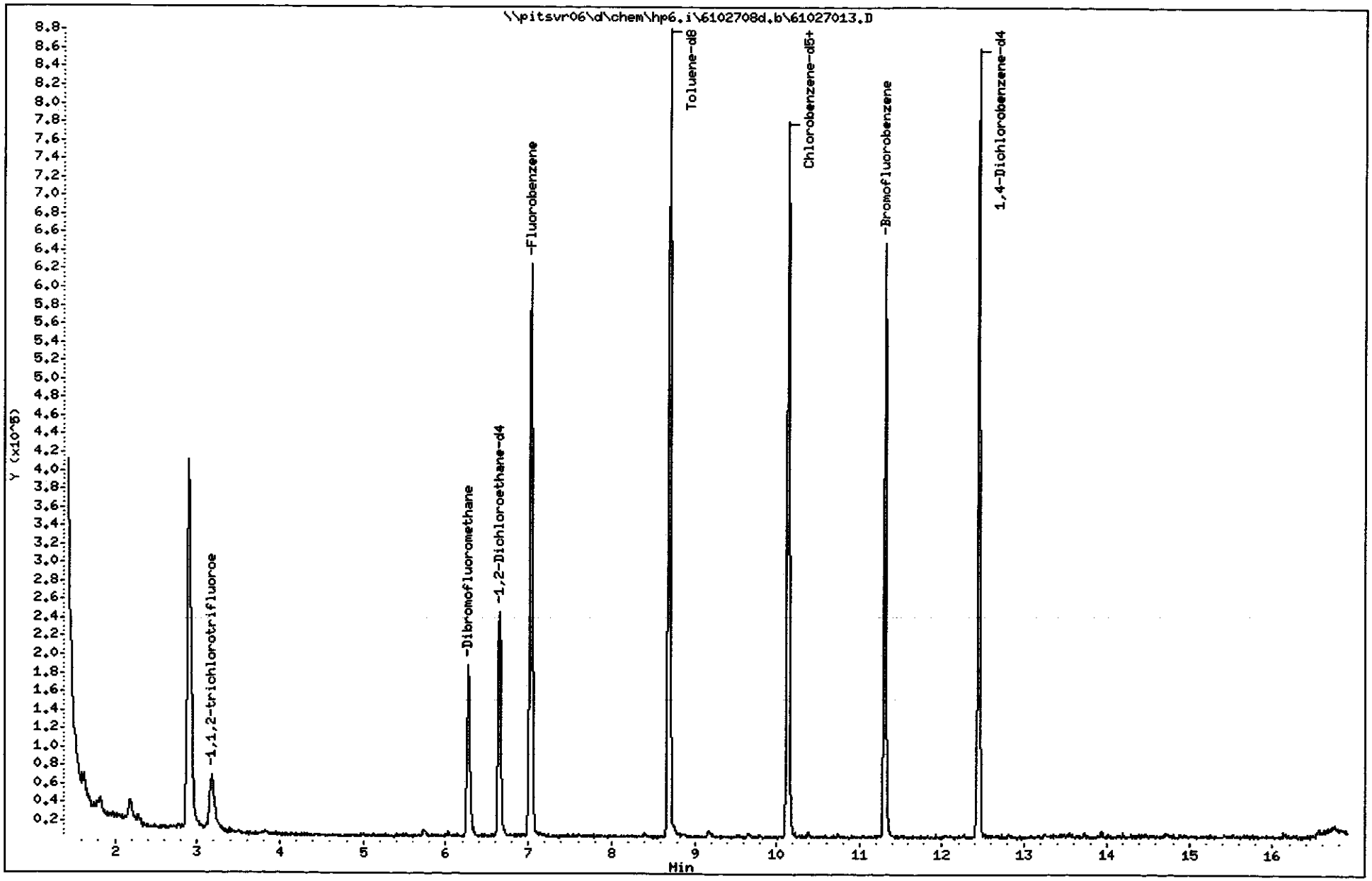

(1001 - 1189)
1050
C8J180171

TestAmerica Pittsburgh

VOLATILE REPORT SW-846 Method

Data file : \\pitsvr06\d\chem\hp6.i\6102708d.b\61027013.D
Lab Smp Id: k06dl1am Client Smp ID: RFI-36-1008
Inj Date : 27-OCT-2008 14:09
Operator : 001562 Inst ID: hp6.i
Smp Info : C8J180171-007 5ml
Misc Info : k06dl1am,6102708d.b,8260ee.m,1-42.sub
Comment :
Method : \\PITSVR06\D\chem\hp6.i\6102708d.b\8260ee.m
Meth Date : 27-Oct-2008 14:29 fergusond Quant Type: ISTD
Cal Date : 26-OCT-2008 13:09 Cal File: 1G61026.D
Als bottle: 7
Dil Factor: 1.00000
Integrator: HP RTE Compound Sublist: 1-42.sub
Target Version: 4.14
Processing Host: PITSVR06

Concentration Formula: Amt * DF * 1/Vo*Vt * CpndVariable

Name	Value	Description
DF	1.000	Dilution Factor
Vo	5.000	Sample Volume
Vt	1.000	mg/L conversion (1.0 if no conversion)
Cpnd Variable		Local Compound Variable

Compounds	QUANT SIG MASS	RT	EXP RT	REL RT	RESPONSE	CONCENTRATIONS ON-COLUMN (ng)	FINAL (UG/L)
* 46 Fluorobenzene	96	7.032	7.024	(1.000)	621561	50.0000	
* 69 Chlorobenzene-d5	119	10.134	10.132	(1.000)	146725	50.0000	
* 92 1,4-Dichlorobenzene-d4	152	12.446	12.444	(1.000)	232603	50.0000	
$ 39 Dibromofluoromethane	113	6.277	6.269	(0.893)	139281	47.7288	9.546
$ 43 1,2-Dichloroethane-d4	65	6.648	6.640	(0.945)	206464	47.8515	9.570
$ 59 Toluene-d8	98	8.693	8.690	(0.858)	597976	50.5862	10.12
$ 80 Bromofluorobenzene	95	11.302	11.300	(0.908)	264602	44.3085	8.862
1 Dichlorodifluoromethane	85	Compound Not Detected.					
2 Chloromethane	50	Compound Not Detected.					
3 Vinyl Chloride	62	Compound Not Detected.					
4 Bromomethane	94	Compound Not Detected.					
5 Chloroethane	64	Compound Not Detected.					
6 Trichlorofluoromethane	101	Compound Not Detected.					
12 1,1-Dichloroethene	96	Compound Not Detected.					
13 Acetone	43	Compound Not Detected.					
15 Carbon Disulfide	76	Compound Not Detected.					
18 Methylene Chloride	84	Compound Not Detected.					
19 trans-1,2-Dichloroethene	96	Compound Not Detected.					
20 Methyl tert-butyl ether	73	Compound Not Detected.					
24 1,1-Dichloroethane	63	Compound Not Detected.					
27 2,2-Dichloropropane	77	Compound Not Detected.					
28 cis-1,2-dichloroethene	96	Compound Not Detected.					

	Compounds	QUANT SIG MASS	RT	EXP RT	REL RT	RESPONSE	CONCENTRATIONS ON-COLUMN (ng)	CONCENTRATIONS FINAL (UG/L)
M	29 1,2-Dichloroethene (total)	96	Compound Not Detected.					
	30 Bromochloromethane	128	Compound Not Detected.					
	31 2-Butanone	43	Compound Not Detected.					
	37 Chloroform	83	Compound Not Detected.					
	38 1,1,1-Trichloroethane	97	Compound Not Detected.					
	40 1,1-Dichloropropene	75	Compound Not Detected.					
	41 Carbon Tetrachloride	117	Compound Not Detected.					
	42 Benzene	78	Compound Not Detected.					
	45 1,2-Dichloroethane	62	Compound Not Detected.					
	47 Trichloroethene	130	Compound Not Detected.					
	49 1,2-Dichloropropane	63	Compound Not Detected.					
	50 Dibromomethane	93	Compound Not Detected.					
	53 Bromodichloromethane	83	Compound Not Detected.					
	57 cis-1,3-Dichloropropene	75	Compound Not Detected.					
	58 4-Methyl-2-Pentanone	43	Compound Not Detected.					
	60 Toluene	91	Compound Not Detected.					
	61 trans-1,3-Dichloropropene	75	Compound Not Detected.					
	63 1,3-Dichloropropane	76	Compound Not Detected.					
	64 1,1,2-Trichloroethane	97	Compound Not Detected.					
	65 Tetrachloroethene	164	Compound Not Detected.					
	66 2-Hexanone	43	Compound Not Detected.					
	67 Dibromochloromethane	129	Compound Not Detected.					
	68 1,2-Dibromoethane	107	Compound Not Detected.					
	70 Chlorobenzene	112	10.159	10.156	(1.002)	12665	1.34769	0.2695
	71 1,1,1,2-Tetrachloroethane	131	Compound Not Detected.					
	72 Ethylbenzene	106	Compound Not Detected.					
	73 m + p-Xylene	106	Compound Not Detected.					
	74 Xylene-o	106	Compound Not Detected.					
M	75 Xylenes (total)	106	Compound Not Detected.					
	76 Styrene	104	Compound Not Detected.					
	77 Bromoform	173	Compound Not Detected.					
	78 Isopropylbenzene	105	Compound Not Detected.					
	79 Bromobenzene	156	Compound Not Detected.					
	83 1,1,2,2-Tetrachloroethane	83	Compound Not Detected.					
	84 1,2,3-Trichloropropane	110	Compound Not Detected.					
	86 1,3,5-Trimethylbenzene	105	Compound Not Detected.					
	88 1,2,4-Trimethylbenzene	105	Compound Not Detected.					
	90 4-Isopropyltoluene	119	Compound Not Detected.					
	91 1,3-Dichlorobenzene	146	Compound Not Detected.					
	93 1,4-Dichlorobenzene	146	Compound Not Detected.					
	95 1,2-Dichlorobenzene	146	Compound Not Detected.					
	96 1,2-Dibromo-3-chloropropane	157	Compound Not Detected.					
	97 1,2,4-Trichlorobenzene	180	Compound Not Detected.					
	101 1,1,2-trichlorotrifluoroethane	101	3.175	3.167	(0.452)	40013	15.0199	3.004
	102 Methyl acetate	43	Compound Not Detected.					
	104 Cyclohexane	56	Compound Not Detected.					
	105 Methyl Cyclohexane	83	Compound Not Detected.					

Data File: \\pitsvr06\d\chem\hp6.i\6102708d.b\61027013.D

Date : 27-OCT-2008 14:09

Client ID: RFI-36-1008

Instrument: hp6.i

Sample Info: C8J180171-007 5ml

Purge Volume: 5.0

Operator: 001562

Column phase: DB 624

Column diameter: 0.20

70 Chlorobenzene

Concentration: 0.2695 UG/L

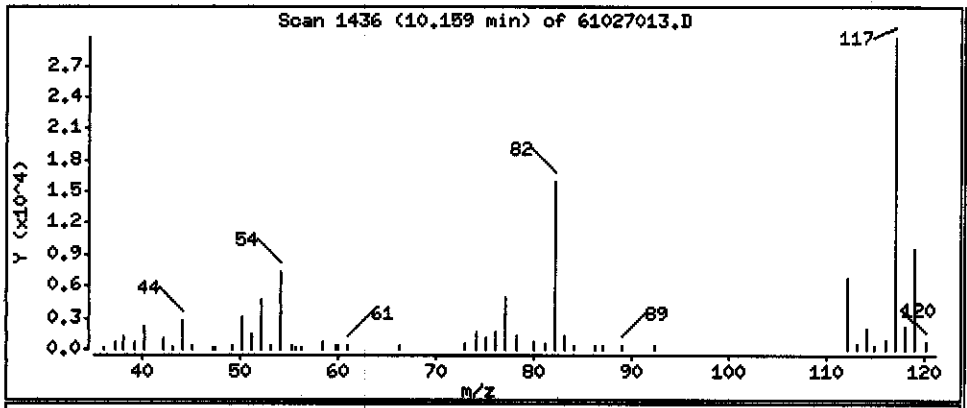

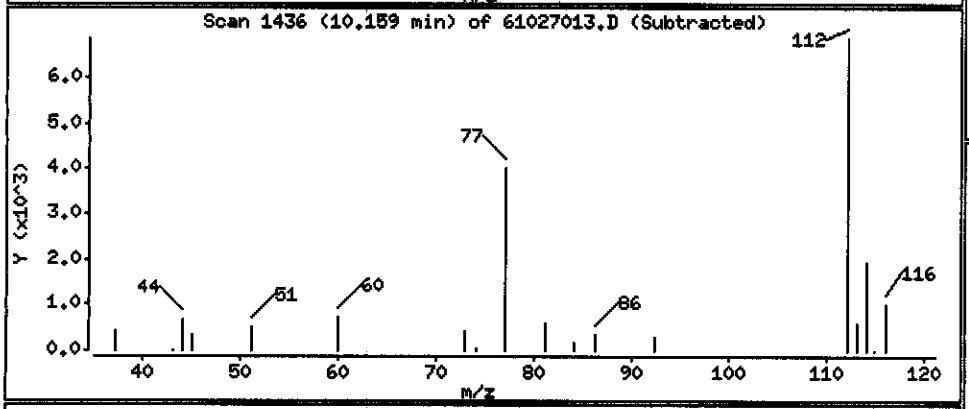

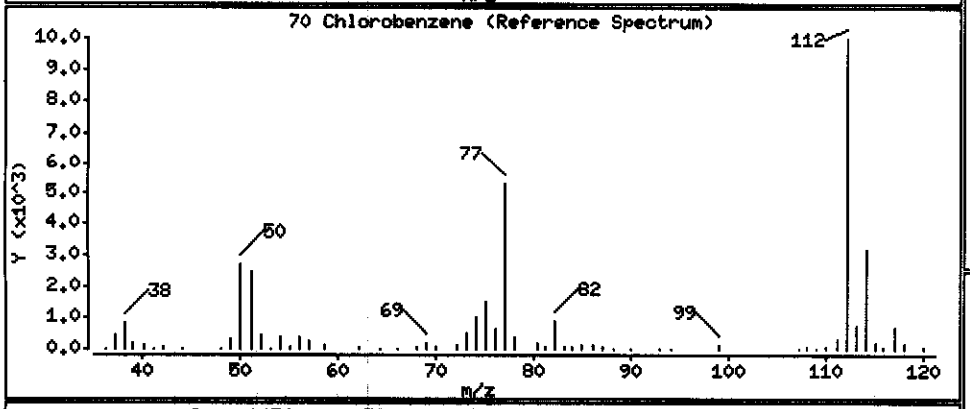

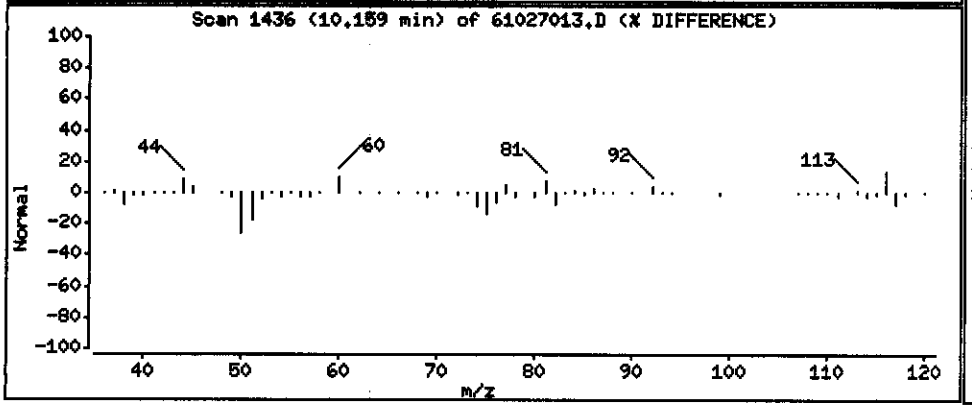

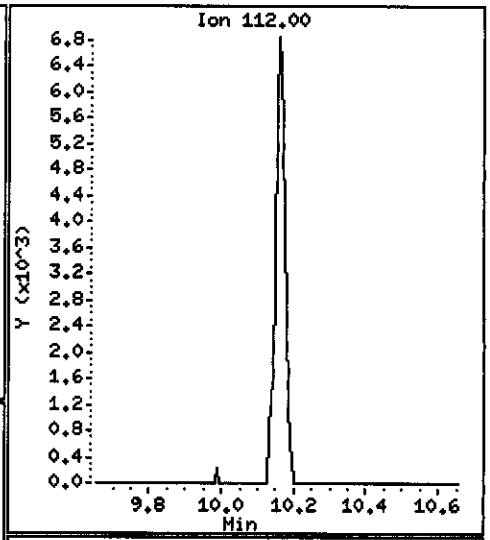

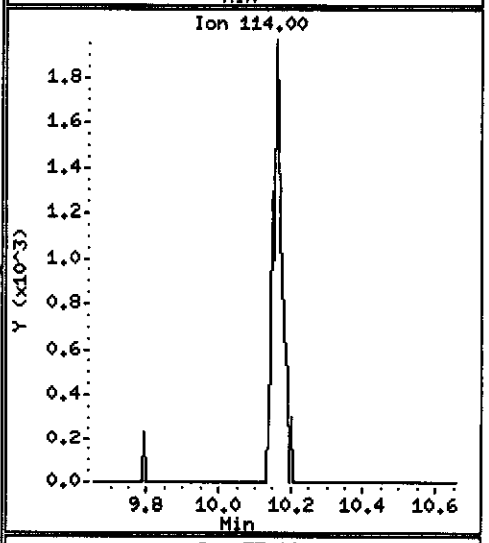

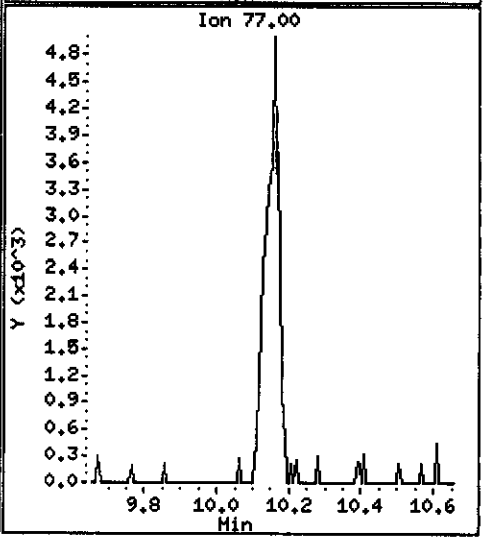

Data File: \\pitsvr06\d\chem\hp6.i\6102708d.b\61027013.D

Date : 27-OCT-2008 14:09

Client ID: RFI-36-1008

Instrument: hp6.i

Sample Info: C8J180171-007 5ml

Purge Volume: 5.0

Operator: 001562

Column phase: DB 624

Column diameter: 0.20

101 1,1,2-trichlorotrifluoroethane

Concentration: 3.004 UG/L

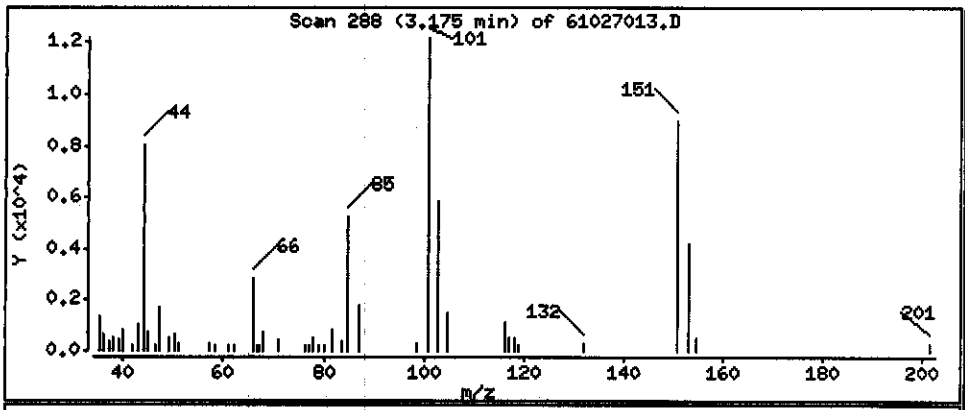

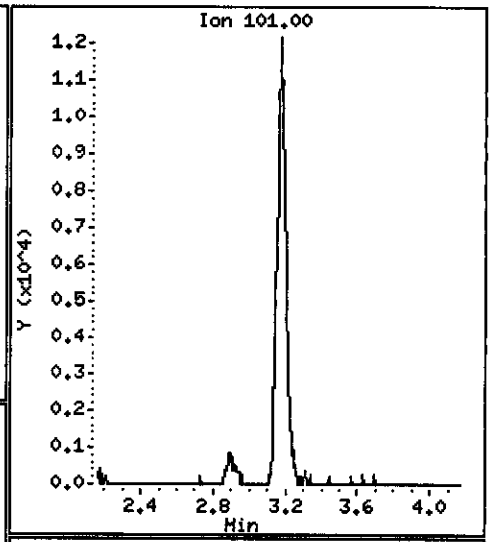

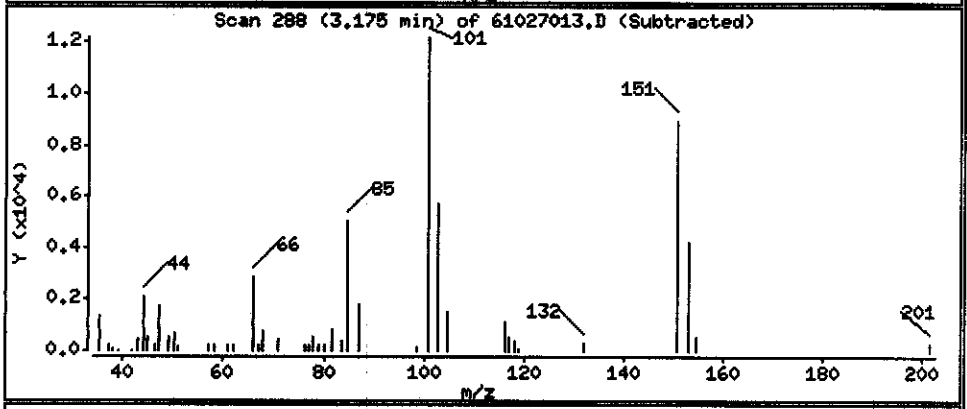

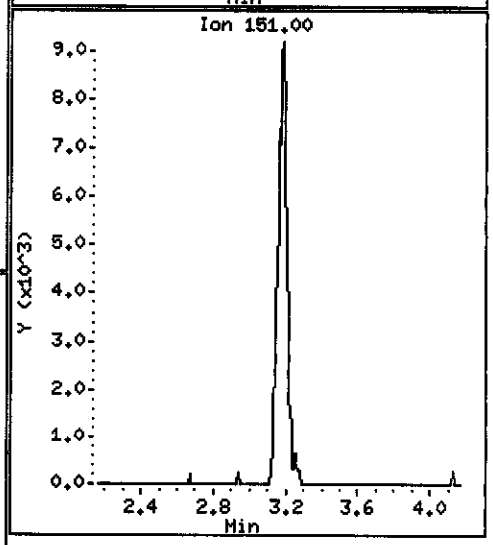

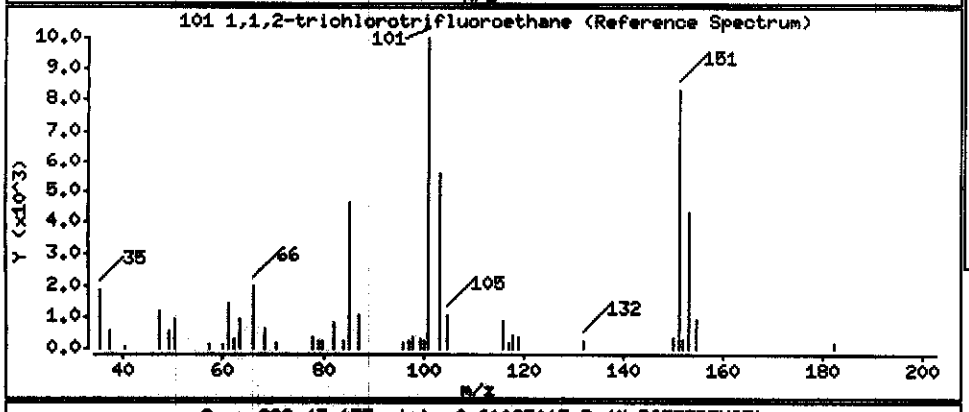

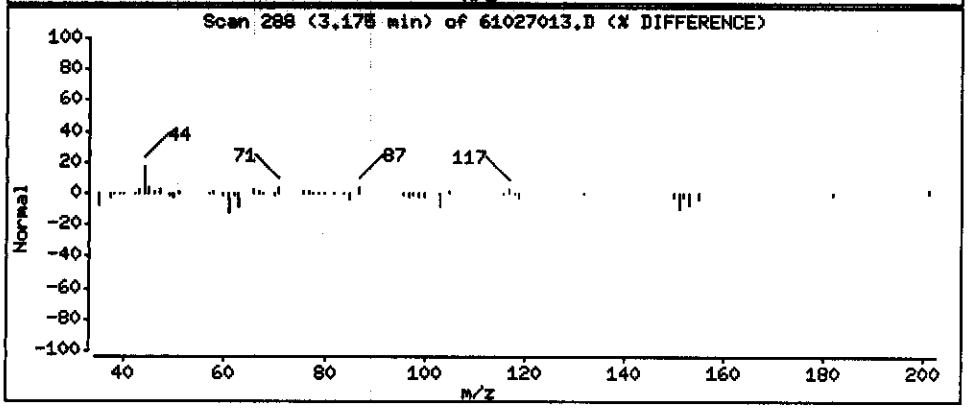

MACTEC Engineering and Consulting Inc

Client Sample ID: RFI-32-1008

GC/MS Volatiles

Lot-Sample #...:	C8J180171-008	**Work Order #...:**	K06DM1AM	**Matrix.....:**	WATER
Date Sampled...:	10/16/08	**Date Received..:**	10/18/08	**MS Run #.....:**	8301164
Prep Date.....:	10/27/08	**Analysis Date..:**	10/27/08		
Prep Batch #...:	8301245	**Analysis Time..:**	14:56		
Dilution Factor:	200	**Initial Wgt/Vol:**	5 mL	**Final Wgt/Vol..:**	5 mL
Analyst ID.....:	001562	**Instrument ID..:**	HP6		
		Method.....:	SW846 8260B		

PARAMETER	RESULT	REPORTING LIMIT	UNITS	MDL
Acetone	ND	1000	ug/L	500
Benzene	**140 J**	**200**	**ug/L**	**55**
Bromodichloromethane	ND	200	ug/L	40
Bromoform	ND	200	ug/L	49
Bromomethane	ND	200	ug/L	61
2-Butanone	ND	1000	ug/L	100
Carbon disulfide	ND	200	ug/L	39
Carbon tetrachloride	ND	200	ug/L	61
Chlorobenzene	**7900**	**200**	**ug/L**	**45**
Chloroethane	ND	200	ug/L	50
Chloroform	ND	200	ug/L	48
Chloromethane	ND	200	ug/L	53
Cyclohexane	ND	200	ug/L	59
Dibromochloromethane	ND	200	ug/L	33
1,2-Dibromo-3-chloro-propane	ND	200	ug/L	48
1,2-Dibromoethane	ND	200	ug/L	46
1,3-Dichlorobenzene	ND	200	ug/L	33
1,4-Dichlorobenzene	ND	200	ug/L	36
1,2-Dichlorobenzene	ND	200	ug/L	44
Dichlorodifluoromethane	ND	200	ug/L	52
1,1-Dichloroethane	ND	200	ug/L	49
1,2-Dichloroethane	ND	200	ug/L	43
1,1-Dichloroethene	ND	200	ug/L	56
cis-1,2-Dichloroethene	ND	200	ug/L	55
trans-1,2-Dichloroethene	ND	200	ug/L	54
1,2-Dichloropropane	ND	200	ug/L	36
cis-1,3-Dichloropropene	ND	200	ug/L	39
trans-1,3-Dichloropropene	ND	200	ug/L	37
Ethylbenzene	ND	200	ug/L	36
2-Hexanone	ND	1000	ug/L	110
Isopropylbenzene	ND	200	ug/L	45
Methyl acetate	ND	200	ug/L	20
Methylene chloride	ND	200	ug/L	64
Methylcyclohexane	ND	200	ug/L	63
4-Methyl-2-pentanone	ND	1000	ug/L	45
Methyl tert-butyl ether	ND	200	ug/L	40

(Continued on next page)

MACTEC Engineering and Consulting Inc

Client Sample ID: RFI-32-1008

GC/MS Volatiles

Lot-Sample #...: C8J180171-008 **Work Order #...:** K06DM1AM **Matrix.....:** WATER

PARAMETER	RESULT	REPORTING LIMIT	UNITS	MDL
Styrene	ND	200	ug/L	44
1,1,2,2-Tetrachloroethane	ND	200	ug/L	31
1,2,4-Trichloro-benzene	ND	200	ug/L	30
Tetrachloroethene	ND	200	ug/L	47
1,1,1-Trichloroethane	ND	200	ug/L	50
1,1,2-Trichloroethane	ND	200	ug/L	39
Trichloroethene	ND	200	ug/L	59
Trichlorofluoromethane	ND	200	ug/L	16
1,1,2-Trichloro-1,2,2-trifluoroethane	ND	200	ug/L	60
Toluene	ND	200	ug/L	47
Vinyl chloride	ND	200	ug/L	58
Xylenes (total)	ND	600	ug/L	120

SURROGATE	PERCENT RECOVERY	RECOVERY LIMITS
Toluene-d8	104	(71 - 118)
1,2-Dichloroethane-d4	95	(64 - 135)
4-Bromofluorobenzene	88	(70 - 118)
Dibromofluoromethane	96	(70 - 128)

NOTE(S):

J Estimated result. Result is less than RL.

Data File: \\pitsvr06\d\chem\hp6.i\6102708d.b\61027015.D

Date : 27-OCT-2008 14:56

Client ID: RFI-32-1008

Sample Info: C8J180171-008 200x 125ul/25ml)/5ml

Purge Volume: 5.0

Column phase: DB 624

Instrument: hp6.i

Operator: 001562

Column diameter: 0.20

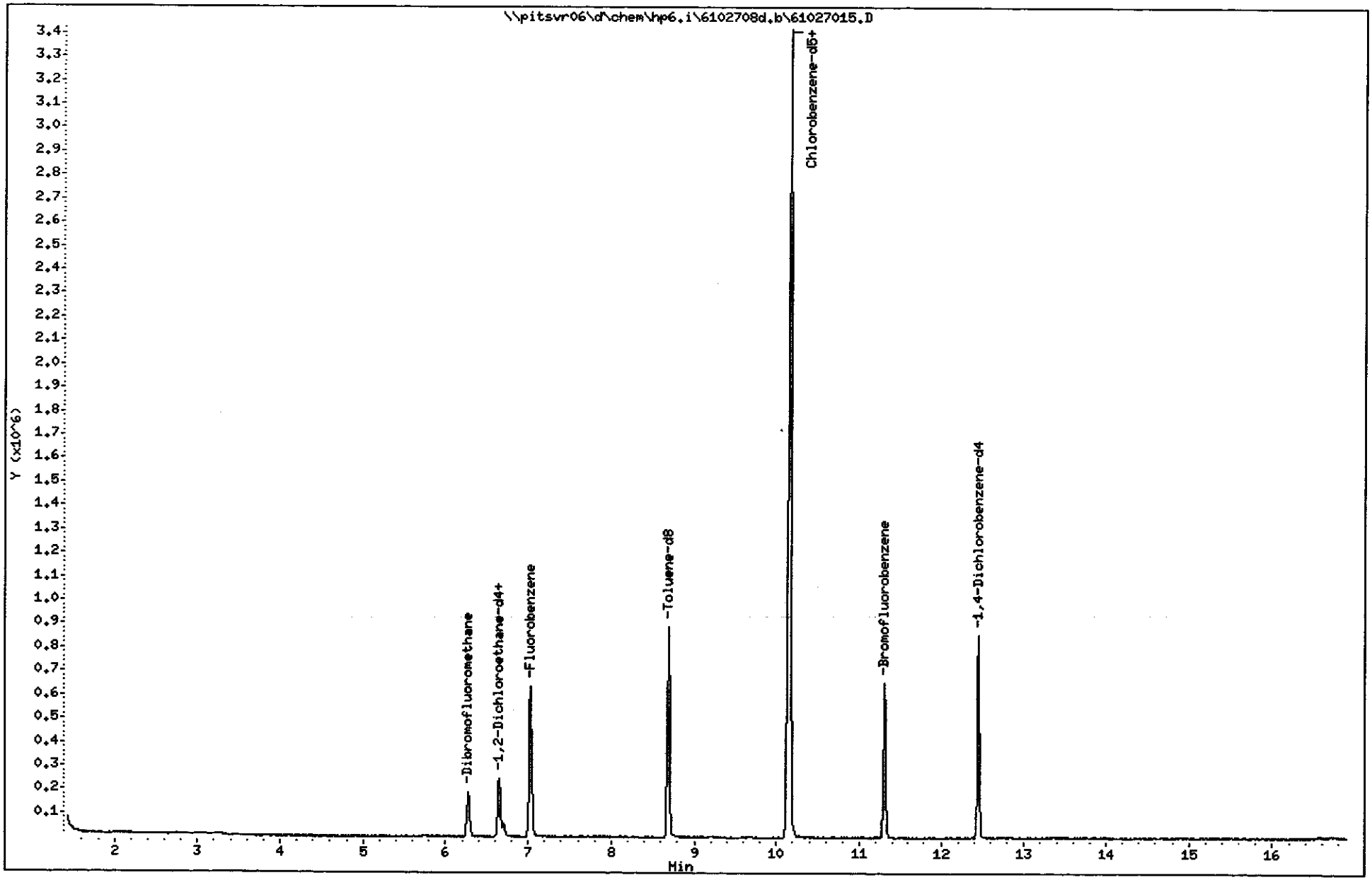

(1001 - 1189)
1057
C8J180171

TestAmerica Pittsburgh

VOLATILE REPORT SW-846 Method

Data file : \\pitsvr06\d\chem\hp6.i\6102708d.b\61027015.D
Lab Smp Id: k06dm1am Client Smp ID: RFI-32-1008
Inj Date : 27-OCT-2008 14:56
Operator : 001562 Inst ID: hp6.i
Smp Info : C8J180171-008 200x 125ul/25ml)/5ml
Misc Info : k06dm1am,6102708d.b,8260ee.m,1-42.sub
Comment :
Method : \\PITSVR06\D\chem\hp6.i\6102708d.b\8260ee.m
Meth Date : 27-Oct-2008 14:29 fergusond Quant Type: ISTD
Cal Date : 26-OCT-2008 13:09 Cal File: 1G61026.D
Als bottle: 9
Dil Factor: 200.00000
Integrator: HP RTE Compound Sublist: 1-42.sub
Target Version: 4.14
Processing Host: PITSVR06

Concentration Formula: Amt * DF * 1/Vo*Vt * CpndVariable

Name	Value	Description
DF	200.000	Dilution Factor
Vo	5.000	Sample Volume
Vt	1.000	mg/L conversion (1.0 if no conversion)
Cpnd Variable		Local Compound Variable

	Compounds	QUANT SIG MASS	RT	EXP RT	REL RT	RESPONSE	CONCENTRATIONS ON-COLUMN (ng)	CONCENTRATIONS FINAL (UG/L)
*	46 Fluorobenzene	96	7.025	7.024	(1.000)	626154	50.0000	
*	69 Chlorobenzene-d5	119	10.134	10.132	(1.000)	143508	50.0000	
*	92 1,4-Dichlorobenzene-d4	152	12.446	12.444	(1.000)	232405	50.0000	
$	39 Dibromofluoromethane	113	6.277	6.269	(0.893)	141221	48.0386	9.608
$	43 1,2-Dichloroethane-d4	65	6.648	6.640	(0.946)	207518	47.7430	9.548
$	59 Toluene-d8	98	8.692	8.690	(0.858)	602605	52.1205	10.42
$	80 Bromofluorobenzene	95	11.302	11.300	(0.908)	261657	43.8526	8.770
	1 Dichlorodifluoromethane	85	Compound Not Detected.					
	2 Chloromethane	50	Compound Not Detected.					
	3 Vinyl Chloride	62	Compound Not Detected.					
	4 Bromomethane	94	Compound Not Detected.					
	5 Chloroethane	64	Compound Not Detected.					
	6 Trichlorofluoromethane	101	Compound Not Detected.					
	12 1,1-Dichloroethene	96	Compound Not Detected.					
	13 Acetone	43	Compound Not Detected.					
	15 Carbon Disulfide	76	Compound Not Detected.					
	18 Methylene Chloride	84	Compound Not Detected.					
	19 trans-1,2-Dichloroethene	96	Compound Not Detected.					
	20 Methyl tert-butyl ether	73	Compound Not Detected.					
	24 1,1-Dichloroethane	63	Compound Not Detected.					
	27 2,2-Dichloropropane	77	Compound Not Detected.					
	28 cis-1,2-dichloroethene	96	Compound Not Detected.					

	Compounds	QUANT SIG MASS	RT	EXP RT	REL RT	RESPONSE	CONCENTRATIONS ON-COLUMN (ng)	CONCENTRATIONS FINAL (UG/L)
M	29 1,2-Dichloroethene (total)	96	Compound Not Detected.					
	30 Bromochloromethane	128	Compound Not Detected.					
	31 2-Butanone	43	Compound Not Detected.					
	37 Chloroform	83	Compound Not Detected.					
	38 1,1,1-Trichloroethane	97	Compound Not Detected.					
	40 1,1-Dichloropropene	75	Compound Not Detected.					
	41 Carbon Tetrachloride	117	Compound Not Detected.					
	42 Benzene	78	6.703	6.701	(0.954)	45999	3.38280	135.3
	45 1,2-Dichloroethane	62	Compound Not Detected.					
	47 Trichloroethene	130	Compound Not Detected.					
	49 1,2-Dichloropropane	63	Compound Not Detected.					
	50 Dibromomethane	93	Compound Not Detected.					
	53 Bromodichloromethane	83	Compound Not Detected.					
	57 cis-1,3-Dichloropropene	75	Compound Not Detected.					
	58 4-Methyl-2-Pentanone	43	Compound Not Detected.					
	60 Toluene	91	Compound Not Detected.					
	61 trans-1,3-Dichloropropene	75	Compound Not Detected.					
	63 1,3-Dichloropropane	76	Compound Not Detected.					
	64 1,1,2-Trichloroethane	97	Compound Not Detected.					
	65 Tetrachloroethene	164	Compound Not Detected.					
	66 2-Hexanone	43	Compound Not Detected.					
	67 Dibromochloromethane	129	Compound Not Detected.					
	68 1,2-Dibromoethane	107	Compound Not Detected.					
	70 Chlorobenzene	112	10.158	10.156	(1.002)	1805885	196.473	7859
	71 1,1,1,2-Tetrachloroethane	131	Compound Not Detected.					
	72 Ethylbenzene	106	Compound Not Detected.					
	73 m + p-Xylene	106	Compound Not Detected.					
	74 Xylene-o	106	Compound Not Detected.					
M	75 Xylenes (total)	106	Compound Not Detected.					
	76 Styrene	104	Compound Not Detected.					
	77 Bromoform	173	Compound Not Detected.					
	78 Isopropylbenzene	105	Compound Not Detected.					
	79 Bromobenzene	156	Compound Not Detected.					
	83 1,1,2,2-Tetrachloroethane	83	Compound Not Detected.					
	84 1,2,3-Trichloropropane	110	Compound Not Detected.					
	86 1,3,5-Trimethylbenzene	105	Compound Not Detected.					
	88 1,2,4-Trimethylbenzene	105	Compound Not Detected.					
	90 4-Isopropyltoluene	119	Compound Not Detected.					
	91 1,3-Dichlorobenzene	146	Compound Not Detected.					
	93 1,4-Dichlorobenzene	146	Compound Not Detected.					
	95 1,2-Dichlorobenzene	146	Compound Not Detected.					
	96 1,2-Dibromo-3-chloropropane	157	Compound Not Detected.					
	97 1,2,4-Trichlorobenzene	180	Compound Not Detected.					
	101 1,1,2-trichlorotrifluoroethane	101	Compound Not Detected.					
	102 Methyl acetate	43	Compound Not Detected.					
	104 Cyclohexane	56	Compound Not Detected.					
	105 Methyl Cyclohexane	83	Compound Not Detected.					

Data File: \\pitsvr06\d\chem\hp6.i\6102708d.b\61027015.D

Date : 27-OCT-2008 14:56

Client ID: RFI-32-1008

Instrument: hp6.i

Sample Info: C8J180171-008 200x 125ul/25ml)/5ml

Purge Volume: 5.0

Operator: 001562

Column phase: DB 624

Column diameter: 0.20

42 Benzene

Concentration: 135.3 UG/L

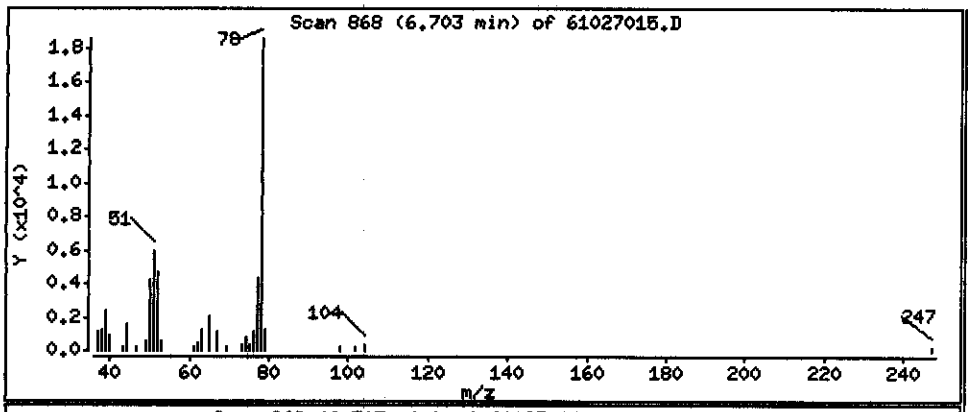

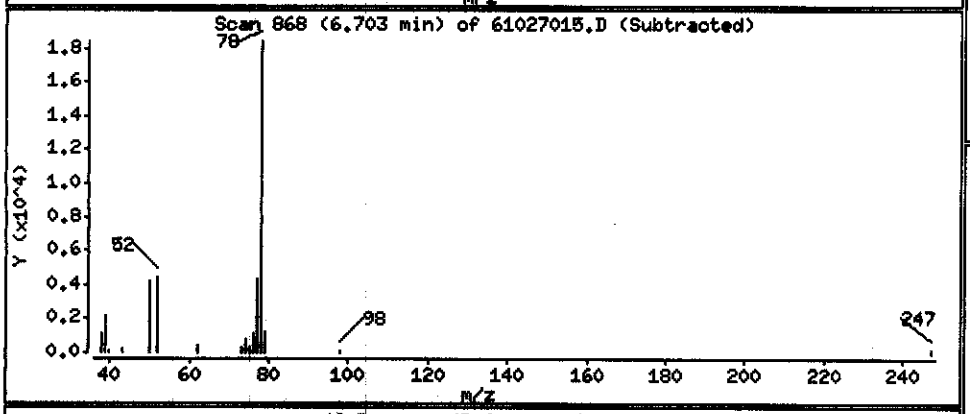

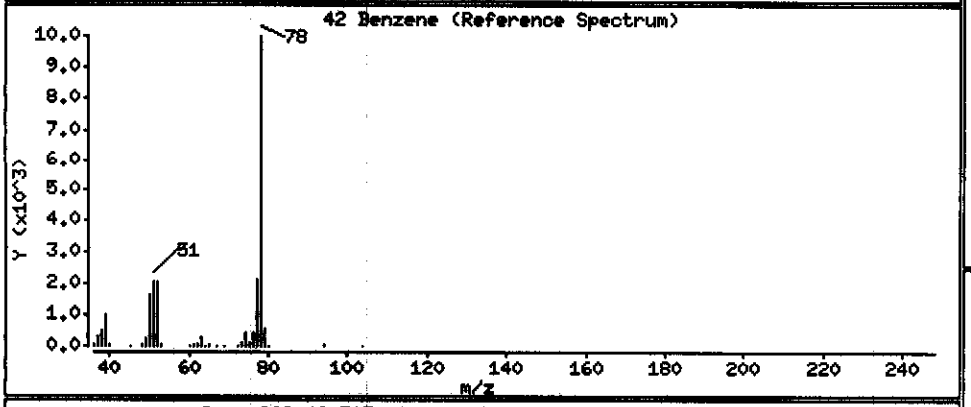

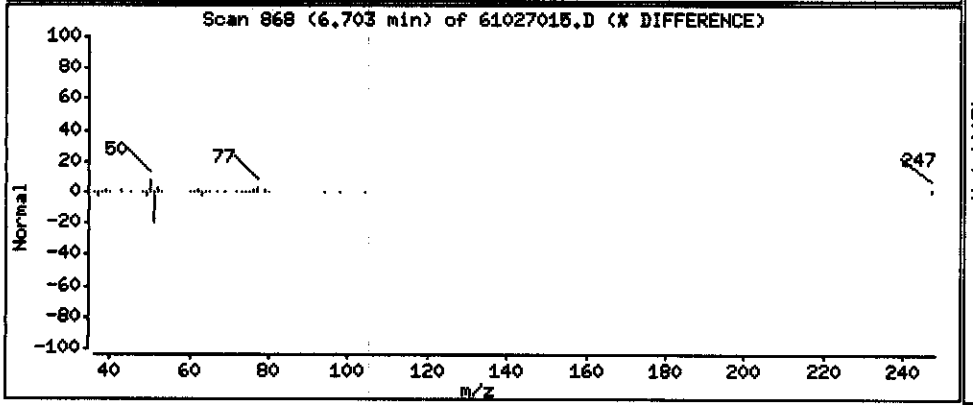

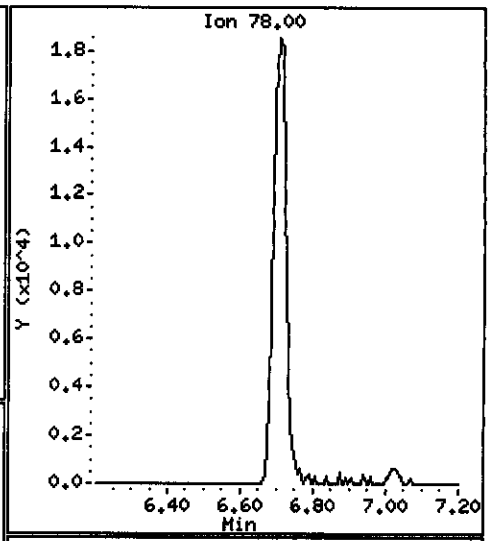

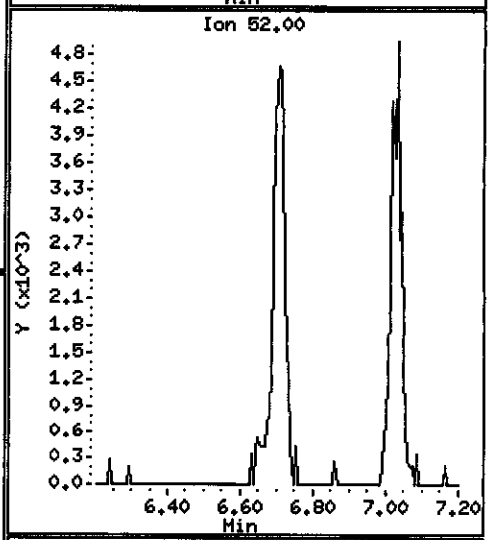

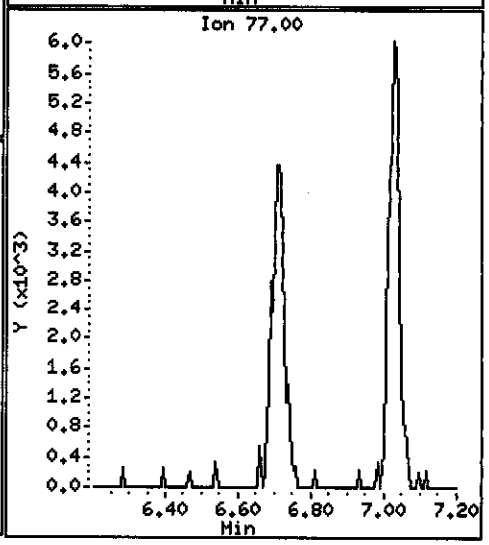

Data File: \\pitsvr06\d\chem\hp6.i\6102708d.b\61027015.D

Date : 27-OCT-2008 14:56

Client ID: RFI-32-1008

Instrument: hp6.i

Sample Info: C8J180171-008 200x 125ul/25ml)/5ml

Purge Volume: 5.0

Operator: 001562

Column phase: DB 624

Column diameter: 0.20

70 Chlorobenzene

Concentration: 7859 UG/L

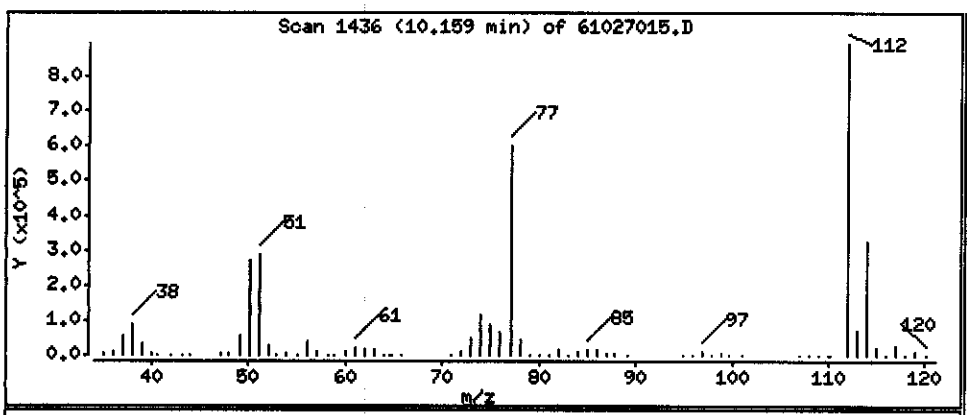

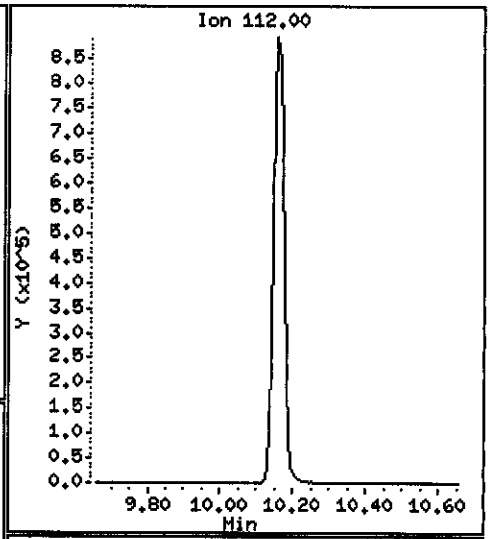

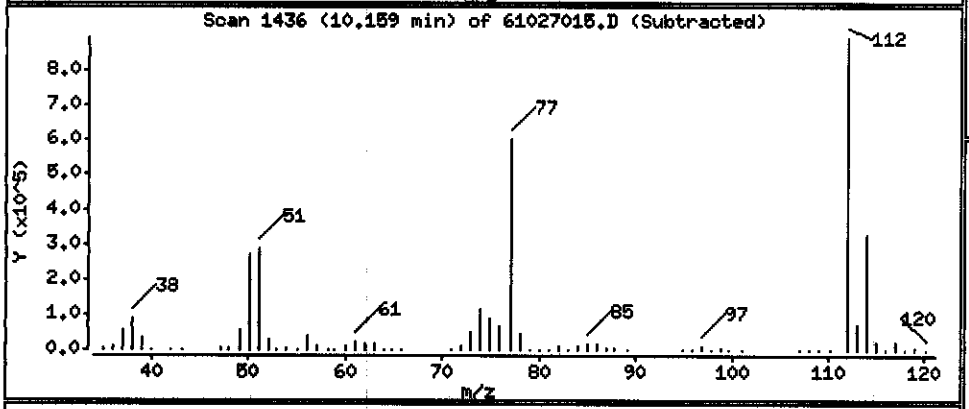

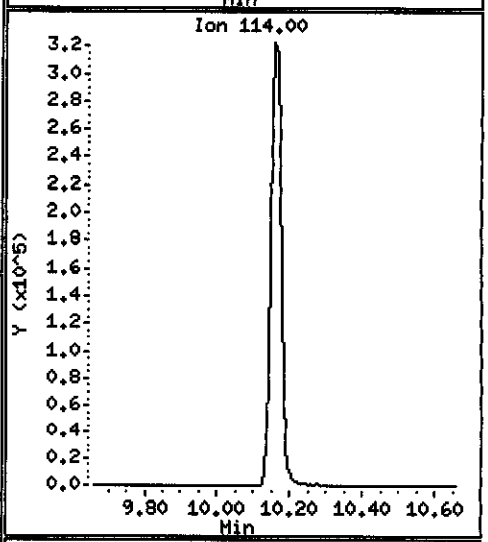

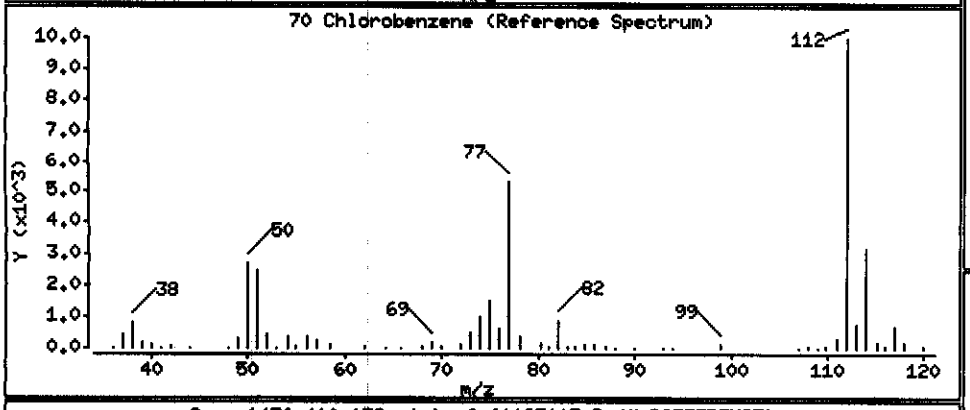

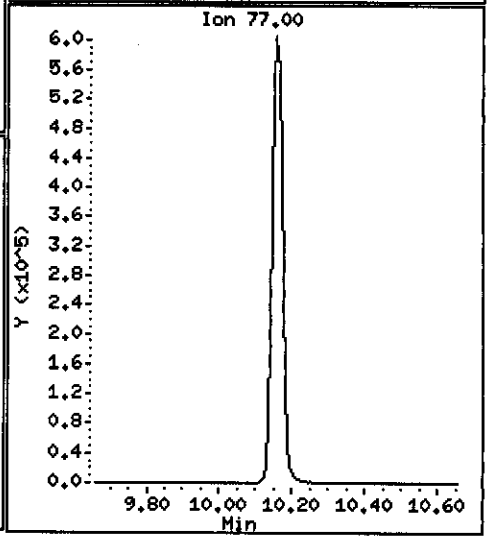

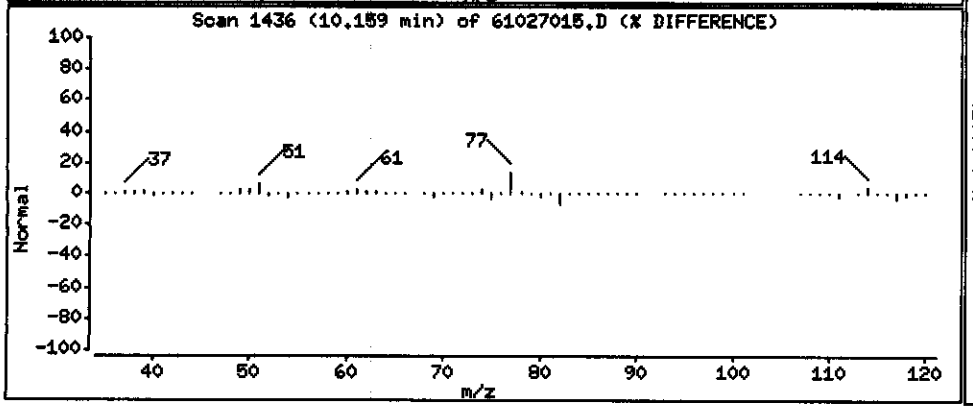

MACTEC Engineering and Consulting Inc

Client Sample ID: RFI-33-1008

GC/MS Volatiles

Lot-Sample #...: C8J180171-009	**Work Order #...:** K06DN1AM	**Matrix.....:** WATER
Date Sampled...: 10/16/08	**Date Received..:** 10/18/08	**MS Run #.....:** 8301164
Prep Date.....: 10/27/08	**Analysis Date..:** 10/27/08	
Prep Batch #...: 8301245	**Analysis Time..:** 15:20	
Dilution Factor: 1	**Initial Wgt/Vol:** 5 mL	**Final Wgt/Vol..:** 5 mL
Analyst ID.....: 001562	**Instrument ID..:** HP6	
	Method.....: SW846 8260B	

PARAMETER	RESULT	REPORTING LIMIT	UNITS	MDL
Acetone	ND	5.0	ug/L	2.5
Benzene	ND	1.0	ug/L	0.27
Bromodichloromethane	ND	1.0	ug/L	0.20
Bromoform	ND	1.0	ug/L	0.25
Bromomethane	ND	1.0	ug/L	0.30
2-Butanone	ND	5.0	ug/L	0.50
Carbon disulfide	ND	1.0	ug/L	0.20
Carbon tetrachloride	ND	1.0	ug/L	0.30
Chlorobenzene	ND	1.0	ug/L	0.23
Chloroethane	ND	1.0	ug/L	0.25
Chloroform	ND	1.0	ug/L	0.24
Chloromethane	ND	1.0	ug/L	0.27
Cyclohexane	ND	1.0	ug/L	0.30
Dibromochloromethane	ND	1.0	ug/L	0.16
1,2-Dibromo-3-chloro-propane	ND	1.0	ug/L	0.24
1,2-Dibromoethane	ND	1.0	ug/L	0.23
1,3-Dichlorobenzene	ND	1.0	ug/L	0.16
1,4-Dichlorobenzene	ND	1.0	ug/L	0.18
1,2-Dichlorobenzene	ND	1.0	ug/L	0.22
Dichlorodifluoromethane	ND	1.0	ug/L	0.26
1,1-Dichloroethane	ND	1.0	ug/L	0.24
1,2-Dichloroethane	ND	1.0	ug/L	0.21
1,1-Dichloroethene	ND	1.0	ug/L	0.28
cis-1,2-Dichloroethene	ND	1.0	ug/L	0.27
trans-1,2-Dichloroethene	ND	1.0	ug/L	0.27
1,2-Dichloropropane	ND	1.0	ug/L	0.18
cis-1,3-Dichloropropene	ND	1.0	ug/L	0.19
trans-1,3-Dichloropropene	ND	1.0	ug/L	0.18
Ethylbenzene	ND	1.0	ug/L	0.18
2-Hexanone	ND	5.0	ug/L	0.53
Isopropylbenzene	ND	1.0	ug/L	0.22
Methyl acetate	ND	1.0	ug/L	0.10
Methylene chloride	ND	1.0	ug/L	0.32
Methylcyclohexane	ND	1.0	ug/L	0.32
4-Methyl-2-pentanone	ND	5.0	ug/L	0.23
Methyl tert-butyl ether	ND	1.0	ug/L	0.20

(Continued on next page)

MACTEC Engineering and Consulting Inc

Client Sample ID: RFI-33-1008

GC/MS Volatiles

Lot-Sample #...: C8J180171-009 **Work Order #...:** K06DN1AM **Matrix.....:** WATER

PARAMETER	RESULT	REPORTING LIMIT	UNITS	MDL
Styrene	ND	1.0	ug/L	0.22
1,1,2,2-Tetrachloroethane	ND	1.0	ug/L	0.15
1,2,4-Trichloro-benzene	ND	1.0	ug/L	0.15
Tetrachloroethene	ND	1.0	ug/L	0.24
1,1,1-Trichloroethane	ND	1.0	ug/L	0.25
1,1,2-Trichloroethane	ND	1.0	ug/L	0.20
Trichloroethene	ND	1.0	ug/L	0.29
Trichlorofluoromethane	ND	1.0	ug/L	0.080
1,1,2-Trichloro-1,2,2-trifluoroethane	ND	1.0	ug/L	0.30
Toluene	ND	1.0	ug/L	0.23
Vinyl chloride	ND	1.0	ug/L	0.29
Xylenes (total)	ND	3.0	ug/L	0.62

SURROGATE	PERCENT RECOVERY	RECOVERY LIMITS
Toluene-d8	104	(71 - 118)
1,2-Dichloroethane-d4	95	(64 - 135)
4-Bromofluorobenzene	89	(70 - 118)
Dibromofluoromethane	94	(70 - 128)

Data File: \\pitsvr06\d\chem\hp6.i\6102708d.b\61027016.D

Date : 27-OCT-2008 15:20

Client ID: RFI-33-1008

Sample Info: C8J180171-009 5ml

Purge Volume: 5.0

Column phase: DB 624

Instrument: hp6.i

Operator: 001562

Column diameter: 0.20

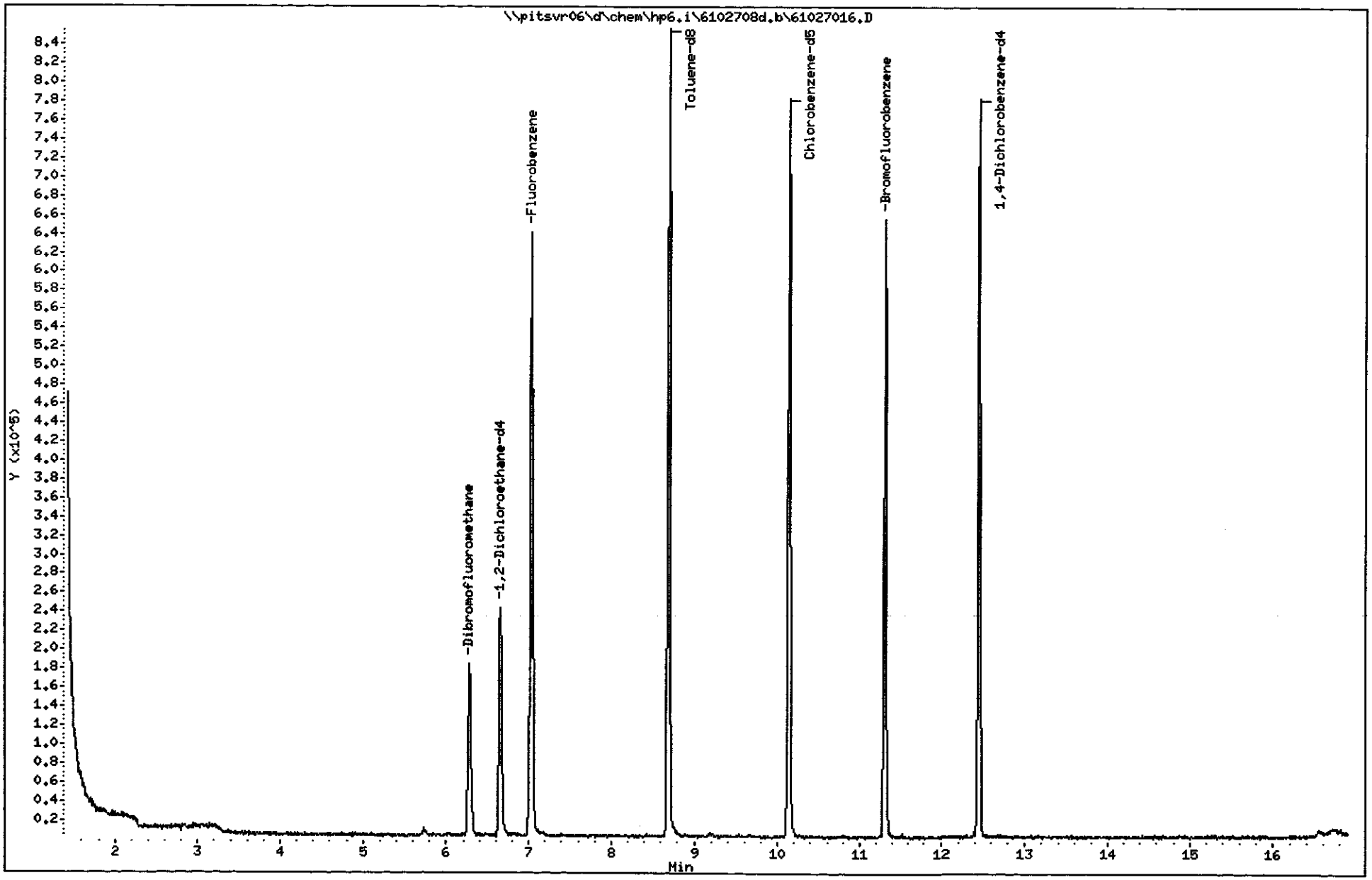

TestAmerica Pittsburgh

VOLATILE REPORT SW-846 Method

Data file : \\pitsvr06\d\chem\hp6.i\6102708d.b\61027016.D
Lab Smp Id: k06dn1am Client Smp ID: RFI-33-1008
Inj Date : 27-OCT-2008 15:20
Operator : 001562 Inst ID: hp6.i
Smp Info : C8J180171-009 5ml
Misc Info : k06dn1am,6102708d.b,8260ee.m,1-42.sub
Comment :
Method : \\PITSVR06\D\chem\hp6.i\6102708d.b\8260ee.m
Meth Date : 27-Oct-2008 14:29 fergusond Quant Type: ISTD
Cal Date : 26-OCT-2008 13:09 Cal File: 1G61026.D
Als bottle: 10
Dil Factor: 1.00000
Integrator: HP RTE Compound Sublist: 1-42.sub
Target Version: 4.14
Processing Host: PITSVR06

Concentration Formula: Amt * DF * 1/Vo*Vt * CpndVariable

Name	Value	Description
DF	1.000	Dilution Factor
Vo	5.000	Sample Volume
Vt	1.000	mg/L conversion (1.0 if no conversion)
Cpnd Variable		Local Compound Variable

Compounds	QUANT SIG MASS	RT	EXP RT	REL RT	RESPONSE	CONCENTRATIONS ON-COLUMN (ng)	FINAL (UG/L)
* 46 Fluorobenzene	96	7.032	7.024	(1.000)	625421	50.0000	
* 69 Chlorobenzene-d5	119	10.134	10.132	(1.000)	145366	50.0000	
* 92 1,4-Dichlorobenzene-d4	152	12.452	12.444	(1.000)	227006	50.0000	
$ 39 Dibromofluoromethane	113	6.277	6.269	(0.893)	138589	47.1985	9.440
$ 43 1,2-Dichloroethane-d4	65	6.648	6.640	(0.945)	206764	47.6253	9.525
$ 59 Toluene-d8	98	8.692	8.690	(0.858)	610138	52.0976	10.42
$ 80 Bromofluorobenzene	95	11.302	11.300	(0.908)	259379	44.5047	8.901
1 Dichlorodifluoromethane	85	Compound Not Detected.					
2 Chloromethane	50	Compound Not Detected.					
3 Vinyl Chloride	62	Compound Not Detected.					
4 Bromomethane	94	Compound Not Detected.					
5 Chloroethane	64	Compound Not Detected.					
6 Trichlorofluoromethane	101	Compound Not Detected.					
12 1,1-Dichloroethene	96	Compound Not Detected.					
13 Acetone	43	Compound Not Detected.					
15 Carbon Disulfide	76	Compound Not Detected.					
18 Methylene Chloride	84	Compound Not Detected.					
19 trans-1,2-Dichloroethene	96	Compound Not Detected.					
20 Methyl tert-butyl ether	73	Compound Not Detected.					
24 1,1-Dichloroethane	63	Compound Not Detected.					
27 2,2-Dichloropropane	77	Compound Not Detected.					
28 cis-1,2-dichloroethene	96	Compound Not Detected.					

	Compounds	QUANT SIG MASS	RT	EXP RT	REL RT	RESPONSE	CONCENTRATIONS ON-COLUMN (ng)	CONCENTRATIONS FINAL (UG/L)
M	29 1,2-Dichloroethene (total)	96	Compound Not Detected.					
	30 Bromochloromethane	128	Compound Not Detected.					
	31 2-Butanone	43	Compound Not Detected.					
	37 Chloroform	83	Compound Not Detected.					
	38 1,1,1-Trichloroethane	97	Compound Not Detected.					
	40 1,1-Dichloropropene	75	Compound Not Detected.					
	41 Carbon Tetrachloride	117	Compound Not Detected.					
	42 Benzene	78	Compound Not Detected.					
	45 1,2-Dichloroethane	62	Compound Not Detected.					
	47 Trichloroethene	130	Compound Not Detected.					
	49 1,2-Dichloropropane	63	Compound Not Detected.					
	50 Dibromomethane	93	Compound Not Detected.					
	53 Bromodichloromethane	83	Compound Not Detected.					
	57 cis-1,3-Dichloropropene	75	Compound Not Detected.					
	58 4-Methyl-2-Pentanone	43	Compound Not Detected.					
	60 Toluene	91	Compound Not Detected.					
	61 trans-1,3-Dichloropropene	75	Compound Not Detected.					
	63 1,3-Dichloropropane	76	Compound Not Detected.					
	64 1,1,2-Trichloroethane	97	Compound Not Detected.					
	65 Tetrachloroethene	164	Compound Not Detected.					
	66 2-Hexanone	43	Compound Not Detected.					
	67 Dibromochloromethane	129	Compound Not Detected.					
	68 1,2-Dibromoethane	107	Compound Not Detected.					
	70 Chlorobenzene	112	Compound Not Detected.					
	71 1,1,1,2-Tetrachloroethane	131	Compound Not Detected.					
	72 Ethylbenzene	106	Compound Not Detected.					
	73 m + p-Xylene	106	Compound Not Detected.					
	74 Xylene-o	106	Compound Not Detected.					
M	75 Xylenes (total)	106	Compound Not Detected.					
	76 Styrene	104	Compound Not Detected.					
	77 Bromoform	173	Compound Not Detected.					
	78 Isopropylbenzene	105	Compound Not Detected.					
	79 Bromobenzene	156	Compound Not Detected.					
	83 1,1,2,2-Tetrachloroethane	83	Compound Not Detected.					
	84 1,2,3-Trichloropropane	110	Compound Not Detected.					
	86 1,3,5-Trimethylbenzene	105	Compound Not Detected.					
	88 1,2,4-Trimethylbenzene	105	Compound Not Detected.					
	90 4-Isopropyltoluene	119	Compound Not Detected.					
	91 1,3-Dichlorobenzene	146	Compound Not Detected.					
	93 1,4-Dichlorobenzene	146	Compound Not Detected.					
	95 1,2-Dichlorobenzene	146	Compound Not Detected.					
	96 1,2-Dibromo-3-chloropropane	157	Compound Not Detected.					
	97 1,2,4-Trichlorobenzene	180	Compound Not Detected.					
	101 1,1,2-trichlorotrifluoroethane	101	Compound Not Detected.					
	102 Methyl acetate	43	Compound Not Detected.					
	104 Cyclohexane	56	Compound Not Detected.					
	105 Methyl Cyclohexane	83	Compound Not Detected.					

MACTEC Engineering and Consulting Inc

Client Sample ID: RFI-29-1008

GC/MS Volatiles

Lot-Sample #...: C8J180171-010	**Work Order #...:** K06DP1AM	**Matrix.....:** WATER
Date Sampled...: 10/16/08	**Date Received..:** 10/18/08	**MS Run #.....:** 8301164
Prep Date.....: 10/27/08	**Analysis Date..:** 10/27/08	
Prep Batch #...: 8301245	**Analysis Time..:** 15:43	
Dilution Factor: 1	**Initial Wgt/Vol:** 5 mL	**Final Wgt/Vol..:** 5 mL
Analyst ID.....: 001562	**Instrument ID..:** HP6	
	Method.....: SW846 8260B	

PARAMETER	RESULT	REPORTING LIMIT	UNITS	MDL
Acetone	ND	5.0	ug/L	2.5
Benzene	ND	1.0	ug/L	0.27
Bromodichloromethane	ND	1.0	ug/L	0.20
Bromoform	ND	1.0	ug/L	0.25
Bromomethane	ND	1.0	ug/L	0.30
2-Butanone	ND	5.0	ug/L	0.50
Carbon disulfide	**0.25 J**	**1.0**	**ug/L**	**0.20**
Carbon tetrachloride	ND	1.0	ug/L	0.30
Chlorobenzene	**13**	**1.0**	**ug/L**	**0.23**
Chloroethane	ND	1.0	ug/L	0.25
Chloroform	ND	1.0	ug/L	0.24
Chloromethane	ND	1.0	ug/L	0.27
Cyclohexane	ND	1.0	ug/L	0.30
Dibromochloromethane	ND	1.0	ug/L	0.16
1,2-Dibromo-3-chloro-propane	ND	1.0	ug/L	0.24
1,2-Dibromoethane	ND	1.0	ug/L	0.23
1,3-Dichlorobenzene	**0.80 J**	**1.0**	**ug/L**	**0.16**
1,4-Dichlorobenzene	**4.0**	**1.0**	**ug/L**	**0.18**
1,2-Dichlorobenzene	**2.7**	**1.0**	**ug/L**	**0.22**
Dichlorodifluoromethane	ND	1.0	ug/L	0.26
1,1-Dichloroethane	ND	1.0	ug/L	0.24
1,2-Dichloroethane	ND	1.0	ug/L	0.21
1,1-Dichloroethene	ND	1.0	ug/L	0.28
cis-1,2-Dichloroethene	ND	1.0	ug/L	0.27
trans-1,2-Dichloroethene	ND	1.0	ug/L	0.27
1,2-Dichloropropane	ND	1.0	ug/L	0.18
cis-1,3-Dichloropropene	ND	1.0	ug/L	0.19
trans-1,3-Dichloropropene	ND	1.0	ug/L	0.18
Ethylbenzene	ND	1.0	ug/L	0.18
2-Hexanone	ND	5.0	ug/L	0.53
Isopropylbenzene	ND	1.0	ug/L	0.22
Methyl acetate	ND	1.0	ug/L	0.10
Methylene chloride	ND	1.0	ug/L	0.32
Methylcyclohexane	ND	1.0	ug/L	0.32
4-Methyl-2-pentanone	ND	5.0	ug/L	0.23
Methyl tert-butyl ether	ND	1.0	ug/L	0.20

(Continued on next page)

MACTEC Engineering and Consulting Inc

Client Sample ID: RFI-29-1008

GC/MS Volatiles

Lot-Sample #...: C8J180171-010 **Work Order #...:** K06DP1AM **Matrix.....:** WATER

PARAMETER	RESULT	REPORTING LIMIT	UNITS	MDL
Styrene	ND	1.0	ug/L	0.22
1,1,2,2-Tetrachloroethane	ND	1.0	ug/L	0.15
1,2,4-Trichloro-benzene	ND	1.0	ug/L	0.15
Tetrachloroethene	ND	1.0	ug/L	0.24
1,1,1-Trichloroethane	ND	1.0	ug/L	0.25
1,1,2-Trichloroethane	ND	1.0	ug/L	0.20
Trichloroethene	ND	1.0	ug/L	0.29
Trichlorofluoromethane	ND	1.0	ug/L	0.080
1,1,2-Trichloro-1,2,2-trifluoroethane	ND	1.0	ug/L	0.30
Toluene	ND	1.0	ug/L	0.23
Vinyl chloride	ND	1.0	ug/L	0.29
Xylenes (total)	ND	3.0	ug/L	0.62

SURROGATE	PERCENT RECOVERY	RECOVERY LIMITS
Toluene-d8	103	(71 - 118)
1,2-Dichloroethane-d4	95	(64 - 135)
4-Bromofluorobenzene	89	(70 - 118)
Dibromofluoromethane	95	(70 - 128)

NOTE(S):

J Estimated result. Result is less than RL.

Data File: \\pitsvr06\d\chem\hp6.i\6102708d.b\61027017.D
Date : 27-OCT-2008 15:43
Client ID: RFI-29-1008
Sample Info: C8J180171-010 5ml
Purge Volume: 5.0
Column phase: DB 624

Instrument: hp6.i
Operator: 001562
Column diameter: 0.20

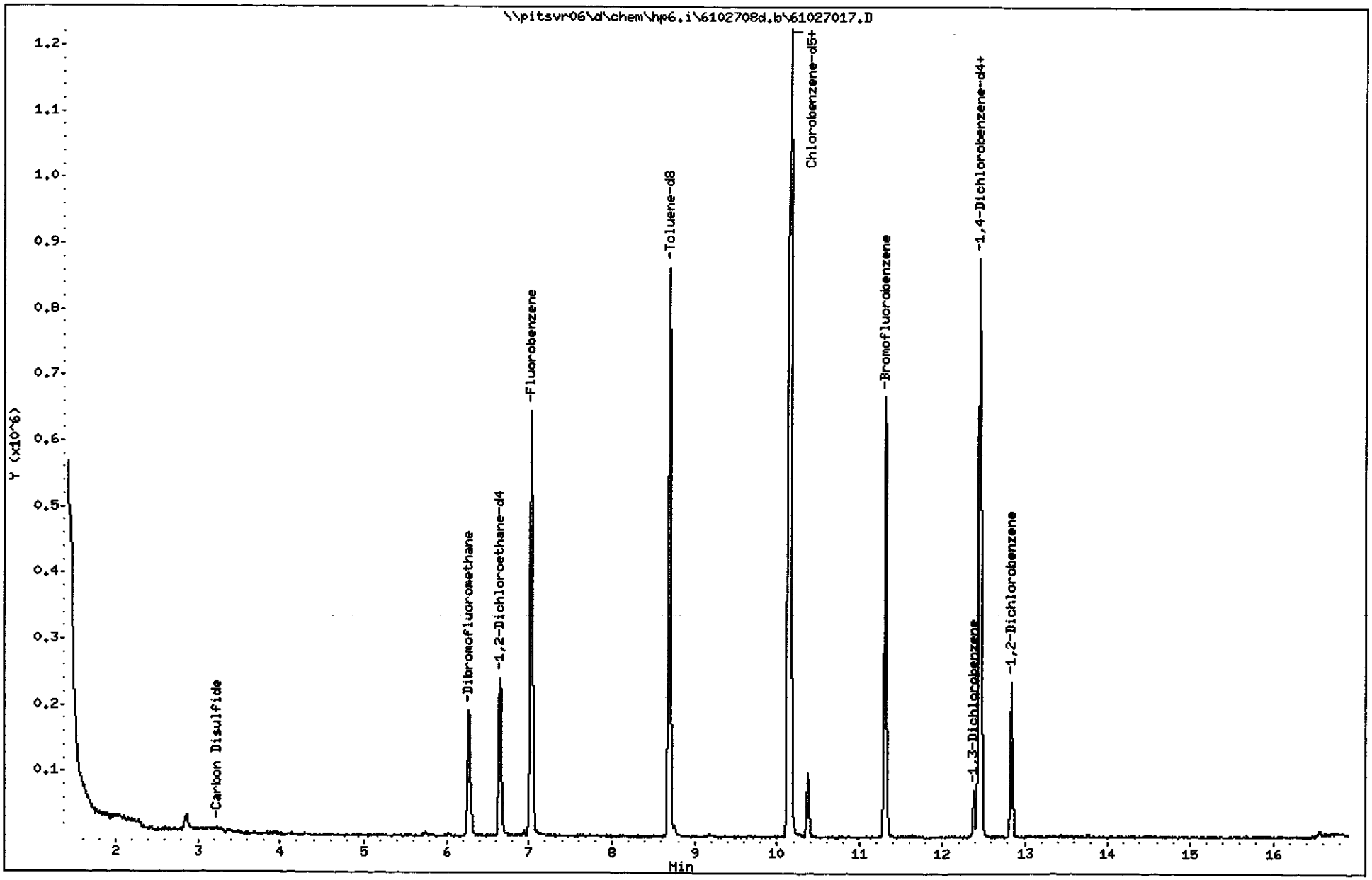

TestAmerica Pittsburgh

VOLATILE REPORT SW-846 Method

Data file : \\pitsvr06\d\chem\hp6.i\6102708d.b\61027017.D
Lab Smp Id: k06dp1am Client Smp ID: RFI-29-1008
Inj Date : 27-OCT-2008 15:43
Operator : 001562 Inst ID: hp6.i
Smp Info : C8J180171-010 5ml
Misc Info : k06dp1am,6102708d.b,8260ee.m,1-42.sub
Comment :
Method : \\PITSVR06\D\chem\hp6.i\6102708d.b\8260ee.m
Meth Date : 27-Oct-2008 14:29 fergusond Quant Type: ISTD
Cal Date : 26-OCT-2008 13:09 Cal File: 1G61026.D
Als bottle: 11
Dil Factor: 1.00000
Integrator: HP RTE Compound Sublist: 1-42.sub
Target Version: 4.14
Processing Host: PITSVR06

Concentration Formula: Amt * DF * 1/Vo*Vt * CpndVariable

Name	Value	Description
DF	1.000	Dilution Factor
Vo	5.000	Sample Volume
Vt	1.000	mg/L conversion (1.0 if no conversion)
Cpnd Variable		Local Compound Variable

Compounds	QUANT SIG MASS	RT	EXP RT	REL RT	RESPONSE	CONCENTRATIONS ON-COLUMN (ng)	CONCENTRATIONS FINAL (UG/L)
* 46 Fluorobenzene	96	7.028	7.024	(1.000)	628185	50.0000	
* 69 Chlorobenzene-d5	119	10.131	10.132	(1.000)	146148	50.0000	
* 92 1,4-Dichlorobenzene-d4	152	12.449	12.444	(1.000)	227071	50.0000	
$ 39 Dibromofluoromethane	113	6.274	6.269	(0.893)	139931	47.4459	9.489
$ 43 1,2-Dichloroethane-d4	65	6.651	6.640	(0.946)	206237	47.2949	9.459
$ 59 Toluene-d8	98	8.689	8.690	(0.858)	606733	51.5296	10.30
$ 80 Bromofluorobenzene	95	11.299	11.300	(0.908)	260129	44.6206	8.924
1 Dichlorodifluoromethane	85	Compound Not Detected.					
2 Chloromethane	50	Compound Not Detected.					
3 Vinyl Chloride	62	Compound Not Detected.					
4 Bromomethane	94	Compound Not Detected.					
5 Chloroethane	64	Compound Not Detected.					
6 Trichlorofluoromethane	101	Compound Not Detected.					
12 1,1-Dichloroethene	96	Compound Not Detected.					
13 Acetone	43	Compound Not Detected.					
15 Carbon Disulfide	76	3.384	3.373	(0.482)	12055	1.27293	0.2546
18 Methylene Chloride	84	Compound Not Detected.					
19 trans-1,2-Dichloroethene	96	Compound Not Detected.					
20 Methyl tert-butyl ether	73	Compound Not Detected.					
24 1,1-Dichloroethane	63	Compound Not Detected.					
27 2,2-Dichloropropane	77	Compound Not Detected.					
28 cis-1,2-dichloroethene	96	Compound Not Detected.					

	Compounds	QUANT SIG MASS	RT	EXP RT	REL RT	RESPONSE	CONCENTRATIONS ON-COLUMN (ng)	CONCENTRATIONS FINAL (UG/L)
M	29 1,2-Dichloroethene (total)	96	Compound Not Detected.					
	30 Bromochloromethane	128	Compound Not Detected.					
	31 2-Butanone	43	Compound Not Detected.					
	37 Chloroform	83	Compound Not Detected.					
	38 1,1,1-Trichloroethane	97	Compound Not Detected.					
	40 1,1-Dichloropropene	75	Compound Not Detected.					
	41 Carbon Tetrachloride	117	Compound Not Detected.					
	42 Benzene	78	Compound Not Detected.					
	45 1,2-Dichloroethane	62	Compound Not Detected.					
	47 Trichloroethene	130	Compound Not Detected.					
	49 1,2-Dichloropropane	63	Compound Not Detected.					
	50 Dibromomethane	93	Compound Not Detected.					
	53 Bromodichloromethane	83	Compound Not Detected.					
	57 cis-1,3-Dichloropropene	75	Compound Not Detected.					
	58 4-Methyl-2-Pentanone	43	Compound Not Detected.					
	60 Toluene	91	Compound Not Detected.					
	61 trans-1,3-Dichloropropene	75	Compound Not Detected.					
	63 1,3-Dichloropropane	76	Compound Not Detected.					
	64 1,1,2-Trichloroethane	97	Compound Not Detected.					
	65 Tetrachloroethene	164	Compound Not Detected.					
	66 2-Hexanone	43	Compound Not Detected.					
	67 Dibromochloromethane	129	Compound Not Detected.					
	68 1,2-Dibromoethane	107	Compound Not Detected.					
	70 Chlorobenzene	112	10.161	10.156	(1.003)	628540	67.1473	13.43
	71 1,1,1,2-Tetrachloroethane	131	Compound Not Detected.					
	72 Ethylbenzene	106	Compound Not Detected.					
	73 m + p-Xylene	106	Compound Not Detected.					
	74 Xylene-o	106	Compound Not Detected.					
M	75 Xylenes (total)	106	Compound Not Detected.					
	76 Styrene	104	Compound Not Detected.					
	77 Bromoform	173	Compound Not Detected.					
	78 Isopropylbenzene	105	Compound Not Detected.					
	79 Bromobenzene	156	Compound Not Detected.					
	83 1,1,2,2-Tetrachloroethane	83	Compound Not Detected.					
	84 1,2,3-Trichloropropane	110	Compound Not Detected.					
	86 1,3,5-Trimethylbenzene	105	Compound Not Detected.					
	88 1,2,4-Trimethylbenzene	105	Compound Not Detected.					
	90 4-Isopropyltoluene	119	Compound Not Detected.					
	91 1,3-Dichlorobenzene	146	12.388	12.383	(0.995)	29583	3.99896	0.7998
	93 1,4-Dichlorobenzene	146	12.473	12.468	(1.002)	155605	20.1866	4.037
	95 1,2-Dichlorobenzene	146	12.844	12.839	(1.032)	97496	13.7080	2.742
	96 1,2-Dibromo-3-chloropropane	157	Compound Not Detected.					
	97 1,2,4-Trichlorobenzene	180	Compound Not Detected.					
	101 1,1,2-trichlorotrifluoroethane	101	Compound Not Detected.					
	102 Methyl acetate	43	Compound Not Detected.					
	104 Cyclohexane	56	Compound Not Detected.					
	105 Methyl Cyclohexane	83	Compound Not Detected.					

Data File: \\pitsvr06\d\chem\hp6.i\6102708d.b\61027017.D

Date : 27-OCT-2008 15:43

Client ID: RFI-29-1008

Instrument: hp6.i

Sample Info: C8J180171-010 5ml

Purge Volume: 5.0

Operator: 001562

Column phase: DB 624

Column diameter: 0.20

15 Carbon Disulfide

Concentration: 0.2546 UG/L

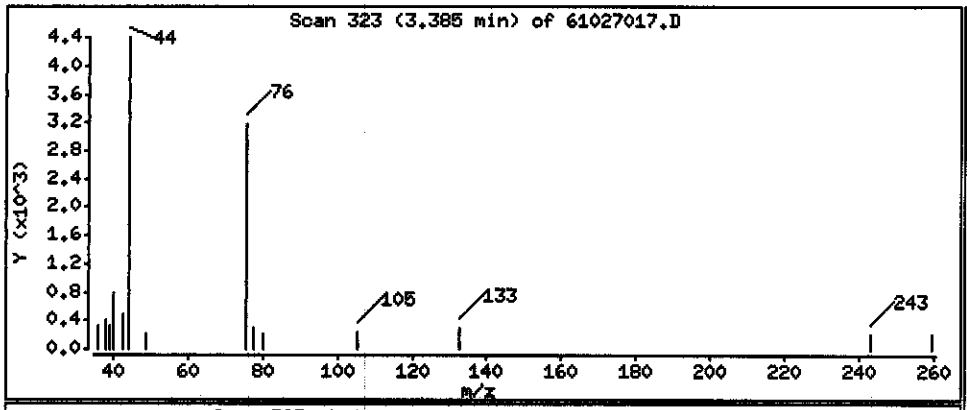

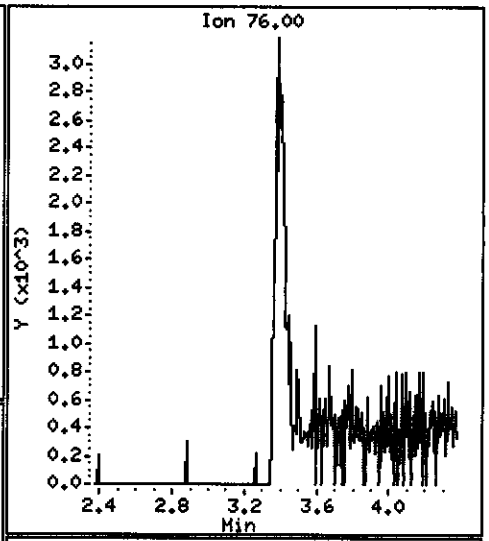

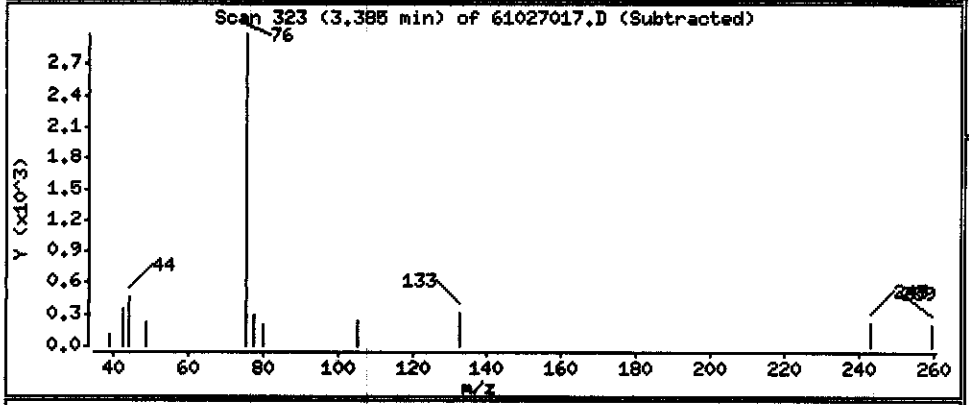

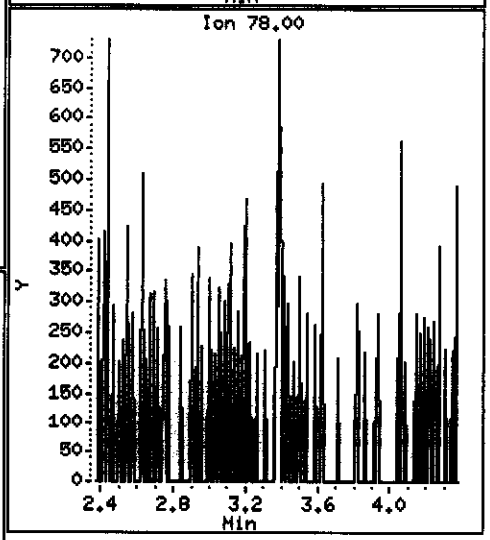

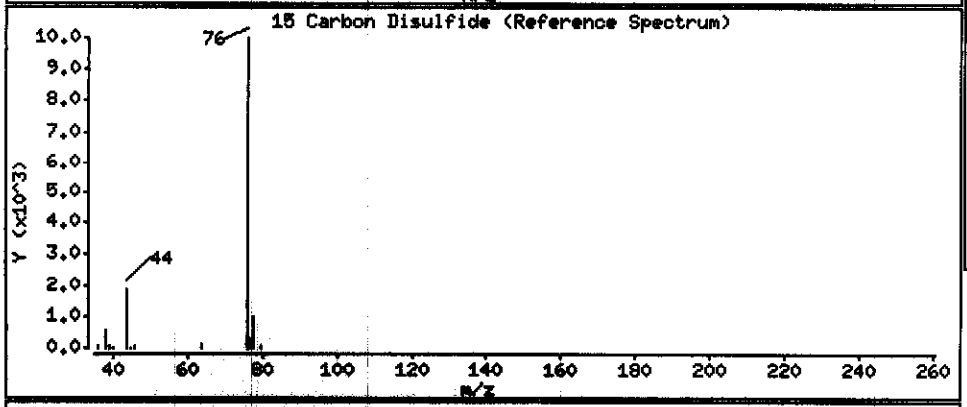

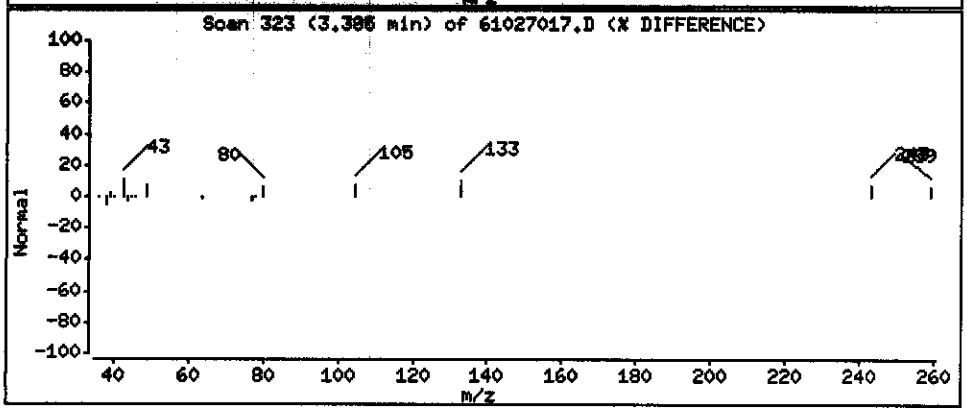

Data File: \\pitsvr06\d\chem\hp6.i\6102708d.b\61027017.D

Date : 27-OCT-2008 15:43

Client ID: RFI-29-1008 Instrument: hp6.i

Sample Info: C8J180171-010 5ml

Purge Volume: 5.0 Operator: 001562

Column phase: DB 624 Column diameter: 0.20

70 Chlorobenzene Concentration: 13.43 UG/L

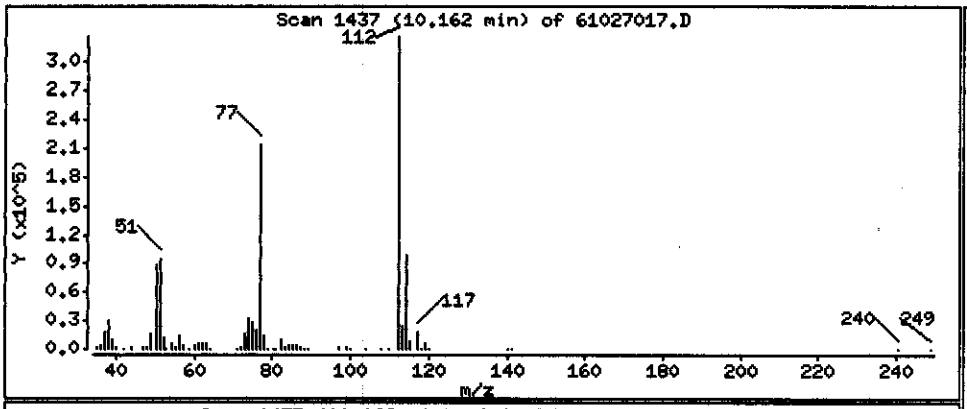

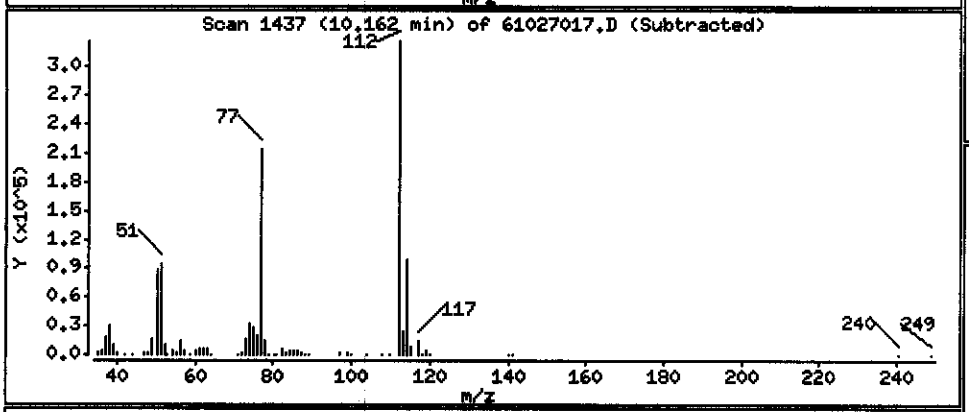

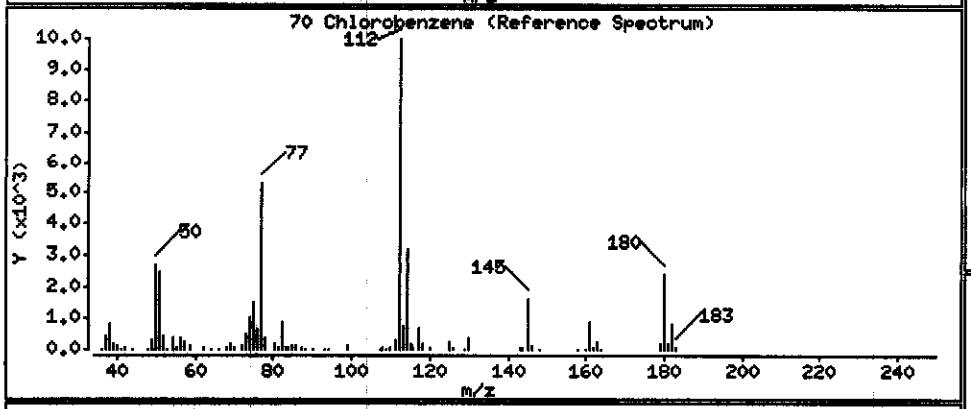

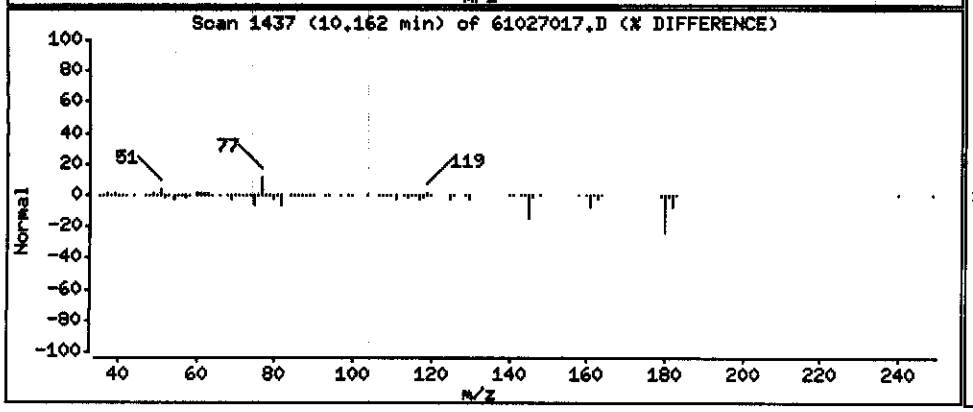

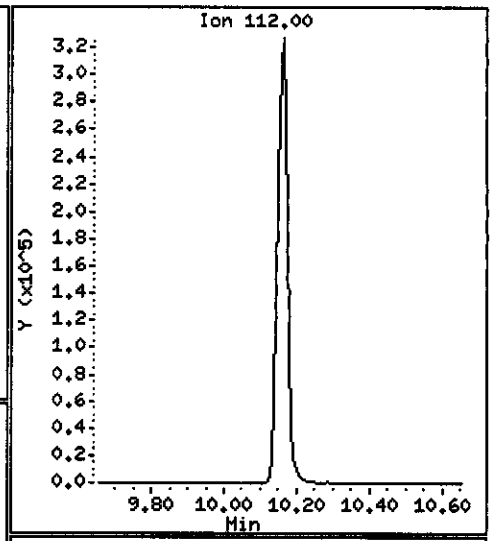

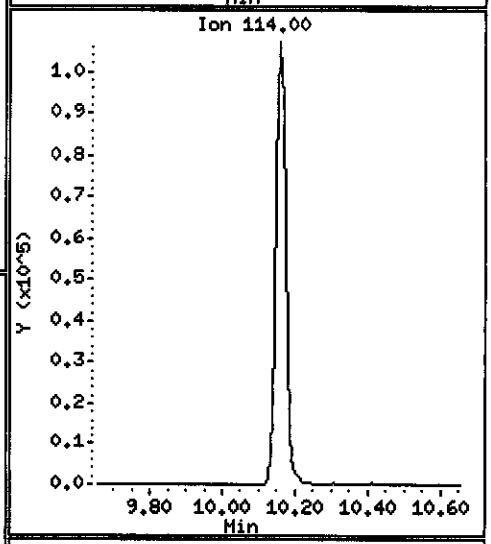

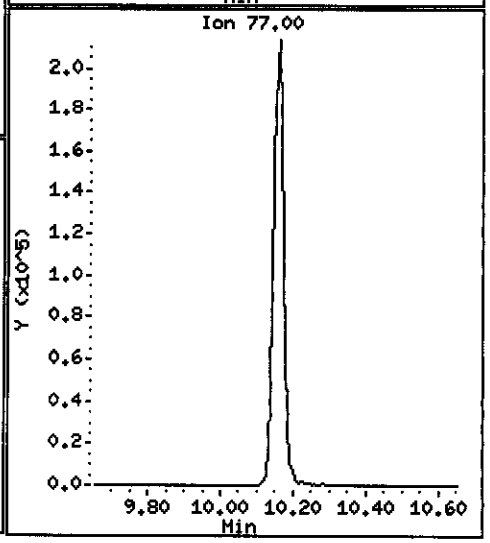

Data File: \\pitsvr06\d\chem\hp6.i\6102708d.b\61027017.D

Date : 27-OCT-2008 15:43

Client ID: RFI-29-1008

Instrument: hp6.i

Sample Info: C8J180171-010 5ml

Purge Volume: 5.0

Operator: 001562

Column phase: DB 624

Column diameter: 0.20

91 1,3-Dichlorobenzene

Concentration: 0.7998 UG/L

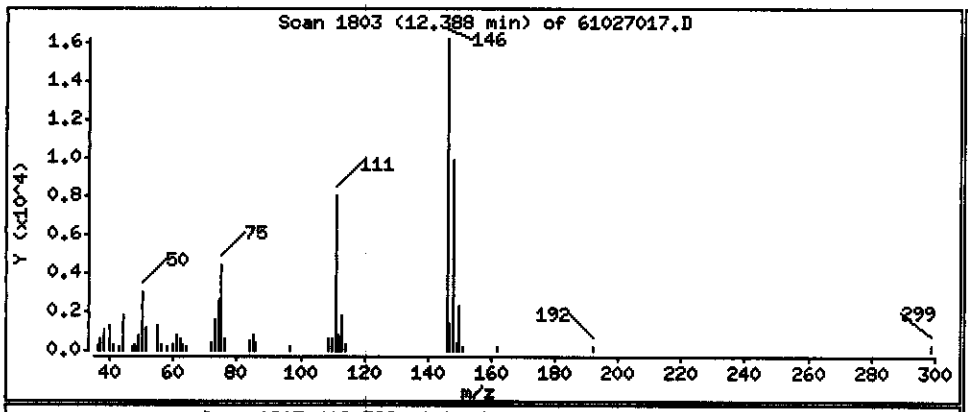

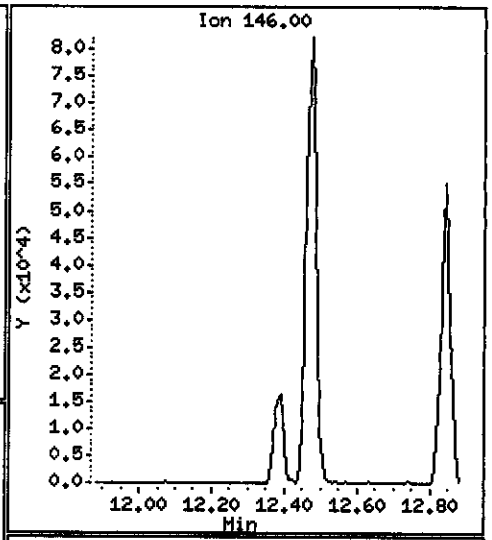

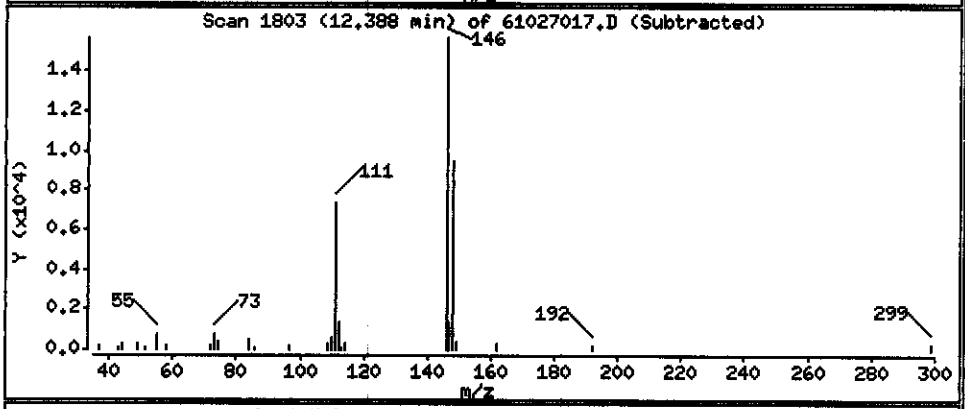

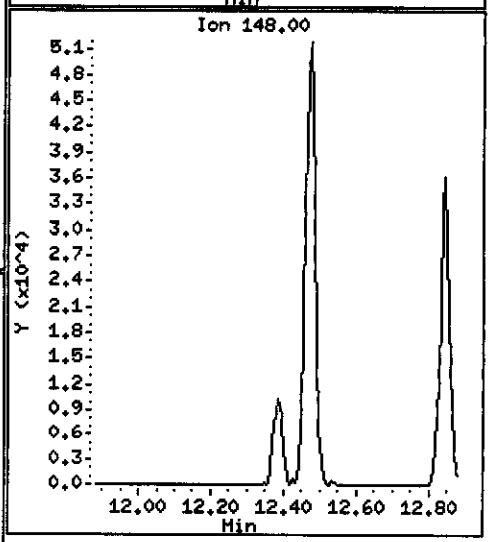

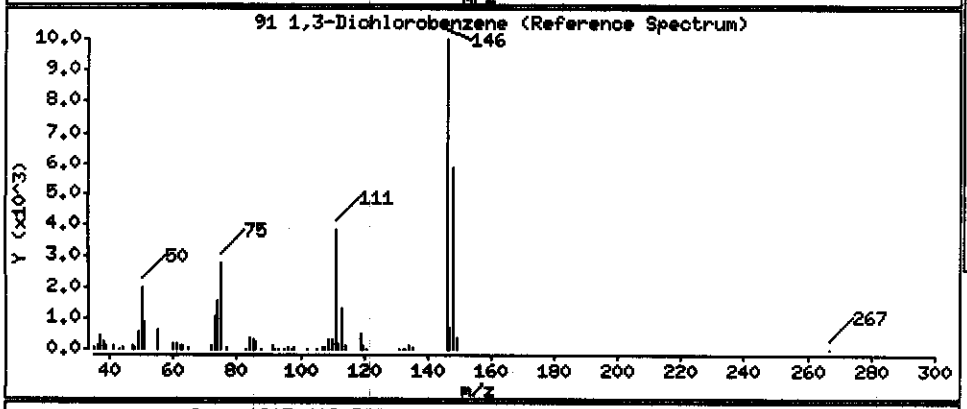

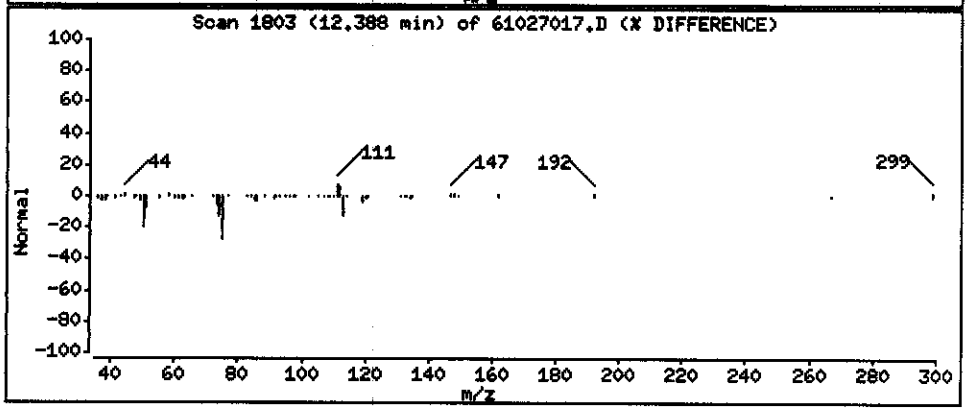

Data File: \\pitsvr06\d\chem\hp6.i\6102708d.b\61027017.D

Date : 27-OCT-2008 15:43

Client ID: RFI-29-1008

Instrument: hp6.i

Sample Info: C8J180171-010 5ml

Purge Volume: 5.0

Operator: 001562

Column phase: DB 624

Column diameter: 0.20

93 1,4-Dichlorobenzene

Concentration: 4.037 UG/L

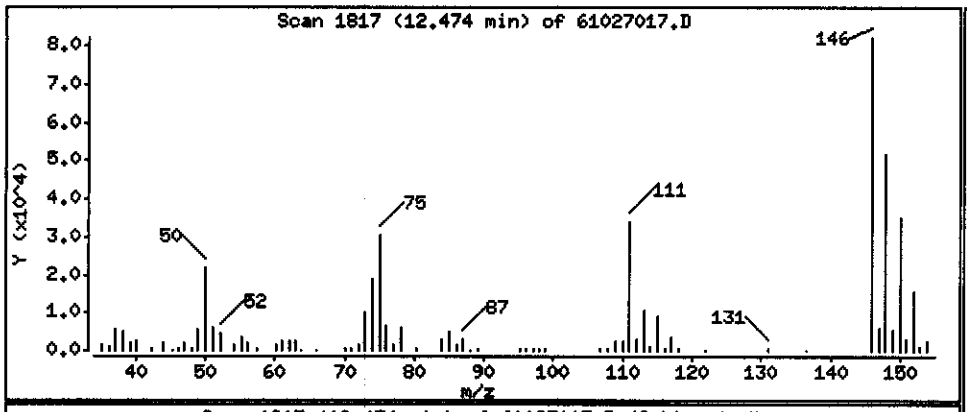

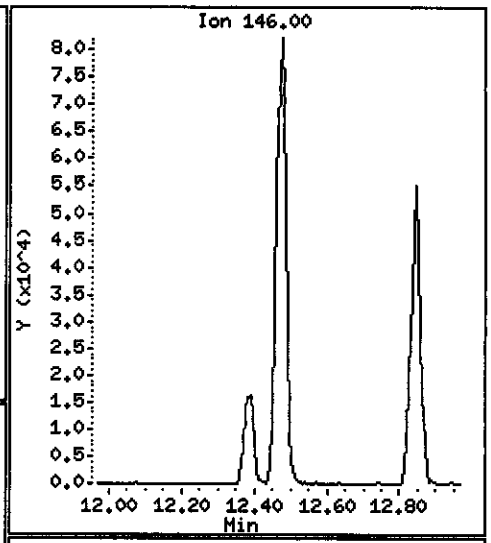

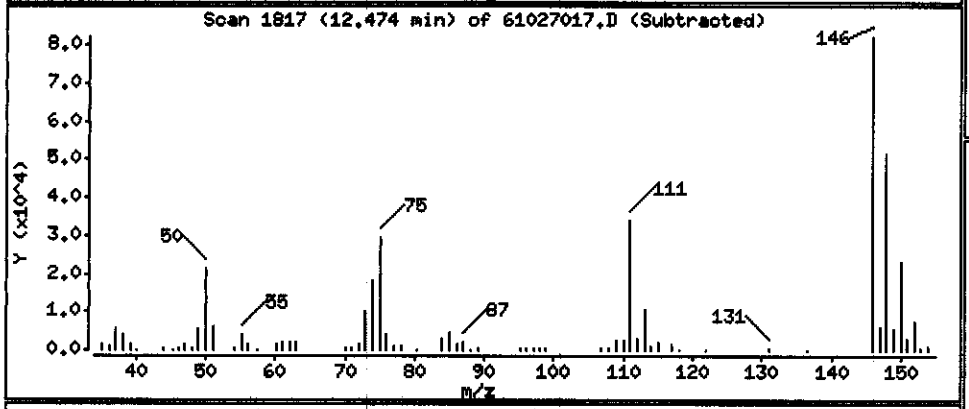

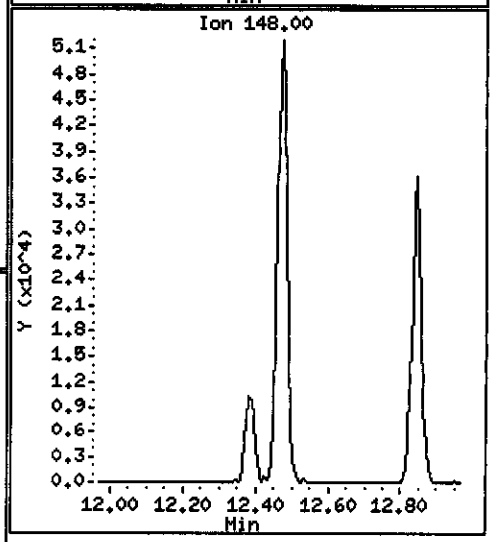

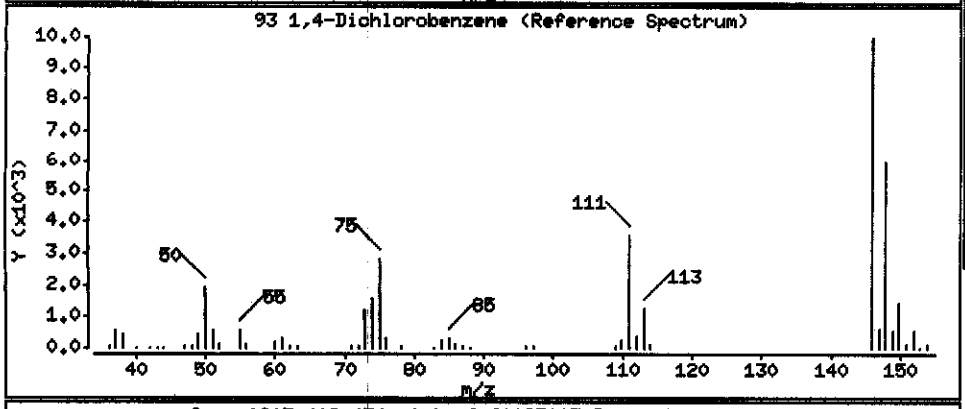

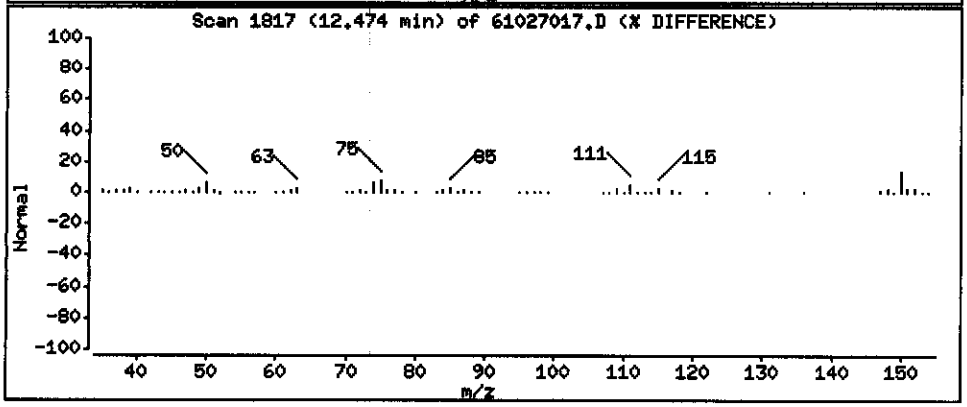

Data File: \\pitsvr06\d\chem\hp6.i\6102708d.b\61027017.D

Date : 27-OCT-2008 15:43

Client ID: RFI-29-1008

Instrument: hp6.i

Sample Info: C8J180171-010 5ml

Purge Volume: 5.0

Operator: 001562

Column phase: DB 624

Column diameter: 0.20

95 1,2-Dichlorobenzene

Concentration: 2.742 UG/L

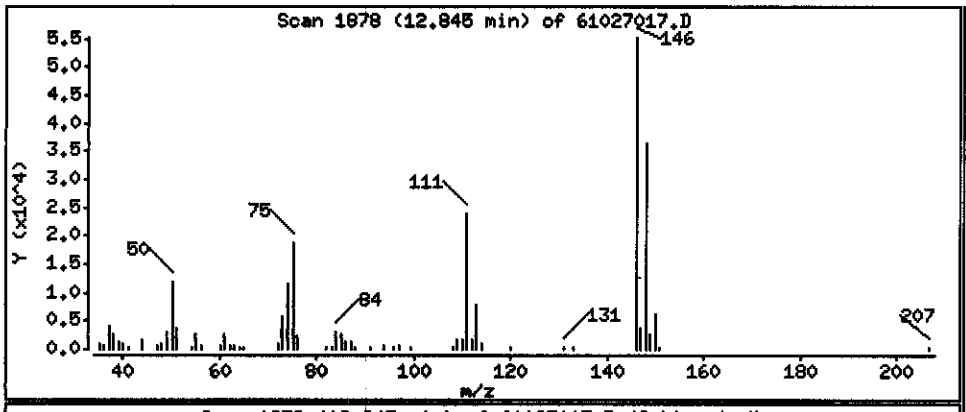

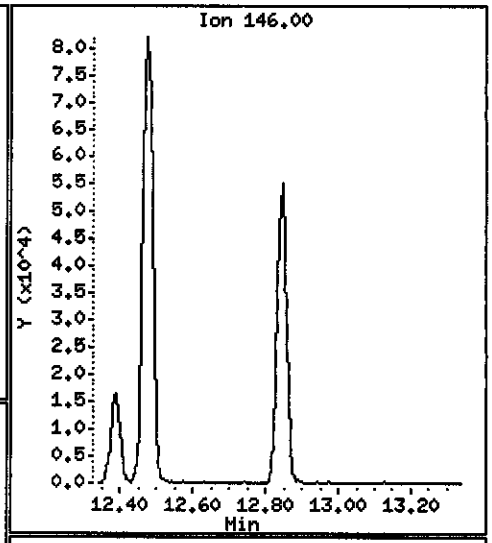

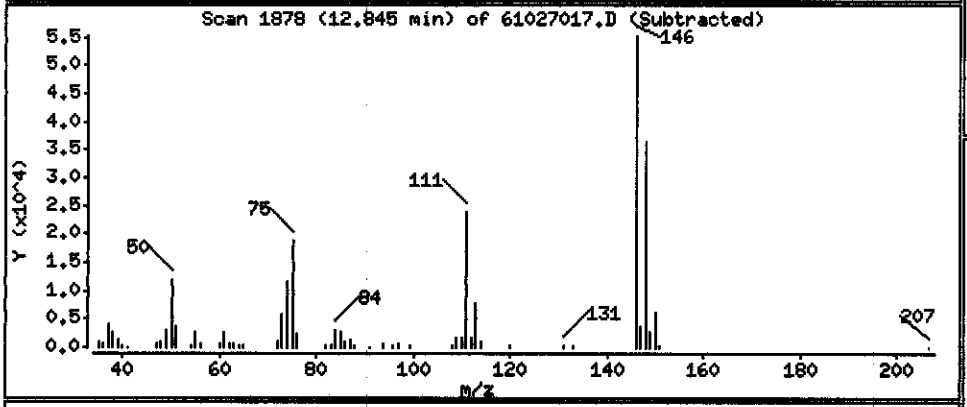

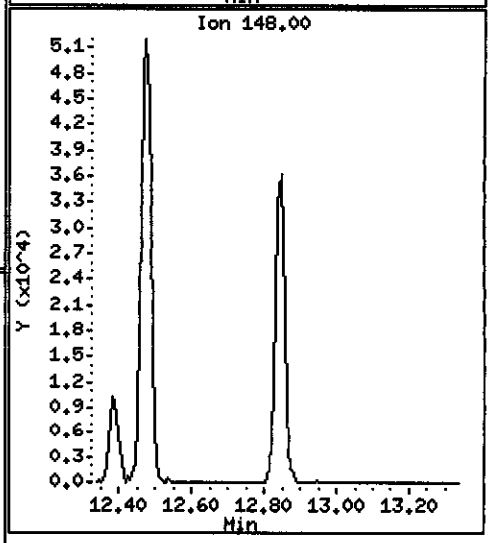

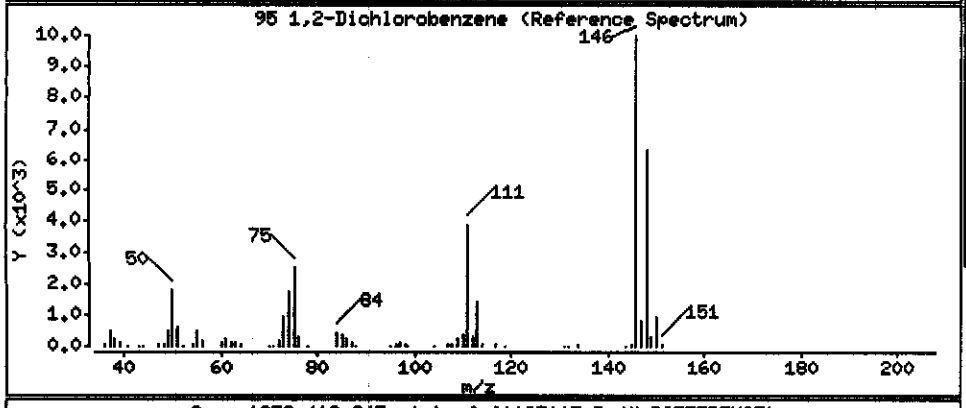

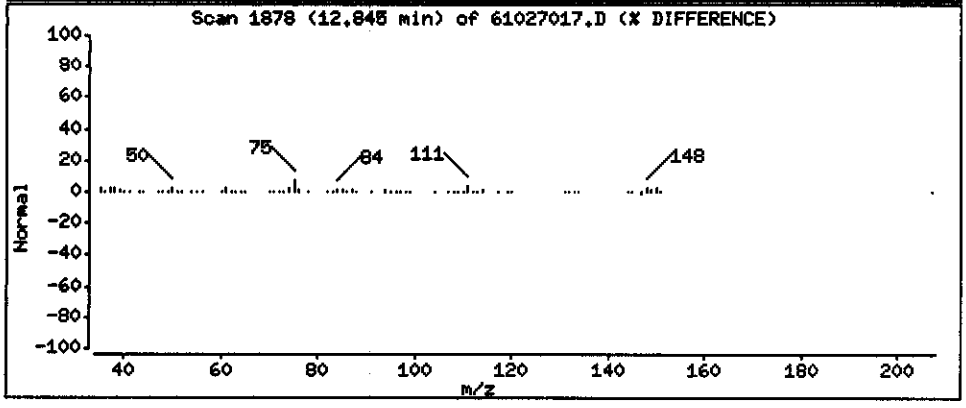

MACTEC Engineering and Consulting Inc

Client Sample ID: RFI-17-1008

GC/MS Volatiles

Lot-Sample #...: C8J180171-011	**Work Order #...:** K06DQ1AM	**Matrix.....:** WATER
Date Sampled...: 10/16/08	**Date Received..:** 10/18/08	**MS Run #.....:** 8301164
Prep Date.....: 10/27/08	**Analysis Date..:** 10/27/08	
Prep Batch #...: 8301245	**Analysis Time..:** 16:07	
Dilution Factor: 1	**Initial Wgt/Vol:** 5 mL	**Final Wgt/Vol..:** 5 mL
Analyst ID.....: 001562	**Instrument ID..:** HP6	
	Method.....: SW846 8260B	

PARAMETER	RESULT	REPORTING LIMIT	UNITS	MDL
Acetone	ND	5.0	ug/L	2.5
Benzene	ND	1.0	ug/L	0.27
Bromodichloromethane	ND	1.0	ug/L	0.20
Bromoform	ND	1.0	ug/L	0.25
Bromomethane	ND	1.0	ug/L	0.30
2-Butanone	ND	5.0	ug/L	0.50
Carbon disulfide	ND	1.0	ug/L	0.20
Carbon tetrachloride	ND	1.0	ug/L	0.30
Chlorobenzene	ND	1.0	ug/L	0.23
Chloroethane	ND	1.0	ug/L	0.25
Chloroform	ND	1.0	ug/L	0.24
Chloromethane	ND	1.0	ug/L	0.27
Cyclohexane	ND	1.0	ug/L	0.30
Dibromochloromethane	ND	1.0	ug/L	0.16
1,2-Dibromo-3-chloro-propane	ND	1.0	ug/L	0.24
1,2-Dibromoethane	ND	1.0	ug/L	0.23
1,3-Dichlorobenzene	ND	1.0	ug/L	0.16
1,4-Dichlorobenzene	ND	1.0	ug/L	0.18
1,2-Dichlorobenzene	ND	1.0	ug/L	0.22
Dichlorodifluoromethane	ND	1.0	ug/L	0.26
1,1-Dichloroethane	ND	1.0	ug/L	0.24
1,2-Dichloroethane	ND	1.0	ug/L	0.21
1,1-Dichloroethene	ND	1.0	ug/L	0.28
cis-1,2-Dichloroethene	ND	1.0	ug/L	0.27
trans-1,2-Dichloroethene	ND	1.0	ug/L	0.27
1,2-Dichloropropane	ND	1.0	ug/L	0.18
cis-1,3-Dichloropropene	ND	1.0	ug/L	0.19
trans-1,3-Dichloropropene	ND	1.0	ug/L	0.18
Ethylbenzene	ND	1.0	ug/L	0.18
2-Hexanone	ND	5.0	ug/L	0.53
Isopropylbenzene	ND	1.0	ug/L	0.22
Methyl acetate	ND	1.0	ug/L	0.10
Methylene chloride	ND	1.0	ug/L	0.32
Methylcyclohexane	ND	1.0	ug/L	0.32
4-Methyl-2-pentanone	ND	5.0	ug/L	0.23
Methyl tert-butyl ether	ND	1.0	ug/L	0.20

(Continued on next page)

MACTEC Engineering and Consulting Inc

Client Sample ID: RFI-17-1008

GC/MS Volatiles

Lot-Sample #...: C8J180171-011 **Work Order #...:** K06DQ1AM **Matrix.....:** WATER

PARAMETER	RESULT	REPORTING LIMIT	UNITS	MDL
Styrene	ND	1.0	ug/L	0.22
1,1,2,2-Tetrachloroethane	ND	1.0	ug/L	0.15
1,2,4-Trichloro-benzene	ND	1.0	ug/L	0.15
Tetrachloroethene	ND	1.0	ug/L	0.24
1,1,1-Trichloroethane	ND	1.0	ug/L	0.25
1,1,2-Trichloroethane	ND	1.0	ug/L	0.20
Trichloroethene	ND	1.0	ug/L	0.29
Trichlorofluoromethane	ND	1.0	ug/L	0.080
1,1,2-Trichloro-1,2,2-trifluoroethane	ND	1.0	ug/L	0.30
Toluene	ND	1.0	ug/L	0.23
Vinyl chloride	ND	1.0	ug/L	0.29
Xylenes (total)	ND	3.0	ug/L	0.62

SURROGATE	PERCENT RECOVERY	RECOVERY LIMITS
Toluene-d8	102	(71 - 118)
1,2-Dichloroethane-d4	97	(64 - 135)
4-Bromofluorobenzene	88	(70 - 118)
Dibromofluoromethane	97	(70 - 128)

Data File: \\pitsvr06\d\chem\hp6.i\6102708d.b\61027018.D

Date : 27-OCT-2008 16:07

Client ID: RFI-17-1008

Sample Info: C8J180171-011 5ml

Purge Volume: 5.0

Column phase: DB 624

Instrument: hp6.i

Operator: 001562

Column diameter: 0.20

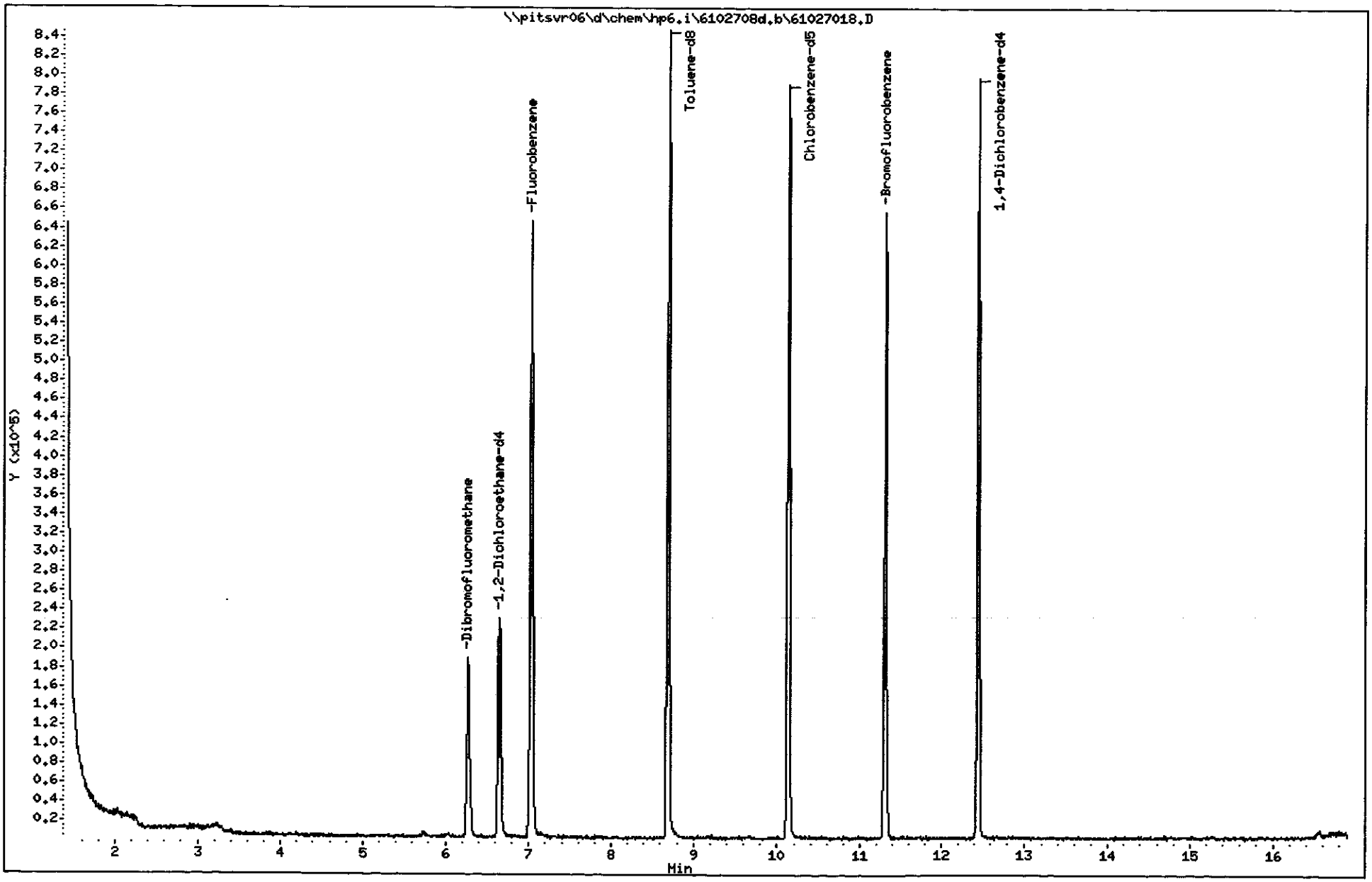

TestAmerica Pittsburgh

VOLATILE REPORT SW-846 Method

Data file : \\pitsvr06\d\chem\hp6.i\6102708d.b\61027018.D
Lab Smp Id: k06dq1am Client Smp ID: RFI-17-1008
Inj Date : 27-OCT-2008 16:07
Operator : 001562 Inst ID: hp6.i
Smp Info : C8J180171-011 5ml
Misc Info : k06dq1am,6102708d.b,8260ee.m,1-42.sub
Comment :
Method : \\PITSVR06\D\chem\hp6.i\6102708d.b\8260ee.m
Meth Date : 27-Oct-2008 14:29 fergusond Quant Type: ISTD
Cal Date : 26-OCT-2008 13:09 Cal File: 1G61026.D
Als bottle: 12
Dil Factor: 1.00000
Integrator: HP RTE Compound Sublist: 1-42.sub
Target Version: 4.14
Processing Host: PITSVR06

Concentration Formula: Amt * DF * 1/Vo*Vt * CpndVariable

Name	Value	Description
DF	1.000	Dilution Factor
Vo	5.000	Sample Volume
Vt	1.000	mg/L conversion (1.0 if no conversion)
Cpnd Variable		Local Compound Variable

	Compounds	QUANT SIG MASS	RT	EXP RT	REL RT	RESPONSE	CONCENTRATIONS ON-COLUMN (ng)	CONCENTRATIONS FINAL (UG/L)
*	46 Fluorobenzene	96	7.029	7.024	(1.000)	607499	50.0000	
*	69 Chlorobenzene-d5	119	10.131	10.132	(1.000)	145040	50.0000	
*	92 1,4-Dichlorobenzene-d4	152	12.449	12.444	(1.000)	230715	50.0000	
$	39 Dibromofluoromethane	113	6.274	6.269	(0.893)	137735	48.2915	9.658
$	43 1,2-Dichloroethane-d4	65	6.652	6.640	(0.946)	204079	48.3936	9.679
$	59 Toluene-d8	98	8.690	8.690	(0.858)	595281	50.9432	10.19
$	80 Bromofluorobenzene	95	11.299	11.300	(0.908)	262047	44.2397	8.848
	1 Dichlorodifluoromethane	85	Compound Not Detected.					
	2 Chloromethane	50	Compound Not Detected.					
	3 Vinyl Chloride	62	Compound Not Detected.					
	4 Bromomethane	94	Compound Not Detected.					
	5 Chloroethane	64	Compound Not Detected.					
	6 Trichlorofluoromethane	101	Compound Not Detected.					
	12 1,1-Dichloroethene	96	Compound Not Detected.					
	13 Acetone	43	Compound Not Detected.					
	15 Carbon Disulfide	76	Compound Not Detected.					
	18 Methylene Chloride	84	Compound Not Detected.					
	19 trans-1,2-Dichloroethene	96	Compound Not Detected.					
	20 Methyl tert-butyl ether	73	Compound Not Detected.					
	24 1,1-Dichloroethane	63	Compound Not Detected.					
	27 2,2-Dichloropropane	77	Compound Not Detected.					
	28 cis-1,2-dichloroethene	96	Compound Not Detected.					

	Compounds	QUANT SIG MASS	RT	EXP RT	REL RT	RESPONSE	CONCENTRATIONS ON-COLUMN (ng)	CONCENTRATIONS FINAL (UG/L)
M	29 1,2-Dichloroethene (total)	96	Compound Not Detected.					
	30 Bromochloromethane	128	Compound Not Detected.					
	31 2-Butanone	43	Compound Not Detected.					
	37 Chloroform	83	Compound Not Detected.					
	38 1,1,1-Trichloroethane	97	Compound Not Detected.					
	40 1,1-Dichloropropene	75	Compound Not Detected.					
	41 Carbon Tetrachloride	117	Compound Not Detected.					
	42 Benzene	78	Compound Not Detected.					
	45 1,2-Dichloroethane	62	Compound Not Detected.					
	47 Trichloroethene	130	Compound Not Detected.					
	49 1,2-Dichloropropane	63	Compound Not Detected.					
	50 Dibromomethane	93	Compound Not Detected.					
	53 Bromodichloromethane	83	Compound Not Detected.					
	57 cis-1,3-Dichloropropene	75	Compound Not Detected.					
	58 4-Methyl-2-Pentanone	43	Compound Not Detected.					
	60 Toluene	91	Compound Not Detected.					
	61 trans-1,3-Dichloropropene	75	Compound Not Detected.					
	63 1,3-Dichloropropane	76	Compound Not Detected.					
	64 1,1,2-Trichloroethane	97	Compound Not Detected.					
	65 Tetrachloroethene	164	Compound Not Detected.					
	66 2-Hexanone	43	Compound Not Detected.					
	67 Dibromochloromethane	129	Compound Not Detected.					
	68 1,2-Dibromoethane	107	Compound Not Detected.					
	70 Chlorobenzene	112	Compound Not Detected.					
	71 1,1,1,2-Tetrachloroethane	131	Compound Not Detected.					
	72 Ethylbenzene	106	Compound Not Detected.					
	73 m + p-Xylene	106	Compound Not Detected.					
	74 Xylene-o	106	Compound Not Detected.					
M	75 Xylenes (total)	106	Compound Not Detected.					
	76 Styrene	104	Compound Not Detected.					
	77 Bromoform	173	Compound Not Detected.					
	78 Isopropylbenzene	105	Compound Not Detected.					
	79 Bromobenzene	156	Compound Not Detected.					
	83 1,1,2,2-Tetrachloroethane	83	Compound Not Detected.					
	84 1,2,3-Trichloropropane	110	Compound Not Detected.					
	86 1,3,5-Trimethylbenzene	105	Compound Not Detected.					
	88 1,2,4-Trimethylbenzene	105	Compound Not Detected.					
	90 4-Isopropyltoluene	119	Compound Not Detected.					
	91 1,3-Dichlorobenzene	146	Compound Not Detected.					
	93 1,4-Dichlorobenzene	146	Compound Not Detected.					
	95 1,2-Dichlorobenzene	146	Compound Not Detected.					
	96 1,2-Dibromo-3-chloropropane	157	Compound Not Detected.					
	97 1,2,4-Trichlorobenzene	180	Compound Not Detected.					
	101 1,1,2-trichlorotrifluoroethane	101	Compound Not Detected.					
	102 Methyl acetate	43	Compound Not Detected.					
	104 Cyclohexane	56	Compound Not Detected.					
	105 Methyl Cyclohexane	83	Compound Not Detected.					

MACTEC Engineering and Consulting Inc

Client Sample ID: RFI-PZ-17-1008

GC/MS Volatiles

Lot-Sample #...:	C8J180171-012	**Work Order #...:**	K06DR1AM	**Matrix.....:**	WATER
Date Sampled...:	10/16/08	**Date Received..:**	10/18/08	**MS Run #.....:**	8301164
Prep Date.....:	10/27/08	**Analysis Date..:**	10/27/08		
Prep Batch #...:	8301245	**Analysis Time..:**	16:31		
Dilution Factor:	1	**Initial Wgt/Vol:**	5 mL	**Final Wgt/Vol..:**	5 mL
Analyst ID.....:	001562	**Instrument ID..:**	HP6		
		Method.....:	SW846 8260B		

PARAMETER	RESULT	REPORTING LIMIT	UNITS	MDL
Acetone	**3.5 J**	**5.0**	**ug/L**	**2.5**
Benzene	ND	1.0	ug/L	0.27
Bromodichloromethane	ND	1.0	ug/L	0.20
Bromoform	ND	1.0	ug/L	0.25
Bromomethane	ND	1.0	ug/L	0.30
2-Butanone	ND	5.0	ug/L	0.50
Carbon disulfide	ND	1.0	ug/L	0.20
Carbon tetrachloride	ND	1.0	ug/L	0.30
Chlorobenzene	**0.24 J**	**1.0**	**ug/L**	**0.23**
Chloroethane	ND	1.0	ug/L	0.25
Chloroform	ND	1.0	ug/L	0.24
Chloromethane	ND	1.0	ug/L	0.27
Cyclohexane	ND	1.0	ug/L	0.30
Dibromochloromethane	ND	1.0	ug/L	0.16
1,2-Dibromo-3-chloro-propane	ND	1.0	ug/L	0.24
1,2-Dibromoethane	ND	1.0	ug/L	0.23
1,3-Dichlorobenzene	ND	1.0	ug/L	0.16
1,4-Dichlorobenzene	ND	1.0	ug/L	0.18
1,2-Dichlorobenzene	ND	1.0	ug/L	0.22
Dichlorodifluoromethane	ND	1.0	ug/L	0.26
1,1-Dichloroethane	ND	1.0	ug/L	0.24
1,2-Dichloroethane	ND	1.0	ug/L	0.21
1,1-Dichloroethene	ND	1.0	ug/L	0.28
cis-1,2-Dichloroethene	ND	1.0	ug/L	0.27
trans-1,2-Dichloroethene	ND	1.0	ug/L	0.27
1,2-Dichloropropane	ND	1.0	ug/L	0.18
cis-1,3-Dichloropropene	ND	1.0	ug/L	0.19
trans-1,3-Dichloropropene	ND	1.0	ug/L	0.18
Ethylbenzene	ND	1.0	ug/L	0.18
2-Hexanone	ND	5.0	ug/L	0.53
Isopropylbenzene	ND	1.0	ug/L	0.22
Methyl acetate	ND	1.0	ug/L	0.10
Methylene chloride	ND	1.0	ug/L	0.32
Methylcyclohexane	ND	1.0	ug/L	0.32
4-Methyl-2-pentanone	ND	5.0	ug/L	0.23
Methyl tert-butyl ether	ND	1.0	ug/L	0.20

(Continued on next page)

MACTEC Engineering and Consulting Inc

Client Sample ID: RFI-PZ-17-1008

GC/MS Volatiles

Lot-Sample #...: C8J180171-012 **Work Order #...:** K06DR1AM **Matrix.....:** WATER

PARAMETER	RESULT	REPORTING LIMIT	UNITS	MDL
Styrene	ND	1.0	ug/L	0.22
1,1,2,2-Tetrachloroethane	ND	1.0	ug/L	0.15
1,2,4-Trichloro-benzene	ND	1.0	ug/L	0.15
Tetrachloroethene	ND	1.0	ug/L	0.24
1,1,1-Trichloroethane	ND	1.0	ug/L	0.25
1,1,2-Trichloroethane	ND	1.0	ug/L	0.20
Trichloroethene	ND	1.0	ug/L	0.29
Trichlorofluoromethane	ND	1.0	ug/L	0.080
1,1,2-Trichloro-1,2,2-trifluoroethane	ND	1.0	ug/L	0.30
Toluene	ND	1.0	ug/L	0.23
Vinyl chloride	ND	1.0	ug/L	0.29
Xylenes (total)	ND	3.0	ug/L	0.62

SURROGATE	PERCENT RECOVERY	RECOVERY LIMITS
Toluene-d8	104	(71 - 118)
1,2-Dichloroethane-d4	97	(64 - 135)
4-Bromofluorobenzene	89	(70 - 118)
Dibromofluoromethane	96	(70 - 128)

NOTE(S):

J Estimated result. Result is less than RL.

Data File: \\pitsvr06\d\chem\hp6.i\6102708d.b\61027019.D
Date : 27-OCT-2008 16:31
Client ID: RFI-PZ-17-1008
Sample Info: C8J180171-012 5ml
Purge Volume: 5.0
Column phase: DB 624

Instrument: hp6.i
Operator: 001562
Column diameter: 0.20

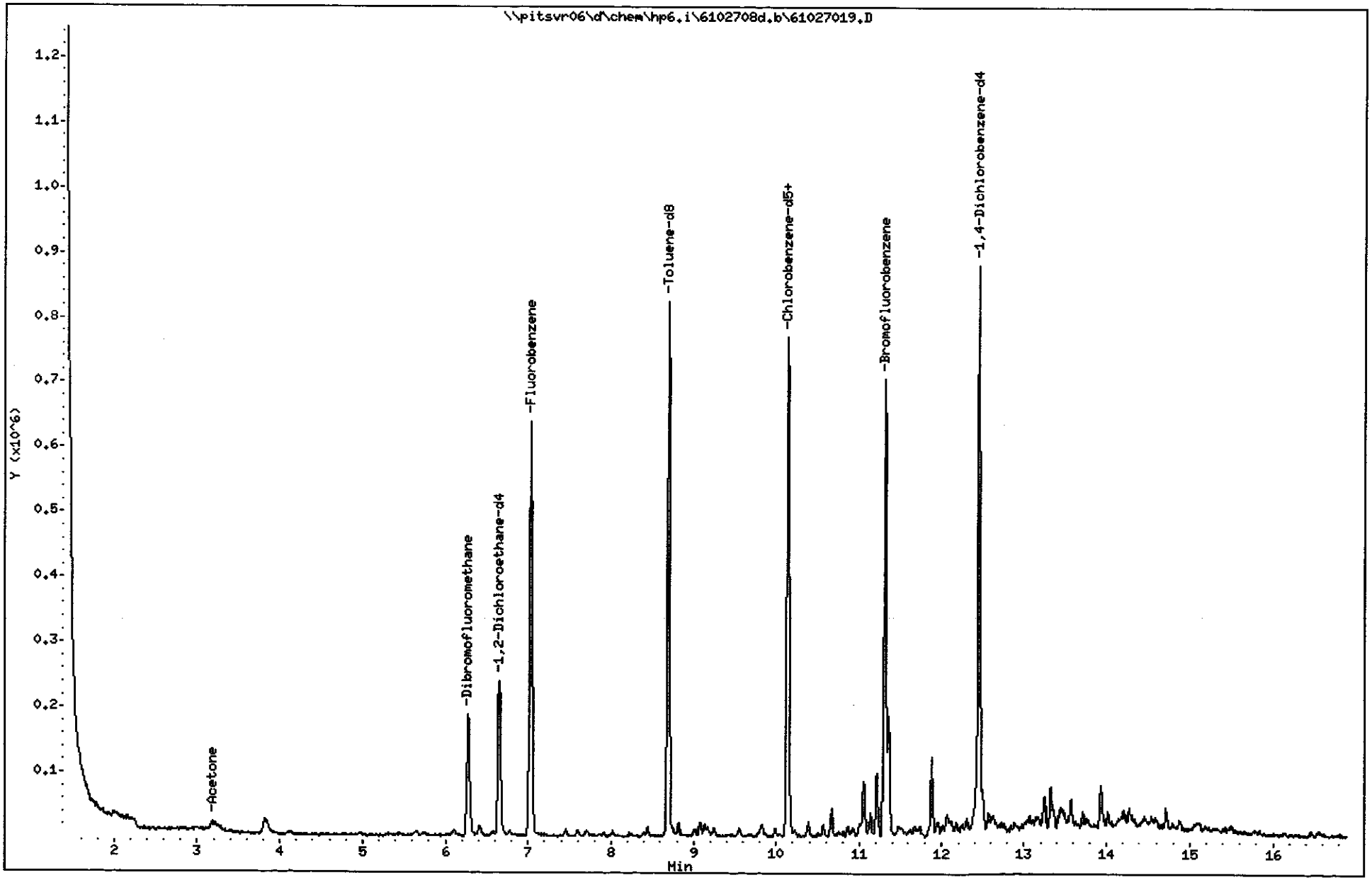

TestAmerica Pittsburgh

VOLATILE REPORT SW-846 Method

Data file : \\pitsvr06\d\chem\hp6.i\6102708d.b\61027019.D
Lab Smp Id: k06dr1am Client Smp ID: RFI-PZ-17-1008
Inj Date : 27-OCT-2008 16:31
Operator : 001562 Inst ID: hp6.i
Smp Info : C8J180171-012 5ml
Misc Info : k06dr1am,6102708d.b,8260ee.m,1-42.sub
Comment :
Method : \\PITSVR06\D\chem\hp6.i\6102708d.b\8260ee.m
Meth Date : 27-Oct-2008 14:29 fergusond Quant Type: ISTD
Cal Date : 26-OCT-2008 13:09 Cal File: 1G61026.D
Als bottle: 13
Dil Factor: 1.00000
Integrator: HP RTE Compound Sublist: 1-42.sub
Target Version: 4.14
Processing Host: PITSVR06

Concentration Formula: Amt * DF * 1/Vo*Vt * CpndVariable

Name	Value	Description
DF	1.000	Dilution Factor
Vo	5.000	Sample Volume
Vt	1.000	mg/L conversion (1.0 if no conversion)
Cpnd Variable		Local Compound Variable

Compounds	QUANT SIG MASS	RT	EXP RT	REL RT	RESPONSE	CONCENTRATIONS ON-COLUMN (ng)	FINAL (UG/L)
* 46 Fluorobenzene	96	7.029	7.024	(1.000)	611195	50.0000	
* 69 Chlorobenzene-d5	119	10.132	10.132	(1.000)	141078	50.0000	
* 92 1,4-Dichlorobenzene-d4	152	12.450	12.444	(1.000)	232250	50.0000	
$ 39 Dibromofluoromethane	113	6.275	6.269	(0.893)	137674	47.9782	9.596
$ 43 1,2-Dichloroethane-d4	65	6.652	6.640	(0.946)	205992	48.5518	9.710
$ 59 Toluene-d8	98	8.690	8.690	(0.858)	588042	51.7370	10.35
$ 80 Bromofluorobenzene	95	11.300	11.300	(0.908)	264144	44.2990	8.860
1 Dichlorodifluoromethane	85	Compound Not Detected.					
2 Chloromethane	50	Compound Not Detected.					
3 Vinyl Chloride	62	Compound Not Detected.					
4 Bromomethane	94	Compound Not Detected.					
5 Chloroethane	64	Compound Not Detected.					
6 Trichlorofluoromethane	101	Compound Not Detected.					
12 1,1-Dichloroethene	96	Compound Not Detected.					
13 Acetone	43	3.215	3.221	(0.457)	21124	17.7236	3.545
15 Carbon Disulfide	76	Compound Not Detected.					
18 Methylene Chloride	84	Compound Not Detected.					
19 trans-1,2-Dichloroethene	96	Compound Not Detected.					
20 Methyl tert-butyl ether	73	Compound Not Detected.					
24 1,1-Dichloroethane	63	Compound Not Detected.					
27 2,2-Dichloropropane	77	Compound Not Detected.					
28 cis-1,2-dichloroethene	96	Compound Not Detected.					

	Compounds	QUANT SIG MASS	RT	EXP RT	REL RT	RESPONSE	CONCENTRATIONS ON-COLUMN (ng)	CONCENTRATIONS FINAL (UG/L)
M	29 1,2-Dichloroethene (total)	96	Compound Not Detected.					
	30 Bromochloromethane	128	Compound Not Detected.					
	31 2-Butanone	43	Compound Not Detected.					
	37 Chloroform	83	Compound Not Detected.					
	38 1,1,1-Trichloroethane	97	Compound Not Detected.					
	40 1,1-Dichloropropene	75	Compound Not Detected.					
	41 Carbon Tetrachloride	117	Compound Not Detected.					
	42 Benzene	78	Compound Not Detected.					
	45 1,2-Dichloroethane	62	Compound Not Detected.					
	47 Trichloroethene	130	Compound Not Detected.					
	49 1,2-Dichloropropane	63	Compound Not Detected.					
	50 Dibromomethane	93	Compound Not Detected.					
	53 Bromodichloromethane	83	Compound Not Detected.					
	57 cis-1,3-Dichloropropene	75	Compound Not Detected.					
	58 4-Methyl-2-Pentanone	43	Compound Not Detected.					
	60 Toluene	91	Compound Not Detected.					
	61 trans-1,3-Dichloropropene	75	Compound Not Detected.					
	63 1,3-Dichloropropane	76	Compound Not Detected.					
	64 1,1,2-Trichloroethane	97	Compound Not Detected.					
	65 Tetrachloroethene	164	Compound Not Detected.					
	66 2-Hexanone	43	Compound Not Detected.					
	67 Dibromochloromethane	129	Compound Not Detected.					
	68 1,2-Dibromoethane	107	Compound Not Detected.					
	70 Chlorobenzene	112	10.168	10.156	(1.004)	11017	1.21925	0.2438(Q)
	71 1,1,1,2-Tetrachloroethane	131	Compound Not Detected.					
	72 Ethylbenzene	106	Compound Not Detected.					
	73 m + p-Xylene	106	Compound Not Detected.					
	74 Xylene-o	106	Compound Not Detected.					
M	75 Xylenes (total)	106	Compound Not Detected.					
	76 Styrene	104	Compound Not Detected.					
	77 Bromoform	173	Compound Not Detected.					
	78 Isopropylbenzene	105	Compound Not Detected.					
	79 Bromobenzene	156	Compound Not Detected.					
	83 1,1,2,2-Tetrachloroethane	83	Compound Not Detected.					
	84 1,2,3-Trichloropropane	110	Compound Not Detected.					
	86 1,3,5-Trimethylbenzene	105	Compound Not Detected.					
	88 1,2,4-Trimethylbenzene	105	Compound Not Detected.					
	90 4-Isopropyltoluene	119	Compound Not Detected.					
	91 1,3-Dichlorobenzene	146	Compound Not Detected.					
	93 1,4-Dichlorobenzene	146	Compound Not Detected.					
	95 1,2-Dichlorobenzene	146	Compound Not Detected.					
	96 1,2-Dibromo-3-chloropropane	157	Compound Not Detected.					
	97 1,2,4-Trichlorobenzene	180	Compound Not Detected.					
	101 1,1,2-trichlorotrifluoroethane	101	Compound Not Detected.					
	102 Methyl acetate	43	Compound Not Detected.					
	104 Cyclohexane	56	Compound Not Detected.					
	105 Methyl Cyclohexane	83	Compound Not Detected.					

QC Flag Legend

Q - Qualifier signal failed the ratio test.

Data File: \\pitsvr06\d\chem\hp6.i\6102708d.b\61027019.D

Date : 27-OCT-2008 16:31

Client ID: RFI-PZ-17-1008

Instrument: hp6.i

Sample Info: C8J180171-012 5ml

Purge Volume: 5.0

Operator: 001562

Column phase: DB 624

Column diameter: 0.20

13 Acetone

Concentration: 3.545 UG/L

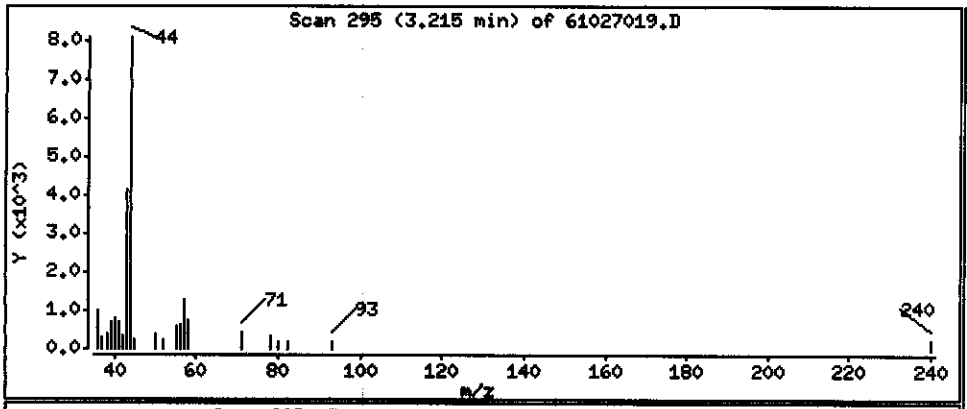

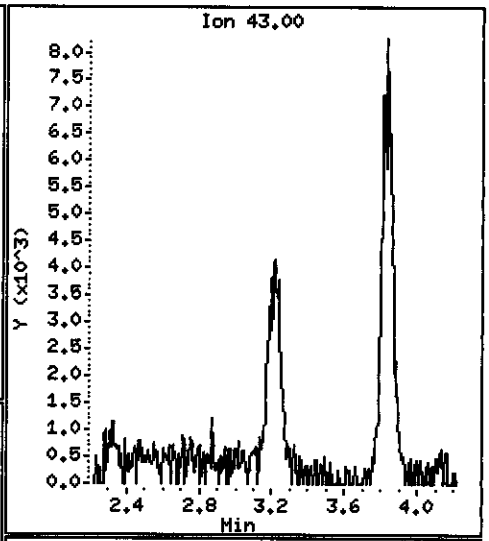

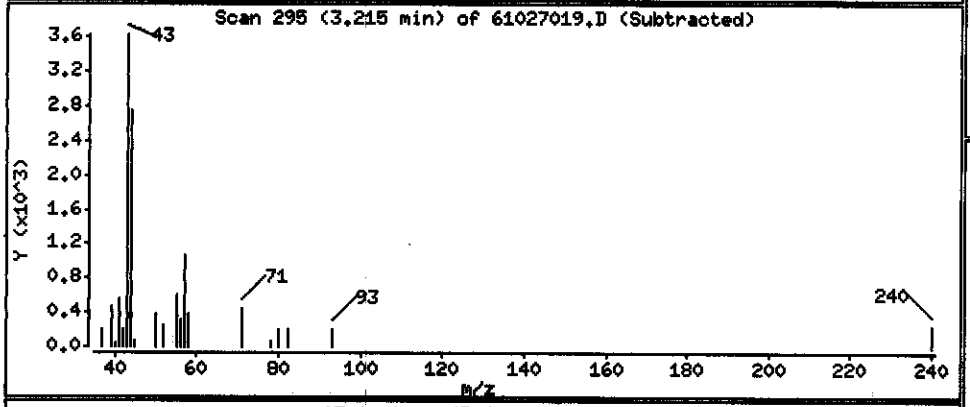

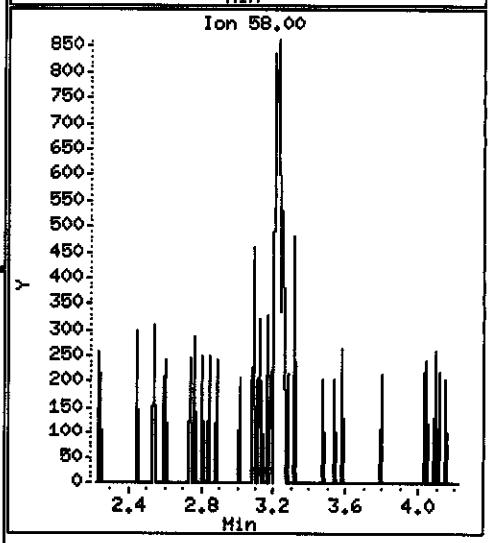

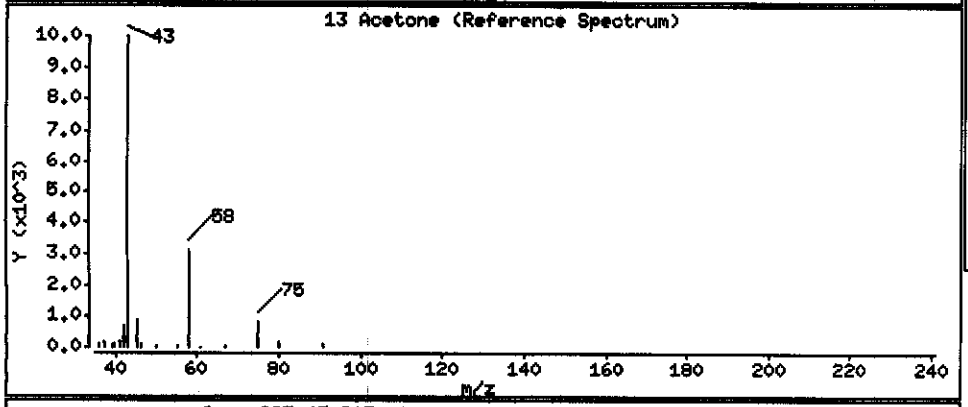

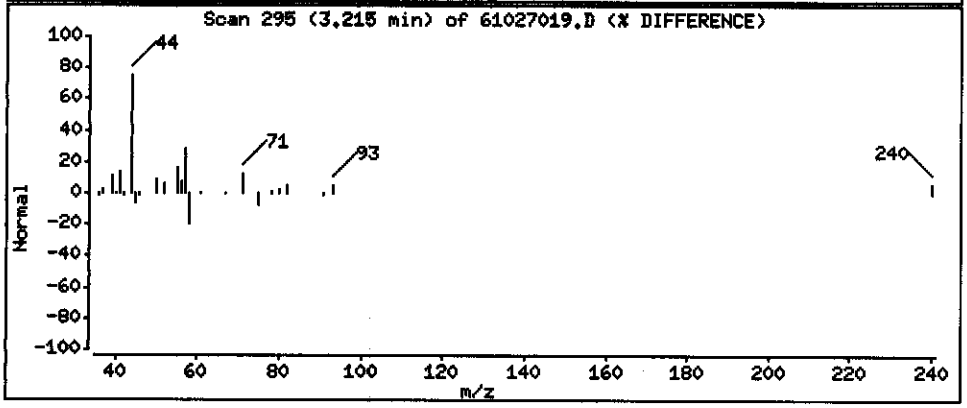

Data File: \\pitsvr06\d\chem\hp6.i\6102708d.b\61027019.D

Date : 27-OCT-2008 16:31

Client ID: RFI-PZ-17-1008 Instrument: hp6.i

Sample Info: C8J180171-012 5ml

Purge Volume: 5.0 Operator: 001562

Column phase: DB 624 Column diameter: 0.20

70 Chlorobenzene Concentration: 0.2438 UG/L

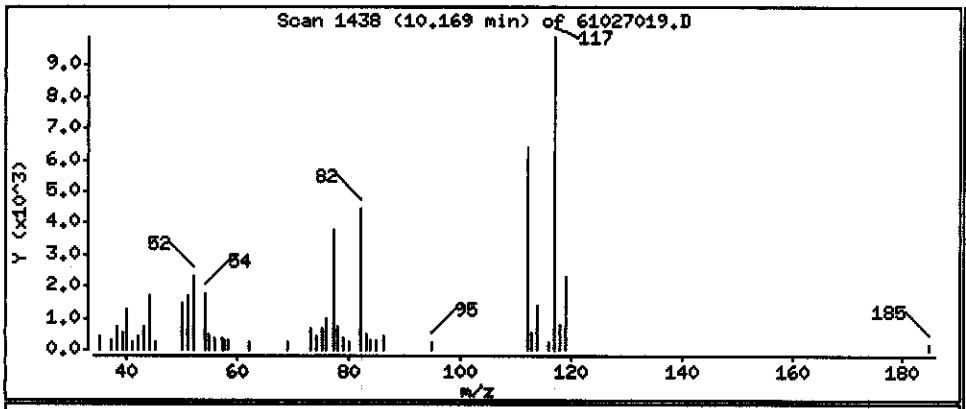

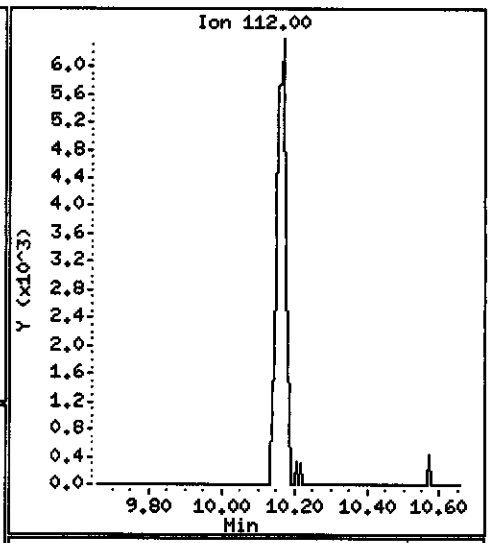

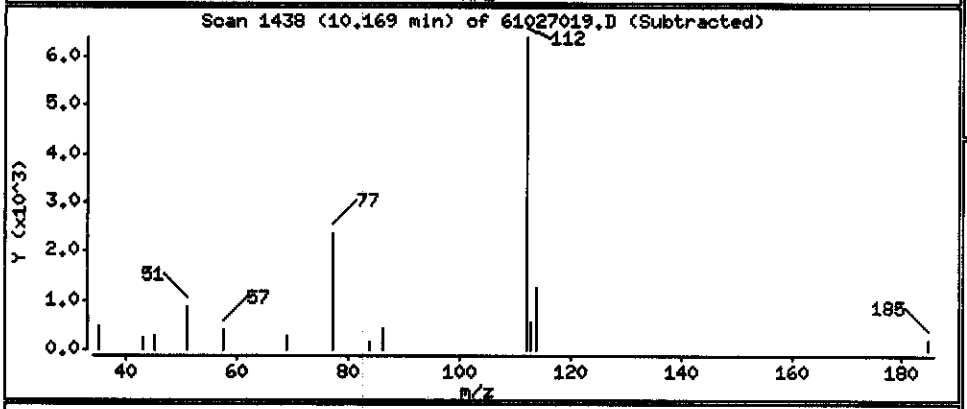

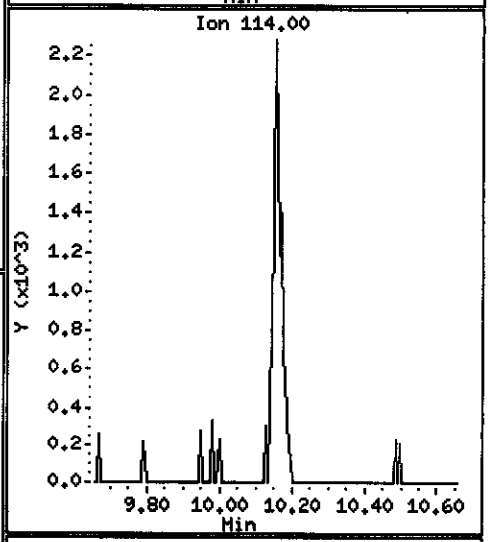

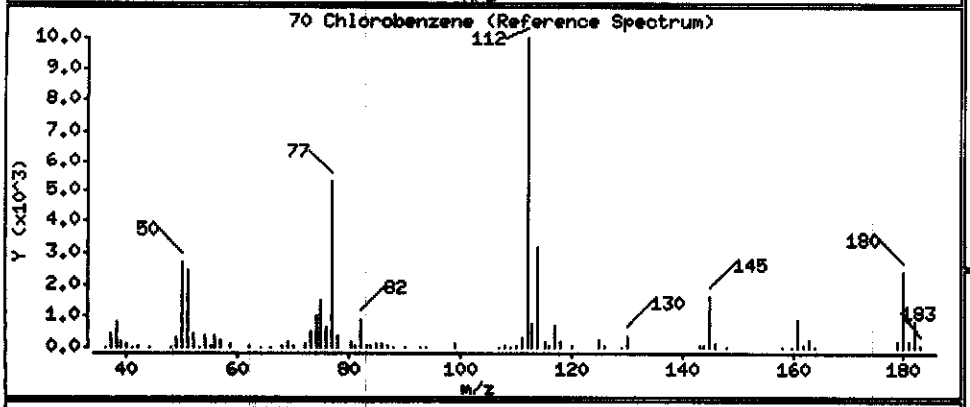

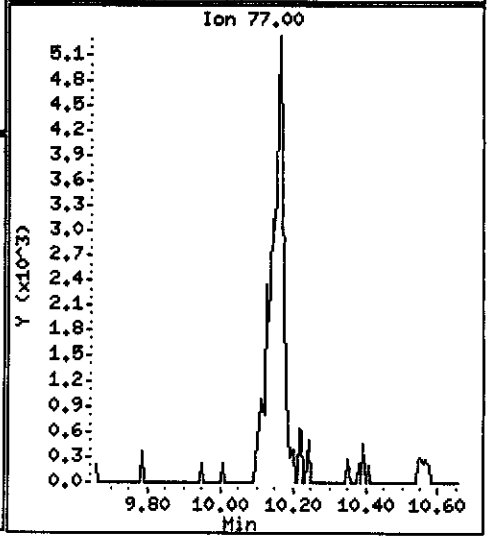

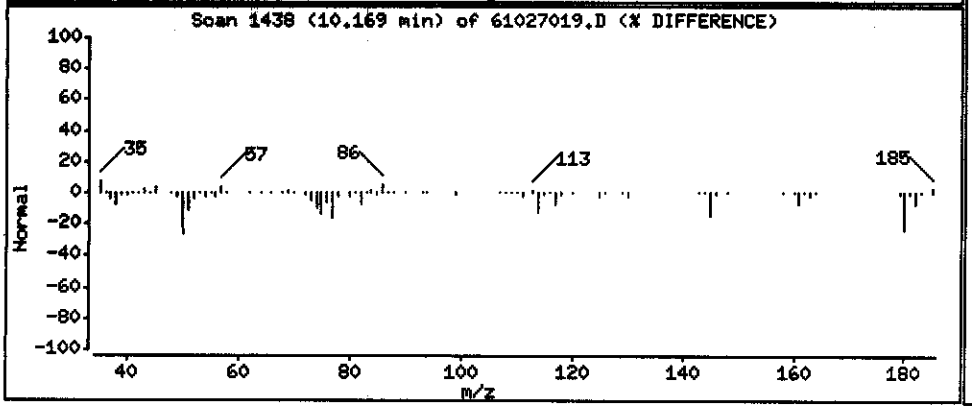

MACTEC Engineering and Consulting Inc

Client Sample ID: TRIP BLANK

GC/MS Volatiles

Lot-Sample #...:	C8J180171-013	**Work Order #...:**	K06DT1AA	**Matrix.....:**	WATER
Date Sampled...:	10/16/08	**Date Received..:**	10/18/08	**MS Run #.....:**	8301164
Prep Date.....:	10/27/08	**Analysis Date..:**	10/27/08		
Prep Batch #...:	8301245	**Analysis Time..:**	14:32		
Dilution Factor:	1	**Initial Wgt/Vol:**	5 mL	**Final Wgt/Vol..:**	5 mL
Analyst ID.....:	001562	**Instrument ID..:**	HP6		
		Method.....:	SW846 8260B		

PARAMETER	RESULT	REPORTING LIMIT	UNITS	MDL
Acetone	ND	5.0	ug/L	2.5
Benzene	ND	1.0	ug/L	0.27
Bromodichloromethane	ND	1.0	ug/L	0.20
Bromoform	ND	1.0	ug/L	0.25
Bromomethane	ND	1.0	ug/L	0.30
2-Butanone	ND	5.0	ug/L	0.50
Carbon disulfide	ND	1.0	ug/L	0.20
Carbon tetrachloride	ND	1.0	ug/L	0.30
Chlorobenzene	ND	1.0	ug/L	0.23
Chloroethane	ND	1.0	ug/L	0.25
Chloroform	ND	1.0	ug/L	0.24
Chloromethane	ND	1.0	ug/L	0.27
Cyclohexane	ND	1.0	ug/L	0.30
Dibromochloromethane	ND	1.0	ug/L	0.16
1,2-Dibromo-3-chloro-propane	ND	1.0	ug/L	0.24
1,2-Dibromoethane	ND	1.0	ug/L	0.23
1,3-Dichlorobenzene	ND	1.0	ug/L	0.16
1,4-Dichlorobenzene	ND	1.0	ug/L	0.18
1,2-Dichlorobenzene	ND	1.0	ug/L	0.22
Dichlorodifluoromethane	ND	1.0	ug/L	0.26
1,1-Dichloroethane	ND	1.0	ug/L	0.24
1,2-Dichloroethane	ND	1.0	ug/L	0.21
1,1-Dichloroethene	ND	1.0	ug/L	0.28
cis-1,2-Dichloroethene	ND	1.0	ug/L	0.27
trans-1,2-Dichloroethene	ND	1.0	ug/L	0.27
1,2-Dichloropropane	ND	1.0	ug/L	0.18
cis-1,3-Dichloropropene	ND	1.0	ug/L	0.19
trans-1,3-Dichloropropene	ND	1.0	ug/L	0.18
Ethylbenzene	ND	1.0	ug/L	0.18
2-Hexanone	ND	5.0	ug/L	0.53
Isopropylbenzene	ND	1.0	ug/L	0.22
Methyl acetate	ND	1.0	ug/L	0.10
Methylene chloride	ND	1.0	ug/L	0.32
Methylcyclohexane	ND	1.0	ug/L	0.32
4-Methyl-2-pentanone	ND	5.0	ug/L	0.23
Methyl tert-butyl ether	ND	1.0	ug/L	0.20

(Continued on next page)

MACTEC Engineering and Consulting Inc

Client Sample ID: TRIP BLANK

GC/MS Volatiles

Lot-Sample #...: C8J180171-013 **Work Order #...:** K06DT1AA **Matrix.....:** WATER

PARAMETER	RESULT	REPORTING LIMIT	UNITS	MDL
Styrene	ND	1.0	ug/L	0.22
1,1,2,2-Tetrachloroethane	ND	1.0	ug/L	0.15
1,2,4-Trichloro-benzene	ND	1.0	ug/L	0.15
Tetrachloroethene	ND	1.0	ug/L	0.24
1,1,1-Trichloroethane	ND	1.0	ug/L	0.25
1,1,2-Trichloroethane	ND	1.0	ug/L	0.20
Trichloroethene	ND	1.0	ug/L	0.29
Trichlorofluoromethane	ND	1.0	ug/L	0.080
1,1,2-Trichloro-1,2,2-trifluoroethane	ND	1.0	ug/L	0.30
Toluene	ND	1.0	ug/L	0.23
Vinyl chloride	ND	1.0	ug/L	0.29
Xylenes (total)	ND	3.0	ug/L	0.62

SURROGATE	PERCENT RECOVERY	RECOVERY LIMITS
Toluene-d8	102	(71 - 118)
1,2-Dichloroethane-d4	95	(64 - 135)
4-Bromofluorobenzene	89	(70 - 118)
Dibromofluoromethane	93	(70 - 128)

Data File: \\pitsvr06\d\chem\hp6.i\6102708d.b\61027014.D

Date : 27-OCT-2008 14:32

Client ID: TRIP BLANK

Sample Info: C8J180171-013 5ml

Purge Volume: 5.0

Column phase: DB 624

Instrument: hp6.i

Operator: 001562

Column diameter: 0.20

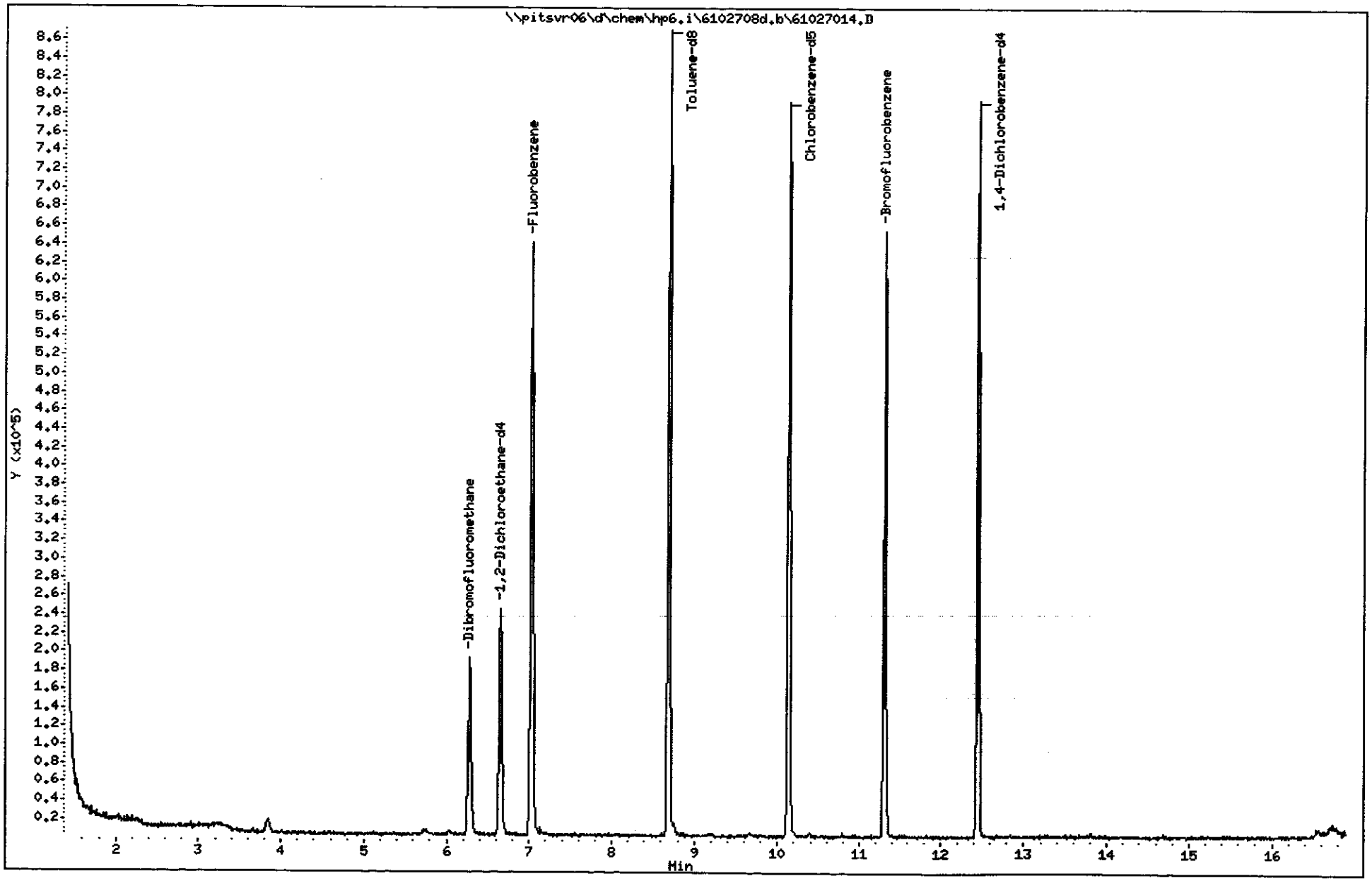

TestAmerica Pittsburgh

VOLATILE REPORT SW-846 Method

Data file : \\pitsvr06\d\chem\hp6.i\6102708d.b\61027014.D
Lab Smp Id: k06dt1aa Client Smp ID: TRIP BLANK
Inj Date : 27-OCT-2008 14:32
Operator : 001562 Inst ID: hp6.i
Smp Info : C8J180171-013 5ml
Misc Info : k06dt1aa,6102708d.b,8260ee.m,1-42.sub
Comment :
Method : \\PITSVR06\D\chem\hp6.i\6102708d.b\8260ee.m
Meth Date : 27-Oct-2008 14:29 fergusond Quant Type: ISTD
Cal Date : 26-OCT-2008 13:09 Cal File: 1G61026.D
Als bottle: 8
Dil Factor: 1.00000
Integrator: HP RTE Compound Sublist: 1-42.sub
Target Version: 4.14
Processing Host: PITSVR06

Concentration Formula: Amt * DF * 1/Vo*Vt * CpndVariable

Name	Value	Description
DF	1.000	Dilution Factor
Vo	5.000	Sample Volume
Vt	1.000	mg/L conversion (1.0 if no conversion)
Cpnd Variable		Local Compound Variable

	Compounds	QUANT SIG MASS	RT	EXP RT	REL RT	RESPONSE	CONCENTRATIONS ON-COLUMN (ng)	CONCENTRATIONS FINAL (UG/L)
*	46 Fluorobenzene	96	7.030	7.024	(1.000)	632761	50.0000	
*	69 Chlorobenzene-d5	119	10.132	10.132	(1.000)	146555	50.0000	
*	92 1,4-Dichlorobenzene-d4	152	12.450	12.444	(1.000)	231303	50.0000	
$	39 Dibromofluoromethane	113	6.275	6.269	(0.893)	138506	46.6231	9.325
$	43 1,2-Dichloroethane-d4	65	6.652	6.640	(0.946)	208821	47.5411	9.508
$	59 Toluene-d8	98	8.690	8.690	(0.858)	603221	51.0891	10.22
$	80 Bromofluorobenzene	95	11.300	11.300	(0.908)	263487	44.3697	8.874
	1 Dichlorodifluoromethane	85	Compound Not Detected.					
	2 Chloromethane	50	Compound Not Detected.					
	3 Vinyl Chloride	62	Compound Not Detected.					
	4 Bromomethane	94	Compound Not Detected.					
	5 Chloroethane	64	Compound Not Detected.					
	6 Trichlorofluoromethane	101	Compound Not Detected.					
	12 1,1-Dichloroethene	96	Compound Not Detected.					
	13 Acetone	43	Compound Not Detected.					
	15 Carbon Disulfide	76	Compound Not Detected.					
	18 Methylene Chloride	84	Compound Not Detected.					
	19 trans-1,2-Dichloroethene	96	Compound Not Detected.					
	20 Methyl tert-butyl ether	73	Compound Not Detected.					
	24 1,1-Dichloroethane	63	Compound Not Detected.					
	27 2,2-Dichloropropane	77	Compound Not Detected.					
	28 cis-1,2-dichloroethene	96	Compound Not Detected.					

	Compounds	QUANT SIG MASS	RT	EXP RT	REL RT	RESPONSE	CONCENTRATIONS ON-COLUMN (ng)	CONCENTRATIONS FINAL (UG/L)
M	29 1,2-Dichloroethene (total)	96	Compound Not Detected.					
	30 Bromochloromethane	128	Compound Not Detected.					
	31 2-Butanone	43	Compound Not Detected.					
	37 Chloroform	83	Compound Not Detected.					
	38 1,1,1-Trichloroethane	97	Compound Not Detected.					
	40 1,1-Dichloropropene	75	Compound Not Detected.					
	41 Carbon Tetrachloride	117	Compound Not Detected.					
	42 Benzene	78	Compound Not Detected.					
	45 1,2-Dichloroethane	62	Compound Not Detected.					
	47 Trichloroethene	130	Compound Not Detected.					
	49 1,2-Dichloropropane	63	Compound Not Detected.					
	50 Dibromomethane	93	Compound Not Detected.					
	53 Bromodichloromethane	83	Compound Not Detected.					
	57 cis-1,3-Dichloropropene	75	Compound Not Detected.					
	58 4-Methyl-2-Pentanone	43	Compound Not Detected.					
	60 Toluene	91	Compound Not Detected.					
	61 trans-1,3-Dichloropropene	75	Compound Not Detected.					
	63 1,3-Dichloropropane	76	Compound Not Detected.					
	64 1,1,2-Trichloroethane	97	Compound Not Detected.					
	65 Tetrachloroethene	164	Compound Not Detected.					
	66 2-Hexanone	43	Compound Not Detected.					
	67 Dibromochloromethane	129	Compound Not Detected.					
	68 1,2-Dibromoethane	107	Compound Not Detected.					
	70 Chlorobenzene	112	Compound Not Detected.					
	71 1,1,1,2-Tetrachloroethane	131	Compound Not Detected.					
	72 Ethylbenzene	106	Compound Not Detected.					
	73 m + p-Xylene	106	Compound Not Detected.					
	74 Xylene-o	106	Compound Not Detected.					
M	75 Xylenes (total)	106	Compound Not Detected.					
	76 Styrene	104	Compound Not Detected.					
	77 Bromoform	173	Compound Not Detected.					
	78 Isopropylbenzene	105	Compound Not Detected.					
	79 Bromobenzene	156	Compound Not Detected.					
	83 1,1,2,2-Tetrachloroethane	83	Compound Not Detected.					
	84 1,2,3-Trichloropropane	110	Compound Not Detected.					
	86 1,3,5-Trimethylbenzene	105	Compound Not Detected.					
	88 1,2,4-Trimethylbenzene	105	Compound Not Detected.					
	90 4-Isopropyltoluene	119	Compound Not Detected.					
	91 1,3-Dichlorobenzene	146	Compound Not Detected.					
	93 1,4-Dichlorobenzene	146	Compound Not Detected.					
	95 1,2-Dichlorobenzene	146	Compound Not Detected.					
	96 1,2-Dibromo-3-chloropropane	157	Compound Not Detected.					
	97 1,2,4-Trichlorobenzene	180	Compound Not Detected.					
	101 1,1,2-trichlorotrifluoroethane	101	Compound Not Detected.					
	102 Methyl acetate	43	Compound Not Detected.					
	104 Cyclohexane	56	Compound Not Detected.					
	105 Methyl Cyclohexane	83	Compound Not Detected.					

GC/MS VOLATILE
CALIBRATION DATA

TestAmerica Pittsburgh

INITIAL CALIBRATION DATA

Start Cal Date : 26-OCT-2008 10:46
End Cal Date : 26-OCT-2008 13:09
Quant Method : ISTD
Target Version : 4.14
Integrator : HP RTE
Method file : \\pitsvr06\d\chem\hp6.i\6102608d.b\8260ee.m
Last Edit : 26-Oct-2008 13:08 fergusond

Calibration File Names:
Level 1: \\pitsvr06\d\chem\hp6.i\6102608d.b\1A61026.D
Level 2: \\pitsvr06\d\chem\hp6.i\6102608d.b\1B61026.D
Level 3: \\pitsvr06\d\chem\hp6.i\6102608d.b\1C61026.D
Level 4: \\pitsvr06\d\chem\hp6.i\6102608d.b\1D61026.D
Level 5: \\pitsvr06\d\chem\hp6.i\6102608d.b\1E61026.D
Level 6: \\pitsvr06\d\chem\hp6.i\6102608d.b\1F61026.D
Level 7: \\pitsvr06\d\chem\hp6.i\6102608d.b\1G61026.D

Compound	1.0000 Level 1 / 40.0000 Level 7	5.0000 Level 2	10.0000 Level 3	15.0000 Level 4	20.0000 Level 5	35.0000 Level 6	Curve	Coefficients b	Coefficients m1	Coefficients m2	%RSD or R^2
1 Dichlorodifluoromethane	1.41824	1.31935	1.35651	1.35233	1.29039	1.25205					
	1.18712						AVRG		1.31086		5.79272
157 2-Chlorobenzotrifluoride	1.99425	1.46751	1.64840	1.56322	1.37961	1.47093					
	1.44534						AVRG		1.56704		13.23864
158 3-Chlorobenzotrifluoride	1.96186	1.54401	1.71380	1.62591	1.34101	1.49563					
	1.48850						AVRG		1.59582		12.47978
159 4-Chlorobenzotrifluoride	1.76694	1.47242	1.59841	1.49313	1.32632	1.36007					
	1.37274						AVRG		1.48429		10.50829

(1001 - 1189)

1095

C8J180171

TestAmerica Pittsburgh

INITIAL CALIBRATION DATA

Start Cal Date : 26-OCT-2008 10:46
End Cal Date : 26-OCT-2008 13:09
Quant Method : ISTD
Target Version : 4.14
Integrator : HP RTE
Method file : \\pitsvr06\d\chem\hp6.i\6102608d.b\8260ee.m
Last Edit : 26-Oct-2008 13:08 fergusond

Compound	1.0000 Level 1	5.0000 Level 2	10.0000 Level 3	15.0000 Level 4	20.0000 Level 5	35.0000 Level 6	40.0000 Level 7	Curve	Coefficients b	ml	m2	%RSD or R^2
160 3-Chlorotoluene	1.10749	0.88241	0.90271	0.85385	0.80761	0.86802	0.95874	AVRG		0.91155		10.74609
161 2,4-Dichlorobenzotrifluoride	0.82156	0.65531	0.68138	0.67348	0.61199	0.66099	0.66300	AVRG		0.68110		9.65746
162 2,5-Dichlorobenzotrifluoride	0.92001	0.75685	0.81465	0.79701	0.71481	0.76427	0.80167	AVRG		0.79561		8.09549
163 3,4-Dichlorobenzotrifluoride	0.92342	0.75820	0.79490	0.74040	0.68866	0.74794	0.74912	AVRG		0.77181		9.56332
164 Dichlorotoluene(2,4+2,5+2,6)	1.51125	1.28132	1.34661	1.25921	1.14374	1.17898	1.18314	AVRG		1.27204		9.94703
165 Dichlorotoluene(2,3+3,4)	1.68717	1.40578	1.46630	1.38740	1.26893	1.30535	1.30728	AVRG		1.40403		10.14270
166 1,3,5-Trichlorobenzene	1.15976	0.98880	1.06720	0.99297	0.92335	0.99021	0.99321	AVRG		1.01650		7.44090

(1001 - 1189)

1096

C8J180171

TestAmerica Pittsburgh

INITIAL CALIBRATION DATA

Start Cal Date : 26-OCT-2008 10:46
End Cal Date : 26-OCT-2008 13:09
Quant Method : ISTD
Target Version : 4.14
Integrator : HP RTE
Method file : \\pitsvr06\d\chem\hp6.i\6102608d.b\8260ee.m
Last Edit : 26-Oct-2008 13:08 fergusond

Compound	1.0000 Level 1	5.0000 Level 2	10.0000 Level 3	15.0000 Level 4	20.0000 Level 5	35.0000 Level 6	Curve	Coefficients b	Coefficients m1	Coefficients m2	%RSD or R^2
	40.0000 Level 7										
167 2,3,6-Trichlorotoluene	0.43416	0.38349	0.44495	0.42651	0.40225	0.42271					
	0.45926						AVRG		0.42476		6.00505
168 2,4,5-Trichlorotoluene	0.52691	0.47210	0.52722	0.51116	0.47457	0.51687					
	0.54165						AVRG		0.51007		5.26286
2 Chloromethane	0.61427	0.50585	0.49729	0.48659	0.46551	0.48915					
	0.46922						AVRG		0.50398		10.05998
3 Vinyl Chloride	0.47486	0.41465	0.40439	0.40187	0.38625	0.40964					
	0.38586						AVRG		0.41107		7.34157
4 Bromomethane	7062	24449	48580	76184	100516	156824					
	167696						QUAD	0.02698	9.70199	8.76175	0.99651
5 Chloroethane	15015	54104	103752	150911	197480	318209					
	344715						QUAD	-0.02986	5.26930	1.42145	0.99759
6 Trichlorofluoromethane	0.38355	0.34138	0.34689	0.34367	0.33502	0.34839					
	0.32438						AVRG		0.34618		5.31452

(1001 - 1189)

1097

C8J180171

TestAmerica Pittsburgh

INITIAL CALIBRATION DATA

Start Cal Date : 26-OCT-2008 10:46
End Cal Date : 26-OCT-2008 13:09
Quant Method : ISTD
Target Version : 4.14
Integrator : HP RTE
Method file : \\pitsvr06\d\chem\hp6.i\6102608d.b\8260ee.m
Last Edit : 26-Oct-2008 13:08 fergusond

Compound	1.0000 Level 1	5.0000 Level 2	10.0000 Level 3	15.0000 Level 4	20.0000 Level 5	35.0000 Level 6	40.0000 Level 7	Curve	Coefficients b	m1	m2	%RSD or R^2	
7 Dichlorofluoromethane	+++++	+++++	+++++	+++++	+++++	+++++	+++++	AVRG		0.000e+000		0.000e+000	<-
8 Ethyl Ether	+++++	+++++	+++++	+++++	+++++	+++++	+++++	AVRG		0.000e+000		0.000e+000	<-
9 Ethanol	+++++	+++++	+++++	+++++	+++++	+++++	+++++	AVRG		0.000e+000		0.000e+000	<-
11 Acrolein	+++++	+++++	+++++	+++++	+++++	+++++	+++++	AVRG		0.000e+000		0.000e+000	<-
12 1,1-Dichloroethene	0.24342	0.19744	0.20475	0.20361	0.19041	0.20786	0.19510	AVRG		0.20608		8.51083	
13 Acetone	0.12442	0.09690	0.09329	0.09319	0.08674	0.09561	0.09238	AVRG		0.09750		12.60841	
14 Iodomethane	+++++	+++++	+++++	+++++	+++++	+++++	+++++	AVRG		0.000e+000		0.000e+000	<-

(1001 - 1189)

1098

C8J180171

TestAmerica Pittsburgh

INITIAL CALIBRATION DATA

Start Cal Date : 26-OCT-2008 10:46
End Cal Date : 26-OCT-2008 13:09
Quant Method : ISTD
Target Version : 4.14
Integrator : HP RTE
Method file : \\pitsvr06\d\chem\hp6.i\6102608d.b\8260ee.m
Last Edit : 26-Oct-2008 13:08 fergusond

Compound	1.0000 Level 1 / 40.0000 Level 7	5.0000 Level 2	10.0000 Level 3	15.0000 Level 4	20.0000 Level 5	35.0000 Level 6	Curve	Coefficients b	Coefficients m1	Coefficients m2	%RSD or R^2	
15 Carbon Disulfide	0.92125 / 0.70226	0.75025	0.74286	0.72467	0.69337	0.74180	AVRG		0.75378		10.20040	
16 3-Chloro-1-propene	+++++ / +++++	+++++	+++++	+++++	+++++	+++++	AVRG		0.000e+000		0.000e+000	<-
17 Acetonitrile	0.02643 / 0.02845	0.02510	0.02680	0.02716	0.02770	0.02846	AVRG		0.02716		4.39169	
18 Methylene Chloride	23444 / 588375	82380	153982	232590	302652	532723	QUAD	-0.05691	3.86362	-0.19233	0.99766	
19 trans-1,2-Dichloroethene	0.27616 / 0.26375	0.25866	0.26979	0.26705	0.25326	0.27125	AVRG		0.26570		2.94318	
20 Methyl tert-butyl ether	0.87689 / 0.79216	0.79375	0.81927	0.83417	0.78813	0.83837	AVRG		0.82039		3.93554	
21 tert-Butyl Alcohol	+++++ / +++++	+++++	+++++	+++++	+++++	+++++	AVRG		0.000e+000		0.000e+000	<-

(1001 - 1189)

1099

C8J180171

TestAmerica Pittsburgh

INITIAL CALIBRATION DATA

Start Cal Date : 26-OCT-2008 10:46
End Cal Date : 26-OCT-2008 13:09
Quant Method : ISTD
Target Version : 4.14
Integrator : HP RTE
Method file : \\pitsvr06\d\chem\hp6.i\6102608d.b\8260ee.m
Last Edit : 26-Oct-2008 13:08 fergusond

Compound	1.0000 Level 1 / 40.0000 Level 7	5.0000 Level 2	10.0000 Level 3	15.0000 Level 4	20.0000 Level 5	35.0000 Level 6	Curve	Coefficients b	Coefficients m1	Coefficients m2	%RSD or R^2	
22 Acrylonitrile	+++++ / +++++	+++++	+++++	+++++	+++++	+++++	AVRG		0.000e+000		0.000e+000	<-
23 Hexane	+++++ / +++++	+++++	+++++	+++++	+++++	+++++	AVRG		0.000e+000		0.000e+000	<-
24 1,1-Dichloroethane	0.66065 / 0.53987	0.57339	0.56571	0.55913	0.52993	0.57057	AVRG		0.57132		7.44920	
25 Isopropyl Ether	+++++ / +++++	+++++	+++++	+++++	+++++	+++++	AVRG		0.000e+000		0.000e+000	<-
26 2-Chloro-1,3-butadiene	+++++ / +++++	+++++	+++++	+++++	+++++	+++++	AVRG		0.000e+000		0.000e+000	<-
27 2,2-Dichloropropane	0.41630 / 0.36553	0.39829	0.39432	0.38873	0.37015	0.38731	AVRG		0.38866		4.41662	
28 cis-1,2-dichloroethene	0.32228 / 0.28687	0.29866	0.29605	0.30083	0.28178	0.30330	AVRG		0.29854		4.35622	

TestAmerica Pittsburgh

INITIAL CALIBRATION DATA

Start Cal Date : 26-OCT-2008 10:46
End Cal Date : 26-OCT-2008 13:09
Quant Method : ISTD
Target Version : 4.14
Integrator : HP RTE
Method file : \\pitsvr06\d\chem\hp6.i\6102608d.b\8260ee.m
Last Edit : 26-Oct-2008 13:08 fergusond

Compound	1.0000 Level 1 / 40.0000 Level 7	5.0000 Level 2	10.0000 Level 3	15.0000 Level 4	20.0000 Level 5	35.0000 Level 6	Curve	Coefficients b	Coefficients m1	Coefficients m2	%RSD or R^2	
M 29 1,2-Dichloroethene (total)	0.29922	0.27866	0.28292	0.28394	0.26752	0.28727						
	0.27531						AVRG		0.28212		3.52831	
30 Bromochloromethane	0.14060	0.13289	0.12916	0.13613	0.12557	0.13776						
	0.13665						AVRG		0.13411		3.90991	
31 2-Butanone	0.16205	0.15288	0.15288	0.15964	0.14638	0.15796						
	0.15695						AVRG		0.15553		3.37198	
32 Vinyl Acetate	+++++	+++++	+++++	+++++	+++++	+++++						
	+++++						AVRG		0.000e+000		0.000e+000	<-
33 Ethyl Acetate	+++++	+++++	+++++	+++++	+++++	+++++						
	+++++						AVRG		0.000e+000		0.000e+000	<-
34 Propionitrile	+++++	+++++	+++++	+++++	+++++	+++++						
	+++++						AVRG		0.000e+000		0.000e+000	<-
35 Tetrahydrofuran	+++++	+++++	+++++	+++++	+++++	+++++						
	+++++						AVRG		0.000e+000		0.000e+000	<-

TestAmerica Pittsburgh

INITIAL CALIBRATION DATA

Start Cal Date : 26-OCT-2008 10:46
End Cal Date : 26-OCT-2008 13:09
Quant Method : ISTD
Target Version : 4.14
Integrator : HP RTE
Method file : \\pitsvr06\d\chem\hp6.i\6102608d.b\8260ee.m
Last Edit : 26-Oct-2008 13:08 fergusond

Compound	1.0000 Level 1 / 40.0000 Level 7	5.0000 Level 2	10.0000 Level 3	15.0000 Level 4	20.0000 Level 5	35.0000 Level 6	Curve	Coefficients b	Coefficients m1	Coefficients m2	%RSD or R^2	
36 Methacrylonitrile	+++++ / +++++	+++++	+++++	+++++	+++++	+++++	AVRG		0.000e+000		0.000e+000	<-
37 Chloroform	0.54169 / 0.46996	0.48306	0.46695	0.47626	0.45331	0.48679	AVRG		0.48258		5.86885	
38 1,1,1-Trichloroethane	0.45059 / 0.37837	0.39149	0.38939	0.38890	0.37240	0.39620	AVRG		0.39534		6.49827	
40 1,1-Dichloropropene	0.43384 / 0.36823	0.39642	0.37877	0.38145	0.36734	0.39248	AVRG		0.38836		5.88753	
41 Carbon Tetrachloride	0.28906 / 0.25571	0.24864	0.25052	0.24632	0.24495	0.26522	AVRG		0.25720		6.08154	
42 Benzene	1.23014 / 1.01715	1.09768	1.06275	1.08571	1.03539	1.07198	AVRG		1.08583		6.39723	
44 Isobutanol	+++++ / +++++	+++++	+++++	+++++	+++++	+++++	AVRG		0.000e+000		0.000e+000	<-

(1001 - 1189)

1102

C8J180171

TestAmerica Pittsburgh

INITIAL CALIBRATION DATA

Start Cal Date : 26-OCT-2008 10:46
End Cal Date : 26-OCT-2008 13:09
Quant Method : ISTD
Target Version : 4.14
Integrator : HP RTE
Method file : \\pitsvr06\d\chem\hp6.i\6102608d.b\8260ee.m
Last Edit : 26-Oct-2008 13:08 fergusond

Compound	1.0000 Level 1 / 40.0000 Level 7	5.0000 Level 2	10.0000 Level 3	15.0000 Level 4	20.0000 Level 5	35.0000 Level 6	Curve	Coefficients b	Coefficients m1	Coefficients m2	%RSD or R^2	
45 1,2-Dichloroethane	0.44536 / 0.44306	0.45304	0.44446	0.45988	0.42454	0.46249	AVRG		0.44755		2.84053	
47 Trichloroethene	0.27014 / 0.25981	0.26886	0.26059	0.26255	0.25485	0.27176	AVRG		0.26408		2.37723	
48 n-Butanol	+++++ / +++++	+++++	+++++	+++++	+++++	+++++	AVRG		0.000e+000		0.000e+000	<-
49 1,2-Dichloropropane	0.37639 / 0.32909	0.34271	0.33748	0.32939	0.31914	0.34291	AVRG		0.33959		5.39249	
50 Dibromomethane	0.18510 / 0.16905	0.16798	0.16465	0.16826	0.15709	0.17084	AVRG		0.16899		4.97920	
51 Methyl methacrylate	+++++ / +++++	+++++	+++++	+++++	+++++	+++++	AVRG		0.000e+000		0.000e+000	<-
52 1,4-Dioxane	+++++ / +++++	+++++	+++++	+++++	+++++	+++++	AVRG		0.000e+000		0.000e+000	<-

TestAmerica Pittsburgh

INITIAL CALIBRATION DATA

Start Cal Date : 26-OCT-2008 10:46
End Cal Date : 26-OCT-2008 13:09
Quant Method : ISTD
Target Version : 4.14
Integrator : HP RTE
Method file : \\pitsvr06\d\chem\hp6.i\6102608d.b\8260ee.m
Last Edit : 26-Oct-2008 13:08 fergusond

Compound	1.0000 Level 1	5.0000 Level 2	10.0000 Level 3	15.0000 Level 4	20.0000 Level 5	35.0000 Level 6	Curve	Coefficients b	Coefficients m1	Coefficients m2	%RSD or R^2	
	40.0000 Level 7											
53 Bromodichloromethane	0.34129	0.31053	0.30750	0.31765	0.29402	0.32854						
	0.32312						AVRG		0.31752		4.84337	
54 2-Nitropropane	+++++	+++++	+++++	+++++	+++++	+++++						
	+++++						AVRG		0.000e+000		0.000e+000	<-
55 2-Methylfuran	+++++	+++++	+++++	+++++	+++++	+++++						
	+++++						AVRG		0.000e+000		0.000e+000	<-
56 2-Chloroethyl vinyl ether	+++++	+++++	+++++	+++++	+++++	+++++						
	+++++						AVRG		0.000e+000		0.000e+000	<-
57 cis-1,3-Dichloropropene	0.48875	0.47623	0.47076	0.49106	0.45995	0.49384						
	0.48198						AVRG		0.48037		2.54277	
58 4-Methyl-2-Pentanone	1.58710	1.59496	1.59602	1.58117	1.40566	1.41686						
	1.40264						AVRG		1.51206		6.42829	
60 Toluene	5.91730	4.98543	4.90943	4.81964	4.39412	4.27387						
	4.07025						AVRG		4.76715		12.87887	

(1001 - 1189)

1104

C8J180171

(1001 - 1189)

1105

C8J180171

TestAmerica Pittsburgh

INITIAL CALIBRATION DATA

Start Cal Date : 26-OCT-2008 10:46
End Cal Date : 26-OCT-2008 13:09
Quant Method : ISTD
Target Version : 4.14
Integrator : HP RTE
Method file : \\pitsvr06\d\chem\hp6.i\6102608d.b\8260ee.m
Last Edit : 26-Oct-2008 13:08 fergusond

Compound	1.0000 Level 1	5.0000 Level 2	10.0000 Level 3	15.0000 Level 4	20.0000 Level 5	35.0000 Level 6	Curve	Coefficients b	m1	m2	%RSD or R^2	
	40.0000 Level 7											
61 trans-1,3-Dichloropropene	2.06599	1.84156	1.89485	1.97380	1.73563	1.80085						
	1.77328						AVRG		1.86942		6.28401	
62 Ethyl methacrylate	+++++	+++++	+++++	+++++	+++++	+++++						
	+++++						AVRG		0.000e+000		0.000e+000	<-
63 1,3-Dichloropropane	2.09082	1.98556	1.98370	1.98143	1.83756	1.84793						
	1.82240						AVRG		1.93563		5.21419	
64 1,1,2-Trichloroethane	1.13653	0.99892	1.03403	1.06545	0.94601	0.95959						
	0.95901						AVRG		1.01422		6.84247	
65 Tetrachloroethene	0.87565	0.87637	0.84919	0.85362	0.78625	0.82468						
	0.79240						AVRG		0.83688		4.41352	
66 2-Hexanone	1.11789	1.01132	1.04916	1.07361	0.97250	0.97772						
	0.97155						AVRG		1.02482		5.57855	
67 Dibromochloromethane	0.81021	0.69047	0.70137	0.70811	0.67687	0.72313						
	0.73124						AVRG		0.72020		6.07747	

TestAmerica Pittsburgh

INITIAL CALIBRATION DATA

Start Cal Date : 26-OCT-2008 10:46
End Cal Date : 26-OCT-2008 13:09
Quant Method : ISTD
Target Version : 4.14
Integrator : HP RTE
Method file : \\pitsvr06\d\chem\hp6.i\6102608d.b\8260ee.m
Last Edit : 26-Oct-2008 13:08 fergusond

	1.0000	5.0000	10.0000	15.0000	20.0000	35.0000		Coefficients			%RSD
Compound	Level 1	Level 2	Level 3	Level 4	Level 5	Level 6	Curve	b	m1	m2	or R^2
	40.0000										
	Level 7										
68 1,2-Dibromoethane	1.11482	0.98699	1.00888	1.02516	0.94723	0.95283					
	0.96067						AVRG		0.99951		5.86508
70 Chlorobenzene	3.77172	3.32905	3.31060	3.30283	2.97152	2.90050					
	2.83091						AVRG		3.20244		10.23350
71 1,1,1,2-Tetrachloroethane	1.16329	0.94261	0.98482	0.98594	0.90656	0.95801					
	0.94974						AVRG		0.98443		8.46924
72 Ethylbenzene	1.98224	1.77890	1.78820	1.80191	1.64738	1.66489					
	1.60502						AVRG		1.75265		7.27967
73 m + p-Xylene	2.53665	2.22059	2.18947	2.16410	1.96633	1.89755					
	1.82130						AVRG		2.11371		11.46768
74 Xylene-o	2.44516	2.26120	2.25232	2.23820	2.01938	2.01215					
	1.96756						AVRG		2.17085		8.06771
M 75 Xylenes (total)	2.50615	2.23412	2.21042	2.18880	1.98401	1.93575					
	1.87005						AVRG		2.13276		10.28722

(1001 - 1189)

1106

C8J180171

(1001 - 1189)

1107

C8J180171

TestAmerica Pittsburgh

INITIAL CALIBRATION DATA

Start Cal Date : 26-OCT-2008 10:46
End Cal Date : 26-OCT-2008 13:09
Quant Method : ISTD
Target Version : 4.14
Integrator : HP RTE
Method file : \\pitsvr06\d\chem\hp6.i\6102608d.b\8260ee.m
Last Edit : 26-Oct-2008 13:08 fergusond

Compound	1.0000 Level 1	5.0000 Level 2	10.0000 Level 3	15.0000 Level 4	20.0000 Level 5	35.0000 Level 6	Curve	Coefficients b	Coefficients m1	Coefficients m2	%RSD or R^2
	40.0000 Level 7										
76 Styrene	3.86199	3.84651	3.81941	3.83215	3.49534	3.40046					
	3.28190						AVRG		3.64825		6.78002
77 Bromoform	0.39636	0.33538	0.34204	0.35366	0.32905	0.36934					
	0.39791						AVRG		0.36054		7.82094
78 Isopropylbenzene	6.45885	5.59720	5.58653	5.46056	4.76878	4.65074					
	4.42002						AVRG		5.27753		13.42900
79 Bromobenzene	0.91743	0.88614	0.82489	0.87391	0.81032	0.84540					
	0.84889						AVRG		0.85814		4.30472
81 n-Propylbenzene	1.09723	1.04884	0.99750	1.00230	0.94299	0.97486					
	0.96392						AVRG		1.00395		5.29035
82 2-Chlorotoluene	1.00640	0.91055	0.86711	0.87714	0.81100	0.85577					
	0.84363						AVRG		0.88166		7.13369
83 1,1,2,2-Tetrachloroethane	1.00985	0.93145	0.92230	0.92159	0.86144	0.90717					
	0.90475						AVRG		0.92265		4.84478

TestAmerica Pittsburgh

INITIAL CALIBRATION DATA

Start Cal Date : 26-OCT-2008 10:46
End Cal Date : 26-OCT-2008 13:09
Quant Method : ISTD
Target Version : 4.14
Integrator : HP RTE
Method file : \\pitsvr06\d\chem\hp6.i\6102608d.b\8260ee.m
Last Edit : 26-Oct-2008 13:08 fergusond

Compound	1.0000 Level 1 / 40.0000 Level 7	5.0000 Level 2	10.0000 Level 3	15.0000 Level 4	20.0000 Level 5	35.0000 Level 6	Curve	Coefficients b	Coefficients m1	Coefficients m2	%RSD or R^2
84 1,2,3-Trichloropropane	0.35501 / 0.28668	0.28975	0.28694	0.29441	0.26517	0.28429	AVRG		0.29461		9.56770
85 4-Chlorotoluene	1.11271 / 0.84694	0.97124	0.94908	1.00205	0.92867	0.90600	AVRG		0.95953		8.72091
86 1,3,5-Trimethylbenzene	3.53369 / 2.64229	3.22798	3.04402	2.98809	2.72911	2.72103	AVRG		2.98375		10.74040
87 tert-Butylbenzene	2.98096 / 2.28603	2.61380	2.52024	2.55270	2.32154	2.29965	AVRG		2.51070		9.81603
88 1,2,4-Trimethylbenzene	3.39921 / 2.69689	3.19644	3.03359	2.97279	2.77303	2.74814	AVRG		2.97430		8.70294
89 sec-Butylbenzene	3.93877 / 2.95665	3.61242	3.41404	3.29516	3.10883	3.05619	AVRG		3.34029		10.37916
90 4-Isopropyltoluene	3.35523 / 2.62764	3.16263	2.95788	2.89735	2.72054	2.68458	AVRG		2.91512		9.19145

(1001 - 1189)

1109

C8J180171

TestAmerica Pittsburgh

INITIAL CALIBRATION DATA

Start Cal Date : 26-OCT-2008 10:46
End Cal Date : 26-OCT-2008 13:09
Quant Method : ISTD
Target Version : 4.14
Integrator : HP RTE
Method file : \\pitsvr06\d\chem\hp6.i\6102608d.b\8260ee.m
Last Edit : 26-Oct-2008 13:08 fergusond

Compound	1.0000 Level 1	5.0000 Level 2	10.0000 Level 3	15.0000 Level 4	20.0000 Level 5	35.0000 Level 6	Curve	Coefficients b	Coefficients m1	Coefficients m2	%RSD or R^2
	40.0000 Level 7										
91 1,3-Dichlorobenzene	1.81914	1.66937	1.61871	1.63965	1.55029	1.55405					
	1.55132						AVRG		1.62893		5.92286
93 1,4-Dichlorobenzene	1.89891	1.73532	1.70759	1.71904	1.60511	1.63534					
	1.58008						AVRG		1.69734		6.30647
94 n-Butylbenzene	2.92964	2.85033	2.70359	2.67279	2.50195	2.48735					
	2.43063						AVRG		2.65375		7.18476
95 1,2-Dichlorobenzene	1.73669	1.60149	1.55475	1.59410	1.48557	1.50320					
	1.48693						AVRG		1.56610		5.70962
96 1,2-Dibromo-3-chloropropane	0.14229	0.12507	0.13248	0.13691	0.12867	0.14115					
	0.14864						AVRG		0.13646		6.06276
97 1,2,4-Trichlorobenzene	1.14706	1.04499	1.01664	1.00670	0.96500	0.99097					
	1.00838						AVRG		1.02568		5.73134
98 Hexachlorobutadiene	0.46070	0.38084	0.37133	0.37299	0.35597	0.36962					
	0.36928						AVRG		0.38296		9.15589

TestAmerica Pittsburgh

INITIAL CALIBRATION DATA

Start Cal Date : 26-OCT-2008 10:46
End Cal Date : 26-OCT-2008 13:09
Quant Method : ISTD
Target Version : 4.14
Integrator : HP RTE
Method file : \\pitsvr06\d\chem\hp6.i\6102608d.b\8260ee.m
Last Edit : 26-Oct-2008 13:08 fergusond

Compound	1.0000 Level 1 / 40.0000 Level 7	5.0000 Level 2	10.0000 Level 3	15.0000 Level 4	20.0000 Level 5	35.0000 Level 6	Curve	Coefficients b	Coefficients m1	Coefficients m2	%RSD or R^2	
99 Naphthalene	2.54833 / 2.44490	2.51373	2.58306	2.62380	2.40627	2.45625	AVRG		2.51091		3.15494	
100 1,2,3-Trichlorobenzene	0.94910 / 0.89946	0.92691	0.87803	0.87791	0.86248	0.88060	AVRG		0.89636		3.46761	
101 1,1,2-trichlorotrifluoroethan	0.23966 / 0.20711	0.20828	0.21008	0.20763	0.20450	0.22283	AVRG		0.21430		5.91029	
102 Methyl acetate	0.32268 / 0.27581	0.26281	0.26493	0.27153	0.26089	0.28044	AVRG		0.27701		7.70936	
103 t-1,4-Dichloro-2-butene	+++++ / +++++	+++++	+++++	+++++	+++++	+++++	AVRG		0.000e+000		0.000e+000	<-
104 Cyclohexane	0.70408 / 0.58668	0.62058	0.60940	0.59718	0.58886	0.63040	AVRG		0.61960		6.55265	
105 Methyl Cyclohexane	0.51631 / 0.42732	0.45336	0.45559	0.44645	0.42925	0.45931	AVRG		0.45537		6.51580	

(1001 - 1189)

1110

C8J180171

TestAmerica Pittsburgh

INITIAL CALIBRATION DATA

Start Cal Date : 26-OCT-2008 10:46
End Cal Date : 26-OCT-2008 13:09
Quant Method : ISTD
Target Version : 4.14
Integrator : HP RTE
Method file : \\pitsvr06\d\chem\hp6.i\6102608d.b\8260ee.m
Last Edit : 26-Oct-2008 13:08 fergusond

Compound	1.0000 Level 1	5.0000 Level 2	10.0000 Level 3	15.0000 Level 4	20.0000 Level 5	35.0000 Level 6	40.0000 Level 7	Curve	Coefficients b	Coefficients m1	Coefficients m2	%RSD or R^2	
155 n-heptane	+++++	+++++	+++++	+++++	+++++	+++++	+++++	AVRG		0.000e+000		0.000e+000	<-
156 cyclohexanol	+++++	+++++	+++++	+++++	+++++	+++++	+++++	AVRG		0.000e+000		0.000e+000	<-
$ 39 Dibromofluoromethane	0.26150	0.22665	0.22820	0.23098	0.22011	0.23900	0.23677	AVRG		0.23475		5.70107	
$ 43 1,2-Dichloroethane-d4	0.36573	0.34506	0.34634	0.34395	0.32517	0.35341	0.34993	AVRG		0.34708		3.50940	
$ 59 Toluene-d8	4.79167	4.22352	4.16582	4.08412	3.69727	3.65002	3.58542	AVRG		4.02826		10.58901	
$ 80 Bromofluorobenzene	1.58577	1.31051	1.25676	1.24802	1.17271	1.19525	1.21683	AVRG		1.28369		10.95128	

TestAmerica Pittsburgh

INITIAL CALIBRATION DATA

Start Cal Date : 26-OCT-2008 10:46
End Cal Date : 26-OCT-2008 13:09
Quant Method : ISTD
Target Version : 4.14
Integrator : HP RTE
Method file : \\pitsvr06\d\chem\hp6.i\6102608d.b\8260ee.m
Last Edit : 26-Oct-2008 13:08 fergusond

Curve	Formula	Units
Averaged	Amt = Rsp/m1	Response
Quad	Amt = b + m1*Rsp + m2*Rsp^2	Response

(1001 - 1189)

1112

C8J180171

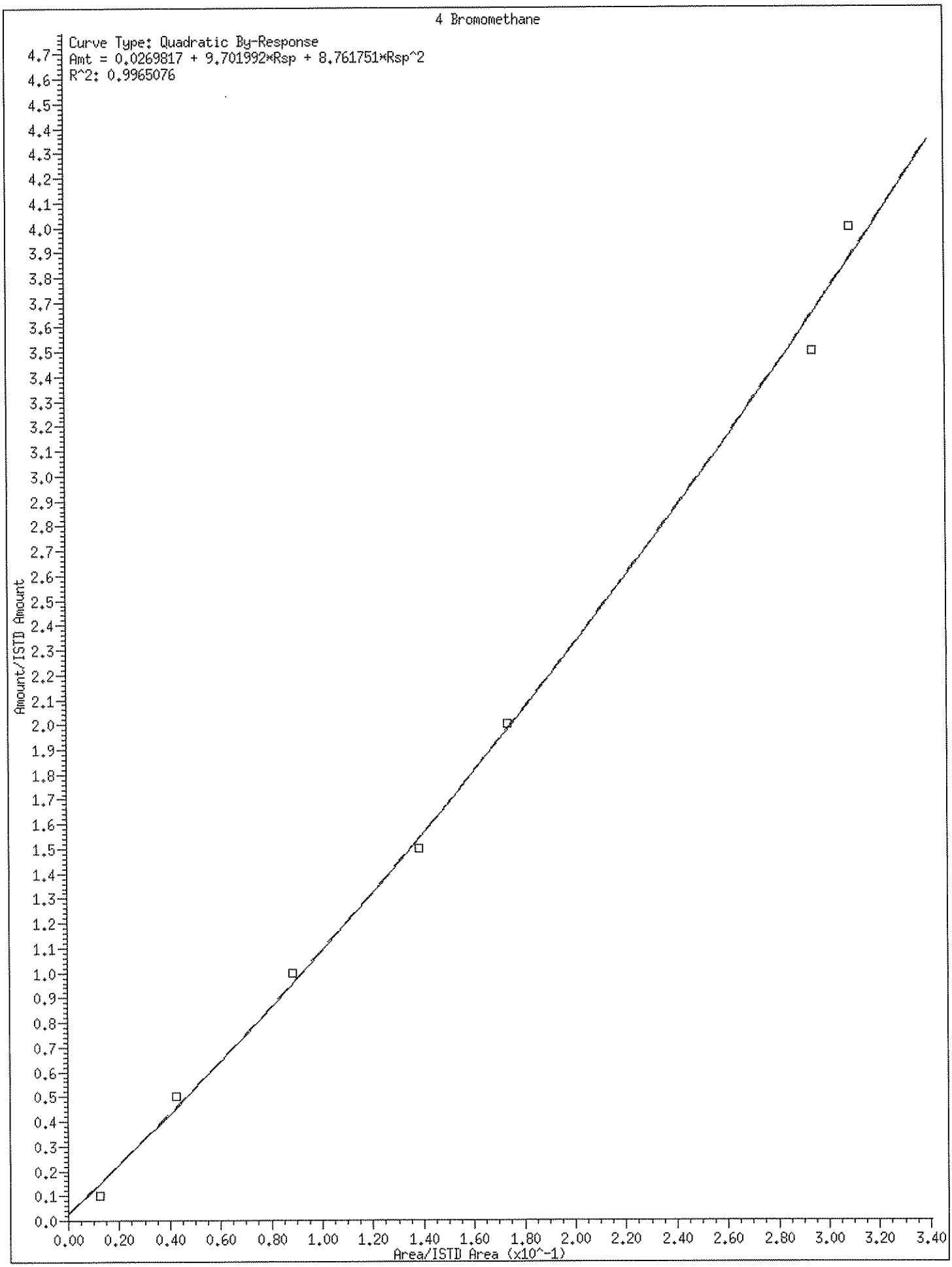
4 Bromomethane
Curve Type: Quadratic By-Response
Amt = 0.0269817 + 9.701992*Rsp + 8.761751*Rsp^2
R^2: 0.9965076
Amount/ISTD Amount
Area/ISTD Area (x10^-1)

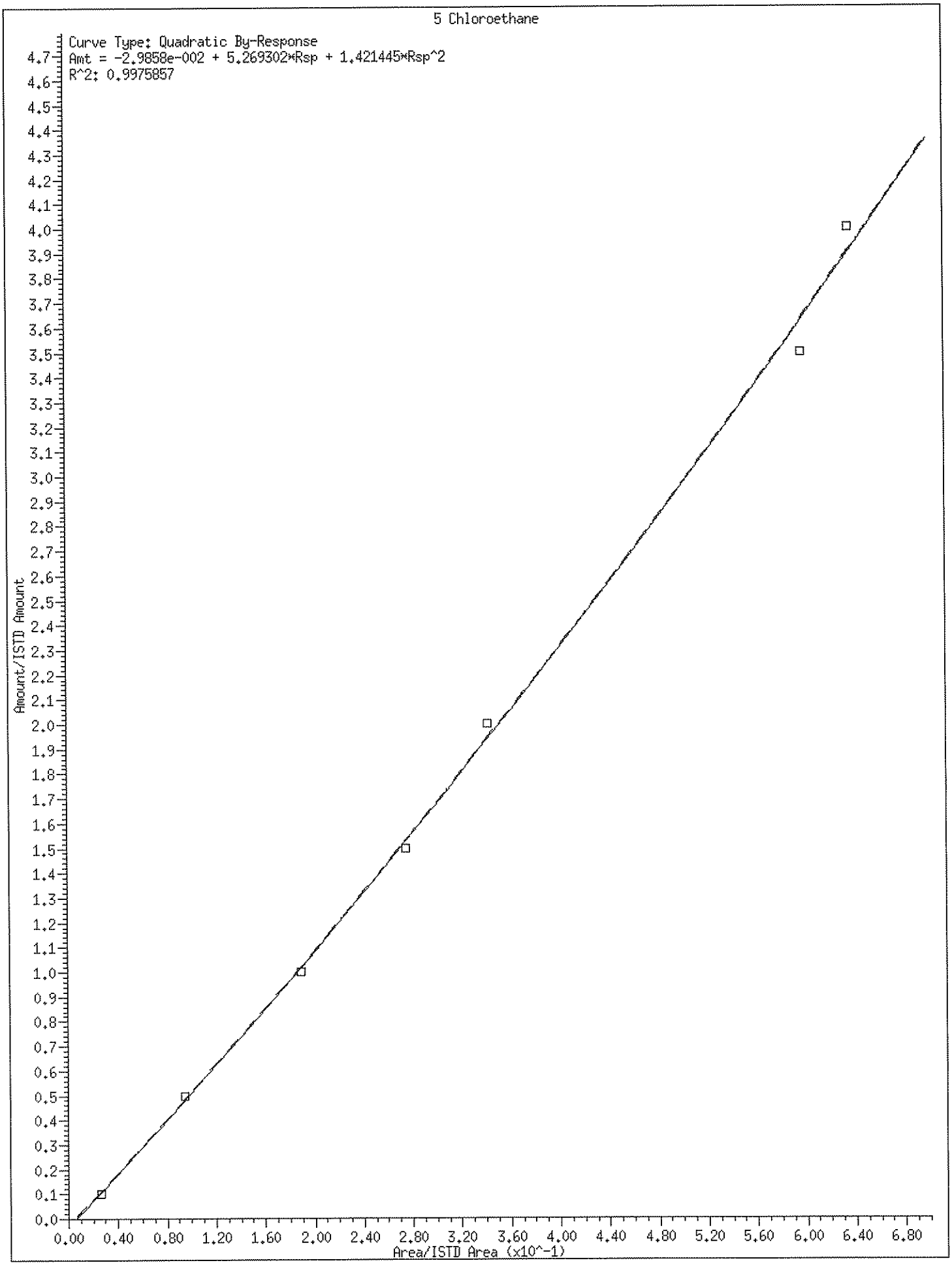
5 Chloroethane
Curve Type: Quadratic By-Response
Amt = -2.9858e-002 + 5.269302*Rsp + 1.421445*Rsp^2
R^2: 0.9975857
Amount/ISTD Amount
Area/ISTD Area (x10^-1)
0.0
0.1
0.2
0.3
0.4
0.5
0.6
0.7
0.8
0.9
1.0
1.1
1.2
1.3
1.4
1.5
1.6
1.7
1.8
1.9
2.0
2.1
2.2
2.3
2.4
2.5
2.6
2.7
2.8
2.9
3.0
3.1
3.2
3.3
3.4
3.5
3.6
3.7
3.8
3.9
4.0
4.1
4.2
4.3
4.4
4.5
4.6
4.7
0.00
0.40
0.80
1.20
1.60
2.00
2.40
2.80
3.20
3.60
4.00
4.40
4.80
5.20
5.60
6.00
6.40
6.80

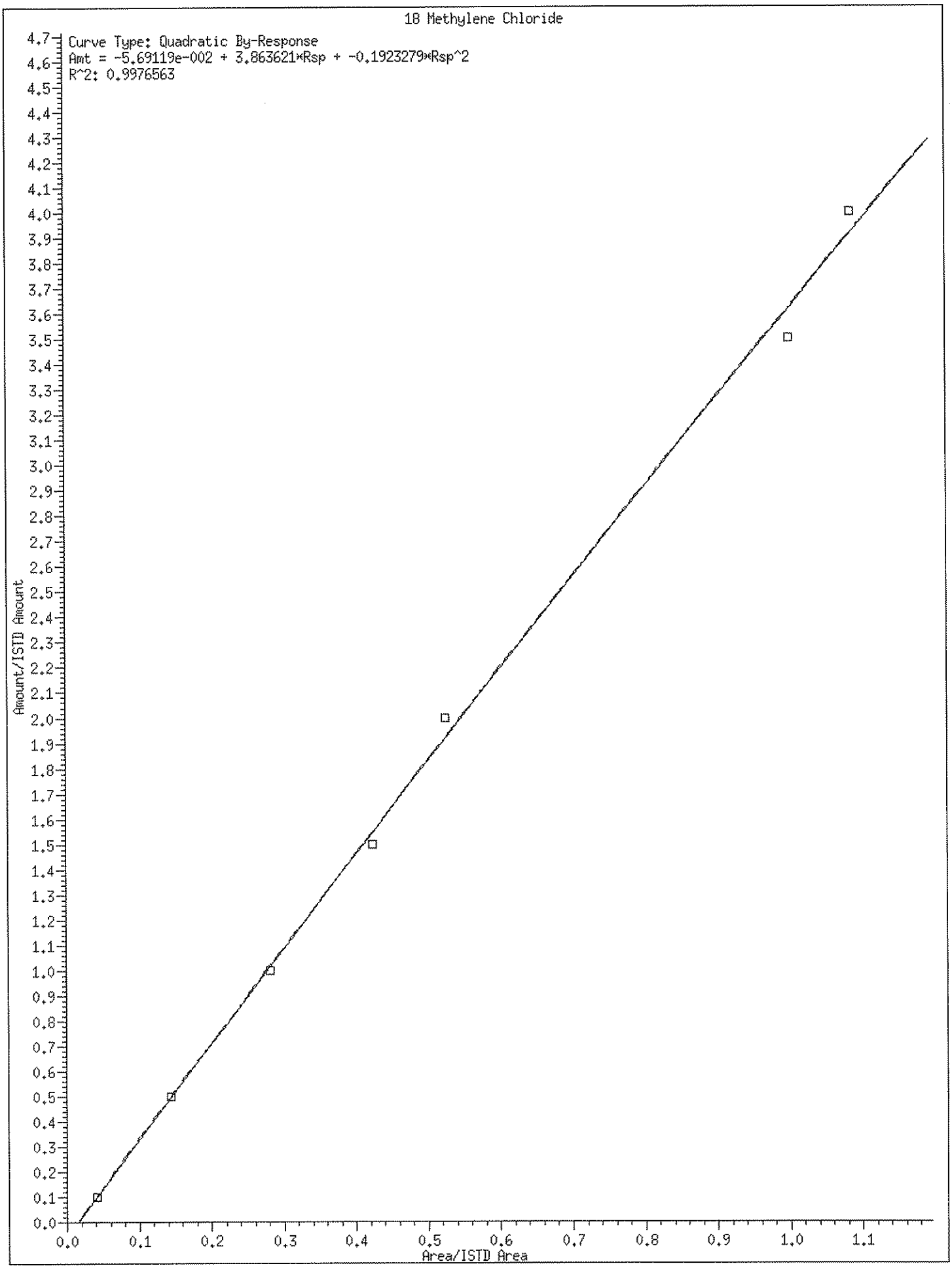
18 Methylene Chloride
Curve Type: Quadratic By-Response
Amt = -5.69119e-002 + 3.863621*Rsp + -0.1923279*Rsp^2
R^2: 0.9976563
Amount/ISTD Amount
Area/ISTD Area

Data File: \\pitsvr06\d\chem\hp6.i\61026008d.b\1A61026.D
Date : 26-OCT-2008 10:46
Client ID: VSTD1
Sample Info: VSTD1 5ml
Purge Volume: 5.0
Column phase: DB 624

Instrument: hp6.i
Operator: 001562
Column diameter: 0.20

\\pitsvr06\d\chem\hp6.i\61026008d.b\1A61026.D

Y (x10^5)

Min

-Chloromethane+
-Vinyl Chloride
-Chloroethane+
-Trichlorofluoromethane
-1,1-Dichloroethene+
-Carbon Disulfide
-Acetonitrile+
-Methylene Chloride
-trans-1,2-Dichloroethene+
-1,1-Dichloroethane
-2,2-Dichloropropane+
-Bromochloromethane
-Chlorobromoethene (total
-Dibromofluoromethane+
Cyclohexane
-1,1-Dichloropropene+
-1,2-Dichloroethane-d4
Benzene
-Fluorobenzene
-Trichloroethene
-1,2-Dichloropropane+
-Dibromomethane
-Bromodichloromethane
-cis-1,3-Dichloropropene
-4-Methyl-2-Pentanone
-Toluene-d8
Toluene
-trans-1,3-Dichloropropene
-1,1,2-Trichloroethane
-1,3-Dichloropropane+
-2-Hexanone
-Dibromochloromethane
-1,2-Dibromoethane
-4-Chlorobenzotrifluoride
1,1,1,2-Tetrachloroethane+
-m + p-Xylene
Chlorobenzene-d5+
-Xylene-o+
-Bromoform
-2-Chlorobenzotrifluoride
-Isopropylbenzene
-Bromofluorobenzene
-Bromobenzene+
-1,2,3-Trichloropropane
-n-Propylbenzene
-2-Chlorotoluene
-4-Chlorotoluene+
-tert-Butylbenzene
-3,4-Dichlorobenzotrifluor
-sec-Butylbenzene
-1,3-Dichlorobenzene
-2,5-Dichlorobenzotrifluor
1,4-Dichlorobenzene-d4+
-n-Butylbenzene+
-1,2-Dibromo-3-chloropropa
-Dichlorotoluene(2,4+2,5+2
-1,3,5-Trichlorobenzene
-Dichlorotoluene(2,3+3,4)
-1,2,4-Trichlorobenzene
-Hexachlorobutadiene
Naphthalene
-1,2,3-Trichlorobenzene
-2,4,5-Trichlorotoluene
-2,3,6-Trichlorotoluene

TestAmerica Pittsburgh

VOLATILE REPORT SW-846 Method

Data file : \\pitsvr06\d\chem\hp6.i\6102608d.b\1A61026.D
Lab Smp Id: vstd1 Client Smp ID: VSTD1
Inj Date : 26-OCT-2008 10:46
Operator : 001562 Inst ID: hp6.i
Smp Info : VSTD1 5ml
Misc Info : vstd1,6102608d.b,8260ee.m,4-dwlistee.sub
Comment :
Method : \\pitsvr06\d\chem\hp6.i\6102608d.b\8260ee.m
Meth Date : 26-Oct-2008 13:37 fergusond Quant Type: ISTD
Cal Date : 06-OCT-2008 12:30 Cal File: 1D61006.D
Als bottle: 1 Calibration Sample, Level: 1
Dil Factor: 1.00000
Integrator: HP RTE Compound Sublist: 4-dwlistee.sub
Target Version: 4.14

Concentration Formula: Amt * DF * 1/Vo*Vt * CpndVariable

Name	Value	Description
DF	1.000	Dilution Factor
Vo	5.000	Sample Volume
Vt	1.000	mg/L conversion (1.0 if no conversion)
Cpnd Variable		Local Compound Variable

Compounds	QUANT SIG MASS	RT	EXP RT	REL RT	RESPONSE	AMOUNTS CAL-AMT (ng)	AMOUNTS ON-COL (ng)
* 46 Fluorobenzene	96	7.023	7.023	(1.000)	572887	50.0000	
* 69 Chlorobenzene-d5	119	10.132	10.132	(1.000)	134928	50.0000	
* 92 1,4-Dichlorobenzene-d4	152	12.450	12.450	(1.000)	208725	50.0000	
$ 39 Dibromofluoromethane	113	6.275	6.275	(0.893)	14981	5.00000	5.570
$ 43 1,2-Dichloroethane-d4	65	6.646	6.646	(0.946)	20952	5.00000	5.268
$ 59 Toluene-d8	98	8.690	8.690	(0.858)	64653	5.00000	5.948
$ 80 Bromofluorobenzene	95	11.300	11.300	(0.908)	33099	5.00000	6.176
2 Chloromethane	50	1.633	1.633	(0.233)	35191	5.00000	6.094
3 Vinyl Chloride	62	1.761	1.761	(0.251)	27204	5.00000	5.776
4 Bromomethane	94	2.078	2.078	(0.296)	7062	5.00000	7.395(M)
5 Chloroethane	64	2.199	2.199	(0.313)	15015	5.00000	5.461
6 Trichlorofluoromethane	101	2.485	2.485	(0.354)	21973	5.00000	5.540(M)
1 Dichlorodifluoromethane	85	1.494	1.494	(0.147)	19136	5.00000	5.410(M)
12 1,1-Dichloroethene	96	3.118	3.118	(0.444)	13945	5.00000	5.906
13 Acetone	43	3.221	3.221	(0.459)	35638	25.0000	31.90
15 Carbon Disulfide	76	3.373	3.373	(0.480)	52777	5.00000	6.111
17 Acetonitrile	40	3.617	3.617	(0.515)	30286	100.000	97.33
18 Methylene Chloride	84	3.830	3.830	(0.545)	23444	5.00000	5.044
19 trans-1,2-Dichloroethene	96	4.268	4.268	(0.608)	15821	5.00000	5.197
20 Methyl tert-butyl ether	73	4.298	4.298	(0.612)	50236	5.00000	5.344
24 1,1-Dichloroethane	63	4.882	4.882	(0.695)	37848	5.00000	5.782
27 2,2-Dichloropropane	77	5.661	5.661	(0.806)	23849	5.00000	5.355
28 cis-1,2-dichloroethene	96	5.667	5.667	(0.807)	18463	5.00000	5.398

	Compounds	QUANT SIG MASS	RT	EXP RT	REL RT	RESPONSE	AMOUNTS CAL-AMT (ng)	AMOUNTS ON-COL (ng)
M	29 1,2-Dichloroethene (total)	96				34284	10.0000	10.59
	30 Bromochloromethane	128	5.953	5.953	(0.848)	8055	5.00000	5.242
	31 2-Butanone	43	5.715	5.715	(0.814)	46418	25.0000	26.05
	37 Chloroform	83	6.080	6.080	(0.866)	31033	5.00000	5.612
	38 1,1,1-Trichloroethane	97	6.269	6.269	(0.893)	25814	5.00000	5.699
	40 1,1-Dichloropropene	75	6.476	6.476	(0.922)	24854	5.00000	5.585
	41 Carbon Tetrachloride	117	6.464	6.464	(0.920)	16560	5.00000	5.619
	42 Benzene	78	6.701	6.701	(0.954)	70473	5.00000	5.664
	45 1,2-Dichloroethane	62	6.731	6.731	(0.958)	25514	5.00000	4.976
	47 Trichloroethene	130	7.425	7.425	(1.057)	15476	5.00000	5.115
	49 1,2-Dichloropropane	63	7.656	7.656	(1.090)	21563	5.00000	5.542
	50 Dibromomethane	93	7.784	7.784	(1.108)	10604	5.00000	5.476
	53 Bromodichloromethane	83	7.954	7.954	(1.133)	19552	5.00000	5.374
	57 cis-1,3-Dichloropropene	75	8.423	8.423	(1.199)	28000	5.00000	5.087
	58 4-Methyl-2-Pentanone	43	8.587	8.587	(0.848)	107072	25.0000	26.24
	60 Toluene	91	8.757	8.757	(0.864)	79841	5.00000	6.206
	61 trans-1,3-Dichloropropene	75	8.988	8.988	(0.887)	27876	5.00000	5.526
	63 1,3-Dichloropropane	76	9.329	9.329	(0.921)	28211	5.00000	5.401
	64 1,1,2-Trichloroethane	97	9.171	9.171	(0.905)	15335	5.00000	5.603
	65 Tetrachloroethene	164	9.305	9.305	(0.918)	11815	5.00000	5.232
	66 2-Hexanone	43	9.426	9.426	(0.930)	75417	25.0000	27.27
	67 Dibromochloromethane	129	9.554	9.554	(0.943)	10932	5.00000	5.625
	68 1,2-Dibromoethane	107	9.664	9.664	(0.954)	15042	5.00000	5.577
	70 Chlorobenzene	112	10.162	10.162	(1.003)	50891	5.00000	5.889
	71 1,1,1,2-Tetrachloroethane	131	10.248	10.248	(1.011)	15696	5.00000	5.908
	72 Ethylbenzene	106	10.272	10.272	(1.014)	26746	5.00000	5.655
	73 m + p-Xylene	106	10.388	10.388	(1.025)	68453	10.0000	12.00
	74 Xylene-o	106	10.777	10.777	(1.064)	32992	5.00000	5.632
M	75 Xylenes (total)	106				101445	15.0000	17.63
	76 Styrene	104	10.795	10.795	(1.065)	52109	5.00000	5.293
	77 Bromoform	173	10.965	10.965	(1.082)	5348	5.00000	5.497
	78 Isopropylbenzene	105	11.148	11.148	(1.100)	87148	5.00000	6.119
	79 Bromobenzene	156	11.446	11.446	(0.919)	19149	5.00000	5.345
	81 n-Propylbenzene	120	11.562	11.562	(0.929)	22902	5.00000	5.464
	82 2-Chlorotoluene	126	11.641	11.641	(0.935)	21006	5.00000	5.707
	83 1,1,2,2-Tetrachloroethane	83	11.446	11.446	(0.919)	21078	5.00000	5.472
	84 1,2,3-Trichloropropane	110	11.489	11.489	(0.923)	7410	5.00000	6.025
	85 4-Chlorotoluene	126	11.750	11.750	(0.944)	23225	5.00000	5.798
	86 1,3,5-Trimethylbenzene	105	11.732	11.732	(0.942)	73757	5.00000	5.922
	87 tert-Butylbenzene	119	12.061	12.061	(0.969)	62220	5.00000	5.936
	88 1,2,4-Trimethylbenzene	105	12.103	12.103	(0.972)	70950	5.00000	5.714
	89 sec-Butylbenzene	105	12.273	12.273	(0.986)	82212	5.00000	5.896
	90 4-Isopropyltoluene	119	12.426	12.426	(0.998)	70032	5.00000	5.755
	91 1,3-Dichlorobenzene	146	12.383	12.383	(0.995)	37970	5.00000	5.584
	93 1,4-Dichlorobenzene	146	12.474	12.474	(1.002)	39635	5.00000	5.594
	94 n-Butylbenzene	91	12.833	12.833	(1.031)	61149	5.00000	5.520
	95 1,2-Dichlorobenzene	146	12.845	12.845	(1.032)	36249	5.00000	5.545
	96 1,2-Dibromo-3-chloropropane	157	13.618	13.618	(1.094)	2970	5.00000	5.214
	97 1,2,4-Trichlorobenzene	180	14.451	14.451	(1.161)	23942	5.00000	5.592
	98 Hexachlorobutadiene	225	14.616	14.616	(1.174)	9616	5.00000	6.015
	99 Naphthalene	128	14.695	14.695	(1.180)	53190	5.00000	5.074
	100 1,2,3-Trichlorobenzene	180	14.932	14.932	(1.199)	19810	5.00000	5.294
	101 1,1,2-trichlorotrifluoroethane	101	3.179	3.179	(0.453)	13730	5.00000	5.592
	102 Methyl acetate	43	3.696	3.696	(0.526)	18486	5.00000	5.824

Compounds	QUANT SIG MASS	RT	EXP RT	REL RT	RESPONSE	AMOUNTS CAL-AMT (ng)	AMOUNTS ON-COL (ng)
104 Cyclohexane	56	6.324	6.324	(0.900)	40336	5.00000	5.682
105 Methyl Cyclohexane	83	7.626	7.626	(1.086)	29579	5.00000	5.669
157 2-Chlorobenzotrifluoride	180	11.045	11.045	(1.090)	26908	5.00000	6.363
158 3-Chlorobenzotrifluoride	180	10.144	10.144	(1.001)	26471	5.00000	6.147
159 4-Chlorobenzotrifluoride	180	10.205	10.205	(1.007)	23841	5.00000	5.952
160 3-Chlorotoluene	126	11.702	11.702	(0.940)	23116	5.00000	6.075
161 2,4-Dichlorobenzotrifluoride	214	12.529	12.529	(1.006)	17148	5.00000	6.031
162 2,5-Dichlorobenzotrifluoride	214	12.578	12.578	(1.010)	19203	5.00000	5.782
163 3,4-Dichlorobenzotrifluoride	214	12.170	12.170	(0.978)	19274	5.00000	5.982
164 Dichlorotoluene(2,4+2,5+2,6)	125	13.770	13.770	(1.106)	94631	15.0000	17.82
165 Dichlorotoluene(2,3+3,4)	125	14.184	14.184	(1.139)	70431	10.0000	12.02
166 1,3,5-Trichlorobenzene	180	13.831	13.831	(1.111)	24207	5.00000	5.705
167 2,3,6-Trichlorotoluene	159	15.881	15.881	(1.276)	9062	5.00000	5.111
168 2,4,5-Trichlorotoluene	159	15.759	15.759	(1.266)	10998	5.00000	5.165

QC Flag Legend

M - Compound response manually integrated.

Data File Name: 1A61026.D
Inj. Date and Time: 26-OCT-2008 10:46
Instrument ID: hp6.i
Client ID: VSTD1
Compound Name: Dichlorodifluoromethane
CAS #: 75-71-8
Report Date: 10/26/2008

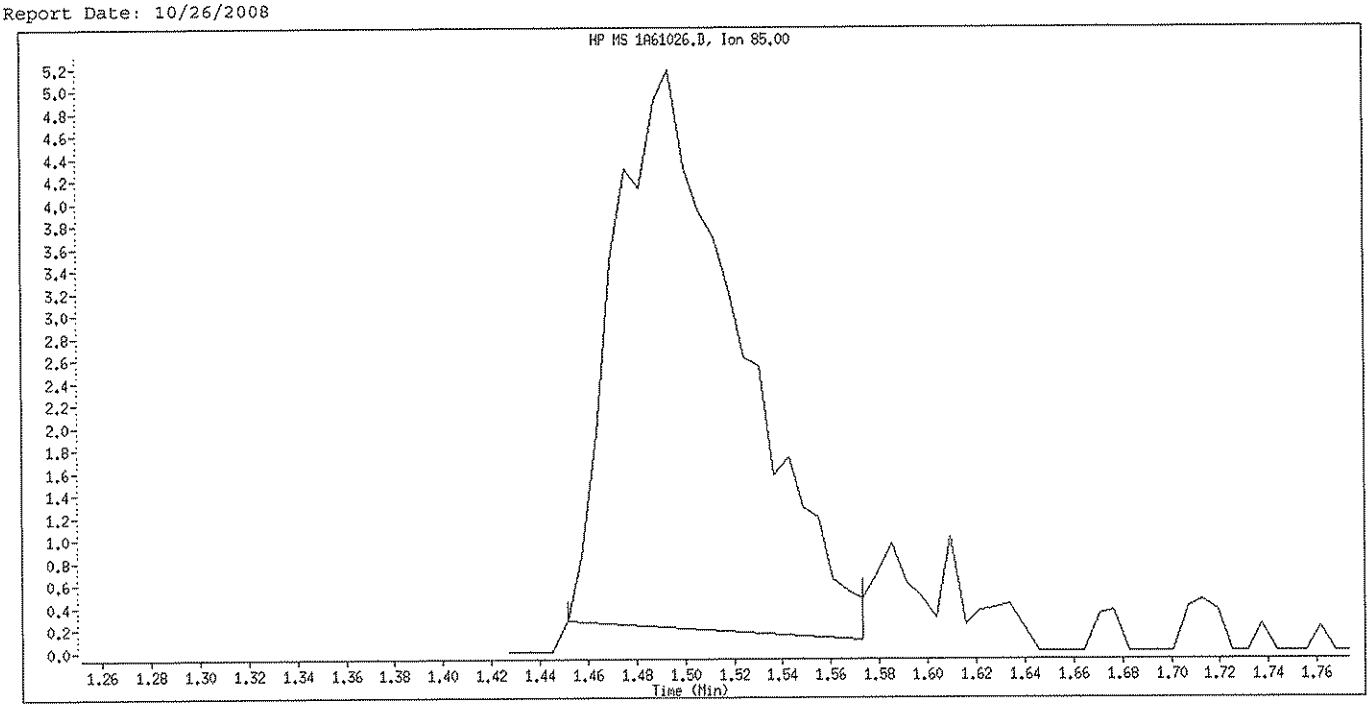

Original Integration

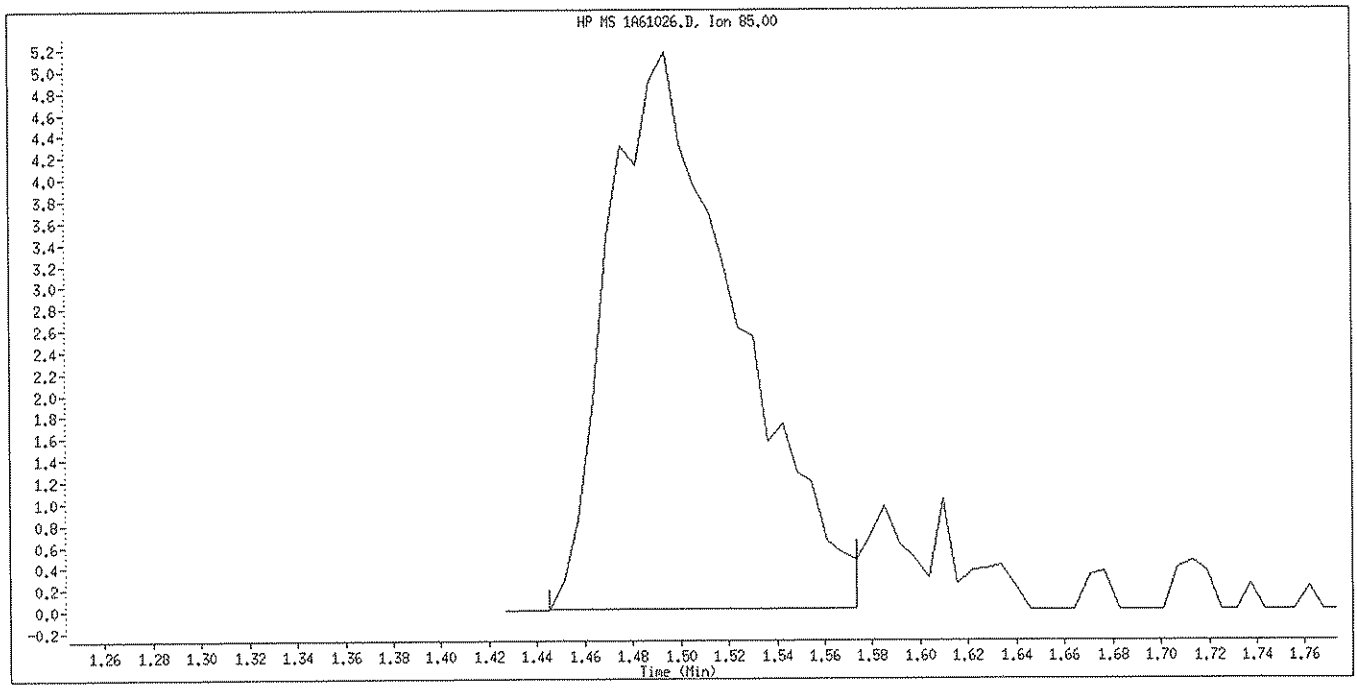

Manual Integration

Manually Integrated By: fergusond
Manual Integration Reason: Peak Integrated Incorrectly

Data File Name: 1A61026.D
Inj. Date and Time: 26-OCT-2008 10:46
Instrument ID: hp6.i
Client ID: VSTD1
Compound Name: Bromomethane
CAS #: 74-83-9
Report Date: 10/26/2008

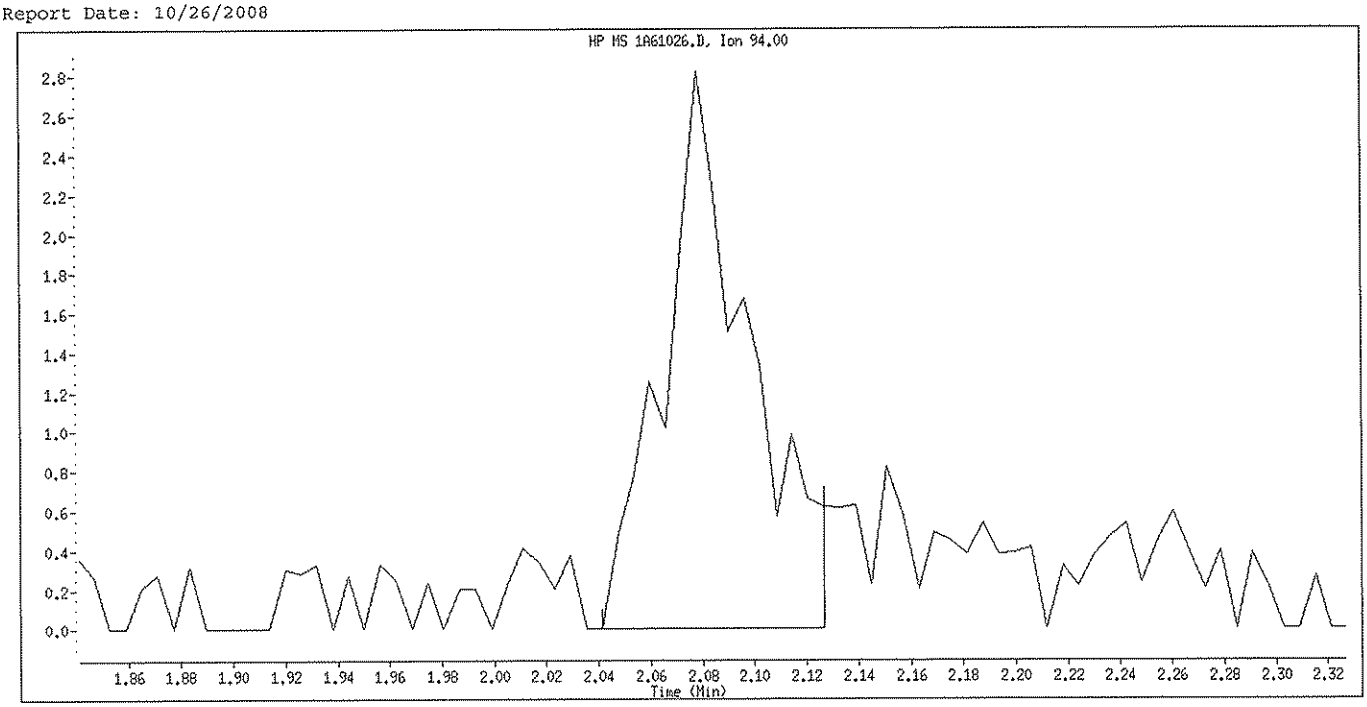

Original Integration

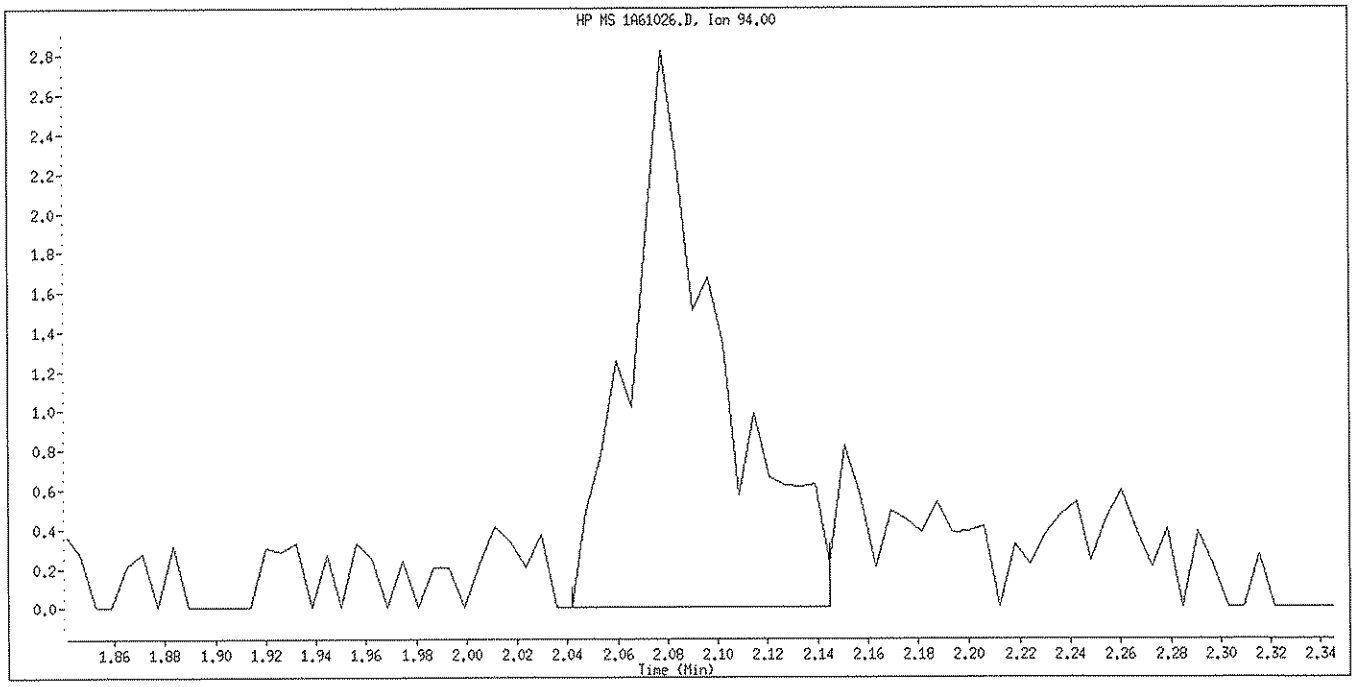

Manual Integration

Manually Integrated By: fergusond
Manual Integration Reason: Peak Integrated Incorrectly

Data File Name: 1A61026.D
Inj. Date and Time: 26-OCT-2008 10:46
Instrument ID: hp6.i
Client ID: VSTD1
Compound Name: Trichlorofluoromethane
CAS #: 75-69-4
Report Date: 10/26/2008

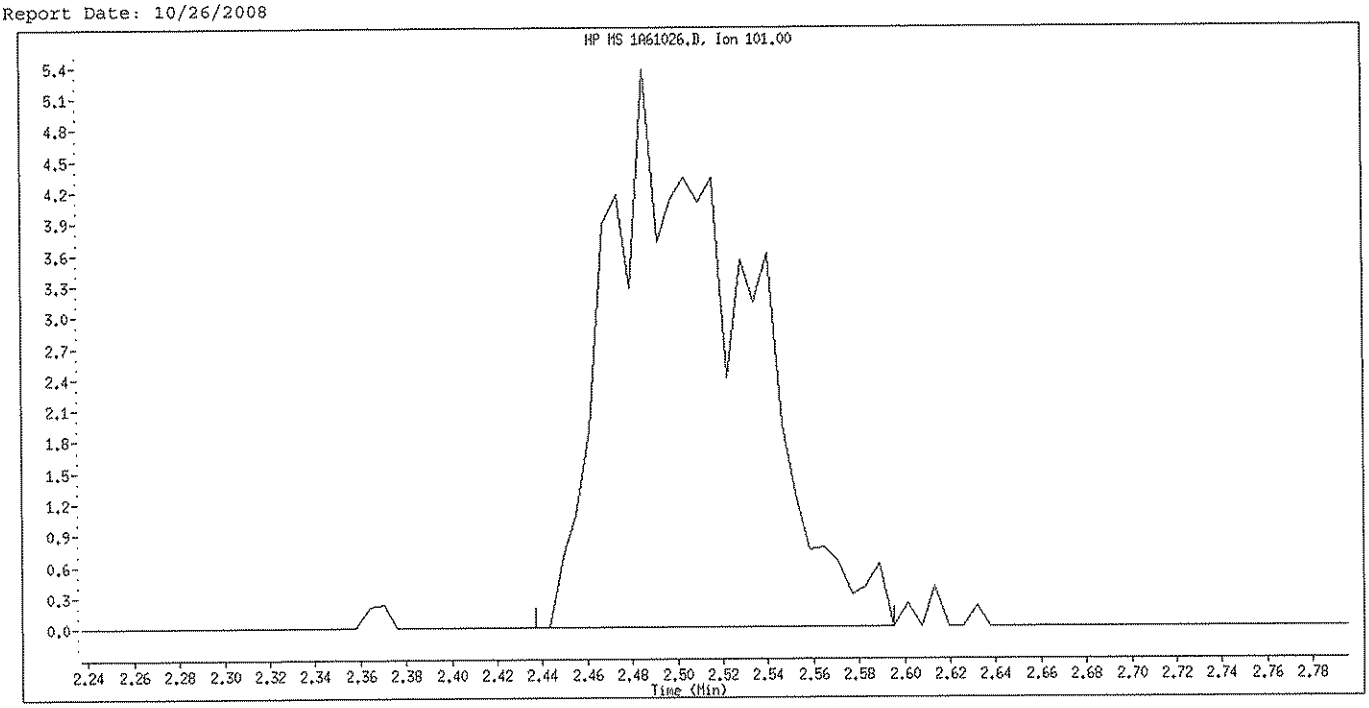

Original Integration

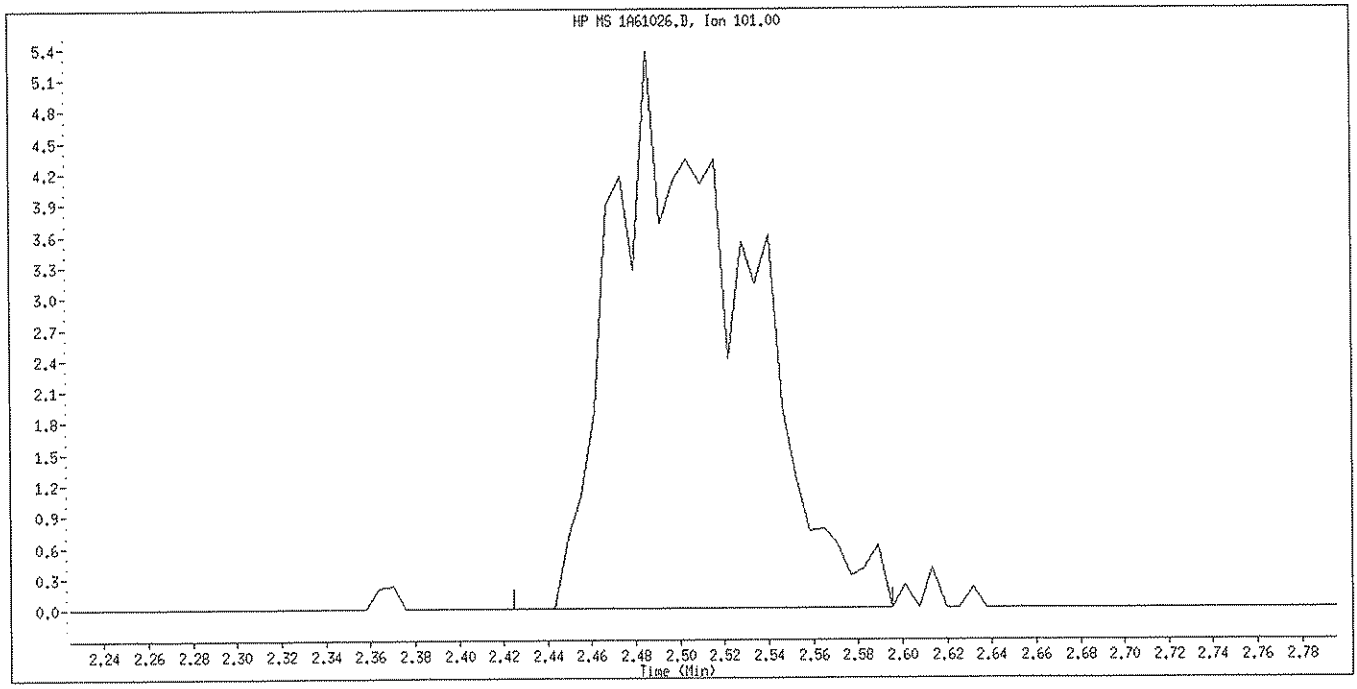

Manual Integration

Manually Integrated By: fergusond
Manual Integration Reason: Peak Integrated Incorrectly



Data File: \\pitsvr06\d\chem\hp6.i\61026d8d.b\1B61026.D
Date : 26-OCT-2008 11:09
Client ID: VSTD5
Sample Info: VSTD5 5ml
Purge Volume: 5.0
Column phase: DB 624

\\pitsvr06\d\chem\hp6.i\61026d8d.b\1B61026.D

Instrument: hp6.i
Operator: 001562
Column diameter: 0.20

TestAmerica Pittsburgh

VOLATILE REPORT SW-846 Method

Data file : \\pitsvr06\d\chem\hp6.i\6102608d.b\1B61026.D
Lab Smp Id: vstd5 Client Smp ID: VSTD5
Inj Date : 26-OCT-2008 11:09
Operator : 001562 Inst ID: hp6.i
Smp Info : VSTD5 5ml
Misc Info : vstd5,6102608d.b,8260ee.m,4-dwlistee.sub
Comment :
Method : \\pitsvr06\d\chem\hp6.i\6102608d.b\8260ee.m
Meth Date : 26-Oct-2008 13:37 fergusond Quant Type: ISTD
Cal Date : Cal File:
Als bottle: 2 Calibration Sample, Level: 2
Dil Factor: 1.00000
Integrator: HP RTE Compound Sublist: 4-dwlistee.sub
Target Version: 4.14

Concentration Formula: Amt * DF * 1/Vo*Vt * CpndVariable

Name	Value	Description
DF	1.000	Dilution Factor
Vo	5.000	Sample Volume
Vt	1.000	mg/L conversion (1.0 if no conversion)
Cpnd Variable		Local Compound Variable

Compounds	QUANT SIG MASS	RT	EXP RT	REL RT	RESPONSE	AMOUNTS CAL-AMT (ng)	AMOUNTS ON-COL (ng)
* 46 Fluorobenzene	96	7.029	7.029	(1.000)	571385	50.0000	
* 69 Chlorobenzene-d5	119	10.131	10.131	(1.000)	139763	50.0000	
* 92 1,4-Dichlorobenzene-d4	152	12.449	12.449	(1.000)	207412	50.0000	
$ 39 Dibromofluoromethane	113	6.268	6.268	(0.892)	64753	25.0000	24.14
$ 43 1,2-Dichloroethane-d4	65	6.645	6.645	(0.945)	98580	25.0000	24.85
$ 59 Toluene-d8	98	8.696	8.696	(0.858)	295146	25.0000	26.21
$ 80 Bromofluorobenzene	95	11.299	11.299	(0.908)	135908	25.0000	25.52
2 Chloromethane	50	1.639	1.639	(0.233)	144517	25.0000	25.09
3 Vinyl Chloride	62	1.760	1.760	(0.251)	118462	25.0000	25.22
4 Bromomethane	94	2.089	2.089	(0.297)	24449	25.0000	22.91
5 Chloroethane	64	2.198	2.198	(0.313)	54104	25.0000	24.09
6 Trichlorofluoromethane	101	2.503	2.503	(0.356)	97529	25.0000	24.65
1 Dichlorodifluoromethane	85	1.487	1.487	(0.147)	92198	25.0000	25.16(M)
12 1,1-Dichloroethene	96	3.129	3.129	(0.445)	56408	25.0000	23.95
13 Acetone	43	3.226	3.226	(0.459)	55366	50.0000	49.69
15 Carbon Disulfide	76	3.385	3.385	(0.482)	214342	25.0000	24.88
17 Acetonitrile	40	3.622	3.622	(0.515)	143438	500.000	462.2
18 Methylene Chloride	84	3.841	3.841	(0.546)	82380	25.0000	24.81
19 trans-1,2-Dichloroethene	96	4.267	4.267	(0.607)	73898	25.0000	24.34
20 Methyl tert-butyl ether	73	4.303	4.303	(0.612)	226767	25.0000	24.19
24 1,1-Dichloroethane	63	4.893	4.893	(0.696)	163812	25.0000	25.09
27 2,2-Dichloropropane	77	5.660	5.660	(0.805)	113788	25.0000	25.62
28 cis-1,2-dichloroethene	96	5.678	5.678	(0.808)	85324	25.0000	25.01

Compounds	QUANT SIG MASS	RT	EXP RT	REL RT	RESPONSE	AMOUNTS CAL-AMT (ng)	AMOUNTS ON-COL (ng)
M 29 1,2-Dichloroethene (total)	96				159222	50.0000	49.35
30 Bromochloromethane	128	5.970	5.970	(0.849)	37966	25.0000	24.77
31 2-Butanone	43	5.715	5.715	(0.813)	87351	50.0000	49.14
37 Chloroform	83	6.086	6.086	(0.866)	138006	25.0000	25.02
38 1,1,1-Trichloroethane	97	6.274	6.274	(0.893)	111847	25.0000	24.76
40 1,1-Dichloropropene	75	6.475	6.475	(0.921)	113255	25.0000	25.52
41 Carbon Tetrachloride	117	6.463	6.463	(0.920)	71034	25.0000	24.17
42 Benzene	78	6.706	6.706	(0.954)	313599	25.0000	25.27
45 1,2-Dichloroethane	62	6.731	6.731	(0.958)	129430	25.0000	25.31
47 Trichloroethene	130	7.424	7.424	(1.056)	76810	25.0000	25.45
49 1,2-Dichloropropane	63	7.661	7.661	(1.090)	97909	25.0000	25.23
50 Dibromomethane	93	7.783	7.783	(1.107)	47990	25.0000	24.85
53 Bromodichloromethane	83	7.959	7.959	(1.132)	88716	25.0000	24.45
57 cis-1,3-Dichloropropene	75	8.428	8.428	(1.199)	136055	25.0000	24.78
58 4-Methyl-2-Pentanone	43	8.592	8.592	(0.848)	222917	50.0000	52.74
60 Toluene	91	8.756	8.756	(0.864)	348389	25.0000	26.14
61 trans-1,3-Dichloropropene	75	8.988	8.988	(0.887)	128691	25.0000	24.63
63 1,3-Dichloropropane	76	9.334	9.334	(0.921)	138754	25.0000	25.64
64 1,1,2-Trichloroethane	97	9.170	9.170	(0.905)	69806	25.0000	24.62
65 Tetrachloroethene	164	9.310	9.310	(0.919)	61242	25.0000	26.18
66 2-Hexanone	43	9.426	9.426	(0.930)	141345	50.0000	49.34
67 Dibromochloromethane	129	9.559	9.559	(0.944)	48251	25.0000	23.97
68 1,2-Dibromoethane	107	9.663	9.663	(0.954)	68972	25.0000	24.69
70 Chlorobenzene	112	10.162	10.162	(1.003)	232639	25.0000	25.99
71 1,1,1,2-Tetrachloroethane	131	10.247	10.247	(1.011)	65871	25.0000	23.94
72 Ethylbenzene	106	10.271	10.271	(1.014)	124312	25.0000	25.37
73 m + p-Xylene	106	10.387	10.387	(1.025)	310356	50.0000	52.53
74 Xylene-o	106	10.782	10.782	(1.064)	158016	25.0000	26.04
M 75 Xylenes (total)	106				468372	75.0000	78.57
76 Styrene	104	10.794	10.794	(1.065)	268800	25.0000	26.36
77 Bromoform	173	10.977	10.977	(1.083)	23437	25.0000	23.26
78 Isopropylbenzene	105	11.153	11.153	(1.101)	391141	25.0000	26.51
79 Bromobenzene	156	11.451	11.451	(0.920)	91898	25.0000	25.82
81 n-Propylbenzene	120	11.561	11.561	(0.929)	108771	25.0000	26.12
82 2-Chlorotoluene	126	11.640	11.640	(0.935)	94429	25.0000	25.82
83 1,1,2,2-Tetrachloroethane	83	11.445	11.445	(0.919)	96597	25.0000	25.24
84 1,2,3-Trichloropropane	110	11.488	11.488	(0.923)	30049	25.0000	24.59
85 4-Chlorotoluene	126	11.749	11.749	(0.944)	100723	25.0000	25.30
86 1,3,5-Trimethylbenzene	105	11.731	11.731	(0.942)	334761	25.0000	27.05
87 tert-Butylbenzene	119	12.060	12.060	(0.969)	271067	25.0000	26.03
88 1,2,4-Trimethylbenzene	105	12.102	12.102	(0.972)	331490	25.0000	26.87
89 sec-Butylbenzene	105	12.279	12.279	(0.986)	374630	25.0000	27.04
90 4-Isopropyltoluene	119	12.419	12.419	(0.998)	327984	25.0000	27.12
91 1,3-Dichlorobenzene	146	12.382	12.382	(0.995)	173124	25.0000	25.62
93 1,4-Dichlorobenzene	146	12.473	12.473	(1.002)	179963	25.0000	25.56
94 n-Butylbenzene	91	12.826	12.826	(1.030)	295596	25.0000	26.85
95 1,2-Dichlorobenzene	146	12.844	12.844	(1.032)	166084	25.0000	25.56
96 1,2-Dibromo-3-chloropropane	157	13.617	13.617	(1.094)	12971	25.0000	22.91
97 1,2,4-Trichlorobenzene	180	14.444	14.444	(1.160)	108372	25.0000	25.47
98 Hexachlorobutadiene	225	14.621	14.621	(1.174)	39495	25.0000	24.86
99 Naphthalene	128	14.694	14.694	(1.180)	260689	25.0000	25.03
100 1,2,3-Trichlorobenzene	180	14.937	14.937	(1.200)	96126	25.0000	25.85
101 1,1,2-trichlorotrifluoroethane	101	3.166	3.166	(0.450)	59504	25.0000	24.30
102 Methyl acetate	43	3.713	3.713	(0.528)	75084	25.0000	23.72

Compounds	QUANT SIG MASS	RT	EXP RT	REL RT	RESPONSE	AMOUNTS CAL-AMT (ng)	AMOUNTS ON-COL (ng)
104 Cyclohexane	56	6.329	6.329	(0.900)	177294	25.0000	25.04
105 Methyl Cyclohexane	83	7.619	7.619	(1.084)	129522	25.0000	24.89
157 2-Chlorobenzotrifluoride	180	11.044	11.044	(1.090)	102552	25.0000	23.41
158 3-Chlorobenzotrifluoride	180	10.149	10.149	(1.002)	107898	25.0000	24.19
159 4-Chlorobenzotrifluoride	180	10.204	10.204	(1.007)	102895	25.0000	24.80
160 3-Chlorotoluene	126	11.707	11.707	(0.940)	91511	25.0000	24.20
161 2,4-Dichlorobenzotrifluoride	214	12.528	12.528	(1.006)	67960	25.0000	24.05
162 2,5-Dichlorobenzotrifluoride	214	12.577	12.577	(1.010)	78490	25.0000	23.78
163 3,4-Dichlorobenzotrifluoride	214	12.175	12.175	(0.978)	78630	25.0000	24.56
164 Dichlorotoluene(2,4+2,5+2,6)	125	13.763	13.763	(1.106)	398643	75.0000	75.55
165 Dichlorotoluene(2,3+3,4)	125	14.183	14.183	(1.139)	291575	50.0000	50.06
166 1,3,5-Trichlorobenzene	180	13.830	13.830	(1.111)	102544	25.0000	24.32
167 2,3,6-Trichlorotoluene	159	15.886	15.886	(1.276)	39770	25.0000	22.57
168 2,4,5-Trichlorotoluene	159	15.758	15.758	(1.266)	48960	25.0000	23.14

QC Flag Legend

M - Compound response manually integrated.

Data File Name: 1B61026.D
Inj. Date and Time: 26-OCT-2008 11:09
Instrument ID: hp6.i
Client ID: VSTD5
Compound Name: Dichlorodifluoromethane
CAS #: 75-71-8
Report Date: 10/26/2008

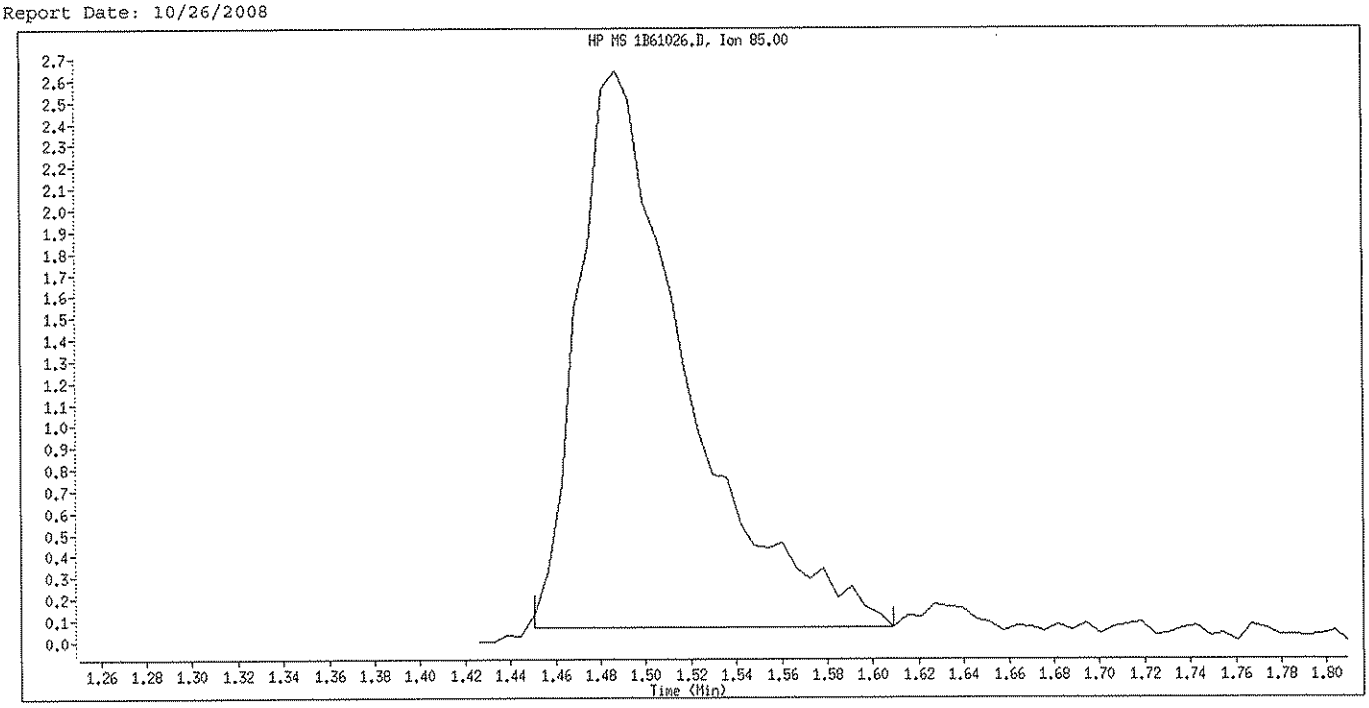

Original Integration

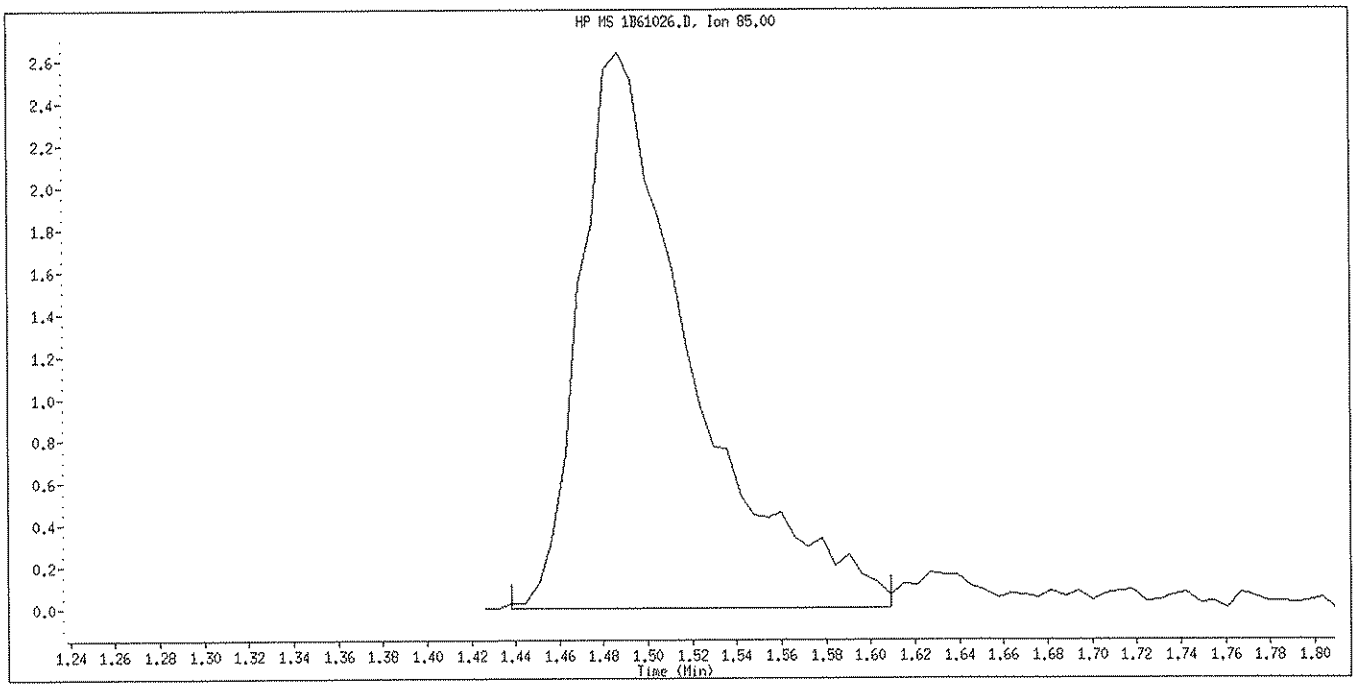

Manual Integration

Manually Integrated By: fergusond
Manual Integration Reason: Peak Integrated Incorrectly


Data File: \\pitsvr06\d\chem\hp6.i\61026008d.b\1C61026.D
Date : 26-OCT-2008 11:34
Client ID: VSTD10
Sample Info: VSTD10 5ml
Purge Volume: 5.0
Column phase: DB 624
Instrument: hp6.i
Operator: 001562
Column diameter: 0.20
Y (x10^6)
Min
\\pitsvr06\d\chem\hp6.i\61026008d.b\1C61026.D
-Chloromethane
-Vinyl Chloride
-Bromomethane
-Chloroethane
-Trichlorofluoromethane
-1,1-Dichloroethene+
-Carbon Disulfide
-Acetonitrile+
-Methylene Chloride
-trans-1,2-Dichloroethene+
-1,1-Dichloroethane
-2,2-Dichloropropane+
-Bromochloromethane
-Dibromofluoromethane+
-Cyclohexane
-1,1-Dichloropropene+
-1,2-Dichloroethane-d4
-Benzene+
-Fluorobenzene
-Trichloroethene
-1,2-Dichloropropane+
-Dibromomethane
-Bromodichloromethane
-cis-1,3-Dichloropropene
-4-Methyl-2-Pentanone
-Toluene-d8
-Toluene
-trans-1,3-Dichloropropene
-1,1,2-Trichloroethane
-1,3-Dichloropropane+
-2-Hexanone
-Dibromochloromethane
-1,2-Dibromoethane
-Chlorobenzene-d5+
-4-Chlorobenzotrifluoride
1,1,1,2-Tetrachloroethane+
m + p-Xylene
Xylene-o+
-Bromoform
-2-Chlorobenzotrifluoride
-Isopropylbenzene
-Bromofluorobenzene
-Bromobenzene+
-n-Propylbenzene
-2-Chlorotoluene
4-Chlorotoluene+
-tert-Butylbenzene
-1,2,4-Trimethylbenzene
-3,4-Dichlorobenzotrifluor
-sec-Butylbenzene
-1,3-Dichlorobenzene
1,4-Dichlorobenzene-d4+
-2,5-Dichlorobenzotrifluor
-n-Butylbenzene+
-1,2-Dibromo-3-chloropropa
-Dichlorotoluene(2,4+2,5+2
-1,3,5-Trichlorobenzene
-Dichlorotoluene(2,3+3,4)
-1,2,4-Trichlorobenzene
-Hexachlorobutadiene
-Naphthalene
-1,2,3-Trichlorobenzene
-2,4,5-Trichlorotoluene
-2,3,6-Trichlorotoluene

TestAmerica Pittsburgh

VOLATILE REPORT SW-846 Method

Data file : \\pitsvr06\d\chem\hp6.i\6102608d.b\1C61026.D
Lab Smp Id: vstd10 Client Smp ID: VSTD10
Inj Date : 26-OCT-2008 11:34
Operator : 001562 Inst ID: hp6.i
Smp Info : VSTD10 5ml
Misc Info : vstd10,6102608d.b,8260ee.m,4-dwlistee.sub
Comment :
Method : \\pitsvr06\d\chem\hp6.i\6102608d.b\8260ee.m
Meth Date : 26-Oct-2008 13:37 fergusond Quant Type: ISTD
Cal Date : Cal File:
Als bottle: 2 Calibration Sample, Level: 3
Dil Factor: 1.00000
Integrator: HP RTE Compound Sublist: 4-dwlistee.sub
Target Version: 4.14

Concentration Formula: Amt * DF * 1/Vo*Vt * CpndVariable

Name	Value	Description
DF	1.000	Dilution Factor
Vo	5.000	Sample Volume
Vt	1.000	mg/L conversion (1.0 if no conversion)
Cpnd Variable		Local Compound Variable

Compounds	QUANT SIG MASS	RT	EXP RT	REL RT	RESPONSE	AMOUNTS CAL-AMT (ng)	AMOUNTS ON-COL (ng)
* 46 Fluorobenzene	96	7.029	7.029	(1.000)	547868	50.0000	
* 69 Chlorobenzene-d5	119	10.132	10.132	(1.000)	132577	50.0000	
* 92 1,4-Dichlorobenzene-d4	152	12.450	12.450	(1.000)	208926	50.0000	
$ 39 Dibromofluoromethane	113	6.269	6.269	(0.892)	125025	50.0000	48.61
$ 43 1,2-Dichloroethane-d4	65	6.646	6.646	(0.945)	189749	50.0000	49.89
$ 59 Toluene-d8	98	8.690	8.690	(0.858)	552292	50.0000	51.71
$ 80 Bromofluorobenzene	95	11.300	11.300	(0.908)	262570	50.0000	48.95
2 Chloromethane	50	1.639	1.639	(0.233)	272450	50.0000	49.34
3 Vinyl Chloride	62	1.761	1.761	(0.251)	221551	50.0000	49.19
4 Bromomethane	94	2.083	2.083	(0.296)	48580	50.0000	47.81
5 Chloroethane	64	2.199	2.199	(0.313)	103752	50.0000	50.95
6 Trichlorofluoromethane	101	2.503	2.503	(0.356)	190052	50.0000	50.10
1 Dichlorodifluoromethane	85	1.481	1.481	(0.146)	179842	50.0000	51.74
12 1,1-Dichloroethene	96	3.118	3.118	(0.444)	112174	50.0000	49.68
13 Acetone	43	3.227	3.227	(0.459)	102216	100.000	95.68
15 Carbon Disulfide	76	3.385	3.385	(0.482)	406990	50.0000	49.28
17 Acetonitrile	40	3.622	3.622	(0.515)	293660	1000.00	986.8
18 Methylene Chloride	84	3.829	3.829	(0.545)	153982	50.0000	50.69
19 trans-1,2-Dichloroethene	96	4.261	4.261	(0.606)	147812	50.0000	50.77
20 Methyl tert-butyl ether	73	4.298	4.298	(0.611)	448853	50.0000	49.93
24 1,1-Dichloroethane	63	4.888	4.888	(0.695)	309934	50.0000	49.51
27 2,2-Dichloropropane	77	5.654	5.654	(0.804)	216038	50.0000	50.73
28 cis-1,2-dichloroethene	96	5.673	5.673	(0.807)	162199	50.0000	49.58

	Compounds	QUANT SIG MASS	RT	EXP RT	REL RT	RESPONSE	AMOUNTS CAL-AMT (ng)	AMOUNTS ON-COL (ng)
M	29 1,2-Dichloroethene (total)	96				310011	100.000	100.4
	30 Bromochloromethane	128	5.965	5.965	(0.849)	70765	50.0000	48.16
	31 2-Butanone	43	5.715	5.715	(0.813)	167516	100.000	98.29
	37 Chloroform	83	6.086	6.086	(0.866)	255829	50.0000	48.38
	38 1,1,1-Trichloroethane	97	6.275	6.275	(0.893)	213332	50.0000	49.25
	40 1,1-Dichloropropene	75	6.469	6.469	(0.920)	207515	50.0000	48.76
	41 Carbon Tetrachloride	117	6.463	6.463	(0.920)	137250	50.0000	48.70
	42 Benzene	78	6.707	6.707	(0.954)	582248	50.0000	48.94
	45 1,2-Dichloroethane	62	6.731	6.731	(0.958)	243507	50.0000	49.66
	47 Trichloroethene	130	7.425	7.425	(1.056)	142771	50.0000	49.34
	49 1,2-Dichloropropane	63	7.662	7.662	(1.090)	184895	50.0000	49.69
	50 Dibromomethane	93	7.784	7.784	(1.107)	90205	50.0000	48.71
	53 Bromodichloromethane	83	7.960	7.960	(1.132)	168472	50.0000	48.42
	57 cis-1,3-Dichloropropene	75	8.422	8.422	(1.198)	257912	50.0000	49.00
	58 4-Methyl-2-Pentanone	43	8.593	8.593	(0.848)	423190	100.000	105.6
	60 Toluene	91	8.757	8.757	(0.864)	650877	50.0000	51.49
	61 trans-1,3-Dichloropropene	75	8.988	8.988	(0.887)	251214	50.0000	50.68
	63 1,3-Dichloropropane	76	9.335	9.335	(0.921)	262993	50.0000	51.24
	64 1,1,2-Trichloroethane	97	9.171	9.171	(0.905)	137089	50.0000	50.98
	65 Tetrachloroethene	164	9.304	9.304	(0.918)	112583	50.0000	50.74
	66 2-Hexanone	43	9.432	9.432	(0.931)	278190	100.000	102.4
	67 Dibromochloromethane	129	9.560	9.560	(0.944)	92985	50.0000	48.69
	68 1,2-Dibromoethane	107	9.669	9.669	(0.954)	133754	50.0000	50.47
	70 Chlorobenzene	112	10.162	10.162	(1.003)	438909	50.0000	51.69
	71 1,1,1,2-Tetrachloroethane	131	10.241	10.241	(1.011)	130565	50.0000	50.02
	72 Ethylbenzene	106	10.272	10.272	(1.014)	237074	50.0000	51.01
	73 m + p-Xylene	106	10.393	10.393	(1.026)	580546	100.000	103.6
	74 Xylene-o	106	10.783	10.783	(1.064)	298606	50.0000	51.88
M	75 Xylenes (total)	106				879152	150.000	155.5
	76 Styrene	104	10.795	10.795	(1.065)	506366	50.0000	52.34
	77 Bromoform	173	10.983	10.983	(1.084)	45347	50.0000	47.44
	78 Isopropylbenzene	105	11.148	11.148	(1.100)	740646	50.0000	52.93
	79 Bromobenzene	156	11.446	11.446	(0.919)	172340	50.0000	48.06
	81 n-Propylbenzene	120	11.555	11.555	(0.928)	208404	50.0000	49.68
	82 2-Chlorotoluene	126	11.640	11.640	(0.935)	181161	50.0000	49.17
	83 1,1,2,2-Tetrachloroethane	83	11.446	11.446	(0.919)	192692	50.0000	49.98
	84 1,2,3-Trichloropropane	110	11.488	11.488	(0.923)	59949	50.0000	48.70
	85 4-Chlorotoluene	126	11.750	11.750	(0.944)	198288	50.0000	49.46
	86 1,3,5-Trimethylbenzene	105	11.732	11.732	(0.942)	635974	50.0000	51.01
	87 tert-Butylbenzene	119	12.060	12.060	(0.969)	526543	50.0000	50.19
	88 1,2,4-Trimethylbenzene	105	12.109	12.109	(0.973)	633796	50.0000	51.00
	89 sec-Butylbenzene	105	12.279	12.279	(0.986)	713281	50.0000	51.10
	90 4-Isopropyltoluene	119	12.425	12.425	(0.998)	617977	50.0000	50.73
	91 1,3-Dichlorobenzene	146	12.383	12.383	(0.995)	338190	50.0000	49.69
	93 1,4-Dichlorobenzene	146	12.474	12.474	(1.002)	356760	50.0000	50.30
	94 n-Butylbenzene	91	12.833	12.833	(1.031)	564850	50.0000	50.94
	95 1,2-Dichlorobenzene	146	12.845	12.845	(1.032)	324827	50.0000	49.64
	96 1,2-Dibromo-3-chloropropane	157	13.624	13.624	(1.094)	27679	50.0000	48.54
	97 1,2,4-Trichlorobenzene	180	14.451	14.451	(1.161)	212403	50.0000	49.56
	98 Hexachlorobutadiene	225	14.621	14.621	(1.174)	77580	50.0000	48.48
	99 Naphthalene	128	14.694	14.694	(1.180)	539669	50.0000	51.44
	100 1,2,3-Trichlorobenzene	180	14.932	14.932	(1.199)	183443	50.0000	48.98
	101 1,1,2-trichlorotrifluoroethane	101	3.166	3.166	(0.450)	115094	50.0000	49.01
	102 Methyl acetate	43	3.714	3.714	(0.528)	145146	50.0000	47.82

Compounds	QUANT SIG MASS	RT	EXP RT	REL RT	RESPONSE	AMOUNTS CAL-AMT (ng)	AMOUNTS ON-COL (ng)
104 Cyclohexane	56	6.330	6.330	(0.900)	333869	50.0000	49.18
105 Methyl Cyclohexane	83	7.625	7.625	(1.085)	249604	50.0000	50.02
157 2-Chlorobenzotrifluoride	180	11.044	11.044	(1.090)	218540	50.0000	52.60
158 3-Chlorobenzotrifluoride	180	10.150	10.150	(1.002)	227210	50.0000	53.70
159 4-Chlorobenzotrifluoride	180	10.205	10.205	(1.007)	211913	50.0000	53.84
160 3-Chlorotoluene	126	11.701	11.701	(0.940)	188599	50.0000	49.52
161 2,4-Dichlorobenzotrifluoride	214	12.529	12.529	(1.006)	142357	50.0000	50.02
162 2,5-Dichlorobenzotrifluoride	214	12.577	12.577	(1.010)	170202	50.0000	51.20
163 3,4-Dichlorobenzotrifluoride	214	12.176	12.176	(0.978)	166075	50.0000	51.50
164 Dichlorotoluene(2,4+2,5+2,6)	125	13.764	13.764	(1.106)	844025	150.000	158.8
165 Dichlorotoluene(2,3+3,4)	125	14.183	14.183	(1.139)	612695	100.000	104.4
166 1,3,5-Trichlorobenzene	180	13.830	13.830	(1.111)	222966	50.0000	52.49
167 2,3,6-Trichlorotoluene	159	15.887	15.887	(1.276)	92962	50.0000	52.38
168 2,4,5-Trichlorotoluene	159	15.753	15.753	(1.265)	110150	50.0000	51.68

Data File: \\pitsvr06\d\chem\hp6.i\61026d8d.b\1D61026.D
Date : 26-OCT-2008 11:58
Client ID: VSTD15
Sample Info: VSTD15 5ml
Purge Volume: 5.0
Column phase: DB 624
Instrument: hp6.i
Operator: 001562
Column diameter: 0.20
\\pitsvr06\d\chem\hp6.i\61026d8d.b\1D61026.D
Y (x10^6)
Min
-Chloromethane
-Vinyl Chloride
-Bromomethane
-Chloroethane
-Trichlorofluoromethane
-1,1-Dichloroethene+
-Carbon Disulfide
-Acetonitrile+
-Methylene Chloride
-trans-1,2-Dichloroethene+
-1,1-Dichloroethane
-2,2-Dichloropropane+
-Bromochloromethane
-Dibromofluoromethane+
-1,1-Dichloropropene+
-1,2-Dichloroethane-d4
-Benzene+
-Fluorobenzene
-Trichloroethene
-1,2-Dichloropropane+
-Dibromomethane
-Bromodichloromethane
-cis-1,3-Dichloropropene
-4-Methyl-2-Pentanone
-trans-1,3-Dichloropropene
-1,1,2-Trichloroethane
-1,3-Dichloropropane+
-2-Hexanone
-Dibromochloromethane
-1,2-Dibromoethane
-Chlorobenzene-d5+
1,1,1,2-Tetrachloroethane+
m + p-Xylene
Xylene-o+
-Bromoform
-2-Chlorobenzotrifluoride
-Isopropylbenzene
-Bromofluorobenzene
-Bromobenzene+
-n-Propylbenzene
4-Chlorotoluene+
-sec-Butylbenzene
-n-Butylbenzene+
-1,2-Dibromo-3-chloropropa
-1,3,5-Trichlorobenzene
-Dichlorotoluene(2,4+2,5+2
-Dichlorotoluene(2,3+3,4)
-1,2,4-Trichlorobenzene
-Naphthalene
-1,2,3-Trichlorobenzene
-2,4,5-Trichlorotoluene
-2,3,6-Trichlorotoluene

TestAmerica Pittsburgh

VOLATILE REPORT SW-846 Method

Data file : \\pitsvr06\d\chem\hp6.i\6102608d.b\1D61026.D
Lab Smp Id: vstd15 Client Smp ID: VSTD15
Inj Date : 26-OCT-2008 11:58
Operator : 001562 Inst ID: hp6.i
Smp Info : VSTD15 5ml
Misc Info : vstd15,6102608d.b,8260ee.m,4-dwlistee.sub
Comment :
Method : \\PITSVR06\D\chem\hp6.i\6102608d.b\8260ee.m
Meth Date : 26-Oct-2008 13:37 fergusond Quant Type: ISTD
Cal Date : 26-OCT-2008 11:34 Cal File: 1C61026.D
Als bottle: 2 Calibration Sample, Level: 4
Dil Factor: 1.00000
Integrator: HP RTE Compound Sublist: 4-dwlistee.sub
Target Version: 4.14
Processing Host: PITSVR06

Concentration Formula: Amt * DF * 1/Vo*Vt * CpndVariable

Name	Value	Description
DF	1.000	Dilution Factor
Vo	5.000	Sample Volume
Vt	1.000	mg/L conversion (1.0 if no conversion)
Cpnd Variable		Local Compound Variable

Compounds	QUANT SIG MASS	RT	EXP RT	REL RT	RESPONSE	AMOUNTS CAL-AMT (ng)	AMOUNTS ON-COL (ng)
* 46 Fluorobenzene	96	7.031	7.031	(1.000)	549043	50.0000	
* 69 Chlorobenzene-d5	119	10.133	10.133	(1.000)	134351	50.0000	
* 92 1,4-Dichlorobenzene-d4	152	12.451	12.451	(1.000)	208587	50.0000	
$ 39 Dibromofluoromethane	113	6.276	6.276	(0.893)	190226	75.0000	73.80
$ 43 1,2-Dichloroethane-d4	65	6.647	6.647	(0.945)	283269	75.0000	74.32
$ 59 Toluene-d8	98	8.691	8.691	(0.858)	823058	75.0000	76.04
$ 80 Bromofluorobenzene	95	11.301	11.301	(0.908)	390480	75.0000	72.92
2 Chloromethane	50	1.641	1.641	(0.233)	400739	75.0000	72.41
3 Vinyl Chloride	62	1.768	1.768	(0.252)	330966	75.0000	73.32
4 Bromomethane	94	2.079	2.079	(0.296)	76184	75.0000	77.10
5 Chloroethane	64	2.200	2.200	(0.313)	150911	75.0000	76.29
6 Trichlorofluoromethane	101	2.492	2.492	(0.355)	283035	75.0000	74.46
1 Dichlorodifluoromethane	85	1.483	1.483	(0.146)	272531	75.0000	77.37(M)
12 1,1-Dichloroethene	96	3.125	3.125	(0.445)	167688	75.0000	74.10
13 Acetone	43	3.229	3.229	(0.459)	153489	150.000	143.4
15 Carbon Disulfide	76	3.381	3.381	(0.481)	596811	75.0000	72.10
17 Acetonitrile	40	3.618	3.618	(0.515)	447416	1500.00	1500
18 Methylene Chloride	84	3.837	3.837	(0.546)	232590	75.0000	77.26
19 trans-1,2-Dichloroethene	96	4.269	4.269	(0.607)	219934	75.0000	75.38
20 Methyl tert-butyl ether	73	4.299	4.299	(0.612)	686991	75.0000	76.26
24 1,1-Dichloroethane	63	4.889	4.889	(0.695)	460479	75.0000	73.40
27 2,2-Dichloropropane	77	5.662	5.662	(0.805)	320148	75.0000	75.01

	Compounds	QUANT SIG MASS	RT	EXP RT	REL RT	RESPONSE	AMOUNTS CAL-AMT (ng)	AMOUNTS ON-COL (ng)
	28 cis-1,2-dichloroethene	96	5.674	5.674	(0.807)	247754	75.0000	75.58
M	29 1,2-Dichloroethene (total)	96				467688	150.000	151.0
	30 Bromochloromethane	128	5.966	5.966	(0.849)	112109	75.0000	76.13
	31 2-Butanone	43	5.723	5.723	(0.814)	262953	150.000	154.0
	37 Chloroform	83	6.088	6.088	(0.866)	392227	75.0000	74.02
	38 1,1,1-Trichloroethane	97	6.276	6.276	(0.893)	320288	75.0000	73.78
	40 1,1-Dichloropropene	75	6.477	6.477	(0.921)	314147	75.0000	73.66
	41 Carbon Tetrachloride	117	6.471	6.471	(0.920)	202861	75.0000	71.83
	42 Benzene	78	6.702	6.702	(0.953)	894155	75.0000	74.99
	45 1,2-Dichloroethane	62	6.733	6.733	(0.958)	378742	75.0000	77.07
	47 Trichloroethene	130	7.426	7.426	(1.056)	216226	75.0000	74.56
	49 1,2-Dichloropropane	63	7.663	7.663	(1.090)	271276	75.0000	72.75
	50 Dibromomethane	93	7.785	7.785	(1.107)	138574	75.0000	74.67
	53 Bromodichloromethane	83	7.961	7.961	(1.132)	261609	75.0000	75.03
	57 cis-1,3-Dichloropropene	75	8.424	8.424	(1.198)	404421	75.0000	76.67
	58 4-Methyl-2-Pentanone	43	8.594	8.594	(0.848)	637295	150.000	156.8
	60 Toluene	91	8.758	8.758	(0.864)	971286	75.0000	75.82
	61 trans-1,3-Dichloropropene	75	8.990	8.990	(0.887)	397773	75.0000	79.19
	63 1,3-Dichloropropane	76	9.336	9.336	(0.921)	399311	75.0000	76.77
	64 1,1,2-Trichloroethane	97	9.172	9.172	(0.905)	214716	75.0000	78.79
	65 Tetrachloroethene	164	9.306	9.306	(0.918)	172027	75.0000	76.50
	66 2-Hexanone	43	9.428	9.428	(0.930)	432722	150.000	157.1
	67 Dibromochloromethane	129	9.561	9.561	(0.944)	142702	75.0000	73.74
	68 1,2-Dibromoethane	107	9.665	9.665	(0.954)	206597	75.0000	76.92
	70 Chlorobenzene	112	10.158	10.158	(1.002)	665607	75.0000	77.35
	71 1,1,1,2-Tetrachloroethane	131	10.243	10.243	(1.011)	198694	75.0000	75.12
	72 Ethylbenzene	106	10.273	10.273	(1.014)	363133	75.0000	77.11
	73 m + p-Xylene	106	10.389	10.389	(1.025)	872249	150.000	153.6
	74 Xylene-o	106	10.784	10.784	(1.064)	451057	75.0000	77.33
M	75 Xylenes (total)	106				1323306	225.000	230.9
	76 Styrene	104	10.796	10.796	(1.065)	772280	75.0000	78.78
	77 Bromoform	173	10.979	10.979	(1.083)	71272	75.0000	73.57
	78 Isopropylbenzene	105	11.149	11.149	(1.100)	1100447	75.0000	77.60
	79 Bromobenzene	156	11.447	11.447	(0.919)	273428	75.0000	76.38
	81 n-Propylbenzene	120	11.557	11.557	(0.928)	313601	75.0000	74.88
	82 2-Chlorotoluene	126	11.642	11.642	(0.935)	274439	75.0000	74.62
	83 1,1,2,2-Tetrachloroethane	83	11.447	11.447	(0.919)	288348	75.0000	74.91
	84 1,2,3-Trichloropropane	110	11.490	11.490	(0.923)	92114	75.0000	74.95
	85 4-Chlorotoluene	126	11.751	11.751	(0.944)	313523	75.0000	78.32
	86 1,3,5-Trimethylbenzene	105	11.733	11.733	(0.942)	934915	75.0000	75.11
	87 tert-Butylbenzene	119	12.056	12.056	(0.968)	798690	75.0000	76.25
	88 1,2,4-Trimethylbenzene	105	12.104	12.104	(0.972)	930128	75.0000	74.96
	89 sec-Butylbenzene	105	12.275	12.275	(0.986)	1030991	75.0000	73.99
	90 4-Isopropyltoluene	119	12.421	12.421	(0.998)	906524	75.0000	74.54
	91 1,3-Dichlorobenzene	146	12.384	12.384	(0.995)	513015	75.0000	75.49
	93 1,4-Dichlorobenzene	146	12.475	12.475	(1.002)	537855	75.0000	75.96
	94 n-Butylbenzene	91	12.828	12.828	(1.030)	836265	75.0000	75.54
	95 1,2-Dichlorobenzene	146	12.846	12.846	(1.032)	498764	75.0000	76.34
	96 1,2-Dibromo-3-chloropropane	157	13.619	13.619	(1.094)	42837	75.0000	75.25
	97 1,2,4-Trichlorobenzene	180	14.446	14.446	(1.160)	314978	75.0000	73.61
	98 Hexachlorobutadiene	225	14.623	14.623	(1.174)	116700	75.0000	73.05
	99 Naphthalene	128	14.690	14.690	(1.180)	820936	75.0000	78.37
	100 1,2,3-Trichlorobenzene	180	14.933	14.933	(1.199)	274681	75.0000	73.46
	101 1,1,2-trichlorotrifluoroethane	101	3.168	3.168	(0.451)	171000	75.0000	72.67

Compounds	QUANT SIG MASS	RT	EXP RT	REL RT	RESPONSE	AMOUNTS CAL-AMT (ng)	AMOUNTS ON-COL (ng)
102 Methyl acetate	43	3.721	3.721	(0.529)	223620	75.0000	73.51
104 Cyclohexane	56	6.331	6.331	(0.901)	491819	75.0000	72.29
105 Methyl Cyclohexane	83	7.627	7.627	(1.085)	367680	75.0000	73.53
157 2-Chlorobenzotrifluoride	180	11.046	11.046	(1.090)	315031	75.0000	74.82
158 3-Chlorobenzotrifluoride	180	10.151	10.151	(1.002)	327663	75.0000	76.41
159 4-Chlorobenzotrifluoride	180	10.206	10.206	(1.007)	300906	75.0000	75.45
160 3-Chlorotoluene	126	11.703	11.703	(0.940)	267153	75.0000	70.25
161 2,4-Dichlorobenzotrifluoride	214	12.530	12.530	(1.006)	210718	75.0000	74.16
162 2,5-Dichlorobenzotrifluoride	214	12.579	12.579	(1.010)	249368	75.0000	75.13
163 3,4-Dichlorobenzotrifluoride	214	12.171	12.171	(0.978)	231658	75.0000	71.95
164 Dichlorotoluene(2,4+2,5+2,6)	125	13.765	13.765	(1.106)	1181947	225.000	222.7
165 Dichlorotoluene(2,3+3,4)	125	14.185	14.185	(1.139)	868181	150.000	148.2
166 1,3,5-Trichlorobenzene	180	13.832	13.832	(1.111)	310680	75.0000	73.26
167 2,3,6-Trichlorotoluene	159	15.882	15.882	(1.276)	133447	75.0000	75.31
168 2,4,5-Trichlorotoluene	159	15.754	15.754	(1.265)	159933	75.0000	75.16

QC Flag Legend

M - Compound response manually integrated.

Data File Name: 1D61026.D
Inj. Date and Time: 26-OCT-2008 11:58
Instrument ID: hp6.i
Client ID: VSTD15
Compound Name: Dichlorodifluoromethane
CAS #: 75-71-8
Report Date: 10/26/2008

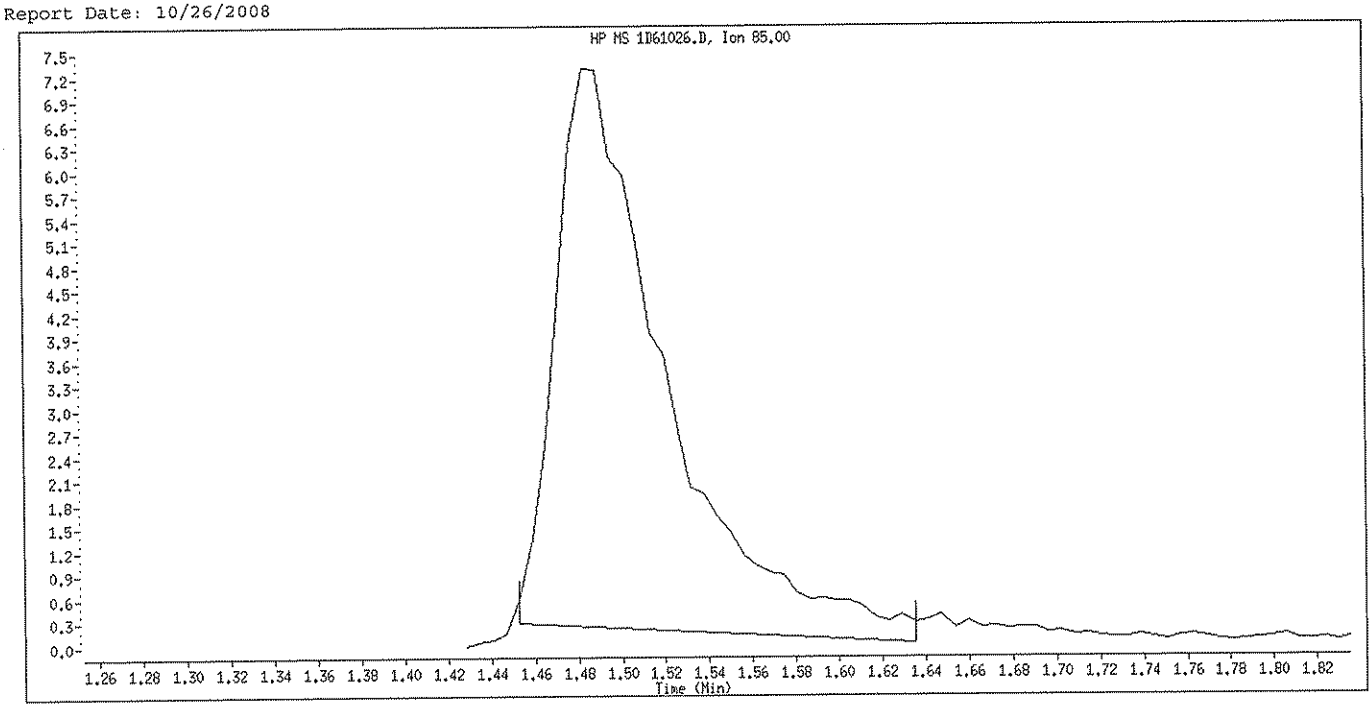

Original Integration

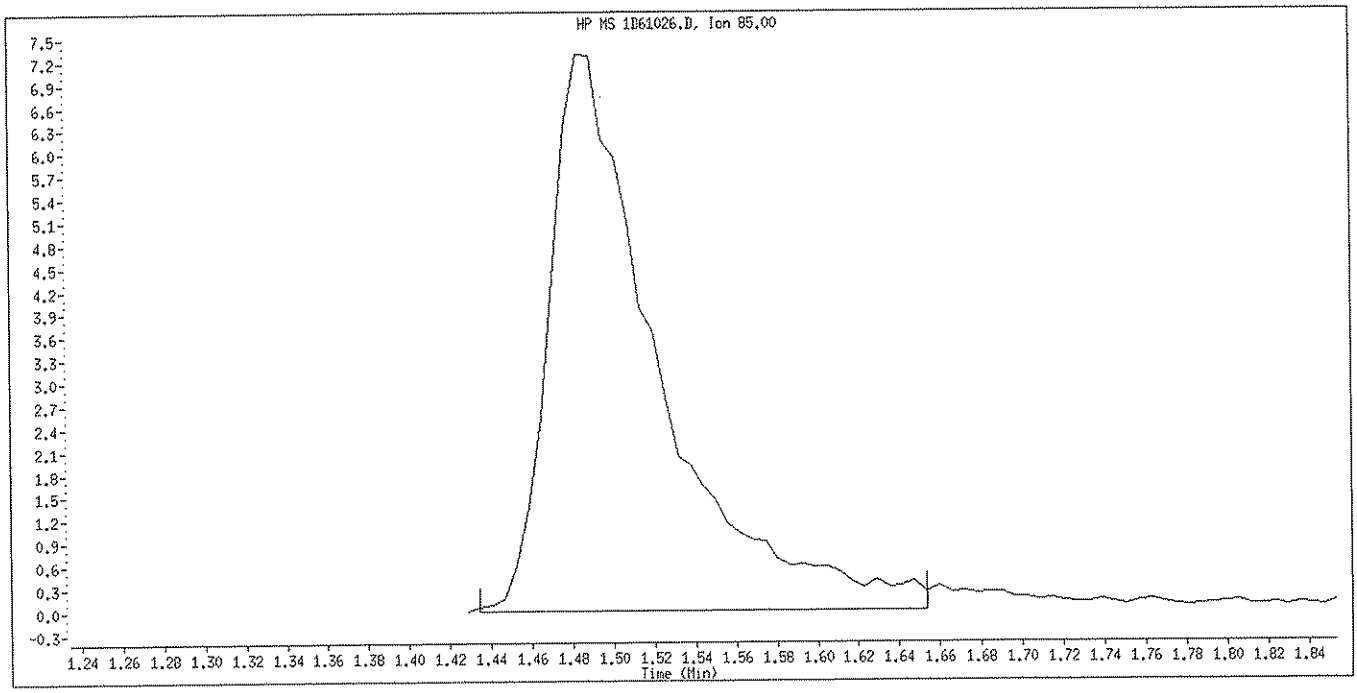

Manual Integration

Manually Integrated By: fergusond
Manual Integration Reason: Peak Integrated Incorrectly

Data File: \\pitsvr06\d\chem\hp6.i\61026d0d.b\1E61026.D
Date : 26-OCT-2008 12:22
Client ID: VSTD20
Sample Info: VSTD20 5ml
Purge Volume: 5.0
Column phase: DB 624
Instrument: hp6.i
Operator: 001562
Column diameter: 0.20
\\pitsvr06\d\chem\hp6.i\61026d0d.b\1E61026.D
Y (x10^6)
Min
-Chloromethane
-Vinyl Chloride
-Bromomethane
-Chloroethane
-Trichlorofluoromethane
-1,1-Dichloroethene+
-Carbon Disulfide
-Acetonitrile+
-Methylene Chloride
-trans-1,2-Dichloroethene+
-1,1-Dichloroethane
-2,2-Dichloropropane+
-Bromochloromethane
-Dibromofluoromethane+
-1,1-Dichloropropene+
-1,2-Dichloroethane-d4
-Benzene+
-Fluorobenzene
-Trichloroethene
-1,2-Dichloropropane+
-Dibromomethane
-Bromodichloromethane
-cis-1,3-Dichloropropene
-4-Methyl-2-Pentanone
-trans-1,3-Dichloropropene
-1,1,2-Trichloroethane
-1,3-Dichloropropane+
-2-Hexanone
-Dibromochloromethane
-1,2-Dibromoethane
-Chlorobenzene-d5+
1,1,1,2-Tetrachloroethane+
m + p-Xylene
Xylene-o+
-Bromoform
-Isopropylbenzene
-Bromofluorobenzene
-Bromobenzene+
-n-Propylbenzene
4-Chlorotoluene+
-sec-Butylbenzene
-n-Butylbenzene+
-1,2-Dibromo-3-chloropropa
-1,3,5-Trichlorobenzene
-Dichlorotoluene(2,4+2,5+2
-Dichlorotoluene(2,3+3,4)
-1,2,4-Trichlorobenzene
-Hexachlorobutadiene
-1,2,3-Trichlorobenzene
-2,4,5-Trichlorotoluene
-2,3,6-Trichlorotoluene

Page 5

TestAmerica Pittsburgh

VOLATILE REPORT SW-846 Method

Data file : \\pitsvr06\d\chem\hp6.i\6102608d.b\1E61026.D
Lab Smp Id: vstd20 Client Smp ID: VSTD20
Inj Date : 26-OCT-2008 12:22
Operator : 001562 Inst ID: hp6.i
Smp Info : VSTD20 5ml
Misc Info : vstd20,6102608d.b,8260ee.m,4-dwlistee.sub
Comment :
Method : \\PITSVR06\D\chem\hp6.i\6102608d.b\8260ee.m
Meth Date : 26-Oct-2008 13:37 fergusond Quant Type: ISTD
Cal Date : 26-OCT-2008 11:58 Cal File: 1D61026.D
Als bottle: 2 Calibration Sample, Level: 5
Dil Factor: 1.00000
Integrator: HP RTE Compound Sublist: 4-dwlistee.sub
Target Version: 4.14
Processing Host: PITSVR06

Concentration Formula: Amt * DF * 1/Vo*Vt * CpndVariable

Name	Value	Description
DF	1.000	Dilution Factor
Vo	5.000	Sample Volume
Vt	1.000	mg/L conversion (1.0 if no conversion)
Cpnd Variable		Local Compound Variable

Compounds	QUANT SIG MASS	RT	EXP RT	REL RT	RESPONSE	AMOUNTS CAL-AMT (ng)	AMOUNTS ON-COL (ng)
* 46 Fluorobenzene	96	7.026	7.026	(1.000)	577831	50.0000	
* 69 Chlorobenzene-d5	119	10.135	10.135	(1.000)	146490	50.0000	
* 92 1,4-Dichlorobenzene-d4	152	12.446	12.446	(1.000)	220499	50.0000	
$ 39 Dibromofluoromethane	113	6.272	6.272	(0.893)	254376	100.000	93.77
$ 43 1,2-Dichloroethane-d4	65	6.643	6.643	(0.945)	375790	100.000	93.69
$ 59 Toluene-d8	98	8.693	8.693	(0.858)	1083227	100.000	91.78
$ 80 Bromofluorobenzene	95	11.303	11.303	(0.908)	517164	100.000	91.35
2 Chloromethane	50	1.636	1.636	(0.233)	537973	100.000	92.37
3 Vinyl Chloride	62	1.764	1.764	(0.251)	446369	100.000	93.96
4 Bromomethane	94	2.086	2.086	(0.297)	100516	100.000	98.99
5 Chloroethane	64	2.196	2.196	(0.313)	197480	100.000	96.85
6 Trichlorofluoromethane	101	2.488	2.488	(0.354)	387173	100.000	96.78
1 Dichlorodifluoromethane	85	1.484	1.484	(0.146)	378059	100.000	98.44(M)
12 1,1-Dichloroethene	96	3.114	3.114	(0.443)	220047	100.000	92.39
13 Acetone	43	3.230	3.230	(0.460)	200479	200.000	177.9
15 Carbon Disulfide	76	3.376	3.376	(0.481)	801306	100.000	91.99
17 Acetonitrile	40	3.625	3.625	(0.516)	640278	2000.00	2040
18 Methylene Chloride	84	3.832	3.832	(0.545)	302652	100.000	95.70
19 trans-1,2-Dichloroethene	96	4.264	4.264	(0.607)	292683	100.000	95.32
20 Methyl tert-butyl ether	73	4.301	4.301	(0.612)	910808	100.000	96.07
24 1,1-Dichloroethane	63	4.885	4.885	(0.695)	612420	100.000	92.76
27 2,2-Dichloropropane	77	5.657	5.657	(0.805)	427767	100.000	95.24

	Compounds	QUANT SIG MASS	RT	EXP RT	REL RT	RESPONSE	AMOUNTS CAL-AMT (ng)	AMOUNTS ON-COL (ng)
	28 cis-1,2-dichloroethene	96	5.669	5.669	(0.807)	325643	100.000	94.39
M	29 1,2-Dichloroethene (total)	96				618326	200.000	189.7
	30 Bromochloromethane	128	5.955	5.955	(0.848)	145111	100.000	93.63
	31 2-Butanone	43	5.724	5.724	(0.815)	338341	200.000	188.2
	37 Chloroform	83	6.089	6.089	(0.867)	523874	100.000	93.94
	38 1,1,1-Trichloroethane	97	6.272	6.272	(0.893)	430369	100.000	94.20
	40 1,1-Dichloropropene	75	6.472	6.472	(0.921)	424522	100.000	94.59
	41 Carbon Tetrachloride	117	6.466	6.466	(0.920)	283084	100.000	95.24
	42 Benzene	78	6.703	6.703	(0.954)	1196556	100.000	95.35
	45 1,2-Dichloroethane	62	6.734	6.734	(0.958)	490620	100.000	94.86
	47 Trichloroethene	130	7.427	7.427	(1.057)	294517	100.000	96.50
	49 1,2-Dichloropropane	63	7.659	7.659	(1.090)	368820	100.000	93.98
	50 Dibromomethane	93	7.780	7.780	(1.107)	181546	100.000	92.96
	53 Bromodichloromethane	83	7.963	7.963	(1.133)	339790	100.000	92.60
	57 cis-1,3-Dichloropropene	75	8.425	8.425	(1.199)	531547	100.000	95.75
	58 4-Methyl-2-Pentanone	43	8.595	8.595	(0.848)	823659	200.000	185.9
	60 Toluene	91	8.760	8.760	(0.864)	1287390	100.000	92.18
	61 trans-1,3-Dichloropropene	75	8.991	8.991	(0.887)	508506	100.000	92.84
	63 1,3-Dichloropropane	76	9.338	9.338	(0.921)	538367	100.000	94.93
	64 1,1,2-Trichloroethane	97	9.173	9.173	(0.905)	277161	100.000	93.27
	65 Tetrachloroethene	164	9.307	9.307	(0.918)	230355	100.000	93.95
	66 2-Hexanone	43	9.429	9.429	(0.930)	569844	200.000	189.8
	67 Dibromochloromethane	129	9.563	9.563	(0.944)	198309	100.000	93.98
	68 1,2-Dibromoethane	107	9.666	9.666	(0.954)	277518	100.000	94.77
	70 Chlorobenzene	112	10.159	10.159	(1.002)	870595	100.000	92.79
	71 1,1,1,2-Tetrachloroethane	131	10.244	10.244	(1.011)	265603	100.000	92.09
	72 Ethylbenzene	106	10.274	10.274	(1.014)	482648	100.000	93.99
	73 m + p-Xylene	106	10.390	10.390	(1.025)	1152191	200.000	186.0
	74 Xylene-o	106	10.785	10.785	(1.064)	591637	100.000	93.02
M	75 Xylenes (total)	106				1743828	300.000	279.1
	76 Styrene	104	10.798	10.798	(1.065)	1024064	100.000	95.81
	77 Bromoform	173	10.980	10.980	(1.083)	96406	100.000	91.27
	78 Isopropylbenzene	105	11.151	11.151	(1.100)	1397158	100.000	90.36
	79 Bromobenzene	156	11.449	11.449	(0.920)	357351	100.000	94.43
	81 n-Propylbenzene	120	11.558	11.558	(0.929)	415856	100.000	93.93
	82 2-Chlorotoluene	126	11.643	11.643	(0.935)	357651	100.000	91.99
	83 1,1,2,2-Tetrachloroethane	83	11.449	11.449	(0.920)	379893	100.000	93.36
	84 1,2,3-Trichloropropane	110	11.491	11.491	(0.923)	116940	100.000	90.01
	85 4-Chlorotoluene	126	11.753	11.753	(0.944)	409540	100.000	96.78
	86 1,3,5-Trimethylbenzene	105	11.735	11.735	(0.943)	1203534	100.000	91.47
	87 tert-Butylbenzene	119	12.057	12.057	(0.969)	1023795	100.000	92.46
	88 1,2,4-Trimethylbenzene	105	12.106	12.106	(0.973)	1222902	100.000	93.23
	89 sec-Butylbenzene	105	12.276	12.276	(0.986)	1370986	100.000	93.07
	90 4-Isopropyltoluene	119	12.422	12.422	(0.998)	1199753	100.000	93.32
	91 1,3-Dichlorobenzene	146	12.385	12.385	(0.995)	683674	100.000	95.17
	93 1,4-Dichlorobenzene	146	12.471	12.471	(1.002)	707851	100.000	94.57
	94 n-Butylbenzene	91	12.830	12.830	(1.031)	1103353	100.000	94.28
	95 1,2-Dichlorobenzene	146	12.842	12.842	(1.032)	655134	100.000	94.86
	96 1,2-Dibromo-3-chloropropane	157	13.620	13.620	(1.094)	56742	100.000	94.29
	97 1,2,4-Trichlorobenzene	180	14.448	14.448	(1.161)	425561	100.000	94.08
	98 Hexachlorobutadiene	225	14.624	14.624	(1.175)	156980	100.000	92.95
	99 Naphthalene	128	14.691	14.691	(1.180)	1061160	100.000	95.83
	100 1,2,3-Trichlorobenzene	180	14.934	14.934	(1.200)	380352	100.000	96.22
	101 1,1,2-trichlorotrifluoroethane	101	3.169	3.169	(0.451)	236330	100.000	95.43

Compounds	QUANT SIG MASS	RT	EXP RT	REL RT	RESPONSE	AMOUNTS CAL-AMT (ng)	AMOUNTS ON-COL (ng)
102 Methyl acetate	43	3.717	3.717	(0.529)	301501	100.000	94.18
104 Cyclohexane	56	6.332	6.332	(0.901)	680524	100.000	95.04
105 Methyl Cyclohexane	83	7.622	7.622	(1.085)	496071	100.000	94.26
157 2-Chlorobenzotrifluoride	180	11.047	11.047	(1.090)	404199	100.000	88.04
158 3-Chlorobenzotrifluoride	180	10.147	10.147	(1.001)	392890	100.000	84.03
159 4-Chlorobenzotrifluoride	180	10.208	10.208	(1.007)	388584	100.000	89.36
160 3-Chlorotoluene	126	11.704	11.704	(0.940)	356155	100.000	88.60
161 2,4-Dichlorobenzotrifluoride	214	12.525	12.525	(1.006)	269887	100.000	89.85
162 2,5-Dichlorobenzotrifluoride	214	12.580	12.580	(1.011)	315229	100.000	89.84
163 3,4-Dichlorobenzotrifluoride	214	12.173	12.173	(0.978)	303697	100.000	89.23
164 Dichlorotoluene(2,4+2,5+2,6)	125	13.766	13.766	(1.106)	1513162	300.000	269.7
165 Dichlorotoluene(2,3+3,4)	125	14.180	14.180	(1.139)	1119190	200.000	180.8
166 1,3,5-Trichlorobenzene	180	13.833	13.833	(1.111)	407194	100.000	90.84
167 2,3,6-Trichlorotoluene	159	15.890	15.890	(1.277)	177393	100.000	94.70
168 2,4,5-Trichlorotoluene	159	15.750	15.750	(1.265)	209286	100.000	93.04

QC Flag Legend

M - Compound response manually integrated.

Data File Name: 1E61026.D
Inj. Date and Time: 26-OCT-2008 12:22
Instrument ID: hp6.i
Client ID: VSTD20
Compound Name: Dichlorodifluoromethane
CAS #: 75-71-8
Report Date: 10/26/2008

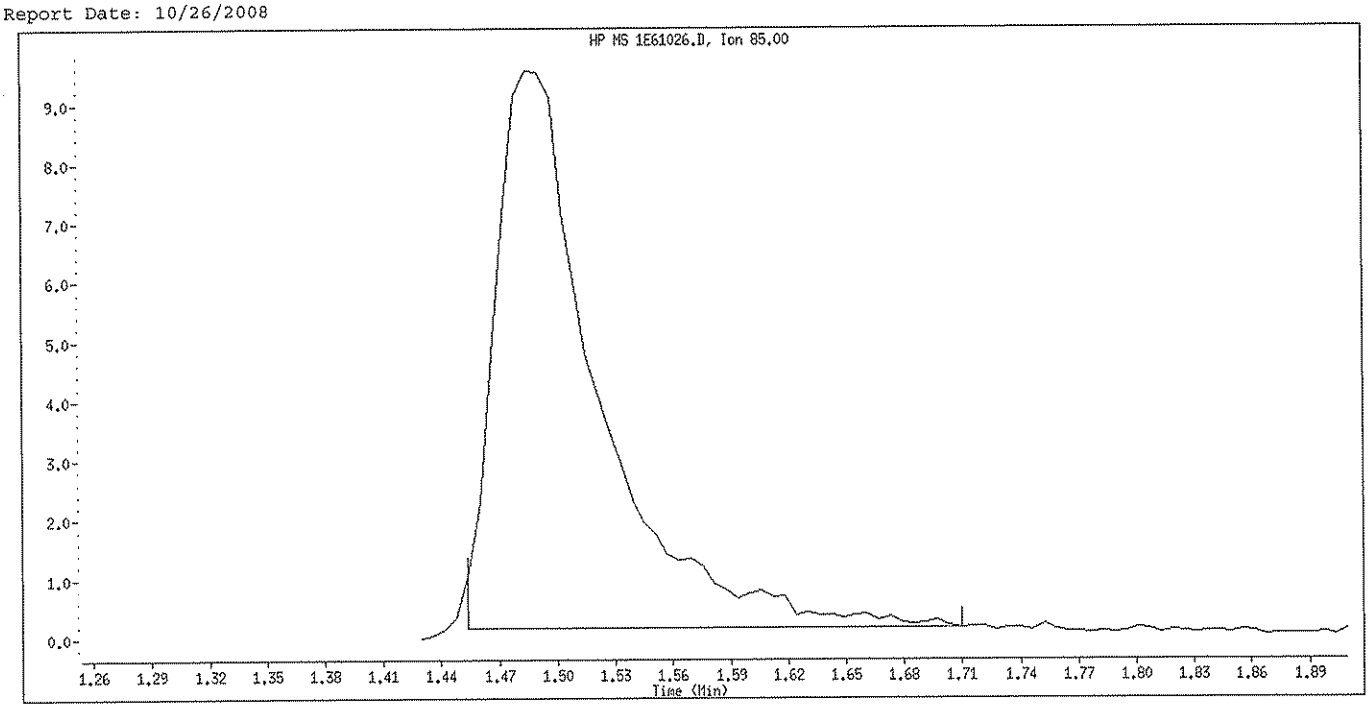

Original Integration

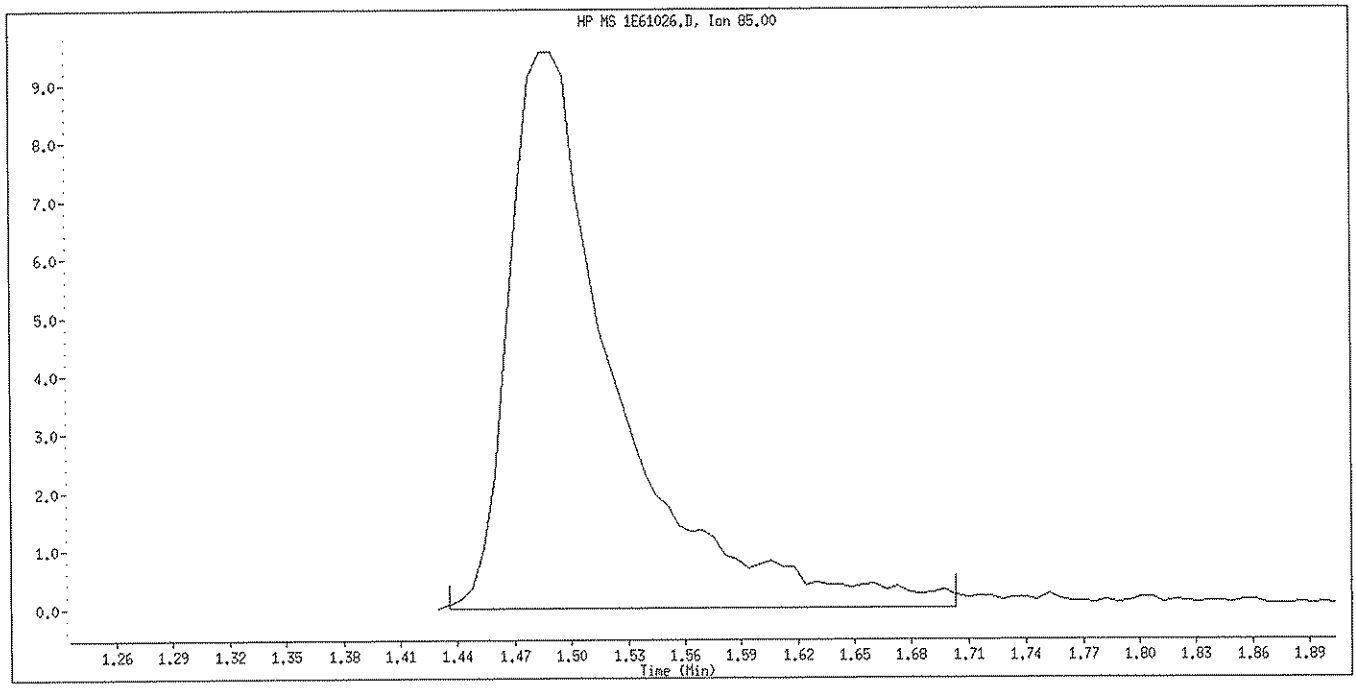

Manual Integration

Manually Integrated By: fergusond
Manual Integration Reason: Peak Integrated Incorrectly

Data File: \\pitsvr06\d\chem\hp6.i\61026d8d.b\1F61026.D
Date : 26-OCT-2008 12:45
Client ID: VSTD35
Sample Info: VSTD35 5ml
Purge Volume: 5.0
Column phase: DB 624
Instrument: hp6.i
Operator: 001562
Column diameter: 0.20
\\pitsvr06\d\chem\hp6.i\61026d8d.b\1F61026.D
Y (x10^6)
Min
-Chloromethane
-Vinyl Chloride
-Bromomethane
-Chloroethane
-Trichlorofluoromethane
-1,1-Dichloroethene+
-Carbon Disulfide
-Acetonitrile+
-Methylene Chloride
-trans-1,2-Dichloroethene+
-1,1-Dichloroethane
-2,2-Dichloropropane+
-Bromochloromethane
-Chloroform
-Dibromofluoromethane+
-Cyclohexane
-1,1-Dichloropropene+
-1,2-Dichloroethane-d4
-Benzene+
-Fluorobenzene
-Trichloroethene
-1,2-Dichloropropane+
-Dibromomethane
-Bromodichloromethane
-cis-1,3-Dichloropropene
-4-Methyl-2-Pentanone
-Toluene-d8
-Toluene
-trans-1,3-Dichloropropene
-1,1,2-Trichloroethane
-1,3-Dichloropropane+
-2-Hexanone
-Dibromochloromethane
-1,2-Dibromoethane
-Chlorobenzene-d5+
-4-Chlorobenzotrifluoride
1,1,1,2-Tetrachloroethane+
m + p-Xylene
Xylene-o+
-Bromoform
-2-Chlorobenzotrifluoride
-Isopropylbenzene
-Bromofluorobenzene
-Bromobenzene+
-1,2,3-Trichloropropane
-n-Propylbenzene
-2-Chlorotoluene
4-Chlorotoluene+
-tert-Butylbenzene
-1,2,4-Trimethylbenzene
-3,4-Dichlorobenzotrifluor
-sec-Butylbenzene
-1,3-Dichlorobenzene
-p-Isopropyltoluene
-1,4-Dichlorobenzene-d4
-2,5-Dichlorobenzotrifluor
n-Butylbenzene+
-1,2-Dibromo-3-chloropropa
-1,3,5-Trichlorobenzene
Dichlorotoluene(2,4+2,5+2
Dichlorotoluene(2,3+3,4)
-1,2,4-Trichlorobenzene
-Hexachlorobutadiene
-Naphthalene
-1,2,3-Trichlorobenzene
-2,4,5-Trichlorotoluene
-2,3,6-Trichlorotoluene

Page 5

TestAmerica Pittsburgh

VOLATILE REPORT SW-846 Method

Data file : \\pitsvr06\d\chem\hp6.i\6102608d.b\1F61026.D
Lab Smp Id: vstd35 Client Smp ID: VSTD35
Inj Date : 26-OCT-2008 12:45
Operator : 001562 Inst ID: hp6.i
Smp Info : VSTD35 5ml
Misc Info : vstd35,6102608d.b,8260ee.m,4-dwlistee.sub
Comment :
Method : \\PITSVR06\D\chem\hp6.i\6102608d.b\8260ee.m
Meth Date : 26-Oct-2008 13:37 fergusond Quant Type: ISTD
Cal Date : 26-OCT-2008 12:22 Cal File: 1E61026.D
Als bottle: 2 Calibration Sample, Level: 6
Dil Factor: 1.00000
Integrator: HP RTE Compound Sublist: 4-dwlistee.sub
Target Version: 4.14
Processing Host: PITSVR06

Concentration Formula: Amt * DF * 1/Vo*Vt * CpndVariable

Name	Value	Description
DF	1.000	Dilution Factor
Vo	5.000	Sample Volume
Vt	1.000	mg/L conversion (1.0 if no conversion)
Cpnd Variable		Local Compound Variable

	Compounds	QUANT SIG MASS	RT	EXP RT	REL RT	RESPONSE	AMOUNTS CAL-AMT (ng)	ON-COL (ng)
*	46 Fluorobenzene	96	7.029	7.029	(1.000)	532426	50.0000	
*	69 Chlorobenzene-d5	119	10.138	10.138	(1.000)	143019	50.0000	
*	92 1,4-Dichlorobenzene-d4	152	12.450	12.450	(1.000)	210969	50.0000	
$	39 Dibromofluoromethane	113	6.275	6.275	(0.893)	445378	175.000	178.2
$	43 1,2-Dichloroethane-d4	65	6.646	6.646	(0.945)	658574	175.000	178.2
$	59 Toluene-d8	98	8.690	8.690	(0.857)	1827077	175.000	158.6
$	80 Bromofluorobenzene	95	11.300	11.300	(0.908)	882564	175.000	162.9
	2 Chloromethane	50	1.645	1.645	(0.234)	911533	175.000	169.8
	3 Vinyl Chloride	62	1.773	1.773	(0.252)	763365	175.000	174.4
	4 Bromomethane	94	2.089	2.089	(0.297)	156824	175.000	182.2
	5 Chloroethane	64	2.205	2.205	(0.314)	318209	175.000	181.4
	6 Trichlorofluoromethane	101	2.497	2.497	(0.355)	649222	175.000	176.1
	1 Dichlorodifluoromethane	85	1.487	1.487	(0.147)	626735	175.000	167.1
	12 1,1-Dichloroethene	96	3.117	3.117	(0.444)	387348	175.000	176.5
	13 Acetone	43	3.227	3.227	(0.459)	356336	350.000	343.2
	15 Carbon Disulfide	76	3.379	3.379	(0.481)	1382346	175.000	172.2
	17 Acetonitrile	40	3.616	3.616	(0.515)	1060640	3500.00	3667
	18 Methylene Chloride	84	3.835	3.835	(0.546)	532723	175.000	180.8
	19 trans-1,2-Dichloroethene	96	4.267	4.267	(0.607)	505469	175.000	178.6
	20 Methyl tert-butyl ether	73	4.304	4.304	(0.612)	1562299	175.000	178.8
	24 1,1-Dichloroethane	63	4.888	4.888	(0.695)	1063252	175.000	174.8
	27 2,2-Dichloropropane	77	5.660	5.660	(0.805)	721743	175.000	174.4

	Compounds	QUANT SIG MASS	RT	EXP RT	REL RT	RESPONSE	AMOUNTS CAL-AMT (ng)	AMOUNTS ON-COL (ng)
	28 cis-1,2-dichloroethene	96	5.673	5.673	(0.807)	565198	175.000	177.8
M	29 1,2-Dichloroethene (total)	96				1070667	350.000	356.4
	30 Bromochloromethane	128	5.965	5.965	(0.849)	256711	175.000	179.8
	31 2-Butanone	43	5.721	5.721	(0.814)	588697	350.000	355.4
	37 Chloroform	83	6.086	6.086	(0.866)	907135	175.000	176.5
	38 1,1,1-Trichloroethane	97	6.275	6.275	(0.893)	738316	175.000	175.4
	40 1,1-Dichloropropene	75	6.469	6.469	(0.920)	731385	175.000	176.8
	41 Carbon Tetrachloride	117	6.469	6.469	(0.920)	494231	175.000	180.4
	42 Benzene	78	6.707	6.707	(0.954)	1997624	175.000	172.8
	45 1,2-Dichloroethane	62	6.737	6.737	(0.958)	861854	175.000	180.8
	47 Trichloroethene	130	7.431	7.431	(1.057)	506416	175.000	180.1
	49 1,2-Dichloropropane	63	7.662	7.662	(1.090)	639009	175.000	176.7
	50 Dibromomethane	93	7.783	7.783	(1.107)	318354	175.000	176.9
	53 Bromodichloromethane	83	7.960	7.960	(1.132)	612223	175.000	181.1
	57 cis-1,3-Dichloropropene	75	8.422	8.422	(1.198)	920268	175.000	179.9
	58 4-Methyl-2-Pentanone	43	8.593	8.593	(0.848)	1418467	350.000	328.0
	60 Toluene	91	8.757	8.757	(0.864)	2139354	175.000	156.9
	61 trans-1,3-Dichloropropene	75	8.988	8.988	(0.887)	901447	175.000	168.6
	63 1,3-Dichloropropane	76	9.335	9.335	(0.921)	925010	175.000	167.1
	64 1,1,2-Trichloroethane	97	9.171	9.171	(0.905)	480340	175.000	165.6
	65 Tetrachloroethene	164	9.310	9.310	(0.918)	412805	175.000	172.4
	66 2-Hexanone	43	9.432	9.432	(0.930)	978830	350.000	333.9
	67 Dibromochloromethane	129	9.560	9.560	(0.943)	361974	175.000	175.7
	68 1,2-Dibromoethane	107	9.669	9.669	(0.954)	476956	175.000	166.8
	70 Chlorobenzene	112	10.162	10.162	(1.002)	1451893	175.000	158.5
	71 1,1,1,2-Tetrachloroethane	131	10.247	10.247	(1.011)	479549	175.000	170.3
	72 Ethylbenzene	106	10.272	10.272	(1.013)	833386	175.000	166.2
	73 m + p-Xylene	106	10.393	10.393	(1.025)	1899696	350.000	314.2
	74 Xylene-o	106	10.783	10.783	(1.064)	1007213	175.000	162.2
M	75 Xylenes (total)	106				2906909	525.000	476.4
	76 Styrene	104	10.795	10.795	(1.065)	1702155	175.000	163.1
	77 Bromoform	173	10.977	10.977	(1.083)	184880	175.000	179.3
	78 Isopropylbenzene	105	11.148	11.148	(1.100)	2328006	175.000	154.2
	79 Bromobenzene	156	11.452	11.452	(0.920)	624237	175.000	172.4
	81 n-Propylbenzene	120	11.561	11.561	(0.929)	719831	175.000	169.9
	82 2-Chlorotoluene	126	11.640	11.640	(0.935)	631895	175.000	169.9
	83 1,1,2,2-Tetrachloroethane	83	11.446	11.446	(0.919)	669847	175.000	172.1
	84 1,2,3-Trichloropropane	110	11.488	11.488	(0.923)	209916	175.000	168.9
	85 4-Chlorotoluene	126	11.750	11.750	(0.944)	668980	175.000	165.2
	86 1,3,5-Trimethylbenzene	105	11.738	11.738	(0.943)	2009185	175.000	159.6
	87 tert-Butylbenzene	119	12.060	12.060	(0.969)	1698039	175.000	160.3
	88 1,2,4-Trimethylbenzene	105	12.109	12.109	(0.973)	2029201	175.000	161.7
	89 sec-Butylbenzene	105	12.279	12.279	(0.986)	2256667	175.000	160.1
	90 4-Isopropyltoluene	119	12.425	12.425	(0.998)	1982268	175.000	161.2
	91 1,3-Dichlorobenzene	146	12.383	12.383	(0.995)	1147499	175.000	167.0
	93 1,4-Dichlorobenzene	146	12.474	12.474	(1.002)	1207522	175.000	168.6
	94 n-Butylbenzene	91	12.827	12.827	(1.030)	1836638	175.000	164.0
	95 1,2-Dichlorobenzene	146	12.845	12.845	(1.032)	1109950	175.000	168.0
	96 1,2-Dibromo-3-chloropropane	157	13.618	13.618	(1.094)	104222	175.000	181.0
	97 1,2,4-Trichlorobenzene	180	14.445	14.445	(1.160)	731727	175.000	169.1
	98 Hexachlorobutadiene	225	14.621	14.621	(1.174)	272927	175.000	168.9
	99 Naphthalene	128	14.694	14.694	(1.180)	1813675	175.000	171.2
	100 1,2,3-Trichlorobenzene	180	14.938	14.938	(1.200)	650227	175.000	171.9
	101 1,1,2-trichlorotrifluoroethane	101	3.178	3.178	(0.452)	415251	175.000	182.0

Compounds	QUANT SIG MASS	RT	EXP RT	REL RT	RESPONSE	AMOUNTS CAL-AMT (ng)	AMOUNTS ON-COL (ng)
102 Methyl acetate	43	3.714	3.714	(0.528)	522600	175.000	177.2
104 Cyclohexane	56	6.330	6.330	(0.900)	1174752	175.000	178.0
105 Methyl Cyclohexane	83	7.625	7.625	(1.085)	855920	175.000	176.5
157 2-Chlorobenzotrifluoride	180	11.044	11.044	(1.089)	736299	175.000	164.3
158 3-Chlorobenzotrifluoride	180	10.150	10.150	(1.001)	748663	175.000	164.0
159 4-Chlorobenzotrifluoride	180	10.205	10.205	(1.007)	680803	175.000	160.4
160 3-Chlorotoluene	126	11.701	11.701	(0.940)	640942	175.000	166.6
161 2,4-Dichlorobenzotrifluoride	214	12.529	12.529	(1.006)	488070	175.000	169.8
162 2,5-Dichlorobenzotrifluoride	214	12.577	12.577	(1.010)	564334	175.000	168.1
163 3,4-Dichlorobenzotrifluoride	214	12.176	12.176	(0.978)	552275	175.000	169.6
164 Dichlorotoluene(2,4+2,5+2,6)	125	13.764	13.764	(1.106)	2611653	525.000	486.6
165 Dichlorotoluene(2,3+3,4)	125	14.183	14.183	(1.139)	1927720	350.000	325.4
166 1,3,5-Trichlorobenzene	180	13.830	13.830	(1.111)	731159	175.000	170.5
167 2,3,6-Trichlorotoluene	159	15.887	15.887	(1.276)	312123	175.000	174.2
168 2,4,5-Trichlorotoluene	159	15.753	15.753	(1.265)	381651	175.000	177.3



Data File: \\pitsvr06\d\chem\hp6.i\61026d8d.b\1G61026.D
Date : 26-OCT-2008 13:09
Client ID: VSTD40
Sample Info: VSTD40 5ml
Purge Volume: 5.0
Column phase: DB 624

\\pitsvr06\d\chem\hp6.i\61026d8d.b\1G61026.D

Instrument: hp6.i
Operator: 001562
Column diameter: 0.20

TestAmerica Pittsburgh

VOLATILE REPORT SW-846 Method

Data file : \\pitsvr06\d\chem\hp6.i\6102608d.b\1G61026.D
Lab Smp Id: vstd40 Client Smp ID: VSTD40
Inj Date : 26-OCT-2008 13:09
Operator : 001562 Inst ID: hp6.i
Smp Info : VSTD40 5ml
Misc Info : vstd40,6102608d.b,8260ee.m,4-dwlistee.sub
Comment :
Method : \\PITSVR06\D\chem\hp6.i\6102608d.b\8260ee.m
Meth Date : 26-Oct-2008 13:37 fergusond Quant Type: ISTD
Cal Date : 26-OCT-2008 12:45 Cal File: 1F61026.D
Als bottle: 2 Calibration Sample, Level: 7
Dil Factor: 1.00000
Integrator: HP RTE Compound Sublist: 4-dwlistee.sub
Target Version: 4.14
Processing Host: PITSVR06

Concentration Formula: Amt * DF * 1/Vo*Vt * CpndVariable

Name	Value	Description
DF	1.000	Dilution Factor
Vo	5.000	Sample Volume
Vt	1.000	mg/L conversion (1.0 if no conversion)
Cpnd Variable		Local Compound Variable

Compounds	QUANT SIG MASS	RT	EXP RT	REL RT	RESPONSE	AMOUNTS CAL-AMT (ng)	AMOUNTS ON-COL (ng)
* 46 Fluorobenzene	96	7.030	7.030	(1.000)	541574	50.0000	
* 69 Chlorobenzene-d5	119	10.133	10.133	(1.000)	143093	50.0000	
* 92 1,4-Dichlorobenzene-d4	152	12.451	12.451	(1.000)	207260	50.0000	
$ 39 Dibromofluoromethane	113	6.276	6.276	(0.893)	512917	200.000	201.7
$ 43 1,2-Dichloroethane-d4	65	6.647	6.647	(0.945)	758052	200.000	201.6
$ 59 Toluene-d8	98	8.691	8.691	(0.858)	2052195	200.000	178.0
$ 80 Bromofluorobenzene	95	11.301	11.301	(0.908)	1008798	200.000	189.6
2 Chloromethane	50	1.640	1.640	(0.233)	1016473	200.000	186.2
3 Vinyl Chloride	62	1.768	1.768	(0.252)	835893	200.000	187.7
4 Bromomethane	94	2.084	2.084	(0.297)	167696	200.000	193.6
5 Chloroethane	64	2.200	2.200	(0.313)	344715	200.000	195.0
6 Trichlorofluoromethane	101	2.486	2.486	(0.354)	702702	200.000	187.4
1 Dichlorodifluoromethane	85	1.488	1.488	(0.147)	679472	200.000	181.1
12 1,1-Dichloroethene	96	3.119	3.119	(0.444)	422646	200.000	189.3
13 Acetone	43	3.222	3.222	(0.458)	400254	400.000	379.0
15 Carbon Disulfide	76	3.374	3.374	(0.480)	1521293	200.000	186.3
17 Acetonitrile	40	3.617	3.617	(0.515)	1232706	4000.00	4190
18 Methylene Chloride	84	3.830	3.830	(0.545)	588375	200.000	195.7
19 trans-1,2-Dichloroethene	96	4.268	4.268	(0.607)	571358	200.000	198.5
20 Methyl tert-butyl ether	73	4.299	4.299	(0.611)	1716056	200.000	193.1
24 1,1-Dichloroethane	63	4.889	4.889	(0.695)	1169523	200.000	189.0
27 2,2-Dichloropropane	77	5.661	5.661	(0.805)	791847	200.000	188.1

	Compounds	QUANT SIG MASS	RT	EXP RT	REL RT	RESPONSE	AMOUNTS CAL-AMT (ng)	AMOUNTS ON-COL (ng)
	28 cis-1,2-dichloroethene	96	5.674	5.674	(0.807)	621443	200.000	192.2
M	29 1,2-Dichloroethene (total)	96				1192801	400.000	390.7
	30 Bromochloromethane	128	5.960	5.960	(0.848)	296031	200.000	203.8
	31 2-Butanone	43	5.716	5.716	(0.813)	679997	400.000	403.6
	37 Chloroform	83	6.087	6.087	(0.866)	1018073	200.000	194.8
	38 1,1,1-Trichloroethane	97	6.270	6.270	(0.892)	819653	200.000	191.4
	40 1,1-Dichloropropene	75	6.471	6.471	(0.920)	797705	200.000	189.6
	41 Carbon Tetrachloride	117	6.464	6.464	(0.920)	553943	200.000	198.8
	42 Benzene	78	6.702	6.702	(0.953)	2203456	200.000	187.4
	45 1,2-Dichloroethane	62	6.732	6.732	(0.958)	959798	200.000	198.0
	47 Trichloroethene	130	7.426	7.426	(1.056)	562821	200.000	196.8
	49 1,2-Dichloropropane	63	7.663	7.663	(1.090)	712897	200.000	193.8
	50 Dibromomethane	93	7.778	7.778	(1.106)	366212	200.000	200.1
	53 Bromodichloromethane	83	7.961	7.961	(1.132)	699980	200.000	203.5
	57 cis-1,3-Dichloropropene	75	8.423	8.423	(1.198)	1044108	200.000	200.7
	58 4-Methyl-2-Pentanone	43	8.594	8.594	(0.848)	1605659	400.000	371.0
	60 Toluene	91	8.758	8.758	(0.864)	2329698	200.000	170.8
	61 trans-1,3-Dichloropropene	75	8.989	8.989	(0.887)	1014974	200.000	189.7
	63 1,3-Dichloropropane	76	9.336	9.336	(0.921)	1043088	200.000	188.3
	64 1,1,2-Trichloroethane	97	9.172	9.172	(0.905)	548912	200.000	189.1
	65 Tetrachloroethene	164	9.305	9.305	(0.918)	453547	200.000	189.4
	66 2-Hexanone	43	9.427	9.427	(0.930)	1112172	400.000	379.2
	67 Dibromochloromethane	129	9.561	9.561	(0.944)	418542	200.000	203.1
	68 1,2-Dibromoethane	107	9.670	9.670	(0.954)	549861	200.000	192.2
	70 Chlorobenzene	112	10.163	10.163	(1.003)	1620331	200.000	176.8
	71 1,1,1,2-Tetrachloroethane	131	10.242	10.242	(1.011)	543605	200.000	193.0
	72 Ethylbenzene	106	10.273	10.273	(1.014)	918671	200.000	183.2
	73 m + p-Xylene	106	10.388	10.388	(1.025)	2084926	400.000	344.7
	74 Xylene-o	106	10.784	10.784	(1.064)	1126174	200.000	181.3
M	75 Xylenes (total)	106				3211100	600.000	525.9
	76 Styrene	104	10.796	10.796	(1.065)	1878470	200.000	179.9
	77 Bromoform	173	10.978	10.978	(1.083)	227750	200.000	220.7
	78 Isopropylbenzene	105	11.149	11.149	(1.100)	2529898	200.000	167.5
	79 Bromobenzene	156	11.447	11.447	(0.919)	703766	200.000	197.8
	81 n-Propylbenzene	120	11.562	11.562	(0.929)	799131	200.000	192.0
	82 2-Chlorotoluene	126	11.641	11.641	(0.935)	699404	200.000	191.4
	83 1,1,2,2-Tetrachloroethane	83	11.447	11.447	(0.919)	750070	200.000	196.1
	84 1,2,3-Trichloropropane	110	11.489	11.489	(0.923)	237667	200.000	194.6
	85 4-Chlorotoluene	126	11.751	11.751	(0.944)	702145	200.000	176.5
	86 1,3,5-Trimethylbenzene	105	11.733	11.733	(0.942)	2190566	200.000	177.1
	87 tert-Butylbenzene	119	12.055	12.055	(0.968)	1895207	200.000	182.1
	88 1,2,4-Trimethylbenzene	105	12.110	12.110	(0.973)	2235832	200.000	181.3
	89 sec-Butylbenzene	105	12.274	12.274	(0.986)	2451177	200.000	177.0
	90 4-Isopropyltoluene	119	12.420	12.420	(0.998)	2178420	200.000	180.3
	91 1,3-Dichlorobenzene	146	12.384	12.384	(0.995)	1286105	200.000	190.5
	93 1,4-Dichlorobenzene	146	12.475	12.475	(1.002)	1309951	200.000	186.2
	94 n-Butylbenzene	91	12.828	12.828	(1.030)	2015093	200.000	183.2
	95 1,2-Dichlorobenzene	146	12.846	12.846	(1.032)	1232727	200.000	189.9
	96 1,2-Dibromo-3-chloropropane	157	13.619	13.619	(1.094)	123227	200.000	217.8
	97 1,2,4-Trichlorobenzene	180	14.446	14.446	(1.160)	835987	200.000	196.6
	98 Hexachlorobutadiene	225	14.622	14.622	(1.174)	306152	200.000	192.8
	99 Naphthalene	128	14.695	14.695	(1.180)	2026922	200.000	194.7
	100 1,2,3-Trichlorobenzene	180	14.933	14.933	(1.199)	745691	200.000	200.7
	101 1,1,2-trichlorotrifluoroethane	101	3.173	3.173	(0.451)	448651	200.000	193.3

Compounds	QUANT SIG MASS	RT	EXP RT	REL RT	RESPONSE	AMOUNTS CAL-AMT (ng)	AMOUNTS ON-COL (ng)
102 Methyl acetate	43	3.715	3.715	(0.528)	597496	200.000	199.1
104 Cyclohexane	56	6.331	6.331	(0.900)	1270926	200.000	189.4
105 Methyl Cyclohexane	83	7.620	7.620	(1.084)	925706	200.000	187.7
157 2-Chlorobenzotrifluoride	180	11.045	11.045	(1.090)	827271	200.000	184.5
158 3-Chlorobenzotrifluoride	180	10.151	10.151	(1.002)	851977	200.000	186.6
159 4-Chlorobenzotrifluoride	180	10.206	10.206	(1.007)	785719	200.000	185.0
160 3-Chlorotoluene	126	11.702	11.702	(0.940)	794830	200.000	210.4
161 2,4-Dichlorobenzotrifluoride	214	12.530	12.530	(1.006)	549657	200.000	194.7
162 2,5-Dichlorobenzotrifluoride	214	12.578	12.578	(1.010)	664620	200.000	201.5
163 3,4-Dichlorobenzotrifluoride	214	12.177	12.177	(0.978)	621049	200.000	194.1
164 Dichlorotoluene(2,4+2,5+2,6)	125	13.765	13.765	(1.106)	2942608	600.000	558.1
165 Dichlorotoluene(2,3+3,4)	125	14.184	14.184	(1.139)	2167567	400.000	372.4
166 1,3,5-Trichlorobenzene	180	13.832	13.832	(1.111)	823414	200.000	195.4
167 2,3,6-Trichlorotoluene	159	15.882	15.882	(1.276)	380747	200.000	216.2
168 2,4,5-Trichlorotoluene	159	15.754	15.754	(1.265)	449046	200.000	212.4

TestAmerica Pittsburgh

CONTINUING CALIBRATION COMPOUNDS

Instrument ID: hp6.i
Lab File ID: 61026003.D
Analysis Type: WATER
Lab Sample ID: ver
Method: \\PITSVR06\D\chem\hp6.i\6102608d.b\8260ee.m

Injection Date: 26-OCT-2008 14:53
Init. Cal. Date(s): 26-OCT-2008 26-OCT-2008
Init. Cal. Times: 10:46 13:09
Quant Type: ISTD

COMPOUND	RRF / AMOUNT	RF10	CCAL RRF10	MIN RRF	%D / %DRIFT	MAX %D / %DRIFT	CURVE TYPE
$ 39 Dibromofluoromethane	0.23475	0.21928	0.21928	0.010	6.58891	25.00000	Averaged
$ 43 1,2-Dichloroethane-d4	0.34708	0.32801	0.32801	0.010	5.49595	25.00000	Averaged
$ 59 Toluene-d8	4.02826	4.08731	4.08731	0.010	-1.46579	25.00000	Averaged
$ 80 Bromofluorobenzene	1.28369	1.23085	1.23085	0.010	4.11673	25.00000	Averaged
2 Chloromethane	0.50398	0.44201	0.44201	0.100	12.29688	25.00000	Averaged
3 Vinyl Chloride	0.41107	0.37168	0.37168	0.010	9.58399	20.00000	Averaged
4 Bromomethane	50.00000	49.47688	0.09163	0.010	1.04625	0.000e+000	Quadratic
5 Chloroethane	50.00000	49.31814	0.18375	0.010	1.36372	0.000e+000	Quadratic
6 Trichlorofluoromethane	0.34618	0.31866	0.31866	0.010	7.95069	25.00000	Averaged
1 Dichlorodifluoromethane	1.31086	1.08159	1.08159	0.010	17.48968	25.00000	Averaged
12 1,1-Dichloroethene	0.20608	0.21727	0.21727	0.010	-5.42673	20.00000	Averaged
13 Acetone	0.09750	0.09756	0.09756	0.010	-0.05481	25.00000	Averaged
15 Carbon Disulfide	0.75378	0.77851	0.77851	0.010	-3.28108	25.00000	Averaged
17 Acetonitrile	0.02716	0.02609	0.02609	0.010	3.93679	25.00000	Averaged
18 Methylene Chloride	50.00000	53.03547	0.29356	0.010	-6.07095	0.000e+000	Quadratic
19 trans-1,2-Dichloroethene	0.26570	0.27880	0.27880	0.010	-4.92900	25.00000	Averaged
20 Methyl tert-butyl ether	0.82039	0.88695	0.88695	0.010	-8.11325	25.00000	Averaged
24 1,1-Dichloroethane	0.57132	0.56341	0.56341	0.100	1.38457	25.00000	Averaged
27 2,2-Dichloropropane	0.38866	0.39632	0.39632	0.010	-1.96954	25.00000	Averaged
28 cis-1,2-dichloroethene	0.29854	0.30600	0.30600	0.010	-2.49926	25.00000	Averaged
M 29 1,2-Dichloroethene (total)	0.28212	0.29240	0.29240	0.010	-3.64344	25.00000	Averaged
30 Bromochloromethane	0.13411	0.13494	0.13494	0.010	-0.61684	25.00000	Averaged
31 2-Butanone	0.15553	0.15679	0.15679	0.010	-0.81058	25.00000	Averaged
37 Chloroform	0.48258	0.47926	0.47926	0.010	0.68673	20.00000	Averaged
38 1,1,1-Trichloroethane	0.39534	0.39683	0.39683	0.010	-0.37917	25.00000	Averaged
40 1,1-Dichloropropene	0.38836	0.39064	0.39064	0.010	-0.58730	25.00000	Averaged
41 Carbon Tetrachloride	0.25720	0.26294	0.26294	0.010	-2.22909	25.00000	Averaged
42 Benzene	1.08583	1.11062	1.11062	0.010	-2.28331	25.00000	Averaged
45 1,2-Dichloroethane	0.44755	0.44299	0.44299	0.010	1.01755	25.00000	Averaged
47 Trichloroethene	0.26408	0.26406	0.26406	0.010	0.00740	25.00000	Averaged
49 1,2-Dichloropropane	0.33959	0.31995	0.31995	0.010	5.78333	20.00000	Averaged
50 Dibromomethane	0.16899	0.16541	0.16541	0.010	2.12055	25.00000	Averaged
53 Bromodichloromethane	0.31752	0.28411	0.28411	0.010	10.52418	25.00000	Averaged
57 cis-1,3-Dichloropropene	0.48037	0.46557	0.46557	0.010	3.08011	25.00000	Averaged
58 4-Methyl-2-Pentanone	1.51206	1.48268	1.48268	0.010	1.94284	25.00000	Averaged
60 Toluene	4.76715	4.88494	4.88494	0.010	-2.47089	20.00000	Averaged
61 trans-1,3-Dichloropropene	1.86942	1.80469	1.80469	0.010	3.46254	25.00000	Averaged
63 1,3-Dichloropropane	1.93563	1.83068	1.83068	0.010	5.42174	25.00000	Averaged
64 1,1,2-Trichloroethane	1.01422	1.01225	1.01225	0.010	0.19431	25.00000	Averaged
65 Tetrachloroethene	0.83688	0.87105	0.87105	0.010	-4.08347	25.00000	Averaged
66 2-Hexanone	1.02482	0.99634	0.99634	0.010	2.77937	25.00000	Averaged
67 Dibromochloromethane	0.72020	0.62594	0.62594	0.010	13.08789	25.00000	Averaged
68 1,2-Dibromoethane	0.99951	0.95855	0.95855	0.010	4.09843	25.00000	Averaged

TestAmerica Pittsburgh

CONTINUING CALIBRATION COMPOUNDS

Instrument ID: hp6.i
Lab File ID: 61026003.D
Analysis Type: WATER
Lab Sample ID: ver
Method: \\PITSVR06\D\chem\hp6.i\6102608d.b\8260ee.m

Injection Date: 26-OCT-2008 14:53
Init. Cal. Date(s): 26-OCT-2008 26-OCT-2008
Init. Cal. Times: 10:46 13:09
Quant Type: ISTD

COMPOUND	RRF / AMOUNT	RF10	CCAL RRF10	MIN RRF	%D / %DRIFT	MAX %D / %DRIFT	CURVE TYPE
70 Chlorobenzene	3.20244	3.14733	3.14733	0.300	1.72114	25.00000	Averaged
71 1,1,1,2-Tetrachloroethane	0.98443	0.87834	0.87834	0.010	10.77674	25.00000	Averaged
72 Ethylbenzene	1.75265	1.70551	1.70551	0.010	2.68944	20.00000	Averaged
73 m + p-Xylene	2.11371	2.08704	2.08704	0.010	1.26175	25.00000	Averaged
74 Xylene-o	2.17085	2.10992	2.10992	0.010	2.80660	25.00000	Averaged
M 75 Xylenes (total)	2.13276	2.09467	2.09467	0.010	1.78590	25.00000	Averaged
76 Styrene	3.64825	3.56535	3.56535	0.010	2.27239	25.00000	Averaged
77 Bromoform	0.36054	0.30920	0.30920	0.100	14.23742	25.00000	Averaged
78 Isopropylbenzene	5.27753	5.16480	5.16480	0.010	2.13605	25.00000	Averaged
79 Bromobenzene	0.85814	0.81203	0.81203	0.010	5.37333	25.00000	Averaged
81 n-Propylbenzene	1.00395	0.93077	0.93077	0.010	7.28893	25.00000	Averaged
82 2-Chlorotoluene	0.88166	0.85423	0.85423	0.010	3.11016	25.00000	Averaged
83 1,1,2,2-Tetrachloroethane	0.92265	0.85315	0.85315	0.300	7.53299	25.00000	Averaged
84 1,2,3-Trichloropropane	0.29461	0.23231	0.23231	0.010	21.14564	25.00000	Averaged
85 4-Chlorotoluene	0.95953	0.86702	0.86702	0.010	9.64072	25.00000	Averaged
86 1,3,5-Trimethylbenzene	2.98375	2.83786	2.83786	0.010	4.88938	25.00000	Averaged
87 tert-Butylbenzene	2.51070	2.41706	2.41706	0.010	3.72969	25.00000	Averaged
88 1,2,4-Trimethylbenzene	2.97430	2.91202	2.91202	0.010	2.09377	25.00000	Averaged
89 sec-Butylbenzene	3.34029	3.26948	3.26948	0.010	2.11996	25.00000	Averaged
90 4-Isopropyltoluene	2.91512	2.75143	2.75143	0.010	5.61527	25.00000	Averaged
91 1,3-Dichlorobenzene	1.62893	1.55055	1.55055	0.010	4.81182	25.00000	Averaged
93 1,4-Dichlorobenzene	1.69734	1.57855	1.57855	0.010	6.99896	25.00000	Averaged
94 n-Butylbenzene	2.65375	2.57182	2.57182	0.010	3.08747	25.00000	Averaged
95 1,2-Dichlorobenzene	1.56610	1.50600	1.50600	0.010	3.83809	25.00000	Averaged
96 1,2-Dibromo-3-chloropropane	0.13646	0.12167	0.12167	0.010	10.84051	25.00000	Averaged
97 1,2,4-Trichlorobenzene	1.02568	0.95577	0.95577	0.010	6.81606	25.00000	Averaged
98 Hexachlorobutadiene	0.38296	0.37841	0.37841	0.010	1.18895	25.00000	Averaged
99 Naphthalene	2.51091	2.36848	2.36848	0.010	5.67217	25.00000	Averaged
100 1,2,3-Trichlorobenzene	0.89636	0.81497	0.81497	0.010	9.07969	25.00000	Averaged
101 1,1,2-trichlorotrifluoroeth	0.21430	0.22415	0.22415	0.010	-4.59668	25.00000	Averaged
102 Methyl acetate	0.27701	0.27206	0.27206	0.010	1.78878	25.00000	Averaged
104 Cyclohexane	0.61960	0.63072	0.63072	0.010	-1.79556	25.00000	Averaged
105 Methyl Cyclohexane	0.45537	0.45979	0.45979	0.010	-0.96995	25.00000	Averaged
157 2-Chlorobenzotrifluoride	1.56704	1.55682	1.55682	0.010	0.65219	25.00000	Averaged
158 3-Chlorobenzotrifluoride	1.59582	1.61856	1.61856	0.010	-1.42494	25.00000	Averaged
159 4-Chlorobenzotrifluoride	1.48429	1.46491	1.46491	0.010	1.30562	25.00000	Averaged
160 3-Chlorotoluene	0.91155	0.85601	0.85601	0.010	6.09229	25.00000	Averaged
161 2,4-Dichlorobenzotrifluorid	0.68110	0.70680	0.70680	0.010	-3.77288	25.00000	Averaged
162 2,5-Dichlorobenzotrifluorid	0.79561	0.76217	0.76217	0.010	4.20335	25.00000	Averaged
163 3,4-Dichlorobenzotrifluorid	0.77181	0.74787	0.74787	0.010	3.10188	25.00000	Averaged
164 Dichlorotoluene(2,4+2,5+2,6	1.27204	1.25487	1.25487	0.010	1.34980	25.00000	Averaged
165 Dichlorotoluene(2,3+3,4)	1.40403	1.37870	1.37870	0.010	1.80428	25.00000	Averaged
166 1,3,5-Trichlorobenzene	1.01650	0.98721	0.98721	0.010	2.88126	25.00000	Averaged

TestAmerica Pittsburgh

CONTINUING CALIBRATION COMPOUNDS

Instrument ID: hp6.i
Lab File ID: 61026003.D
Analysis Type: WATER
Lab Sample ID: ver
Method: \\PITSVR06\D\chem\hp6.i\6102608d.b\8260ee.m

Injection Date: 26-OCT-2008 14:53
Init. Cal. Date(s): 26-OCT-2008 26-OCT-2008
Init. Cal. Times: 10:46 13:09
Quant Type: ISTD

COMPOUND	RRF / AMOUNT	RF10	CCAL RRF10	MIN RRF	%D / %DRIFT	MAX %D / %DRIFT	CURVE TYPE
167 2,3,6-Trichlorotoluene	0.42476	0.40670	0.40670	0.010	4.25176	25.00000	Averaged
168 2,4,5-Trichlorotoluene	0.51007	0.47443	0.47443	0.010	6.98655	25.00000	Averaged

Data File: \\pitsvr06\d\chem\hp6.i\61026008d.b\61026003.D
Date : 26-OCT-2008 14:53
Client ID: Verification BLKMS
Sample Info: Verificarion BLKMS 5ml
Purge Volume: 5.0
Column phase: DB 624
Instrument: hp6.i
Operator: 001562
Column diameter: 0.20
\\pitsvr06\d\chem\hp6.i\61026008d.b\61026003.D
Y (x10^6)
Min
-Chloromethane
-Vinyl Chloride
-Bromomethane
-Chloroethane
-Trichlorofluoromethane
-1,1-Dichloroethene+
-Carbon Disulfide
-Acetonitrile+
-Methylene Chloride
-trans-1,2-Dichloroethene+
-1,1-Dichloroethane
-2,2-Dichloropropane+
-Bromochloromethane
-Dibromofluoromethane+
-1,1-Dichloropropene+
-1,2-Dichloroethane-d4
-Benzene+
-Fluorobenzene
-Trichloroethene
-1,2-Dichloropropane+
-Dibromomethane
-Bromodichloromethane
-cis-1,3-Dichloropropene
-4-Methyl-2-Pentanone
-Toluene-d8
-Toluene
-trans-1,3-Dichloropropene
-1,1,2-Trichloroethane
-1,3-Dichloropropane+
-2-Hexanone
-Dibromochloromethane
-1,2-Dibromoethane
-Chlorobenzene-d5+
-4-Chlorobenzotrifluoride
1,1,1,2-Tetrachloroethane+
m + p-Xylene
-Xylene-o+
-Bromoform
-2-Chlorobenzotrifluoride
-Isopropylbenzene
-Bromofluorobenzene
-Bromobenzene+
-n-Propylbenzene
-2-Chlorotoluene
4-Chlorotoluene+
-tert-Butylbenzene
-1,2,4-Trimethylbenzene
-3,4-Dichlorobenzotrifluor
-sec-Butylbenzene
-1,3-Dichlorobenzene
-p-Dichlorobenzene-d4+
-2,5-Dichlorobenzotrifluor
-n-Butylbenzene+
-1,2-Dibromo-3-chloropropa
-1,3,5-Trichlorobenzene
-Dichlorotoluene(2,4+2,5+2
-Dichlorotoluene(2,3+3,4)
-1,2,4-Trichlorobenzene
-Hexachlorobutadiene
Naphthalene
-1,2,3-Trichlorobenzene
-2,4,5-Trichlorotoluene
-2,3,6-Trichlorotoluene

TestAmerica Pittsburgh

VOLATILE REPORT SW-846 Method

Data file : \\pitsvr06\d\chem\hp6.i\6102608d.b\61026003.D
Lab Smp Id: ver Client Smp ID: Verification BLKMS
Inj Date : 26-OCT-2008 14:53
Operator : 001562 Inst ID: hp6.i
Smp Info : Verificarion BLKMS 5ml
Misc Info : ,6102608d.b,8260ee.m,4-dwlistee.sub
Comment :
Method : \\PITSVR06\D\chem\hp6.i\6102608d.b\8260ee.m
Meth Date : 26-Oct-2008 13:37 fergusond Quant Type: ISTD
Cal Date : 26-OCT-2008 13:09 Cal File: 1G61026.D
Als bottle: 3 Continuing Calibration Sample
Dil Factor: 1.00000
Integrator: HP RTE Compound Sublist: 4-dwlistee.sub
Target Version: 4.14
Processing Host: PITSVR06

Concentration Formula: Amt * DF * 1/Vo*Vt * CpndVariable

Name	Value	Description
DF	1.000	Dilution Factor
Vo	5.000	Sample Volume
Vt	1.000	mg/L conversion (1.0 if no conversion)
Cpnd Variable		Local Compound Variable

Compounds	QUANT SIG MASS	RT	EXP RT	REL RT	RESPONSE	AMOUNTS CAL-AMT (ng)	AMOUNTS ON-COL (ng)
* 46 Fluorobenzene	96	7.025	7.025	(1.000)	586774	50.0000	
* 69 Chlorobenzene-d5	119	10.134	10.134	(1.000)	141143	50.0000	
* 92 1,4-Dichlorobenzene-d4	152	12.451	12.451	(1.000)	216650	50.0000	
$ 39 Dibromofluoromethane	113	6.264	6.264	(0.892)	128667	50.0000	46.70
$ 43 1,2-Dichloroethane-d4	65	6.648	6.648	(0.946)	192467	50.0000	47.25
$ 59 Toluene-d8	98	8.692	8.692	(0.858)	576895	50.0000	50.73
$ 80 Bromofluorobenzene	95	11.295	11.295	(0.907)	266663	50.0000	47.94
2 Chloromethane	50	1.641	1.641	(0.234)	259360	50.0000	43.85
3 Vinyl Chloride	62	1.763	1.763	(0.251)	218090	50.0000	45.21
4 Bromomethane	94	2.097	2.097	(0.299)	53766	50.0000	49.48
5 Chloroethane	64	2.207	2.207	(0.314)	107819	50.0000	49.32
6 Trichlorofluoromethane	101	2.499	2.499	(0.356)	186981	50.0000	46.02
1 Dichlorodifluoromethane	85	1.495	1.495	(0.148)	152659	50.0000	41.26(M)
12 1,1-Dichloroethene	96	3.119	3.119	(0.444)	127487	50.0000	52.71
13 Acetone	43	3.223	3.223	(0.459)	114486	100.000	100.0
15 Carbon Disulfide	76	3.375	3.375	(0.480)	456811	50.0000	51.64
17 Acetonitrile	40	3.618	3.618	(0.515)	306175	1000.00	960.6
18 Methylene Chloride	84	3.831	3.831	(0.545)	172252	50.0000	53.04
19 trans-1,2-Dichloroethene	96	4.263	4.263	(0.607)	163593	50.0000	52.46
20 Methyl tert-butyl ether	73	4.293	4.293	(0.611)	520440	50.0000	54.06
24 1,1-Dichloroethane	63	4.890	4.890	(0.696)	330595	50.0000	49.31
27 2,2-Dichloropropane	77	5.656	5.656	(0.805)	232548	50.0000	50.98

	Compounds	QUANT SIG MASS	RT	EXP RT	REL RT	RESPONSE	AMOUNTS CAL-AMT (ng)	ON-COL (ng)
	28 cis-1,2-dichloroethene	96	5.668	5.668	(0.807)	179553	50.0000	51.25
M	29 1,2-Dichloroethene (total)	96				343146	100.000	103.7
	30 Bromochloromethane	128	5.960	5.960	(0.848)	79177	50.0000	50.31
	31 2-Butanone	43	5.717	5.717	(0.814)	184006	100.000	100.8
	37 Chloroform	83	6.082	6.082	(0.866)	281218	50.0000	49.66
	38 1,1,1-Trichloroethane	97	6.271	6.271	(0.893)	232852	50.0000	50.19
	40 1,1-Dichloropropene	75	6.465	6.465	(0.920)	229219	50.0000	50.29
	41 Carbon Tetrachloride	117	6.465	6.465	(0.920)	154284	50.0000	51.11
	42 Benzene	78	6.702	6.702	(0.954)	651684	50.0000	51.14
	45 1,2-Dichloroethane	62	6.733	6.733	(0.958)	259937	50.0000	49.49
	47 Trichloroethene	130	7.426	7.426	(1.057)	154943	50.0000	50.00
	49 1,2-Dichloropropane	63	7.658	7.658	(1.090)	187737	50.0000	47.11
	50 Dibromomethane	93	7.779	7.779	(1.107)	97059	50.0000	48.94
	53 Bromodichloromethane	83	7.962	7.962	(1.133)	166706	50.0000	44.74
	57 cis-1,3-Dichloropropene	75	8.418	8.418	(1.198)	273185	50.0000	48.46
	58 4-Methyl-2-Pentanone	43	8.588	8.588	(0.848)	418540	100.000	98.06
	60 Toluene	91	8.759	8.759	(0.864)	689475	50.0000	51.24
	61 trans-1,3-Dichloropropene	75	8.990	8.990	(0.887)	254720	50.0000	48.27
	63 1,3-Dichloropropane	76	9.337	9.337	(0.921)	258388	50.0000	47.29
	64 1,1,2-Trichloroethane	97	9.172	9.172	(0.905)	142872	50.0000	49.90
	65 Tetrachloroethene	164	9.306	9.306	(0.918)	122943	50.0000	52.04
	66 2-Hexanone	43	9.428	9.428	(0.930)	281252	100.000	97.22
	67 Dibromochloromethane	129	9.562	9.562	(0.944)	88347	50.0000	43.46
	68 1,2-Dibromoethane	107	9.671	9.671	(0.954)	135292	50.0000	47.95
	70 Chlorobenzene	112	10.158	10.158	(1.002)	444223	50.0000	49.14
	71 1,1,1,2-Tetrachloroethane	131	10.243	10.243	(1.011)	123971	50.0000	44.61
	72 Ethylbenzene	106	10.273	10.273	(1.014)	240721	50.0000	48.66
	73 m + p-Xylene	106	10.389	10.389	(1.025)	589143	100.000	98.74
	74 Xylene-o	106	10.784	10.784	(1.064)	297801	50.0000	48.60
M	75 Xylenes (total)	106				886944	150.000	147.3
	76 Styrene	104	10.797	10.797	(1.065)	503224	50.0000	48.86
	77 Bromoform	173	10.973	10.973	(1.083)	43642	50.0000	42.88
	78 Isopropylbenzene	105	11.149	11.149	(1.100)	728975	50.0000	48.93
	79 Bromobenzene	156	11.448	11.448	(0.919)	175926	50.0000	47.31
	81 n-Propylbenzene	120	11.557	11.557	(0.928)	201652	50.0000	46.36
	82 2-Chlorotoluene	126	11.642	11.642	(0.935)	185070	50.0000	48.44
	83 1,1,2,2-Tetrachloroethane	83	11.448	11.448	(0.919)	184834	50.0000	46.23
	84 1,2,3-Trichloropropane	110	11.490	11.490	(0.923)	50330	50.0000	39.43
	85 4-Chlorotoluene	126	11.746	11.746	(0.943)	187840	50.0000	45.18
	86 1,3,5-Trimethylbenzene	105	11.733	11.733	(0.942)	614822	50.0000	47.56
	87 tert-Butylbenzene	119	12.056	12.056	(0.968)	523656	50.0000	48.14
	88 1,2,4-Trimethylbenzene	105	12.105	12.105	(0.972)	630890	50.0000	48.95
	89 sec-Butylbenzene	105	12.275	12.275	(0.986)	708333	50.0000	48.94
	90 4-Isopropyltoluene	119	12.421	12.421	(0.998)	596097	50.0000	47.19
	91 1,3-Dichlorobenzene	146	12.384	12.384	(0.995)	335927	50.0000	47.59
	93 1,4-Dichlorobenzene	146	12.470	12.470	(1.001)	341992	50.0000	46.50
	94 n-Butylbenzene	91	12.828	12.828	(1.030)	557185	50.0000	48.46
	95 1,2-Dichlorobenzene	146	12.841	12.841	(1.031)	326274	50.0000	48.08
	96 1,2-Dibromo-3-chloropropane	157	13.619	13.619	(1.094)	26359	50.0000	44.58
	97 1,2,4-Trichlorobenzene	180	14.447	14.447	(1.160)	207067	50.0000	46.59
	98 Hexachlorobutadiene	225	14.623	14.623	(1.174)	81982	50.0000	49.40
	99 Naphthalene	128	14.696	14.696	(1.180)	513132	50.0000	47.16
	100 1,2,3-Trichlorobenzene	180	14.933	14.933	(1.199)	176563	50.0000	45.46
	101 1,1,2-trichlorotrifluoroethane	101	3.168	3.168	(0.451)	131525	50.0000	52.30

Compounds	QUANT SIG MASS	RT	EXP RT	REL RT	RESPONSE	AMOUNTS CAL-AMT (ng)	AMOUNTS ON-COL (ng)
102 Methyl acetate	43	3.715	3.715	(0.529)	159637	50.0000	49.10
104 Cyclohexane	56	6.325	6.325	(0.900)	370092	50.0000	50.90
105 Methyl Cyclohexane	83	7.621	7.621	(1.085)	269792	50.0000	50.48
157 2-Chlorobenzotrifluoride	180	11.046	11.046	(1.090)	219734	50.0000	49.67
158 3-Chlorobenzotrifluoride	180	10.146	10.146	(1.001)	228448	50.0000	50.71
159 4-Chlorobenzotrifluoride	180	10.207	10.207	(1.007)	206762	50.0000	49.35
160 3-Chlorotoluene	126	11.703	11.703	(0.940)	185455	50.0000	46.95
161 2,4-Dichlorobenzotrifluoride	214	12.524	12.524	(1.006)	153128	50.0000	51.89
162 2,5-Dichlorobenzotrifluoride	214	12.573	12.573	(1.010)	165124	50.0000	47.90
163 3,4-Dichlorobenzotrifluoride	214	12.171	12.171	(0.978)	162025	50.0000	48.45
164 Dichlorotoluene(2,4+2,5+2,6)	125	13.765	13.765	(1.106)	815601	150.000	148.0
165 Dichlorotoluene(2,3+3,4)	125	14.185	14.185	(1.139)	597389	100.000	98.20
166 1,3,5-Trichlorobenzene	180	13.832	13.832	(1.111)	213879	50.0000	48.56
167 2,3,6-Trichlorotoluene	159	15.882	15.882	(1.276)	88112	50.0000	47.87
168 2,4,5-Trichlorotoluene	159	15.755	15.755	(1.265)	102786	50.0000	46.51

QC Flag Legend

M - Compound response manually integrated.

Data File Name: 61026003.D
Inj. Date and Time: 26-OCT-2008 14:53
Instrument ID: hp6.i
Client ID: Verification BLKMS
Compound Name: Dichlorodifluoromethane
CAS #: 75-71-8
Report Date: 10/26/2008

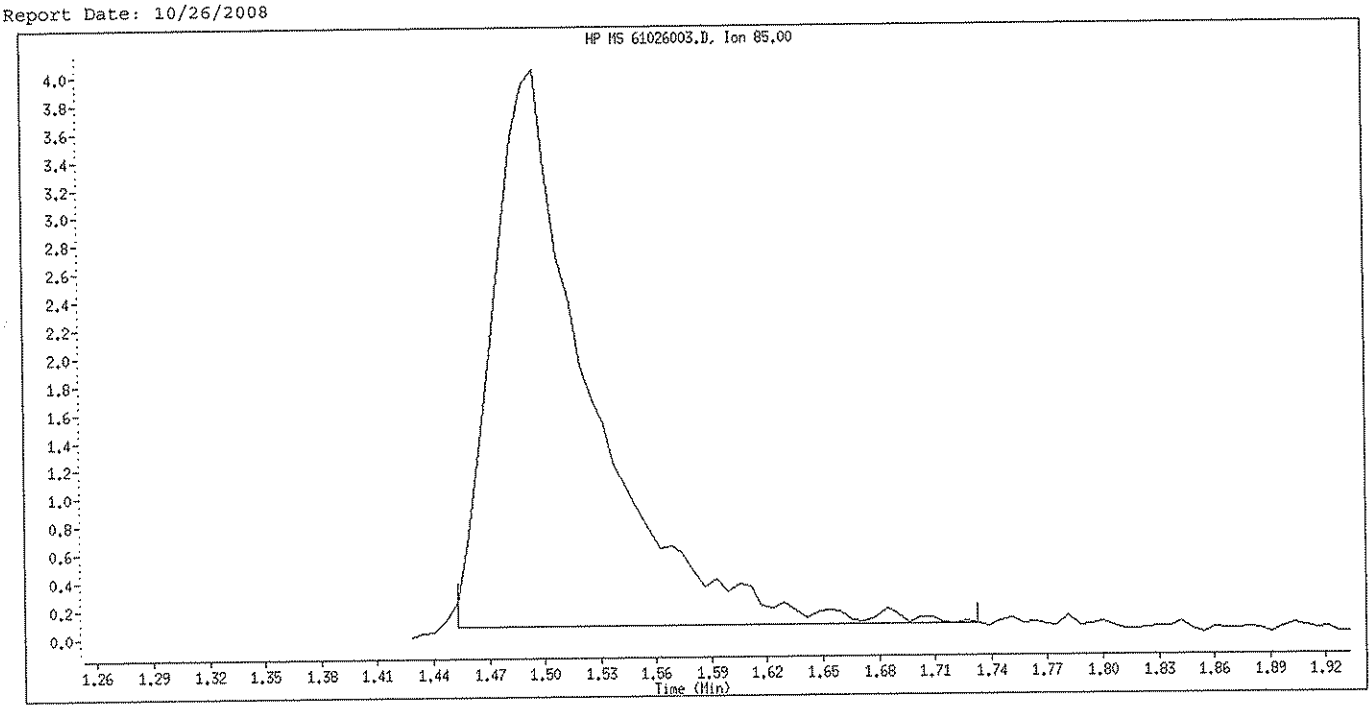

Original Integration

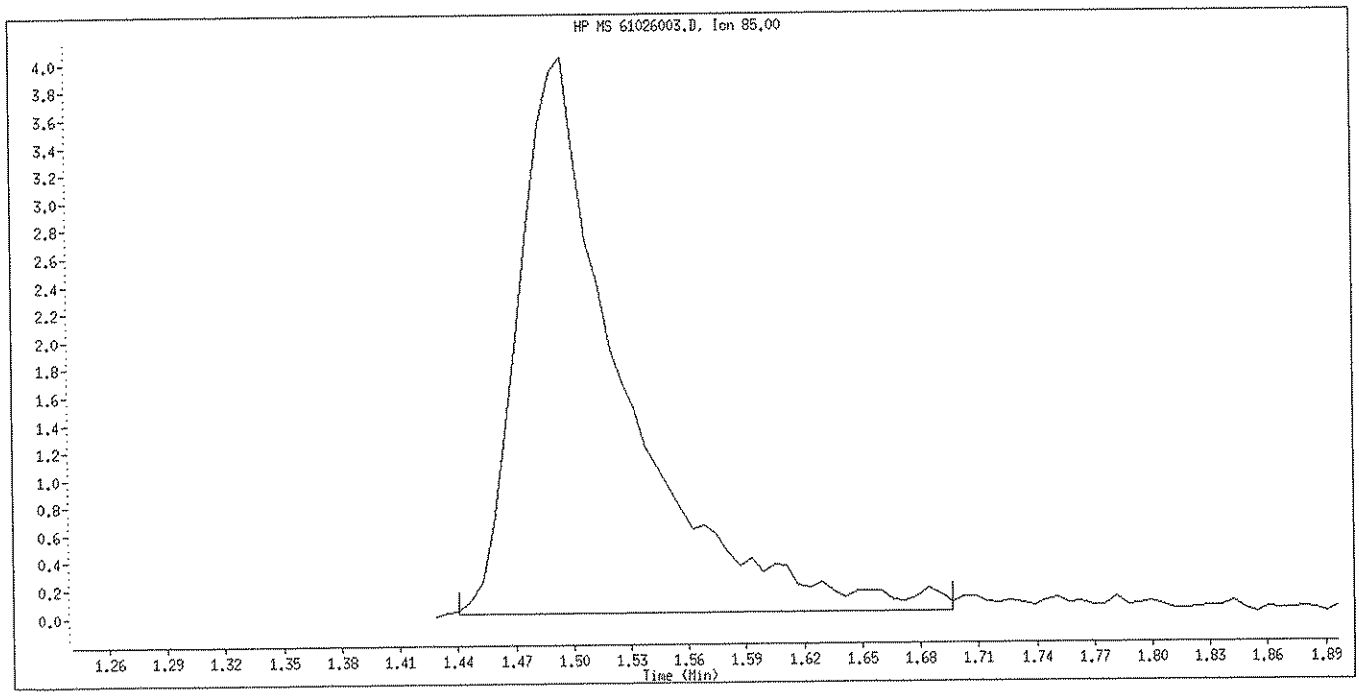

Manual Integration

Manually Integrated By: fergusond
Manual Integration Reason: Peak Integrated Incorrectly

TestAmerica Pittsburgh

CONTINUING CALIBRATION COMPOUNDS

Instrument ID: hp6.i Injection Date: 27-OCT-2008 08:11
Lab File ID: CC61027.D Init. Cal. Date(s): 26-OCT-2008 26-OCT-2008
Analysis Type: WATER Init. Cal. Times: 10:46 13:09
Lab Sample ID: vstd10 Quant Type: ISTD
Method: \\pitsvr06\d\chem\hp6.i\6102708d.b\8260ee.m

COMPOUND	RRF / AMOUNT	RF10	CCAL RRF10	MIN RRF	%D / %DRIFT	MAX %D / %DRIFT	CURVE TYPE	
$ 39 Dibromofluoromethane	0.23475	0.25568	0.25568	0.010	-8.91575	25.00000	Averaged	
$ 43 1,2-Dichloroethane-d4	0.34708	0.36711	0.36711	0.010	-5.77012	25.00000	Averaged	
$ 59 Toluene-d8	4.02826	4.42842	4.42842	0.010	-9.93378	25.00000	Averaged	
$ 80 Bromofluorobenzene	1.28369	1.28839	1.28839	0.010	-0.36588	25.00000	Averaged	
2 Chloromethane	0.50398	0.50241	0.50241	0.100	0.31239	25.00000	Averaged	
3 Vinyl Chloride	0.41107	0.43409	0.43409	0.010	-5.59911	20.00000	Averaged	
4 Bromomethane	50.00000	56.08383	0.10321	0.010	-12.16766	0.000e+000	Quadratic	
5 Chloroethane	50.00000	54.22860	0.20064	0.010	-8.45720	0.000e+000	Quadratic	
6 Trichlorofluoromethane	0.34618	0.36483	0.36483	0.010	-5.38649	25.00000	Averaged	
1 Dichlorodifluoromethane	1.31086	1.40408	1.40408	0.010	-7.11193	25.00000	Averaged	
12 1,1-Dichloroethene	0.20608	0.20941	0.20941	0.010	-1.61299	20.00000	Averaged	
13 Acetone	0.09750	0.13222	0.13222	0.010	-35.60623	25.00000	Averaged	<-
15 Carbon Disulfide	0.75378	0.77783	0.77783	0.010	-3.18986	25.00000	Averaged	
17 Acetonitrile	0.02716	0.02573	0.02573	0.010	5.25178	25.00000	Averaged	
18 Methylene Chloride	50.00000	50.63706	0.28078	0.010	-1.27412	0.000e+000	Quadratic	
19 trans-1,2-Dichloroethene	0.26570	0.27823	0.27823	0.010	-4.71344	25.00000	Averaged	
20 Methyl tert-butyl ether	0.82039	0.84373	0.84373	0.010	-2.84487	25.00000	Averaged	
24 1,1-Dichloroethane	0.57132	0.57676	0.57676	0.100	-0.95254	25.00000	Averaged	
27 2,2-Dichloropropane	0.38866	0.40690	0.40690	0.010	-4.69146	25.00000	Averaged	
28 cis-1,2-dichloroethene	0.29854	0.31211	0.31211	0.010	-4.54582	25.00000	Averaged	
M 29 1,2-Dichloroethene (total)	0.28212	0.29517	0.29517	0.010	-4.62475	25.00000	Averaged	
30 Bromochloromethane	0.13411	0.13973	0.13973	0.010	-4.19498	25.00000	Averaged	
31 2-Butanone	0.15553	0.18318	0.18318	0.010	-17.77299	25.00000	Averaged	
37 Chloroform	0.48258	0.49840	0.49840	0.010	-3.28000	20.00000	Averaged	
38 1,1,1-Trichloroethane	0.39534	0.41910	0.41910	0.010	-6.01134	25.00000	Averaged	
40 1,1-Dichloropropene	0.38836	0.40050	0.40050	0.010	-3.12644	25.00000	Averaged	
41 Carbon Tetrachloride	0.25720	0.28289	0.28289	0.010	-9.98563	25.00000	Averaged	
42 Benzene	1.08583	1.12500	1.12500	0.010	-3.60736	25.00000	Averaged	
45 1,2-Dichloroethane	0.44755	0.45651	0.45651	0.010	-2.00234	25.00000	Averaged	
47 Trichloroethene	0.26408	0.28376	0.28376	0.010	-7.45423	25.00000	Averaged	
49 1,2-Dichloropropane	0.33959	0.33288	0.33288	0.010	1.97405	20.00000	Averaged	
50 Dibromomethane	0.16899	0.17611	0.17611	0.010	-4.21134	25.00000	Averaged	
53 Bromodichloromethane	0.31752	0.33787	0.33787	0.010	-6.40674	25.00000	Averaged	
57 cis-1,3-Dichloropropene	0.48037	0.48217	0.48217	0.010	-0.37500	25.00000	Averaged	
58 4-Methyl-2-Pentanone	1.51206	1.56992	1.56992	0.010	-3.82664	25.00000	Averaged	
60 Toluene	4.76715	4.98613	4.98613	0.010	-4.59356	20.00000	Averaged	
61 trans-1,3-Dichloropropene	1.86942	1.93162	1.93162	0.010	-3.32702	25.00000	Averaged	
63 1,3-Dichloropropane	1.93563	1.97926	1.97926	0.010	-2.25441	25.00000	Averaged	
64 1,1,2-Trichloroethane	1.01422	1.03816	1.03816	0.010	-2.36038	25.00000	Averaged	
65 Tetrachloroethene	0.83688	0.89985	0.89985	0.010	-7.52446	25.00000	Averaged	
66 2-Hexanone	1.02482	1.12450	1.12450	0.010	-9.72625	25.00000	Averaged	
67 Dibromochloromethane	0.72020	0.76324	0.76324	0.010	-5.97576	25.00000	Averaged	
68 1,2-Dibromoethane	0.99951	1.04647	1.04647	0.010	-4.69856	25.00000	Averaged	

TestAmerica Pittsburgh

CONTINUING CALIBRATION COMPOUNDS

Instrument ID: hp6.i Injection Date: 27-OCT-2008 08:11
Lab File ID: CC61027.D Init. Cal. Date(s): 26-OCT-2008 26-OCT-2008
Analysis Type: WATER Init. Cal. Times: 10:46 13:09
Lab Sample ID: vstd10 Quant Type: ISTD
Method: \\pitsvr06\d\chem\hp6.i\6102708d.b\8260ee.m

COMPOUND	RRF / AMOUNT	RF10	CCAL RRF10	MIN RRF	%D / %DRIFT	MAX %D / %DRIFT	CURVE TYPE
70 Chlorobenzene	3.20244	3.31741	3.31741	0.300	-3.58982	25.00000	Averaged
71 1,1,1,2-Tetrachloroethane	0.98443	1.02059	1.02059	0.010	-3.67377	25.00000	Averaged
72 Ethylbenzene	1.75265	1.83963	1.83963	0.010	-4.96282	20.00000	Averaged
73 m + p-Xylene	2.11371	2.21312	2.21312	0.010	-4.70317	25.00000	Averaged
74 Xylene-o	2.17085	2.28703	2.28703	0.010	-5.35155	25.00000	Averaged
M 75 Xylenes (total)	2.13276	2.23776	2.23776	0.010	-4.92316	25.00000	Averaged
76 Styrene	3.64825	3.81808	3.81808	0.010	-4.65521	25.00000	Averaged
77 Bromoform	0.36054	0.38621	0.38621	0.100	-7.12027	25.00000	Averaged
78 Isopropylbenzene	5.27753	5.64077	5.64077	0.010	-6.88273	25.00000	Averaged
79 Bromobenzene	0.85814	0.89643	0.89643	0.010	-4.46163	25.00000	Averaged
81 n-Propylbenzene	1.00395	1.02848	1.02848	0.010	-2.44293	25.00000	Averaged
82 2-Chlorotoluene	0.88166	0.90768	0.90768	0.010	-2.95141	25.00000	Averaged
83 1,1,2,2-Tetrachloroethane	0.92265	0.92883	0.92883	0.300	-0.66998	25.00000	Averaged
84 1,2,3-Trichloropropane	0.29461	0.27970	0.27970	0.010	5.05906	25.00000	Averaged
85 4-Chlorotoluene	0.95953	1.01667	1.01667	0.010	-5.95571	25.00000	Averaged
86 1,3,5-Trimethylbenzene	2.98375	3.06941	3.06941	0.010	-2.87097	25.00000	Averaged
87 tert-Butylbenzene	2.51070	2.63394	2.63394	0.010	-4.90850	25.00000	Averaged
88 1,2,4-Trimethylbenzene	2.97430	3.03503	3.03503	0.010	-2.04201	25.00000	Averaged
89 sec-Butylbenzene	3.34029	3.51387	3.51387	0.010	-5.19640	25.00000	Averaged
90 4-Isopropyltoluene	2.91512	3.03094	3.03094	0.010	-3.97311	25.00000	Averaged
91 1,3-Dichlorobenzene	1.62893	1.65951	1.65951	0.010	-1.87716	25.00000	Averaged
93 1,4-Dichlorobenzene	1.69734	1.79202	1.79202	0.010	-5.57802	25.00000	Averaged
94 n-Butylbenzene	2.65375	2.75462	2.75462	0.010	-3.80101	25.00000	Averaged
95 1,2-Dichlorobenzene	1.56610	1.62467	1.62467	0.010	-3.73973	25.00000	Averaged
96 1,2-Dibromo-3-chloropropane	0.13646	0.13598	0.13598	0.010	0.34904	25.00000	Averaged
97 1,2,4-Trichlorobenzene	1.02568	1.02120	1.02120	0.010	0.43666	25.00000	Averaged
98 Hexachlorobutadiene	0.38296	0.38689	0.38689	0.010	-1.02563	25.00000	Averaged
99 Naphthalene	2.51091	2.63171	2.63171	0.010	-4.81099	25.00000	Averaged
100 1,2,3-Trichlorobenzene	0.89636	0.90984	0.90984	0.010	-1.50471	25.00000	Averaged
101 1,1,2-trichlorotrifluoroeth	0.21430	0.21231	0.21231	0.010	0.92570	25.00000	Averaged
102 Methyl acetate	0.27701	0.27075	0.27075	0.010	2.26160	25.00000	Averaged
104 Cyclohexane	0.61960	0.61718	0.61718	0.010	0.39009	25.00000	Averaged
105 Methyl Cyclohexane	0.45537	0.48706	0.48706	0.010	-6.95884	25.00000	Averaged
157 2-Chlorobenzotrifluoride	1.56704	1.71202	1.71202	0.010	-9.25206	25.00000	Averaged
158 3-Chlorobenzotrifluoride	1.59582	1.79310	1.79310	0.010	-12.36245	25.00000	Averaged
159 4-Chlorobenzotrifluoride	1.48429	1.59822	1.59822	0.010	-7.67565	25.00000	Averaged
160 3-Chlorotoluene	0.91155	0.98059	0.98059	0.010	-7.57423	25.00000	Averaged
161 2,4-Dichlorobenzotrifluorid	0.68110	0.73504	0.73504	0.010	-7.91958	25.00000	Averaged
162 2,5-Dichlorobenzotrifluorid	0.79561	0.87417	0.87417	0.010	-9.87361	25.00000	Averaged
163 3,4-Dichlorobenzotrifluorid	0.77181	0.82713	0.82713	0.010	-7.16849	25.00000	Averaged
164 Dichlorotoluene(2,4+2,5+2,6	1.27204	1.37315	1.37315	0.010	-7.94916	25.00000	Averaged
165 Dichlorotoluene(2,3+3,4)	1.40403	1.50868	1.50868	0.010	-7.45382	25.00000	Averaged
166 1,3,5-Trichlorobenzene	1.01650	1.09046	1.09046	0.010	-7.27641	25.00000	Averaged

TestAmerica Pittsburgh

CONTINUING CALIBRATION COMPOUNDS

Instrument ID: hp6.i Injection Date: 27-OCT-2008 08:11
Lab File ID: CC61027.D Init. Cal. Date(s): 26-OCT-2008 26-OCT-2008
Analysis Type: WATER Init. Cal. Times: 10:46 13:09
Lab Sample ID: vstd10 Quant Type: ISTD
Method: \\pitsvr06\d\chem\hp6.i\6102708d.b\8260ee.m

COMPOUND	RRF / AMOUNT	RF10	CCAL RRF10	MIN RRF	%D / %DRIFT	MAX %D / %DRIFT	CURVE TYPE
167 2,3,6-Trichlorotoluene	0.42476	0.45269	0.45269	0.010	-6.57470	25.00000	Averaged
168 2,4,5-Trichlorotoluene	0.51007	0.53160	0.53160	0.010	-4.22009	25.00000	Averaged



Data File: \\pitsvr06\d\chem\hp6.i\610270Bd.b\CC61027.D
Date : 27-OCT-2008 08:11
Client ID: VSTD10
Sample Info: VSTD10 5ml
Purge Volume: 5.0
Column phase: DB 624

Instrument: hp6.i
Operator: 001562
Column diameter: 0.20

TestAmerica Pittsburgh

VOLATILE REPORT SW-846 Method

Data file : \\pitsvr06\d\chem\hp6.i\6102708d.b\CC61027.D
Lab Smp Id: vstd10 Client Smp ID: VSTD10
Inj Date : 27-OCT-2008 08:11
Operator : 001562 Inst ID: hp6.i
Smp Info : VSTD10 5ml
Misc Info : vstd10,6102708d.b,8260ee.m,4-dwlistee.sub
Comment :
Method : \\pitsvr06\d\chem\hp6.i\6102708d.b\8260ee.m
Meth Date : 27-Oct-2008 08:30 hp6.i Quant Type: ISTD
Cal Date : 26-OCT-2008 13:09 Cal File: 1G61026.D
Als bottle: 2 Continuing Calibration Sample
Dil Factor: 1.00000
Integrator: HP RTE Compound Sublist: 4-dwlistee.sub
Target Version: 4.14

Concentration Formula: Amt * DF * 1/Vo*Vt * CpndVariable

Name	Value	Description
DF	1.000	Dilution Factor
Vo	5.000	Sample Volume
Vt	1.000	mg/L conversion (1.0 if no conversion)
Cpnd Variable		Local Compound Variable

Compounds	QUANT SIG MASS	RT	EXP RT	REL RT	RESPONSE	AMOUNTS CAL-AMT (ng)	AMOUNTS ON-COL (ng)
* 46 Fluorobenzene	96	7.024	7.024	(1.000)	500205	50.0000	
* 69 Chlorobenzene-d5	119	10.132	10.132	(1.000)	123794	50.0000	
* 92 1,4-Dichlorobenzene-d4	152	12.444	12.444	(1.000)	193495	50.0000	
$ 39 Dibromofluoromethane	113	6.269	6.269	(0.893)	127890	50.0000	54.46
$ 43 1,2-Dichloroethane-d4	65	6.640	6.640	(0.945)	183631	50.0000	52.88
$ 59 Toluene-d8	98	8.690	8.690	(0.858)	548212	50.0000	54.97
$ 80 Bromofluorobenzene	95	11.300	11.300	(0.908)	249297	50.0000	50.18
2 Chloromethane	50	1.640	1.640	(0.234)	251308	50.0000	49.84
3 Vinyl Chloride	62	1.761	1.761	(0.251)	217134	50.0000	52.80
4 Bromomethane	94	2.090	2.090	(0.298)	51627	50.0000	56.08
5 Chloroethane	64	2.199	2.199	(0.313)	100359	50.0000	54.23
6 Trichlorofluoromethane	101	2.497	2.497	(0.356)	182490	50.0000	52.69
1 Dichlorodifluoromethane	85	1.481	1.481	(0.146)	173817	50.0000	53.56(M)
12 1,1-Dichloroethene	96	3.118	3.118	(0.444)	104747	50.0000	50.81
13 Acetone	43	3.221	3.221	(0.459)	132273	100.000	135.6
15 Carbon Disulfide	76	3.373	3.373	(0.480)	389072	50.0000	51.59
17 Acetonitrile	40	3.617	3.617	(0.515)	257431	1000.00	947.5
18 Methylene Chloride	84	3.824	3.824	(0.544)	140446	50.0000	50.64
19 trans-1,2-Dichloroethene	96	4.262	4.262	(0.607)	139171	50.0000	52.36
20 Methyl tert-butyl ether	73	4.292	4.292	(0.611)	422038	50.0000	51.42
24 1,1-Dichloroethane	63	4.888	4.888	(0.696)	288500	50.0000	50.48
27 2,2-Dichloropropane	77	5.655	5.655	(0.805)	203531	50.0000	52.34
28 cis-1,2-dichloroethene	96	5.667	5.667	(0.807)	156119	50.0000	52.27

	Compounds	QUANT SIG MASS	RT	EXP RT	REL RT	RESPONSE	AMOUNTS CAL-AMT (ng)	AMOUNTS ON-COL (ng)
M	29 1,2-Dichloroethene (total)	96				295290	100.000	104.6
	30 Bromochloromethane	128	5.965	5.965	(0.849)	69896	50.0000	52.10
	31 2-Butanone	43	5.722	5.722	(0.815)	183252	100.000	117.8
	37 Chloroform	83	6.081	6.081	(0.866)	249304	50.0000	51.64
	38 1,1,1-Trichloroethane	97	6.269	6.269	(0.893)	209636	50.0000	53.00
	40 1,1-Dichloropropene	75	6.464	6.464	(0.920)	200334	50.0000	51.56
	41 Carbon Tetrachloride	117	6.458	6.458	(0.919)	141501	50.0000	54.99
	42 Benzene	78	6.701	6.701	(0.954)	562730	50.0000	51.80
	45 1,2-Dichloroethane	62	6.731	6.731	(0.958)	228348	50.0000	51.00
	47 Trichloroethene	130	7.419	7.419	(1.056)	141940	50.0000	53.73
	49 1,2-Dichloropropane	63	7.662	7.662	(1.091)	166510	50.0000	49.01
	50 Dibromomethane	93	7.778	7.778	(1.107)	88092	50.0000	52.10
	53 Bromodichloromethane	83	7.954	7.954	(1.133)	169002	50.0000	53.20
	57 cis-1,3-Dichloropropene	75	8.423	8.423	(1.199)	241183	50.0000	50.19
	58 4-Methyl-2-Pentanone	43	8.587	8.587	(0.848)	388693	100.000	103.8
	60 Toluene	91	8.757	8.757	(0.864)	617253	50.0000	52.30
	61 trans-1,3-Dichloropropene	75	8.988	8.988	(0.887)	239123	50.0000	51.66
	63 1,3-Dichloropropane	76	9.335	9.335	(0.921)	245021	50.0000	51.13
	64 1,1,2-Trichloroethane	97	9.171	9.171	(0.905)	128518	50.0000	51.18
	65 Tetrachloroethene	164	9.305	9.305	(0.918)	111396	50.0000	53.76
	66 2-Hexanone	43	9.426	9.426	(0.930)	278412	100.000	109.7
	67 Dibromochloromethane	129	9.560	9.560	(0.944)	94484	50.0000	52.99
	68 1,2-Dibromoethane	107	9.664	9.664	(0.954)	129547	50.0000	52.35
	70 Chlorobenzene	112	10.156	10.156	(1.002)	410675	50.0000	51.79
	71 1,1,1,2-Tetrachloroethane	131	10.242	10.242	(1.011)	126343	50.0000	51.84
	72 Ethylbenzene	106	10.272	10.272	(1.014)	227735	50.0000	52.48
	73 m + p-Xylene	106	10.388	10.388	(1.025)	547943	100.000	104.7
	74 Xylene-o	106	10.783	10.783	(1.064)	283120	50.0000	52.68
M	75 Xylenes (total)	106				831063	150.000	157.4
	76 Styrene	104	10.795	10.795	(1.065)	472656	50.0000	52.33
	77 Bromoform	173	10.978	10.978	(1.083)	47810	50.0000	53.56
	78 Isopropylbenzene	105	11.148	11.148	(1.100)	698293	50.0000	53.44
	79 Bromobenzene	156	11.446	11.446	(0.920)	173454	50.0000	52.23
	81 n-Propylbenzene	120	11.562	11.562	(0.929)	199005	50.0000	51.22
	82 2-Chlorotoluene	126	11.641	11.641	(0.935)	175631	50.0000	51.48
	83 1,1,2,2-Tetrachloroethane	83	11.446	11.446	(0.920)	179724	50.0000	50.33
	84 1,2,3-Trichloropropane	110	11.483	11.483	(0.923)	54121	50.0000	47.47
	85 4-Chlorotoluene	126	11.750	11.750	(0.944)	196721	50.0000	52.98
	86 1,3,5-Trimethylbenzene	105	11.732	11.732	(0.943)	593915	50.0000	51.44
	87 tert-Butylbenzene	119	12.055	12.055	(0.969)	509654	50.0000	52.45
	88 1,2,4-Trimethylbenzene	105	12.103	12.103	(0.973)	587264	50.0000	51.02
	89 sec-Butylbenzene	105	12.274	12.274	(0.986)	679916	50.0000	52.60
	90 4-Isopropyltoluene	119	12.420	12.420	(0.998)	586472	50.0000	51.99
	91 1,3-Dichlorobenzene	146	12.383	12.383	(0.995)	321107	50.0000	50.94
	93 1,4-Dichlorobenzene	146	12.468	12.468	(1.002)	346747	50.0000	52.79
	94 n-Butylbenzene	91	12.833	12.833	(1.031)	533006	50.0000	51.90
	95 1,2-Dichlorobenzene	146	12.839	12.839	(1.032)	314366	50.0000	51.87
	96 1,2-Dibromo-3-chloropropane	157	13.624	13.624	(1.095)	26312	50.0000	49.82
	97 1,2,4-Trichlorobenzene	180	14.445	14.445	(1.161)	197597	50.0000	49.78
	98 Hexachlorobutadiene	225	14.622	14.622	(1.175)	74861	50.0000	50.51
	99 Naphthalene	128	14.689	14.689	(1.180)	509222	50.0000	52.40
	100 1,2,3-Trichlorobenzene	180	14.932	14.932	(1.200)	176050	50.0000	50.75
	101 1,1,2-trichlorotrifluoroethane	101	3.167	3.167	(0.451)	106201	50.0000	49.54
	102 Methyl acetate	43	3.708	3.708	(0.528)	135430	50.0000	48.87

Compounds	QUANT SIG MASS	RT	EXP RT	REL RT	RESPONSE	AMOUNTS CAL-AMT (ng)	AMOUNTS ON-COL (ng)
104 Cyclohexane	56	6.324	6.324	(0.900)	308717	50.0000	49.80
105 Methyl Cyclohexane	83	7.620	7.620	(1.085)	243630	50.0000	53.48
157 2-Chlorobenzotrifluoride	180	11.045	11.045	(1.090)	211938	50.0000	54.63
158 3-Chlorobenzotrifluoride	180	10.144	10.144	(1.001)	221975	50.0000	56.18
159 4-Chlorobenzotrifluoride	180	10.205	10.205	(1.007)	197850	50.0000	53.84
160 3-Chlorotoluene	126	11.702	11.702	(0.940)	189739	50.0000	53.79
161 2,4-Dichlorobenzotrifluoride	214	12.529	12.529	(1.007)	142227	50.0000	53.96
162 2,5-Dichlorobenzotrifluoride	214	12.578	12.578	(1.011)	169147	50.0000	54.94
163 3,4-Dichlorobenzotrifluoride	214	12.170	12.170	(0.978)	160046	50.0000	53.58
164 Dichlorotoluene(2,4+2,5+2,6)	125	13.770	13.770	(1.107)	797095	150.000	161.9
165 Dichlorotoluene(2,3+3,4)	125	14.184	14.184	(1.140)	583845	100.000	107.4
166 1,3,5-Trichlorobenzene	180	13.831	13.831	(1.111)	210999	50.0000	53.64
167 2,3,6-Trichlorotoluene	159	15.887	15.887	(1.277)	87593	50.0000	53.29
168 2,4,5-Trichlorotoluene	159	15.753	15.753	(1.266)	102861	50.0000	52.11

QC Flag Legend

M - Compound response manually integrated.

Data File Name: CC61027.D
Inj. Date and Time: 27-OCT-2008 08:11
Instrument ID: hp6.i
Client ID: VSTD10
Compound Name: Dichlorodifluoromethane
CAS #: 75-71-8
Report Date: 10/27/2008

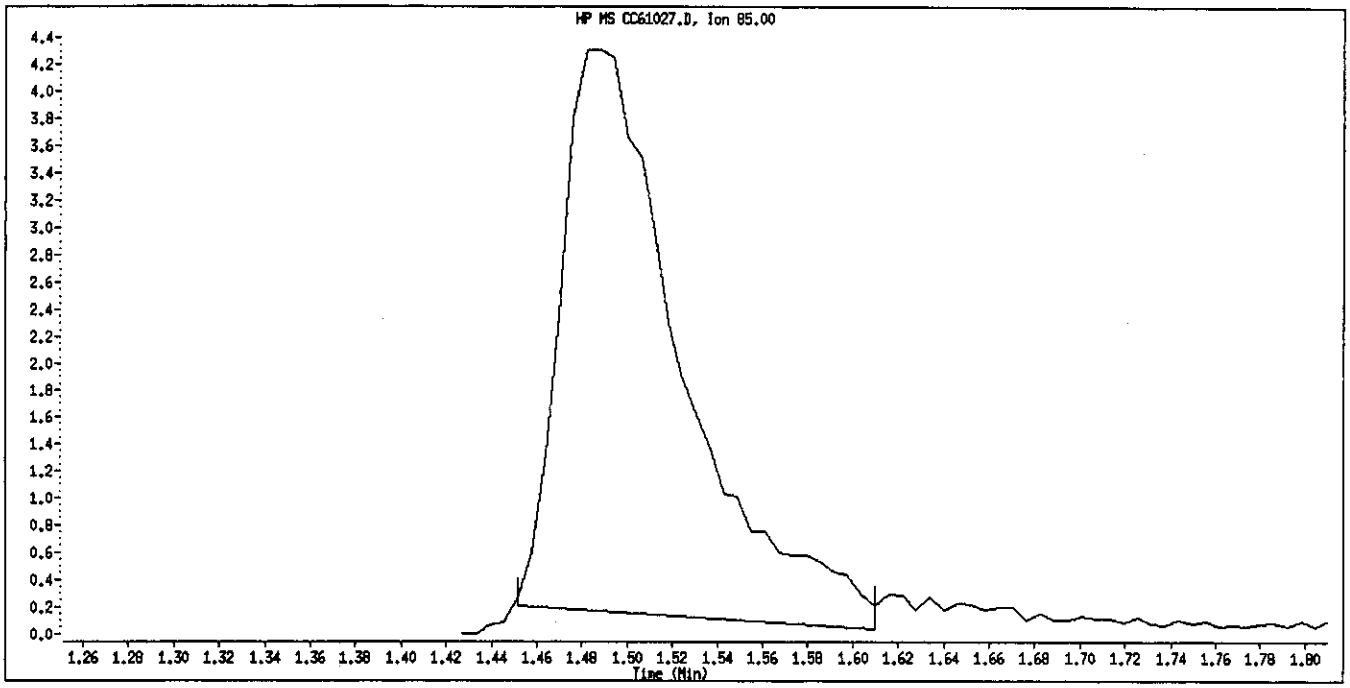

Original Integration

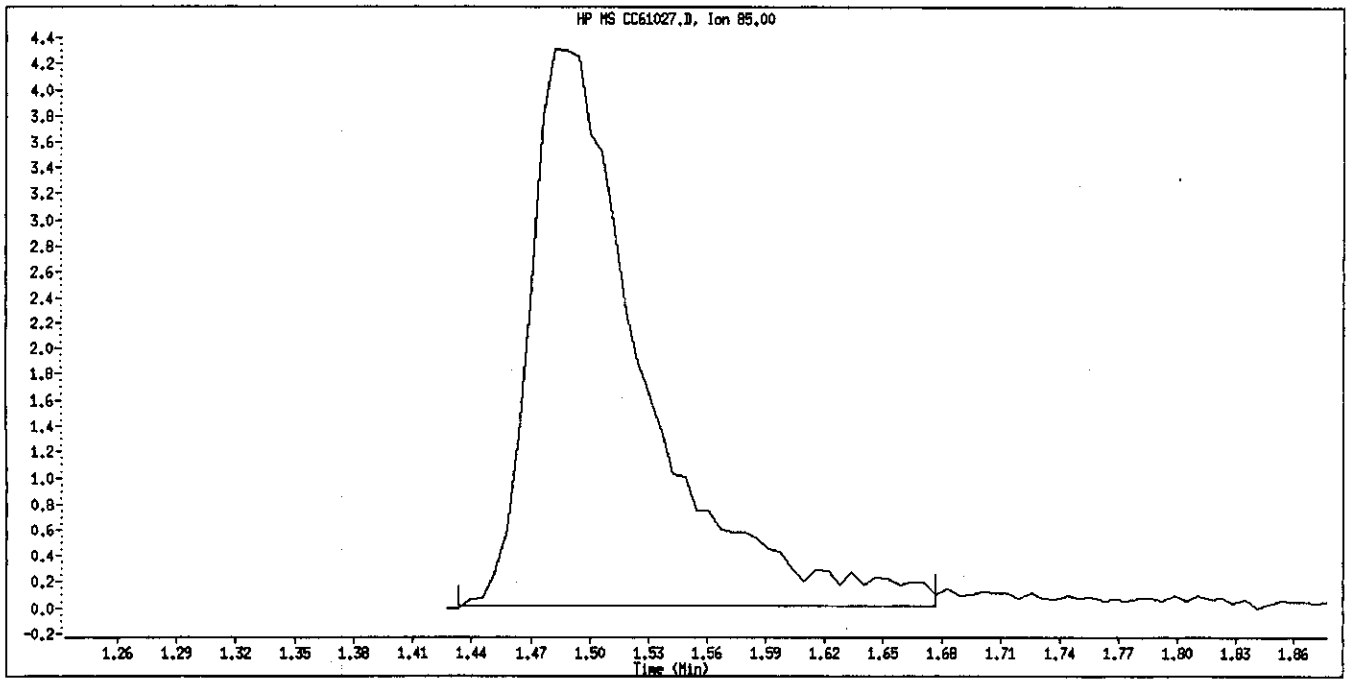

Manual Integration

Manually Integrated By: fergusond
Manual Integration Reason: Peak Integrated Incorrectly

GC/MS VOLATILE
QC DATA

Data File: \\PITSVR06\D\chem\hp6.i\6102608d.b\BF61026C.D

Date : 26-OCT-2008 10:01

Client ID: 25NGBFB

Instrument: hp6.i

Sample Info: BFB 1ul

Volume Injected (uL): 1.0

Operator: 001562

Column phase: DB624 20m

Column diameter: 0.20

1 bfb

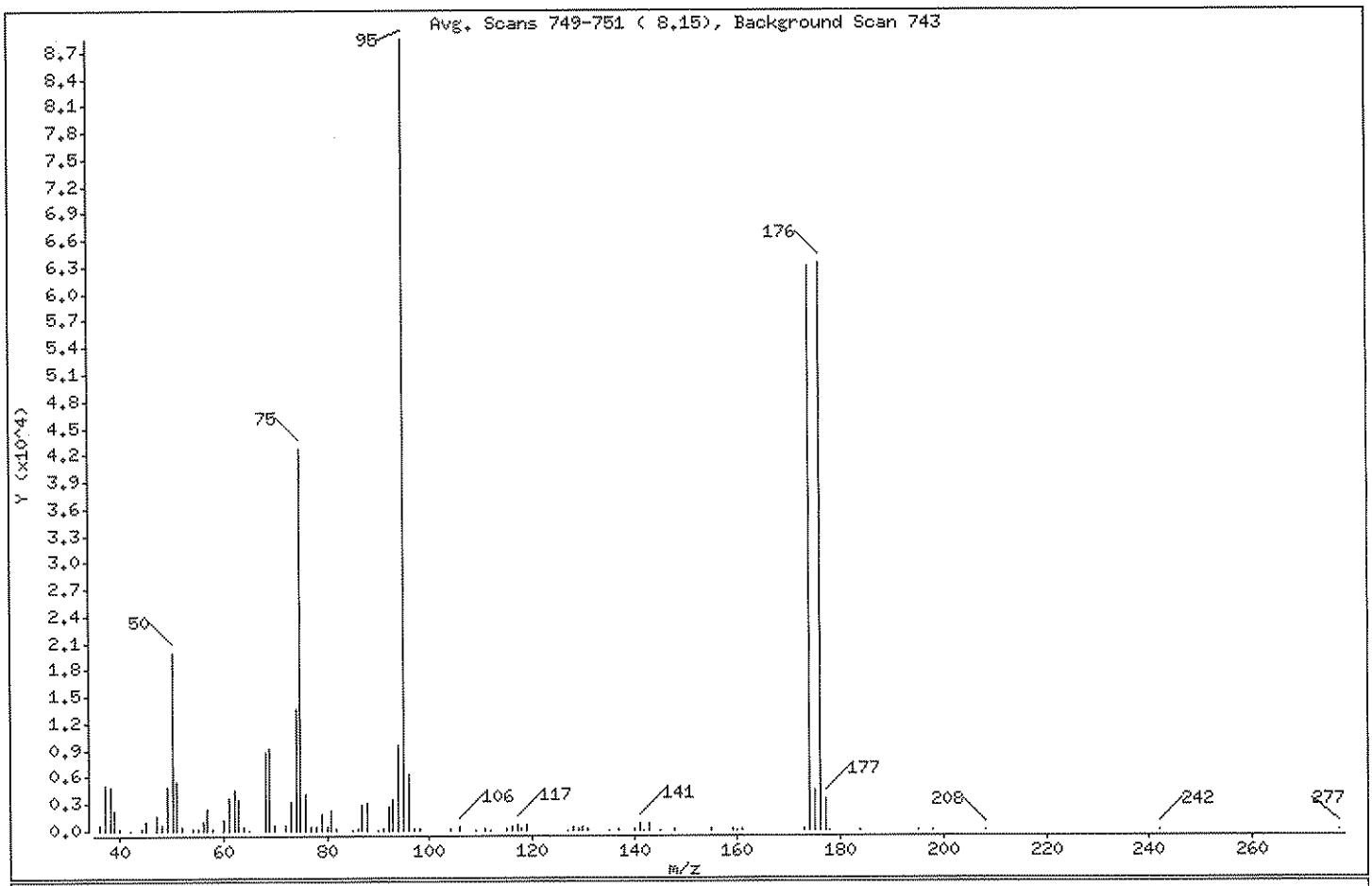

m/e	ION ABUNDANCE CRITERIA	% RELATIVE ABUNDANCE
95	Base Peak, 100% relative abundance	100.00
50	15.00 - 40.00% of mass 95	22.51
75	30.00 - 60.00% of mass 95	48.35
96	5.00 - 9.00% of mass 95	7.12
173	Less than 2.00% of mass 174	0.25 (0.34)
174	50.00 - 100.00% of mass 95	71.19
175	5.00 - 9.00% of mass 174	5.13 (7.21)
176	95.00 - 101.00% of mass 174	71.62 (100.61)
177	5.00 - 9.00% of mass 176	4.02 (5.61)

Data File: \\PITSVR06\D\chem\hp6.i\6102608d.b\BF61026C.D

Date : 26-OCT-2008 10:01

Client ID: 25NGBFB

Instrument: hp6.i

Sample Info: BFB 1ul

Volume Injected (uL): 1.0

Operator: 001562

Column phase: DB624 20m

Column diameter: 0.20

Data File: BF61026C.D
Spectrum: Avg. Scans 749-751 (8.15), Background Scan 743
Location of Maximum: 95.00
Number of points: 91

m/z	Y	m/z	Y	m/z	Y	m/z	Y
36.00	605	64.00	472	93.00	3541	140.00	122
37.00	5137	65.00	67	94.00	9492	141.00	823
38.00	4850	68.00	8743	95.00	88376	142.00	68
39.00	2261	69.00	9062	96.00	6294	143.00	753
40.00	187	70.00	529	97.00	225	145.00	72
42.00	9	72.00	554	98.00	145	148.00	113
44.00	283	73.00	3306	104.00	191	155.00	170
45.00	1062	74.00	13564	106.00	387	159.00	120
47.00	1706	75.00	42728	109.00	80	160.00	83
48.00	628	76.00	4046	111.00	118	161.00	109
49.00	4901	77.00	448	112.00	85	173.00	217
50.00	19896	78.00	420	115.00	157	174.00	62912
51.00	5426	79.00	1885	116.00	318	175.00	4533
52.00	408	80.00	489	117.00	573	176.00	63296
54.00	160	81.00	2167	118.00	194	177.00	3552
55.00	252	82.00	202	119.00	509	178.00	79
56.00	998	85.00	81	127.00	75	184.00	91
57.00	2510	86.00	189	128.00	313	195.00	73
58.00	192	87.00	2894	129.00	102	198.00	90
60.00	1270	88.00	3145	130.00	342	208.00	99
61.00	3561	90.00	71	131.00	189	242.00	71
62.00	4466	91.00	271	135.00	97	277.00	69
63.00	3412	92.00	2735	137.00	156		

Data File: \\PITSVR06\D\chem\hp6.i\6102608d.b\BF61026C.D
Date : 26-OCT-2008 10:01
Client ID: 25NGBFB
Sample Info: BFB 1ul
Volume Injected (uL): 1.0
Column phase: DB624 20m

Instrument: hp6.i
Operator: 001562
Column diameter: 0.20

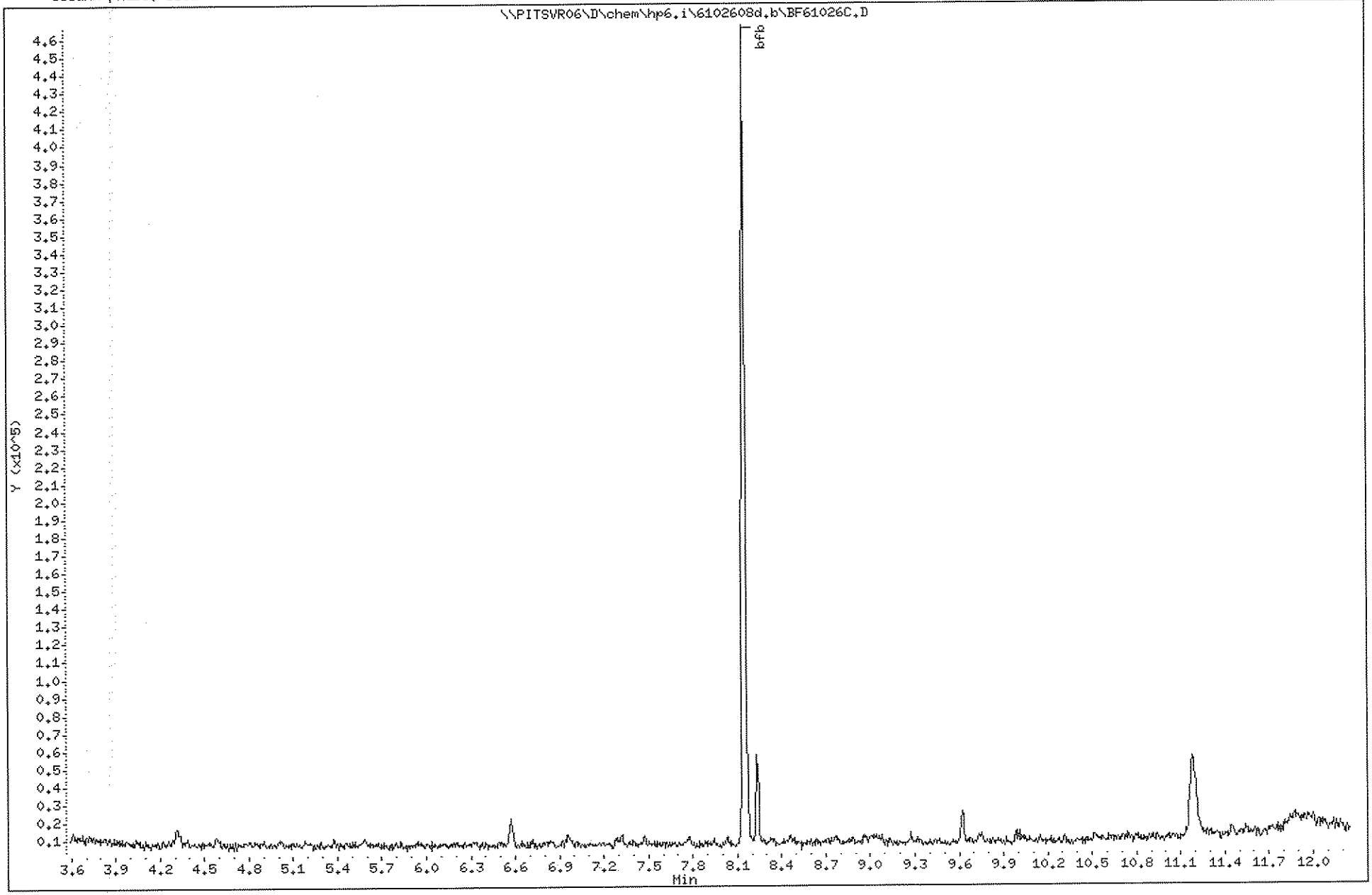

(1001 - 1189)
1169
C8J180171

Data File: \\PITSVR06\D\chem\hp6.i\6102708d.b\BF61027.D

Date : 27-OCT-2008 07:29

Client ID: 25NGBFB

Instrument: hp6.i

Sample Info: BFB 1ul

Volume Injected (uL): 1.0

Operator: 001562

Column phase: DB624 20m

Column diameter: 0.20

1 bfb

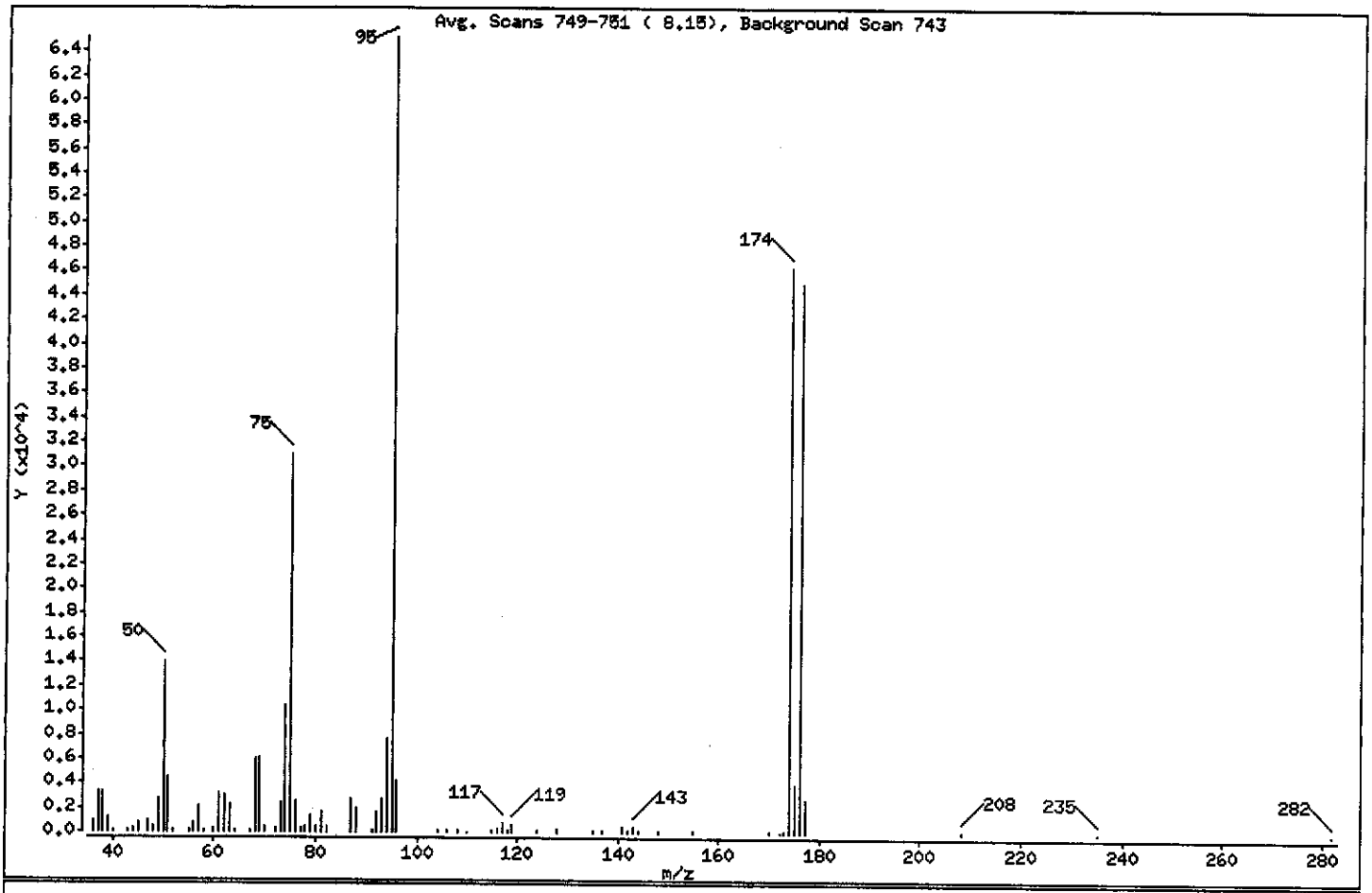

m/e	ION ABUNDANCE CRITERIA	% RELATIVE ABUNDANCE
95	Base Peak, 100% relative abundance	100.00
50	15.00 - 40.00% of mass 95	21.39
75	30.00 - 60.00% of mass 95	47.68
96	5.00 - 9.00% of mass 95	6.41
173	Less than 2.00% of mass 174	0.26 (0.36)
174	50.00 - 100.00% of mass 95	71.12
175	5.00 - 9.00% of mass 174	5.93 (8.34)
176	95.00 - 101.00% of mass 174	69.08 (97.13)
177	5.00 - 9.00% of mass 176	4.07 (5.89)

Data File: \\PITSVR06\D\chem\hp6.i\6102708d.b\BF61027.D

Date : 27-OCT-2008 07:29

Client ID: 25NGBFB

Instrument: hp6.i

Sample Info: BFB 1ul

Volume Injected (uL): 1.0

Operator: 001562

Column phase: DB624 20m

Column diameter: 0.20

Data File: BF61027.D
Spectrum: Avg. Scans 749-751 (8.15), Background Scan 743
Location of Maximum: 96.00
Number of points: 75

m/z	Y	m/z	Y	m/z	Y	m/z	Y
36.00	891	61.00	3081	87.00	2653	135.00	77
37.00	3288	62.00	2942	88.00	1957	137.00	161
38.00	3299	63.00	2180	91.00	132	141.00	472
39.00	1134	64.00	98	92.00	1613	142.00	104
40.00	212	67.00	164	93.00	2646	143.00	487
43.00	166	68.00	5910	94.00	7672	144.00	93
44.00	351	69.00	6125	95.00	65072	148.00	93
45.00	768	70.00	386	96.00	4170	155.00	156
47.00	904	72.00	358	104.00	91	170.00	79
48.00	388	73.00	2391	106.00	194	172.00	69
49.00	2694	74.00	10286	108.00	90	173.00	167
50.00	13918	75.00	31024	110.00	67	174.00	46280
51.00	4521	76.00	2602	115.00	84	175.00	3868
52.00	167	77.00	332	116.00	248	176.00	44952
55.00	162	78.00	415	117.00	705	177.00	2646
56.00	691	79.00	1290	118.00	198	208.00	76
57.00	2134	80.00	449	119.00	536	235.00	72
58.00	181	81.00	1608	124.00	106	282.00	70
60.00	305	82.00	386	128.00	370		

Data File: \\PITSVR06\D\chem\hp6.i\6102708d.b\BF61027.D

Date : 27-OCT-2008 07:29

Client ID: 25NGBFB

Sample Info: BFB 1ul

Volume Injected (uL): 1.0

Column phase: DB624 20m

Instrument: hp6.i

Operator: 001562

Column diameter: 0.20

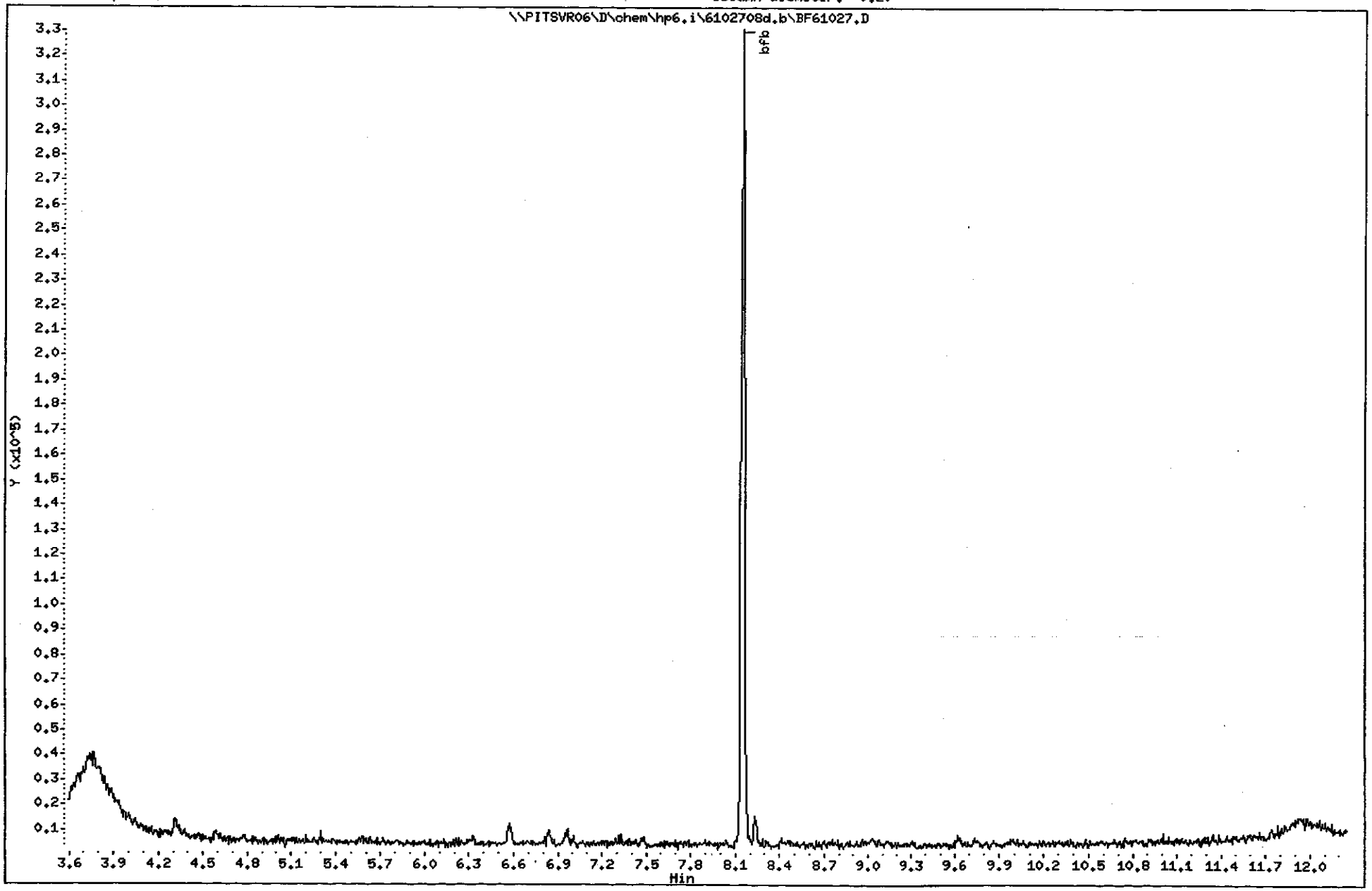

(1001 - 1189)
1172
C8J180171

METHOD BLANK REPORT

GC/MS Volatiles

Client Lot #...: C8J180171 **Work Order #...:** K1NMV1AA **Matrix.....:** WATER
MB Lot-Sample #: C8J270000-245

Prep Date.....: 10/27/08 **Analysis Time..:** 08:56
Analysis Date..: 10/27/08 **Prep Batch #...:** 8301245 **Final Wgt/Vol..:** 5 mL
Dilution Factor: 1 **Initial Wgt/Vol:** 5 mL **Instrument ID..:** HP6
Analyst ID.....: 001562

PARAMETER	RESULT	REPORTING LIMIT	UNITS	METHOD
Acetone	ND	5.0	ug/L	SW846 8260B
Benzene	ND	1.0	ug/L	SW846 8260B
Bromodichloromethane	ND	1.0	ug/L	SW846 8260B
Bromoform	ND	1.0	ug/L	SW846 8260B
Bromomethane	ND	1.0	ug/L	SW846 8260B
2-Butanone	ND	5.0	ug/L	SW846 8260B
Carbon disulfide	ND	1.0	ug/L	SW846 8260B
Carbon tetrachloride	ND	1.0	ug/L	SW846 8260B
Chlorobenzene	ND	1.0	ug/L	SW846 8260B
Chloroethane	ND	1.0	ug/L	SW846 8260B
Chloroform	ND	1.0	ug/L	SW846 8260B
Chloromethane	ND	1.0	ug/L	SW846 8260B
Cyclohexane	ND	1.0	ug/L	SW846 8260B
Dibromochloromethane	ND	1.0	ug/L	SW846 8260B
1,2-Dibromo-3-chloro-propane	ND	1.0	ug/L	SW846 8260B
1,2-Dibromoethane	ND	1.0	ug/L	SW846 8260B
1,3-Dichlorobenzene	ND	1.0	ug/L	SW846 8260B
1,4-Dichlorobenzene	ND	1.0	ug/L	SW846 8260B
1,2-Dichlorobenzene	ND	1.0	ug/L	SW846 8260B
Dichlorodifluoromethane	ND	1.0	ug/L	SW846 8260B
1,1-Dichloroethane	ND	1.0	ug/L	SW846 8260B
1,2-Dichloroethane	ND	1.0	ug/L	SW846 8260B
1,1-Dichloroethene	ND	1.0	ug/L	SW846 8260B
cis-1,2-Dichloroethene	ND	1.0	ug/L	SW846 8260B
trans-1,2-Dichloroethene	ND	1.0	ug/L	SW846 8260B
1,2-Dichloropropane	ND	1.0	ug/L	SW846 8260B
cis-1,3-Dichloropropene	ND	1.0	ug/L	SW846 8260B
trans-1,3-Dichloropropene	ND	1.0	ug/L	SW846 8260B
Ethylbenzene	ND	1.0	ug/L	SW846 8260B
2-Hexanone	ND	5.0	ug/L	SW846 8260B
Isopropylbenzene	ND	1.0	ug/L	SW846 8260B
Methyl acetate	ND	1.0	ug/L	SW846 8260B
Methylene chloride	ND	1.0	ug/L	SW846 8260B
Methylcyclohexane	ND	1.0	ug/L	SW846 8260B
4-Methyl-2-pentanone	ND	5.0	ug/L	SW846 8260B
Methyl tert-butyl ether	ND	1.0	ug/L	SW846 8260B
Styrene	ND	1.0	ug/L	SW846 8260B
1,1,2,2-Tetrachloroethane	ND	1.0	ug/L	SW846 8260B
1,2,4-Trichloro-benzene	ND	1.0	ug/L	SW846 8260B

(Continued on next page)

METHOD BLANK REPORT

GC/MS Volatiles

Client Lot #...: C8J180171 **Work Order #...:** K1NMV1AA **Matrix.....:** WATER

PARAMETER	RESULT	REPORTING LIMIT	UNITS	METHOD
Tetrachloroethene	ND	1.0	ug/L	SW846 8260B
1,1,1-Trichloroethane	ND	1.0	ug/L	SW846 8260B
1,1,2-Trichloroethane	ND	1.0	ug/L	SW846 8260B
Trichloroethene	ND	1.0	ug/L	SW846 8260B
Trichlorofluoromethane	ND	1.0	ug/L	SW846 8260B
1,1,2-Trichloro-1,2,2-trifluoroethane	ND	1.0	ug/L	SW846 8260B
Toluene	ND	1.0	ug/L	SW846 8260B
Vinyl chloride	ND	1.0	ug/L	SW846 8260B
Xylenes (total)	ND	3.0	ug/L	SW846 8260B

SURROGATE	PERCENT RECOVERY	RECOVERY LIMITS
Toluene-d8	105	(71 - 118)
1,2-Dichloroethane-d4	97	(64 - 135)
4-Bromofluorobenzene	86	(70 - 118)
Dibromofluoromethane	96	(70 - 128)

NOTE(S):

Calculations are performed before rounding to avoid round-off errors in calculated results.

Data File: \\pitsvr06\d\chem\hp6.i\6102708d.b\61027001.D
Date : 27-OCT-2008 08:56
Client ID: INTRA-LAB BLANK
Sample Info: VBLK 5ml
Purge Volume: 5.0
Column phase: DB 624

Instrument: hp6.i
Operator: 001562
Column diameter: 0.20

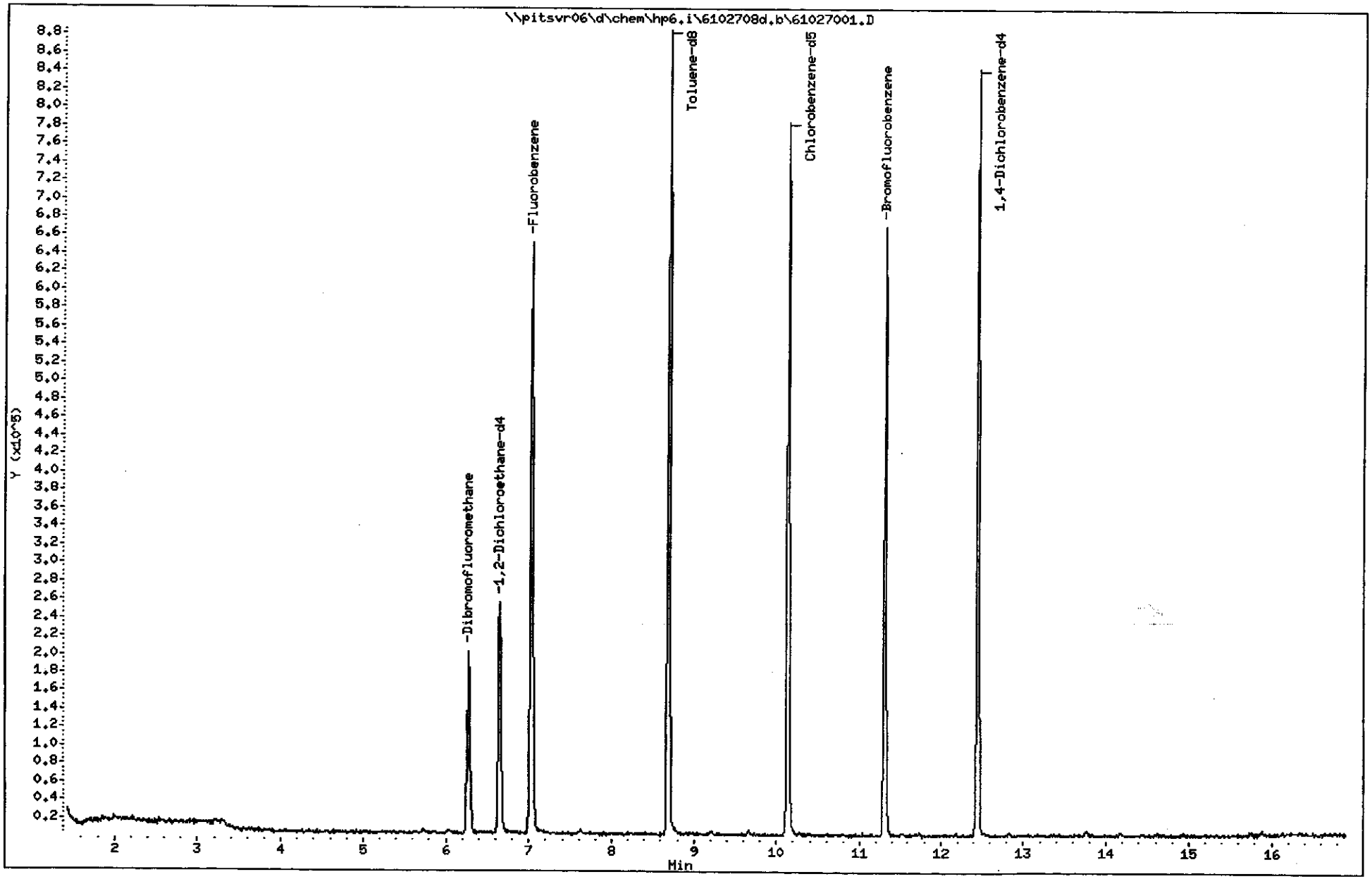

(1001 - 1189)
1175
C8J180171

TestAmerica Pittsburgh

VOLATILE REPORT SW-846 Method

Data file : \\pitsvr06\d\chem\hp6.i\6102708d.b\61027001.D
Lab Smp Id: k1nmv1aa Client Smp ID: INTRA-LAB BLANK
Inj Date : 27-OCT-2008 08:56
Operator : 001562 Inst ID: hp6.i
Smp Info : VBLK 5ml
Misc Info : k1nmv1aa,6102708d.b,8260ee.m,1-dwlistw.sub
Comment :
Method : \\PITSVR06\D\chem\hp6.i\6102708d.b\8260ee.m
Meth Date : 27-Oct-2008 08:30 hp6.i Quant Type: ISTD
Cal Date : 26-OCT-2008 13:09 Cal File: 1G61026.D
Als bottle: 3
Dil Factor: 1.00000
Integrator: HP RTE Compound Sublist: 1-dwlistw.sub
Target Version: 4.14
Processing Host: PITSVR06

Concentration Formula: Amt * DF * 1/Vo*Vt * CpndVariable

Name	Value	Description
DF	1.000	Dilution Factor
Vo	5.000	Sample Volume
Vt	1.000	mg/L conversion (1.0 if no conversion)
Cpnd Variable		Local Compound Variable

	Compounds	QUANT SIG MASS	RT	EXP RT	REL RT	RESPONSE	CONCENTRATIONS ON-COLUMN (ng)	CONCENTRATIONS FINAL (UG/L)
*	46 Fluorobenzene	96	7.030	7.024	(1.000)	643506	50.0000	
*	69 Chlorobenzene-d5	119	10.132	10.132	(1.000)	148050	50.0000	
*	92 1,4-Dichlorobenzene-d4	152	12.444	12.444	(1.000)	239651	50.0000	
$	39 Dibromofluoromethane	113	6.275	6.269	(0.893)	145071	48.0176	9.604
$	43 1,2-Dichloroethane-d4	65	6.646	6.640	(0.945)	216775	48.5279	9.706
$	59 Toluene-d8	98	8.690	8.690	(0.858)	625349	52.4284	10.48
$	80 Bromofluorobenzene	95	11.300	11.300	(0.908)	264112	42.9257	8.585
	2 Chloromethane	50	Compound Not Detected.					
	3 Vinyl Chloride	62	Compound Not Detected.					
	4 Bromomethane	94	Compound Not Detected.					
	5 Chloroethane	64	Compound Not Detected.					
	6 Trichlorofluoromethane	101	Compound Not Detected.					
	1 Dichlorodifluoromethane	85	Compound Not Detected.					
	12 1,1-Dichloroethene	96	Compound Not Detected.					
	13 Acetone	43	Compound Not Detected.					
	15 Carbon Disulfide	76	Compound Not Detected.					
	18 Methylene Chloride	84	Compound Not Detected.					
	19 trans-1,2-Dichloroethene	96	Compound Not Detected.					
	20 Methyl tert-butyl ether	73	Compound Not Detected.					
	24 1,1-Dichloroethane	63	Compound Not Detected.					
	27 2,2-Dichloropropane	77	Compound Not Detected.					
	28 cis-1,2-dichloroethene	96	Compound Not Detected.					

	Compounds	QUANT SIG MASS	RT	EXP RT	REL RT	RESPONSE	CONCENTRATIONS ON-COLUMN (ng)	CONCENTRATIONS FINAL (UG/L)
M	29 1,2-Dichloroethene (total)	96	Compound Not Detected.					
	30 Bromochloromethane	128	Compound Not Detected.					
	31 2-Butanone	43	Compound Not Detected.					
	37 Chloroform	83	Compound Not Detected.					
	38 1,1,1-Trichloroethane	97	Compound Not Detected.					
	40 1,1-Dichloropropene	75	Compound Not Detected.					
	41 Carbon Tetrachloride	117	Compound Not Detected.					
	42 Benzene	78	Compound Not Detected.					
	45 1,2-Dichloroethane	62	Compound Not Detected.					
	47 Trichloroethene	130	Compound Not Detected.					
	49 1,2-Dichloropropane	63	Compound Not Detected.					
	50 Dibromomethane	93	Compound Not Detected.					
	53 Bromodichloromethane	83	Compound Not Detected.					
	57 cis-1,3-Dichloropropene	75	Compound Not Detected.					
	58 4-Methyl-2-Pentanone	43	Compound Not Detected.					
	60 Toluene	91	Compound Not Detected.					
	61 trans-1,3-Dichloropropene	75	Compound Not Detected.					
	63 1,3-Dichloropropane	76	Compound Not Detected.					
	64 1,1,2-Trichloroethane	97	Compound Not Detected.					
	65 Tetrachloroethene	164	Compound Not Detected.					
	66 2-Hexanone	43	Compound Not Detected.					
	67 Dibromochloromethane	129	Compound Not Detected.					
	68 1,2-Dibromoethane	107	Compound Not Detected.					
	70 Chlorobenzene	112	Compound Not Detected.					
	71 1,1,1,2-Tetrachloroethane	131	Compound Not Detected.					
	72 Ethylbenzene	106	Compound Not Detected.					
	73 m + p-Xylene	106	Compound Not Detected.					
	74 Xylene-o	106	Compound Not Detected.					
M	75 Xylenes (total)	106	Compound Not Detected.					
	76 Styrene	104	Compound Not Detected.					
	77 Bromoform	173	Compound Not Detected.					
	78 Isopropylbenzene	105	Compound Not Detected.					
	79 Bromobenzene	156	Compound Not Detected.					
	81 n-Propylbenzene	120	Compound Not Detected.					
	82 2-Chlorotoluene	126	Compound Not Detected.					
	83 1,1,2,2-Tetrachloroethane	83	Compound Not Detected.					
	84 1,2,3-Trichloropropane	110	Compound Not Detected.					
	85 4-Chlorotoluene	126	Compound Not Detected.					
	86 1,3,5-Trimethylbenzene	105	Compound Not Detected.					
	87 tert-Butylbenzene	119	Compound Not Detected.					
	88 1,2,4-Trimethylbenzene	105	Compound Not Detected.					
	89 sec-Butylbenzene	105	Compound Not Detected.					
	90 4-Isopropyltoluene	119	Compound Not Detected.					
	91 1,3-Dichlorobenzene	146	Compound Not Detected.					
	93 1,4-Dichlorobenzene	146	Compound Not Detected.					
	94 n-Butylbenzene	91	Compound Not Detected.					
	95 1,2-Dichlorobenzene	146	Compound Not Detected.					
	96 1,2-Dibromo-3-chloropropane	157	Compound Not Detected.					
	97 1,2,4-Trichlorobenzene	180	Compound Not Detected.					
	98 Hexachlorobutadiene	225	Compound Not Detected.					
	99 Naphthalene	128	Compound Not Detected.					
	100 1,2,3-Trichlorobenzene	180	Compound Not Detected.					
	101 1,1,2-trichlorotrifluoroethane	101	Compound Not Detected.					
	102 Methyl acetate	43	Compound Not Detected.					

Compounds	QUANT SIG MASS	RT	EXP RT	REL RT	RESPONSE	CONCENTRATIONS ON-COLUMN (ng)	CONCENTRATIONS FINAL (UG/L)
104 Cyclohexane	56	Compound Not Detected.					
105 Methyl Cyclohexane	83	Compound Not Detected.					

LABORATORY CONTROL SAMPLE EVALUATION REPORT

GC/MS Volatiles

Client Lot #...: C8J180171 **Work Order #...:** K1NMV1AC **Matrix.....:** WATER
LCS Lot-Sample#: C8J270000-245
Prep Date.....: 10/27/08 **Analysis Date..:** 10/27/08
Prep Batch #...: 8301245 **Analysis Time..:** 10:22
Dilution Factor: 1 **Initial Wgt/Vol:** 5 mL **Final Wgt/Vol..:** 5 mL
Analyst ID.....: 001562 **Instrument ID..:** HP6

PARAMETER	PERCENT RECOVERY	RECOVERY LIMITS	METHOD
Benzene	**97**	**(80 - 120)**	**SW846 8260B**
Chlorobenzene	**94**	**(80 - 120)**	**SW846 8260B**
1,1-Dichloroethene	**104**	**(65 - 136)**	**SW846 8260B**
Trichloroethene	**99**	**(73 - 120)**	**SW846 8260B**
Toluene	**97**	**(80 - 123)**	**SW846 8260B**

SURROGATE	PERCENT RECOVERY	RECOVERY LIMITS
Toluene-d8	98	(71 - 118)
1,2-Dichloroethane-d4	94	(64 - 135)
4-Bromofluorobenzene	90	(70 - 118)
Dibromofluoromethane	95	(70 - 128)

NOTE(S):

Calculations are performed before rounding to avoid round-off errors in calculated results.

Bold print denotes control parameters

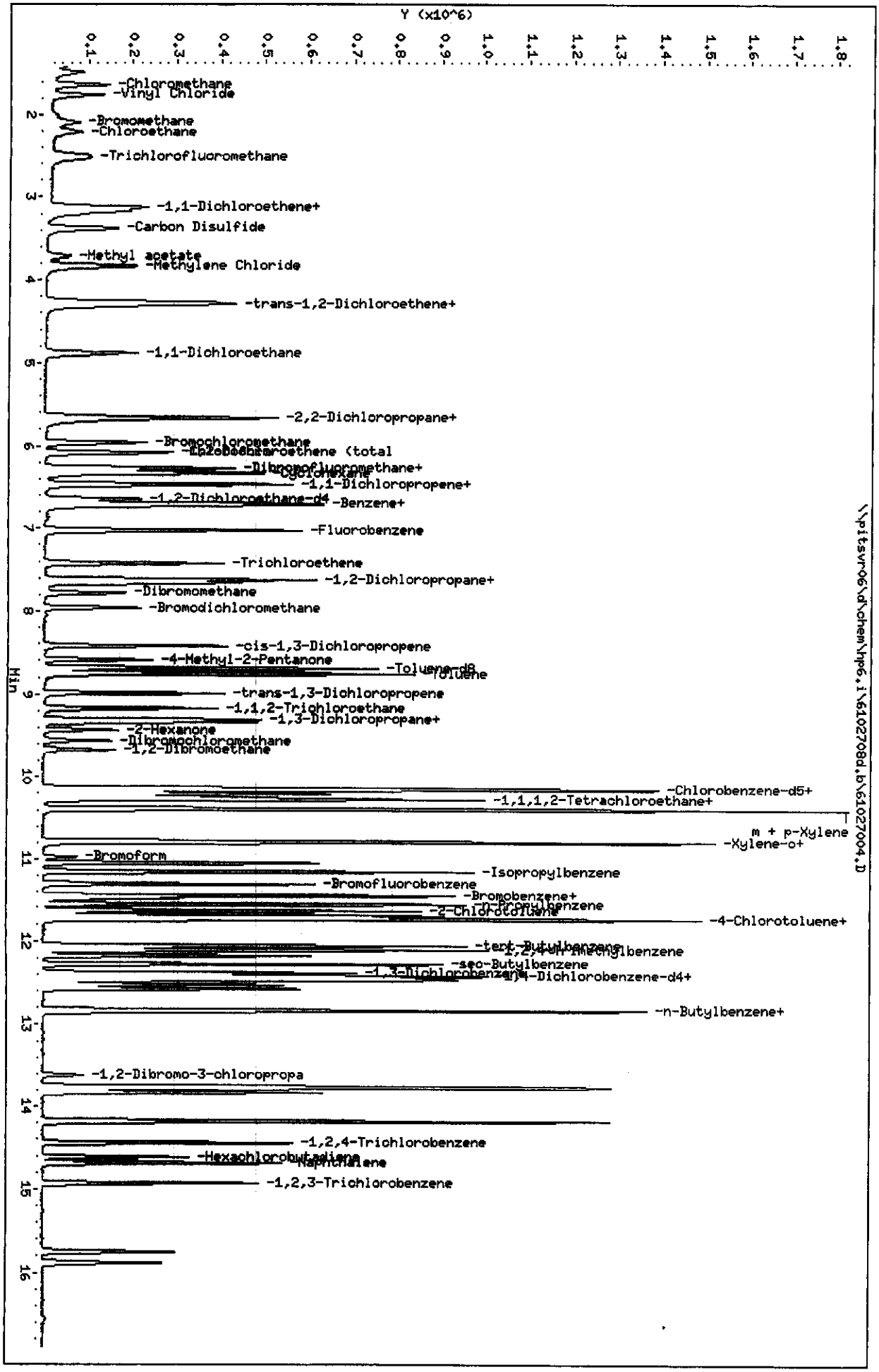

Data File: \\pitsvr06\d\chem\hp6.i\61027008d.b\61027004.D
Date : 27-OCT-2008 10:22
Client ID: INTRA-LAB CHECK
Sample Info: BLKHS 5ml
Purge Volume: 5.0
Column phase: DB 624

Instrument: hp6.i
Operator: 001562
Column diameter: 0.20

TestAmerica Pittsburgh

VOLATILE REPORT SW-846 Method

Data file : \\pitsvr06\d\chem\hp6.i\6102708d.b\61027004.D
Lab Smp Id: k1nmv1ac Client Smp ID: INTRA-LAB CHECK
Inj Date : 27-OCT-2008 10:22
Operator : 001562 Inst ID: hp6.i
Smp Info : BLKMS 5ml
Misc Info : kinmv1ac,6102708d.b,8260ee.m,1-dwlistw.sub
Comment :
Method : \\PITSVR06\D\chem\hp6.i\6102708d.b\8260ee.m
Meth Date : 27-Oct-2008 08:30 hp6.i Quant Type: ISTD
Cal Date : 26-OCT-2008 13:09 Cal File: 1G61026.D
Als bottle: 3
Dil Factor: 1.00000
Integrator: HP RTE Compound Sublist: 1-dwlistw.sub
Target Version: 4.14
Processing Host: PITSVR06

Concentration Formula: Amt * DF * 1/Vo*Vt * CpndVariable

Name	Value	Description
DF	1.000	Dilution Factor
Vo	5.000	Sample Volume
Vt	1.000	mg/L conversion (1.0 if no conversion)
Cpnd Variable		Local Compound Variable

Compounds	QUANT SIG MASS	RT	EXP RT	REL RT	RESPONSE	CONCENTRATIONS ON-COLUMN (ng)	CONCENTRATIONS FINAL (UG/L)
* 46 Fluorobenzene	96	7.023	7.024	(1.000)	550744	50.0000	
* 69 Chlorobenzene-d5	119	10.132	10.132	(1.000)	134068	50.0000	
* 92 1,4-Dichlorobenzene-d4	152	12.450	12.444	(1.000)	208686	50.0000	
$ 39 Dibromofluoromethane	113	6.269	6.269	(0.893)	122337	47.3130	9.462
$ 43 1,2-Dichloroethane-d4	65	6.646	6.640	(0.946)	180628	47.2466	9.449
$ 59 Toluene-d8	98	8.690	8.690	(0.858)	531696	49.2255	9.845
$ 80 Bromofluorobenzene	95	11.300	11.300	(0.908)	241169	45.0129	9.002
2 Chloromethane	50	1.639	1.640	(0.233)	219953	39.6217	7.924
3 Vinyl Chloride	62	1.761	1.761	(0.251)	190962	42.1743	8.435
4 Bromomethane	94	2.090	2.090	(0.298)	52514	51.5868	10.32
5 Chloroethane	64	2.211	2.199	(0.315)	98328	47.8107	9.562
6 Trichlorofluoromethane	101	2.491	2.497	(0.355)	172302	45.1861	9.037
1 Dichlorodifluoromethane	85	1.487	1.481	(0.147)	129026	36.7086	7.342
12 1,1-Dichloroethene	96	3.118	3.118	(0.444)	118373	52.1469	10.43
13 Acetone	43	3.215	3.221	(0.458)	61373	57.1458	11.43
15 Carbon Disulfide	76	3.373	3.373	(0.480)	400362	48.2201	9.644
18 Methylene Chloride	84	3.836	3.824	(0.546)	151605	49.6033	9.921
19 trans-1,2-Dichloroethene	96	4.267	4.262	(0.608)	149705	51.1515	10.23
20 Methyl tert-butyl ether	73	4.298	4.292	(0.612)	466460	51.6195	10.32
24 1,1-Dichloroethane	63	4.888	4.888	(0.696)	296278	47.0803	9.416
27 2,2-Dichloropropane	77	5.655	5.655	(0.805)	214725	50.1570	10.03
28 cis-1,2-dichloroethene	96	5.667	5.667	(0.807)	168692	51.2996	10.26

	Compounds	QUANT SIG MASS	RT	EXP RT	REL RT	RESPONSE	CONCENTRATIONS ON-COLUMN (ng)	CONCENTRATIONS FINAL (UG/L)
M	29 1,2-Dichloroethene (total)	96				318397	102.451	20.49
	30 Bromochloromethane	128	5.959	5.965	(0.848)	72803	49.2847	9.857
	31 2-Butanone	43	5.715	5.722	(0.814)	87870	51.2904	10.26
	37 Chloroform	83	6.086	6.081	(0.867)	261206	49.1404	9.828
	38 1,1,1-Trichloroethane	97	6.275	6.269	(0.893)	213691	49.0728	9.814
	40 1,1-Dichloropropene	75	6.470	6.464	(0.921)	210139	49.1236	9.825
	41 Carbon Tetrachloride	117	6.464	6.458	(0.920)	134616	47.5162	9.503
	42 Benzene	78	6.701	6.701	(0.954)	579333	48.4381	9.688
	45 1,2-Dichloroethane	62	6.731	6.731	(0.958)	236668	48.0088	9.602
	47 Trichloroethene	130	7.425	7.419	(1.057)	144215	49.5790	9.916
	49 1,2-Dichloropropane	63	7.662	7.662	(1.091)	169410	45.2906	9.058(Q)
	50 Dibromomethane	93	7.778	7.778	(1.107)	84643	45.4713	9.094
	53 Bromodichloromethane	83	7.960	7.954	(1.133)	152771	43.6804	8.736
	57 cis-1,3-Dichloropropene	75	8.422	8.423	(1.199)	243706	46.0589	9.212
	58 4-Methyl-2-Pentanone	43	8.593	8.587	(0.848)	187168	46.1645	9.233
	60 Toluene	91	8.757	8.757	(0.864)	620620	48.5525	9.710
	61 trans-1,3-Dichloropropene	75	8.988	8.988	(0.887)	222762	44.4404	8.888
	63 1,3-Dichloropropane	76	9.335	9.335	(0.921)	240529	46.3437	9.269
	64 1,1,2-Trichloroethane	97	9.171	9.171	(0.905)	126083	46.3627	9.272
	65 Tetrachloroethene	164	9.305	9.305	(0.918)	112465	50.1187	10.02
	66 2-Hexanone	43	9.426	9.426	(0.930)	131315	47.7872	9.557
	67 Dibromochloromethane	129	9.560	9.560	(0.944)	79552	41.1949	8.239
	68 1,2-Dibromoethane	107	9.664	9.664	(0.954)	127645	47.6279	9.526
	70 Chlorobenzene	112	10.156	10.156	(1.002)	403694	47.0127	9.402
	71 1,1,1,2-Tetrachloroethane	131	10.241	10.242	(1.011)	116394	44.0953	8.819
	72 Ethylbenzene	106	10.272	10.272	(1.014)	226400	48.1755	9.635
	73 m + p-Xylene	106	10.387	10.388	(1.025)	537258	94.7942	18.96
	74 Xylene-o	106	10.783	10.783	(1.064)	275323	47.2996	9.460
M	75 Xylenes (total)	106				812581	142.094	28.42
	76 Styrene	104	10.795	10.795	(1.065)	463133	47.3441	9.469
	77 Bromoform	173	10.978	10.978	(1.083)	39714	41.0810	8.216
	78 Isopropylbenzene	105	11.148	11.148	(1.100)	663458	46.8843	9.377
	79 Bromobenzene	156	11.446	11.446	(0.919)	164137	45.8274	9.165
	81 n-Propylbenzene	120	11.555	11.562	(0.928)	184930	44.1338	8.827
	82 2-Chlorotoluene	126	11.641	11.641	(0.935)	169093	45.9519	9.190
	83 1,1,2,2-Tetrachloroethane	83	11.440	11.446	(0.919)	169259	43.9534	8.791
	84 1,2,3-Trichloropropane	110	11.489	11.483	(0.923)	48092	39.1117	7.822(Q)
	85 4-Chlorotoluene	126	11.750	11.750	(0.944)	176967	44.1888	8.838
	86 1,3,5-Trimethylbenzene	105	11.732	11.732	(0.942)	572991	46.0111	9.202
	87 tert-Butylbenzene	119	12.054	12.055	(0.968)	474519	45.2830	9.057
	88 1,2,4-Trimethylbenzene	105	12.103	12.103	(0.972)	575274	46.3412	9.268
	89 sec-Butylbenzene	105	12.273	12.274	(0.986)	641607	46.0215	9.204
	90 4-Isopropyltoluene	119	12.419	12.420	(0.998)	543860	44.7000	8.940
	91 1,3-Dichlorobenzene	146	12.383	12.383	(0.995)	310200	45.6263	9.125
	93 1,4-Dichlorobenzene	146	12.468	12.468	(1.001)	318561	44.9676	8.994
	94 n-Butylbenzene	91	12.827	12.833	(1.030)	500471	45.1851	9.037
	95 1,2-Dichlorobenzene	146	12.845	12.839	(1.032)	304970	46.6566	9.331
	96 1,2-Dibromo-3-chloropropane	157	13.624	13.624	(1.094)	24146	42.3954	8.479
	97 1,2,4-Trichlorobenzene	180	14.445	14.445	(1.160)	187985	43.9126	8.782
	98 Hexachlorobutadiene	225	14.615	14.622	(1.174)	71025	44.4359	8.887
	99 Naphthalene	128	14.695	14.689	(1.180)	474381	45.2661	9.053
	100 1,2,3-Trichlorobenzene	180	14.932	14.932	(1.199)	166926	44.6191	8.924
	101 1,1,2-trichlorotrifluoroethane	101	3.172	3.167	(0.452)	119236	50.5136	10.10
	102 Methyl acetate	43	3.720	3.708	(0.530)	139486	45.7140	9.143

Compounds	QUANT SIG MASS	RT	EXP RT	REL RT	RESPONSE	CONCENTRATIONS ON-COLUMN (ng)	CONCENTRATIONS FINAL (UG/L)
104 Cyclohexane	56	6.330	6.324	(0.901)	313818	45.9820	9.196
105 Methyl Cyclohexane	83	7.619	7.620	(1.085)	232519	46.3567	9.271

QC Flag Legend

Q - Qualifier signal failed the ratio test.

GC/MS VOLATILE
MISCELLANEOUS

TestAmerica Pittsburgh

GCMS Volatile Run Log

Logbook ID: MV2969

Method:	Balance ID: 40019078	Inst ID: HP6	Analyst:	Reviewed by:	Date:
8260bLL					10/27/08

Standard:	Standard:	Standard:	Standard:	Standard:
VOA0993-08 BFB	VOA1063-08 VOA	VOA0990-08 SURR	VOA1079-08 MS/LCS	VOA1052-08 INT
Standard:	Standard:	Standard:	Standard:	Methanol Lot#:
VOA1047-05 C.A	VOA1005-08 KETONES	VOA1077-08		

Date	File ID	Lot No./Sample No.	Vol./Wt.	pH	TrayPos.	Pass/Fail	Comments	Residual Chlorine Yes/No (624)
10/26/08	1. BF61026	BFB	1µl			x	176 ↓	
	2. BF61026B	BFB	1µl			x		
	3. BFB TUNE – AUTOTUNE – BFB TUNE Ener 1329							
	4. BF61026C	BFB	1µl			✓	10.01	
	5. IA61026	VSTD1	5ml			✓		
	6. IB61026	VSTD5	↓			✓		
	7. IC61026	VSTD10				✓		
	8. ID61026	VSTD15				✓		
	9. IE61026	VSTD20				✓		
	10. IF61026	VSTD35				✓		
	11. I661026	VSTD40	5ml			✓		
	12. 61026001	blank	5ml					
	13. 61026002	VBLK	5ml			✓		
	14. 003	VERIFICATION BCKMS	5ml			✓	Coop	
	15. 004	C8J240281-001	5ml	1			wts/sur	
	16. 005	001MS	↓	1		✓		
	17. 006	001MSD	5ml	1		✓		
	18. 007	001	5ml	1		✓		
	19. 008	C8J180171-001 (25X)	1ml/25ml)/5ml	1				
	20. 009	C8J180171-002 (25X)						
	21. 010	003 (25X)						
	22. 011	004 (25X)						

(1) Internal outside QC limits (2) Surrogate outside control limits

(1001 - 1189) 1185 C8J180171

TestAmerica Pittsburgh — *GCMS Volatile Run Log* — Logbook ID: MV2969

Method:	Balance ID:	Inst ID:	Analyst:	Reviewed by:	Date:
8260bLL	40019078	HP6	DLZ	KLG	10/27/08

Standard:	Standard:	Standard:	Standard:	Standard:
os page 45 BFB	VOA	SURR	MS/LCS	INT

Standard:	Standard:	Standard:	Standard:	Methanol Lot#:

Date		File ID	Lot No./Sample No.	Vol./Wt.	pH	TrayPos.	Pass/Fail	Comments	Residual Chlorine Yes/No (624)
10/26/08	1.	61026012	C8J180171-005 (25x)	1ml/25ml)/5ml	1				
	2.	013	-013	5ml	1				
	3.	014	006 (25x)	1ml/25ml)/5ml	1				
	4.	015	007 (25x)	↓	1				
	5.	016	008 (25x)	1ml/25ml)/5ml	1				
	6.	017	blank	5ml					
	7.	018	C8J180171-009 (25x)	1ml/25ml)/5ml					
	8.	019	010 (25x)	↓					
	9.	020	011 (25x)	↓					
	10.	021	012 (25x)	↓					
	11.	022	blank	5ml					
	12.	023	blank	5ml					
	13.								
	14.								
	15.				KLG				
	16.				10/27/08				
	17.								
	18.								
	19.								
	20.								
	21.								
	22.								

(1) Internal outside QC limits (2) Surrogate outside control limits

(1001 - 1189)
1186
C8J180171

TestAmerica Pittsburgh

GCMS Volatile Run Log

Logbook ID: MV2969

Method:	Balance ID: 40019078	Inst ID: HP6	Analyst:	Reviewed by:	Date:
8260bLL			DKZ	KLG	10/28/08

Standard:	Standard:	Standard:	Standard:	Standard:
VOA0943 08 BFB	VOA1063-08 VOA	VOA0990-05 SURR	VOA1074-08 MS/LCS	VOA1082-08 INT
Standard:	Standard:	Standard:	Standard:	Methanol Lot#:
VOA1047-08 C.A.	VOA1008-05			

Date	File ID	Lot No./Sample No.	Vol./Wt.	pH	TrayPos.	Pass/Fail	Comments	Residual Chlorine Yes/No (624)
10/27/08	1. BF61027	BFB	1µl			✓	07:29	
	2. CC61027	VSTD10	5ml			✓		
	3. 61027001	VBLK	5ml			✓		
	4. 61027002	C8J240181-002	5ml	1		✓		
	5. 003	↓ 003	5ml	1		✓		
	6. 004	BLKMS	5ml	—		✓		
	7. 005	C8J240181-002MS	5ml	1		✓		
	8. 006	↓ 002MSD	5ml	1		✓		
	9. 007	C8J180171-001	5ml	1		✓		
	10. 008	002		1		✓		
	11. 009	003		1		✓		
	12. 010	004		1		✓		
	13. 011	005		1		✓		
	14. 012	006		1		✓		
	15. 013	007		1		✓		
	16. 014	013	5ml	1		✓		
	17. 015	008(200X)	125µl/25ml)/5ml	1		✓		
	18. 016	009	5ml	1		✓		
	19. 017	010		1		✓		
	20. 018	011		1		✓		
	21. 019	C8J180171-012	5ml	1		✓		
	22. 020	C8J250183-007	5ml	1		✓		

(1) Internal outside QC limits (2) Surrogate outside control limits

(1001 - 1189)

1187

C8J180171

TestAmerica Pittsburgh

GCMS Volatile Run Log

Logbook ID: MV2969

Method:	Balance ID: 40019078	Inst ID: HP6	Analyst:	Reviewed by:	Date:
8260BLL			DZH	KLG	10/28/08

Standard:	Standard:	Standard:	Standard:	Standard:
as page 48 BFB	VOA	SURR	MS/LCS	INT

Standard:	Standard:	Standard:	Standard:	Methanol Lot#:

Date	File ID	Lot No./Sample No.	Vol./Wt.	pH	TrayPos.	Pass/Fail	Comments	Residual Chlorine Yes/No (624)
10/27/08	1. 6102702A	C8J190101-034	5 mL	7		✓		
	2. 022	C8J230129-001 (2X)	12.5mL/25mL/5mL	1		✓	MATRIX	
	3. 023	" 006	5mL	1		✓		
	4. 024	C8J230129-009 (10X)	2.5mL/25mL/5mL	1		✓	18:29	
	5. 025	blank	5mL					
	6. 026	blank	5mL					
	7.							
	8.							
	9.							
	10.							
	11.							
	12.							
	13.			KLG 10/28/08				
	14.							
	15.							
	16.							
	17.							
	18.							
	19.							
	20.							
	21.							
	22.							

(1) Internal outside QC limits (2) Surrogate outside control limits

(1001 - 1189)

1188

C8J180171

REQUESTED BY: **STEFFYA**

METHOD: QK Volatile Organics, GC/MS (8260B)

STORAGE LOCATION	WORK ORDER #	PICKED CNTR#	CONTROL #	CLIENT #	ANALYSIS	LOTID	SMP#	SFX	MATRIX DESCRIPTION	QTY RCVD	QTY REQD
4D,CLP1	K06DA-1-AA	___ ___ ___	540086	357557	I-25-QK	C8J180171	001		WATER	0 9	1
4D,CLP1	K06DC-1-AM	___ ___ ___	540087	357557	I-25-QK	C8J180171	002		WATER	0 9	1
4D,CLP1	K06DF-1-AM	___ ___ ___	540088	357557	I-25-QK	C8J180171	003		WATER	0 9	1
4D,CLP1	K06DG-1-AM	___ ___ ___	540089	357557	I-25-QK	C8J180171	004		WATER	0 9	1
4D,CLP1	K06DH-1-AM	___ ___ ___	540090	357557	I-25-QK	C8J180171	005		WATER	0 9	1
4D,CLP1	K06DJ-1-AM	___ ___ ___	540091	357557	I-25-QK	C8J180171	006		WATER	0 9	1
4D,CLP1	K06DL-1-AM	___ ___ ___	540092	357557	I-25-QK	C8J180171	007		WATER	0 9	1
4D,CLP1	K06DM-1-AM	___ ___ ___	540093	357557	I-25-QK	C8J180171	008		WATER	0 9	1
4D,CLP1	K06DN-1-AM	___ ___ ___	540094	357557	I-25-QK	C8J180171	009		WATER	0 9	1
4D,CLP1	K06DP-1-AM	___ ___ ___	540095	357557	I-25-QK	C8J180171	010		WATER	0 9	1
4D,CLP1	K06DQ-1-AM	___ ___ ___	540096	357557	I-25-QK	C8J180171	011		WATER	0 9	1
4D,CLP1	K06DR-1-AM	___ ___ ___	540097	357557	I-25-QK	C8J180171	012		WATER	0 9	1
4D,CLP1	K06DT-1-AA	___ ___ ___	540098	357557	I-25-QK	C8J180171	013		WATER	0 2	1

RELINQUISHED BY	RECEIVED BY	DATE/TIME
CLP1	Dan Ferguson	10/26/08 07:30
Dan Ferguson	CLP1	10/26/08 15:00
CLP1	Dan Ferguson	10/27/08 06:30
Dan Ferguson	CLP1	10/27/08 15:30

***** END OF REPORT *****

GC/MS SEMIVOLATILE DATA

GC/MS SEMIVOLATILE
QC SUMMARY

SW846 8270C SURROGATE RECOVERY

Lab Name: TestAmerica Laboratories, Inc. Client: MACTEC Engineering and Consulting Inc

Lab Code: TALPIT SDG No:

Lot #: C8J180171

Extraction: XXI494201

	CLIENT ID.	SRG01	SRG02	SRG03	SRG04	SRG05	SRG06	TOT OUT
01	MW-43-1008	72	52	72	54	69	74	00
02	RFI-45-1008	57	49	56	41	54	61	00
03	RFI-39-1008	67	76	67	43	54	53	00
04	RFI-PZ-19-1008	46	60	55	41	49	60	00
05	RFI-PZ-18-1008	66	56	63	32	56	71	00
06	RFI-51-1008	64	79	63	31	56	65	00
07	RFI-36-1008	76	62	72	50	66	76	00
08	RFI-32-1008	86	82	81	26	50	79	00
09	RFI-33-1008	62	64	61	37	53	67	00
10	RFI-29-1008	67	81	71	44	50	52	00
11	RFI-17-1008	44	49	40	27	37	41	00
12	RFI-PZ-17-1008	71	52	68	27	52	79	00
13	METHOD BLK. K1HJF1AA	70	72	69	69	75	68	00
14	LCS K1HJF1AC	66	83	65	67	68	73	00
15	LCSD K1HJF1AD	71	91	71	70	74	78	00

SURROGATES		QC LIMITS
SRG01	= Nitrobenzene-d5	(23-112)
SRG02	= Terphenyl-d14	(10-132)
SRG03	= 2-Fluorobiphenyl	(19-107)
SRG04	= 2-Fluorophenol	(10-111)
SRG05	= Phenol-d5	(15-112)
SRG06	= 2,4,6-Tribromophenol	(16-122)

\# Column to be used to flag recovery values
* Values outside of required QC Limits
D System monitoring Compound diluted out

FORM II

SW846 8270C CHECK SAMPLE RECOVERY

Lab Name: TestAmerica Laboratories, Inc. Client: MACTEC Engineering and Consulting Inc

Lab Code: TALPIT SDG No:

Lot #: C8J240000 WO #: K1HJF1AC
BATCH: 8298042

COMPOUND	SPIKE ADDED (ug/L)	SAMPLE CONCENT. (ug/L)	% REC	QC LIMITS REC	QUAL
Phenol	20.0	13.0	65	32 - 95	
2-Chlorophenol	20.0	12.9	64	31 - 99	
1,4-Dichlorobenzene	20.0	12.4	62	34 - 93	
N-Nitrosodi-n-propylamine	20.0	14.3	71	34 - 101	
1,2,4-Trichlorobenzene	20.0	12.5	62	34 - 96	
4-Chloro-3-methylphenol	20.0	14.9	74	35 - 104	
Acenaphthene	20.0	13.4	67	35 - 99	
4-Nitrophenol	20.0	15.9	80	29 - 115	
2,4-Dinitrotoluene	20.0	15.2	76	37 - 115	
Pentachlorophenol	20.0	14.1	71	15 - 111	
Pyrene	20.0	14.9	75	35 - 106	
4-Methylphenol	40.0	27.0	68	32 - 100	
Hexachloroethane	20.0	12.4	62	32 - 94	
Naphthalene	20.0	12.8	64	35 - 97	
4-Bromophenyl phenyl ethe	20.0	13.6	68	37 - 104	
Butyl benzyl phthalate	20.0	15.2	76	36 - 108	

NOTES(S):

* Values outside of QC limits

Spike Recovery: 0 out of 16 outside limits

COMMENTS:

FORM III

SW846 8270C CHECK SAMPLE DUPLICATE RECOVERY

Lab Name: TestAmerica Laboratories, Inc. Client: MACTEC Engineering and Consulting Inc

Lab Code: TALPIT SDG No:

Lot #: C8J240000 WO #: K1HJF1AD

BATCH: 8298042

COMPOUND	SPIKE ADDED (ug/L)	SAMPLE CONCENT. (ug/L)	% REC	QC LIMITS REC	QUAL
Naphthalene	20.0	13.9	69	35 - 97	
4-Bromophenyl phenyl ethe	20.0	14.7	73	37 - 104	
Butyl benzyl phthalate	20.0	16.6	83	36 - 108	
Phenol	20.0	13.6	68	32 - 95	
2-Chlorophenol	20.0	13.5	68	31 - 99	
1,4-Dichlorobenzene	20.0	13.1	66	34 - 93	
N-Nitrosodi-n-propylamine	20.0	15.0	75	34 - 101	
1,2,4-Trichlorobenzene	20.0	13.7	69	34 - 96	
4-Chloro-3-methylphenol	20.0	17.0	85	35 - 104	
Acenaphthene	20.0	14.3	72	35 - 99	
4-Nitrophenol	20.0	17.6	88	29 - 115	
2,4-Dinitrotoluene	20.0	17.1	86	37 - 115	
Pentachlorophenol	20.0	15.1	76	15 - 111	
Pyrene	20.0	16.3	81	35 - 106	
4-Methylphenol	40.0	28.6	72	32 - 100	
Hexachloroethane	20.0	13.2	66	32 - 94	

NOTES(S):

* Values outside of QC limits

Spike Recovery: 0 out of 16 outside limits

COMMENTS:

FORM III

SW846 8270C METHOD BLANK SUMMARY

BLANK WORKORDER NO.: K1HJF1AA

Lab Name: TestAmerica Laboratories, Inc.

Lab Code: TALPIT

SDG Number:

Lab File ID: V1028014.

Lot Number: C8J180171

Date Analyzed: 10/27/08

Time Analyzed: 23:00

Matrix: WATER

Date Extracted:10/23/08

GC Column: DB5 ID: .25

Extraction Method:

Instrument ID: 731

Level:(low/med) LOW

THIS METHOD BLANK APPLIES TO THE FOLLOWING SAMPLES, LCS, LCSD, MS , MSD:

	CLIENT ID.	SAMPLE WORK ORDER #	LAB FILE ID	DATE ANALYZED	TIME ANALYZED
01	MW-43-1008	K06DA1A9	V1028017.	10/28/08	00:00
02	RFI-45-1008	K06DC1AL	V1028018.	10/28/08	00:20
03	RFI-39-1008	K06DF1AL	V1029001.	10/29/08	04:21
04	RFI-PZ-19-1008	K06DG1AL	V1028020.	10/28/08	01:00
05	RFI-PZ-18-1008	K06DH1AL	V1028021.	10/28/08	01:19
06	RFI-51-1008	K06DJ1AL	V1028022.	10/28/08	01:40
07	RFI-36-1008	K06DL1AL	V1028023.	10/28/08	01:59
08	RFI-32-1008	K06DM1AL	V1028024.	10/28/08	02:19
09	RFI-33-1008	K06DN1AL	V1028025.	10/28/08	02:39
10	RFI-29-1008	K06DP1AL	V1029002.	10/29/08	04:41
11	RFI-17-1008	K06DQ1AL	V1028027.	10/28/08	03:19
12	RFI-PZ-17-1008	K06DR1AL	V1028028.	10/28/08	03:39
13	CHECK SAMPLE	K1HJF1AC C	V1028015.	10/27/08	23:20
14	DUPLICATE CHECK	K1HJF1AD L	V1028016.	10/27/08	23:40
15					
16					
17					
18					
19					
20					
21					
22					
23					
24					
25					
26					
27					
28					
29					
30					

COMMENTS:

FORM IV

5B

SEMIVOLATILE ORGANIC GC/MS TUNING AND MASS CALIBRATION - DECAFLUOROTRIPHENYLPHOSPHINE (DFTPP)

Lab Name: TESTAMERICA PITTSBURGH Contract:

Lab Code: TA Case No.: SAS No.: SDG No.: _

Lab File ID: V1023DF1 DFTPP Injection Date: 10/22/08

Instrument ID: 731 DFTPP Injection Time: 2348

m/e	ION ABUNDANCE CRITERIA	% RELATIVE ABUNDANCE
51	30.0 - 60.0% of mass 198	35.3
68	Less than 2.0% of mass 69	0.3 (0.9)1
69	Mass 69 relative abundance	36.3
70	Less than 2.0% of mass 69	0.3 (0.8)1
127	40.0 - 60.0% of mass 198	48.8
197	Less than 1.0% of mass 198	0.0
198	Base Peak, 100% relative abundance	100.0
199	5.0 - 9.0% of mass 198	6.9
275	10.0 - 30.0% of mass 198	22.0
365	Greater than 1.0% of mass 198	2.2
441	Present, but less than mass 443	10.0
442	Greater than 40.0% of mass 198	69.5
443	17.0 - 23.0% of mass 442	13.8 (19.8)2

1-Value is % of mass 69 2-Value is % of mass 442

THIS TUNE APPLIES TO THE FOLLOWING SAMPLES, MS, MSD, BLANKS, AND STANDARDS:

	EPA SAMPLE NO.	LAB SAMPLE ID	LAB FILE ID	DATE ANALYZED	TIME ANALYZED
01	SSTD0.4	SSTD0.4	V1023IC1	10/23/08	0005
02	SSTD2.0	SSTD2.0	V1023IC2	10/23/08	0027
03	SSTD4.0	SSTD4.0	V1023IC3	10/23/08	0048
04	SSTD10	SSTD10	V1023IC4	10/23/08	0110
05	SSTD20	SSTD20	V1023IC5	10/23/08	0131
06	SSTD40	SSTD40	V1023IC6	10/23/08	0153
07	SSTD80	SSTD80	V1023IC7	10/23/08	0214
08					
09					
10					
11					
12					
13					
14					
15					
16					
17					
18					
19					
20					
21					
22					

FORM 5
SEMIVOLATILE ORGANIC INSTRUMENT PERFORMANCE CHECK
DECAFLUOROTRIPHENYLPHOSPHINE (DFTPP)

Lab Name: TESTAMERICA PITTSBURGH Contract:

Lab Code: TA Case No.: SAS No.: SDG No.: C8J180171

Lab File ID: V1028DF1 DFTPP Injection Date: 10/27/08

Instrument ID: 731 DFTPP Injection Time: 2226

m/e	ION ABUNDANCE CRITERIA	% RELATIVE ABUNDANCE
51	30.0 - 60.0% of mass 198	32.8
68	Less than 2.0% of mass 69	0.4 (1.3)1
69	Mass 69 relative abundance	34.2
70	Less than 2.0% of mass 69	0.2 (0.6)1
127	40.0 - 60.0% of mass 198	47.6
197	Less than 1.0% of mass 198	0.0
198	Base Peak, 100% relative abundance	100.0
199	5.0 to 9.0% of mass 198	6.6
275	10.0 - 30.0% of mass 198	19.9
365	Greater than 1.0% of mass 198	2.30
441	Present, but less than mass 443	10.0
442	Greater than 40.0% of mass 198	68.2
443	17.0 - 23.0% of mass 442	13.0 (19.1)2

1-Value is % mass 69 2-Value is % mass 442

THIS CHECK APPLIES TO THE FOLLOWING SAMPLES, MS, MSD, BLANKS, AND STANDARDS:

	EPA SAMPLE NO.	LAB SAMPLE ID	LAB FILE ID	DATE ANALYZED	TIME ANALYZED
01	SSTD4.0	SSTD4.0	V10280CC	10/27/08	2240
02	INTRA-LAB BL	K1HJF1AA	V1028014	10/27/08	2300
03	INTRA-LAB CH	K1HJF1AC	V1028015	10/27/08	2320
04	INTRA-LAB CH	K1HJF1AD	V1028016	10/27/08	2340
05	MW-43-1008	K06DA1A9	V1028017	10/28/08	0000
06	RFI-45-1008	K06DC1AL	V1028018	10/28/08	0020
07	RFI-PZ-19-10	K06DG1AL	V1028020	10/28/08	0100
08	RFI-PZ-18-10	K06DH1AL	V1028021	10/28/08	0119
09	RFI-51-1008	K06DJ1AL	V1028022	10/28/08	0140
10	RFI-36-1008	K06DL1AL	V1028023	10/28/08	0159
11	RFI-32-1008	K06DM1AL	V1028024	10/28/08	0219
12	RFI-33-1008	K06DN1AL	V1028025	10/28/08	0239
13	RFI-17-1008	K06DQ1AL	V1028027	10/28/08	0319
14	RFI-PZ-17-10	K06DR1AL	V1028028	10/28/08	0339
15					
16					
17					
18					
19					
20					
21					
22					

FORM 5
SEMIVOLATILE ORGANIC INSTRUMENT PERFORMANCE CHECK
DECAFLUOROTRIPHENYLPHOSPHINE (DFTPP)

Lab Name: TESTAMERICA PITTSBURGH Contract:

Lab Code: TA Case No.: SAS No.: SDG No.: C8J180171

Lab File ID: V1029DF1 DFTPP Injection Date: 10/29/08

Instrument ID: 731 DFTPP Injection Time: 0049

m/e	ION ABUNDANCE CRITERIA	% RELATIVE ABUNDANCE
51	30.0 - 60.0% of mass 198	32.9
68	Less than 2.0% of mass 69	0.3 (0.9)1
69	Mass 69 relative abundance	35.3
70	Less than 2.0% of mass 69	0.1 (0.3)1
127	40.0 - 60.0% of mass 198	48.7
197	Less than 1.0% of mass 198	0.4
198	Base Peak, 100% relative abundance	100.0
199	5.0 to 9.0% of mass 198	6.7
275	10.0 - 30.0% of mass 198	21.1
365	Greater than 1.0% of mass 198	2.12
441	Present, but less than mass 443	10.1
442	Greater than 40.0% of mass 198	66.1
443	17.0 - 23.0% of mass 442	13.0 (19.7)2

1-Value is % mass 69 2-Value is % mass 442

THIS CHECK APPLIES TO THE FOLLOWING SAMPLES, MS, MSD, BLANKS, AND STANDARDS:

	EPA SAMPLE NO.	LAB SAMPLE ID	LAB FILE ID	DATE ANALYZED	TIME ANALYZED
01	SSTD4.0	SSTD4.0	V10290CC	10/29/08	0104
02	RFI-39-1008	K06DF1AL	V1029001	10/29/08	0421
03	RFI-29-1008	K06DP1AL	V1029002	10/29/08	0441
04					
05					
06					
07					
08					
09					
10					
11					
12					
13					
14					
15					
16					
17					
18					
19					
20					
21					
22					

FORM 8
SEMIVOLATILE INTERNAL STANDARD AREA AND RT SUMMARY

Lab Name: TESTAMERICA PITTSBURGH Contract:

Lab Code: TA Case No.: SAS No.: SDG No.: C8J180171

Lab File ID (Standard): V10280CC Date Analyzed: 10/27/08

Instrument ID: 731 Time Analyzed: 2240

		IS1 (DCB) AREA	#	RT	#	IS2 (NPT) AREA	#	RT	#	IS3 (ANT) AREA	#	RT	#
	12 HOUR STD	90089		4.39		410455		5.35		335705		6.70	
	UPPER LIMIT	180178		4.89		820910		5.85		671410		7.20	
	LOWER LIMIT	45045		3.89		205228		4.85		167853		6.20	
	CLIENT SAMPLE NO.												
01	INTRA-LAB BL	97691		4.39		454689		5.35		354636		6.69	
02	INTRA-LAB CH	98477		4.39		450007		5.35		367500		6.69	
03	INTRA-LAB CH	93331		4.38		415094		5.35		337638		6.69	
04	MW-43-1008	90588		4.38		418261		5.35		341100		6.68	
05	RFI-45-1008	96550		4.38		449904		5.35		357158		6.69	
06	RFI-PZ-19-10	102714		4.38		455793		5.35		350459		6.68	
07	RFI-PZ-18-10	94420		4.38		422851		5.34		334609		6.68	
08	RFI-51-1008	95656		4.38		424997		5.34		334717		6.69	
09	RFI-36-1008	97715		4.38		426239		5.34		348282		6.68	
10	RFI-32-1008	94773		4.38		403159		5.34		326071		6.68	
11	RFI-33-1008	95557		4.38		428292		5.34		335811		6.69	
12	RFI-17-1008	101822		4.38		439623		5.34		340814		6.68	
13	RFI-PZ-17-10	88896		4.38		398203		5.34		308782		6.68	
14													
15													
16													
17													
18													
19													
20													
21													
22													

IS1 (DCB) = 1,4-Dichlorobenzene-d4
IS2 (NPT) = Naphthalene-d8
IS3 (ANT) = Acenaphthene-d10

AREA UPPER LIMIT = +100% of internal standard area
AREA LOWER LIMIT = - 50% of internal standard area
RT UPPER LIMIT = + 0.50 minutes of internal standard RT
RT LOWER LIMIT = - 0.50 minutes of internal standard RT

Column used to flag internal standard area values with an asterisk.
* Values outside of QC limits.

FORM 8
SEMIVOLATILE INTERNAL STANDARD AREA AND RT SUMMARY

Lab Name: TESTAMERICA PITTSBURGH Contract:

Lab Code: TA Case No.: SAS No.: SDG No.: C8J180171

Lab File ID (Standard): V10280CC Date Analyzed: 10/27/08

Instrument ID: 731 Time Analyzed: 2240

		IS4(PHN) AREA #	RT #	IS5(CRY) AREA #	RT #	IS6(PRY) AREA #	RT #
	12 HOUR STD	684565	7.84	763003	9.87	837497	11.17
	UPPER LIMIT	1369130	8.34	1526006	10.37	1674994	11.67
	LOWER LIMIT	342283	7.34	381502	9.37	418749	10.67
	CLIENT SAMPLE NO.						
01	INTRA-LAB BL	756684	7.83	852878	9.87	952560	11.16
02	INTRA-LAB CH	773343	7.83	777926	9.87	965508	11.16
03	INTRA-LAB CH	714016	7.83	721493	9.87	875144	11.16
04	MW-43-1008	723106	7.83	851382	9.87	931455	11.16
05	RFI-45-1008	725663	7.82	852346	9.86	925357	11.15
06	RFI-PZ-19-10	725856	7.82	821741	9.86	918601	11.14
07	RFI-PZ-18-10	651173	7.82	746874	9.86	902084	11.16
08	RFI-51-1008	673139	7.82	763996	9.86	851276	11.15
09	RFI-36-1008	715972	7.82	816480	9.86	902713	11.15
10	RFI-32-1008	636465	7.82	758395	9.85	894100	11.14
11	RFI-33-1008	714434	7.82	809761	9.85	895536	11.14
12	RFI-17-1008	698067	7.82	848818	9.86	953553	11.14
13	RFI-PZ-17-10	603198	7.82	626737	9.86	801315	11.16
14							
15							
16							
17							
18							
19							
20							
21							
22							

IS4 (PHN) = Phenanthrene-d10
IS5 (CRY) = Chrysene-d12
IS6 (PRY) = Perylene-d12

AREA UPPER LIMIT = +100% of internal standard area
AREA LOWER LIMIT = - 50% of internal standard area
RT UPPER LIMIT = + 0.50 minutes of internal standard RT
RT LOWER LIMIT = - 0.50 minutes of internal standard RT

Column used to flag internal standard area values with an asterisk.
* Values outside of QC limits.

FORM 8
SEMIVOLATILE INTERNAL STANDARD AREA AND RT SUMMARY

Lab Name: TESTAMERICA PITTSBURGH Contract:

Lab Code: TA Case No.: SAS No.: SDG No.: C8J180171

Lab File ID (Standard): V10290CC Date Analyzed: 10/29/08

Instrument ID: 731 Time Analyzed: 0104

		IS1 (DCB) AREA	#	RT	#	IS2 (NPT) AREA	#	RT	#	IS3 (ANT) AREA	#	RT	#
	12 HOUR STD	86500		4.37		381015		5.35		284855		6.69	
	UPPER LIMIT	173000		4.87		762030		5.85		569710		7.19	
	LOWER LIMIT	43250		3.87		190508		4.85		142428		6.19	
	CLIENT SAMPLE NO.												
01	RFI-39-1008	89259		4.37		387154		5.33		301718		6.67	
02	RFI-29-1008	85727		4.37		377006		5.34		287617		6.68	
03													
04													
05													
06													
07													
08													
09													
10													
11													
12													
13													
14													
15													
16													
17													
18													
19													
20													
21													
22													

IS1 (DCB) = 1,4-Dichlorobenzene-d4
IS2 (NPT) = Naphthalene-d8
IS3 (ANT) = Acenaphthene-d10

AREA UPPER LIMIT = +100% of internal standard area
AREA LOWER LIMIT = - 50% of internal standard area
RT UPPER LIMIT = + 0.50 minutes of internal standard RT
RT LOWER LIMIT = - 0.50 minutes of internal standard RT

Column used to flag internal standard area values with an asterisk.
* Values outside of QC limits.

FORM 8
SEMIVOLATILE INTERNAL STANDARD AREA AND RT SUMMARY

Lab Name: TESTAMERICA PITTSBURGH Contract:

Lab Code: TA Case No.: SAS No.: SDG No.: C8J180171

Lab File ID (Standard): V10290CC Date Analyzed: 10/29/08

Instrument ID: 731 Time Analyzed: 0104

		IS4 (PHN) AREA #	RT #	IS5 (CRY) AREA #	RT #	IS6 (PRY) AREA #	RT #
	12 HOUR STD	569581	7.84	632071	9.87	685506	11.17
	UPPER LIMIT	1139162	8.34	1264142	10.37	1371012	11.67
	LOWER LIMIT	284791	7.34	316036	9.37	342753	10.67
	CLIENT SAMPLE NO.						
01	RFI-39-1008	587047	7.82	677641	9.86	719019	11.15
02	RFI-29-1008	578179	7.82	637266	9.86	681638	11.15
03							
04							
05							
06							
07							
08							
09							
10							
11							
12							
13							
14							
15							
16							
17							
18							
19							
20							
21							
22							

IS4 (PHN) = Phenanthrene-d10
IS5 (CRY) = Chrysene-d12
IS6 (PRY) = Perylene-d12

AREA UPPER LIMIT = +100% of internal standard area
AREA LOWER LIMIT = - 50% of internal standard area
RT UPPER LIMIT = + 0.50 minutes of internal standard RT
RT LOWER LIMIT = - 0.50 minutes of internal standard RT

Column used to flag internal standard area values with an asterisk.
* Values outside of QC limits.

GC/MS SEMIVOLATILE
SAMPLE DATA

MACTEC Engineering and Consulting Inc

Client Sample ID: MW-43-1008

GC/MS Semivolatiles

Lot-Sample #...:	C8J180171-001	**Work Order #...:**	K06DA1A9	**Matrix.....:**	WATER
Date Sampled...:	10/16/08 16:10	**Date Received..:**	10/18/08 11:30	**MS Run #.....:**	
Prep Date.....:	10/23/08	**Analysis Date..:**	10/28/08		
Prep Batch #...:	8298042	**Analysis Time..:**	00:00		
Dilution Factor:	1.04	**Initial Wgt/Vol:**	960 mL	**Final Wgt/Vol..:**	1 mL
Analyst ID.....:	003200	**Instrument ID..:**	731		
		Method.....:	SW846 8270C		

PARAMETER	RESULT	REPORTING LIMIT	UNITS	MDL
Aniline	ND	1.0	ug/L	0.050
Acenaphthene	ND	0.21	ug/L	0.054
Acenaphthylene	ND	0.21	ug/L	0.048
Acetophenone	ND	1.0	ug/L	0.048
Anthracene	ND	0.21	ug/L	0.053
Atrazine	ND	1.0	ug/L	0.041
Benzo(a)anthracene	ND	0.21	ug/L	0.043
Benzo(a)pyrene	ND	0.21	ug/L	0.046
Benzo(b)fluoranthene	ND	0.21	ug/L	0.033
Benzo(ghi)perylene	ND	0.21	ug/L	0.029
Benzo(k)fluoranthene	ND	0.21	ug/L	0.041
Benzaldehyde	ND	1.0	ug/L	0.056
1,1'-Biphenyl	ND	1.0	ug/L	0.063
bis(2-Chloroethoxy) methane	ND	1.0	ug/L	0.13
bis(2-Chloroethyl)-ether	ND	0.21	ug/L	0.048
bis(2-Ethylhexyl) phthalate	ND	1.0	ug/L	0.12
4-Bromophenyl phenyl ether	ND	1.0	ug/L	0.052
Butyl benzyl phthalate	**0.14 J**	**1.0**	**ug/L**	**0.14**
Caprolactam	**0.23 J**	**5.2**	**ug/L**	**0.20**
Carbazole	ND	0.21	ug/L	0.054
4-Chloroaniline	**0.099 J**	**1.0**	**ug/L**	**0.048**
4-Chloro-3-methylphenol	ND	1.0	ug/L	0.061
2-Chloronaphthalene	ND	0.21	ug/L	0.046
2-Chlorophenol	ND	1.0	ug/L	0.047
4-Chlorophenyl phenyl ether	ND	1.0	ug/L	0.044
Chrysene	ND	0.21	ug/L	0.037
Dibenz(a,h)anthracene	ND	0.21	ug/L	0.036
Dibenzofuran	**0.065 J**	**1.0**	**ug/L**	**0.056**
3,3'-Dichlorobenzidine	ND	1.0	ug/L	0.043
2,4-Dichlorophenol	ND	0.21	ug/L	0.051
Diethyl phthalate	ND	1.0	ug/L	0.25
2,4-Dimethylphenol	ND	1.0	ug/L	0.054

(Continued on next page)

MACTEC Engineering and Consulting Inc

Client Sample ID: MW-43-1008

GC/MS Semivolatiles

Lot-Sample #...: C8J180171-001 **Work Order #...:** K06DA1A9 **Matrix.....:** WATER

PARAMETER	RESULT	REPORTING LIMIT	UNITS	MDL
Dimethyl phthalate	ND	1.0	ug/L	0.044
Di-n-butyl phthalate	**0.086 J**	**1.0**	**ug/L**	**0.048**
4,6-Dinitro-2-methylphenol	ND	5.2	ug/L	1.5
2,4-Dinitrophenol	ND	5.2	ug/L	1.3
2,4-Dinitrotoluene	ND	1.0	ug/L	0.047
2,6-Dinitrotoluene	ND	1.0	ug/L	0.053
Di-n-octyl phthalate	ND	1.0	ug/L	0.044
Fluoranthene	ND	0.21	ug/L	0.051
Fluorene	**0.069 J**	**0.21**	**ug/L**	**0.056**
Hexachlorobenzene	ND	0.21	ug/L	0.045
Hexachlorobutadiene	ND	0.21	ug/L	0.039
Hexachlorocyclopentadiene	ND	1.0	ug/L	0.083
Hexachloroethane	ND	1.0	ug/L	0.045
Indeno(1,2,3-cd)pyrene	ND	0.21	ug/L	0.049
Isophorone	ND	1.0	ug/L	0.049
2-Methylnaphthalene	ND	0.21	ug/L	0.049
2-Methylphenol	ND	1.0	ug/L	0.053
4-Methylphenol	ND	1.0	ug/L	0.077
Naphthalene	ND	0.21	ug/L	0.045
2-Nitroaniline	ND	5.2	ug/L	0.049
3-Nitroaniline	ND	5.2	ug/L	0.042
4-Nitroaniline	ND	5.2	ug/L	0.026
Nitrobenzene	ND	0.21	ug/L	0.067
2-Nitrophenol	ND	1.0	ug/L	0.056
4-Nitrophenol	ND	5.2	ug/L	0.073
N-Nitrosodi-n-propylamine	ND	0.21	ug/L	0.062
N-Nitrosodiphenylamine	ND	0.21	ug/L	0.051
2,2'-oxybis (1-Chloropropane)	ND	0.21	ug/L	0.027
Pentachlorophenol	ND	1.0	ug/L	0.086
Phenanthrene	**0.15 J**	**0.21**	**ug/L**	**0.057**
Phenol	ND	0.21	ug/L	0.023
Pyrene	ND	0.21	ug/L	0.059
2,4,5-Trichlorophenol	ND	1.0	ug/L	0.065
2,4,6-Trichlorophenol	ND	1.0	ug/L	0.059

(Continued on next page)

MACTEC Engineering and Consulting Inc

Client Sample ID: MW-43-1008

GC/MS Semivolatiles

Lot-Sample #...: C8J180171-001 **Work Order #...:** K06DA1A9 **Matrix.....:** WATER

SURROGATE	PERCENT RECOVERY	RECOVERY LIMITS
Nitrobenzene-d5	72	(23 - 112)
Terphenyl-d14	52	(10 - 132)
2-Fluorobiphenyl	72	(19 - 107)
2-Fluorophenol	54	(10 - 111)
Phenol-d5	69	(15 - 112)
2,4,6-Tribromophenol	74	(16 - 122)

NOTE(S):

J Estimated result. Result is less than RL.

Data File: \\PITSVR06\D\chem\731.i\V102808.b\V1028017.D
Date : 28-OCT-2008 00:00
Client ID: MW-43-1008
Sample Info: C8J180171-001 10/23/08 h2o (8298042) 8270c
Volume Injected (uL): 2.0
Column phase: DB5-MS

Instrument: 731.i
Operator: 003200
Column diameter: 0.32

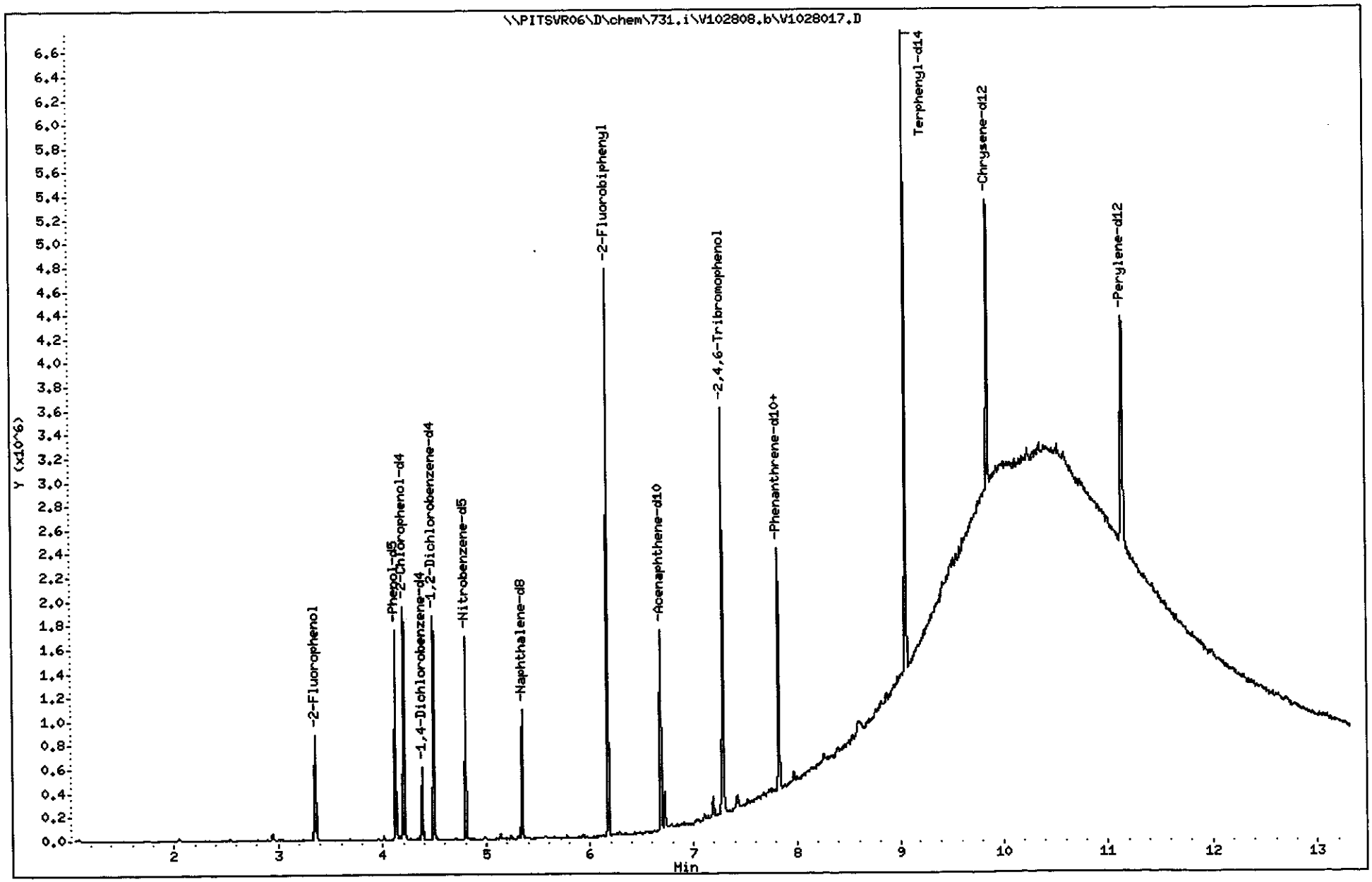

TestAmerica Pittsburgh

Semivolatile REPORT SW-846 Method 8270

Data file : \\PITSVR06\D\chem\731.i\V102808.b\V1028017.D
Lab Smp Id: K06DA1A9 Client Smp ID: MW-43-1008
Inj Date : 28-OCT-2008 00:00
Operator : 003200 Inst ID: 731.i
Smp Info : C8J180171-001 10/23/08 h2o (8298042) 8270c
Misc Info : K06DA1A9,V102808.b,8270ll.m,padep.sub
Comment :
Method : \\PITSVR06\D\chem\731.i\V102808.b\8270ll.m
Meth Date : 27-Oct-2008 22:55 piccolinov Quant Type: ISTD
Cal Date : 23-OCT-2008 04:48 Cal File: V1023NC7.D
Als bottle: 19
Dil Factor: 1.00000
Integrator: HP RTE Compound Sublist: padep.sub
Target Version: 4.14
Processing Host: PITSVR06

Concentration Formula: Amt * DF * Uf * Vt/(Vo * Vi) * CpndVariable

Name	Value	Description
DF	1.000	Dilution Factor
Uf	1.000	ng unit correction factor
Vt	1000.000	Volume of final extract (uL)
Vo	960.000	Volume of sample extracted (mL)
Vi	2.000	Volume injected (uL)
Cpnd Variable		Local Compound Variable

	Compounds	QUANT SIG MASS	RT	EXP RT	REL RT	RESPONSE	CONCENTRATIONS ON-COLUMN (NG)	CONCENTRATIONS FINAL (ug/L)
* 1	1,4-Dichlorobenzene-d4	152	4.382	4.387	(1.000)	90588	8.00000	
* 2	Naphthalene-d8	136	5.349	5.354	(1.000)	418261	8.00000	
* 3	Acenaphthene-d10	164	6.684	6.695	(1.000)	341100	8.00000	
* 4	Phenanthrene-d10	188	7.827	7.838	(1.000)	723106	8.00000	
* 5	Chrysene-d12	240	9.868	9.874	(1.000)	851382	8.00000	
* 6	Perylene-d12	264	11.156	11.167	(1.000)	931455	8.00000	
198	1,4-Dioxane	88	Compound Not Detected.					
10	N-Nitrosodimethylamine	74	Compound Not Detected.					
9	Pyridine	79	Compound Not Detected.					
16	Methyl methanesulfonate	80	Compound Not Detected.					
206	Benzaldehyde	77	Compound Not Detected.					
21	Aniline	93	Compound Not Detected.					
22	Phenol	94	Compound Not Detected.					
23	bis(2-Chloroethyl)ether	93	Compound Not Detected.					
24	2-Chlorophenol	128	Compound Not Detected.					
26	1,3-Dichlorobenzene	146	Compound Not Detected.					
27	1,4-Dichlorobenzene	146	Compound Not Detected.					
28	1,2-Dichlorobenzene	146	Compound Not Detected.					
29	Benzyl Alcohol	108	Compound Not Detected.					
30	2-Methylphenol	108	Compound Not Detected.					

	Compounds	QUANT SIG MASS	RT	EXP RT	REL RT	RESPONSE	CONCENTRATIONS ON-COLUMN (NG)	CONCENTRATIONS FINAL (ug/L)
31	2,2'-oxybis(1-Chloropropane)	45	Compound Not Detected.					
37	Acetophenone	105	Compound Not Detected.					
32	N-Nitroso-di-n-propylamine	70	Compound Not Detected.					
192	4-Methylphenol	108	Compound Not Detected.					
34	Hexachloroethane	117	Compound Not Detected.					
35	Nitrobenzene	77	Compound Not Detected.					
41	Isophorone	82	Compound Not Detected.					
42	2-Nitrophenol	139	Compound Not Detected.					
43	2,4-Dimethylphenol	107	Compound Not Detected.					
44	bis(2-Chloroethoxy)methane	93	Compound Not Detected.					
48	2,4-Dichlorophenol	162	Compound Not Detected.					
49	Benzoic Acid	122	5.140	5.151	(0.961)	14932	4.46116	2.3235
50	1,2,4-Trichlorobenzene	180	Compound Not Detected.					
51	Naphthalene	128	Compound Not Detected.					
52	4-Chloroaniline	127	5.413	5.413	(1.012)	3939	0.18923	0.098557
54	2,6-Dichlorophenol	162	Compound Not Detected.					
56	Hexachlorobutadiene	224	Compound Not Detected.					
208	Caprolactam	113	5.658	5.659	(1.058)	1898	0.45022	0.23449
59	4-Chloro-3-Methylphenol	107	Compound Not Detected.					
62	2-Methylnaphthalene	142	5.894	5.899	(1.102)	1768	0.04607	0.023995
63	1-Methylnaphthalene	142	5.968	5.974	(1.116)	1405	0.03650	0.019008
64	Hexachlorocyclopentadiene	236	Compound Not Detected.					
66	2,4,6-Trichlorophenol	196	Compound Not Detected.					
67	2,4,5-Trichlorophenol	196	Compound Not Detected.					
209	1,1'-Biphenyl	154	Compound Not Detected.					
70	2-Chloronaphthalene	162	Compound Not Detected.					
73	2-Nitroaniline	65	Compound Not Detected.					
76	Dimethylphthalate	163	Compound Not Detected.					
78	2,6-Dinitrotoluene	165	Compound Not Detected.					
79	Acenaphthylene	152	Compound Not Detected.					
81	3-Nitroaniline	138	Compound Not Detected.					
82	Acenaphthene	153	6.711	6.722	(1.004)	4269	0.09519	0.049578
83	2,4-Dinitrophenol	184	Compound Not Detected.					
85	4-Nitrophenol	109	Compound Not Detected.					
86	Dibenzofuran	168	6.844	6.850	(1.024)	8261	0.12400	0.064584
87	2,4-Dinitrotoluene	165	Compound Not Detected.					
91	2,3,5,6-Tetrachlorophenol	231	Compound Not Detected.					
88	2,3,4,6-Tetrachlorophenol	231	Compound Not Detected.					
92	2-Naphthylamine	143	Compound Not Detected.					
93	Diethylphthalate	149	7.021	7.032	(1.050)	7436	0.15068	0.078478
94	Fluorene	166	7.106	7.117	(1.063)	6890	0.13182	0.068658
95	4-Chlorophenyl-phenylether	204	Compound Not Detected.					
96	4-Nitroaniline	138	Compound Not Detected.					
98	4,6-Dinitro-2-methylphenol	198	Compound Not Detected.					
99	N-Nitrosodiphenylamine (1)	169	Compound Not Detected.					
100	1,2-Diphenylhydrazine	77	Compound Not Detected.					
106	4-Bromophenyl-phenylether	248	Compound Not Detected.					
107	Hexachlorobenzene	283	Compound Not Detected.					
210	Atrazine	200	Compound Not Detected.					
111	Pentachlorophenol	265	Compound Not Detected.					
115	Phenanthrene	178	7.849	7.854	(1.003)	26400	0.28861	0.15032
116	Anthracene	178	7.886	7.897	(1.008)	7470	0.08077	0.042067
119	Carbazole	167	8.009	8.020	(1.023)	6643	0.07433	0.038712
120	Di-n-Butylphthalate	149	8.276	8.287	(1.057)	17738	0.16537	0.086129

Compounds	QUANT SIG MASS	RT	EXP RT	REL RT	RESPONSE	CONCENTRATIONS ON-COLUMN (NG)	CONCENTRATIONS FINAL (ug/L)
123 Fluoranthene	202	8.762	8.773	(1.119)	8314	0.07604	0.039602
124 Benzidine	184	Compound Not Detected.					
125 Pyrene	202	8.939	8.950	(0.906)	4646	0.03558	0.018530
131 Butylbenzylphthalate	149	9.430	9.436	(0.956)	16013	0.26182	0.13636
135 3,3'-Dichlorobenzidine	252	Compound Not Detected.					
136 Benzo(a)Anthracene	228	Compound Not Detected.					
137 Chrysene	228	Compound Not Detected.					
139 bis(2-ethylhexyl)Phthalate	149	Compound Not Detected.					
140 Di-n-octylphthalate	149	Compound Not Detected.					
141 Benzo(b)fluoranthene	252	Compound Not Detected.					
142 Benzo(k)fluoranthene	252	Compound Not Detected.					
143 7,12-dimethylbenz[a]anthracen	256	Compound Not Detected.					
146 Benzo(a)pyrene	252	Compound Not Detected.					
149 Indeno(1,2,3-cd)pyrene	276	Compound Not Detected.					
150 Dibenz(a,h)anthracene	278	Compound Not Detected.					
151 Benzo(g,h,i)perylene	276	Compound Not Detected.					
$ 154 Nitrobenzene-d5	82	4.804	4.809	(0.898)	418807	28.7579	14.978
$ 155 2-Fluorobiphenyl	172	6.177	6.182	(0.924)	1389685	28.6308	14.912
$ 156 Terphenyl-d14	244	9.056	9.062	(0.918)	1765040	20.9494	10.911
$ 157 Phenol-d5	99	4.125	4.126	(0.941)	593393	41.2899	21.505
$ 158 2-Fluorophenol	112	3.356	3.356	(0.766)	321895	32.1037	16.721
$ 159 2,4,6-Tribromophenol	330	7.293	7.299	(0.932)	377064	44.3624	23.105
$ 186 2-Chlorophenol-d4	132	4.205	4.211	(0.960)	569673	40.4591	21.072
$ 187 1,2-Dichlorobenzene-d4	152	4.494	4.500	(1.026)	292175	26.4846	13.794

Data File: \\PITSVR06\D\chem\731.i\V102808.b\V1028017.D

Date : 28-OCT-2008 00:00

Client ID: MW-43-1008

Instrument: 731.i

Sample Info: C8J180171-001 10/23/08 h2o (8298042) 8270c

Volume Injected (uL): 2.0

Operator: 003200

Column phase: DB5-MS

Column diameter: 0.32

49 Benzoic Acid

Concentration: 2.3235 ug/L

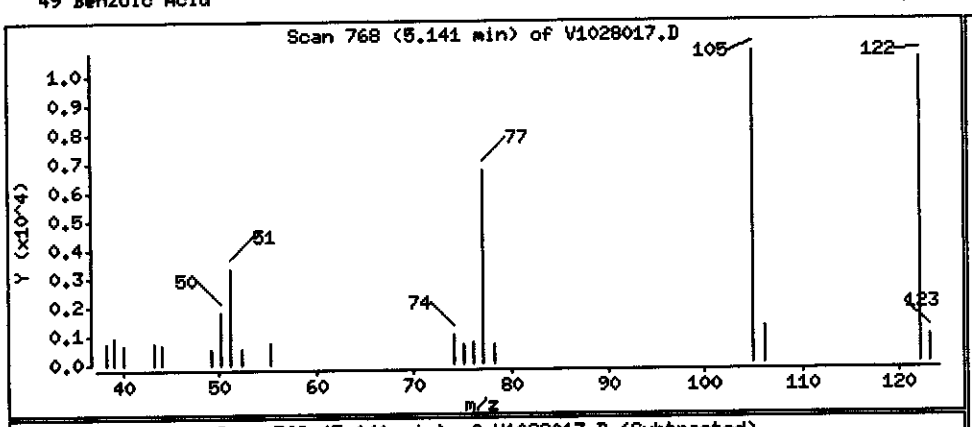

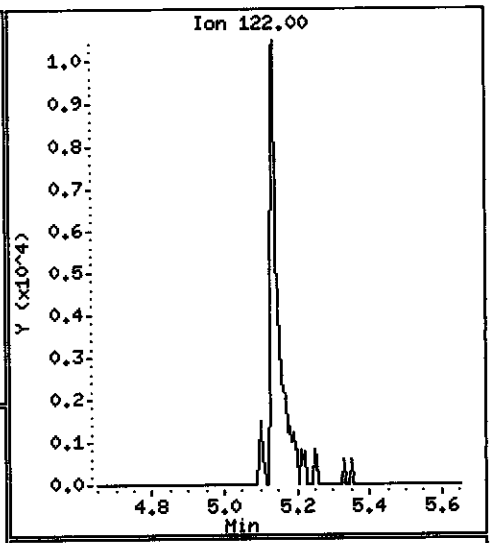

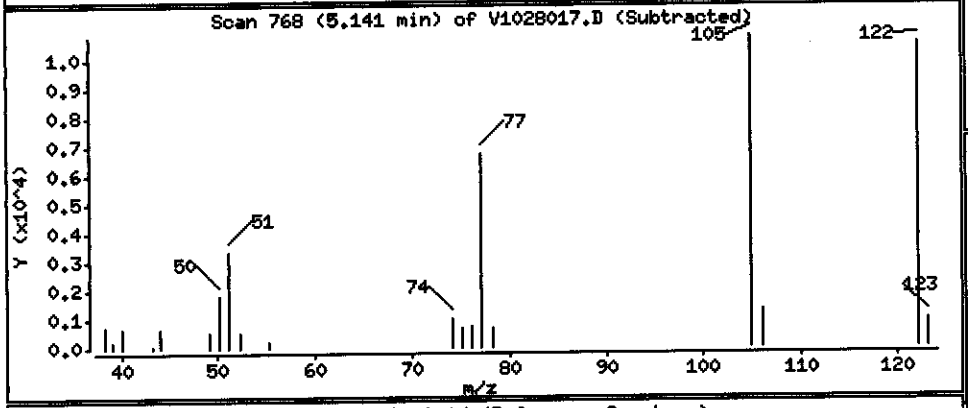

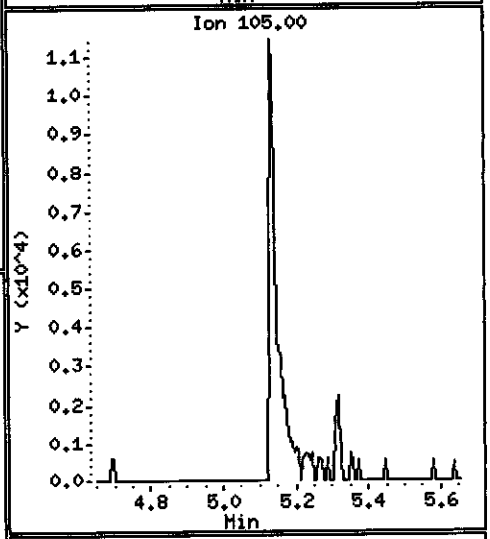

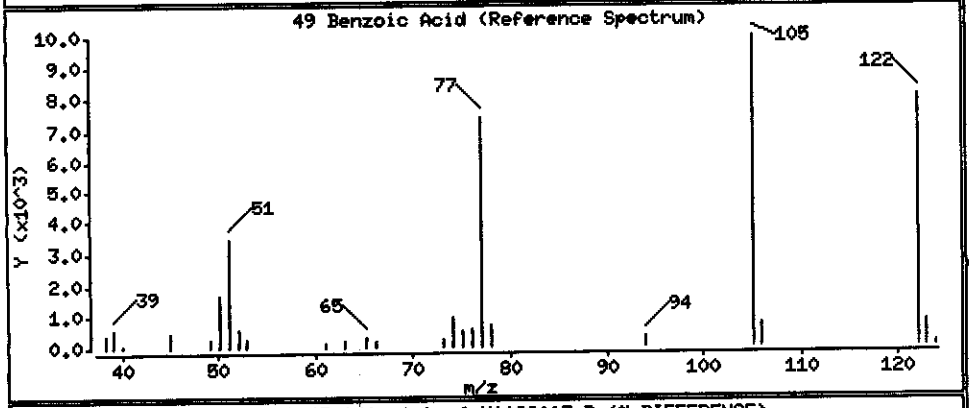

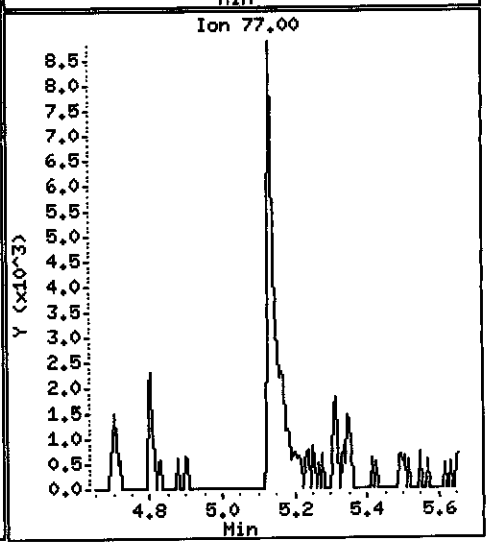

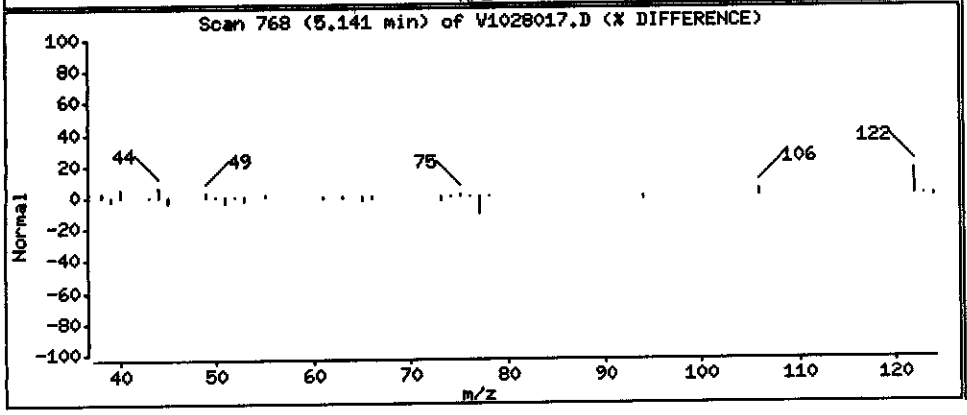

Data File: \\PITSVR06\D\chem\731.i\V102808.b\V1028017.D

Date : 28-OCT-2008 00:00

Client ID: MW-43-1008

Instrument: 731.i

Sample Info: C8J180171-001 10/23/08 h2o (8298042) 8270c

Volume Injected (uL): 2.0

Operator: 003200

Column phase: DB5-MS

Column diameter: 0.32

52 4-Chloroaniline

Concentration: 0.098657 ug/L

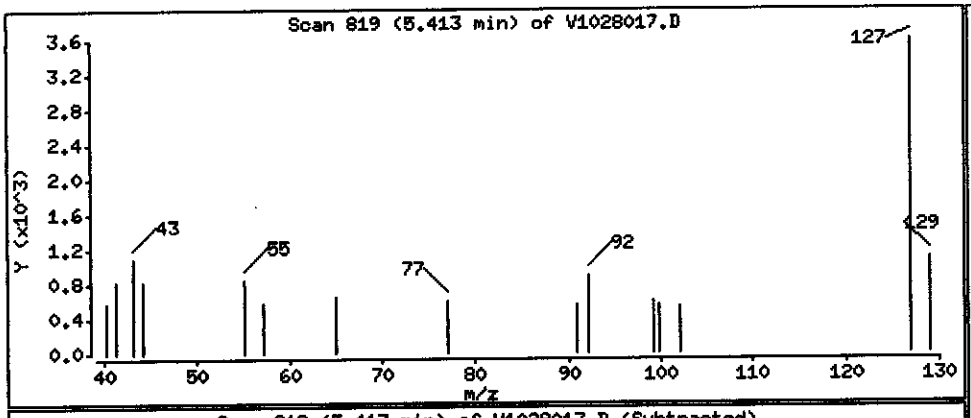

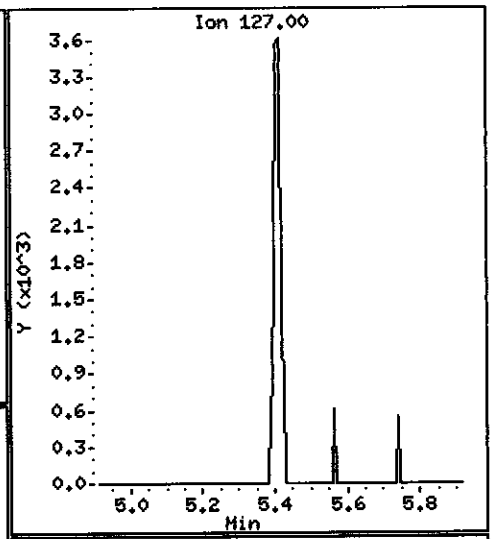

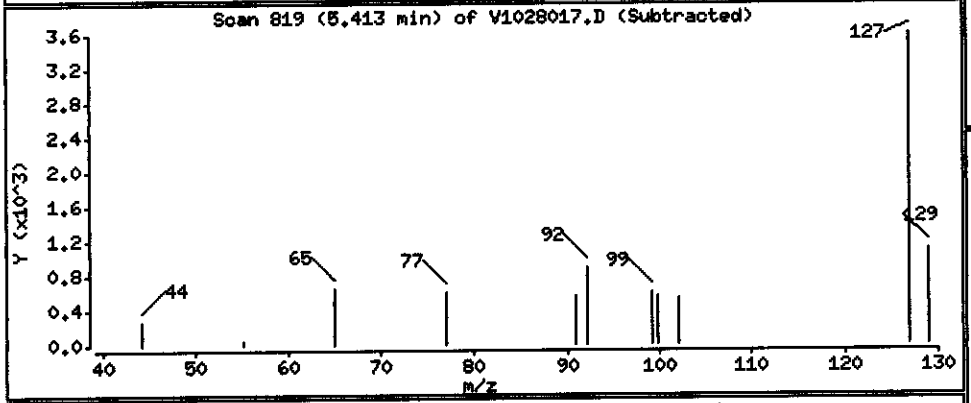

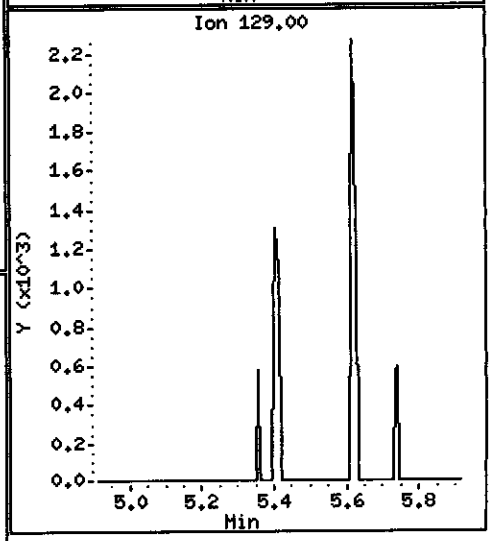

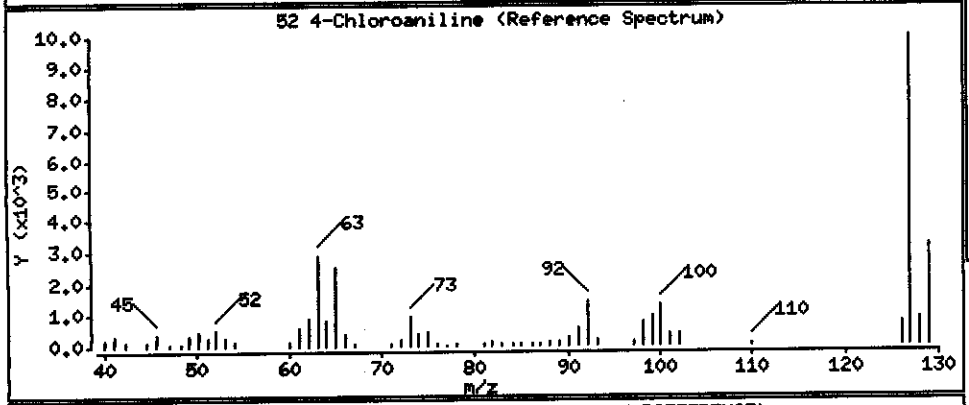

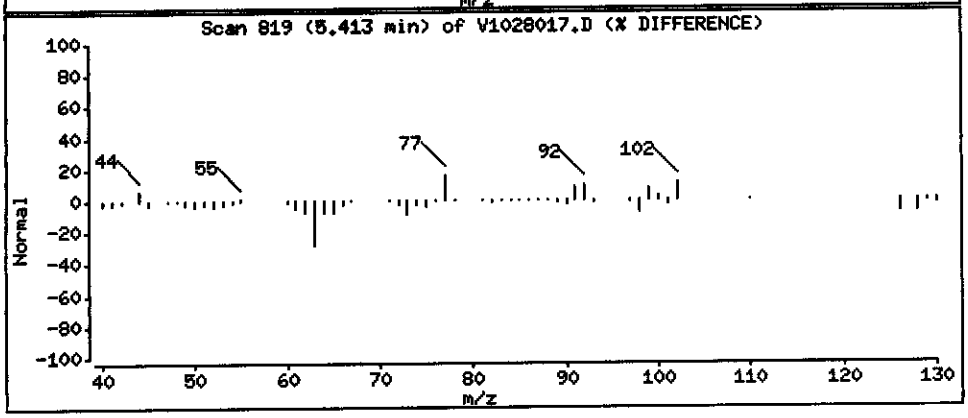

Data File: \\PITSVR06\D\chem\731.i\V102808.b\V1028017.D

Date : 28-OCT-2008 00:00

Client ID: MW-43-1008

Instrument: 731.i

Sample Info: C8J180171-001 10/23/08 h2o (8298042) 8270c

Volume Injected (uL): 2.0

Operator: 003200

Column phase: DB5-MS

Column diameter: 0.32

208 Caprolactam

Concentration: 0.23449 ug/L

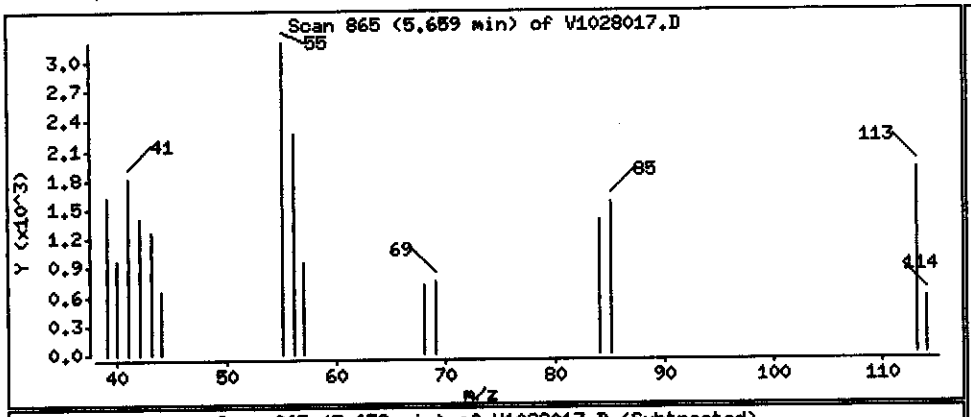

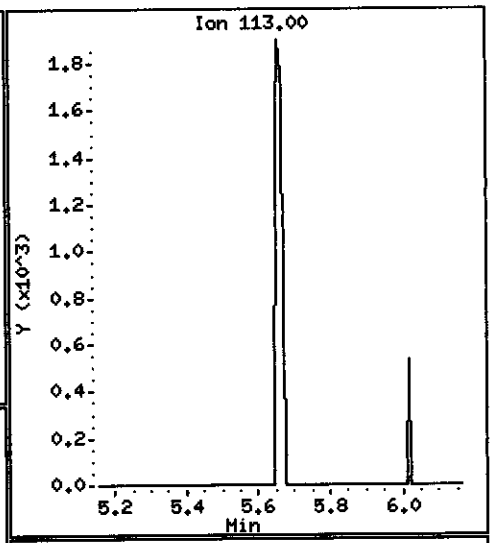

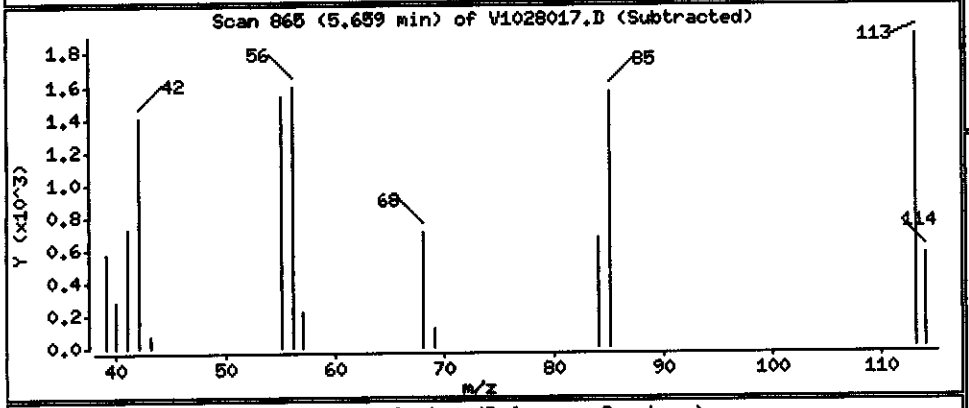

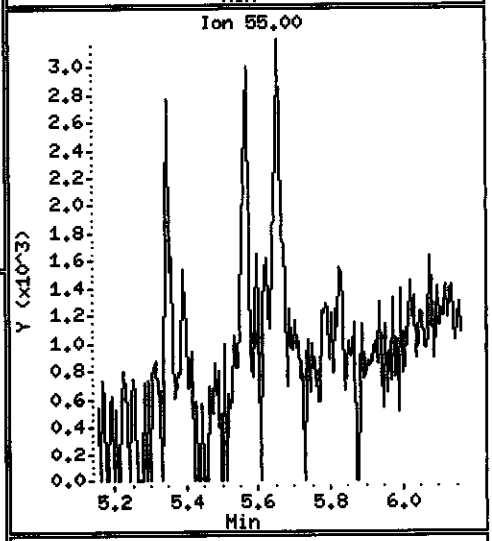

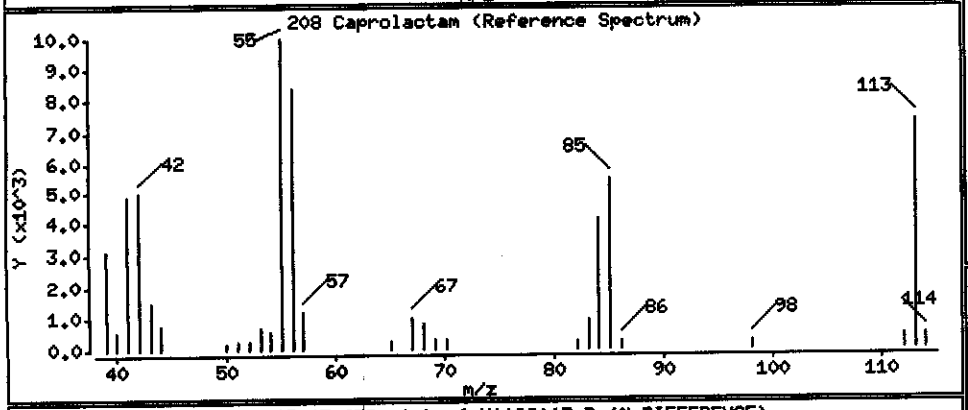

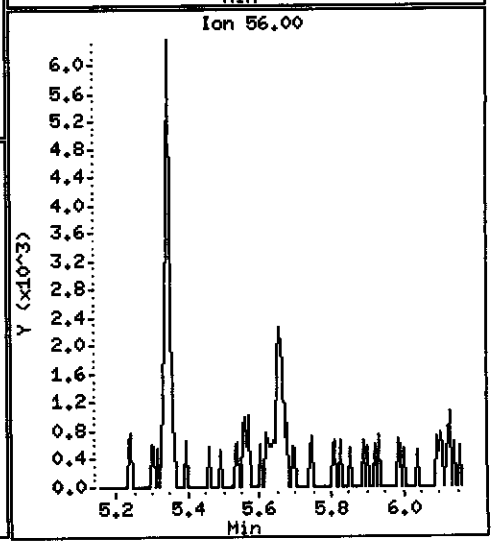

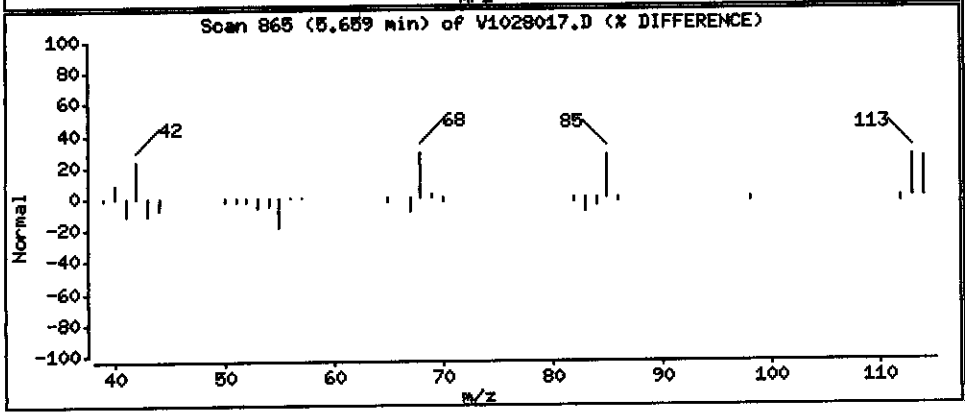

Data File: \\PITSVR06\D\chem\731.i\V102808.b\V1028017.D

Date : 28-OCT-2008 00:00

Client ID: MW-43-1008

Instrument: 731.i

Sample Info: C8J180171-001 10/23/08 h2o (8298042) 8270c

Volume Injected (uL): 2.0

Operator: 003200

Column phase: DB5-MS

Column diameter: 0.32

62 2-Methylnaphthalene

Concentration: 0.023995 ug/L

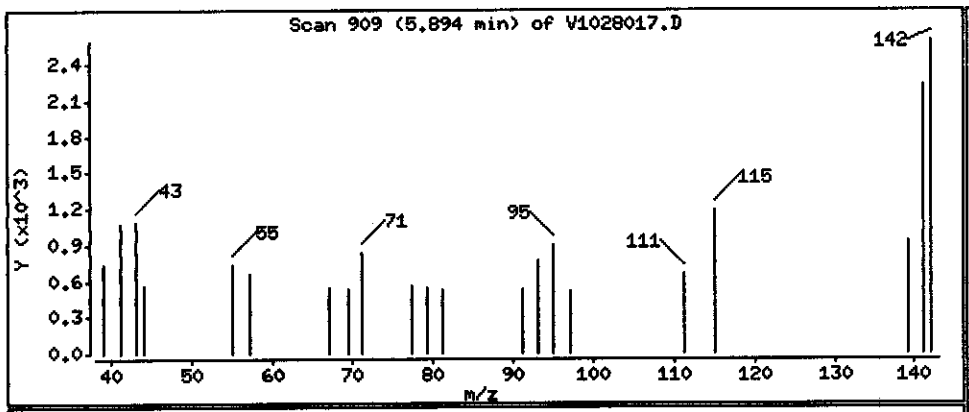

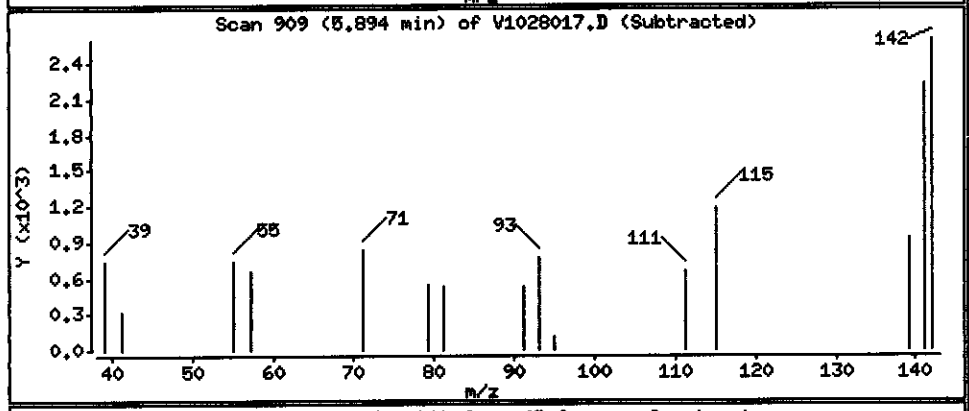

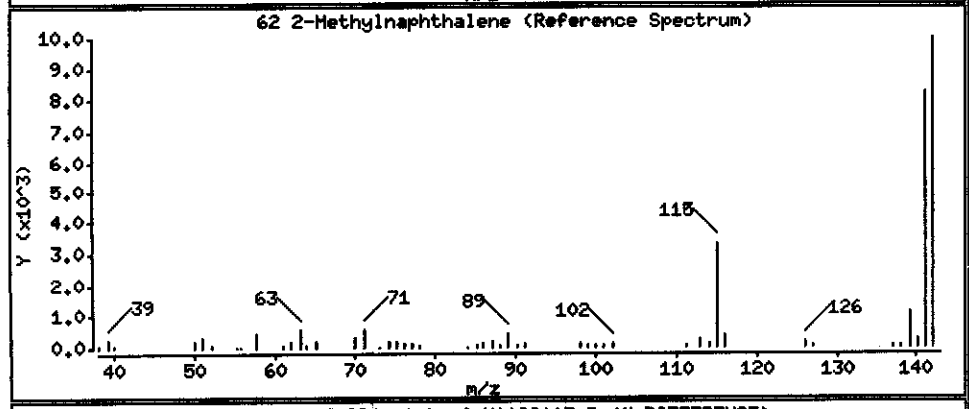

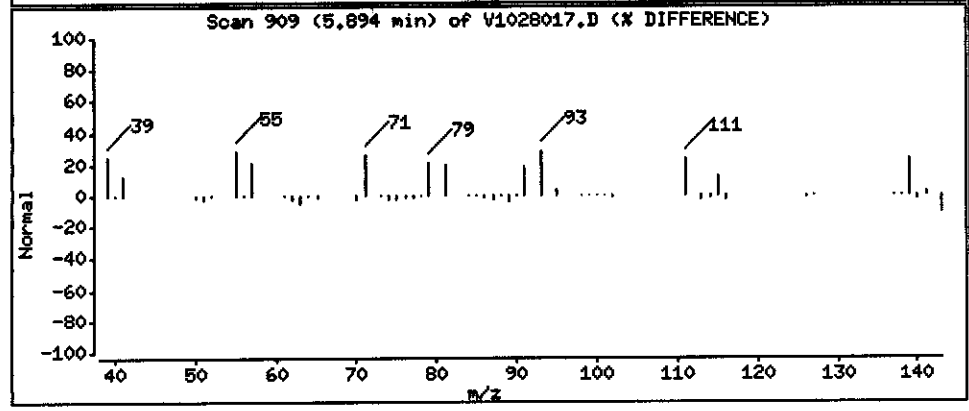

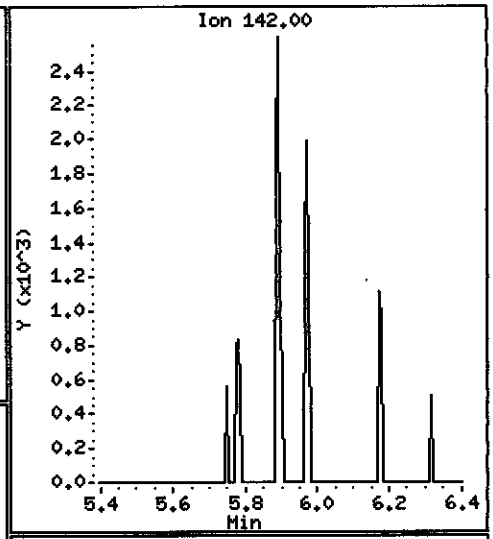

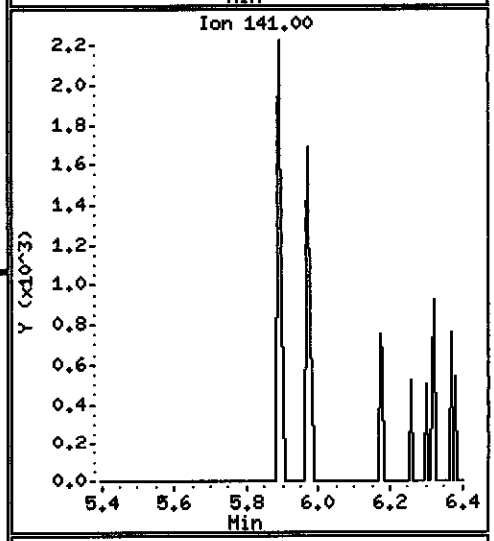

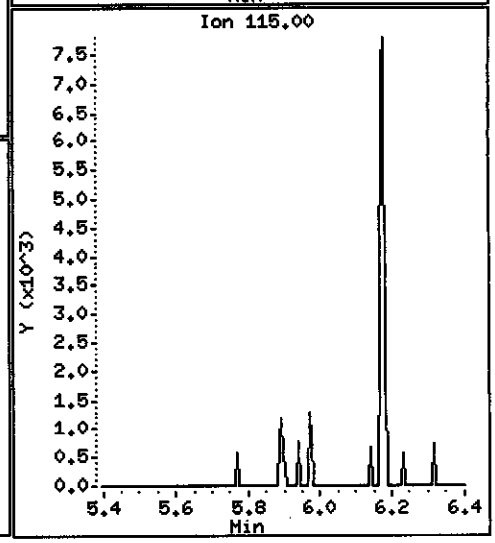

Data File: \\PITSVR06\D\chem\731.i\V102808.b\V1028017.D

Date : 28-OCT-2008 00:00

Client ID: MW-43-1008

Instrument: 731.i

Sample Info: C8J180171-001 10/23/08 h2o (8298042) 8270c

Volume Injected (uL): 2.0

Operator: 003200

Column phase: DB5-MS

Column diameter: 0.32

63 1-Methylnaphthalene

Concentration: 0.019008 ug/L

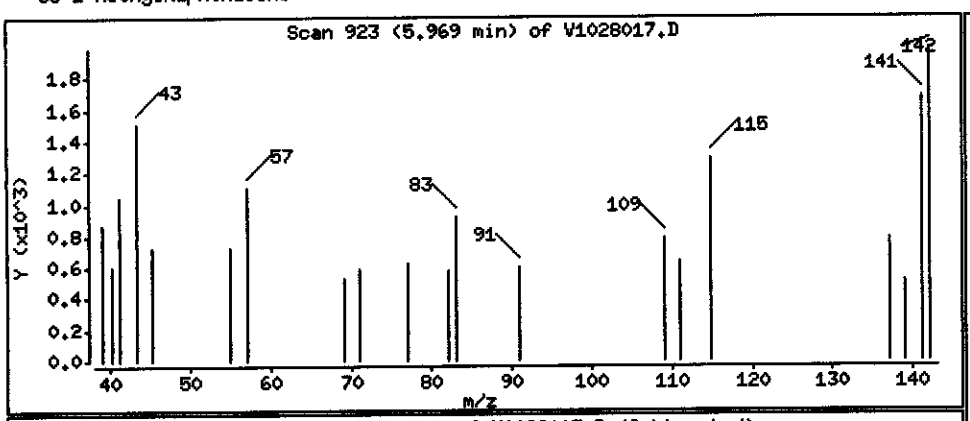

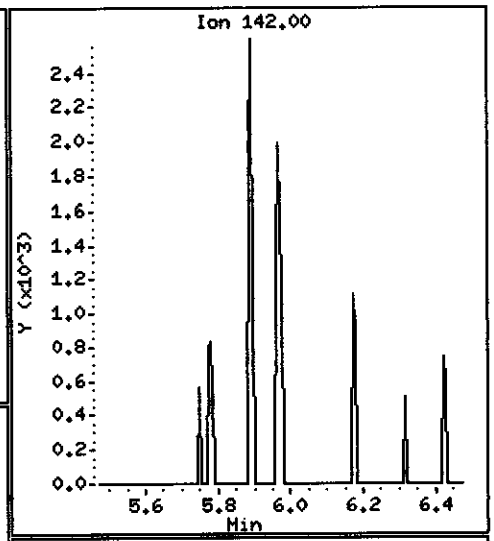

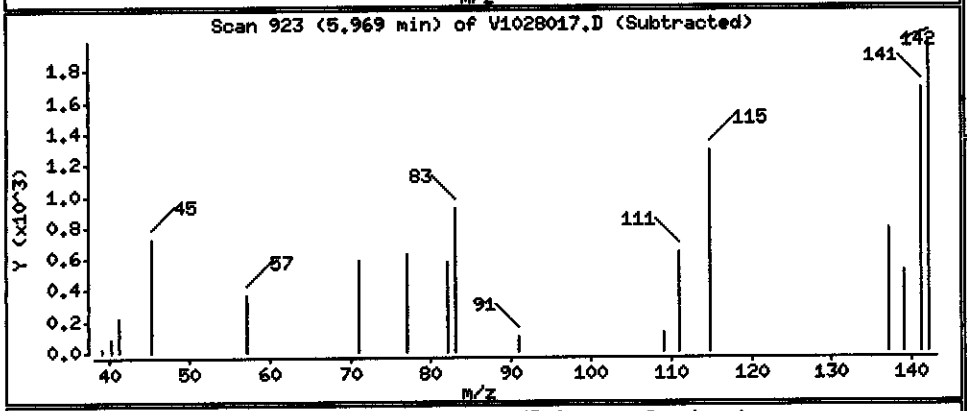

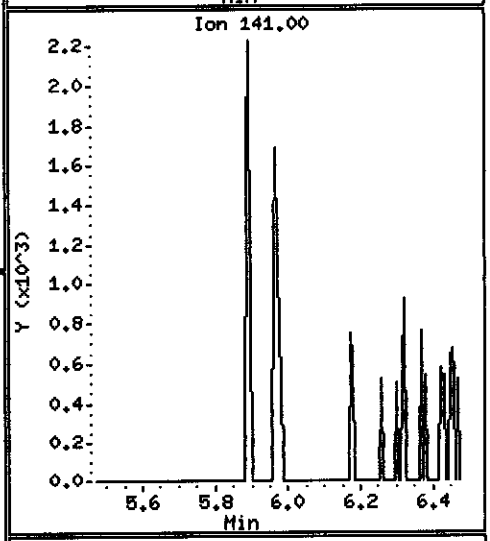

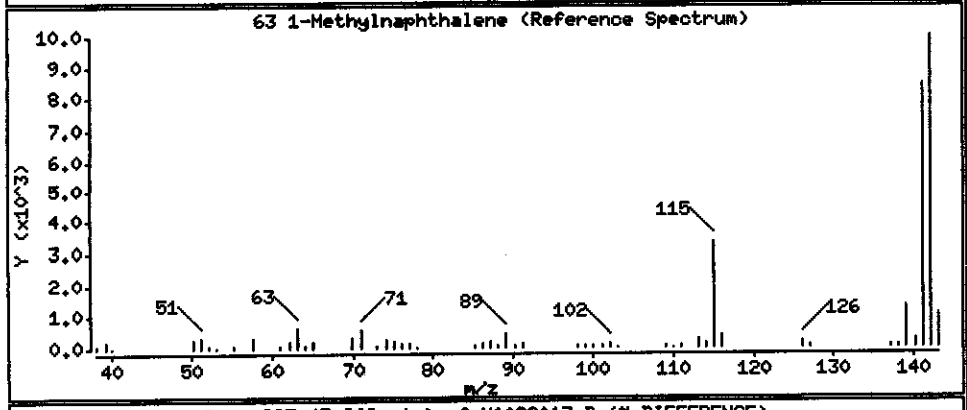

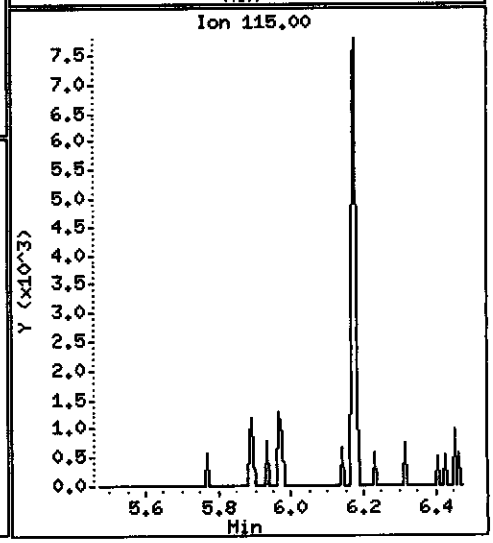

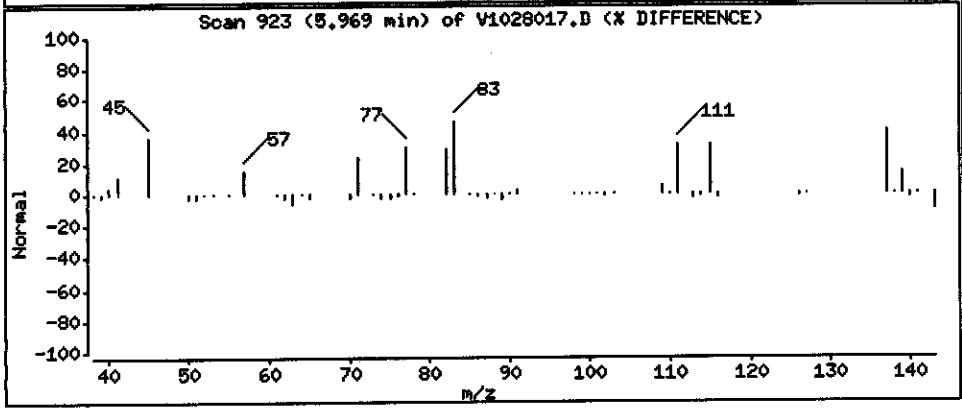

Data File: \\PITSVR06\D\chem\731.i\V102808.b\V1028017.D

Date : 28-OCT-2008 00:00

Client ID: MW-43-1008

Instrument: 731.i

Sample Info: C8J180171-001 10/23/08 h2o (8298042) 8270c

Volume Injected (uL): 2.0

Operator: 003200

Column phase: DB5-MS

Column diameter: 0.32

82 Acenaphthene

Concentration: 0.049578 ug/L

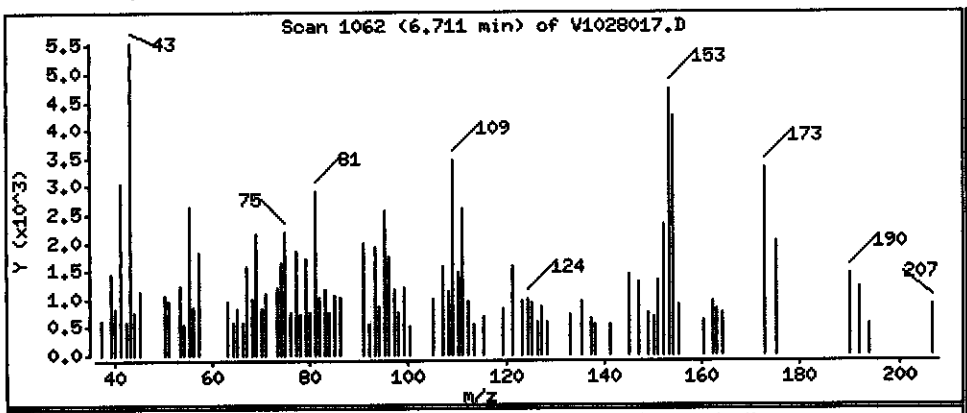

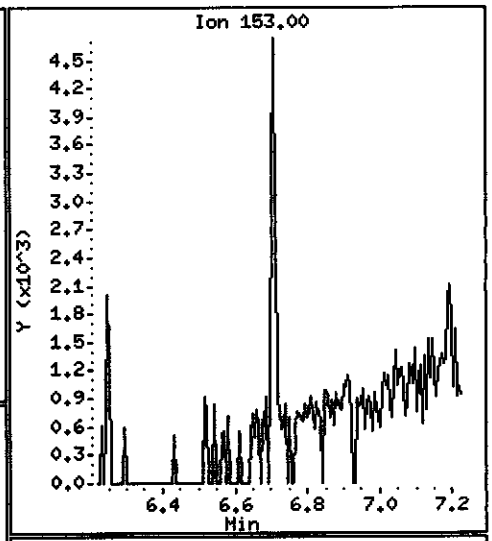

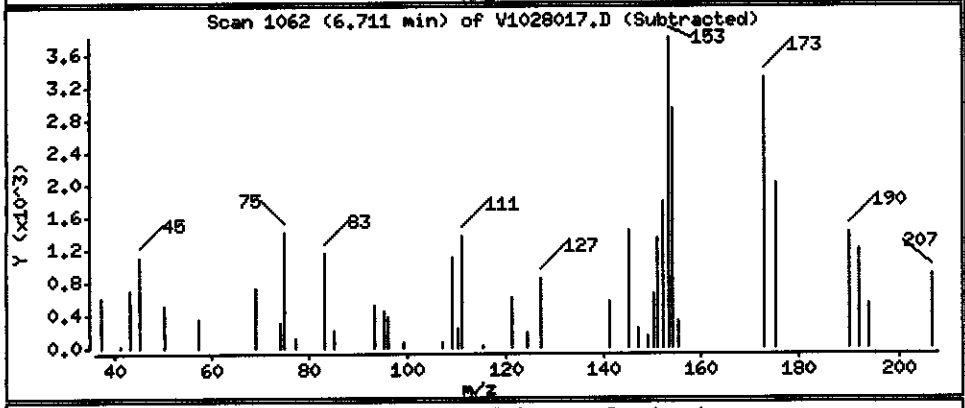

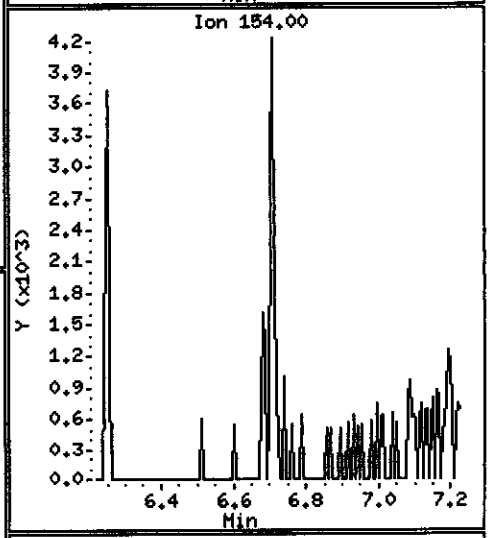

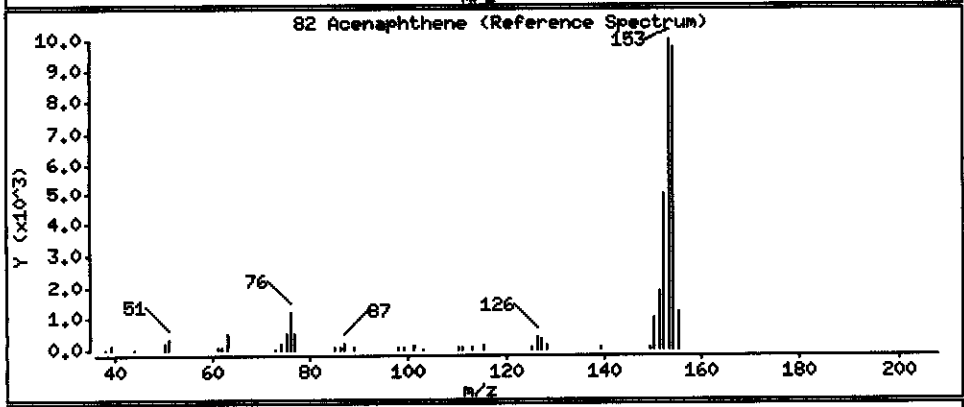

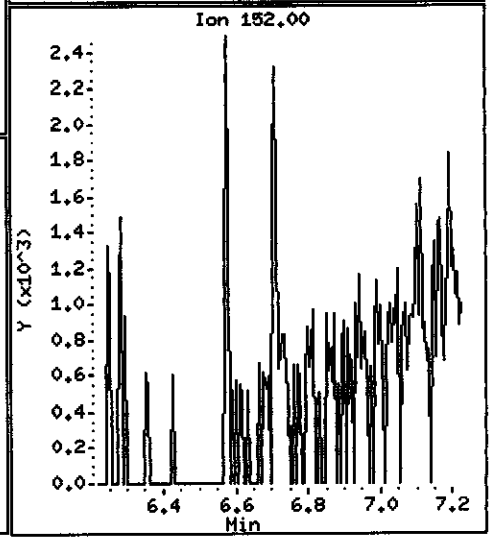

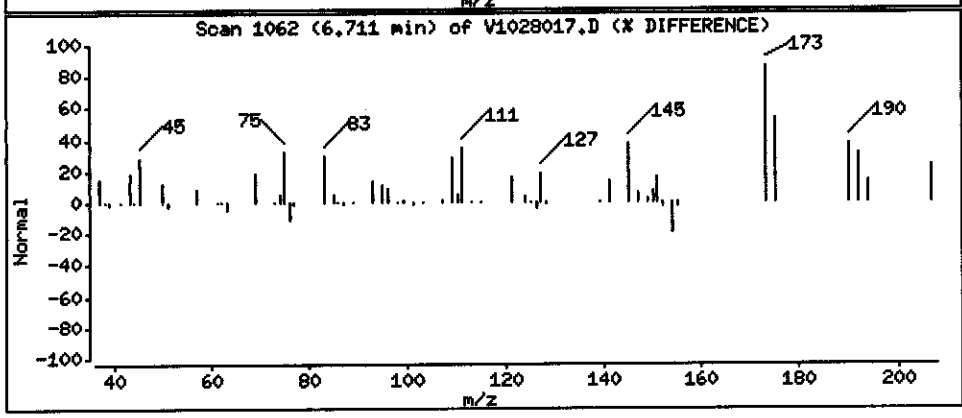

Data File: \\PITSVR06\D\chem\731.i\V102808.b\V1028017.D

Date : 28-OCT-2008 00:00

Client ID: MW-43-1008

Instrument: 731.i

Sample Info: C8J180171-001 10/23/08 h2o (8298042) 8270c

Volume Injected (uL): 2.0

Operator: 003200

Column phase: DB5-MS

Column diameter: 0.32

86 Dibenzofuran

Concentration: 0.064584 ug/L

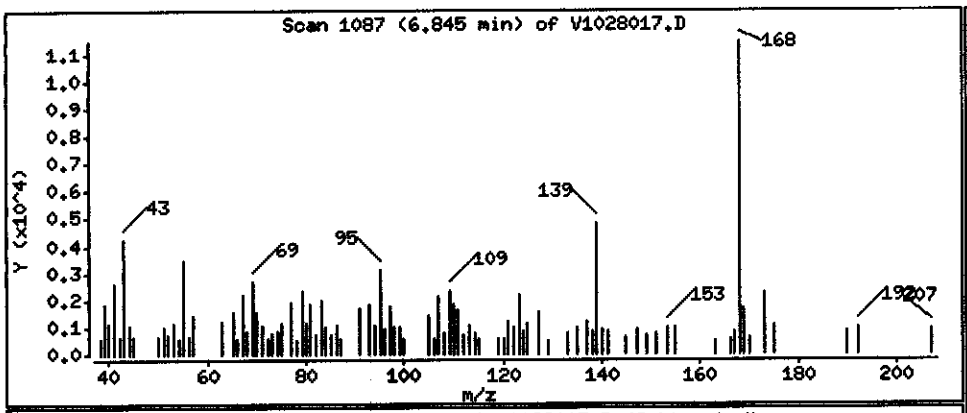

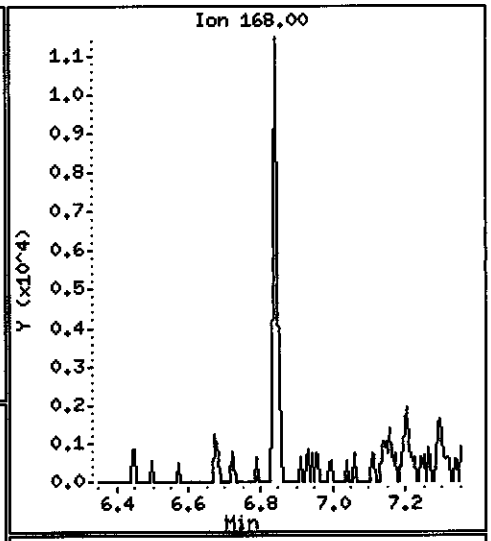

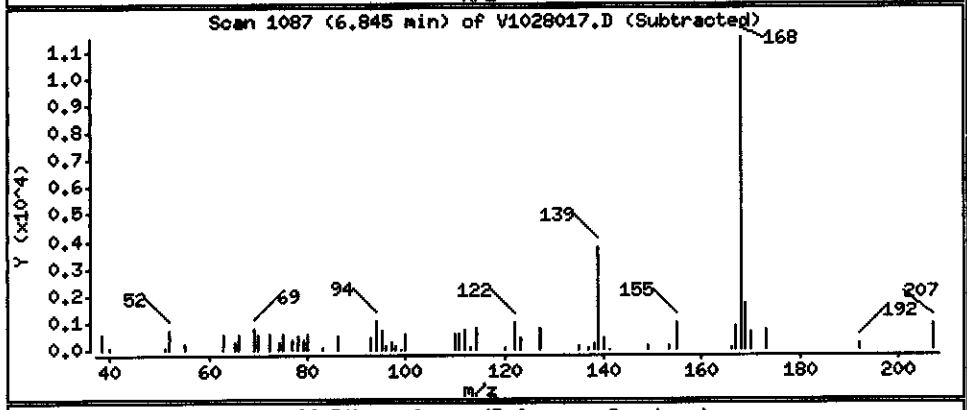

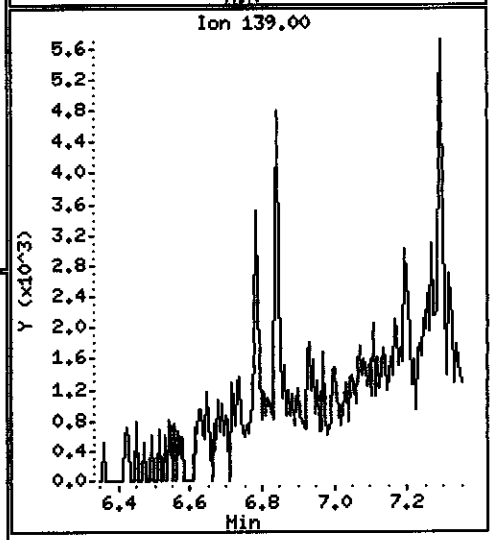

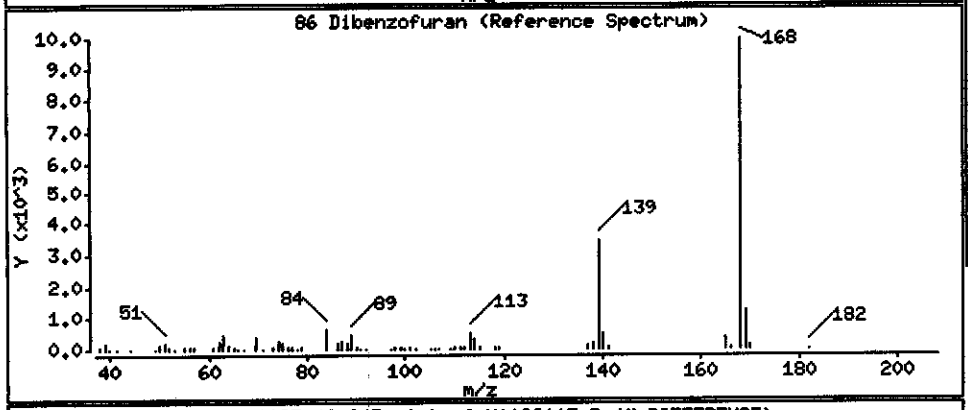

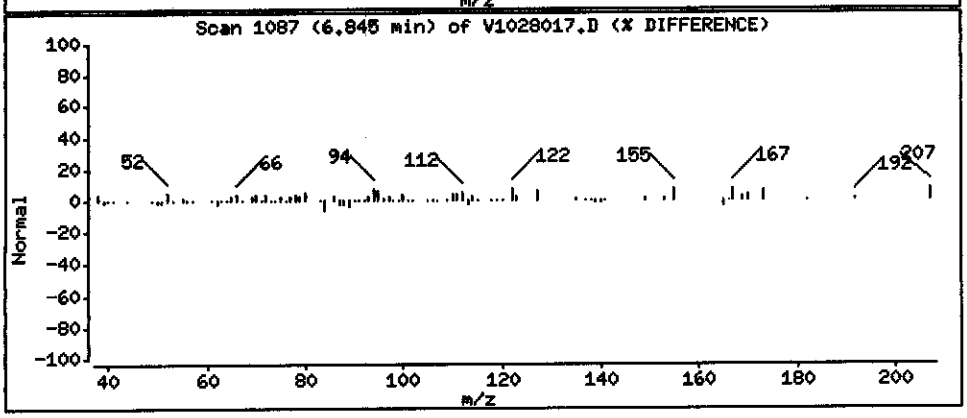

Data File: \\PITSVR06\D\chem\731.i\V102808.b\V1028017.D

Date : 28-OCT-2008 00:00

Client ID: MW-43-1008

Instrument: 731.i

Sample Info: C8J180171-001 10/23/08 h2o (8298042) 8270c

Volume Injected (uL): 2.0

Operator: 003200

Column phase: DB5-MS

Column diameter: 0.32

93 Diethylphthalate

Concentration: 0.078478 ug/L

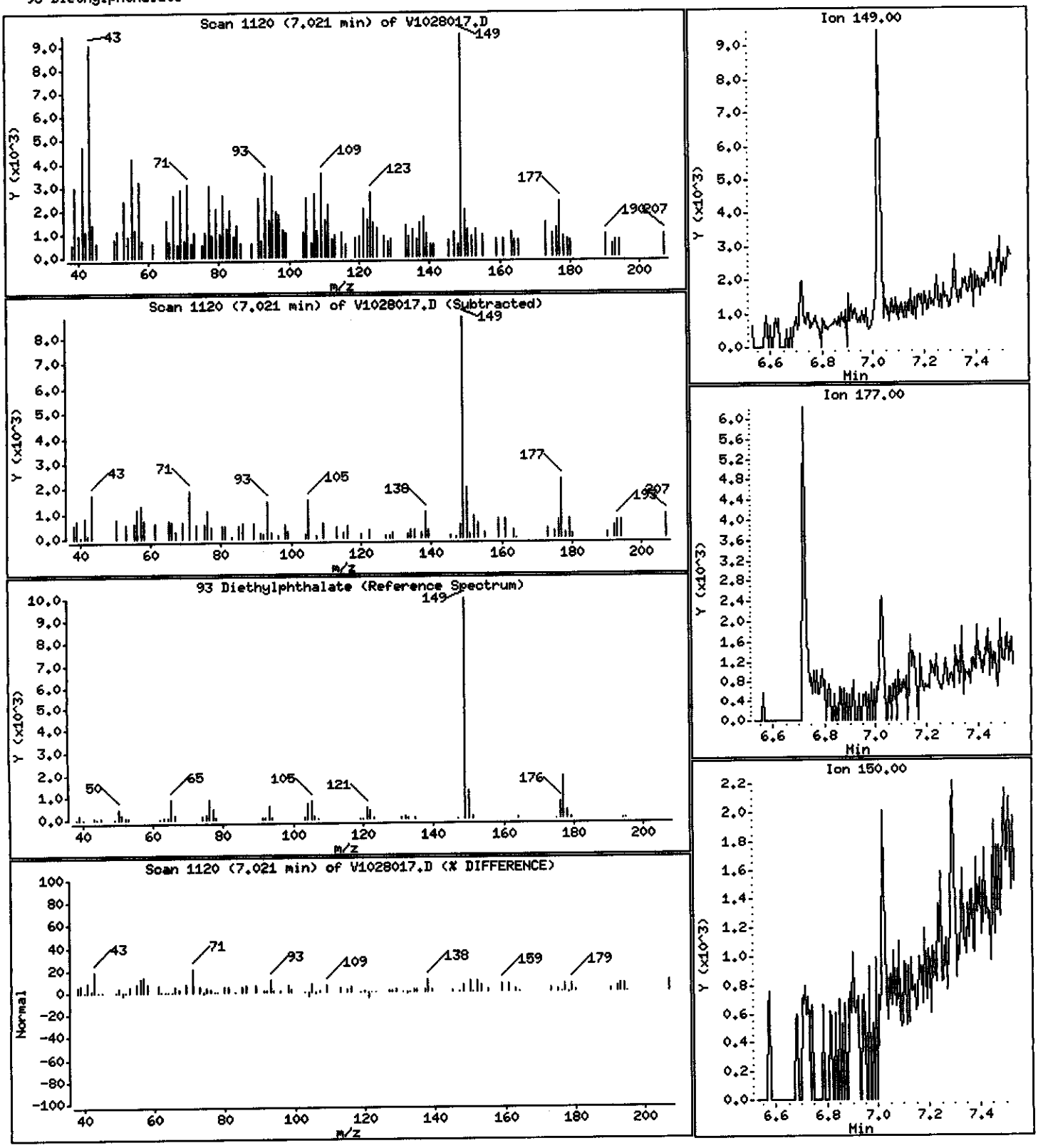

Data File: \\PITSVR06\D\chem\731.i\V102808.b\V1028017.D

Date : 28-OCT-2008 00:00

Client ID: MW-43-1008

Instrument: 731.i

Sample Info: C8J180171-001 10/23/08 h2o (8298042) 8270c

Volume Injected (uL): 2.0

Operator: 003200

Column phase: DB5-MS

Column diameter: 0.32

94 Fluorene

Concentration: 0.068658 ug/L

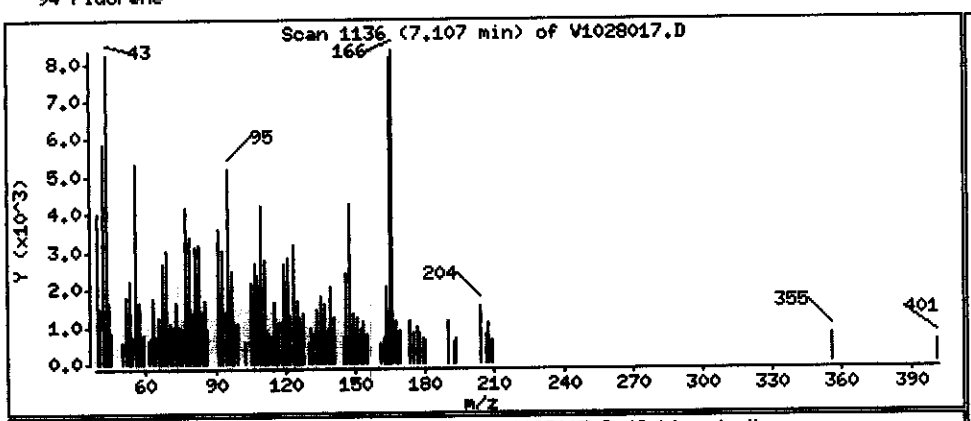

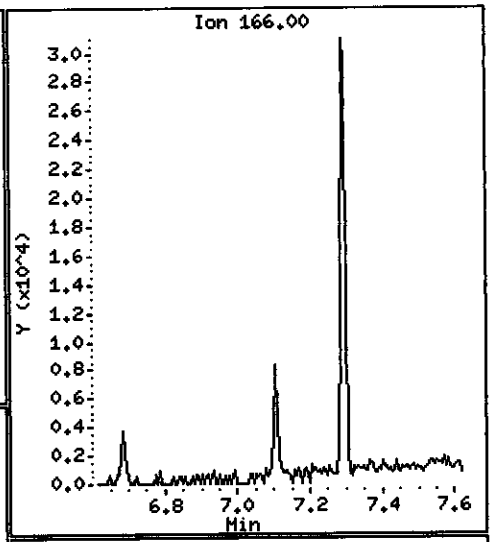

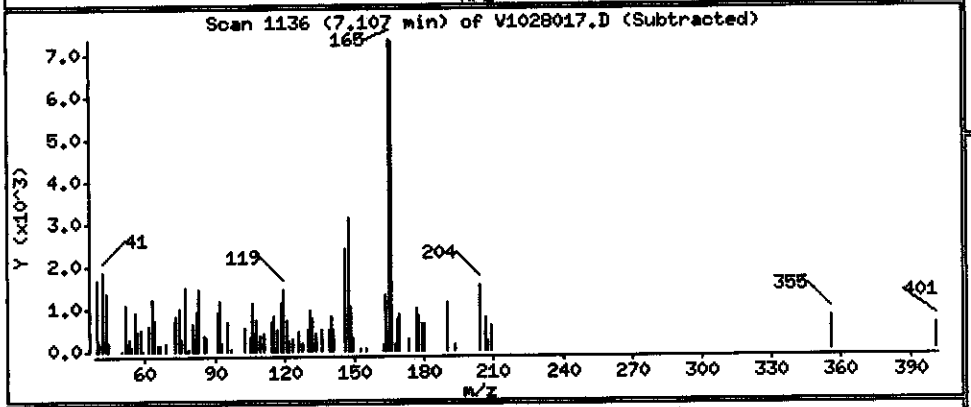

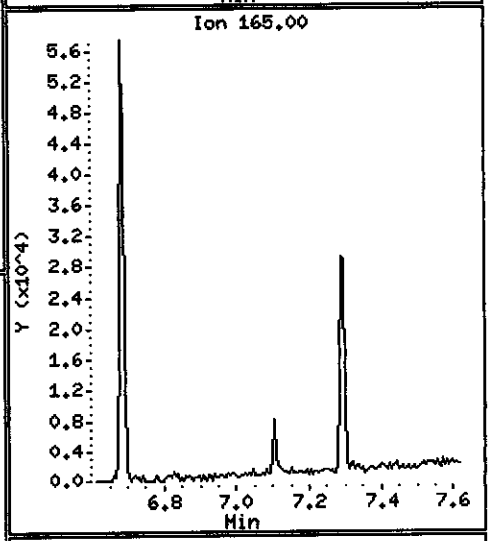

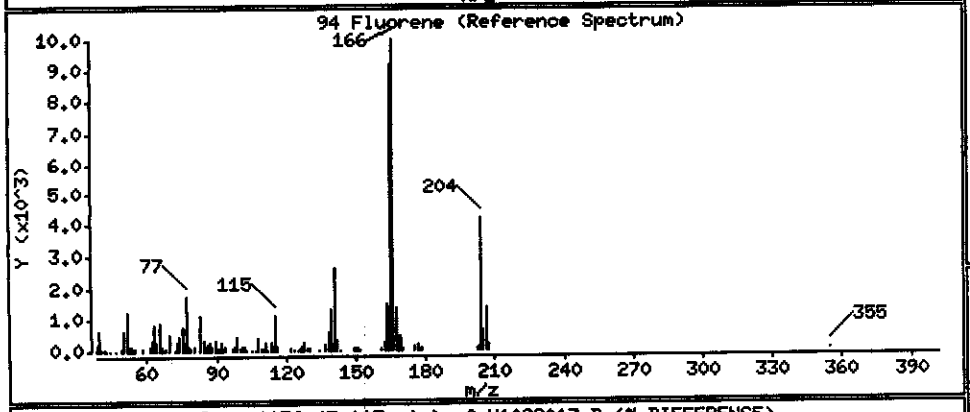

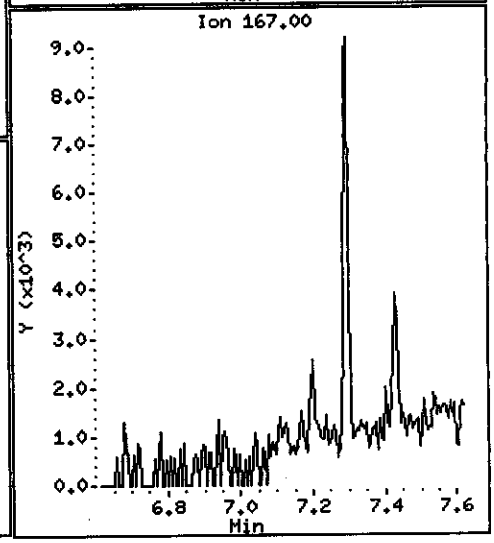

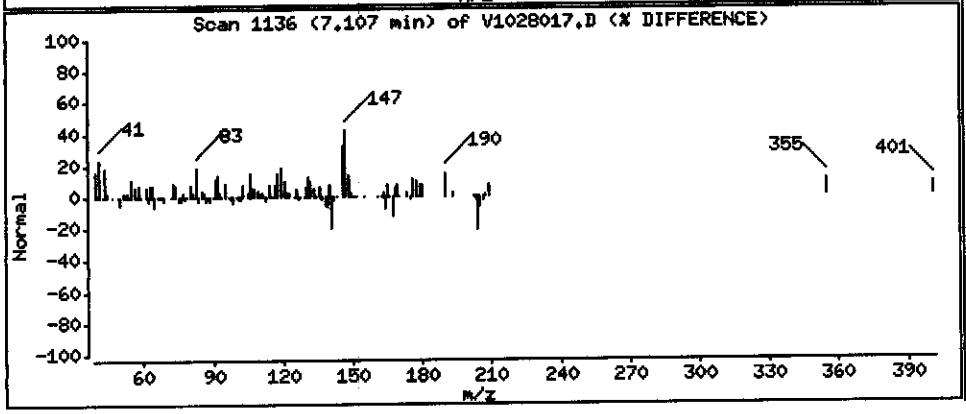

Data File: \\PITSVR06\D\chem\731.i\V102808.b\V1028017.D

Date : 28-OCT-2008 00:00

Client ID: MW-43-1008

Instrument: 731.i

Sample Info: C8J180171-001 10/23/08 h2o (8298042) 8270c

Volume Injected (uL): 2.0

Operator: 003200

Column phase: DB5-MS

Column diameter: 0.32

115 Phenanthrene

Concentration: 0.15032 ug/L

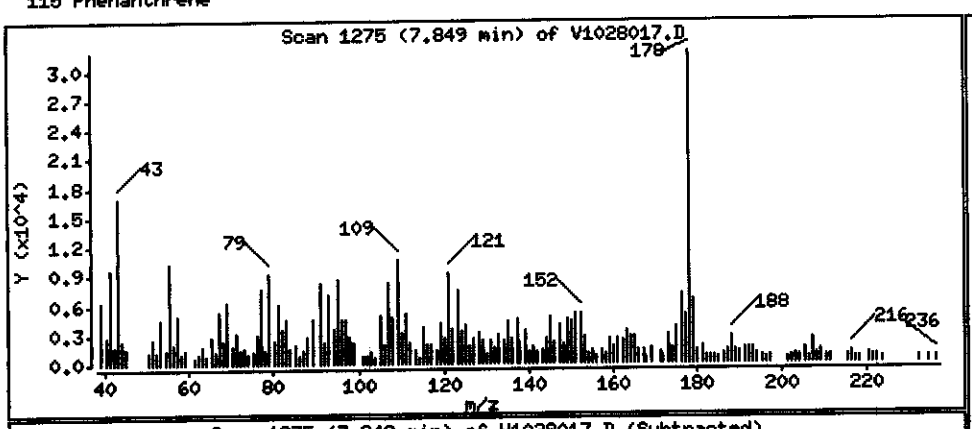

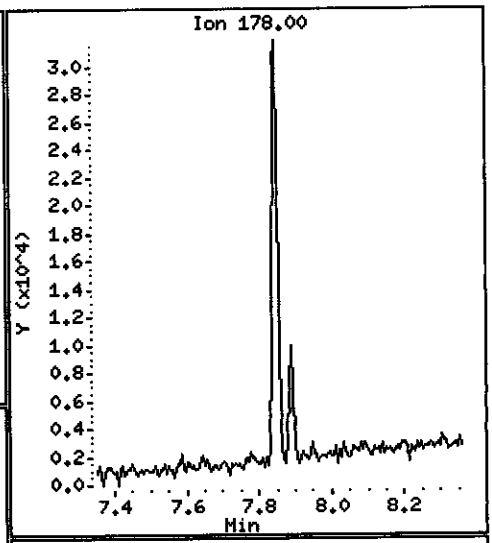

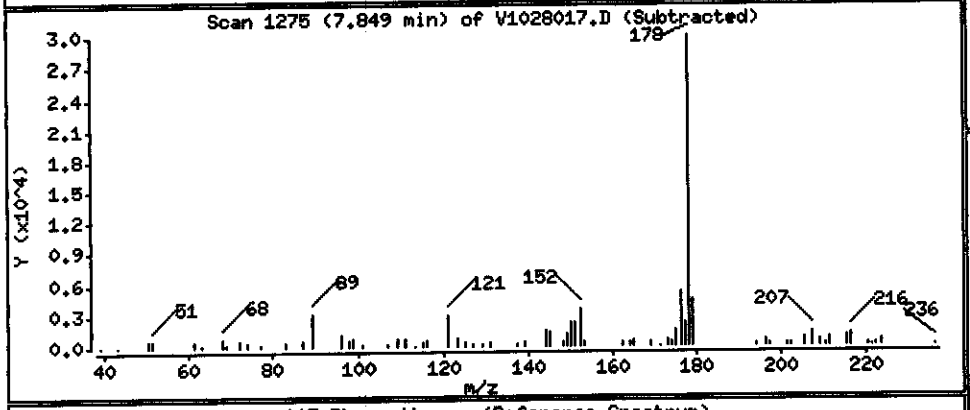

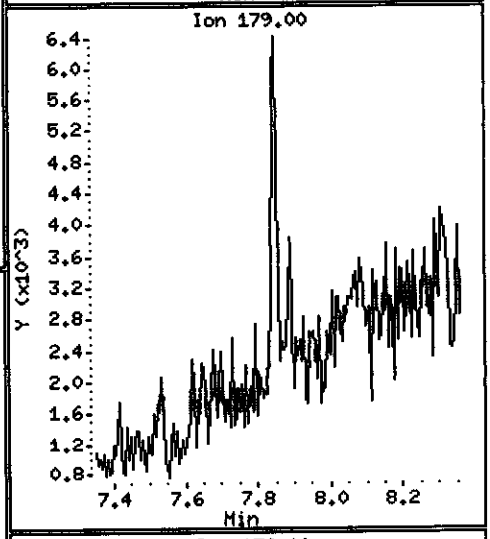

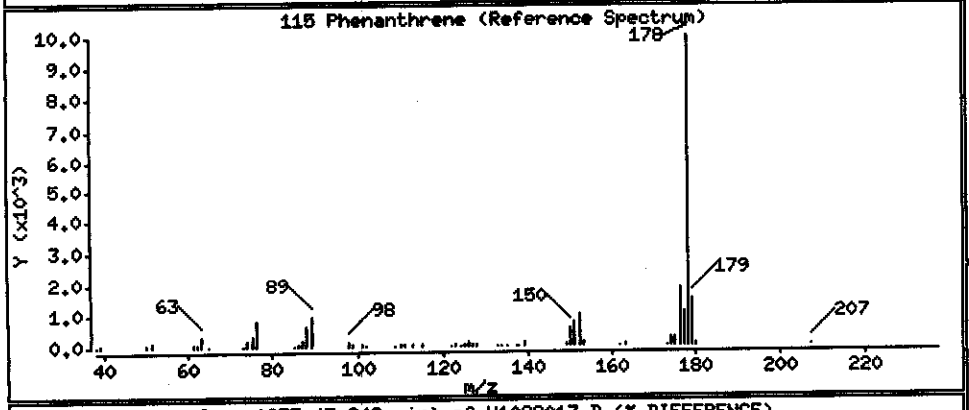

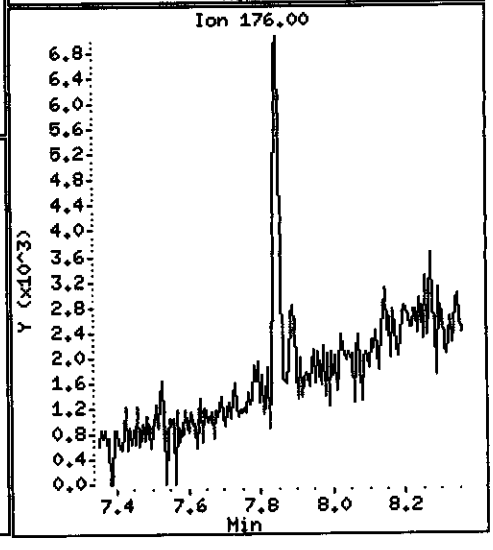

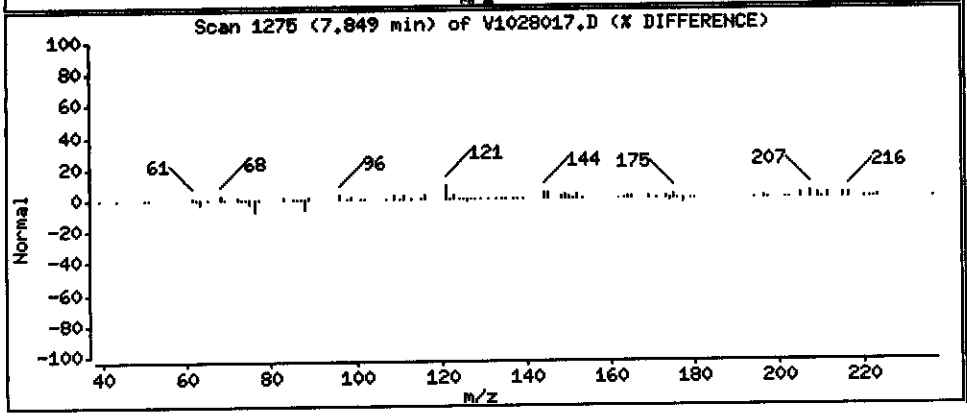

Data File: \\PITSVR06\D\chem\731.i\V102808.b\V1028017.D

Date : 28-OCT-2008 00:00

Client ID: MW-43-1008

Instrument: 731.i

Sample Info: C8J180171-001 10/23/08 h2o (8298042) 8270c

Volume Injected (uL): 2.0

Operator: 003200

Column phase: DB5-MS

Column diameter: 0.32

116 Anthracene

Concentration: 0.042067 ug/L

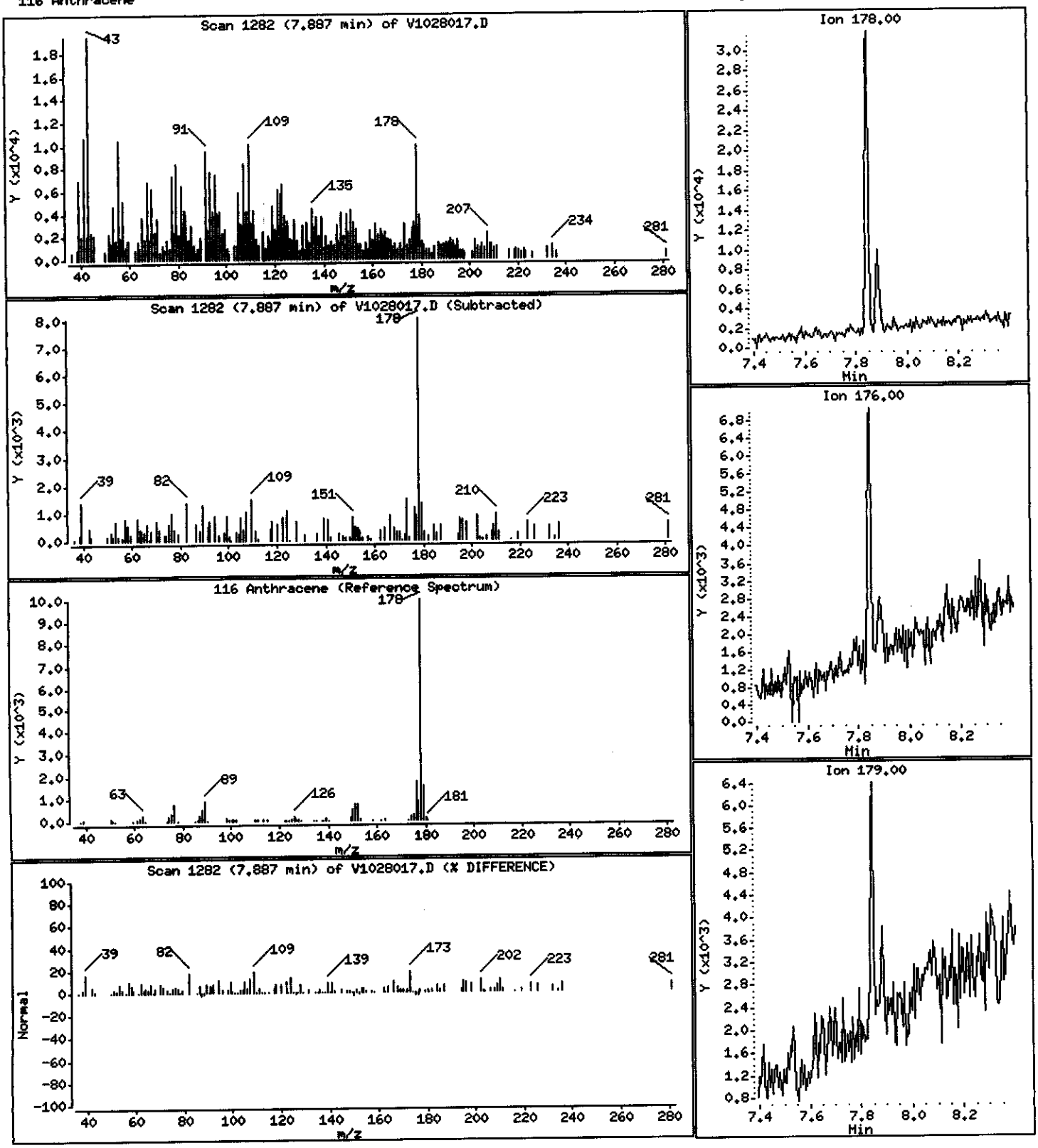

Data File: \\PITSVR06\D\chem\731.i\V102808.b\V1028017.D

Date : 28-OCT-2008 00:00

Client ID: MW-43-1008

Instrument: 731.i

Sample Info: C8J180171-001 10/23/08 h2o (8298042) 8270c

Volume Injected (uL): 2.0

Operator: 003200

Column phase: DB5-MS

Column diameter: 0.32

119 Carbazole

Concentration: 0.038712 ug/L

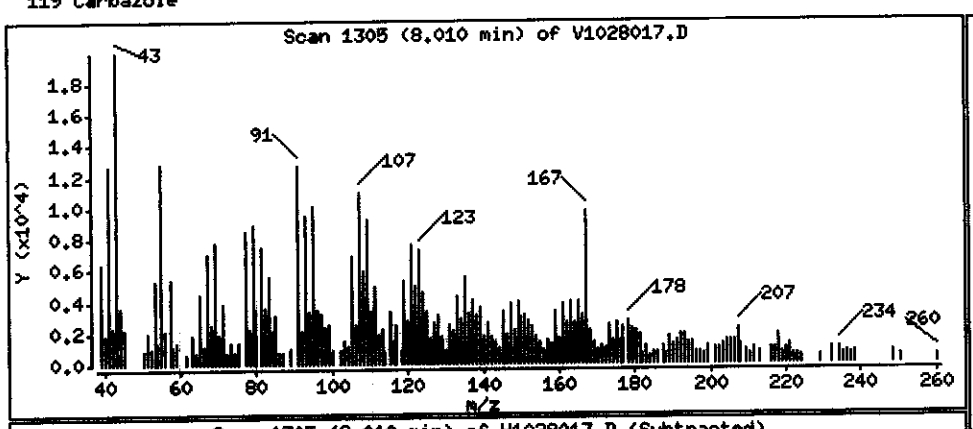

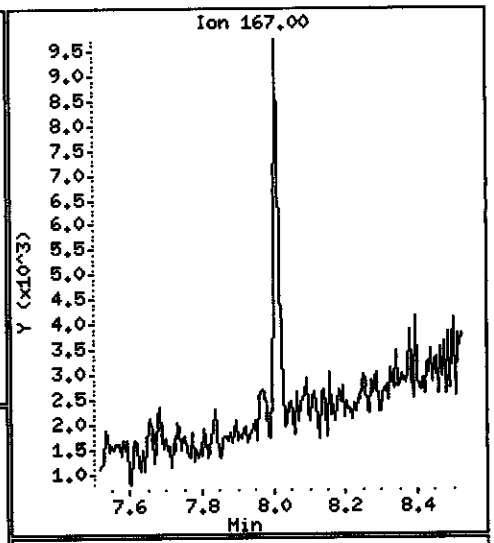

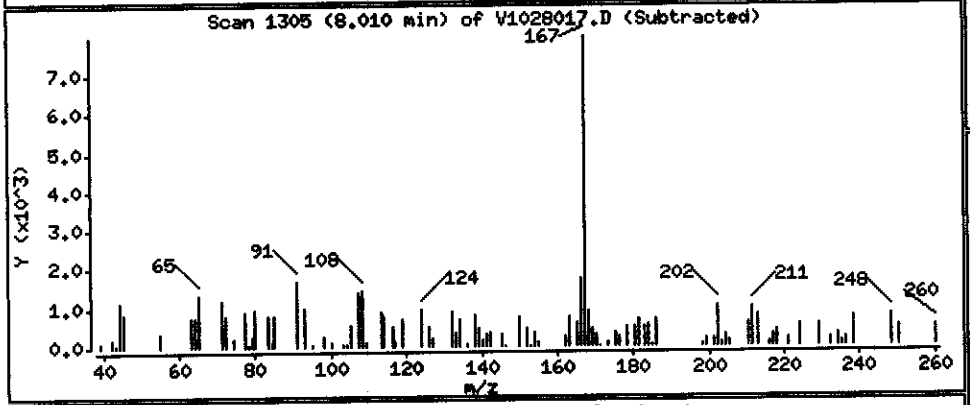

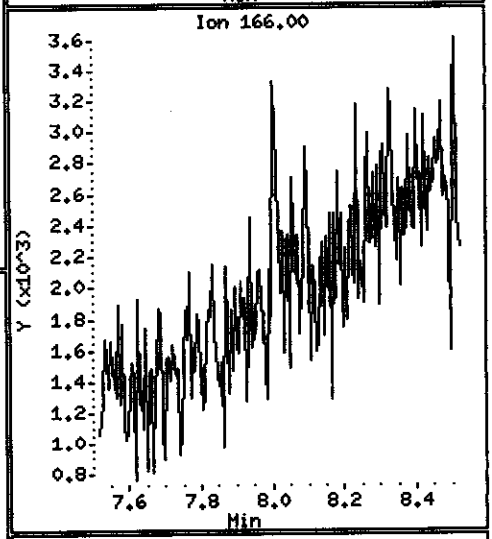

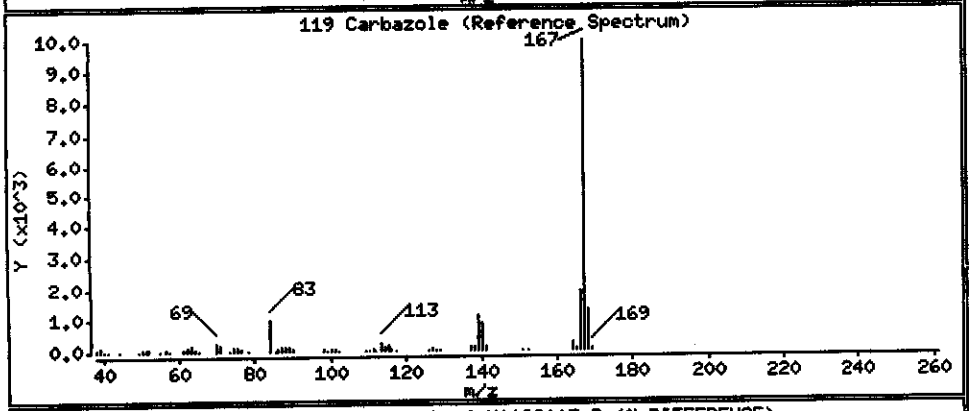

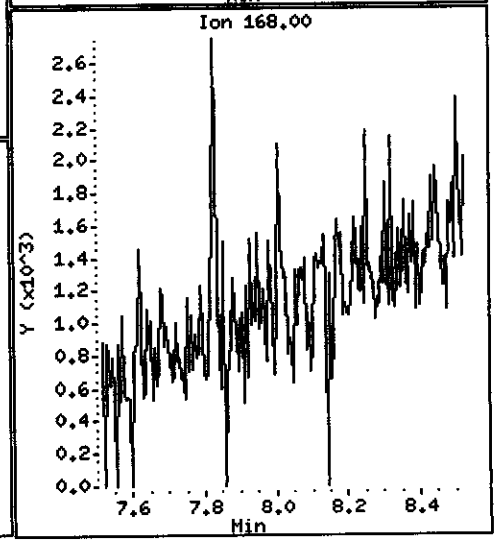

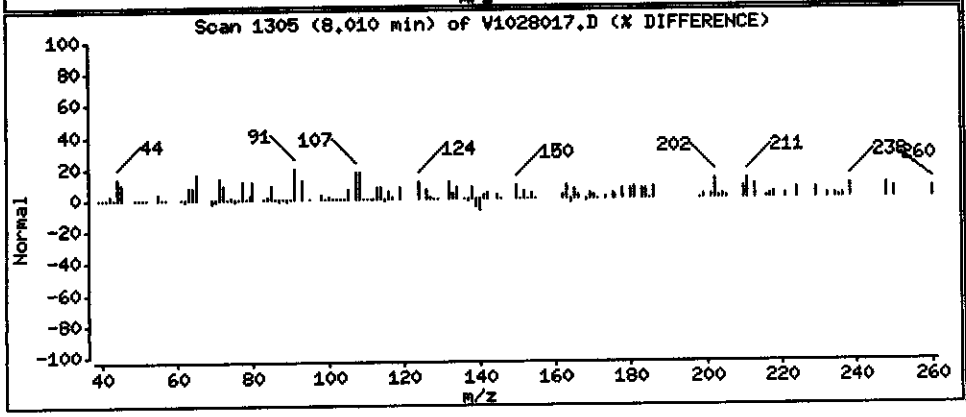

Data File: \\PITSVR06\D\chem\731.i\V102808.b\V1028017.D

Date : 28-OCT-2008 00:00

Client ID: MW-43-1008

Instrument: 731.i

Sample Info: C8J180171-001 10/23/08 h2o (8298042) 8270c

Volume Injected (uL): 2.0

Operator: 003200

Column phase: DB5-MS

Column diameter: 0.32

120 Di-n-Butylphthalate

Concentration: 0.086129 ug/L

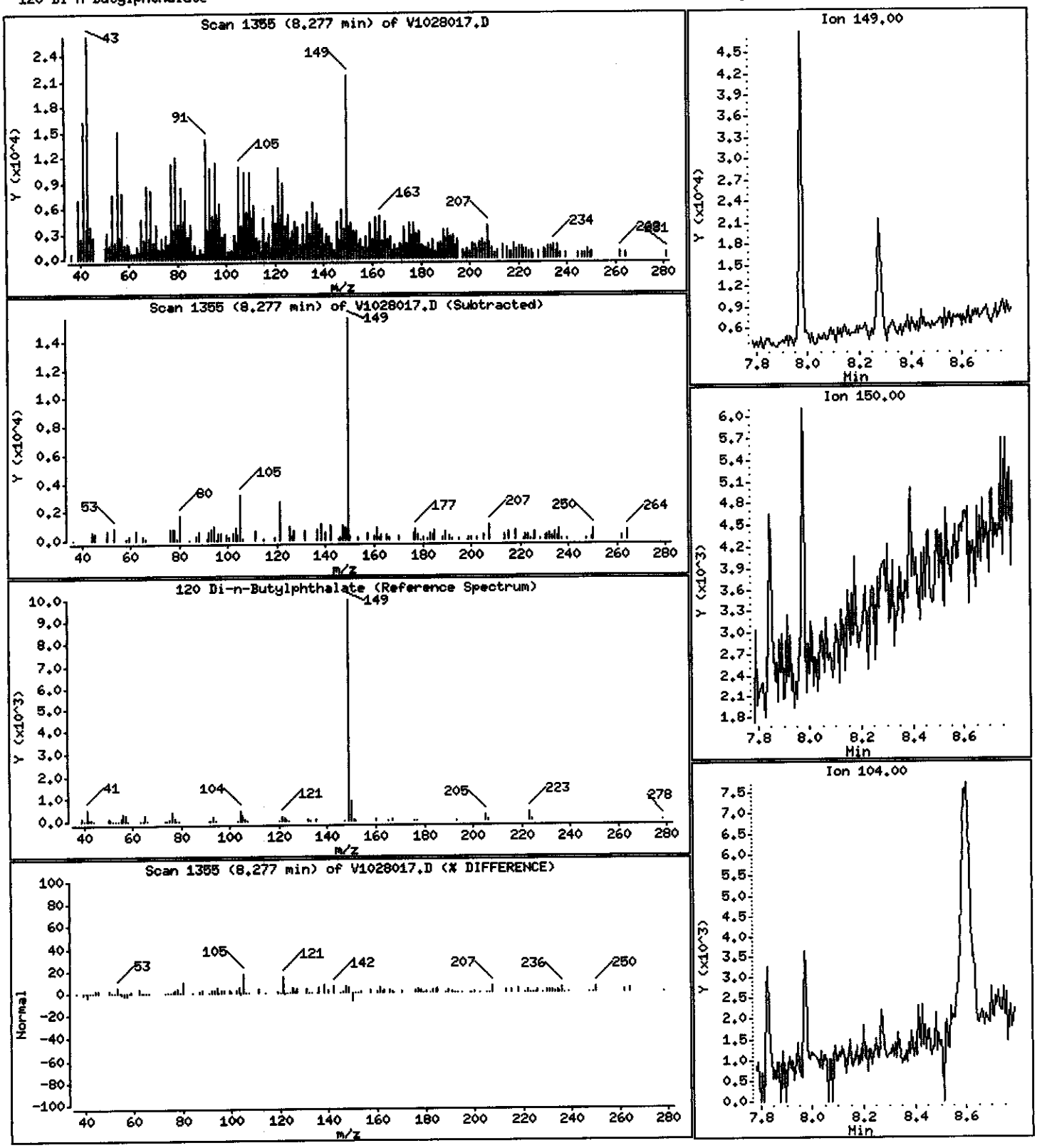

Data File: \\PITSVR06\D\chem\731.i\V102808.b\V1028017.D

Date : 28-OCT-2008 00:00

Client ID: MW-43-1008

Instrument: 731.i

Sample Info: C8J180171-001 10/23/08 h2o (8298042) 8270c

Volume Injected (uL): 2.0

Operator: 003200

Column phase: DB5-MS

Column diameter: 0.32

123 Fluoranthene

Concentration: 0.039602 ug/L

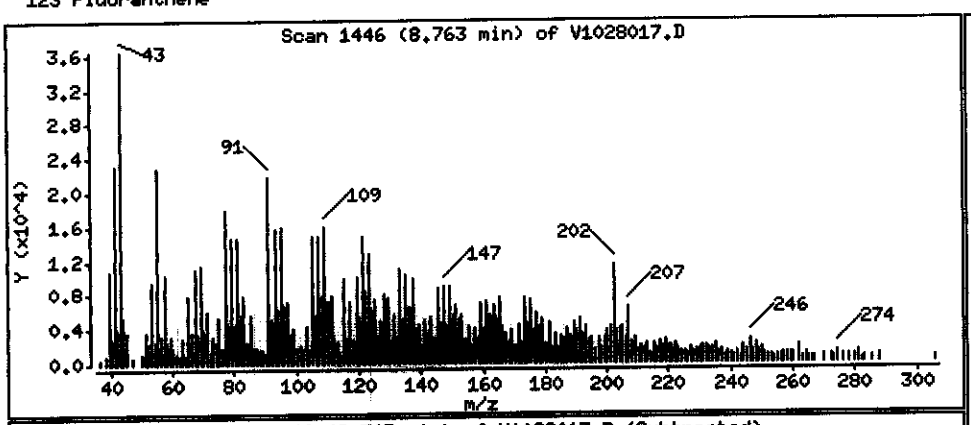

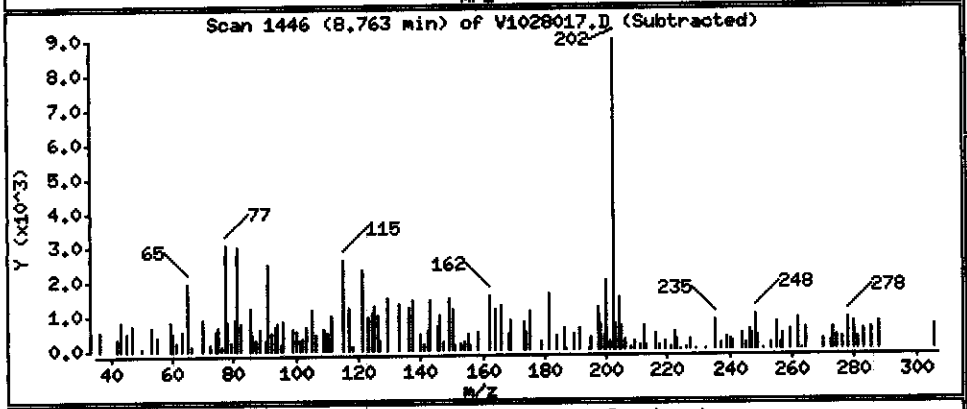

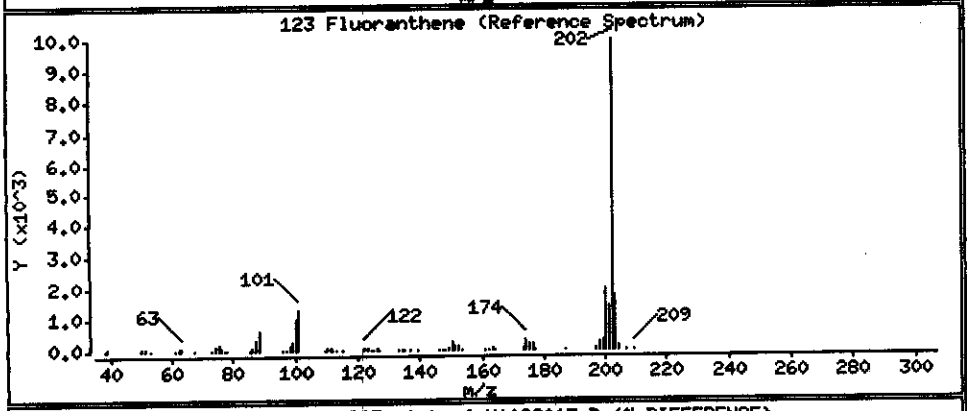

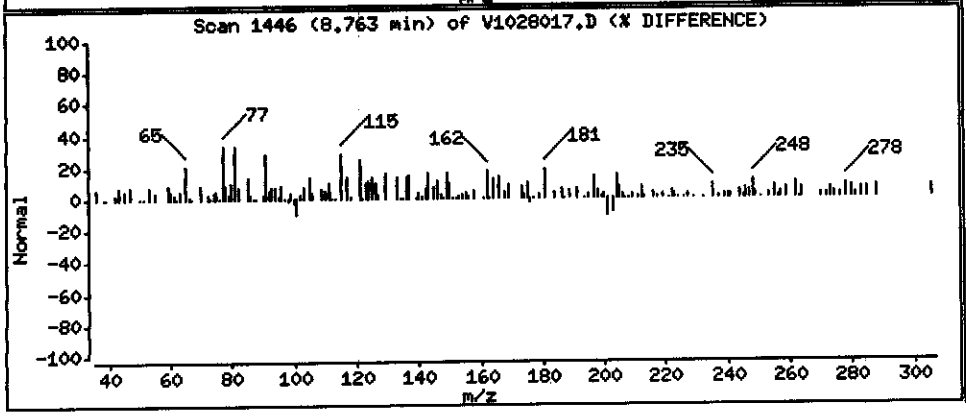

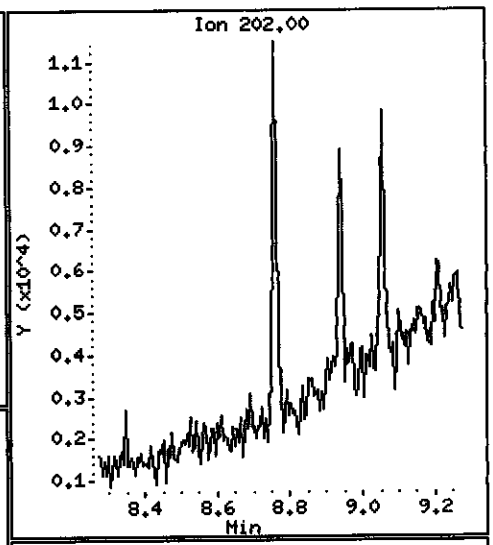

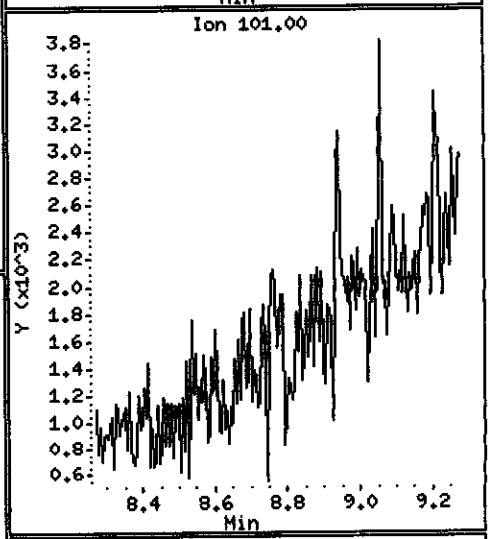

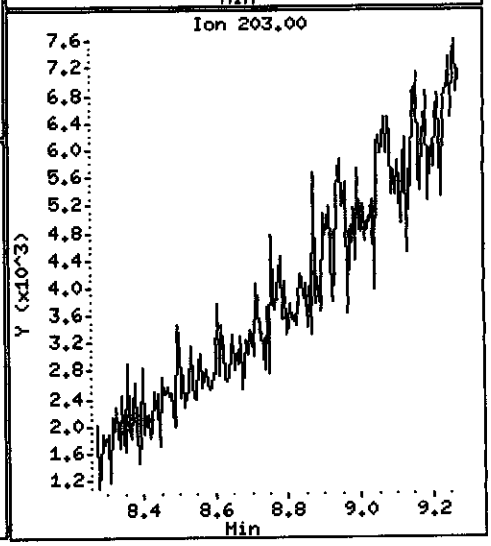

Data File: \\PITSVR06\D\chem\731.i\V102808.b\V1028017.D

Date : 28-OCT-2008 00:00

Client ID: MW-43-1008

Instrument: 731.i

Sample Info: C8J180171-001 10/23/08 h2o (8298042) 8270c

Volume Injected (uL): 2.0

Operator: 003200

Column phase: DB5-MS

Column diameter: 0.32

125 Pyrene

Concentration: 0.018530 ug/L

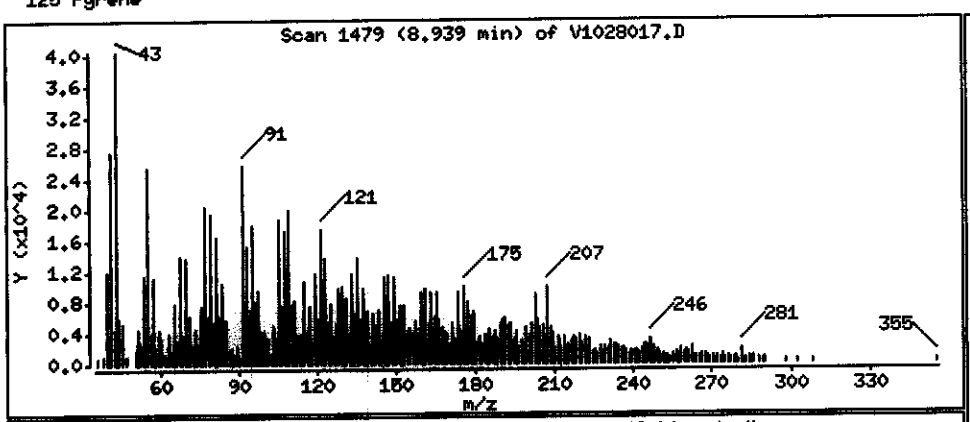

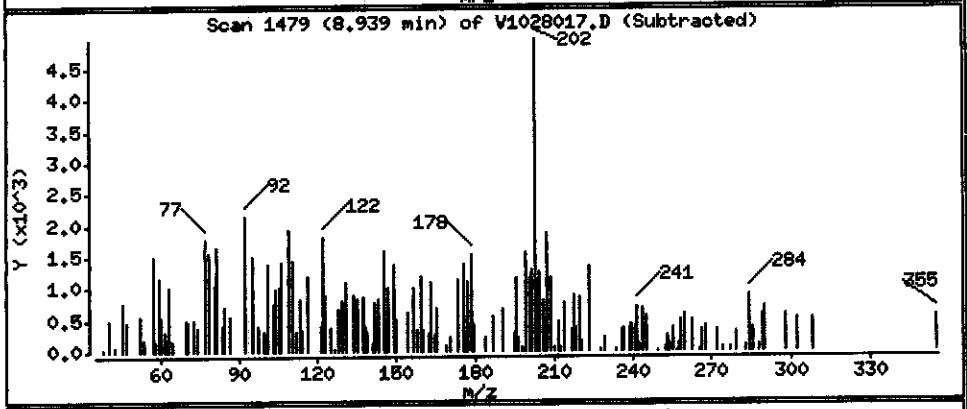

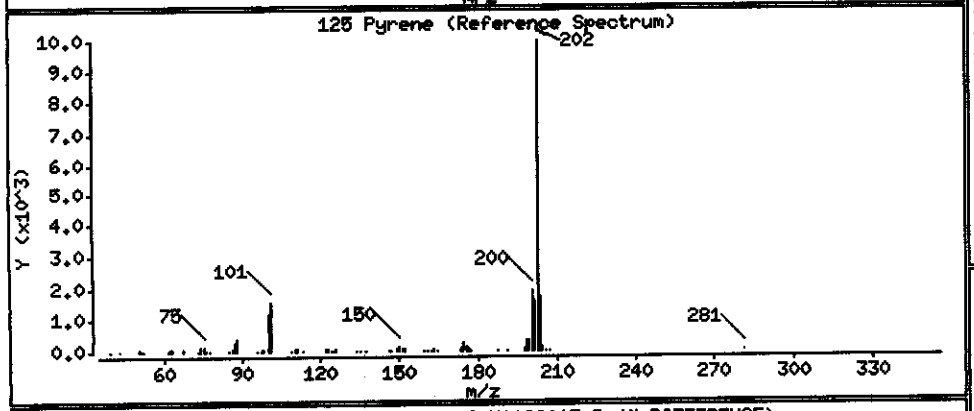

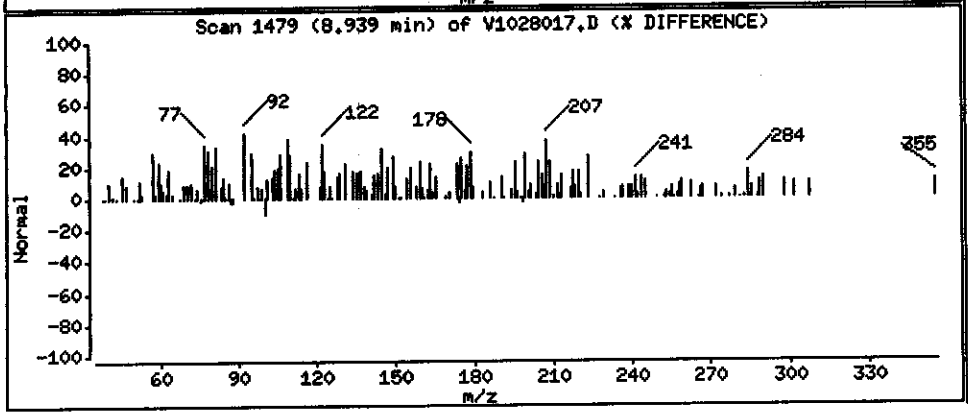

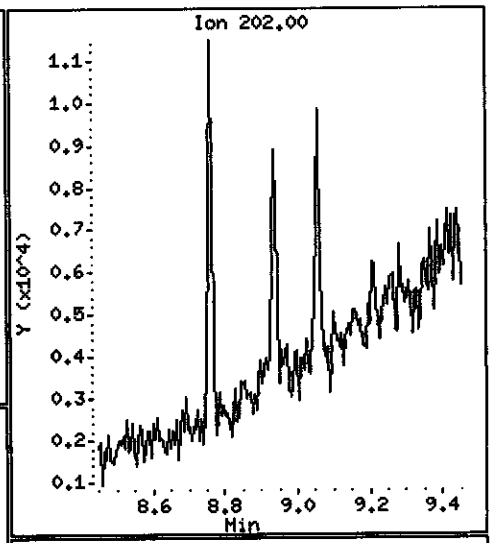

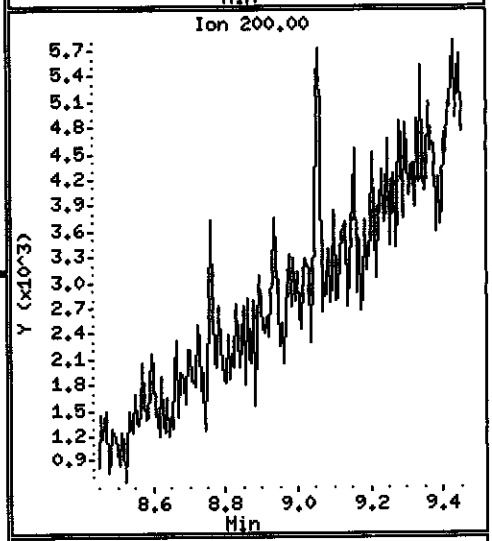

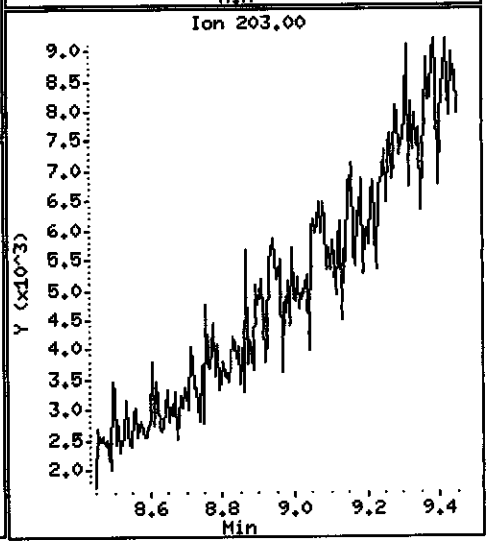

Data File: \\PITSVR06\D\chem\731.i\V102808.b\V1028017.D

Date : 28-OCT-2008 00:00

Client ID: MW-43-1008

Instrument: 731.i

Sample Info: C8J180171-001 10/23/08 h2o (8298042) 8270c

Volume Injected (uL): 2.0

Operator: 003200

Column phase: DB5-MS

Column diameter: 0.32

131 Butylbenzylphthalate

Concentration: 0.13636 ug/L

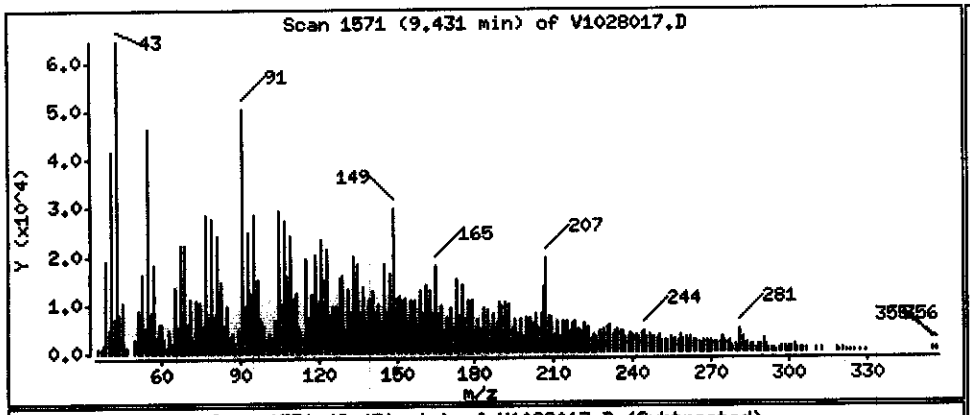

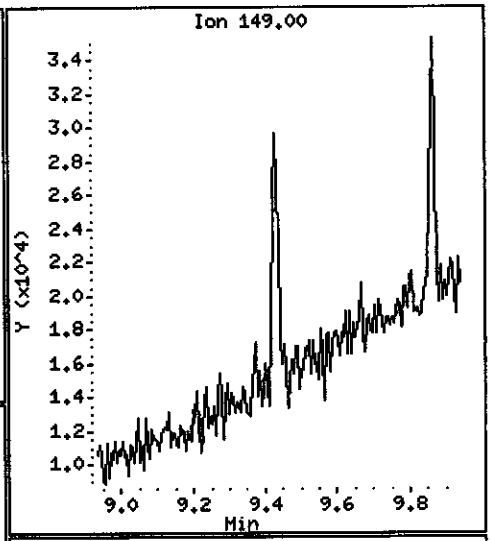

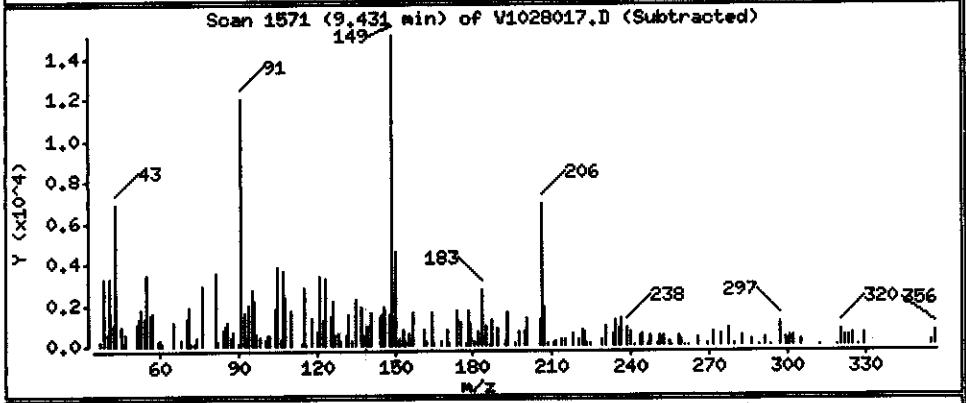

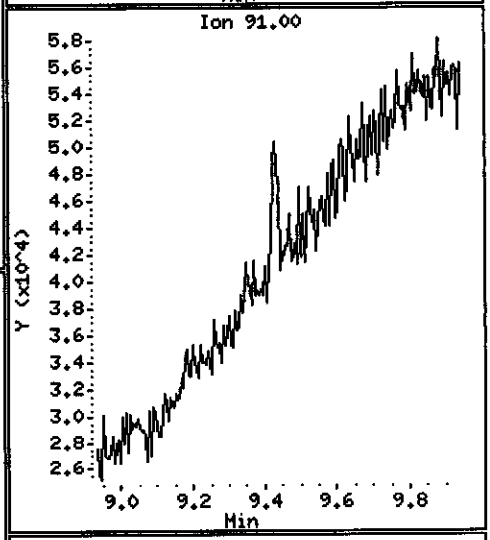

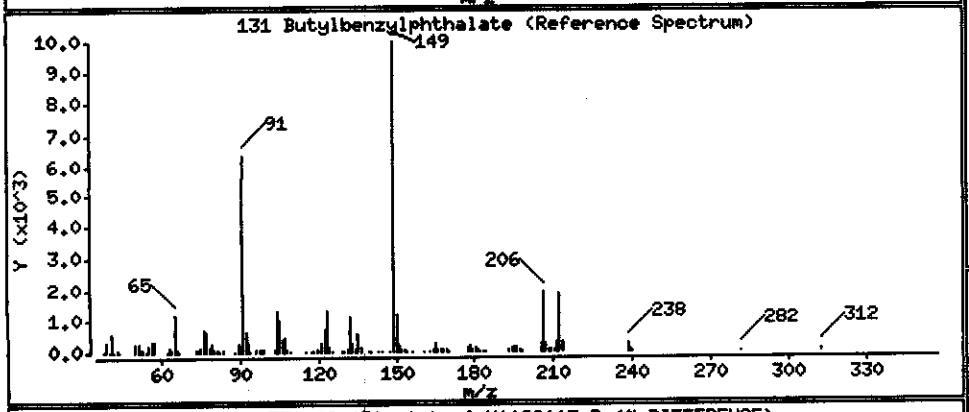

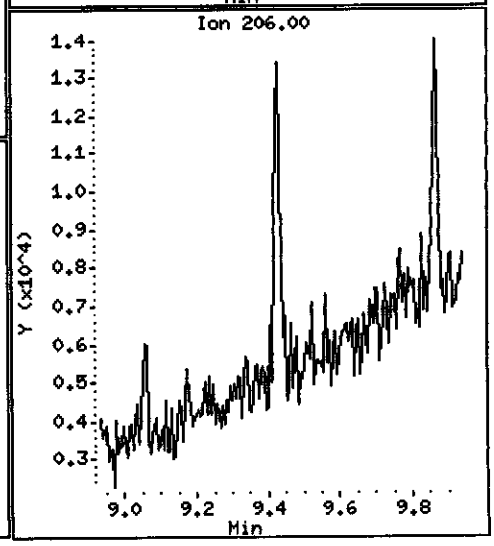

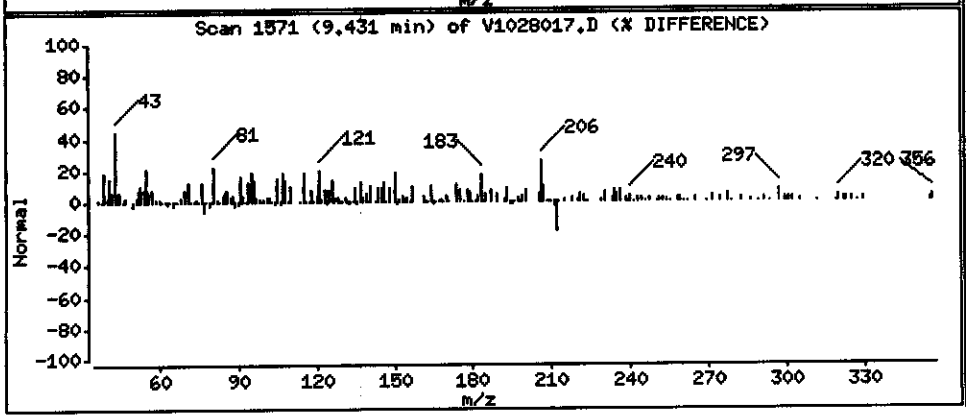

MACTEC Engineering and Consulting Inc

Client Sample ID: RFI-45-1008

GC/MS Semivolatiles

Lot-Sample #...:	C8J180171-002	**Work Order #...:**	K06DC1AL	**Matrix.....:**	WATER
Date Sampled...:	10/16/08 12:45	**Date Received..:**	10/18/08 11:30	**MS Run #.....:**	
Prep Date.....:	10/23/08	**Analysis Date..:**	10/28/08		
Prep Batch #...:	8298042	**Analysis Time..:**	00:20		
Dilution Factor:	1.03	**Initial Wgt/Vol:**	970 mL	**Final Wgt/Vol..:**	1 mL
Analyst ID.....:	003200	**Instrument ID..:**	731		
		Method.....:	SW846 8270C		

PARAMETER	RESULT	REPORTING LIMIT	UNITS	MDL
Aniline	ND	1.0	ug/L	0.049
Acenaphthene	ND	0.21	ug/L	0.054
Acenaphthylene	ND	0.21	ug/L	0.048
Acetophenone	**0.077 J**	**1.0**	**ug/L**	**0.048**
Anthracene	ND	0.21	ug/L	0.052
Atrazine	ND	1.0	ug/L	0.040
Benzo(a)anthracene	**0.068 J**	**0.21**	**ug/L**	**0.042**
Benzo(a)pyrene	**0.050 J**	**0.21**	**ug/L**	**0.045**
Benzo(b)fluoranthene	**0.12 J**	**0.21**	**ug/L**	**0.032**
Benzo(ghi)perylene	**0.033 J**	**0.21**	**ug/L**	**0.028**
Benzo(k)fluoranthene	ND	0.21	ug/L	0.041
Benzaldehyde	ND	1.0	ug/L	0.056
1,1'-Biphenyl	ND	1.0	ug/L	0.062
bis(2-Chloroethoxy) methane	ND	1.0	ug/L	0.13
bis(2-Chloroethyl)-ether	ND	0.21	ug/L	0.047
bis(2-Ethylhexyl) phthalate	ND	1.0	ug/L	0.12
4-Bromophenyl phenyl ether	ND	1.0	ug/L	0.051
Butyl benzyl phthalate	**0.14 J**	**1.0**	**ug/L**	**0.14**
Caprolactam	ND	5.2	ug/L	0.19
Carbazole	ND	0.21	ug/L	0.054
4-Chloroaniline	ND	1.0	ug/L	0.048
4-Chloro-3-methylphenol	ND	1.0	ug/L	0.061
2-Chloronaphthalene	ND	0.21	ug/L	0.046
2-Chlorophenol	ND	1.0	ug/L	0.047
4-Chlorophenyl phenyl ether	ND	1.0	ug/L	0.044
Chrysene	**0.089 J**	**0.21**	**ug/L**	**0.037**
Dibenz(a,h)anthracene	ND	0.21	ug/L	0.036
Dibenzofuran	ND	1.0	ug/L	0.055
3,3'-Dichlorobenzidine	ND	1.0	ug/L	0.042
2,4-Dichlorophenol	**3.4**	**0.21**	**ug/L**	**0.050**
Diethyl phthalate	ND	1.0	ug/L	0.25
2,4-Dimethylphenol	ND	1.0	ug/L	0.053

(Continued on next page)

MACTEC Engineering and Consulting Inc

Client Sample ID: RFI-45-1008

GC/MS Semivolatiles

Lot-Sample #...: C8J180171-002 **Work Order #...:** K06DC1AL **Matrix.....:** WATER

PARAMETER	RESULT	REPORTING LIMIT	UNITS	MDL
Dimethyl phthalate	ND	1.0	ug/L	0.043
Di-n-butyl phthalate	**0.082 J**	**1.0**	**ug/L**	**0.048**
4,6-Dinitro-2-methylphenol	ND	5.2	ug/L	1.5
2,4-Dinitrophenol	ND	5.2	ug/L	1.3
2,4-Dinitrotoluene	ND	1.0	ug/L	0.047
2,6-Dinitrotoluene	ND	1.0	ug/L	0.052
Di-n-octyl phthalate	ND	1.0	ug/L	0.044
Fluoranthene	**0.17 J**	**0.21**	**ug/L**	**0.051**
Fluorene	ND	0.21	ug/L	0.056
Hexachlorobenzene	ND	0.21	ug/L	0.045
Hexachlorobutadiene	ND	0.21	ug/L	0.039
Hexachlorocyclopentadiene	ND	1.0	ug/L	0.082
Hexachloroethane	ND	1.0	ug/L	0.045
Indeno(1,2,3-cd)pyrene	ND	0.21	ug/L	0.049
Isophorone	ND	1.0	ug/L	0.049
2-Methylnaphthalene	ND	0.21	ug/L	0.048
2-Methylphenol	ND	1.0	ug/L	0.053
4-Methylphenol	ND	1.0	ug/L	0.076
Naphthalene	ND	0.21	ug/L	0.044
2-Nitroaniline	ND	5.2	ug/L	0.049
3-Nitroaniline	ND	5.2	ug/L	0.041
4-Nitroaniline	ND	5.2	ug/L	0.026
Nitrobenzene	ND	0.21	ug/L	0.066
2-Nitrophenol	ND	1.0	ug/L	0.056
4-Nitrophenol	ND	5.2	ug/L	0.072
N-Nitrosodi-n-propylamine	ND	0.21	ug/L	0.061
N-Nitrosodiphenylamine	ND	0.21	ug/L	0.050
2,2'-oxybis (1-Chloropropane)	ND	0.21	ug/L	0.027
Pentachlorophenol	ND	1.0	ug/L	0.085
Phenanthrene	**0.18 J**	**0.21**	**ug/L**	**0.057**
Phenol	ND	0.21	ug/L	0.023
Pyrene	**0.11 J**	**0.21**	**ug/L**	**0.058**
2,4,5-Trichlorophenol	ND	1.0	ug/L	0.064
2,4,6-Trichlorophenol	ND	1.0	ug/L	0.059

(Continued on next page)

MACTEC Engineering and Consulting Inc

Client Sample ID: RFI-45-1008

GC/MS Semivolatiles

Lot-Sample #...: C8J180171-002 **Work Order #...:** K06DC1AL **Matrix.....:** WATER

SURROGATE	PERCENT RECOVERY	RECOVERY LIMITS
Nitrobenzene-d5	57	(23 - 112)
Terphenyl-d14	49	(10 - 132)
2-Fluorobiphenyl	56	(19 - 107)
2-Fluorophenol	41	(10 - 111)
Phenol-d5	54	(15 - 112)
2,4,6-Tribromophenol	61	(16 - 122)

NOTE(S):

J Estimated result. Result is less than RL.

Data File: \\PITSVR06\D\chem\731.i\V102808.b\V1028018.D
Date : 28-OCT-2008 00:20
Client ID: RFI-45-1008
Sample Info: C8J180171-002 10/23/08 h2o (8298042) 8270c
Volume Injected (uL): 2.0
Column phase: DB5-MS

Instrument: 731.i
Operator: 003200
Column diameter: 0.32

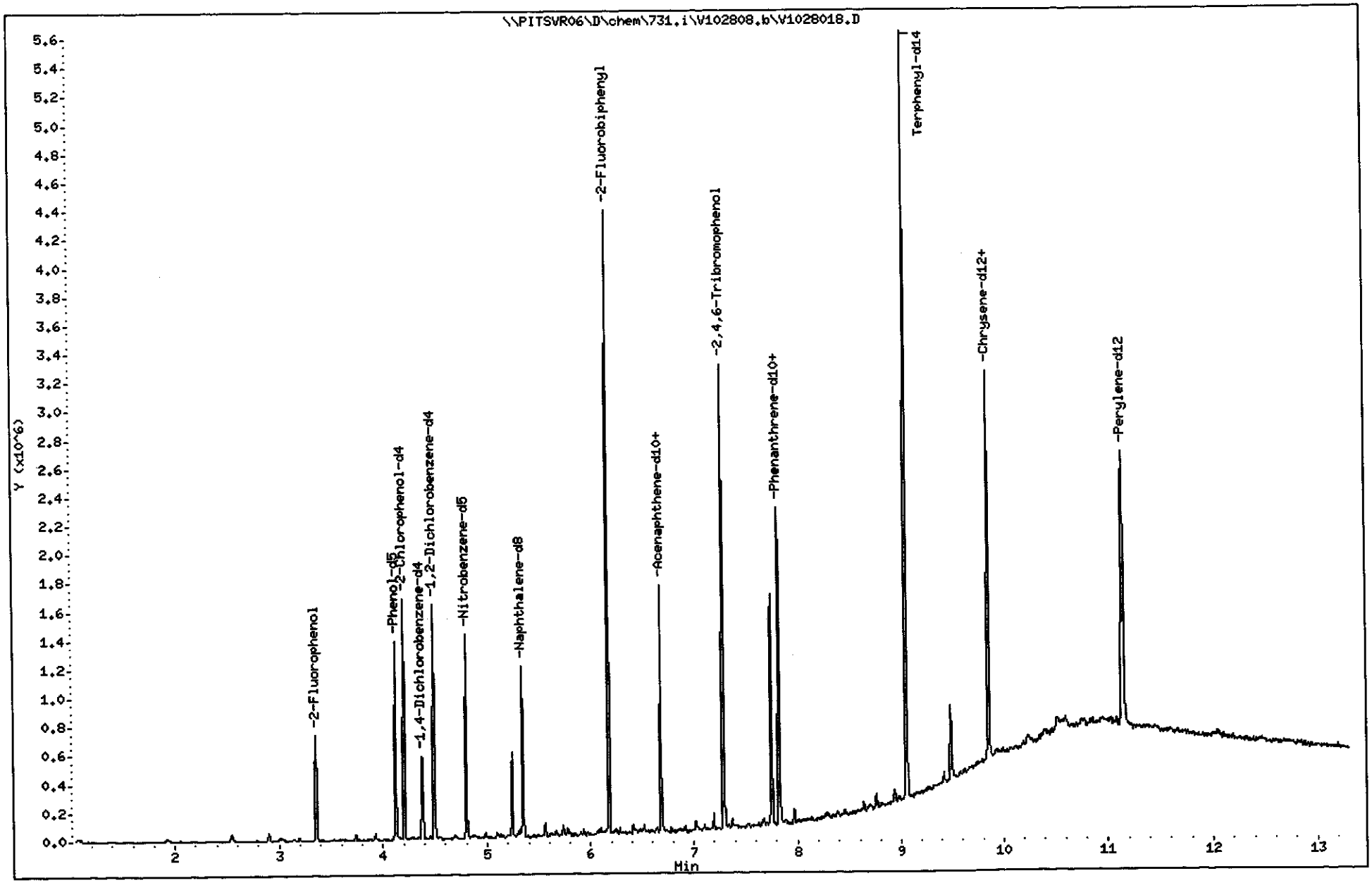

TestAmerica Pittsburgh

Semivolatile REPORT SW-846 Method 8270

Data file : \\PITSVR06\D\chem\731.i\V102808.b\V1028018.D
Lab Smp Id: K06DC1AL Client Smp ID: RFI-45-1008
Inj Date : 28-OCT-2008 00:20
Operator : 003200 Inst ID: 731.i
Smp Info : C8J180171-002 10/23/08 h2o (8298042) 8270c
Misc Info : K06DC1AL,V102808.b,8270ll.m,padep.sub
Comment :
Method : \\PITSVR06\D\chem\731.i\V102808.b\8270ll.m
Meth Date : 27-Oct-2008 22:55 piccolinov Quant Type: ISTD
Cal Date : 23-OCT-2008 04:48 Cal File: V1023NC7.D
Als bottle: 20
Dil Factor: 1.00000
Integrator: HP RTE Compound Sublist: padep.sub
Target Version: 4.14
Processing Host: PITSVR06

Concentration Formula: Amt * DF * Uf * Vt/(Vo * Vi) * CpndVariable

Name	Value	Description
DF	1.000	Dilution Factor
Uf	1.000	ng unit correction factor
Vt	1000.000	Volume of final extract (uL)
Vo	970.000	Volume of sample extracted (mL)
Vi	2.000	Volume injected (uL)
Cpnd Variable		Local Compound Variable

Compounds	QUANT SIG MASS	RT	EXP RT	REL RT	RESPONSE	CONCENTRATIONS ON-COLUMN (NG)	CONCENTRATIONS FINAL (ug/L)
* 1 1,4-Dichlorobenzene-d4	152	4.378	4.387	(1.000)	96550	8.00000	
* 2 Naphthalene-d8	136	5.345	5.354	(1.000)	449904	8.00000	
* 3 Acenaphthene-d10	164	6.686	6.695	(1.000)	357158	8.00000	
* 4 Phenanthrene-d10	188	7.824	7.838	(1.000)	725663	8.00000	
* 5 Chrysene-d12	240	9.859	9.874	(1.000)	852346	8.00000	
* 6 Perylene-d12	264	11.147	11.167	(1.000)	925357	8.00000	
198 1,4-Dioxane	88	Compound Not Detected.					
10 N-Nitrosodimethylamine	74	Compound Not Detected.					
9 Pyridine	79	Compound Not Detected.					
16 Methyl methanesulfonate	80	Compound Not Detected.					
206 Benzaldehyde	77	Compound Not Detected.					
21 Aniline	93	Compound Not Detected.					
22 Phenol	94	Compound Not Detected.					
23 bis(2-Chloroethyl)ether	93	Compound Not Detected.					
24 2-Chlorophenol	128	Compound Not Detected.					
26 1,3-Dichlorobenzene	146	Compound Not Detected.					
27 1,4-Dichlorobenzene	146	Compound Not Detected.					
28 1,2-Dichlorobenzene	146	Compound Not Detected.					
29 Benzyl Alcohol	108	Compound Not Detected.					
30 2-Methylphenol	108	Compound Not Detected.					

	Compounds	QUANT SIG MASS	RT	EXP RT	REL RT	RESPONSE	CONCENTRATIONS ON-COLUMN (NG)	CONCENTRATIONS FINAL (ug/L)
31	2,2'-oxybis(1-Chloropropane)	45	Compound Not Detected.					
37	Acetophenone	105	4.693	4.697	(1.072)	2761	0.14871	0.076656
32	N-Nitroso-di-n-propylamine	70	Compound Not Detected.					
192	4-Methylphenol	108	Compound Not Detected.					
34	Hexachloroethane	117	Compound Not Detected.					
35	Nitrobenzene	77	Compound Not Detected.					
41	Isophorone	82	Compound Not Detected.					
42	2-Nitrophenol	139	Compound Not Detected.					
43	2,4-Dimethylphenol	107	Compound Not Detected.					
44	bis(2-Chloroethoxy)methane	93	Compound Not Detected.					
48	2,4-Dichlorophenol	162	5.244	5.248	(0.981)	108653	6.50442	3.3528
49	Benzoic Acid	122	5.137	5.151	(0.961)	5157	3.33131	1.7172
50	1,2,4-Trichlorobenzene	180	Compound Not Detected.					
51	Naphthalene	128	Compound Not Detected.					
52	4-Chloroaniline	127	Compound Not Detected.					
54	2,6-Dichlorophenol	162	Compound Not Detected.					
56	Hexachlorobutadiene	224	Compound Not Detected.					
208	Caprolactam	113	Compound Not Detected.					
59	4-Chloro-3-Methylphenol	107	Compound Not Detected.					
62	2-Methylnaphthalene	142	Compound Not Detected.					
63	1-Methylnaphthalene	142	Compound Not Detected.					
64	Hexachlorocyclopentadiene	236	Compound Not Detected.					
66	2,4,6-Trichlorophenol	196	Compound Not Detected.					
67	2,4,5-Trichlorophenol	196	Compound Not Detected.					
209	1,1'-Biphenyl	154	Compound Not Detected.					
70	2-Chloronaphthalene	162	Compound Not Detected.					
73	2-Nitroaniline	65	Compound Not Detected.					
76	Dimethylphthalate	163	Compound Not Detected.					
78	2,6-Dinitrotoluene	165	Compound Not Detected.					
79	Acenaphthylene	152	Compound Not Detected.					
81	3-Nitroaniline	138	Compound Not Detected.					
82	Acenaphthene	153	6.707	6.722	(1.003)	3358	0.07151	0.036860
83	2,4-Dinitrophenol	184	Compound Not Detected.					
85	4-Nitrophenol	109	Compound Not Detected.					
86	Dibenzofuran	168	6.841	6.850	(1.023)	6018	0.08627	0.044470
87	2,4-Dinitrotoluene	165	Compound Not Detected.					
91	2,3,5,6-Tetrachlorophenol	231	Compound Not Detected.					
88	2,3,4,6-Tetrachlorophenol	231	Compound Not Detected.					
92	2-Naphthylamine	143	Compound Not Detected.					
93	Diethylphthalate	149	7.022	7.032	(1.050)	11890	0.23010	0.11861
94	Fluorene	166	7.108	7.117	(1.063)	4236	0.07740	0.039898
95	4-Chlorophenyl-phenylether	204	Compound Not Detected.					
96	4-Nitroaniline	138	Compound Not Detected.					
98	4,6-Dinitro-2-methylphenol	198	Compound Not Detected.					
99	N-Nitrosodiphenylamine (1)	169	Compound Not Detected.					
100	1,2-Diphenylhydrazine	77	Compound Not Detected.					
106	4-Bromophenyl-phenylether	248	Compound Not Detected.					
107	Hexachlorobenzene	283	Compound Not Detected.					
210	Atrazine	200	Compound Not Detected.					
111	Pentachlorophenol	265	Compound Not Detected.					
115	Phenanthrene	178	7.845	7.854	(1.003)	31906	0.34757	0.17916
116	Anthracene	178	7.883	7.897	(1.008)	5774	0.06221	0.032067
119	Carbazole	167	8.005	8.020	(1.023)	7561	0.08430	0.043453
120	Di-n-Butylphthalate	149	8.278	8.287	(1.058)	17192	0.15971	0.082326

Compounds	QUANT SIG MASS	RT	EXP RT	REL RT	RESPONSE	CONCENTRATIONS ON-COLUMN (NG)	CONCENTRATIONS FINAL (ug/L)
123 Fluoranthene	202	8.759	8.773	(1.119)	35743	0.32573	0.16790
124 Benzidine	184	Compound Not Detected.					
125 Pyrene	202	8.935	8.950	(0.906)	27459	0.21003	0.10826
131 Butylbenzylphthalate	149	9.421	9.436	(0.956)	16979	0.27730	0.14294
135 3,3'-Dichlorobenzidine	252	Compound Not Detected.					
136 Benzo(a)Anthracene	228	9.854	9.868	(0.999)	16303	0.13239	0.068242
137 Chrysene	228	9.880	9.895	(1.002)	21201	0.17300	0.089177
139 bis(2-ethylhexyl)Phthalate	149	Compound Not Detected.					
140 Di-n-octylphthalate	149	Compound Not Detected.					
141 Benzo(b)fluoranthene	252	10.757	10.777	(0.965)	37901	0.23173	0.11945
142 Benzo(k)fluoranthene	252	Compound Not Detected.					
143 7,12-dimethylbenz[a]anthracen	256	Compound Not Detected.					
146 Benzo(a)pyrene	252	11.088	11.108	(0.995)	13561	0.09718	0.050091
149 Indeno(1,2,3-cd)pyrene	276	12.455	12.481	(1.117)	14586	0.08579	0.044220
150 Dibenz(a,h)anthracene	278	12.477	12.507	(1.119)	6727	0.04710	0.024277
151 Benzo(g,h,i)perylene	276	12.845	12.876	(1.152)	9377	0.06316	0.032558
$ 154 Nitrobenzene-d5	82	4.800	4.809	(0.898)	359574	22.9540	11.832
$ 155 2-Fluorobiphenyl	172	6.173	6.182	(0.923)	1128288	22.2003	11.443
$ 156 Terphenyl-d14	244	9.052	9.062	(0.918)	1650394	19.5665	10.086
$ 157 Phenol-d5	99	4.122	4.126	(0.941)	492127	32.1290	16.561
$ 158 2-Fluorophenol	112	3.352	3.356	(0.766)	261226	24.4442	12.600
$ 159 2,4,6-Tribromophenol	330	7.290	7.299	(0.932)	311437	36.5122	18.821
$ 186 2-Chlorophenol-d4	132	4.207	4.211	(0.961)	466568	31.0902	16.026
$ 187 1,2-Dichlorobenzene-d4	152	4.496	4.500	(1.027)	253246	21.5383	11.102

Data File: \\PITSVR06\D\chem\731.i\W102808.b\W1028018.D

Date : 28-OCT-2008 00:20

Client ID: RFI-45-1008

Instrument: 731.i

Sample Info: C8J180171-002 10/23/08 h2o (8298042) 8270c

Volume Injected (uL): 2.0

Operator: 003200

Column phase: DB5-MS

Column diameter: 0.32

37 Acetophenone

Concentration: 0.076656 ug/L

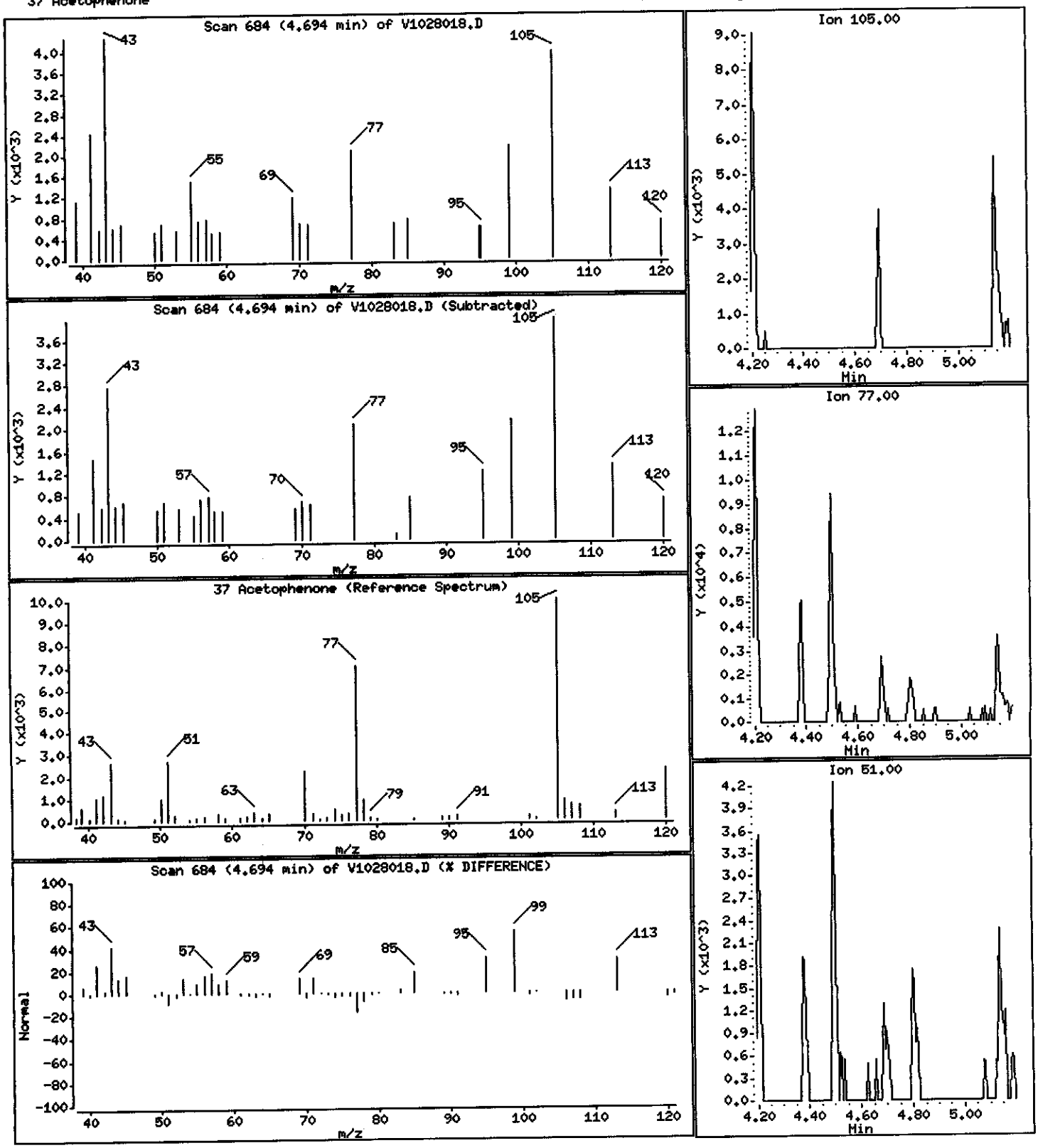

Data File: \\PITSVR06\D\chem\731.i\V102808.b\V1028018.D

Date : 28-OCT-2008 00:20

Client ID: RFI-45-1008

Instrument: 731.i

Sample Info: C8J180171-002 10/23/08 h2o (8298042) 8270c

Volume Injected (uL): 2.0

Operator: 003200

Column phase: DB5-MS

Column diameter: 0.32

48 2,4-Dichlorophenol

Concentration: 3.3528 ug/L

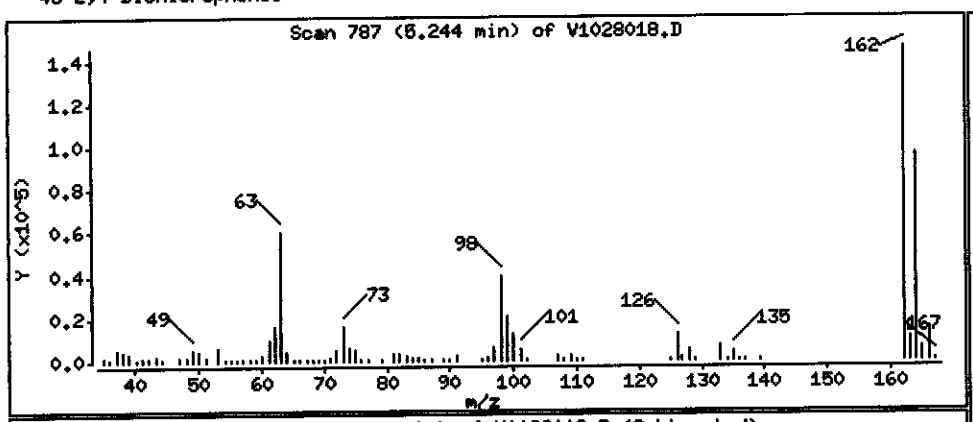

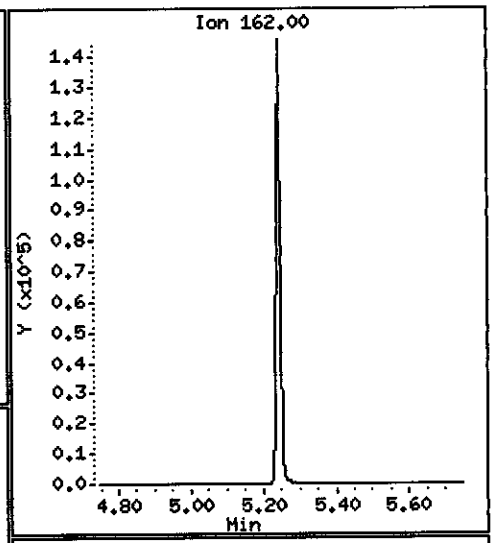

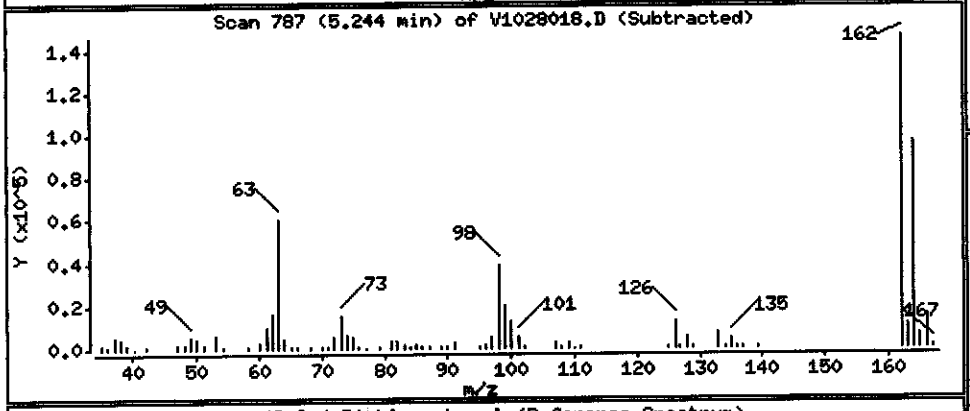

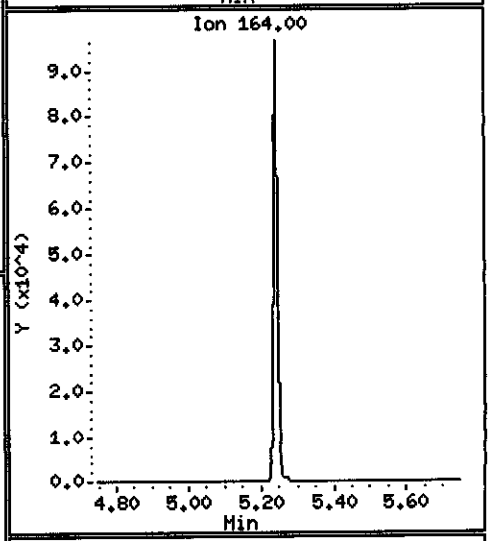

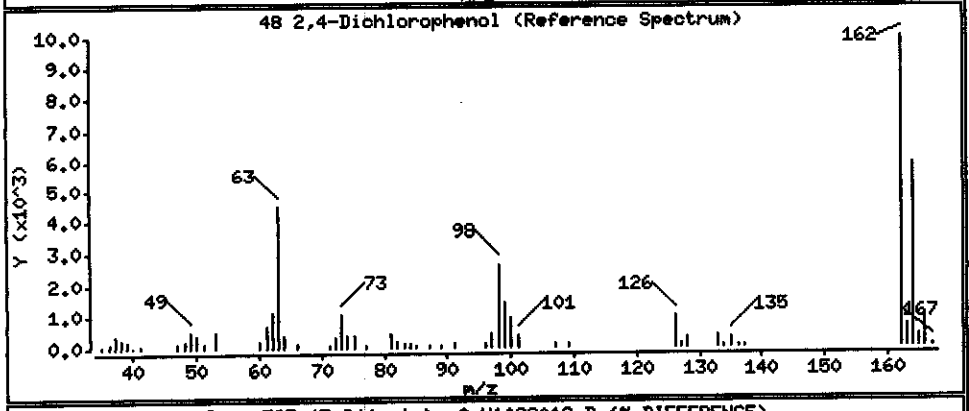

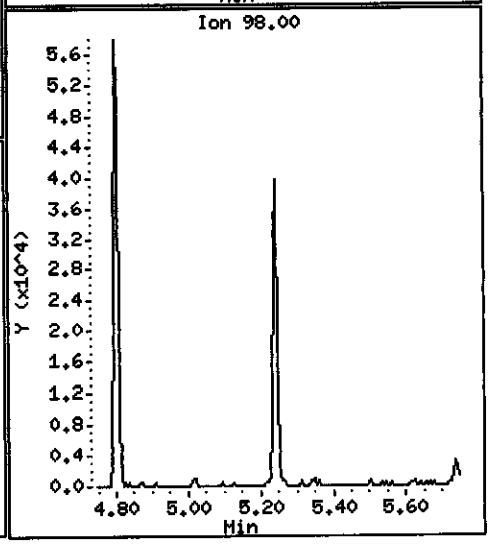

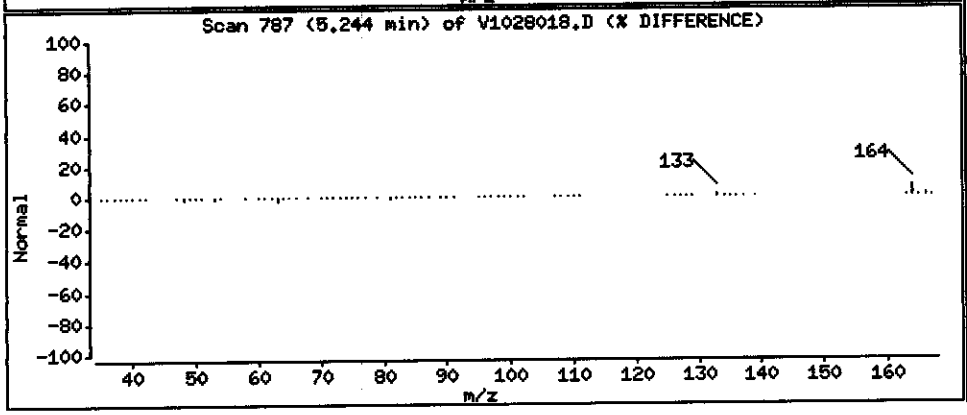

Data File: \\PITSVR06\D\chem\731.i\V102808.b\V1028018.D

Date : 28-OCT-2008 00:20

Client ID: RFI-45-1008

Instrument: 731.i

Sample Info: C8J180171-002 10/23/08 h2o (8298042) 8270c

Volume Injected (uL): 2.0

Operator: 003200

Column phase: DB5-MS

Column diameter: 0.32

49 Benzoic Acid

Concentration: 1.7172 ug/L

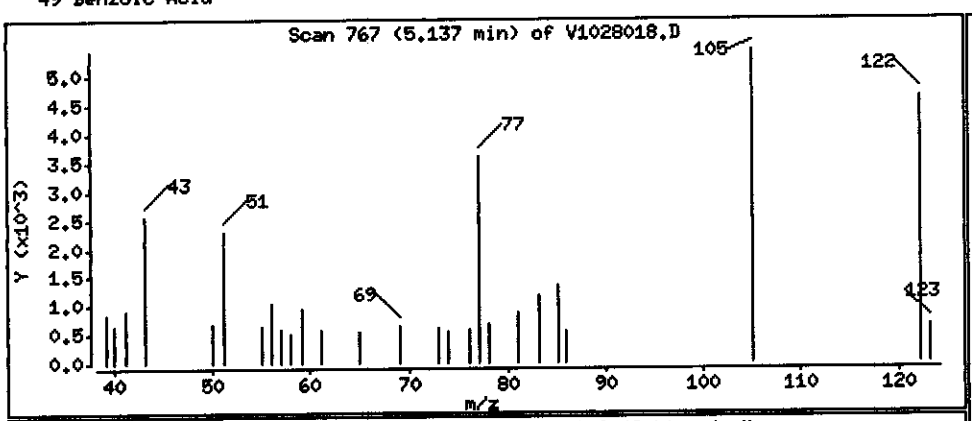

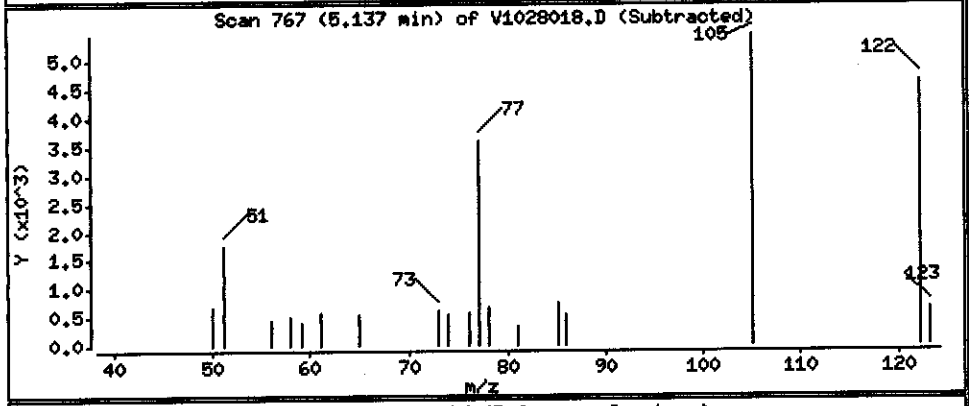

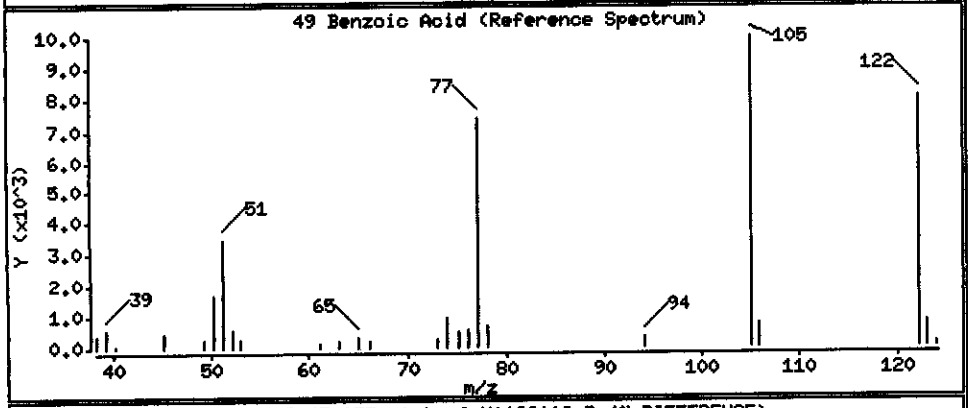

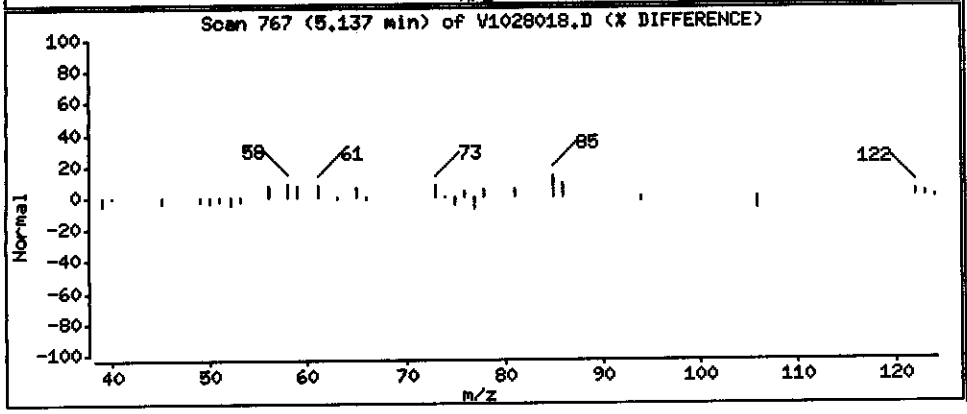

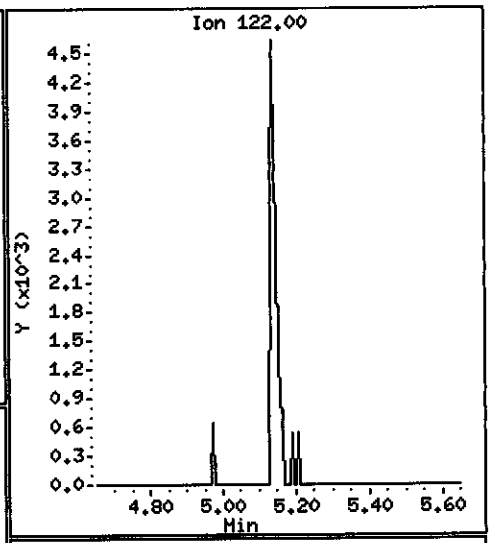

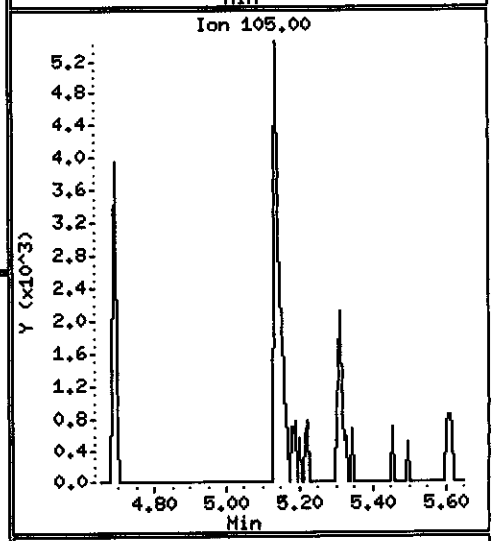

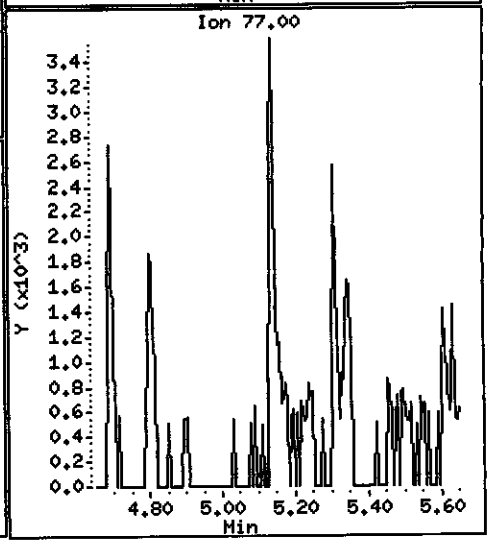

Data File: \\PITSVR06\D\chem\731.i\V102808.b\V1028018.D

Date : 28-OCT-2008 00:20

Client ID: RFI-45-1008

Instrument: 731.i

Sample Info: C8J180171-002 10/23/08 h2o (8298042) 8270c

Volume Injected (uL): 2.0

Operator: 003200

Column phase: DB5-MS

Column diameter: 0.32

82 Acenaphthene

Concentration: 0.036860 ug/L

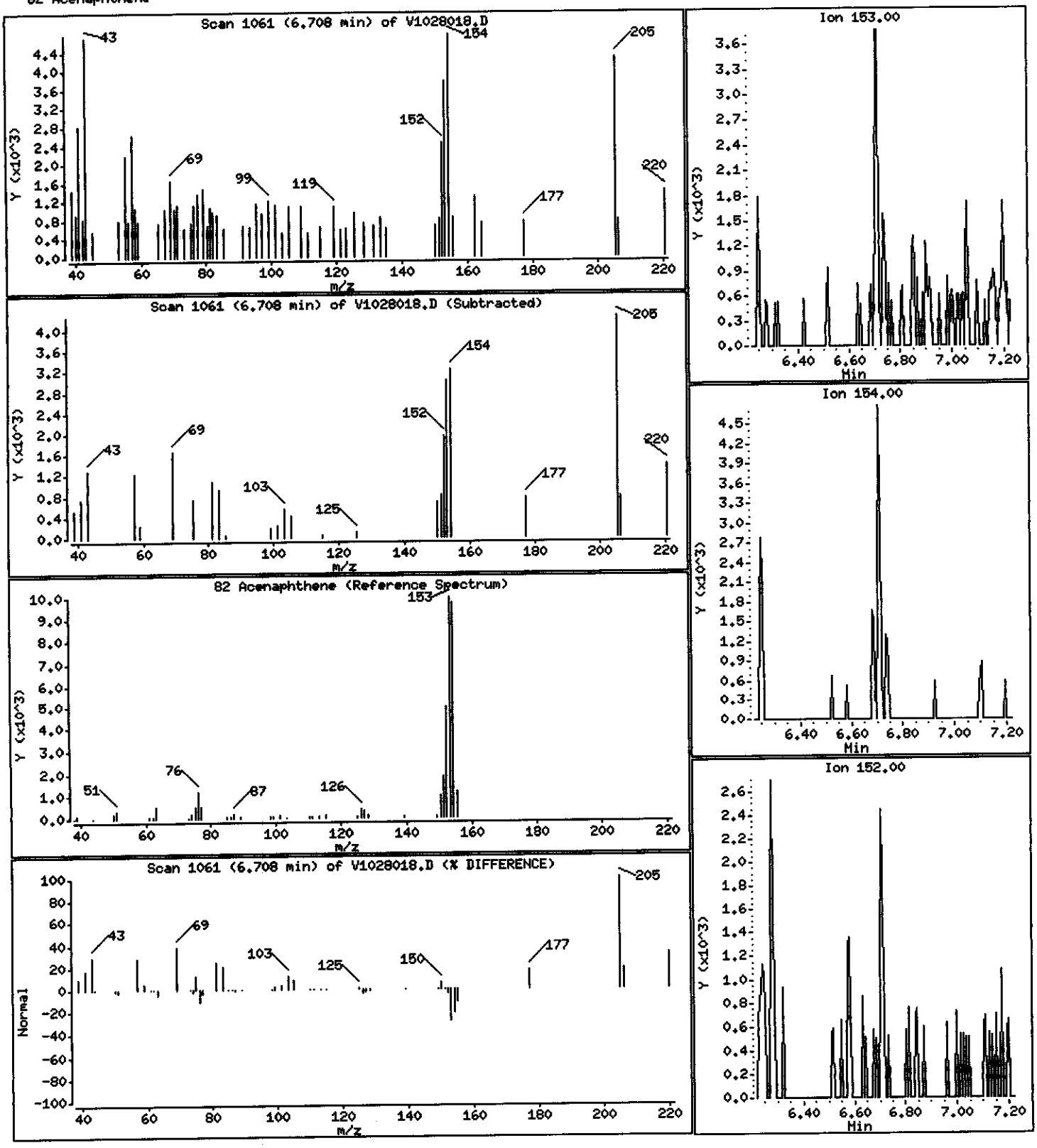

Data File: \\PITSVR06\D\chem\731.i\V102808.b\V1028018.D

Date : 28-OCT-2008 00:20

Client ID: RFI-45-1008

Instrument: 731.i

Sample Info: C8J180171-002 10/23/08 h2o (8298042) 8270c

Volume Injected (uL): 2.0

Operator: 003200

Column phase: DB5-MS

Column diameter: 0.32

86 Dibenzofuran

Concentration: 0.044470 ug/L

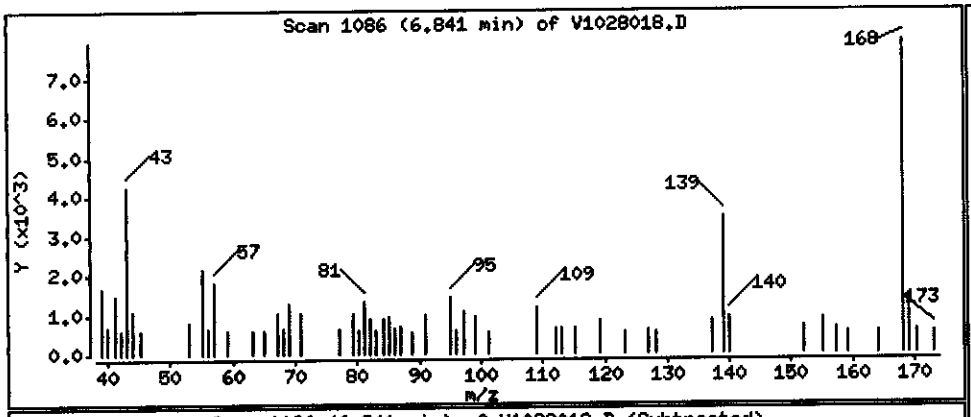

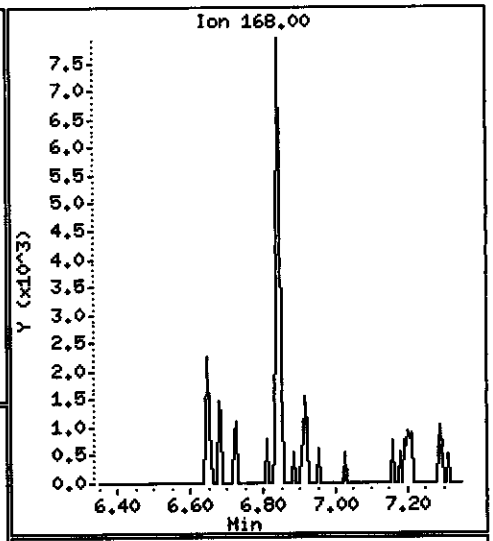

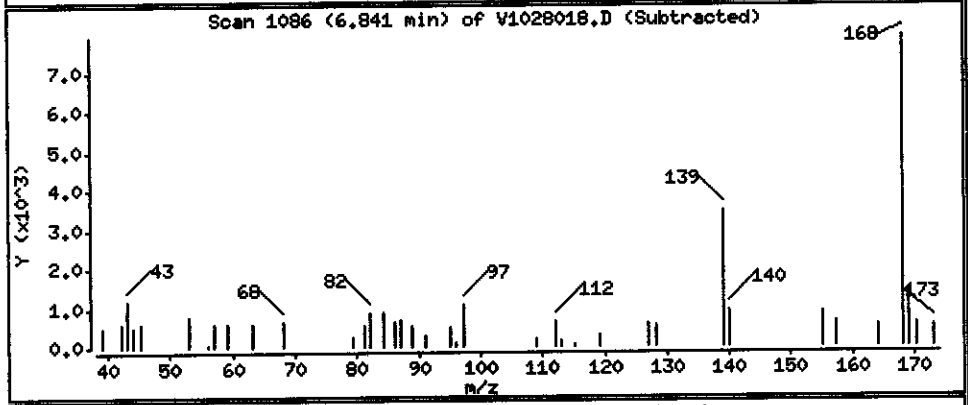

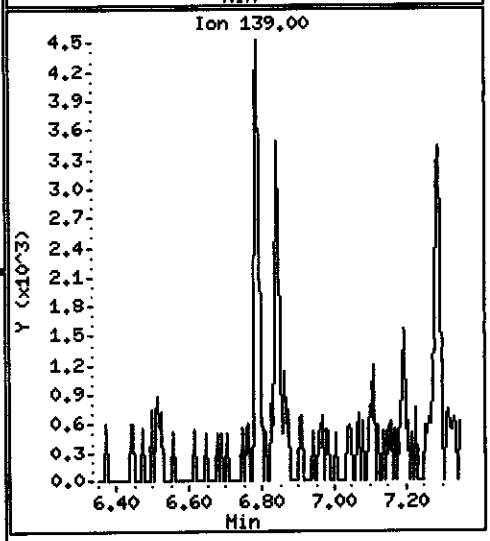

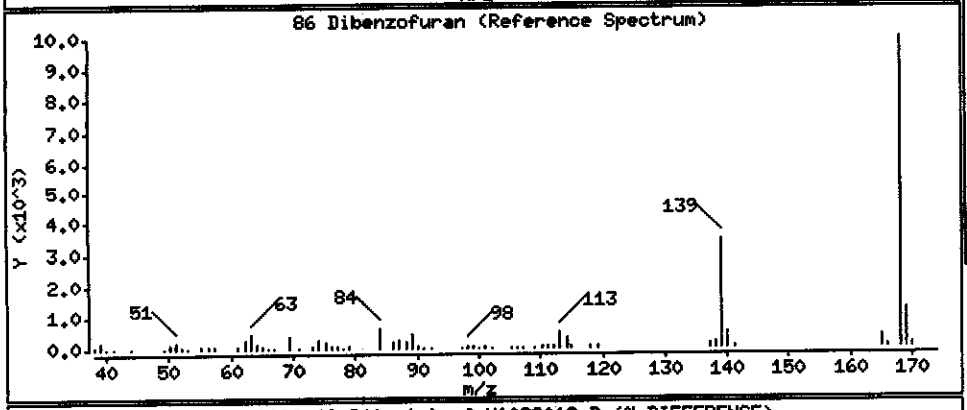

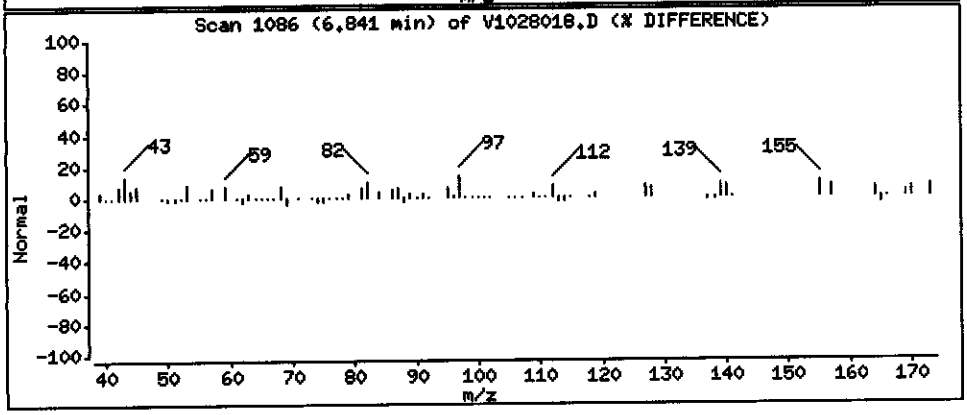

Data File: \\PITSVR06\D\chem\731.i\V102808.b\V1028018.D

Date : 28-OCT-2008 00:20

Client ID: RFI-45-1008

Instrument: 731.i

Sample Info: C8J180171-002 10/23/08 h2o (8298042) 8270c

Volume Injected (uL): 2.0

Operator: 003200

Column phase: DB5-MS

Column diameter: 0.32

93 Diethylphthalate

Concentration: 0.11861 ug/L

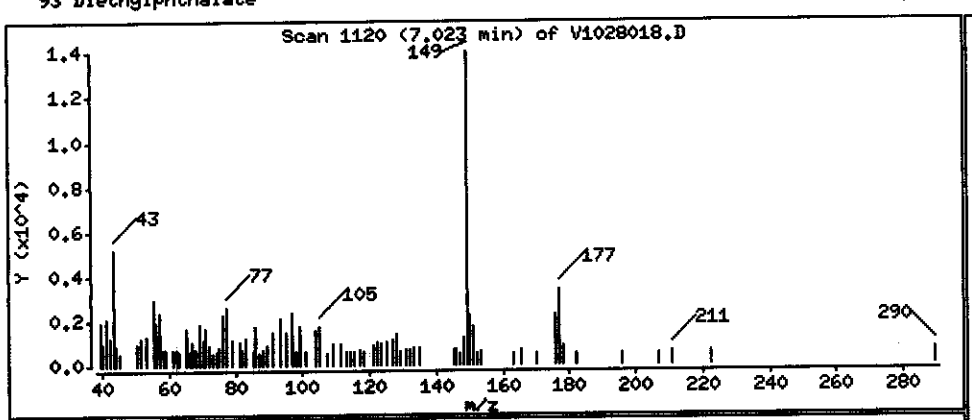

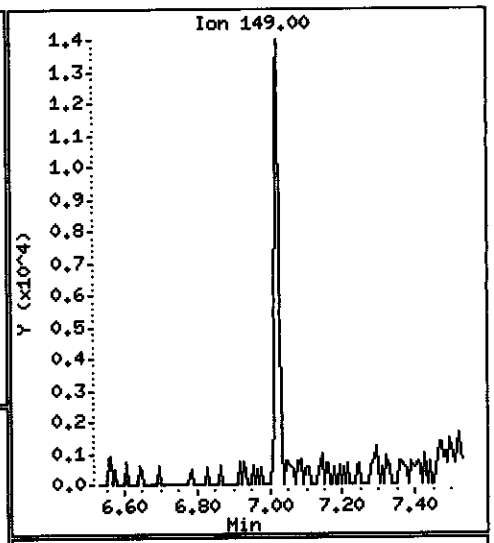

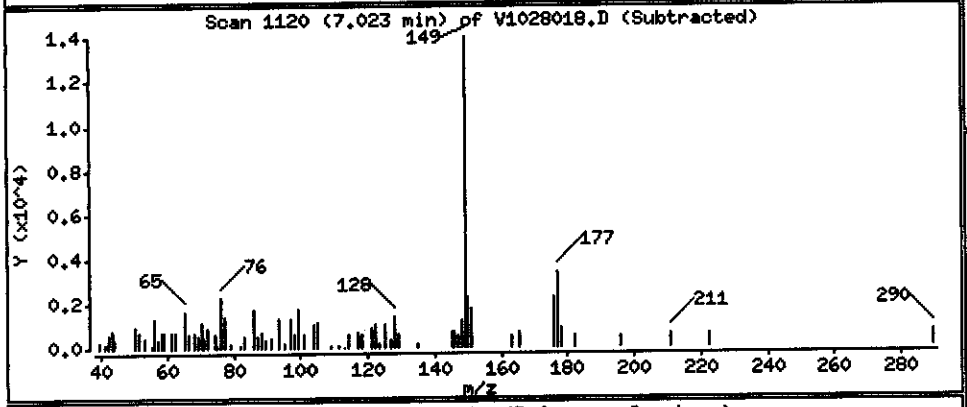

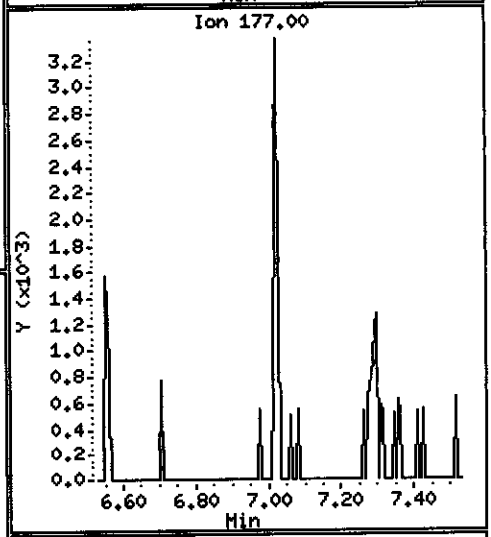

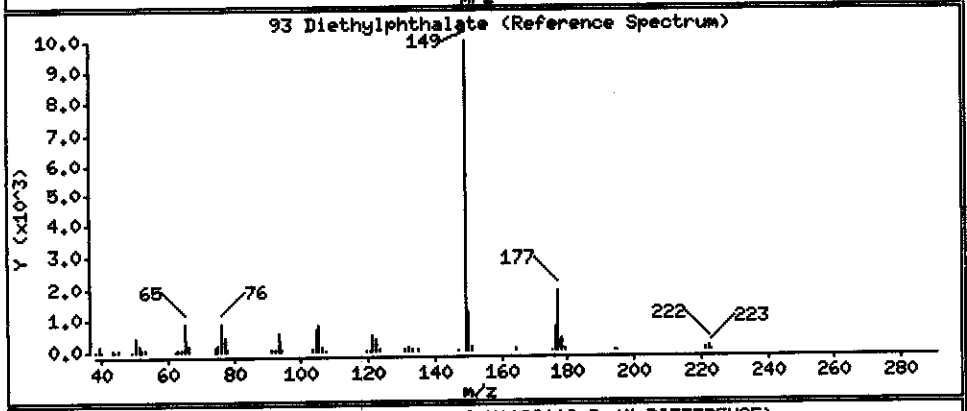

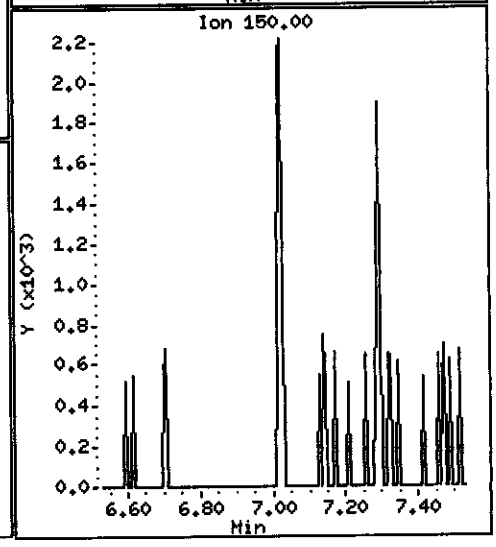

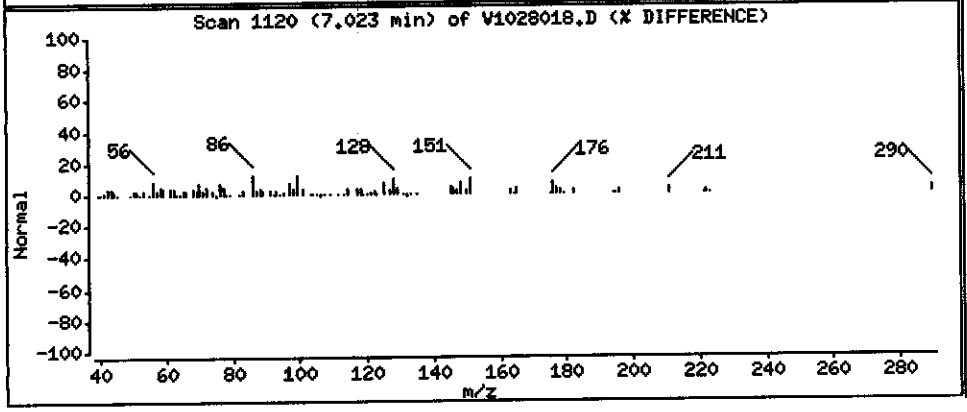

Data File: \\PITSVR06\D\chem\731.i\V102808.b\V1028018.D

Date : 28-OCT-2008 00:20

Client ID: RFI-45-1008

Instrument: 731.i

Sample Info: C8J180171-002 10/23/08 h2o (8298042) 8270c

Volume Injected (uL): 2.0

Operator: 003200

Column phase: DB5-MS

Column diameter: 0.32

94 Fluorene

Concentration: 0.039898 ug/L

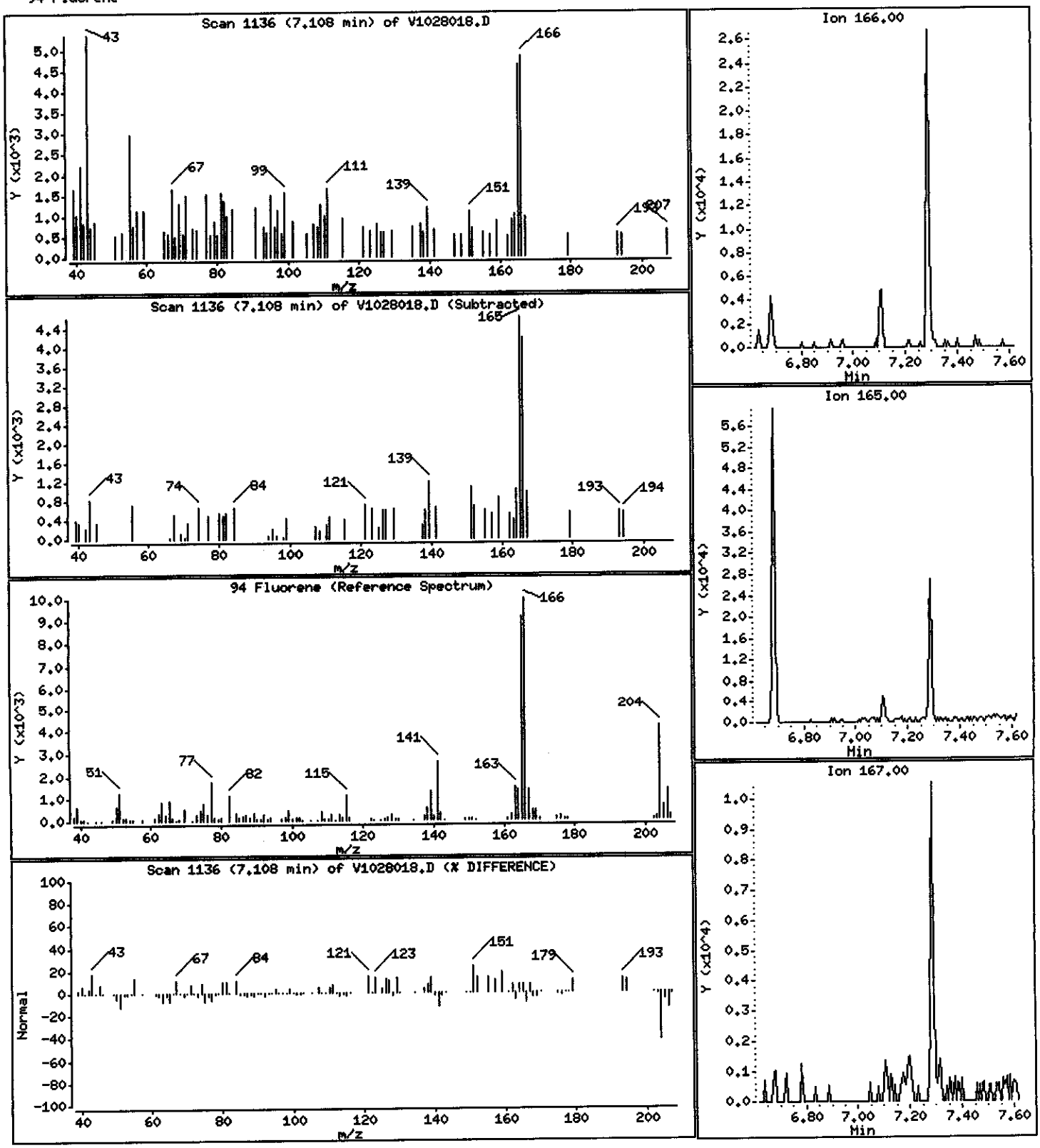

Data File: \\PITSVR06\D\chem\731.i\V102808.b\V1028018.D

Date : 28-OCT-2008 00:20

Client ID: RFI-45-1008

Instrument: 731.i

Sample Info: C8J180171-002 10/23/08 h2o (8298042) 8270c

Volume Injected (uL): 2.0

Operator: 003200

Column phase: DB5-MS

Column diameter: 0.32

115 Phenanthrene

Concentration: 0.17916 ug/L

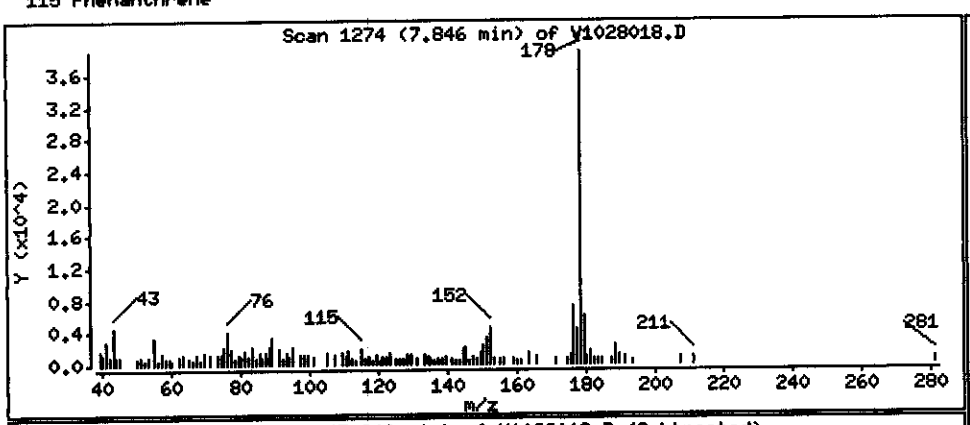

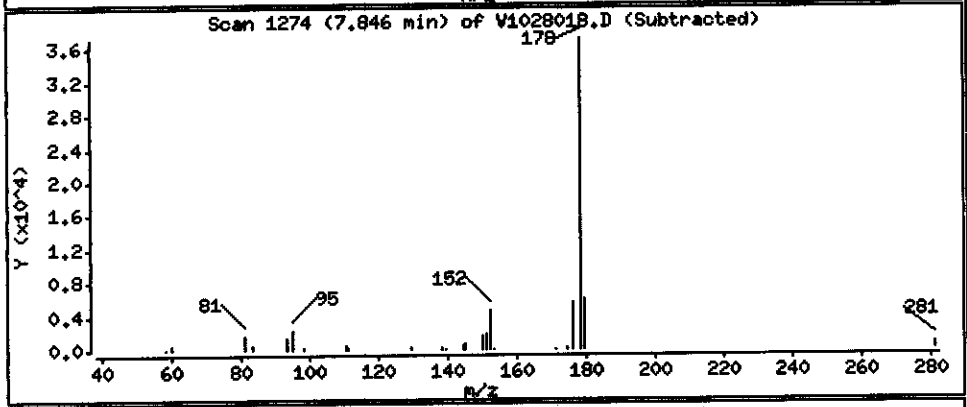

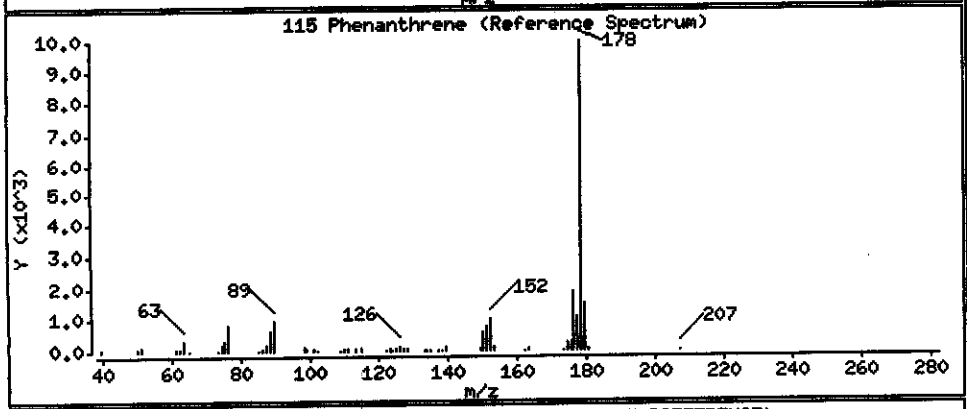

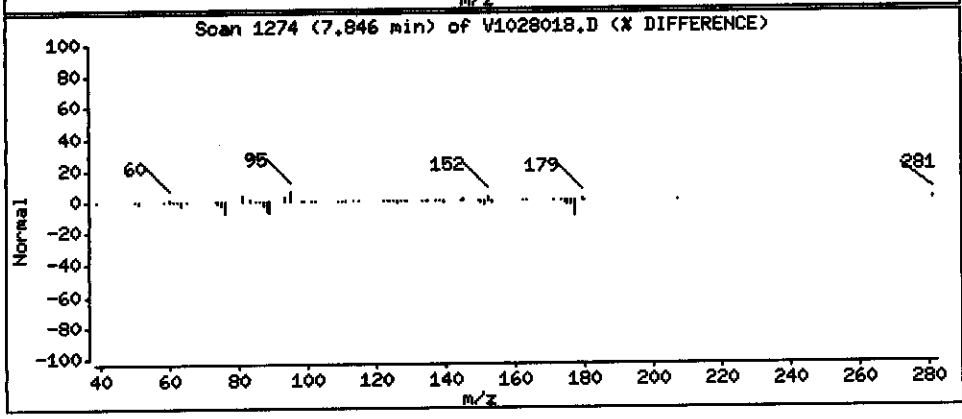

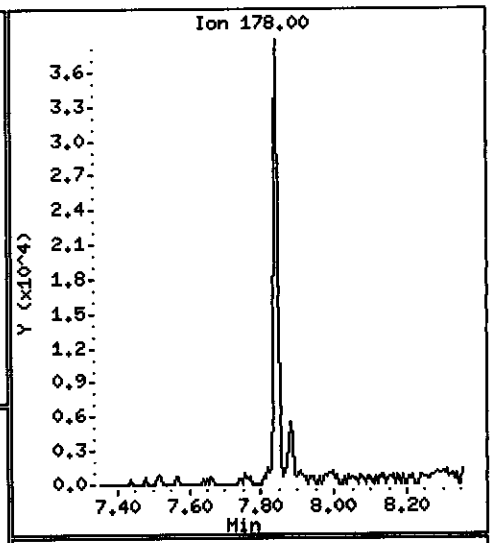

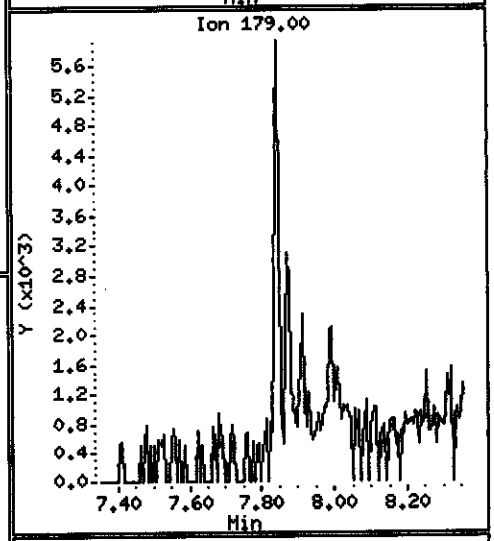

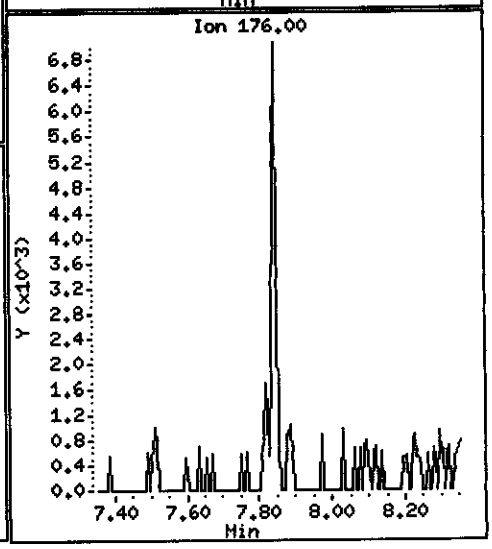

Data File: \\PITSVR06\D\chem\731.i\V102808.b\V1028018.D

Date : 28-OCT-2008 00:20

Client ID: RFI-45-1008

Instrument: 731.i

Sample Info: C8J180171-002 10/23/08 h2o (8298042) 8270c

Volume Injected (uL): 2.0

Operator: 003200

Column phase: DB5-MS

Column diameter: 0.32

116 Anthracene

Concentration: 0.032067 ug/L

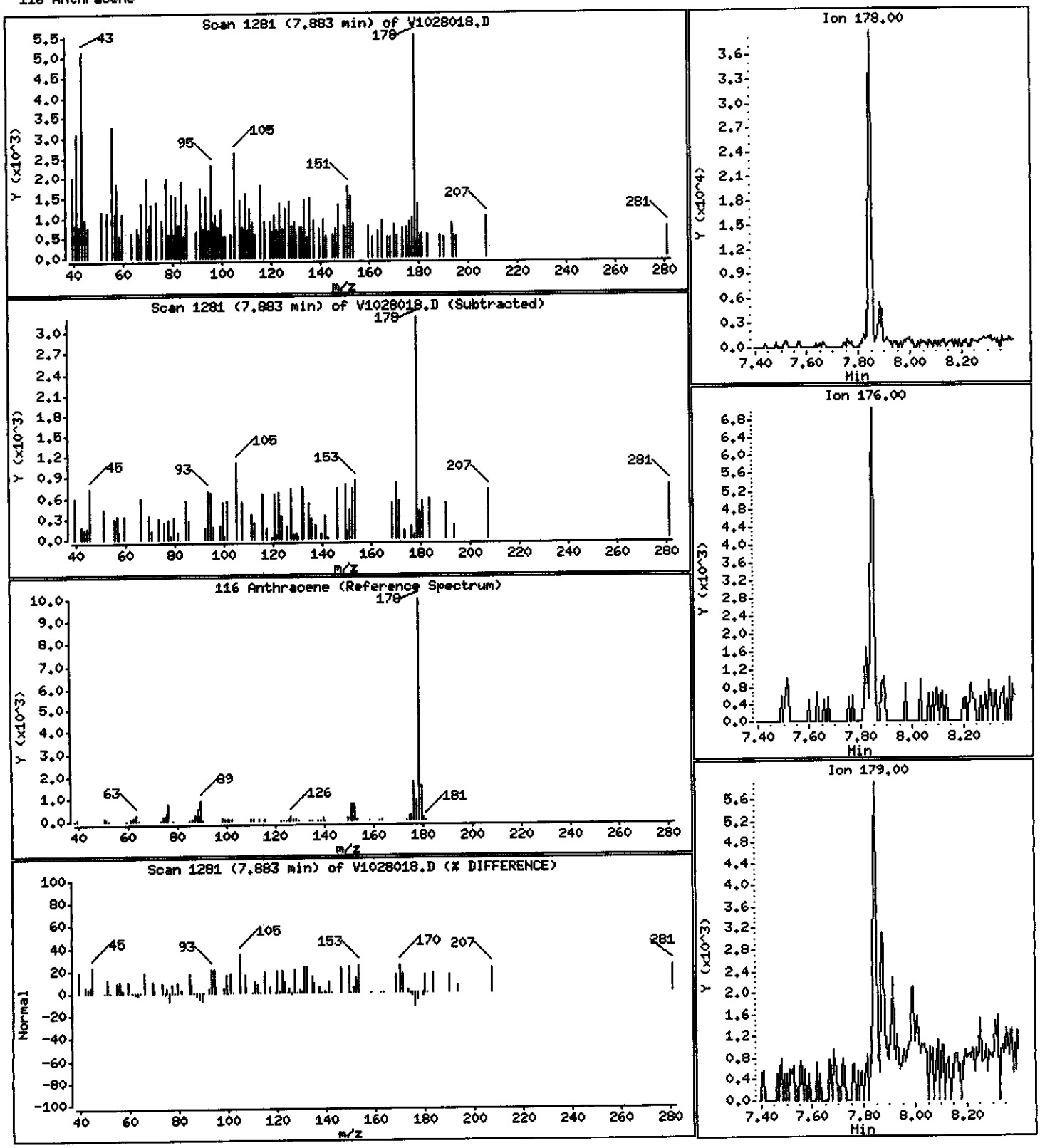

Data File: \\PITSVR06\D\chem\731.i\V102808.b\V1028018.D

Date : 28-OCT-2008 00:20

Client ID: RFI-45-1008

Instrument: 731.i

Sample Info: C8J180171-002 10/23/08 h2o (8298042) 8270c

Volume Injected (uL): 2.0

Operator: 003200

Column phase: DB5-MS

Column diameter: 0.32

119 Carbazole

Concentration: 0.043453 ug/L

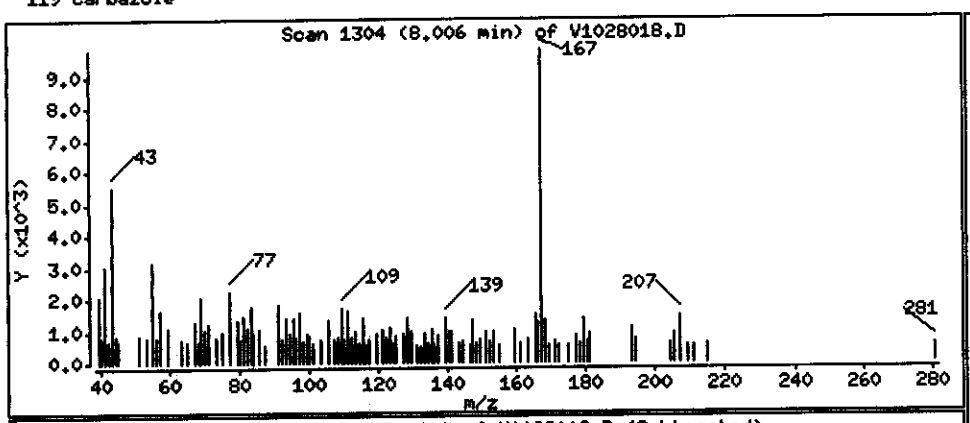

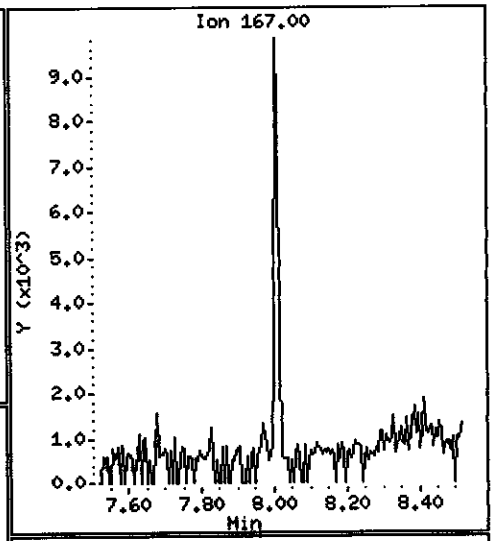

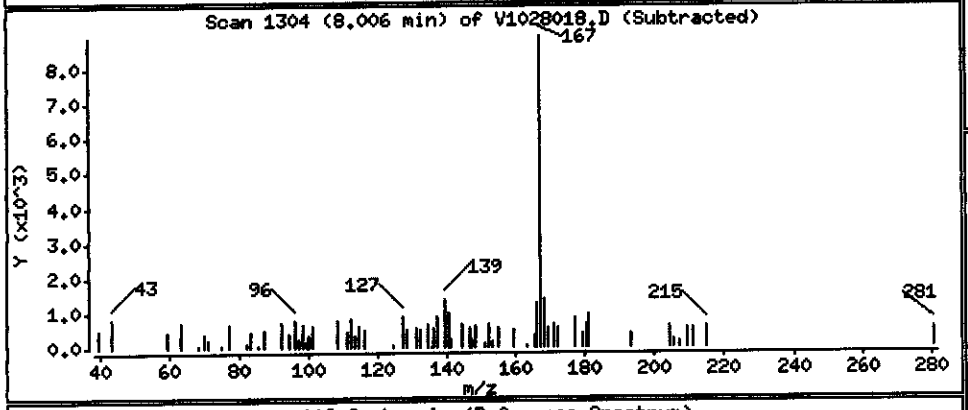

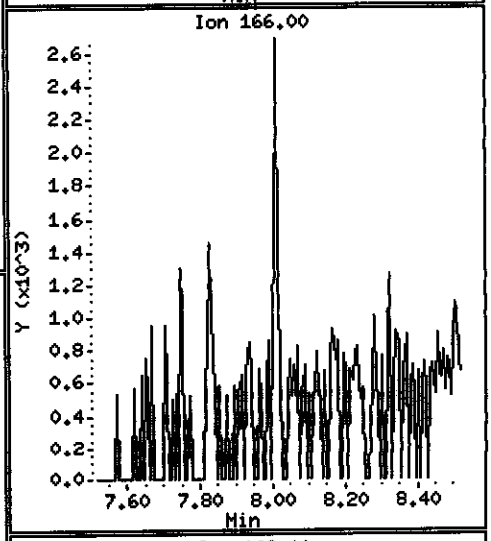

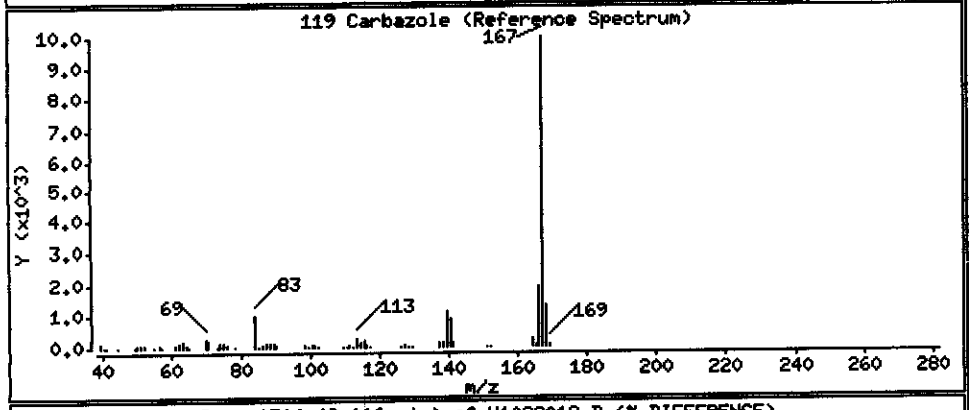

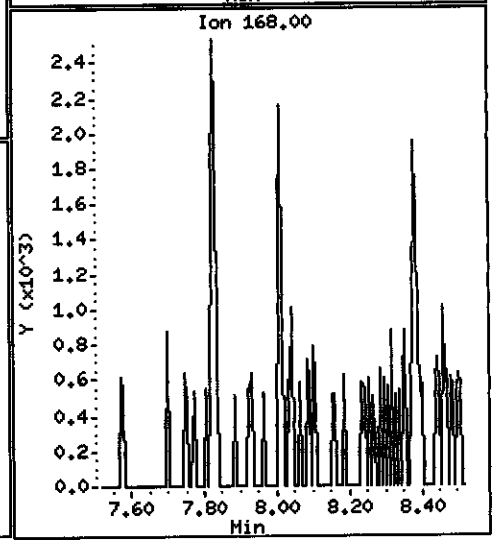

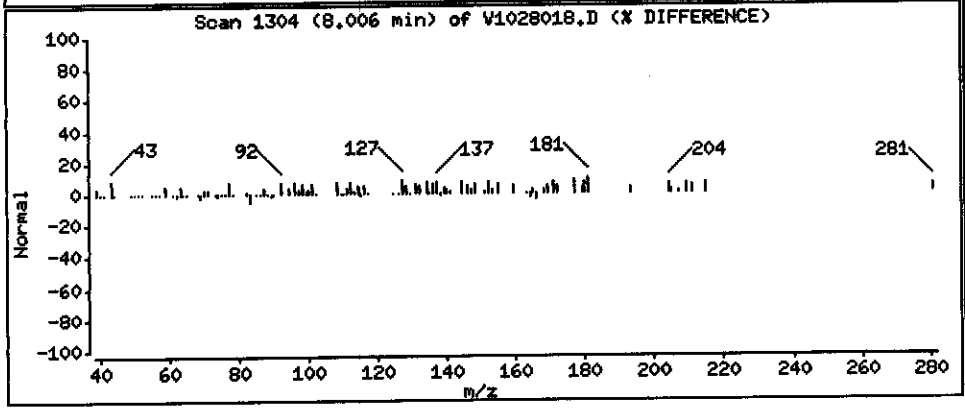

Data File: \\PITSVR06\D\chem\731.i\V102808.b\V1028018.D

Date : 28-OCT-2008 00:20

Client ID: RFI-45-1008

Instrument: 731.i

Sample Info: C8J180171-002 10/23/08 h2o (8298042) 8270c

Volume Injected (uL): 2.0

Operator: 003200

Column phase: DB5-MS

Column diameter: 0.32

120 Di-n-Butylphthalate

Concentration: 0.082326 ug/L

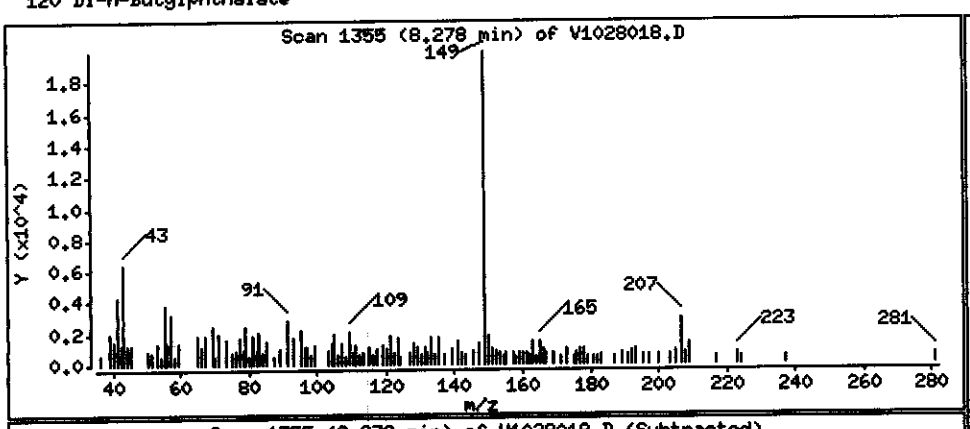

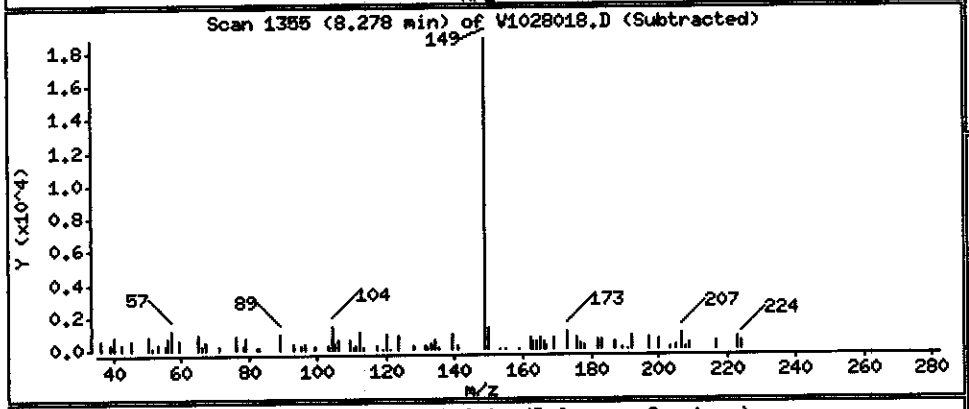

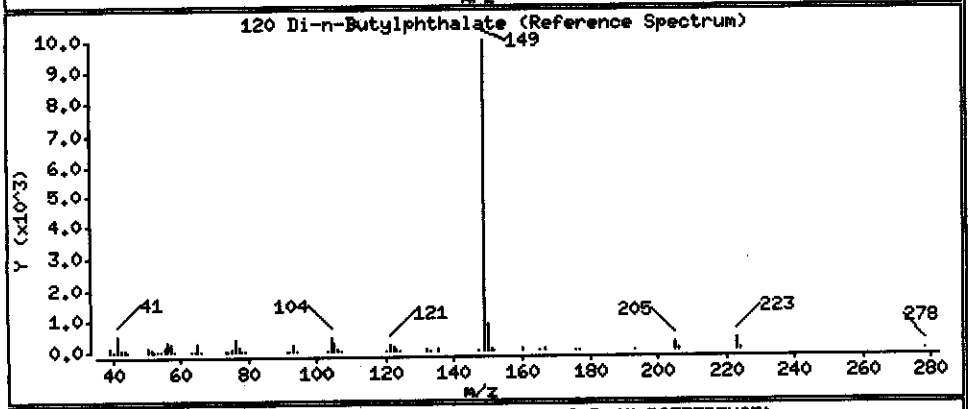

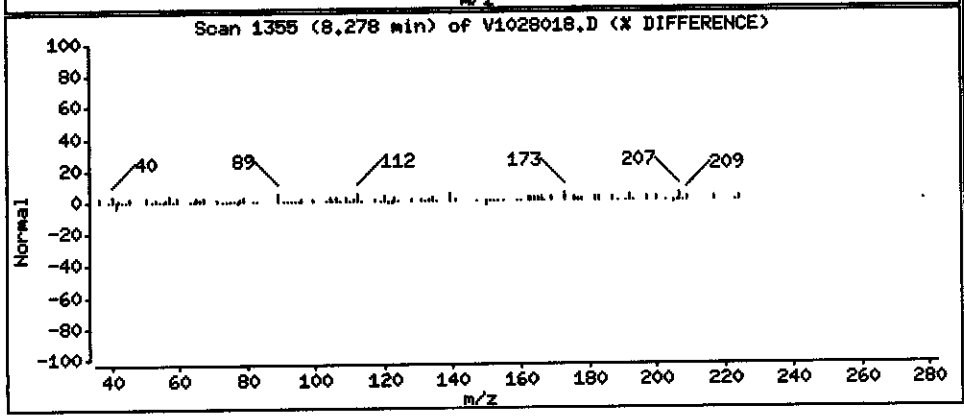

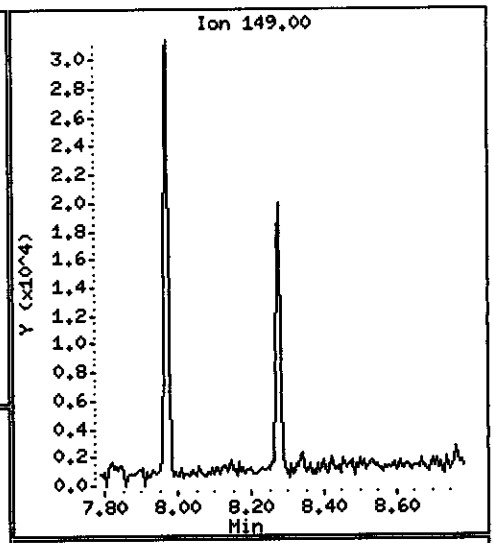

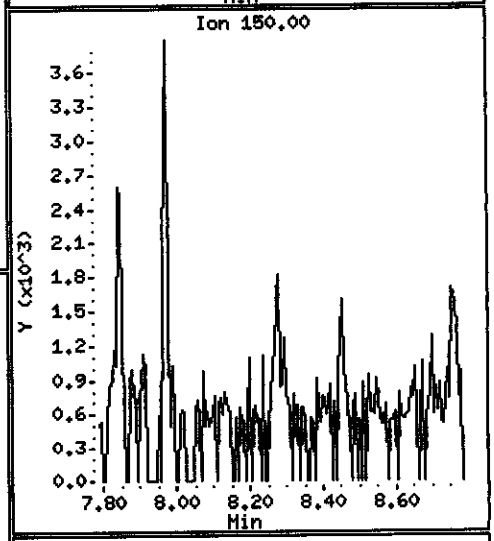

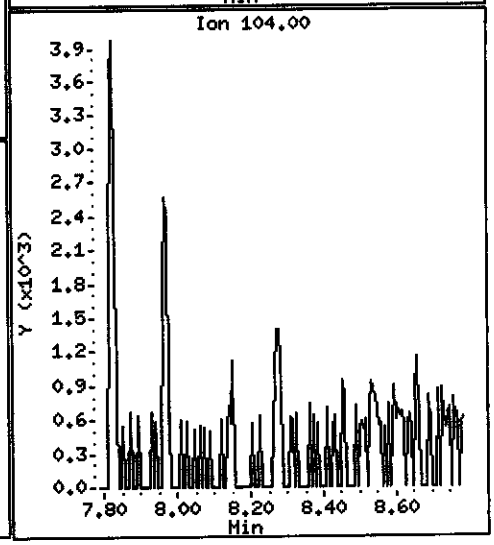

Data File: \\PITSVR06\D\chem\731.i\V102808.b\V1028018.D

Date : 28-OCT-2008 00:20

Client ID: RFI-45-1008

Instrument: 731.i

Sample Info: C8J180171-002 10/23/08 h2o (8298042) 8270c

Volume Injected (uL): 2.0

Operator: 003200

Column phase: DB5-MS

Column diameter: 0.32

123 Fluoranthene

Concentration: 0.16790 ug/L

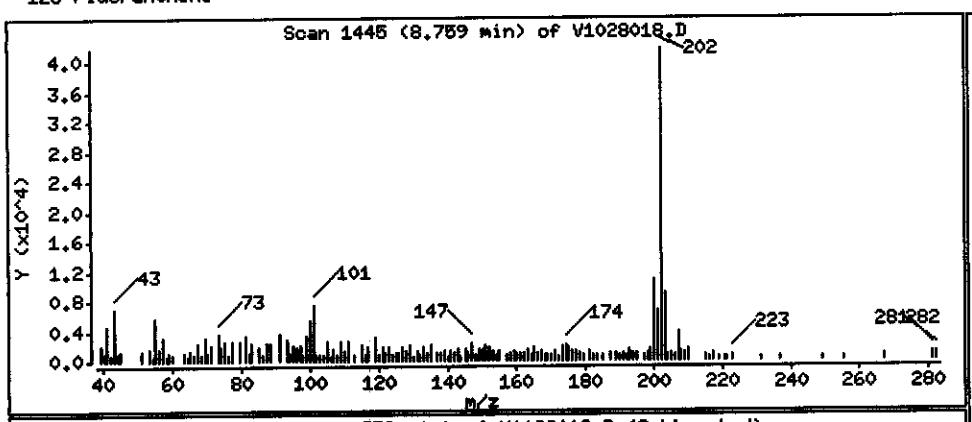

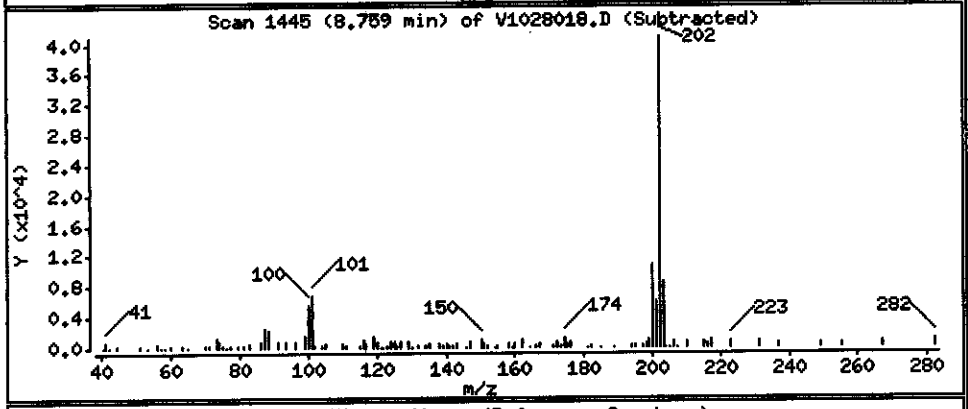

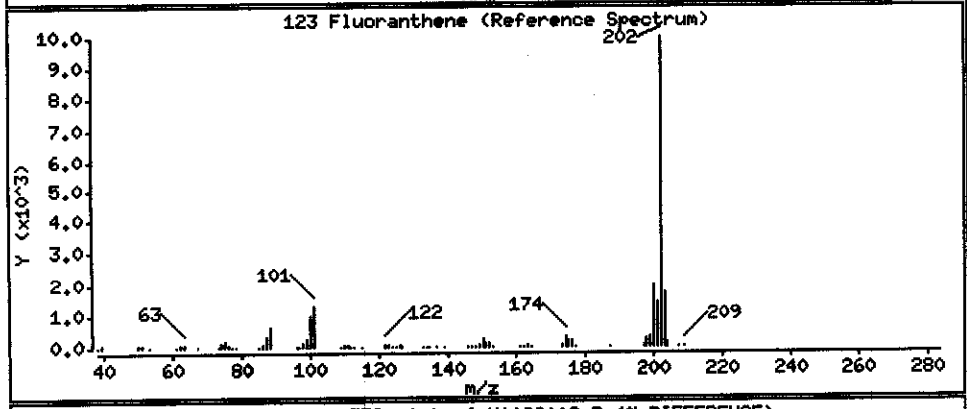

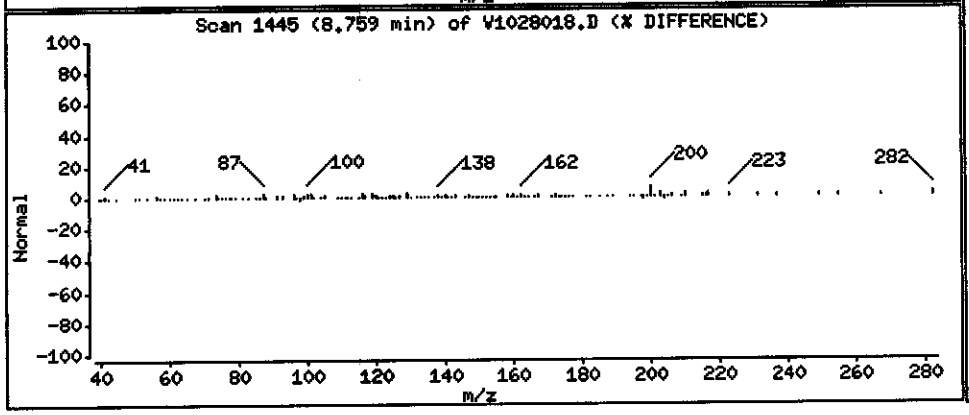

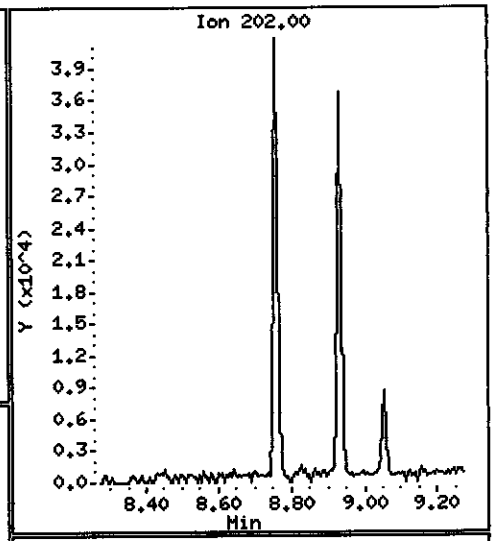

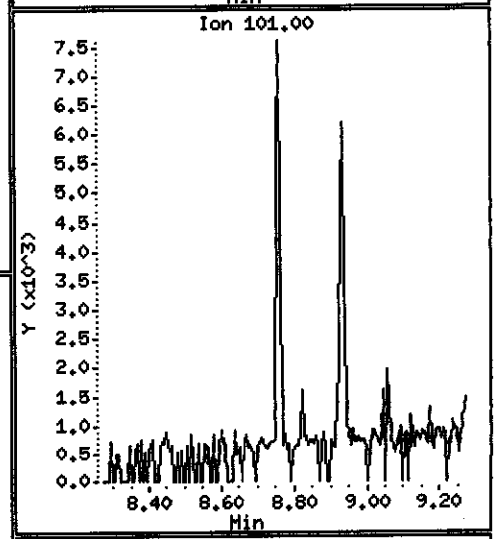

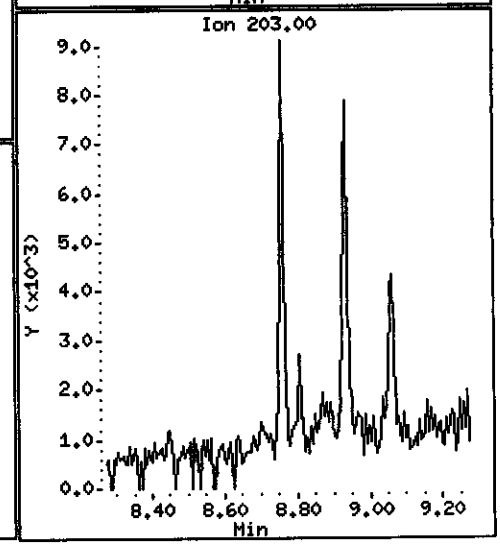

Data File: \\PITSVR06\D\chem\731.i\V102808.b\V1028018.D

Date : 28-OCT-2008 00:20

Client ID: RFI-45-1008

Instrument: 731.i

Sample Info: C8J180171-002 10/23/08 h2o (8298042) 8270c

Volume Injected (uL): 2.0

Operator: 003200

Column phase: DB5-MS

Column diameter: 0.32

125 Pyrene

Concentration: 0.10826 ug/L

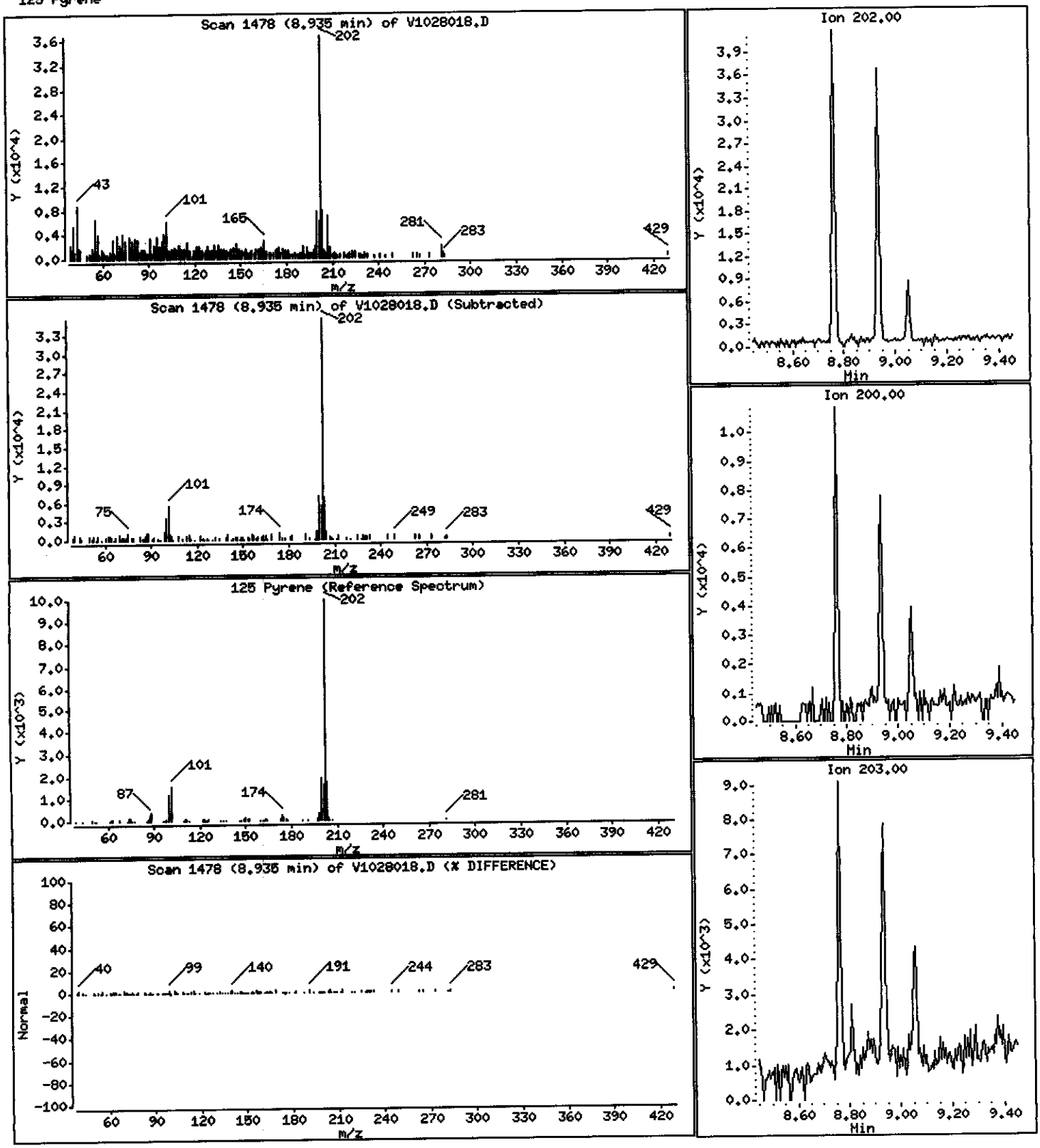

Data File: \\PITSVR06\D\chem\731.i\V102808.b\V1028018.D

Date : 28-OCT-2008 00:20

Client ID: RFI-45-1008

Instrument: 731.i

Sample Info: C8J180171-002 10/23/08 h2o (8298042) 8270c

Volume Injected (uL): 2.0

Operator: 003200

Column phase: DB5-MS

Column diameter: 0.32

131 Butylbenzylphthalate

Concentration: 0.14294 ug/L

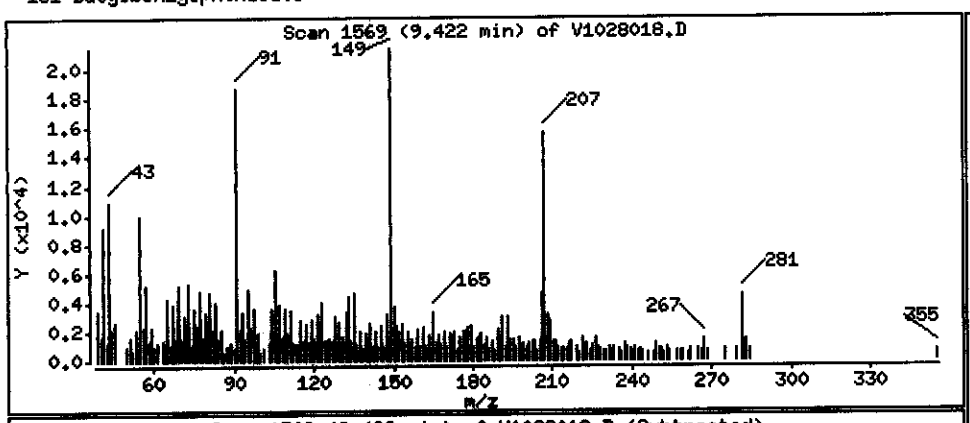

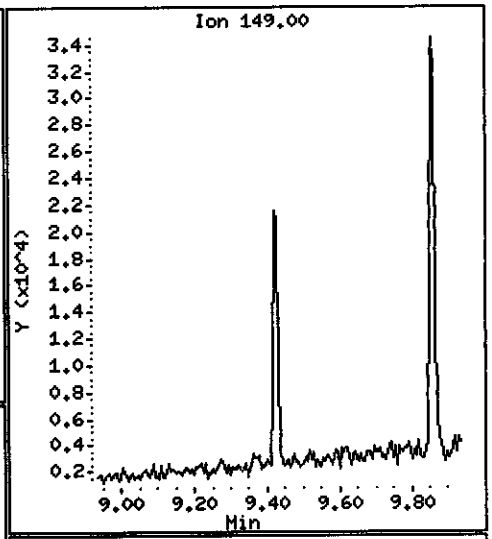

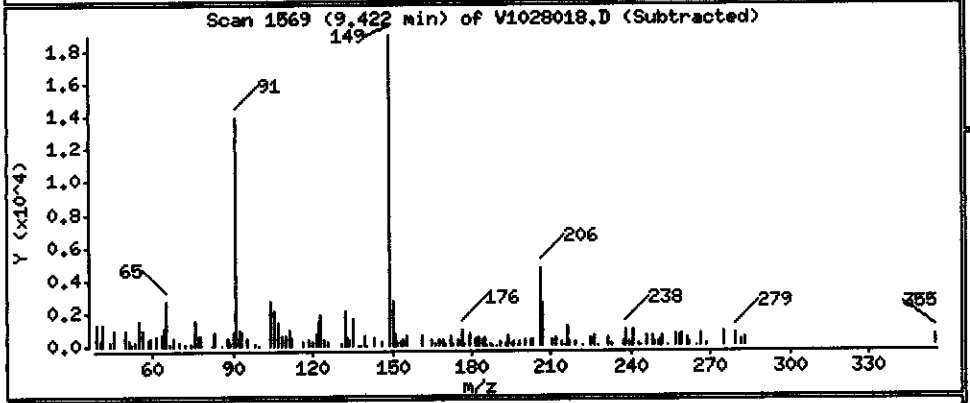

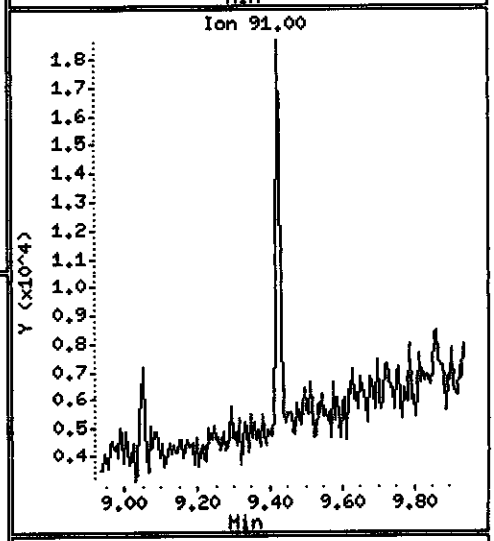

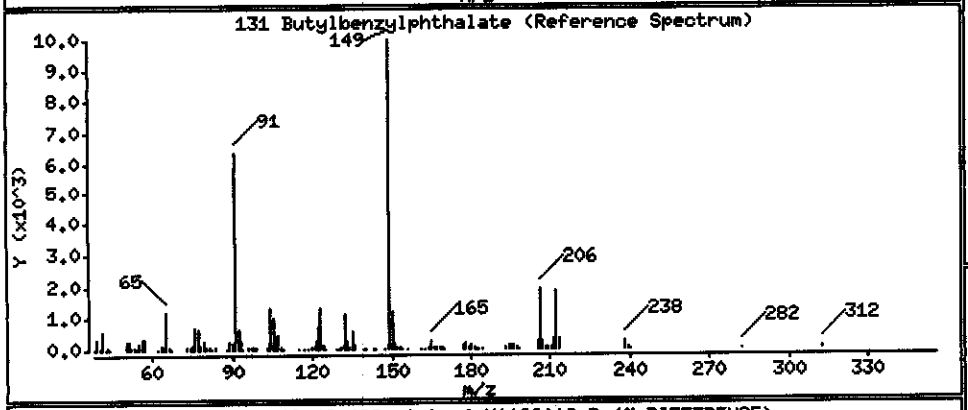

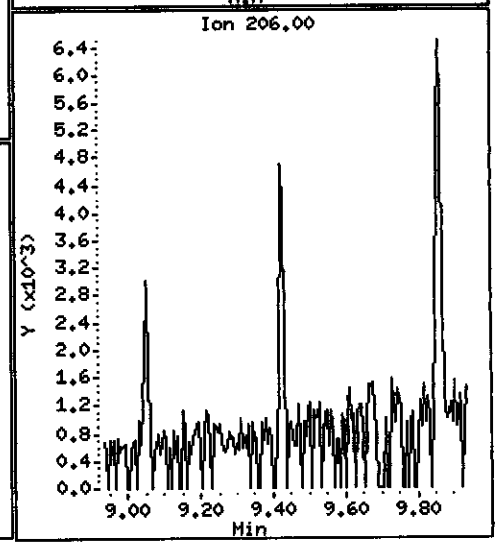

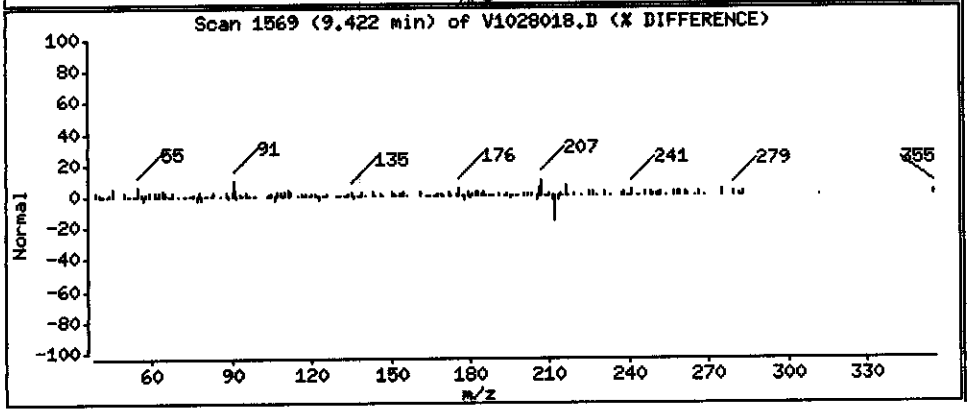

Data File: \\PITSVR06\D\chem\731.i\V102808.b\V1028018.D

Date : 28-OCT-2008 00:20

Client ID: RFI-45-1008

Instrument: 731.i

Sample Info: C8J180171-002 10/23/08 h2o (8298042) 8270c

Volume Injected (uL): 2.0

Operator: 003200

Column phase: DB5-MS

Column diameter: 0.32

136 Benzo(a)Anthracene

Concentration: 0.068242 ug/L

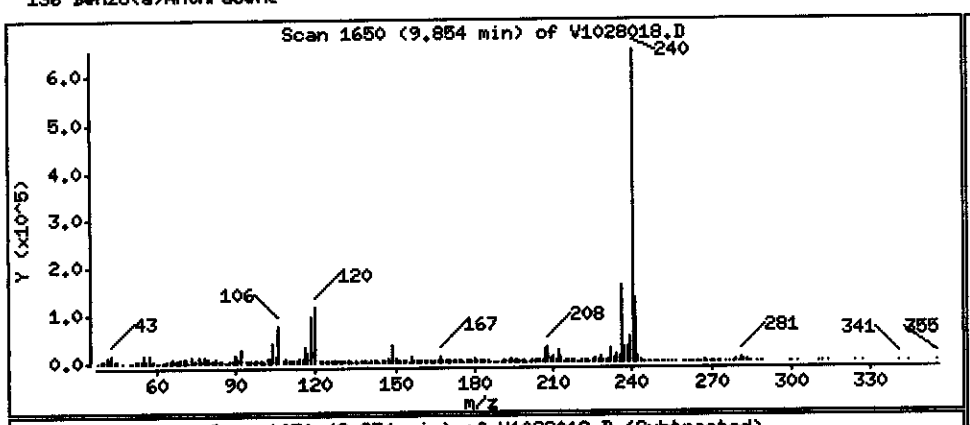

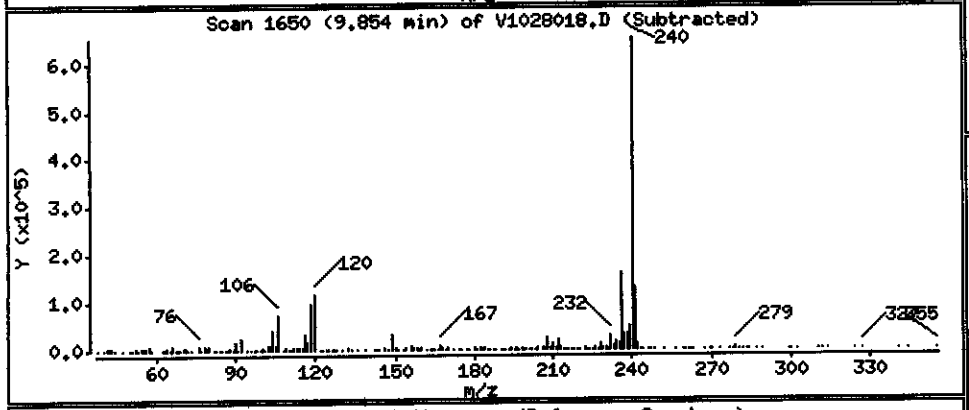

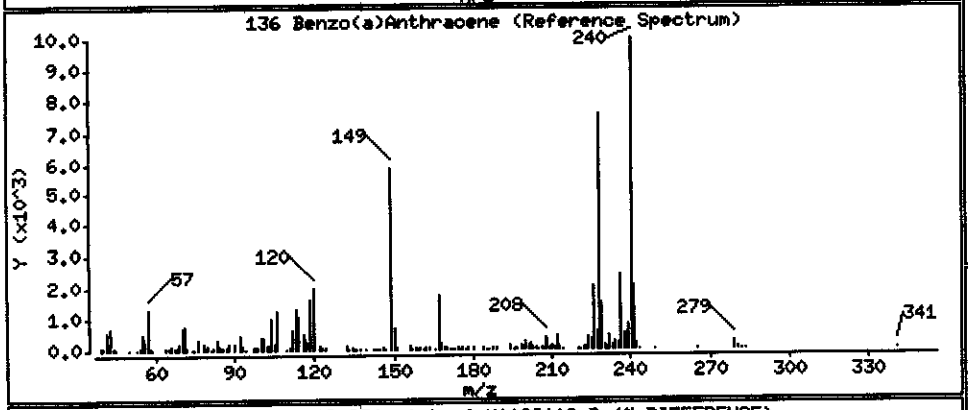

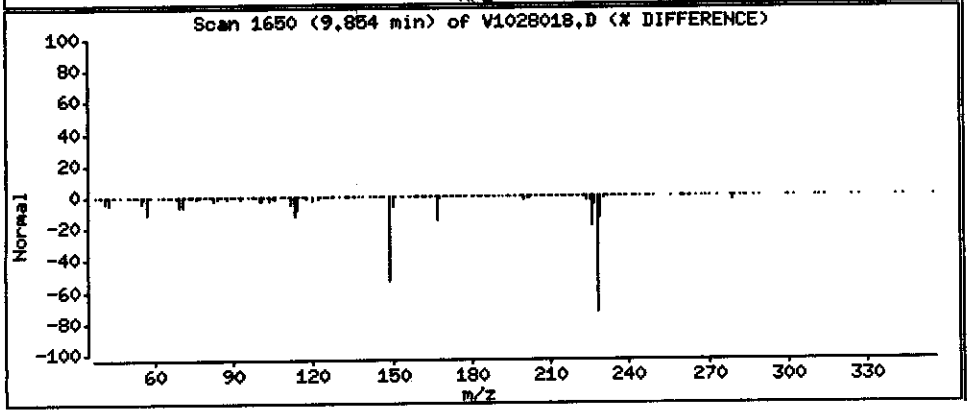

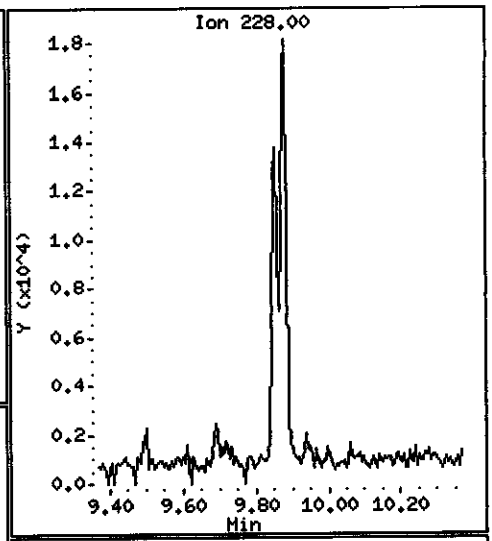

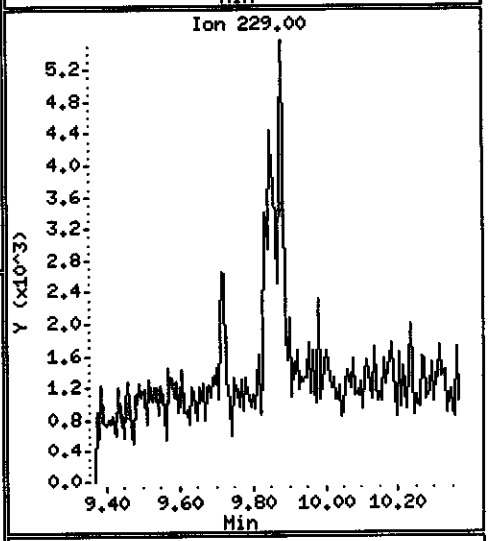

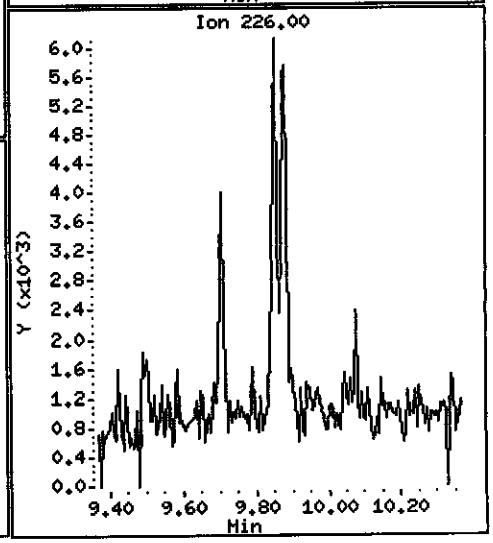

Data File: \\PITSVR06\D\chem\731.i\V102808.b\V1028018.D

Date : 28-OCT-2008 00:20

Client ID: RFI-45-1008

Instrument: 731.i

Sample Info: C8J180171-002 10/23/08 h2o (8298042) 8270c

Volume Injected (uL): 2.0

Operator: 003200

Column phase: DB5-MS

Column diameter: 0.32

137 Chrysene

Concentration: 0.089177 ug/L

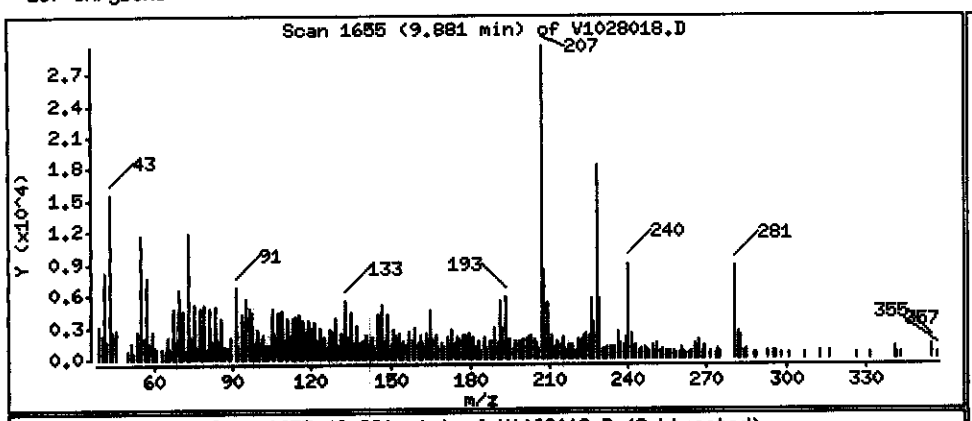

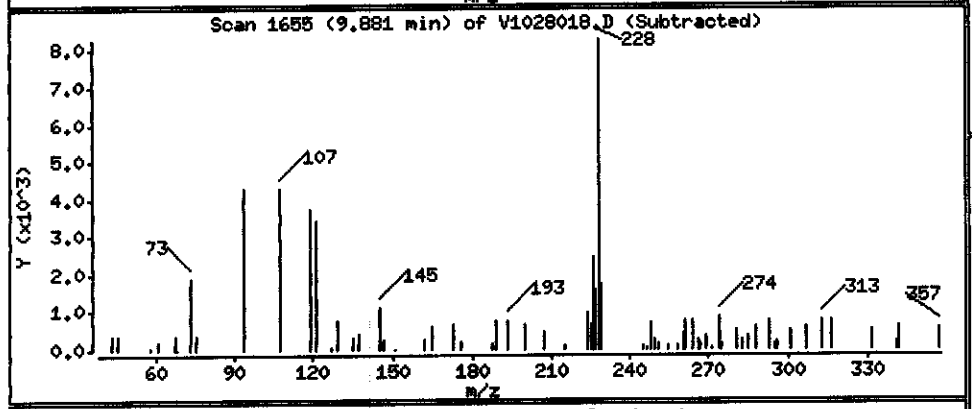

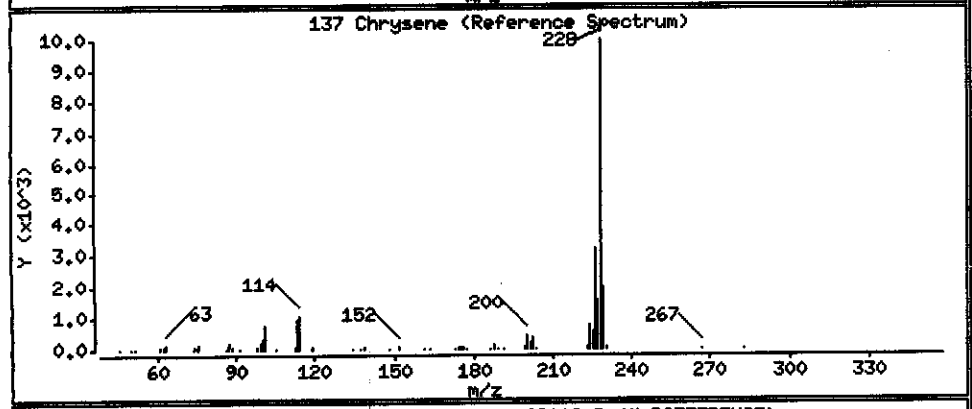

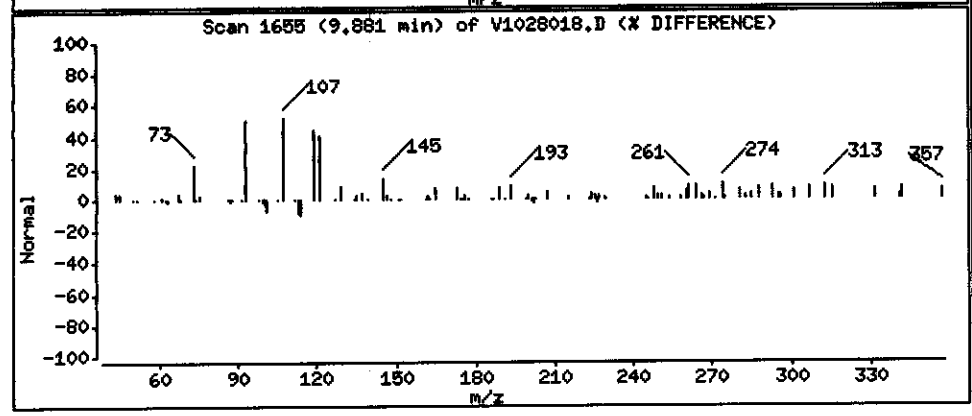

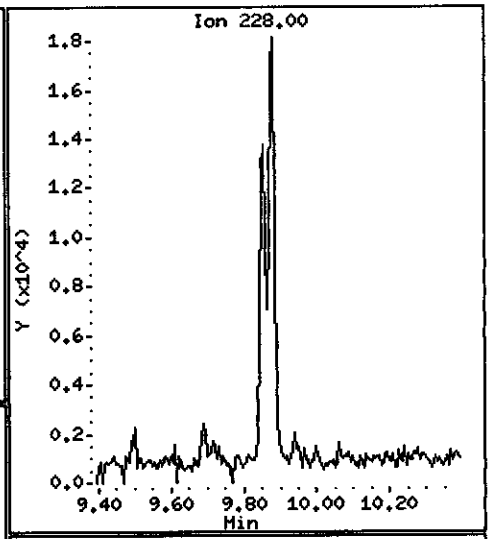

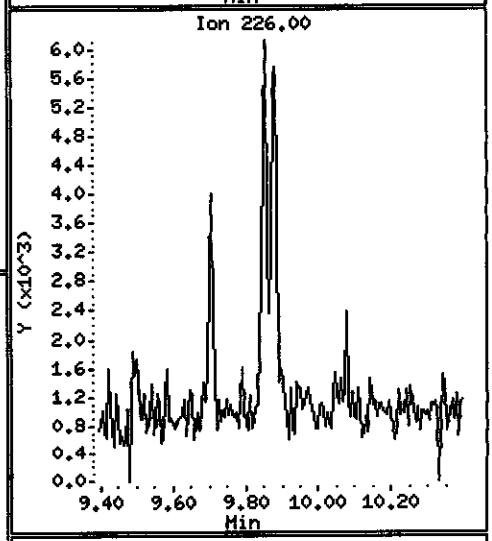

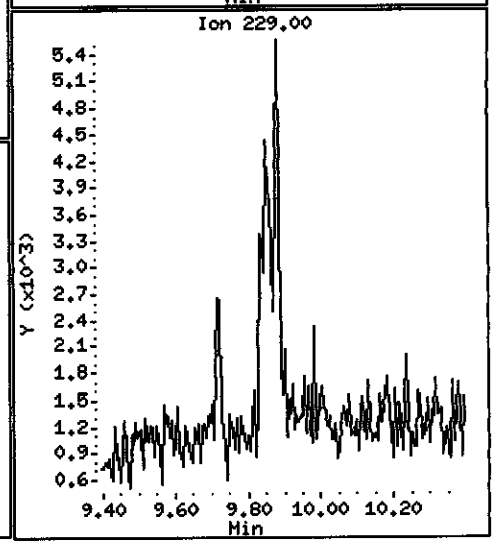

Data File: \\PITSVR06\D\chem\731.i\V102808.b\V1028018.D

Date : 28-OCT-2008 00:20

Client ID: RFI-45-1008

Instrument: 731.i

Sample Info: C8J180171-002 10/23/08 h2o (8298042) 8270c

Volume Injected (uL): 2.0

Operator: 003200

Column phase: DB5-MS

Column diameter: 0.32

141 Benzo(b)fluoranthene

Concentration: 0.11945 ug/L

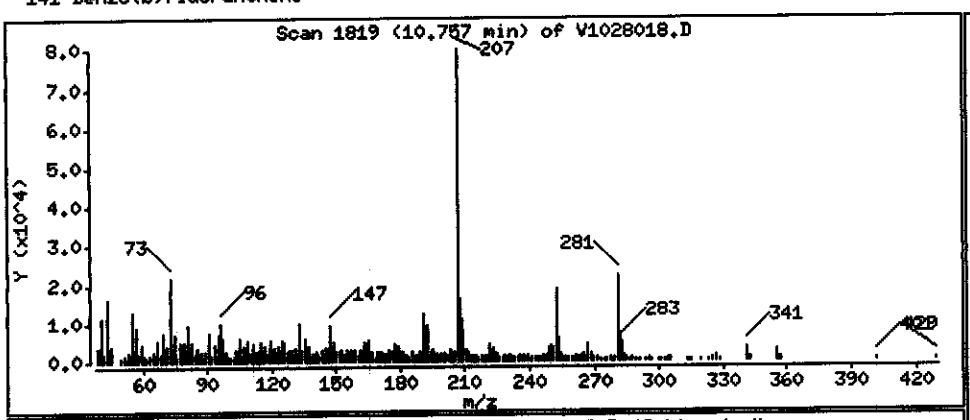

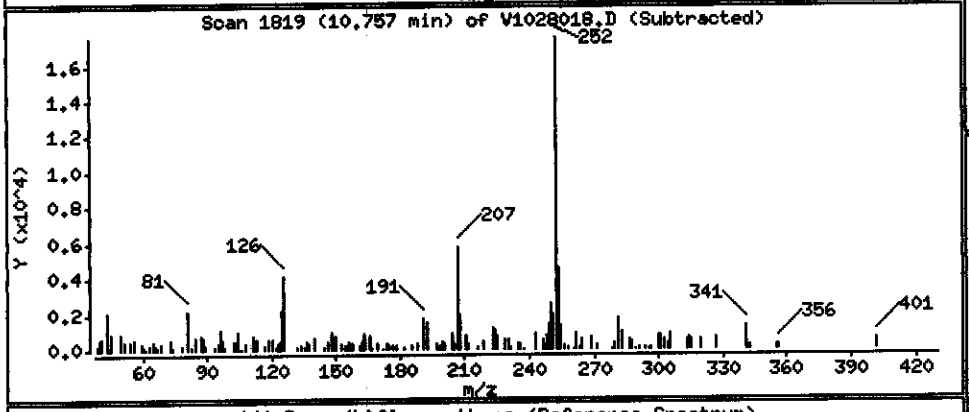

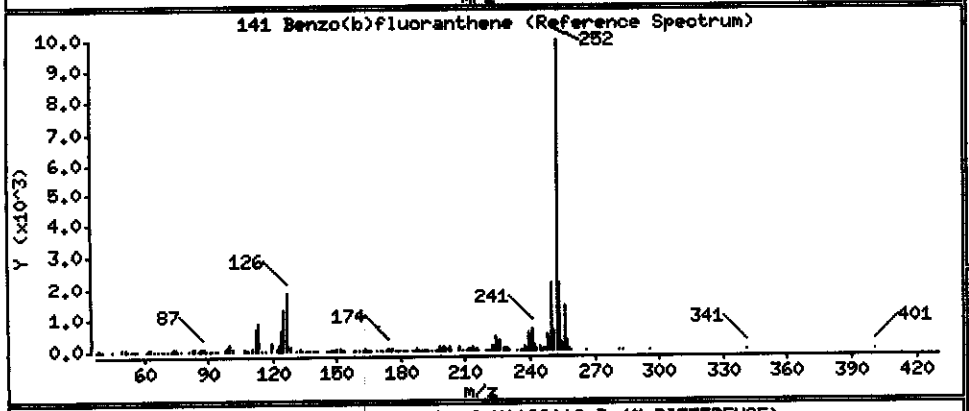

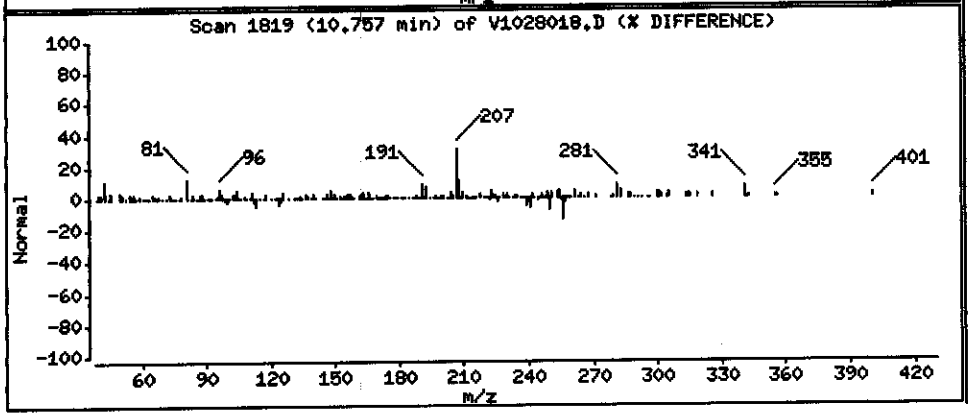

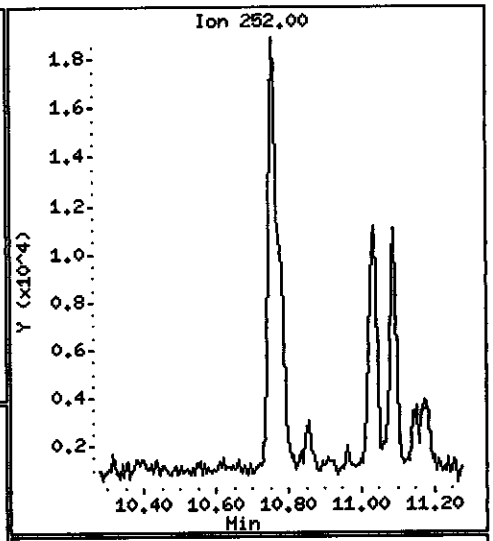

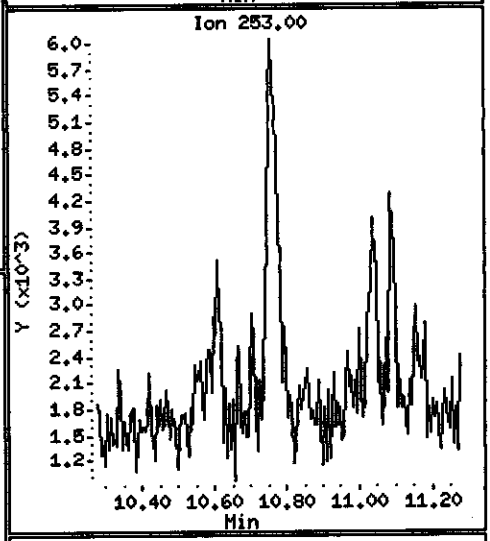

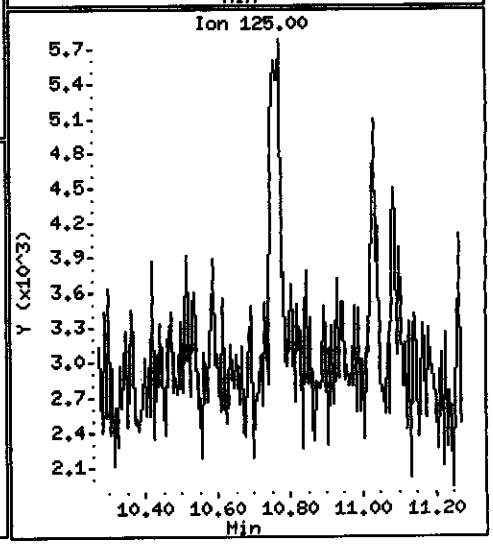

Data File: \\PITSVR06\D\chem\731.i\V102808.b\V1028018.D

Date : 28-OCT-2008 00:20

Client ID: RFI-45-1008

Instrument: 731.i

Sample Info: C8J180171-002 10/23/08 h2o (8298042) 8270c

Volume Injected (uL): 2.0

Operator: 003200

Column phase: DB5-MS

Column diameter: 0.32

146 Benzo(a)pyrene

Concentration: 0.050091 ug/L

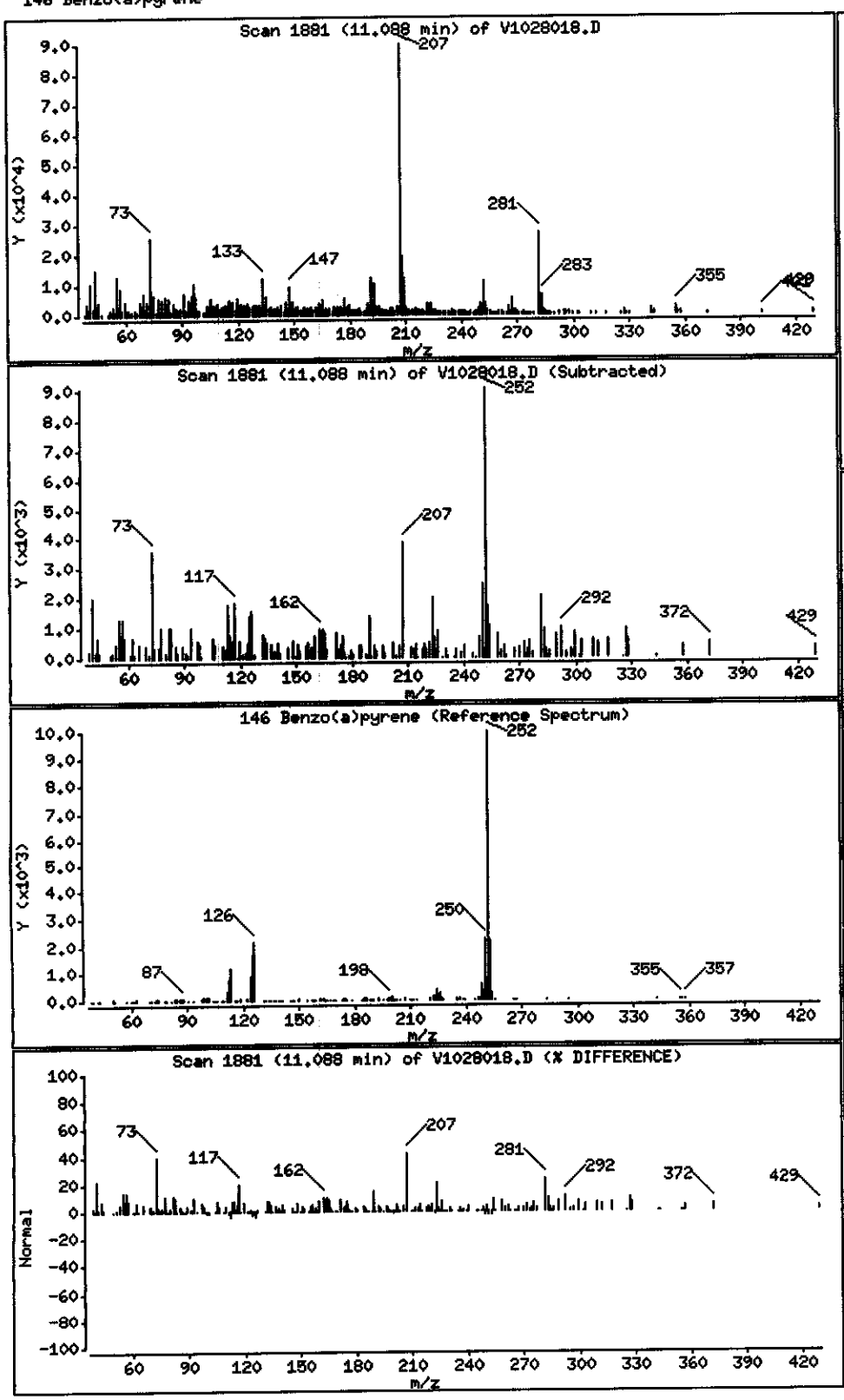

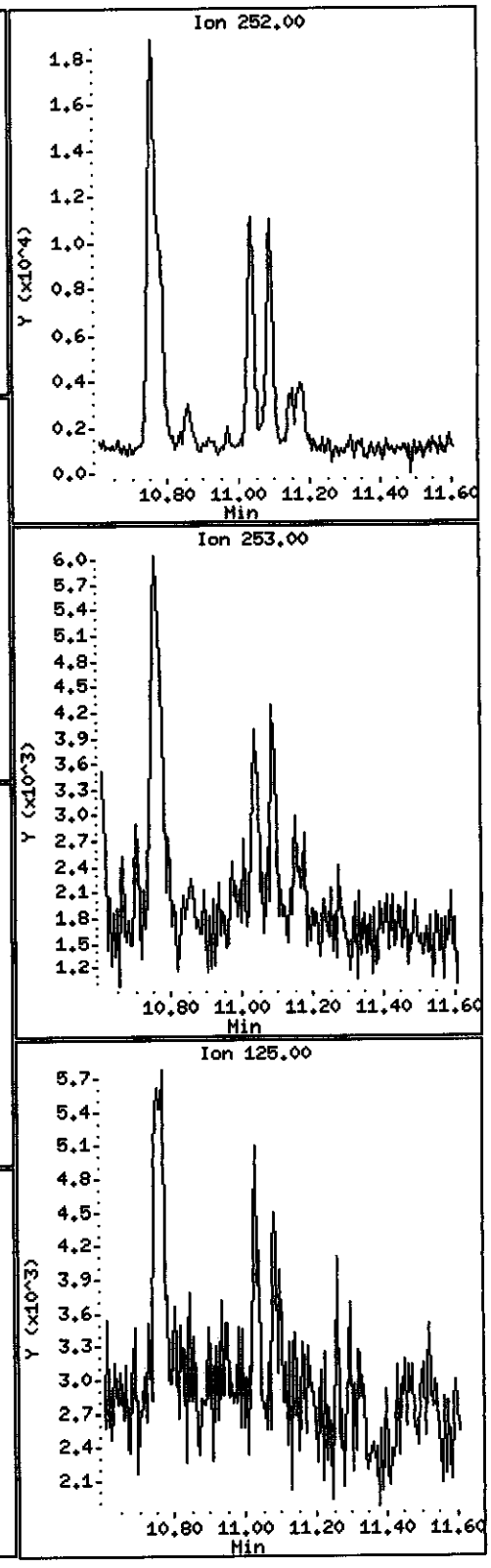

Data File: \\PITSVR06\D\chem\731.i\V102808.b\V1028018.D

Date : 28-OCT-2008 00:20

Client ID: RFI-45-1008

Instrument: 731.i

Sample Info: C8J180171-002 10/23/08 h2o (8298042) 8270c

Volume Injected (uL): 2.0

Operator: 003200

Column phase: DB5-MS

Column diameter: 0.32

149 Indeno(1,2,3-cd)pyrene

Concentration: 0.044220 ug/L

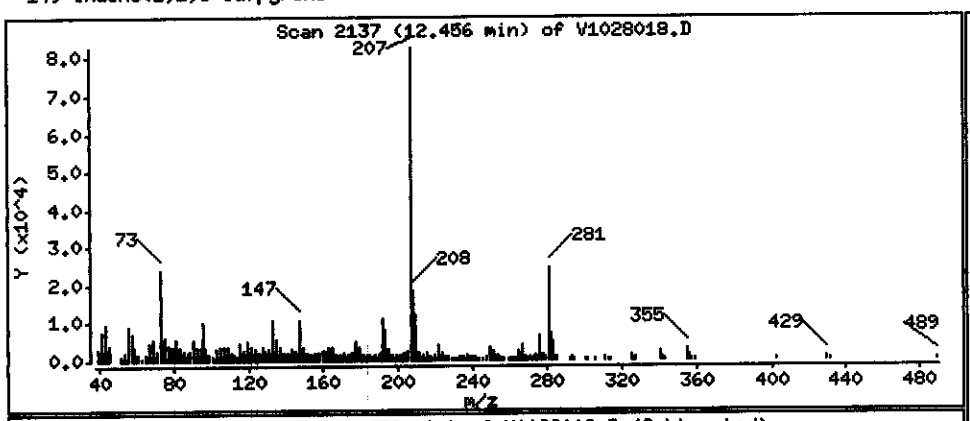

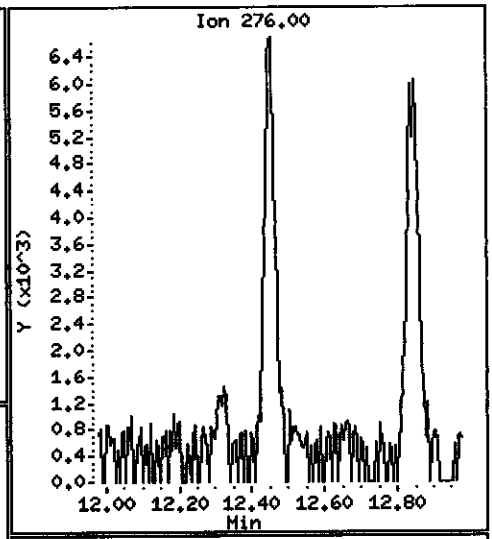

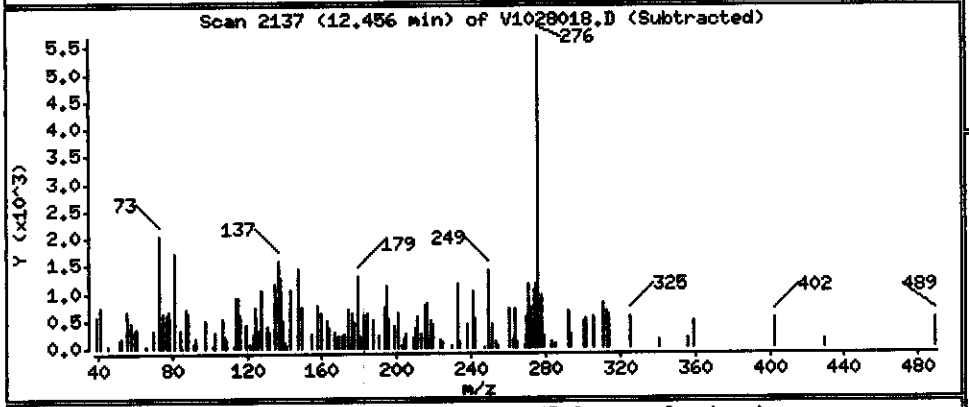

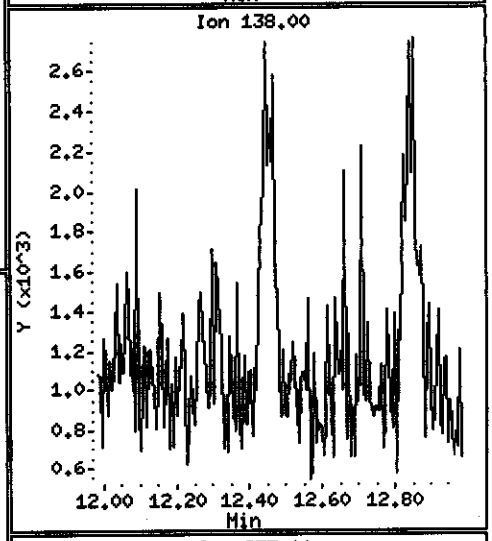

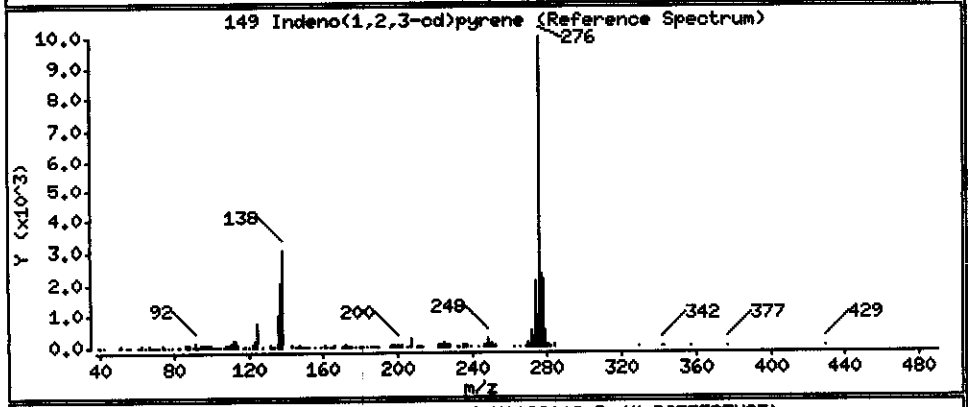

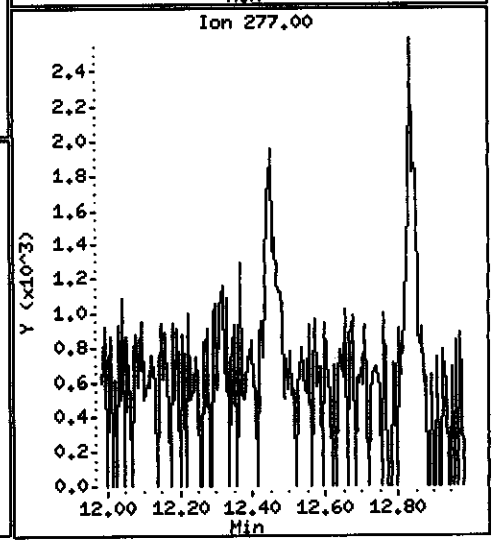

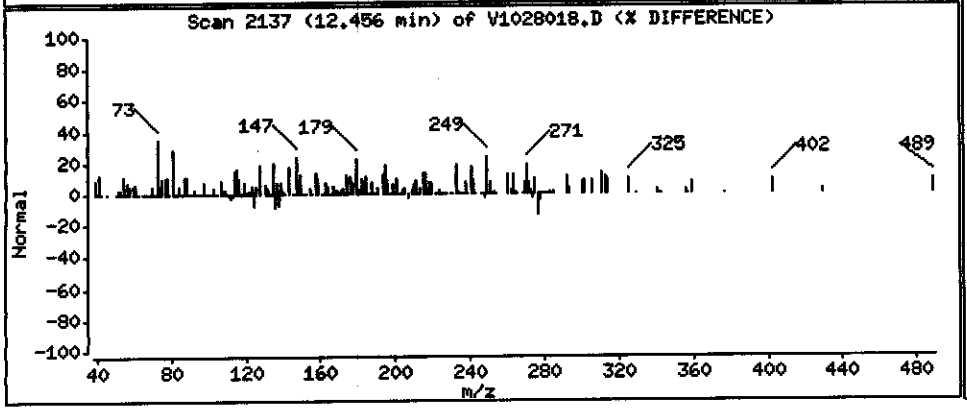

Data File: \\PITSVR06\D\chem\731.i\V102808.b\V1028018.D

Date : 28-OCT-2008 00:20

Client ID: RFI-45-1008

Instrument: 731.i

Sample Info: C8J180171-002 10/23/08 h2o (8298042) 8270c

Volume Injected (uL): 2.0

Operator: 003200

Column phase: DB5-MS

Column diameter: 0.32

150 Dibenz(a,h)anthracene

Concentration: 0.024277 ug/L

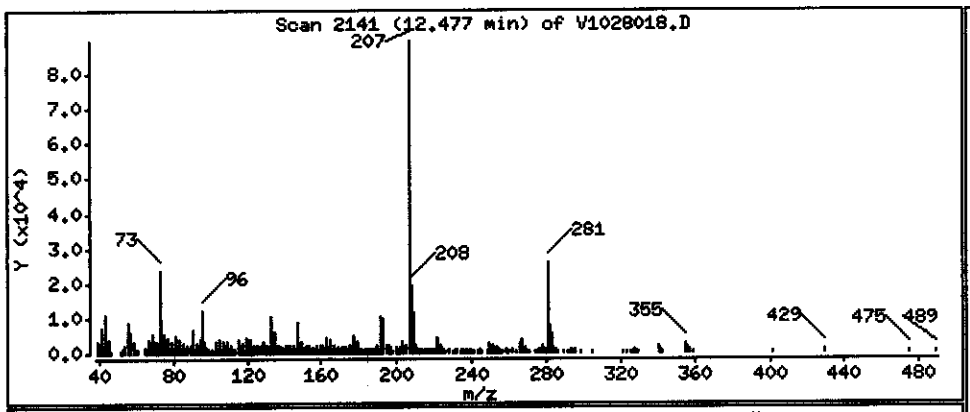

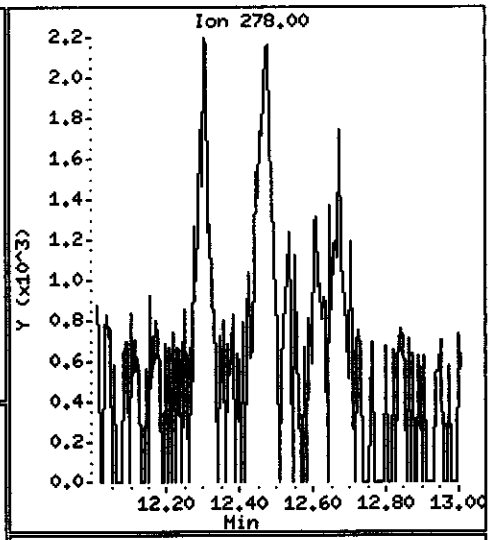

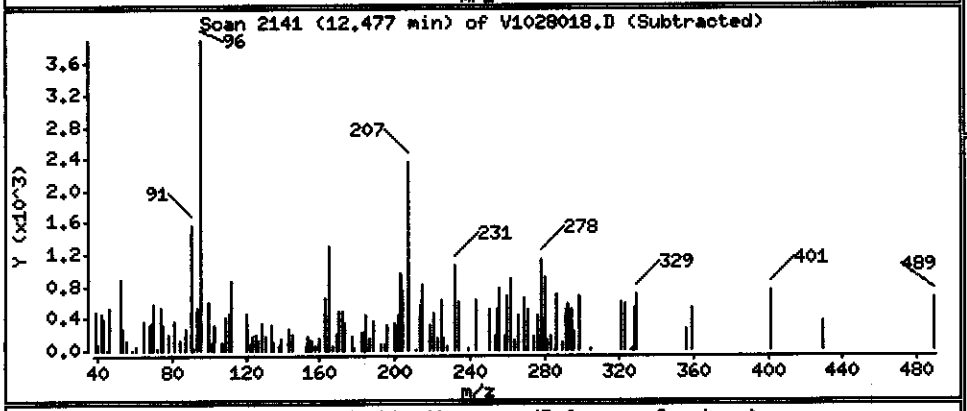

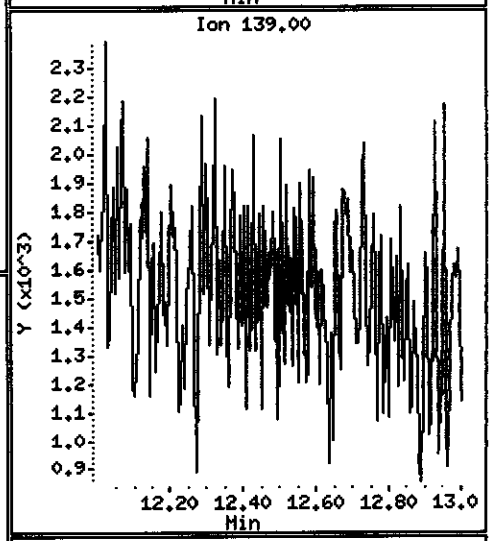

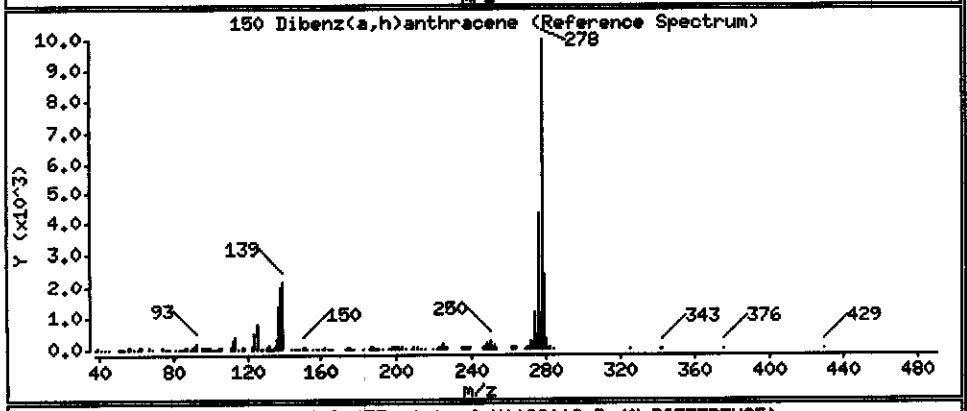

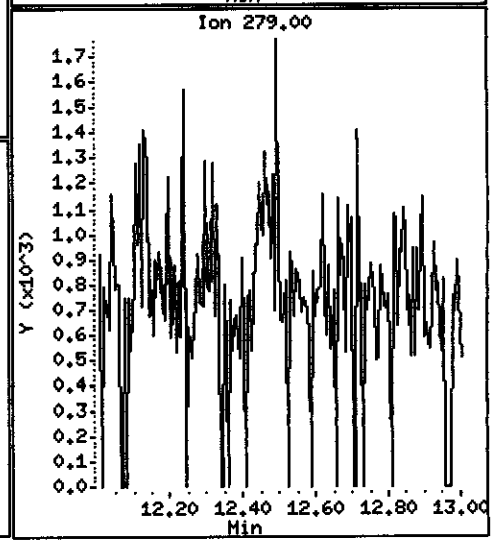

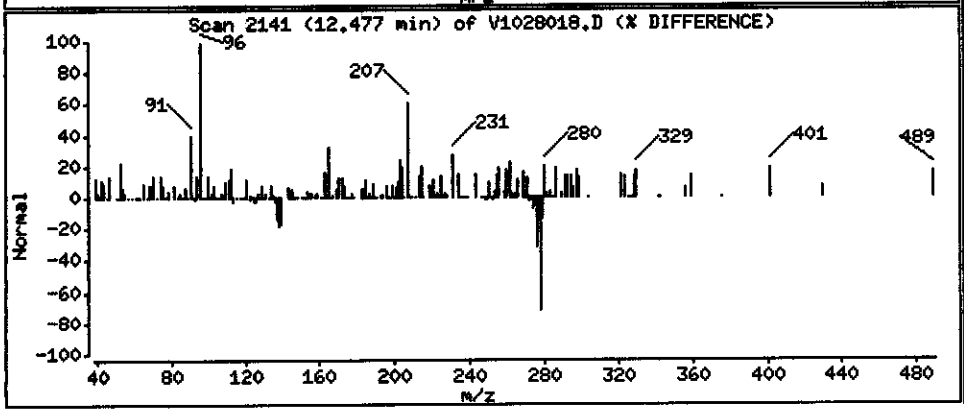

Data File: \\PITSVR06\D\chem\731.i\V102808.b\V1028018.D

Date : 28-OCT-2008 00:20

Client ID: RFI-45-1008 Instrument: 731.i

Sample Info: C8J180171-002 10/23/08 h2o (8298042) 8270c

Volume Injected (uL): 2.0 Operator: 003200

Column phase: DB5-MS Column diameter: 0.32

151 Benzo(g,h,i)perylene Concentration: 0.032658 ug/L

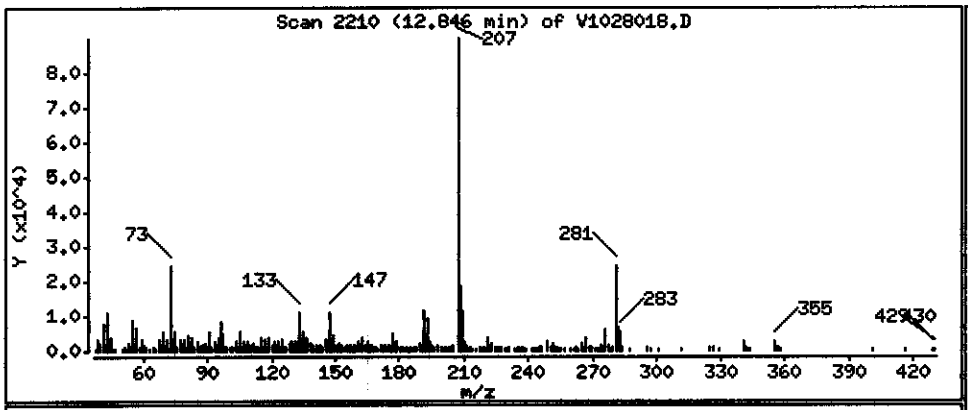

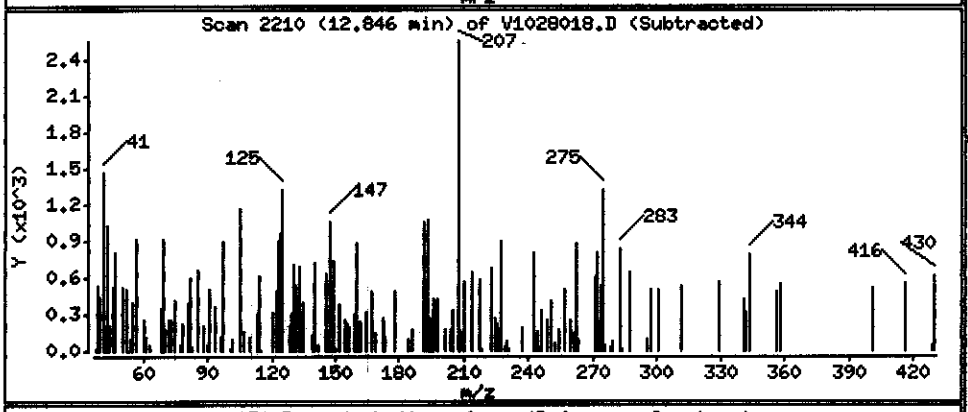

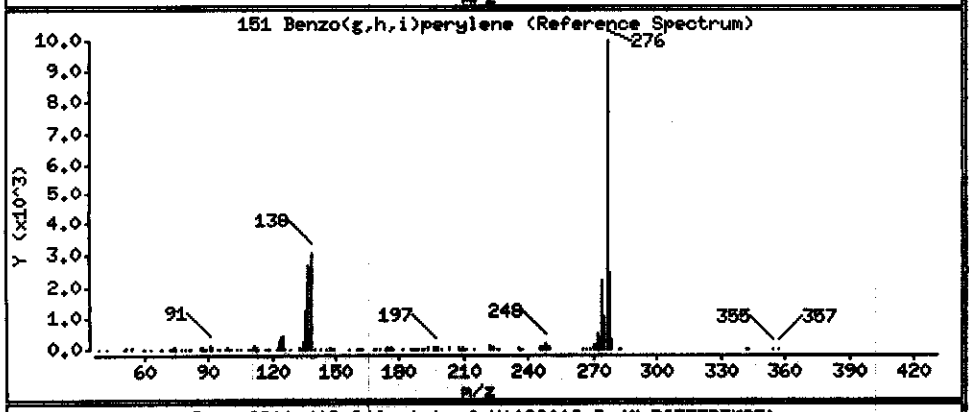

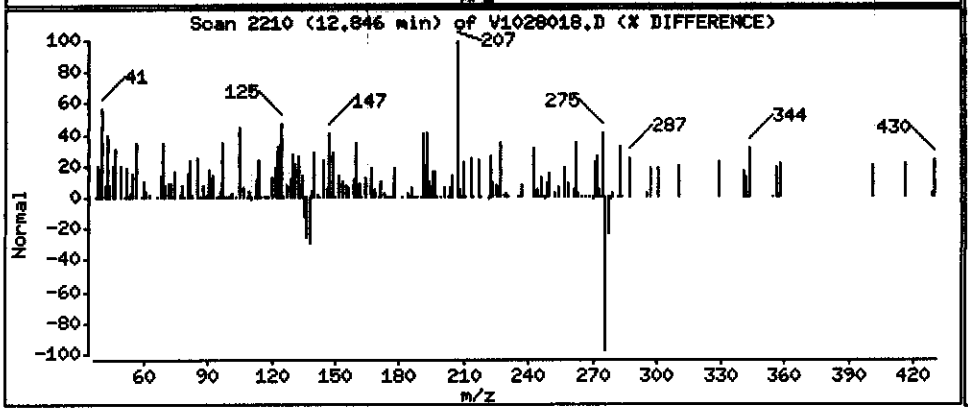

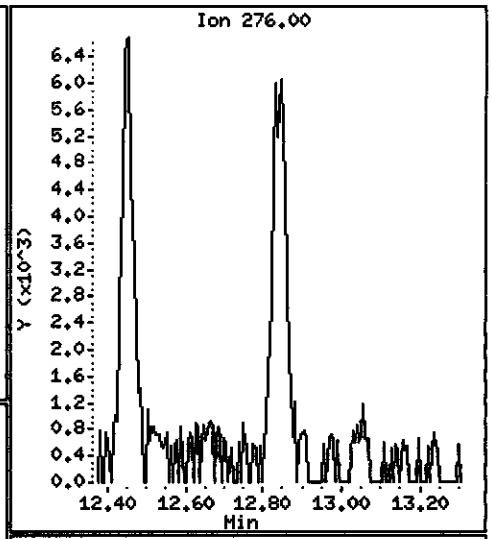

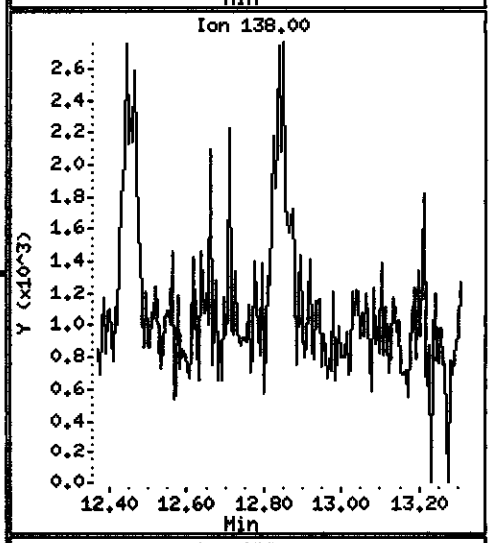

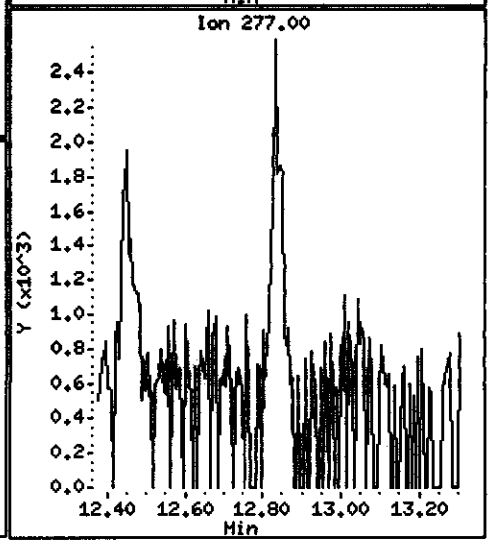

MACTEC Engineering and Consulting Inc

Client Sample ID: RFI-39-1008

GC/MS Semivolatiles

Lot-Sample #...:	C8J180171-003	**Work Order #...:**	K06DF1AL	**Matrix.....:**	WATER
Date Sampled...:	10/16/08 11:30	**Date Received..:**	10/18/08 11:30	**MS Run #.....:**	
Prep Date.....:	10/23/08	**Analysis Date..:**	10/29/08		
Prep Batch #...:	8298042	**Analysis Time..:**	04:21		
Dilution Factor:	1	**Initial Wgt/Vol:**	1000 mL	**Final Wgt/Vol..:**	1 mL
Analyst ID.....:	003200	**Instrument ID..:**	731		
		Method.....:	SW846 8270C		

PARAMETER	RESULT	REPORTING LIMIT	UNITS	MDL
Aniline	ND	1.0	ug/L	0.048
Acenaphthene	**0.63**	**0.20**	**ug/L**	**0.052**
Acenaphthylene	ND	0.20	ug/L	0.046
Acetophenone	ND	1.0	ug/L	0.046
Anthracene	**0.21**	**0.20**	**ug/L**	**0.051**
Atrazine	ND	1.0	ug/L	0.039
Benzo(a)anthracene	**0.95**	**0.20**	**ug/L**	**0.041**
Benzo(a)pyrene	**0.73**	**0.20**	**ug/L**	**0.044**
Benzo(b)fluoranthene	**0.95**	**0.20**	**ug/L**	**0.031**
Benzo(ghi)perylene	**1.0**	**0.20**	**ug/L**	**0.027**
Benzo(k)fluoranthene	**1.2**	**0.20**	**ug/L**	**0.039**
Benzaldehyde	ND	1.0	ug/L	0.054
1,1'-Biphenyl	**0.073 J**	**1.0**	**ug/L**	**0.060**
bis(2-Chloroethoxy) methane	ND	1.0	ug/L	0.12
bis(2-Chloroethyl)-ether	ND	0.20	ug/L	0.046
bis(2-Ethylhexyl) phthalate	**0.51 J**	**1.0**	**ug/L**	**0.12**
4-Bromophenyl phenyl ether	ND	1.0	ug/L	0.050
Butyl benzyl phthalate	**0.15 J**	**1.0**	**ug/L**	**0.14**
Caprolactam	ND	5.0	ug/L	0.19
Carbazole	**0.089 J**	**0.20**	**ug/L**	**0.052**
4-Chloroaniline	ND	1.0	ug/L	0.046
4-Chloro-3-methylphenol	ND	1.0	ug/L	0.059
2-Chloronaphthalene	ND	0.20	ug/L	0.044
2-Chlorophenol	ND	1.0	ug/L	0.045
4-Chlorophenyl phenyl ether	ND	1.0	ug/L	0.043
Chrysene	**1.1**	**0.20**	**ug/L**	**0.036**
Dibenz(a,h)anthracene	**1.0**	**0.20**	**ug/L**	**0.035**
Dibenzofuran	**0.28 J**	**1.0**	**ug/L**	**0.053**
3,3'-Dichlorobenzidine	ND	1.0	ug/L	0.041
2,4-Dichlorophenol	**0.20**	**0.20**	**ug/L**	**0.049**
Diethyl phthalate	ND	1.0	ug/L	0.24
2,4-Dimethylphenol	ND	1.0	ug/L	0.052

(Continued on next page)

MACTEC Engineering and Consulting Inc

Client Sample ID: RFI-39-1008

GC/MS Semivolatiles

Lot-Sample #...: C8J180171-003 **Work Order #...:** K06DF1AL **Matrix.....:** WATER

PARAMETER	RESULT	REPORTING LIMIT	UNITS	MDL
Dimethyl phthalate	ND	1.0	ug/L	0.042
Di-n-butyl phthalate	ND	1.0	ug/L	0.046
4,6-Dinitro-2-methylphenol	ND	5.0	ug/L	1.4
2,4-Dinitrophenol	ND	5.0	ug/L	1.3
2,4-Dinitrotoluene	ND	1.0	ug/L	0.045
2,6-Dinitrotoluene	ND	1.0	ug/L	0.051
Di-n-octyl phthalate	**0.45 J**	**1.0**	**ug/L**	**0.043**
Fluoranthene	**0.46**	**0.20**	**ug/L**	**0.049**
Fluorene	**0.38**	**0.20**	**ug/L**	**0.054**
Hexachlorobenzene	**0.23**	**0.20**	**ug/L**	**0.043**
Hexachlorobutadiene	ND	0.20	ug/L	0.038
Hexachlorocyclopentadiene	ND	1.0	ug/L	0.080
Hexachloroethane	ND	1.0	ug/L	0.043
Indeno(1,2,3-cd)pyrene	**1.0**	**0.20**	**ug/L**	**0.048**
Isophorone	ND	1.0	ug/L	0.047
2-Methylnaphthalene	**0.13 J**	**0.20**	**ug/L**	**0.047**
2-Methylphenol	ND	1.0	ug/L	0.051
4-Methylphenol	ND	1.0	ug/L	0.074
Naphthalene	**0.59**	**0.20**	**ug/L**	**0.043**
2-Nitroaniline	ND	5.0	ug/L	0.048
3-Nitroaniline	ND	5.0	ug/L	0.040
4-Nitroaniline	ND	5.0	ug/L	0.025
Nitrobenzene	ND	0.20	ug/L	0.064
2-Nitrophenol	ND	1.0	ug/L	0.054
4-Nitrophenol	ND	5.0	ug/L	0.070
N-Nitrosodi-n-propylamine	ND	0.20	ug/L	0.059
N-Nitrosodiphenylamine	ND	0.20	ug/L	0.049
2,2'-oxybis (1-Chloropropane)	ND	0.20	ug/L	0.026
Pentachlorophenol	ND	1.0	ug/L	0.083
Phenanthrene	**0.27**	**0.20**	**ug/L**	**0.055**
Phenol	ND	0.20	ug/L	0.022
Pyrene	**0.41**	**0.20**	**ug/L**	**0.057**
2,4,5-Trichlorophenol	ND	1.0	ug/L	0.063
2,4,6-Trichlorophenol	ND	1.0	ug/L	0.057

(Continued on next page)

MACTEC Engineering and Consulting Inc

Client Sample ID: RFI-39-1008

GC/MS Semivolatiles

Lot-Sample #...: C8J180171-003 **Work Order #...:** K06DF1AL **Matrix.....:** WATER

SURROGATE	PERCENT RECOVERY	RECOVERY LIMITS
Nitrobenzene-d5	67	(23 - 112)
Terphenyl-d14	76	(10 - 132)
2-Fluorobiphenyl	67	(19 - 107)
2-Fluorophenol	43	(10 - 111)
Phenol-d5	54	(15 - 112)
2,4,6-Tribromophenol	53	(16 - 122)

NOTE(S):

J Estimated result. Result is less than RL.

Data File: \\PITSVR06\D\chem\731.i\V102908.b\V1029001.D
Date : 29-OCT-2008 04:21
Client ID: RFI-39-1008
Sample Info: C8J180171-003 10/23/08 h2o (8298042) 8270c
Volume Injected (uL): 2.0
Column phase: DB5-MS

Instrument: 731.i
Operator: 003200
Column diameter: 0.32

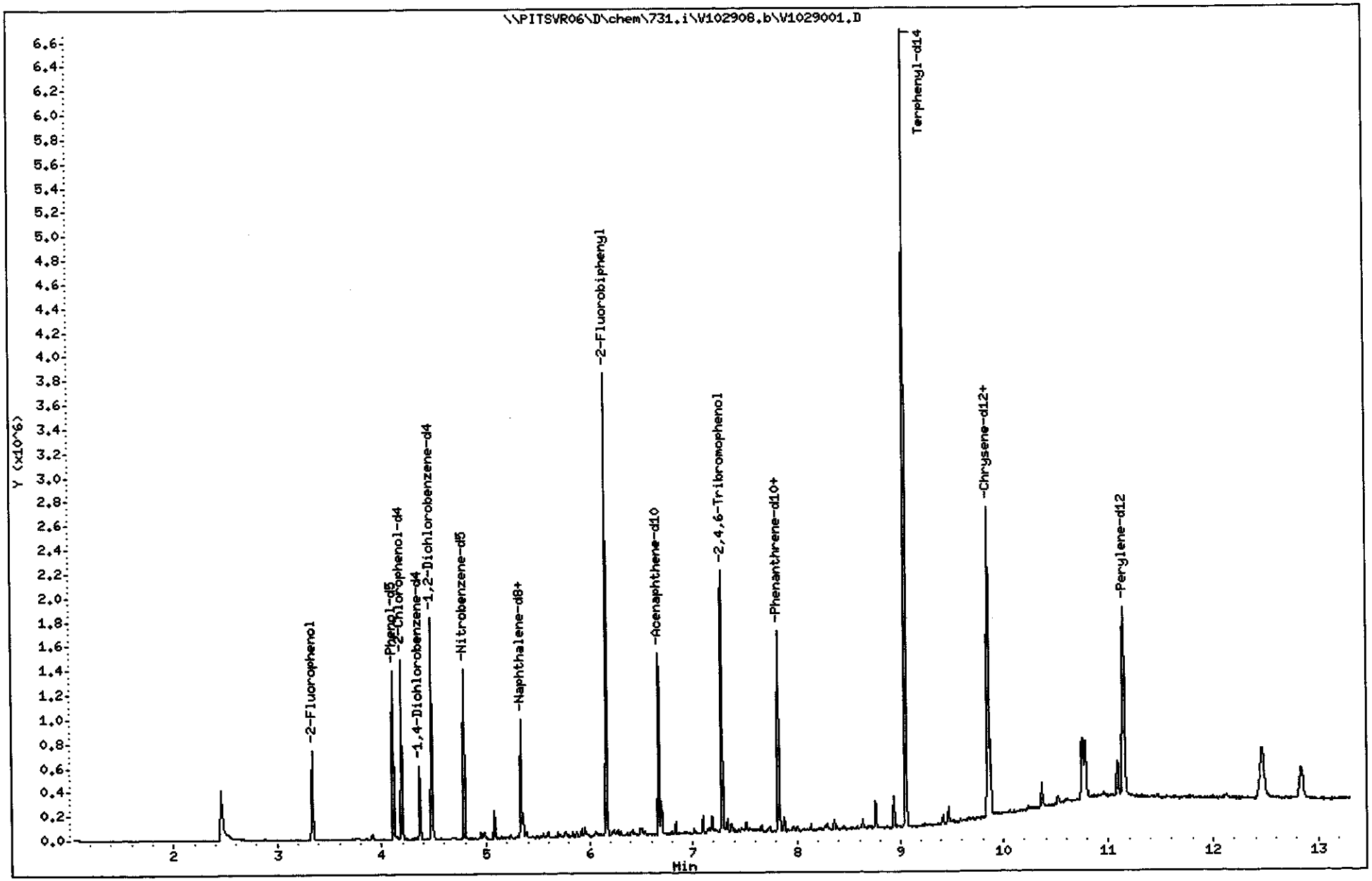

TestAmerica Pittsburgh

Semivolatile REPORT SW-846 Method 8270

Data file : \\PITSVR06\D\chem\731.i\V102908.b\V1029001.D
Lab Smp Id: K06DF1AL Client Smp ID: RFI-39-1008
Inj Date : 29-OCT-2008 04:21
Operator : 003200 Inst ID: 731.i
Smp Info : C8J180171-003 10/23/08 h2o (8298042) 8270c
Misc Info : K06DF1AL,V102908.b,8270ll.m,padep.sub
Comment :
Method : \\PITSVR06\D\chem\731.i\V102908.b\8270ll.m
Meth Date : 29-Oct-2008 01:20 piccolinov Quant Type: ISTD
Cal Date : 23-OCT-2008 04:48 Cal File: V1023NC7.D
Als bottle: 3
Dil Factor: 1.00000
Integrator: HP RTE Compound Sublist: padep.sub
Target Version: 4.14
Processing Host: PITSVR06

Concentration Formula: Amt * DF * Uf * Vt/(Vo * Vi) * CpndVariable

Name	Value	Description
DF	1.000	Dilution Factor
Uf	1.000	ng unit correction factor
Vt	1000.000	Volume of final extract (uL)
Vo	1000.000	Volume of sample extracted (mL)
Vi	2.000	Volume injected (uL)
Cpnd Variable		Local Compound Variable

Compounds	QUANT SIG MASS	RT	EXP RT	REL RT	RESPONSE	CONCENTRATIONS ON-COLUMN (NG)	CONCENTRATIONS FINAL (ug/L)
* 1 1,4-Dichlorobenzene-d4	152	4.367	4.374	(1.000)	89259	8.00000	
* 2 Naphthalene-d8	136	5.334	5.346	(1.000)	387154	8.00000	
* 3 Acenaphthene-d10	164	6.674	6.687	(1.000)	301718	8.00000	
* 4 Phenanthrene-d10	188	7.818	7.835	(1.000)	587047	8.00000	
* 5 Chrysene-d12	240	9.858	9.871	(1.000)	677641	8.00000	
* 6 Perylene-d12	264	11.146	11.169	(1.000)	719019	8.00000	
198 1,4-Dioxane	88	Compound Not Detected.					
10 N-Nitrosodimethylamine	74	Compound Not Detected.					
9 Pyridine	79	Compound Not Detected.					
16 Methyl methanesulfonate	80	Compound Not Detected.					
206 Benzaldehyde	77	Compound Not Detected.					
21 Aniline	93	Compound Not Detected.					
22 Phenol	94	Compound Not Detected.					
23 bis(2-Chloroethyl)ether	93	Compound Not Detected.					
24 2-Chlorophenol	128	Compound Not Detected.					
26 1,3-Dichlorobenzene	146	Compound Not Detected.					
27 1,4-Dichlorobenzene	146	Compound Not Detected.					
28 1,2-Dichlorobenzene	146	Compound Not Detected.					
29 Benzyl Alcohol	108	Compound Not Detected.					
30 2-Methylphenol	108	Compound Not Detected.					

Compounds	QUANT SIG MASS	RT	EXP RT	REL RT	RESPONSE	CONCENTRATIONS ON-COLUMN (NG)	CONCENTRATIONS FINAL (ug/L)
31 2,2'-oxybis(1-Chloropropane)	45	Compound Not Detected.					
37 Acetophenone	105	Compound Not Detected.					
32 N-Nitroso-di-n-propylamine	70	Compound Not Detected.					
192 4-Methylphenol	108	Compound Not Detected.					
34 Hexachloroethane	117	Compound Not Detected.					
35 Nitrobenzene	77	Compound Not Detected.					
41 Isophorone	82	Compound Not Detected.					
42 2-Nitrophenol	139	Compound Not Detected.					
43 2,4-Dimethylphenol	107	Compound Not Detected.					
44 bis(2-Chloroethoxy)methane	93	Compound Not Detected.					
48 2,4-Dichlorophenol	162	5.232	5.239	(0.981)	5657	0.39354	0.19677
49 Benzoic Acid	122	Compound Not Detected.					
50 1,2,4-Trichlorobenzene	180	Compound Not Detected.					
51 Naphthalene	128	5.350	5.362	(1.003)	58883	1.17991	0.58995
52 4-Chloroaniline	127	Compound Not Detected.					
54 2,6-Dichlorophenol	162	Compound Not Detected.					
56 Hexachlorobutadiene	224	Compound Not Detected.					
208 Caprolactam	113	5.643	5.656	(1.058)	779	0.19963	0.099816
59 4-Chloro-3-Methylphenol	107	Compound Not Detected.					
62 2-Methylnaphthalene	142	5.878	5.891	(1.102)	8976	0.25269	0.12634
63 1-Methylnaphthalene	142	5.953	5.965	(1.116)	11249	0.31568	0.15784
64 Hexachlorocyclopentadiene	236	Compound Not Detected.					
66 2,4,6-Trichlorophenol	196	Compound Not Detected.					
67 2,4,5-Trichlorophenol	196	Compound Not Detected.					
209 1,1'-Biphenyl	154	6.242	6.249	(0.935)	7048	0.14643	0.073215
70 2-Chloronaphthalene	162	Compound Not Detected.					
73 2-Nitroaniline	65	Compound Not Detected.					
76 Dimethylphthalate	163	Compound Not Detected.					
78 2,6-Dinitrotoluene	165	Compound Not Detected.					
79 Acenaphthylene	152	Compound Not Detected.					
81 3-Nitroaniline	138	Compound Not Detected.					
82 Acenaphthene	153	6.701	6.713	(1.004)	50246	1.26661	0.63331
83 2,4-Dinitrophenol	184	Compound Not Detected.					
85 4-Nitrophenol	109	Compound Not Detected.					
86 Dibenzofuran	168	6.835	6.847	(1.024)	32430	0.55032	0.27516
87 2,4-Dinitrotoluene	165	Compound Not Detected.					
91 2,3,5,6-Tetrachlorophenol	231	Compound Not Detected.					
88 2,3,4,6-Tetrachlorophenol	231	Compound Not Detected.					
92 2-Naphthylamine	143	Compound Not Detected.					
93 Diethylphthalate	149	Compound Not Detected.					
94 Fluorene	166	7.096	7.109	(1.063)	35247	0.76238	0.38119
95 4-Chlorophenyl-phenylether	204	Compound Not Detected.					
96 4-Nitroaniline	138	Compound Not Detected.					
98 4,6-Dinitro-2-methylphenol	198	Compound Not Detected.					
99 N-Nitrosodiphenylamine (1)	169	Compound Not Detected.					
100 1,2-Diphenylhydrazine	77	Compound Not Detected.					
106 4-Bromophenyl-phenylether	248	Compound Not Detected.					
107 Hexachlorobenzene	284	7.519	7.531	(0.962)	7014	0.45025	0.22512
210 Atrazine	200	Compound Not Detected.					
111 Pentachlorophenol	265	Compound Not Detected.					
115 Phenanthrene	178	7.839	7.851	(1.003)	39809	0.53606	0.26803
116 Anthracene	178	7.876	7.894	(1.008)	31136	0.41468	0.20734
119 Carbazole	167	8.005	8.017	(1.024)	12865	0.17730	0.088652
120 Di-n-Butylphthalate	149	Compound Not Detected.					

Compounds	QUANT SIG MASS	RT	EXP RT	REL RT	RESPONSE	CONCENTRATIONS ON-COLUMN (NG)	CONCENTRATIONS FINAL (ug/L)
123 Fluoranthene	202	8.753	8.770	(1.120)	82036	0.92414	0.46207
124 Benzidine	184	Compound Not Detected.					
125 Pyrene	202	8.929	8.946	(0.906)	86223	0.82955	0.41477
131 Butylbenzylphthalate	149	9.426	9.438	(0.956)	14672	0.30140	0.15070
135 3,3'-Dichlorobenzidine	252	Compound Not Detected.					
136 Benzo(a)Anthracene	228	9.853	9.865	(0.999)	186844	1.90844	0.95422
137 Chrysene	228	9.880	9.892	(1.002)	211692	2.17279	1.0864
139 bis(2-ethylhexyl)Phthalate	149	9.858	9.871	(1.000)	69186	1.01782	0.50891
140 Di-n-octylphthalate	149	10.366	10.383	(0.930)	122648	0.89897	0.44948
141 Benzo(b)fluoranthene	252	10.756	10.779	(0.965)	242602	1.90892	0.95446
142 Benzo(k)fluoranthene	252	10.783	10.805	(0.967)	296867	2.33855	1.1693
143 7,12-dimethylbenz[a]anthracen	256	Compound Not Detected.					
146 Benzo(a)pyrene	252	11.087	11.110	(0.995)	157345	1.45107	0.72554
149 Indeno(1,2,3-cd)pyrene	276	12.455	12.483	(1.117)	266475	2.01702	1.0085
150 Dibenz(a,h)anthracene	278	12.476	12.510	(1.119)	230942	2.08086	1.0404
151 Benzo(g,h,i)perylene	276	12.839	12.873	(1.152)	236817	2.05293	1.0265
$ 154 Nitrobenzene-d5	82	4.789	4.796	(0.898)	362723	26.9080	13.454
$ 155 2-Fluorobiphenyl	172	6.167	6.174	(0.924)	1154367	26.8869	13.443
$ 156 Terphenyl-d14	244	9.046	9.064	(0.918)	2042844	30.4633	15.232
$ 157 Phenol-d5	99	4.110	4.117	(0.941)	454857	32.1215	16.061
$ 158 2-Fluorophenol	112	3.336	3.342	(0.764)	257326	26.0461	13.023
$ 159 2,4,6-Tribromophenol	330	7.283	7.296	(0.932)	221121	32.0449	16.022
$ 186 2-Chlorophenol-d4	132	4.190	4.197	(0.960)	409623	29.5253	14.763
$ 187 1,2-Dichlorobenzene-d4	152	4.479	4.486	(1.026)	287112	26.4132	13.206

Data File: \\PITSVR06\D\chem\731.i\V102908.b\V1029001.D

Date : 29-OCT-2008 04:21

Client ID: RFI-39-1008

Instrument: 731.i

Sample Info: C8J180171-003 10/23/08 h2o (8298042) 8270c

Volume Injected (uL): 2.0

Operator: 003200

Column phase: DB5-MS

Column diameter: 0.32

48 2,4-Dichlorophenol

Concentration: 0.19677 ug/L

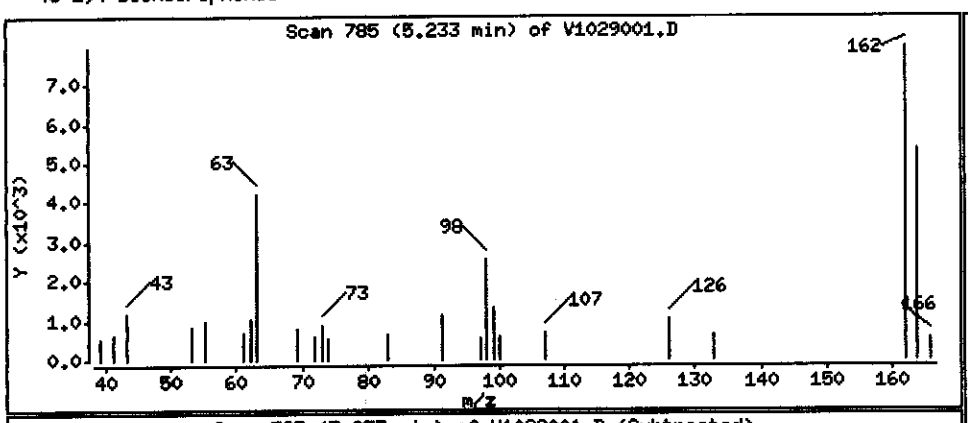

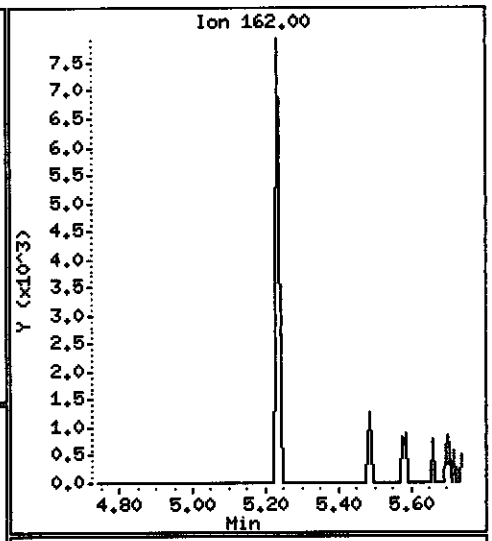

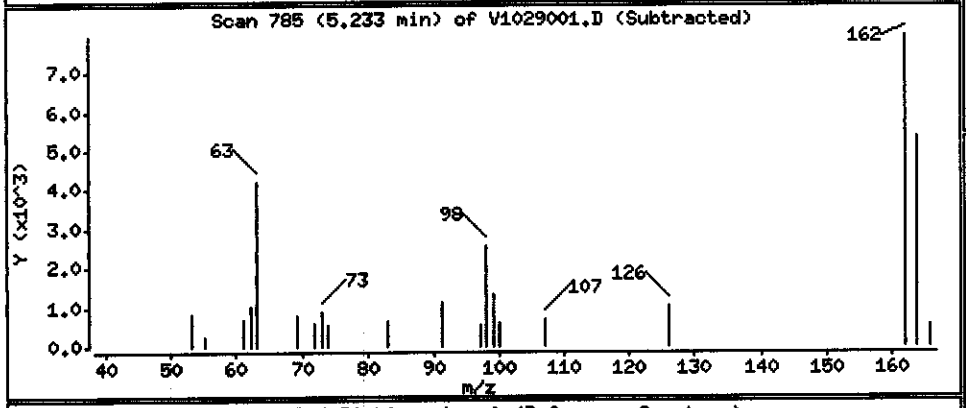

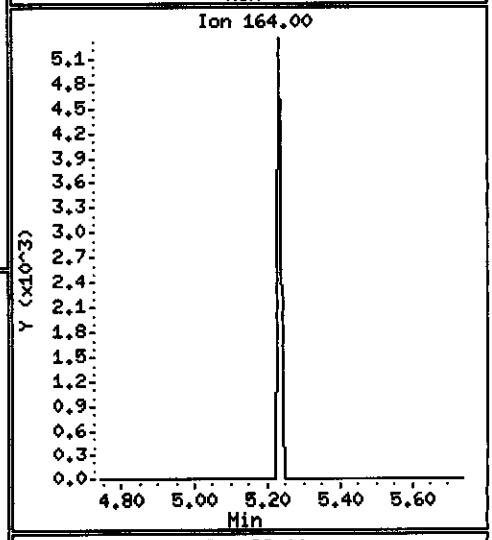

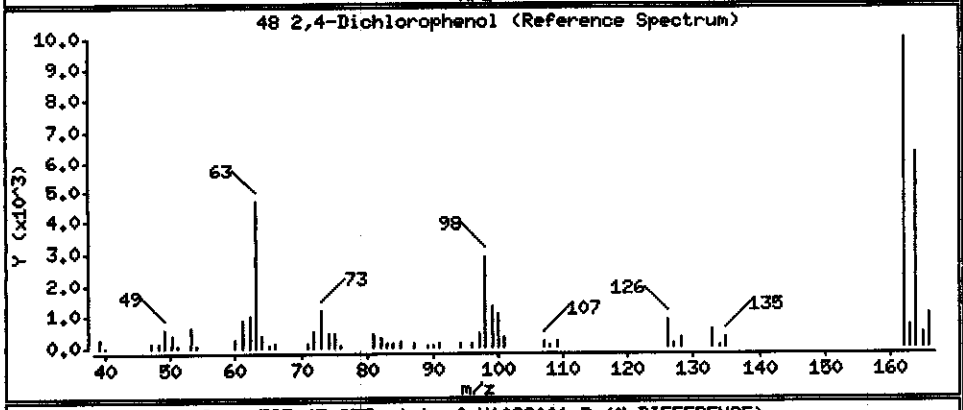

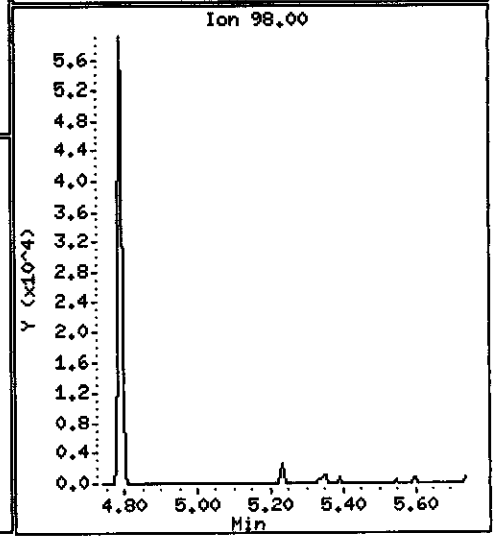

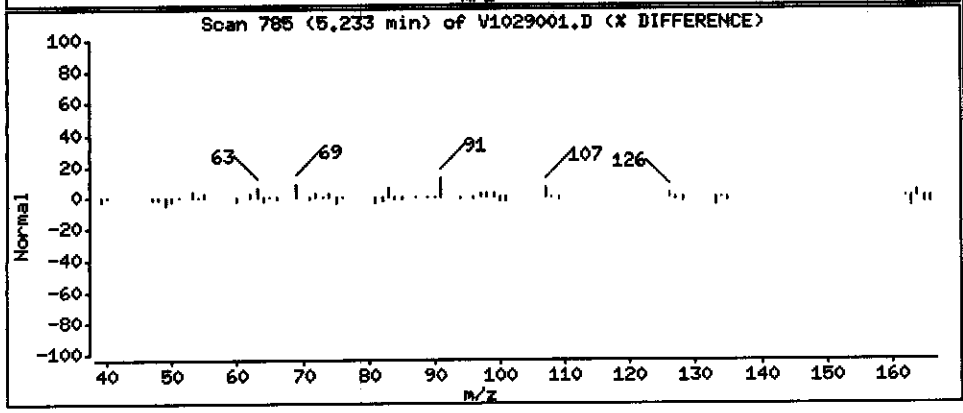

Data File: \\PITSVR06\D\chem\731.i\V102908.b\V1029001.D

Date : 29-OCT-2008 04:21

Client ID: RF1-39-1008

Instrument: 731.i

Sample Info: C8J180171-003 10/23/08 h2o (8298042) 8270c

Volume Injected (uL): 2.0

Operator: 003200

Column phase: DB5-MS

Column diameter: 0.32

51 Naphthalene

Concentration: 0.58995 ug/L

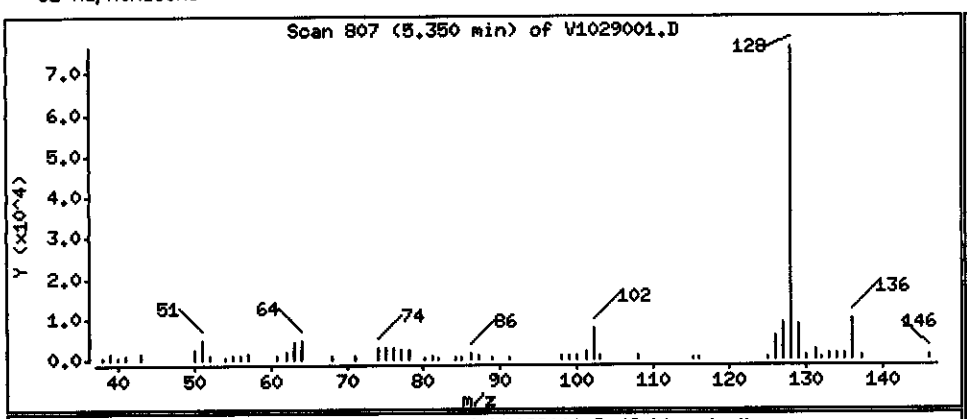

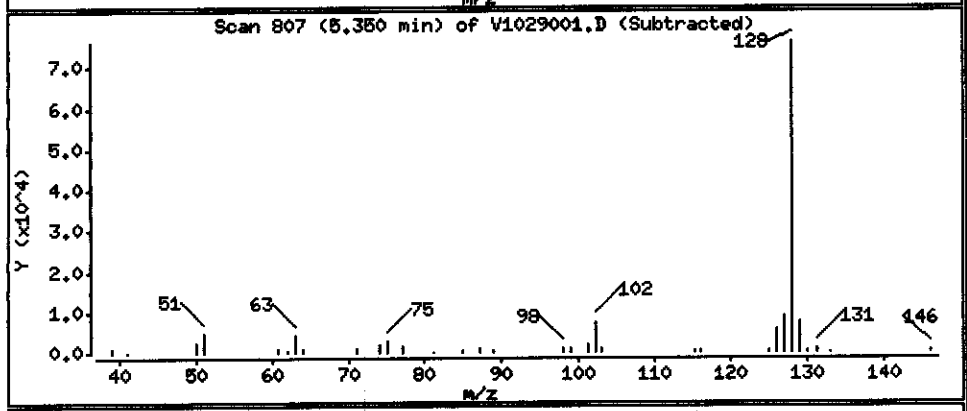

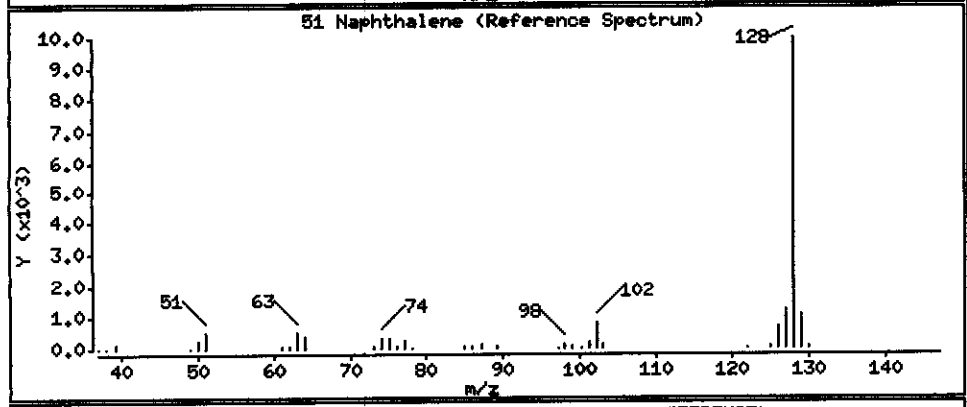

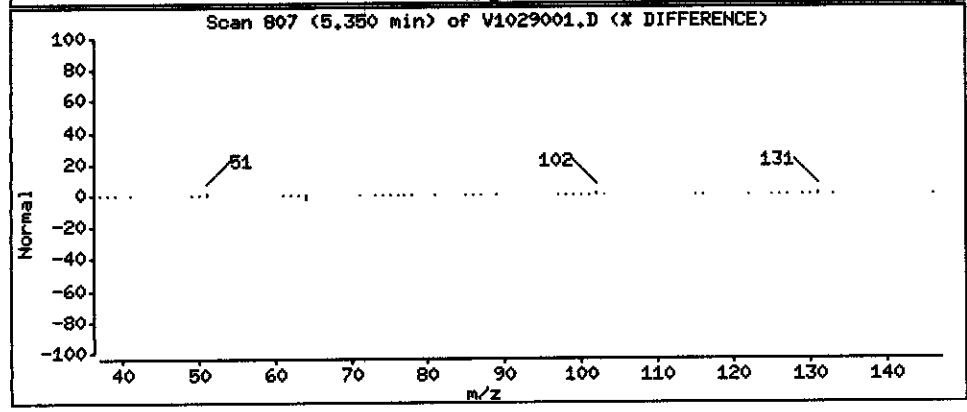

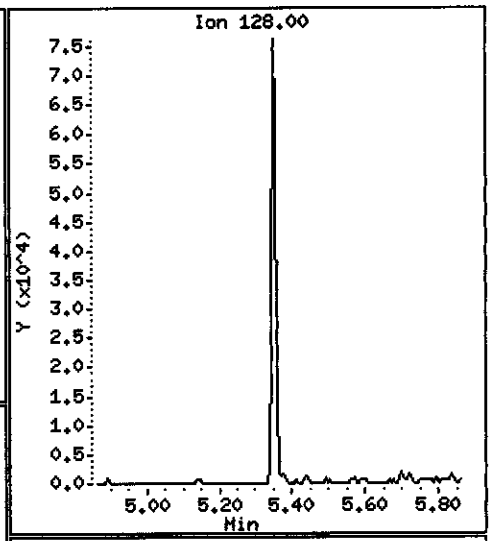

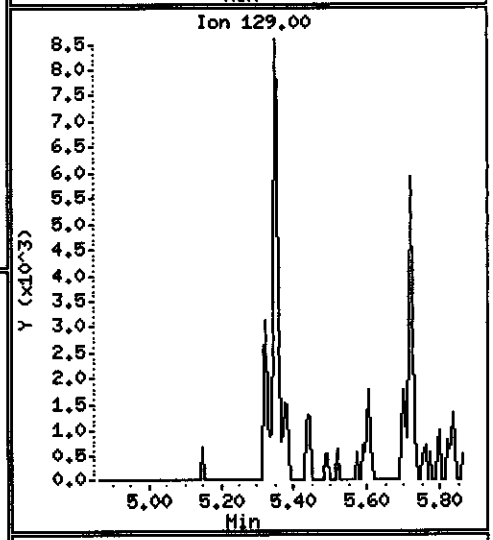

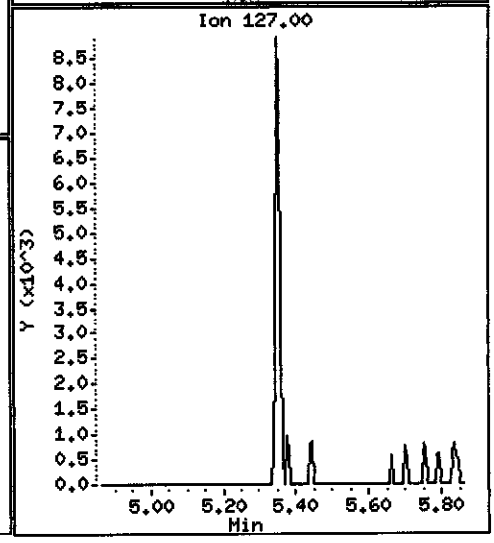

Data File: \\PITSVR06\D\chem\731.i\V102908.b\V1029001.D

Date : 29-OCT-2008 04:21

Client ID: RFI-39-1008

Instrument: 731.i

Sample Info: C8J180171-003 10/23/08 h2o (8298042) 8270c

Volume Injected (uL): 2.0

Operator: 003200

Column phase: DB5-MS

Column diameter: 0.32

208 Caprolactam

Concentration: 0.099816 ug/L

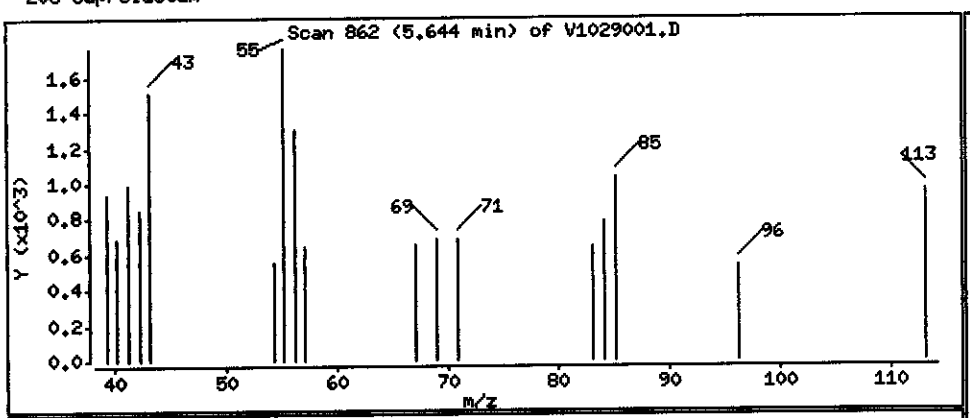

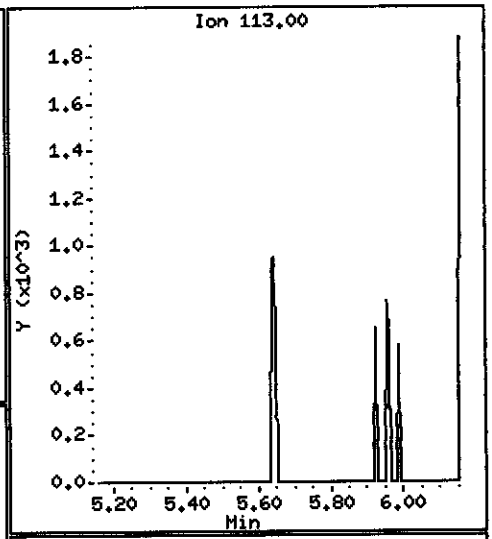

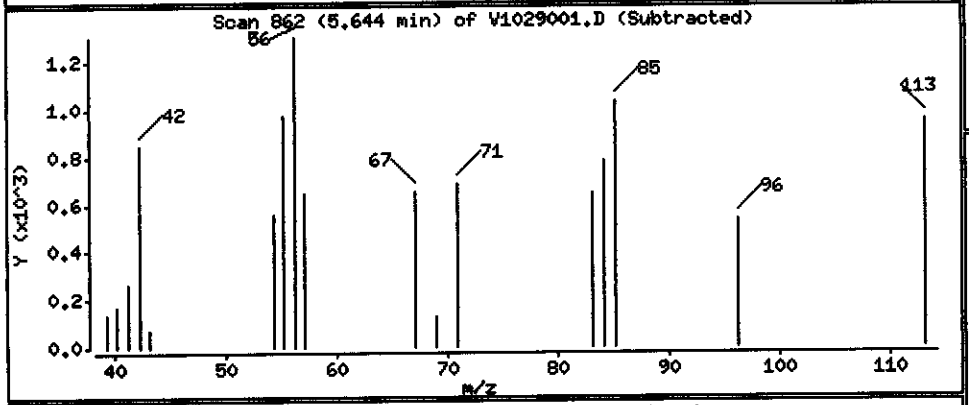

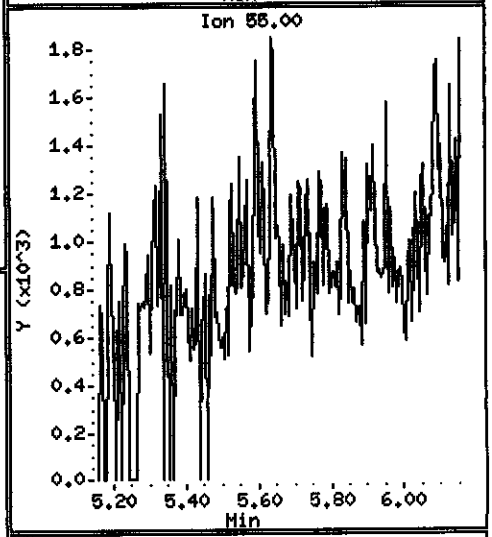

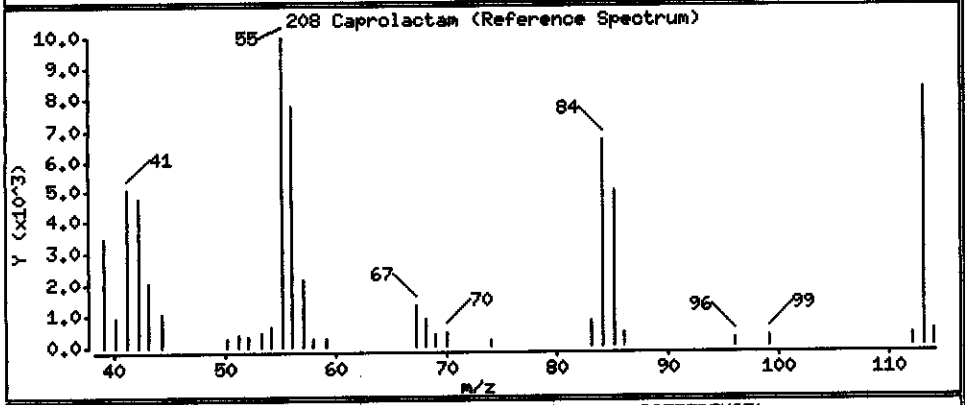

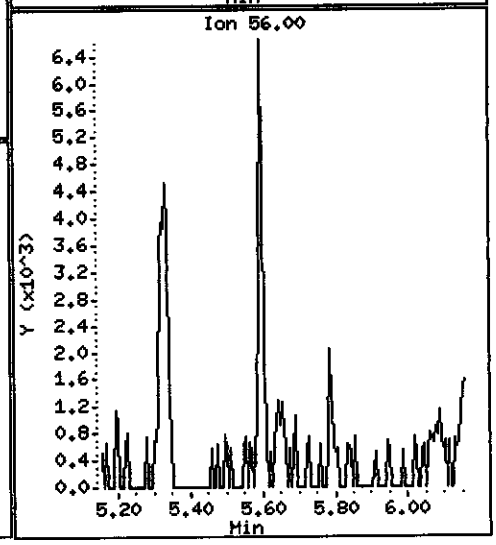

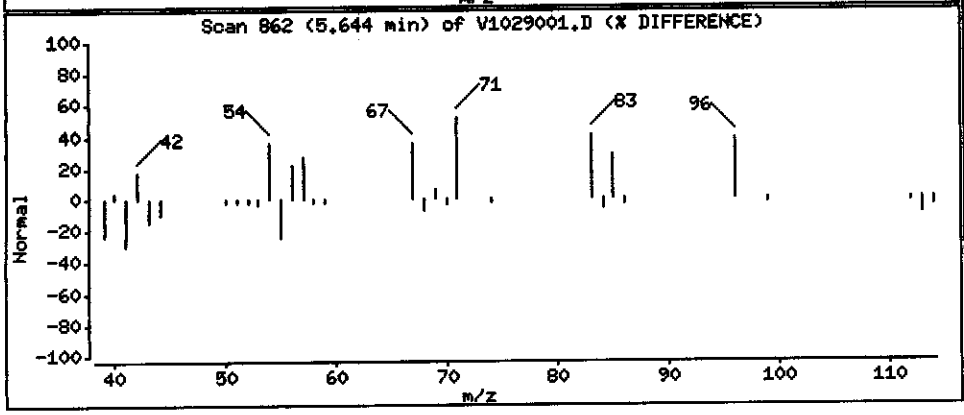

Data File: \\PITSVR06\D\chem\731.i\V102908.b\V1029001.D

Date : 29-OCT-2008 04:21

Client ID: RFI-39-1008

Instrument: 731.i

Sample Info: C8J180171-003 10/23/08 h2o (8298042) 8270c

Volume Injected (uL): 2.0

Operator: 003200

Column phase: DB5-MS

Column diameter: 0.32

62 2-Methylnaphthalene

Concentration: 0.12634 ug/L

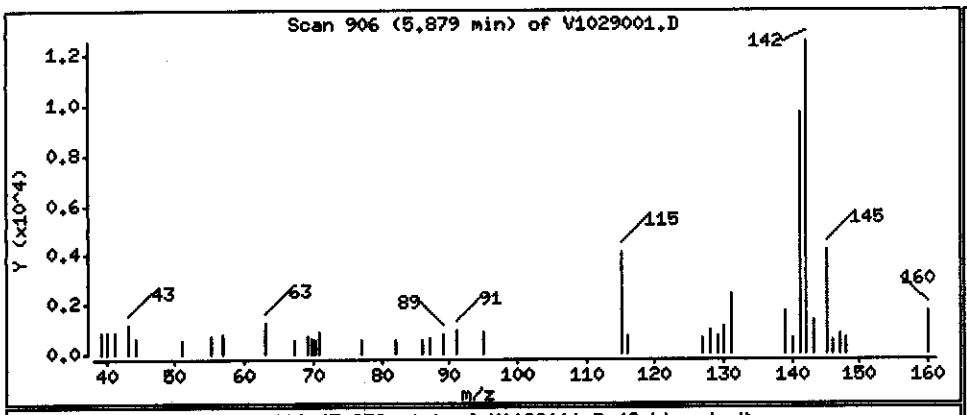

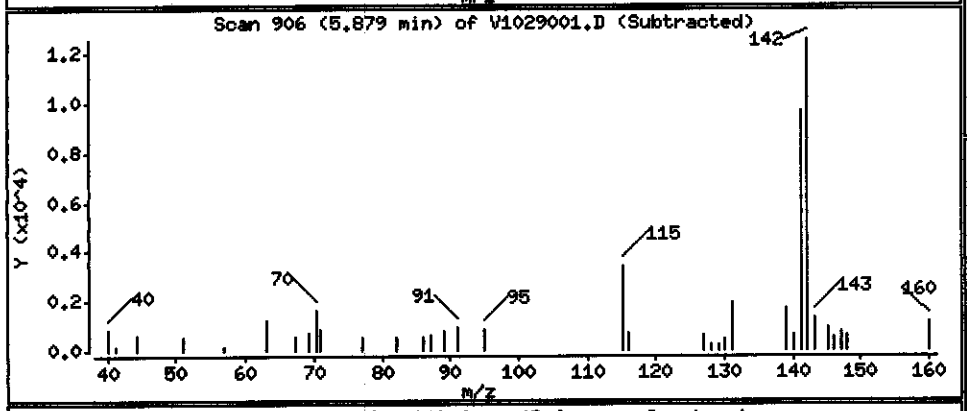

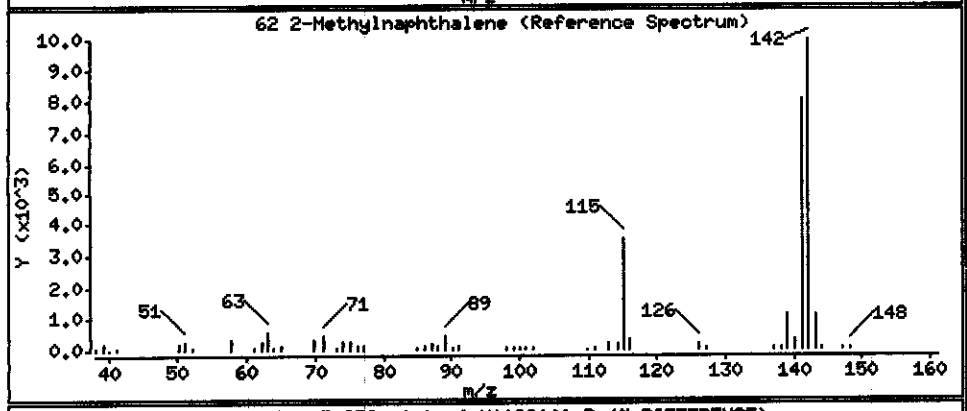

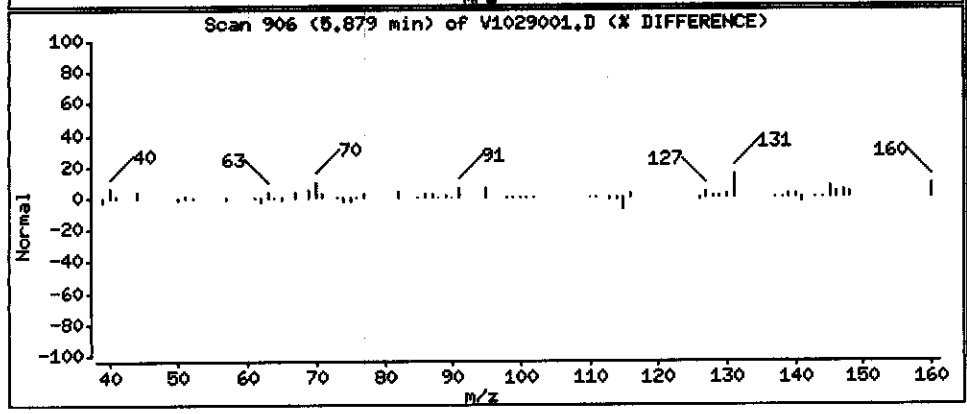

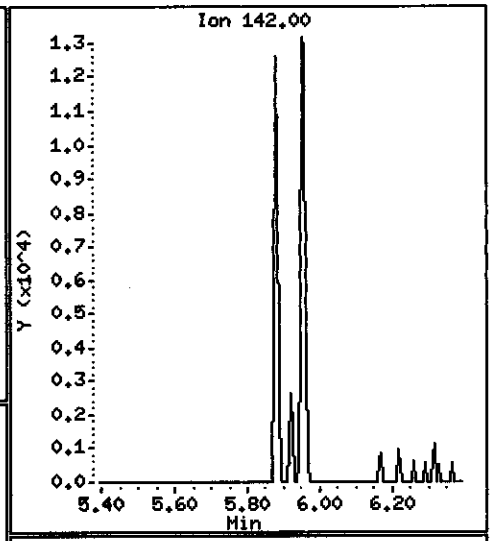

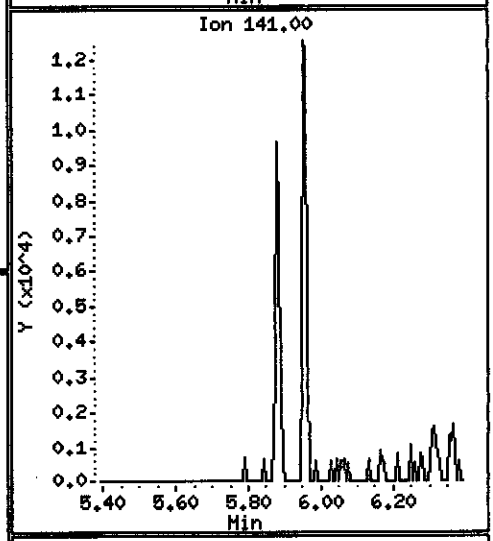

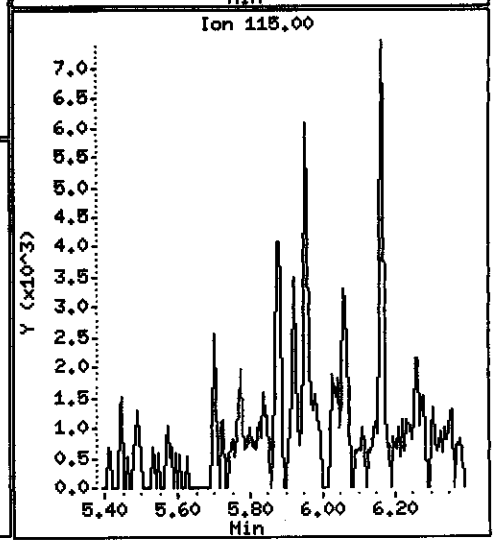

Data File: \\PITSVR06\D\chem\731.i\V102908.b\V1029001.D

Date : 29-OCT-2008 04:21

Client ID: RFI-39-1008

Instrument: 731.i

Sample Info: C8J180171-003 10/23/08 h2o (8298042) 8270c

Volume Injected (uL): 2.0

Operator: 003200

Column phase: DB5-MS

Column diameter: 0.32

63 1-Methylnaphthalene

Concentration: 0.15784 ug/L

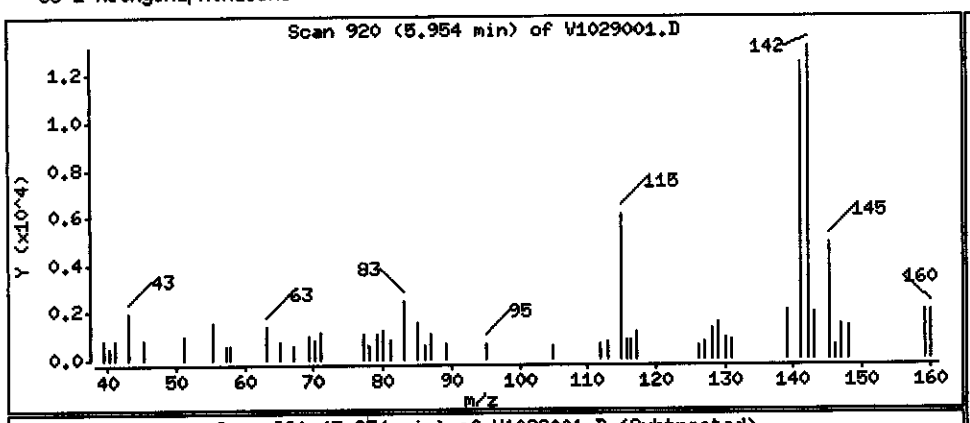

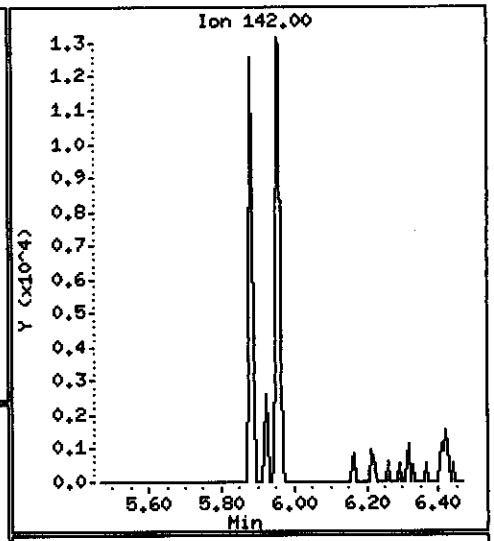

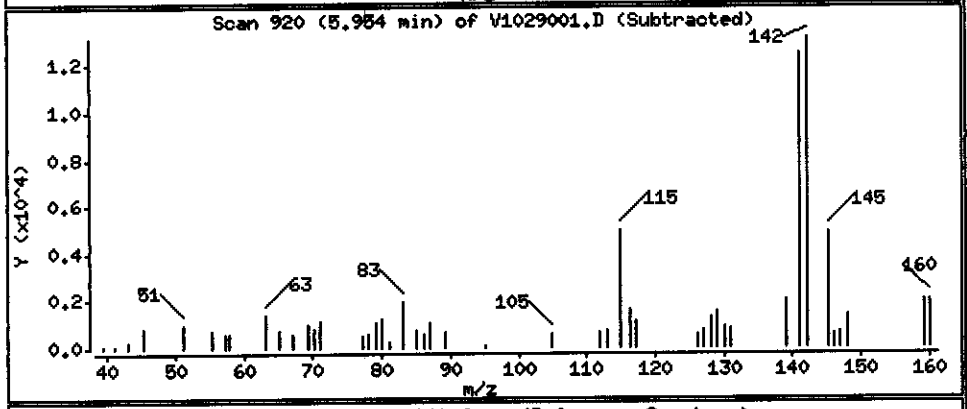

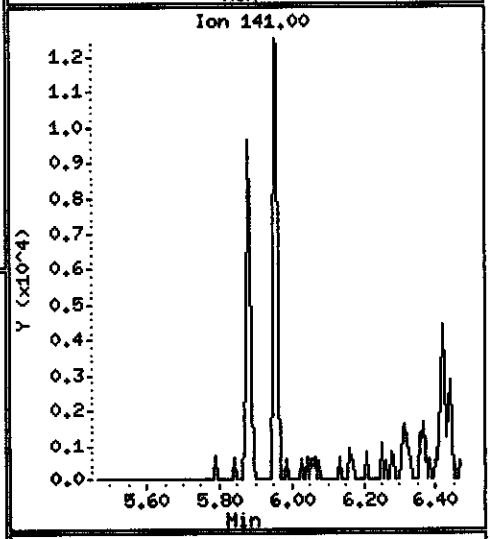

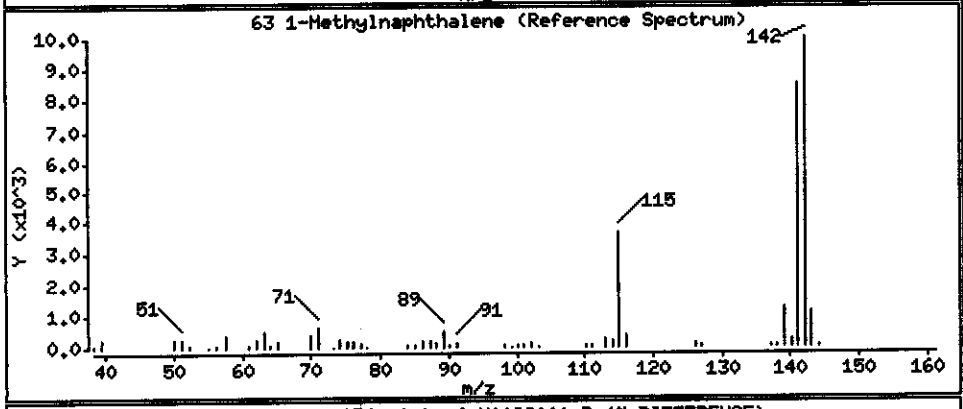

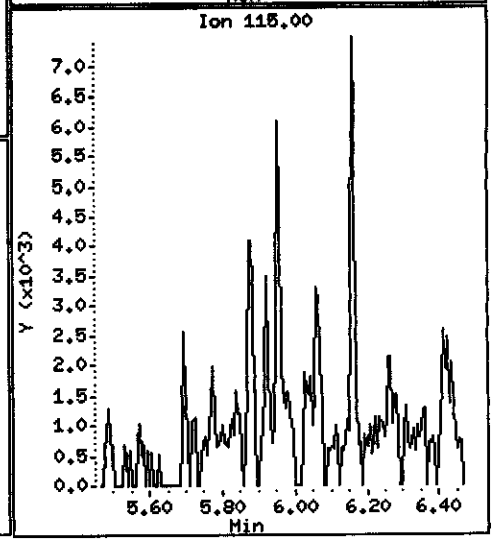

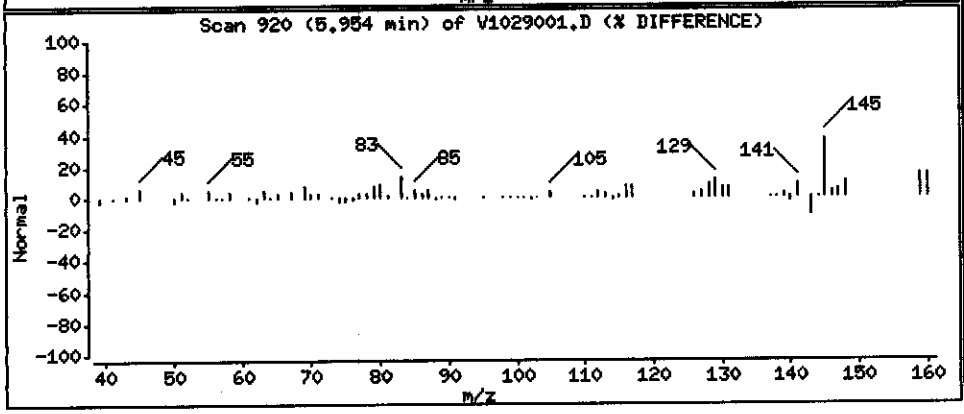

Data File: \\PITSVR06\D\chem\731.i\V102908.b\V1029001.D

Date : 29-OCT-2008 04:21

Client ID: RF1-39-1008

Instrument: 731.i

Sample Info: C8J180171-003 10/23/08 h2o (8298042) 8270c

Volume Injected (uL): 2.0

Operator: 003200

Column phase: DB5-MS

Column diameter: 0.32

209 1,1'-Biphenyl

Concentration: 0.073215 ug/L

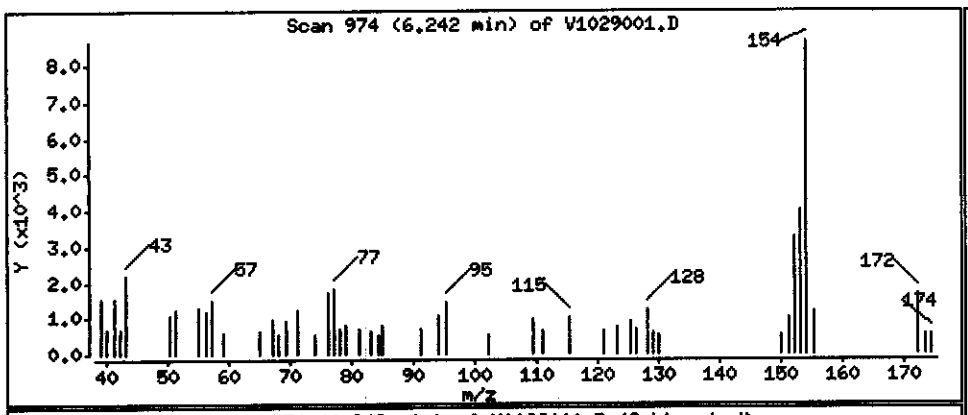

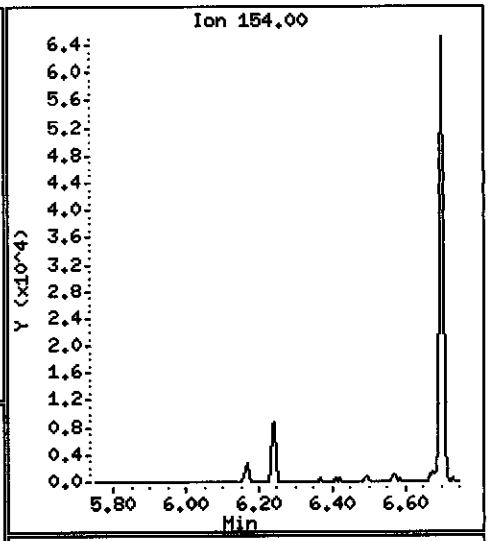

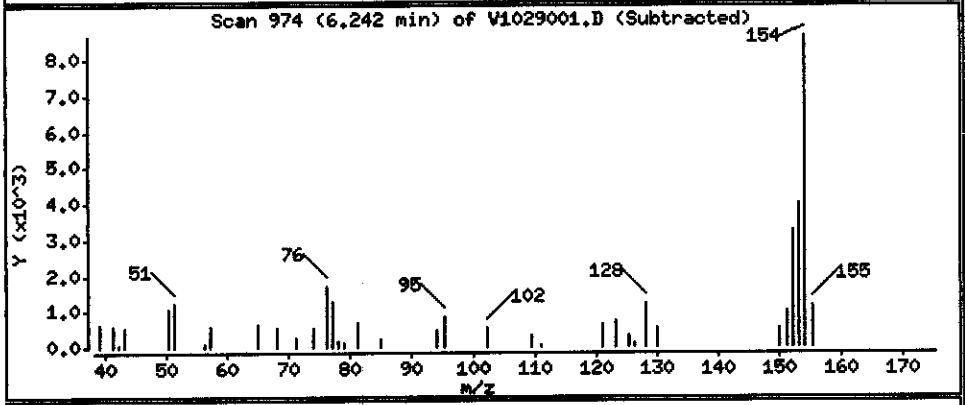

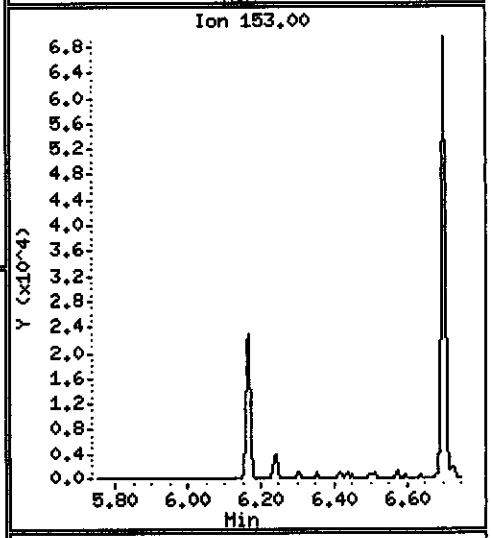

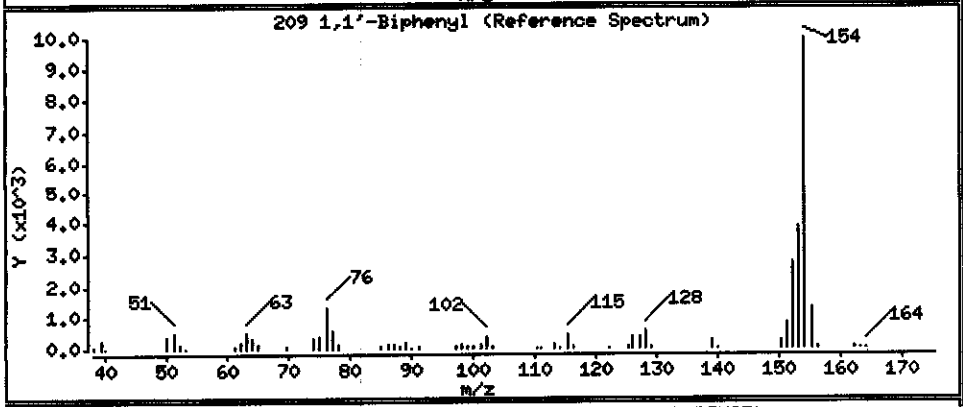

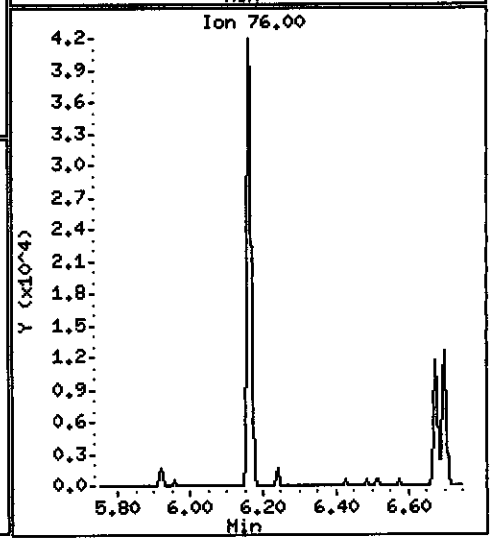

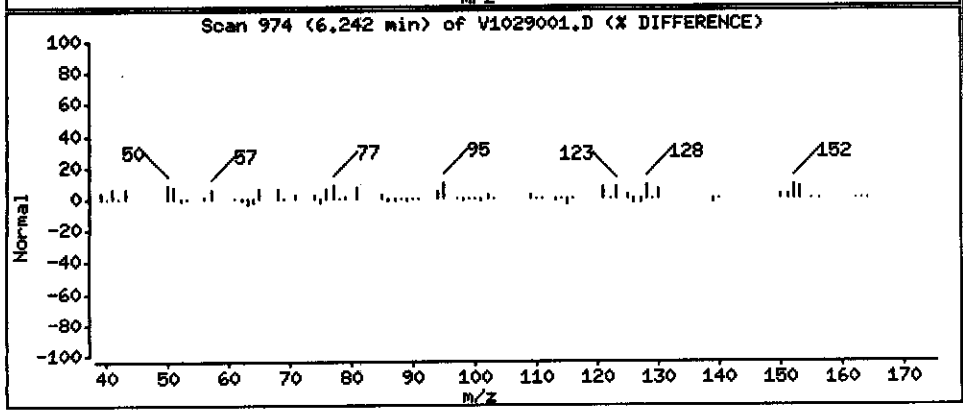

Data File: \\PITSVR06\D\chem\731.i\V102908.b\V1029001.D

Date : 29-OCT-2008 04:21

Client ID: RFI-39-1008

Instrument: 731.i

Sample Info: C8J180171-003 10/23/08 h2o (8298042) 8270c

Volume Injected (uL): 2.0

Operator: 003200

Column phase: DB5-MS

Column diameter: 0.32

82 Acenaphthene

Concentration: 0.63331 ug/L

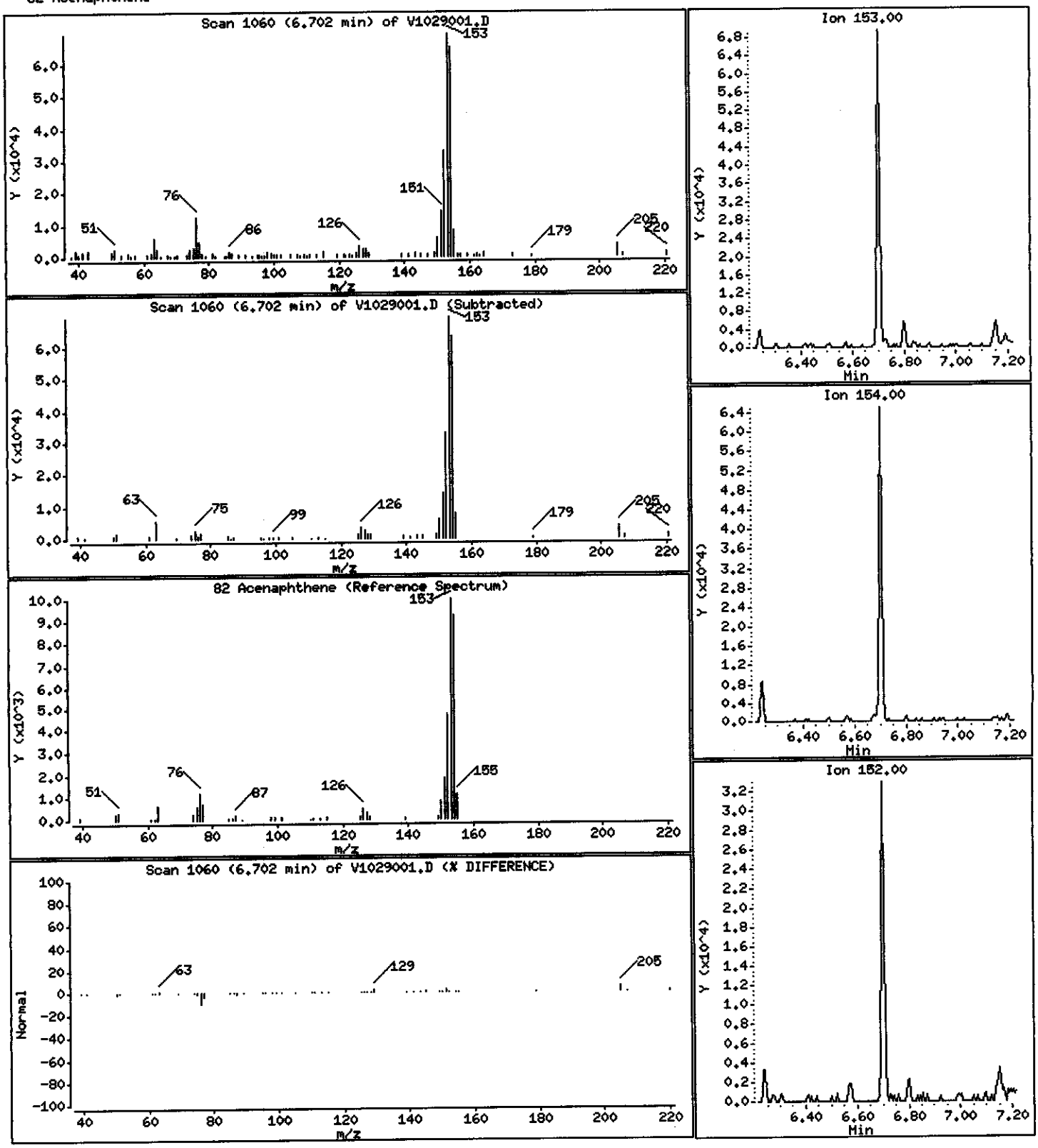

Data File: \\PITSVR06\D\chem\731.i\V102908.b\V1029001.D

Date : 29-OCT-2008 04:21

Client ID: RFI-39-1008

Instrument: 731.i

Sample Info: C8J180171-003 10/23/08 h2o (8298042) 8270c

Volume Injected (uL): 2.0

Operator: 003200

Column phase: DB5-MS

Column diameter: 0.32

86 Dibenzofuran

Concentration: 0.27516 ug/L

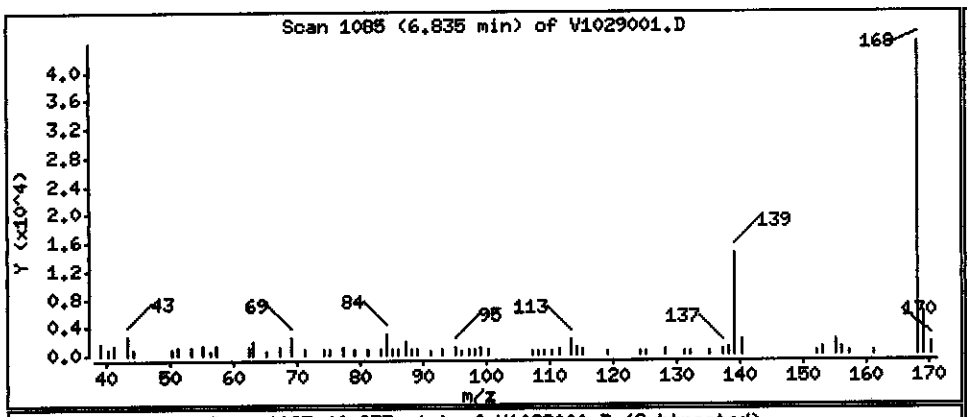

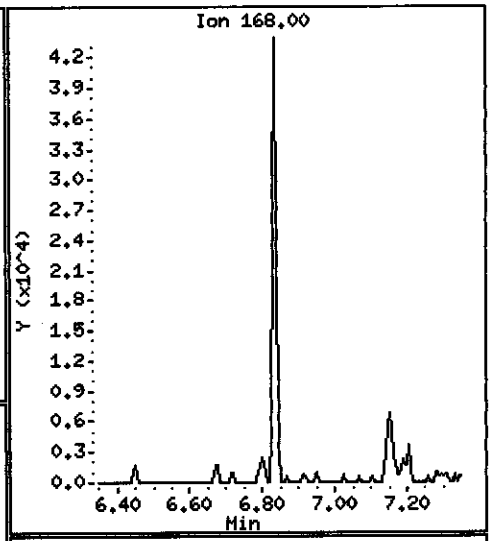

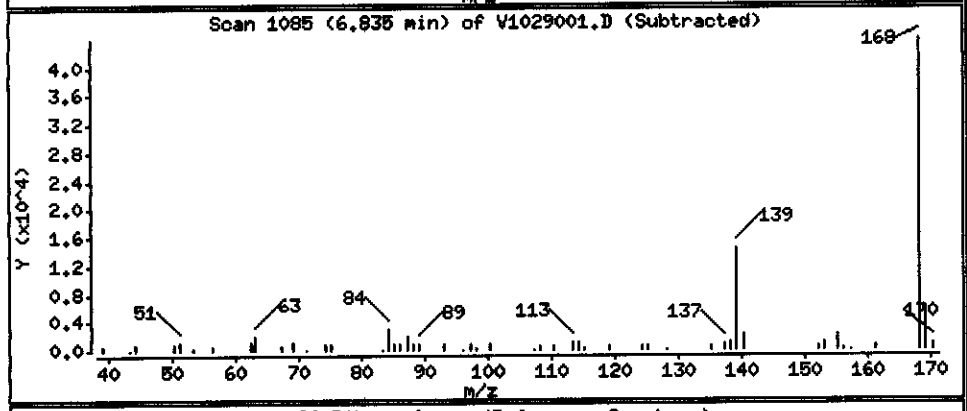

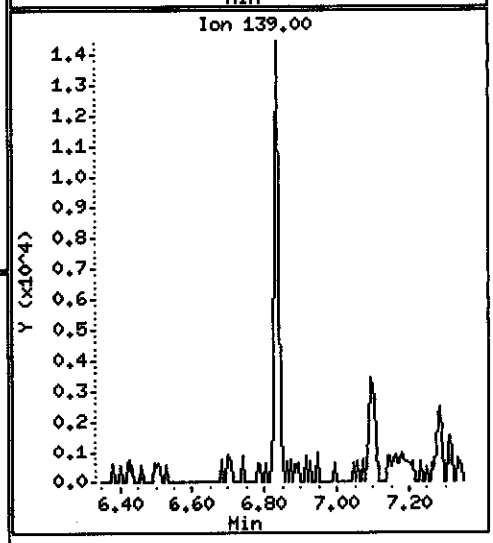

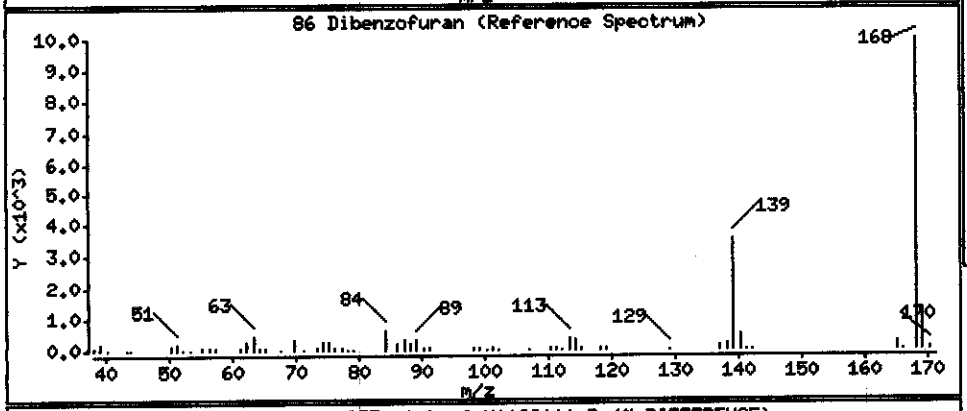

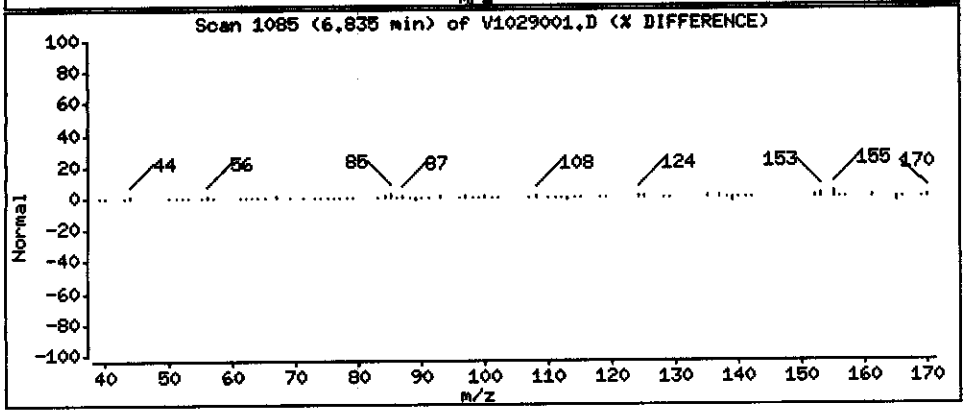

Data File: \\PITSVR06\D\chem\731.i\V102908.b\V1029001.D

Date : 29-OCT-2008 04:21

Client ID: RFI-39-1008

Instrument: 731.i

Sample Info: C8J180171-003 10/23/08 h2o (8298042) 8270c

Volume Injected (uL): 2.0

Operator: 003200

Column phase: DB5-MS

Column diameter: 0.32

94 Fluorene

Concentration: 0.38119 ug/L

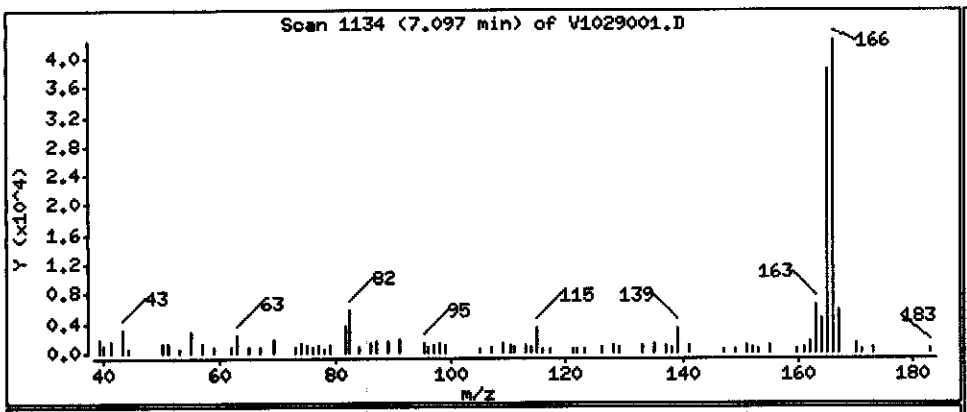

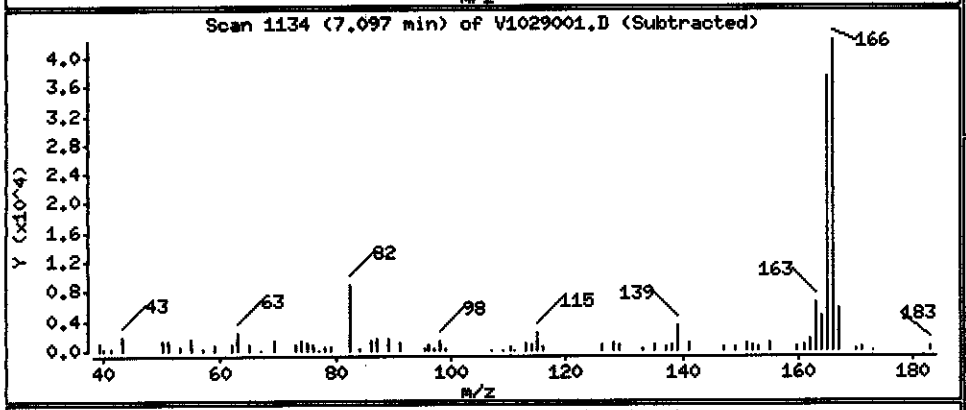

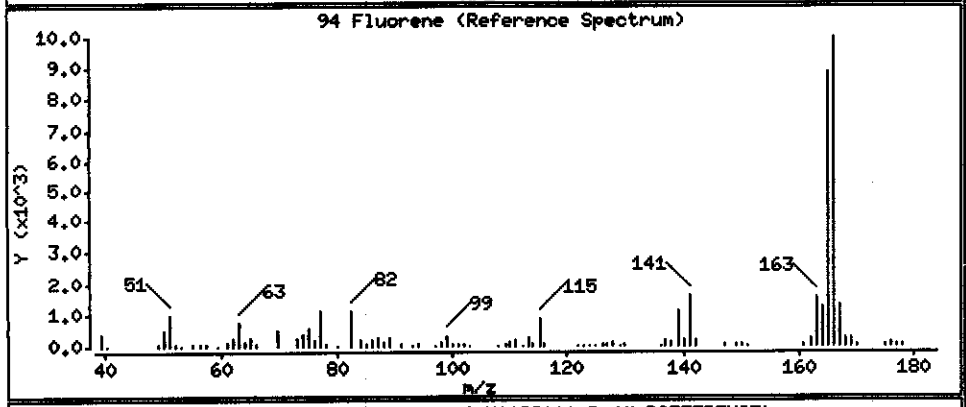

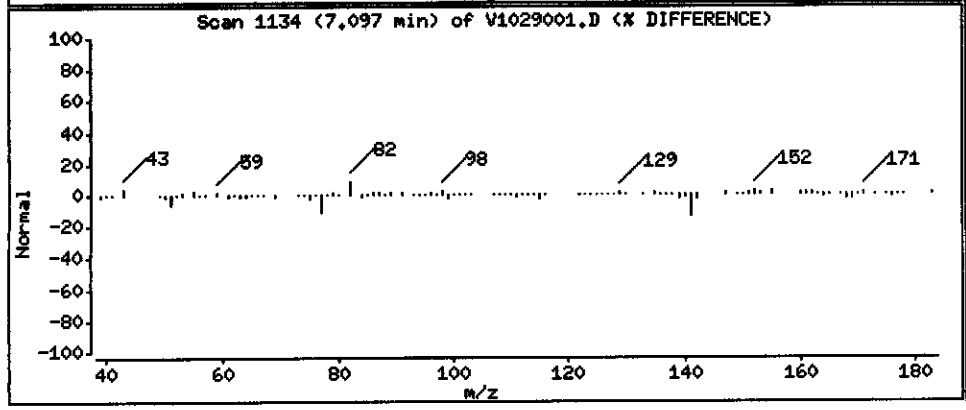

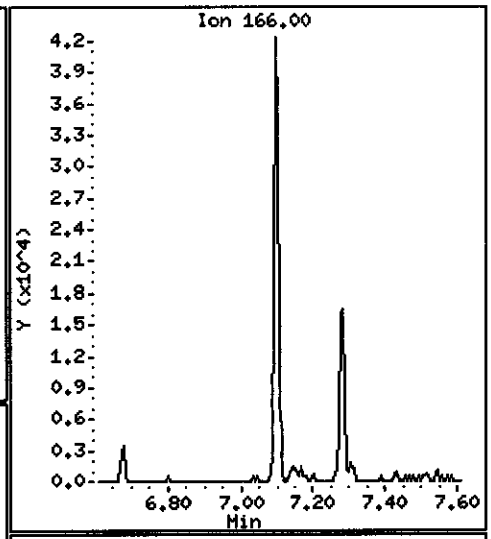

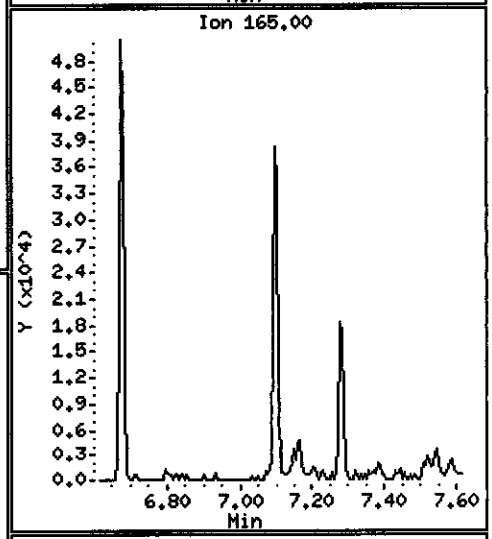

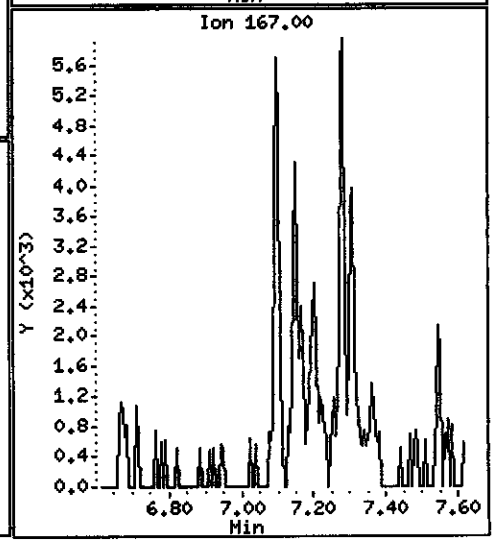

Data File: \\PITSVR06\D\chem\731.i\V102908.b\V1029001.D

Date : 29-OCT-2008 04:21

Client ID: RFI-39-1008

Instrument: 731.i

Sample Info: C8J180171-003 10/23/08 h2o (8298042) 8270c

Volume Injected (uL): 2.0

Operator: 003200

Column phase: DB5-MS

Column diameter: 0.32

107 Hexachlorobenzene

Concentration: 0.22512 ug/L

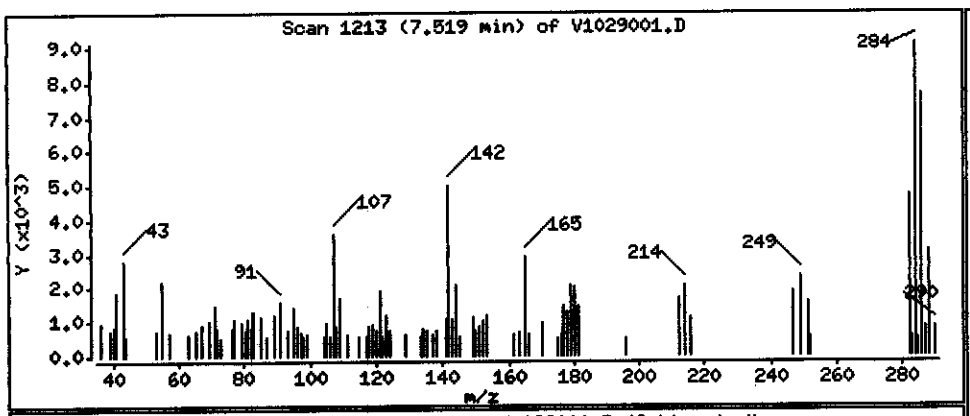

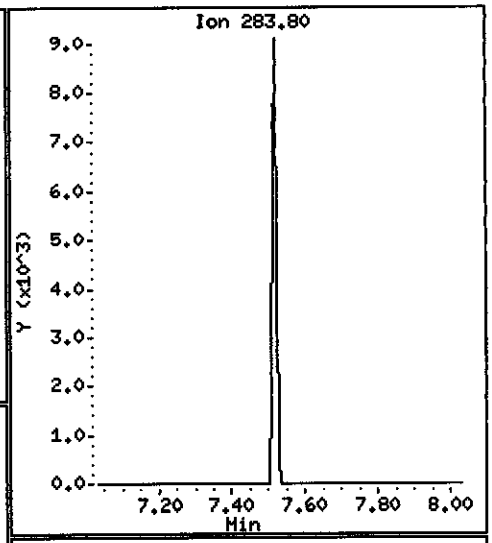

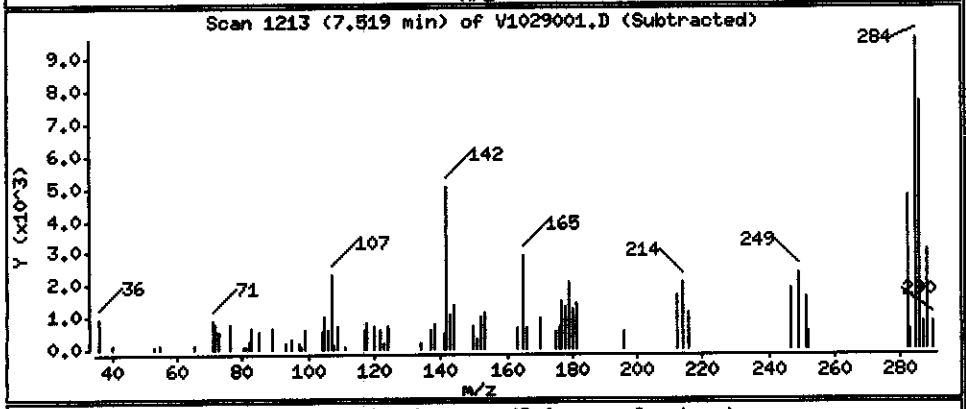

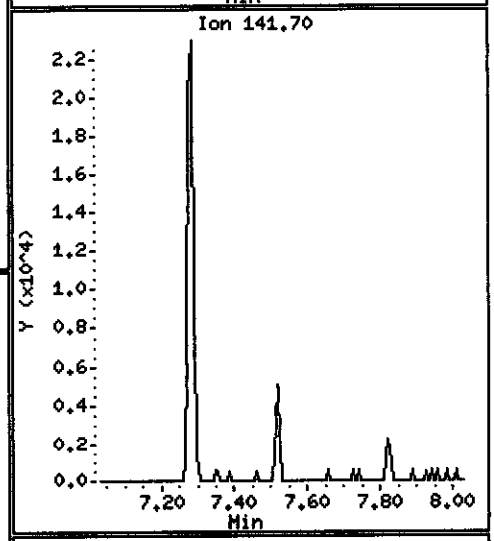

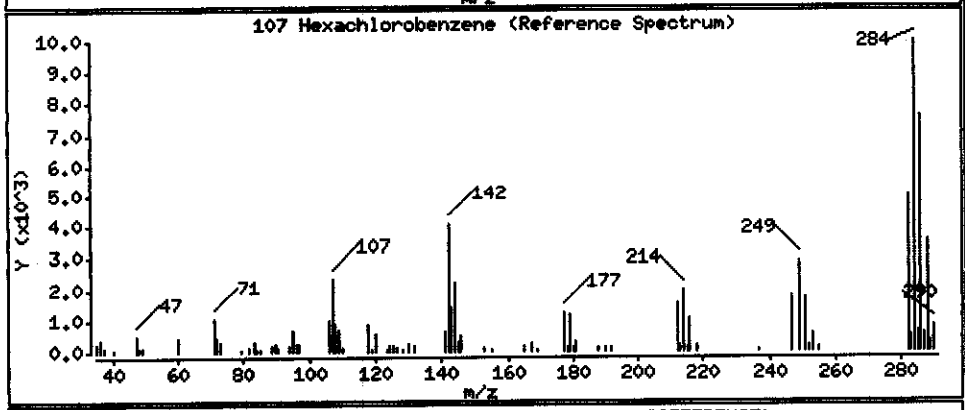

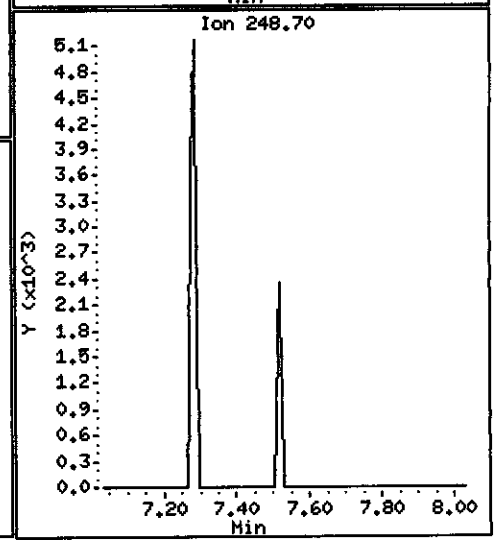

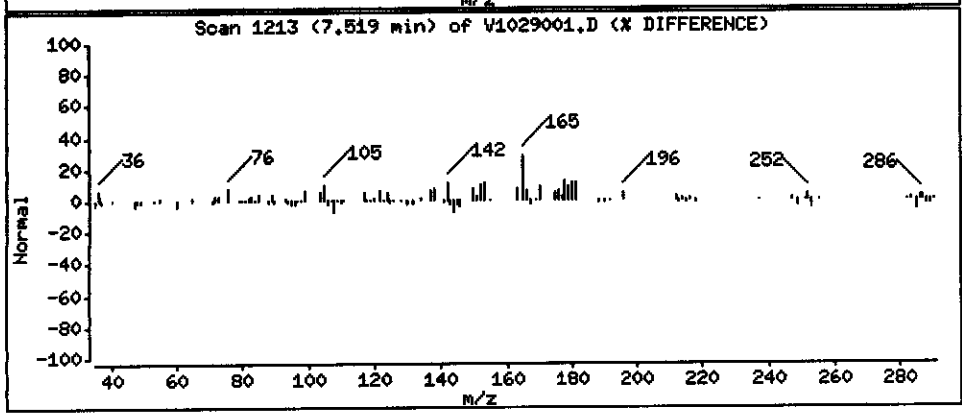

Data File: \\PITSVR06\D\chem\731.i\V102908.b\V1029001.D

Date : 29-OCT-2008 04:21

Client ID: RFI-39-1008

Instrument: 731.i

Sample Info: C8J180171-003 10/23/08 h2o (8298042) 8270c

Volume Injected (uL): 2.0

Operator: 003200

Column phase: DB5-MS

Column diameter: 0.32

115 Phenanthrene

Concentration: 0.26803 ug/L

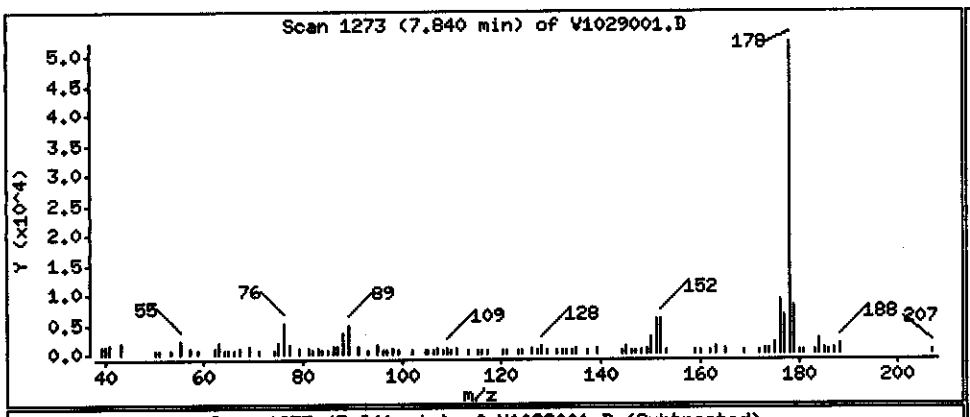

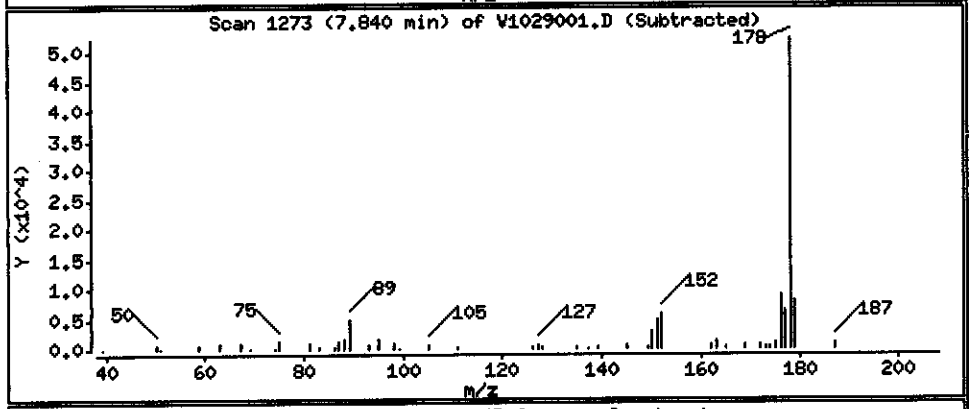

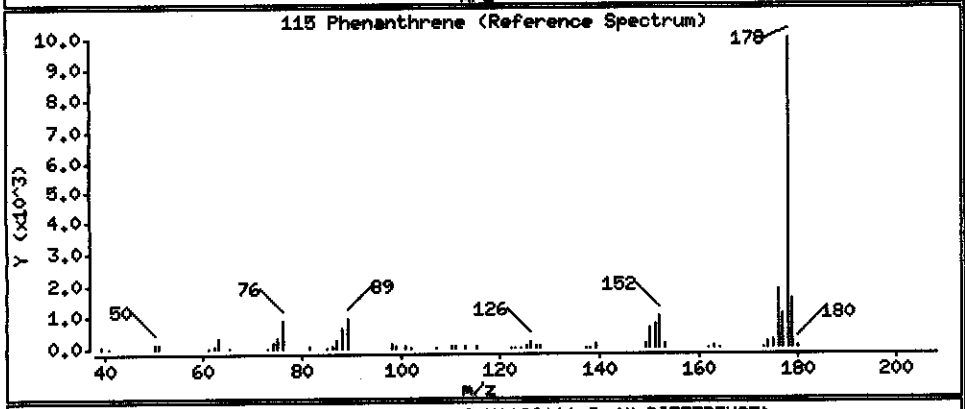

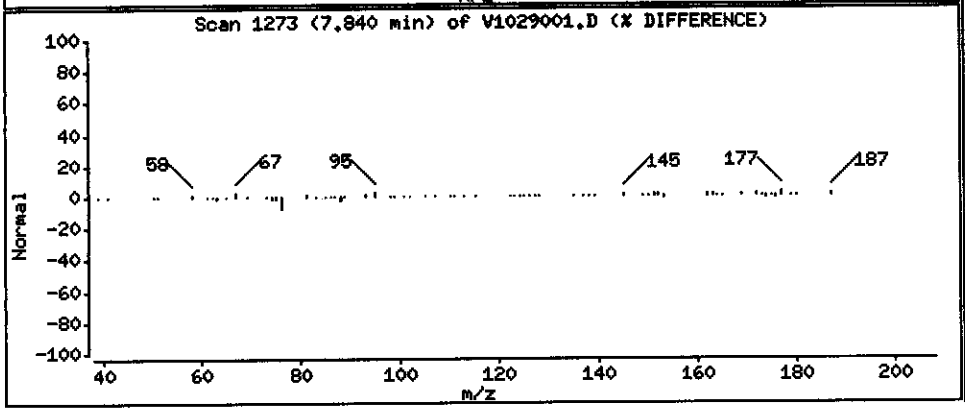

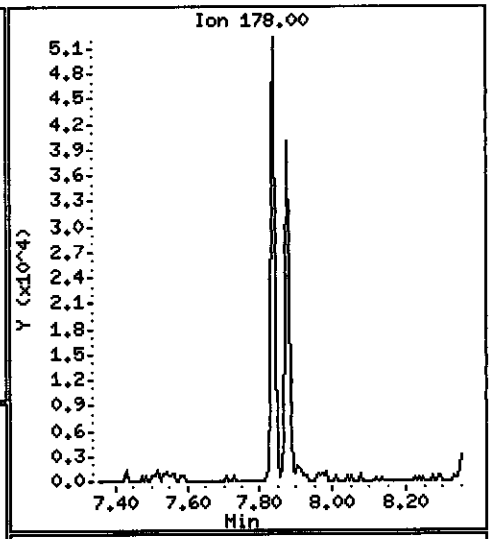

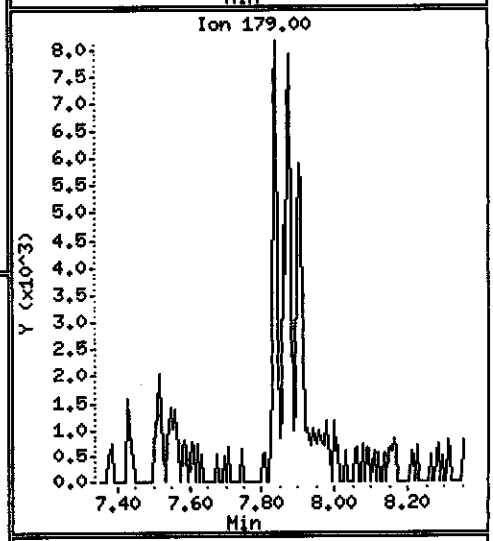

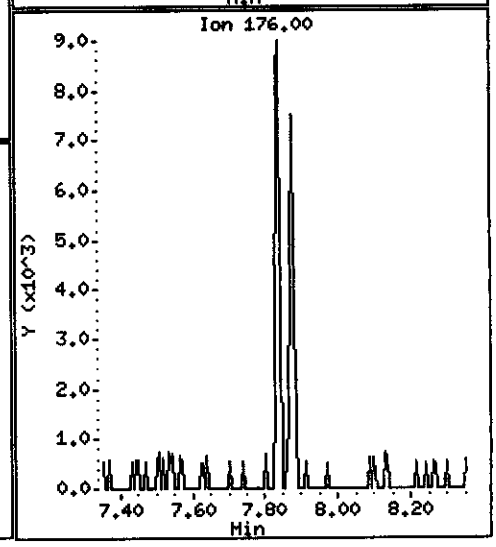

Data File: \\PITSVR06\D\chem\731.i\V102908.b\V1029001.D

Date : 29-OCT-2008 04:21

Client ID: RFI-39-1008

Instrument: 731.i

Sample Info: C8J180171-003 10/23/08 h2o (8298042) 8270c

Volume Injected (uL): 2.0

Operator: 003200

Column phase: DB5-MS

Column diameter: 0.32

116 Anthracene

Concentration: 0.20734 ug/L

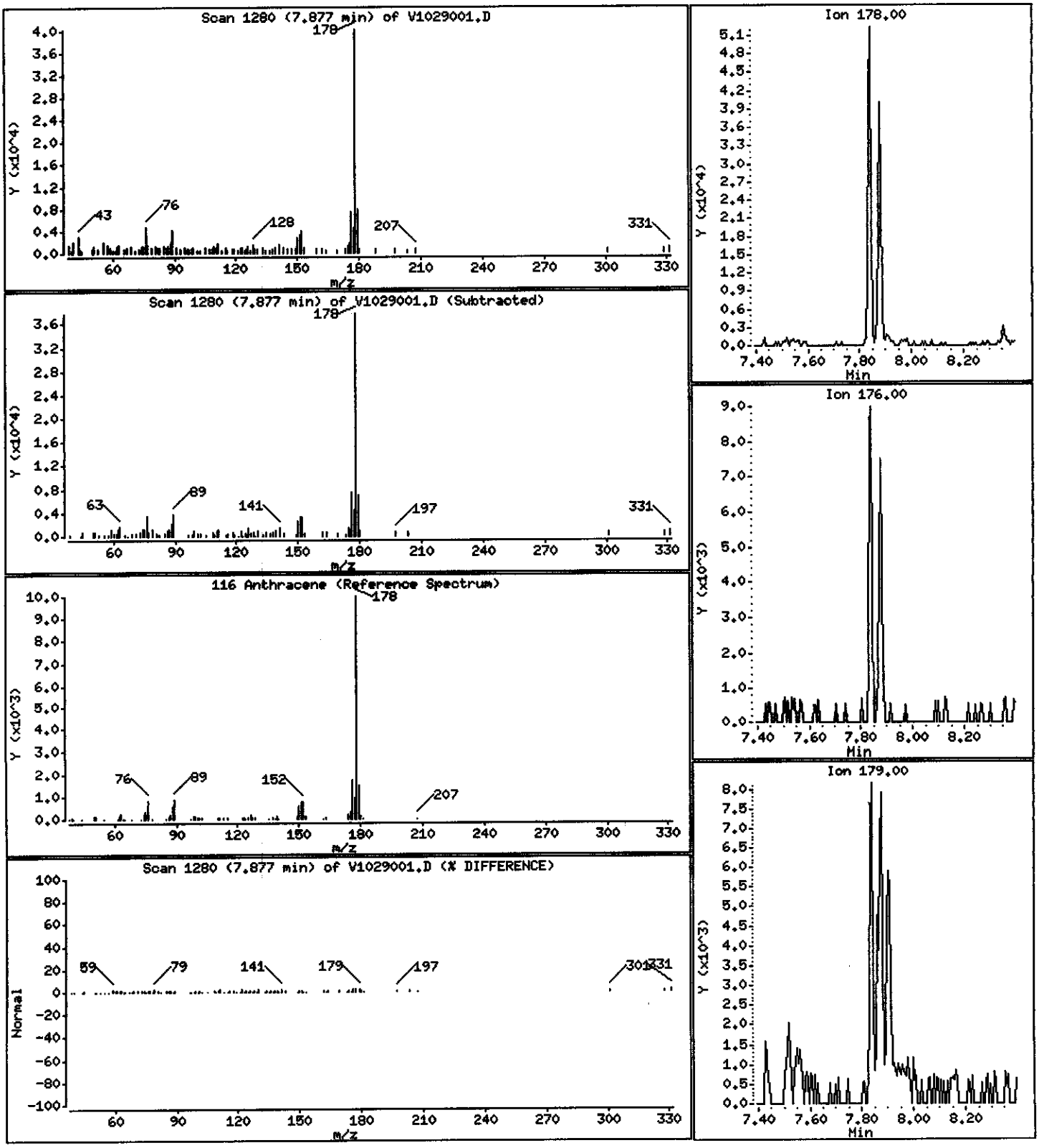

Data File: \\PITSVR06\D\chem\731.i\V102908.b\V1029001.D

Date : 29-OCT-2008 04:21

Client ID: RFI-39-1008

Instrument: 731.i

Sample Info: C8J180171-003 10/23/08 h2o (8298042) 8270c

Volume Injected (uL): 2.0

Operator: 003200

Column phase: DB5-MS

Column diameter: 0.32

119 Carbazole

Concentration: 0.088652 ug/L

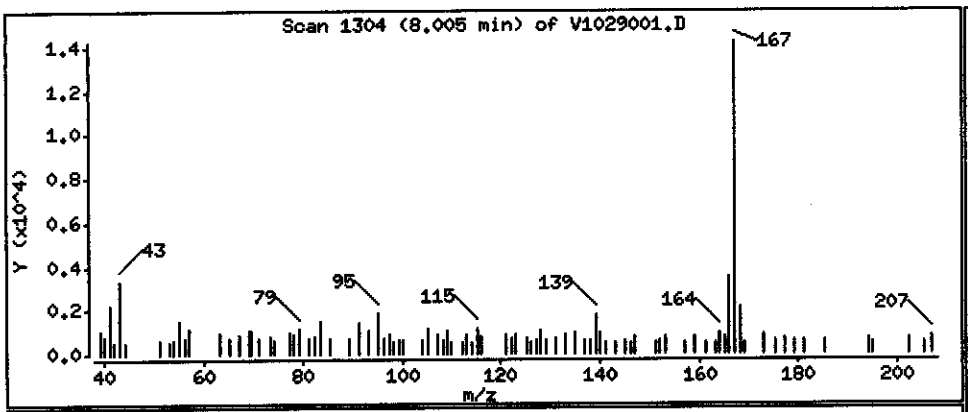

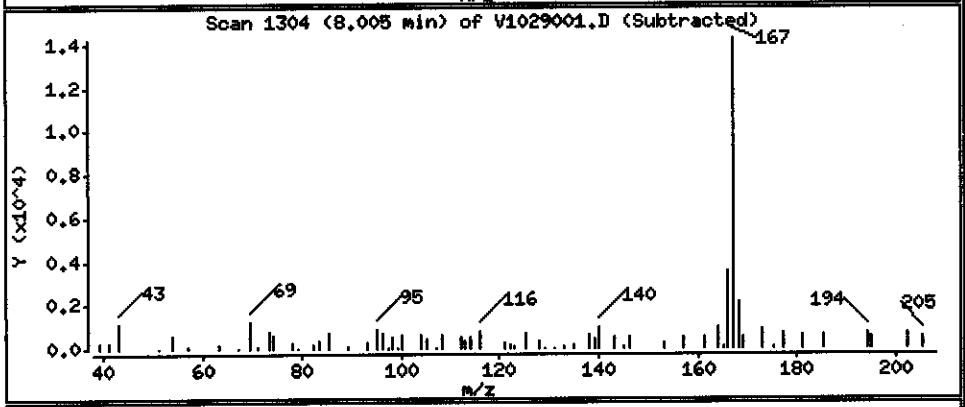

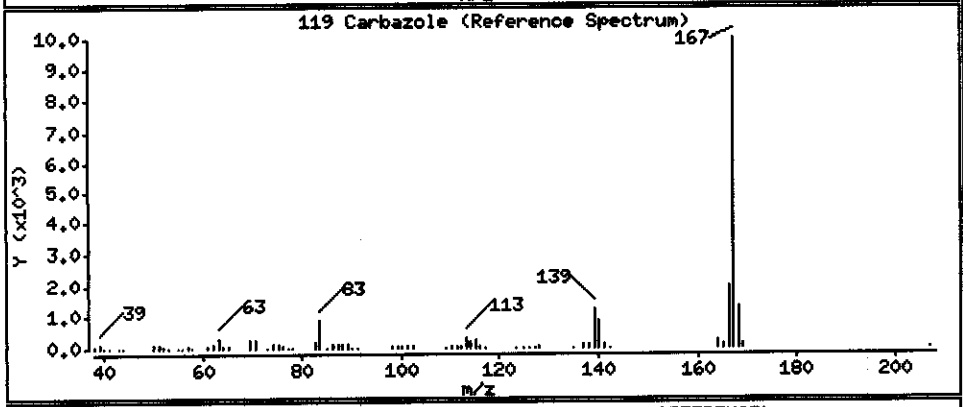

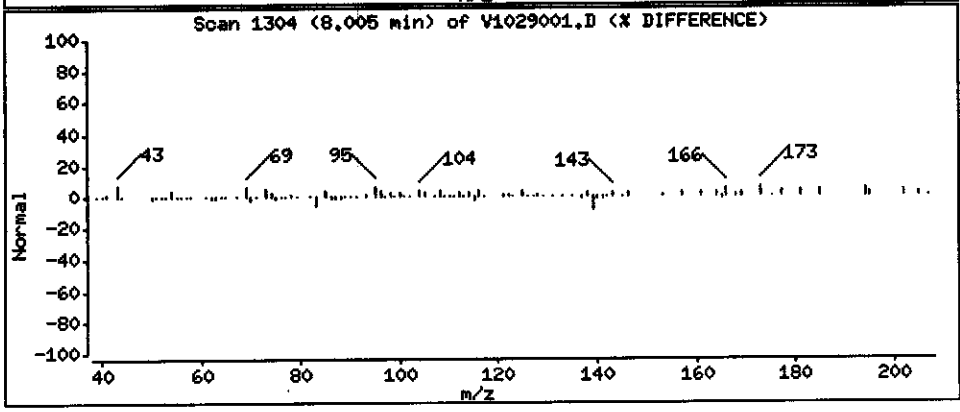

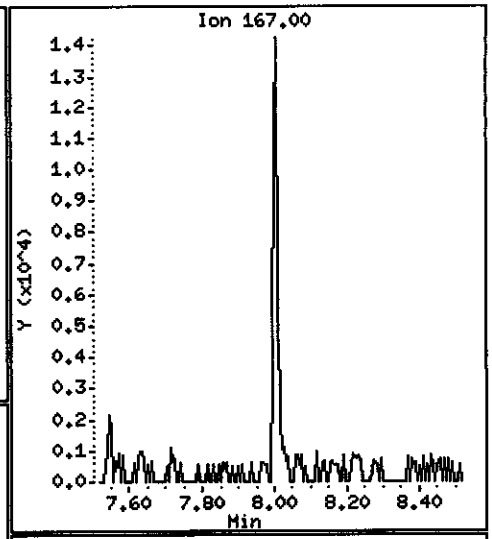

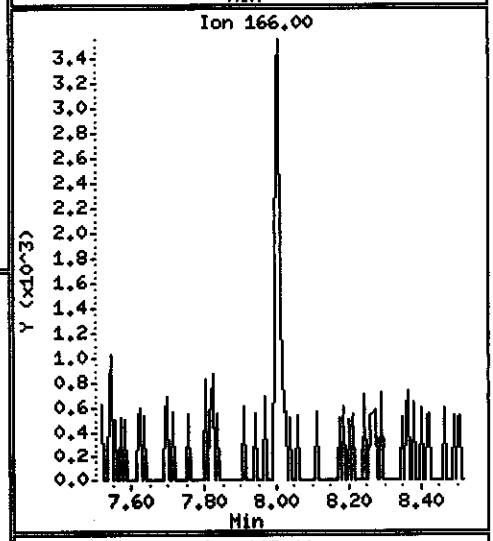

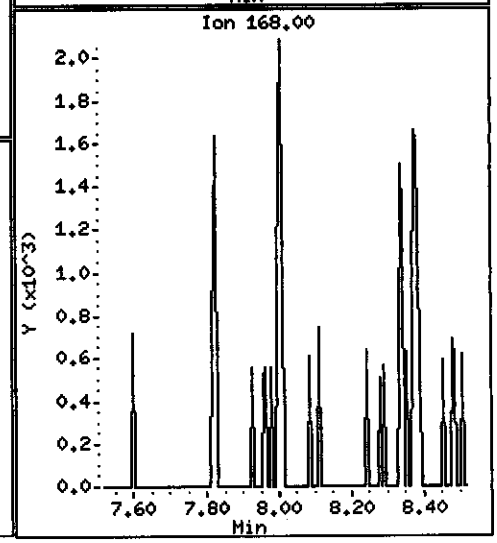

Data File: \\PITSVR06\D\chem\731.i\V102908.b\V1029001.D

Date : 29-OCT-2008 04:21

Client ID: RFI-39-1008

Instrument: 731.i

Sample Info: C8J180171-003 10/23/08 h2o (8298042) 8270c

Volume Injected (uL): 2.0

Operator: 003200

Column phase: DB5-MS

Column diameter: 0.32

123 Fluoranthene

Concentration: 0.46207 ug/L

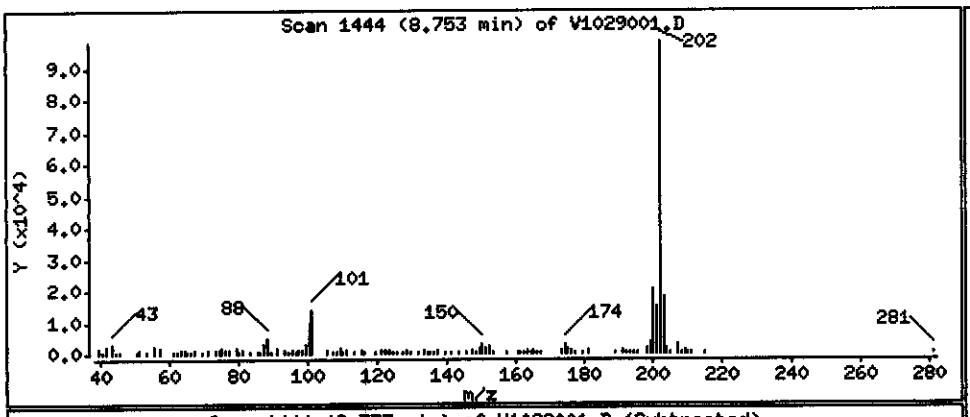

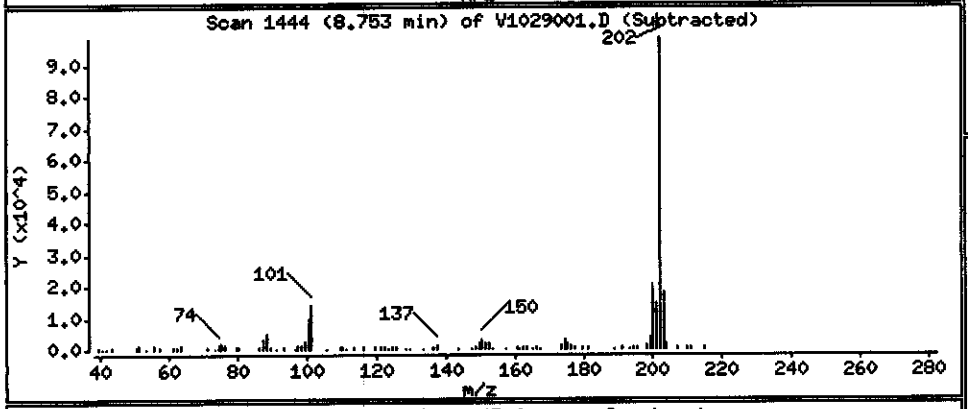

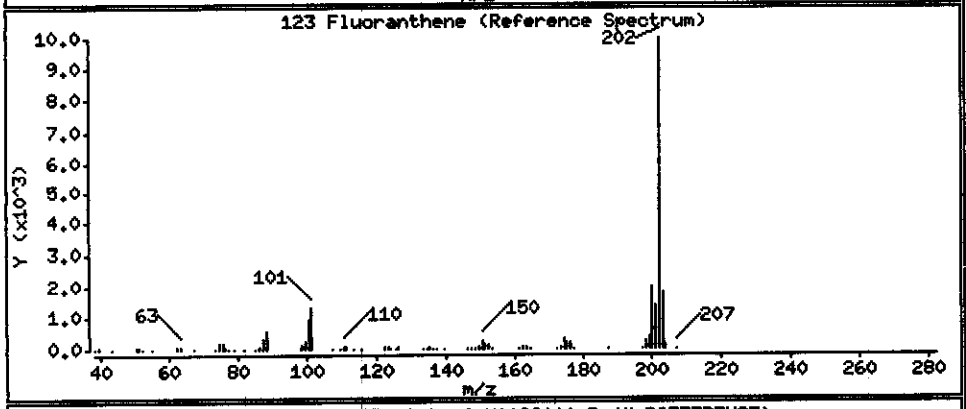

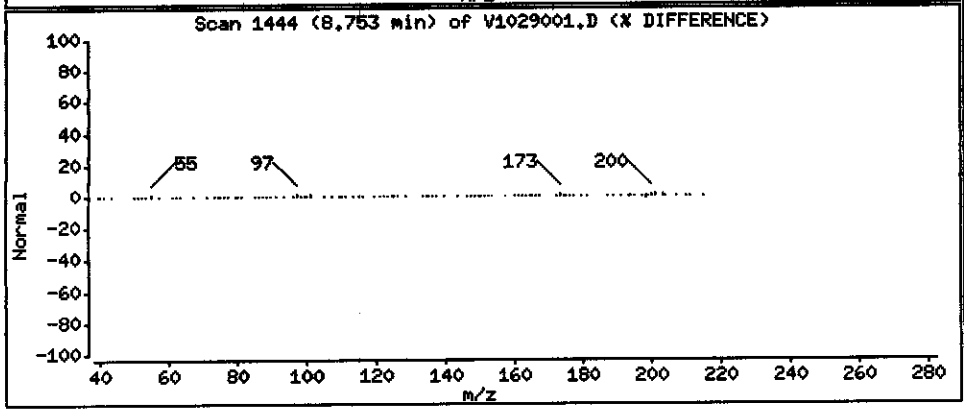

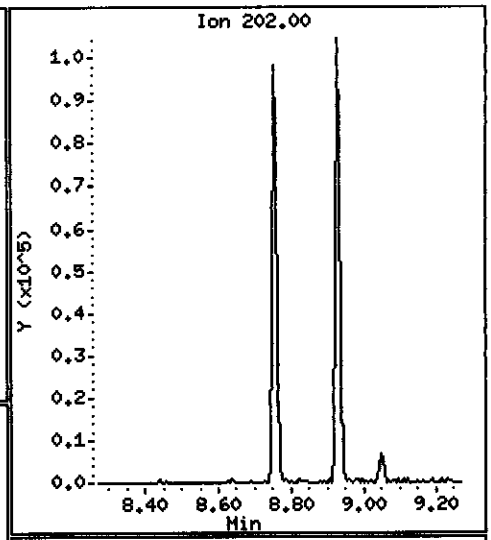

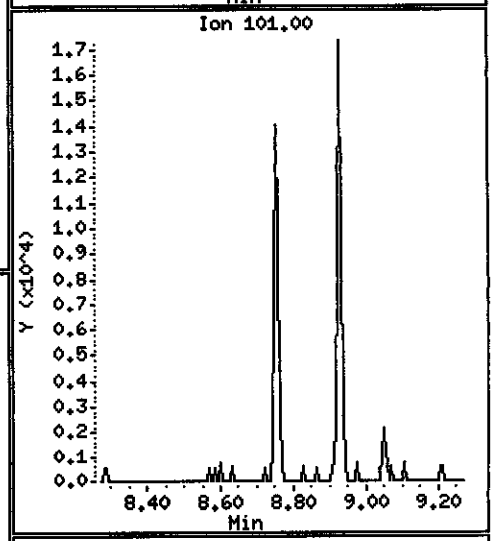

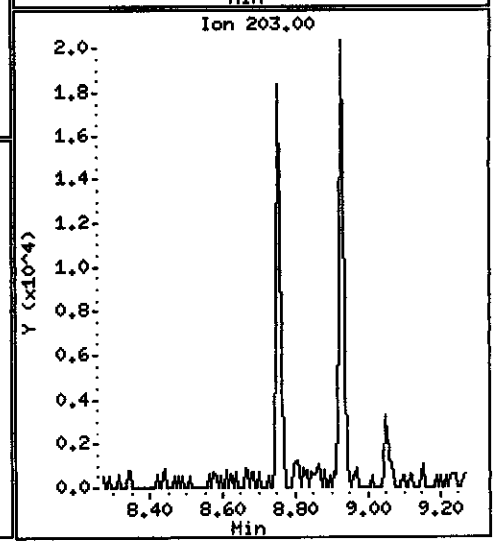

Data File: \\PITSVR06\D\chem\731.i\V102908.b\V1029001.D

Date : 29-OCT-2008 04:21

Client ID: RFI-39-1008

Instrument: 731.i

Sample Info: C8J180171-003 10/23/08 h2o (8298042) 8270c

Volume Injected (uL): 2.0

Operator: 003200

Column phase: DB5-MS

Column diameter: 0.32

125 Pyrene

Concentration: 0.41477 ug/L

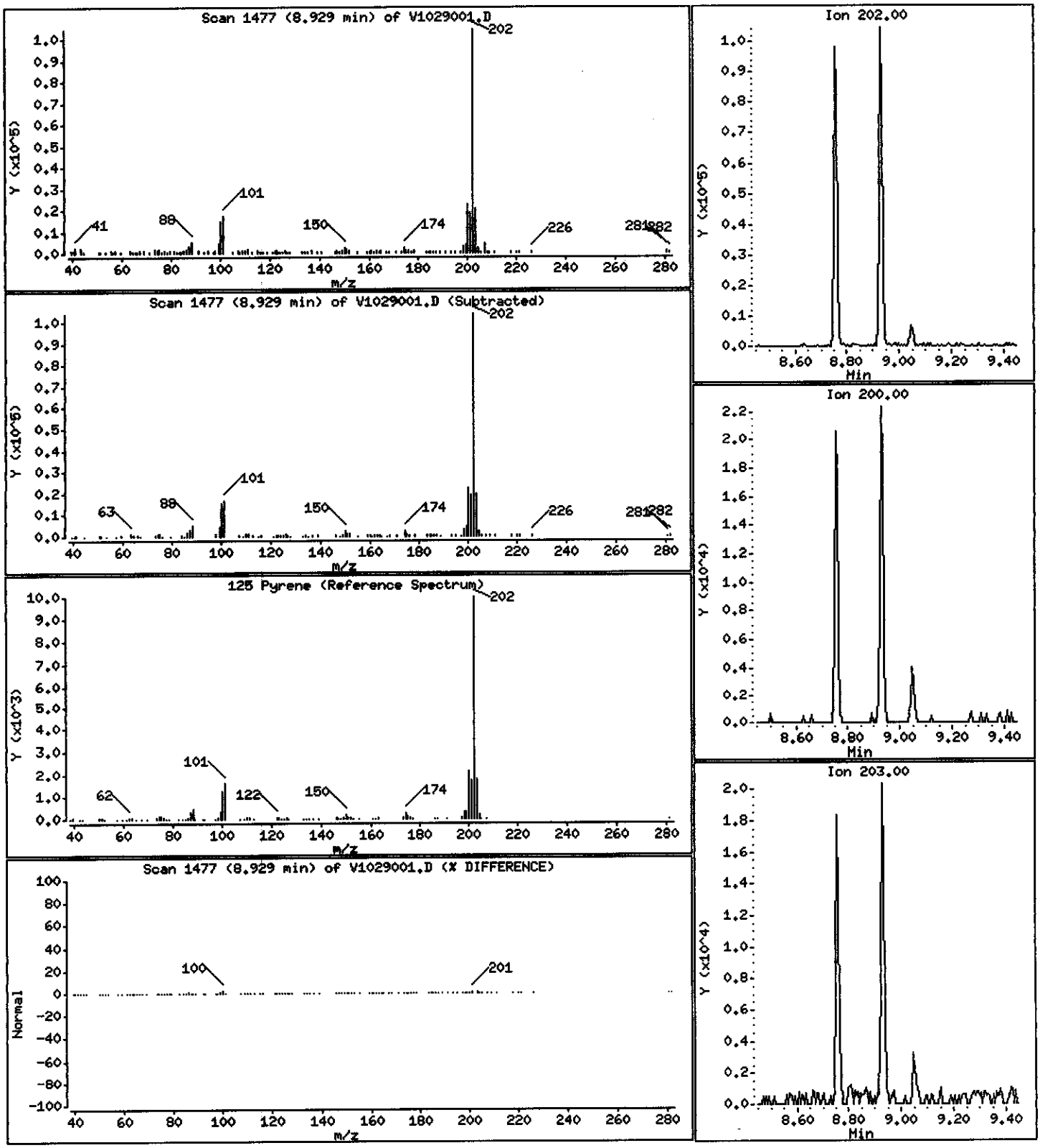

Data File: \\PITSVR06\D\chem\731.i\V102908.b\V1029001.D

Date : 29-OCT-2008 04:21

Client ID: RFI-39-1008

Instrument: 731.i

Sample Info: C8J180171-003 10/23/08 h2o (8298042) 8270c

Volume Injected (uL): 2.0

Operator: 003200

Column phase: DB5-MS

Column diameter: 0.32

131 Butylbenzylphthalate

Concentration: 0.15070 ug/L

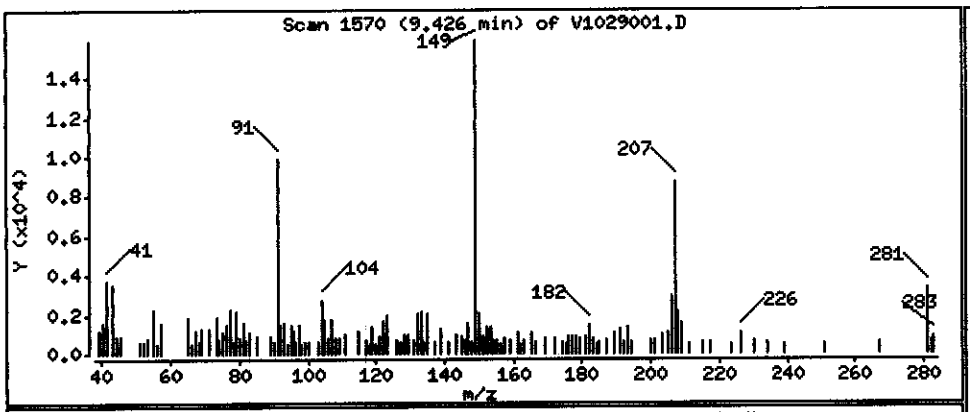

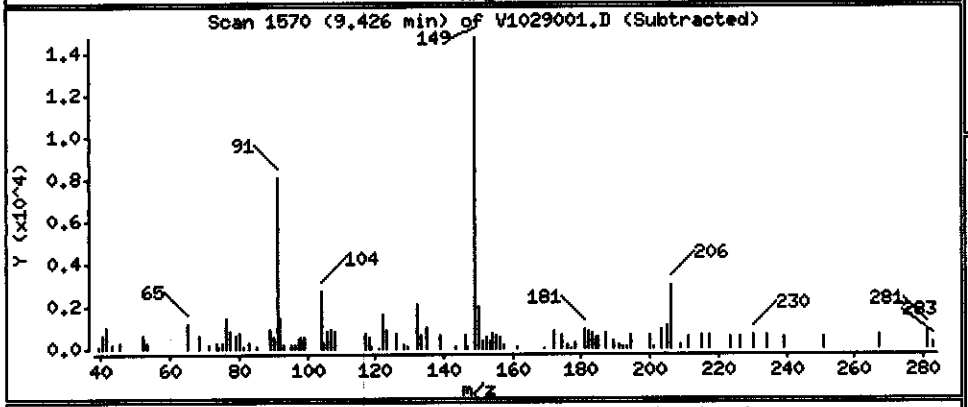

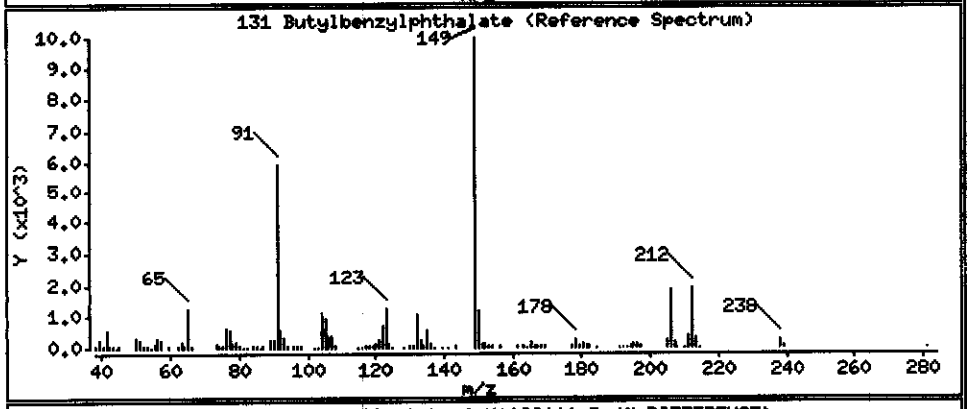

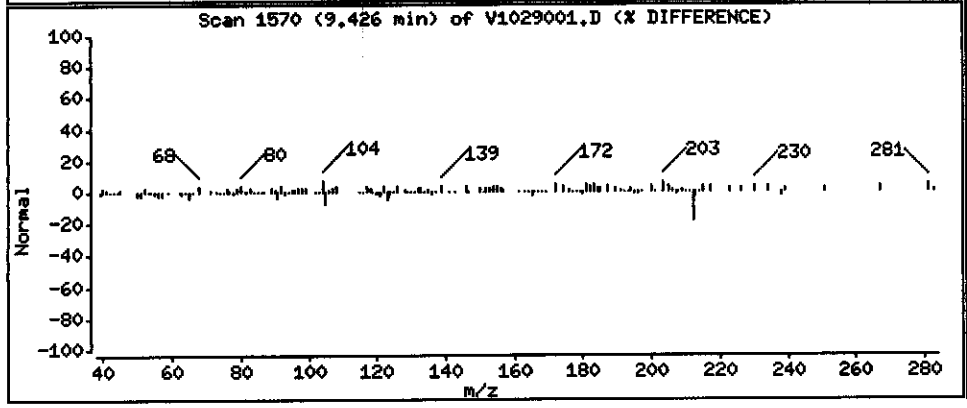

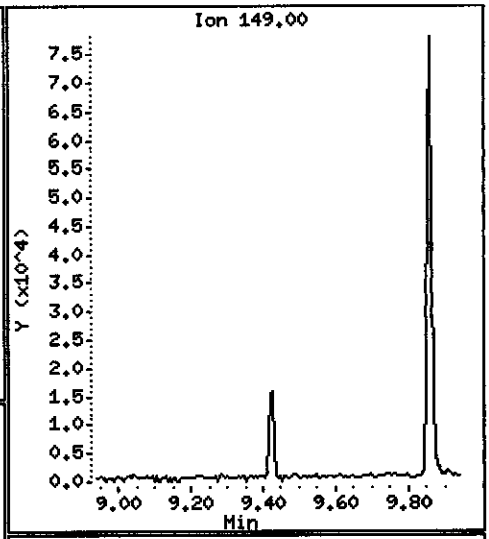

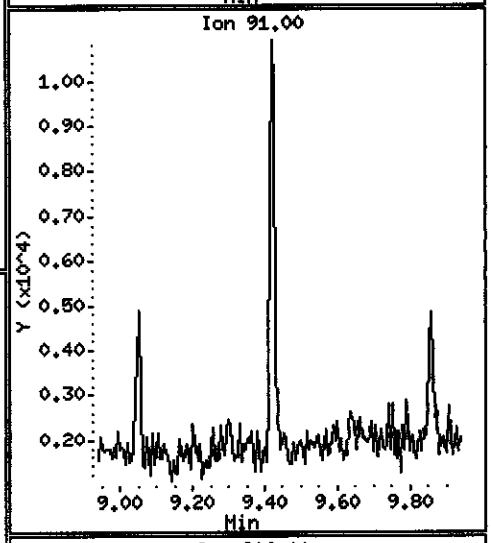

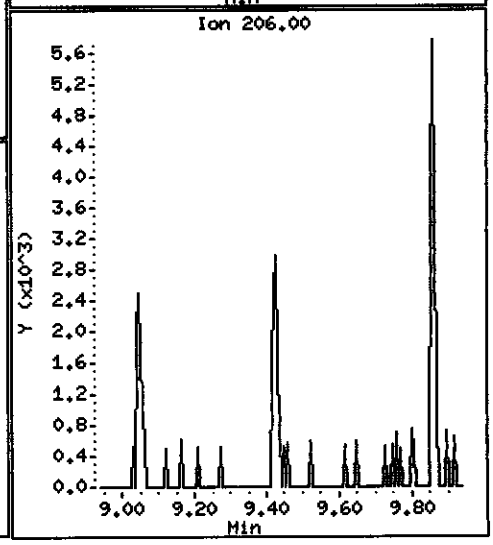

Data File: \\PITSVR06\D\chem\731.i\V102908.b\V1029001.D

Date : 29-OCT-2008 04:21

Client ID: RFI-39-1008

Instrument: 731.i

Sample Info: C8J180171-003 10/23/08 h2o (8298042) 8270c

Volume Injected (uL): 2.0

Operator: 003200

Column phase: DB5-MS

Column diameter: 0.32

136 Benzo(a)Anthracene

Concentration: 0.95422 ug/L

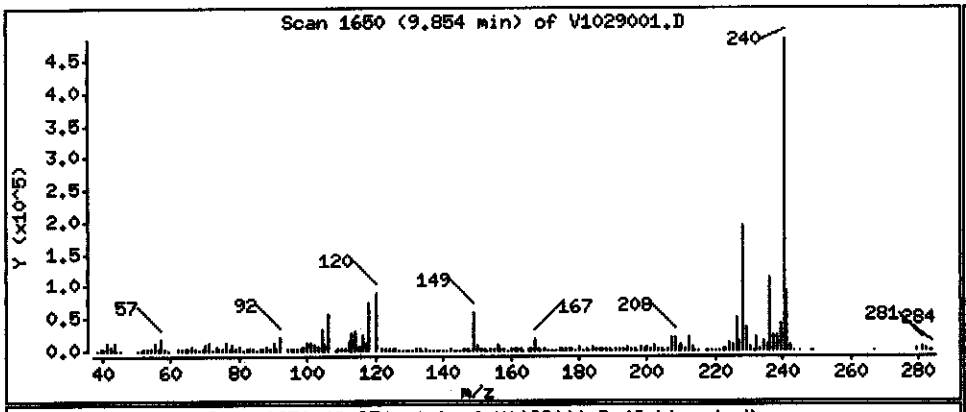

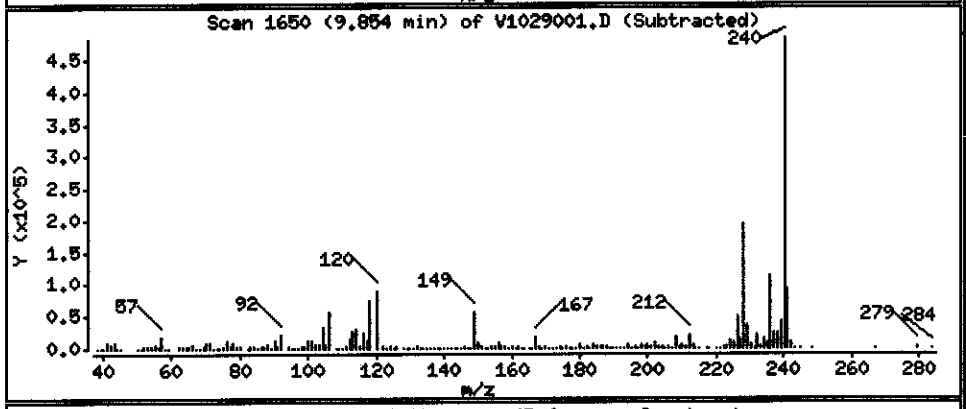

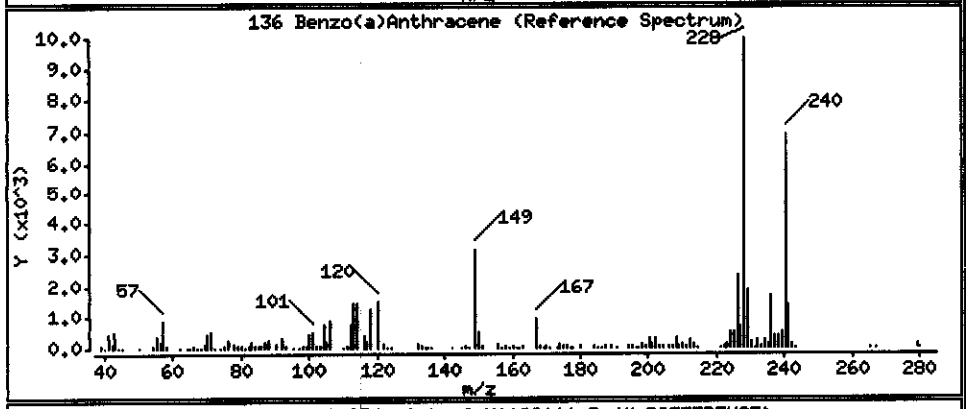

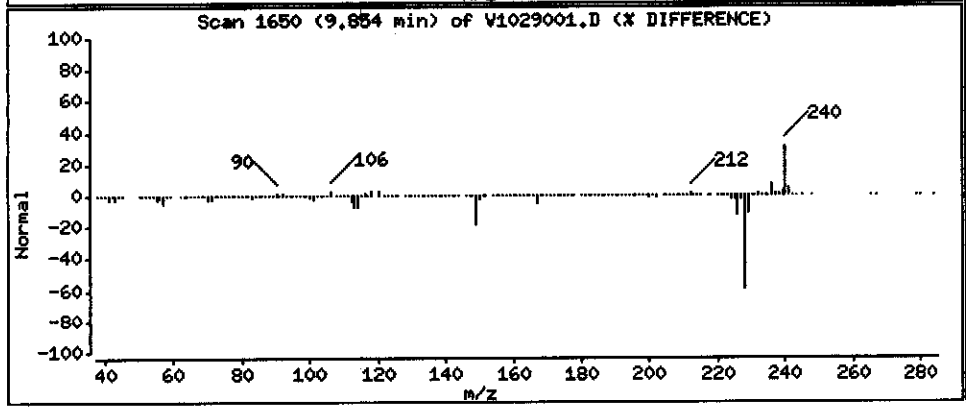

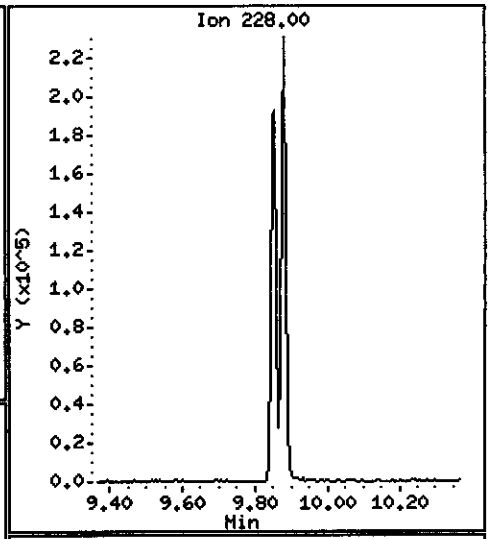

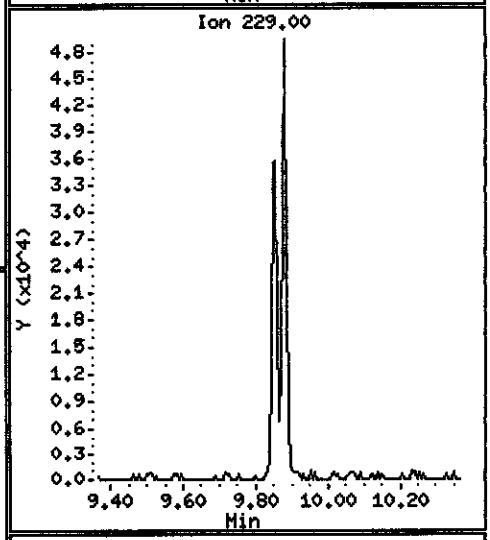

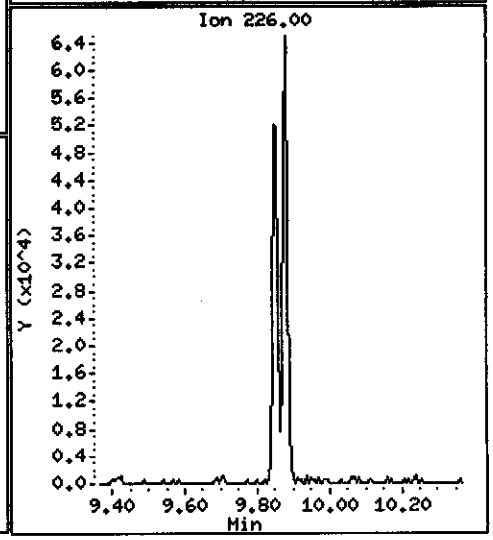

Data File: \\PITSVR06\D\chem\731.i\V102908.b\V1029001.D

Date : 29-OCT-2008 04:21

Client ID: RFI-39-1008

Instrument: 731.i

Sample Info: C8J180171-003 10/23/08 h2o (8298042) 8270c

Volume Injected (uL): 2.0

Operator: 003200

Column phase: DB5-MS

Column diameter: 0.32

137 Chrysene

Concentration: 1.0864 ug/L

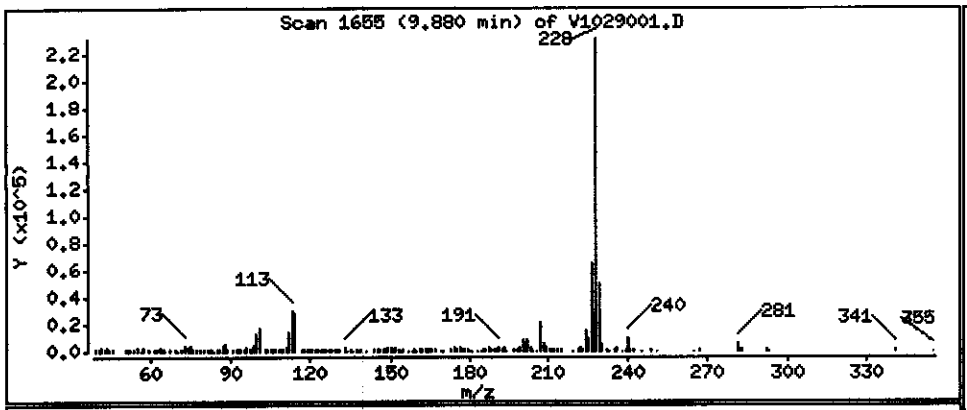

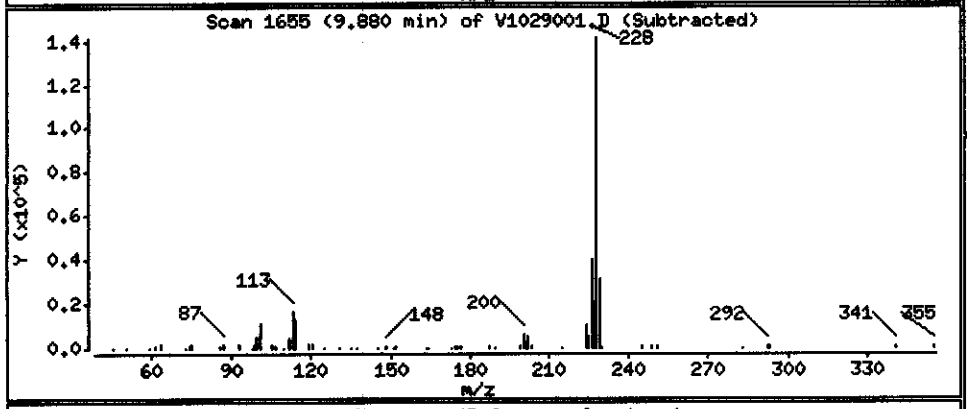

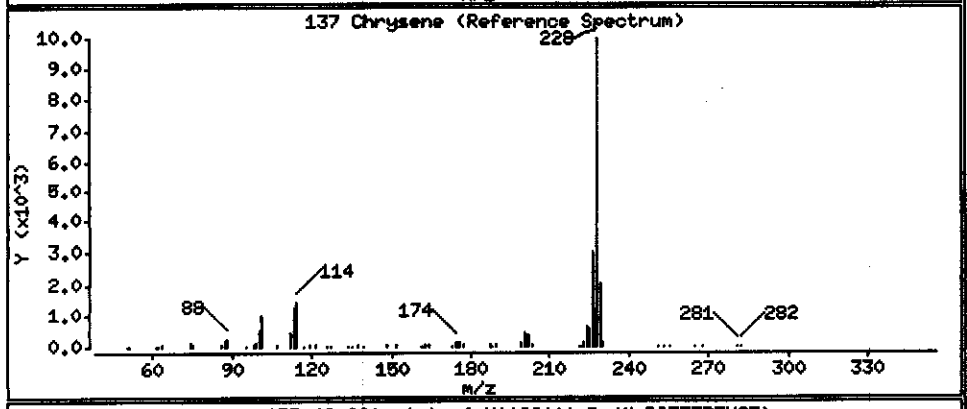

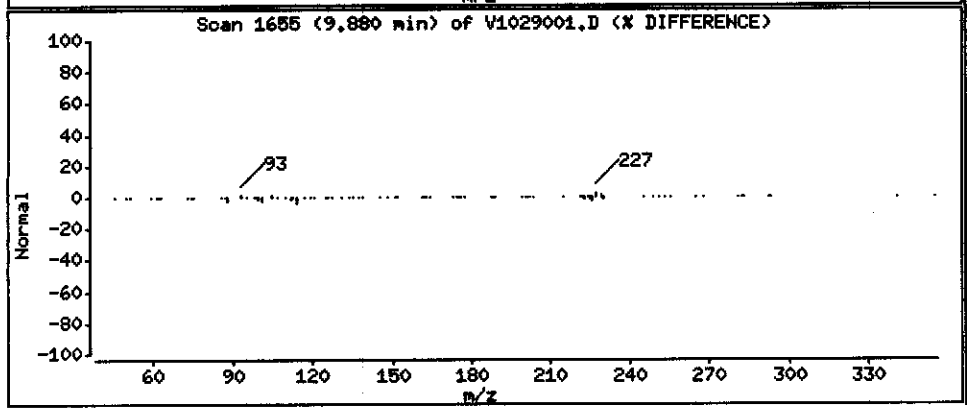

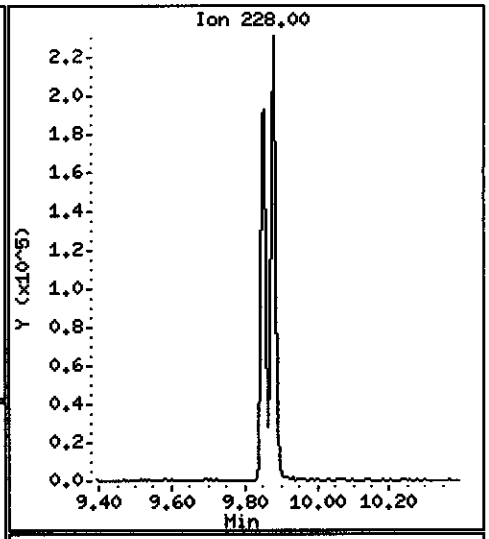

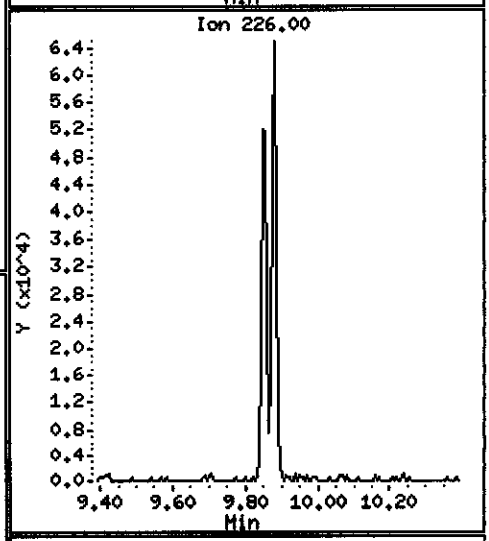

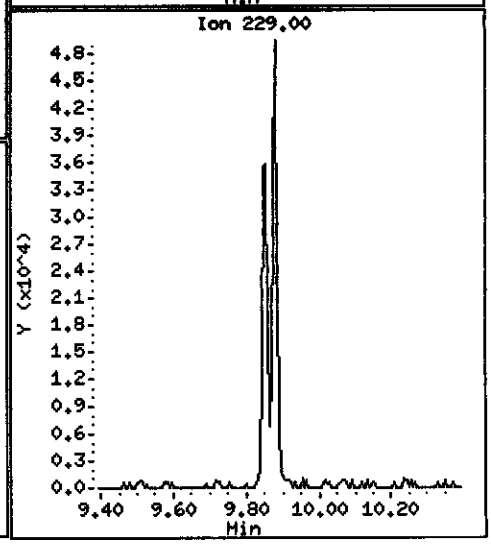

Data File: \\PITSVR06\D\chem\731.i\V102908.b\V1029001.D

Date : 29-OCT-2008 04:21

Client ID: RFI-39-1008

Instrument: 731.i

Sample Info: C8J180171-003 10/23/08 h2o (8298042) 8270c

Volume Injected (uL): 2.0

Operator: 003200

Column phase: DB5-MS

Column diameter: 0.32

139 bis(2-ethylhexyl)Phthalate

Concentration: 0.50891 ug/L

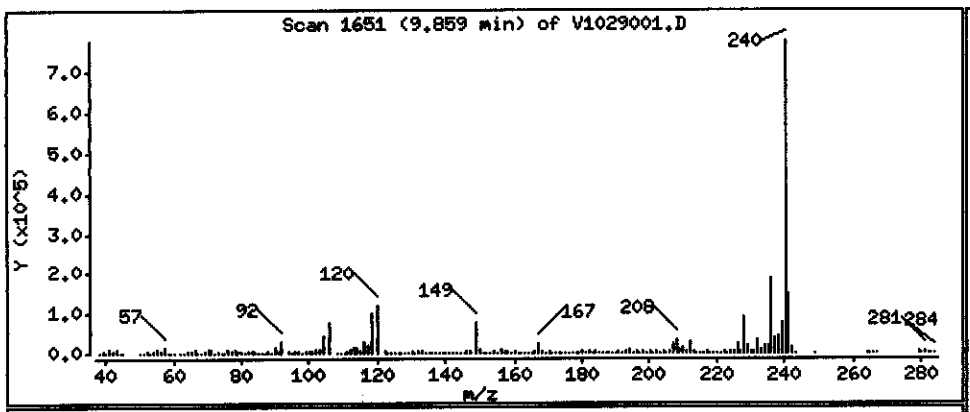

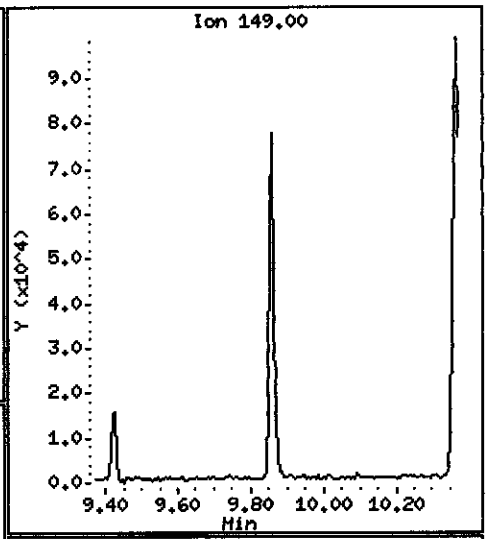

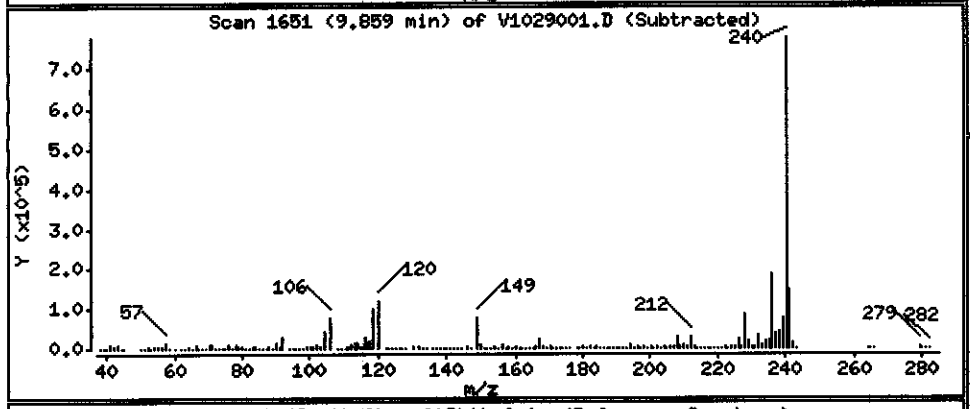

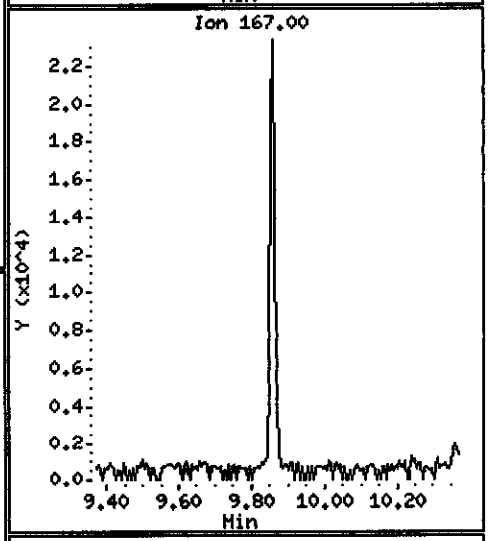

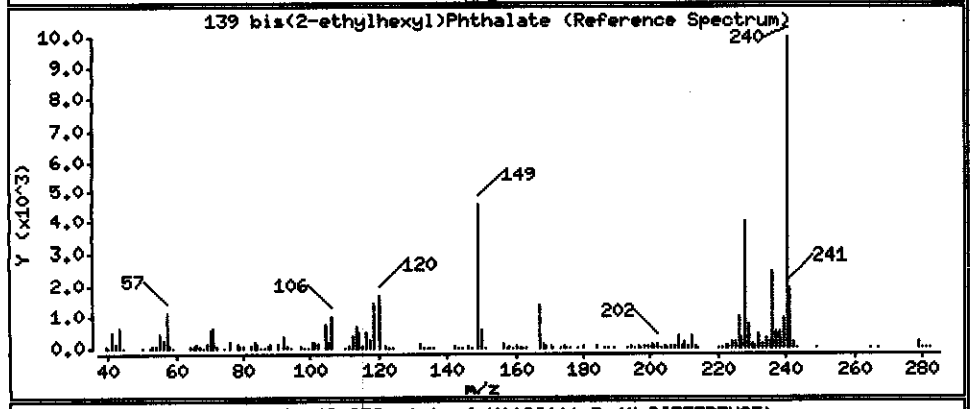

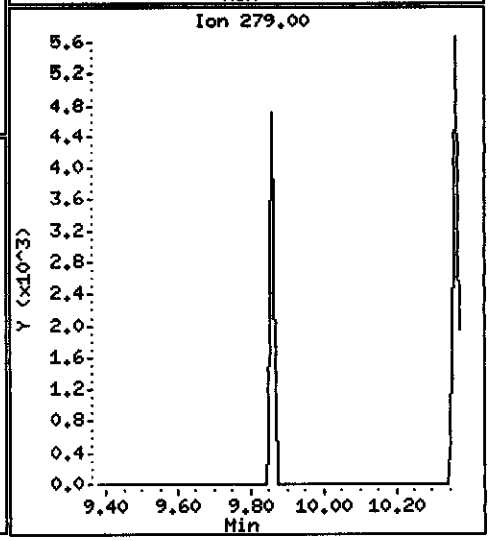

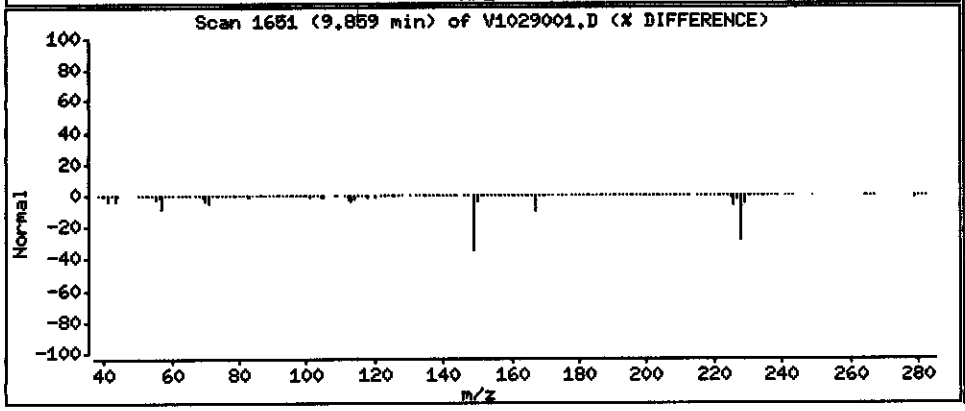

Data File: \\PITSVR06\D\chem\731.i\V102908.b\V1029001.D

Date : 29-OCT-2008 04:21

Client ID: RFI-39-1008

Instrument: 731.i

Sample Info: C8J180171-003 10/23/08 h2o (8298042) 8270c

Volume Injected (uL): 2.0

Operator: 003200

Column phase: DB5-MS

Column diameter: 0.32

140 Di-n-octylphthalate

Concentration: 0.44948 ug/L

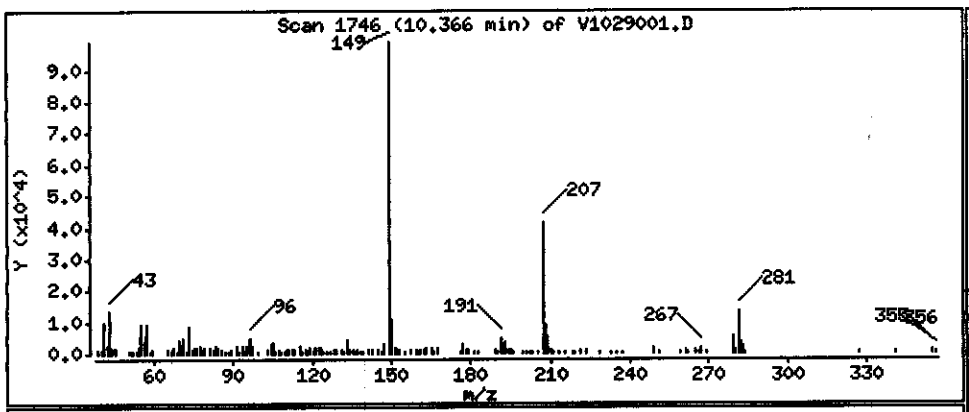

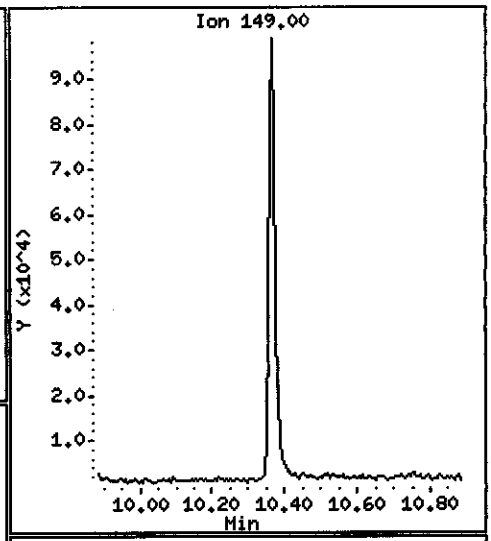

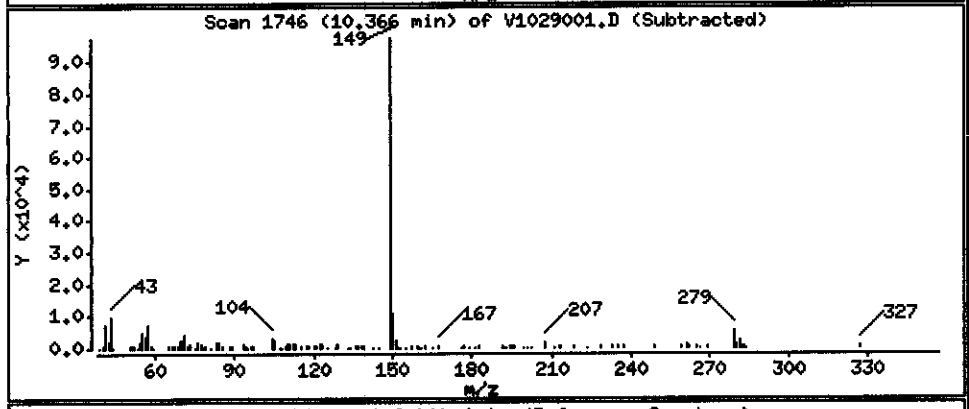

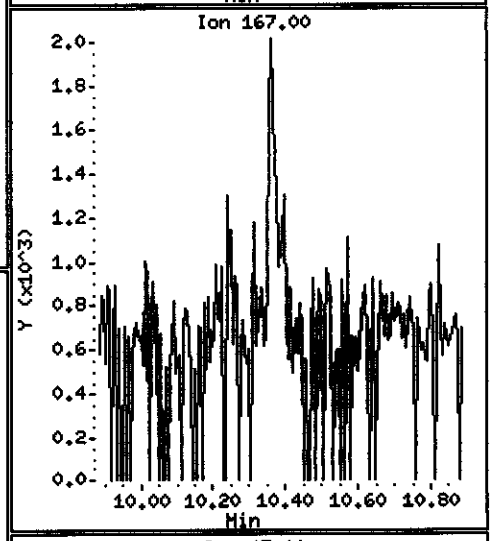

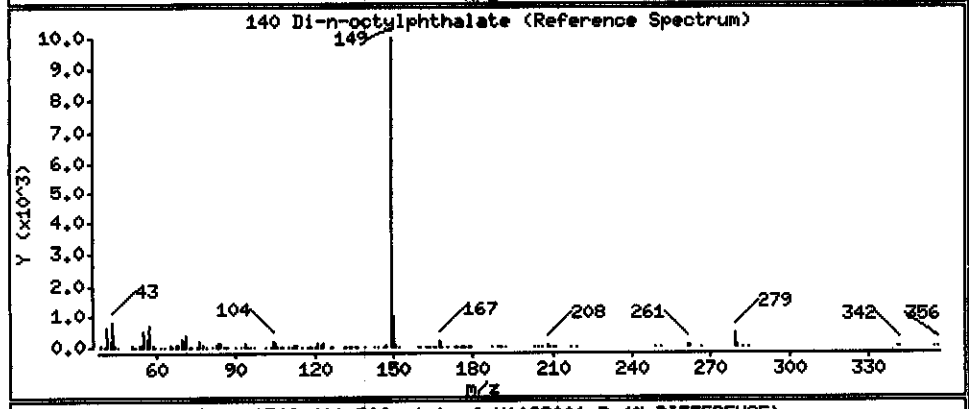

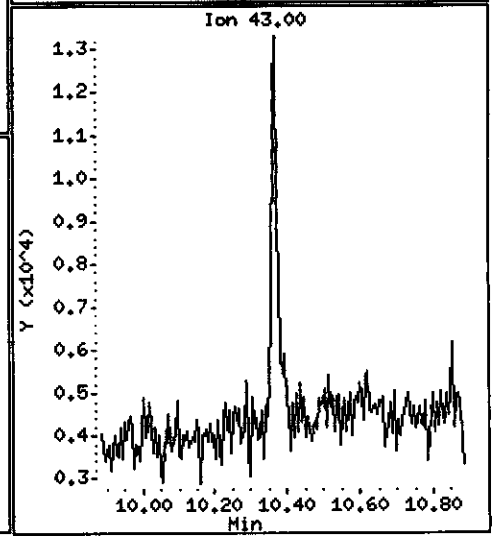

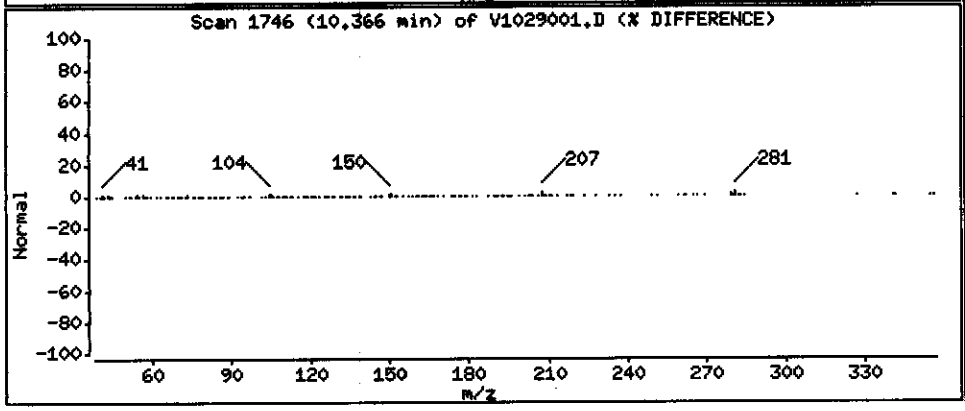

Data File: \\PITSVR06\D\chem\731.i\V102908.b\V1029001.D

Date : 29-OCT-2008 04:21

Client ID: RFI-39-1008

Instrument: 731.i

Sample Info: C8J180171-003 10/23/08 h2o (8298042) 8270c

Volume Injected (uL): 2.0

Operator: 003200

Column phase: DB5-MS

Column diameter: 0.32

141 Benzo(b)fluoranthene

Concentration: 0.95446 ug/L

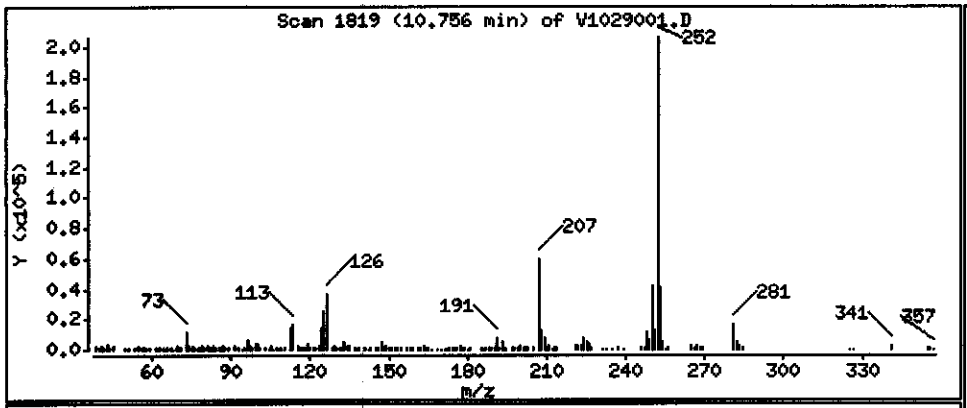

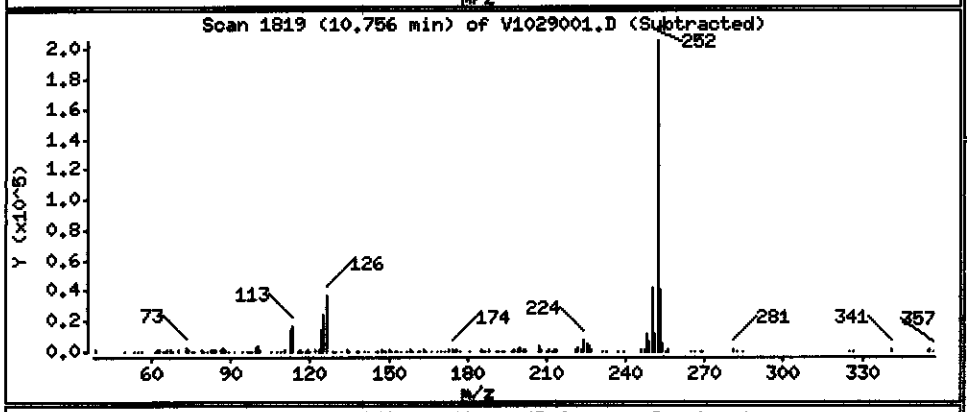

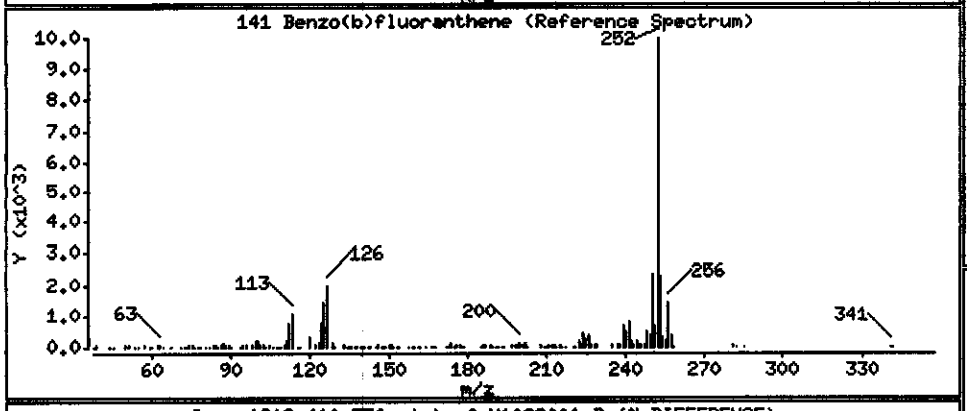

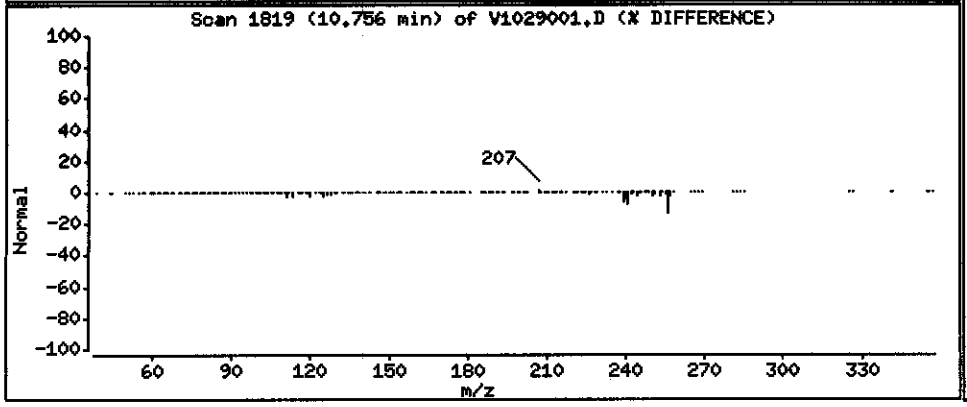

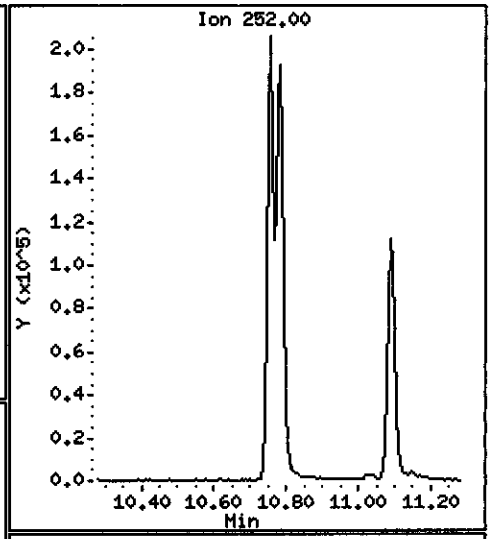

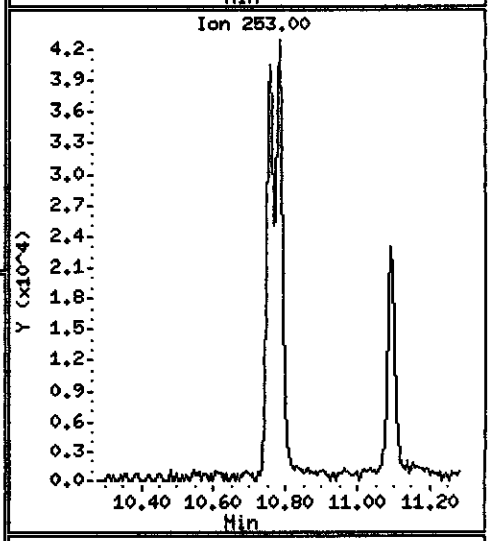

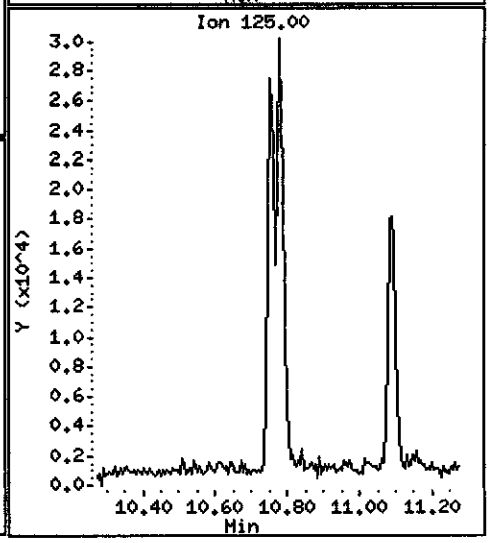

Data File: \\PITSVR06\D\chem\731.i\V102908.b\V1029001.D

Date : 29-OCT-2008 04:21

Client ID: RFI-39-1008

Instrument: 731.i

Sample Info: C8J180171-003 10/23/08 h2o (8298042) 8270c

Volume Injected (uL): 2.0

Operator: 003200

Column phase: DB5-MS

Column diameter: 0.32

142 Benzo(k)fluoranthene

Concentration: 1.1693 ug/L

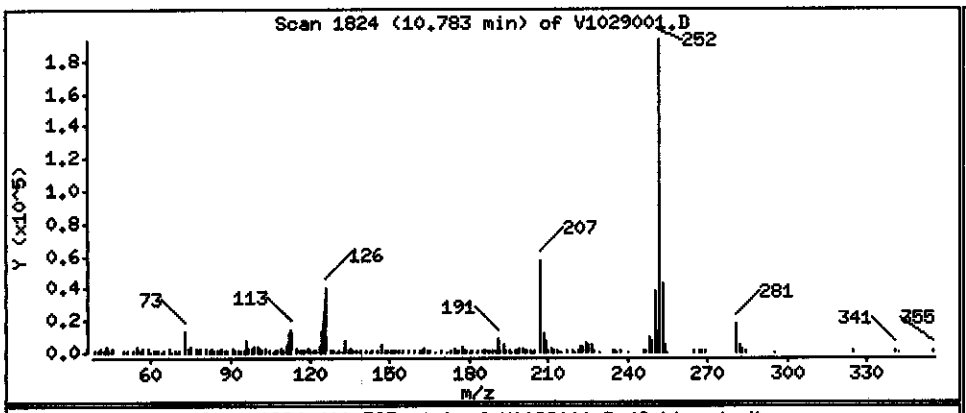

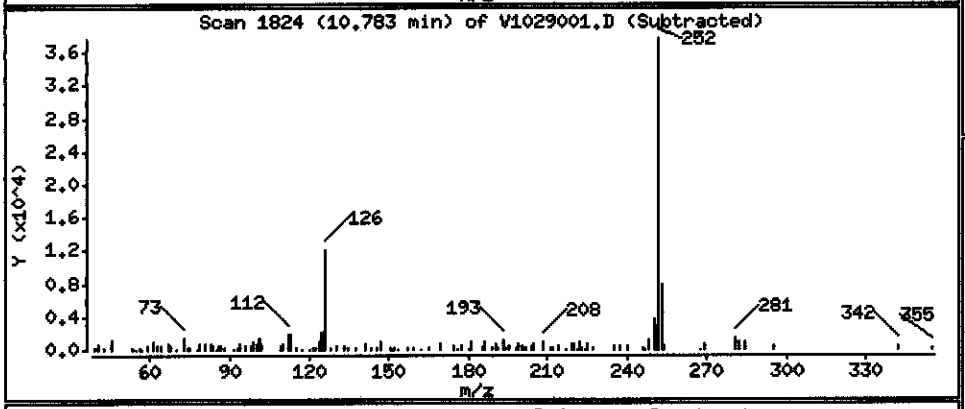

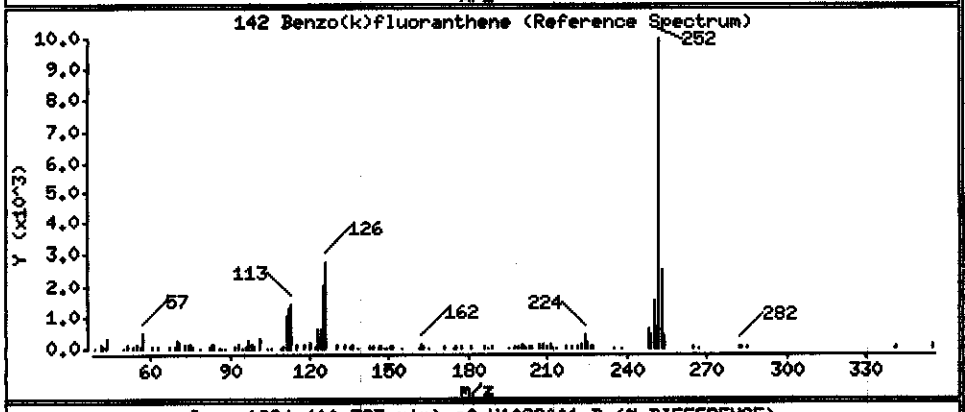

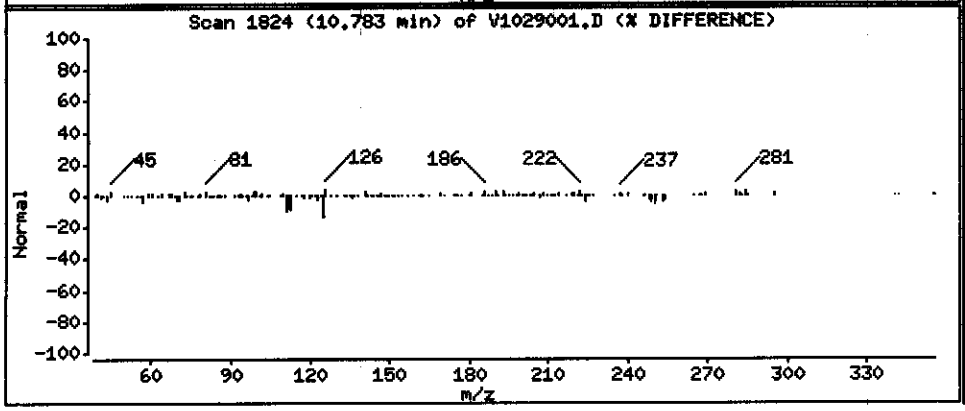

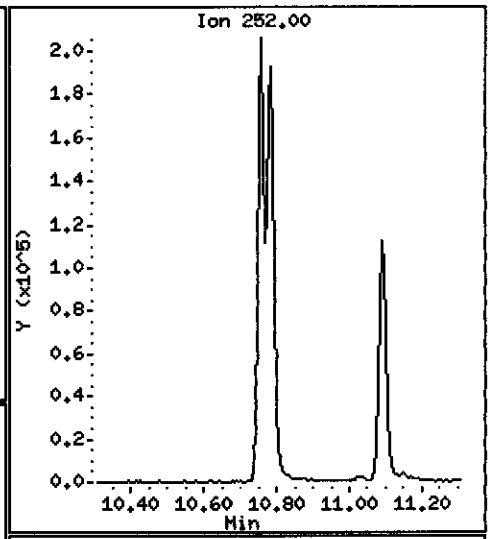

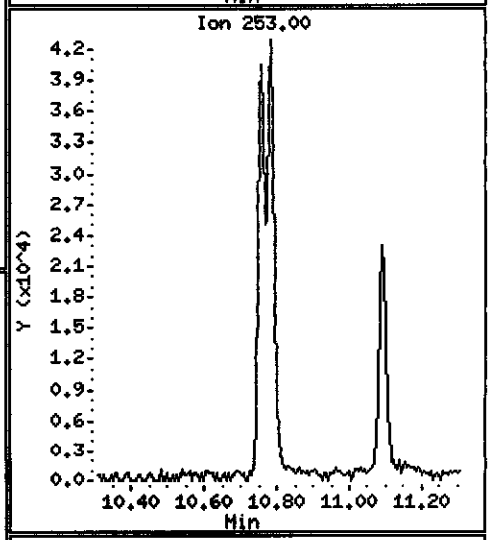

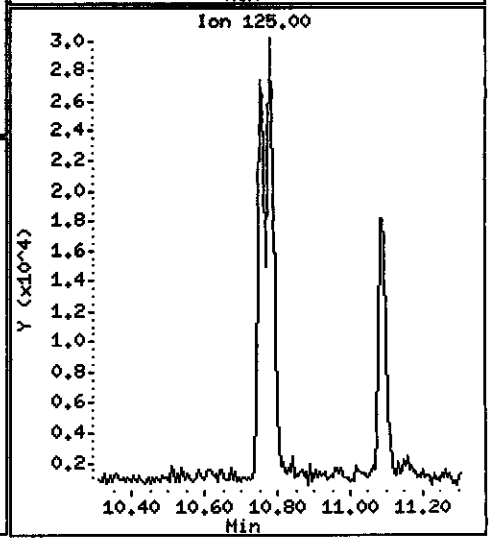

Data File: \\PITSVR06\D\chem\731.i\V102908.b\V1029001.D

Date : 29-OCT-2008 04:21

Client ID: RFI-39-1008

Instrument: 731.i

Sample Info: C8J180171-003 10/23/08 h2o (8298042) 8270c

Volume Injected (uL): 2.0

Operator: 003200

Column phase: DB5-MS

Column diameter: 0.32

146 Benzo(a)pyrene

Concentration: 0.72554 ug/L

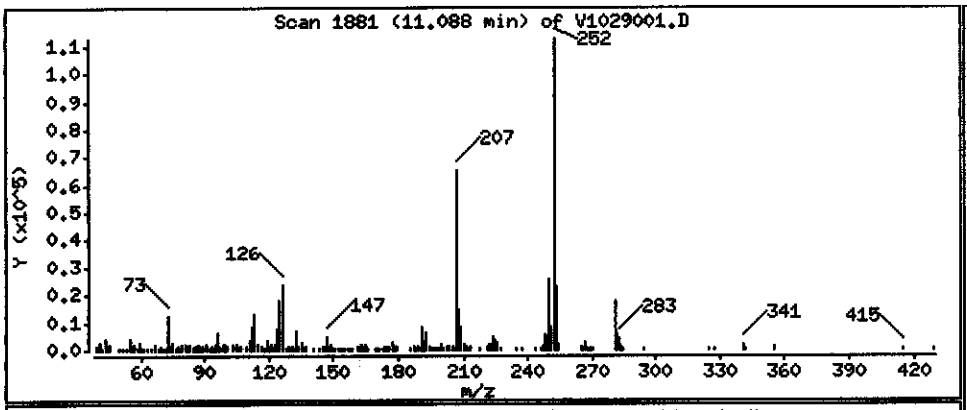

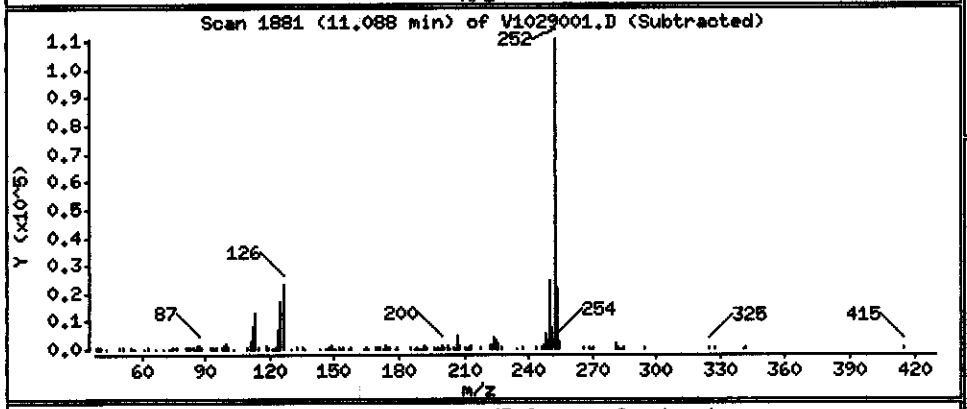

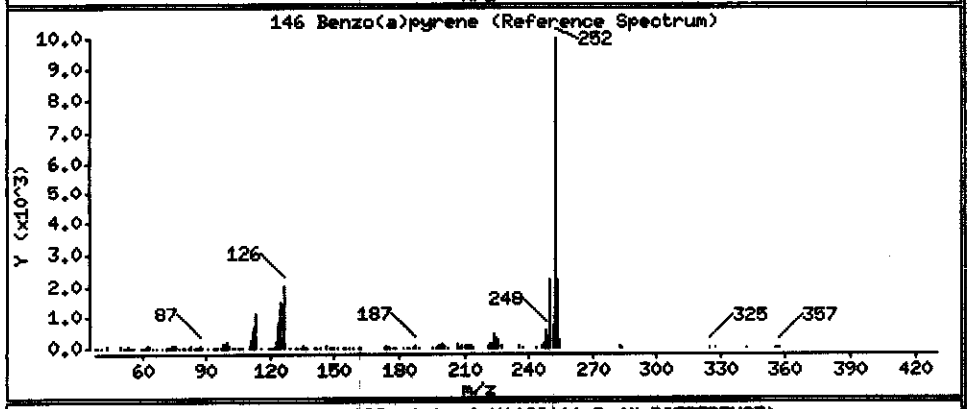

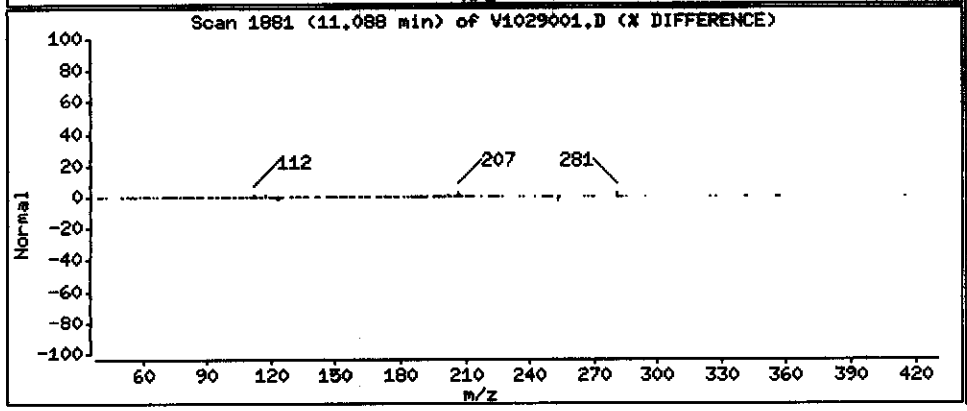

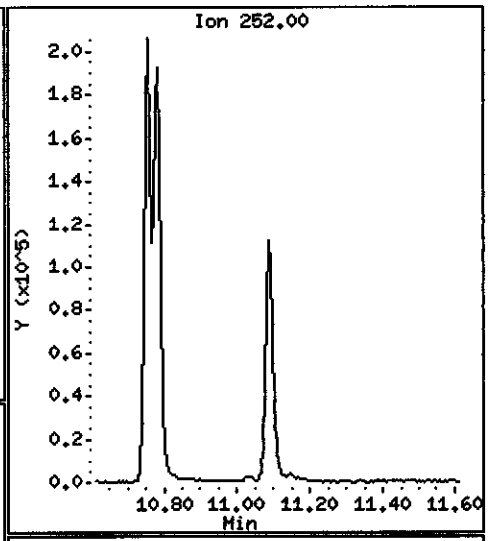

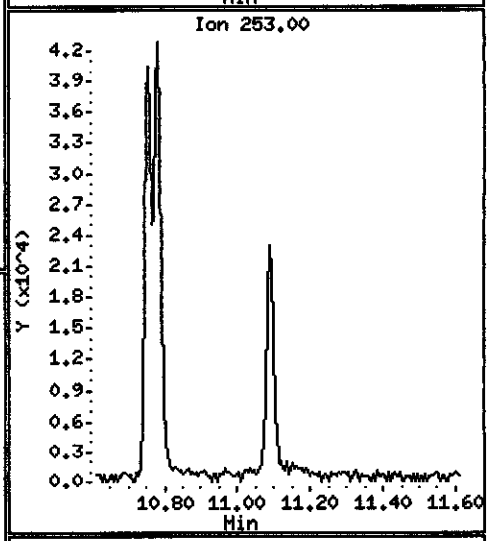

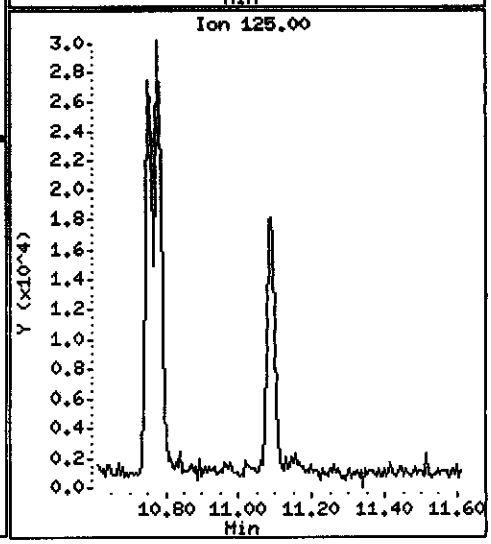

Data File: \\PITSVR06\D\chem\731.i\V102908.b\V1029001.D

Date : 29-OCT-2008 04:21

Client ID: RFI-39-1008

Instrument: 731.i

Sample Info: C8J180171-003 10/23/08 h2o (8298042) 8270c

Volume Injected (uL): 2.0

Operator: 003200

Column phase: DB5-MS

Column diameter: 0.32

149 Indeno(1,2,3-cd)pyrene

Concentration: 1.0085 ug/L

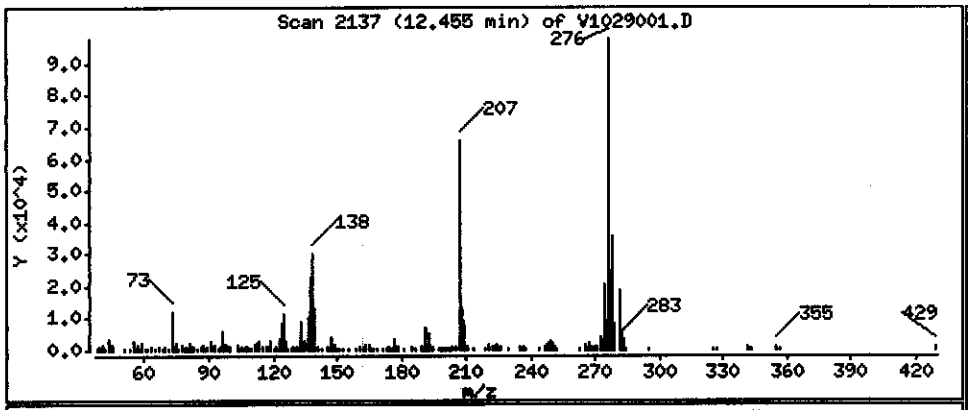

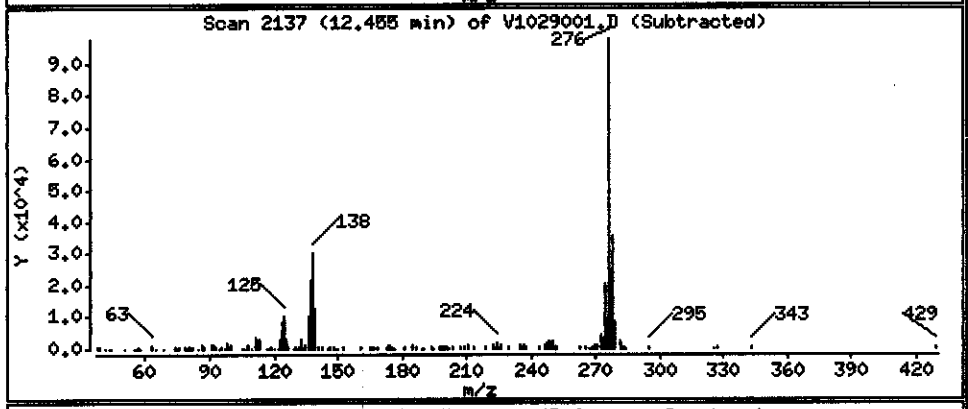

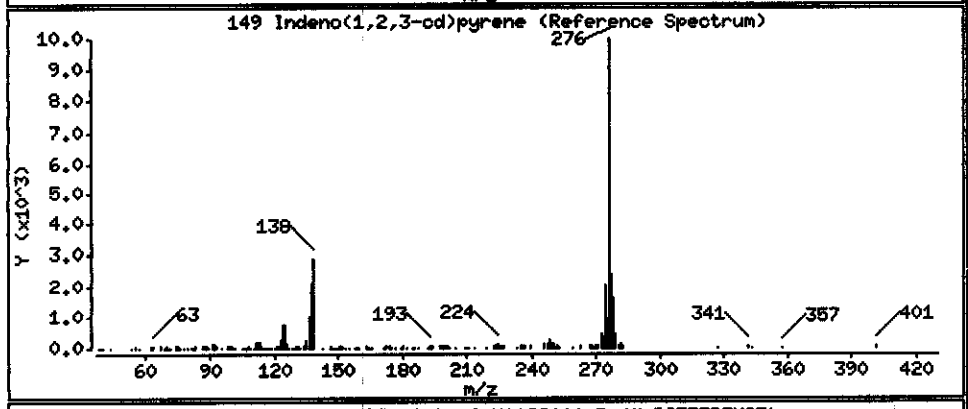

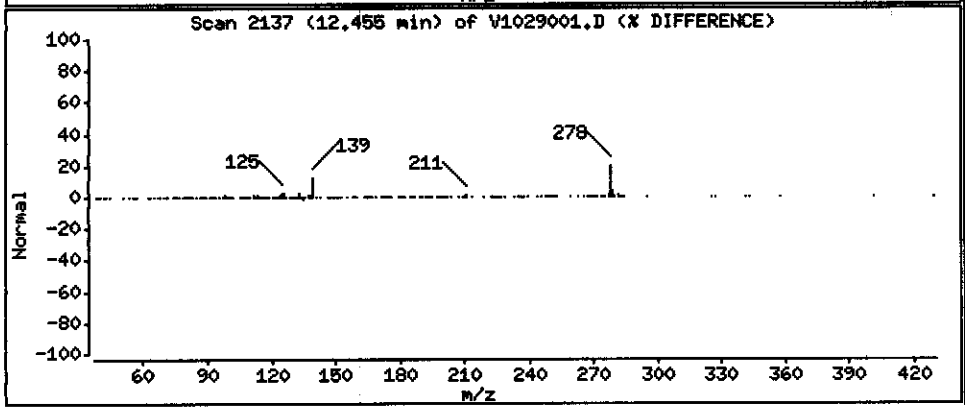

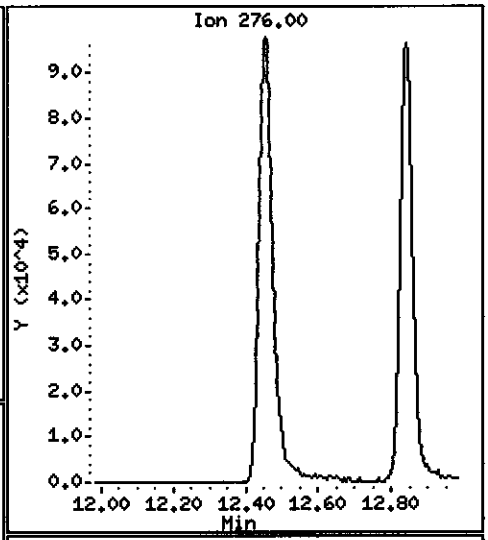

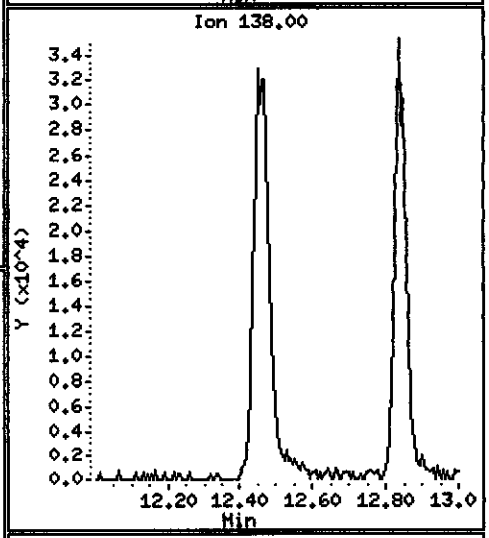

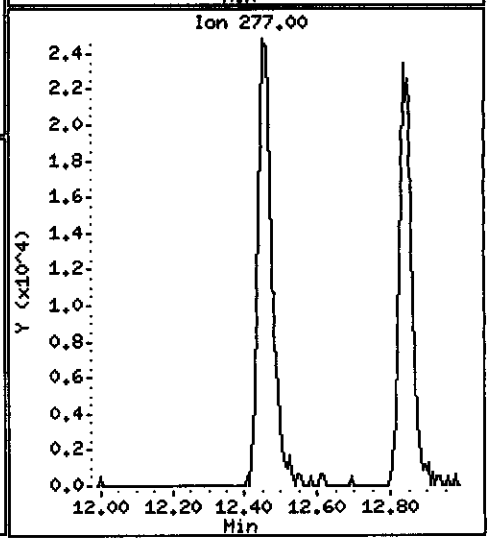

Data File: \\PITSVR06\D\chem\731.i\V102908.b\V1029001.D

Date : 29-OCT-2008 04:21

Client ID: RFI-39-1008

Instrument: 731.i

Sample Info: C8J180171-003 10/23/08 h2o (8298042) 8270c

Volume Injected (uL): 2.0

Operator: 003200

Column phase: DB5-MS

Column diameter: 0.32

150 Dibenz(a,h)anthracene

Concentration: 1.0404 ug/L

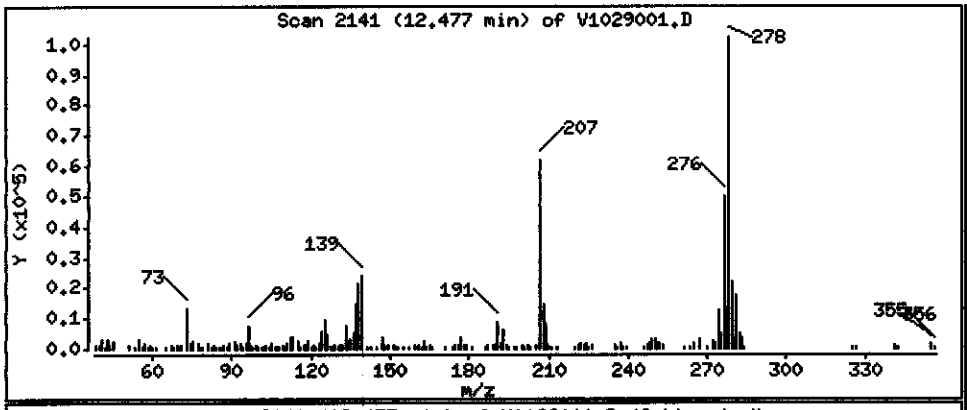

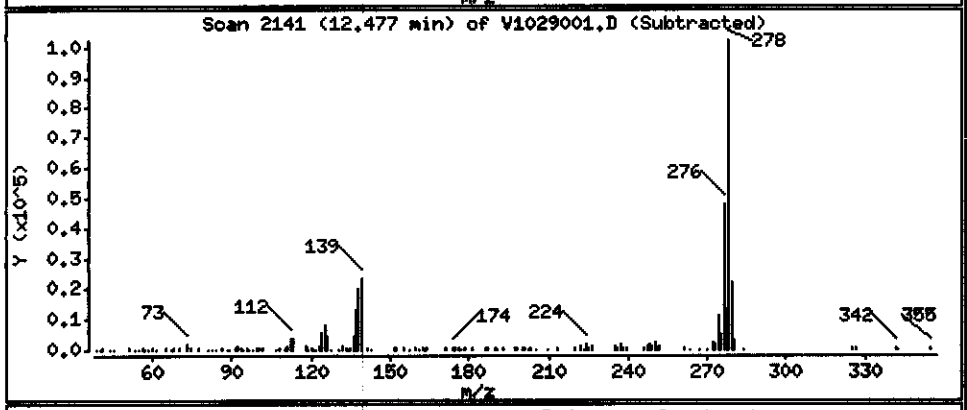

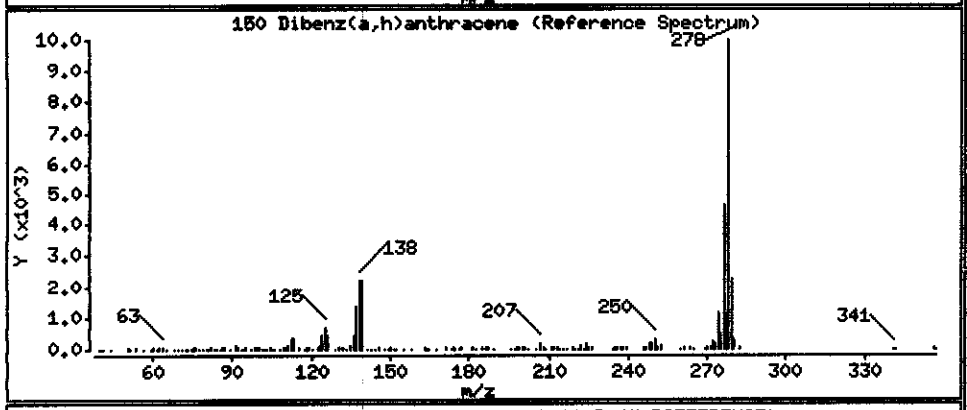

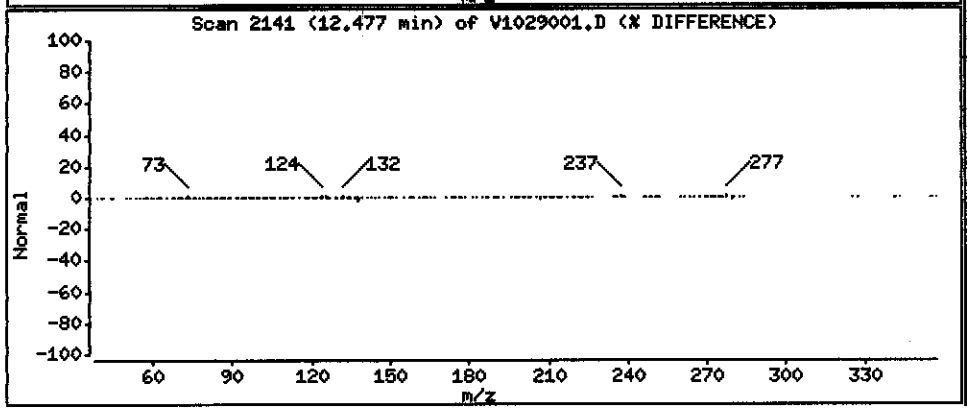

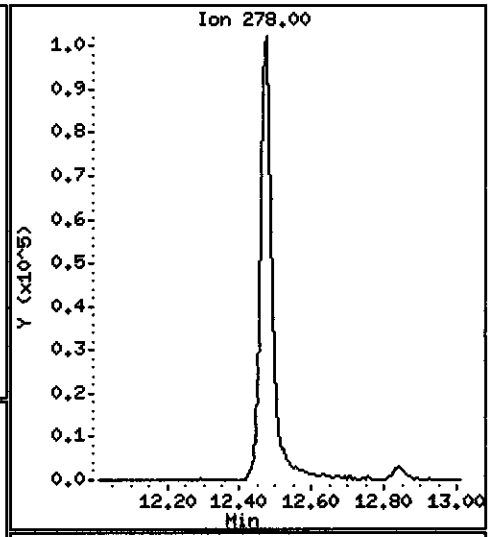

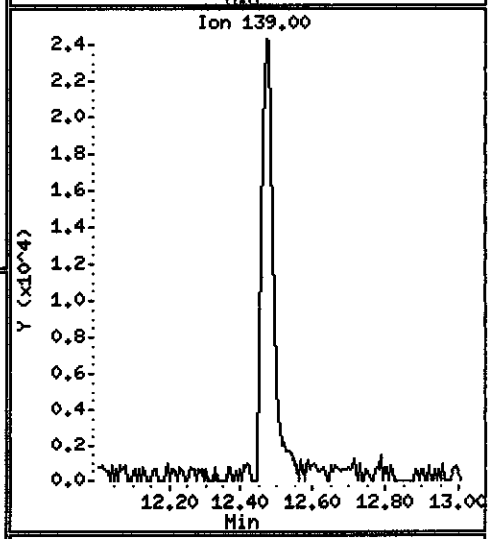

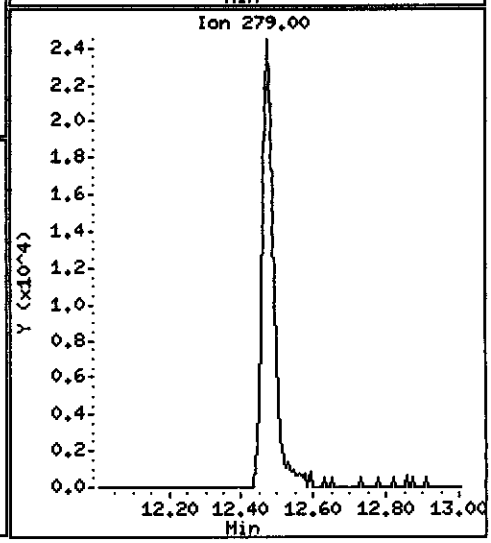

Data File: \\PITSVR06\D\chem\731.i\V102908.b\V1029001.D

Date : 29-OCT-2008 04:21

Client ID: RFI-39-1008

Instrument: 731.i

Sample Info: C8J180171-003 10/23/08 h2o (8298042) 8270c

Volume Injected (uL): 2.0

Operator: 003200

Column phase: DB5-MS

Column diameter: 0.32

151 Benzo(g,h,i)perylene

Concentration: 1.0265 ug/L

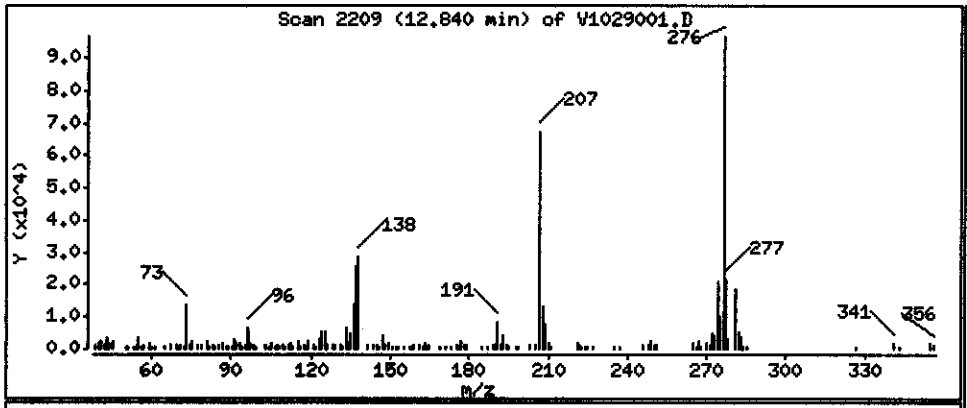

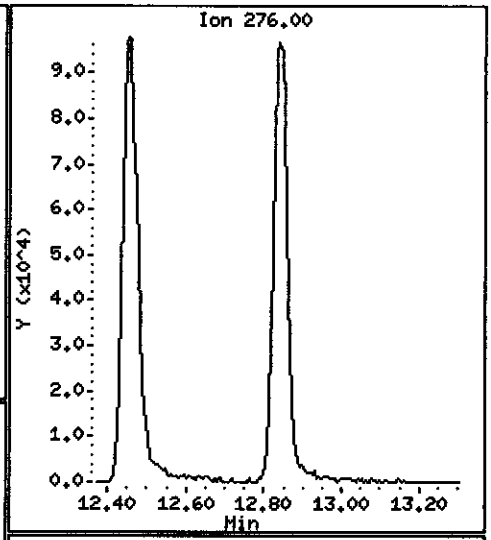

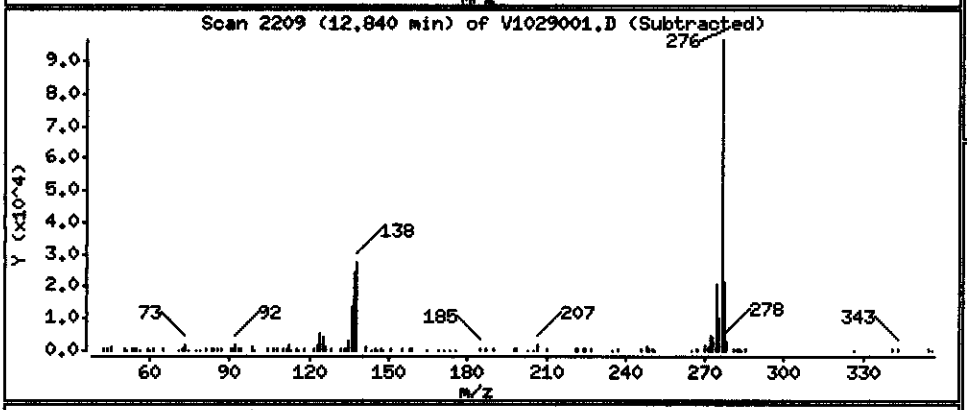

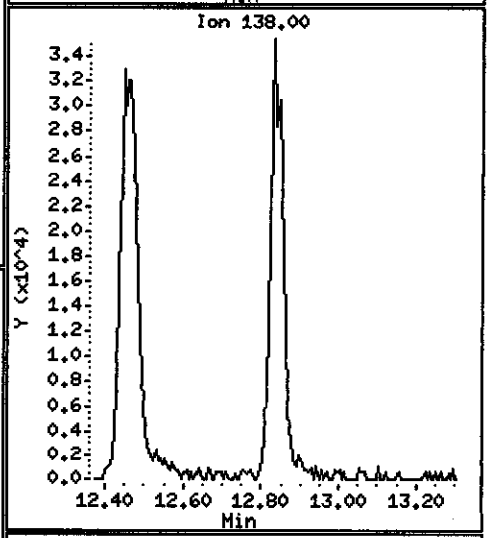

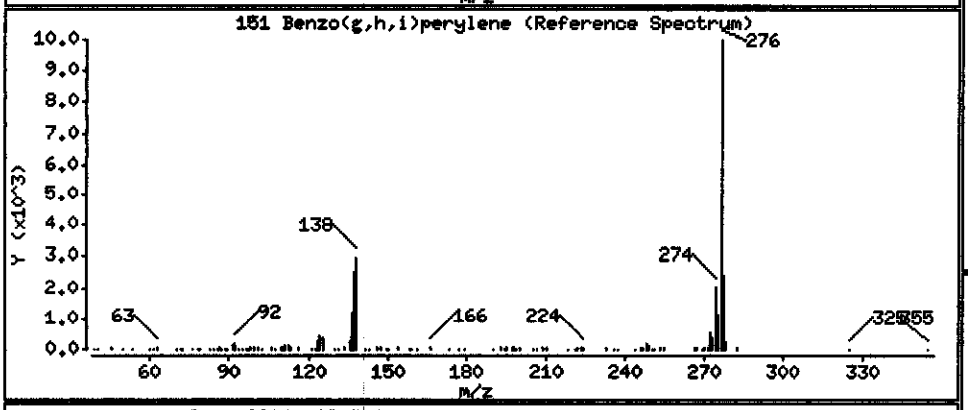

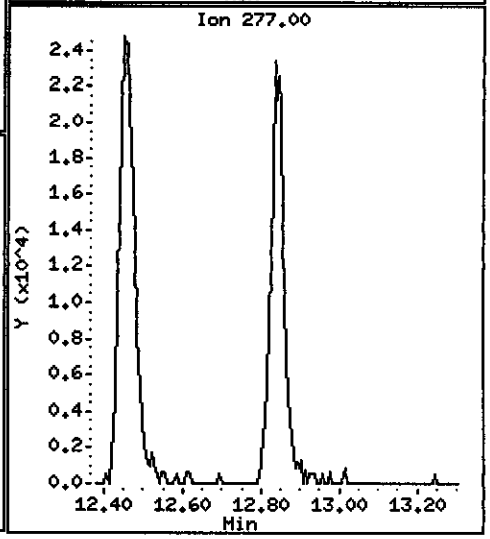

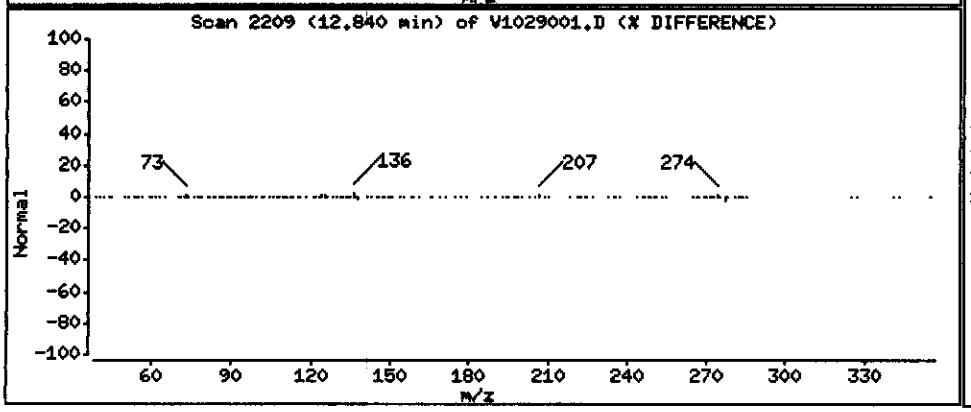

MACTEC Engineering and Consulting Inc

Client Sample ID: RFI-PZ-19-1008

GC/MS Semivolatiles

Lot-Sample #...:	C8J180171-004	**Work Order #...:**	K06DG1AL	**Matrix.....:**	WATER
Date Sampled...:	10/16/08 10:00	**Date Received..:**	10/18/08 11:30	**MS Run #.....:**	
Prep Date.....:	10/23/08	**Analysis Date..:**	10/28/08		
Prep Batch #...:	8298042	**Analysis Time..:**	01:00		
Dilution Factor:	0.99	**Initial Wgt/Vol:**	1010 mL	**Final Wgt/Vol..:**	1 mL
Analyst ID.....:	003200	**Instrument ID..:**	731		
		Method.....:	SW846 8270C		

PARAMETER	RESULT	REPORTING LIMIT	UNITS	MDL
Aniline	ND	0.99	ug/L	0.048
Acenaphthene	**0.16 J**	**0.20**	**ug/L**	**0.052**
Acenaphthylene	ND	0.20	ug/L	0.046
Acetophenone	ND	0.99	ug/L	0.046
Anthracene	ND	0.20	ug/L	0.050
Atrazine	ND	0.99	ug/L	0.039
Benzo(a)anthracene	ND	0.20	ug/L	0.041
Benzo(a)pyrene	ND	0.20	ug/L	0.043
Benzo(b)fluoranthene	ND	0.20	ug/L	0.031
Benzo(ghi)perylene	ND	0.20	ug/L	0.027
Benzo(k)fluoranthene	ND	0.20	ug/L	0.039
Benzaldehyde	ND	0.99	ug/L	0.054
1,1'-Biphenyl	ND	0.99	ug/L	0.060
bis(2-Chloroethoxy) methane	ND	0.99	ug/L	0.12
bis(2-Chloroethyl)-ether	ND	0.20	ug/L	0.046
bis(2-Ethylhexyl) phthalate	ND	0.99	ug/L	0.12
4-Bromophenyl phenyl ether	ND	0.99	ug/L	0.049
Butyl benzyl phthalate	**0.48 J**	**0.99**	**ug/L**	**0.14**
Caprolactam	ND	5.0	ug/L	0.19
Carbazole	**0.069 J**	**0.20**	**ug/L**	**0.052**
4-Chloroaniline	**0.16 J**	**0.99**	**ug/L**	**0.046**
4-Chloro-3-methylphenol	ND	0.99	ug/L	0.058
2-Chloronaphthalene	ND	0.20	ug/L	0.044
2-Chlorophenol	ND	0.99	ug/L	0.045
4-Chlorophenyl phenyl ether	ND	0.99	ug/L	0.042
Chrysene	ND	0.20	ug/L	0.035
Dibenz(a,h)anthracene	ND	0.20	ug/L	0.034
Dibenzofuran	**0.053 J**	**0.99**	**ug/L**	**0.053**
3,3'-Dichlorobenzidine	ND	0.99	ug/L	0.041
2,4-Dichlorophenol	**0.23**	**0.20**	**ug/L**	**0.048**
Diethyl phthalate	ND	0.99	ug/L	0.24
2,4-Dimethylphenol	ND	0.99	ug/L	0.051

(Continued on next page)

MACTEC Engineering and Consulting Inc

Client Sample ID: RFI-PZ-19-1008

GC/MS Semivolatiles

Lot-Sample #...: C8J180171-004 **Work Order #...:** K06DG1AL **Matrix.....:** WATER

PARAMETER	RESULT	REPORTING LIMIT	UNITS	MDL
Dimethyl phthalate	ND	0.99	ug/L	0.042
Di-n-butyl phthalate	**0.077 J**	**0.99**	**ug/L**	**0.046**
4,6-Dinitro-2-methylphenol	ND	5.0	ug/L	1.4
2,4-Dinitrophenol	ND	5.0	ug/L	1.3
2,4-Dinitrotoluene	ND	0.99	ug/L	0.045
2,6-Dinitrotoluene	ND	0.99	ug/L	0.050
Di-n-octyl phthalate	ND	0.99	ug/L	0.042
Fluoranthene	ND	0.20	ug/L	0.049
Fluorene	**0.058 J**	**0.20**	**ug/L**	**0.054**
Hexachlorobenzene	ND	0.20	ug/L	0.043
Hexachlorobutadiene	ND	0.20	ug/L	0.037
Hexachlorocyclopentadiene	ND	0.99	ug/L	0.079
Hexachloroethane	ND	0.99	ug/L	0.043
Indeno(1,2,3-cd)pyrene	ND	0.20	ug/L	0.047
Isophorone	ND	0.99	ug/L	0.047
2-Methylnaphthalene	ND	0.20	ug/L	0.046
2-Methylphenol	ND	0.99	ug/L	0.051
4-Methylphenol	ND	0.99	ug/L	0.073
Naphthalene	**0.25**	**0.20**	**ug/L**	**0.043**
2-Nitroaniline	ND	5.0	ug/L	0.047
3-Nitroaniline	ND	5.0	ug/L	0.040
4-Nitroaniline	ND	5.0	ug/L	0.025
Nitrobenzene	ND	0.20	ug/L	0.063
2-Nitrophenol	ND	0.99	ug/L	0.053
4-Nitrophenol	ND	5.0	ug/L	0.069
N-Nitrosodi-n-propylamine	ND	0.20	ug/L	0.059
N-Nitrosodiphenylamine	ND	0.20	ug/L	0.048
2,2'-oxybis (1-Chloropropane)	ND	0.20	ug/L	0.026
Pentachlorophenol	ND	0.99	ug/L	0.082
Phenanthrene	**0.14 J**	**0.20**	**ug/L**	**0.054**
Phenol	ND	0.20	ug/L	0.022
Pyrene	ND	0.20	ug/L	0.056
2,4,5-Trichlorophenol	ND	0.99	ug/L	0.062
2,4,6-Trichlorophenol	ND	0.99	ug/L	0.056

(Continued on next page)

MACTEC Engineering and Consulting Inc

Client Sample ID: RFI-PZ-19-1008

GC/MS Semivolatiles

Lot-Sample #...: C8J180171-004 **Work Order #...:** K06DG1AL **Matrix.....:** WATER

SURROGATE	PERCENT RECOVERY	RECOVERY LIMITS
Nitrobenzene-d5	46	(23 - 112)
Terphenyl-d14	60	(10 - 132)
2-Fluorobiphenyl	55	(19 - 107)
2-Fluorophenol	41	(10 - 111)
Phenol-d5	49	(15 - 112)
2,4,6-Tribromophenol	60	(16 - 122)

NOTE(S):

J Estimated result. Result is less than RL.

Data File: \\PITSVR06\D\chem\731.i\V102808.b\V1028020.D
Date : 28-OCT-2008 01:00
Client ID: RFI-PZ-19-1008
Instrument: 731.i
Sample Info: C8J180171-004 10/23/08 h2o (8298042) 8270c
Volume Injected (uL): 2.0
Operator: 003200
Column phase: DB5-MS
Column diameter: 0.32

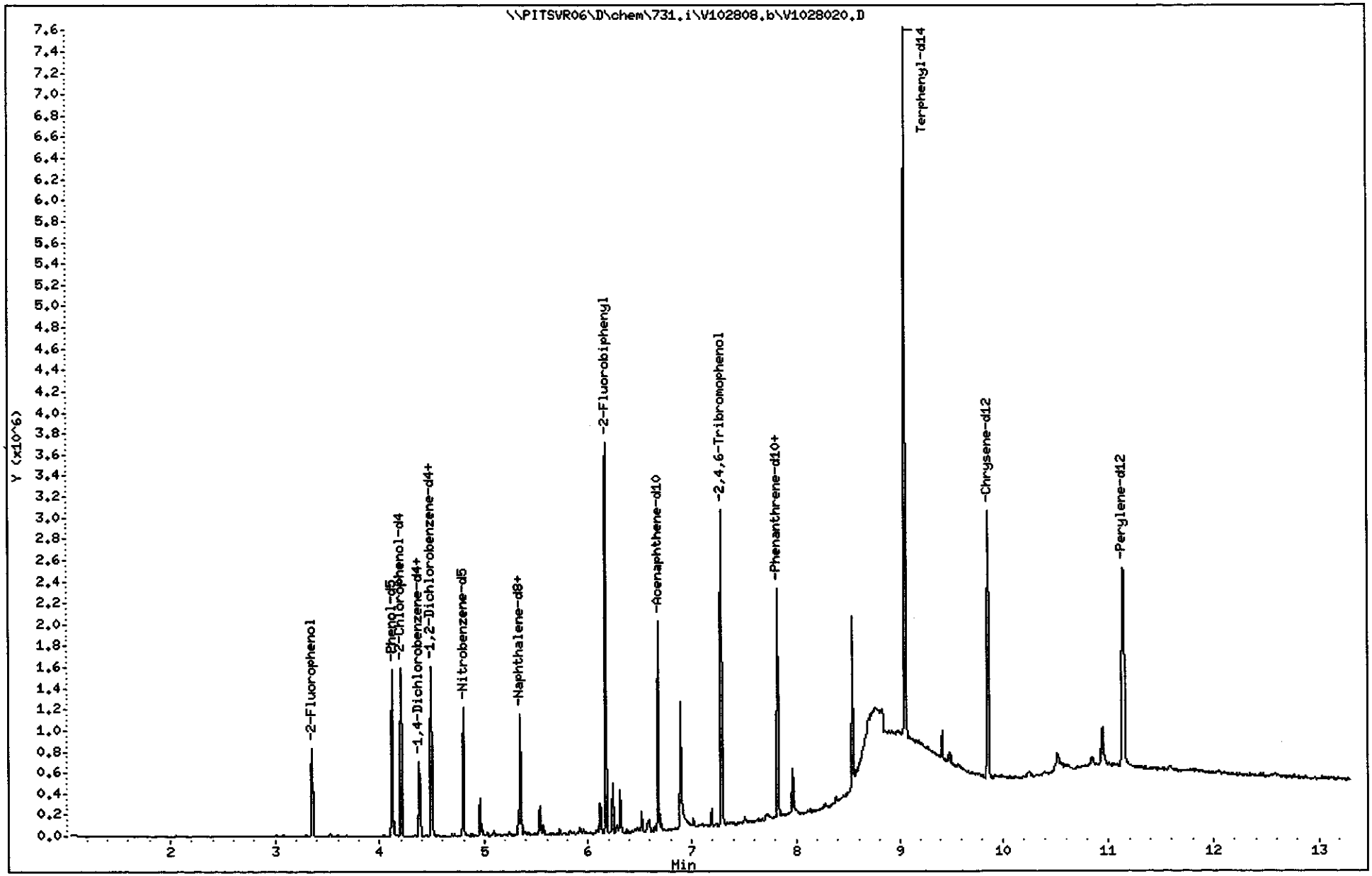

TestAmerica Pittsburgh

Semivolatile REPORT SW-846 Method 8270

Data file : \\PITSVR06\D\chem\731.i\V102808.b\V1028020.D
Lab Smp Id: K06DG1AL Client Smp ID: RFI-PZ-19-1008
Inj Date : 28-OCT-2008 01:00
Operator : 003200 Inst ID: 731.i
Smp Info : C8J180171-004 10/23/08 h2o (8298042) 8270c
Misc Info : K06DG1AL,V102808.b,8270ll.m,padep.sub
Comment :
Method : \\PITSVR06\D\chem\731.i\V102808.b\8270ll.m
Meth Date : 27-Oct-2008 22:55 piccolinov Quant Type: ISTD
Cal Date : 23-OCT-2008 04:48 Cal File: V1023NC7.D
Als bottle: 22
Dil Factor: 1.00000
Integrator: HP RTE Compound Sublist: padep.sub
Target Version: 4.14
Processing Host: PITSVR06

Concentration Formula: Amt * DF * Uf * Vt/(Vo * Vi) * CpndVariable

Name	Value	Description
DF	1.000	Dilution Factor
Uf	1.000	ng unit correction factor
Vt	1000.000	Volume of final extract (uL)
Vo	1010.000	Volume of sample extracted (mL)
Vi	2.000	Volume injected (uL)
Cpnd Variable		Local Compound Variable

	Compounds	QUANT SIG MASS	RT	EXP RT	REL RT	RESPONSE	CONCENTRATIONS ON-COLUMN (NG)	CONCENTRATIONS FINAL (ug/L)
* 1	1,4-Dichlorobenzene-d4	152	4.379	4.387	(1.000)	102714	8.00000	
* 2	Naphthalene-d8	136	5.346	5.354	(1.000)	455793	8.00000	
* 3	Acenaphthene-d10	164	6.681	6.695	(1.000)	350459	8.00000	
* 4	Phenanthrene-d10	188	7.824	7.838	(1.000)	725856	8.00000	
* 5	Chrysene-d12	240	9.860	9.874	(1.000)	821741	8.00000	
* 6	Perylene-d12	264	11.142	11.167	(1.000)	918601	8.00000	
198	1,4-Dioxane	88	Compound Not Detected.					
10	N-Nitrosodimethylamine	74	Compound Not Detected.					
9	Pyridine	79	Compound Not Detected.					
16	Methyl methanesulfonate	80	Compound Not Detected.					
206	Benzaldehyde	77	Compound Not Detected.					
21	Aniline	93	Compound Not Detected.					
22	Phenol	94	Compound Not Detected.					
23	bis(2-Chloroethyl)ether	93	Compound Not Detected.					
24	2-Chlorophenol	128	Compound Not Detected.					
26	1,3-Dichlorobenzene	146	4.336	4.339	(0.990)	1291	0.06524	0.032295
27	1,4-Dichlorobenzene	146	4.395	4.398	(1.004)	4301	0.21177	0.10484
28	1,2-Dichlorobenzene	146	4.507	4.510	(1.029)	8856	0.45607	0.22578
29	Benzyl Alcohol	108	Compound Not Detected.					
30	2-Methylphenol	108	Compound Not Detected.					

	Compounds	QUANT SIG MASS	RT	EXP RT	REL RT	RESPONSE	CONCENTRATIONS ON-COLUMN (NG)	CONCENTRATIONS FINAL (ug/L)
31	2,2'-oxybis(1-Chloropropane)	45	Compound Not Detected.					
37	Acetophenone	105	Compound Not Detected.					
32	N-Nitroso-di-n-propylamine	70	Compound Not Detected.					
192	4-Methylphenol	108	Compound Not Detected.					
34	Hexachloroethane	117	Compound Not Detected.					
35	Nitrobenzene	77	Compound Not Detected.					
41	Isophorone	82	Compound Not Detected.					
42	2-Nitrophenol	139	Compound Not Detected.					
43	2,4-Dimethylphenol	107	Compound Not Detected.					
44	bis(2-Chloroethoxy)methane	93	Compound Not Detected.					
48	2,4-Dichlorophenol	162	5.244	5.248	(0.981)	7882	0.46575	0.23057
49	Benzoic Acid	122	Compound Not Detected.					
50	1,2,4-Trichlorobenzene	180	Compound Not Detected.					
51	Naphthalene	128	5.362	5.370	(1.003)	29353	0.49961	0.24733
52	4-Chloroaniline	127	5.394	5.413	(1.009)	7542	0.33248	0.16459
54	2,6-Dichlorophenol	162	Compound Not Detected.					
56	Hexachlorobutadiene	224	Compound Not Detected.					
208	Caprolactam	113	Compound Not Detected.					
59	4-Chloro-3-Methylphenol	107	Compound Not Detected.					
62	2-Methylnaphthalene	142	5.890	5.899	(1.102)	2567	0.06138	0.030388
63	1-Methylnaphthalene	142	5.965	5.974	(1.116)	2502	0.05964	0.029524
64	Hexachlorocyclopentadiene	236	Compound Not Detected.					
66	2,4,6-Trichlorophenol	196	Compound Not Detected.					
67	2,4,5-Trichlorophenol	196	Compound Not Detected.					
209	1,1'-Biphenyl	154	Compound Not Detected.					
70	2-Chloronaphthalene	162	Compound Not Detected.					
73	2-Nitroaniline	65	Compound Not Detected.					
76	Dimethylphthalate	163	Compound Not Detected.					
78	2,6-Dinitrotoluene	165	Compound Not Detected.					
79	Acenaphthylene	152	Compound Not Detected.					
81	3-Nitroaniline	138	Compound Not Detected.					
82	Acenaphthene	153	6.708	6.722	(1.004)	14488	0.31442	0.15566
83	2,4-Dinitrophenol	184	Compound Not Detected.					
85	4-Nitrophenol	109	Compound Not Detected.					
86	Dibenzofuran	168	6.841	6.850	(1.024)	7375	0.10775	0.053339
87	2,4-Dinitrotoluene	165	Compound Not Detected.					
91	2,3,5,6-Tetrachlorophenol	231	Compound Not Detected.					
88	2,3,4,6-Tetrachlorophenol	231	Compound Not Detected.					
92	2-Naphthylamine	143	Compound Not Detected.					
93	Diethylphthalate	149	7.018	7.032	(1.050)	18656	0.36794	0.18215
94	Fluorene	166	7.103	7.117	(1.063)	6306	0.11743	0.058132
95	4-Chlorophenyl-phenylether	204	Compound Not Detected.					
96	4-Nitroaniline	138	Compound Not Detected.					
98	4,6-Dinitro-2-methylphenol	198	Compound Not Detected.					
99	N-Nitrosodiphenylamine (1)	169	Compound Not Detected.					
100	1,2-Diphenylhydrazine	77	Compound Not Detected.					
106	4-Bromophenyl-phenylether	248	Compound Not Detected.					
107	Hexachlorobenzene	283	Compound Not Detected.					
210	Atrazine	200	Compound Not Detected.					
111	Pentachlorophenol	265	Compound Not Detected.					
115	Phenanthrene	178	7.840	7.854	(1.002)	25164	0.27405	0.13567
116	Anthracene	178	7.878	7.897	(1.007)	4308	0.04640	0.022972
119	Carbazole	167	8.006	8.020	(1.023)	12527	0.13963	0.069124
120	Di-n-Butylphthalate	149	8.273	8.287	(1.057)	16775	0.15580	0.077127

Compounds	QUANT SIG MASS	RT	EXP RT	REL RT	RESPONSE	CONCENTRATIONS ON-COLUMN (NG)	CONCENTRATIONS FINAL (ug/L)
123 Fluoranthene	202	8.765	8.773	(1.120)	7263	0.06617	0.032758
124 Benzidine	184	Compound Not Detected.					
125 Pyrene	202	8.930	8.950	(0.906)	5386	0.04273	0.021154
131 Butylbenzylphthalate	149	9.422	9.436	(0.956)	57775	0.97873	0.48452
135 3,3'-Dichlorobenzidine	252	Compound Not Detected.					
136 Benzo(a)Anthracene	228	Compound Not Detected.					
137 Chrysene	228	Compound Not Detected.					
139 bis(2-ethylhexyl)Phthalate	149	Compound Not Detected.					
140 Di-n-octylphthalate	149	Compound Not Detected.					
141 Benzo(b)fluoranthene	252	Compound Not Detected.					
142 Benzo(k)fluoranthene	252	Compound Not Detected.					
143 7,12-dimethylbenz[a]anthracen	256	Compound Not Detected.					
146 Benzo(a)pyrene	252	Compound Not Detected.					
149 Indeno(1,2,3-cd)pyrene	276	Compound Not Detected.					
150 Dibenz(a,h)anthracene	278	Compound Not Detected.					
151 Benzo(g,h,i)perylene	276	Compound Not Detected.					
$ 154 Nitrobenzene-d5	82	4.801	4.809	(0.898)	295063	18.5925	9.2042
$ 155 2-Fluorobiphenyl	172	6.174	6.182	(0.924)	1095451	21.9662	10.874
$ 156 Terphenyl-d14	244	9.048	9.062	(0.918)	1966113	24.1777	11.969
$ 157 Phenol-d5	99	4.122	4.126	(0.941)	476311	29.2303	14.470
$ 158 2-Fluorophenol	112	3.353	3.356	(0.766)	277984	24.4513	12.104
$ 159 2,4,6-Tribromophenol	330	7.285	7.299	(0.931)	305132	35.7635	17.705
$ 186 2-Chlorophenol-d4	132	4.208	4.211	(0.961)	481724	30.1738	14.938
$ 187 1,2-Dichlorobenzene-d4	152	4.491	4.500	(1.026)	252168	20.1596	9.9800

Data File: \\PITSVR06\D\chem\731.i\V102808.b\V1028020.D

Date : 28-OCT-2008 01:00

Client ID: RFI-PZ-19-1008

Instrument: 731.i

Sample Info: C8J180171-004 10/23/08 h2o (8298042) 8270c

Volume Injected (uL): 2.0

Operator: 003200

Column phase: DB5-MS

Column diameter: 0.32

26 1,3-Dichlorobenzene

Concentration: 0.032295 ug/L

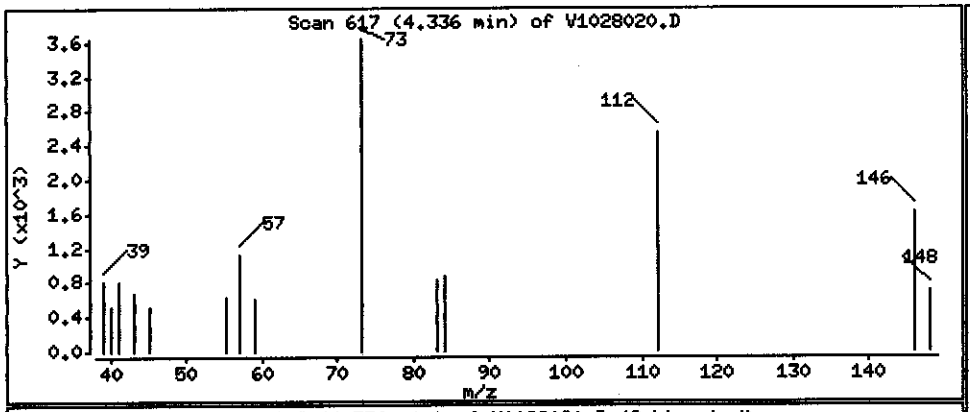

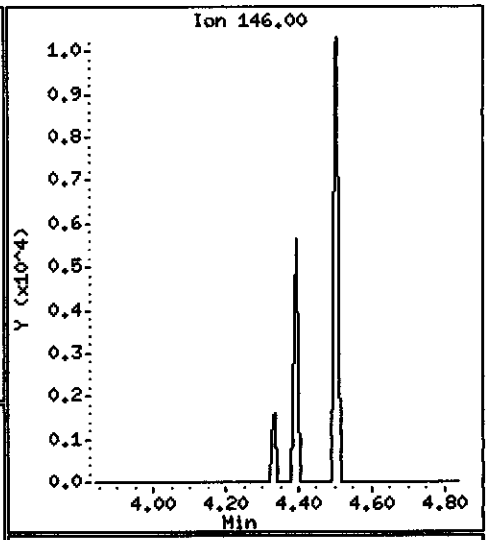

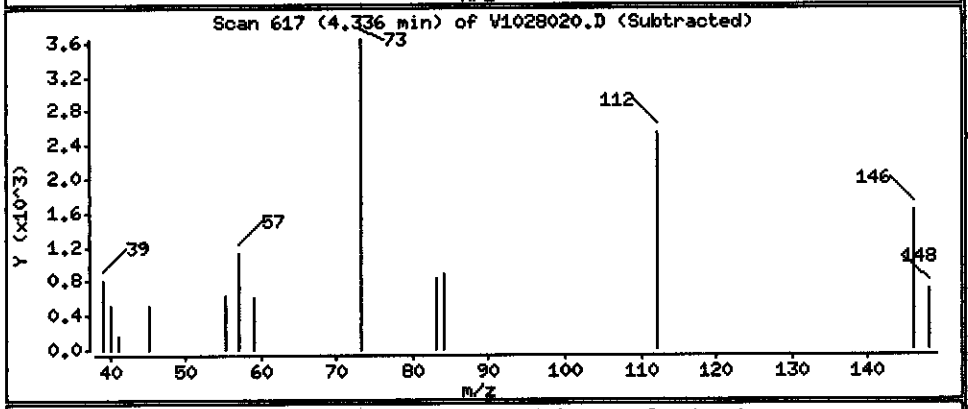

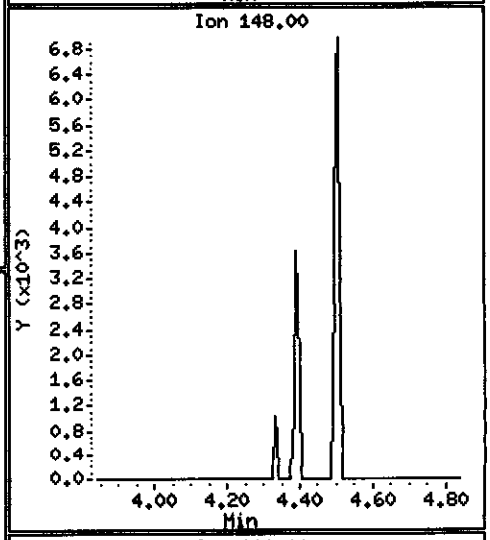

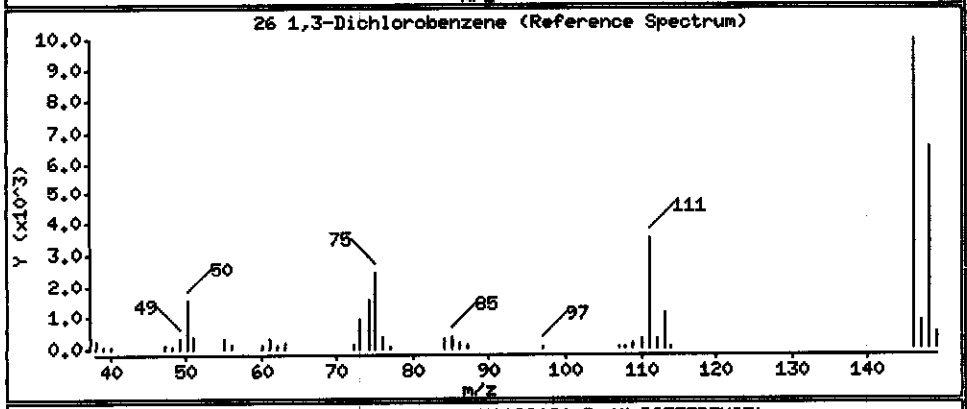

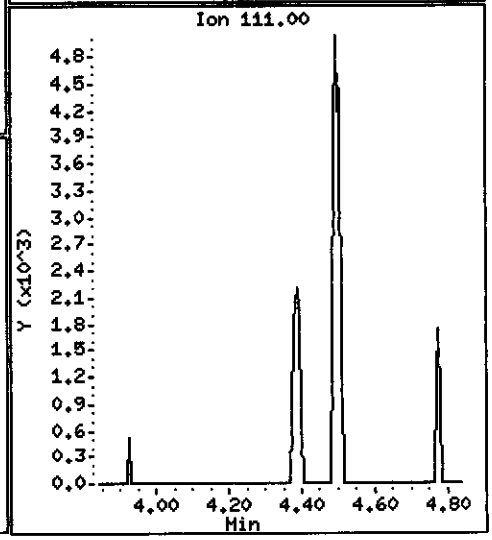

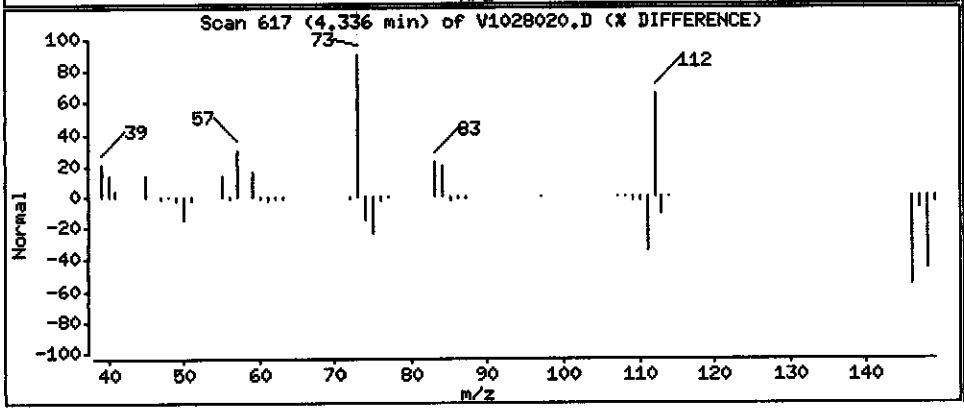

Data File: \\PITSVR06\D\chem\731.i\V102808.b\V1028020.D

Date : 28-OCT-2008 01:00

Client ID: RFI-PZ-19-1008

Instrument: 731.i

Sample Info: C8J180171-004 10/23/08 h2o (8298042) 8270c

Volume Injected (uL): 2.0

Operator: 003200

Column phase: DB5-MS

Column diameter: 0.32

27 1,4-Dichlorobenzene

Concentration: 0.10484 ug/L

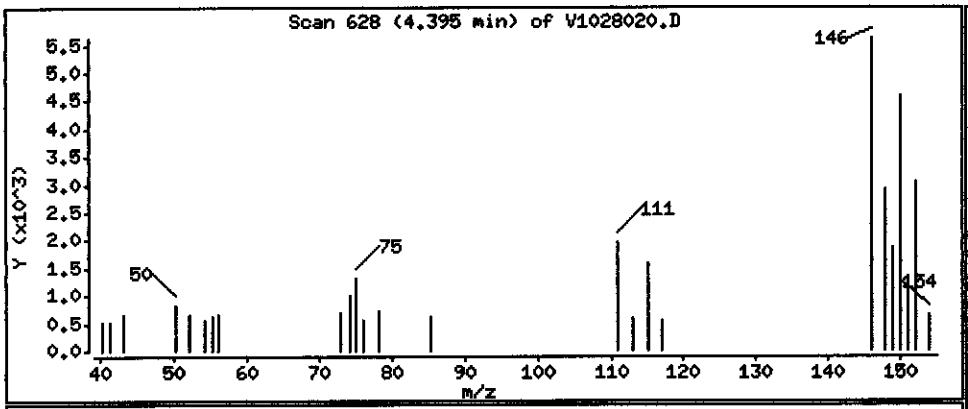

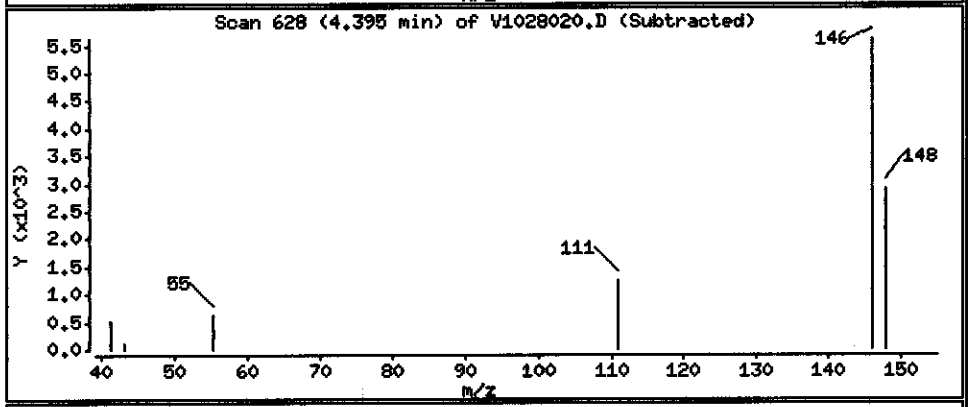

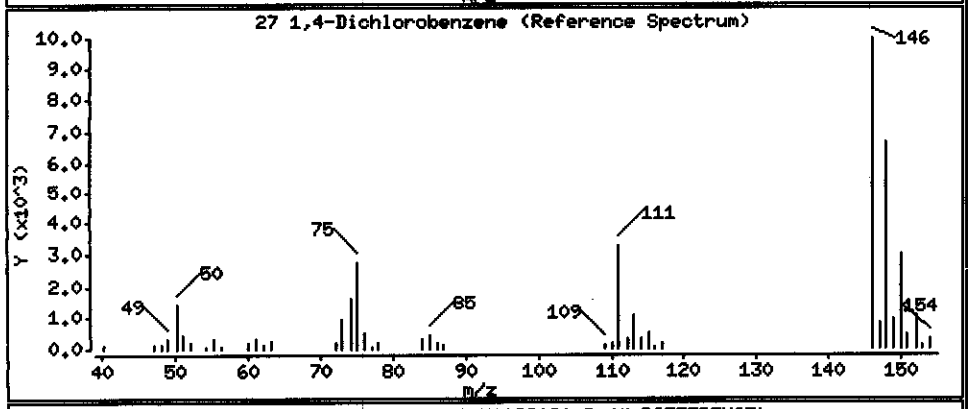

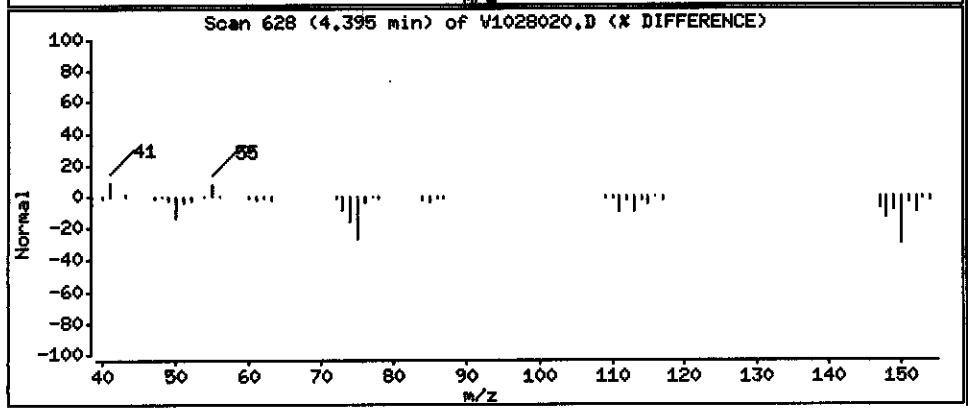

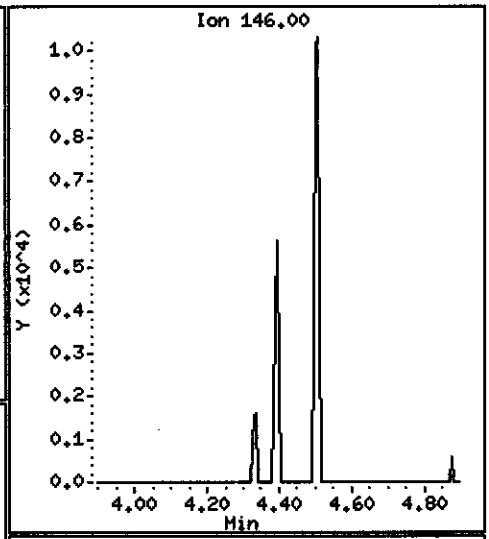

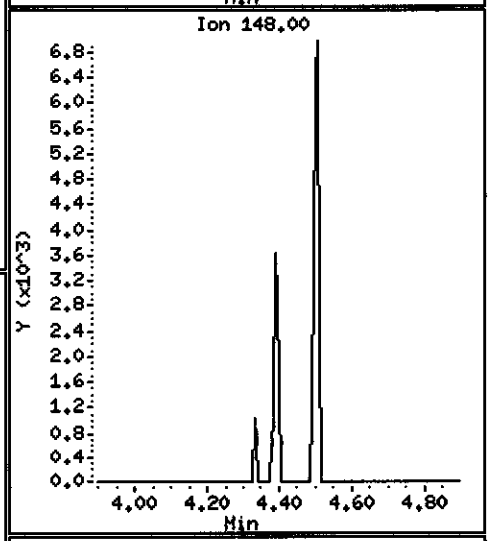

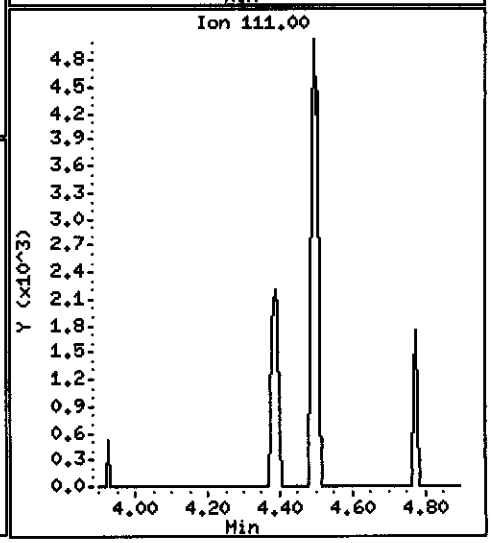

Data File: \\PITSVR06\D\chem\731.i\V102808.b\V1028020.D

Date : 28-OCT-2008 01:00

Client ID: RFI-PZ-19-1008

Instrument: 731.i

Sample Info: C8J180171-004 10/23/08 h2o (8298042) 8270c

Volume Injected (uL): 2.0

Operator: 003200

Column phase: DB5-MS

Column diameter: 0.32

28 1,2-Dichlorobenzene

Concentration: 0.22578 ug/L

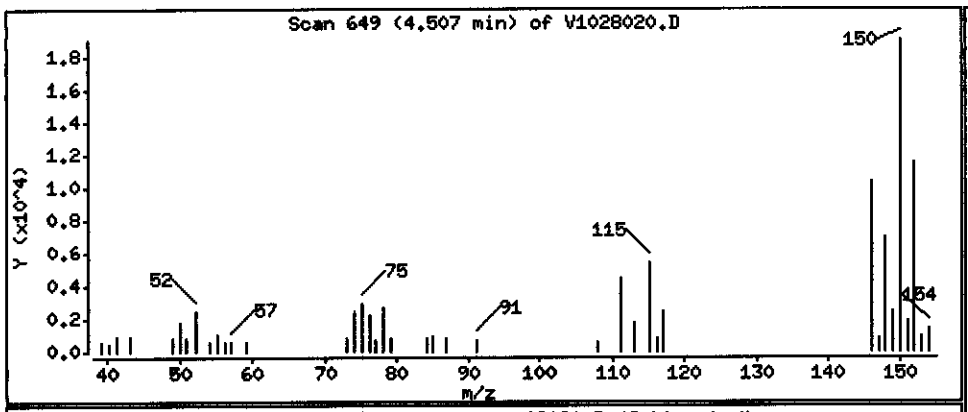

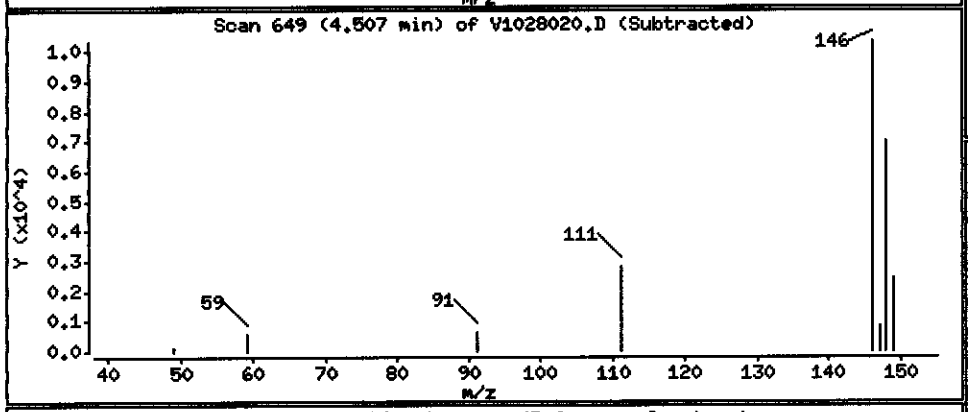

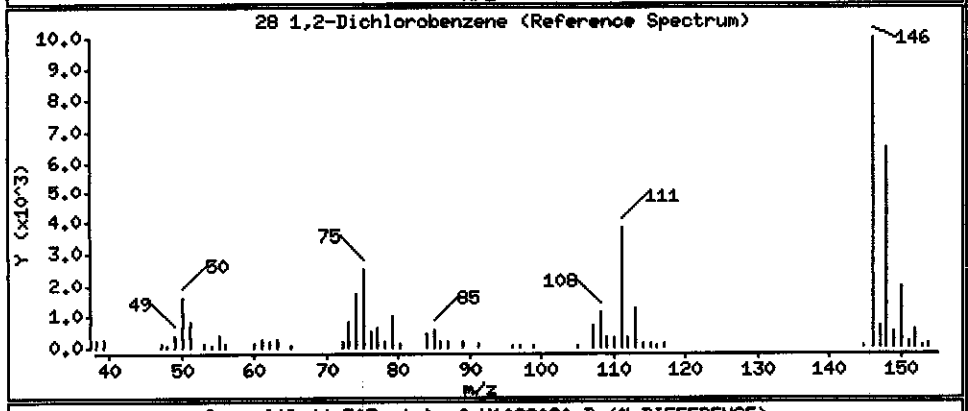

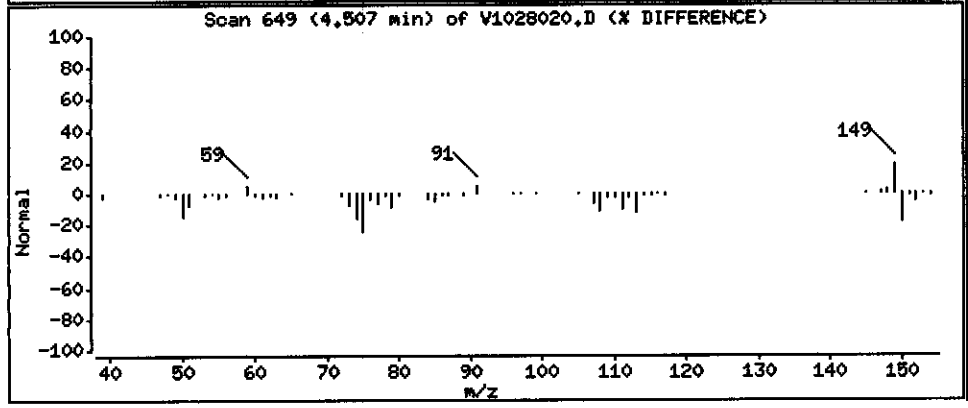

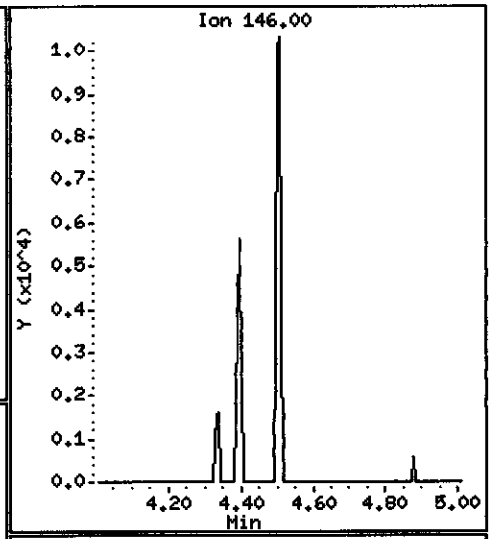

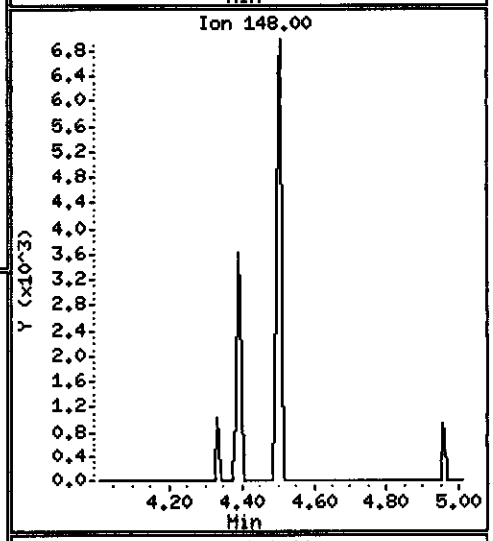

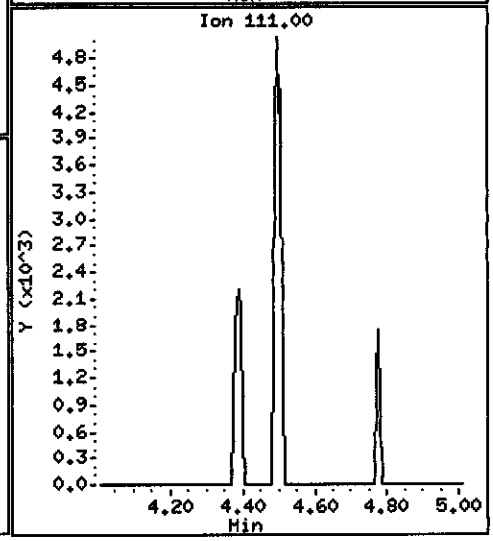

Data File: \\PITSVR06\D\chem\731.i\V102808.b\V1028020.D

Date : 28-OCT-2008 01:00

Client ID: RFI-PZ-19-1008

Instrument: 731.i

Sample Info: C8J180171-004 10/23/08 h2o (8298042) 8270c

Volume Injected (uL): 2.0

Operator: 003200

Column phase: DB5-MS

Column diameter: 0.32

48 2,4-Dichlorophenol

Concentration: 0.23057 ug/L

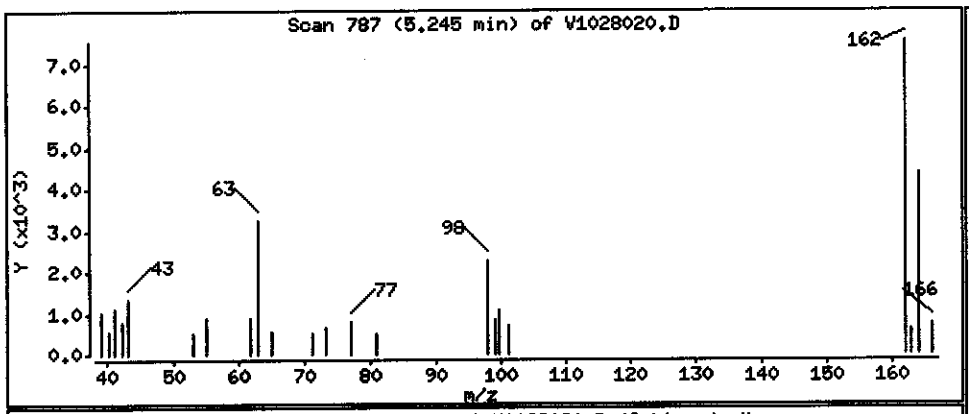

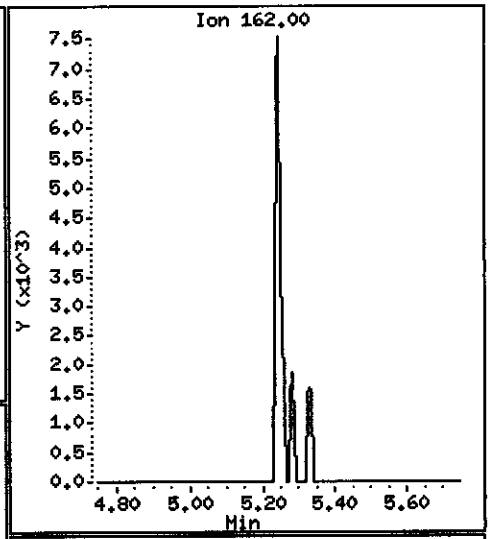

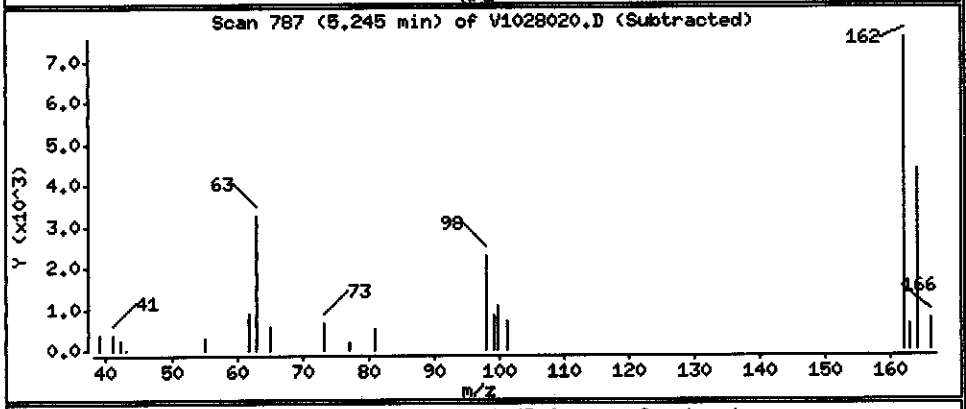

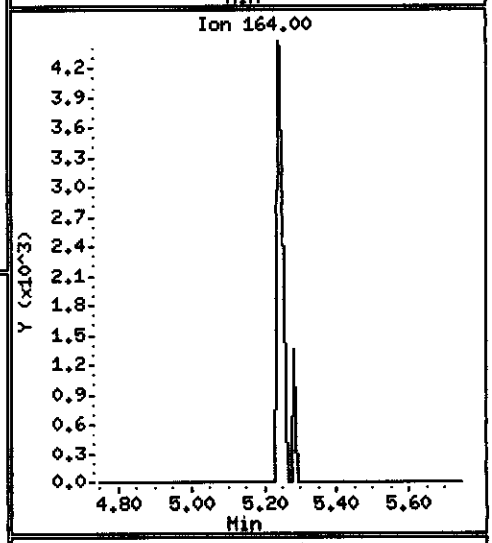

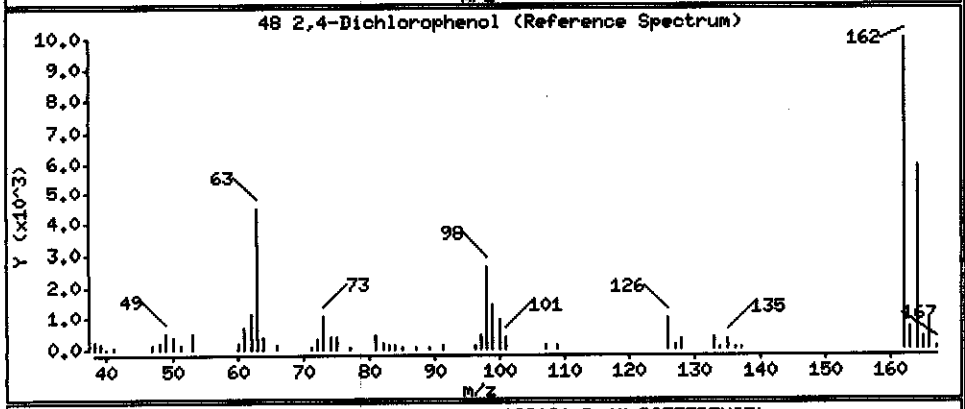

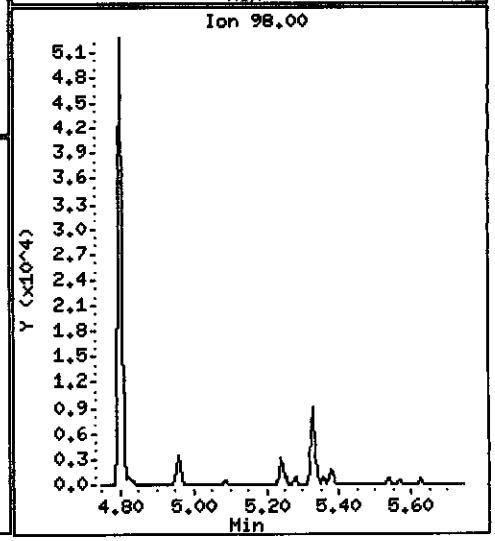

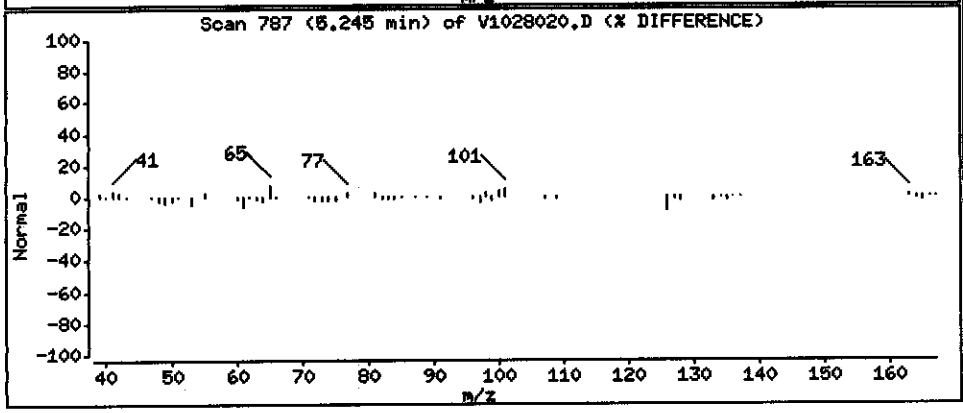

Data File: \\PITSVR06\D\chem\731.i\V102808.b\V1028020.D

Date : 28-OCT-2008 01:00

Client ID: RFI-PZ-19-1008

Instrument: 731.i

Sample Info: C8J180171-004 10/23/08 h2o (8298042) 8270c

Volume Injected (uL): 2.0

Operator: 003200

Column phase: DB5-MS

Column diameter: 0.32

51 Naphthalene

Concentration: 0.24733 ug/L

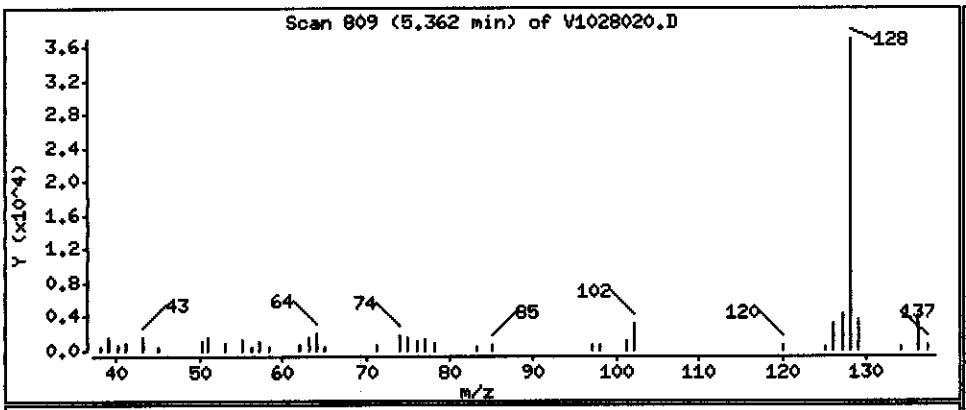

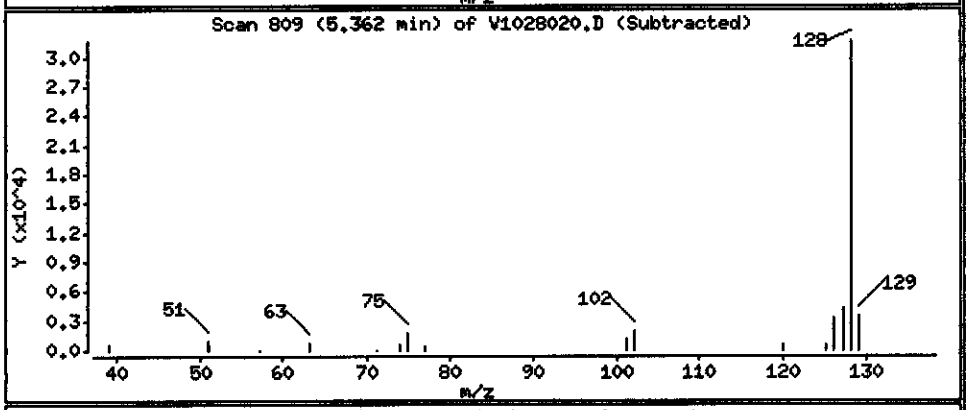

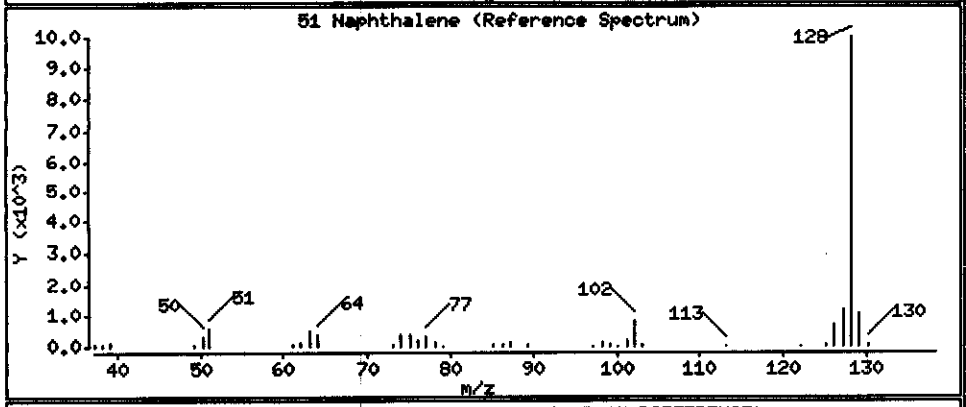

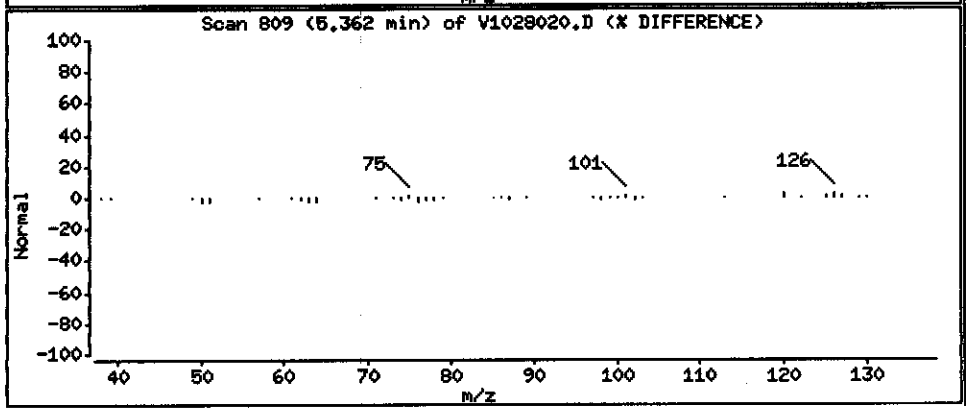

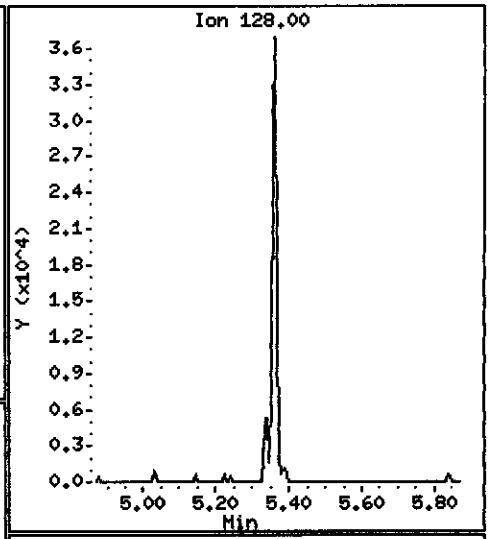

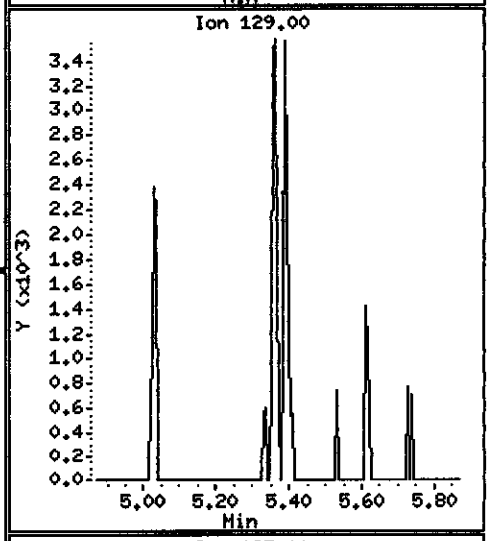

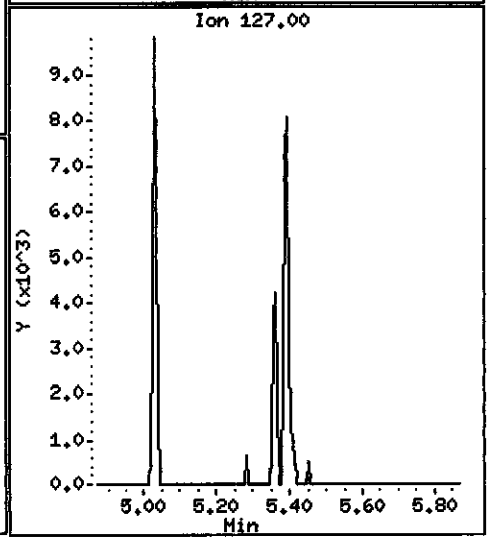

Data File: \\PITSVR06\D\chem\731.i\V102808.b\V1028020.D

Date : 28-OCT-2008 01:00

Client ID: RFI-PZ-19-1008

Instrument: 731.i

Sample Info: C8J180171-004 10/23/08 h2o (8298042) 8270c

Volume Injected (uL): 2.0

Operator: 003200

Column phase: DB5-MS

Column diameter: 0.32

52 4-Chloroaniline

Concentration: 0.16459 ug/L

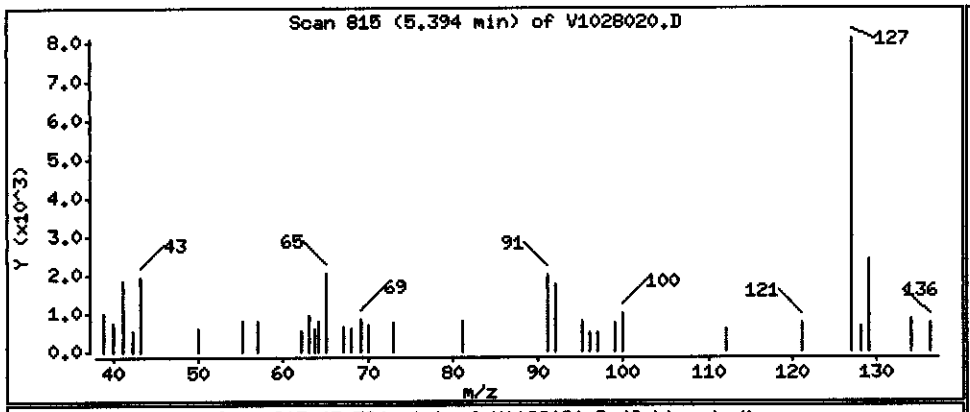

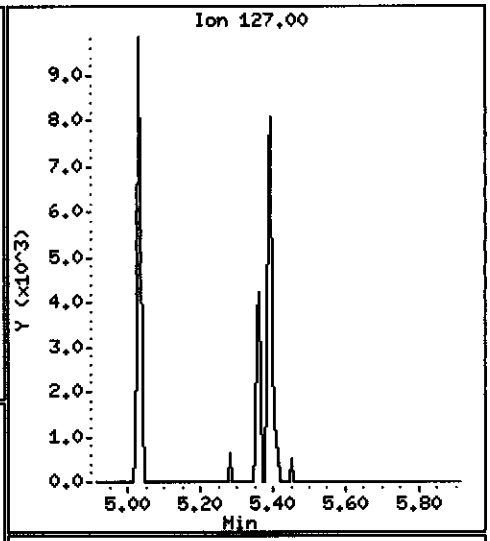

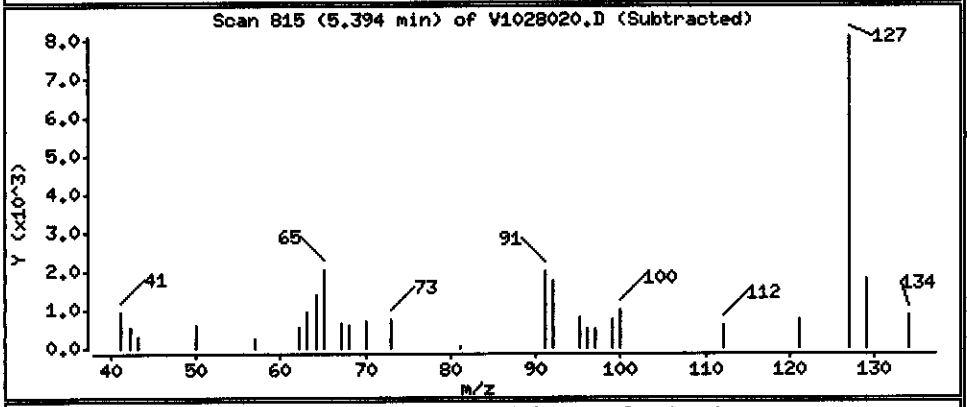

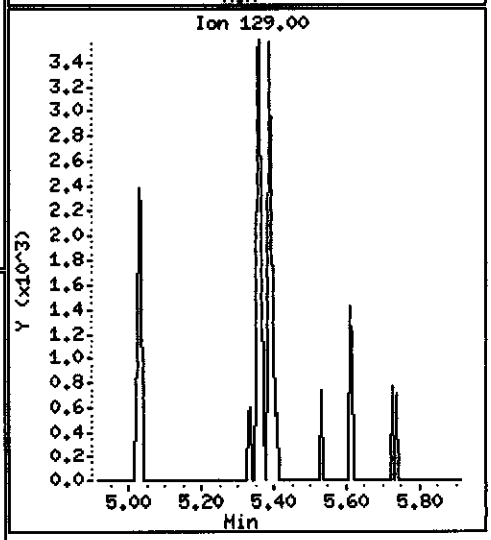

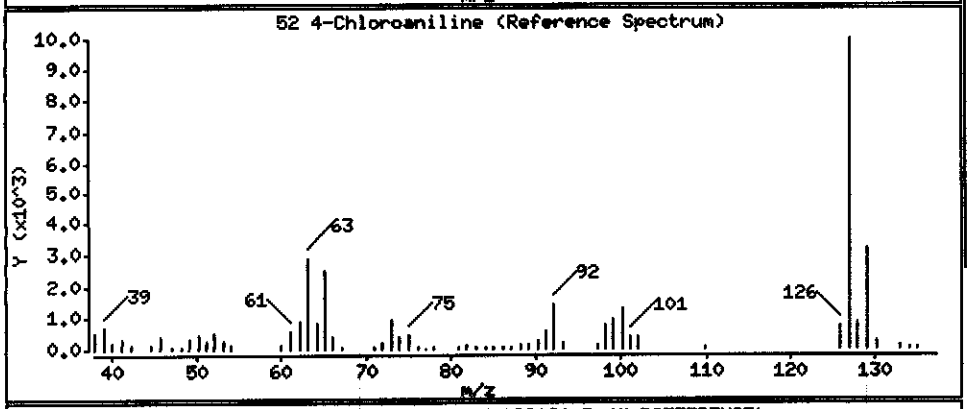

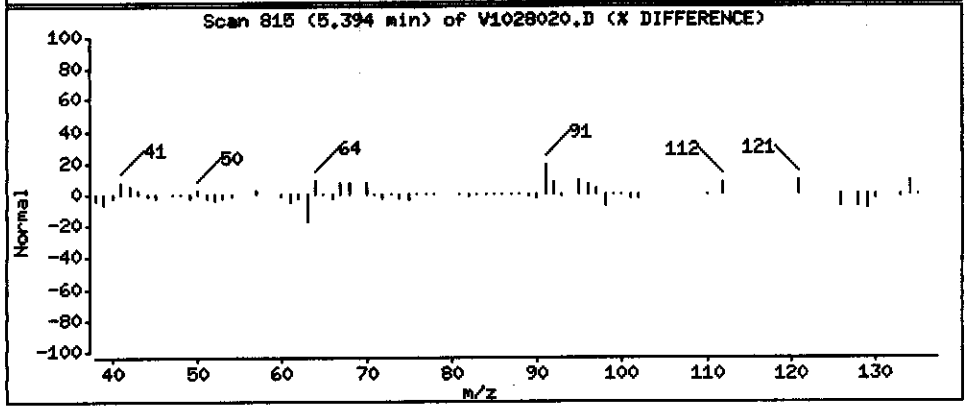

Data File: \\PITSVR06\D\chem\731.i\V102808.b\V1028020.D

Date : 28-OCT-2008 01:00

Client ID: RFI-PZ-19-1008

Instrument: 731.i

Sample Info: C8J180171-004 10/23/08 h2o (8298042) 8270c

Volume Injected (uL): 2.0

Operator: 003200

Column phase: DB5-MS

Column diameter: 0.32

62 2-Methylnaphthalene

Concentration: 0.030388 ug/L

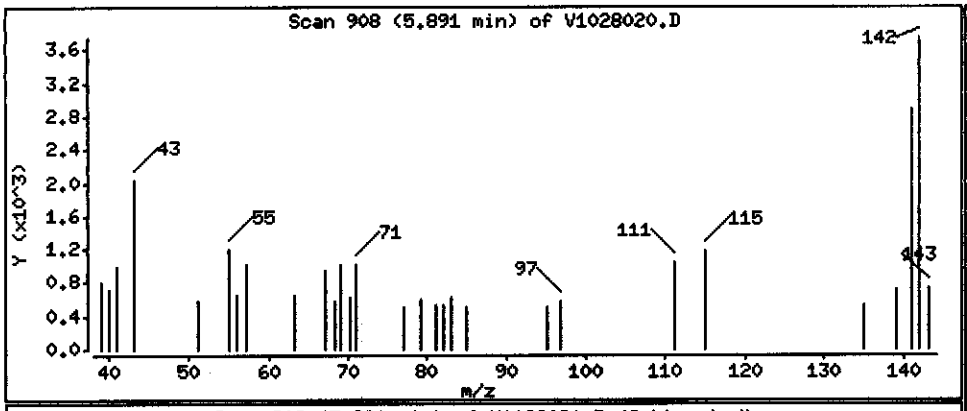

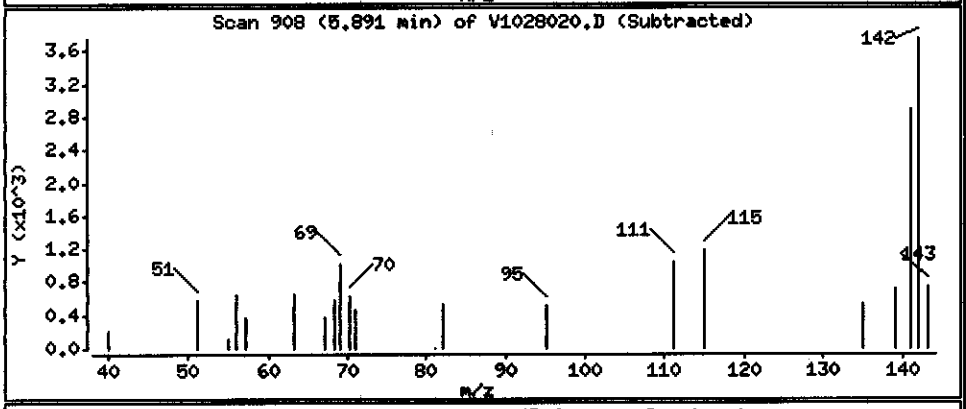

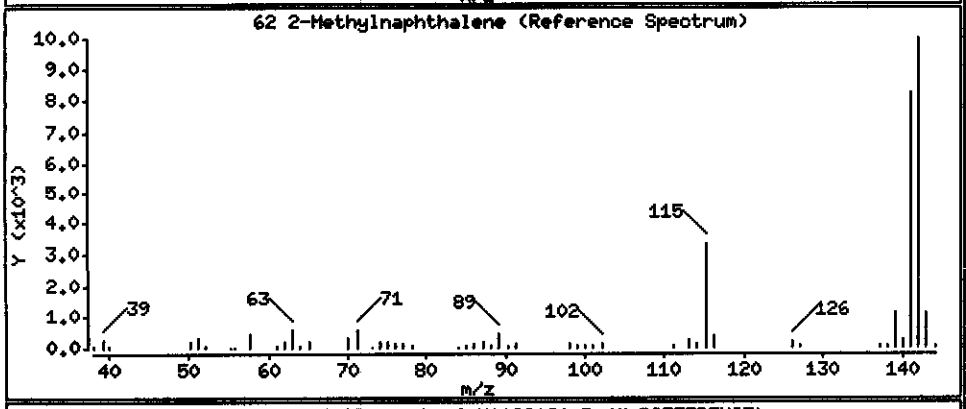

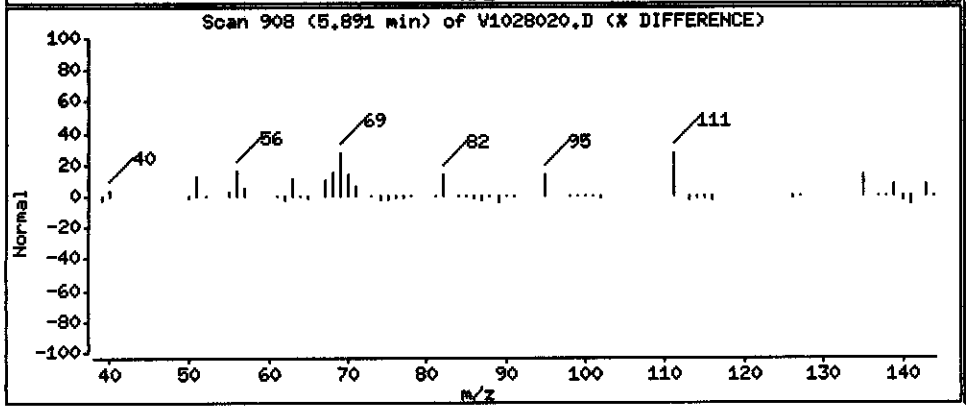

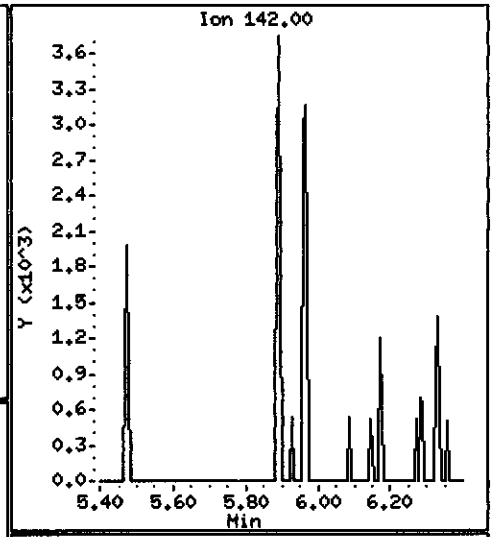

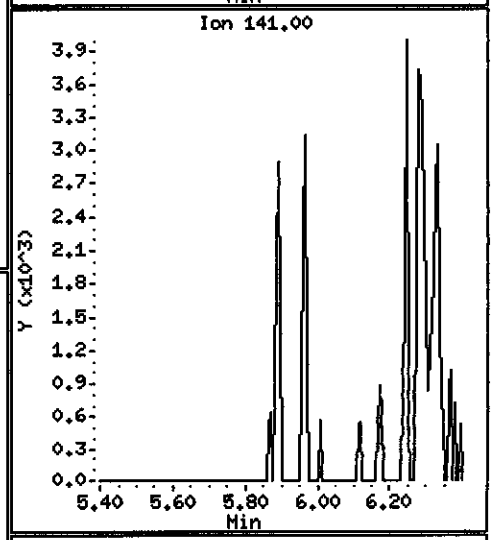

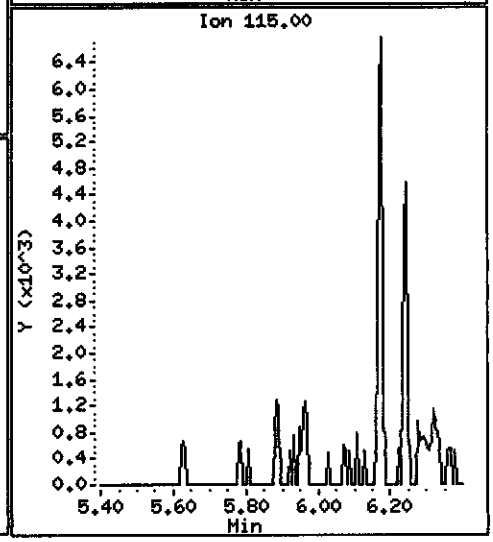

Data File: \\PITSVR06\D\chem\731.i\V102808.b\V1028020.D

Date : 28-OCT-2008 01:00

Client ID: RFI-PZ-19-1008

Instrument: 731.i

Sample Info: C8J180171-004 10/23/08 h2o (8298042) 8270c

Volume Injected (uL): 2.0

Operator: 003200

Column phase: DB5-MS

Column diameter: 0.32

63 1-Methylnaphthalene

Concentration: 0.029524 ug/L

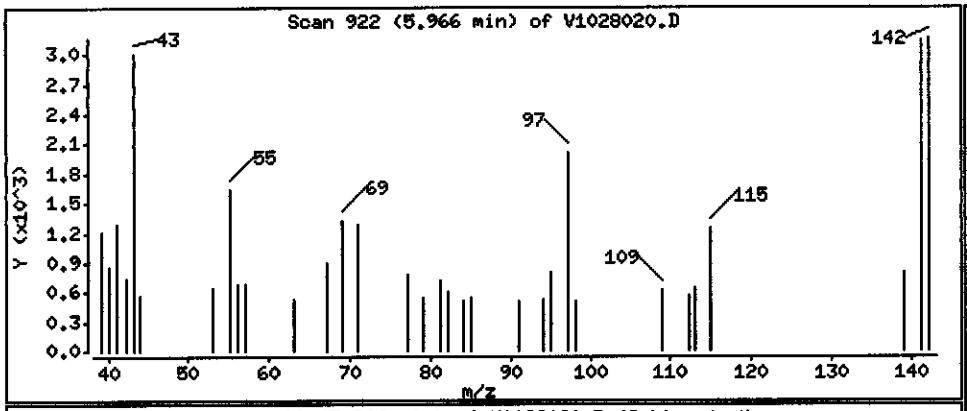

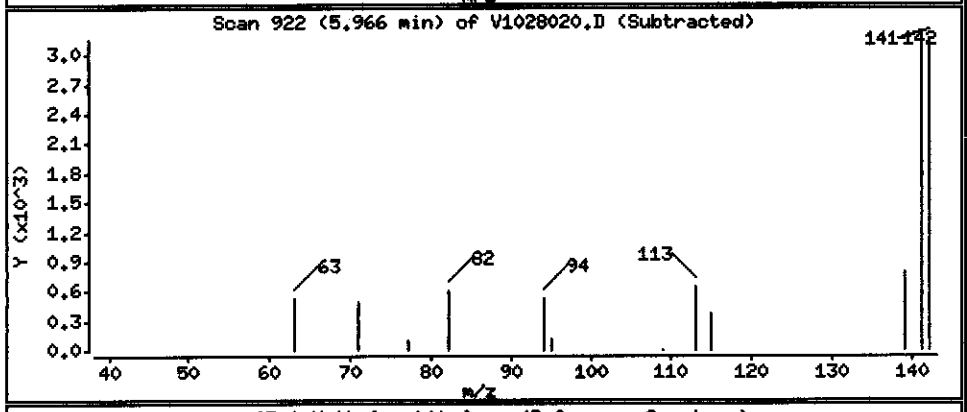

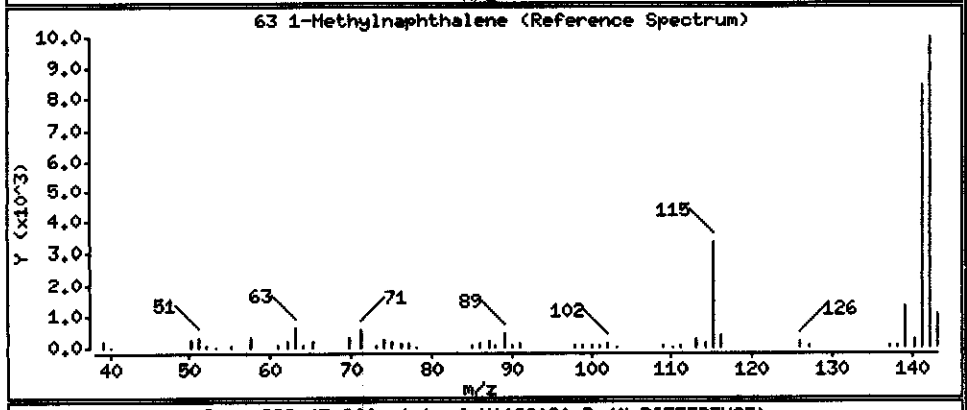

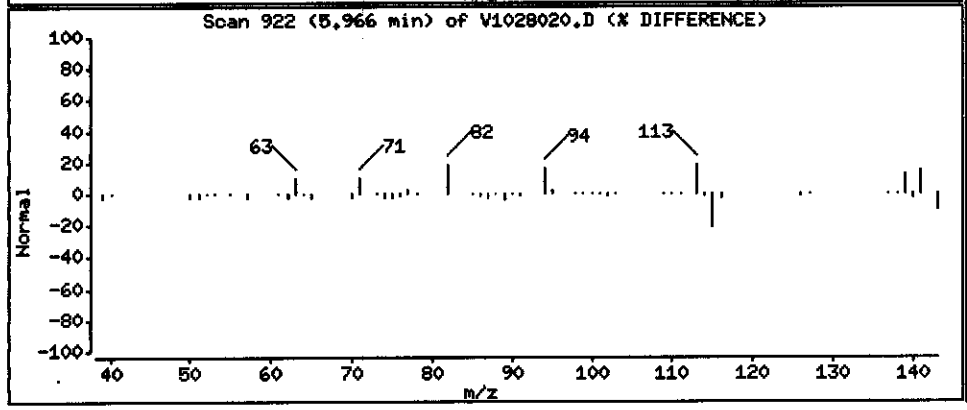

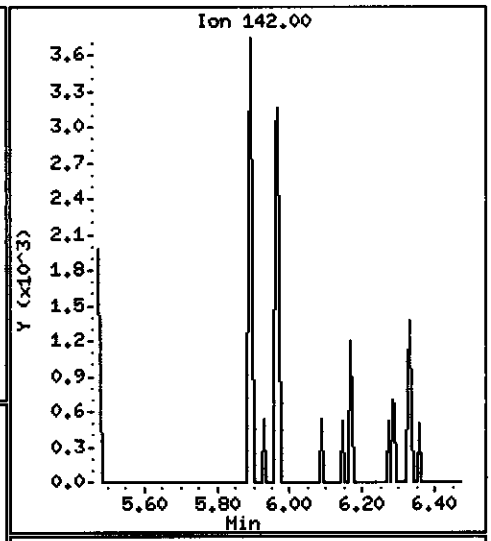

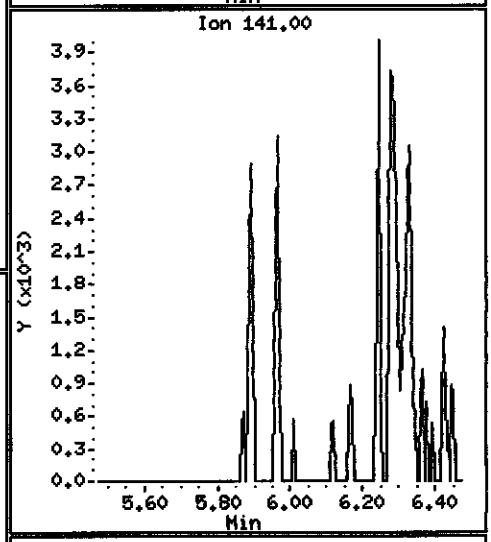

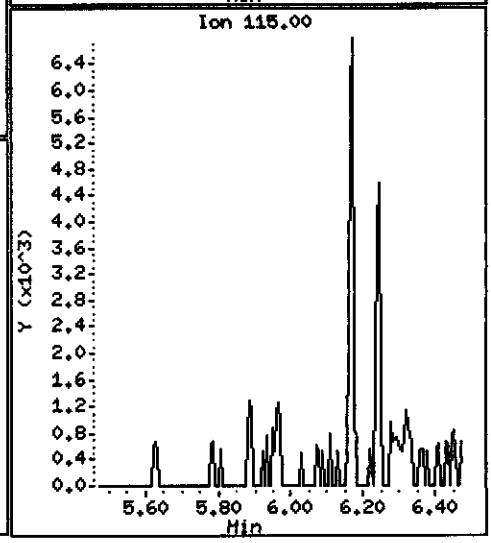

Data File: \\PITSVR06\D\chem\731.i\V102808.b\V1028020.D

Date : 28-OCT-2008 01:00

Client ID: RFI-PZ-19-1008

Instrument: 731.i

Sample Info: C8J180171-004 10/23/08 h2o (8298042) 8270c

Volume Injected (uL): 2.0

Operator: 003200

Column phase: DB5-MS

Column diameter: 0.32

82 Acenaphthene

Concentration: 0.15566 ug/L

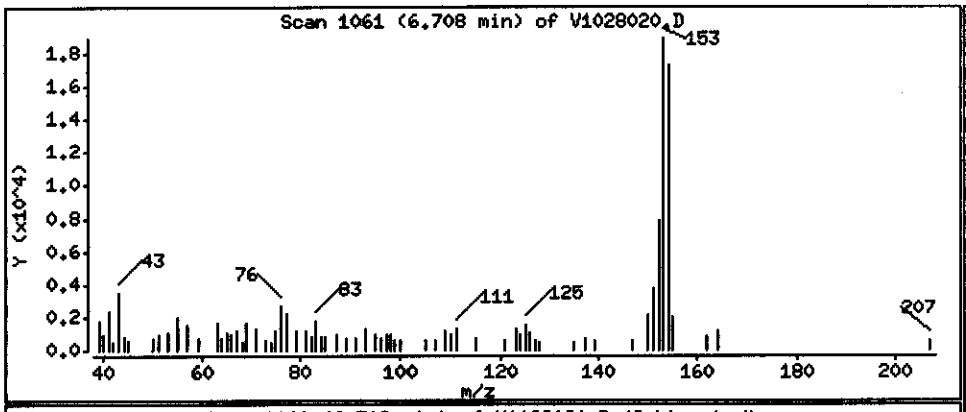

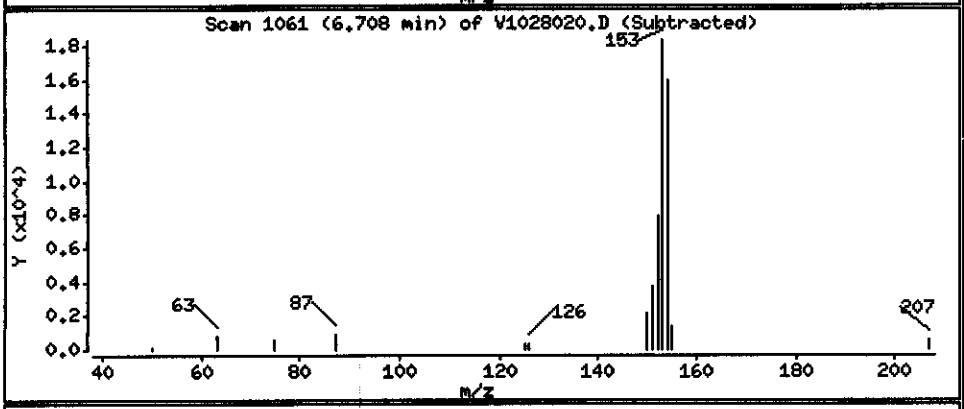

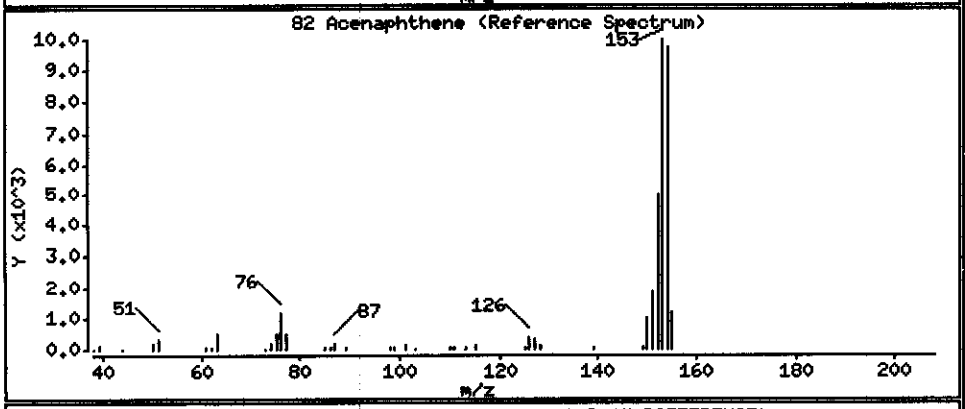

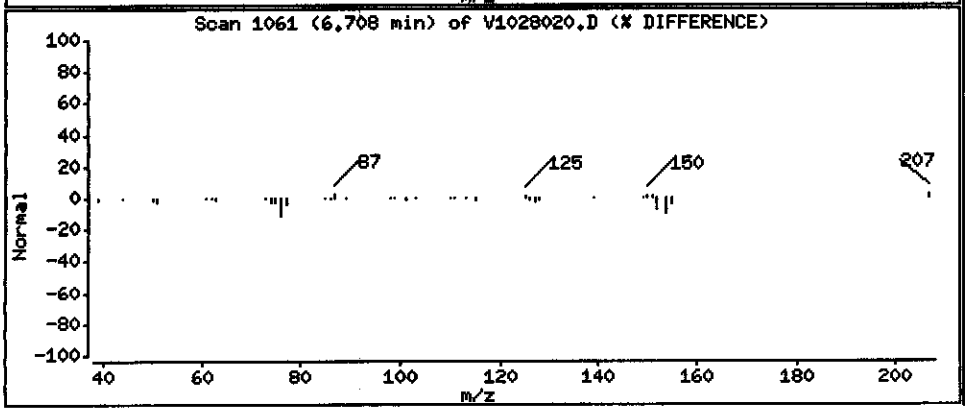

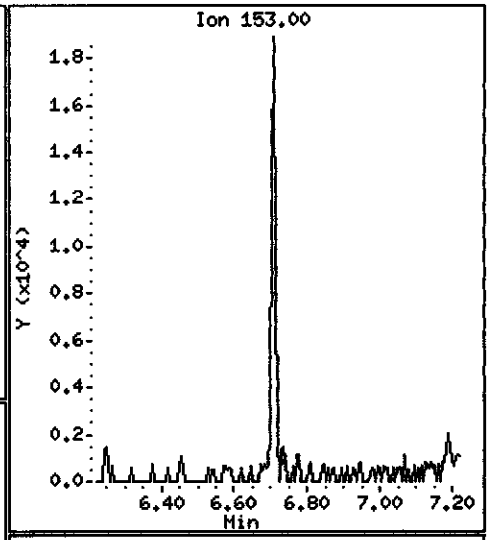

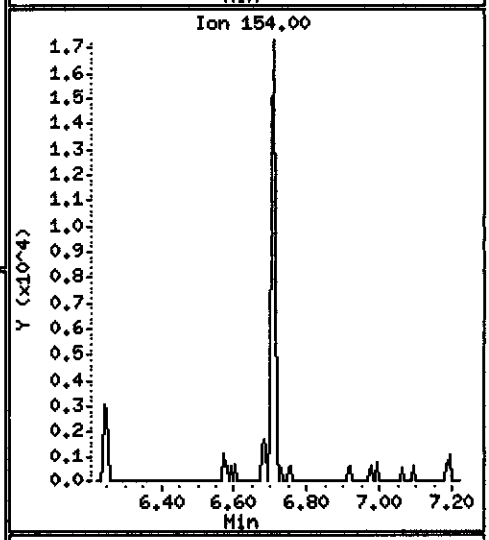

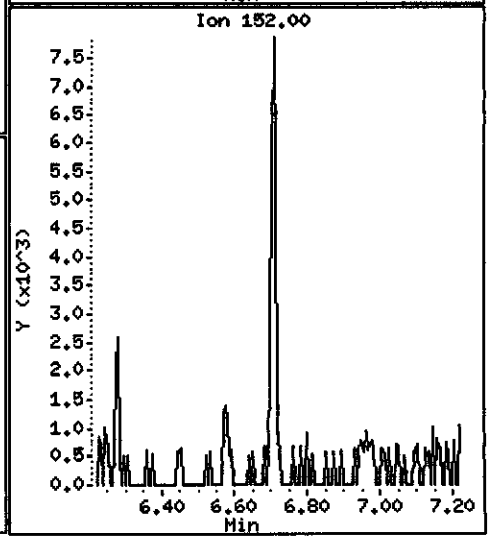

Data File: \\PITSVR06\D\chem\731.i\V102808.b\V1028020.D

Date : 28-OCT-2008 01:00

Client ID: RFI-PZ-19-1008

Instrument: 731.i

Sample Info: C8J180171-004 10/23/08 h2o (8298042) 8270c

Volume Injected (uL): 2.0

Operator: 003200

Column phase: DB5-MS

Column diameter: 0.32

86 Dibenzofuran

Concentration: 0.053339 ug/L

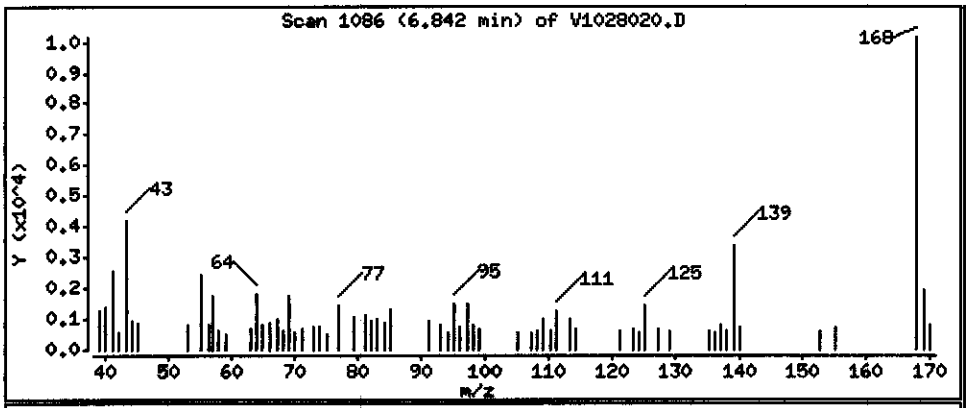

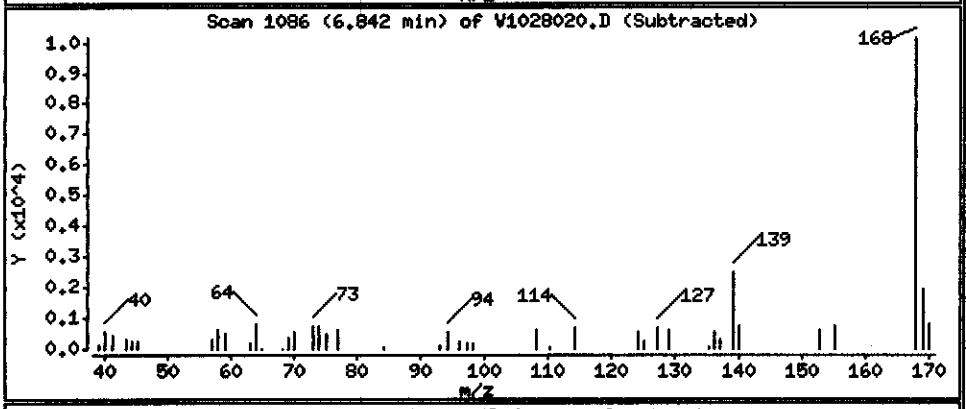

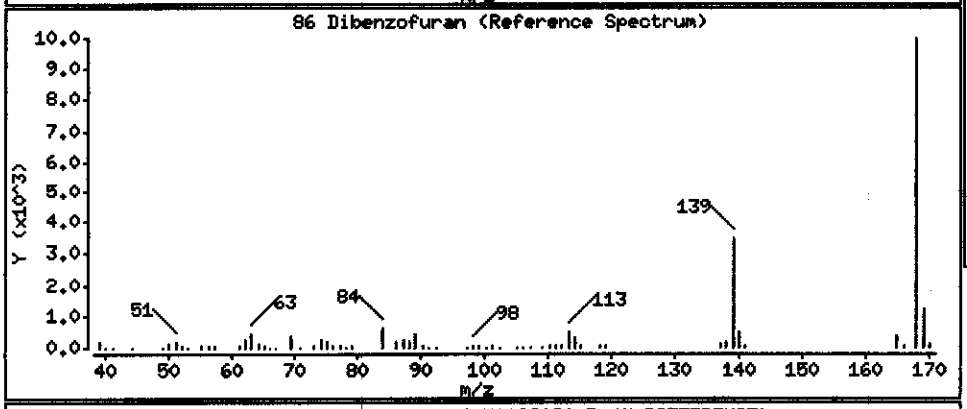

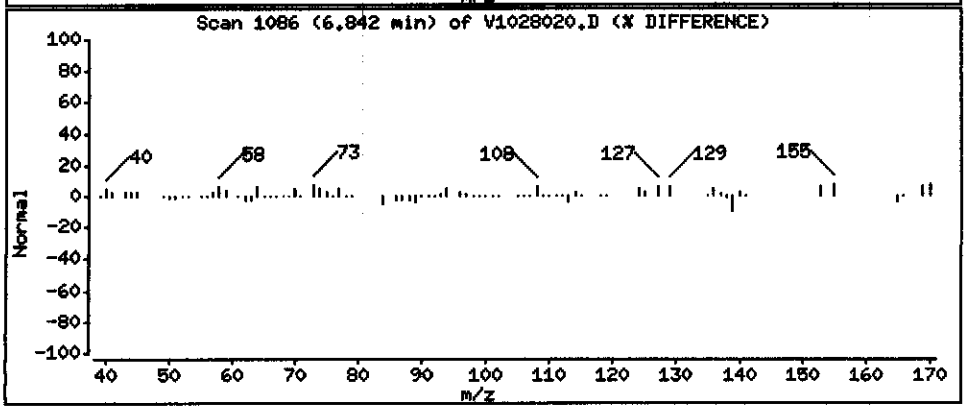

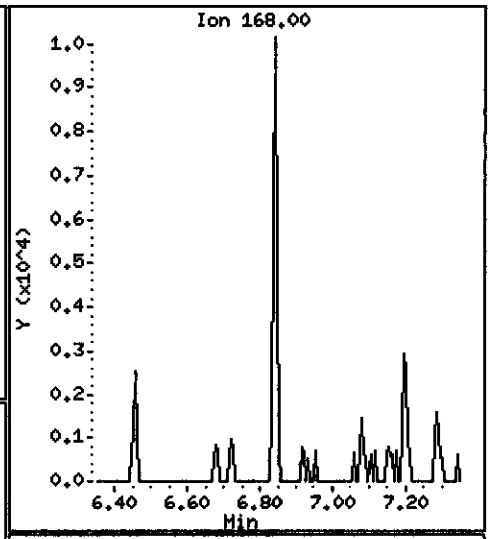

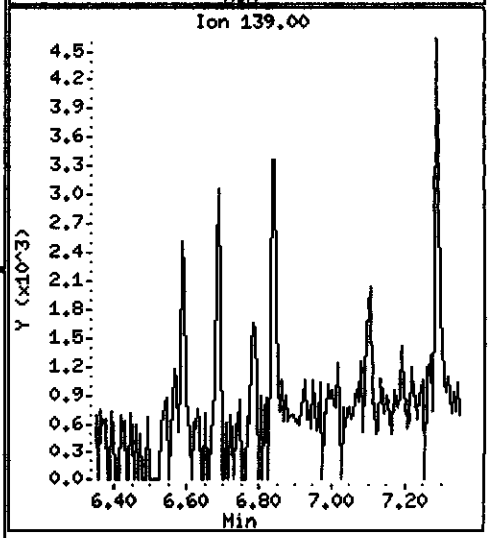

Data File: \\PITSVR06\D\chem\731.i\V102808.b\V1028020.D

Date : 28-OCT-2008 01:00

Client ID: RFI-PZ-19-1008

Instrument: 731.i

Sample Info: C8J180171-004 10/23/08 h2o (8298042) 8270c

Volume Injected (uL): 2.0

Operator: 003200

Column phase: DB5-MS

Column diameter: 0.32

93 Diethylphthalate

Concentration: 0.18215 ug/L

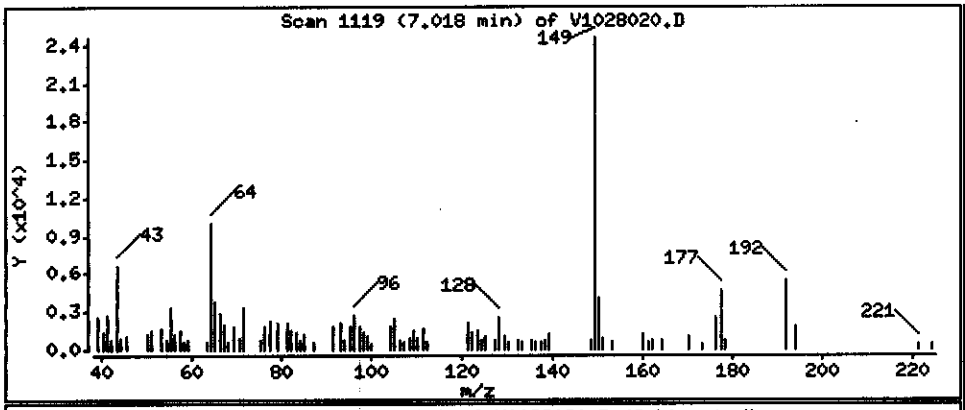

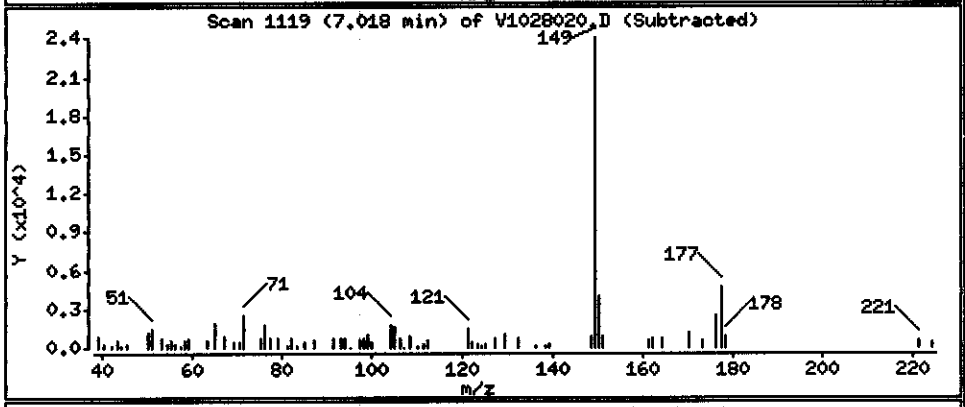

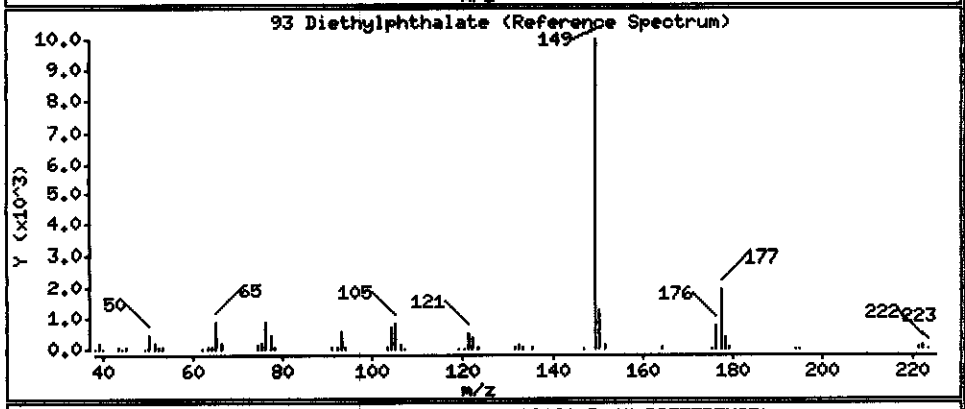

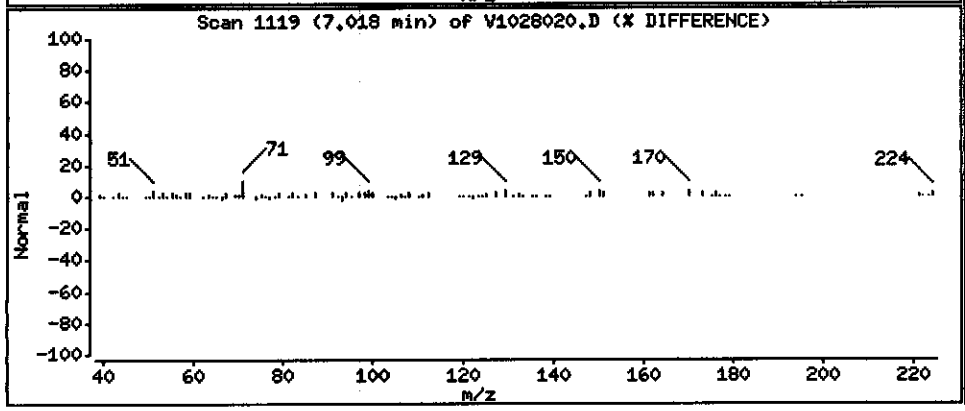

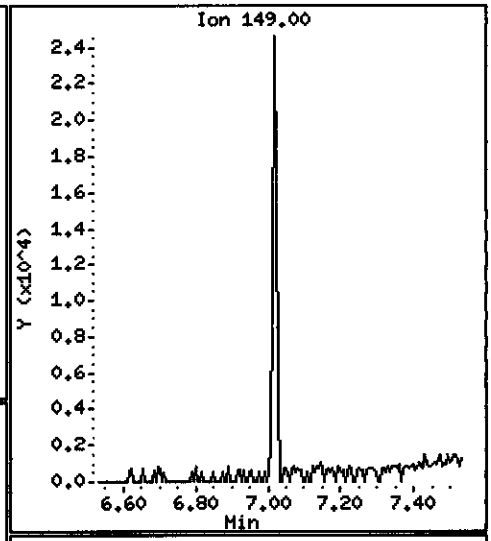

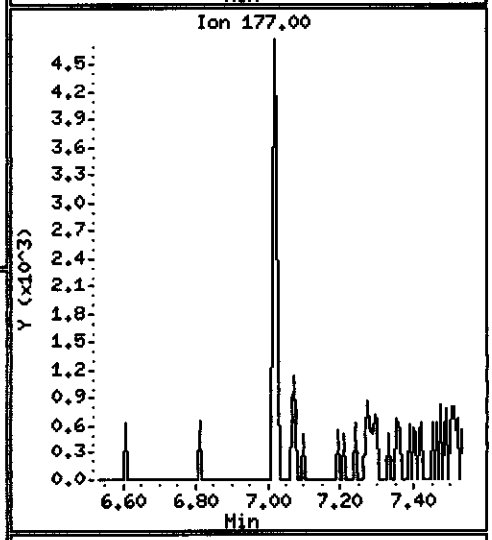

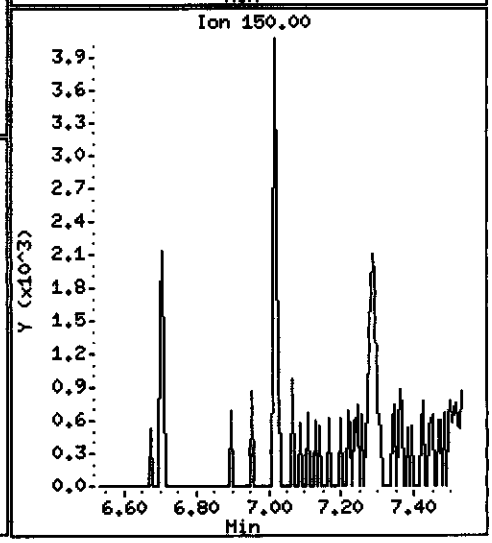

Data File: \\PITSVR06\D\chem\731.i\V102808.b\V1028020.D

Date : 28-OCT-2008 01:00

Client ID: RFI-PZ-19-1008

Instrument: 731.i

Sample Info: C8J180171-004 10/23/08 h2o (8298042) 8270c

Volume Injected (uL): 2.0

Operator: 003200

Column phase: DB5-MS

Column diameter: 0.32

94 Fluorene

Concentration: 0.058132 ug/L

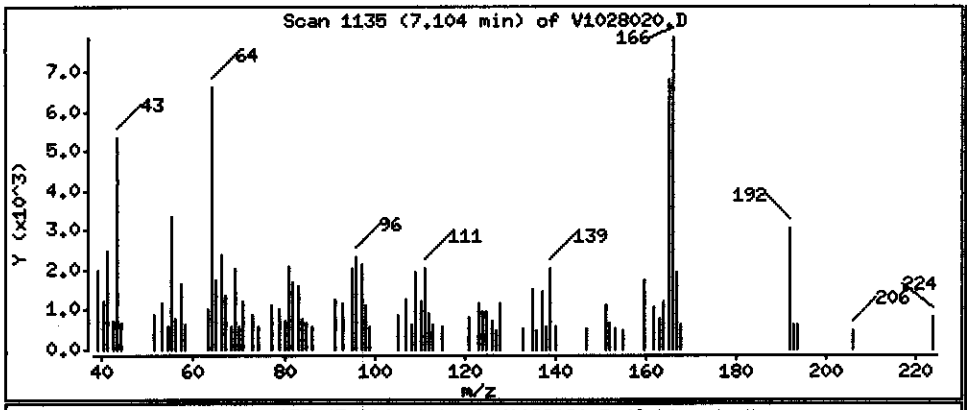

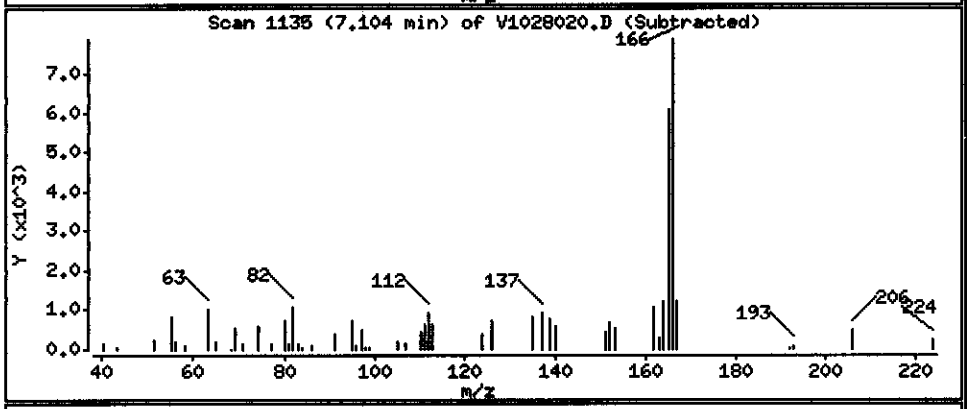

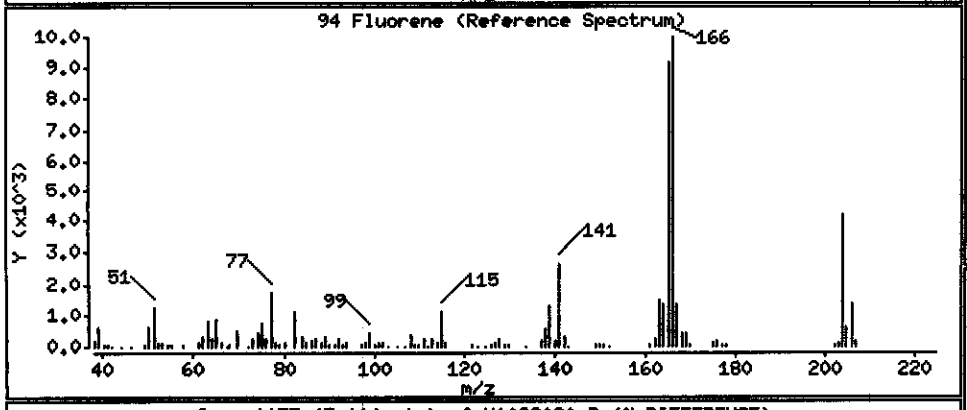

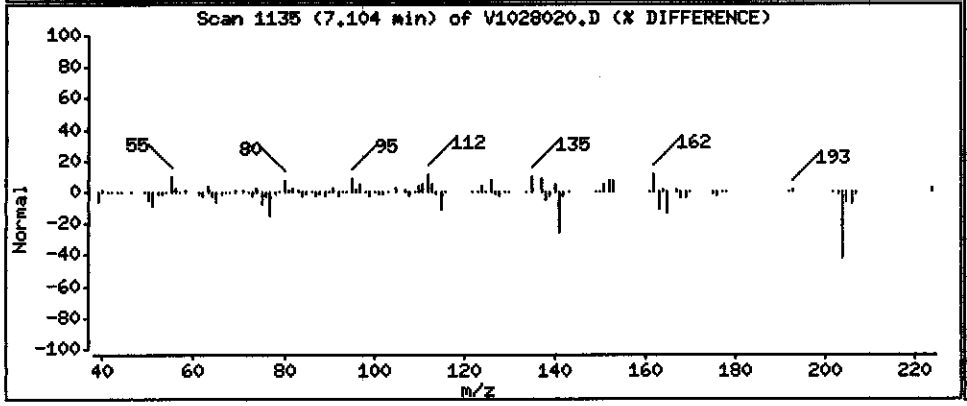

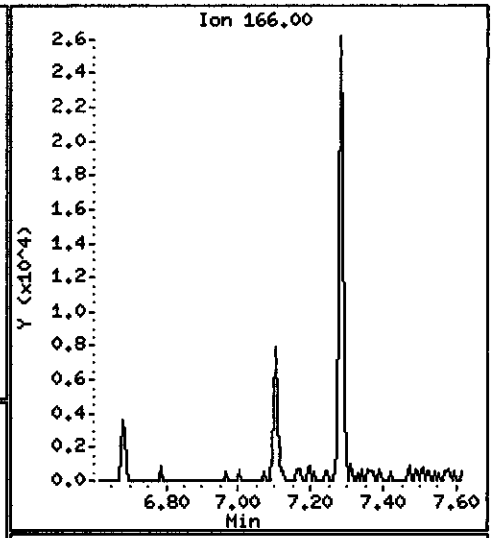

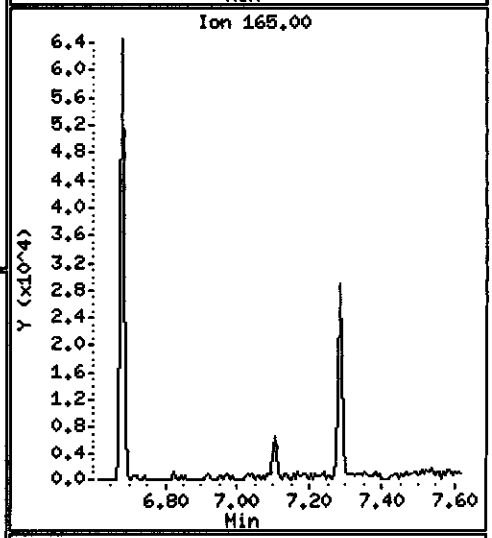

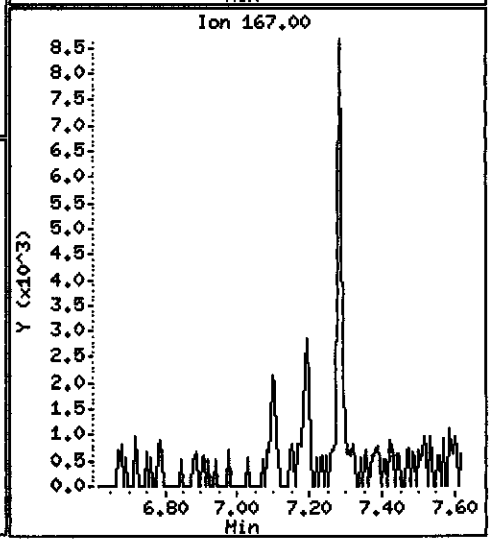

Data File: \\PITSVR06\D\chem\731.i\W102808.b\W1028020.D

Date : 28-OCT-2008 01:00

Client ID: RFI-PZ-19-1008 Instrument: 731.i

Sample Info: C8J180171-004 10/23/08 h2o (8298042) 8270c

Volume Injected (uL): 2.0 Operator: 003200

Column phase: DB5-MS Column diameter: 0.32

115 Phenanthrene Concentration: 0.13567 ug/L

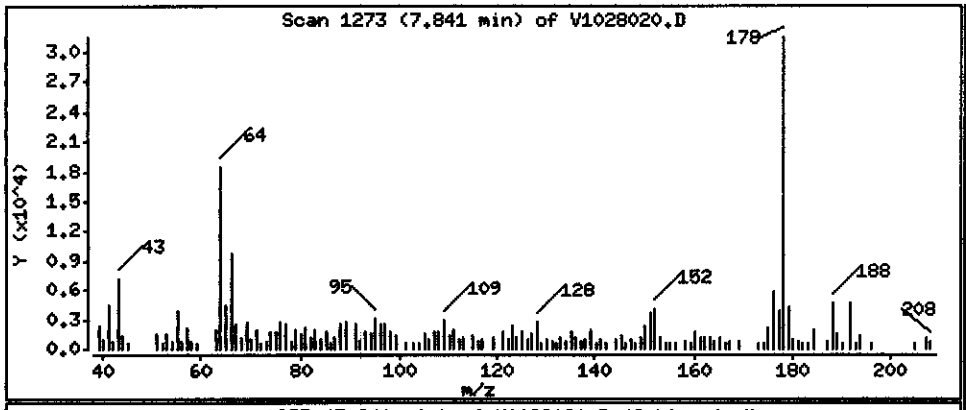

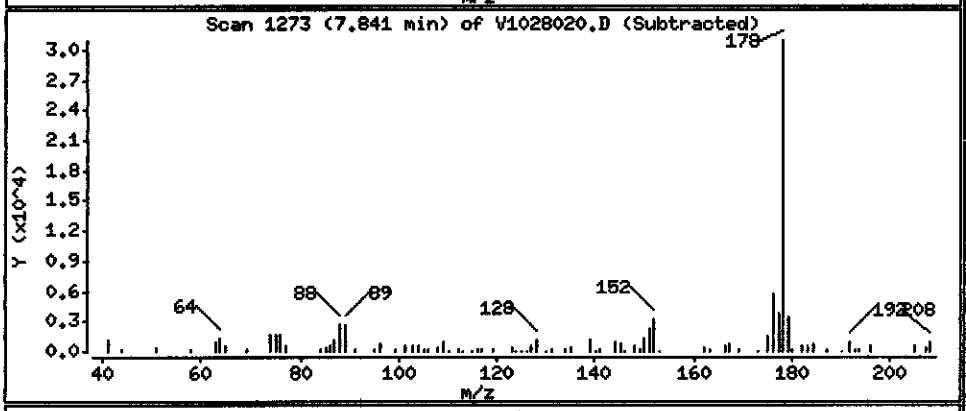

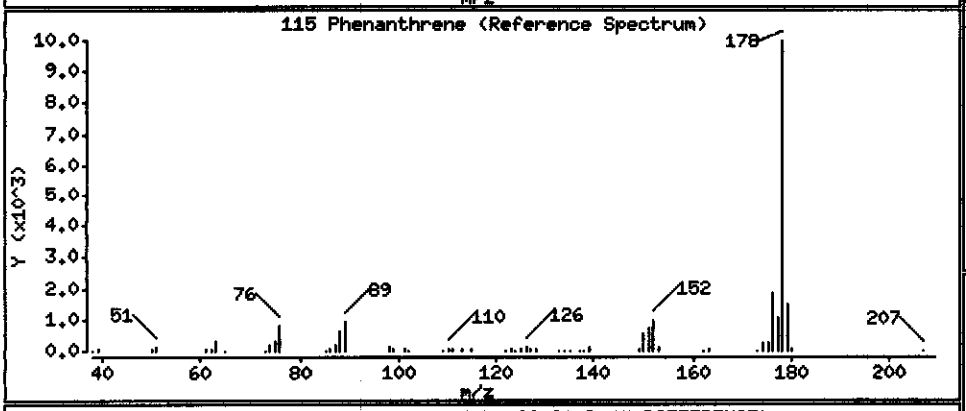

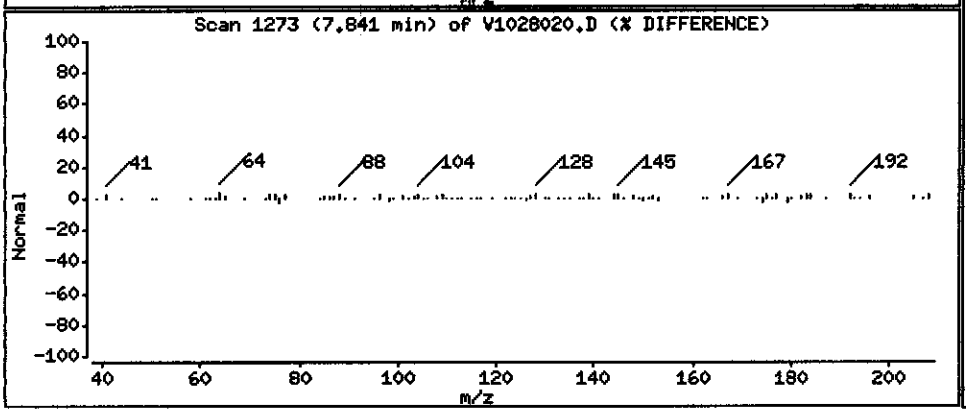

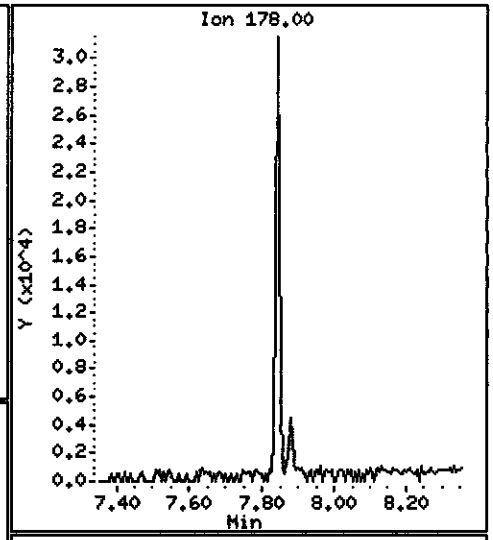

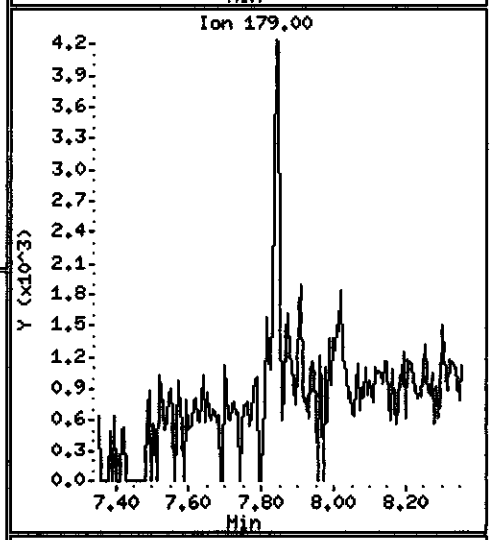

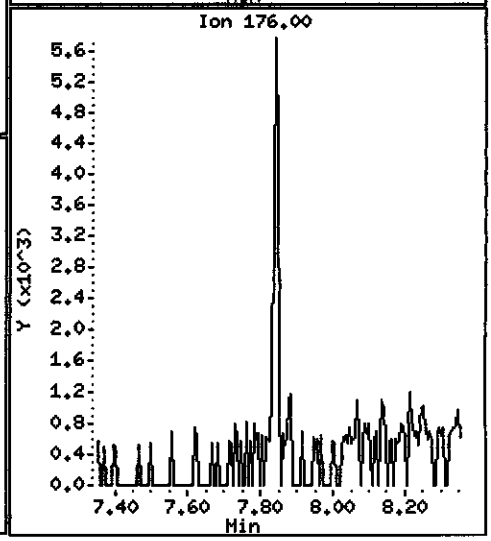

Data File: \\PITSVR06\D\chem\731.i\V102808.b\V1028020.D

Date : 28-OCT-2008 01:00

Client ID: RFI-PZ-19-1008

Instrument: 731.i

Sample Info: C8J180171-004 10/23/08 h2o (8298042) 8270c

Volume Injected (uL): 2.0

Operator: 003200

Column phase: DB5-MS

Column diameter: 0.32

116 Anthracene

Concentration: 0.022972 ug/L

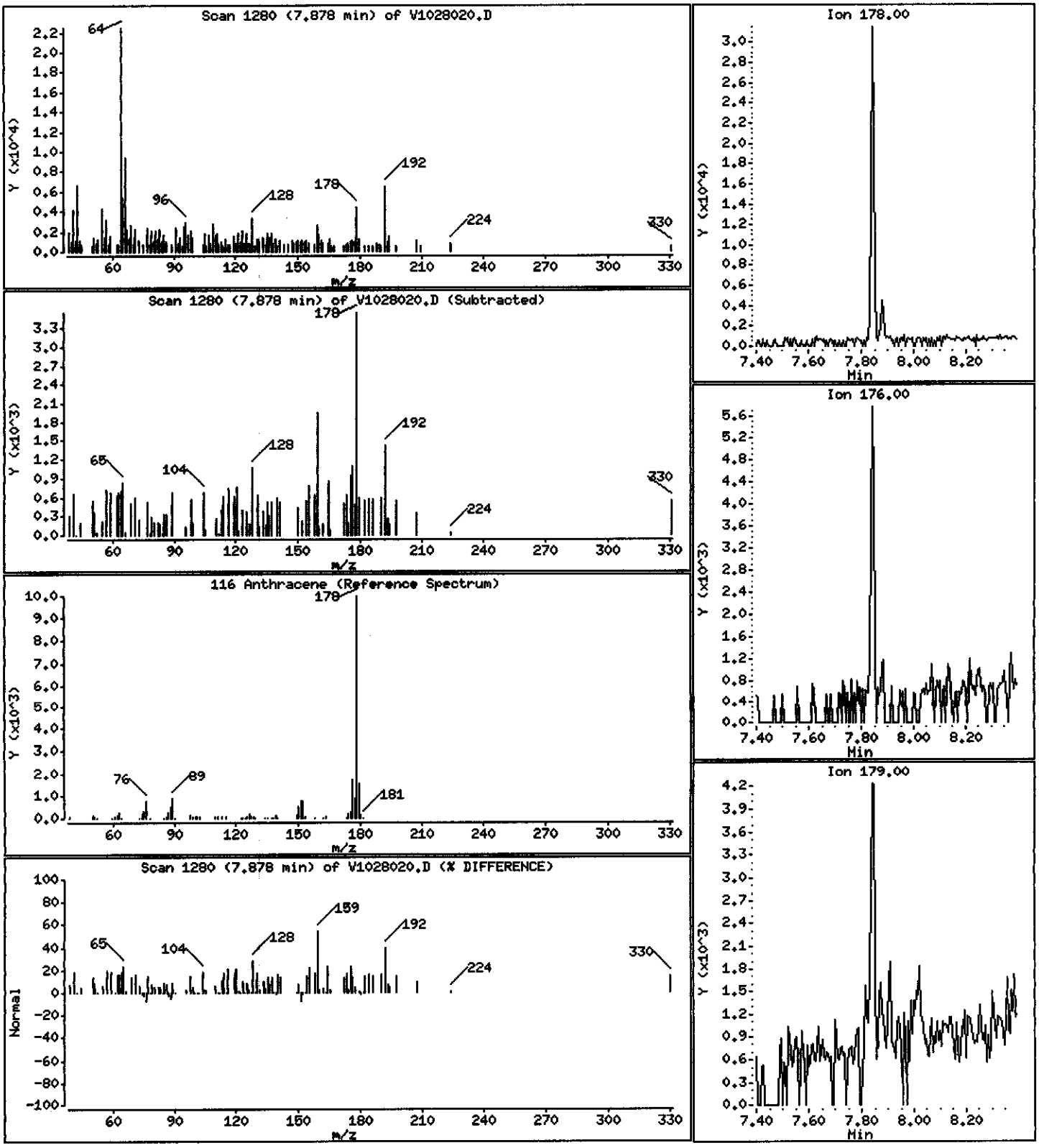

Data File: \\PITSVR06\D\chem\731.i\V102808.b\V1028020.D

Date : 28-OCT-2008 01:00

Client ID: RFI-PZ-19-1008

Instrument: 731.i

Sample Info: C8J180171-004 10/23/08 h2o (8298042) 8270c

Volume Injected (uL): 2.0

Operator: 003200

Column phase: DB5-MS

Column diameter: 0.32

119 Carbazole

Concentration: 0.069124 ug/L

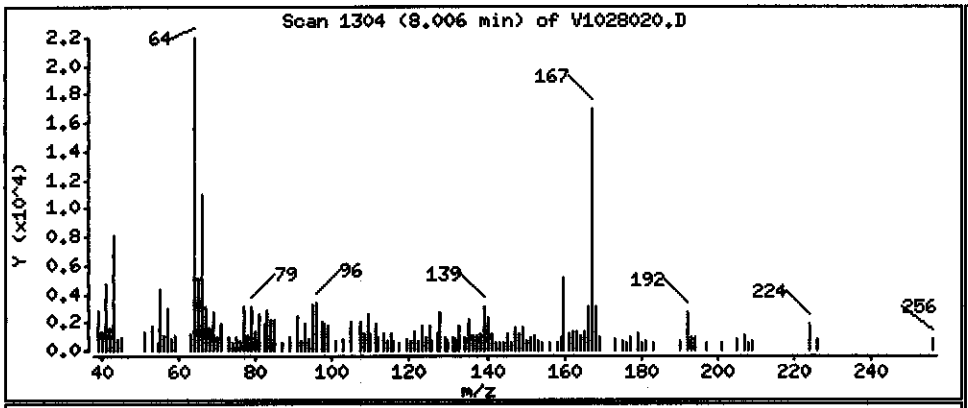

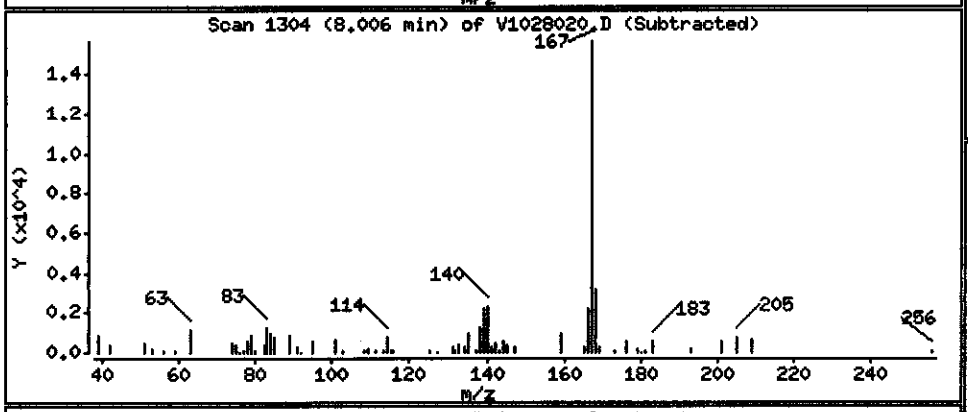

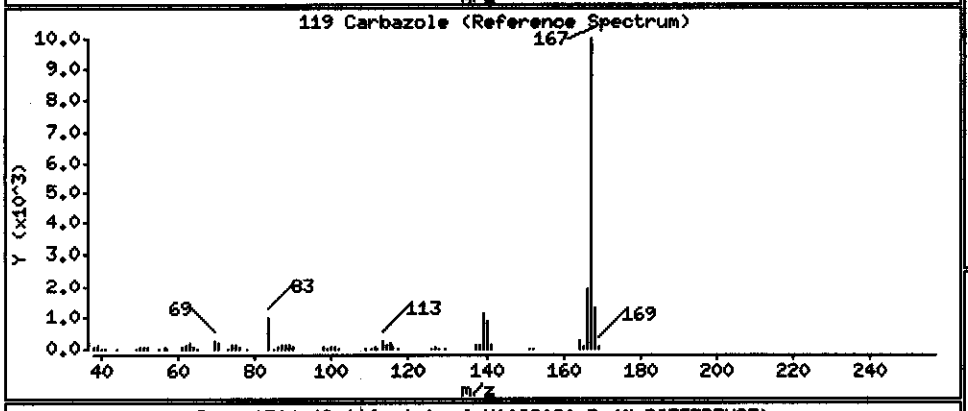

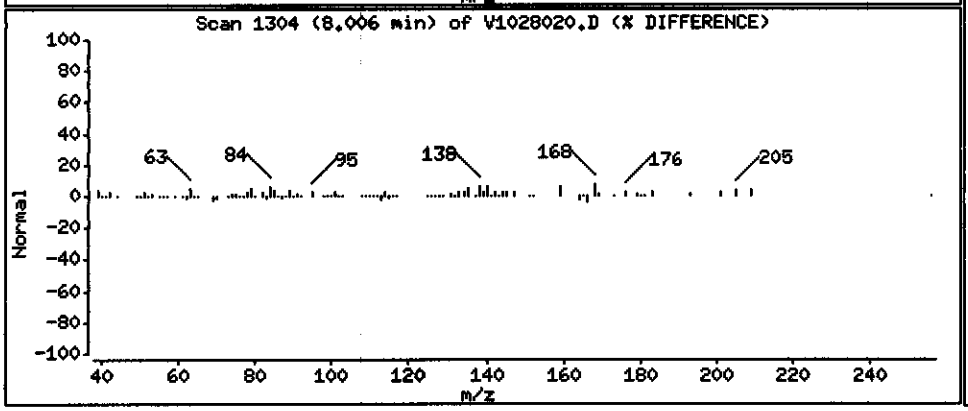

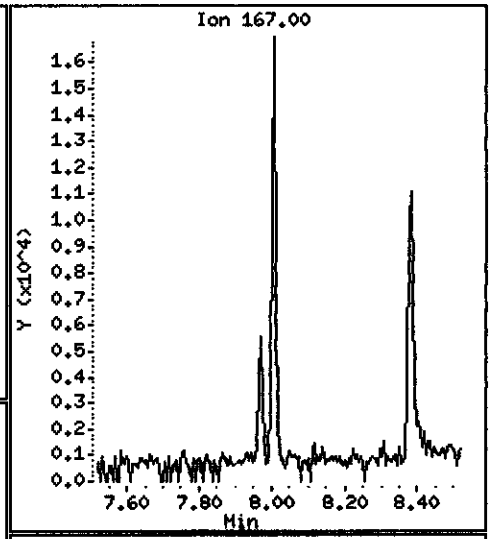

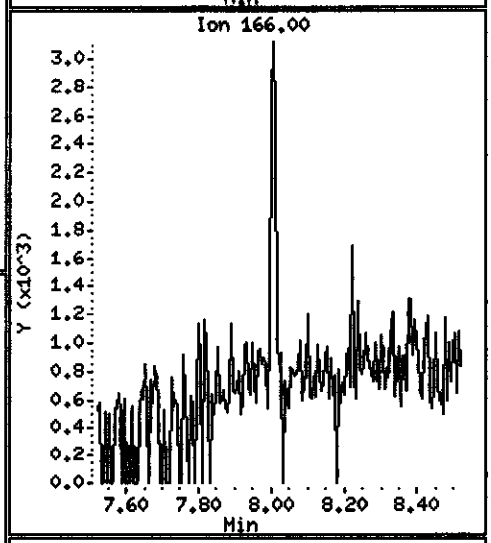

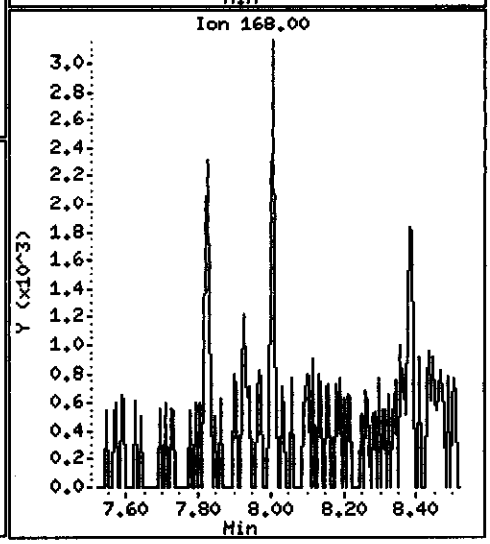

Data File: \\PITSVR06\D\chem\731.i\W102808.b\V1028020.D

Date : 28-OCT-2008 01:00

Client ID: RFI-PZ-19-1008

Instrument: 731.i

Sample Info: C8J180171-004 10/23/08 h2o (8298042) 8270c

Volume Injected (uL): 2.0

Operator: 003200

Column phase: DB5-MS

Column diameter: 0.32

120 Di-n-Butylphthalate

Concentration: 0.077127 ug/L

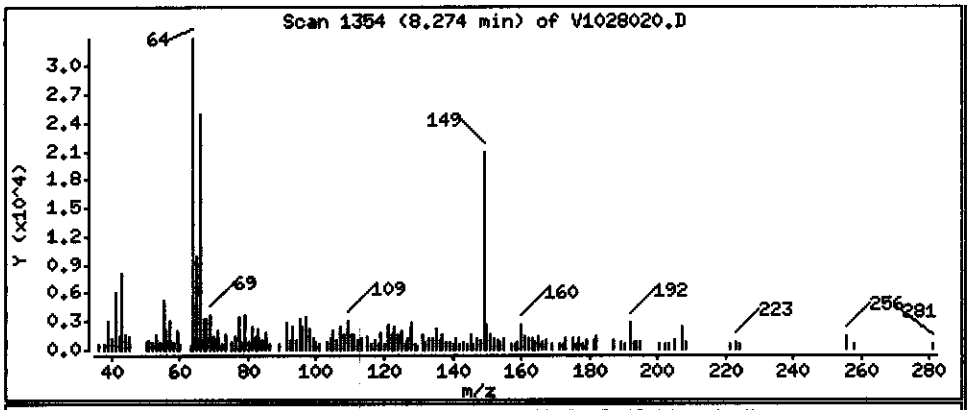

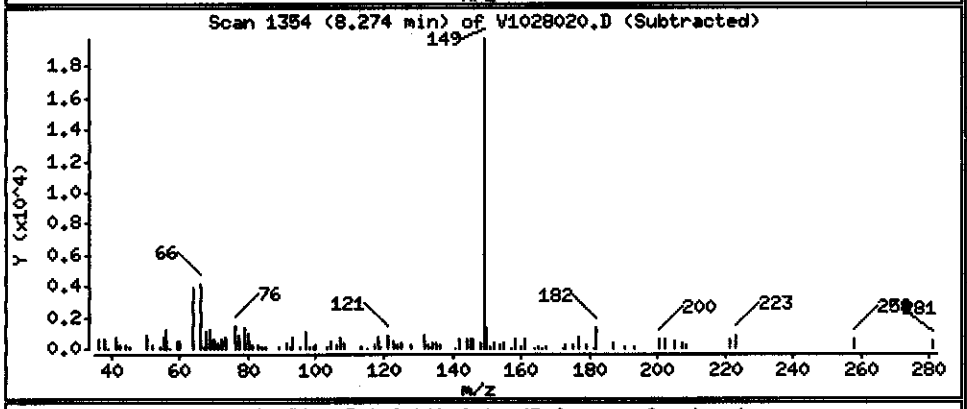

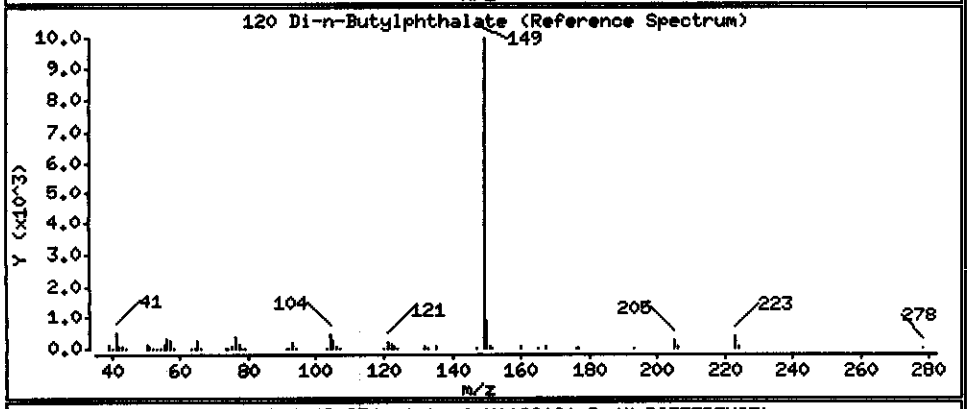

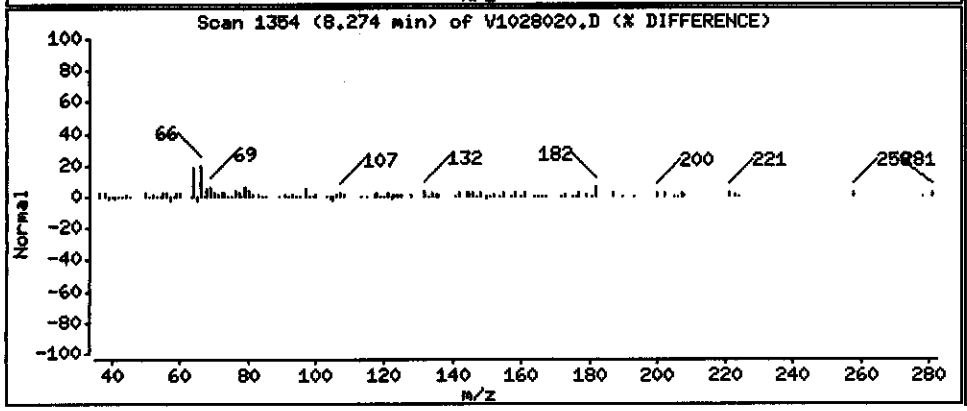

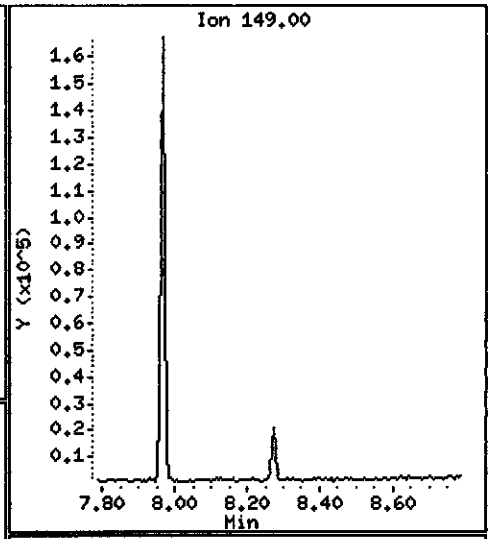

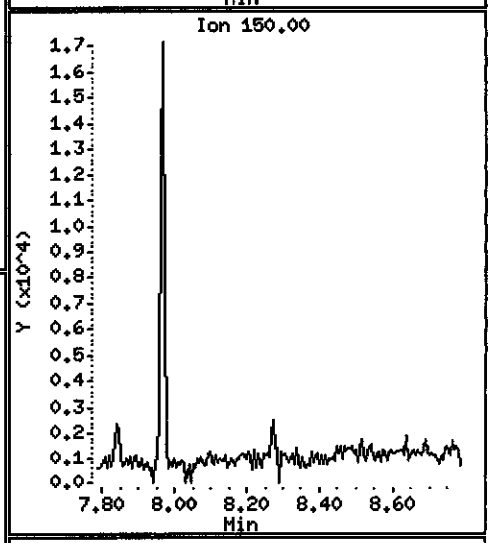

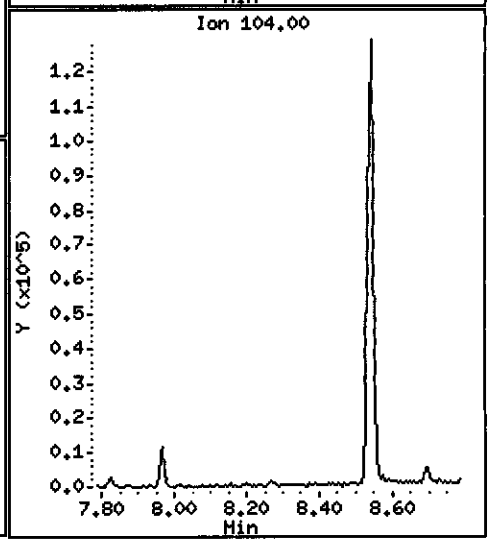

Data File: \\PITSVR06\D\chem\731.i\W102808.b\V1028020.D

Date : 28-OCT-2008 01:00

Client ID: RFI-PZ-19-1008

Instrument: 731.i

Sample Info: C8J180171-004 10/23/08 h2o (8298042) 8270c

Volume Injected (uL): 2.0

Operator: 003200

Column phase: DB5-MS

Column diameter: 0.32

123 Fluoranthene

Concentration: 0.032758 ug/L

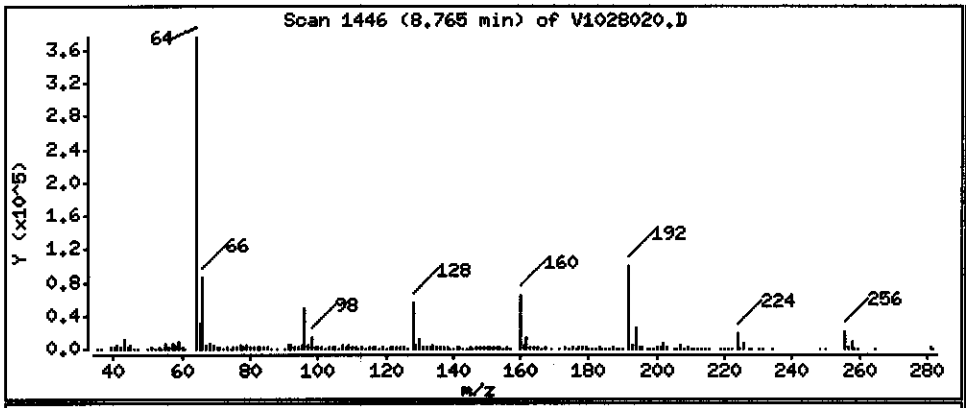

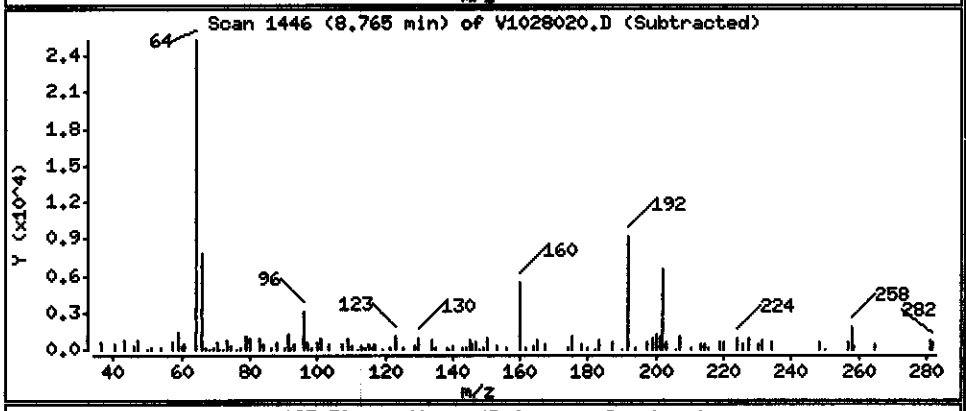

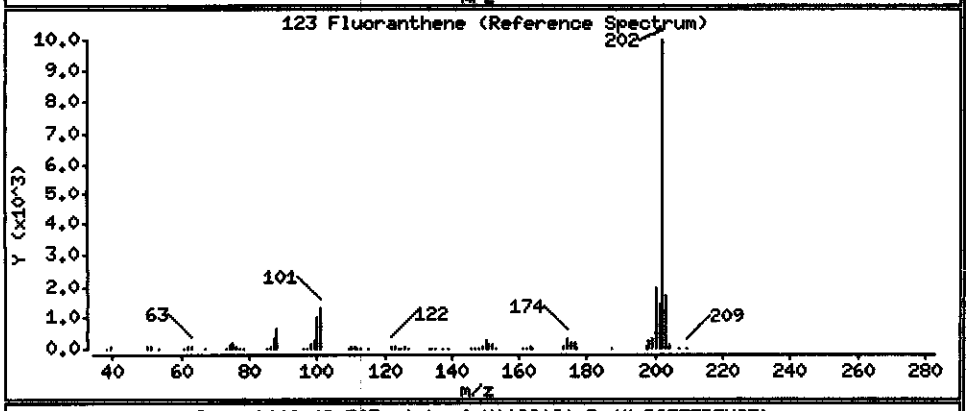

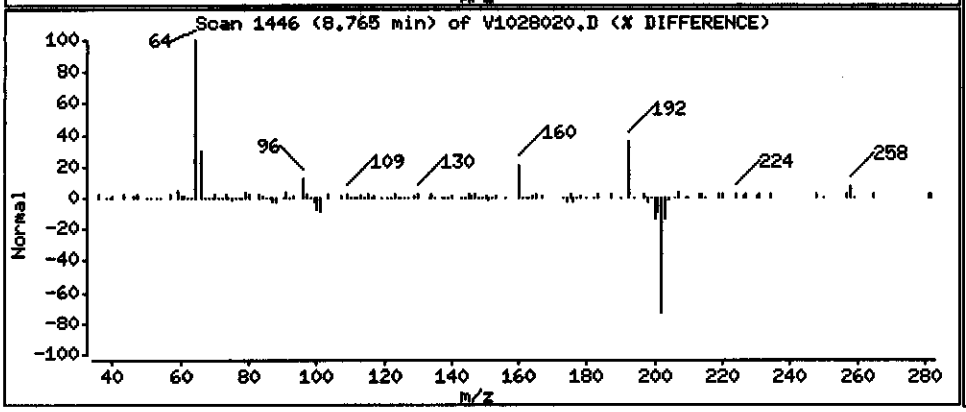

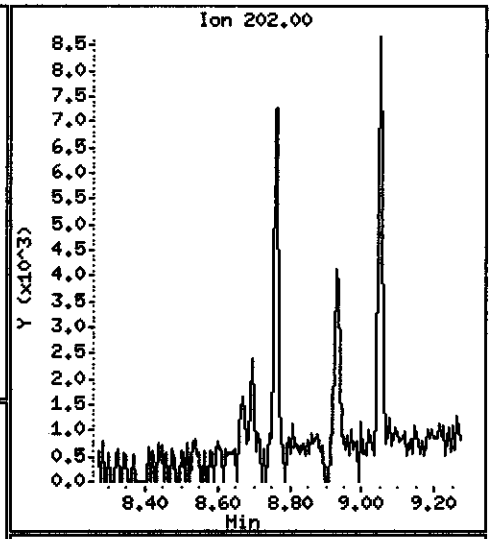

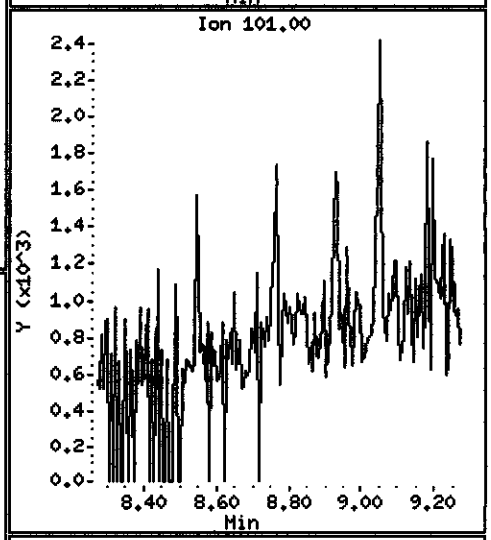

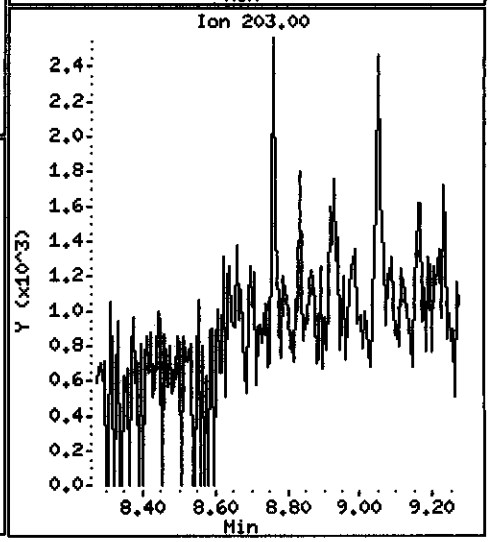

Data File: \\PITSVR06\D\chem\731.i\V102808.b\V1028020.D

Date : 28-OCT-2008 01:00

Client ID: RFI-PZ-19-1008

Instrument: 731.i

Sample Info: C8J180171-004 10/23/08 h2o (8298042) 8270c

Volume Injected (uL): 2.0

Operator: 003200

Column phase: DB5-MS

Column diameter: 0.32

125 Pyrene

Concentration: 0.021154 ug/L

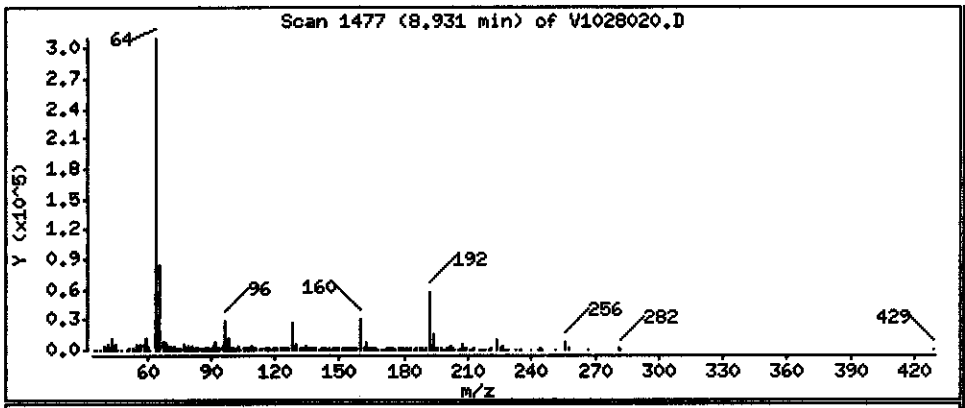

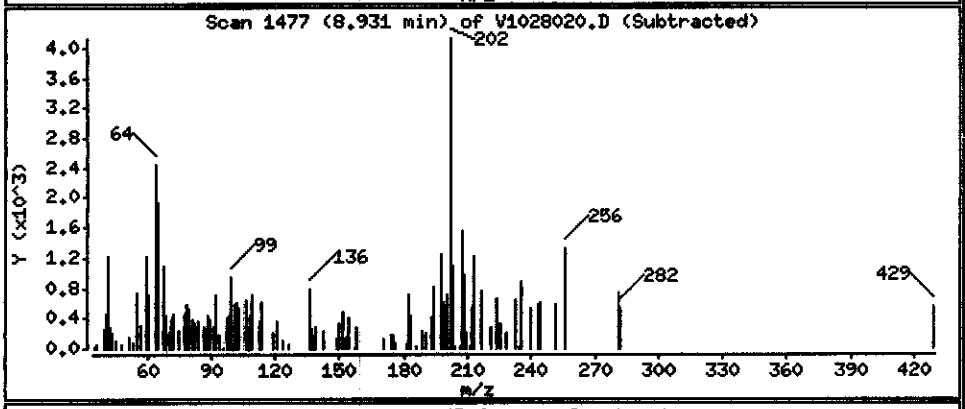

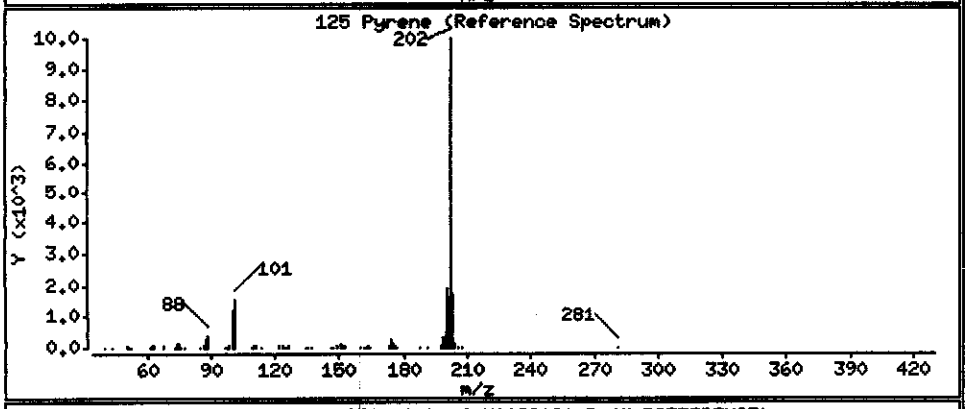

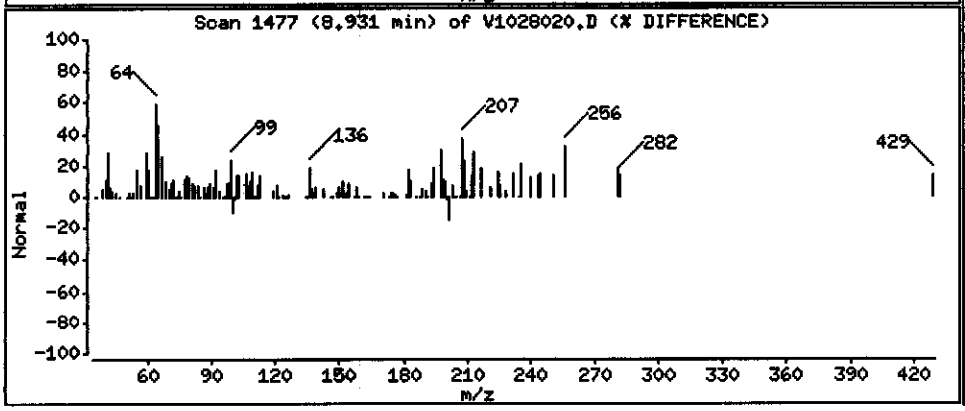

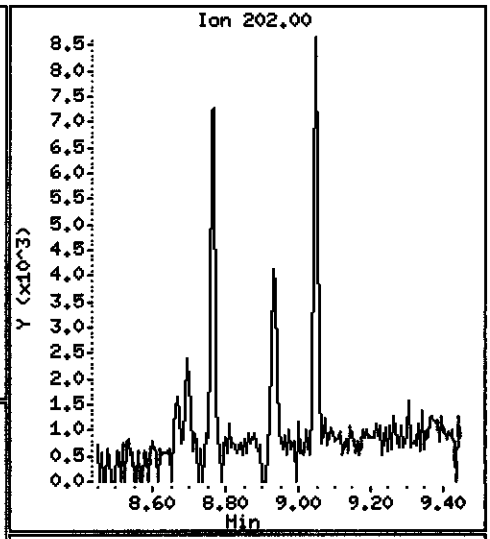

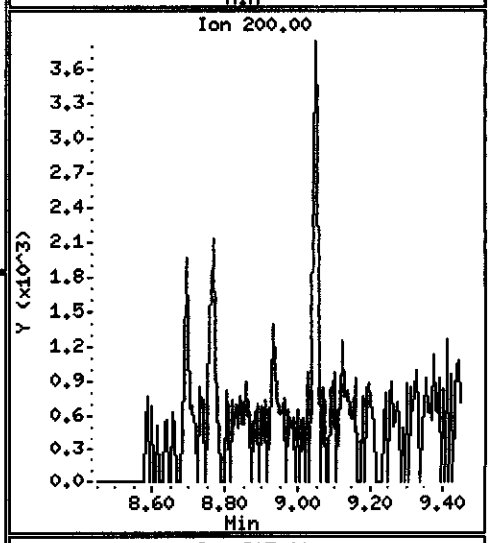

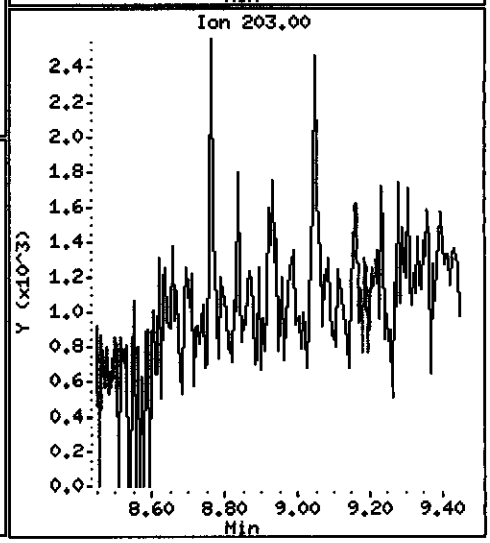

Data File: \\PITSVR06\D\chem\731.i\V102808.b\V1028020.D

Date : 28-OCT-2008 01:00

Client ID: RFI-PZ-19-1008

Instrument: 731.i

Sample Info: C8J180171-004 10/23/08 h2o (8298042) 8270c

Volume Injected (uL): 2.0

Operator: 003200

Column phase: DB5-MS

Column diameter: 0.32

131 Butylbenzylphthalate

Concentration: 0.48452 ug/L

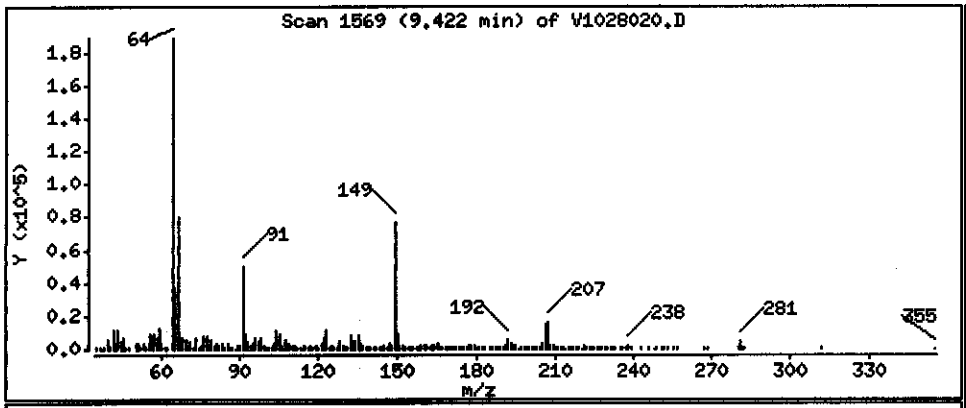

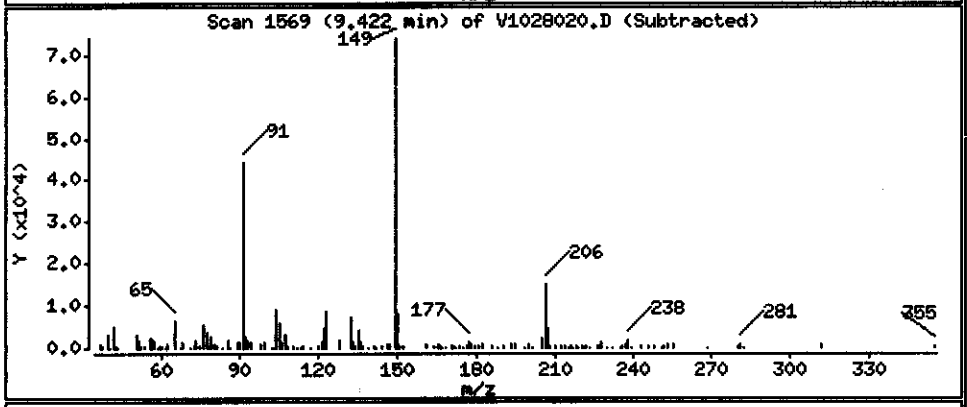

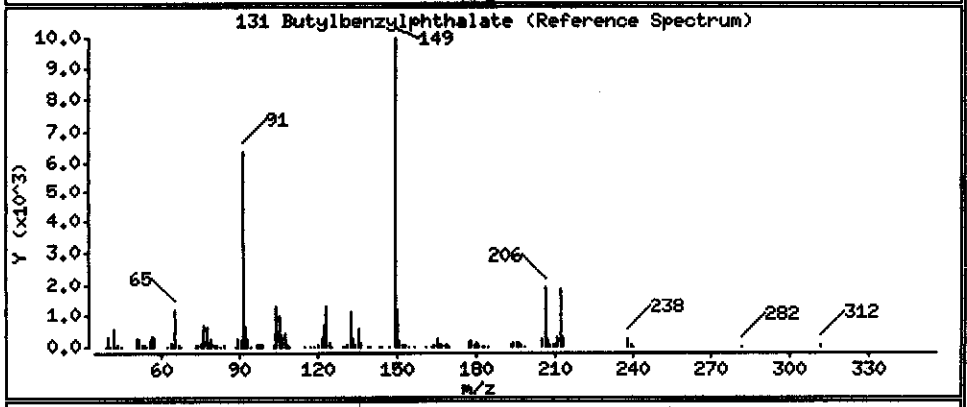

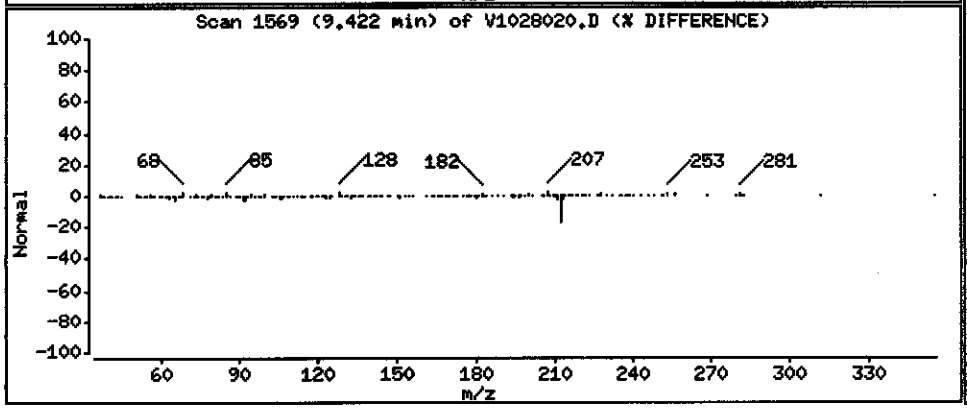

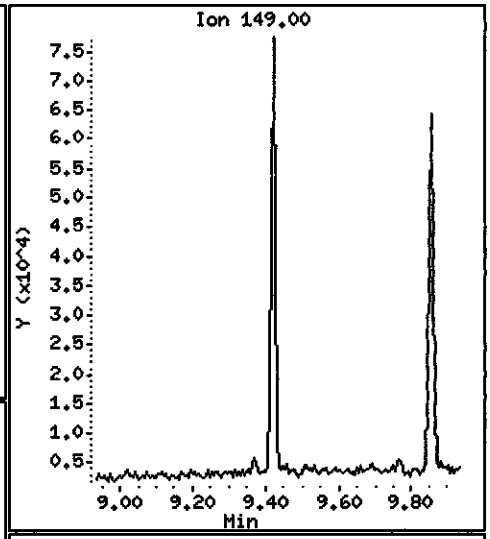

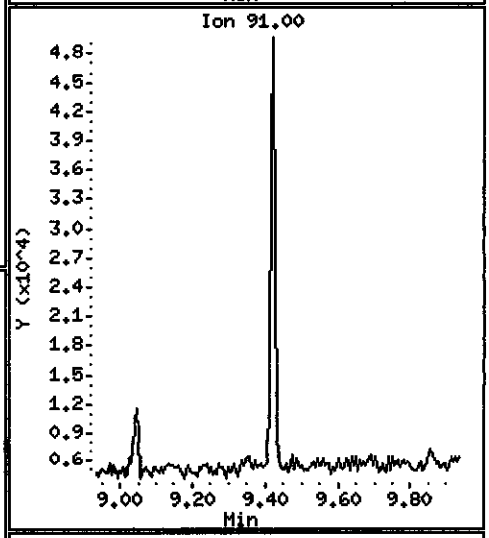

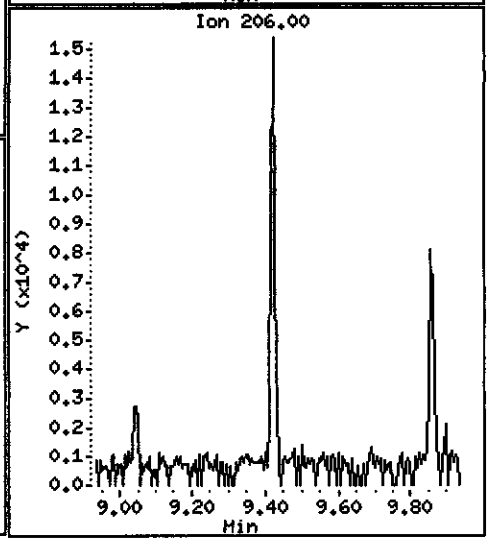

MACTEC Engineering and Consulting Inc

Client Sample ID: RFI-PZ-18-1008

GC/MS Semivolatiles

Lot-Sample #...:	C8J180171-005	**Work Order #...:**	K06DH1AL	**Matrix.....:**	WATER
Date Sampled...:	10/16/08 16:40	**Date Received..:**	10/18/08 11:30	**MS Run #.....:**	
Prep Date.....:	10/23/08	**Analysis Date..:**	10/28/08		
Prep Batch #...:	8298042	**Analysis Time..:**	01:19		
Dilution Factor:	1.03	**Initial Wgt/Vol:**	970 mL	**Final Wgt/Vol..:**	1 mL
Analyst ID.....:	003200	**Instrument ID..:**	731		
		Method.....:	SW846 8270C		

PARAMETER	RESULT	REPORTING LIMIT	UNITS	MDL
Aniline	ND	1.0	ug/L	0.049
Acenaphthene	**0.13 J**	**0.21**	**ug/L**	**0.054**
Acenaphthylene	ND	0.21	ug/L	0.048
Acetophenone	ND	1.0	ug/L	0.048
Anthracene	ND	0.21	ug/L	0.052
Atrazine	ND	1.0	ug/L	0.040
Benzo(a)anthracene	ND	0.21	ug/L	0.042
Benzo(a)pyrene	**0.057 J**	**0.21**	**ug/L**	**0.045**
Benzo(b)fluoranthene	ND	0.21	ug/L	0.032
Benzo(ghi)perylene	**0.068 J**	**0.21**	**ug/L**	**0.028**
Benzo(k)fluoranthene	ND	0.21	ug/L	0.041
Benzaldehyde	ND	1.0	ug/L	0.056
1,1'-Biphenyl	ND	1.0	ug/L	0.062
bis(2-Chloroethoxy) methane	ND	1.0	ug/L	0.13
bis(2-Chloroethyl)-ether	ND	0.21	ug/L	0.047
bis(2-Ethylhexyl) phthalate	ND	1.0	ug/L	0.12
4-Bromophenyl phenyl ether	ND	1.0	ug/L	0.051
Butyl benzyl phthalate	**0.20 J**	**1.0**	**ug/L**	**0.14**
Caprolactam	ND	5.2	ug/L	0.19
Carbazole	ND	0.21	ug/L	0.054
4-Chloroaniline	ND	1.0	ug/L	0.048
4-Chloro-3-methylphenol	ND	1.0	ug/L	0.061
2-Chloronaphthalene	ND	0.21	ug/L	0.046
2-Chlorophenol	ND	1.0	ug/L	0.047
4-Chlorophenyl phenyl ether	ND	1.0	ug/L	0.044
Chrysene	ND	0.21	ug/L	0.037
Dibenz(a,h)anthracene	**0.061 J**	**0.21**	**ug/L**	**0.036**
Dibenzofuran	ND	1.0	ug/L	0.055
3,3'-Dichlorobenzidine	ND	1.0	ug/L	0.042
2,4-Dichlorophenol	ND	0.21	ug/L	0.050
Diethyl phthalate	ND	1.0	ug/L	0.25
2,4-Dimethylphenol	ND	1.0	ug/L	0.053

(Continued on next page)

MACTEC Engineering and Consulting Inc

Client Sample ID: RFI-PZ-18-1008

GC/MS Semivolatiles

Lot-Sample #...: C8J180171-005 **Work Order #...:** K06DH1AL **Matrix.....:** WATER

PARAMETER	RESULT	REPORTING LIMIT	UNITS	MDL
Dimethyl phthalate	ND	1.0	ug/L	0.043
Di-n-butyl phthalate	**0.16 J**	**1.0**	**ug/L**	**0.048**
4,6-Dinitro-2-methylphenol	ND	5.2	ug/L	1.5
2,4-Dinitrophenol	ND	5.2	ug/L	1.3
2,4-Dinitrotoluene	ND	1.0	ug/L	0.047
2,6-Dinitrotoluene	ND	1.0	ug/L	0.052
Di-n-octyl phthalate	ND	1.0	ug/L	0.044
Fluoranthene	**0.098 J**	**0.21**	**ug/L**	**0.051**
Fluorene	ND	0.21	ug/L	0.056
Hexachlorobenzene	ND	0.21	ug/L	0.045
Hexachlorobutadiene	ND	0.21	ug/L	0.039
Hexachlorocyclopentadiene	ND	1.0	ug/L	0.082
Hexachloroethane	ND	1.0	ug/L	0.045
Indeno(1,2,3-cd)pyrene	**0.069 J**	**0.21**	**ug/L**	**0.049**
Isophorone	ND	1.0	ug/L	0.049
2-Methylnaphthalene	ND	0.21	ug/L	0.048
2-Methylphenol	ND	1.0	ug/L	0.053
4-Methylphenol	ND	1.0	ug/L	0.076
Naphthalene	ND	0.21	ug/L	0.044
2-Nitroaniline	ND	5.2	ug/L	0.049
3-Nitroaniline	ND	5.2	ug/L	0.041
4-Nitroaniline	ND	5.2	ug/L	0.026
Nitrobenzene	ND	0.21	ug/L	0.066
2-Nitrophenol	ND	1.0	ug/L	0.056
4-Nitrophenol	ND	5.2	ug/L	0.072
N-Nitrosodi-n-propylamine	ND	0.21	ug/L	0.061
N-Nitrosodiphenylamine	ND	0.21	ug/L	0.050
2,2'-oxybis (1-Chloropropane)	ND	0.21	ug/L	0.027
Pentachlorophenol	ND	1.0	ug/L	0.085
Phenanthrene	ND	0.21	ug/L	0.057
Phenol	ND	0.21	ug/L	0.023
Pyrene	**0.072 J**	**0.21**	**ug/L**	**0.058**
2,4,5-Trichlorophenol	ND	1.0	ug/L	0.064
2,4,6-Trichlorophenol	ND	1.0	ug/L	0.059

(Continued on next page)

MACTEC Engineering and Consulting Inc

Client Sample ID: RFI-PZ-18-1008

GC/MS Semivolatiles

Lot-Sample #...: C8J180171-005 **Work Order #...:** K06DH1AL **Matrix.....:** WATER

SURROGATE	PERCENT RECOVERY	RECOVERY LIMITS
Nitrobenzene-d5	66	(23 - 112)
Terphenyl-d14	56	(10 - 132)
2-Fluorobiphenyl	63	(19 - 107)
2-Fluorophenol	32	(10 - 111)
Phenol-d5	56	(15 - 112)
2,4,6-Tribromophenol	71	(16 - 122)

NOTE(S):

J Estimated result. Result is less than RL.

Data File: \\PITSVR06\D\chem\731.i\V102808.b\V1028021.D
Date : 28-OCT-2008 01:19
Client ID: RFI-PZ-18-1008
Sample Info: C8J180171-005 10/23/08 h2o (8298042) 8270c
Volume Injected (uL): 2.0
Column phase: DB5-MS

Instrument: 731.i
Operator: 003200
Column diameter: 0.32

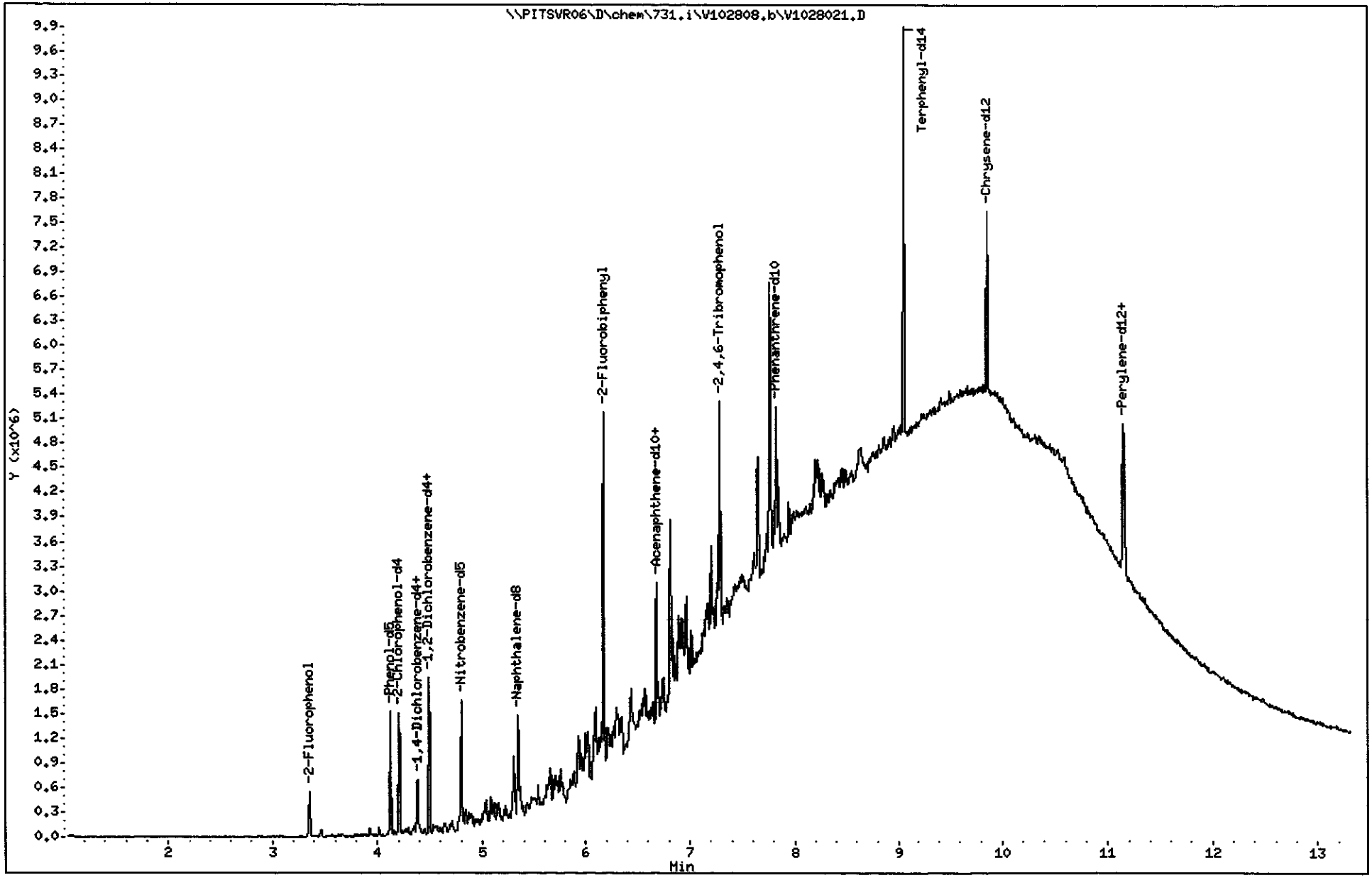

TestAmerica Pittsburgh

Semivolatile REPORT SW-846 Method 8270

Data file : \\PITSVR06\D\chem\731.i\V102808.b\V1028021.D
Lab Smp Id: K06DH1AL Client Smp ID: RFI-PZ-18-1008
Inj Date : 28-OCT-2008 01:19
Operator : 003200 Inst ID: 731.i
Smp Info : C8J180171-005 10/23/08 h2o (8298042) 8270c
Misc Info : K06DH1AL,V102808.b,8270ll.m,padep.sub
Comment :
Method : \\PITSVR06\D\chem\731.i\V102808.b\8270ll.m
Meth Date : 27-Oct-2008 22:55 piccolinov Quant Type: ISTD
Cal Date : 23-OCT-2008 04:48 Cal File: V1023NC7.D
Als bottle: 23
Dil Factor: 1.00000
Integrator: HP RTE Compound Sublist: padep.sub
Target Version: 4.14
Processing Host: PITSVR06

Concentration Formula: Amt * DF * Uf * Vt/(Vo * Vi) * CpndVariable

Name	Value	Description
DF	1.000	Dilution Factor
Uf	1.000	ng unit correction factor
Vt	1000.000	Volume of final extract (uL)
Vo	970.000	Volume of sample extracted (mL)
Vi	2.000	Volume injected (uL)
Cpnd Variable		Local Compound Variable

	Compounds	QUANT SIG MASS	RT	EXP RT	REL RT	RESPONSE	CONCENTRATIONS ON-COLUMN (NG)	CONCENTRATIONS FINAL (ug/L)
* 1	1,4-Dichlorobenzene-d4	152	4.382	4.387	(1.000)	94420	8.00000	
* 2	Naphthalene-d8	136	5.344	5.354	(1.000)	422851	8.00000	
* 3	Acenaphthene-d10	164	6.684	6.695	(1.000)	334609	8.00000	
* 4	Phenanthrene-d10	188	7.822	7.838	(1.000)	651173	8.00000	
* 5	Chrysene-d12	240	9.863	9.874	(1.000)	746874	8.00000	
* 6	Perylene-d12	264	11.156	11.167	(1.000)	902084	8.00000	
198	1,4-Dioxane	88	Compound Not Detected.					
10	N-Nitrosodimethylamine	74	Compound Not Detected.					
9	Pyridine	79	Compound Not Detected.					
16	Methyl methanesulfonate	80	Compound Not Detected.					
206	Benzaldehyde	77	Compound Not Detected.					
21	Aniline	93	Compound Not Detected.					
22	Phenol	94	Compound Not Detected.					
23	bis(2-Chloroethyl)ether	93	Compound Not Detected.					
24	2-Chlorophenol	128	Compound Not Detected.					
26	1,3-Dichlorobenzene	146	4.334	4.339	(0.989)	3377	0.18563	0.095687
27	1,4-Dichlorobenzene	146	4.393	4.398	(1.002)	3698	0.19807	0.10210
28	1,2-Dichlorobenzene	146	4.505	4.510	(1.028)	1850	0.10364	0.053423
29	Benzyl Alcohol	108	Compound Not Detected.					
30	2-Methylphenol	108	Compound Not Detected.					

	Compounds	QUANT SIG MASS	RT	EXP RT	REL RT	RESPONSE	CONCENTRATIONS ON-COLUMN (NG)	CONCENTRATIONS FINAL (ug/L)
31	2,2'-oxybis(1-Chloropropane)	45	Compound Not Detected.					
37	Acetophenone	105	Compound Not Detected.					
32	N-Nitroso-di-n-propylamine	70	Compound Not Detected.					
192	4-Methylphenol	108	Compound Not Detected.					
34	Hexachloroethane	117	Compound Not Detected.					
35	Nitrobenzene	77	Compound Not Detected.					
41	Isophorone	82	Compound Not Detected.					
42	2-Nitrophenol	139	Compound Not Detected.					
43	2,4-Dimethylphenol	107	Compound Not Detected.					
44	bis(2-Chloroethoxy)methane	93	Compound Not Detected.					
48	2,4-Dichlorophenol	162	Compound Not Detected.					
49	Benzoic Acid	122	Compound Not Detected.					
50	1,2,4-Trichlorobenzene	180	5.301	5.312	(0.992)	42227	2.33874	1.2055
51	Naphthalene	128	Compound Not Detected.					
52	4-Chloroaniline	127	Compound Not Detected.					
54	2,6-Dichlorophenol	162	Compound Not Detected.					
56	Hexachlorobutadiene	224	Compound Not Detected.					
208	Caprolactam	113	Compound Not Detected.					
59	4-Chloro-3-Methylphenol	107	Compound Not Detected.					
62	2-Methylnaphthalene	142	Compound Not Detected.					
63	1-Methylnaphthalene	142	Compound Not Detected.					
64	Hexachlorocyclopentadiene	236	Compound Not Detected.					
66	2,4,6-Trichlorophenol	196	Compound Not Detected.					
67	2,4,5-Trichlorophenol	196	Compound Not Detected.					
209	1,1'-Biphenyl	154	Compound Not Detected.					
70	2-Chloronaphthalene	162	Compound Not Detected.					
73	2-Nitroaniline	65	Compound Not Detected.					
76	Dimethylphthalate	163	Compound Not Detected.					
78	2,6-Dinitrotoluene	165	Compound Not Detected.					
79	Acenaphthylene	152	Compound Not Detected.					
81	3-Nitroaniline	138	Compound Not Detected.					
82	Acenaphthene	153	6.706	6.722	(1.003)	11440	0.26004	0.13404
83	2,4-Dinitrophenol	184	Compound Not Detected.					
85	4-Nitrophenol	109	Compound Not Detected.					
86	Dibenzofuran	168	Compound Not Detected.					
87	2,4-Dinitrotoluene	165	Compound Not Detected.					
91	2,3,5,6-Tetrachlorophenol	231	Compound Not Detected.					
88	2,3,4,6-Tetrachlorophenol	231	Compound Not Detected.					
92	2-Naphthylamine	143	Compound Not Detected.					
93	Diethylphthalate	149	Compound Not Detected.					
94	Fluorene	166	Compound Not Detected.					
95	4-Chlorophenyl-phenylether	204	Compound Not Detected.					
96	4-Nitroaniline	138	Compound Not Detected.					
98	4,6-Dinitro-2-methylphenol	198	Compound Not Detected.					
99	N-Nitrosodiphenylamine (1)	169	Compound Not Detected.					
100	1,2-Diphenylhydrazine	77	Compound Not Detected.					
106	4-Bromophenyl-phenylether	248	Compound Not Detected.					
107	Hexachlorobenzene	283	Compound Not Detected.					
210	Atrazine	200	Compound Not Detected.					
111	Pentachlorophenol	265	Compound Not Detected.					
115	Phenanthrene	178	Compound Not Detected.					
116	Anthracene	178	Compound Not Detected.					
119	Carbazole	167	Compound Not Detected.					
120	Di-n-Butylphthalate	149	8.276	8.287	(1.058)	30114	0.31176	0.16070

Compounds	QUANT SIG MASS	RT	EXP RT	REL RT	RESPONSE	CONCENTRATIONS ON-COLUMN (NG)	CONCENTRATIONS FINAL (ug/L)
123 Fluoranthene	202	8.757	8.773	(1.120)	18687	0.18978	0.097825
124 Benzidine	184	Compound Not Detected.					
125 Pyrene	202	8.939	8.950	(0.906)	15941	0.13915	0.071727
131 Butylbenzylphthalate	149	9.430	9.436	(0.956)	20970	0.39085	0.20147
135 3,3'-Dichlorobenzidine	252	Compound Not Detected.					
136 Benzo(a)Anthracene	228	Compound Not Detected.					
137 Chrysene	228	Compound Not Detected.					
139 bis(2-ethylhexyl)Phthalate	149	Compound Not Detected.					
140 Di-n-octylphthalate	149	Compound Not Detected.					
141 Benzo(b)fluoranthene	252	Compound Not Detected.					
142 Benzo(k)fluoranthene	252	Compound Not Detected.					
143 7,12-dimethylbenz[a]anthracen	256	Compound Not Detected.					
146 Benzo(a)pyrene	252	11.092	11.108	(0.994)	15055	0.11066	0.057044
149 Indeno(1,2,3-cd)pyrene	276	12.470	12.481	(1.118)	22313	0.13462	0.069391
150 Dibenz(a,h)anthracene	278	12.486	12.507	(1.119)	16415	0.11789	0.060768
151 Benzo(g,h,i)perylene	276	12.855	12.876	(1.152)	19000	0.13128	0.067672
$ 154 Nitrobenzene-d5	82	4.799	4.809	(0.898)	387909	26.3471	13.581
$ 155 2-Fluorobiphenyl	172	6.172	6.182	(0.923)	1192039	25.0352	12.905
$ 156 Terphenyl-d14	244	9.051	9.062	(0.918)	1653414	22.3705	11.531
$ 157 Phenol-d5	99	4.126	4.126	(0.941)	504971	33.7113	17.377
$ 158 2-Fluorophenol	112	3.356	3.356	(0.766)	201983	19.3269	9.9623
$ 159 2,4,6-Tribromophenol	330	7.288	7.299	(0.932)	324166	42.3520	21.831
$ 186 2-Chlorophenol-d4	132	4.206	4.211	(0.960)	415093	28.2841	14.579
$ 187 1,2-Dichlorobenzene-d4	152	4.494	4.500	(1.026)	269022	23.3962	12.060

Data File: \\PITSVR06\D\chem\731.i\V102808.b\V1028021.D

Date : 28-OCT-2008 01:19

Client ID: RFI-PZ-18-1008

Instrument: 731.i

Sample Info: C8J180171-005 10/23/08 h2o (8298042) 8270c

Volume Injected (uL): 2.0

Operator: 003200

Column phase: DB5-MS

Column diameter: 0.32

26 1,3-Dichlorobenzene

Concentration: 0.095687 ug/L

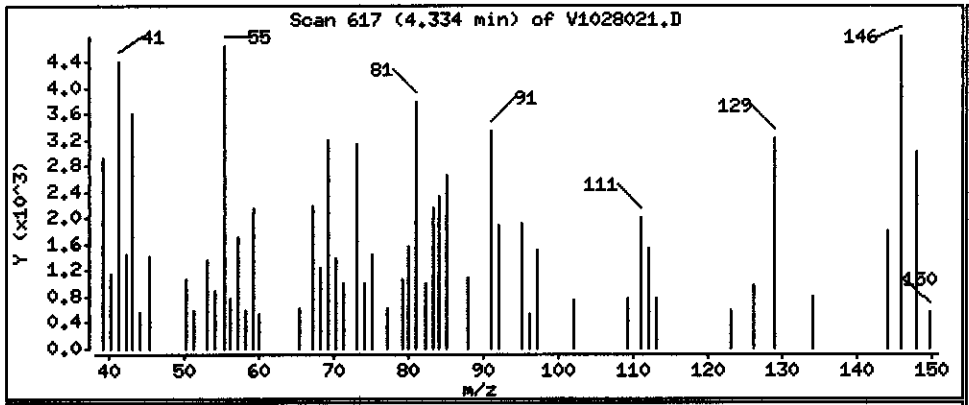

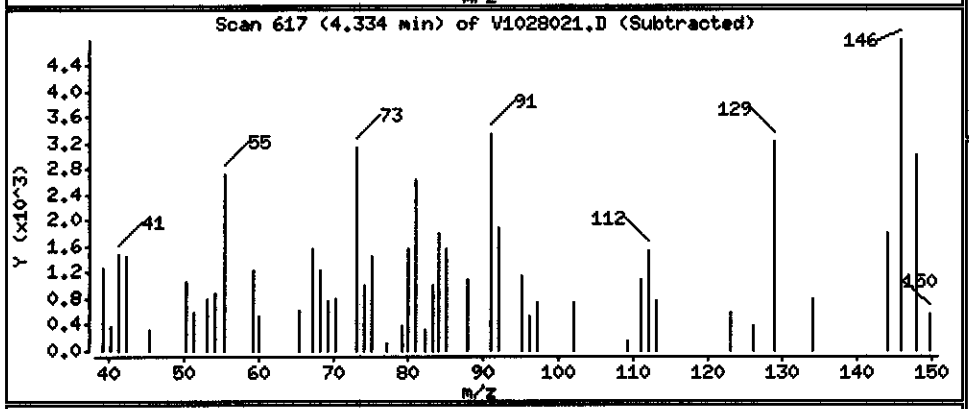

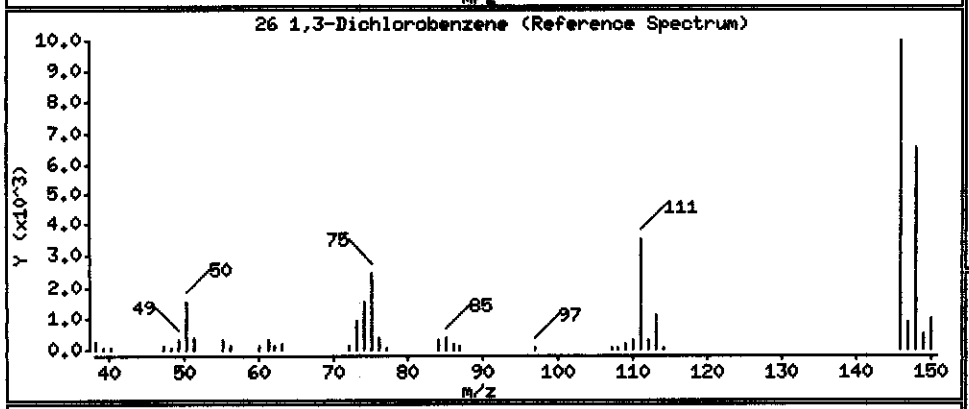

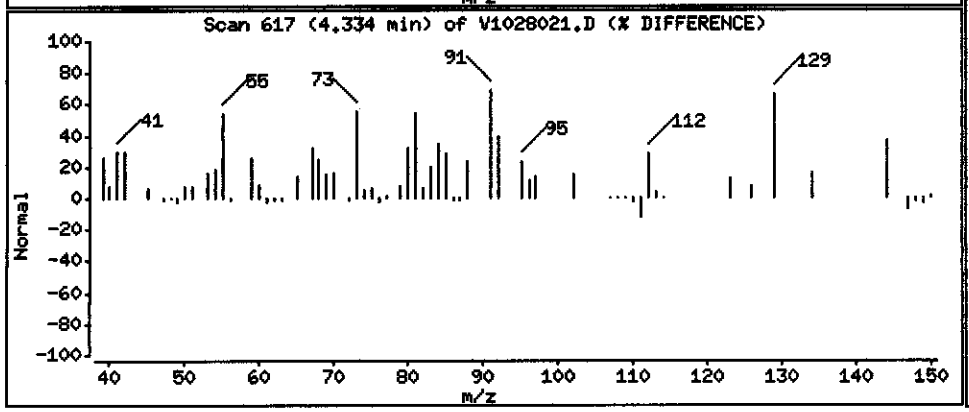

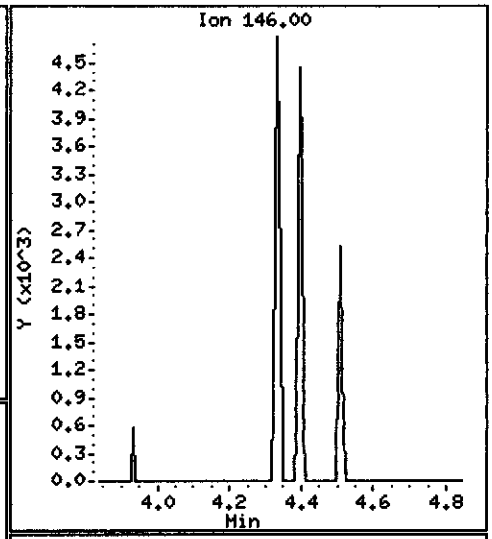

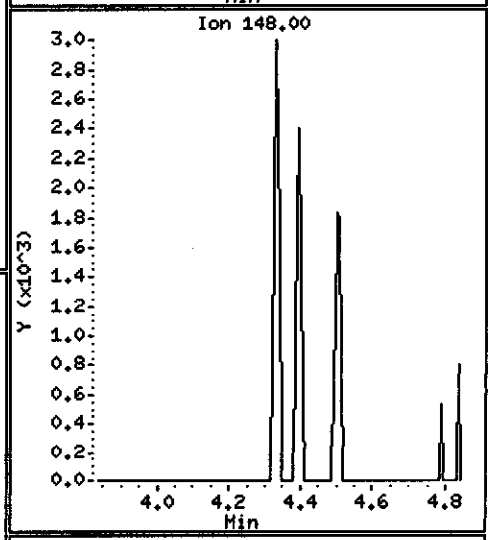

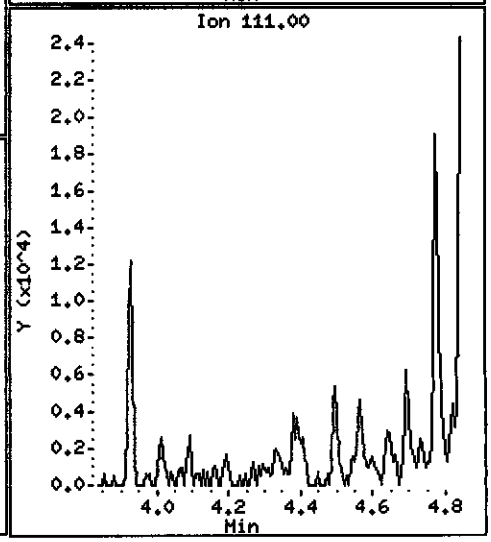

Data File: \\PITSVR06\D\chem\731.i\V102808.b\V1028021.D

Date : 28-OCT-2008 01:19

Client ID: RFI-PZ-18-1008 Instrument: 731.i

Sample Info: C8J180171-005 10/23/08 h2o (8298042) 8270c

Volume Injected (uL): 2.0 Operator: 003200

Column phase: DB5-MS Column diameter: 0.32

27 1,4-Dichlorobenzene Concentration: 0.10210 ug/L

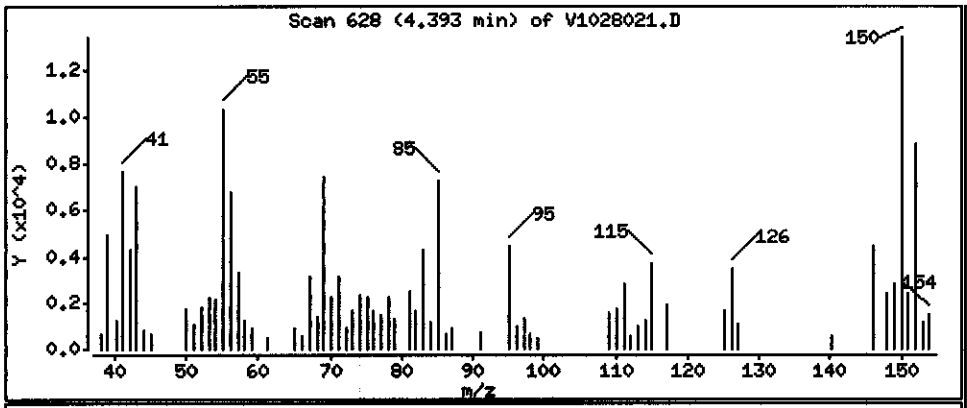

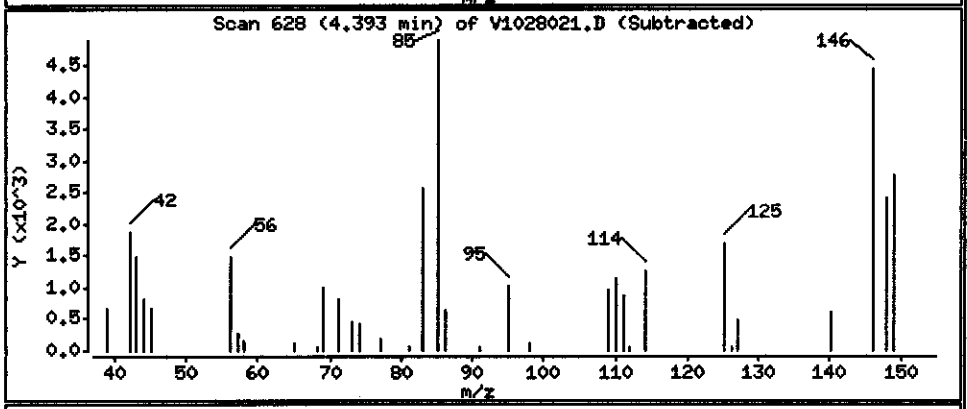

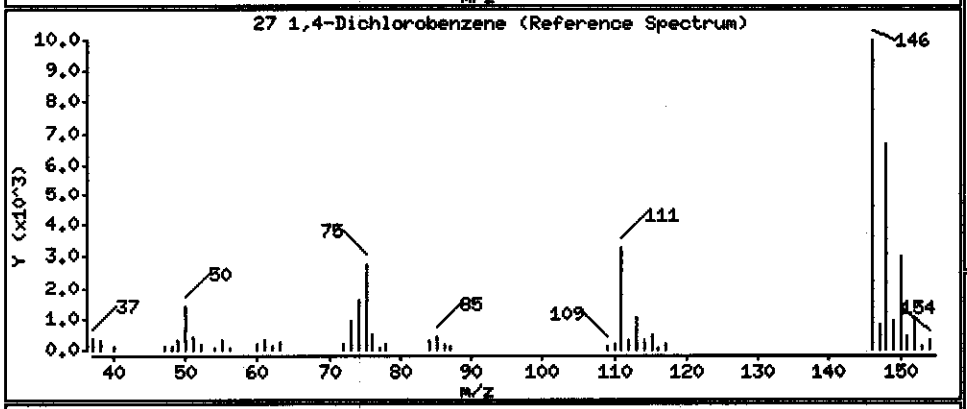

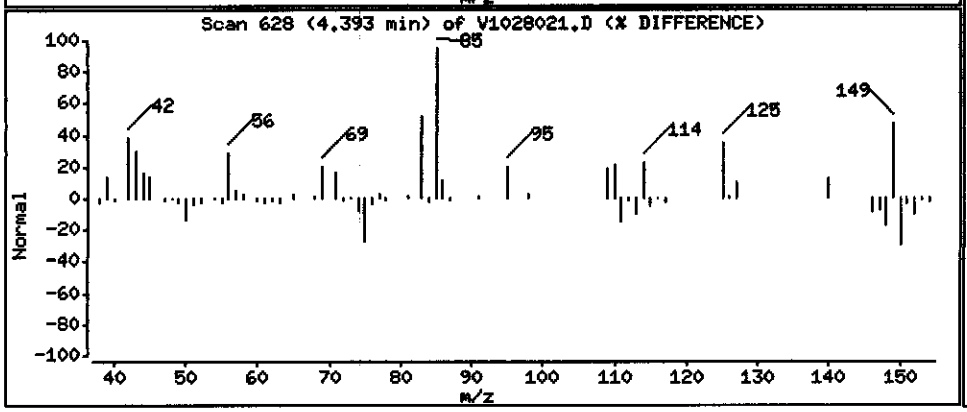

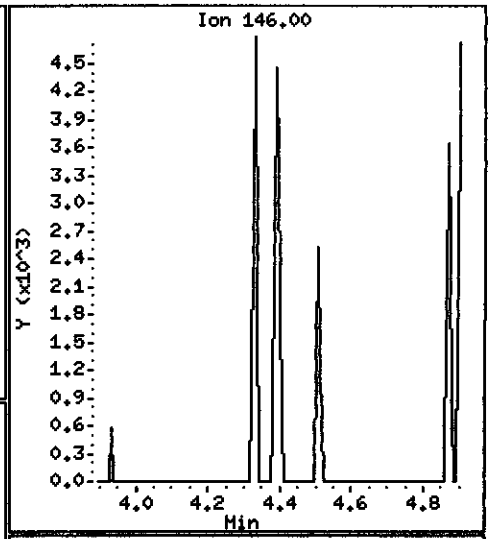

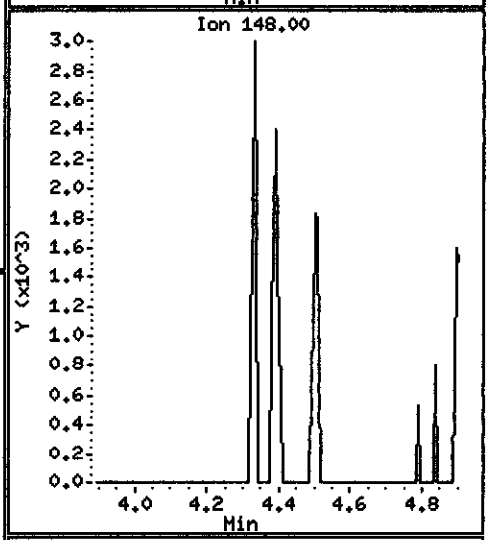

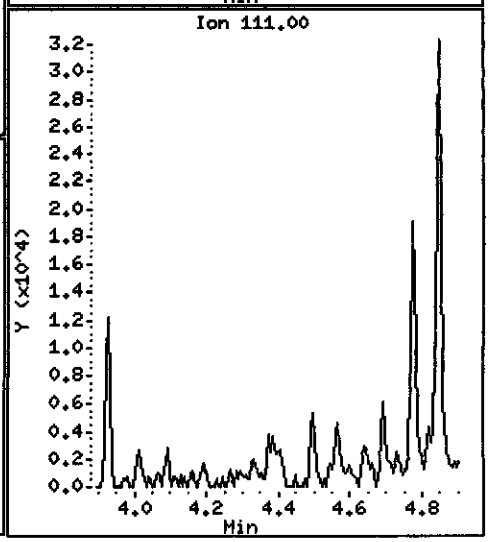

Data File: \\PITSVR06\D\chem\731.i\V102808.b\V1028021.D

Date : 28-OCT-2008 01:19

Client ID: RFI-PZ-18-1008

Instrument: 731.i

Sample Info: C8J180171-005 10/23/08 h2o (8298042) 8270c

Volume Injected (uL): 2.0

Operator: 003200

Column phase: DB5-MS

Column diameter: 0.32

28 1,2-Dichlorobenzene

Concentration: 0.053423 ug/L

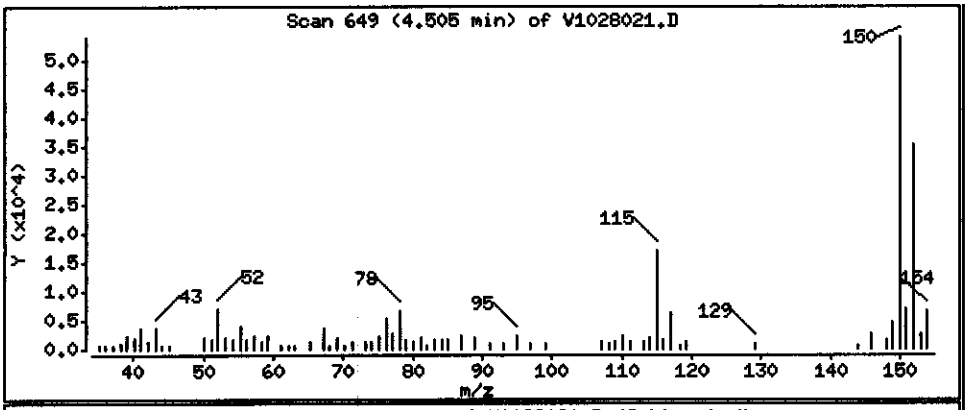

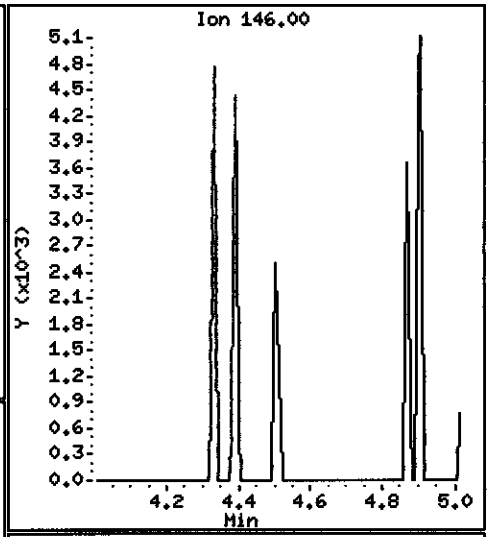

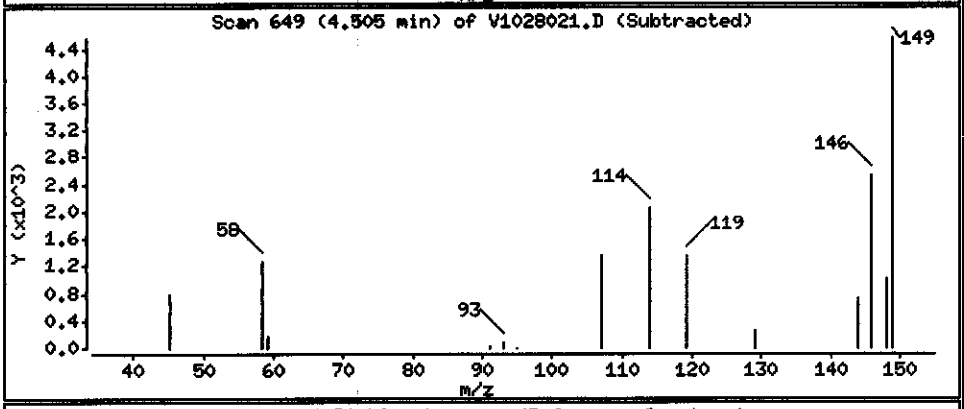

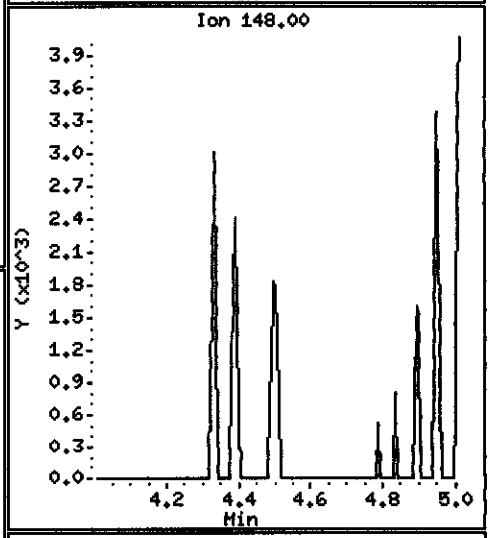

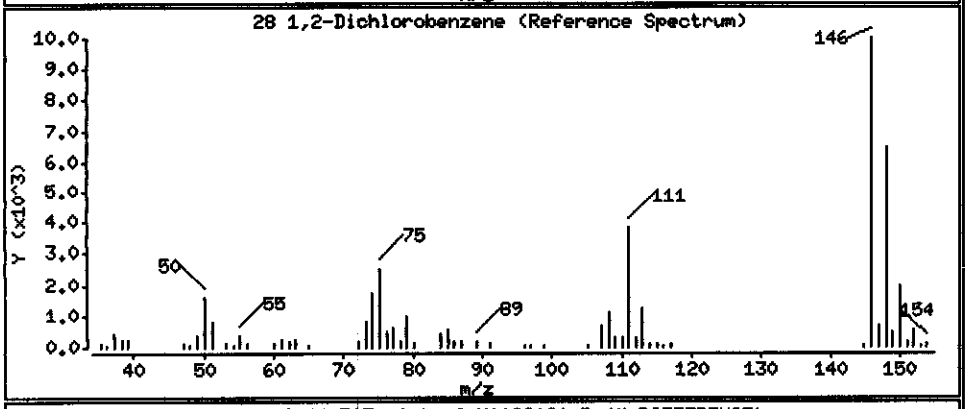

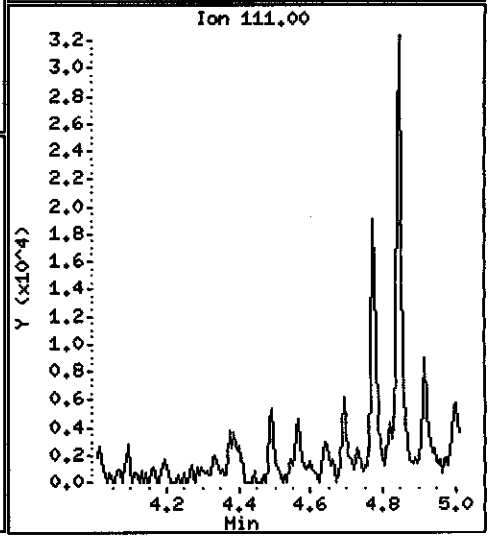

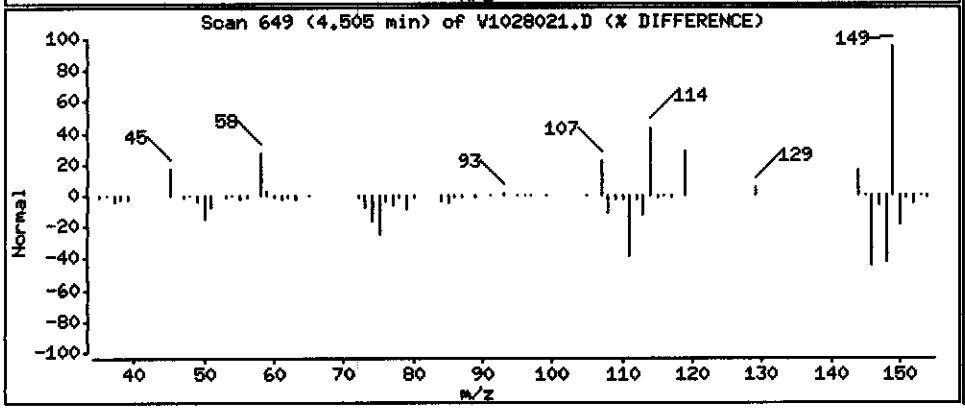

Data File: \\PITSVR06\D\chem\731.i\V102808.b\V1028021.D

Date : 28-OCT-2008 01:19

Client ID: RFI-PZ-18-1008

Instrument: 731.i

Sample Info: C8J180171-005 10/23/08 h2o (8298042) 8270c

Volume Injected (uL): 2.0

Operator: 003200

Column phase: DB5-MS

Column diameter: 0.32

50 1,2,4-Trichlorobenzene

Concentration: 1.2055 ug/L

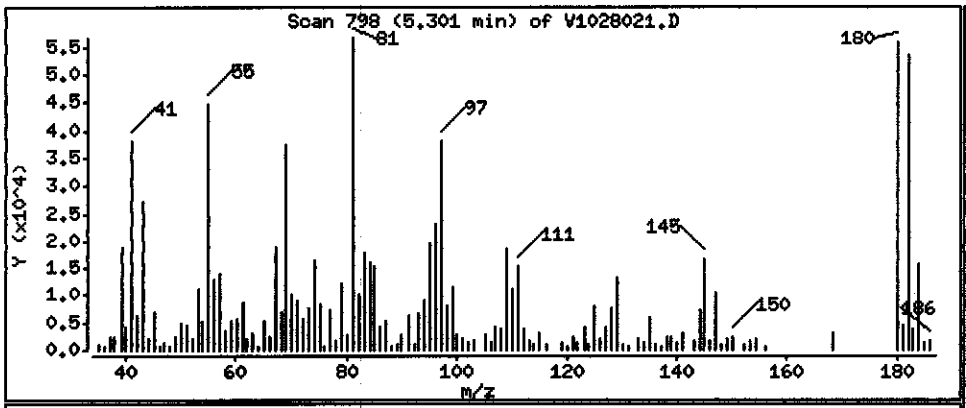

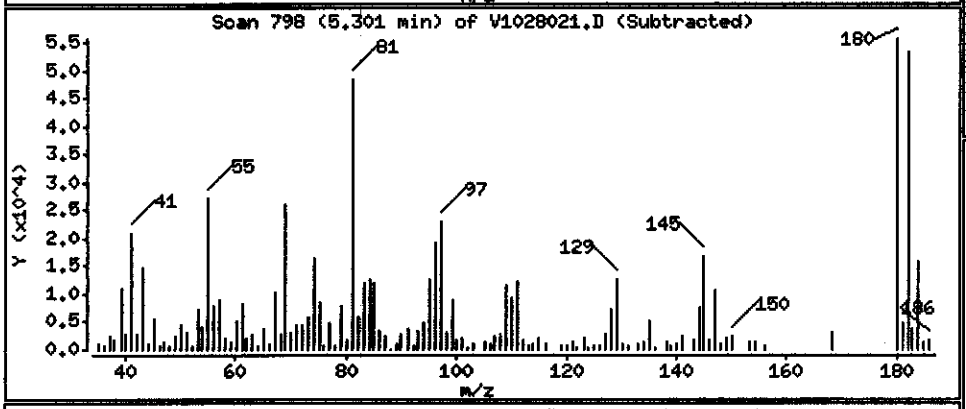

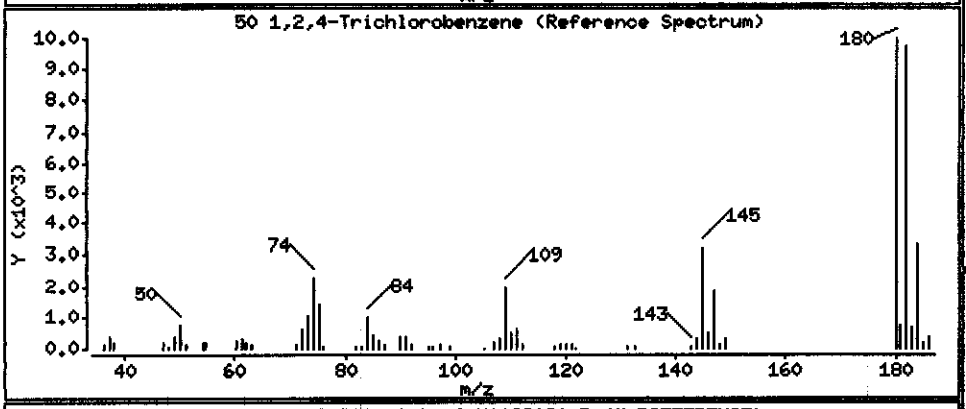

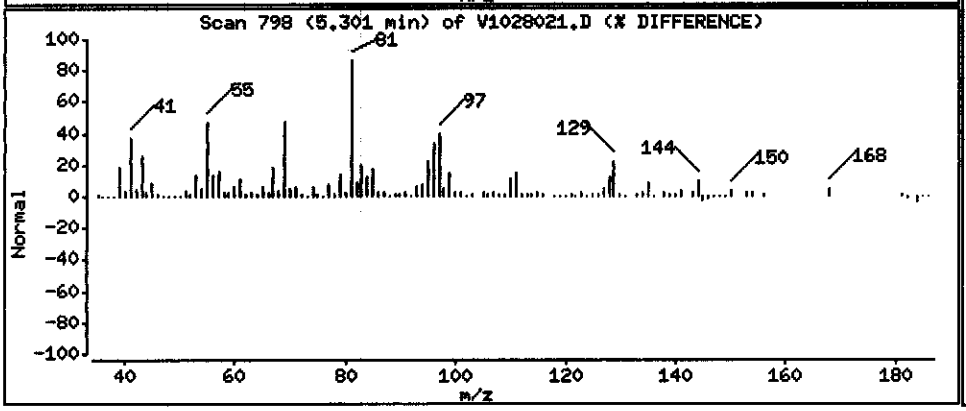

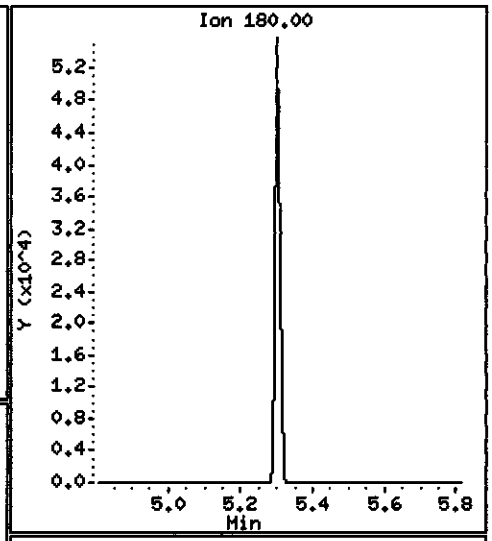

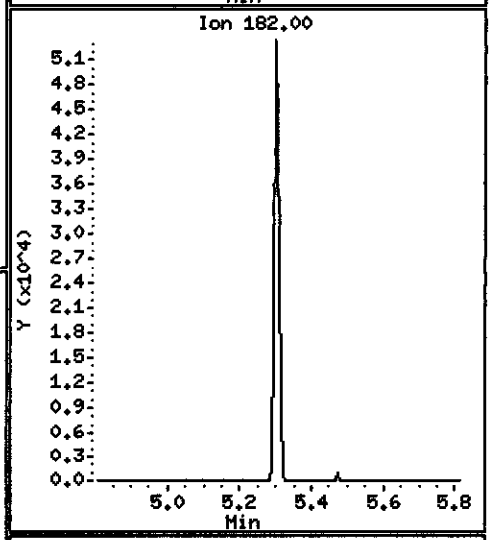

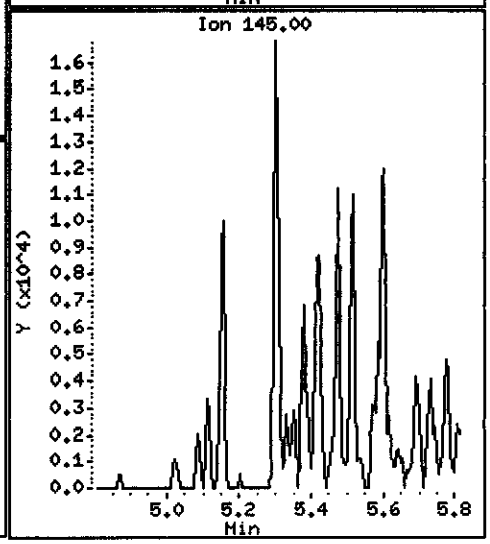

Data File: \\PITSVR06\D\chem\731.i\V102808.b\V1028021.D

Date : 28-OCT-2008 01:19

Client ID: RFI-PZ-18-1008 Instrument: 731.i

Sample Info: C8J180171-005 10/23/08 h2o (8298042) 8270c

Volume Injected (uL): 2.0 Operator: 003200

Column phase: DB5-MS Column diameter: 0.32

82 Acenaphthene Concentration: 0.13404 ug/L

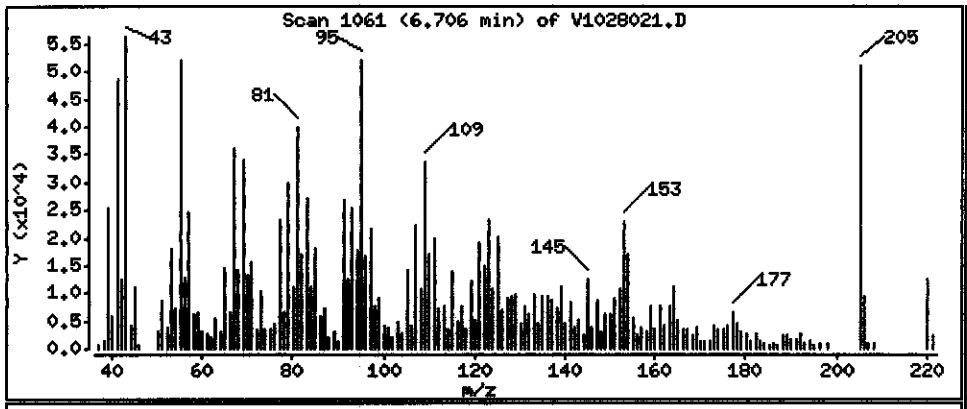

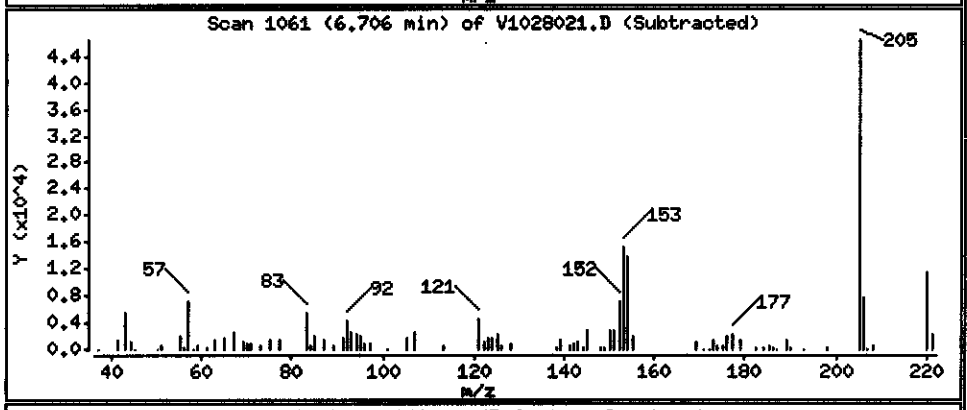

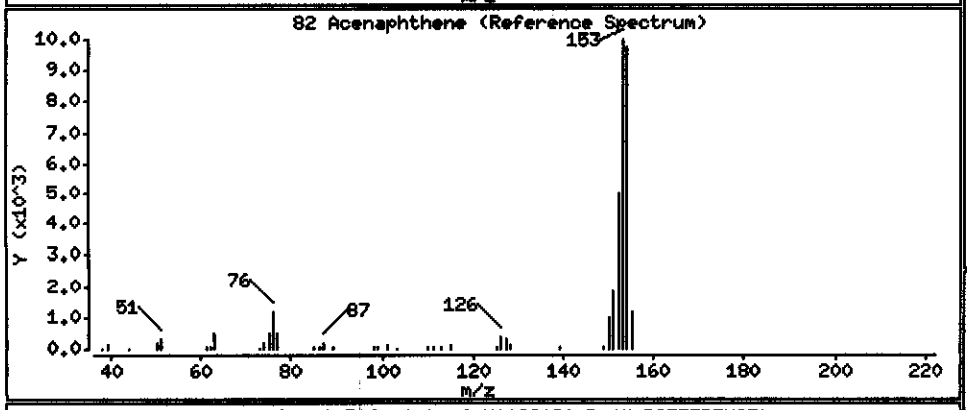

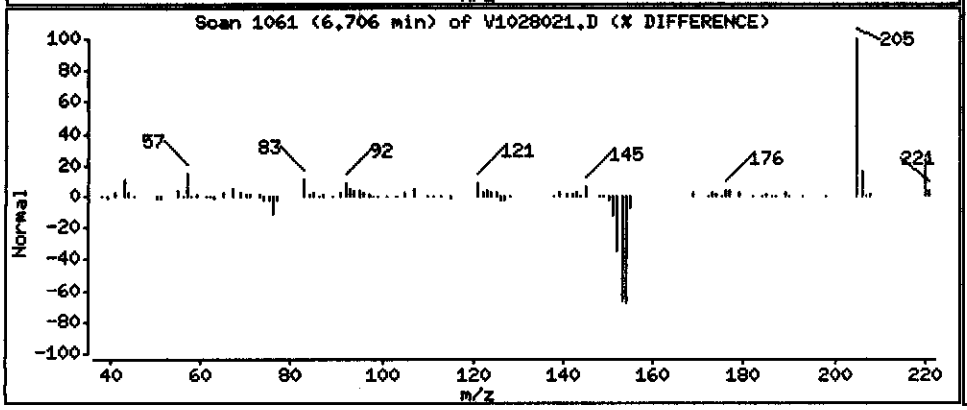

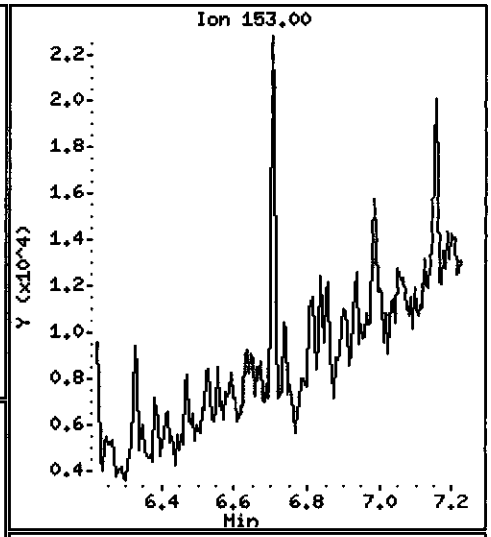

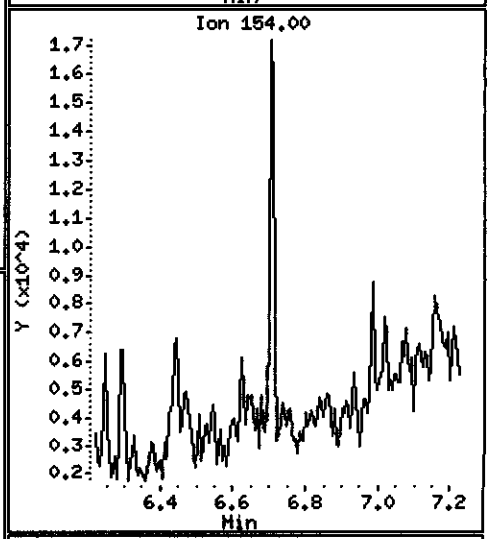

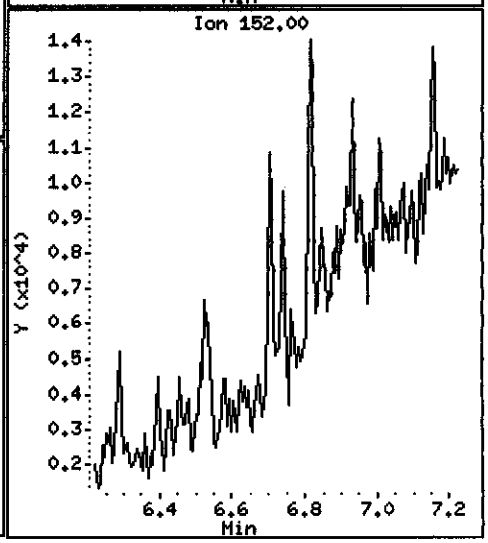

Data File: \\PITSVR06\D\chem\731.i\V102808.b\V1028021.D

Date : 28-OCT-2008 01:19

Client ID: RFI-PZ-18-1008 Instrument: 731.i

Sample Info: C8J180171-005 10/23/08 h2o (8298042) 8270c

Volume Injected (uL): 2.0 Operator: 003200

Column phase: DB5-MS Column diameter: 0.32

120 Di-n-Butylphthalate Concentration: 0.16070 ug/L

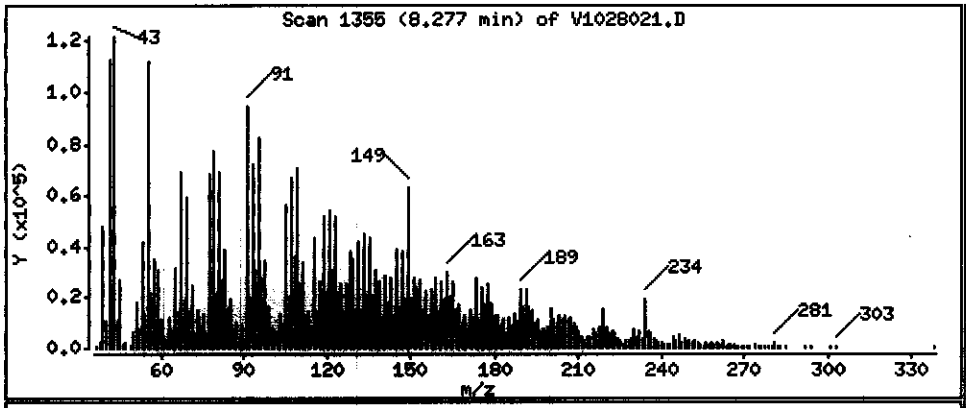

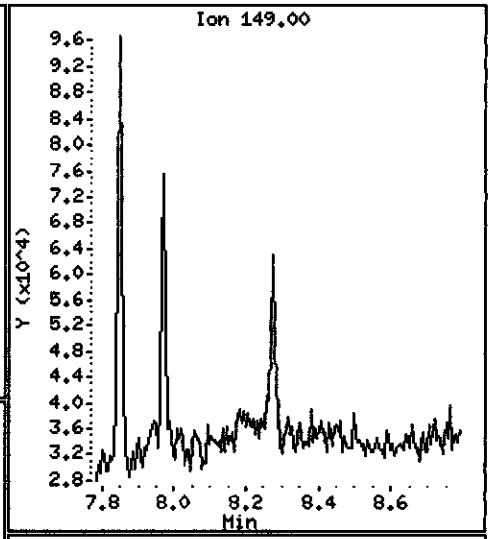

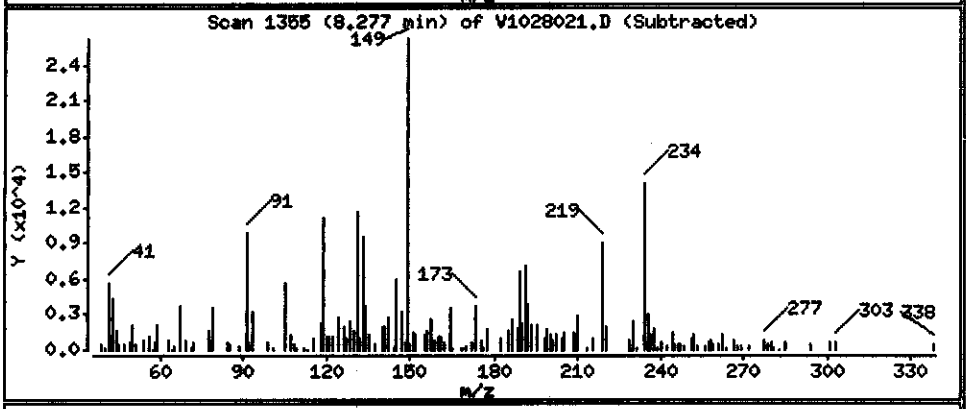

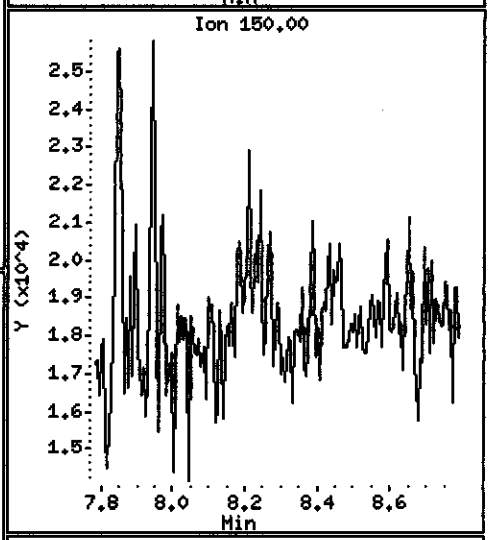

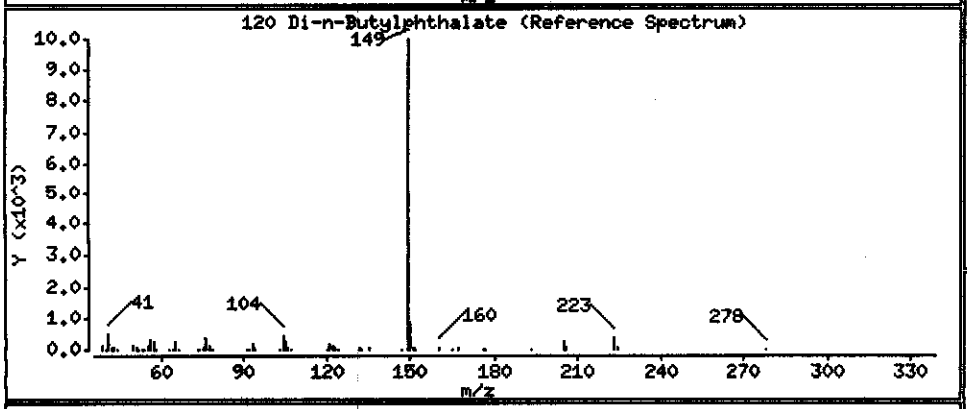

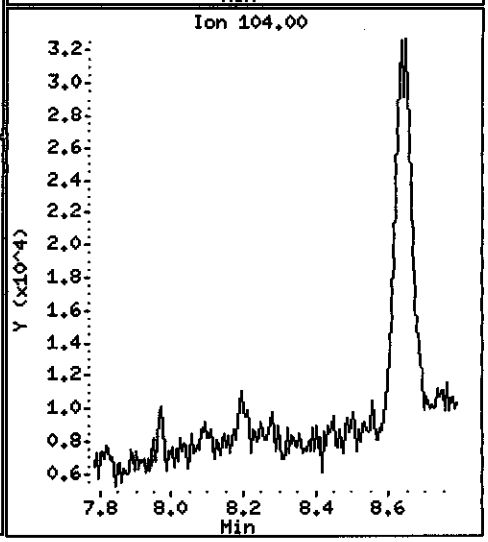

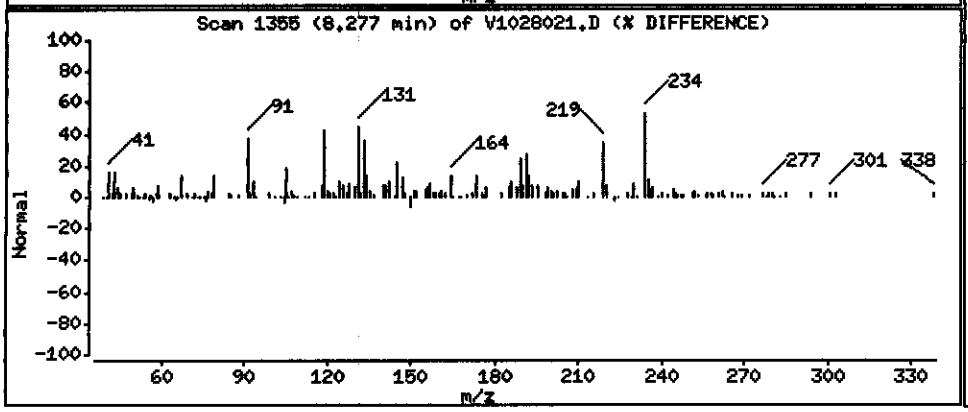

Data File: \\PITSVR06\D\chem\731.i\V102808.b\V1028021.D

Date : 28-OCT-2008 01:19

Client ID: RFI-PZ-18-1008 Instrument: 731.i

Sample Info: C8J180171-005 10/23/08 h2o (8298042) 8270c

Volume Injected (uL): 2.0 Operator: 003200

Column phase: DB5-MS Column diameter: 0.32

123 Fluoranthene Concentration: 0.097825 ug/L

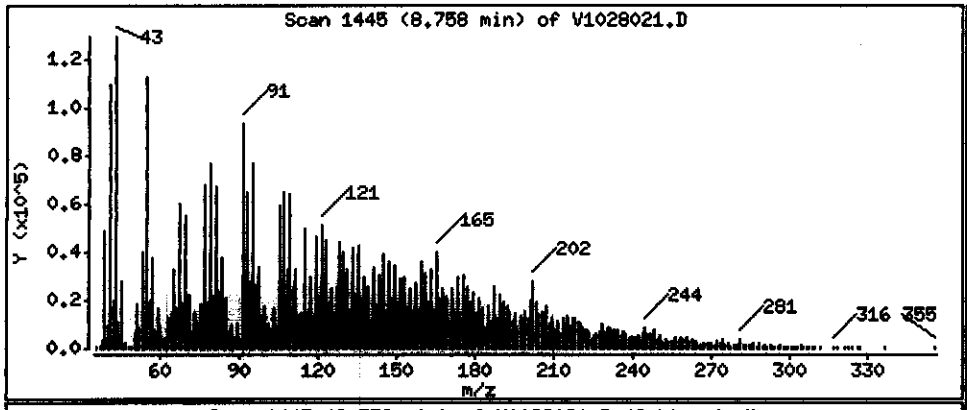

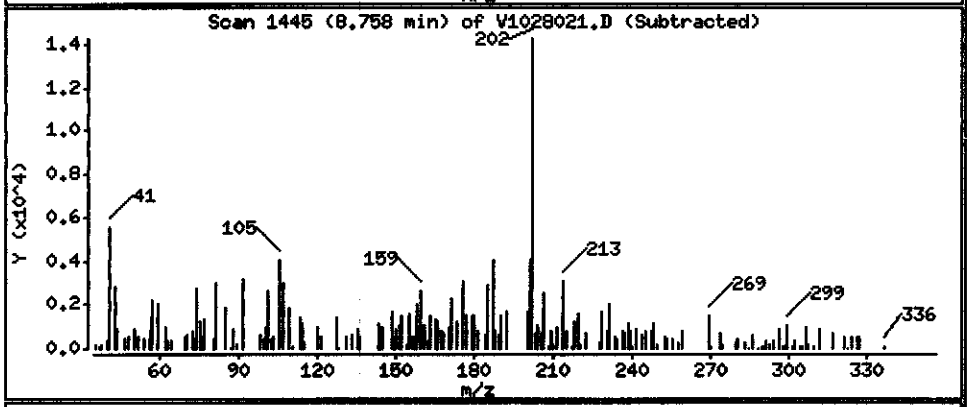

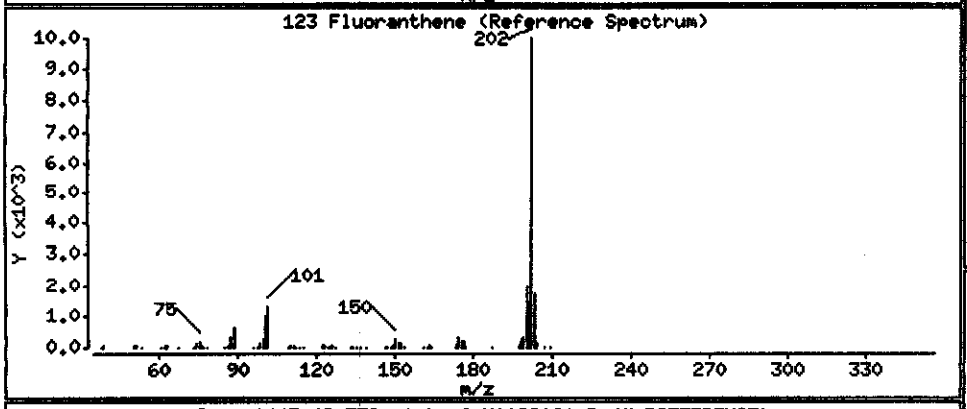

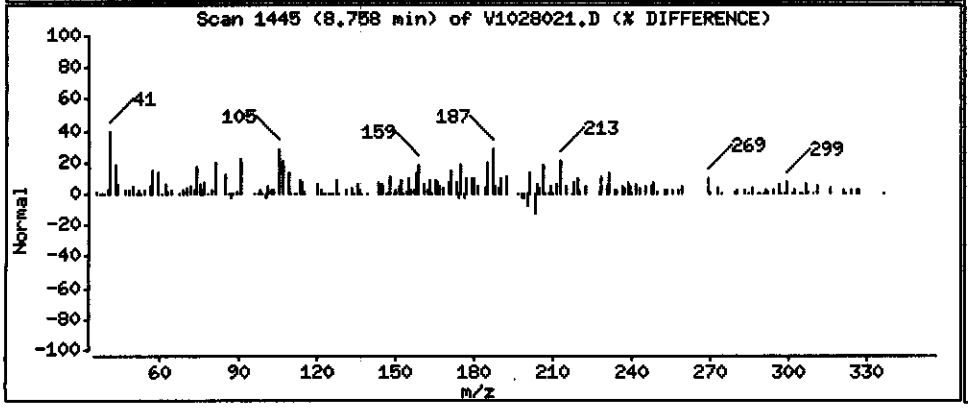

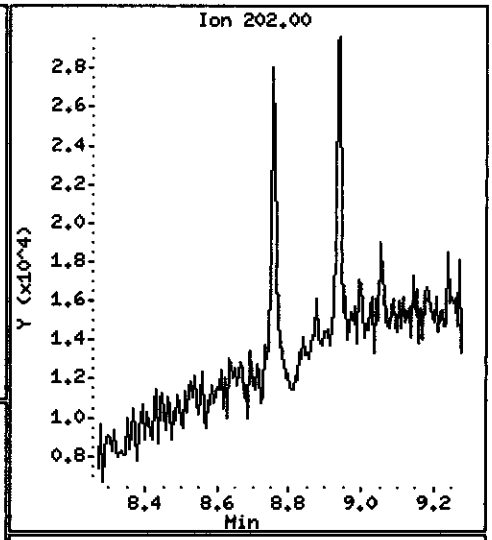

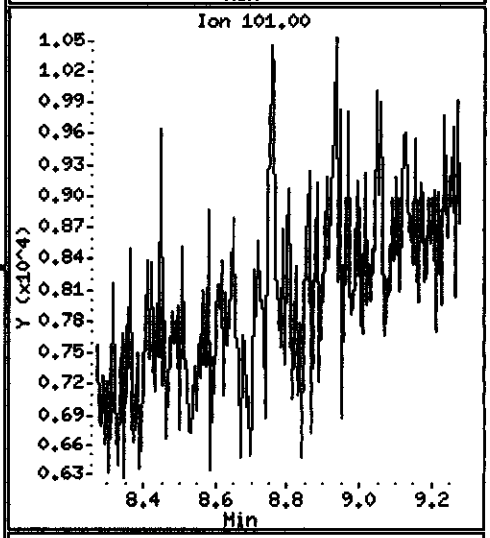

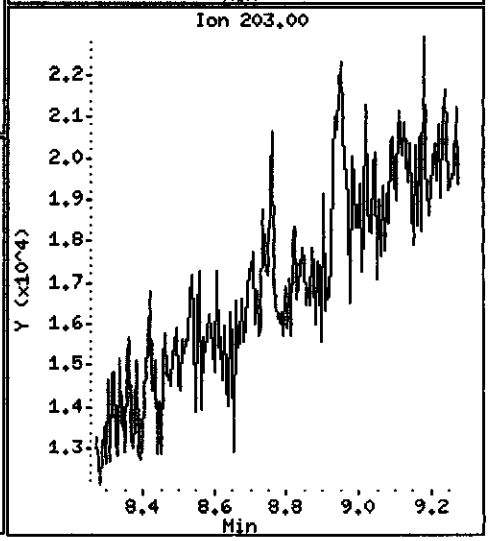

Data File: \\PITSVR06\D\chem\731.i\V102808.b\V1028021.D

Date : 28-OCT-2008 01:19

Client ID: RFI-PZ-18-1008 Instrument: 731.i

Sample Info: C8J180171-005 10/23/08 h2o (8298042) 8270c

Volume Injected (uL): 2.0 Operator: 003200

Column phase: DB5-MS Column diameter: 0.32

125 Pyrene Concentration: 0.071727 ug/L

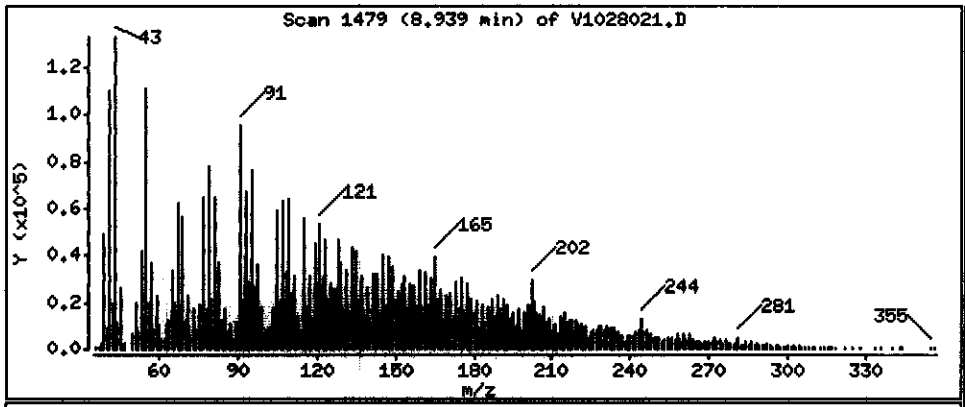

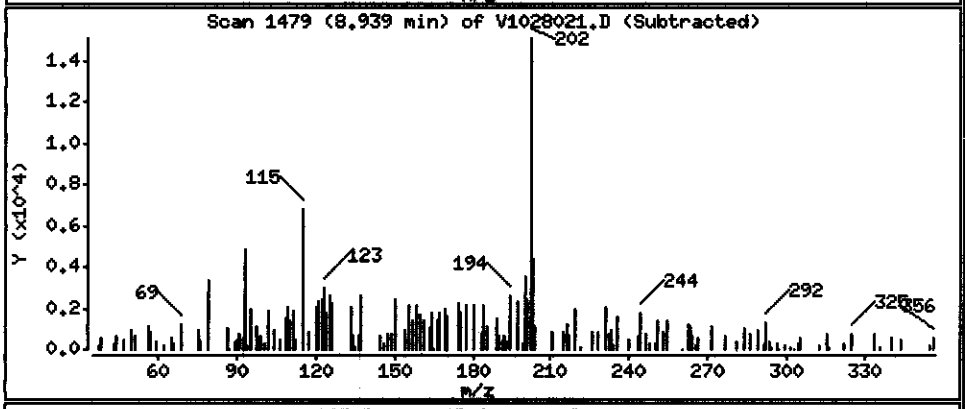

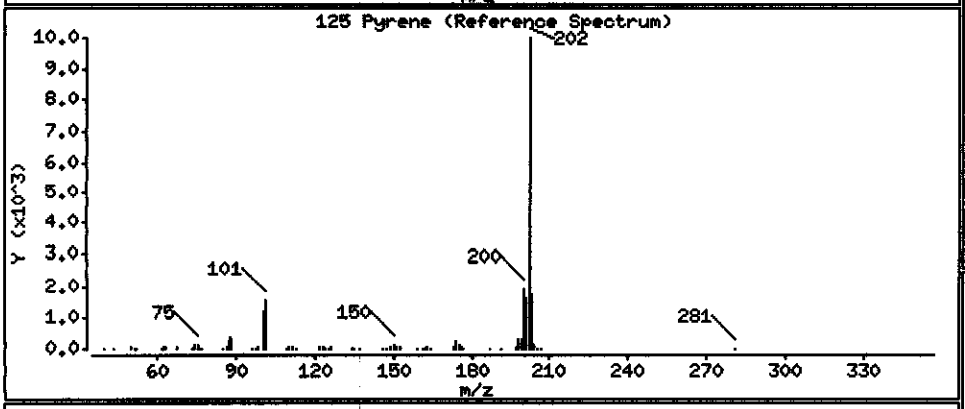

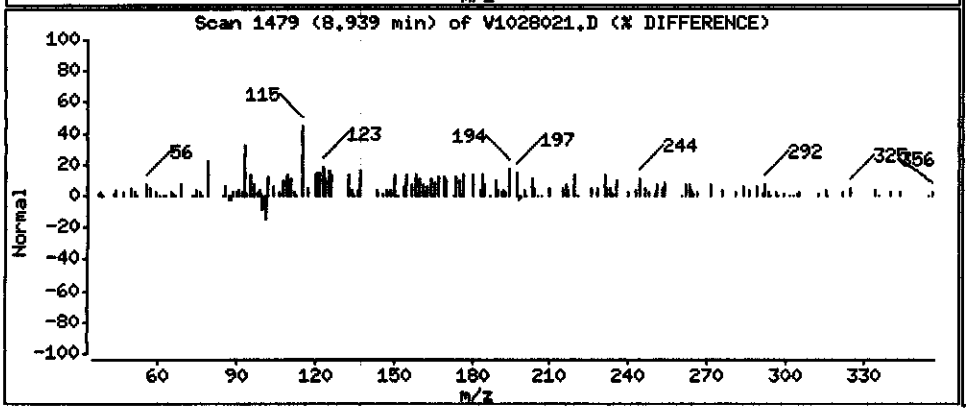

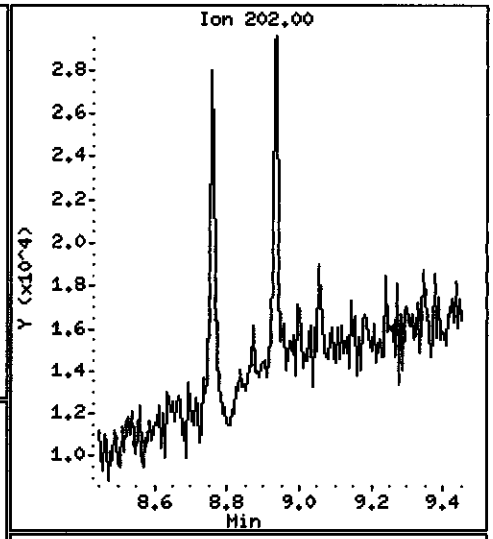

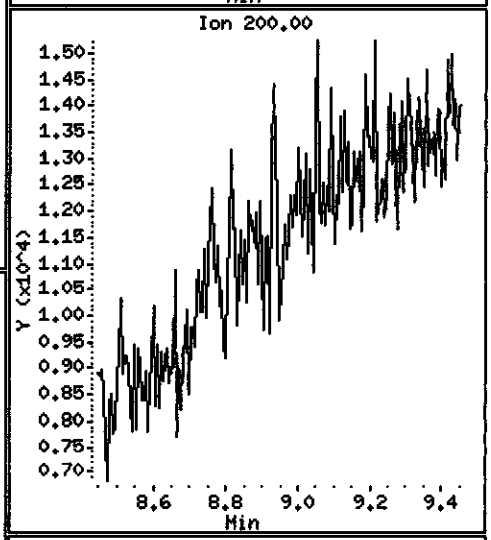

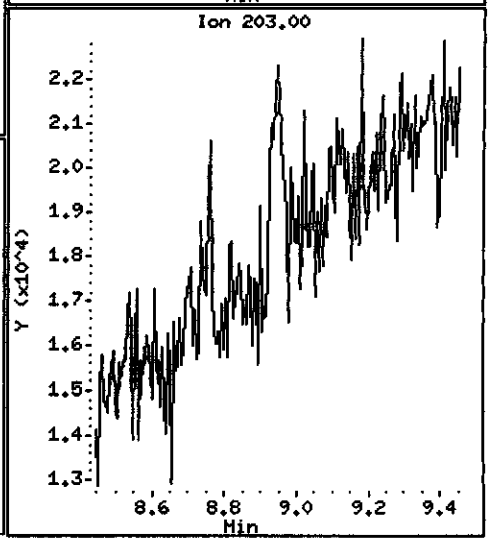

Data File: \\PITSVR06\D\chem\731.i\V102808.b\V1028021.D

Date : 28-OCT-2008 01:19

Client ID: RFI-PZ-18-1008

Instrument: 731.i

Sample Info: C8J180171-005 10/23/08 h2o (8298042) 8270c

Volume Injected (uL): 2.0

Operator: 003200

Column phase: DB5-MS

Column diameter: 0.32

131 Butylbenzylphthalate

Concentration: 0.20147 ug/L

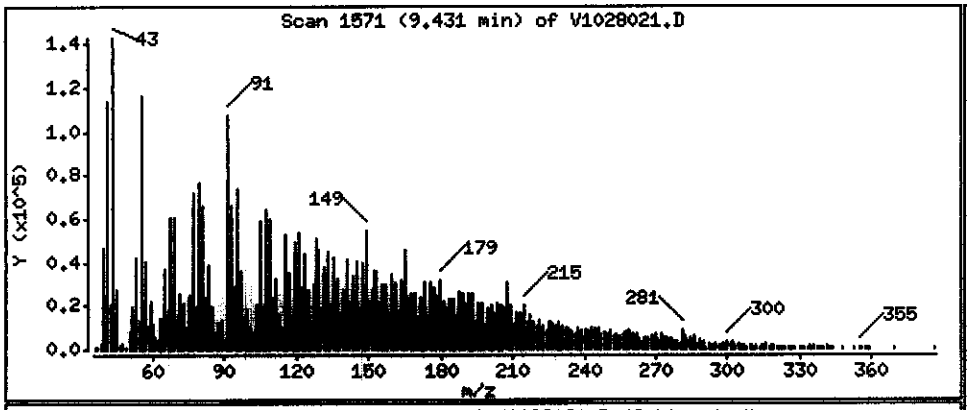

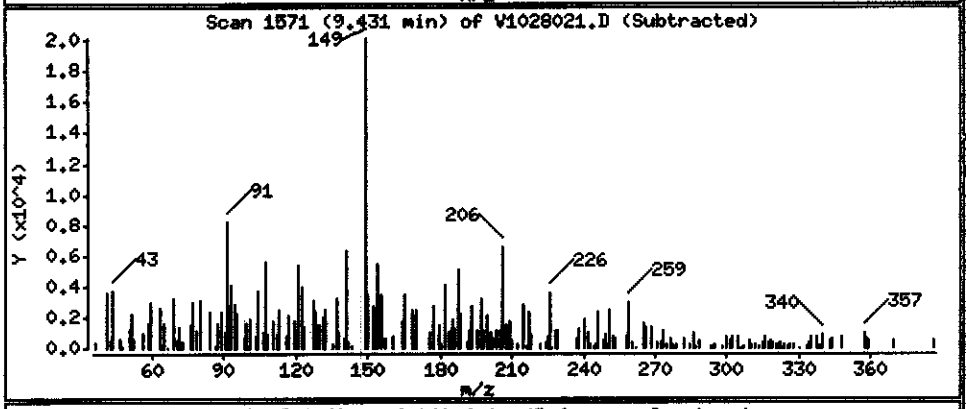

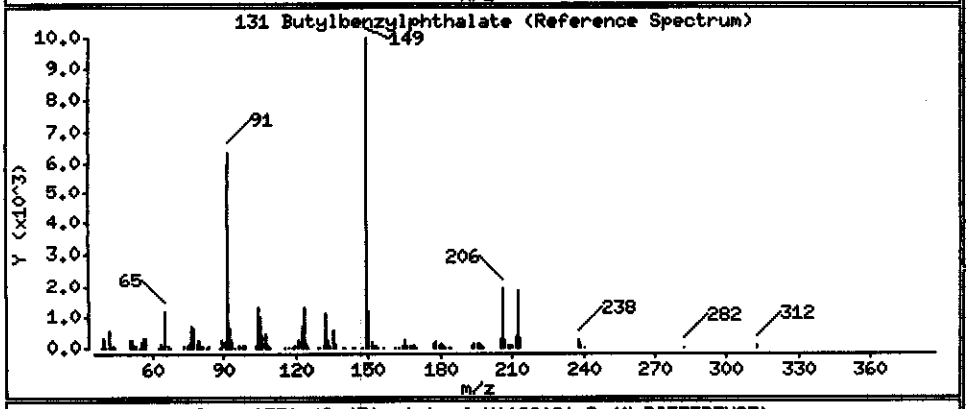

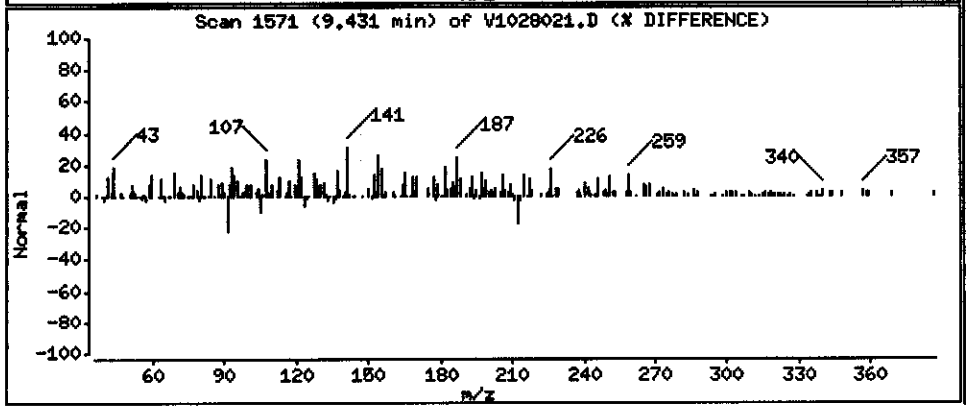

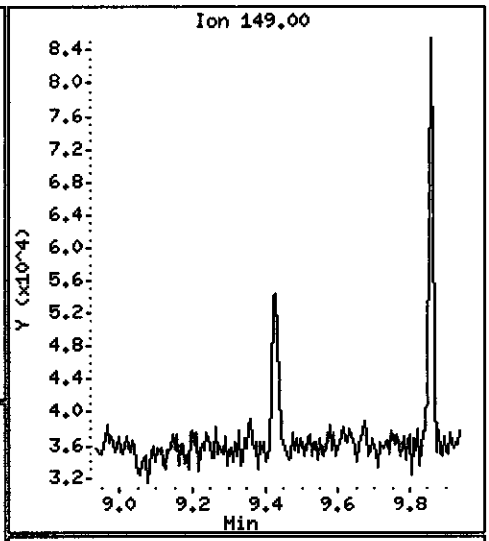

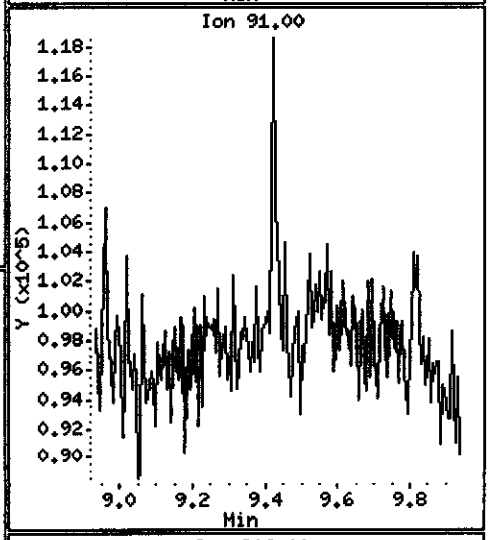

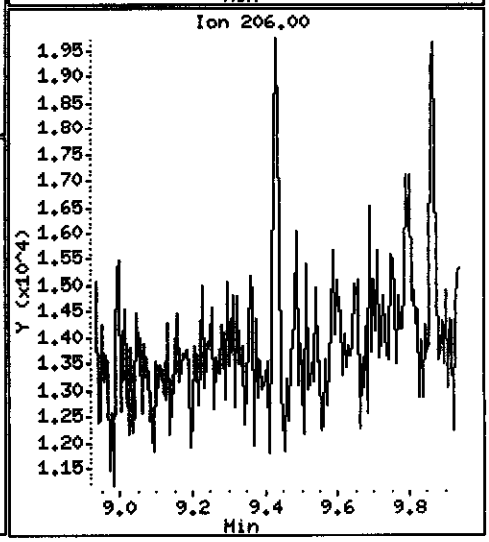

Data File: \\PITSVR06\D\chem\731.i\V102808.b\V1028021.D

Date : 28-OCT-2008 01:19

Client ID: RFI-PZ-18-1008 Instrument: 731.i

Sample Info: C8J180171-005 10/23/08 h2o (8298042) 8270c

Volume Injected (uL): 2.0 Operator: 003200

Column phase: DB5-MS Column diameter: 0.32

146 Benzo(a)pyrene Concentration: 0.057044 ug/L

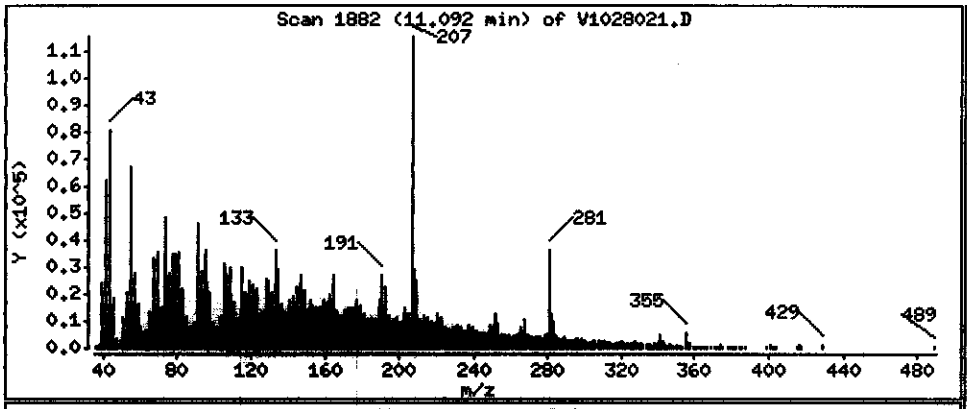

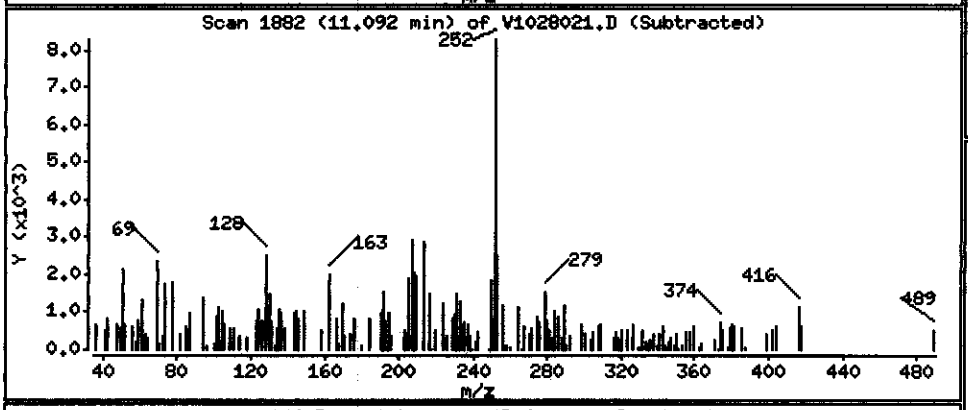

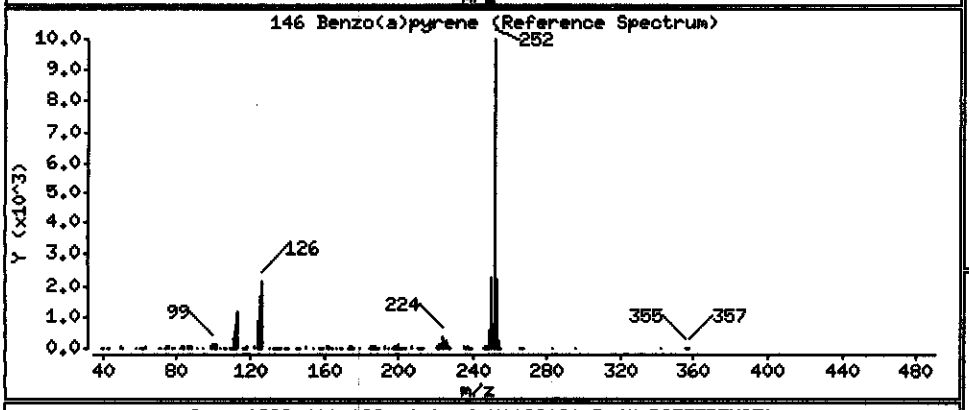

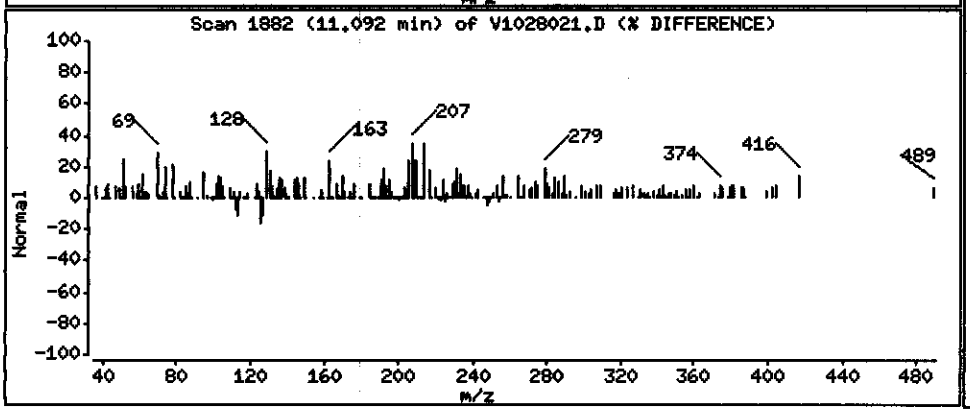

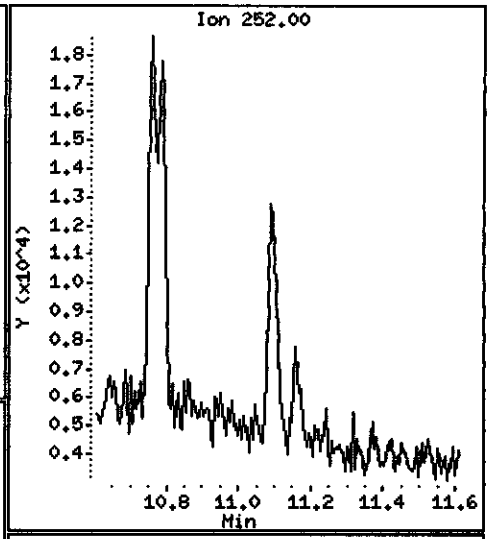

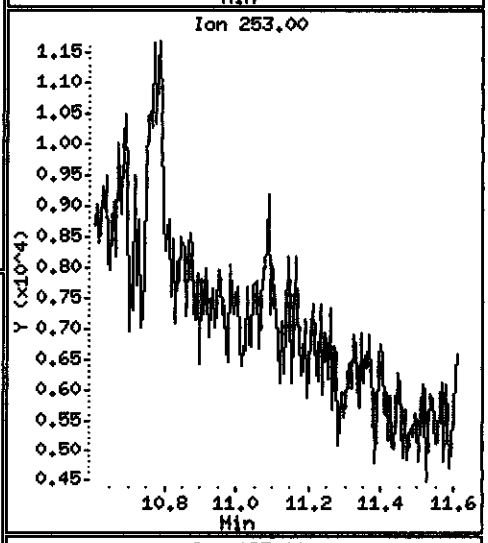

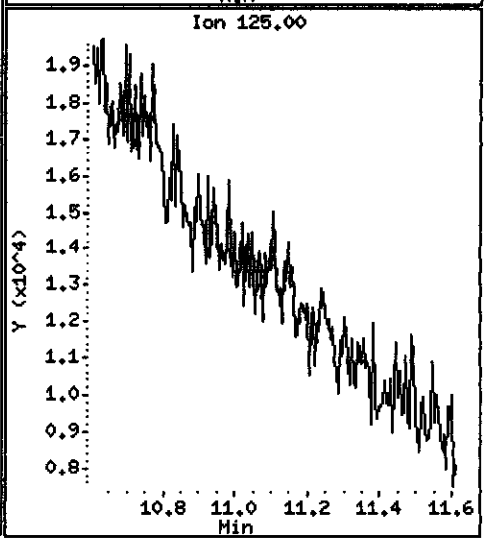

Data File: \\PITSVR06\D\chem\731.i\V102808.b\V1028021.D

Date : 28-OCT-2008 01:19

Client ID: RFI-PZ-18-1008 Instrument: 731.i

Sample Info: C8J180171-005 10/23/08 h2o (8298042) 8270c

Volume Injected (uL): 2.0 Operator: 003200

Column phase: DB5-MS Column diameter: 0.32

149 Indeno(1,2,3-cd)pyrene Concentration: 0.069391 ug/L

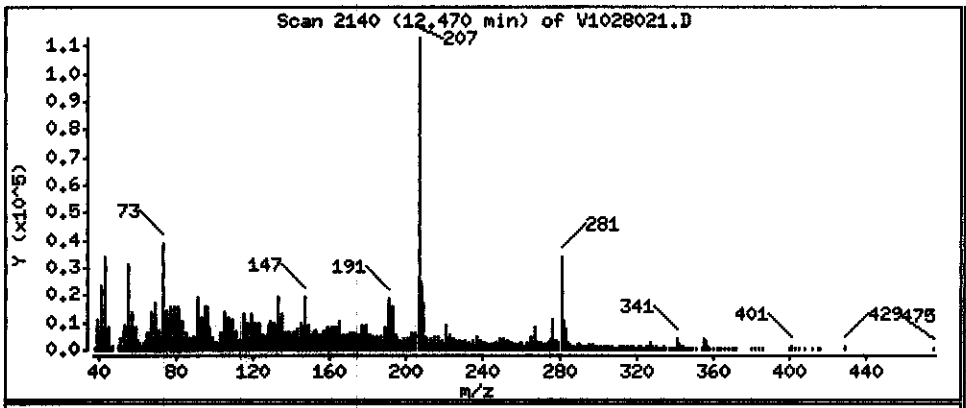

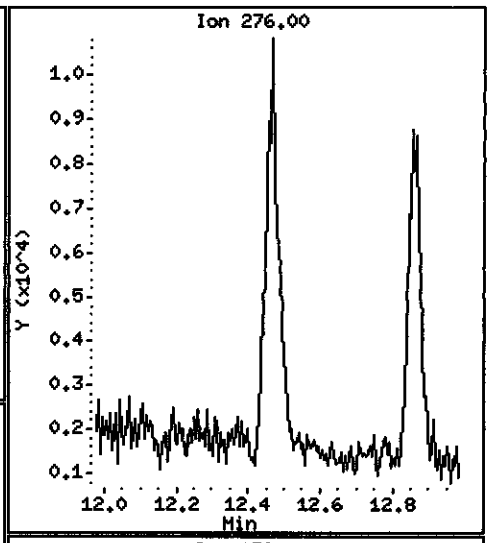

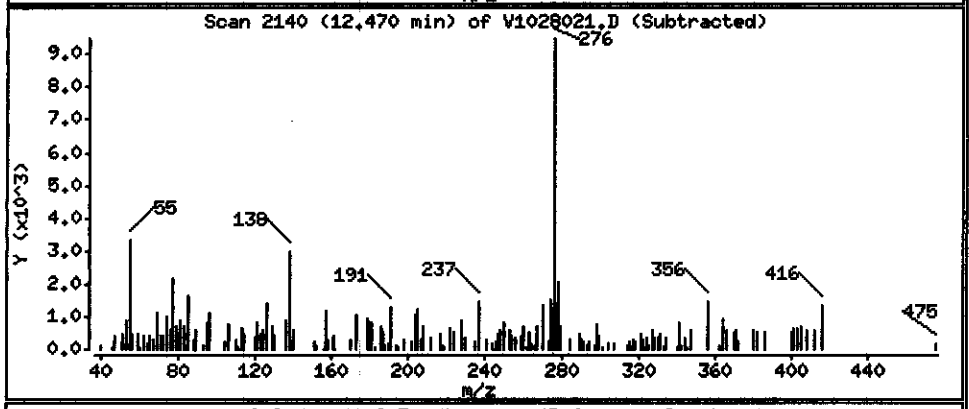

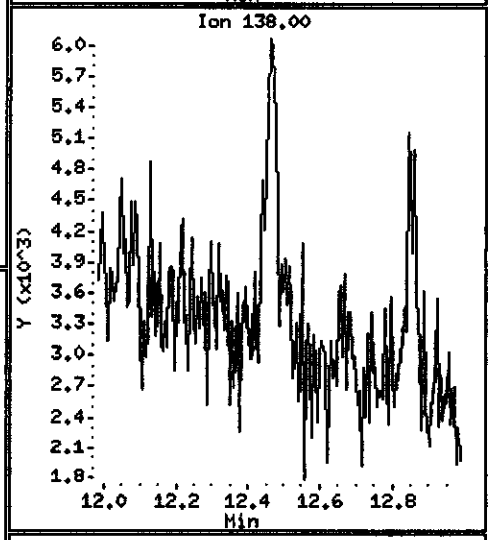

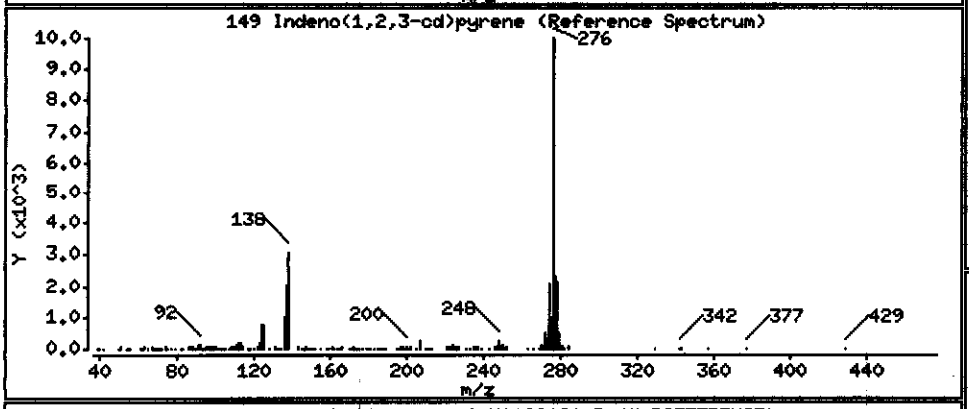

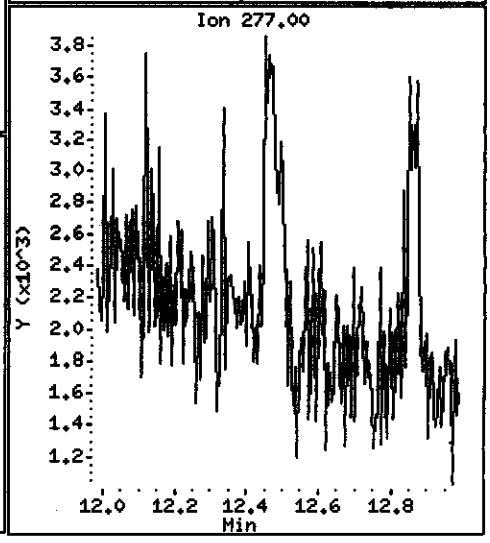

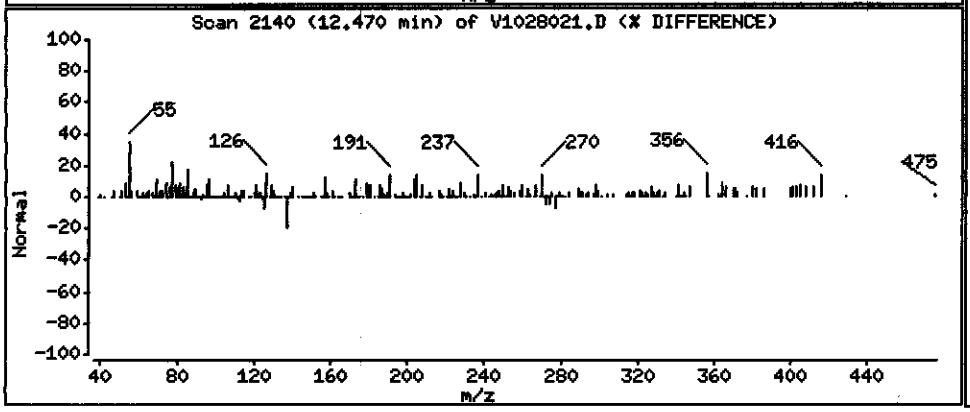

Data File: \\PITSVR06\D\chem\731.i\V102808.b\V1028021.D

Date : 28-OCT-2008 01:19

Client ID: RFI-PZ-18-1008

Instrument: 731.i

Sample Info: C8J180171-005 10/23/08 h2o (8298042) 8270c

Volume Injected (uL): 2.0

Operator: 003200

Column phase: DB5-MS

Column diameter: 0.32

150 Dibenz(a,h)anthracene

Concentration: 0.060768 ug/L

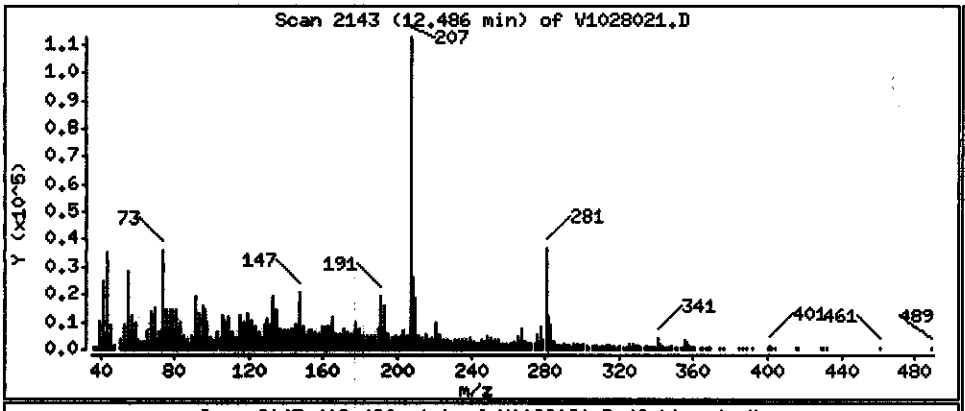

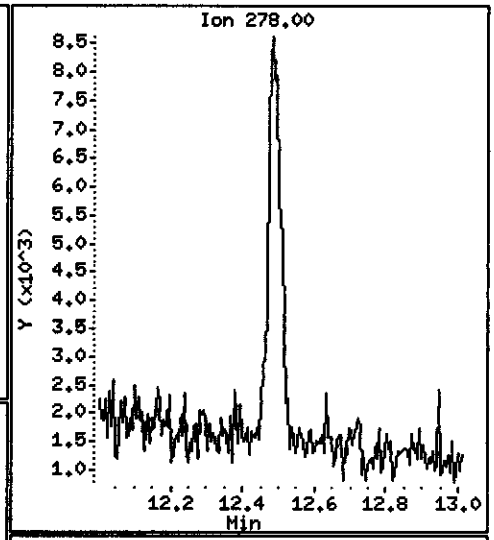

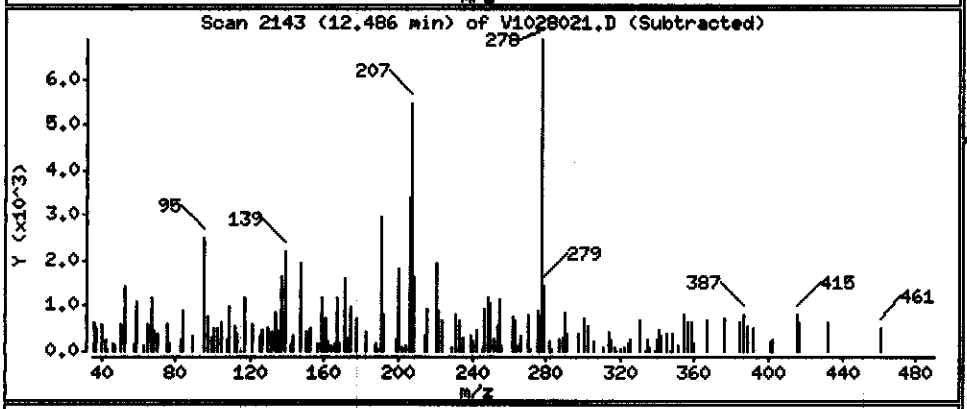

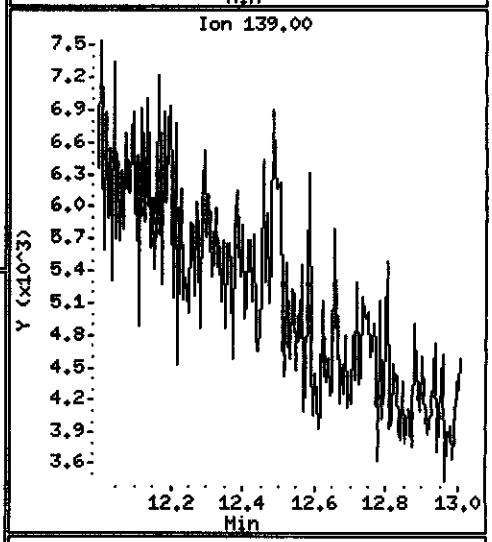

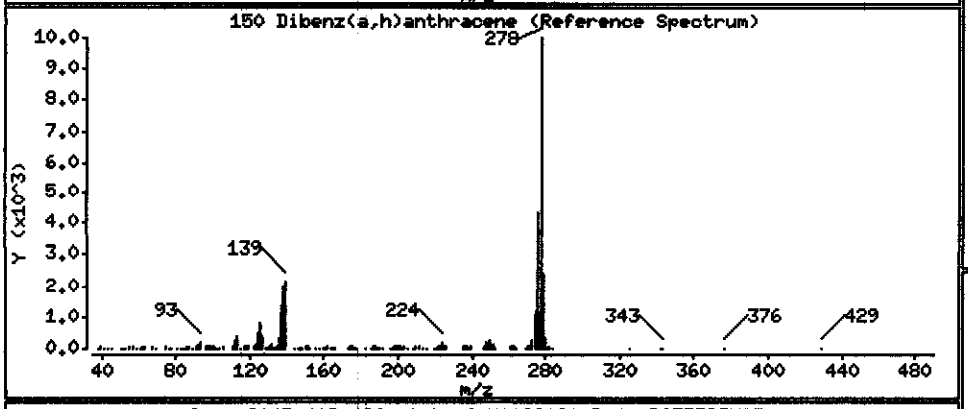

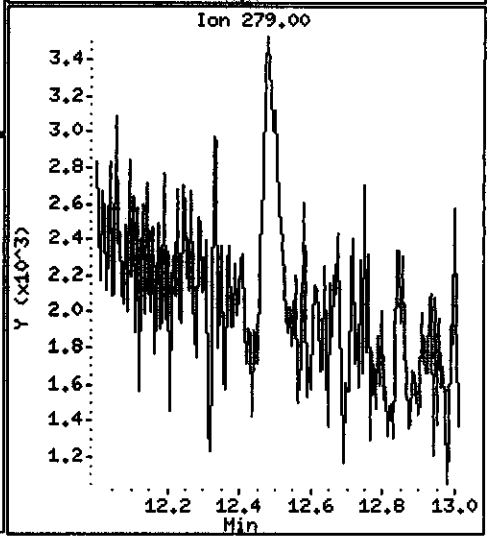

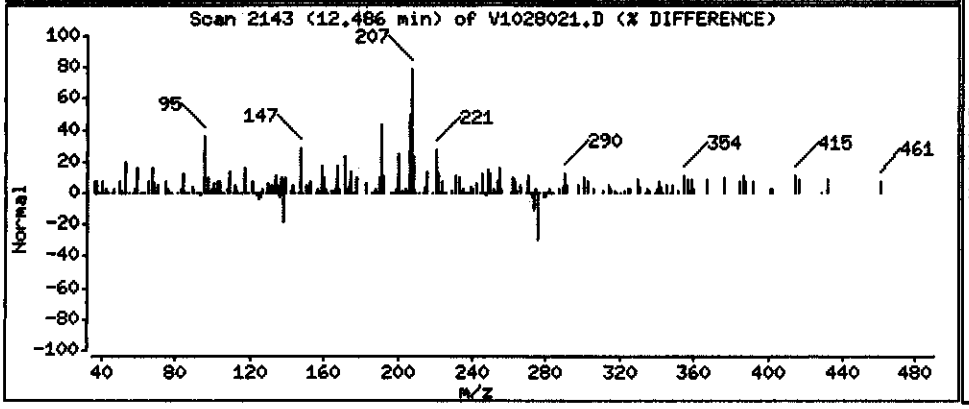

Data File: \\PITSVR06\D\chem\731.i\V102808.b\V1028021.D

Date : 28-OCT-2008 01:19

Client ID: RFI-PZ-18-1008 Instrument: 731.i

Sample Info: C8J180171-005 10/23/08 h2o (8298042) 8270c

Volume Injected (uL): 2.0 Operator: 003200

Column phase: DB5-MS Column diameter: 0.32

151 Benzo(g,h,i)perylene Concentration: 0.067672 ug/L

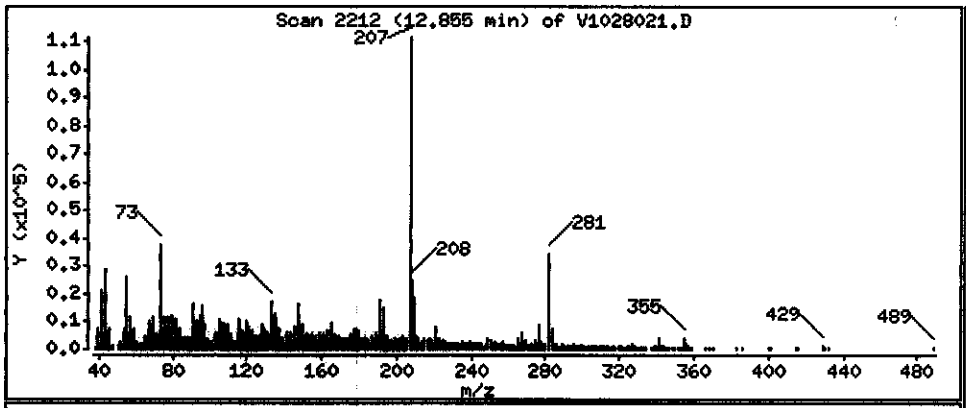

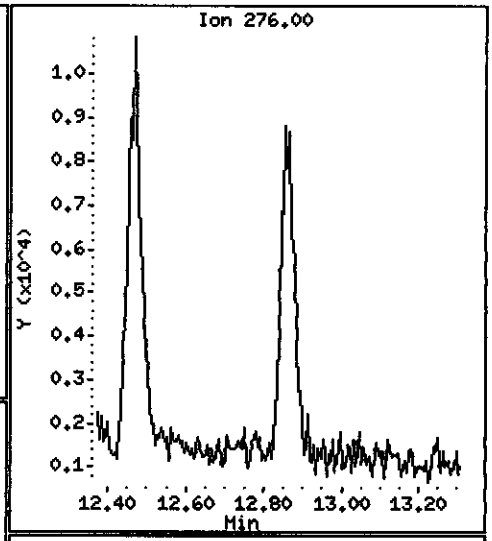

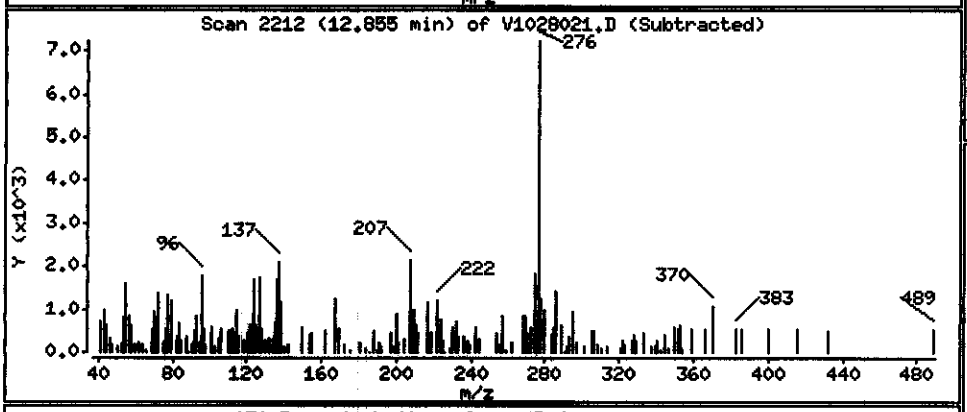

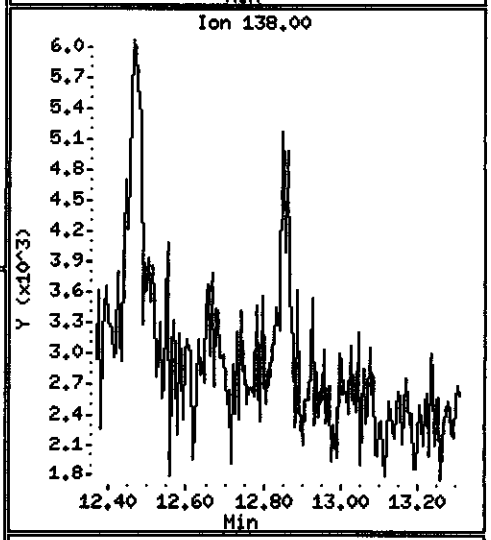

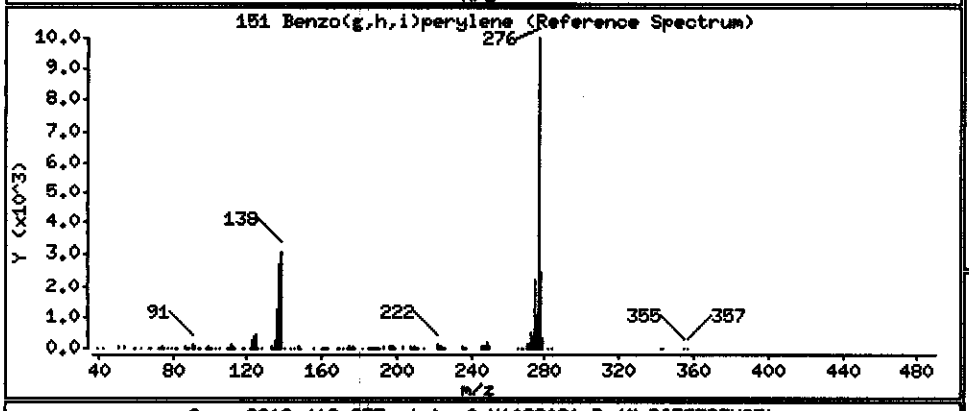

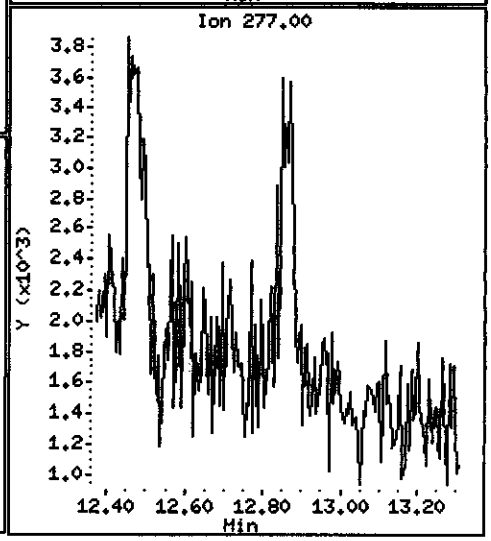

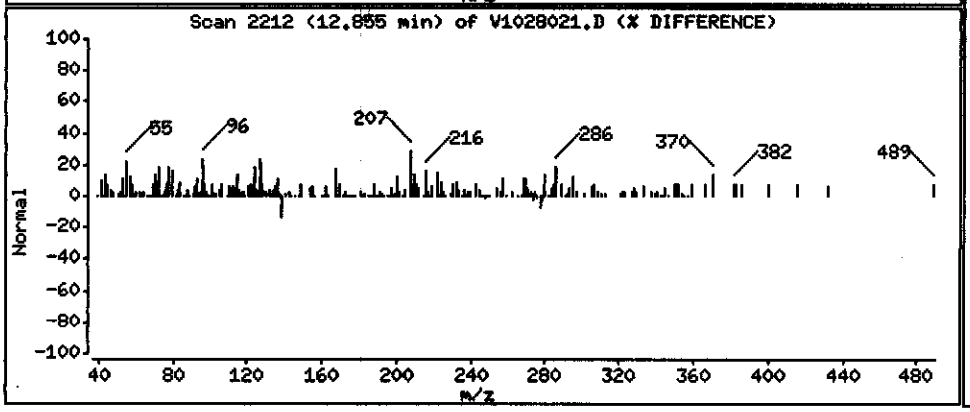

MACTEC Engineering and Consulting Inc

Client Sample ID: RFI-51-1008

GC/MS Semivolatiles

Lot-Sample #...:	C8J180171-006	**Work Order #...:**	K06DJ1AL	**Matrix.....:**	WATER
Date Sampled...:	10/16/08 12:55	**Date Received..:**	10/18/08 11:30	**MS Run #.....:**	
Prep Date.....:	10/23/08	**Analysis Date..:**	10/28/08		
Prep Batch #...:	8298042	**Analysis Time..:**	01:40		
Dilution Factor:	1	**Initial Wgt/Vol:**	1000 mL	**Final Wgt/Vol..:**	1 mL
Analyst ID.....:	003200	**Instrument ID..:**	731		
		Method.....:	SW846 8270C		

PARAMETER	RESULT	REPORTING LIMIT	UNITS	MDL
Aniline	ND	1.0	ug/L	0.048
Acenaphthene	ND	0.20	ug/L	0.052
Acenaphthylene	ND	0.20	ug/L	0.046
Acetophenone	ND	1.0	ug/L	0.046
Anthracene	**0.072 J**	**0.20**	**ug/L**	**0.051**
Atrazine	ND	1.0	ug/L	0.039
Benzo(a)anthracene	ND	0.20	ug/L	0.041
Benzo(a)pyrene	ND	0.20	ug/L	0.044
Benzo(b)fluoranthene	ND	0.20	ug/L	0.031
Benzo(ghi)perylene	ND	0.20	ug/L	0.027
Benzo(k)fluoranthene	ND	0.20	ug/L	0.039
Benzaldehyde	ND	1.0	ug/L	0.054
1,1'-Biphenyl	ND	1.0	ug/L	0.060
bis(2-Chloroethoxy) methane	ND	1.0	ug/L	0.12
bis(2-Chloroethyl)-ether	ND	0.20	ug/L	0.046
bis(2-Ethylhexyl) phthalate	ND	1.0	ug/L	0.12
4-Bromophenyl phenyl ether	ND	1.0	ug/L	0.050
Butyl benzyl phthalate	ND	1.0	ug/L	0.14
Caprolactam	**0.30 J**	**5.0**	**ug/L**	**0.19**
Carbazole	ND	0.20	ug/L	0.052
4-Chloroaniline	ND	1.0	ug/L	0.046
4-Chloro-3-methylphenol	ND	1.0	ug/L	0.059
2-Chloronaphthalene	ND	0.20	ug/L	0.044
2-Chlorophenol	ND	1.0	ug/L	0.045
4-Chlorophenyl phenyl ether	ND	1.0	ug/L	0.043
Chrysene	ND	0.20	ug/L	0.036
Dibenz(a,h)anthracene	ND	0.20	ug/L	0.035
Dibenzofuran	ND	1.0	ug/L	0.053
3,3'-Dichlorobenzidine	ND	1.0	ug/L	0.041
2,4-Dichlorophenol	**0.16 J**	**0.20**	**ug/L**	**0.049**
Diethyl phthalate	ND	1.0	ug/L	0.24
2,4-Dimethylphenol	ND	1.0	ug/L	0.052

(Continued on next page)

MACTEC Engineering and Consulting Inc

Client Sample ID: RFI-51-1008

GC/MS Semivolatiles

Lot-Sample #...: C8J180171-006 **Work Order #...:** K06DJ1AL **Matrix.....:** WATER

PARAMETER	RESULT	REPORTING LIMIT	UNITS	MDL
Dimethyl phthalate	ND	1.0	ug/L	0.042
Di-n-butyl phthalate	**0.070 J**	**1.0**	**ug/L**	**0.046**
4,6-Dinitro-2-methylphenol	ND	5.0	ug/L	1.4
2,4-Dinitrophenol	ND	5.0	ug/L	1.3
2,4-Dinitrotoluene	ND	1.0	ug/L	0.045
2,6-Dinitrotoluene	ND	1.0	ug/L	0.051
Di-n-octyl phthalate	ND	1.0	ug/L	0.043
Fluoranthene	ND	0.20	ug/L	0.049
Fluorene	ND	0.20	ug/L	0.054
Hexachlorobenzene	ND	0.20	ug/L	0.043
Hexachlorobutadiene	ND	0.20	ug/L	0.038
Hexachlorocyclopentadiene	ND	1.0	ug/L	0.080
Hexachloroethane	ND	1.0	ug/L	0.043
Indeno(1,2,3-cd)pyrene	ND	0.20	ug/L	0.048
Isophorone	ND	1.0	ug/L	0.047
2-Methylnaphthalene	ND	0.20	ug/L	0.047
2-Methylphenol	ND	1.0	ug/L	0.051
4-Methylphenol	ND	1.0	ug/L	0.074
Naphthalene	ND	0.20	ug/L	0.043
2-Nitroaniline	ND	5.0	ug/L	0.048
3-Nitroaniline	ND	5.0	ug/L	0.040
4-Nitroaniline	ND	5.0	ug/L	0.025
Nitrobenzene	ND	0.20	ug/L	0.064
2-Nitrophenol	ND	1.0	ug/L	0.054
4-Nitrophenol	ND	5.0	ug/L	0.070
N-Nitrosodi-n-propylamine	ND	0.20	ug/L	0.059
N-Nitrosodiphenylamine	ND	0.20	ug/L	0.049
2,2'-oxybis (1-Chloropropane)	ND	0.20	ug/L	0.026
Pentachlorophenol	ND	1.0	ug/L	0.083
Phenanthrene	**0.087 J**	**0.20**	**ug/L**	**0.055**
Phenol	ND	0.20	ug/L	0.022
Pyrene	ND	0.20	ug/L	0.057
2,4,5-Trichlorophenol	ND	1.0	ug/L	0.063
2,4,6-Trichlorophenol	ND	1.0	ug/L	0.057

(Continued on next page)

MACTEC Engineering and Consulting Inc

Client Sample ID: RFI-51-1008

GC/MS Semivolatiles

Lot-Sample #...: C8J180171-006 **Work Order #...:** K06DJ1AL **Matrix.....:** WATER

SURROGATE	PERCENT RECOVERY	RECOVERY LIMITS
Nitrobenzene-d5	64	(23 - 112)
Terphenyl-d14	79	(10 - 132)
2-Fluorobiphenyl	63	(19 - 107)
2-Fluorophenol	31	(10 - 111)
Phenol-d5	56	(15 - 112)
2,4,6-Tribromophenol	65	(16 - 122)

NOTE(S):

J Estimated result. Result is less than RL.

Data File: \\PITSVR06\D\chem\731.i\V102808.b\V1028022.D

Date : 28-OCT-2008 01:40

Client ID: RFI-51-1008

Instrument: 731.i

Sample Info: C8J180171-006 10/23/08 h2o (8298042) 8270c

Volume Injected (uL): 2.0

Operator: 003200

Column phase: DB5-MS

Column diameter: 0.32

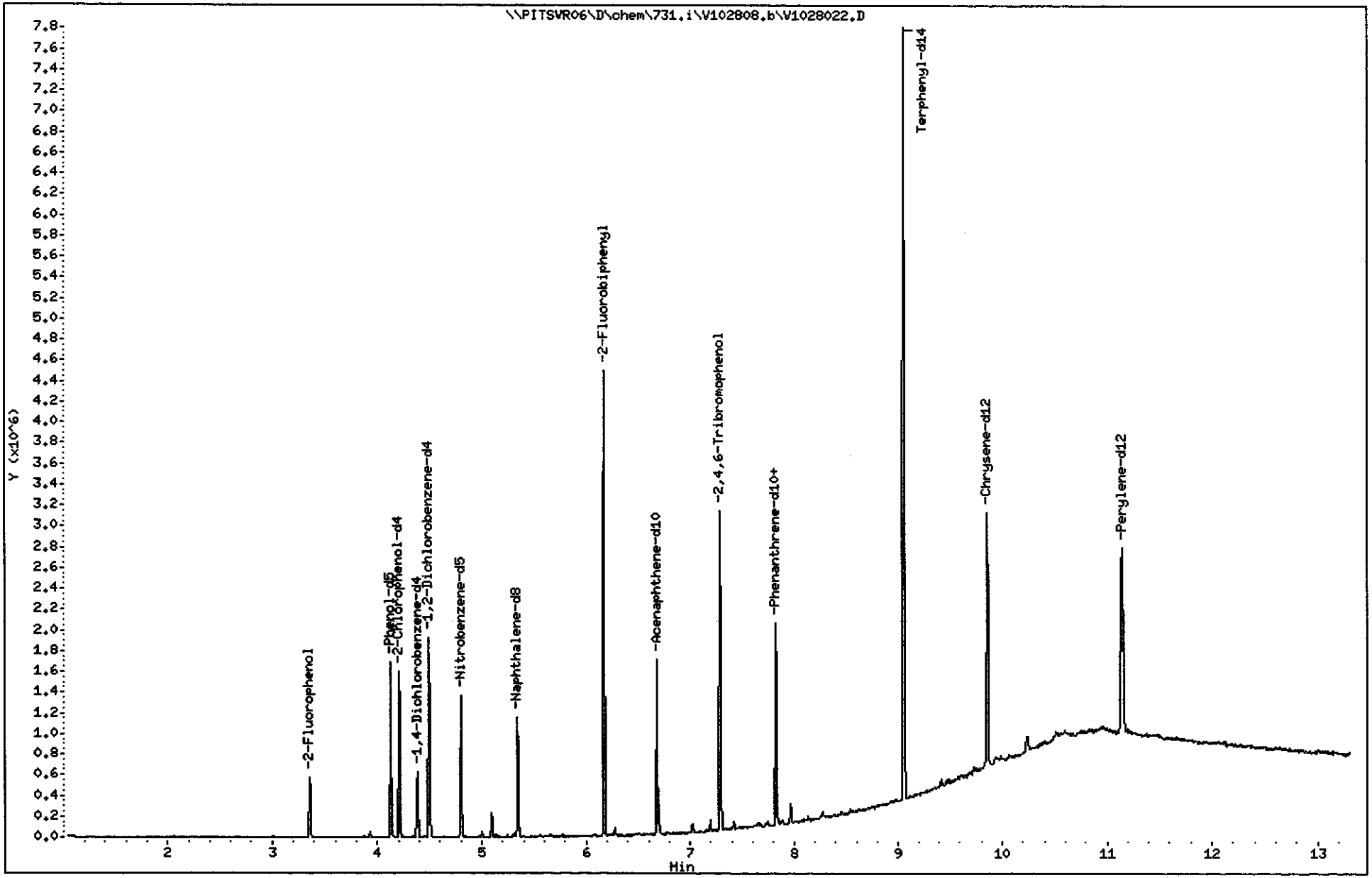

TestAmerica Pittsburgh

Semivolatile REPORT SW-846 Method 8270

Data file : \\PITSVR06\D\chem\731.i\V102808.b\V1028022.D
Lab Smp Id: K06DJ1AL Client Smp ID: RFI-51-1008
Inj Date : 28-OCT-2008 01:40
Operator : 003200 Inst ID: 731.i
Smp Info : C8J180171-006 10/23/08 h2o (8298042) 8270c
Misc Info : K06DJ1AL,V102808.b,8270ll.m,padep.sub
Comment :
Method : \\PITSVR06\D\chem\731.i\V102808.b\8270ll.m
Meth Date : 27-Oct-2008 22:55 piccolinov Quant Type: ISTD
Cal Date : 23-OCT-2008 04:48 Cal File: V1023NC7.D
Als bottle: 24
Dil Factor: 1.00000
Integrator: HP RTE Compound Sublist: padep.sub
Target Version: 4.14
Processing Host: PITSVR06

Concentration Formula: Amt * DF * Uf * Vt/(Vo * Vi) * CpndVariable

Name	Value	Description
DF	1.000	Dilution Factor
Uf	1.000	ng unit correction factor
Vt	1000.000	Volume of final extract (uL)
Vo	1000.000	Volume of sample extracted (mL)
Vi	2.000	Volume injected (uL)
Cpnd Variable		Local Compound Variable

	Compounds	QUANT SIG MASS	RT	EXP RT	REL RT	RESPONSE	CONCENTRATIONS ON-COLUMN (NG)	CONCENTRATIONS FINAL (ug/L)
* 1	1,4-Dichlorobenzene-d4	152	4.382	4.387	(1.000)	95656	8.00000	
* 2	Naphthalene-d8	136	5.344	5.354	(1.000)	424997	8.00000	
* 3	Acenaphthene-d10	164	6.685	6.695	(1.000)	334717	8.00000	
* 4	Phenanthrene-d10	188	7.823	7.838	(1.000)	673139	8.00000	
* 5	Chrysene-d12	240	9.858	9.874	(1.000)	763996	8.00000	
* 6	Perylene-d12	264	11.146	11.167	(1.000)	851276	8.00000	
198	1,4-Dioxane	88	Compound Not Detected.					
10	N-Nitrosodimethylamine	74	Compound Not Detected.					
9	Pyridine	79	Compound Not Detected.					
16	Methyl methanesulfonate	80	Compound Not Detected.					
206	Benzaldehyde	77	Compound Not Detected.					
21	Aniline	93	Compound Not Detected.					
22	Phenol	94	Compound Not Detected.					
23	bis(2-Chloroethyl)ether	93	Compound Not Detected.					
24	2-Chlorophenol	128	Compound Not Detected.					
26	1,3-Dichlorobenzene	146	Compound Not Detected.					
27	1,4-Dichlorobenzene	146	Compound Not Detected.					
28	1,2-Dichlorobenzene	146	Compound Not Detected.					
29	Benzyl Alcohol	108	Compound Not Detected.					
30	2-Methylphenol	108	Compound Not Detected.					

Compounds	QUANT SIG MASS	RT	EXP RT	REL RT	RESPONSE	CONCENTRATIONS ON-COLUMN (NG)	FINAL (ug/L)
31 2,2'-oxybis(1-Chloropropane)	45	Compound Not Detected.					
37 Acetophenone	105	Compound Not Detected.					
32 N-Nitroso-di-n-propylamine	70	Compound Not Detected.					
192 4-Methylphenol	108	Compound Not Detected.					
34 Hexachloroethane	117	Compound Not Detected.					
35 Nitrobenzene	77	Compound Not Detected.					
41 Isophorone	82	Compound Not Detected.					
42 2-Nitrophenol	139	Compound Not Detected.					
43 2,4-Dimethylphenol	107	Compound Not Detected.					
44 bis(2-Chloroethoxy)methane	93	Compound Not Detected.					
48 2,4-Dichlorophenol	162	5.242	5.248	(0.981)	5137	0.32554	0.16277
49 Benzoic Acid	122	5.136	5.151	(0.961)	5675	3.41958	1.7098
50 1,2,4-Trichlorobenzene	180	5.307	5.312	(0.993)	3915	0.21574	0.10787
51 Naphthalene	128	Compound Not Detected.					
52 4-Chloroaniline	127	5.408	5.413	(1.012)	1644	0.07773	0.038863
54 2,6-Dichlorophenol	162	Compound Not Detected.					
56 Hexachlorobutadiene	224	Compound Not Detected.					
208 Caprolactam	113	5.659	5.659	(1.059)	2545	0.59413	0.29706
59 4-Chloro-3-Methylphenol	107	Compound Not Detected.					
62 2-Methylnaphthalene	142	Compound Not Detected.					
63 1-Methylnaphthalene	142	Compound Not Detected.					
64 Hexachlorocyclopentadiene	236	Compound Not Detected.					
66 2,4,6-Trichlorophenol	196	Compound Not Detected.					
67 2,4,5-Trichlorophenol	196	Compound Not Detected.					
209 1,1'-Biphenyl	154	Compound Not Detected.					
70 2-Chloronaphthalene	162	Compound Not Detected.					
73 2-Nitroaniline	65	Compound Not Detected.					
76 Dimethylphthalate	163	Compound Not Detected.					
78 2,6-Dinitrotoluene	165	Compound Not Detected.					
79 Acenaphthylene	152	Compound Not Detected.					
81 3-Nitroaniline	138	Compound Not Detected.					
82 Acenaphthene	153	Compound Not Detected.					
83 2,4-Dinitrophenol	184	Compound Not Detected.					
85 4-Nitrophenol	109	Compound Not Detected.					
86 Dibenzofuran	168	6.840	6.850	(1.023)	4858	0.07431	0.037155
87 2,4-Dinitrotoluene	165	Compound Not Detected.					
91 2,3,5,6-Tetrachlorophenol	231	Compound Not Detected.					
88 2,3,4,6-Tetrachlorophenol	231	Compound Not Detected.					
92 2-Naphthylamine	143	Compound Not Detected.					
93 Diethylphthalate	149	7.021	7.032	(1.050)	7550	0.15590	0.077952
94 Fluorene	166	7.102	7.117	(1.062)	3287	0.06409	0.032044
95 4-Chlorophenyl-phenylether	204	Compound Not Detected.					
96 4-Nitroaniline	138	Compound Not Detected.					
98 4,6-Dinitro-2-methylphenol	198	Compound Not Detected.					
99 N-Nitrosodiphenylamine (1)	169	Compound Not Detected.					
100 1,2-Diphenylhydrazine	77	Compound Not Detected.					
106 4-Bromophenyl-phenylether	248	Compound Not Detected.					
107 Hexachlorobenzene	283	Compound Not Detected.					
210 Atrazine	200	Compound Not Detected.					
111 Pentachlorophenol	265	Compound Not Detected.					
115 Phenanthrene	178	7.844	7.854	(1.003)	14860	0.17451	0.087255
116 Anthracene	178	7.881	7.897	(1.008)	12325	0.14315	0.071577
119 Carbazole	167	Compound Not Detected.					
120 Di-n-Butylphthalate	149	8.271	8.287	(1.057)	13963	0.13984	0.069918

Compounds	QUANT SIG MASS	RT	EXP RT	REL RT	RESPONSE	CONCENTRATIONS ON-COLUMN (NG)	CONCENTRATIONS FINAL (ug/L)
123 Fluoranthene	202	8.758	8.773	(1.120)	5103	0.05013	0.025067
124 Benzidine	184	Compound Not Detected.					
125 Pyrene	202	8.929	8.950	(0.906)	4970	0.04241	0.021206
131 Butylbenzylphthalate	149	9.420	9.436	(0.956)	13647	0.24866	0.12433
135 3,3'-Dichlorobenzidine	252	Compound Not Detected.					
136 Benzo(a)Anthracene	228	Compound Not Detected.					
137 Chrysene	228	Compound Not Detected.					
139 bis(2-ethylhexyl)Phthalate	149	Compound Not Detected.					
140 Di-n-octylphthalate	149	Compound Not Detected.					
141 Benzo(b)fluoranthene	252	Compound Not Detected.					
142 Benzo(k)fluoranthene	252	Compound Not Detected.					
143 7,12-dimethylbenz[a]anthracen	256	Compound Not Detected.					
146 Benzo(a)pyrene	252	Compound Not Detected.					
149 Indeno(1,2,3-cd)pyrene	276	Compound Not Detected.					
150 Dibenz(a,h)anthracene	278	Compound Not Detected.					
151 Benzo(g,h,i)perylene	276	Compound Not Detected.					
$ 154 Nitrobenzene-d5	82	4.804	4.809	(0.899)	379780	25.6647	12.832
$ 155 2-Fluorobiphenyl	172	6.172	6.182	(0.923)	1195155	25.0926	12.546
$ 156 Terphenyl-d14	244	9.051	9.062	(0.918)	2376402	31.4318	15.716
$ 157 Phenol-d5	99	4.126	4.126	(0.941)	510294	33.6264	16.813
$ 158 2-Fluorophenol	112	3.357	3.356	(0.766)	198224	18.7221	9.3611
$ 159 2,4,6-Tribromophenol	330	7.288	7.299	(0.932)	310243	39.2102	19.605
$ 186 2-Chlorophenol-d4	132	4.206	4.211	(0.960)	437277	29.4107	14.705
$ 187 1,2-Dichlorobenzene-d4	152	4.495	4.500	(1.026)	276524	23.7379	11.869

Data File: \\PITSVR06\D\chem\731.i\V102808.b\V1028022.D

Date : 28-OCT-2008 01:40

Client ID: RFI-51-1008

Instrument: 731.i

Sample Info: C8J180171-006 10/23/08 h2o (8298042) 8270c

Volume Injected (uL): 2.0

Operator: 003200

Column phase: DB5-MS

Column diameter: 0.32

48 2,4-Dichlorophenol

Concentration: 0.16277 ug/L

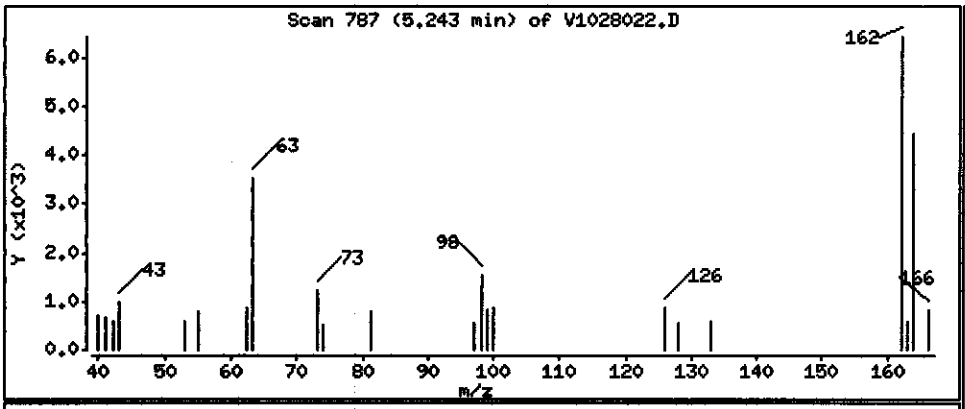

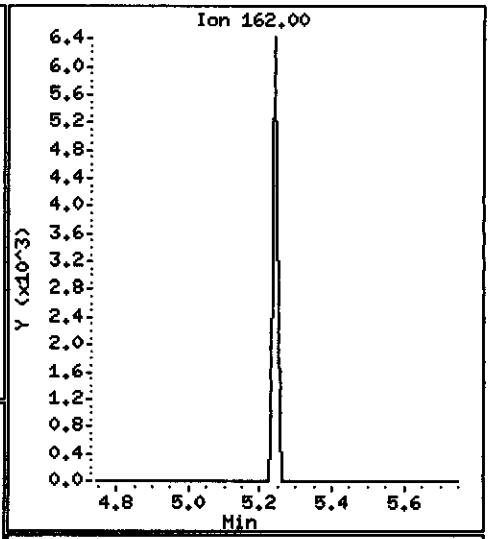

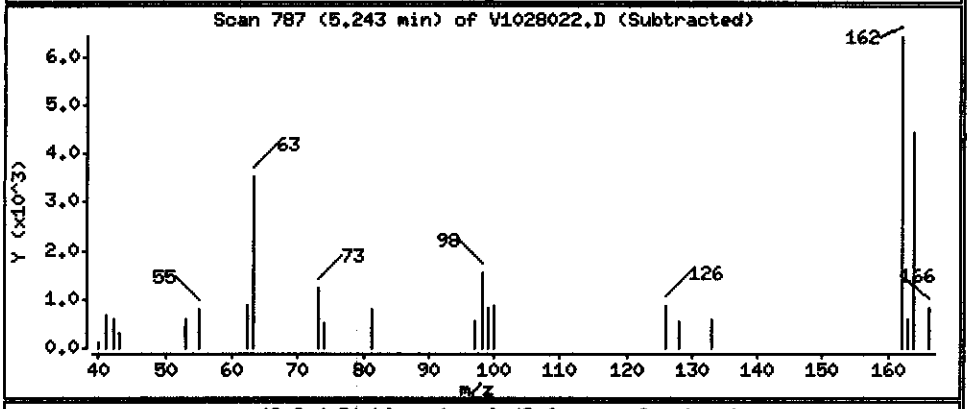

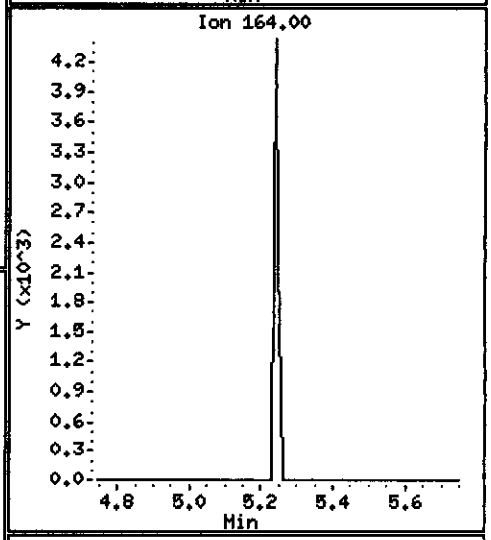

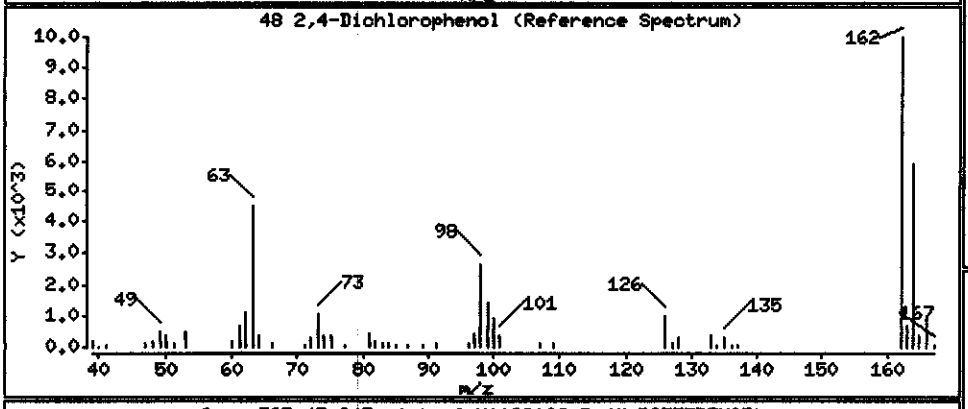

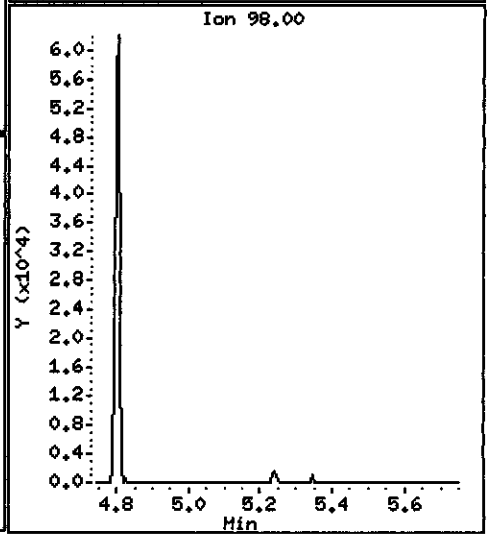

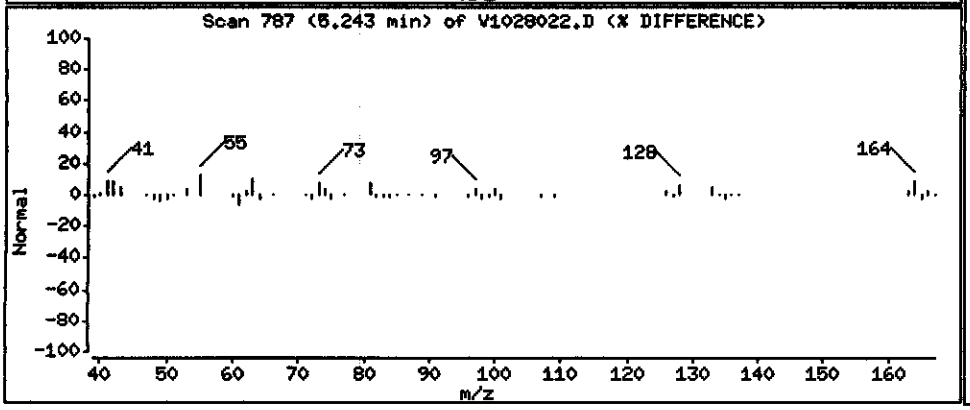

Data File: \\PITSVR06\D\chem\731.i\V102808.b\V1028022.D

Date : 28-OCT-2008 01:40

Client ID: RFI-51-1008

Instrument: 731.i

Sample Info: C8J180171-006 10/23/08 h2o (8298042) 8270c

Volume Injected (uL): 2.0

Operator: 003200

Column phase: DB5-MS

Column diameter: 0.32

49 Benzoic Acid

Concentration: 1.7098 ug/L

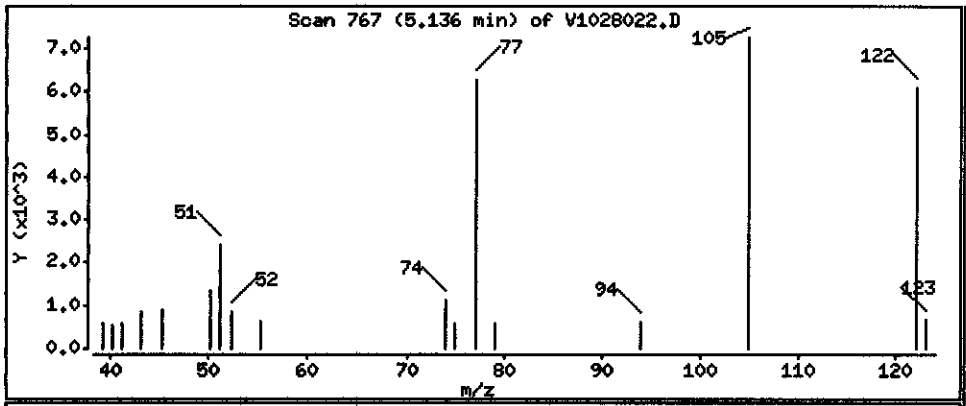

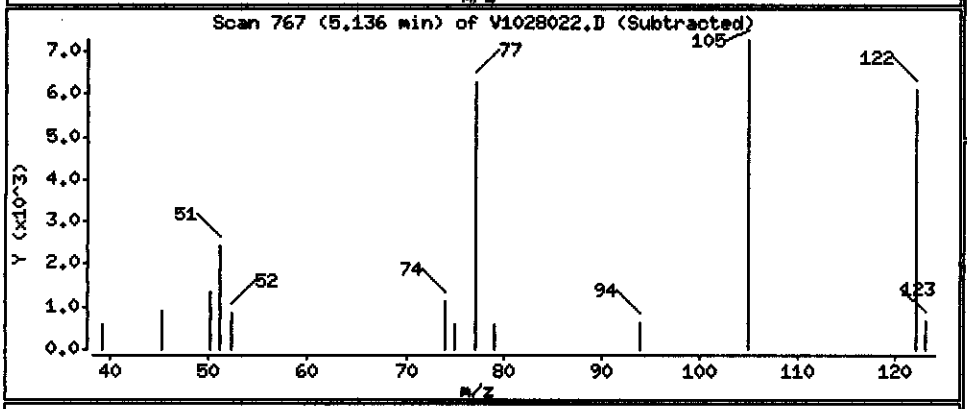

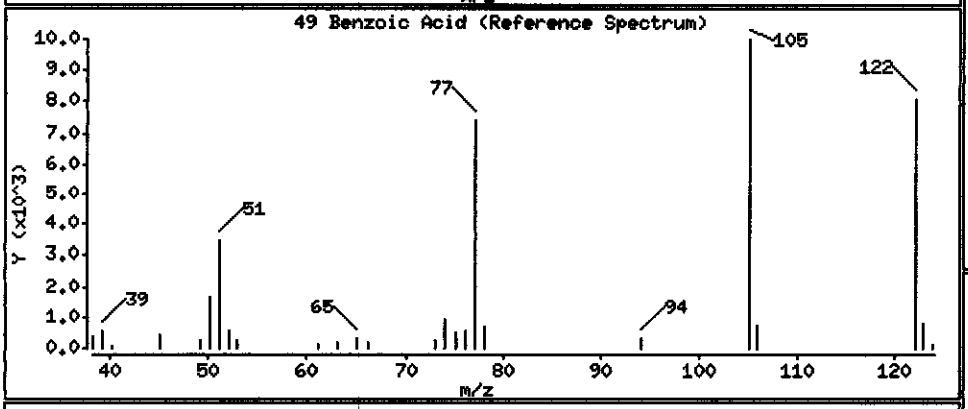

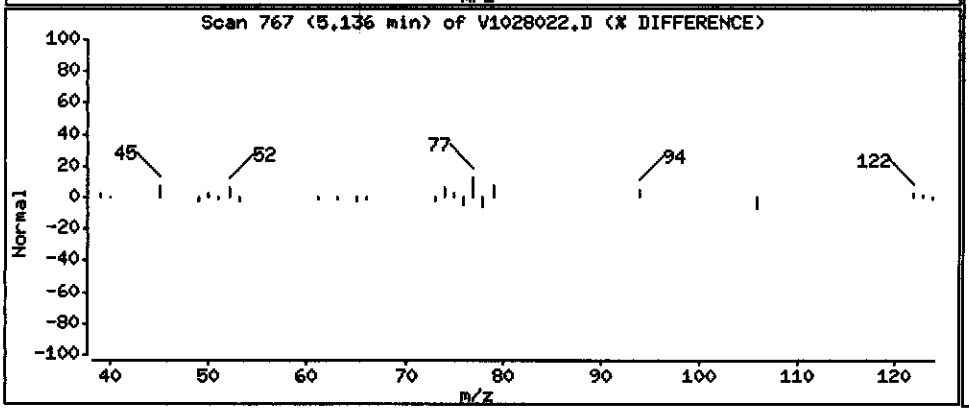

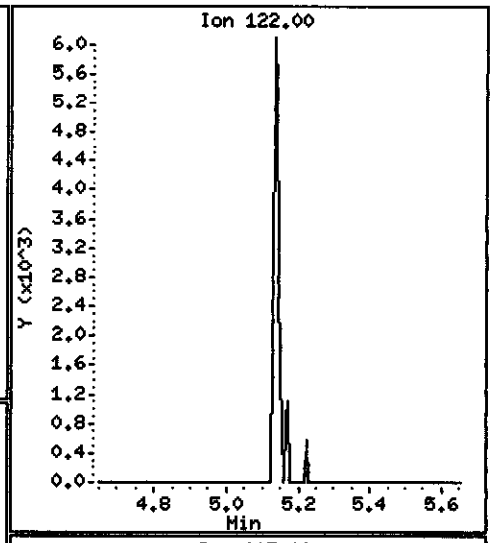

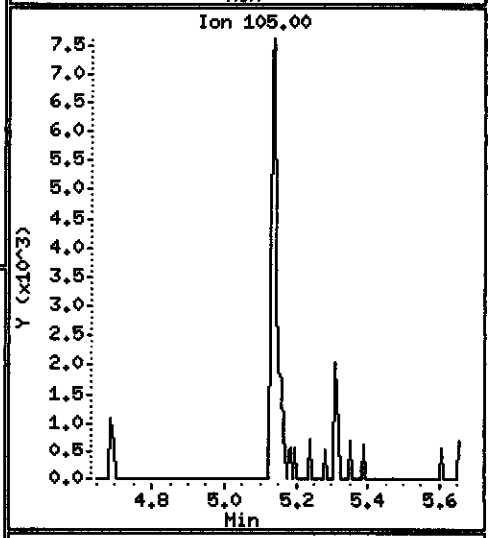

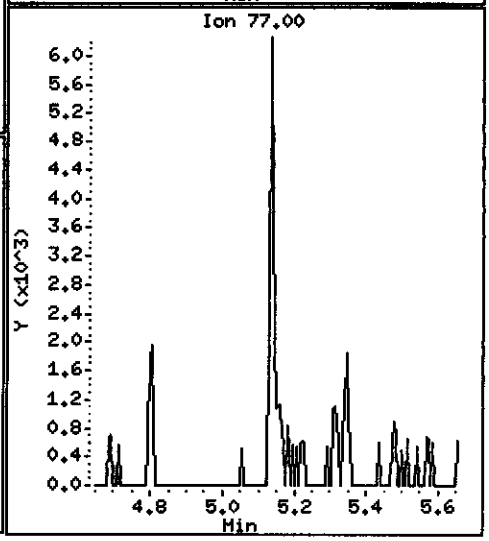

Data File: \\PITSVR06\D\chem\731.i\V102808.b\V1028022.D

Date : 28-OCT-2008 01:40

Client ID: RFI-51-1008

Instrument: 731.i

Sample Info: C8J180171-006 10/23/08 h2o (8298042) 8270c

Volume Injected (uL): 2.0

Operator: 003200

Column phase: DB5-MS

Column diameter: 0.32

50 1,2,4-Trichlorobenzene

Concentration: 0.10787 ug/L

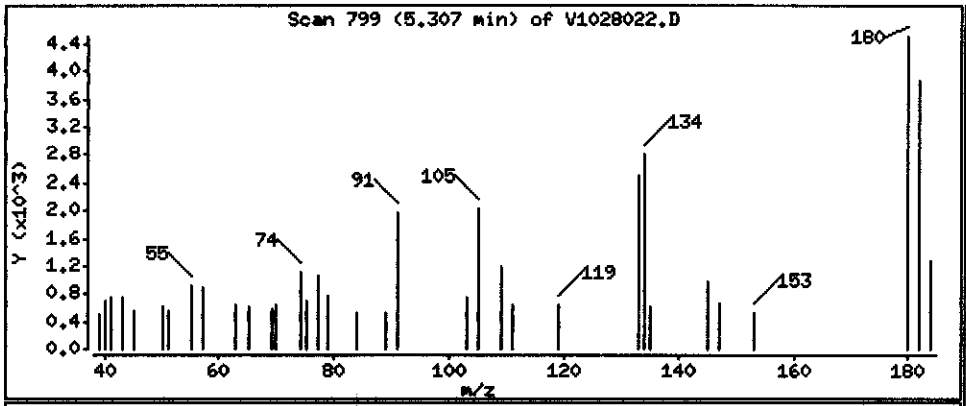

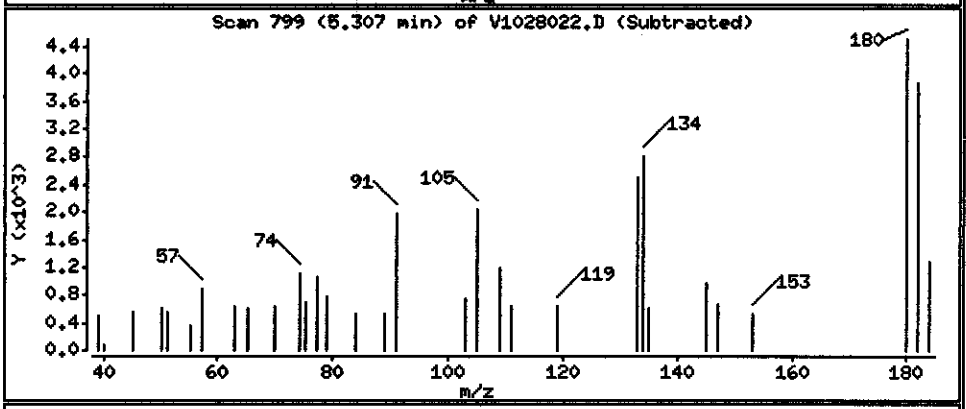

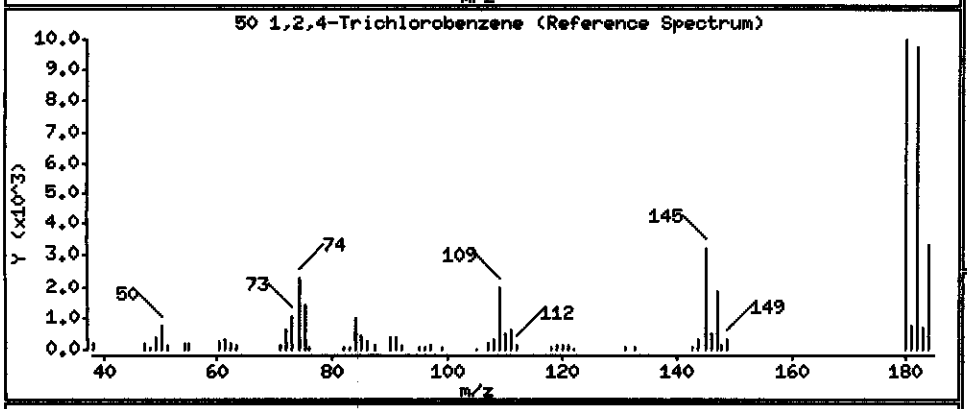

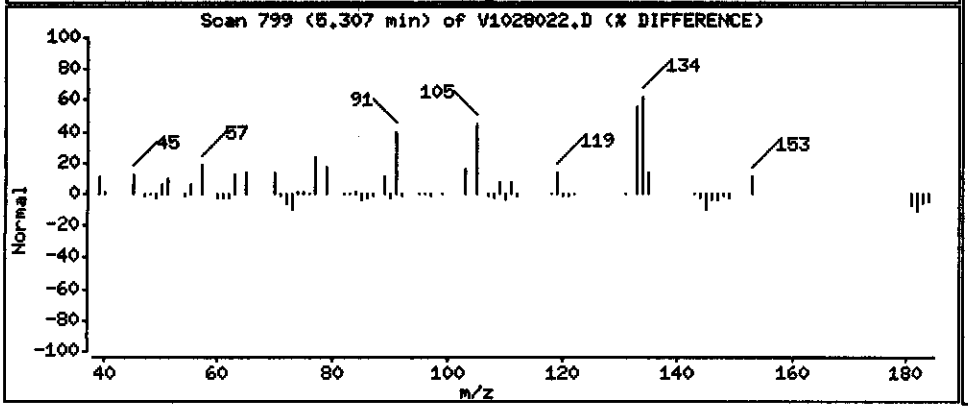

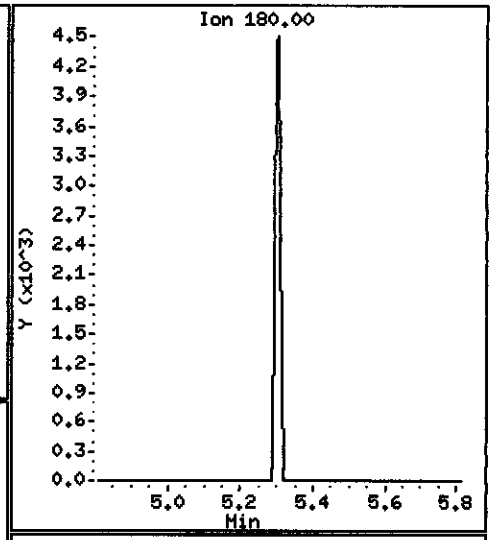

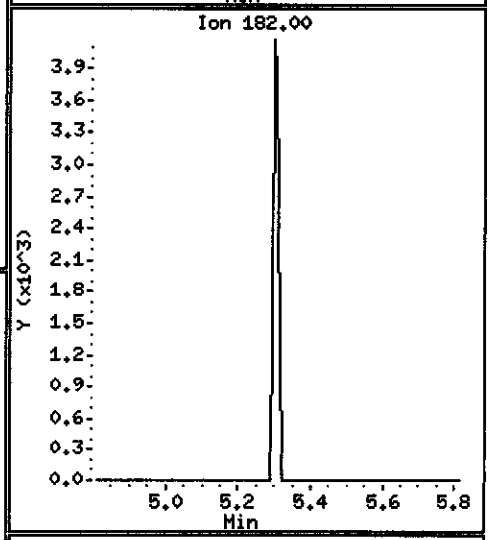

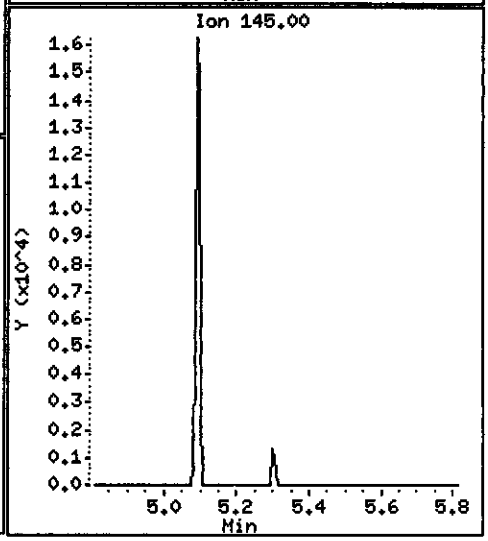

Data File: \\PITSVR06\D\chem\731.i\V102808.b\V1028022.D

Date : 28-OCT-2008 01:40

Client ID: RFI-51-1008

Instrument: 731.i

Sample Info: C8J180171-006 10/23/08 h2o (8298042) 8270c

Volume Injected (uL): 2.0

Operator: 003200

Column phase: DB5-MS

Column diameter: 0.32

52 4-Chloroaniline

Concentration: 0.038863 ug/L

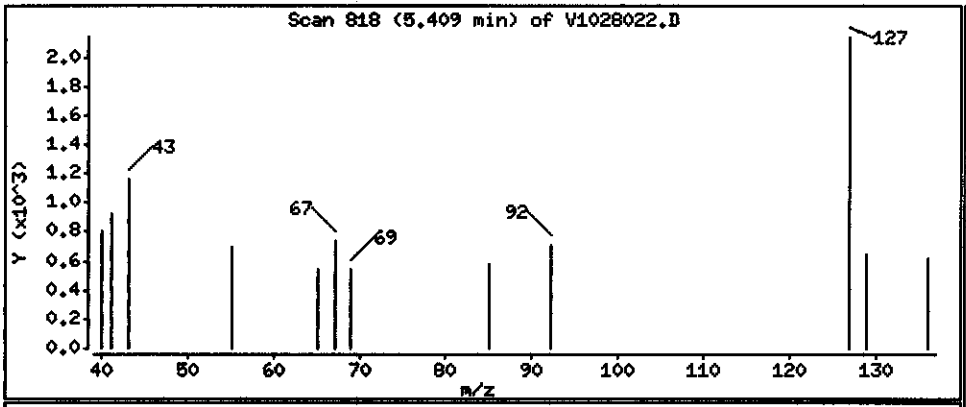

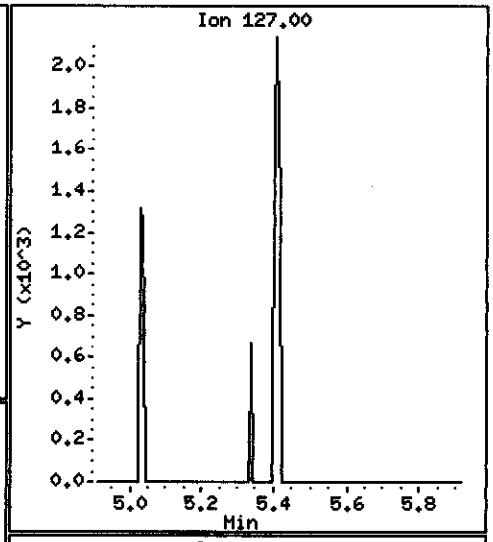

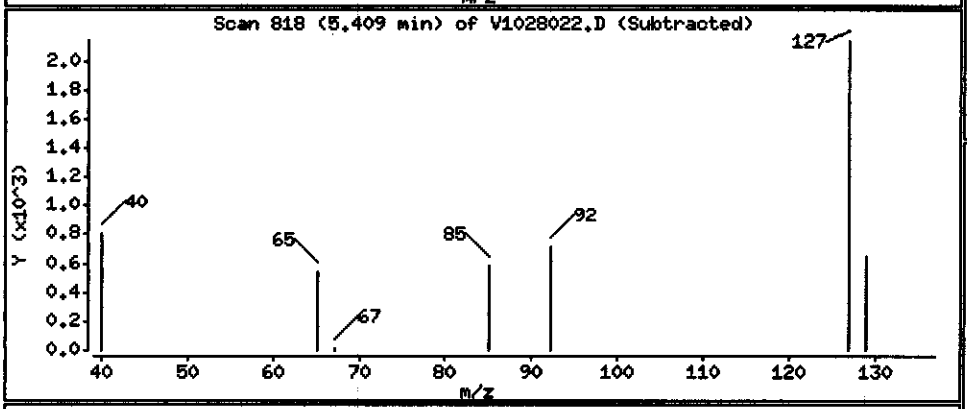

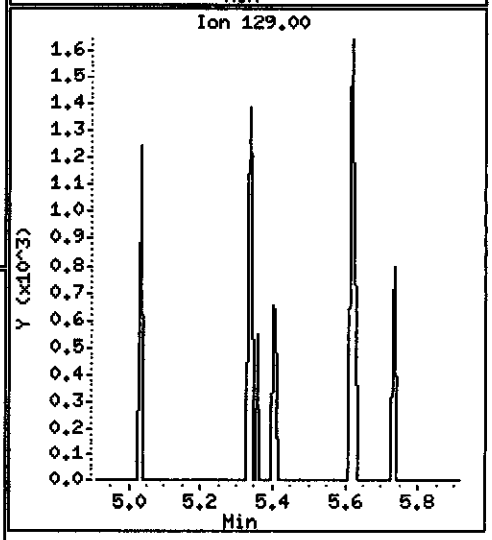

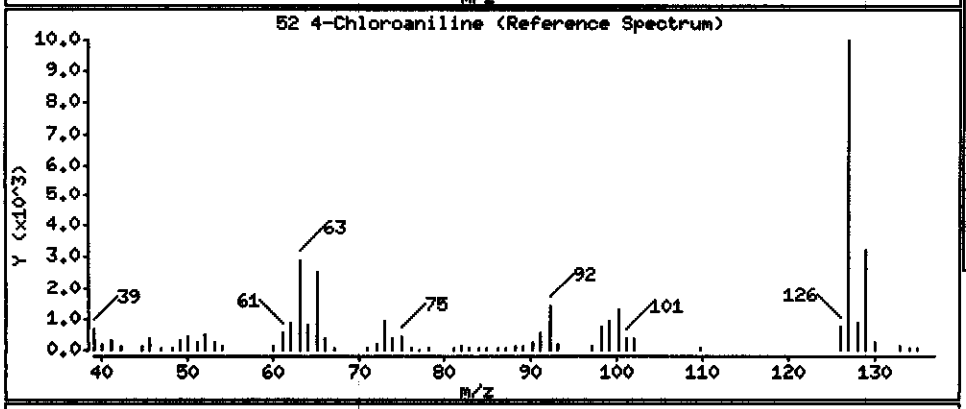

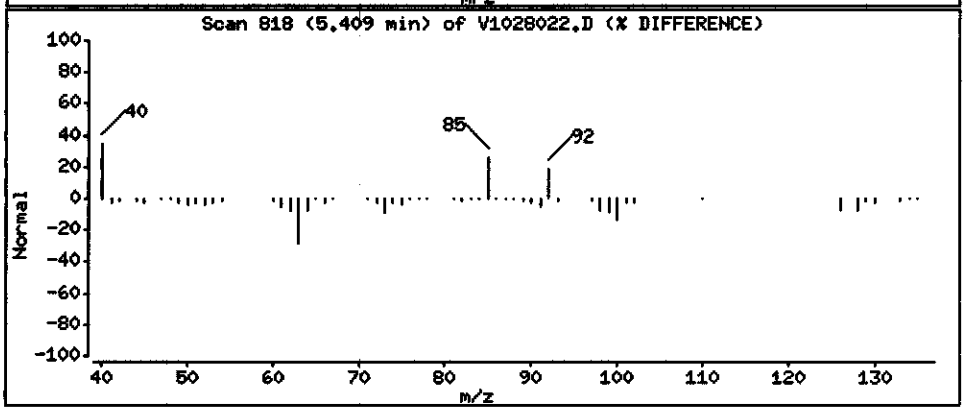

Data File: \\PITSVR06\D\chem\731.i\V102808.b\V1028022.D

Date : 28-OCT-2008 01:40

Client ID: RFI-51-1008

Instrument: 731.i

Sample Info: C8J180171-006 10/23/08 h2o (8298042) 8270c

Volume Injected (uL): 2.0

Operator: 003200

Column phase: DB5-MS

Column diameter: 0.32

208 Caprolactam

Concentration: 0.29706 ug/L

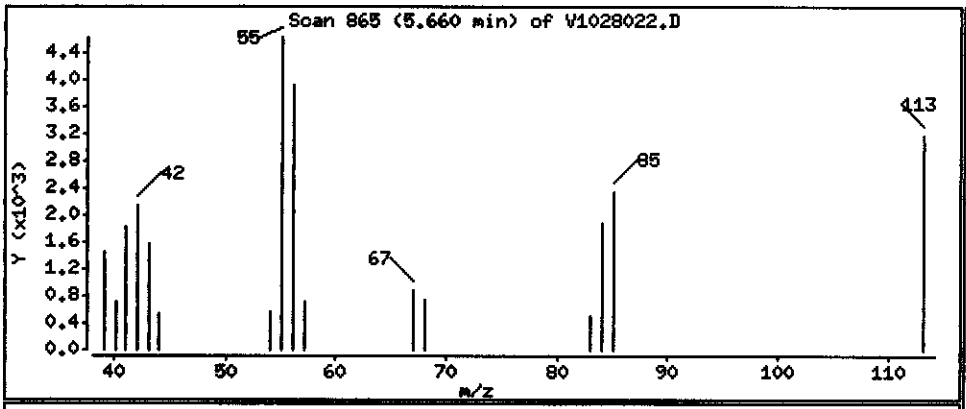

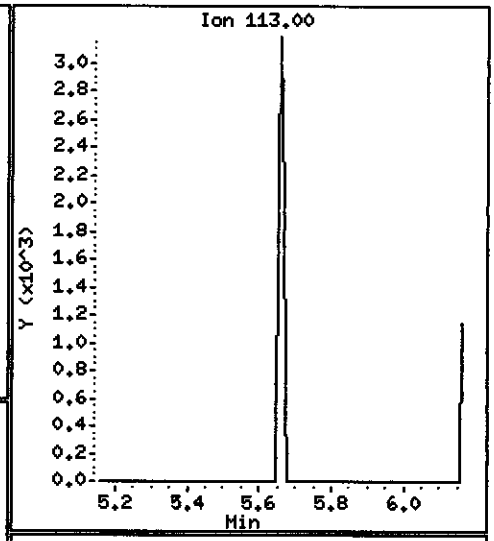

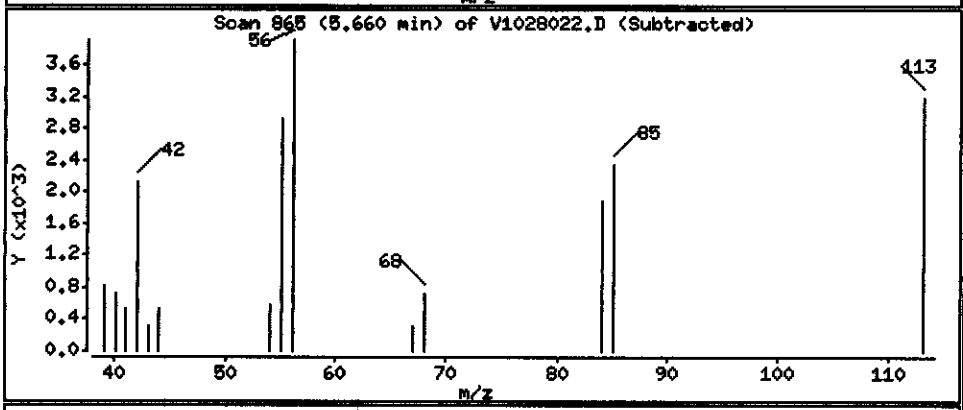

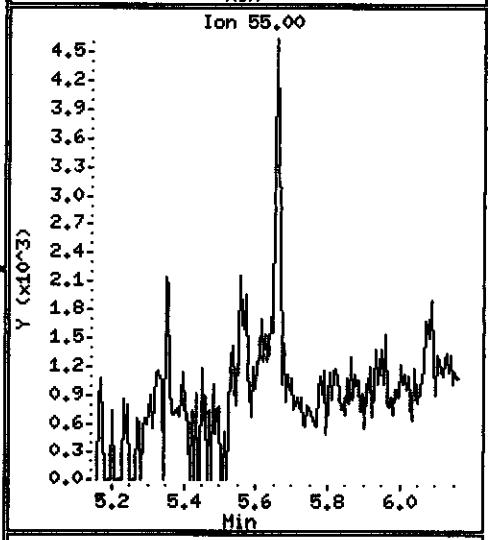

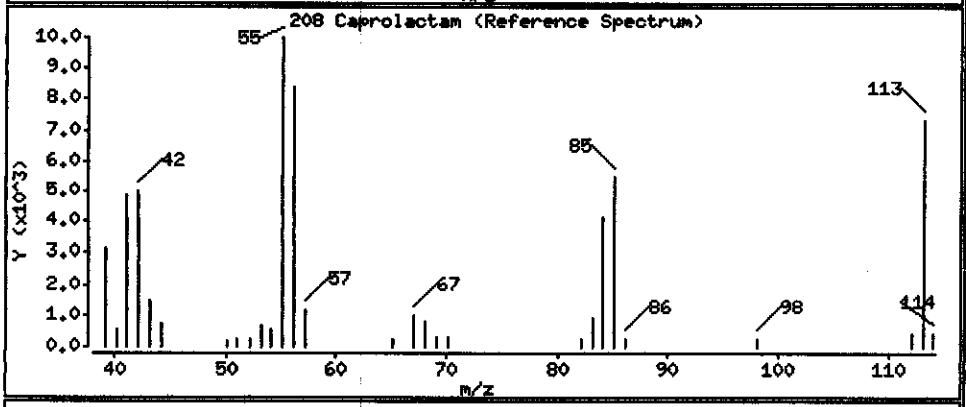

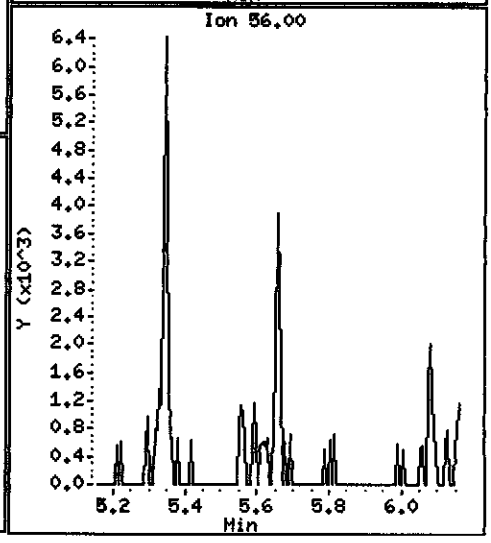

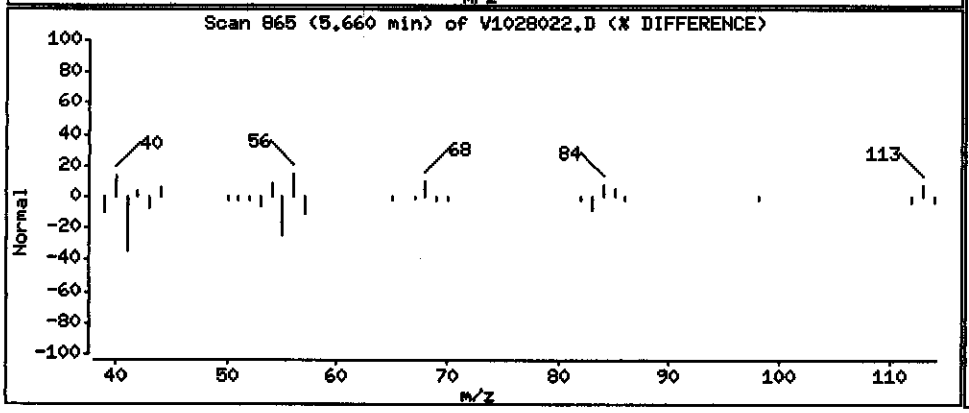

Data File: \\PITSVR06\D\chem\731.i\V102808.b\V1028022.D

Date : 28-OCT-2008 01:40

Client ID: RFI-51-1008

Instrument: 731.i

Sample Info: C8J180171-006 10/23/08 h2o (8298042) 8270c

Volume Injected (uL): 2.0

Operator: 003200

Column phase: DB5-MS

Column diameter: 0.32

86 Dibenzofuran

Concentration: 0.037155 ug/L

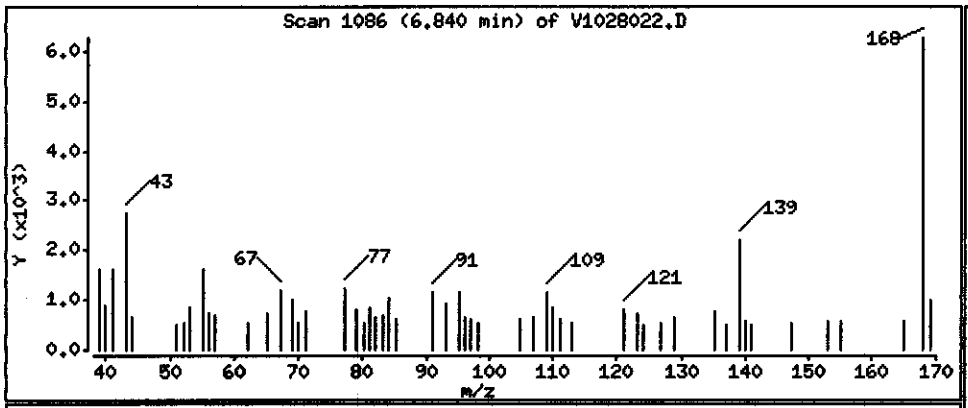

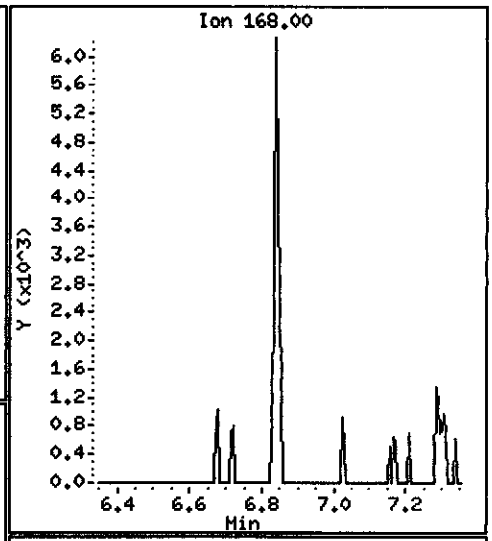

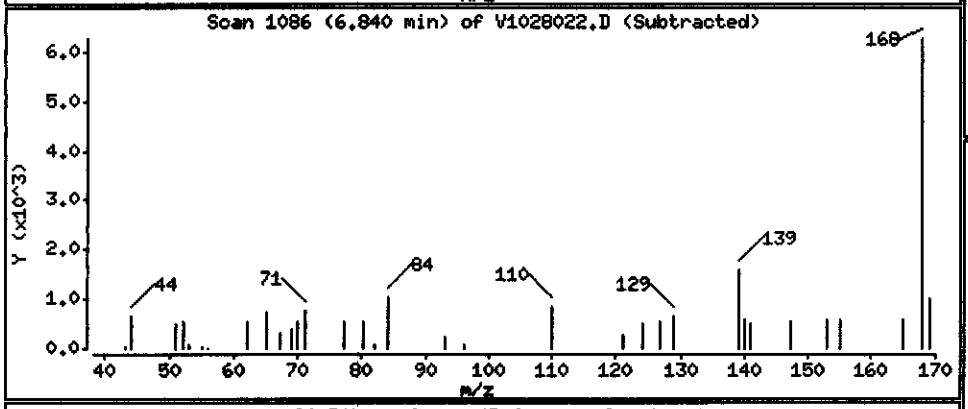

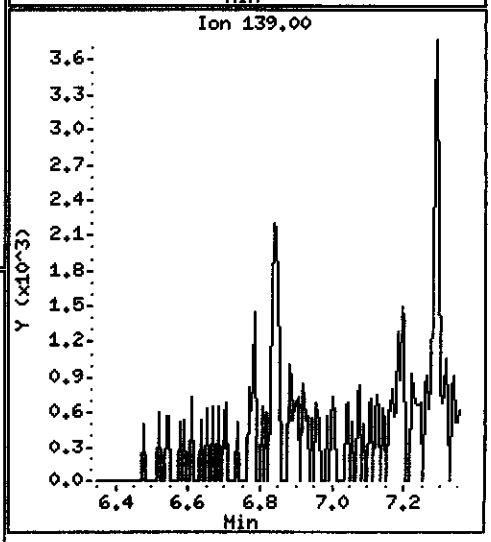

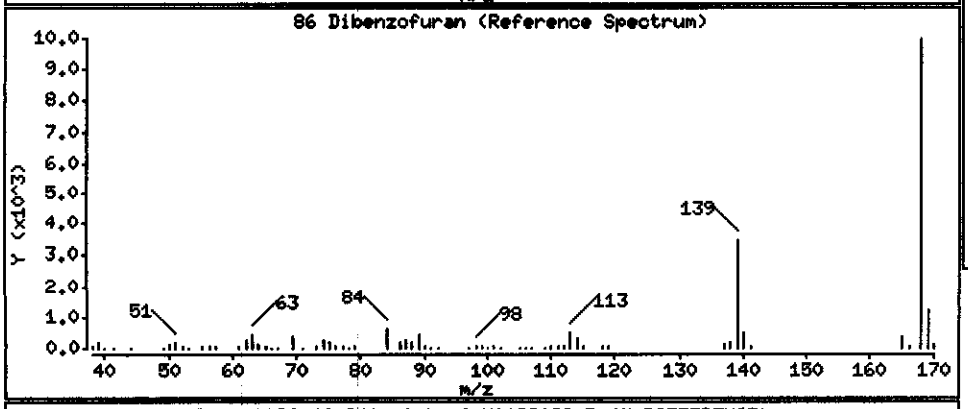

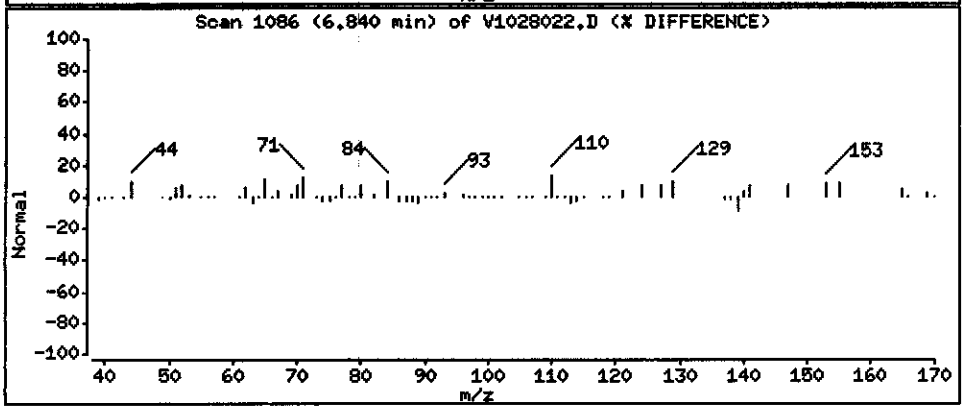

Data File: \\PITSVR06\D\chem\731.i\V102808.b\V1028022.D

Date : 28-OCT-2008 01:40

Client ID: RFI-51-1008

Instrument: 731.i

Sample Info: C8J180171-006 10/23/08 h2o (8298042) 8270c

Volume Injected (uL): 2.0

Operator: 003200

Column phase: DB5-MS

Column diameter: 0.32

93 Diethylphthalate

Concentration: 0.077952 ug/L

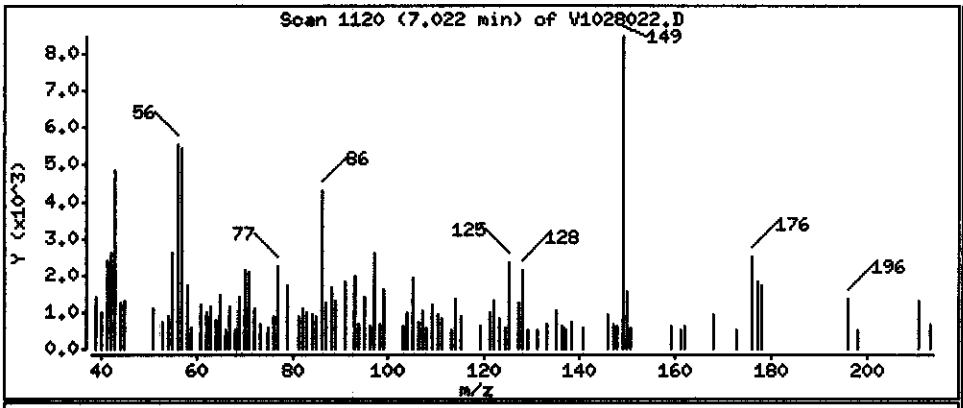

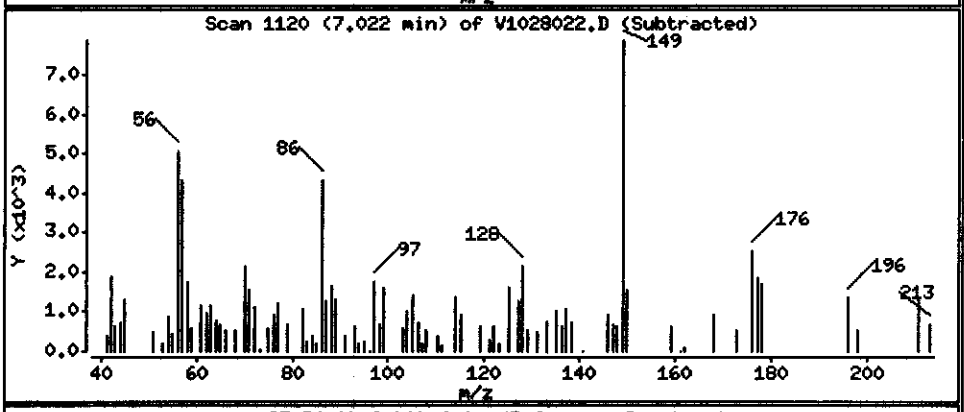

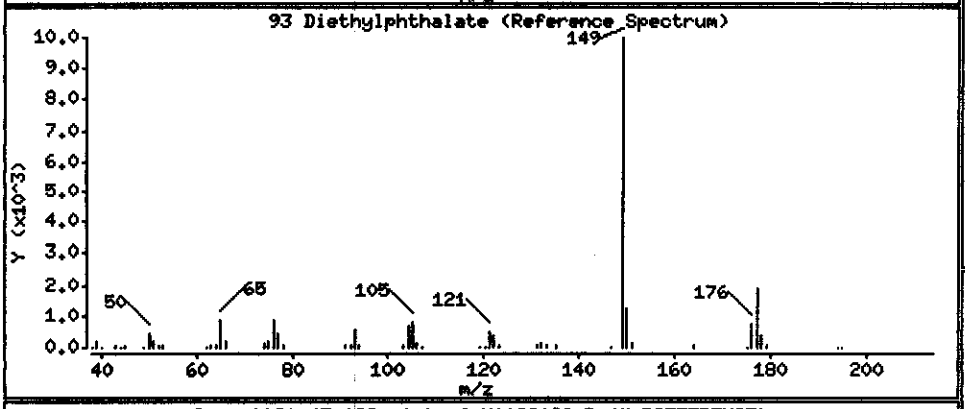

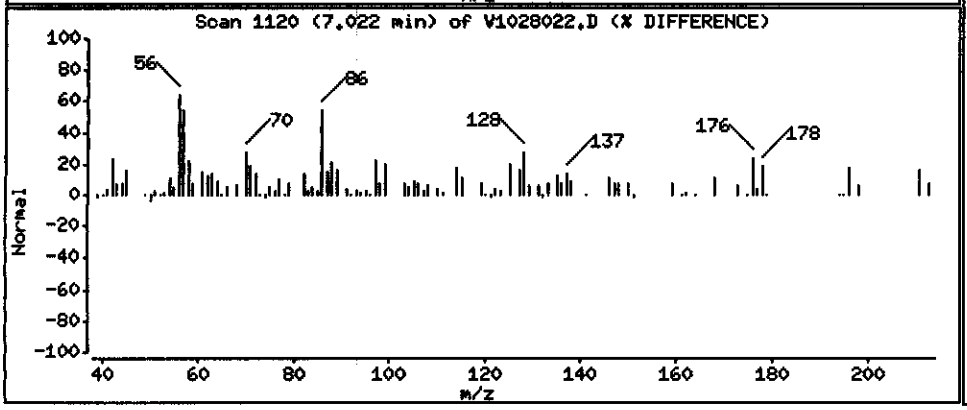

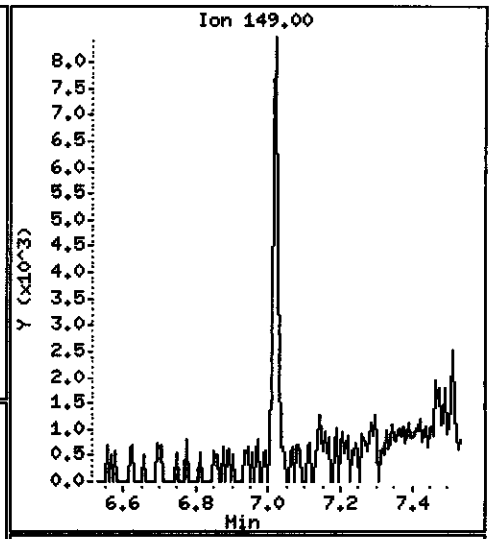

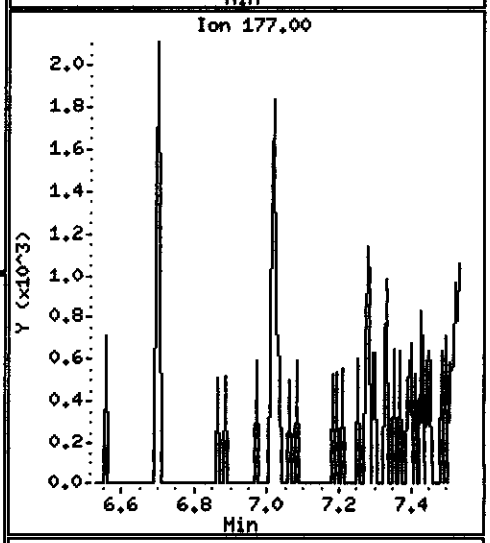

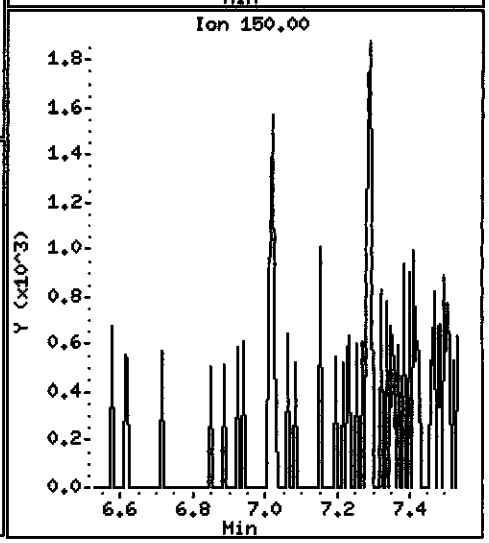

Data File: \\PITSVR06\D\chem\731.i\V102808.b\V1028022.D

Date : 28-OCT-2008 01:40

Client ID: RFI-51-1008

Instrument: 731.i

Sample Info: C8J180171-006 10/23/08 h2o (8298042) 8270c

Volume Injected (uL): 2.0

Operator: 003200

Column phase: DB5-MS

Column diameter: 0.32

94 Fluorene

Concentration: 0.032044 ug/L

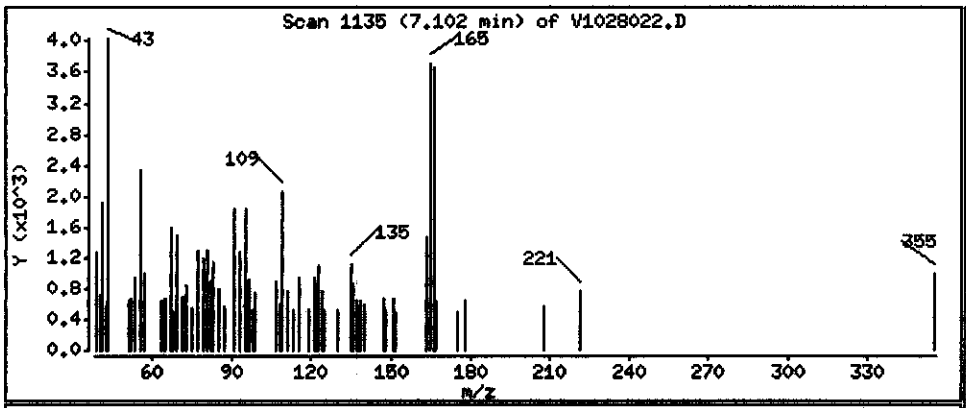

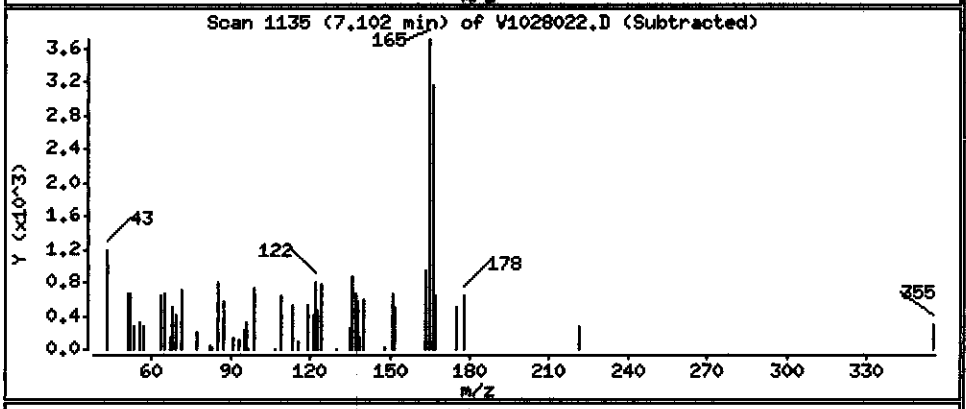

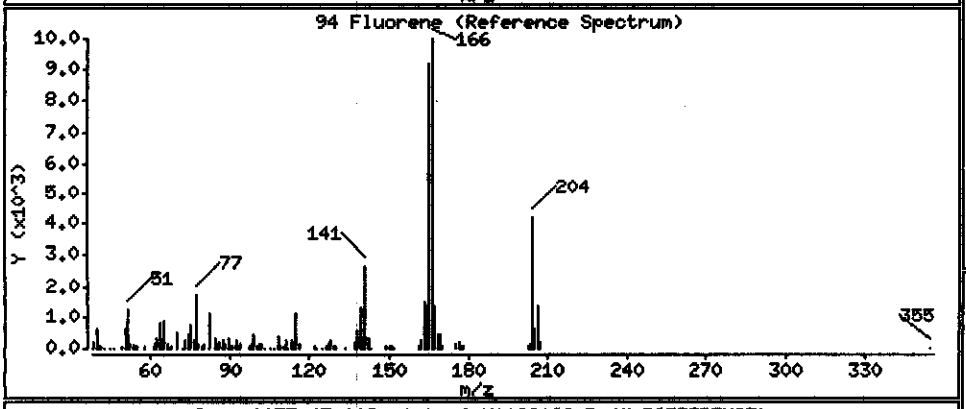

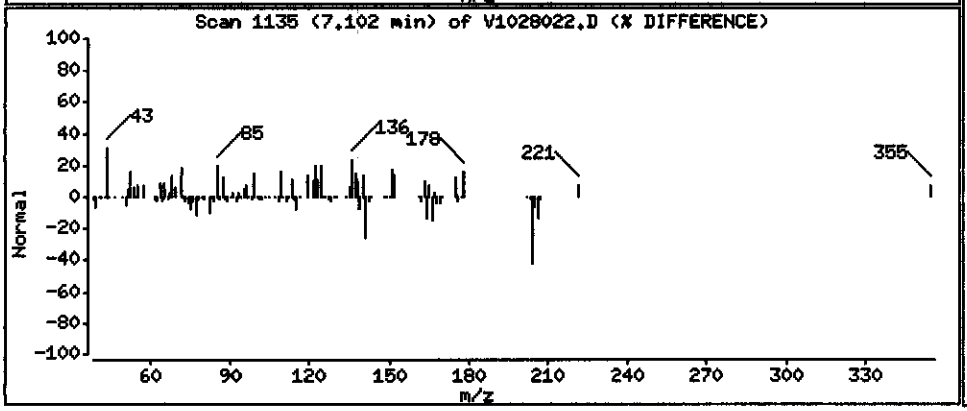

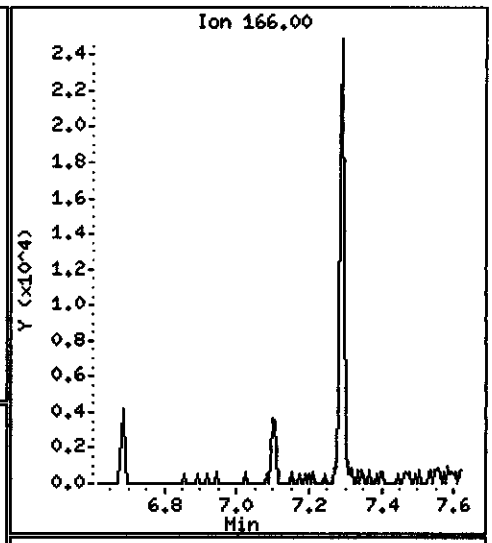

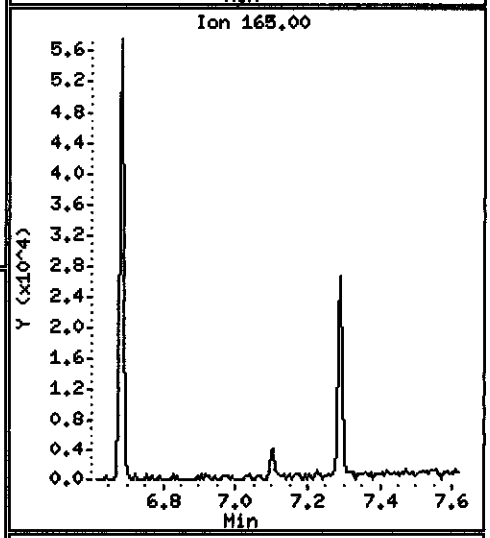

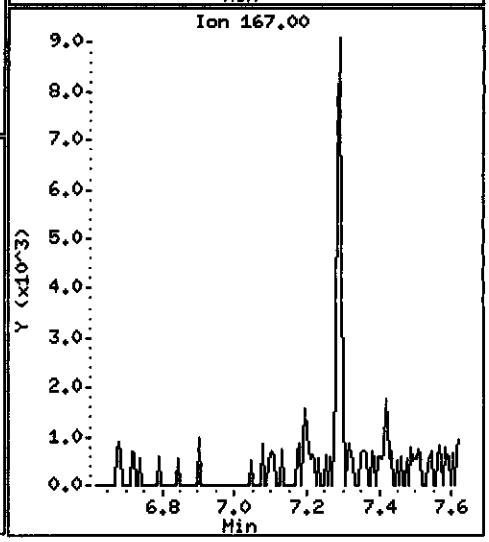

Data File: \\PITSVR06\D\chem\731.i\V102808.b\V1028022.D

Date : 28-OCT-2008 01:40

Client ID: RFI-51-1008

Instrument: 731.i

Sample Info: C8J180171-006 10/23/08 h2o (8298042) 8270c

Volume Injected (uL): 2.0

Operator: 003200

Column phase: DB5-MS

Column diameter: 0.32

115 Phenanthrene

Concentration: 0.087255 ug/L

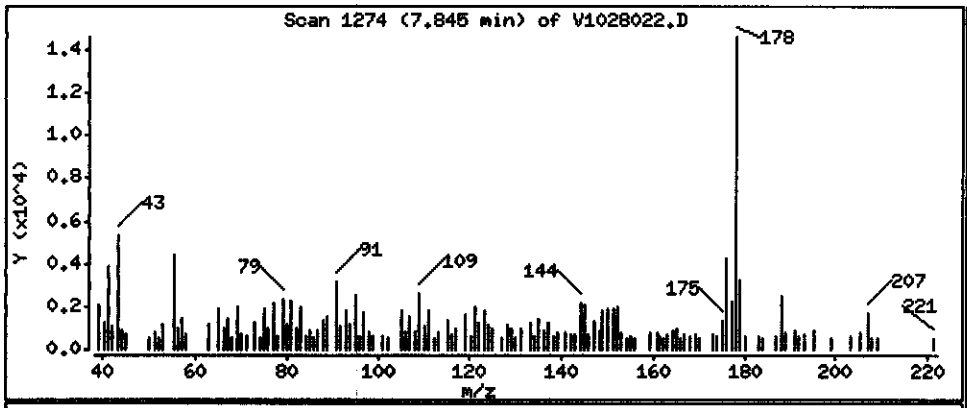

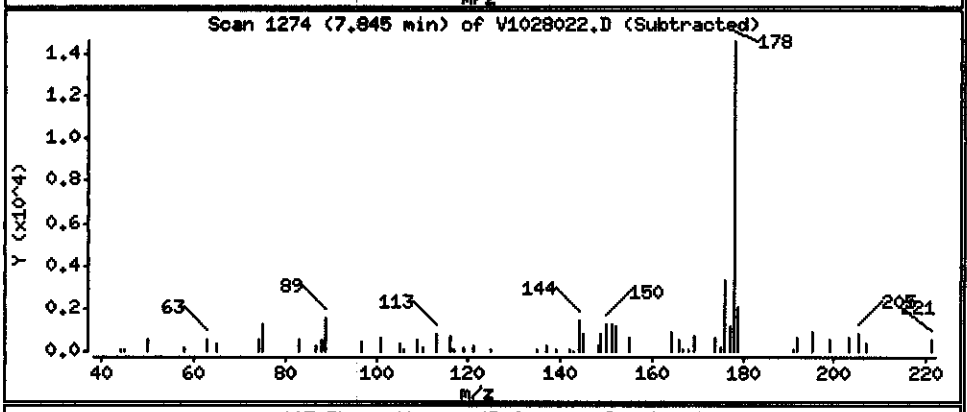

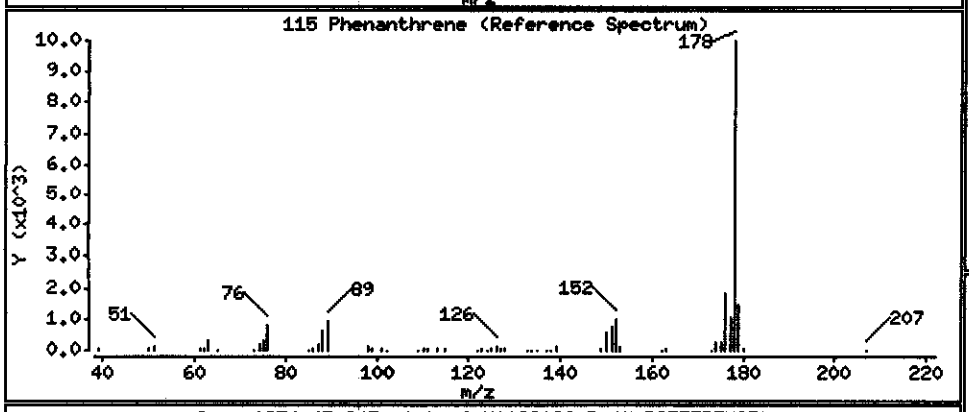

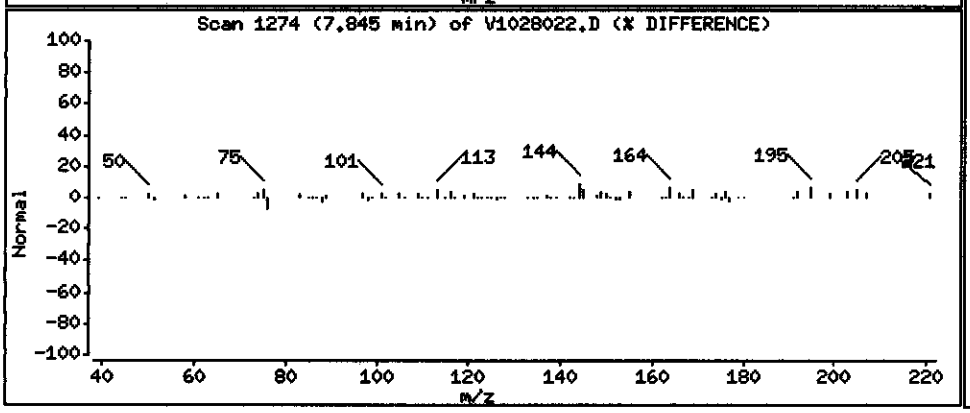

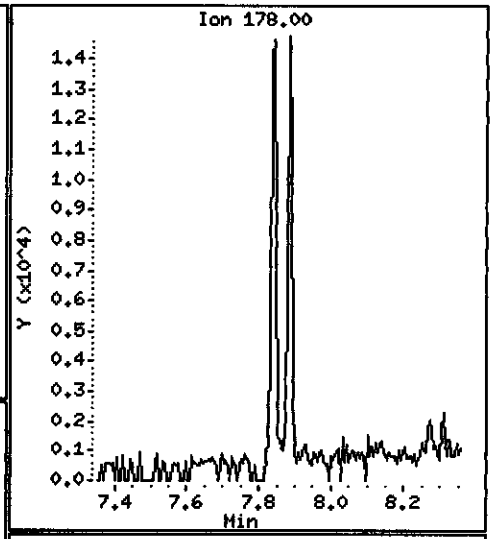

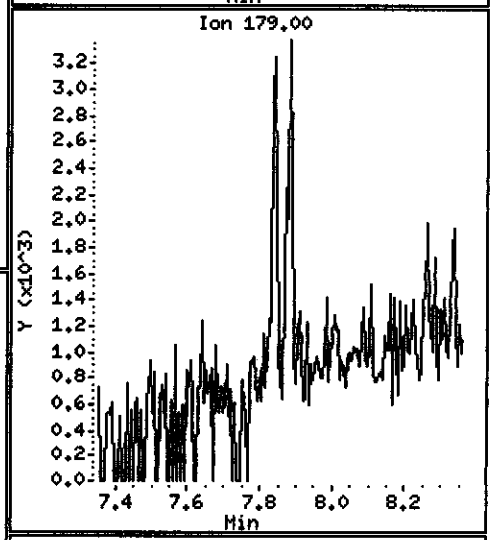

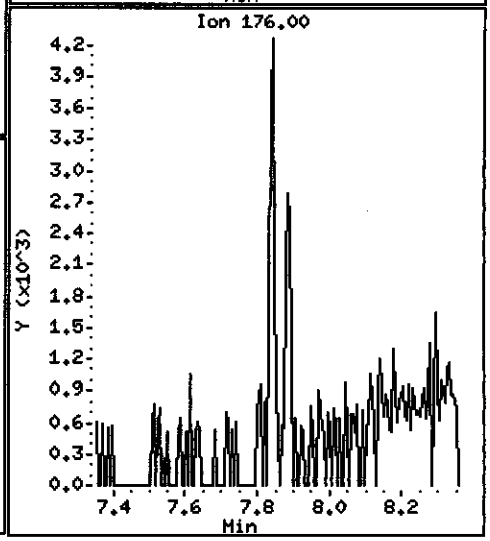

Data File: \\PITSVR06\D\chem\731.i\V102808.b\V1028022.D

Date : 28-OCT-2008 01:40

Client ID: RFI-51-1008

Instrument: 731.i

Sample Info: C8J180171-006 10/23/08 h2o (8298042) 8270c

Volume Injected (uL): 2.0

Operator: 003200

Column phase: DB5-MS

Column diameter: 0.32

116 Anthracene

Concentration: 0.071577 ug/L

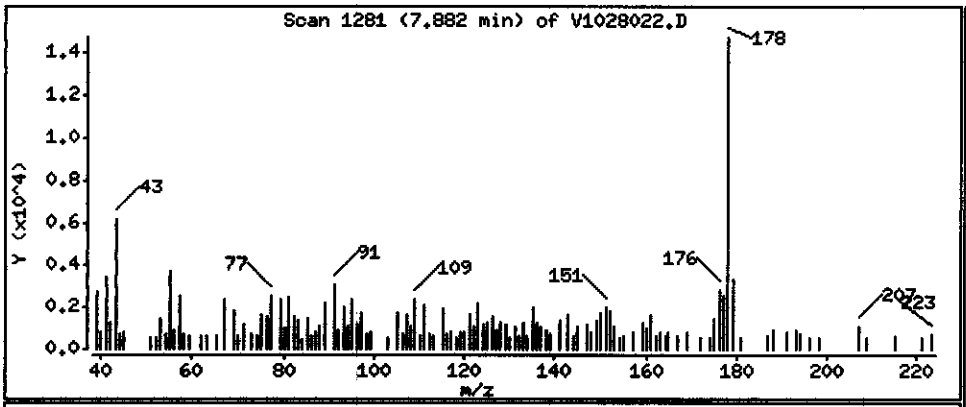

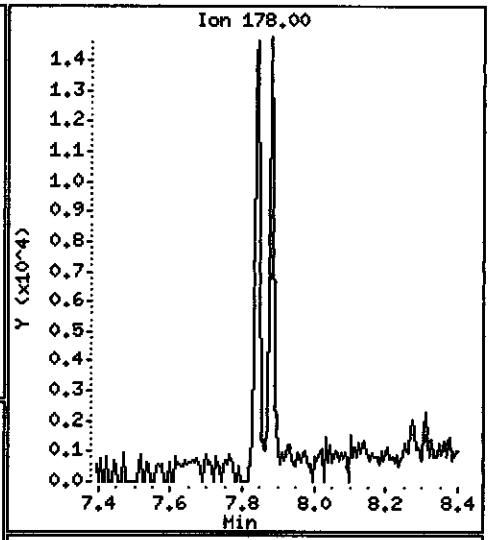

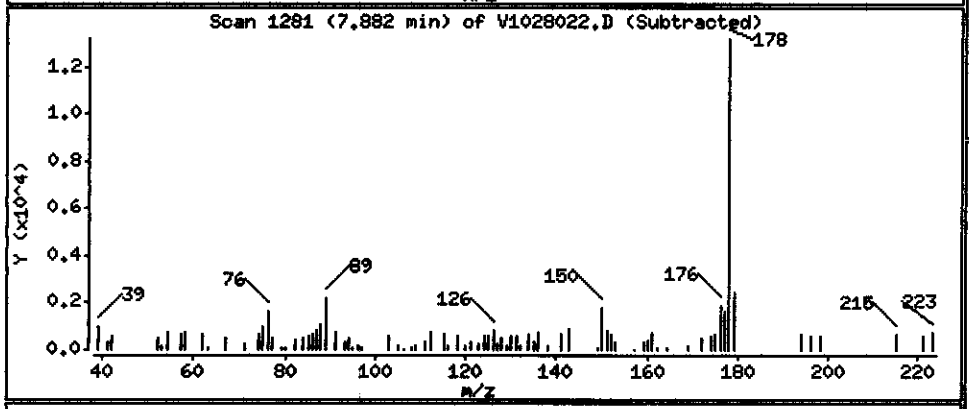

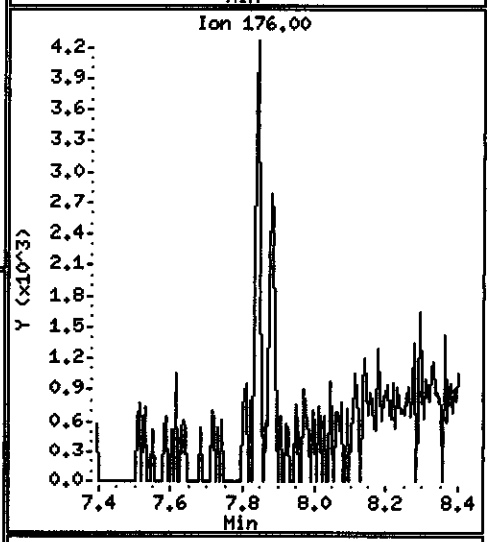

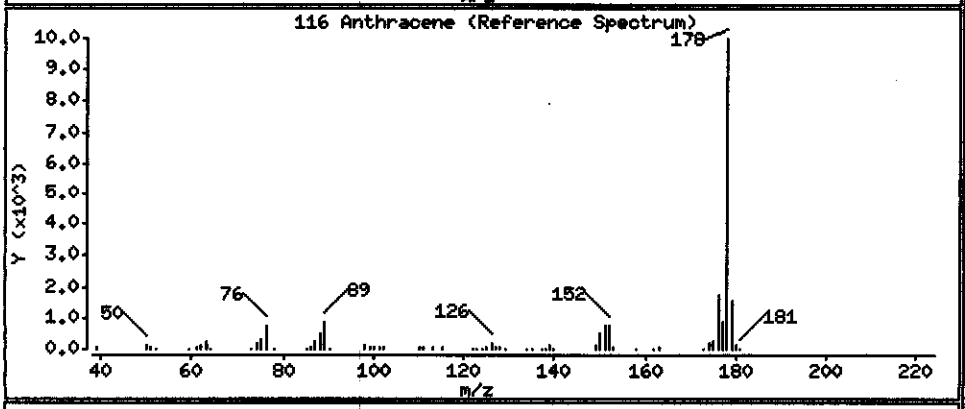

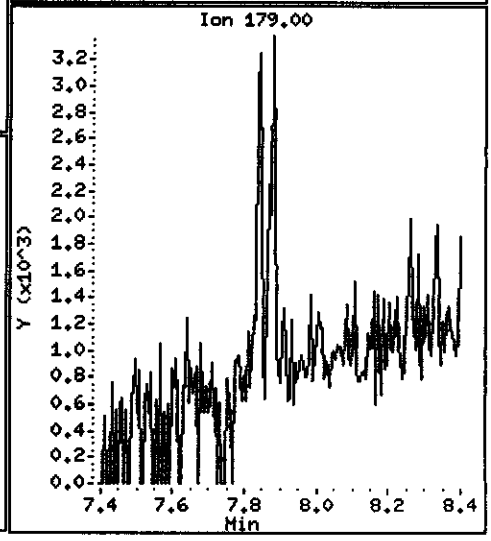

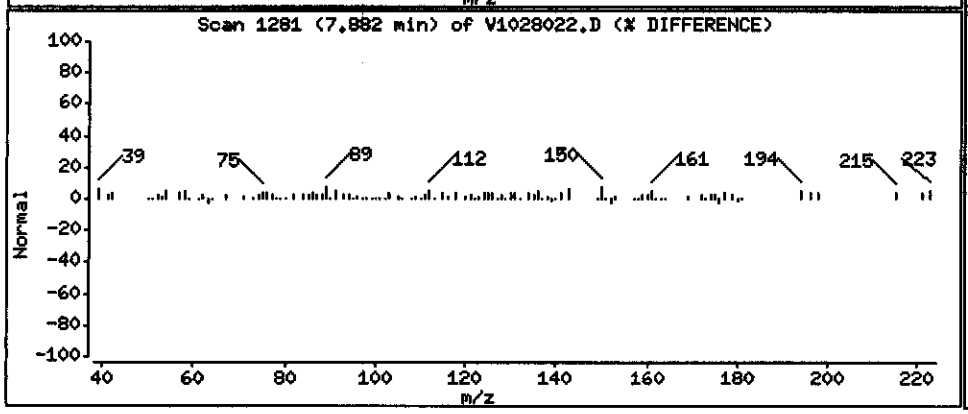

Data File: \\PITSVR06\D\chem\731.i\V102808.b\V1028022.D

Date : 28-OCT-2008 01:40

Client ID: RFI-51-1008 Instrument: 731.i

Sample Info: C8J180171-006 10/23/08 h2o (8298042) 8270c

Volume Injected (uL): 2.0 Operator: 003200

Column phase: DB5-MS Column diameter: 0.32

120 Di-n-Butylphthalate Concentration: 0.069918 ug/L

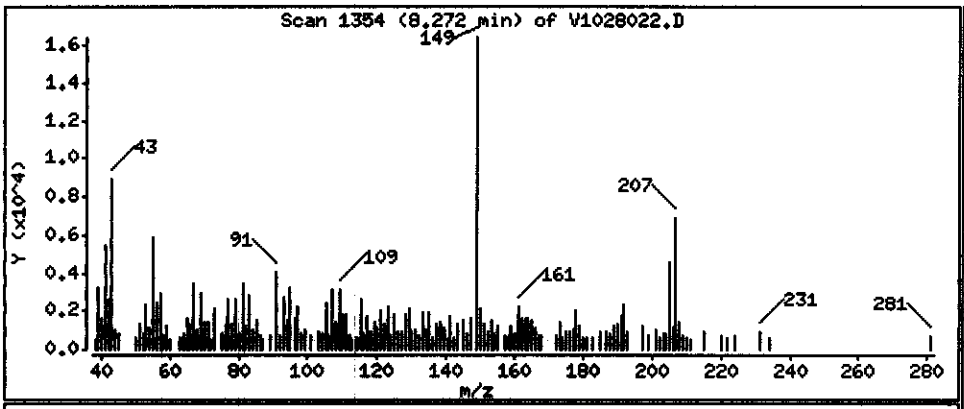

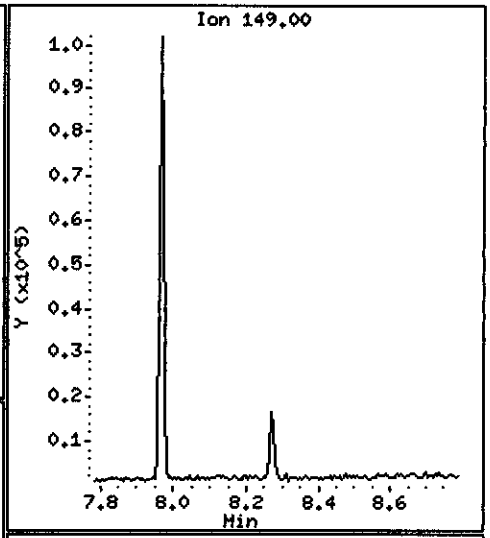

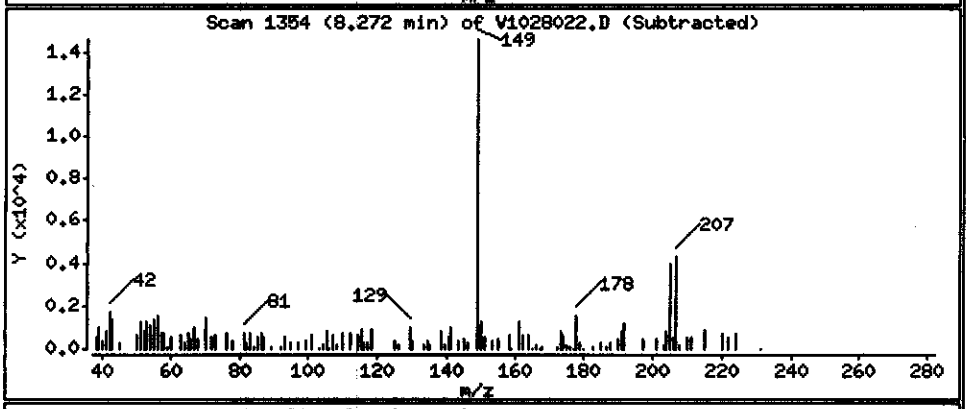

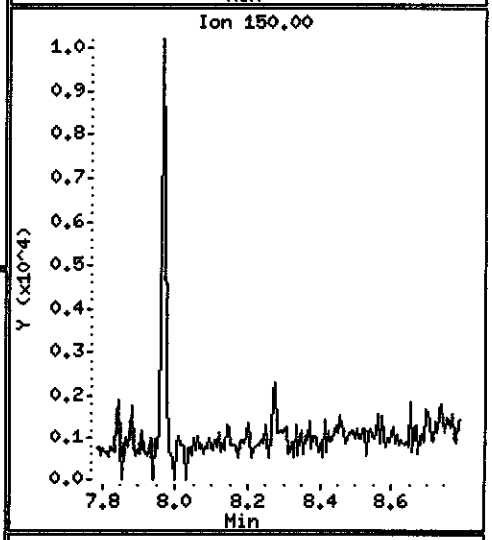

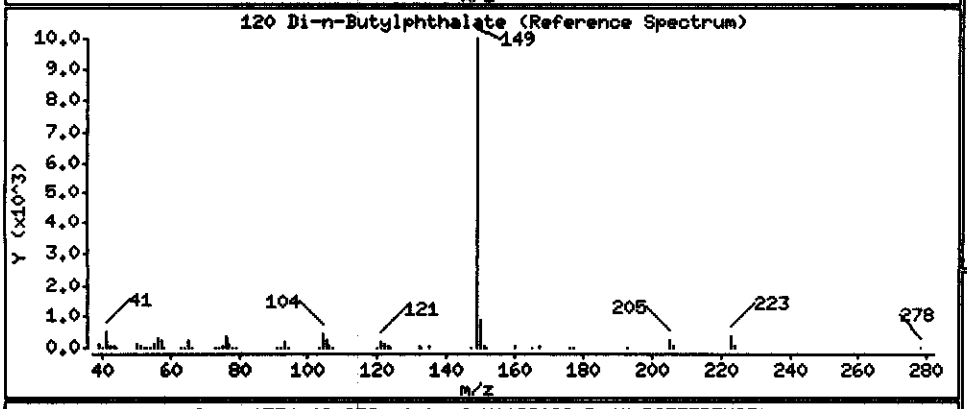

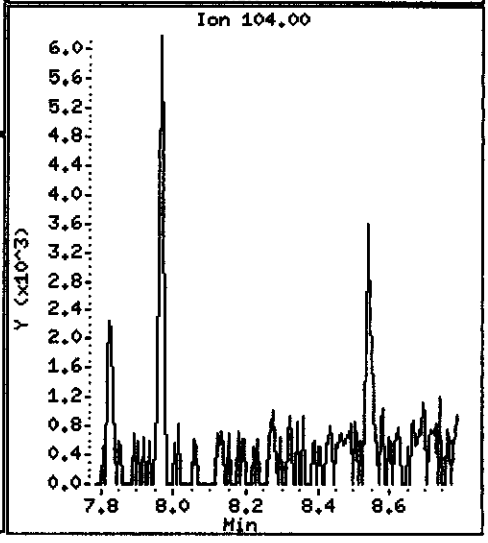

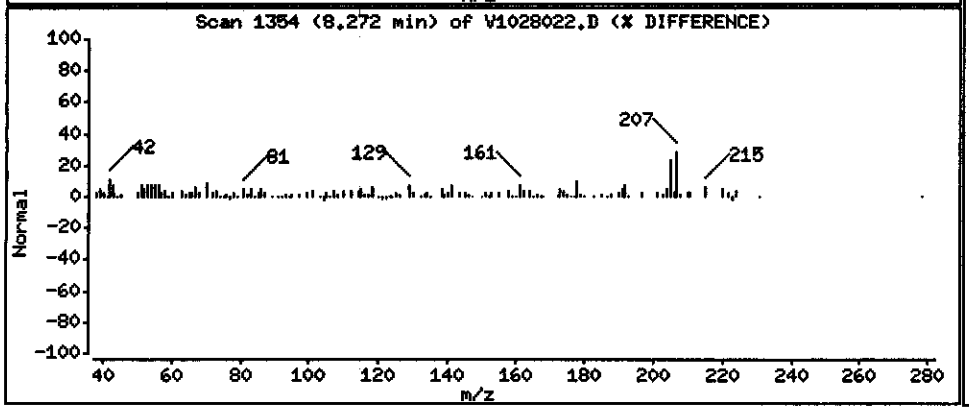

Data File: \\PITSVR06\D\chem\731.i\V102808.b\V1028022.D

Date : 28-OCT-2008 01:40

Client ID: RFI-51-1008

Instrument: 731.i

Sample Info: C8J180171-006 10/23/08 h2o (8298042) 8270c

Volume Injected (uL): 2.0

Operator: 003200

Column phase: DB5-MS

Column diameter: 0.32

123 Fluoranthene

Concentration: 0.025067 ug/L

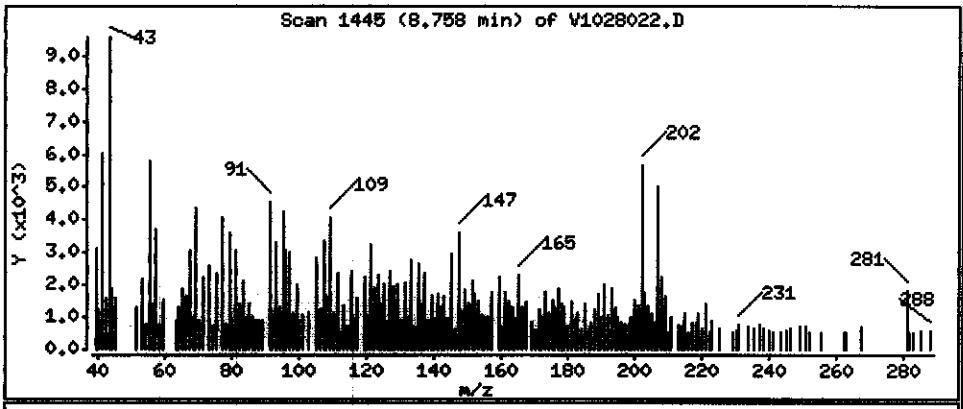

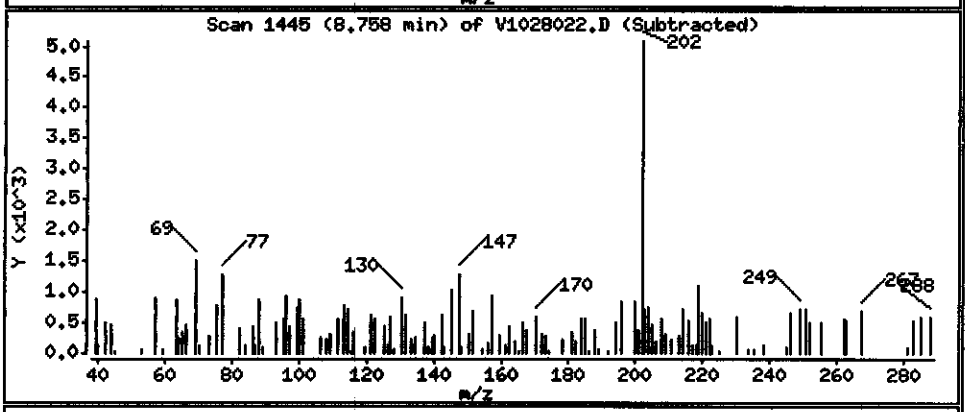

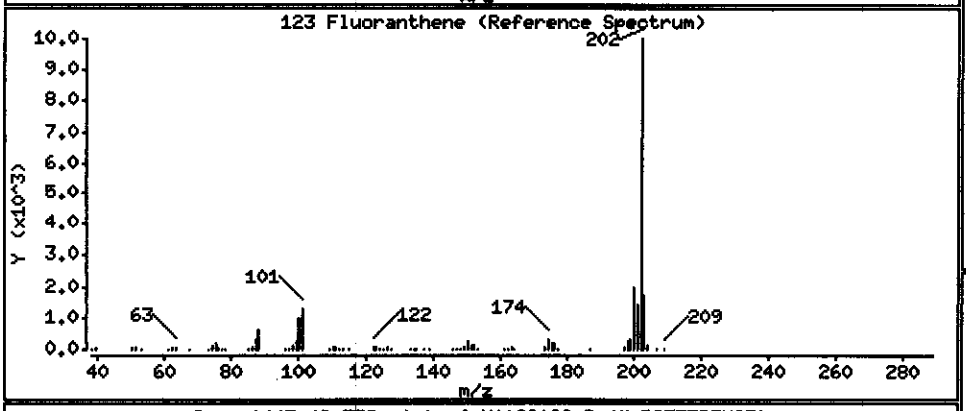

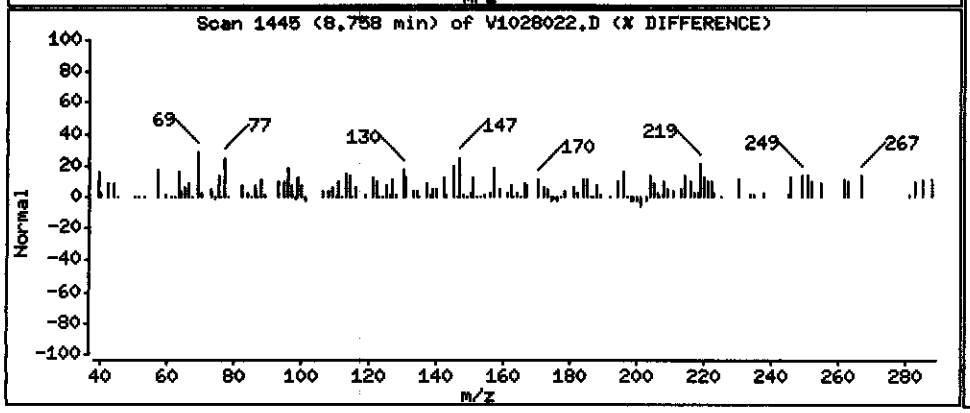

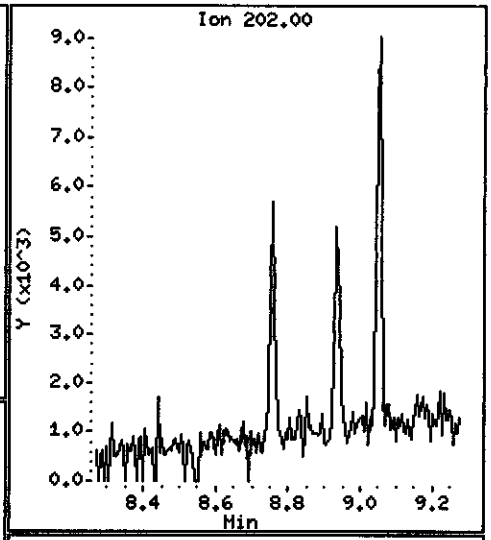

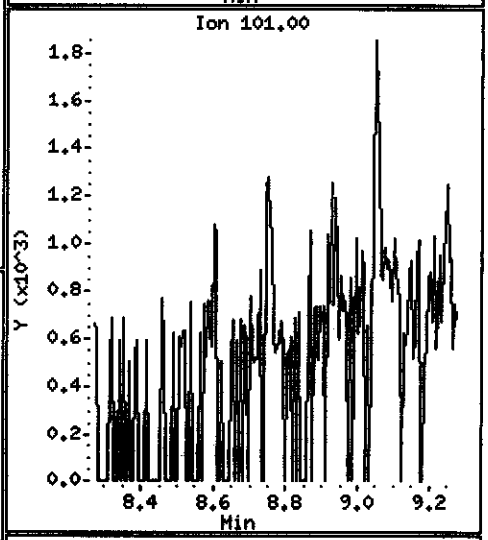

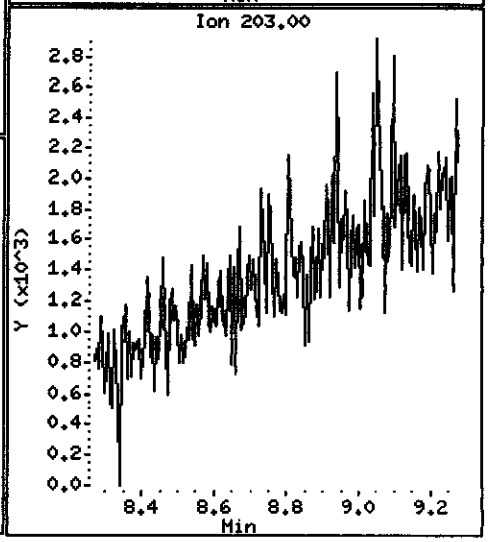

Data File: \\PITSVR06\D\chem\731.i\V102808.b\V1028022.D

Date : 28-OCT-2008 01:40

Client ID: RFI-51-1008

Instrument: 731.i

Sample Info: C8J180171-006 10/23/08 h2o (8298042) 8270c

Volume Injected (uL): 2.0

Operator: 003200

Column phase: DB5-MS

Column diameter: 0.32

125 Pyrene

Concentration: 0.021206 ug/L

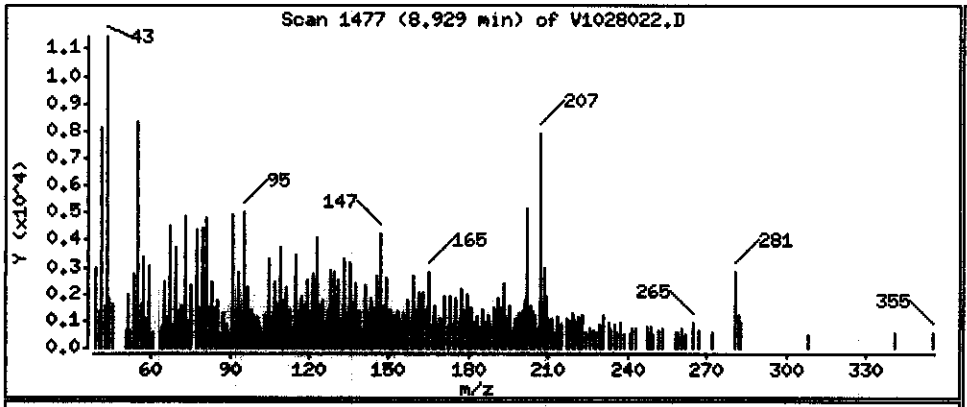

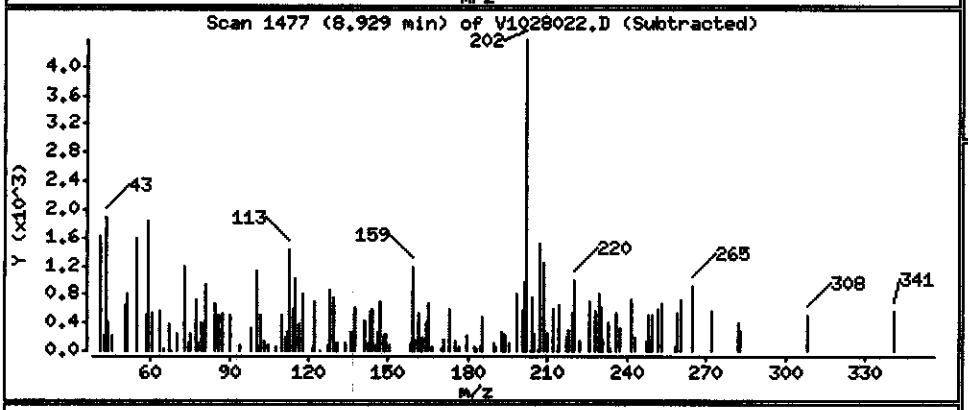

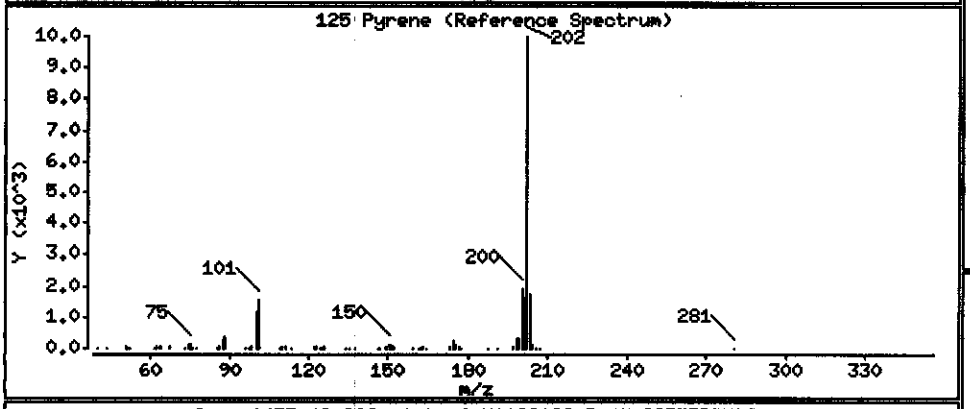

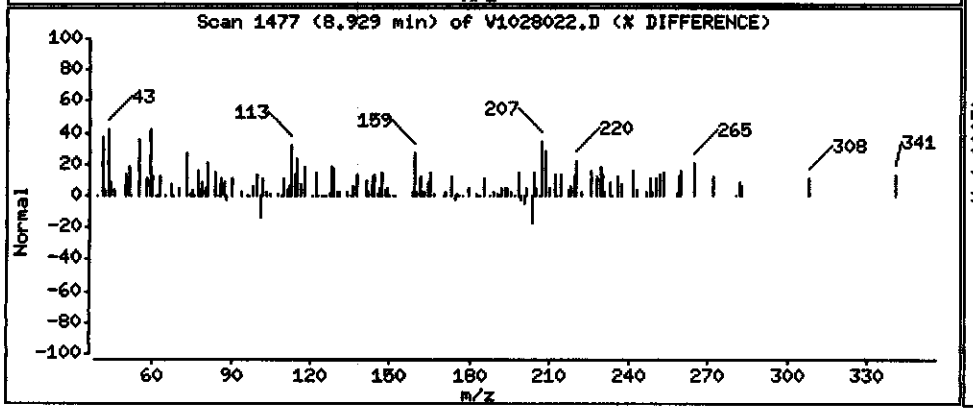

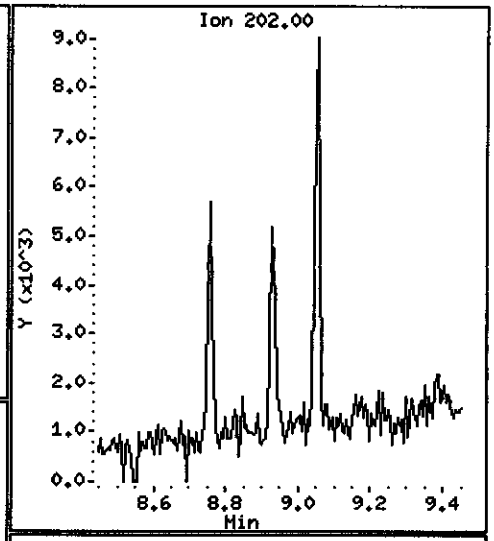

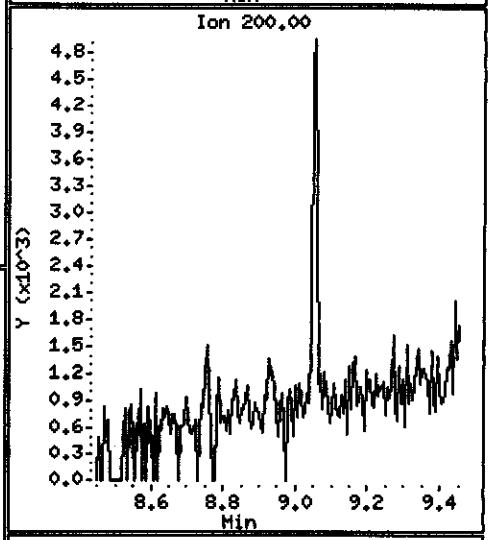

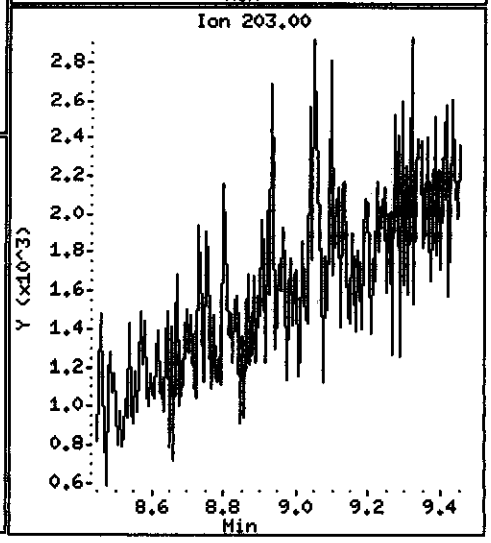

Data File: \\PITSVR06\D\chem\731.i\V102808.b\V1028022.D

Date : 28-OCT-2008 01:40

Client ID: RFI-51-1008

Instrument: 731.i

Sample Info: C8J180171-006 10/23/08 h2o (8298042) 8270c

Volume Injected (uL): 2.0

Operator: 003200

Column phase: DB5-MS

Column diameter: 0.32

131 Butylbenzylphthalate

Concentration: 0.12433 ug/L

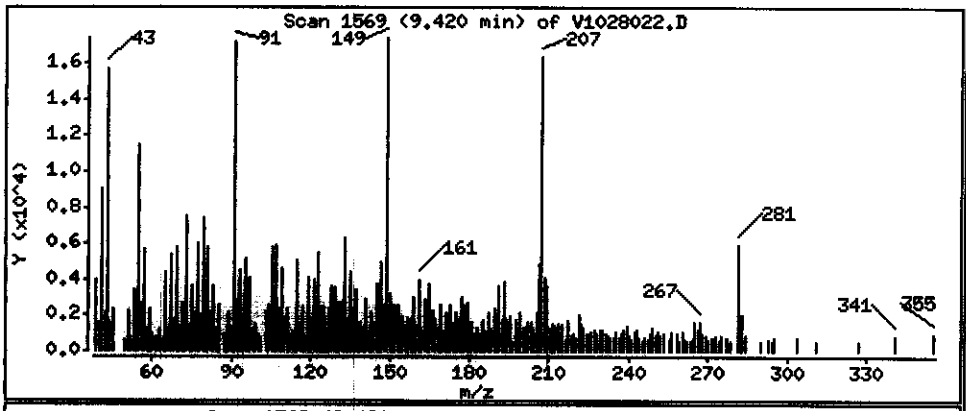

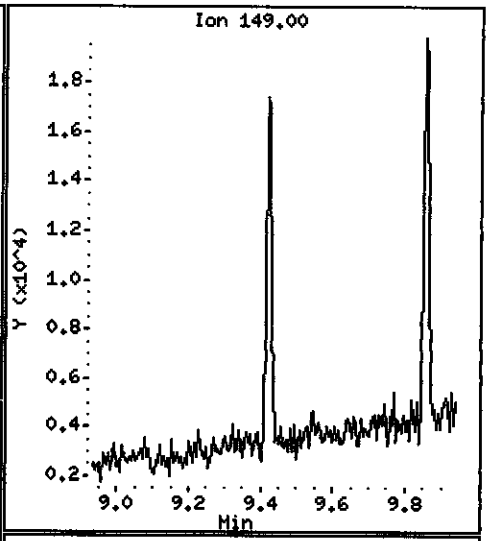

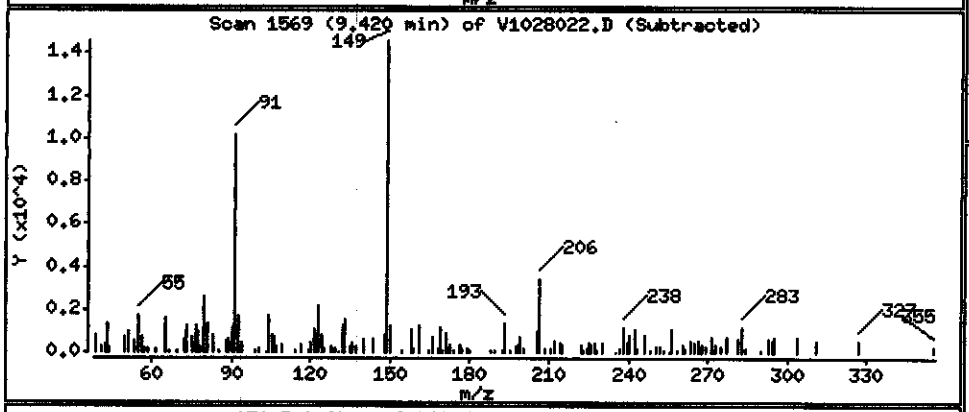

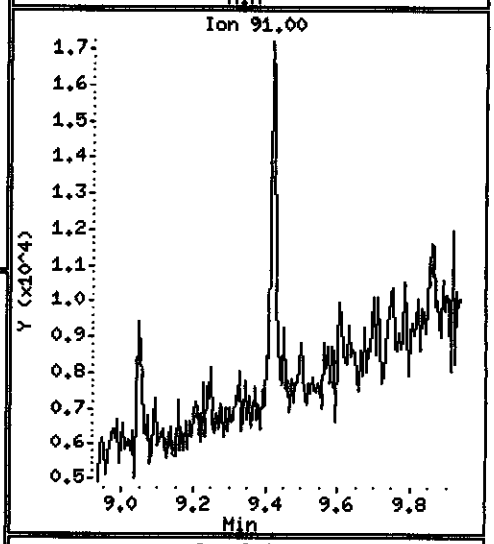

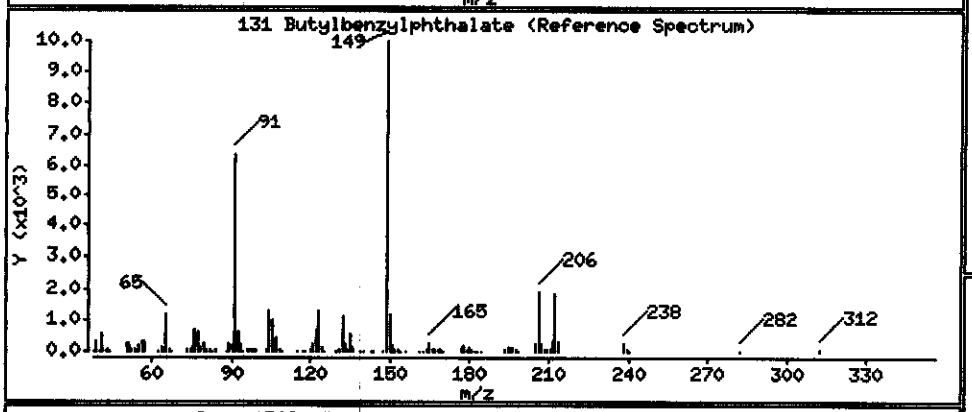

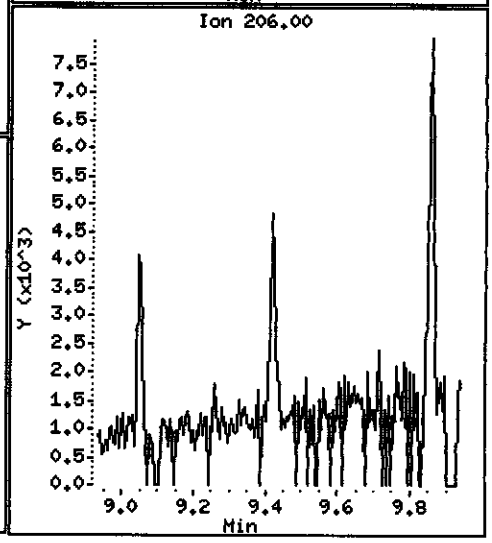

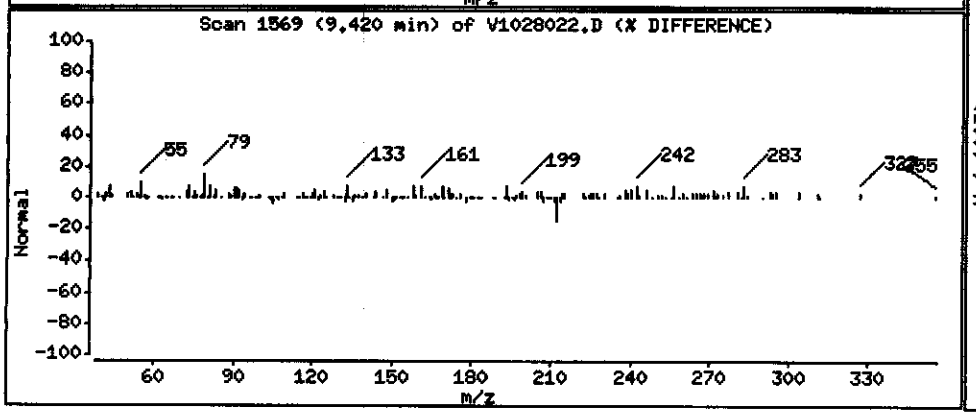

MACTEC Engineering and Consulting Inc

Client Sample ID: RFI-36-1008

GC/MS Semivolatiles

Lot-Sample #...:	C8J180171-007	**Work Order #...:**	K06DL1AL	**Matrix.....:**	WATER
Date Sampled...:	10/16/08 12:10	**Date Received..:**	10/18/08 11:30	**MS Run #.....:**	
Prep Date.....:	10/23/08	**Analysis Date..:**	10/28/08		
Prep Batch #...:	8298042	**Analysis Time..:**	01:59		
Dilution Factor:	1	**Initial Wgt/Vol:**	1000 mL	**Final Wgt/Vol..:**	1 mL
Analyst ID.....:	003200	**Instrument ID..:**	731		
		Method.....:	SW846 8270C		

PARAMETER	RESULT	REPORTING LIMIT	UNITS	MDL
Aniline	ND	1.0	ug/L	0.048
Acenaphthene	**0.95**	**0.20**	**ug/L**	**0.052**
Acenaphthylene	**0.061 J**	**0.20**	**ug/L**	**0.046**
Acetophenone	ND	1.0	ug/L	0.046
Anthracene	**0.11 J**	**0.20**	**ug/L**	**0.051**
Atrazine	ND	1.0	ug/L	0.039
Benzo(a)anthracene	**0.073 J**	**0.20**	**ug/L**	**0.041**
Benzo(a)pyrene	ND	0.20	ug/L	0.044
Benzo(b)fluoranthene	ND	0.20	ug/L	0.031
Benzo(ghi)perylene	ND	0.20	ug/L	0.027
Benzo(k)fluoranthene	ND	0.20	ug/L	0.039
Benzaldehyde	ND	1.0	ug/L	0.054
1,1'-Biphenyl	ND	1.0	ug/L	0.060
bis(2-Chloroethoxy) methane	ND	1.0	ug/L	0.12
bis(2-Chloroethyl)-ether	ND	0.20	ug/L	0.046
bis(2-Ethylhexyl) phthalate	ND	1.0	ug/L	0.12
4-Bromophenyl phenyl ether	ND	1.0	ug/L	0.050
Butyl benzyl phthalate	ND	1.0	ug/L	0.14
Caprolactam	**0.41 J**	**5.0**	**ug/L**	**0.19**
Carbazole	ND	0.20	ug/L	0.052
4-Chloroaniline	ND	1.0	ug/L	0.046
4-Chloro-3-methylphenol	ND	1.0	ug/L	0.059
2-Chloronaphthalene	ND	0.20	ug/L	0.044
2-Chlorophenol	ND	1.0	ug/L	0.045
4-Chlorophenyl phenyl ether	ND	1.0	ug/L	0.043
Chrysene	**0.079 J**	**0.20**	**ug/L**	**0.036**
Dibenz(a,h)anthracene	ND	0.20	ug/L	0.035
Dibenzofuran	**0.059 J**	**1.0**	**ug/L**	**0.053**
3,3'-Dichlorobenzidine	ND	1.0	ug/L	0.041
2,4-Dichlorophenol	**0.061 J**	**0.20**	**ug/L**	**0.049**
Diethyl phthalate	ND	1.0	ug/L	0.24
2,4-Dimethylphenol	ND	1.0	ug/L	0.052

(Continued on next page)

MACTEC Engineering and Consulting Inc

Client Sample ID: RFI-36-1008

GC/MS Semivolatiles

Lot-Sample #...: C8J180171-007 **Work Order #...:** K06DL1AL **Matrix.....:** WATER

PARAMETER	RESULT	REPORTING LIMIT	UNITS	MDL
Dimethyl phthalate	ND	1.0	ug/L	0.042
Di-n-butyl phthalate	**0.050 J**	**1.0**	**ug/L**	**0.046**
4,6-Dinitro-2-methylphenol	ND	5.0	ug/L	1.4
2,4-Dinitrophenol	ND	5.0	ug/L	1.3
2,4-Dinitrotoluene	ND	1.0	ug/L	0.045
2,6-Dinitrotoluene	ND	1.0	ug/L	0.051
Di-n-octyl phthalate	ND	1.0	ug/L	0.043
Fluoranthene	**1.0**	**0.20**	**ug/L**	**0.049**
Fluorene	**0.47**	**0.20**	**ug/L**	**0.054**
Hexachlorobenzene	ND	0.20	ug/L	0.043
Hexachlorobutadiene	ND	0.20	ug/L	0.038
Hexachlorocyclopentadiene	ND	1.0	ug/L	0.080
Hexachloroethane	ND	1.0	ug/L	0.043
Indeno(1,2,3-cd)pyrene	ND	0.20	ug/L	0.048
Isophorone	ND	1.0	ug/L	0.047
2-Methylnaphthalene	ND	0.20	ug/L	0.047
2-Methylphenol	ND	1.0	ug/L	0.051
4-Methylphenol	ND	1.0	ug/L	0.074
Naphthalene	ND	0.20	ug/L	0.043
2-Nitroaniline	ND	5.0	ug/L	0.048
3-Nitroaniline	ND	5.0	ug/L	0.040
4-Nitroaniline	ND	5.0	ug/L	0.025
Nitrobenzene	ND	0.20	ug/L	0.064
2-Nitrophenol	ND	1.0	ug/L	0.054
4-Nitrophenol	ND	5.0	ug/L	0.070
N-Nitrosodi-n-propylamine	ND	0.20	ug/L	0.059
N-Nitrosodiphenylamine	ND	0.20	ug/L	0.049
2,2'-oxybis (1-Chloropropane)	ND	0.20	ug/L	0.026
Pentachlorophenol	ND	1.0	ug/L	0.083
Phenanthrene	**0.12 J**	**0.20**	**ug/L**	**0.055**
Phenol	ND	0.20	ug/L	0.022
Pyrene	**0.74**	**0.20**	**ug/L**	**0.057**
2,4,5-Trichlorophenol	ND	1.0	ug/L	0.063
2,4,6-Trichlorophenol	ND	1.0	ug/L	0.057

(Continued on next page)

MACTEC Engineering and Consulting Inc

Client Sample ID: RFI-36-1008

GC/MS Semivolatiles

Lot-Sample #...: C8J180171-007 **Work Order #...:** K06DL1AL **Matrix.....:** WATER

SURROGATE	PERCENT RECOVERY	RECOVERY LIMITS
Nitrobenzene-d5	76	(23 - 112)
Terphenyl-d14	62	(10 - 132)
2-Fluorobiphenyl	72	(19 - 107)
2-Fluorophenol	50	(10 - 111)
Phenol-d5	66	(15 - 112)
2,4,6-Tribromophenol	76	(16 - 122)

NOTE(S):

J Estimated result. Result is less than RL.

Data File: \\PITSVR06\D\chem\731.i\V102808.b\V1028023.D
Date : 28-OCT-2008 01:59
Client ID: RFI-36-1008
Sample Info: C8J180171-007 10/23/08 h2o (8298042) 8270c
Volume Injected (uL): 2.0
Column phase: DB5-MS

Instrument: 731.i
Operator: 003200
Column diameter: 0.32

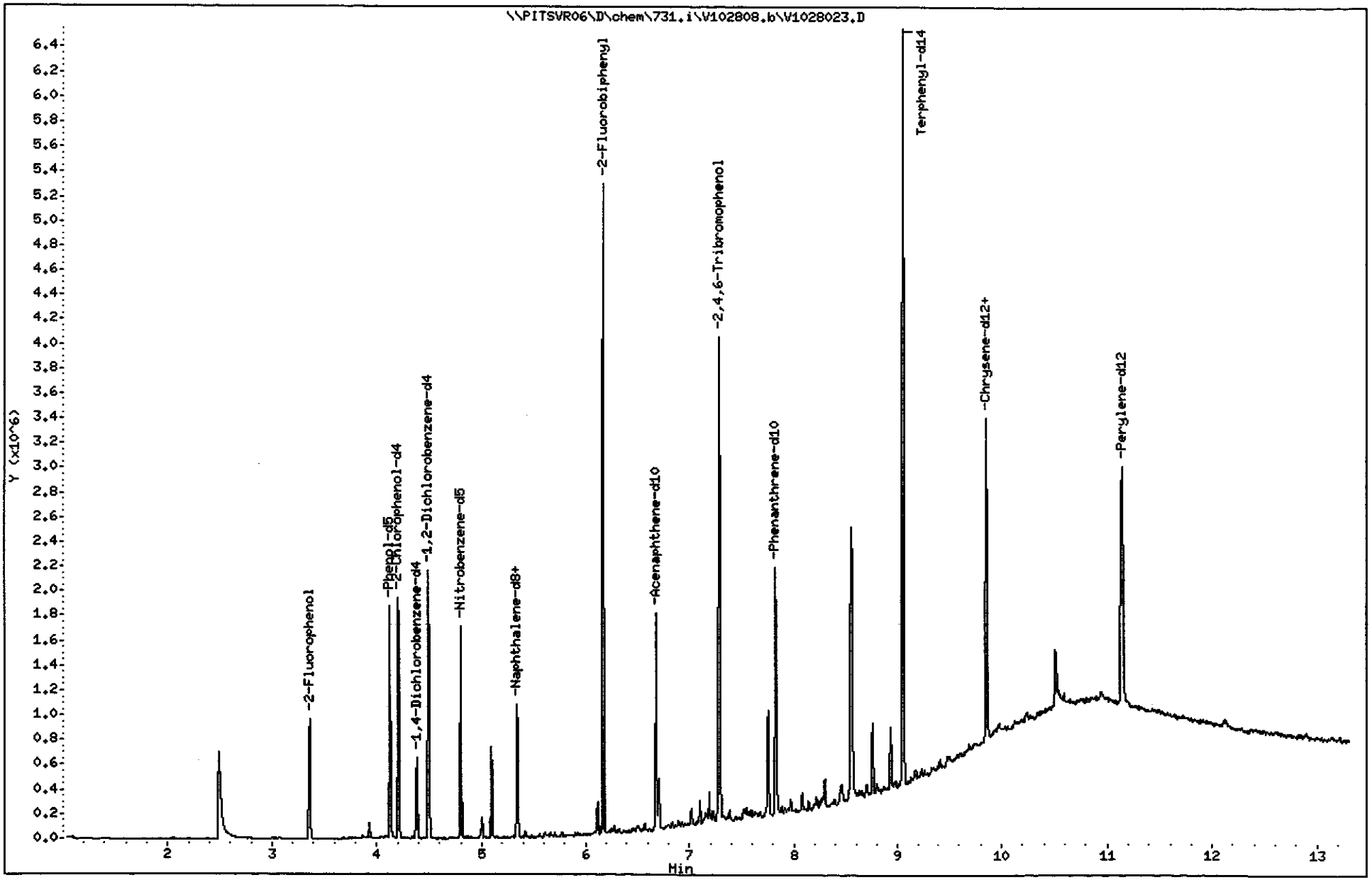

TestAmerica Pittsburgh

Semivolatile REPORT SW-846 Method 8270

Data file : \\PITSVR06\D\chem\731.i\V102808.b\V1028023.D
Lab Smp Id: K06DL1AL Client Smp ID: RFI-36-1008
Inj Date : 28-OCT-2008 01:59
Operator : 003200 Inst ID: 731.i
Smp Info : C8J180171-007 10/23/08 h2o (8298042) 8270c
Misc Info : K06DL1AL,V102808.b,8270ll.m,padep.sub
Comment :
Method : \\PITSVR06\D\chem\731.i\V102808.b\8270ll.m
Meth Date : 27-Oct-2008 22:55 piccolinov Quant Type: ISTD
Cal Date : 23-OCT-2008 04:48 Cal File: V1023NC7.D
Als bottle: 25
Dil Factor: 1.00000
Integrator: HP RTE Compound Sublist: padep.sub
Target Version: 4.14
Processing Host: PITSVR06

Concentration Formula: Amt * DF * Uf * Vt/(Vo * Vi) * CpndVariable

Name	Value	Description
DF	1.000	Dilution Factor
Uf	1.000	ng unit correction factor
Vt	1000.000	Volume of final extract (uL)
Vo	1000.000	Volume of sample extracted (mL)
Vi	2.000	Volume injected (uL)
Cpnd Variable		Local Compound Variable

	Compounds	QUANT SIG MASS	RT	EXP RT	REL RT	RESPONSE	CONCENTRATIONS ON-COLUMN (NG)	CONCENTRATIONS FINAL (ug/L)
* 1	1,4-Dichlorobenzene-d4	152	4.382	4.387	(1.000)	97715	8.00000	
* 2	Naphthalene-d8	136	5.343	5.354	(1.000)	426239	8.00000	
* 3	Acenaphthene-d10	164	6.684	6.695	(1.000)	348282	8.00000	
* 4	Phenanthrene-d10	188	7.822	7.838	(1.000)	715972	8.00000	
* 5	Chrysene-d12	240	9.857	9.874	(1.000)	816480	8.00000	
* 6	Perylene-d12	264	11.145	11.167	(1.000)	902713	8.00000	
198	1,4-Dioxane	88	Compound Not Detected.					
10	N-Nitrosodimethylamine	74	Compound Not Detected.					
9	Pyridine	79	Compound Not Detected.					
16	Methyl methanesulfonate	80	Compound Not Detected.					
206	Benzaldehyde	77	Compound Not Detected.					
21	Aniline	93	Compound Not Detected.					
22	Phenol	94	Compound Not Detected.					
23	bis(2-Chloroethyl)ether	93	Compound Not Detected.					
24	2-Chlorophenol	128	Compound Not Detected.					
26	1,3-Dichlorobenzene	146	Compound Not Detected.					
27	1,4-Dichlorobenzene	146	Compound Not Detected.					
28	1,2-Dichlorobenzene	146	Compound Not Detected.					
29	Benzyl Alcohol	108	Compound Not Detected.					
30	2-Methylphenol	108	Compound Not Detected.					

Compounds	QUANT SIG MASS	RT	EXP RT	REL RT	RESPONSE	CONCENTRATIONS ON-COLUMN (NG)	CONCENTRATIONS FINAL (ug/L)
31 2,2'-oxybis(1-Chloropropane)	45	Compound Not Detected.					
37 Acetophenone	105	Compound Not Detected.					
32 N-Nitroso-di-n-propylamine	70	Compound Not Detected.					
192 4-Methylphenol	108	Compound Not Detected.					
34 Hexachloroethane	117	Compound Not Detected.					
35 Nitrobenzene	77	Compound Not Detected.					
41 Isophorone	82	Compound Not Detected.					
42 2-Nitrophenol	139	Compound Not Detected.					
43 2,4-Dimethylphenol	107	Compound Not Detected.					
44 bis(2-Chloroethoxy)methane	93	Compound Not Detected.					
48 2,4-Dichlorophenol	162	5.247	5.248	(0.982)	1916	0.12107	0.060534
49 Benzoic Acid	122	Compound Not Detected.					
50 1,2,4-Trichlorobenzene	180	Compound Not Detected.					
51 Naphthalene	128	5.359	5.370	(1.003)	3315	0.06034	0.030168
52 4-Chloroaniline	127	Compound Not Detected.					
54 2,6-Dichlorophenol	162	Compound Not Detected.					
56 Hexachlorobutadiene	224	Compound Not Detected.					
208 Caprolactam	113	5.659	5.659	(1.059)	3544	0.82493	0.41246
59 4-Chloro-3-Methylphenol	107	Compound Not Detected.					
62 2-Methylnaphthalene	142	5.894	5.899	(1.103)	1368	0.03498	0.017490
63 1-Methylnaphthalene	142	5.963	5.974	(1.116)	998	0.02544	0.012719
64 Hexachlorocyclopentadiene	236	Compound Not Detected.					
66 2,4,6-Trichlorophenol	196	Compound Not Detected.					
67 2,4,5-Trichlorophenol	196	Compound Not Detected.					
209 1,1'-Biphenyl	154	Compound Not Detected.					
70 2-Chloronaphthalene	162	Compound Not Detected.					
73 2-Nitroaniline	65	Compound Not Detected.					
76 Dimethylphthalate	163	Compound Not Detected.					
78 2,6-Dinitrotoluene	165	Compound Not Detected.					
79 Acenaphthylene	152	6.577	6.588	(0.984)	9007	0.12282	0.061411
81 3-Nitroaniline	138	Compound Not Detected.					
82 Acenaphthene	153	6.706	6.722	(1.003)	86818	1.89593	0.94796
83 2,4-Dinitrophenol	184	Compound Not Detected.					
85 4-Nitrophenol	109	Compound Not Detected.					
86 Dibenzofuran	168	6.839	6.850	(1.023)	7968	0.11714	0.058568
87 2,4-Dinitrotoluene	165	Compound Not Detected.					
91 2,3,5,6-Tetrachlorophenol	231	Compound Not Detected.					
88 2,3,4,6-Tetrachlorophenol	231	Compound Not Detected.					
92 2-Naphthylamine	143	Compound Not Detected.					
93 Diethylphthalate	149	7.021	7.032	(1.050)	12127	0.24067	0.12033
94 Fluorene	166	7.101	7.117	(1.062)	50215	0.94093	0.47046
95 4-Chlorophenyl-phenylether	204	Compound Not Detected.					
96 4-Nitroaniline	138	Compound Not Detected.					
98 4,6-Dinitro-2-methylphenol	198	Compound Not Detected.					
99 N-Nitrosodiphenylamine (1)	169	Compound Not Detected.					
100 1,2-Diphenylhydrazine	77	Compound Not Detected.					
106 4-Bromophenyl-phenylether	248	Compound Not Detected.					
107 Hexachlorobenzene	283	Compound Not Detected.					
210 Atrazine	200	Compound Not Detected.					
111 Pentachlorophenol	265	Compound Not Detected.					
115 Phenanthrene	178	7.844	7.854	(1.003)	20940	0.23120	0.11560
116 Anthracene	178	7.881	7.897	(1.008)	19803	0.21625	0.10812
119 Carbazole	167	Compound Not Detected.					
120 Di-n-Butylphthalate	149	8.271	8.287	(1.057)	10665	0.10042	0.050209

Compounds	QUANT SIG MASS	RT	EXP RT	REL RT	RESPONSE	CONCENTRATIONS ON-COLUMN (NG)	CONCENTRATIONS FINAL (ug/L)
123 Fluoranthene	202	8.757	8.773	(1.120)	225004	2.07827	1.0391
124 Benzidine	184	Compound Not Detected.					
125 Pyrene	202	8.933	8.950	(0.906)	185193	1.47876	0.73938
131 Butylbenzylphthalate	149	9.419	9.436	(0.956)	14893	0.25392	0.12696
135 3,3'-Dichlorobenzidine	252	Compound Not Detected.					
136 Benzo(a)Anthracene	228	9.852	9.868	(0.999)	17192	0.14574	0.072870
137 Chrysene	228	9.879	9.895	(1.002)	18612	0.15855	0.079274
139 bis(2-ethylhexyl)Phthalate	149	Compound Not Detected.					
140 Di-n-octylphthalate	149	Compound Not Detected.					
141 Benzo(b)fluoranthene	252	Compound Not Detected.					
142 Benzo(k)fluoranthene	252	Compound Not Detected.					
143 7,12-dimethylbenz[a]anthracen	256	Compound Not Detected.					
146 Benzo(a)pyrene	252	Compound Not Detected.					
149 Indeno(1,2,3-cd)pyrene	276	Compound Not Detected.					
150 Dibenz(a,h)anthracene	278	Compound Not Detected.					
151 Benzo(g,h,i)perylene	276	Compound Not Detected.					
$ 154 Nitrobenzene-d5	82	4.804	4.809	(0.899)	451767	30.4405	15.220
$ 155 2-Fluorobiphenyl	172	6.171	6.182	(0.923)	1433369	28.9218	14.461
$ 156 Terphenyl-d14	244	9.051	9.062	(0.918)	2000624	24.7606	12.380
$ 157 Phenol-d5	99	4.125	4.126	(0.941)	614543	39.6427	19.821
$ 158 2-Fluorophenol	112	3.361	3.356	(0.767)	326841	30.2194	15.110
$ 159 2,4,6-Tribromophenol	330	7.288	7.299	(0.932)	385286	45.7814	22.891
$ 186 2-Chlorophenol-d4	132	4.206	4.211	(0.960)	569461	37.4942	18.747
$ 187 1,2-Dichlorobenzene-d4	152	4.494	4.500	(1.026)	315807	26.5388	13.269

Data File: \\PITSVR06\D\chem\731.i\V102808.b\V1028023.D

Date : 28-OCT-2008 01:59

Client ID: RFI-36-1008

Instrument: 731.i

Sample Info: C8J180171-007 10/23/08 h2o (8298042) 8270c

Volume Injected (uL): 2.0

Operator: 003200

Column phase: DB5-MS

Column diameter: 0.32

48 2,4-Dichlorophenol

Concentration: 0.060534 ug/L

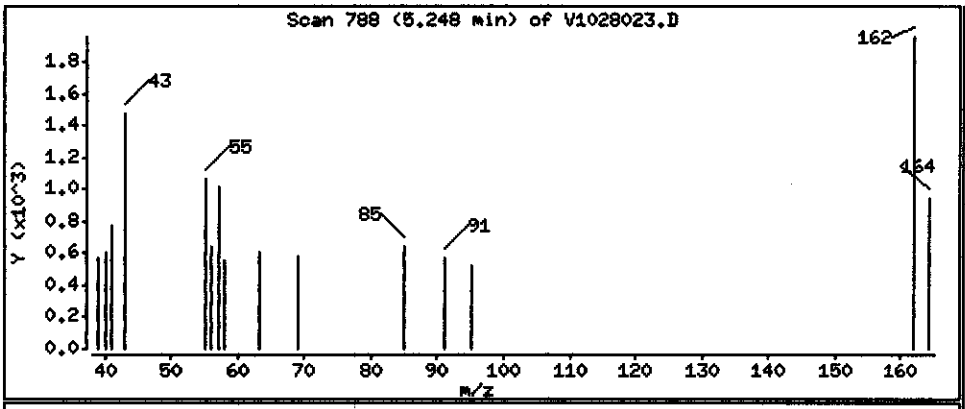

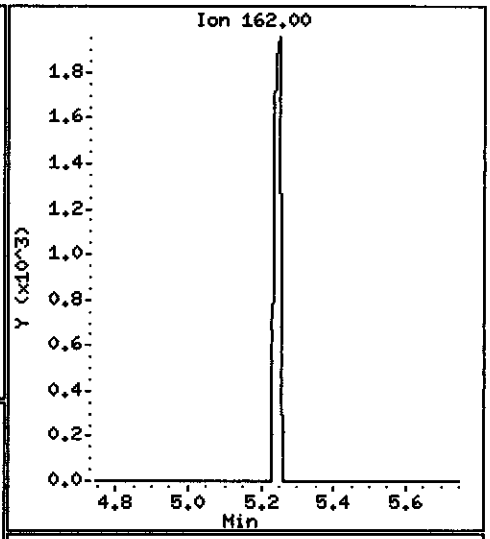

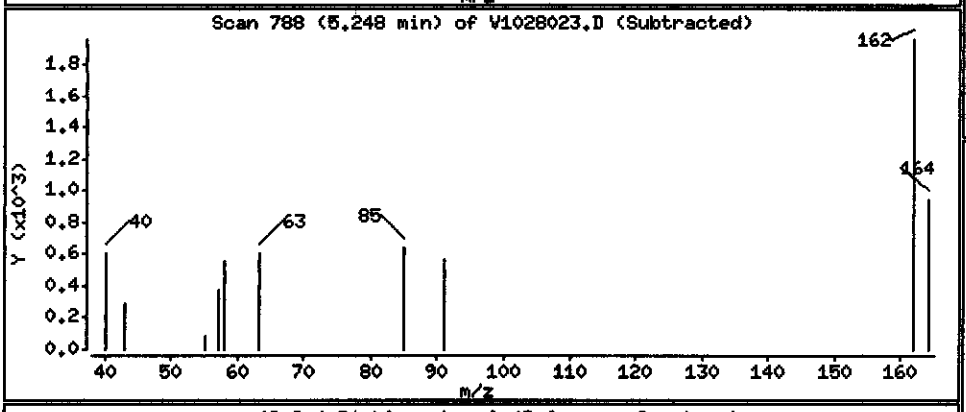

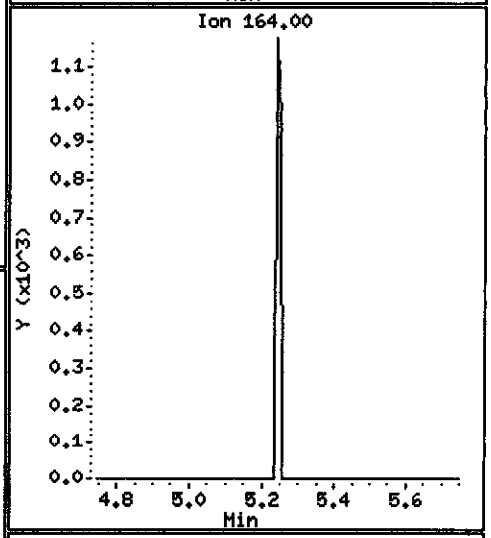

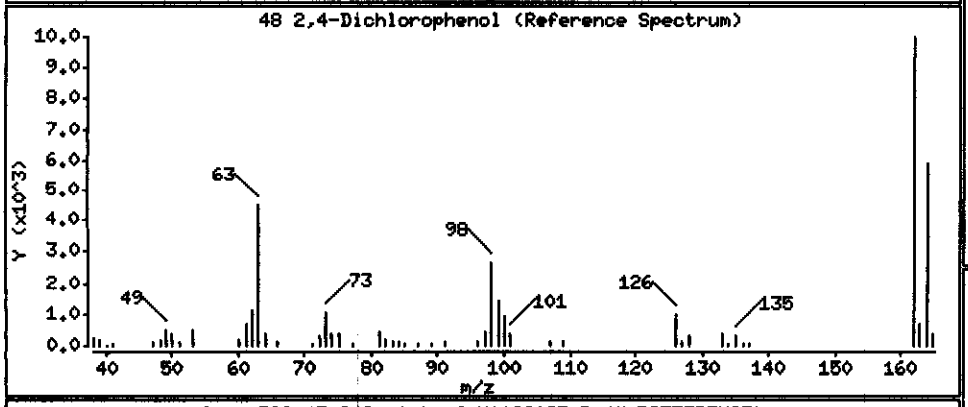

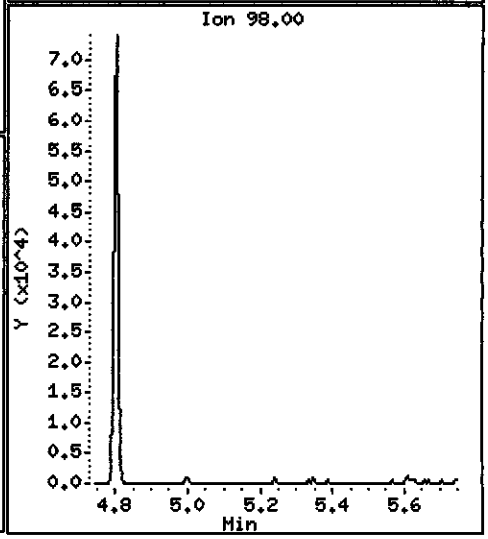

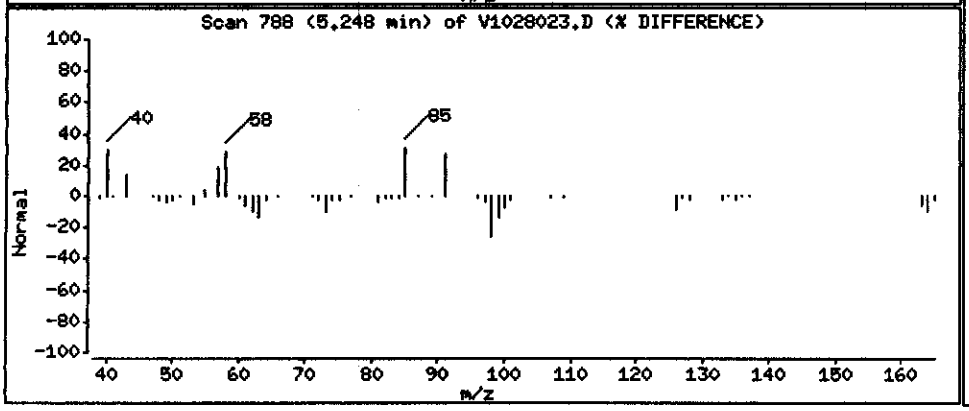

Data File: \\PITSVR06\D\chem\731.i\V102808.b\V1028023.D

Date : 28-OCT-2008 01:59

Client ID: RFI-36-1008 Instrument: 731.i

Sample Info: C8J180171-007 10/23/08 h2o (8298042) 8270c

Volume Injected (uL): 2.0 Operator: 003200

Column phase: DB5-MS Column diameter: 0.32

51 Naphthalene Concentration: 0.030168 ug/L

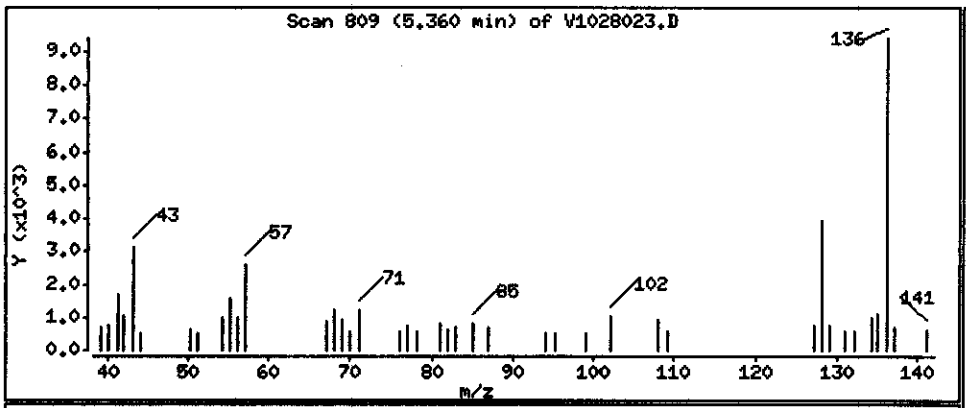

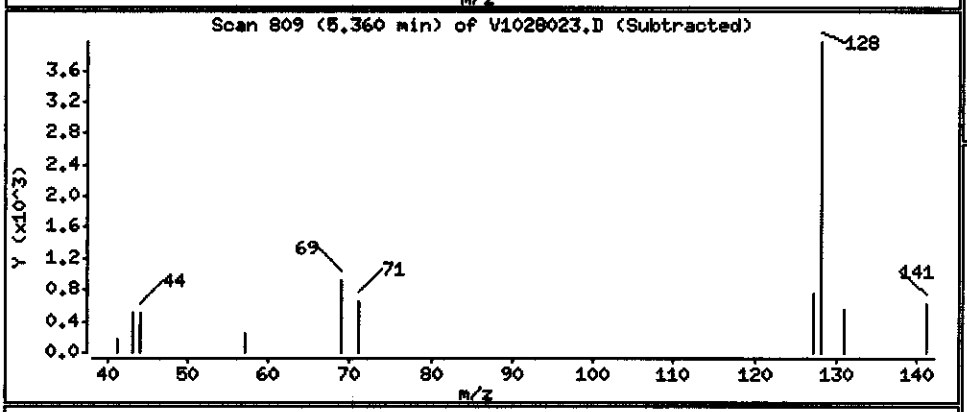

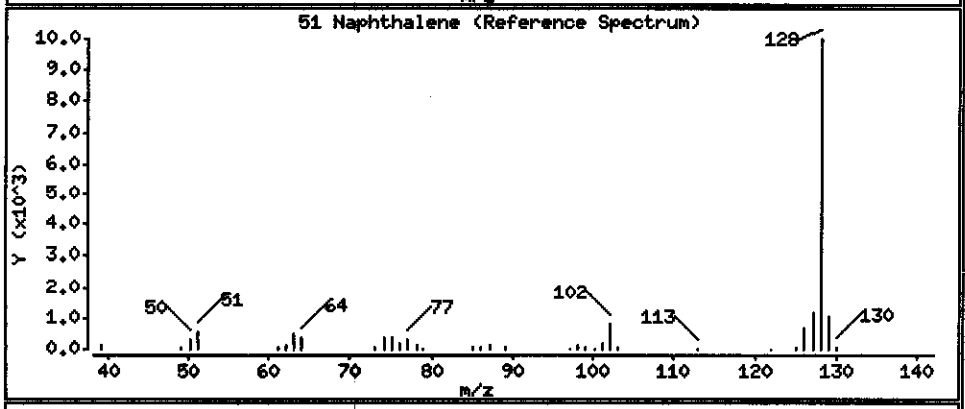

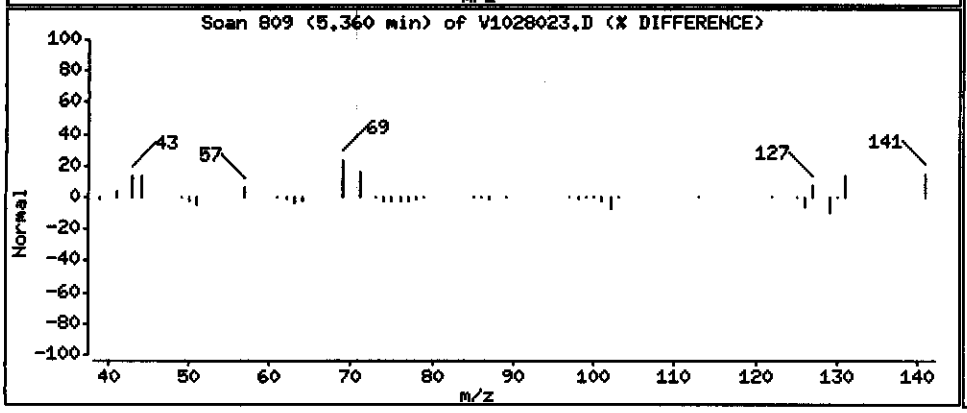

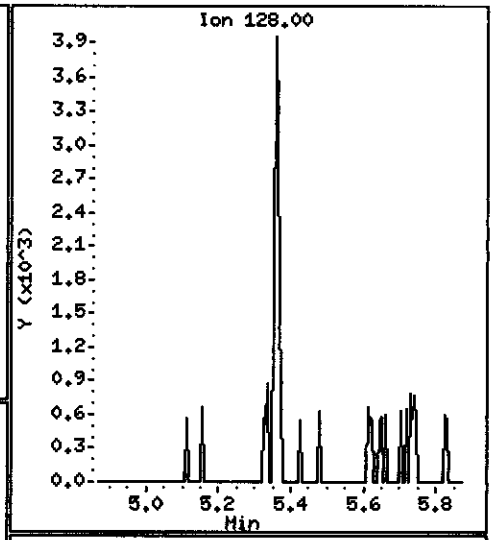

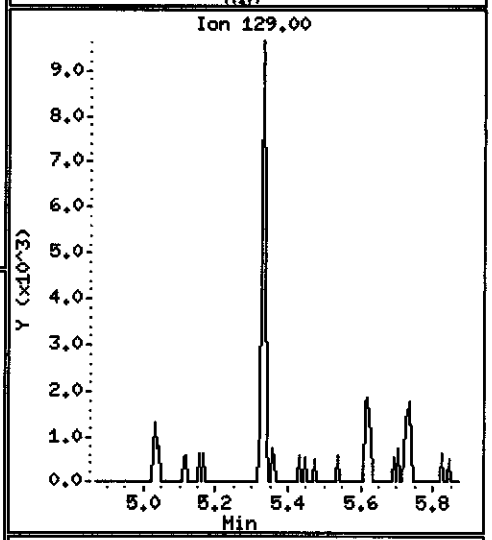

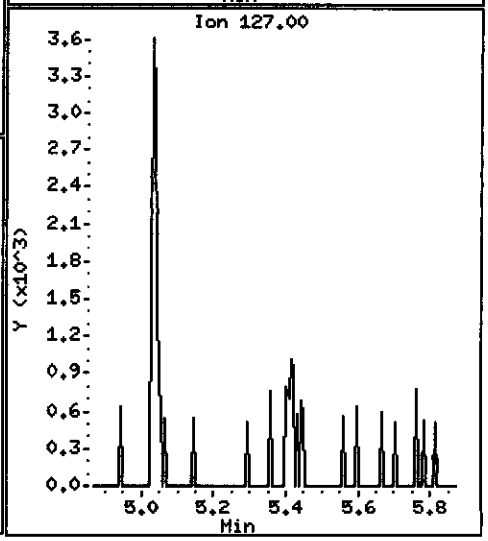

Data File: \\PITSVR06\D\chem\731.i\V102808.b\V1028023.D

Date : 28-OCT-2008 01:59

Client ID: RFI-36-1008

Instrument: 731.i

Sample Info: C8J180171-007 10/23/08 h2o (8298042) 8270c

Volume Injected (uL): 2.0

Operator: 003200

Column phase: DB5-MS

Column diameter: 0.32

208 Caprolactam

Concentration: 0.41246 ug/L

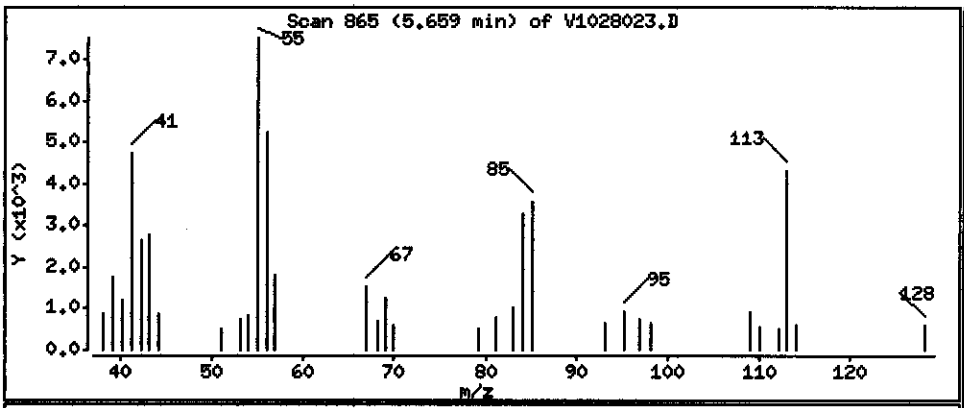

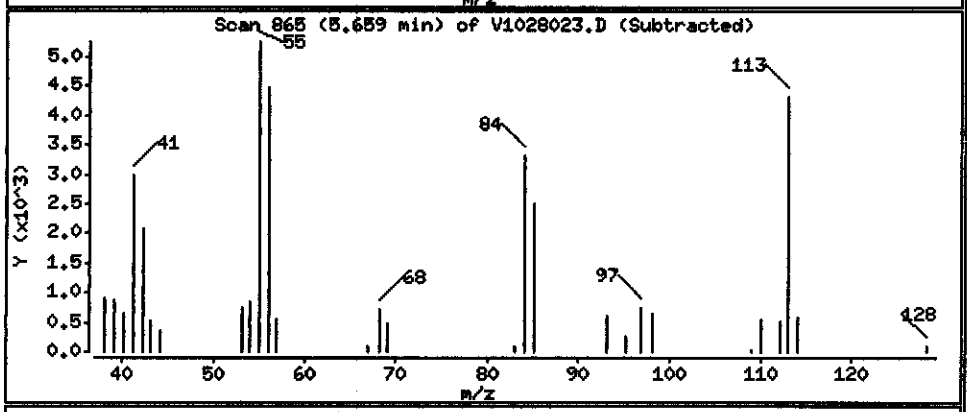

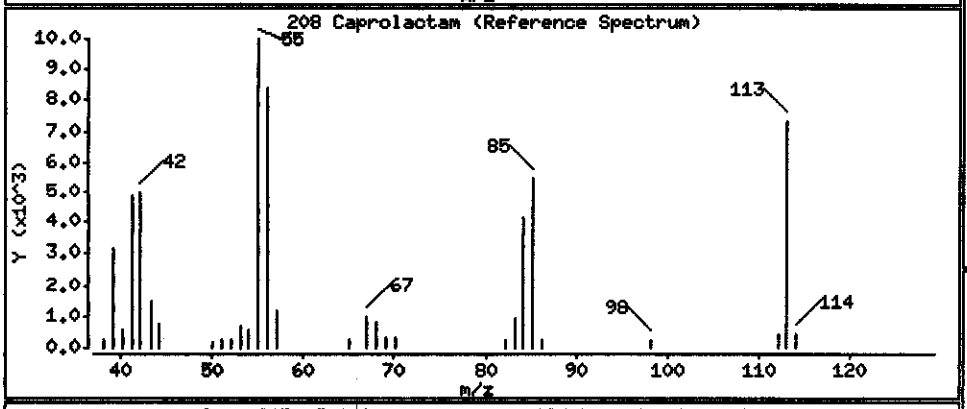

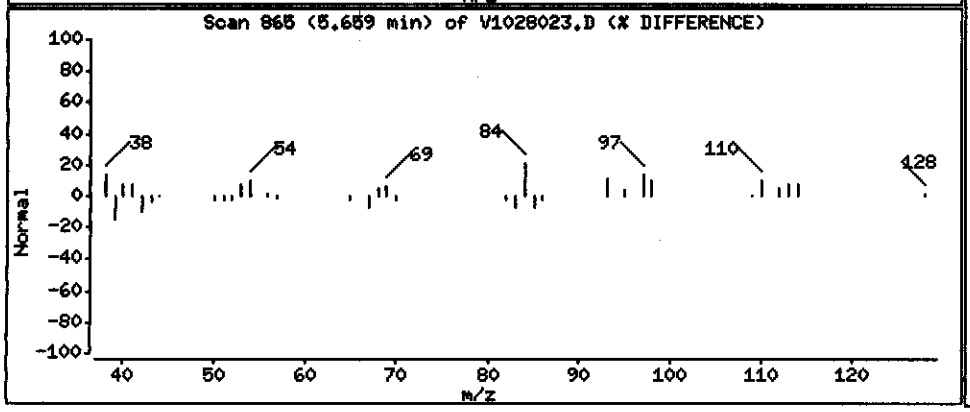

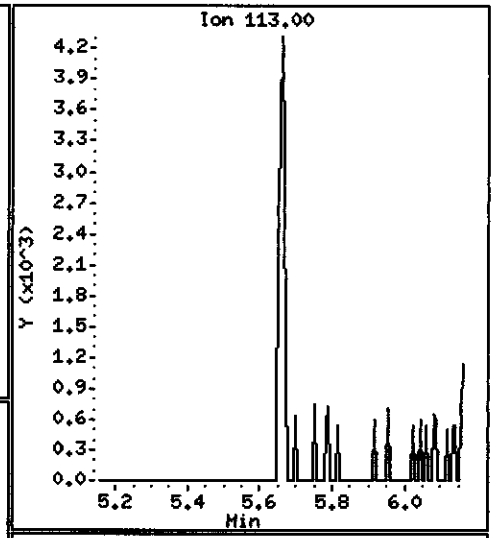

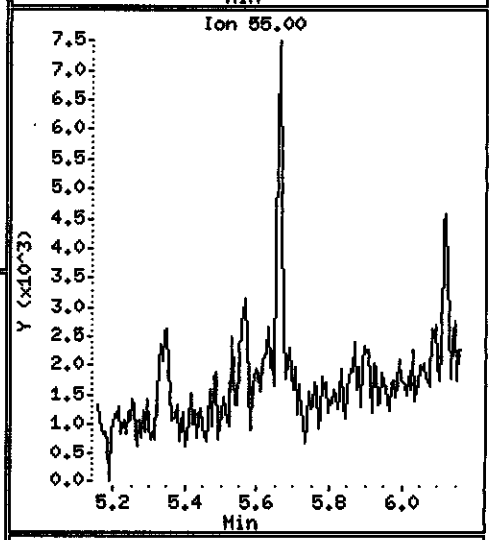

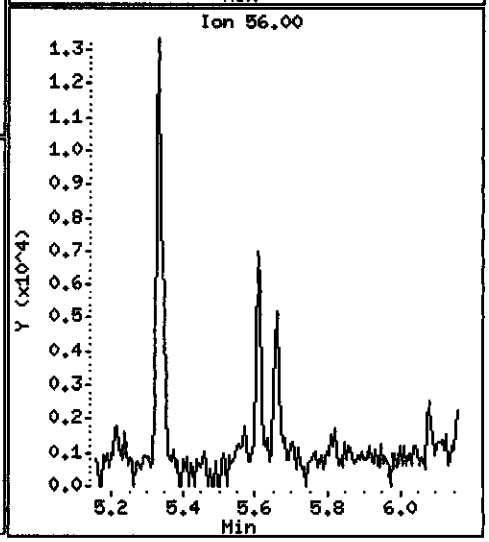

Data File: \\PITSVR06\D\chem\731.i\V102808.b\V1028023.D

Date : 28-OCT-2008 01:59

Client ID: RFI-36-1008

Instrument: 731.i

Sample Info: C8J180171-007 10/23/08 h2o (8298042) 8270o

Volume Injected (uL): 2.0

Operator: 003200

Column phase: DB5-MS

Column diameter: 0.32

62 2-Methylnaphthalene

Concentration: 0.017490 ug/L

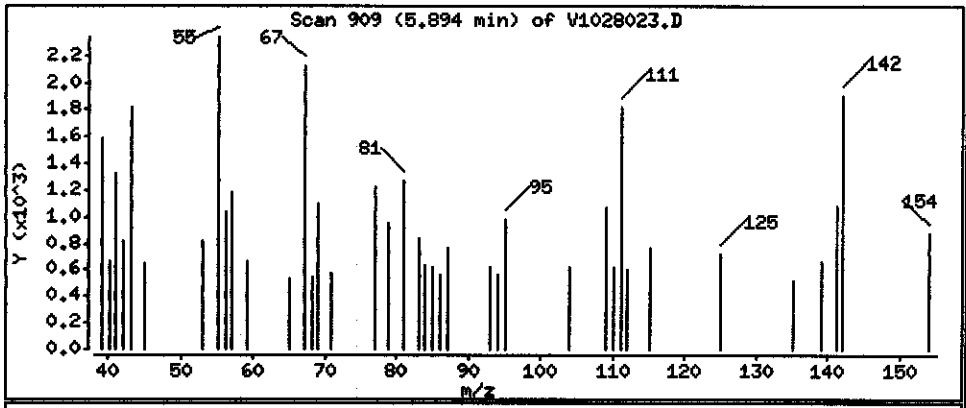

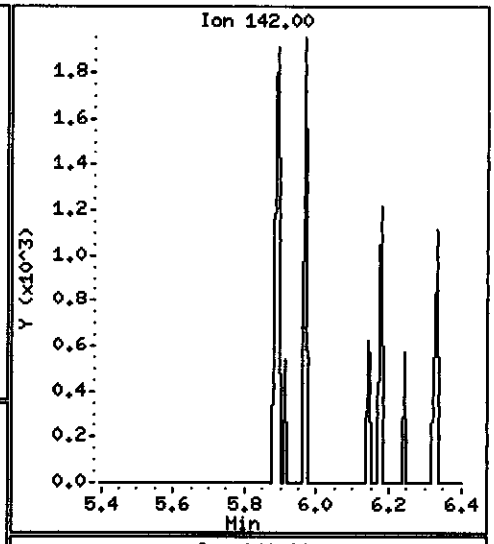

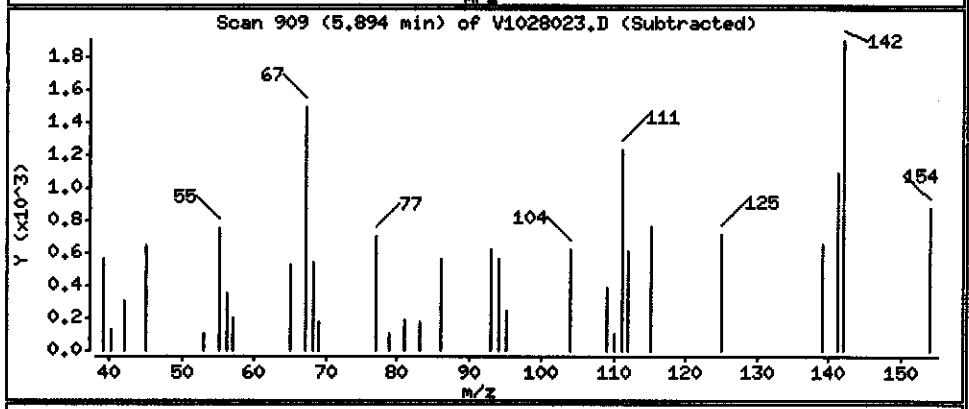

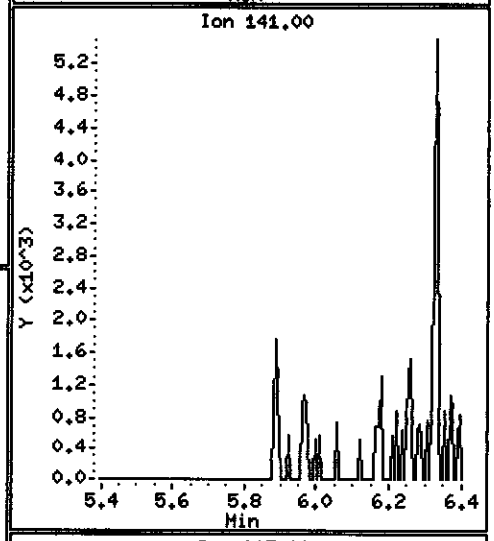

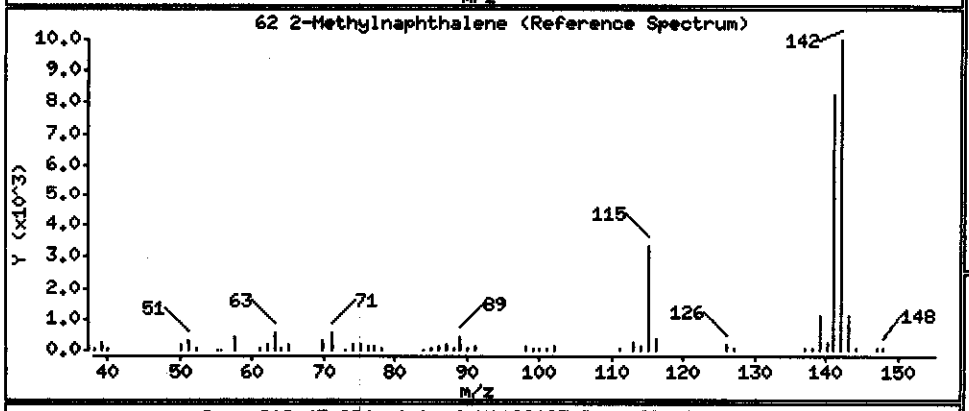

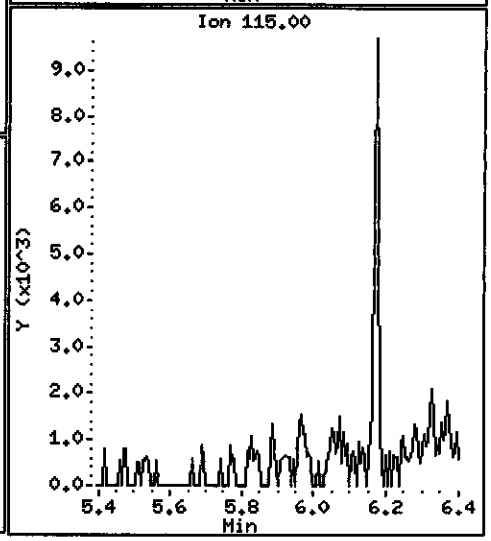

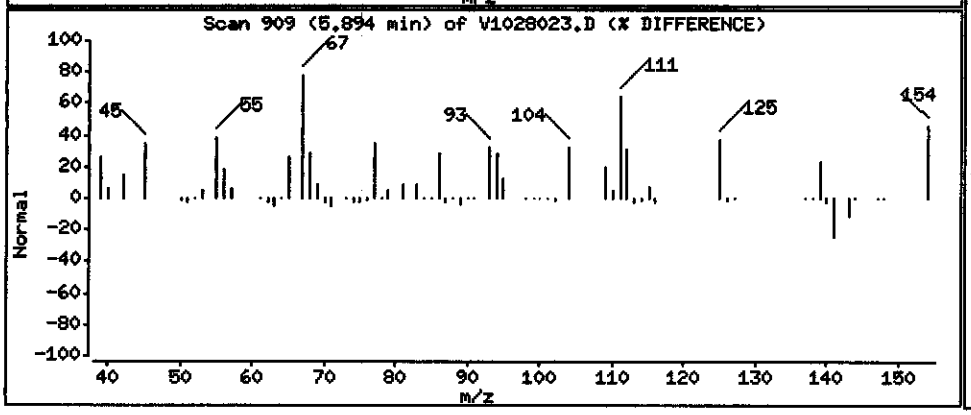

Data File: \\PITSVR06\D\chem\731.i\V102808.b\V1028023.D

Date : 28-OCT-2008 01:59

Client ID: RFI-36-1008

Instrument: 731.i

Sample Info: C8J180171-007 10/23/08 h2o (8298042) 8270c

Volume Injected (uL): 2.0

Operator: 003200

Column phase: DB5-MS

Column diameter: 0.32

63 1-Methylnaphthalene

Concentration: 0.012719 ug/L

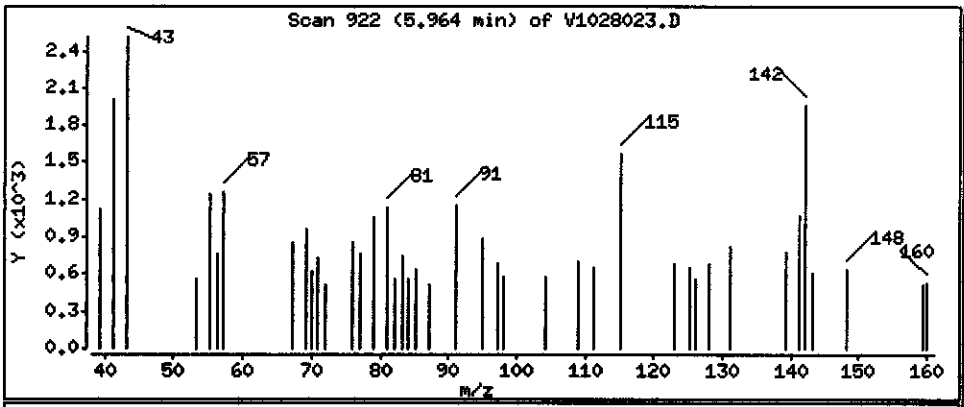

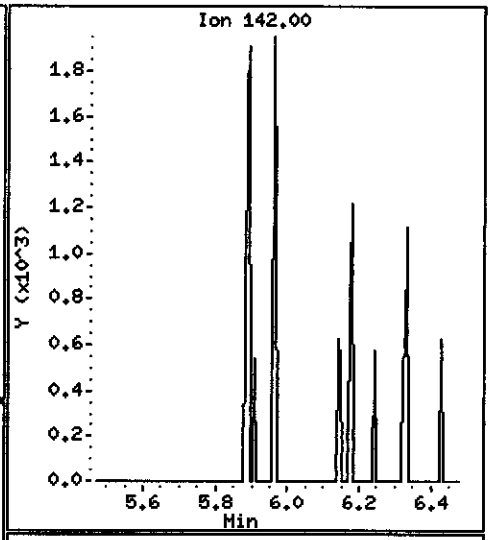

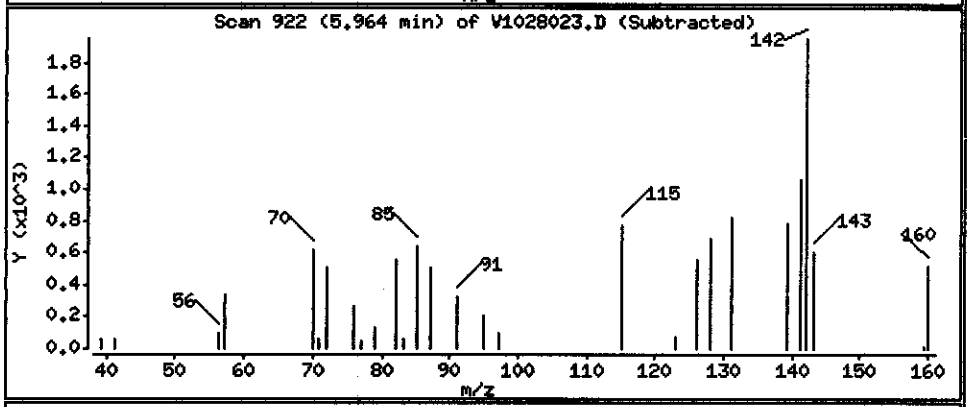

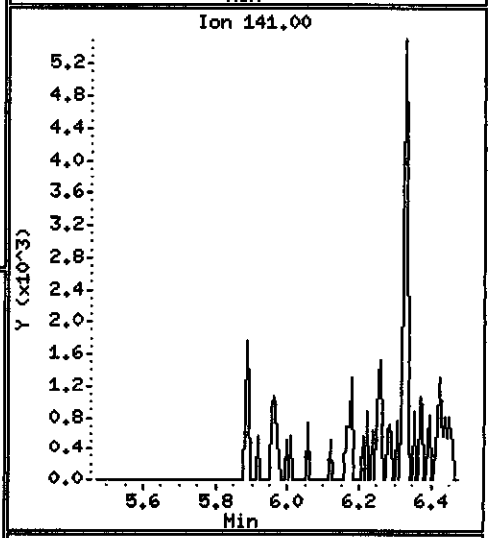

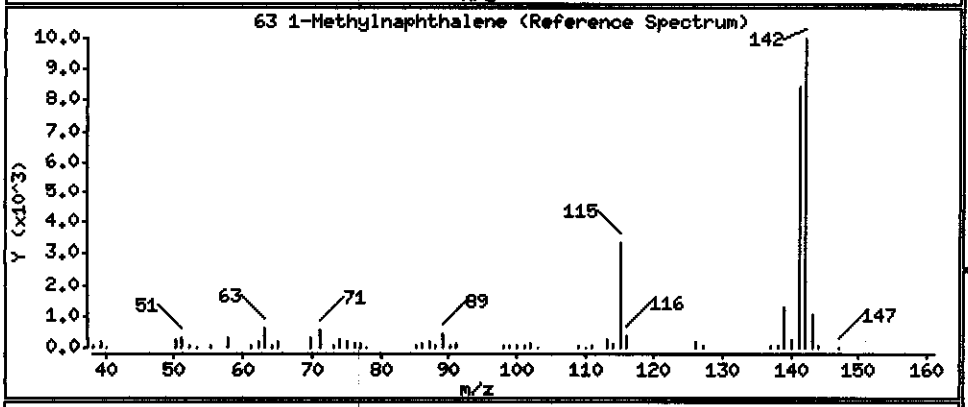

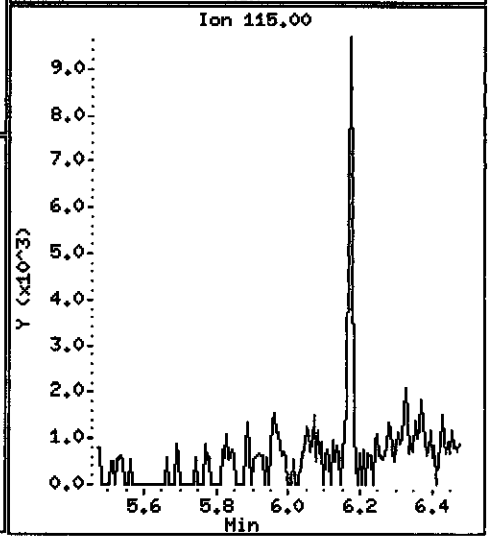

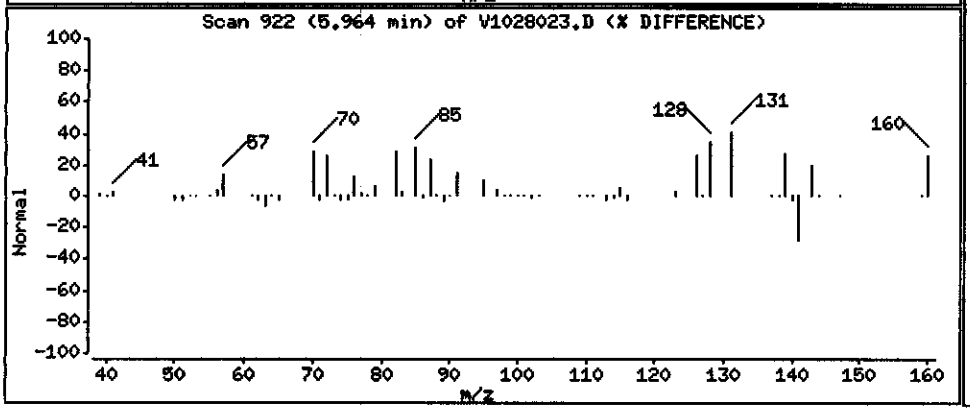

Data File: \\PITSVR06\D\chem\731.i\V102808.b\V1028023.D

Date : 28-OCT-2008 01:59

Client ID: RFI-36-1008

Instrument: 731.i

Sample Info: C8J180171-007 10/23/08 h2o (8298042) 8270c

Volume Injected (uL): 2.0

Operator: 003200

Column phase: DB5-MS

Column diameter: 0.32

79 Acenaphthylene

Concentration: 0.061411 ug/L

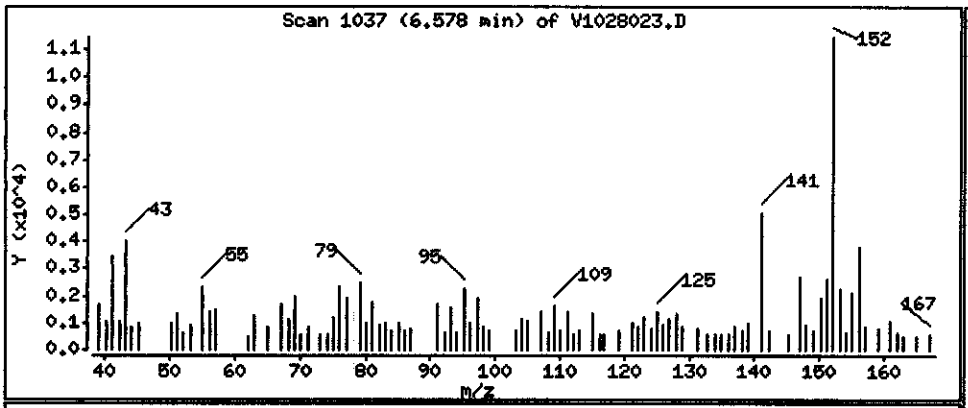

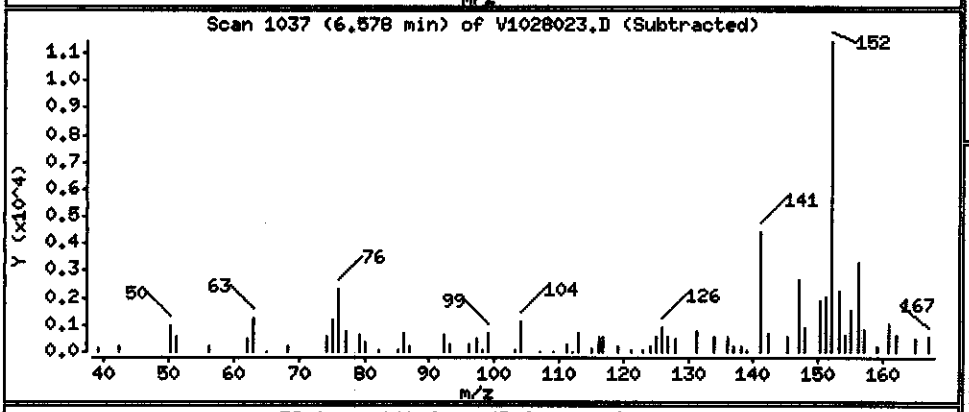

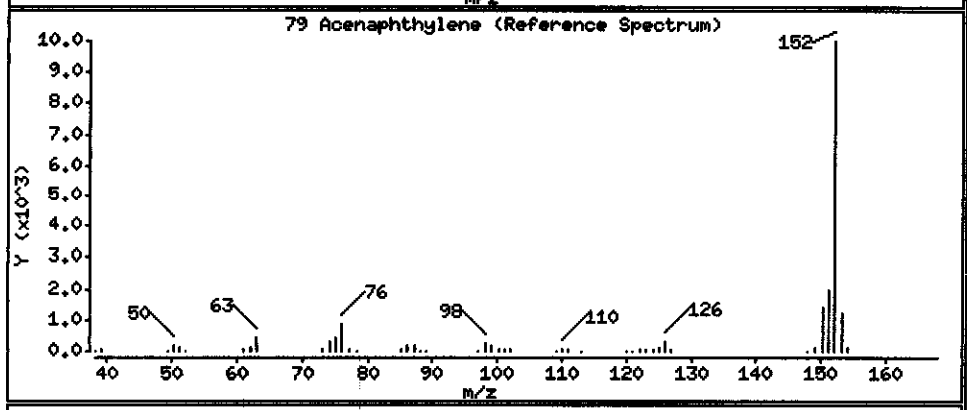

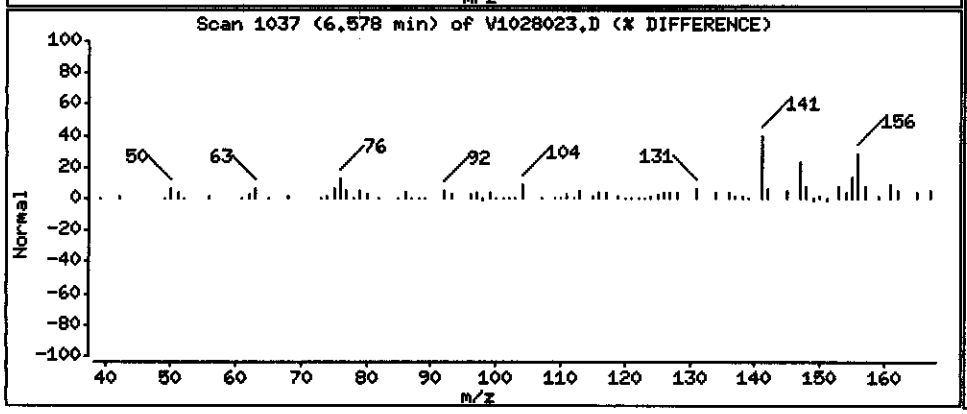

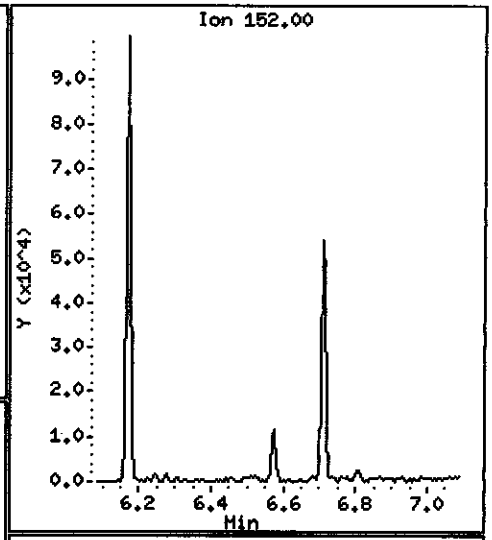

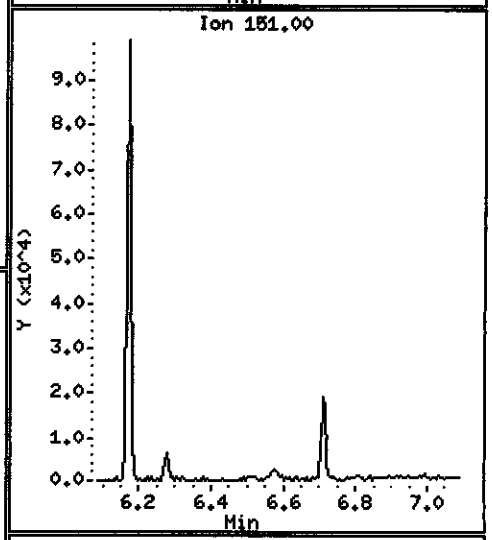

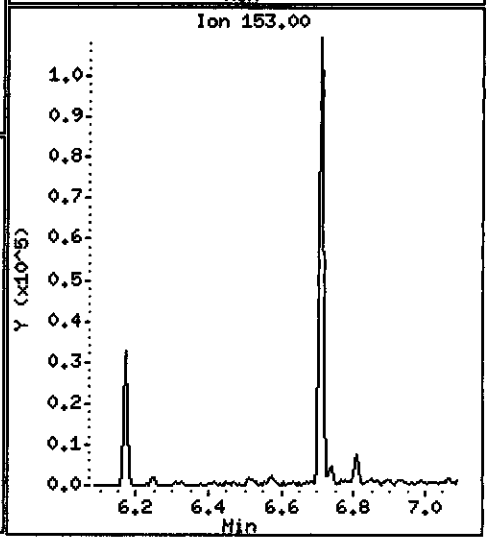

Data File: \\PITSVR06\D\chem\731.i\V102808.b\V1028023.D

Date : 28-OCT-2008 01:59

Client ID: RFI-36-1008

Instrument: 731.i

Sample Info: C8J180171-007 10/23/08 h2o (8298042) 8270c

Volume Injected (uL): 2.0

Operator: 003200

Column phase: DB5-MS

Column diameter: 0.32

82 Acenaphthene

Concentration: 0.94796 ug/L

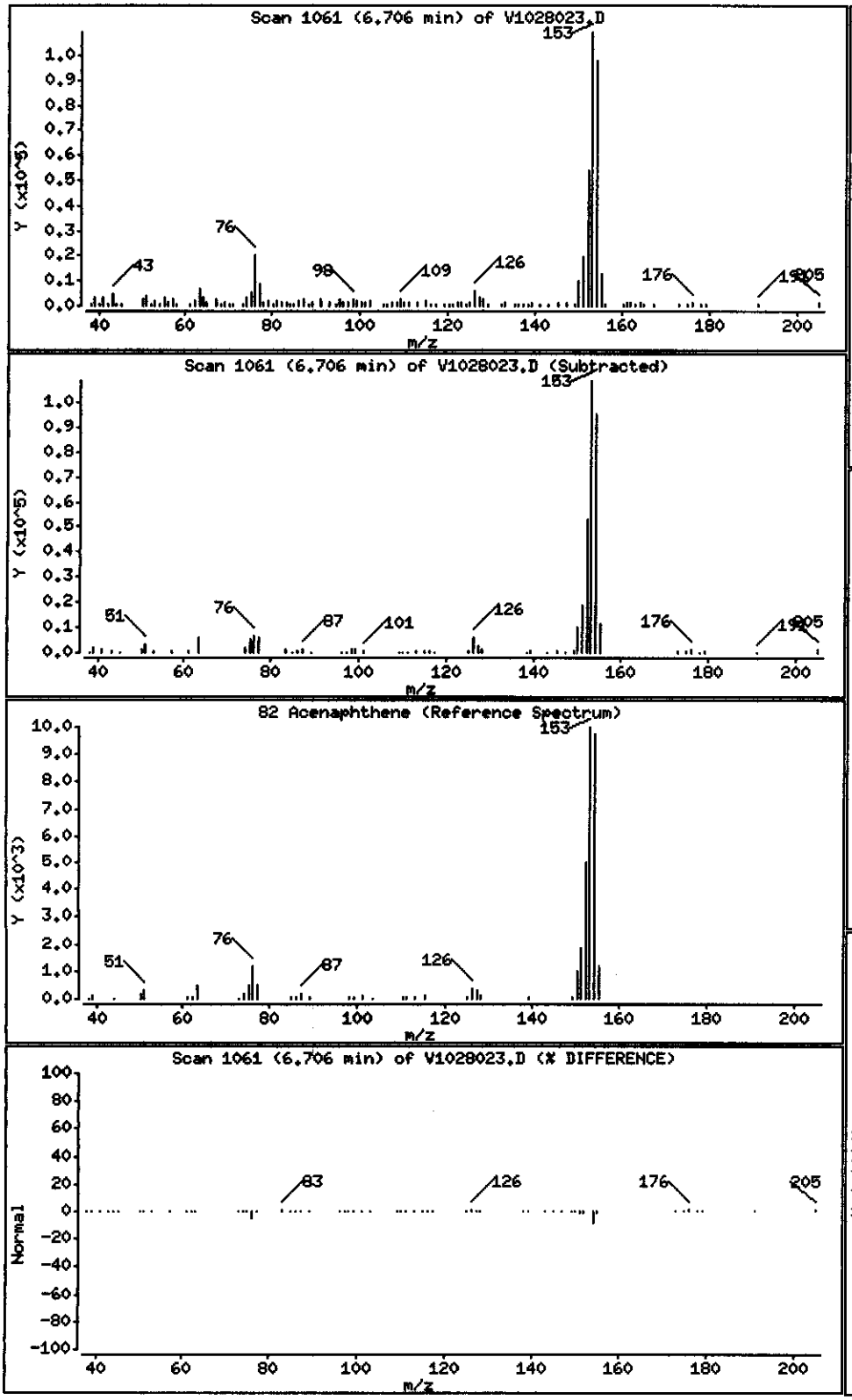

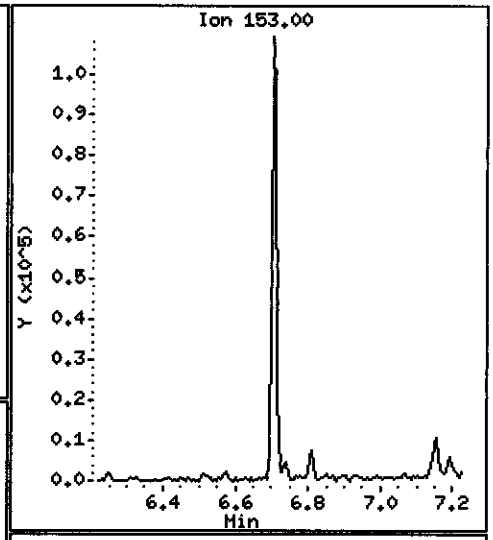

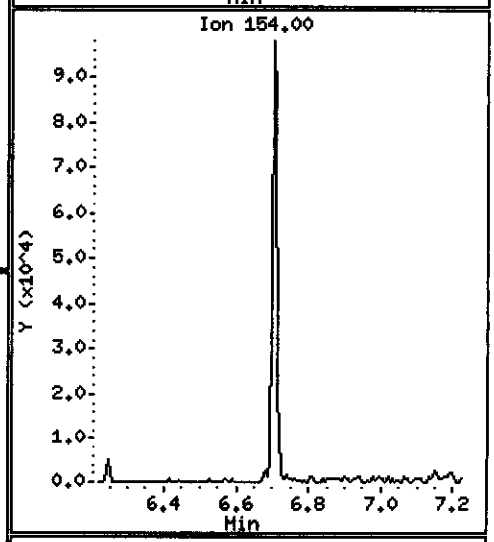

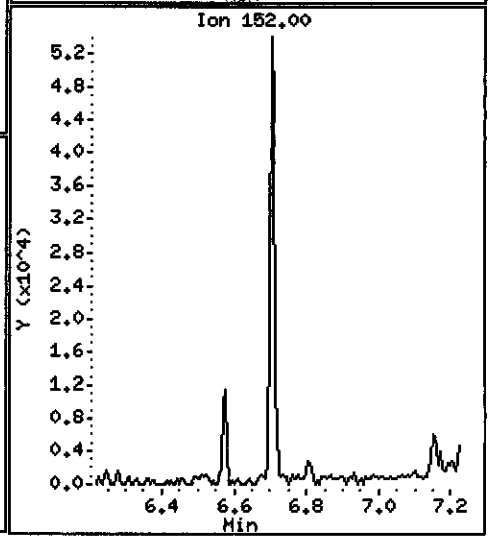

Data File: \\PITSVR06\D\chem\731.i\V102808.b\V1028023.D

Date : 28-OCT-2008 01:59

Client ID: RFI-36-1008

Instrument: 731.i

Sample Info: C8J180171-007 10/23/08 h2o (8298042) 8270c

Volume Injected (uL): 2.0

Operator: 003200

Column phase: DB5-MS

Column diameter: 0.32

86 Dibenzofuran

Concentration: 0.058568 ug/L

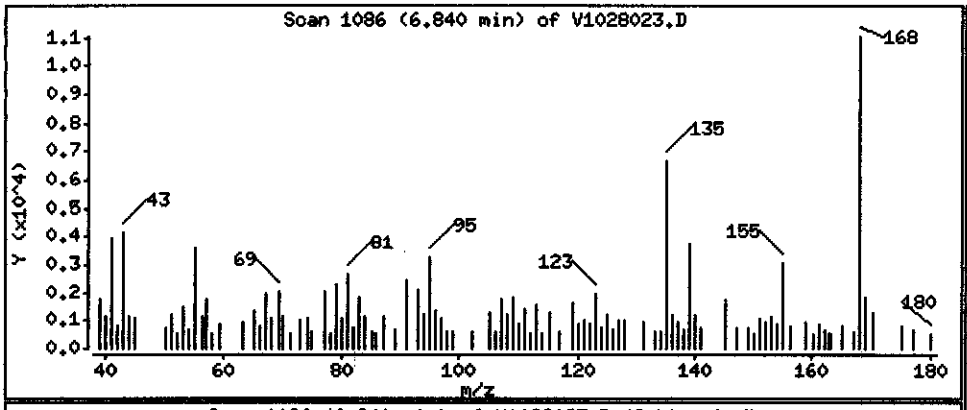

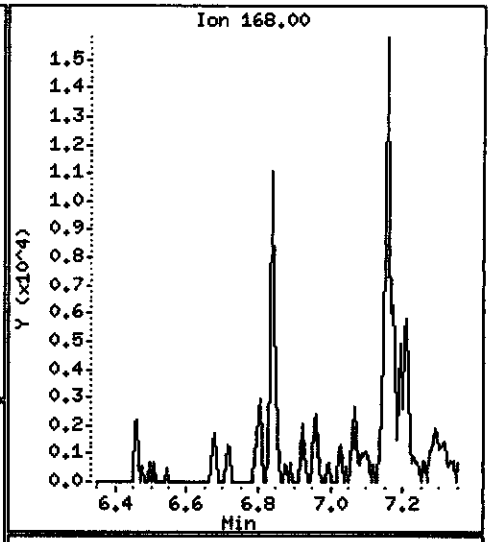

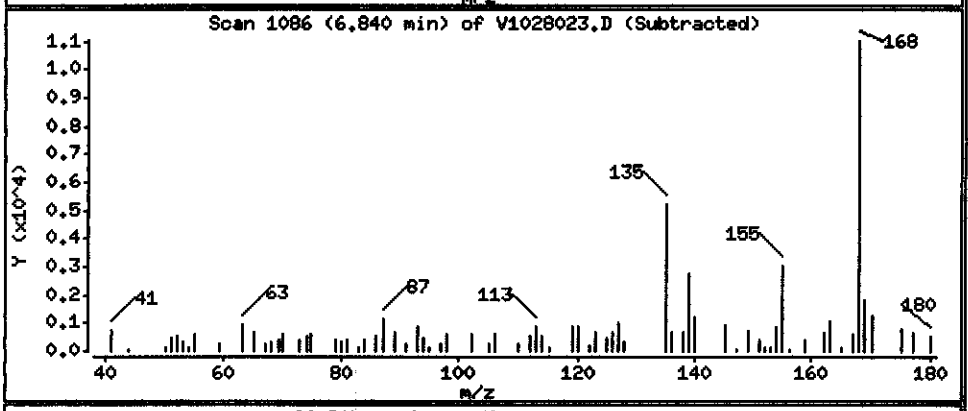

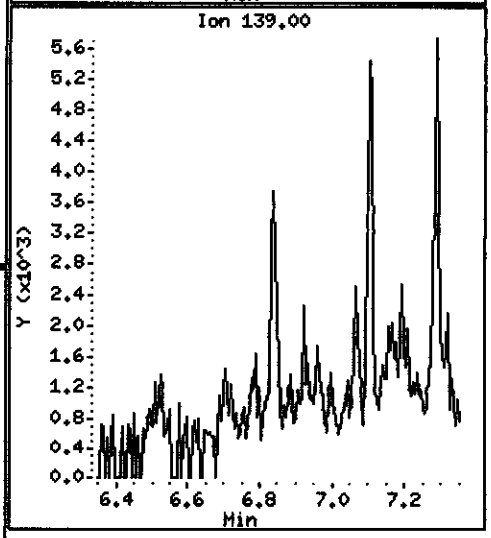

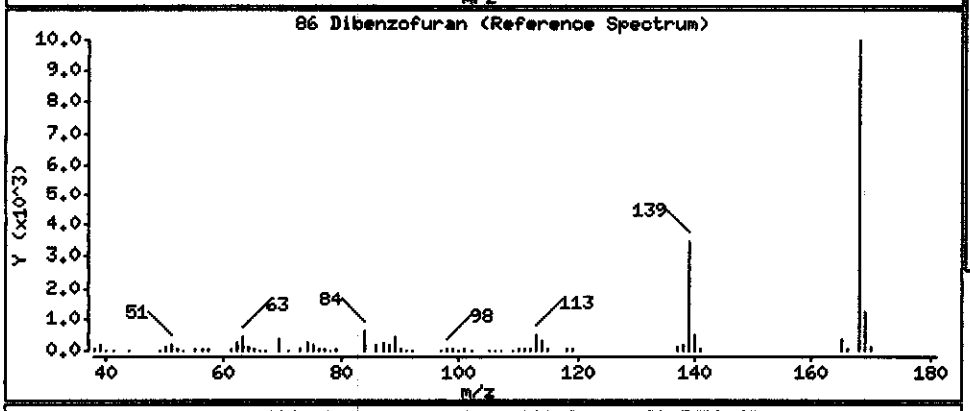

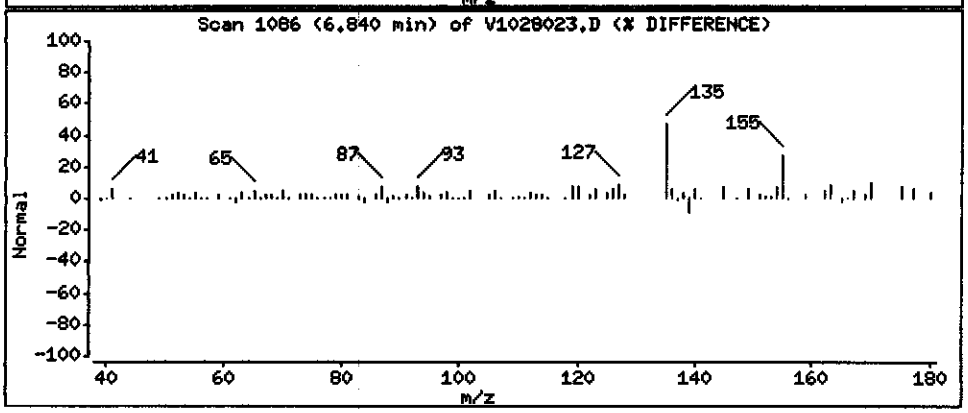

Data File: \\PITSVR06\D\chem\731.i\V102808.b\V1028023.D

Date : 28-OCT-2008 01:59

Client ID: RFI-36-1008

Instrument: 731.i

Sample Info: C8J180171-007 10/23/08 h2o (8298042) 8270c

Volume Injected (uL): 2.0

Operator: 003200

Column phase: DB5-MS

Column diameter: 0.32

93 Diethylphthalate

Concentration: 0.12033 ug/L

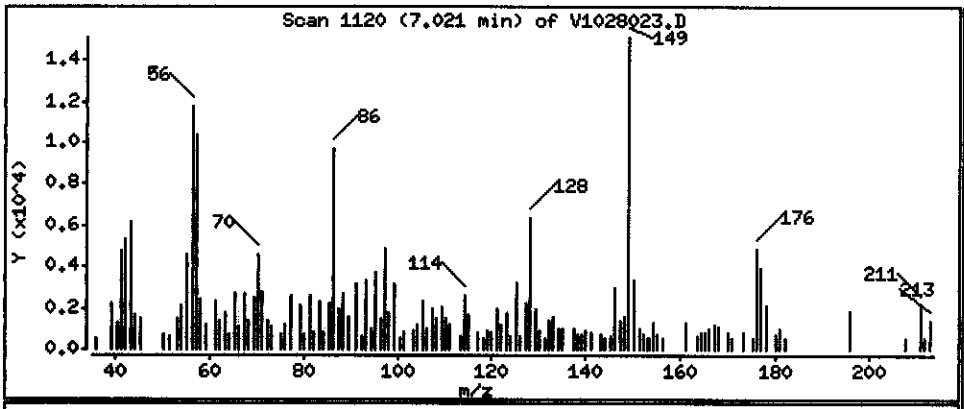

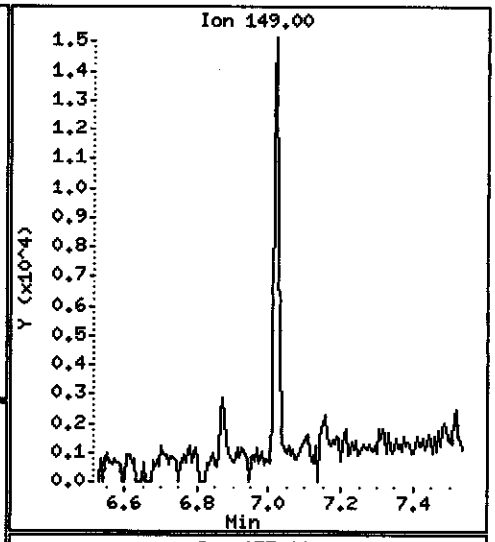

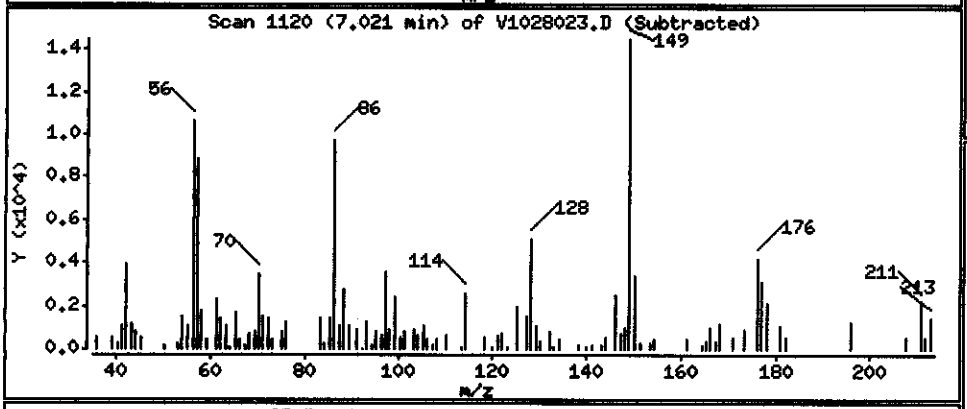

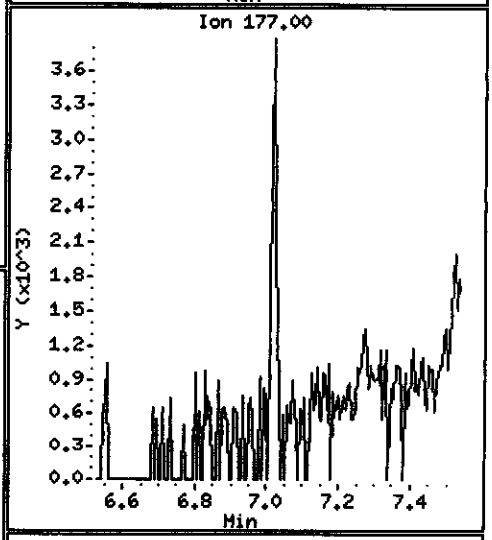

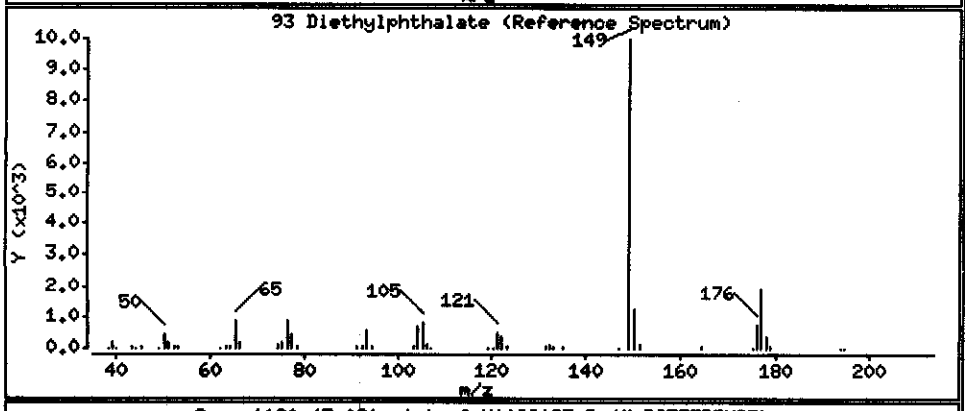

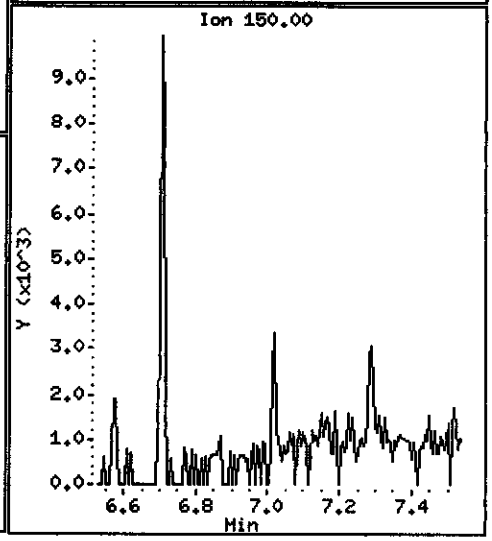

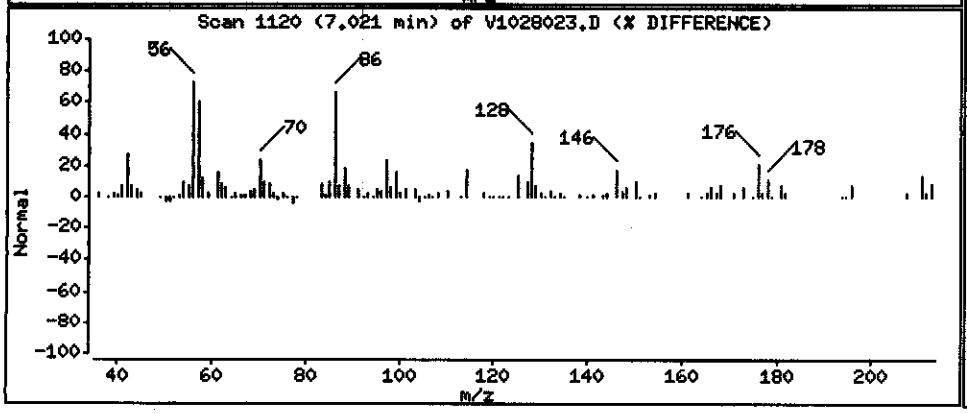

Data File: \\PITSVR06\D\chem\731.i\V102808.b\V1028023.D

Date : 28-OCT-2008 01:59

Client ID: RFI-36-1008 Instrument: 731.i

Sample Info: C8J180171-007 10/23/08 h2o (8298042) 8270c

Volume Injected (uL): 2.0 Operator: 003200

Column phase: DB5-MS Column diameter: 0.32

94 Fluorene Concentration: 0.47046 ug/L

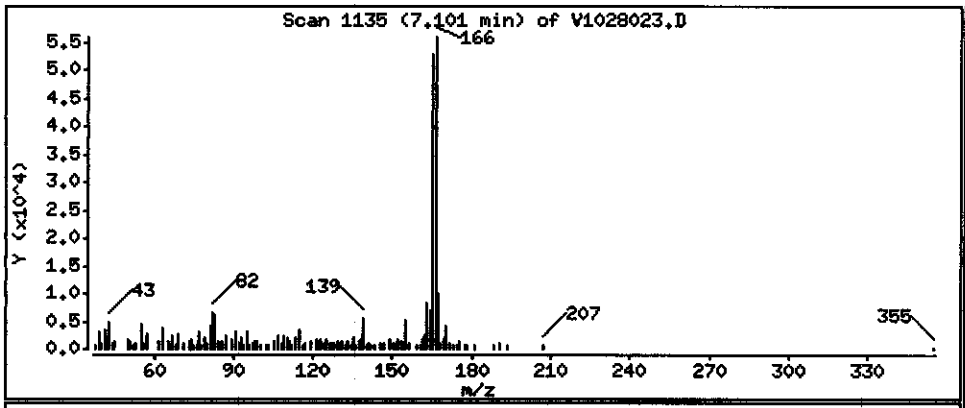

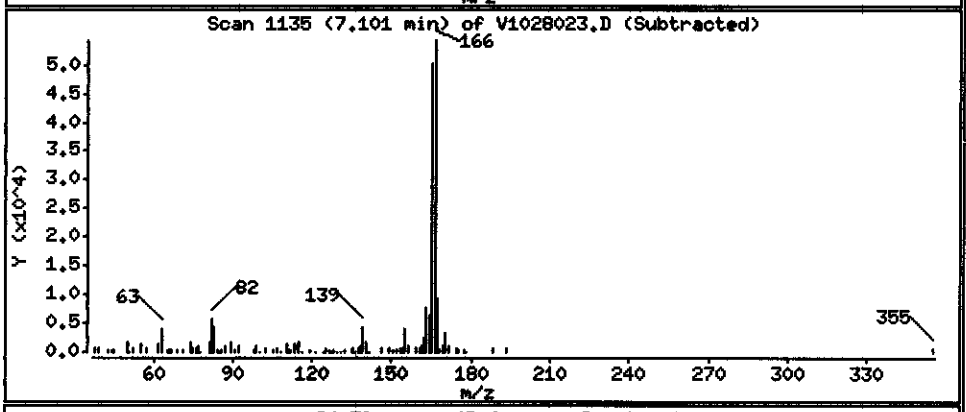

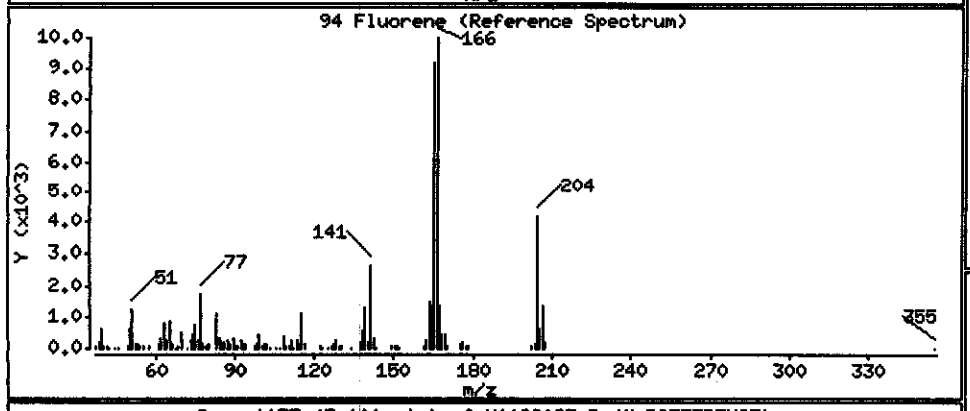

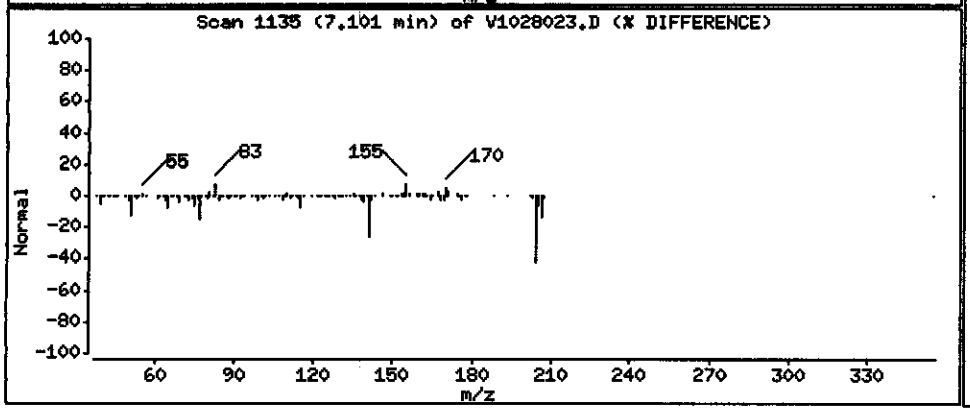

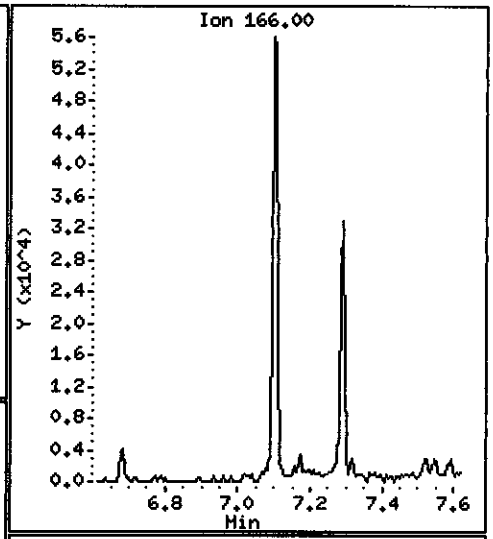

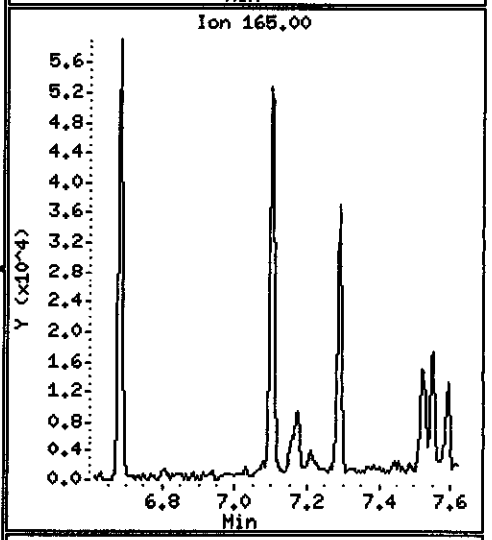

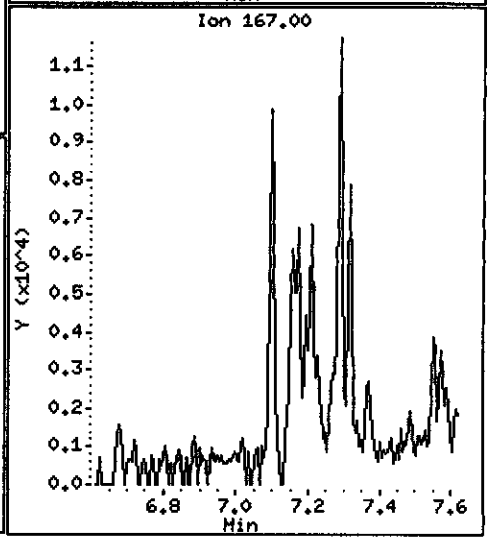

Data File: \\PITSVR06\D\chem\731.i\V102808.b\V1028023.D

Date : 28-OCT-2008 01:59

Client ID: RFI-36-1008

Instrument: 731.i

Sample Info: C8J180171-007 10/23/08 h2o (8298042) 8270c

Volume Injected (uL): 2.0

Operator: 003200

Column phase: DB5-MS

Column diameter: 0.32

115 Phenanthrene

Concentration: 0.11560 ug/L

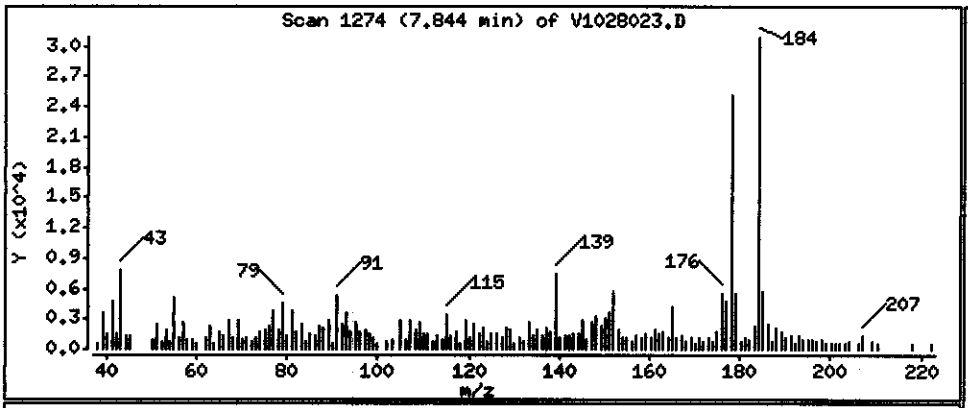

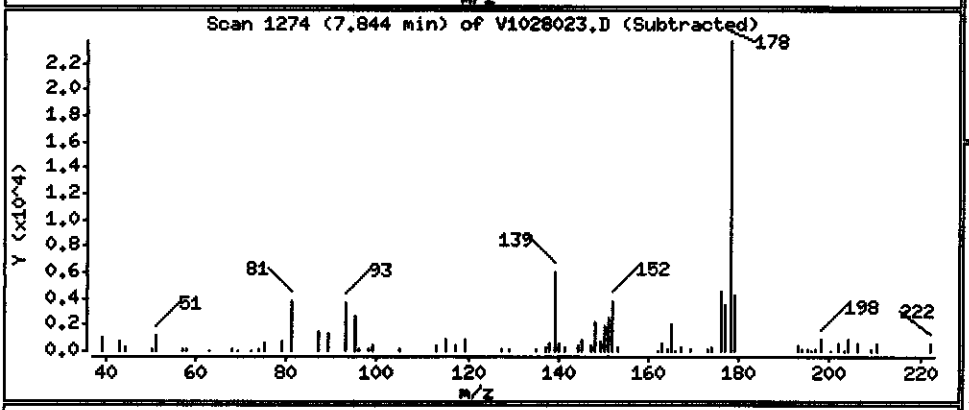

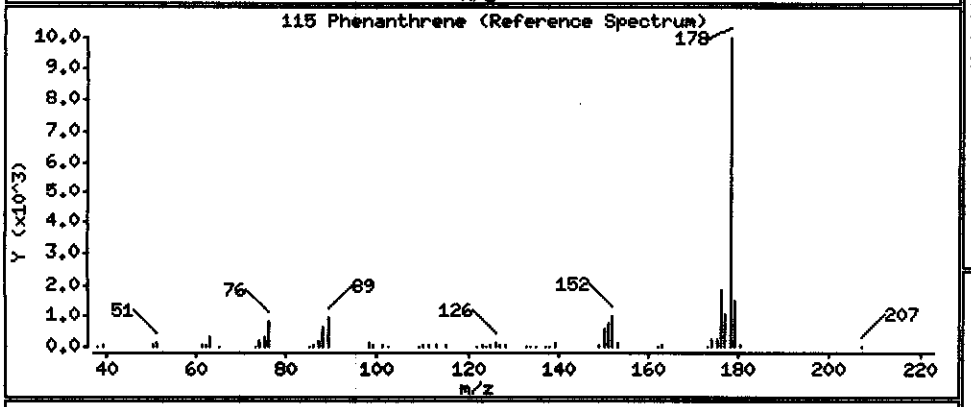

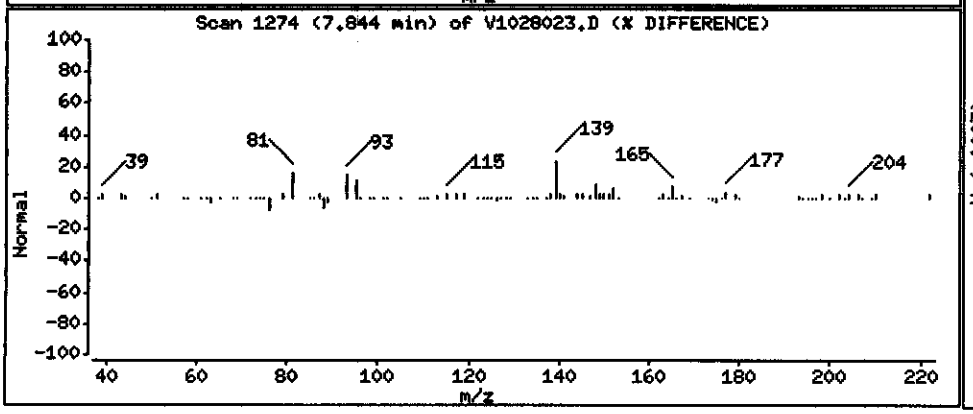

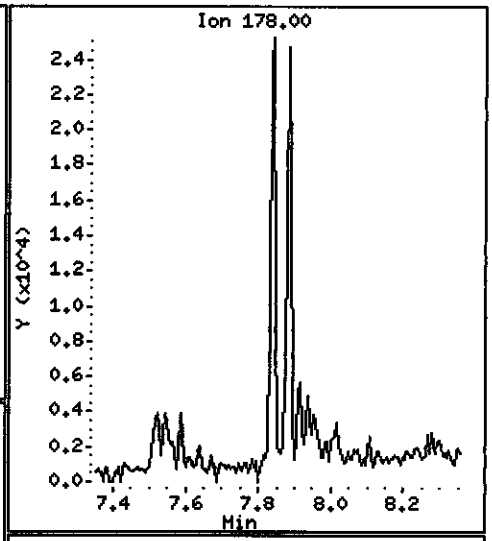

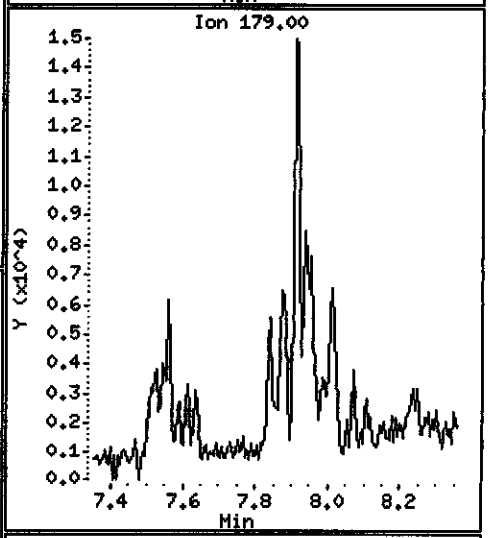

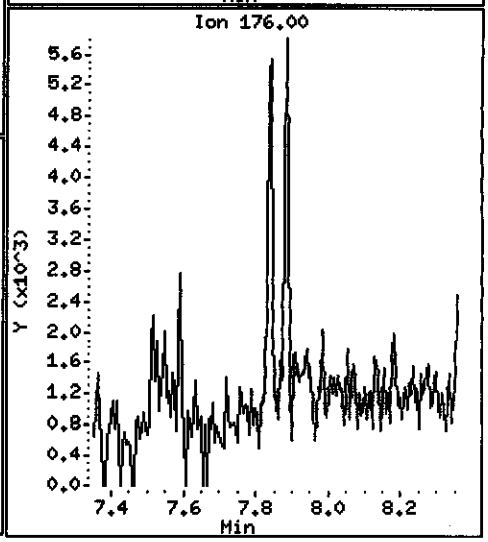

Data File: \\PITSVR06\D\chem\731.i\V102808.b\V1028023.D

Date : 28-OCT-2008 01:59

Client ID: RFI-36-1008

Instrument: 731.i

Sample Info: C8J180171-007 10/23/08 h2o (8298042) 8270c

Volume Injected (uL): 2.0

Operator: 003200

Column phase: DB5-MS

Column diameter: 0.32

116 Anthracene

Concentration: 0.10812 ug/L

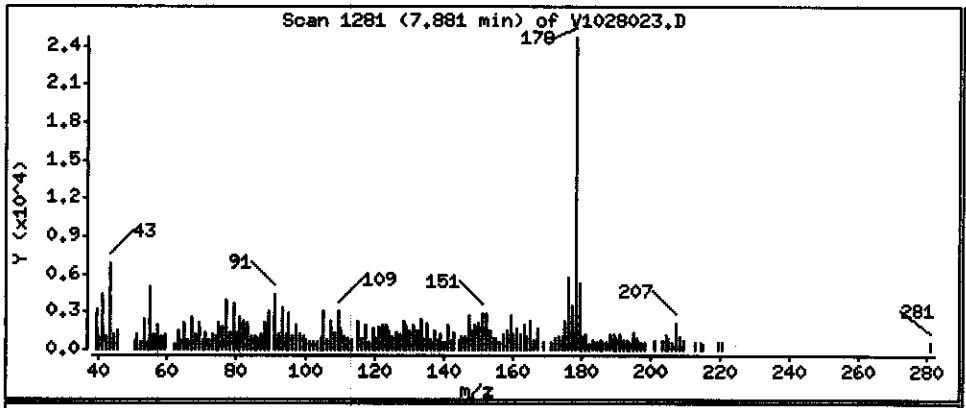

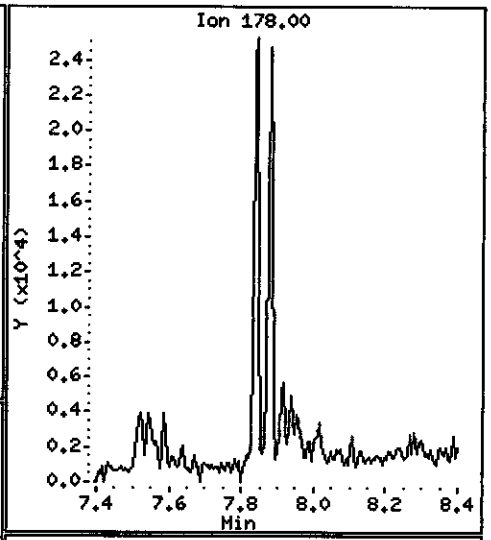

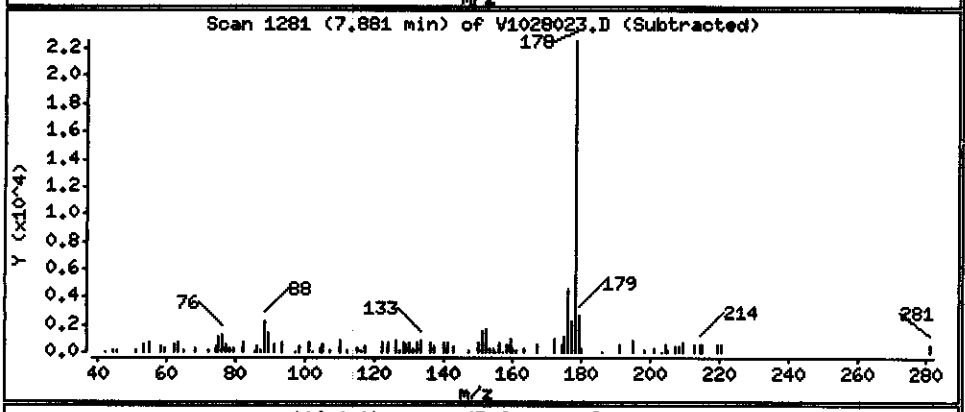

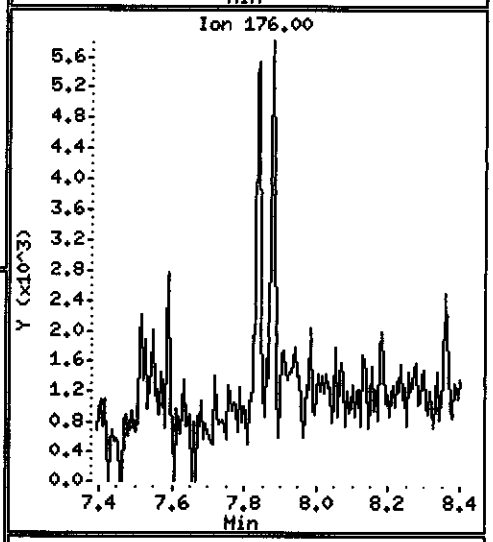

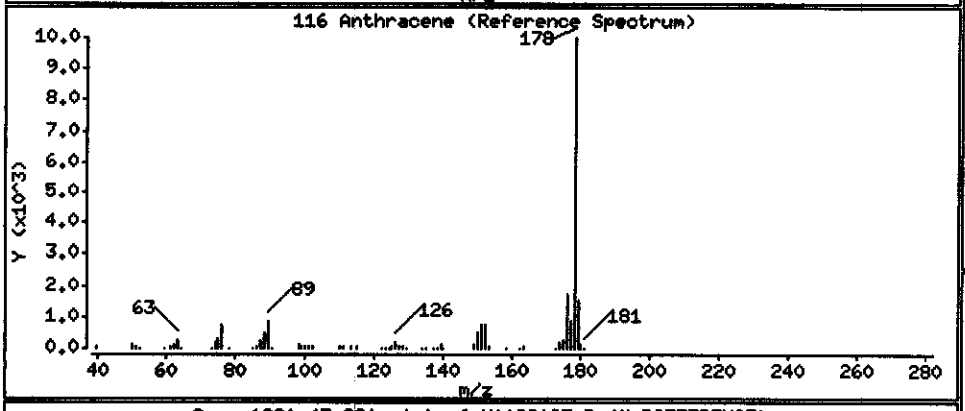

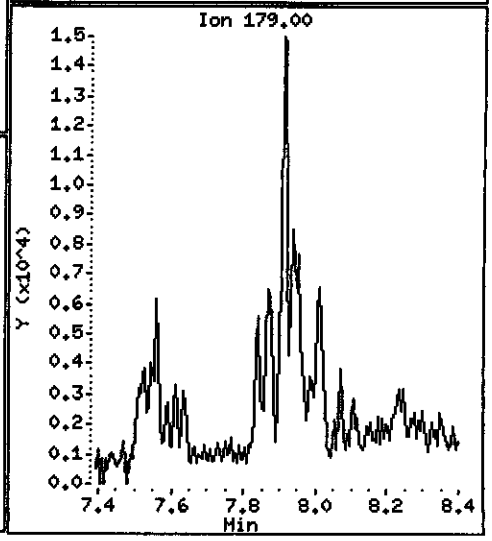

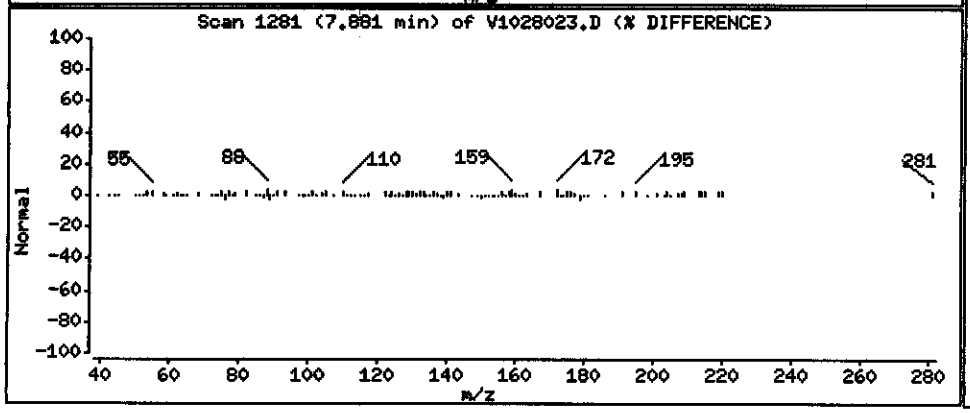

Data File: \\PITSVR06\D\chem\731.i\V102808.b\V1028023.D

Date : 28-OCT-2008 01:59

Client ID: RFI-36-1008

Instrument: 731.i

Sample Info: C8J180171-007 10/23/08 h2o (8298042) 8270c

Volume Injected (uL): 2.0

Operator: 003200

Column phase: DB5-MS

Column diameter: 0.32

120 Di-n-Butylphthalate

Concentration: 0.050209 ug/L

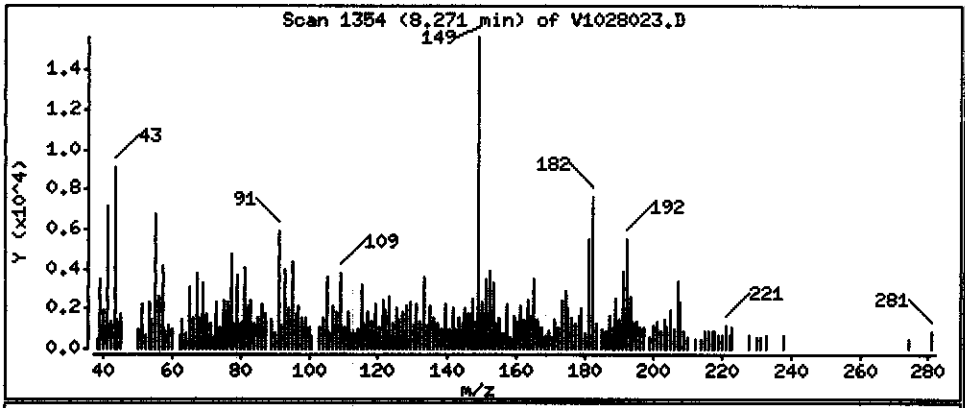

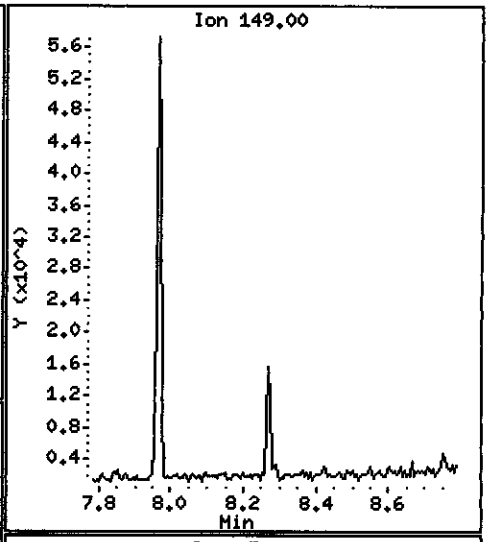

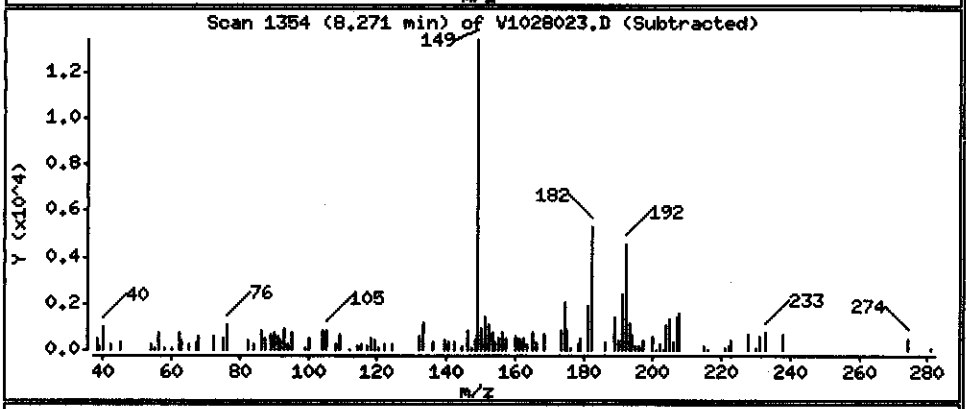

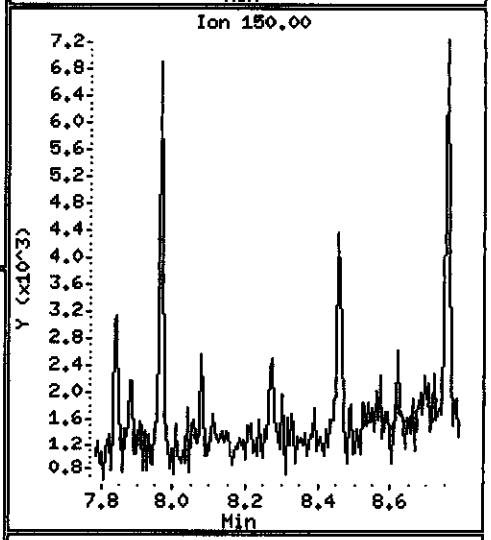

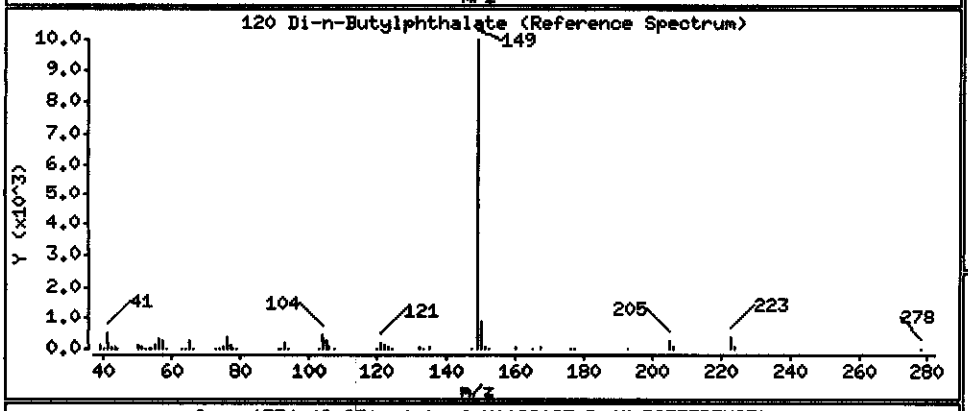

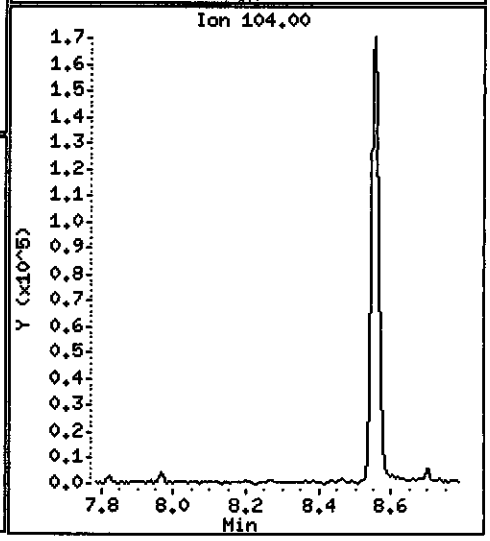

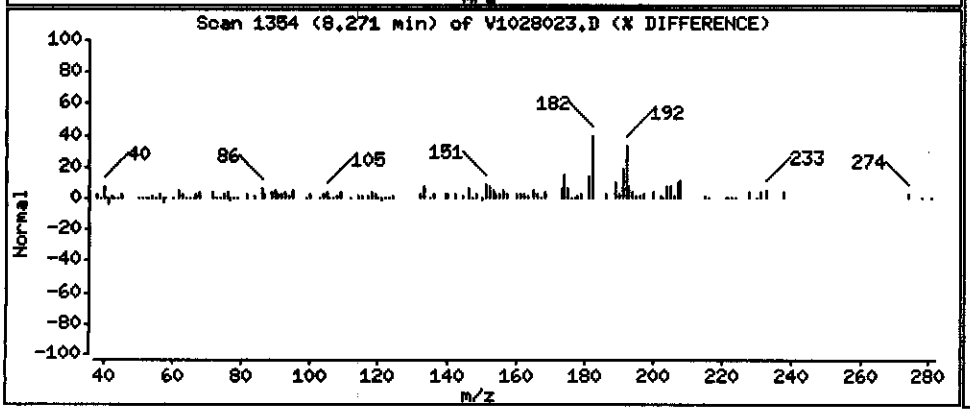

Data File: \\PITSVR06\D\chem\731.i\V102808.b\V1028023.D

Date : 28-OCT-2008 01:59

Client ID: RFI-36-1008

Instrument: 731.i

Sample Info: C8J180171-007 10/23/08 h2o (8298042) 8270c

Volume Injected (uL): 2.0

Operator: 003200

Column phase: DB5-MS

Column diameter: 0.32

123 Fluoranthene

Concentration: 1.0391 ug/L

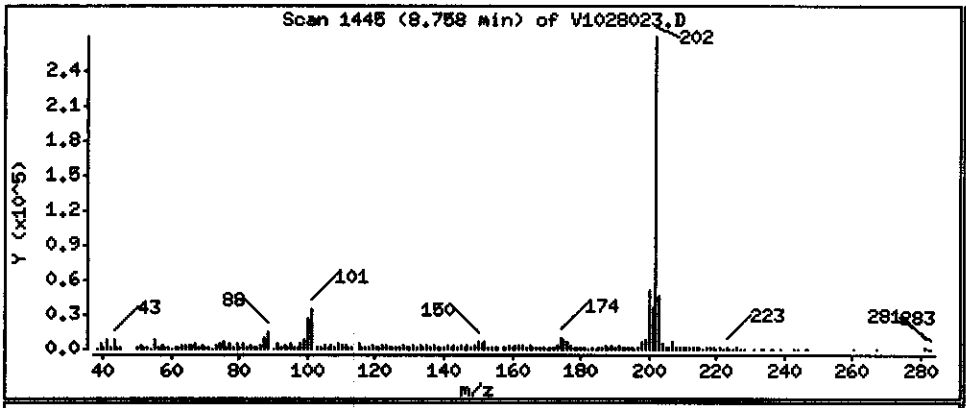

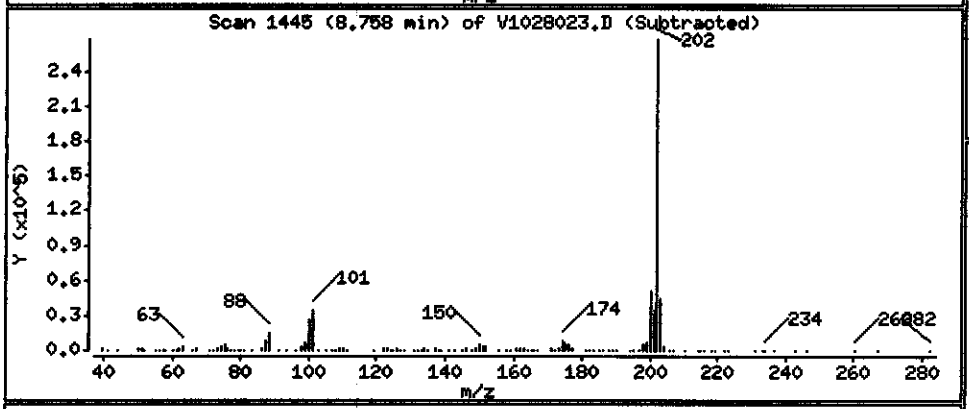

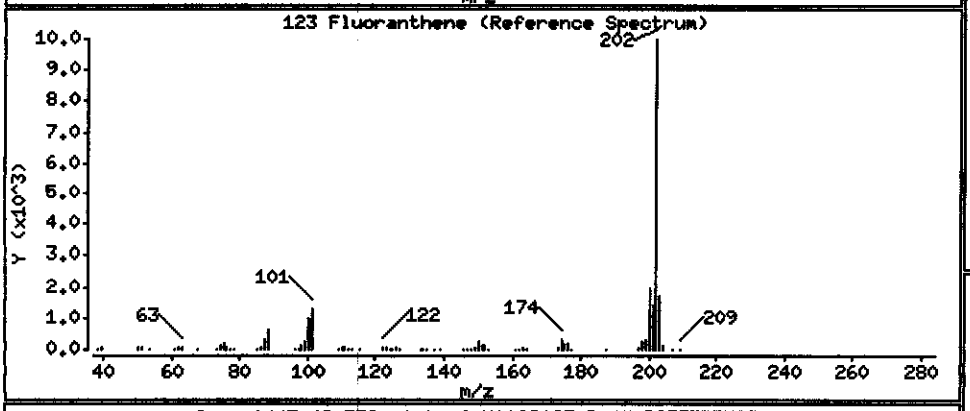

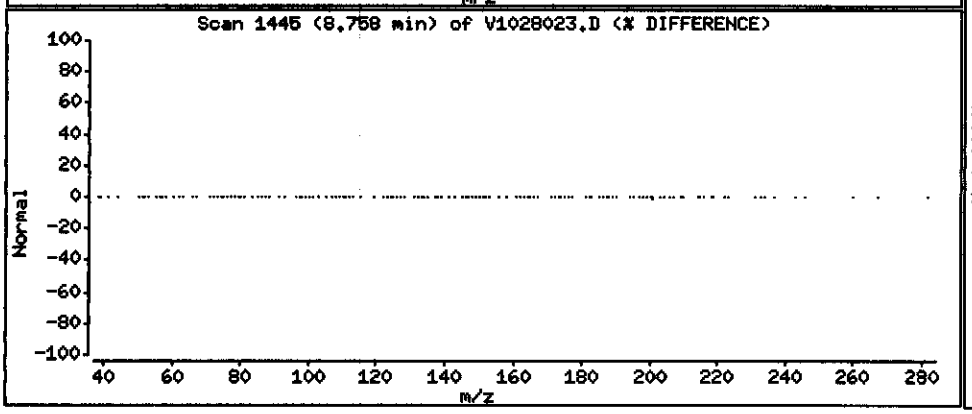

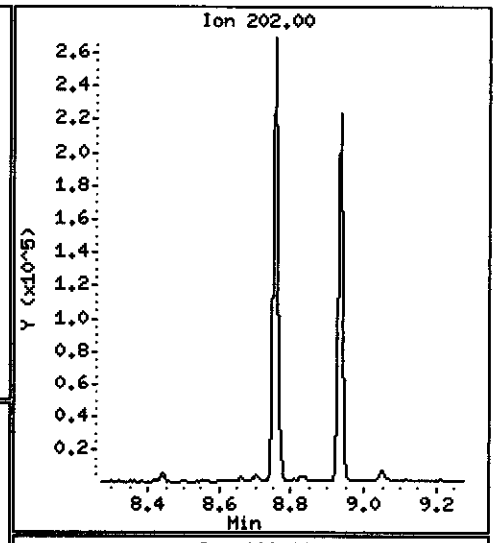

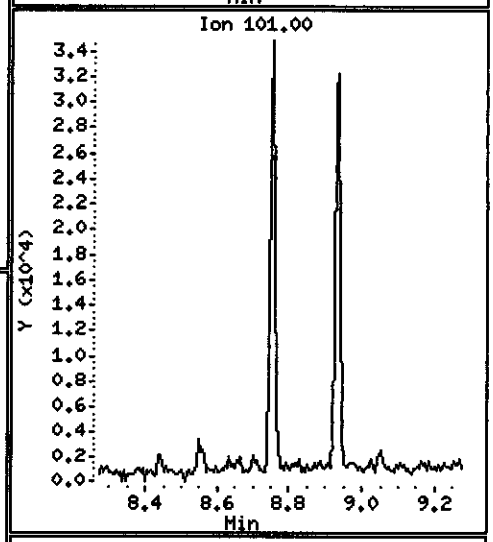

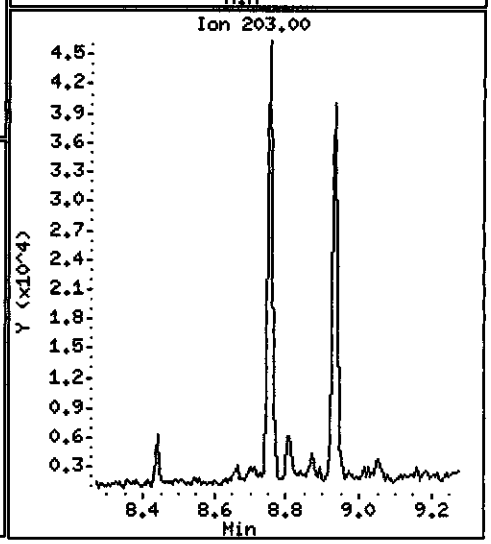

Data File: \\PITSVR06\D\chem\731.i\V102808.b\V1028023.D

Date : 28-OCT-2008 01:59

Client ID: RFI-36-1008

Instrument: 731.i

Sample Info: C8J180171-007 10/23/08 h2o (8298042) 8270c

Volume Injected (uL): 2.0

Operator: 003200

Column phase: DB5-MS

Column diameter: 0.32

125 Pyrene

Concentration: 0.73938 ug/L

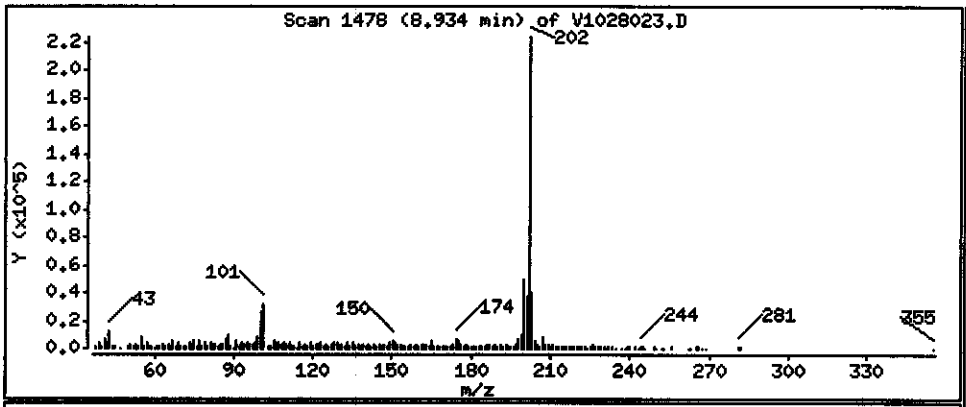

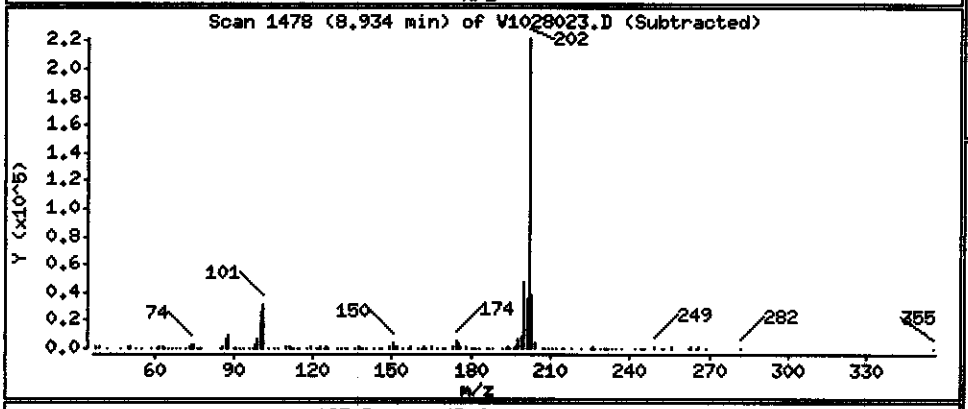

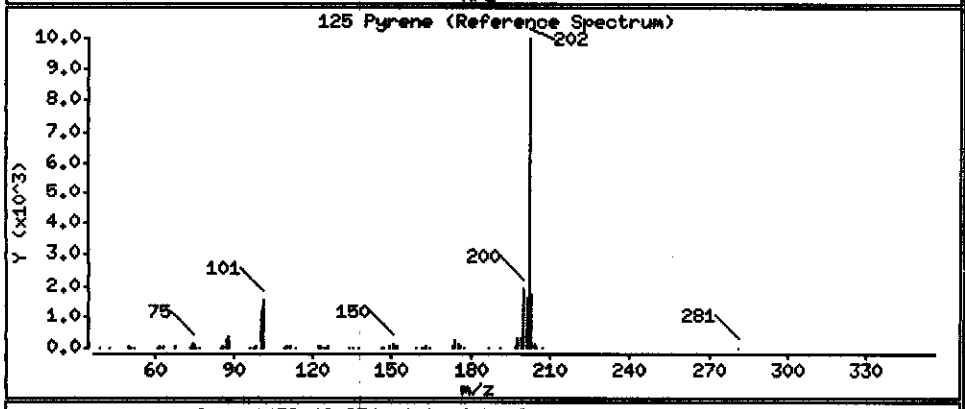

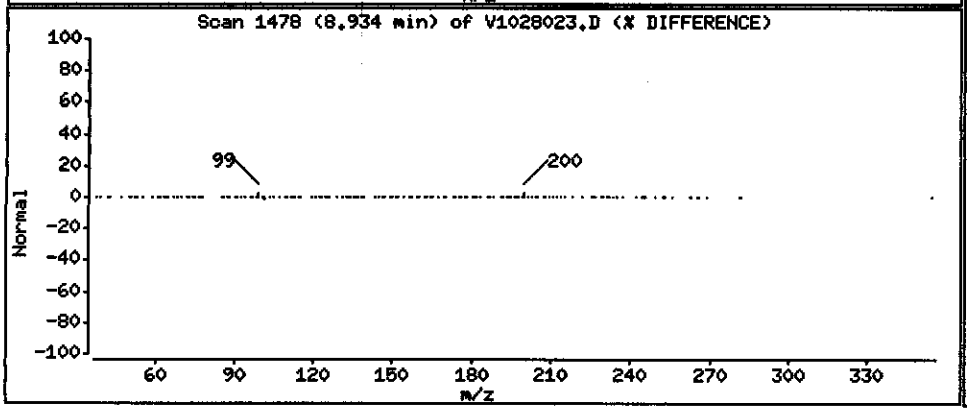

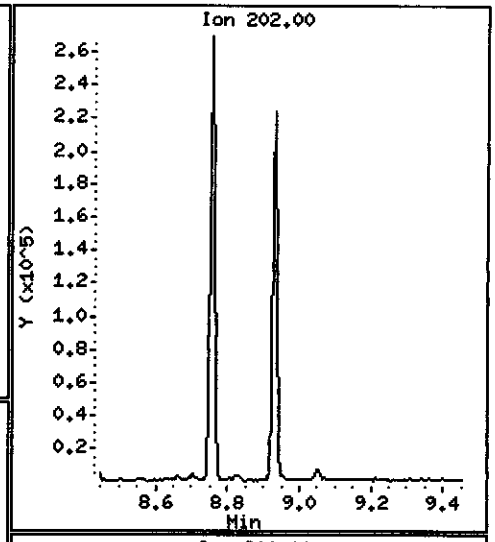

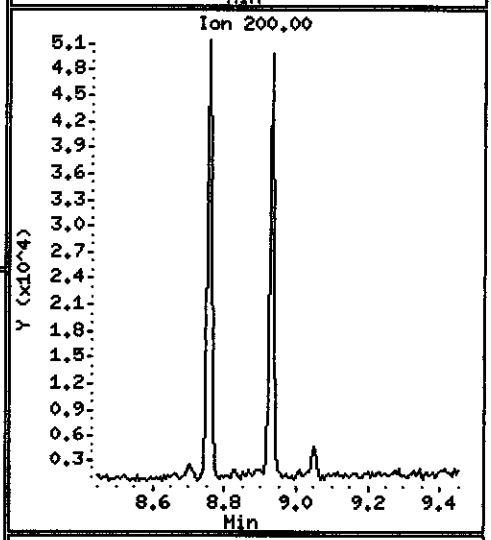

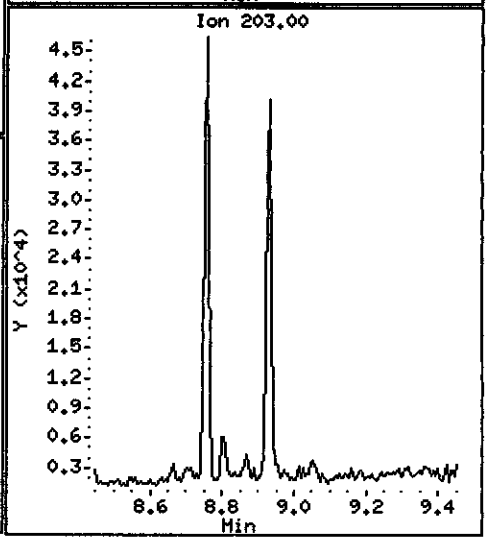

Data File: \\PITSVR06\D\chem\731.i\V102808.b\V1028023.D

Date : 28-OCT-2008 01:59

Client ID: RFI-36-1008

Instrument: 731.i

Sample Info: C8J180171-007 10/23/08 h2o (8298042) 8270c

Volume Injected (uL): 2.0

Operator: 003200

Column phase: DB5-MS

Column diameter: 0.32

131 Butylbenzylphthalate

Concentration: 0.12696 ug/L

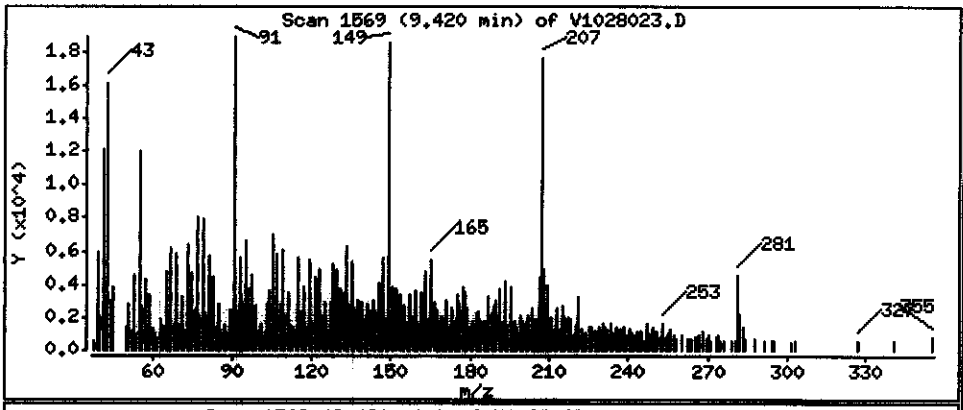

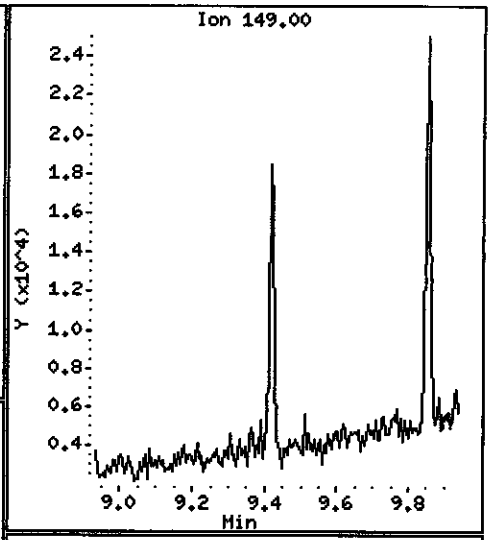

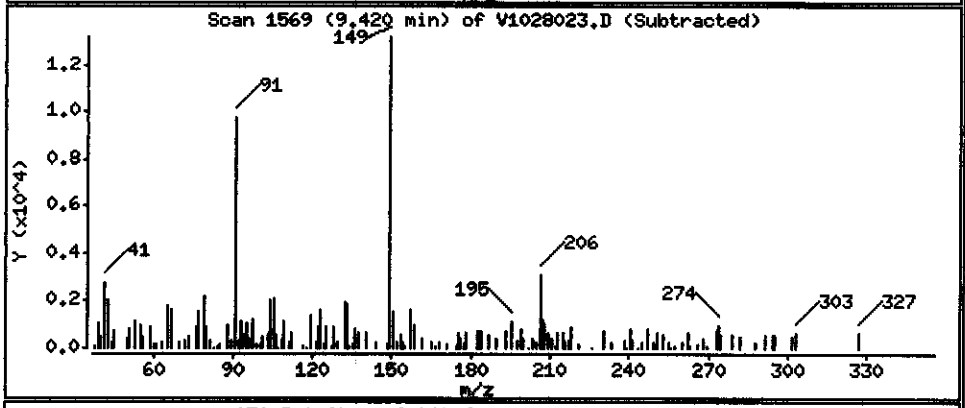

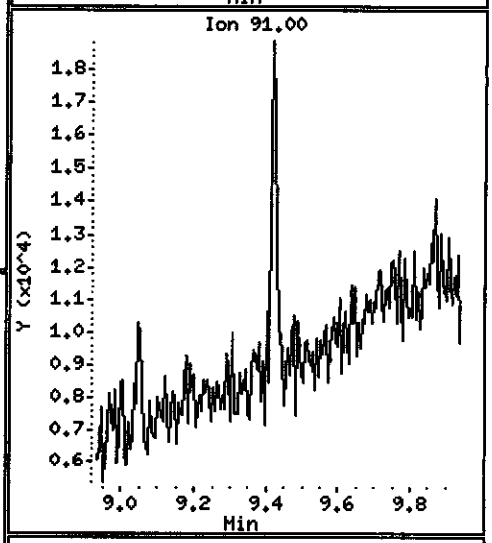

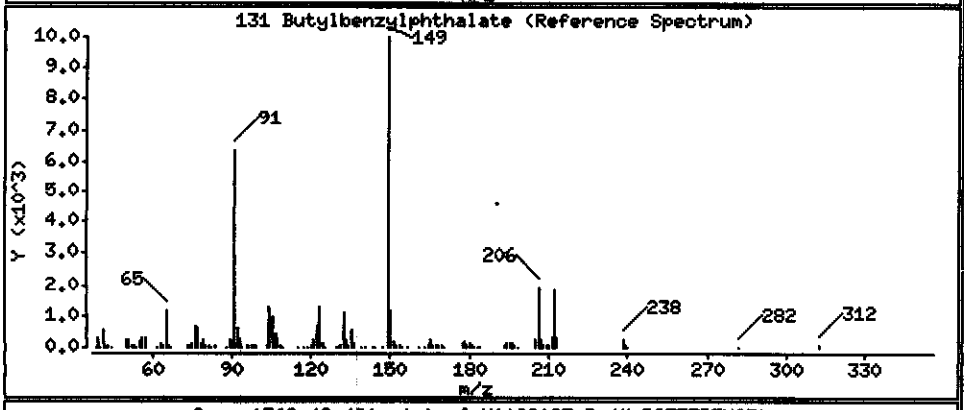

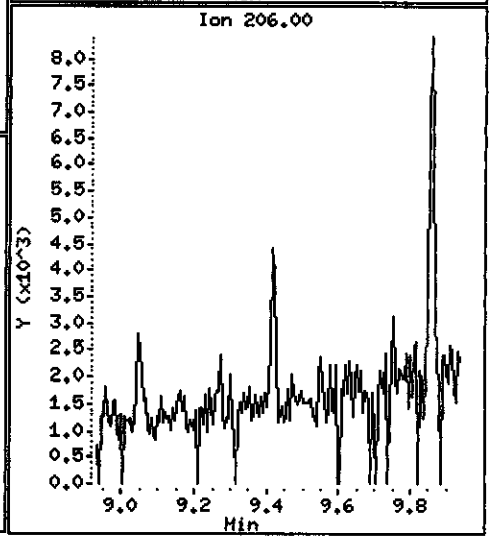

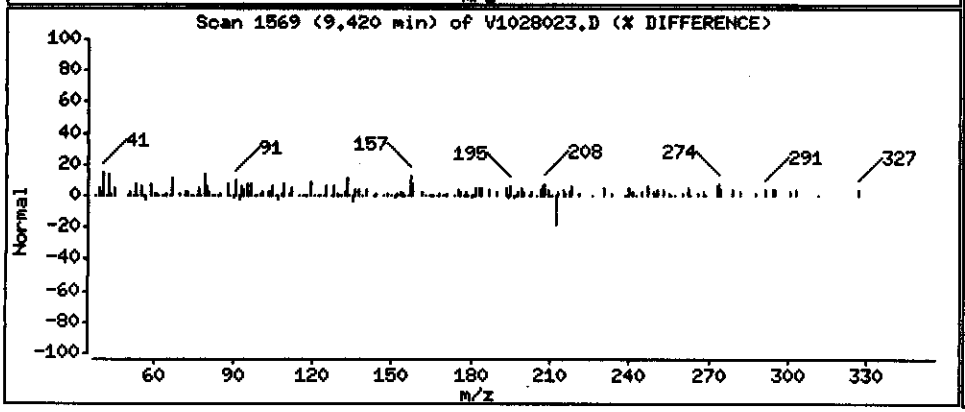

Data File: \\PITSVR06\D\chem\731.i\V102808.b\V1028023.D

Date : 28-OCT-2008 01:59

Client ID: RFI-36-1008

Instrument: 731.i

Sample Info: C8J180171-007 10/23/08 h2o (8298042) 8270c

Volume Injected (uL): 2.0

Operator: 003200

Column phase: DB5-MS

Column diameter: 0.32

136 Benzo(a)Anthracene

Concentration: 0.072870 ug/L

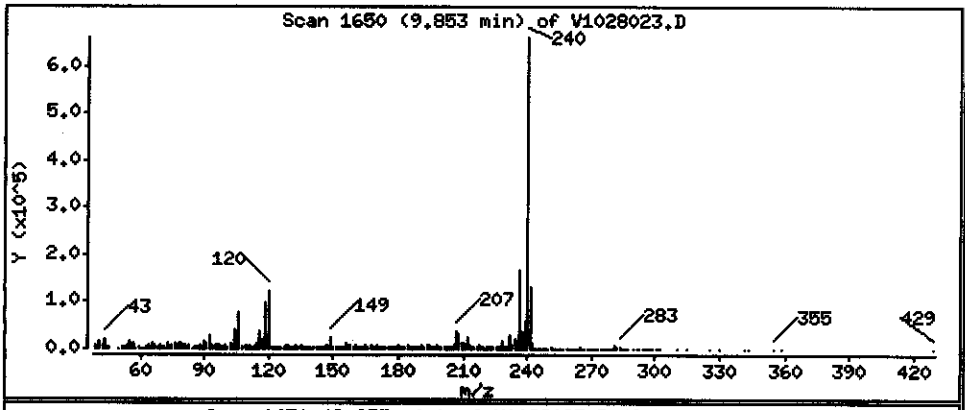

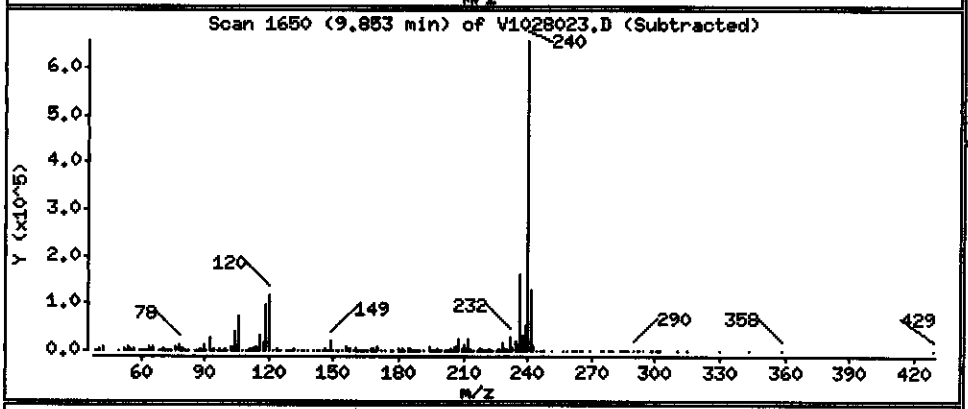

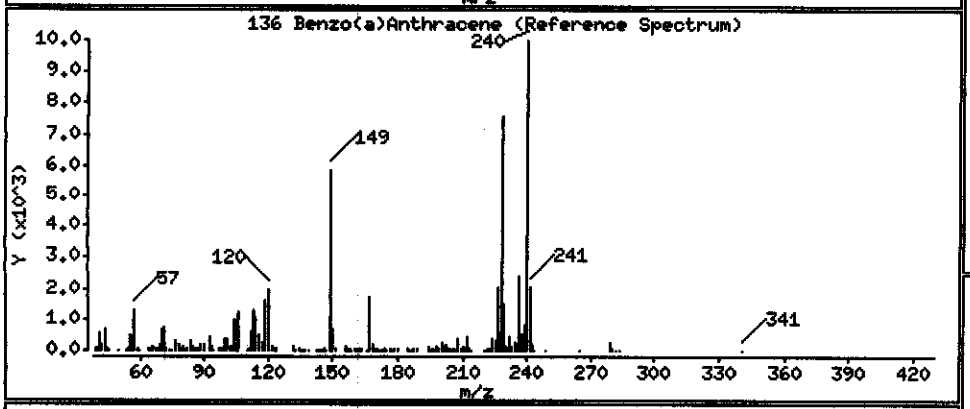

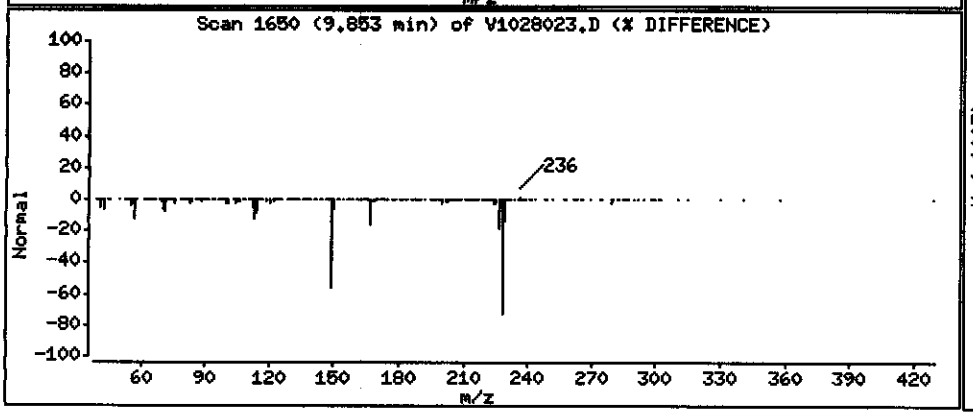

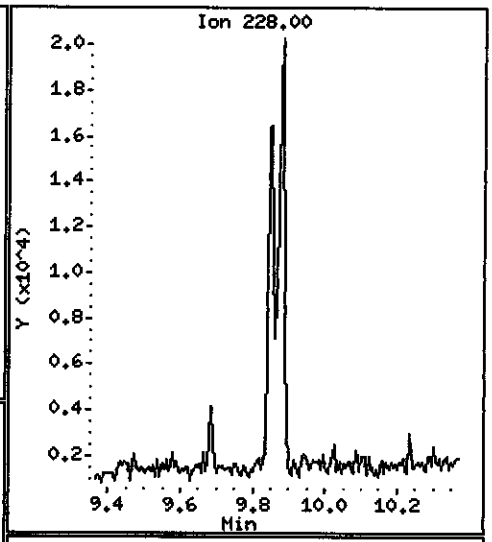

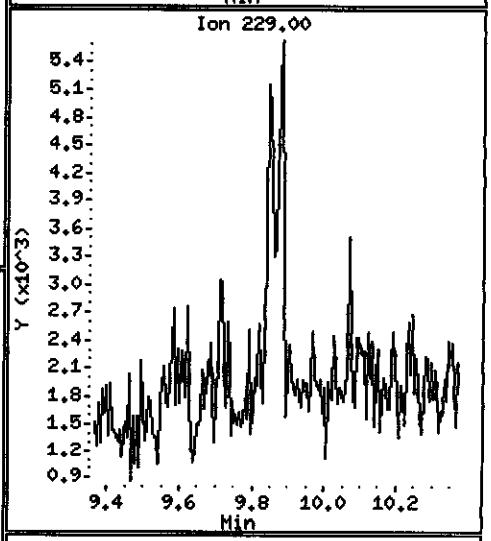

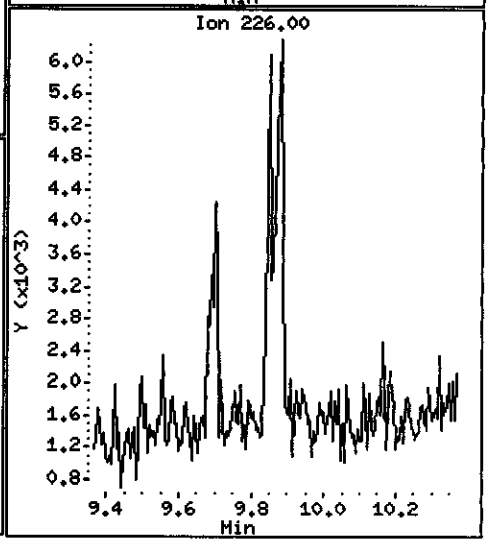

Data File: \\PITSVR06\D\chem\731.i\V102808.b\V1028023.D

Date : 28-OCT-2008 01:59

Client ID: RFI-36-1008

Instrument: 731.i

Sample Info: C8J180171-007 10/23/08 h2o (8298042) 8270c

Volume Injected (uL): 2.0

Operator: 003200

Column phase: DB5-MS

Column diameter: 0.32

137 Chrysene

Concentration: 0.079274 ug/L

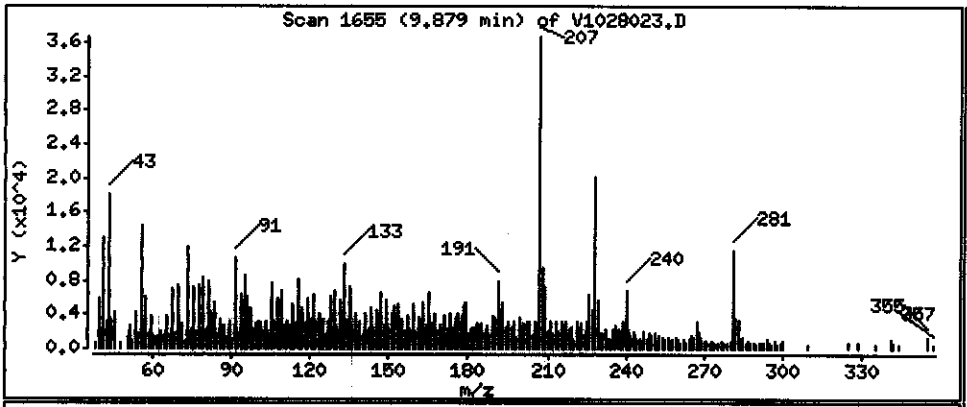

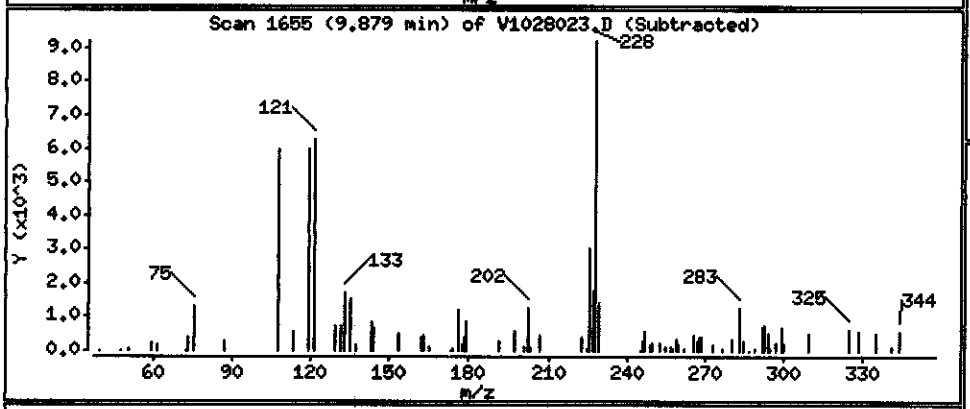

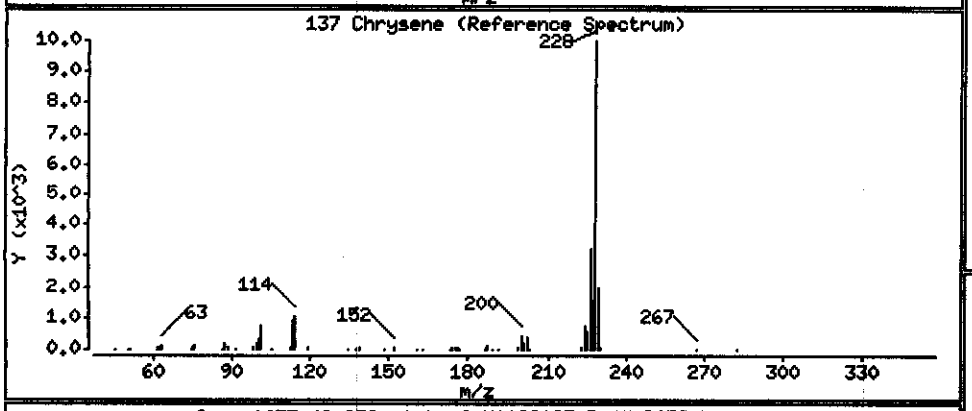

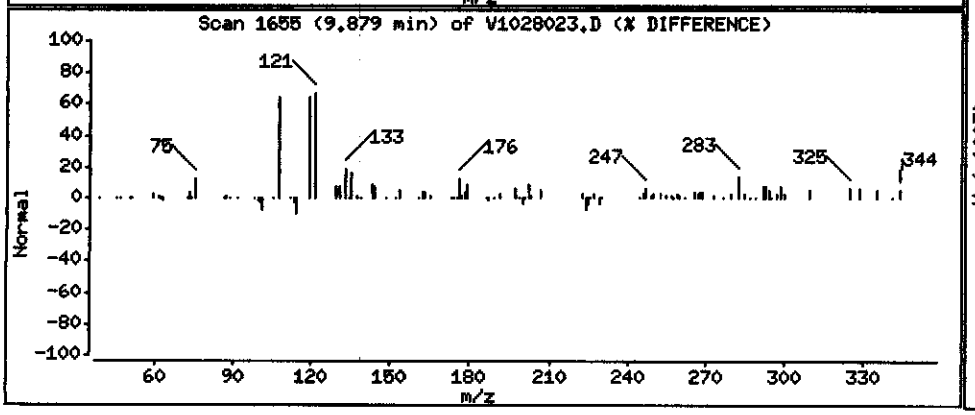

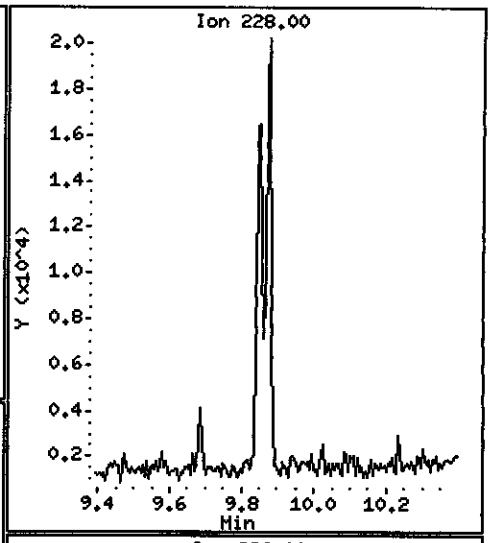

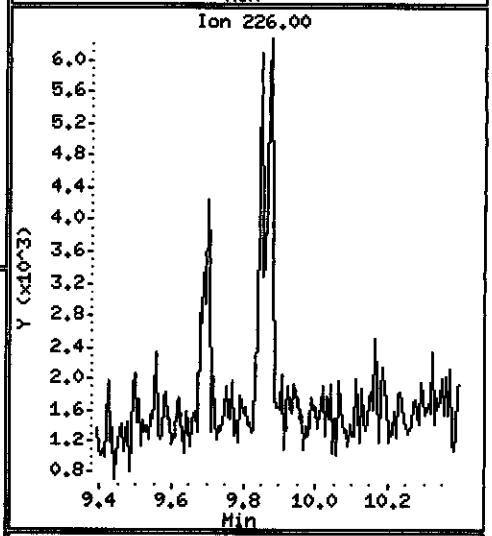

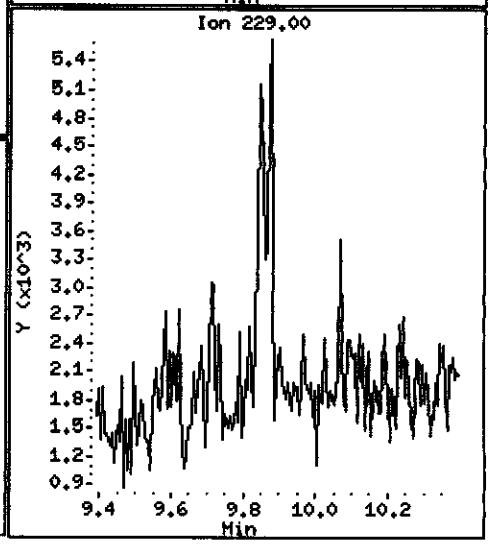

MACTEC Engineering and Consulting Inc

Client Sample ID: RFI-32-1008

GC/MS Semivolatiles

Lot-Sample #...:	C8J180171-008	**Work Order #...:**	K06DM1AL	**Matrix.....:**	WATER
Date Sampled...:	10/16/08 10:45	**Date Received..:**	10/18/08 11:30	**MS Run #.....:**	
Prep Date.....:	10/23/08	**Analysis Date..:**	10/28/08		
Prep Batch #...:	8298042	**Analysis Time..:**	02:19		
Dilution Factor:	0.98	**Initial Wgt/Vol:**	1020 mL	**Final Wgt/Vol..:**	1 mL
Analyst ID.....:	003200	**Instrument ID..:**	731		
		Method.....:	SW846 8270C		

PARAMETER	RESULT	REPORTING LIMIT	UNITS	MDL
Aniline	ND	0.98	ug/L	0.047
Acenaphthene	ND	0.20	ug/L	0.051
Acenaphthylene	ND	0.20	ug/L	0.045
Acetophenone	ND	0.98	ug/L	0.045
Anthracene	ND	0.20	ug/L	0.050
Atrazine	ND	0.98	ug/L	0.038
Benzo(a)anthracene	ND	0.20	ug/L	0.040
Benzo(a)pyrene	ND	0.20	ug/L	0.043
Benzo(b)fluoranthene	ND	0.20	ug/L	0.031
Benzo(ghi)perylene	ND	0.20	ug/L	0.027
Benzo(k)fluoranthene	ND	0.20	ug/L	0.039
Benzaldehyde	ND	0.98	ug/L	0.053
1,1'-Biphenyl	ND	0.98	ug/L	0.059
bis(2-Chloroethoxy) methane	ND	0.98	ug/L	0.12
bis(2-Chloroethyl)-ether	ND	0.20	ug/L	0.045
bis(2-Ethylhexyl) phthalate	ND	0.98	ug/L	0.12
4-Bromophenyl phenyl ether	ND	0.98	ug/L	0.049
Butyl benzyl phthalate	**0.15 J**	**0.98**	**ug/L**	**0.14**
Caprolactam	ND	4.9	ug/L	0.18
Carbazole	ND	0.20	ug/L	0.051
4-Chloroaniline	ND	0.98	ug/L	0.045
4-Chloro-3-methylphenol	ND	0.98	ug/L	0.058
2-Chloronaphthalene	ND	0.20	ug/L	0.043
2-Chlorophenol	**8.2**	**0.98**	**ug/L**	**0.044**
4-Chlorophenyl phenyl ether	ND	0.98	ug/L	0.042
Chrysene	ND	0.20	ug/L	0.035
Dibenz(a,h)anthracene	ND	0.20	ug/L	0.034
Dibenzofuran	ND	0.98	ug/L	0.052
3,3'-Dichlorobenzidine	ND	0.98	ug/L	0.040
2,4-Dichlorophenol	**2.1**	**0.20**	**ug/L**	**0.048**
Diethyl phthalate	ND	0.98	ug/L	0.24
2,4-Dimethylphenol	ND	0.98	ug/L	0.051

(Continued on next page)

MACTEC Engineering and Consulting Inc

Client Sample ID: RFI-32-1008

GC/MS Semivolatiles

Lot-Sample #...: C8J180171-008 **Work Order #...:** K06DM1AL **Matrix.....:** WATER

PARAMETER	RESULT	REPORTING LIMIT	UNITS	MDL
Dimethyl phthalate	ND	0.98	ug/L	0.041
Di-n-butyl phthalate	**0.067 J**	**0.98**	**ug/L**	**0.045**
4,6-Dinitro-2-methylphenol	ND	4.9	ug/L	1.4
2,4-Dinitrophenol	ND	4.9	ug/L	1.3
2,4-Dinitrotoluene	ND	0.98	ug/L	0.044
2,6-Dinitrotoluene	ND	0.98	ug/L	0.050
Di-n-octyl phthalate	ND	0.98	ug/L	0.042
Fluoranthene	ND	0.20	ug/L	0.048
Fluorene	ND	0.20	ug/L	0.053
Hexachlorobenzene	ND	0.20	ug/L	0.043
Hexachlorobutadiene	ND	0.20	ug/L	0.037
Hexachlorocyclopentadiene	ND	0.98	ug/L	0.078
Hexachloroethane	ND	0.98	ug/L	0.043
Indeno(1,2,3-cd)pyrene	ND	0.20	ug/L	0.047
Isophorone	ND	0.98	ug/L	0.046
2-Methylnaphthalene	ND	0.20	ug/L	0.046
2-Methylphenol	ND	0.98	ug/L	0.050
4-Methylphenol	ND	0.98	ug/L	0.072
Naphthalene	ND	0.20	ug/L	0.042
2-Nitroaniline	ND	4.9	ug/L	0.047
3-Nitroaniline	ND	4.9	ug/L	0.039
4-Nitroaniline	ND	4.9	ug/L	0.025
Nitrobenzene	ND	0.20	ug/L	0.063
2-Nitrophenol	ND	0.98	ug/L	0.053
4-Nitrophenol	ND	4.9	ug/L	0.069
N-Nitrosodi-n-propylamine	ND	0.20	ug/L	0.058
N-Nitrosodiphenylamine	ND	0.20	ug/L	0.048
2,2'-oxybis (1-Chloropropane)	ND	0.20	ug/L	0.025
Pentachlorophenol	ND	0.98	ug/L	0.081
Phenanthrene	ND	0.20	ug/L	0.054
Phenol	ND	0.20	ug/L	0.022
Pyrene	ND	0.20	ug/L	0.055
2,4,5-Trichlorophenol	ND	0.98	ug/L	0.061
2,4,6-Trichlorophenol	ND	0.98	ug/L	0.056

(Continued on next page)

MACTEC Engineering and Consulting Inc

Client Sample ID: RFI-32-1008

GC/MS Semivolatiles

Lot-Sample #...: C8J180171-008 **Work Order #...:** K06DM1AL **Matrix.....:** WATER

SURROGATE	PERCENT RECOVERY	RECOVERY LIMITS
Nitrobenzene-d5	86	(23 - 112)
Terphenyl-d14	82	(10 - 132)
2-Fluorobiphenyl	81	(19 - 107)
2-Fluorophenol	26	(10 - 111)
Phenol-d5	50	(15 - 112)
2,4,6-Tribromophenol	79	(16 - 122)

NOTE(S):

J Estimated result. Result is less than RL.

Data File: \\PITSVR06\D\chem\731.i\V102808.b\V1028024.D
Date : 28-OCT-2008 02:19
Client ID: RFI-32-1008
Sample Info: C8J180171-008 10/23/08 h2o (8298042) 8270c
Volume Injected (uL): 2.0
Column phase: DB5-MS

Instrument: 731.i
Operator: 003200
Column diameter: 0.32

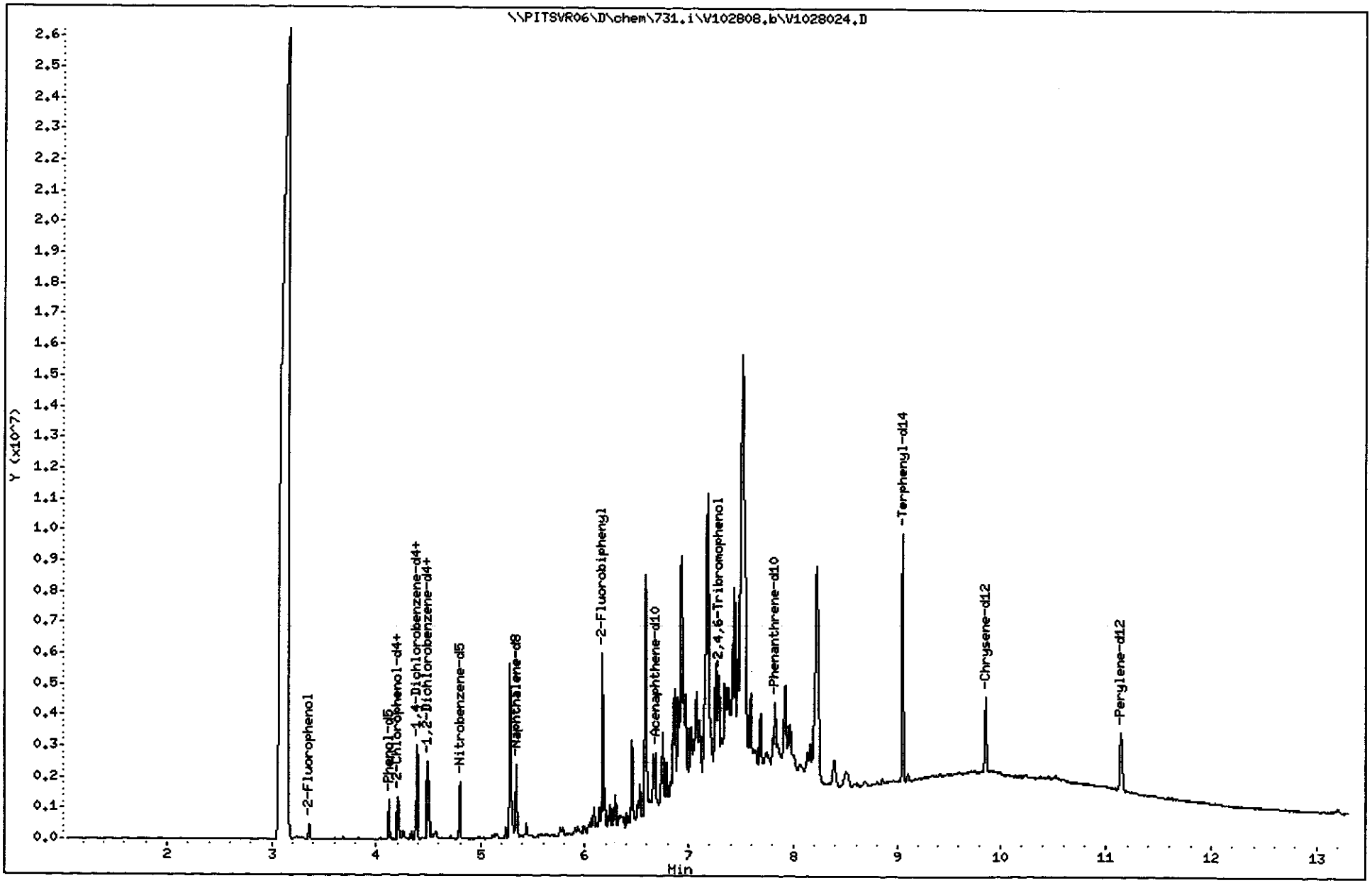

TestAmerica Pittsburgh

Semivolatile REPORT SW-846 Method 8270

Data file : \\PITSVR06\D\chem\731.i\V102808.b\V1028024.D
Lab Smp Id: K06DM1AL Client Smp ID: RFI-32-1008
Inj Date : 28-OCT-2008 02:19
Operator : 003200 Inst ID: 731.i
Smp Info : C8J180171-008 10/23/08 h2o (8298042) 8270c
Misc Info : K06DM1AL,V102808.b,827011.m,padep.sub
Comment :
Method : \\PITSVR06\D\chem\731.i\V102808.b\827011.m
Meth Date : 27-Oct-2008 22:55 piccolinov Quant Type: ISTD
Cal Date : 23-OCT-2008 04:48 Cal File: V1023NC7.D
Als bottle: 26
Dil Factor: 1.00000
Integrator: HP RTE Compound Sublist: padep.sub
Target Version: 4.14
Processing Host: PITSVR06

Concentration Formula: Amt * DF * Uf * Vt/(Vo * Vi) * CpndVariable

Name	Value	Description
DF	1.000	Dilution Factor
Uf	1.000	ng unit correction factor
Vt	1000.000	Volume of final extract (uL)
Vo	1020.000	Volume of sample extracted (mL)
Vi	2.000	Volume injected (uL)
Cpnd Variable		Local Compound Variable

	Compounds	QUANT SIG MASS	RT	EXP RT	REL RT	RESPONSE	CONCENTRATIONS ON-COLUMN (NG)	CONCENTRATIONS FINAL (ug/L)
* 1	1,4-Dichlorobenzene-d4	152	4.379	4.387	(1.000)	94773	8.00000	
* 2	Naphthalene-d8	136	5.340	5.354	(1.000)	403159	8.00000	
* 3	Acenaphthene-d10	164	6.681	6.695	(1.000)	326071	8.00000	
* 4	Phenanthrene-d10	188	7.824	7.838	(1.000)	636465	8.00000	
* 5	Chrysene-d12	240	9.854	9.874	(1.000)	758395	8.00000	
* 6	Perylene-d12	264	11.142	11.167	(1.000)	894100	8.00000	
198	1,4-Dioxane	88	Compound Not Detected.					
10	N-Nitrosodimethylamine	74	Compound Not Detected.					
9	Pyridine	79	Compound Not Detected.					
16	Methyl methanesulfonate	80	Compound Not Detected.					
206	Benzaldehyde	77	Compound Not Detected.					
21	Aniline	93	Compound Not Detected.					
22	Phenol	94	Compound Not Detected.					
23	bis(2-Chloroethyl)ether	93	Compound Not Detected.					
24	2-Chlorophenol	128	4.219	4.222	(0.963)	256502	16.8057	8.2381
26	1,3-Dichlorobenzene	146	4.331	4.339	(0.989)	51544	2.82282	1.3837
27	1,4-Dichlorobenzene	146	4.389	4.398	(1.002)	737544	39.3570	19.293
28	1,2-Dichlorobenzene	146	4.502	4.510	(1.028)	286543	15.9930	7.8397
29	Benzyl Alcohol	108	Compound Not Detected.					
30	2-Methylphenol	108	Compound Not Detected.					

	Compounds	QUANT SIG MASS	RT	EXP RT	REL RT	RESPONSE	CONCENTRATIONS ON-COLUMN (NG)	CONCENTRATIONS FINAL (ug/L)
31	2,2'-oxybis(1-Chloropropane)	45	Compound Not Detected.					
37	Acetophenone	105	Compound Not Detected.					
32	N-Nitroso-di-n-propylamine	70	Compound Not Detected.					
192	4-Methylphenol	108	Compound Not Detected.					
34	Hexachloroethane	117	Compound Not Detected.					
35	Nitrobenzene	77	Compound Not Detected.					
41	Isophorone	82	Compound Not Detected.					
42	2-Nitrophenol	139	Compound Not Detected.					
43	2,4-Dimethylphenol	107	Compound Not Detected.					
44	bis(2-Chloroethoxy)methane	93	Compound Not Detected.					
48	2,4-Dichlorophenol	162	5.239	5.248	(0.981)	63354	4.23237	2.0747
49	Benzoic Acid	122	5.148	5.151	(0.964)	26732	5.88250	2.8836
50	1,2,4-Trichlorobenzene	180	5.298	5.312	(0.992)	1639	0.09521	0.046671
51	Naphthalene	128	Compound Not Detected.					
52	4-Chloroaniline	127	Compound Not Detected.					
54	2,6-Dichlorophenol	162	Compound Not Detected.					
56	Hexachlorobutadiene	224	Compound Not Detected.					
208	Caprolactam	113	Compound Not Detected.					
59	4-Chloro-3-Methylphenol	107	Compound Not Detected.					
62	2-Methylnaphthalene	142	Compound Not Detected.					
63	1-Methylnaphthalene	142	Compound Not Detected.					
64	Hexachlorocyclopentadiene	236	Compound Not Detected.					
66	2,4,6-Trichlorophenol	196	Compound Not Detected.					
67	2,4,5-Trichlorophenol	196	Compound Not Detected.					
209	1,1'-Biphenyl	154	Compound Not Detected.					
70	2-Chloronaphthalene	162	Compound Not Detected.					
73	2-Nitroaniline	65	Compound Not Detected.					
76	Dimethylphthalate	163	Compound Not Detected.					
78	2,6-Dinitrotoluene	165	Compound Not Detected.					
79	Acenaphthylene	152	Compound Not Detected.					
81	3-Nitroaniline	138	Compound Not Detected.					
82	Acenaphthene	153	Compound Not Detected.					
83	2,4-Dinitrophenol	184	Compound Not Detected.					
85	4-Nitrophenol	109	Compound Not Detected.					
86	Dibenzofuran	168	Compound Not Detected.					
87	2,4-Dinitrotoluene	165	Compound Not Detected.					
91	2,3,5,6-Tetrachlorophenol	231	Compound Not Detected.					
88	2,3,4,6-Tetrachlorophenol	231	Compound Not Detected.					
92	2-Naphthylamine	143	Compound Not Detected.					
93	Diethylphthalate	149	Compound Not Detected.					
94	Fluorene	166	Compound Not Detected.					
95	4-Chlorophenyl-phenylether	204	Compound Not Detected.					
96	4-Nitroaniline	138	Compound Not Detected.					
98	4,6-Dinitro-2-methylphenol	198	Compound Not Detected.					
99	N-Nitrosodiphenylamine (1)	169	Compound Not Detected.					
100	1,2-Diphenylhydrazine	77	Compound Not Detected.					
106	4-Bromophenyl-phenylether	248	Compound Not Detected.					
107	Hexachlorobenzene	283	Compound Not Detected.					
210	Atrazine	200	Compound Not Detected.					
111	Pentachlorophenol	265	Compound Not Detected.					
115	Phenanthrene	178	Compound Not Detected.					
116	Anthracene	178	Compound Not Detected.					
119	Carbazole	167	Compound Not Detected.					
120	Di-n-Butylphthalate	149	8.273	8.287	(1.057)	12834	0.13594	0.066635

Compounds	QUANT SIG MASS	RT	EXP RT	REL RT	RESPONSE	CONCENTRATIONS ON-COLUMN (NG)	CONCENTRATIONS FINAL (ug/L)
123 Fluoranthene	202	8.759	8.773	(1.119)	4937	0.05130	0.025146
124 Benzidine	184	Compound Not Detected.					
125 Pyrene	202	8.930	8.950	(0.906)	3986	0.03427	0.016797
131 Butylbenzylphthalate	149	9.422	9.436	(0.956)	16492	0.30272	0.14839
135 3,3'-Dichlorobenzidine	252	Compound Not Detected.					
136 Benzo(a)Anthracene	228	Compound Not Detected.					
137 Chrysene	228	Compound Not Detected.					
139 bis(2-ethylhexyl)Phthalate	149	Compound Not Detected.					
140 Di-n-octylphthalate	149	Compound Not Detected.					
141 Benzo(b)fluoranthene	252	Compound Not Detected.					
142 Benzo(k)fluoranthene	252	Compound Not Detected.					
143 7,12-dimethylbenz[a]anthracen	256	Compound Not Detected.					
146 Benzo(a)pyrene	252	Compound Not Detected.					
149 Indeno(1,2,3-cd)pyrene	276	Compound Not Detected.					
150 Dibenz(a,h)anthracene	278	Compound Not Detected.					
151 Benzo(g,h,i)perylene	276	Compound Not Detected.					
$ 154 Nitrobenzene-d5	82	4.801	4.809	(0.899)	482811	34.3947	16.860
$ 155 2-Fluorobiphenyl	172	6.168	6.182	(0.923)	1508728	32.5160	15.939
$ 156 Terphenyl-d14	244	9.048	9.062	(0.918)	2465181	32.8469	16.101
$ 157 Phenol-d5	99	4.122	4.126	(0.941)	452959	30.1264	14.768
$ 158 2-Fluorophenol	112	3.358	3.356	(0.767)	160524	15.3026	7.5013
$ 159 2,4,6-Tribromophenol	330	7.290	7.299	(0.932)	356634	47.6706	23.368
$ 186 2-Chlorophenol-d4	132	4.203	4.211	(0.960)	366377	24.8717	12.192
$ 187 1,2-Dichlorobenzene-d4	152	4.491	4.500	(1.026)	339976	29.4567	14.440

Data File: \\PITSVR06\D\chem\731.i\V102808.b\V1028024.D

Date : 28-OCT-2008 02:19

Client ID: RFI-32-1008 Instrument: 731.i

Sample Info: C8J180171-008 10/23/08 h2o (8298042) 8270c

Volume Injected (uL): 2.0 Operator: 003200

Column phase: DB5-MS Column diameter: 0.32

24 2-Chlorophenol Concentration: 8.2381 ug/L

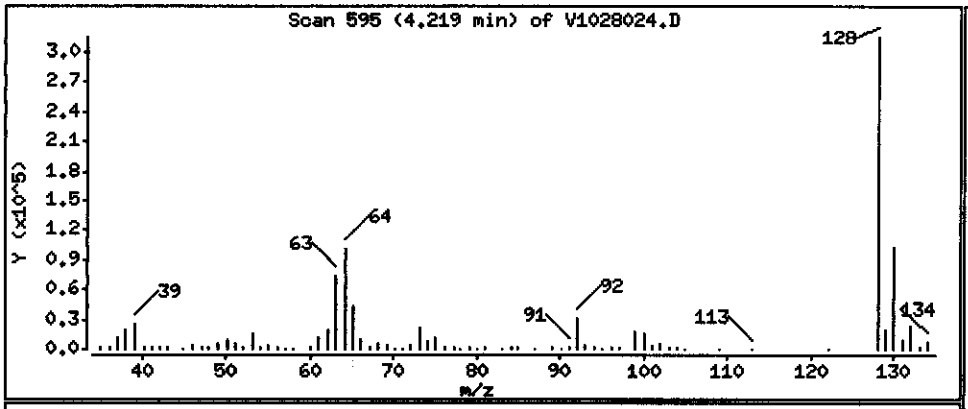

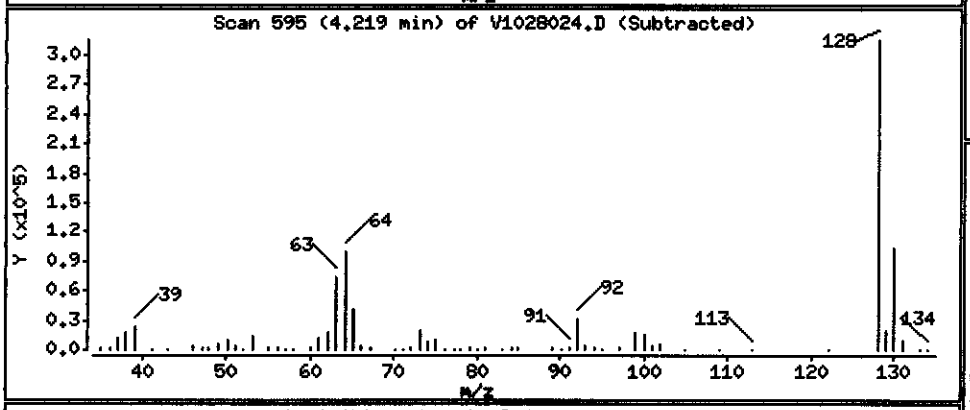

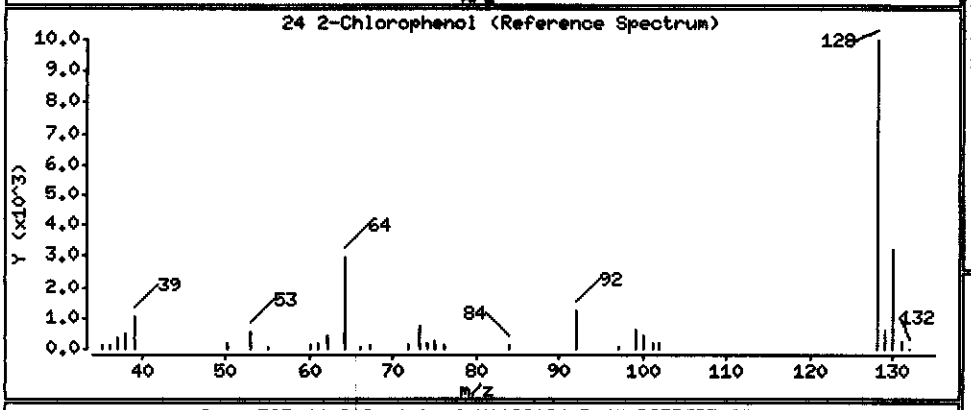

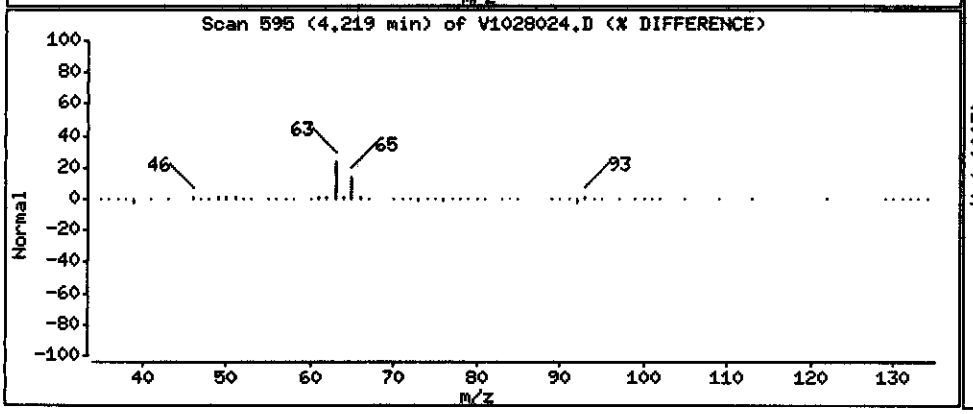

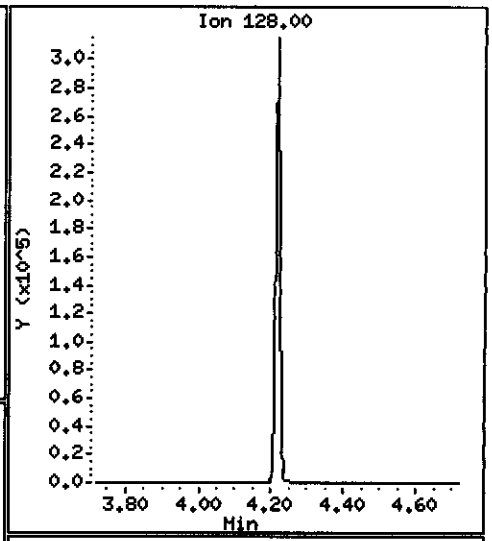

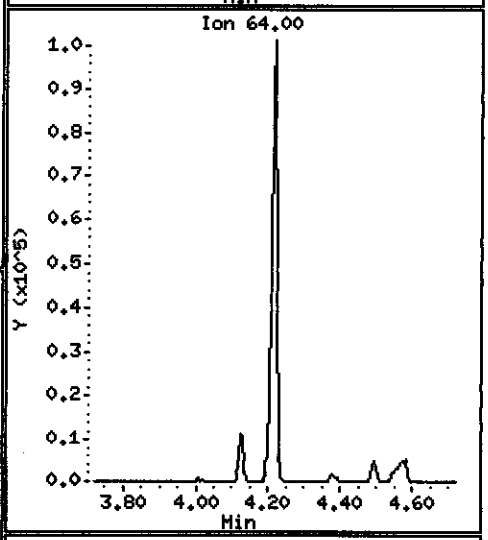

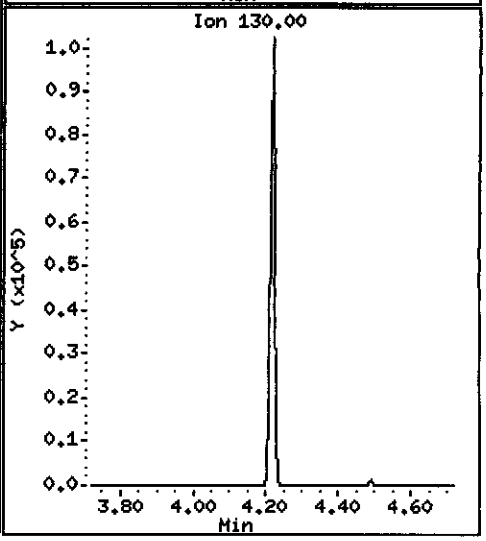

Data File: \\PITSVR06\D\chem\731.i\V102808.b\V1028024.D

Date : 28-OCT-2008 02:19

Client ID: RFI-32-1008

Instrument: 731.i

Sample Info: C8J180171-008 10/23/08 h2o (8298042) 8270c

Volume Injected (uL): 2.0

Operator: 003200

Column phase: DB5-MS

Column diameter: 0.32

26 1,3-Dichlorobenzene

Concentration: 1.3837 ug/L

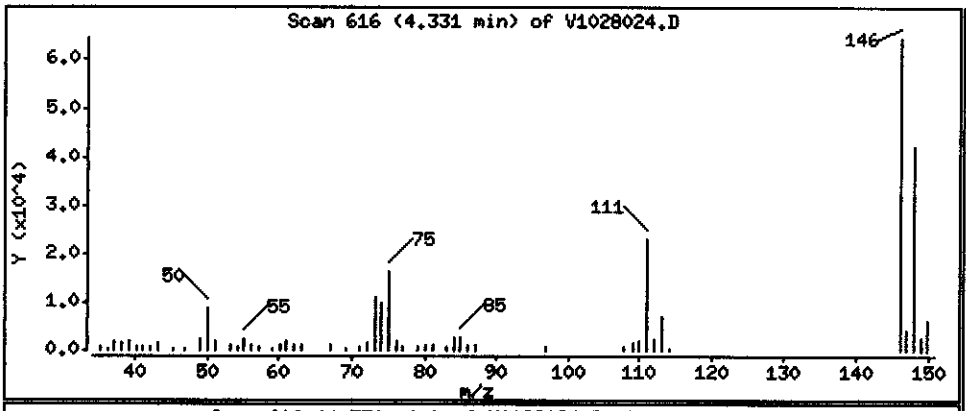

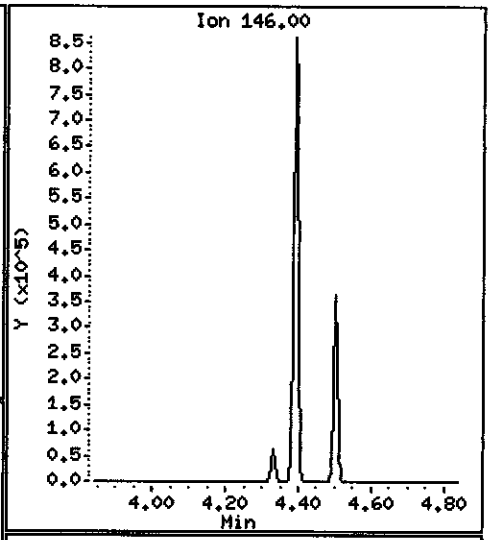

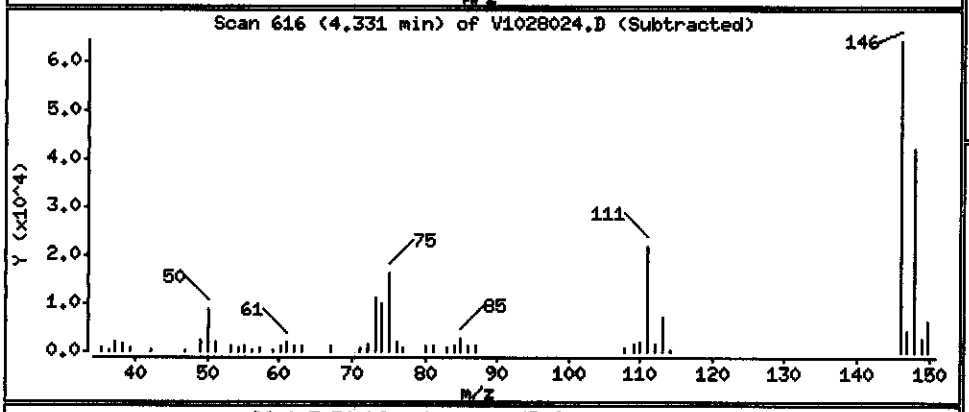

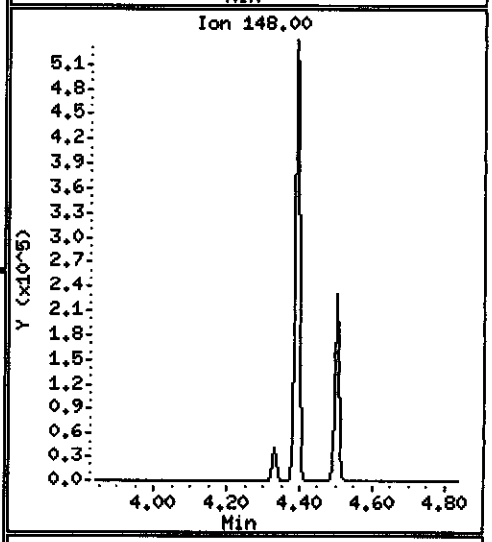

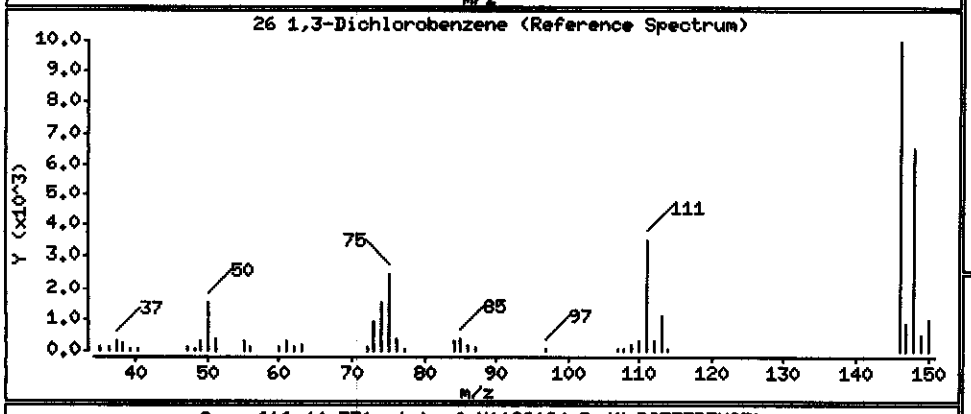

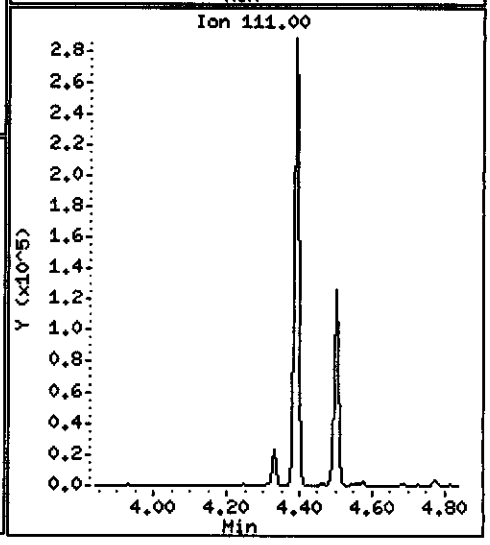

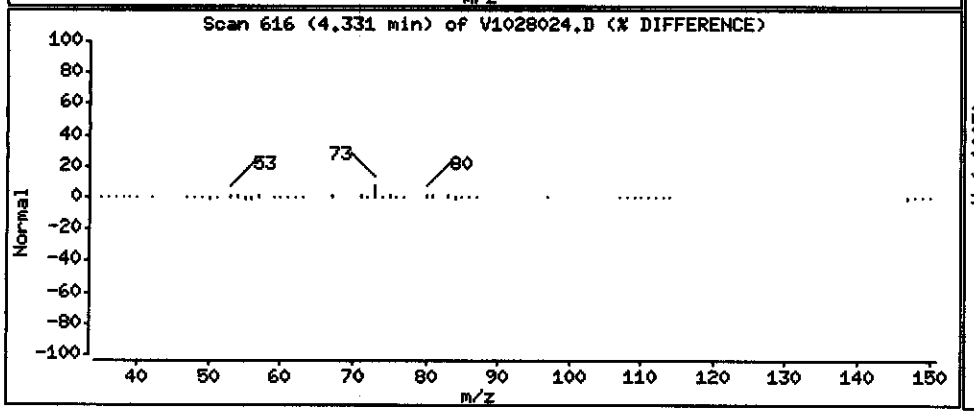

Data File: \\PITSVR06\D\chem\731.i\V102808.b\V1028024.D

Date : 28-OCT-2008 02:19

Client ID: RFI-32-1008

Instrument: 731.i

Sample Info: C8J180171-008 10/23/08 h2o (8298042) 8270c

Volume Injected (uL): 2.0

Operator: 003200

Column phase: DB5-MS

Column diameter: 0.32

27 1,4-Dichlorobenzene

Concentration: 19.293 ug/L

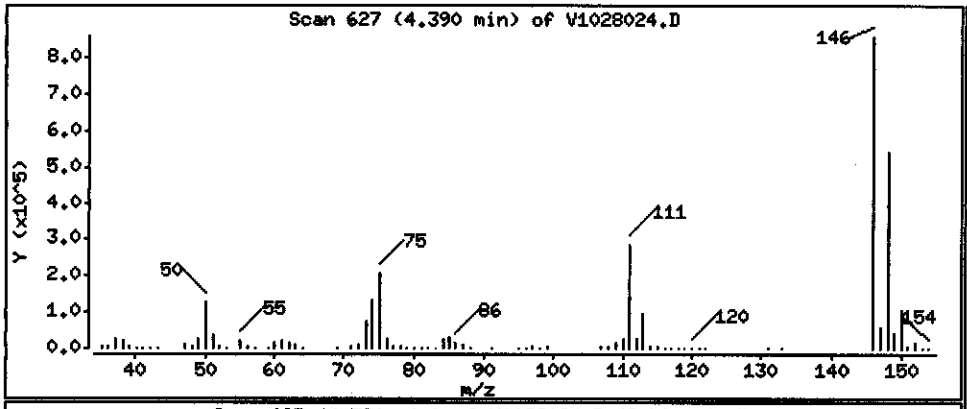

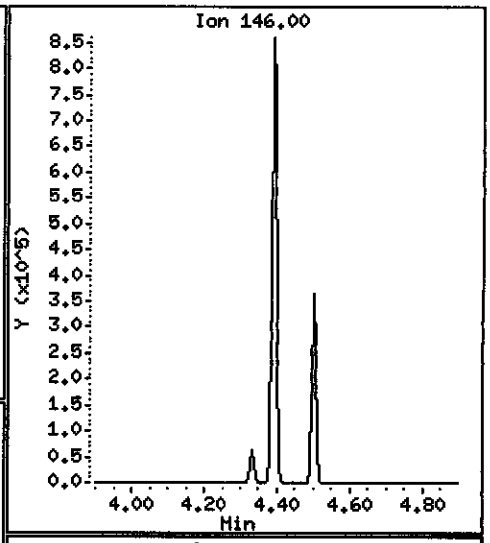

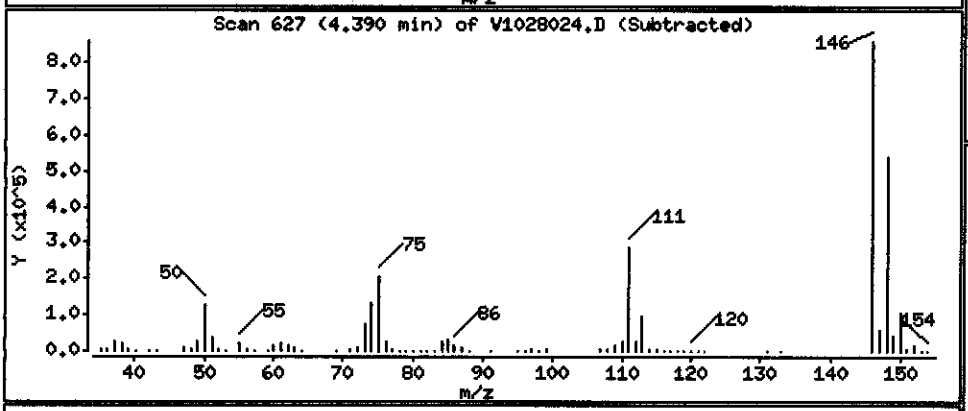

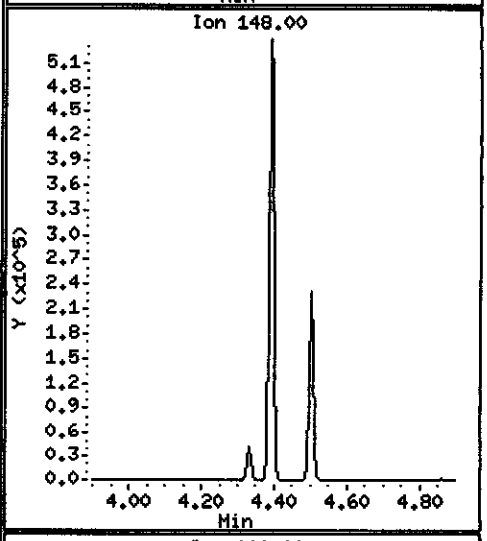

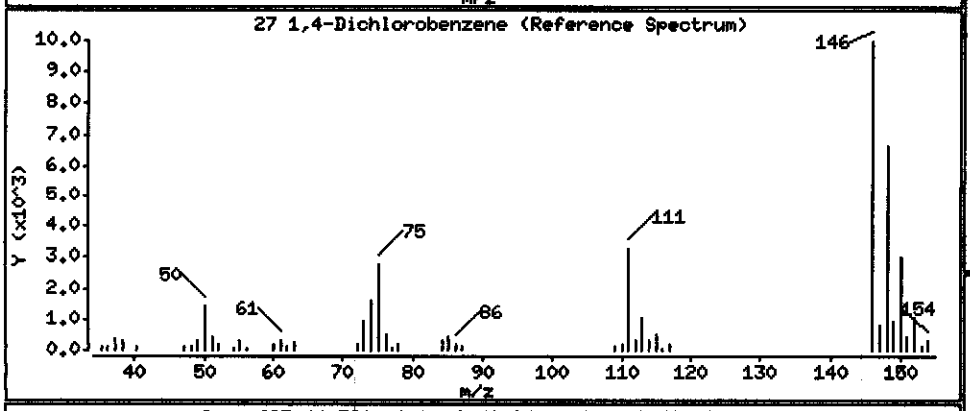

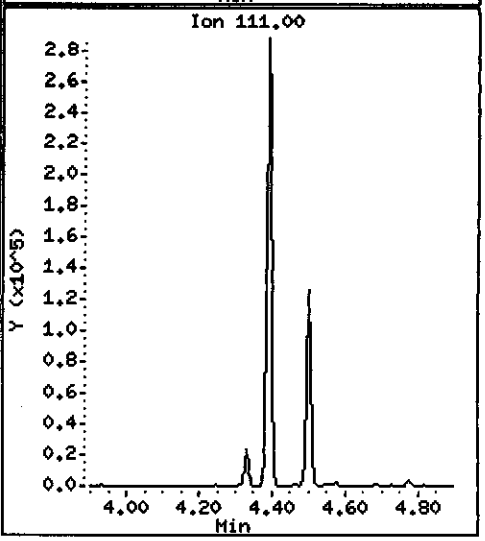

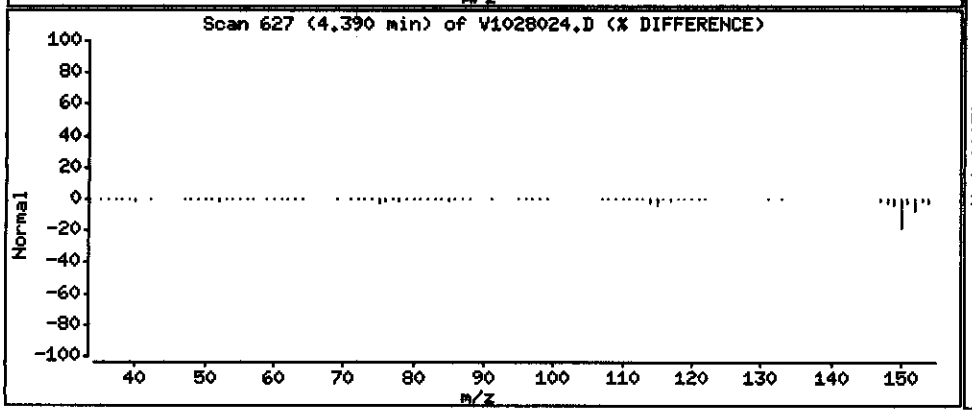

Data File: \\PITSVR06\D\chem\731.i\V102808.b\V1028024.D

Date : 28-OCT-2008 02:19

Client ID: RFI-32-1008

Instrument: 731.i

Sample Info: C8J180171-008 10/23/08 h2o (8298042) 8270c

Volume Injected (uL): 2.0

Operator: 003200

Column phase: DB5-MS

Column diameter: 0.32

28 1,2-Dichlorobenzene

Concentration: 7.8397 ug/L

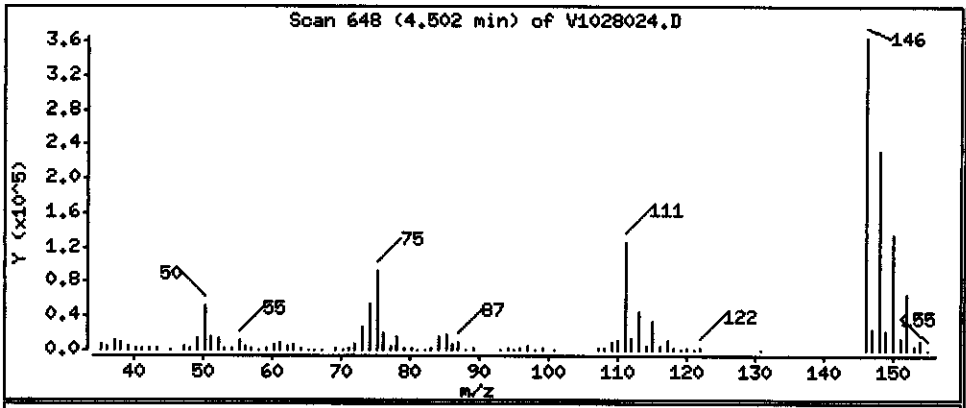

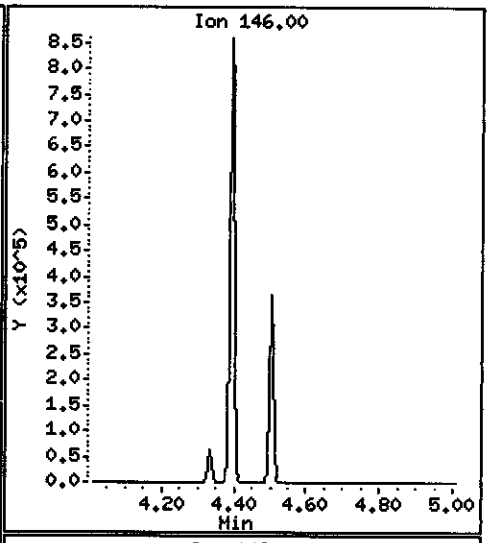

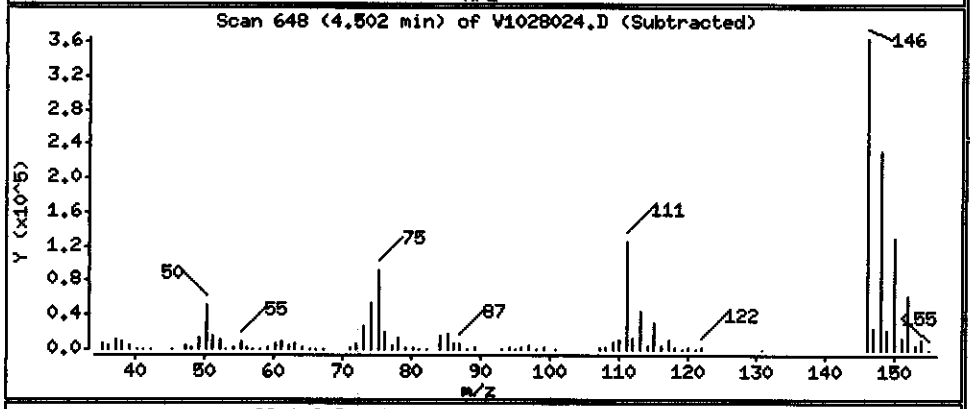

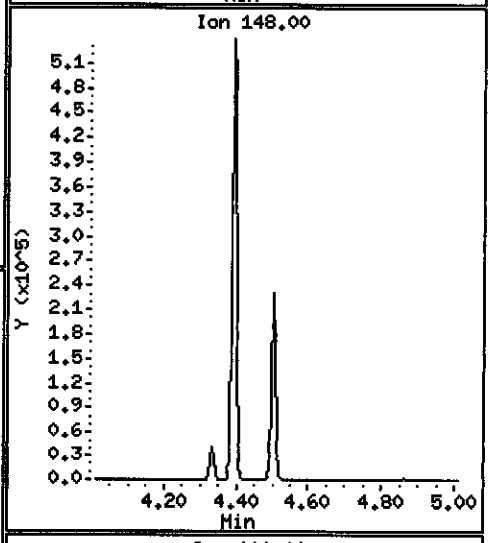

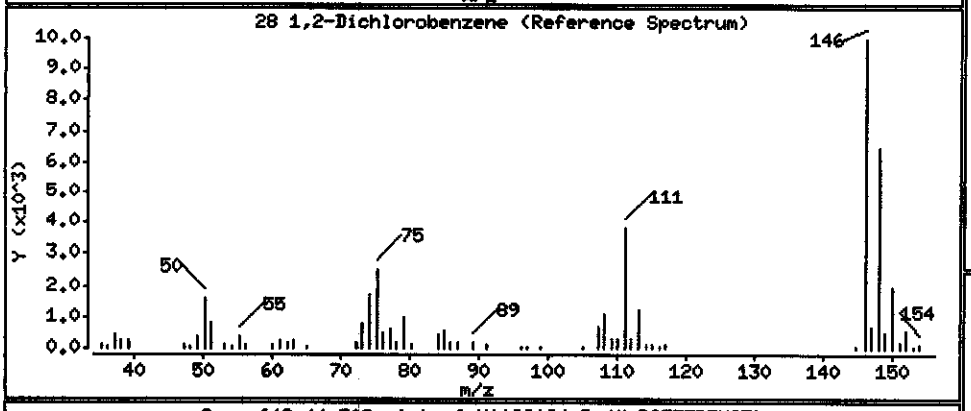

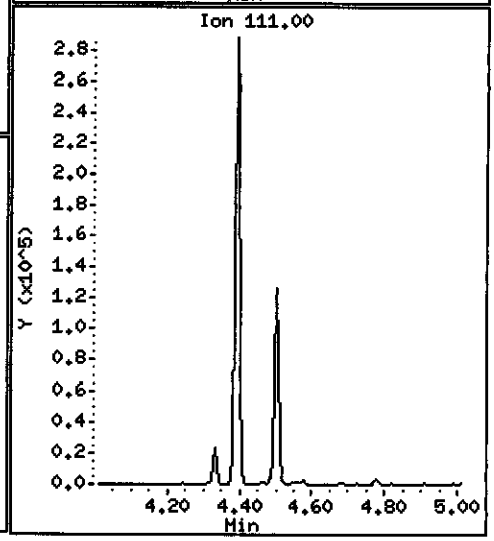

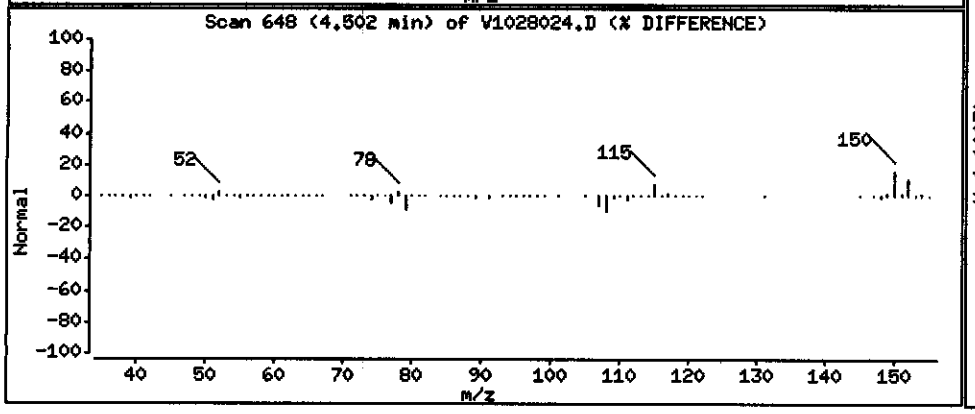

Data File: \\PITSVR06\D\chem\731.i\V102808.b\V1028024.D

Date : 28-OCT-2008 02:19

Client ID: RFI-32-1008

Instrument: 731.i

Sample Info: C8J180171-008 10/23/08 h2o (8298042) 8270c

Volume Injected (uL): 2.0

Operator: 003200

Column phase: DB5-MS

Column diameter: 0.32

48 2,4-Dichlorophenol

Concentration: 2.0747 ug/L

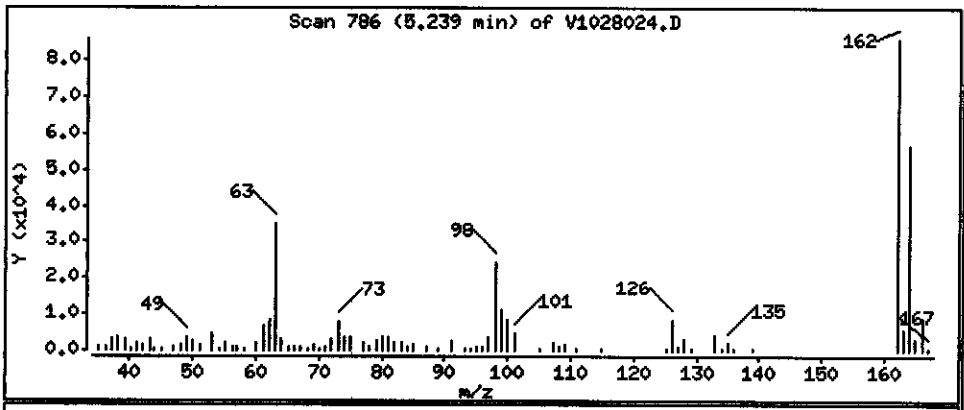

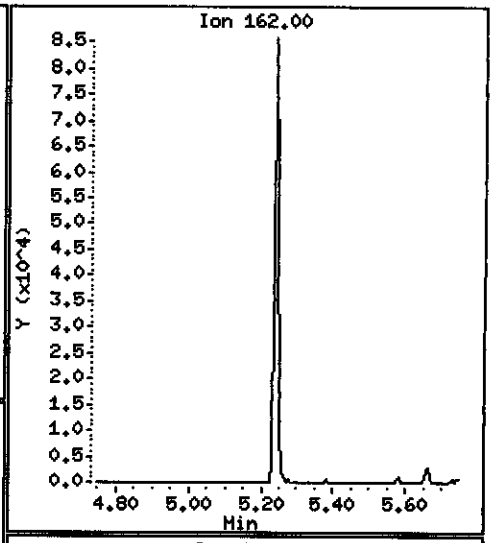

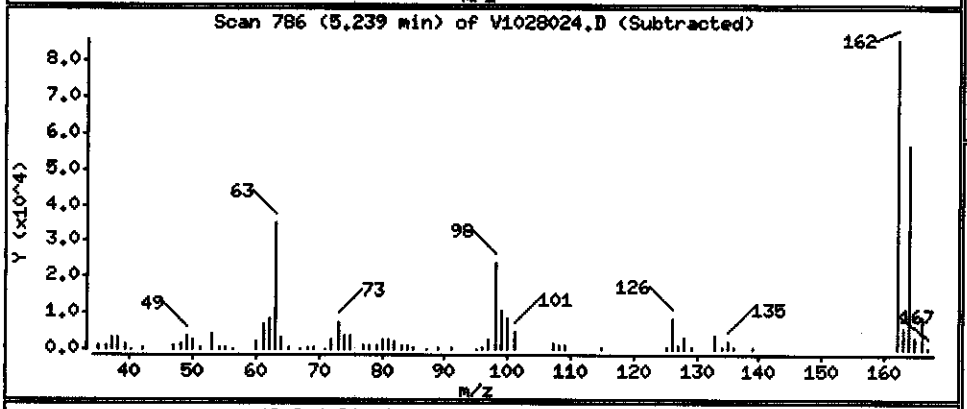

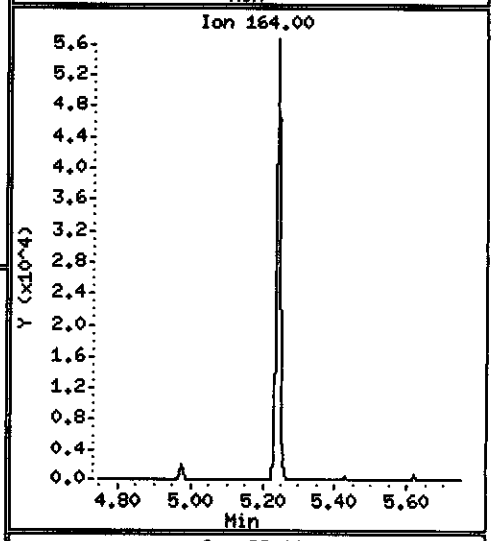

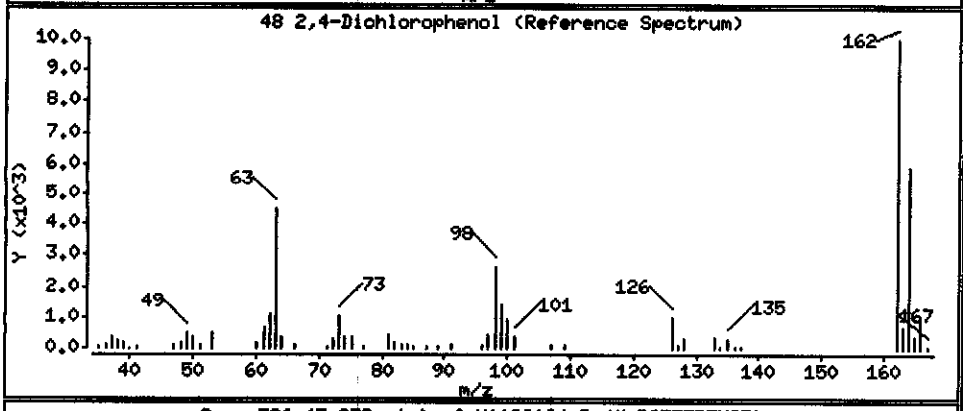

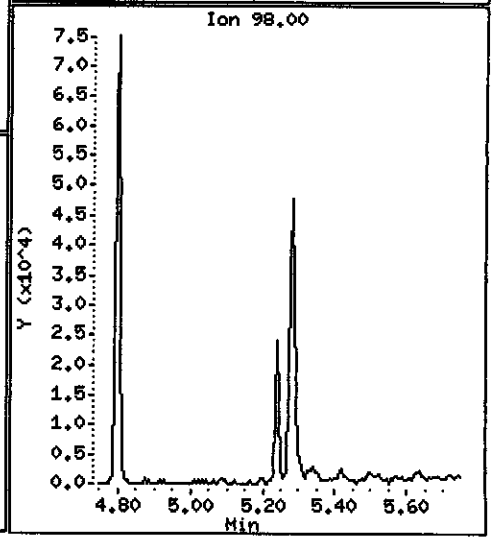

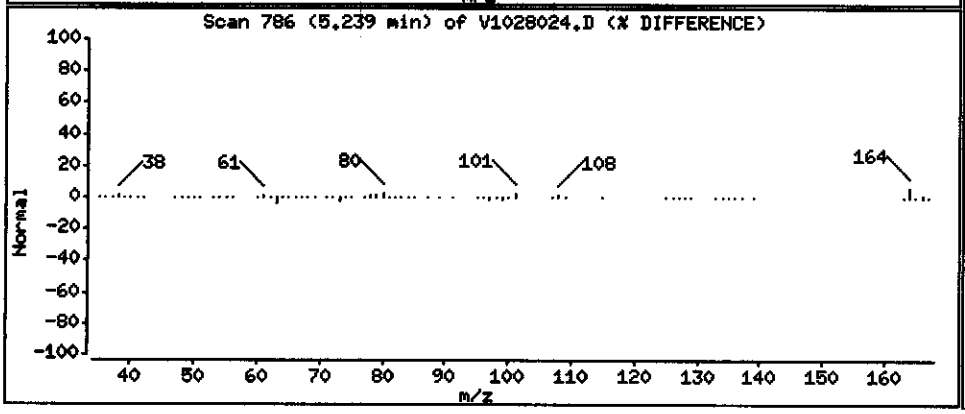

Data File: \\PITSVR06\D\chem\731.i\V102808.b\V1028024.D

Date : 28-OCT-2008 02:19

Client ID: RFI-32-1008

Instrument: 731.i

Sample Info: C8J180171-008 10/23/08 h2o (8298042) 8270c

Volume Injected (uL): 2.0

Operator: 003200

Column phase: DB5-MS

Column diameter: 0.32

49 Benzoic Acid

Concentration: 2.8836 ug/L

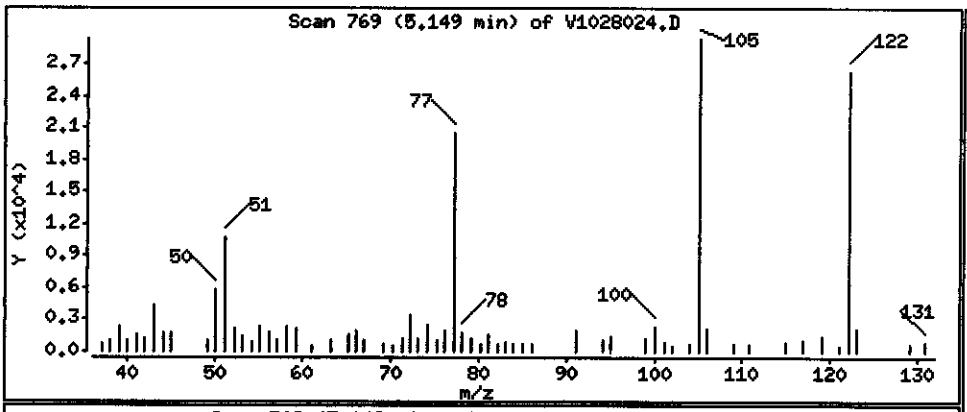

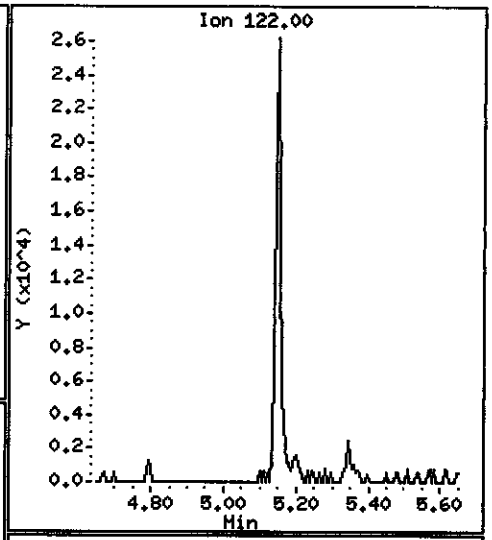

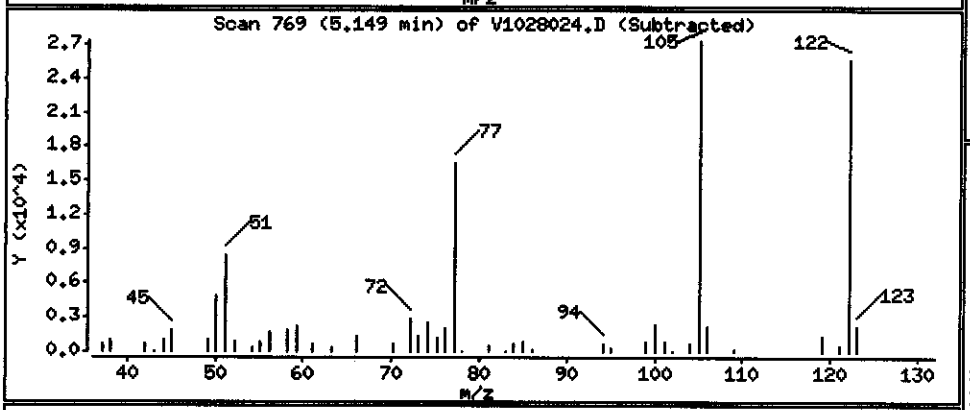

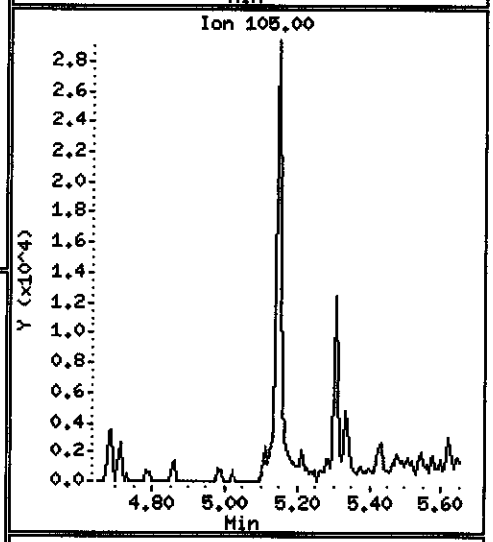

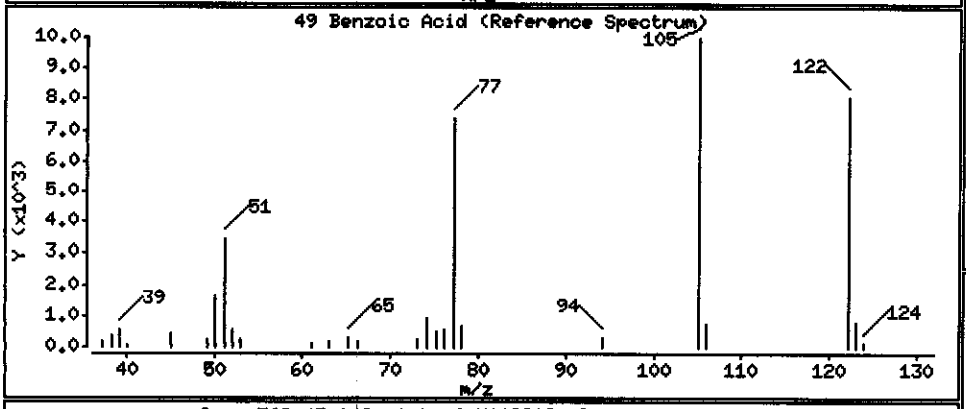

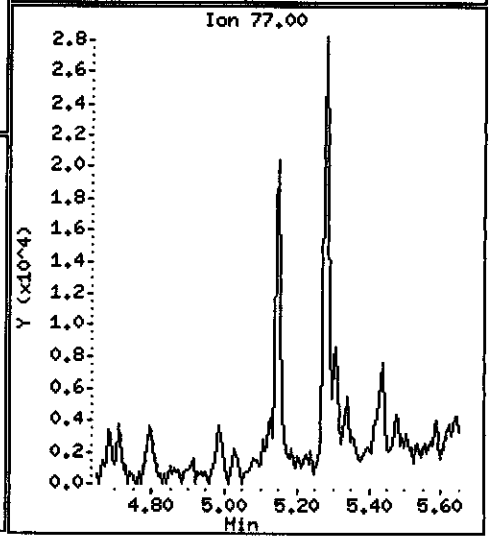

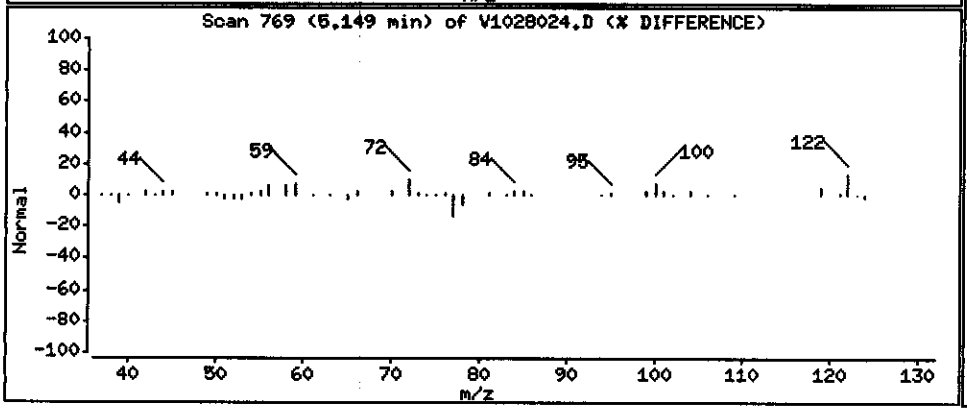

Data File: \\PITSVR06\D\chem\731.i\V102808.b\V1028024.D

Date : 28-OCT-2008 02:19

Client ID: RFI-32-1008

Instrument: 731.i

Sample Info: C8J180171-008 10/23/08 h2o (8298042) 8270c

Volume Injected (uL): 2.0

Operator: 003200

Column phase: DB5-MS

Column diameter: 0.32

50 1,2,4-Trichlorobenzene

Concentration: 0.046671 ug/L

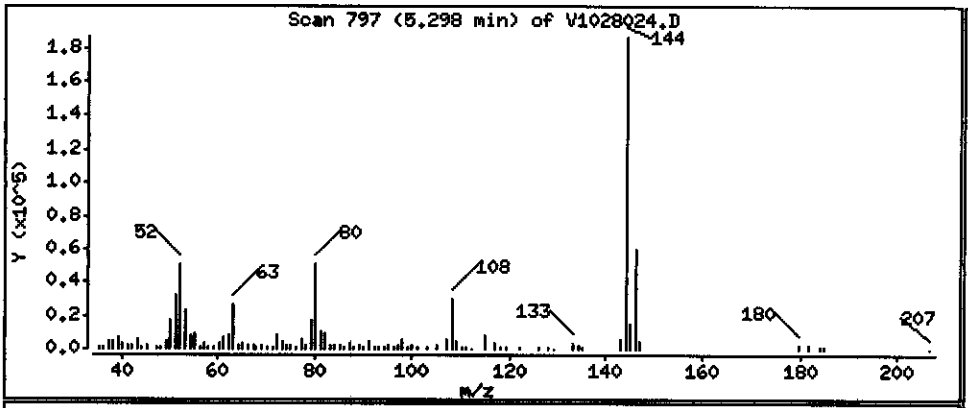

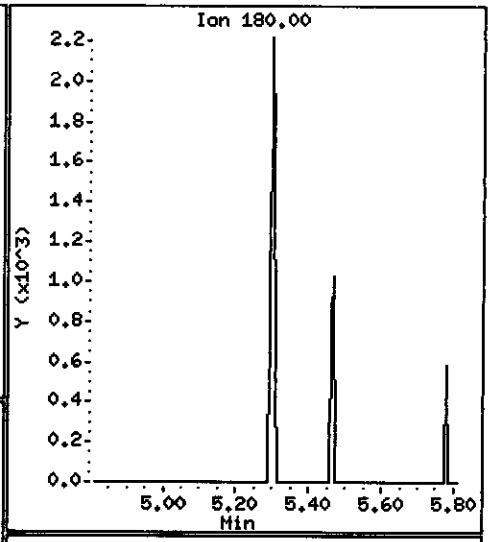

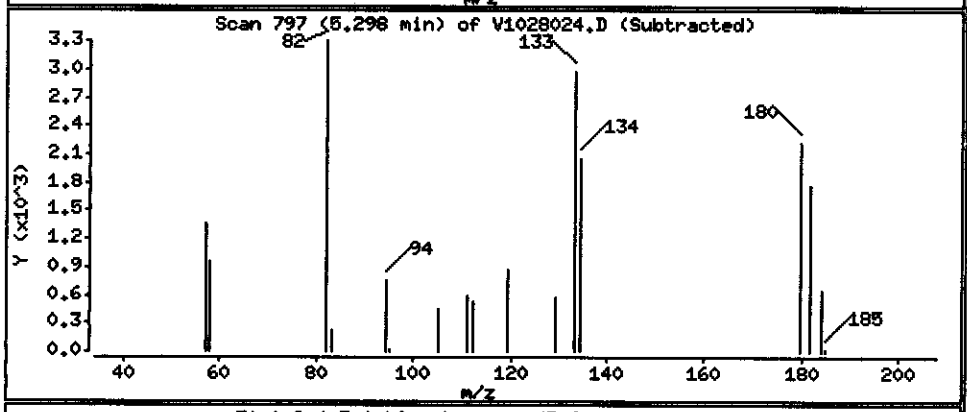

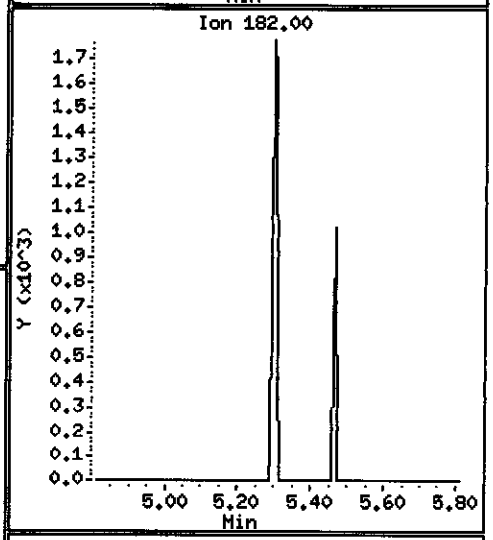

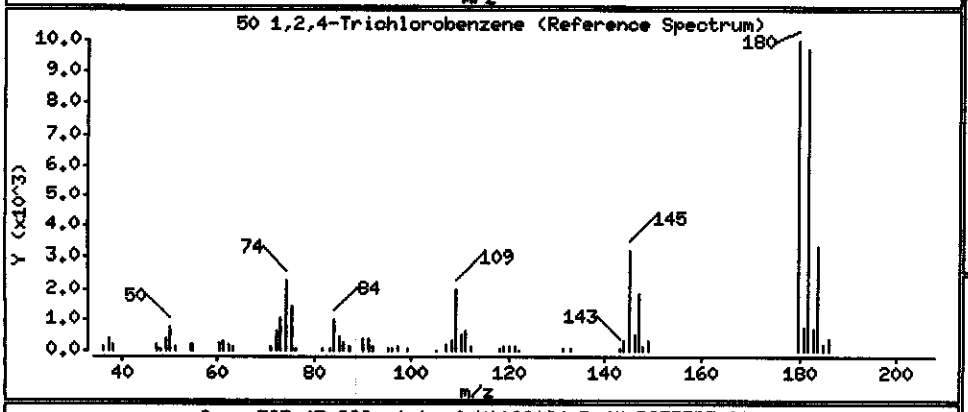

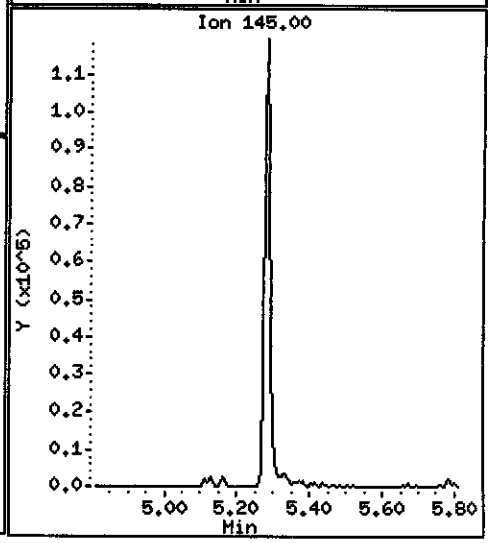

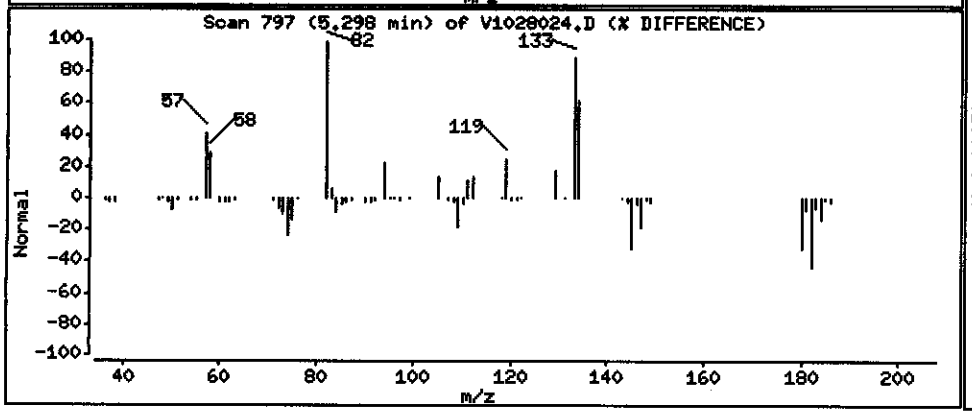

Data File: \\PITSVR06\D\chem\731.i\V102808.b\V1028024.D

Date : 28-OCT-2008 02:19

Client ID: RFI-32-1008

Instrument: 731.i

Sample Info: C8J180171-008 10/23/08 h2o (8298042) 8270c

Volume Injected (uL): 2.0

Operator: 003200

Column phase: DB5-MS

Column diameter: 0.32

120 Di-n-Butylphthalate

Concentration: 0.066635 ug/L

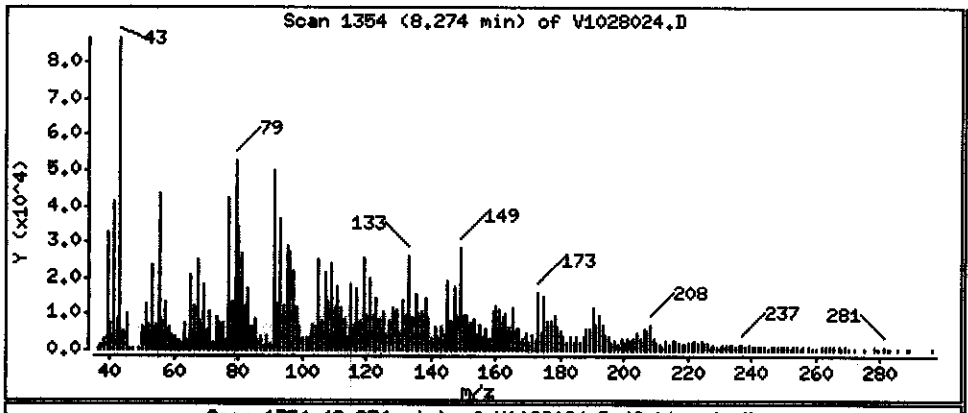

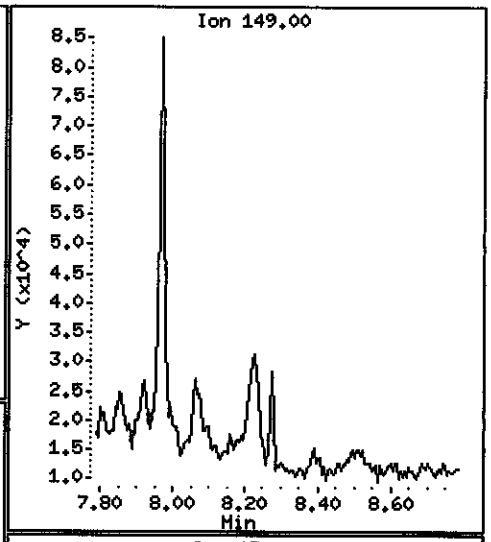

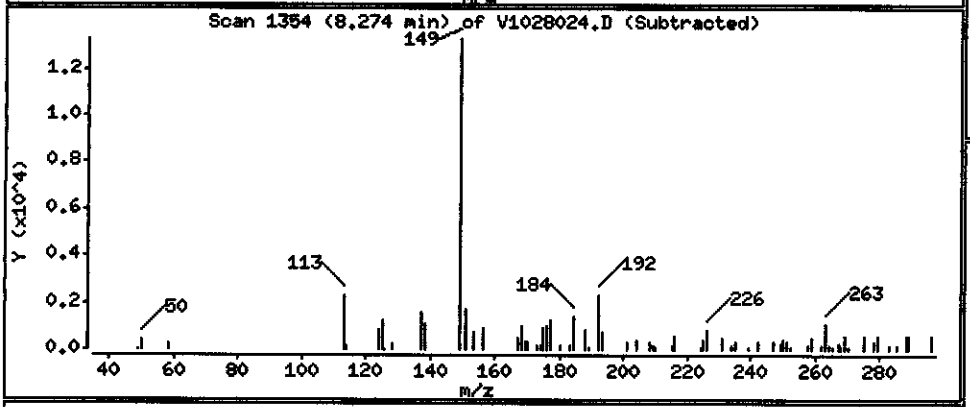

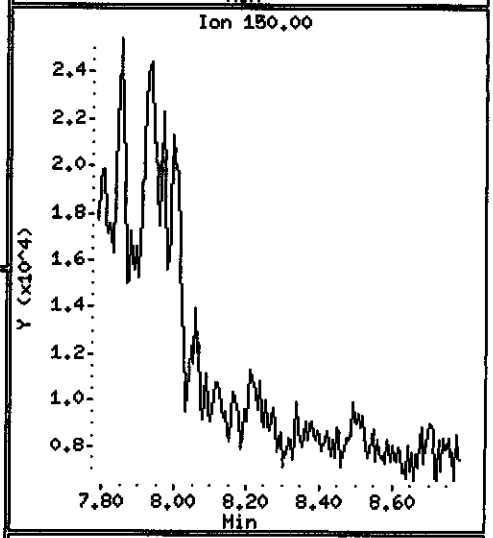

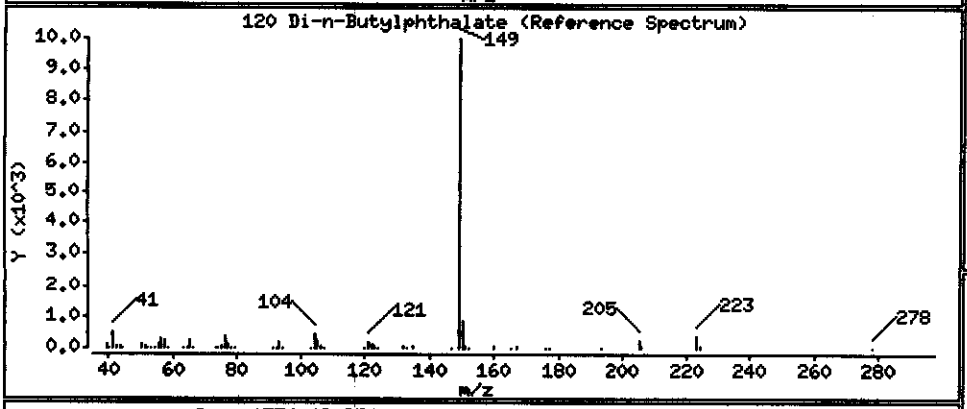

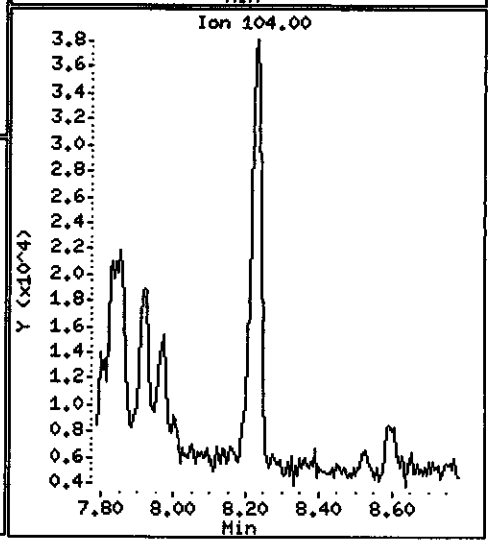

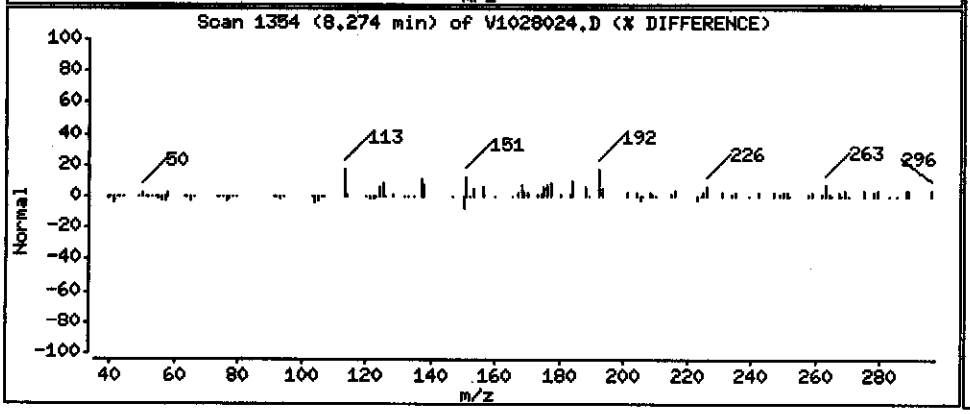

Data File: \\PITSVR06\D\chem\731.i\V102808.b\V1028024.D

Date : 28-OCT-2008 02:19

Client ID: RFI-32-1008

Instrument: 731.i

Sample Info: C8J180171-008 10/23/08 h2o (8298042) 8270c

Volume Injected (uL): 2.0

Operator: 003200

Column phase: DB5-MS

Column diameter: 0.32

123 Fluoranthene

Concentration: 0.025146 ug/L

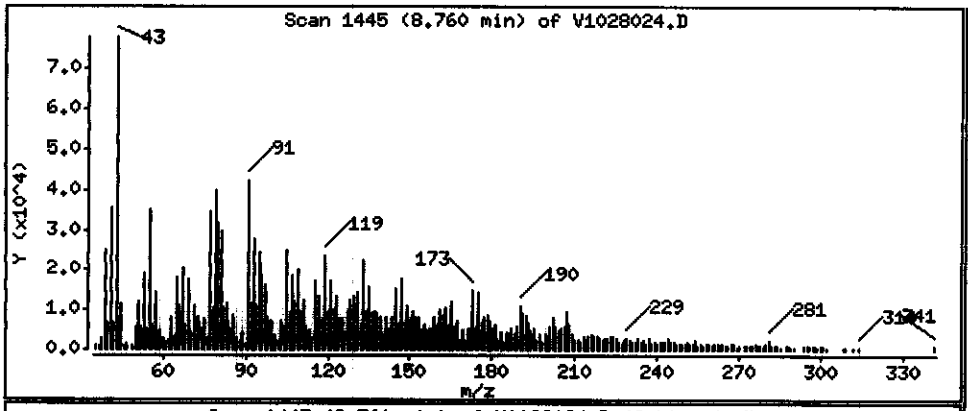

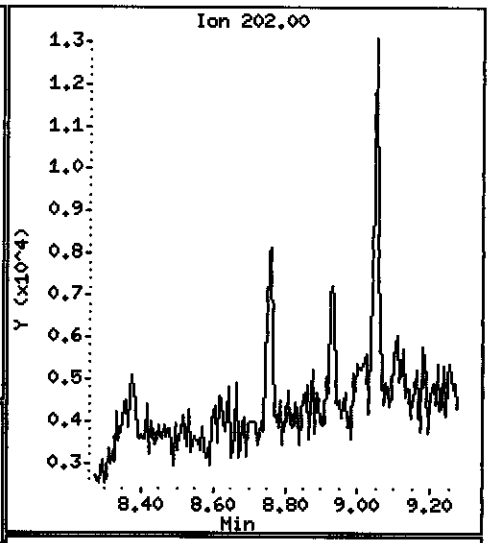

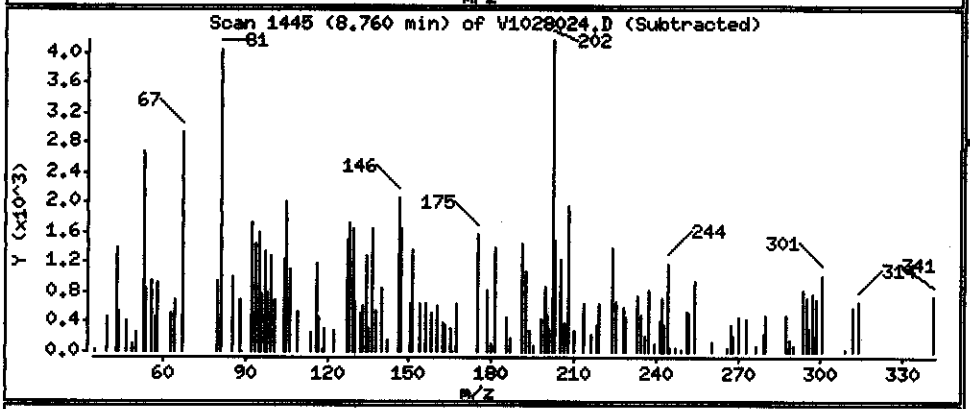

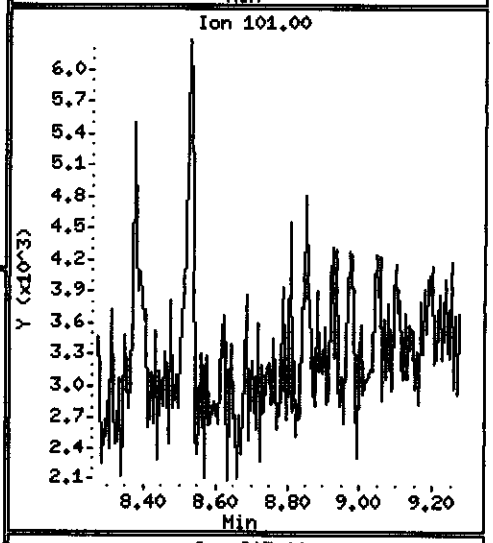

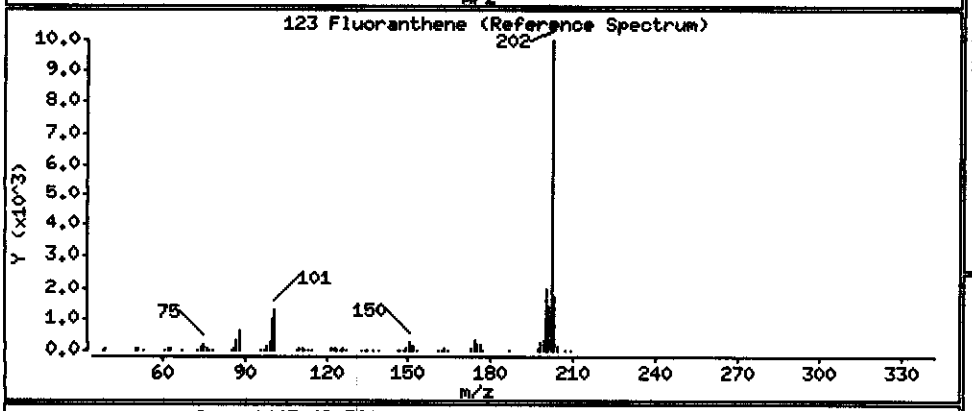

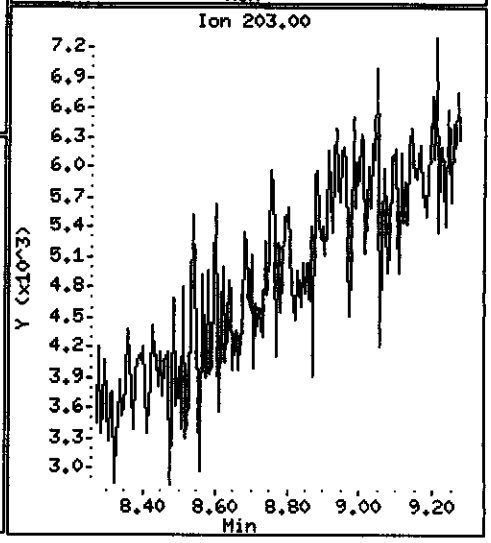

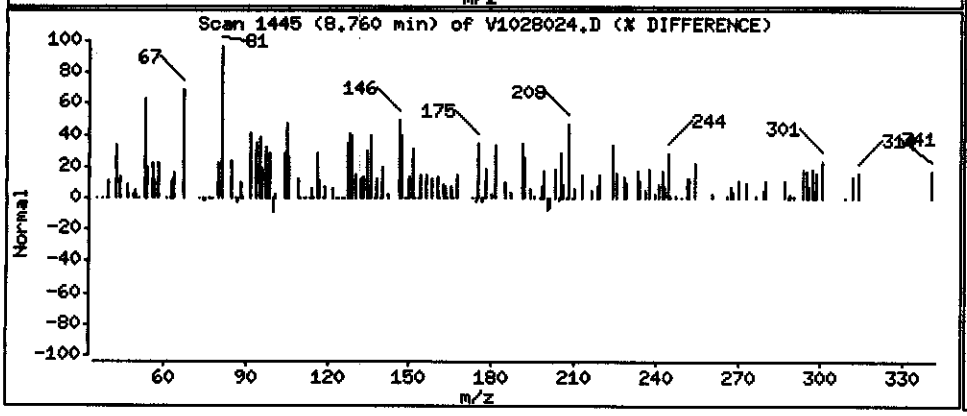

Data File: \\PITSVR06\D\chem\731.i\V102808.b\V1028024.D

Date : 28-OCT-2008 02:19

Client ID: RFI-32-1008

Instrument: 731.i

Sample Info: C8J180171-008 10/23/08 h2o (8298042) 8270c

Volume Injected (uL): 2.0

Operator: 003200

Column phase: DB5-MS

Column diameter: 0.32

125 Pyrene

Concentration: 0.016797 ug/L

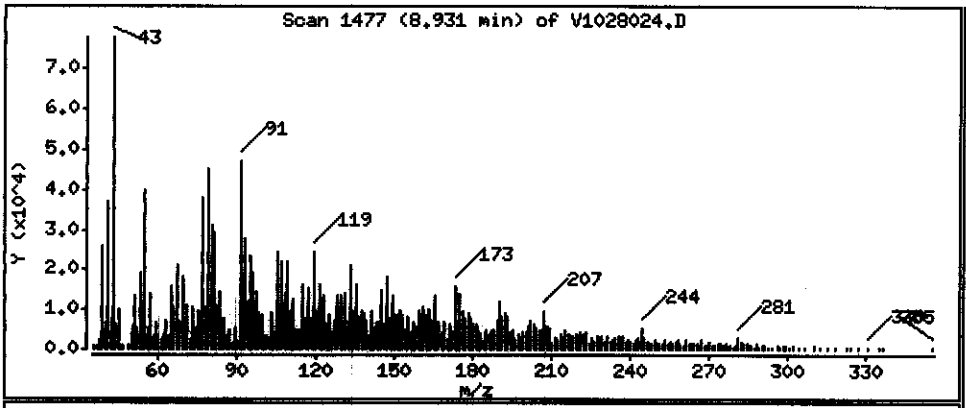

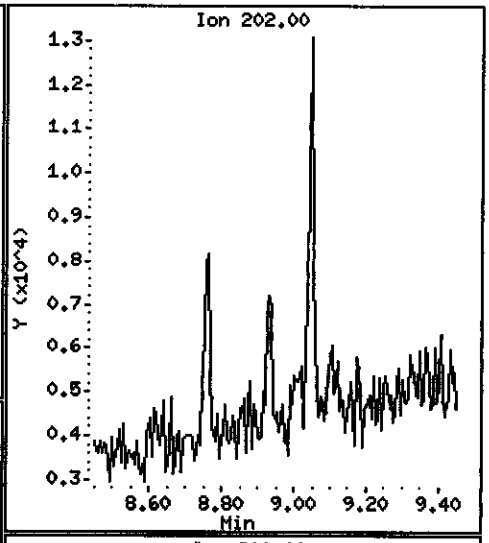

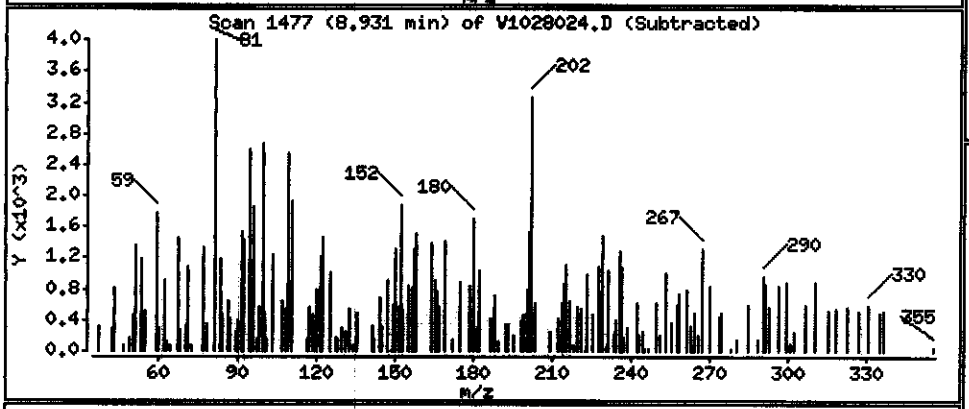

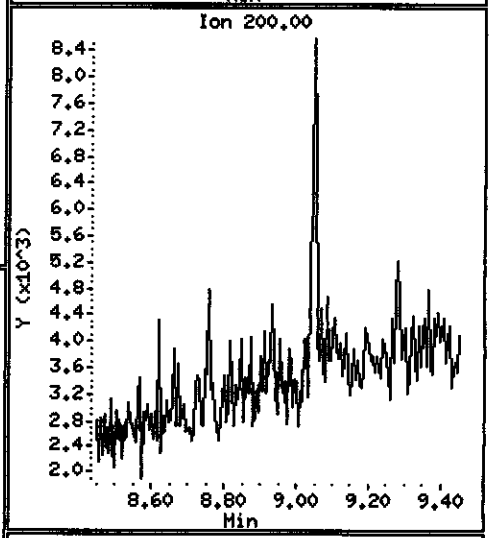

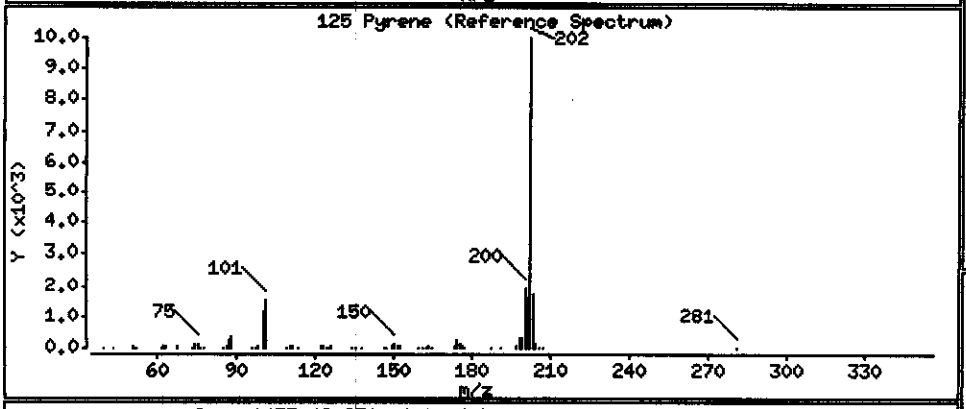

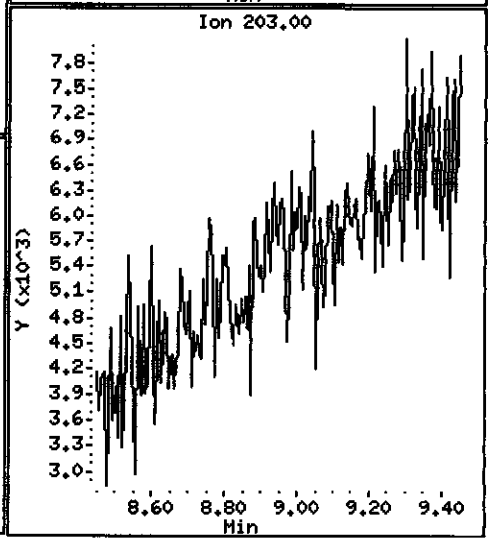

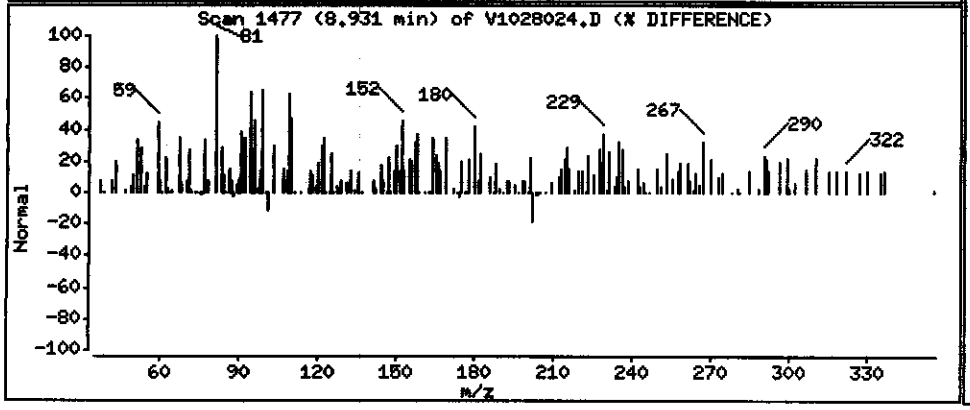

Data File: \\PITSVR06\D\chem\731.i\V102808.b\V1028024.D

Date : 28-OCT-2008 02:19

Client ID: RFI-32-1008

Instrument: 731.i

Sample Info: C8J180171-008 10/23/08 h2o (8298042) 8270c

Volume Injected (uL): 2.0

Operator: 003200

Column phase: DB5-MS

Column diameter: 0.32

131 Butylbenzylphthalate

Concentration: 0.14839 ug/L

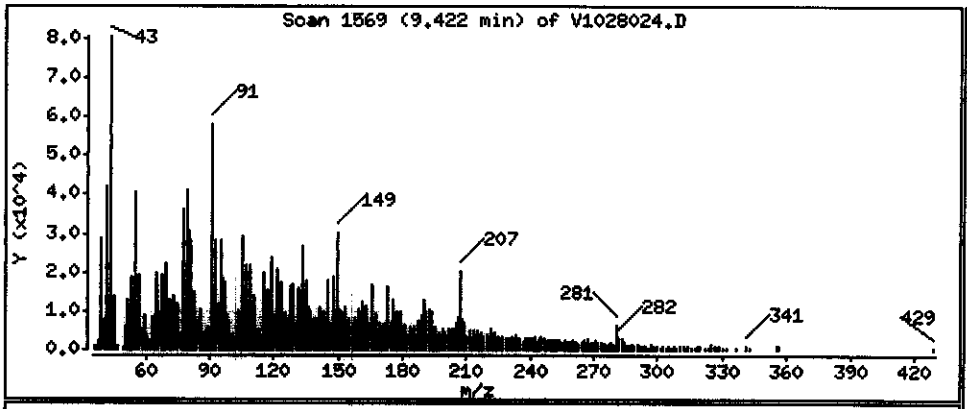

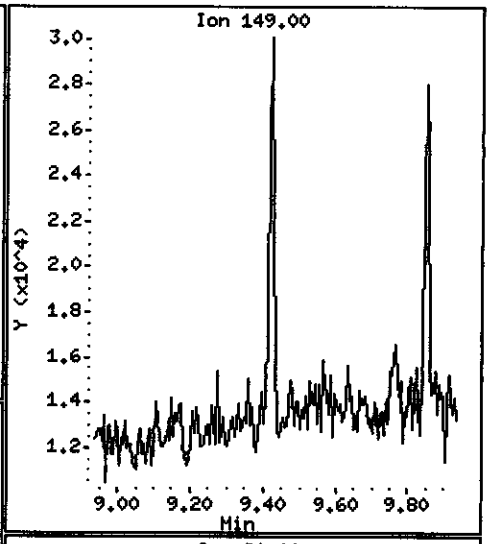

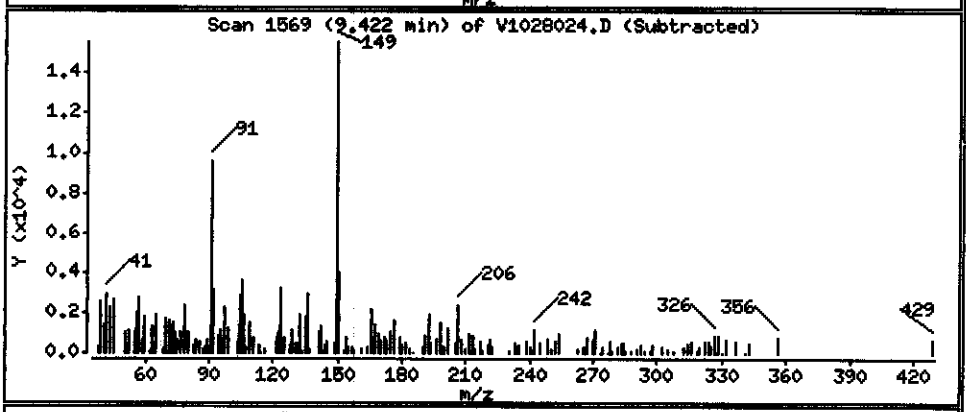

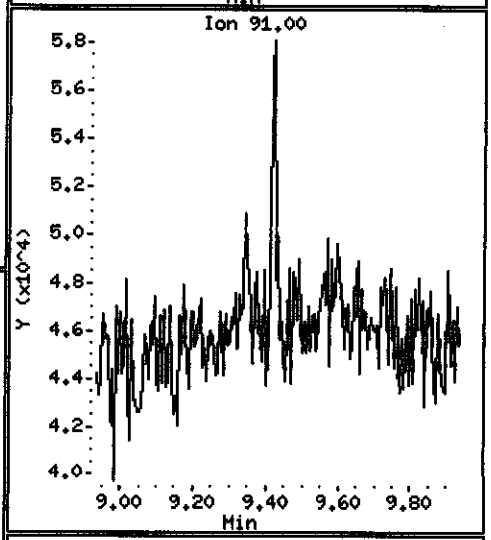

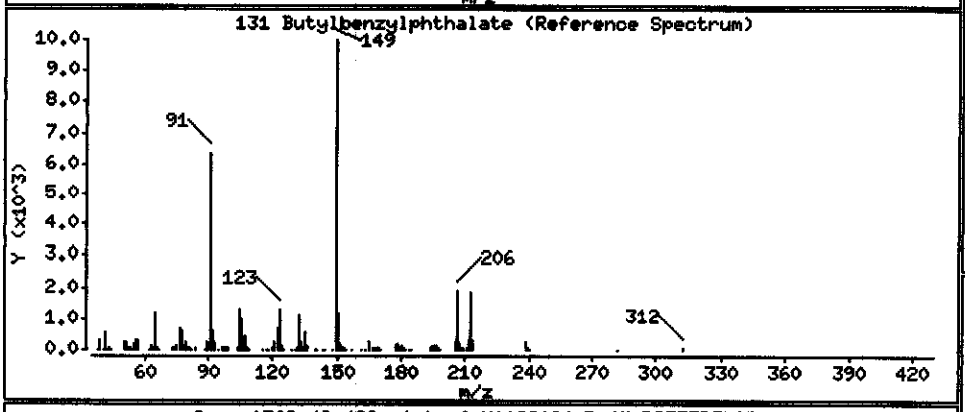

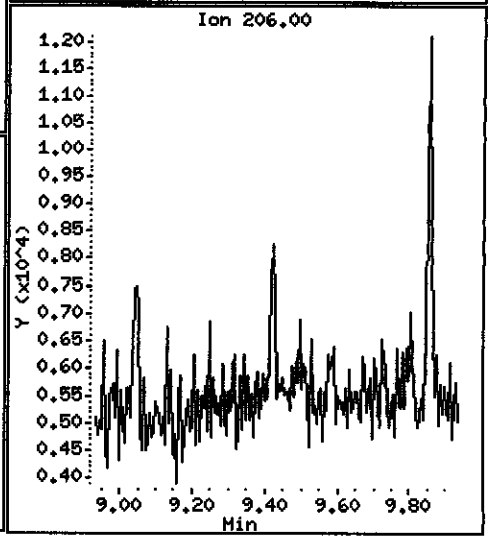

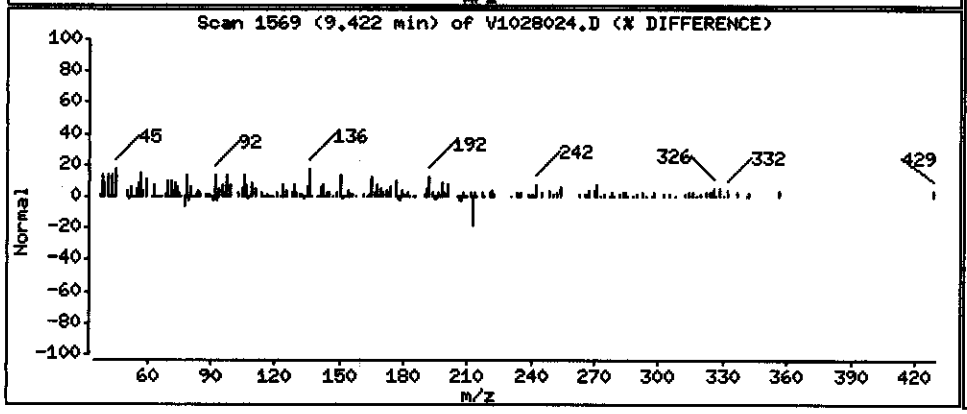

MACTEC Engineering and Consulting Inc

Client Sample ID: RFI-33-1008

GC/MS Semivolatiles

Lot-Sample #...:	C8J180171-009	**Work Order #...:**	K06DN1AL	**Matrix.....:**	WATER
Date Sampled...:	10/16/08 09:10	**Date Received..:**	10/18/08 11:30	**MS Run #.....:**	
Prep Date.....:	10/23/08	**Analysis Date..:**	10/28/08		
Prep Batch #...:	8298042	**Analysis Time..:**	02:39		
Dilution Factor:	1	**Initial Wgt/Vol:**	1000 mL	**Final Wgt/Vol..:**	1 mL
Analyst ID.....:	003200	**Instrument ID..:**	731		
		Method.....:	SW846 8270C		

PARAMETER	RESULT	REPORTING LIMIT	UNITS	MDL
Aniline	ND	1.0	ug/L	0.048
Acenaphthene	**0.071 J**	**0.20**	**ug/L**	**0.052**
Acenaphthylene	ND	0.20	ug/L	0.046
Acetophenone	ND	1.0	ug/L	0.046
Anthracene	**0.12 J**	**0.20**	**ug/L**	**0.051**
Atrazine	ND	1.0	ug/L	0.039
Benzo(a)anthracene	**0.12 J**	**0.20**	**ug/L**	**0.041**
Benzo(a)pyrene	ND	0.20	ug/L	0.044
Benzo(b)fluoranthene	ND	0.20	ug/L	0.031
Benzo(ghi)perylene	ND	0.20	ug/L	0.027
Benzo(k)fluoranthene	ND	0.20	ug/L	0.039
Benzaldehyde	ND	1.0	ug/L	0.054
1,1'-Biphenyl	ND	1.0	ug/L	0.060
bis(2-Chloroethoxy) methane	ND	1.0	ug/L	0.12
bis(2-Chloroethyl)-ether	ND	0.20	ug/L	0.046
bis(2-Ethylhexyl) phthalate	**0.44 J**	**1.0**	**ug/L**	**0.12**
4-Bromophenyl phenyl ether	ND	1.0	ug/L	0.050
Butyl benzyl phthalate	**0.39 J**	**1.0**	**ug/L**	**0.14**
Caprolactam	**0.65 J**	**5.0**	**ug/L**	**0.19**
Carbazole	**0.14 J**	**0.20**	**ug/L**	**0.052**
4-Chloroaniline	**0.20 J**	**1.0**	**ug/L**	**0.046**
4-Chloro-3-methylphenol	ND	1.0	ug/L	0.059
2-Chloronaphthalene	ND	0.20	ug/L	0.044
2-Chlorophenol	ND	1.0	ug/L	0.045
4-Chlorophenyl phenyl ether	ND	1.0	ug/L	0.043
Chrysene	**0.11 J**	**0.20**	**ug/L**	**0.036**
Dibenz(a,h)anthracene	ND	0.20	ug/L	0.035
Dibenzofuran	**0.13 J**	**1.0**	**ug/L**	**0.053**
3,3'-Dichlorobenzidine	ND	1.0	ug/L	0.041
2,4-Dichlorophenol	**0.20**	**0.20**	**ug/L**	**0.049**
Diethyl phthalate	**0.25 J**	**1.0**	**ug/L**	**0.24**
2,4-Dimethylphenol	**0.058 J**	**1.0**	**ug/L**	**0.052**

(Continued on next page)

MACTEC Engineering and Consulting Inc

Client Sample ID: RFI-33-1008

GC/MS Semivolatiles

Lot-Sample #...: C8J180171-009 **Work Order #...:** K06DN1AL **Matrix.....:** WATER

PARAMETER	RESULT	REPORTING LIMIT	UNITS	MDL
Dimethyl phthalate	ND	1.0	ug/L	0.042
Di-n-butyl phthalate	**0.20 J**	**1.0**	**ug/L**	**0.046**
4,6-Dinitro-2-methylphenol	ND	5.0	ug/L	1.4
2,4-Dinitrophenol	ND	5.0	ug/L	1.3
2,4-Dinitrotoluene	ND	1.0	ug/L	0.045
2,6-Dinitrotoluene	ND	1.0	ug/L	0.051
Di-n-octyl phthalate	**0.057 J**	**1.0**	**ug/L**	**0.043**
Fluoranthene	**0.17 J**	**0.20**	**ug/L**	**0.049**
Fluorene	**0.13 J**	**0.20**	**ug/L**	**0.054**
Hexachlorobenzene	ND	0.20	ug/L	0.043
Hexachlorobutadiene	ND	0.20	ug/L	0.038
Hexachlorocyclopentadiene	ND	1.0	ug/L	0.080
Hexachloroethane	ND	1.0	ug/L	0.043
Indeno(1,2,3-cd)pyrene	ND	0.20	ug/L	0.048
Isophorone	ND	1.0	ug/L	0.047
2-Methylnaphthalene	**0.056 J**	**0.20**	**ug/L**	**0.047**
2-Methylphenol	ND	1.0	ug/L	0.051
4-Methylphenol	ND	1.0	ug/L	0.074
Naphthalene	**0.052 J**	**0.20**	**ug/L**	**0.043**
2-Nitroaniline	ND	5.0	ug/L	0.048
3-Nitroaniline	ND	5.0	ug/L	0.040
4-Nitroaniline	ND	5.0	ug/L	0.025
Nitrobenzene	ND	0.20	ug/L	0.064
2-Nitrophenol	ND	1.0	ug/L	0.054
4-Nitrophenol	ND	5.0	ug/L	0.070
N-Nitrosodi-n-propylamine	ND	0.20	ug/L	0.059
N-Nitrosodiphenylamine	**0.095 J**	**0.20**	**ug/L**	**0.049**
2,2'-oxybis (1-Chloropropane)	ND	0.20	ug/L	0.026
Pentachlorophenol	**1.1**	**1.0**	**ug/L**	**0.083**
Phenanthrene	**0.37**	**0.20**	**ug/L**	**0.055**
Phenol	ND	0.20	ug/L	0.022
Pyrene	**0.13 J**	**0.20**	**ug/L**	**0.057**
2,4,5-Trichlorophenol	ND	1.0	ug/L	0.063
2,4,6-Trichlorophenol	ND	1.0	ug/L	0.057

(Continued on next page)

MACTEC Engineering and Consulting Inc

Client Sample ID: RFI-33-1008

GC/MS Semivolatiles

Lot-Sample #...: C8J180171-009 **Work Order #...:** K06DN1AL **Matrix.....:** WATER

SURROGATE	PERCENT RECOVERY	RECOVERY LIMITS
Nitrobenzene-d5	62	(23 - 112)
Terphenyl-d14	64	(10 - 132)
2-Fluorobiphenyl	61	(19 - 107)
2-Fluorophenol	37	(10 - 111)
Phenol-d5	53	(15 - 112)
2,4,6-Tribromophenol	67	(16 - 122)

NOTE(S):

J Estimated result. Result is less than RL.

Data File: \\PITSVR06\D\chem\731.i\V102808.b\V1028025.D
Date : 28-OCT-2008 02:39
Client ID: RFI-33-1008
Sample Info: C8J180171-009 10/23/08 h2o (8298042) 8270c
Volume Injected (uL): 2.0
Column phase: DB5-MS

Instrument: 731.i
Operator: 003200
Column diameter: 0.32

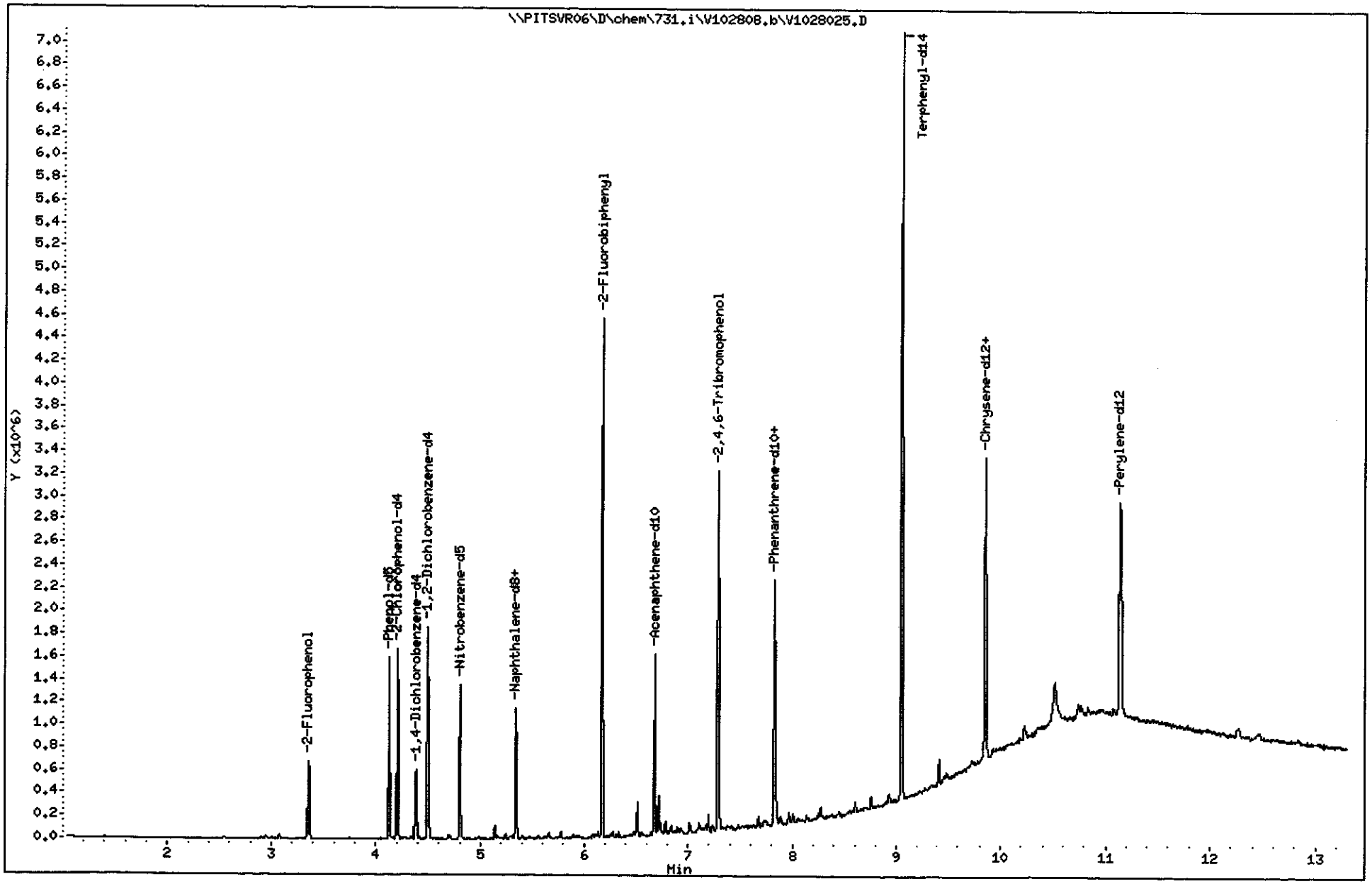

TestAmerica Pittsburgh

Semivolatile REPORT SW-846 Method 8270

Data file : \\PITSVR06\D\chem\731.i\V102808.b\V1028025.D
Lab Smp Id: K06DN1AL Client Smp ID: RFI-33-1008
Inj Date : 28-OCT-2008 02:39
Operator : 003200 Inst ID: 731.i
Smp Info : C8J180171-009 10/23/08 h2o (8298042) 8270c
Misc Info : K06DN1AL,V102808.b,8270ll.m,padep.sub
Comment :
Method : \\PITSVR06\D\chem\731.i\V102808.b\8270ll.m
Meth Date : 27-Oct-2008 22:55 piccolinov Quant Type: ISTD
Cal Date : 23-OCT-2008 04:48 Cal File: V1023NC7.D
Als bottle: 27
Dil Factor: 1.00000
Integrator: HP RTE Compound Sublist: padep.sub
Target Version: 4.14
Processing Host: PITSVR06

Concentration Formula: Amt * DF * Uf * Vt/(Vo * Vi) * CpndVariable

Name	Value	Description
DF	1.000	Dilution Factor
Uf	1.000	ng unit correction factor
Vt	1000.000	Volume of final extract (uL)
Vo	1000.000	Volume of sample extracted (mL)
Vi	2.000	Volume injected (uL)
Cpnd Variable		Local Compound Variable

Compounds	QUANT SIG MASS	RT	EXP RT	REL RT	RESPONSE	CONCENTRATIONS ON-COLUMN (NG)	CONCENTRATIONS FINAL (ug/L)
* 1 1,4-Dichlorobenzene-d4	152	4.382	4.387	(1.000)	95557	8.00000	
* 2 Naphthalene-d8	136	5.344	5.354	(1.000)	428292	8.00000	
* 3 Acenaphthene-d10	164	6.685	6.695	(1.000)	335811	8.00000	
* 4 Phenanthrene-d10	188	7.823	7.838	(1.000)	714434	8.00000	
* 5 Chrysene-d12	240	9.853	9.874	(1.000)	809761	8.00000	
* 6 Perylene-d12	264	11.140	11.167	(1.000)	895536	8.00000	
198 1,4-Dioxane	88	Compound Not Detected.					
10 N-Nitrosodimethylamine	74	Compound Not Detected.					
9 Pyridine	79	Compound Not Detected.					
16 Methyl methanesulfonate	80	Compound Not Detected.					
206 Benzaldehyde	77	Compound Not Detected.					
21 Aniline	93	Compound Not Detected.					
22 Phenol	94	Compound Not Detected.					
23 bis(2-Chloroethyl)ether	93	Compound Not Detected.					
24 2-Chlorophenol	128	Compound Not Detected.					
26 1,3-Dichlorobenzene	146	Compound Not Detected.					
27 1,4-Dichlorobenzene	146	Compound Not Detected.					
28 1,2-Dichlorobenzene	146	Compound Not Detected.					
29 Benzyl Alcohol	108	Compound Not Detected.					
30 2-Methylphenol	108	Compound Not Detected.					

	Compounds	QUANT SIG MASS	RT	EXP RT	REL RT	RESPONSE	CONCENTRATIONS ON-COLUMN (NG)	CONCENTRATIONS FINAL (ug/L)
31	2,2'-oxybis(1-Chloropropane)	45	Compound Not Detected.					
37	Acetophenone	105	Compound Not Detected.					
32	N-Nitroso-di-n-propylamine	70	Compound Not Detected.					
192	4-Methylphenol	108	Compound Not Detected.					
34	Hexachloroethane	117	Compound Not Detected.					
35	Nitrobenzene	77	Compound Not Detected.					
41	Isophorone	82	Compound Not Detected.					
42	2-Nitrophenol	139	Compound Not Detected.					
43	2,4-Dimethylphenol	107	5.098	5.109	(0.954)	1817	0.11693	0.058465
44	bis(2-Chloroethoxy)methane	93	Compound Not Detected.					
48	2,4-Dichlorophenol	162	5.242	5.248	(0.981)	6434	0.40460	0.20230
49	Benzoic Acid	122	5.141	5.151	(0.962)	22335	5.22578	2.6129
50	1,2,4-Trichlorobenzene	180	Compound Not Detected.					
51	Naphthalene	128	5.360	5.370	(1.003)	5795	0.10497	0.052484
52	4-Chloroaniline	127	5.408	5.413	(1.012)	8592	0.40309	0.20154
54	2,6-Dichlorophenol	162	Compound Not Detected.					
56	Hexachlorobutadiene	224	Compound Not Detected.					
208	Caprolactam	113	5.659	5.659	(1.059)	5591	1.29517	0.64758
59	4-Chloro-3-Methylphenol	107	Compound Not Detected.					
62	2-Methylnaphthalene	142	5.889	5.899	(1.102)	4385	0.11159	0.055794
63	1-Methylnaphthalene	142	5.963	5.974	(1.116)	3404	0.08635	0.043175
64	Hexachlorocyclopentadiene	236	Compound Not Detected.					
66	2,4,6-Trichlorophenol	196	Compound Not Detected.					
67	2,4,5-Trichlorophenol	196	Compound Not Detected.					
209	1,1'-Biphenyl	154	6.247	6.257	(0.934)	2472	0.04614	0.023072
70	2-Chloronaphthalene	162	Compound Not Detected.					
73	2-Nitroaniline	65	Compound Not Detected.					
76	Dimethylphthalate	163	Compound Not Detected.					
78	2,6-Dinitrotoluene	165	Compound Not Detected.					
79	Acenaphthylene	152	6.578	6.588	(0.984)	6390	0.09037	0.045186
81	3-Nitroaniline	138	Compound Not Detected.					
82	Acenaphthene	153	6.706	6.722	(1.003)	6249	0.14153	0.070767
83	2,4-Dinitrophenol	184	Compound Not Detected.					
85	4-Nitrophenol	109	Compound Not Detected.					
86	Dibenzofuran	168	6.840	6.850	(1.023)	16692	0.25450	0.12725
87	2,4-Dinitrotoluene	165	Compound Not Detected.					
91	2,3,5,6-Tetrachlorophenol	231	Compound Not Detected.					
88	2,3,4,6-Tetrachlorophenol	231	Compound Not Detected.					
92	2-Naphthylamine	143	Compound Not Detected.					
93	Diethylphthalate	149	7.021	7.032	(1.050)	24388	0.50196	0.25098
94	Fluorene	166	7.101	7.117	(1.062)	12890	0.25050	0.12525
95	4-Chlorophenyl-phenylether	204	Compound Not Detected.					
96	4-Nitroaniline	138	Compound Not Detected.					
98	4,6-Dinitro-2-methylphenol	198	Compound Not Detected.					
99	N-Nitrosodiphenylamine (1)	169	7.197	7.208	(0.920)	8204	0.19015	0.095074
100	1,2-Diphenylhydrazine	77	Compound Not Detected.					
106	4-Bromophenyl-phenylether	248	Compound Not Detected.					
107	Hexachlorobenzene	283	Compound Not Detected.					
210	Atrazine	200	Compound Not Detected.					
111	Pentachlorophenol	266	7.673	7.689	(0.981)	6914	2.15388	1.0769
115	Phenanthrene	178	7.839	7.854	(1.002)	66872	0.73993	0.36996
116	Anthracene	178	7.881	7.897	(1.008)	22397	0.24510	0.12255
119	Carbazole	167	8.004	8.020	(1.023)	25562	0.28948	0.14474
120	Di-n-Butylphthalate	149	8.271	8.287	(1.057)	41426	0.39089	0.19545

Compounds	QUANT SIG MASS	RT	EXP RT	REL RT	RESPONSE	CONCENTRATIONS ON-COLUMN (NG)	CONCENTRATIONS FINAL (ug/L)
123 Fluoranthene	202	8.757	8.773	(1.120)	37502	0.34714	0.17357
124 Benzidine	184	Compound Not Detected.					
125 Pyrene	202	8.928	8.950	(0.906)	31224	0.25139	0.12570
131 Butylbenzylphthalate	149	9.420	9.436	(0.956)	44857	0.77114	0.38557
135 3,3'-Dichlorobenzidine	252	Compound Not Detected.					
136 Benzo(a)Anthracene	228	9.847	9.868	(0.999)	27237	0.23281	0.11640
137 Chrysene	228	9.874	9.895	(1.002)	25873	0.22223	0.11111
139 bis(2-ethylhexyl)Phthalate	149	9.853	9.868	(1.000)	72022	0.88667	0.44333
140 Di-n-octylphthalate	149	10.355	10.381	(0.929)	19491	0.11470	0.057352
141 Benzo(b)fluoranthene	252	Compound Not Detected.					
142 Benzo(k)fluoranthene	252	Compound Not Detected.					
143 7,12-dimethylbenz[a]anthracen	256	Compound Not Detected.					
146 Benzo(a)pyrene	252	Compound Not Detected.					
149 Indeno(1,2,3-cd)pyrene	276	Compound Not Detected.					
150 Dibenz(a,h)anthracene	278	Compound Not Detected.					
151 Benzo(g,h,i)perylene	276	Compound Not Detected.					
$ 154 Nitrobenzene-d5	82	4.799	4.809	(0.898)	368099	24.6840	12.342
$ 155 2-Fluorobiphenyl	172	6.172	6.182	(0.923)	1169191	24.4675	12.234
$ 156 Terphenyl-d14	244	9.046	9.062	(0.918)	2053601	25.6271	12.814
$ 157 Phenol-d5	99	4.126	4.126	(0.941)	483658	31.9042	15.952
$ 158 2-Fluorophenol	112	3.356	3.356	(0.766)	233374	22.0649	11.032
$ 159 2,4,6-Tribromophenol	330	7.288	7.299	(0.932)	335182	39.9136	19.957
$ 186 2-Chlorophenol-d4	132	4.206	4.211	(0.960)	451066	30.3696	15.185
$ 187 1,2-Dichlorobenzene-d4	152	4.494	4.500	(1.026)	273337	23.4886	11.744

Data File: \\PITSVR06\D\chem\731.i\V102808.b\V1028025.D

Date : 28-OCT-2008 02:39

Client ID: RFI-33-1008

Instrument: 731.i

Sample Info: C8J180171-009 10/23/08 h2o (8298042) 8270c

Volume Injected (uL): 2.0

Operator: 003200

Column phase: DB5-MS

Column diameter: 0.32

43 2,4-Dimethylphenol

Concentration: 0.058465 ug/L

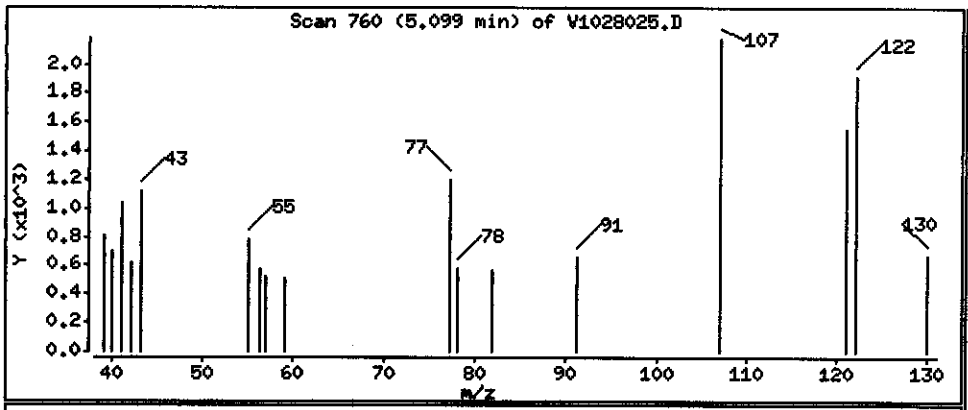

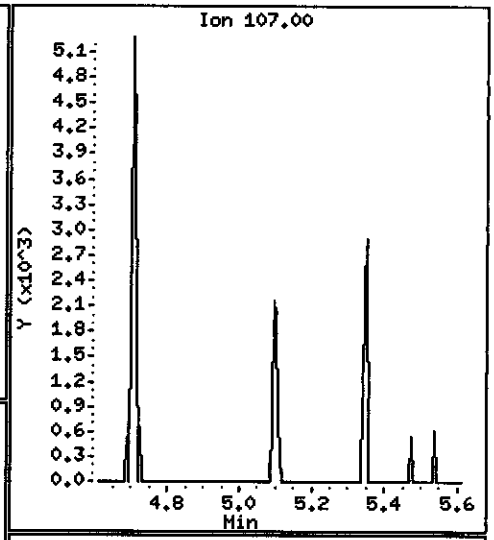

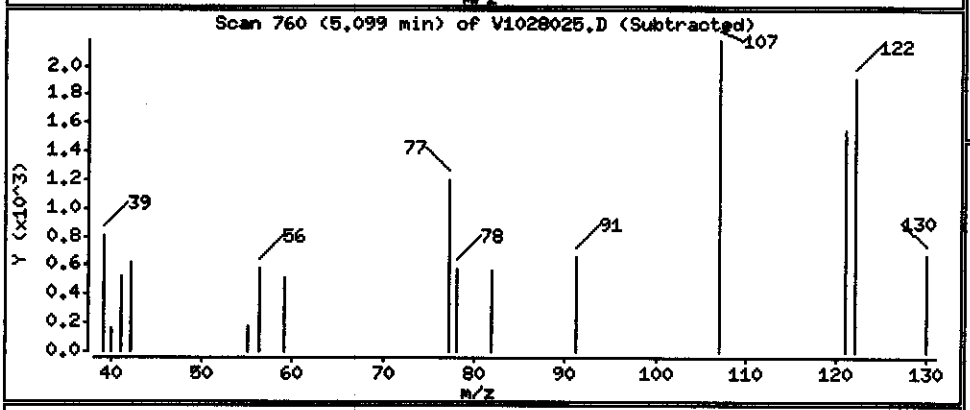

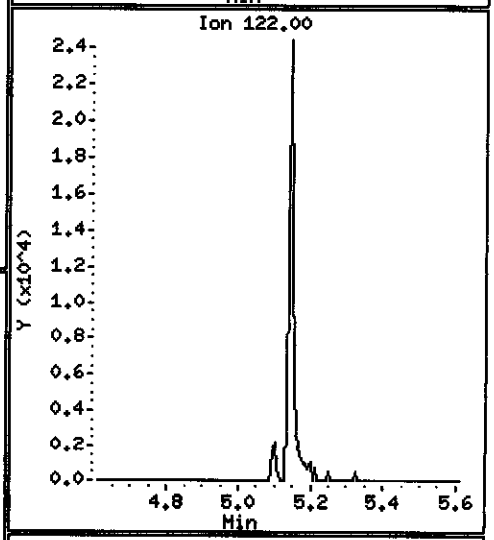

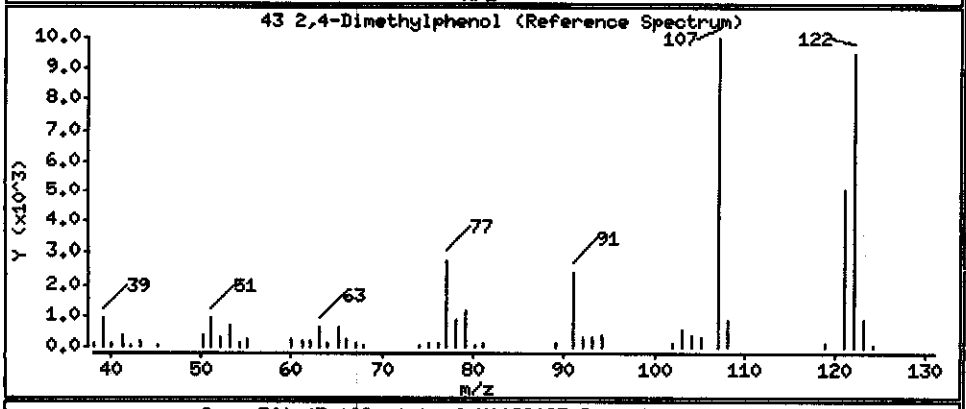

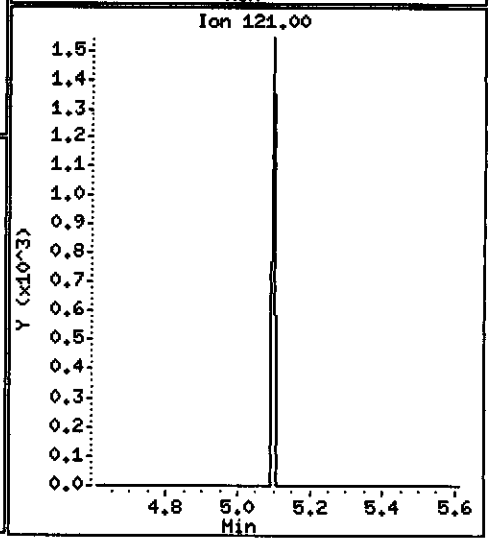

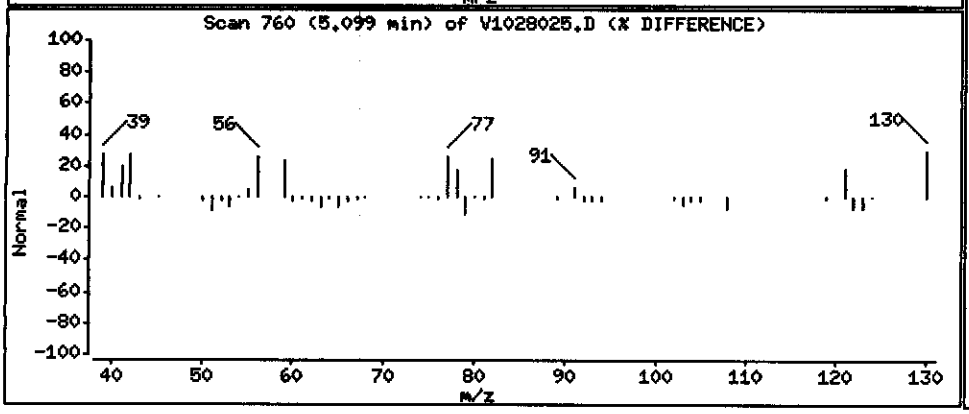

Data File: \\PITSVR06\D\chem\731.i\V102808.b\V1028025.D

Date : 28-OCT-2008 02:39

Client ID: RFI-33-1008

Instrument: 731.i

Sample Info: C8J180171-009 10/23/08 h2o (8298042) 8270c

Volume Injected (uL): 2.0

Operator: 003200

Column phase: DB5-MS

Column diameter: 0.32

48 2,4-Dichlorophenol

Concentration: 0.20230 ug/L

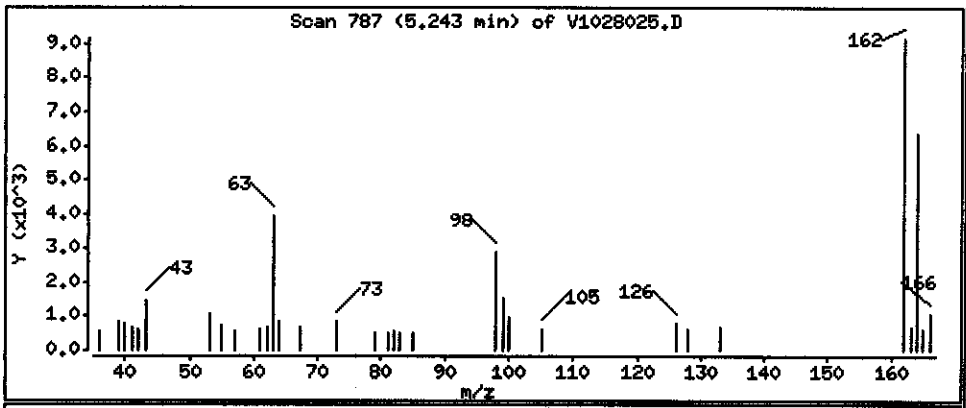

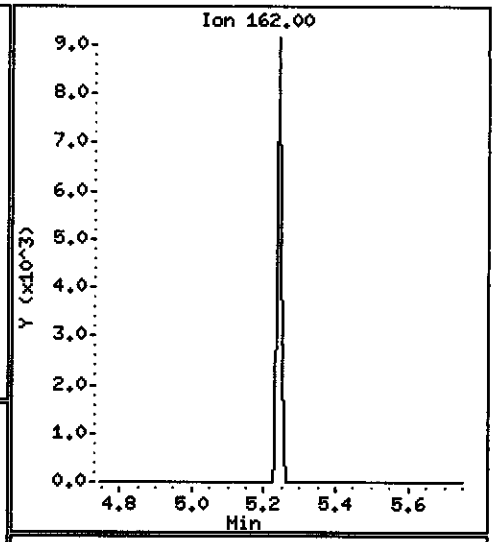

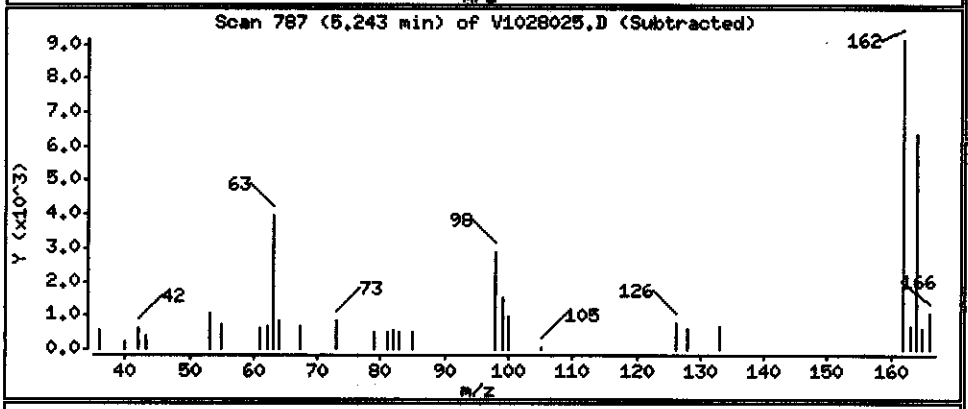

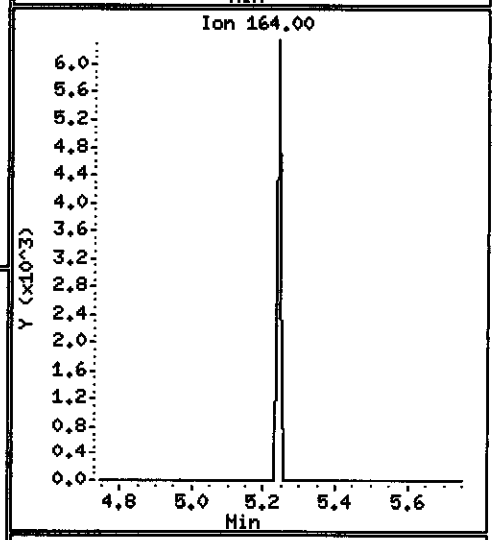

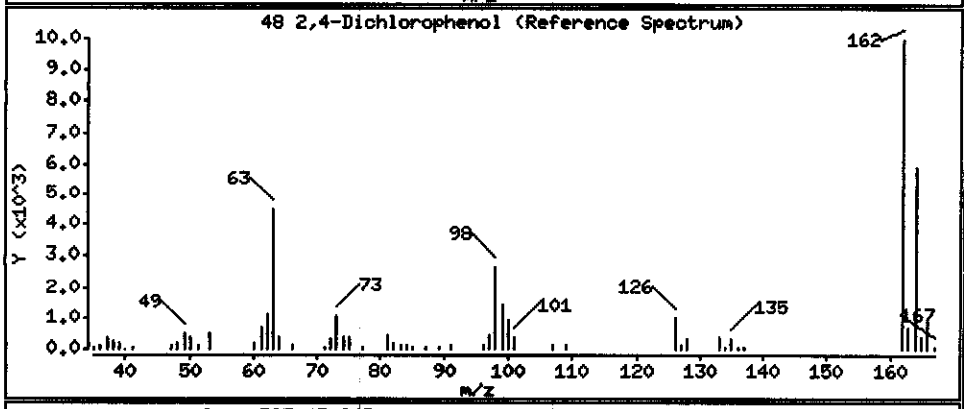

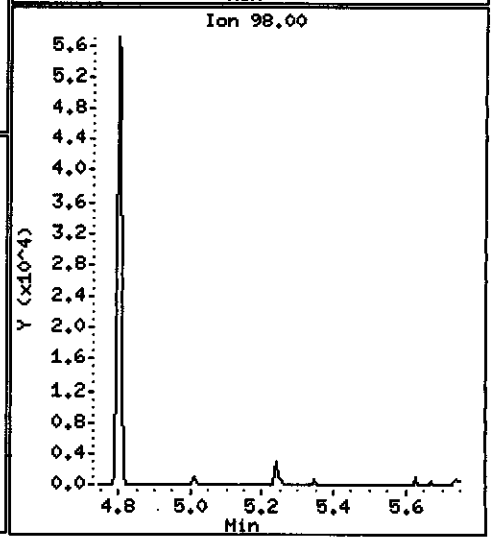

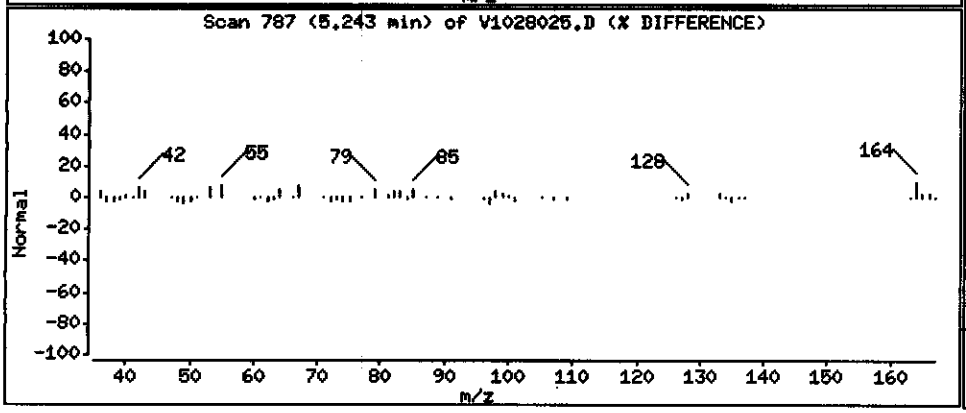

Data File: \\PITSVR06\D\chem\731.i\V102808.b\V1028025.D

Date : 28-OCT-2008 02:39

Client ID: RFI-33-1008

Instrument: 731.i

Sample Info: C8J180171-009 10/23/08 h2o (8298042) 8270c

Volume Injected (uL): 2.0

Operator: 003200

Column phase: DB5-MS

Column diameter: 0.32

49 Benzoic Acid

Concentration: 2.6129 ug/L

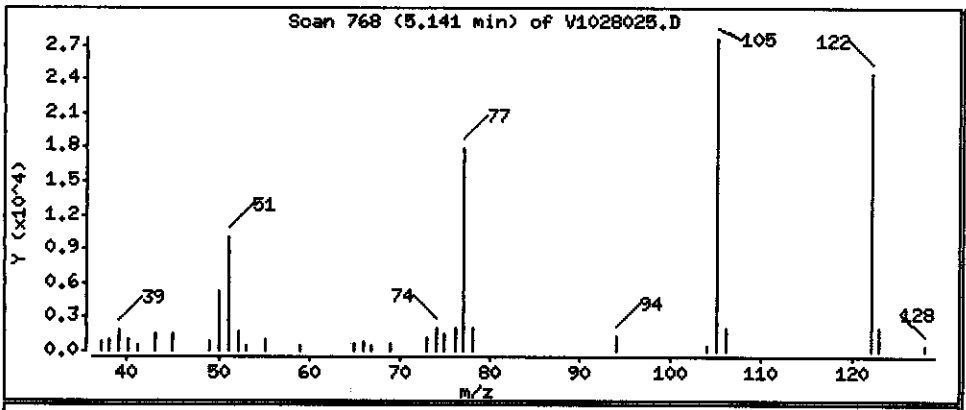

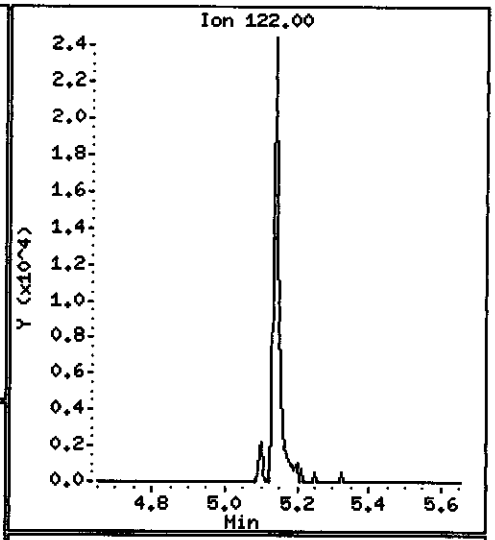

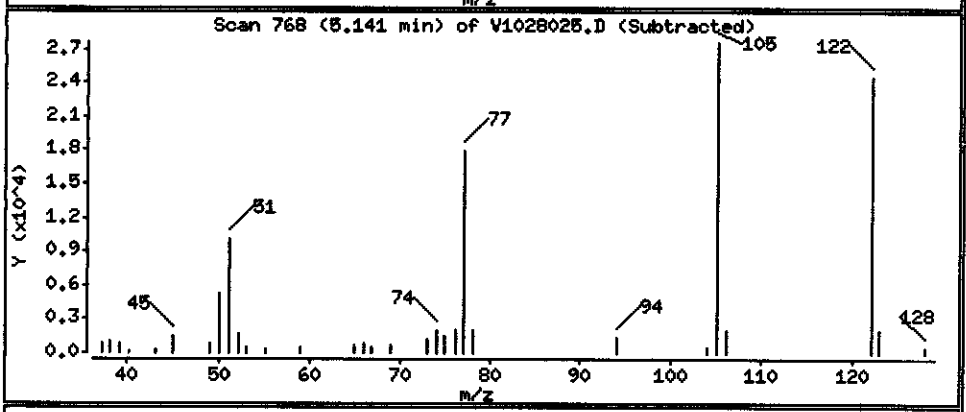

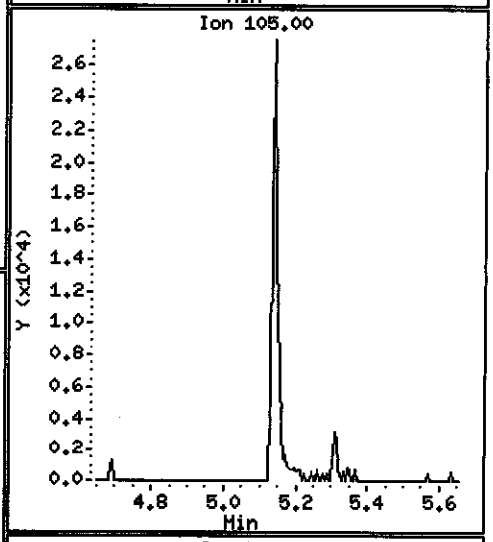

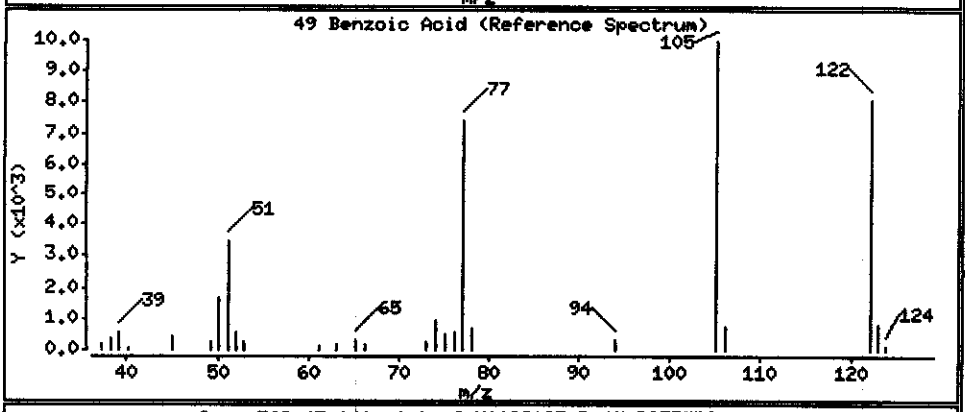

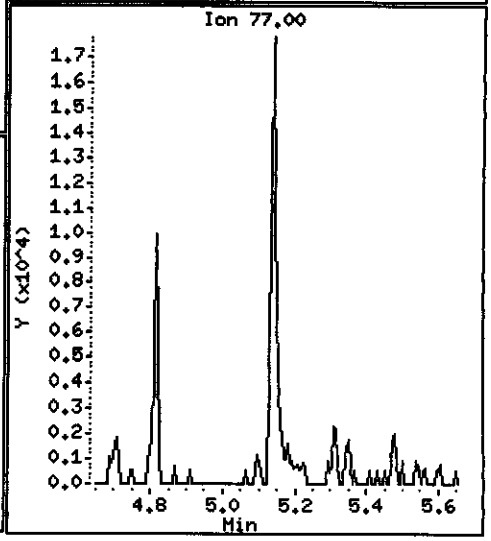

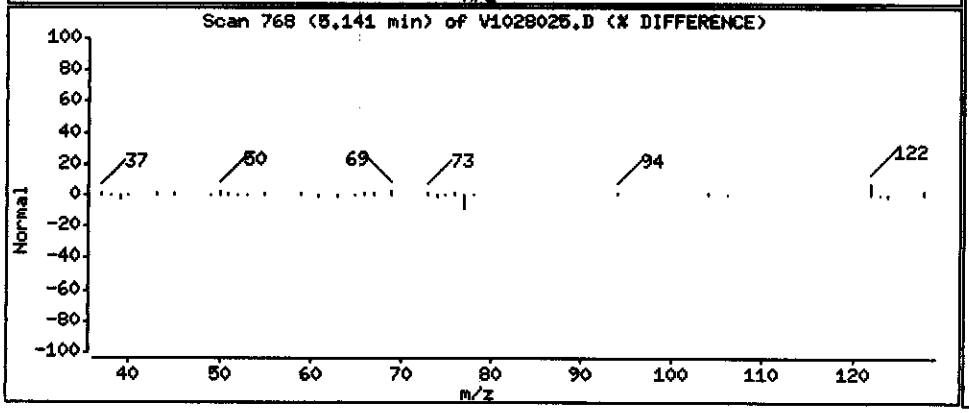

Data File: \\PITSVR06\D\chem\731.i\V102808.b\V1028025.D

Date : 28-OCT-2008 02:39

Client ID: RFI-33-1008

Instrument: 731.i

Sample Info: C8J180171-009 10/23/08 h2o (8298042) 8270c

Volume Injected (uL): 2.0

Operator: 003200

Column phase: DB5-MS

Column diameter: 0.32

51 Naphthalene

Concentration: 0.052484 ug/L

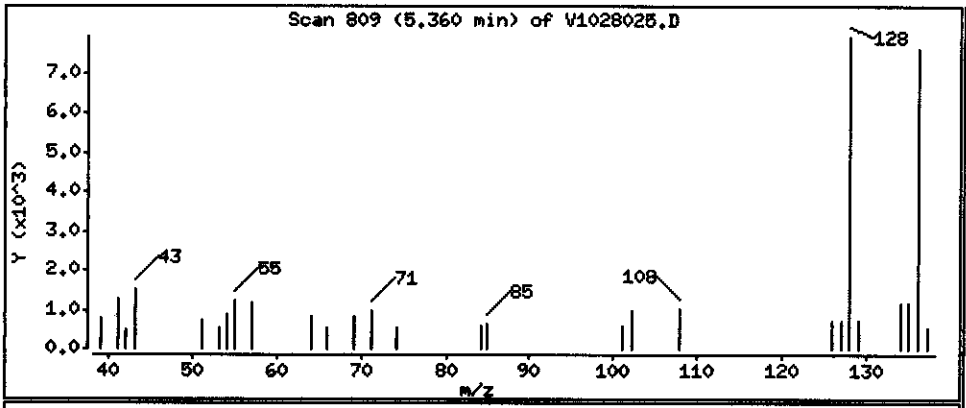

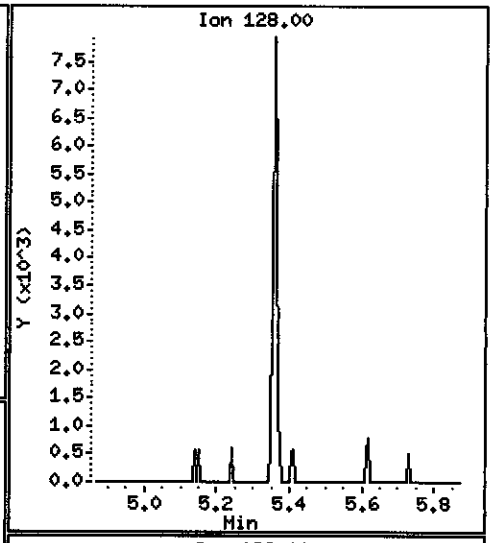

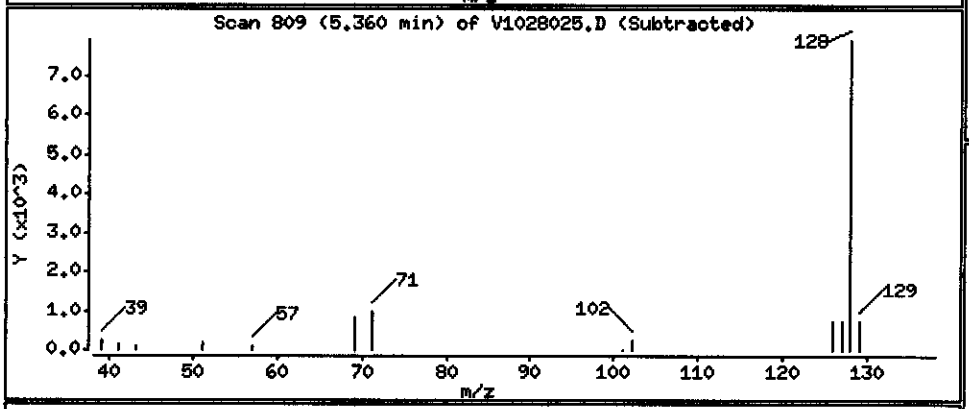

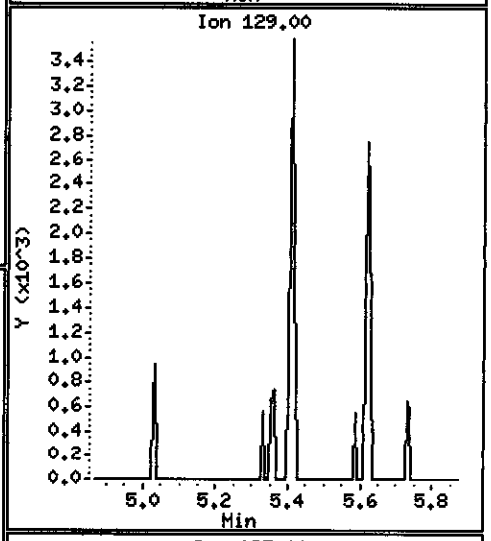

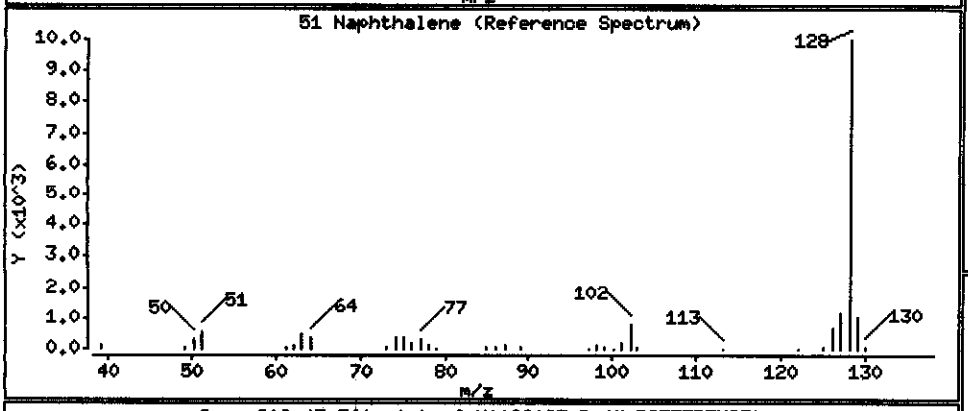

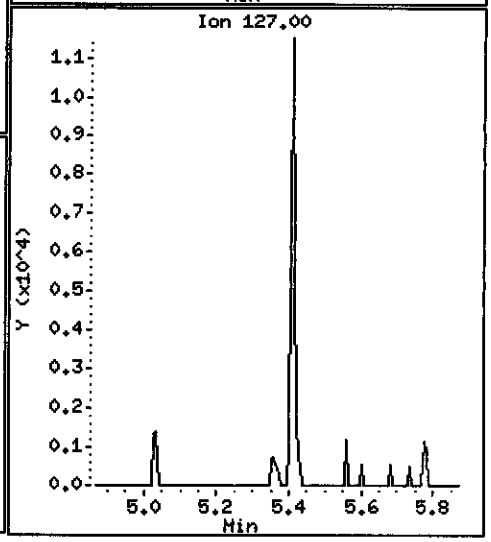

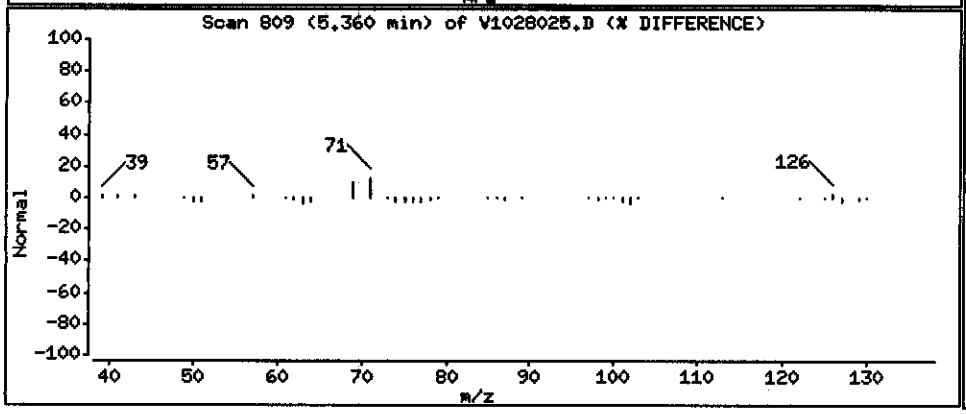

Data File: \\PITSVR06\D\chem\731.i\V102808.b\V1028025.D

Date : 28-OCT-2008 02:39

Client ID: RFI-33-1008

Instrument: 731.i

Sample Info: C8J180171-009 10/23/08 h2o (8298042) 8270c

Volume Injected (uL): 2.0

Operator: 003200

Column phase: DB5-MS

Column diameter: 0.32

52 4-Chloroaniline

Concentration: 0.20154 ug/L

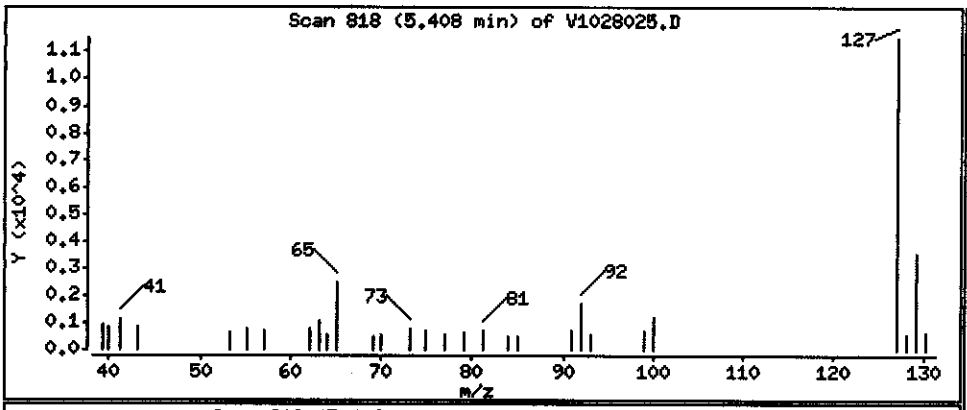

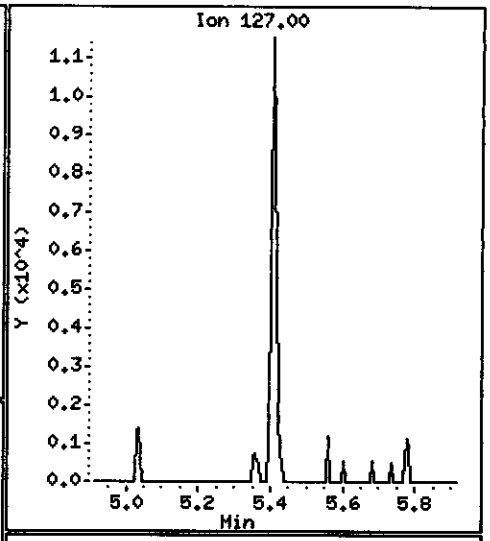

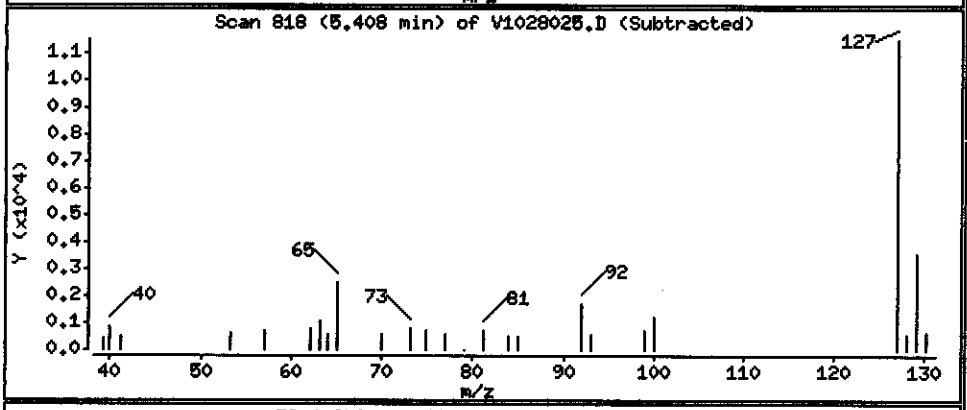

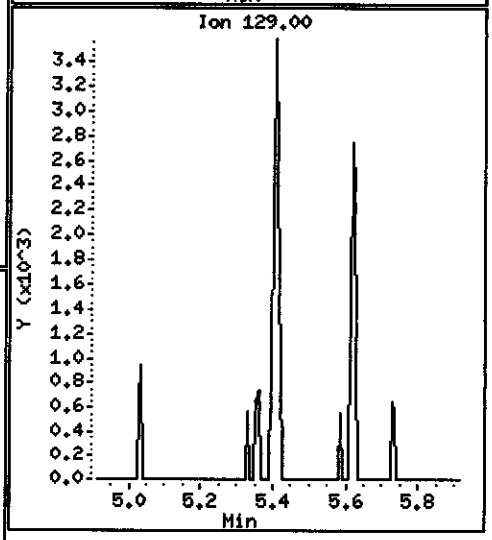

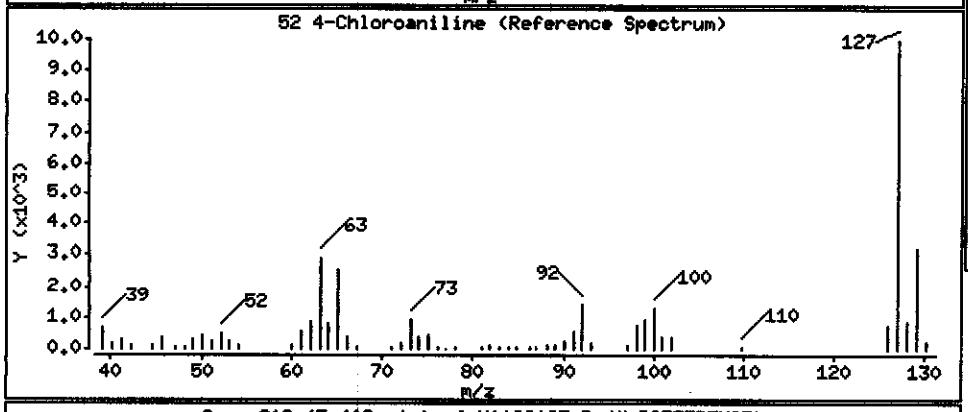

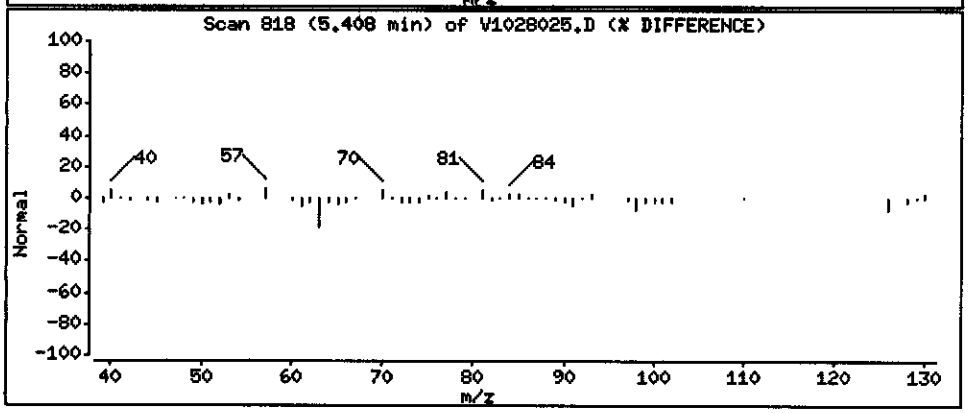

Data File: \\PITSVR06\D\chem\731.i\V102808.b\V1028025.D

Date : 28-OCT-2008 02:39

Client ID: RFI-33-1008

Instrument: 731.i

Sample Info: C8J180171-009 10/23/08 h2o (8298042) 8270c

Volume Injected (uL): 2.0

Operator: 003200

Column phase: DB5-MS

Column diameter: 0.32

208 Caprolactam

Concentration: 0.64758 ug/L

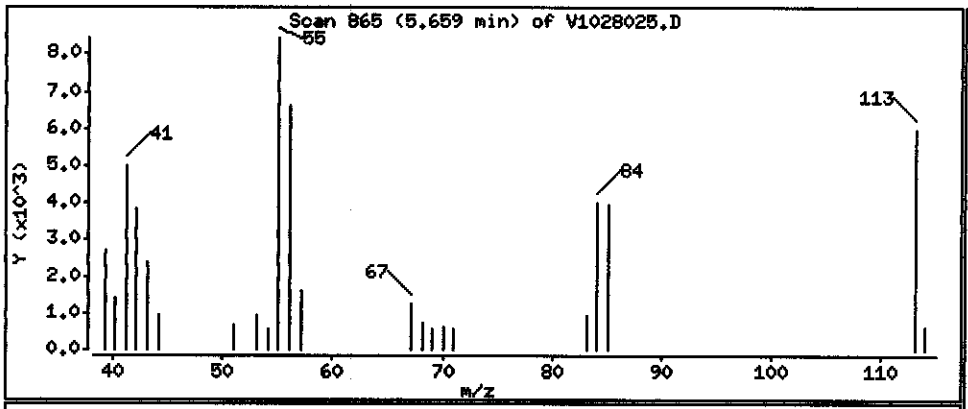

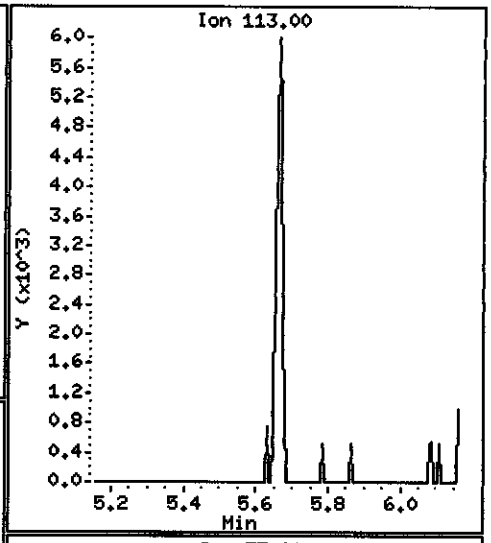

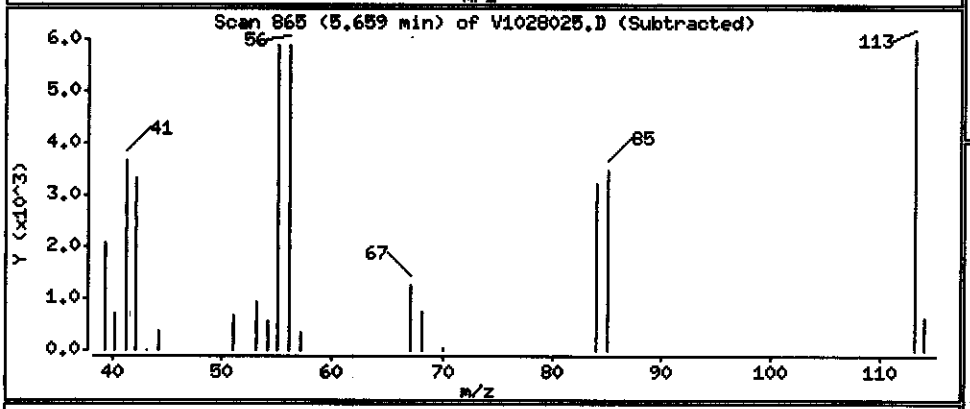

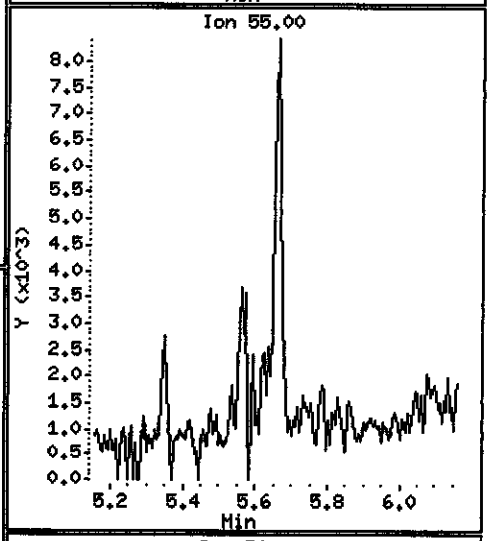

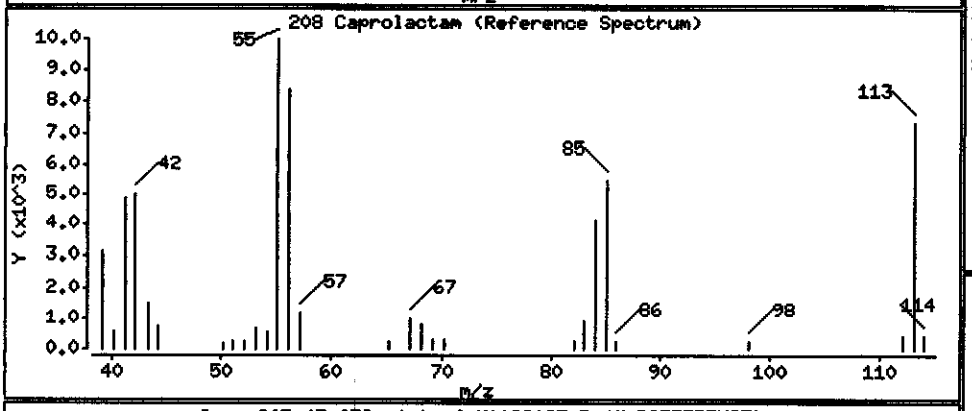

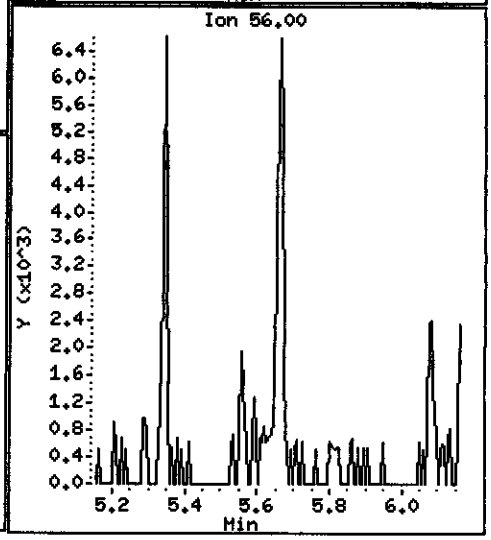

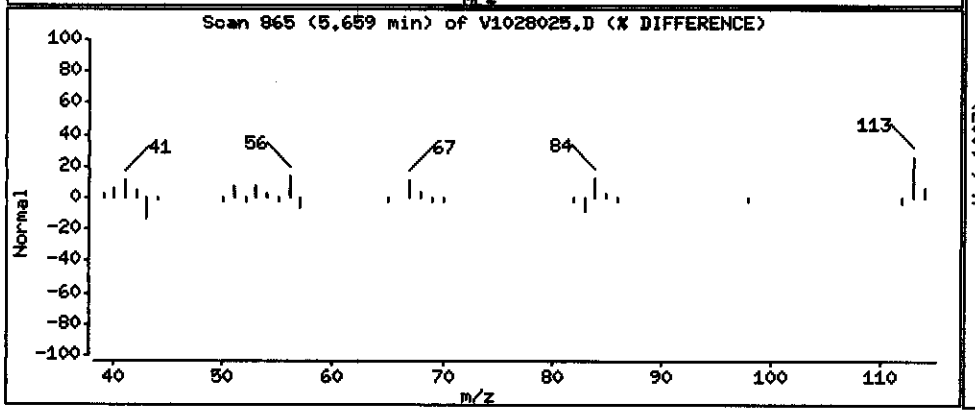

Data File: \\PITSVR06\D\chem\731.i\V102808.b\V1028025.D

Date : 28-OCT-2008 02:39

Client ID: RFI-33-1008

Instrument: 731.i

Sample Info: C8J180171-009 10/23/08 h2o (8298042) 8270c

Volume Injected (uL): 2.0

Operator: 003200

Column phase: DB5-MS

Column diameter: 0.32

62 2-Methylnaphthalene

Concentration: 0.055794 ug/L

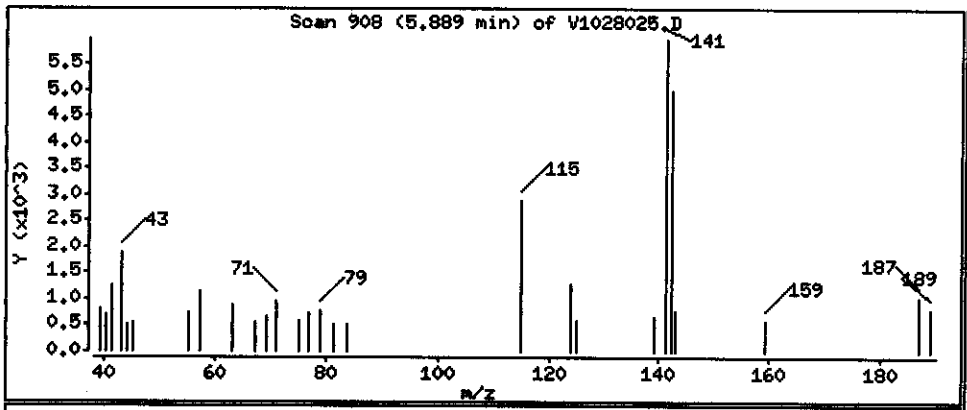

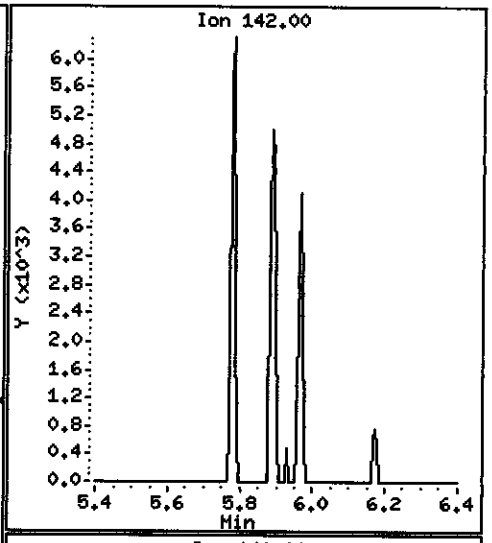

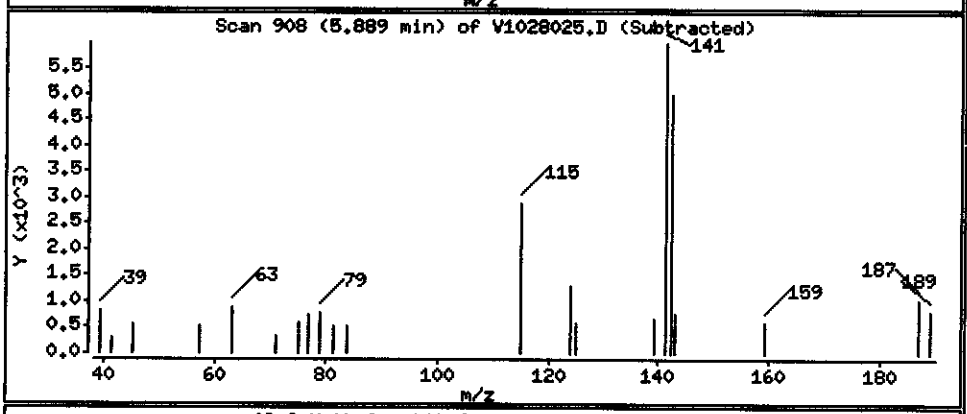

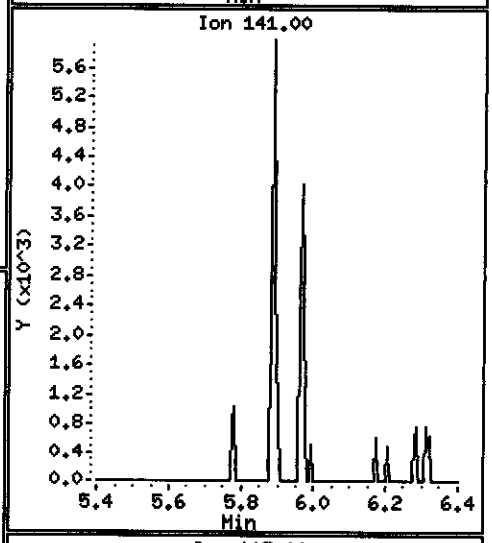

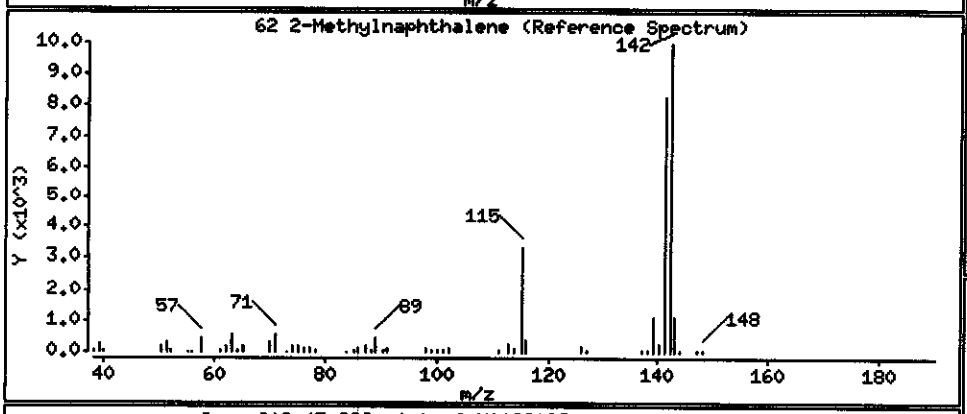

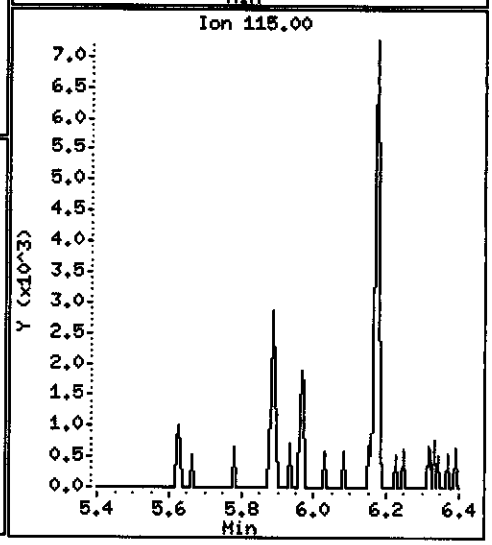

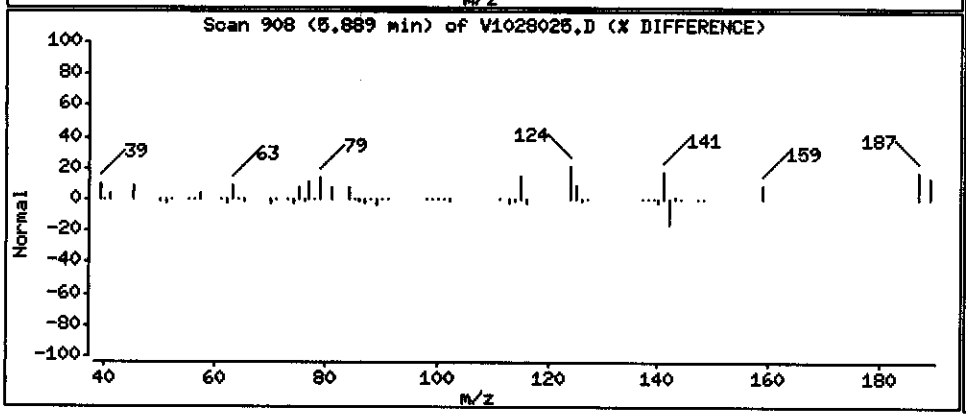

Data File: \\PITSVR06\D\chem\731.i\V102808.b\V1028025.D

Date : 28-OCT-2008 02:39

Client ID: RFI-33-1008

Instrument: 731.i

Sample Info: C8J180171-009 10/23/08 h2o (8298042) 8270c

Volume Injected (uL): 2.0

Operator: 003200

Column phase: DB5-MS

Column diameter: 0.32

63 1-Methylnaphthalene

Concentration: 0.043175 ug/L

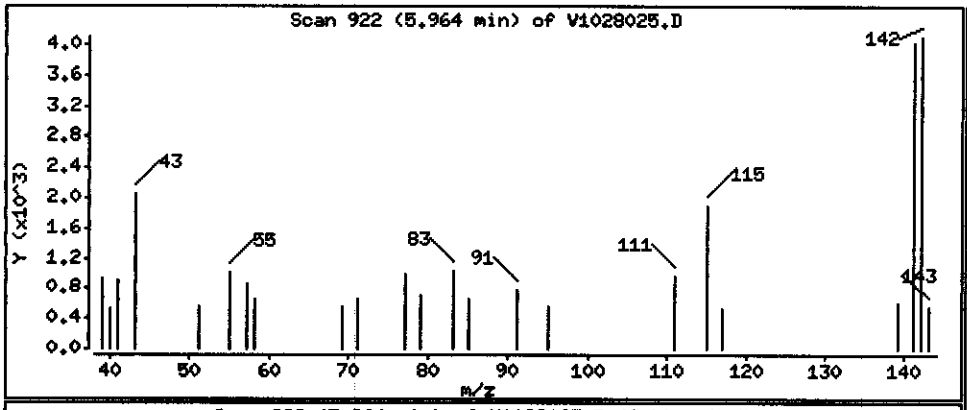

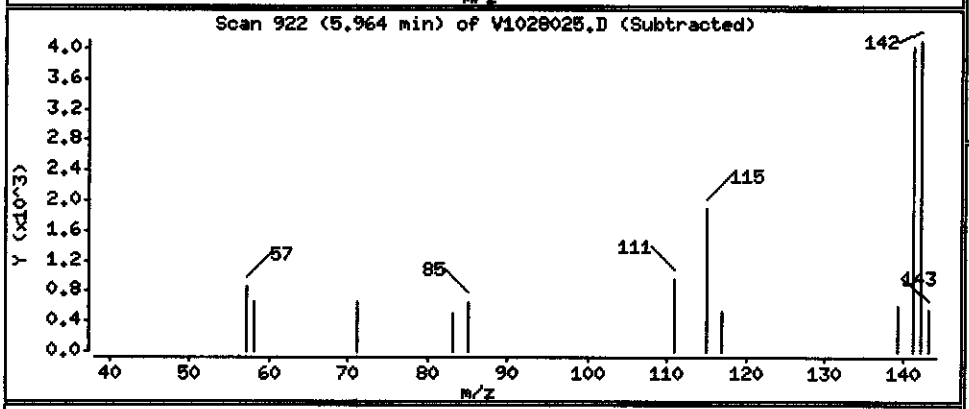

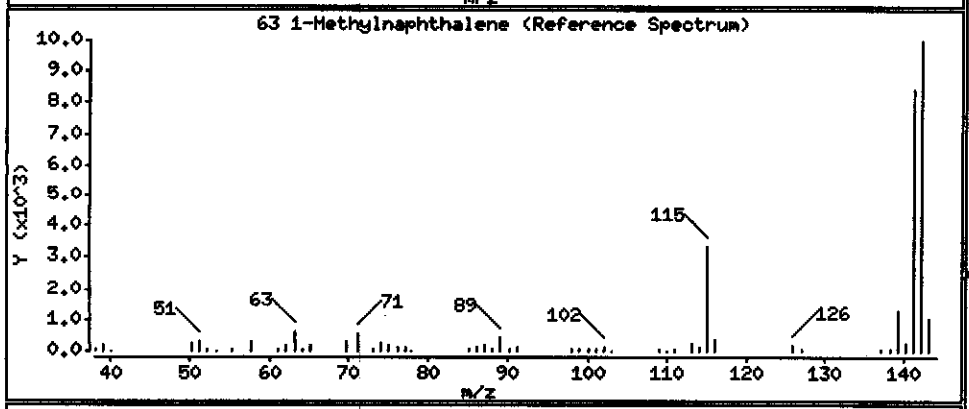

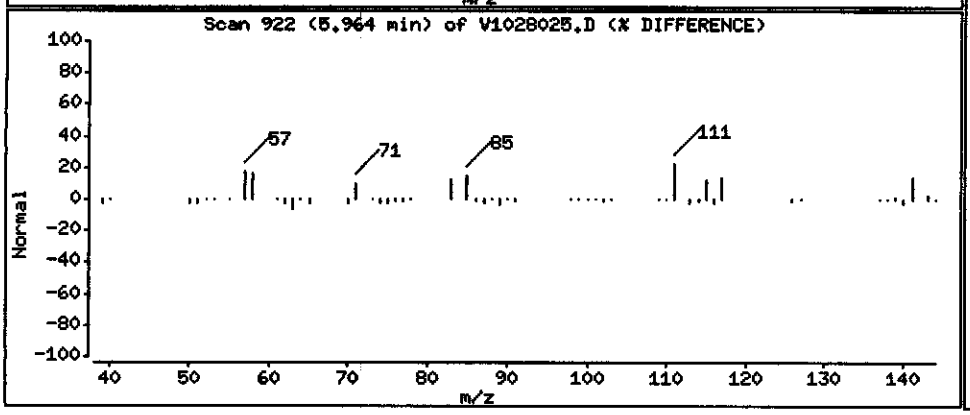

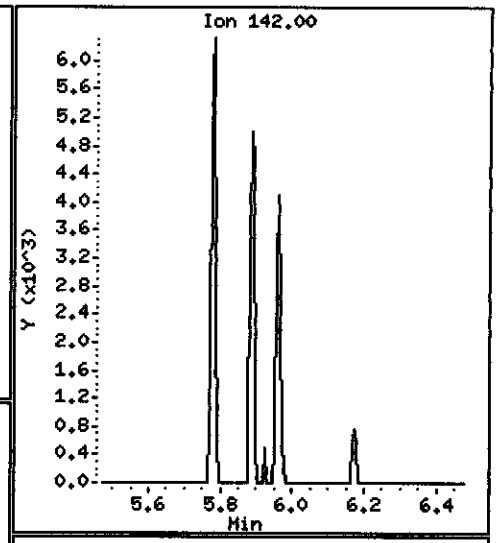

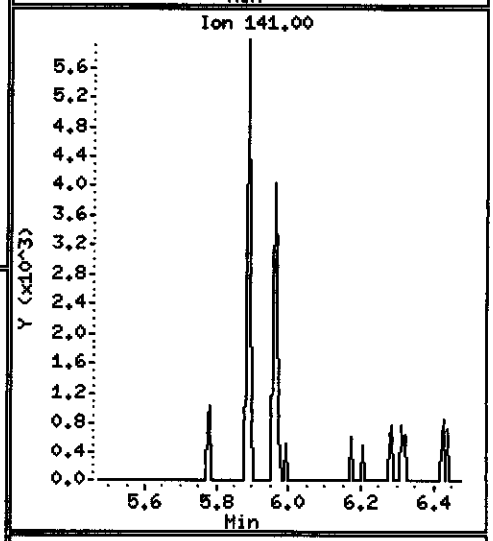

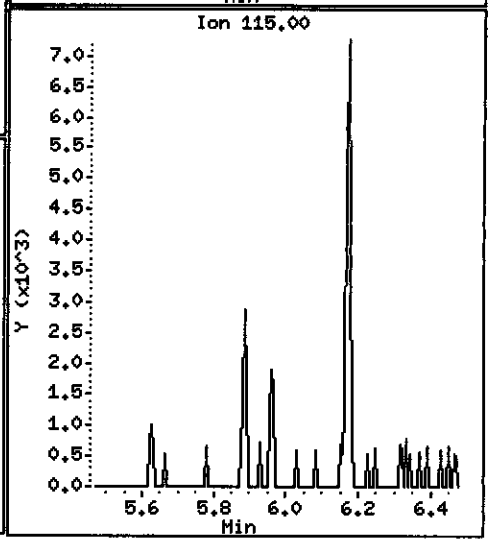

Data File: \\PITSVR06\D\chem\731.i\V102808.b\V1028025.D

Date : 28-OCT-2008 02:39

Client ID: RFI-33-1008

Instrument: 731.i

Sample Info: C8J180171-009 10/23/08 h2o (8298042) 8270c

Volume Injected (uL): 2.0

Operator: 003200

Column phase: DB5-MS

Column diameter: 0.32

209 1,1'-Biphenyl

Concentration: 0.023072 ug/L

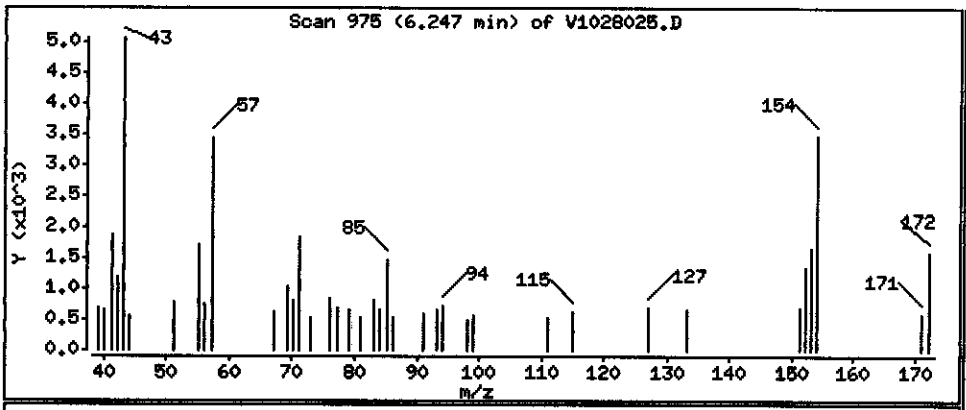

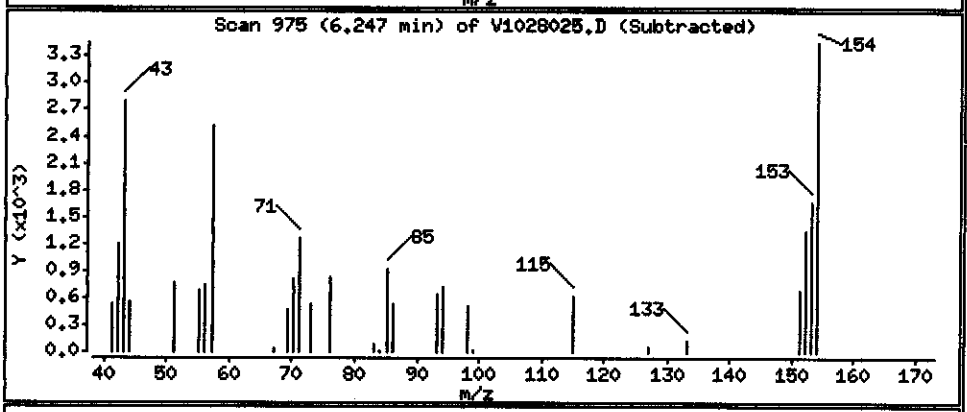

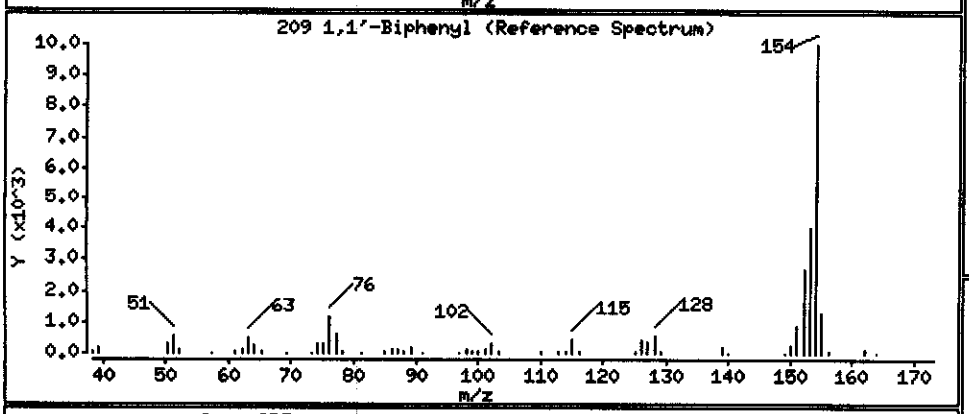

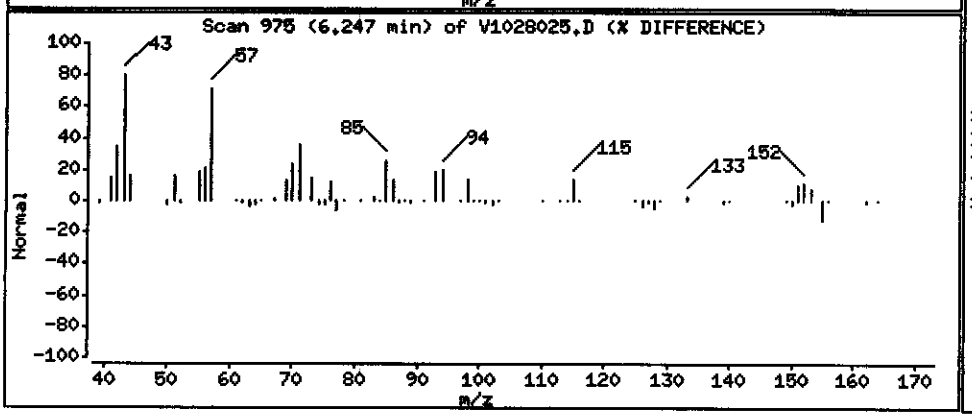

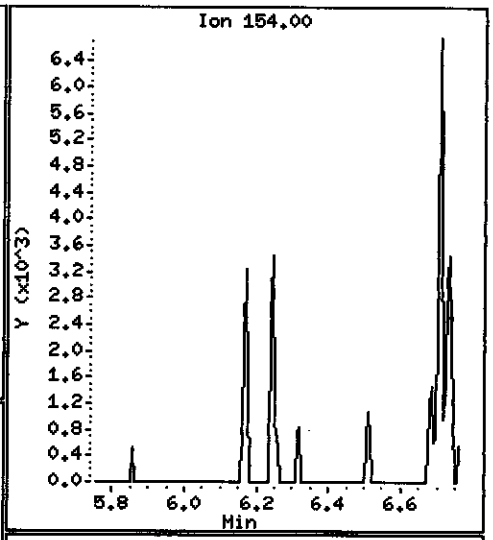

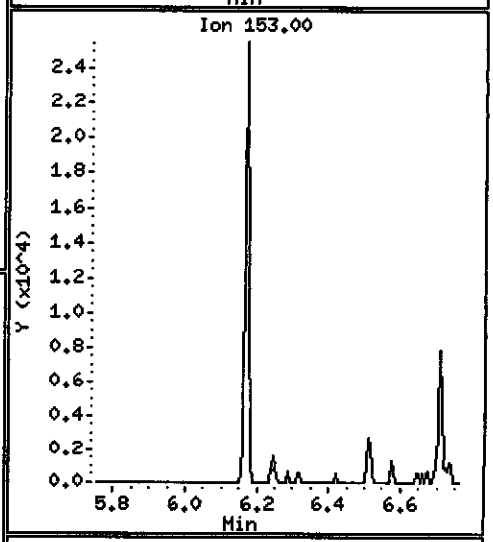

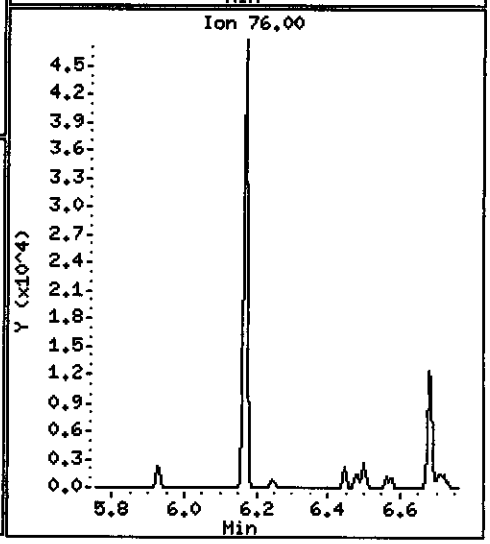

Data File: \\PITSVR06\D\chem\731.i\V102808.b\V1028025.D

Date : 28-OCT-2008 02:39

Client ID: RFI-33-1008

Instrument: 731.i

Sample Info: C8J180171-009 10/23/08 h2o (8298042) 8270c

Volume Injected (uL): 2.0

Operator: 003200

Column phase: DB5-MS

Column diameter: 0.32

79 Acenaphthylene

Concentration: 0.045186 ug/L

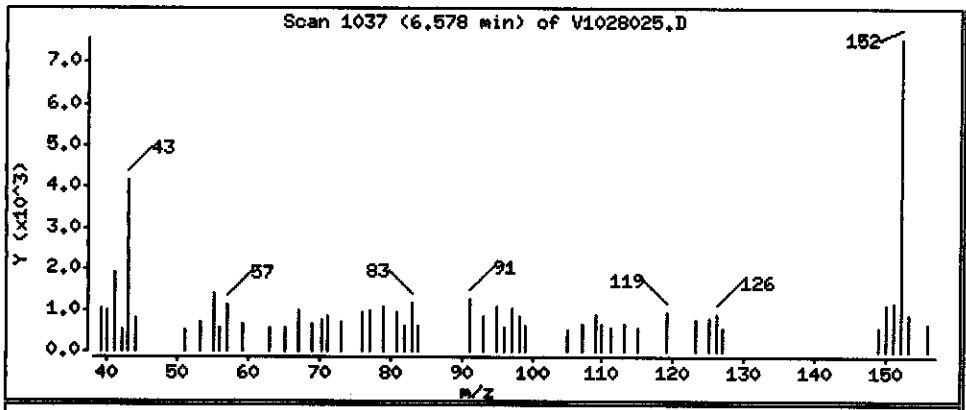

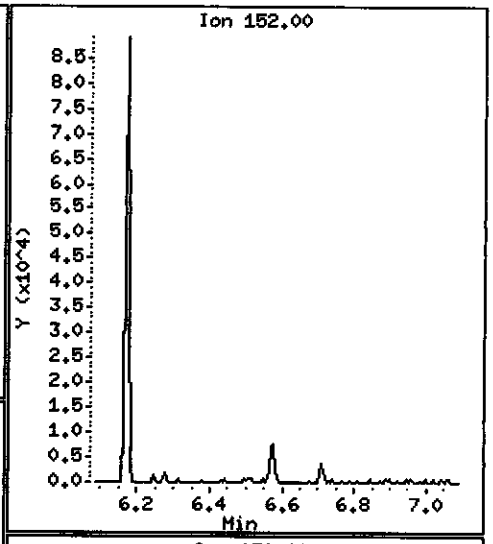

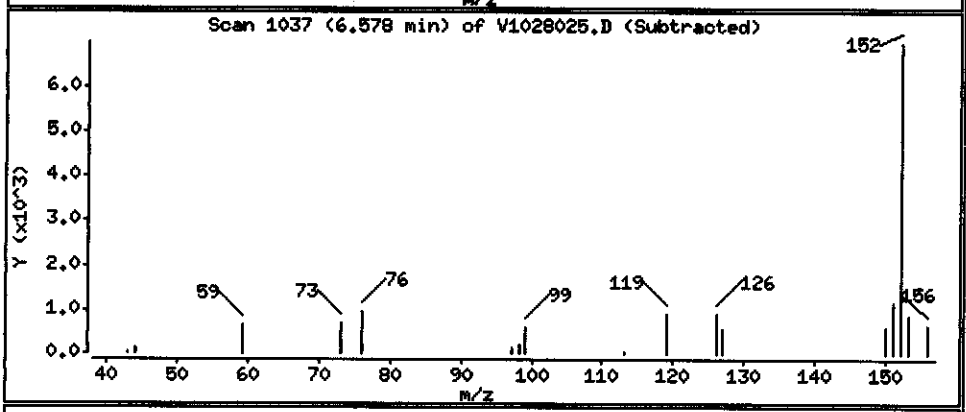

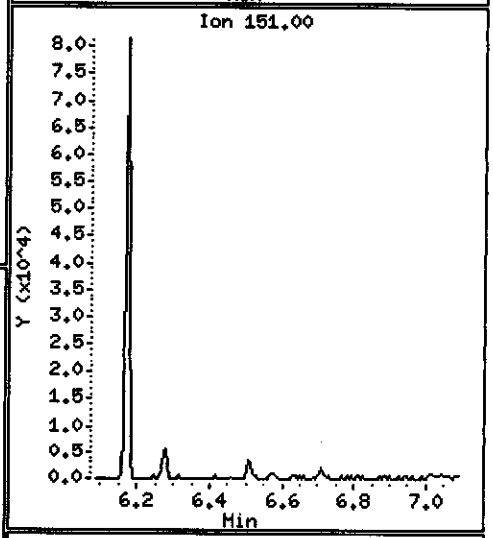

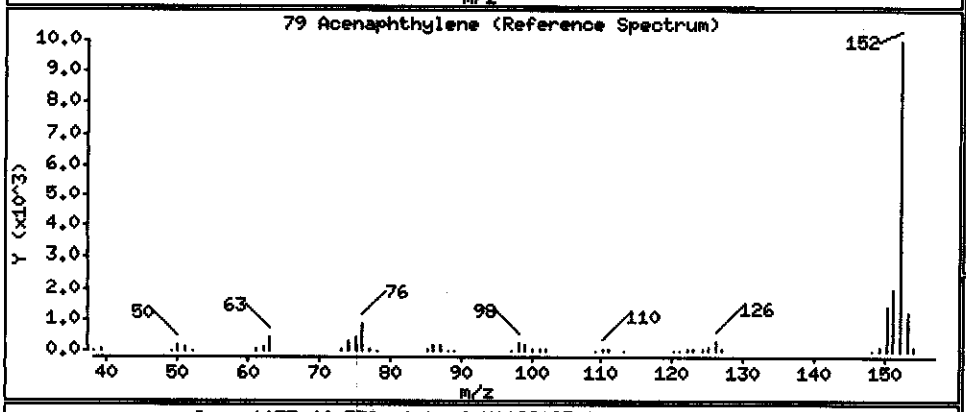

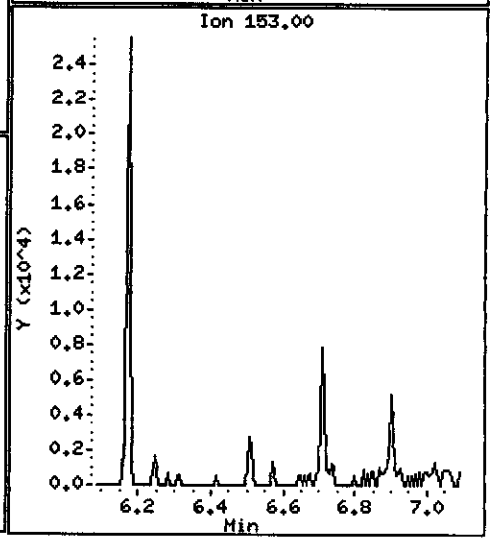

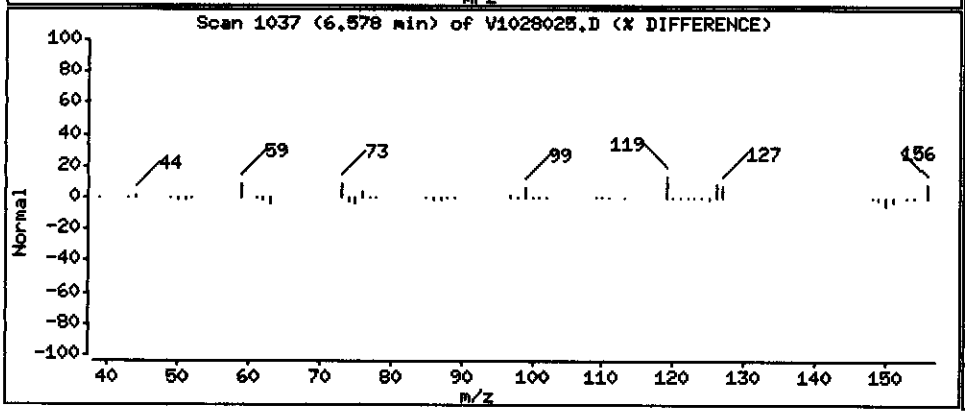

Data File: \\PITSVR06\D\chem\731.i\V102808.b\V1028025.D

Date : 28-OCT-2008 02:39

Client ID: RFI-33-1008

Instrument: 731.i

Sample Info: C8J180171-009 10/23/08 h2o (8298042) 8270c

Volume Injected (uL): 2.0

Operator: 003200

Column phase: DB5-MS

Column diameter: 0.32

82 Acenaphthene

Concentration: 0.070767 ug/L

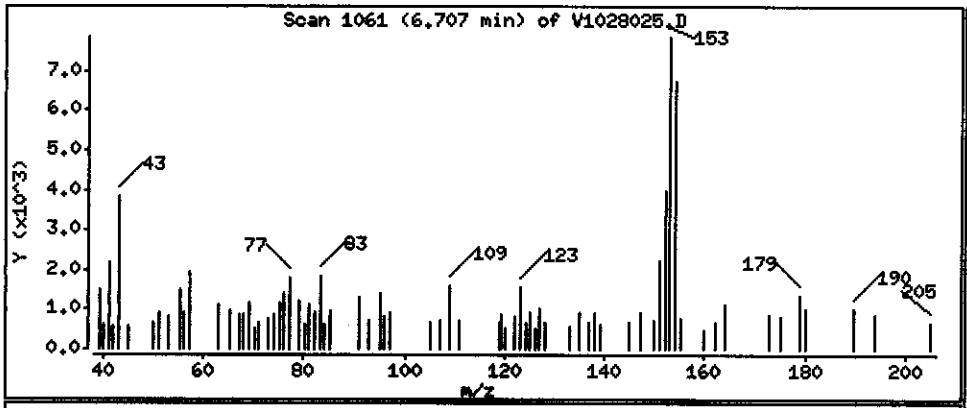

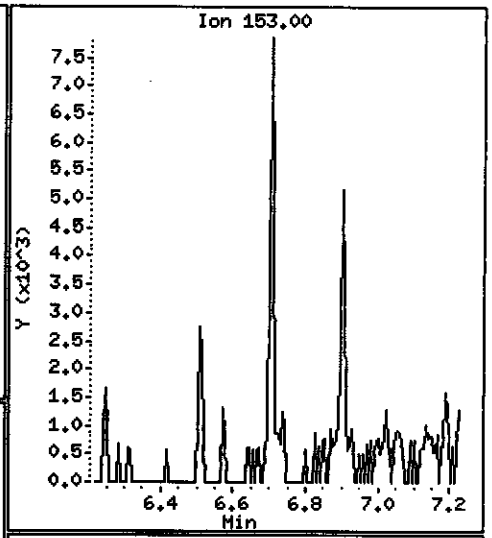

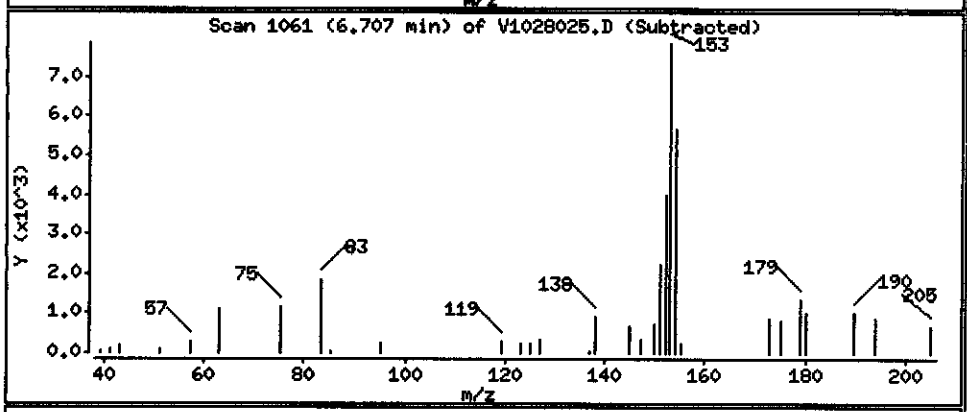

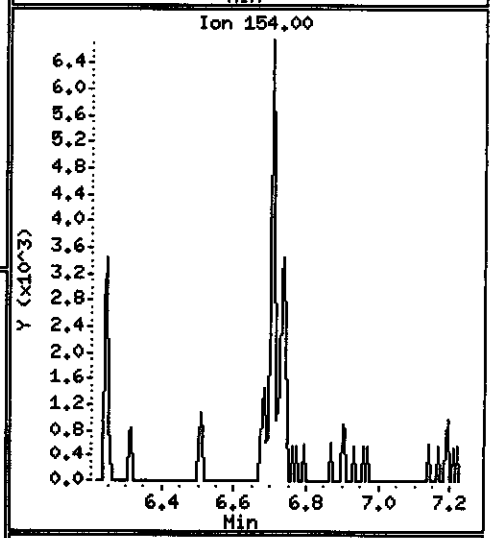

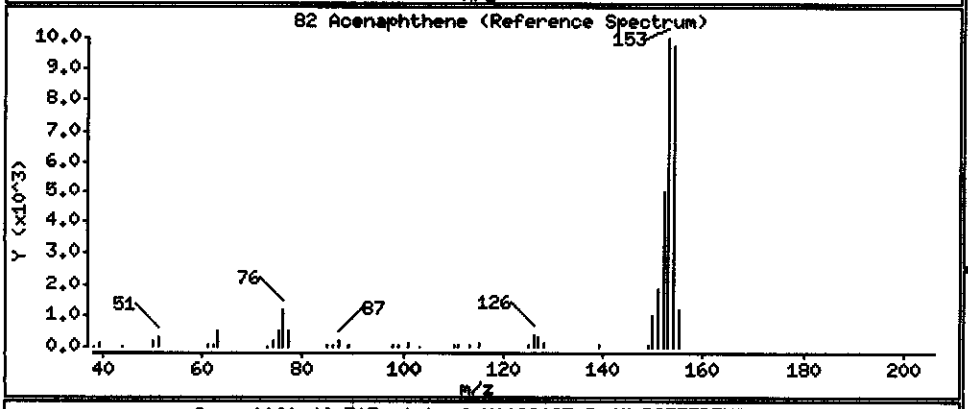

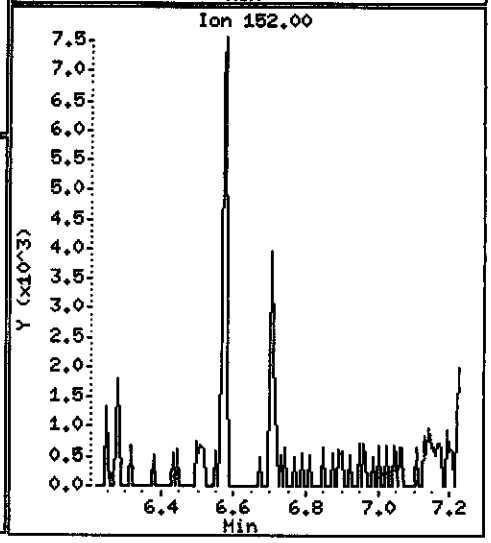

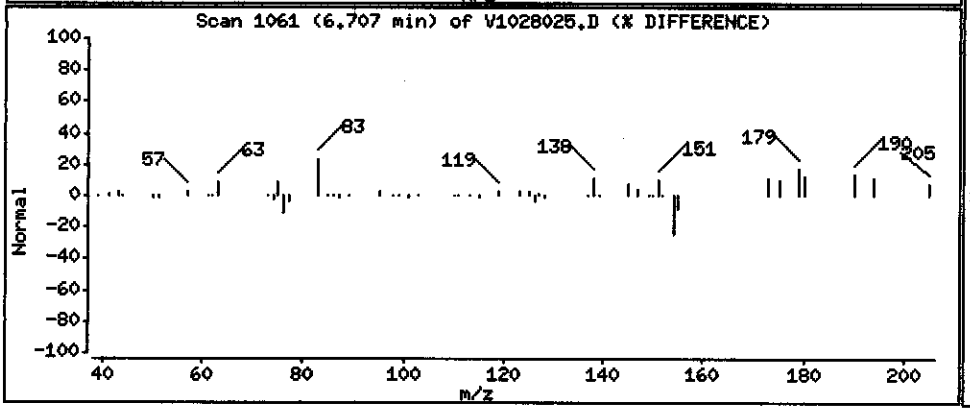

Data File: \\PITSVR06\D\chem\731.i\V102808.b\V1028025.D

Date : 28-OCT-2008 02:39

Client ID: RFI-33-1008

Instrument: 731.i

Sample Info: C8J180171-009 10/23/08 h2o (8298042) 8270c

Volume Injected (uL): 2.0

Operator: 003200

Column phase: DB5-MS

Column diameter: 0.32

86 Dibenzofuran

Concentration: 0.12725 ug/L

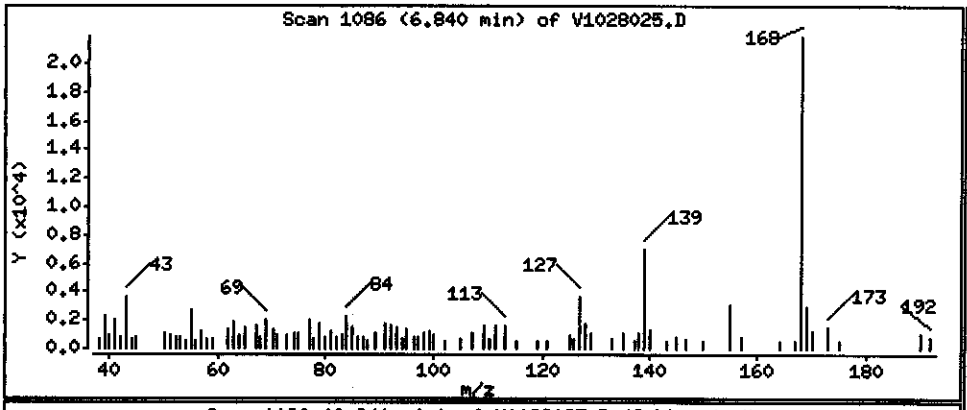

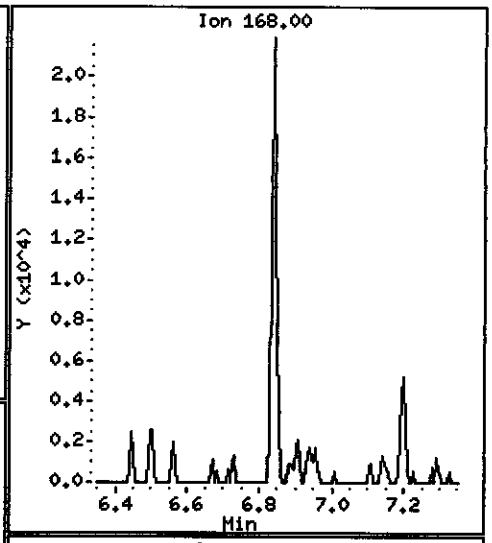

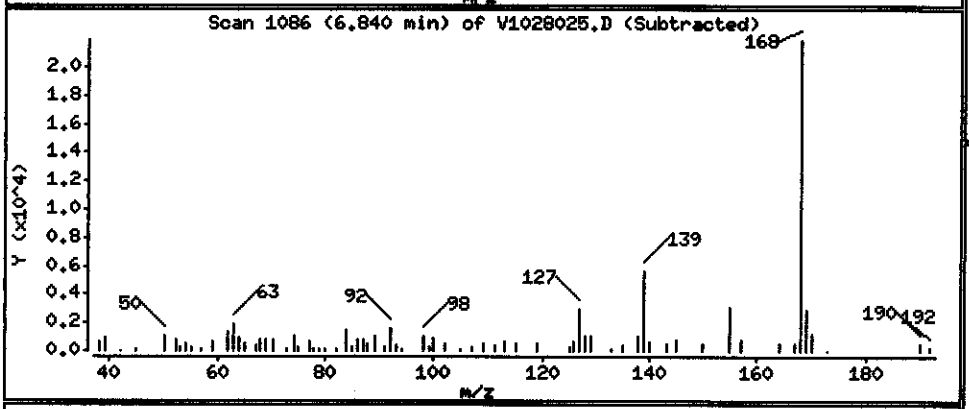

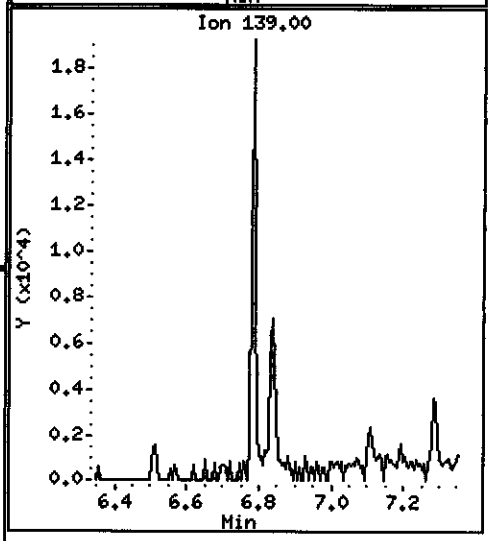

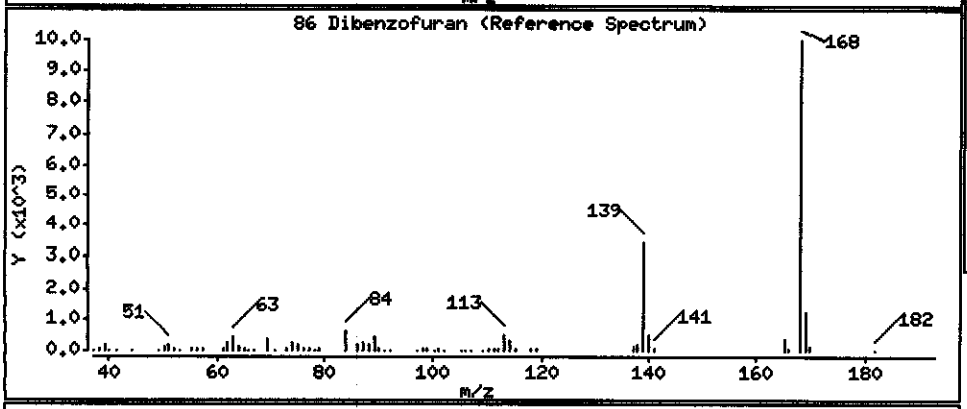

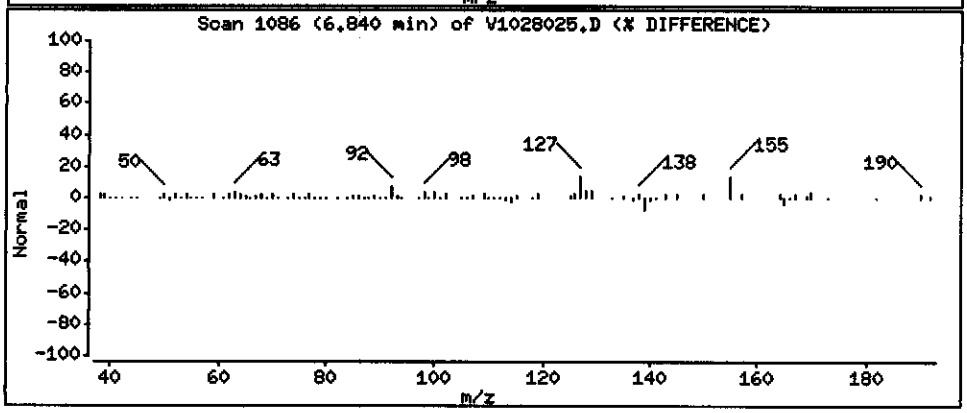

Data File: \\PITSVR06\D\chem\731.i\V102808.b\V1028025.D

Date : 28-OCT-2008 02:39

Client ID: RFI-33-1008

Instrument: 731.i

Sample Info: C8J180171-009 10/23/08 h2o (8298042) 8270c

Volume Injected (uL): 2.0

Operator: 003200

Column phase: DB5-MS

Column diameter: 0.32

93 Diethylphthalate

Concentration: 0.25098 ug/L

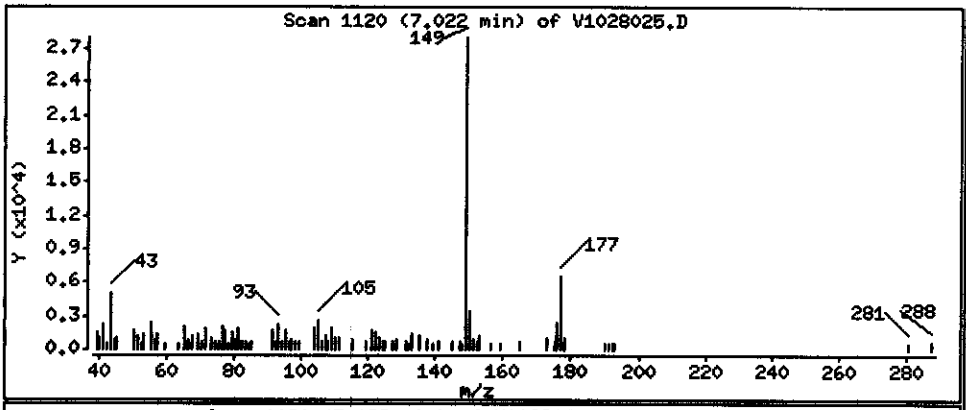

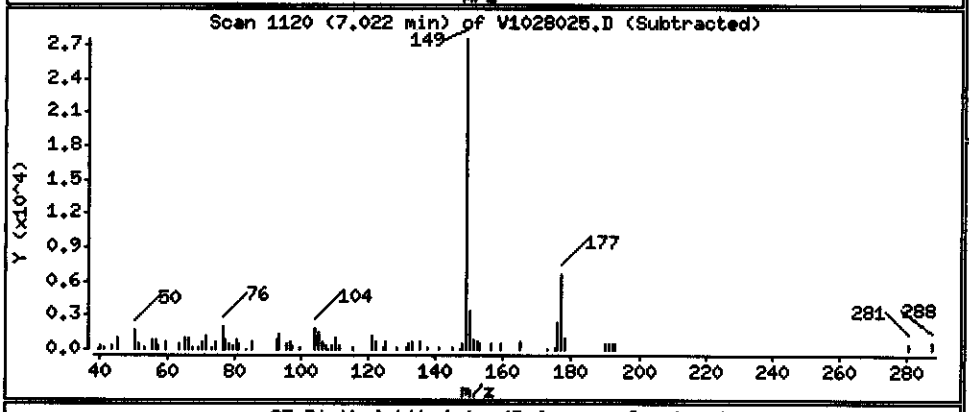

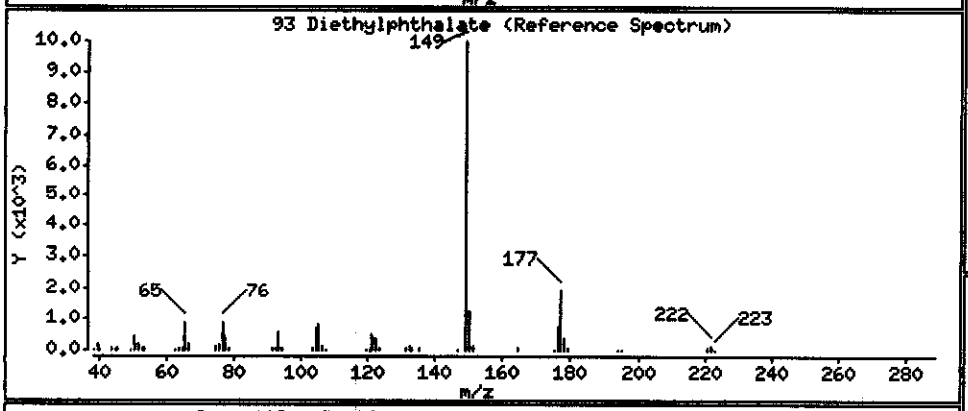

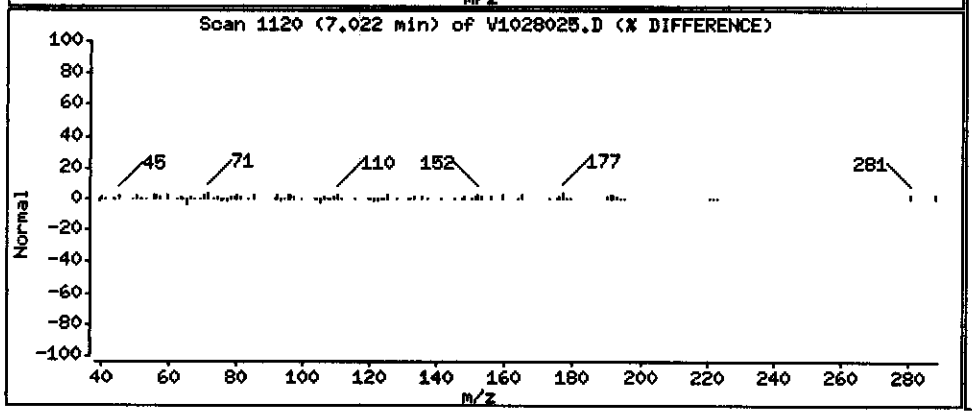

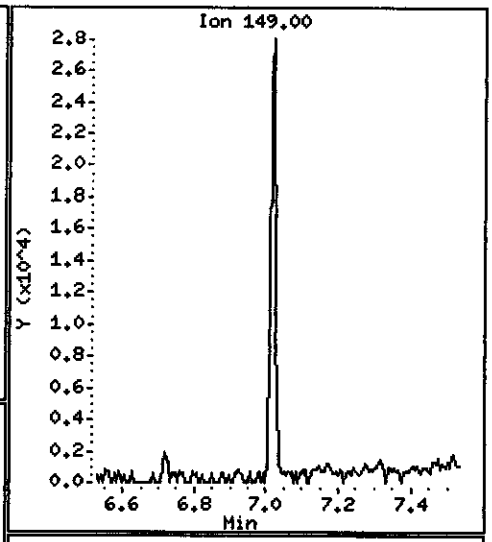

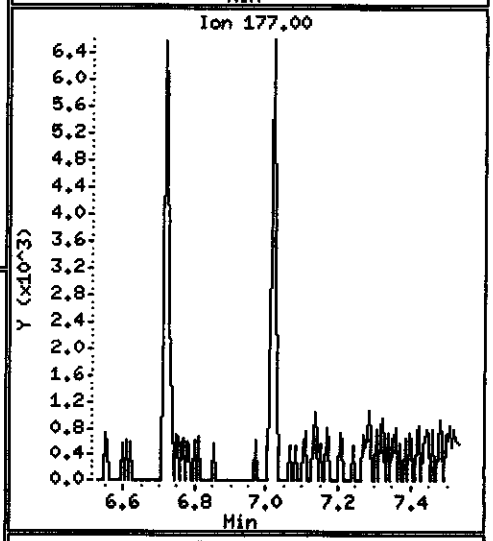

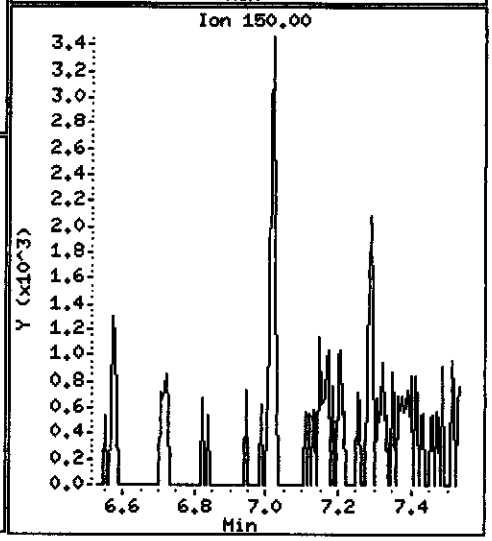

Data File: \\PITSVR06\D\chem\731.i\V102808.b\V1028025.D

Date : 28-OCT-2008 02:39

Client ID: RFI-33-1008

Instrument: 731.i

Sample Info: C8J180171-009 10/23/08 h2o (8298042) 8270c

Volume Injected (uL): 2.0

Operator: 003200

Column phase: DB5-MS

Column diameter: 0.32

94 Fluorene

Concentration: 0.12525 ug/L

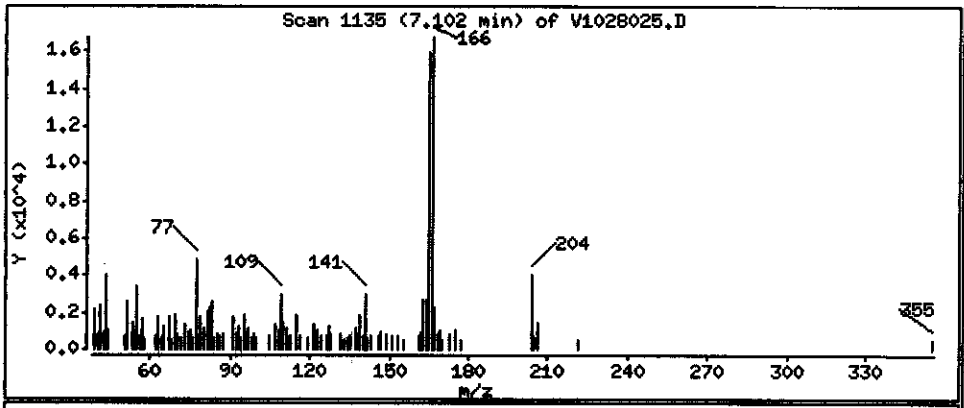

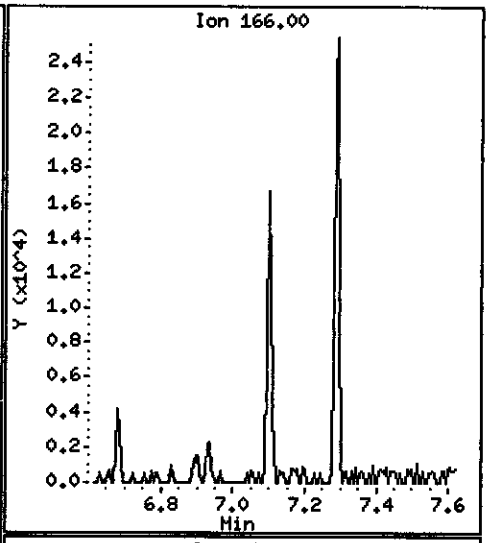

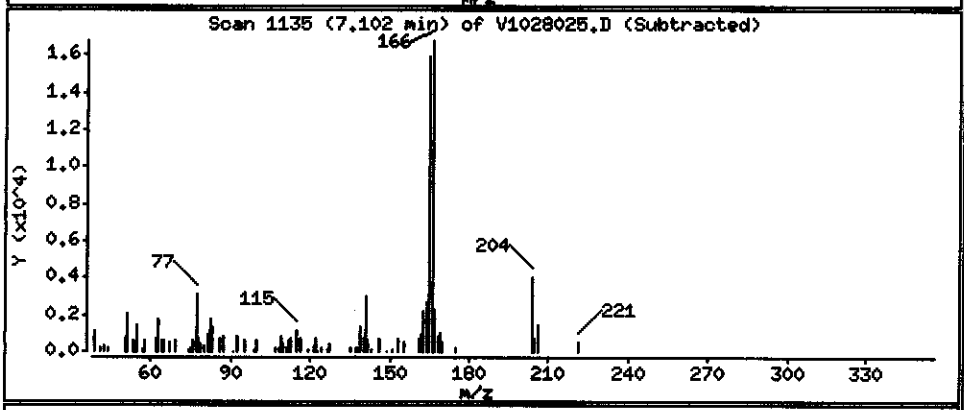

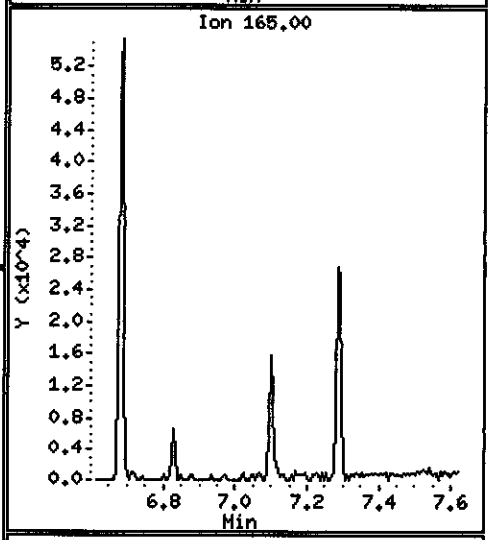

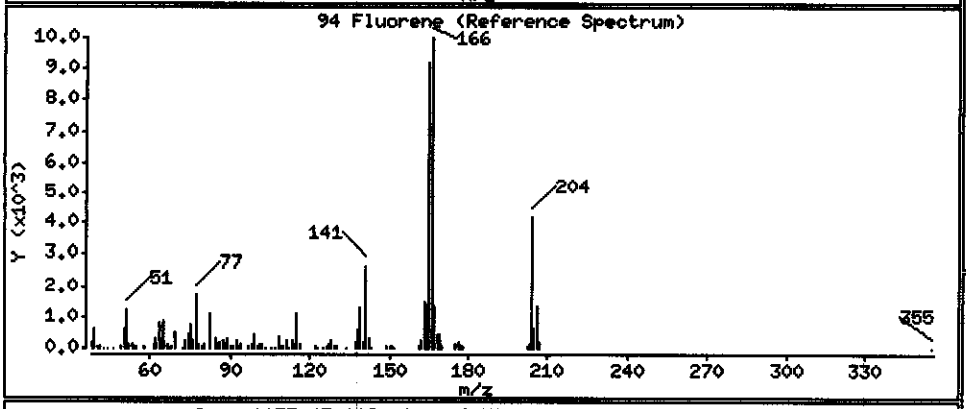

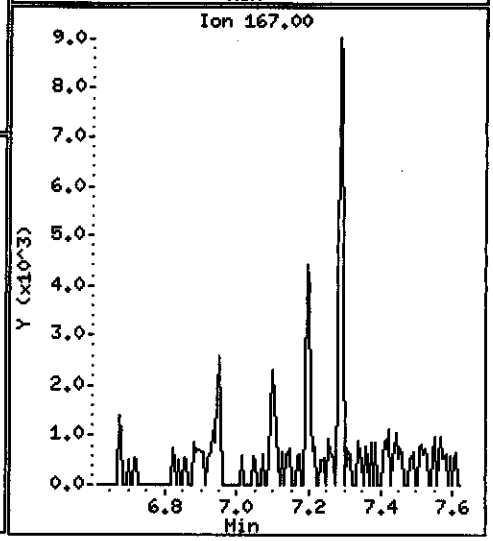

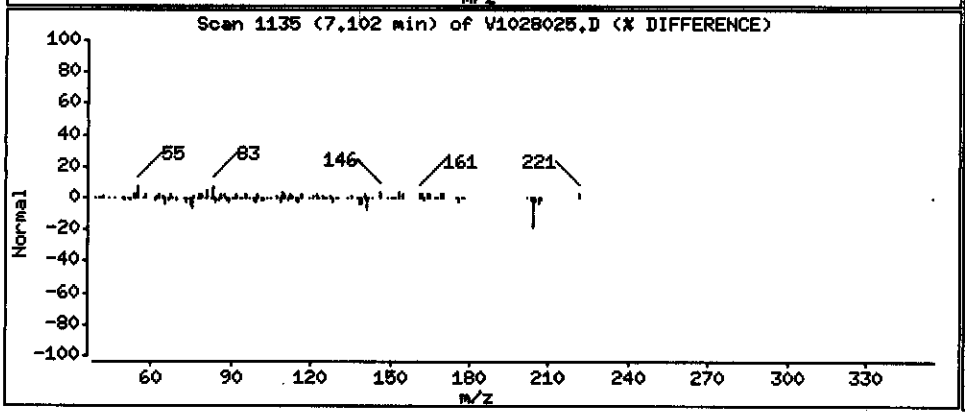

Data File: \\PITSVR06\D\chem\731.i\V102808.b\V1028025.D

Date : 28-OCT-2008 02:39

Client ID: RFI-33-1008

Instrument: 731.i

Sample Info: C8J180171-009 10/23/08 h2o (8298042) 8270c

Volume Injected (uL): 2.0

Operator: 003200

Column phase: DB5-MS

Column diameter: 0.32

99 N-Nitrosodiphenylamine (1)

Concentration: 0.095074 ug/L

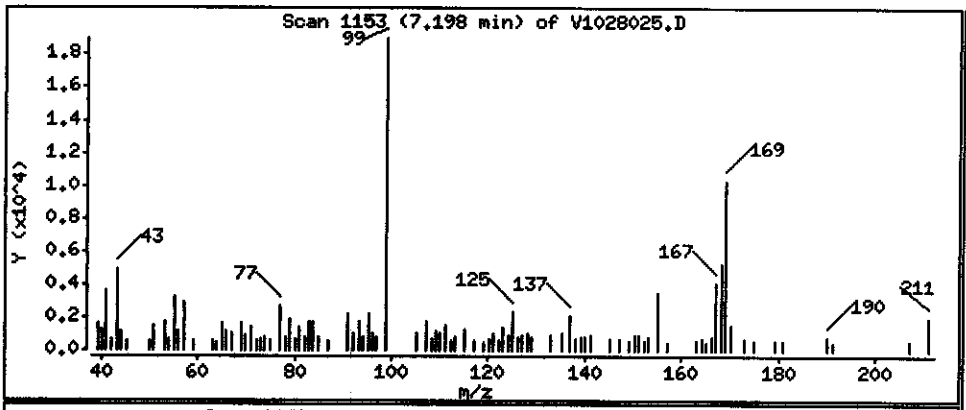

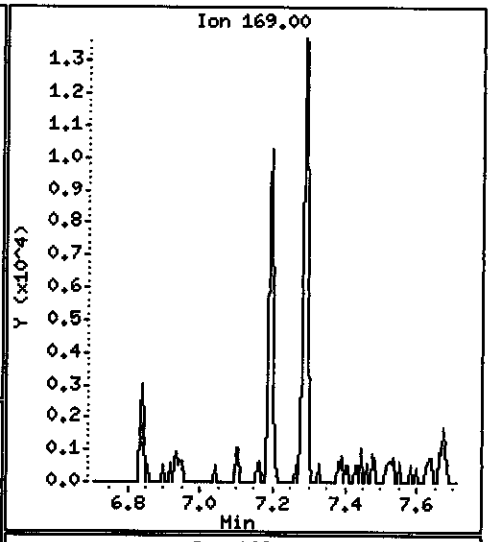

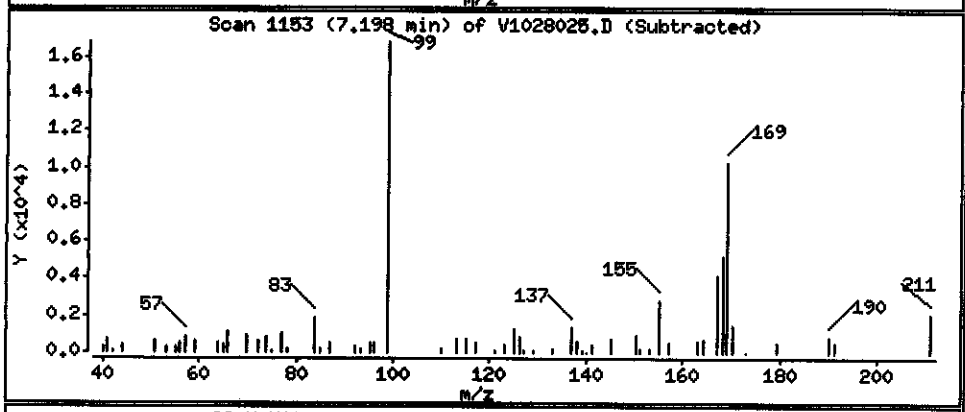

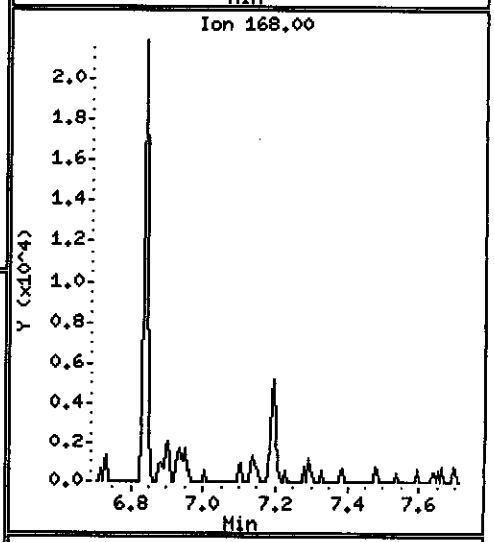

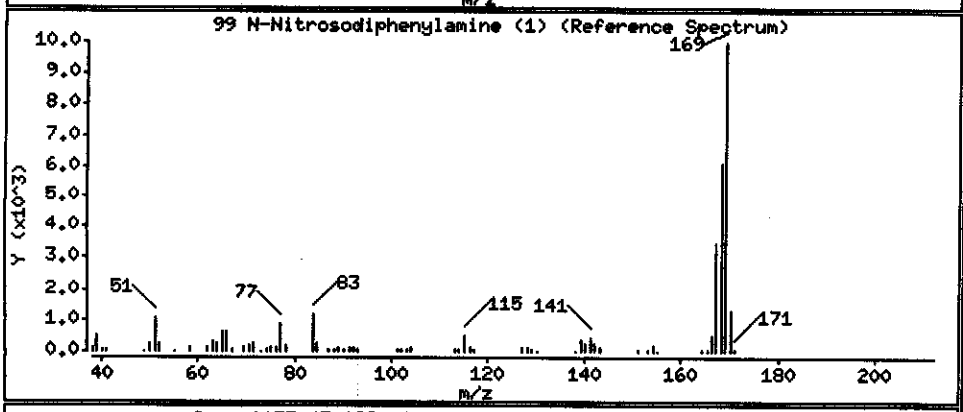

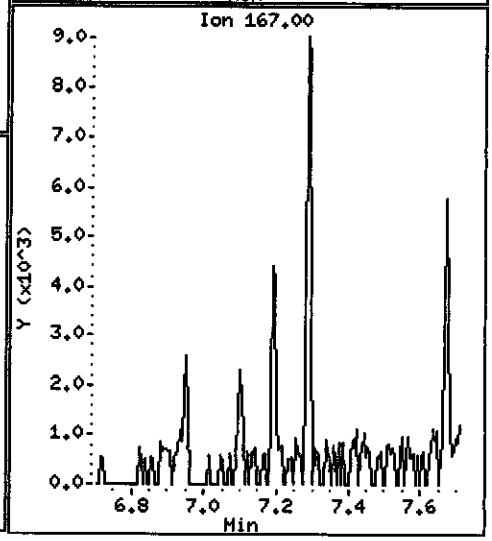

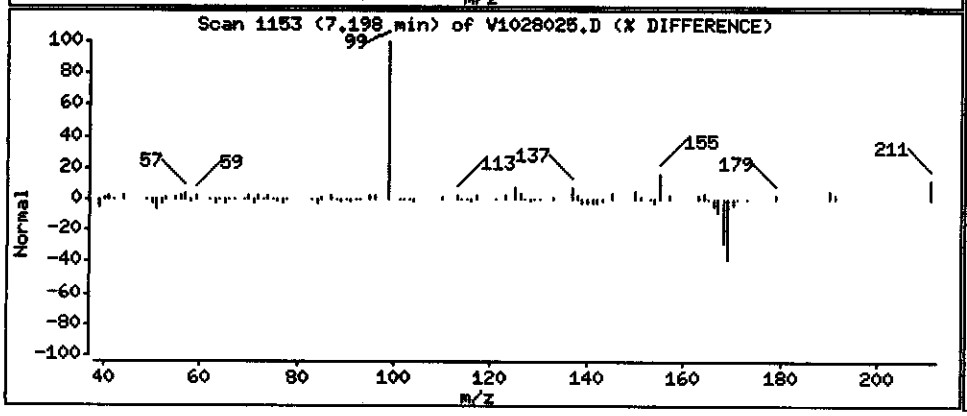

Data File: \\PITSVR06\D\chem\731.i\V102808.b\V1028025.D

Date : 28-OCT-2008 02:39

Client ID: RFI-33-1008

Instrument: 731.i

Sample Info: C8J180171-009 10/23/08 h2o (8298042) 8270c

Volume Injected (uL): 2.0

Operator: 003200

Column phase: DB5-MS

Column diameter: 0.32

111 Pentachlorophenol

Concentration: 1.0769 ug/L

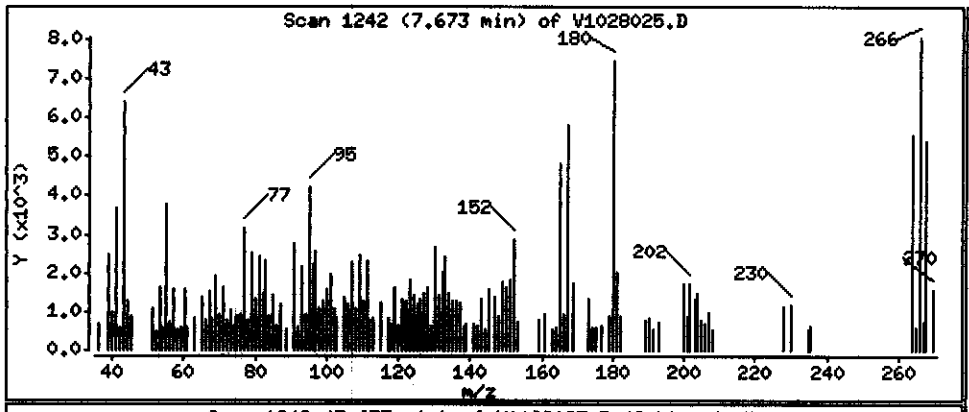

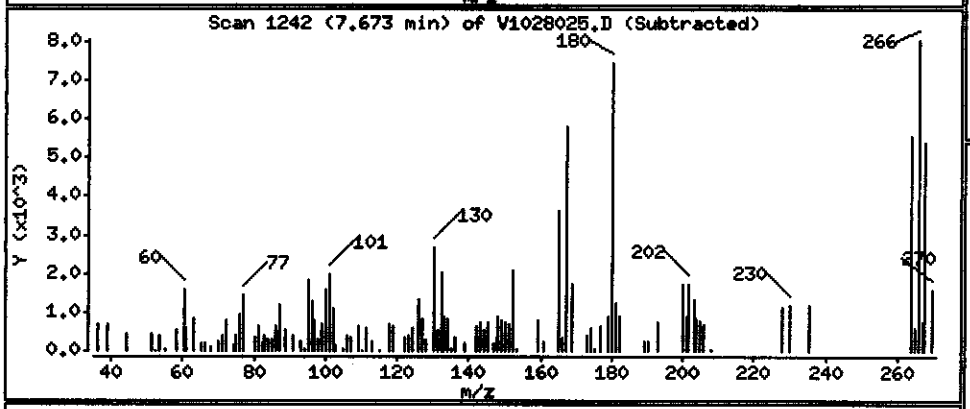

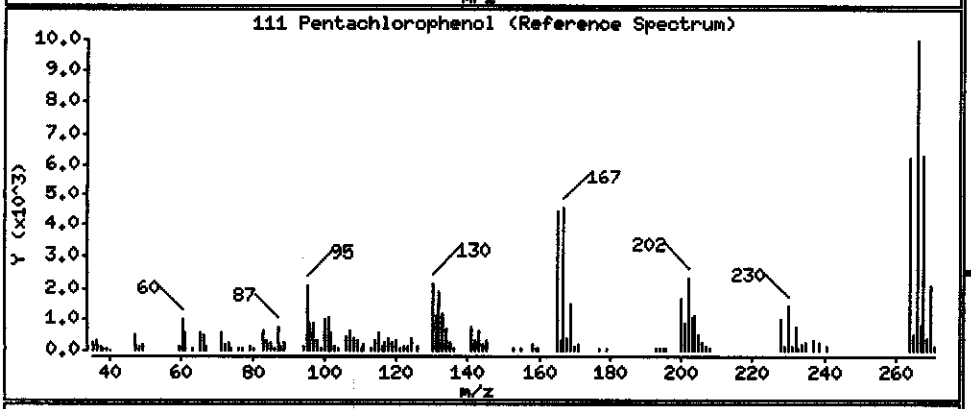

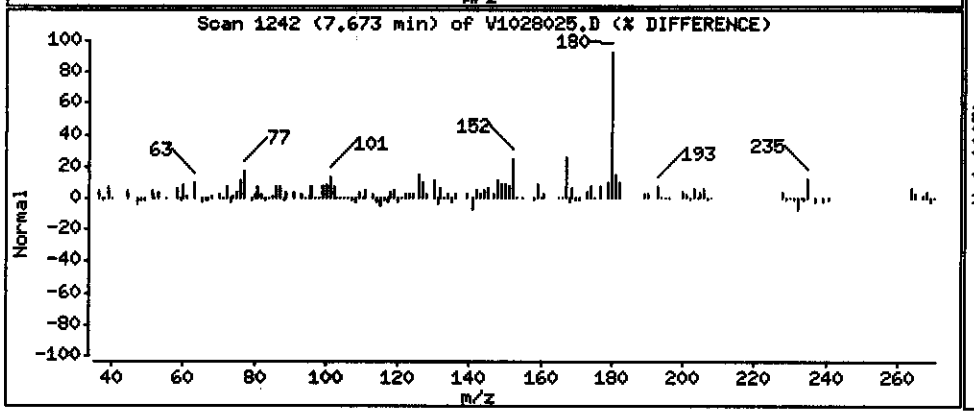

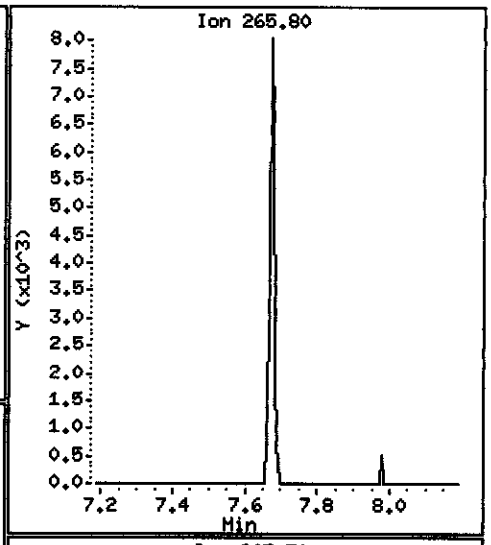

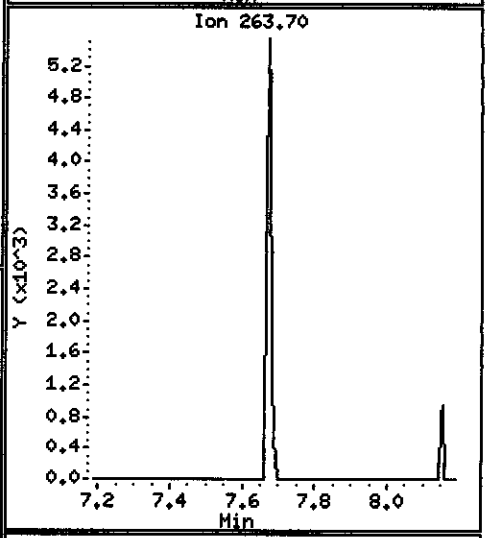

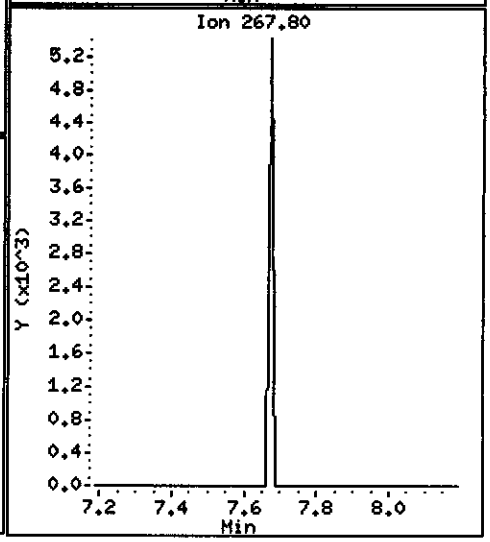

Data File: \\PITSVR06\D\chem\731.i\V102808.b\V1028025.D

Date : 28-OCT-2008 02:39

Client ID: RFI-33-1008

Instrument: 731.i

Sample Info: C8J180171-009 10/23/08 h2o (8298042) 8270c

Volume Injected (uL): 2.0

Operator: 003200

Column phase: DB5-MS

Column diameter: 0.32

115 Phenanthrene

Concentration: 0.36996 ug/L

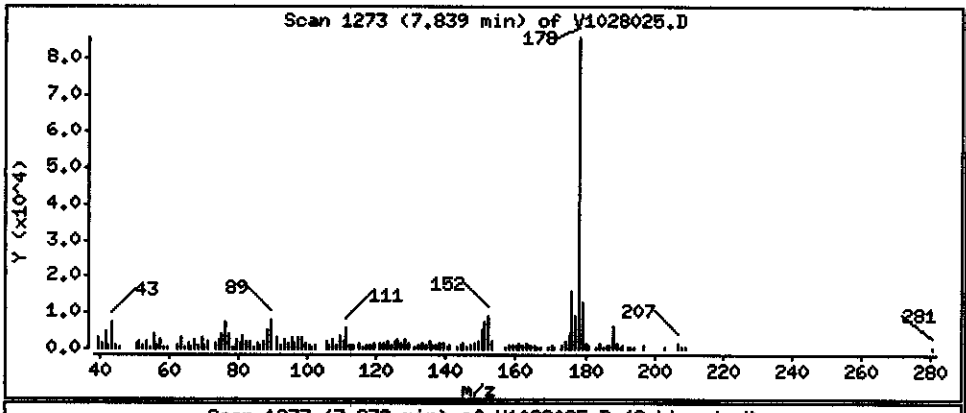

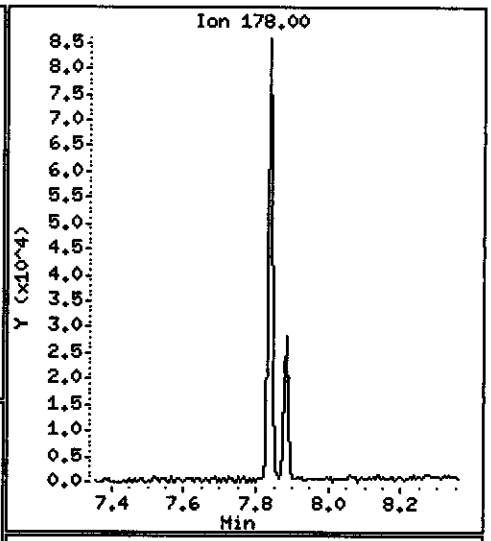

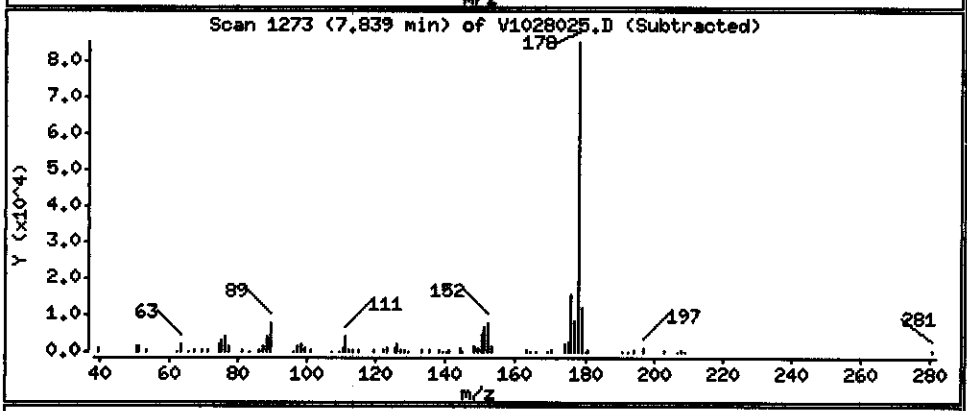

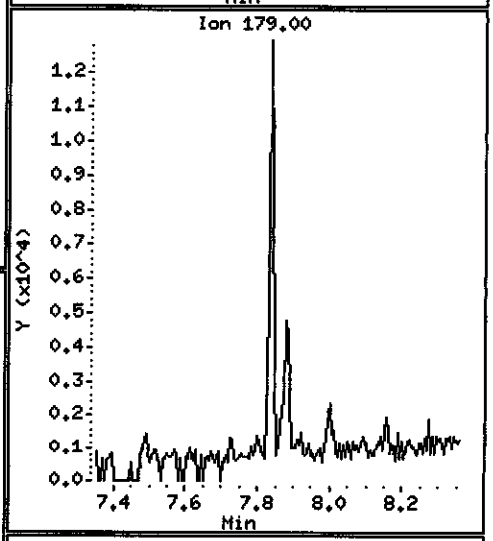

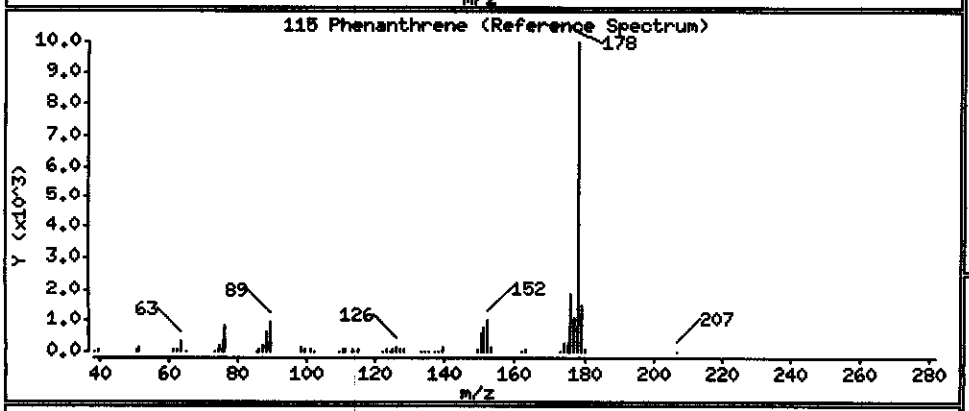

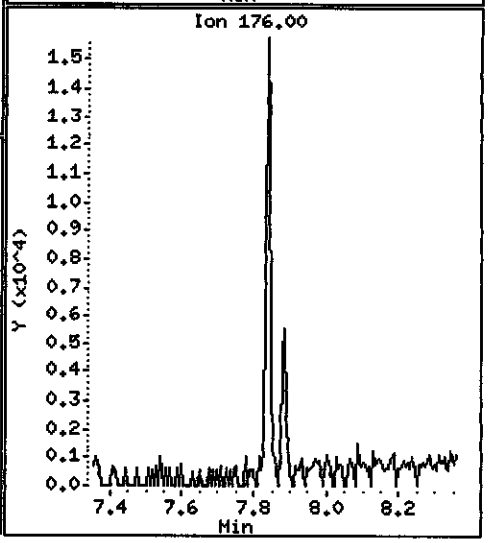

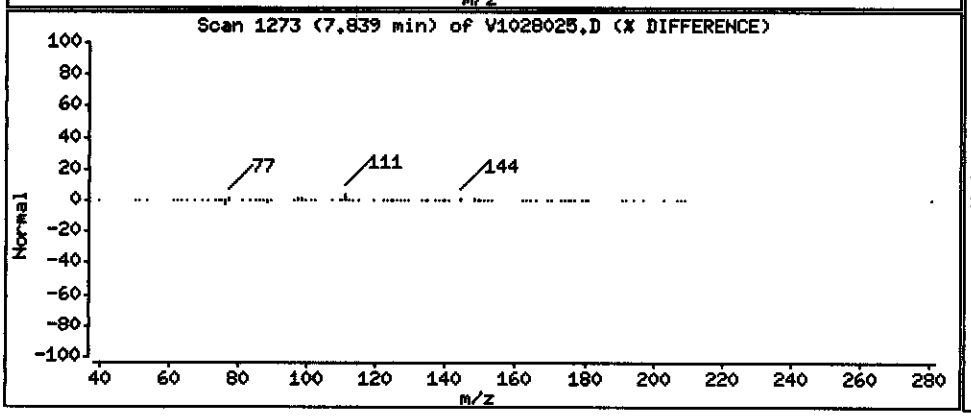

Data File: \\PITSVR06\D\chem\731.i\V102808.b\V1028025.D

Date : 28-OCT-2008 02:39

Client ID: RFI-33-1008

Instrument: 731.i

Sample Info: C8J180171-009 10/23/08 h2o (8298042) 8270c

Volume Injected (uL): 2.0

Operator: 003200

Column phase: DB5-MS

Column diameter: 0.32

116 Anthracene

Concentration: 0.12255 ug/L

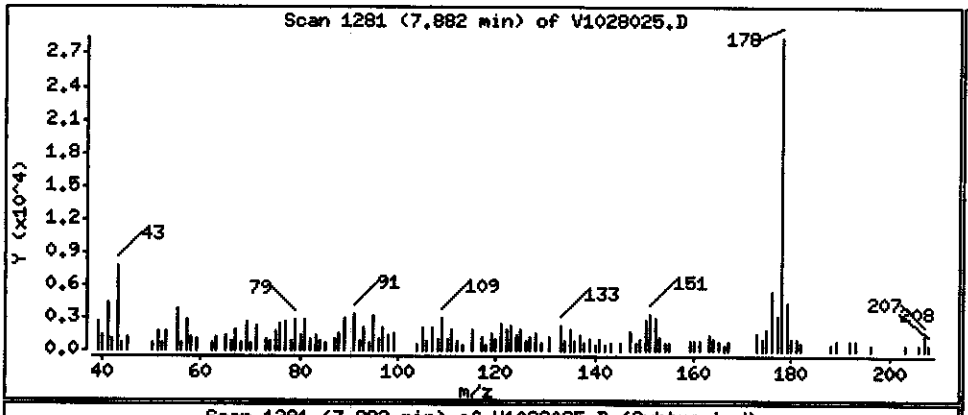

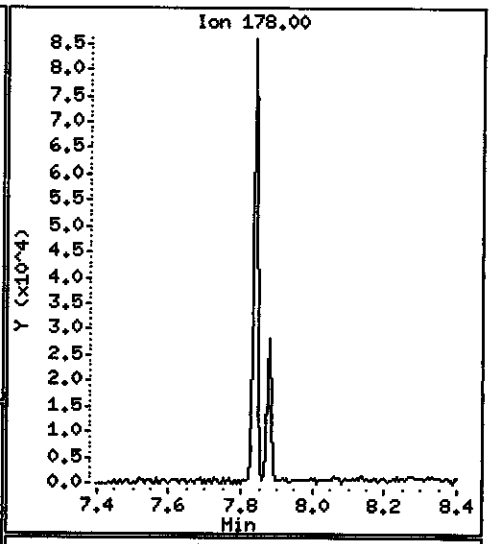

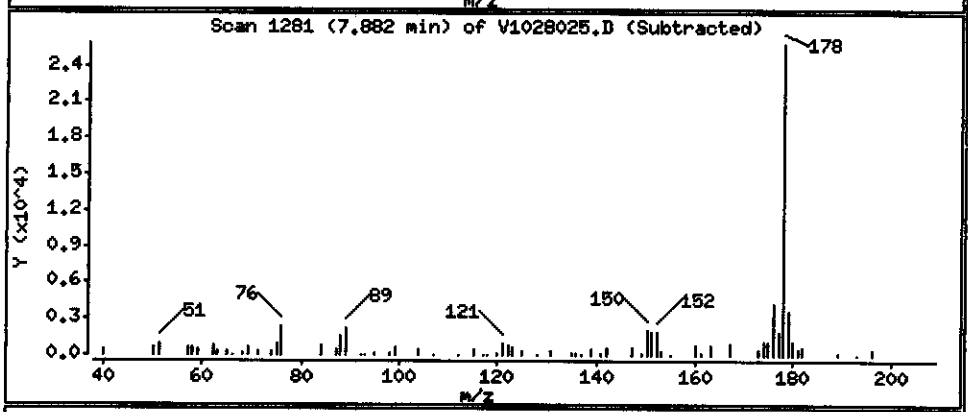

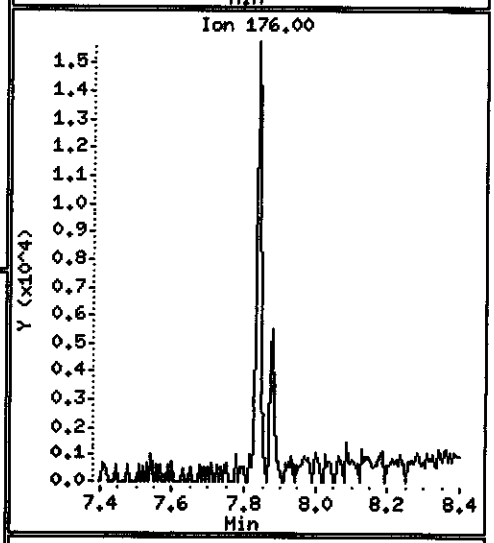

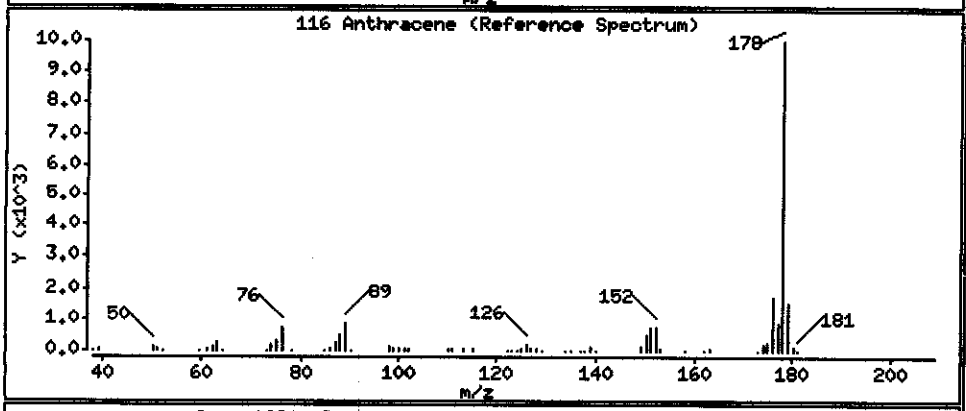

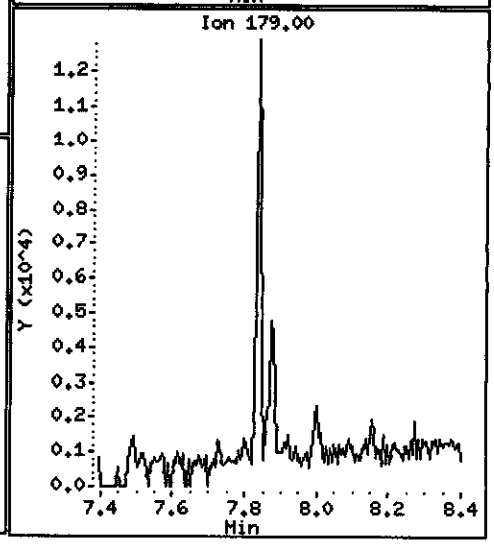

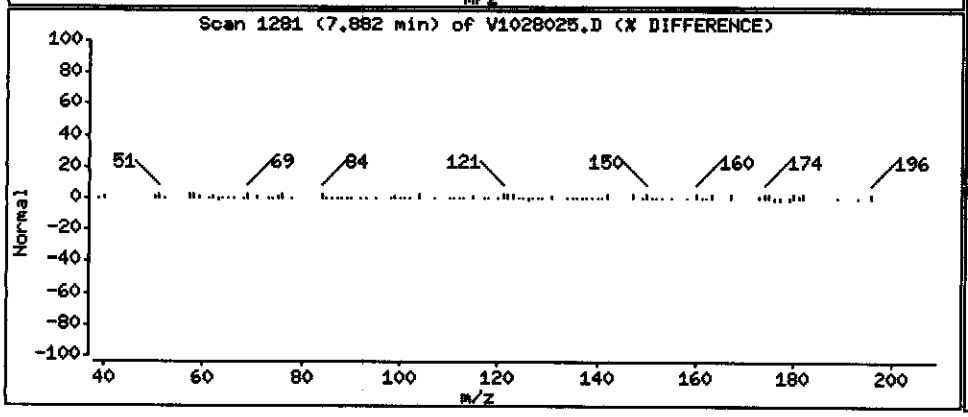

Data File: \\PITSVR06\D\chem\731.i\V102808.b\V1028025.D

Date : 28-OCT-2008 02:39

Client ID: RFI-33-1008

Instrument: 731.i

Sample Info: C8J180171-009 10/23/08 h2o (8298042) 8270c

Volume Injected (uL): 2.0

Operator: 003200

Column phase: DB5-MS

Column diameter: 0.32

119 Carbazole

Concentration: 0.14474 ug/L

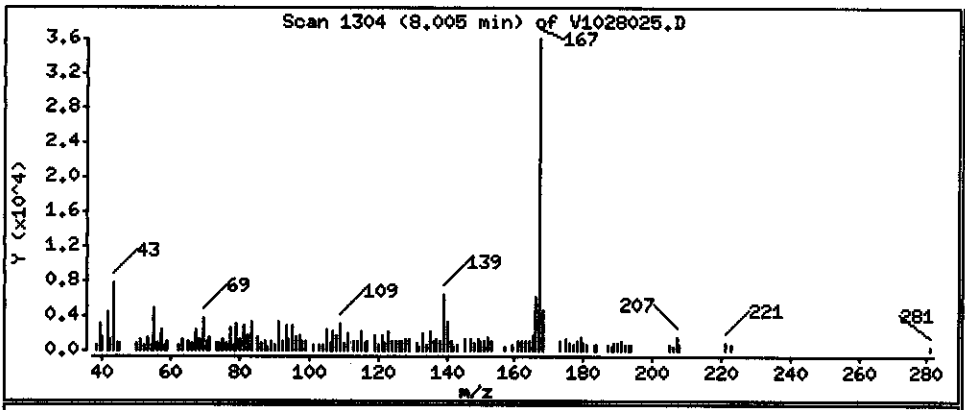

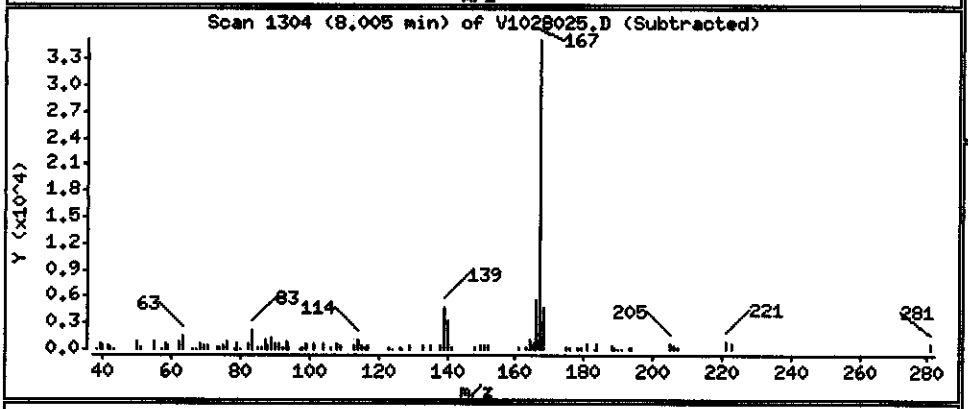

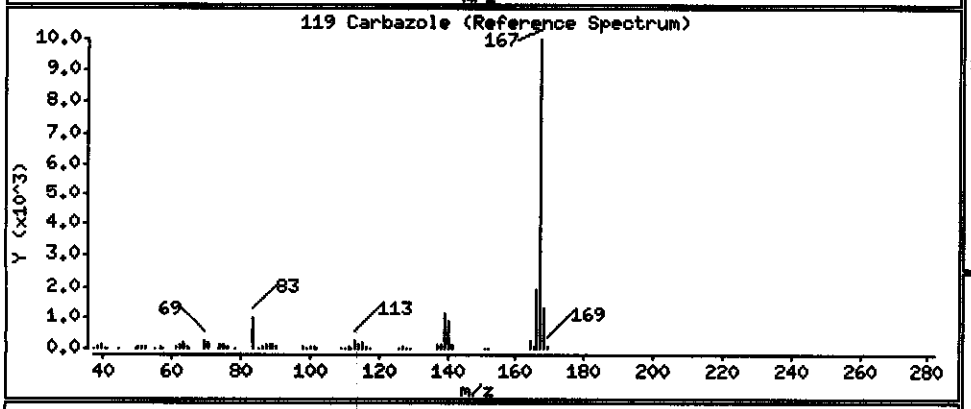

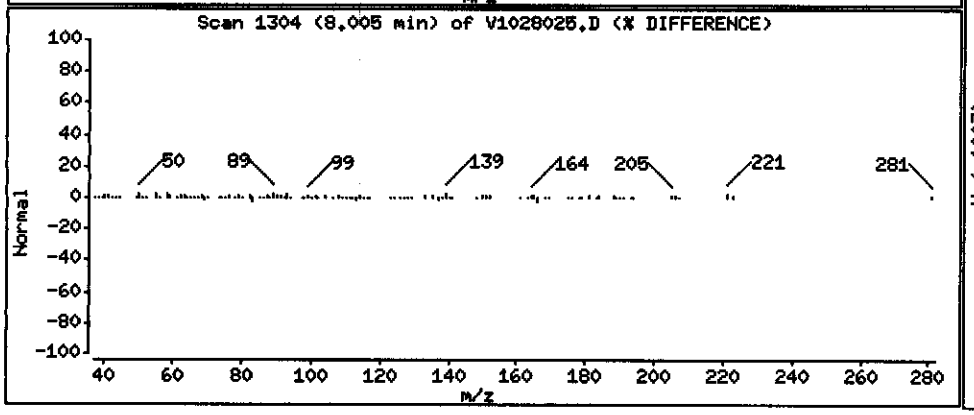

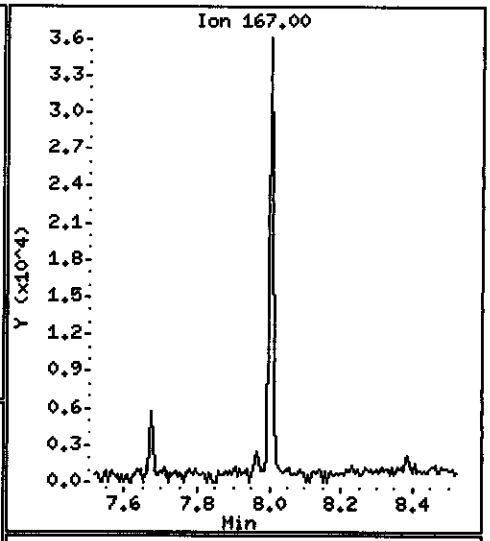

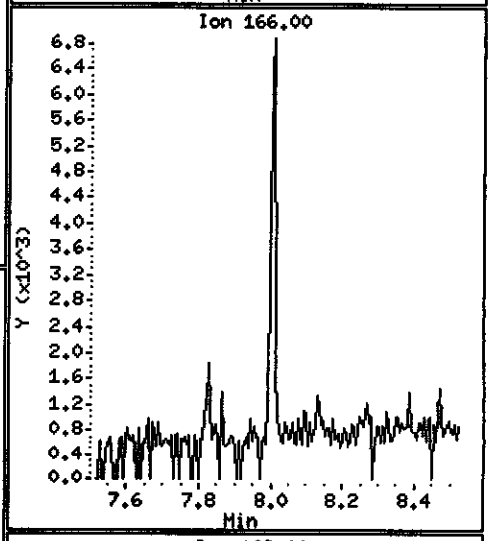

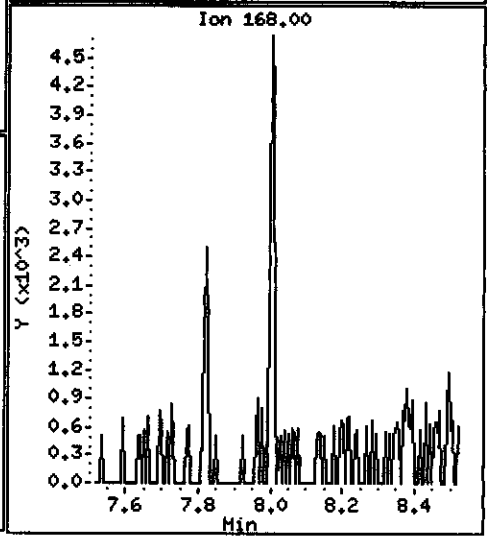

Data File: \\PITSVR06\D\chem\731.i\V102808.b\V1028025.D

Date : 28-OCT-2008 02:39

Client ID: RFI-33-1008

Instrument: 731.i

Sample Info: C8J180171-009 10/23/08 h2o (8298042) 8270c

Volume Injected (uL): 2.0

Operator: 003200

Column phase: DB5-MS

Column diameter: 0.32

120 Di-n-Butylphthalate

Concentration: 0.19545 ug/L

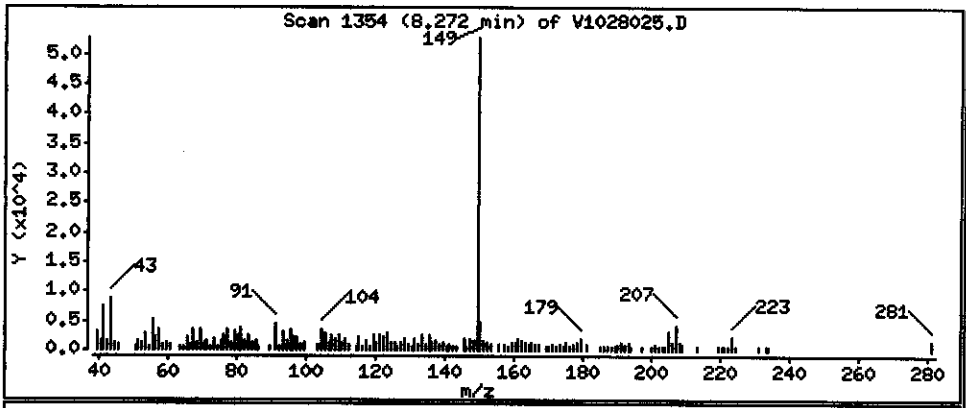

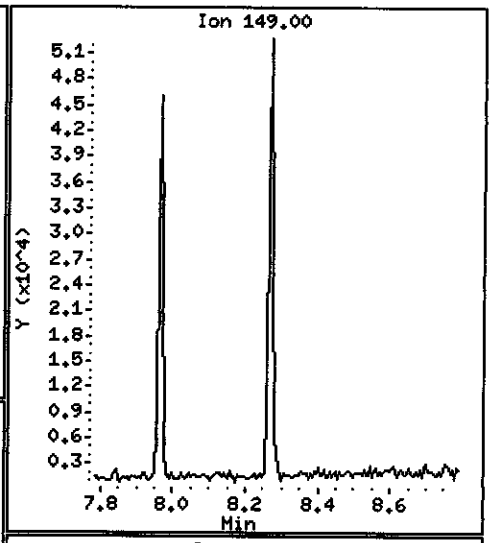

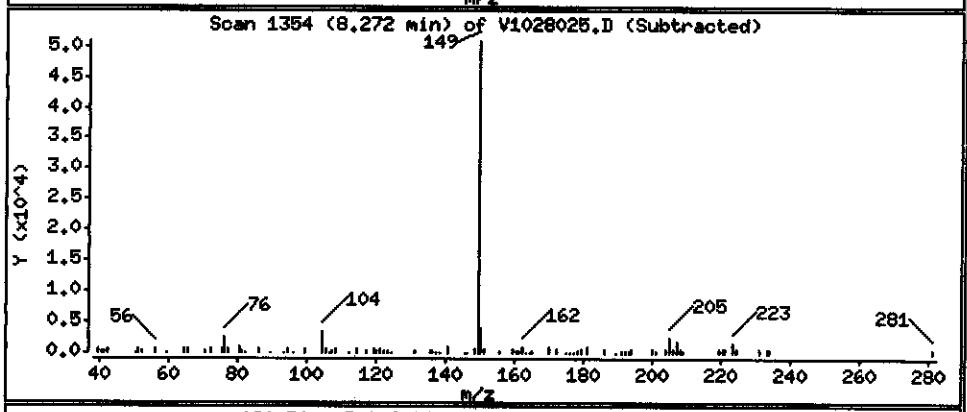

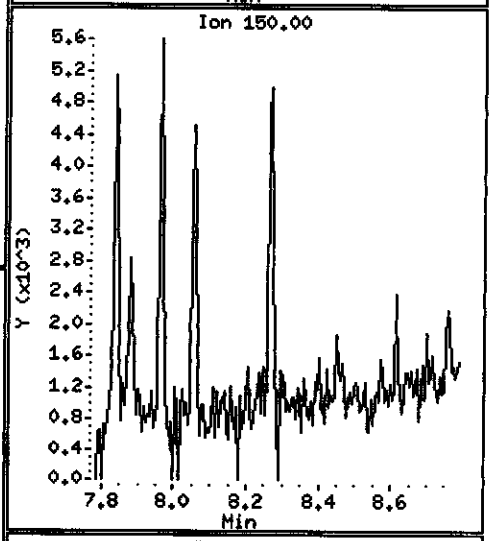

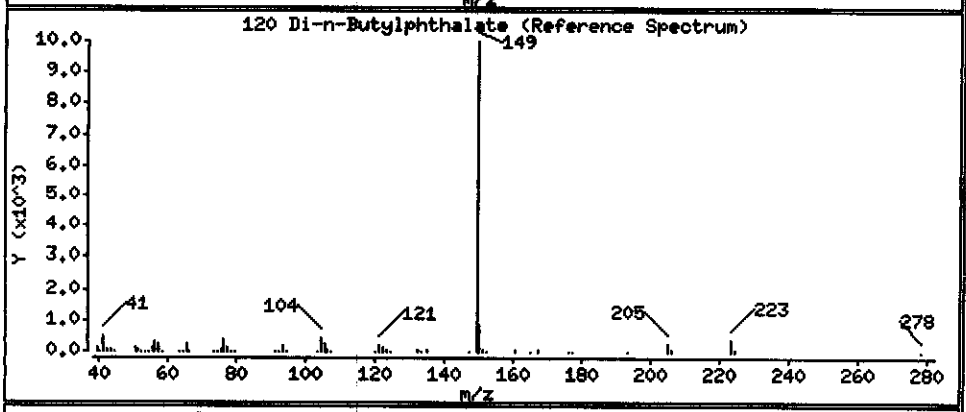

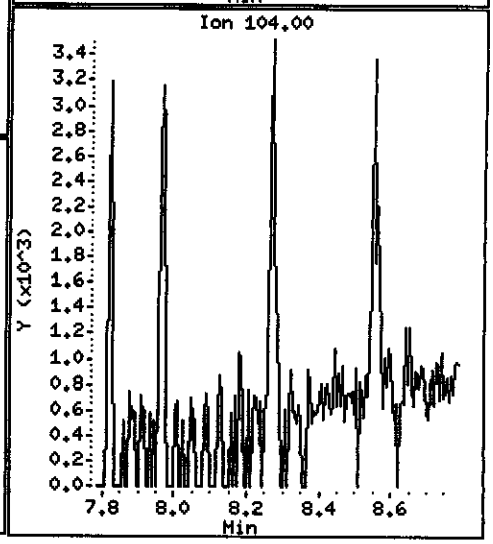

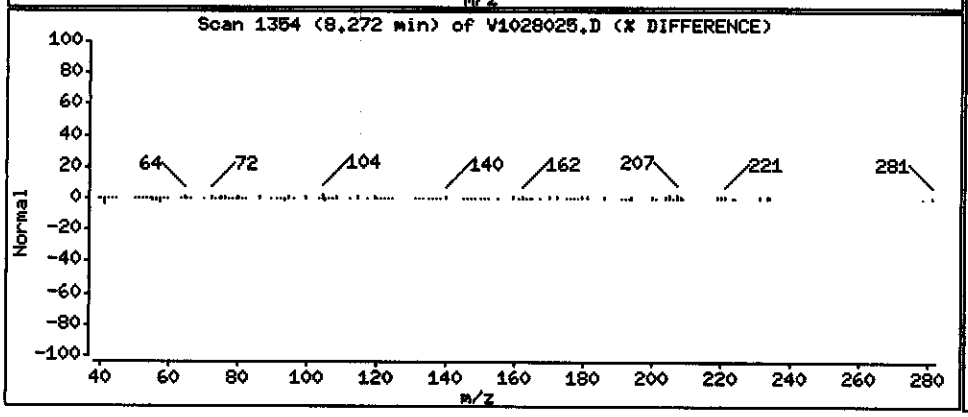

Data File: \\PITSVR06\D\chem\731.i\V102808.b\V1028025.D

Date : 28-OCT-2008 02:39

Client ID: RFI-33-1008

Instrument: 731.i

Sample Info: C8J180171-009 10/23/08 h2o (8298042) 8270c

Volume Injected (uL): 2.0

Operator: 003200

Column phase: DB5-MS

Column diameter: 0.32

123 Fluoranthene

Concentration: 0.17357 ug/L

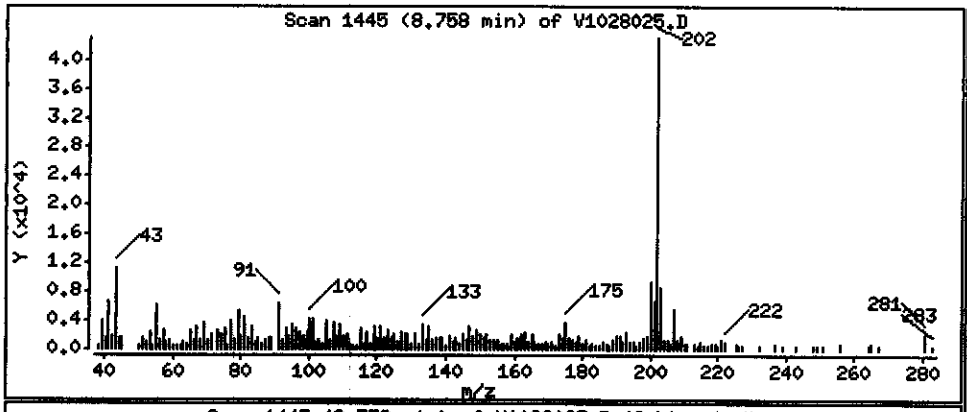

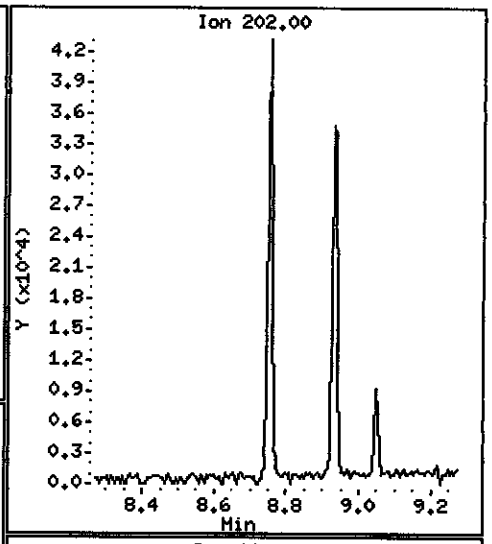

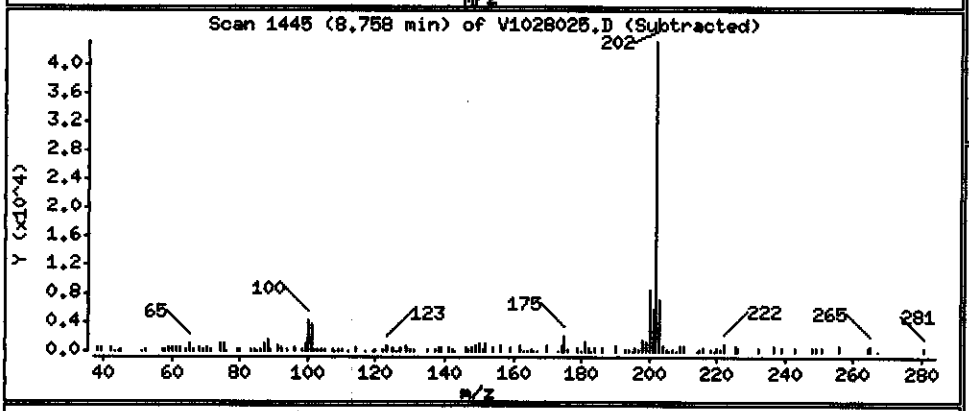

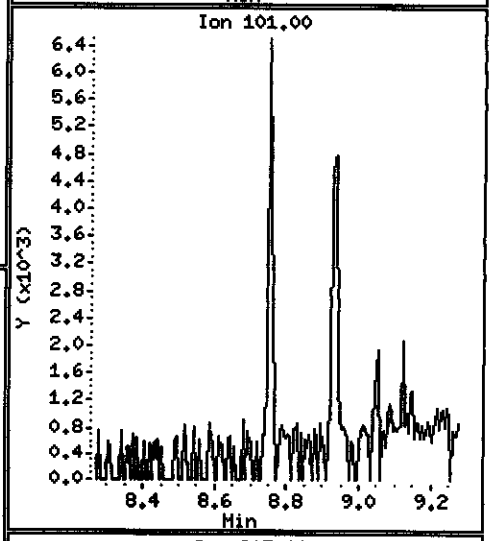

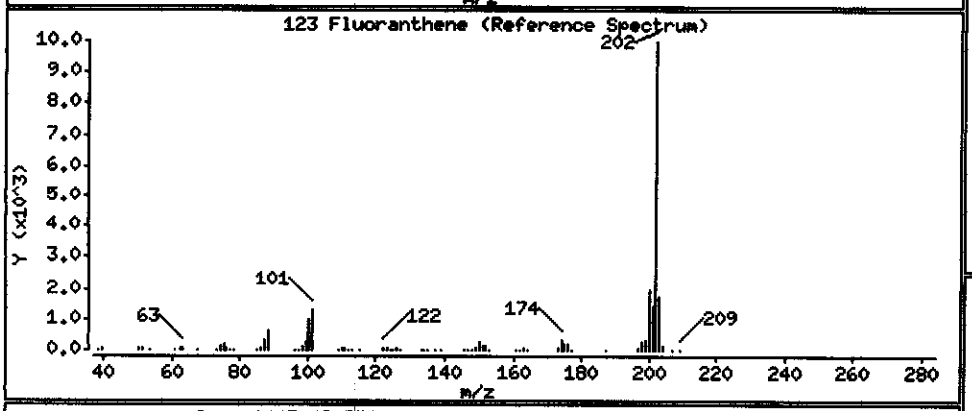

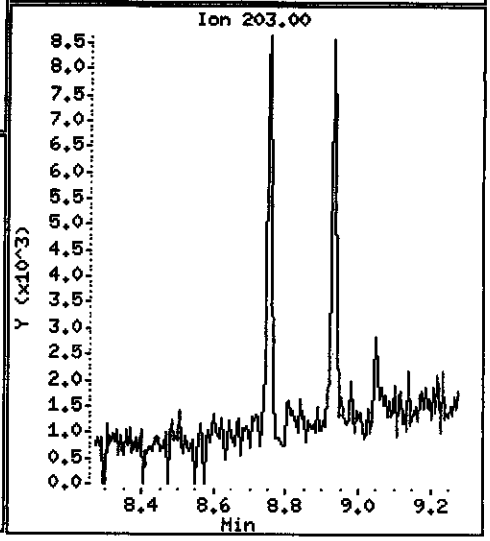

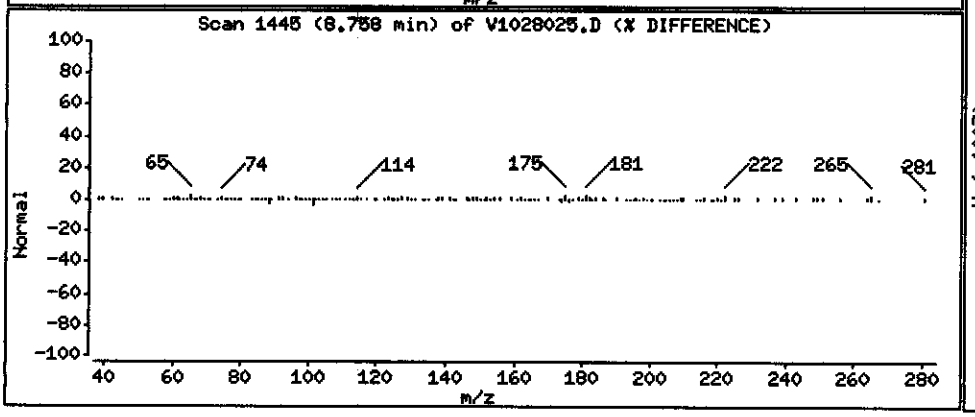

Data File: \\PITSVR06\D\chem\731.i\V102808.b\V1028025.D

Date : 28-OCT-2008 02:39

Client ID: RFI-33-1008

Instrument: 731.i

Sample Info: C8J180171-009 10/23/08 h2o (8298042) 8270c

Volume Injected (uL): 2.0

Operator: 003200

Column phase: DB5-MS

Column diameter: 0.32

125 Pyrene

Concentration: 0.12570 ug/L

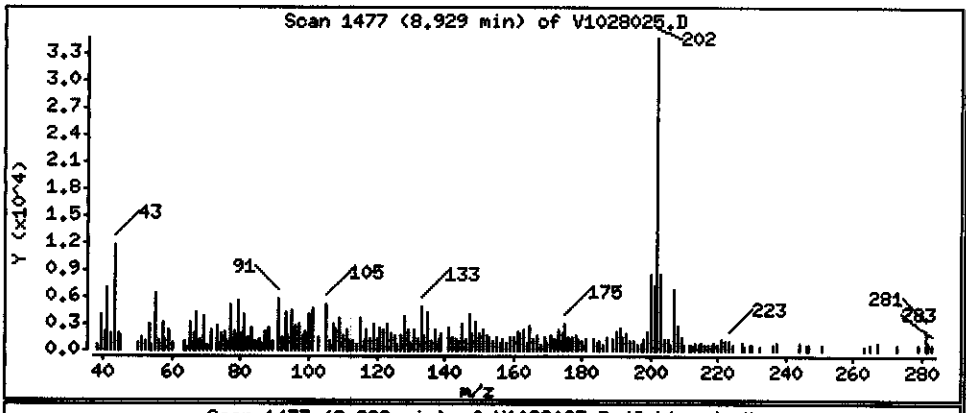

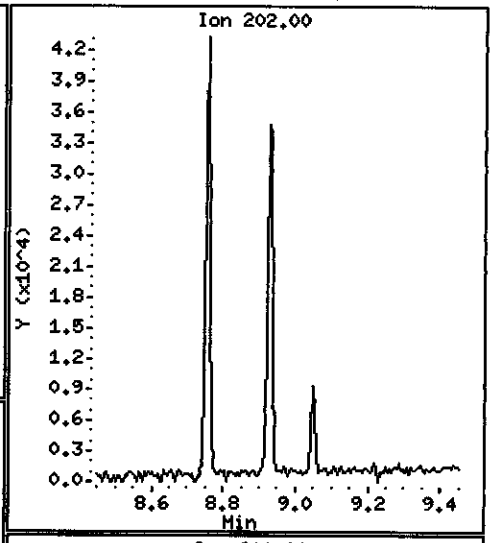

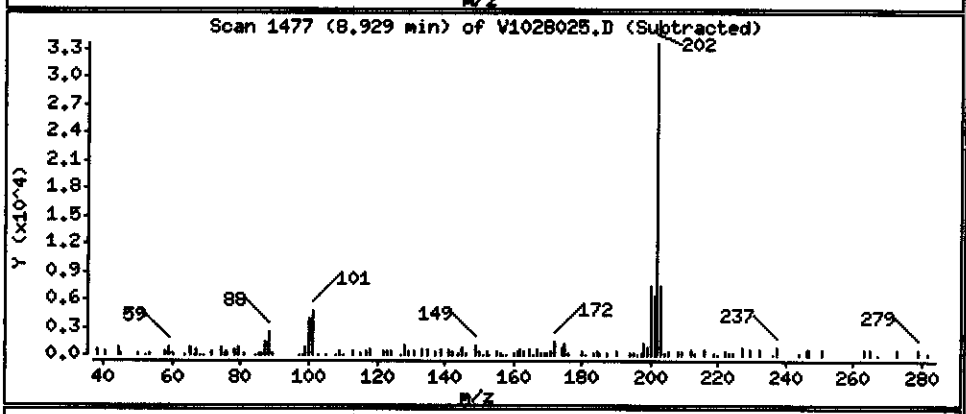

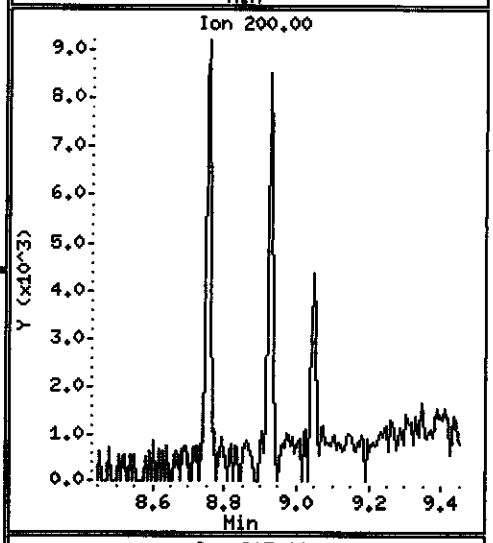

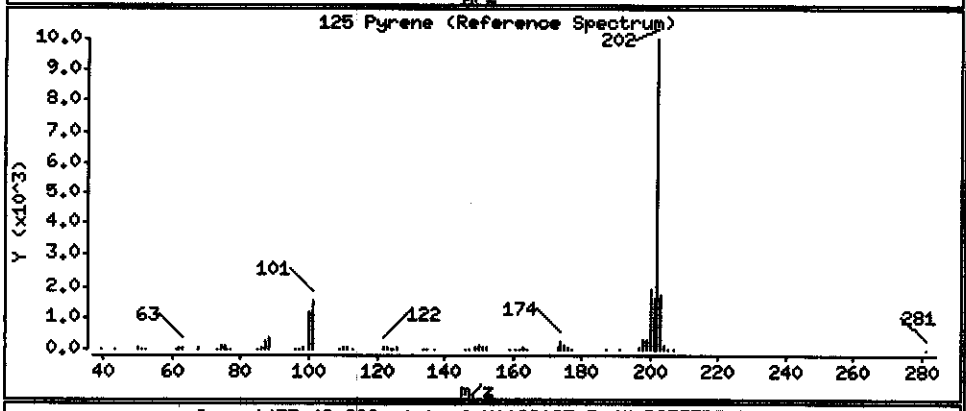

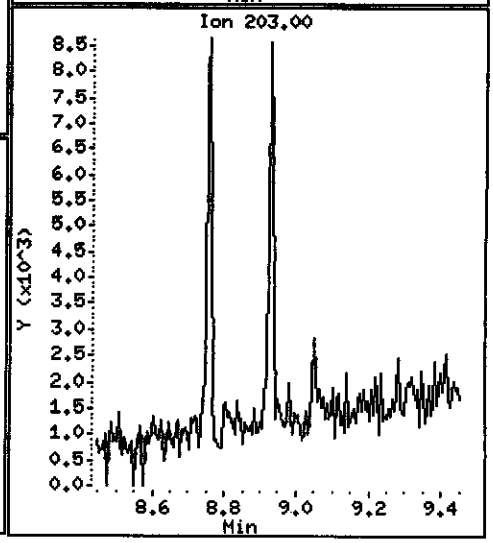

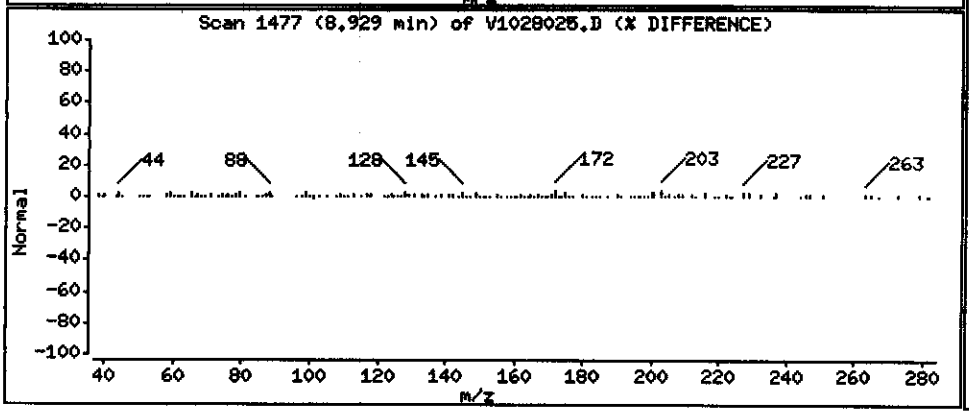

Data File: \\PITSVR06\D\chem\731.i\V102808.b\V1028025.D

Date : 28-OCT-2008 02:39

Client ID: RFI-33-1008

Instrument: 731.i

Sample Info: C8J180171-009 10/23/08 h2o (8298042) 8270c

Volume Injected (uL): 2.0

Operator: 003200

Column phase: DB5-MS

Column diameter: 0.32

131 Butylbenzylphthalate

Concentration: 0.38557 ug/L

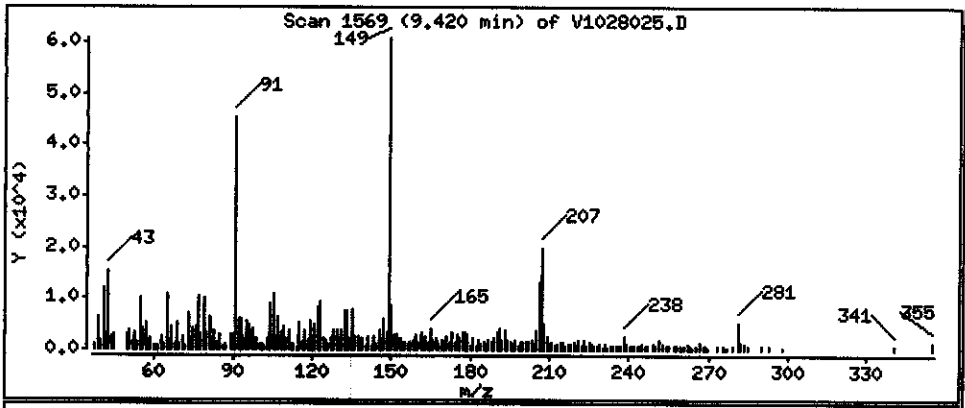

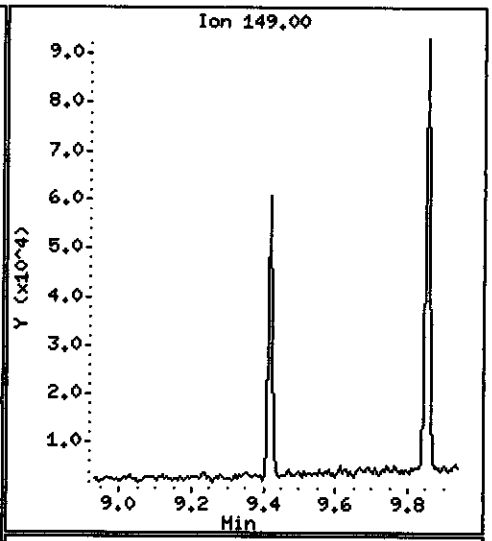

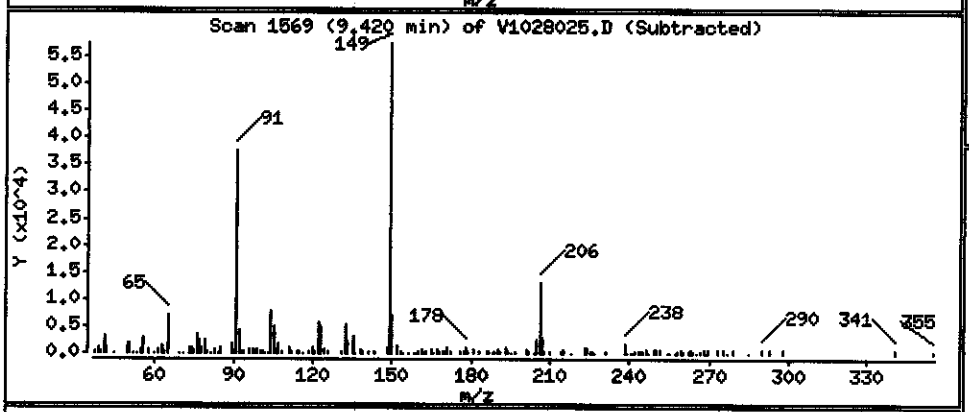

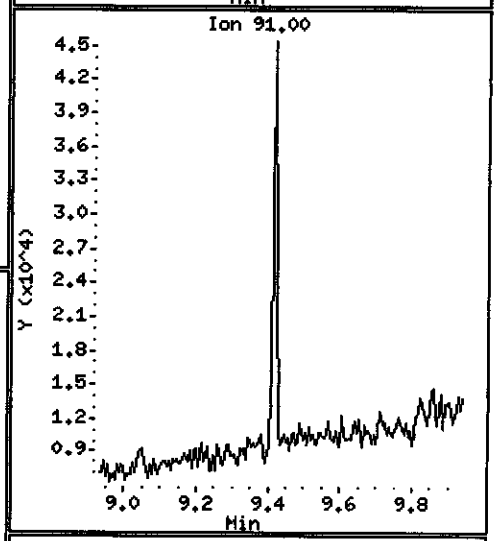

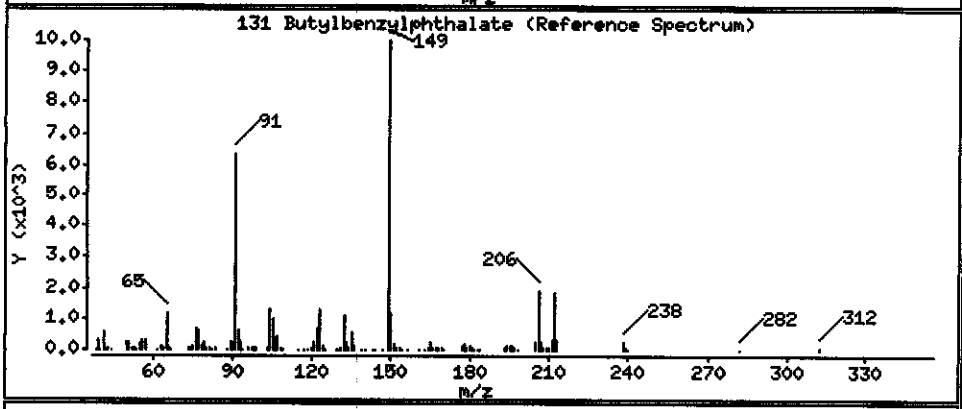

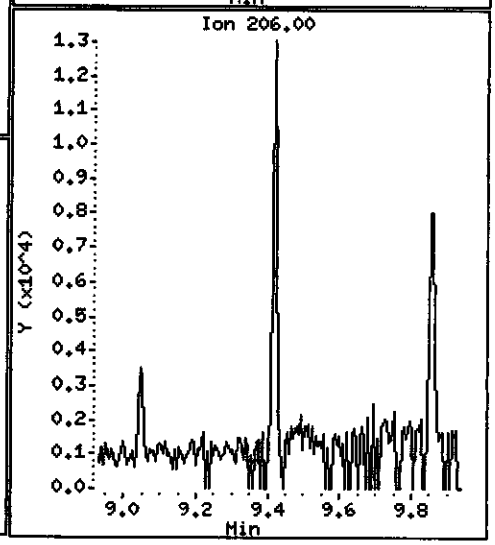

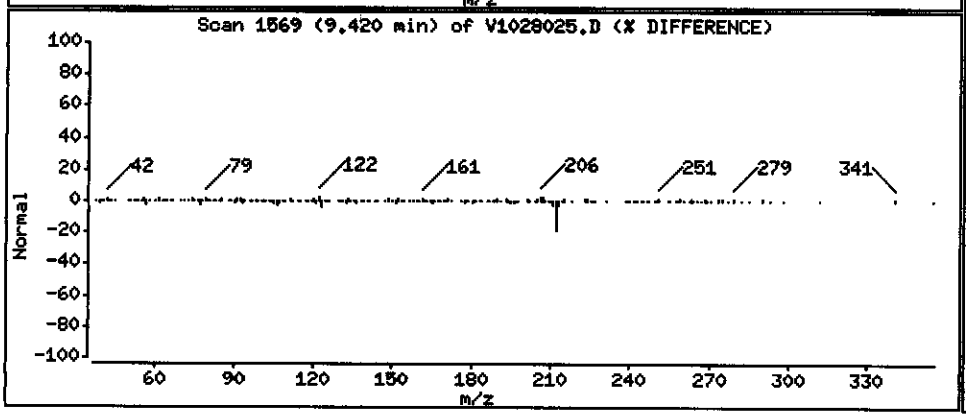

Data File: \\PITSVR06\D\chem\731.i\V102808.b\V1028025.D

Date : 28-OCT-2008 02:39

Client ID: RFI-33-1008

Instrument: 731.i

Sample Info: C8J180171-009 10/23/08 h2o (8298042) 8270c

Volume Injected (uL): 2.0

Operator: 003200

Column phase: DB5-MS

Column diameter: 0.32

136 Benzo(a)Anthracene

Concentration: 0.11640 ug/L

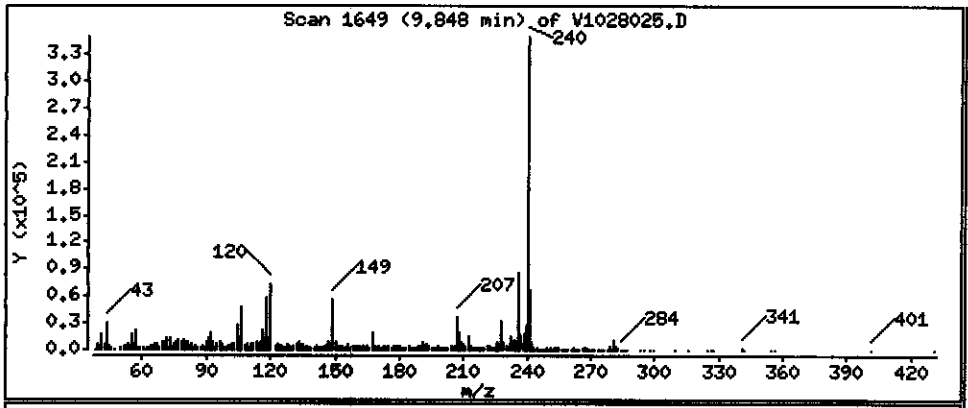

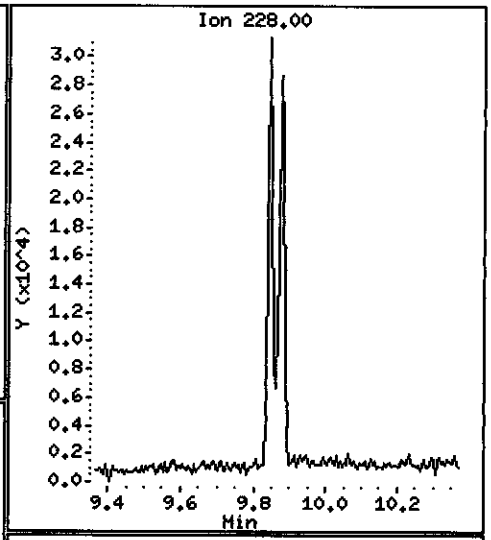

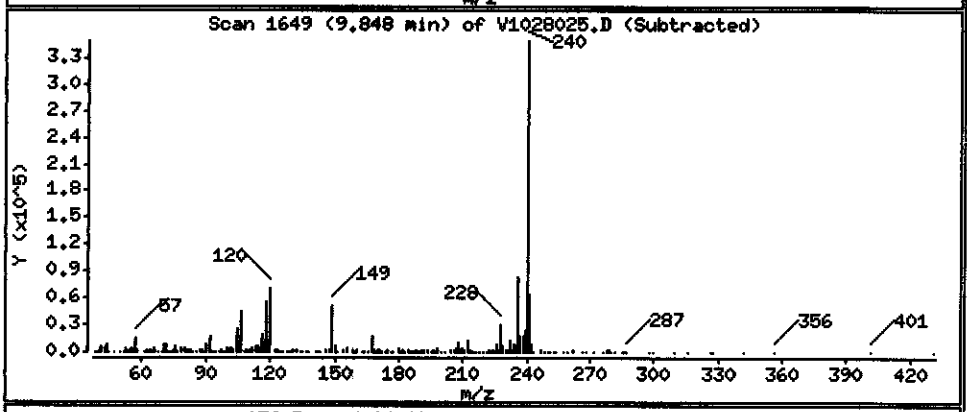

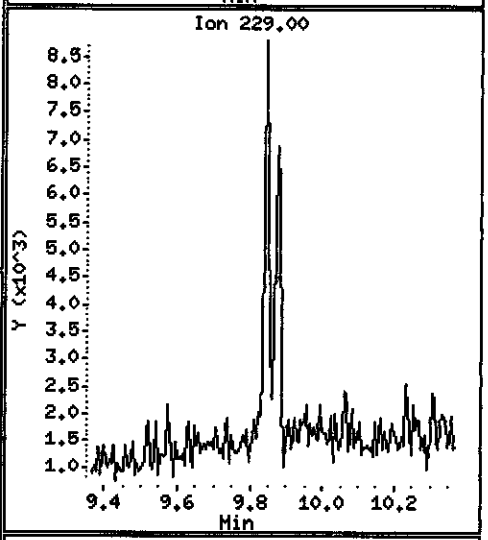

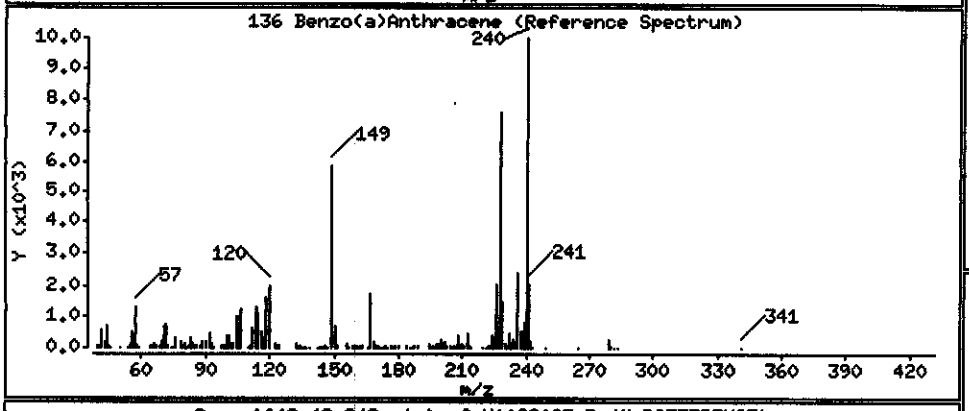

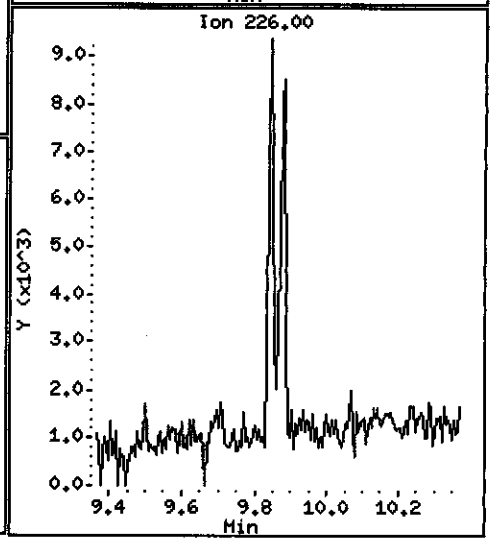

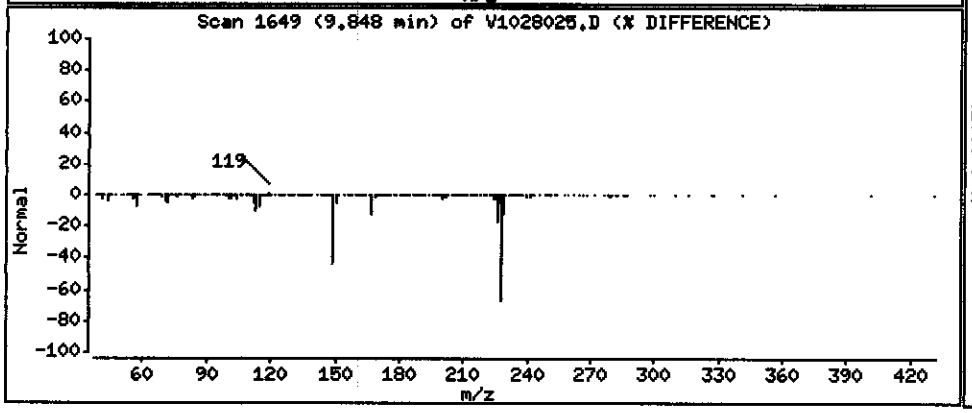

Data File: \\PITSVR06\D\chem\731.i\V102808.b\V1028025.D

Date : 28-OCT-2008 02:39

Client ID: RFI-33-1008

Instrument: 731.i

Sample Info: C8J180171-009 10/23/08 h2o (8298042) 8270c

Volume Injected (uL): 2.0

Operator: 003200

Column phase: DB5-MS

Column diameter: 0.32

137 Chrysene

Concentration: 0.11111 ug/L

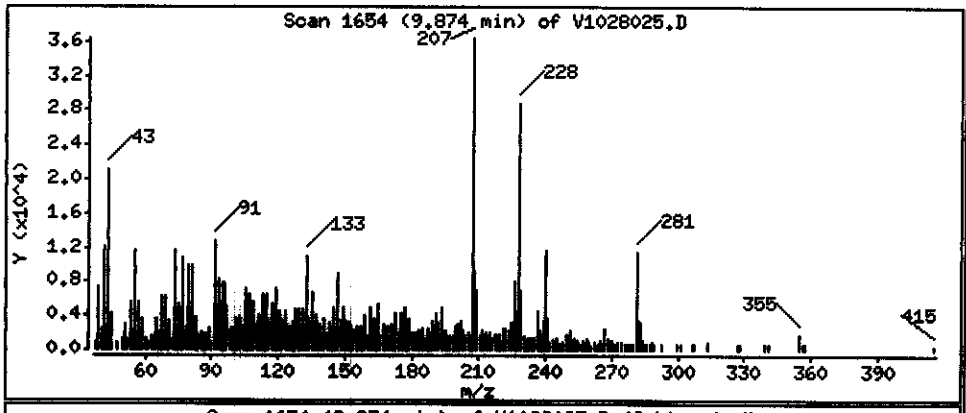

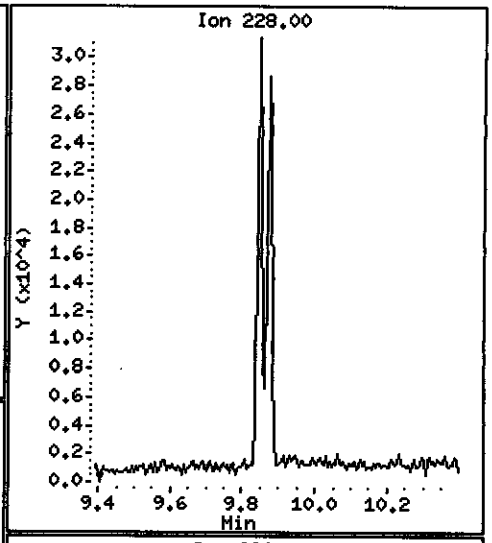

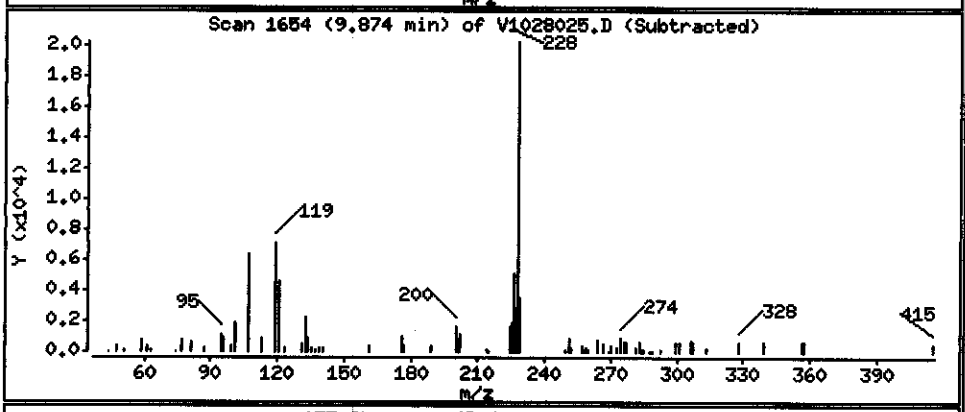

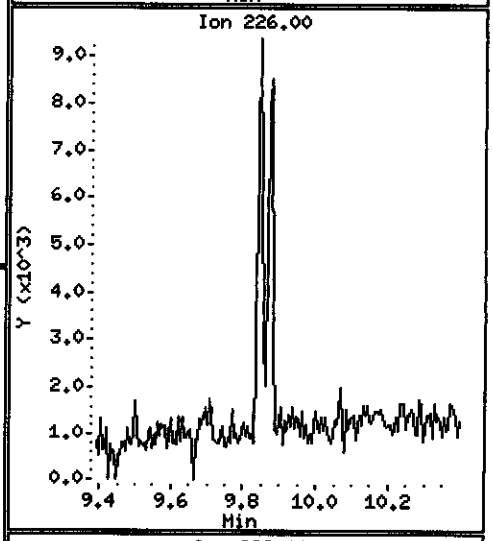

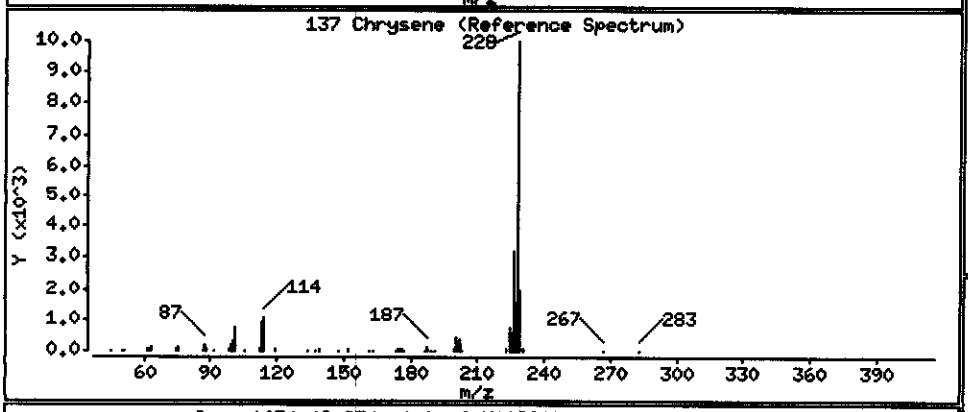

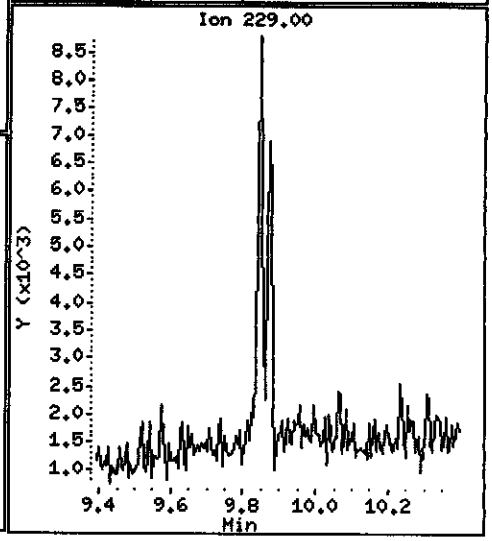

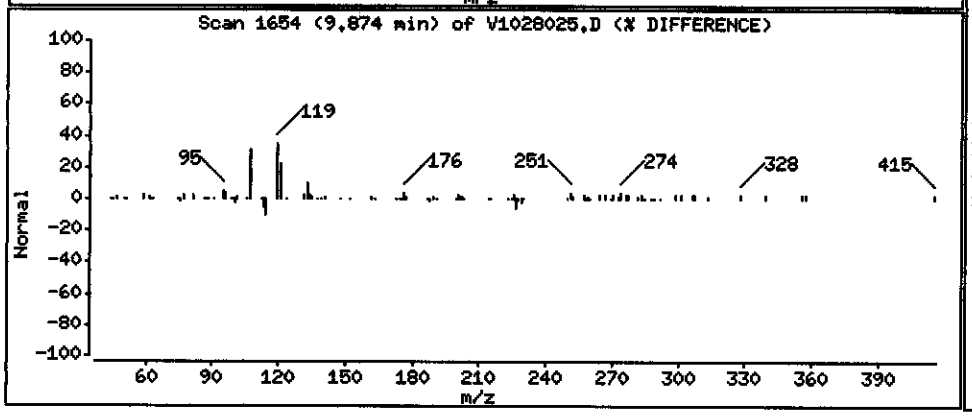

Data File: \\PITSVR06\D\chem\731.i\V102808.b\V1028025.D

Date : 28-OCT-2008 02:39

Client ID: RFI-33-1008

Instrument: 731.i

Sample Info: C8J180171-009 10/23/08 h2o (8298042) 8270c

Volume Injected (uL): 2.0

Operator: 003200

Column phase: DB5-MS

Column diameter: 0.32

139 bis(2-ethylhexyl)Phthalate

Concentration: 0.44333 ug/L

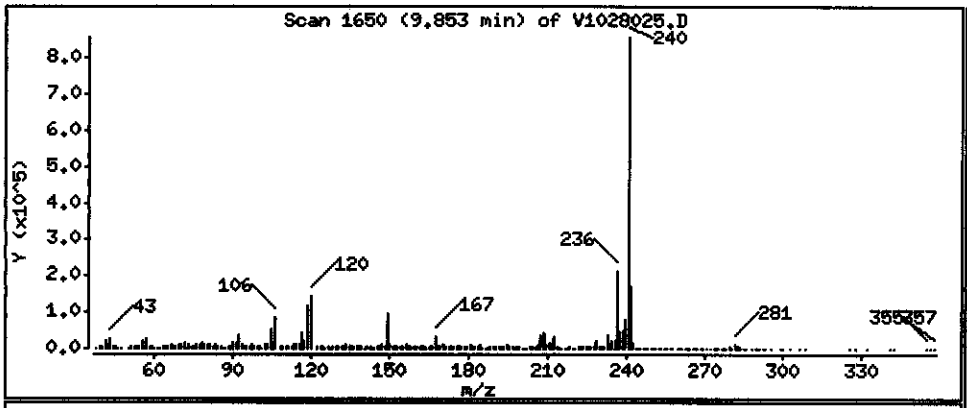

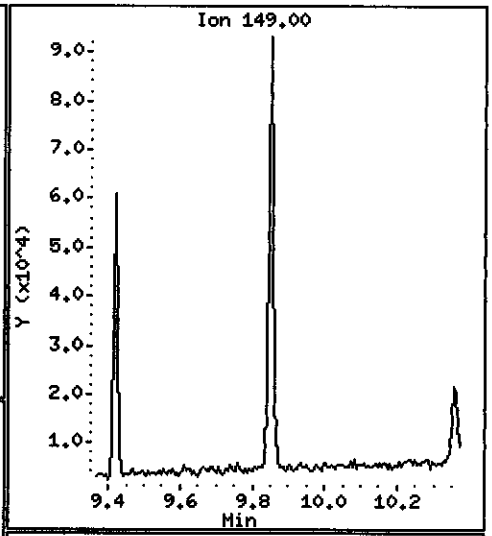

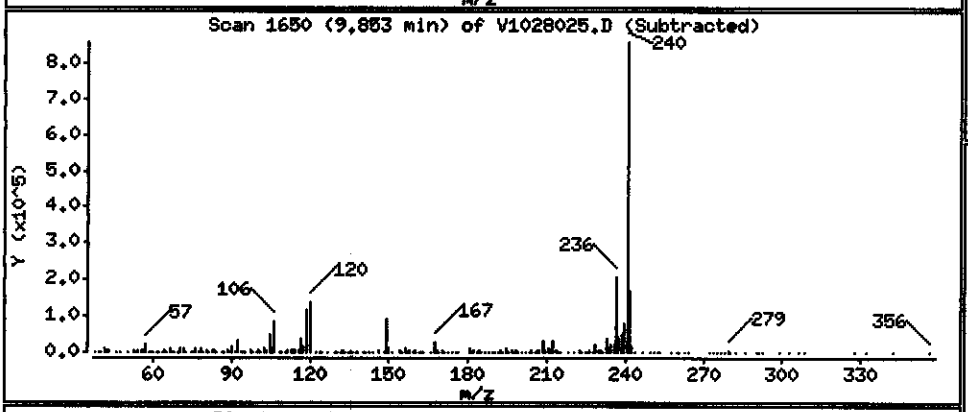

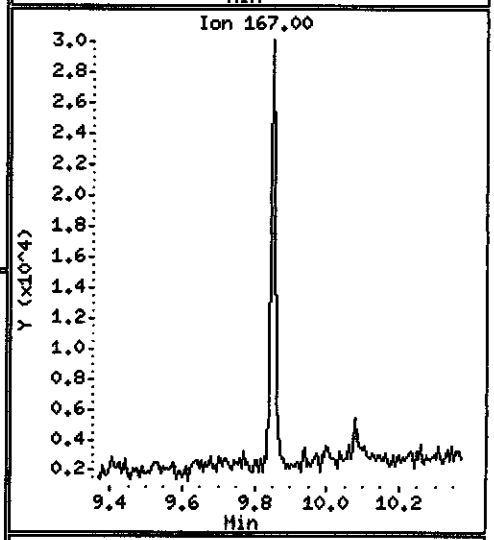

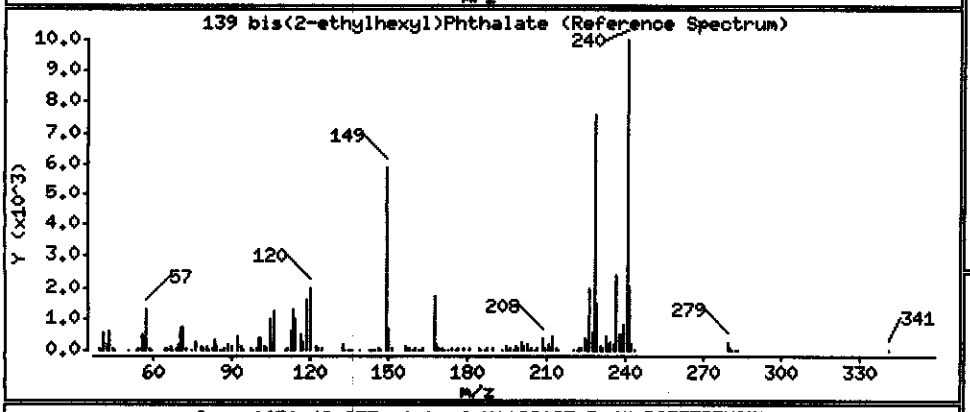

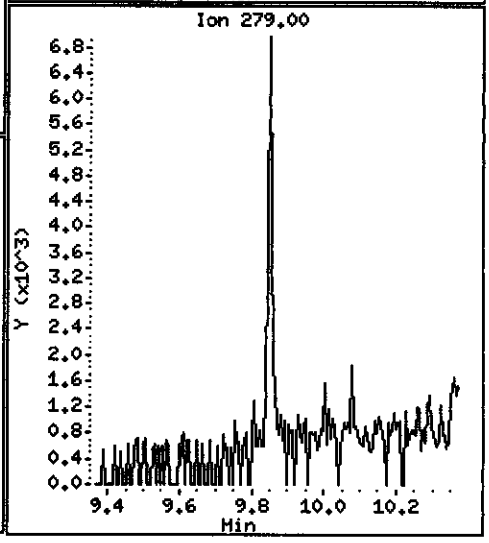

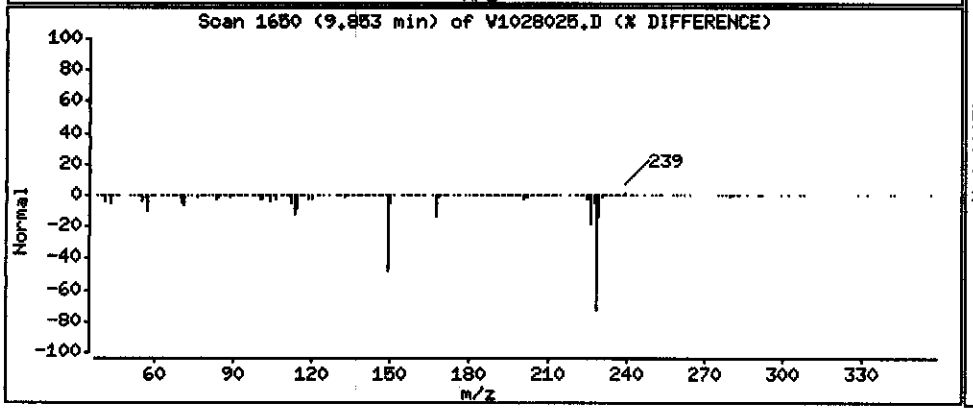

Data File: \\PITSVR06\D\chem\731.i\V102808.b\V1028025.D

Date : 28-OCT-2008 02:39

Client ID: RFI-33-1008

Instrument: 731.i

Sample Info: C8J180171-009 10/23/08 h2o (8298042) 8270c

Volume Injected (uL): 2.0

Operator: 003200

Column phase: DB5-MS

Column diameter: 0.32

140 Di-n-octylphthalate

Concentration: 0.057352 ug/L

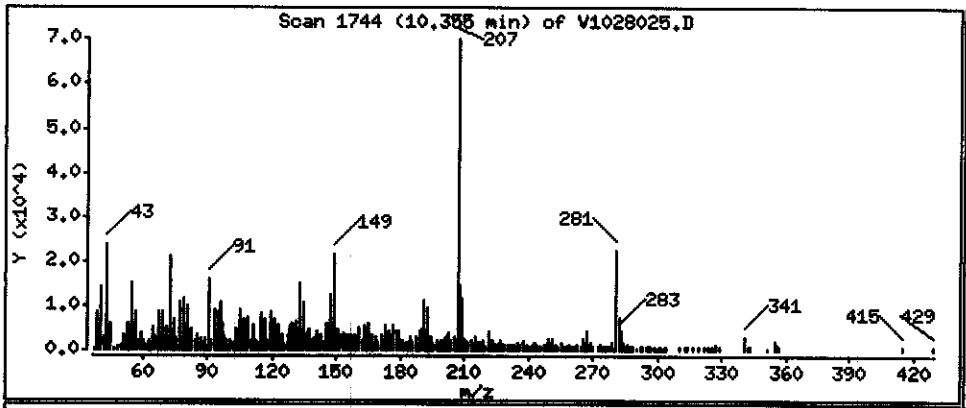

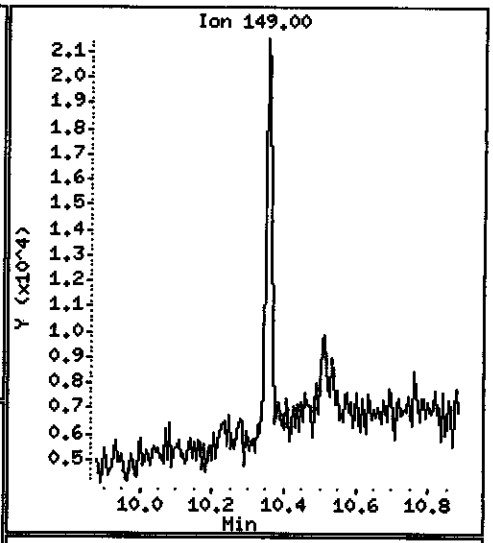

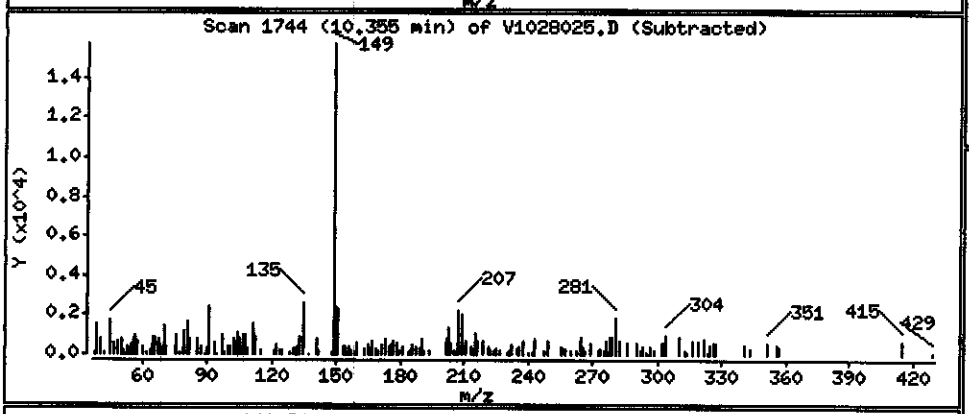

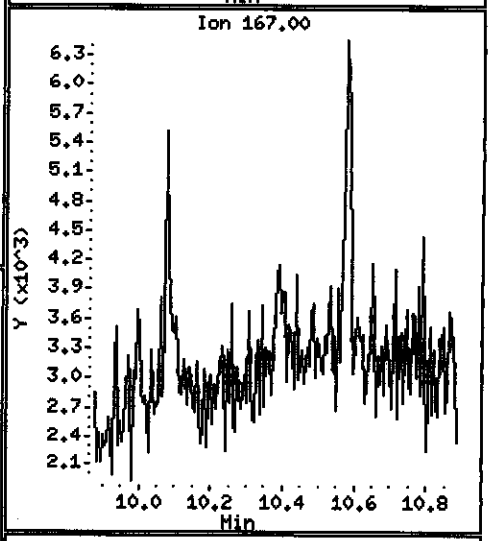

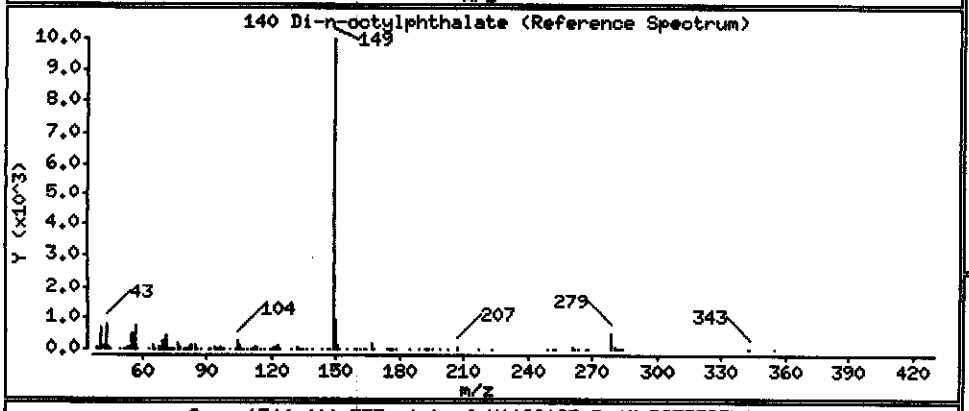

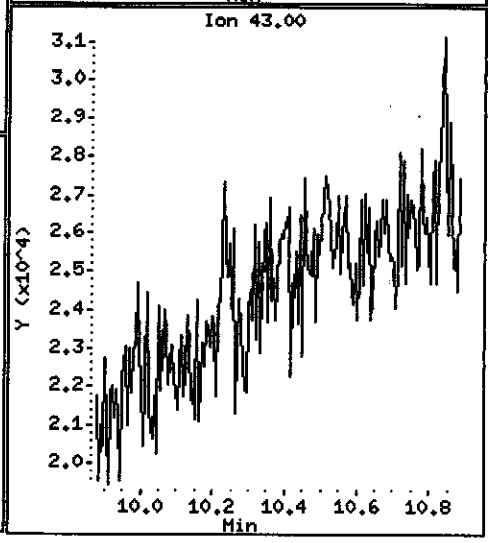

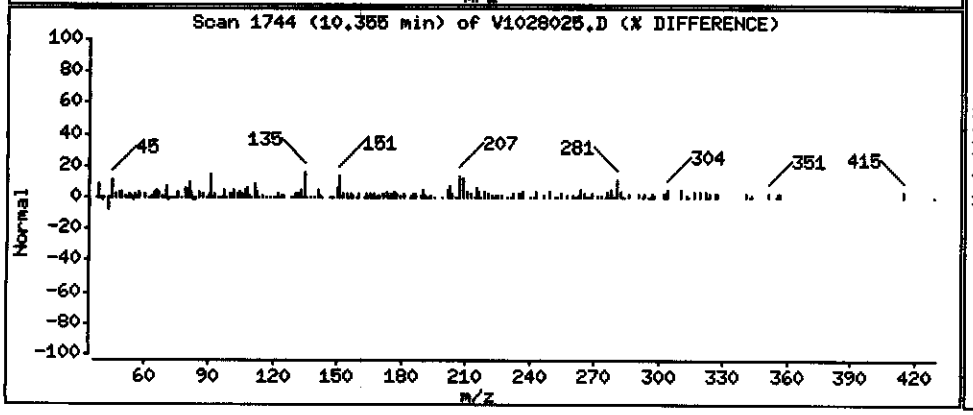

MACTEC Engineering and Consulting Inc

Client Sample ID: RFI-29-1008

GC/MS Semivolatiles

Lot-Sample #...:	C8J180171-010	**Work Order #...:**	K06DP1AL	**Matrix.....:**	WATER
Date Sampled...:	10/16/08 09:55	**Date Received..:**	10/18/08 11:30	**MS Run #.....:**	
Prep Date.....:	10/23/08	**Analysis Date..:**	10/29/08		
Prep Batch #...:	8298042	**Analysis Time..:**	04:41		
Dilution Factor:	0.99	**Initial Wgt/Vol:**	1010 mL	**Final Wgt/Vol..:**	1 mL
Analyst ID.....:	003200	**Instrument ID..:**	731		
		Method.....:	SW846 8270C		

PARAMETER	RESULT	REPORTING LIMIT	UNITS	MDL
Aniline	ND	0.99	ug/L	0.048
Acenaphthene	ND	0.20	ug/L	0.052
Acenaphthylene	ND	0.20	ug/L	0.046
Acetophenone	ND	0.99	ug/L	0.046
Anthracene	ND	0.20	ug/L	0.050
Atrazine	ND	0.99	ug/L	0.039
Benzo(a)anthracene	ND	0.20	ug/L	0.041
Benzo(a)pyrene	ND	0.20	ug/L	0.043
Benzo(b)fluoranthene	ND	0.20	ug/L	0.031
Benzo(ghi)perylene	ND	0.20	ug/L	0.027
Benzo(k)fluoranthene	ND	0.20	ug/L	0.039
Benzaldehyde	ND	0.99	ug/L	0.054
1,1'-Biphenyl	ND	0.99	ug/L	0.060
bis(2-Chloroethoxy) methane	ND	0.99	ug/L	0.12
bis(2-Chloroethyl)-ether	ND	0.20	ug/L	0.046
bis(2-Ethylhexyl) phthalate	ND	0.99	ug/L	0.12
4-Bromophenyl phenyl ether	ND	0.99	ug/L	0.049
Butyl benzyl phthalate	ND	0.99	ug/L	0.14
Caprolactam	ND	5.0	ug/L	0.19
Carbazole	ND	0.20	ug/L	0.052
4-Chloroaniline	ND	0.99	ug/L	0.046
4-Chloro-3-methylphenol	ND	0.99	ug/L	0.058
2-Chloronaphthalene	ND	0.20	ug/L	0.044
2-Chlorophenol	ND	0.99	ug/L	0.045
4-Chlorophenyl phenyl ether	ND	0.99	ug/L	0.042
Chrysene	ND	0.20	ug/L	0.035
Dibenz(a,h)anthracene	ND	0.20	ug/L	0.034
Dibenzofuran	ND	0.99	ug/L	0.053
3,3'-Dichlorobenzidine	ND	0.99	ug/L	0.041
2,4-Dichlorophenol	ND	0.20	ug/L	0.048
Diethyl phthalate	ND	0.99	ug/L	0.24
2,4-Dimethylphenol	ND	0.99	ug/L	0.051

(Continued on next page)

MACTEC Engineering and Consulting Inc

Client Sample ID: RFI-29-1008

GC/MS Semivolatiles

Lot-Sample #...: C8J180171-010 **Work Order #...:** K06DP1AL **Matrix.....:** WATER

PARAMETER	RESULT	REPORTING LIMIT	UNITS	MDL
Dimethyl phthalate	ND	0.99	ug/L	0.042
Di-n-butyl phthalate	ND	0.99	ug/L	0.046
4,6-Dinitro-2-methylphenol	ND	5.0	ug/L	1.4
2,4-Dinitrophenol	ND	5.0	ug/L	1.3
2,4-Dinitrotoluene	ND	0.99	ug/L	0.045
2,6-Dinitrotoluene	ND	0.99	ug/L	0.050
Di-n-octyl phthalate	ND	0.99	ug/L	0.042
Fluoranthene	ND	0.20	ug/L	0.049
Fluorene	ND	0.20	ug/L	0.054
Hexachlorobenzene	ND	0.20	ug/L	0.043
Hexachlorobutadiene	ND	0.20	ug/L	0.037
Hexachlorocyclopentadiene	ND	0.99	ug/L	0.079
Hexachloroethane	ND	0.99	ug/L	0.043
Indeno(1,2,3-cd)pyrene	ND	0.20	ug/L	0.047
Isophorone	ND	0.99	ug/L	0.047
2-Methylnaphthalene	ND	0.20	ug/L	0.046
2-Methylphenol	ND	0.99	ug/L	0.051
4-Methylphenol	ND	0.99	ug/L	0.073
Naphthalene	ND	0.20	ug/L	0.043
2-Nitroaniline	ND	5.0	ug/L	0.047
3-Nitroaniline	ND	5.0	ug/L	0.040
4-Nitroaniline	ND	5.0	ug/L	0.025
Nitrobenzene	ND	0.20	ug/L	0.063
2-Nitrophenol	ND	0.99	ug/L	0.053
4-Nitrophenol	ND	5.0	ug/L	0.069
N-Nitrosodi-n-propylamine	ND	0.20	ug/L	0.059
N-Nitrosodiphenylamine	ND	0.20	ug/L	0.048
2,2'-oxybis (1-Chloropropane)	ND	0.20	ug/L	0.026
Pentachlorophenol	ND	0.99	ug/L	0.082
Phenanthrene	ND	0.20	ug/L	0.054
Phenol	ND	0.20	ug/L	0.022
Pyrene	ND	0.20	ug/L	0.056
2,4,5-Trichlorophenol	ND	0.99	ug/L	0.062
2,4,6-Trichlorophenol	ND	0.99	ug/L	0.056

(Continued on next page)

MACTEC Engineering and Consulting Inc

Client Sample ID: RFI-29-1008

GC/MS Semivolatiles

Lot-Sample #...: C8J180171-010 **Work Order #...:** K06DP1AL **Matrix.....:** WATER

SURROGATE	PERCENT RECOVERY	RECOVERY LIMITS
Nitrobenzene-d5	67	(23 - 112)
Terphenyl-d14	81	(10 - 132)
2-Fluorobiphenyl	71	(19 - 107)
2-Fluorophenol	44	(10 - 111)
Phenol-d5	50	(15 - 112)
2,4,6-Tribromophenol	52	(16 - 122)

Data File: \\PITSVR06\D\chem\731.i\W102908.b\W1029002.D
Date : 29-OCT-2008 04:41
Client ID: RFI-29-1008
Sample Info: C8J180171-010 10/23/08 h2o (8298042) 8270c
Volume Injected (uL): 2.0
Column phase: DB5-MS

Instrument: 731.i

Operator: 003200
Column diameter: 0.32

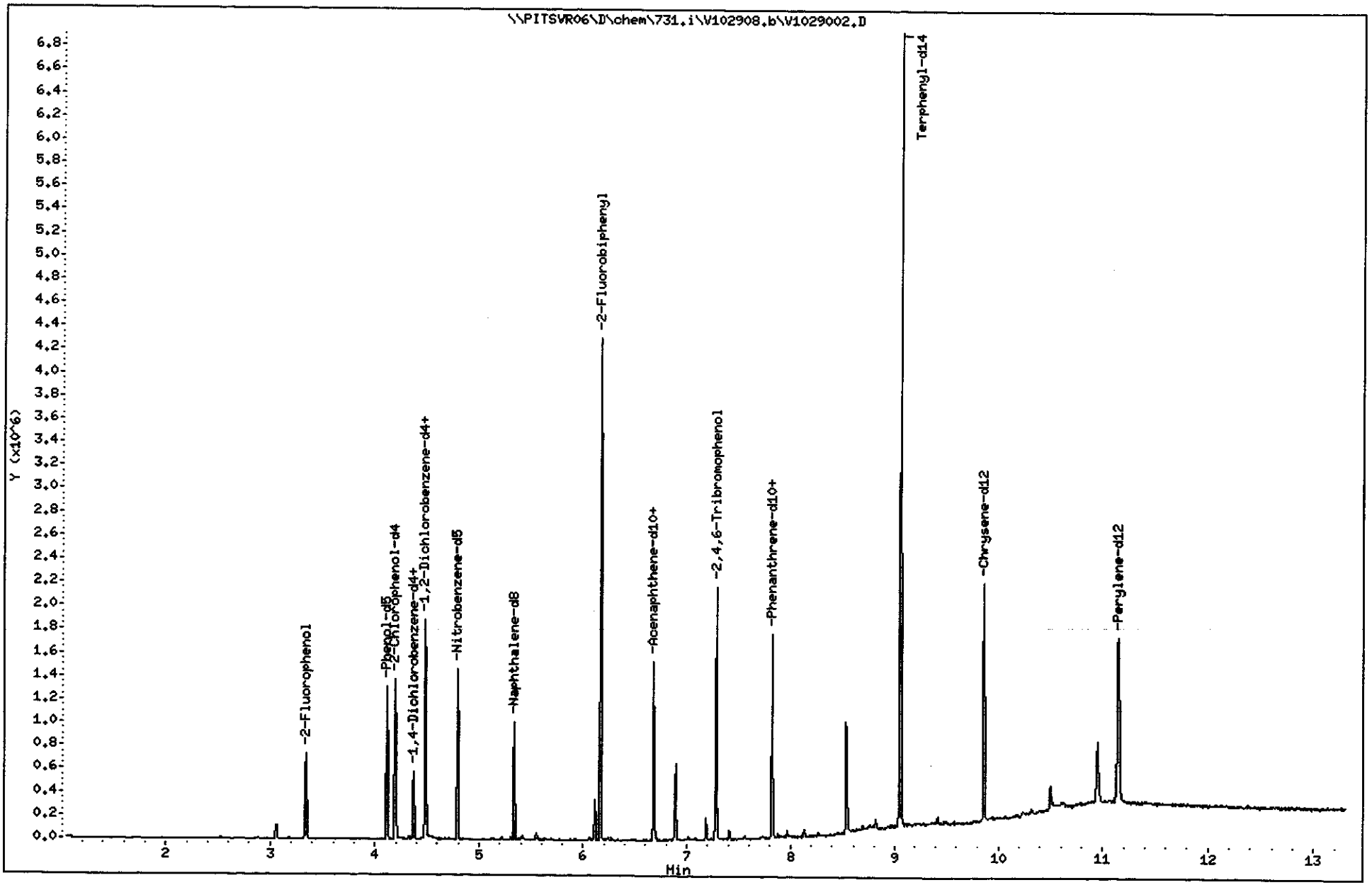

TestAmerica Pittsburgh

Semivolatile REPORT SW-846 Method 8270

Data file : \\PITSVR06\D\chem\731.i\V102908.b\V1029002.D
Lab Smp Id: K06DP1AL Client Smp ID: RFI-29-1008
Inj Date : 29-OCT-2008 04:41
Operator : 003200 Inst ID: 731.i
Smp Info : C8J180171-010 10/23/08 h2o (8298042) 8270c
Misc Info : K06DP1AL,V102908.b,8270ll.m,padep.sub
Comment :
Method : \\PITSVR06\D\chem\731.i\V102908.b\8270ll.m
Meth Date : 29-Oct-2008 01:20 piccolinov Quant Type: ISTD
Cal Date : 23-OCT-2008 04:48 Cal File: V1023NC7.D
Als bottle: 4
Dil Factor: 1.00000
Integrator: HP RTE Compound Sublist: padep.sub
Target Version: 4.14
Processing Host: PITSVR06

Concentration Formula: Amt * DF * Uf * Vt/(Vo * Vi) * CpndVariable

Name	Value	Description
DF	1.000	Dilution Factor
Uf	1.000	ng unit correction factor
Vt	1000.000	Volume of final extract (uL)
Vo	1010.000	Volume of sample extracted (mL)
Vi	2.000	Volume injected (uL)
Cpnd Variable		Local Compound Variable

	Compounds	QUANT SIG MASS	RT	EXP RT	REL RT	RESPONSE	CONCENTRATIONS ON-COLUMN (NG)	CONCENTRATIONS FINAL (ug/L)
* 1	1,4-Dichlorobenzene-d4	152	4.371	4.374	(1.000)	85727	8.00000	
* 2	Naphthalene-d8	136	5.338	5.346	(1.000)	377006	8.00000	
* 3	Acenaphthene-d10	164	6.679	6.687	(1.000)	287617	8.00000	
* 4	Phenanthrene-d10	188	7.822	7.835	(1.000)	578179	8.00000	
* 5	Chrysene-d12	240	9.857	9.871	(1.000)	637266	8.00000	
* 6	Perylene-d12	264	11.150	11.169	(1.000)	681638	8.00000	
198	1,4-Dioxane	88	Compound Not Detected.					
10	N-Nitrosodimethylamine	74	Compound Not Detected.					
9	Pyridine	79	Compound Not Detected.					
16	Methyl methanesulfonate	80	Compound Not Detected.					
206	Benzaldehyde	77	Compound Not Detected.					
21	Aniline	93	Compound Not Detected.					
22	Phenol	94	Compound Not Detected.					
23	bis(2-Chloroethyl)ether	93	Compound Not Detected.					
24	2-Chlorophenol	128	Compound Not Detected.					
26	1,3-Dichlorobenzene	146	4.323	4.325	(0.989)	5728	0.34680	0.17168
27	1,4-Dichlorobenzene	146	4.382	4.384	(1.002)	32204	1.89981	0.94050
28	1,2-Dichlorobenzene	146	4.494	4.496	(1.028)	21671	1.33717	0.66196
29	Benzyl Alcohol	108	Compound Not Detected.					
30	2-Methylphenol	108	Compound Not Detected.					

Compounds	QUANT SIG MASS	RT	EXP RT	REL RT	RESPONSE	CONCENTRATIONS ON-COLUMN (NG)	CONCENTRATIONS FINAL (ug/L)
31 2,2'-oxybis(1-Chloropropane)	45	Compound Not Detected.					
37 Acetophenone	105	Compound Not Detected.					
32 N-Nitroso-di-n-propylamine	70	Compound Not Detected.					
192 4-Methylphenol	108	Compound Not Detected.					
34 Hexachloroethane	117	Compound Not Detected.					
35 Nitrobenzene	77	Compound Not Detected.					
41 Isophorone	82	Compound Not Detected.					
42 2-Nitrophenol	139	Compound Not Detected.					
43 2,4-Dimethylphenol	107	Compound Not Detected.					
44 bis(2-Chloroethoxy)methane	93	Compound Not Detected.					
48 2,4-Dichlorophenol	162	Compound Not Detected.					
49 Benzoic Acid	122	5.130	5.148	(0.961)	4407	3.34191	1.6544
50 1,2,4-Trichlorobenzene	180	Compound Not Detected.					
51 Naphthalene	128	Compound Not Detected.					
52 4-Chloroaniline	127	Compound Not Detected.					
54 2,6-Dichlorophenol	162	Compound Not Detected.					
56 Hexachlorobutadiene	224	Compound Not Detected.					
208 Caprolactam	113	Compound Not Detected.					
59 4-Chloro-3-Methylphenol	107	Compound Not Detected.					
62 2-Methylnaphthalene	142	Compound Not Detected.					
63 1-Methylnaphthalene	142	Compound Not Detected.					
64 Hexachlorocyclopentadiene	236	Compound Not Detected.					
66 2,4,6-Trichlorophenol	196	Compound Not Detected.					
67 2,4,5-Trichlorophenol	196	Compound Not Detected.					
209 1,1'-Biphenyl	154	Compound Not Detected.					
70 2-Chloronaphthalene	162	Compound Not Detected.					
73 2-Nitroaniline	65	Compound Not Detected.					
76 Dimethylphthalate	163	Compound Not Detected.					
78 2,6-Dinitrotoluene	165	Compound Not Detected.					
79 Acenaphthylene	152	Compound Not Detected.					
81 3-Nitroaniline	138	Compound Not Detected.					
82 Acenaphthene	153	6.700	6.713	(1.003)	3722	0.09843	0.048725
83 2,4-Dinitrophenol	184	Compound Not Detected.					
85 4-Nitrophenol	109	Compound Not Detected.					
86 Dibenzofuran	168	6.839	6.847	(1.024)	2168	0.03859	0.019106
87 2,4-Dinitrotoluene	165	Compound Not Detected.					
91 2,3,5,6-Tetrachlorophenol	231	Compound Not Detected.					
88 2,3,4,6-Tetrachlorophenol	231	Compound Not Detected.					
92 2-Naphthylamine	143	Compound Not Detected.					
93 Diethylphthalate	149	7.015	7.029	(1.050)	6683	0.16060	0.079505
94 Fluorene	166	Compound Not Detected.					
95 4-Chlorophenyl-phenylether	204	Compound Not Detected.					
96 4-Nitroaniline	138	Compound Not Detected.					
98 4,6-Dinitro-2-methylphenol	198	Compound Not Detected.					
99 N-Nitrosodiphenylamine (1)	169	Compound Not Detected.					
100 1,2-Diphenylhydrazine	77	Compound Not Detected.					
106 4-Bromophenyl-phenylether	248	Compound Not Detected.					
107 Hexachlorobenzene	283	Compound Not Detected.					
210 Atrazine	200	Compound Not Detected.					
111 Pentachlorophenol	265	Compound Not Detected.					
115 Phenanthrene	178	7.838	7.851	(1.002)	7150	0.09776	0.048395
116 Anthracene	178	7.881	7.894	(1.008)	6514	0.08809	0.043607
119 Carbazole	167	Compound Not Detected.					
120 Di-n-Butylphthalate	149	Compound Not Detected.					

Compounds	QUANT SIG MASS	RT	EXP RT	REL RT	RESPONSE	CONCENTRATIONS ON-COLUMN (NG)	CONCENTRATIONS FINAL (ug/L)
123 Fluoranthene	202	8.757	8.770	(1.120)	4544	0.05197	0.025730
124 Benzidine	184	Compound Not Detected.					
125 Pyrene	202	8.933	8.946	(0.906)	3447	0.03526	0.017458
131 Butylbenzylphthalate	149	9.425	9.438	(0.956)	11801	0.25778	0.12762
135 3,3'-Dichlorobenzidine	252	Compound Not Detected.					
136 Benzo(a)Anthracene	228	Compound Not Detected.					
137 Chrysene	228	Compound Not Detected.					
139 bis(2-ethylhexyl)Phthalate	149	Compound Not Detected.					
140 Di-n-octylphthalate	149	10.365	10.383	(0.930)	1553	0.01201	0.0059442
141 Benzo(b)fluoranthene	252	Compound Not Detected.					
142 Benzo(k)fluoranthene	252	Compound Not Detected.					
143 7,12-dimethylbenz[a]anthracen	256	Compound Not Detected.					
146 Benzo(a)pyrene	252	Compound Not Detected.					
149 Indeno(1,2,3-cd)pyrene	276	Compound Not Detected.					
150 Dibenz(a,h)anthracene	278	Compound Not Detected.					
151 Benzo(g,h,i)perylene	276	Compound Not Detected.					
$ 154 Nitrobenzene-d5	82	4.793	4.796	(0.898)	353173	26.9048	13.319
$ 155 2-Fluorobiphenyl	172	6.166	6.174	(0.923)	1162379	28.4009	14.060
$ 156 Terphenyl-d14	244	9.051	9.064	(0.918)	2054688	32.5811	16.129
$ 157 Phenol-d5	99	4.114	4.117	(0.941)	409849	30.1355	14.918
$ 158 2-Fluorophenol	112	3.340	3.342	(0.764)	250112	26.3590	13.049
$ 159 2,4,6-Tribromophenol	330	7.288	7.296	(0.932)	212125	31.2127	15.452
$ 186 2-Chlorophenol-d4	132	4.195	4.197	(0.960)	370049	27.7717	13.748
$ 187 1,2-Dichlorobenzene-d4	152	4.483	4.486	(1.026)	275358	26.3755	13.057

Data File: \\PITSVR06\D\chem\731.i\V102908.b\V1029002.D

Date : 29-OCT-2008 04:41

Client ID: RFI-29-1008

Instrument: 731.i

Sample Info: C8J180171-010 10/23/08 h2o (8298042) 8270c

Volume Injected (uL): 2.0

Operator: 003200

Column phase: DB5-MS

Column diameter: 0.32

26 1,3-Dichlorobenzene

Concentration: 0.17168 ug/L

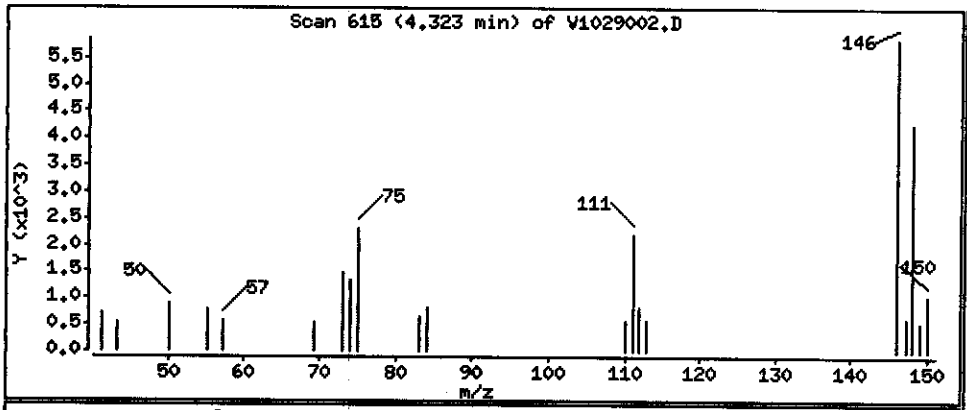

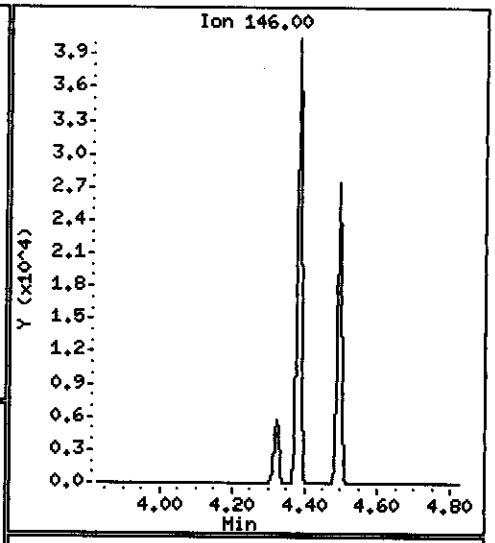

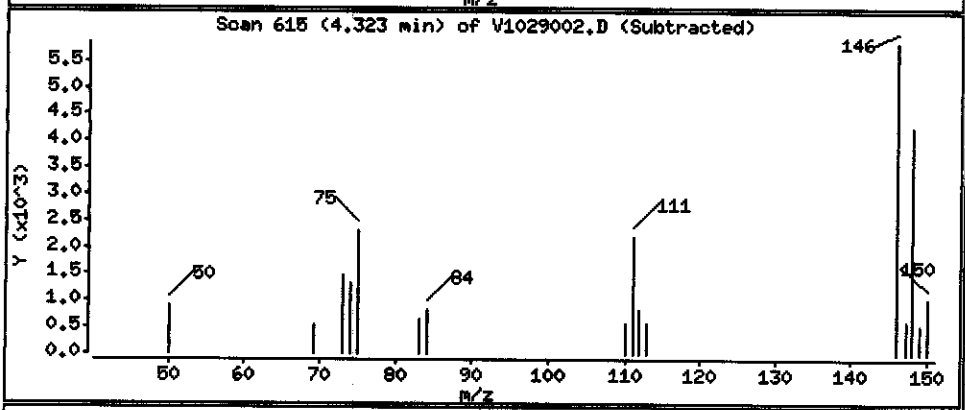

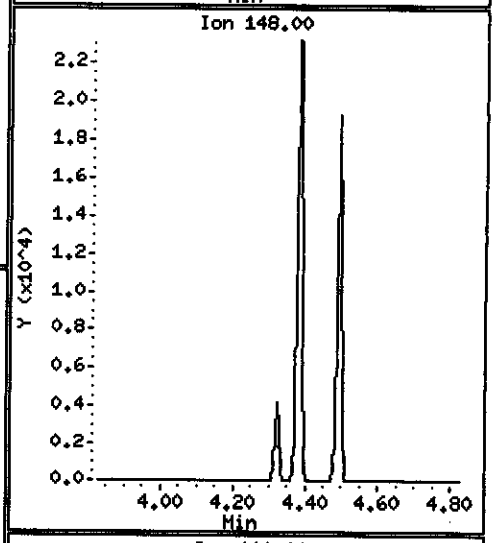

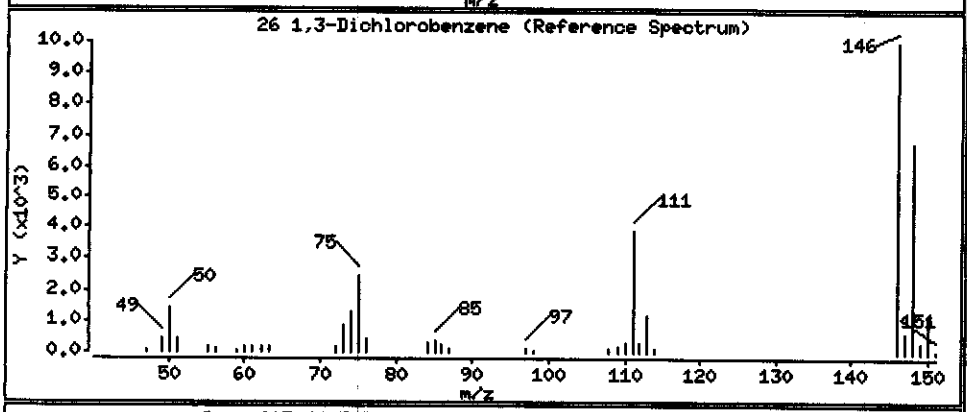

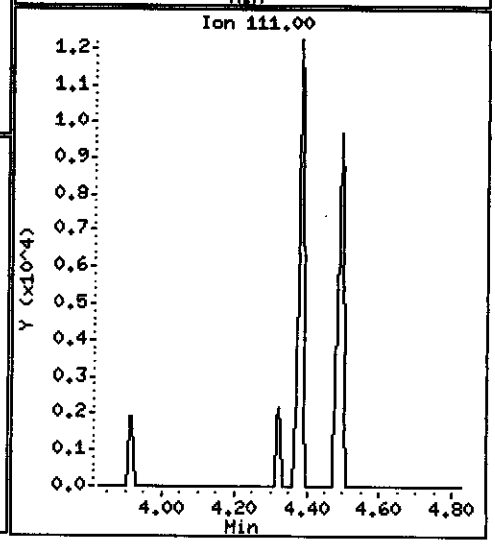

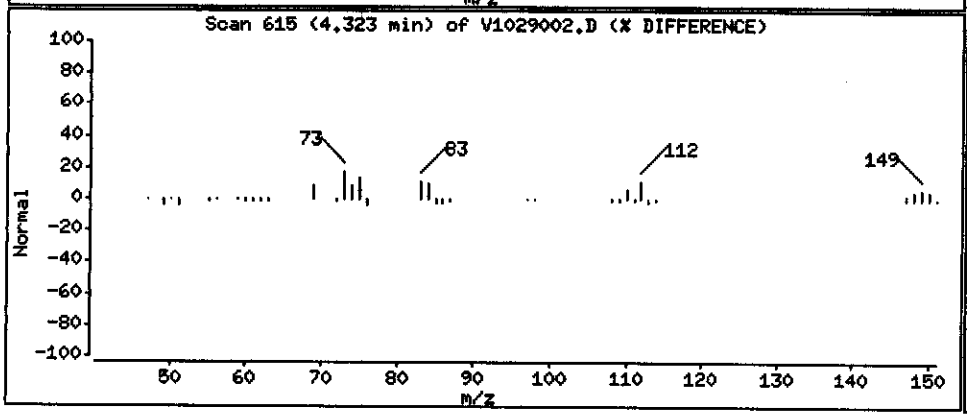

Data File: \\PITSVR06\D\chem\731.i\V102908.b\V1029002.D

Date : 29-OCT-2008 04:41

Client ID: RFI-29-1008

Instrument: 731.i

Sample Info: C8J180171-010 10/23/08 h2o (8298042) 8270c

Volume Injected (uL): 2.0

Operator: 003200

Column phase: DB5-MS

Column diameter: 0.32

27 1,4-Dichlorobenzene

Concentration: 0.94050 ug/L

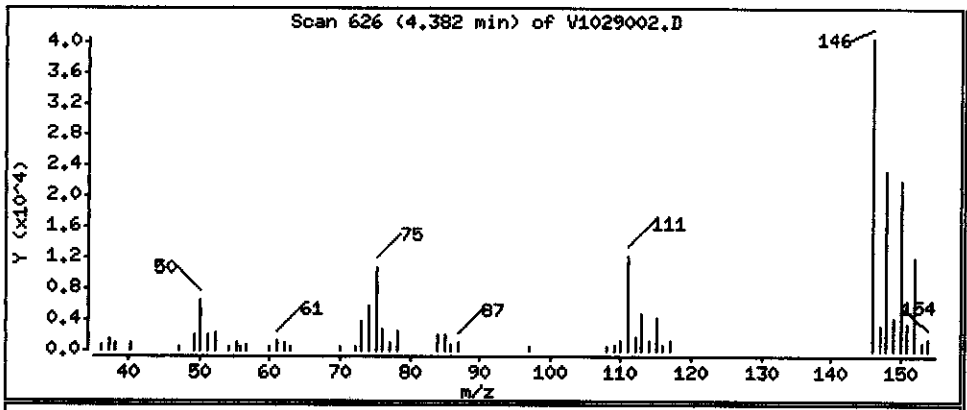

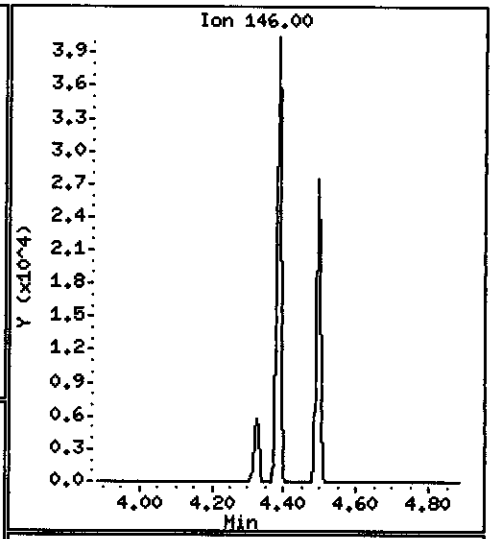

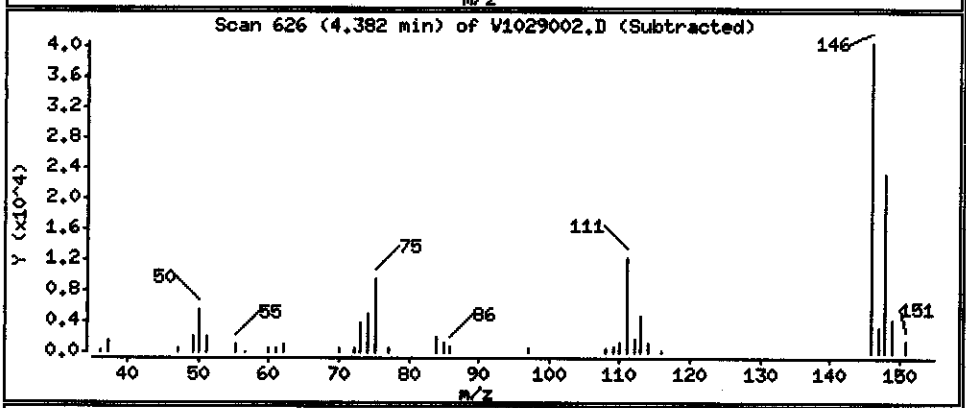

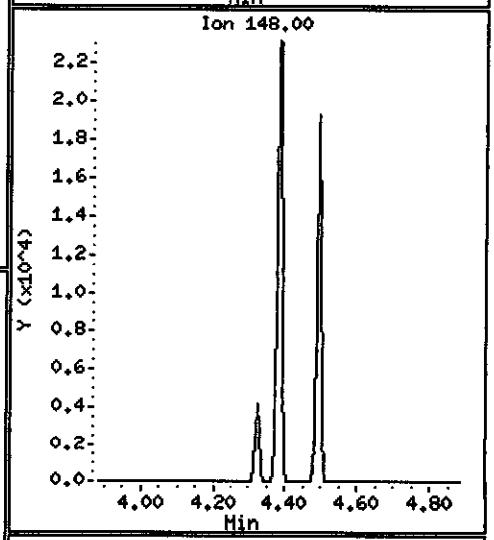

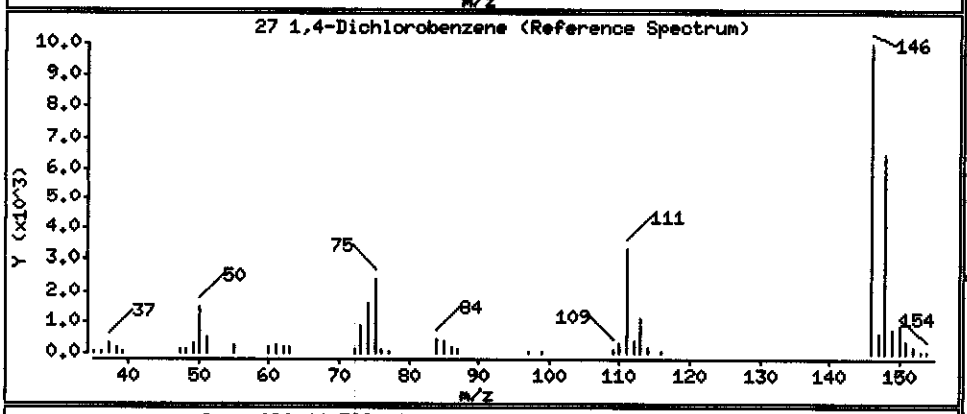

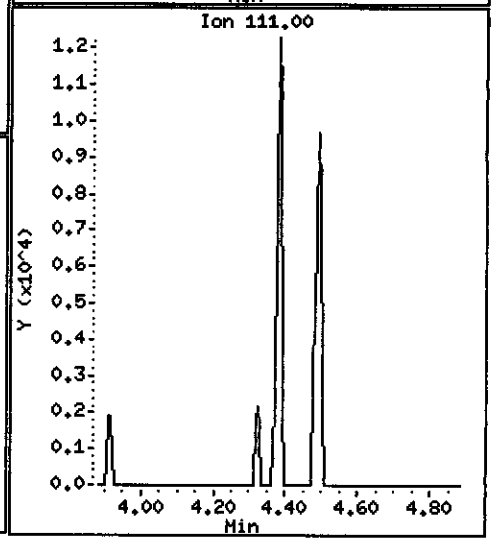

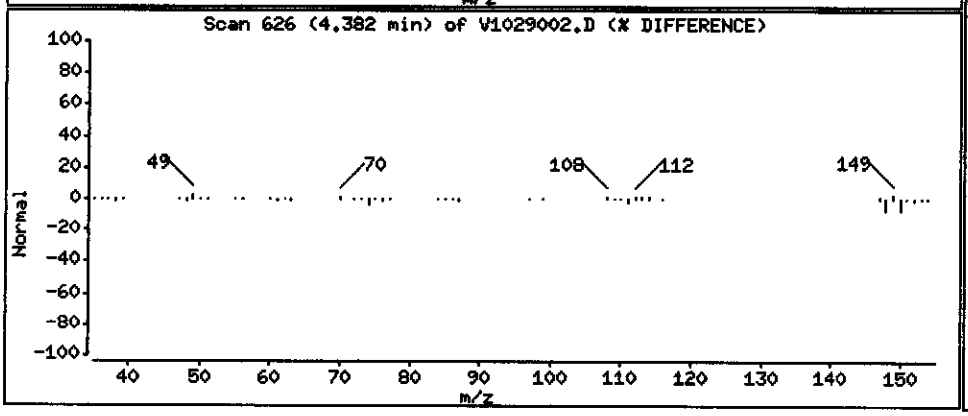

Data File: \\PITSVR06\D\chem\731.i\W102908.b\V1029002.D

Date : 29-OCT-2008 04:41

Client ID: RFI-29-1008

Instrument: 731.i

Sample Info: C8J180171-010 10/23/08 h2o (8298042) 8270c

Volume Injected (uL): 2.0

Operator: 003200

Column phase: DB5-MS

Column diameter: 0.32

28 1,2-Dichlorobenzene

Concentration: 0.66196 ug/L

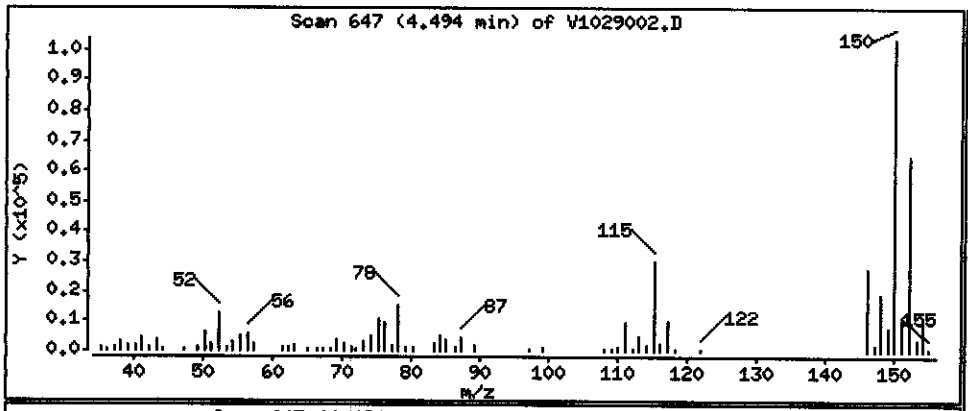

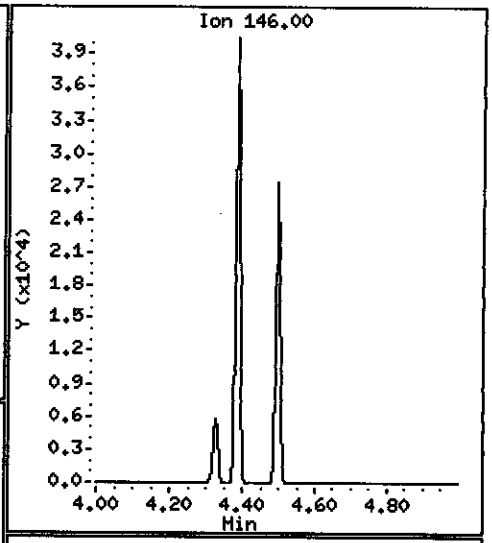

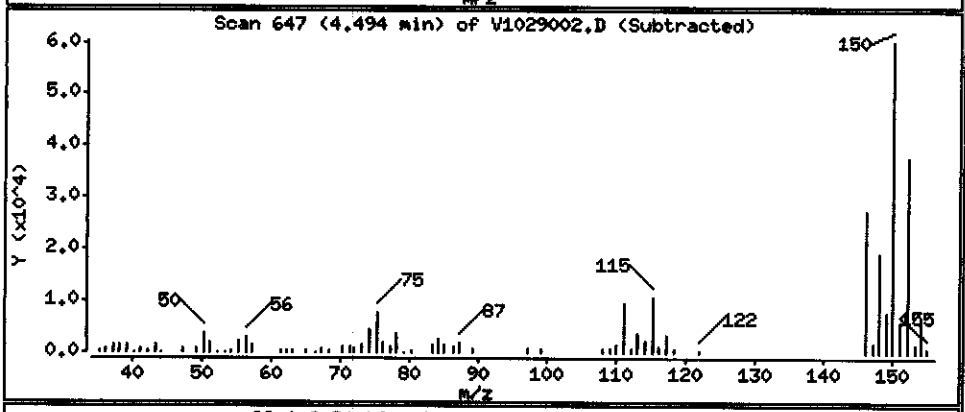

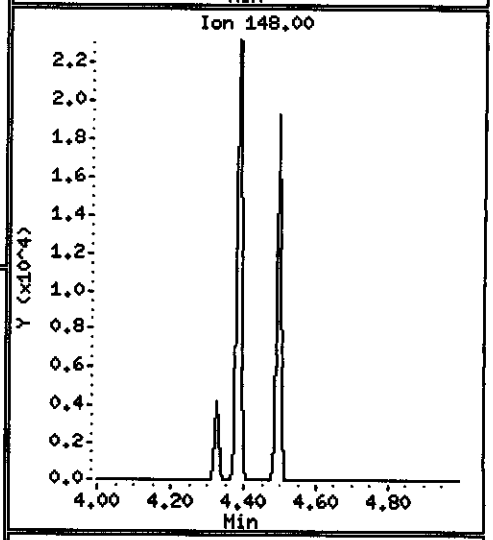

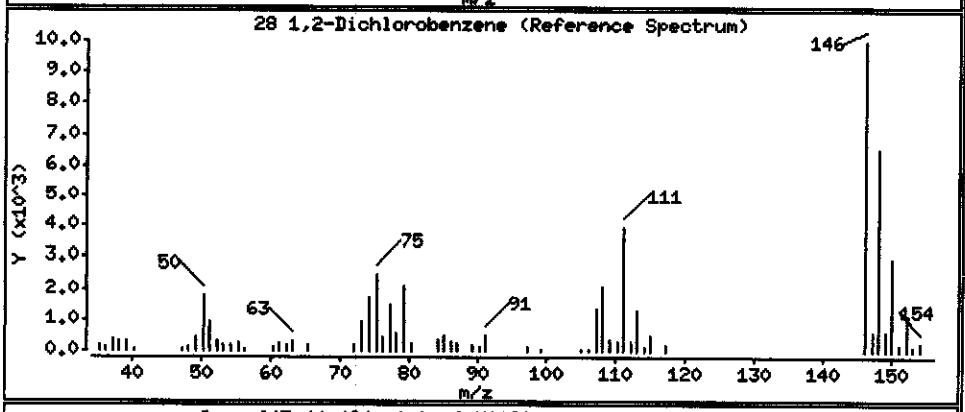

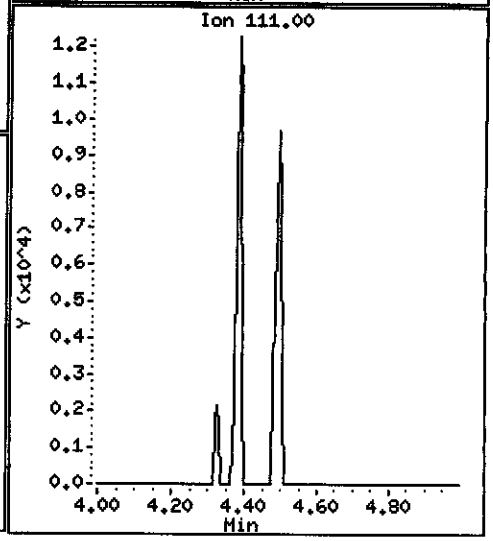

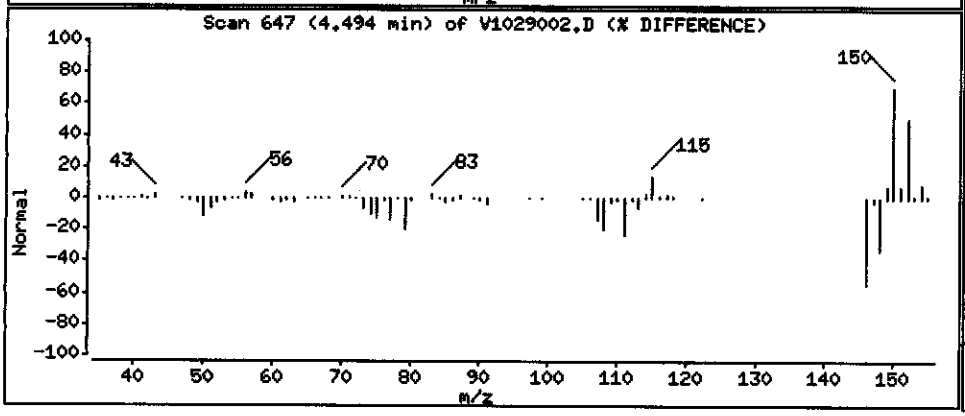

Data File: \\PITSVR06\D\chem\731.i\V102908.b\V1029002.D

Date : 29-OCT-2008 04:41

Client ID: RFI-29-1008

Instrument: 731.i

Sample Info: C8J180171-010 10/23/08 h2o (8298042) 8270c

Volume Injected (uL): 2.0

Operator: 003200

Column phase: DB5-MS

Column diameter: 0.32

49 Benzoic Acid

Concentration: 1.6544 ug/L

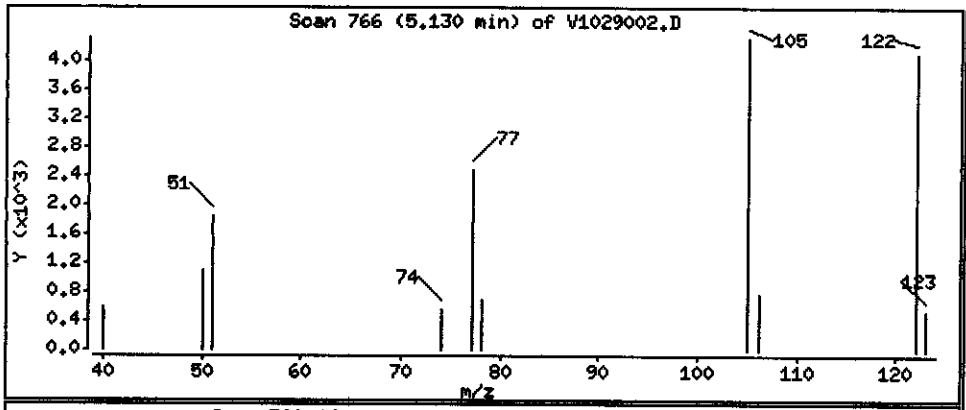

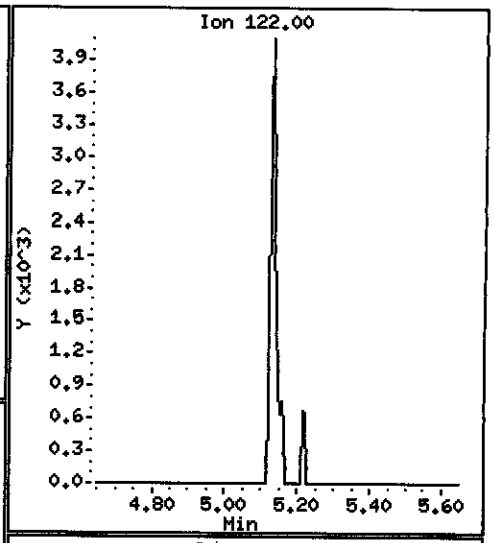

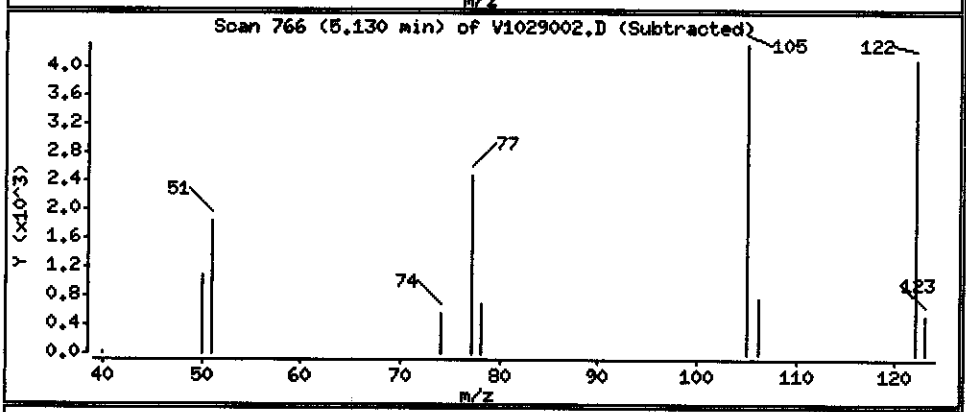

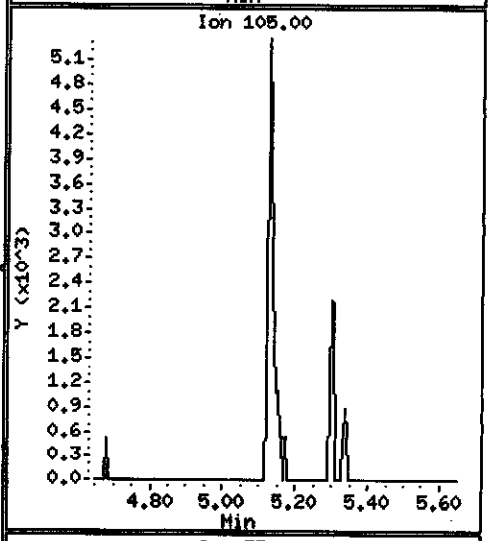

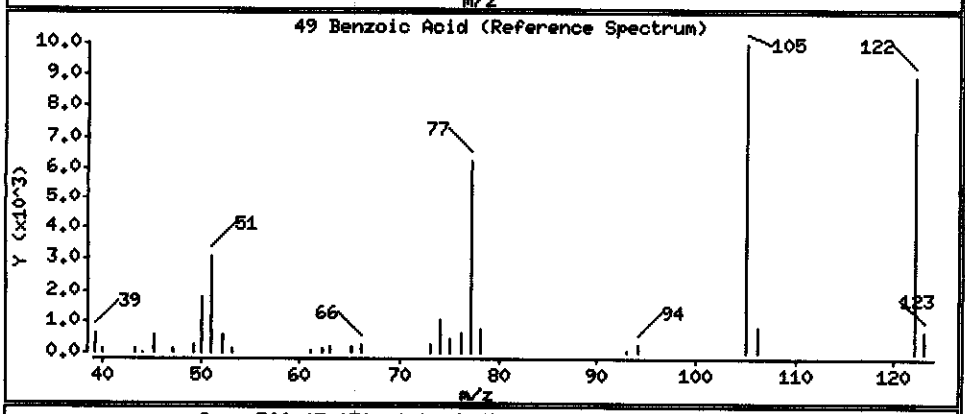

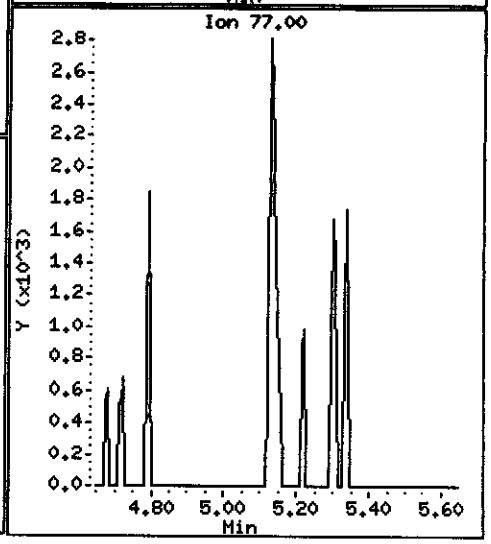

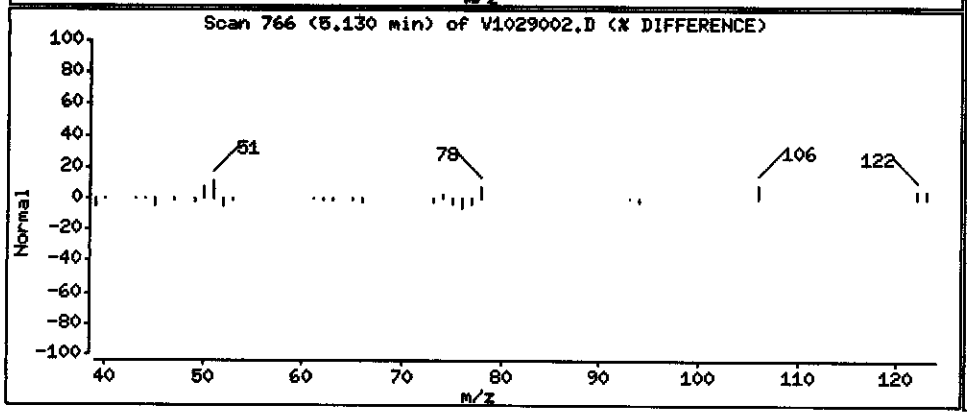

Data File: \\PITSVR06\D\chem\731.i\W102908.b\V1029002.D

Date : 29-OCT-2008 04:41

Client ID: RFI-29-1008

Instrument: 731.i

Sample Info: C8J180171-010 10/23/08 h2o (8298042) 8270c

Volume Injected (uL): 2.0

Operator: 003200

Column phase: DB5-MS

Column diameter: 0.32

82 Acenaphthene

Concentration: 0.048725 ug/L

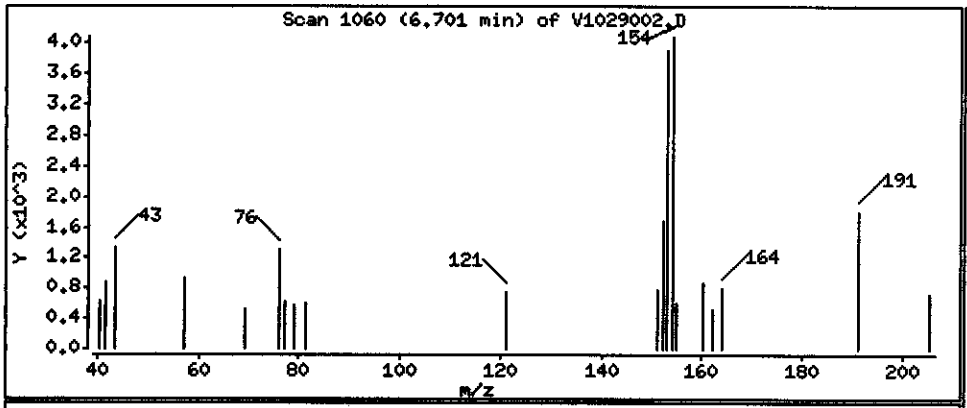

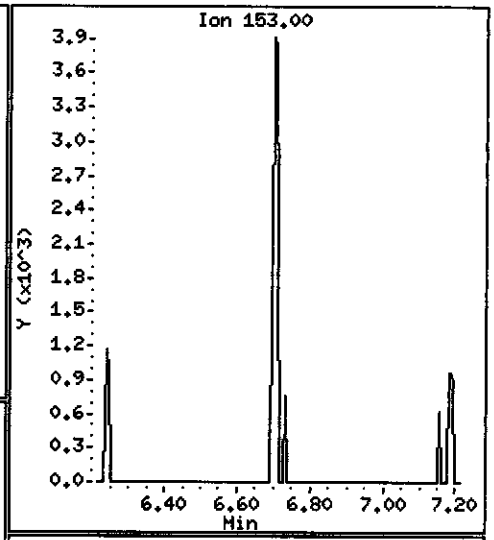

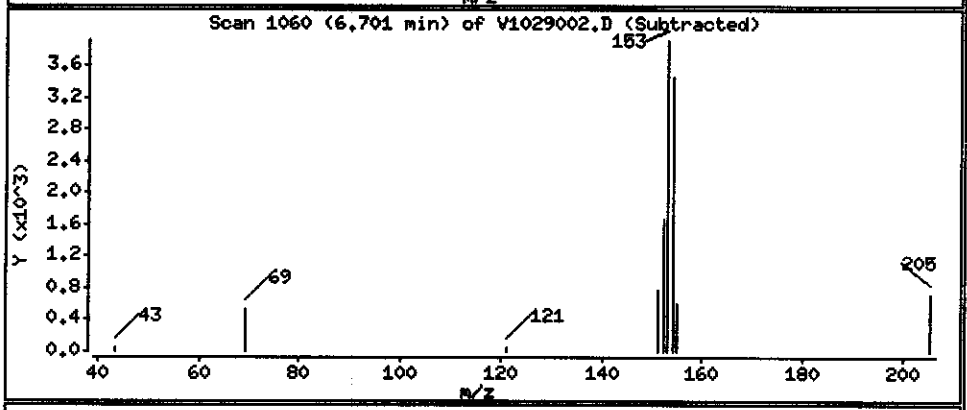

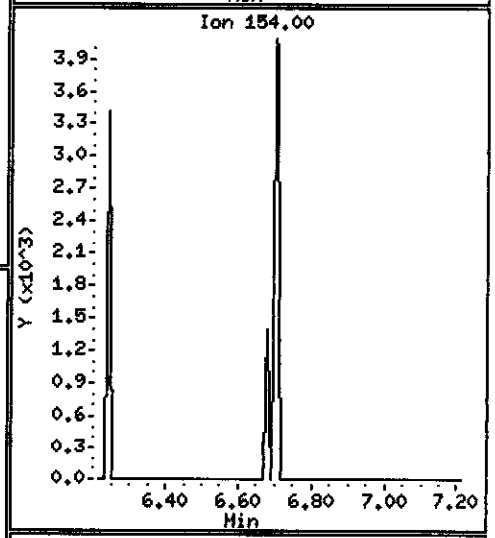

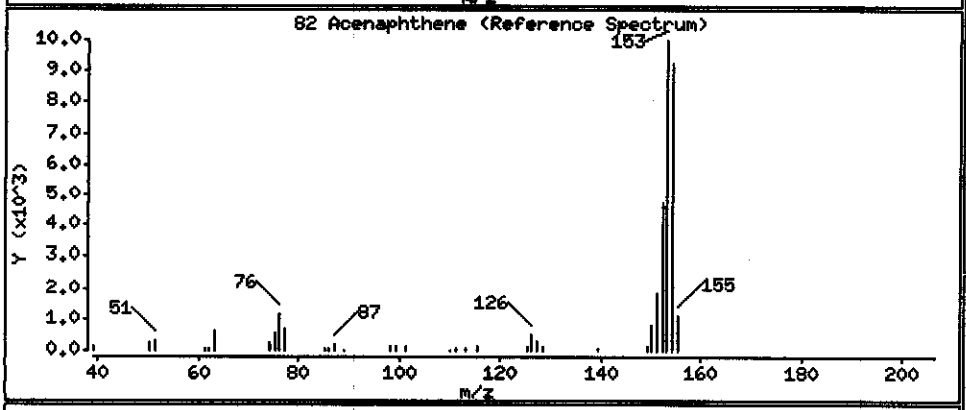

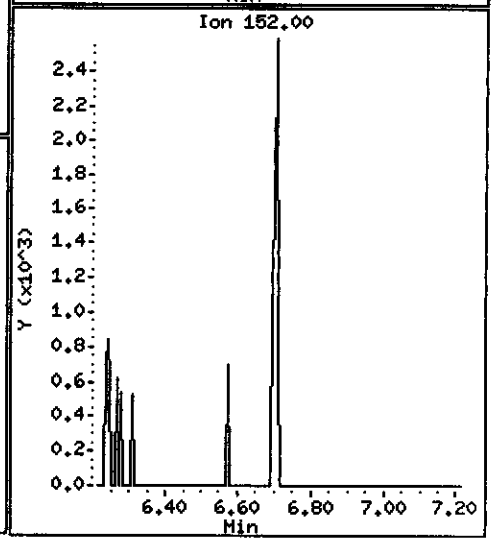

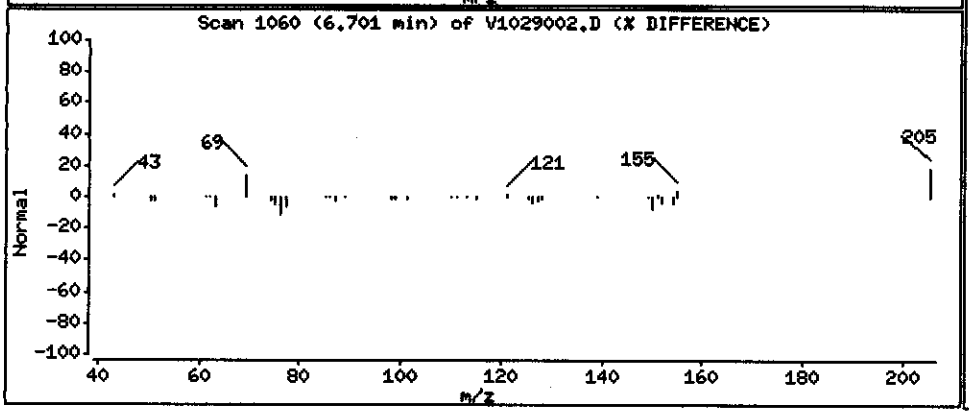

Data File: \\PITSVR06\D\chem\731.i\V102908.b\V1029002.D

Date : 29-OCT-2008 04:41

Client ID: RFI-29-1008

Instrument: 731.i

Sample Info: C8J180171-010 10/23/08 h2o (8298042) 8270c

Volume Injected (uL): 2.0

Operator: 003200

Column phase: DB5-MS

Column diameter: 0.32

86 Dibenzofuran

Concentration: 0.019106 ug/L

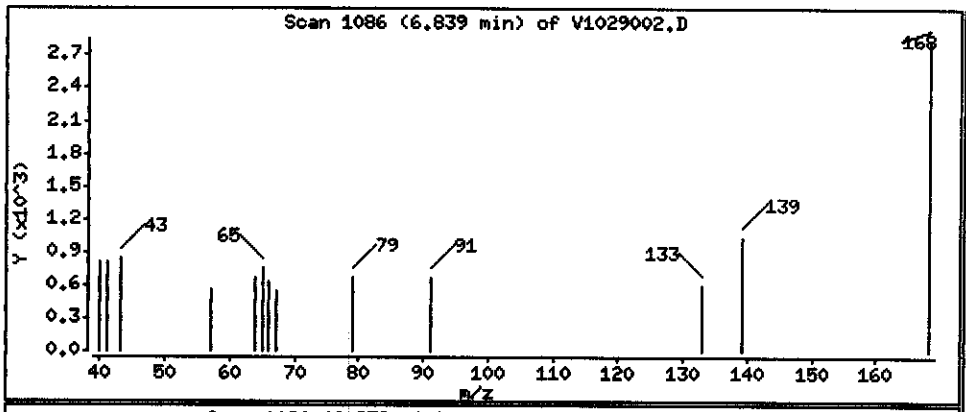

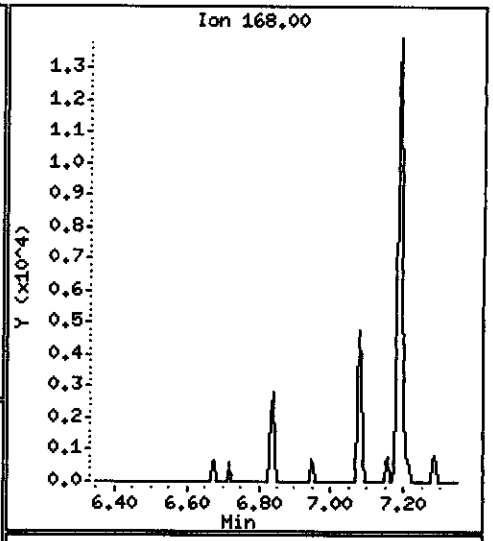

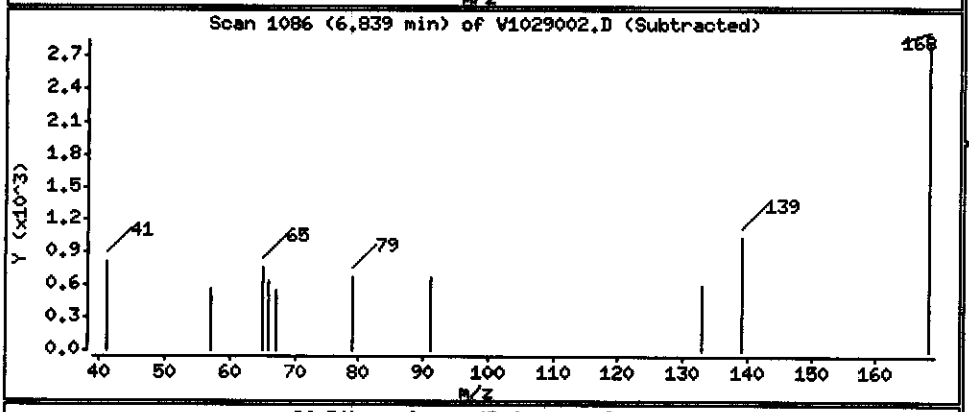

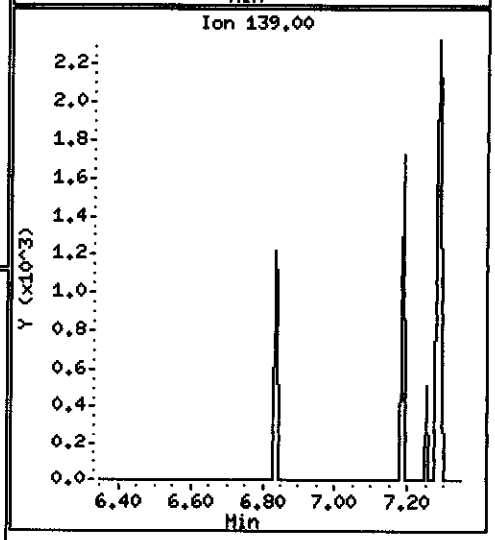

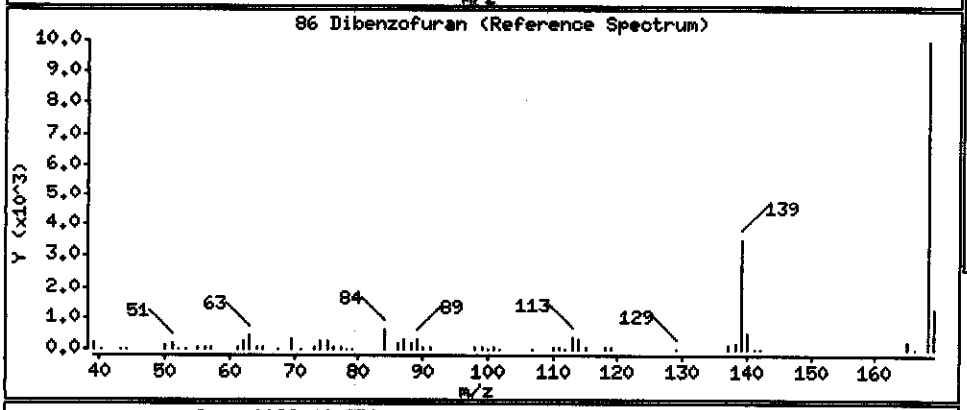

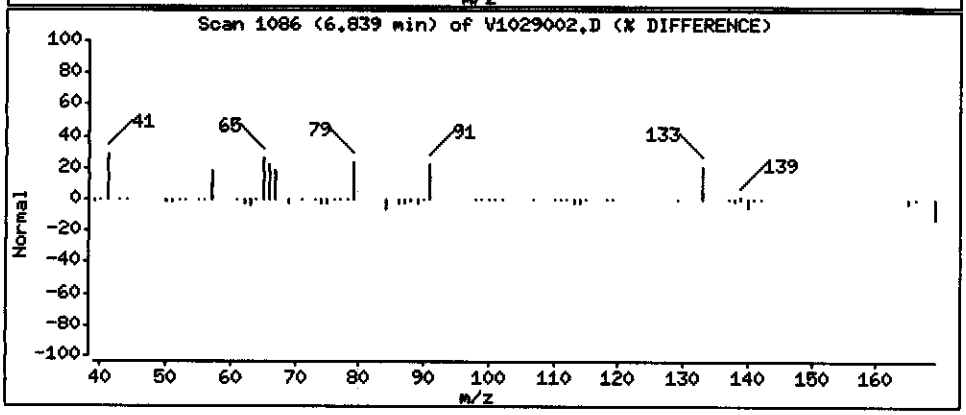

Data File: \\PITSVR06\D\chem\731.i\V102908.b\V1029002.D

Date : 29-OCT-2008 04:41

Client ID: RFI-29-1008

Instrument: 731.i

Sample Info: C8J180171-010 10/23/08 h2o (8298042) 8270c

Volume Injected (uL): 2.0

Operator: 003200

Column phase: DB5-MS

Column diameter: 0.32

93 Diethylphthalate

Concentration: 0.079505 ug/L

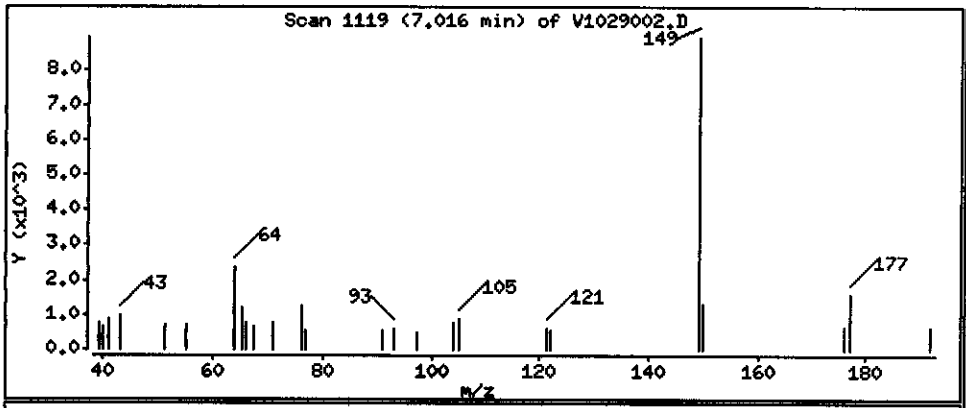

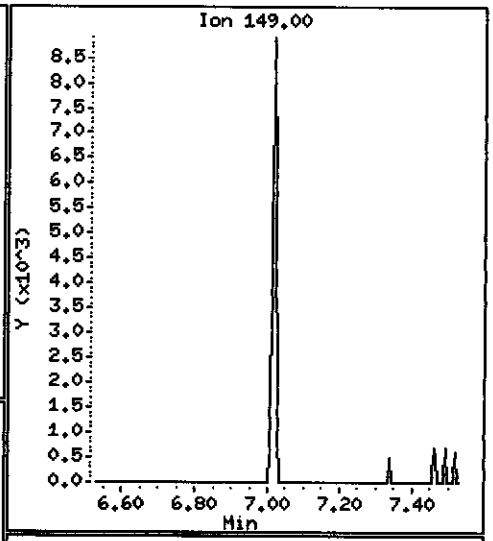

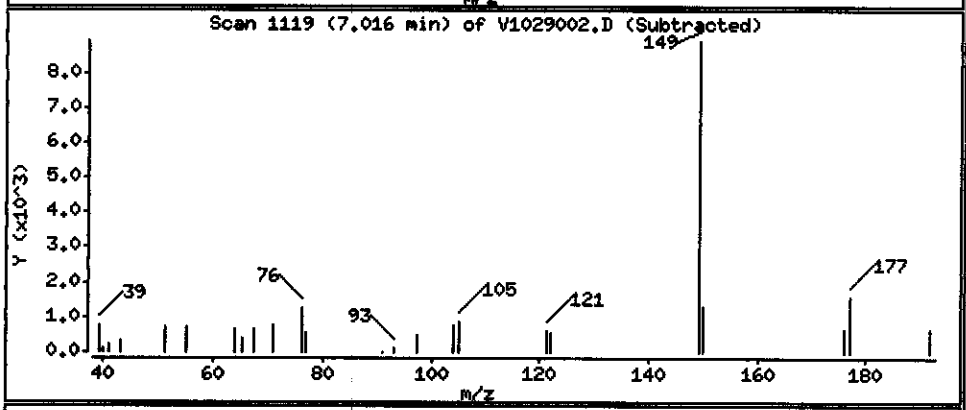

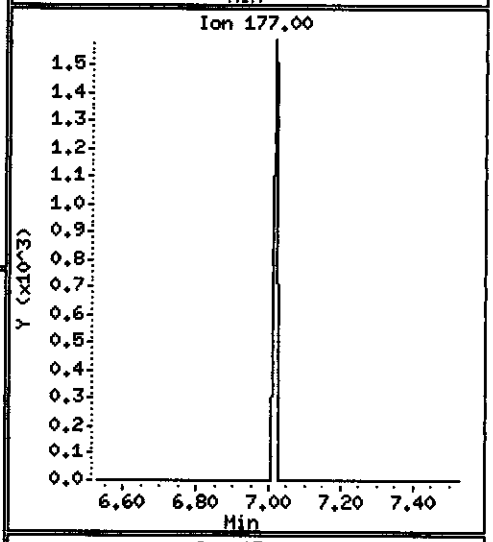

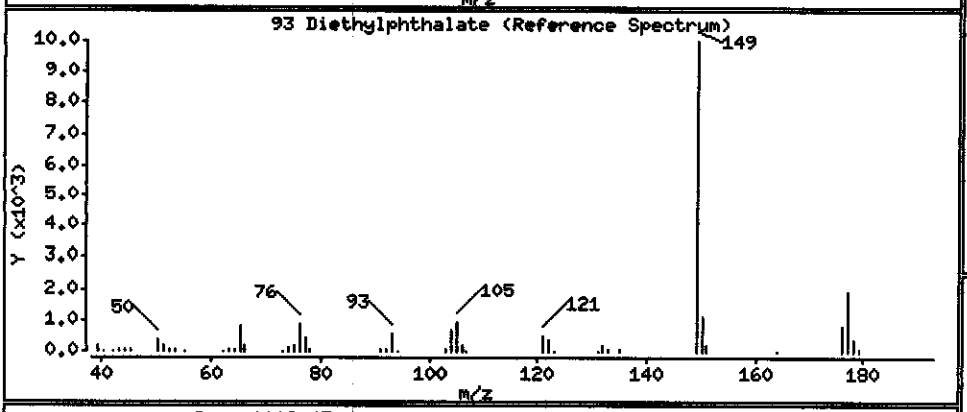

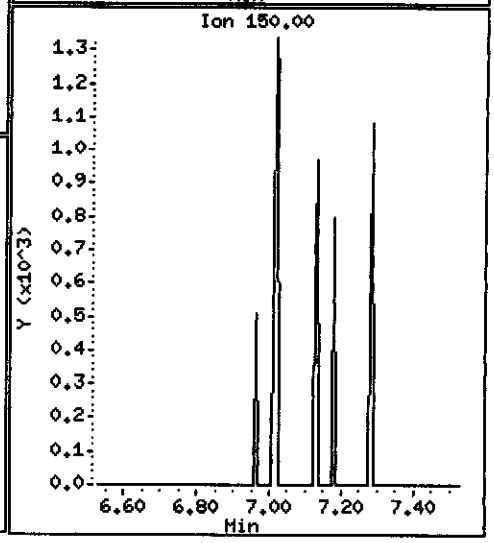

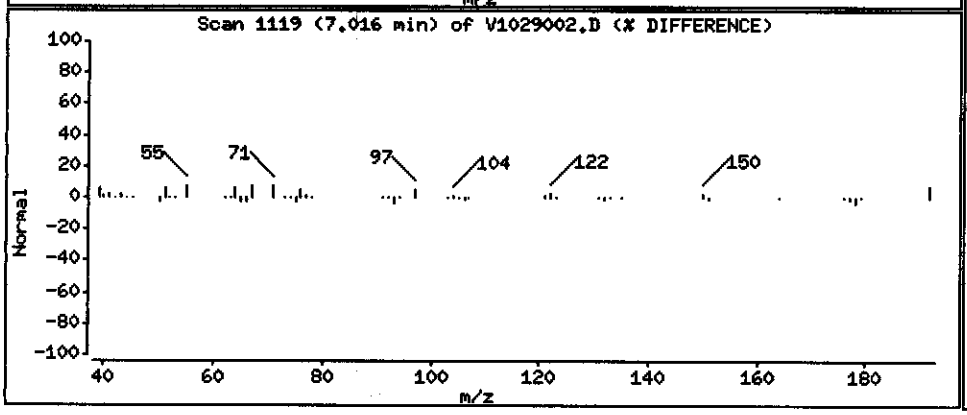

Data File: \\PITSVR06\D\chem\731.i\V102908.b\V1029002.D

Date : 29-OCT-2008 04:41

Client ID: RFI-29-1008

Instrument: 731.i

Sample Info: C8J180171-010 10/23/08 h2o (8298042) 8270c

Volume Injected (uL): 2.0

Operator: 003200

Column phase: DB5-HS

Column diameter: 0.32

115 Phenanthrene

Concentration: 0.048395 ug/L

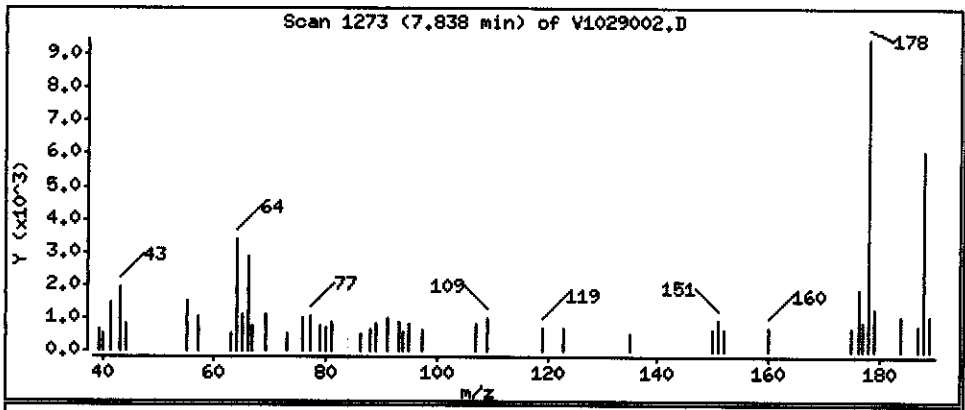

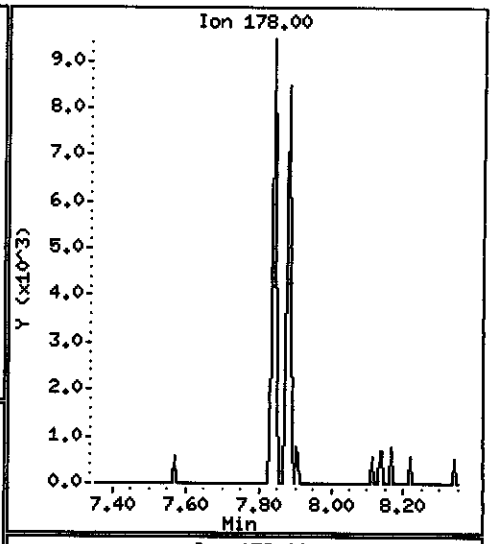

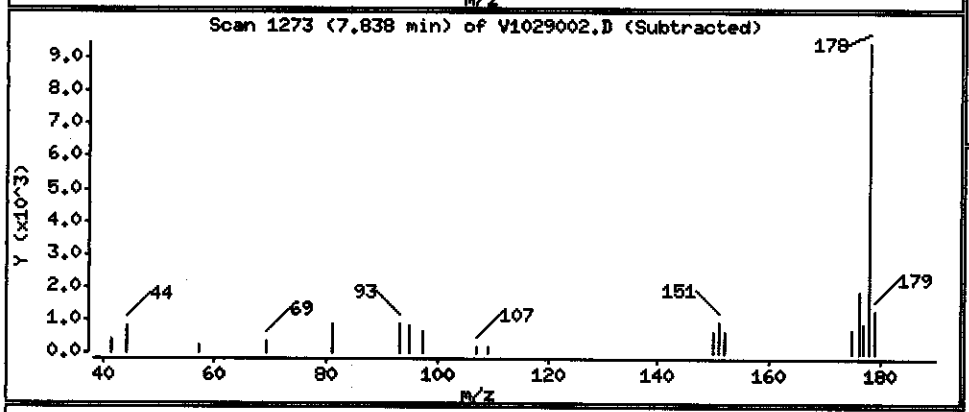

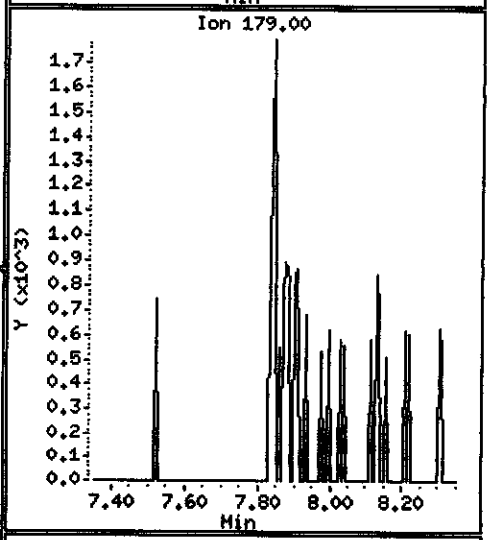

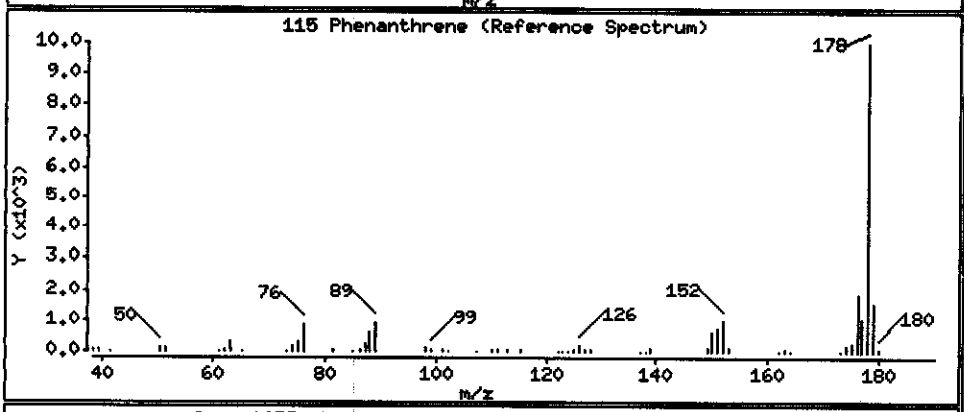

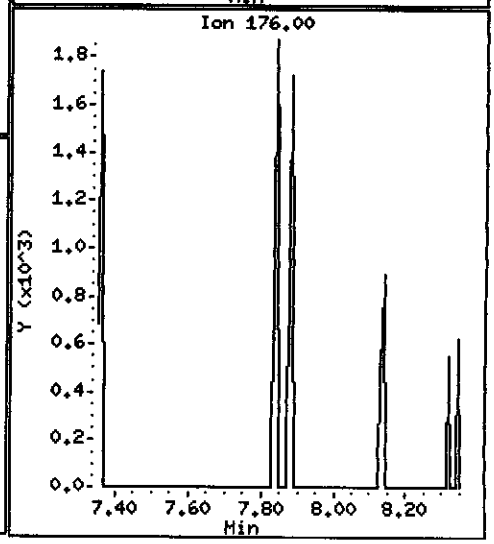

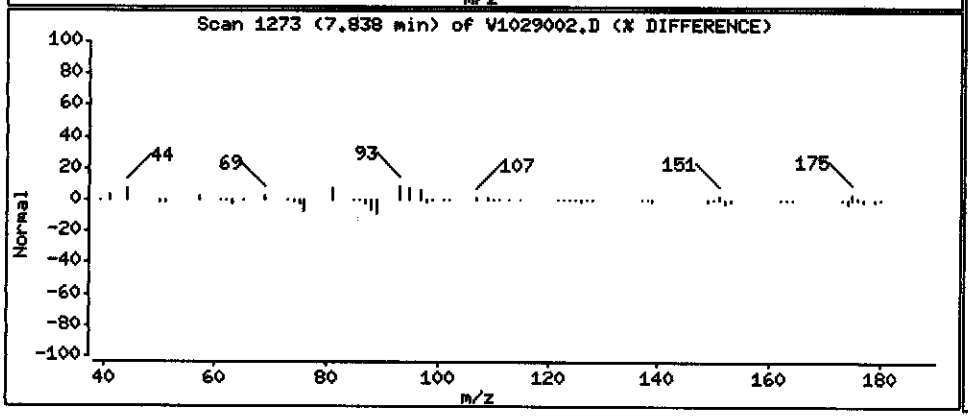

Data File: \\PITSVR06\D\chem\731.i\V102908.b\V1029002.D

Date : 29-OCT-2008 04:41

Client ID: RFI-29-1008

Instrument: 731.i

Sample Info: C8J180171-010 10/23/08 h2o (8298042) 8270c

Volume Injected (uL): 2.0

Operator: 003200

Column phase: DB5-MS

Column diameter: 0.32

116 Anthracene

Concentration: 0.043607 ug/L

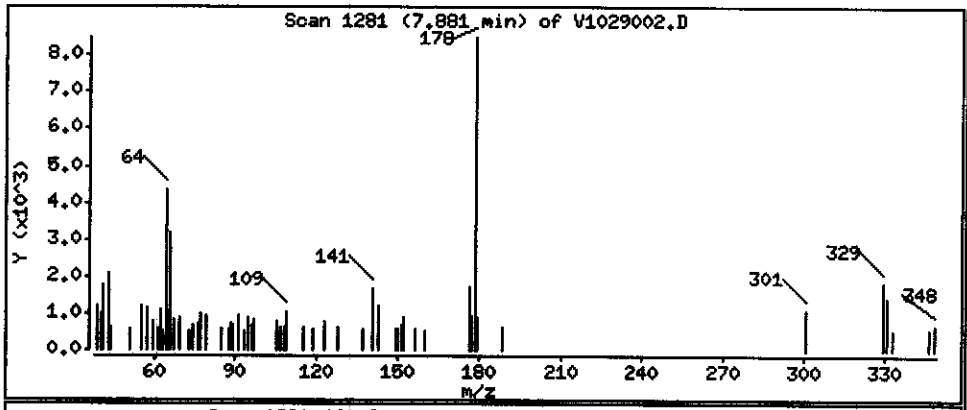

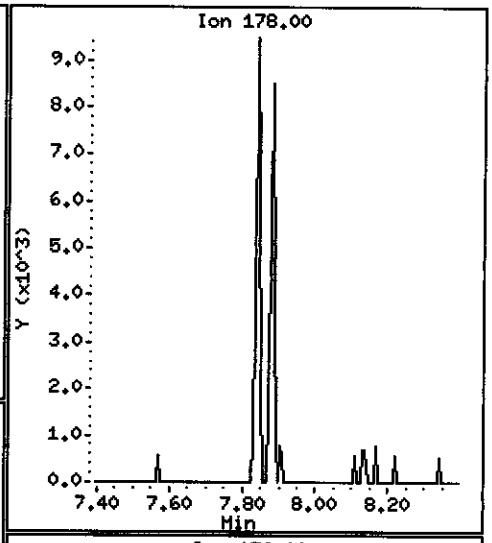

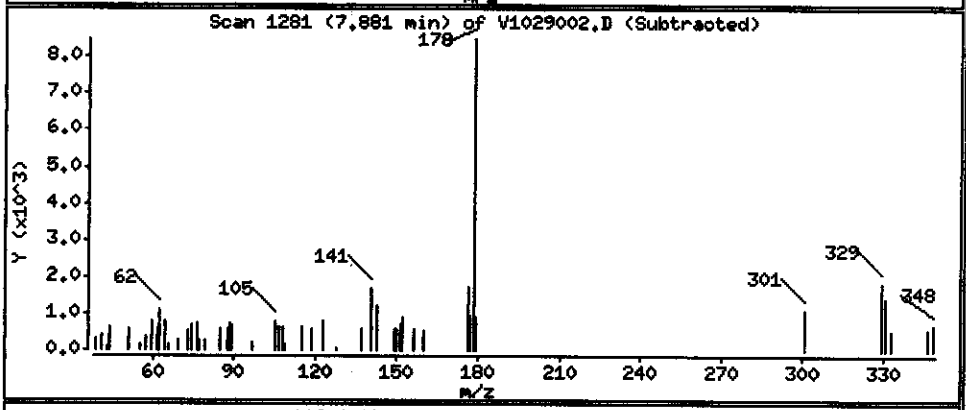

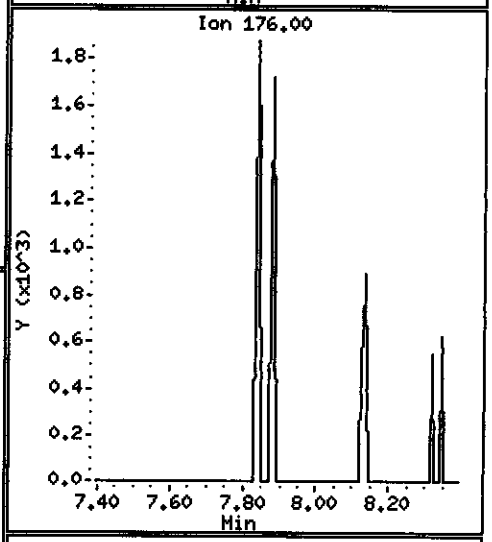

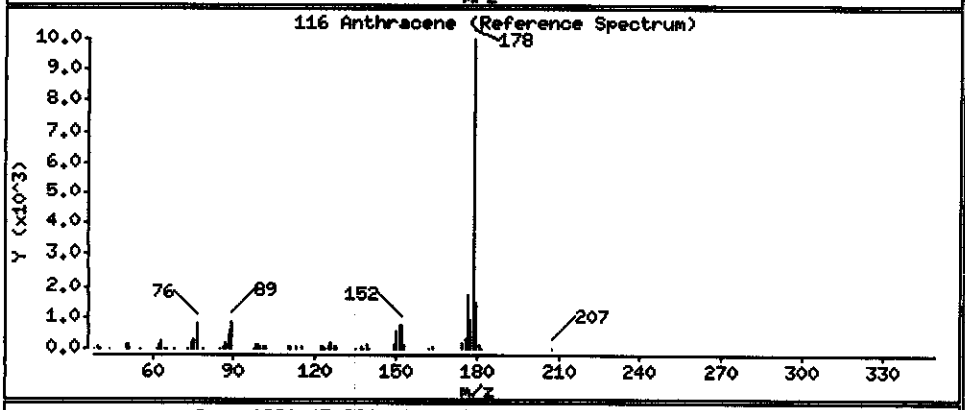

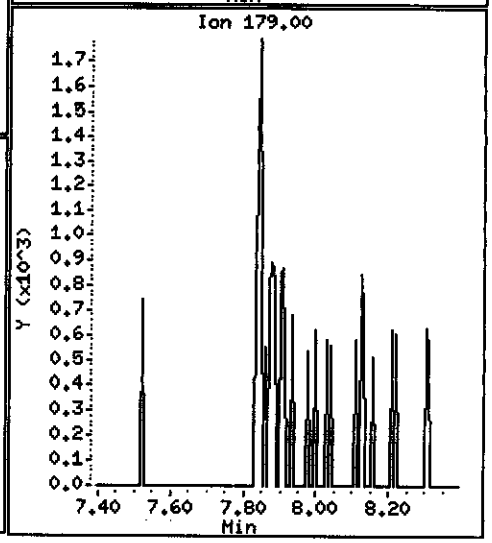

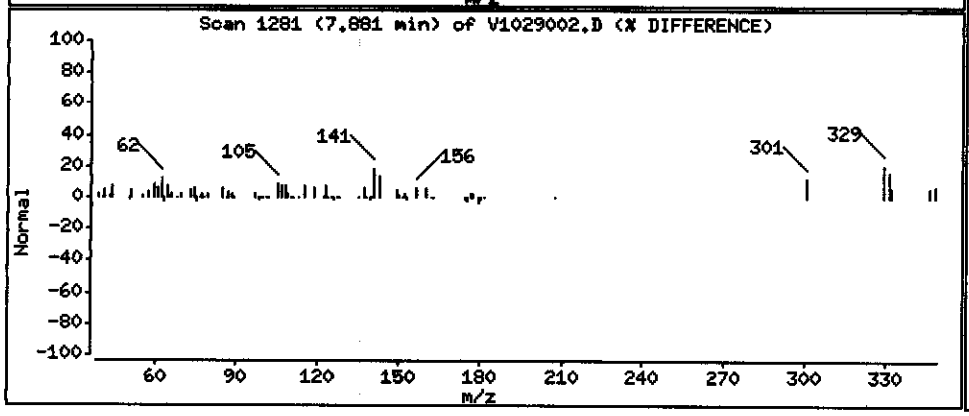

Data File: \\PITSVR06\D\chem\731.i\V102908.b\V1029002.D

Date : 29-OCT-2008 04:41

Client ID: RFI-29-1008

Instrument: 731.i

Sample Info: C8J180171-010 10/23/08 h2o (8298042) 8270c

Volume Injected (uL): 2.0

Operator: 003200

Column phase: DB5-MS

Column diameter: 0.32

123 Fluoranthene

Concentration: 0.025730 ug/L

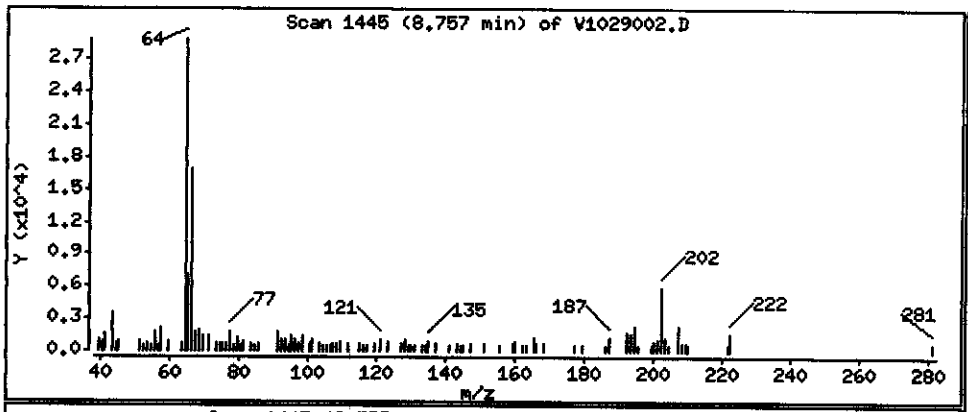

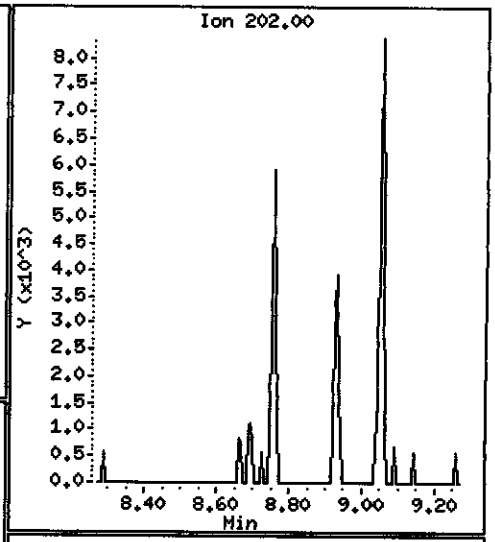

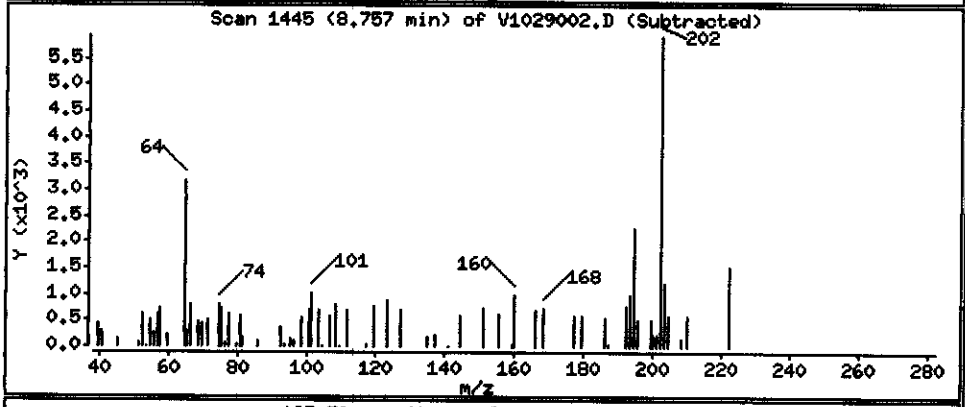

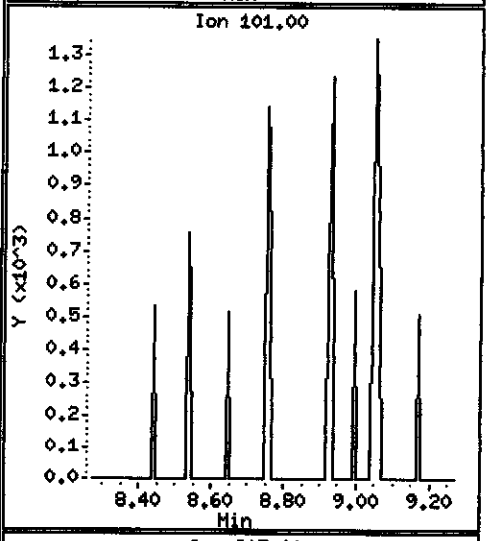

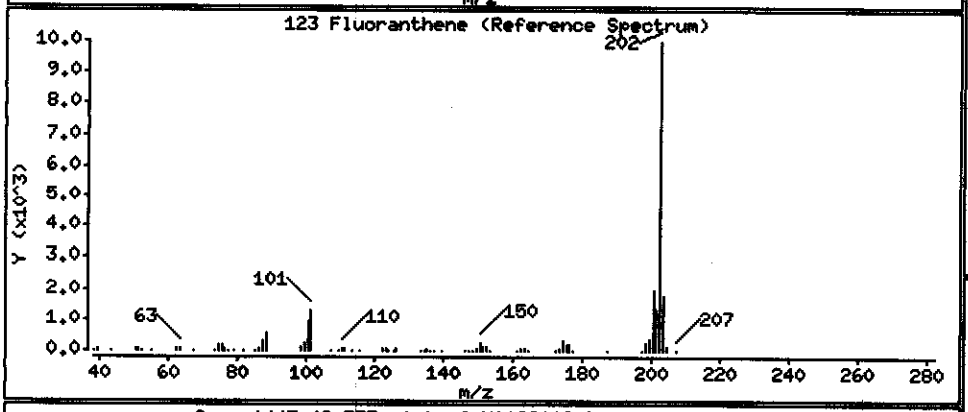

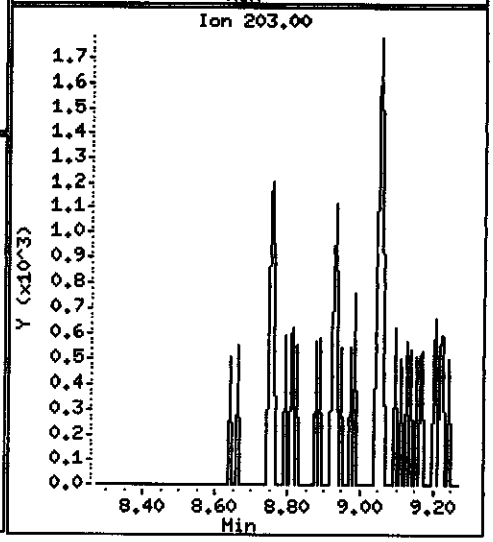

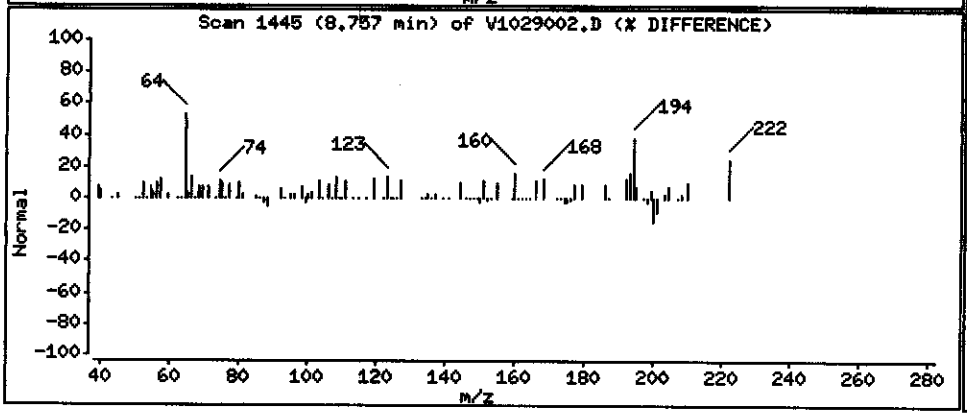

Data File: \\PITSVR06\D\chem\731.i\V102908.b\V1029002.D

Date : 29-OCT-2008 04:41

Client ID: RFI-29-1008

Instrument: 731.i

Sample Info: C8J180171-010 10/23/08 h2o (8298042) 8270c

Volume Injected (uL): 2.0

Operator: 003200

Column phase: DB5-MS

Column diameter: 0.32

125 Pyrene

Concentration: 0.017458 ug/L

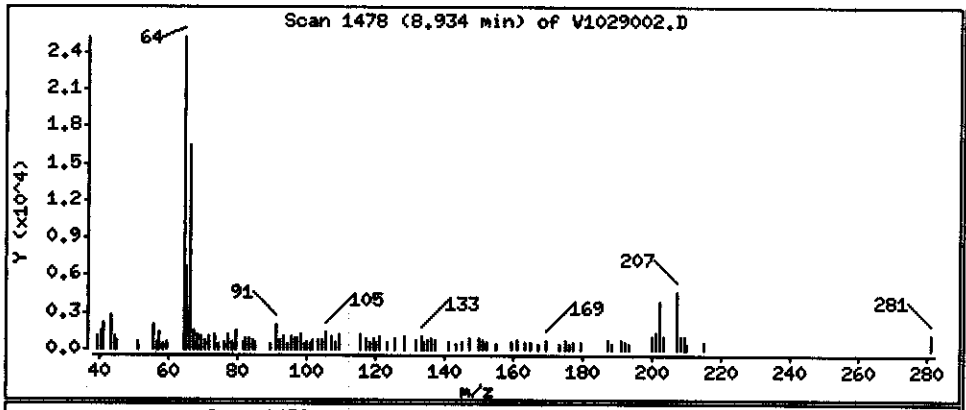

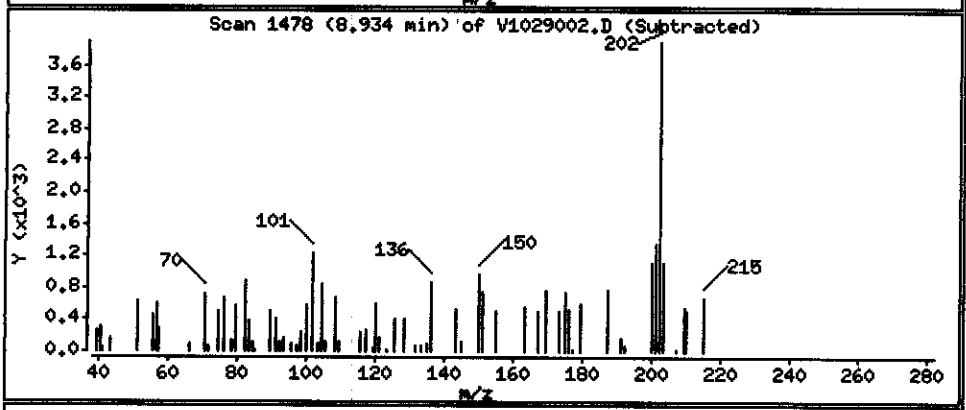

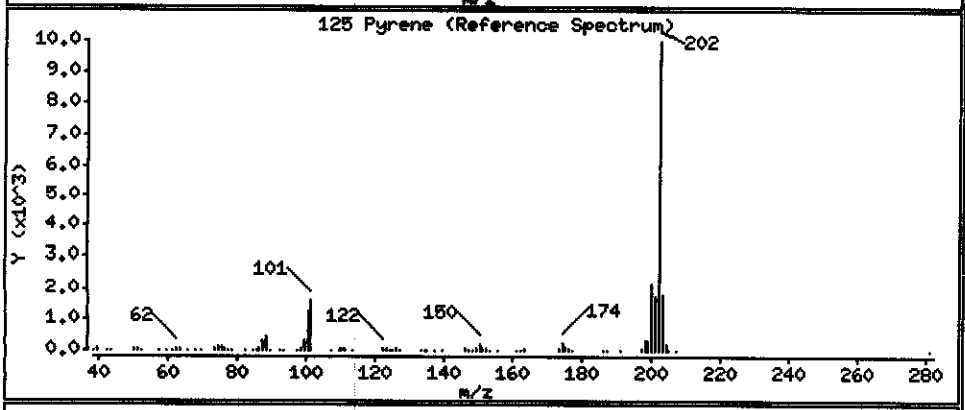

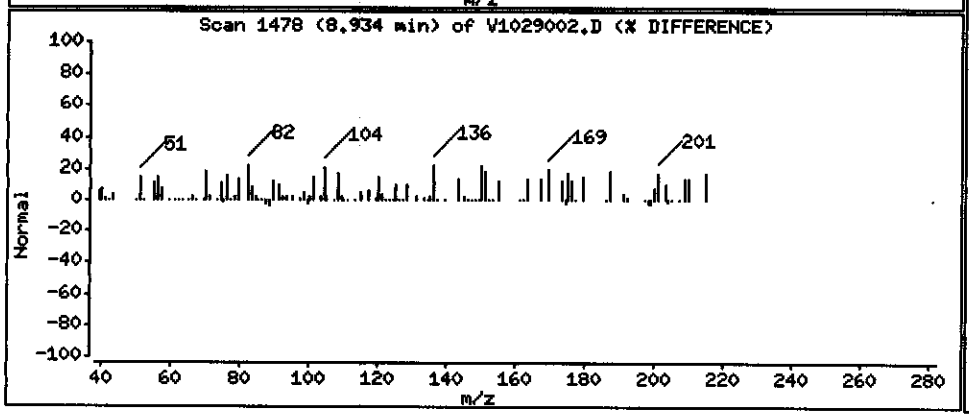

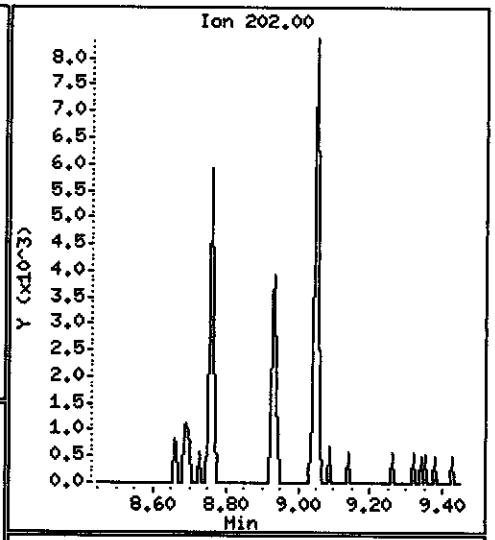

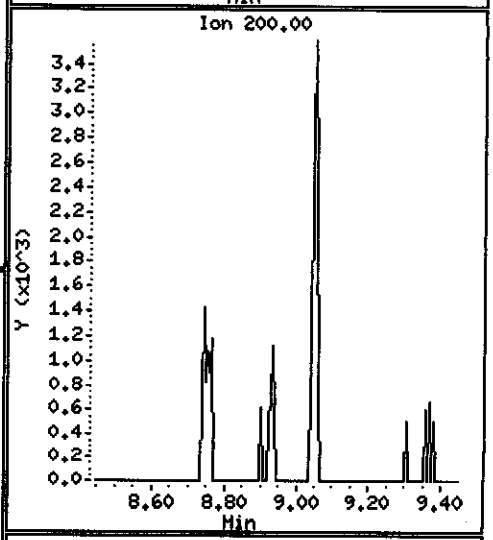

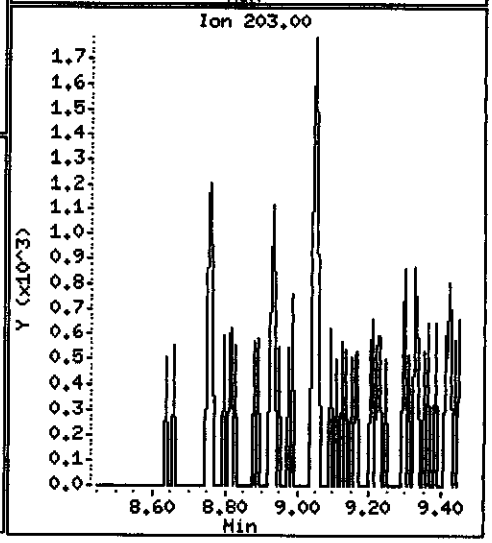

Data File: \\PITSVR06\D\chem\731.i\V102908.b\V1029002.D

Date : 29-OCT-2008 04:41

Client ID: RFI-29-1008

Instrument: 731.i

Sample Info: C8J180171-010 10/23/08 h2o (8298042) 8270c

Volume Injected (uL): 2.0

Operator: 003200

Column phase: DB5-MS

Column diameter: 0.32

131 Butylbenzylphthalate

Concentration: 0.12762 ug/L

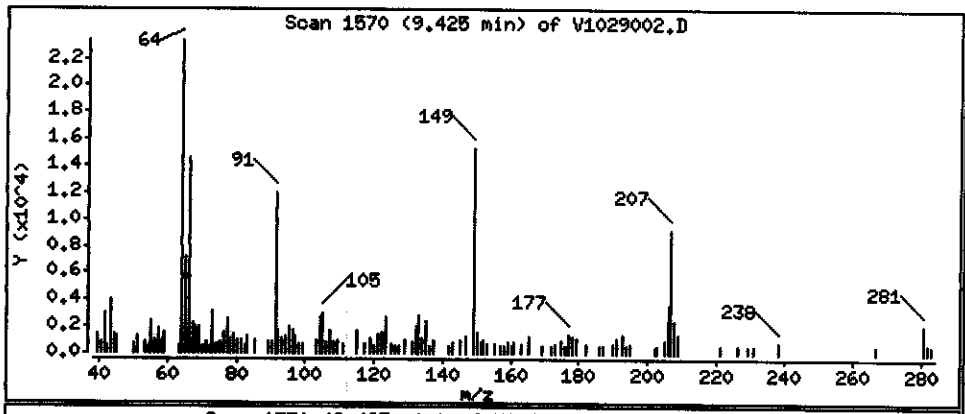

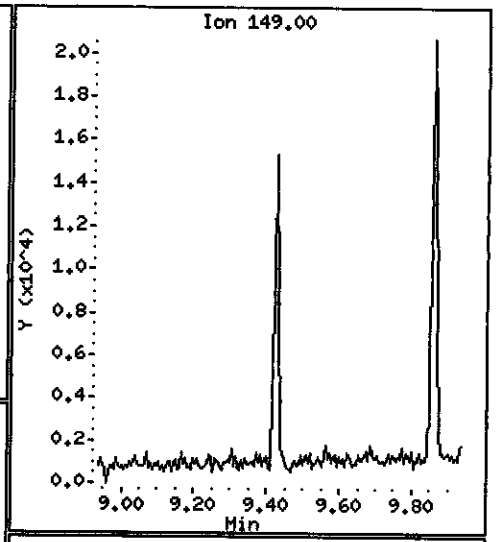

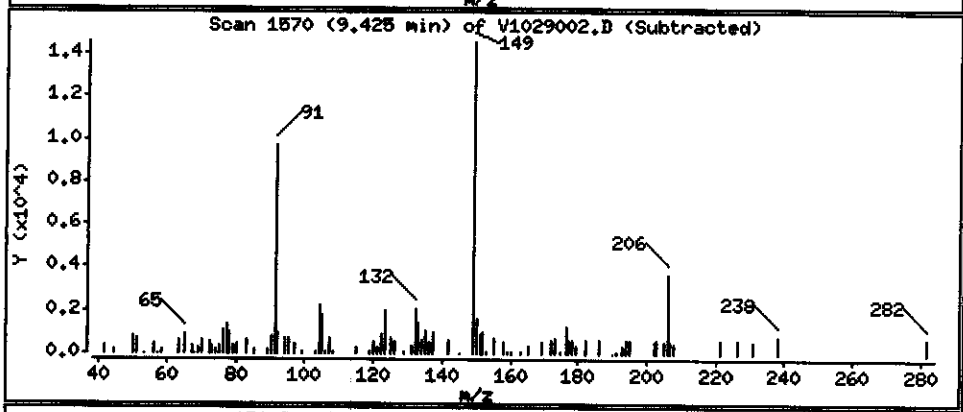

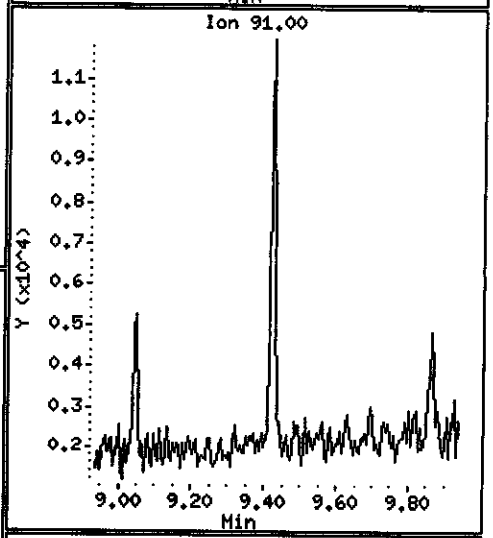

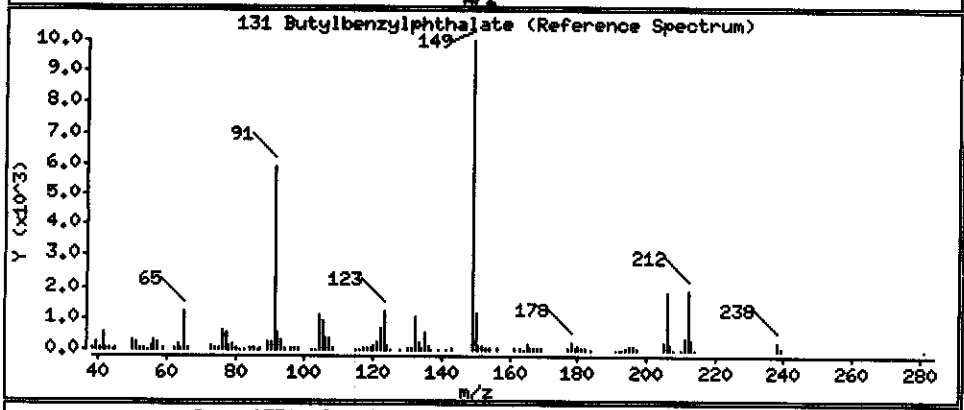

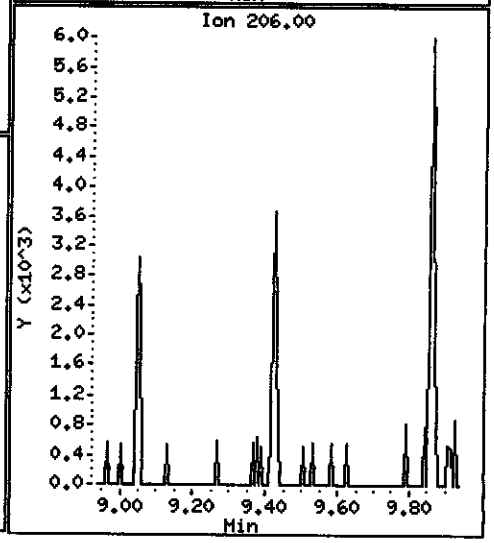

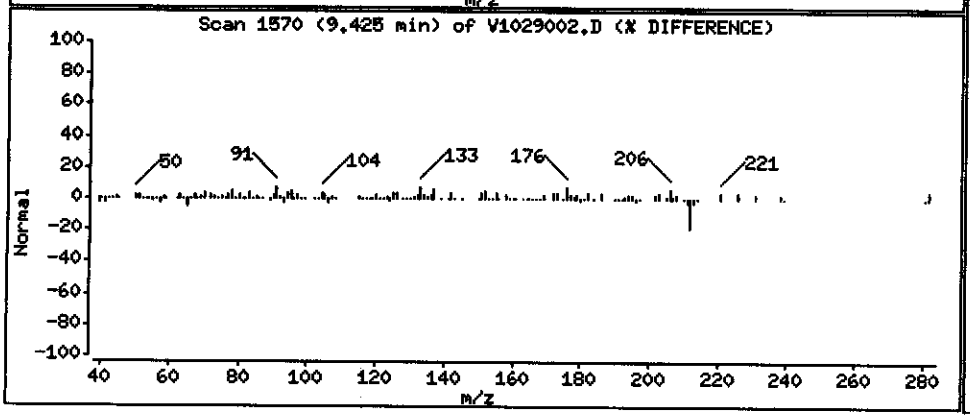

Data File: \\PITSVR06\D\chem\731.i\V102908.b\V1029002.D

Date : 29-OCT-2008 04:41

Client ID: RFI-29-1008

Instrument: 731.i

Sample Info: C8J180171-010 10/23/08 h2o (8298042) 8270c

Volume Injected (uL): 2.0

Operator: 003200

Column phase: DB5-MS

Column diameter: 0.32

140 Di-n-octylphthalate

Concentration: 0.0059442 ug/L

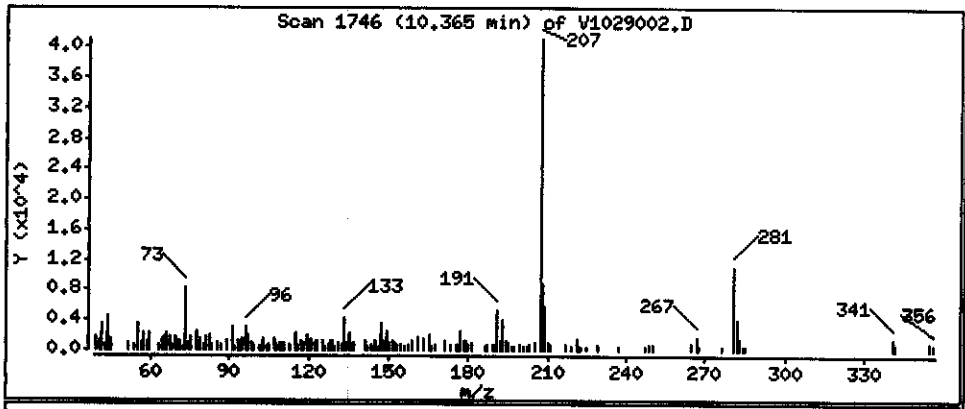

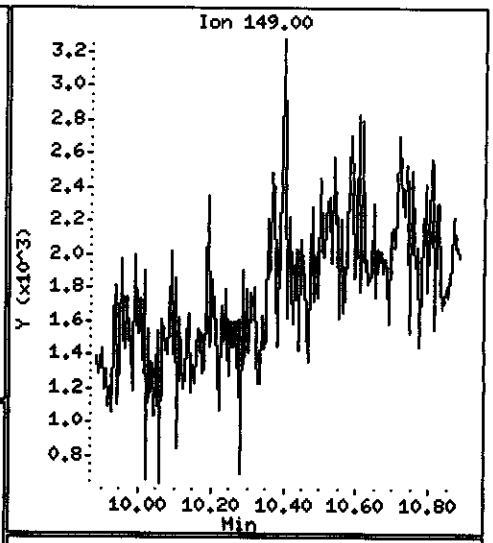

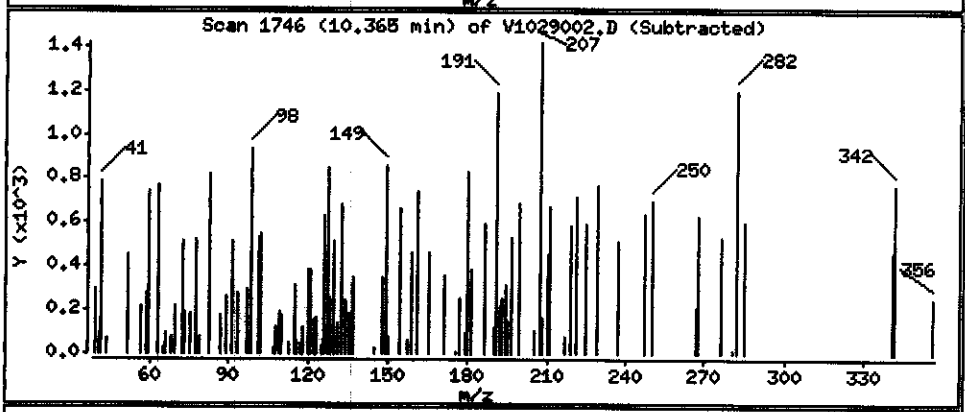

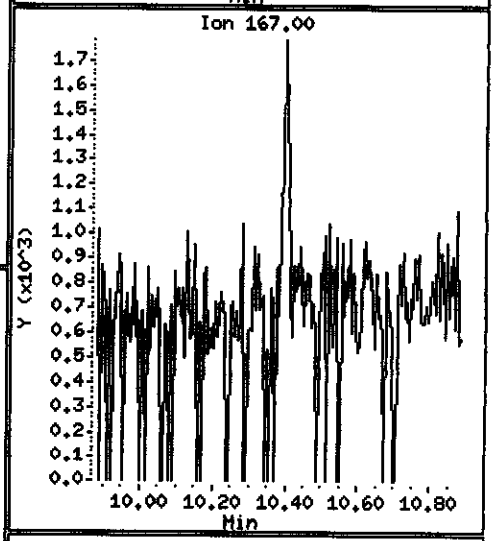

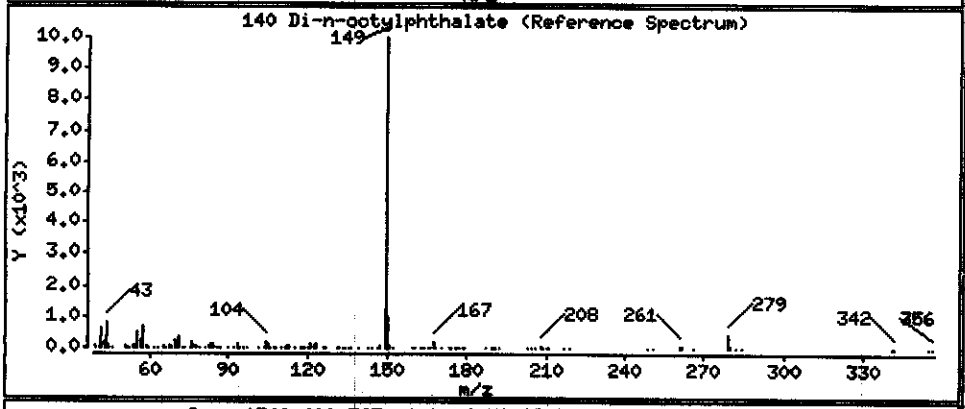

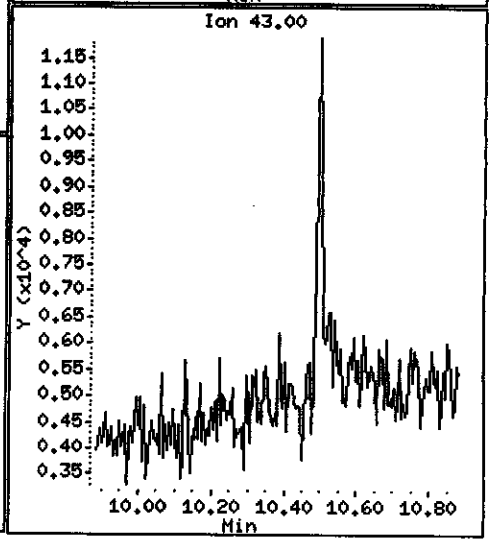

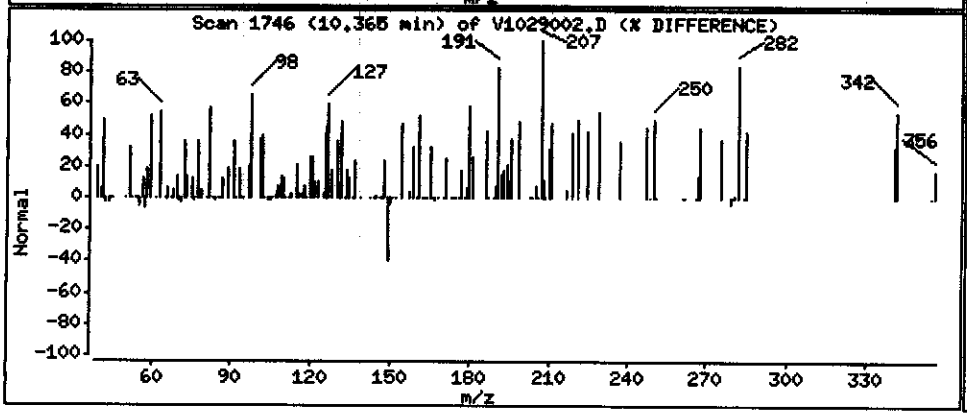

MACTEC Engineering and Consulting Inc

Client Sample ID: RFI-17-1008

GC/MS Semivolatiles

Lot-Sample #...:	C8J180171-011	**Work Order #...:**	K06DQ1AL	**Matrix.....:**	WATER
Date Sampled...:	10/16/08 08:15	**Date Received..:**	10/18/08 11:30	**MS Run #.....:**	
Prep Date.....:	10/23/08	**Analysis Date..:**	10/28/08		
Prep Batch #...:	8298042	**Analysis Time..:**	03:19		
Dilution Factor:	1	**Initial Wgt/Vol:**	1000 mL	**Final Wgt/Vol..:**	1 mL
Analyst ID.....:	003200	**Instrument ID..:**	731		
		Method.....:	SW846 8270C		

PARAMETER	RESULT	REPORTING LIMIT	UNITS	MDL
Aniline	ND	1.0	ug/L	0.048
Acenaphthene	ND	0.20	ug/L	0.052
Acenaphthylene	ND	0.20	ug/L	0.046
Acetophenone	ND	1.0	ug/L	0.046
Anthracene	ND	0.20	ug/L	0.051
Atrazine	ND	1.0	ug/L	0.039
Benzo(a)anthracene	ND	0.20	ug/L	0.041
Benzo(a)pyrene	ND	0.20	ug/L	0.044
Benzo(b)fluoranthene	ND	0.20	ug/L	0.031
Benzo(ghi)perylene	ND	0.20	ug/L	0.027
Benzo(k)fluoranthene	ND	0.20	ug/L	0.039
Benzaldehyde	ND	1.0	ug/L	0.054
1,1'-Biphenyl	ND	1.0	ug/L	0.060
bis(2-Chloroethoxy) methane	ND	1.0	ug/L	0.12
bis(2-Chloroethyl)-ether	ND	0.20	ug/L	0.046
bis(2-Ethylhexyl) phthalate	ND	1.0	ug/L	0.12
4-Bromophenyl phenyl ether	ND	1.0	ug/L	0.050
Butyl benzyl phthalate	ND	1.0	ug/L	0.14
Caprolactam	ND	5.0	ug/L	0.19
Carbazole	ND	0.20	ug/L	0.052
4-Chloroaniline	ND	1.0	ug/L	0.046
4-Chloro-3-methylphenol	ND	1.0	ug/L	0.059
2-Chloronaphthalene	ND	0.20	ug/L	0.044
2-Chlorophenol	ND	1.0	ug/L	0.045
4-Chlorophenyl phenyl ether	ND	1.0	ug/L	0.043
Chrysene	ND	0.20	ug/L	0.036
Dibenz(a,h)anthracene	ND	0.20	ug/L	0.035
Dibenzofuran	ND	1.0	ug/L	0.053
3,3'-Dichlorobenzidine	ND	1.0	ug/L	0.041
2,4-Dichlorophenol	ND	0.20	ug/L	0.049
Diethyl phthalate	ND	1.0	ug/L	0.24
2,4-Dimethylphenol	ND	1.0	ug/L	0.052

(Continued on next page)

MACTEC Engineering and Consulting Inc

Client Sample ID: RFI-17-1008

GC/MS Semivolatiles

Lot-Sample #...: C8J180171-011 **Work Order #...:** K06DQ1AL **Matrix.....:** WATER

PARAMETER	RESULT	REPORTING LIMIT	UNITS	MDL
Dimethyl phthalate	ND	1.0	ug/L	0.042
Di-n-butyl phthalate	ND	1.0	ug/L	0.046
4,6-Dinitro-2-methylphenol	ND	5.0	ug/L	1.4
2,4-Dinitrophenol	ND	5.0	ug/L	1.3
2,4-Dinitrotoluene	ND	1.0	ug/L	0.045
2,6-Dinitrotoluene	ND	1.0	ug/L	0.051
Di-n-octyl phthalate	ND	1.0	ug/L	0.043
Fluoranthene	ND	0.20	ug/L	0.049
Fluorene	ND	0.20	ug/L	0.054
Hexachlorobenzene	ND	0.20	ug/L	0.043
Hexachlorobutadiene	ND	0.20	ug/L	0.038
Hexachlorocyclopentadiene	ND	1.0	ug/L	0.080
Hexachloroethane	ND	1.0	ug/L	0.043
Indeno(1,2,3-cd)pyrene	ND	0.20	ug/L	0.048
Isophorone	ND	1.0	ug/L	0.047
2-Methylnaphthalene	ND	0.20	ug/L	0.047
2-Methylphenol	ND	1.0	ug/L	0.051
4-Methylphenol	ND	1.0	ug/L	0.074
Naphthalene	ND	0.20	ug/L	0.043
2-Nitroaniline	ND	5.0	ug/L	0.048
3-Nitroaniline	ND	5.0	ug/L	0.040
4-Nitroaniline	ND	5.0	ug/L	0.025
Nitrobenzene	ND	0.20	ug/L	0.064
2-Nitrophenol	ND	1.0	ug/L	0.054
4-Nitrophenol	ND	5.0	ug/L	0.070
N-Nitrosodi-n-propylamine	ND	0.20	ug/L	0.059
N-Nitrosodiphenylamine	ND	0.20	ug/L	0.049
2,2'-oxybis(1-Chloropropane)	ND	0.20	ug/L	0.026
Pentachlorophenol	ND	1.0	ug/L	0.083
Phenanthrene	**0.060 J**	**0.20**	**ug/L**	**0.055**
Phenol	ND	0.20	ug/L	0.022
Pyrene	ND	0.20	ug/L	0.057
2,4,5-Trichlorophenol	ND	1.0	ug/L	0.063
2,4,6-Trichlorophenol	ND	1.0	ug/L	0.057

(Continued on next page)

MACTEC Engineering and Consulting Inc

Client Sample ID: RFI-17-1008

GC/MS Semivolatiles

Lot-Sample #...: C8J180171-011 **Work Order #...:** K06DQ1AL **Matrix.....:** WATER

SURROGATE	PERCENT RECOVERY	RECOVERY LIMITS
Nitrobenzene-d5	44	(23 - 112)
Terphenyl-d14	49	(10 - 132)
2-Fluorobiphenyl	40	(19 - 107)
2-Fluorophenol	27	(10 - 111)
Phenol-d5	37	(15 - 112)
2,4,6-Tribromophenol	41	(16 - 122)

NOTE(S):

J Estimated result. Result is less than RL.

Data File: \\PITSVR06\D\chem\731.i\V102808.b\V1028027.D
Date : 28-OCT-2008 03:19
Client ID: RFI-17-1008
Sample Info: C8J180171-011 10/23/08 h2o (8298042) 8270c
Volume Injected (uL): 2.0
Column phase: DB5-MS

Instrument: 731.i
Operator: 003200
Column diameter: 0.32

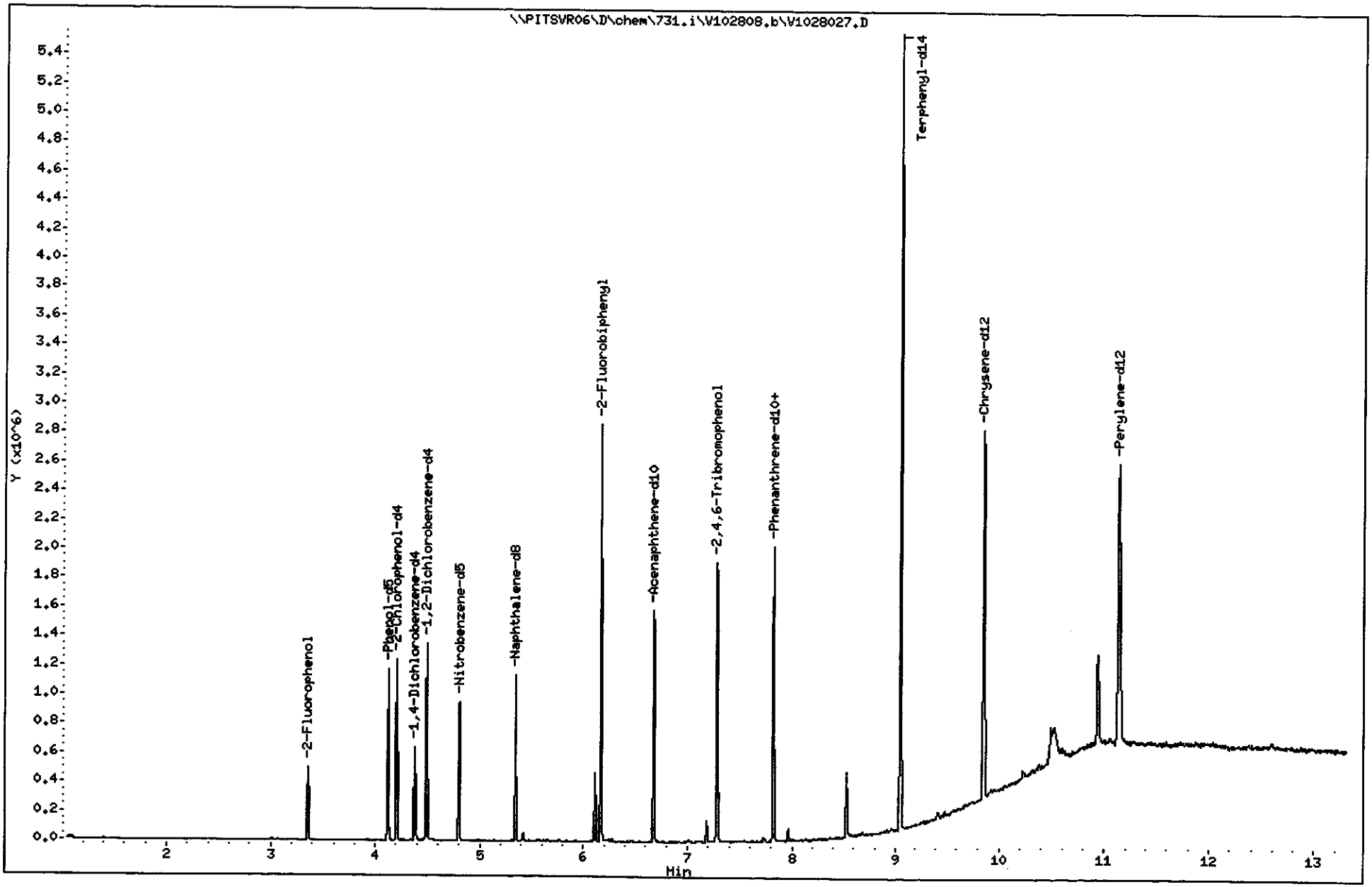

TestAmerica Pittsburgh

Semivolatile REPORT SW-846 Method 8270

Data file : \\PITSVR06\D\chem\731.i\V102808.b\V1028027.D
Lab Smp Id: K06DQ1AL Client Smp ID: RFI-17-1008
Inj Date : 28-OCT-2008 03:19
Operator : 003200 Inst ID: 731.i
Smp Info : C8J180171-011 10/23/08 h2o (8298042) 8270c
Misc Info : K06DQ1AL,V102808.b,8270ll.m,padep.sub
Comment :
Method : \\PITSVR06\D\chem\731.i\V102808.b\8270ll.m
Meth Date : 27-Oct-2008 22:55 piccolinov Quant Type: ISTD
Cal Date : 23-OCT-2008 04:48 Cal File: V1023NC7.D
Als bottle: 29
Dil Factor: 1.00000
Integrator: HP RTE Compound Sublist: padep.sub
Target Version: 4.14
Processing Host: PITSVR06

Concentration Formula: Amt * DF * Uf * Vt/(Vo * Vi) * CpndVariable

Name	Value	Description
DF	1.000	Dilution Factor
Uf	1.000	ng unit correction factor
Vt	1000.000	Volume of final extract (uL)
Vo	1000.000	Volume of sample extracted (mL)
Vi	2.000	Volume injected (uL)
Cpnd Variable		Local Compound Variable

	Compounds	QUANT SIG MASS	RT	EXP RT	REL RT	RESPONSE	CONCENTRATIONS ON-COLUMN (NG)	CONCENTRATIONS FINAL (ug/L)
* 1	1,4-Dichlorobenzene-d4	152	4.380	4.387	(1.000)	101822	8.00000	
* 2	Naphthalene-d8	136	5.342	5.354	(1.000)	439623	8.00000	
* 3	Acenaphthene-d10	164	6.677	6.695	(1.000)	340814	8.00000	
* 4	Phenanthrene-d10	188	7.820	7.838	(1.000)	698067	8.00000	
* 5	Chrysene-d12	240	9.856	9.874	(1.000)	848818	8.00000	
* 6	Perylene-d12	264	11.138	11.167	(1.000)	953553	8.00000	
198	1,4-Dioxane	88	Compound Not Detected.					
10	N-Nitrosodimethylamine	74	Compound Not Detected.					
9	Pyridine	79	Compound Not Detected.					
16	Methyl methanesulfonate	80	Compound Not Detected.					
206	Benzaldehyde	77	Compound Not Detected.					
21	Aniline	93	Compound Not Detected.					
22	Phenol	94	Compound Not Detected.					
23	bis(2-Chloroethyl)ether	93	Compound Not Detected.					
24	2-Chlorophenol	128	Compound Not Detected.					
26	1,3-Dichlorobenzene	146	Compound Not Detected.					
27	1,4-Dichlorobenzene	146	Compound Not Detected.					
28	1,2-Dichlorobenzene	146	Compound Not Detected.					
29	Benzyl Alcohol	108	Compound Not Detected.					
30	2-Methylphenol	108	Compound Not Detected.					

	Compounds	QUANT SIG MASS	RT	EXP RT	REL RT	RESPONSE	CONCENTRATIONS ON-COLUMN (NG)	CONCENTRATIONS FINAL (ug/L)
31	2,2'-oxybis(1-Chloropropane)	45	Compound Not Detected.					
37	Acetophenone	105	Compound Not Detected.					
32	N-Nitroso-di-n-propylamine	70	Compound Not Detected.					
192	4-Methylphenol	108	Compound Not Detected.					
34	Hexachloroethane	117	Compound Not Detected.					
35	Nitrobenzene	77	Compound Not Detected.					
41	Isophorone	82	Compound Not Detected.					
42	2-Nitrophenol	139	Compound Not Detected.					
43	2,4-Dimethylphenol	107	Compound Not Detected.					
44	bis(2-Chloroethoxy)methane	93	Compound Not Detected.					
48	2,4-Dichlorophenol	162	Compound Not Detected.					
49	Benzoic Acid	122	Compound Not Detected.					
50	1,2,4-Trichlorobenzene	180	Compound Not Detected.					
51	Naphthalene	128	Compound Not Detected.					
52	4-Chloroaniline	127	Compound Not Detected.					
54	2,6-Dichlorophenol	162	Compound Not Detected.					
56	Hexachlorobutadiene	224	Compound Not Detected.					
208	Caprolactam	113	Compound Not Detected.					
59	4-Chloro-3-Methylphenol	107	Compound Not Detected.					
62	2-Methylnaphthalene	142	Compound Not Detected.					
63	1-Methylnaphthalene	142	Compound Not Detected.					
64	Hexachlorocyclopentadiene	236	Compound Not Detected.					
66	2,4,6-Trichlorophenol	196	Compound Not Detected.					
67	2,4,5-Trichlorophenol	196	Compound Not Detected.					
209	1,1'-Biphenyl	154	Compound Not Detected.					
70	2-Chloronaphthalene	162	Compound Not Detected.					
73	2-Nitroaniline	65	Compound Not Detected.					
76	Dimethylphthalate	163	Compound Not Detected.					
78	2,6-Dinitrotoluene	165	Compound Not Detected.					
79	Acenaphthylene	152	Compound Not Detected.					
81	3-Nitroaniline	138	Compound Not Detected.					
82	Acenaphthene	153	Compound Not Detected.					
83	2,4-Dinitrophenol	184	Compound Not Detected.					
85	4-Nitrophenol	109	Compound Not Detected.					
86	Dibenzofuran	168	Compound Not Detected.					
87	2,4-Dinitrotoluene	165	Compound Not Detected.					
91	2,3,5,6-Tetrachlorophenol	231	Compound Not Detected.					
88	2,3,4,6-Tetrachlorophenol	231	Compound Not Detected.					
92	2-Naphthylamine	143	Compound Not Detected.					
93	Diethylphthalate	149	Compound Not Detected.					
94	Fluorene	166	Compound Not Detected.					
95	4-Chlorophenyl-phenylether	204	Compound Not Detected.					
96	4-Nitroaniline	138	Compound Not Detected.					
98	4,6-Dinitro-2-methylphenol	198	Compound Not Detected.					
99	N-Nitrosodiphenylamine (1)	169	Compound Not Detected.					
100	1,2-Diphenylhydrazine	77	Compound Not Detected.					
106	4-Bromophenyl-phenylether	248	Compound Not Detected.					
107	Hexachlorobenzene	283	Compound Not Detected.					
210	Atrazine	200	Compound Not Detected.					
111	Pentachlorophenol	265	Compound Not Detected.					
115	Phenanthrene	178	7.836	7.854	(1.002)	10606	0.12011	0.060053
116	Anthracene	178	Compound Not Detected.					
119	Carbazole	167	Compound Not Detected.					
120	Di-n-Butylphthalate	149	Compound Not Detected.					

Compounds	QUANT SIG MASS	RT	EXP RT	REL RT	RESPONSE	CONCENTRATIONS ON-COLUMN (NG)	CONCENTRATIONS FINAL (ug/L)
123 Fluoranthene	202	Compound Not Detected.					
124 Benzidine	184	Compound Not Detected.					
125 Pyrene	202	8.932	8.950	(0.906)	2794	0.02146	0.010730
131 Butylbenzylphthalate	149	Compound Not Detected.					
135 3,3'-Dichlorobenzidine	252	Compound Not Detected.					
136 Benzo(a)Anthracene	228	Compound Not Detected.					
137 Chrysene	228	Compound Not Detected.					
139 bis(2-ethylhexyl)Phthalate	149	Compound Not Detected.					
140 Di-n-octylphthalate	149	Compound Not Detected.					
141 Benzo(b)fluoranthene	252	Compound Not Detected.					
142 Benzo(k)fluoranthene	252	Compound Not Detected.					
143 7,12-dimethylbenz[a]anthracen	256	Compound Not Detected.					
146 Benzo(a)pyrene	252	Compound Not Detected.					
149 Indeno(1,2,3-cd)pyrene	276	Compound Not Detected.					
150 Dibenz(a,h)anthracene	278	Compound Not Detected.					
151 Benzo(g,h,i)perylene	276	Compound Not Detected.					
$ 154 Nitrobenzene-d5	82	4.797	4.809	(0.898)	266488	17.4096	8.7048
$ 155 2-Fluorobiphenyl	172	6.170	6.182	(0.924)	779233	16.0675	8.0338
$ 156 Terphenyl-d14	244	9.044	9.062	(0.918)	1644864	19.5820	9.7910
$ 157 Phenol-d5	99	4.124	4.126	(0.941)	362733	22.4552	11.228
$ 158 2-Fluorophenol	112	3.360	3.356	(0.767)	185299	16.4415	8.2208
$ 159 2,4,6-Tribromophenol	330	7.286	7.299	(0.932)	204115	24.8760	12.438
$ 186 2-Chlorophenol-d4	132	4.204	4.211	(0.960)	348800	22.0392	11.020
$ 187 1,2-Dichlorobenzene-d4	152	4.492	4.500	(1.026)	192319	15.5096	7.7548

Data File: \\PITSVR06\D\chem\731.i\V102808.b\V1028027.D

Date : 28-OCT-2008 03:19

Client ID: RFI-17-1008

Instrument: 731.i

Sample Info: C8J180171-011 10/23/08 h2o (8298042) 8270c

Volume Injected (uL): 2.0

Operator: 003200

Column phase: DB5-MS

Column diameter: 0.32

115 Phenanthrene

Concentration: 0.060053 ug/L

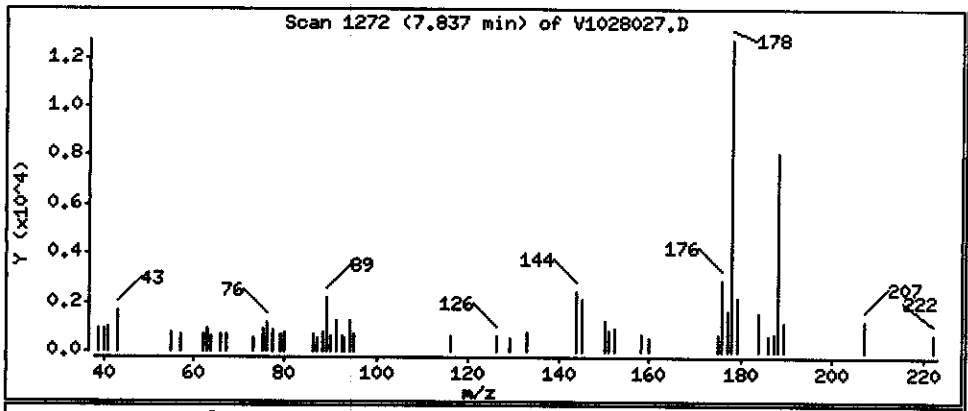

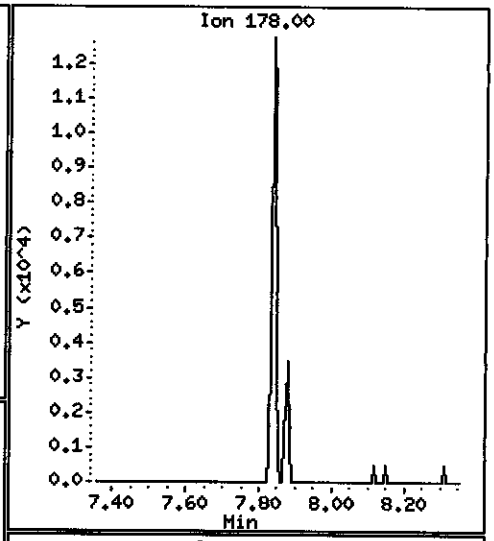

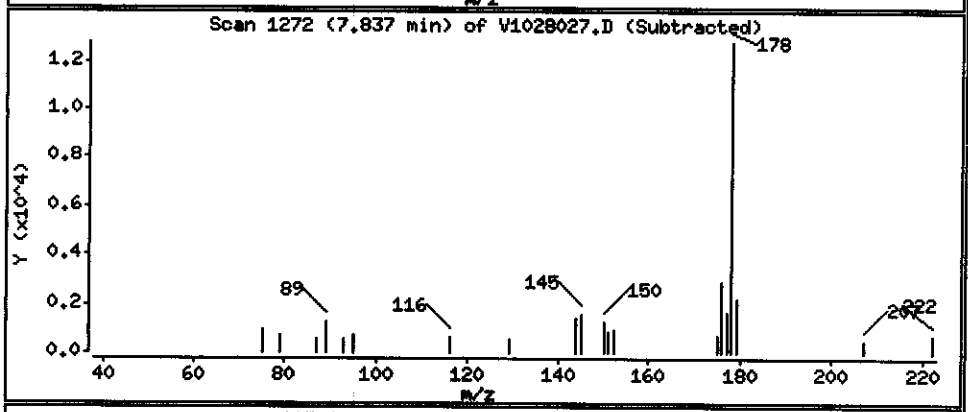

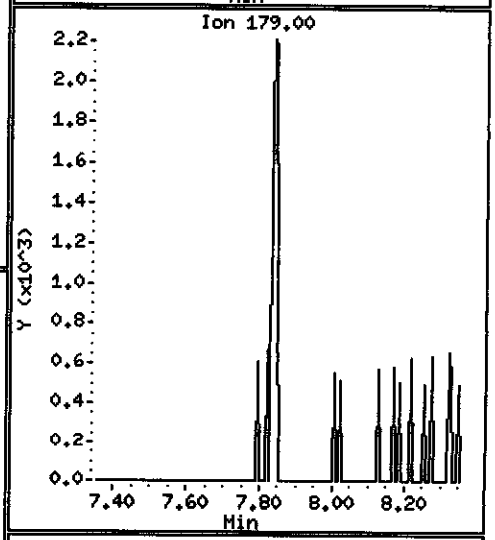

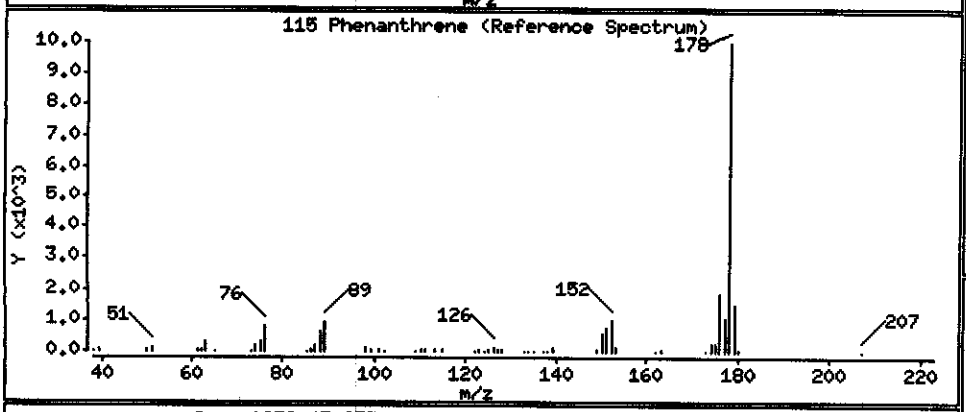

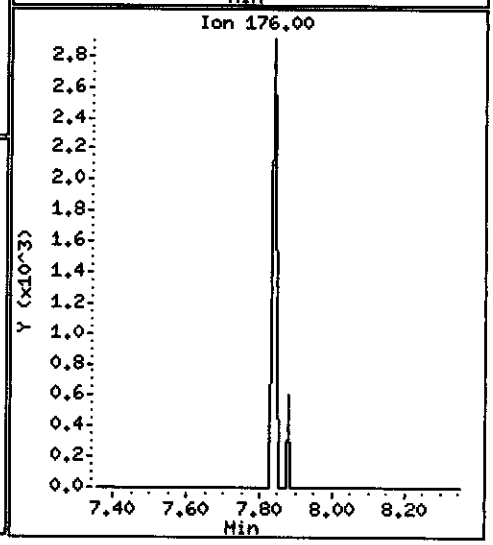

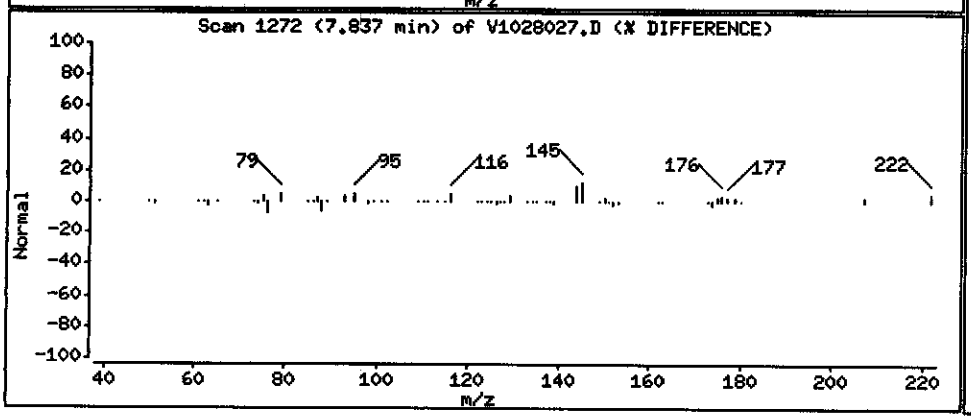

Data File: \\PITSVR06\D\chem\731.i\V102808.b\V1028027.D

Date : 28-OCT-2008 03:19

Client ID: RFI-17-1008

Instrument: 731.i

Sample Info: C8J180171-011 10/23/08 h2o (8298042) 8270c

Volume Injected (uL): 2.0

Operator: 003200

Column phase: DB5-MS

Column diameter: 0.32

125 Pyrene

Concentration: 0.010730 ug/L

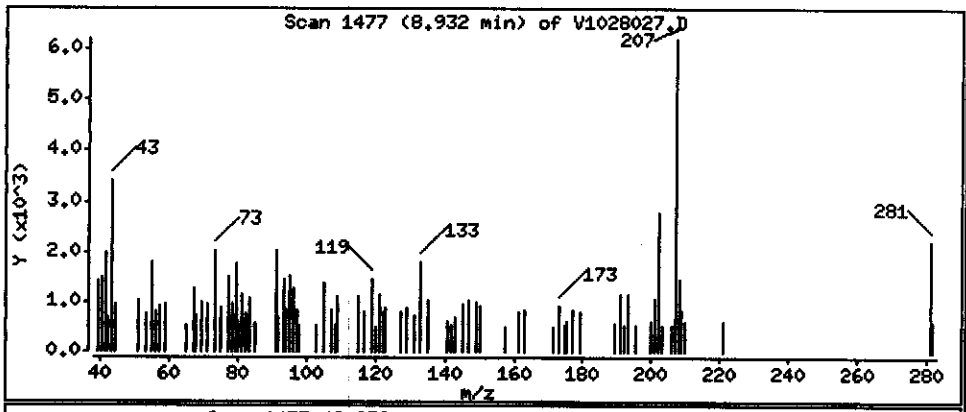

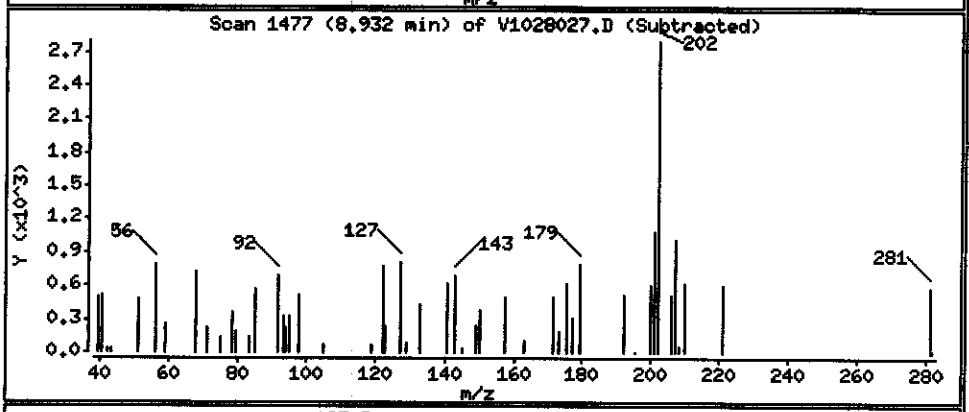

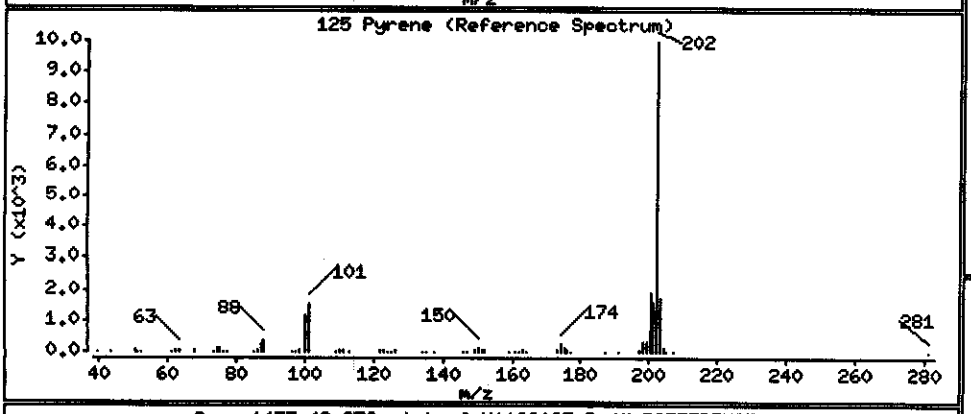

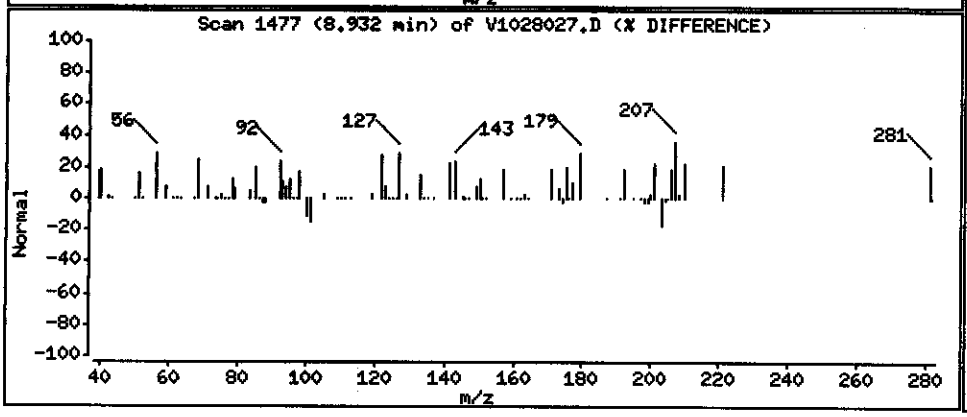

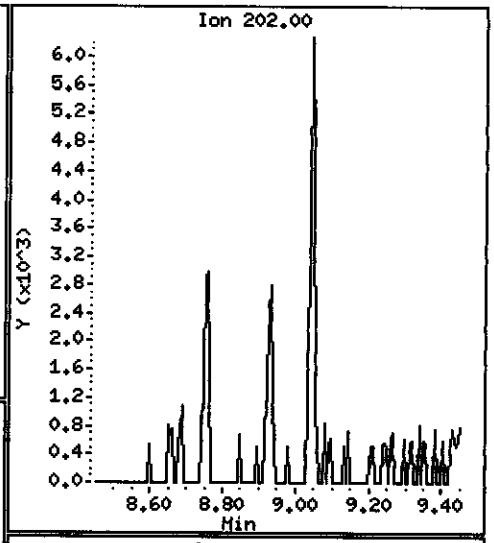

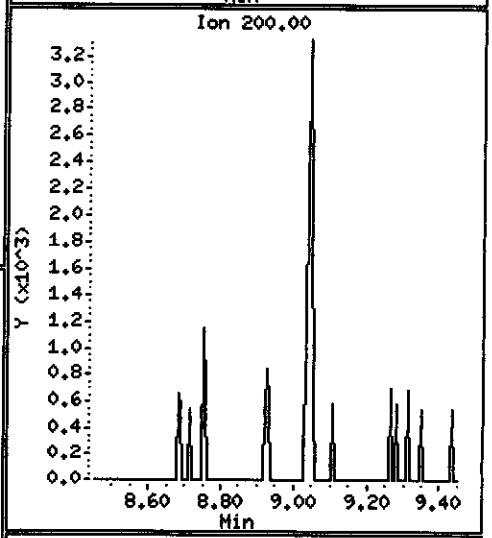

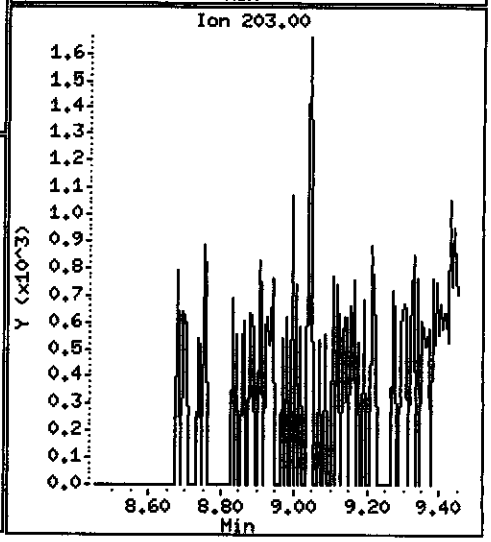

TestAmerica Pittsburgh

Semivolatile REPORT SW-846 Method 8270

Data file : \\PITSVR06\D\chem\731.i\V102808.b\V1028028.D
Lab Smp Id: K06DR1AL Client Smp ID: RFI-PZ-17-1008
Inj Date : 28-OCT-2008 03:39
Operator : 003200 Inst ID: 731.i
Smp Info : C8J180171-012 10/23/08 h2o (8298042) 8270c
Misc Info : K06DR1AL,V102808.b,8270ll.m,padep.sub
Comment :
Method : \\PITSVR06\D\chem\731.i\V102808.b\8270ll.m
Meth Date : 27-Oct-2008 22:55 piccolinov Quant Type: ISTD
Cal Date : 23-OCT-2008 04:48 Cal File: V1023NC7.D
Als bottle: 30
Dil Factor: 1.00000
Integrator: HP RTE Compound Sublist: padep.sub
Target Version: 4.14
Processing Host: PITSVR06

Concentration Formula: Amt * DF * Uf * Vt/(Vo * Vi) * CpndVariable

Name	Value	Description
DF	1.000	Dilution Factor
Uf	1.000	ng unit correction factor
Vt	1000.000	Volume of final extract (uL)
Vo	1010.000	Volume of sample extracted (mL)
Vi	2.000	Volume injected (uL)
Cpnd Variable		Local Compound Variable

	Compounds	QUANT SIG MASS	RT	EXP RT	REL RT	RESPONSE	CONCENTRATIONS ON-COLUMN (NG)	CONCENTRATIONS FINAL (ug/L)
* 1	1,4-Dichlorobenzene-d4	152	4.383	4.387	(1.000)	88896	8.00000	
* 2	Naphthalene-d8	136	5.344	5.354	(1.000)	398203	8.00000	
* 3	Acenaphthene-d10	164	6.680	6.695	(1.000)	308782	8.00000	
* 4	Phenanthrene-d10	188	7.823	7.838	(1.000)	603198	8.00000	
* 5	Chrysene-d12	240	9.864	9.874	(1.000)	626737	8.00000	
* 6	Perylene-d12	264	11.157	11.167	(1.000)	801315	8.00000	
198	1,4-Dioxane	88	Compound Not Detected.					
10	N-Nitrosodimethylamine	74	Compound Not Detected.					
9	Pyridine	79	Compound Not Detected.					
16	Methyl methanesulfonate	80	Compound Not Detected.					
206	Benzaldehyde	77	Compound Not Detected.					
21	Aniline	93	Compound Not Detected.					
22	Phenol	94	Compound Not Detected.					
23	bis(2-Chloroethyl)ether	93	Compound Not Detected.					
24	2-Chlorophenol	128	Compound Not Detected.					
26	1,3-Dichlorobenzene	146	Compound Not Detected.					
27	1,4-Dichlorobenzene	146	4.393	4.398	(1.002)	4568	0.25987	0.12865
28	1,2-Dichlorobenzene	146	4.506	4.510	(1.028)	2316	0.13781	0.068223
29	Benzyl Alcohol	108	Compound Not Detected.					
30	2-Methylphenol	108	Compound Not Detected.					

	Compounds	QUANT SIG MASS	RT	EXP RT	REL RT	RESPONSE	CONCENTRATIONS ON-COLUMN (NG)	CONCENTRATIONS FINAL (ug/L)
31	2,2'-oxybis(1-Chloropropane)	45	Compound Not Detected.					
37	Acetophenone	105	Compound Not Detected.					
32	N-Nitroso-di-n-propylamine	70	Compound Not Detected.					
192	4-Methylphenol	108	Compound Not Detected.					
34	Hexachloroethane	117	Compound Not Detected.					
35	Nitrobenzene	77	Compound Not Detected.					
41	Isophorone	82	Compound Not Detected.					
42	2-Nitrophenol	139	Compound Not Detected.					
43	2,4-Dimethylphenol	107	Compound Not Detected.					
44	bis(2-Chloroethoxy)methane	93	Compound Not Detected.					
48	2,4-Dichlorophenol	162	5.243	5.248	(0.981)	55357	3.74416	1.8535
49	Benzoic Acid	122	5.163	5.151	(0.966)	13452	4.37187	2.1643
50	1,2,4-Trichlorobenzene	180	Compound Not Detected.					
51	Naphthalene	128	Compound Not Detected.					
52	4-Chloroaniline	127	Compound Not Detected.					
54	2,6-Dichlorophenol	162	Compound Not Detected.					
56	Hexachlorobutadiene	224	Compound Not Detected.					
208	Caprolactam	113	Compound Not Detected.					
59	4-Chloro-3-Methylphenol	107	Compound Not Detected.					
62	2-Methylnaphthalene	142	Compound Not Detected.					
63	1-Methylnaphthalene	142	Compound Not Detected.					
64	Hexachlorocyclopentadiene	236	Compound Not Detected.					
66	2,4,6-Trichlorophenol	196	Compound Not Detected.					
67	2,4,5-Trichlorophenol	196	Compound Not Detected.					
209	1,1'-Biphenyl	154	Compound Not Detected.					
70	2-Chloronaphthalene	162	Compound Not Detected.					
73	2-Nitroaniline	65	Compound Not Detected.					
76	Dimethylphthalate	163	Compound Not Detected.					
78	2,6-Dinitrotoluene	165	Compound Not Detected.					
79	Acenaphthylene	152	Compound Not Detected.					
81	3-Nitroaniline	138	Compound Not Detected.					
82	Acenaphthene	153	Compound Not Detected.					
83	2,4-Dinitrophenol	184	Compound Not Detected.					
85	4-Nitrophenol	109	Compound Not Detected.					
86	Dibenzofuran	168	Compound Not Detected.					
87	2,4-Dinitrotoluene	165	Compound Not Detected.					
91	2,3,5,6-Tetrachlorophenol	231	Compound Not Detected.					
88	2,3,4,6-Tetrachlorophenol	231	Compound Not Detected.					
92	2-Naphthylamine	143	Compound Not Detected.					
93	Diethylphthalate	149	Compound Not Detected.					
94	Fluorene	166	7.102	7.117	(1.063)	9580	0.20247	0.10023
95	4-Chlorophenyl-phenylether	204	Compound Not Detected.					
96	4-Nitroaniline	138	Compound Not Detected.					
98	4,6-Dinitro-2-methylphenol	198	Compound Not Detected.					
99	N-Nitrosodiphenylamine (1)	169	Compound Not Detected.					
100	1,2-Diphenylhydrazine	77	Compound Not Detected.					
106	4-Bromophenyl-phenylether	248	Compound Not Detected.					
107	Hexachlorobenzene	283	Compound Not Detected.					
210	Atrazine	200	Compound Not Detected.					
111	Pentachlorophenol	265	Compound Not Detected.					
115	Phenanthrene	178	Compound Not Detected.					
116	Anthracene	178	Compound Not Detected.					
119	Carbazole	167	Compound Not Detected.					
120	Di-n-Butylphthalate	149	Compound Not Detected.					

Compounds	QUANT SIG MASS	RT	EXP RT	REL RT	RESPONSE	CONCENTRATIONS ON-COLUMN (NG)	CONCENTRATIONS FINAL (ug/L)
123 Fluoranthene	202	Compound Not Detected.					
124 Benzidine	184	Compound Not Detected.					
125 Pyrene	202	Compound Not Detected.					
131 Butylbenzylphthalate	149	9.426	9.436	(0.956)	41138	0.91372	0.45234
135 3,3'-Dichlorobenzidine	252	Compound Not Detected.					
136 Benzo(a)Anthracene	228	Compound Not Detected.					
137 Chrysene	228	Compound Not Detected.					
139 bis(2-ethylhexyl)Phthalate	149	Compound Not Detected.					
140 Di-n-octylphthalate	149	Compound Not Detected.					
141 Benzo(b)fluoranthene	252	Compound Not Detected.					
142 Benzo(k)fluoranthene	252	Compound Not Detected.					
143 7,12-dimethylbenz[a]anthracen	256	Compound Not Detected.					
146 Benzo(a)pyrene	252	Compound Not Detected.					
149 Indeno(1,2,3-cd)pyrene	276	Compound Not Detected.					
150 Dibenz(a,h)anthracene	278	Compound Not Detected.					
151 Benzo(g,h,i)perylene	276	Compound Not Detected.					
$ 154 Nitrobenzene-d5	82	4.799	4.809	(0.898)	394883	28.4810	14.099
$ 155 2-Fluorobiphenyl	172	6.172	6.182	(0.924)	1200834	27.3294	13.529
$ 156 Terphenyl-d14	244	9.052	9.062	(0.918)	1300335	20.9658	10.379
$ 157 Phenol-d5	99	4.126	4.126	(0.941)	438059	31.0615	15.377
$ 158 2-Fluorophenol	112	3.357	3.356	(0.766)	158482	16.1068	7.9736
$ 159 2,4,6-Tribromophenol	330	7.289	7.299	(0.932)	335429	47.3089	23.420
$ 186 2-Chlorophenol-d4	132	4.206	4.211	(0.960)	348090	25.1925	12.472
$ 187 1,2-Dichlorobenzene-d4	152	4.495	4.500	(1.026)	279637	25.8305	12.787

TestAmerica Pittsburgh

INTERNAL STANDARD COMPOUNDS
AREA AND RT SUMMARY

Instrument ID: 731.i
Lab File ID: V1028028.D
Lab Smp Id: K06DR1AL
Analysis Type: SV
Quant Type: ISTD
Operator: 003200
Calibration Date: 27-OCT-2008
Calibration Time: 22:40
Client Smp ID: RFI-PZ-17-1008
Level: LOW
Sample Type: WATER
Method File: \\PITSVR06\D\chem\731.i\V102808.b\8270ll.m
Misc Info: K06DR1AL,V102808.b,8270ll.m,padep.sub

COMPOUND	STANDARD	AREA LIMIT LOWER	AREA LIMIT UPPER	SAMPLE	%DIFF
1 1,4-Dichlorobenze	90089	45045	180178	88896	-1.32
2 Naphthalene-d8	410455	205228	820910	398203	-2.98
3 Acenaphthene-d10	335705	167853	671410	308782	-8.02
4 Phenanthrene-d10	684565	342283	1369130	603198	-11.89
5 Chrysene-d12	763003	381502	1526006	626737	-17.86
6 Perylene-d12	837497	418749	1674994	801315	-4.32

COMPOUND	STANDARD	RT LIMIT LOWER	RT LIMIT UPPER	SAMPLE	%DIFF
1 1,4-Dichlorobenze	4.39	3.89	4.89	4.38	-0.11
2 Naphthalene-d8	5.35	4.85	5.85	5.34	-0.19
3 Acenaphthene-d10	6.70	6.20	7.20	6.68	-0.23
4 Phenanthrene-d10	7.84	7.34	8.34	7.82	-0.20
5 Chrysene-d12	9.87	9.37	10.37	9.86	-0.10
6 Perylene-d12	11.17	10.67	11.67	11.16	-0.09

AREA UPPER LIMIT = +100% of internal standard area.
AREA LOWER LIMIT = - 50% of internal standard area.
RT UPPER LIMIT = + 0.50 minutes of internal standard RT.
RT LOWER LIMIT = - 0.50 minutes of internal standard RT.

TestAmerica Pittsburgh

RECOVERY REPORT

Client Name: MACTEC Engineering a18-OCT-2008 00:00 Client SDG: C8J1801
Sample Matrix: LIQUID Fraction: SV
Lab Smp Id: K06DR1AL Client Smp ID: RFI-PZ-17-1008
Level: LOW Operator: 003200
Data Type: MS DATA SampleType: SAMPLE
SpikeList File: 8270wlcs.spk Quant Type: ISTD
Sublist File: padep.sub
Method File: \\PITSVR06\D\chem\731.i\V102808.b\827011.m
Misc Info: K06DR1AL,V102808.b,827011.m,padep.sub

SURROGATE COMPOUND	CONC ADDED ug/L	CONC RECOVERED ug/L	% RECOVERED	LIMITS
$ 154 Nitrobenzene-d5	19.802	14.099	71.20	39-115
$ 155 2-Fluorobiphenyl	19.802	13.529	68.32	35-115
$ 156 Terphenyl-d14	19.802	10.379	52.41	17-129
$ 157 Phenol-d5	29.703	15.377	51.77	18-115
$ 158 2-Fluorophenol	29.703	7.9736	26.84	10-118
$ 159 2,4,6-Tribromophen	29.703	23.420	78.85	19-138
$ 186 2-Chlorophenol-d4	29.703	12.472	41.99	25-120
$ 187 1,2-Dichlorobenzen	19.802	12.787	64.58	25-120

Data File: \\PITSVR06\D\chem\731.i\V102808.b\V1028028.D
Date : 28-OCT-2008 03:39
Client ID: RFI-PZ-17-1008
Sample Info: C8J180171-012 10/23/08 h2o (8298042) 8270c
Volume Injected (uL): 2.0
Column phase: DB5-MS

Instrument: 731.i
Operator: 003200
Column diameter: 0.32

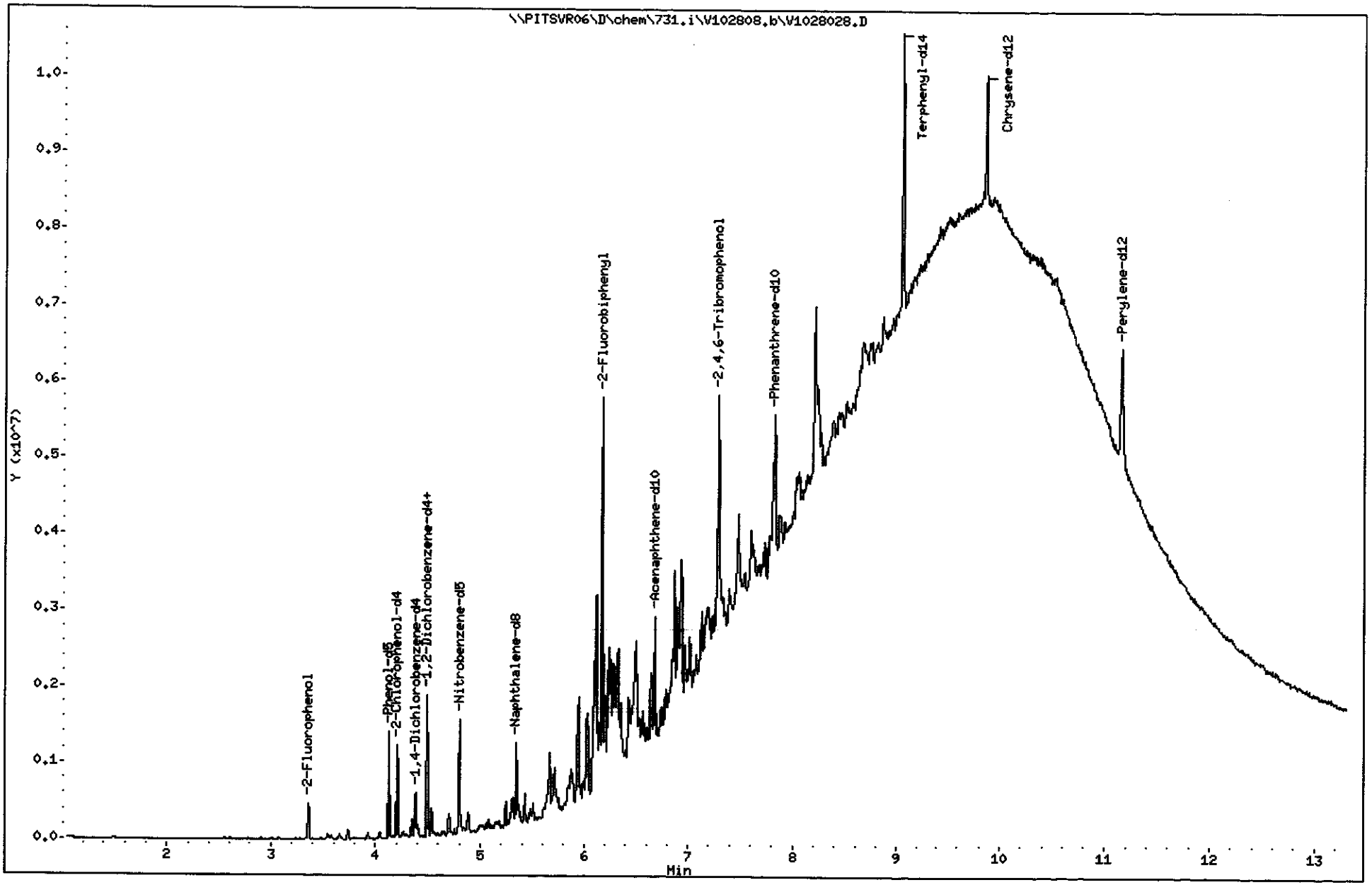

Data File: \\PITSVR06\D\chem\731.i\V102808.b\V1028028.D

Date : 28-OCT-2008 03:39

Client ID: RFI-PZ-17-1008

Instrument: 731.i

Sample Info: C8J180171-012 10/23/08 h2o (8298042) 8270c

Volume Injected (uL): 2.0

Operator: 003200

Column phase: DB5-MS

Column diameter: 0.32

27 1,4-Dichlorobenzene

Concentration: 0.12865 ug/L

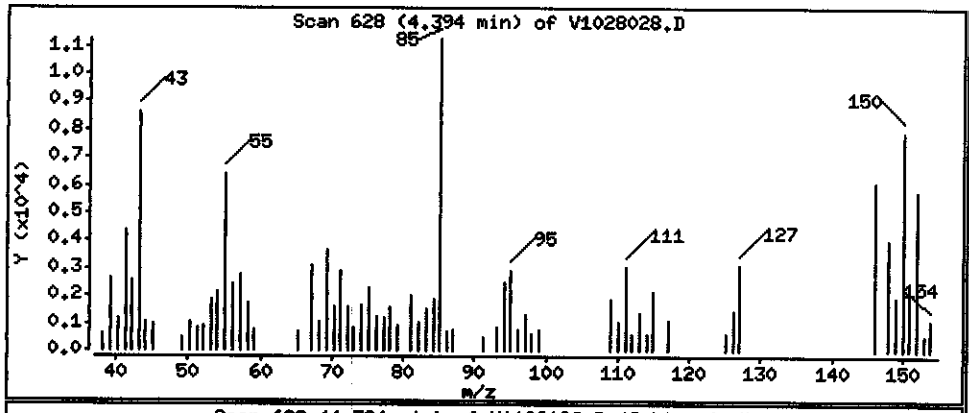

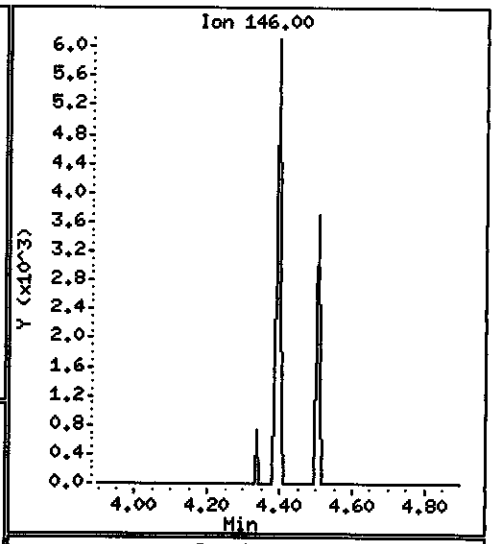

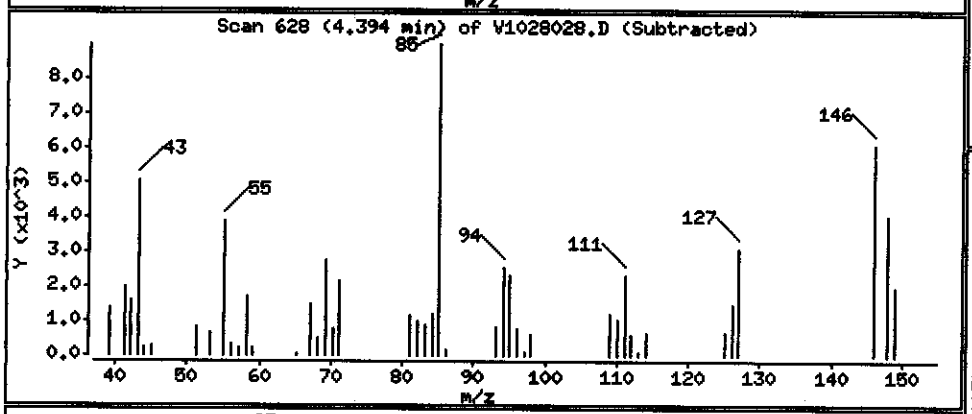

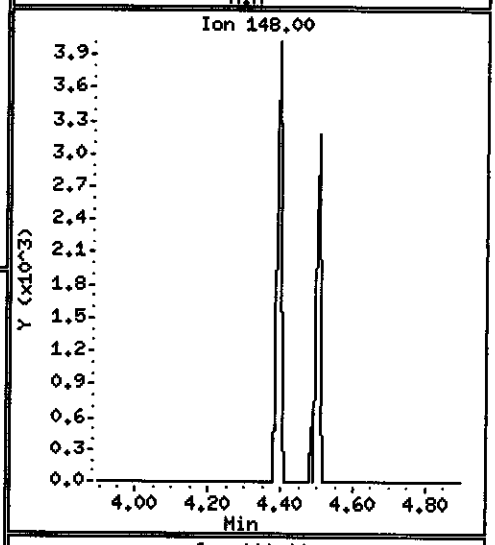

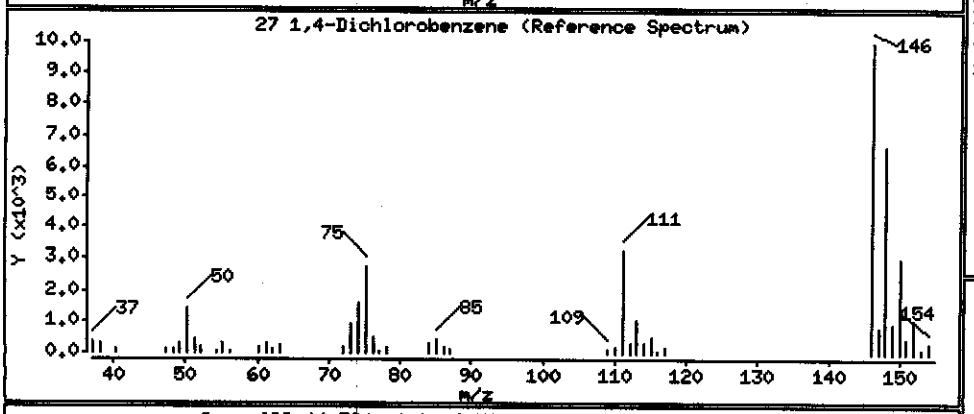

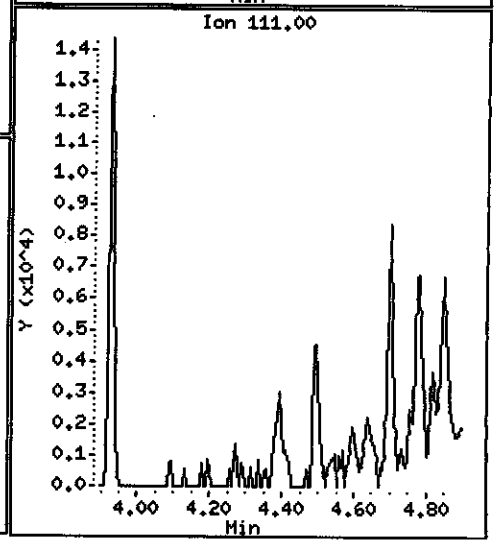

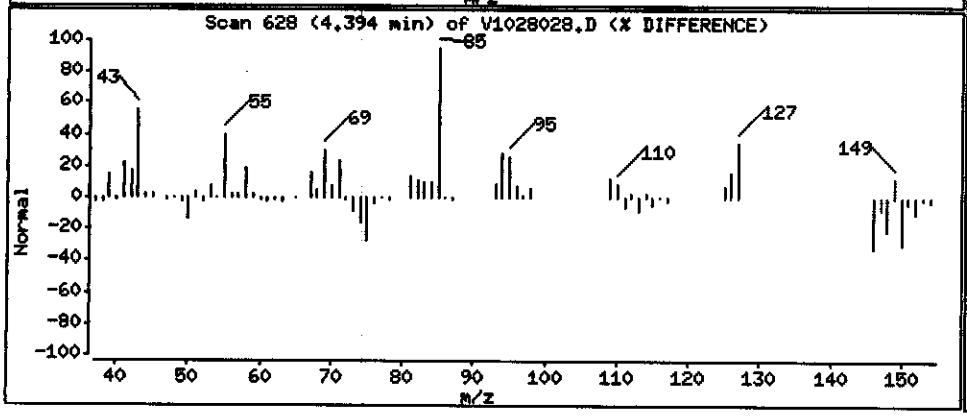

Data File: \\PITSVR06\D\chem\731.i\V102808.b\V1028028.D

Date : 28-OCT-2008 03:39

Client ID: RFI-PZ-17-1008

Instrument: 731.i

Sample Info: C8J180171-012 10/23/08 h2o (8298042) 8270c

Volume Injected (uL): 2.0

Operator: 003200

Column phase: DB5-MS

Column diameter: 0.32

28 1,2-Dichlorobenzene

Concentration: 0.068223 ug/L

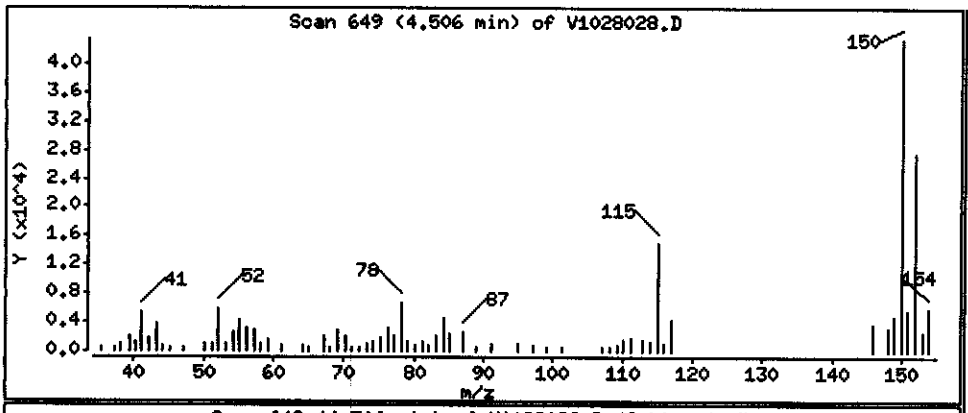

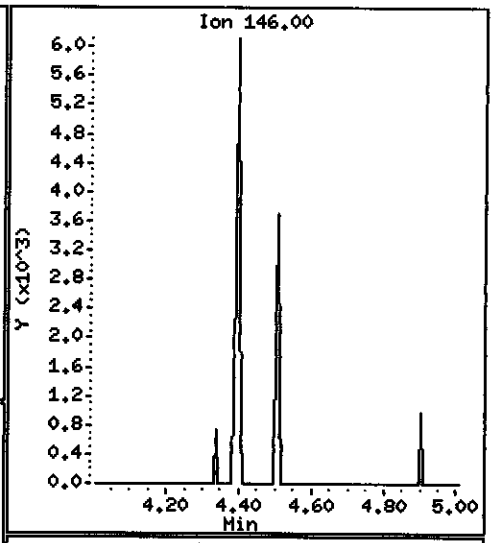

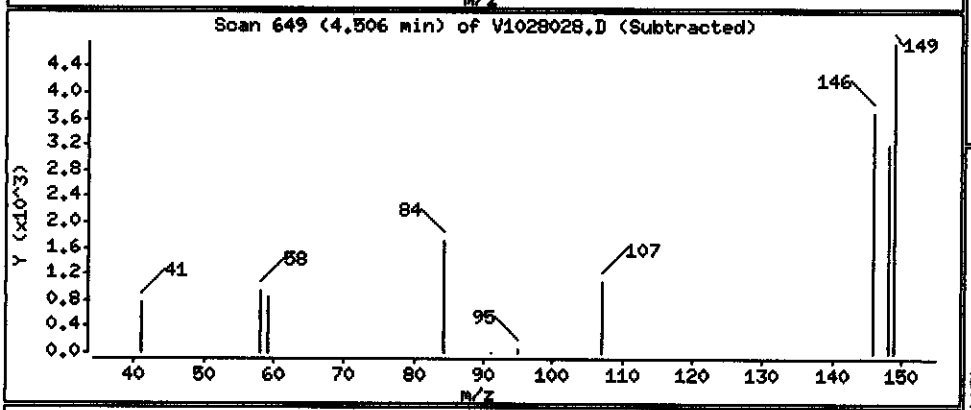

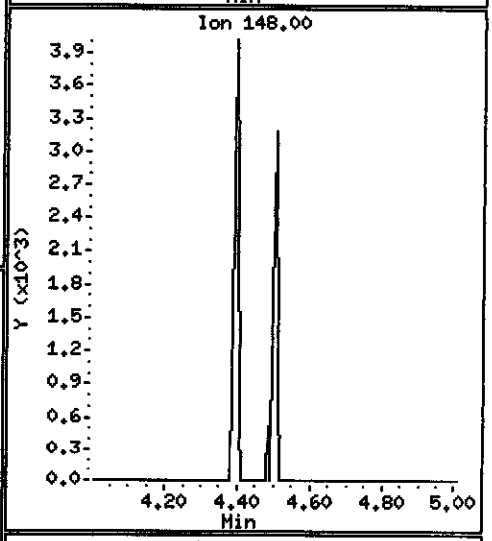

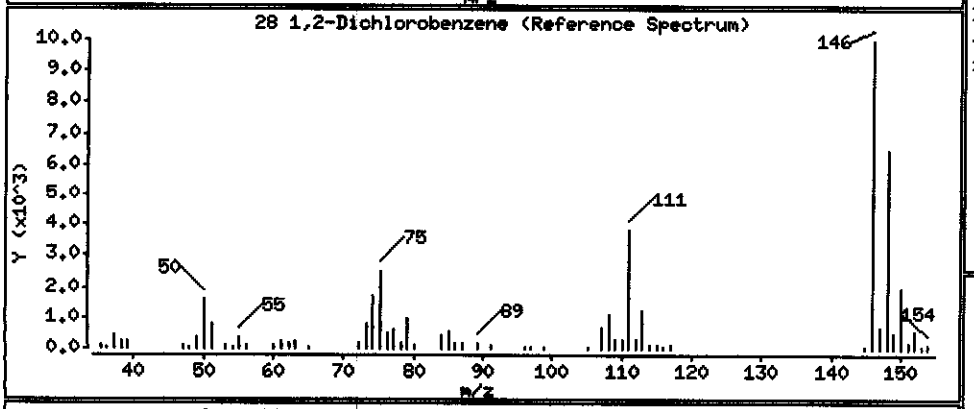

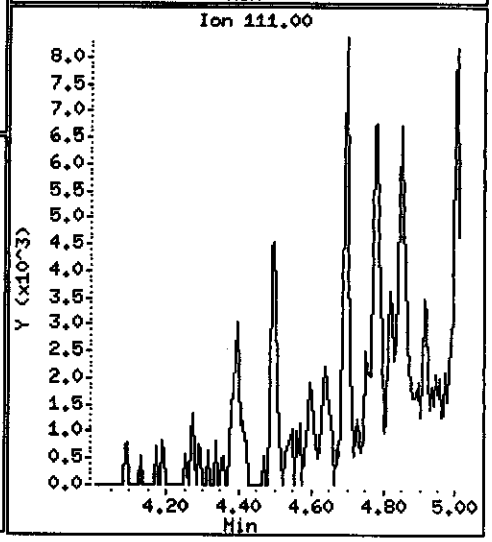

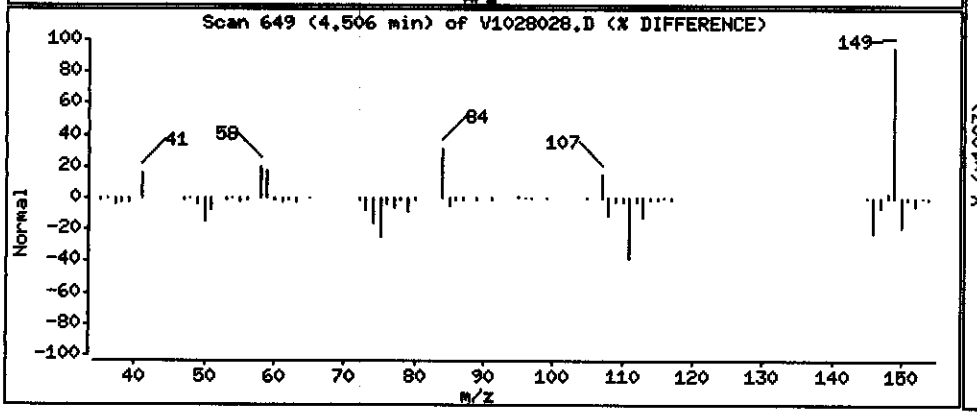

Data File: \\PITSVR06\D\chem\731.i\V102808.b\V1028028.D

Date : 28-OCT-2008 03:39

Client ID: RFI-PZ-17-1008

Instrument: 731.i

Sample Info: C8J180171-012 10/23/08 h2o (8298042) 8270c

Volume Injected (uL): 2.0

Operator: 003200

Column phase: DB5-MS

Column diameter: 0.32

48 2,4-Dichlorophenol

Concentration: 1.8535 ug/L

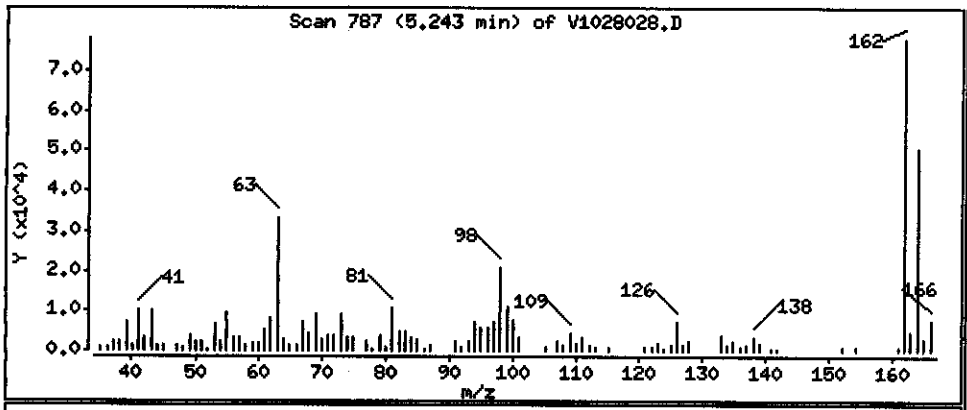

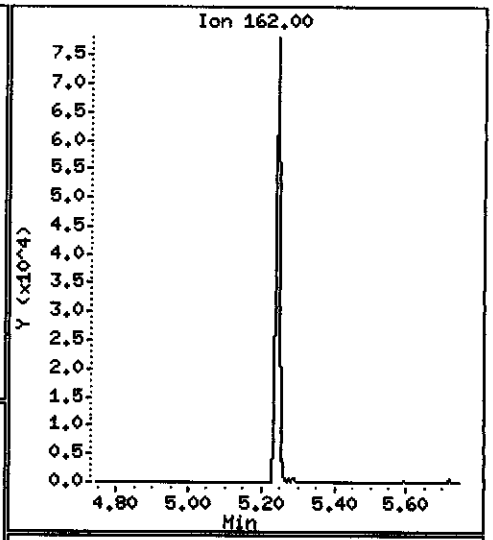

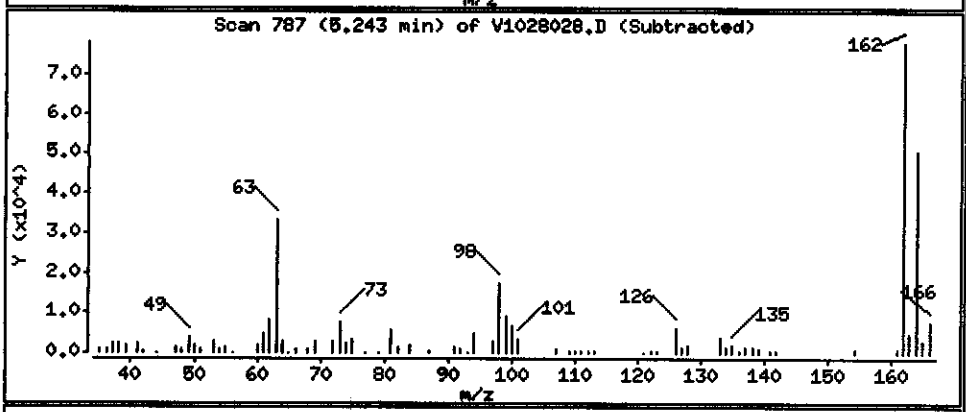

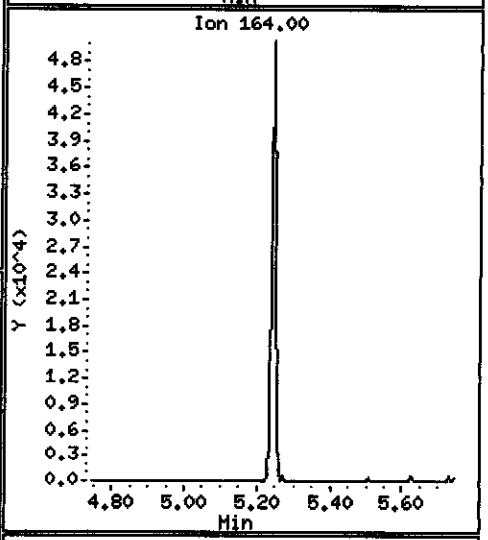

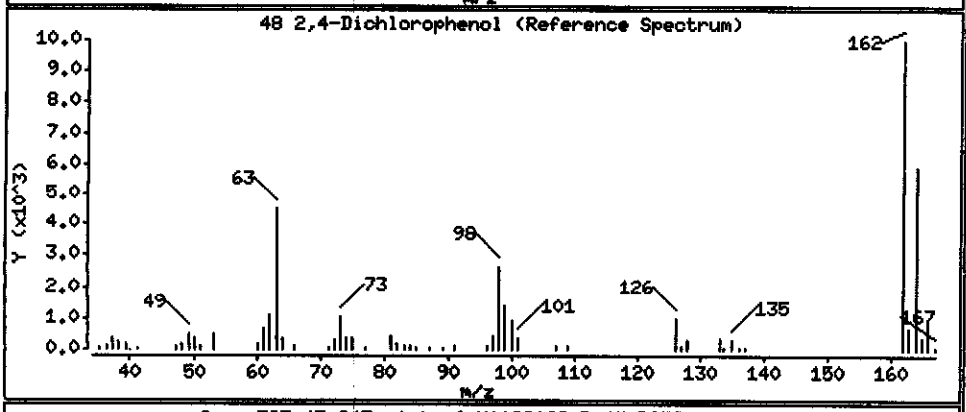

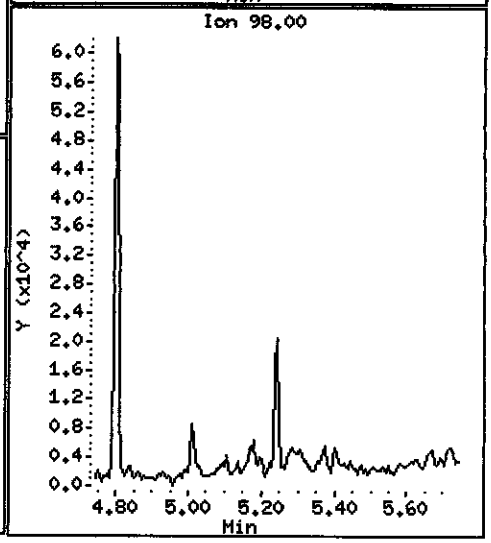

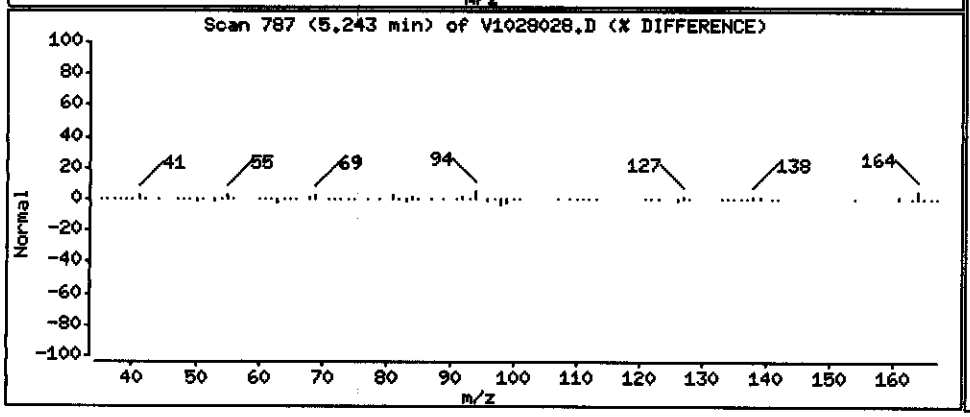

Data File: \\PITSVR06\D\chem\731.i\V102808.b\V1028028.D

Date : 28-OCT-2008 03:39

Client ID: RFI-PZ-17-1008

Instrument: 731.i

Sample Info: C8J180171-012 10/23/08 h2o (8298042) 8270c

Volume Injected (uL): 2.0

Operator: 003200

Column phase: DB5-MS

Column diameter: 0.32

49 Benzoic Acid

Concentration: 2.1643 ug/L

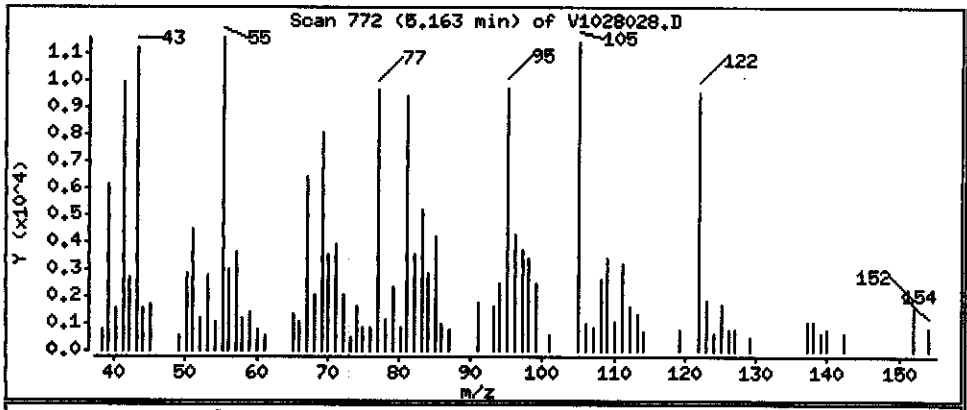

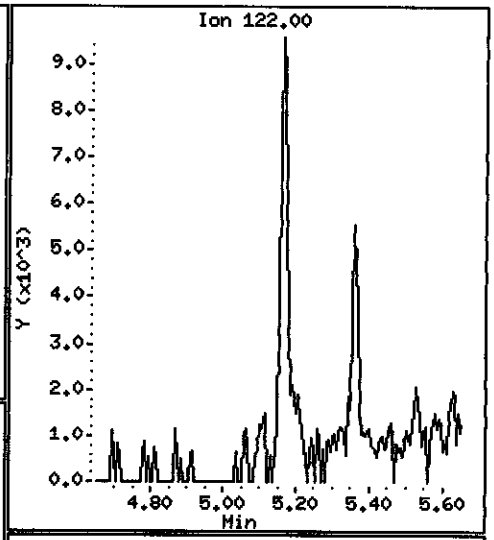

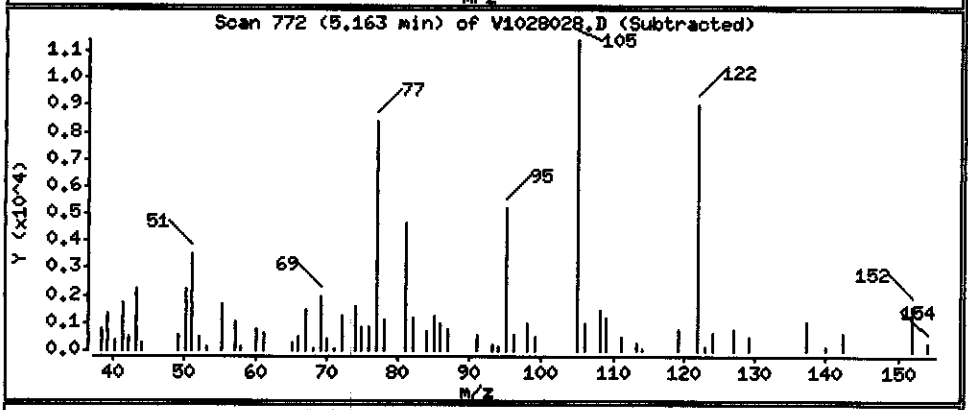

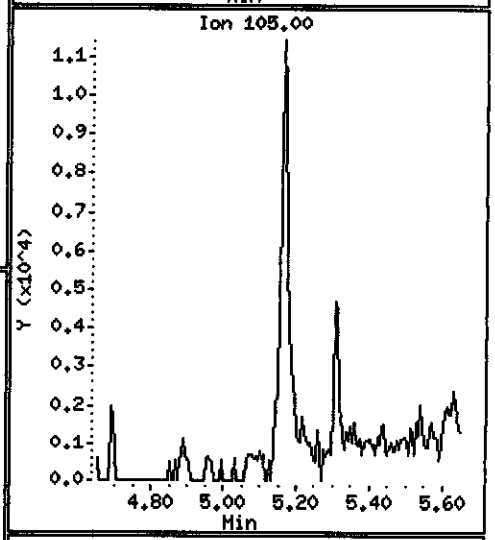

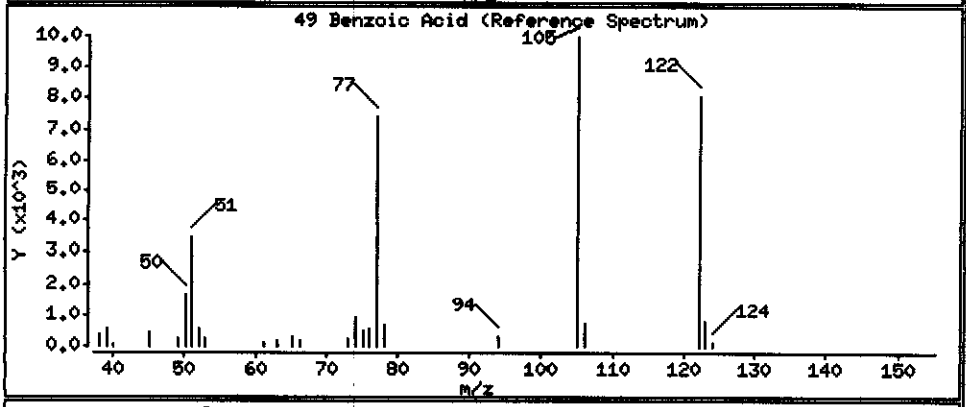

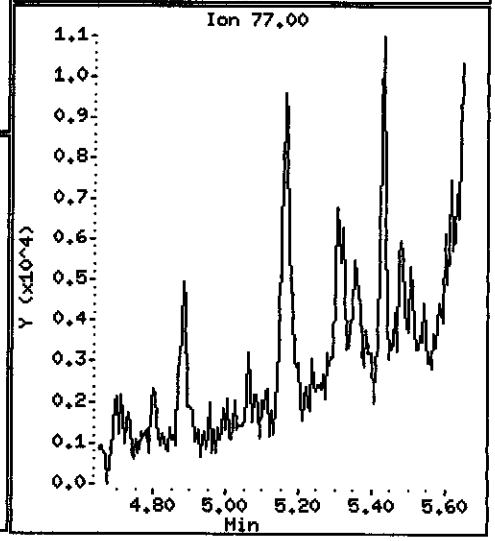

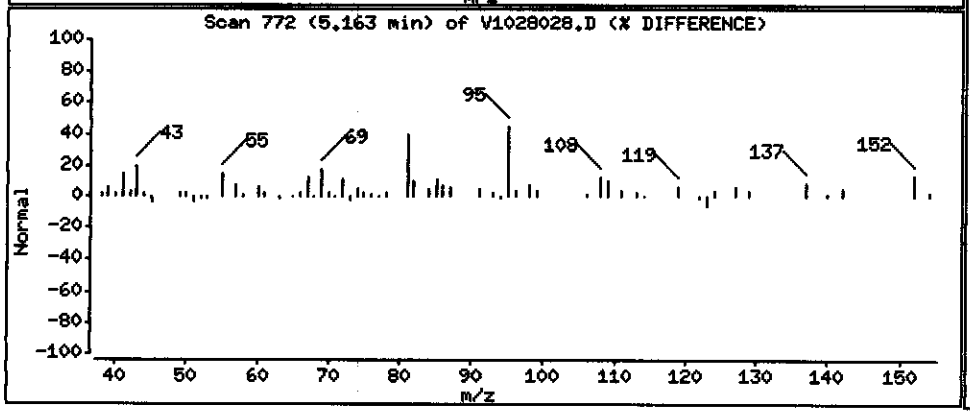

Data File: \\PITSVR06\D\chem\731.i\V102808.b\V1028028.D

Date : 28-OCT-2008 03:39

Client ID: RFI-PZ-17-1008

Instrument: 731.i

Sample Info: C8J180171-012 10/23/08 h2o (8298042) 8270c

Volume Injected (uL): 2.0

Operator: 003200

Column phase: DB5-MS

Column diameter: 0.32

94 Fluorene

Concentration: 0.10023 ug/L

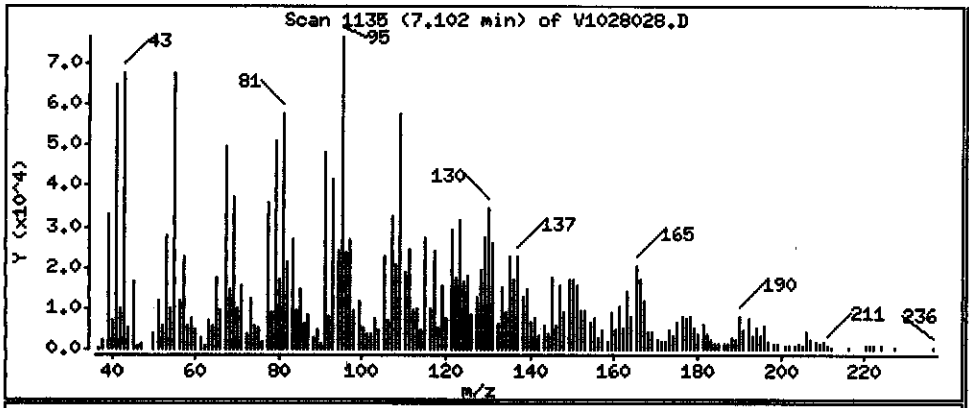

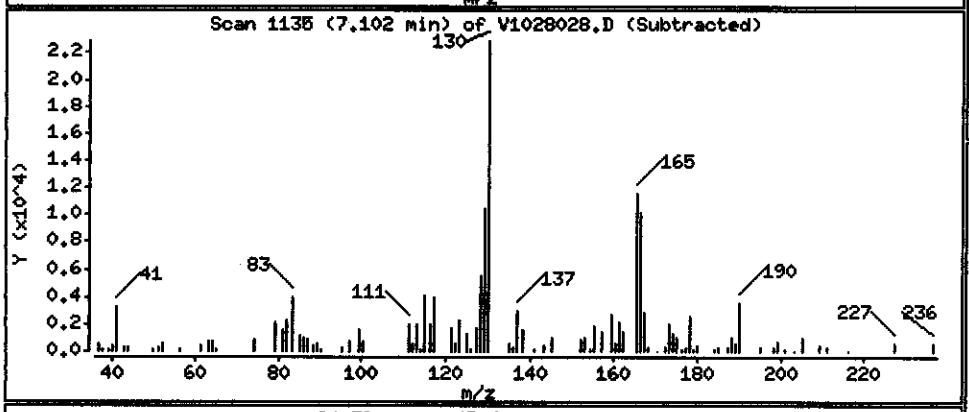

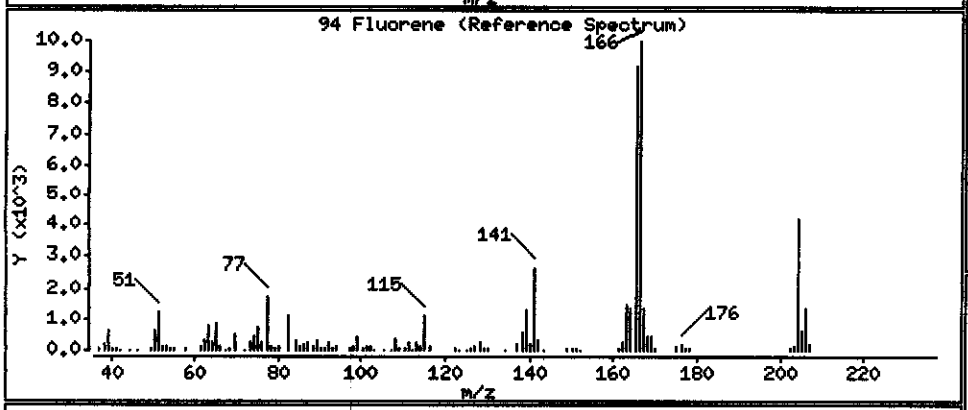

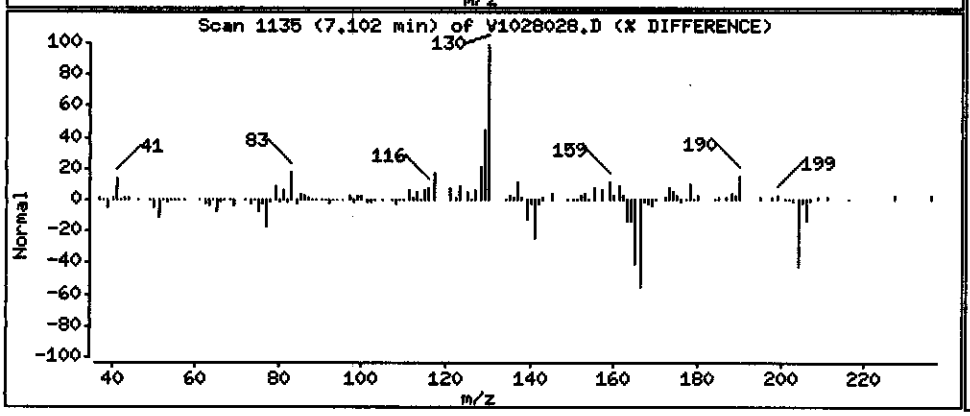

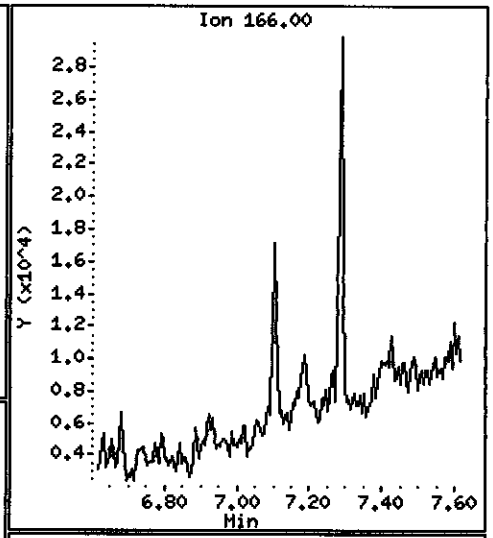

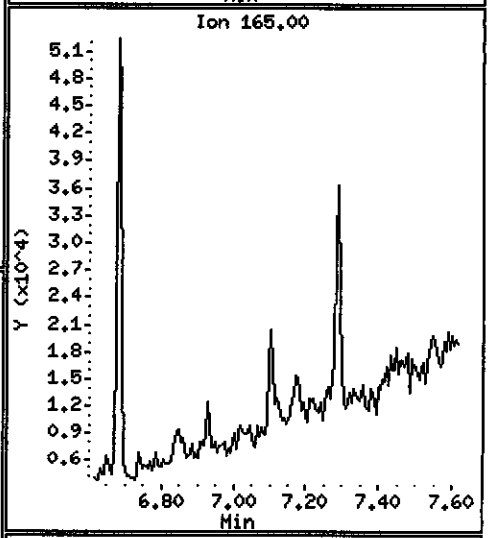

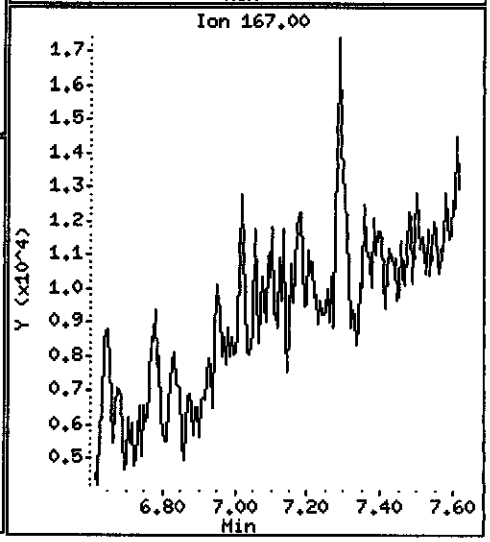

Data File: \\PITSVR06\D\chem\731.i\V102808.b\V1028028.D

Date : 28-OCT-2008 03:39

Client ID: RFI-PZ-17-1008

Instrument: 731.i

Sample Info: C8J180171-012 10/23/08 h2o (8298042) 8270c

Volume Injected (uL): 2.0

Operator: 003200

Column phase: DB5-MS

Column diameter: 0.32

131 Butylbenzylphthalate

Concentration: 0.45234 ug/L

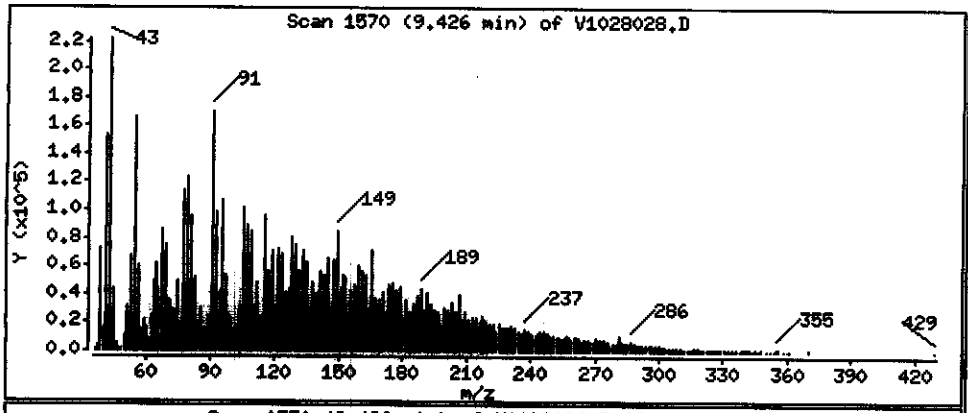

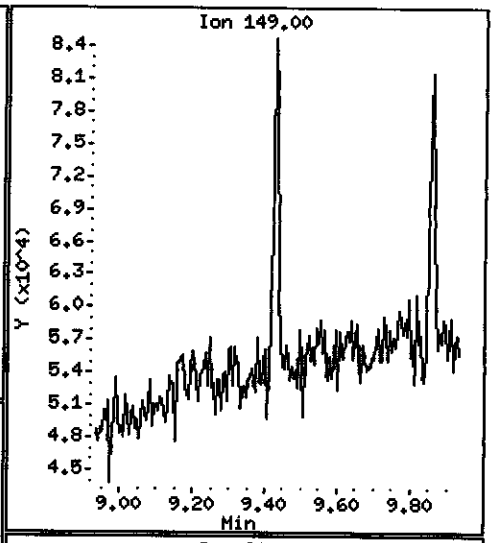

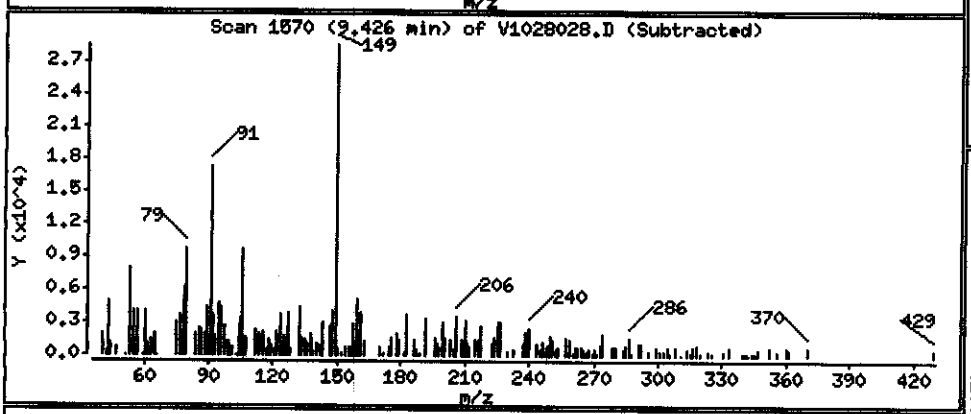

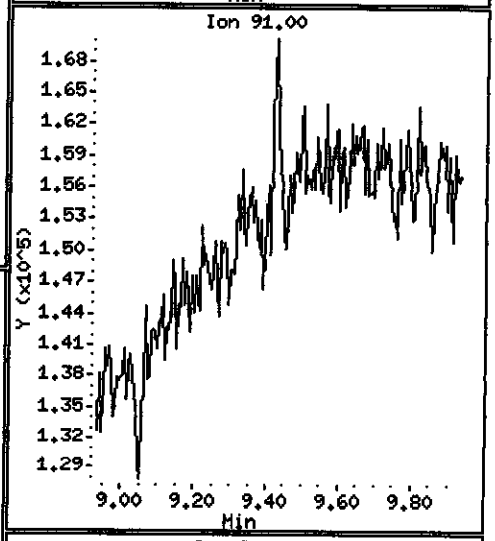

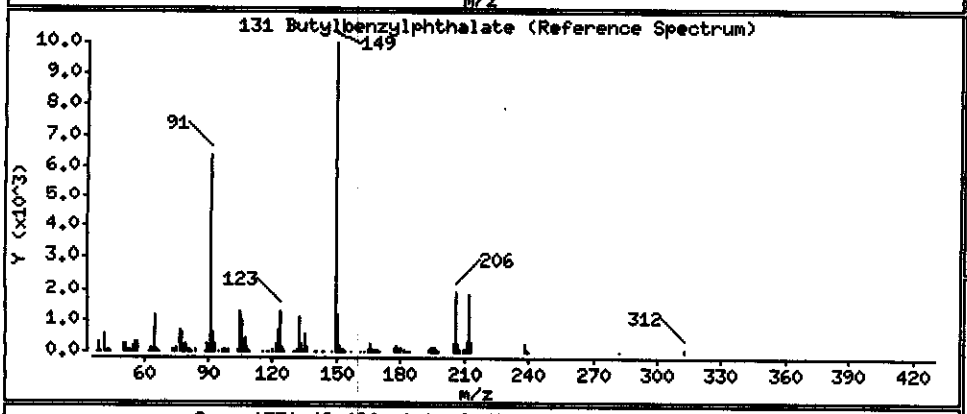

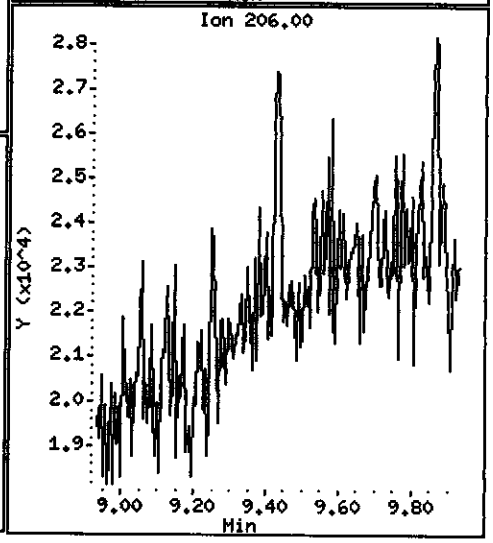

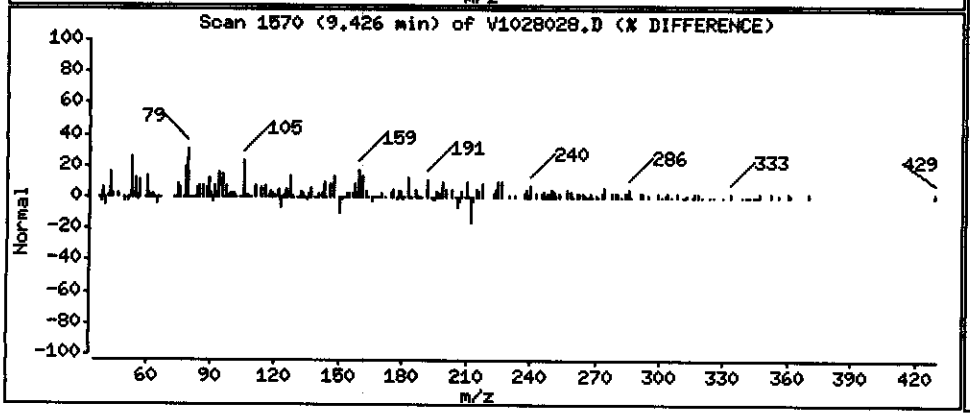

MACTEC Engineering and Consulting Inc

Client Sample ID: RFI-PZ-17-1008

GC/MS Semivolatiles

Lot-Sample #...:	C8J180171-012	**Work Order #...:**	K06DR1AL	**Matrix.....:**	WATER
Date Sampled...:	10/16/08 14:05	**Date Received..:**	10/18/08 11:30	**MS Run #.....:**	
Prep Date.....:	10/23/08	**Analysis Date..:**	10/28/08		
Prep Batch #...:	8298042	**Analysis Time..:**	03:39		
Dilution Factor:	0.99	**Initial Wgt/Vol:**	1010 mL	**Final Wgt/Vol..:**	1 mL
Analyst ID.....:	003200	**Instrument ID..:**	731		
		Method.....:	SW846 8270C		

PARAMETER	RESULT	REPORTING LIMIT	UNITS	MDL
Aniline	ND	0.99	ug/L	0.048
Acenaphthene	ND	0.20	ug/L	0.052
Acenaphthylene	ND	0.20	ug/L	0.046
Acetophenone	ND	0.99	ug/L	0.046
Anthracene	ND	0.20	ug/L	0.050
Atrazine	ND	0.99	ug/L	0.039
Benzo(a)anthracene	ND	0.20	ug/L	0.041
Benzo(a)pyrene	ND	0.20	ug/L	0.043
Benzo(b)fluoranthene	ND	0.20	ug/L	0.031
Benzo(ghi)perylene	ND	0.20	ug/L	0.027
Benzo(k)fluoranthene	ND	0.20	ug/L	0.039
Benzaldehyde	ND	0.99	ug/L	0.054
1,1'-Biphenyl	ND	0.99	ug/L	0.060
bis(2-Chloroethoxy) methane	ND	0.99	ug/L	0.12
bis(2-Chloroethyl)-ether	ND	0.20	ug/L	0.046
bis(2-Ethylhexyl) phthalate	ND	0.99	ug/L	0.12
4-Bromophenyl phenyl ether	ND	0.99	ug/L	0.049
Butyl benzyl phthalate	**0.45 J**	**0.99**	**ug/L**	**0.14**
Caprolactam	ND	5.0	ug/L	0.19
Carbazole	ND	0.20	ug/L	0.052
4-Chloroaniline	ND	0.99	ug/L	0.046
4-Chloro-3-methylphenol	ND	0.99	ug/L	0.058
2-Chloronaphthalene	ND	0.20	ug/L	0.044
2-Chlorophenol	ND	0.99	ug/L	0.045
4-Chlorophenyl phenyl ether	ND	0.99	ug/L	0.042
Chrysene	ND	0.20	ug/L	0.035
Dibenz(a,h)anthracene	ND	0.20	ug/L	0.034
Dibenzofuran	ND	0.99	ug/L	0.053
3,3'-Dichlorobenzidine	ND	0.99	ug/L	0.041
2,4-Dichlorophenol	**1.9**	**0.20**	**ug/L**	**0.048**
Diethyl phthalate	ND	0.99	ug/L	0.24
2,4-Dimethylphenol	ND	0.99	ug/L	0.051

(Continued on next page)

MACTEC Engineering and Consulting Inc

Client Sample ID: RFI-PZ-17-1008

GC/MS Semivolatiles

Lot-Sample #...: C8J180171-012 **Work Order #...:** K06DR1AL **Matrix.....:** WATER

PARAMETER	RESULT	REPORTING LIMIT	UNITS	MDL
Dimethyl phthalate	ND	0.99	ug/L	0.042
Di-n-butyl phthalate	ND	0.99	ug/L	0.046
4,6-Dinitro-2-methylphenol	ND	5.0	ug/L	1.4
2,4-Dinitrophenol	ND	5.0	ug/L	1.3
2,4-Dinitrotoluene	ND	0.99	ug/L	0.045
2,6-Dinitrotoluene	ND	0.99	ug/L	0.050
Di-n-octyl phthalate	ND	0.99	ug/L	0.042
Fluoranthene	ND	0.20	ug/L	0.049
Fluorene	**0.10 J**	**0.20**	**ug/L**	**0.054**
Hexachlorobenzene	ND	0.20	ug/L	0.043
Hexachlorobutadiene	ND	0.20	ug/L	0.037
Hexachlorocyclopentadiene	ND	0.99	ug/L	0.079
Hexachloroethane	ND	0.99	ug/L	0.043
Indeno(1,2,3-cd)pyrene	ND	0.20	ug/L	0.047
Isophorone	ND	0.99	ug/L	0.047
2-Methylnaphthalene	ND	0.20	ug/L	0.046
2-Methylphenol	ND	0.99	ug/L	0.051
4-Methylphenol	ND	0.99	ug/L	0.073
Naphthalene	ND	0.20	ug/L	0.043
2-Nitroaniline	ND	5.0	ug/L	0.047
3-Nitroaniline	ND	5.0	ug/L	0.040
4-Nitroaniline	ND	5.0	ug/L	0.025
Nitrobenzene	ND	0.20	ug/L	0.063
2-Nitrophenol	ND	0.99	ug/L	0.053
4-Nitrophenol	ND	5.0	ug/L	0.069
N-Nitrosodi-n-propylamine	ND	0.20	ug/L	0.059
N-Nitrosodiphenylamine	ND	0.20	ug/L	0.048
2,2'-oxybis (1-Chloropropane)	ND	0.20	ug/L	0.026
Pentachlorophenol	ND	0.99	ug/L	0.082
Phenanthrene	ND	0.20	ug/L	0.054
Phenol	ND	0.20	ug/L	0.022
Pyrene	ND	0.20	ug/L	0.056
2,4,5-Trichlorophenol	ND	0.99	ug/L	0.062
2,4,6-Trichlorophenol	ND	0.99	ug/L	0.056

(Continued on next page)

MACTEC Engineering and Consulting Inc

Client Sample ID: RFI-PZ-17-1008

GC/MS Semivolatiles

Lot-Sample #...: C8J180171-012 **Work Order #...:** K06DR1AL **Matrix.....:** WATER

SURROGATE	PERCENT RECOVERY	RECOVERY LIMITS
Nitrobenzene-d5	71	(23 - 112)
Terphenyl-d14	52	(10 - 132)
2-Fluorobiphenyl	68	(19 - 107)
2-Fluorophenol	27	(10 - 111)
Phenol-d5	52	(15 - 112)
2,4,6-Tribromophenol	79	(16 - 122)

NOTE(S):

J Estimated result. Result is less than RL.

Data File: \\PITSVR06\D\chem\731.i\W102808.b\W1028028.D
Date : 28-OCT-2008 03:39
Client ID: RF1-PZ-17-1008
Sample Info: C8J180171-012 10/23/08 h2o (8298042) 8270c
Volume Injected (uL): 2.0
Column phase: DB5-MS

Instrument: 731.i
Operator: 003200
Column diameter: 0.32

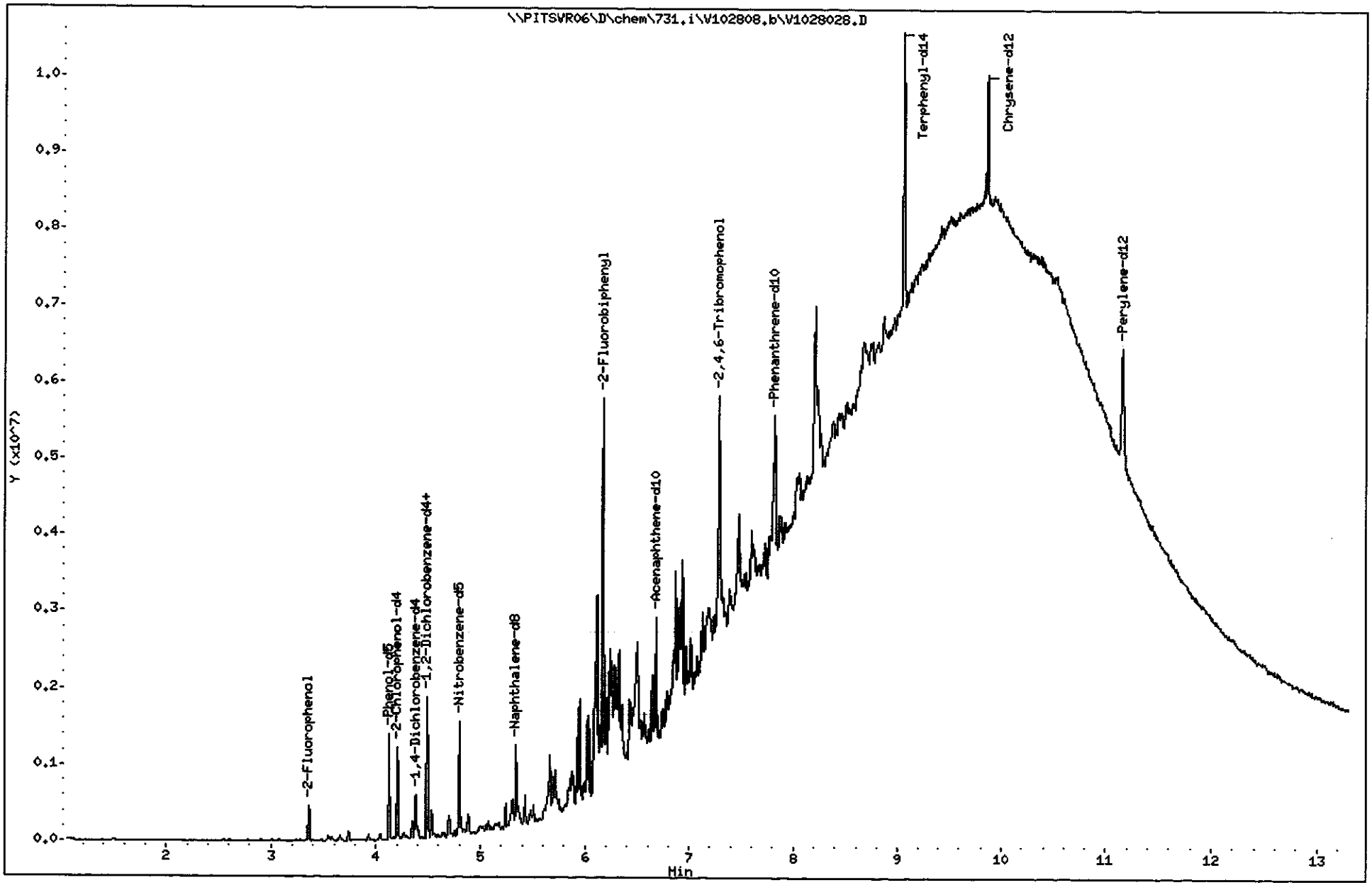

TestAmerica Pittsburgh

Semivolatile REPORT SW-846 Method 8270

Data file : \\PITSVR06\D\chem\731.i\V102808.b\V1028028.D
Lab Smp Id: K06DR1AL Client Smp ID: RFI-PZ-17-1008
Inj Date : 28-OCT-2008 03:39
Operator : 003200 Inst ID: 731.i
Smp Info : C8J180171-012 10/23/08 h2o (8298042) 8270c
Misc Info : K06DR1AL,V102808.b,8270ll.m,padep.sub
Comment :
Method : \\PITSVR06\D\chem\731.i\V102808.b\8270ll.m
Meth Date : 27-Oct-2008 22:55 piccolinov Quant Type: ISTD
Cal Date : 23-OCT-2008 04:48 Cal File: V1023NC7.D
Als bottle: 30
Dil Factor: 1.00000
Integrator: HP RTE Compound Sublist: padep.sub
Target Version: 4.14
Processing Host: PITSVR06

Concentration Formula: Amt * DF * Uf * Vt/(Vo * Vi) * CpndVariable

Name	Value	Description
DF	1.000	Dilution Factor
Uf	1.000	ng unit correction factor
Vt	1000.000	Volume of final extract (uL)
Vo	1010.000	Volume of sample extracted (mL)
Vi	2.000	Volume injected (uL)
Cpnd Variable		Local Compound Variable

	Compounds	QUANT SIG MASS	RT	EXP RT	REL RT	RESPONSE	CONCENTRATIONS ON-COLUMN (NG)	CONCENTRATIONS FINAL (ug/L)
* 1	1,4-Dichlorobenzene-d4	152	4.383	4.387	(1.000)	88896	8.00000	
* 2	Naphthalene-d8	136	5.344	5.354	(1.000)	398203	8.00000	
* 3	Acenaphthene-d10	164	6.680	6.695	(1.000)	308782	8.00000	
* 4	Phenanthrene-d10	188	7.823	7.838	(1.000)	603198	8.00000	
* 5	Chrysene-d12	240	9.864	9.874	(1.000)	626737	8.00000	
* 6	Perylene-d12	264	11.157	11.167	(1.000)	801315	8.00000	
198	1,4-Dioxane	88	Compound Not Detected.					
10	N-Nitrosodimethylamine	74	Compound Not Detected.					
9	Pyridine	79	Compound Not Detected.					
16	Methyl methanesulfonate	80	Compound Not Detected.					
206	Benzaldehyde	77	Compound Not Detected.					
21	Aniline	93	Compound Not Detected.					
22	Phenol	94	Compound Not Detected.					
23	bis(2-Chloroethyl)ether	93	Compound Not Detected.					
24	2-Chlorophenol	128	Compound Not Detected.					
26	1,3-Dichlorobenzene	146	Compound Not Detected.					
27	1,4-Dichlorobenzene	146	4.393	4.398	(1.002)	4568	0.25987	0.12865
28	1,2-Dichlorobenzene	146	4.506	4.510	(1.028)	2316	0.13781	0.068223
29	Benzyl Alcohol	108	Compound Not Detected.					
30	2-Methylphenol	108	Compound Not Detected.					

Compounds	QUANT SIG MASS	RT	EXP RT	REL RT	RESPONSE	CONCENTRATIONS ON-COLUMN (NG)	CONCENTRATIONS FINAL (ug/L)
31 2,2'-oxybis(1-Chloropropane)	45	Compound Not Detected.					
37 Acetophenone	105	Compound Not Detected.					
32 N-Nitroso-di-n-propylamine	70	Compound Not Detected.					
192 4-Methylphenol	108	Compound Not Detected.					
34 Hexachloroethane	117	Compound Not Detected.					
35 Nitrobenzene	77	Compound Not Detected.					
41 Isophorone	82	Compound Not Detected.					
42 2-Nitrophenol	139	Compound Not Detected.					
43 2,4-Dimethylphenol	107	Compound Not Detected.					
44 bis(2-Chloroethoxy)methane	93	Compound Not Detected.					
48 2,4-Dichlorophenol	162	5.243	5.248	(0.981)	55357	3.74416	1.8535
49 Benzoic Acid	122	5.163	5.151	(0.966)	13452	4.37187	2.1643
50 1,2,4-Trichlorobenzene	180	Compound Not Detected.					
51 Naphthalene	128	Compound Not Detected.					
52 4-Chloroaniline	127	Compound Not Detected.					
54 2,6-Dichlorophenol	162	Compound Not Detected.					
56 Hexachlorobutadiene	224	Compound Not Detected.					
208 Caprolactam	113	Compound Not Detected.					
59 4-Chloro-3-Methylphenol	107	Compound Not Detected.					
62 2-Methylnaphthalene	142	Compound Not Detected.					
63 1-Methylnaphthalene	142	Compound Not Detected.					
64 Hexachlorocyclopentadiene	236	Compound Not Detected.					
66 2,4,6-Trichlorophenol	196	Compound Not Detected.					
67 2,4,5-Trichlorophenol	196	Compound Not Detected.					
209 1,1'-Biphenyl	154	Compound Not Detected.					
70 2-Chloronaphthalene	162	Compound Not Detected.					
73 2-Nitroaniline	65	Compound Not Detected.					
76 Dimethylphthalate	163	Compound Not Detected.					
78 2,6-Dinitrotoluene	165	Compound Not Detected.					
79 Acenaphthylene	152	Compound Not Detected.					
81 3-Nitroaniline	138	Compound Not Detected.					
82 Acenaphthene	153	Compound Not Detected.					
83 2,4-Dinitrophenol	184	Compound Not Detected.					
85 4-Nitrophenol	109	Compound Not Detected.					
86 Dibenzofuran	168	Compound Not Detected.					
87 2,4-Dinitrotoluene	165	Compound Not Detected.					
91 2,3,5,6-Tetrachlorophenol	231	Compound Not Detected.					
88 2,3,4,6-Tetrachlorophenol	231	Compound Not Detected.					
92 2-Naphthylamine	143	Compound Not Detected.					
93 Diethylphthalate	149	Compound Not Detected.					
94 Fluorene	166	7.102	7.117	(1.063)	9580	0.20247	0.10023
95 4-Chlorophenyl-phenylether	204	Compound Not Detected.					
96 4-Nitroaniline	138	Compound Not Detected.					
98 4,6-Dinitro-2-methylphenol	198	Compound Not Detected.					
99 N-Nitrosodiphenylamine (1)	169	Compound Not Detected.					
100 1,2-Diphenylhydrazine	77	Compound Not Detected.					
106 4-Bromophenyl-phenylether	248	Compound Not Detected.					
107 Hexachlorobenzene	283	Compound Not Detected.					
210 Atrazine	200	Compound Not Detected.					
111 Pentachlorophenol	265	Compound Not Detected.					
115 Phenanthrene	178	Compound Not Detected.					
116 Anthracene	178	Compound Not Detected.					
119 Carbazole	167	Compound Not Detected.					
120 Di-n-Butylphthalate	149	Compound Not Detected.					

Compounds	QUANT SIG MASS	RT	EXP RT	REL RT	RESPONSE	CONCENTRATIONS ON-COLUMN (NG)	CONCENTRATIONS FINAL (ug/L)
123 Fluoranthene	202	Compound Not Detected.					
124 Benzidine	184	Compound Not Detected.					
125 Pyrene	202	Compound Not Detected.					
131 Butylbenzylphthalate	149	9.426	9.436	(0.956)	41138	0.91372	0.45234
135 3,3'-Dichlorobenzidine	252	Compound Not Detected.					
136 Benzo(a)Anthracene	228	Compound Not Detected.					
137 Chrysene	228	Compound Not Detected.					
139 bis(2-ethylhexyl)Phthalate	149	Compound Not Detected.					
140 Di-n-octylphthalate	149	Compound Not Detected.					
141 Benzo(b)fluoranthene	252	Compound Not Detected.					
142 Benzo(k)fluoranthene	252	Compound Not Detected.					
143 7,12-dimethylbenz[a]anthracen	256	Compound Not Detected.					
146 Benzo(a)pyrene	252	Compound Not Detected.					
149 Indeno(1,2,3-cd)pyrene	276	Compound Not Detected.					
150 Dibenz(a,h)anthracene	278	Compound Not Detected.					
151 Benzo(g,h,i)perylene	276	Compound Not Detected.					
$ 154 Nitrobenzene-d5	82	4.799	4.809	(0.898)	394883	28.4810	14.099
$ 155 2-Fluorobiphenyl	172	6.172	6.182	(0.924)	1200834	27.3294	13.529
$ 156 Terphenyl-d14	244	9.052	9.062	(0.918)	1300335	20.9658	10.379
$ 157 Phenol-d5	99	4.126	4.126	(0.941)	438059	31.0615	15.377
$ 158 2-Fluorophenol	112	3.357	3.356	(0.766)	158482	16.1068	7.9736
$ 159 2,4,6-Tribromophenol	330	7.289	7.299	(0.932)	335429	47.3089	23.420
$ 186 2-Chlorophenol-d4	132	4.206	4.211	(0.960)	348090	25.1925	12.472
$ 187 1,2-Dichlorobenzene-d4	152	4.495	4.500	(1.026)	279637	25.8305	12.787

Data File: \\PITSVR06\D\chem\731.i\V102808.b\V1028028.D

Date : 28-OCT-2008 03:39

Client ID: RFI-PZ-17-1008

Instrument: 731.i

Sample Info: C8J180171-012 10/23/08 h2o (8298042) 8270c

Volume Injected (uL): 2.0

Operator: 003200

Column phase: DB5-MS

Column diameter: 0.32

27 1,4-Dichlorobenzene

Concentration: 0.12865 ug/L

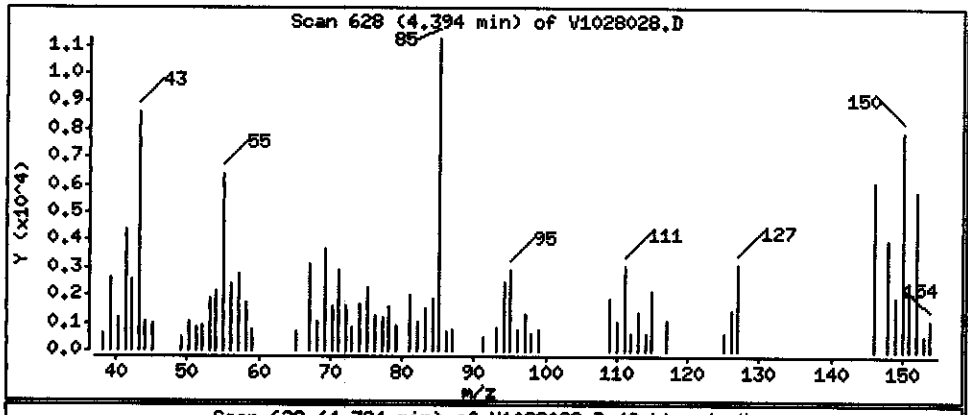

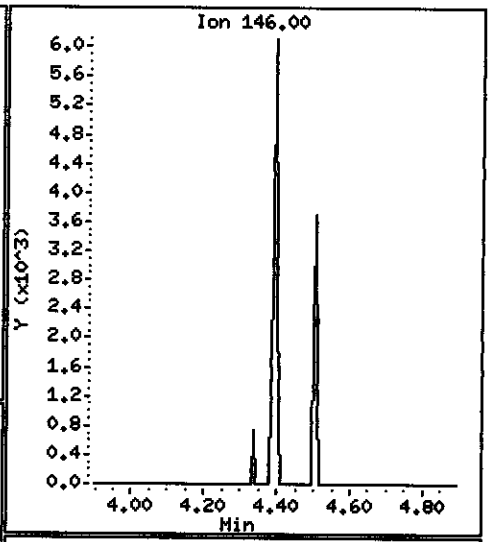

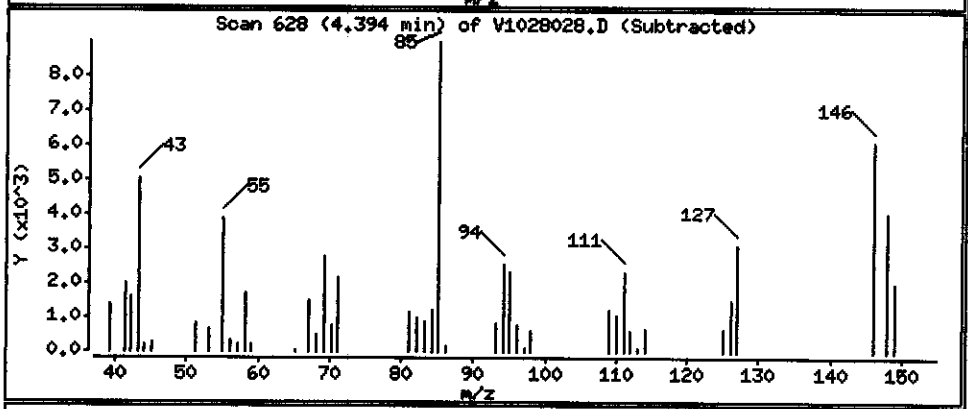

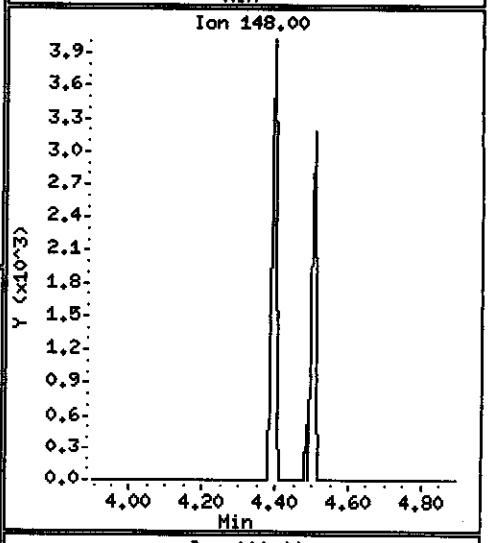

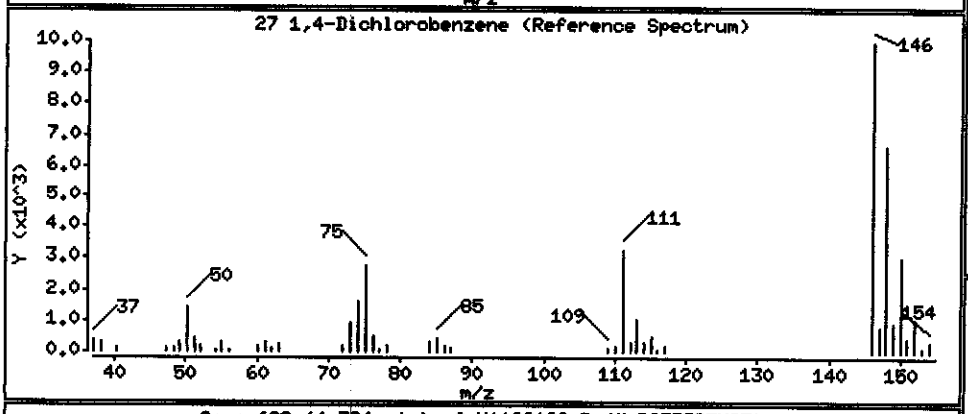

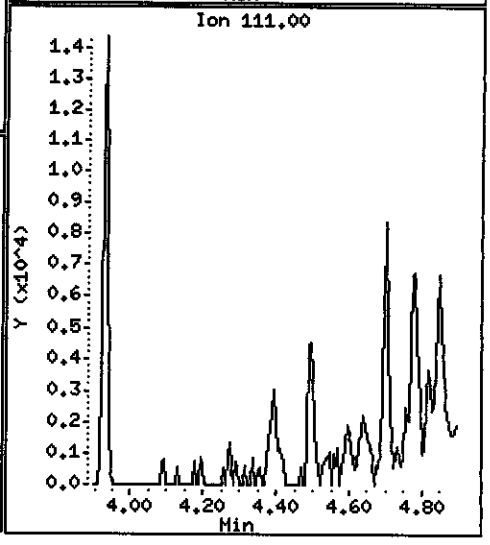

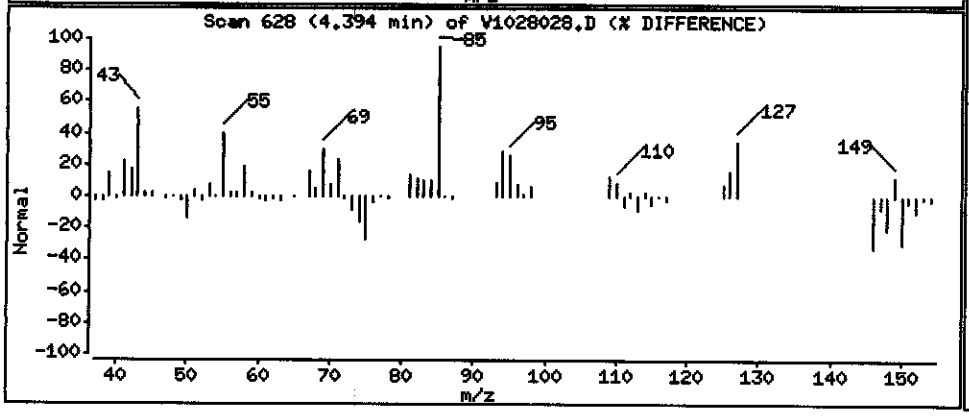

Data File: \\PITSVR06\D\chem\731.i\V102808.b\V1028028.D

Date : 28-OCT-2008 03:39

Client ID: RFI-PZ-17-1008

Instrument: 731.i

Sample Info: C8J180171-012 10/23/08 h2o (8298042) 8270c

Volume Injected (uL): 2.0

Operator: 003200

Column phase: DB5-MS

Column diameter: 0.32

28 1,2-Dichlorobenzene

Concentration: 0.068223 ug/L

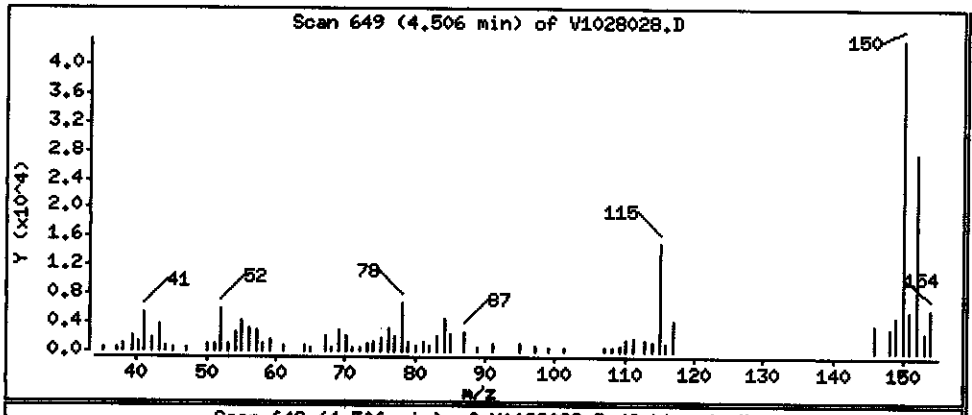

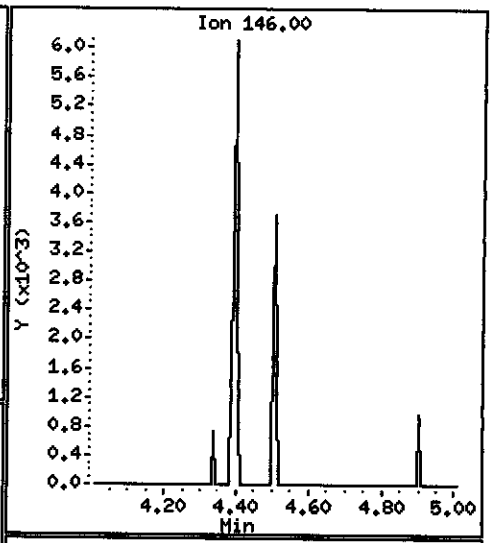

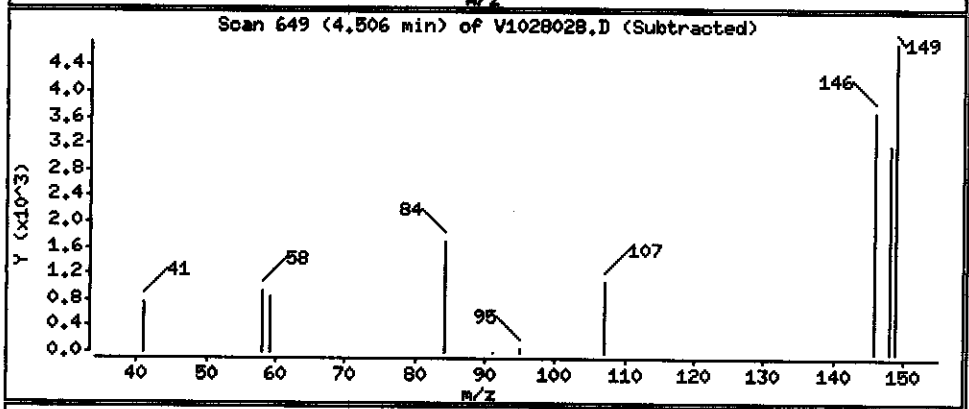

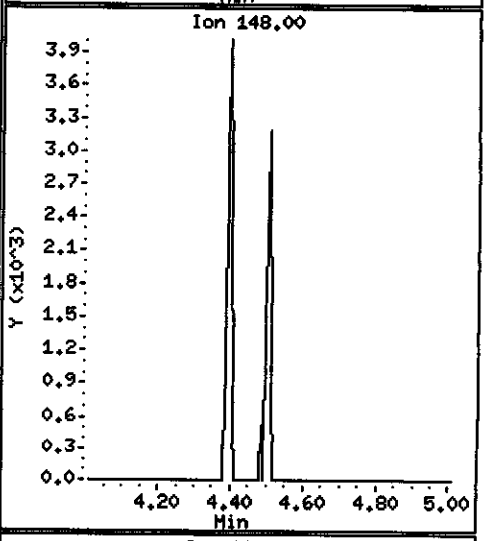

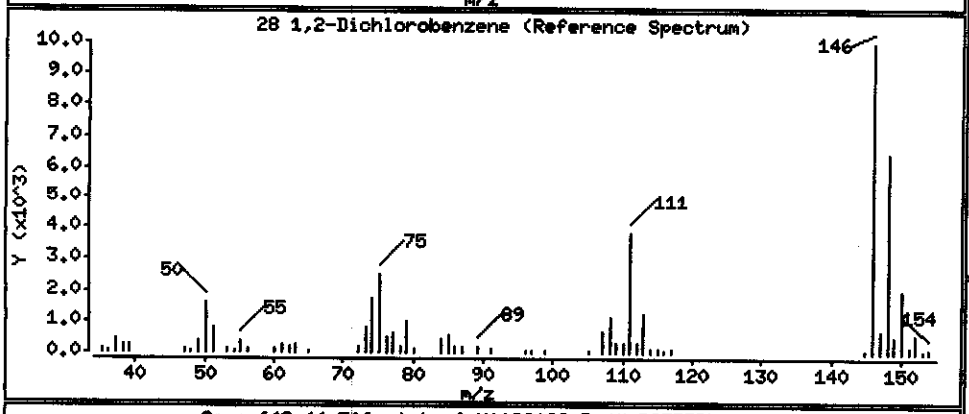

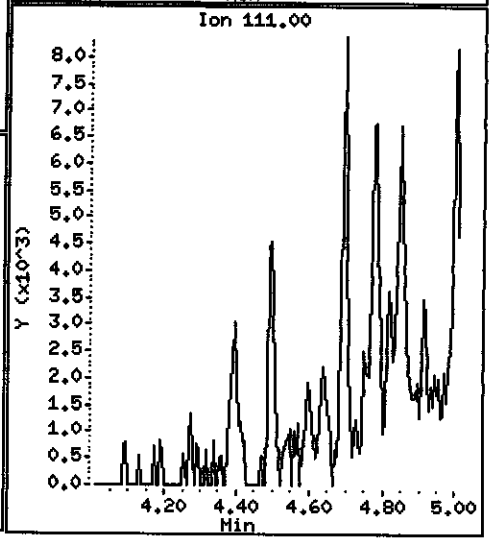

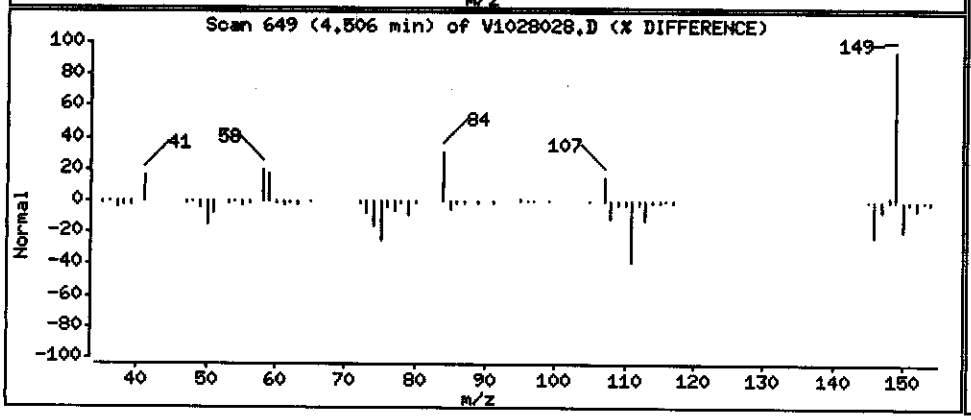

Data File: \\PITSVR06\D\chem\731.i\V102808.b\V1028028.D

Date : 28-OCT-2008 03:39

Client ID: RFI-PZ-17-1008

Instrument: 731.i

Sample Info: C8J180171-012 10/23/08 h2o (8298042) 8270c

Volume Injected (uL): 2.0

Operator: 003200

Column phase: DB5-MS

Column diameter: 0.32

48 2,4-Dichlorophenol

Concentration: 1.8535 ug/L

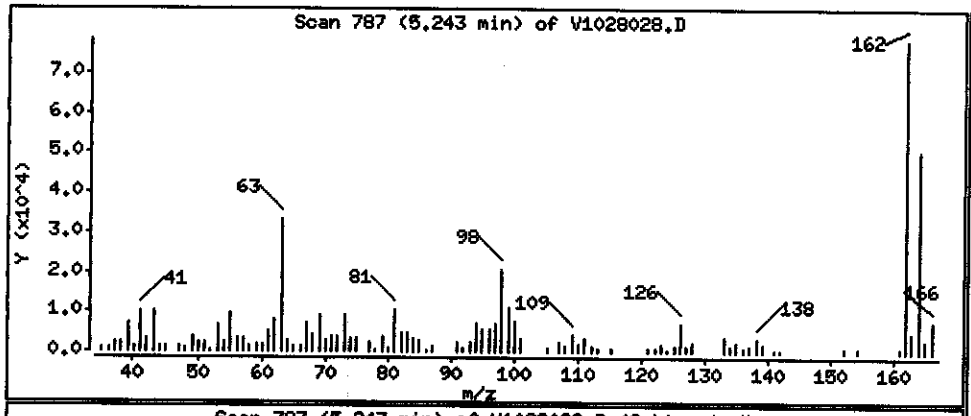

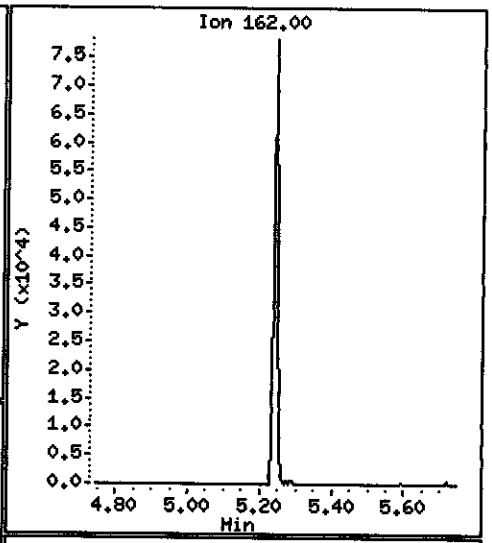

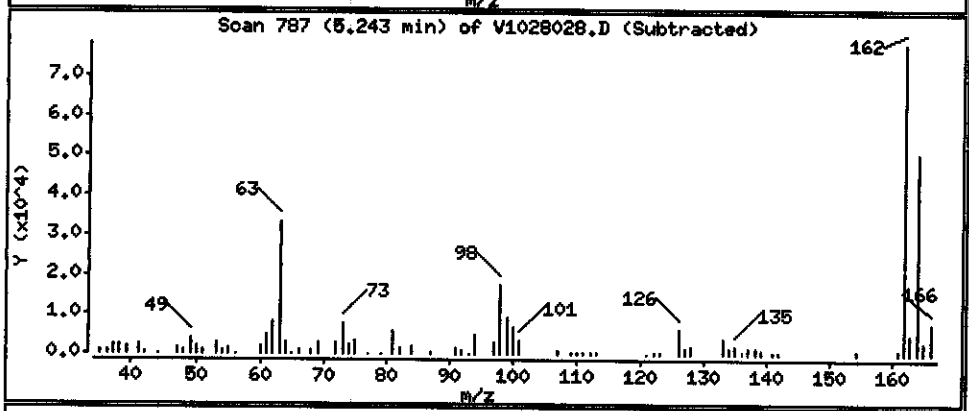

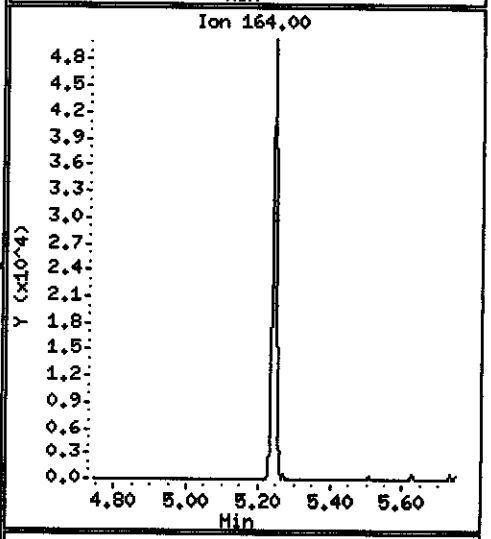

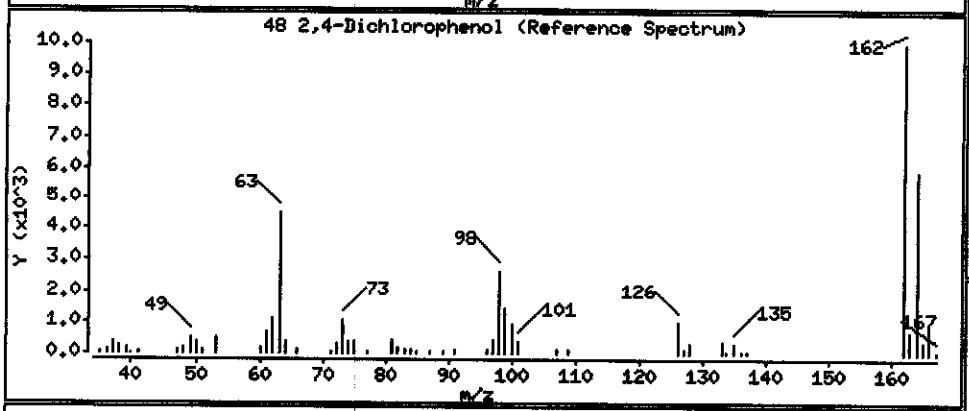

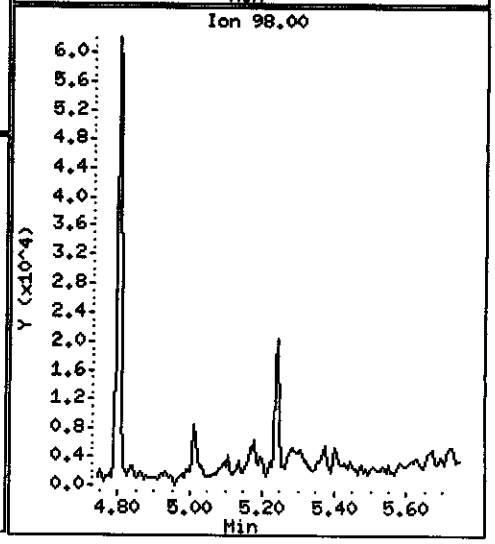

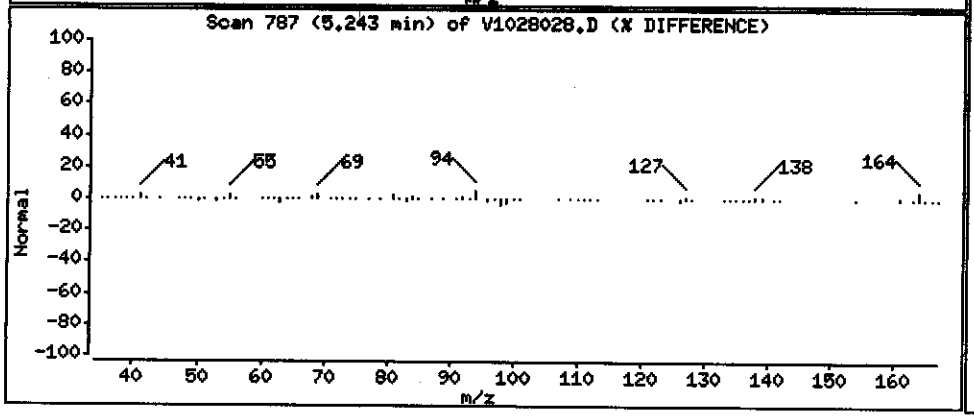

Data File: \\PITSVR06\D\chem\731.i\V102808.b\V1028028.D

Date : 28-OCT-2008 03:39

Client ID: RFI-PZ-17-1008

Instrument: 731.i

Sample Info: C8J180171-012 10/23/08 h2o (8298042) 8270c

Volume Injected (uL): 2.0

Operator: 003200

Column phase: DB5-MS

Column diameter: 0.32

49 Benzoic Acid

Concentration: 2.1643 ug/L

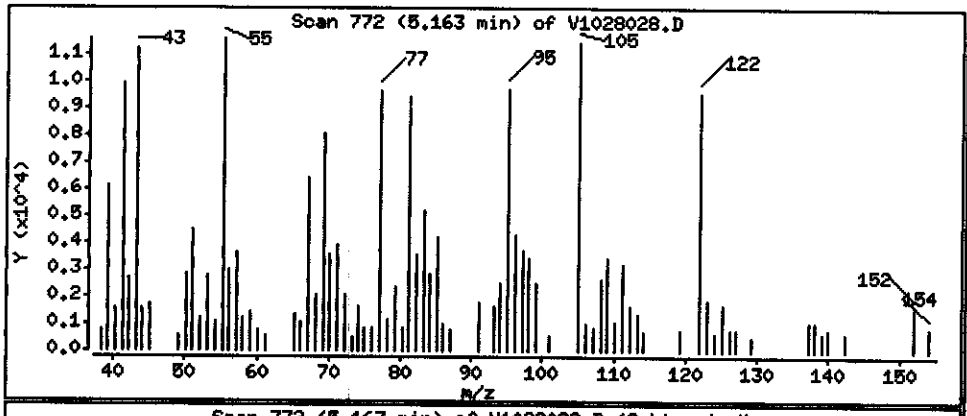

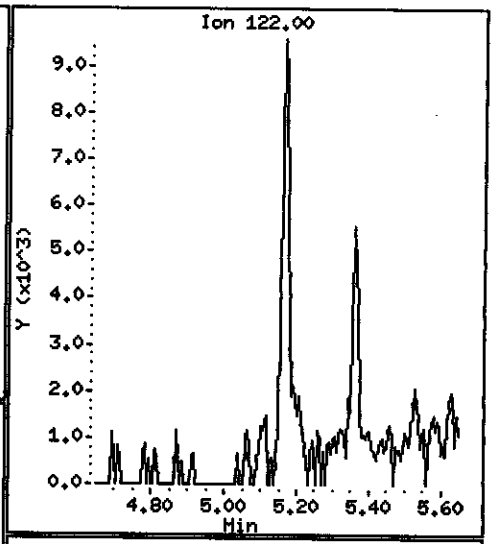

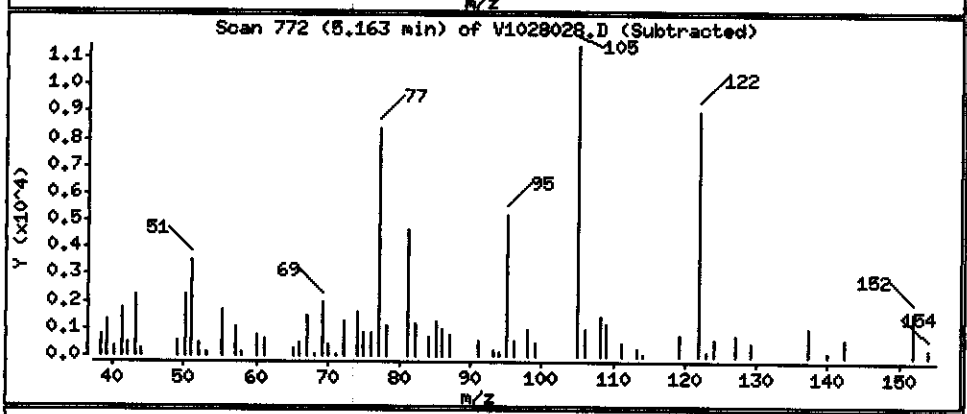

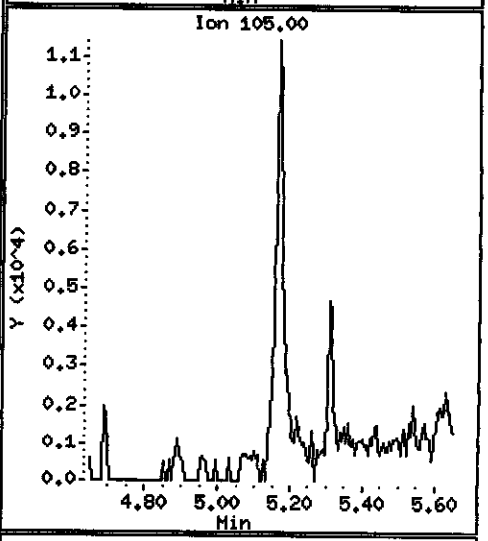

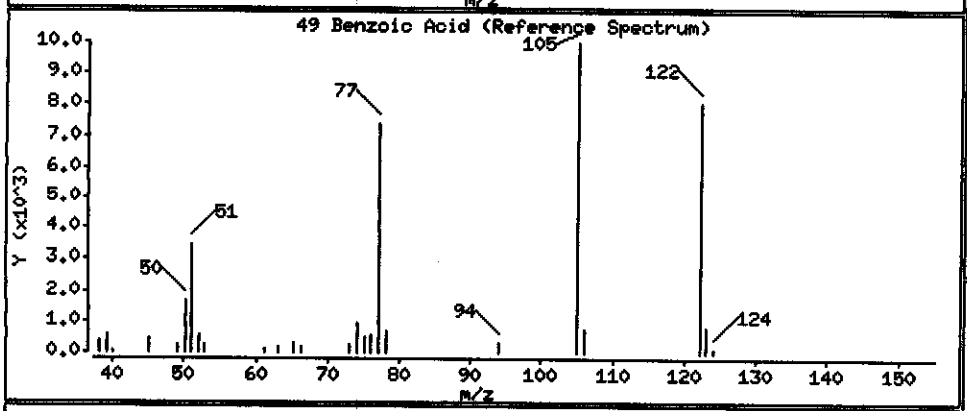

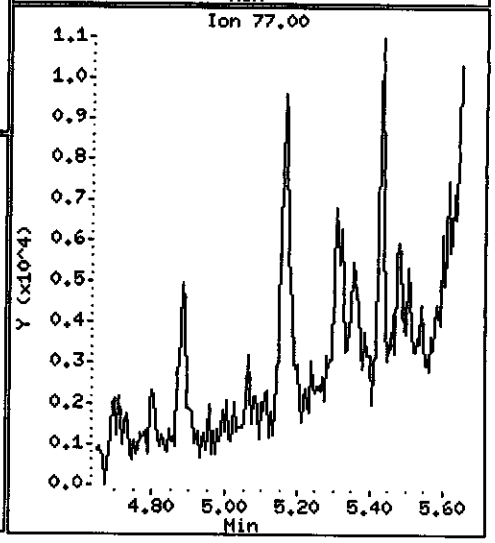

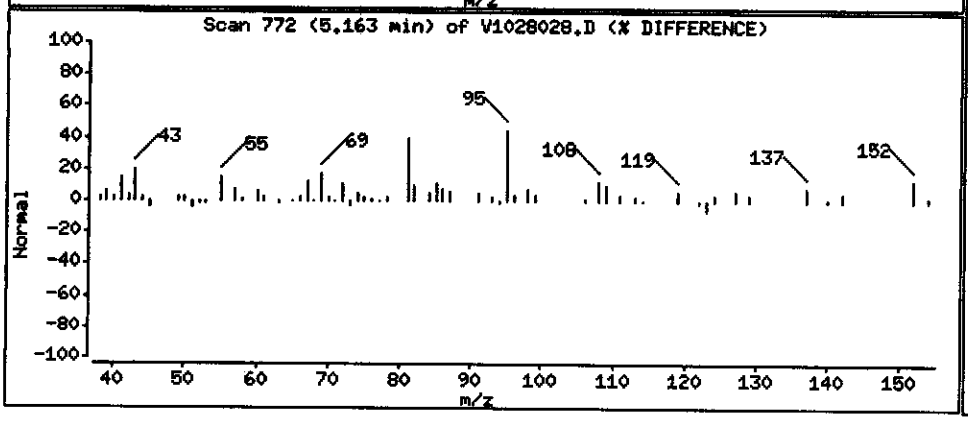

Data File: \\PITSVR06\D\chem\731.i\V102808.b\V1028028.D

Date : 28-OCT-2008 03:39

Client ID: RFI-PZ-17-1008

Instrument: 731.i

Sample Info: C8J180171-012 10/23/08 h2o (8298042) 8270c

Volume Injected (uL): 2.0

Operator: 003200

Column phase: DB5-MS

Column diameter: 0.32

94 Fluorene

Concentration: 0.10023 ug/L

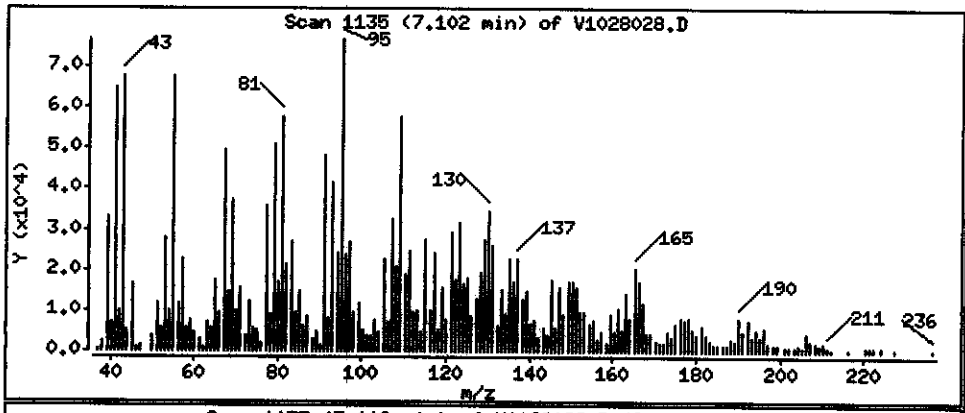

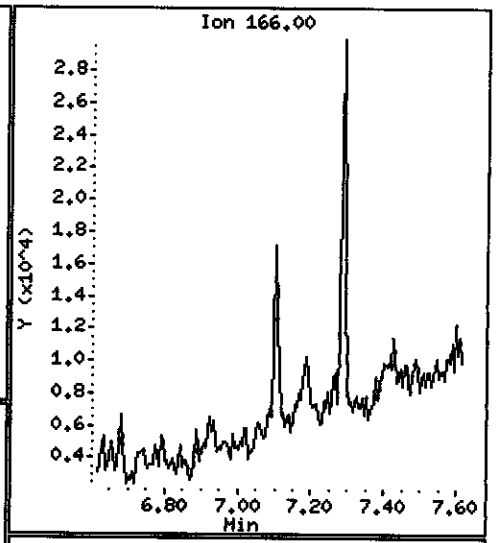

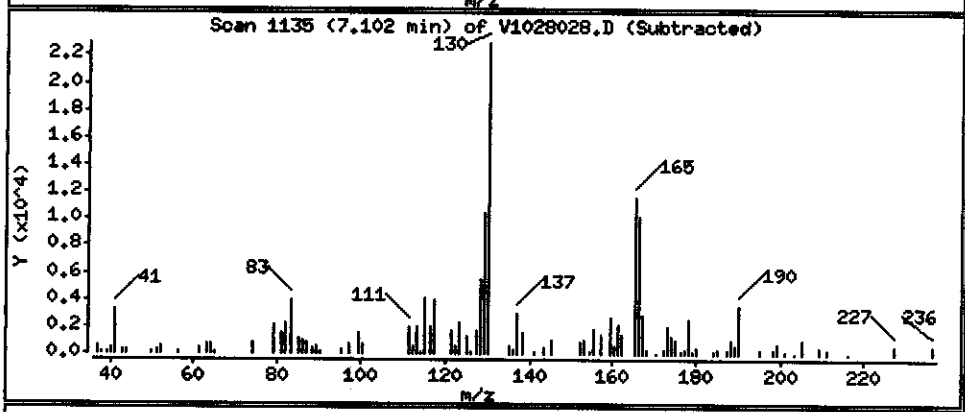

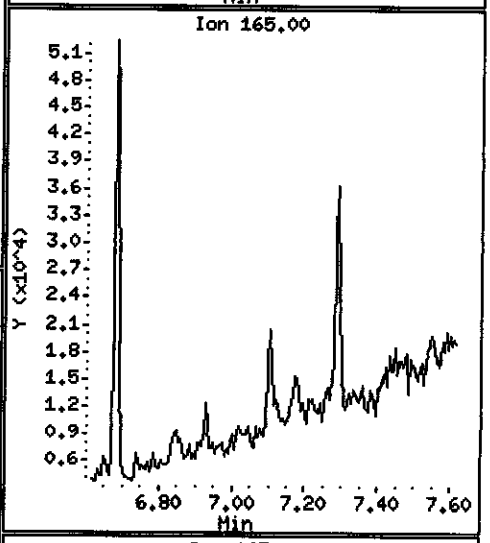

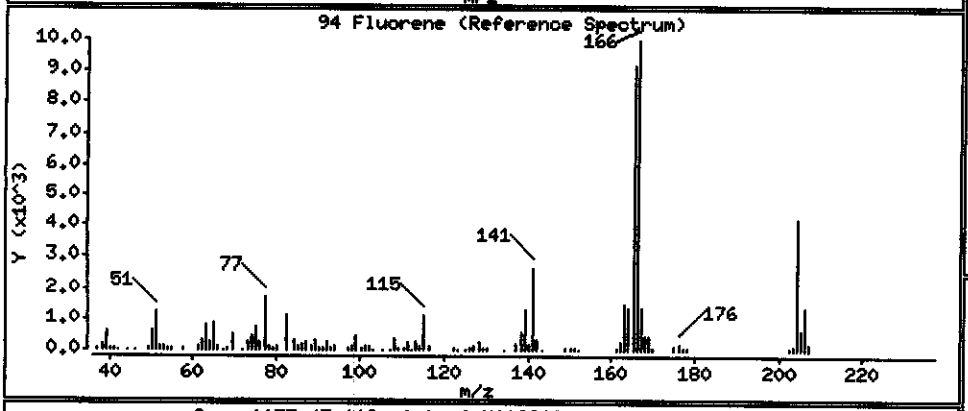

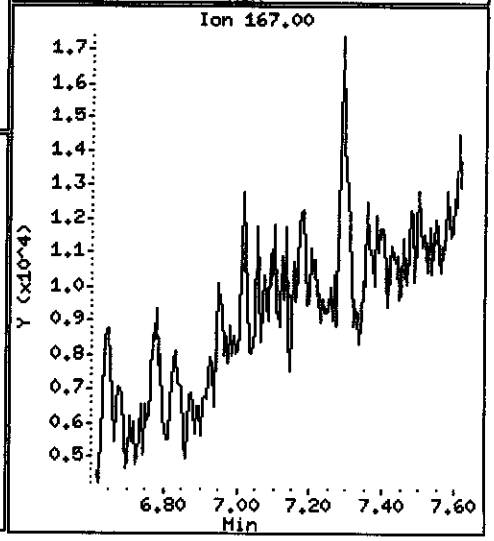

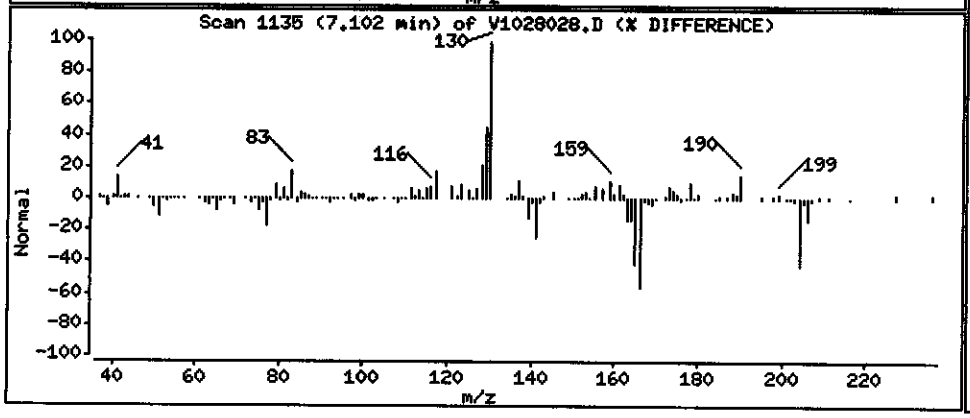

Data File: \\PITSVR06\D\chem\731.i\V102808.b\V1028028.D

Date : 28-OCT-2008 03:39

Client ID: RFI-PZ-17-1008

Instrument: 731.i

Sample Info: C8J180171-012 10/23/08 h2o (8298042) 8270c

Volume Injected (uL): 2.0

Operator: 003200

Column phase: DB5-MS

Column diameter: 0.32

131 Butylbenzylphthalate

Concentration: 0.45234 ug/L

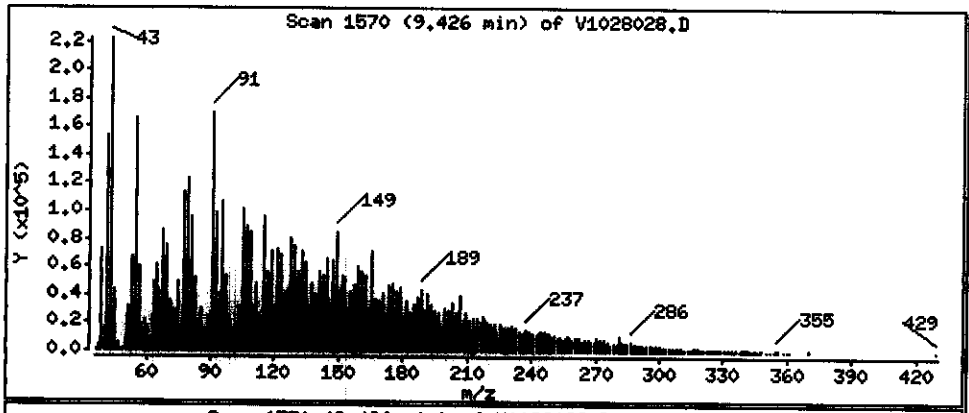

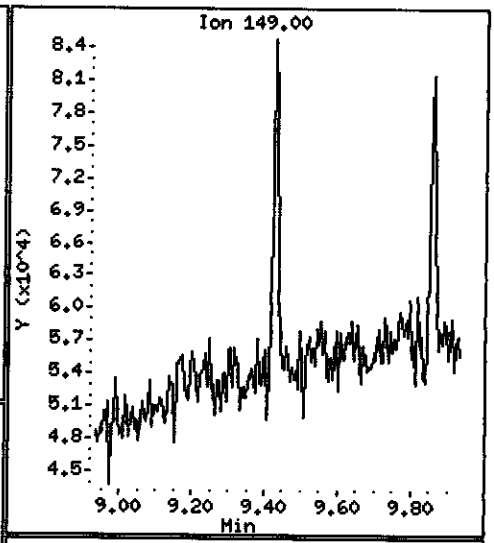

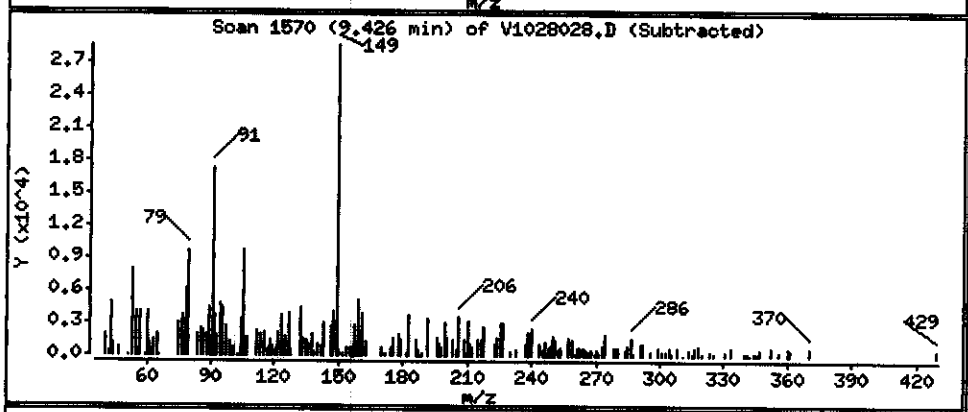

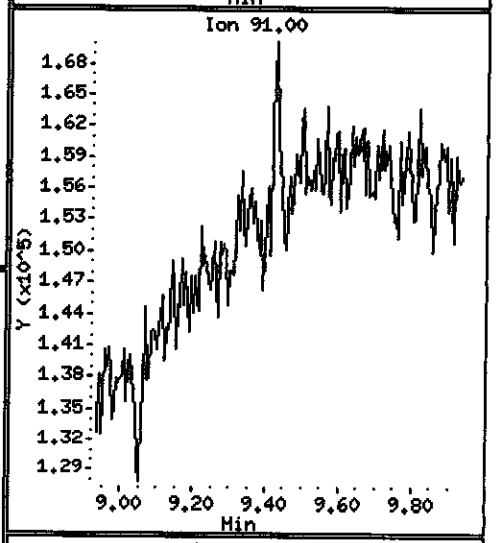

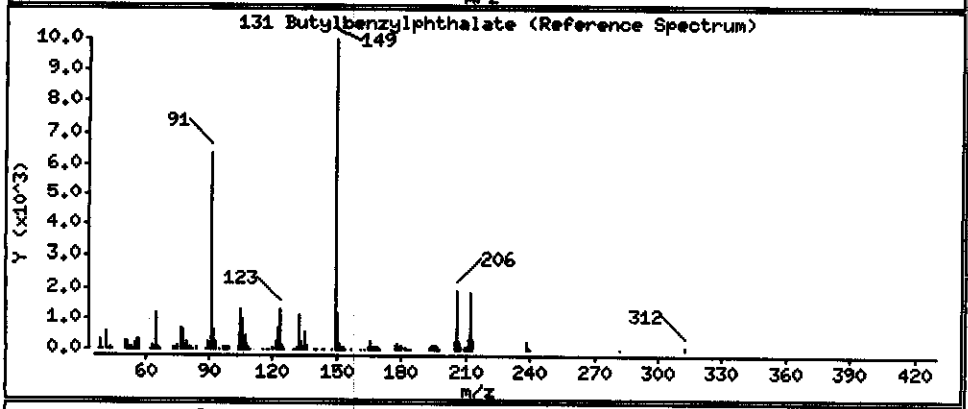

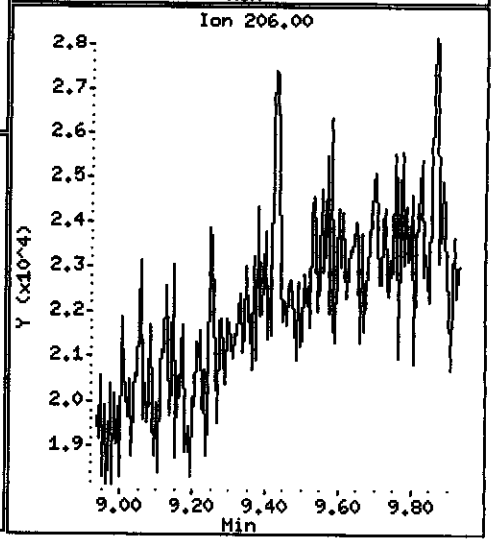

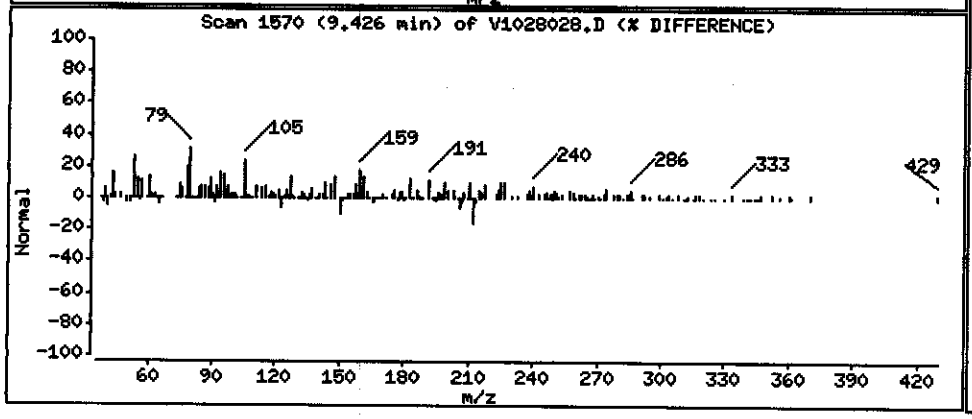

GC/MS SEMIVOLATILE
CALIBRATION DATA

TestAmerica Pittsburgh

INITIAL CALIBRATION DATA

Start Cal Date : 23-OCT-2008 00:05
End Cal Date : 23-OCT-2008 02:14
Quant Method : ISTD
Origin : Included
Target Version : 4.14
Integrator : HP RTE
Method file : \\PITSVR06\D\chem\731.i\V102308.b\8270ll.m
Last Edit : 23-Oct-2008 02:28 piccolinov

Calibration File Names:
Level 1: \\PITSVR06\D\chem\731.i\V102308.b\V1023IC1.D
Level 2: \\PITSVR06\D\chem\731.i\V102308.b\V1023IC2.D
Level 3: \\PITSVR06\D\chem\731.i\V102308.b\V1023IC3.D
Level 4: \\PITSVR06\D\chem\731.i\V102308.b\V1023IC4.D
Level 5: \\PITSVR06\D\chem\731.i\V102308.b\V1023IC5.D
Level 6: \\PITSVR06\D\chem\731.i\V102308.b\V1023IC6.D
Level 7: \\PITSVR06\D\chem\731.i\V102308.b\V1023IC7.D

Compound	0.4000000 Level 1	2.0000 Level 2	4.0000 Level 3	10.0000 Level 4	20.0000 Level 5	40.0000 Level 6	Curve	Coefficients b	m1	m2	%RSD or R^2	
	80.0000 Level 7											
198 1,4-Dioxane	218	3955	8367	20287	44960	81896						
	152486						QUAD	0.05532	5.56881	0.28396	0.99991	
226 n-Decane	+++++	+++++	+++++	+++++	+++++	+++++						
	+++++						AVRG		0.000e+000		0.000e+000	<-
227 n-Octadecane	+++++	+++++	+++++	+++++	+++++	+++++						
	+++++						AVRG		0.000e+000		0.000e+000	<-
7 N-Nitrosomorpholine	+++++	+++++	+++++	+++++	+++++	+++++						
	+++++						AVRG		0.000e+000		0.000e+000	<-

(2001 - 2468)

2298

C8J180171

TestAmerica Pittsburgh

INITIAL CALIBRATION DATA

Start Cal Date : 23-OCT-2008 00:05
End Cal Date : 23-OCT-2008 02:14
Quant Method : ISTD
Origin : Included
Target Version : 4.14
Integrator : HP RTE
Method file : \\PITSVR06\D\chem\731.i\V102308.b\8270ll.m
Last Edit : 23-Oct-2008 02:28 piccolinov

Compound	0.4000000 Level 1 / 80.0000 Level 7	2.0000 Level 2	4.0000 Level 3	10.0000 Level 4	20.0000 Level 5	40.0000 Level 6	Curve	Coefficients b	m1	m2	%RSD or R^2	
8 Ethyl methanesulfonate	+++++ / +++++	+++++	+++++	+++++	+++++	+++++	AVRG		0.000e+000		0.000e+000	<-
9 Pyridine	+++++ / 0.45717	0.36785	0.41705	0.45132	0.48566	0.48008	AVRG		0.44319		9.98213	
199 Thionazin	+++++ / +++++	+++++	+++++	+++++	+++++	+++++	AVRG		0.000e+000		0.000e+000	<-
200 Sulfotepp	+++++ / +++++	+++++	+++++	+++++	+++++	+++++	AVRG		0.000e+000		0.000e+000	<-
10 N-Nitrosodimethylamine	+++++ / 0.22177	0.21368	0.19267	0.21835	0.22834	0.22243	AVRG		0.21621		5.78253	
11 Ethyl methacrylate	+++++ / +++++	+++++	+++++	+++++	+++++	+++++	AVRG		0.000e+000		0.000e+000	<-
12 3-Chloropropionitrile	+++++ / +++++	+++++	+++++	+++++	+++++	+++++	AVRG		0.000e+000		0.000e+000	<-

(2001 - 2468)

2299

C8J180171

TestAmerica Pittsburgh

INITIAL CALIBRATION DATA

Start Cal Date : 23-OCT-2008 00:05
End Cal Date : 23-OCT-2008 02:14
Quant Method : ISTD
Origin : Included
Target Version : 4.14
Integrator : HP RTE
Method file : \\PITSVR06\D\chem\731.i\V102308.b\8270ll.m
Last Edit : 23-Oct-2008 02:28 piccolinov

Compound	0.4000000 Level 1 / 80.0000 Level 7	2.0000 Level 2	4.0000 Level 3	10.0000 Level 4	20.0000 Level 5	40.0000 Level 6	Curve	Coefficients b	Coefficients m1	Coefficients m2	%RSD or R^2	
13 Malononitrile	+++++ / +++++	+++++	+++++	+++++	+++++	+++++	AVRG		0.000e+000		0.000e+000	<-
14 2-Picoline	+++++ / +++++	+++++	+++++	+++++	+++++	+++++	AVRG		0.000e+000		0.000e+000	<-
15 N-Nitrosomethylethylamine	+++++ / +++++	+++++	+++++	+++++	+++++	+++++	AVRG		0.000e+000		0.000e+000	<-
16 Methyl methanesulfonate	0.42388 / 0.37920	0.40953	0.39478	0.38983	0.39507	0.39198	AVRG		0.39775		3.66855	
18 1,3-Dichloro-2-propanol	+++++ / +++++	+++++	+++++	+++++	+++++	+++++	AVRG		0.000e+000		0.000e+000	<-
19 N-Nitrosodiethylamine	+++++ / +++++	+++++	+++++	+++++	+++++	+++++	AVRG		0.000e+000		0.000e+000	<-
21 Aniline	1.57885 / 1.21223	1.50601	1.48107	1.47161	1.44741	1.38197	AVRG		1.43988		8.10030	

(2001 - 2468)

2300

C8J180171

(2001 - 2468)

2301

C8J180171

TestAmerica Pittsburgh

INITIAL CALIBRATION DATA

Start Cal Date : 23-OCT-2008 00:05
End Cal Date : 23-OCT-2008 02:14
Quant Method : ISTD
Origin : Included
Target Version : 4.14
Integrator : HP RTE
Method file : \\PITSVR06\D\chem\731.i\V102308.b\827011.m
Last Edit : 23-Oct-2008 02:28 piccolinov

Compound	0.4000000 Level 1	2.0000 Level 2	4.0000 Level 3	10.0000 Level 4	20.0000 Level 5	40.0000 Level 6	80.0000 Level 7	Curve	Coefficients b	Coefficients m1	Coefficients m2	%RSD or R^2	
206 Benzaldehyde	1929	9233	17600	61602	168854	267167	+++++	QUAD	0.17791	1.30141	0.14778	0.99331	
22 Phenol	1.47352	1.43556	1.38999	1.38610	1.36640	1.27644	1.12058	AVRG		1.34980		8.75512	
23 bis(2-Chloroethyl)ether	1.09823	1.01272	0.97050	0.93482	0.91661	0.88694	0.81151	AVRG		0.94733		9.71092	
24 2-Chlorophenol	1.44127	1.35099	1.31095	1.29945	1.26756	1.23412	1.11422	AVRG		1.28837		7.86689	
25 Pentachloroethane	+++++	+++++	+++++	+++++	+++++	+++++	+++++	AVRG		0.000e+000		0.000e+000	<-
26 1,3-Dichlorobenzene	1.64017	1.63371	1.53102	1.54271	1.54669	1.50297	1.39217	AVRG		1.54135		5.43859	
27 1,4-Dichlorobenzene	1.71145	1.65253	1.58874	1.58723	1.58054	1.53854	1.41408	AVRG		1.58187		5.87898	

TestAmerica Pittsburgh

INITIAL CALIBRATION DATA

Start Cal Date : 23-OCT-2008 00:05
End Cal Date : 23-OCT-2008 02:14
Quant Method : ISTD
Origin : Included
Target Version : 4.14
Integrator : HP RTE
Method file : \\PITSVR06\D\chem\731.i\V102308.b\8270ll.m
Last Edit : 23-Oct-2008 02:28 piccolinov

Compound	0.4000000 Level 1 / 80.0000 Level 7	2.0000 Level 2	4.0000 Level 3	10.0000 Level 4	20.0000 Level 5	40.0000 Level 6	Curve	Coefficients b	Coefficients m1	Coefficients m2	%RSD or R^2	
28 1,2-Dichlorobenzene	1.69791	1.62501	1.55601	1.53249	1.50807	1.42868						
	1.23859						AVRG		1.51239		9.78484	
29 Benzyl Alcohol	0.55608	0.69222	0.70979	0.70933	0.72128	0.68192						
	0.59844						AVRG		0.66701		9.56680	
30 2-Methylphenol	1.08369	1.16252	1.15095	1.08721	1.07637	1.05212						
	0.96164						AVRG		1.08207		6.16246	
31 2,2'-oxybis(1-Chloropropane)	1.32321	1.32070	1.22767	1.21740	1.21277	1.16614						
	1.05179						AVRG		1.21710		7.65248	
32 N-Nitroso-di-n-propylamine	0.61979	0.73675	0.65481	0.63920	0.63692	0.58811						
	0.51913						AVRG		0.62782		10.53778	
M 195 Cresols, total	+++++	+++++	+++++	+++++	+++++	+++++						
	+++++						AVRG		0.000e+000		0.000e+000	<-
192 4-Methylphenol	1.13944	1.24748	1.16171	1.14518	1.09201	1.00729						
	0.86435						AVRG		1.09392		11.38636	

(2001 - 2468)

2302

C8J180171

TestAmerica Pittsburgh

INITIAL CALIBRATION DATA

Start Cal Date : 23-OCT-2008 00:05
End Cal Date : 23-OCT-2008 02:14
Quant Method : ISTD
Origin : Included
Target Version : 4.14
Integrator : HP RTE
Method file : \\PITSVR06\D\chem\731.i\V102308.b\8270ll.m
Last Edit : 23-Oct-2008 02:28 piccolinov

Compound	0.4000000 Level 1	2.0000 Level 2	4.0000 Level 3	10.0000 Level 4	20.0000 Level 5	40.0000 Level 6	Curve	Coefficients b	m1	m2	%RSD or R^2	
	80.0000 Level 7											
203 3&4-Methylphenol total	+++++	+++++	+++++	+++++	+++++	+++++						
	+++++						AVRG		0.000e+000		0.000e+000	<-
193 3-Methylphenol	+++++	+++++	+++++	+++++	+++++	+++++						
	+++++						AVRG		0.000e+000		0.000e+000	<-
34 Hexachloroethane	0.71715	0.69932	0.66421	0.68163	0.70148	0.66189						
	0.60294						AVRG		0.67552		5.60217	
35 Nitrobenzene	0.26436	0.26521	0.27218	0.26777	0.27877	0.26012						
	0.24592						AVRG		0.26491		3.89002	
36 N-Nitrosopyrrolidine	+++++	+++++	+++++	+++++	+++++	+++++						
	+++++						AVRG		0.000e+000		0.000e+000	<-
37 Acetophenone	1.78949	1.71603	1.55808	1.51262	1.49599	1.41199						
	1.28425						AVRG		1.53835		11.19701	
39 o-Toluidine	+++++	+++++	+++++	+++++	+++++	+++++						
	+++++						AVRG		0.000e+000		0.000e+000	<-

(2001 - 2468)

2303

C8J180171

TestAmerica Pittsburgh

INITIAL CALIBRATION DATA

Start Cal Date : 23-OCT-2008 00:05
End Cal Date : 23-OCT-2008 02:14
Quant Method : ISTD
Origin : Included
Target Version : 4.14
Integrator : HP RTE
Method file : \\PITSVR06\D\chem\731.i\V102308.b\8270ll.m
Last Edit : 23-Oct-2008 02:28 piccolinov

Compound	0.4000000 Level 1 / 80.0000 Level 7	2.0000 Level 2	4.0000 Level 3	10.0000 Level 4	20.0000 Level 5	40.0000 Level 6	Curve	Coefficients b	Coefficients m1	Coefficients m2	%RSD or R^2	
40 N-Nitrosopiperidine	+++++ / +++++	+++++	+++++	+++++	+++++	+++++	AVRG		0.000e+000		0.000e+000	<-
41 Isophorone	0.48355 / 0.45407	0.48177	0.48562	0.46706	0.49896	0.48152	AVRG		0.47894		3.00270	
42 2-Nitrophenol	0.15299 / 0.17692	0.16237	0.17188	0.17715	0.19182	0.18347	AVRG		0.17380		7.45299	
43 2,4-Dimethylphenol	0.26964 / 0.26817	0.29220	0.30485	0.29745	0.30891	0.29054	AVRG		0.29025		5.50027	
44 bis(2-Chloroethoxy)methane	0.30725 / 0.28405	0.32441	0.32075	0.31594	0.32677	0.31459	AVRG		0.31339		4.62609	
45 O,O,O-Triethyl phosphorothioa	+++++ / +++++	+++++	+++++	+++++	+++++	+++++	AVRG		0.000e+000		0.000e+000	<-
46 2,4-Toluenediamene	+++++ / +++++	+++++	+++++	+++++	+++++	+++++	AVRG		0.000e+000		0.000e+000	<-

(2001 - 2468)

2304

C8J180171

TestAmerica Pittsburgh

INITIAL CALIBRATION DATA

Start Cal Date : 23-OCT-2008 00:05
End Cal Date : 23-OCT-2008 02:14
Quant Method : ISTD
Origin : Included
Target Version : 4.14
Integrator : HP RTE
Method file : \\PITSVR06\D\chem\731.i\V102308.b\8270ll.m
Last Edit : 23-Oct-2008 02:28 piccolinov

Compound	0.4000000 Level 1 / 80.0000 Level 7	2.0000 Level 2	4.0000 Level 3	10.0000 Level 4	20.0000 Level 5	40.0000 Level 6	Curve	Coefficients b	Coefficients m1	Coefficients m2	%RSD or R^2	
47 1,3,5-Trichlorobenzene	+++++ / +++++	+++++	+++++	+++++	+++++	+++++	AVRG		0.000e+000		0.000e+000	<-
48 2,4-Dichlorophenol	0.27228 / 0.28731	0.30223	0.29585	0.30038	0.32110	0.30008	AVRG		0.29703		5.02255	
49 Benzoic Acid	7955 / 735006	13886	56480	154444	259708	359247	QUAD	0.34946	5.84575	-0.39972	0.99830	
50 1,2,4-Trichlorobenzene	0.36094 / 0.31574	0.33562	0.35263	0.33910	0.35141	0.33571	AVRG		0.34159		4.36976	
51 Naphthalene	1.07635 / 0.92713	1.05955	1.05862	1.02674	1.07471	0.99538	AVRG		1.03121		5.25520	
52 4-Chloroaniline	0.39016 / 0.35064	0.41648	0.40311	0.41203	0.42728	0.38731	AVRG		0.39814		6.35390	
53 a,a-Dimethyl-phenethylamine	+++++ / +++++	+++++	+++++	+++++	+++++	+++++	AVRG		0.000e+000		0.000e+000	<-

(2001 - 2468)

2305

C8J180171

TestAmerica Pittsburgh

INITIAL CALIBRATION DATA

Start Cal Date : 23-OCT-2008 00:05
End Cal Date : 23-OCT-2008 02:14
Quant Method : ISTD
Origin : Included
Target Version : 4.14
Integrator : HP RTE
Method file : \\PITSVR06\D\chem\731.i\V102308.b\8270ll.m
Last Edit : 23-Oct-2008 02:28 piccolinov

Compound	0.4000000 Level 1	2.0000 Level 2	4.0000 Level 3	10.0000 Level 4	20.0000 Level 5	40.0000 Level 6	80.0000 Level 7	Curve	Coefficients b	m1	m2	%RSD or R^2	
54 2,6-Dichlorophenol	0.32384	0.32611	0.32345	0.31668	0.33051	0.30210							
	0.27408							AVRG		0.31382		6.30300	
55 Hexachloropropene	+++++	+++++	+++++	+++++	+++++	+++++							
	+++++							AVRG		0.000e+000		0.000e+000	<-
56 Hexachlorobutadiene	0.20855	0.19981	0.20269	0.20168	0.20546	0.19479							
	0.18405							AVRG		0.19957		4.05560	
208 Caprolactam	0.06866	0.06976	0.07879	0.08305	0.09022	0.08860							
	0.08535							AVRG		0.08063		10.71879	
57 1,2,3-Trichlorobenzene	+++++	+++++	+++++	+++++	+++++	+++++							
	+++++							AVRG		0.000e+000		0.000e+000	<-
58 N-Nitrosodi-n-butylamine	+++++	+++++	+++++	+++++	+++++	+++++							
	+++++							AVRG		0.000e+000		0.000e+000	<-
59 4-Chloro-3-Methylphenol	0.25913	0.26145	0.27987	0.26671	0.27635	0.26453							
	0.24673							AVRG		0.26497		4.17355	

TestAmerica Pittsburgh

INITIAL CALIBRATION DATA

Start Cal Date : 23-OCT-2008 00:05
End Cal Date : 23-OCT-2008 02:14
Quant Method : ISTD
Origin : Included
Target Version : 4.14
Integrator : HP RTE
Method file : \\PITSVR06\D\chem\731.i\V102308.b\8270ll.m
Last Edit : 23-Oct-2008 02:28 piccolinov

Compound	0.4000000 Level 1 / 80.0000 Level 7	2.0000 Level 2	4.0000 Level 3	10.0000 Level 4	20.0000 Level 5	40.0000 Level 6	Curve	Coefficients b	m1	m2	%RSD or R^2	
60 p-Phenylene diamine	+++++ / +++++	+++++	+++++	+++++	+++++	+++++	AVRG		0.000e+000		0.000e+000	<-
61 Safrole	+++++ / +++++	+++++	+++++	+++++	+++++	+++++	AVRG		0.000e+000		0.000e+000	<-
62 2-Methylnaphthalene	0.76659 / 0.65617	0.73854	0.75772	0.73376	0.76786	0.71741	AVRG		0.73401		5.31265	
63 1-Methylnaphthalene	0.77739 / 0.64962	0.76548	0.74635	0.74545	0.75819	0.71187	AVRG		0.73634		5.89745	
64 Hexachlorocyclopentadiene	+++++ / 0.32303	0.23635	0.26361	0.29039	0.32265	0.32242	AVRG		0.29307		12.51522	
65 1,2,4,5-Tetrachlorobenzene	+++++ / +++++	+++++	+++++	+++++	+++++	+++++	AVRG		0.000e+000		0.000e+000	<-
66 2,4,6-Trichlorophenol	0.32416 / 0.31773	0.33252	0.33968	0.33019	0.34213	0.33150	AVRG		0.33113		2.54226	

(2001 - 2468)

2307

C8J180171

TestAmerica Pittsburgh

INITIAL CALIBRATION DATA

Start Cal Date : 23-OCT-2008 00:05
End Cal Date : 23-OCT-2008 02:14
Quant Method : ISTD
Origin : Included
Target Version : 4.14
Integrator : HP RTE
Method file : \\PITSVR06\D\chem\731.i\V102308.b\8270ll.m
Last Edit : 23-Oct-2008 02:28 piccolinov

Compound	0.4000000 Level 1 / 80.0000 Level 7	2.0000 Level 2	4.0000 Level 3	10.0000 Level 4	20.0000 Level 5	40.0000 Level 6	Curve	Coefficients b	m1	m2	%RSD or R^2	
67 2,4,5-Trichlorophenol	0.33895 / 0.33610	0.33198	0.32301	0.32856	0.35893	0.34567	AVRG		0.33760		3.52618	
209 1,1'-Biphenyl	1.40901 / 1.13104	1.28798	1.26561	1.30244	1.30923	1.22819	AVRG		1.27622		6.63676	
68 1,2,3,5-Tetrachlorobenzene	+++++ / +++++	+++++	+++++	+++++	+++++	+++++	AVRG		0.000e+000		0.000e+000	<-
69 1,4-Dinitrobenzene	+++++ / +++++	+++++	+++++	+++++	+++++	+++++	AVRG		0.000e+000		0.000e+000	<-
70 2-Chloronaphthalene	1.16895 / 0.89313	1.06003	1.05712	1.03372	1.04823	0.98216	AVRG		1.03476		8.10047	
71 Isosafrole 1	+++++ / +++++	+++++	+++++	+++++	+++++	+++++	AVRG		0.000e+000		0.000e+000	<-
M 188 Isosafrole, Total	+++++ / +++++	+++++	+++++	+++++	+++++	+++++	AVRG		0.000e+000		0.000e+000	<-

TestAmerica Pittsburgh

INITIAL CALIBRATION DATA

Start Cal Date : 23-OCT-2008 00:05
End Cal Date : 23-OCT-2008 02:14
Quant Method : ISTD
Origin : Included
Target Version : 4.14
Integrator : HP RTE
Method file : \\PITSVR06\D\chem\731.i\V102308.b\8270ll.m
Last Edit : 23-Oct-2008 02:28 piccolinov

Compound	0.4000000 Level 1	2.0000 Level 2	4.0000 Level 3	10.0000 Level 4	20.0000 Level 5	40.0000 Level 6	80.0000 Level 7	Curve	Coefficients b	Coefficients m1	Coefficients m2	%RSD or R^2	
72 Isosafrole 2	+++++	+++++	+++++	+++++	+++++	+++++	+++++	AVRG		0.000e+000		0.000e+000	<-
73 2-Nitroaniline	0.22959	0.21277	0.22446	0.24314	0.24989	0.24267	0.23390	AVRG		0.23377		5.44427	
74 1,2,3,4-Tetrachlorobenzene	+++++	+++++	+++++	+++++	+++++	+++++	+++++	AVRG		0.000e+000		0.000e+000	<-
75 1,4-Naphthoquinone	+++++	+++++	+++++	+++++	+++++	+++++	+++++	AVRG		0.000e+000		0.000e+000	<-
76 Dimethylphthalate	1.03766	1.03902	1.07896	1.07579	1.13054	1.09154	1.04240	AVRG		1.07085		3.19091	
77 m-Dinitrobenzene	+++++	+++++	+++++	+++++	+++++	+++++	+++++	AVRG		0.000e+000		0.000e+000	<-
78 2,6-Dinitrotoluene	0.17500	0.21682	0.22907	0.25072	0.26710	0.26136	0.25145	AVRG		0.23593		13.62760	

(2001 - 2468)

2309

C8J180171

TestAmerica Pittsburgh

INITIAL CALIBRATION DATA

Start Cal Date : 23-OCT-2008 00:05
End Cal Date : 23-OCT-2008 02:14
Quant Method : ISTD
Origin : Included
Target Version : 4.14
Integrator : HP RTE
Method file : \\PITSVR06\D\chem\731.i\V102308.b\8270ll.m
Last Edit : 23-Oct-2008 02:28 piccolinov

Compound	0.4000000 Level 1 / 80.0000 Level 7	2.0000 Level 2	4.0000 Level 3	10.0000 Level 4	20.0000 Level 5	40.0000 Level 6	Curve	Coefficients b	Coefficients m1	Coefficients m2	%RSD or R^2	
79 Acenaphthylene	1.67616 / 1.58661	1.68072	1.68743	1.72810	1.75427	1.67798	AVRG		1.68447		3.11186	
80 1,2-Dinitrobenzene	+++++ / +++++	+++++	+++++	+++++	+++++	+++++	AVRG		0.000e+000		0.000e+000	<-
81 3-Nitroaniline	0.22634 / 0.28922	0.26366	0.26339	0.29125	0.31543	0.29981	AVRG		0.27844		10.63870	
82 Acenaphthene	1.12081 / 0.95641	1.07860	1.04408	1.06019	1.08806	1.01468	AVRG		1.05183		5.12027	
83 2,4-Dinitrophenol	2785 / 477286	8883	30326	89013	155428	219629	QUAD	0.38887	7.43171	-0.99238	0.99788	<-
84 Pentachlorobenzene	+++++ / +++++	+++++	+++++	+++++	+++++	+++++	AVRG		0.000e+000		0.000e+000	<-
85 4-Nitrophenol	0.11868 / 0.14887	0.12691	0.13342	0.14283	0.14799	0.15276	AVRG		0.13878		9.17303	

(2001 - 2468)

2310

C8J180171

(2001 - 2468)

TestAmerica Pittsburgh

INITIAL CALIBRATION DATA

Start Cal Date : 23-OCT-2008 00:05
End Cal Date : 23-OCT-2008 02:14
Quant Method : ISTD
Origin : Included
Target Version : 4.14
Integrator : HP RTE
Method file : \\PITSVR06\D\chem\731.i\V102308.b\8270ll.m
Last Edit : 23-Oct-2008 02:28 piccolinov

Compound	0.4000000 Level 1	2.0000 Level 2	4.0000 Level 3	10.0000 Level 4	20.0000 Level 5	40.0000 Level 6	Curve	Coefficients b	m1	m2	%RSD or R^2	
	80.0000 Level 7											
86 Dibenzofuran	1.72016	1.57527	1.57754	1.58467	1.59870	1.50327						
	1.37781						AVRG		1.56249		6.64428	
87 2,4-Dinitrotoluene	0.28891	0.31023	0.33130	0.35548	0.37525	0.36197						
	0.34753						AVRG		0.33867		9.00578	
88 2,3,4,6-Tetrachlorophenol	0.26520	0.30042	0.30417	0.31515	0.32856	0.32407						
	0.30985						AVRG		0.30678		6.82394	
89 1-Naphthylamine	+++++	+++++	+++++	+++++	+++++	+++++						
	+++++						AVRG		0.000e+000		0.000e+000	<-
90 Zinophos	+++++	+++++	+++++	+++++	+++++	+++++						
	+++++						AVRG		0.000e+000		0.000e+000	<-
91 2,3,5,6-Tetrachlorophenol	0.25981	0.23790	0.27012	0.29154	0.31948	0.31256						
	0.31347						AVRG		0.28641		10.91297	
92 2-Naphthylamine	0.52513	0.58448	0.59687	0.62083	0.61975	0.56940						
	0.50193						AVRG		0.57406		7.95841	

2311

C8J180171

TestAmerica Pittsburgh

INITIAL CALIBRATION DATA

Start Cal Date : 23-OCT-2008 00:05
End Cal Date : 23-OCT-2008 02:14
Quant Method : ISTD
Origin : Included
Target Version : 4.14
Integrator : HP RTE
Method file : \\PITSVR06\D\chem\731.i\V102308.b\8270ll.m
Last Edit : 23-Oct-2008 02:28 piccolinov

Compound	0.4000000 Level 1	2.0000 Level 2	4.0000 Level 3	10.0000 Level 4	20.0000 Level 5	40.0000 Level 6	80.0000 Level 7	Curve	Coefficients b	Coefficients m1	Coefficients m2	%RSD or R^2	
93 Diethylphthalate	1.11614	1.14354	1.16464	1.17992	1.23095	1.16325	1.10366	AVRG		1.15744		3.66327	
94 Fluorene	1.37128	1.26181	1.27936	1.26715	1.25880	1.15047	0.99208	AVRG		1.22585		9.90351	
95 4-Chlorophenyl-phenylether	0.59474	0.59601	0.59164	0.57320	0.57208	0.52153	0.45527	AVRG		0.55778		9.32676	
96 4-Nitroaniline	0.24887	0.27159	0.29787	0.30989	0.31595	0.29594	0.28725	AVRG		0.28962		7.97810	
97 5-Nitro-o-toluidine	+++++	+++++	+++++	+++++	+++++	+++++	+++++	AVRG		0.000e+000		0.000e+000	<-
98 4,6-Dinitro-2-methylphenol	7841	21409	67551	159829	240455	335689	635672	QUAD	0.20241	9.41605	-0.59682	0.99938	
99 N-Nitrosodiphenylamine (1)	0.48054	0.51098	0.49652	0.48647	0.49559	0.46447	0.44732	AVRG		0.48313		4.43779	

(2001 - 2468)

2312

C8J180171

TestAmerica Pittsburgh

INITIAL CALIBRATION DATA

Start Cal Date : 23-OCT-2008 00:05
End Cal Date : 23-OCT-2008 02:14
Quant Method : ISTD
Origin : Included
Target Version : 4.14
Integrator : HP RTE
Method file : \\PITSVR06\D\chem\731.i\V102308.b\8270ll.m
Last Edit : 23-Oct-2008 02:28 piccolinov

Compound	0.4000000 Level 1 / 80.0000 Level 7	2.0000 Level 2	4.0000 Level 3	10.0000 Level 4	20.0000 Level 5	40.0000 Level 6	Curve	Coefficients b	m1	m2	%RSD or R^2	
100 1,2-Diphenylhydrazine	0.58977 / 0.51521	0.58589	0.60158	0.56757	0.58803	0.53808	AVRG		0.56945		5.54857	
101 Diphenylamine	+++++ / +++++	+++++	+++++	+++++	+++++	+++++	AVRG		0.000e+000		0.000e+000	<-
202 N-Nitroso&Diphenylamine	+++++ / +++++	+++++	+++++	+++++	+++++	+++++	AVRG		0.000e+000		0.000e+000	<-
102 Tetraethyl dithiopyrophosphat	+++++ / +++++	+++++	+++++	+++++	+++++	+++++	AVRG		0.000e+000		0.000e+000	<-
103 Diallate 1	+++++ / +++++	+++++	+++++	+++++	+++++	+++++	AVRG		0.000e+000		0.000e+000	<-
M 189 Diallate, Total	+++++ / +++++	+++++	+++++	+++++	+++++	+++++	AVRG		0.000e+000		0.000e+000	<-
104 Phorate	+++++ / +++++	+++++	+++++	+++++	+++++	+++++	AVRG		0.000e+000		0.000e+000	<-

(2001 - 2468)

2313

C8J180171

TestAmerica Pittsburgh

INITIAL CALIBRATION DATA

Start Cal Date : 23-OCT-2008 00:05
End Cal Date : 23-OCT-2008 02:14
Quant Method : ISTD
Origin : Included
Target Version : 4.14
Integrator : HP RTE
Method file : \\PITSVR06\D\chem\731.i\V102308.b\8270ll.m
Last Edit : 23-Oct-2008 02:28 piccolinov

Compound	0.4000000 Level 1	2.0000 Level 2	4.0000 Level 3	10.0000 Level 4	20.0000 Level 5	40.0000 Level 6	Curve	Coefficients b	m1	m2	%RSD or R^2	
	80.0000 Level 7											
105 1,3,5-Trinitrobenzene	+++++	+++++	+++++	+++++	+++++	+++++						
	+++++						AVRG		0.000e+000		0.000e+000	<-
106 4-Bromophenyl-phenylether	0.19212	0.18559	0.18888	0.19061	0.19182	0.18425						
	0.17484						AVRG		0.18687		3.26489	
107 Hexachlorobenzene	0.22548	0.21774	0.21009	0.21222	0.21452	0.20620						
	0.19980						AVRG		0.21229		3.87749	
210 Atrazine	0.08980	0.10461	0.10712	0.11257	0.11691	0.10805						
	0.10486						AVRG		0.10628		7.99180	
108 Phenacetin	+++++	+++++	+++++	+++++	+++++	+++++						
	+++++						AVRG		0.000e+000		0.000e+000	<-
109 Diallate 2	+++++	+++++	+++++	+++++	+++++	+++++						
	+++++						AVRG		0.000e+000		0.000e+000	<-
110 Dimethoate	+++++	+++++	+++++	+++++	+++++	+++++						
	+++++						AVRG		0.000e+000		0.000e+000	<-

(2001 - 2468)

2314

C8J180171

TestAmerica Pittsburgh

INITIAL CALIBRATION DATA

Start Cal Date : 23-OCT-2008 00:05
End Cal Date : 23-OCT-2008 02:14
Quant Method : ISTD
Origin : Included
Target Version : 4.14
Integrator : HP RTE
Method file : \\PITSVR06\D\chem\731.i\V102308.b\827011.m
Last Edit : 23-Oct-2008 02:28 piccolinov

Compound	0.4000000 Level 1 / 80.0000 Level 7	2.0000 Level 2	4.0000 Level 3	10.0000 Level 4	20.0000 Level 5	40.0000 Level 6	Curve	Coefficients b	Coefficients m1	Coefficients m2	%RSD or R^2	
111 Pentachlorophenol	13166 / 774512	28467	82821	185268	305606	411991	QUAD	0.19537	7.63532	-0.33276	0.99930	
112 Pentachloronitrobenzene	+++++ / +++++	+++++	+++++	+++++	+++++	+++++	AVRG		0.000e+000		0.000e+000	<-
113 4-Aminobiphenyl	+++++ / +++++	+++++	+++++	+++++	+++++	+++++	AVRG		0.000e+000		0.000e+000	<-
114 Pronamide	+++++ / +++++	+++++	+++++	+++++	+++++	+++++	AVRG		0.000e+000		0.000e+000	<-
115 Phenanthrene	1.08108 / 0.92292	1.04330	1.02239	1.02520	1.02283	0.96630	AVRG		1.01200		5.13062	
116 Anthracene	1.04582 / 0.93608	1.05325	1.04557	1.04519	1.04473	0.99186	AVRG		1.02321		4.26648	
117 Dinoseb	+++++ / +++++	+++++	+++++	+++++	+++++	+++++	AVRG		0.000e+000		0.000e+000	<-

(2001 - 2468)

2315

C8J180171

TestAmerica Pittsburgh

INITIAL CALIBRATION DATA

Start Cal Date : 23-OCT-2008 00:05
End Cal Date : 23-OCT-2008 02:14
Quant Method : ISTD
Origin : Included
Target Version : 4.14
Integrator : HP RTE
Method file : \\PITSVR06\D\chem\731.i\V102308.b\8270ll.m
Last Edit : 23-Oct-2008 02:28 piccolinov

Compound	0.4000000 Level 1 / 80.0000 Level 7	2.0000 Level 2	4.0000 Level 3	10.0000 Level 4	20.0000 Level 5	40.0000 Level 6	Curve	Coefficients b	Coefficients m1	Coefficients m2	%RSD or R^2	
118 Disulfoton	+++++ / +++++	+++++	+++++	+++++	+++++	+++++	AVRG		0.000e+000		0.000e+000	<-
119 Carbazole	0.98180 / 0.93105	0.99838	1.01731	1.00601	1.00936	0.97770	AVRG		0.98880		2.95739	
120 Di-n-Butylphthalate	1.05447 / 1.14932	1.15566	1.20930	1.23869	1.27821	1.22131	AVRG		1.18671		6.21432	
121 4-Nitroquinoline 1-oxide	+++++ / +++++	+++++	+++++	+++++	+++++	+++++	AVRG		0.000e+000		0.000e+000	<-
122 Methapyrilene	+++++ / +++++	+++++	+++++	+++++	+++++	+++++	AVRG		0.000e+000		0.000e+000	<-
123 Fluoranthene	1.16609 / 1.17120	1.22654	1.20935	1.21750	1.25761	1.21967	AVRG		1.20971		2.64086	
124 Benzidine	5224 / 2720502	38282	91159	317677	759082	1495598	QUAD	0.16753	2.04725	-0.01992	0.99943	

(2001 - 2468)

TestAmerica Pittsburgh

INITIAL CALIBRATION DATA

Start Cal Date : 23-OCT-2008 00:05
End Cal Date : 23-OCT-2008 02:14
Quant Method : ISTD
Origin : Included
Target Version : 4.14
Integrator : HP RTE
Method file : \\PITSVR06\D\chem\731.i\V102308.b\8270ll.m
Last Edit : 23-Oct-2008 02:28 piccolinov

Compound	0.4000000 Level 1 / 80.0000 Level 7	2.0000 Level 2	4.0000 Level 3	10.0000 Level 4	20.0000 Level 5	40.0000 Level 6	Curve	Coefficients b	Coefficients m1	Coefficients m2	%RSD or R^2	
125 Pyrene	1.16040 / 1.27684	1.20800	1.16813	1.22388	1.28962	1.26265	AVRG		1.22708		4.20164	
126 Aramite 1	+++++ / +++++	+++++	+++++	+++++	+++++	+++++	AVRG		0.000e+000		0.000e+000	<-
M 191 Aramite, Total	+++++ / +++++	+++++	+++++	+++++	+++++	+++++	AVRG		0.000e+000		0.000e+000	<-
127 Aramite 2	+++++ / +++++	+++++	+++++	+++++	+++++	+++++	AVRG		0.000e+000		0.000e+000	<-
128 p-Dimethylamino azobenzene	+++++ / +++++	+++++	+++++	+++++	+++++	+++++	AVRG		0.000e+000		0.000e+000	<-
129 p-Chlorobenzilate	+++++ / +++++	+++++	+++++	+++++	+++++	+++++	AVRG		0.000e+000		0.000e+000	<-
130 Famphur	+++++ / +++++	+++++	+++++	+++++	+++++	+++++	AVRG		0.000e+000		0.000e+000	<-

2317

C8J180171

TestAmerica Pittsburgh

INITIAL CALIBRATION DATA

Start Cal Date : 23-OCT-2008 00:05
End Cal Date : 23-OCT-2008 02:14
Quant Method : ISTD
Origin : Included
Target Version : 4.14
Integrator : HP RTE
Method file : \\PITSVR06\D\chem\731.i\V102308.b\8270ll.m
Last Edit : 23-Oct-2008 02:28 piccolinov

Compound	0.4000000 Level 1	2.0000 Level 2	4.0000 Level 3	10.0000 Level 4	20.0000 Level 5	40.0000 Level 6	Curve	Coefficients b	Coefficients m1	Coefficients m2	%RSD or R^2	
	80.0000 Level 7											
131 Butylbenzylphthalate	0.52091	0.54192	0.56814	0.57472	0.60844	0.60676						
	0.60193						AVRG		0.57469		5.90916	
132 3,3'-Dimethylbenzidine	+++++	+++++	+++++	+++++	+++++	+++++						
	+++++						AVRG		0.000e+000		0.000e+000	<-
133 3,3'-Dimethoxybenzidine	+++++	+++++	+++++	+++++	+++++	+++++						
	+++++						AVRG		0.000e+000		0.000e+000	<-
134 2-Acetylaminofluorene	+++++	+++++	+++++	+++++	+++++	+++++						
	+++++						AVRG		0.000e+000		0.000e+000	<-
135 3,3'-Dichlorobenzidine	0.40180	0.43366	0.44022	0.47054	0.51817	0.52981						
	0.55738						AVRG		0.47880		12.01305	
136 Benzo(a)Anthracene	1.22720	1.14699	1.13999	1.15179	1.19469	1.14848						
	1.08160						AVRG		1.15582		3.95099	
137 Chrysene	1.12494	1.12079	1.08971	1.13687	1.16587	1.17698						
	1.23632						AVRG		1.15021		4.15712	

(2001 - 2468)

2318

C8J180171

TestAmerica Pittsburgh

INITIAL CALIBRATION DATA

Start Cal Date : 23-OCT-2008 00:05
End Cal Date : 23-OCT-2008 02:14
Quant Method : ISTD
Origin : Included
Target Version : 4.14
Integrator : HP RTE
Method file : \\PITSVR06\D\chem\731.i\V102308.b\8270ll.m
Last Edit : 23-Oct-2008 02:28 piccolinov

Compound	0.4000000 Level 1	2.0000 Level 2	4.0000 Level 3	10.0000 Level 4	20.0000 Level 5	40.0000 Level 6	Curve	Coefficients b	m1	m2	%RSD or R^2	
	80.0000 Level 7											
138 4,4'-Methylene bis(o-chloroan	+++++	+++++	+++++	+++++	+++++	+++++						
	+++++						AVRG		0.000e+000		0.000e+000	<-
139 bis(2-ethylhexyl)Phthalate	0.83296	0.79560	0.82321	0.81432	0.85051	0.78651						
	0.71428						AVRG		0.80249		5.54666	
140 Di-n-octylphthalate	1.50463	1.47341	1.48170	1.51246	1.60962	1.55199						
	1.49205						AVRG		1.51798		3.15218	
141 Benzo(b)fluoranthene	1.36930	1.44288	1.33588	1.40458	1.55910	1.37166						
	1.41475						AVRG		1.41402		5.15430	
204 6-Methylchrysene	+++++	+++++	+++++	+++++	+++++	+++++						
	+++++						AVRG		0.000e+000		0.000e+000	<-
142 Benzo(k)fluoranthene	1.43479	1.33952	1.52043	1.38301	1.40852	1.45021						
	1.35050						AVRG		1.41243		4.44260	
143 7,12-dimethylbenz[a]anthracen	0.61505	0.60770	0.62435	0.61733	0.66863	0.63526						
	0.60747						AVRG		0.62511		3.43940	

(2001 - 2468)

2319

C8J180171

(2001 - 2468)

2320

C8J180171

TestAmerica Pittsburgh

INITIAL CALIBRATION DATA

Start Cal Date : 23-OCT-2008 00:05
End Cal Date : 23-OCT-2008 02:14
Quant Method : ISTD
Origin : Included
Target Version : 4.14
Integrator : HP RTE
Method file : \\PITSVR06\D\chem\731.i\V102308.b\8270ll.m
Last Edit : 23-Oct-2008 02:28 piccolinov

Compound	0.4000000 Level 1 / 80.0000 Level 7	2.0000 Level 2	4.0000 Level 3	10.0000 Level 4	20.0000 Level 5	40.0000 Level 6	Curve	Coefficients b	Coefficients m1	Coefficients m2	%RSD or R^2	
144 Hexachlorophene	+++++ / +++++	+++++	+++++	+++++	+++++	+++++	AVRG		0.000e+000		0.000e+000	<-
145 Hexachlorophene product	+++++ / +++++	+++++	+++++	+++++	+++++	+++++	AVRG		0.000e+000		0.000e+000	<-
146 Benzo(a)pyrene	1.18606 / 1.23206	1.14720	1.19899	1.18316	1.27331	1.22445	AVRG		1.20646		3.37965	
148 3-Methylcholanthrene	+++++ / +++++	+++++	+++++	+++++	+++++	+++++	AVRG		0.000e+000		0.000e+000	<-
149 Indeno(1,2,3-cd)pyrene	1.46195 / 1.51797	1.43708	1.42411	1.42338	1.53001	1.49500	AVRG		1.46993		3.03675	
150 Dibenz(a,h)anthracene	1.24868 / 1.26138	1.22091	1.17955	1.20660	1.27466	1.25208	AVRG		1.23484		2.73196	
151 Benzo(g,h,i)perylene	1.26534 / 1.33197	1.30171	1.22301	1.23892	1.32659	1.29681	AVRG		1.28348		3.28886	

(2001 - 2468)

TestAmerica Pittsburgh

INITIAL CALIBRATION DATA

Start Cal Date : 23-OCT-2008 00:05
End Cal Date : 23-OCT-2008 02:14
Quant Method : ISTD
Origin : Included
Target Version : 4.14
Integrator : HP RTE
Method file : \\PITSVR06\D\chem\731.i\V102308.b\8270ll.m
Last Edit : 23-Oct-2008 02:28 piccolinov

Compound	0.4000000 Level 1 / 80.0000 Level 7	2.0000 Level 2	4.0000 Level 3	10.0000 Level 4	20.0000 Level 5	40.0000 Level 6	Curve	Coefficients b	m1	m2	%RSD or R^2	
211 Benzenethiol	+++++ / +++++	+++++	+++++	+++++	+++++	+++++	AVRG		0.000e+000		0.000e+000	<-
212 Kepone	+++++ / +++++	+++++	+++++	+++++	+++++	+++++	AVRG		0.000e+000		0.000e+000	<-
213 Dibenzo(a,h) acridine	+++++ / +++++	+++++	+++++	+++++	+++++	+++++	AVRG		0.000e+000		0.000e+000	<-
214 Methyl parathion	+++++ / +++++	+++++	+++++	+++++	+++++	+++++	AVRG		0.000e+000		0.000e+000	<-
215 Parathion	+++++ / +++++	+++++	+++++	+++++	+++++	+++++	AVRG		0.000e+000		0.000e+000	<-
216 Isodrin	+++++ / +++++	+++++	+++++	+++++	+++++	+++++	AVRG		0.000e+000		0.000e+000	<-
217 Indene	+++++ / +++++	+++++	+++++	+++++	+++++	+++++	AVRG		0.000e+000		0.000e+000	<-

2321

C8J180171

TestAmerica Pittsburgh

INITIAL CALIBRATION DATA

Start Cal Date : 23-OCT-2008 00:05
End Cal Date : 23-OCT-2008 02:14
Quant Method : ISTD
Origin : Included
Target Version : 4.14
Integrator : HP RTE
Method file : \\PITSVR06\D\chem\731.i\V102308.b\8270ll.m
Last Edit : 23-Oct-2008 02:28 piccolinov

Compound	0.4000000 Level 1	2.0000 Level 2	4.0000 Level 3	10.0000 Level 4	20.0000 Level 5	40.0000 Level 6	80.0000 Level 7	Curve	Coefficients b	m1	m2	%RSD or R^2	
218 Quinoline	+++++	+++++	+++++	+++++	+++++	+++++	+++++	AVRG		0.000e+000		0.000e+000	<-
219 1,4-Dithiane	+++++	+++++	+++++	+++++	+++++	+++++	+++++	AVRG		0.000e+000		0.000e+000	<-
220 1,4-Oxathiane	+++++	+++++	+++++	+++++	+++++	+++++	+++++	AVRG		0.000e+000		0.000e+000	<-
221 Benzothiazole	+++++	+++++	+++++	+++++	+++++	+++++	+++++	AVRG		0.000e+000		0.000e+000	<-
222 Dimethyl Disulfide	+++++	+++++	+++++	+++++	+++++	+++++	+++++	AVRG		0.000e+000		0.000e+000	<-
223 p-Chlorophenylmethylsulfide	+++++	+++++	+++++	+++++	+++++	+++++	+++++	AVRG		0.000e+000		0.000e+000	<-
224 p-Chlorophenylmethylsulfone	+++++	+++++	+++++	+++++	+++++	+++++	+++++	AVRG		0.000e+000		0.000e+000	<-

(2001 - 2468)

2322

C8J180171

(2001 - 2468)

2323

C8J180171

TestAmerica Pittsburgh

INITIAL CALIBRATION DATA

Start Cal Date : 23-OCT-2008 00:05
End Cal Date : 23-OCT-2008 02:14
Quant Method : ISTD
Origin : Included
Target Version : 4.14
Integrator : HP RTE
Method file : \\PITSVR06\D\chem\731.i\V102308.b\827011.m
Last Edit : 23-Oct-2008 02:28 piccolinov

Compound	0.4000000 Level 1	2.0000 Level 2	4.0000 Level 3	10.0000 Level 4	20.0000 Level 5	40.0000 Level 6	Curve	Coefficients b	Coefficients m1	Coefficients m2	%RSD or R^2	
	80.0000 Level 7											
225 p-Chlorophenylmethylsulfoxide	+++++	+++++	+++++	+++++	+++++	+++++						
	+++++						AVRG		0.000e+000		0.000e+000	<-
$ 154 Nitrobenzene-d5	0.29614	0.26851	0.27871	0.27840	0.28920	0.27629						
	0.26258						AVRG		0.27855		4.10405	
$ 155 2-Fluorobiphenyl	1.19273	1.14608	1.15195	1.15720	1.16536	1.10598						
	1.04944						AVRG		1.13839		4.12626	
$ 156 Terphenyl-d14	0.73795	0.78707	0.76053	0.76577	0.84207	0.81975						
	0.82860						AVRG		0.79168		4.95700	
$ 157 Phenol-d5	1.27781	1.35946	1.30189	1.29484	1.27180	1.24337						
	1.13498						AVRG		1.26916		5.44327	
$ 158 2-Fluorophenol	0.85194	0.89169	0.89866	0.89326	0.92166	0.89511						
	0.84605						AVRG		0.88548		3.04229	

TestAmerica Pittsburgh

INITIAL CALIBRATION DATA

Start Cal Date : 23-OCT-2008 00:05
End Cal Date : 23-OCT-2008 02:14
Quant Method : ISTD
Origin : Included
Target Version : 4.14
Integrator : HP RTE
Method file : \\PITSVR06\D\chem\731.i\V102308.b\8270ll.m
Last Edit : 23-Oct-2008 02:28 piccolinov

Compound	0.4000000 Level 1 / 80.0000 Level 7	2.0000 Level 2	4.0000 Level 3	10.0000 Level 4	20.0000 Level 5	40.0000 Level 6	Curve	Coefficients b	Coefficients m1	Coefficients m2	%RSD or R^2
$ 159 2,4,6-Tribromophenol	0.09207	0.08485	0.09142	0.09389	0.09918	0.09755					
	0.09928						AVRG		0.09403		5.51470
$ 186 2-Chlorophenol-d4	1.28418	1.30610	1.27196	1.26582	1.27605	1.21209					
	1.08796						AVRG		1.24345		5.97522
$ 187 1,2-Dichlorobenzene-d4	1.07394	1.07029	1.03217	0.98652	0.96619	0.90837					
	0.78226						AVRG		0.97425		10.59524

TestAmerica Pittsburgh

INITIAL CALIBRATION DATA

Start Cal Date : 23-OCT-2008 00:05
End Cal Date : 23-OCT-2008 02:14
Quant Method : ISTD
Origin : Included
Target Version : 4.14
Integrator : HP RTE
Method file : \\PITSVR06\D\chem\731.i\V102308.b\827011.m
Last Edit : 23-Oct-2008 02:28 piccolinov

Curve	Formula	Units
Averaged	Amt = Rsp/m1	Response
Quad	Amt = b + m1*Rsp + m2*Rsp^2	Response

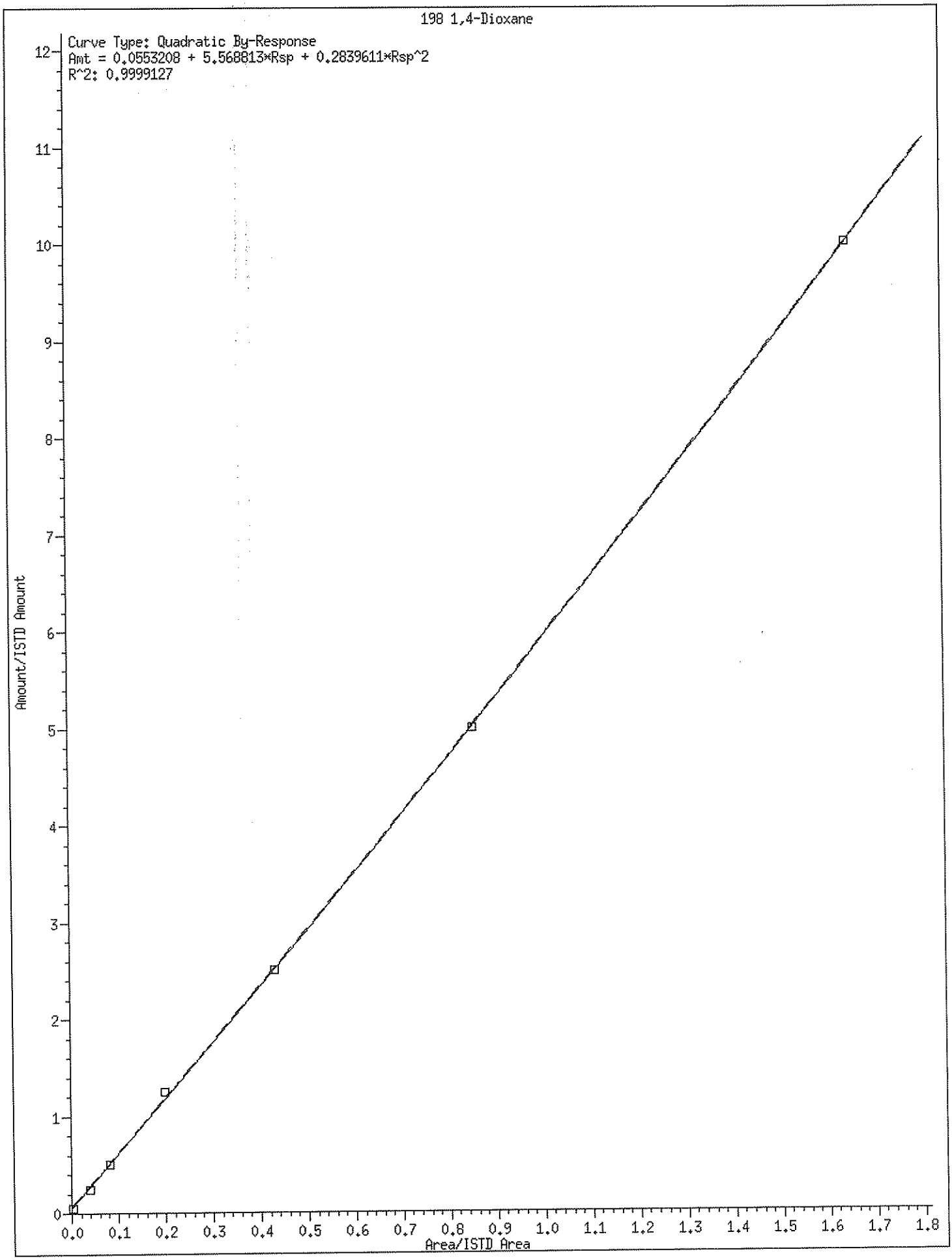
198 1,4-Dioxane
Curve Type: Quadratic By-Response
Amt = 0.0553208 + 5.568813*Rsp + 0.2839611*Rsp^2
R^2: 0.9999127
Amount/ISTD Amount
Area/ISTD Area
0
1
2
3
4
5
6
7
8
9
10
11
12
0.0
0.1
0.2
0.3
0.4
0.5
0.6
0.7
0.8
0.9
1.0
1.1
1.2
1.3
1.4
1.5
1.6
1.7
1.8

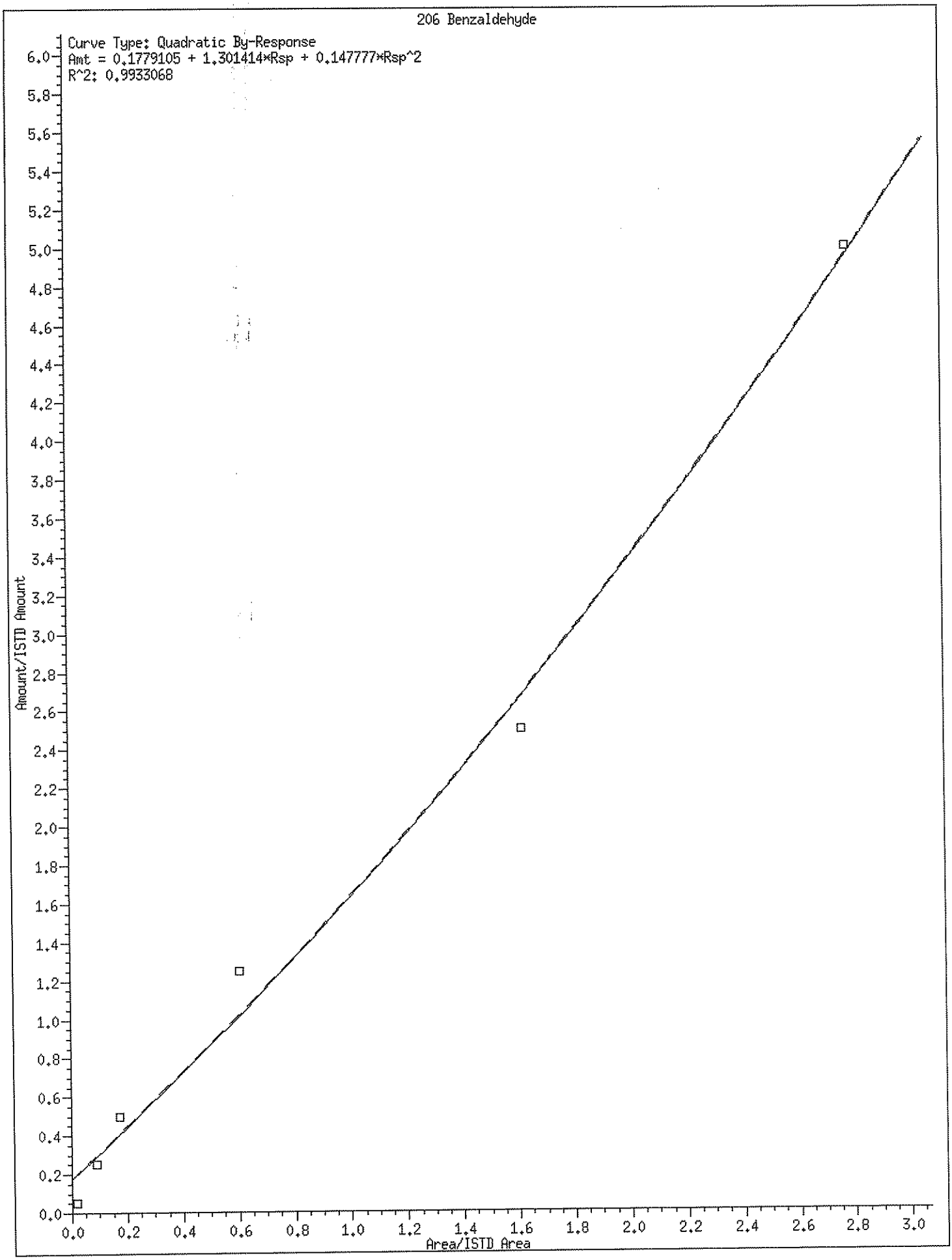
206 Benzaldehyde
Curve Type: Quadratic By-Response
Amt = 0.1779105 + 1.301414*Rsp + 0.147777*Rsp^2
R^2: 0.9933068
Amount/ISTD Amount
Area/ISTD Area
0.0
0.2
0.4
0.6
0.8
1.0
1.2
1.4
1.6
1.8
2.0
2.2
2.4
2.6
2.8
3.0
3.2
3.4
3.6
3.8
4.0
4.2
4.4
4.6
4.8
5.0
5.2
5.4
5.6
5.8
6.0

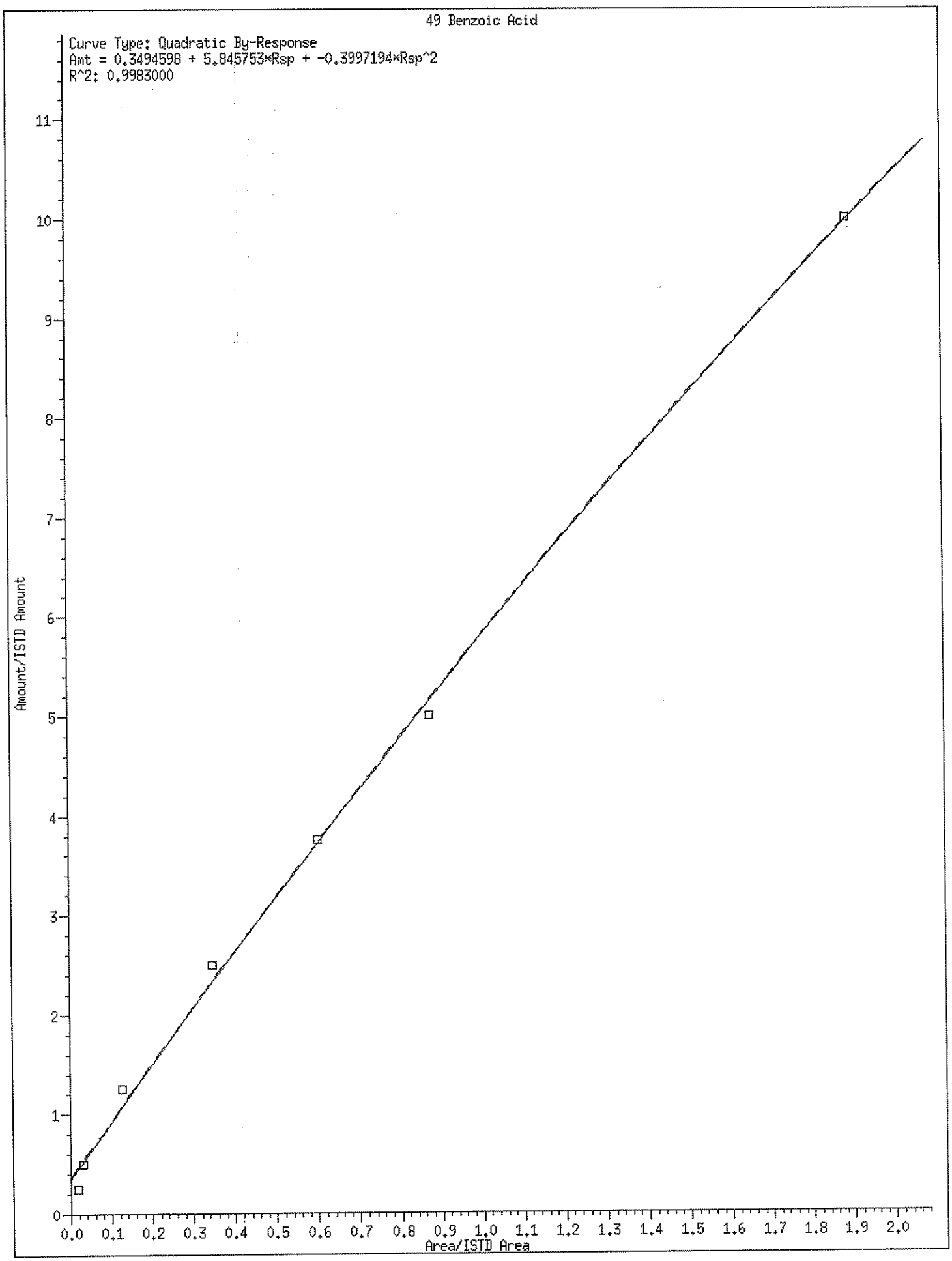
49 Benzoic Acid
Curve Type: Quadratic By-Response
Amt = 0.3494598 + 5.845753*Rsp + -0.3997194*Rsp^2
R^2: 0.9983000
Amount/ISTD Amount
Area/ISTD Area
0
1
2
3
4
5
6
7
8
9
10
11
0.0
0.1
0.2
0.3
0.4
0.5
0.6
0.7
0.8
0.9
1.0
1.1
1.2
1.3
1.4
1.5
1.6
1.7
1.8
1.9
2.0

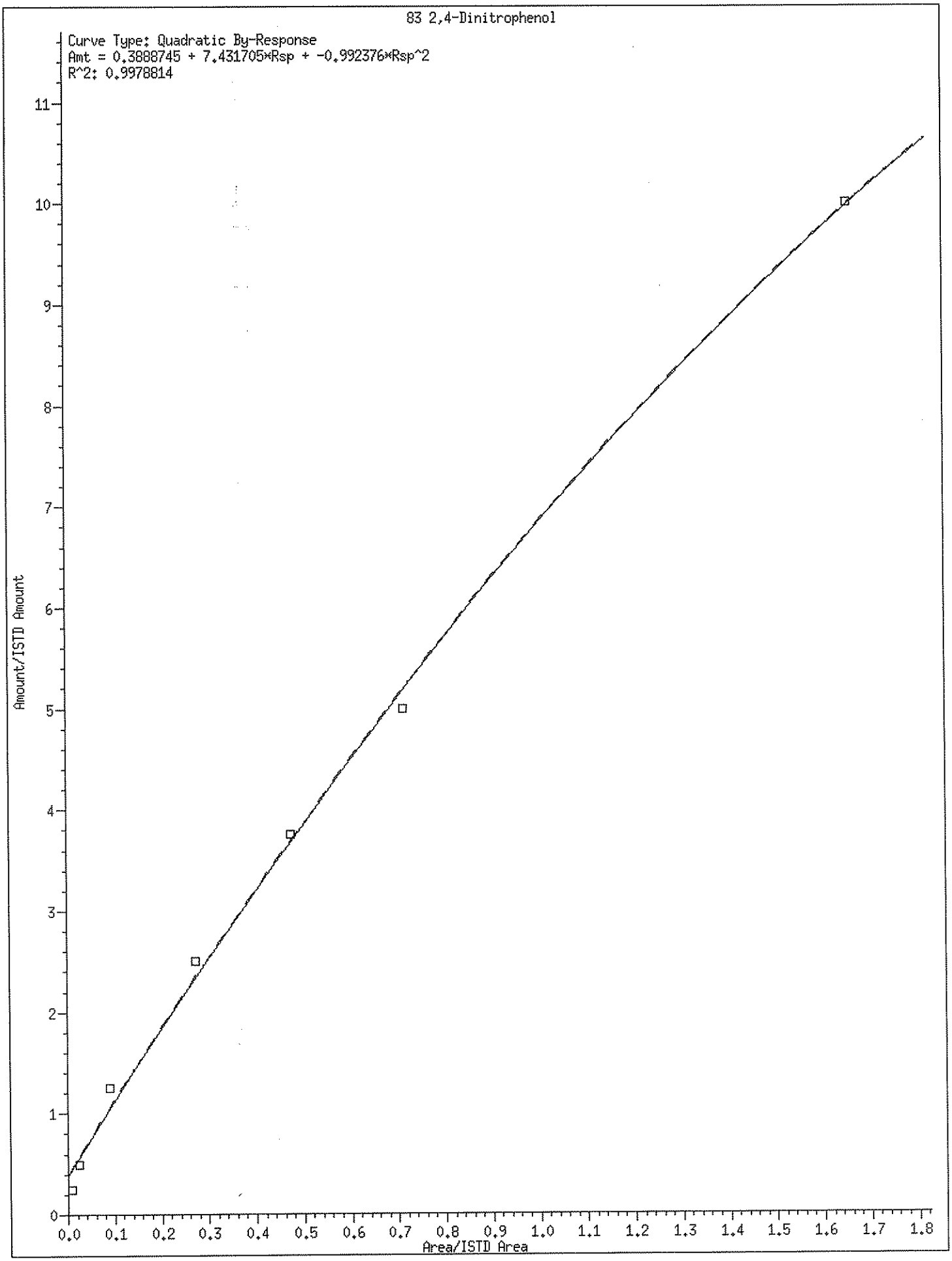
83 2,4-Dinitrophenol
Curve Type: Quadratic By-Response
Amt = 0.3888745 + 7.431705*Rsp + -0.992376*Rsp^2
R^2: 0.9978814
Amount/ISTD Amount
Area/ISTD Area
0
1
2
3
4
5
6
7
8
9
10
11
0.0
0.1
0.2
0.3
0.4
0.5
0.6
0.7
0.8
0.9
1.0
1.1
1.2
1.3
1.4
1.5
1.6
1.7
1.8

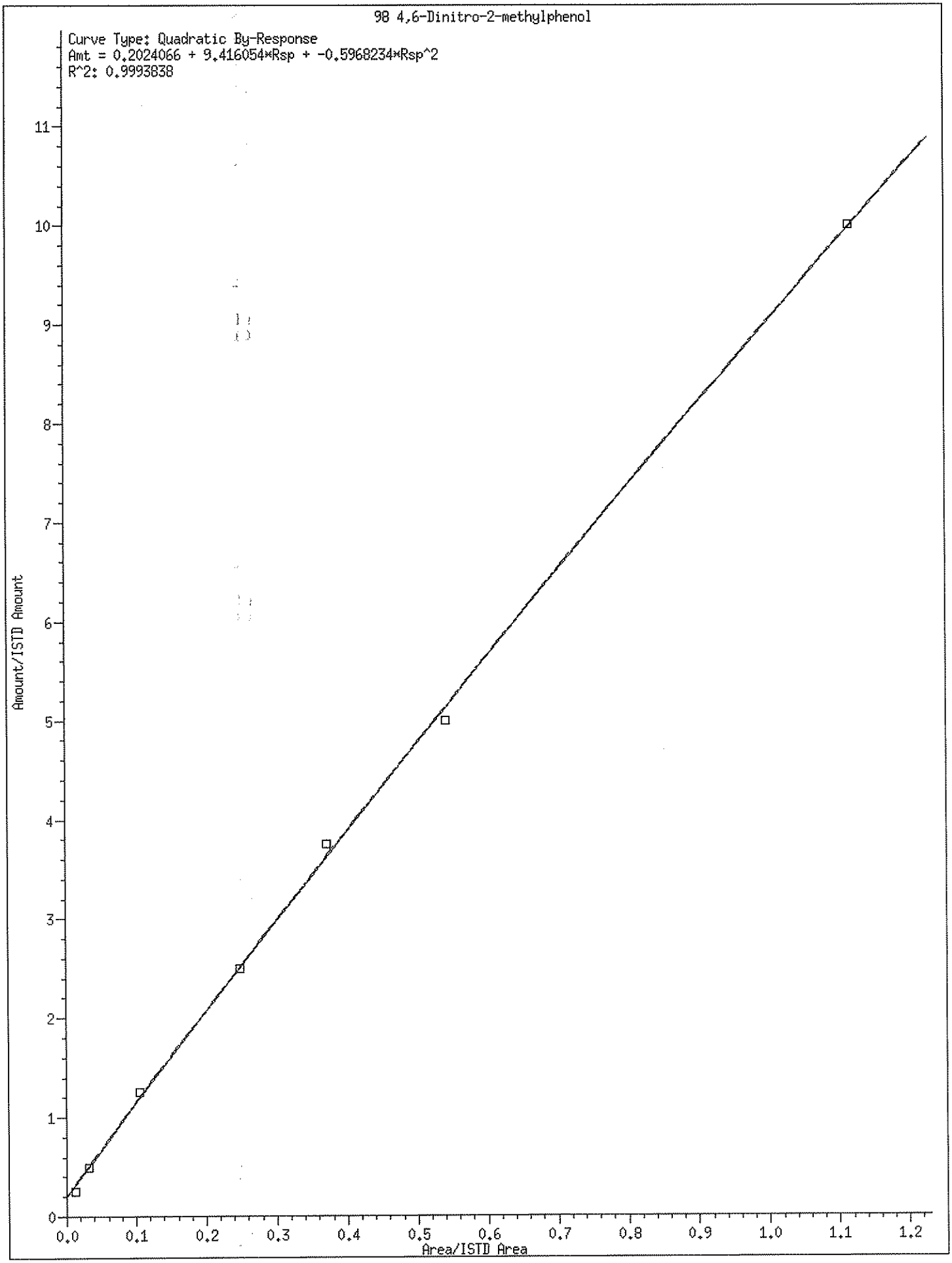
98 4,6-Dinitro-2-methylphenol
Curve Type: Quadratic By-Response
Amt = 0.2024066 + 9.416054*Rsp + -0.5968234*Rsp^2
R^2: 0.9993838
Amount/ISTD Amount
Area/ISTD Area
0
1
2
3
4
5
6
7
8
9
10
11
0.0
0.1
0.2
0.3
0.4
0.5
0.6
0.7
0.8
0.9
1.0
1.1
1.2

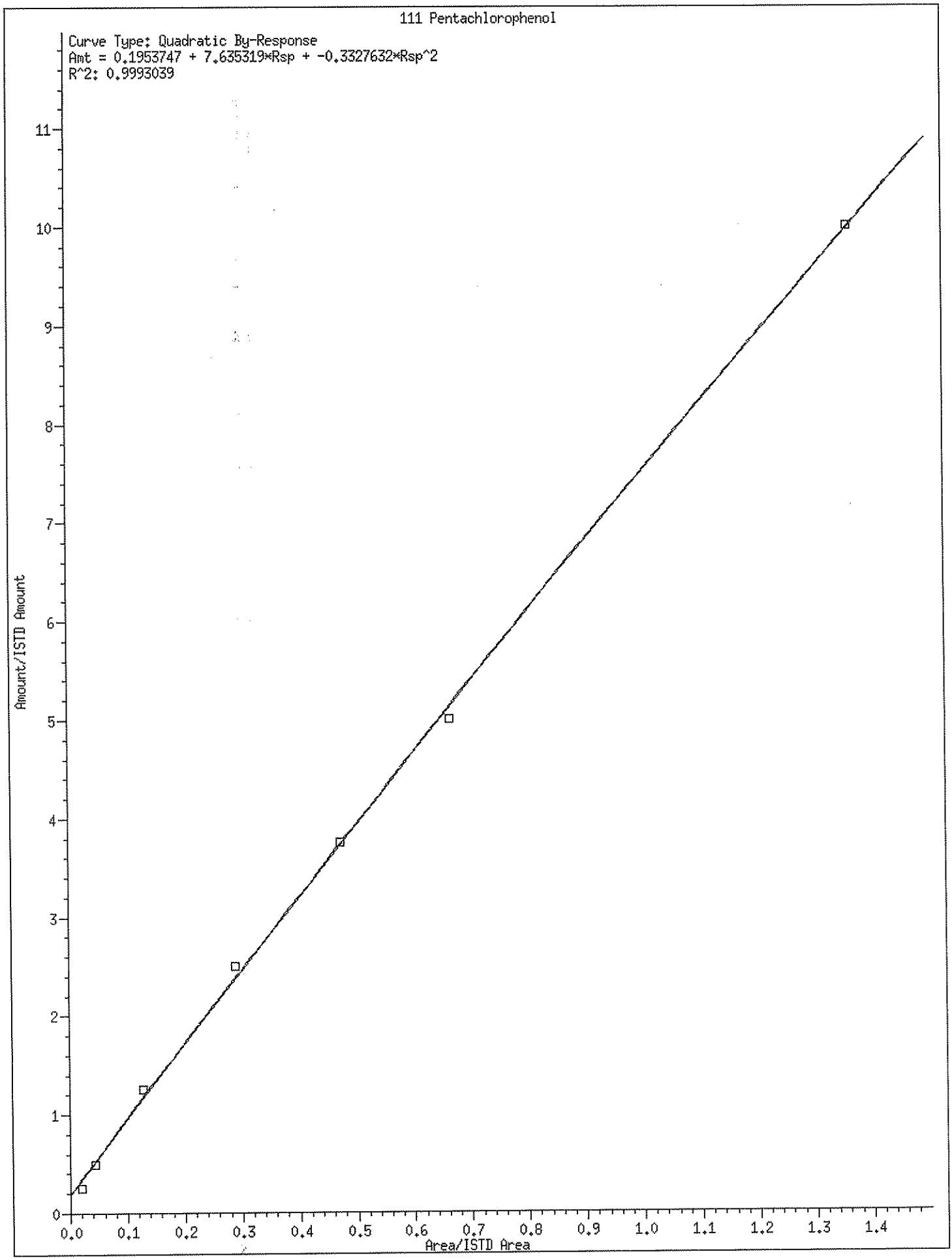
111 Pentachlorophenol
Curve Type: Quadratic By-Response
Amt = 0.1953747 + 7.635319*Rsp + -0.3327632*Rsp^2
R^2: 0.9993039
Amount/ISTD Amount
Area/ISTD Area
0
1
2
3
4
5
6
7
8
9
10
11
0.0
0.1
0.2
0.3
0.4
0.5
0.6
0.7
0.8
0.9
1.0
1.1
1.2
1.3
1.4

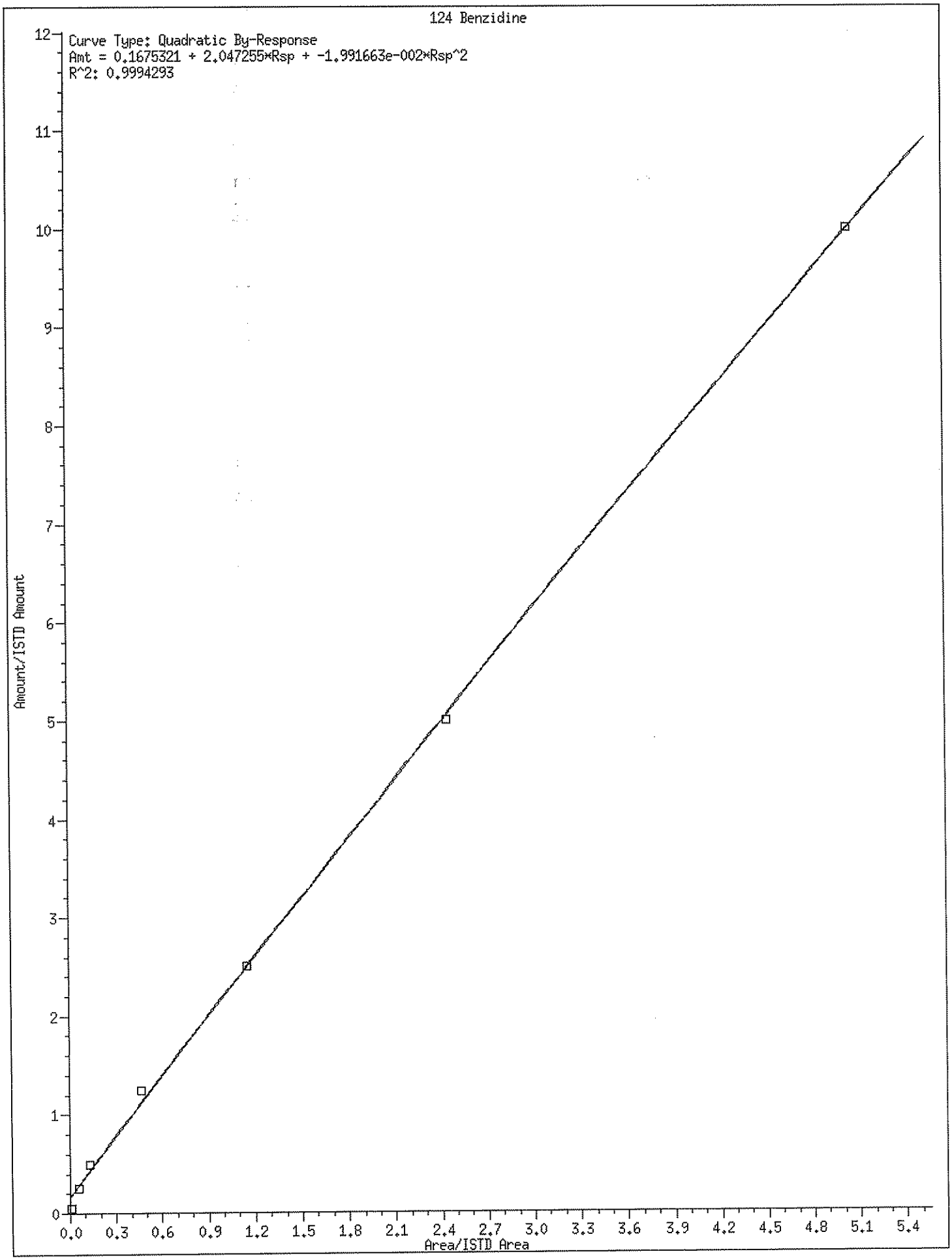
124 Benzidine
Curve Type: Quadratic By-Response
Amt = 0.1675321 + 2.047255*Rsp + -1.991663e-002*Rsp^2
R^2: 0.9994293
Amount/ISTD Amount
Area/ISTD Area
0
1
2
3
4
5
6
7
8
9
10
11
12
0.0
0.3
0.6
0.9
1.2
1.5
1.8
2.1
2.4
2.7
3.0
3.3
3.6
3.9
4.2
4.5
4.8
5.1
5.4

Data File: \\PITSVR06\D\chem\731.i\W102308.b\W1023IC1.D
Date : 23-OCT-2008 00:05
Client ID: SSTD0.4
Sample Info: SSTD0.4(0.2ug/mL) BNA0672-08 8270c11

Instrument: 731.i
Operator: 003200
Column diameter: 0.32

Column phase: DB5-MS

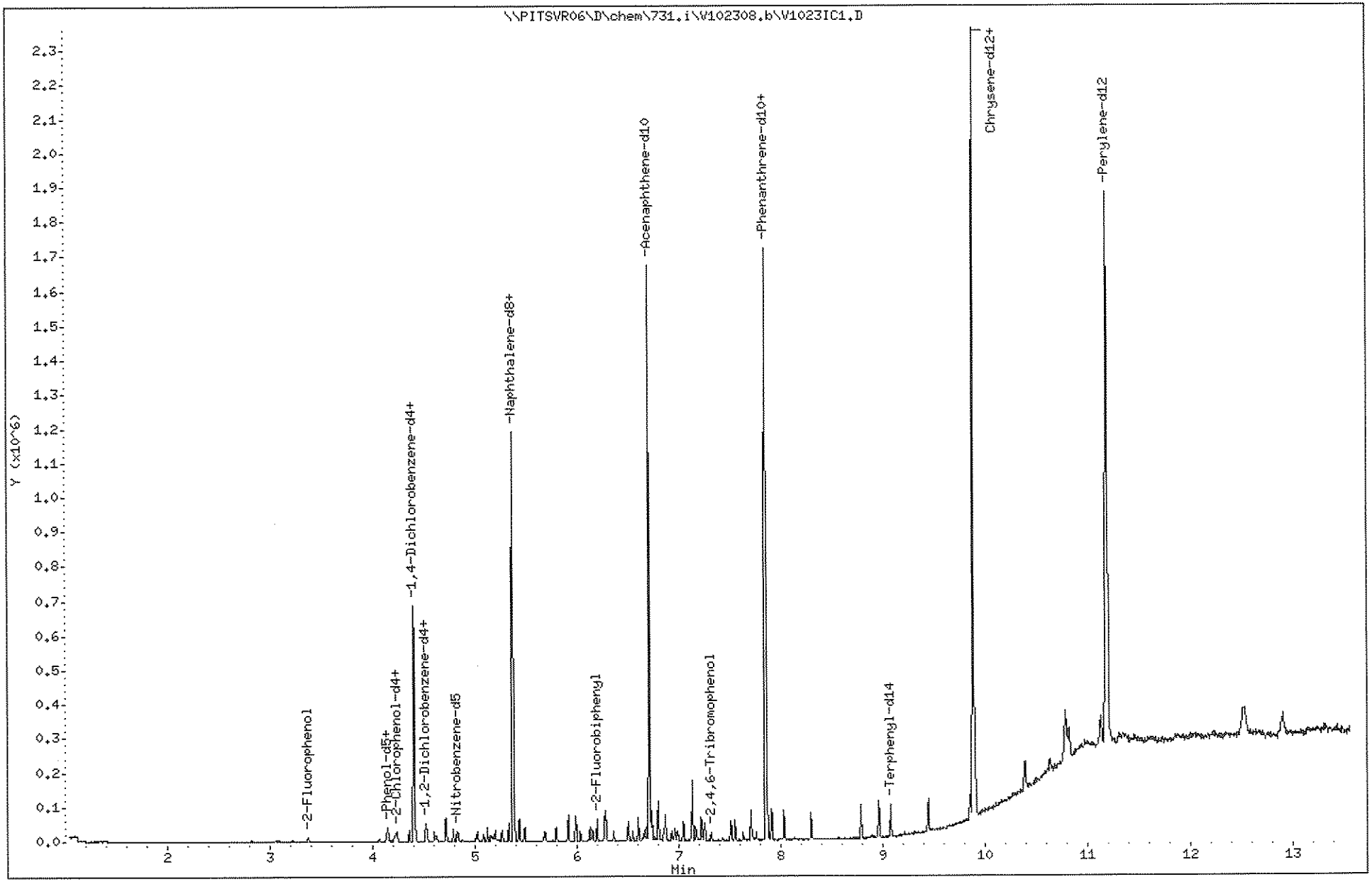

(2001 - 2468)
2333
C8J180171

TestAmerica Pittsburgh

Semivolatile REPORT SW-846 Method 8270

Data file : \\PITSVR06\D\chem\731.i\V102308.b\V1023IC1.D
Lab Smp Id: SSTD0.4 Client Smp ID: SSTD0.4
Inj Date : 23-OCT-2008 00:05
Operator : 003200 Inst ID: 731.i
Smp Info : SSTD0.4(0.2ug/mL) BNA0672-08 8270cll
Misc Info : SSTD0.4,V102308.b,8270ll.m,padep.sub,1,1
Comment :
Method : \\PITSVR06\D\chem\731.i\V102308.b\8270ll.m
Meth Date : 23-Oct-2008 01:51 piccolinov Quant Type: ISTD
Cal Date : 23-OCT-2008 00:05 Cal File: V1023IC1.D
Als bottle: 2 Calibration Sample, Level: 1
Dil Factor: 1.00000
Integrator: HP RTE Compound Sublist: padep.sub
Target Version: 4.14
Processing Host: PITPC-502

Compounds	QUANT SIG MASS	RT	EXP RT	REL RT	RESPONSE	AMOUNTS CAL-AMT (NG)	AMOUNTS ON-COL (NG)
* 1 1,4-Dichlorobenzene-d4	152	4.405	4.405	(1.000)	100453	8.00000	
* 2 Naphthalene-d8	136	5.372	5.372	(1.000)	470109	8.00000	
* 3 Acenaphthene-d10	164	6.713	6.713	(1.000)	338166	8.00000	
* 4 Phenanthrene-d10	188	7.851	7.851	(1.000)	651682	8.00000	
* 5 Chrysene-d12	240	9.886	9.886	(1.000)	695520	8.00000	
* 6 Perylene-d12	264	11.189	11.189	(1.000)	731090	8.00000	
198 1,4-Dioxane	88	1.205	1.205	(0.274)	218	0.40000	0.12531(M)
10 N-Nitrosodimethylamine	74	1.670	1.670	(0.379)	183	0.40000	0.081924(M)
9 Pyridine	79	1.803	1.803	(0.409)	240	0.40000	0.054003(M)
16 Methyl methanesulfonate	80	3.224	3.224	(0.732)	2129	0.40000	0.42112(M)
206 Benzaldehyde	77	4.068	4.068	(0.924)	1929	0.40000	0.34611
21 Aniline	93	4.154	4.154	(0.943)	7930	0.40000	0.42187
22 Phenol	94	4.149	4.149	(0.942)	7401	0.40000	0.41793
23 bis(2-Chloroethyl)ether	93	4.218	4.218	(0.958)	5516	0.40000	0.44527
24 2-Chlorophenol	128	4.239	4.239	(0.962)	7239	0.40000	0.43215
26 1,3-Dichlorobenzene	146	4.357	4.357	(0.989)	8238	0.40000	0.41553
27 1,4-Dichlorobenzene	146	4.421	4.421	(1.004)	8596	0.40000	0.42151
28 1,2-Dichlorobenzene	146	4.533	4.533	(1.029)	8528	0.40000	0.42879
29 Benzyl Alcohol	108	4.517	4.517	(1.025)	2793	0.40000	0.32820
30 2-Methylphenol	108	4.608	4.608	(1.046)	5443	0.40000	0.38976
31 2,2'-oxybis(1-Chloropropane)	45	4.629	4.629	(1.051)	6646	0.40000	0.41995
37 Acetophenone	105	4.715	4.715	(1.070)	8988	0.40000	0.44337
32 N-Nitroso-di-n-propylamine	70	4.720	4.720	(1.072)	3113	0.40000	0.37706
192 4-Methylphenol	108	4.720	4.720	(1.072)	5723	0.40000	0.39387
34 Hexachloroethane	117	4.790	4.790	(1.087)	3602	0.40000	0.41408
35 Nitrobenzene	77	4.843	4.843	(0.902)	6214	0.40000	0.39214
41 Isophorone	82	5.025	5.025	(0.935)	11366	0.40000	0.40013
42 2-Nitrophenol	139	5.083	5.083	(0.946)	3596	0.40000	0.35736
43 2,4-Dimethylphenol	107	5.121	5.121	(0.953)	6338	0.40000	0.36610
44 bis(2-Chloroethoxy)methane	93	5.196	5.196	(0.967)	7222	0.40000	0.38524
48 2,4-Dichlorophenol	162	5.265	5.265	(0.980)	6400	0.40000	0.36502
49 Benzoic Acid	122	5.153	5.153	(0.959)	7955	2.00000	1.2795(M)
50 1,2,4-Trichlorobenzene	180	5.329	5.329	(0.992)	8484	0.40000	0.41494

	Compounds	QUANT SIG MASS	RT	EXP RT	REL RT	RESPONSE	AMOUNTS CAL-AMT (NG)	AMOUNTS ON-COL (NG)
51	Naphthalene	128	5.388	5.388	(1.003)	25300	0.40000	0.40648
52	4-Chloroaniline	127	5.431	5.431	(1.011)	9171	0.40000	0.38082
54	2,6-Dichlorophenol	162	5.436	5.436	(1.012)	7612	0.40000	0.39966
56	Hexachlorobutadiene	225	5.489	5.489	(1.022)	4902	0.40000	0.40965
208	Caprolactam	113	5.671	5.671	(1.056)	1614	0.40000	0.35169
59	4-Chloro-3-Methylphenol	107	5.799	5.799	(1.080)	6091	0.40000	0.38576
62	2-Methylnaphthalene	142	5.917	5.917	(1.101)	18019	0.40000	0.40727
63	1-Methylnaphthalene	142	5.992	5.992	(1.115)	18273	0.40000	0.40992
64	Hexachlorocyclopentadiene	237	6.034	6.034	(0.899)	2949	0.40000	0.27095
66	2,4,6-Trichlorophenol	196	6.130	6.130	(0.913)	5481	0.40000	0.38852
67	2,4,5-Trichlorophenol	196	6.152	6.152	(0.916)	5731	0.40000	0.40316
209	1,1'-Biphenyl	154	6.275	6.275	(0.935)	23824	0.40000	0.42864
70	2-Chloronaphthalene	162	6.285	6.285	(0.936)	19765	0.40000	0.43552
73	2-Nitroaniline	65	6.360	6.360	(0.947)	3882	0.40000	0.39590
76	Dimethylphthalate	163	6.504	6.504	(0.969)	17545	0.40000	0.38704
78	2,6-Dinitrotoluene	165	6.547	6.547	(0.975)	2959	0.40000	0.30737
79	Acenaphthylene	152	6.601	6.601	(0.983)	28341	0.40000	0.39316
81	3-Nitroaniline	138	6.675	6.675	(0.994)	3827	0.40000	0.33283
82	Acenaphthene	153	6.734	6.734	(1.003)	18951	0.40000	0.41575
83	2,4-Dinitrophenol	184	6.772	6.772	(1.009)	2785	2.00000	0.84498
85	4-Nitrophenol	109	6.798	6.798	(1.013)	10033	2.00000	1.7717
86	Dibenzofuran	168	6.868	6.868	(1.023)	29085	0.40000	0.42703
87	2,4-Dinitrotoluene	165	6.857	6.857	(1.021)	4885	0.40000	0.34784
91	2,3,5,6-Tetrachlorophenol	232	6.932	6.932	(1.033)	4393	0.40000	0.37685
88	2,3,4,6-Tetrachlorophenol	232	6.964	6.964	(1.037)	4484	0.40000	0.35044
92	2-Naphthylamine	143	6.991	6.991	(1.041)	8879	0.40000	0.35637
93	Diethylphthalate	149	7.044	7.044	(1.049)	18872	0.40000	0.38255
94	Fluorene	166	7.135	7.135	(1.063)	23186	0.40000	0.41569
95	4-Chlorophenyl-phenylether	204	7.135	7.135	(1.063)	10056	0.40000	0.40629
96	4-Nitroaniline	138	7.140	7.140	(1.064)	4208	0.40000	0.34466
98	4,6-Dinitro-2-methylphenol	198	7.172	7.172	(0.914)	7841	2.00000	1.2162(M)
99	N-Nitrosodiphenylamine (1)	169	7.220	7.220	(0.920)	15658	0.40000	0.38909
100	1,2-Diphenylhydrazine	77	7.252	7.252	(0.924)	19217	0.40000	0.40218
106	4-Bromophenyl-phenylether	248	7.509	7.509	(0.956)	6260	0.40000	0.40488
107	Hexachlorobenzene	284	7.551	7.551	(0.962)	7347	0.40000	0.41753
210	Atrazine	200	7.632	7.632	(0.972)	2926	0.40000	0.33821
111	Pentachlorophenol	266	7.706	7.706	(0.982)	13166	2.00000	1.5800
115	Phenanthrene	178	7.872	7.872	(1.003)	35226	0.40000	0.41622
116	Anthracene	178	7.909	7.909	(1.007)	34077	0.40000	0.39958
119	Carbazole	167	8.032	8.032	(1.023)	31991	0.40000	0.39171
120	Di-n-Butylphthalate	149	8.299	8.299	(1.057)	34359	0.40000	0.35526
123	Fluoranthene	202	8.786	8.786	(1.119)	37996	0.40000	0.38376
124	Benzidine	184	8.887	8.887	(0.899)	5224	0.40000	0.20486(M)
125	Pyrene	202	8.962	8.962	(0.907)	40354	0.40000	0.38360
131	Butylbenzylphthalate	149	9.448	9.448	(0.956)	18115	0.40000	0.37021
135	3,3'-Dichlorobenzidine	252	9.854	9.854	(0.997)	13973	0.40000	0.35488(M)
136	Benzo(a)Anthracene	228	9.881	9.881	(0.999)	42677	0.40000	0.41879
137	Chrysene	228	9.907	9.907	(1.002)	39121	0.40000	0.39904
139	bis(2-ethylhexyl)Phthalate	149	9.881	9.881	(0.999)	28967	0.40000	0.40468
140	Di-n-octylphthalate	149	10.394	10.394	(0.929)	55001	0.40000	0.39690
141	Benzo(b)fluoranthene	252	10.789	10.789	(0.964)	50054	0.40000	0.38508
142	Benzo(k)fluoranthene	252	10.821	10.821	(0.967)	52448	0.40000	0.40495
143	7,12-dimethylbenz[a]anthracen	256	10.778	10.778	(0.963)	22483	0.40000	0.39262
146	Benzo(a)pyrene	252	11.131	11.131	(0.995)	43356	0.40000	0.39610

Compounds	QUANT SIG MASS	RT	EXP RT	REL RT	RESPONSE	AMOUNTS CAL-AMT (NG)	AMOUNTS ON-COL (NG)
149 Indeno(1,2,3-cd)pyrene	276	12.509	12.509	(1.118)	53441	0.40000	0.40183
150 Dibenz(a,h)anthracene	278	12.530	12.530	(1.120)	45645	0.40000	0.40737
151 Benzo(g,h,i)perylene	276	12.904	12.904	(1.153)	46254	0.40000	0.39818
$ 154 Nitrobenzene-d5	82	4.827	4.827	(0.899)	6961	0.40000	0.41978
$ 155 2-Fluorobiphenyl	172	6.195	6.195	(0.923)	20167	0.40000	0.41034
$ 156 Terphenyl-d14	244	9.079	9.079	(0.918)	25663	0.40000	0.37908
$ 157 Phenol-d5	99	4.138	4.138	(0.939)	6418	0.40000	0.39282
$ 158 2-Fluorophenol	112	3.379	3.379	(0.767)	4279	0.40000	0.38228
$ 159 2,4,6-Tribromophenol	330	7.316	7.316	(0.932)	3000	0.40000	0.39907
$ 186 2-Chlorophenol-d4	132	4.229	4.229	(0.960)	6450	0.40000	0.40105
$ 187 1,2-Dichlorobenzene-d4	152	4.522	4.522	(1.027)	5394	0.40000	0.41876

QC Flag Legend

M - Compound response manually integrated.

Data File Name: V1023IC1.D
Inj. Date and Time: 23-OCT-2008 00:05
Instrument ID: 731.i
Client ID: SSTD0.4
Compound Name: 1,4-Dioxane
CAS #: 123-91-1
Report Date: 10/23/2008

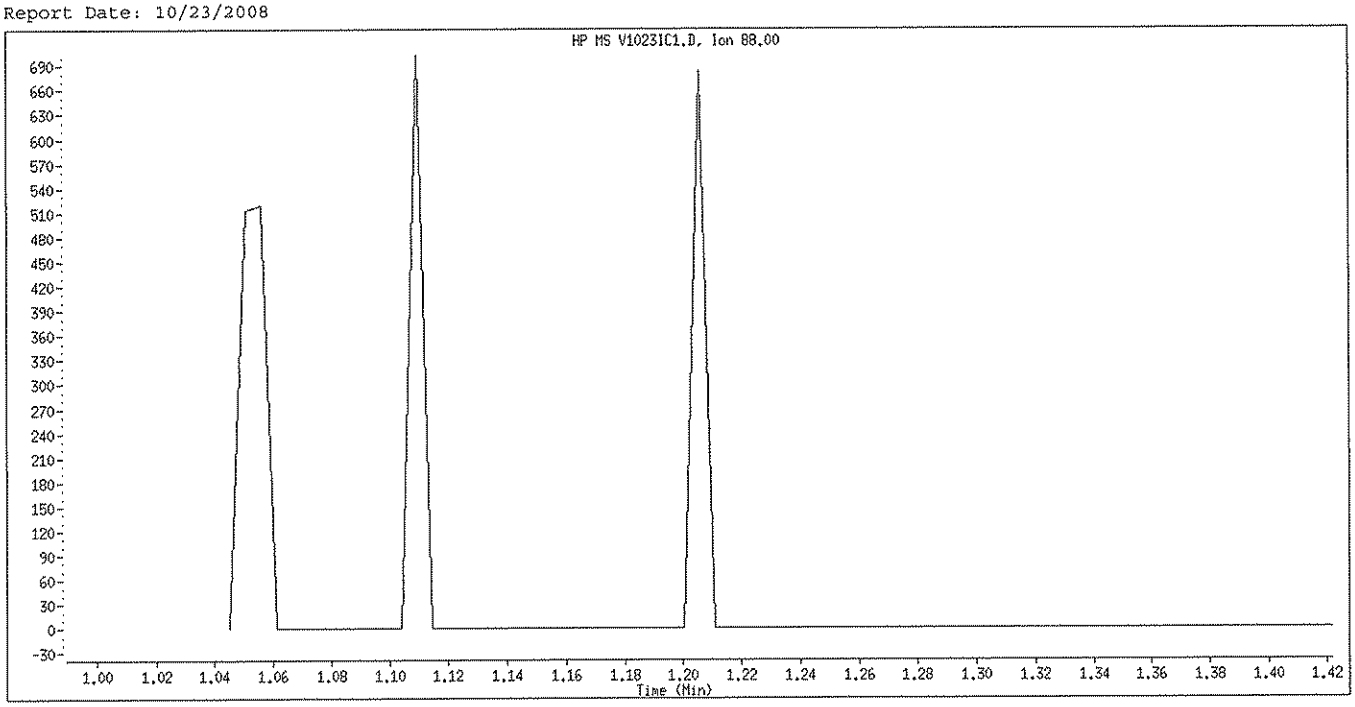

Original Integration

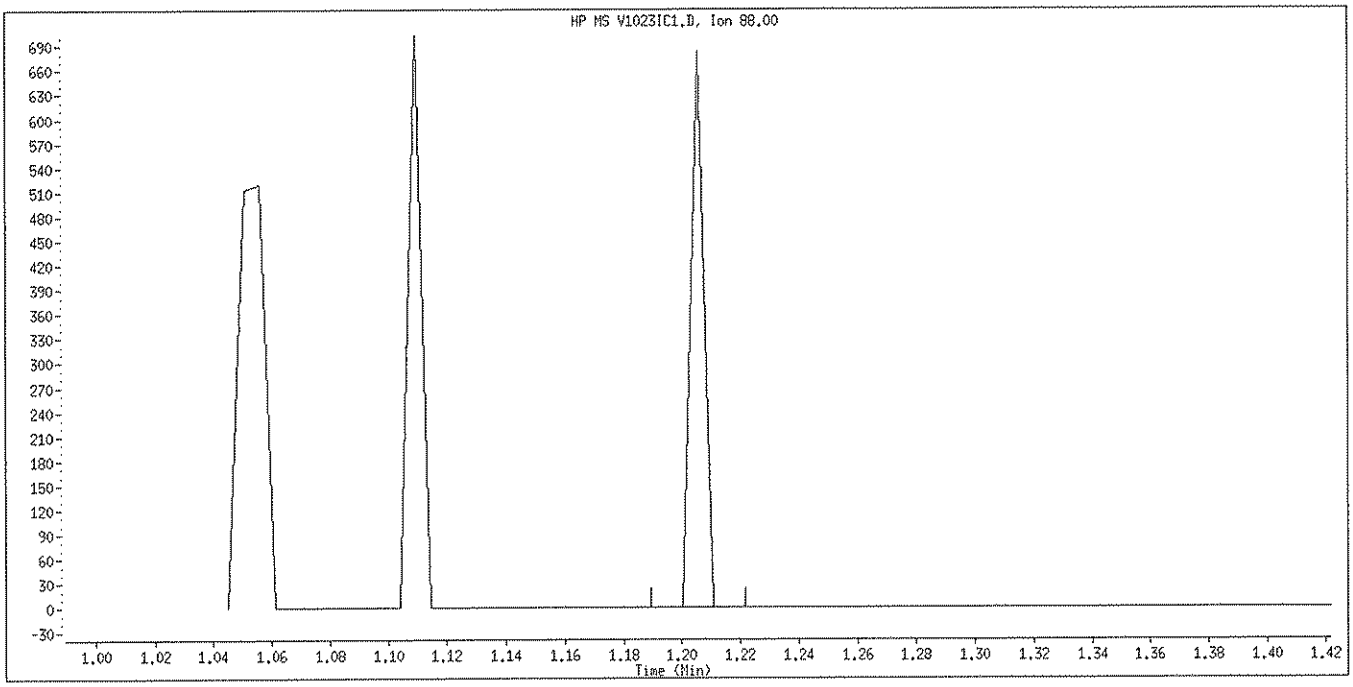

Manual Integration

Manually Integrated By: piccolinov
Manual Integration Reason: Peak Not Found

Data File Name: V1023IC1.D
Inj. Date and Time: 23-OCT-2008 00:05
Instrument ID: 731.i
Client ID: SSTD0.4
Compound Name: N-Nitrosodimethylamine
CAS #: 62-75-9
Report Date: 10/23/2008

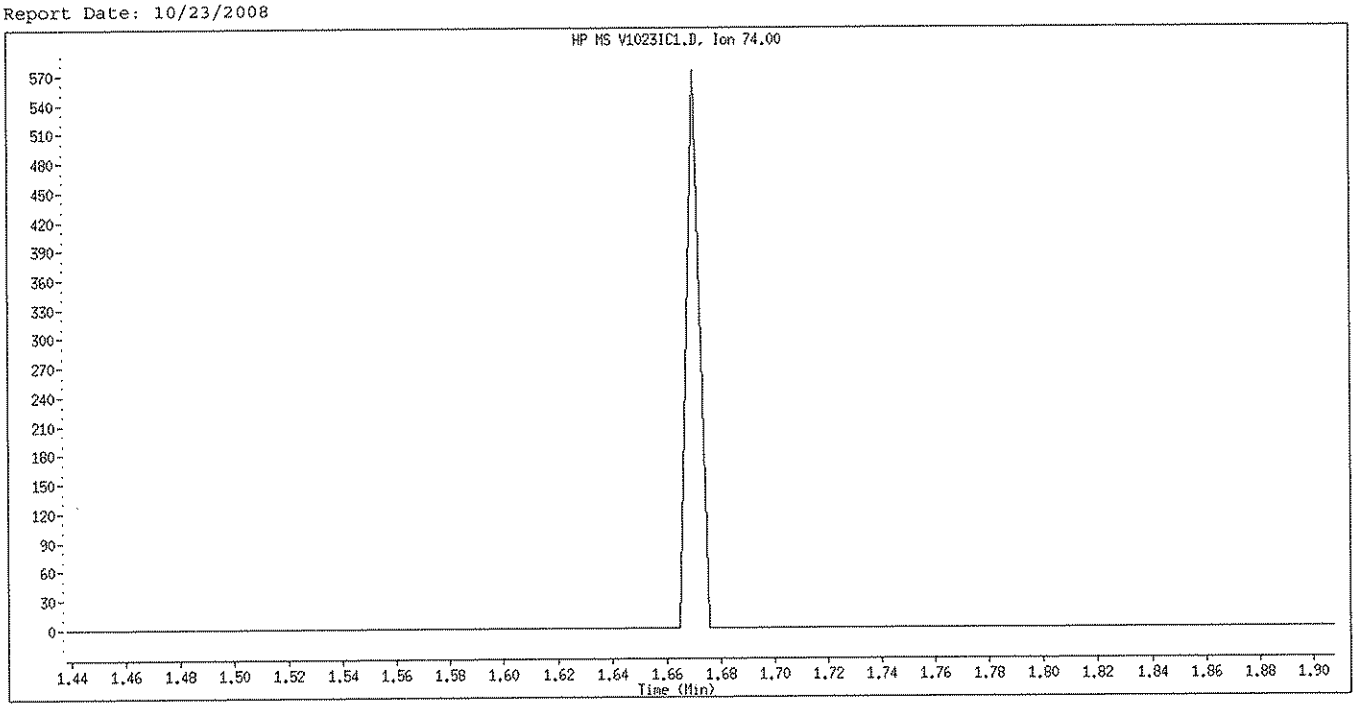

Original Integration

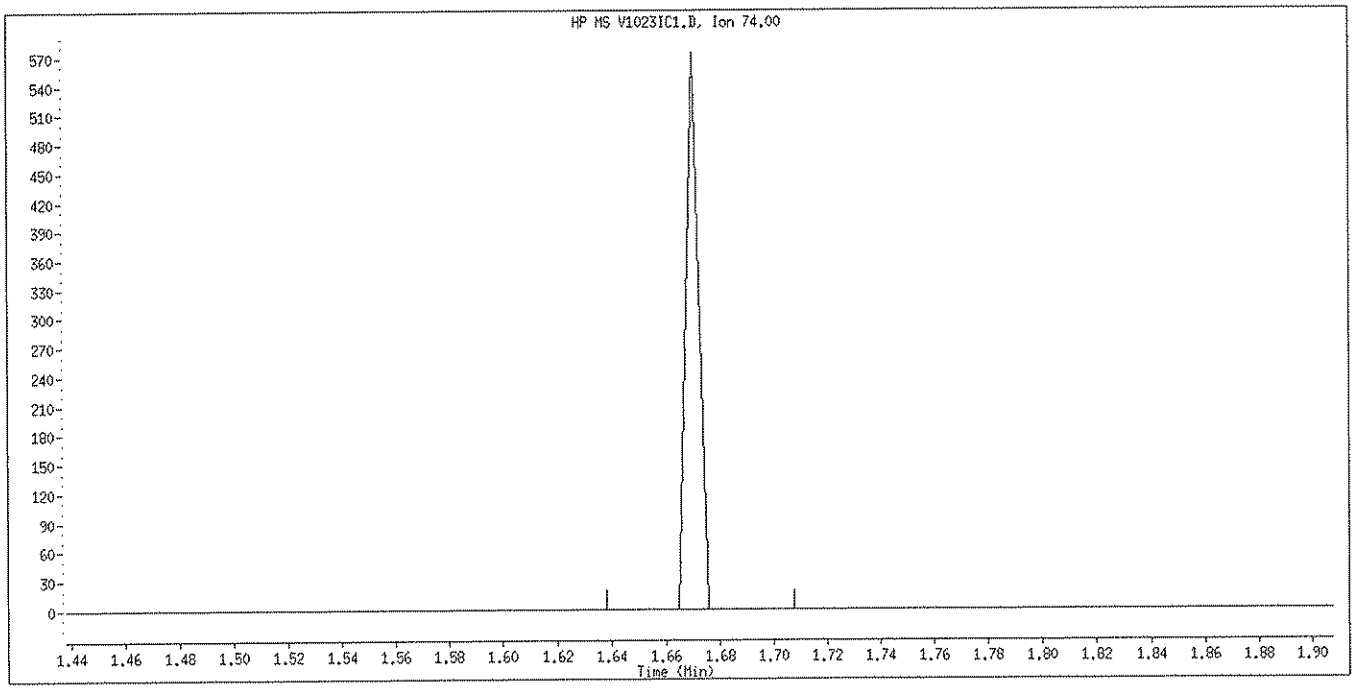

Manual Integration

Manually Integrated By: piccolinov
Manual Integration Reason: Peak Not Found

Data File Name: V1023IC1.D
Inj. Date and Time: 23-OCT-2008 00:05
Instrument ID: 731.i
Client ID: SSTD0.4
Compound Name: Pyridine
CAS #: 110-86-1
Report Date: 10/23/2008

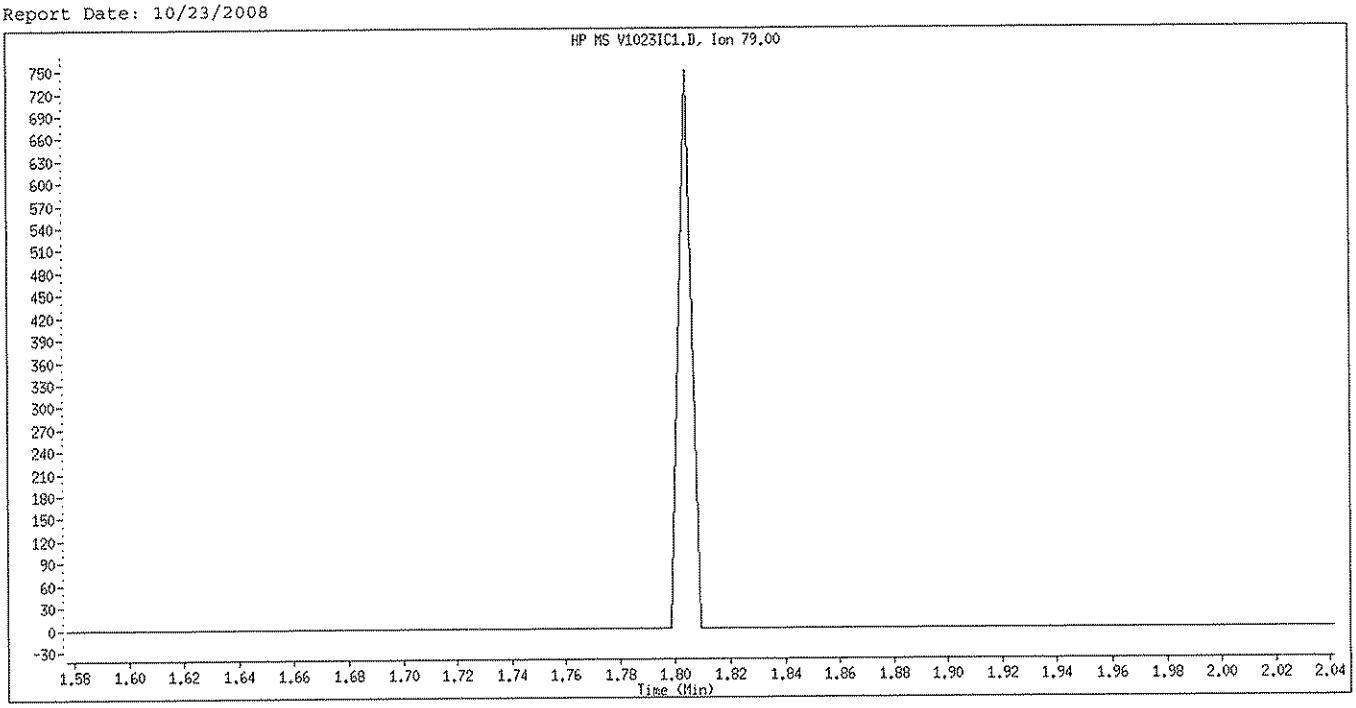

Original Integration

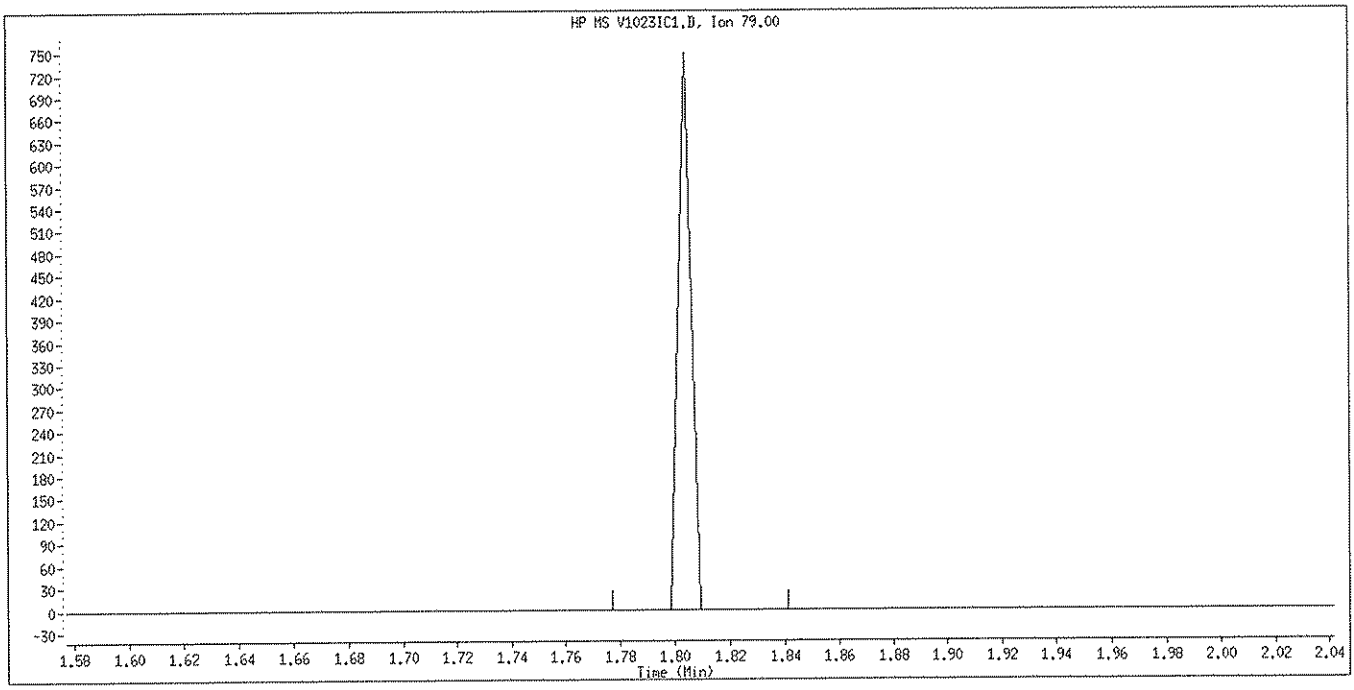

Manual Integration

Manually Integrated By: piccolinov
Manual Integration Reason: Peak Not Found

Data File Name: V1023IC1.D
Inj. Date and Time: 23-OCT-2008 00:05
Instrument ID: 731.i
Client ID: SSTD0.4
Compound Name: Methyl methanesulfonate
CAS #: 66-27-3
Report Date: 10/23/2008

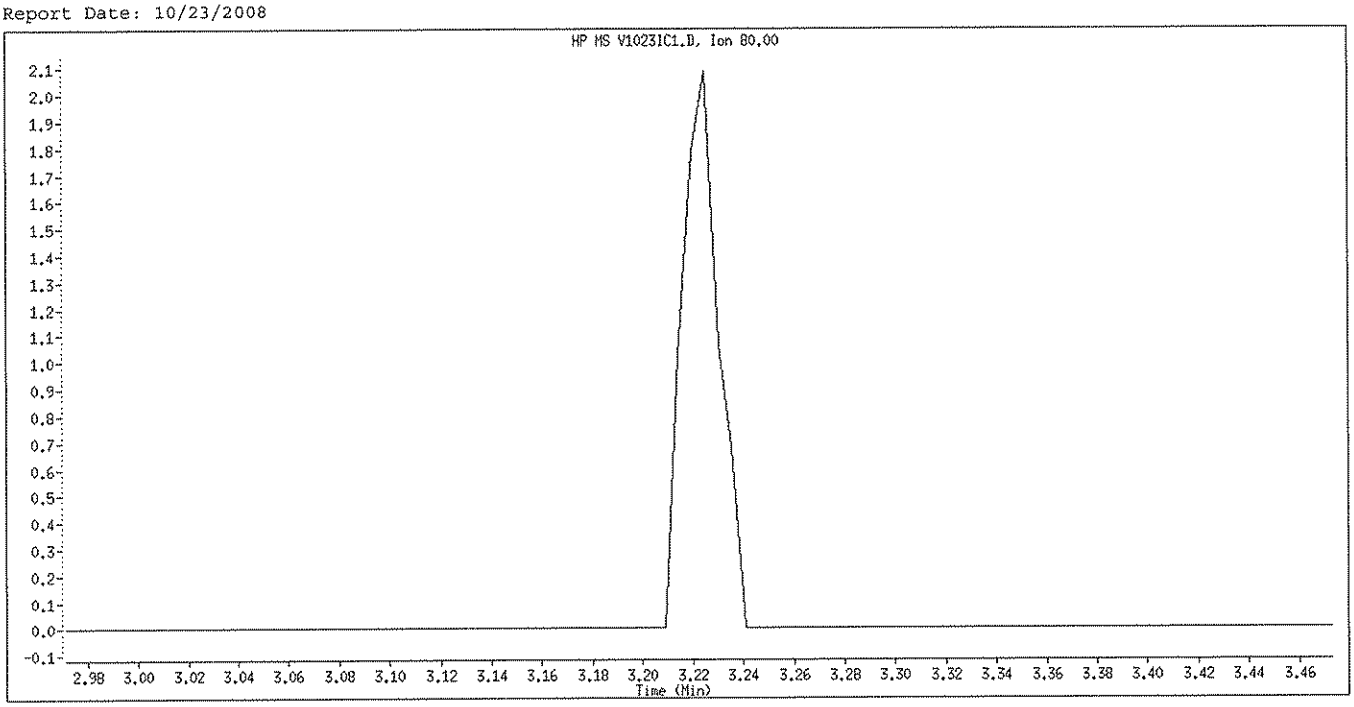

Original Integration

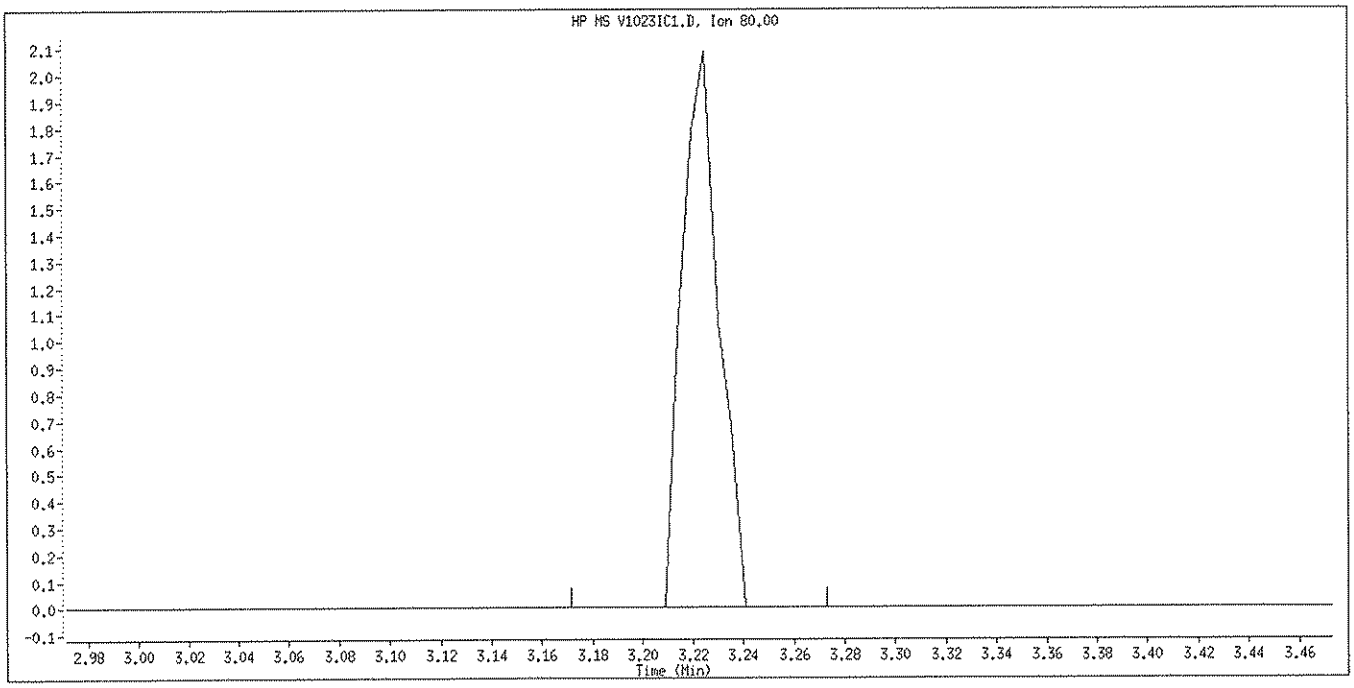

Manual Integration

Manually Integrated By: piccolinov
Manual Integration Reason: Peak Not Found

Data File Name: V1023IC1.D
Inj. Date and Time: 23-OCT-2008 00:05
Instrument ID: 731.i
Client ID: SSTD0.4
Compound Name: Benzoic Acid
CAS #: 65-85-0
Report Date: 10/23/2008

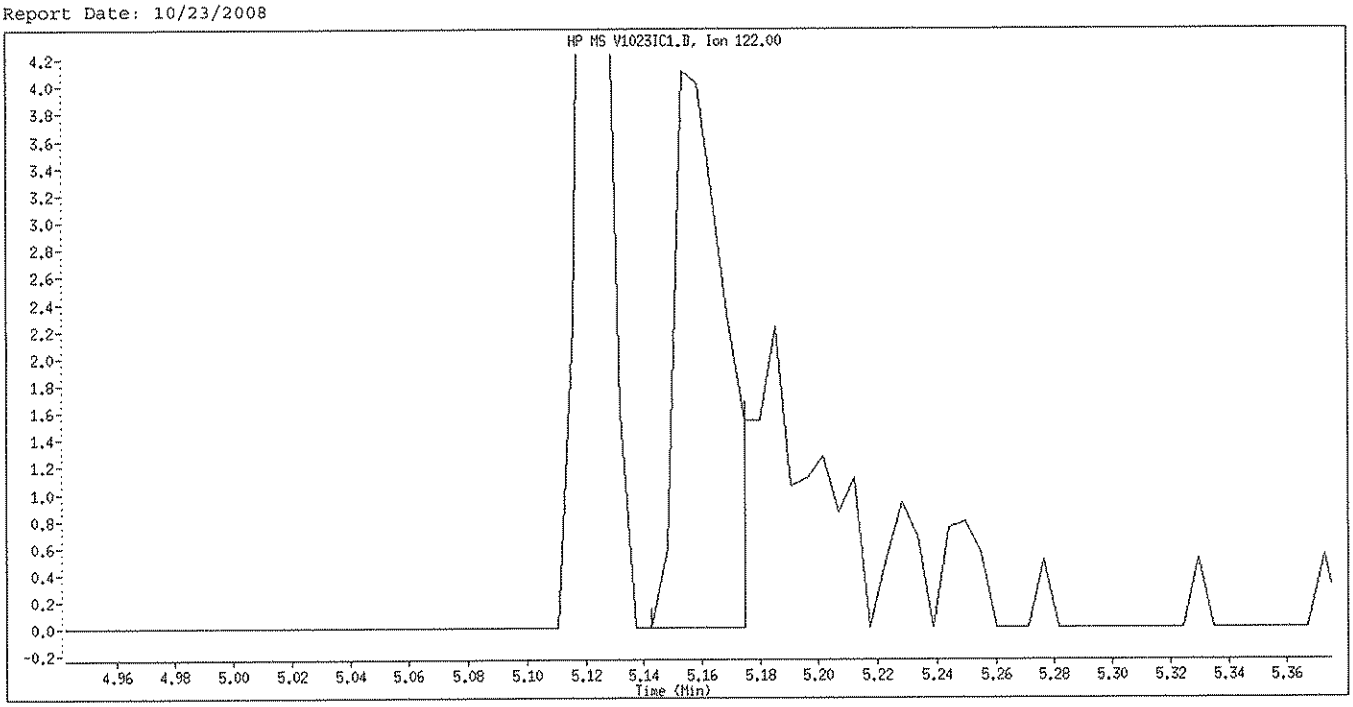

Original Integration

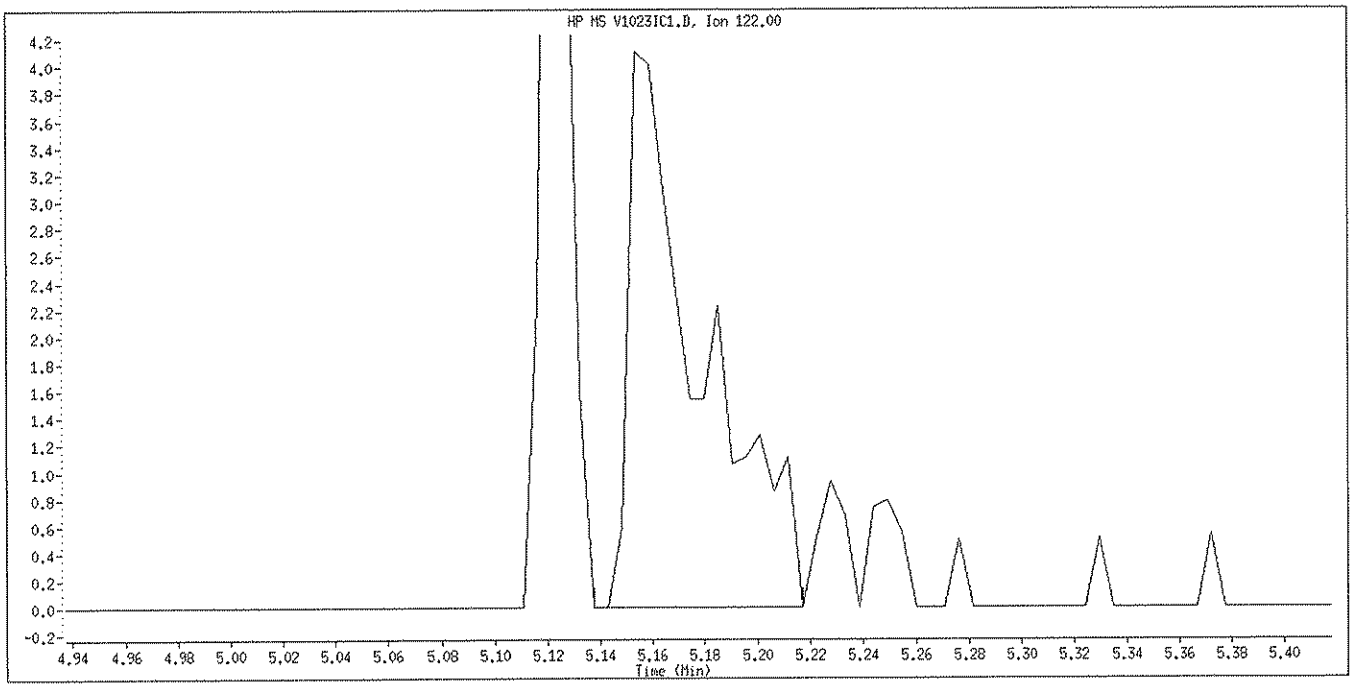

Manual Integration

Manually Integrated By: piccolinov
Manual Integration Reason: Poor Chromatography

Data File Name: V1023IC1.D
Inj. Date and Time: 23-OCT-2008 00:05
Instrument ID: 731.i
Client ID: SSTD0.4
Compound Name: 4,6-Dinitro-2-methylphenol
CAS #: 534-52-1
Report Date: 10/23/2008

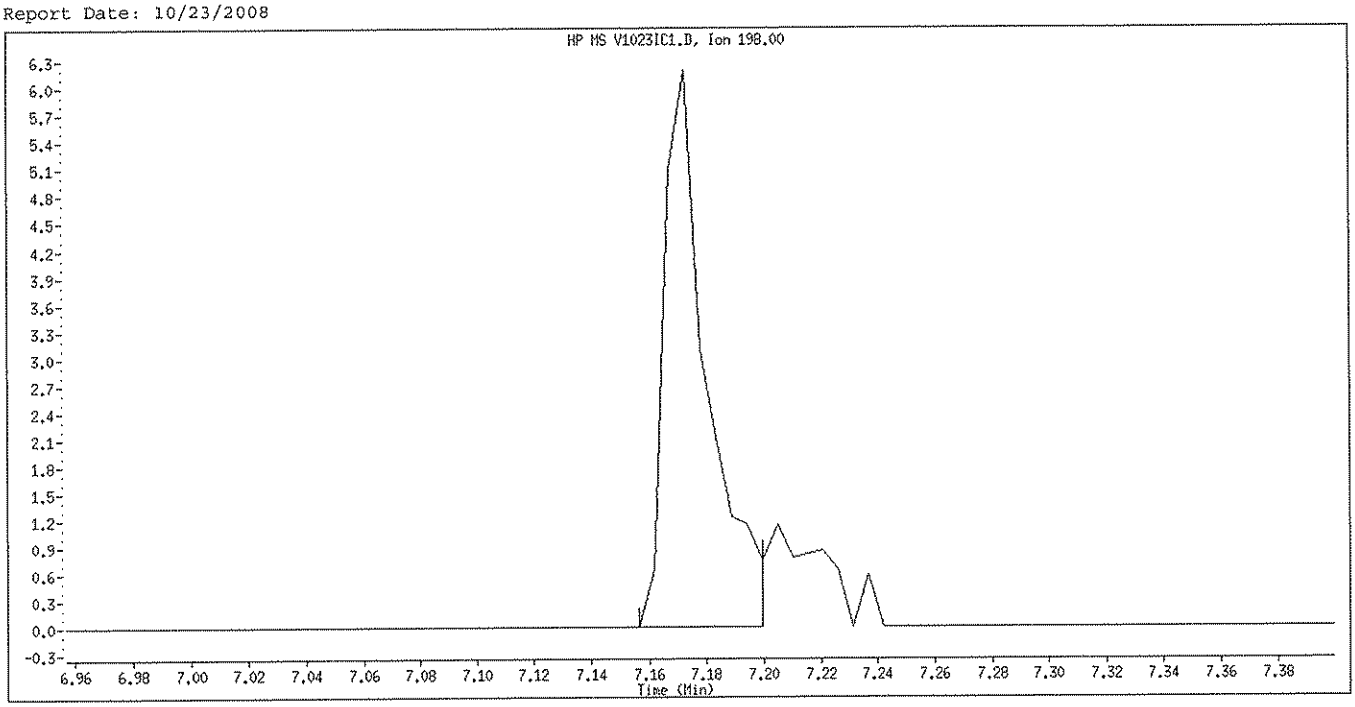

Original Integration

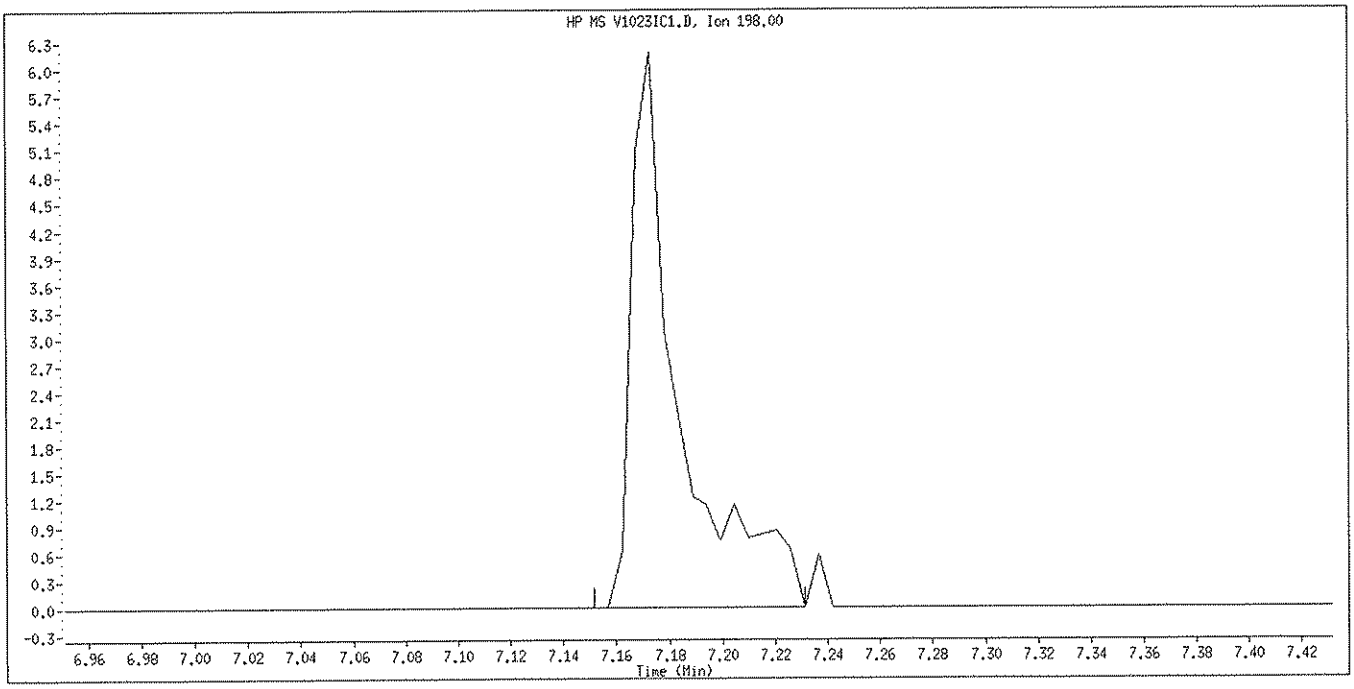

Manual Integration

Manually Integrated By: piccolinov
Manual Integration Reason: Poor Chromatography

Data File Name: V1023IC1.D
Inj. Date and Time: 23-OCT-2008 00:05
Instrument ID: 731.i
Client ID: SSTD0.4
Compound Name: Benzidine
CAS #: 92-87-5
Report Date: 10/23/2008

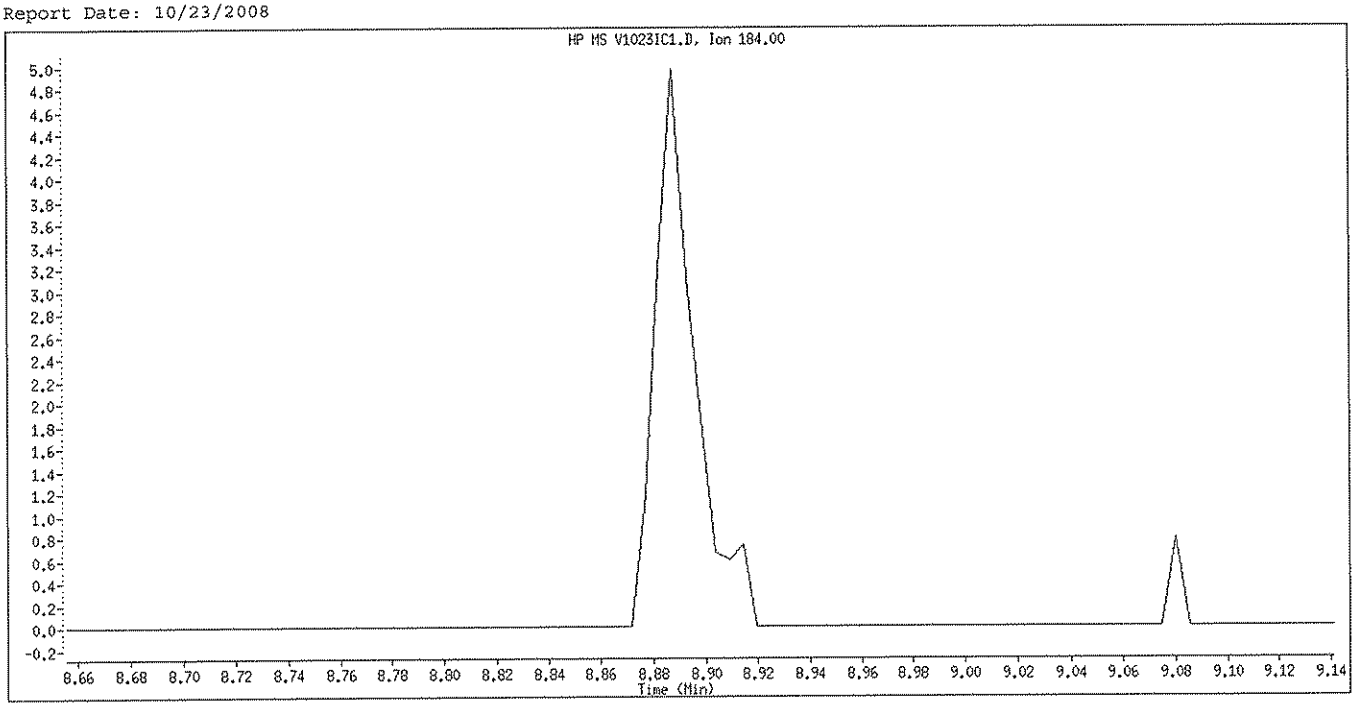

Original Integration

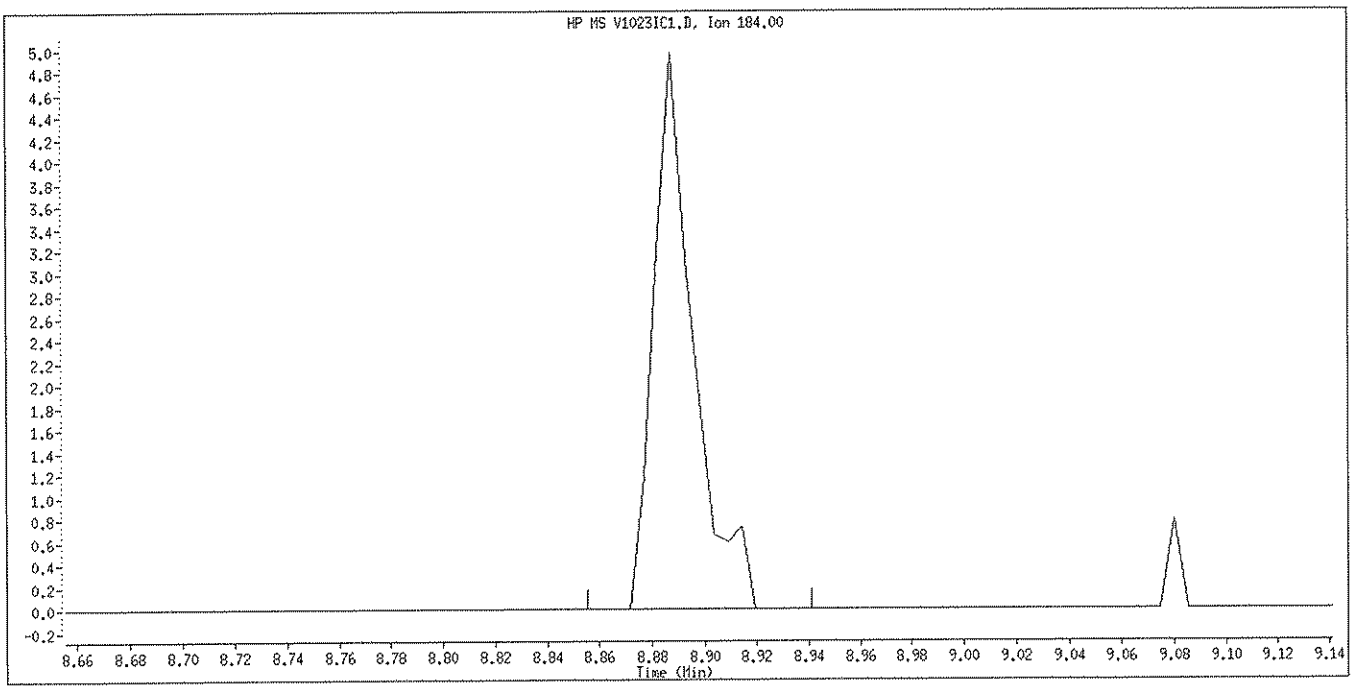

Manual Integration

Manually Integrated By: piccolinov
Manual Integration Reason: Peak Not Found

Data File Name: V1023IC1.D
Inj. Date and Time: 23-OCT-2008 00:05
Instrument ID: 731.i
Client ID: SSTD0.4
Compound Name: 3,3'-Dichlorobenzidine
CAS #: 91-94-1
Report Date: 10/23/2008

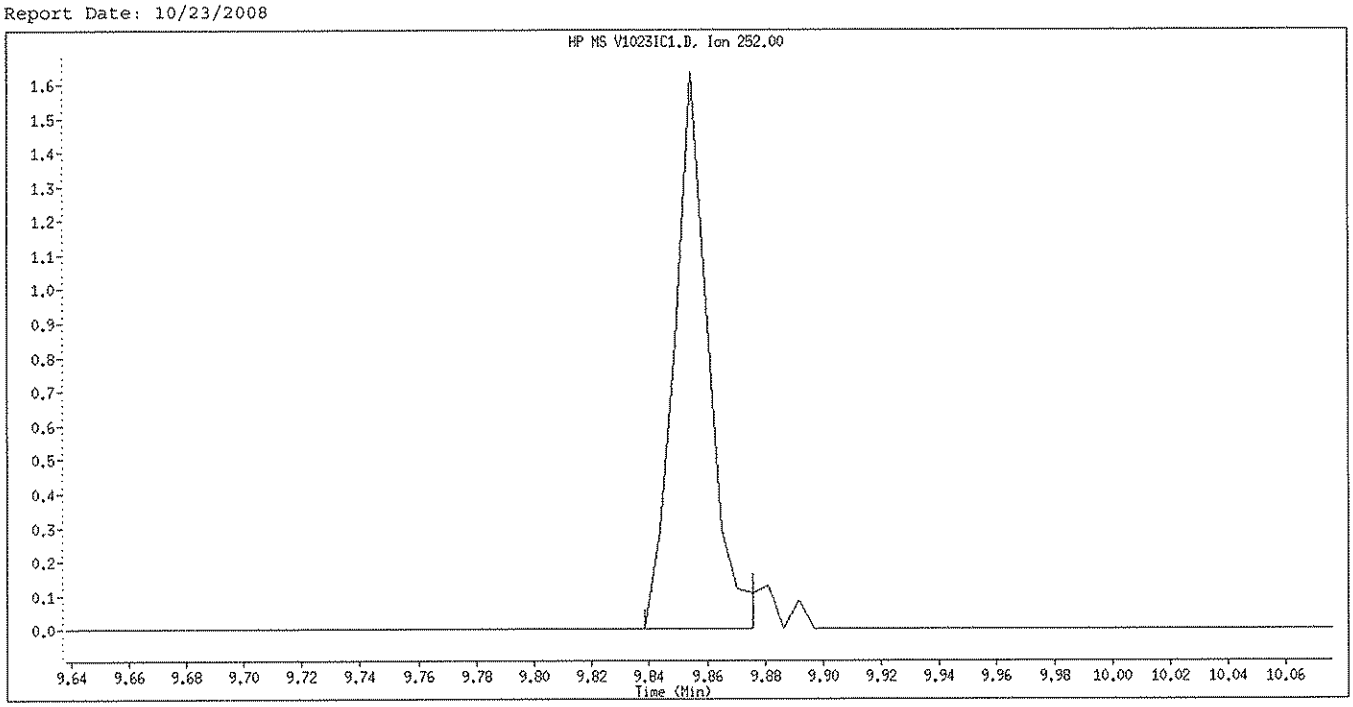

Original Integration

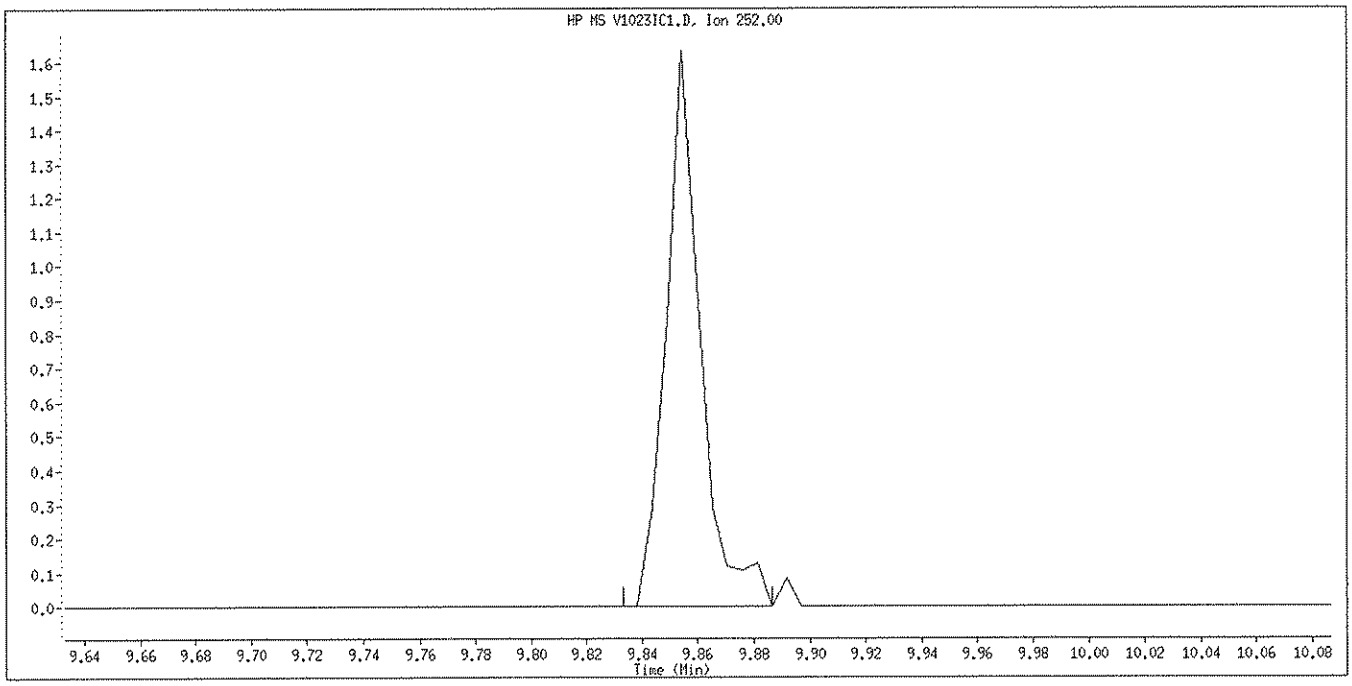

Manual Integration

Manually Integrated By: piccolinov
Manual Integration Reason: Poor Chromatography

Data File: \\PITSVR06\D\chem\731.i\V102308.b\V1023IC2.D
Date : 23-OCT-2008 00:27
Client ID: SSTD2.0
Sample Info: SSTD2.0(1.0ug/mL) BNA0673-08 8270c11

Instrument: 731.i
Operator: 003200
Column diameter: 0.32

Column phase: DB5-MS

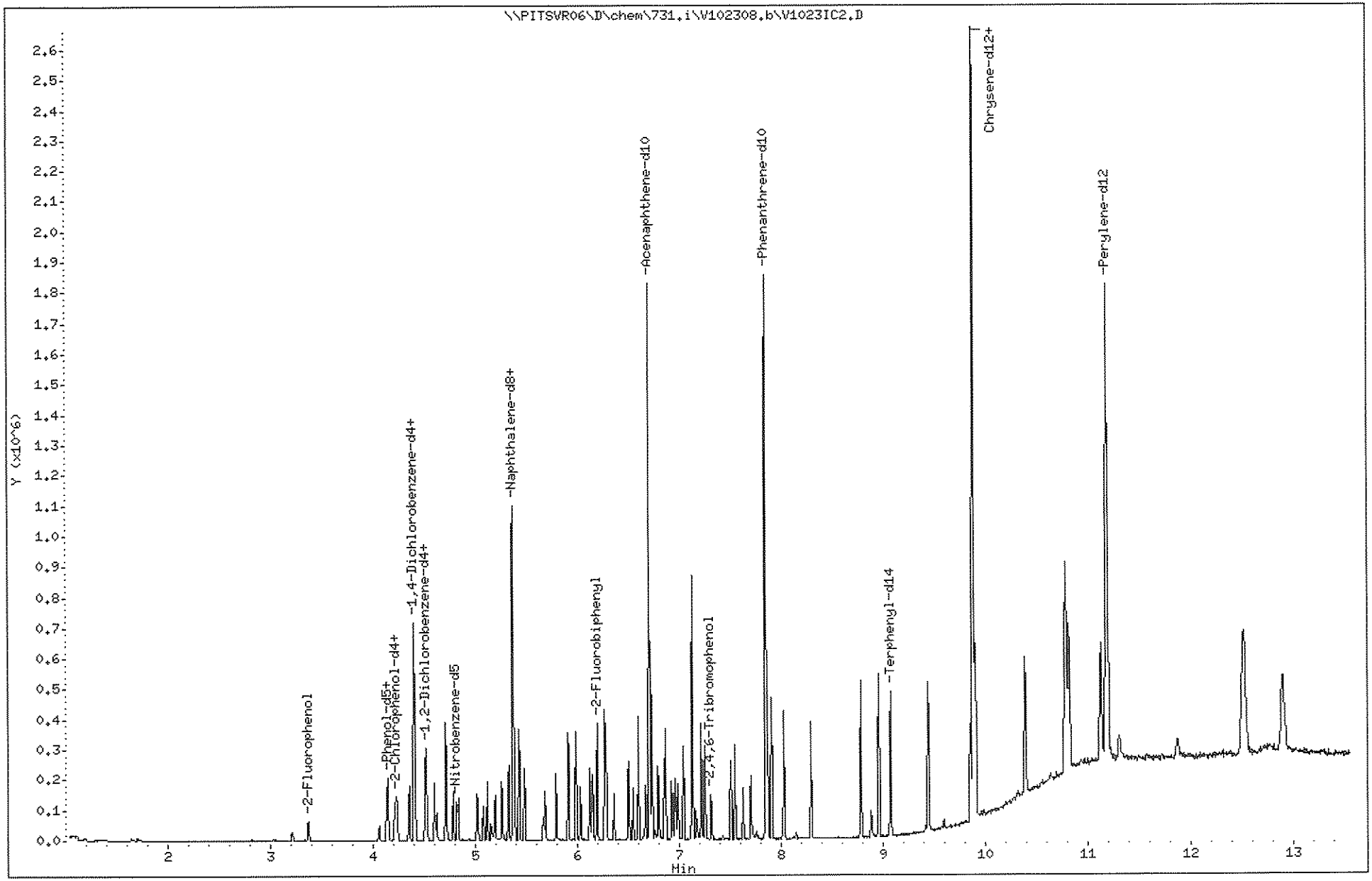

TestAmerica Pittsburgh

Semivolatile REPORT SW-846 Method 8270

Data file : \\PITSVR06\D\chem\731.i\V102308.b\V1023IC2.D
Lab Smp Id: SSTD2.0 Client Smp ID: SSTD2.0
Inj Date : 23-OCT-2008 00:27
Operator : 003200 Inst ID: 731.i
Smp Info : SSTD2.0(1.0ug/mL) BNA0673-08 8270cll
Misc Info : SSTD2.0,V102308.b,8270ll.m,padep.sub,1,2
Comment :
Method : \\PITSVR06\D\chem\731.i\V102308.b\8270ll.m
Meth Date : 23-Oct-2008 01:32 piccolinov Quant Type: ISTD
Cal Date : 23-OCT-2008 00:27 Cal File: V1023IC2.D
Als bottle: 3 Calibration Sample, Level: 2
Dil Factor: 1.00000
Integrator: HP RTE Compound Sublist: padep.sub
Target Version: 4.14
Processing Host: PITSVR06

	Compounds	QUANT SIG MASS	RT	EXP RT	REL RT	RESPONSE	AMOUNTS CAL-AMT (NG)	AMOUNTS ON-COL (NG)
* 1	1,4-Dichlorobenzene-d4	152	4.406	4.406	(1.000)	102488	8.00000	
* 2	Naphthalene-d8	136	5.373	5.373	(1.000)	464400	8.00000	
* 3	Acenaphthene-d10	164	6.709	6.709	(1.000)	355391	8.00000	
* 4	Phenanthrene-d10	188	7.852	7.852	(1.000)	661367	8.00000	
* 5	Chrysene-d12	240	9.887	9.887	(1.000)	680540	8.00000	
* 6	Perylene-d12	264	11.186	11.186	(1.000)	718130	8.00000	
198	1,4-Dioxane	88	1.196	1.196	(0.271)	3955	2.00000	1.9422(M)
10	N-Nitrosodimethylamine	74	1.645	1.645	(0.373)	5475	2.00000	2.0523(M)
9	Pyridine	79	1.698	1.698	(0.385)	9425	2.00000	1.7854(M)
16	Methyl methanesulfonate	80	3.215	3.215	(0.730)	10493	2.00000	2.0577
206	Benzaldehyde	77	4.065	4.065	(0.922)	9233	2.00000	2.0000
21	Aniline	93	4.150	4.150	(0.942)	38587	2.00000	2.0266
22	Phenol	94	4.145	4.145	(0.941)	36782	2.00000	2.0451
23	bis(2-Chloroethyl)ether	93	4.214	4.214	(0.956)	25948	2.00000	2.0823
24	2-Chlorophenol	128	4.241	4.241	(0.962)	34615	2.00000	2.0462
26	1,3-Dichlorobenzene	146	4.358	4.358	(0.989)	41859	2.00000	2.0823
27	1,4-Dichlorobenzene	146	4.417	4.417	(1.002)	42341	2.00000	2.0535
28	1,2-Dichlorobenzene	146	4.529	4.529	(1.028)	41636	2.00000	2.0685
29	Benzyl Alcohol	108	4.513	4.513	(1.024)	17736	2.00000	1.9671
30	2-Methylphenol	108	4.604	4.604	(1.045)	29786	2.00000	2.0511
31	2,2'-oxybis(1-Chloropropane)	45	4.625	4.625	(1.050)	33839	2.00000	2.1043
37	Acetophenone	105	4.711	4.711	(1.069)	43968	2.00000	2.1510
32	N-Nitroso-di-n-propylamine	70	4.716	4.716	(1.070)	18877	2.00000	2.1768
192	4-Methylphenol	108	4.716	4.716	(1.070)	31963	2.00000	2.0000
34	Hexachloroethane	117	4.786	4.786	(1.086)	17918	2.00000	2.0516
35	Nitrobenzene	77	4.839	4.839	(0.901)	30791	2.00000	1.9763
41	Isophorone	82	5.021	5.021	(0.934)	55933	2.00000	2.0151
42	2-Nitrophenol	139	5.080	5.080	(0.945)	18851	2.00000	1.9050
43	2,4-Dimethylphenol	107	5.122	5.122	(0.953)	33925	2.00000	1.9600
44	bis(2-Chloroethoxy)methane	93	5.197	5.197	(0.967)	37664	2.00000	2.0252
48	2,4-Dichlorophenol	162	5.261	5.261	(0.979)	35089	2.00000	2.0183
49	Benzoic Acid	122	5.154	5.154	(0.959)	13886	4.00000	4.0000
50	1,2,4-Trichlorobenzene	180	5.331	5.331	(0.992)	38966	2.00000	1.9601

Compounds	QUANT SIG MASS	RT	EXP RT	REL RT	RESPONSE	AMOUNTS CAL-AMT (NG)	AMOUNTS ON-COL (NG)
51 Naphthalene	128	5.389	5.389	(1.003)	123014	2.00000	2.0214
52 4-Chloroaniline	127	5.432	5.432	(1.011)	48353	2.00000	2.0289
54 2,6-Dichlorophenol	162	5.437	5.437	(1.012)	37861	2.00000	2.0250
56 Hexachlorobutadiene	225	5.486	5.486	(1.021)	23198	2.00000	1.9843
208 Caprolactam	113	5.667	5.667	(1.055)	8099	2.00000	1.8072
59 4-Chloro-3-Methylphenol	107	5.795	5.795	(1.079)	30354	2.00000	1.9414
62 2-Methylnaphthalene	142	5.913	5.913	(1.100)	85745	2.00000	1.9871
63 1-Methylnaphthalene	142	5.988	5.988	(1.114)	88872	2.00000	2.0347
64 Hexachlorocyclopentadiene	237	6.036	6.036	(0.900)	20999	2.00000	1.7943
66 2,4,6-Trichlorophenol	196	6.127	6.127	(0.913)	29544	2.00000	1.9904
67 2,4,5-Trichlorophenol	196	6.153	6.153	(0.917)	29496	2.00000	2.0252
209 1,1'-Biphenyl	154	6.271	6.271	(0.935)	114434	2.00000	2.0041
70 2-Chloronaphthalene	162	6.287	6.287	(0.937)	94181	2.00000	2.0185
73 2-Nitroaniline	65	6.362	6.362	(0.948)	18904	2.00000	1.8764
76 Dimethylphthalate	163	6.506	6.506	(0.970)	92315	2.00000	1.9520
78 2,6-Dinitrotoluene	165	6.549	6.549	(0.976)	19264	2.00000	1.8675
79 Acenaphthylene	152	6.602	6.602	(0.984)	149328	2.00000	1.9788
81 3-Nitroaniline	138	6.671	6.671	(0.994)	23426	2.00000	1.9332
82 Acenaphthene	153	6.736	6.736	(1.004)	95831	2.00000	2.0332
83 2,4-Dinitrophenol	184	6.762	6.762	(1.008)	8883	4.00000	4.0000(M)
85 4-Nitrophenol	109	6.794	6.794	(1.013)	22552	4.00000	3.7775
86 Dibenzofuran	168	6.869	6.869	(1.024)	139959	2.00000	1.9951
87 2,4-Dinitrotoluene	165	6.853	6.853	(1.021)	27563	2.00000	1.8670
91 2,3,5,6-Tetrachlorophenol	232	6.928	6.928	(1.033)	21137	2.00000	1.7852
88 2,3,4,6-Tetrachlorophenol	232	6.960	6.960	(1.037)	26692	2.00000	1.9598
92 2-Naphthylamine	143	6.987	6.987	(1.041)	51930	2.00000	2.0000
93 Diethylphthalate	149	7.045	7.045	(1.050)	101601	2.00000	1.9670
94 Fluorene	166	7.131	7.131	(1.063)	112109	2.00000	2.0000
95 4-Chlorophenyl-phenylether	204	7.131	7.131	(1.063)	52954	2.00000	2.0000
96 4-Nitroaniline	138	7.136	7.136	(1.064)	24130	2.00000	1.8531
98 4,6-Dinitro-2-methylphenol	198	7.168	7.168	(0.913)	21409	4.00000	4.0000
99 N-Nitrosodiphenylamine (1)	169	7.222	7.222	(0.920)	84486	2.00000	2.0522
100 1,2-Diphenylhydrazine	77	7.254	7.254	(0.924)	96872	2.00000	2.0030
106 4-Bromophenyl-phenylether	248	7.510	7.510	(0.956)	30686	2.00000	1.9706
107 Hexachlorobenzene	284	7.548	7.548	(0.961)	36001	2.00000	2.0411
210 Atrazine	200	7.628	7.628	(0.971)	17297	2.00000	1.9892
111 Pentachlorophenol	266	7.703	7.703	(0.981)	28467	4.00000	4.0000(M)
115 Phenanthrene	178	7.868	7.868	(1.002)	172501	2.00000	2.0252
116 Anthracene	178	7.911	7.911	(1.007)	174146	2.00000	2.0100
119 Carbazole	167	8.028	8.028	(1.022)	165074	2.00000	1.9824
120 Di-n-Butylphthalate	149	8.295	8.295	(1.056)	191079	2.00000	1.9242
123 Fluoranthene	202	8.782	8.782	(1.118)	202799	2.00000	2.0144
124 Benzidine	184	8.883	8.883	(0.898)	38282	2.00000	2.0000(M)
125 Pyrene	202	8.958	8.958	(0.906)	205523	2.00000	2.0133
131 Butylbenzylphthalate	149	9.444	9.444	(0.955)	92200	2.00000	1.9299
135 3,3'-Dichlorobenzidine	252	9.855	9.855	(0.997)	73781	2.00000	2.0000
136 Benzo(a)Anthracene	228	9.877	9.877	(0.999)	195143	2.00000	2.0013
137 Chrysene	228	9.909	9.909	(1.002)	190686	2.00000	2.0090
139 bis(2-ethylhexyl)Phthalate	149	9.882	9.882	(0.999)	135360	2.00000	1.9619
140 Di-n-octylphthalate	149	10.390	10.390	(0.929)	264525	2.00000	2.0000
141 Benzo(b)fluoranthene	252	10.790	10.790	(0.965)	259043	2.00000	2.0694
142 Benzo(k)fluoranthene	252	10.817	10.817	(0.967)	240488	2.00000	1.8942
143 7,12-dimethylbenz[a]anthracen	256	10.780	10.780	(0.964)	109102	2.00000	1.9716
146 Benzo(a)pyrene	252	11.127	11.127	(0.995)	205959	2.00000	1.9503

Compounds	QUANT SIG MASS	RT	EXP RT	REL RT	RESPONSE	AMOUNTS CAL-AMT (NG)	AMOUNTS ON-COL (NG)
149 Indeno(1,2,3-cd)pyrene	276	12.505	12.505	(1.118)	258002	2.00000	2.0000
150 Dibenz(a,h)anthracene	278	12.526	12.526	(1.120)	219193	2.00000	2.0000
151 Benzo(g,h,i)perylene	276	12.900	12.900	(1.153)	233700	2.00000	2.0000
$ 154 Nitrobenzene-d5	82	4.823	4.823	(0.898)	31174	2.00000	1.9513
$ 155 2-Fluorobiphenyl	172	6.196	6.196	(0.924)	101827	2.00000	1.9902
$ 156 Terphenyl-d14	244	9.075	9.075	(0.918)	133908	2.00000	2.0414
$ 157 Phenol-d5	99	4.139	4.139	(0.939)	34832	2.00000	2.0618
$ 158 2-Fluorophenol	112	3.375	3.375	(0.766)	22847	2.00000	1.9936
$ 159 2,4,6-Tribromophenol	330	7.318	7.318	(0.932)	14030	2.00000	1.8845
$ 186 2-Chlorophenol-d4	132	4.225	4.225	(0.959)	33465	2.00000	2.0387
$ 187 1,2-Dichlorobenzene-d4	152	4.519	4.519	(1.025)	27423	2.00000	2.0789

QC Flag Legend

M - Compound response manually integrated.

Data File Name: V1023IC2.D
Inj. Date and Time: 23-OCT-2008 00:27
Instrument ID: 731.i
Client ID: SSTD2.0
Compound Name: 1,4-Dioxane
CAS #: 123-91-1
Report Date: 10/23/2008

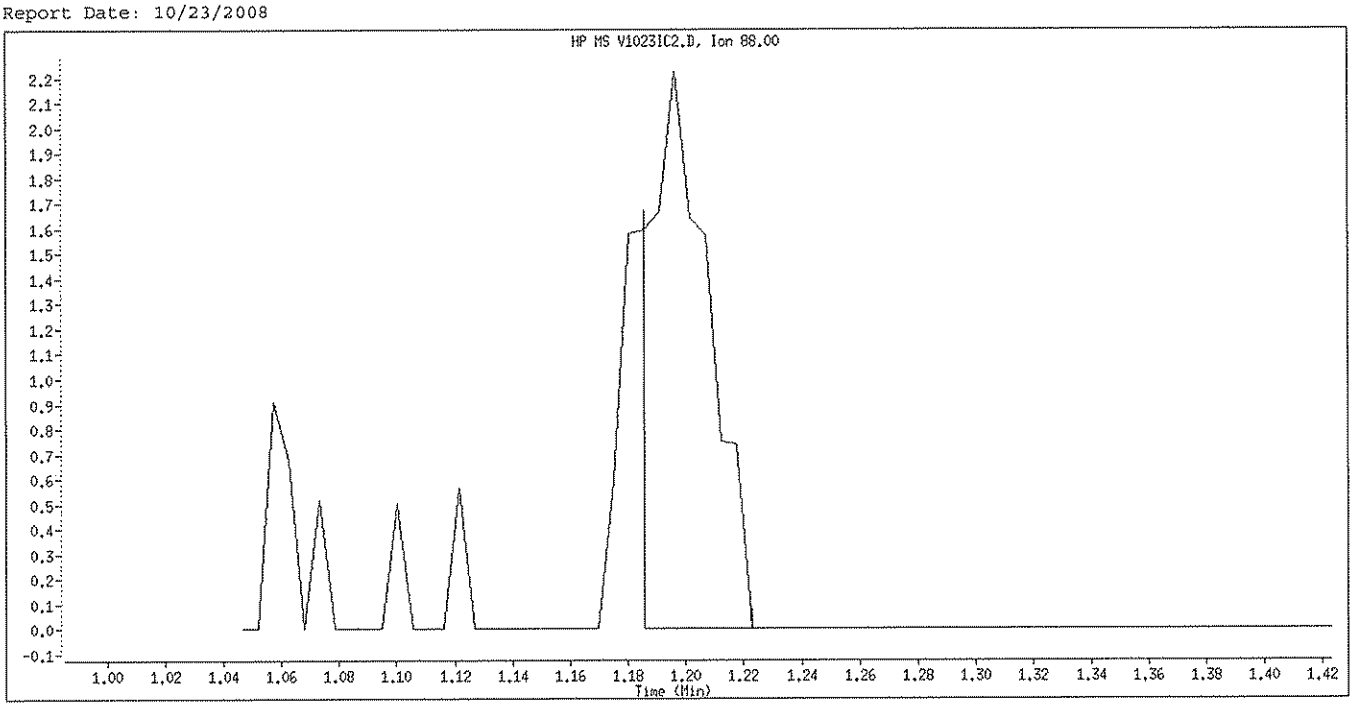

Original Integration

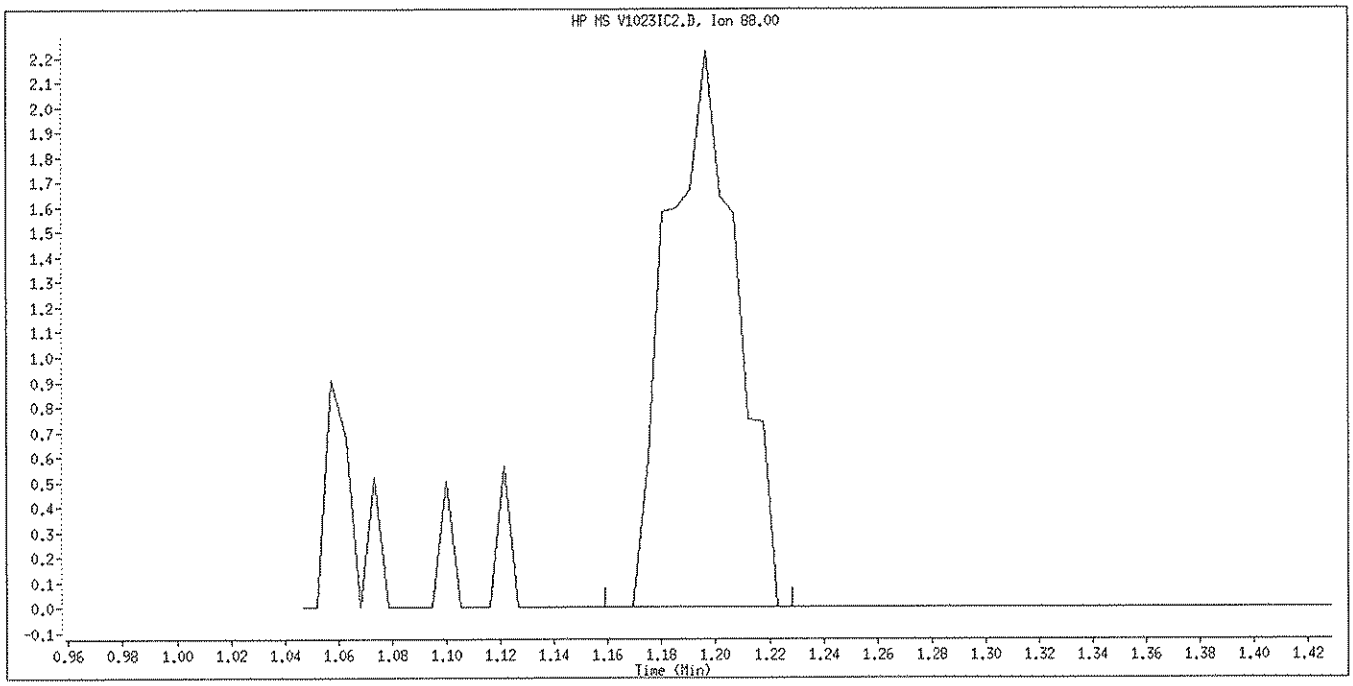

Manual Integration

Manually Integrated By: piccolinov
Manual Integration Reason: Poor Chromatography

Data File Name: V1023IC2.D
Inj. Date and Time: 23-OCT-2008 00:27
Instrument ID: 731.i
Client ID: SSTD2.0
Compound Name: N-Nitrosodimethylamine
CAS #: 62-75-9
Report Date: 10/23/2008

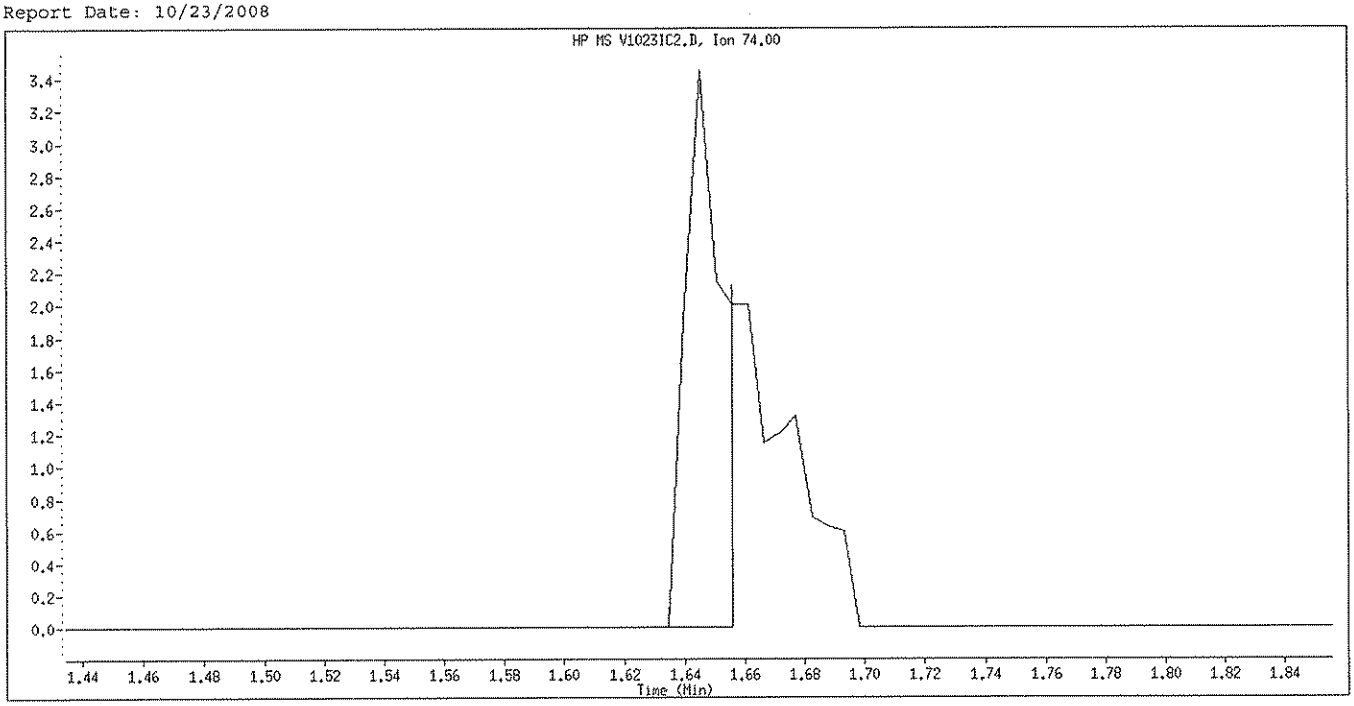

Original Integration

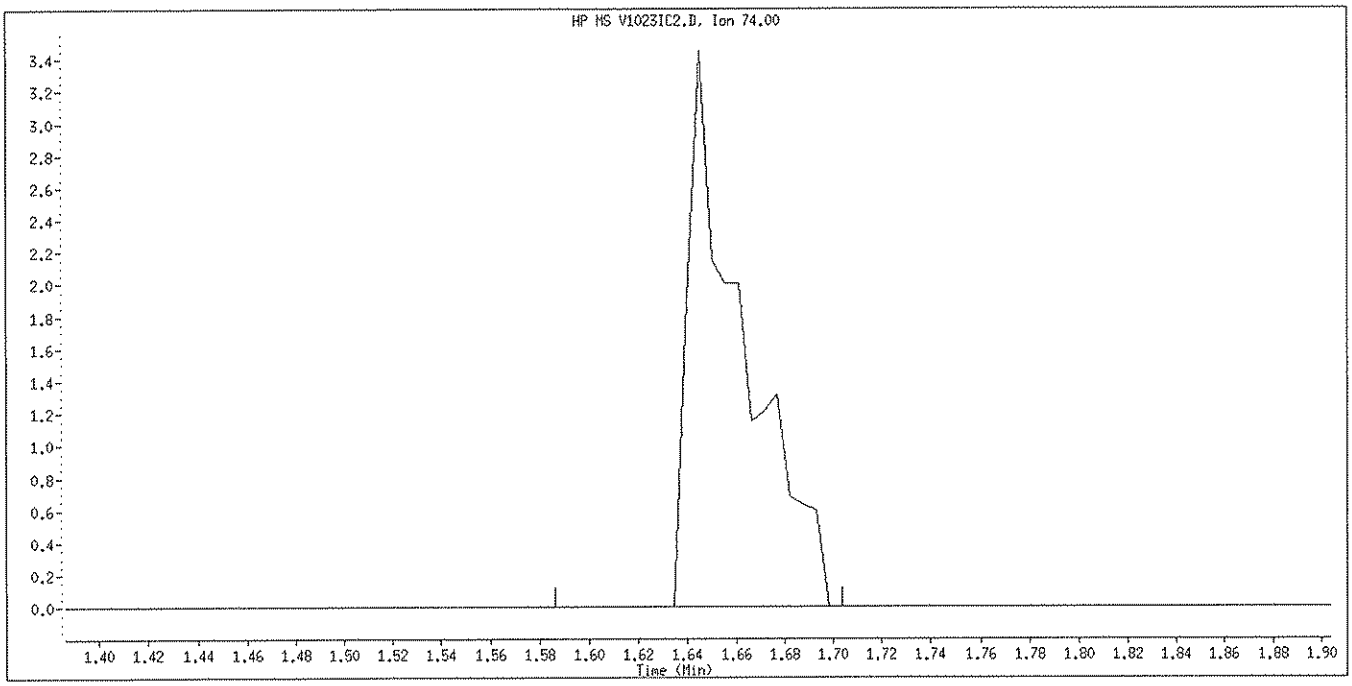

Manual Integration

Manually Integrated By: piccolinov
Manual Integration Reason: Poor Chromatography

Data File Name: V1023IC2.D
Inj. Date and Time: 23-OCT-2008 00:27
Instrument ID: 731.i
Client ID: SSTD2.0
Compound Name: Pyridine
CAS #: 110-86-1
Report Date: 10/23/2008

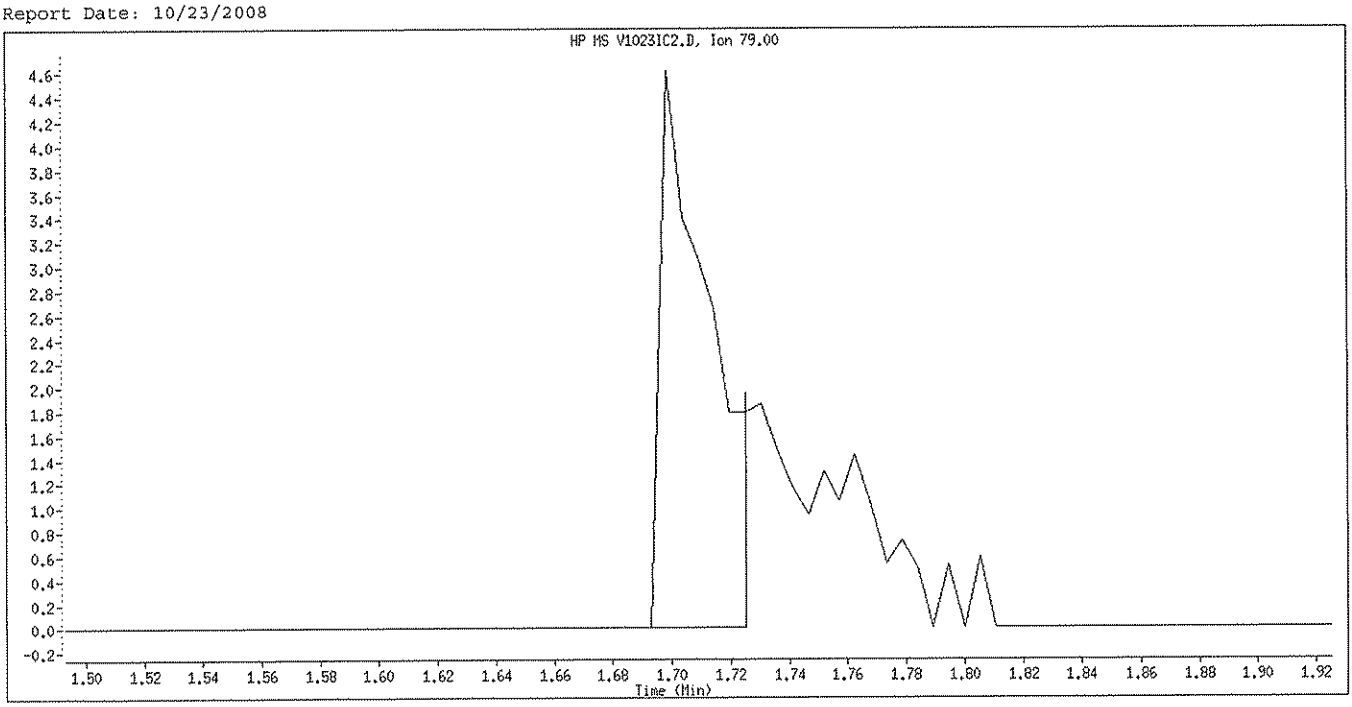

Original Integration

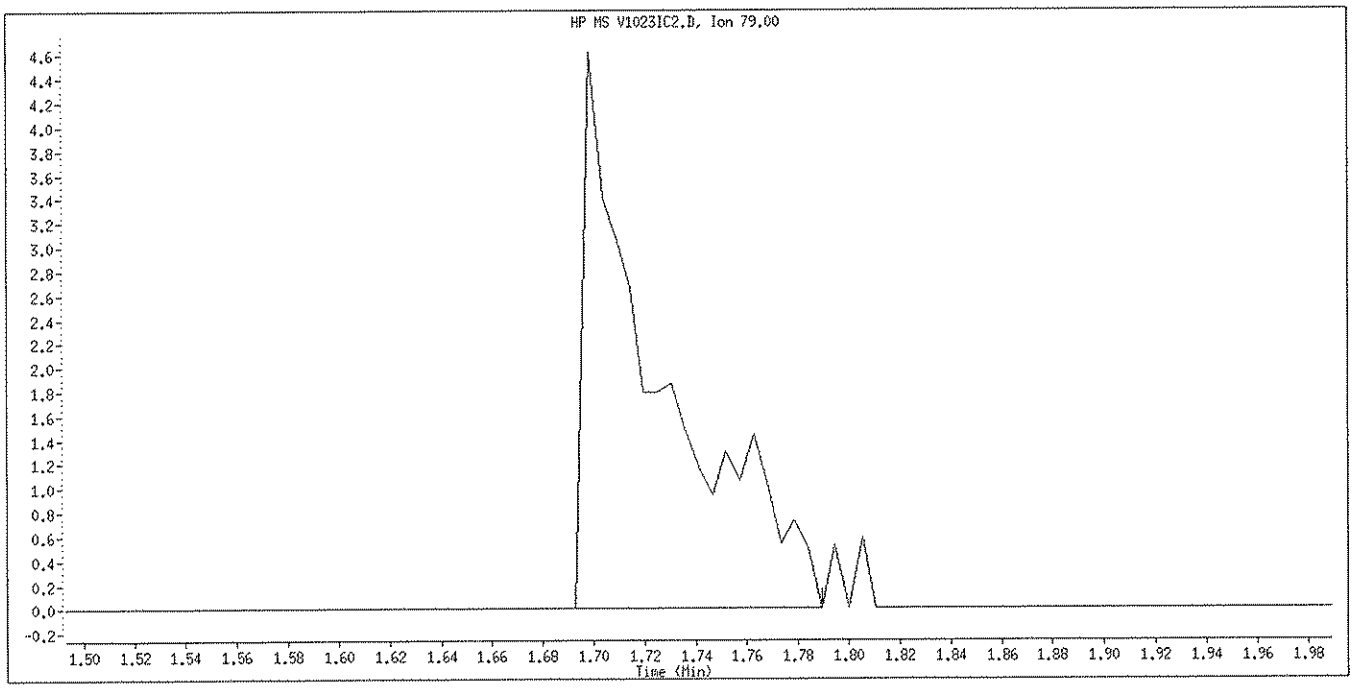

Manual Integration

Manually Integrated By: piccolinov
Manual Integration Reason: Poor Chromatography

Data File Name: V1023IC2.D
Inj. Date and Time: 23-OCT-2008 00:27
Instrument ID: 731.i
Client ID: SSTD2.0
Compound Name: 2,4-Dinitrophenol
CAS #: 51-28-5
Report Date: 10/23/2008

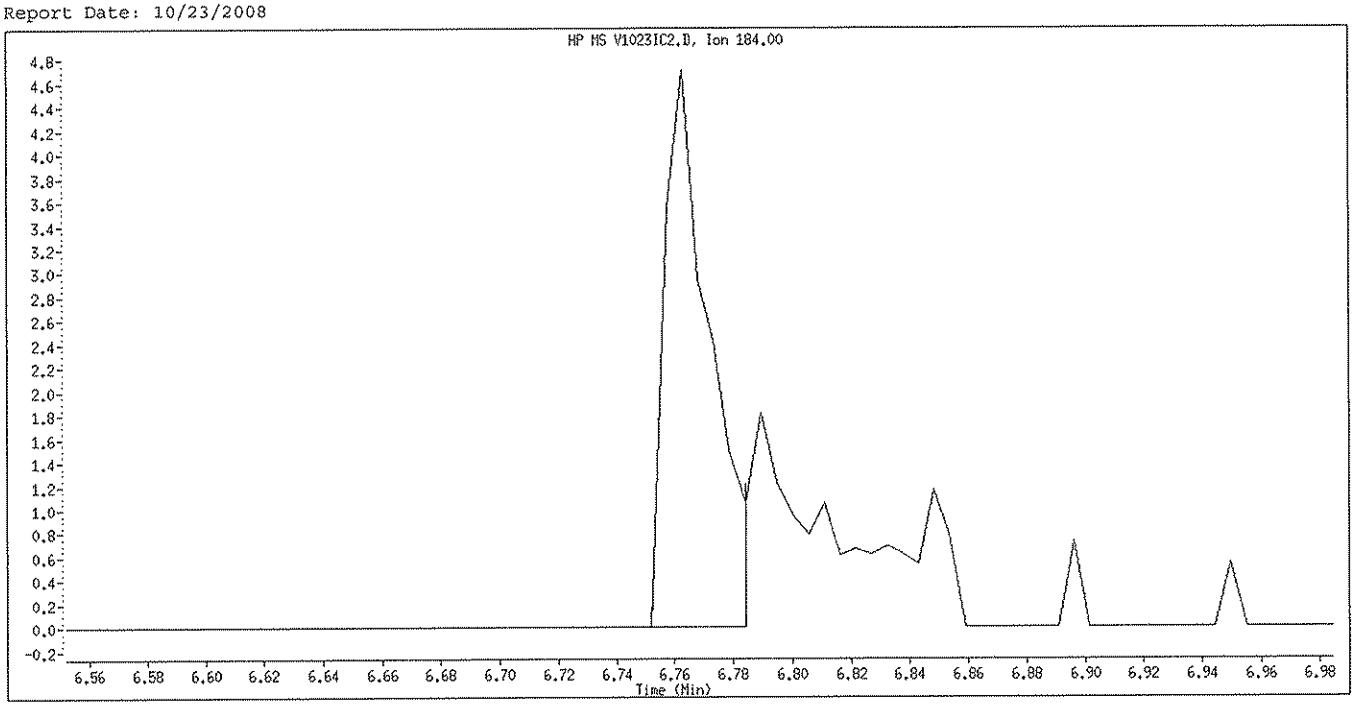

Original Integration

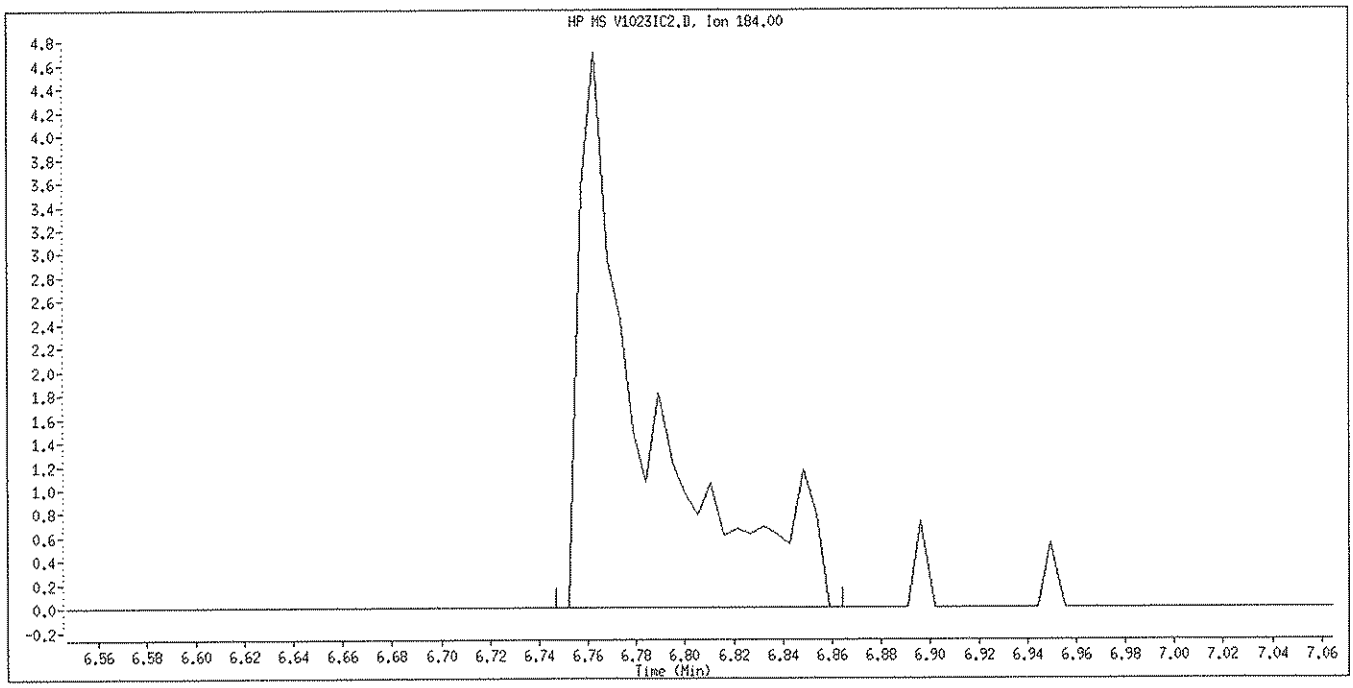

Manual Integration

Manually Integrated By: piccolinov
Manual Integration Reason: Poor Chromatography

Data File Name: V1023IC2.D
Inj. Date and Time: 23-OCT-2008 00:27
Instrument ID: 731.i
Client ID: SSTD2.0
Compound Name: Pentachlorophenol
CAS #: 87-86-5
Report Date: 10/23/2008

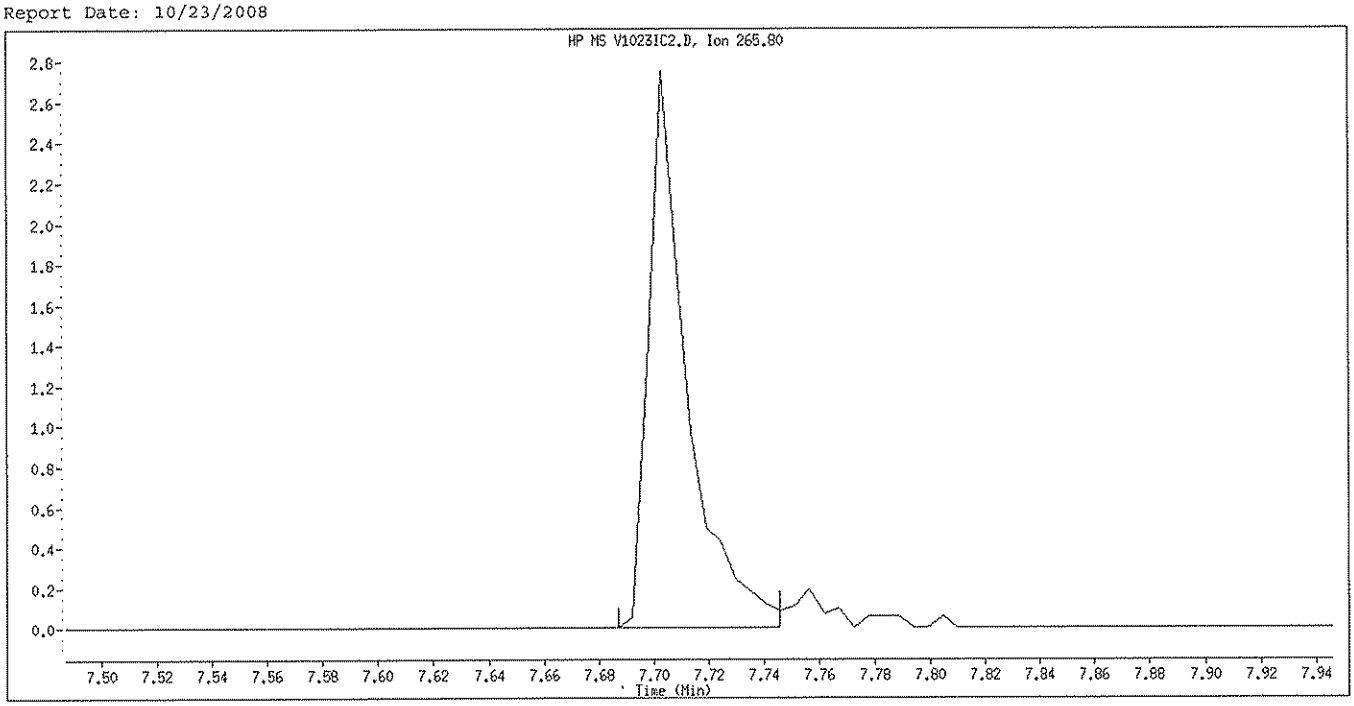

Original Integration

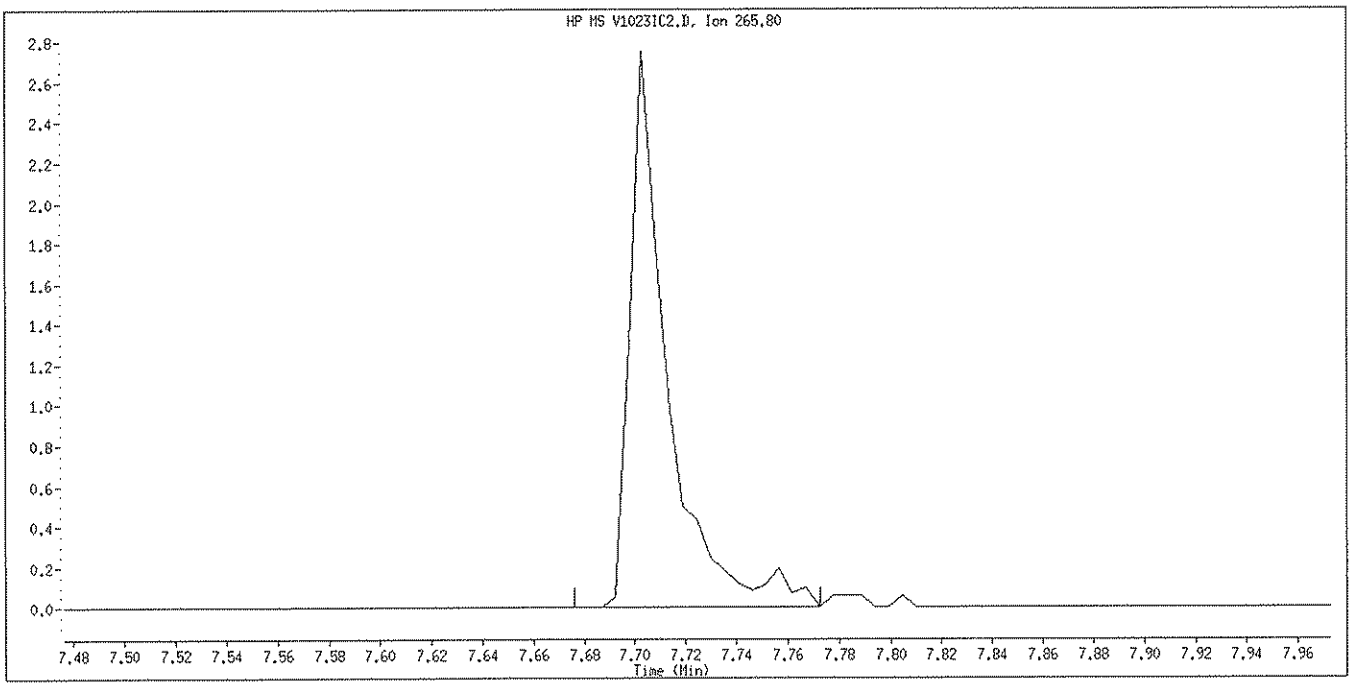

Manual Integration

Manually Integrated By: piccolinov
Manual Integration Reason: Poor Chromatography

Data File Name: V1023IC2.D
Inj. Date and Time: 23-OCT-2008 00:27
Instrument ID: 731.i
Client ID: SSTD2.0
Compound Name: Benzidine
CAS #: 92-87-5
Report Date: 10/23/2008

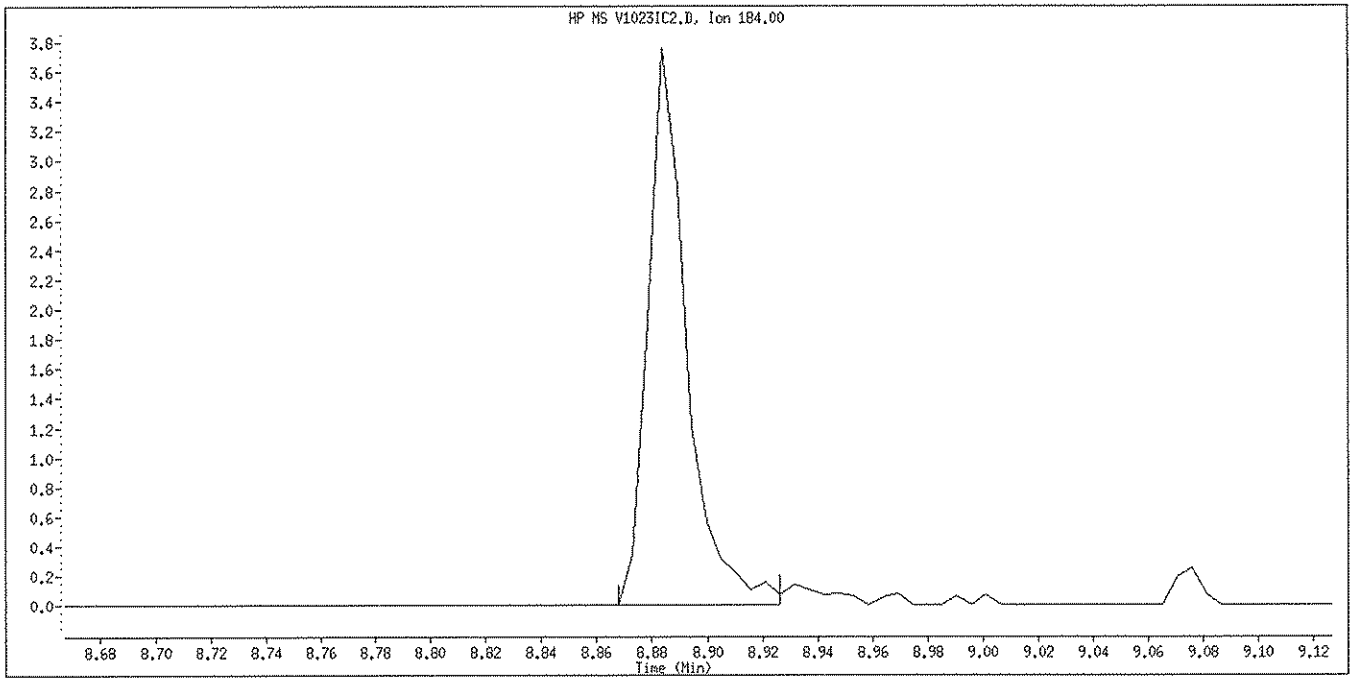

Original Integration

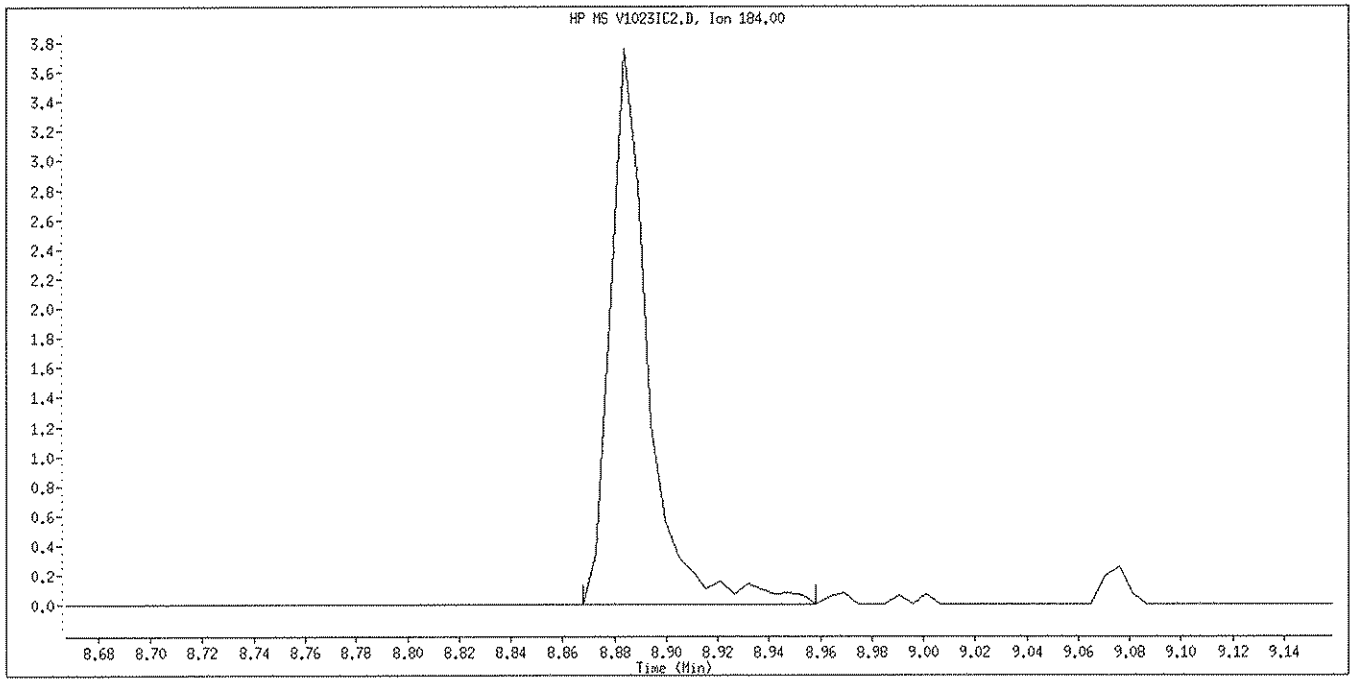

Manual Integration

Manually Integrated By: piccolinov
Manual Integration Reason: Poor Chromatography

Data File: \\PITSVR06\D\chem\731.i\V102308.b\V1023IC3.D
Date : 23-OCT-2008 00:48
Client ID: SSTD4.0
Sample Info: SSTD4.0(2.0ug/mL) BNA0721-08 8270c11

Instrument: 731.i
Operator: 003200
Column diameter: 0.32

Column phase: DB5-MS

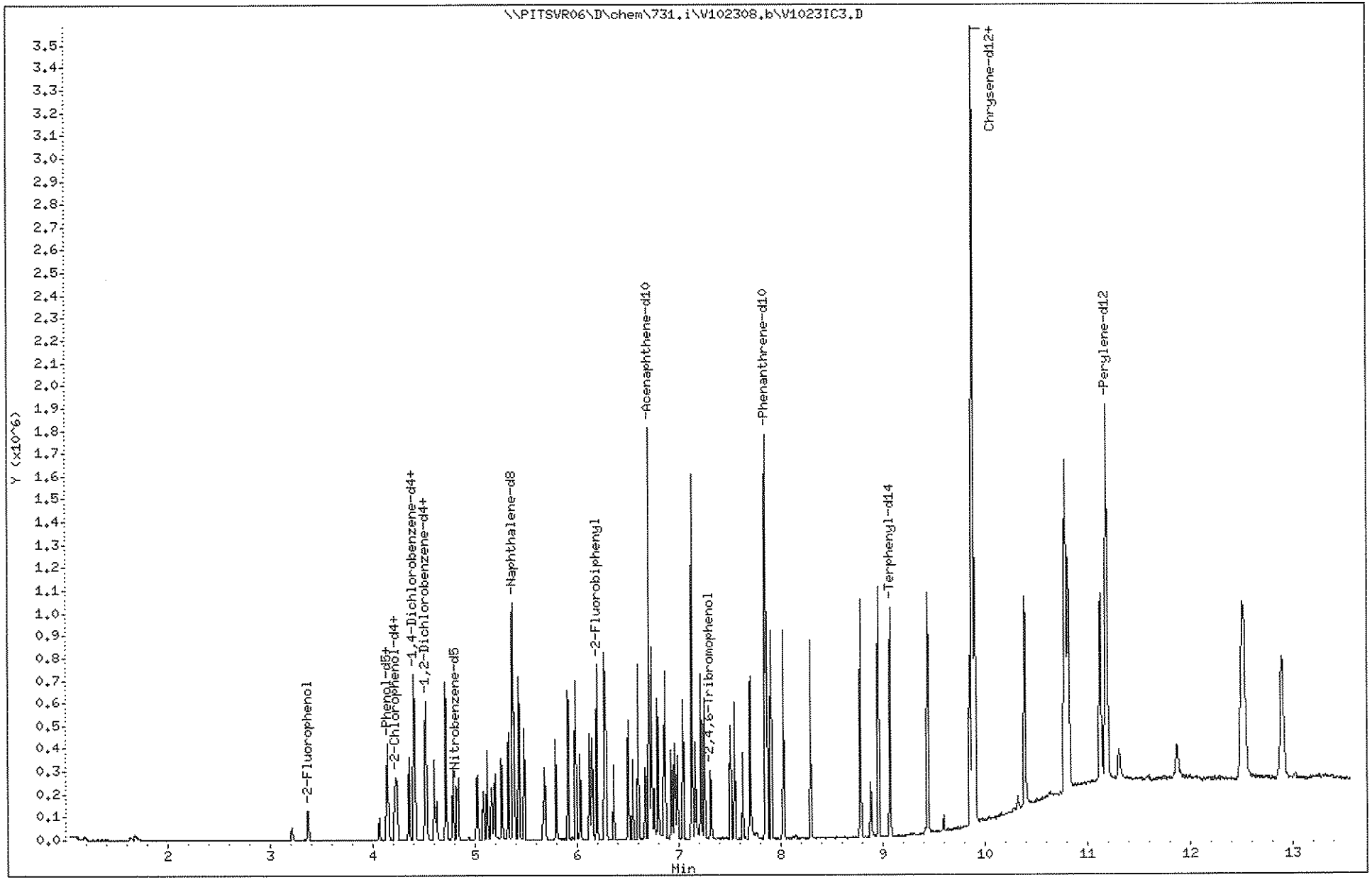

(2001 - 2468)
2355
C8J180171

TestAmerica Pittsburgh

Semivolatile REPORT SW-846 Method 8270

Data file : \\PITSVR06\D\chem\731.i\V102308.b\V1023IC3.D
Lab Smp Id: SSTD4.0 Client Smp ID: SSTD4.0
Inj Date : 23-OCT-2008 00:48
Operator : 003200 Inst ID: 731.i
Smp Info : SSTD4.0(2.0ug/mL) BNA0721-08 8270cll
Misc Info : SSTD4.0,V102308.b,8270ll.m,padep.sub,1,3
Comment :
Method : \\PITSVR06\D\chem\731.i\V102308.b\8270ll.m
Meth Date : 23-Oct-2008 01:32 piccolinov Quant Type: ISTD
Cal Date : 23-OCT-2008 00:48 Cal File: V1023IC3.D
Als bottle: 4 Calibration Sample, Level: 3
Dil Factor: 1.00000
Integrator: HP RTE Compound Sublist: padep.sub
Target Version: 4.14
Processing Host: PITSVR06

	Compounds	QUANT SIG MASS	RT	EXP RT	REL RT	RESPONSE	AMOUNTS CAL-AMT (NG)	AMOUNTS ON-COL (NG)
* 1	1,4-Dichlorobenzene-d4	152	4.405	4.405	(1.000)	102588	8.00000	
* 2	Naphthalene-d8	136	5.372	5.372	(1.000)	443890	8.00000	
* 3	Acenaphthene-d10	164	6.707	6.707	(1.000)	338427	8.00000	
* 4	Phenanthrene-d10	188	7.850	7.850	(1.000)	642318	8.00000	
* 5	Chrysene-d12	240	9.886	9.886	(1.000)	700928	8.00000	
* 6	Perylene-d12	264	11.184	11.184	(1.000)	754562	8.00000	
198	1,4-Dioxane	88	1.183	1.183	(0.269)	8367	4.00000	4.3518
10	N-Nitrosodimethylamine	74	1.632	1.632	(0.371)	9883	4.00000	4.3642
9	Pyridine	79	1.680	1.680	(0.382)	21392	4.00000	4.6111(M)
16	Methyl methanesulfonate	80	3.213	3.213	(0.730)	20250	4.00000	3.9672
206	Benzaldehyde	77	4.063	4.063	(0.922)	17600	4.00000	4.0000
21	Aniline	93	4.148	4.148	(0.942)	75970	4.00000	3.9861
22	Phenol	94	4.148	4.148	(0.942)	71298	4.00000	3.9604
23	bis(2-Chloroethyl)ether	93	4.212	4.212	(0.956)	49781	4.00000	3.9910
24	2-Chlorophenol	128	4.239	4.239	(0.962)	67244	4.00000	3.9712
26	1,3-Dichlorobenzene	146	4.357	4.357	(0.989)	78532	4.00000	3.9028
27	1,4-Dichlorobenzene	146	4.415	4.415	(1.002)	81493	4.00000	3.9484
28	1,2-Dichlorobenzene	146	4.528	4.528	(1.028)	79814	4.00000	3.9614
29	Benzyl Alcohol	108	4.512	4.512	(1.024)	36408	4.00000	4.0342
30	2-Methylphenol	108	4.602	4.602	(1.045)	59037	4.00000	4.0614
31	2,2'-oxybis(1-Chloropropane)	45	4.624	4.624	(1.050)	62972	4.00000	3.9121
37	Acetophenone	105	4.709	4.709	(1.069)	79920	4.00000	3.9060
32	N-Nitroso-di-n-propylamine	70	4.720	4.720	(1.072)	33588	4.00000	3.8694
192	4-Methylphenol	108	4.720	4.720	(1.072)	59589	4.00000	4.0000
34	Hexachloroethane	117	4.784	4.784	(1.086)	34070	4.00000	3.8973
35	Nitrobenzene	77	4.837	4.837	(0.901)	60410	4.00000	4.0566
41	Isophorone	82	5.024	5.024	(0.935)	107782	4.00000	4.0625
42	2-Nitrophenol	139	5.083	5.083	(0.946)	38149	4.00000	4.0333
43	2,4-Dimethylphenol	107	5.121	5.121	(0.953)	67659	4.00000	4.0896
44	bis(2-Chloroethoxy)methane	93	5.195	5.195	(0.967)	71188	4.00000	4.0047
48	2,4-Dichlorophenol	162	5.259	5.259	(0.979)	65662	4.00000	3.9514
49	Benzoic Acid	122	5.163	5.163	(0.961)	56480	10.0000	10.000
50	1,2,4-Trichlorobenzene	180	5.329	5.329	(0.992)	78264	4.00000	4.1188

Compounds	QUANT SIG MASS	RT	EXP RT	REL RT	RESPONSE	AMOUNTS CAL-AMT (NG)	AMOUNTS ON-COL (NG)
51 Naphthalene	128	5.388	5.388	(1.003)	234955	4.00000	4.0394
52 4-Chloroaniline	127	5.430	5.430	(1.011)	89469	4.00000	3.9276
54 2,6-Dichlorophenol	162	5.436	5.436	(1.012)	71788	4.00000	4.0170
56 Hexachlorobutadiene	225	5.484	5.484	(1.021)	44985	4.00000	4.0257
208 Caprolactam	113	5.671	5.671	(1.056)	17488	4.00000	4.0825
59 4-Chloro-3-Methylphenol	107	5.794	5.794	(1.079)	62115	4.00000	4.1563
62 2-Methylnaphthalene	142	5.911	5.911	(1.100)	168173	4.00000	4.0774
63 1-Methylnaphthalene	142	5.986	5.986	(1.114)	165649	4.00000	3.9677
64 Hexachlorocyclopentadiene	237	6.034	6.034	(0.900)	44606	4.00000	4.0024
66 2,4,6-Trichlorophenol	196	6.125	6.125	(0.913)	57478	4.00000	4.0664
67 2,4,5-Trichlorophenol	196	6.152	6.152	(0.917)	54658	4.00000	3.9410
209 1,1'-Biphenyl	154	6.269	6.269	(0.935)	214159	4.00000	3.9386
70 2-Chloronaphthalene	162	6.285	6.285	(0.937)	178879	4.00000	4.0260
73 2-Nitroaniline	65	6.360	6.360	(0.948)	37982	4.00000	3.9590
76 Dimethylphthalate	163	6.504	6.504	(0.970)	182575	4.00000	4.0540
78 2,6-Dinitrotoluene	165	6.547	6.547	(0.976)	38761	4.00000	3.9460
79 Acenaphthylene	152	6.600	6.600	(0.984)	285536	4.00000	3.9734
81 3-Nitroaniline	138	6.670	6.670	(0.994)	44569	4.00000	3.8624
82 Acenaphthene	153	6.734	6.734	(1.004)	176672	4.00000	3.9364
83 2,4-Dinitrophenol	184	6.755	6.755	(1.007)	30326	10.0000	10.000
85 4-Nitrophenol	109	6.793	6.793	(1.013)	56443	10.0000	9.9281
86 Dibenzofuran	168	6.867	6.867	(1.024)	266941	4.00000	3.9959
87 2,4-Dinitrotoluene	165	6.851	6.851	(1.022)	56060	4.00000	3.9875
91 2,3,5,6-Tetrachlorophenol	232	6.926	6.926	(1.033)	45708	4.00000	4.0540
88 2,3,4,6-Tetrachlorophenol	232	6.958	6.958	(1.037)	51470	4.00000	3.9685
92 2-Naphthylamine	143	6.985	6.985	(1.041)	100998	4.00000	4.0000
93 Diethylphthalate	149	7.044	7.044	(1.050)	197072	4.00000	4.0067
94 Fluorene	166	7.129	7.129	(1.063)	216485	4.00000	4.0000
95 4-Chlorophenyl-phenylether	204	7.129	7.129	(1.063)	100113	4.00000	4.0000
96 4-Nitroaniline	138	7.135	7.135	(1.064)	50403	4.00000	4.0648
98 4,6-Dinitro-2-methylphenol	198	7.161	7.161	(0.912)	67551	10.0000	10.000
99 N-Nitrosodiphenylamine (1)	169	7.220	7.220	(0.920)	159463	4.00000	3.9882
100 1,2-Diphenylhydrazine	77	7.252	7.252	(0.924)	193203	4.00000	4.1133
106 4-Bromophenyl-phenylether	248	7.508	7.508	(0.956)	60661	4.00000	4.0111
107 Hexachlorobenzene	284	7.546	7.546	(0.961)	67471	4.00000	3.9388
210 Atrazine	200	7.626	7.626	(0.971)	34404	4.00000	4.0069
111 Pentachlorophenol	266	7.701	7.701	(0.981)	82821	10.0000	10.000
115 Phenanthrene	178	7.866	7.866	(1.002)	328350	4.00000	3.9693
116 Anthracene	178	7.904	7.904	(1.007)	335793	4.00000	3.9907
119 Carbazole	167	8.027	8.027	(1.022)	326717	4.00000	4.0400
120 Di-n-Butylphthalate	149	8.294	8.294	(1.056)	388376	4.00000	4.0269
123 Fluoranthene	202	8.780	8.780	(1.118)	388395	4.00000	3.9722
124 Benzidine	184	8.881	8.881	(0.898)	91159	4.00000	4.0000
125 Pyrene	202	8.956	8.956	(0.906)	409388	4.00000	3.8938
131 Butylbenzylphthalate	149	9.442	9.442	(0.955)	199111	4.00000	4.0466
135 3,3'-Dichlorobenzidine	252	9.854	9.854	(0.997)	154283	4.00000	4.0000
136 Benzo(a)Anthracene	228	9.875	9.875	(0.999)	399527	4.00000	3.9781
137 Chrysene	228	9.907	9.907	(1.002)	381904	4.00000	3.9065
139 bis(2-ethylhexyl)Phthalate	149	9.880	9.880	(0.999)	288505	4.00000	4.0600
140 Di-n-octylphthalate	149	10.388	10.388	(0.929)	559019	4.00000	4.0000
141 Benzo(b)fluoranthene	252	10.789	10.789	(0.965)	504003	4.00000	3.8320
142 Benzo(k)fluoranthene	252	10.815	10.815	(0.967)	573631	4.00000	4.3001
143 7,12-dimethylbenz[a]anthracen	256	10.778	10.778	(0.964)	235555	4.00000	4.0512
146 Benzo(a)pyrene	252	11.125	11.125	(0.995)	452357	4.00000	4.0766

Compounds	QUANT SIG MASS	RT	EXP RT	REL RT	RESPONSE	AMOUNTS CAL-AMT (NG)	AMOUNTS ON-COL (NG)
149 Indeno(1,2,3-cd)pyrene	276	12.503	12.503	(1.118)	537290	4.00000	4.0000
150 Dibenz(a,h)anthracene	278	12.525	12.525	(1.120)	445020	4.00000	4.0000
151 Benzo(g,h,i)perylene	276	12.893	12.893	(1.153)	461418	4.00000	4.0000
$ 154 Nitrobenzene-d5	82	4.821	4.821	(0.898)	61858	4.00000	4.0509
$ 155 2-Fluorobiphenyl	172	6.194	6.194	(0.924)	194925	4.00000	4.0007
$ 156 Terphenyl-d14	244	9.074	9.074	(0.918)	266538	4.00000	3.9450
$ 157 Phenol-d5	99	4.138	4.138	(0.939)	66779	4.00000	3.9489
$ 158 2-Fluorophenol	112	3.374	3.374	(0.766)	46096	4.00000	4.0184
$ 159 2,4,6-Tribromophenol	330	7.316	7.316	(0.932)	29360	4.00000	4.0606
$ 186 2-Chlorophenol-d4	132	4.223	4.223	(0.959)	65244	4.00000	3.9709
$ 187 1,2-Dichlorobenzene-d4	152	4.517	4.517	(1.025)	52944	4.00000	4.0097

QC Flag Legend

M - Compound response manually integrated.

Data File Name: V1023IC3.D
Inj. Date and Time: 23-OCT-2008 00:48
Instrument ID: 731.i
Client ID: SSTD4.0
Compound Name: Pyridine
CAS #: 110-86-1
Report Date: 10/23/2008

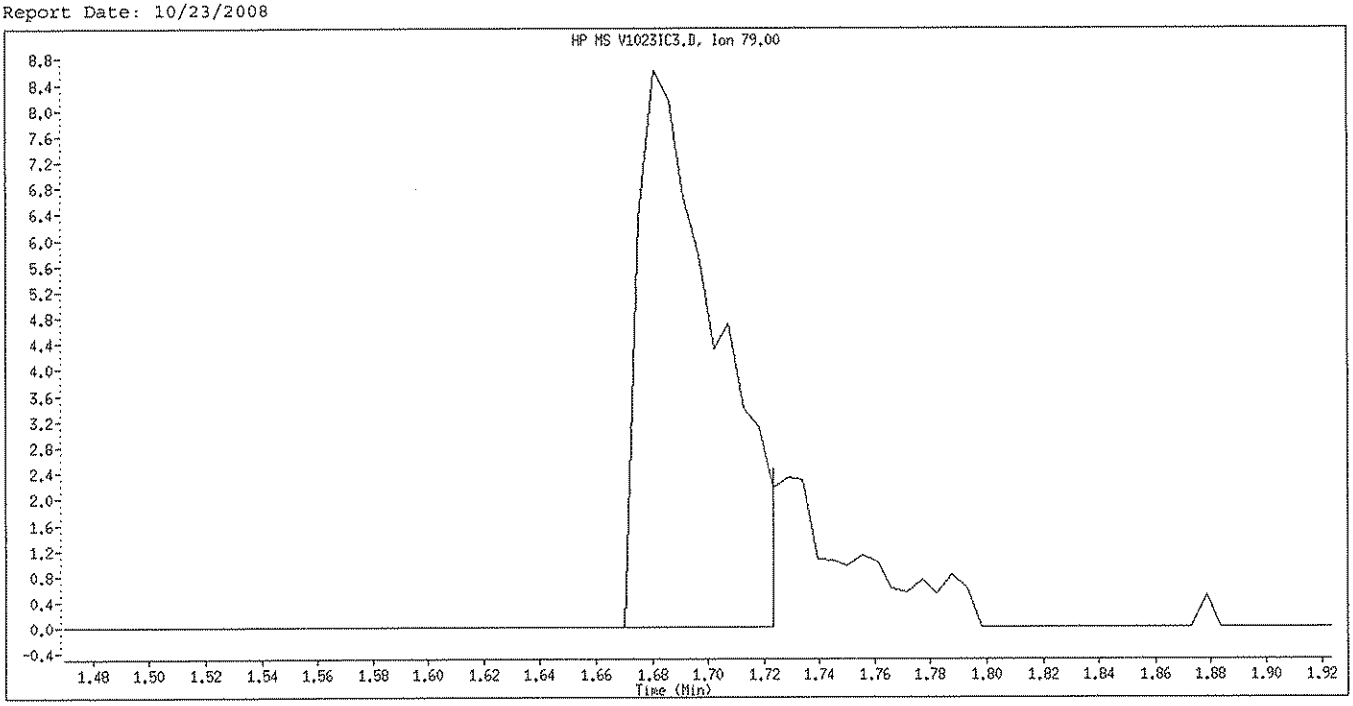

Original Integration

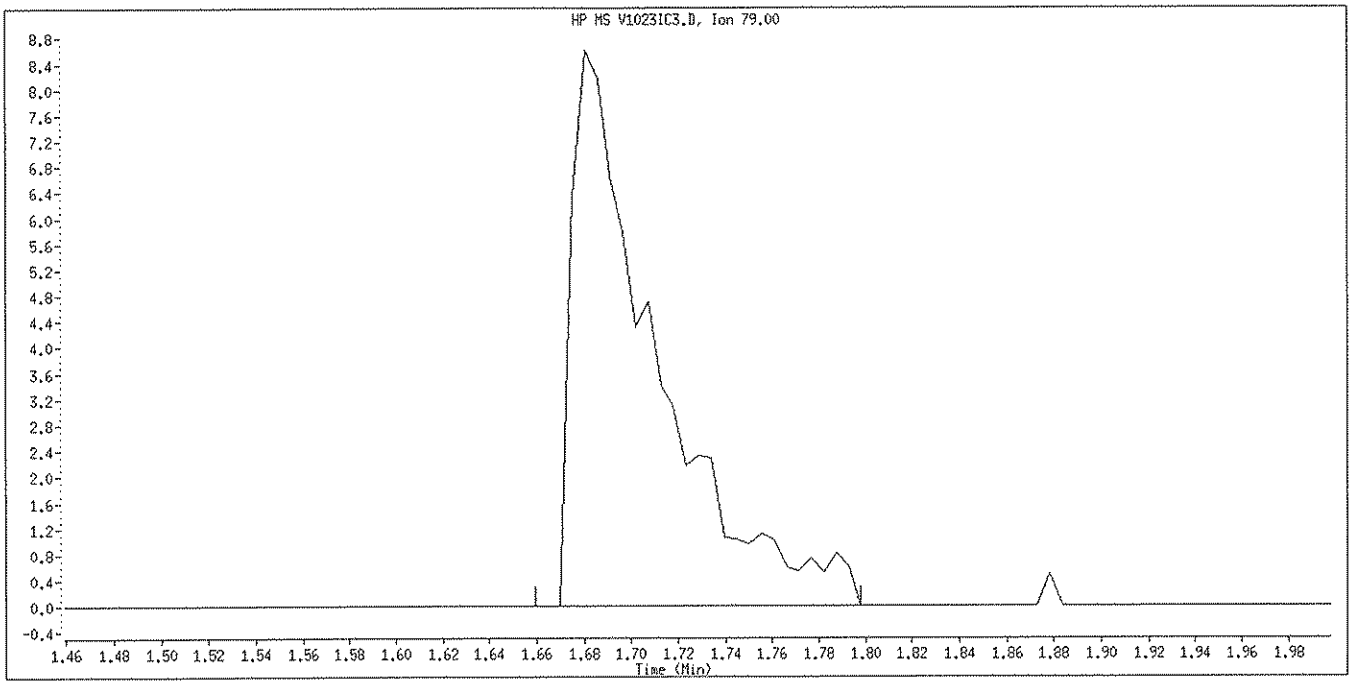

Manual Integration

Manually Integrated By: piccolinov
Manual Integration Reason: Poor Chromatography

Data File: \\PITSVR06\D\chem\731.i\V102308.b\V1023IC4.D
Date : 23-OCT-2008 01:10
Client ID: SSTD10
Sample Info: SSTD10(5.0ug/mL) BNA0675-08 8270cll

Instrument: 731.i
Operator: 003200
Column diameter: 0.32

Column phase: DB5-MS

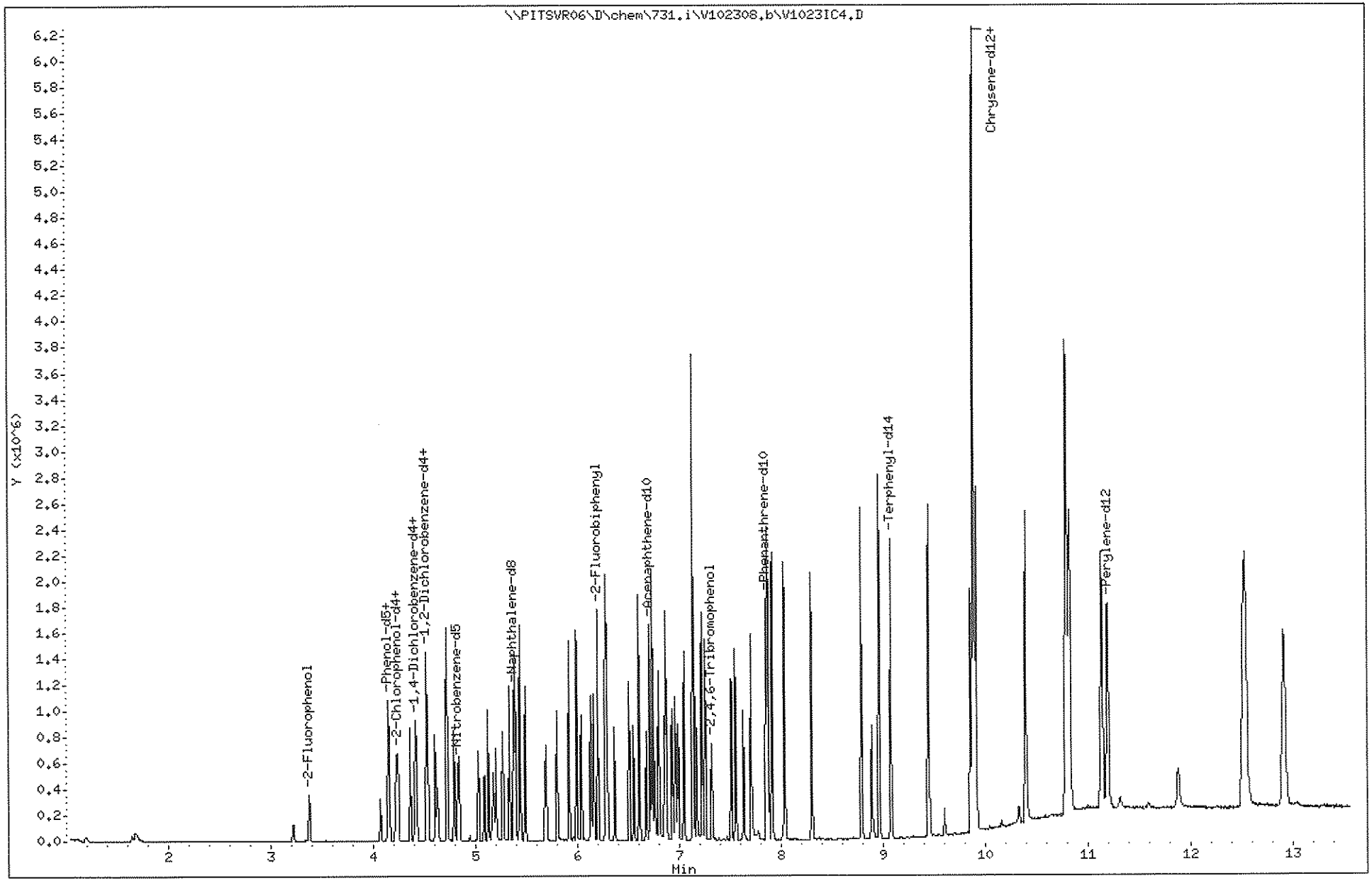

TestAmerica Pittsburgh

Semivolatile REPORT SW-846 Method 8270

Data file : \\PITSVR06\D\chem\731.i\V102308.b\V1023IC4.D
Lab Smp Id: SSTD10 Client Smp ID: SSTD10
Inj Date : 23-OCT-2008 01:10
Operator : 003200 Inst ID: 731.i
Smp Info : SSTD10(5.0ug/mL) BNA0675-08 8270cll
Misc Info : SSTD10,V102308.b,8270ll.m,padep.sub,1,4
Comment :
Method : \\PITSVR06\D\chem\731.i\V102308.b\8270ll.m
Meth Date : 23-Oct-2008 01:32 piccolinov Quant Type: ISTD
Cal Date : 23-OCT-2008 01:10 Cal File: V1023IC4.D
Als bottle: 5 Calibration Sample, Level: 4
Dil Factor: 1.00000
Integrator: HP RTE Compound Sublist: padep.sub
Target Version: 4.14
Processing Host: PITSVR06

	Compounds	QUANT SIG MASS	RT	EXP RT	REL RT	RESPONSE	AMOUNTS CAL-AMT (NG)	AMOUNTS ON-COL (NG)
* 1	1,4-Dichlorobenzene-d4	152	4.408	4.408	(1.000)	101836	8.00000	
* 2	Naphthalene-d8	136	5.375	5.375	(1.000)	442420	8.00000	
* 3	Acenaphthene-d10	164	6.710	6.710	(1.000)	327659	8.00000	
* 4	Phenanthrene-d10	188	7.854	7.854	(1.000)	641167	8.00000	
* 5	Chrysene-d12	240	9.889	9.889	(1.000)	684401	8.00000	
* 6	Perylene-d12	264	11.187	11.187	(1.000)	755563	8.00000	
198	1,4-Dioxane	88	1.197	1.197	(0.272)	20287	10.0000	10.629
10	N-Nitrosodimethylamine	74	1.646	1.646	(0.374)	27795	10.0000	12.364
9	Pyridine	79	1.673	1.673	(0.380)	57451	10.0000	13.532(M)
16	Methyl methanesulfonate	80	3.222	3.222	(0.731)	49623	10.0000	9.7935
206	Benzaldehyde	77	4.066	4.066	(0.922)	61602	10.0000	10.000
21	Aniline	93	4.152	4.152	(0.942)	187329	10.0000	9.9016
22	Phenol	94	4.152	4.152	(0.942)	176444	10.0000	9.8733
23	bis(2-Chloroethyl)ether	93	4.221	4.221	(0.958)	118998	10.0000	9.6107
24	2-Chlorophenol	128	4.242	4.242	(0.962)	165413	10.0000	9.8408
26	1,3-Dichlorobenzene	146	4.360	4.360	(0.989)	196379	10.0000	9.8315
27	1,4-Dichlorobenzene	146	4.419	4.419	(1.002)	202047	10.0000	9.8616
28	1,2-Dichlorobenzene	146	4.531	4.531	(1.028)	195078	10.0000	9.7538
29	Benzyl Alcohol	108	4.520	4.520	(1.025)	90294	10.0000	10.079
30	2-Methylphenol	108	4.606	4.606	(1.045)	138396	10.0000	9.5911
31	2,2'-oxybis(1-Chloropropane)	45	4.627	4.627	(1.050)	154969	10.0000	9.6984
37	Acetophenone	105	4.718	4.718	(1.070)	192549	10.0000	9.4801
32	N-Nitroso-di-n-propylamine	70	4.723	4.723	(1.071)	81367	10.0000	9.4428
192	4-Methylphenol	108	4.723	4.723	(1.071)	145776	10.0000	10.000
34	Hexachloroethane	117	4.793	4.793	(1.087)	86768	10.0000	9.9987
35	Nitrobenzene	77	4.841	4.841	(0.901)	148084	10.0000	9.9770
41	Isophorone	82	5.028	5.028	(0.935)	258294	10.0000	9.7680
42	2-Nitrophenol	139	5.086	5.086	(0.946)	97967	10.0000	10.392
43	2,4-Dimethylphenol	107	5.124	5.124	(0.953)	164495	10.0000	9.9759
44	bis(2-Chloroethoxy)methane	93	5.199	5.199	(0.967)	174725	10.0000	9.8620
48	2,4-Dichlorophenol	162	5.268	5.268	(0.980)	166117	10.0000	10.030
49	Benzoic Acid	122	5.177	5.177	(0.963)	154444	20.0000	20.000
50	1,2,4-Trichlorobenzene	180	5.332	5.332	(0.992)	187533	10.0000	9.9022

Compounds	QUANT SIG MASS	RT	EXP RT	REL RT	RESPONSE	AMOUNTS CAL-AMT (NG)	AMOUNTS ON-COL (NG)
51 Naphthalene	128	5.391	5.391	(1.003)	567815	10.0000	9.7943
52 4-Chloroaniline	127	5.434	5.434	(1.011)	227863	10.0000	10.036
54 2,6-Dichlorophenol	162	5.439	5.439	(1.012)	175130	10.0000	9.8323
56 Hexachlorobutadiene	225	5.487	5.487	(1.021)	111534	10.0000	10.014
208 Caprolactam	113	5.679	5.679	(1.057)	45930	10.0000	10.758
59 4-Chloro-3-Methylphenol	107	5.797	5.797	(1.079)	147497	10.0000	9.9023
62 2-Methylnaphthalene	142	5.920	5.920	(1.101)	405790	10.0000	9.8711
63 1-Methylnaphthalene	142	5.989	5.989	(1.114)	412250	10.0000	9.9072
64 Hexachlorocyclopentadiene	237	6.037	6.037	(0.900)	118936	10.0000	11.023
66 2,4,6-Trichlorophenol	196	6.128	6.128	(0.913)	135237	10.0000	9.8821
67 2,4,5-Trichlorophenol	196	6.155	6.155	(0.917)	134568	10.0000	10.022
209 1,1'-Biphenyl	154	6.272	6.272	(0.935)	533444	10.0000	10.133
70 2-Chloronaphthalene	162	6.288	6.288	(0.937)	423384	10.0000	9.8422
73 2-Nitroaniline	65	6.363	6.363	(0.948)	99582	10.0000	10.721
76 Dimethylphthalate	163	6.507	6.507	(0.970)	440617	10.0000	10.105
78 2,6-Dinitrotoluene	165	6.550	6.550	(0.976)	102688	10.0000	10.797
79 Acenaphthylene	152	6.604	6.604	(0.984)	707783	10.0000	10.173
81 3-Nitroaniline	138	6.673	6.673	(0.994)	119290	10.0000	10.678
82 Acenaphthene	153	6.737	6.737	(1.004)	434225	10.0000	9.9928
83 2,4-Dinitrophenol	184	6.758	6.758	(1.007)	89013	20.0000	20.000
85 4-Nitrophenol	109	6.796	6.796	(1.013)	117001	20.0000	21.256
86 Dibenzofuran	168	6.871	6.871	(1.024)	649041	10.0000	10.035
87 2,4-Dinitrotoluene	165	6.855	6.855	(1.021)	145595	10.0000	10.696
91 2,3,5,6-Tetrachlorophenol	232	6.929	6.929	(1.033)	119407	10.0000	10.939
88 2,3,4,6-Tetrachlorophenol	232	6.961	6.961	(1.037)	129079	10.0000	10.280
92 2-Naphthylamine	143	6.988	6.988	(1.041)	254277	10.0000	10.000
93 Diethylphthalate	149	7.047	7.047	(1.050)	483263	10.0000	10.148
94 Fluorene	166	7.132	7.132	(1.063)	518993	10.0000	10.000
95 4-Chlorophenyl-phenylether	204	7.132	7.132	(1.063)	234769	10.0000	10.000
96 4-Nitroaniline	138	7.138	7.138	(1.064)	126922	10.0000	10.572
98 4,6-Dinitro-2-methylphenol	198	7.164	7.164	(0.912)	159829	20.0000	20.000
99 N-Nitrosodiphenylamine (1)	169	7.223	7.223	(0.920)	389886	10.0000	9.7687
100 1,2-Diphenylhydrazine	77	7.255	7.255	(0.924)	454882	10.0000	9.7018
106 4-Bromophenyl-phenylether	248	7.512	7.512	(0.956)	152764	10.0000	10.119
107 Hexachlorobenzene	284	7.549	7.549	(0.961)	170086	10.0000	9.9472
210 Atrazine	200	7.629	7.629	(0.971)	90218	10.0000	9.9994
111 Pentachlorophenol	266	7.704	7.704	(0.981)	185268	20.0000	20.000
115 Phenanthrene	178	7.870	7.870	(1.002)	821657	10.0000	9.9505
116 Anthracene	178	7.912	7.912	(1.007)	837677	10.0000	9.9732
119 Carbazole	167	8.030	8.030	(1.022)	806276	10.0000	9.9879
120 Di-n-Butylphthalate	149	8.297	8.297	(1.056)	992759	10.0000	10.312
123 Fluoranthene	202	8.783	8.783	(1.118)	975778	10.0000	9.9976
124 Benzidine	184	8.885	8.885	(0.898)	317677	10.0000	10.000
125 Pyrene	202	8.959	8.959	(0.906)	1047034	10.0000	10.199
131 Butylbenzylphthalate	149	9.446	9.446	(0.955)	491674	10.0000	10.234
135 3,3'-Dichlorobenzidine	252	9.852	9.852	(0.996)	402547	10.0000	10.000
136 Benzo(a)Anthracene	228	9.878	9.878	(0.999)	985356	10.0000	10.048
137 Chrysene	228	9.910	9.910	(1.002)	972592	10.0000	10.189
139 bis(2-ethylhexyl)Phthalate	149	9.884	9.884	(0.999)	696656	10.0000	10.040
140 Di-n-octylphthalate	149	10.391	10.391	(0.929)	1428447	10.0000	10.000
141 Benzo(b)fluoranthene	252	10.792	10.792	(0.965)	1326564	10.0000	10.073
142 Benzo(k)fluoranthene	252	10.819	10.819	(0.967)	1306190	10.0000	9.7786
143 7,12-dimethylbenz[a]anthracen	256	10.781	10.781	(0.964)	583036	10.0000	10.014
146 Benzo(a)pyrene	252	11.134	11.134	(0.995)	1117442	10.0000	10.057

Compounds	QUANT SIG MASS	RT	EXP RT	REL RT	RESPONSE	AMOUNTS CAL-AMT (NG)	AMOUNTS ON-COL (NG)
149 Indeno(1,2,3-cd)pyrene	276	12.512	12.512	(1.118)	1344314	10.0000	10.000
150 Dibenz(a,h)anthracene	278	12.533	12.533	(1.120)	1139581	10.0000	10.000
151 Benzo(g,h,i)perylene	276	12.907	12.907	(1.154)	1170104	10.0000	10.000
$ 154 Nitrobenzene-d5	82	4.830	4.830	(0.899)	153962	10.0000	10.116
$ 155 2-Fluorobiphenyl	172	6.198	6.198	(0.924)	473957	10.0000	10.047
$ 156 Terphenyl-d14	244	9.077	9.077	(0.918)	655120	10.0000	9.9306
$ 157 Phenol-d5	99	4.141	4.141	(0.939)	164827	10.0000	9.8189
$ 158 2-Fluorophenol	112	3.377	3.377	(0.766)	113707	10.0000	9.9857
$ 159 2,4,6-Tribromophenol	330	7.319	7.319	(0.932)	75248	10.0000	10.426
$ 186 2-Chlorophenol-d4	132	4.232	4.232	(0.960)	161132	10.0000	9.8792
$ 187 1,2-Dichlorobenzene-d4	152	4.520	4.520	(1.025)	125579	10.0000	9.5810

QC Flag Legend

M - Compound response manually integrated.

Data File Name: V1023IC4.D
Inj. Date and Time: 23-OCT-2008 01:10
Instrument ID: 731.i
Client ID: SSTD10
Compound Name: Pyridine
CAS #: 110-86-1
Report Date: 10/23/2008

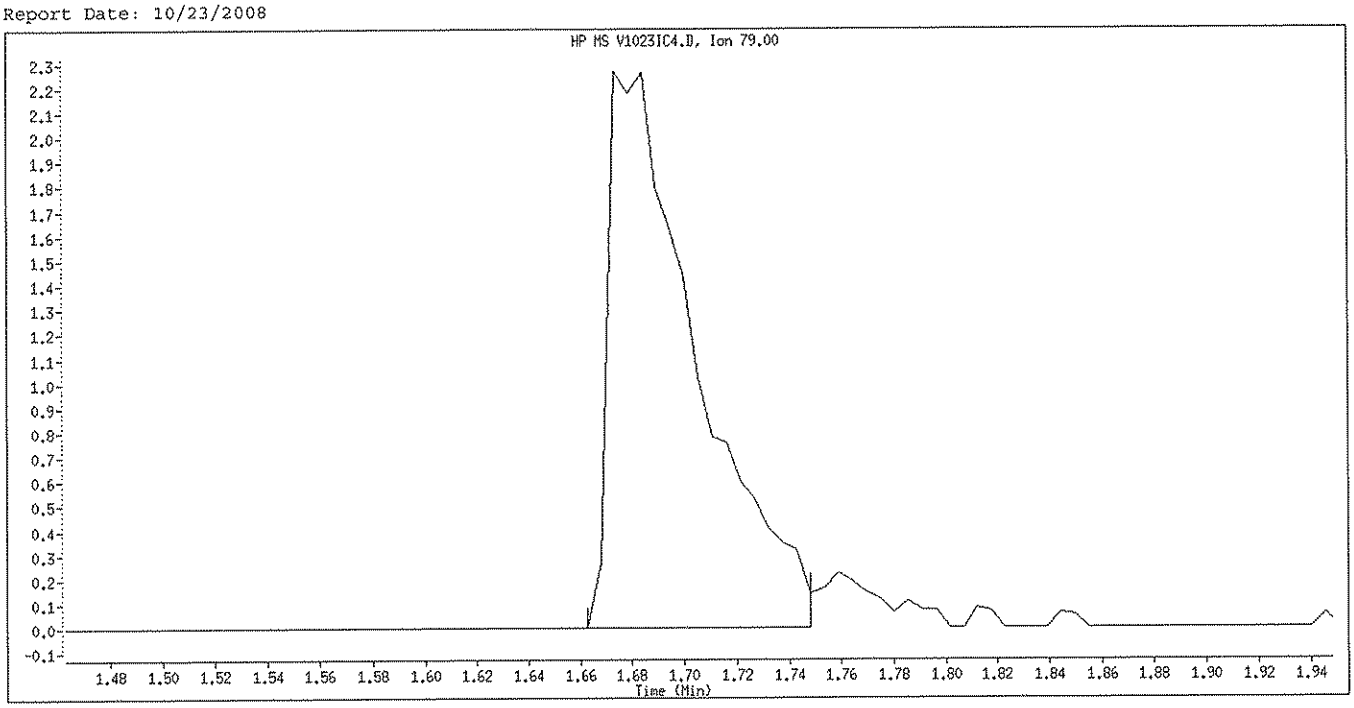

Original Integration

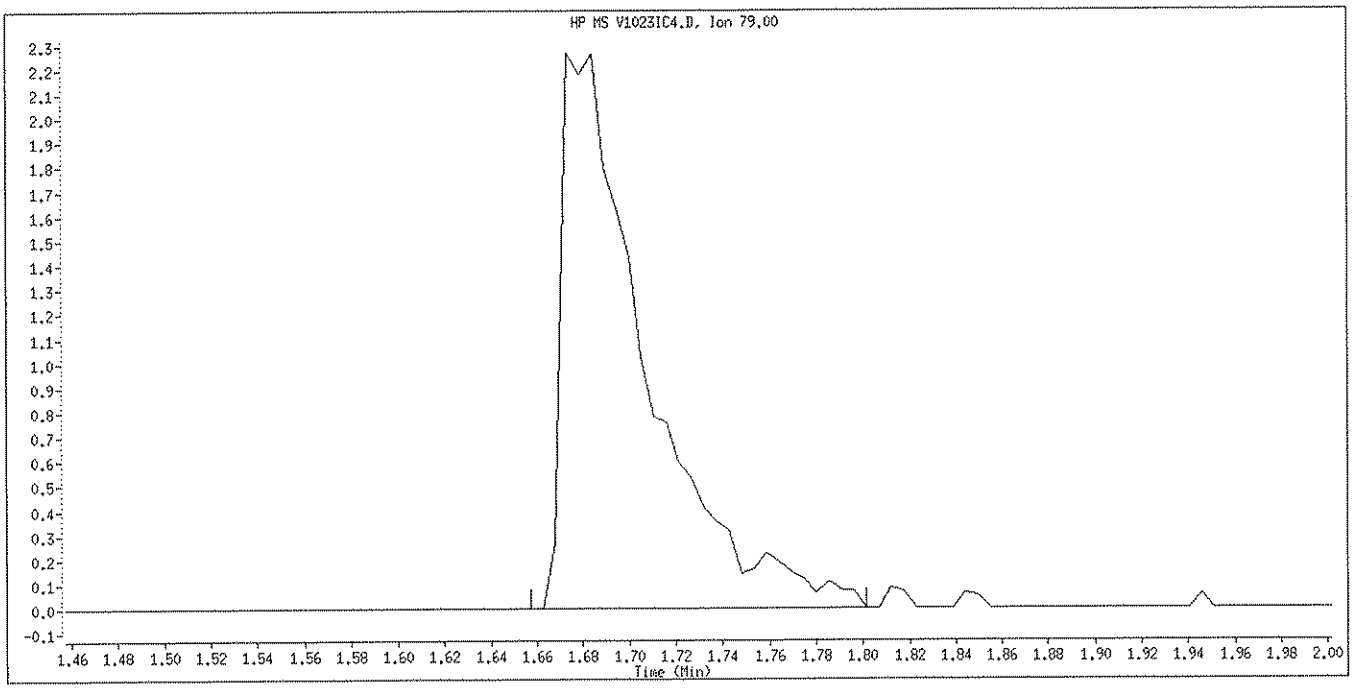

Manual Integration

Manually Integrated By: piccolinov
Manual Integration Reason: Poor Chromatography

Data File: \\PITSVR06\D\chem\731.i\V102308.b\V1023IC5.D
Date : 23-OCT-2008 01:31
Client ID: SSTD20
Sample Info: SSTD20(10ug/mL) BNA0676-08 8270c11

Instrument: 731.i
Operator: 003200
Column diameter: 0.32

Column phase: DB5-MS

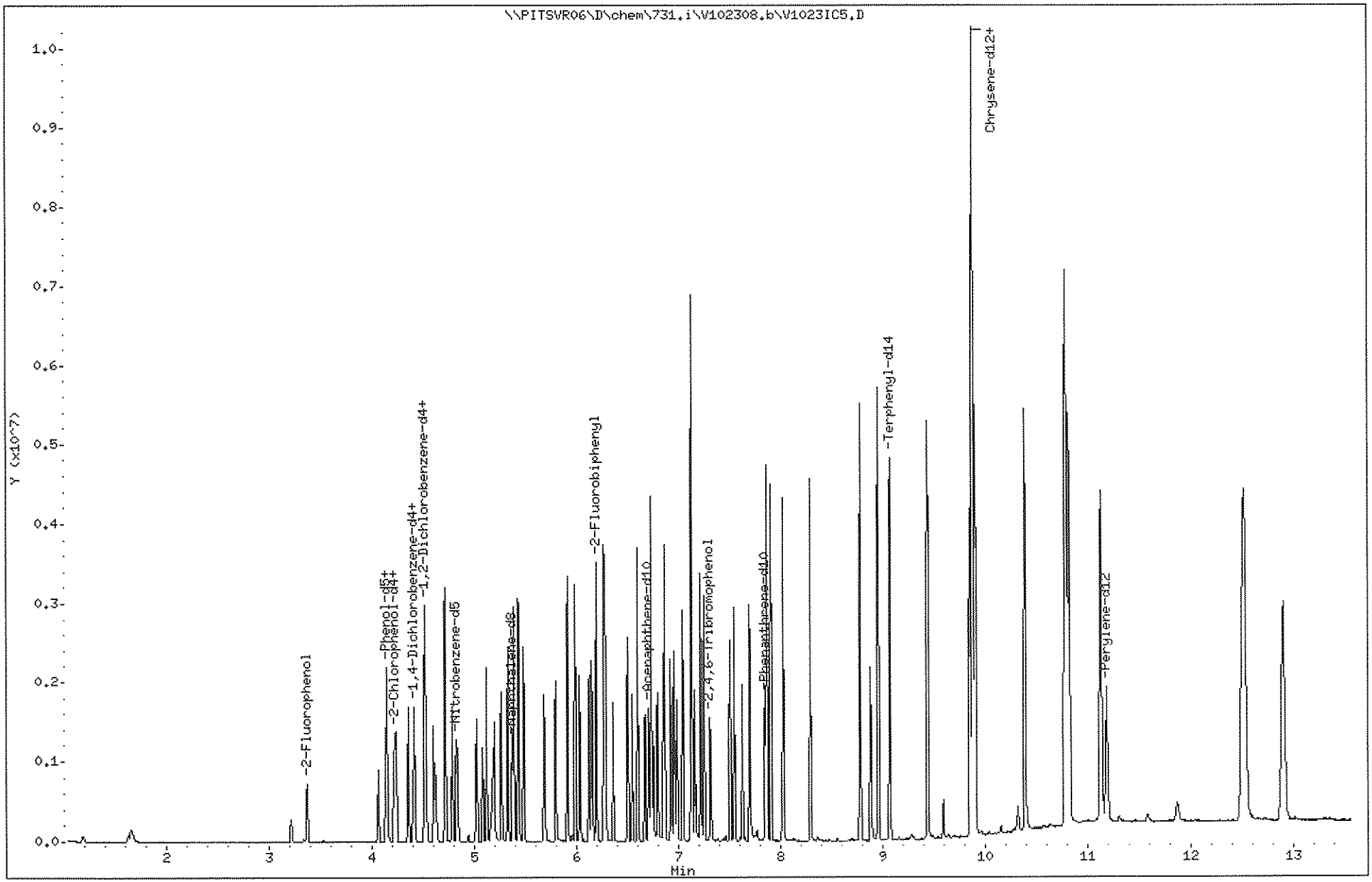

TestAmerica Pittsburgh

Semivolatile REPORT SW-846 Method 8270

Data file : \\PITSVR06\D\chem\731.i\V102308.b\V1023IC5.D
Lab Smp Id: SSTD20 Client Smp ID: SSTD20
Inj Date : 23-OCT-2008 01:31
Operator : 003200 Inst ID: 731.i
Smp Info : SSTD20(10ug/mL) BNA0676-08 8270cll
Misc Info : SSTD20,V102308.b,8270ll.m,padep.sub,1,5
Comment :
Method : \\PITSVR06\D\chem\731.i\V102308.b\8270ll.m
Meth Date : 23-Oct-2008 01:51 piccolinov Quant Type: ISTD
Cal Date : 23-OCT-2008 01:31 Cal File: V1023IC5.D
Als bottle: 6 Calibration Sample, Level: 5
Dil Factor: 1.00000
Integrator: HP RTE Compound Sublist: padep.sub
Target Version: 4.14
Processing Host: PITSVR06

	Compounds	QUANT SIG MASS	RT	EXP RT	REL RT	RESPONSE	AMOUNTS CAL-AMT (NG)	ON-COL (NG)
* 1	1,4-Dichlorobenzene-d4	152	4.403	4.403	(1.000)	104258	8.00000	
* 2	Naphthalene-d8	136	5.370	5.370	(1.000)	432633	8.00000	
* 3	Acenaphthene-d10	164	6.706	6.706	(1.000)	327453	8.00000	
* 4	Phenanthrene-d10	188	7.849	7.849	(1.000)	647580	8.00000	
* 5	Chrysene-d12	240	9.884	9.884	(1.000)	660222	8.00000	
* 6	Perylene-d12	264	11.182	11.182	(1.000)	743812	8.00000	
198	1,4-Dioxane	88	1.187	1.187	(0.270)	44960	20.0000	21.252
10	N-Nitrosodimethylamine	74	1.631	1.631	(0.370)	59515	20.0000	21.414
9	Pyridine	79	1.657	1.657	(0.376)	126584	20.0000	22.564(M)
16	Methyl methanesulfonate	80	3.212	3.212	(0.729)	102974	20.0000	19.888
206	Benzaldehyde	77	4.067	4.067	(0.924)	168854	20.0000	29.191
21	Aniline	93	4.152	4.152	(0.943)	377259	20.0000	19.338
22	Phenol	94	4.147	4.147	(0.942)	356146	20.0000	19.377
23	bis(2-Chloroethyl)ether	93	4.216	4.216	(0.958)	238911	20.0000	18.582
24	2-Chlorophenol	128	4.238	4.238	(0.962)	330383	20.0000	19.003
26	1,3-Dichlorobenzene	146	4.355	4.355	(0.989)	403136	20.0000	19.592
27	1,4-Dichlorobenzene	146	4.419	4.419	(1.004)	411961	20.0000	19.464
28	1,2-Dichlorobenzene	146	4.526	4.526	(1.028)	393070	20.0000	19.042
29	Benzyl Alcohol	108	4.515	4.515	(1.025)	187999	20.0000	21.285
30	2-Methylphenol	108	4.606	4.606	(1.046)	280550	20.0000	19.356
31	2,2'-oxybis(1-Chloropropane)	45	4.622	4.622	(1.050)	316103	20.0000	19.245
37	Acetophenone	105	4.713	4.713	(1.070)	389923	20.0000	18.533
32	N-Nitroso-di-n-propylamine	70	4.718	4.718	(1.072)	166011	20.0000	19.374
192	4-Methylphenol	108	4.718	4.718	(1.072)	284626	20.0000	18.874
34	Hexachloroethane	117	4.788	4.788	(1.087)	182836	20.0000	20.252
35	Nitrobenzene	77	4.841	4.841	(0.902)	301513	20.0000	20.676
41	Isophorone	82	5.023	5.023	(0.935)	539667	20.0000	20.644
42	2-Nitrophenol	139	5.082	5.082	(0.946)	207470	20.0000	22.404
43	2,4-Dimethylphenol	107	5.119	5.119	(0.953)	334116	20.0000	20.971
44	bis(2-Chloroethoxy)methane	93	5.194	5.194	(0.967)	353429	20.0000	20.486
48	2,4-Dichlorophenol	162	5.263	5.263	(0.980)	347295	20.0000	21.524
49	Benzoic Acid	122	5.183	5.183	(0.965)	259708	30.0000	47.643
50	1,2,4-Trichlorobenzene	180	5.327	5.327	(0.992)	380078	20.0000	20.199

	Compounds	QUANT SIG MASS	RT	EXP RT	REL RT	RESPONSE	AMOUNTS CAL-AMT (NG)	AMOUNTS ON-COL (NG)
51	Naphthalene	128	5.386	5.386	(1.003)	1162389	20.0000	20.293
52	4-Chloroaniline	127	5.429	5.429	(1.011)	462135	20.0000	20.852
54	2,6-Dichlorophenol	162	5.434	5.434	(1.012)	357471	20.0000	20.394
56	Hexachlorobutadiene	225	5.482	5.482	(1.021)	222220	20.0000	20.179
208	Caprolactam	113	5.680	5.680	(1.058)	97575	20.0000	23.103
59	4-Chloro-3-Methylphenol	107	5.798	5.798	(1.080)	298891	20.0000	20.569
62	2-Methylnaphthalene	142	5.915	5.915	(1.101)	830502	20.0000	20.397
63	1-Methylnaphthalene	142	5.990	5.990	(1.115)	820041	20.0000	19.990
64	Hexachlorocyclopentadiene	237	6.033	6.033	(0.900)	264129	20.0000	25.062
66	2,4,6-Trichlorophenol	196	6.129	6.129	(0.914)	280082	20.0000	20.503
67	2,4,5-Trichlorophenol	196	6.150	6.150	(0.917)	293832	20.0000	21.347
209	1,1'-Biphenyl	154	6.268	6.268	(0.935)	1071777	20.0000	19.914
70	2-Chloronaphthalene	162	6.284	6.284	(0.937)	858114	20.0000	19.527
73	2-Nitroaniline	65	6.359	6.359	(0.948)	204565	20.0000	21.545
76	Dimethylphthalate	163	6.503	6.503	(0.970)	925498	20.0000	21.084
78	2,6-Dinitrotoluene	165	6.545	6.545	(0.976)	218659	20.0000	23.456
79	Acenaphthylene	152	6.599	6.599	(0.984)	1436100	20.0000	20.574
81	3-Nitroaniline	138	6.674	6.674	(0.995)	258223	20.0000	23.192
82	Acenaphthene	153	6.732	6.732	(1.004)	890723	20.0000	20.180
83	2,4-Dinitrophenol	184	6.754	6.754	(1.007)	155428	30.0000	48.700
85	4-Nitrophenol	109	6.797	6.797	(1.014)	181730	30.0000	33.141
86	Dibenzofuran	168	6.866	6.866	(1.024)	1308749	20.0000	19.844
87	2,4-Dinitrotoluene	165	6.850	6.850	(1.022)	307194	20.0000	22.590
91	2,3,5,6-Tetrachlorophenol	232	6.925	6.925	(1.033)	261538	20.0000	23.170
88	2,3,4,6-Tetrachlorophenol	232	6.957	6.957	(1.037)	268969	20.0000	21.708
92	2-Naphthylamine	143	6.984	6.984	(1.041)	507345	20.0000	21.029
93	Diethylphthalate	149	7.042	7.042	(1.050)	1007698	20.0000	21.095
94	Fluorene	166	7.128	7.128	(1.063)	1030497	20.0000	20.000
95	4-Chlorophenyl-phenylether	204	7.133	7.133	(1.064)	468320	20.0000	19.540
96	4-Nitroaniline	138	7.138	7.138	(1.065)	258651	20.0000	21.878
98	4,6-Dinitro-2-methylphenol	198	7.160	7.160	(0.912)	240455	30.0000	38.340
99	N-Nitrosodiphenylamine (1)	169	7.219	7.219	(0.920)	802330	20.0000	20.063
100	1,2-Diphenylhydrazine	77	7.251	7.251	(0.924)	951988	20.0000	20.050
106	4-Bromophenyl-phenylether	248	7.507	7.507	(0.956)	310551	20.0000	20.213
107	Hexachlorobenzene	284	7.544	7.544	(0.961)	347305	20.0000	19.862
210	Atrazine	200	7.625	7.625	(0.971)	189272	20.0000	22.016
111	Pentachlorophenol	266	7.694	7.694	(0.980)	305606	30.0000	36.906
115	Phenanthrene	178	7.865	7.865	(1.002)	1655917	20.0000	19.690
116	Anthracene	178	7.908	7.908	(1.007)	1691364	20.0000	19.958
119	Carbazole	167	8.025	8.025	(1.022)	1634100	20.0000	20.135
120	Di-n-Butylphthalate	149	8.292	8.292	(1.056)	2069356	20.0000	21.532
123	Fluoranthene	202	8.778	8.778	(1.118)	2036013	20.0000	20.694
124	Benzidine	184	8.880	8.880	(0.898)	759082	20.0000	27.950
125	Pyrene	202	8.955	8.955	(0.906)	2128591	20.0000	21.316
131	Butylbenzylphthalate	149	9.441	9.441	(0.955)	1004265	20.0000	21.621
135	3,3'-Dichlorobenzidine	252	9.847	9.847	(0.996)	855269	20.0000	23.005
136	Benzo(a)Anthracene	228	9.874	9.874	(0.999)	1971904	20.0000	20.385
137	Chrysene	228	9.906	9.906	(1.002)	1924337	20.0000	20.678
139	bis(2-ethylhexyl)Phthalate	149	9.874	9.874	(0.999)	1403813	20.0000	20.660
140	Di-n-octylphthalate	149	10.386	10.386	(0.929)	2993130	20.0000	21.230
141	Benzo(b)fluoranthene	252	10.787	10.787	(0.965)	2899202	20.0000	21.923
142	Benzo(k)fluoranthene	252	10.814	10.814	(0.967)	2619182	20.0000	19.877
143	7,12-dimethylbenz[a]anthracen	256	10.776	10.776	(0.964)	1243340	20.0000	21.341
146	Benzo(a)pyrene	252	11.124	11.124	(0.995)	2367766	20.0000	21.262

Compounds	QUANT SIG MASS	RT	EXP RT	REL RT	RESPONSE	AMOUNTS CAL-AMT (NG)	AMOUNTS ON-COL (NG)
149 Indeno(1,2,3-cd)pyrene	276	12.502	12.502	(1.118)	2845105	20.0000	21.027
150 Dibenz(a,h)anthracene	278	12.523	12.523	(1.120)	2370277	20.0000	20.792
151 Benzo(g,h,i)perylene	276	12.897	12.897	(1.153)	2466831	20.0000	20.873
$ 154 Nitrobenzene-d5	82	4.825	4.825	(0.899)	312796	20.0000	20.497
$ 155 2-Fluorobiphenyl	172	6.193	6.193	(0.924)	954001	20.0000	20.046
$ 156 Terphenyl-d14	244	9.072	9.072	(0.918)	1389887	20.0000	21.628
$ 157 Phenol-d5	99	4.136	4.136	(0.939)	331488	20.0000	19.549
$ 158 2-Fluorophenol	112	3.372	3.372	(0.766)	240225	20.0000	20.678
$ 159 2,4,6-Tribromophenol	330	7.315	7.315	(0.932)	160573	20.0000	21.495
$ 186 2-Chlorophenol-d4	132	4.227	4.227	(0.960)	332595	20.0000	19.925
$ 187 1,2-Dichlorobenzene-d4	152	4.515	4.515	(1.025)	251832	20.0000	18.837

QC Flag Legend

M - Compound response manually integrated.

Data File Name: V1023IC5.D
Inj. Date and Time: 23-OCT-2008 01:31
Instrument ID: 731.i
Client ID: SSTD20
Compound Name: Pyridine
CAS #: 110-86-1
Report Date: 10/23/2008

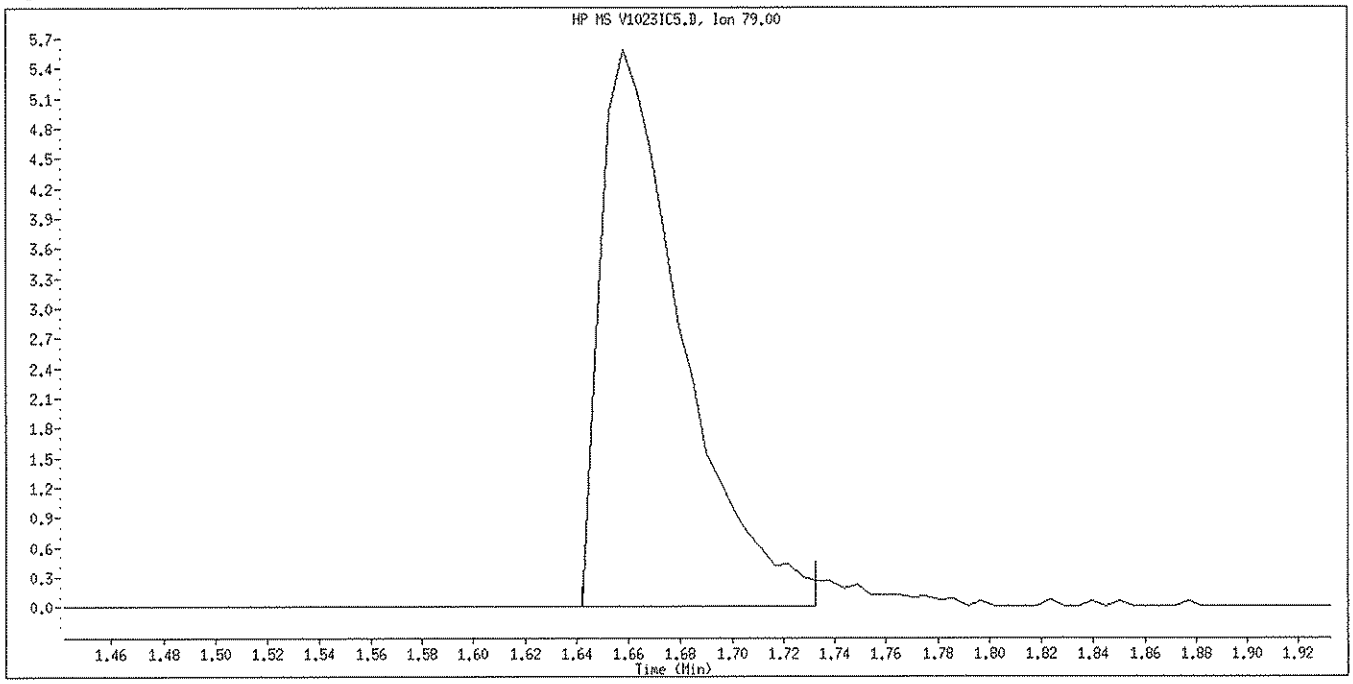

Original Integration

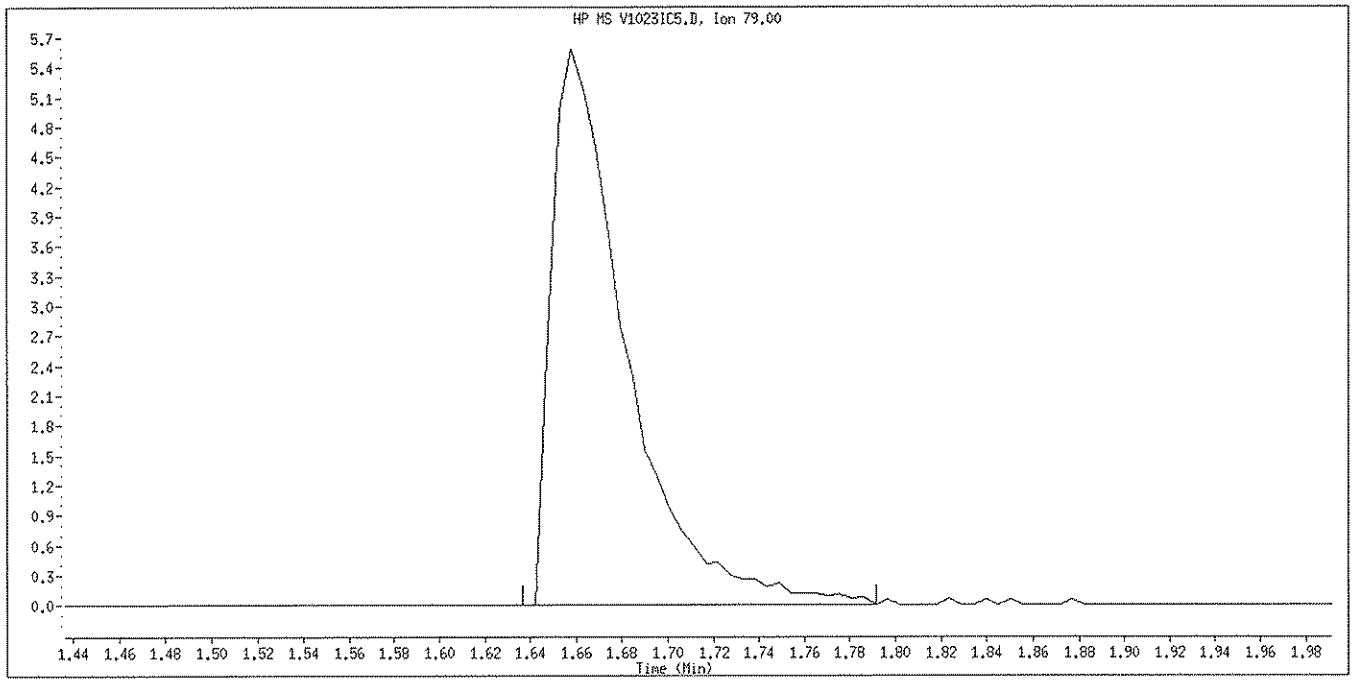

Manual Integration

Manually Integrated By: piccolinov
Manual Integration Reason: Poor Chromatography

Data File: \\PITSVR06\D\chem\731.i\V102308.b\V1023IC6.D
Date : 23-OCT-2008 01:53
Client ID: SSTD40
Sample Info: SSTD40(20ug/mL) BNA0677-08 8270c11

Instrument: 731.i
Operator: 003200
Column diameter: 0.32

Column phase: DB5-MS

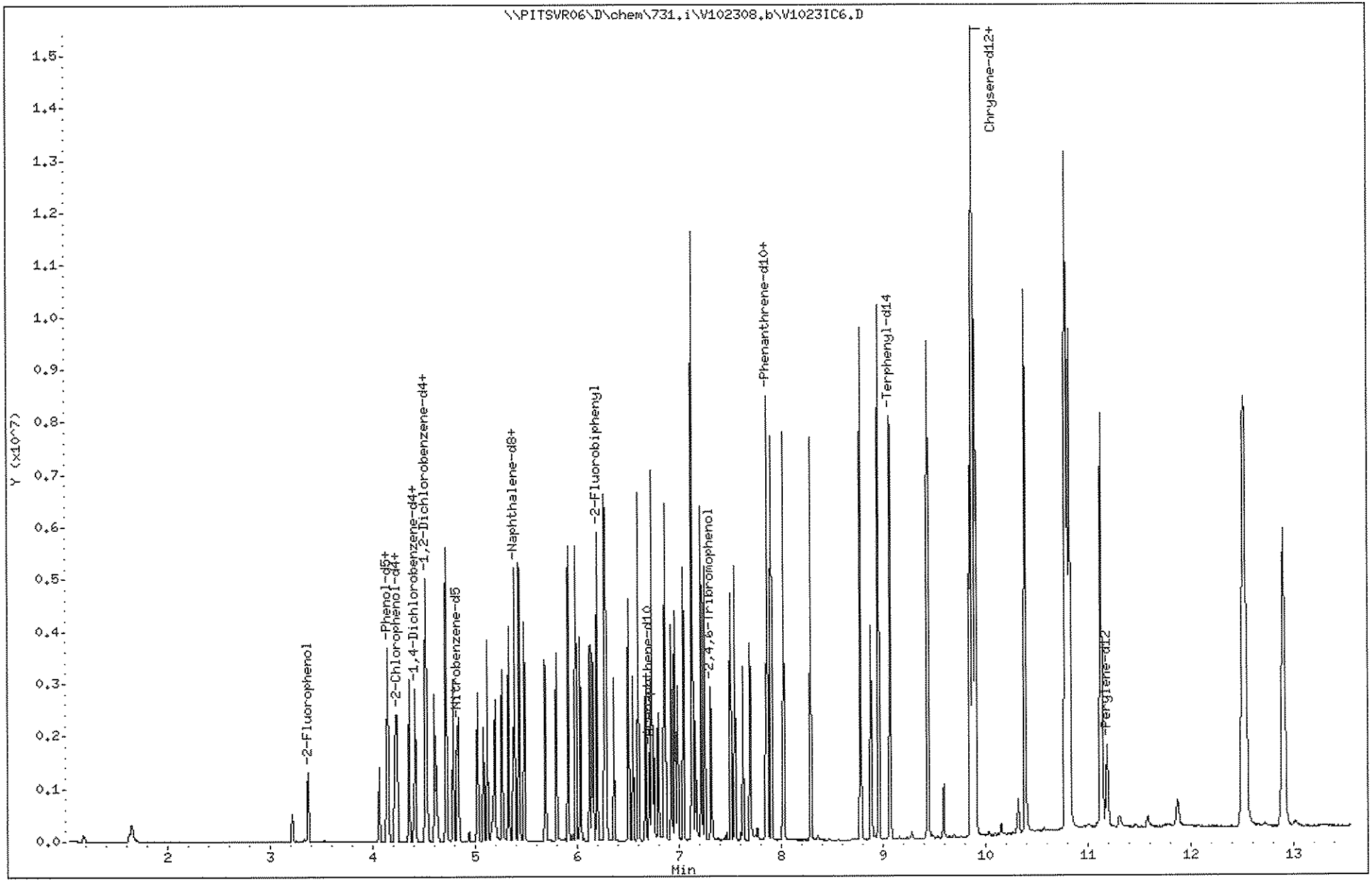

TestAmerica Pittsburgh

Semivolatile REPORT SW-846 Method 8270

Data file : \\PITSVR06\D\chem\731.i\V102308.b\V1023IC6.D
Lab Smp Id: SSTD40 Client Smp ID: SSTD40
Inj Date : 23-OCT-2008 01:53
Operator : 003200 Inst ID: 731.i
Smp Info : SSTD40(20ug/mL) BNA0677-08 8270cll
Misc Info : SSTD40,V102308.b,8270ll.m,padep.sub,1,6
Comment :
Method : \\PITSVR06\D\chem\731.i\V102308.b\8270ll.m
Meth Date : 23-Oct-2008 02:08 piccolinov Quant Type: ISTD
Cal Date : 23-OCT-2008 01:53 Cal File: V1023IC6.D
Als bottle: 7 Calibration Sample, Level: 6
Dil Factor: 1.00000
Integrator: HP RTE Compound Sublist: padep.sub
Target Version: 4.14
Processing Host: PITSVR06

	Compounds	QUANT SIG MASS	RT	EXP RT	REL RT	RESPONSE	AMOUNTS CAL-AMT (NG)	ON-COL (NG)
* 1	1,4-Dichlorobenzene-d4	152	4.404	4.404	(1.000)	95864	8.00000	
* 2	Naphthalene-d8	136	5.370	5.370	(1.000)	410476	8.00000	
* 3	Acenaphthene-d10	164	6.706	6.706	(1.000)	308684	8.00000	
* 4	Phenanthrene-d10	188	7.849	7.849	(1.000)	619663	8.00000	
* 5	Chrysene-d12	240	9.885	9.885	(1.000)	611745	8.00000	(H)
* 6	Perylene-d12	264	11.183	11.183	(1.000)	736684	8.00000	
198	1,4-Dioxane	88	1.182	1.182	(0.269)	81896	40.0000	47.482
10	N-Nitrosodimethylamine	74	1.631	1.631	(0.370)	106614	40.0000	48.010
9	Pyridine	79	1.652	1.652	(0.375)	230111	40.0000	51.214(M)
16	Methyl methanesulfonate	80	3.218	3.218	(0.731)	187886	40.0000	39.116
206	Benzaldehyde	77	4.067	4.067	(0.924)	267167	40.0000	48.177
21	Aniline	93	4.152	4.152	(0.943)	662405	40.0000	37.406
22	Phenol	94	4.147	4.147	(0.942)	611823	40.0000	36.785
23	bis(2-Chloroethyl)ether	93	4.217	4.217	(0.958)	425126	40.0000	36.576
24	2-Chlorophenol	128	4.238	4.238	(0.962)	591538	40.0000	37.472
26	1,3-Dichlorobenzene	146	4.355	4.355	(0.989)	720404	40.0000	38.385
27	1,4-Dichlorobenzene	146	4.420	4.420	(1.004)	737453	40.0000	38.228
28	1,2-Dichlorobenzene	146	4.532	4.532	(1.029)	684796	40.0000	36.679
29	Benzyl Alcohol	108	4.516	4.516	(1.025)	326856	40.0000	40.205
30	2-Methylphenol	108	4.607	4.607	(1.046)	504303	40.0000	38.184
31	2,2'-oxybis(1-Chloropropane)	45	4.623	4.623	(1.050)	558953	40.0000	37.477
37	Acetophenone	105	4.713	4.713	(1.070)	676796	40.0000	35.731
32	N-Nitroso-di-n-propylamine	70	4.719	4.719	(1.072)	281891	40.0000	36.419
192	4-Methylphenol	108	4.719	4.719	(1.072)	482812	40.0000	35.587
34	Hexachloroethane	117	4.788	4.788	(1.087)	317256	40.0000	38.504
35	Nitrobenzene	77	4.842	4.842	(0.902)	533874	40.0000	38.814
41	Isophorone	82	5.023	5.023	(0.935)	988253	40.0000	39.870
42	2-Nitrophenol	139	5.082	5.082	(0.946)	376545	40.0000	42.352
43	2,4-Dimethylphenol	107	5.119	5.119	(0.953)	596308	40.0000	39.539
44	bis(2-Chloroethoxy)methane	93	5.194	5.194	(0.967)	645649	40.0000	39.535
48	2,4-Dichlorophenol	162	5.264	5.264	(0.980)	615875	40.0000	40.191
49	Benzoic Acid	122	5.189	5.189	(0.966)	359247	40.0000	59.670(MH)
50	1,2,4-Trichlorobenzene	180	5.328	5.328	(0.992)	689011	40.0000	38.822

	Compounds	QUANT SIG MASS	RT	EXP RT	REL RT	RESPONSE	AMOUNTS CAL-AMT (NG)	AMOUNTS ON-COL (NG)
51	Naphthalene	128	5.386	5.386	(1.003)	2042891	40.0000	37.971
52	4-Chloroaniline	127	5.429	5.429	(1.011)	794905	40.0000	38.153
54	2,6-Dichlorophenol	162	5.435	5.435	(1.012)	620016	40.0000	37.709
56	Hexachlorobutadiene	225	5.483	5.483	(1.021)	399782	40.0000	38.541
208	Caprolactam	113	5.686	5.686	(1.059)	181833	40.0000	44.383
59	4-Chloro-3-Methylphenol	107	5.798	5.798	(1.080)	542911	40.0000	39.481
62	2-Methylnaphthalene	142	5.915	5.915	(1.101)	1472403	40.0000	38.416
63	1-Methylnaphthalene	142	5.990	5.990	(1.115)	1461037	40.0000	37.927
64	Hexachlorocyclopentadiene	237	6.033	6.033	(0.900)	497631	40.0000	48.068
66	2,4,6-Trichlorophenol	196	6.129	6.129	(0.914)	511651	40.0000	39.777
67	2,4,5-Trichlorophenol	196	6.156	6.156	(0.918)	533510	40.0000	40.926
209	1,1'-Biphenyl	154	6.268	6.268	(0.935)	1895619	40.0000	37.779
70	2-Chloronaphthalene	162	6.284	6.284	(0.937)	1515891	40.0000	37.120
73	2-Nitroaniline	65	6.359	6.359	(0.948)	374547	40.0000	41.526
76	Dimethylphthalate	163	6.503	6.503	(0.970)	1684706	40.0000	40.593
78	2,6-Dinitrotoluene	165	6.546	6.546	(0.976)	403389	40.0000	44.802
79	Acenaphthylene	152	6.599	6.599	(0.984)	2589829	40.0000	39.464
81	3-Nitroaniline	138	6.674	6.674	(0.995)	462739	40.0000	43.349
82	Acenaphthene	153	6.733	6.733	(1.004)	1566079	40.0000	38.012
83	2,4-Dinitrophenol	184	6.754	6.754	(1.007)	219629	40.0000	64.176
85	4-Nitrophenol	109	6.797	6.797	(1.014)	235775	40.0000	44.569
86	Dibenzofuran	168	6.866	6.866	(1.024)	2320180	40.0000	37.740
87	2,4-Dinitrotoluene	165	6.856	6.856	(1.022)	558666	40.0000	42.939
91	2,3,5,6-Tetrachlorophenol	232	6.925	6.925	(1.033)	482410	40.0000	44.350
88	2,3,4,6-Tetrachlorophenol	232	6.957	6.957	(1.037)	500182	40.0000	42.326
92	2-Naphthylamine	143	6.984	6.984	(1.041)	878828	40.0000	38.862
93	Diethylphthalate	149	7.043	7.043	(1.050)	1795390	40.0000	39.892
94	Fluorene	166	7.128	7.128	(1.063)	1775651	40.0000	39.951
95	4-Chlorophenyl-phenylether	204	7.128	7.128	(1.063)	804944	40.0000	36.289
96	4-Nitroaniline	138	7.139	7.139	(1.065)	456755	40.0000	40.816
98	4,6-Dinitro-2-methylphenol	198	7.160	7.160	(0.912)	335689	40.0000	51.585
99	N-Nitrosodiphenylamine (1)	169	7.219	7.219	(0.920)	1439078	40.0000	37.986
100	1,2-Diphenylhydrazine	77	7.251	7.251	(0.924)	1667129	40.0000	37.206
106	4-Bromophenyl-phenylether	248	7.502	7.502	(0.956)	570875	40.0000	39.020
107	Hexachlorobenzene	284	7.545	7.545	(0.961)	638866	40.0000	38.474
210	Atrazine	200	7.625	7.625	(0.971)	334784	40.0000	40.579
111	Pentachlorophenol	266	7.694	7.694	(0.980)	411991	40.0000	49.520
115	Phenanthrene	178	7.865	7.865	(1.002)	2993895	40.0000	37.641
116	Anthracene	178	7.908	7.908	(1.007)	3073083	40.0000	38.232
119	Carbazole	167	8.025	8.025	(1.022)	3029215	40.0000	39.170
120	Di-n-Butylphthalate	149	8.293	8.293	(1.056)	3784007	40.0000	40.951
123	Fluoranthene	202	8.779	8.779	(1.118)	3778920	40.0000	40.116
124	Benzidine	184	8.880	8.880	(0.898)	1495598	40.0000	60.010(M)
125	Pyrene	202	8.955	8.955	(0.906)	3862102	40.0000	41.440(M)
131	Butylbenzylphthalate	149	9.441	9.441	(0.955)	1855926	40.0000	42.569(M)
135	3,3'-Dichlorobenzidine	252	9.852	9.852	(0.997)	1620541	40.0000	45.506(M)
136	Benzo(a)Anthracene	228	9.874	9.874	(0.999)	3512878	40.0000	39.325(M)
137	Chrysene	228	9.906	9.906	(1.002)	3600047	40.0000	41.448(M)
139	bis(2-ethylhexyl)Phthalate	149	9.879	9.879	(0.999)	2405715	40.0000	38.498(M)
140	Di-n-octylphthalate	149	10.387	10.387	(0.929)	5716635	40.0000	40.780
141	Benzo(b)fluoranthene	252	10.793	10.793	(0.965)	5052411	40.0000	38.805
142	Benzo(k)fluoranthene	252	10.819	10.819	(0.968)	5341733	40.0000	40.772
143	7,12-dimethylbenz[a]anthracen	256	10.777	10.777	(0.964)	2339931	40.0000	40.459
146	Benzo(a)pyrene	252	11.124	11.124	(0.995)	4510164	40.0000	40.740

Compounds	QUANT SIG MASS	RT	EXP RT	REL RT	RESPONSE	AMOUNTS CAL-AMT (NG)	AMOUNTS ON-COL (NG)
149 Indeno(1,2,3-cd)pyrene	276	12.508	12.508	(1.118)	5506715	40.0000	40.905
150 Dibenz(a,h)anthracene	278	12.524	12.524	(1.120)	4611942	40.0000	40.704
151 Benzo(g,h,i)perylene	276	12.903	12.903	(1.154)	4776678	40.0000	40.671
$ 154 Nitrobenzene-d5	82	4.826	4.826	(0.899)	567054	40.0000	39.300
$ 155 2-Fluorobiphenyl	172	6.193	6.193	(0.924)	1706998	40.0000	38.362
$ 156 Terphenyl-d14	244	9.073	9.073	(0.918)	2507398	40.0000	41.743(M)
$ 157 Phenol-d5	99	4.136	4.136	(0.939)	595971	40.0000	38.508
$ 158 2-Fluorophenol	112	3.372	3.372	(0.766)	429042	40.0000	40.137
$ 159 2,4,6-Tribromophenol	330	7.310	7.310	(0.931)	302240	40.0000	41.884
$ 186 2-Chlorophenol-d4	132	4.227	4.227	(0.960)	580979	40.0000	38.195
$ 187 1,2-Dichlorobenzene-d4	152	4.516	4.516	(1.025)	435398	40.0000	36.109

QC Flag Legend

M - Compound response manually integrated.
H - Operator selected an alternate compound hit.

Data File Name: V1023IC6.D
Inj. Date and Time: 23-OCT-2008 01:53
Instrument ID: 731.i
Client ID: SSTD40
Compound Name: Pyridine
CAS #: 110-86-1
Report Date: 10/23/2008

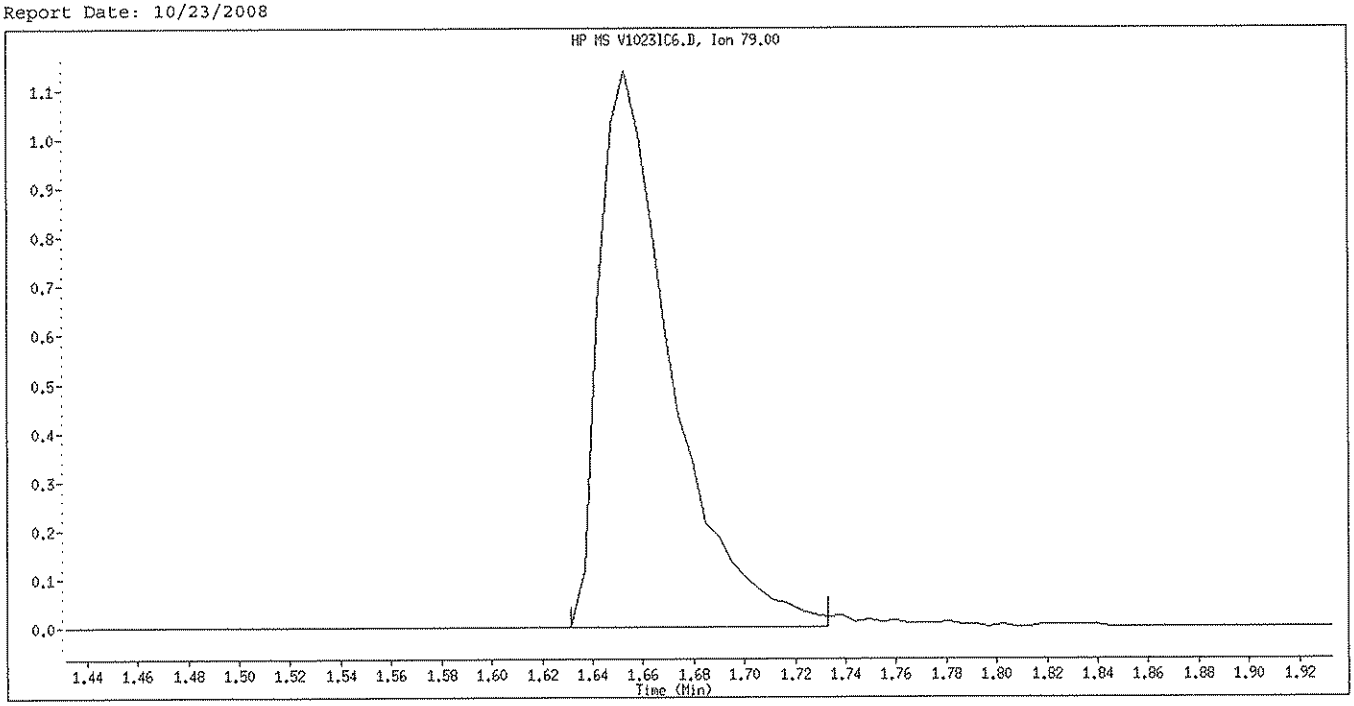

Original Integration

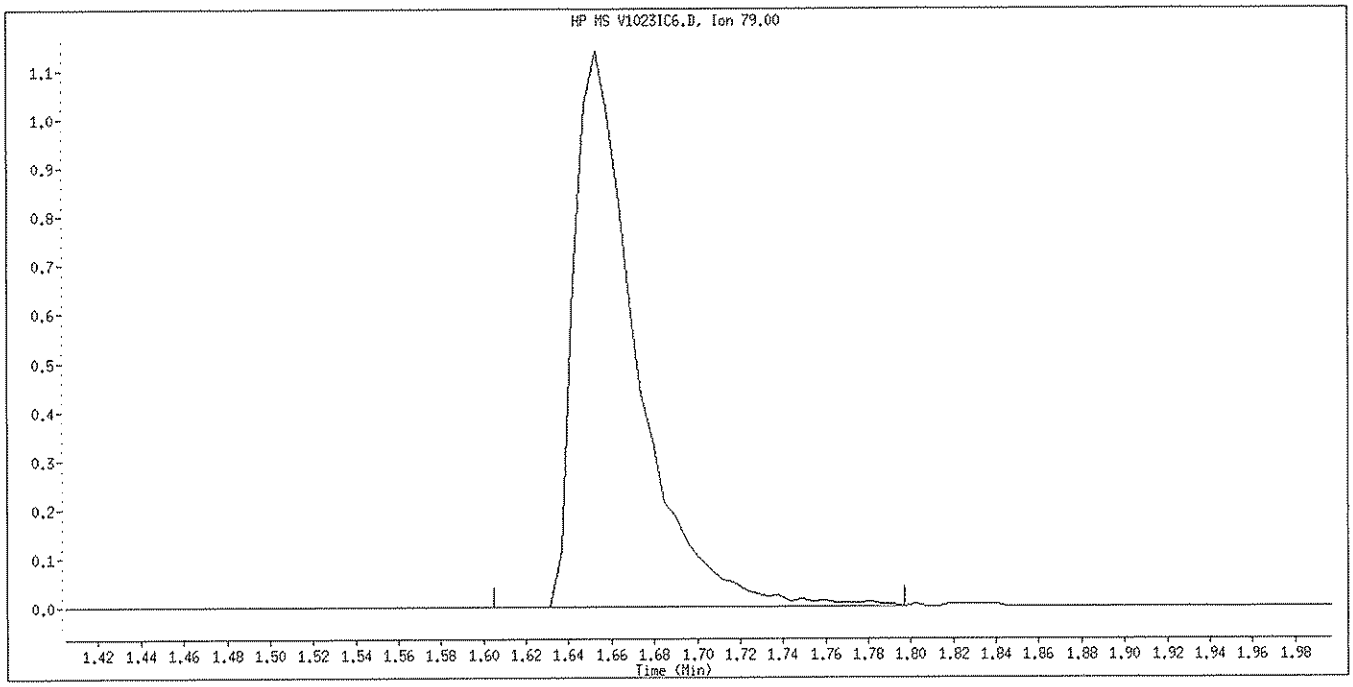

Manual Integration

Manually Integrated By: piccolinov
Manual Integration Reason: Peak Not Found

Data File Name: V1023IC6.D
Inj. Date and Time: 23-OCT-2008 01:53
Instrument ID: 731.i
Client ID: SSTD40
Compound Name: Benzoic Acid
CAS #: 65-85-0
Report Date: 10/23/2008

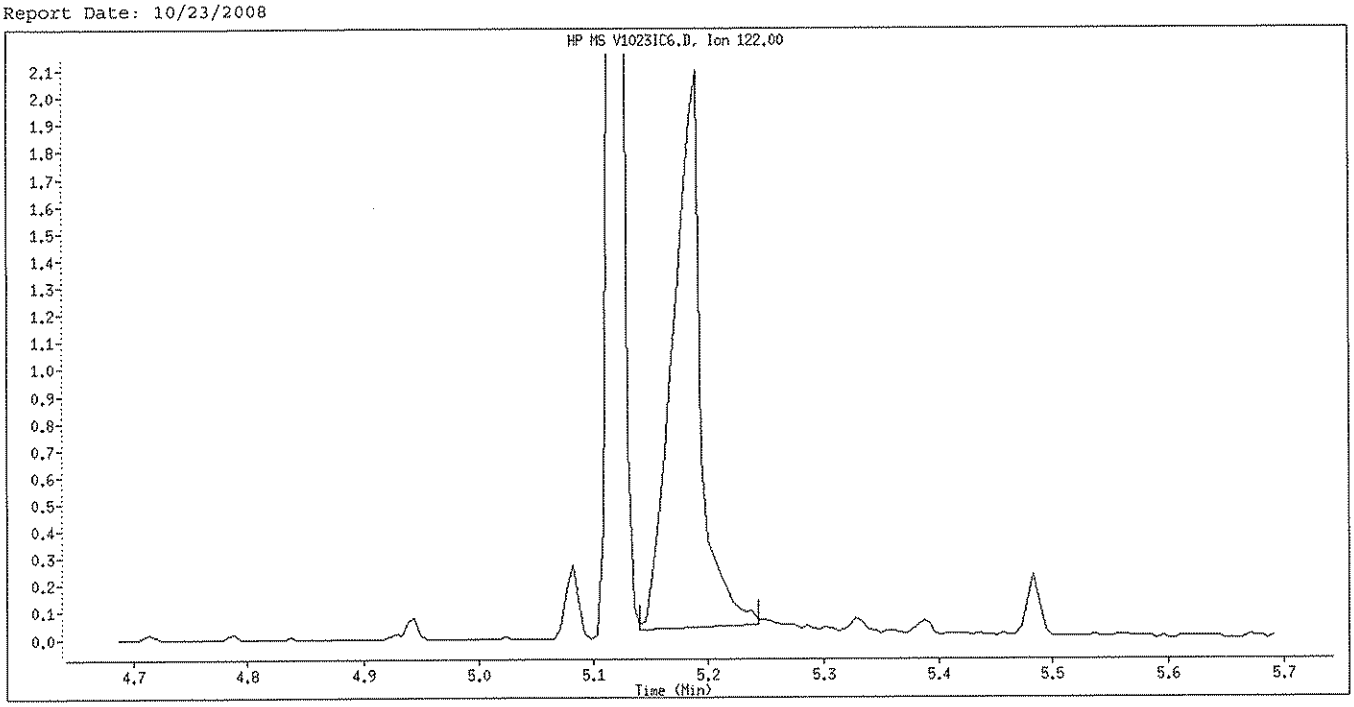

Original Integration

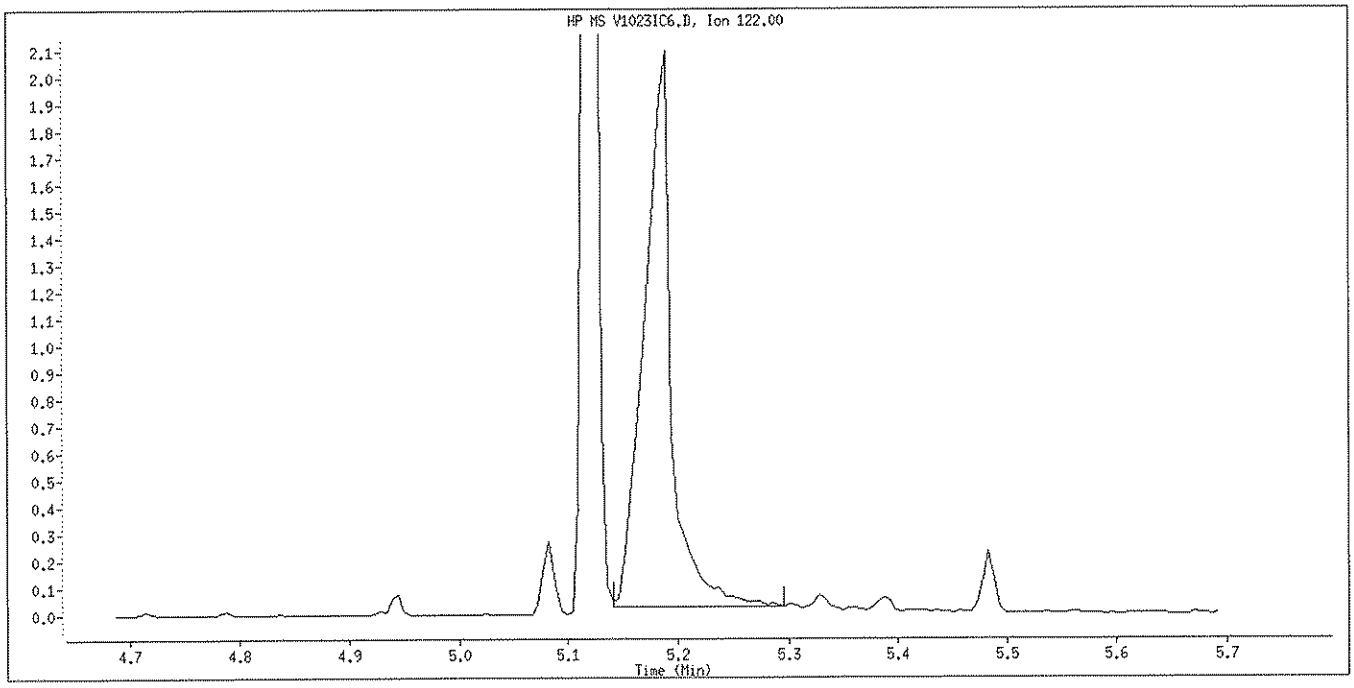

Manual Integration

Manually Integrated By: piccolinov
Manual Integration Reason: Peak Not Found

Data File Name: V1023IC6.D
Inj. Date and Time: 23-OCT-2008 01:53
Instrument ID: 731.i
Client ID: SSTD40
Compound Name: Benzidine
CAS #: 92-87-5
Report Date: 10/23/2008

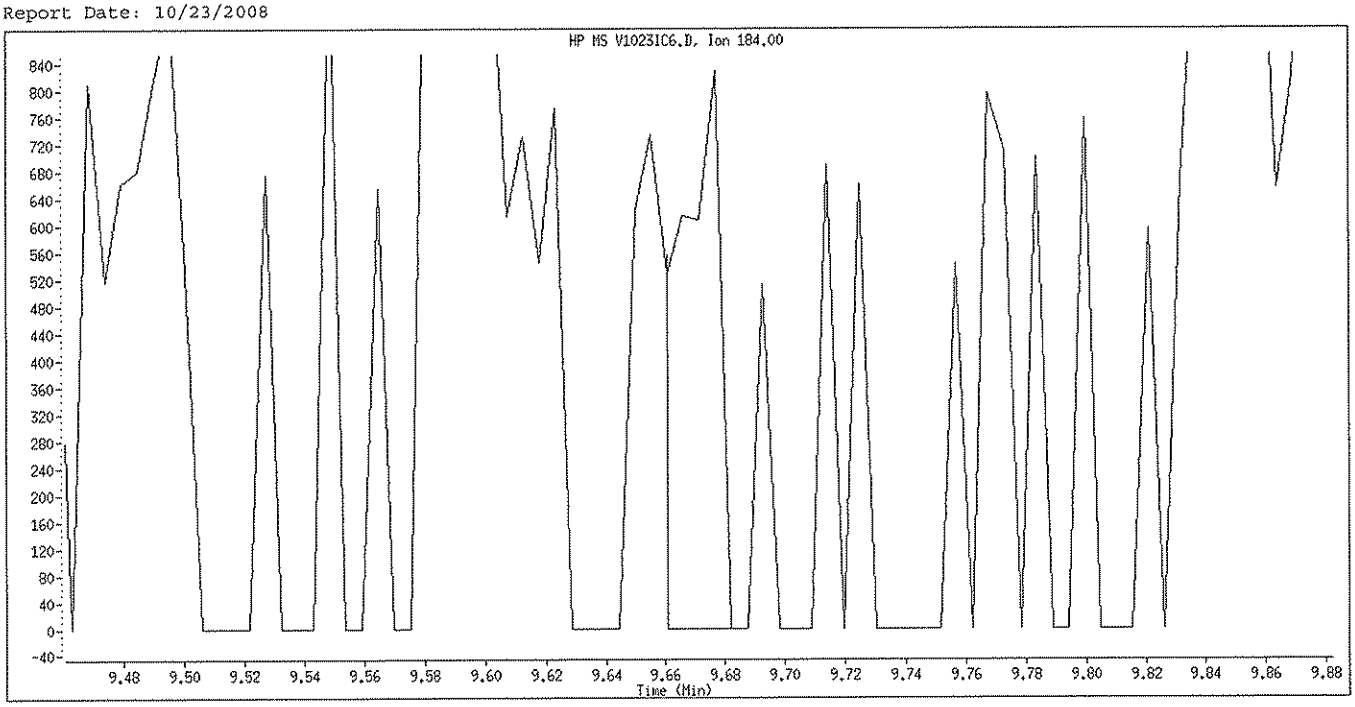

Original Integration

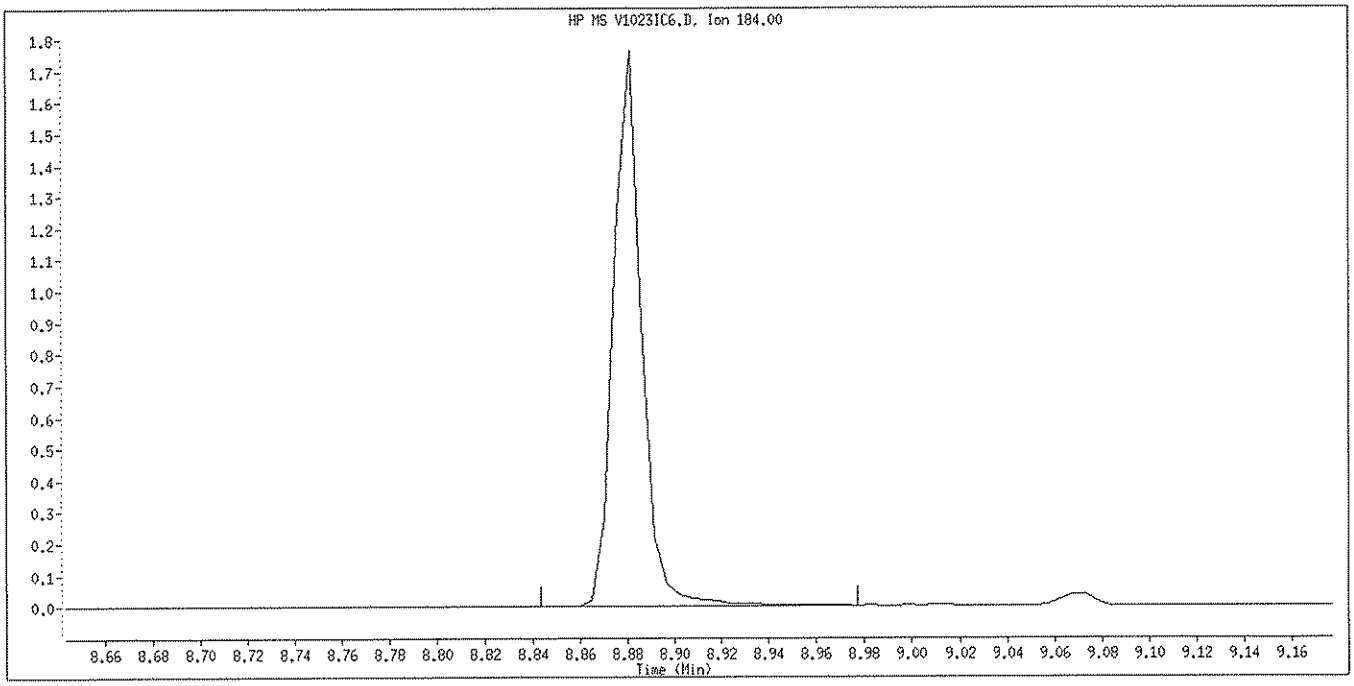

Manual Integration

Manually Integrated By: piccolinov
Manual Integration Reason: Peak Not Found

Data File Name: V1023IC6.D
Inj. Date and Time: 23-OCT-2008 01:53
Instrument ID: 731.i
Client ID: SSTD40
Compound Name: Pyrene
CAS #: 129-00-0
Report Date: 10/23/2008

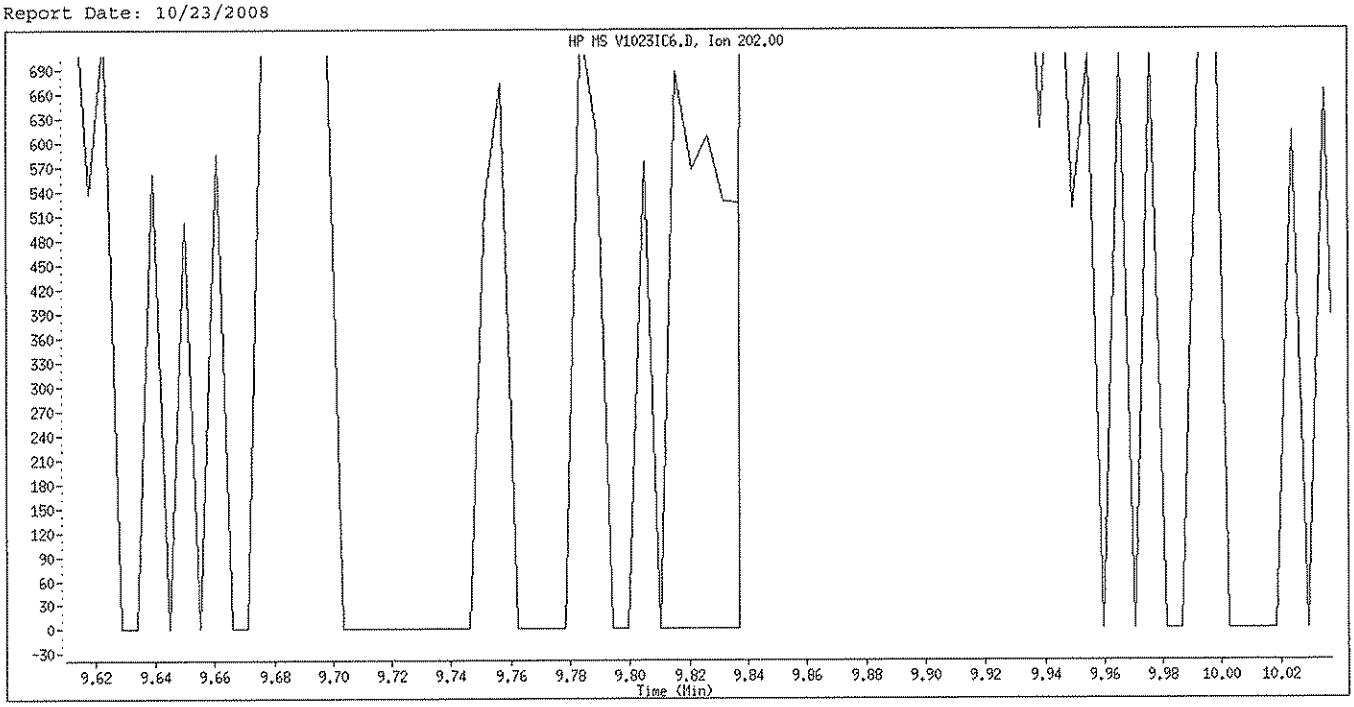

Original Integration

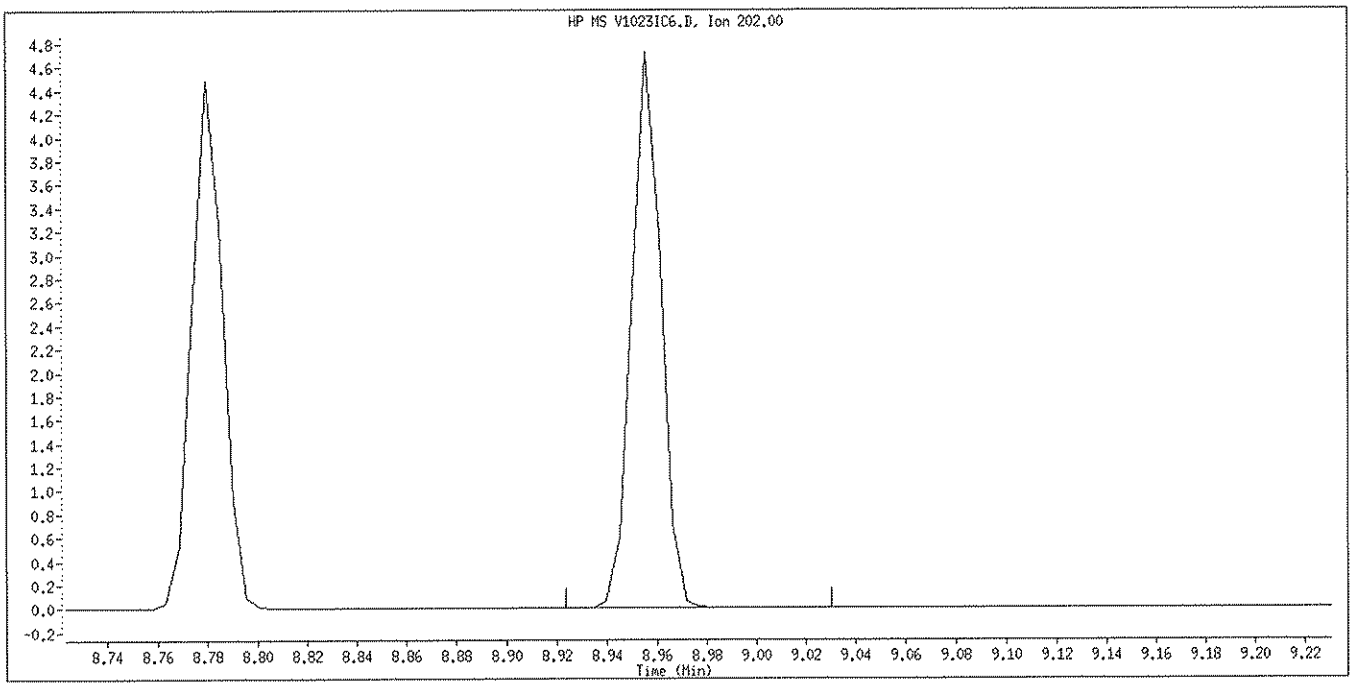

Manual Integration

Manually Integrated By: piccolinov
Manual Integration Reason: Peak Not Found

Data File Name: V1023IC6.D
Inj. Date and Time: 23-OCT-2008 01:53
Instrument ID: 731.i
Client ID: SSTD40
Compound Name: Terphenyl-d14
CAS #: 1718-51-0
Report Date: 10/23/2008

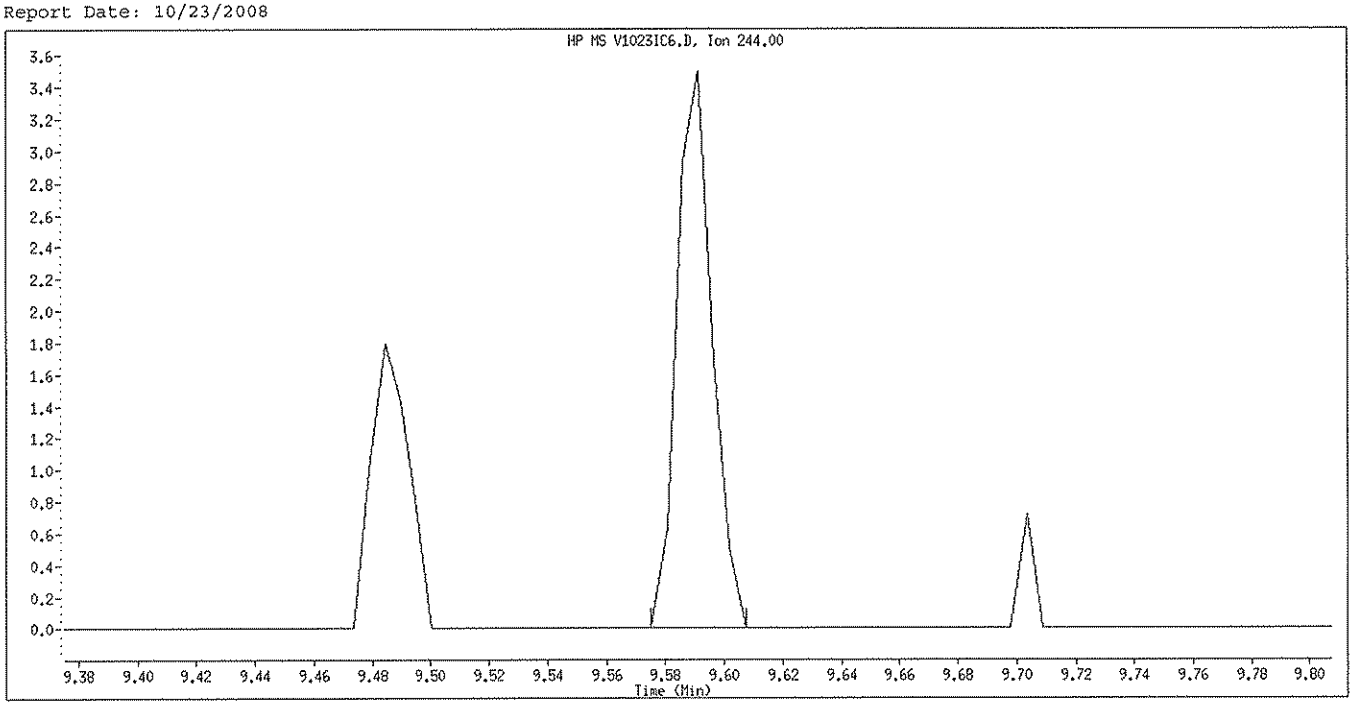

Original Integration

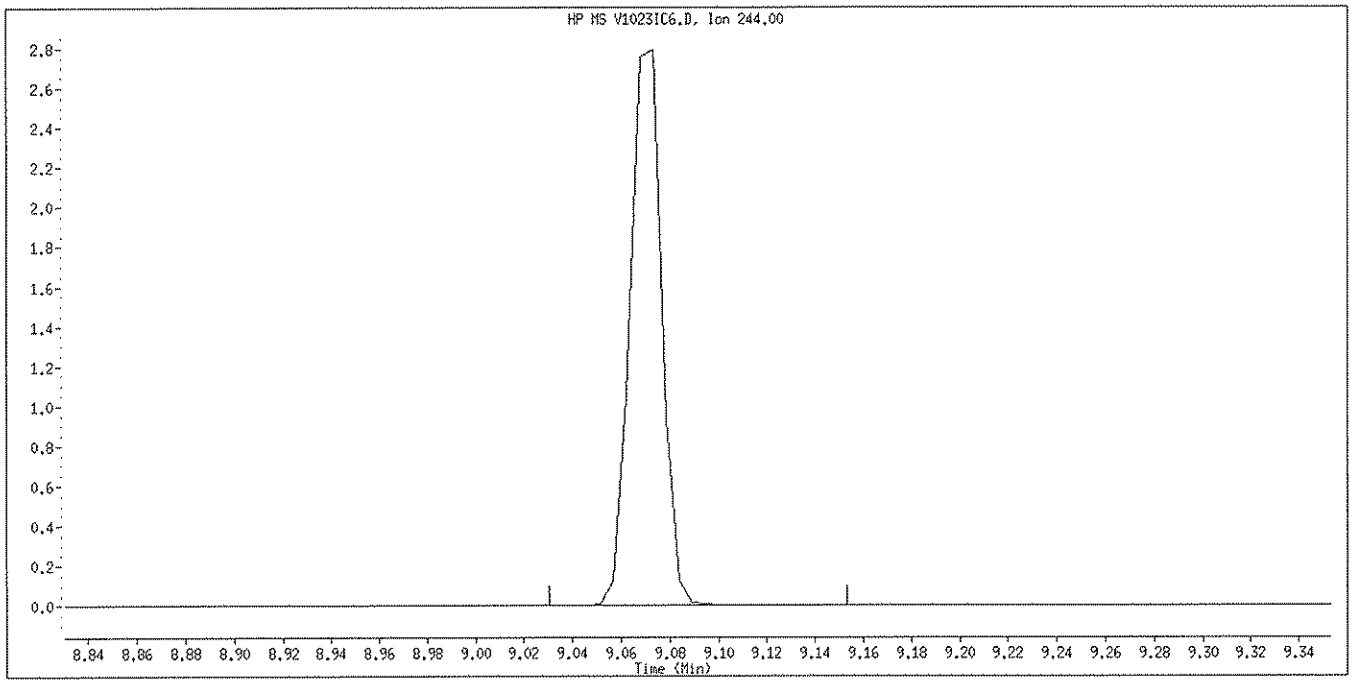

Manual Integration

Manually Integrated By: piccolinov
Manual Integration Reason: Peak Not Found

Data File Name: V1023IC6.D
Inj. Date and Time: 23-OCT-2008 01:53
Instrument ID: 731.i
Client ID: SSTD40
Compound Name: Butylbenzylphthalate
CAS #: 85-68-7
Report Date: 10/23/2008

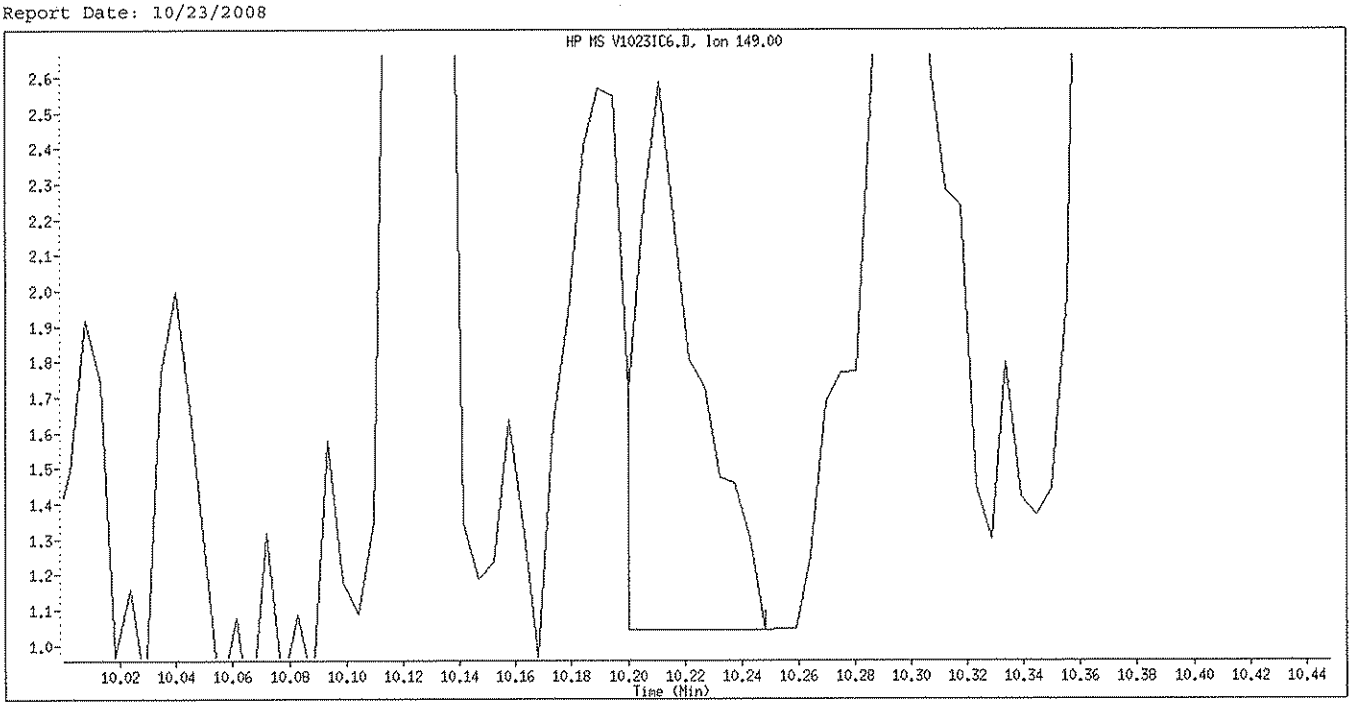

Original Integration

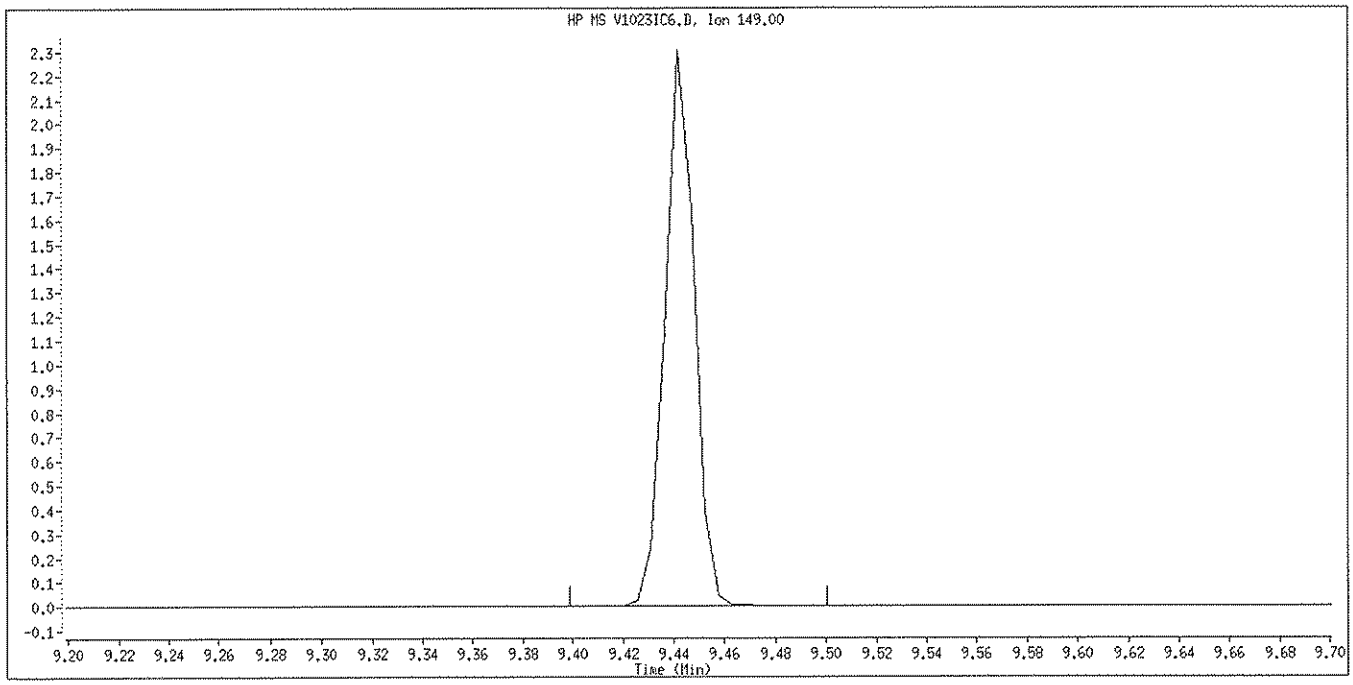

Manual Integration

Manually Integrated By: piccolinov
Manual Integration Reason: Peak Not Found

Data File Name: V1023IC6.D
Inj. Date and Time: 23-OCT-2008 01:53
Instrument ID: 731.i
Client ID: SSTD40
Compound Name: 3,3'-Dichlorobenzidine
CAS #: 91-94-1
Report Date: 10/23/2008

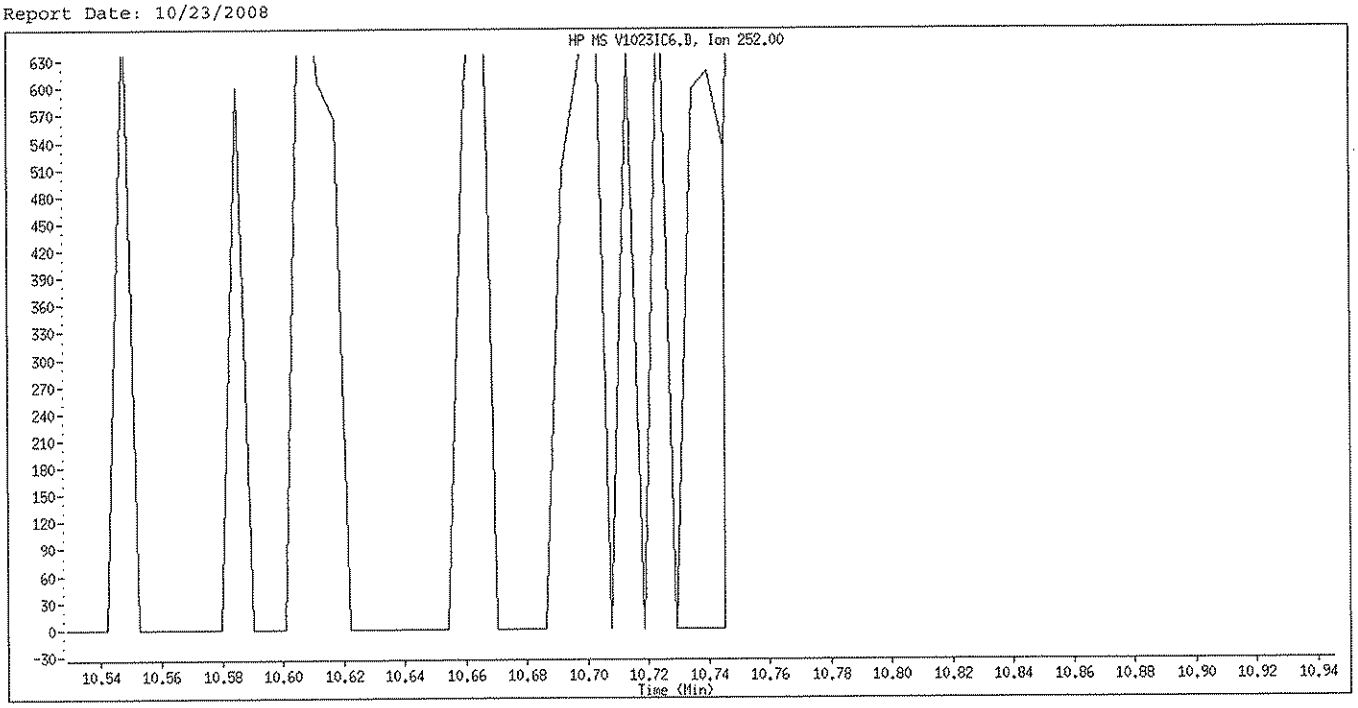

Original Integration

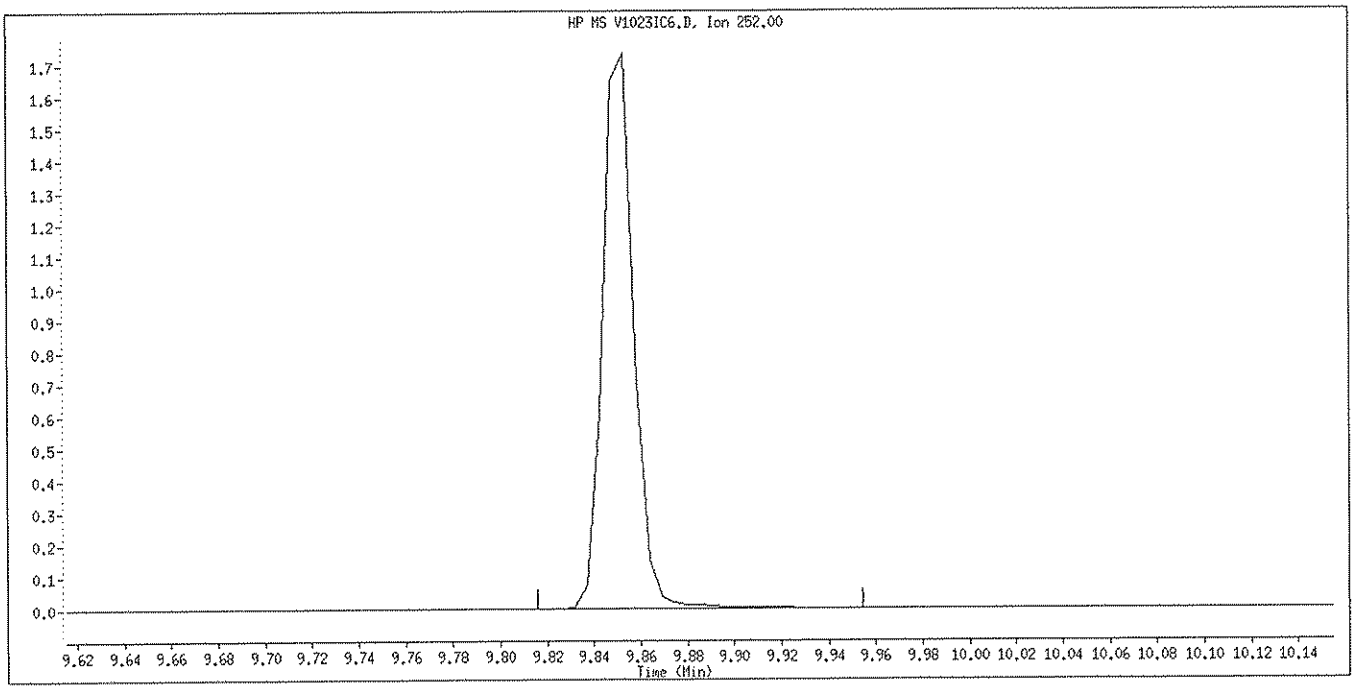

Manual Integration

Manually Integrated By: piccolinov
Manual Integration Reason: Peak Not Found

Data File Name: V1023IC6.D
Inj. Date and Time: 23-OCT-2008 01:53
Instrument ID: 731.i
Client ID: SSTD40
Compound Name: Benzo(a)Anthracene
CAS #: 56-55-3
Report Date: 10/23/2008

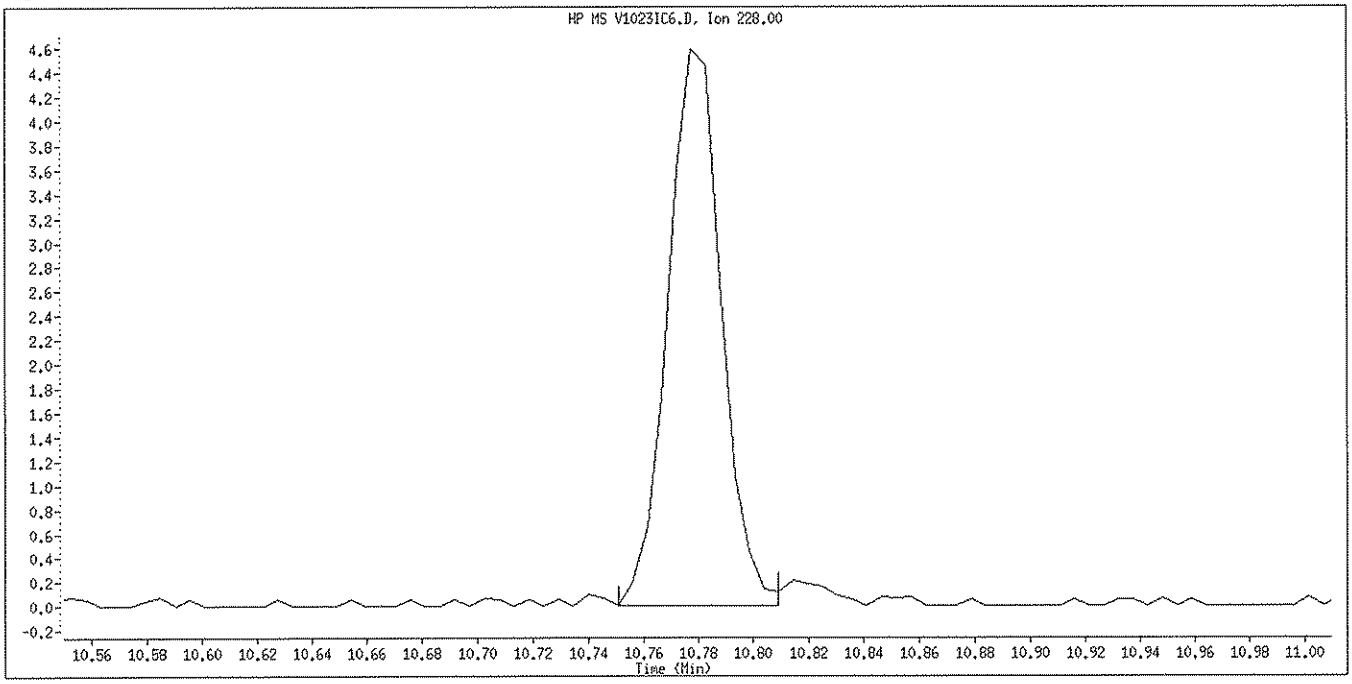

Original Integration

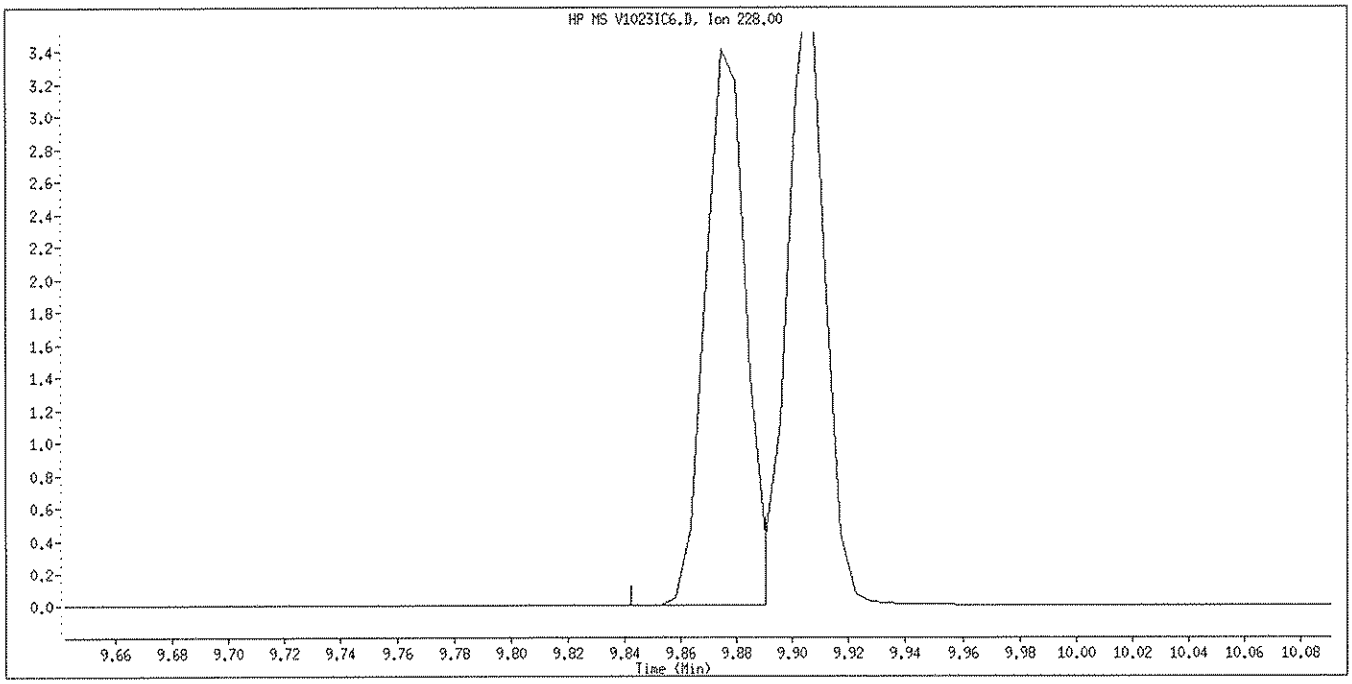

Manual Integration

Manually Integrated By: piccolinov
Manual Integration Reason: Peak Not Found

Data File Name: V1023IC6.D
Inj. Date and Time: 23-OCT-2008 01:53
Instrument ID: 731.i
Client ID: SSTD40
Compound Name: bis(2-ethylhexyl)Phthalate
CAS #: 117-81-7
Report Date: 10/23/2008

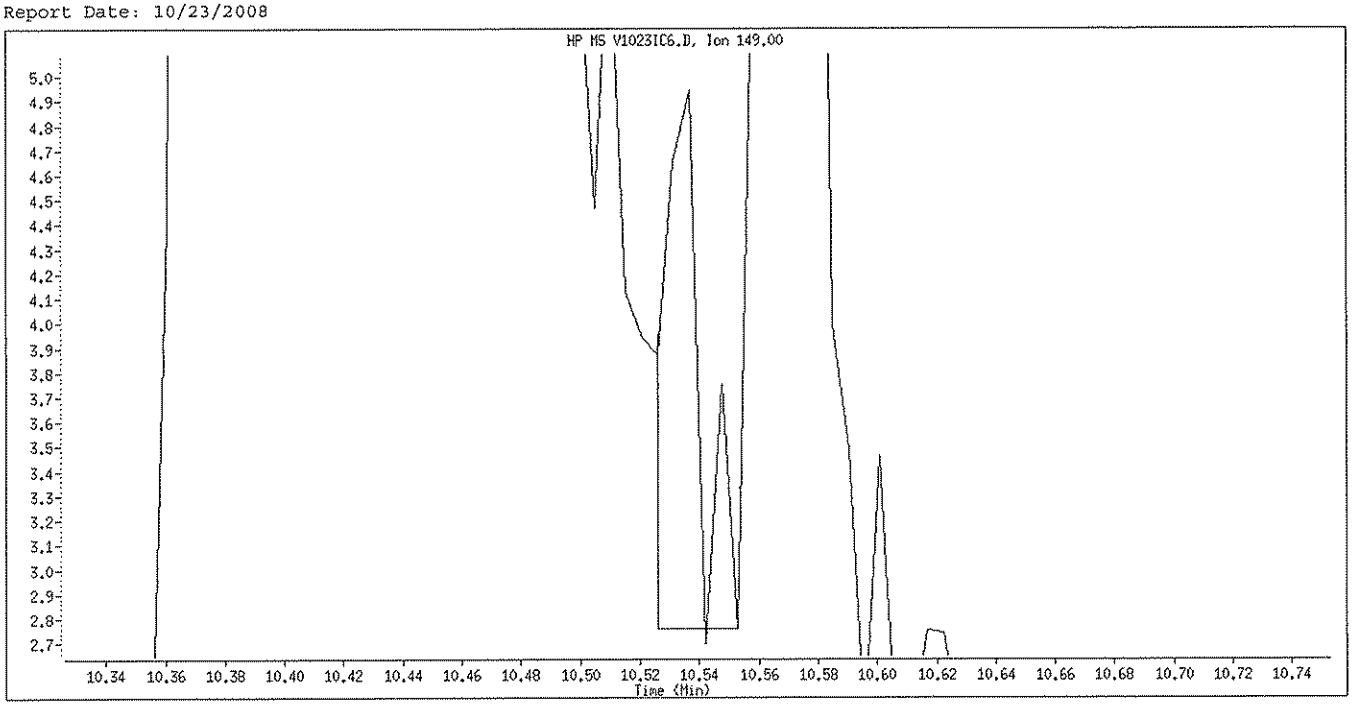

Original Integration

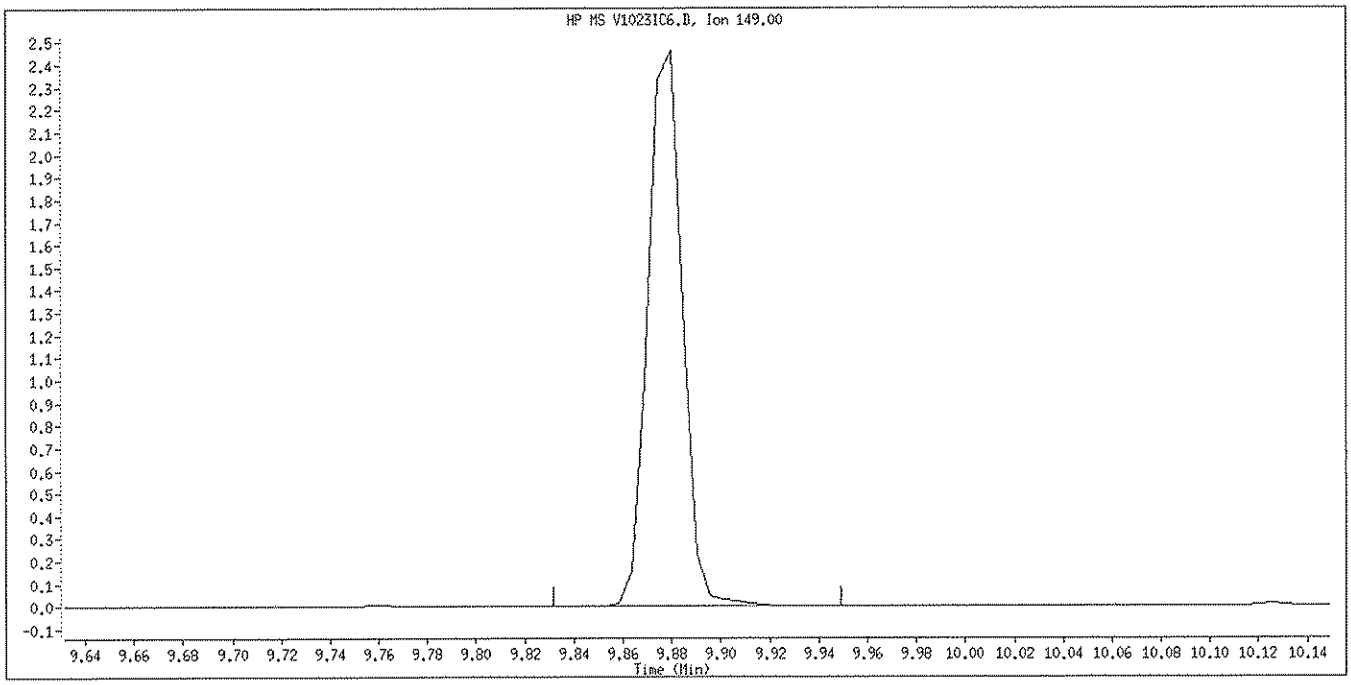

Manual Integration

Manually Integrated By: piccolinov
Manual Integration Reason: Peak Not Found

Data File Name: V1023IC6.D
Inj. Date and Time: 23-OCT-2008 01:53
Instrument ID: 731.i
Client ID: SSTD40
Compound Name: Chrysene-d12
CAS #: 1719-03-5
Report Date: 10/23/2008

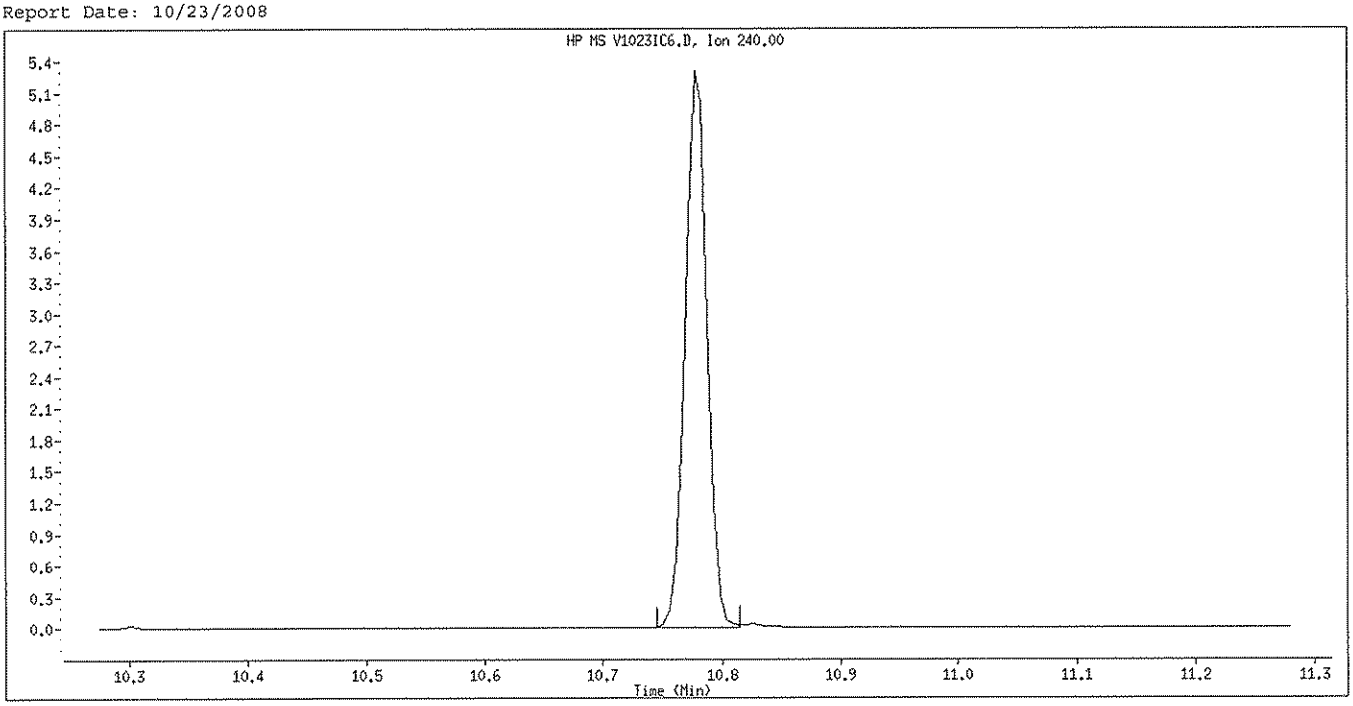

Original Integration

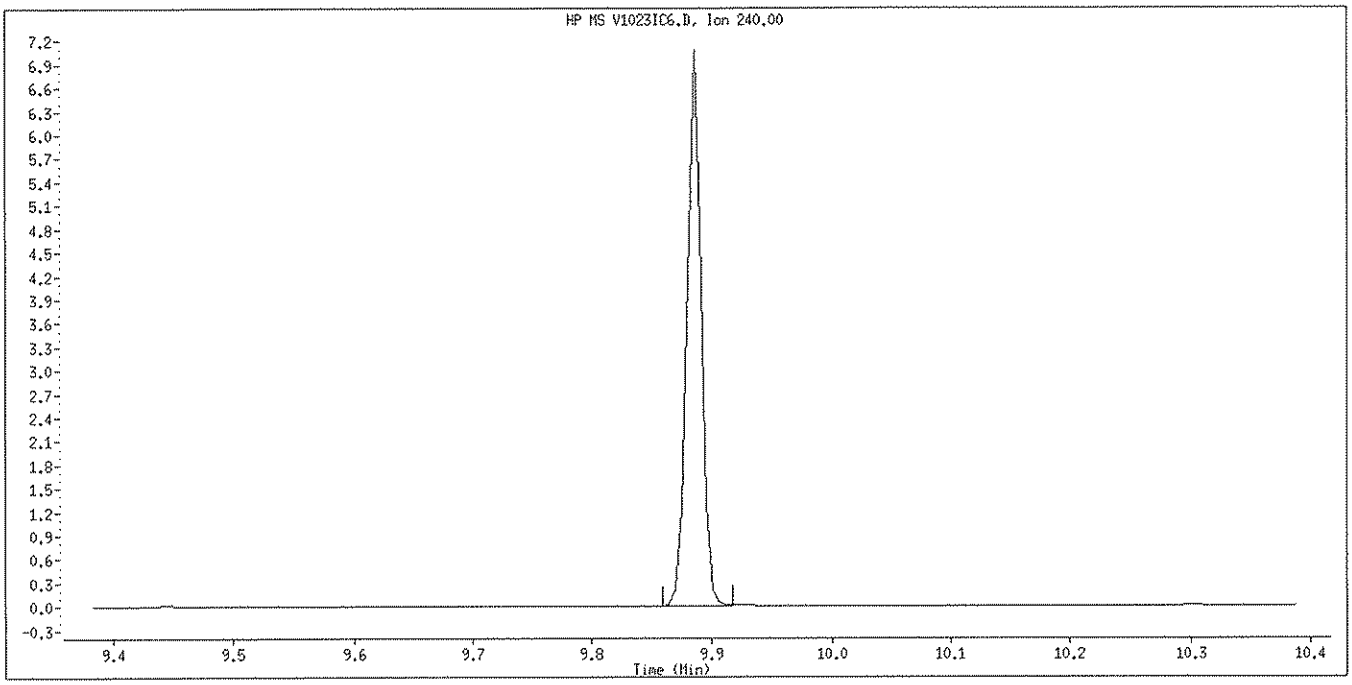

Manual Integration

Manually Integrated By: piccolinov
Manual Integration Reason: Unknown

Data File Name: V1023IC6.D
Inj. Date and Time: 23-OCT-2008 01:53
Instrument ID: 731.i
Client ID: SSTD40
Compound Name: Chrysene
CAS #: 218-01-9
Report Date: 10/23/2008

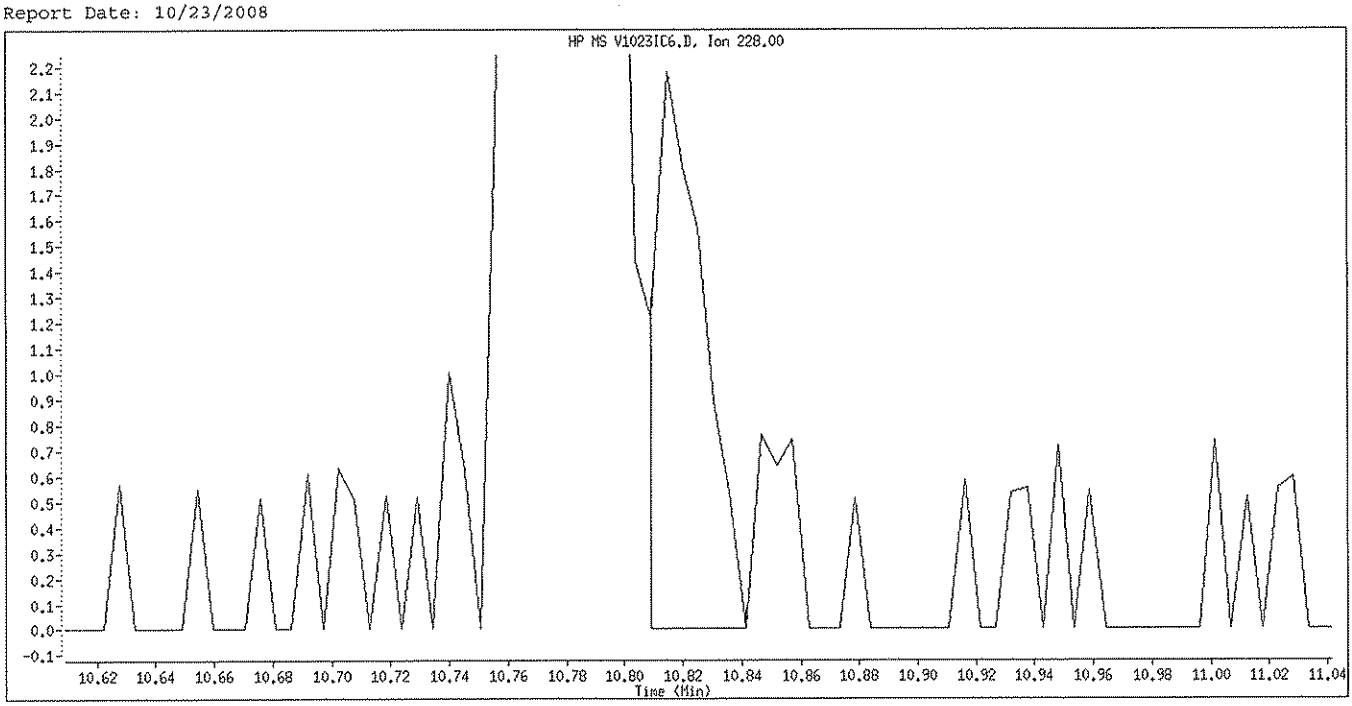

Original Integration

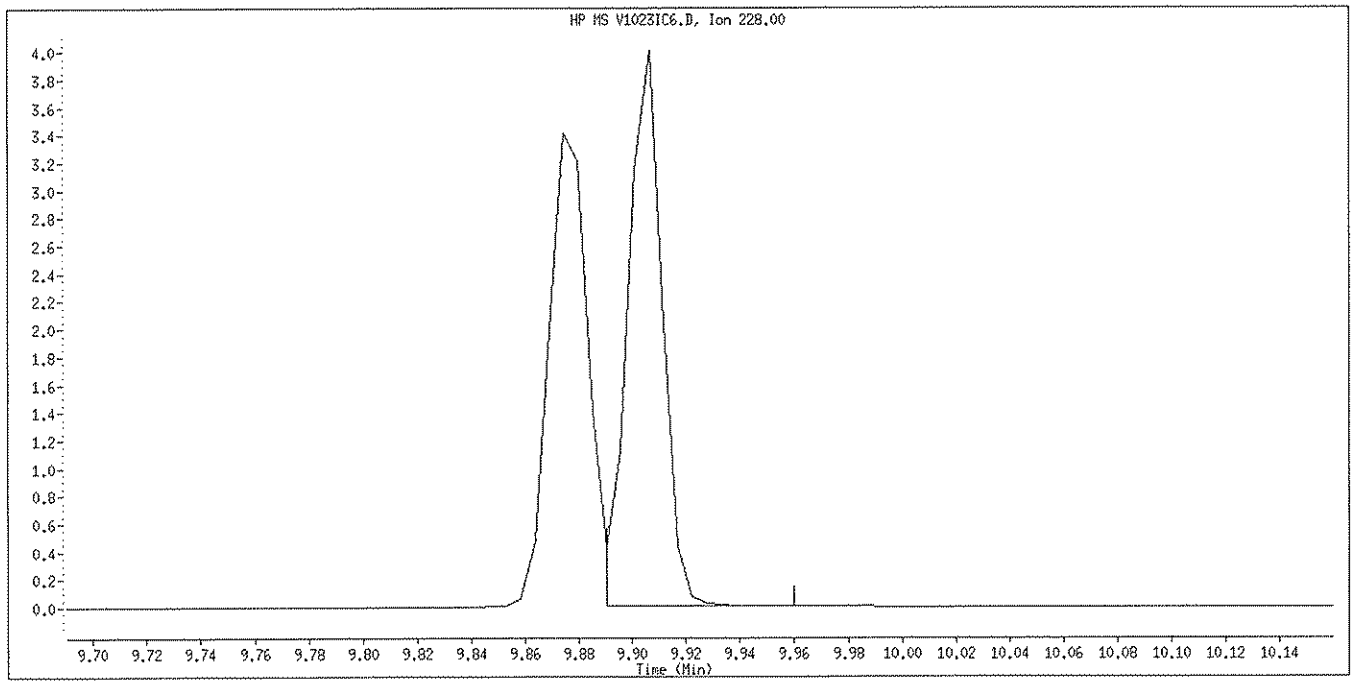

Manual Integration

Manually Integrated By: piccolinov
Manual Integration Reason: Peak Not Found

Data File: \\PITSVR06\D\chem\731.i\V102308.b\V1023IC7.D
Date : 23-OCT-2008 02:14
Client ID: SSTD80
Sample Info: SSTD80(40ug/mL) BNA0678-08 8270c11

Instrument: 731.i
Operator: 003200
Column diameter: 0.32

Column phase: DB5-MS

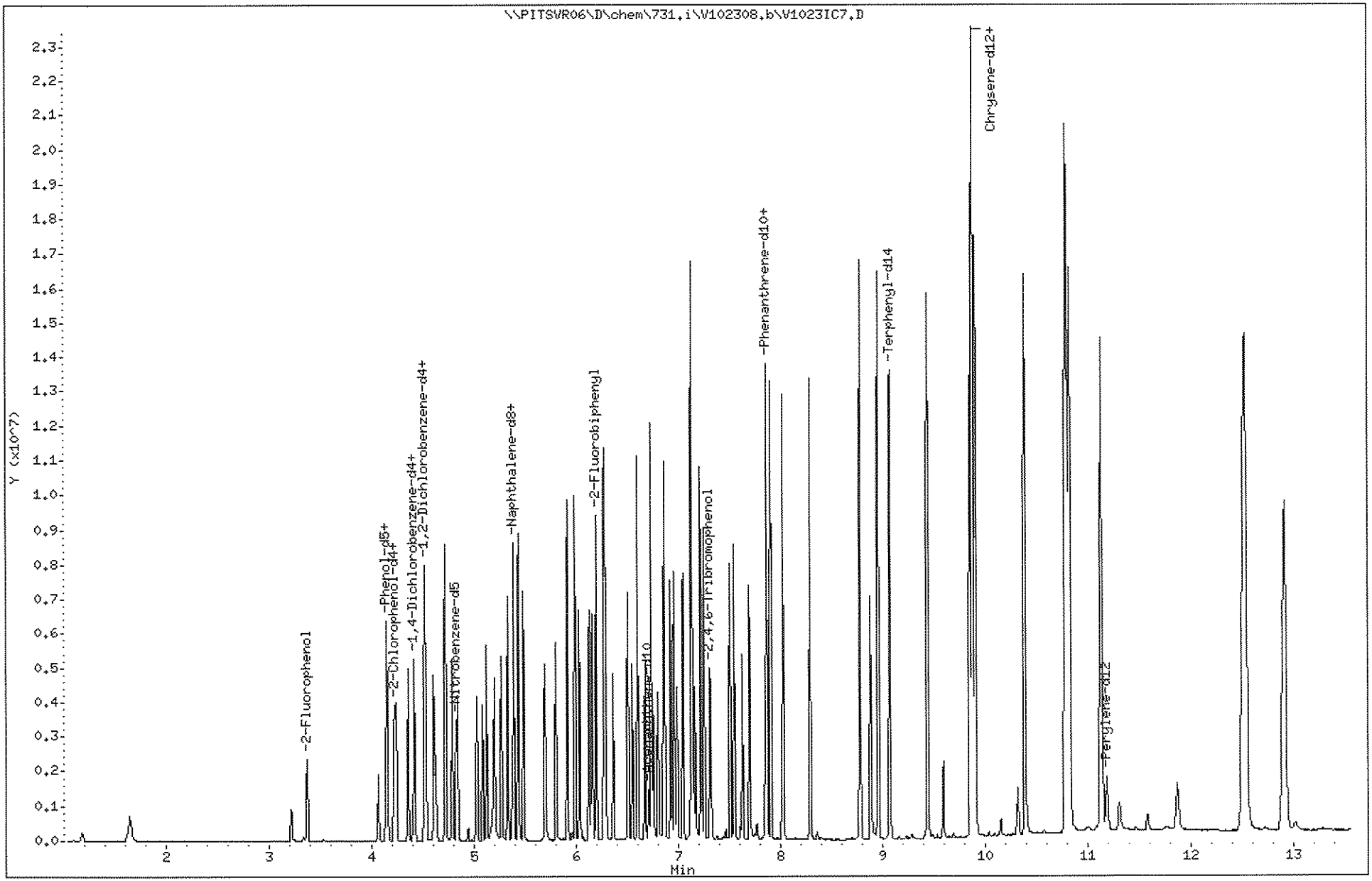

TestAmerica Pittsburgh

Semivolatile REPORT SW-846 Method 8270

Data file : \\PITSVR06\D\chem\731.i\V102308.b\V1023IC7.D
Lab Smp Id: SSTD80 Client Smp ID: SSTD80
Inj Date : 23-OCT-2008 02:14
Operator : 003200 Inst ID: 731.i
Smp Info : SSTD80(40ug/mL) BNA0678-08 8270cll
Misc Info : SSTD80,V102308.b,8270ll.m,padep.sub,1,7
Comment :
Method : \\PITSVR06\D\chem\731.i\V102308.b\8270ll.m
Meth Date : 23-Oct-2008 02:28 piccolinov Quant Type: ISTD
Cal Date : 23-OCT-2008 02:14 Cal File: V1023IC7.D
Als bottle: 8 Calibration Sample, Level: 7
Dil Factor: 1.00000
Integrator: HP RTE Compound Sublist: padep.sub
Target Version: 4.14
Processing Host: PITSVR06

	Compounds	QUANT SIG MASS	RT	EXP RT	REL RT	RESPONSE	AMOUNTS CAL-AMT (NG)	AMOUNTS ON-COL (NG)	
* 1	1,4-Dichlorobenzene-d4	152	4.403	4.403	(1.000)	92605	8.00000		
* 2	Naphthalene-d8	136	5.370	5.370	(1.000)	388634	8.00000		
* 3	Acenaphthene-d10	164	6.706	6.706	(1.000)	288080	8.00000		
* 4	Phenanthrene-d10	188	7.849	7.849	(1.000)	568517	8.00000		
* 5	Chrysene-d12	240	9.884	9.884	(1.000)	539256	8.00000		(H)
* 6	Perylene-d12	264	11.182	11.182	(1.000)	688961	8.00000		
198	1,4-Dioxane	88	1.182	1.182	(0.268)	152486	80.0000	89.676	
10	N-Nitrosodimethylamine	74	1.631	1.631	(0.370)	205366	80.0000	93.118	
9	Pyridine	79	1.647	1.647	(0.374)	423365	80.0000	94.579	
16	Methyl methanesulfonate	80	3.217	3.217	(0.731)	351161	80.0000	76.269	
206	Benzaldehyde	77	4.067	4.067	(0.924)	347804	80.0000	66.721	
21	Aniline	93	4.152	4.152	(0.943)	1122590	80.0000	67.352	
22	Phenol	94	4.152	4.152	(0.943)	1037715	80.0000	66.415	
23	bis(2-Chloroethyl)ether	93	4.216	4.216	(0.958)	751495	80.0000	68.530	
24	2-Chlorophenol	128	4.243	4.243	(0.964)	1031825	80.0000	69.187	
26	1,3-Dichlorobenzene	146	4.360	4.360	(0.990)	1289215	80.0000	72.257	
27	1,4-Dichlorobenzene	146	4.419	4.419	(1.004)	1309507	80.0000	71.514	
28	1,2-Dichlorobenzene	146	4.531	4.531	(1.029)	1146998	80.0000	65.517	
29	Benzyl Alcohol	108	4.515	4.515	(1.025)	554186	80.0000	71.776	
30	2-Methylphenol	108	4.606	4.606	(1.046)	890524	80.0000	71.096	
31	2,2'-oxybis(1-Chloropropane)	45	4.628	4.628	(1.051)	974006	80.0000	69.134	
37	Acetophenone	105	4.713	4.713	(1.070)	1189282	80.0000	66.786	
32	N-Nitroso-di-n-propylamine	70	4.724	4.724	(1.073)	480743	80.0000	66.151	
192	4-Methylphenol	108	4.724	4.724	(1.073)	800433	80.0000	63.211	
34	Hexachloroethane	117	4.788	4.788	(1.087)	558349	80.0000	71.404	
35	Nitrobenzene	77	4.841	4.841	(0.902)	955726	80.0000	74.266	
41	Isophorone	82	5.028	5.028	(0.936)	1764687	80.0000	75.847	
42	2-Nitrophenol	139	5.082	5.082	(0.946)	687568	80.0000	81.436	
43	2,4-Dimethylphenol	107	5.119	5.119	(0.953)	1042214	80.0000	73.914	
44	bis(2-Chloroethoxy)methane	93	5.194	5.194	(0.967)	1103913	80.0000	72.509	
48	2,4-Dichlorophenol	162	5.263	5.263	(0.980)	1116596	80.0000	77.382	
49	Benzoic Acid	122	5.210	5.210	(0.970)	735006	80.0000	118.58	(M)
50	1,2,4-Trichlorobenzene	180	5.327	5.327	(0.992)	1227091	80.0000	73.946	

Compounds	QUANT SIG MASS	RT	EXP RT	REL RT	RESPONSE	AMOUNTS CAL-AMT (NG)	AMOUNTS ON-COL (NG)
51 Naphthalene	128	5.386	5.386	(1.003)	3603142	80.0000	71.926
52 4-Chloroaniline	127	5.429	5.429	(1.011)	1362714	80.0000	70.455
54 2,6-Dichlorophenol	162	5.434	5.434	(1.012)	1065163	80.0000	69.868
56 Hexachlorobutadiene	225	5.482	5.482	(1.021)	715297	80.0000	73.778
208 Caprolactam	113	5.701	5.701	(1.062)	331701	80.0000	84.680(MH)
59 4-Chloro-3-Methylphenol	107	5.797	5.797	(1.080)	958877	80.0000	74.494
62 2-Methylnaphthalene	142	5.915	5.915	(1.101)	2550118	80.0000	71.517
63 1-Methylnaphthalene	142	5.990	5.990	(1.115)	2524631	80.0000	70.578
64 Hexachlorocyclopentadiene	237	6.032	6.032	(0.900)	930599	80.0000	93.592
66 2,4,6-Trichlorophenol	196	6.129	6.129	(0.914)	915322	80.0000	76.763
67 2,4,5-Trichlorophenol	196	6.155	6.155	(0.918)	968226	80.0000	79.644
209 1,1'-Biphenyl	154	6.273	6.273	(0.935)	3258312	80.0000	70.900
70 2-Chloronaphthalene	162	6.284	6.284	(0.937)	2572915	80.0000	69.050
73 2-Nitroaniline	65	6.358	6.358	(0.948)	673819	80.0000	80.043
76 Dimethylphthalate	163	6.503	6.503	(0.970)	3002951	80.0000	77.875
78 2,6-Dinitrotoluene	165	6.551	6.551	(0.977)	724374	80.0000	85.262
79 Acenaphthylene	152	6.599	6.599	(0.984)	4570698	80.0000	75.352
81 3-Nitroaniline	138	6.674	6.674	(0.995)	833187	80.0000	83.096
82 Acenaphthene	153	6.732	6.732	(1.004)	2755216	80.0000	72.742
83 2,4-Dinitrophenol	184	6.754	6.754	(1.007)	477286	80.0000	132.95
85 4-Nitrophenol	109	6.796	6.796	(1.014)	428878	80.0000	85.818
86 Dibenzofuran	168	6.866	6.866	(1.024)	3969195	80.0000	70.544
87 2,4-Dinitrotoluene	165	6.855	6.855	(1.022)	1001166	80.0000	82.094
91 2,3,5,6-Tetrachlorophenol	232	6.925	6.925	(1.033)	903030	80.0000	87.556
88 2,3,4,6-Tetrachlorophenol	232	6.957	6.957	(1.037)	892609	80.0000	80.801
92 2-Naphthylamine	143	6.989	6.989	(1.042)	1445953	80.0000	69.948
93 Diethylphthalate	149	7.048	7.048	(1.051)	3179413	80.0000	76.282
94 Fluorene	166	7.128	7.128	(1.063)	2857974	80.0000	79.933
95 4-Chlorophenyl-phenylether	204	7.128	7.128	(1.063)	1311538	80.0000	65.297
96 4-Nitroaniline	138	7.144	7.144	(1.065)	827503	80.0000	79.344
98 4,6-Dinitro-2-methylphenol	198	7.165	7.165	(0.913)	635672	80.0000	101.66
99 N-Nitrosodiphenylamine (1)	169	7.218	7.218	(0.920)	2543117	80.0000	74.071
100 1,2-Diphenylhydrazine	77	7.251	7.251	(0.924)	2929082	80.0000	72.381
106 4-Bromophenyl-phenylether	248	7.507	7.507	(0.956)	993981	80.0000	74.848
107 Hexachlorobenzene	284	7.544	7.544	(0.961)	1135899	80.0000	75.293
210 Atrazine	200	7.624	7.624	(0.971)	596161	80.0000	78.936
111 Pentachlorophenol	266	7.694	7.694	(0.980)	774512	80.0000	97.723
115 Phenanthrene	178	7.865	7.865	(1.002)	5246951	80.0000	72.958
116 Anthracene	178	7.908	7.908	(1.007)	5321757	80.0000	73.187
119 Carbazole	167	8.025	8.025	(1.022)	5293167	80.0000	75.328
120 Di-n-Butylphthalate	149	8.292	8.292	(1.056)	6534061	80.0000	77.479
123 Fluoranthene	202	8.778	8.778	(1.118)	6658493	80.0000	77.453
124 Benzidine	184	8.880	8.880	(0.898)	2720502	80.0000	114.84(M)
125 Pyrene	202	8.955	8.955	(0.906)	6885461	80.0000	83.245(M)
131 Butylbenzylphthalate	149	9.441	9.441	(0.955)	3245945	80.0000	83.792(M)
135 3,3'-Dichlorobenzidine	252	9.852	9.852	(0.997)	3005725	80.0000	93.130(M)
136 Benzo(a)Anthracene	228	9.873	9.873	(0.999)	5832607	80.0000	74.863(M)
137 Chrysene	228	9.906	9.906	(1.002)	6666904	80.0000	85.989(M)
139 bis(2-ethylhexyl)Phthalate	149	9.873	9.873	(0.999)	3851797	80.0000	71.207(M)
140 Di-n-octylphthalate	149	10.386	10.386	(0.929)	10279642	80.0000	78.633
141 Benzo(b)fluoranthene	252	10.798	10.798	(0.966)	9747046	80.0000	80.041
142 Benzo(k)fluoranthene	252	10.819	10.819	(0.968)	9304387	80.0000	76.492
143 7,12-dimethylbenz[a]anthracen	256	10.782	10.782	(0.964)	4185258	80.0000	77.742
146 Benzo(a)pyrene	252	11.129	11.129	(0.995)	8488410	80.0000	81.697

Compounds	QUANT SIG MASS	RT	EXP RT	REL RT	RESPONSE	AMOUNTS CAL-AMT (NG)	AMOUNTS ON-COL (NG)
149 Indeno(1,2,3-cd)pyrene	276	12.513	12.513	(1.119)	10458187	80.0000	82.614
150 Dibenz(a,h)anthracene	278	12.534	12.534	(1.121)	8690449	80.0000	81.720
151 Benzo(g,h,i)perylene	276	12.913	12.913	(1.155)	9176768	80.0000	83.022
$ 154 Nitrobenzene-d5	82	4.825	4.825	(0.899)	1020464	80.0000	75.413
$ 155 2-Fluorobiphenyl	172	6.198	6.198	(0.924)	3023228	80.0000	73.749
$ 156 Terphenyl-d14	244	9.072	9.072	(0.918)	4468289	80.0000	83.731(M)
$ 157 Phenol-d5	99	4.141	4.141	(0.941)	1051048	80.0000	71.542
$ 158 2-Fluorophenol	112	3.372	3.372	(0.766)	783480	80.0000	76.437
$ 159 2,4,6-Tribromophenol	330	7.315	7.315	(0.932)	564408	80.0000	84.460
$ 186 2-Chlorophenol-d4	132	4.227	4.227	(0.960)	1007502	80.0000	69.996
$ 187 1,2-Dichlorobenzene-d4	152	4.521	4.521	(1.027)	724414	80.0000	64.235

QC Flag Legend

M - Compound response manually integrated.
H - Operator selected an alternate compound hit.

Data File Name: V1023IC7.D
Inj. Date and Time: 23-OCT-2008 02:14
Instrument ID: 731.i
Client ID: SSTD80
Compound Name: Benzoic Acid
CAS #: 65-85-0
Report Date: 10/23/2008

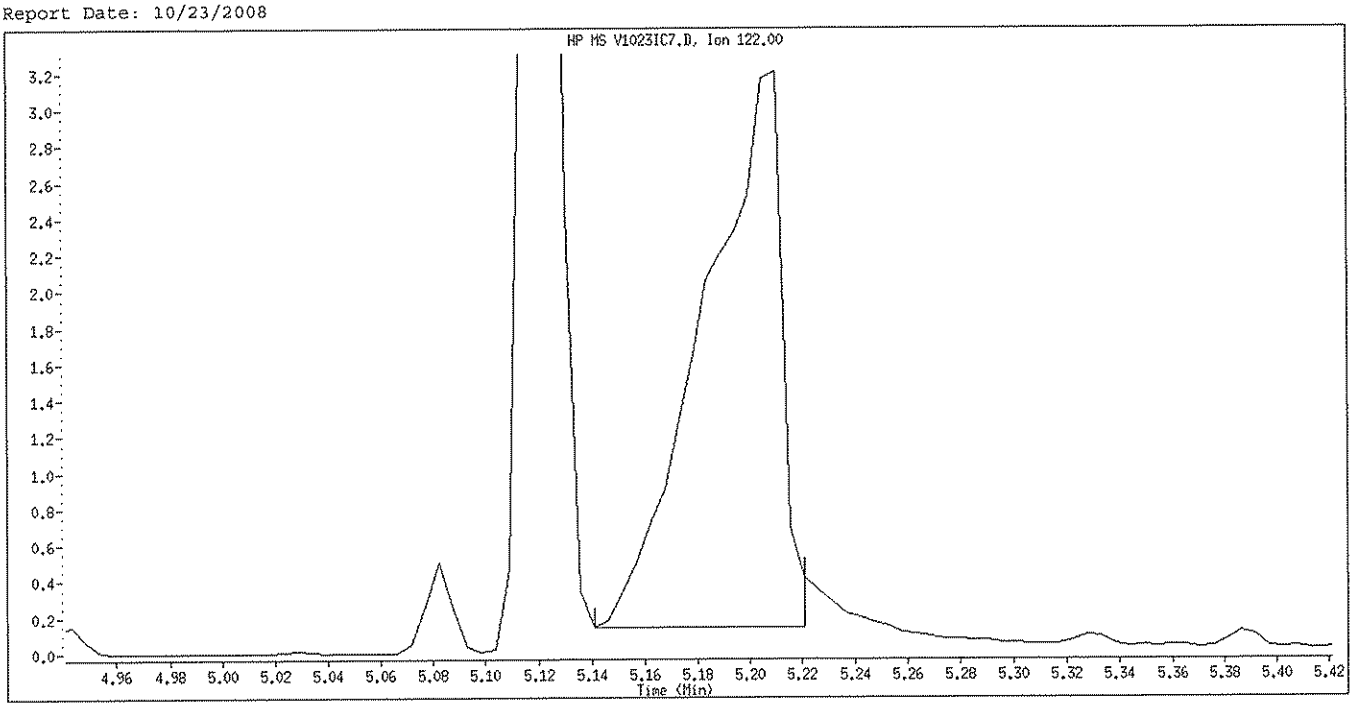

Original Integration

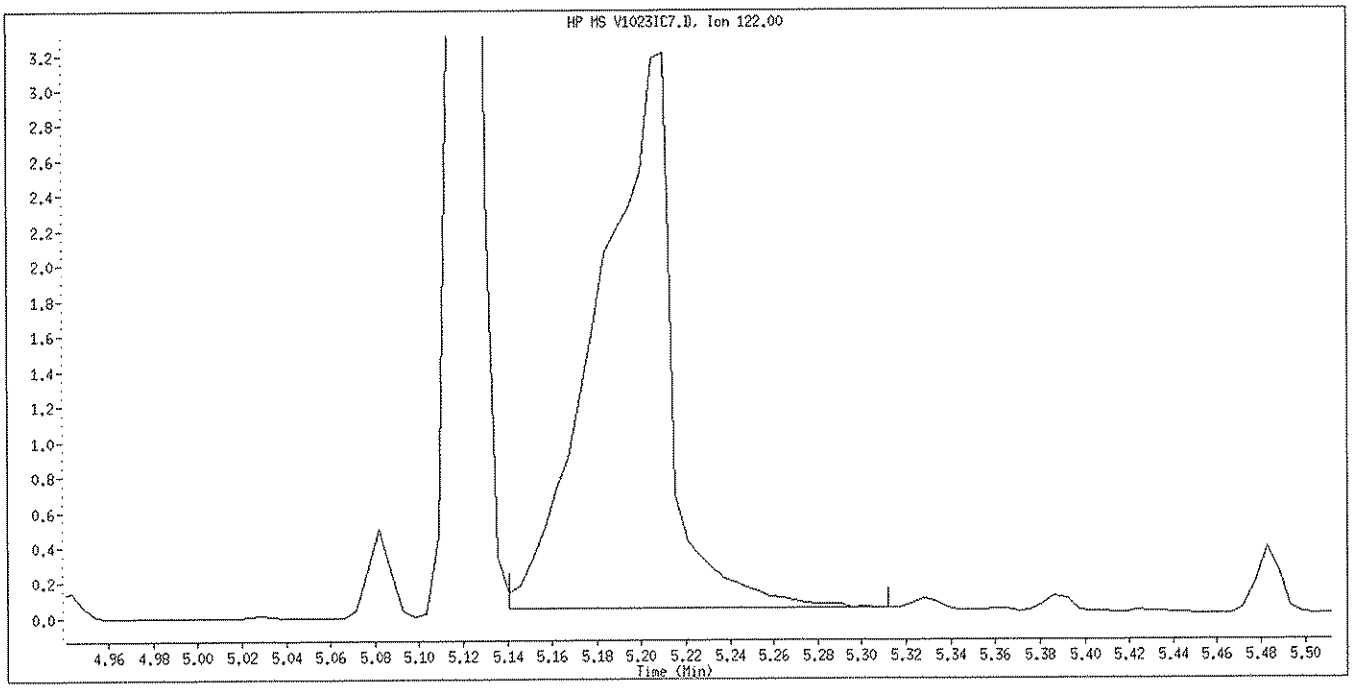

Manual Integration

Manually Integrated By: piccolinov
Manual Integration Reason: Peak Not Found

Data File Name: V1023IC7.D
Inj. Date and Time: 23-OCT-2008 02:14
Instrument ID: 731.i
Client ID: SSTD80
Compound Name: Caprolactam
CAS #: 105-60-2
Report Date: 10/23/2008

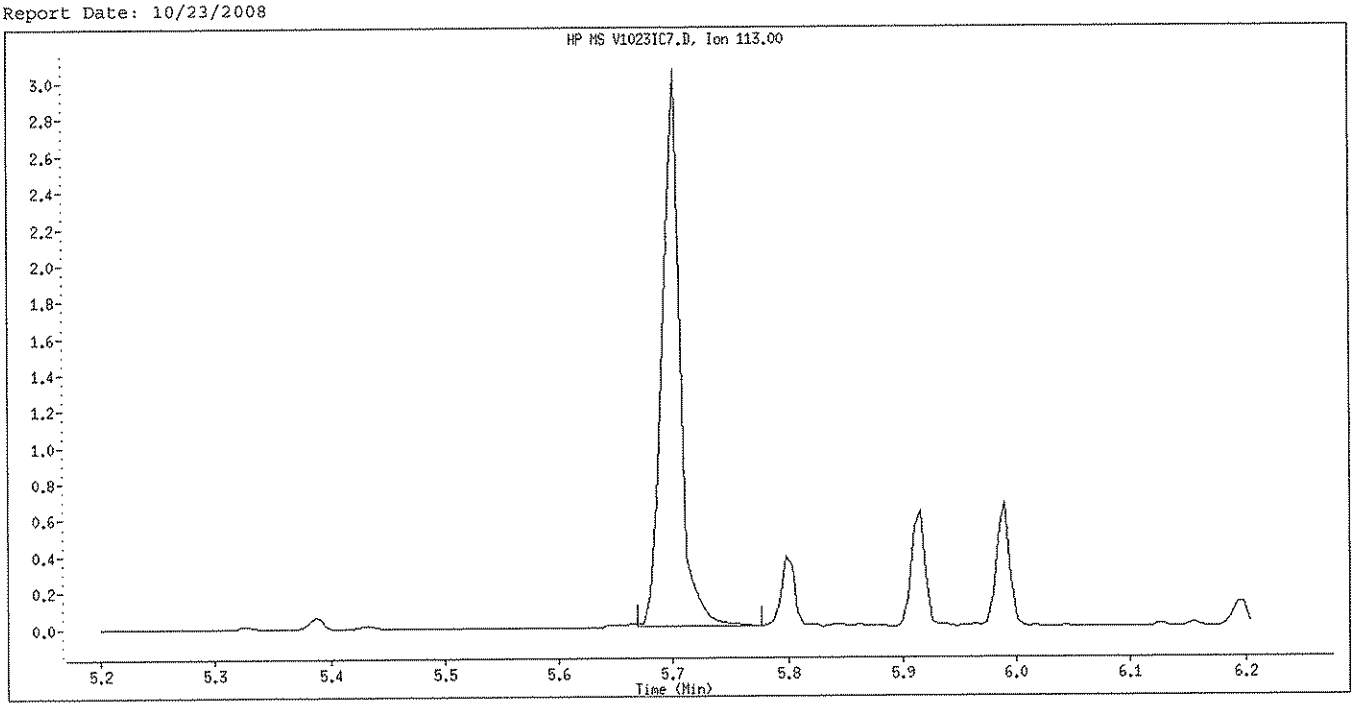

Original Integration

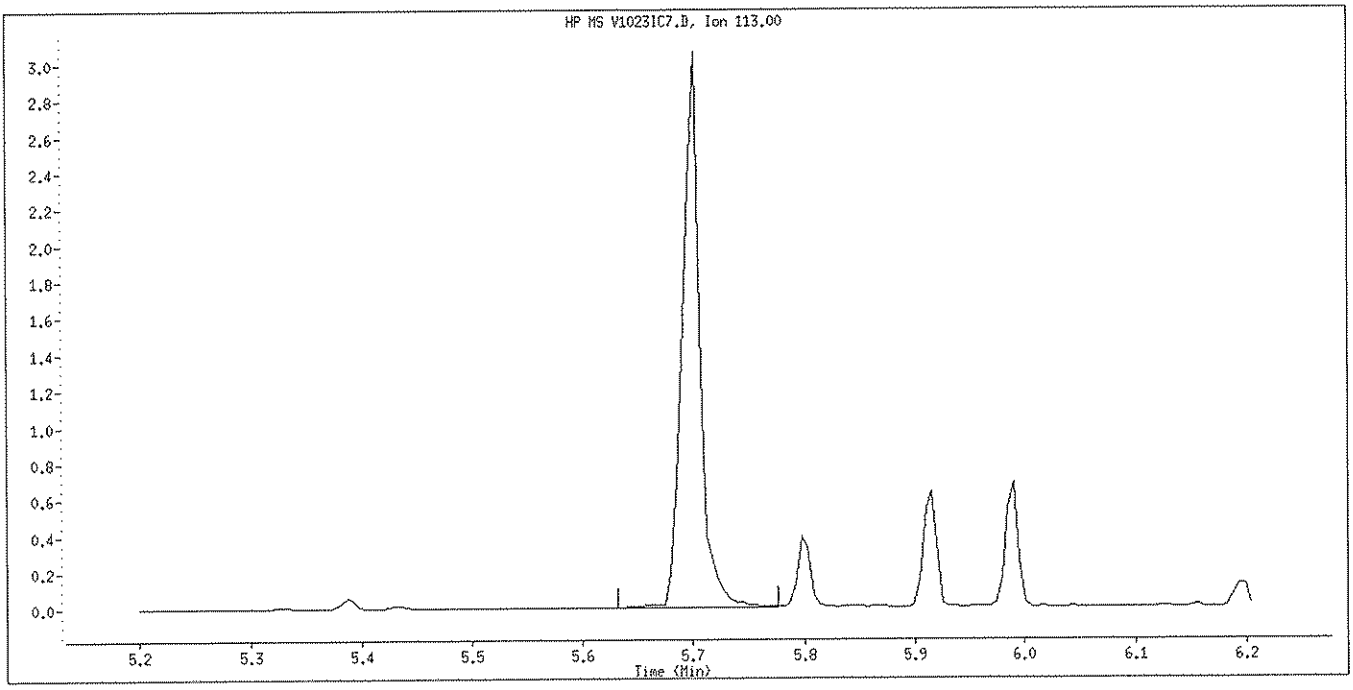

Manual Integration

Manually Integrated By: piccolinov
Manual Integration Reason: Peak Not Found

Data File Name: V1023IC7.D
Inj. Date and Time: 23-OCT-2008 02:14
Instrument ID: 731.i
Client ID: SSTD80
Compound Name: Benzidine
CAS #: 92-87-5
Report Date: 10/23/2008

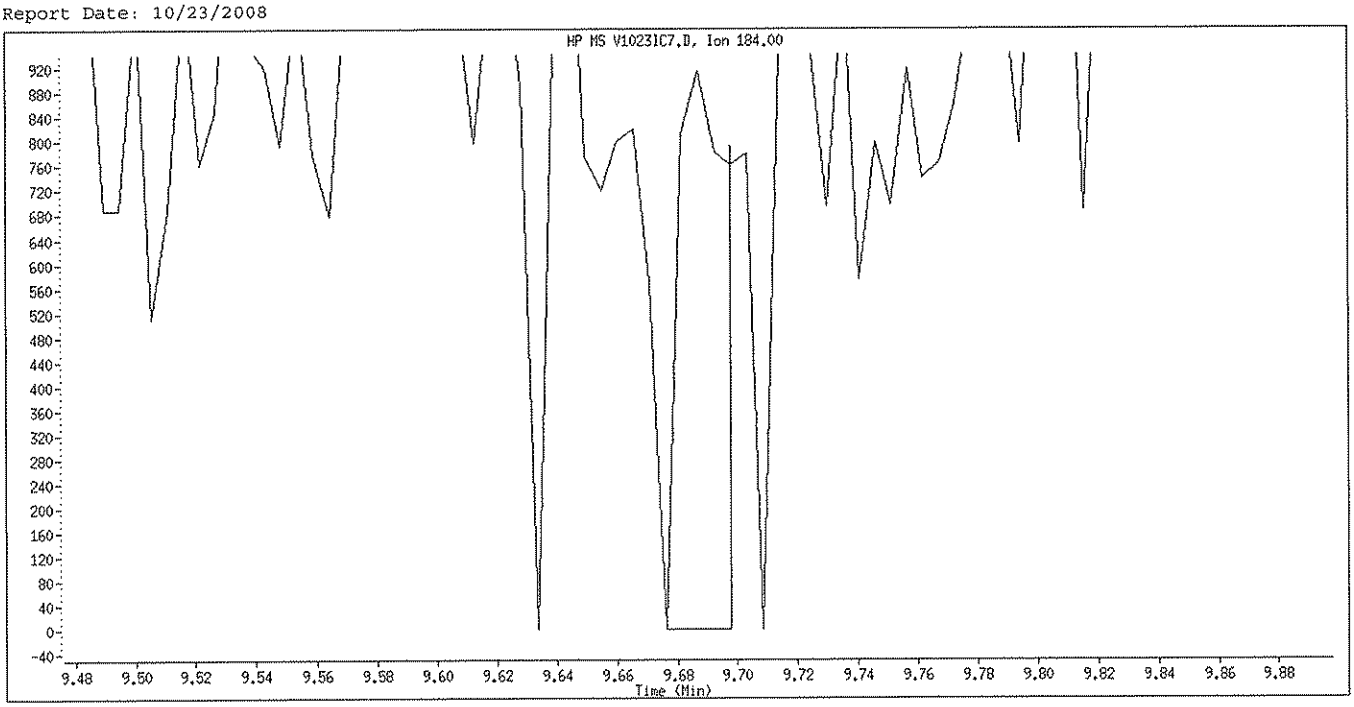

Original Integration

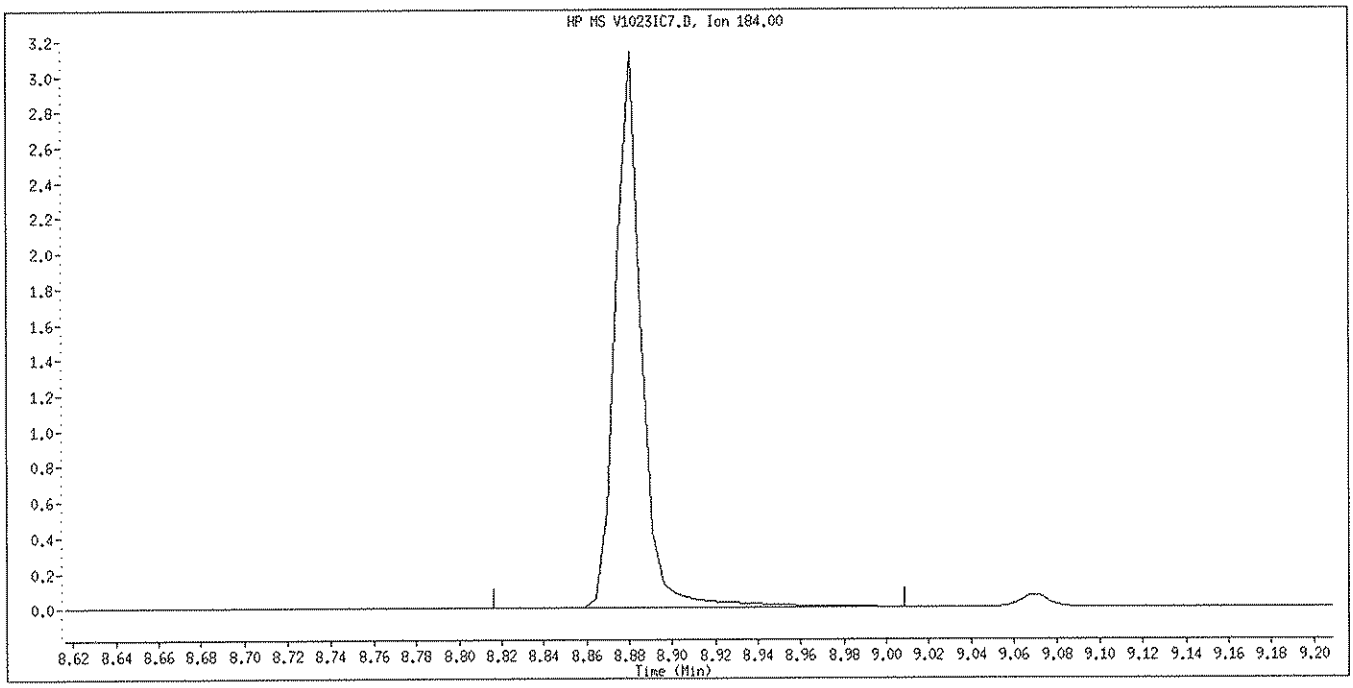

Manual Integration

Manually Integrated By: piccolinov
Manual Integration Reason: Peak Not Found

Data File Name: V1023IC7.D
Inj. Date and Time: 23-OCT-2008 02:14
Instrument ID: 731.i
Client ID: SSTD80
Compound Name: Pyrene
CAS #: 129-00-0
Report Date: 10/23/2008

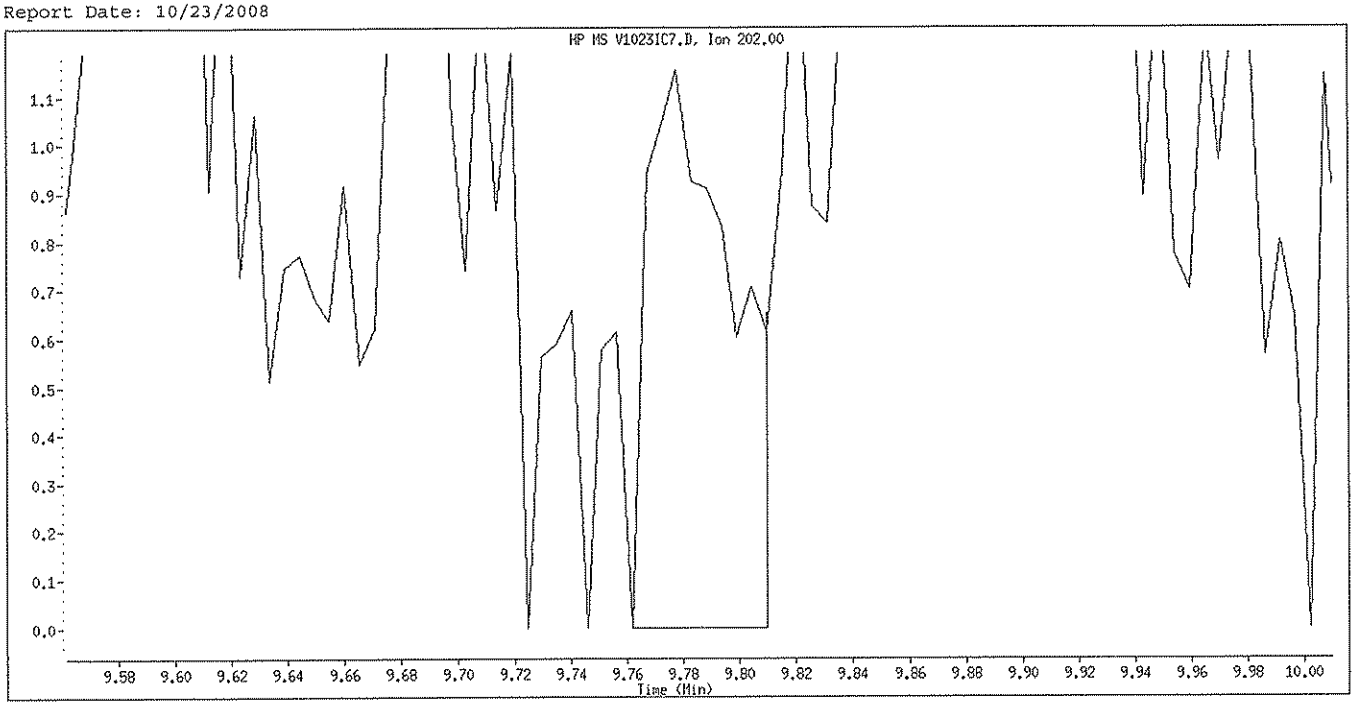

Original Integration

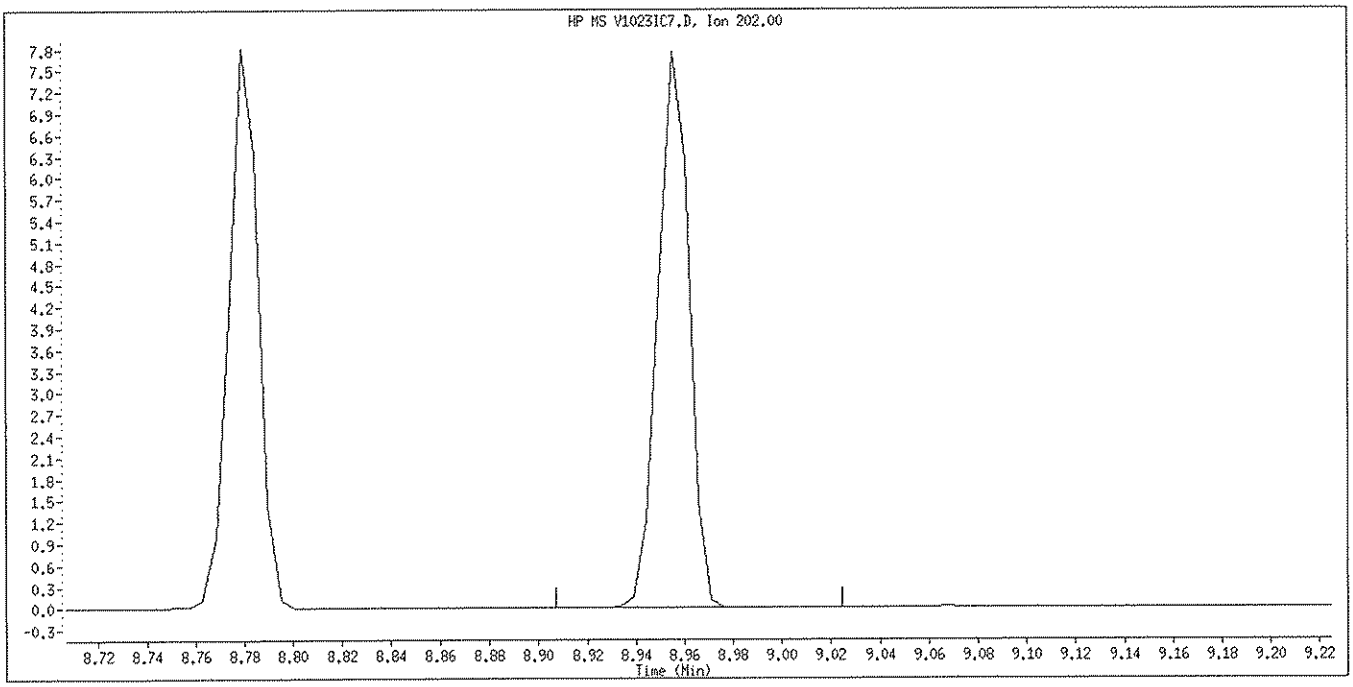

Manual Integration

Manually Integrated By: piccolinov
Manual Integration Reason: Peak Not Found

Data File Name: V1023IC7.D
Inj. Date and Time: 23-OCT-2008 02:14
Instrument ID: 731.i
Client ID: SSTD80
Compound Name: Terphenyl-d14
CAS #: 1718-51-0
Report Date: 10/23/2008

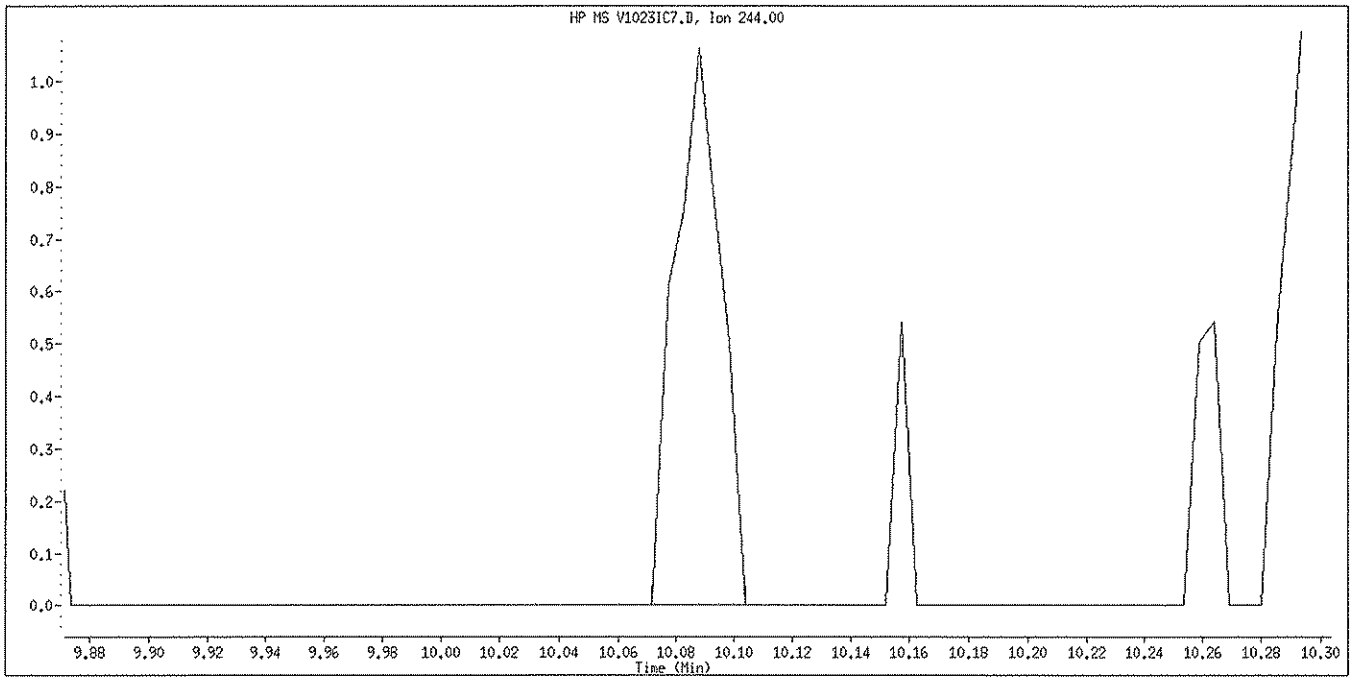

Original Integration

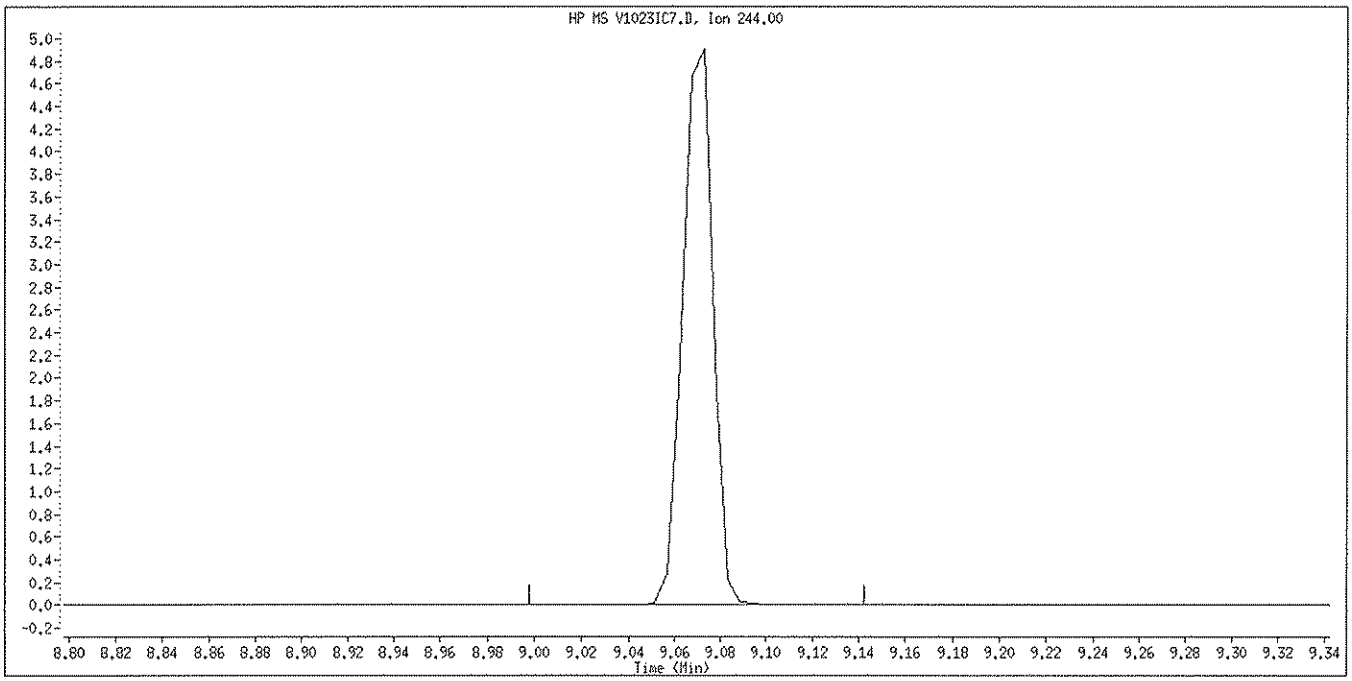

Manual Integration

Manually Integrated By: piccolinov
Manual Integration Reason: Peak Not Found

Data File Name: V1023IC7.D
Inj. Date and Time: 23-OCT-2008 02:14
Instrument ID: 731.i
Client ID: SSTD80
Compound Name: Butylbenzylphthalate
CAS #: 85-68-7
Report Date: 10/23/2008

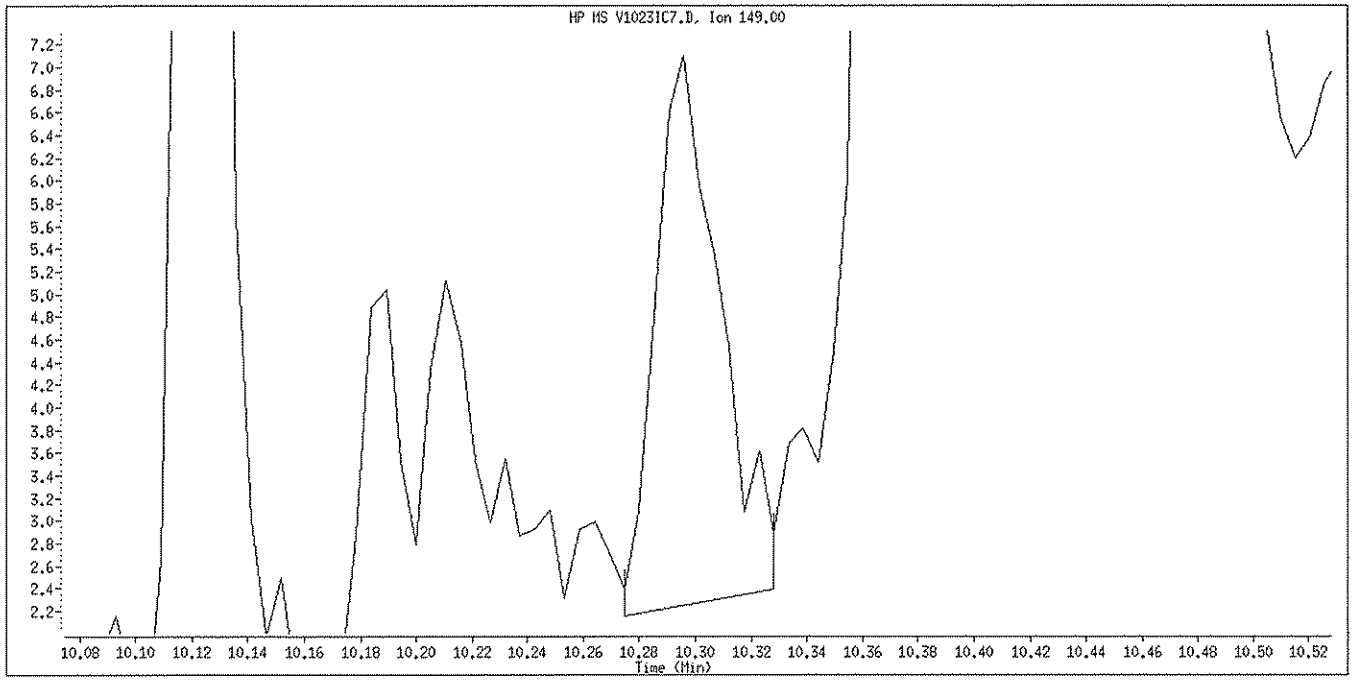

Original Integration

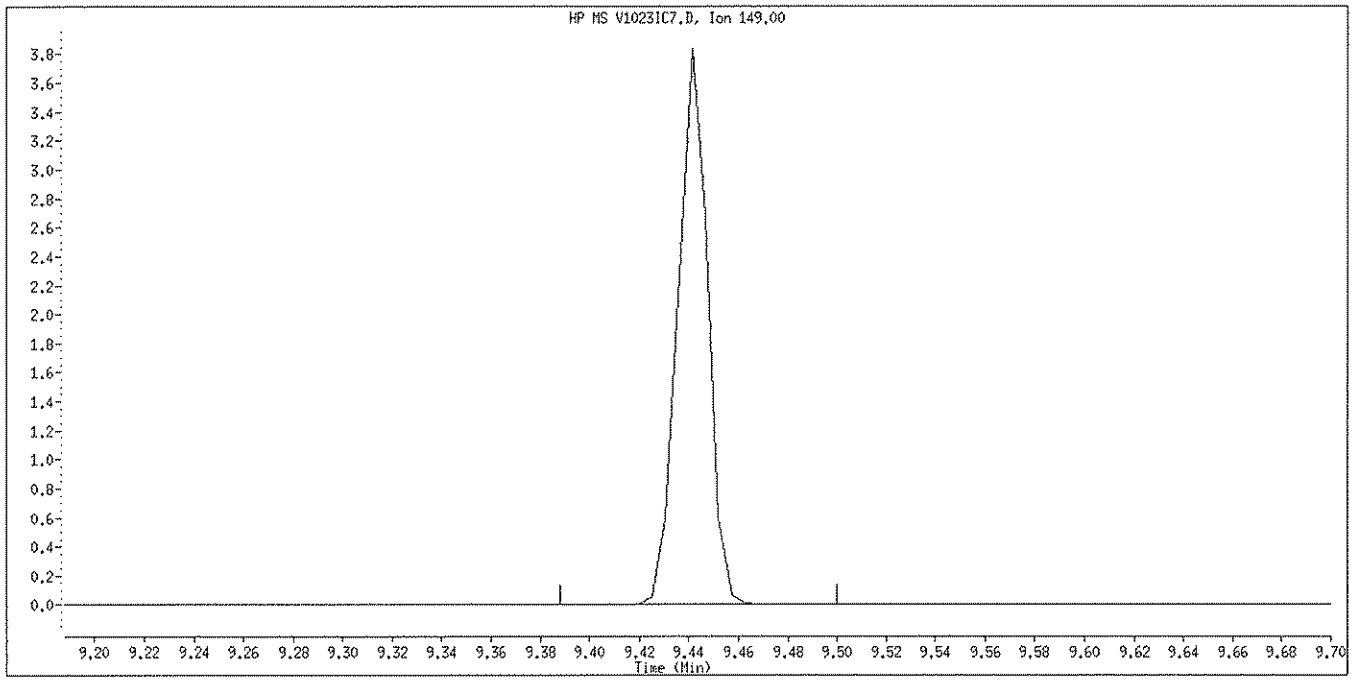

Manual Integration

Manually Integrated By: piccolinov
Manual Integration Reason: Peak Not Found

Data File Name: V1023IC7.D
Inj. Date and Time: 23-OCT-2008 02:14
Instrument ID: 731.i
Client ID: SSTD80
Compound Name: 3,3'-Dichlorobenzidine
CAS #: 91-94-1
Report Date: 10/23/2008

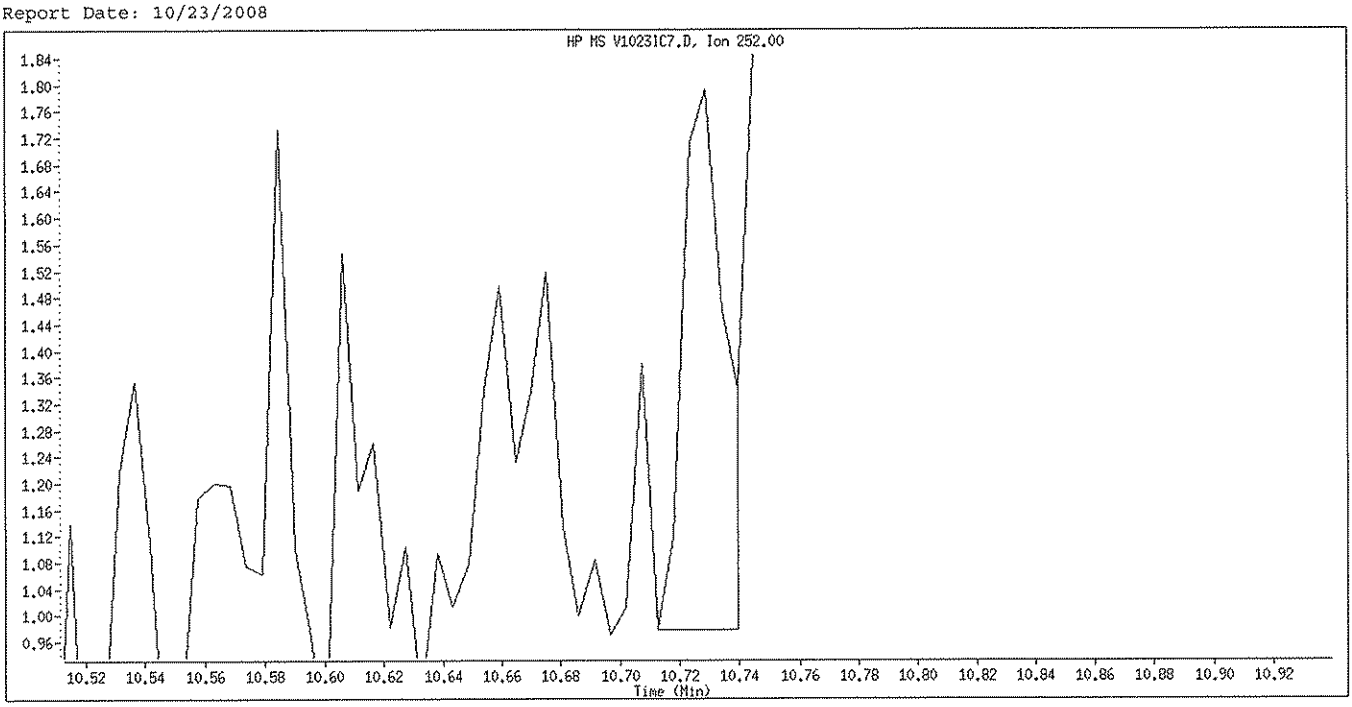

Original Integration

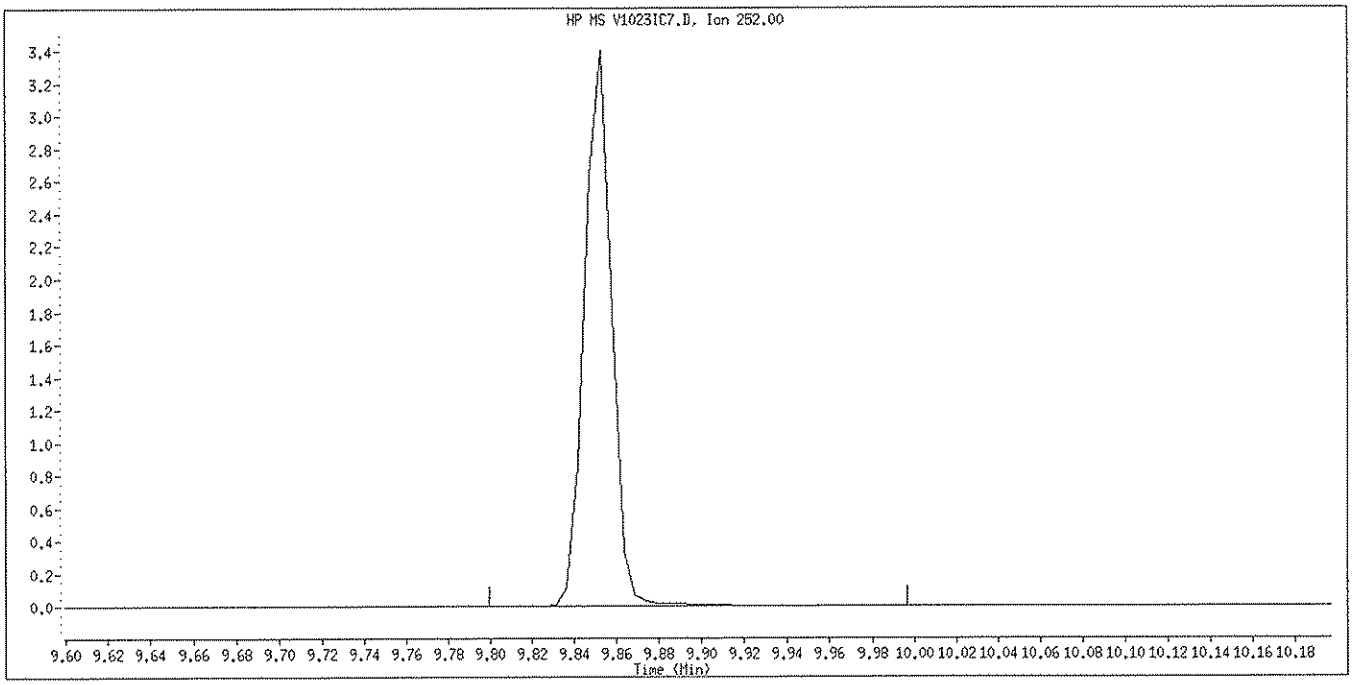

Manual Integration

Manually Integrated By: piccolinov
Manual Integration Reason: Peak Not Found

Data File Name: V1023IC7.D
Inj. Date and Time: 23-OCT-2008 02:14
Instrument ID: 731.i
Client ID: SSTD80
Compound Name: bis(2-ethylhexyl)Phthalate
CAS #: 117-81-7
Report Date: 10/23/2008

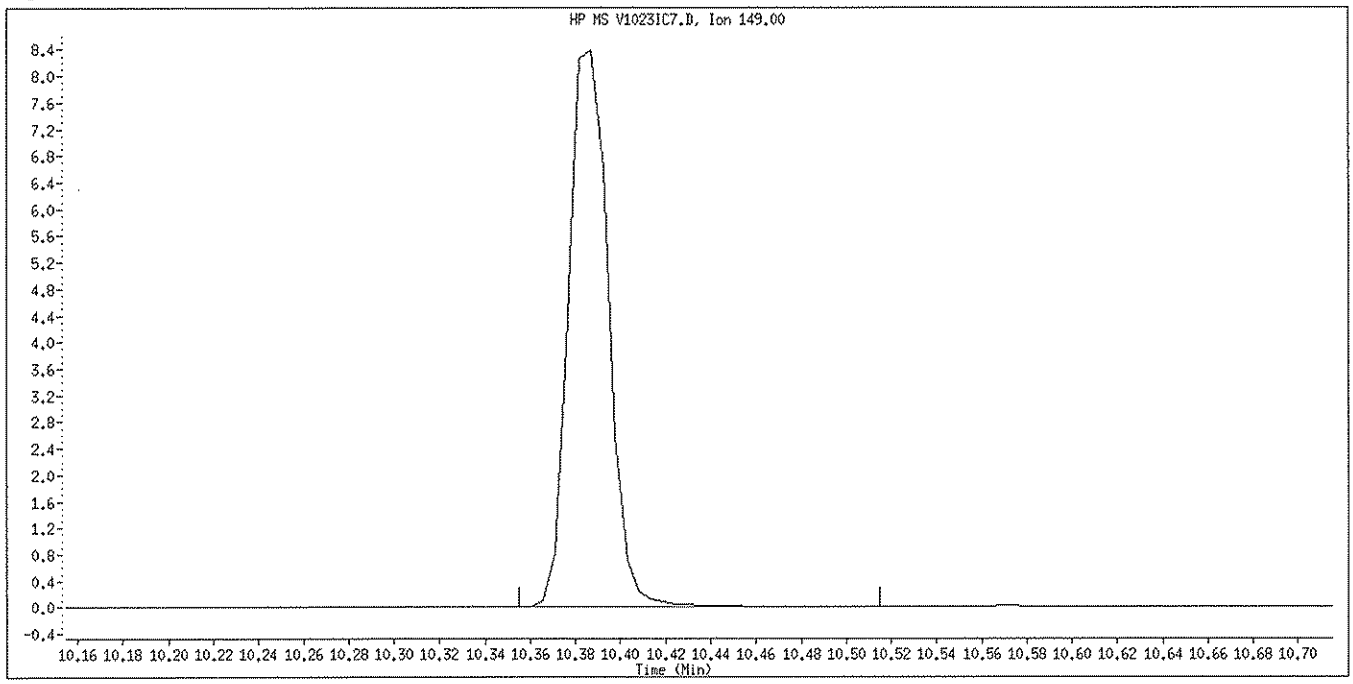

Original Integration

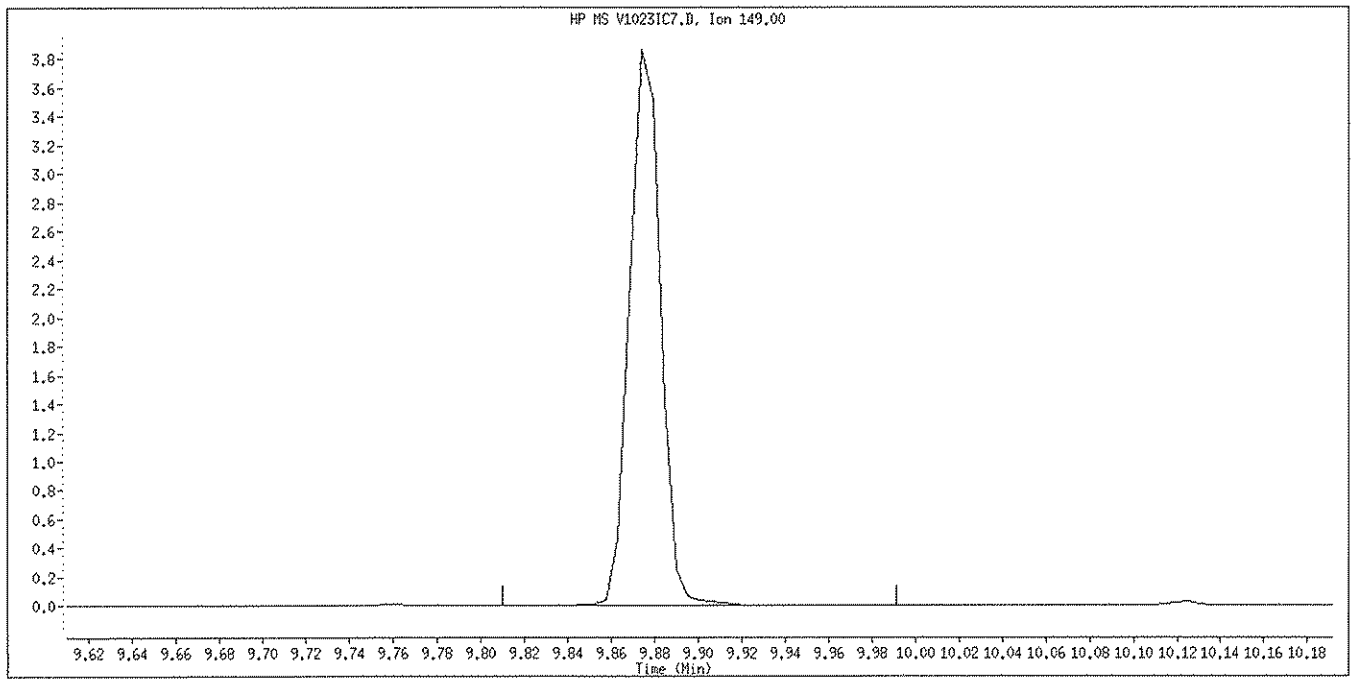

Manual Integration

Manually Integrated By: piccolinov
Manual Integration Reason: Peak Not Found

Data File Name: V1023IC7.D
Inj. Date and Time: 23-OCT-2008 02:14
Instrument ID: 731.i
Client ID: SSTD80
Compound Name: Benzo(a)Anthracene
CAS #: 56-55-3
Report Date: 10/23/2008

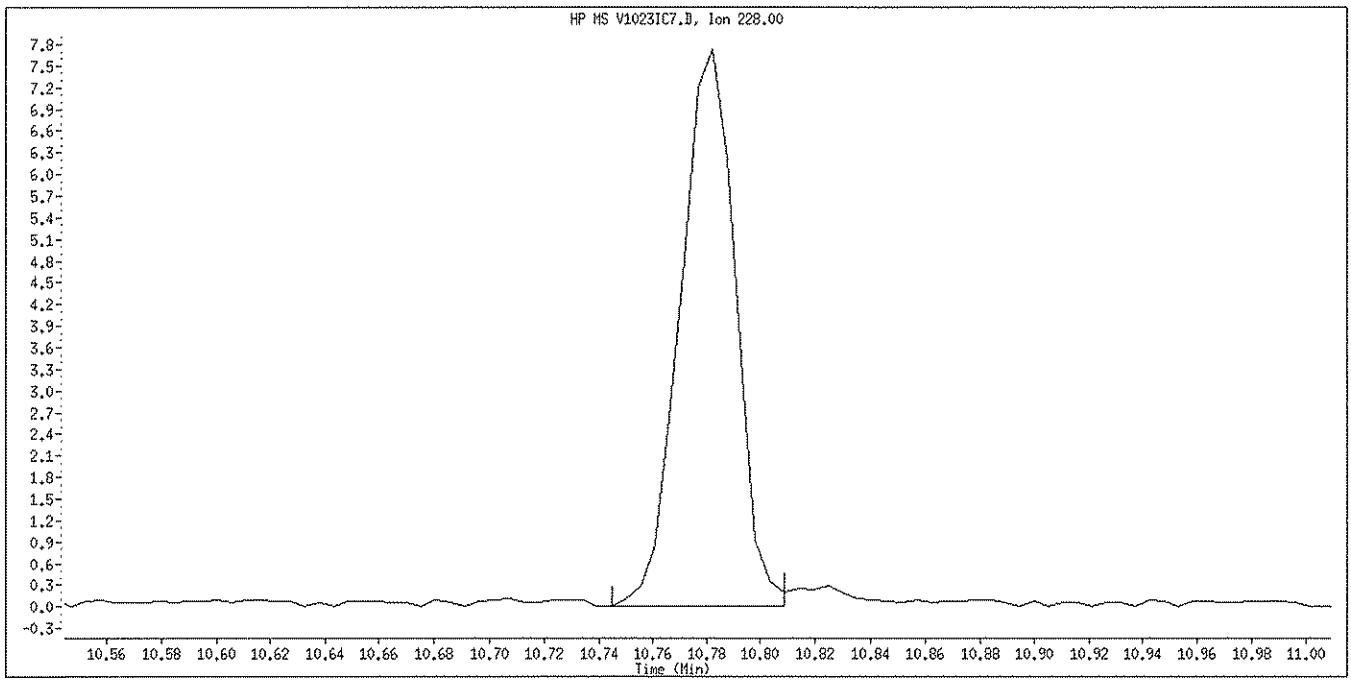

Original Integration

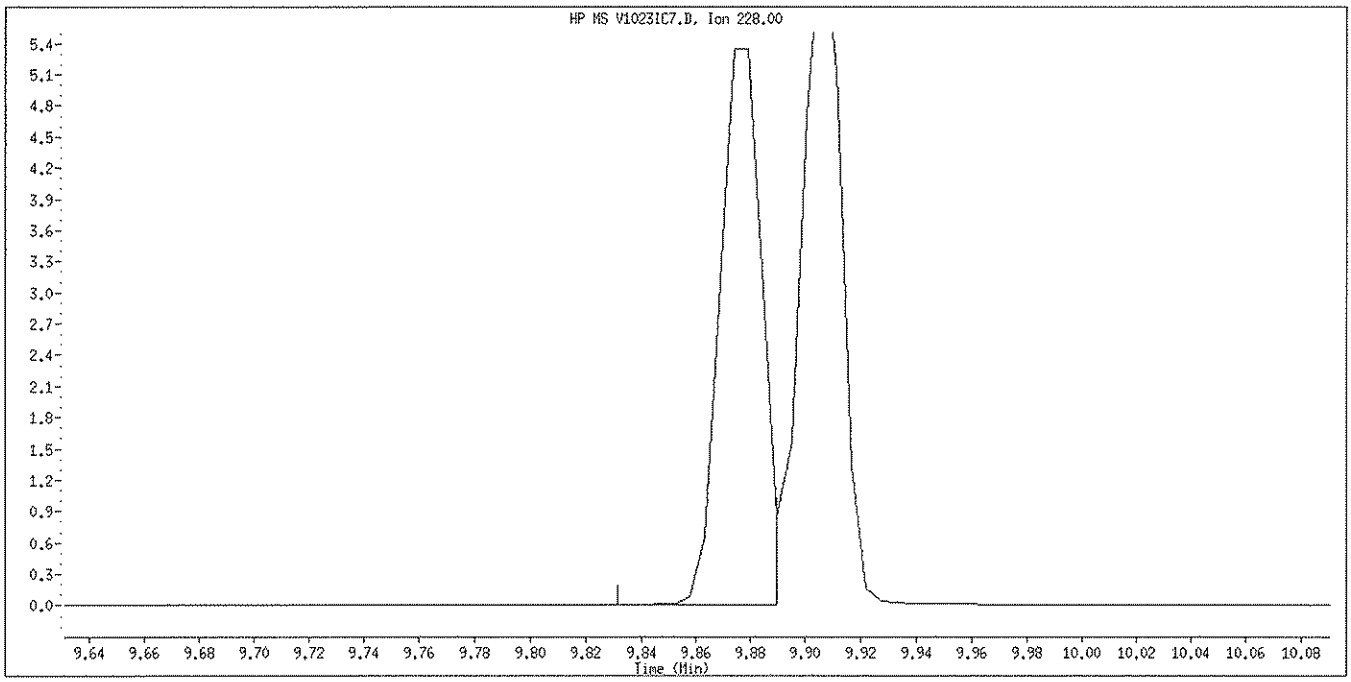

Manual Integration

Manually Integrated By: piccolinov
Manual Integration Reason: Peak Not Found

Data File Name: V1023IC7.D
Inj. Date and Time: 23-OCT-2008 02:14
Instrument ID: 731.i
Client ID: SSTD80
Compound Name: Chrysene-d12
CAS #: 1719-03-5
Report Date: 10/23/2008

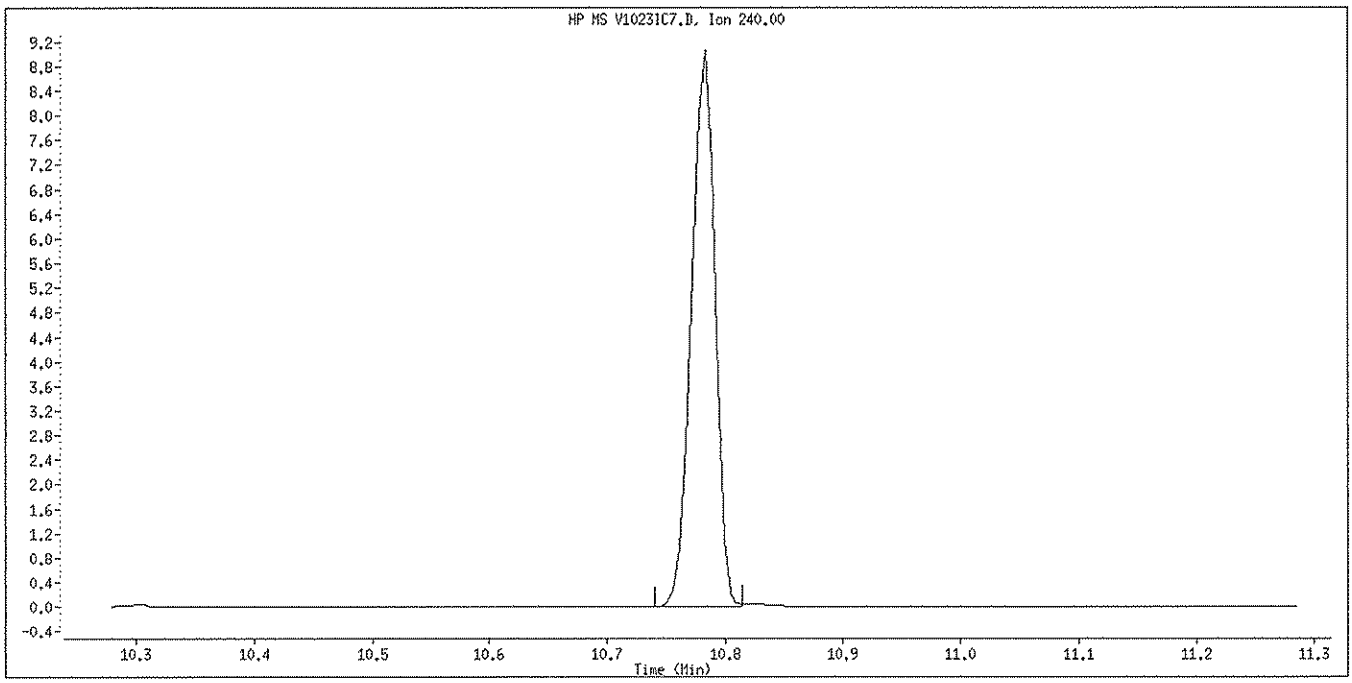

Original Integration

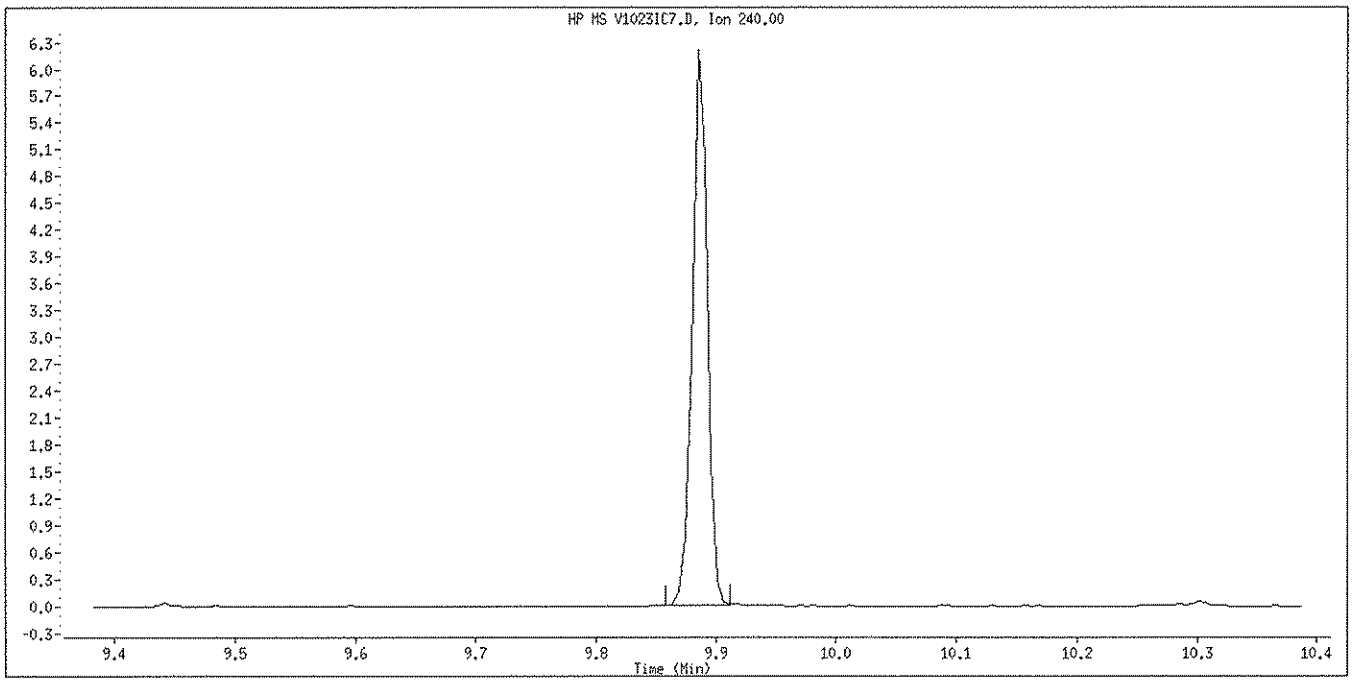

Manual Integration

Manually Integrated By: piccolinov
Manual Integration Reason: Unknown

Data File Name: V1023IC7.D
Inj. Date and Time: 23-OCT-2008 02:14
Instrument ID: 731.i
Client ID: SSTD80
Compound Name: Chrysene
CAS #: 218-01-9
Report Date: 10/23/2008

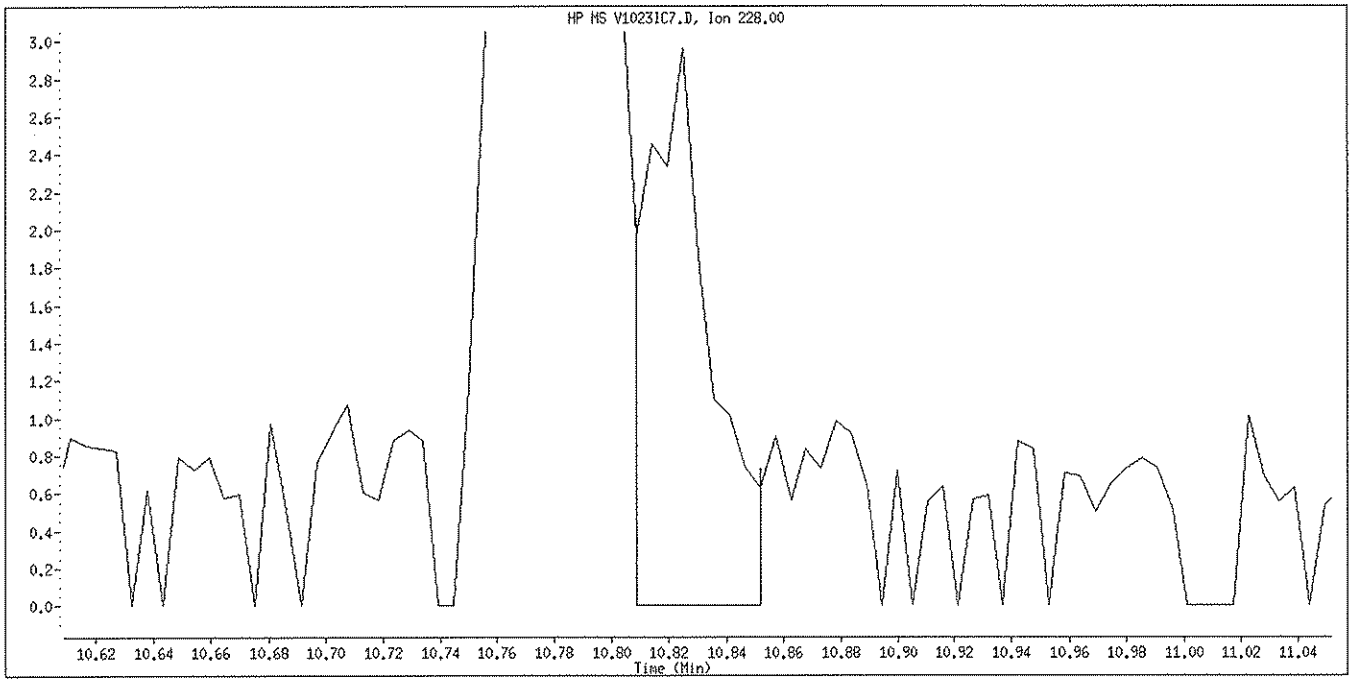

Original Integration

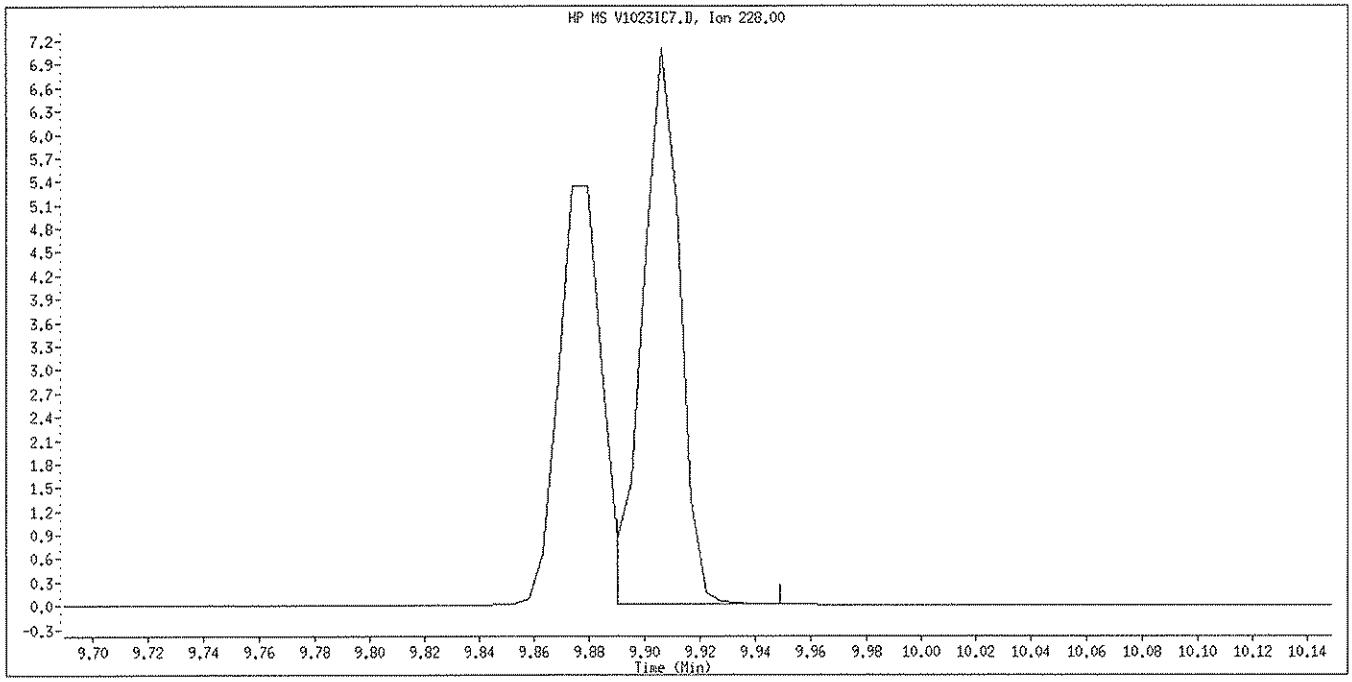

Manual Integration

Manually Integrated By: piccolinov
Manual Integration Reason: Peak Not Found

Data File: \\PITSVR06\D\chem\731.i\V102308.b\V1023STV.D
Date : 23-OCT-2008 02:35
Client ID: STDVER20
Sample Info: STDVR20(10ug/mL) BNA0731-08 8270c11

Instrument: 731.i
Operator: 003200
Column diameter: 0.32

Column phase: DB5-MS

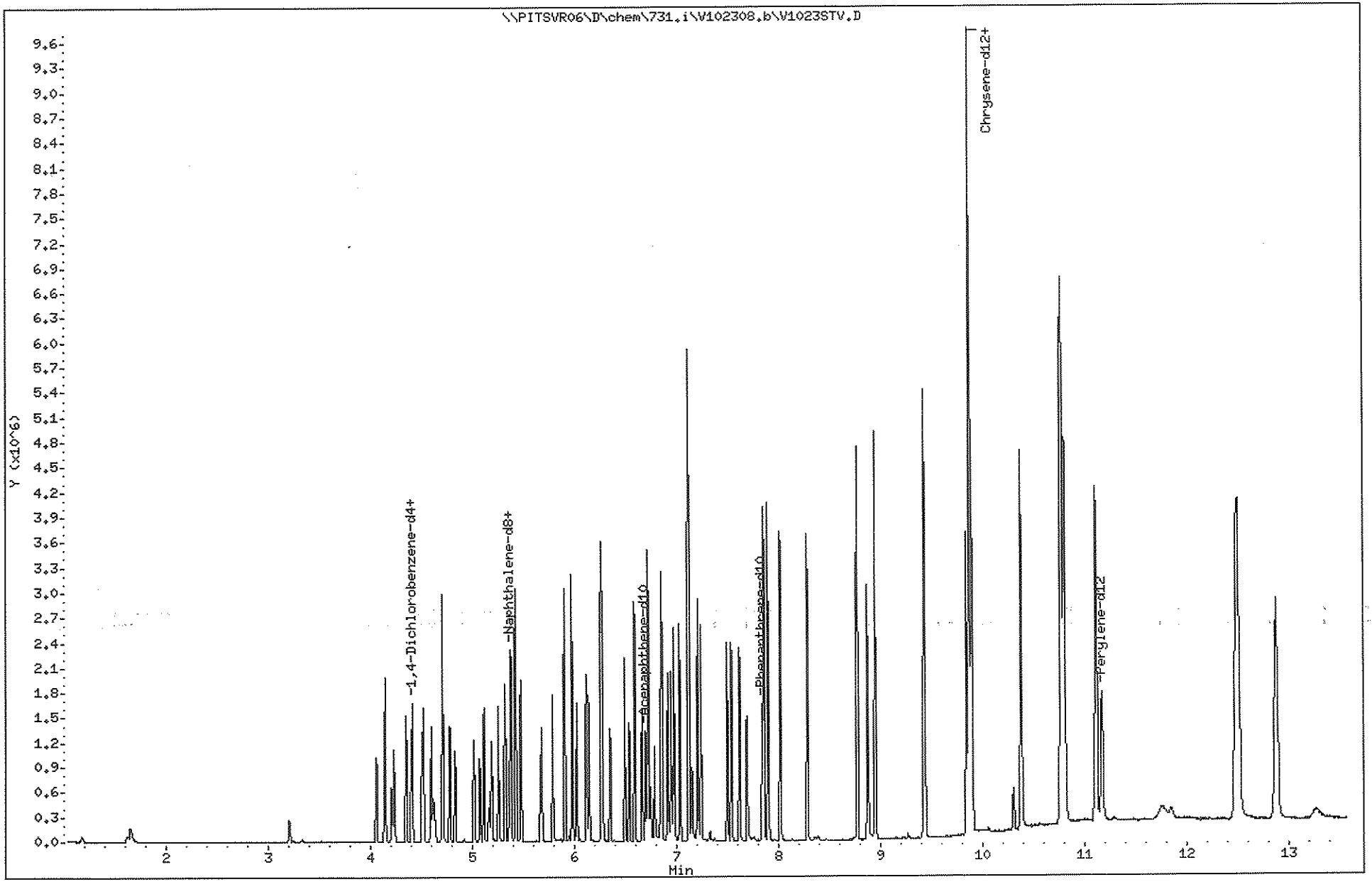

TestAmerica Pittsburgh

Semivolatile REPORT SW-846 Method 8270

Data file : \\PITSVR06\D\chem\731.i\V102308.b\V1023STV.D
Lab Smp Id: STDVER20 Client Smp ID: STDVER20
Inj Date : 23-OCT-2008 02:35
Operator : 003200 Inst ID: 731.i
Smp Info : STDVR20(10ug/mL) BNA0731-08 8270cll
Misc Info : STDVER20,V102308.b,8270ll.m,padep.sub
Comment :
Method : \\PITSVR06\D\chem\731.i\V102308.b\8270ll.m
Meth Date : 23-Oct-2008 02:43 piccolinov Quant Type: ISTD
Cal Date : 23-OCT-2008 02:14 Cal File: V1023IC7.D
Als bottle: 9
Dil Factor: 1.00000
Integrator: HP RTE Compound Sublist: padep.sub
Target Version: 4.14
Processing Host: PITSVR06

Compounds	QUANT SIG MASS	RT	EXP RT	REL RT	RESPONSE	CONCENTRATIONS ON-COLUMN (NG)	FINAL (NG)
* 1 1,4-Dichlorobenzene-d4	152	4.401	4.403	(1.000)	92468	8.00000	
* 2 Naphthalene-d8	136	5.362	5.370	(1.000)	390594	8.00000	
* 3 Acenaphthene-d10	164	6.703	6.706	(1.000)	283893	8.00000	
* 4 Phenanthrene-d10	188	7.841	7.849	(1.000)	585441	8.00000	
* 5 Chrysene-d12	240	9.876	9.884	(1.000)	631102	8.00000	
* 6 Perylene-d12	264	11.169	11.182	(1.000)	709206	8.00000	
198 1,4-Dioxane	88	1.185	1.182	(0.269)	39117	19.6954	19.695
10 N-Nitrosodimethylamine	74	1.628	1.631	(0.370)	53815	21.5344	21.534
9 Pyridine	79	1.655	1.647	(0.376)	117465	22.9308	22.931
16 Methyl methanesulfonate	80	3.209	3.218	(0.729)	96699	21.0332	21.033
206 Benzaldehyde	77	4.059	4.067	(0.922)	180824	26.3038	26.304
21 Aniline	93	4.144	4.152	(0.942)	393928	23.6695	23.670
22 Phenol	94	4.144	4.152	(0.942)	316319	20.2747	20.275
23 bis(2-Chloroethyl)ether	93	4.214	4.216	(0.958)	210464	19.2209	19.221
24 2-Chlorophenol	128	4.235	4.243	(0.962)	300966	20.2105	20.210
26 1,3-Dichlorobenzene	146	4.353	4.361	(0.989)	352945	19.8109	19.811
27 1,4-Dichlorobenzene	146	4.411	4.420	(1.002)	364690	19.9458	19.946
28 1,2-Dichlorobenzene	146	4.524	4.532	(1.028)	347083	19.8549	19.855
29 Benzyl Alcohol	108	4.513	4.516	(1.025)	184860	23.9778	23.978
30 2-Methylphenol	108	4.598	4.607	(1.045)	235002	18.7895	18.789
31 2,2'-oxybis(1-Chloropropane)	45	4.620	4.628	(1.050)	229928	16.3443	16.344
37 Acetophenone	105	4.711	4.713	(1.070)	349217	19.6399	19.640
32 N-Nitroso-di-n-propylamine	70	4.716	4.724	(1.072)	146371	20.1707	20.171
192 4-Methylphenol	108	4.716	4.724	(1.072)	251774	19.9124	19.912
34 Hexachloroethane	117	4.780	4.788	(1.086)	158541	20.3051	20.305
35 Nitrobenzene	77	4.833	4.842	(0.901)	266479	20.6032	20.603
41 Isophorone	82	5.020	5.029	(0.936)	469711	20.0872	20.087
42 2-Nitrophenol	139	5.074	5.082	(0.946)	178352	21.0182	21.018
43 2,4-Dimethylphenol	107	5.117	5.119	(0.954)	287332	20.2755	20.276
44 bis(2-Chloroethoxy)methane	93	5.191	5.194	(0.968)	309304	20.2144	20.214
48 2,4-Dichlorophenol	162	5.256	5.264	(0.980)	293108	20.2110	20.211
49 Benzoic Acid	122	5.165	5.210	(0.963)	132125	18.2492	18.249
50 1,2,4-Trichlorobenzene	180	5.325	5.328	(0.993)	348259	20.8812	20.881

Compounds	QUANT SIG MASS	RT	EXP RT	REL RT	RESPONSE	CONCENTRATIONS ON-COLUMN (NG)	CONCENTRATIONS FINAL (NG)
51 Naphthalene	128	5.378	5.387	(1.003)	993557	19.7337	19.734
52 4-Chloroaniline	127	5.421	5.429	(1.011)	402457	20.7035	20.703
54 2,6-Dichlorophenol	162	5.426	5.435	(1.012)	331033	21.6049	21.605
56 Hexachlorobutadiene	225	5.480	5.483	(1.022)	194992	20.0113	20.011
208 Caprolactam	113	5.672	5.702	(1.058)	85794	21.7925	21.792
59 4-Chloro-3-Methylphenol	107	5.790	5.798	(1.080)	267178	20.6527	20.653
62 2-Methylnaphthalene	142	5.907	5.915	(1.102)	714750	19.9442	19.944
63 1-Methylnaphthalene	142	5.982	5.990	(1.116)	729131	20.2812	20.281
64 Hexachlorocyclopentadiene	237	6.025	6.033	(0.899)	225700	21.7014	21.701
66 2,4,6-Trichlorophenol	196	6.121	6.129	(0.913)	240355	20.4544	20.454
67 2,4,5-Trichlorophenol	196	6.148	6.156	(0.917)	265184	22.1351	22.135
209 1,1'-Biphenyl	154	6.265	6.273	(0.935)	947465	20.9206	20.921
70 2-Chloronaphthalene	162	6.276	6.284	(0.936)	741353	20.1892	20.189
73 2-Nitroaniline	65	6.351	6.359	(0.947)	173972	20.9710	20.971
76 Dimethylphthalate	163	6.495	6.503	(0.969)	780904	20.5497	20.550
78 2,6-Dinitrotoluene	165	6.543	6.551	(0.976)	191529	22.8762	22.876
79 Acenaphthylene	152	6.591	6.599	(0.983)	1201551	20.1009	20.101
81 3-Nitroaniline	138	6.666	6.674	(0.994)	222386	22.5063	22.506
82 Acenaphthene	153	6.725	6.733	(1.003)	744790	19.9537	19.954
83 2,4-Dinitrophenol	184	6.746	6.754	(1.006)	83117	19.8371	19.837
85 4-Nitrophenol	109	6.789	6.797	(1.013)	103239	20.9626	20.962
86 Dibenzofuran	168	6.858	6.866	(1.023)	1134121	20.4540	20.454
87 2,4-Dinitrotoluene	165	6.847	6.856	(1.022)	257831	21.4535	21.454
91 2,3,5,6-Tetrachlorophenol	232	6.917	6.925	(1.032)	231041	22.7318	22.732
88 2,3,4,6-Tetrachlorophenol	232	6.949	6.957	(1.037)	224489	20.6210	20.621
92 2-Naphthylamine	143	6.976	6.989	(1.041)	833748	40.9276	40.928
93 Diethylphthalate	149	7.034	7.048	(1.049)	845836	20.5931	20.593
94 Fluorene	166	7.120	7.128	(1.062)	889656	20.4513	20.451
95 4-Chlorophenyl-phenylether	204	7.125	7.128	(1.063)	407625	20.5936	20.594
96 4-Nitroaniline	138	7.131	7.144	(1.064)	230769	22.4534	22.453
98 4,6-Dinitro-2-methylphenol	198	7.157	7.166	(0.913)	142860	19.7167	19.717
99 N-Nitrosodiphenylamine (1)	169	7.211	7.219	(0.920)	667286	18.8737	18.874
100 1,2-Diphenylhydrazine	77	7.243	7.251	(0.924)	813350	19.5178	19.518
106 4-Bromophenyl-phenylether	248	7.499	7.507	(0.956)	266661	19.4993	19.499
107 Hexachlorobenzene	284	7.542	7.545	(0.962)	306674	19.7401	19.740
210 Atrazine	200	7.622	7.625	(0.972)	260395	33.4815	33.482
111 Pentachlorophenol	266	7.692	7.694	(0.981)	176176	19.7034	19.703
115 Phenanthrene	178	7.857	7.865	(1.002)	1373410	18.5449	18.545
116 Anthracene	178	7.900	7.908	(1.007)	1466191	19.5809	19.581
119 Carbazole	167	8.017	8.026	(1.022)	1490918	20.6040	20.604
120 Di-n-Butylphthalate	149	8.285	8.292	(1.057)	1832159	21.0973	21.097
123 Fluoranthene	202	8.771	8.779	(1.119)	1797099	20.3001	20.300
124 Benzidine	184	8.872	8.880	(0.898)	1149223	30.6360	30.636
125 Pyrene	202	8.947	8.955	(0.906)	1913717	19.7696	19.770
131 Butylbenzylphthalate	149	9.433	9.441	(0.955)	951475	20.9872	20.987
135 3,3'-Dichlorobenzidine	252	9.844	9.853	(0.997)	775195	20.5234	20.523
136 Benzo(a)Anthracene	228	9.866	9.874	(0.999)	1861940	20.4205	20.420
137 Chrysene	228	9.898	9.906	(1.002)	1864635	20.5498	20.550
139 bis(2-ethylhexyl)Phthalate	149	9.871	9.874	(0.999)	1284107	20.2841	20.284
140 Di-n-octylphthalate	149	10.379	10.387	(0.929)	2748012	20.4207	20.421
141 Benzo(b)fluoranthene	252	10.779	10.798	(0.965)	2434283	19.4193	19.419
142 Benzo(k)fluoranthene	252	10.806	10.820	(0.967)	2605642	20.8097	20.810
143 7,12-dimethylbenz[a]anthracen	256	10.763	10.782	(0.964)	1188887	21.4536	21.454
146 Benzo(a)pyrene	252	11.110	11.129	(0.995)	2277450	21.2938	21.294

Compounds	QUANT SIG MASS	RT	EXP RT	REL RT	RESPONSE	CONCENTRATIONS ON-COLUMN (NG)	CONCENTRATIONS FINAL (NG)
149 Indeno(1,2,3-cd)pyrene	276	12.483	12.513	(1.118)	2695602	20.6860	20.686
150 Dibenz(a,h)anthracene	278	12.505	12.534	(1.120)	2186124	19.9702	19.970
151 Benzo(g,h,i)perylene	276	12.879	12.914	(1.153)	2267209	19.9260	19.926
$ 154 Nitrobenzene-d5	82	Compound Not Detected.					
$ 155 2-Fluorobiphenyl	172	Compound Not Detected.					
$ 156 Terphenyl-d14	244	Compound Not Detected.					
$ 157 Phenol-d5	99	Compound Not Detected.					
$ 158 2-Fluorophenol	112	Compound Not Detected.					
$ 159 2,4,6-Tribromophenol	329	Compound Not Detected.					
$ 186 2-Chlorophenol-d4	132	Compound Not Detected.					
$ 187 1,2-Dichlorobenzene-d4	152	Compound Not Detected.					

TestAmerica Pittsburgh

CONTINUING CALIBRATION COMPOUNDS

Instrument ID: 731.i Injection Date: 27-OCT-2008 22:40
Lab File ID: V10280CC.D Init. Cal. Date(s): 23-OCT-2008 23-OCT-2008
Analysis Type: Init. Cal. Times: 00:05 04:48
Lab Sample ID: SSTD4.0 Quant Type: ISTD
Method: \\PITSVR06\D\chem\731.i\V102808.b\827011.m

COMPOUND	RRF / AMOUNT	RF4	CCAL RRF4	MIN RRF	%D / %DRIFT	MAX %D / %DRIFT	CURVE TYPE
198 1,4-Dioxane	4.00000	3.98070	0.15820	0.010	0.48239	0.000e+000	Quadratic
10 N-Nitrosodimethylamine	0.21621	0.18542	0.18542	0.010	14.24094	25.00000	Averaged
9 Pyridine	0.44319	0.42460	0.42460	0.010	4.19349	25.00000	Averaged
16 Methyl methanesulfonate	0.39775	0.38207	0.38207	0.010	3.94412	25.00000	Averaged
206 Benzaldehyde	4.00000	3.46221	0.38333	0.010	13.44480	0.000e+000	Quadratic
21 Aniline	1.43988	1.49186	1.49186	0.010	-3.60999	25.00000	Averaged
22 Phenol	1.34980	1.46380	1.46380	0.010	-8.44544	20.00000	Averaged
23 bis(2-Chloroethyl)ether	0.94733	0.98134	0.98134	0.010	-3.58987	25.00000	Averaged
24 2-Chlorophenol	1.28837	1.32012	1.32012	0.010	-2.46447	25.00000	Averaged
26 1,3-Dichlorobenzene	1.54135	1.53828	1.53828	0.010	0.19908	25.00000	Averaged
27 1,4-Dichlorobenzene	1.58187	1.65292	1.65292	0.010	-4.49137	20.00000	Averaged
28 1,2-Dichlorobenzene	1.51239	1.59396	1.59396	0.010	-5.39299	25.00000	Averaged
29 Benzyl Alcohol	0.66701	0.64081	0.64081	0.010	3.92763	25.00000	Averaged
30 2-Methylphenol	1.08207	1.18410	1.18410	0.010	-9.42869	25.00000	Averaged
31 2,2'-oxybis(1-Chloropropane	1.21710	1.21959	1.21959	0.010	-0.20526	25.00000	Averaged
37 Acetophenone	1.53835	1.63527	1.63527	0.010	-6.30034	25.00000	Averaged
32 N-Nitroso-di-n-propylamine	0.62782	0.71678	0.71678	0.050	-14.17024	50.00000	Averaged
192 4-Methylphenol	1.09392	1.26686	1.26686	0.010	-15.80872	25.00000	Averaged
34 Hexachloroethane	0.67552	0.66323	0.66323	0.010	1.81828	25.00000	Averaged
35 Nitrobenzene	0.26491	0.26784	0.26784	0.010	-1.10902	25.00000	Averaged
41 Isophorone	0.47894	0.48643	0.48643	0.010	-1.56410	25.00000	Averaged
42 2-Nitrophenol	0.17380	0.17377	0.17377	0.010	0.01787	20.00000	Averaged
43 2,4-Dimethylphenol	0.29025	0.30343	0.30343	0.010	-4.53966	25.00000	Averaged
44 bis(2-Chloroethoxy)methane	0.31339	0.32613	0.32613	0.010	-4.06435	25.00000	Averaged
48 2,4-Dichlorophenol	0.29703	0.32370	0.32370	0.010	-8.97785	20.00000	Averaged
49 Benzoic Acid	10.00000	10.11426	0.12656	0.010	-1.14258	0.000e+000	Quadratic
50 1,2,4-Trichlorobenzene	0.34159	0.33854	0.33854	0.010	0.89519	25.00000	Averaged
51 Naphthalene	1.03121	1.05050	1.05050	0.010	-1.87027	25.00000	Averaged
52 4-Chloroaniline	0.39814	0.43589	0.43589	0.010	-9.47953	25.00000	Averaged
54 2,6-Dichlorophenol	0.31382	0.32527	0.32527	0.010	-3.64735	25.00000	Averaged
56 Hexachlorobutadiene	0.19957	0.19825	0.19825	0.010	0.66232	20.00000	Averaged
208 Caprolactam	0.08063	0.08967	0.08967	0.010	-11.20283	25.00000	Averaged
59 4-Chloro-3-Methylphenol	0.26497	0.28401	0.28401	0.010	-7.18818	20.00000	Averaged
62 2-Methylnaphthalene	0.73401	0.77058	0.77058	0.010	-4.98217	25.00000	Averaged
63 1-Methylnaphthalene	0.73634	0.77109	0.77109	0.010	-4.71939	25.00000	Averaged
64 Hexachlorocyclopentadiene	0.29307	0.23100	0.23100	0.050	21.18036	50.00000	Averaged
66 2,4,6-Trichlorophenol	0.33113	0.30653	0.30653	0.010	7.42927	20.00000	Averaged
67 2,4,5-Trichlorophenol	0.33760	0.32134	0.32134	0.010	4.81553	25.00000	Averaged
209 1,1'-Biphenyl	1.27622	1.25899	1.25899	0.010	1.35002	25.00000	Averaged
70 2-Chloronaphthalene	1.03476	1.00498	1.00498	0.010	2.87840	25.00000	Averaged
73 2-Nitroaniline	0.23377	0.22575	0.22575	0.010	3.43157	25.00000	Averaged
76 Dimethylphthalate	1.07085	1.11089	1.11089	0.010	-3.73911	25.00000	Averaged

TestAmerica Pittsburgh

CONTINUING CALIBRATION COMPOUNDS

Instrument ID: 731.i Injection Date: 27-OCT-2008 22:40
Lab File ID: V10280CC.D Init. Cal. Date(s): 23-OCT-2008 23-OCT-2008
Analysis Type: Init. Cal. Times: 00:05 04:48
Lab Sample ID: SSTD4.0 Quant Type: ISTD
Method: \\PITSVR06\D\chem\731.i\V102808.b\827011.m

COMPOUND	RRF / AMOUNT	RF4	CCAL RRF4	MIN RRF	%D / %DRIFT	MAX %D / %DRIFT	CURVE TYPE
78 2,6-Dinitrotoluene	0.23593	0.23085	0.23085	0.010	2.15315	25.00000	Averaged
79 Acenaphthylene	1.68447	1.70555	1.70555	0.010	-1.25141	25.00000	Averaged
81 3-Nitroaniline	0.27844	0.29255	0.29255	0.010	-5.06520	25.00000	Averaged
82 Acenaphthene	1.05183	1.06381	1.06381	0.010	-1.13869	20.00000	Averaged
83 2,4-Dinitrophenol	10.00000	9.37933	0.08557	0.050	6.20669	0.000e+000	Quadratic
85 4-Nitrophenol	0.13878	0.15246	0.15246	0.050	-9.85544	50.00000	Averaged
86 Dibenzofuran	1.56249	1.66183	1.66183	0.010	-6.35771	25.00000	Averaged
87 2,4-Dinitrotoluene	0.33867	0.35560	0.35560	0.010	-4.99946	25.00000	Averaged
91 2,3,5,6-Tetrachlorophenol	0.28641	0.28720	0.28720	0.010	-0.27482	25.00000	Averaged
88 2,3,4,6-Tetrachlorophenol	0.30678	0.32108	0.32108	0.010	-4.66282	25.00000	Averaged
92 2-Naphthylamine	0.57406	0.63533	0.63533	0.010	-10.67427	25.00000	Averaged
93 Diethylphthalate	1.15744	1.21794	1.21794	0.010	-5.22673	25.00000	Averaged
94 Fluorene	1.22585	1.32782	1.32782	0.010	-8.31838	25.00000	Averaged
95 4-Chlorophenyl-phenylether	0.55778	0.60664	0.60664	0.010	-8.75958	25.00000	Averaged
96 4-Nitroaniline	0.28962	0.33516	0.33516	0.010	-15.72440	25.00000	Averaged
98 4,6-Dinitro-2-methylphenol	10.00000	9.96704	0.08929	0.010	0.32957	0.000e+000	Quadratic
99 N-Nitrosodiphenylamine (1)	0.48313	0.49119	0.49119	0.010	-1.66948	20.00000	Averaged
100 1,2-Diphenylhydrazine	0.56945	0.57503	0.57503	0.010	-0.98074	25.00000	Averaged
106 4-Bromophenyl-phenylether	0.18687	0.17723	0.17723	0.010	5.16139	25.00000	Averaged
107 Hexachlorobenzene	0.21229	0.20929	0.20929	0.010	1.41317	25.00000	Averaged
210 Atrazine	0.10628	0.10696	0.10696	0.010	-0.63963	25.00000	Averaged
111 Pentachlorophenol	10.00000	10.32110	0.11543	0.010	-3.21097	0.000e+000	Quadratic
115 Phenanthrene	1.01200	1.03585	1.03585	0.010	-2.35601	25.00000	Averaged
116 Anthracene	1.02321	1.05496	1.05496	0.010	-3.10267	25.00000	Averaged
119 Carbazole	0.98880	1.06868	1.06868	0.010	-8.07866	25.00000	Averaged
120 Di-n-Butylphthalate	1.18671	1.21578	1.21578	0.010	-2.45002	25.00000	Averaged
123 Fluoranthene	1.20971	1.25521	1.25521	0.010	-3.76152	20.00000	Averaged
124 Benzidine	4.00000	3.51342	0.26572	0.010	12.16456	0.000e+000	Quadratic
125 Pyrene	1.22708	1.20271	1.20271	0.010	1.98602	25.00000	Averaged
131 Butylbenzylphthalate	0.57469	0.57224	0.57224	0.010	0.42533	25.00000	Averaged
135 3,3'-Dichlorobenzidine	0.47880	0.44266	0.44266	0.010	7.54854	25.00000	Averaged
136 Benzo(a)Anthracene	1.15582	1.15957	1.15957	0.010	-0.32406	25.00000	Averaged
137 Chrysene	1.15021	1.12799	1.12799	0.010	1.93233	25.00000	Averaged
139 bis(2-ethylhexyl)Phthalate	0.80249	0.81151	0.81151	0.010	-1.12519	25.00000	Averaged
140 Di-n-octylphthalate	1.51798	1.41341	1.41341	0.010	6.88897	20.00000	Averaged
141 Benzo(b)fluoranthene	1.41402	1.33307	1.33307	0.010	5.72528	25.00000	Averaged
142 Benzo(k)fluoranthene	1.41243	1.44592	1.44592	0.010	-2.37141	25.00000	Averaged
143 7,12-dimethylbenz[a]anthrac	0.62511	0.60042	0.60042	0.010	3.95064	25.00000	Averaged
146 Benzo(a)pyrene	1.20646	1.18513	1.18513	0.010	1.76849	20.00000	Averaged
149 Indeno(1,2,3-cd)pyrene	1.46993	1.47994	1.47994	0.010	-0.68116	25.00000	Averaged
150 Dibenz(a,h)anthracene	1.23484	1.25860	1.25860	0.010	-1.92444	25.00000	Averaged
151 Benzo(g,h,i)perylene	1.28348	1.31040	1.31040	0.010	-2.09730	25.00000	Averaged

TestAmerica Pittsburgh

CONTINUING CALIBRATION COMPOUNDS

Instrument ID: 731.i Injection Date: 27-OCT-2008 22:40
Lab File ID: V10280CC.D Init. Cal. Date(s): 23-OCT-2008 23-OCT-2008
Analysis Type: Init. Cal. Times: 00:05 04:48
Lab Sample ID: SSTD4.0 Quant Type: ISTD
Method: \\PITSVR06\D\chem\731.i\V102808.b\8270ll.m

COMPOUND	RRF / AMOUNT	RF4	CCAL RRF4	MIN RRF	%D / %DRIFT	MAX %D / %DRIFT	CURVE TYPE
$ 154 Nitrobenzene-d5	0.27855	0.26304	0.26304	0.010	5.56735	25.00000	Averaged
$ 155 2-Fluorobiphenyl	1.13839	1.12793	1.12793	0.010	0.91888	25.00000	Averaged
$ 156 Terphenyl-d14	0.79168	0.76813	0.76813	0.010	2.97510	25.00000	Averaged
$ 157 Phenol-d5	1.26916	1.29794	1.29794	0.010	-2.26726	25.00000	Averaged
$ 158 2-Fluorophenol	0.88548	0.88806	0.88806	0.010	-0.29081	25.00000	Averaged
$ 159 2,4,6-Tribromophenol	0.09403	0.08821	0.08821	0.010	6.19329	25.00000	Averaged
$ 186 2-Chlorophenol-d4	1.24345	1.25334	1.25334	0.010	-0.79516	25.00000	Averaged
$ 187 1,2-Dichlorobenzene-d4	0.97425	1.03333	1.03333	0.010	-6.06485	25.00000	Averaged

Data File: \\PITSVR06\D\chem\731.i\V102808.b\V10280CC.D
Date : 27-OCT-2008 22:40
Client ID: SSTD4.0
Sample Info: SSTD4.0(2.0ug/mL) BNA0735-08 8270c11

Column phase: DB5-MS

Instrument: 731.i

Operator: 003200
Column diameter: 0.32

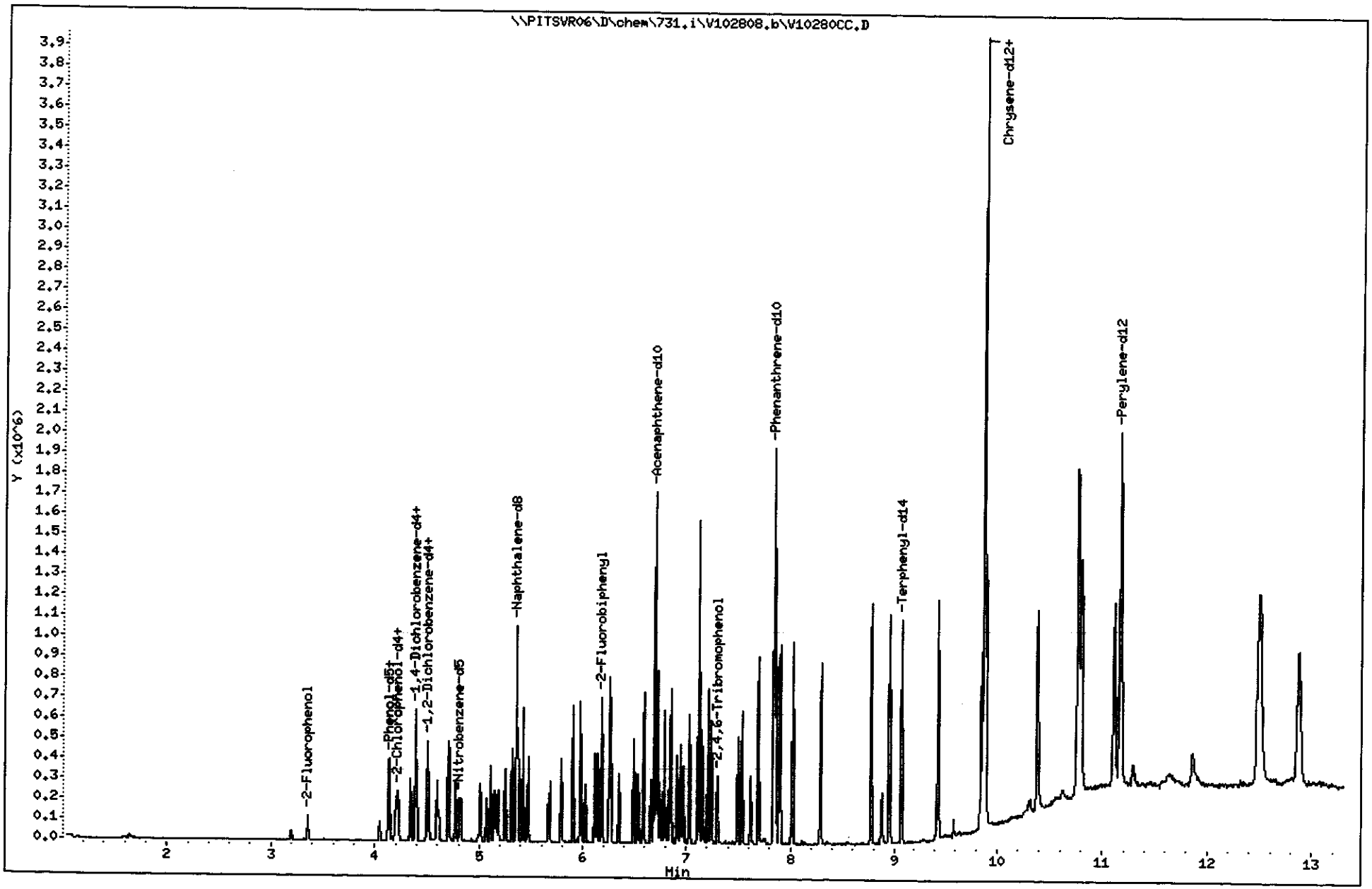

TestAmerica Pittsburgh

Semivolatile REPORT SW-846 Method 8270

Data file : \\PITSVR06\D\chem\731.i\V102808.b\V10280CC.D
Lab Smp Id: SSTD4.0 Client Smp ID: SSTD4.0
Inj Date : 27-OCT-2008 22:40
Operator : 003200 Inst ID: 731.i
Smp Info : SSTD4.0(2.0ug/mL) BNA0735-08 8270cll
Misc Info : SSTD4.0,V102808.b,827011.m,padep.sub,2,3
Comment :
Method : \\PITSVR06\D\chem\731.i\V102808.b\827011.m
Meth Date : 27-Oct-2008 22:55 piccolinov Quant Type: ISTD
Cal Date : 23-OCT-2008 04:48 Cal File: V1023NC7.D
Als bottle: 2 Continuing Calibration Sample
Dil Factor: 1.00000
Integrator: HP RTE Compound Sublist: padep.sub
Target Version: 4.14
Processing Host: PITPC-502

	Compounds	QUANT SIG MASS	RT	EXP RT	REL RT	RESPONSE	AMOUNTS CAL-AMT (NG)	AMOUNTS ON-COL (NG)
*	1 1,4-Dichlorobenzene-d4	152	4.387	4.387	(1.000)	90089	8.00000	
*	2 Naphthalene-d8	136	5.354	5.354	(1.000)	410455	8.00000	
*	3 Acenaphthene-d10	164	6.695	6.695	(1.000)	335705	8.00000	
*	4 Phenanthrene-d10	188	7.838	7.838	(1.000)	684565	8.00000	
*	5 Chrysene-d12	240	9.874	9.874	(1.000)	763003	8.00000	
*	6 Perylene-d12	264	11.167	11.167	(1.000)	837497	8.00000	
	198 1,4-Dioxane	88	1.145	1.145	(0.261)	7126	4.00000	3.9807
	10 N-Nitrosodimethylamine	74	1.599	1.599	(0.364)	8352	4.00000	3.4304(M)
	9 Pyridine	79	1.647	1.647	(0.375)	19126	4.00000	3.8323(M)
	16 Methyl methanesulfonate	80	3.196	3.196	(0.729)	17210	4.00000	3.8422
	206 Benzaldehyde	77	4.046	4.046	(0.922)	17267	4.00000	3.4622
	21 Aniline	93	4.136	4.136	(0.943)	67200	4.00000	4.1444
	22 Phenol	94	4.136	4.136	(0.943)	65936	4.00000	4.3378
	23 bis(2-Chloroethyl)ether	93	4.200	4.200	(0.957)	44204	4.00000	4.1436
	24 2-Chlorophenol	128	4.222	4.222	(0.962)	59464	4.00000	4.0986
	26 1,3-Dichlorobenzene	146	4.339	4.339	(0.989)	69291	4.00000	3.9920
	27 1,4-Dichlorobenzene	146	4.398	4.398	(1.002)	74455	4.00000	4.1796
	28 1,2-Dichlorobenzene	146	4.510	4.510	(1.028)	71799	4.00000	4.2157
	29 Benzyl Alcohol	108	4.500	4.500	(1.026)	28865	4.00000	3.8429
	30 2-Methylphenol	108	4.590	4.590	(1.046)	53337	4.00000	4.3771
	31 2,2'-oxybis(1-Chloropropane)	45	4.606	4.606	(1.050)	54936	4.00000	4.0082
	37 Acetophenone	105	4.697	4.697	(1.071)	73660	4.00000	4.2520
	32 N-Nitroso-di-n-propylamine	70	4.703	4.703	(1.072)	32287	4.00000	4.5668
	192 4-Methylphenol	108	4.708	4.708	(1.073)	57065	4.00000	4.6323
	34 Hexachloroethane	117	4.772	4.772	(1.088)	29875	4.00000	3.9273
	35 Nitrobenzene	77	4.820	4.820	(0.900)	54969	4.00000	4.0444
	41 Isophorone	82	5.007	5.007	(0.935)	99828	4.00000	4.0626
	42 2-Nitrophenol	139	5.066	5.066	(0.946)	35662	4.00000	3.9993
	43 2,4-Dimethylphenol	107	5.109	5.109	(0.954)	62272	4.00000	4.1816
	44 bis(2-Chloroethoxy)methane	93	5.178	5.178	(0.967)	66931	4.00000	4.1626
	48 2,4-Dichlorophenol	162	5.248	5.248	(0.980)	66432	4.00000	4.3591
	49 Benzoic Acid	122	5.151	5.151	(0.962)	64936	10.0000	10.114
	50 1,2,4-Trichlorobenzene	180	5.312	5.312	(0.992)	69477	4.00000	3.9642

Compounds	QUANT SIG MASS	RT	EXP RT	REL RT	RESPONSE	AMOUNTS CAL-AMT (NG)	AMOUNTS ON-COL (NG)
51 Naphthalene	128	5.370	5.370	(1.003)	215591	4.00000	4.0748
52 4-Chloroaniline	127	5.413	5.413	(1.011)	89456	4.00000	4.3792
54 2,6-Dichlorophenol	162	5.418	5.418	(1.012)	66754	4.00000	4.1459
56 Hexachlorobutadiene	225	5.467	5.467	(1.021)	40687	4.00000	3.9735
208 Caprolactam	113	5.659	5.659	(1.057)	18402	4.00000	4.4481
59 4-Chloro-3-Methylphenol	107	5.787	5.787	(1.081)	58287	4.00000	4.2875
62 2-Methylnaphthalene	142	5.899	5.899	(1.102)	158144	4.00000	4.1993
63 1-Methylnaphthalene	142	5.974	5.974	(1.116)	158248	4.00000	4.1888
64 Hexachlorocyclopentadiene	237	6.022	6.022	(0.899)	38774	4.00000	3.1528
66 2,4,6-Trichlorophenol	196	6.113	6.113	(0.913)	51452	4.00000	3.7028
67 2,4,5-Trichlorophenol	196	6.140	6.140	(0.917)	53938	4.00000	3.8074
209 1,1'-Biphenyl	154	6.257	6.257	(0.935)	211324	4.00000	3.9460
70 2-Chloronaphthalene	162	6.273	6.273	(0.937)	168688	4.00000	3.8849
73 2-Nitroaniline	65	6.348	6.348	(0.948)	37893	4.00000	3.8627
76 Dimethylphthalate	163	6.492	6.492	(0.970)	186465	4.00000	4.1496
78 2,6-Dinitrotoluene	165	6.535	6.535	(0.976)	38749	4.00000	3.9139
79 Acenaphthylene	152	6.588	6.588	(0.984)	286280	4.00000	4.0500
81 3-Nitroaniline	138	6.663	6.663	(0.995)	49105	4.00000	4.2026
82 Acenaphthene	153	6.722	6.722	(1.004)	178563	4.00000	4.0455
83 2,4-Dinitrophenol	184	6.743	6.743	(1.007)	35907	10.0000	9.3793
85 4-Nitrophenol	109	6.791	6.791	(1.014)	63977	10.0000	10.986
86 Dibenzofuran	168	6.850	6.850	(1.023)	278942	4.00000	4.2543
87 2,4-Dinitrotoluene	165	6.839	6.839	(1.022)	59688	4.00000	4.2000
91 2,3,5,6-Tetrachlorophenol	232	6.914	6.914	(1.033)	48207	4.00000	4.0110
88 2,3,4,6-Tetrachlorophenol	232	6.946	6.946	(1.037)	53894	4.00000	4.1865
92 2-Naphthylamine	143	6.973	6.973	(1.041)	106642	4.00000	4.4270
93 Diethylphthalate	149	7.032	7.032	(1.050)	204434	4.00000	4.2091
94 Fluorene	166	7.117	7.117	(1.063)	222878	4.00000	4.3327
95 4-Chlorophenyl-phenylether	204	7.117	7.117	(1.063)	101826	4.00000	4.3504
96 4-Nitroaniline	138	7.128	7.128	(1.065)	56258	4.00000	4.6290
98 4,6-Dinitro-2-methylphenol	198	7.149	7.149	(0.912)	76403	10.0000	9.9670
99 N-Nitrosodiphenylamine (1)	169	7.208	7.208	(0.920)	168127	4.00000	4.0668
100 1,2-Diphenylhydrazine	77	7.240	7.240	(0.924)	196823	4.00000	4.0392
106 4-Bromophenyl-phenylether	248	7.497	7.497	(0.956)	60662	4.00000	3.7935
107 Hexachlorobenzene	284	7.534	7.534	(0.961)	71637	4.00000	3.9435
210 Atrazine	200	7.619	7.619	(0.972)	36609	4.00000	4.0256
111 Pentachlorophenol	266	7.689	7.689	(0.981)	98775	10.0000	10.321
115 Phenanthrene	178	7.854	7.854	(1.002)	354552	4.00000	4.0942
116 Anthracene	178	7.897	7.897	(1.007)	361094	4.00000	4.1241
119 Carbazole	167	8.020	8.020	(1.023)	365791	4.00000	4.3231
120 Di-n-Butylphthalate	149	8.287	8.287	(1.057)	416141	4.00000	4.0980
123 Fluoranthene	202	8.773	8.773	(1.119)	429638	4.00000	4.1505
124 Benzidine	184	8.875	8.875	(0.899)	101372	4.00000	3.5134
125 Pyrene	202	8.950	8.950	(0.906)	458834	4.00000	3.9206
131 Butylbenzylphthalate	149	9.436	9.436	(0.956)	218312	4.00000	3.9830
135 3,3'-Dichlorobenzidine	252	9.842	9.842	(0.997)	168874	4.00000	3.6980
136 Benzo(a)Anthracene	228	9.868	9.868	(0.999)	442376	4.00000	4.0130
137 Chrysene	228	9.895	9.895	(1.002)	430328	4.00000	3.9227
139 bis(2-ethylhexyl)Phthalate	149	9.868	9.868	(0.999)	309594	4.00000	4.0450
140 Di-n-octylphthalate	149	10.381	10.381	(0.930)	591862	4.00000	3.7244
141 Benzo(b)fluoranthene	252	10.777	10.777	(0.965)	558219	4.00000	3.7710
142 Benzo(k)fluoranthene	252	10.803	10.803	(0.967)	605477	4.00000	4.0948
143 7,12-dimethylbenz[a]anthracen	256	10.766	10.766	(0.964)	251424	4.00000	3.8420
146 Benzo(a)pyrene	252	11.108	11.108	(0.995)	496270	4.00000	3.9293

Compounds	QUANT SIG MASS	RT	EXP RT	REL RT	RESPONSE	AMOUNTS CAL-AMT (NG)	AMOUNTS ON-COL (NG)
149 Indeno(1,2,3-cd)pyrene	276	12.481	12.481	(1.118)	619723	4.00000	4.0272
150 Dibenz(a,h)anthracene	278	12.507	12.507	(1.120)	527038	4.00000	4.0770
151 Benzo(g,h,i)perylene	276	12.876	12.876	(1.153)	548727	4.00000	4.0839
$ 154 Nitrobenzene-d5	82	4.809	4.809	(0.898)	53983	4.00000	3.7773
$ 155 2-Fluorobiphenyl	172	6.182	6.182	(0.923)	189326	4.00000	3.9632
$ 156 Terphenyl-d14	244	9.062	9.062	(0.918)	293041	4.00000	3.8810
$ 157 Phenol-d5	99	4.126	4.126	(0.940)	58465	4.00000	4.0907
$ 158 2-Fluorophenol	112	3.356	3.356	(0.765)	40002	4.00000	4.0116
$ 159 2,4,6-Tribromophenol	330	7.299	7.299	(0.931)	30193	4.00000	3.7523
$ 186 2-Chlorophenol-d4	132	4.211	4.211	(0.960)	56456	4.00000	4.0318
$ 187 1,2-Dichlorobenzene-d4	152	4.500	4.500	(1.026)	46546	4.00000	4.2426

QC Flag Legend

M - Compound response manually integrated.

Data File Name: V10280CC.D
Inj. Date and Time: 27-OCT-2008 22:40
Instrument ID: 731.i
Client ID: SSTD4.0
Compound Name: N-Nitrosodimethylamine
CAS #: 62-75-9
Report Date: 10/27/2008

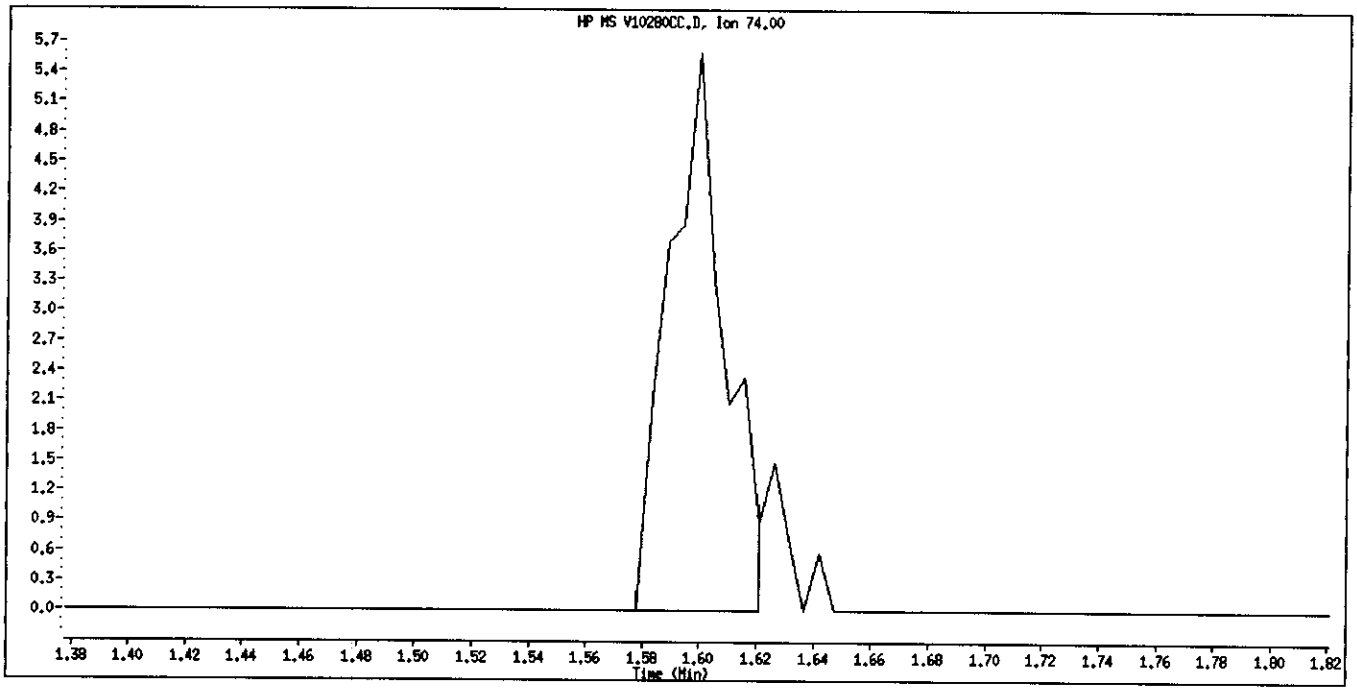

Original Integration

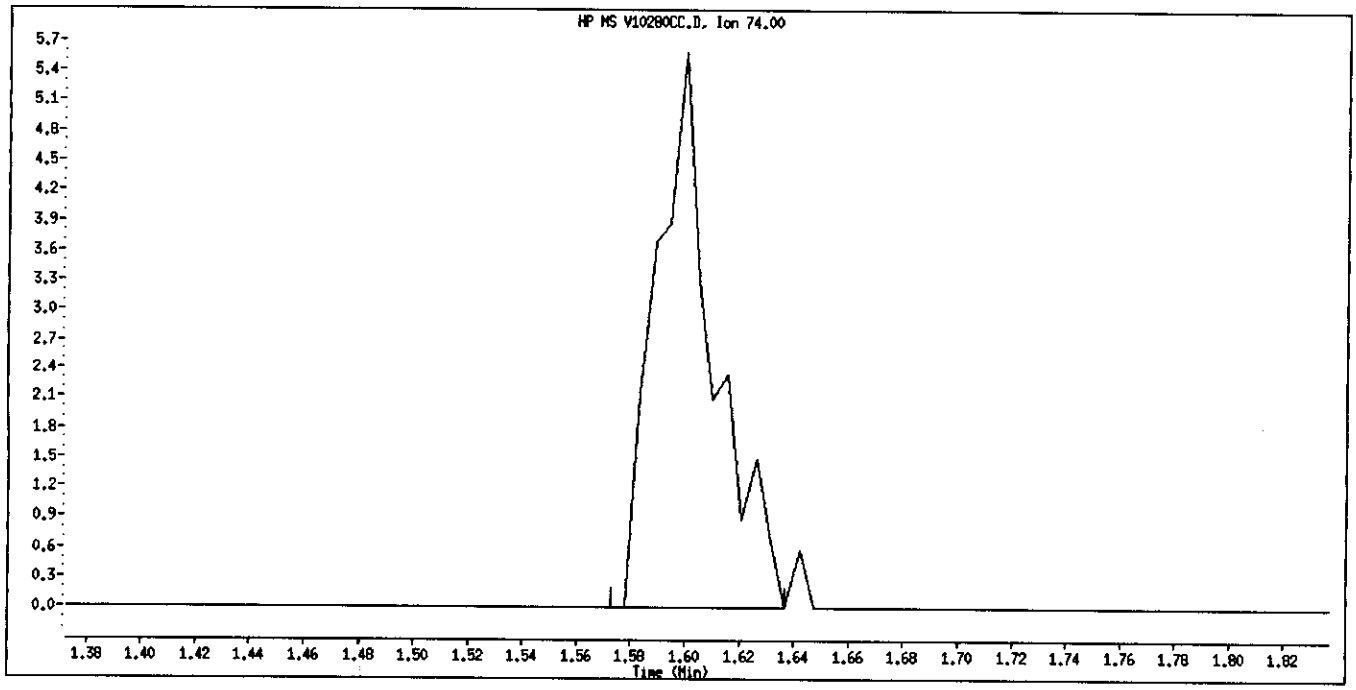

Manual Integration

Manually Integrated By: piccolinov
Manual Integration Reason: Poor Chromatography

Data File Name: V10280CC.D
Inj. Date and Time: 27-OCT-2008 22:40
Instrument ID: 731.i
Client ID: SSTD4.0
Compound Name: Pyridine
CAS #: 110-86-1
Report Date: 10/27/2008

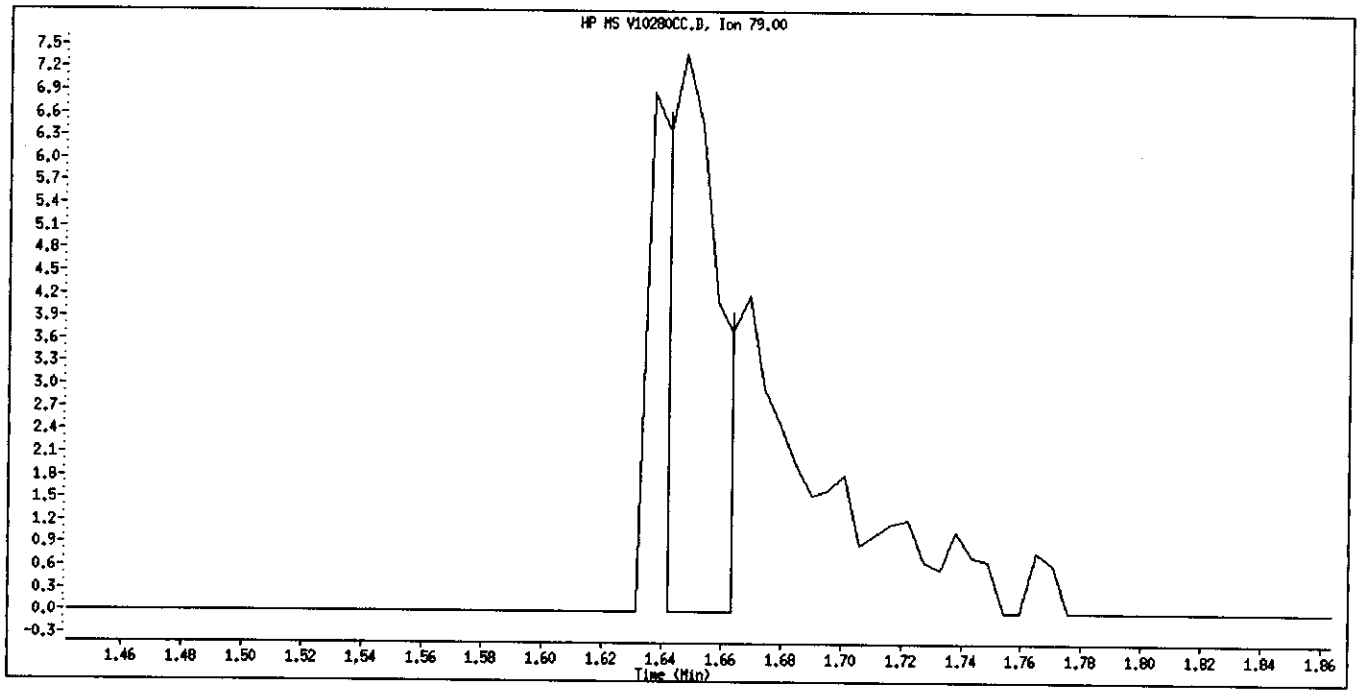

Original Integration

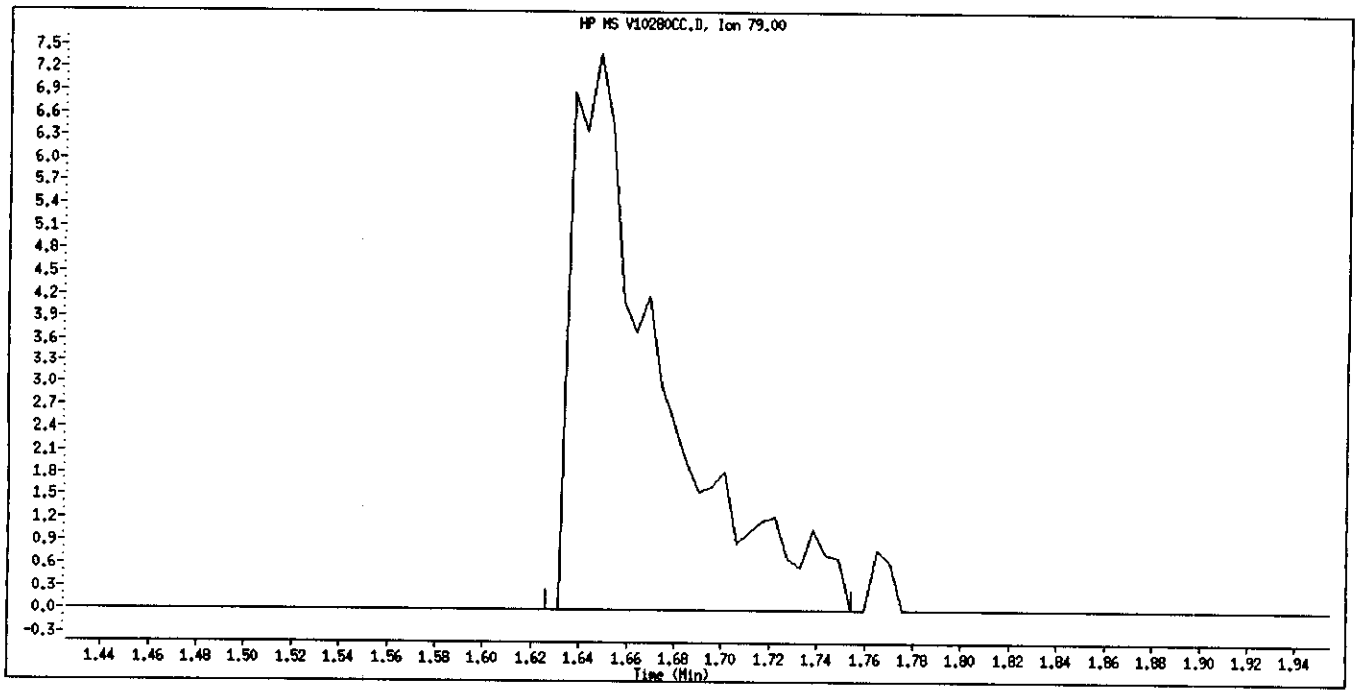

Manual Integration

Manually Integrated By: piccolinov
Manual Integration Reason: Poor Chromatography

TestAmerica Pittsburgh

CONTINUING CALIBRATION COMPOUNDS

Instrument ID: 731.i Injection Date: 29-OCT-2008 01:04
Lab File ID: V10290CC.D Init. Cal. Date(s): 23-OCT-2008 23-OCT-2008
Analysis Type: Init. Cal. Times: 00:05 04:48
Lab Sample ID: SSTD4.0 Quant Type: ISTD
Method: \\PITSVR06\D\chem\731.i\V102908.b\827011.m

COMPOUND	RRF / AMOUNT	RF4	CCAL RRF4	MIN RRF	%D / %DRIFT	MAX %D / %DRIFT	CURVE TYPE
198 1,4-Dioxane	4.00000	3.62514	0.14236	0.010	9.37139	0.000e+000	Quadratic
10 N-Nitrosodimethylamine	0.21621	0.18224	0.18224	0.010	15.70892	25.00000	Averaged
9 Pyridine	0.44319	0.39840	0.39840	0.010	10.10470	25.00000	Averaged
16 Methyl methanesulfonate	0.39775	0.39755	0.39755	0.010	0.05164	25.00000	Averaged
206 Benzaldehyde	4.00000	3.22662	0.33986	0.010	19.33443	0.000e+000	Quadratic
21 Aniline	1.43988	1.45928	1.45928	0.010	-1.34766	25.00000	Averaged
22 Phenol	1.34980	1.42943	1.42943	0.010	-5.89963	20.00000	Averaged
23 bis(2-Chloroethyl)ether	0.94733	0.93575	0.93575	0.010	1.22312	25.00000	Averaged
24 2-Chlorophenol	1.28837	1.26585	1.26585	0.010	1.74761	25.00000	Averaged
26 1,3-Dichlorobenzene	1.54135	1.51114	1.51114	0.010	1.95951	25.00000	Averaged
27 1,4-Dichlorobenzene	1.58187	1.65697	1.65697	0.010	-4.74740	20.00000	Averaged
28 1,2-Dichlorobenzene	1.51239	1.57103	1.57103	0.010	-3.87697	25.00000	Averaged
29 Benzyl Alcohol	0.66701	0.72987	0.72987	0.010	-9.42484	25.00000	Averaged
30 2-Methylphenol	1.08207	1.11831	1.11831	0.010	-3.34927	25.00000	Averaged
31 2,2'-oxybis(1-Chloropropane	1.21710	1.17859	1.17859	0.010	3.16378	25.00000	Averaged
37 Acetophenone	1.53835	1.53424	1.53424	0.010	0.26702	25.00000	Averaged
32 N-Nitroso-di-n-propylamine	0.62782	0.67054	0.67054	0.050	-6.80556	50.00000	Averaged
192 4-Methylphenol	1.09392	1.20860	1.20860	0.010	-10.48319	25.00000	Averaged
34 Hexachloroethane	0.67552	0.68932	0.68932	0.010	-2.04319	25.00000	Averaged
35 Nitrobenzene	0.26491	0.26460	0.26460	0.010	0.11621	25.00000	Averaged
41 Isophorone	0.47894	0.44758	0.44758	0.010	6.54720	25.00000	Averaged
42 2-Nitrophenol	0.17380	0.16053	0.16053	0.010	7.63227	20.00000	Averaged
43 2,4-Dimethylphenol	0.29025	0.29027	0.29027	0.010	-0.00487	25.00000	Averaged
44 bis(2-Chloroethoxy)methane	0.31339	0.31881	0.31881	0.010	-1.72890	25.00000	Averaged
48 2,4-Dichlorophenol	0.29703	0.30358	0.30358	0.010	-2.20570	20.00000	Averaged
49 Benzoic Acid	10.00000	10.28948	0.12963	0.010	-2.89482	0.000e+000	Quadratic
50 1,2,4-Trichlorobenzene	0.34159	0.34883	0.34883	0.010	-2.11706	25.00000	Averaged
51 Naphthalene	1.03121	1.05264	1.05264	0.010	-2.07812	25.00000	Averaged
52 4-Chloroaniline	0.39814	0.42115	0.42115	0.010	-5.77781	25.00000	Averaged
54 2,6-Dichlorophenol	0.31382	0.32848	0.32848	0.010	-4.66925	25.00000	Averaged
56 Hexachlorobutadiene	0.19957	0.20088	0.20088	0.010	-0.65351	20.00000	Averaged
208 Caprolactam	0.08063	0.07958	0.07958	0.010	1.30341	25.00000	Averaged
59 4-Chloro-3-Methylphenol	0.26497	0.27864	0.27864	0.010	-5.16086	20.00000	Averaged
62 2-Methylnaphthalene	0.73401	0.75569	0.75569	0.010	-2.95328	25.00000	Averaged
63 1-Methylnaphthalene	0.73634	0.74609	0.74609	0.010	-1.32424	25.00000	Averaged
64 Hexachlorocyclopentadiene	0.29307	0.26807	0.26807	0.050	8.53075	50.00000	Averaged
66 2,4,6-Trichlorophenol	0.33113	0.32200	0.32200	0.010	2.75699	20.00000	Averaged
67 2,4,5-Trichlorophenol	0.33760	0.33809	0.33809	0.010	-0.14484	25.00000	Averaged
209 1,1'-Biphenyl	1.27622	1.33507	1.33507	0.010	-4.61127	25.00000	Averaged
70 2-Chloronaphthalene	1.03476	1.07730	1.07730	0.010	-4.11078	25.00000	Averaged
73 2-Nitroaniline	0.23377	0.23735	0.23735	0.010	-1.52923	25.00000	Averaged
76 Dimethylphthalate	1.07085	1.11697	1.11697	0.010	-4.30710	25.00000	Averaged

TestAmerica Pittsburgh

CONTINUING CALIBRATION COMPOUNDS

Instrument ID: 731.i
Lab File ID: V10290CC.D
Analysis Type:
Lab Sample ID: SSTD4.0
Method: \\PITSVR06\D\chem\731.i\V102908.b\827011.m

Injection Date: 29-OCT-2008 01:04
Init. Cal. Date(s): 23-OCT-2008 23-OCT-2008
Init. Cal. Times: 00:05 04:48
Quant Type: ISTD

COMPOUND	RRF / AMOUNT	RF4	CCAL RRF4	MIN RRF	%D / %DRIFT	MAX %D / %DRIFT	CURVE TYPE
78 2,6-Dinitrotoluene	0.23593	0.23337	0.23337	0.010	1.08361	25.00000	Averaged
79 Acenaphthylene	1.68447	1.73905	1.73905	0.010	-3.24023	25.00000	Averaged
81 3-Nitroaniline	0.27844	0.26660	0.26660	0.010	4.25432	25.00000	Averaged
82 Acenaphthene	1.05183	1.08938	1.08938	0.010	-3.57000	20.00000	Averaged
83 2,4-Dinitrophenol	10.00000	9.74800	0.09068	0.050	2.51999	0.000e+000	Quadratic
85 4-Nitrophenol	0.13878	0.15155	0.15155	0.050	-9.19926	50.00000	Averaged
86 Dibenzofuran	1.56249	1.65637	1.65637	0.010	-6.00811	25.00000	Averaged
87 2,4-Dinitrotoluene	0.33867	0.33348	0.33348	0.010	1.53085	25.00000	Averaged
91 2,3,5,6-Tetrachlorophenol	0.28641	0.30073	0.30073	0.010	-4.99874	25.00000	Averaged
88 2,3,4,6-Tetrachlorophenol	0.30678	0.30005	0.30005	0.010	2.19306	25.00000	Averaged
92 2-Naphthylamine	0.57406	0.59704	0.59704	0.010	-4.00400	25.00000	Averaged
93 Diethylphthalate	1.15744	1.21175	1.21175	0.010	-4.69236	25.00000	Averaged
94 Fluorene	1.22585	1.31715	1.31715	0.010	-7.44770	25.00000	Averaged
95 4-Chlorophenyl-phenylether	0.55778	0.61130	0.61130	0.010	-9.59517	25.00000	Averaged
96 4-Nitroaniline	0.28962	0.31150	0.31150	0.010	-7.55359	25.00000	Averaged
98 4,6-Dinitro-2-methylphenol	10.00000	9.88283	0.08838	0.010	1.17171	0.000e+000	Quadratic
99 N-Nitrosodiphenylamine (1)	0.48313	0.49561	0.49561	0.010	-2.58430	20.00000	Averaged
100 1,2-Diphenylhydrazine	0.56945	0.56530	0.56530	0.010	0.72813	25.00000	Averaged
106 4-Bromophenyl-phenylether	0.18687	0.18747	0.18747	0.010	-0.31813	25.00000	Averaged
107 Hexachlorobenzene	0.21229	0.21111	0.21111	0.010	0.55867	25.00000	Averaged
210 Atrazine	0.10628	0.10248	0.10248	0.010	3.56938	25.00000	Averaged
111 Pentachlorophenol	10.00000	9.79057	0.10840	0.010	2.09429	0.000e+000	Quadratic
115 Phenanthrene	1.01200	1.03964	1.03964	0.010	-2.73139	25.00000	Averaged
116 Anthracene	1.02321	1.03353	1.03353	0.010	-1.00821	25.00000	Averaged
119 Carbazole	0.98880	1.04759	1.04759	0.010	-5.94572	25.00000	Averaged
120 Di-n-Butylphthalate	1.18671	1.19986	1.19986	0.010	-1.10838	25.00000	Averaged
123 Fluoranthene	1.20971	1.26743	1.26743	0.010	-4.77100	20.00000	Averaged
124 Benzidine	4.00000	2.79886	0.17827	0.010	30.02860	0.000e+000	Quadratic
125 Pyrene	1.22708	1.19163	1.19163	0.010	2.88873	25.00000	Averaged
131 Butylbenzylphthalate	0.57469	0.56970	0.56970	0.010	0.86826	25.00000	Averaged
135 3,3'-Dichlorobenzidine	0.47880	0.41412	0.41412	0.010	13.50759	25.00000	Averaged
136 Benzo(a)Anthracene	1.15582	1.20719	1.20719	0.010	-4.44421	25.00000	Averaged
137 Chrysene	1.15021	1.10261	1.10261	0.010	4.13870	25.00000	Averaged
139 bis(2-ethylhexyl)Phthalate	0.80249	0.81303	0.81303	0.010	-1.31430	25.00000	Averaged
140 Di-n-octylphthalate	1.51798	1.41411	1.41411	0.010	6.84293	20.00000	Averaged
141 Benzo(b)fluoranthene	1.41402	1.34381	1.34381	0.010	4.96537	25.00000	Averaged
142 Benzo(k)fluoranthene	1.41243	1.48868	1.48868	0.010	-5.39869	25.00000	Averaged
143 7,12-dimethylbenz[a]anthrac	0.62511	0.59265	0.59265	0.010	5.19304	25.00000	Averaged
146 Benzo(a)pyrene	1.20646	1.17049	1.17049	0.010	2.98190	20.00000	Averaged
149 Indeno(1,2,3-cd)pyrene	1.46993	1.44028	1.44028	0.010	2.01704	25.00000	Averaged
150 Dibenz(a,h)anthracene	1.23484	1.23055	1.23055	0.010	0.34750	25.00000	Averaged
151 Benzo(g,h,i)perylene	1.28348	1.29128	1.29128	0.010	-0.60755	25.00000	Averaged

TestAmerica Pittsburgh

CONTINUING CALIBRATION COMPOUNDS

Instrument ID: 731.i
Lab File ID: V10290CC.D
Analysis Type:
Lab Sample ID: SSTD4.0
Method: \\PITSVR06\D\chem\731.i\V102908.b\827011.m

Injection Date: 29-OCT-2008 01:04
Init. Cal. Date(s): 23-OCT-2008 23-OCT-2008
Init. Cal. Times: 00:05 04:48
Quant Type: ISTD

COMPOUND	RRF / AMOUNT	RF4	CCAL RRF4	MIN RRF	%D / %DRIFT	MAX %D / %DRIFT	CURVE TYPE
$ 154 Nitrobenzene-d5	0.27855	0.26678	0.26678	0.010	4.22571	25.00000	Averaged
$ 155 2-Fluorobiphenyl	1.13839	1.16599	1.16599	0.010	-2.42434	25.00000	Averaged
$ 156 Terphenyl-d14	0.79168	0.77766	0.77766	0.010	1.77082	25.00000	Averaged
$ 157 Phenol-d5	1.26916	1.31239	1.31239	0.010	-3.40615	25.00000	Averaged
$ 158 2-Fluorophenol	0.88548	0.83265	0.83265	0.010	5.96655	25.00000	Averaged
$ 159 2,4,6-Tribromophenol	0.09403	0.08561	0.08561	0.010	8.95872	25.00000	Averaged
$ 186 2-Chlorophenol-d4	1.24345	1.26418	1.26418	0.010	-1.66746	25.00000	Averaged
$ 187 1,2-Dichlorobenzene-d4	0.97425	0.99662	0.99662	0.010	-2.29688	25.00000	Averaged

Data File: \\PITSVR06\D\chem\731.i\V102908.b\V10290CC.D
Date : 29-OCT-2008 01:04
Client ID: SSTD4.0
Sample Info: SSTD4.0(2.0ug/mL) BNA0735-08 8270c11

Instrument: 731.i

Operator: 003200
Column diameter: 0.32

Column phase: DB5-MS

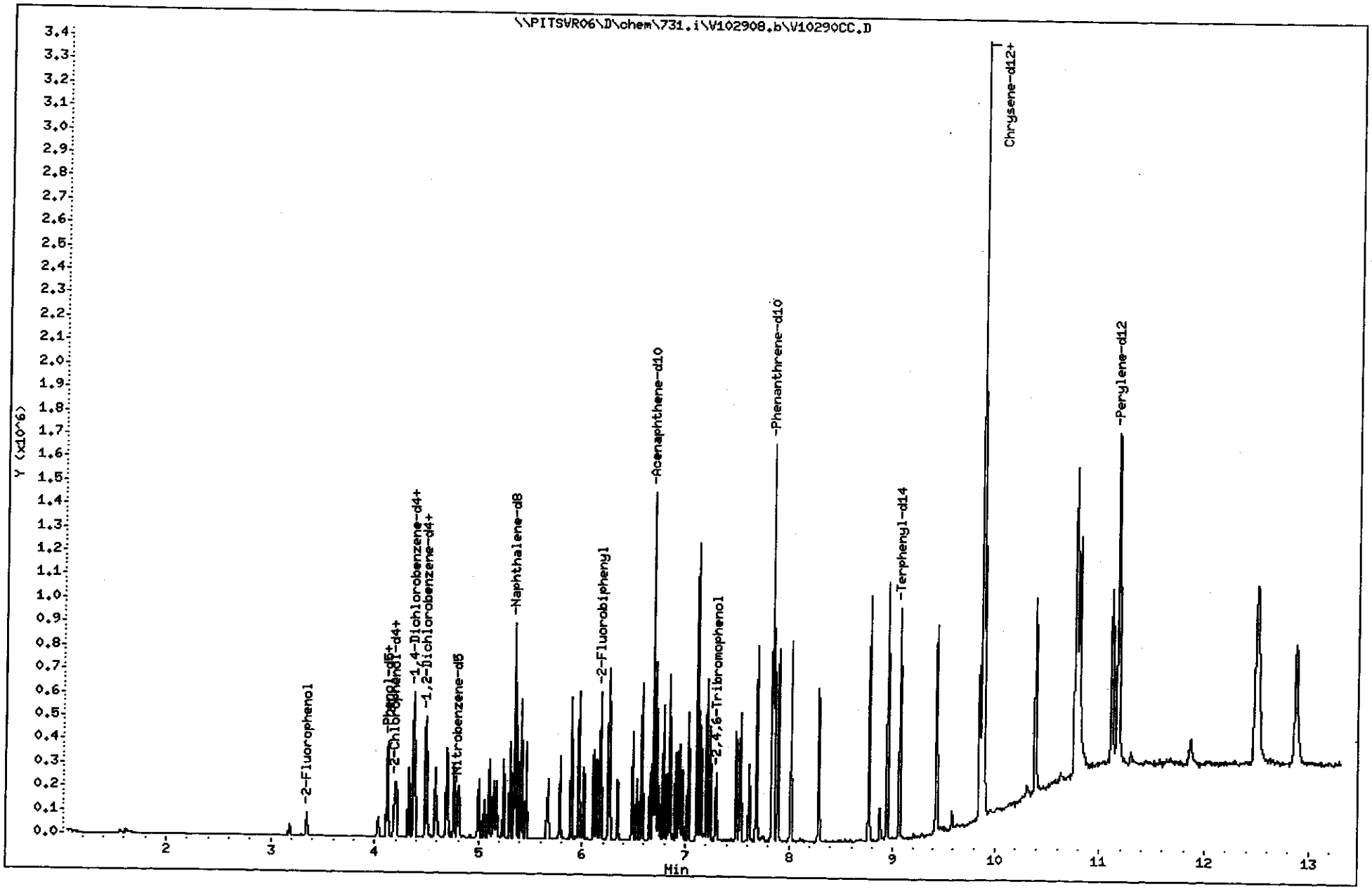

TestAmerica Pittsburgh

Semivolatile REPORT SW-846 Method 8270

Data file : \\PITSVR06\D\chem\731.i\V102908.b\V10290CC.D
Lab Smp Id: SSTD4.0 Client Smp ID: SSTD4.0
Inj Date : 29-OCT-2008 01:04
Operator : 003200 Inst ID: 731.i
Smp Info : SSTD4.0(2.0ug/mL) BNA0735-08 8270cll
Misc Info : SSTD4.0,V102908.b,827011.m,padep.sub,2,3
Comment :
Method : \\PITSVR06\D\chem\731.i\V102908.b\827011.m
Meth Date : 29-Oct-2008 01:20 piccolinov Quant Type: ISTD
Cal Date : 23-OCT-2008 04:48 Cal File: V1023NC7.D
Als bottle: 2 Continuing Calibration Sample
Dil Factor: 1.00000
Integrator: HP RTE Compound Sublist: padep.sub
Target Version: 4.14
Processing Host: PITPC-502

Compounds	QUANT SIG MASS	RT	EXP RT	REL RT	RESPONSE	AMOUNTS CAL-AMT (NG)	ON-COL (NG)
* 1 1,4-Dichlorobenzene-d4	152	4.374	4.374	(1.000)	86500	8.00000	
* 2 Naphthalene-d8	136	5.346	5.346	(1.000)	381015	8.00000	
* 3 Acenaphthene-d10	164	6.687	6.687	(1.000)	284855	8.00000	
* 4 Phenanthrene-d10	188	7.835	7.835	(1.000)	569581	8.00000	
* 5 Chrysene-d12	240	9.871	9.871	(1.000)	632071	8.00000	
* 6 Perylene-d12	264	11.169	11.169	(1.000)	685506	8.00000	
198 1,4-Dioxane	88	1.120	1.120	(0.256)	6157	4.00000	3.6251
10 N-Nitrosodimethylamine	74	1.564	1.564	(0.358)	7882	4.00000	3.3716
9 Pyridine	79	1.617	1.617	(0.370)	17231	4.00000	3.5958(M)
16 Methyl methanesulfonate	80	3.177	3.177	(0.726)	17194	4.00000	3.9979
206 Benzaldehyde	77	4.032	4.032	(0.922)	14699	4.00000	3.2266
21 Aniline	93	4.122	4.122	(0.943)	63114	4.00000	4.0539
22 Phenol	94	4.128	4.128	(0.944)	61823	4.00000	4.2360
23 bis(2-Chloroethyl)ether	93	4.187	4.187	(0.957)	40471	4.00000	3.9511
24 2-Chlorophenol	128	4.208	4.208	(0.962)	54748	4.00000	3.9301
26 1,3-Dichlorobenzene	146	4.325	4.325	(0.989)	65357	4.00000	3.9216
27 1,4-Dichlorobenzene	146	4.384	4.384	(1.002)	71664	4.00000	4.1899
28 1,2-Dichlorobenzene	146	4.496	4.496	(1.028)	67947	4.00000	4.1551
29 Benzyl Alcohol	108	4.491	4.491	(1.027)	31567	4.00000	4.3770
30 2-Methylphenol	108	4.582	4.582	(1.048)	48367	4.00000	4.1340
31 2,2'-oxybis(1-Chloropropane)	45	4.598	4.598	(1.051)	50974	4.00000	3.8734
37 Acetophenone	105	4.683	4.683	(1.071)	66356	4.00000	3.9893
32 N-Nitroso-di-n-propylamine	70	4.694	4.694	(1.073)	29001	4.00000	4.2722
192 4-Methylphenol	108	4.699	4.699	(1.075)	52272	4.00000	4.4193
34 Hexachloroethane	117	4.758	4.758	(1.088)	29813	4.00000	4.0817
35 Nitrobenzene	77	4.812	4.812	(0.900)	50408	4.00000	3.9954
41 Isophorone	82	4.999	4.999	(0.935)	85267	4.00000	3.7381
42 2-Nitrophenol	139	5.057	5.057	(0.946)	30583	4.00000	3.6947
43 2,4-Dimethylphenol	107	5.100	5.100	(0.954)	55298	4.00000	4.0002
44 bis(2-Chloroethoxy)methane	93	5.169	5.169	(0.967)	60736	4.00000	4.0692
48 2,4-Dichlorophenol	162	5.239	5.239	(0.980)	57835	4.00000	4.0882
49 Benzoic Acid	122	5.148	5.148	(0.963)	61738	10.0000	10.289(M)
50 1,2,4-Trichlorobenzene	180	5.303	5.303	(0.992)	66454	4.00000	4.0847

Compounds	QUANT SIG MASS	RT	EXP RT	REL RT	RESPONSE	AMOUNTS CAL-AMT (NG)	AMOUNTS ON-COL (NG)
51 Naphthalene	128	5.362	5.362	(1.003)	200536	4.00000	4.0831
52 4-Chloroaniline	127	5.405	5.405	(1.011)	80232	4.00000	4.2311
54 2,6-Dichlorophenol	162	5.410	5.410	(1.012)	62577	4.00000	4.1868
56 Hexachlorobutadiene	225	5.458	5.458	(1.021)	38269	4.00000	4.0261
208 Caprolactam	113	5.656	5.656	(1.058)	15161	4.00000	3.9479
59 4-Chloro-3-Methylphenol	107	5.778	5.778	(1.081)	53083	4.00000	4.2064
62 2-Methylnaphthalene	142	5.891	5.891	(1.102)	143964	4.00000	4.1181
63 1-Methylnaphthalene	142	5.965	5.965	(1.116)	142135	4.00000	4.0530
64 Hexachlorocyclopentadiene	237	6.008	6.008	(0.899)	38181	4.00000	3.6588
66 2,4,6-Trichlorophenol	196	6.110	6.110	(0.914)	45862	4.00000	3.8897
67 2,4,5-Trichlorophenol	196	6.136	6.136	(0.918)	48153	4.00000	4.0058
209 1,1'-Biphenyl	154	6.249	6.249	(0.934)	190150	4.00000	4.1844
70 2-Chloronaphthalene	162	6.265	6.265	(0.937)	153437	4.00000	4.1644
73 2-Nitroaniline	65	6.339	6.339	(0.948)	33805	4.00000	4.0612
76 Dimethylphthalate	163	6.484	6.484	(0.970)	159087	4.00000	4.1723
78 2,6-Dinitrotoluene	165	6.532	6.532	(0.977)	33239	4.00000	3.9566
79 Acenaphthylene	152	6.580	6.580	(0.984)	247688	4.00000	4.1296
81 3-Nitroaniline	138	6.655	6.655	(0.995)	37971	4.00000	3.8298
82 Acenaphthene	153	6.713	6.713	(1.004)	155158	4.00000	4.1428
83 2,4-Dinitrophenol	184	6.740	6.740	(1.008)	32288	10.0000	9.7480
85 4-Nitrophenol	109	6.788	6.788	(1.015)	53962	10.0000	10.920
86 Dibenzofuran	168	6.847	6.847	(1.024)	235912	4.00000	4.2403
87 2,4-Dinitrotoluene	165	6.836	6.836	(1.022)	47497	4.00000	3.9388
91 2,3,5,6-Tetrachlorophenol	232	6.911	6.911	(1.034)	42832	4.00000	4.1999
88 2,3,4,6-Tetrachlorophenol	232	6.943	6.943	(1.038)	42735	4.00000	3.9123
92 2-Naphthylamine	143	6.970	6.970	(1.042)	85035	4.00000	4.1602
93 Diethylphthalate	149	7.029	7.029	(1.051)	172587	4.00000	4.1877
94 Fluorene	166	7.109	7.109	(1.063)	187598	4.00000	4.2979
95 4-Chlorophenyl-phenylether	204	7.114	7.114	(1.064)	87066	4.00000	4.3838
96 4-Nitroaniline	138	7.125	7.125	(1.066)	44366	4.00000	4.3021
98 4,6-Dinitro-2-methylphenol	198	7.146	7.146	(0.912)	62924	10.0000	9.8828
99 N-Nitrosodiphenylamine (1)	169	7.205	7.205	(0.920)	141146	4.00000	4.1034
100 1,2-Diphenylhydrazine	77	7.237	7.237	(0.924)	160992	4.00000	3.9709
106 4-Bromophenyl-phenylether	248	7.493	7.493	(0.956)	53389	4.00000	4.0127
107 Hexachlorobenzene	284	7.531	7.531	(0.961)	60121	4.00000	3.9776
210 Atrazine	200	7.616	7.616	(0.972)	29186	4.00000	3.8572
111 Pentachlorophenol	266	7.686	7.686	(0.981)	77176	10.0000	9.7906
115 Phenanthrene	178	7.851	7.851	(1.002)	296081	4.00000	4.1092
116 Anthracene	178	7.894	7.894	(1.007)	294339	4.00000	4.0403
119 Carbazole	167	8.017	8.017	(1.023)	298344	4.00000	4.2378
120 Di-n-Butylphthalate	149	8.284	8.284	(1.057)	341709	4.00000	4.0443
123 Fluoranthene	202	8.770	8.770	(1.119)	360951	4.00000	4.1908
124 Benzidine	184	8.872	8.872	(0.899)	56340	4.00000	2.7988 (M)
125 Pyrene	202	8.946	8.946	(0.906)	376597	4.00000	3.8844
131 Butylbenzylphthalate	149	9.438	9.438	(0.956)	180045	4.00000	3.9653
135 3,3'-Dichlorobenzidine	252	9.844	9.844	(0.997)	130878	4.00000	3.4597
136 Benzo(a)Anthracene	228	9.865	9.865	(0.999)	381514	4.00000	4.1778
137 Chrysene	228	9.892	9.892	(1.002)	348463	4.00000	3.8344
139 bis(2-ethylhexyl)Phthalate	149	9.871	9.871	(1.000)	256947	4.00000	4.0526
140 Di-n-octylphthalate	149	10.383	10.383	(0.930)	484689	4.00000	3.7263
141 Benzo(b)fluoranthene	252	10.779	10.779	(0.965)	460595	4.00000	3.8014
142 Benzo(k)fluoranthene	252	10.805	10.805	(0.967)	510249	4.00000	4.2159
143 7,12-dimethylbenz[a]anthracen	256	10.768	10.768	(0.964)	203133	4.00000	3.7923
146 Benzo(a)pyrene	252	11.110	11.110	(0.995)	401188	4.00000	3.8807

Compounds	QUANT SIG MASS	RT	EXP RT	REL RT	RESPONSE	AMOUNTS CAL-AMT (NG)	AMOUNTS ON-COL (NG)
149 Indeno(1,2,3-cd)pyrene	276	12.483	12.483	(1.118)	493660	4.00000	3.9193
150 Dibenz(a,h)anthracene	278	12.510	12.510	(1.120)	421774	4.00000	3.9861
151 Benzo(g,h,i)perylene	276	12.873	12.873	(1.153)	442589	4.00000	4.0243
$ 154 Nitrobenzene-d5	82	4.796	4.796	(0.897)	50823	4.00000	3.8310
$ 155 2-Fluorobiphenyl	172	6.174	6.174	(0.923)	166069	4.00000	4.0970
$ 156 Terphenyl-d14	244	9.064	9.064	(0.918)	245768	4.00000	3.9292
$ 157 Phenol-d5	99	4.117	4.117	(0.941)	56761	4.00000	4.1362
$ 158 2-Fluorophenol	112	3.342	3.342	(0.764)	36012	4.00000	3.7613
$ 159 2,4,6-Tribromophenol	330	7.296	7.296	(0.931)	24381	4.00000	3.6416
$ 186 2-Chlorophenol-d4	132	4.197	4.197	(0.960)	54676	4.00000	4.0667
$ 187 1,2-Dichlorobenzene-d4	152	4.486	4.486	(1.026)	43104	4.00000	4.0919

QC Flag Legend

M - Compound response manually integrated.

Data File Name: V10290CC.D
Inj. Date and Time: 29-OCT-2008 01:04
Instrument ID: 731.i
Client ID: SSTD4.0
Compound Name: Pyridine
CAS #: 110-86-1
Report Date: 10/29/2008

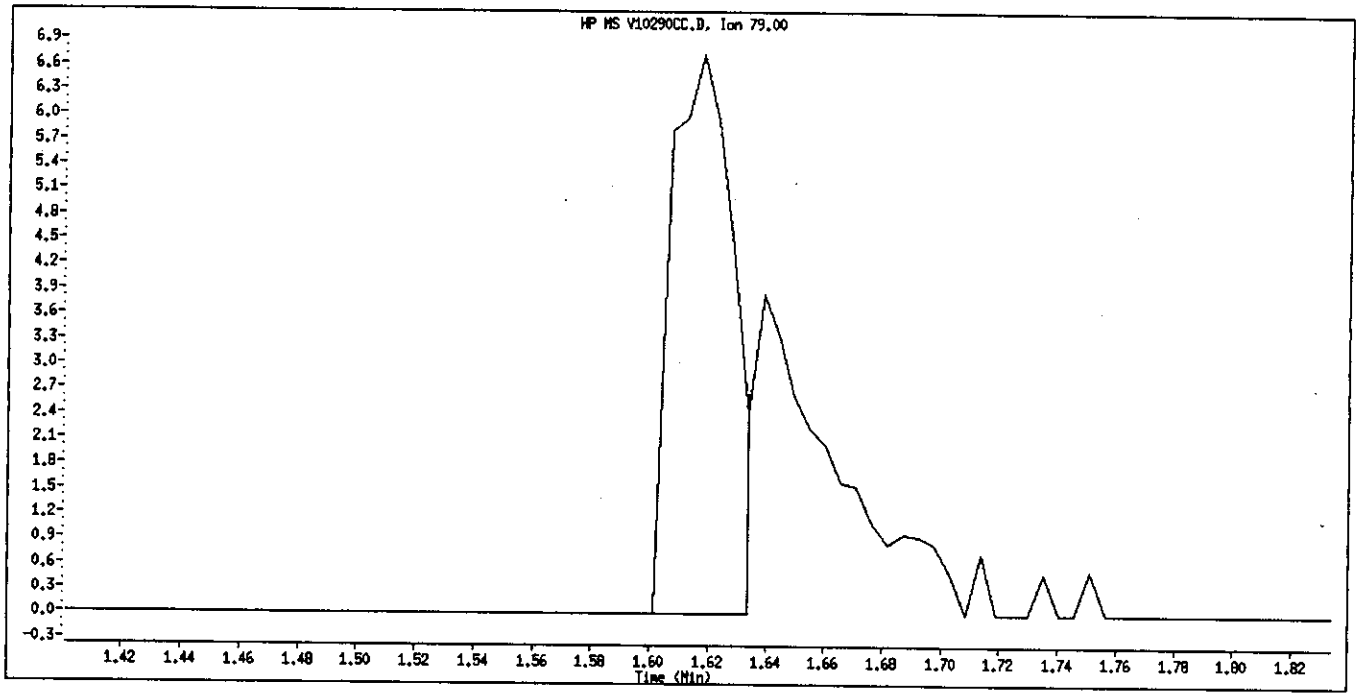

Original Integration

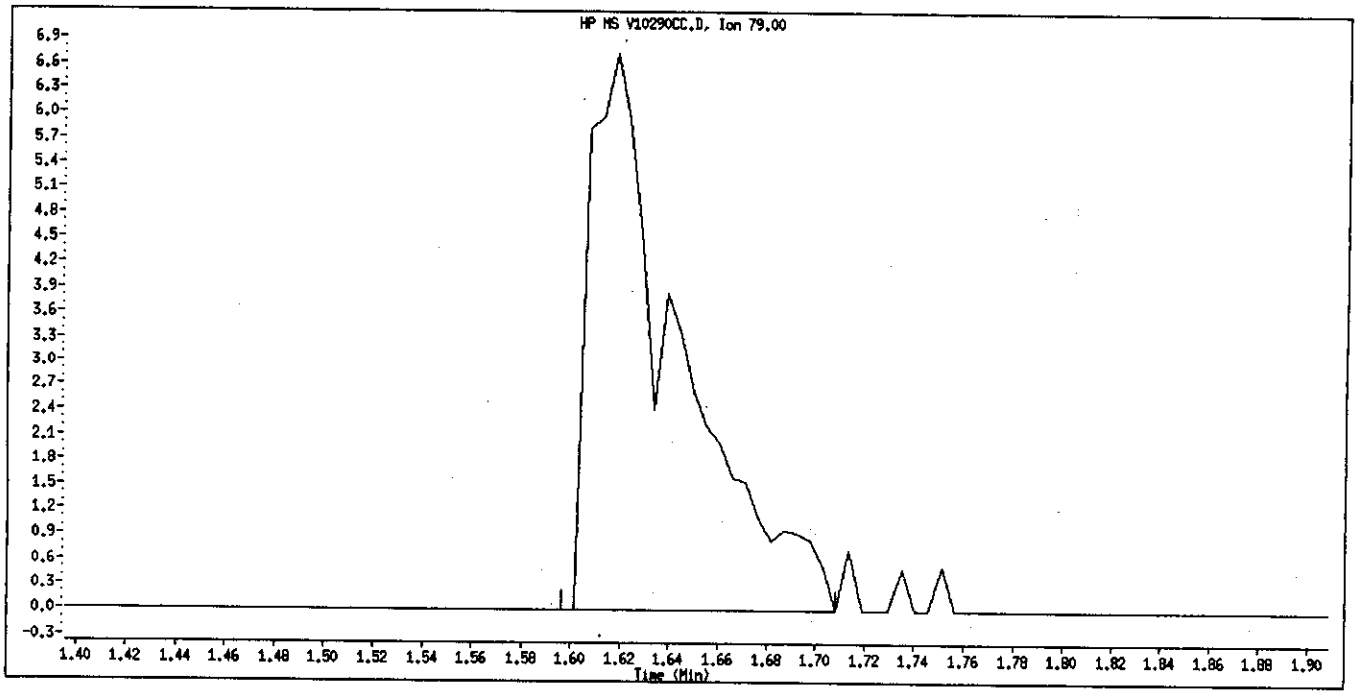

Manual Integration

Manually Integrated By: piccolinov
Manual Integration Reason: Poor Chromatography

Data File Name: V10290CC.D
Inj. Date and Time: 29-OCT-2008 01:04
Instrument ID: 731.i
Client ID: SSTD4.0
Compound Name: Benzoic Acid
CAS #: 65-85-0
Report Date: 10/29/2008

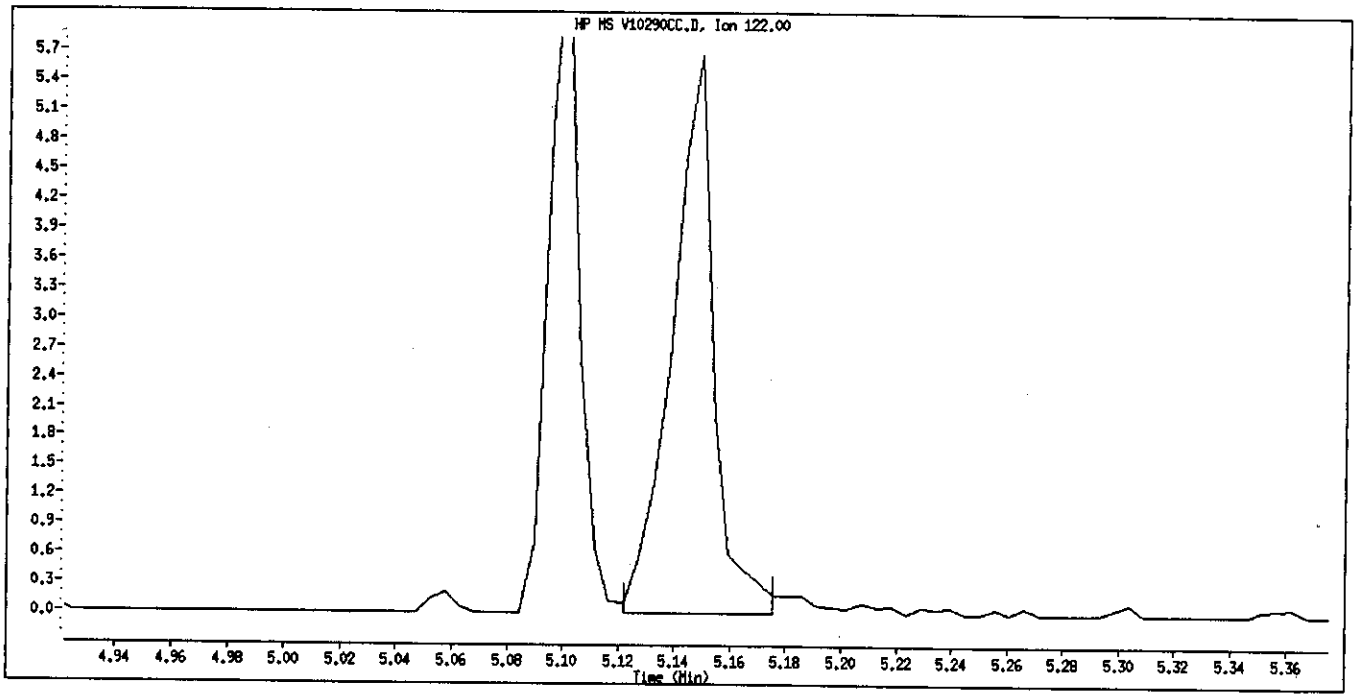

Original Integration

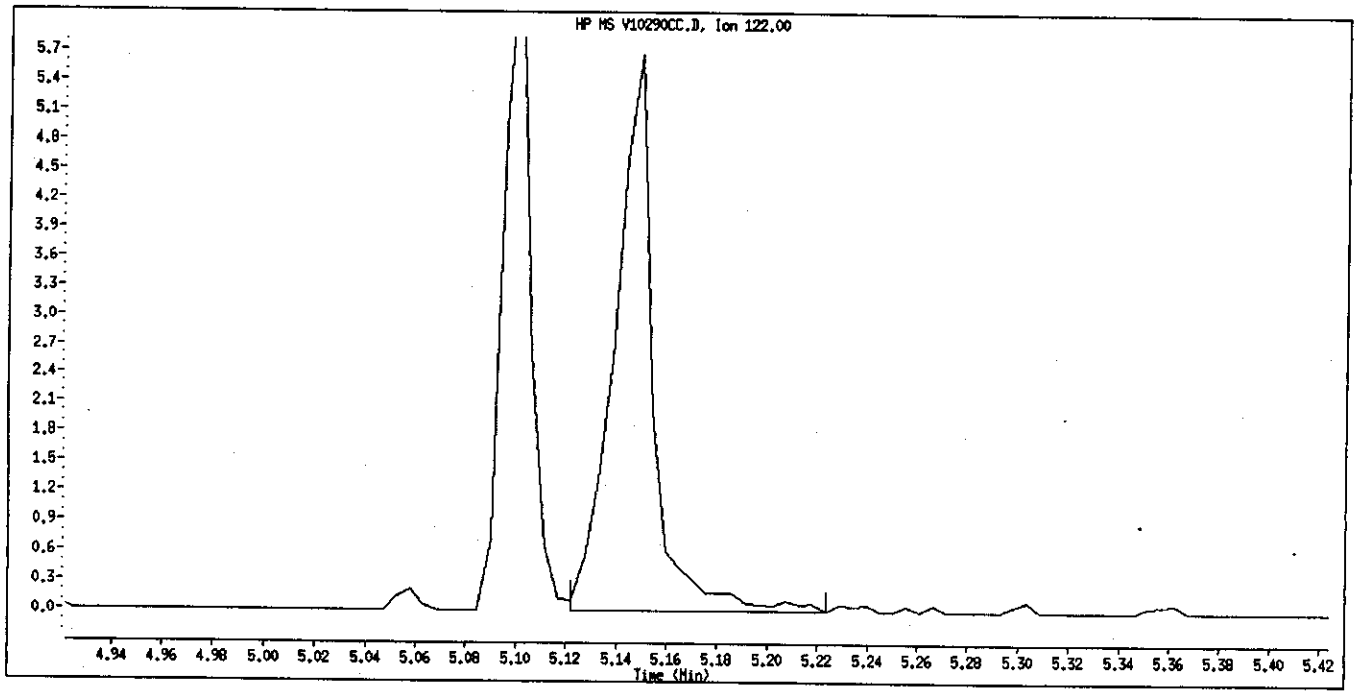

Manual Integration

Manually Integrated By: piccolinov
Manual Integration Reason: Poor Chromatography

Data File Name: V10290CC.D
Inj. Date and Time: 29-OCT-2008 01:04
Instrument ID: 731.i
Client ID: SSTD4.0
Compound Name: Benzidine
CAS #: 92-87-5
Report Date: 10/29/2008

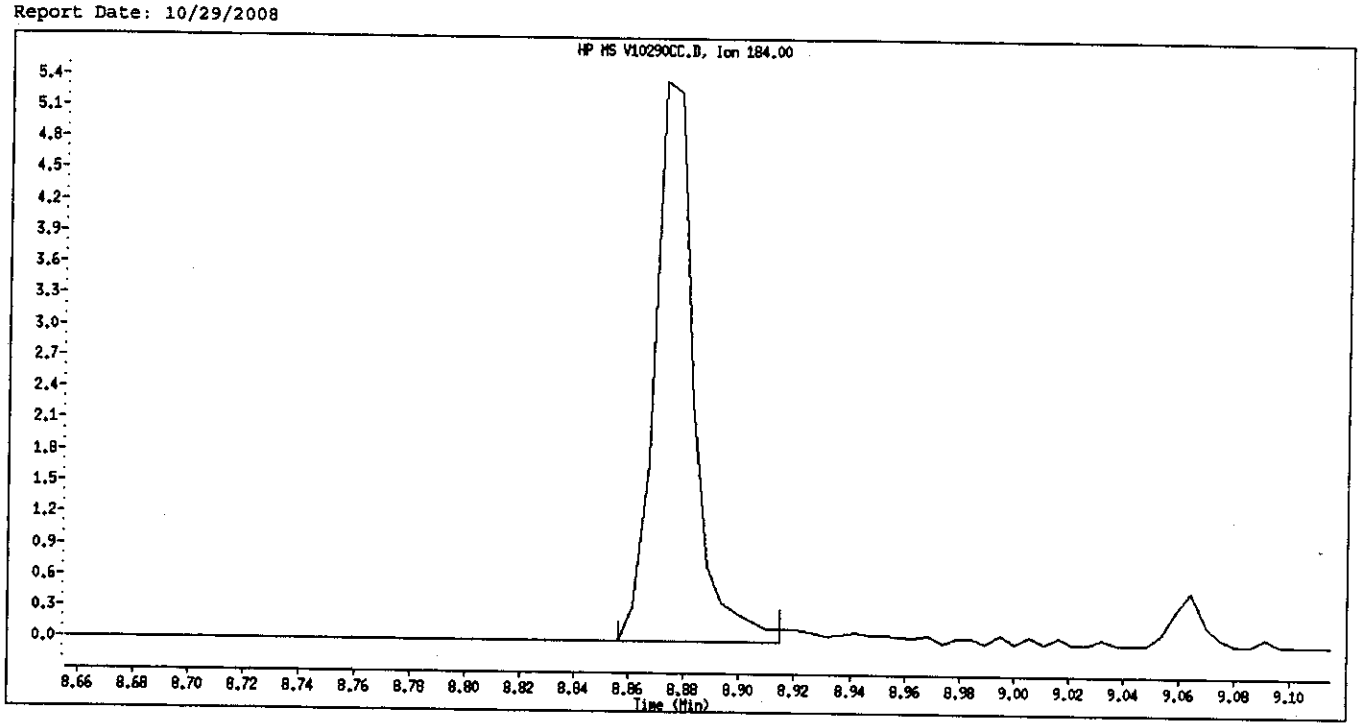

Original Integration

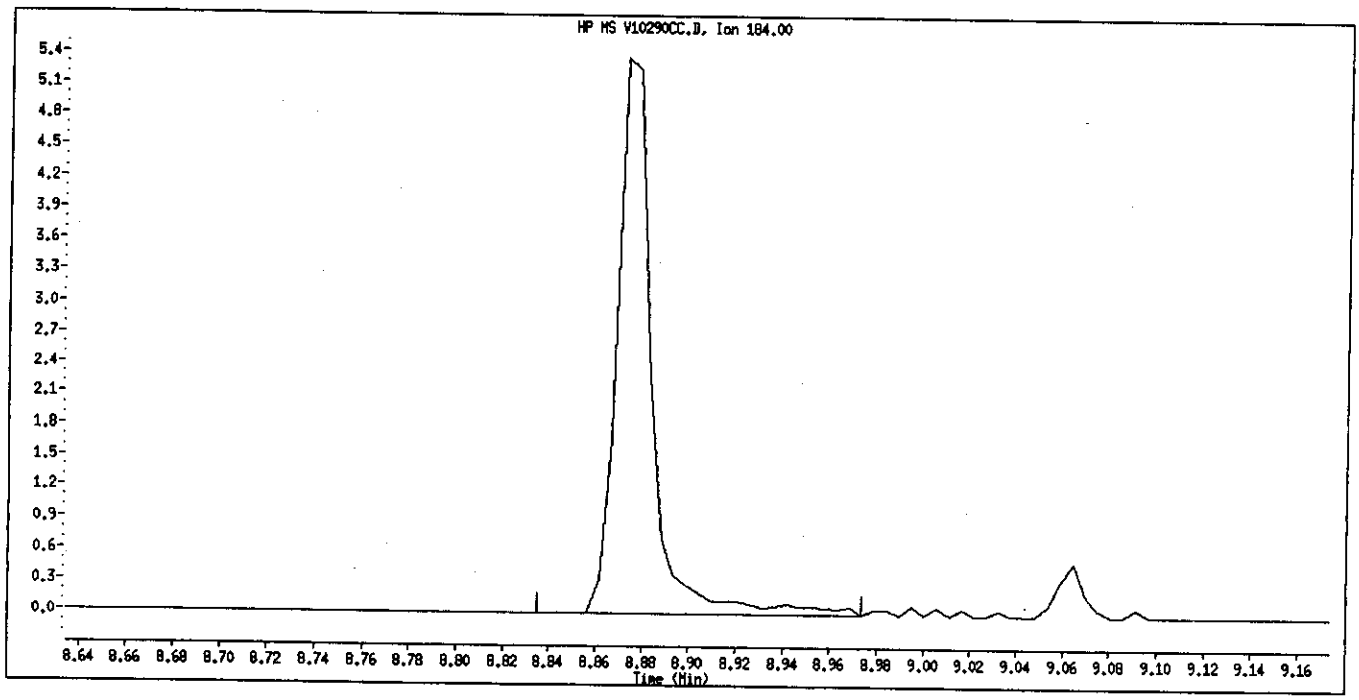

Manual Integration

Manually Integrated By: piccolinov
Manual Integration Reason: Poor Chromatography

GC/MS SEMIVOLATILE
QC DATA

Data File: \\PITSVR06\D\chem\731.i\V102308.b\V1023DF1.D

Date : 22-OCT-2008 23:48

Client ID: DFTPP

Instrument: 731.i

Sample Info: DFTPP (25ug/mL) bna0367-08

Operator: 003200

Column phase: db-5ms

Column diameter: 0.25

1 dftpp

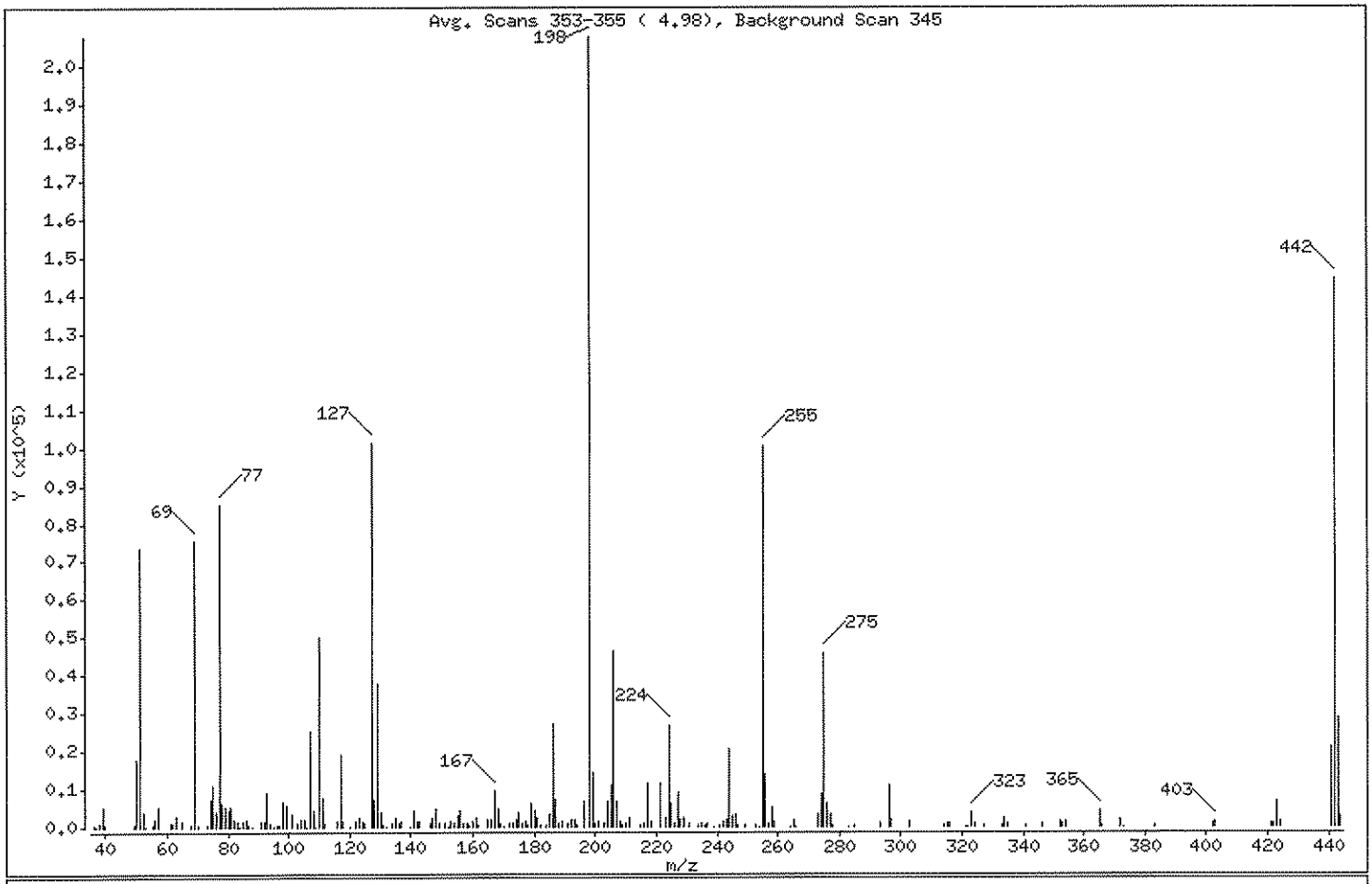

m/e	ION ABUNDANCE CRITERIA	% RELATIVE ABUNDANCE
198	Base Peak, 100% relative abundance	100.00
51	30.00 - 60.00% of mass 198	35.30
68	Less than 2.00% of mass 69	0.32 (0.89)
69	Mass 69 relative abundance	36.31
70	Less than 2.00% of mass 69	0.31 (0.84)
127	40.00 - 60.00% of mass 198	48.80
197	Less than 1.00% of mass 198	0.00
199	5.00 - 9.00% of mass 198	6.93
275	10.00 - 30.00% of mass 198	22.00
365	Greater than 1.00% of mass 198	2.16
441	Present, but less than mass 443	10.02
442	Greater than 40.00% of mass 198	69.51
443	17.00 - 23.00% of mass 442	13.79 (19.84)

Date : 22-OCT-2008 23:48

Client ID: DFTPP Instrument: 731.i

Sample Info: DFTPP (25ug/mL) bna0367-08

Operator: 003200

Column phase: db-5ms Column diameter: 0.25

Data File: V1023DF1.D
Spectrum: Avg. Scans 353-355 (4.98), Background Scan 345
Location of Maximum: 198.00
Number of points: 214

m/z	Y	m/z	Y	m/z	Y	m/z	Y
36.00	392	111.00	7621	180.00	4369	254.00	175
37.00	200	112.00	890	181.00	2186	255.00	100192
38.00	934	116.00	1372	182.00	397	256.00	13953
39.00	5127	117.00	18944	184.00	410	257.00	1110
40.00	616	118.00	1385	185.00	3146	258.00	5303
49.00	271	120.00	197	186.00	27296	259.00	1269
50.00	17592	122.00	1453	187.00	7110	264.00	196
51.00	73360	123.00	2447	188.00	734	265.00	1983
52.00	3583	124.00	1261	189.00	1526	266.00	230
53.00	170	125.00	1040	191.00	780	273.00	3479
55.00	437	127.00	101416	192.00	2140	274.00	8510
56.00	2030	128.00	7237	193.00	2024	275.00	45712
57.00	5439	129.00	37848	194.00	458	276.00	6044
61.00	1173	130.00	3680	196.00	6784	277.00	3377
62.00	967	131.00	692	198.00	207808	278.00	479
63.00	2887	132.00	190	199.00	14399	283.00	195
65.00	1637	134.00	977	200.00	1146	285.00	631
68.00	668	135.00	2396	201.00	1326	293.00	864
69.00	75448	136.00	1119	203.00	1166	296.00	11186
70.00	636	137.00	1539	204.00	6820	297.00	1843
73.00	489	140.00	213	205.00	10859	303.00	1233
74.00	7296	141.00	4232	206.00	46480	314.00	393
75.00	10782	142.00	1614	207.00	6505	315.00	1104
76.00	3769	143.00	1321	208.00	1554	316.00	717
77.00	84984	146.00	791	209.00	483	321.00	197
78.00	6109	147.00	2226	210.00	1027	322.00	193
79.00	5364	148.00	4600	211.00	2532	323.00	3833
80.00	4483	149.00	734	215.00	563	324.00	732
81.00	5313	151.00	838	216.00	973	327.00	611
82.00	1771	152.00	206	217.00	11389	333.00	249
83.00	1511	153.00	1434	218.00	1430	334.00	2525
84.00	196	154.00	1062	221.00	11607	335.00	796
85.00	1406	155.00	3039	223.00	2522	341.00	424
86.00	1675	156.00	4309	224.00	26648	346.00	1001
87.00	594	157.00	817	225.00	6210	352.00	1320

Data File: \\PITSVR06\D\chem\731.i\V102308.b\V1023DF1.D

Date : 22-OCT-2008 23:48

Client ID: DFTPP

Instrument: 731.i

Sample Info: DFTPP (25ug/mL) bna0367-08

Operator: 003200

Column phase: db-5ms

Column diameter: 0.25

Data File: V1023DF1.D
Spectrum: Avg. Scans 353-355 (4.98), Background Scan 345
Location of Maximum: 198.00
Number of points: 214

m/z	Y	m/z	Y	m/z	Y	m/z	Y
88.00	173	158.00	1095	226.00	851	353.00	935
91.00	1382	159.00	652	227.00	9169	354.00	1269
92.00	1429	160.00	1536	228.00	1687	365.00	4488
93.00	8979	161.00	2227	229.00	2312	366.00	459
94.00	872	162.00	654	231.00	942	372.00	1854
95.00	190	165.00	1841	234.00	393	373.00	169
96.00	437	166.00	1723	235.00	1067	383.00	406
97.00	382	167.00	9658	236.00	278	402.00	910
98.00	6579	168.00	4963	237.00	765	403.00	1195
99.00	5840	169.00	925	239.00	208	421.00	881
101.00	3547	170.00	187	241.00	535	422.00	988
103.00	1086	172.00	727	242.00	1285	423.00	6529
104.00	1900	173.00	993	243.00	1727	424.00	1495
105.00	2047	174.00	1867	244.00	20712	441.00	20816
106.00	229	175.00	3687	245.00	3033	442.00	144448
107.00	25104	176.00	1150	246.00	3215	443.00	28664
108.00	4407	177.00	1656	247.00	549	444.00	2683
109.00	216	178.00	385	249.00	393		
110.00	50088	179.00	6335	253.00	292		

Data File: \\PITSVR06\D\chem\731.i\V102308.b\V1023DF1.D

Date : 22-OCT-2008 23:48

Client ID: DFTPP

Sample Info: DFTPP (25ug/mL) bna0367-08

Column phase: db-5ms

Page 1

Instrument: 731.i

Operator: 003200

Column diameter: 0.25

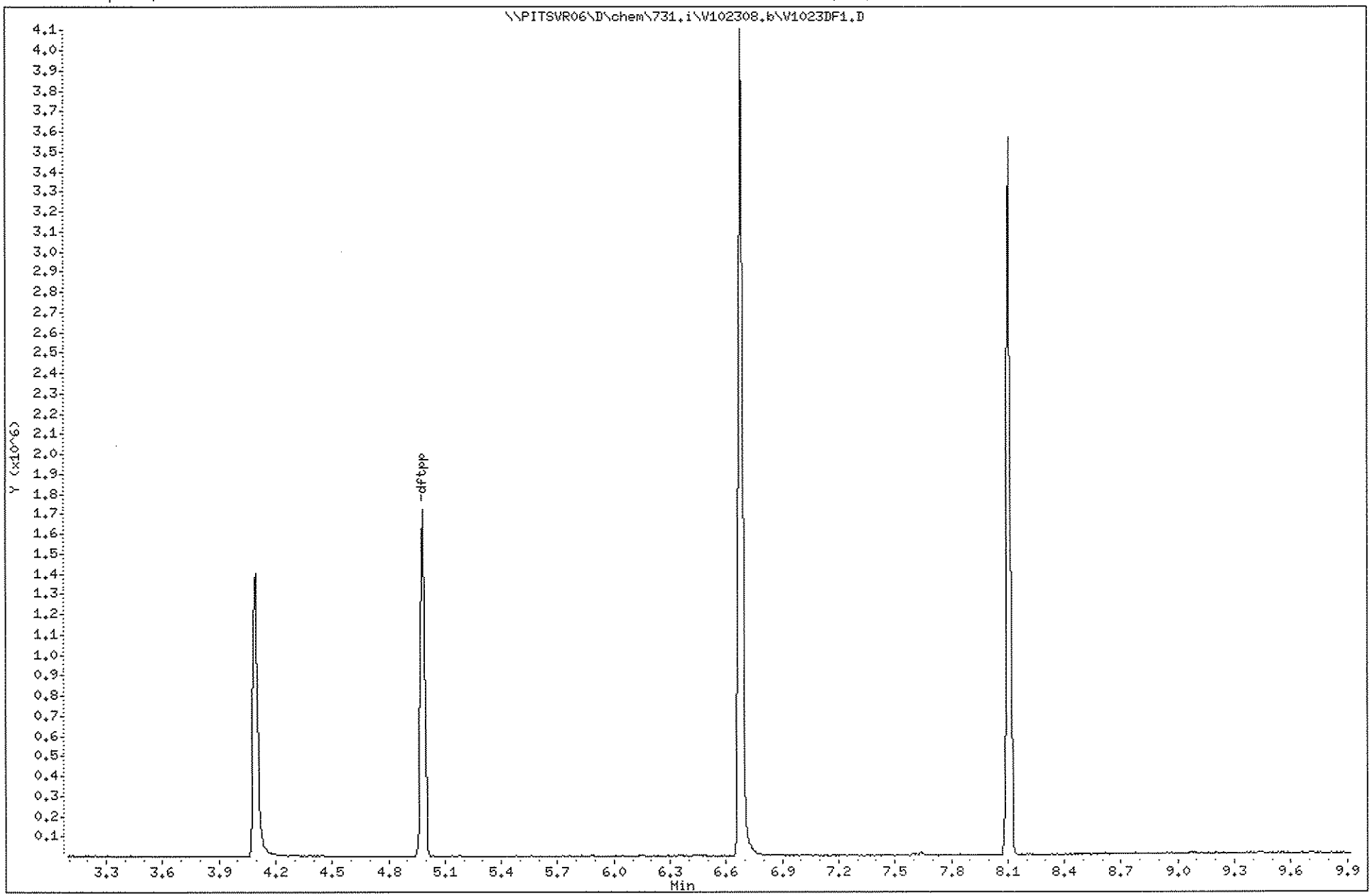

(2001 - 2468)

2427

C8J180171

Data File: V1023DF1.D
Inj Date: 22-OCT-2008 23:48
Instrument ID: 731.i
Compound Name: Pentachlorophenol
Operator Name: 003200
Report Date: 10/23/2008

TAILING FACTOR

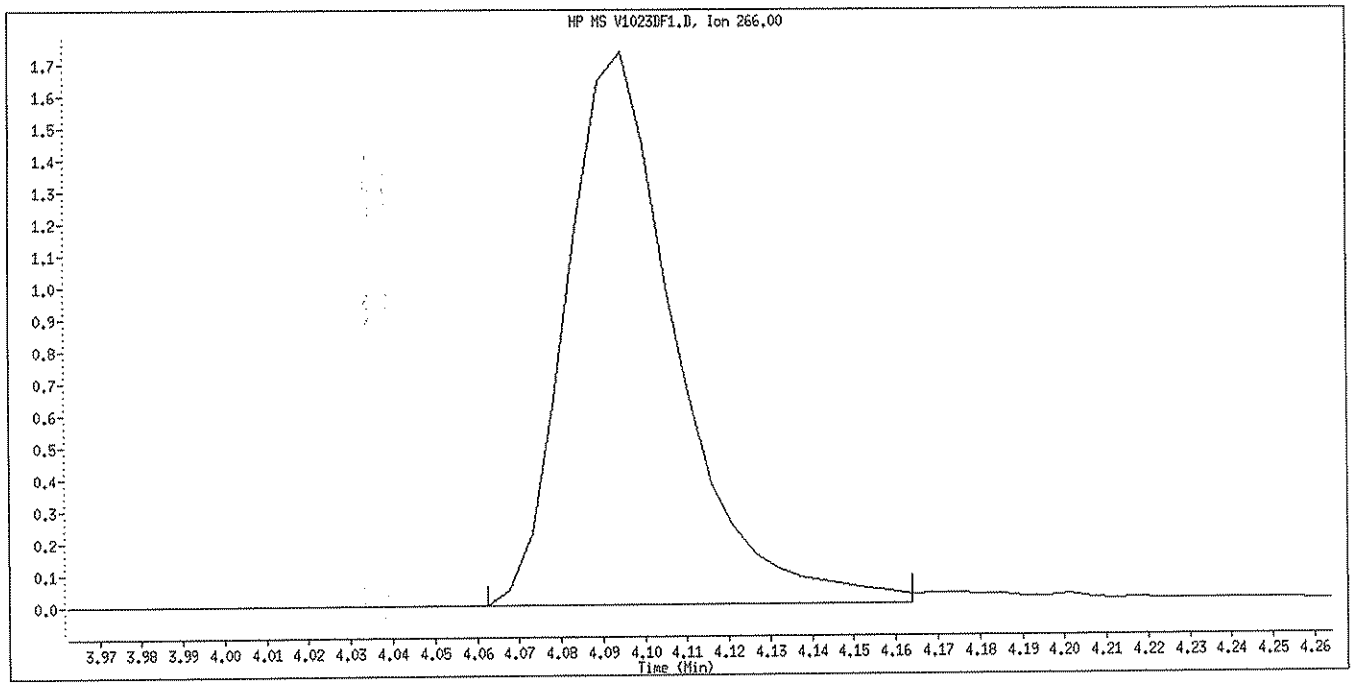

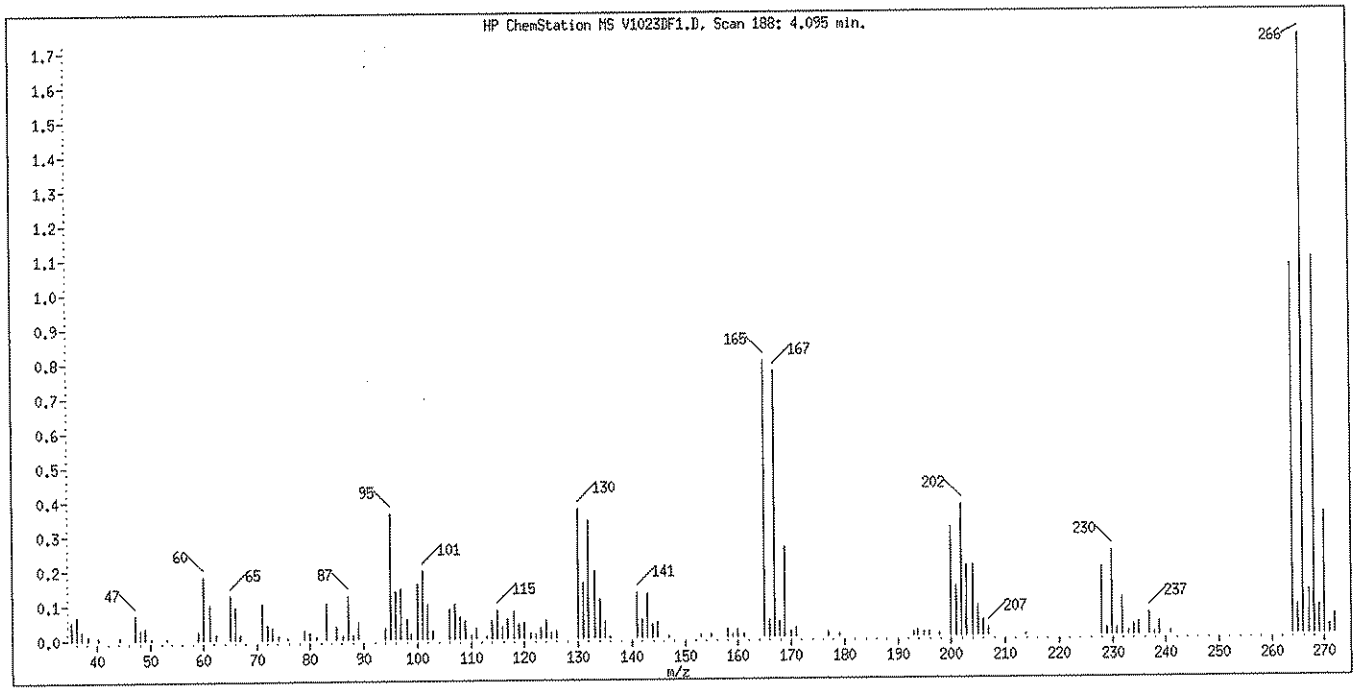

Tailing Factor = 1.36 Good
Acceptance Criteria 0 - 5
Tailing Factor = (T3 - T2) / (T2 - T1)
T1 = 4.071598 T2 = 4.094533 T3 = 4.125665

Data File: V1023DF1.D
Inj Date: 22-OCT-2008 23:48
Instrument ID: 731.i
Compound Name: Benzidine
Operator Name: 003200
Report Date: 10/23/2008

TAILING FACTOR

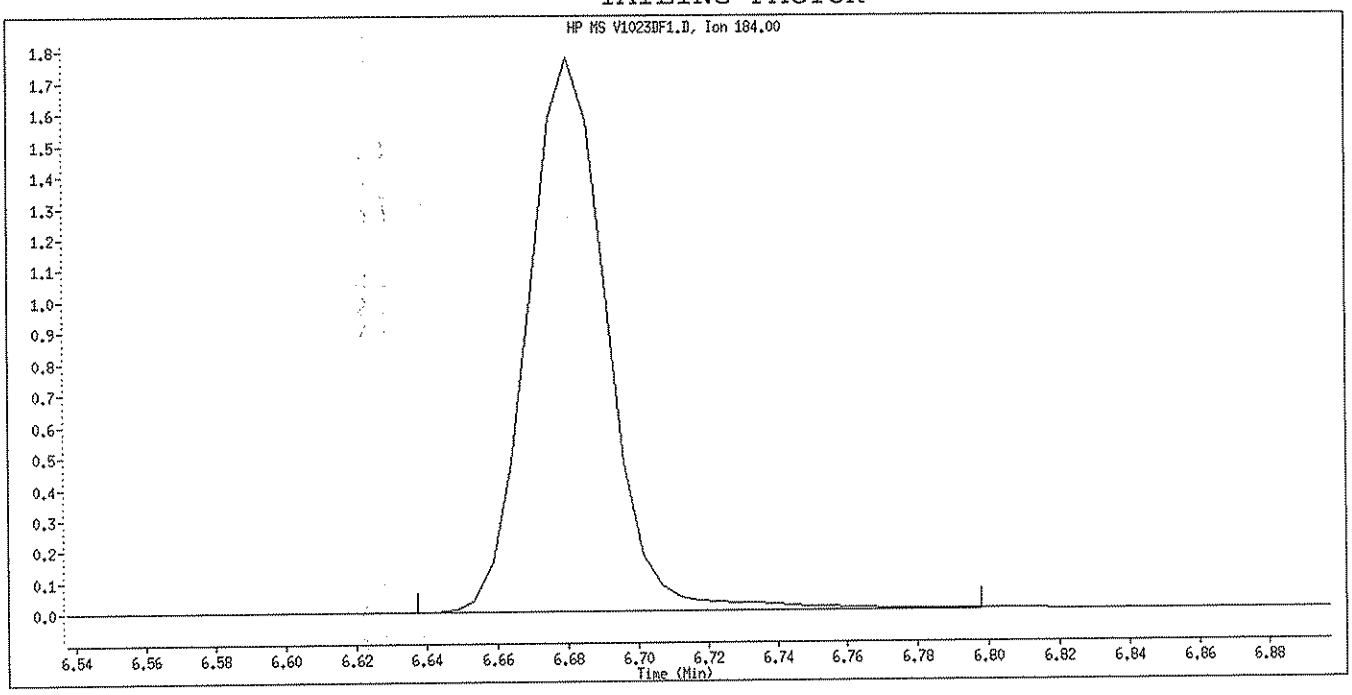

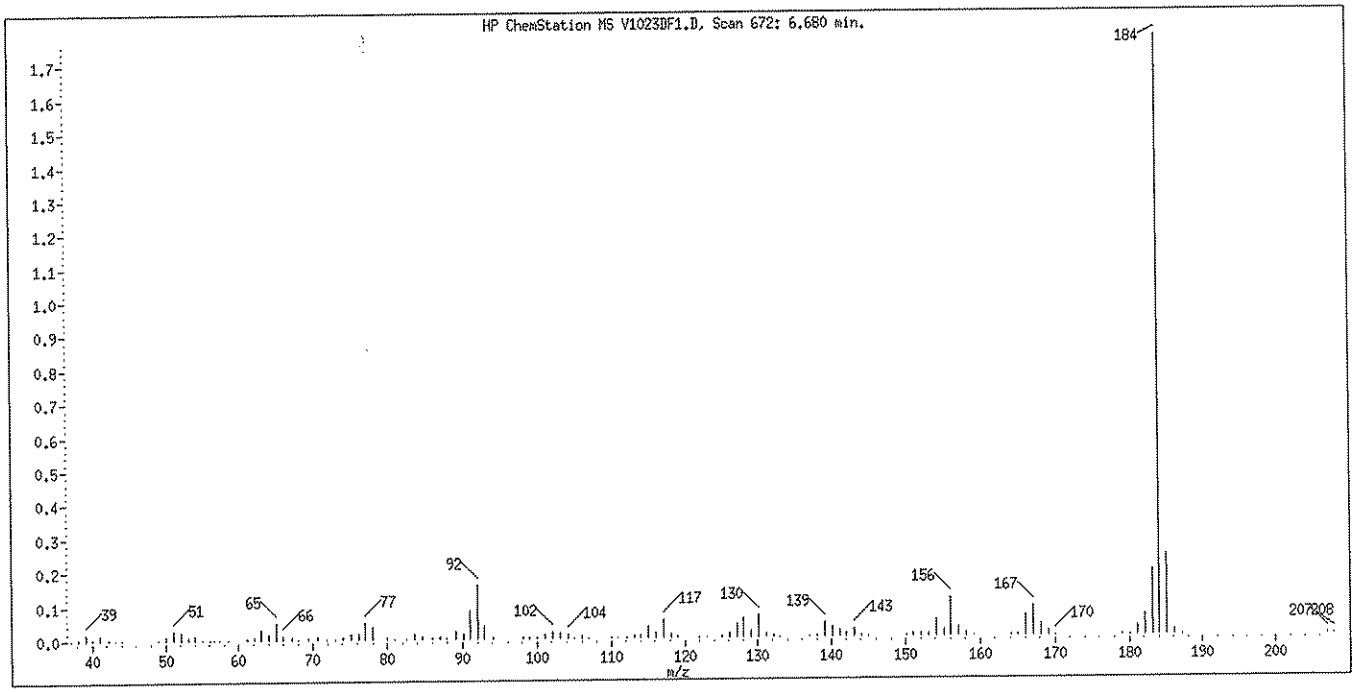

Tailing Factor = 1.02 Good
Acceptance Criteria 0 - 3
Tailing Factor = (T3 - T2) / (T2 - T1)
T1 = 6.658963 T2 = 6.680133 T3 = 6.701753

Data File: V1023DF1.D
Inj Date: 22-OCT-2008 23:48
Instrument ID: 731.i
Compound Name: 4,4'-DDT
Operator Name: 003200
Report Date: 10/23/2008

DEGRADATION REPORT

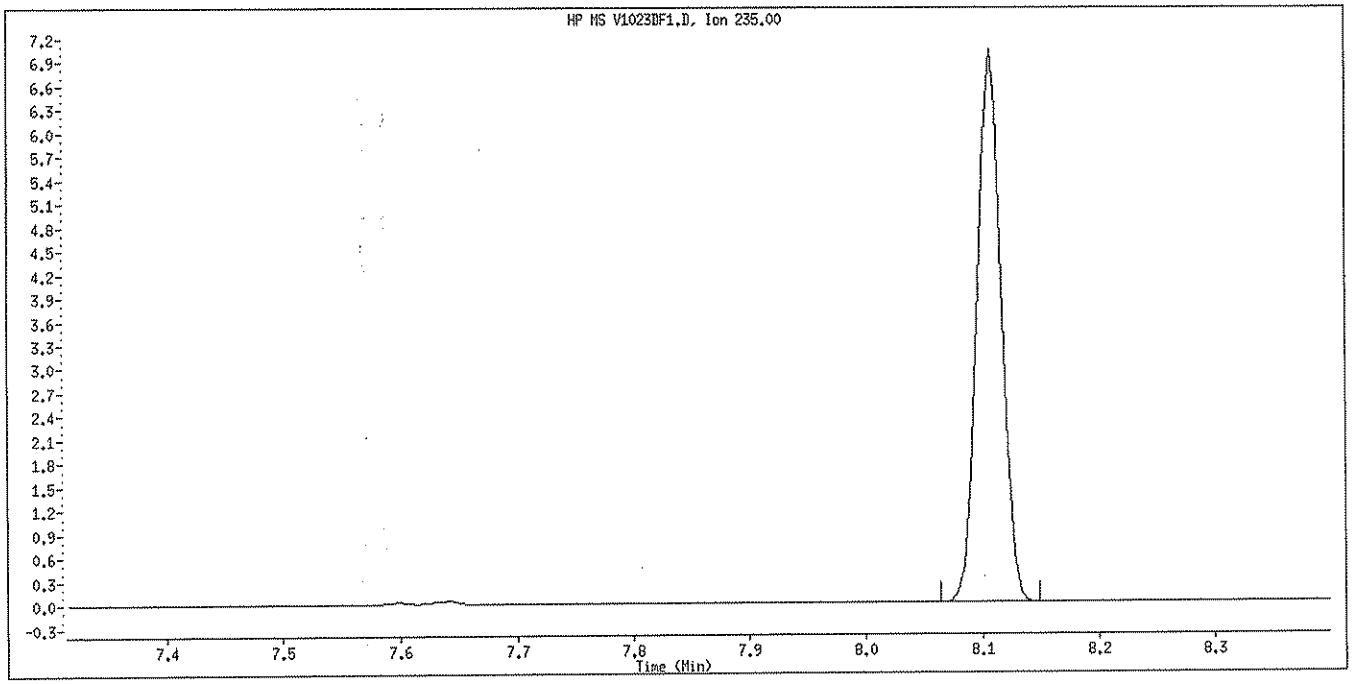

Degradation = 0.153% Good
Acceptance Criteria 0 - 20 %
DDT Area = 1025092
DDE Area = 1221
DDD Area = 354

Data File: \\PITSVR06\D\chem\731.i\V102808.b\V1028DF1.D

Date : 27-OCT-2008 22:26

Client ID: DFTPP

Instrument: 731.i

Sample Info: DFTPP (25ug/mL) bna0367-08

Operator: 003200

Column phase: db-5ms

Column diameter: 0.25

1 dftpp

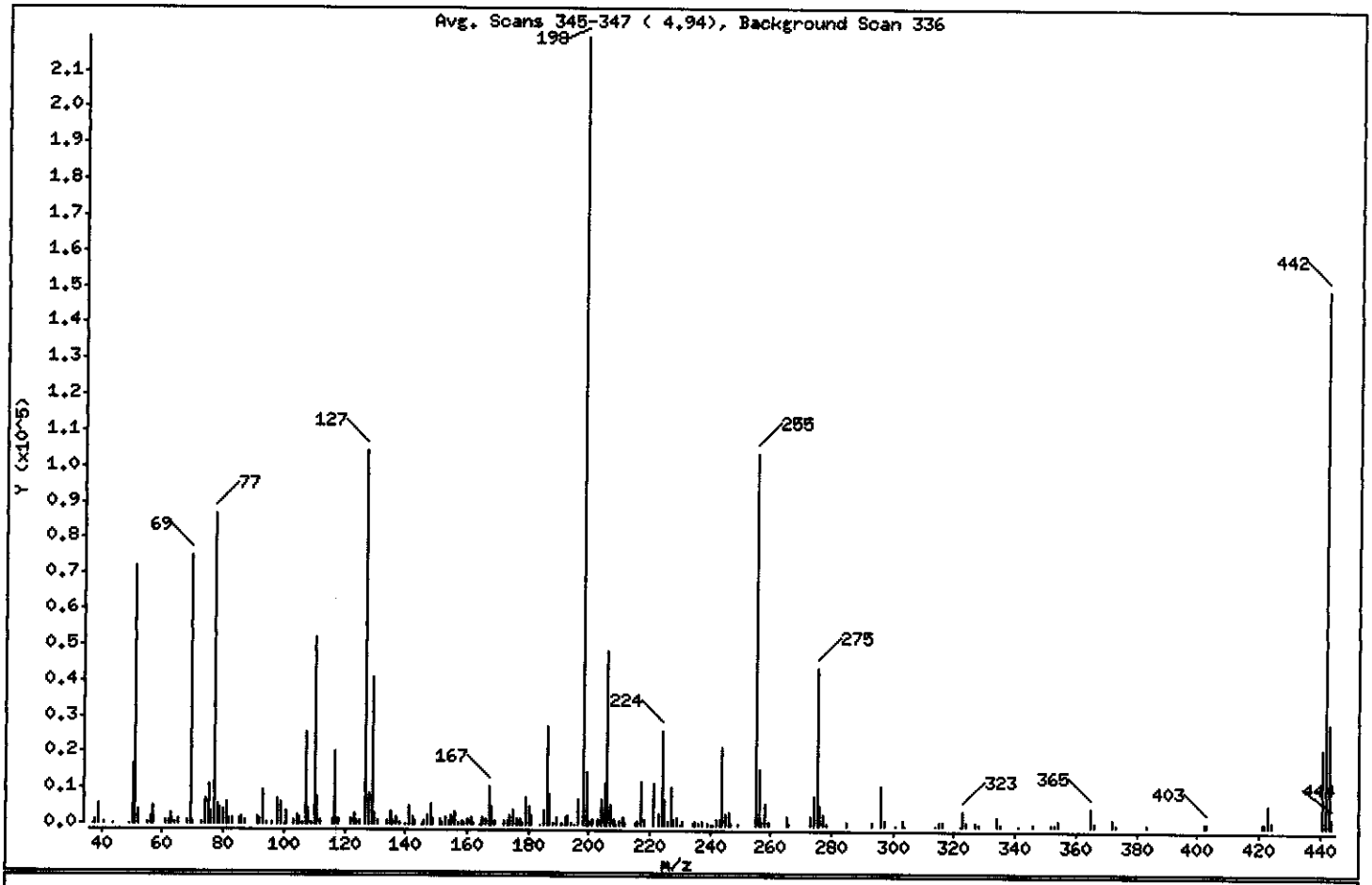

m/e	ION ABUNDANCE CRITERIA	% RELATIVE ABUNDANCE
198	Base Peak, 100% relative abundance	100.00
51	30.00 - 60.00% of mass 198	32.77
68	Less than 2.00% of mass 69	0.44 (1.29)
69	Mass 69 relative abundance	34.18
70	Less than 2.00% of mass 69	0.21 (0.60)
127	40.00 - 60.00% of mass 198	47.61
197	Less than 1.00% of mass 198	0.00
199	5.00 - 9.00% of mass 198	6.58
275	10.00 - 30.00% of mass 198	19.95
365	Greater than 1.00% of mass 198	2.30
441	Present, but less than mass 443	9.96
442	Greater than 40.00% of mass 198	68.16
443	17.00 - 23.00% of mass 442	13.03 (19.11)

Date : 27-OCT-2008 22:26

Client ID: DFTPP

Instrument: 731.i

Sample Info: DFTPP (25ug/mL) bna0367-08

Operator: 003200

Column phase: db-5ms

Column diameter: 0.25

Data File: V1028DF1.D

Spectrum: Avg. Scans 345-347 (4.94), Background Scan 336

Location of Maximum: 198.00

Number of points: 211

m/z	Y	m/z	Y	m/z	Y	m/z	Y
37.00	180	116.00	1411	181.00	2378	247.00	652
38.00	990	117.00	20064	184.00	229	249.00	491
39.00	5385	118.00	1372	185.00	3940	255.00	103952
41.00	544	122.00	1565	186.00	27160	256.00	16548
44.00	109	123.00	2827	187.00	8413	257.00	1185
49.00	241	124.00	1117	188.00	744	258.00	5985
50.00	16512	125.00	1206	189.00	1947	259.00	837
51.00	71864	127.00	104424	191.00	752	265.00	2353
52.00	4001	128.00	8785	192.00	2112	266.00	421
55.00	553	129.00	40616	193.00	2575	273.00	2758
56.00	2174	130.00	3186	194.00	494	274.00	8276
57.00	5091	131.00	763	195.00	197	275.00	43752
61.00	773	134.00	1137	196.00	6931	276.00	5513
62.00	962	135.00	3523	198.00	219328	277.00	3072
63.00	2776	136.00	1253	199.00	14441	278.00	692
64.00	342	137.00	1946	200.00	965	285.00	819
65.00	1615	138.00	447	201.00	1389	293.00	930
68.00	968	140.00	187	203.00	1559	296.00	11051
69.00	74976	141.00	4791	204.00	7298	297.00	1606
70.00	451	142.00	1833	205.00	11495	301.00	195
73.00	651	143.00	1058	206.00	48424	303.00	1307
74.00	7004	145.00	170	207.00	5736	304.00	170
75.00	11188	146.00	852	208.00	1614	314.00	190
76.00	3694	147.00	2339	209.00	180	315.00	1126
77.00	86888	148.00	5414	210.00	943	316.00	894
78.00	5572	149.00	1542	211.00	1795	322.00	172
79.00	4765	151.00	1264	212.00	452	323.00	3947
80.00	4027	152.00	611	215.00	504	324.00	1011
81.00	5845	153.00	1851	216.00	933	327.00	838
82.00	1439	154.00	1044	217.00	11872	328.00	380
83.00	1508	155.00	2663	218.00	1527	334.00	2307
85.00	1463	156.00	3732	221.00	11791	335.00	389
86.00	1940	157.00	612	223.00	2942	341.00	206
87.00	879	158.00	870	224.00	26200	346.00	587
91.00	1793	159.00	702	225.00	7134	352.00	682

Data File: \\PITSVR06\D\chem\731.i\V102808.b\V1028DF1.D

Date : 27-OCT-2008 22:26

Client ID: DFTPP

Instrument: 731.i

Sample Info: DFTPP (25ug/mL) bna0367-08

Operator: 003200

Column phase: db-5ms

Column diameter: 0.25

Data File: V1028DF1.D
Spectrum: Avg. Scans 345-347 (4.94), Background Scan 336
Location of Maximum: 198.00
Number of points: 211

m/z	Y	m/z	Y	m/z	Y	m/z	Y
92.00	1391	160.00	1556	226.00	936	353.00	285
93.00	9625	161.00	2176	227.00	10459	354.00	1280
94.00	698	162.00	536	228.00	1541	365.00	5047
96.00	553	164.00	211	229.00	2191	366.00	868
98.00	6997	165.00	1836	230.00	185	372.00	1941
99.00	5950	166.00	1663	231.00	833	373.00	394
100.00	229	167.00	10801	234.00	638	383.00	447
101.00	3511	168.00	5267	235.00	934	402.00	934
103.00	1183	169.00	978	236.00	661	403.00	1220
104.00	2293	172.00	771	237.00	1197	421.00	1023
105.00	2189	173.00	1193	239.00	393	422.00	977
106.00	637	174.00	2279	240.00	183	423.00	6123
107.00	25896	175.00	4017	241.00	198	424.00	1655
108.00	4525	176.00	1393	242.00	1679	441.00	21848
109.00	299	177.00	1724	243.00	1545	442.00	149504
110.00	52032	178.00	434	244.00	21440	443.00	28576
111.00	7534	179.00	7426	245.00	3214	444.00	2406
112.00	1104	180.00	4821	246.00	3452		

Data File: \\PITSVR06\D\chem\731.i\V102808.b\V1028DF1.D
Date : 27-OCT-2008 22:26
Client ID: DFTPP
Sample Info: DFTPP (25ug/mL) bna0367-08

Instrument: 731.i
Operator: 003200
Column diameter: 0.25

Column phase: db-5ms

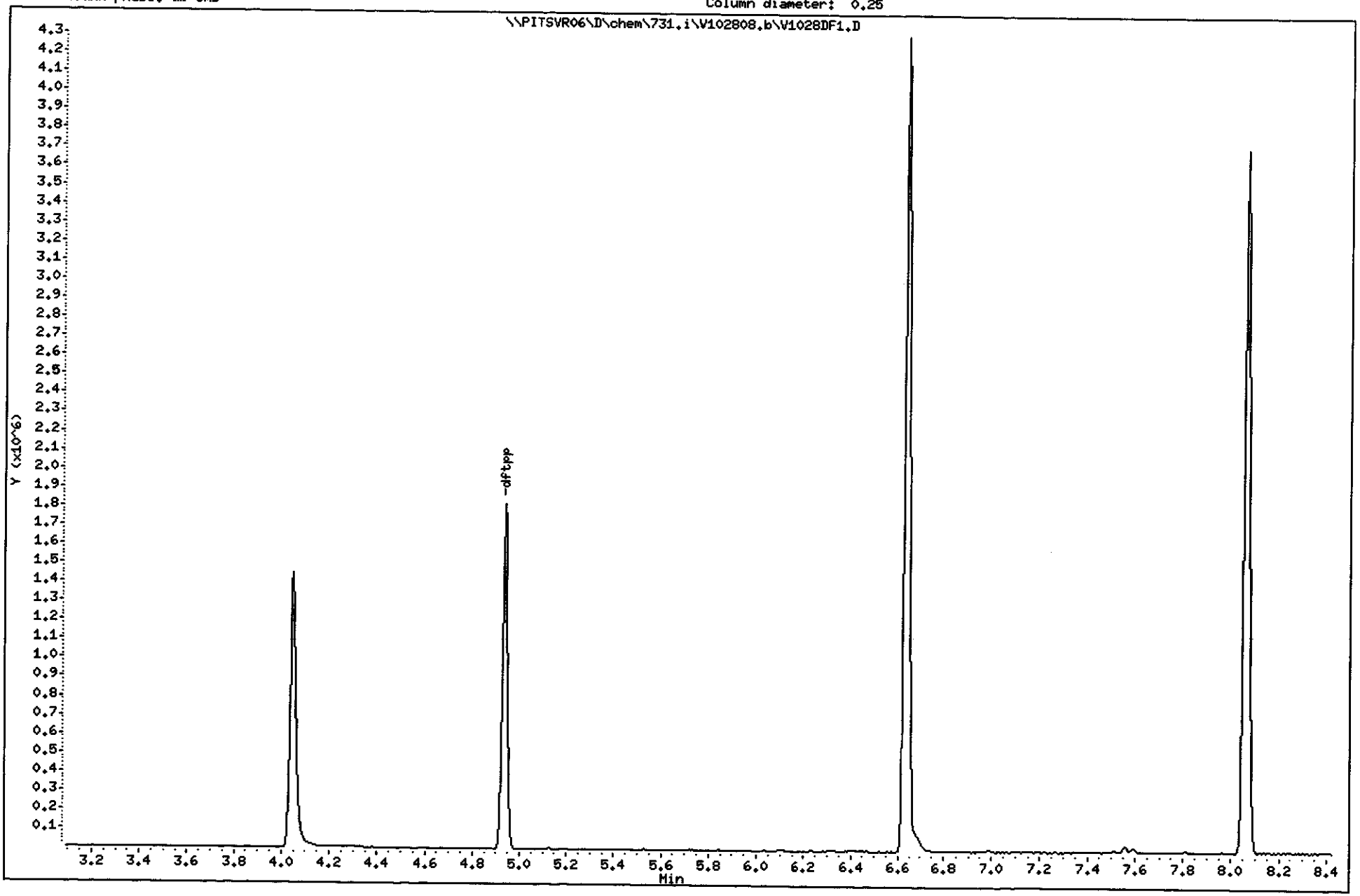

(2001 - 2468)
2434
C8J180171

Data File: V1028DF1.D
Inj Date: 27-OCT-2008 22:26
Instrument ID: 731.i
Compound Name: Pentachlorophenol
Operator Name: 003200
Report Date: 10/27/2008

TAILING FACTOR

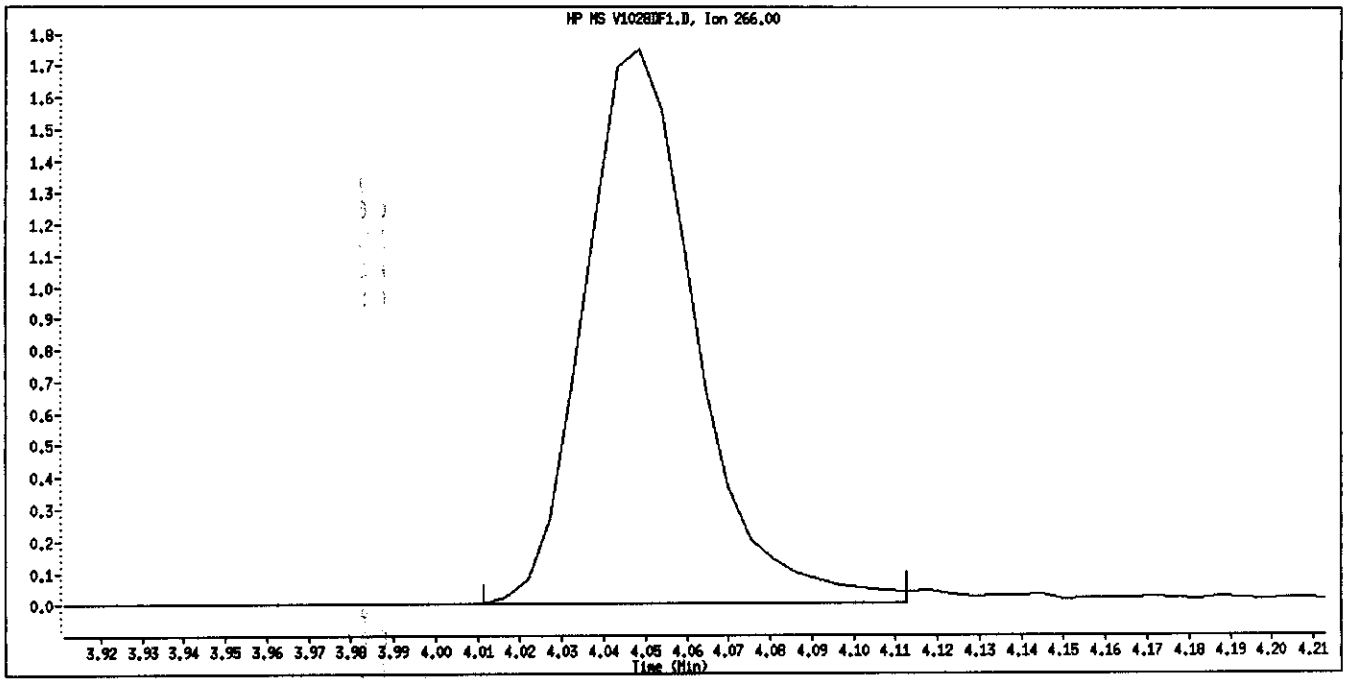

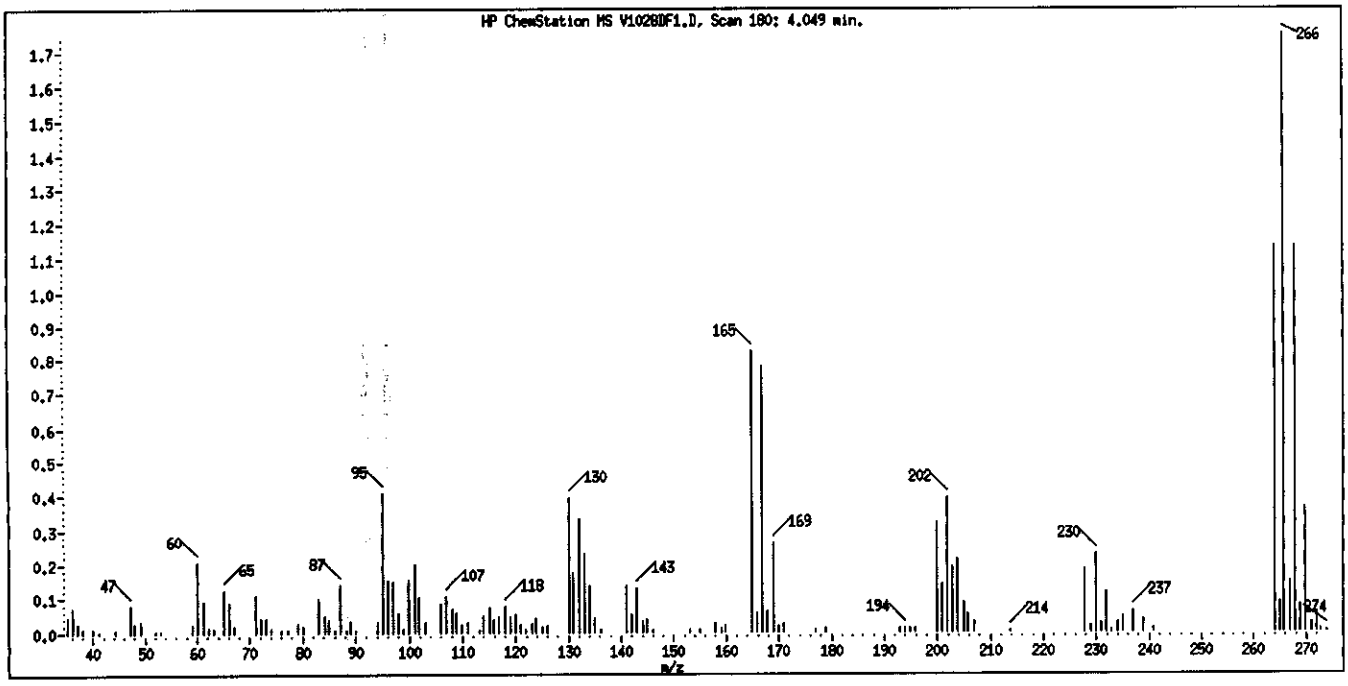

Tailing Factor = 1.21 Good
Acceptance Criteria 0 - 5
Tailing Factor = (T3 - T2) / (T2 - T1)
T1 = 4.024642 T2 = 4.048617 T3 = 4.077623

Data File: V1028DF1.D
Inj Date: 27-OCT-2008 22:26
Instrument ID: 731.i
Compound Name: Benzidine
Operator Name: 003200
Report Date: 10/27/2008

TAILING FACTOR

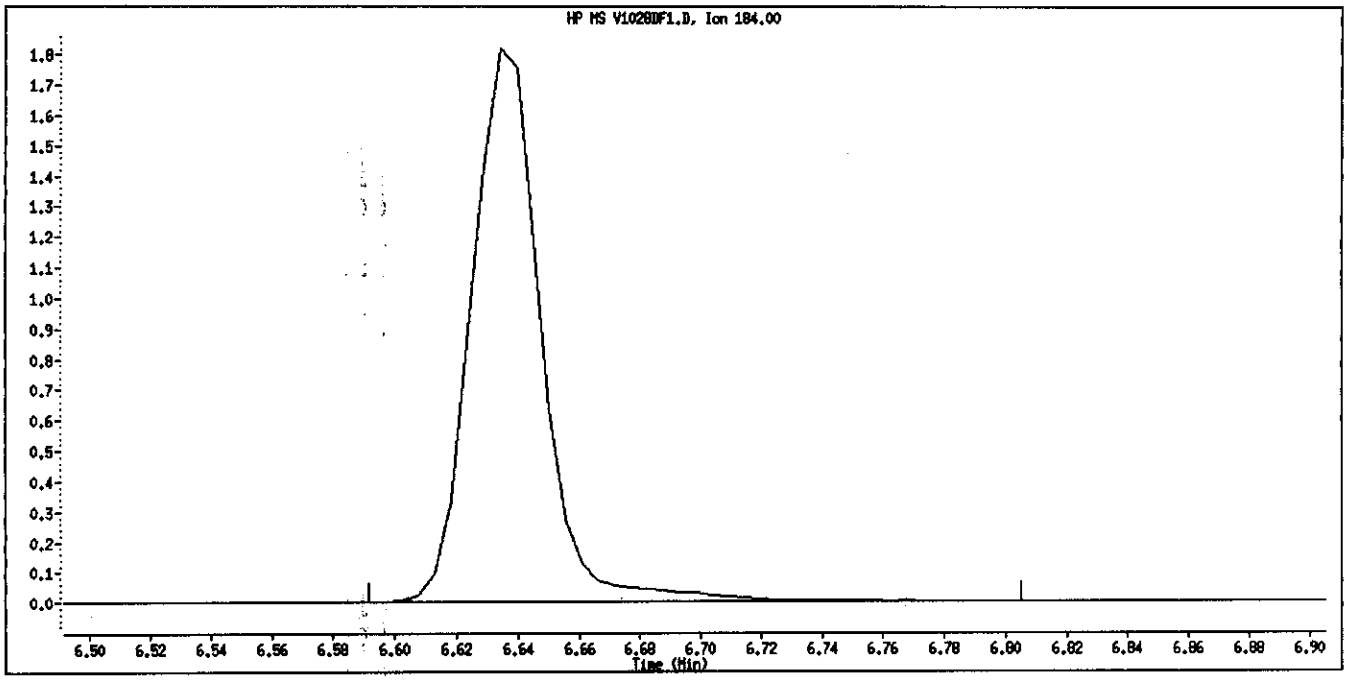

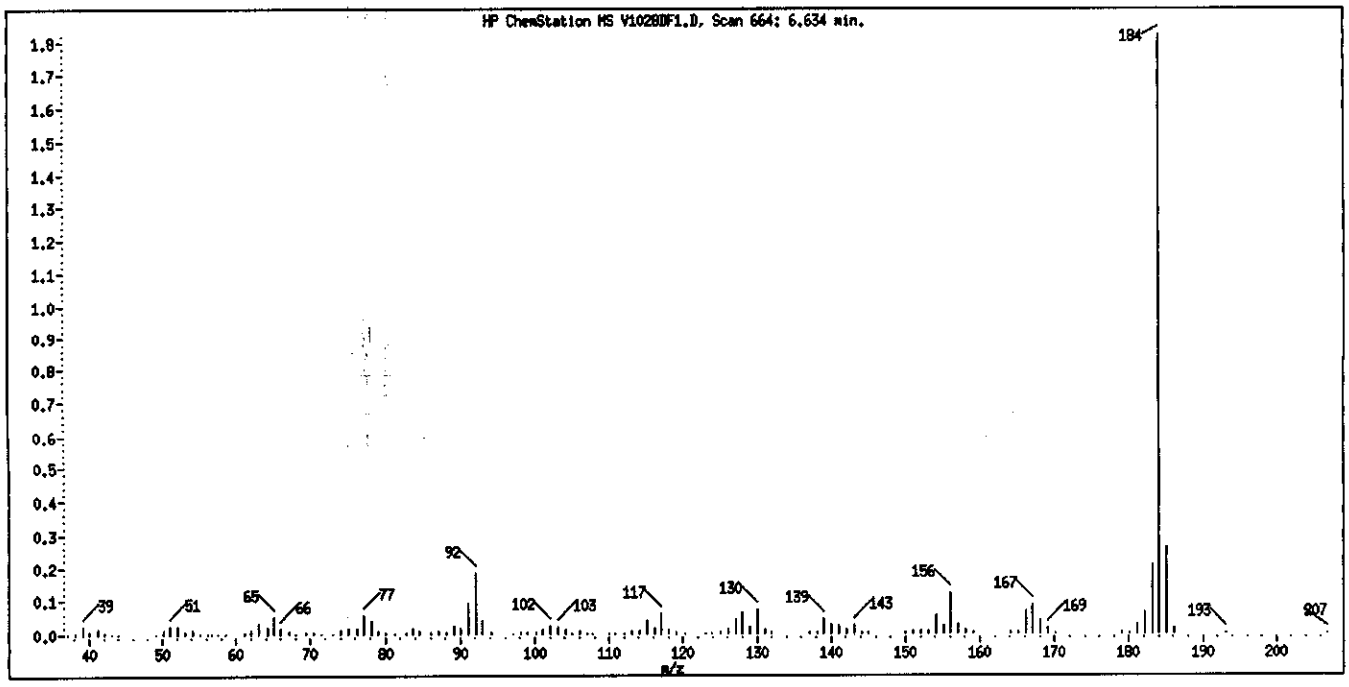

Tailing Factor = 1.28 Good
Acceptance Criteria 0 - 3
Tailing Factor = (T3 - T2) / (T2 - T1)
T1 = 6.614803 T2 = 6.6342 T3 = 6.658936

Data File: V1028DF1.D
Inj Date: 27-OCT-2008 22:26
Instrument ID: 731.i
Compound Name: 4,4'-DDT
Operator Name: 003200
Report Date: 10/27/2008

DEGRADATION REPORT

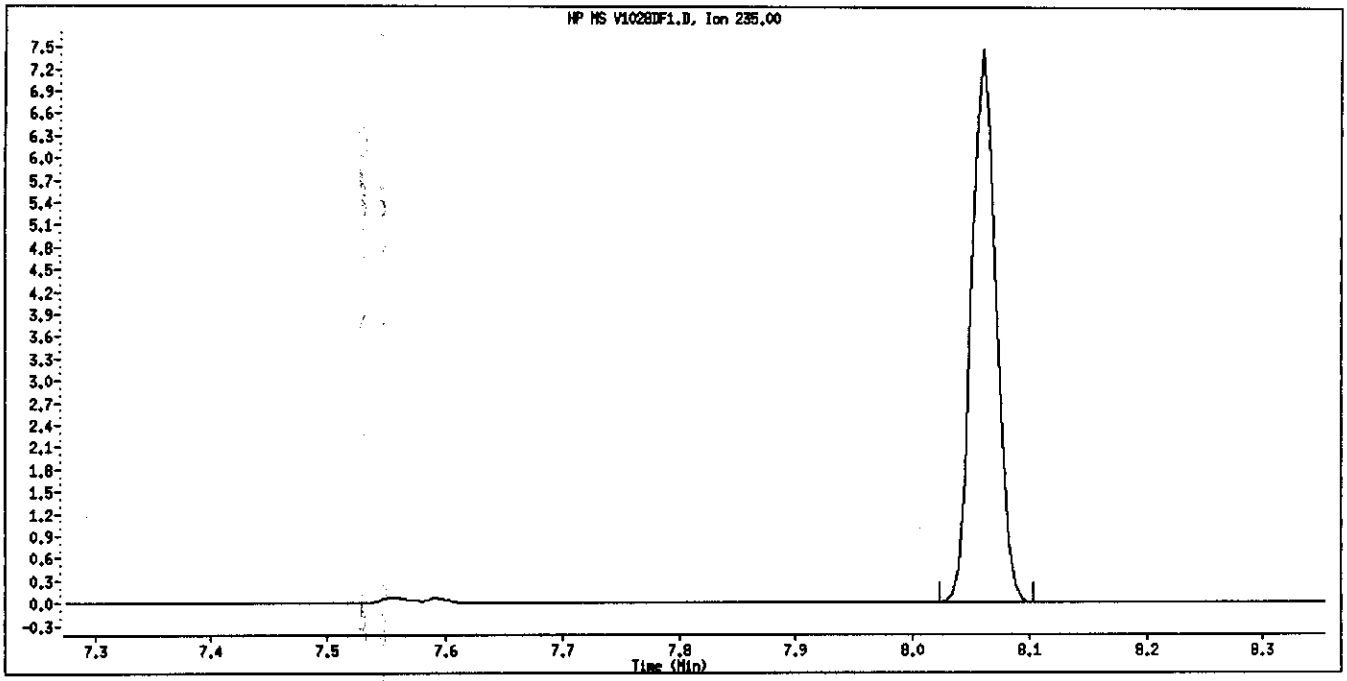

Degradation = 50% Fail
Acceptance Criteria 0 - 20 %
DDT Area = 1084629
DDE Area = 1486
DDD Area = 1084629

Data File: \\PITSVR06\D\chem\731.i\V102908.b\V1029DF1.D

Date : 29-OCT-2008 00:49

Client ID: DFTPP

Instrument: 731.i

Sample Info: DFTPP (25ug/mL) bna0367-08

Operator: 003200

Column phase: db-5ms

Column diameter: 0.25

1 dftpp

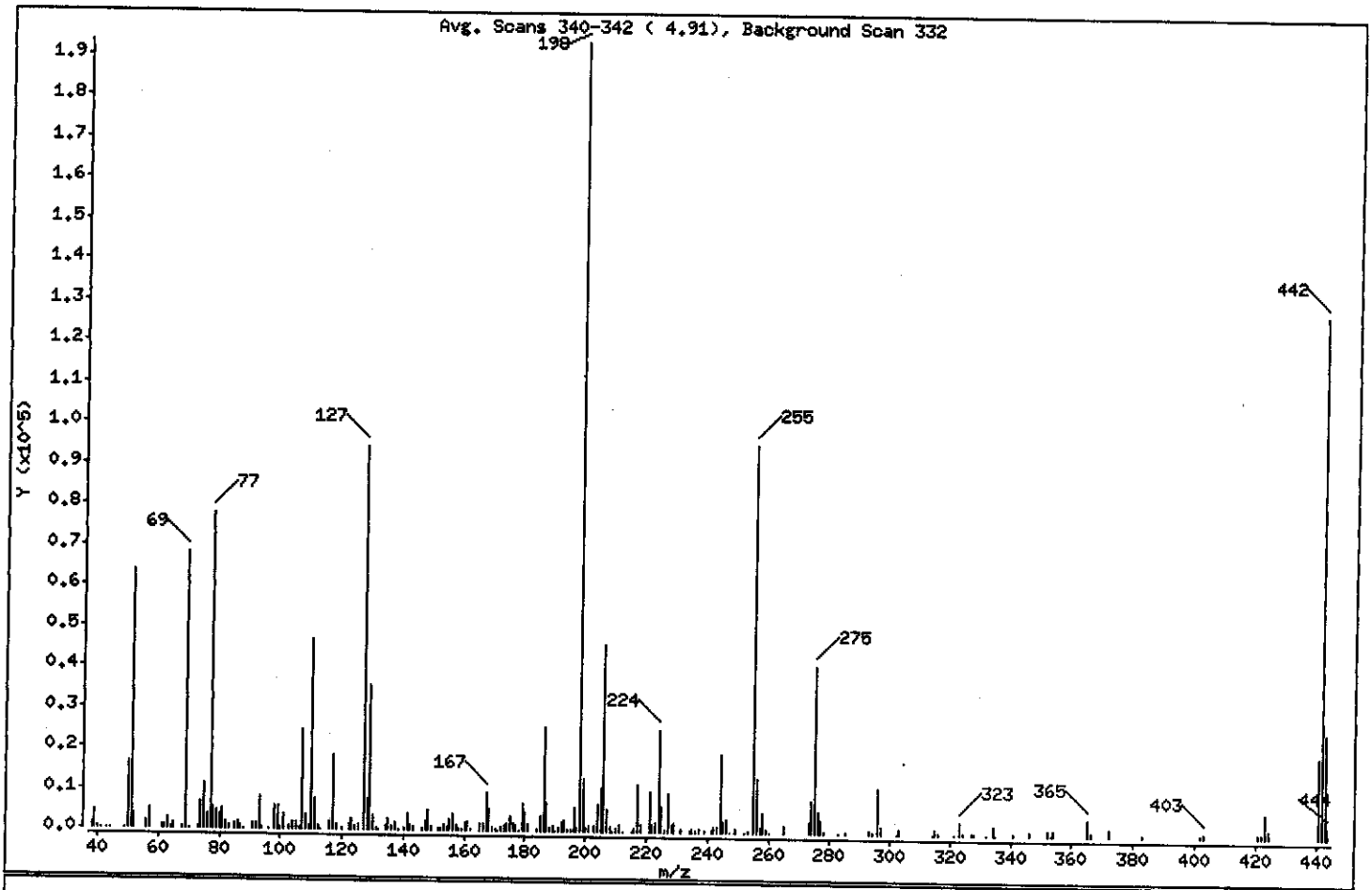

m/e	ION ABUNDANCE CRITERIA	% RELATIVE ABUNDANCE
198	Base Peak, 100% relative abundance	100.00
51	30.00 - 60.00% of mass 198	32.91
68	Less than 2.00% of mass 69	0.32 (0.90)
69	Mass 69 relative abundance	35.28
70	Less than 2.00% of mass 69	0.11 (0.31)
127	40.00 - 60.00% of mass 198	48.67
197	Less than 1.00% of mass 198	0.43
199	5.00 - 9.00% of mass 198	6.68
275	10.00 - 30.00% of mass 198	21.10
365	Greater than 1.00% of mass 198	2.12
441	Present, but less than mass 443	10.10
442	Greater than 40.00% of mass 198	66.15
443	17.00 - 23.00% of mass 442	13.05 (19.72)

Data File: \\PITSVR06\D\chem\731.i\V102908.b\V1029DF1.D

Date : 29-OCT-2008 00:49

Client ID: DFTPP

Instrument: 731.i

Sample Info: DFTPP (25ug/mL) bna0367-08

Operator: 003200

Column phase: db-5ms

Column diameter: 0.25

Data File: V1029DF1.D
Spectrum: Avg. Scans 340-342 (4.91), Background Scan 332
Location of Maximum: 198.00
Number of points: 219

m/z	Y	m/z	Y	m/z	Y	m/z	Y
38.00	1124	116.00	1705	181.00	1922	249.00	794
39.00	4450	117.00	18240	184.00	399	252.00	208
40.00	543	118.00	1298	185.00	3511	253.00	421
41.00	174	120.00	446	186.00	25280	255.00	95216
43.00	170	122.00	1489	187.00	7029	256.00	13550
44.00	102	123.00	2617	188.00	1007	257.00	1436
49.00	217	124.00	1097	189.00	1372	258.00	5054
50.00	16512	125.00	1279	190.00	178	259.00	862
51.00	63680	127.00	94168	191.00	895	260.00	175
52.00	3366	128.00	7524	192.00	2244	265.00	1734
56.00	1590	129.00	35664	193.00	2551	273.00	2882
57.00	4698	130.00	3677	194.00	225	274.00	7980
61.00	892	131.00	517	195.00	269	275.00	40824
62.00	1076	132.00	200	196.00	5565	276.00	5543
63.00	2730	134.00	1071	197.00	830	277.00	3229
64.00	368	135.00	2576	198.00	193472	278.00	666
65.00	1426	136.00	1097	199.00	12920	283.00	174
68.00	616	137.00	1593	200.00	937	285.00	661
69.00	68264	138.00	192	201.00	1327	293.00	927
70.00	209	140.00	243	203.00	1148	294.00	342
73.00	406	141.00	4210	204.00	6693	296.00	11133
74.00	6516	142.00	1496	205.00	10788	297.00	1856
75.00	10979	143.00	942	206.00	45744	302.00	178
76.00	3761	146.00	539	207.00	5473	303.00	1369
77.00	77840	147.00	2287	208.00	1520	314.00	173
78.00	5516	148.00	4994	209.00	215	315.00	1377
79.00	4446	149.00	1109	210.00	674	316.00	408
80.00	3381	151.00	646	211.00	1753	321.00	193
81.00	4743	152.00	285	212.00	202	323.00	3185
82.00	1577	153.00	1170	215.00	182	324.00	416
83.00	1019	154.00	1037	216.00	937	327.00	265
85.00	1242	155.00	2795	217.00	11417	328.00	371
86.00	1720	156.00	3962	218.00	1575	332.00	208
87.00	798	157.00	1279	221.00	9874	334.00	2016
88.00	188	158.00	598	222.00	1563	335.00	210

Data File: \\PITSVR06\D\chem\731.i\V102908.b\V1029DF1.D

Date : 29-OCT-2008 00:49

Client ID: DFTPP

Instrument: 731.i

Sample Info: DFTPP (25ug/mL) bna0367-08

Operator: 003200

Column phase: db-5ms

Column diameter: 0.25

Data File: V1029DF1.D

Spectrum: Avg. Scans 340-342 (4.91), Background Scan 332

Location of Maximum: 198.00

Number of points: 219

m/z	Y	m/z	Y	m/z	Y	m/z	Y
91.00	1468	159.00	631	223.00	2331	341.00	387
92.00	1416	160.00	1667	224.00	24992	346.00	815
93.00	8080	161.00	2331	225.00	6263	352.00	1124
94.00	442	162.00	564	226.00	467	353.00	198
96.00	181	165.00	1634	227.00	9297	354.00	1162
98.00	5712	166.00	1674	228.00	1724	365.00	4095
99.00	5724	167.00	9241	229.00	2221	366.00	779
100.00	349	168.00	5400	231.00	773	372.00	1746
101.00	3389	169.00	703	234.00	567	383.00	282
103.00	728	170.00	240	235.00	689	402.00	450
104.00	1896	171.00	211	236.00	580	403.00	708
105.00	1723	172.00	857	237.00	942	421.00	951
106.00	385	173.00	1422	239.00	430	422.00	789
107.00	24320	174.00	1944	241.00	263	423.00	5868
108.00	3752	175.00	3510	242.00	1371	424.00	1662
109.00	676	176.00	1739	243.00	1303	441.00	19536
110.00	46480	177.00	1340	244.00	19208	442.00	127976
111.00	7760	178.00	193	245.00	2766	443.00	25240
112.00	872	179.00	6689	246.00	3247	444.00	2561
113.00	186	180.00	4277	247.00	190		

Data File: \\PITSVR06\D\chem\731.i\V102908.b\V1029DF1.D
Date : 29-OCT-2008 00:49
Client ID: DFTPP
Sample Info: DFTPP (25ug/mL) bna0367-08

Instrument: 731.i

Operator: 003200
Column diameter: 0.25

Column phase: db-5ms

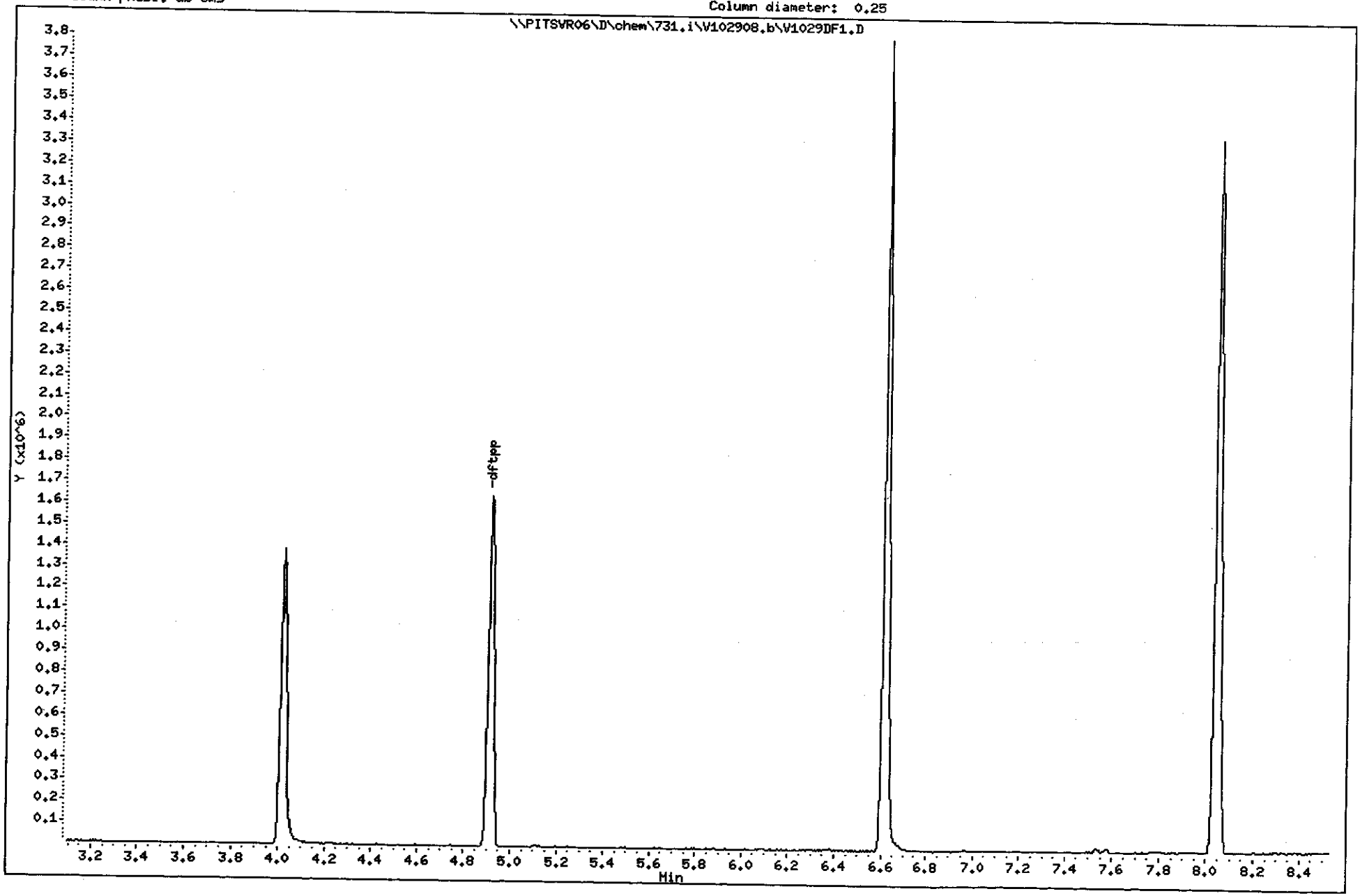

(2001 - 2468)
2441
C8J180171

Data File: V1029DF1.D
Inj Date: 29-OCT-2008 00:49
Instrument ID: 731.i
Compound Name: Pentachlorophenol
Operator Name: 003200
Report Date: 10/29/2008

TAILING FACTOR

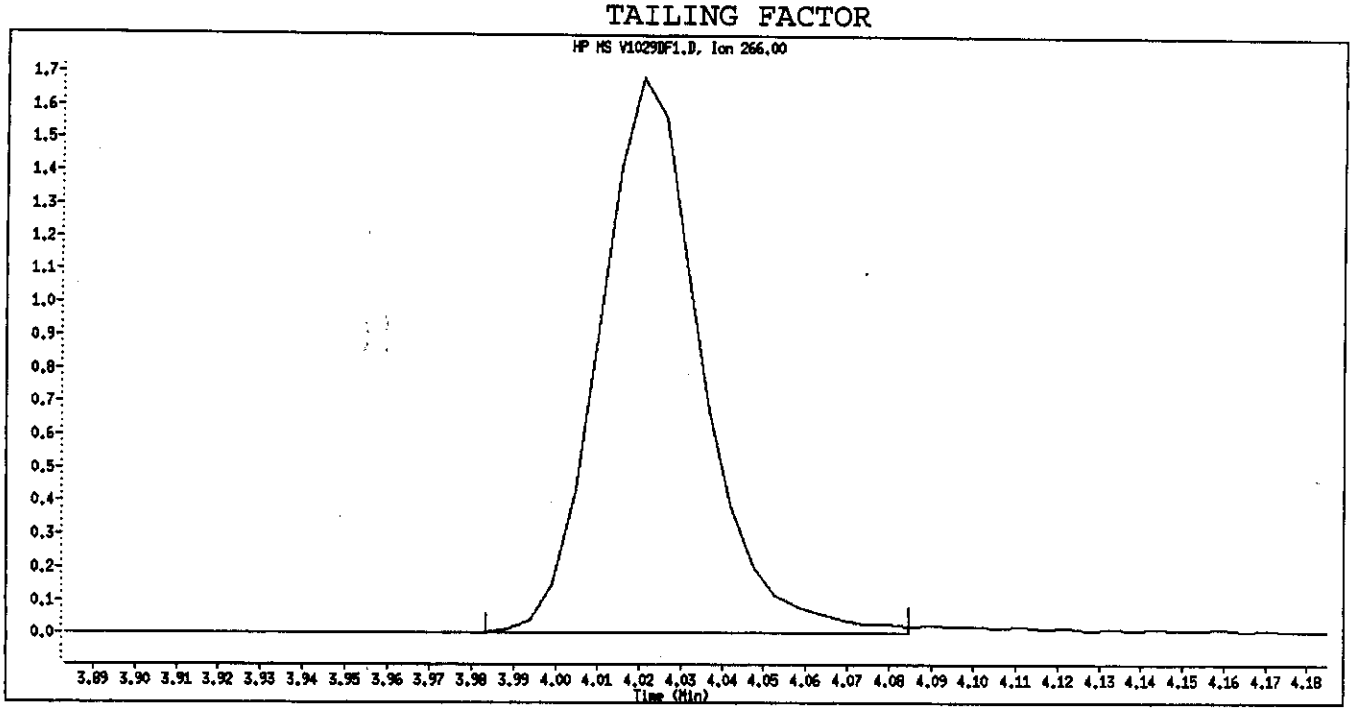

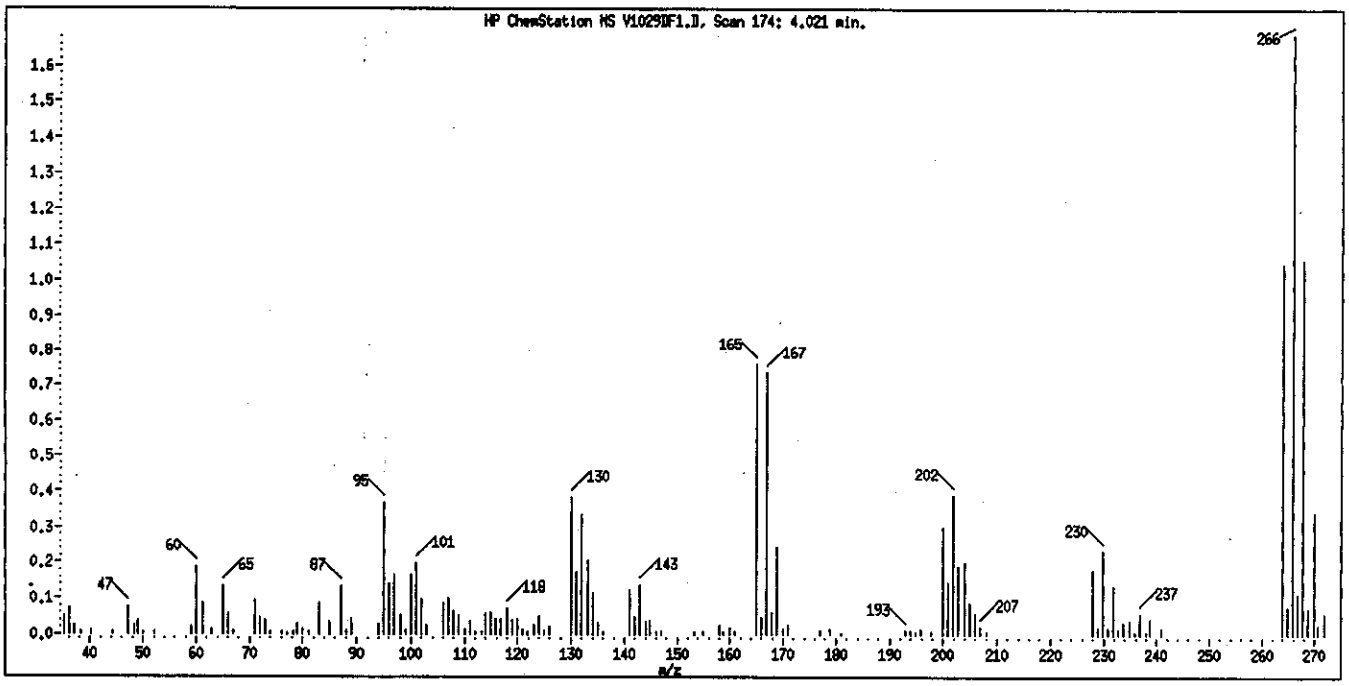

Tailing Factor = 1.37 Good
Acceptance Criteria 0 - 5
Tailing Factor = (T3 - T2) / (T2 - T1)
T1 = 3.999628 T2 = 4.02065 T3 = 4.049437

Data File: V1029DF1.D
Inj Date: 29-OCT-2008 00:49
Instrument ID: 731.i
Compound Name: Benzidine
Operator Name: 003200
Report Date: 10/29/2008

TAILING FACTOR

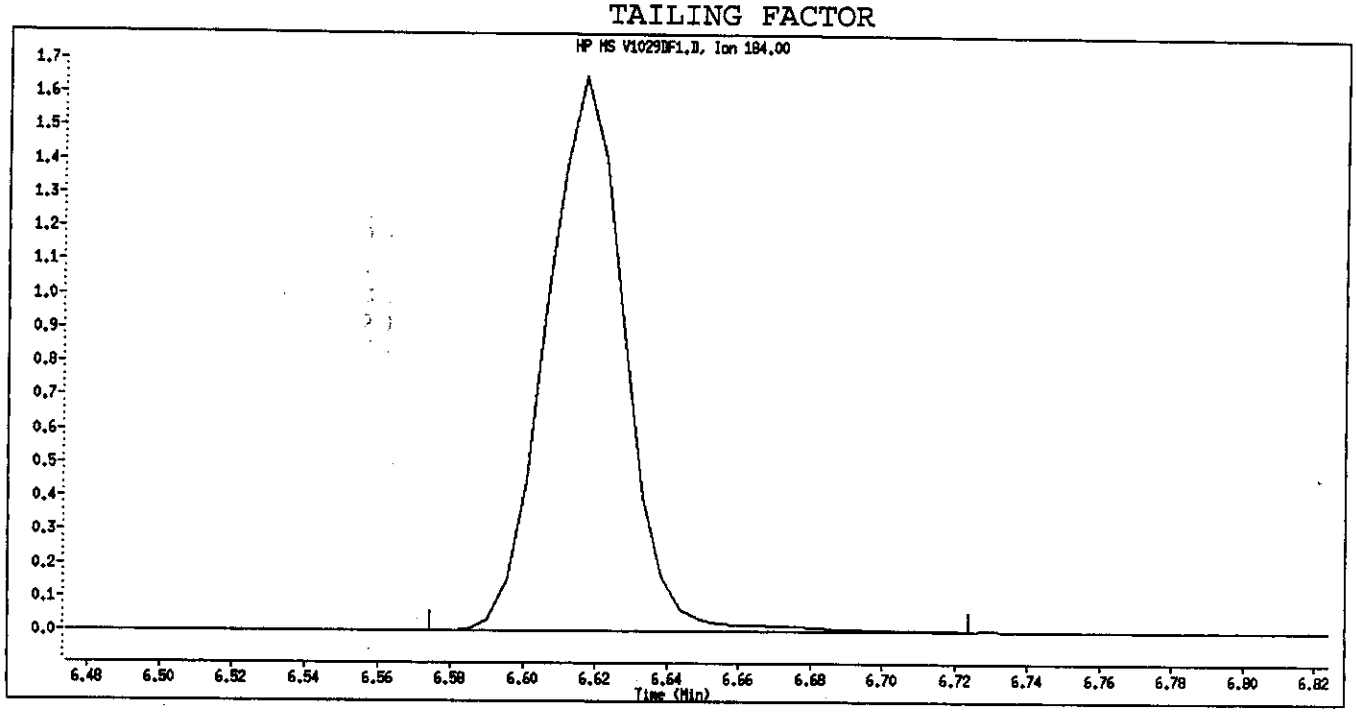

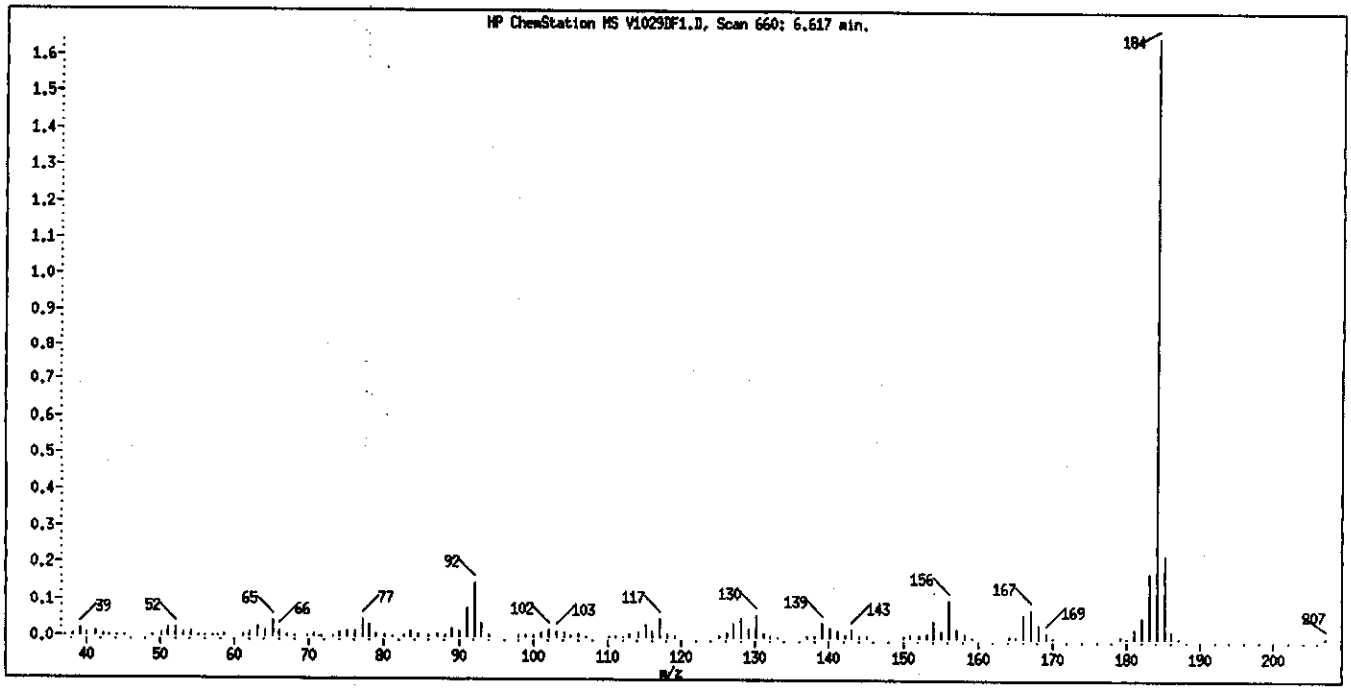

Tailing Factor = 1.01 Good
Acceptance Criteria 0 - 3
Tailing Factor = (T3 - T2) / (T2 - T1)
T1 = 6.595881 T2 = 6.616933 T3 = 6.638207

Data File: V1029DF1.D
Inj Date: 29-OCT-2008 00:49
Instrument ID: 731.i
Compound Name: 4,4'-DDT
Operator Name: 003200
Report Date: 10/29/2008

DEGRADATION REPORT

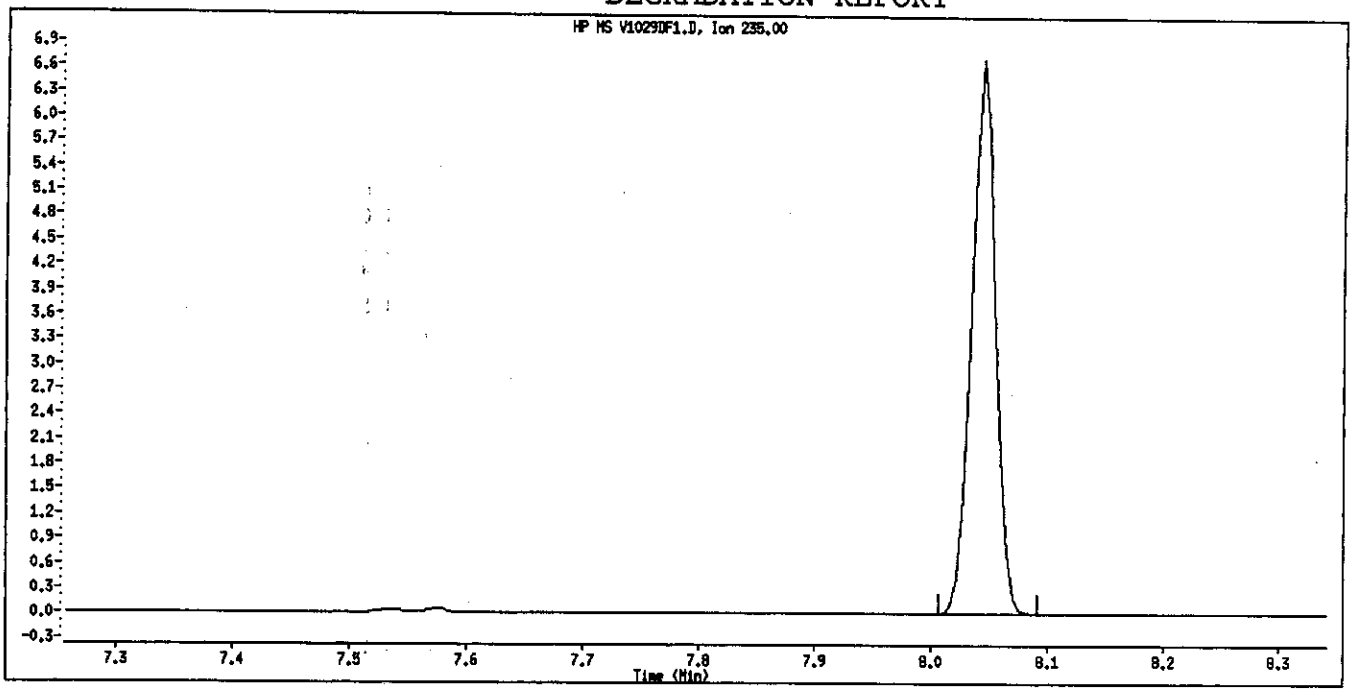

Degradation = 50% Fail
Acceptance Criteria 0 - 20 %
DDT Area = 958059
DDE Area = 1033
DDD Area = 958059

METHOD BLANK REPORT

GC/MS Semivolatiles

Client Lot #...: C8J180171 **Work Order #...:** K1HJF1AA **Matrix.....:** WATER
MB Lot-Sample #: C8J240000-042

Prep Date.....: 10/23/08 **Analysis Time..:** 23:00
Analysis Date..: 10/27/08 **Prep Batch #...:** 8298042 **Final Wgt/Vol..:** 1 mL
Dilution Factor: 1 **Initial Wgt/Vol:** 1000 mL **Instrument ID..:** 731
Analyst ID.....: 003200

PARAMETER	RESULT	REPORTING LIMIT	UNITS	METHOD
Aniline	ND	1.0	ug/L	SW846 8270C
Acenaphthene	ND	0.20	ug/L	SW846 8270C
Acenaphthylene	ND	0.20	ug/L	SW846 8270C
Acetophenone	ND	1.0	ug/L	SW846 8270C
Anthracene	ND	0.20	ug/L	SW846 8270C
Atrazine	ND	1.0	ug/L	SW846 8270C
Benzo(a)anthracene	ND	0.20	ug/L	SW846 8270C
Benzo(a)pyrene	ND	0.20	ug/L	SW846 8270C
Benzo(b)fluoranthene	ND	0.20	ug/L	SW846 8270C
Benzo(ghi)perylene	ND	0.20	ug/L	SW846 8270C
Benzo(k)fluoranthene	ND	0.20	ug/L	SW846 8270C
Benzaldehyde	ND	1.0	ug/L	SW846 8270C
1,1'-Biphenyl	ND	1.0	ug/L	SW846 8270C
bis(2-Chloroethoxy) methane	ND	1.0	ug/L	SW846 8270C
bis(2-Chloroethyl)-ether	ND	0.20	ug/L	SW846 8270C
bis(2-Ethylhexyl) phthalate	ND	1.0	ug/L	SW846 8270C
4-Bromophenyl phenyl ether	ND	1.0	ug/L	SW846 8270C
Butyl benzyl phthalate	ND	1.0	ug/L	SW846 8270C
Caprolactam	ND	5.0	ug/L	SW846 8270C
Carbazole	ND	0.20	ug/L	SW846 8270C
4-Chloroaniline	ND	1.0	ug/L	SW846 8270C
4-Chloro-3-methylphenol	ND	1.0	ug/L	SW846 8270C
2-Chloronaphthalene	ND	0.20	ug/L	SW846 8270C
2-Chlorophenol	ND	1.0	ug/L	SW846 8270C
4-Chlorophenyl phenyl ether	ND	1.0	ug/L	SW846 8270C
Chrysene	ND	0.20	ug/L	SW846 8270C
Dibenz(a,h)anthracene	ND	0.20	ug/L	SW846 8270C
Dibenzofuran	ND	1.0	ug/L	SW846 8270C
3,3'-Dichlorobenzidine	ND	1.0	ug/L	SW846 8270C
2,4-Dichlorophenol	ND	0.20	ug/L	SW846 8270C
Diethyl phthalate	ND	1.0	ug/L	SW846 8270C
2,4-Dimethylphenol	ND	1.0	ug/L	SW846 8270C
Dimethyl phthalate	ND	1.0	ug/L	SW846 8270C
Di-n-butyl phthalate	ND	1.0	ug/L	SW846 8270C
4,6-Dinitro-2-methylphenol	ND	5.0	ug/L	SW846 8270C

(Continued on next page)

METHOD BLANK REPORT

GC/MS Semivolatiles

Client Lot #...: C8J180171 **Work Order #...:** K1HJF1AA **Matrix.....:** WATER

PARAMETER	RESULT	REPORTING LIMIT	UNITS	METHOD
2,4-Dinitrophenol	ND	5.0	ug/L	SW846 8270C
2,4-Dinitrotoluene	ND	1.0	ug/L	SW846 8270C
2,6-Dinitrotoluene	ND	1.0	ug/L	SW846 8270C
Di-n-octyl phthalate	ND	1.0	ug/L	SW846 8270C
Fluoranthene	ND	0.20	ug/L	SW846 8270C
Fluorene	ND	0.20	ug/L	SW846 8270C
Hexachlorobenzene	ND	0.20	ug/L	SW846 8270C
Hexachlorobutadiene	ND	0.20	ug/L	SW846 8270C
Hexachlorocyclopenta-diene	ND	1.0	ug/L	SW846 8270C
Hexachloroethane	ND	1.0	ug/L	SW846 8270C
Indeno(1,2,3-cd)pyrene	ND	0.20	ug/L	SW846 8270C
Isophorone	ND	1.0	ug/L	SW846 8270C
2-Methylnaphthalene	ND	0.20	ug/L	SW846 8270C
2-Methylphenol	ND	1.0	ug/L	SW846 8270C
4-Methylphenol	ND	1.0	ug/L	SW846 8270C
Naphthalene	ND	0.20	ug/L	SW846 8270C
2-Nitroaniline	ND	5.0	ug/L	SW846 8270C
3-Nitroaniline	ND	5.0	ug/L	SW846 8270C
4-Nitroaniline	ND	5.0	ug/L	SW846 8270C
Nitrobenzene	ND	0.20	ug/L	SW846 8270C
2-Nitrophenol	ND	1.0	ug/L	SW846 8270C
4-Nitrophenol	ND	5.0	ug/L	SW846 8270C
N-Nitrosodi-n-propyl-amine	ND	0.20	ug/L	SW846 8270C
N-Nitrosodiphenylamine	ND	0.20	ug/L	SW846 8270C
2,2'-oxybis (1-Chloropropane)	ND	0.20	ug/L	SW846 8270C
Pentachlorophenol	ND	1.0	ug/L	SW846 8270C
Phenanthrene	ND	0.20	ug/L	SW846 8270C
Phenol	ND	0.20	ug/L	SW846 8270C
Pyrene	ND	0.20	ug/L	SW846 8270C
2,4,5-Trichloro-phenol	ND	1.0	ug/L	SW846 8270C
2,4,6-Trichloro-phenol	ND	1.0	ug/L	SW846 8270C

SURROGATE	PERCENT RECOVERY	RECOVERY LIMITS
Nitrobenzene-d5	70	(23 - 112)
Terphenyl-d14	72	(10 - 132)
2-Fluorobiphenyl	69	(19 - 107)
2-Fluorophenol	69	(10 - 111)
Phenol-d5	75	(15 - 112)
2,4,6-Tribromophenol	68	(16 - 122)

(Continued on next page)

METHOD BLANK REPORT

GC/MS Semivolatiles

Client Lot #...: C8J180171 **Work Order #...:** K1HJF1AA **Matrix.....:** WATER

NOTE(S):

Calculations are performed before rounding to avoid round-off errors in calculated results.

Data File: \\PITSVR06\D\chem\731.i\V102808.b\V1028014.D
Date : 27-OCT-2008 23:00
Client ID: INTRA-LAB BLANK
Sample Info: C8J180171-BLK 10/23/08 h2o (8298042) 8270c
Volume Injected (uL): 2.0
Column phase: DB5-MS

Instrument: 731.i

Operator: 003200
Column diameter: 0.32

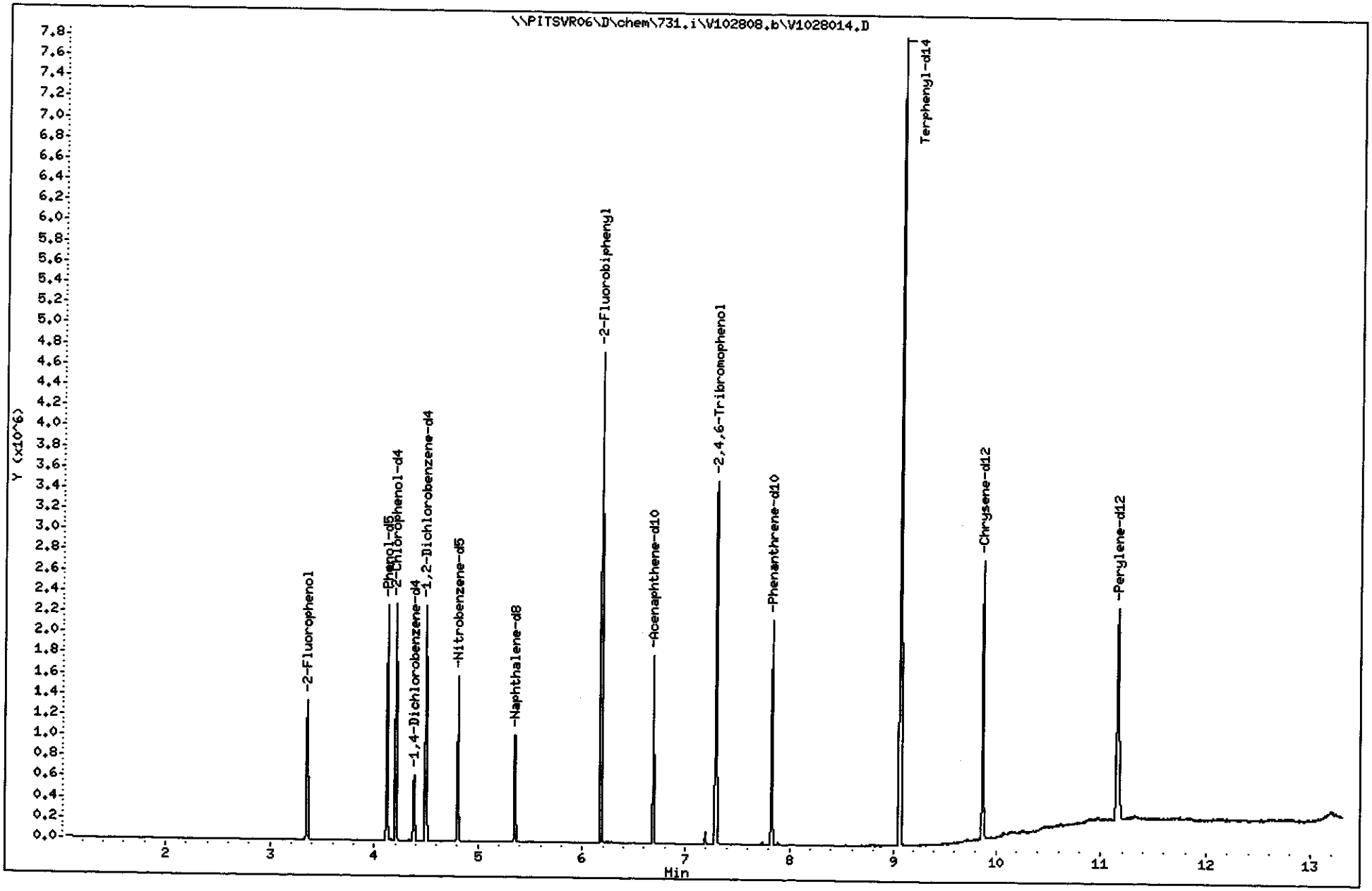

TestAmerica Pittsburgh

Semivolatile REPORT SW-846 Method 8270

Data file : \\PITSVR06\D\chem\731.i\V102808.b\V1028014.D
Lab Smp Id: K1HJF1AA Client Smp ID: INTRA-LAB BLANK
Inj Date : 27-OCT-2008 23:00
Operator : 003200 Inst ID: 731.i
Smp Info : C8J180171-BLK 10/23/08 h2o (8298042) 8270c
Misc Info : K1HJF1AA,V102808.b,8270ll.m,padep.sub
Comment :
Method : \\PITSVR06\D\chem\731.i\V102808.b\8270ll.m
Meth Date : 27-Oct-2008 22:55 piccolinov Quant Type: ISTD
Cal Date : 23-OCT-2008 04:48 Cal File: V1023NC7.D
Als bottle: 16 QC Sample: METHOD BLANK
Dil Factor: 1.00000
Integrator: HP RTE Compound Sublist: padep.sub
Target Version: 4.14
Processing Host: PITSVR06

Concentration Formula: Amt * DF * Uf * Vt/(Vo * Vi) * CpndVariable

Name	Value	Description
DF	1.000	Dilution Factor
Uf	1.000	ng unit correction factor
Vt	1000.000	Volume of final extract (uL)
Vo	1000.000	Volume of sample extracted (mL)
Vi	2.000	Volume injected (uL)
Cpnd Variable		Local Compound Variable

	Compounds	QUANT SIG MASS	RT	EXP RT	REL RT	RESPONSE	CONCENTRATIONS ON-COLUMN (NG)	CONCENTRATIONS FINAL (ug/L)
* 1	1,4-Dichlorobenzene-d4	152	4.385	4.387	(1.000)	97691	8.00000	
* 2	Naphthalene-d8	136	5.352	5.354	(1.000)	454689	8.00000	
* 3	Acenaphthene-d10	164	6.688	6.695	(1.000)	354636	8.00000	
* 4	Phenanthrene-d10	188	7.831	7.838	(1.000)	756684	8.00000	
* 5	Chrysene-d12	240	9.866	9.874	(1.000)	852878	8.00000	
* 6	Perylene-d12	264	11.159	11.167	(1.000)	952560	8.00000	
198	1,4-Dioxane	88	Compound Not Detected.					
10	N-Nitrosodimethylamine	74	Compound Not Detected.					
9	Pyridine	79	Compound Not Detected.					
16	Methyl methanesulfonate	80	Compound Not Detected.					
206	Benzaldehyde	77	Compound Not Detected.					
21	Aniline	93	Compound Not Detected.					
22	Phenol	94	Compound Not Detected.					
23	bis(2-Chloroethyl)ether	93	Compound Not Detected.					
24	2-Chlorophenol	128	Compound Not Detected.					
26	1,3-Dichlorobenzene	146	Compound Not Detected.					
27	1,4-Dichlorobenzene	146	Compound Not Detected.					
28	1,2-Dichlorobenzene	146	Compound Not Detected.					
29	Benzyl Alcohol	108	Compound Not Detected.					
30	2-Methylphenol	108	Compound Not Detected.					

	Compounds	QUANT SIG MASS	RT	EXP RT	REL RT	RESPONSE	CONCENTRATIONS ON-COLUMN (NG)	CONCENTRATIONS FINAL (ug/L)
31	2,2'-oxybis(1-Chloropropane)	45	Compound Not Detected.					
37	Acetophenone	105	Compound Not Detected.					
32	N-Nitroso-di-n-propylamine	70	Compound Not Detected.					
192	4-Methylphenol	108	Compound Not Detected.					
34	Hexachloroethane	117	Compound Not Detected.					
35	Nitrobenzene	77	Compound Not Detected.					
41	Isophorone	82	Compound Not Detected.					
42	2-Nitrophenol	139	Compound Not Detected.					
43	2,4-Dimethylphenol	107	Compound Not Detected.					
44	bis(2-Chloroethoxy)methane	93	Compound Not Detected.					
48	2,4-Dichlorophenol	162	Compound Not Detected.					
49	Benzoic Acid	122	Compound Not Detected.					
50	1,2,4-Trichlorobenzene	180	Compound Not Detected.					
51	Naphthalene	128	Compound Not Detected.					
52	4-Chloroaniline	127	Compound Not Detected.					
54	2,6-Dichlorophenol	162	Compound Not Detected.					
56	Hexachlorobutadiene	224	Compound Not Detected.					
208	Caprolactam	113	Compound Not Detected.					
59	4-Chloro-3-Methylphenol	107	Compound Not Detected.					
62	2-Methylnaphthalene	142	Compound Not Detected.					
63	1-Methylnaphthalene	142	Compound Not Detected.					
64	Hexachlorocyclopentadiene	236	Compound Not Detected.					
66	2,4,6-Trichlorophenol	196	Compound Not Detected.					
67	2,4,5-Trichlorophenol	196	Compound Not Detected.					
209	1,1'-Biphenyl	154	Compound Not Detected.					
70	2-Chloronaphthalene	162	Compound Not Detected.					
73	2-Nitroaniline	65	Compound Not Detected.					
76	Dimethylphthalate	163	Compound Not Detected.					
78	2,6-Dinitrotoluene	165	Compound Not Detected.					
79	Acenaphthylene	152	Compound Not Detected.					
81	3-Nitroaniline	138	Compound Not Detected.					
82	Acenaphthene	153	Compound Not Detected.					
83	2,4-Dinitrophenol	184	Compound Not Detected.					
85	4-Nitrophenol	109	Compound Not Detected.					
86	Dibenzofuran	168	Compound Not Detected.					
87	2,4-Dinitrotoluene	165	Compound Not Detected.					
91	2,3,5,6-Tetrachlorophenol	231	Compound Not Detected.					
88	2,3,4,6-Tetrachlorophenol	231	Compound Not Detected.					
92	2-Naphthylamine	143	Compound Not Detected.					
93	Diethylphthalate	149	Compound Not Detected.					
94	Fluorene	166	Compound Not Detected.					
95	4-Chlorophenyl-phenylether	204	Compound Not Detected.					
96	4-Nitroaniline	138	Compound Not Detected.					
98	4,6-Dinitro-2-methylphenol	198	Compound Not Detected.					
99	N-Nitrosodiphenylamine (1)	169	Compound Not Detected.					
100	1,2-Diphenylhydrazine	77	Compound Not Detected.					
106	4-Bromophenyl-phenylether	248	Compound Not Detected.					
107	Hexachlorobenzene	283	Compound Not Detected.					
210	Atrazine	200	Compound Not Detected.					
111	Pentachlorophenol	265	Compound Not Detected.					
115	Phenanthrene	178	Compound Not Detected.					
116	Anthracene	178	Compound Not Detected.					
119	Carbazole	167	Compound Not Detected.					
120	Di-n-Butylphthalate	149	Compound Not Detected.					

Compounds	QUANT SIG MASS	RT	EXP RT	REL RT	RESPONSE	CONCENTRATIONS ON-COLUMN (NG)	CONCENTRATIONS FINAL (ug/L)
123 Fluoranthene	202	Compound Not Detected.					
124 Benzidine	184	Compound Not Detected.					
125 Pyrene	202	Compound Not Detected.					
131 Butylbenzylphthalate	149	Compound Not Detected.					
135 3,3'-Dichlorobenzidine	252	Compound Not Detected.					
136 Benzo(a)Anthracene	228	Compound Not Detected.					
137 Chrysene	228	Compound Not Detected.					
139 bis(2-ethylhexyl)Phthalate	149	Compound Not Detected.					
140 Di-n-octylphthalate	149	Compound Not Detected.					
141 Benzo(b)fluoranthene	252	Compound Not Detected.					
142 Benzo(k)fluoranthene	252	Compound Not Detected.					
143 7,12-dimethylbenz[a]anthracen	256	Compound Not Detected.					
146 Benzo(a)pyrene	252	Compound Not Detected.					
149 Indeno(1,2,3-cd)pyrene	276	Compound Not Detected.					
150 Dibenz(a,h)anthracene	278	Compound Not Detected.					
151 Benzo(g,h,i)perylene	276	Compound Not Detected.					
$ 154 Nitrobenzene-d5	82	4.807	4.809	(0.898)	444489	28.0761	14.038
$ 155 2-Fluorobiphenyl	172	6.180	6.182	(0.924)	1399126	27.7251	13.862
$ 156 Terphenyl-d14	244	9.059	9.062	(0.918)	2423472	28.7139	14.357
$ 157 Phenol-d5	99	4.123	4.126	(0.940)	697707	45.0185	22.509
$ 158 2-Fluorophenol	112	3.354	3.356	(0.765)	450505	41.6636	20.832
$ 159 2,4,6-Tribromophenol	330	7.297	7.299	(0.932)	361075	40.5962	20.298
$ 186 2-Chlorophenol-d4	132	4.209	4.211	(0.960)	655751	43.1863	21.593
$ 187 1,2-Dichlorobenzene-d4	152	4.497	4.500	(1.026)	337380	28.3587	14.179

LABORATORY CONTROL SAMPLE EVALUATION REPORT

GC/MS Semivolatiles

Client Lot #...:	C8J180171	**Work Order #...:**	K1HJF1AC-LCS	**Matrix.....:**	WATER
LCS Lot-Sample#:	C8J240000-042		K1HJF1AD-LCSD		
Prep Date.....:	10/23/08	**Analysis Date..:**	10/27/08		
Prep Batch #...:	8298042	**Analysis Time..:**	23:20		
Dilution Factor:	1	**Initial Wgt/Vol:**	1000 mL	**Final Wgt/Vol..:**	1 mL
Analyst ID.....:	003200	**Instrument ID..:**	731		

PARAMETER	PERCENT RECOVERY	RECOVERY LIMITS	RPD	RPD LIMITS	METHOD
Acenaphthene	67	(35 - 99)			SW846 8270C
	72	(35 - 99)	7.1	(0-41)	SW846 8270C
1,4-Dichlorobenzene	62	(34 - 93)			SW846 8270C
	66	(34 - 93)	5.8	(0-41)	SW846 8270C
1,2,4-Trichloro-benzene	62	(34 - 96)			SW846 8270C
	69	(34 - 96)	9.6	(0-45)	SW846 8270C
4-Bromophenyl phenyl ether	68	(37 - 104)			SW846 8270C
	73	(37 - 104)	7.8	(0-40)	SW846 8270C
Butyl benzyl phthalate	76	(36 - 108)			SW846 8270C
	83	(36 - 108)	8.4	(0-40)	SW846 8270C
4-Chloro-3-methylphenol	74	(35 - 104)			SW846 8270C
	85	(35 - 104)	13	(0-42)	SW846 8270C
2-Chlorophenol	64	(31 - 99)			SW846 8270C
	68	(31 - 99)	5.0	(0-39)	SW846 8270C
2,4-Dinitrotoluene	76	(37 - 115)			SW846 8270C
	86	(37 - 115)	12	(0-39)	SW846 8270C
Hexachloroethane	62	(32 - 94)			SW846 8270C
	66	(32 - 94)	5.8	(0-39)	SW846 8270C
4-Methylphenol	68	(32 - 100)			SW846 8270C
	72	(32 - 100)	5.7	(0-41)	SW846 8270C
Naphthalene	64	(35 - 97)			SW846 8270C
	69	(35 - 97)	8.1	(0-43)	SW846 8270C
4-Nitrophenol	80	(29 - 115)			SW846 8270C
	88	(29 - 115)	9.7	(0-42)	SW846 8270C
N-Nitrosodi-n-propyl-amine	71	(34 - 101)			SW846 8270C
	75	(34 - 101)	4.8	(0-43)	SW846 8270C
Pentachlorophenol	71	(15 - 111)			SW846 8270C
	76	(15 - 111)	6.9	(0-42)	SW846 8270C
Phenol	65	(32 - 95)			SW846 8270C
	68	(32 - 95)	4.8	(0-39)	SW846 8270C
Pyrene	75	(35 - 106)			SW846 8270C
	81	(35 - 106)	8.6	(0-42)	SW846 8270C

(Continued on next page)

LABORATORY CONTROL SAMPLE EVALUATION REPORT

GC/MS Semivolatiles

Client Lot #...: C8J180171 **Work Order #...:** K1HJF1AC-LCS **Matrix.....:** WATER
LCS Lot-Sample#: C8J240000-042 K1HJF1AD-LCSD

SURROGATE	PERCENT RECOVERY	RECOVERY LIMITS
Nitrobenzene-d5	66	(23 - 112)
	71	(23 - 112)
Terphenyl-d14	83	(10 - 132)
	91	(10 - 132)
2-Fluorobiphenyl	65	(19 - 107)
	71	(19 - 107)
2-Fluorophenol	67	(10 - 111)
	70	(10 - 111)
Phenol-d5	68	(15 - 112)
	74	(15 - 112)
2,4,6-Tribromophenol	73	(16 - 122)
	78	(16 - 122)

NOTE(S):

Calculations are performed before rounding to avoid round-off errors in calculated results.

Bold print denotes control parameters

Data File: \\PITSVR06\D\chem\731.i\V102808.b\V1028015.D
Date : 27-OCT-2008 23:20
Client ID: INTRA-LAB CHECK
Sample Info: C8J180171-LCS 10/23/08 h2o (8298042) 8270c
Volume Injected (uL): 2.0
Column phase: DB5-MS

Instrument: 731.i

Operator: 003200
Column diameter: 0.32

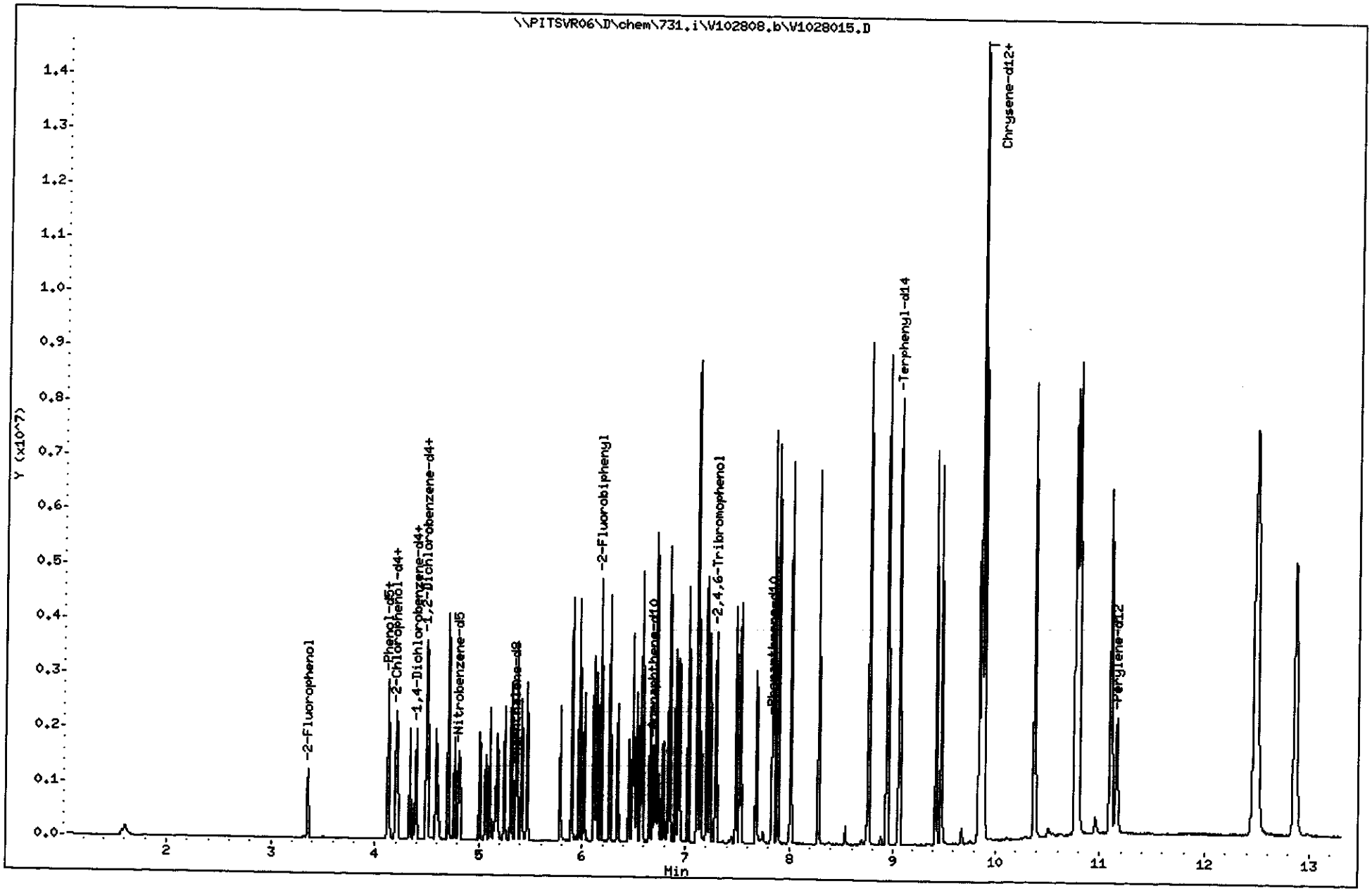

TestAmerica Pittsburgh

Semivolatile REPORT SW-846 Method 8270

Data file : \\PITSVR06\D\chem\731.i\V102808.b\V1028015.D
Lab Smp Id: K1HJF1AC Client Smp ID: INTRA-LAB CHECK
Inj Date : 27-OCT-2008 23:20
Operator : 003200 Inst ID: 731.i
Smp Info : C8J180171-LCS 10/23/08 h2o (8298042) 8270c
Misc Info : K1HJF1AC,V102808.b,8270ll.m,padep.sub
Comment :
Method : \\PITSVR06\D\chem\731.i\V102808.b\8270ll.m
Meth Date : 27-Oct-2008 22:55 piccolinov Quant Type: ISTD
Cal Date : 23-OCT-2008 04:48 Cal File: V1023NC7.D
Als bottle: 17 QC Sample: METHOD SPIKE
Dil Factor: 1.00000
Integrator: HP RTE Compound Sublist: padep.sub
Target Version: 4.14
Processing Host: PITSVR06

Concentration Formula: Amt * DF * Uf * Vt/(Vo * Vi) * CpndVariable

Name	Value	Description
DF	1.000	Dilution Factor
Uf	1.000	ng unit correction factor
Vt	1000.000	Volume of final extract (uL)
Vo	1000.000	Volume of sample extracted (mL)
Vi	2.000	Volume injected (uL)
Cpnd Variable		Local Compound Variable

Compounds	QUANT SIG MASS	RT	EXP RT	REL RT	RESPONSE	CONCENTRATIONS ON-COLUMN (NG)	CONCENTRATIONS FINAL (ug/L)
* 1 1,4-Dichlorobenzene-d4	152	4.385	4.387	(1.000)	98477	8.00000	
* 2 Naphthalene-d8	136	5.352	5.354	(1.000)	450007	8.00000	
* 3 Acenaphthene-d10	164	6.693	6.695	(1.000)	367500	8.00000	
* 4 Phenanthrene-d10	188	7.831	7.838	(1.000)	773343	8.00000	
* 5 Chrysene-d12	240	9.871	9.874	(1.000)	777926	8.00000	
* 6 Perylene-d12	264	11.159	11.167	(1.000)	965508	8.00000	
198 1,4-Dioxane	88	Compound Not Detected.					
10 N-Nitrosodimethylamine	74	1.570	1.599	(0.358)	74432	27.9670	13.984
9 Pyridine	79	1.602	1.647	(0.365)	139926	25.6488	12.824
16 Methyl methanesulfonate	80	Compound Not Detected.					
206 Benzaldehyde	77	Compound Not Detected.					
21 Aniline	93	4.134	4.136	(0.943)	391913	22.1115	11.056
22 Phenol	94	4.134	4.136	(0.943)	430593	25.9151	12.958
23 bis(2-Chloroethyl)ether	93	4.198	4.200	(0.957)	286913	24.6038	12.302
24 2-Chlorophenol	128	4.219	4.222	(0.962)	408092	25.7320	12.866
26 1,3-Dichlorobenzene	146	4.337	4.339	(0.989)	476039	25.0898	12.545
27 1,4-Dichlorobenzene	146	4.396	4.398	(1.002)	481600	24.7326	12.366
28 1,2-Dichlorobenzene	146	4.508	4.510	(1.028)	460545	24.7379	12.369
29 Benzyl Alcohol	108	4.497	4.500	(1.026)	221115	26.9304	13.465
30 2-Methylphenol	108	4.588	4.590	(1.046)	349555	26.2431	13.122

Compounds	QUANT SIG MASS	RT	EXP RT	REL RT	RESPONSE	CONCENTRATIONS ON-COLUMN (NG)	CONCENTRATIONS FINAL (ug/L)
31 2,2'-oxybis(1-Chloropropane)	45	4.604	4.606	(1.050)	369188	24.6421	12.321
37 Acetophenone	105	Compound Not Detected.					
32 N-Nitroso-di-n-propylamine	70	4.700	4.703	(1.072)	220589	28.5434	14.272
192 4-Methylphenol	108	4.705	4.708	(1.073)	727470	54.0236	27.012
34 Hexachloroethane	117	4.769	4.772	(1.088)	206723	24.8604	12.430
35 Nitrobenzene	77	4.823	4.820	(0.901)	381094	25.5747	12.787
41 Isophorone	82	5.005	5.007	(0.935)	722845	26.8312	13.416
42 2-Nitrophenol	139	5.063	5.066	(0.946)	265525	27.1599	13.580
43 2,4-Dimethylphenol	107	5.106	5.109	(0.954)	433934	26.5777	13.289
44 bis(2-Chloroethoxy)methane	93	5.175	5.178	(0.967)	458822	26.0271	13.014
48 2,4-Dichlorophenol	162	5.245	5.248	(0.980)	450942	26.9891	13.494
49 Benzoic Acid	122	5.170	5.151	(0.966)	243078	27.1240	13.562
50 1,2,4-Trichlorobenzene	180	5.309	5.312	(0.992)	478802	24.9182	12.459
51 Naphthalene	128	5.368	5.370	(1.003)	1481498	25.5402	12.770
52 4-Chloroaniline	127	5.411	5.413	(1.011)	628073	28.0440	14.022
54 2,6-Dichlorophenol	162	Compound Not Detected.					
56 Hexachlorobutadiene	225	5.464	5.467	(1.021)	283738	25.2745	12.637
208 Caprolactam	113	Compound Not Detected.					
59 4-Chloro-3-Methylphenol	107	5.785	5.787	(1.081)	443442	29.7521	14.876
62 2-Methylnaphthalene	142	5.897	5.899	(1.102)	1108550	26.8488	13.424
63 1-Methylnaphthalene	142	5.971	5.974	(1.116)	1090230	26.3217	13.161
64 Hexachlorocyclopentadiene	237	6.014	6.022	(0.899)	369319	27.4319	13.716
66 2,4,6-Trichlorophenol	196	6.110	6.113	(0.913)	397497	26.1316	13.066
67 2,4,5-Trichlorophenol	196	6.137	6.140	(0.917)	450962	29.0785	14.539
209 1,1'-Biphenyl	154	Compound Not Detected.					
70 2-Chloronaphthalene	162	6.265	6.273	(0.936)	1201177	25.2696	12.635
73 2-Nitroaniline	65	6.345	6.348	(0.948)	312778	29.1255	14.563
76 Dimethylphthalate	163	6.490	6.492	(0.970)	1413094	28.7261	14.363
78 2,6-Dinitrotoluene	165	6.532	6.535	(0.976)	343048	31.6520	15.826
79 Acenaphthylene	152	6.586	6.588	(0.984)	2072028	26.7773	13.389
81 3-Nitroaniline	138	6.661	6.663	(0.995)	399194	31.2088	15.604
82 Acenaphthene	153	6.714	6.722	(1.003)	1291364	26.7261	13.363
83 2,4-Dinitrophenol	184	6.741	6.743	(1.007)	189339	31.6347	15.817
85 4-Nitrophenol	109	6.789	6.791	(1.014)	203108	31.8585	15.929
86 Dibenzofuran	168	6.848	6.850	(1.023)	1900453	26.4772	13.239
87 2,4-Dinitrotoluene	165	6.837	6.839	(1.022)	472298	30.3582	15.179
91 2,3,5,6-Tetrachlorophenol	232	6.906	6.914	(1.032)	407653	30.9837	15.492
88 2,3,4,6-Tetrachlorophenol	232	6.944	6.946	(1.038)	407915	28.9456	14.473
92 2-Naphthylamine	143	Compound Not Detected.					
93 Diethylphthalate	149	7.029	7.032	(1.050)	1584706	29.8045	14.902
94 Fluorene	166	7.109	7.117	(1.062)	1525799	27.0952	13.548
95 4-Chlorophenyl-phenylether	204	7.115	7.117	(1.063)	685020	26.7345	13.367
96 4-Nitroaniline	138	7.125	7.128	(1.065)	405550	30.4821	15.241
98 4,6-Dinitro-2-methylphenol	198	7.147	7.149	(0.913)	281176	28.3764	14.188
99 N-Nitrosodiphenylamine (1)	169	7.206	7.208	(0.920)	1192255	25.5285	12.764
100 1,2-Diphenylhydrazine	77	7.232	7.240	(0.924)	1416104	25.7253	12.863
106 4-Bromophenyl-phenylether	248	7.489	7.497	(0.956)	489992	27.1244	13.562
107 Hexachlorobenzene	284	7.531	7.534	(0.962)	548669	26.7359	13.368
210 Atrazine	200	Compound Not Detected.					
111 Pentachlorophenol	266	7.681	7.689	(0.981)	344422	28.2392	14.120
115 Phenanthrene	178	7.852	7.854	(1.003)	2639832	26.9844	13.492
116 Anthracene	178	7.889	7.897	(1.008)	2708122	27.3792	13.690
119 Carbazole	167	8.012	8.020	(1.023)	2747035	28.7391	14.370
120 Di-n-Butylphthalate	149	8.279	8.287	(1.057)	3442252	30.0066	15.003

Compounds	QUANT SIG MASS	RT	EXP RT	REL RT	RESPONSE	CONCENTRATIONS ON-COLUMN (NG)	CONCENTRATIONS FINAL (ug/L)
123 Fluoranthene	202	8.765	8.773	(1.119)	3417676	29.2258	14.613
124 Benzidine	184	Compound Not Detected.					
125 Pyrene	202	8.942	8.950	(0.906)	3566699	29.8914	14.946
131 Butylbenzylphthalate	149	9.433	9.436	(0.956)	1699944	30.4196	15.210
135 3,3'-Dichlorobenzidine	252	9.839	9.842	(0.997)	1161942	24.9565	12.478
136 Benzo(a)Anthracene	228	9.861	9.868	(0.999)	3255999	28.9698	14.485
137 Chrysene	228	9.887	9.895	(1.002)	3294228	29.4529	14.726
139 bis(2-ethylhexyl)Phthalate	149	9.866	9.868	(0.999)	2205586	28.2643	14.132
140 Di-n-octylphthalate	149	10.373	10.381	(0.930)	5034551	27.4808	13.740
141 Benzo(b)fluoranthene	252	10.769	10.777	(0.965)	4939464	28.9440	14.472
142 Benzo(k)fluoranthene	252	10.795	10.803	(0.967)	4446206	26.0830	13.042
143 7,12-dimethylbenz[a]anthracen	256	Compound Not Detected.					
146 Benzo(a)pyrene	252	11.105	11.108	(0.995)	3611704	24.8046	12.402
149 Indeno(1,2,3-cd)pyrene	276	12.478	12.481	(1.118)	5221714	29.4341	14.717
150 Dibenz(a,h)anthracene	278	12.500	12.507	(1.120)	4269648	28.6494	14.325
151 Benzo(g,h,i)perylene	276	12.868	12.876	(1.153)	4427622	28.5835	14.292
$ 154 Nitrobenzene-d5	82	4.807	4.809	(0.898)	411953	26.2917	13.146
$ 155 2-Fluorobiphenyl	172	6.180	6.182	(0.923)	1367657	26.1528	13.076
$ 156 Terphenyl-d14	244	9.059	9.062	(0.918)	2566888	33.3434	16.672
$ 157 Phenol-d5	99	4.123	4.126	(0.940)	641975	41.0919	20.546
$ 158 2-Fluorophenol	112	3.354	3.356	(0.765)	435859	39.9873	19.994
$ 159 2,4,6-Tribromophenol	330	7.296	7.299	(0.932)	398225	43.8085	21.904
$ 186 2-Chlorophenol-d4	132	4.209	4.211	(0.960)	605920	39.5860	19.793
$ 187 1,2-Dichlorobenzene-d4	152	4.497	4.500	(1.026)	300971	25.0964	12.548

Data File: \\PITSVR06\D\chem\731.i\V102808.b\V1028016.D
Date : 27-OCT-2008 23:40
Client ID: INTRA-LAB CHECK
Sample Info: C8J180171-LCSD 10/23/08 h2o (8298042) 8270c
Volume Injected (uL): 2.0
Column phase: DB5-MS

Instrument: 731.i

Operator: 003200
Column diameter: 0.32

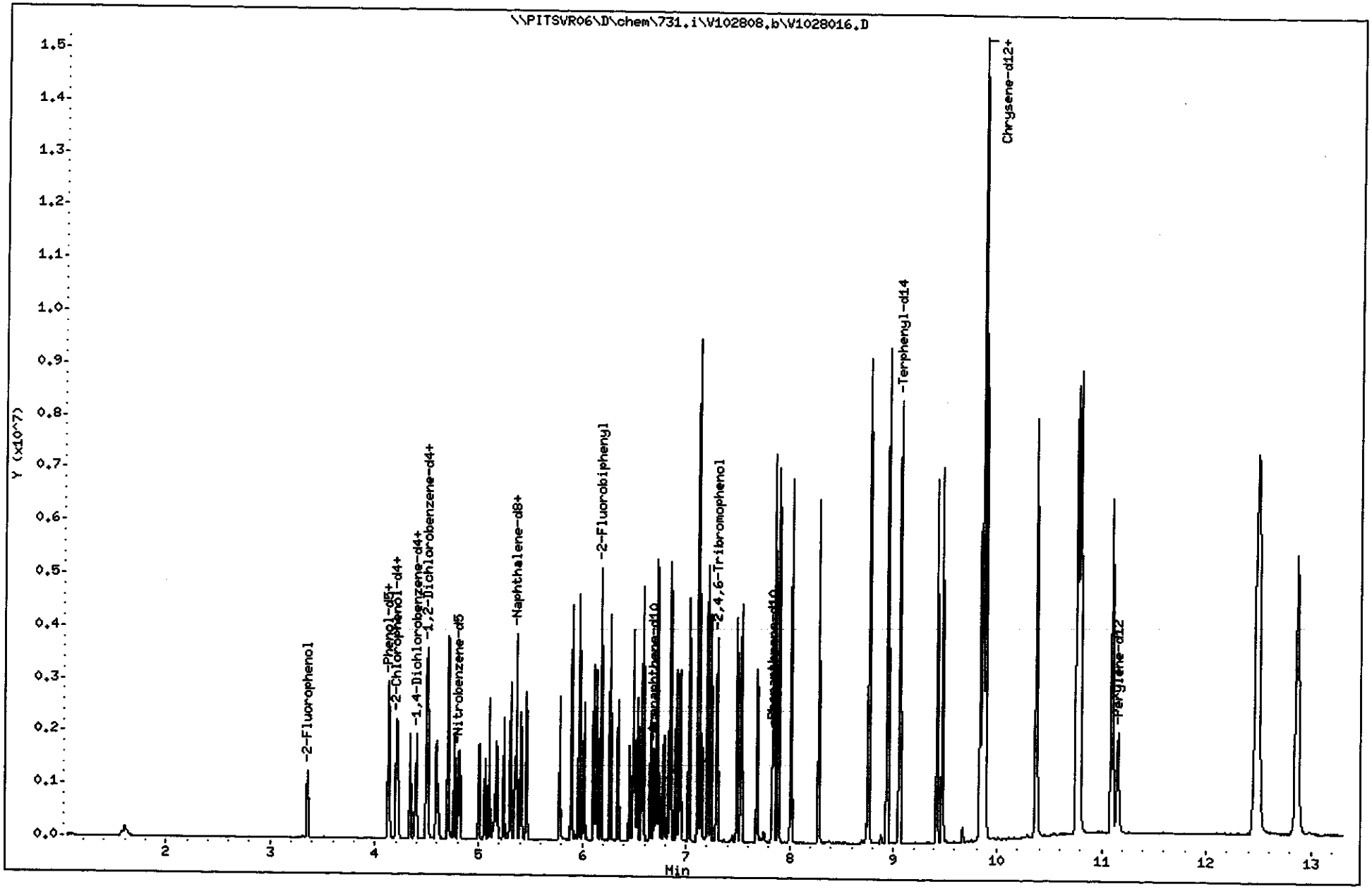

TestAmerica Pittsburgh

Semivolatile REPORT SW-846 Method 8270

Data file : \\PITSVR06\D\chem\731.i\V102808.b\V1028016.D
Lab Smp Id: K1HJF1AD Client Smp ID: INTRA-LAB CHECK
Inj Date : 27-OCT-2008 23:40
Operator : 003200 Inst ID: 731.i
Smp Info : C8J180171-LCSD 10/23/08 h2o (8298042) 8270c
Misc Info : K1HJF1AD,V102808.b,8270ll.m,padep.sub
Comment :
Method : \\PITSVR06\D\chem\731.i\V102808.b\8270ll.m
Meth Date : 27-Oct-2008 22:55 piccolinov Quant Type: ISTD
Cal Date : 23-OCT-2008 04:48 Cal File: V1023NC7.D
Als bottle: 18 QC Sample: METHOD SPIKE
Dil Factor: 1.00000
Integrator: HP RTE Compound Sublist: padep.sub
Target Version: 4.14
Processing Host: PITSVR06

Concentration Formula: Amt * DF * Uf * Vt/(Vo * Vi) * CpndVariable

Name	Value	Description
DF	1.000	Dilution Factor
Uf	1.000	ng unit correction factor
Vt	1000.000	Volume of final extract (uL)
Vo	1000.000	Volume of sample extracted (mL)
Vi	2.000	Volume injected (uL)
Cpnd Variable		Local Compound Variable

Compounds	QUANT SIG MASS	RT	EXP RT	REL RT	RESPONSE	CONCENTRATIONS ON-COLUMN (NG)	FINAL (ug/L)
* 1 1,4-Dichlorobenzene-d4	152	4.382	4.387	(1.000)	93331	8.00000	
* 2 Naphthalene-d8	136	5.349	5.354	(1.000)	415094	8.00000	
* 3 Acenaphthene-d10	164	6.690	6.695	(1.000)	337638	8.00000	
* 4 Phenanthrene-d10	188	7.828	7.838	(1.000)	714016	8.00000	
* 5 Chrysene-d12	240	9.869	9.874	(1.000)	721493	8.00000	
* 6 Perylene-d12	264	11.156	11.167	(1.000)	875144	8.00000	
198 1,4-Dioxane	88	Compound Not Detected.					
10 N-Nitrosodimethylamine	74	1.578	1.599	(0.360)	72691	28.8188	14.409
9 Pyridine	79	1.599	1.647	(0.365)	146051	28.2476	14.124(M)
16 Methyl methanesulfonate	80	Compound Not Detected.					
206 Benzaldehyde	77	Compound Not Detected.					
21 Aniline	93	4.131	4.136	(0.943)	388878	23.1500	11.575
22 Phenol	94	4.137	4.136	(0.944)	428000	27.1793	13.590
23 bis(2-Chloroethyl)ether	93	4.196	4.200	(0.957)	283524	25.6538	12.827
24 2-Chlorophenol	128	4.222	4.222	(0.963)	406821	27.0663	13.533
26 1,3-Dichlorobenzene	146	4.334	4.339	(0.989)	483622	26.8949	13.447
27 1,4-Dichlorobenzene	146	4.399	4.398	(1.004)	483975	26.2250	13.112
28 1,2-Dichlorobenzene	146	4.511	4.510	(1.029)	462229	26.1973	13.099
29 Benzyl Alcohol	108	4.500	4.500	(1.027)	224705	28.8766	14.438
30 2-Methylphenol	108	4.591	4.590	(1.048)	357291	28.3029	14.151

Compounds	QUANT SIG MASS	RT	EXP RT	REL RT	RESPONSE	CONCENTRATIONS ON-COLUMN (NG)	CONCENTRATIONS FINAL (ug/L)
31 2,2'-oxybis(1-Chloropropane)	45	4.607	4.606	(1.051)	370265	26.0767	13.038
37 Acetophenone	105	Compound Not Detected.					
32 N-Nitroso-di-n-propylamine	70	4.703	4.703	(1.073)	219400	29.9549	14.977
192 4-Methylphenol	108	4.708	4.708	(1.074)	730148	57.2121	28.606
34 Hexachloroethane	117	4.767	4.772	(1.088)	207536	26.3343	13.167
35 Nitrobenzene	77	4.821	4.820	(0.901)	384583	27.9796	13.990
41 Isophorone	82	5.008	5.007	(0.936)	708247	28.5004	14.250
42 2-Nitrophenol	139	5.061	5.066	(0.946)	269576	29.8935	14.947
43 2,4-Dimethylphenol	107	5.104	5.109	(0.954)	435397	28.9103	14.455
44 bis(2-Chloroethoxy)methane	93	5.178	5.178	(0.968)	466158	28.6673	14.334
48 2,4-Dichlorophenol	162	5.243	5.248	(0.980)	458384	29.7420	14.871
49 Benzoic Acid	122	5.168	5.151	(0.966)	205044	25.1164	12.558
50 1,2,4-Trichlorobenzene	180	5.307	5.312	(0.992)	486211	27.4320	13.716
51 Naphthalene	128	5.365	5.370	(1.003)	1482240	27.7022	13.851
52 4-Chloroaniline	127	5.408	5.413	(1.011)	622750	30.1451	15.072
54 2,6-Dichlorophenol	162	Compound Not Detected.					
56 Hexachlorobutadiene	225	5.462	5.467	(1.021)	282023	27.2347	13.617
208 Caprolactam	113	Compound Not Detected.					
59 4-Chloro-3-Methylphenol	107	5.782	5.787	(1.081)	467787	34.0253	17.013
62 2-Methylnaphthalene	142	5.894	5.899	(1.102)	1103749	28.9809	14.490
63 1-Methylnaphthalene	142	5.969	5.974	(1.116)	1106098	28.9509	14.475
64 Hexachlorocyclopentadiene	237	6.012	6.022	(0.899)	371371	30.0240	15.012
66 2,4,6-Trichlorophenol	196	6.108	6.113	(0.913)	414482	29.6581	14.829
67 2,4,5-Trichlorophenol	196	6.135	6.140	(0.917)	430759	30.2324	15.116
209 1,1'-Biphenyl	154	Compound Not Detected.					
70 2-Chloronaphthalene	162	6.268	6.273	(0.937)	1194469	27.3510	13.675
73 2-Nitroaniline	65	6.343	6.348	(0.948)	314079	31.8333	15.917
76 Dimethylphthalate	163	6.487	6.492	(0.970)	1430452	31.6508	15.825
78 2,6-Dinitrotoluene	165	6.530	6.535	(0.976)	347933	34.9421	17.471
79 Acenaphthylene	152	6.583	6.588	(0.984)	2063424	29.0245	14.512
81 3-Nitroaniline	138	6.658	6.663	(0.995)	401818	34.1924	17.096
82 Acenaphthene	153	6.712	6.722	(1.003)	1273737	28.6927	14.346
83 2,4-Dinitrophenol	184	6.738	6.743	(1.007)	185076	33.3150	16.658
85 4-Nitrophenol	109	6.786	6.791	(1.014)	205645	35.1093	17.555
86 Dibenzofuran	168	6.845	6.850	(1.023)	1914352	29.0298	14.515
87 2,4-Dinitrotoluene	165	6.835	6.839	(1.022)	489021	34.2132	17.107
91 2,3,5,6-Tetrachlorophenol	232	6.909	6.914	(1.033)	403649	33.3927	16.696
88 2,3,4,6-Tetrachlorophenol	232	6.941	6.946	(1.038)	418536	32.3260	16.163
92 2-Naphthylamine	143	Compound Not Detected.					
93 Diethylphthalate	149	7.027	7.032	(1.050)	1595462	32.6607	16.330
94 Fluorene	166	7.112	7.117	(1.063)	1522210	29.4223	14.711
95 4-Chlorophenyl-phenylether	204	7.112	7.117	(1.063)	694935	29.5202	14.760
96 4-Nitroaniline	138	7.123	7.128	(1.065)	430476	35.2173	17.609
98 4,6-Dinitro-2-methylphenol	198	7.144	7.149	(0.913)	291026	31.5292	15.764
99 N-Nitrosodiphenylamine (1)	169	7.203	7.208	(0.920)	1185430	27.4913	13.746
100 1,2-Diphenylhydrazine	77	7.235	7.240	(0.924)	1420301	27.9454	13.973
106 4-Bromophenyl-phenylether	248	7.486	7.497	(0.956)	489372	29.3410	14.670
107 Hexachlorobenzene	284	7.529	7.534	(0.962)	558453	29.4737	14.737
210 Atrazine	200	Compound Not Detected.					
111 Pentachlorophenol	266	7.679	7.689	(0.981)	342448	30.2463	15.123
115 Phenanthrene	178	7.850	7.854	(1.003)	2632448	29.1447	14.572
116 Anthracene	178	7.887	7.897	(1.008)	2683695	29.3866	14.693
119 Carbazole	167	8.010	8.020	(1.023)	2730018	30.9342	15.467
120 Di-n-Butylphthalate	149	8.277	8.287	(1.057)	3364729	31.7679	15.884

Compounds	QUANT SIG MASS	RT	EXP RT	REL RT	RESPONSE	CONCENTRATIONS ON-COLUMN (NG)	CONCENTRATIONS FINAL (ug/L)
123 Fluoranthene	202	8.763	8.773	(1.119)	3399085	31.4820	15.741
124 Benzidine	184	Compound Not Detected.					
125 Pyrene	202	8.939	8.950	(0.906)	3606384	32.5881	16.294
131 Butylbenzylphthalate	149	9.431	9.436	(0.956)	1715818	33.1052	16.553
135 3,3'-Dichlorobenzidine	252	9.831	9.842	(0.996)	1248237	28.9069	14.453
136 Benzo(a)Anthracene	228	9.858	9.868	(0.999)	3316267	31.8139	15.907
137 Chrysene	228	9.885	9.895	(1.002)	3264144	31.4666	15.733
139 bis(2-ethylhexyl)Phthalate	149	9.864	9.868	(0.999)	2219540	30.6679	15.334
140 Di-n-octylphthalate	149	10.371	10.381	(0.930)	5041675	30.3612	15.181
141 Benzo(b)fluoranthene	252	10.766	10.777	(0.965)	5060024	32.7120	16.356
142 Benzo(k)fluoranthene	252	10.793	10.803	(0.967)	4460124	28.8663	14.433
143 7,12-dimethylbenz[a]anthracen	256	Compound Not Detected.					
146 Benzo(a)pyrene	252	11.103	11.108	(0.995)	3631765	27.5178	13.759
149 Indeno(1,2,3-cd)pyrene	276	12.470	12.481	(1.118)	5241491	32.5964	16.298
150 Dibenz(a,h)anthracene	278	12.497	12.507	(1.120)	4307199	31.8856	15.943
151 Benzo(g,h,i)perylene	276	12.866	12.876	(1.153)	4492899	31.9999	16.000
$ 154 Nitrobenzene-d5	82	4.805	4.809	(0.898)	410965	28.4347	14.217
$ 155 2-Fluorobiphenyl	172	6.177	6.182	(0.923)	1366655	28.4450	14.222
$ 156 Terphenyl-d14	244	9.057	9.062	(0.918)	2588571	36.2551	18.128
$ 157 Phenol-d5	99	4.126	4.126	(0.941)	656100	44.3115	22.156
$ 158 2-Fluorophenol	112	3.351	3.356	(0.765)	434651	42.0752	21.038
$ 159 2,4,6-Tribromophenol	330	7.294	7.299	(0.932)	393381	46.8714	23.436
$ 186 2-Chlorophenol-d4	132	4.206	4.211	(0.960)	606017	41.7754	20.888
$ 187 1,2-Dichlorobenzene-d4	152	4.495	4.500	(1.026)	308069	27.1046	13.552

QC Flag Legend

M - Compound response manually integrated.

Data File Name: V1028016.D
Inj. Date and Time: 27-OCT-2008 23:40
Instrument ID: 731.i
Client ID: INTRA-LAB CHECK
Compound Name: Pyridine
CAS #: 110-86-1
Report Date: 10/28/2008

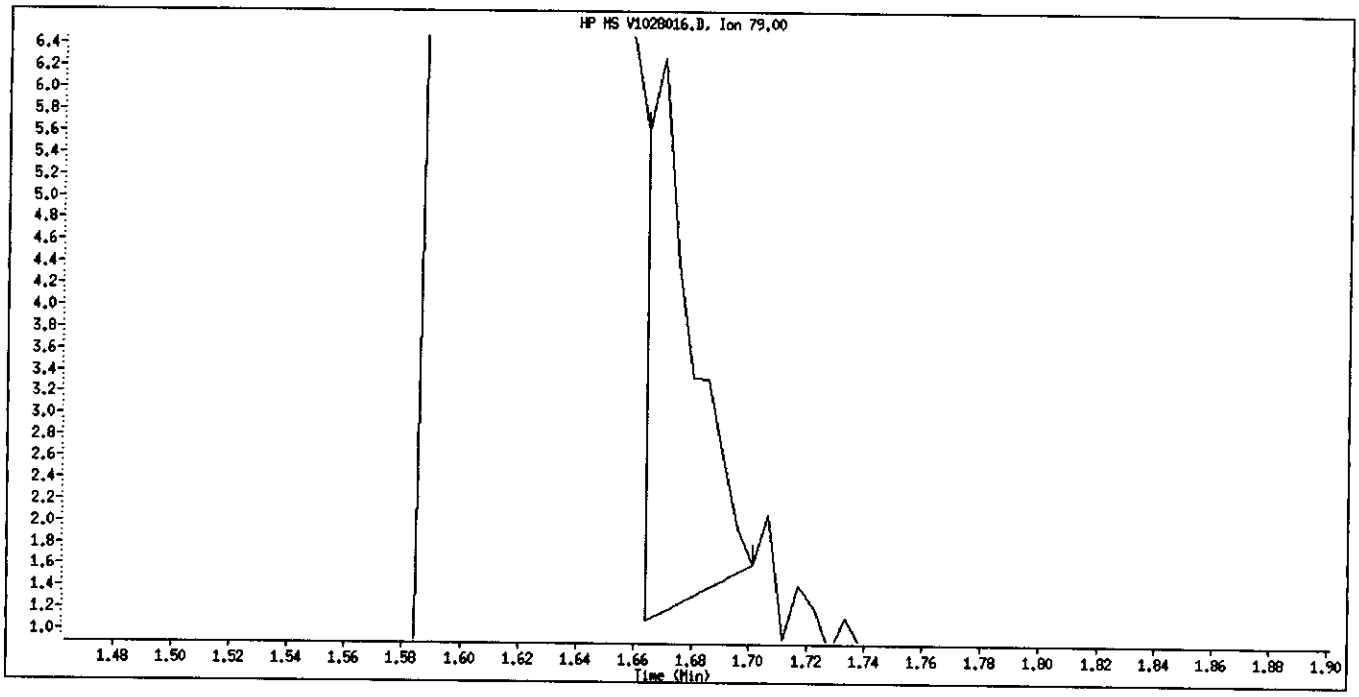

Original Integration

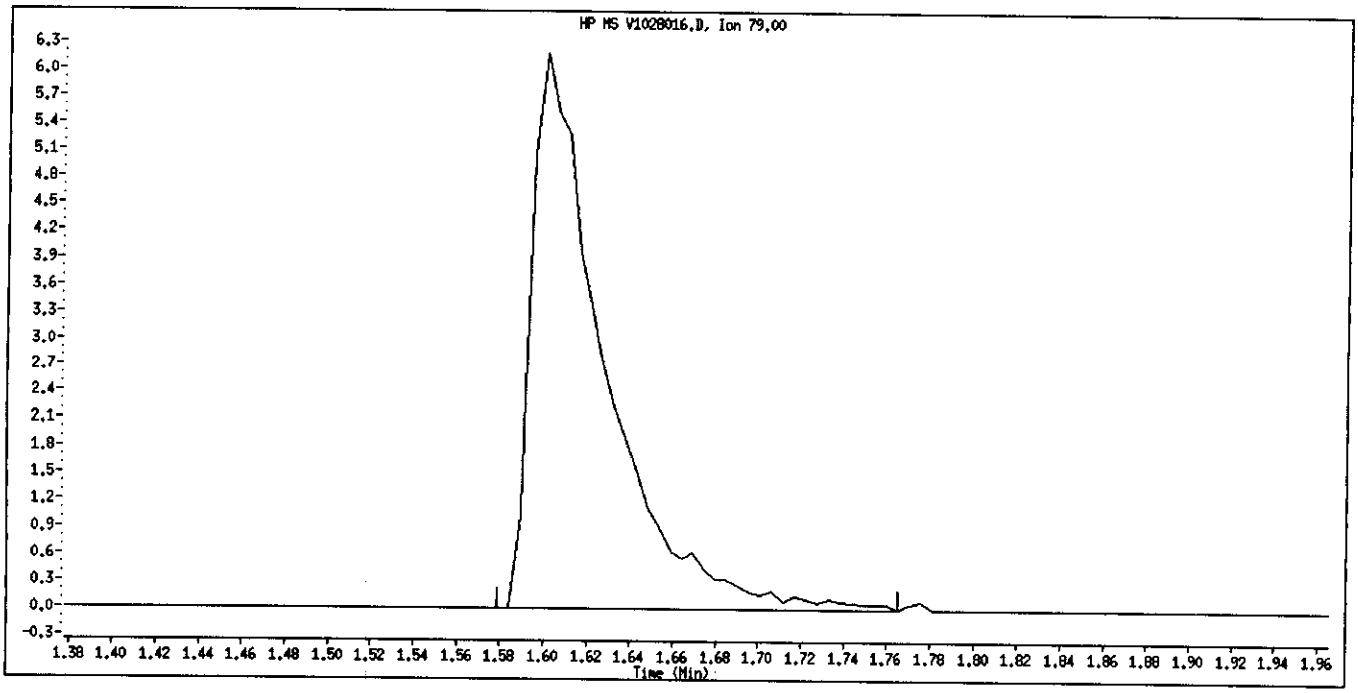

Manual Integration

Manually Integrated By: piccolinov
Manual Integration Reason: Poor Chromatography

GC/MS SEMIVOLATILE
MISCELLANEOUS

Continuous L-L Extraction Worksheet

TestAmerica Pittsburgh
Logbook ID: OP2879

Began 10/23/08	Time 14:30	Balance ID: 1120122641 LL (42)							
Change Over 10/24/08	Time 11:50	Prep Meth # 3520C	H2SO4 OP0108-08	Solvent MeCl2	Solvent Lot OP0168-08	NaSO4 Lot OP0167-08	Cleanup Method NA
Completed 10/27/08	Time 1115	Analysis 8270	NaOH OP0133-08	Solvent Mfg Baker			

	Lot Number	Sample ID	Client ID	Extract Volume (mL)	Final Volume (mL)	pH	Surrogate Lot #	Surr Vol (mL)	Matrix Spike Lot #	MS Vol (mL)	Cleanup Init/Date
1.	C8J180171	BLK	NA	1000	1.0	5/2/11	BNA0715-08	1.0	NA	NA	NA
2.		LCS		1000		5/2/11			BNA0564-08	1.0	
3.		LCS DUP		1000		5/2/11			↓	↓	
4.		001		960		7/2/11			NA	NA	
5.		002		970		7/2/11				1.	
6.		003		1000		7/2/11					
7.		004		1010		7/2/11					
8.		005		970		7/2/11					
9.		006		1000		7/2/11					
10.		007		1000		7/2/11					
11.		008		1020		7/2/11					
12.		009		1000		7/2/11					
13.		010		1010		7/2/11					
14.		011		1000		7/2/11					
15.		012		1010		7/2/11					
16.											
17.											
18.											
19.											
20.											
21.			BT	10/23/08							
22.											
23.											
24.											
Prep Analyst:		BT	BT	BT	CDM	BT	BT	BT	BT	BT	BT

Extract(s) (record line # from above)	Extract(s) Received: Date	Time	Analyst	Location	Extract(s) Relinquished: Date	Time	Analyst	Location
ALL ABOVE	10/27/08	1110	CDMiller	ORG PREP	10/27/08	1115	CDMiller	RF-04 BNA
"	10/27/08	2200	Refour		10/28/08	0015		
"	10/28/08	2300	Refour		10/29/08	0110		

Batch Number: 8298042 | N2 Blow Down Temp: NA | Reviewed by: Charles D Miller Jr | Date: 10/27/08

printed on: 10-Sep-08 2:02:47 PM

(2001 - 2468)
2464
C8J180171

Simulate Run Sequence Tue Oct 28 20:03:54 2008

Instrument Name: 731
Sequence File: C:\HPCHEM\1\SEQUENCE\V102808.S
Comment: TA-PITT HP5973-731 LOG 2ul inj 100ul+1ul int
Operator: 003200
Data Path: c:\hpchem\1\data\V102808.b\
Method Path: C:\HPCHEM\1\METHODS\

LL 8270C 10/27/08 VVP

Line	Type	Vial	DataFile	Method	Sample Name
1)	Sample	1	V1028DFT	DFTPP	DFTPP (25ug/mL) bna0367-08
2)	Sample	1	V1028DF1	DFTPP	DFTPP (25ug/mL) bna0367-08
3)	Sample	2	V10280CC	GCMSF2	SSTD4.0(2.0ug/mL) BNA0735-08 8270c11
4)	Sample	16	V1028014	GCMSF2	C8J180171-BLK 10/23/08 h2o (8298042) 8270c
5)	Sample	17	V1028015	GCMSF2	C8J180171-LCS 10/23/08 h2o (8298042) 8270c
6)	Sample	18	V1028016	GCMSF2	C8J180171-LCSD 10/23/08 h2o (8298042) 8270c
7)	Sample	19	V1028017	GCMSF2	C8J180171-001 10/23/08 h2o (8298042) 8270c
8)	Sample	20	V1028018	GCMSF2	C8J180171-002 10/23/08 h2o (8298042) 8270c
9)	Sample	21	V1028019	GCMSF2	C8J180171-003 10/23/08 h2o (8298042) 8270c
10)	Sample	22	V1028020	GCMSF2	C8J180171-004 10/23/08 h2o (8298042) 8270c
11)	Sample	23	V1028021	GCMSF2	C8J180171-005 10/23/08 h2o (8298042) 8270c
12)	Sample	24	V1028022	GCMSF2	C8J180171-006 10/23/08 h2o (8298042) 8270c
13)	Sample	25	V1028023	GCMSF2	C8J180171-007 10/23/08 h2o (8298042) 8270c
14)	Sample	26	V1028024	GCMSF2	C8J180171-008 10/23/08 h2o (8298042) 8270c
15)	Sample	27	V1028025	GCMSF2	C8J180171-009 10/23/08 h2o (8298042) 8270c
16)	Sample	28	V1028026	GCMSF2	C8J180171-010 10/23/08 h2o (8298042) 8270c
17)	Sample	29	V1028027	GCMSF2	C8J180171-011 10/23/08 h2o (8298042) 8270c
18)	Sample	30	V1028028	GCMSF2	C8J180171-012 10/23/08 h2o (8298042) 8270c
19)	Sample	3	V1028001	GCMSF2	C8J160331-001 10/20/08 h2o (8295020) 8270c
20)	Sample	4	V1028002	GCMSF2	C8J160331-004 X10 10/20/08 h2o(8295020) 8270c
21)	Sample	5	V1028003	GCMSF2	C8J160331-005 X25 10/20/08 h2o(8295020) 8270c
22)	Sample	6	V1028004	GCMSF2	C8J160331-006 X200 10/20/08h2o(8295020) 8270c
23)	Sample	7	V1028005	GCMSF2	C8J160331-007 X1K 10/20/08 h2o(8295020) 8270c
24)	Sample	8	V1028006	GCMSF2	C8J160331-008 X20 10/20/08 h2o(8295020) 8270c
25)	Sample	9	V1028007	GCMSF2	C8J160331-009 X10 10/20/08 h2o(8295020) 8270c
26)	Sample	10	V1028008	GCMSF2	C8J160331-012 X5 10/20/08 h2o (8295020) 8270c
27)	Sample	11	V1028009	GCMSF2	C8J160331-018 X100 10/20/08h2o(8295020) 8270c
28)	Sample	12	V1028010	GCMSF2	C8J160331-020 X2 10/20/08 h2o(8295020) 8270c
29)	Sample	13	V1028011	GCMSF2	C8J240380-003 10/25/08 soil (8299032) 8270c
30)	Sample	14	V1028012	GCMSF2	C8J240380-004 10/25/08 soil (8299032) 8270c
31)	Sample	15	V1028013	GCMSF2	C8J240380-005 10/25/08 soil (8299032) 8270c
32)	Sample	35	V1028033	GCMSF2	C8J180171-012 X10 10/23/08 h2o(8298042) 8270c
33)	Sample	31	V1028029	GCMSF2	C8J180171-003 X10 10/23/08 h2o(8298042) 8270c
34)	Sample	32	V1028030	GCMSF2	C8J180171-005 X10 10/23/08 h2o(8298042) 8270c
35)	Sample	33	V1028031	GCMSF2	C8J180171-006 X10 10/23/08 h2o(8298042) 8270c
36)	Sample	34	V1028032	GCMSF2	C8J180171-008 X10 10/23/08 h2o(8298042) 8270c
37)	Sample	100	V10280B1	GCMSF2	BLK 8270c
38)	Sample	100	V10280B2	GCMSF2	BLK 8270c
39)	Sample	100	V10280B3	GCMSF2	BLK 8270c
40)	Sample	100	V10280B4	GCMSF2	BLK 8270c
41)	Sample	100	V10280B5	GCMSF2	BLK 8270c

Bytes Needed: 2050000 Space on drive C: 846482432
Sequence Verification Done!

Simulate Run Sequence Wed Oct 29 02:49:03 2008

Instrument Name: 731
Sequence File: C:\HPCHEM\1\SEQUENCE\V102908.S
Comment: TA-PITT HP5973-731 LOG 2ul inj 100ul+1ul int
Operator: 003200
Data Path: c:\hpchem\1\data\V102808.b\
Method Path: C:\HPCHEM\1\METHODS\

L-L8270c 10/29/08 VVP

Line	Type	Vial	DataFile	Method	Sample Name
1)	Sample	1	V1029DFT	DFTPP	DFTPP (25ug/mL) bna0367-08
2)	Sample	1	V1029DF1	DFTPP	DFTPP (25ug/mL) bna0367-08
3)	Sample	2	V10290CC	GCMSF2	SSTD4.0(2.0ug/mL) BNA0735-08 8270c11
4)	Sample	6	V1029004	SFAST	C8J220365-BLK 10/28/08 tclp (8302561) 8270c
5)	Sample	7	V1029005	SFAST	C8J220365-LCS 10/28/08 tclp (8302561) 8270c
6)	Sample	8	V1029006	SFAST	C8J220365-001 10/28/08 tclp (8302561) 8270c
7)	Sample	9	V1029007	SFAST	C8J220365-001MS 10/28/08 tclp (8302561) 8270c
8)	Sample	10	V1029008	SFAST	C8J220365-001MSD 10/28/08 tclp(8302561) 8270c
9)	Sample	11	V1029009	SFAST	C8J230149-001 10/28/08 tclp(8302561) 8270c
10)	Sample	12	V1029010	SFAST	C8J220311-BLK 10/28/08 tclp(8302566) 8270c
11)	Sample	13	V1029011	SFAST	C8J220311-LCS 10/28/08 tclp(8302566) 8270c
12)	Sample	14	V1029012	SFAST	C8J220311-LCSD 10/28/08 tclp(8302566) 8270c
13)	Sample	15	V1029013	SFAST	C8J220311-001 10/28/08 tclp(8302566) 8270c
14)	Sample	3	V1029001	GCMSF2	C8J180171-003 10/23/08 h2o (8298042) 8270c
15)	Sample	4	V1029002	GCMSF2	C8J180171-010 10/23/08 h2o (8298042) 8270c
16)	Sample	5	V1029003	GCMSF2	C8J160331-006 X500 10/20/08h2o(8295020) 8270c
17)	Sample	16	V1029014	GCMSF2	C8J240181-BLK 10/26/08 h2o (8300080) 8270c
18)	Sample	17	V1029015	GCMSF2	C8J240181-LCS 10/26/08 h2o (8300080) 8270c
19)	Sample	18	V1029016	GCMSF2	C8J240181-LCSD 10/26/08 h2o (8300080) 8270c
20)	Sample	19	V1029017	GCMSF2	C8J240181-001 10/26/08 h2o (8300080) 8270c
21)	Sample	20	V1029018	GCMSF2	C8J240181-002 10/26/08 h2o (8300080) 8270c
22)	Sample	21	V1029019	GCMSF2	C8J160129-BLK 10/20/08 h2o (8295019) 8270c
23)	Sample	22	V1029020	GCMSF2	C8J160129-LCS 10/20/08 h2o (8295019) 8270c
24)	Sample	23	V1029021	GCMSF2	C8J160129-LCSD 10/20/08 h2o (8295019) 8270c
25)	Sample	24	V1029022	GCMSF2	C8J160129-002 10/20/08 h2o (8295019) 8270c
26)	Sample	25	V1029023	GCMSF2	C8J160135-001 10/20/08 h2o (8295019) 8270c
27)	Sample	26	V1029024	GCMSF2	C8J160135-002 10/20/08 h2o (8295019) 8270c
28)	Sample	27	V1029025	GCMSF2	C8J160135-003 10/20/08 h2o (8295019) 8270c
29)	Sample	28	V1029026	GCMSF2	C8J160135-004 10/20/08 h2o (8295019) 8270c
30)	Sample	29	V1029027	GCMSF2	C8J160135-005 10/20/08 h2o (8295019) 8270c
31)	Sample	30	V1029028	GCMSF2	C8J160135-006 10/20/08 h2o (8295019) 8270c
32)	Sample	31	V1029029	GCMSF2	C8J160135-007 10/20/08 h2o (8295019) 8270c
33)	Sample	32	V1029030	GCMSF2 (2)	C8J160135-009 10/20/08 h2o (8295019) 8270c
34)	Sample	33	V1029031	GCMSF2	C8J210227[illegible]-BLK 10/24/08 h2o (8300078) 8270c
35)	Sample	34	V1029032	GCMSF2	C8J210227[illegible]-LCS 10/24/08 h2o (8300078) 8270c
36)	Sample	35	V1029033	GCMSF2	C8J210227[illegible]-LCSD 10/24/08 h2o (8300078) 8270c
37)	Sample	36	V1029034	GCMSF2	C8J210227[illegible]-021 10/24/08 h2o (8300078) 8270c
38)	Sample	100	V10290B1	GCMSF2	BLK 8270c
39)	Sample	100	V10290B2	GCMSF2	BLK 8270c
40)	Sample	100	V10290B3	GCMSF2	BLK 8270c
41)	Sample	100	V10290B4	GCMSF2	BLK 8270c

Bytes Needed: 2050000 Space on drive C: 843881472
Sequence Verification Done!

Simulate Run Sequence Thu Oct 23 15:09:42 2008

Instrument Name: 731
Sequence File: C:\HPCHEM\1\SEQUENCE\V102308.S
Comment: TA-PITT HP5973-731 LOG 2ul inj 100ul+1ul int
Operator: 003200
Data Path: c:\hpchem\1\data\V102308.b\
Method Path: C:\HPCHEM\1\METHODS\

Line	Type	Vial	DataFile	Method	Sample Name
1)	Sample	1	V1023DFT	DFTPP	DFTPP (25ug/mL) bna0367-08
2)	Sample	1	V1023DF1	DFTPP	DFTPP (25ug/mL) bna0367-08
3)	Sample	2	V1023IC1	GCMSF2	SSTD0.4(0.2ug/mL) BNA0672-08 8270c11
4)	Sample	3	V1023IC2	GCMSF2	SSTD2.0(1.0ug/mL) BNA0673-08 8270c11
5)	Sample	4	V1023IC3	GCMSF2	SSTD4.0(2.0ug/mL) BNA0721-08 8270c11
6)	Sample	5	V1023IC4	GCMSF2	SSTD10(5.0ug/mL) BNA0675-08 8270c11
7)	Sample	6	V1023IC5	GCMSF2	SSTD20(10ug/mL) BNA0676-08 8270c11
8)	Sample	7	V1023IC6	GCMSF2	SSTD40(20ug/mL) BNA0677-08 8270c11
9)	Sample	8	V1023IC7	GCMSF2	SSTD80(40ug/mL) BNA0678-08 8270c11
10)	Sample	9	V1023STV	GCMSF2	STDVR20(10ug/mL) BNA0731-08 8270c11
11)	Sample	10	V1023NC1	SFAST	SSTD0.4(0.2ug/mL) BNA0689-08 indene
12)	Sample	11	V1023NC2	SFAST	SSTD2.0(1.0ug/mL) BNA0690-08 indene
13)	Sample	12	V1023NC3	SFAST	SSTD4.0(2.0ug/mL) BNA0691-08 indene
14)	Sample	13	V1023NC4	SFAST	SSTD10(5.0ug/mL) BNA0692-08 indene
15)	Sample	14	V1023NC5	SFAST	SSTD20(10ug/mL) BNA0693-08 indene
16)	Sample	15	V1023NC6	SFAST	SSTD40(20ug/mL) BNA0694-08 indene
17)	Sample	16	V1023NC7	SFAST	SSTD80(40ug/mL) BNA0695-08 indene
18)	Sample	17	V1023NSV	SFAST	STDVER20(10ug/mL) BNA0697-08 indene
19)	Sample	100	V10230B1	GCMSF2	BLK 8270c
20)	Sample	18	V1023001	GCMSF2	C8J170298-BLK 10/20/08 h2o (8295023) 8270c
21)	Sample	19	V1023002	GCMSF2	C8J170298-LCS 10/20/08 h2o (8295023) 8270c
22)	Sample	20	V1023003	GCMSF2	C8J170298-LCSD 10/20/08 h2o (8295023) 8270c
23)	Sample	21	V1023004	GCMSF2	C8J170298-001 10/20/08 h2o (8295023) 8270c
24)	Sample	22	V1023005	GCMSF2	C8J170298-003 10/20/08 h2o (8295023) 8270c
25)	Sample	23	V1023006	SFAST	MDLVERBLK 10/15/08 soil indene
26)	Sample	24	V1023007	SFAST	MDLVER#A 10/15/08 soil indene
27)	Sample	25	V1023008	SFAST	MDLVER#B 10/15/08 soil indene
28)	Sample	100	V10230B2	GCMSF2	BLK 8270c
29)	Sample	100	V10230B3	GCMSF2	BLK 8270c
30)	Sample	100	V10230B4	GCMSF2	BLK 8270c
31)	Sample	100	V10230B5	GCMSF2	BLK 8270c

Bytes Needed: 1550000 Space on drive C: 926071808
Sequence Verification Done!

PSR024 10/21/08 4:47:18 MT SAMPLE CUSTODIAN REMOVAL REQUEST PAGE 001

REQUESTED BY: **TROUTB**

METHOD: 42 Base/Neutrals & Acids (8270C) Low Level Curve

STORAGE LOCATION	WORK ORDER #	PICKED CNTR#	CONTROL #	CLIENT #	ANALYSIS	LOTID	SMP#	SFX	MATRIX DESCRIPTION	QTY RCVD	QTY REQD
4D,CLP1	K06DA-1-A9	___ ___ ___	540640	357557	I-49-42	C8J180171	001		WATER	0	9 1
4D,CLP1	K06DC-1-AL	___ ___ ___	540641	357557	I-49-42	C8J180171	002		WATER	0	9 1
4D,CLP1	K06DF-1-AL	___ ___ ___	540642	357557	I-49-42	C8J180171	003		WATER	0	9 1
4D,CLP1	K06DG-1-AL	___ ___ ___	540643	357557	I-49-42	C8J180171	004		WATER	0	9 1
4D,CLP1	K06DH-1-AL	___ ___ ___	540644	357557	I-49-42	C8J180171	005		WATER	0	9 1
4D,CLP1	K06DJ-1-AL	___ ___ ___	540645	357557	I-49-42	C8J180171	006		WATER	0	9 1
4D,CLP1	K06DL-1-AL	___ ___ ___	540646	357557	I-49-42	C8J180171	007		WATER	0	9 1
4D,CLP1	K06DM-1-AL	___ ___ ___	540647	357557	I-49-42	C8J180171	008		WATER	0	9 1
4D,CLP1	K06DN-1-AL	___ ___ ___	540648	357557	I-49-42	C8J180171	009		WATER	0	9 1
4D,CLP1	K06DP-1-AL	___ ___ ___	540649	357557	I-49-42	C8J180171	010		WATER	0	9 1
4D,CLP1	K06DQ-1-AL	___ ___ ___	540650	357557	I-49-42	C8J180171	011		WATER	0	9 1
4D,CLP1	K06DR-1-AL	___ ___ ___	540651	357557	I-49-42	C8J180171	012		WATER	0	9 1

RELINQUISHED BY	RECEIVED BY	DATE/TIME
B Trout	B Trout	10/23/08 07:25
B Trout	Dumped empty jars	10/23/08 14:15

***** END OF REPORT *****

METALS DATA

METALS
RESULTS

MACTEC Engineering and Consulting Inc

Client Sample ID: MW-43-1008

TOTAL Metals

Lot-Sample #...: C8J180171-001 **Matrix.....:** WATER
Date Sampled...: 10/16/08 **Date Received..:** 10/18/08

PARAMETER	RESULT	REPORTING LIMIT	UNITS	METHOD	PREPARATION-ANALYSIS DATE	WORK ORDER #
Prep Batch #...: 8294159						
Silver	**0.79 B**	**5.0**	**ug/L**	**SW846 6010B**	**10/20-10/31/08**	**K06DA1AH**
		Dilution Factor: 1		Analysis Time..: 02:40	Analyst ID.....: 022952	
		Instrument ID..: TRACEICP		MS Run #.....: 8294090	MDL.....: 0.54	
Aluminum	ND	200	ug/L	SW846 6010B	10/20-10/31/08	K06DA1AJ
		Dilution Factor: 1		Analysis Time..: 02:40	Analyst ID.....: 022952	
		Instrument ID..: TRACEICP		MS Run #.....: 8294090	MDL.....: 16.2	
Arsenic	ND	10.0	ug/L	SW846 6010B	10/20-10/31/08	K06DA1AK
		Dilution Factor: 1		Analysis Time..: 02:40	Analyst ID.....: 022952	
		Instrument ID..: TRACEICP		MS Run #.....: 8294090	MDL.....: 2.0	
Barium	**12.0 B,J**	**200**	**ug/L**	**SW846 6010B**	**10/20-10/31/08**	**K06DA1AL**
		Dilution Factor: 1		Analysis Time..: 02:40	Analyst ID.....: 022952	
		Instrument ID..: TRACEICP		MS Run #.....: 8294090	MDL.....: 0.26	
Beryllium	**0.26 B,J**	**4.0**	**ug/L**	**SW846 6010B**	**10/20-10/31/08**	**K06DA1AM**
		Dilution Factor: 1		Analysis Time..: 02:40	Analyst ID.....: 022952	
		Instrument ID..: TRACEICP		MS Run #.....: 8294090	MDL.....: 0.18	
Calcium	**384000 J**	**5000**	**ug/L**	**SW846 6010B**	**10/20-10/31/08**	**K06DA1AN**
		Dilution Factor: 1		Analysis Time..: 02:40	Analyst ID.....: 022952	
		Instrument ID..: TRACEICP		MS Run #.....: 8294090	MDL.....: 17.7	
Cadmium	ND	5.0	ug/L	SW846 6010B	10/20-10/31/08	K06DA1AP
		Dilution Factor: 1		Analysis Time..: 02:40	Analyst ID.....: 022952	
		Instrument ID..: TRACEICP		MS Run #.....: 8294090	MDL.....: 0.21	
Cobalt	**1.4 B**	**50.0**	**ug/L**	**SW846 6010B**	**10/20-10/31/08**	**K06DA1AQ**
		Dilution Factor: 1		Analysis Time..: 02:40	Analyst ID.....: 022952	
		Instrument ID..: TRACEICP		MS Run #.....: 8294090	MDL.....: 0.45	
Chromium	ND	5.0	ug/L	SW846 6010B	10/20-10/31/08	K06DA1AR
		Dilution Factor: 1		Analysis Time..: 02:40	Analyst ID.....: 022952	
		Instrument ID..: TRACEICP		MS Run #.....: 8294090	MDL.....: 1.1	

(Continued on next page)

MACTEC Engineering and Consulting Inc

Client Sample ID: MW-43-1008

TOTAL Metals

Lot-Sample #...: C8J180171-001 **Matrix.....:** WATER

PARAMETER	RESULT	REPORTING LIMIT	UNITS	METHOD	PREPARATION-ANALYSIS DATE	WORK ORDER #
Copper	ND	25.0	ug/L	SW846 6010B	10/20-10/31/08	K06DA1AT
		Dilution Factor: 1		Analysis Time..: 02:40	Analyst ID.....: 022952	
		Instrument ID..: TRACEICP		MS Run #.....: 8294090	MDL.....: 4.6	
Iron	**197**	**100**	**ug/L**	**SW846 6010B**	**10/20-10/31/08**	**K06DA1AU**
		Dilution Factor: 1		Analysis Time..: 02:40	Analyst ID.....: 022952	
		Instrument ID..: TRACEICP		MS Run #.....: 8294090	MDL.....: 8.4	
Potassium	**1070 B**	**5000**	**ug/L**	**SW846 6010B**	**10/20-10/31/08**	**K06DA1AV**
		Dilution Factor: 1		Analysis Time..: 02:40	Analyst ID.....: 022952	
		Instrument ID..: TRACEICP		MS Run #.....: 8294090	MDL.....: 750	
Magnesium	**121000**	**5000**	**ug/L**	**SW846 6010B**	**10/20-10/31/08**	**K06DA1AW**
		Dilution Factor: 1		Analysis Time..: 02:40	Analyst ID.....: 022952	
		Instrument ID..: TRACEICP		MS Run #.....: 8294090	MDL.....: 21.8	
Manganese	**1620**	**15.0**	**ug/L**	**SW846 6010B**	**10/20-10/31/08**	**K06DA1AX**
		Dilution Factor: 1		Analysis Time..: 02:40	Analyst ID.....: 022952	
		Instrument ID..: TRACEICP		MS Run #.....: 8294090	MDL.....: 0.57	
Sodium	**32500**	**5000**	**ug/L**	**SW846 6010B**	**10/20-10/31/08**	**K06DA1A0**
		Dilution Factor: 1		Analysis Time..: 02:40	Analyst ID.....: 022952	
		Instrument ID..: TRACEICP		MS Run #.....: 8294090	MDL.....: 145	
Nickel	**4.5 B**	**40.0**	**ug/L**	**SW846 6010B**	**10/20-10/31/08**	**K06DA1A1**
		Dilution Factor: 1		Analysis Time..: 02:40	Analyst ID.....: 022952	
		Instrument ID..: TRACEICP		MS Run #.....: 8294090	MDL.....: 0.78	
Lead	ND	3.0	ug/L	SW846 6010B	10/20-10/31/08	K06DA1A2
		Dilution Factor: 1		Analysis Time..: 02:40	Analyst ID.....: 022952	
		Instrument ID..: TRACEICP		MS Run #.....: 8294090	MDL.....: 1.7	
Selenium	ND	5.0	ug/L	SW846 6010B	10/20-10/31/08	K06DA1A3
		Dilution Factor: 1		Analysis Time..: 02:40	Analyst ID.....: 022952	
		Instrument ID..: TRACEICP		MS Run #.....: 8294090	MDL.....: 2.9	
Thallium	ND	10.0	ug/L	SW846 6010B	10/20-10/31/08	K06DA1A4
		Dilution Factor: 1		Analysis Time..: 02:40	Analyst ID.....: 022952	
		Instrument ID..: TRACEICP		MS Run #.....: 8294090	MDL.....: 2.8	

(Continued on next page)

MACTEC Engineering and Consulting Inc

Client Sample ID: MW-43-1008

TOTAL Metals

Lot-Sample #...: C8J180171-001 **Matrix.....:** WATER

PARAMETER	RESULT	REPORTING LIMIT	UNITS	METHOD	PREPARATION-ANALYSIS DATE	WORK ORDER #
Antimony	ND	10.0	ug/L	SW846 6010B	10/20-10/31/08	K06DA1A5
		Dilution Factor: 1		Analysis Time..: 02:40	Analyst ID.....: 022952	
		Instrument ID..: TRACEICP		MS Run #.....: 8294090	MDL.....: 1.8	
Vanadium	**6.8 B**	**50.0**	**ug/L**	**SW846 6010B**	**10/20-10/31/08**	**K06DA1A6**
		Dilution Factor: 1		Analysis Time..: 02:40	Analyst ID.....: 022952	
		Instrument ID..: TRACEICP		MS Run #.....: 8294090	MDL.....: 2.4	
Zinc	**10.0 B,J**	**20.0**	**ug/L**	**SW846 6010B**	**10/20-10/31/08**	**K06DA1A7**
		Dilution Factor: 1		Analysis Time..: 02:40	Analyst ID.....: 022952	
		Instrument ID..: TRACEICP		MS Run #.....: 8294090	MDL.....: 3.1	
Prep Batch #...: 8298122						
Mercury	**0.019 B,J**	**0.20**	**ug/L**	**SW846 7470A**	**10/24/08**	**K06DA1A8**
		Dilution Factor: 1		Analysis Time..: 11:50	Analyst ID.....: 401509	
		Instrument ID..: HGHYDRA		MS Run #.....: 8298064	MDL.....: 0.016	

NOTE(S):

B Estimated result. Result is less than RL.

J Method blank contamination. The associated method blank contains the target analyte at a reportable level.

MACTEC Engineering and Consulting Inc

Client Sample ID: RFI-45-1008

TOTAL Metals

Lot-Sample #...: C8J180171-002 **Matrix.....:** WATER
Date Sampled...: 10/16/08 **Date Received..:** 10/18/08

PARAMETER	RESULT	REPORTING LIMIT	UNITS	METHOD	PREPARATION-ANALYSIS DATE	WORK ORDER #
Prep Batch #...: 8294159						
Silver	**0.71 B**	**5.0**	**ug/L**	**SW846 6010B**	**10/20-10/31/08**	**K06DC1AU**
		Dilution Factor: 1		Analysis Time..: 03:02	Analyst ID.....: 022952	
		Instrument ID..: TRACEICP		MS Run #.....: 8294090	MDL.....: 0.54	
Aluminum	**478**	**200**	**ug/L**	**SW846 6010B**	**10/20-10/31/08**	**K06DC1AV**
		Dilution Factor: 1		Analysis Time..: 03:02	Analyst ID.....: 022952	
		Instrument ID..: TRACEICP		MS Run #.....: 8294090	MDL.....: 16.2	
Arsenic	ND	10.0	ug/L	SW846 6010B	10/20-10/31/08	K06DC1AW
		Dilution Factor: 1		Analysis Time..: 03:02	Analyst ID.....: 022952	
		Instrument ID..: TRACEICP		MS Run #.....: 8294090	MDL.....: 2.0	
Barium	**108 B,J**	**200**	**ug/L**	**SW846 6010B**	**10/20-10/31/08**	**K06DC1AX**
		Dilution Factor: 1		Analysis Time..: 03:02	Analyst ID.....: 022952	
		Instrument ID..: TRACEICP		MS Run #.....: 8294090	MDL.....: 0.26	
Beryllium	**0.36 B,J**	**4.0**	**ug/L**	**SW846 6010B**	**10/20-10/31/08**	**K06DC1A0**
		Dilution Factor: 1		Analysis Time..: 03:02	Analyst ID.....: 022952	
		Instrument ID..: TRACEICP		MS Run #.....: 8294090	MDL.....: 0.18	
Calcium	**148000 J**	**5000**	**ug/L**	**SW846 6010B**	**10/20-10/31/08**	**K06DC1A1**
		Dilution Factor: 1		Analysis Time..: 03:02	Analyst ID.....: 022952	
		Instrument ID..: TRACEICP		MS Run #.....: 8294090	MDL.....: 17.7	
Cadmium	**0.88 B**	**5.0**	**ug/L**	**SW846 6010B**	**10/20-10/31/08**	**K06DC1A2**
		Dilution Factor: 1		Analysis Time..: 03:02	Analyst ID.....: 022952	
		Instrument ID..: TRACEICP		MS Run #.....: 8294090	MDL.....: 0.21	
Cobalt	**0.93 B**	**50.0**	**ug/L**	**SW846 6010B**	**10/20-10/31/08**	**K06DC1A3**
		Dilution Factor: 1		Analysis Time..: 03:02	Analyst ID.....: 022952	
		Instrument ID..: TRACEICP		MS Run #.....: 8294090	MDL.....: 0.45	
Chromium	**1.6 B**	**5.0**	**ug/L**	**SW846 6010B**	**10/20-10/31/08**	**K06DC1A4**
		Dilution Factor: 1		Analysis Time..: 03:02	Analyst ID.....: 022952	
		Instrument ID..: TRACEICP		MS Run #.....: 8294090	MDL.....: 1.1	

(Continued on next page)

MACTEC Engineering and Consulting Inc

Client Sample ID: RFI-45-1008

TOTAL Metals

Lot-Sample #...: C8J180171-002 **Matrix.....:** WATER

PARAMETER	RESULT	REPORTING LIMIT	UNITS	METHOD	PREPARATION-ANALYSIS DATE	WORK ORDER #
Copper	**4.8 B,J**	**25.0**	**ug/L**	**SW846 6010B**	**10/20-10/31/08**	**K06DC1A5**
		Dilution Factor: 1		Analysis Time..: 03:02	Analyst ID.....: 022952	
		Instrument ID..: TRACEICP		MS Run #.....: 8294090	MDL.....: 4.6	
Iron	**597**	**100**	**ug/L**	**SW846 6010B**	**10/20-10/31/08**	**K06DC1A6**
		Dilution Factor: 1		Analysis Time..: 03:02	Analyst ID.....: 022952	
		Instrument ID..: TRACEICP		MS Run #.....: 8294090	MDL.....: 8.4	
Potassium	**1320 B**	**5000**	**ug/L**	**SW846 6010B**	**10/20-10/31/08**	**K06DC1A7**
		Dilution Factor: 1		Analysis Time..: 03:02	Analyst ID.....: 022952	
		Instrument ID..: TRACEICP		MS Run #.....: 8294090	MDL.....: 750	
Magnesium	**3780 B**	**5000**	**ug/L**	**SW846 6010B**	**10/20-10/31/08**	**K06DC1A8**
		Dilution Factor: 1		Analysis Time..: 03:02	Analyst ID.....: 022952	
		Instrument ID..: TRACEICP		MS Run #.....: 8294090	MDL.....: 21.8	
Manganese	**141**	**15.0**	**ug/L**	**SW846 6010B**	**10/20-10/31/08**	**K06DC1A9**
		Dilution Factor: 1		Analysis Time..: 03:02	Analyst ID.....: 022952	
		Instrument ID..: TRACEICP		MS Run #.....: 8294090	MDL.....: 0.57	
Sodium	**10300**	**5000**	**ug/L**	**SW846 6010B**	**10/20-10/31/08**	**K06DC1AA**
		Dilution Factor: 1		Analysis Time..: 03:02	Analyst ID.....: 022952	
		Instrument ID..: TRACEICP		MS Run #.....: 8294090	MDL.....: 145	
Nickel	**1.6 B**	**40.0**	**ug/L**	**SW846 6010B**	**10/20-10/31/08**	**K06DC1AC**
		Dilution Factor: 1		Analysis Time..: 03:02	Analyst ID.....: 022952	
		Instrument ID..: TRACEICP		MS Run #.....: 8294090	MDL.....: 0.78	
Lead	**3.3**	**3.0**	**ug/L**	**SW846 6010B**	**10/20-10/31/08**	**K06DC1AD**
		Dilution Factor: 1		Analysis Time..: 03:02	Analyst ID.....: 022952	
		Instrument ID..: TRACEICP		MS Run #.....: 8294090	MDL.....: 1.7	
Selenium	ND	5.0	ug/L	SW846 6010B	10/20-10/31/08	K06DC1AE
		Dilution Factor: 1		Analysis Time..: 03:02	Analyst ID.....: 022952	
		Instrument ID..: TRACEICP		MS Run #.....: 8294090	MDL.....: 2.9	
Thallium	ND	10.0	ug/L	SW846 6010B	10/20-10/31/08	K06DC1AF
		Dilution Factor: 1		Analysis Time..: 03:02	Analyst ID.....: 022952	
		Instrument ID..: TRACEICP		MS Run #.....: 8294090	MDL.....: 2.8	

(Continued on next page)

MACTEC Engineering and Consulting Inc

Client Sample ID: RFI-45-1008

TOTAL Metals

Lot-Sample #...: C8J180171-002 **Matrix.....:** WATER

PARAMETER	RESULT	REPORTING LIMIT	UNITS	METHOD	PREPARATION-ANALYSIS DATE	WORK ORDER #
Antimony	ND	10.0	ug/L	SW846 6010B	10/20-10/31/08	K06DC1AG
		Dilution Factor: 1		Analysis Time..: 03:02	Analyst ID.....: 022952	
		Instrument ID..: TRACEICP		MS Run #.....: 8294090	MDL.....: 1.8	
Vanadium	ND	50.0	ug/L	SW846 6010B	10/20-10/31/08	K06DC1AH
		Dilution Factor: 1		Analysis Time..: 03:02	Analyst ID.....: 022952	
		Instrument ID..: TRACEICP		MS Run #.....: 8294090	MDL.....: 2.4	
Zinc	**46.6 J**	**20.0**	**ug/L**	**SW846 6010B**	**10/20-10/31/08**	**K06DC1AJ**
		Dilution Factor: 1		Analysis Time..: 03:02	Analyst ID.....: 022952	
		Instrument ID..: TRACEICP		MS Run #.....: 8294090	MDL.....: 3.1	
Prep Batch #...: 8298122						
Mercury	ND	0.20	ug/L	SW846 7470A	10/24/08	K06DC1AK
		Dilution Factor: 1		Analysis Time..: 11:59	Analyst ID.....: 401509	
		Instrument ID..: HGHYDRA		MS Run #.....: 8298064	MDL.....: 0.016	

NOTE(S):

B Estimated result. Result is less than RL.

J Method blank contamination. The associated method blank contains the target analyte at a reportable level.

MACTEC Engineering and Consulting Inc

Client Sample ID: RFI-39-1008

TOTAL Metals

Lot-Sample #...: C8J180171-003 **Matrix.....:** WATER
Date Sampled...: 10/16/08 **Date Received..:** 10/18/08

PARAMETER	RESULT	REPORTING LIMIT	UNITS	METHOD	PREPARATION-ANALYSIS DATE	WORK ORDER #
Prep Batch #...: 8294159						
Silver	ND	5.0	ug/L	SW846 6010B	10/20-10/31/08	K06DF1AU
		Dilution Factor: 1		Analysis Time..: 03:07	Analyst ID.....: 022952	
		Instrument ID..: TRACEICP		MS Run #.....: 8294090	MDL.....: 0.54	
Aluminum	**70.8 B**	**200**	**ug/L**	**SW846 6010B**	**10/20-10/31/08**	**K06DF1AV**
		Dilution Factor: 1		Analysis Time..: 03:07	Analyst ID.....: 022952	
		Instrument ID..: TRACEICP		MS Run #.....: 8294090	MDL.....: 16.2	
Arsenic	**7.2 B**	**10.0**	**ug/L**	**SW846 6010B**	**10/20-10/31/08**	**K06DF1AW**
		Dilution Factor: 1		Analysis Time..: 03:07	Analyst ID.....: 022952	
		Instrument ID..: TRACEICP		MS Run #.....: 8294090	MDL.....: 2.0	
Barium	**42.2 B,J**	**200**	**ug/L**	**SW846 6010B**	**10/20-10/31/08**	**K06DF1AX**
		Dilution Factor: 1		Analysis Time..: 03:07	Analyst ID.....: 022952	
		Instrument ID..: TRACEICP		MS Run #.....: 8294090	MDL.....: 0.26	
Beryllium	ND	4.0	ug/L	SW846 6010B	10/20-10/31/08	K06DF1A0
		Dilution Factor: 1		Analysis Time..: 03:07	Analyst ID.....: 022952	
		Instrument ID..: TRACEICP		MS Run #.....: 8294090	MDL.....: 0.18	
Calcium	**485000 J**	**5000**	**ug/L**	**SW846 6010B**	**10/20-10/31/08**	**K06DF1A1**
		Dilution Factor: 1		Analysis Time..: 03:07	Analyst ID.....: 022952	
		Instrument ID..: TRACEICP		MS Run #.....: 8294090	MDL.....: 17.7	
Cadmium	ND	5.0	ug/L	SW846 6010B	10/20-10/31/08	K06DF1A2
		Dilution Factor: 1		Analysis Time..: 03:07	Analyst ID.....: 022952	
		Instrument ID..: TRACEICP		MS Run #.....: 8294090	MDL.....: 0.21	
Cobalt	ND	50.0	ug/L	SW846 6010B	10/20-10/31/08	K06DF1A3
		Dilution Factor: 1		Analysis Time..: 03:07	Analyst ID.....: 022952	
		Instrument ID..: TRACEICP		MS Run #.....: 8294090	MDL.....: 0.45	
Chromium	**1.2 B**	**5.0**	**ug/L**	**SW846 6010B**	**10/20-10/31/08**	**K06DF1A4**
		Dilution Factor: 1		Analysis Time..: 03:07	Analyst ID.....: 022952	
		Instrument ID..: TRACEICP		MS Run #.....: 8294090	MDL.....: 1.1	

(Continued on next page)

MACTEC Engineering and Consulting Inc

Client Sample ID: RFI-39-1008

TOTAL Metals

Lot-Sample #...: C8J180171-003 **Matrix.....:** WATER

PARAMETER	RESULT	REPORTING LIMIT	UNITS	METHOD	PREPARATION-ANALYSIS DATE	WORK ORDER #
Copper	ND	25.0	ug/L	SW846 6010B	10/20-10/31/08	K06DF1A5
		Dilution Factor: 1		Analysis Time..: 03:07	Analyst ID.....: 022952	
		Instrument ID..: TRACEICP		MS Run #.....: 8294090	MDL.....: 4.6	
Iron	**350**	**100**	**ug/L**	**SW846 6010B**	**10/20-10/31/08**	**K06DF1A6**
		Dilution Factor: 1		Analysis Time..: 03:07	Analyst ID.....: 022952	
		Instrument ID..: TRACEICP		MS Run #.....: 8294090	MDL.....: 8.4	
Potassium	**92200**	**5000**	**ug/L**	**SW846 6010B**	**10/20-10/31/08**	**K06DF1A7**
		Dilution Factor: 1		Analysis Time..: 03:07	Analyst ID.....: 022952	
		Instrument ID..: TRACEICP		MS Run #.....: 8294090	MDL.....: 750	
Magnesium	**4650 B**	**5000**	**ug/L**	**SW846 6010B**	**10/20-10/31/08**	**K06DF1A8**
		Dilution Factor: 1		Analysis Time..: 03:07	Analyst ID.....: 022952	
		Instrument ID..: TRACEICP		MS Run #.....: 8294090	MDL.....: 21.8	
Manganese	**113**	**15.0**	**ug/L**	**SW846 6010B**	**10/20-10/31/08**	**K06DF1A9**
		Dilution Factor: 1		Analysis Time..: 03:07	Analyst ID.....: 022952	
		Instrument ID..: TRACEICP		MS Run #.....: 8294090	MDL.....: 0.57	
Sodium	**1990000**	**50000**	**ug/L**	**SW846 6010B**	**10/20-10/31/08**	**K06DF1AA**
		Dilution Factor: 10		Analysis Time..: 13:17	Analyst ID.....: 022952	
		Instrument ID..: TRACEICP		MS Run #.....: 8294090	MDL.....: 1450	
Nickel	**3.5 B**	**40.0**	**ug/L**	**SW846 6010B**	**10/20-10/31/08**	**K06DF1AC**
		Dilution Factor: 1		Analysis Time..: 03:07	Analyst ID.....: 022952	
		Instrument ID..: TRACEICP		MS Run #.....: 8294090	MDL.....: 0.78	
Lead	ND	3.0	ug/L	SW846 6010B	10/20-10/31/08	K06DF1AD
		Dilution Factor: 1		Analysis Time..: 03:07	Analyst ID.....: 022952	
		Instrument ID..: TRACEICP		MS Run #.....: 8294090	MDL.....: 1.7	
Selenium	ND	5.0	ug/L	SW846 6010B	10/20-10/31/08	K06DF1AE
		Dilution Factor: 1		Analysis Time..: 03:07	Analyst ID.....: 022952	
		Instrument ID..: TRACEICP		MS Run #.....: 8294090	MDL.....: 2.9	
Thallium	ND	10.0	ug/L	SW846 6010B	10/20-10/31/08	K06DF1AF
		Dilution Factor: 1		Analysis Time..: 03:07	Analyst ID.....: 022952	
		Instrument ID..: TRACEICP		MS Run #.....: 8294090	MDL.....: 2.8	

(Continued on next page)

MACTEC Engineering and Consulting Inc

Client Sample ID: RFI-39-1008

TOTAL Metals

Lot-Sample #...: C8J180171-003 **Matrix.....:** WATER

PARAMETER	RESULT	REPORTING LIMIT	UNITS	METHOD	PREPARATION-ANALYSIS DATE	WORK ORDER #
Antimony	ND	10.0	ug/L	SW846 6010B	10/20-10/31/08	K06DF1AG
		Dilution Factor: 1		Analysis Time..: 03:07	Analyst ID.....: 022952	
		Instrument ID..: TRACEICP		MS Run #.....: 8294090	MDL.....: 1.8	
Vanadium	ND	50.0	ug/L	SW846 6010B	10/20-10/31/08	K06DF1AH
		Dilution Factor: 1		Analysis Time..: 03:07	Analyst ID.....: 022952	
		Instrument ID..: TRACEICP		MS Run #.....: 8294090	MDL.....: 2.4	
Zinc	**20.2 J**	**20.0**	**ug/L**	**SW846 6010B**	**10/20-10/31/08**	**K06DF1AJ**
		Dilution Factor: 1		Analysis Time..: 03:07	Analyst ID.....: 022952	
		Instrument ID..: TRACEICP		MS Run #.....: 8294090	MDL.....: 3.1	
Prep Batch #...: 8298122						
Mercury	ND	0.20	ug/L	SW846 7470A	10/24/08	K06DF1AK
		Dilution Factor: 1		Analysis Time..: 12:00	Analyst ID.....: 401509	
		Instrument ID..: HGHYDRA		MS Run #.....: 8298064	MDL.....: 0.016	

NOTE(S):

B Estimated result. Result is less than RL.

J Method blank contamination. The associated method blank contains the target analyte at a reportable level.

MACTEC Engineering and Consulting Inc

Client Sample ID: RFI-PZ-19-1008

TOTAL Metals

Lot-Sample #...: C8J180171-004 **Matrix.....:** WATER
Date Sampled...: 10/16/08 **Date Received..:** 10/18/08

PARAMETER	RESULT	REPORTING LIMIT	UNITS	METHOD	PREPARATION-ANALYSIS DATE	WORK ORDER #
Prep Batch #...: 8294159						
Silver	**7.9**	**5.0**	**ug/L**	**SW846 6010B**	**10/20-10/31/08**	**K06DG1AU**
		Dilution Factor: 1		Analysis Time..: 03:13	Analyst ID.....: 022952	
		Instrument ID..: TRACEICP		MS Run #.....: 8294090	MDL.....: 0.54	
Aluminum	**53.4 B**	**200**	**ug/L**	**SW846 6010B**	**10/20-10/31/08**	**K06DG1AV**
		Dilution Factor: 1		Analysis Time..: 03:13	Analyst ID.....: 022952	
		Instrument ID..: TRACEICP		MS Run #.....: 8294090	MDL.....: 16.2	
Arsenic	ND	10.0	ug/L	SW846 6010B	10/20-10/31/08	K06DG1AW
		Dilution Factor: 1		Analysis Time..: 03:13	Analyst ID.....: 022952	
		Instrument ID..: TRACEICP		MS Run #.....: 8294090	MDL.....: 2.0	
Barium	**43.3 B,J**	**200**	**ug/L**	**SW846 6010B**	**10/20-10/31/08**	**K06DG1AX**
		Dilution Factor: 1		Analysis Time..: 03:13	Analyst ID.....: 022952	
		Instrument ID..: TRACEICP		MS Run #.....: 8294090	MDL.....: 0.26	
Beryllium	ND	4.0	ug/L	SW846 6010B	10/20-10/31/08	K06DG1A0
		Dilution Factor: 1		Analysis Time..: 03:13	Analyst ID.....: 022952	
		Instrument ID..: TRACEICP		MS Run #.....: 8294090	MDL.....: 0.18	
Calcium	**499000 J**	**5000**	**ug/L**	**SW846 6010B**	**10/20-10/31/08**	**K06DG1A1**
		Dilution Factor: 1		Analysis Time..: 03:13	Analyst ID.....: 022952	
		Instrument ID..: TRACEICP		MS Run #.....: 8294090	MDL.....: 17.7	
Cadmium	**13.0 B**	**25.0**	**ug/L**	**SW846 6010B**	**10/20-10/31/08**	**K06DG1A2**
		Dilution Factor: 5		Analysis Time..: 13:23	Analyst ID.....: 022952	
		Instrument ID..: TRACEICP		MS Run #.....: 8294090	MDL.....: 1.0	
Cobalt	ND	50.0	ug/L	SW846 6010B	10/20-10/31/08	K06DG1A3
		Dilution Factor: 1		Analysis Time..: 03:13	Analyst ID.....: 022952	
		Instrument ID..: TRACEICP		MS Run #.....: 8294090	MDL.....: 0.45	
Chromium	ND	25.0	ug/L	SW846 6010B	10/20-10/31/08	K06DG1A4
		Dilution Factor: 5		Analysis Time..: 13:23	Analyst ID.....: 022952	
		Instrument ID..: TRACEICP		MS Run #.....: 8294090	MDL.....: 5.4	

(Continued on next page)

MACTEC Engineering and Consulting Inc

Client Sample ID: RFI-PZ-19-1008

TOTAL Metals

Lot-Sample #...: C8J180171-004 **Matrix.....:** WATER

PARAMETER	RESULT	REPORTING LIMIT	UNITS	METHOD	PREPARATION-ANALYSIS DATE	WORK ORDER #
Copper	ND	25.0	ug/L	SW846 6010B	10/20-10/31/08	K06DG1A5
		Dilution Factor: 1		Analysis Time..: 03:13	Analyst ID.....: 022952	
		Instrument ID..: TRACEICP		MS Run #.....: 8294090	MDL.....: 4.6	
Iron	**971000**	**500**	**ug/L**	**SW846 6010B**	**10/20-10/31/08**	**K06DG1A6**
		Dilution Factor: 5		Analysis Time..: 13:23	Analyst ID.....: 022952	
		Instrument ID..: TRACEICP		MS Run #.....: 8294090	MDL.....: 42.0	
Potassium	**28600**	**5000**	**ug/L**	**SW846 6010B**	**10/20-10/31/08**	**K06DG1A7**
		Dilution Factor: 1		Analysis Time..: 03:13	Analyst ID.....: 022952	
		Instrument ID..: TRACEICP		MS Run #.....: 8294090	MDL.....: 750	
Magnesium	**357000**	**5000**	**ug/L**	**SW846 6010B**	**10/20-10/31/08**	**K06DG1A8**
		Dilution Factor: 1		Analysis Time..: 03:13	Analyst ID.....: 022952	
		Instrument ID..: TRACEICP		MS Run #.....: 8294090	MDL.....: 21.8	
Manganese	**25800**	**75.0**	**ug/L**	**SW846 6010B**	**10/20-10/31/08**	**K06DG1A9**
		Dilution Factor: 5		Analysis Time..: 13:23	Analyst ID.....: 022952	
		Instrument ID..: TRACEICP		MS Run #.....: 8294090	MDL.....: 2.8	
Sodium	**156000**	**25000**	**ug/L**	**SW846 6010B**	**10/20-10/31/08**	**K06DG1AA**
		Dilution Factor: 5		Analysis Time..: 13:23	Analyst ID.....: 022952	
		Instrument ID..: TRACEICP		MS Run #.....: 8294090	MDL.....: 726	
Nickel	**1.4 B**	**40.0**	**ug/L**	**SW846 6010B**	**10/20-10/31/08**	**K06DG1AC**
		Dilution Factor: 1		Analysis Time..: 03:13	Analyst ID.....: 022952	
		Instrument ID..: TRACEICP		MS Run #.....: 8294090	MDL.....: 0.78	
Lead	ND	15.0	ug/L	SW846 6010B	10/20-10/31/08	K06DG1AD
		Dilution Factor: 5		Analysis Time..: 13:23	Analyst ID.....: 022952	
		Instrument ID..: TRACEICP		MS Run #.....: 8294090	MDL.....: 8.6	
Selenium	ND	25.0	ug/L	SW846 6010B	10/20-10/31/08	K06DG1AE
		Dilution Factor: 5		Analysis Time..: 13:23	Analyst ID.....: 022952	
		Instrument ID..: TRACEICP		MS Run #.....: 8294090	MDL.....: 14.5	
Thallium	ND	50.0	ug/L	SW846 6010B	10/20-10/31/08	K06DG1AF
		Dilution Factor: 5		Analysis Time..: 13:23	Analyst ID.....: 022952	
		Instrument ID..: TRACEICP		MS Run #.....: 8294090	MDL.....: 13.8	

(Continued on next page)

MACTEC Engineering and Consulting Inc

Client Sample ID: RFI-PZ-19-1008

TOTAL Metals

Lot-Sample #...: C8J180171-004 **Matrix.....:** WATER

PARAMETER	RESULT	REPORTING LIMIT	UNITS	METHOD	PREPARATION-ANALYSIS DATE	WORK ORDER #
Antimony	ND	50.0	ug/L	SW846 6010B	10/20-10/31/08	K06DG1AG
		Dilution Factor: 5		Analysis Time..: 13:23	Analyst ID.....: 022952	
		Instrument ID..: TRACEICP		MS Run #.....: 8294090	MDL.....: 8.9	
Vanadium	ND	250	ug/L	SW846 6010B	10/20-10/31/08	K06DG1AH
		Dilution Factor: 5		Analysis Time..: 13:23	Analyst ID.....: 022952	
		Instrument ID..: TRACEICP		MS Run #.....: 8294090	MDL.....: 11.9	
Zinc	ND	100	ug/L	SW846 6010B	10/20-10/31/08	K06DG1AJ
		Dilution Factor: 5		Analysis Time..: 13:23	Analyst ID.....: 022952	
		Instrument ID..: TRACEICP		MS Run #.....: 8294090	MDL.....: 15.3	

Prep Batch #...: 8298122

Mercury	**0.030 B,J**	**0.20**	**ug/L**	**SW846 7470A**	**10/24/08**	**K06DG1AK**
		Dilution Factor: 1		Analysis Time..: 12:02	Analyst ID.....: 401509	
		Instrument ID..: HGHYDRA		MS Run #.....: 8298064	MDL.....: 0.016	

NOTE(S):

B Estimated result. Result is less than RL.

J Method blank contamination. The associated method blank contains the target analyte at a reportable level.

MACTEC Engineering and Consulting Inc

Client Sample ID: RFI-PZ-18-1008

TOTAL Metals

Lot-Sample #...: C8J180171-005 **Matrix.....:** WATER
Date Sampled...: 10/16/08 **Date Received..:** 10/18/08

PARAMETER	RESULT	REPORTING LIMIT	UNITS	METHOD	PREPARATION-ANALYSIS DATE	WORK ORDER #
Prep Batch #...: 8294159						
Silver	**0.82 B**	**5.0**	**ug/L**	**SW846 6010B**	**10/20-10/31/08**	**K06DH1AU**
		Dilution Factor: 1		Analysis Time..: 03:21	Analyst ID.....: 022952	
		Instrument ID..: TRACEICP		MS Run #.....: 8294090	MDL.....: 0.54	
Aluminum	ND	200	ug/L	SW846 6010B	10/20-10/31/08	K06DH1AV
		Dilution Factor: 1		Analysis Time..: 03:21	Analyst ID.....: 022952	
		Instrument ID..: TRACEICP		MS Run #.....: 8294090	MDL.....: 16.2	
Arsenic	ND	10.0	ug/L	SW846 6010B	10/20-10/31/08	K06DH1AW
		Dilution Factor: 1		Analysis Time..: 03:21	Analyst ID.....: 022952	
		Instrument ID..: TRACEICP		MS Run #.....: 8294090	MDL.....: 2.0	
Barium	**204 J**	**200**	**ug/L**	**SW846 6010B**	**10/20-10/31/08**	**K06DH1AX**
		Dilution Factor: 1		Analysis Time..: 03:21	Analyst ID.....: 022952	
		Instrument ID..: TRACEICP		MS Run #.....: 8294090	MDL.....: 0.26	
Beryllium	**0.35 B,J**	**4.0**	**ug/L**	**SW846 6010B**	**10/20-10/31/08**	**K06DH1A0**
		Dilution Factor: 1		Analysis Time..: 03:21	Analyst ID.....: 022952	
		Instrument ID..: TRACEICP		MS Run #.....: 8294090	MDL.....: 0.18	
Calcium	**198000 J**	**5000**	**ug/L**	**SW846 6010B**	**10/20-10/31/08**	**K06DH1A1**
		Dilution Factor: 1		Analysis Time..: 03:21	Analyst ID.....: 022952	
		Instrument ID..: TRACEICP		MS Run #.....: 8294090	MDL.....: 17.7	
Cadmium	ND	5.0	ug/L	SW846 6010B	10/20-10/31/08	K06DH1A2
		Dilution Factor: 1		Analysis Time..: 03:21	Analyst ID.....: 022952	
		Instrument ID..: TRACEICP		MS Run #.....: 8294090	MDL.....: 0.21	
Cobalt	ND	50.0	ug/L	SW846 6010B	10/20-10/31/08	K06DH1A3
		Dilution Factor: 1		Analysis Time..: 03:21	Analyst ID.....: 022952	
		Instrument ID..: TRACEICP		MS Run #.....: 8294090	MDL.....: 0.45	
Chromium	**1.2 B**	**5.0**	**ug/L**	**SW846 6010B**	**10/20-10/31/08**	**K06DH1A4**
		Dilution Factor: 1		Analysis Time..: 03:21	Analyst ID.....: 022952	
		Instrument ID..: TRACEICP		MS Run #.....: 8294090	MDL.....: 1.1	

(Continued on next page)

MACTEC Engineering and Consulting Inc

Client Sample ID: RFI-PZ-18-1008

TOTAL Metals

Lot-Sample #...: C8J180171-005 **Matrix.....:** WATER

PARAMETER	RESULT	REPORTING LIMIT	UNITS	METHOD	PREPARATION-ANALYSIS DATE	WORK ORDER #
Copper	**19.4 B,J**	**25.0**	**ug/L**	**SW846 6010B**	**10/20-10/31/08**	**K06DH1A5**
		Dilution Factor: 1		Analysis Time..: 03:21	Analyst ID.....: 022952	
		Instrument ID..: TRACEICP		MS Run #.....: 8294090	MDL.....: 4.6	
Iron	**143**	**100**	**ug/L**	**SW846 6010B**	**10/20-10/31/08**	**K06DH1A6**
		Dilution Factor: 1		Analysis Time..: 03:21	Analyst ID.....: 022952	
		Instrument ID..: TRACEICP		MS Run #.....: 8294090	MDL.....: 8.4	
Potassium	**6300**	**5000**	**ug/L**	**SW846 6010B**	**10/20-10/31/08**	**K06DH1A7**
		Dilution Factor: 1		Analysis Time..: 03:21	Analyst ID.....: 022952	
		Instrument ID..: TRACEICP		MS Run #.....: 8294090	MDL.....: 750	
Magnesium	**26000**	**5000**	**ug/L**	**SW846 6010B**	**10/20-10/31/08**	**K06DH1A8**
		Dilution Factor: 1		Analysis Time..: 03:21	Analyst ID.....: 022952	
		Instrument ID..: TRACEICP		MS Run #.....: 8294090	MDL.....: 21.8	
Manganese	**789**	**15.0**	**ug/L**	**SW846 6010B**	**10/20-10/31/08**	**K06DH1A9**
		Dilution Factor: 1		Analysis Time..: 03:21	Analyst ID.....: 022952	
		Instrument ID..: TRACEICP		MS Run #.....: 8294090	MDL.....: 0.57	
Sodium	**21700**	**5000**	**ug/L**	**SW846 6010B**	**10/20-10/31/08**	**K06DH1AA**
		Dilution Factor: 1		Analysis Time..: 03:21	Analyst ID.....: 022952	
		Instrument ID..: TRACEICP		MS Run #.....: 8294090	MDL.....: 145	
Nickel	ND	40.0	ug/L	SW846 6010B	10/20-10/31/08	K06DH1AC
		Dilution Factor: 1		Analysis Time..: 03:21	Analyst ID.....: 022952	
		Instrument ID..: TRACEICP		MS Run #.....: 8294090	MDL.....: 0.78	
Lead	ND	3.0	ug/L	SW846 6010B	10/20-10/31/08	K06DH1AD
		Dilution Factor: 1		Analysis Time..: 03:21	Analyst ID.....: 022952	
		Instrument ID..: TRACEICP		MS Run #.....: 8294090	MDL.....: 1.7	
Selenium	ND	5.0	ug/L	SW846 6010B	10/20-10/31/08	K06DH1AE
		Dilution Factor: 1		Analysis Time..: 03:21	Analyst ID.....: 022952	
		Instrument ID..: TRACEICP		MS Run #.....: 8294090	MDL.....: 2.9	
Thallium	ND	10.0	ug/L	SW846 6010B	10/20-10/31/08	K06DH1AF
		Dilution Factor: 1		Analysis Time..: 03:21	Analyst ID.....: 022952	
		Instrument ID..: TRACEICP		MS Run #.....: 8294090	MDL.....: 2.8	

(Continued on next page)

MACTEC Engineering and Consulting Inc

Client Sample ID: RFI-PZ-18-1008

TOTAL Metals

Lot-Sample #...: C8J180171-005 **Matrix.....:** WATER

PARAMETER	RESULT	REPORTING LIMIT	UNITS	METHOD	PREPARATION-ANALYSIS DATE	WORK ORDER #
Antimony	ND	10.0	ug/L	SW846 6010B	10/20-10/31/08	K06DH1AG
		Dilution Factor: 1		Analysis Time..: 03:21	Analyst ID.....: 022952	
		Instrument ID..: TRACEICP		MS Run #.....: 8294090	MDL.....: 1.8	
Vanadium	**4.5 B**	**50.0**	**ug/L**	**SW846 6010B**	**10/20-10/31/08**	**K06DH1AH**
		Dilution Factor: 1		Analysis Time..: 03:21	Analyst ID.....: 022952	
		Instrument ID..: TRACEICP		MS Run #.....: 8294090	MDL.....: 2.4	
Zinc	**10.3 B,J**	**20.0**	**ug/L**	**SW846 6010B**	**10/20-10/31/08**	**K06DH1AJ**
		Dilution Factor: 1		Analysis Time..: 03:21	Analyst ID.....: 022952	
		Instrument ID..: TRACEICP		MS Run #.....: 8294090	MDL.....: 3.1	
Prep Batch #...: 8298122						
Mercury	ND	0.20	ug/L	SW846 7470A	10/24/08	K06DH1AK
		Dilution Factor: 1		Analysis Time..: 12:04	Analyst ID.....: 401509	
		Instrument ID..: HGHYDRA		MS Run #.....: 8298064	MDL.....: 0.016	

NOTE(S):

B Estimated result. Result is less than RL.

J Method blank contamination. The associated method blank contains the target analyte at a reportable level.

MACTEC Engineering and Consulting Inc

Client Sample ID: RFI-51-1008

TOTAL Metals

Lot-Sample #...: C8J180171-006 **Matrix.....:** WATER
Date Sampled...: 10/16/08 **Date Received..:** 10/18/08

PARAMETER	RESULT	REPORTING LIMIT	UNITS	METHOD	PREPARATION-ANALYSIS DATE	WORK ORDER #
Prep Batch #...: 8294159						
Silver	**0.80 B**	**5.0**	**ug/L**	**SW846 6010B**	**10/20-10/31/08**	**K06DJ1AU**
		Dilution Factor: 1		Analysis Time..: 03:26	Analyst ID.....: 022952	
		Instrument ID..: TRACEICP		MS Run #.....: 8294090	MDL.....: 0.54	
Aluminum	ND	200	ug/L	SW846 6010B	10/20-10/31/08	K06DJ1AV
		Dilution Factor: 1		Analysis Time..: 03:26	Analyst ID.....: 022952	
		Instrument ID..: TRACEICP		MS Run #.....: 8294090	MDL.....: 16.2	
Arsenic	**940**	**10.0**	**ug/L**	**SW846 6010B**	**10/20-10/31/08**	**K06DJ1AW**
		Dilution Factor: 1		Analysis Time..: 03:26	Analyst ID.....: 022952	
		Instrument ID..: TRACEICP		MS Run #.....: 8294090	MDL.....: 2.0	
Barium	**20.8 B,J**	**200**	**ug/L**	**SW846 6010B**	**10/20-10/31/08**	**K06DJ1AX**
		Dilution Factor: 1		Analysis Time..: 03:26	Analyst ID.....: 022952	
		Instrument ID..: TRACEICP		MS Run #.....: 8294090	MDL.....: 0.26	
Beryllium	**0.36 B,J**	**4.0**	**ug/L**	**SW846 6010B**	**10/20-10/31/08**	**K06DJ1A0**
		Dilution Factor: 1		Analysis Time..: 03:26	Analyst ID.....: 022952	
		Instrument ID..: TRACEICP		MS Run #.....: 8294090	MDL.....: 0.18	
Calcium	**533000 J**	**5000**	**ug/L**	**SW846 6010B**	**10/20-10/31/08**	**K06DJ1A1**
		Dilution Factor: 1		Analysis Time..: 03:26	Analyst ID.....: 022952	
		Instrument ID..: TRACEICP		MS Run #.....: 8294090	MDL.....: 17.7	
Cadmium	**0.55 B**	**5.0**	**ug/L**	**SW846 6010B**	**10/20-10/31/08**	**K06DJ1A2**
		Dilution Factor: 1		Analysis Time..: 03:26	Analyst ID.....: 022952	
		Instrument ID..: TRACEICP		MS Run #.....: 8294090	MDL.....: 0.21	
Cobalt	**1.3 B**	**50.0**	**ug/L**	**SW846 6010B**	**10/20-10/31/08**	**K06DJ1A3**
		Dilution Factor: 1		Analysis Time..: 03:26	Analyst ID.....: 022952	
		Instrument ID..: TRACEICP		MS Run #.....: 8294090	MDL.....: 0.45	
Chromium	ND	5.0	ug/L	SW846 6010B	10/20-10/31/08	K06DJ1A4
		Dilution Factor: 1		Analysis Time..: 03:26	Analyst ID.....: 022952	
		Instrument ID..: TRACEICP		MS Run #.....: 8294090	MDL.....: 1.1	

(Continued on next page)

MACTEC Engineering and Consulting Inc

Client Sample ID: RFI-51-1008

TOTAL Metals

Lot-Sample #...: C8J180171-006 **Matrix.....:** WATER

PARAMETER	RESULT	REPORTING LIMIT	UNITS	METHOD	PREPARATION-ANALYSIS DATE	WORK ORDER #
Copper	ND	25.0	ug/L	SW846 6010B	10/20-10/31/08	K06DJ1A5
		Dilution Factor: 1		Analysis Time..: 03:26	Analyst ID.....: 022952	
		Instrument ID..: TRACEICP		MS Run #.....: 8294090	MDL.....: 4.6	
Iron	**34300**	**100**	**ug/L**	**SW846 6010B**	**10/20-10/31/08**	**K06DJ1A6**
		Dilution Factor: 1		Analysis Time..: 03:26	Analyst ID.....: 022952	
		Instrument ID..: TRACEICP		MS Run #.....: 8294090	MDL.....: 8.4	
Potassium	**29900**	**5000**	**ug/L**	**SW846 6010B**	**10/20-10/31/08**	**K06DJ1A7**
		Dilution Factor: 1		Analysis Time..: 03:26	Analyst ID.....: 022952	
		Instrument ID..: TRACEICP		MS Run #.....: 8294090	MDL.....: 750	
Magnesium	**78100**	**5000**	**ug/L**	**SW846 6010B**	**10/20-10/31/08**	**K06DJ1A8**
		Dilution Factor: 1		Analysis Time..: 03:26	Analyst ID.....: 022952	
		Instrument ID..: TRACEICP		MS Run #.....: 8294090	MDL.....: 21.8	
Manganese	**1390**	**15.0**	**ug/L**	**SW846 6010B**	**10/20-10/31/08**	**K06DJ1A9**
		Dilution Factor: 1		Analysis Time..: 03:26	Analyst ID.....: 022952	
		Instrument ID..: TRACEICP		MS Run #.....: 8294090	MDL.....: 0.57	
Sodium	**141000**	**5000**	**ug/L**	**SW846 6010B**	**10/20-10/31/08**	**K06DJ1AA**
		Dilution Factor: 1		Analysis Time..: 03:26	Analyst ID.....: 022952	
		Instrument ID..: TRACEICP		MS Run #.....: 8294090	MDL.....: 145	
Nickel	**3.1 B**	**40.0**	**ug/L**	**SW846 6010B**	**10/20-10/31/08**	**K06DJ1AC**
		Dilution Factor: 1		Analysis Time..: 03:26	Analyst ID.....: 022952	
		Instrument ID..: TRACEICP		MS Run #.....: 8294090	MDL.....: 0.78	
Lead	ND	3.0	ug/L	SW846 6010B	10/20-10/31/08	K06DJ1AD
		Dilution Factor: 1		Analysis Time..: 03:26	Analyst ID.....: 022952	
		Instrument ID..: TRACEICP		MS Run #.....: 8294090	MDL.....: 1.7	
Selenium	ND	5.0	ug/L	SW846 6010B	10/20-10/31/08	K06DJ1AE
		Dilution Factor: 1		Analysis Time..: 03:26	Analyst ID.....: 022952	
		Instrument ID..: TRACEICP		MS Run #.....: 8294090	MDL.....: 2.9	
Thallium	ND	10.0	ug/L	SW846 6010B	10/20-10/31/08	K06DJ1AF
		Dilution Factor: 1		Analysis Time..: 03:26	Analyst ID.....: 022952	
		Instrument ID..: TRACEICP		MS Run #.....: 8294090	MDL.....: 2.8	

(Continued on next page)

MACTEC Engineering and Consulting Inc

Client Sample ID: RFI-51-1008

TOTAL Metals

Lot-Sample #...: C8J180171-006 **Matrix.....:** WATER

PARAMETER	RESULT	REPORTING LIMIT	UNITS	METHOD	PREPARATION-ANALYSIS DATE	WORK ORDER #
Antimony	ND	10.0	ug/L	SW846 6010B	10/20-10/31/08	K06DJ1AG
		Dilution Factor: 1		Analysis Time..: 03:26	Analyst ID.....: 022952	
		Instrument ID..: TRACEICP		MS Run #.....: 8294090	MDL.....: 1.8	
Vanadium	ND	50.0	ug/L	SW846 6010B	10/20-10/31/08	K06DJ1AH
		Dilution Factor: 1		Analysis Time..: 03:26	Analyst ID.....: 022952	
		Instrument ID..: TRACEICP		MS Run #.....: 8294090	MDL.....: 2.4	
Zinc	**8.5 B,J**	**20.0**	**ug/L**	**SW846 6010B**	**10/20-10/31/08**	**K06DJ1AJ**
		Dilution Factor: 1		Analysis Time..: 03:26	Analyst ID.....: 022952	
		Instrument ID..: TRACEICP		MS Run #.....: 8294090	MDL.....: 3.1	
Prep Batch #...: 8298122						
Mercury	ND	0.20	ug/L	SW846 7470A	10/24/08	K06DJ1AK
		Dilution Factor: 1		Analysis Time..: 12:05	Analyst ID.....: 401509	
		Instrument ID..: HGHYDRA		MS Run #.....: 8298064	MDL.....: 0.016	

NOTE(S):

B Estimated result. Result is less than RL.

J Method blank contamination. The associated method blank contains the target analyte at a reportable level.

MACTEC Engineering and Consulting Inc

Client Sample ID: RFI-36-1008

TOTAL Metals

Lot-Sample #...: C8J180171-007 **Matrix.....:** WATER
Date Sampled...: 10/16/08 **Date Received..:** 10/18/08

PARAMETER	RESULT	REPORTING LIMIT	UNITS	METHOD	PREPARATION-ANALYSIS DATE	WORK ORDER #
Prep Batch #...: 8294159						
Silver	ND	5.0	ug/L	SW846 6010B	10/20-10/31/08	K06DL1AU
		Dilution Factor: 1		Analysis Time..: 03:43	Analyst ID.....: 022952	
		Instrument ID..: TRACEICP		MS Run #.....: 8294090	MDL.....: 0.54	
Aluminum	ND	200	ug/L	SW846 6010B	10/20-10/31/08	K06DL1AV
		Dilution Factor: 1		Analysis Time..: 03:43	Analyst ID.....: 022952	
		Instrument ID..: TRACEICP		MS Run #.....: 8294090	MDL.....: 16.2	
Arsenic	**7.0 B**	**10.0**	**ug/L**	**SW846 6010B**	**10/20-10/31/08**	**K06DL1AW**
		Dilution Factor: 1		Analysis Time..: 03:43	Analyst ID.....: 022952	
		Instrument ID..: TRACEICP		MS Run #.....: 8294090	MDL.....: 2.0	
Barium	**22.4 B,J**	**200**	**ug/L**	**SW846 6010B**	**10/20-10/31/08**	**K06DL1AX**
		Dilution Factor: 1		Analysis Time..: 03:43	Analyst ID.....: 022952	
		Instrument ID..: TRACEICP		MS Run #.....: 8294090	MDL.....: 0.26	
Beryllium	**0.40 B,J**	**4.0**	**ug/L**	**SW846 6010B**	**10/20-10/31/08**	**K06DL1A0**
		Dilution Factor: 1		Analysis Time..: 03:43	Analyst ID.....: 022952	
		Instrument ID..: TRACEICP		MS Run #.....: 8294090	MDL.....: 0.18	
Calcium	**569000 J**	**5000**	**ug/L**	**SW846 6010B**	**10/20-10/31/08**	**K06DL1A1**
		Dilution Factor: 1		Analysis Time..: 03:43	Analyst ID.....: 022952	
		Instrument ID..: TRACEICP		MS Run #.....: 8294090	MDL.....: 17.7	
Cadmium	**0.64 B**	**5.0**	**ug/L**	**SW846 6010B**	**10/20-10/31/08**	**K06DL1A2**
		Dilution Factor: 1		Analysis Time..: 03:43	Analyst ID.....: 022952	
		Instrument ID..: TRACEICP		MS Run #.....: 8294090	MDL.....: 0.21	
Cobalt	ND	50.0	ug/L	SW846 6010B	10/20-10/31/08	K06DL1A3
		Dilution Factor: 1		Analysis Time..: 03:43	Analyst ID.....: 022952	
		Instrument ID..: TRACEICP		MS Run #.....: 8294090	MDL.....: 0.45	
Chromium	**1.3 B**	**5.0**	**ug/L**	**SW846 6010B**	**10/20-10/31/08**	**K06DL1A4**
		Dilution Factor: 1		Analysis Time..: 03:43	Analyst ID.....: 022952	
		Instrument ID..: TRACEICP		MS Run #.....: 8294090	MDL.....: 1.1	

(Continued on next page)

MACTEC Engineering and Consulting Inc

Client Sample ID: RFI-36-1008

TOTAL Metals

Lot-Sample #...: C8J180171-007 **Matrix.....:** WATER

PARAMETER	RESULT	REPORTING LIMIT	UNITS	METHOD	PREPARATION-ANALYSIS DATE	WORK ORDER #
Copper	ND	25.0	ug/L	SW846 6010B	10/20-10/31/08	K06DL1A5
		Dilution Factor: 1		Analysis Time..: 03:43	Analyst ID.....: 022952	
		Instrument ID..: TRACEICP		MS Run #.....: 8294090	MDL.....: 4.6	
Iron	**35900**	**100**	**ug/L**	**SW846 6010B**	**10/20-10/31/08**	**K06DL1A6**
		Dilution Factor: 1		Analysis Time..: 03:43	Analyst ID.....: 022952	
		Instrument ID..: TRACEICP		MS Run #.....: 8294090	MDL.....: 8.4	
Potassium	**16700**	**5000**	**ug/L**	**SW846 6010B**	**10/20-10/31/08**	**K06DL1A7**
		Dilution Factor: 1		Analysis Time..: 03:43	Analyst ID.....: 022952	
		Instrument ID..: TRACEICP		MS Run #.....: 8294090	MDL.....: 750	
Magnesium	**47700**	**5000**	**ug/L**	**SW846 6010B**	**10/20-10/31/08**	**K06DL1A8**
		Dilution Factor: 1		Analysis Time..: 03:43	Analyst ID.....: 022952	
		Instrument ID..: TRACEICP		MS Run #.....: 8294090	MDL.....: 21.8	
Manganese	**588**	**15.0**	**ug/L**	**SW846 6010B**	**10/20-10/31/08**	**K06DL1A9**
		Dilution Factor: 1		Analysis Time..: 03:43	Analyst ID.....: 022952	
		Instrument ID..: TRACEICP		MS Run #.....: 8294090	MDL.....: 0.57	
Sodium	**34600**	**5000**	**ug/L**	**SW846 6010B**	**10/20-10/31/08**	**K06DL1AA**
		Dilution Factor: 1		Analysis Time..: 03:43	Analyst ID.....: 022952	
		Instrument ID..: TRACEICP		MS Run #.....: 8294090	MDL.....: 145	
Nickel	**7.6 B**	**40.0**	**ug/L**	**SW846 6010B**	**10/20-10/31/08**	**K06DL1AC**
		Dilution Factor: 1		Analysis Time..: 03:43	Analyst ID.....: 022952	
		Instrument ID..: TRACEICP		MS Run #.....: 8294090	MDL.....: 0.78	
Lead	ND	3.0	ug/L	SW846 6010B	10/20-10/31/08	K06DL1AD
		Dilution Factor: 1		Analysis Time..: 03:43	Analyst ID.....: 022952	
		Instrument ID..: TRACEICP		MS Run #.....: 8294090	MDL.....: 1.7	
Selenium	ND	5.0	ug/L	SW846 6010B	10/20-10/31/08	K06DL1AE
		Dilution Factor: 1		Analysis Time..: 03:43	Analyst ID.....: 022952	
		Instrument ID..: TRACEICP		MS Run #.....: 8294090	MDL.....: 2.9	
Thallium	ND	10.0	ug/L	SW846 6010B	10/20-10/31/08	K06DL1AF
		Dilution Factor: 1		Analysis Time..: 03:43	Analyst ID.....: 022952	
		Instrument ID..: TRACEICP		MS Run #.....: 8294090	MDL.....: 2.8	

(Continued on next page)

MACTEC Engineering and Consulting Inc

Client Sample ID: RFI-36-1008

TOTAL Metals

Lot-Sample #...: C8J180171-007 **Matrix.....:** WATER

PARAMETER	RESULT	REPORTING LIMIT	UNITS	METHOD	PREPARATION-ANALYSIS DATE	WORK ORDER #
Antimony	ND	10.0	ug/L	SW846 6010B	10/20-10/31/08	K06DL1AG
		Dilution Factor: 1		Analysis Time..: 03:43	Analyst ID.....: 022952	
		Instrument ID..: TRACEICP		MS Run #.....: 8294090	MDL.....: 1.8	
Vanadium	ND	50.0	ug/L	SW846 6010B	10/20-10/31/08	K06DL1AH
		Dilution Factor: 1		Analysis Time..: 03:43	Analyst ID.....: 022952	
		Instrument ID..: TRACEICP		MS Run #.....: 8294090	MDL.....: 2.4	
Zinc	**6.5 B,J**	**20.0**	**ug/L**	**SW846 6010B**	**10/20-10/31/08**	**K06DL1AJ**
		Dilution Factor: 1		Analysis Time..: 03:43	Analyst ID.....: 022952	
		Instrument ID..: TRACEICP		MS Run #.....: 8294090	MDL.....: 3.1	
Prep Batch #...: 8298122						
Mercury	**0.025 B,J**	**0.20**	**ug/L**	**SW846 7470A**	**10/24/08**	**K06DL1AK**
		Dilution Factor: 1		Analysis Time..: 12:07	Analyst ID.....: 401509	
		Instrument ID..: HGHYDRA		MS Run #.....: 8298064	MDL.....: 0.016	

NOTE(S):

B Estimated result. Result is less than RL.

J Method blank contamination. The associated method blank contains the target analyte at a reportable level.

MACTEC Engineering and Consulting Inc

Client Sample ID: RFI-32-1008

TOTAL Metals

Lot-Sample #...: C8J180171-008 **Matrix.....:** WATER
Date Sampled...: 10/16/08 **Date Received..:** 10/18/08

PARAMETER	RESULT	REPORTING LIMIT	UNITS	METHOD	PREPARATION-ANALYSIS DATE	WORK ORDER #
Prep Batch #...: 8294159						
Silver	**0.79 B**	**5.0**	**ug/L**	**SW846 6010B**	**10/20-10/31/08**	**K06DM1AU**
		Dilution Factor: 1		Analysis Time..: 03:48	Analyst ID.....: 022952	
		Instrument ID..: TRACEICP		MS Run #.....: 8294090	MDL.....: 0.54	
Aluminum	ND	200	ug/L	SW846 6010B	10/20-10/31/08	K06DM1AV
		Dilution Factor: 1		Analysis Time..: 03:48	Analyst ID.....: 022952	
		Instrument ID..: TRACEICP		MS Run #.....: 8294090	MDL.....: 16.2	
Arsenic	**6.2 B**	**10.0**	**ug/L**	**SW846 6010B**	**10/20-10/31/08**	**K06DM1AW**
		Dilution Factor: 1		Analysis Time..: 03:48	Analyst ID.....: 022952	
		Instrument ID..: TRACEICP		MS Run #.....: 8294090	MDL.....: 2.0	
Barium	**61.2 B,J**	**200**	**ug/L**	**SW846 6010B**	**10/20-10/31/08**	**K06DM1AX**
		Dilution Factor: 1		Analysis Time..: 03:48	Analyst ID.....: 022952	
		Instrument ID..: TRACEICP		MS Run #.....: 8294090	MDL.....: 0.26	
Beryllium	**0.34 B,J**	**4.0**	**ug/L**	**SW846 6010B**	**10/20-10/31/08**	**K06DM1A0**
		Dilution Factor: 1		Analysis Time..: 03:48	Analyst ID.....: 022952	
		Instrument ID..: TRACEICP		MS Run #.....: 8294090	MDL.....: 0.18	
Calcium	**142000 J**	**5000**	**ug/L**	**SW846 6010B**	**10/20-10/31/08**	**K06DM1A1**
		Dilution Factor: 1		Analysis Time..: 03:48	Analyst ID.....: 022952	
		Instrument ID..: TRACEICP		MS Run #.....: 8294090	MDL.....: 17.7	
Cadmium	ND	5.0	ug/L	SW846 6010B	10/20-10/31/08	K06DM1A2
		Dilution Factor: 1		Analysis Time..: 03:48	Analyst ID.....: 022952	
		Instrument ID..: TRACEICP		MS Run #.....: 8294090	MDL.....: 0.21	
Cobalt	**1.6 B**	**50.0**	**ug/L**	**SW846 6010B**	**10/20-10/31/08**	**K06DM1A3**
		Dilution Factor: 1		Analysis Time..: 03:48	Analyst ID.....: 022952	
		Instrument ID..: TRACEICP		MS Run #.....: 8294090	MDL.....: 0.45	
Chromium	**1.9 B**	**5.0**	**ug/L**	**SW846 6010B**	**10/20-10/31/08**	**K06DM1A4**
		Dilution Factor: 1		Analysis Time..: 03:48	Analyst ID.....: 022952	
		Instrument ID..: TRACEICP		MS Run #.....: 8294090	MDL.....: 1.1	

(Continued on next page)

MACTEC Engineering and Consulting Inc

Client Sample ID: RFI-32-1008

TOTAL Metals

Lot-Sample #...: C8J180171-008 **Matrix.....:** WATER

PARAMETER	RESULT	REPORTING LIMIT	UNITS	METHOD	PREPARATION-ANALYSIS DATE	WORK ORDER #
Copper	ND	25.0	ug/L	SW846 6010B	10/20-10/31/08	K06DM1A5
		Dilution Factor: 1		Analysis Time..: 03:48	Analyst ID.....: 022952	
		Instrument ID..: TRACEICP		MS Run #.....: 8294090	MDL.....: 4.6	
Iron	**1360**	**100**	**ug/L**	**SW846 6010B**	**10/20-10/31/08**	**K06DM1A6**
		Dilution Factor: 1		Analysis Time..: 03:48	Analyst ID.....: 022952	
		Instrument ID..: TRACEICP		MS Run #.....: 8294090	MDL.....: 8.4	
Potassium	**1270 B**	**5000**	**ug/L**	**SW846 6010B**	**10/20-10/31/08**	**K06DM1A7**
		Dilution Factor: 1		Analysis Time..: 03:48	Analyst ID.....: 022952	
		Instrument ID..: TRACEICP		MS Run #.....: 8294090	MDL.....: 750	
Magnesium	**65800**	**5000**	**ug/L**	**SW846 6010B**	**10/20-10/31/08**	**K06DM1A8**
		Dilution Factor: 1		Analysis Time..: 03:48	Analyst ID.....: 022952	
		Instrument ID..: TRACEICP		MS Run #.....: 8294090	MDL.....: 21.8	
Manganese	**613**	**15.0**	**ug/L**	**SW846 6010B**	**10/20-10/31/08**	**K06DM1A9**
		Dilution Factor: 1		Analysis Time..: 03:48	Analyst ID.....: 022952	
		Instrument ID..: TRACEICP		MS Run #.....: 8294090	MDL.....: 0.57	
Sodium	**49300**	**5000**	**ug/L**	**SW846 6010B**	**10/20-10/31/08**	**K06DM1AA**
		Dilution Factor: 1		Analysis Time..: 03:48	Analyst ID.....: 022952	
		Instrument ID..: TRACEICP		MS Run #.....: 8294090	MDL.....: 145	
Nickel	**4.5 B**	**40.0**	**ug/L**	**SW846 6010B**	**10/20-10/31/08**	**K06DM1AC**
		Dilution Factor: 1		Analysis Time..: 03:48	Analyst ID.....: 022952	
		Instrument ID..: TRACEICP		MS Run #.....: 8294090	MDL.....: 0.78	
Lead	ND	3.0	ug/L	SW846 6010B	10/20-10/31/08	K06DM1AD
		Dilution Factor: 1		Analysis Time..: 03:48	Analyst ID.....: 022952	
		Instrument ID..: TRACEICP		MS Run #.....: 8294090	MDL.....: 1.7	
Selenium	ND	5.0	ug/L	SW846 6010B	10/20-10/31/08	K06DM1AE
		Dilution Factor: 1		Analysis Time..: 03:48	Analyst ID.....: 022952	
		Instrument ID..: TRACEICP		MS Run #.....: 8294090	MDL.....: 2.9	
Thallium	ND	10.0	ug/L	SW846 6010B	10/20-10/31/08	K06DM1AF
		Dilution Factor: 1		Analysis Time..: 03:48	Analyst ID.....: 022952	
		Instrument ID..: TRACEICP		MS Run #.....: 8294090	MDL.....: 2.8	

(Continued on next page)

MACTEC Engineering and Consulting Inc

Client Sample ID: RFI-32-1008

TOTAL Metals

Lot-Sample #...: C8J180171-008 **Matrix.....:** WATER

PARAMETER	RESULT	REPORTING LIMIT	UNITS	METHOD	PREPARATION-ANALYSIS DATE	WORK ORDER #
Antimony	ND	10.0	ug/L	SW846 6010B	10/20-10/31/08	K06DM1AG
		Dilution Factor: 1		Analysis Time..: 03:48	Analyst ID.....: 022952	
		Instrument ID..: TRACEICP		MS Run #.....: 8294090	MDL.....: 1.8	
Vanadium	**6.4 B**	**50.0**	**ug/L**	**SW846 6010B**	**10/20-10/31/08**	**K06DM1AH**
		Dilution Factor: 1		Analysis Time..: 03:48	Analyst ID.....: 022952	
		Instrument ID..: TRACEICP		MS Run #.....: 8294090	MDL.....: 2.4	
Zinc	**7.6 B,J**	**20.0**	**ug/L**	**SW846 6010B**	**10/20-10/31/08**	**K06DM1AJ**
		Dilution Factor: 1		Analysis Time..: 03:48	Analyst ID.....: 022952	
		Instrument ID..: TRACEICP		MS Run #.....: 8294090	MDL.....: 3.1	
Prep Batch #...: 8298122						
Mercury	ND	0.20	ug/L	SW846 7470A	10/24/08	K06DM1AK
		Dilution Factor: 1		Analysis Time..: 12:09	Analyst ID.....: 401509	
		Instrument ID..: HGHYDRA		MS Run #.....: 8298064	MDL.....: 0.016	

NOTE(S):

B Estimated result. Result is less than RL.

J Method blank contamination. The associated method blank contains the target analyte at a reportable level.

MACTEC Engineering and Consulting Inc

Client Sample ID: RFI-33-1008

TOTAL Metals

Lot-Sample #...: C8J180171-009 **Matrix.....:** WATER
Date Sampled...: 10/16/08 **Date Received..:** 10/18/08

PARAMETER	RESULT	REPORTING LIMIT	UNITS	METHOD	PREPARATION-ANALYSIS DATE	WORK ORDER #
Prep Batch #...: 8294159						
Silver	**0.92 B**	**5.0**	**ug/L**	**SW846 6010B**	**10/20-10/31/08**	**K06DN1AU**
		Dilution Factor: 1		Analysis Time..: 03:54	Analyst ID.....: 022952	
		Instrument ID..: TRACEICP		MS Run #.....: 8294090	MDL.....: 0.54	
Aluminum	**100 B**	**200**	**ug/L**	**SW846 6010B**	**10/20-10/31/08**	**K06DN1AV**
		Dilution Factor: 1		Analysis Time..: 03:54	Analyst ID.....: 022952	
		Instrument ID..: TRACEICP		MS Run #.....: 8294090	MDL.....: 16.2	
Arsenic	ND	10.0	ug/L	SW846 6010B	10/20-10/31/08	K06DN1AW
		Dilution Factor: 1		Analysis Time..: 03:54	Analyst ID.....: 022952	
		Instrument ID..: TRACEICP		MS Run #.....: 8294090	MDL.....: 2.0	
Barium	**31.8 B,J**	**200**	**ug/L**	**SW846 6010B**	**10/20-10/31/08**	**K06DN1AX**
		Dilution Factor: 1		Analysis Time..: 03:54	Analyst ID.....: 022952	
		Instrument ID..: TRACEICP		MS Run #.....: 8294090	MDL.....: 0.26	
Beryllium	**0.35 B,J**	**4.0**	**ug/L**	**SW846 6010B**	**10/20-10/31/08**	**K06DN1A0**
		Dilution Factor: 1		Analysis Time..: 03:54	Analyst ID.....: 022952	
		Instrument ID..: TRACEICP		MS Run #.....: 8294090	MDL.....: 0.18	
Calcium	**67200 J**	**5000**	**ug/L**	**SW846 6010B**	**10/20-10/31/08**	**K06DN1A1**
		Dilution Factor: 1		Analysis Time..: 03:54	Analyst ID.....: 022952	
		Instrument ID..: TRACEICP		MS Run #.....: 8294090	MDL.....: 17.7	
Cadmium	**13.4**	**5.0**	**ug/L**	**SW846 6010B**	**10/20-10/31/08**	**K06DN1A2**
		Dilution Factor: 1		Analysis Time..: 03:54	Analyst ID.....: 022952	
		Instrument ID..: TRACEICP		MS Run #.....: 8294090	MDL.....: 0.21	
Cobalt	**0.93 B**	**50.0**	**ug/L**	**SW846 6010B**	**10/20-10/31/08**	**K06DN1A3**
		Dilution Factor: 1		Analysis Time..: 03:54	Analyst ID.....: 022952	
		Instrument ID..: TRACEICP		MS Run #.....: 8294090	MDL.....: 0.45	
Chromium	**27.4**	**5.0**	**ug/L**	**SW846 6010B**	**10/20-10/31/08**	**K06DN1A4**
		Dilution Factor: 1		Analysis Time..: 03:54	Analyst ID.....: 022952	
		Instrument ID..: TRACEICP		MS Run #.....: 8294090	MDL.....: 1.1	

(Continued on next page)

MACTEC Engineering and Consulting Inc

Client Sample ID: RFI-33-1008

TOTAL Metals

Lot-Sample #...: C8J180171-009 **Matrix.....:** WATER

PARAMETER	RESULT	REPORTING LIMIT	UNITS	METHOD	PREPARATION-ANALYSIS DATE	WORK ORDER #
Copper	**7.8 B,J**	**25.0**	**ug/L**	**SW846 6010B**	**10/20-10/31/08**	**K06DN1A5**
		Dilution Factor: 1		Analysis Time..: 03:54	Analyst ID.....: 022952	
		Instrument ID..: TRACEICP		MS Run #.....: 8294090	MDL.....: 4.6	
Iron	**1140**	**100**	**ug/L**	**SW846 6010B**	**10/20-10/31/08**	**K06DN1A6**
		Dilution Factor: 1		Analysis Time..: 03:54	Analyst ID.....: 022952	
		Instrument ID..: TRACEICP		MS Run #.....: 8294090	MDL.....: 8.4	
Potassium	**1110 B**	**5000**	**ug/L**	**SW846 6010B**	**10/20-10/31/08**	**K06DN1A7**
		Dilution Factor: 1		Analysis Time..: 03:54	Analyst ID.....: 022952	
		Instrument ID..: TRACEICP		MS Run #.....: 8294090	MDL.....: 750	
Magnesium	**20300**	**5000**	**ug/L**	**SW846 6010B**	**10/20-10/31/08**	**K06DN1A8**
		Dilution Factor: 1		Analysis Time..: 03:54	Analyst ID.....: 022952	
		Instrument ID..: TRACEICP		MS Run #.....: 8294090	MDL.....: 21.8	
Manganese	**260**	**15.0**	**ug/L**	**SW846 6010B**	**10/20-10/31/08**	**K06DN1A9**
		Dilution Factor: 1		Analysis Time..: 03:54	Analyst ID.....: 022952	
		Instrument ID..: TRACEICP		MS Run #.....: 8294090	MDL.....: 0.57	
Sodium	**125000**	**5000**	**ug/L**	**SW846 6010B**	**10/20-10/31/08**	**K06DN1AA**
		Dilution Factor: 1		Analysis Time..: 03:54	Analyst ID.....: 022952	
		Instrument ID..: TRACEICP		MS Run #.....: 8294090	MDL.....: 145	
Nickel	**28.8 B**	**40.0**	**ug/L**	**SW846 6010B**	**10/20-10/31/08**	**K06DN1AC**
		Dilution Factor: 1		Analysis Time..: 03:54	Analyst ID.....: 022952	
		Instrument ID..: TRACEICP		MS Run #.....: 8294090	MDL.....: 0.78	
Lead	**2.8 B**	**3.0**	**ug/L**	**SW846 6010B**	**10/20-10/31/08**	**K06DN1AD**
		Dilution Factor: 1		Analysis Time..: 03:54	Analyst ID.....: 022952	
		Instrument ID..: TRACEICP		MS Run #.....: 8294090	MDL.....: 1.7	
Selenium	ND	5.0	ug/L	SW846 6010B	10/20-10/31/08	K06DN1AE
		Dilution Factor: 1		Analysis Time..: 03:54	Analyst ID.....: 022952	
		Instrument ID..: TRACEICP		MS Run #.....: 8294090	MDL.....: 2.9	
Thallium	ND	10.0	ug/L	SW846 6010B	10/20-10/31/08	K06DN1AF
		Dilution Factor: 1		Analysis Time..: 03:54	Analyst ID.....: 022952	
		Instrument ID..: TRACEICP		MS Run #.....: 8294090	MDL.....: 2.8	

(Continued on next page)

MACTEC Engineering and Consulting Inc

Client Sample ID: RFI-33-1008

TOTAL Metals

Lot-Sample #...: C8J180171-009 **Matrix.....:** WATER

PARAMETER	RESULT	REPORTING LIMIT	UNITS	METHOD	PREPARATION-ANALYSIS DATE	WORK ORDER #
Antimony	ND	10.0	ug/L	SW846 6010B	10/20-10/31/08	K06DN1AG
		Dilution Factor: 1		Analysis Time..: 03:54	Analyst ID.....: 022952	
		Instrument ID..: TRACEICP		MS Run #.....: 8294090	MDL.....: 1.8	
Vanadium	ND	50.0	ug/L	SW846 6010B	10/20-10/31/08	K06DN1AH
		Dilution Factor: 1		Analysis Time..: 03:54	Analyst ID.....: 022952	
		Instrument ID..: TRACEICP		MS Run #.....: 8294090	MDL.....: 2.4	
Zinc	**15.5 B,J**	**20.0**	**ug/L**	**SW846 6010B**	**10/20-10/31/08**	**K06DN1AJ**
		Dilution Factor: 1		Analysis Time..: 03:54	Analyst ID.....: 022952	
		Instrument ID..: TRACEICP		MS Run #.....: 8294090	MDL.....: 3.1	
Prep Batch #...: 8298122						
Mercury	**0.031 B,J**	**0.20**	**ug/L**	**SW846 7470A**	**10/24/08**	**K06DN1AK**
		Dilution Factor: 1		Analysis Time..: 12:11	Analyst ID.....: 401509	
		Instrument ID..: HGHYDRA		MS Run #.....: 8298064	MDL.....: 0.016	

NOTE(S):

B Estimated result. Result is less than RL.

J Method blank contamination. The associated method blank contains the target analyte at a reportable level.

MACTEC Engineering and Consulting Inc

Client Sample ID: RFI-29-1008

TOTAL Metals

Lot-Sample #...: C8J180171-010 **Matrix.....:** WATER
Date Sampled...: 10/16/08 **Date Received..:** 10/18/08

PARAMETER	RESULT	REPORTING LIMIT	UNITS	METHOD	PREPARATION-ANALYSIS DATE	WORK ORDER #
Prep Batch #...: 8294159						
Silver	ND	5.0	ug/L	SW846 6010B	10/20-10/31/08	K06DP1AU
		Dilution Factor: 1		Analysis Time..: 03:59	Analyst ID.....: 022952	
		Instrument ID..: TRACEICP		MS Run #.....: 8294090	MDL.....: 0.54	
Aluminum	ND	200	ug/L	SW846 6010B	10/20-10/31/08	K06DP1AV
		Dilution Factor: 1		Analysis Time..: 03:59	Analyst ID.....: 022952	
		Instrument ID..: TRACEICP		MS Run #.....: 8294090	MDL.....: 16.2	
Arsenic	**12.2**	**10.0**	**ug/L**	**SW846 6010B**	**10/20-10/31/08**	**K06DP1AW**
		Dilution Factor: 1		Analysis Time..: 03:59	Analyst ID.....: 022952	
		Instrument ID..: TRACEICP		MS Run #.....: 8294090	MDL.....: 2.0	
Barium	**91.1 B,J**	**200**	**ug/L**	**SW846 6010B**	**10/20-10/31/08**	**K06DP1AX**
		Dilution Factor: 1		Analysis Time..: 03:59	Analyst ID.....: 022952	
		Instrument ID..: TRACEICP		MS Run #.....: 8294090	MDL.....: 0.26	
Beryllium	**0.36 B,J**	**4.0**	**ug/L**	**SW846 6010B**	**10/20-10/31/08**	**K06DP1A0**
		Dilution Factor: 1		Analysis Time..: 03:59	Analyst ID.....: 022952	
		Instrument ID..: TRACEICP		MS Run #.....: 8294090	MDL.....: 0.18	
Calcium	**40100 J**	**5000**	**ug/L**	**SW846 6010B**	**10/20-10/31/08**	**K06DP1A1**
		Dilution Factor: 1		Analysis Time..: 03:59	Analyst ID.....: 022952	
		Instrument ID..: TRACEICP		MS Run #.....: 8294090	MDL.....: 17.7	
Cadmium	ND	5.0	ug/L	SW846 6010B	10/20-10/31/08	K06DP1A2
		Dilution Factor: 1		Analysis Time..: 03:59	Analyst ID.....: 022952	
		Instrument ID..: TRACEICP		MS Run #.....: 8294090	MDL.....: 0.21	
Cobalt	ND	50.0	ug/L	SW846 6010B	10/20-10/31/08	K06DP1A3
		Dilution Factor: 1		Analysis Time..: 03:59	Analyst ID.....: 022952	
		Instrument ID..: TRACEICP		MS Run #.....: 8294090	MDL.....: 0.45	
Chromium	ND	5.0	ug/L	SW846 6010B	10/20-10/31/08	K06DP1A4
		Dilution Factor: 1		Analysis Time..: 03:59	Analyst ID.....: 022952	
		Instrument ID..: TRACEICP		MS Run #.....: 8294090	MDL.....: 1.1	

(Continued on next page)

MACTEC Engineering and Consulting Inc

Client Sample ID: RFI-29-1008

TOTAL Metals

Lot-Sample #...: C8J180171-010 **Matrix.....:** WATER

PARAMETER	RESULT	REPORTING LIMIT	UNITS	METHOD	PREPARATION-ANALYSIS DATE	WORK ORDER #
Copper	ND	25.0	ug/L	SW846 6010B	10/20-10/31/08	K06DP1A5
		Dilution Factor: 1		Analysis Time..: 03:59	Analyst ID.....: 022952	
		Instrument ID..: TRACEICP		MS Run #.....: 8294090	MDL.....: 4.6	
Iron	**31.8 B**	**100**	**ug/L**	**SW846 6010B**	**10/20-10/31/08**	**K06DP1A6**
		Dilution Factor: 1		Analysis Time..: 03:59	Analyst ID.....: 022952	
		Instrument ID..: TRACEICP		MS Run #.....: 8294090	MDL.....: 8.4	
Potassium	**3310 B**	**5000**	**ug/L**	**SW846 6010B**	**10/20-10/31/08**	**K06DP1A7**
		Dilution Factor: 1		Analysis Time..: 03:59	Analyst ID.....: 022952	
		Instrument ID..: TRACEICP		MS Run #.....: 8294090	MDL.....: 750	
Magnesium	**5800**	**5000**	**ug/L**	**SW846 6010B**	**10/20-10/31/08**	**K06DP1A8**
		Dilution Factor: 1		Analysis Time..: 03:59	Analyst ID.....: 022952	
		Instrument ID..: TRACEICP		MS Run #.....: 8294090	MDL.....: 21.8	
Manganese	**49.9**	**15.0**	**ug/L**	**SW846 6010B**	**10/20-10/31/08**	**K06DP1A9**
		Dilution Factor: 1		Analysis Time..: 03:59	Analyst ID.....: 022952	
		Instrument ID..: TRACEICP		MS Run #.....: 8294090	MDL.....: 0.57	
Sodium	**202000**	**5000**	**ug/L**	**SW846 6010B**	**10/20-10/31/08**	**K06DP1AA**
		Dilution Factor: 1		Analysis Time..: 03:59	Analyst ID.....: 022952	
		Instrument ID..: TRACEICP		MS Run #.....: 8294090	MDL.....: 145	
Nickel	ND	40.0	ug/L	SW846 6010B	10/20-10/31/08	K06DP1AC
		Dilution Factor: 1		Analysis Time..: 03:59	Analyst ID.....: 022952	
		Instrument ID..: TRACEICP		MS Run #.....: 8294090	MDL.....: 0.78	
Lead	ND	3.0	ug/L	SW846 6010B	10/20-10/31/08	K06DP1AD
		Dilution Factor: 1		Analysis Time..: 03:59	Analyst ID.....: 022952	
		Instrument ID..: TRACEICP		MS Run #.....: 8294090	MDL.....: 1.7	
Selenium	ND	5.0	ug/L	SW846 6010B	10/20-10/31/08	K06DP1AE
		Dilution Factor: 1		Analysis Time..: 03:59	Analyst ID.....: 022952	
		Instrument ID..: TRACEICP		MS Run #.....: 8294090	MDL.....: 2.9	
Thallium	ND	10.0	ug/L	SW846 6010B	10/20-10/31/08	K06DP1AF
		Dilution Factor: 1		Analysis Time..: 03:59	Analyst ID.....: 022952	
		Instrument ID..: TRACEICP		MS Run #.....: 8294090	MDL.....: 2.8	

(Continued on next page)

MACTEC Engineering and Consulting Inc

Client Sample ID: RFI-29-1008

TOTAL Metals

Lot-Sample #...: C8J180171-010 **Matrix.....:** WATER

PARAMETER	RESULT	REPORTING LIMIT	UNITS	METHOD	PREPARATION-ANALYSIS DATE	WORK ORDER #
Antimony	ND	10.0	ug/L	SW846 6010B	10/20-10/31/08	K06DP1AG
		Dilution Factor: 1		Analysis Time..: 03:59	Analyst ID.....: 022952	
		Instrument ID..: TRACEICP		MS Run #.....: 8294090	MDL.....: 1.8	
Vanadium	**4.0 B**	**50.0**	**ug/L**	**SW846 6010B**	**10/20-10/31/08**	**K06DP1AH**
		Dilution Factor: 1		Analysis Time..: 03:59	Analyst ID.....: 022952	
		Instrument ID..: TRACEICP		MS Run #.....: 8294090	MDL.....: 2.4	
Zinc	**4.3 B,J**	**20.0**	**ug/L**	**SW846 6010B**	**10/20-10/31/08**	**K06DP1AJ**
		Dilution Factor: 1		Analysis Time..: 03:59	Analyst ID.....: 022952	
		Instrument ID..: TRACEICP		MS Run #.....: 8294090	MDL.....: 3.1	
Prep Batch #...: 8298122						
Mercury	**0.034 B,J**	**0.20**	**ug/L**	**SW846 7470A**	**10/24/08**	**K06DP1AK**
		Dilution Factor: 1		Analysis Time..: 12:12	Analyst ID.....: 401509	
		Instrument ID..: HGHYDRA		MS Run #.....: 8298064	MDL.....: 0.016	

NOTE(S):

B Estimated result. Result is less than RL.

J Method blank contamination. The associated method blank contains the target analyte at a reportable level.

MACTEC Engineering and Consulting Inc

Client Sample ID: RFI-17-1008

TOTAL Metals

Lot-Sample #...: C8J180171-011 **Matrix.....:** WATER
Date Sampled...: 10/16/08 **Date Received..:** 10/18/08

PARAMETER	RESULT	REPORTING LIMIT	UNITS	METHOD	PREPARATION-ANALYSIS DATE	WORK ORDER #
Prep Batch #...: 8294159						
Silver	ND	5.0	ug/L	SW846 6010B	10/20-10/31/08	K06DQ1AU
		Dilution Factor: 1		Analysis Time..: 04:05	Analyst ID.....: 022952	
		Instrument ID..: TRACEICP		MS Run #.....: 8294090	MDL.....: 0.54	
Aluminum	ND	200	ug/L	SW846 6010B	10/20-10/31/08	K06DQ1AV
		Dilution Factor: 1		Analysis Time..: 04:05	Analyst ID.....: 022952	
		Instrument ID..: TRACEICP		MS Run #.....: 8294090	MDL.....: 16.2	
Arsenic	ND	10.0	ug/L	SW846 6010B	10/20-10/31/08	K06DQ1AW
		Dilution Factor: 1		Analysis Time..: 04:05	Analyst ID.....: 022952	
		Instrument ID..: TRACEICP		MS Run #.....: 8294090	MDL.....: 2.0	
Barium	**41.8 B,J**	**200**	**ug/L**	**SW846 6010B**	**10/20-10/31/08**	**K06DQ1AX**
		Dilution Factor: 1		Analysis Time..: 04:05	Analyst ID.....: 022952	
		Instrument ID..: TRACEICP		MS Run #.....: 8294090	MDL.....: 0.26	
Beryllium	**0.42 B,J**	**4.0**	**ug/L**	**SW846 6010B**	**10/20-10/31/08**	**K06DQ1A0**
		Dilution Factor: 1		Analysis Time..: 04:05	Analyst ID.....: 022952	
		Instrument ID..: TRACEICP		MS Run #.....: 8294090	MDL.....: 0.18	
Calcium	**115000 J**	**5000**	**ug/L**	**SW846 6010B**	**10/20-10/31/08**	**K06DQ1A1**
		Dilution Factor: 1		Analysis Time..: 04:05	Analyst ID.....: 022952	
		Instrument ID..: TRACEICP		MS Run #.....: 8294090	MDL.....: 17.7	
Cadmium	ND	5.0	ug/L	SW846 6010B	10/20-10/31/08	K06DQ1A2
		Dilution Factor: 1		Analysis Time..: 04:05	Analyst ID.....: 022952	
		Instrument ID..: TRACEICP		MS Run #.....: 8294090	MDL.....: 0.21	
Cobalt	ND	50.0	ug/L	SW846 6010B	10/20-10/31/08	K06DQ1A3
		Dilution Factor: 1		Analysis Time..: 04:05	Analyst ID.....: 022952	
		Instrument ID..: TRACEICP		MS Run #.....: 8294090	MDL.....: 0.45	
Chromium	**2.4 B**	**5.0**	**ug/L**	**SW846 6010B**	**10/20-10/31/08**	**K06DQ1A4**
		Dilution Factor: 1		Analysis Time..: 04:05	Analyst ID.....: 022952	
		Instrument ID..: TRACEICP		MS Run #.....: 8294090	MDL.....: 1.1	

(Continued on next page)

MACTEC Engineering and Consulting Inc

Client Sample ID: RFI-17-1008

TOTAL Metals

Lot-Sample #...: C8J180171-011 **Matrix.....:** WATER

PARAMETER	RESULT	REPORTING LIMIT	UNITS	METHOD	PREPARATION-ANALYSIS DATE	WORK ORDER #
Copper	ND	25.0	ug/L	SW846 6010B	10/20-10/31/08	K06DQ1A5
		Dilution Factor: 1		Analysis Time..: 04:05	Analyst ID.....: 022952	
		Instrument ID..: TRACEICP		MS Run #.....: 8294090	MDL.....: 4.6	
Iron	ND	100	ug/L	SW846 6010B	10/20-10/31/08	K06DQ1A6
		Dilution Factor: 1		Analysis Time..: 04:05	Analyst ID.....: 022952	
		Instrument ID..: TRACEICP		MS Run #.....: 8294090	MDL.....: 8.4	
Potassium	**1480 B**	**5000**	**ug/L**	**SW846 6010B**	**10/20-10/31/08**	**K06DQ1A7**
		Dilution Factor: 1		Analysis Time..: 04:05	Analyst ID.....: 022952	
		Instrument ID..: TRACEICP		MS Run #.....: 8294090	MDL.....: 750	
Magnesium	**28100**	**5000**	**ug/L**	**SW846 6010B**	**10/20-10/31/08**	**K06DQ1A8**
		Dilution Factor: 1		Analysis Time..: 04:05	Analyst ID.....: 022952	
		Instrument ID..: TRACEICP		MS Run #.....: 8294090	MDL.....: 21.8	
Manganese	**4.1 B**	**15.0**	**ug/L**	**SW846 6010B**	**10/20-10/31/08**	**K06DQ1A9**
		Dilution Factor: 1		Analysis Time..: 04:05	Analyst ID.....: 022952	
		Instrument ID..: TRACEICP		MS Run #.....: 8294090	MDL.....: 0.57	
Sodium	**87700**	**5000**	**ug/L**	**SW846 6010B**	**10/20-10/31/08**	**K06DQ1AA**
		Dilution Factor: 1		Analysis Time..: 04:05	Analyst ID.....: 022952	
		Instrument ID..: TRACEICP		MS Run #.....: 8294090	MDL.....: 145	
Nickel	**4.3 B**	**40.0**	**ug/L**	**SW846 6010B**	**10/20-10/31/08**	**K06DQ1AC**
		Dilution Factor: 1		Analysis Time..: 04:05	Analyst ID.....: 022952	
		Instrument ID..: TRACEICP		MS Run #.....: 8294090	MDL.....: 0.78	
Lead	ND	3.0	ug/L	SW846 6010B	10/20-10/31/08	K06DQ1AD
		Dilution Factor: 1		Analysis Time..: 04:05	Analyst ID.....: 022952	
		Instrument ID..: TRACEICP		MS Run #.....: 8294090	MDL.....: 1.7	
Selenium	**2.9 B**	**5.0**	**ug/L**	**SW846 6010B**	**10/20-10/31/08**	**K06DQ1AE**
		Dilution Factor: 1		Analysis Time..: 04:05	Analyst ID.....: 022952	
		Instrument ID..: TRACEICP		MS Run #.....: 8294090	MDL.....: 2.9	
Thallium	ND	10.0	ug/L	SW846 6010B	10/20-10/31/08	K06DQ1AF
		Dilution Factor: 1		Analysis Time..: 04:05	Analyst ID.....: 022952	
		Instrument ID..: TRACEICP		MS Run #.....: 8294090	MDL.....: 2.8	

(Continued on next page)

MACTEC Engineering and Consulting Inc

Client Sample ID: RFI-17-1008

TOTAL Metals

Lot-Sample #...: C8J180171-011 **Matrix.....:** WATER

PARAMETER	RESULT	REPORTING LIMIT	UNITS	METHOD	PREPARATION-ANALYSIS DATE	WORK ORDER #
Antimony	ND	10.0	ug/L	SW846 6010B	10/20-10/31/08	K06DQ1AG
		Dilution Factor: 1		Analysis Time..: 04:05	Analyst ID.....: 022952	
		Instrument ID..: TRACEICP		MS Run #.....: 8294090	MDL.....: 1.8	
Vanadium	**4.5 B**	**50.0**	**ug/L**	**SW846 6010B**	**10/20-10/31/08**	**K06DQ1AH**
		Dilution Factor: 1		Analysis Time..: 04:05	Analyst ID.....: 022952	
		Instrument ID..: TRACEICP		MS Run #.....: 8294090	MDL.....: 2.4	
Zinc	**7.7 B,J**	**20.0**	**ug/L**	**SW846 6010B**	**10/20-10/31/08**	**K06DQ1AJ**
		Dilution Factor: 1		Analysis Time..: 04:05	Analyst ID.....: 022952	
		Instrument ID..: TRACEICP		MS Run #.....: 8294090	MDL.....: 3.1	
Prep Batch #...: 8298122						
Mercury	ND	0.20	ug/L	SW846 7470A	10/24/08	K06DQ1AK
		Dilution Factor: 1		Analysis Time..: 12:14	Analyst ID.....: 401509	
		Instrument ID..: HGHYDRA		MS Run #.....: 8298064	MDL.....: 0.016	

NOTE(S):

B Estimated result. Result is less than RL.

J Method blank contamination. The associated method blank contains the target analyte at a reportable level.

MACTEC Engineering and Consulting Inc

Client Sample ID: RFI-PZ-17-1008

TOTAL Metals

Lot-Sample #...: C8J180171-012 **Matrix.....:** WATER
Date Sampled...: 10/16/08 **Date Received..:** 10/18/08

PARAMETER	RESULT	REPORTING LIMIT	UNITS	METHOD	PREPARATION-ANALYSIS DATE	WORK ORDER #
Prep Batch #...: 8294159						
Silver	ND	5.0	ug/L	SW846 6010B	10/20-10/31/08	K06DR1AU
		Dilution Factor: 1		Analysis Time..: 04:10	Analyst ID.....: 022952	
		Instrument ID..: TRACEICP		MS Run #.....: 8294090	MDL.....: 0.54	
Aluminum	ND	200	ug/L	SW846 6010B	10/20-10/31/08	K06DR1AV
		Dilution Factor: 1		Analysis Time..: 04:10	Analyst ID.....: 022952	
		Instrument ID..: TRACEICP		MS Run #.....: 8294090	MDL.....: 16.2	
Arsenic	**3.0 B**	**10.0**	**ug/L**	**SW846 6010B**	**10/20-10/31/08**	**K06DR1AW**
		Dilution Factor: 1		Analysis Time..: 04:10	Analyst ID.....: 022952	
		Instrument ID..: TRACEICP		MS Run #.....: 8294090	MDL.....: 2.0	
Barium	**142 B,J**	**200**	**ug/L**	**SW846 6010B**	**10/20-10/31/08**	**K06DR1AX**
		Dilution Factor: 1		Analysis Time..: 04:10	Analyst ID.....: 022952	
		Instrument ID..: TRACEICP		MS Run #.....: 8294090	MDL.....: 0.26	
Beryllium	**0.23 B,J**	**4.0**	**ug/L**	**SW846 6010B**	**10/20-10/31/08**	**K06DR1A0**
		Dilution Factor: 1		Analysis Time..: 04:10	Analyst ID.....: 022952	
		Instrument ID..: TRACEICP		MS Run #.....: 8294090	MDL.....: 0.18	
Calcium	**344000 J**	**5000**	**ug/L**	**SW846 6010B**	**10/20-10/31/08**	**K06DR1A1**
		Dilution Factor: 1		Analysis Time..: 04:10	Analyst ID.....: 022952	
		Instrument ID..: TRACEICP		MS Run #.....: 8294090	MDL.....: 17.7	
Cadmium	ND	5.0	ug/L	SW846 6010B	10/20-10/31/08	K06DR1A2
		Dilution Factor: 1		Analysis Time..: 04:10	Analyst ID.....: 022952	
		Instrument ID..: TRACEICP		MS Run #.....: 8294090	MDL.....: 0.21	
Cobalt	ND	50.0	ug/L	SW846 6010B	10/20-10/31/08	K06DR1A3
		Dilution Factor: 1		Analysis Time..: 04:10	Analyst ID.....: 022952	
		Instrument ID..: TRACEICP		MS Run #.....: 8294090	MDL.....: 0.45	
Chromium	ND	5.0	ug/L	SW846 6010B	10/20-10/31/08	K06DR1A4
		Dilution Factor: 1		Analysis Time..: 04:10	Analyst ID.....: 022952	
		Instrument ID..: TRACEICP		MS Run #.....: 8294090	MDL.....: 1.1	

(Continued on next page)

MACTEC Engineering and Consulting Inc

Client Sample ID: RFI-PZ-17-1008

TOTAL Metals

Lot-Sample #...: C8J180171-012 **Matrix.....:** WATER

PARAMETER	RESULT	REPORTING LIMIT	UNITS	METHOD	PREPARATION-ANALYSIS DATE	WORK ORDER #
Copper	**5.8 B,J**	**25.0**	**ug/L**	**SW846 6010B**	**10/20-10/31/08**	**K06DR1A5**
		Dilution Factor: 1		Analysis Time..: 04:10	Analyst ID.....: 022952	
		Instrument ID..: TRACEICP		MS Run #.....: 8294090	MDL.....: 4.6	
Iron	**7160**	**100**	**ug/L**	**SW846 6010B**	**10/20-10/31/08**	**K06DR1A6**
		Dilution Factor: 1		Analysis Time..: 04:10	Analyst ID.....: 022952	
		Instrument ID..: TRACEICP		MS Run #.....: 8294090	MDL.....: 8.4	
Potassium	**3660 B**	**5000**	**ug/L**	**SW846 6010B**	**10/20-10/31/08**	**K06DR1A7**
		Dilution Factor: 1		Analysis Time..: 04:10	Analyst ID.....: 022952	
		Instrument ID..: TRACEICP		MS Run #.....: 8294090	MDL.....: 750	
Magnesium	**67200**	**5000**	**ug/L**	**SW846 6010B**	**10/20-10/31/08**	**K06DR1A8**
		Dilution Factor: 1		Analysis Time..: 04:10	Analyst ID.....: 022952	
		Instrument ID..: TRACEICP		MS Run #.....: 8294090	MDL.....: 21.8	
Manganese	**306**	**15.0**	**ug/L**	**SW846 6010B**	**10/20-10/31/08**	**K06DR1A9**
		Dilution Factor: 1		Analysis Time..: 04:10	Analyst ID.....: 022952	
		Instrument ID..: TRACEICP		MS Run #.....: 8294090	MDL.....: 0.57	
Sodium	**10700**	**5000**	**ug/L**	**SW846 6010B**	**10/20-10/31/08**	**K06DR1AA**
		Dilution Factor: 1		Analysis Time..: 04:10	Analyst ID.....: 022952	
		Instrument ID..: TRACEICP		MS Run #.....: 8294090	MDL.....: 145	
Nickel	**1.9 B**	**40.0**	**ug/L**	**SW846 6010B**	**10/20-10/31/08**	**K06DR1AC**
		Dilution Factor: 1		Analysis Time..: 04:10	Analyst ID.....: 022952	
		Instrument ID..: TRACEICP		MS Run #.....: 8294090	MDL.....: 0.78	
Lead	ND	3.0	ug/L	SW846 6010B	10/20-10/31/08	K06DR1AD
		Dilution Factor: 1		Analysis Time..: 04:10	Analyst ID.....: 022952	
		Instrument ID..: TRACEICP		MS Run #.....: 8294090	MDL.....: 1.7	
Selenium	ND	5.0	ug/L	SW846 6010B	10/20-10/31/08	K06DR1AE
		Dilution Factor: 1		Analysis Time..: 04:10	Analyst ID.....: 022952	
		Instrument ID..: TRACEICP		MS Run #.....: 8294090	MDL.....: 2.9	
Thallium	ND	10.0	ug/L	SW846 6010B	10/20-10/31/08	K06DR1AF
		Dilution Factor: 1		Analysis Time..: 04:10	Analyst ID.....: 022952	
		Instrument ID..: TRACEICP		MS Run #.....: 8294090	MDL.....: 2.8	

(Continued on next page)

MACTEC Engineering and Consulting Inc

Client Sample ID: RFI-PZ-17-1008

TOTAL Metals

Lot-Sample #...: C8J180171-012 **Matrix.....:** WATER

PARAMETER	RESULT	REPORTING LIMIT	UNITS	METHOD	PREPARATION-ANALYSIS DATE	WORK ORDER #
Antimony	ND	10.0	ug/L	SW846 6010B	10/20-10/31/08	K06DR1AG
		Dilution Factor: 1		Analysis Time..: 04:10	Analyst ID.....: 022952	
		Instrument ID..: TRACEICP		MS Run #.....: 8294090	MDL.....: 1.8	
Vanadium	**4.0 B**	**50.0**	**ug/L**	**SW846 6010B**	**10/20-10/31/08**	**K06DR1AH**
		Dilution Factor: 1		Analysis Time..: 04:10	Analyst ID.....: 022952	
		Instrument ID..: TRACEICP		MS Run #.....: 8294090	MDL.....: 2.4	
Zinc	**13.7 B,J**	**20.0**	**ug/L**	**SW846 6010B**	**10/20-10/31/08**	**K06DR1AJ**
		Dilution Factor: 1		Analysis Time..: 04:10	Analyst ID.....: 022952	
		Instrument ID..: TRACEICP		MS Run #.....: 8294090	MDL.....: 3.1	
Prep Batch #...: 8298122						
Mercury	**0.019 B,J**	**0.20**	**ug/L**	**SW846 7470A**	**10/24/08**	**K06DR1AK**
		Dilution Factor: 1		Analysis Time..: 12:19	Analyst ID.....: 401509	
		Instrument ID..: HGHYDRA		MS Run #.....: 8298064	MDL.....: 0.016	

NOTE(S):

B Estimated result. Result is less than RL.

J Method blank contamination. The associated method blank contains the target analyte at a reportable level.

METHOD BLANK REPORT

TOTAL Metals

Client Lot #...: C8J180171 **Matrix.....:** WATER

PARAMETER	RESULT	REPORTING LIMIT	UNITS	METHOD	PREPARATION-ANALYSIS DATE	WORK ORDER #
MB Lot-Sample #: C8J200000-159 **Prep Batch #...:** 8294159						
Silver	ND	5.0	ug/L	SW846 6010B	10/20-10/31/08	K068G1AA
		Dilution Factor: 1				
		Analysis Time..: 02:07		Analyst ID.....: 022952	Instrument ID..: TRA	
Aluminum	ND	200	ug/L	SW846 6010B	10/20-10/31/08	K068G1AC
		Dilution Factor: 1				
		Analysis Time..: 02:07		Analyst ID.....: 022952	Instrument ID..: TRA	
Arsenic	ND	10.0	ug/L	SW846 6010B	10/20-10/31/08	K068G1AD
		Dilution Factor: 1				
		Analysis Time..: 02:07		Analyst ID.....: 022952	Instrument ID..: TRA	
Barium	**0.36 B**	**200**	**ug/L**	**SW846 6010B**	**10/20-10/31/08**	**K068G1AE**
		Dilution Factor: 1				
		Analysis Time..: 02:07		Analyst ID.....: 022952	Instrument ID..: TRA	
Beryllium	**0.21 B**	**4.0**	**ug/L**	**SW846 6010B**	**10/20-10/31/08**	**K068G1AF**
		Dilution Factor: 1				
		Analysis Time..: 02:07		Analyst ID.....: 022952	Instrument ID..: TRA	
Calcium	**18.4 B**	**5000**	**ug/L**	**SW846 6010B**	**10/20-10/31/08**	**K068G1AG**
		Dilution Factor: 1				
		Analysis Time..: 02:07		Analyst ID.....: 022952	Instrument ID..: TRA	
Cadmium	ND	5.0	ug/L	SW846 6010B	10/20-10/31/08	K068G1AH
		Dilution Factor: 1				
		Analysis Time..: 02:07		Analyst ID.....: 022952	Instrument ID..: TRA	
Cobalt	ND	50.0	ug/L	SW846 6010B	10/20-10/31/08	K068G1AJ
		Dilution Factor: 1				
		Analysis Time..: 02:07		Analyst ID.....: 022952	Instrument ID..: TRA	
Chromium	ND	5.0	ug/L	SW846 6010B	10/20-10/31/08	K068G1AK
		Dilution Factor: 1				
		Analysis Time..: 02:07		Analyst ID.....: 022952	Instrument ID..: TRA	
Copper	**6.8 B**	**25.0**	**ug/L**	**SW846 6010B**	**10/20-10/31/08**	**K068G1AL**
		Dilution Factor: 1				
		Analysis Time..: 02:07		Analyst ID.....: 022952	Instrument ID..: TRA	
Iron	ND	100	ug/L	SW846 6010B	10/20-10/31/08	K068G1AM
		Dilution Factor: 1				
		Analysis Time..: 02:07		Analyst ID.....: 022952	Instrument ID..: TRA	

(Continued on next page)

METHOD BLANK REPORT

TOTAL Metals

Client Lot #...: C8J180171 **Matrix.....:** WATER

PARAMETER	RESULT	REPORTING LIMIT	UNITS	METHOD	PREPARATION-ANALYSIS DATE	WORK ORDER #
Potassium	ND	5000	ug/L	SW846 6010B	10/20-10/31/08	K068G1AN
		Dilution Factor: 1				
		Analysis Time..: 02:07		Analyst ID.....: 022952	Instrument ID..: TRA	
Magnesium	ND	5000	ug/L	SW846 6010B	10/20-10/31/08	K068G1AP
		Dilution Factor: 1				
		Analysis Time..: 02:07		Analyst ID.....: 022952	Instrument ID..: TRA	
Manganese	ND	15.0	ug/L	SW846 6010B	10/20-10/31/08	K068G1AQ
		Dilution Factor: 1				
		Analysis Time..: 02:07		Analyst ID.....: 022952	Instrument ID..: TRA	
Sodium	ND	5000	ug/L	SW846 6010B	10/20-10/31/08	K068G1AR
		Dilution Factor: 1				
		Analysis Time..: 02:07		Analyst ID.....: 022952	Instrument ID..: TRA	
Nickel	ND	40.0	ug/L	SW846 6010B	10/20-10/31/08	K068G1AT
		Dilution Factor: 1				
		Analysis Time..: 02:07		Analyst ID.....: 022952	Instrument ID..: TRA	
Lead	ND	3.0	ug/L	SW846 6010B	10/20-10/31/08	K068G1AU
		Dilution Factor: 1				
		Analysis Time..: 02:07		Analyst ID.....: 022952	Instrument ID..: TRA	
Selenium	ND	5.0	ug/L	SW846 6010B	10/20-10/31/08	K068G1AV
		Dilution Factor: 1				
		Analysis Time..: 02:07		Analyst ID.....: 022952	Instrument ID..: TRA	
Thallium	ND	10.0	ug/L	SW846 6010B	10/20-10/31/08	K068G1AW
		Dilution Factor: 1				
		Analysis Time..: 02:07		Analyst ID.....: 022952	Instrument ID..: TRA	
Antimony	ND	10.0	ug/L	SW846 6010B	10/20-10/31/08	K068G1AX
		Dilution Factor: 1				
		Analysis Time..: 02:07		Analyst ID.....: 022952	Instrument ID..: TRA	
Vanadium	ND	50.0	ug/L	SW846 6010B	10/20-10/31/08	K068G1A0
		Dilution Factor: 1				
		Analysis Time..: 02:07		Analyst ID.....: 022952	Instrument ID..: TRA	
Zinc	**15.0 B**	**20.0**	**ug/L**	**SW846 6010B**	**10/20-10/31/08**	**K068G1A1**
		Dilution Factor: 1				
		Analysis Time..: 02:07		Analyst ID.....: 022952	Instrument ID..: TRA	

(Continued on next page)

METHOD BLANK REPORT

TOTAL Metals

Client Lot #...: C8J180171 **Matrix.....:** WATER

PARAMETER	RESULT	REPORTING LIMIT	UNITS	METHOD	PREPARATION-ANALYSIS DATE	WORK ORDER #
MB Lot-Sample #: C8J240000-122 **Prep Batch #...:** 8298122						
Mercury	**0.025 B**	**0.20**	**ug/L**	**SW846 7470A**	**10/24/08**	**K1HNF1AA**

Dilution Factor: 1
Analysis Time..: 11:47 Analyst ID.....: 401509 Instrument ID..: HGH

NOTE(S):

Calculations are performed before rounding to avoid round-off errors in calculated results.

B Estimated result. Result is less than RL.

LABORATORY CONTROL SAMPLE EVALUATION REPORT

TOTAL Metals

Client Lot #...: C8J180171 **Matrix.....:** WATER

PARAMETER	PERCENT RECOVERY	RECOVERY LIMITS	METHOD	PREPARATION-ANALYSIS DATE	WORK ORDER #
LCS Lot-Sample#: C8J200000-159 **Prep Batch #...:** 8294159					
Silver	101	(80 - 120)	SW846 6010B	10/20-10/31/08	K068G1A2
		Dilution Factor: 1	Analysis Time..: 02:12	Analyst ID.....: 022952	
		Instrument ID..: TRACEICP			
Aluminum	98	(80 - 120)	SW846 6010B	10/20-10/31/08	K068G1A3
		Dilution Factor: 1	Analysis Time..: 02:12	Analyst ID.....: 022952	
		Instrument ID..: TRACEICP			
Arsenic	98	(80 - 120)	SW846 6010B	10/20-10/31/08	K068G1A4
		Dilution Factor: 1	Analysis Time..: 02:12	Analyst ID.....: 022952	
		Instrument ID..: TRACEICP			
Barium	97	(80 - 120)	SW846 6010B	10/20-10/31/08	K068G1A5
		Dilution Factor: 1	Analysis Time..: 02:12	Analyst ID.....: 022952	
		Instrument ID..: TRACEICP			
Beryllium	98	(80 - 120)	SW846 6010B	10/20-10/31/08	K068G1A6
		Dilution Factor: 1	Analysis Time..: 02:12	Analyst ID.....: 022952	
		Instrument ID..: TRACEICP			
Calcium	98	(80 - 120)	SW846 6010B	10/20-10/31/08	K068G1A7
		Dilution Factor: 1	Analysis Time..: 02:12	Analyst ID.....: 022952	
		Instrument ID..: TRACEICP			
Cadmium	97	(80 - 120)	SW846 6010B	10/20-10/31/08	K068G1A8
		Dilution Factor: 1	Analysis Time..: 02:12	Analyst ID.....: 022952	
		Instrument ID..: TRACEICP			
Cobalt	97	(80 - 120)	SW846 6010B	10/20-10/31/08	K068G1A9
		Dilution Factor: 1	Analysis Time..: 02:12	Analyst ID.....: 022952	
		Instrument ID..: TRACEICP			
Chromium	99	(80 - 120)	SW846 6010B	10/20-10/31/08	K068G1CA
		Dilution Factor: 1	Analysis Time..: 02:12	Analyst ID.....: 022952	
		Instrument ID..: TRACEICP			
Copper	100	(80 - 120)	SW846 6010B	10/20-10/31/08	K068G1CC
		Dilution Factor: 1	Analysis Time..: 02:12	Analyst ID.....: 022952	
		Instrument ID..: TRACEICP			

(Continued on next page)

LABORATORY CONTROL SAMPLE EVALUATION REPORT

TOTAL Metals

Client Lot #...: C8J180171 **Matrix.....:** WATER

PARAMETER	PERCENT RECOVERY	RECOVERY LIMITS	METHOD	PREPARATION-ANALYSIS DATE	WORK ORDER #
Iron	90	(80 - 120)	SW846 6010B	10/20-10/31/08	K068G1CD
		Dilution Factor: 1	Analysis Time..: 02:12	Analyst ID.....: 022952	
		Instrument ID..: TRACEICP			
Potassium	95	(80 - 120)	SW846 6010B	10/20-10/31/08	K068G1CE
		Dilution Factor: 1	Analysis Time..: 02:12	Analyst ID.....: 022952	
		Instrument ID..: TRACEICP			
Magnesium	98	(80 - 120)	SW846 6010B	10/20-10/31/08	K068G1CF
		Dilution Factor: 1	Analysis Time..: 02:12	Analyst ID.....: 022952	
		Instrument ID..: TRACEICP			
Manganese	98	(80 - 120)	SW846 6010B	10/20-10/31/08	K068G1CG
		Dilution Factor: 1	Analysis Time..: 02:12	Analyst ID.....: 022952	
		Instrument ID..: TRACEICP			
Sodium	97	(80 - 120)	SW846 6010B	10/20-10/31/08	K068G1CH
		Dilution Factor: 1	Analysis Time..: 02:12	Analyst ID.....: 022952	
		Instrument ID..: TRACEICP			
Nickel	97	(80 - 120)	SW846 6010B	10/20-10/31/08	K068G1CJ
		Dilution Factor: 1	Analysis Time..: 02:12	Analyst ID.....: 022952	
		Instrument ID..: TRACEICP			
Lead	98	(80 - 120)	SW846 6010B	10/20-10/31/08	K068G1CK
		Dilution Factor: 1	Analysis Time..: 02:12	Analyst ID.....: 022952	
		Instrument ID..: TRACEICP			
Selenium	98	(80 - 120)	SW846 6010B	10/20-10/31/08	K068G1CL
		Dilution Factor: 1	Analysis Time..: 02:12	Analyst ID.....: 022952	
		Instrument ID..: TRACEICP			
Thallium	98	(80 - 120)	SW846 6010B	10/20-10/31/08	K068G1CM
		Dilution Factor: 1	Analysis Time..: 02:12	Analyst ID.....: 022952	
		Instrument ID..: TRACEICP			
Antimony	99	(80 - 120)	SW846 6010B	10/20-10/31/08	K068G1CN
		Dilution Factor: 1	Analysis Time..: 02:12	Analyst ID.....: 022952	
		Instrument ID..: TRACEICP			
Vanadium	99	(80 - 120)	SW846 6010B	10/20-10/31/08	K068G1CP
		Dilution Factor: 1	Analysis Time..: 02:12	Analyst ID.....: 022952	
		Instrument ID..: TRACEICP			

(Continued on next page)

LABORATORY CONTROL SAMPLE EVALUATION REPORT

TOTAL Metals

Client Lot #...: C8J180171 **Matrix.....:** WATER

PARAMETER	PERCENT RECOVERY	RECOVERY LIMITS	METHOD	PREPARATION-ANALYSIS DATE	WORK ORDER #
Zinc	103	(80 - 120)	SW846 6010B	10/20-10/31/08	K068G1CQ
		Dilution Factor: 1	Analysis Time..: 02:12	Analyst ID.....: 022952	
		Instrument ID..: TRACEICP			

LCS Lot-Sample#: C8J240000-122 **Prep Batch #...:** 8298122

Mercury	95	(80 - 120)	SW846 7470A	10/24/08	K1HNF1AC
		Dilution Factor: 1	Analysis Time..: 11:49	Analyst ID.....: 401509	
		Instrument ID..: HGHYDRA			

NOTE(S):

Calculations are performed before rounding to avoid round-off errors in calculated results.

LABORATORY CONTROL SAMPLE DATA REPORT

TOTAL Metals

Client Lot #...: C8J180171 **Matrix.....:** WATER

PARAMETER	SPIKE AMOUNT	MEASURED AMOUNT	UNITS	PERCNT RECVRY	METHOD	PREPARATION-ANALYSIS DATE	WORK ORDER #
LCS Lot-Sample#: C8J200000-159 **Prep Batch #...:** 8294159							
Silver	50.0	50.3	ug/L	101	SW846 6010B	10/20-10/31/08	K068G1A2
			Dilution Factor: 1		Analysis Time..: 02:12	Analyst ID.....: 022952	
			Instrument ID..: TRACEICP				
Aluminum	2000	1960	ug/L	98	SW846 6010B	10/20-10/31/08	K068G1A3
			Dilution Factor: 1		Analysis Time..: 02:12	Analyst ID.....: 022952	
			Instrument ID..: TRACEICP				
Arsenic	2000	1960	ug/L	98	SW846 6010B	10/20-10/31/08	K068G1A4
			Dilution Factor: 1		Analysis Time..: 02:12	Analyst ID.....: 022952	
			Instrument ID..: TRACEICP				
Barium	2000	1940	ug/L	97	SW846 6010B	10/20-10/31/08	K068G1A5
			Dilution Factor: 1		Analysis Time..: 02:12	Analyst ID.....: 022952	
			Instrument ID..: TRACEICP				
Beryllium	50.0	49.1	ug/L	98	SW846 6010B	10/20-10/31/08	K068G1A6
			Dilution Factor: 1		Analysis Time..: 02:12	Analyst ID.....: 022952	
			Instrument ID..: TRACEICP				
Calcium	50000	49200	ug/L	98	SW846 6010B	10/20-10/31/08	K068G1A7
			Dilution Factor: 1		Analysis Time..: 02:12	Analyst ID.....: 022952	
			Instrument ID..: TRACEICP				
Cadmium	50.0	48.7	ug/L	97	SW846 6010B	10/20-10/31/08	K068G1A8
			Dilution Factor: 1		Analysis Time..: 02:12	Analyst ID.....: 022952	
			Instrument ID..: TRACEICP				
Cobalt	500	484	ug/L	97	SW846 6010B	10/20-10/31/08	K068G1A9
			Dilution Factor: 1		Analysis Time..: 02:12	Analyst ID.....: 022952	
			Instrument ID..: TRACEICP				
Chromium	200	198	ug/L	99	SW846 6010B	10/20-10/31/08	K068G1CA
			Dilution Factor: 1		Analysis Time..: 02:12	Analyst ID.....: 022952	
			Instrument ID..: TRACEICP				
Copper	250	251	ug/L	100	SW846 6010B	10/20-10/31/08	K068G1CC
			Dilution Factor: 1		Analysis Time..: 02:12	Analyst ID.....: 022952	
			Instrument ID..: TRACEICP				

(Continued on next page)

LABORATORY CONTROL SAMPLE DATA REPORT

TOTAL Metals

Client Lot #...: C8J180171 **Matrix.....:** WATER

PARAMETER	SPIKE AMOUNT	MEASURED AMOUNT	UNITS	PERCNT RECVRY	METHOD	PREPARATION-ANALYSIS DATE	WORK ORDER #
Iron	1000	904	ug/L	90	SW846 6010B	10/20-10/31/08	K068G1CD
			Dilution Factor: 1		Analysis Time..: 02:12	Analyst ID.....: 022952	
			Instrument ID..: TRACEICP				
Potassium	50000	47600	ug/L	95	SW846 6010B	10/20-10/31/08	K068G1CE
			Dilution Factor: 1		Analysis Time..: 02:12	Analyst ID.....: 022952	
			Instrument ID..: TRACEICP				
Magnesium	50000	48800	ug/L	98	SW846 6010B	10/20-10/31/08	K068G1CF
			Dilution Factor: 1		Analysis Time..: 02:12	Analyst ID.....: 022952	
			Instrument ID..: TRACEICP				
Manganese	500	488	ug/L	98	SW846 6010B	10/20-10/31/08	K068G1CG
			Dilution Factor: 1		Analysis Time..: 02:12	Analyst ID.....: 022952	
			Instrument ID..: TRACEICP				
Sodium	50000	48600	ug/L	97	SW846 6010B	10/20-10/31/08	K068G1CH
			Dilution Factor: 1		Analysis Time..: 02:12	Analyst ID.....: 022952	
			Instrument ID..: TRACEICP				
Nickel	500	483	ug/L	97	SW846 6010B	10/20-10/31/08	K068G1CJ
			Dilution Factor: 1		Analysis Time..: 02:12	Analyst ID.....: 022952	
			Instrument ID..: TRACEICP				
Lead	500	488	ug/L	98	SW846 6010B	10/20-10/31/08	K068G1CK
			Dilution Factor: 1		Analysis Time..: 02:12	Analyst ID.....: 022952	
			Instrument ID..: TRACEICP				
Selenium	2000	1950	ug/L	98	SW846 6010B	10/20-10/31/08	K068G1CL
			Dilution Factor: 1		Analysis Time..: 02:12	Analyst ID.....: 022952	
			Instrument ID..: TRACEICP				
Thallium	2000	1950	ug/L	98	SW846 6010B	10/20-10/31/08	K068G1CM
			Dilution Factor: 1		Analysis Time..: 02:12	Analyst ID.....: 022952	
			Instrument ID..: TRACEICP				
Antimony	500	494	ug/L	99	SW846 6010B	10/20-10/31/08	K068G1CN
			Dilution Factor: 1		Analysis Time..: 02:12	Analyst ID.....: 022952	
			Instrument ID..: TRACEICP				
Vanadium	500	494	ug/L	99	SW846 6010B	10/20-10/31/08	K068G1CP
			Dilution Factor: 1		Analysis Time..: 02:12	Analyst ID.....: 022952	
			Instrument ID..: TRACEICP				

(Continued on next page)

LABORATORY CONTROL SAMPLE DATA REPORT

TOTAL Metals

Client Lot #...: C8J180171 **Matrix.....:** WATER

PARAMETER	SPIKE AMOUNT	MEASURED AMOUNT	UNITS	PERCNT RECVRY	METHOD	PREPARATION-ANALYSIS DATE	WORK ORDER #
Zinc	500	516	ug/L	103	SW846 6010B	10/20-10/31/08	K068G1CQ

Dilution Factor: 1 Analysis Time..: 02:12 Analyst ID.....: 022952
Instrument ID..: TRACEICP

LCS Lot-Sample#: C8J240000-122 **Prep Batch #...:** 8298122

Mercury	2.50	2.38	ug/L	95	SW846 7470A	10/24/08	K1HNF1AC

Dilution Factor: 1 Analysis Time..: 11:49 Analyst ID.....: 401509
Instrument ID..: HGHYDRA

NOTE(S):

Calculations are performed before rounding to avoid round-off errors in calculated results.

MATRIX SPIKE SAMPLE EVALUATION REPORT

TOTAL Metals

Client Lot #...: C8J180171 **Matrix.....:** WATER
Date Sampled...: 10/16/08 **Date Received..:** 10/18/08

PARAMETER	PERCENT RECOVERY	RECOVERY LIMITS	RPD	RPD LIMITS	METHOD	PREPARATION-ANALYSIS DATE	WORK ORDER #
MS Lot-Sample #: C8J180171-001 **Prep Batch #...:** 8294159							
Silver	106	(75 - 125)			SW846 6010B	10/20-10/31/08	K06DA1CA
	106	(75 - 125)	0.52	(0-20)	SW846 6010B	10/20-10/31/08	K06DA1CC
		Dilution Factor: 1					
		Analysis Time..: 02:51			Instrument ID..: TRACEICP	Analyst ID.....: 022952	
		MS Run #.....: 8294090					
Aluminum	104	(75 - 125)			SW846 6010B	10/20-10/31/08	K06DA1CD
	104	(75 - 125)	0.07	(0-20)	SW846 6010B	10/20-10/31/08	K06DA1CE
		Dilution Factor: 1					
		Analysis Time..: 02:51			Instrument ID..: TRACEICP	Analyst ID.....: 022952	
		MS Run #.....: 8294090					
Arsenic	101	(75 - 125)			SW846 6010B	10/20-10/31/08	K06DA1CF
	102	(75 - 125)	0.35	(0-20)	SW846 6010B	10/20-10/31/08	K06DA1CG
		Dilution Factor: 1					
		Analysis Time..: 02:51			Instrument ID..: TRACEICP	Analyst ID.....: 022952	
		MS Run #.....: 8294090					
Barium	102	(75 - 125)			SW846 6010B	10/20-10/31/08	K06DA1CH
	101	(75 - 125)	0.46	(0-20)	SW846 6010B	10/20-10/31/08	K06DA1CJ
		Dilution Factor: 1					
		Analysis Time..: 02:51			Instrument ID..: TRACEICP	Analyst ID.....: 022952	
		MS Run #.....: 8294090					
Beryllium	97	(75 - 125)			SW846 6010B	10/20-10/31/08	K06DA1CK
	98	(75 - 125)	0.65	(0-20)	SW846 6010B	10/20-10/31/08	K06DA1CL
		Dilution Factor: 1					
		Analysis Time..: 02:51			Instrument ID..: TRACEICP	Analyst ID.....: 022952	
		MS Run #.....: 8294090					
Calcium	NC	(75 - 125)			SW846 6010B	10/20-10/31/08	K06DA1CM
	NC	(75 - 125)		(0-20)	SW846 6010B	10/20-10/31/08	K06DA1CN
		Dilution Factor: 1					
		Analysis Time..: 02:51			Instrument ID..: TRACEICP	Analyst ID.....: 022952	
		MS Run #.....: 8294090					
Cadmium	96	(75 - 125)			SW846 6010B	10/20-10/31/08	K06DA1CP
	97	(75 - 125)	0.82	(0-20)	SW846 6010B	10/20-10/31/08	K06DA1CQ
		Dilution Factor: 1					
		Analysis Time..: 02:51			Instrument ID..: TRACEICP	Analyst ID.....: 022952	
		MS Run #.....: 8294090					

(Continued on next page)

MATRIX SPIKE SAMPLE EVALUATION REPORT

TOTAL Metals

Client Lot #...: C8J180171 **Matrix.....:** WATER
Date Sampled...: 10/16/08 **Date Received..:** 10/18/08

PARAMETER	PERCENT RECOVERY	RECOVERY LIMITS	RPD	RPD LIMITS	METHOD	PREPARATION-ANALYSIS DATE	WORK ORDER #
Cobalt	97	(75 - 125)			SW846 6010B	10/20-10/31/08	K06DA1CR
	97	(75 - 125)	0.33	(0-20)	SW846 6010B	10/20-10/31/08	K06DA1CT
		Dilution Factor: 1					
		Analysis Time..: 02:51			Instrument ID..: TRACEICP	Analyst ID.....: 022952	
		MS Run #.....: 8294090					
Chromium	100	(75 - 125)			SW846 6010B	10/20-10/31/08	K06DA1CU
	100	(75 - 125)	0.05	(0-20)	SW846 6010B	10/20-10/31/08	K06DA1CV
		Dilution Factor: 1					
		Analysis Time..: 02:51			Instrument ID..: TRACEICP	Analyst ID.....: 022952	
		MS Run #.....: 8294090					
Copper	108	(75 - 125)			SW846 6010B	10/20-10/31/08	K06DA1CW
	107	(75 - 125)	0.55	(0-20)	SW846 6010B	10/20-10/31/08	K06DA1CX
		Dilution Factor: 1					
		Analysis Time..: 02:51			Instrument ID..: TRACEICP	Analyst ID.....: 022952	
		MS Run #.....: 8294090					
Iron	100	(75 - 125)			SW846 6010B	10/20-10/31/08	K06DA1C0
	102	(75 - 125)	1.3	(0-20)	SW846 6010B	10/20-10/31/08	K06DA1C1
		Dilution Factor: 1					
		Analysis Time..: 02:51			Instrument ID..: TRACEICP	Analyst ID.....: 022952	
		MS Run #.....: 8294090					
Potassium	105	(75 - 125)			SW846 6010B	10/20-10/31/08	K06DA1C2
	104	(75 - 125)	0.18	(0-20)	SW846 6010B	10/20-10/31/08	K06DA1C3
		Dilution Factor: 1					
		Analysis Time..: 02:51			Instrument ID..: TRACEICP	Analyst ID.....: 022952	
		MS Run #.....: 8294090					
Magnesium	103	(75 - 125)			SW846 6010B	10/20-10/31/08	K06DA1C4
	107	(75 - 125)	0.97	(0-20)	SW846 6010B	10/20-10/31/08	K06DA1C5
		Dilution Factor: 1					
		Analysis Time..: 02:51			Instrument ID..: TRACEICP	Analyst ID.....: 022952	
		MS Run #.....: 8294090					
Manganese	99	(75 - 125)			SW846 6010B	10/20-10/31/08	K06DA1C6
	103	(75 - 125)	1.1	(0-20)	SW846 6010B	10/20-10/31/08	K06DA1C7
		Dilution Factor: 1					
		Analysis Time..: 02:51			Instrument ID..: TRACEICP	Analyst ID.....: 022952	
		MS Run #.....: 8294090					

(Continued on next page)

MATRIX SPIKE SAMPLE EVALUATION REPORT

TOTAL Metals

Client Lot #...: C8J180171 **Matrix.....:** WATER
Date Sampled...: 10/16/08 **Date Received..:** 10/18/08

PARAMETER	PERCENT RECOVERY	RECOVERY LIMITS	RPD	RPD LIMITS	METHOD	PREPARATION-ANALYSIS DATE	WORK ORDER #
Sodium	102	(75 - 125)			SW846 6010B	10/20-10/31/08	K06DA1C8
	102	(75 - 125)	0.12	(0-20)	SW846 6010B	10/20-10/31/08	K06DA1C9
		Dilution Factor: 1					
		Analysis Time..: 02:51			Instrument ID..: TRACEICP	Analyst ID.....: 022952	
		MS Run #.....: 8294090					
Nickel	96	(75 - 125)			SW846 6010B	10/20-10/31/08	K06DA1DA
	97	(75 - 125)	0.51	(0-20)	SW846 6010B	10/20-10/31/08	K06DA1DC
		Dilution Factor: 1					
		Analysis Time..: 02:51			Instrument ID..: TRACEICP	Analyst ID.....: 022952	
		MS Run #.....: 8294090					
Lead	99	(75 - 125)			SW846 6010B	10/20-10/31/08	K06DA1DD
	99	(75 - 125)	0.03	(0-20)	SW846 6010B	10/20-10/31/08	K06DA1DE
		Dilution Factor: 1					
		Analysis Time..: 02:51			Instrument ID..: TRACEICP	Analyst ID.....: 022952	
		MS Run #.....: 8294090					
Selenium	103	(75 - 125)			SW846 6010B	10/20-10/31/08	K06DA1DF
	103	(75 - 125)	0.30	(0-20)	SW846 6010B	10/20-10/31/08	K06DA1DG
		Dilution Factor: 1					
		Analysis Time..: 02:51			Instrument ID..: TRACEICP	Analyst ID.....: 022952	
		MS Run #.....: 8294090					
Thallium	99	(75 - 125)			SW846 6010B	10/20-10/31/08	K06DA1DH
	99	(75 - 125)	0.07	(0-20)	SW846 6010B	10/20-10/31/08	K06DA1DJ
		Dilution Factor: 1					
		Analysis Time..: 02:51			Instrument ID..: TRACEICP	Analyst ID.....: 022952	
		MS Run #.....: 8294090					
Antimony	102	(75 - 125)			SW846 6010B	10/20-10/31/08	K06DA1DK
	103	(75 - 125)	0.71	(0-20)	SW846 6010B	10/20-10/31/08	K06DA1DL
		Dilution Factor: 1					
		Analysis Time..: 02:51			Instrument ID..: TRACEICP	Analyst ID.....: 022952	
		MS Run #.....: 8294090					
Vanadium	100	(75 - 125)			SW846 6010B	10/20-10/31/08	K06DA1DM
	100	(75 - 125)	0.08	(0-20)	SW846 6010B	10/20-10/31/08	K06DA1DN
		Dilution Factor: 1					
		Analysis Time..: 02:51			Instrument ID..: TRACEICP	Analyst ID.....: 022952	
		MS Run #.....: 8294090					

(Continued on next page)

MATRIX SPIKE SAMPLE EVALUATION REPORT

TOTAL Metals

Client Lot #...: C8J180171 **Matrix.....:** WATER
Date Sampled...: 10/16/08 **Date Received..:** 10/18/08

PARAMETER	PERCENT RECOVERY	RECOVERY LIMITS	RPD	RPD LIMITS	METHOD	PREPARATION-ANALYSIS DATE	WORK ORDER #
Zinc	105	(75 - 125)			SW846 6010B	10/20-10/31/08	K06DA1DP
	105	(75 - 125)	0.25	(0-20)	SW846 6010B	10/20-10/31/08	K06DA1DQ

Dilution Factor: 1
Analysis Time..: 02:51 Instrument ID..: TRACEICP Analyst ID.....: 022952
MS Run #.....: 8294090

MS Lot-Sample #: C8J180171-001 **Prep Batch #...:** 8298122

Mercury	92	(75 - 125)			SW846 7470A	10/24/08	K06DA1DU
	98	(75 - 125)	5.8	(0-20)	SW846 7470A	10/24/08	K06DA1DV

Dilution Factor: 1
Analysis Time..: 11:52 Instrument ID..: HGHYDRA Analyst ID.....: 401509
MS Run #.....: 8298064

NOTE(S):

Calculations are performed before rounding to avoid round-off errors in calculated results.

NC The recovery and/or RPD were not calculated.

MATRIX SPIKE SAMPLE DATA REPORT

TOTAL Metals

Client Lot #...: C8J180171 **Matrix.....:** WATER
Date Sampled...: 10/16/08 **Date Received..:** 10/18/08

PARAMETER	SAMPLE AMOUNT	SPIKE AMT	MEASRD AMOUNT	UNITS	PERCNT RECVRY	RPD	METHOD	PREPARATION-ANALYSIS DATE	WORK ORDER #
MS Lot-Sample #: C8J180171-001 **Prep Batch #...:** 8294159									
Silver									
	0.79	50.0	54.0	ug/L	106		SW846 6010B	10/20-10/31/08	K06DA1CA
	0.79	50.0	53.7	ug/L	106	0.52	SW846 6010B	10/20-10/31/08	K06DA1CC
			Dilution Factor: 1						
			Analysis Time..: 02:51		Instrument ID..: TRACEICP		Analyst ID.....: 022952		
			MS Run #.....: 8294090						
Aluminum									
	ND	2000	2080	ug/L	104		SW846 6010B	10/20-10/31/08	K06DA1CD
	ND	2000	2080	ug/L	104	0.07	SW846 6010B	10/20-10/31/08	K06DA1CE
			Dilution Factor: 1						
			Analysis Time..: 02:51		Instrument ID..: TRACEICP		Analyst ID.....: 022952		
			MS Run #.....: 8294090						
Arsenic									
	ND	2000	2030	ug/L	101		SW846 6010B	10/20-10/31/08	K06DA1CF
	ND	2000	2030	ug/L	102	0.35	SW846 6010B	10/20-10/31/08	K06DA1CG
			Dilution Factor: 1						
			Analysis Time..: 02:51		Instrument ID..: TRACEICP		Analyst ID.....: 022952		
			MS Run #.....: 8294090						
Barium									
	12.0	2000	2040	ug/L	102		SW846 6010B	10/20-10/31/08	K06DA1CH
	12.0	2000	2030	ug/L	101	0.46	SW846 6010B	10/20-10/31/08	K06DA1CJ
			Dilution Factor: 1						
			Analysis Time..: 02:51		Instrument ID..: TRACEICP		Analyst ID.....: 022952		
			MS Run #.....: 8294090						
Beryllium									
	0.26	50.0	48.9	ug/L	97		SW846 6010B	10/20-10/31/08	K06DA1CK
	0.26	50.0	49.2	ug/L	98	0.65	SW846 6010B	10/20-10/31/08	K06DA1CL
			Dilution Factor: 1						
			Analysis Time..: 02:51		Instrument ID..: TRACEICP		Analyst ID.....: 022952		
			MS Run #.....: 8294090						
Calcium									
	384000	50000	430000	ug/L			SW846 6010B	10/20-10/31/08	K06DA1CM
			Qualifiers: NC						
	384000	50000	436000	ug/L			SW846 6010B	10/20-10/31/08	K06DA1CN
			Qualifiers: NC						
			Dilution Factor: 1						
			Analysis Time..: 02:51		Instrument ID..: TRACEICP		Analyst ID.....: 022952		
			MS Run #.....: 8294090						

(Continued on next page)

MATRIX SPIKE SAMPLE DATA REPORT

TOTAL Metals

Client Lot #...: C8J180171 **Matrix.....:** WATER
Date Sampled...: 10/16/08 **Date Received..:** 10/18/08

PARAMETER	SAMPLE AMOUNT	SPIKE AMT	MEASRD AMOUNT	UNITS	PERCNT RECVRY	RPD	METHOD	PREPARATION-ANALYSIS DATE	WORK ORDER #
Cadmium									
	ND	50.0	48.2	ug/L	96		SW846 6010B	10/20-10/31/08	K06DA1CP
	ND	50.0	48.6	ug/L	97	0.82	SW846 6010B	10/20-10/31/08	K06DA1CQ
			Dilution Factor: 1						
			Analysis Time..: 02:51		Instrument ID..: TRACEICP		Analyst ID.....: 022952		
			MS Run #.....: 8294090						
Cobalt									
	1.4	500	487	ug/L	97		SW846 6010B	10/20-10/31/08	K06DA1CR
	1.4	500	488	ug/L	97	0.33	SW846 6010B	10/20-10/31/08	K06DA1CT
			Dilution Factor: 1						
			Analysis Time..: 02:51		Instrument ID..: TRACEICP		Analyst ID.....: 022952		
			MS Run #.....: 8294090						
Chromium									
	ND	200	200	ug/L	100		SW846 6010B	10/20-10/31/08	K06DA1CU
	ND	200	199	ug/L	100	0.05	SW846 6010B	10/20-10/31/08	K06DA1CV
			Dilution Factor: 1						
			Analysis Time..: 02:51		Instrument ID..: TRACEICP		Analyst ID.....: 022952		
			MS Run #.....: 8294090						
Copper									
	ND	250	269	ug/L	108		SW846 6010B	10/20-10/31/08	K06DA1CW
	ND	250	267	ug/L	107	0.55	SW846 6010B	10/20-10/31/08	K06DA1CX
			Dilution Factor: 1						
			Analysis Time..: 02:51		Instrument ID..: TRACEICP		Analyst ID.....: 022952		
			MS Run #.....: 8294090						
Iron									
	197	1000	1200	ug/L	100		SW846 6010B	10/20-10/31/08	K06DA1C0
	197	1000	1220	ug/L	102	1.3	SW846 6010B	10/20-10/31/08	K06DA1C1
			Dilution Factor: 1						
			Analysis Time..: 02:51		Instrument ID..: TRACEICP		Analyst ID.....: 022952		
			MS Run #.....: 8294090						
Potassium									
	1070	50000	53400	ug/L	105		SW846 6010B	10/20-10/31/08	K06DA1C2
	1070	50000	53300	ug/L	104	0.18	SW846 6010B	10/20-10/31/08	K06DA1C3
			Dilution Factor: 1						
			Analysis Time..: 02:51		Instrument ID..: TRACEICP		Analyst ID.....: 022952		
			MS Run #.....: 8294090						

(Continued on next page)

MATRIX SPIKE SAMPLE DATA REPORT

TOTAL Metals

Client Lot #...: C8J180171 **Matrix.....:** WATER
Date Sampled...: 10/16/08 **Date Received..:** 10/18/08

PARAMETER	SAMPLE AMOUNT	SPIKE AMT	MEASRD AMOUNT	UNITS	PERCNT RECVRY	RPD	METHOD	PREPARATION-ANALYSIS DATE	WORK ORDER #
Magnesium									
	121000	50000	173000	ug/L	103		SW846 6010B	10/20-10/31/08	K06DA1C4
	121000	50000	174000	ug/L	107	0.97	SW846 6010B	10/20-10/31/08	K06DA1C5
			Dilution Factor: 1						
			Analysis Time..: 02:51		Instrument ID..: TRACEICP		Analyst ID.....: 022952		
			MS Run #.....: 8294090						
Manganese									
	1620	500	2110	ug/L	99		SW846 6010B	10/20-10/31/08	K06DA1C6
	1620	500	2140	ug/L	103	1.1	SW846 6010B	10/20-10/31/08	K06DA1C7
			Dilution Factor: 1						
			Analysis Time..: 02:51		Instrument ID..: TRACEICP		Analyst ID.....: 022952		
			MS Run #.....: 8294090						
Sodium									
	32500	50000	83600	ug/L	102		SW846 6010B	10/20-10/31/08	K06DA1C8
	32500	50000	83700	ug/L	102	0.12	SW846 6010B	10/20-10/31/08	K06DA1C9
			Dilution Factor: 1						
			Analysis Time..: 02:51		Instrument ID..: TRACEICP		Analyst ID.....: 022952		
			MS Run #.....: 8294090						
Nickel									
	4.5	500	485	ug/L	96		SW846 6010B	10/20-10/31/08	K06DA1DA
	4.5	500	488	ug/L	97	0.51	SW846 6010B	10/20-10/31/08	K06DA1DC
			Dilution Factor: 1						
			Analysis Time..: 02:51		Instrument ID..: TRACEICP		Analyst ID.....: 022952		
			MS Run #.....: 8294090						
Lead									
	ND	500	493	ug/L	99		SW846 6010B	10/20-10/31/08	K06DA1DD
	ND	500	493	ug/L	99	0.03	SW846 6010B	10/20-10/31/08	K06DA1DE
			Dilution Factor: 1						
			Analysis Time..: 02:51		Instrument ID..: TRACEICP		Analyst ID.....: 022952		
			MS Run #.....: 8294090						
Selenium									
	ND	2000	2060	ug/L	103		SW846 6010B	10/20-10/31/08	K06DA1DF
	ND	2000	2060	ug/L	103	0.30	SW846 6010B	10/20-10/31/08	K06DA1DG
			Dilution Factor: 1						
			Analysis Time..: 02:51		Instrument ID..: TRACEICP		Analyst ID.....: 022952		
			MS Run #.....: 8294090						

(Continued on next page)

MATRIX SPIKE SAMPLE DATA REPORT

TOTAL Metals

Client Lot #...: C8J180171 **Matrix.....:** WATER
Date Sampled...: 10/16/08 **Date Received..:** 10/18/08

PARAMETER	SAMPLE AMOUNT	SPIKE AMT	MEASRD AMOUNT	UNITS	PERCNT RECVRY	RPD	METHOD	PREPARATION-ANALYSIS DATE	WORK ORDER #
Thallium									
	ND	2000	1970	ug/L	99		SW846 6010B	10/20-10/31/08	K06DA1DH
	ND	2000	1970	ug/L	99	0.07	SW846 6010B	10/20-10/31/08	K06DA1DJ
			Dilution Factor: 1						
			Analysis Time..: 02:51		Instrument ID..: TRACEICP		Analyst ID.....: 022952		
			MS Run #.....: 8294090						
Antimony									
	ND	500	511	ug/L	102		SW846 6010B	10/20-10/31/08	K06DA1DK
	ND	500	515	ug/L	103	0.71	SW846 6010B	10/20-10/31/08	K06DA1DL
			Dilution Factor: 1						
			Analysis Time..: 02:51		Instrument ID..: TRACEICP		Analyst ID.....: 022952		
			MS Run #.....: 8294090						
Vanadium									
	6.8	500	505	ug/L	100		SW846 6010B	10/20-10/31/08	K06DA1DM
	6.8	500	505	ug/L	100	0.08	SW846 6010B	10/20-10/31/08	K06DA1DN
			Dilution Factor: 1						
			Analysis Time..: 02:51		Instrument ID..: TRACEICP		Analyst ID.....: 022952		
			MS Run #.....: 8294090						
Zinc									
	10.0	500	535	ug/L	105		SW846 6010B	10/20-10/31/08	K06DA1DP
	10.0	500	537	ug/L	105	0.25	SW846 6010B	10/20-10/31/08	K06DA1DQ
			Dilution Factor: 1						
			Analysis Time..: 02:51		Instrument ID..: TRACEICP		Analyst ID.....: 022952		
			MS Run #.....: 8294090						

MS Lot-Sample #: C8J180171-001 **Prep Batch #...:** 8298122

Mercury									
	0.019	1.00	0.940	ug/L	92		SW846 7470A	10/24/08	K06DA1DU
	0.019	1.00	0.996	ug/L	98	5.8	SW846 7470A	10/24/08	K06DA1DV
			Dilution Factor: 1						
			Analysis Time..: 11:52		Instrument ID..: HGHYDRA		Analyst ID.....: 401509		
			MS Run #.....: 8298064						

NOTE(S):

Calculations are performed before rounding to avoid round-off errors in calculated results.

NC The recovery and/or RPD were not calculated.

TestAmerica Pittsburgh

Metals Data Reporting Form

Initial Calibration Verification Standar

Instrument: ICPST **Units:** ug/L

Chart Number: T81030A.ARC **Acceptable Range:** 90% - 110%

Standard Source: Inorganic Ventures **Standard ID:** MET4787-08

Element	WL/ Mass	True Conc	ICV1-1 10/30/2008 9:31 PM Found	% Rec	Found	% Rec	Found	% Rec	Found	% Rec	Found	% Rec
Aluminum	308.215	12500.0	12265.96	**98.1**								
Antimony	220.353	250.0	250.02	**100.0**								
Arsenic	189.042	250.0	248.82	**99.5**								
Barium	493.409	1000.0	999.07	**99.9**								
Beryllium	313.042	1000.0	1006.22	**100.6**								
Cadmium	226.502	250.0	244.31	**97.7**								
Calcium	317.933	25000.0	26109.54	**104.4**								
Chromium	267.716	1000.0	1004.43	**100.4**								
Cobalt	228.616	1000.0	1005.35	**100.5**								
Copper	324.753	1000.0	1018.37	**101.8**								
Iron	271.441	12500.0	12666.59	**101.3**								
Lead	220.353	250.0	248.26	**99.3**								
Magnesium	279.078	25000.0	24865.11	**99.5**								
Manganese	257.61	1000.0	995.52	**99.6**								
Nickel	231.604	1000.0	986.97	**98.7**								
Potassium	766.491	50000.0	47982.49	**96.0**								
Selenium	220.353	250.0	249.14	**99.7**								
Silver	328.068	500.0	509.54	**101.9**								
Sodium	330.232	50000.0	48732.32	**97.5**								
Thallium	190.864	500.0	501.05	**100.2**								
Vanadium	292.402	1000.0	998.40	**99.8**								
Zinc	213.856	1000.0	1040.17	**104.0**								

TestAmerica Pittsburgh

Metals Data Reporting Form

Initial Calibration Verification Standar

Instrument: CVAA **Units:** ug/L

Chart Number: G81024B.PRN **Acceptable Range:** 90% - 110%

Standard Source: Ultra **Standard ID:** MET5313-08

Element	WL/ Mass	True Conc	ICV1 10/24/2008 11:10 AM Found	% Rec	Found	% Rec	Found	% Rec	Found	% Rec	Found	% Rec
Mercury	253.7	2.5	2.47	98.8								

5.22.0 *Form 2A Equivalent*

TestAmerica Pittsburgh

Metals Data Reporting Form

Continuing Calibration Verification

Instrument: ICPST **Units:** ug/L

Chart Number: T81030A.ARC **Acceptable Range:** 90% - 110%

Standard Source: Inorganic Ventures **Standard ID:** MET5327-08

Element	WL/ Mass	True Conc	CCV1-1 10/30/2008 9:59 PM Found	% Rec	CCV1-2 10/30/2008 11:06 PM Found	% Rec	CCV1-3 10/31/2008 12:12 AM Found	% Rec	CCV1-4 10/31/2008 1:17 AM Found	% Rec	CCV1-5 10/31/2008 2:23 AM Found	% Rec
Aluminum	308.215	25000.0	24524.86	**98.1**	24638.74	**98.6**	24627.12	**98.5**	24846.46	**99.4**	24520.09	**98.1**
Antimony	220.353	500.0	504.18	**100.8**	503.68	**100.7**	502.54	**100.5**	507.61	**101.5**	501.97	**100.4**
Arsenic	189.042	500.0	505.62	**101.1**	507.18	**101.4**	506.53	**101.3**	510.34	**102.1**	504.65	**100.9**
Barium	493.409	2000.0	2013.18	**100.7**	2006.33	**100.3**	1998.99	**99.9**	2011.85	**100.6**	1980.18	**99.0**
Beryllium	313.042	2000.0	1993.43	**99.7**	1991.28	**99.6**	1995.72	**99.8**	2008.13	**100.4**	1986.98	**99.3**
Cadmium	226.502	500.0	490.14	**98.0**	490.35	**98.1**	491.73	**98.3**	493.26	**98.7**	490.21	**98.0**
Calcium	317.933	50000.0	50276.15	**100.6**	50274.49	**100.5**	50423.06	**100.8**	50762.46	**101.5**	50326.53	**100.7**
Chromium	267.716	2000.0	1983.35	**99.2**	1990.58	**99.5**	1991.79	**99.6**	2009.33	**100.5**	1986.48	**99.3**
Cobalt	228.616	2000.0	1982.57	**99.1**	1988.64	**99.4**	1990.90	**99.5**	2007.96	**100.4**	1986.68	**99.3**
Copper	324.753	2000.0	2033.39	**101.7**	2037.21	**101.9**	2030.22	**101.5**	2049.02	**102.5**	2018.49	**100.9**
Iron	271.441	25000.0	25309.33	**101.2**	25354.64	**101.4**	25313.98	**101.3**	25477.77	**101.9**	25195.66	**100.8**
Lead	220.353	500.0	499.73	**99.9**	501.62	**100.3**	502.01	**100.4**	505.31	**101.1**	500.96	**100.2**
Magnesium	279.078	50000.0	49334.24	**98.7**	49506.80	**99.0**	49608.42	**99.2**	49964.00	**99.9**	49393.40	**98.8**
Manganese	257.61	2000.0	1982.62	**99.1**	1978.06	**98.9**	1974.17	**98.7**	1989.85	**99.5**	1973.12	**98.7**
Nickel	231.604	2000.0	1972.23	**98.6**	1971.45	**98.6**	1974.08	**98.7**	1985.91	**99.3**	1967.80	**98.4**
Potassium	766.491	125000.0	120673.27	**96.5**	121016.01	**96.8**	120451.79	**96.4**	121868.42	**97.5**	119713.34	**95.8**
Selenium	220.353	500.0	503.62	**100.7**	501.71	**100.3**	502.18	**100.4**	504.16	**100.8**	500.94	**100.2**
Silver	328.068	1000.0	1016.30	**101.6**	1018.36	**101.8**	1016.76	**101.7**	1026.63	**102.7**	1012.89	**101.3**
Sodium	330.232	125000.0	122115.85	**97.7**	122424.05	**97.9**	122216.16	**97.8**	123335.46	**98.7**	121510.77	**97.2**
Thallium	190.864	1000.0	1007.23	**100.7**	1005.65	**100.6**	1005.26	**100.5**	1015.72	**101.6**	1003.88	**100.4**
Vanadium	292.402	2000.0	1989.83	**99.5**	1996.57	**99.8**	1998.26	**99.9**	2016.25	**100.8**	1993.46	**99.7**
Zinc	213.856	2000.0	2050.63	**102.5**	2059.78	**103.0**	2053.54	**102.7**	2072.36	**103.6**	2049.37	**102.5**

TestAmerica Pittsburgh

Metals Data Reporting Form

Continuing Calibration Verification

Instrument: ICPST **Units:** ug/L

Chart Number: T81030A.ARC **Acceptable Range:** 90% - 110%

Standard Source: Inorganic Ventures **Standard ID:** MET5327-08

Element	WL/ Mass	True Conc	CCV1-6 10/31/2008 3:32 AM Found	% Rec	CCV1-7 10/31/2008 4:38 AM Found	% Rec	CCV1-8 10/31/2008 5:44 AM Found	% Rec	CCV1-9 10/31/2008 6:52 AM Found	% Rec	CCV1-10 10/31/2008 7:58 AM Found	% Rec
Aluminum	308.215	25000.0	24523.52	**98.1**	24389.94	**97.6**	24463.74	**97.9**	24328.76	**97.3**	24787.20	**99.1**
Antimony	220.353	500.0	502.13	**100.4**	501.22	**100.2**	502.02	**100.4**	498.41	**99.7**	506.92	**101.4**
Arsenic	189.042	500.0	506.88	**101.4**	505.04	**101.0**	506.79	**101.4**	504.76	**101.0**	512.54	**102.5**
Barium	493.409	2000.0	1976.78	**98.8**	1969.01	**98.5**	1976.20	**98.8**	1962.54	**98.1**	2003.00	**100.2**
Beryllium	313.042	2000.0	1999.65	**100.0**	1982.71	**99.1**	2006.18	**100.3**	1992.64	**99.6**	2032.56	**101.6**
Cadmium	226.502	500.0	494.58	**98.9**	490.04	**98.0**	494.96	**99.0**	492.07	**98.4**	500.67	**100.1**
Calcium	317.933	50000.0	50587.34	**101.2**	50224.98	**100.4**	50873.54	**101.7**	50538.82	**101.1**	51472.48	**102.9**
Chromium	267.716	2000.0	2000.63	**100.0**	1987.26	**99.4**	2008.72	**100.4**	2010.36	**100.5**	2043.30	**102.2**
Cobalt	228.616	2000.0	1998.97	**99.9**	1985.10	**99.3**	2005.25	**100.3**	1993.60	**99.7**	2028.85	**101.4**
Copper	324.753	2000.0	2012.06	**100.6**	2006.90	**100.3**	2012.63	**100.6**	2000.82	**100.0**	2036.74	**101.8**
Iron	271.441	25000.0	25412.45	**101.6**	25210.88	**100.8**	25464.92	**101.9**	25254.61	**101.0**	25654.19	**102.6**
Lead	220.353	500.0	503.92	**100.8**	500.24	**100.0**	505.68	**101.1**	504.56	**100.9**	511.29	**102.3**
Magnesium	279.078	50000.0	49541.17	**99.1**	49230.56	**98.5**	49713.66	**99.4**	49366.42	**98.7**	50279.99	**100.6**
Manganese	257.61	2000.0	1979.26	**99.0**	1969.46	**98.5**	1983.78	**99.2**	1974.48	**98.7**	2010.56	**100.5**
Nickel	231.604	2000.0	1982.23	**99.1**	1968.04	**98.4**	1986.05	**99.3**	1976.22	**98.8**	2012.62	**100.6**
Potassium	766.491	125000.0	119395.57	**95.5**	119248.31	**95.4**	119769.46	**95.8**	118722.67	**95.0**	120862.41	**96.7**
Selenium	220.353	500.0	501.82	**100.4**	499.94	**100.0**	499.28	**99.9**	498.16	**99.6**	505.93	**101.2**
Silver	328.068	1000.0	1012.75	**101.3**	1008.90	**100.9**	1018.38	**101.8**	1012.00	**101.2**	1030.65	**103.1**
Sodium	330.232	125000.0	121540.87	**97.2**	121034.06	**96.8**	121708.88	**97.4**	120892.47	**96.7**	122756.00	**98.2**
Thallium	190.864	1000.0	1010.73	**101.1**	1004.41	**100.4**	1008.78	**100.9**	1003.03	**100.3**	1024.03	**102.4**
Vanadium	292.402	2000.0	1997.50	**99.9**	1986.63	**99.3**	2007.87	**100.4**	2000.93	**100.0**	2041.19	**102.1**
Zinc	213.856	2000.0	2068.99	**103.4**	2052.79	**102.6**	2070.53	**103.5**	2060.54	**103.0**	2093.64	**104.7**

TestAmerica Pittsburgh

Metals Data Reporting Form

Continuing Calibration Verification

Instrument: ICPST **Units:** ug/L

Chart Number: T81030A.ARC **Acceptable Range:** 90% - 110%

Standard Source: Inorganic Ventures **Standard ID:** MET5327-08

Element	WL/ Mass	True Conc	CCV1-11 10/31/2008 9:04 AM Found	% Rec	CCV1-12 10/31/2008 10:11 AM Found	% Rec	CCV1-13 10/31/2008 11:46 AM Found	% Rec	CCV1-14 10/31/2008 12:53 PM Found	% Rec	CCV1-15 10/31/2008 1:58 PM Found	% Rec
Aluminum	308.215	25000.0	24615.94	**98.5**	24532.34	**98.1**	24273.30	**97.1**	24330.87	**97.3**	23246.05	**93.0**
Antimony	220.353	500.0	506.56	**101.3**	500.91	**100.2**	499.58	**99.9**	501.01	**100.2**	480.27	**96.1**
Arsenic	189.042	500.0	512.65	**102.5**	507.33	**101.5**	506.78	**101.4**	508.47	**101.7**	491.10	**98.2**
Barium	493.409	2000.0	1986.62	**99.3**	1978.80	**98.9**	1949.97	**97.5**	1957.97	**97.9**	1860.78	**93.0**
Beryllium	313.042	2000.0	2034.67	**101.7**	1988.99	**99.4**	2016.39	**100.8**	2027.45	**101.4**	1960.56	**98.0**
Cadmium	226.502	500.0	502.19	**100.4**	491.29	**98.3**	496.75	**99.4**	498.24	**99.6**	483.51	**96.7**
Calcium	317.933	50000.0	51676.03	**103.4**	50387.07	**100.8**	51120.65	**102.2**	51234.32	**102.5**	49727.96	**99.5**
Chromium	267.716	2000.0	2042.75	**102.1**	2000.41	**100.0**	2016.77	**100.8**	2023.02	**101.2**	1954.18	**97.7**
Cobalt	228.616	2000.0	2032.50	**101.6**	1994.08	**99.7**	2010.15	**100.5**	2017.72	**100.9**	1947.84	**97.4**
Copper	324.753	2000.0	2021.62	**101.1**	2023.71	**101.2**	1987.03	**99.4**	1995.70	**99.8**	1895.66	**94.8**
Iron	271.441	25000.0	25683.15	**102.7**	25166.65	**100.7**	25358.91	**101.4**	25489.54	**102.0**	24655.29	**98.6**
Lead	220.353	500.0	512.13	**102.4**	501.81	**100.4**	505.70	**101.1**	506.45	**101.3**	489.63	**97.9**
Magnesium	279.078	50000.0	50310.45	**100.6**	49357.92	**98.7**	49767.48	**99.5**	50041.25	**100.1**	48366.02	**96.7**
Manganese	257.61	2000.0	2009.72	**100.5**	1973.06	**98.7**	1986.54	**99.3**	1994.18	**99.7**	1923.83	**96.2**
Nickel	231.604	2000.0	2012.94	**100.6**	1973.31	**98.7**	1988.86	**99.4**	1996.17	**99.8**	1931.09	**96.6**
Potassium	766.491	125000.0	119679.03	**95.7**	119419.16	**95.5**	117403.83	**93.9**	117836.87	**94.3**	112180.79	**89.7**
Selenium	220.353	500.0	505.14	**101.0**	502.78	**100.6**	501.88	**100.4**	498.69	**99.7**	481.12	**96.2**
Silver	328.068	1000.0	1027.06	**102.7**	1016.44	**101.6**	1012.64	**101.3**	1018.62	**101.9**	973.81	**97.4**
Sodium	330.232	125000.0	122230.88	**97.8**	122121.32	**97.7**	120043.35	**96.0**	120920.05	**96.7**	115666.47	**92.5**
Thallium	190.864	1000.0	1019.82	**102.0**	1007.83	**100.8**	1006.79	**100.7**	1006.20	**100.6**	970.81	**97.1**
Vanadium	292.402	2000.0	2036.55	**101.8**	2003.72	**100.2**	2010.43	**100.5**	2019.34	**101.0**	1939.28	**97.0**
Zinc	213.856	2000.0	2090.69	**104.5**	2057.81	**102.9**	2067.40	**103.4**	2074.31	**103.7**	1994.02	**99.7**

TestAmerica Pittsburgh

Metals Data Reporting Form

Continuing Calibration Verification

Instrument: CVAA **Units:** ug/L

Chart Number: G81024B.PRN **Acceptable Range:** 80% - 120%

Standard Source: Inorganic Ventures **Standard ID:** MET5315-08

Element	WL/ Mass	True Conc	CCV6-1 10/24/2008 11:15 AM Found	% Rec	CCV6-2 10/24/2008 11:35 AM Found	% Rec	CCV6-3 10/24/2008 11:55 AM Found	% Rec	CCV6-4 10/24/2008 12:15 PM Found	% Rec	CCV6-5 10/24/2008 12:36 PM Found	% Rec
Mercury	253.7	5.0	5.12	**102.4**	5.02	**100.4**	5.13	**102.6**	5.10	**102.0**	5.04	**100.8**

TestAmerica Pittsburgh

Metals Data Reporting Form

Continuing Calibration Verification

Instrument: CVAA **Units:** ug/L

Chart Number: G81024B.PRN **Acceptable Range:** 80% - 120%

Standard Source: Inorganic Ventures **Standard ID:** MET5315-08

Element	WL/ Mass	True Conc	CCV6-6 10/24/2008 12:56 PM Found	% Rec	CCV6-7 10/24/2008 1:17 PM Found	% Rec	CCV6-8 10/24/2008 1:27 PM Found	% Rec	Found	% Rec	Found	% Rec
Mercury	253.7	5.0	5.08	**101.6**	4.92	**98.4**	5.09	**101.8**				

TestAmerica Pittsburgh

Metals Data Reporting Form

Contract Required Detection Limit Standard

Instrument: ICPST **Units:** ug/L

Chart Number: T81030A.ARC **Acceptable Range:** 50% - 150%

Standard Source: Inorganic Ventures **Standard ID:** MET4418-08

Element	WL/ Mass	True Conc	CRA/RLV 10/30/2008 9:43 PM Found	% Rec	Found	% Rec	Found	% Rec	Found	% Rec	Found	% Rec
Aluminum	308.215	200.0	195.49	**97.7**								
Antimony	220.353	10.0	9.59	**95.9**								
Arsenic	189.042	10.0	9.62	**96.2**								
Barium	493.409	200.0	204.42	**102.2**								
Beryllium	313.042	4.0	4.21	**105.3**								
Cadmium	226.502	5.0	5.19	**103.8**								
Calcium	317.933	5000.0	5153.16	**103.1**								
Chromium	267.716	5.0	5.37	**107.4**								
Cobalt	228.616	50.0	50.79	**101.6**								
Copper	324.753	25.0	26.19	**104.8**								
Iron	271.441	100.0	83.71	**83.7**								
Lead	220.353	3.0	2.91	**97.0**								
Magnesium	279.078	5000.0	4934.98	**98.7**								
Manganese	257.61	15.0	15.26	**101.7**								
Nickel	231.604	40.0	40.51	**101.3**								
Potassium	766.491	5000.0	4503.43	**90.1**								
Selenium	220.353	5.0	6.59	**131.8**								
Silver	328.068	5.0	5.82	**116.4**								
Sodium	330.232	5000.0	5173.20	**103.5**								
Thallium	190.864	10.0	9.72	**97.2**								
Vanadium	292.402	50.0	50.55	**101.1**								
Zinc	213.856	20.0	22.02	**110.1**								

TestAmerica Pittsburgh

Metals Data Reporting Form

Contract Required Detection Limit Standard

Instrument: CVAA **Units:** ug/L

Chart Number: G81024B.PRN **Acceptable Range:** 50% - 150%

Standard Source: Ultra **Standard ID:** MET5314-08

Element	WL/ Mass	True Conc	CRA/RLV 10/24/2008 11:14 AM Found	% Rec	Found	% Rec	Found	% Rec	Found	% Rec	Found	% Rec
Mercury	253.7	0.2	0.18	**88.0**								

TestAmerica Pittsburgh

Metals Data Reporting Form

Initial Calibration Blank Results

Instrument: ICPST **Units:** ug/L

Chart Number: T81030A.ARC

Standard Source: _____ **Standard ID:** _____

Element	WL/ Mass	Report Limit	ICB1 10/30/2008 9:37 PM Found	Q	Found	Q	Found	Q	Found	Q	Found	Q
Aluminum	308.215	200	16.2	U								
Antimony	220.353	10	1.8	U								
Arsenic	189.042	10	2.0	U								
Barium	493.409	200	**0.3**	**B**								
Beryllium	313.042	4	**0.4**	**B**								
Cadmium	226.502	5	0.2	U								
Calcium	317.933	5000	17.7	U								
Chromium	267.716	5	1.1	U								
Cobalt	228.616	50	**0.5**	**B**								
Copper	324.753	25	4.6	U								
Iron	271.441	100	8.4	U								
Lead	220.353	3	1.7	U								
Magnesium	279.078	5000	21.8	U								
Manganese	257.61	15	0.6	U								
Nickel	231.604	40	0.8	U								
Potassium	766.491	5000	750.0	U								
Selenium	220.353	5	2.9	U								
Silver	328.068	5	0.5	U								
Sodium	330.232	5000	**-370.0**	**B**								
Thallium	190.864	10	2.8	U								
Vanadium	292.402	50	2.4	U								
Zinc	213.856	20	3.1	U								

TestAmerica Pittsburgh

Metals Data Reporting Form

Initial Calibration Blank Results

Instrument: CVAA **Units:** ug/L

Chart Number: G81024B.PRN

Standard Source: _____ **Standard ID:** _____

Element	WL/ Mass	Report Limit	ICB1 10/24/2008 11:12 AM Found	Q	Found	Q	Found	Q	Found	Q	Found	Q
Mercury	253.7	0.2	0.0	U								

5.22.0

U Result is less than the MDL

B Result is between MDL and RL

Form 3 Equivalent

TestAmerica Pittsburgh

Metals Data Reporting Form

Continuing Calibration Blank Result

Instrument: ICPST **Units:** ug/L

Chart Number: T81030A.ARC

Standard Source: _____ **Standard ID:** _____

Element	WL/ Mass	Report Limit	CCB1 10/30/2008 10:05 PM Found	Q	CCB2 10/30/2008 11:11 PM Found	Q	CCB3 10/31/2008 12:17 AM Found	Q	CCB4 10/31/2008 1:23 AM Found	Q	CCB5 10/31/2008 2:29 AM Found	Q
Aluminum	308.215	200	16.2	U	16.2	U	16.2	U	16.2	U	16.2	U
Antimony	220.353	10	1.8	U	1.8	U	1.8	U	1.8	U	1.8	U
Arsenic	189.042	10	2.0	U	2.0	U	2.0	U	2.0	U	2.0	U
Barium	493.409	200	0.3	U	0.3	U	0.3	U	0.3	U	0.3	U
Beryllium	313.042	4	**0.3**	**B**	**0.4**	**B**	**0.4**	**B**	**0.5**	**B**	**0.6**	**B**
Cadmium	226.502	5	0.2	U	0.2	U	**0.2**	**B**	**0.2**	**B**	0.2	U
Calcium	317.933	5000	17.7	U	17.7	U	17.7	U	17.7	U	17.7	U
Chromium	267.716	5	1.1	U	1.1	U	1.1	U	1.1	U	1.1	U
Cobalt	228.616	50	0.5	U	**0.5**	**B**	0.5	U	0.5	U	0.5	U
Copper	324.753	25	4.6	U	4.6	U	4.6	U	4.6	U	4.6	U
Iron	271.441	100	8.4	U	8.4	U	8.4	U	8.4	U	8.4	U
Lead	220.353	3	1.7	U	1.7	U	1.7	U	1.7	U	1.7	U
Magnesium	279.078	5000	21.8	U	21.8	U	21.8	U	21.8	U	21.8	U
Manganese	257.61	15	0.6	U	0.6	U	0.6	U	0.6	U	0.6	U
Nickel	231.604	40	0.8	U	0.8	U	0.8	U	0.8	U	0.8	U
Potassium	766.491	5000	750.0	U	750.0	U	750.0	U	750.0	U	750.0	U
Selenium	220.353	5	2.9	U	2.9	U	2.9	U	2.9	U	2.9	U
Silver	328.068	5	0.5	U	**0.6**	**B**	**0.7**	**B**	0.5	U	**0.7**	**B**
Sodium	330.232	5000	**-430.0**	**B**	**-320.0**	**B**	**-450.0**	**B**	**-300.0**	**B**	**-340.0**	**B**
Thallium	190.864	10	2.8	U	2.8	U	2.8	U	2.8	U	2.8	U
Vanadium	292.402	50	2.4	U	2.4	U	2.4	U	2.4	U	2.4	U
Zinc	213.856	20	3.1	U	3.1	U	**6.1**	**B**	3.1	U	3.1	U

5.22.0

U Result is less than the MDL

B Result is between MDL and RL

Form 3 Equivalent

TestAmerica Pittsburgh

Metals Data Reporting Form

Continuing Calibration Blank Result

Instrument: ICPST **Units:** ug/L

Chart Number: T81030A.ARC

Standard Source: _____ **Standard ID:** _____

Element	WL/ Mass	Report Limit	CCB6 10/31/2008 3:37 AM Found	Q	CCB7 10/31/2008 4:43 AM Found	Q	CCB8 10/31/2008 5:49 AM Found	Q	CCB9 10/31/2008 6:58 AM Found	Q	CCB10 10/31/2008 8:04 AM Found	Q
Aluminum	308.215	200	16.2	U	16.2	U	**-17.0**	**B**	**-21.0**	**B**	**-17.0**	**B**
Antimony	220.353	10	1.8	U	1.8	U	1.8	U	1.8	U	1.8	U
Arsenic	189.042	10	2.0	U	2.0	U	2.0	U	2.0	U	2.0	U
Barium	493.409	200	0.3	U	0.3	U	0.3	U	0.3	U	0.3	U
Beryllium	313.042	4	**0.7**	**B**	**0.7**	**B**	**0.9**	**B**	**0.8**	**B**	**0.6**	**B**
Cadmium	226.502	5	**0.3**	**B**	0.2	U	0.2	U	0.2	U	0.2	U
Calcium	317.933	5000	17.7	U	17.7	U	17.7	U	17.7	U	17.7	U
Chromium	267.716	5	1.1	U	1.1	U	1.1	U	1.1	U	1.1	U
Cobalt	228.616	50	**0.5**	**B**	0.5	U	0.5	U	0.5	U	0.5	U
Copper	324.753	25	4.6	U	4.6	U	4.6	U	4.6	U	4.6	U
Iron	271.441	100	8.4	U	8.4	U	**9.1**	**B**	8.4	U	8.4	U
Lead	220.353	3	1.7	U	1.7	U	1.7	U	1.7	U	1.7	U
Magnesium	279.078	5000	21.8	U	21.8	U	21.8	U	21.8	U	21.8	U
Manganese	257.61	15	0.6	U	0.6	U	0.6	U	0.6	U	0.6	U
Nickel	231.604	40	**1.1**	**B**	0.8	U	0.8	U	0.8	U	0.8	U
Potassium	766.491	5000	750.0	U	750.0	U	750.0	U	750.0	U	750.0	U
Selenium	220.353	5	2.9	U	2.9	U	2.9	U	2.9	U	2.9	U
Silver	328.068	5	**1.0**	**B**	0.5	U	0.5	U	0.5	U	0.5	U
Sodium	330.232	5000	**-290.0**	**B**	**-390.0**	**B**	**-240.0**	**B**	**-470.0**	**B**	**-460.0**	**B**
Thallium	190.864	10	2.8	U	**3.2**	**B**	**3.1**	**B**	2.8	U	2.8	U
Vanadium	292.402	50	2.4	U	2.4	U	2.4	U	2.4	U	2.4	U
Zinc	213.856	20	3.1	U	3.1	U	3.1	U	3.1	U	3.1	U

5.22.0

U Result is less than the MDL

B Result is between MDL and RL

Form 3 Equivalent

TestAmerica Pittsburgh

Metals Data Reporting Form

Continuing Calibration Blank Result

Instrument: ICPST **Units:** ug/L

Chart Number: T81030A.ARC

Standard Source: _____ **Standard ID:** _____

Element	WL/ Mass	Report Limit	CCB11 10/31/2008 9:10 AM Found	Q	CCB12 10/31/2008 10:16 AM Found	Q	CCB13 10/31/2008 11:52 AM Found	Q	CCB14 10/31/2008 12:58 PM Found	Q	CCB15 10/31/2008 2:03 PM Found	Q
Aluminum	308.215	200	**-19.0**	**B**	**-24.0**	**B**	**-23.0**	**B**	**-23.0**	**B**	**-24.0**	**B**
Antimony	220.353	10	1.8	U	1.8	U	1.8	U	1.8	U	1.8	U
Arsenic	189.042	10	2.0	U	2.0	U	2.0	U	2.0	U	2.0	U
Barium	493.409	200	0.3	U	0.3	U	0.3	U	0.3	U	0.3	U
Beryllium	313.042	4	**0.9**	**B**	**0.7**	**B**	**1.0**	**B**	**0.9**	**B**	**1.3**	**B**
Cadmium	226.502	5	0.2	U	0.2	U	0.2	U	**0.3**	**B**	0.2	U
Calcium	317.933	5000	17.7	U	17.7	U	17.7	U	17.7	U	**-32.0**	**B**
Chromium	267.716	5	1.1	U	1.1	U	1.1	U	1.1	U	1.1	U
Cobalt	228.616	50	0.5	U	0.5	U	0.5	U	**0.6**	**B**	0.5	U
Copper	324.753	25	4.6	U	4.6	U	4.6	U	4.6	U	4.6	U
Iron	271.441	100	8.4	U	8.4	U	8.4	U	8.4	U	8.4	U
Lead	220.353	3	1.7	U	1.7	U	1.7	U	1.7	U	1.7	U
Magnesium	279.078	5000	21.8	U	21.8	U	21.8	U	21.8	U	21.8	U
Manganese	257.61	15	0.6	U	0.6	U	0.6	U	0.6	U	0.6	U
Nickel	231.604	40	0.8	U	**1.4**	**B**	0.8	U	0.8	U	0.8	U
Potassium	766.491	5000	750.0	U	750.0	U	750.0	U	750.0	U	750.0	U
Selenium	220.353	5	2.9	U	2.9	U	2.9	U	2.9	U	2.9	U
Silver	328.068	5	0.5	U	**0.8**	**B**	0.5	U	**0.8**	**B**	0.5	U
Sodium	330.232	5000	**-380.0**	**B**	**-490.0**	**B**	**-380.0**	**B**	**-320.0**	**B**	**-450.0**	**B**
Thallium	190.864	10	2.8	U	2.8	U	2.8	U	2.8	U	**3.7**	**B**
Vanadium	292.402	50	2.4	U	2.4	U	2.4	U	2.4	U	2.4	U
Zinc	213.856	20	3.1	U	3.1	U	3.1	U	3.1	U	3.1	U

5.22.0

U Result is less than the MDL

B Result is between MDL and RL

Form 3 Equivalent

TestAmerica Pittsburgh

Metals Data Reporting Form

Continuing Calibration Blank Result

Instrument: CVAA **Units:** ug/L

Chart Number: G81024B.PRN

Standard Source: _____ **Standard ID:** _____

Element	WL/ Mass	Report Limit	CCB1 10/24/2008 11:17 AM Found	Q	CCB2 10/24/2008 11:37 AM Found	Q	CCB3 10/24/2008 11:57 AM Found	Q	CCB4 10/24/2008 12:17 PM Found	Q	CCB5 10/24/2008 12:38 PM Found	Q
Mercury	253.7	0.2	0.0	U	**0.0**	**B**	0.0	U	0.0	U	0.0	U

5.22.0

U Result is less than the MDL

B Result is between MDL and RL

Form 3 Equivalent

TestAmerica Pittsburgh

Metals Data Reporting Form

Continuing Calibration Blank Result

Instrument: CVAA **Units:** ug/L

Chart Number: G81024B.PRN

Standard Source: _____ **Standard ID:** _____

Element	WL/ Mass	Report Limit	CCB6 10/24/2008 12:58 PM Found	Q	CCB7 10/24/2008 1:18 PM Found	Q	CCB8 10/24/2008 1:28 PM Found	Q	Found	Q	Found	Q
Mercury	253.7	0.2	**0.0**	**B**	**0.0**	**B**	0.0	U				

5.22.0

U Result is less than the MDL

B Result is between MDL and RL

Form 3 Equivalent

TestAmerica Pittsburgh

Metals Data Reporting Form

Interference Check Standard A

Instrument: ICPST **Units:** ug/L

Chart Number: T81030A.ARC **Acceptable Range:** 80% - 120%

Standard Source: Inorganic Ventures **Standard ID:** MET4784-08

Element	WL/ Mass	Reporting Limit	True Conc	ICSA 10/30/2008 9:48 PM Found	Found	Found	Found	Found
Aluminum	308.215		500000	476000				
Antimony	220.353	10		2				
Arsenic	189.042	10		-1				
Barium	493.409	200		1				
Beryllium	313.042	4		-1				
Cadmium	226.502	5		5				
Calcium	317.933		500000	474000				
Chromium	267.716	5		1				
Cobalt	228.616	50		0				
Copper	324.753	25		0				
Iron	271.441		200000	199000				
Lead	220.353	3		-1				
Magnesium	279.078		500000	515000				
Manganese	257.61	15		7				
Nickel	231.604	40		2				
Potassium	766.491	5000		222				
Selenium	220.353	5		2				
Silver	328.068	5		1				
Sodium	330.232	5000		112				
Thallium	190.864	10		-14				
Vanadium	292.402	50		-2				
Zinc	213.856	20		2				

U Result is less than the MDL

B Result is between MDL and RL

Form 4 Equivalent

TestAmerica Pittsburgh

Metals Data Reporting Form

Interference Check Standard AB

Instrument: ICPST **Units:** ug/L

Chart Number: T81030A.ARC **Acceptable Range:** 80% - 120%

Standard Source: Inorganic Ventures **Standard ID:** MET4786-08

Element	WL/ Mass	True Conc	ICSAB 10/30/2008 9:54 PM Found	% Rec	Found	% Rec	Found	% Rec	Found	% Rec	Found	% Rec
Aluminum	308.215	500000	475338.0	**95.1**								
Antimony	220.353	1000	1013.5	**101.4**								
Arsenic	189.042	1000	1000.2	**100.0**								
Barium	493.409	500	524.5	**104.9**								
Beryllium	313.042	500	488.6	**97.7**								
Cadmium	226.502	1000	942.7	**94.3**								
Calcium	317.933	500000	470907.0	**94.2**								
Chromium	267.716	500	488.3	**97.7**								
Cobalt	228.616	500	479.0	**95.8**								
Copper	324.753	500	549.9	**110.0**								
Iron	271.441	200000	198325.4	**99.2**								
Lead	220.353	1000	961.3	**96.1**								
Magnesium	279.078	500000	509980.3	**102.0**								
Manganese	257.61	500	496.1	**99.2**								
Nickel	231.604	1000	939.7	**94.0**								
Potassium	766.491	10000	10684.7	**106.8**								
Selenium	220.353	1000	994.4	**99.4**								
Silver	328.068	1000	1082.8	**108.3**								
Sodium	330.232	10000	11519.8	**115.2**								
Thallium	190.864	1000	955.2	**95.5**								
Vanadium	292.402	500	494.7	**98.9**								
Zinc	213.856	1000	1050.4	**105.0**								

TestAmerica Pittsburgh

Metals Data Reporting Form

Serial Dilution RPD Report

Serial Dilution Sample ID: K06DAP

Original Sample ID: K06DA **Client ID:** MW-43-1008P

Matrix: Water **Units:** ug/L **Prep Date:** 10/20/2008 **Prep Batch:** 8294159

Weight: NA **Volume:** 50 **Percent Moisture:** NA

Element	WL/ Mass	OS Conc	Q	Serial Dilution Conc	Q	Percent Diff	OS DF	Ser Dil DF	Instr	OS Anal Date	OS Anal Time	Ser Dil Anal Date	Ser Dil Anal Time
Aluminum	308.215	16.2	U	80.9	U		1	5	ICPST	10/31/2008	2:40	10/31/2008	2:45
Antimony	220.353	1.8	U	8.9	U		1	5	ICPST	10/31/2008	2:40	10/31/2008	2:45
Arsenic	189.042	2.0	U	9.8	U		1	5	ICPST	10/31/2008	2:40	10/31/2008	2:45
Barium	493.409	12.0	B	12.0	B		1	5	ICPST	10/31/2008	2:40	10/31/2008	2:45
Beryllium	313.042	0.26	B	2.2	B		1	5	ICPST	10/31/2008	2:40	10/31/2008	2:45
Cadmium	226.502	0.21	U	1.0	U		1	5	ICPST	10/31/2008	2:40	10/31/2008	2:45
Calcium	317.933	384000		402000		4.7	1	5	ICPST	10/31/2008	2:40	10/31/2008	2:45
Chromium	267.716	1.1	U	5.4	U		1	5	ICPST	10/31/2008	2:40	10/31/2008	2:45
Cobalt	228.616	1.4	B	2.2	U		1	5	ICPST	10/31/2008	2:40	10/31/2008	2:45
Copper	324.753	4.6	U	22.8	U		1	5	ICPST	10/31/2008	2:40	10/31/2008	2:45
Iron	271.441	197		42.0	U		1	5	ICPST	10/31/2008	2:40	10/31/2008	2:45
Lead	220.353	1.7	U	8.6	U		1	5	ICPST	10/31/2008	2:40	10/31/2008	2:45
Magnesium	279.078	121000		118000		2.2	1	5	ICPST	10/31/2008	2:40	10/31/2008	2:45
Manganese	257.61	1620		1640		1.1	1	5	ICPST	10/31/2008	2:40	10/31/2008	2:45
Nickel	231.604	4.5	B	7.6	B		1	5	ICPST	10/31/2008	2:40	10/31/2008	2:45
Potassium	766.491	1070	B	3750	U		1	5	ICPST	10/31/2008	2:40	10/31/2008	2:45
Selenium	220.353	2.9	U	14.5	U		1	5	ICPST	10/31/2008	2:40	10/31/2008	2:45
Silver	328.068	0.79	B	2.7	U		1	5	ICPST	10/31/2008	2:40	10/31/2008	2:45
Sodium	330.232	32500		32400		0.2	1	5	ICPST	10/31/2008	2:40	10/31/2008	2:45
Thallium	190.864	2.8	U	13.8	U		1	5	ICPST	10/31/2008	2:40	10/31/2008	2:45
Vanadium	292.402	6.8	B	11.9	U		1	5	ICPST	10/31/2008	2:40	10/31/2008	2:45
Zinc	213.856	10.0	B	26.8	B		1	5	ICPST	10/31/2008	2:40	10/31/2008	2:45

Comments:

5.22.0

U Result is less than the MDL

B Result is between MDL and RL

E Serial dilution percent difference not within limits

Form 9 Equivalent

TestAmerica Pittsburgh

Metals Data Reporting Form

Instrument Detection Limits

Instrument: ICPST **Units:** ppb

Element	Wavelength	Reporting Limit	MDL	Date of MDL
Aluminum	308.215	200.0	16.2	4/26/2008
Antimony	220.353	10.0	1.8	4/26/2008
Arsenic	189.042	10.0	2.0	4/26/2008
Barium	493.409	200.0	0.26	4/26/2008
Beryllium	313.042	4.0	0.18	4/26/2008
Cadmium	226.502	5.0	0.21	4/26/2008
Calcium	317.933	5000.0	17.7	4/26/2008
Chromium	267.716	5.0	1.1	4/26/2008
Cobalt	228.616	50.0	0.45	4/26/2008
Copper	324.753	25.0	4.6	4/26/2008
Iron	271.441	100.0	8.4	4/26/2008
Lead	220.353	3.0	1.7	4/26/2008
Magnesium	279.078	5000.0	21.8	4/26/2008
Manganese	257.610	15.0	0.57	4/26/2008
Nickel	231.604	40.0	0.78	4/26/2008
Potassium	766.491	5000.0	750	4/26/2008
Selenium	220.353	5.0	2.9	4/26/2008
Silver	328.068	5.0	0.54	4/26/2008
Sodium	330.232	5000.0	145	4/26/2008
Thallium	190.864	10.0	2.8	4/26/2008
Vanadium	292.402	50.0	2.4	4/26/2008
Zinc	213.856	20.0	3.1	4/26/2008

TestAmerica Pittsburgh

Metals Data Reporting Form

Instrument Detection Limits

Instrument: CVAA **Units:** ppb

Element	Wavelength	Reporting Limit	MDL	Date of MDL
Mercury	253.700	0.2	0.016	7/31/2008

TestAmerica Pittsburgh

Metals Data Reporting Form

Inter-Element Correction Factors

Instrument: ICPST **Date of IEC's:** 10/14/2008

Interfering Element	Wavelength /Mass	Correction Factor(s)
Aluminum	308.215	Pb(-0.000338)
Aluminum	308.215	Pb(0.00053)
Chromium	267.716	Sb(0.008587)
Chromium	267.716	As(-0.002929), Sb(0.012665)
Cobalt	228.616	Cd(-0.00009), Fe(0.087791), Pb(-0.000869), Se(0.000535), Tl(0.003919)
Cobalt	228.616	Ni(-0.000447), Se(-0.000305)
Iron	271.441	Cd(0.000105), Cr(-0.000008), Na(-0.013536), Pb(0.000083), Sb(0.00002), Tl(-0.000128), V(-0.000302), Zn(0.00111)
Iron	271.441	Pb(0.000043), Sb(0.00002), Se(-0.000291)
Magnesium	279.078	Fe(-0.000334)
Manganese	257.61	Se(0.00039), Tl(0.001233)
Manganese	257.61	Se(0.00044)
Molybdenum	202.03	Al(0.009992), Pb(-0.00083), Sb(-0.010066)
Molybdenum	202.03	As(-0.001183), Pb(-0.000721), Sb(-0.00138), Tl(-0.007092)
Nickel	231.604	Pb(0.00022), Sb(-0.00104), Zn(0.004648)
Nickel	231.604	Pb(0.000113)
Tin	189.989	Sb(-0.004972)
Titanium	334.941	Pb(0.000189), Sb(0.001406), Tl(0.000643)
Titanium	334.941	Co(0.002138), Pb(-0.000643)
Vanadium	292.402	Al(0.015114), Sb(-0.008623), Se(0.000228), Tl(0.002237)
Vanadium	292.402	Be(-0.010409), Cr(-0.000127), Fe(0.007914), Pb(-0.000394)

TestAmerica Pittsburgh

Metals Data Reporting Form

Linear Dynamic Ranges

Instrument: ICPST **Units:** ppb

Element	Wavelength /Mass	Linear Range	Date of Linear Range
Aluminum	308.22	500000	8/25/2008
Antimony	220.35	5000	8/25/2008
Arsenic	189.04	10000	8/25/2008
Barium	493.41	10000	8/25/2008
Beryllium	313.04	10000	8/25/2008
Cadmium	226.50	5000	8/25/2008
Calcium	317.93	600000	8/25/2008
Chromium	267.72	20000	8/25/2008
Cobalt	228.62	100000	8/25/2008
Copper	324.75	10000	8/25/2008
Iron	271.44	500000	8/25/2008
Lead	220.35	5000	8/25/2008
Magnesium	279.08	600000	8/25/2008
Manganese	257.61	20000	8/25/2008
Nickel	231.60	100000	8/25/2008
Potassium	766.49	400000	8/25/2008
Selenium	220.35	10000	8/25/2008
Silver	328.07	2000	8/25/2008
Sodium	330.23	400000	8/25/2008
Thallium	190.86	10000	8/25/2008
Vanadium	292.40	50000	8/25/2008
Zinc	213.86	10000	8/25/2008

TestAmerica Pittsburgh

Metals Data Reporting Form

Linear Dynamic Ranges

Instrument: CVAA **Units:** ppb

Element	Wavelength /Mass	Linear Range	Date of Linear Range
Mercury	253.70	10	10/17/2008

METALS
RAW DATA

C8J180171

Reviewed 11.1.08

#	Sample Name	AG	AL	AS	BA	BE	CA
1	STD1	-.00174	.0248	.01881	.00071	-.02124	.00356
2	STD2	7.19483		2.77821			
3	STD3		5.70434				3.8944
4	STD4				8.87817	6.8033	
5	ICV1-1 MET4787-08	.50954	12.266	.24882	.99907	1.0062	26.110
6	ICB1	.00046	.00188	-.00028	.00032	.00040	.00499
7	CRA/RLV MET4418-08	.00582	.19549	.00962	.20442	.00421	5.1532
8	ICSA MET4784-08	.00070	476.09	-.00142	.00064	-.00057	473.98
9	ICSAB MET4786-08	1.0828	475.34	1.0002	.52447	.48859	470.91
10	CCV1-1 MET5327-08	1.0163	24.525	.50562	2.0132	1.9934	50.276
11	CCB1	.00032	-.00376	-.00057	.00014	.00028	-.00003
12	K1A4J/5 Mn	.00264	5.9208	.02634	.11743	.00105	52.416
13	K1A4JP25 Mn	.00130	1.1813	.00441	.02339	.00048	10.569
14	K1A4JD/2 Mn	.02858	14.383	1.0266	1.2483	.02630	89.324
15	K1DLL/2 Ca	.00085	2.7396	.00840	.49686	.00281	327.98
16	K1DLLP10 Ca	.00046	.54080	.00111	.09951	.00078	68.365
17	K1DLLS/2 Ca	.02412	3.6588	.91111	1.4150	.02541	345.70
18	K1DLLD/2 Ca	.02442	3.6180	.91567	1.4207	.02569	343.25
19	K06R4/2 Pb	.00355	81.526	.03164	.65215	.00579	49.347
20	K06RE Tl Rerun	.00309	212.42	.15373	.97506	.01182	16.282
21	K06RR Tl Rerun	.00172	58.545	.03804	.47845	.01119	301.21
22	CCV1-2	1.0184	24.639	.50718	2.0063	1.9913	50.274
23	CCB2	.00061	-.00462	-.00047	.00017	.00040	.00153
24	K06RE/2	.00222	117.36	.08372	.52468	.00669	8.9644
25	K06RR/2	.00122	29.735	.01892	.24195	.00576	156.79
26	K0687B	.00055	-.00419	-.00067	.00006	.00028	-.01241
27	K0687C	.05179	1.9929	1.9824	1.9853	.04965	49.219
28	K03JE	.00283	.30484	.00039	.02601	.00103	38.130
29	K03JG	.00283	.29844	.00013	.02701	.00095	39.803
30	K03JK	.00075	.06296	.00023	.13086	.00043	11.239
31	K03JL	.00116	23.715	-.00014	.03124	.00349	31.476
32	K03JM/2 Int Std	.00222	.17686	-.00062	.01068	.00243	42.082
33	K03JN	.00400	1.4350	.00015	.02169	.00381	31.693
34	CCV1-3	1.0168	24.627	.50653	1.9990	1.9957	50.423
35	CCB3	.00066	-.00870	.00043	.00015	.00043	-.00016
36	K03JP	.00248	8.2587	.00111	.02431	.00205	14.925
37	K03JPP5	.00086	1.6870	-.00059	.00504	.00075	3.0872
38	K03JPS	.05207	9.9613	1.9321	1.9538	.04982	61.620
39	K03JPD	.05152	10.278	1.9249	1.9349	.04963	61.987
40	K050G	.01527	15.466	.00085	.01685	.00477	28.012
41	K050G/5 Mn,Zn	.00406	3.3425	-.00066	.00372	.00121	6.0744
42	K050J	.00082	.03055	.00008	.04611	.00048	28.315
43	K050L	.00401	1.6918	-.00021	.01684	.00081	60.913
44	K05X6	.00204	41.357	.00238	.09658	.00551	54.548
45	K1GNM/100 Na	.00030	-.00626	-.00052	H20.906	.00029	86.179
46	CCV1-4	1.0266	24.846	.51034	2.0119	2.0081	50.762
47	CCB4	.00027	-.00987	.00157	.00021	.00050	-.00010
48	K1GNMP500 Na	.00062	-.00812	-.00027	4.4111	.00051	17.220
49	K1GNMS/100 Na	.00092	.01314	.01939	H21.140	.00086	87.236
50	K1GNMD/100 Na	.00140	.01649	.02084	H21.160	.00073	88.264
51	K1GNM/500 Sr	.00011	-.01077	.00086	4.3960	.00046	17.124
52	K1GNMP2500 Sr	.00057	-.00757	-.00048	.89974	.00016	3.4361
53	K1GNMS/500 Sr	.00075	-.00027	.00431	4.3916	.00053	17.340

#	Sample Name	AG	AL	AS	BA	BE	CA
54	K1GNMD/500 Sr	.00054	-.00661	.00374	4.3668	.00042	17.098
55	K068GB	-.00014	-.00190	-.00059	.00036	.00021	.01835
56	K068GC	.05029	1.9557	1.9551	1.9369	.04914	49.200
57	K049C	.00050	-.00044	-.00033	.06465	.00020	19.489
58	CCV1-5	1.0129	24.520	.50465	1.9802	1.9870	50.327
59	CCB5	.00069	-.00778	-.00022	.00018	.00064	.00714
60	K049D	.00101	.01124	.00274	.17280	.00031	17.807
61	K06DA	.00079	.00250	.00032	.01202	.00026	384.23
62	K06DAP5	.00043	-.00284	-.00027	.00240	.00045	80.442
63	K06DAS	.05402	2.0841	2.0277	2.0434	.04892	429.75
64	K06DAD	.05374	2.0826	2.0350	2.0340	.04924	435.80
65	K06DC	.00071	.47788	.00000	.10828	.00036	148.03
66	K06DF	.00030	.07085	.00716	.04224	.00007	485.40
67	K06DG	.00791	.05344	-.00675	.04330	-.00066	498.96
68	K06DH	.00082	.01419	.00091	.20389	.00035	197.70
69	K06DJ	.00080	-.00150	.94007	.02078	.00036	533.35
70	CCV1-6	1.0128	24.524	.50688	1.9768	1.9997	50.587
71	CCB6	.00100	-.01355	.00096	.00020	.00065	.01054
72	K06DL	.00048	-.00894	.00701	.02236	.00040	568.71
73	K06DM	.00079	-.00279	.00616	.06124	.00034	141.76
74	K06DN	.00092	.10003	.00045	.03177	.00035	67.163
75	K06DP	.00040	.01552	.01215	.09114	.00036	40.123
76	K06DQ	.00024	.00485	.00055	.04182	.00042	115.36
77	K06DR	.00026	.00374	.00299	.14223	.00023	344.19
78	K1THXB	.00073	-.01132	-.00060	.00021	.00058	-.01563
79	K1THXC	.05031	1.9406	1.9333	1.9425	.05076	49.283
80	K04N7	.00281	62.786	.03725	.57870	.00720	18.871
81	K04N7P5	.00135	13.664	.00858	.12547	.00197	4.1584
82	CCV1-7	1.0089	24.390	.50504	1.9690	1.9827	50.225
83	CCB7	.00011	-.01589	-.00136	.00008	.00069	-.00024
84	K04N7S	.04710	84.780	1.6729	2.3717	.05161	63.286
85	K04N7D	.04753	85.744	1.6835	2.3938	.05239	64.171
86	K04PD	.00298	62.452	.03151	.62362	.00719	39.476
87	K1C69	.00134	1.1741	.00110	9.0993	.00088	60.535
88	K1C7G	.00592	104.22	.07803	.73761	.00948	192.27
89	K1C7P	.00070	21.425	.00210	.03504	.00081	189.80
90	K1C7R	.00166	83.022	.06042	.49232	.00697	100.21
91	K1CL0	.00101	34.295	.01634	.20395	.00354	224.41
92	K1CL3	.00061	27.519	.01736	.15487	.00315	299.07
93	K1CL5	.00135	29.948	.01245	.18168	.00355	23.591
94	CCV1-8	1.0184	24.464	.50679	1.9762	2.0062	50.874
95	CCB8	.00038	-.01663	-.00027	.00014	.00087	.01044
96	K1CL8	.00091	27.229	.01906	.17622	.00336	209.80
97	K1CMD	.00126	39.151	.01278	.19121	.00368	222.11
98	K1CMG	.00093	33.582	.01929	.21019	.00347	257.60
99	K1CM9	.00531	180.74	k.13989	.24030	-.00120	H762.25
100	K1DNF	.00085	35.640	k.18471	.20302	.00180	91.936
101	K1DNH	.00013	23.844	.01078	.12555	.00304	5.9573
102	K1DNK	.00044	22.822	.00730	.11741	.00290	6.2096
103	K1PT5B	.00057	-.01833	.00034	.00012	.00076	-.02149
104	K1PT5C	.05061	1.9611	2.0322	1.9322	.04940	L-.01155
105	K1KMD	.00040	-.01627	.00078	.00015	.00065	-.02245
106	CCV1-9	1.0120	24.329	.50476	1.9625	1.9926	50.539
107	CCB9	-.00010	-.02060	.00000	.00013	.00079	.00376

#	Sample Name	AG	AL	AS	BA	BE	CA
108	K1KMM	.00030	.00877	.00115	.04817	.00064	30.866
109	K1KNC	-.00003	-.00285	.00055	.01551	.00045	1.2078
110	K1KNCP5	.00048	-.00850	-.00020	.00309	.00057	.24544
111	K1KNCS	.05215	2.0448	2.0652	2.0084	.04985	1.2675
112	K1KND	.05226	2.0383	2.0477	1.9999	.04922	1.2425
113	K1KPK	.00036	.00831	.00103	.01658	.00007	1.5798
114	K1TRWBF	.00022	-.01596	.00094	.00021	.00048	-.02073
115	K1TRWCF	.04989	1.9270	1.9883	1.8990	.04825	L-.02437
116	K1KMDF	.00034	-.00072	.00101	.00011	.00046	-.00681
117	K1KMDP5F	.00070	-.01676	.00067	.00024	.00046	.01437
118	CCV1-10	1.0307	24.787	.51254	2.0030	2.0326	51.472
119	CCB10	.00010	-.01708	-.00008	.00005	.00056	.00193
120	K1KMDSF	.05097	1.9580	2.0238	1.9247	.04934	-.00538
121	K1KMDDF	.05005	1.9480	1.9988	1.9159	.04866	.00067
122	K1KMMF	.00004	-.00732	.00077	.04650	.00043	30.536
123	K1NKCF	.00021	-.01039	-.00022	.01529	.00034	1.2325
124	K1KPKF	-.00004	-.00371	-.00109	.01607	.00016	1.5500
125	K1R12B	.00134	-.01004	.00042	.00031	.00032	-.01443
126	K1R12C	.05072	1.9550	1.9368	1.9557	.05070	49.826
127	K1QW4	.01321	30.985	.03275	.50713	.01216	25.888
128	K1QW5	.01794	26.857	.02823	.51990	.01097	84.833
129	K1QWT	.02802	30.356	.02623	.55395	.01114	20.595
130	CCV1-11	1.0271	24.616	.51265	1.9866	2.0347	51.676
131	CCB11	.00048	-.01853	.00054	.00016	.00085	.00609
132	K1QWTP5	.00671	6.1575	.00407	.11190	.00283	4.1973
133	K1QWTS	.07513	33.228	1.8515	2.3924	.05778	68.781
134	K1QWTD	.08439	33.595	1.8562	2.3885	.05821	68.725
135	K1QWX	.01386	33.750	.03108	.60311	.01416	33.095
136	K1VELB	-.00030	-.01692	.00070	.00000	.00080	-.01900
137	K1VELC	.05075	1.9497	2.0342	1.9187	.04972	L-.00526
138	K1GH0	.00015	.09597	.00305	.03358	.00008	53.031
139	K1GH0P5	.00034	.01183	.00033	.00661	.00013	10.485
140	K1GH0S	.05184	2.1308	2.0553	1.9888	.04872	53.054
141	K1GH0D	.05178	2.1350	2.0374	1.9904	.04824	53.597
142	CCV1-12	1.0164	24.532	.50733	1.9788	1.9890	50.387
143	CCB12	.00078	-.02392	.00004	.00009	.00065	.00079
144	K1GHL	.00050	.04913	.00103	.03577	.00027	36.867
145	K1L5N	.00019	-.00989	.00137	.12193	.00020	107.19
146	K1QA6	.00045	.02141	.14351	.49426	.00024	424.76
147	K1QC5	.00092	-.00120	.00924	.19911	.00042	325.27
148	K1PTVB	-.00009	-.01994	.00108	-.00001	.00081	.00694
149	K1PTVC	.05122	1.9572	2.0355	1.9272	.04988	L-.01121
150	K1NN0	.00070	.03780	.00162	.09041	.00050	61.134
151	K1NN0P5	.00089	-.01233	-.00036	.01769	.00066	12.042
152	K1NN0S	.05230	2.0388	2.0725	2.0485	.05112	59.765
153	K1NN0D	.05263	2.0651	2.1028	2.0752	.05194	61.722
154	CCV1-13	1.0126	24.273	.50678	1.9500	2.0164	51.121
155	CCB13	.00001	-.02277	-.00033	.00007	.00098	.00136
156	K1NN1	.00007	.08527	.00074	.08748	.00081	60.797
157	K1NNQ	.00031	.01490	.00129	.09208	.00060	61.042
158	K1036B	.00075	-.01907	-.00065	.00025	.00092	-.01331
159	K1036C	L.00042	L-.01849	L-.00103	L.00031	L.00090	L-.00164
160	K1DLL	.00135	6.2885	.01759	.90643	.00637	594.02
161	K1DLLP5	.00077	1.2314	.00522	.18160	.00199	128.52

#	Sample Name	AG	AL	AS	BA	BE	CA
162	K1DLLS	.00205	14.279	.01984	.96896	.00870	H630.42
163	K1DLLD	.00159	13.351	.01779	.99214	.00834	H655.48
164	K1DL5	.01431	22.613	.03692	.51129	.00925	22.672
165	K1DM0	.00293	23.541	.02074	.58989	.04797	14.834
166	CCV1-14	1.0186	24.331	.50847	1.9580	2.0275	51.234
167	CCB14	.00081	-.02290	-.00019	.00006	.00092	.00087
168	K1G53	.00130	3.9982	.01252	.13454	.00319	4.5943
169	K1G6Q	.00634	28.368	.05603	.53525	.00699	23.546
170	K06DF/10 Na	.00047	-.01412	-.00002	.00404	.00086	49.635
171	K06DG/5 Fe,Mn	.00178	-.00832	-.00156	.00792	.00061	102.11
172	K1C69 Tl Rerun	.00086	1.1312	.00136	8.7285	.00107	59.127
173	K1C69/2	.00104	.54512	.00025	4.3559	.00124	29.624
174	K1DM9/50 Cr	.00060	3.4760	.00050	.00492	.00106	17.553
175	K1DM9/10 Cr	.00040	17.298	.00266	.02242	.00088	85.579
176	K1DNF/5 Cr	.00042	6.8534	.00433	.03832	.00132	18.520
177	CCV1-15	.97381	23.246	.49110	1.8608	1.9606	49.728
178	CCB15	.00035	-.02389	.00047	.00017	.00134	-.03197

#	Sample Name	CD	CO	CR	CU	FE	K_
1	STD1	.00182	-.00054	.00105	.01029	-.00084	.2533
2	STD2	9.36505					
3	STD3					3.68696	31.8933
4	STD4		2.63131	10.2314	2.57937		
5	ICV1-1 MET4787-08	.24431	1.0054	1.0044	1.0184	12.667	47.982
6	ICB1	.00017	.00053	.00037	.00055	.00651	.20135
7	CRA/RLV MET4418-08	.00519	.05079	.00537	.02619	.08371	4.5034
8	ICSA MET4784-08	.00474	.00005	.00102	-.00037	198.60	.22162
9	ICSAB MET4786-08	.94269	.47898	.48826	.54992	198.33	10.685
10	CCV1-1 MET5327-08	.49014	1.9826	1.9834	2.0334	25.309	120.67
11	CCB1	.00009	.00013	.00001	.00032	-.00186	.20449
12	K1A4J/5 Mn	.00220	.00526	.28267	.03941	65.174	.51568
13	K1A4JP25 Mn	.00045	.00113	.05729	.00809	13.134	.25414
14	K1A4JD/2 Mn	.02836	.24841	.44124	.22756	144.72	.99320
15	K1DLL/2 Ca	.00032	.02220	.01136	.14444	5.7777	.49932
16	K1DLLP10 Ca	.00001	.00448	.00247	.02877	1.1787	.24840
17	K1DLLS/2 Ca	.02264	.24583	.10152	.26712	6.1624	22.480
18	K1DLLD/2 Ca	.02268	.24830	.10325	.26896	6.1542	22.237
19	K06R4/2 Pb	.01199	.06287	1.6993	.63642	147.69	10.601
20	K06RE Tl Rerun	.00989	.11722	.45857	.83773	462.44	9.8515
21	K06RR Tl Rerun	.00639	.09956	.35361	.19193	215.71	3.0282
22	CCV1-2	.49035	1.9886	1.9906	2.0372	25.355	121.02
23	CCB2	.00020	.00049	.00056	.00064	.00240	.20158
24	K06RE/2	.00456	.06462	.25121	.44543	254.02	5.2012
25	K06RR/2	.00294	.05109	.18150	.09646	110.77	1.5357
26	K0687B	.00015	.00000	.00005	.00050	-.00165	.16787
27	K0687C	.04921	.49093	.20130	.25727	.92274	47.958
28	K03JE	.00168	.02838	.00271	.00372	.06497	5.3644
29	K03JG	.00184	.03038	.00243	.00355	.04873	5.5789
30	K03JK	.00065	.00028	.00071	.00148	.03592	.76009
31	K03JL	.00317	.00118	.00655	.03794	.08788	9.8587
32	K03JM/2 Int Std	.00135	.04580	.00237	.00151	.08637	17.770
33	K03JN	.00315	.04426	.00446	.01288	.23517	5.5782

#	Sample Name	CD	CO	CR	CU	FE	K_
34	CCV1-3	.49173	1.9909	1.9918	2.0302	25.314	120.45
35	CCB3	.00021	.00040	.00061	.00314	.00376	.20627
36	K03JP	.00165	.04607	.00323	.02763	.02071	2.4717
37	K03JPP5	.00058	.00891	.00087	.00557	.00101	.61861
38	K03JPS	.04901	.51830	.19765	.27541	.92408	49.243
39	K03JPD	.04893	.51795	.19606	.27345	.91270	48.895
40	K050G	.01948	.08767	.01940	.05865	3.6456	11.457
41	K050G/5 Mn,Zn	.00446	.01980	.00459	.01266	.79230	2.3682
42	K050J	.00024	.00072	.00110	.00117	-.01279	2.6718
43	K050L	.02002	.08787	.00379	.07109	.10661	65.839
44	K05X6	.00268	.06790	.01010	.01405	9.8742	14.219
45	K1GNM/100 Na	.00012	-.01261	.00130	.00236	5.5202	2.1619
46	CCV1-4	.49326	2.0080	2.0093	2.0490	25.478	121.87
47	CCB4	.00022	.00032	.00004	.00009	.00677	.18521
48	K1GNMP500 Na	.00022	-.00234	.00034	.00062	1.1049	.51215
49	K1GNMS/100 Na	.00070	-.00884	.00327	.00474	5.5289	2.6822
50	K1GNMD/100 Na	.00079	-.00780	.00395	.00530	5.5765	2.6997
51	K1GNM/500 Sr	.00006	-.00222	.00032	.00032	1.1021	.50953
52	K1GNMP2500 Sr	.00019	-.00015	.00014	.00033	.22208	.26557
53	K1GNMS/500 Sr	.00031	-.00122	.00095	.00129	1.1018	.58295
54	K1GNMD/500 Sr	.00021	-.00180	.00076	.00107	1.0818	.58757
55	K068GB	.00012	.00009	-.00012	.00684	.00712	.17026
56	K068GC	.04872	.48406	.19815	.25088	.90415	47.564
57	K049C	.00029	.03667	.00028	.00105	-.02503	2.8896
58	CCV1-5	.49021	1.9867	1.9865	2.0185	25.196	119.71
59	CCB5	.00013	.00035	.00035	.00019	.00087	.20194
60	K049D	.00026	.10086	.00077	.05060	.03035	22.530
61	K06DA	.00015	.00138	.00069	.00117	.19689	1.0699
62	K06DAP5	.00016	.00028	.00022	.00025	.00711	.35273
63	K06DAS	.04824	.48665	.19952	.26877	1.2002	53.408
64	K06DAD	.04864	.48826	.19941	.26729	1.2160	53.312
65	K06DC	.00088	.00093	.00165	.00483	.59691	1.3152
66	K06DF	.00005	.00026	.00116	.00209	.34959	92.196
67	K06DG	.02428	-.00028	.00122	-.00954	H998.20	28.616
68	K06DH	.00004	.00021	.00115	.01936	.14330	6.2981
69	K06DJ	.00055	.00126	.00073	.00114	34.279	29.864
70	CCV1-6	.49458	1.9990	2.0006	2.0121	25.412	119.40
71	CCB6	.00029	.00048	.00060	.00022	.00796	.20712
72	K06DL	.00064	-.00041	.00127	.00003	35.890	16.712
73	K06DM	.00012	.00158	.00188	.00171	1.3573	1.2746
74	K06DN	.01336	.00093	.02738	.00781	1.1383	1.1135
75	K06DP	.00005	.00008	.00048	.00058	.03177	3.3098
76	K06DQ	.00018	.00025	.00240	.00188	-.01487	1.4800
77	K06DR	.00018	.00036	.00057	.00576	7.1582	3.6620
78	K1THXB	.00026	.00021	.00054	.00078	.00989	.19130
79	K1THXC	.04922	.48854	.20161	.25157	.92534	43.665
80	K04N7	.01042	.09114	.35507	.38245	164.07	3.2159
81	K04N7P5	.00233	.02053	.07758	.08176	36.026	.81740
82	CCV1-7	.49004	1.9851	1.9873	2.0069	25.211	119.25
83	CCB7	.00017	.00004	.00012	.00004	-.00003	.18833
84	K04N7S	.05486	.53420	.58893	.65580	173.00	42.167
85	K04N7D	.05560	.53708	.56102	.67854	176.74	42.207
86	K04PD	.01245	.10640	.31250	.42451	160.28	3.2508
87	K1C69	.00748	.04200	.01719	.03128	.60049	.40189

#	Sample Name	CD	CO	CR	CU	FE	K_
88	K1C7G	.00570	.07115	.43765	.15821	213.38	10.431
89	K1C7P	.00025	.00082	.02833	.00375	1.0326	.40302
90	K1C7R	.00317	.05190	.14389	.11354	149.82	8.6632
91	K1CL0	.00179	.03572	.05377	.09188	79.869	5.9386
92	K1CL3	.00158	.02747	.04429	.07889	66.789	4.4284
93	K1CL5	.00208	.03342	.04536	.07693	78.928	4.5438
94	CCV1-8	.49496	2.0053	2.0087	2.0126	25.465	119.77
95	CCB8	.00015	.00013	.00038	-.00011	.00908	.20013
96	K1CL8	.00173	.02838	.04121	.07209	74.049	4.7167
97	K1CMD	.00195	.04093	.06072	.09461	94.390	5.7699
98	K1CMG	.00178	.03643	.05113	.09322	79.605	5.1714
99	K1CM9	.01288	.88482	S123.35	.06918	H574.19	1.1894
100	K1DNF	.00142	.04217	S90.380	.19146	49.475	2.9575
101	K1DNH	.00090	.03178	.32380	.04107	64.118	2.2278
102	K1DNK	.00062	.02921	.20177	.03531	61.870	2.2564
103	K1PT5B	.00003	.00052	.00028	-.00026	.00108	.18300
104	K1PT5C	.05118	.50431	.20553	.24826	1.0201	L.17654
105	K1KMD	.00016	.00067	.00045	-.00001	-.00433	.17377
106	CCV1-9	.49207	1.9936	2.0104	2.0008	25.255	118.72
107	CCB9	.00006	.00039	-.00007	-.00005	-.00009	.19095
108	K1KMM	.00011	.00040	.00026	.00507	2.9474	2.2616
109	K1KNC	.00136	.00033	.00439	.00471	.07488	.16642
110	K1KNCP5	.00037	.00035	.00100	.00105	.01804	.18448
111	K1KNCS	.05230	.51151	.21272	.26360	1.1147	.16918
112	K1KND	.05180	.50746	.21051	.26241	1.1041	.16939
113	K1KPK	.00534	.00028	.00586	.01255	.07721	.16281
114	K1TRWBF	-.00002	.00034	.00007	.00015	-.01197	.17423
115	K1TRWCF	.04982	.49283	.20070	.24469	.99455	L.17877
116	K1KMDF	-.00003	.00046	.00020	.00031	-.00498	.21657
117	K1KMDP5F	.00015	.00045	.00037	-.00005	.00694	.20566
118	CCV1-10	.50067	2.0289	2.0433	2.0367	25.654	120.86
119	CCB10	.00011	.00035	.00022	-.00008	-.00092	.19266
120	K1KMDSF	.05067	.50177	.20442	.24776	1.0178	.23660
121	K1KMDDF	.05019	.49697	.20193	.24673	1.0030	.22220
122	K1KMMF	-.00006	.00045	.00012	.00177	-.02799	2.3102
123	K1NKCF	.00084	.00033	.00050	.00257	.00414	.21263
124	K1KPKF	.00309	.00059	.00092	.00580	.01400	.20777
125	K1R12B	.00030	.00021	.00090	.00127	.00603	.18142
126	K1R12C	.04962	.49305	.20462	.25446	.93331	45.587
127	K1QW4	.00019	.04098	.10158	1.5164	21.185	3.4958
128	K1QW5	.00030	.06498	.06224	.71723	16.188	2.8444
129	K1QWT	.00019	.04038	.10623	1.3614	25.590	3.9965
130	CCV1-11	.50219	2.0325	2.0428	2.0216	25.683	119.68
131	CCB11	.00017	-.00005	.00024	-.00016	.00134	.20481
132	K1QWTP5	.00027	.00862	.02189	.27547	5.2025	.88685
133	K1QWTS	.04657	.50729	.30221	1.6040	28.693	48.288
134	K1QWTD	.04671	.50740	.29926	1.4401	27.510	48.533
135	K1QWX	.00025	.04810	.10734	1.6274	26.317	4.2972
136	K1VELB	-.00008	.00034	-.00028	-.00022	-.00465	.18141
137	K1VELC	.05133	.50608	.20540	.24673	1.0237	L.19495
138	K1GH0	.00019	.00235	.02345	.02817	1.6654	78.965
139	K1GH0P5	.00010	.00067	.00467	.00607	.33467	14.124
140	K1GH0S	.05026	.50355	.22655	.28913	2.6725	78.551
141	K1GH0D	.04969	.49900	.22568	.28978	2.6805	80.752

#	Sample Name	CD	CO	CR	CU	FE	K_
142	CCV1-12	.49129	1.9941	2.0004	2.0237	25.167	119.42
143	CCB12	.00018	.00037	.00039	.00015	-.00121	.17573
144	K1GHL	.00017	.00089	.00403	.00926	.92202	14.719
145	K1L5N	.00013	.00091	.00350	.00100	-.04693	53.946
146	K1QA6	.00007	.00051	.00050	.00331	-.08805	37.934
147	K1QC5	-.00012	.00212	.00393	.03531	.40406	14.299
148	K1PTVB	-.00011	-.00001	.00004	-.00021	-.00264	.18512
149	K1PTVC	.05139	.50719	.20572	.24814	1.0298	L.18169
150	K1NN0	-.00006	.00123	.00046	.00335	.14185	2.5306
151	K1NN0P5	.00007	.00058	.00042	.00076	.07640	.57747
152	K1NN0S	.05150	.51321	.20813	.25657	1.1830	2.4615
153	K1NN0D	.05202	.51991	.20993	.25939	1.1993	2.5498
154	CCV1-13	.49675	2.0102	2.0168	1.9870	25.359	117.40
155	CCB13	.00020	.00033	-.00019	-.00028	-.00119	.18934
156	K1NN1	-.00005	.00130	.00031	.00899	.23971	2.2685
157	K1NNQ	-.00015	.00105	.00034	.00037	.17041	2.5329
158	K1036B	.00026	-.00012	.00075	.00566	.00024	.20085
159	K1036C	L.00006	L-.00128	L.00049	L.00037	L.01207	L.19561
160	K1DLL	.00039	.04460	.02543	.27879	11.754	.86564
161	K1DLLP5	.00022	.00970	.00531	.05454	2.4204	.30756
162	K1DLLS	.00033	.05125	.03675	.29161	13.886	1.1942
163	K1DLLD	.00029	.04816	.03375	.28355	13.820	1.1271
164	K1DL5	.00053	.03954	.07831	.56419	41.692	1.6574
165	K1DM0	.00024	.03723	.04228	1.6882	11.965	.86652
166	CCV1-14	.49824	2.0177	2.0230	1.9957	25.490	117.84
167	CCB14	.00025	.00060	.00035	-.00031	.00277	.18973
168	K1G53	.00026	.01330	.01963	.09081	3.8801	.50985
169	K1G6Q	.00094	.04828	.11374	.90920	52.193	5.4742
170	K06DF/10 Na	.00000	-.00014	.00017	-.00017	.02418	5.8205
171	K06DG/5 Fe,Mn	.00260	.00017	.00006	-.00226	194.12	4.4703
172	K1C69 Tl Rerun	.00749	.04088	.01665	.02988	.59131	.37448
173	K1C69/2	.00369	.02101	.00870	.01418	.29468	.30739
174	K1DM9/50 Cr	.00025	.01917	1.8305	.00040	12.034	.21680
175	K1DM9/10 Cr	.00050	.09059	8.9055	.00536	58.827	.26395
176	K1DNF/5 Cr	.00027	.00875	7.0770	.03505	9.8424	.69214
177	CCV1-15	.48351	1.9478	1.9542	1.8957	24.655	L112.18
178	CCB15	.00019	.00030	.00026	-.00088	.00707	.19182

#	Sample Name	MG	MN	NA	NI	PB	SB
1	STD1	-.00014	.00007	.00319	.00016		
2	STD2						
3	STD3	2.84607		1.88015			
4	STD4		2.55653		2.10784		
5	ICV1-1 MET4787-08	24.865	.99552	48.732	.98697	.24826	.25002
6	ICB1	.00996	.00034	-.37485	.00032	-.00003	-.00107
7	CRA/RLV MET4418-08	4.9350	.01526	5.1732	.04051	.00291	.00959
8	ICSA MET4784-08	514.81	.00727	.11159	.00181	-.00119	.00174
9	ICSAB MET4786-08	509.98	.49612	11.520	.93967	.96128	1.0135
10	CCV1-1 MET5327-08	49.334	1.9826	122.12	1.9722	.49973	.50418
11	CCB1	.00495	.00008	-.43052	-.00041	-.00023	.00083
12	K1A4J/5 Mn	10.478	8.1797	.24231	.02617	.05150	-.00018
13	K1A4JP25 Mn	2.0982	1.6585	-.38623	.00572	.00951	-.00064

#	Sample Name	MG	MN	NA	NI	PB	SB
14	K1A4JD/2 Mn	15.878	13.005	.55470	.31507	.37274	.19500
15	K1DLL/2 Ca	7.2128	1.8830	.48508	.06592	.00026	.00180
16	K1DLLP10 Ca	1.4617	.38419	-.34742	.01332	-.00005	.00002
17	K1DLLS/2 Ca	29.654	2.1605	23.955	.28878	.22416	.00130
18	K1DLLD/2 Ca	29.591	2.1221	23.834	.29190	.22605	.00065
19	K06R4/2 Pb	20.664	1.6917	.51065	.55449	3.0657	.02919
20	K06RE Tl Rerun	19.151	2.7754	3.7364	.20046	.80533	.00912
21	K06RR Tl Rerun	118.33	3.0618	1.5765	.16635	.21534	.00176
22	CCV1-2	49.507	1.9781	122.42	1.9715	.50162	.50368
23	CCB2	.00721	.00014	-.31722	.00065	-.00002	-.00018
24	K06RE/2	10.578	1.5205	2.0185	.11165	.44612	.00525
25	K06RR/2	59.850	1.5712	.51806	.08508	.11091	.00033
26	K0687B	.00406	.00005	-.35384	.00048	-.00055	-.00099
27	K0687C	48.923	.49564	48.835	.48944	.49354	.50090
28	K03JE	4.6643	9.0869	14.092	.00880	.00099	-.00015
29	K03JG	4.8533	9.4523	14.476	.00893	.00045	-.00068
30	K03JK	2.7794	.02533	12.527	.00049	-.00022	-.00054
31	K03JL	3.9187	1.5520	14.262	.01630	-.00099	-.00054
32	K03JM/2 Int Std	5.8389	7.8017	5.3052	.00573	.00111	-.00012
33	K03JN	7.7805	14.953	19.411	.01425	.00111	-.00008
34	CCV1-3	49.608	1.9742	122.22	1.9741	.50201	.50254
35	CCB3	.00676	.00026	-.45370	.00065	.00065	.00055
36	K03JP	4.3273	9.4418	17.557	.01954	.00079	-.00088
37	K03JPP5	.89210	1.9688	3.7069	.00476	-.00077	-.00043
38	K03JPS	51.544	9.5955	63.656	.49119	.47887	.48329
39	K03JPD	51.394	9.9711	63.936	.48989	.47526	.48147
40	K050G	17.853	H53.197	20.635	.04431	.00480	-.00247
41	K050G/5 Mn,Zn	3.8500	12.568	4.3973	.01037	.00127	-.00054
42	K050J	6.7112	.16619	26.895	.00130	-.00017	.00040
43	K050L	10.021	14.029	15.391	.03517	.00154	-.00139
44	K05X6	30.064	5.6116	18.530	.05730	.00170	.00058
45	K1GNM/100 Na	9.0229	.11371	275.64	.00095	.00171	.00000
46	CCV1-4	49.964	1.9899	123.34	1.9859	.50531	.50761
47	CCB4	.00406	.00011	-.30389	.00011	-.00023	.00035
48	K1GNMP500 Na	1.7978	.02270	54.362	.00118	-.00076	-.00019
49	K1GNMS/100 Na	9.5795	.11947	280.35	.00582	.00639	.00016
50	K1GNMD/100 Na	9.6612	.12040	280.83	.00624	.00668	-.00053
51	K1GNM/500 Sr	1.7852	.02264	54.163	.00005	.00021	-.00005
52	K1GNMP2500 Sr	.36236	.00464	11.432	.00038	.00016	-.00056
53	K1GNMS/500 Sr	1.8865	.02371	54.224	.00140	.00085	-.00058
54	K1GNMD/500 Sr	1.8676	.02335	53.771	.00147	.00077	-.00067
55	K068GB	.00316	.00021	-.34418	.00002	.00036	-.00061
56	K068GC	48.809	.48757	48.591	.48296	.48831	.49378
57	K049C	8.9709	.88354	140.02	.00652	.00002	-.00070
58	CCV1-5	49.393	1.9731	121.51	1.9678	.50096	.50197
59	CCB5	.00763	.00015	-.34195	-.00053	-.00047	.00039
60	K049D	10.875	2.6104	137.17	.00839	.01139	.00019
61	K06DA	121.01	1.6195	32.485	.00448	-.00049	.00017
62	K06DAP5	23.672	.32733	6.4853	.00151	.00017	-.00101
63	K06DAS	172.74	2.1133	83.574	.48527	.49310	.51115
64	K06DAD	174.43	2.1362	83.681	.48779	.49293	.51481
65	K06DC	3.7776	.14069	10.325	.00165	.00334	-.00025
66	K06DF	4.6487	.11252	H2373.1	.00346	.00056	.00097
67	K06DG	356.58	H25.959	170.87	.00142	.01477	.00249

#	Sample Name	MG	MN	NA	NI	PB	SB
68	K06DH	26.029	.78936	21.674	.00076	.00068	-.00036
69	K06DJ	78.139	1.3895	141.43	.00308	-.00108	-.00033
70	CCV1-6	49.541	1.9793	121.54	1.9822	.50392	.50213
71	CCB6	.00896	.00017	-.28688	.00110	-.00065	.00105
72	K06DL	47.733	.58793	34.560	.00764	-.00116	-.00051
73	K06DM	65.826	.61332	49.308	.00447	-.00071	-.00090
74	K06DN	20.317	.26042	124.78	.02881	.00278	.00049
75	K06DP	5.7994	.04989	202.43	.00070	-.00076	.00027
76	K06DQ	28.150	.00411	87.665	.00427	-.00141	.00092
77	K06DR	67.160	.30596	10.701	.00188	.00059	-.00054
78	K1THXB	.00808	.00013	-.13047	.00083	.00017	.00020
79	K1THXC	47.956	.49322	47.212	.49004	.49106	.47391
80	K04N7	12.710	1.9478	.70975	.16589	1.5225	.00149
81	K04N7P5	2.7925	.42509	.02317	.03702	.33330	.00003
82	CCV1-7	49.231	1.9695	121.03	1.9680	.50024	.50122
83	CCB7	.00585	.00009	-.39094	.00023	-.00049	.00022
84	K04N7S	57.004	2.6670	43.088	.62915	2.0999	.07610
85	K04N7D	56.997	2.8227	43.345	.62534	2.1833	.07652
86	K04PD	20.308	2.9217	.49940	.18469	1.5498	.00109
87	K1C69	3.5756	.03208	2.1364	.00348	.07411	.00344
88	K1C7G	35.507	18.013	1.0476	.16008	.22150	.00067
89	K1C7P	11.339	.02796	5.0627	.00754	.00426	.00123
90	K1C7R	28.506	3.9136	.79739	.12352	.12814	.00011
91	K1CL0	56.093	1.8446	2.5743	.07943	.03331	.00097
92	K1CL3	39.441	1.2830	.80082	.06890	.02949	.00113
93	K1CL5	14.007	4.4593	.80361	.07463	.03100	.00089
94	CCV1-8	49.714	1.9838	121.71	1.9861	.50568	.50202
95	CCB8	.00714	.00019	-.24174	.00058	-.00031	-.00055
96	K1CL8	51.177	1.8976	1.0709	.05897	.02619	.00033
97	K1CMD	56.034	2.2195	.97500	.09419	.04014	-.00010
98	K1CMG	66.108	1.9776	1.1229	.08286	.03532	.00029
99	K1CM9	244.92	4.9008	10.791	3.1976	.62673	k-.45967
100	K1DNF	17.447	.57362	49.677	.14053	.10774	k-.58337
101	K1DNH	9.7068	.32502	12.728	.05253	.01659	-.00015
102	K1DNK	9.8666	.32449	9.1628	.05248	.01419	-.00049
103	K1PT5B	.00798	.00007	-.63652	-.00019	-.00035	-.00001
104	K1PT5C	L.00668	.49752	L-.80086	.50377	.51136	L-.00011
105	K1KMD	.00496	.00001	-.58658	.00005	.00077	-.00087
106	CCV1-9	49.366	1.9745	120.89	1.9762	.50456	.49841
107	CCB9	.00276	.00019	-.46591	-.00062	-.00017	.00019
108	K1KMM	8.2371	.03100	36.901	.00046	-.00109	-.00125
109	K1KNC	.18833	.00458	-.25608	.00459	.04376	.00326
110	K1KNCP5	.03963	.00097	-.31384	.00058	.00807	.00109
111	K1KNCS	.19879	.51111	-.49502	.51561	.56530	.00295
112	K1KND	.19531	.50710	-.30747	.51185	.55931	.00225
113	K1KPK	.23918	.00556	-.12066	.01568	.08886	.00591
114	K1TRWBF	.00452	.00001	-.75391	.00034	-.00079	-.00034
115	K1TRWCF	L.00671	.48738	L-.69077	.49233	.49782	L-.00064
116	K1KMDF	.00626	.00009	-.45902	.00132	-.00074	-.00102
117	K1KMDP5F	.00362	.00021	-.49084	.00044	-.00103	-.00042
118	CCV1-10	50.280	2.0106	122.76	2.0126	.51129	.50692
119	CCB10	.00187	.00003	-.46028	-.00024	-.00017	.00027
120	K1KMDSF	.00671	.49593	-.36186	.50344	.50727	-.00097
121	K1KMDDF	.00670	.49142	-.38160	.49774	.50284	-.00101

#	Sample Name	MG	MN	NA	NI	PB	SB
122	K1KMMF	8.0934	.02266	36.627	.00091	-.00094	-.00021
123	K1NKCF	.18975	.00326	-.08697	.00176	.00720	.00223
124	K1KPKF	.22769	.00385	.25619	.01201	.01754	.00462
125	K1R12B	.00942	.00033	-.16178	.00102	-.00022	-.00028
126	K1R12C	48.351	.49709	47.661	.49245	.49244	.48418
127	K1QW4	3.5789	.76568	12.602	.25987	.00516	.00143
128	K1QW5	2.3430	1.2723	14.842	.28309	.00055	.00155
129	K1QWT	5.6666	.79740	20.089	.23408	.00354	.00142
130	CCV1-11	50.310	2.0097	122.23	2.0129	.51213	.50656
131	CCB11	.00495	.00007	-.38286	-.00010	-.00023	-.00010
132	K1QWTP5	1.1525	.16154	4.2101	.04875	.00009	-.00044
133	K1QWTS	51.654	1.2406	64.580	1.2008	.46222	.23268
134	K1QWTD	51.666	1.3224	64.759	.70929	.46028	.21637
135	K1QWX	4.2259	1.0388	16.395	.27031	.00679	.00176
136	K1VELB	.00110	-.00004	-.72154	.00001	-.00091	-.00037
137	K1VELC	L.00539	.49896	L-.69117	.50602	.51173	L-.00145
138	K1GH0	16.490	.19537	67.862	.01528	.00199	-.00035
139	K1GH0P5	3.2102	.03857	13.432	.00321	.00053	-.00013
140	K1GH0S	16.490	.69254	67.645	.51302	.50808	-.00027
141	K1GH0D	16.697	.69175	69.077	.50918	.50440	-.00037
142	CCV1-12	49.358	1.9731	122.12	1.9733	.50181	.50091
143	CCB12	.00409	.00010	-.48788	.00143	-.00044	.00050
144	K1GHL	9.6592	.06851	66.785	.00443	.00240	-.00045
145	K1L5N	19.212	.00367	H1756.2	.00121	-.00120	.00025
146	K1QA6	61.253	.26676	H1446.0	.00338	-.00074	-.00027
147	K1QC5	60.967	3.4076	243.48	.02233	-.00003	.00137
148	K1PTVB	.00970	.00030	-.21897	.00021	-.00071	-.00105
149	K1PTVC	L.00668	.50058	L-.63756	.50677	.50981	L-.00044
150	K1NN0	10.490	.93871	48.151	.00151	-.00104	-.00054
151	K1NN0P5	2.0296	.18573	9.5300	.00058	-.00027	-.00100
152	K1NN0S	10.230	1.4260	47.001	.51263	.51548	-.00074
153	K1NN0D	10.580	1.4603	48.466	.51847	.52052	-.00052
154	CCV1-13	49.767	1.9865	120.04	1.9889	.50570	.49958
155	CCB13	.00280	.00012	-.38137	.00040	-.00032	.00044
156	K1NN1	9.7624	.90405	45.661	.00120	-.00049	-.00093
157	K1NNQ	10.178	1.0505	48.265	.00010	-.00058	-.00029
158	K1036B	.00973	.00024	-.13080	.00048	-.00037	.00088
159	K1036C	L.01192	L.00030	L-.11316	L.00076	L.00043	.46747
160	K1DLL	13.765	3.5927	1.3631	.13038	.00149	.00306
161	K1DLLP5	2.8010	.73745	-.18811	.02664	.00010	.00044
162	K1DLLS	15.090	3.8452	1.5155	.13668	.00118	.27796
163	K1DLLD	15.379	3.7789	1.3688	.13285	.00127	.25882
164	K1DL5	1.9917	.72070	10.225	.28749	.00235	.00248
165	K1DM0	2.8475	.58701	8.1839	.15567	.00735	.00133
166	CCV1-14	50.041	1.9942	120.92	1.9962	.50645	.50101
167	CCB14	.00496	.00010	-.31629	.00070	-.00052	.00032
168	K1G53	.57132	3.7824	.90898	.03746	.00206	-.00025
169	K1G6Q	7.3010	3.9080	4.9559	.17473	.17608	.00081
170	K06DF/10 Na	.46689	.01119	199.38	.00059	.00018	-.00058
171	K06DG/5 Fe,Mn	66.524	5.1591	31.240	-.00045	.00160	.00025
172	K1C69 Tl Rerun	3.4953	.03117	2.1628	.00382	.07205	.00464
173	K1C69/2	1.7614	.01559	.74209	.00234	.03641	.00349
174	K1DM9/50 Cr	4.8374	.10140	-.22315	.06838	.01219	-.00193
175	K1DM9/10 Cr	23.876	.49634	.68527	.33124	.06304	-.00907

#	Sample Name	MG	MN	NA	NI	PB	SB
176	K1DNF/5 Cr	3.4856	.11355	9.8445	.02854	.02084	-.00705
177	CCV1-15	48.366	1.9238	115.67	1.9311	.48963	.48027
178	CCB15	.00705	.00015	-.44554	.00054	-.00067	.00002

#	Sample Name	SE	TL	V_	ZN
1	STD1		-.01606	.00002	.00077
2	STD2		4.11477		
3	STD3				
4	STD4			.71424	1.75786
5	ICV1-1 MET4787-08	.24914	.50105	.99840	1.0402
6	ICB1	.00104	.00085	.00022	.00185
7	CRA/RLV MET4418-08	.00659	.00972	.05055	.02202
8	ICSA MET4784-08	.00199	-.01400	-.00211	.00159
9	ICSAB MET4786-08	.99437	.95517	.49467	1.0504
10	CCV1-1 MET5327-08	.50362	1.0072	1.9898	2.0506
11	CCB1	-.00117	-.00028	.00007	.00174
12	K1A4J/5 Mn	.00353	-.00237	.10799	.16573
13	K1A4JP25 Mn	.00035	-.00118	.02193	.03671
14	K1A4JD/2 Mn	.95543	.93248	.40419	.91833
15	K1DLL/2 Ca	.00722	.00087	.03922	.02226
16	K1DLLP10 Ca	.00065	-.00101	.00715	.00698
17	K1DLLS/2 Ca	.91042	.77051	.26293	.26376
18	K1DLLD/2 Ca	.91459	.77164	.26892	.26023
19	K06R4/2 Pb	.00793	-.00287	.28762	1.9255
20	K06RE Tl Rerun	.01666	-.00955	.55657	1.5545
21	K06RR Tl Rerun	.00509	-.00788	.25963	.85354
22	CCV1-2	.50171	1.0056	1.9966	2.0598
23	CCB2	.00000	.00110	.00014	.00189
24	K06RE/2	.00953	-.00560	.30495	.86025
25	K06RR/2	.00322	-.00591	.13476	.43921
26	K0687B	.00045	.00089	-.00007	.00295
27	K0687C	1.9785	1.9830	.50243	.52317
28	K03JE	.00094	-.00008	.00220	2.7353
29	K03JG	.00130	-.00266	.00030	2.8433
30	K03JK	.00195	-.00078	.00044	.04256
31	K03JL	.00125	.00145	-.00011	5.3891
32	K03JM/2 Int Std	-.00098	.00003	.00030	1.0132
33	K03JN	-.00070	-.00342	.00074	4.1393
34	CCV1-3	.50218	1.0053	1.9983	2.0535
35	CCB3	.00049	.00096	.00021	.00611
36	K03JP	.00164	-.00229	-.00006	2.7742
37	K03JPP5	-.00051	-.00061	.00028	.59178
38	K03JPS	1.9254	1.9218	.48485	3.1200
39	K03JPD	1.9233	1.9125	.48148	3.2176
40	K050G	-.00204	-.00819	.00982	H21.432
41	K050G/5 Mn,Zn	-.00155	-.00208	.00360	6.9126
42	K050J	.00114	.00156	.00330	.24386
43	K050L	-.00099	-.00440	.00003	5.8023
44	K05X6	.00352	-.00151	.02840	1.9504
45	K1GNM/100 Na	.00000	-.00102	.00043	.05292
46	CCV1-4	.50416	1.0157	2.0163	2.0724
47	CCB4	.00115	.00188	.00028	.00190

#	Sample Name	SE	TL	V_	ZN
48	K1GNMP500 Na	-.00029	-.00134	.00018	.01438
49	K1GNMS/100 Na	.02027	.01960	.00626	.05987
50	K1GNMD/100 Na	.02026	.02016	.00457	.06030
51	K1GNM/500 Sr	-.00046	.00049	.00018	.01122
52	K1GNMP2500 Sr	-.00125	.00045	.00065	.00506
53	K1GNMS/500 Sr	.00373	.00391	.00226	.01277
54	K1GNMD/500 Sr	.00280	.00364	.00018	.01252
55	K068GB	.00029	-.00202	-.00042	.01502
56	K068GC	1.9528	1.9524	.49394	.51574
57	K049C	.00199	.00149	.00064	.02206
58	CCV1-5	.50094	1.0039	1.9935	2.0494
59	CCB5	.00005	.00102	.00035	.00230
60	K049D	-.00051	-.00083	.00087	.02737
61	K06DA	.00005	-.00168	.00680	.01005
62	K06DAP5	-.00018	-.00133	.00093	.00536
63	K06DAS	2.0553	1.9746	.50463	.53539
64	K06DAD	2.0615	1.9731	.50506	.53674
65	K06DC	.00180	.00219	.00003	.04655
66	K06DF	.00056	.00124	.00163	.02018
67	K06DG	-.00356	L-.04136	-.03491	.00227
68	K06DH	.00135	-.00212	.00453	.01030
69	K06DJ	.00181	-.00374	.00214	.00852
70	CCV1-6	.50182	1.0107	1.9975	2.0690
71	CCB6	-.00022	.00209	.00064	.00192
72	K06DL	.00000	-.00174	.00194	.00649
73	K06DM	.00048	-.00026	.00639	.00761
74	K06DN	.00088	.00217	.00149	.01546
75	K06DP	-.00035	.00045	.00396	.00433
76	K06DQ	.00294	-.00032	.00451	.00770
77	K06DR	.00037	-.00079	.00405	.01366
78	K1THXB	.00029	.00019	.00042	.00243
79	K1THXC	1.8961	1.9567	.49716	.51086
80	K04N7	.00514	-.00079	.38100	1.4344
81	K04N7P5	.00155	.00019	.08282	.32446
82	CCV1-7	.49994	1.0044	1.9866	2.0528
83	CCB7	.00060	.00323	.00006	.00187
84	K04N7S	1.5041	1.7042	.85010	2.0250
85	K04N7D	1.5156	1.7078	.86447	2.1376
86	K04PD	.00761	-.00276	.35240	1.9148
87	K1C69	.00586	L-.01103	.00349	3.6325
88	K1C7G	.00389	-.00948	.25579	.67071
89	K1C7P	-.00182	-.00322	.01661	.01982
90	K1C7R	.00550	-.00508	.17176	.53367
91	K1CL0	.00075	-.00542	.08601	.23927
92	K1CL3	.00041	-.00229	.06821	.22751
93	K1CL5	.00011	-.00281	.07331	.21889
94	CCV1-8	.49928	1.0088	2.0079	2.0705
95	CCB8	.00115	.00308	-.00014	.00199
96	K1CL8	.00161	-.00212	.07926	.19679
97	K1CMD	.00028	-.00510	.09562	.26801
98	K1CMG	.00118	-.00263	.08593	.23894
99	K1CM9	-.00202	.00851	11.719	1.7612
100	K1DNF	.00456	.00698	.29638	.23694
101	K1DNH	.00140	-.00077	.09352	.13920

#	Sample Name	SE	TL	V_	ZN		
102	K1DNK	.00108	-.00112	.08170	.14334		
103	K1PT5B	-.00094	.00292	.00000	.00251		
104	K1PT5C	2.0861	2.0222	.50092	.53149		
105	K1KMD	.00153	.00338	.00000	.00398		
106	CCV1-9	.49816	1.0030	2.0009	2.0605		
107	CCB9	.00105	.00120	-.00014	.00177		
108	K1KMM	.00178	.00288	.00039	.00610		
109	K1KNC	-.00017	.00188	.00001	.02572		
110	K1KNCP5	.00146	-.00024	.00007	.00919		
111	K1KNCS	2.1101	2.0507	.51294	.56387		
112	K1KND	2.0965	2.0450	.50863	.56023		
113	K1KPK	.00235	.00117	.00049	.04079		
114	K1TRWBF	-.00068	.00058	.00027	.00209		
115	K1TRWCF	2.0315	1.9758	.49171	.51964		
116	K1KMDF	.00158	.00283	-.00014	.00617		
117	K1KMDP5F	.00115	-.00048	.00028	.00501		
118	CCV1-10	.50593	1.0240	2.0412	2.0936		
119	CCB10	-.00019	-.00200	-.00014	.00193		
120	K1KMDSF	2.0683	2.0122	.50074	.53161		
121	K1KMDDF	2.0435	1.9901	.49470	.52402		
122	K1KMMF	.00011	.00280	.00033	.00439		
123	K1NKCF	.00046	.00136	-.00014	.01614		
124	K1KPKF	.00007	.00047	-.00007	.02316		
125	K1R12B	.00082	-.00168	.00099	.00266		
126	K1R12C	1.8894	1.9598	.50526	.51624		
127	K1QW4	.01998	-.00057	.19621	.59639		
128	K1QW5	.01177	-.00255	.12959	.09308		
129	K1QWT	.01716	.00013	.16397	.25112		
130	CCV1-11	.50514	1.0198	2.0366	2.0907		
131	CCB11	.00189	.00112	-.00014	.00190		
132	K1QWTP5	.00360	-.00021	.03417	.05676		
133	K1QWTS	1.8105	1.3570	.64364	.74301		
134	K1QWTD	1.8008	1.3425	.63910	.78841		
135	K1QWX	.01696	-.00135	.19923	.71676		
136	K1VELB	.00081	.00266	.00013	.00221		
137	K1VELC	2.0769	2.0225	.50318	.53305		
138	K1GH0	.00284	.00131	.00210	.42813		
139	K1GH0P5	.00147	.00192	-.00004	.08695		
140	K1GH0S	1.8368	2.0268	.49559	.95192		
141	K1GH0D	1.8267	2.0130	.49281	.95278		
142	CCV1-12	.50278	1.0078	2.0037	2.0578		
143	CCB12	.00118	.00153	.00000	.00179		
144	K1GHL	-.00079	.00189	.00082	.12694		
145	K1L5N	.00215	.00195	.00013	.00485		
146	K1QA6	.00122	.00515	.00256	.00961		
147	K1QC5	.00108	.00128	.00265	.10866		
148	K1PTVB	.00101	.00170	.00013	.00206		
149	K1PTVC	2.0832	2.0262	.50452	.53183		
150	K1NN0	.00004	.00396	.00045	.00814		
151	K1NN0P5	.00020	.00076	.00099	.00529		
152	K1NN0S	2.1099	2.0444	.51087	.54816		
153	K1NN0D	2.1390	2.0727	.51837	.55236		
154	CCV1-13	.50188	1.0068	2.0104	2.0674		
155	CCB13	.00120	.00166	.00040	.00174		

#	Sample Name	SE	TL	V_	ZN
156	K1NN1	.00003	.00197	.00089	.01199
157	K1NNQ	.00148	.00363	.00094	.00305
158	K1036B	-.00026	-.00223	-.00014	.00168
159	K1036C	L.00040	L-.00082	L-.00014	L.00291
160	K1DLL	.01223	-.00049	.08279	.04164
161	K1DLLP5	.00236	-.00053	.01746	.01052
162	K1DLLS	.01457	-.00140	.10209	.04091
163	K1DLLD	.01288	-.00135	.09259	.03565
164	K1DL5	.01130	-.00244	.12982	.33035
165	K1DM0	.00148	-.00056	.05893	.07565
166	CCV1-14	.49869	1.0062	2.0193	2.0743
167	CCB14	.00083	.00224	-.00014	.00179
168	K1G53	.00402	-.00312	.08419	.40409
169	K1G6Q	.01078	-.00361	.10519	.32479
170	K06DF/10 Na	-.00076	.00037	.00027	.00235
171	K06DG/5 Fe,Mn	.00170	-.00401	-.00038	.00049
172	K1C69 Tl Rerun	.00346	-.00540	.00119	3.5284
173	K1C69/2	.00122	-.00436	.00069	1.8051
174	K1DM9/50 Cr	-.00104	.00393	.23972	.03794
175	K1DM9/10 Cr	.00133	.00245	1.1663	.17466
176	K1DNF/5 Cr	.00090	.00261	.05903	.04898
177	CCV1-15	.48112	.97081	1.9393	1.9940
178	CCB15	.00034	.00371	.00019	.00089

R46 11-1-08

#	Sample Name	File	Method	Date	Time	OpID	Type	Mode
1	STD1	T81030A	METTRACE	10/30/08	21:09		X	IR
2	STD2	T81030A	METTRACE	10/30/08	21:14		X	IR
3	STD3	T81030A	METTRACE	10/30/08	21:20		X	IR
4	STD4	T81030A	METTRACE	10/30/08	21:25		X	IR
5	ICV1-1 MET4787-08	T81030A	METTRACE	10/30/08	21:31	RJG	S	CONC
6	ICB1	T81030A	METTRACE	10/30/08	21:37	RJG	S	CONC
7	CRA/RLV MET4418-08	T81030A	METTRACE	10/30/08	21:43	RJG	S	CONC
8	ICSA MET4784-08	T81030A	METTRACE	10/30/08	21:48	RJG	Q	CONC
9	ICSAB MET4786-08	T81030A	METTRACE	10/30/08	21:54	RJG	Q	CONC
10	CCV1-1 MET5327-08	T81030A	METTRACE	10/30/08	21:59	RJG	S	CONC
11	CCB1	T81030A	METTRACE	10/30/08	22:05	RJG	S	CONC
12	K1A4J/5 Mn	T81030A	METTRACE	10/30/08	22:11	RJG	S	CONC
13	K1A4JP25 Mn	T81030A	METTRACE	10/30/08	22:16	RJG	S	CONC
14	K1A4JD/2 Mn	T81030A	METTRACE	10/30/08	22:22	RJG	S	CONC
15	K1DLL/2 Ca	T81030A	METTRACE	10/30/08	22:27	RJG	S	CONC
16	K1DLLP10 Ca	T81030A	METTRACE	10/30/08	22:33	RJG	S	CONC
17	K1DLLS/2 Ca	T81030A	METTRACE	10/30/08	22:38	RJG	S	CONC
18	K1DLLD/2 Ca	T81030A	METTRACE	10/30/08	22:44	RJG	S	CONC
19	K06R4/2 Pb	T81030A	METTRACE	10/30/08	22:49	RJG	S	CONC
20	K06RE Tl Rerun	T81030A	METTRACE	10/30/08	22:55	RJG	S	CONC
21	K06RR Tl Rerun	T81030A	METTRACE	10/30/08	23:00	RJG	S	CONC
22	CCV1-2	T81030A	METTRACE	10/30/08	23:06	RJG	S	CONC
23	CCB2	T81030A	METTRACE	10/30/08	23:11	RJG	S	CONC
24	K06RE/2	T81030A	METTRACE	10/30/08	23:17	RJG	S	CONC
25	K06RR/2	T81030A	METTRACE	10/30/08	23:22	RJG	S	CONC
26	K0687B	T81030A	METTRACE	10/30/08	23:28	RJG	S	CONC
27	K0687C	T81030A	METTRACE	10/30/08	23:33	RJG	S	CONC
28	K03JE	T81030A	METTRACE	10/30/08	23:39	RJG	S	CONC
29	K03JG	T81030A	METTRACE	10/30/08	23:44	RJG	S	CONC
30	K03JK	T81030A	METTRACE	10/30/08	23:50	RJG	S	CONC
31	K03JL	T81030A	METTRACE	10/30/08	23:55	RJG	S	CONC
32	K03JM/2 Int Std	T81030A	METTRACE	10/31/08	00:01	RJG	S	CONC
33	K03JN	T81030A	METTRACE	10/31/08	00:06	RJG	S	CONC
34	CCV1-3	T81030A	METTRACE	10/31/08	00:12	RJG	S	CONC
35	CCB3	T81030A	METTRACE	10/31/08	00:17	RJG	S	CONC
36	K03JP	T81030A	METTRACE	10/31/08	00:23	RJG	S	CONC
37	K03JPP5	T81030A	METTRACE	10/31/08	00:28	RJG	S	CONC
38	K03JPS	T81030A	METTRACE	10/31/08	00:34	RJG	S	CONC
39	K03JPD	T81030A	METTRACE	10/31/08	00:39	RJG	S	CONC
40	K050G	T81030A	METTRACE	10/31/08	00:44	RJG	S	CONC
41	K050G/5 Mn,Zn	T81030A	METTRACE	10/31/08	00:50	RJG	S	CONC
42	K050J	T81030A	METTRACE	10/31/08	00:55	RJG	S	CONC
43	K050L	T81030A	METTRACE	10/31/08	01:01	RJG	S	CONC
44	K05X6	T81030A	METTRACE	10/31/08	01:06	RJG	S	CONC
45	K1GNM/100 Na	T81030A	METTRACE	10/31/08	01:12	RJG	S	CONC
46	CCV1-4	T81030A	METTRACE	10/31/08	01:17	RJG	S	CONC
47	CCB4	T81030A	METTRACE	10/31/08	01:23	RJG	S	CONC
48	K1GNMP500 Na	T81030A	METTRACE	10/31/08	01:28	RJG	S	CONC
49	K1GNMS/100 Na	T81030A	METTRACE	10/31/08	01:34	RJG	S	CONC
50	K1GNMD/100 Na	T81030A	METTRACE	10/31/08	01:39	RJG	S	CONC
51	K1GNM/500 Sr	T81030A	METTRACE	10/31/08	01:45	RJG	S	CONC
52	K1GNMP2500 Sr	T81030A	METTRACE	10/31/08	01:50	RJG	S	CONC
53	K1GNMS/500 Sr	T81030A	METTRACE	10/31/08	01:56	RJG	S	CONC

#	Sample Name	File	Method	Date	Time	OpID	Type	Mode
54	K1GNMD/500 Sr	T81030A	METTRACE	10/31/08	02:01	RJG	S	CONC
55	K068GB	T81030A	METTRACE	10/31/08	02:07	RJG	S	CONC
56	K068GC	T81030A	METTRACE	10/31/08	02:12	RJG	S	CONC
57	K049C	T81030A	METTRACE	10/31/08	02:18	RJG	S	CONC
58	CCV1-5	T81030A	METTRACE	10/31/08	02:23	RJG	S	CONC
59	CCB5	T81030A	METTRACE	10/31/08	02:29	RJG	S	CONC
60	K049D	T81030A	METTRACE	10/31/08	02:34	RJG	S	CONC
61	K06DA	T81030A	METTRACE	10/31/08	02:40	RJG	S	CONC
62	K06DAP5	T81030A	METTRACE	10/31/08	02:45	RJG	S	CONC
63	K06DAS	T81030A	METTRACE	10/31/08	02:51	RJG	S	CONC
64	K06DAD	T81030A	METTRACE	10/31/08	02:56	RJG	S	CONC
65	K06DC	T81030A	METTRACE	10/31/08	03:02	RJG	S	CONC
66	K06DF	T81030A	METTRACE	10/31/08	03:07	RJG	S	CONC
67	K06DG	T81030A	METTRACE	10/31/08	03:13	RJG	S	CONC
68	K06DH	T81030A	METTRACE	10/31/08	03:21	RJG	S	CONC
69	K06DJ	T81030A	METTRACE	10/31/08	03:26	RJG	S	CONC
70	CCV1-6	T81030A	METTRACE	10/31/08	03:32	RJG	S	CONC
71	CCB6	T81030A	METTRACE	10/31/08	03:37	RJG	S	CONC
72	K06DL	T81030A	METTRACE	10/31/08	03:43	RJG	S	CONC
73	K06DM	T81030A	METTRACE	10/31/08	03:48	RJG	S	CONC
74	K06DN	T81030A	METTRACE	10/31/08	03:54	RJG	S	CONC
75	K06DP	T81030A	METTRACE	10/31/08	03:59	RJG	S	CONC
76	K06DQ	T81030A	METTRACE	10/31/08	04:05	RJG	S	CONC
77	K06DR	T81030A	METTRACE	10/31/08	04:10	RJG	S	CONC
78	K1THXB	T81030A	METTRACE	10/31/08	04:16	RJG	S	CONC
79	K1THXC	T81030A	METTRACE	10/31/08	04:21	RJG	S	CONC
80	K04N7	T81030A	METTRACE	10/31/08	04:27	RJG	S	CONC
81	K04N7P5	T81030A	METTRACE	10/31/08	04:32	RJG	S	CONC
82	CCV1-7	T81030A	METTRACE	10/31/08	04:38	RJG	S	CONC
83	CCB7	T81030A	METTRACE	10/31/08	04:43	RJG	S	CONC
84	K04N7S	T81030A	METTRACE	10/31/08	04:49	RJG	S	CONC
85	K04N7D	T81030A	METTRACE	10/31/08	04:54	RJG	S	CONC
86	K04PD	T81030A	METTRACE	10/31/08	05:00	RJG	S	CONC
87	K1C69	T81030A	METTRACE	10/31/08	05:05	RJG	S	CONC
88	K1C7G	T81030A	METTRACE	10/31/08	05:11	RJG	S	CONC
89	K1C7P	T81030A	METTRACE	10/31/08	05:16	RJG	S	CONC
90	K1C7R	T81030A	METTRACE	10/31/08	05:22	RJG	S	CONC
91	K1CL0	T81030A	METTRACE	10/31/08	05:27	RJG	S	CONC
92	K1CL3	T81030A	METTRACE	10/31/08	05:33	RJG	S	CONC
93	K1CL5	T81030A	METTRACE	10/31/08	05:38	RJG	S	CONC
94	CCV1-8	T81030A	METTRACE	10/31/08	05:44	RJG	S	CONC
95	CCB8	T81030A	METTRACE	10/31/08	05:49	RJG	S	CONC
96	K1CL8	T81030A	METTRACE	10/31/08	05:55	RJG	S	CONC
97	K1CMD	T81030A	METTRACE	10/31/08	06:00	RJG	S	CONC
98	K1CMG	T81030A	METTRACE	10/31/08	06:06	RJG	S	CONC
99	K1CM9	T81030A	METTRACE	10/31/08	06:11	RJG	S	CONC
100	K1DNF	T81030A	METTRACE	10/31/08	06:19	RJG	S	CONC
101	K1DNH	T81030A	METTRACE	10/31/08	06:25	RJG	S	CONC
102	K1DNK	T81030A	METTRACE	10/31/08	06:30	RJG	S	CONC
103	K1PT5B	T81030A	METTRACE	10/31/08	06:36	RJG	S	CONC
104	K1PT5C	T81030A	METTRACE	10/31/08	06:41	RJG	S	CONC
105	K1KMD	T81030A	METTRACE	10/31/08	06:47	RJG	S	CONC
106	CCV1-9	T81030A	METTRACE	10/31/08	06:52	RJG	S	CONC
107	CCB9	T81030A	METTRACE	10/31/08	06:58	RJG	S	CONC

#	Sample Name	File	Method	Date	Time	OpID	Type	Mode
108	K1KMM	T81030A	METTRACE	10/31/08	07:03	RJG	S	CONC
109	K1KNC	T81030A	METTRACE	10/31/08	07:09	RJG	S	CONC
110	K1KNCP5	T81030A	METTRACE	10/31/08	07:14	RJG	S	CONC
111	K1KNCS	T81030A	METTRACE	10/31/08	07:20	RJG	S	CONC
112	K1KND	T81030A	METTRACE	10/31/08	07:25	RJG	S	CONC
113	K1KPK	T81030A	METTRACE	10/31/08	07:31	RJG	S	CONC
114	K1TRWBF	T81030A	METTRACE	10/31/08	07:36	RJG	S	CONC
115	K1TRWCF	T81030A	METTRACE	10/31/08	07:42	RJG	S	CONC
116	K1KMDF	T81030A	METTRACE	10/31/08	07:47	RJG	S	CONC
117	K1KMDP5F	T81030A	METTRACE	10/31/08	07:53	RJG	S	CONC
118	CCV1-10	T81030A	METTRACE	10/31/08	07:58	RJG	S	CONC
119	CCB10	T81030A	METTRACE	10/31/08	08:04	RJG	S	CONC
120	K1KMDSF	T81030A	METTRACE	10/31/08	08:09	RJG	S	CONC
121	K1KMDDF	T81030A	METTRACE	10/31/08	08:15	RJG	S	CONC
122	K1KMMF	T81030A	METTRACE	10/31/08	08:20	RJG	S	CONC
123	K1NKCF	T81030A	METTRACE	10/31/08	08:26	RJG	S	CONC
124	K1KPKF	T81030A	METTRACE	10/31/08	08:31	RJG	S	CONC
125	K1R12B	T81030A	METTRACE	10/31/08	08:37	RJG	S	CONC
126	K1R12C	T81030A	METTRACE	10/31/08	08:42	RJG	S	CONC
127	K1QW4	T81030A	METTRACE	10/31/08	08:48	RJG	S	CONC
128	K1QW5	T81030A	METTRACE	10/31/08	08:53	RJG	S	CONC
129	K1QWT	T81030A	METTRACE	10/31/08	08:59	RJG	S	CONC
130	CCV1-11	T81030A	METTRACE	10/31/08	09:04	RJG	S	CONC
131	CCB11	T81030A	METTRACE	10/31/08	09:10	RJG	S	CONC
132	K1QWTP5	T81030A	METTRACE	10/31/08	09:15	RJG	S	CONC
133	K1QWTS	T81030A	METTRACE	10/31/08	09:21	RJG	S	CONC
134	K1QWTD	T81030A	METTRACE	10/31/08	09:27	RJG	S	CONC
135	K1QWX	T81030A	METTRACE	10/31/08	09:32	RJG	S	CONC
136	K1VELB	T81030A	METTRACE	10/31/08	09:38	RJG	S	CONC
137	K1VELC	T81030A	METTRACE	10/31/08	09:43	RJG	S	CONC
138	K1GH0	T81030A	METTRACE	10/31/08	09:49	RJG	S	CONC
139	K1GH0P5	T81030A	METTRACE	10/31/08	09:54	RJG	S	CONC
140	K1GH0S	T81030A	METTRACE	10/31/08	10:00	RJG	S	CONC
141	K1GH0D	T81030A	METTRACE	10/31/08	10:05	RJG	S	CONC
142	CCV1-12	T81030A	METTRACE	10/31/08	10:11	RJG	S	CONC
143	CCB12	T81030A	METTRACE	10/31/08	10:16	RJG	S	CONC
144	K1GHL	T81030A	METTRACE	10/31/08	10:22	RJG	S	CONC
145	K1L5N	T81030A	METTRACE	10/31/08	10:27	RJG	S	CONC
146	K1QA6	T81030A	METTRACE	10/31/08	10:33	RJG	S	CONC
147	K1QC5	T81030A	METTRACE	10/31/08	11:08	RJG	S	CONC
148	K1PTVB	T81030A	METTRACE	10/31/08	11:13	RJG	S	CONC
149	K1PTVC	T81030A	METTRACE	10/31/08	11:19	RJG	S	CONC
150	K1NN0	T81030A	METTRACE	10/31/08	11:24	RJG	S	CONC
151	K1NN0P5	T81030A	METTRACE	10/31/08	11:30	RJG	S	CONC
152	K1NN0S	T81030A	METTRACE	10/31/08	11:35	RJG	S	CONC
153	K1NN0D	T81030A	METTRACE	10/31/08	11:41	RJG	S	CONC
154	CCV1-13	T81030A	METTRACE	10/31/08	11:46	RJG	S	CONC
155	CCB13	T81030A	METTRACE	10/31/08	11:52	RJG	S	CONC
156	K1NN1	T81030A	METTRACE	10/31/08	11:58	RJG	S	CONC
157	K1NNQ	T81030A	METTRACE	10/31/08	12:03	RJG	S	CONC
158	K1036B	T81030A	METTRACE	10/31/08	12:09	RJG	S	CONC
159	K1036C	T81030A	METTRACE	10/31/08	12:14	RJG	S	CONC
160	K1DLL	T81030A	METTRACE	10/31/08	12:20	RJG	S	CONC
161	K1DLLP5	T81030A	METTRACE	10/31/08	12:25	RJG	S	CONC

#	Sample Name	File	Method	Date	Time	OpID	Type	Mode
162	K1DLLS	T81030A	METTRACE	10/31/08	12:31	RJG	S	CONC
163	K1DLLD	T81030A	METTRACE	10/31/08	12:36	RJG	S	CONC
164	K1DL5	T81030A	METTRACE	10/31/08	12:42	RJG	S	CONC
165	K1DM0	T81030A	METTRACE	10/31/08	12:47	RJG	S	CONC
166	CCV1-14	T81030A	METTRACE	10/31/08	12:53	RJG	S	CONC
167	CCB14	T81030A	METTRACE	10/31/08	12:58	RJG	S	CONC
168	K1G53	T81030A	METTRACE	10/31/08	13:06	RJG	S	CONC
169	K1G6Q	T81030A	METTRACE	10/31/08	13:12	RJG	S	CONC
170	K06DF/10 Na	T81030A	METTRACE	10/31/08	13:17	RJG	S	CONC
171	K06DG/5 Fe,Mn	T81030A	METTRACE	10/31/08	13:23	RJG	S	CONC
172	K1C69 Tl Rerun	T81030A	METTRACE	10/31/08	13:28	RJG	S	CONC
173	K1C69/2	T81030A	METTRACE	10/31/08	13:34	RJG	S	CONC
174	K1DM9/50 Cr	T81030A	METTRACE	10/31/08	13:39	RJG	S	CONC
175	K1DM9/10 Cr	T81030A	METTRACE	10/31/08	13:47	RJG	S	CONC
176	K1DNF/5 Cr	T81030A	METTRACE	10/31/08	13:52	RJG	S	CONC
177	CCV1-15	T81030A	METTRACE	10/31/08	13:58	RJG	S	CONC
178	CCB15	T81030A	METTRACE	10/31/08	14:03	RJG	S	CONC

STD2: MET4703-08
STD3: MET4704-08
STD4: MET4705-08

Internal Standard: MET5284-08

Note: Analytical run briefly delayed before and after the analysis of ICV1-1 to set the instrument to analyze 4 exposures for the ICV analysis (Method 200.7 requirement) and then to reset it to analyze 3 exposures for the duration of the run.

Note: Sample ID K1CM9 (sequence #99 on runlog) is incorrect. The correct sample ID is K1D99. Corrections have been made to reports.

Note: Sample ID K1KND (sequence #112 on runlog) is incorrect. The correct sample ID is K1KNCD. Corrections have been made to reports.

Note: Sample ID K1NKCF (sequence #123 on runlog) is incorrect. The correct sample ID is K1KNCF. Corrections have been made to reports.

Method: METTRACE Standard: STD1
Run Time: 10/30/08 21:09:28

Elem	AG	AL	AS	B_	BA	BE	CA
Avge	-.00174	.02480	.01882	.00021	.00072	-.02125	.00357
SDev	.00066	.00009	.00092	.00009	.00004	.00021	.00003
%RSD	37.716	.34860	4.8834	41.528	5.8939	1.0065	.73142
#1	-.00226	.02471	.01801	.00023	.00067	-.02129	.00357
#2	-.00196	.02482	.01982	.00029	.00073	-.02143	.00354
#3	-.00100	.02488	.01862	.00012	.00075	-.02101	.00359

Elem	CD	CO	CR	CU	FE	K_	MG
Avge	.00183	-.00054	.00105	.01030	-.00085	.25330	-.00014
SDev	.00058	.00020	.00082	.00008	.00066	.00102	.00002
%RSD	31.917	36.067	78.245	.80493	77.685	.40085	16.002
#1	.00238	-.00059	.00012	.01026	-.00092	.25266	-.00012
#2	.00189	-.00071	.00139	.01024	-.00146	.25277	-.00015
#3	.00122	-.00033	.00166	.01039	-.00015	.25447	-.00015

Elem	MN	MO	NA	NI	PB/1	PB/2	SB/1
Avge	.00008	.00047	.00319	.00017	.02092	-.00027	-.02035
SDev	.00004	.00005	.00041	.00021	.00243	.00084	.02146
%RSD	50.292	9.3908	12.950	127.31	11.608	313.89	105.44
#1	.00004	.00050	.00353	.00015	.02083	.00008	-.03495
#2	.00008	.00042	.00273	.00038	.02340	-.00123	-.03040
#3	.00012	.00050	.00332	-.00004	.01854	.00035	.00429

Elem	SB/2	SE/1	SE/2	SI	SN	SR	TI
Avge	.00211	-.02458	.02973	.02604	-.00019	.00033	-.00023
SDev	.00579	.00113	.00198	.00052	.00007	.00004	.00004
%RSD	274.67	4.5892	6.6716	2.0081	34.660	13.303	16.509
#1	.00338	-.02405	.03134	.02632	-.00023	.00031	-.00023
#2	.00716	-.02382	.02751	.02543	-.00012	.00038	-.00027
#3	-.00421	-.02588	.03032	.02636	-.00023	.00031	-.00019

Elem	TL	V_	ZN
Avge	-.01607	.00003	.00078
SDev	.00333	.00004	.00003
%RSD	20.718	173.21	3.8863
#1	-.01228	.00000	.00075
#2	-.01851	.00008	.00081
#3	-.01742	.00000	.00077

IntStd	1	2	3	4	5	6	7
Mode	Counts	NOTUSED	NOTUSED	NOTUSED	NOTUSED	NOTUSED	NOTUSED
Elem	Y	--	--	--	--	--	--
Wavlen	371.030	--	--	--	--	--	--
Avge	25981	--	--	--	--	--	--
SDev	89.09804	--	--	--	--	--	--
%RSD	.3429321	--	--	--	--	--	--
#1	26067	--	--	--	--	--	--
#2	25988	--	--	--	--	--	--
#3	25889	--	--	--	--	--	--

Method: METTRACE Standard: STD2
Run Time: 10/30/08 21:14:58

Elem	AG	AS	CD	PB/1	PB/2	SB/1	SB/2
Avge	7.1948	2.7782	9.3651	4.0077	.42841	11.719	3.8817
SDev	.0019	.0109	.0321	.0093	.00111	.070	.0093
%RSD	.02699	.39147	.34261	.23328	.25949	.59938	.23896
#1	7.1963	2.7657	9.3286	3.9976	.42712	11.638	3.8778
#2	7.1956	2.7850	9.3776	4.0160	.42896	11.753	3.8923
#3	7.1926	2.7840	9.3890	4.0095	.42913	11.766	3.8750

Elem	SE/1	SE/2	TL
Avge	2.1737	3.6139	4.1148
SDev	.0091	.0257	.0241
%RSD	.41638	.71150	.58582
#1	2.1634	3.5849	4.0892
#2	2.1774	3.6337	4.1179
#3	2.1802	3.6232	4.1371

IntStd	1	2	3	4	5	6	7
Mode	Counts	NOTUSED	NOTUSED	NOTUSED	NOTUSED	NOTUSED	NOTUSED
Elem	Y	--	--	--	--	--	--
Wavlen	371.030	--	--	--	--	--	--
Avge	25887	--	--	--	--	--	--
SDev	143.2678	--	--	--	--	--	--
%RSD	.5534461	--	--	--	--	--	--
#1	25751	--	--	--	--	--	--
#2	25872	--	--	--	--	--	--
#3	26037	--	--	--	--	--	--

Method: METTRACE Standard: STD3
Run Time: 10/30/08 21:20:29

Elem	AL	CA	FE	K_	MG	NA
Avge	5.7043	3.8944	3.6870	31.893	2.8461	1.8802
SDev	.0025	.0042	.0040	.024	.0018	.0026
%RSD	.04395	.10713	.10900	.07539	.06206	.13840
#1	5.7047	3.8989	3.6915	31.877	2.8475	1.8774
#2	5.7066	3.8907	3.6838	31.921	2.8441	1.8826
#3	5.7017	3.8936	3.6856	31.882	2.8466	1.8804

IntStd	1	2	3	4	5	6	7
Mode	Counts	NOTUSED	NOTUSED	NOTUSED	NOTUSED	NOTUSED	NOTUSED
Elem	Y	--	--	--	--	--	--
Wavlen	371.030	--	--	--	--	--	--
Avge	25038	--	--	--	--	--	--
SDev	15.96156	--	--	--	--	--	--
%RSD	.0637503	--	--	--	--	--	--
#1	25055	--	--	--	--	--	--
#2	25025	--	--	--	--	--	--
#3	25033	--	--	--	--	--	--

Method: METTRACE Standard: STD4
Run Time: 10/30/08 21:25:59

Elem	B_	BA	BE	CO	CR	CU	MN
Avge	2.0851	8.8782	6.8033	2.6313	10.231	2.5794	2.5565
SDev	.0038	.0092	.0168	.0044	.011	.0025	.0045
%RSD	.18353	.10322	.24684	.16639	.10904	.09857	.17517
#1	2.0888	8.8816	6.8207	2.6349	10.241	2.5815	2.5607
#2	2.0853	8.8852	6.8021	2.6327	10.235	2.5801	2.5571
#3	2.0812	8.8678	6.7871	2.6264	10.219	2.5766	2.5518

Elem	MO	NI	SI	SN	SR	TI	V_
Avge	1.2381	2.1078	.72848	.51269	6.9611	1.1405	.71425
SDev	.0035	.0040	.00210	.00139	.0077	.0006	.00080
%RSD	.28623	.18815	.28820	.27146	.11075	.05678	.11155
#1	1.2343	2.1121	.72917	.51409	6.9681	1.1411	.71516
#2	1.2389	2.1072	.73014	.51267	6.9624	1.1406	.71390
#3	1.2412	2.1042	.72612	.51131	6.9528	1.1398	.71368

Elem	ZN
Avge	1.7579
SDev	.0029
%RSD	.16716
#1	1.7611
#2	1.7571
#3	1.7554

IntStd	1	2	3	4	5	6	7
Mode	Counts	NOTUSED	NOTUSED	NOTUSED	NOTUSED	NOTUSED	NOTUSED
Elem	Y	--	--	--	--	--	--
Wavlen	371.030	--	--	--	--	--	--
Avge	25943	--	--	--	--	--	--
SDev	10.93518	--	--	--	--	--	--
%RSD	.0421501	--	--	--	--	--	--
#1	25937	--	--	--	--	--	--
#2	25956	--	--	--	--	--	--
#3	25937	--	--	--	--	--	--

Method: METTRACE Slope = Conc(SIR)/IR

Element	Wavelen	High std	Low std	Slope	Y-intercept	Date Standardized
AG	328.068	STD2	STD1	.277910	.000485	10/30/08 09:25:59
AL	308.215	STD3	STD1	8.80352	-.218328	10/30/08 09:25:59
AS	189.042	STD2	STD1	.362397	-.006819	10/30/08 09:25:59
B_	249.678	STD4	STD1	1.91855	-.000406	10/30/08 09:25:59
BA	493.409	STD4	STD1	.450580	-.000324	10/30/08 09:25:59
BE	313.042	STD4	STD1	.580018	.012323	10/30/08 09:25:59
CA	317.933	STD3	STD1	25.7014	-.091669	10/30/08 09:25:59
CD	226.502	STD2	STD1	.106801	-.000195	10/30/08 09:25:59
CO	228.616	STD4	STD1	1.52308	.000830	10/30/08 09:25:59
CR	267.716	STD4	STD1	.390943	-.000412	10/30/08 09:25:59
CU	324.753	STD4	STD1	1.55698	-.016031	10/30/08 09:25:59
FE	271.441	STD3	STD1	13.5491	.011460	10/30/08 09:25:59
K_	766.491	STD3	STD1	.800367	-.053461	10/30/08 09:25:59
MG	279.078	STD3	STD1	35.1344	.004960	10/30/08 09:25:59
MN	257.610	STD4	STD1	1.56467	-.000121	10/30/08 09:25:59
MO	202.030	STD4	STD1	3.23192	-.001534	10/30/08 09:25:59
NA	330.232	STD3	STD1	.865446	.000728	10/30/08 09:25:59
NI	231.604	STD4	STD1	1.89698	-.000316	10/30/08 09:25:59
PB/1	220.351	STD2	STD1	.250828	-.005248	10/30/08 09:25:59
PB/2	220.352	STD2	STD1	2.33277	.000628	10/30/08 09:25:59
PB	220.353	NONE	NONE	.000000	.000000	*NOT STANDARDIZED
SB/1	206.831	STD2	STD1	.085183	.001734	10/30/08 09:25:59
SB/2	206.832	STD2	STD1	.257761	-.000543	10/30/08 09:25:59
SB	220.353	NONE	NONE	.000000	.000000	*NOT STANDARDIZED
SE/1	196.021	STD2	STD1	.454905	.011183	10/30/08 09:25:59
SE/2	196.022	STD2	STD1	.279002	-.008294	10/30/08 09:25:59
SE	220.353	NONE	NONE	.000000	.000000	*NOT STANDARDIZED
SI	288.158	STD4	STD1	5.69446	-.148273	10/30/08 09:25:59
SN	189.989	STD4	STD1	7.79903	.001501	10/30/08 09:25:59
SR	421.552	STD4	STD1	.574648	-.000192	10/30/08 09:25:59
TI	334.941	STD4	STD1	3.50650	.000810	10/30/08 09:25:59
TL	190.864	STD2	STD1	.484163	.007780	10/30/08 09:25:59
V_	292.402	STD4	STD1	5.60051	-.000144	10/30/08 09:25:59
ZN	213.856	STD4	STD1	2.28708	-.001775	10/30/08 09:25:59

Method: METTRACE Sample Name: ICV1-1 MET4787-08 Operator: RJG
Run Time: 10/30/08 21:31:03
Comment: TESTAMERICA PITTSBURGH ICP METALS ANALYSIS-INST TRACEICP
Mode: CONC Corr. Factor: 1

Elem	AG	AL	AS	B_	BA	BE	CA
Units	ppm	ppm	ppm	ppm	ppm	ppm	ppm
Avge	.50955	12.266	.24882	1.0089	.99907	1.0062	26.110
SDev	.00091	.027	.00191	.0018	.00070	.0022	.081
%RSD	.17835	.22052	.76664	.18251	.06974	.21864	.31025
#1	.50918	12.239	.24904	1.0093	.99813	1.0058	26.043
#2	.51061	12.260	.24607	1.0071	.99947	1.0045	26.056
#3	.50850	12.303	.24985	1.0114	.99970	1.0052	26.119
#4	.50990	12.262	.25033	1.0081	.99899	1.0094	26.220
Errors	LC Pass	LC Pass	LC Pass	LC Pass	LC Pass	LC Pass	LC Pass
High	.55000	13.750	.27500	1.1000	1.1000	1.1000	27.500
Low	.45000	11.250	.22500	.90000	.90000	.90000	22.500

Elem	CD	CO	CR	CU	FE	K_	MG
Units	ppm	ppm	ppm	ppm	ppm	ppm	ppm
Avge	.24431	1.0054	1.0044	1.0184	12.667	47.982	24.865
SDev	.00075	.0027	.0016	.0009	.037	.122	.036
%RSD	.30661	.26724	.15900	.08954	.29231	.25373	.14667
#1	.24443	1.0046	1.0027	1.0187	12.642	47.823	24.834
#2	.24340	1.0026	1.0040	1.0183	12.634	48.057	24.839
#3	.24421	1.0052	1.0045	1.0194	12.675	48.095	24.875
#4	.24522	1.0091	1.0065	1.0172	12.715	47.954	24.912
Errors	LC Pass	LC Pass	LC Pass	LC Pass	LC Pass	LC Pass	LC Pass
High	.27500	1.1000	1.1000	1.1000	13.750	55.000	27.500
Low	.22500	.90000	.90000	.90000	11.250	45.000	22.500

Elem	MN	MO	NA	NI	PB/1	PB/2	PB
Units	ppm	ppm	ppm	ppm	ppm	ppm	ppm
Avge	.99553	1.0226	48.732	.98698	.24980	.24750	.24826
SDev	.00186	.0014	.133	.00272	.00661	.00300	.00102
%RSD	.18652	.13926	.27279	.27598	2.6476	1.2132	.40978
#1	.99390	1.0218	48.639	.98570	.24519	.24797	.24704
#2	.99445	1.0211	48.657	.98538	.25945	.24365	.24891
#3	.99568	1.0242	48.927	.98577	.24867	.24740	.24782
#4	.99808	1.0234	48.707	.99105	.24586	.25096	.24926
Errors	LC Pass	LC Pass	LC Pass	LC Pass	NOCHECK	NOCHECK	LC Pass
High	1.1000	1.1000	55.000	1.1000			.27500
Low	.90000	.90000	45.000	.90000			.22500

Elem	SB/1	SB/2	SB	SE/1	SE/2	SE	SI
Units	ppm	ppm	ppm	ppm	ppm	ppm	ppm
Avge	.24679	.25164	.25002	.24834	.24955	.24914	.94542
SDev	.00502	.00120	.00093	.00506	.00119	.00176	.00293
%RSD	2.0338	.47622	.37043	2.0357	.47482	.70521	.31033

#1	.25015	.25062	.25047	.24561	.24831	.24741	.94306
#2	.23933	.25330	.24865	.25591	.24921	.25144	.94321

#3	.24919	.25092	.25034	.24566	.24951	.24823	.94612
#4	.24850	.25171	.25064	.24618	.25115	.24950	.94928
Errors	NOCHECK	NOCHECK	LC Pass	NOCHECK	NOCHECK	LC Pass	LC Pass
High			.27500			.27500	1.1000
Low			.22500			.22500	.90000

Elem	SN	SR	TI	TL	V_	ZN
Units	ppm	ppm	ppm	ppm	ppm	ppm
Avge	.99564	1.0249	.99569	.50106	.99840	1.0402
SDev	.00327	.0008	.00078	.00263	.00201	.0011
%RSD	.32813	.08120	.07794	.52481	.20095	.10499
#1	.99335	1.0260	.99558	.49882	.99726	1.0408
#2	.99451	1.0247	.99481	.49995	.99852	1.0385
#3	.99421	1.0241	.99567	.50062	.99665	1.0406
#4	1.0005	1.0246	.99670	.50484	1.0012	1.0408
Errors	LC Pass	LC Pass	LC Pass	LC Pass	LC Pass	LC Pass
High	1.1000	1.1000	1.1000	.55000	1.1000	1.1000
Low	.90000	.90000	.90000	.45000	.90000	.90000

IntStd	1	2	3	4	5	6	7
Mode	Counts	NOTUSED	NOTUSED	NOTUSED	NOTUSED	NOTUSED	NOTUSED
Elem	Y	--	--	--	--	--	--
Wavlen	371.030	--	--	--	--	--	--
Avge	25537	--	--	--	--	--	--
SDev	105.1779	--	--	--	--	--	--
%RSD	.4118621	--	--	--	--	--	--
#1	25461	--	--	--	--	--	--
#2	25502	--	--	--	--	--	--
#3	25494	--	--	--	--	--	--
#4	25693	--	--	--	--	--	--

Method: METTRACE Sample Name: ICB1 Operator: RJG
Run Time: 10/30/08 21:37:54
Comment: TESTAMERICA PITTSBURGH ICP METALS ANALYSIS-INST TRACEICP
Mode: CONC Corr. Factor: 1

Elem	AG	AL	AS	B_	BA	BE	CA
Units	ppm	ppm	ppm	ppm	ppm	ppm	ppm
Avge	.00046	.00189	-.00028	.00241	.00032	.00040	.00499
SDev	.00047	.00254	.00119	.00007	.00022	.00029	.00672
%RSD	100.84	134.56	420.59	2.9314	69.514	73.191	134.59
#1	.00017	-.00057	.00109	.00249	.00007	.00012	-.00126
#2	.00100	.00451	-.00090	.00239	.00040	.00037	.00414
#3	.00021	.00173	-.00103	.00235	.00049	.00071	.01209
Errors	LC Pass	LC Pass	LC Pass	LC Pass	LC Pass	LC Pass	LC Pass
High	.00500	.20000	.01000	.20000	.20000	.00400	5.0000
Low	-.00500	-.20000	-.01000	-.20000	-.20000	-.00400	-5.0000

Elem	CD	CO	CR	CU	FE	K_	MG
Units	ppm	ppm	ppm	ppm	ppm	ppm	ppm
Avge	.00017	.00053	.00038	.00056	.00652	.20136	.00997
SDev	.00009	.00034	.00062	.00019	.00454	.00904	.00907
%RSD	54.143	63.619	163.55	33.854	69.689	4.4895	90.968
#1	.00016	.00018	-.00032	.00043	.00149	.19107	-.00047
#2	.00027	.00056	.00061	.00078	.00773	.20495	.01587
#3	.00008	.00086	.00085	.00047	.01034	.20805	.01451
Errors	LC Pass	LC Pass	LC Pass	LC Pass	LC Pass	LC Pass	LC Pass
High	.00500	.05000	.00500	.02500	.10000	5.0000	5.0000
Low	-.00500	-.05000	-.00500	-.02500	-.10000	-5.0000	-5.0000

Elem	MN	MO	NA	NI	PB/1	PB/2	PB
Units	ppm	ppm	ppm	ppm	ppm	ppm	ppm
Avge	.00034	.00356	-.37486	.00032	.00039	-.00025	-.00003
SDev	.00021	.00058	.11150	.00036	.00105	.00145	.00122
%RSD	62.024	16.263	29.746	112.94	266.51	591.06	3750.0
#1	.00012	.00421	-.41717	-.00010	.00056	.00117	.00097
#2	.00037	.00336	-.24839	.00057	-.00073	-.00172	-.00139
#3	.00055	.00311	-.45901	.00049	.00135	-.00018	.00032
Errors	LC Pass	LC Pass	LC Pass	LC Pass	NOCHECK	NOCHECK	LC Pass
High	.01500	.04000	5.0000	.04000			.00300
Low	-.01500	-.04000	-5.0000	-.04000			-.00300

Elem	SB/1	SB/2	SB	SE/1	SE/2	SE	SI
Units	ppm	ppm	ppm	ppm	ppm	ppm	ppm
Avge	-.00188	-.00067	-.00107	.00092	.00110	.00104	.00512
SDev	.00108	.00034	.00019	.00014	.00171	.00114	.00451
%RSD	57.302	51.008	17.720	14.877	154.92	109.71	88.015
#1	-.00064	-.00103	-.00090	.00077	.00177	.00144	.00472
#2	-.00246	-.00034	-.00105	.00104	.00238	.00193	.00982

#3	-.00255	-.00064	-.00128	.00094	-.00084	-.00025	.00083
Errors	NOCHECK	NOCHECK	LC Pass	NOCHECK	NOCHECK	LC Pass	LC Pass

High			.06000			.00500	.50000
Low			-.06000			-.00500	-.50000

Elem	SN	SR	TI	TL	V_	ZN	
Units	ppm	ppm	ppm	ppm	ppm	ppm	
Avge	.00090	.00033	.00067	.00086	.00022	.00186	
SDev	.00080	.00027	.00036	.00206	.00033	.00025	
%RSD	89.454	81.739	53.416	240.53	151.01	13.610	
#1	.00150	.00005	.00054	.00150	-.00014	.00158	
#2	.00120	.00034	.00108	.00252	.00051	.00191	
#3	-.00001	.00059	.00040	-.00145	.00029	.00208	
Errors	LC Pass	LC Pass	LC Pass	LC Pass	LC Pass	LC Pass	
High	.10000	.05000	.05000	.01000	.05000	.02000	
Low	-.10000	-.05000	-.05000	-.01000	-.05000	-.02000	

IntStd	1	2	3	4	5	6	7
Mode	Counts	NOTUSED	NOTUSED	NOTUSED	NOTUSED	NOTUSED	NOTUSED
Elem	Y	--	--	--	--	--	--
Wavlen	371.030	--	--	--	--	--	--
Avge	25794	--	--	--	--	--	--
SDev	64.74489	--	--	--	--	--	--
%RSD	.2510066	--	--	--	--	--	--
#1	25869	--	--	--	--	--	--
#2	25754	--	--	--	--	--	--
#3	25760	--	--	--	--	--	--

Method: METTRACE Sample Name: CRA/RLV MET4418-08 Operator: RJG
Run Time: 10/30/08 21:43:24
Comment: TESTAMERICA PITTSBURGH ICP METALS ANALYSIS-INST TRACEICP
Mode: CONC Corr. Factor: 1

Elem	AG	AL	AS	B_	BA	BE	CA
Units	ppm	ppm	ppm	ppm	ppm	ppm	ppm
Avge	.00583	.19550	.00963	.20098	.20442	.00421	5.1532
SDev	.00032	.00103	.00086	.00094	.00036	.00012	.0053
%RSD	5.4877	.52510	8.9710	.46789	.17683	2.8178	.10319
#1	.00576	.19535	.00893	.20205	.20479	.00429	5.1567
#2	.00618	.19455	.01059	.20057	.20442	.00408	5.1557
#3	.00555	.19659	.00935	.20031	.20406	.00427	5.1471
Errors	LC Pass	LC Pass	LC Pass	LC Pass	LC Pass	LC Pass	LC Pass
High	.00750	.30000	.01500	.30000	.30000	.00600	7.5000
Low	.00250	.10000	.00500	.10000	.10000	.00200	2.5000

Elem	CD	CO	CR	CU	FE	K_	MG
Units	ppm	ppm	ppm	ppm	ppm	ppm	ppm
Avge	.00520	.05079	.00538	.02619	.08372	4.5034	4.9350
SDev	.00009	.00021	.00011	.00006	.00042	.0252	.0073
%RSD	1.7590	.41166	1.9621	.23977	.50443	.56029	.14807
#1	.00530	.05085	.00542	.02614	.08330	4.5323	4.9426
#2	.00516	.05097	.00545	.02618	.08372	4.4926	4.9343
#3	.00513	.05056	.00526	.02626	.08414	4.4854	4.9280
Errors	LC Pass	LC Pass	LC Pass	LC Pass	LC Pass	LC Pass	LC Pass
High	.00750	.07500	.00750	.03750	.15000	7.5000	7.5000
Low	.00250	.02500	.00250	.01250	.05000	2.5000	2.5000

Elem	MN	MO	NA	NI	PB/1	PB/2	PB
Units	ppm	ppm	ppm	ppm	ppm	ppm	ppm
Avge	.01526	.04185	5.1732	.04051	.00486	.00194	.00291
SDev	.00003	.00073	.1103	.00081	.00187	.00078	.00044
%RSD	.21938	1.7378	2.1319	2.0011	38.448	40.208	15.246
#1	.01529	.04236	5.2575	.04138	.00694	.00149	.00331
#2	.01527	.04218	5.2137	.04038	.00432	.00149	.00243
#3	.01522	.04102	5.0484	.03977	.00333	.00284	.00300
Errors	LC Pass	LC Pass	LC Pass	LC Pass	NOCHECK	NOCHECK	LC Pass
High	.02250	.06000	7.5000	.06000			.00450
Low	.00750	.02000	2.5000	.02000			.00150

Elem	SB/1	SB/2	SB	SE/1	SE/2	SE	SI
Units	ppm	ppm	ppm	ppm	ppm	ppm	ppm
Avge	.00786	.01046	.00960	.00526	.00727	.00660	.47168
SDev	.00048	.00182	.00133	.00259	.00137	.00081	.00381
%RSD	6.0908	17.377	13.869	49.141	18.815	12.331	.80808
#1	.00841	.01174	.01063	.00741	.00571	.00628	.47225
#2	.00753	.00838	.00810	.00598	.00829	H.00752	.46762

#3	.00766	.01126	.01006	.00239	.00779	.00599	.47517
Errors	NOCHECK	NOCHECK	LC Pass	NOCHECK	NOCHECK	LC Pass	LC Pass

High			.01500			.00750	.75000
Low			.00500			.00250	.25000

Elem	SN	SR	TI	TL	V_	ZN	
Units	ppm	ppm	ppm	ppm	ppm	ppm	
Avge	.09189	.05038	.05121	.00972	.05055	.02202	
SDev	.00167	.00011	.00011	.00264	.00194	.00027	
%RSD	1.8121	.21752	.21796	27.132	3.8354	1.2196	
#1	.09091	.05050	.05113	.00864	.05181	.02182	
#2	.09381	.05036	.05134	.01273	.05153	.02233	
#3	.09094	.05029	.05118	.00780	.04832	.02192	
Errors	LC Pass	LC Pass	LC Pass	LC Pass	LC Pass	LC Pass	
High	.15000	.07500	.07500	.01500	.07500	.03000	
Low	.05000	.02500	.02500	.00500	.02500	.01000	

IntStd	1	2	3	4	5	6	7
Mode	Counts	NOTUSED	NOTUSED	NOTUSED	NOTUSED	NOTUSED	NOTUSED
Elem	Y	--	--	--	--	--	--
Wavlen	371.030	--	--	--	--	--	--
Avge	25972	--	--	--	--	--	--
SDev	64.62324	--	--	--	--	--	--
%RSD	.2488220	--	--	--	--	--	--
#1	25993	--	--	--	--	--	--
#2	26023	--	--	--	--	--	--
#3	25899	--	--	--	--	--	--

Method: METTRACE Sample Name: ICSA MET4784-08 Operator: RJG
Run Time: 10/30/08 21:48:54
Comment: TESTAMERICA PITTSBURGH ICP METALS ANALYSIS-INST TRACEICP
Mode: CONC Corr. Factor: 1

Elem	AG	AL	AS	B_	BA	BE	CA
Units	ppm	ppm	ppm	ppm	ppm	ppm	ppm
Avge	.00070	476.09	-.00142	-.00011	.00065	-.00058	473.98
SDev	.00013	.61	.00081	.00033	.00001	.00004	2.10
%RSD	17.842	.12768	56.721	301.54	1.3862	6.2280	.44236
#1	.00073	475.40	-.00086	.00004	.00066	-.00054	472.08
#2	.00081	476.56	-.00106	.00012	.00065	-.00061	473.62
#3	.00057	476.31	-.00235	-.00049	.00064	-.00058	476.23
Errors	NOCHECK	QC Pass	NOCHECK	NOCHECK	NOCHECK	NOCHECK	QC Pass
Value		500.00					500.00
Range		20.000					20.000

Elem	CD	CO	CR	CU	FE	K_	MG
Units	ppm	ppm	ppm	ppm	ppm	ppm	ppm
Avge	.00474	.00006	.00103	-.00037	198.60	.22163	514.81
SDev	.00023	.00019	.00021	.00008	.85	.00099	1.42
%RSD	4.8852	339.72	20.824	20.546	.42970	.44803	.27548
#1	.00487	.00019	.00122	-.00036	197.79	.22277	513.34
#2	.00488	-.00016	.00080	-.00046	198.53	.22103	514.92
#3	.00448	.00013	.00107	-.00031	199.49	.22108	516.17
Errors	NOCHECK	NOCHECK	NOCHECK	NOCHECK	QC Pass	NOCHECK	QC Pass
Value					200.00		500.00
Range					20.000		20.000

Elem	MN	MO	NA	NI	PB/1	PB/2	PB
Units	ppm	ppm	ppm	ppm	ppm	ppm	ppm
Avge	.00727	-.00099	.11160	.00181	-.01521	.00580	-.00120
SDev	.00007	.00170	.15684	.00120	.00390	.00149	.00181
%RSD	.99981	172.89	140.54	66.360	25.617	25.739	151.03
#1	.00721	.00065	.09519	.00305	-.01854	.00438	-.00325
#2	.00726	-.00085	-.03640	.00064	-.01092	.00567	.00014
#3	.00735	-.00275	.27600	.00175	-.01617	.00736	-.00048
Errors	NOCHECK	NOCHECK	NOCHECK	NOCHECK	NOCHECK	NOCHECK	NOCHECK
Value							
Range							

Elem	SB/1	SB/2	SB	SE/1	SE/2	SE	SI
Units	ppm	ppm	ppm	ppm	ppm	ppm	ppm
Avge	-.00737	.00629	.00174	.01802	-.00601	.00200	.01969
SDev	.00202	.00085	.00115	.00457	.00117	.00230	.00047
%RSD	27.474	13.521	66.133	25.370	19.506	115.21	2.4062
#1	-.00785	.00548	.00104	.01333	-.00711	-.00030	.01927
#2	-.00910	.00622	.00112	.01827	-.00613	.00199	.02021

#3	-.00514	.00717	.00307	.02247	-.00478	.00429	.01960
Errors	NOCHECK	NOCHECK	NOCHECK	NOCHECK	NOCHECK	NOCHECK	NOCHECK

Value
Range

Elem	SN	SR	TI	TL	V_	ZN
Units	ppm	ppm	ppm	ppm	ppm	ppm
Avge	.00358	.01128	-.00229	-.01400	-.00211	.00159
SDev	.00197	.00005	.00039	.00147	.00141	.00016
%RSD	55.108	.40932	17.093	10.500	66.580	10.335
#1	.00381	.01133	-.00200	-.01555	-.00098	.00177
#2	.00150	.01126	-.00273	-.01382	-.00368	.00155
#3	.00542	.01125	-.00213	-.01263	-.00167	.00145
Errors	NOCHECK	NOCHECK	NOCHECK	NOCHECK	NOCHECK	NOCHECK

Value
Range

IntStd	1	2	3	4	5	6	7
Mode	Counts	NOTUSED	NOTUSED	NOTUSED	NOTUSED	NOTUSED	NOTUSED
Elem	Y	--	--	--	--	--	--
Wavlen	371.030	--	--	--	--	--	--
Avge	23766	--	--	--	--	--	--
SDev	89.19445	--	--	--	--	--	--
%RSD	.3753079	--	--	--	--	--	--
#1	23689	--	--	--	--	--	--
#2	23744	--	--	--	--	--	--
#3	23864	--	--	--	--	--	--

Method: METTRACE Sample Name: ICSAB MET4786-08 Operator: RJG
Run Time: 10/30/08 21:54:24
Comment: TESTAMERICA PITTSBURGH ICP METALS ANALYSIS-INST TRACEICP
Mode: CONC Corr. Factor: 1

Elem	AG	AL	AS	B_	BA	BE	CA
Units	ppm	ppm	ppm	ppm	ppm	ppm	ppm
Avge	1.0828	475.34	1.0002	1.0310	.52447	.48860	470.91
SDev	.0016	.84	.0033	.0015	.00071	.00156	1.27
%RSD	.14866	.17669	.33274	.14358	.13578	.31987	.27065
#1	1.0829	475.38	1.0014	1.0325	.52481	.49039	472.26
#2	1.0811	474.48	.99642	1.0296	.52365	.48786	470.74
#3	1.0843	476.16	1.0027	1.0310	.52495	.48754	469.72
Errors	QC Pass	QC Pass	QC Pass	QC Pass	QC Pass	QC Pass	QC Pass
Value	1.0000	500.00	1.0000	1.0000	.50000	.50000	500.00
Range	20.000	20.000	20.000	20.000	20.000	20.000	20.000

Elem	CD	CO	CR	CU	FE	K_	MG
Units	ppm	ppm	ppm	ppm	ppm	ppm	ppm
Avge	.94269	.47898	.48826	.54993	198.33	10.685	509.98
SDev	.00357	.00246	.00076	.00120	.43	.039	.92
%RSD	.37844	.51328	.15480	.21723	.21440	.36092	.17991
#1	.94675	.48177	.48908	.54968	198.81	10.688	511.04
#2	.94129	.47806	.48812	.54888	198.17	10.645	509.44
#3	.94004	.47712	.48758	.55123	198.00	10.722	509.46
Errors	QC Pass	QC Pass	QC Pass	QC Pass	QC Pass	QC Pass	QC Pass
Value	1.0000	.50000	.50000	.50000	200.00	10.000	500.00
Range	20.000	20.000	20.000	20.000	20.000	20.000	20.000

Elem	MN	MO	NA	NI	PB/1	PB/2	PB
Units	ppm	ppm	ppm	ppm	ppm	ppm	ppm
Avge	.49613	1.0089	11.520	.93967	.94642	.96870	.96128
SDev	.00081	.0020	.106	.00358	.00617	.00253	.00049
%RSD	.16341	.19999	.91802	.38131	.65193	.26164	.05054
#1	.49706	1.0071	11.634	.94360	.95032	.96755	.96181
#2	.49567	1.0084	11.499	.93883	.94963	.96696	.96119
#3	.49565	1.0111	11.426	.93658	.93931	.97161	.96085
Errors	QC Pass	QC Pass	QC Pass	QC Pass	NOCHECK	NOCHECK	QC Pass
Value	.50000	1.0000	10.000	1.0000			1.0000
Range	20.000	20.000	20.000	20.000			20.000

Elem	SB/1	SB/2	SB	SE/1	SE/2	SE	SI
Units	ppm	ppm	ppm	ppm	ppm	ppm	ppm
Avge	1.0216	1.0095	1.0135	.99110	.99601	.99437	.95454
SDev	.0069	.0036	.0006	.00524	.00513	.00424	.00142
%RSD	.67753	.35635	.05852	.52916	.51489	.42595	.14862
#1	1.0136	1.0136	1.0136	.99715	.99757	.99743	.95608
#2	1.0259	1.0082	1.0141	.98806	.99028	.98954	.95328

#3	1.0252	1.0068	1.0129	.98808	1.0002	.99615	.95428
Errors	NOCHECK	NOCHECK	QC Pass	NOCHECK	NOCHECK	QC Pass	QC Pass

Value			1.0000			1.0000	1.0000
Range			20.000			20.000	20.000

Elem	SN	SR	TI	TL	V_	ZN	
Units	ppm	ppm	ppm	ppm	ppm	ppm	
Avge	.87256	1.0179	.99879	.95517	.49468	1.0504	
SDev	.00451	.0014	.00084	.00266	.00179	.0018	
%RSD	.51651	.13663	.08407	.27835	.36136	.17040	
#1	.86779	1.0185	.99975	.95815	.49665	1.0523	
#2	.87675	1.0163	.99826	.95305	.49423	1.0488	
#3	.87315	1.0188	.99834	.95431	.49316	1.0503	

Errors	QC Pass	QC Pass	QC Pass	QC Pass	QC Pass	QC Pass	
Value	1.0000	1.0000	1.0000	1.0000	.50000	1.0000	
Range	20.000	20.000	20.000	20.000	20.000	20.000	

IntStd	1	2	3	4	5	6	7
Mode	Counts	NOTUSED	NOTUSED	NOTUSED	NOTUSED	NOTUSED	NOTUSED
Elem	Y	--	--	--	--	--	--
Wavlen	371.030	--	--	--	--	--	--
Avge	23828	--	--	--	--	--	--
SDev	64.87775	--	--	--	--	--	--
%RSD	.2722735	--	--	--	--	--	--
#1	23848	--	--	--	--	--	--
#2	23881	--	--	--	--	--	--
#3	23756	--	--	--	--	--	--

Method: METTRACE Sample Name: CCV1-1 MET5327-08 Operator: RJG
Run Time: 10/30/08 21:59:54
Comment: TESTAMERICA PITTSBURGH ICP METALS ANALYSIS-INST TRACEICP
Mode: CONC Corr. Factor: 1

Elem	AG	AL	AS	B_	BA	BE	CA
Units	ppm	ppm	ppm	ppm	ppm	ppm	ppm
Avge	1.0163	24.525	.50562	2.0214	2.0132	1.9934	50.276
SDev	.0024	.033	.00202	.0039	.0040	.0029	.043
%RSD	.23608	.13424	.39940	.19293	.19942	.14351	.08523
#1	1.0186	24.513	.50745	2.0245	2.0141	1.9961	50.229
#2	1.0164	24.562	.50345	2.0228	2.0167	1.9937	50.314
#3	1.0139	24.500	.50597	2.0170	2.0088	1.9904	50.285
Errors	LC Pass	LC Pass	LC Pass	LC Pass	LC Pass	LC Pass	LC Pass
High	1.1000	27.500	.55000	2.2000	2.2000	2.2000	55.000
Low	.90000	22.500	.45000	1.8000	1.8000	1.8000	45.000

Elem	CD	CO	CR	CU	FE	K_	MG
Units	ppm	ppm	ppm	ppm	ppm	ppm	ppm
Avge	.49014	1.9826	1.9834	2.0334	25.309	120.67	49.334
SDev	.00013	.0017	.0014	.0048	.014	.19	.044
%RSD	.02701	.08409	.06990	.23444	.05519	.15663	.08871
#1	.49015	1.9817	1.9824	2.0357	25.295	120.64	49.355
#2	.49001	1.9845	1.9849	2.0366	25.310	120.88	49.364
#3	.49027	1.9816	1.9827	2.0279	25.323	120.50	49.284
Errors	LC Pass	LC Pass	LC Pass	LC Pass	LC Pass	LC Pass	LC Pass
High	.55000	2.2000	2.2000	2.2000	27.500	137.50	55.000
Low	.45000	1.8000	1.8000	1.8000	22.500	112.50	45.000

Elem	MN	MO	NA	NI	PB/1	PB/2	PB
Units	ppm	ppm	ppm	ppm	ppm	ppm	ppm
Avge	1.9826	2.0074	122.12	1.9722	.50195	.49863	.49973
SDev	.0014	.0070	.25	.0051	.00177	.00162	.00084
%RSD	.07093	.34943	.20674	.25813	.35265	.32464	.16866
#1	1.9832	1.9993	122.03	1.9749	.50224	.49703	.49876
#2	1.9837	2.0117	122.40	1.9755	.50356	.49859	.50025
#3	1.9810	2.0112	121.92	1.9664	.50006	.50026	.50019
Errors	LC Pass	LC Pass	LC Pass	LC Pass	NOCHECK	NOCHECK	LC Pass
High	2.2000	2.2000	137.50	2.2000			.55000
Low	1.8000	1.8000	112.50	1.8000			.45000

Elem	SB/1	SB/2	SB	SE/1	SE/2	SE	SI
Units	ppm	ppm	ppm	ppm	ppm	ppm	ppm
Avge	.50286	.50485	.50419	.50343	.50372	.50363	1.8882
SDev	.00392	.00208	.00223	.00714	.00404	.00384	.0078
%RSD	.77854	.41244	.44272	1.4177	.80146	.76319	.41303
#1	.49842	.50438	.50239	.50486	.49930	.50115	1.8809
#2	.50581	.50713	.50669	.50975	.50721	.50806	1.8872

#3	.50436	.50304	.50348	.49569	.50466	.50168	1.8964
Errors	NOCHECK	NOCHECK	LC Pass	NOCHECK	NOCHECK	LC Pass	LC Pass

High			.55000			.55000	2.2000
Low			.45000			.45000	1.8000

Elem	SN	SR	TI	TL	V_	ZN	
Units	ppm	ppm	ppm	ppm	ppm	ppm	
Avge	1.9969	1.9717	1.9975	1.0072	1.9898	2.0506	
SDev	.0024	.0066	.0022	.0025	.0015	.0019	
%RSD	.11976	.33361	.10901	.24490	.07381	.09183	
#1	1.9942	1.9750	1.9961	1.0047	1.9908	2.0522	
#2	1.9976	1.9759	2.0000	1.0073	1.9906	2.0511	
#3	1.9988	1.9641	1.9964	1.0097	1.9881	2.0486	
Errors	LC Pass	LC Pass	LC Pass	LC Pass	LC Pass	LC Pass	
High	2.2000	2.2000	2.2000	1.1000	2.2000	2.2000	
Low	1.8000	1.8000	1.8000	.90000	1.8000	1.8000	

IntStd	1	2	3	4	5	6	7
Mode	Counts	NOTUSED	NOTUSED	NOTUSED	NOTUSED	NOTUSED	NOTUSED
Elem	Y	--	--	--	--	--	--
Wavlen	371.030	--	--	--	--	--	--
Avge	25572	--	--	--	--	--	--
SDev	67.52817	--	--	--	--	--	--
%RSD	.2640723	--	--	--	--	--	--
#1	25494	--	--	--	--	--	--
#2	25615	--	--	--	--	--	--
#3	25607	--	--	--	--	--	--

Method: METTRACE Sample Name: CCB1 Operator: RJG
Run Time: 10/30/08 22:05:23
Comment: TESTAMERICA PITTSBURGH ICP METALS ANALYSIS-INST TRACEICP
Mode: CONC Corr. Factor: 1

Elem	AG	AL	AS	B_	BA	BE	CA
Units	ppm	ppm	ppm	ppm	ppm	ppm	ppm
Avge	.00032	-.00377	-.00058	.00242	.00014	.00028	-.00003
SDev	.00042	.00067	.00087	.00020	.00009	.00007	.00182
%RSD	131.45	17.699	150.92	8.2879	61.374	23.967	5893.8
#1	-.00016	-.00392	-.00013	.00224	.00009	.00024	-.00194
#2	.00062	-.00434	-.00002	.00239	.00010	.00025	.00016
#3	.00051	-.00304	-.00158	.00263	.00024	.00036	.00168
Errors	LC Pass	LC Pass	LC Pass	LC Pass	LC Pass	LC Pass	LC Pass
High	.00500	.20000	.01000	.20000	.20000	.00400	5.0000
Low	-.00500	-.20000	-.01000	-.20000	-.20000	-.00400	-5.0000

Elem	CD	CO	CR	CU	FE	K_	MG
Units	ppm	ppm	ppm	ppm	ppm	ppm	ppm
Avge	.00009	.00013	.00002	.00032	-.00186	.20450	.00495
SDev	.00010	.00023	.00031	.00006	.00448	.00302	.00624
%RSD	108.87	174.49	1826.1	17.916	240.55	1.4759	125.91
#1	.00012	.00018	-.00034	.00031	-.00170	.20172	-.00185
#2	-.00002	-.00012	.00013	.00039	-.00642	.20771	.00632
#3	.00018	.00033	.00025	.00027	.00253	.20407	.01039
Errors	LC Pass	LC Pass	LC Pass	LC Pass	LC Pass	LC Pass	LC Pass
High	.00500	.05000	.00500	.02500	.10000	5.0000	5.0000
Low	-.00500	-.05000	-.00500	-.02500	-.10000	-5.0000	-5.0000

Elem	MN	MO	NA	NI	PB/1	PB/2	PB
Units	ppm	ppm	ppm	ppm	ppm	ppm	ppm
Avge	.00008	.00456	-.43053	-.00041	.00062	-.00066	-.00024
SDev	.00003	.00146	.12817	.00059	.00253	.00132	.00032
%RSD	42.257	32.022	29.771	143.30	406.81	198.14	134.51
#1	.00006	.00611	-.51223	-.00105	-.00229	.00072	-.00028
#2	.00006	.00436	-.49654	-.00032	.00195	-.00082	.00010
#3	.00012	.00321	-.28280	.00012	.00221	-.00189	-.00053
Errors	LC Pass	LC Pass	LC Pass	LC Pass	NOCHECK	NOCHECK	LC Pass
High	.01500	.04000	5.0000	.04000			.00300
Low	-.01500	-.04000	-5.0000	-.04000			-.00300

Elem	SB/1	SB/2	SB	SE/1	SE/2	SE	SI
Units	ppm	ppm	ppm	ppm	ppm	ppm	ppm
Avge	-.00054	.00153	.00084	-.00360	.00003	-.00118	-.00228
SDev	.00118	.00128	.00066	.00175	.00085	.00018	.00294
%RSD	218.91	83.870	78.670	48.504	2574.4	14.905	128.83
#1	.00080	.00035	.00050	-.00562	.00098	-.00122	.00073
#2	-.00099	.00289	.00160	-.00247	-.00024	-.00099	-.00242

#3	-.00143	.00134	.00042	-.00272	-.00064	-.00133	-.00514
Errors	NOCHECK	NOCHECK	LC Pass	NOCHECK	NOCHECK	LC Pass	LC Pass

High			.06000			.00500	.50000
Low			-.06000			-.00500	-.50000

Elem	SN	SR	TI	TL	V_	ZN	
Units	ppm	ppm	ppm	ppm	ppm	ppm	
Avge	.00200	.00009	.00045	-.00029	.00007	.00174	
SDev	.00063	.00014	.00021	.00202	.00038	.00012	
%RSD	31.300	150.17	46.243	698.61	520.91	7.0604	
#1	.00180	-.00006	.00067	-.00256	-.00014	.00160	
#2	.00150	.00012	.00040	.00130	-.00015	.00182	
#3	.00271	.00021	.00027	.00039	.00051	.00180	

Errors	LC Pass	LC Pass	LC Pass	LC Pass	LC Pass	LC Pass	
High	.10000	.05000	.05000	.01000	.05000	.02000	
Low	-.10000	-.05000	-.05000	-.01000	-.05000	-.02000	

IntStd	1	2	3	4	5	6	7
Mode	Counts	NOTUSED	NOTUSED	NOTUSED	NOTUSED	NOTUSED	NOTUSED
Elem	Y	--	--	--	--	--	--
Wavlen	371.030	--	--	--	--	--	--
Avge	25802	--	--	--	--	--	--
SDev	68.34581	--	--	--	--	--	--
%RSD	.2648839	--	--	--	--	--	--
#1	25778	--	--	--	--	--	--
#2	25749	--	--	--	--	--	--
#3	25879	--	--	--	--	--	--

Method: METTRACE Sample Name: K1A4J/5 Mn Operator: RJG
Run Time: 10/30/08 22:11:13
Comment: TESTAMERICA PITTSBURGH ICP METALS ANALYSIS-INST TRACEICP
Mode: CONC Corr. Factor: 1

Elem	AG	AL	AS	B_	BA	BE	CA
Units	ppm	ppm	ppm	ppm	ppm	ppm	ppm
Avge	.00265	5.9208	.02634	.04058	.11744	.00106	52.416
SDev	.00067	.0174	.00067	.00022	.00046	.00011	.209
%RSD	25.241	.29417	2.5228	.53805	.38780	10.331	.39811
#1	.00229	5.9314	.02570	.04033	.11771	.00117	52.657
#2	.00223	5.9304	.02703	.04072	.11769	.00105	52.296
#3	.00342	5.9007	.02630	.04069	.11691	.00095	52.296
Errors	LC Pass	LC Pass	LC Pass	LC Pass	LC Pass	LC Pass	LC Pass
High	2.0000	500.00	10.000	30.000	10.000	10.000	600.00
Low	-.00500	-.20000	-.01000	-.20000	-.20000	-.00400	-5.0000

Elem	CD	CO	CR	CU	FE	K_	MG
Units	ppm	ppm	ppm	ppm	ppm	ppm	ppm
Avge	.00220	.00527	.28268	.03942	65.174	.51568	10.478
SDev	.00015	.00049	.00057	.00027	.254	.00521	.027
%RSD	6.6919	9.3127	.20202	.69442	.39001	1.0101	.25825
#1	.00234	.00472	.28332	.03958	65.465	.51730	10.509
#2	.00222	.00541	.28223	.03910	65.058	.50986	10.466
#3	.00205	.00567	.28248	.03957	64.998	.51989	10.459
Errors	LC Pass	LC Pass	LC Pass	LC Pass	LC Pass	LC Pass	LC Pass
High	5.0000	100.00	20.000	10.000	500.00	400.00	600.00
Low	-.00500	-.05000	-.00500	-.02500	-.10000	-5.0000	-5.0000

Elem	MN	MO	NA	NI	PB/1	PB/2	PB
Units	ppm	ppm	ppm	ppm	ppm	ppm	ppm
Avge	8.1797	.00553	.24232	.02617	.05210	.05121	.05151
SDev	.0300	.00030	.08346	.00085	.00234	.00045	.00054
%RSD	.36680	5.4020	34.445	3.2489	4.4853	.87195	1.0544
#1	8.2141	.00585	.28453	.02651	.04951	.05171	.05097
#2	8.1663	.00548	.14618	.02520	.05276	.05085	.05148
#3	8.1587	.00526	.29624	.02680	.05404	.05107	.05206
Errors	LC Pass	LC Pass	LC Pass	LC Pass	NOCHECK	NOCHECK	LC Pass
High	20.000	20.000	400.00	100.00			5.0000
Low	-.01500	-.04000	-5.0000	-.04000			-.00300

Elem	SB/1	SB/2	SB	SE/1	SE/2	SE	SI
Units	ppm	ppm	ppm	ppm	ppm	ppm	ppm
Avge	-.00190	.00067	-.00018	.00293	.00383	.00353	1.3392
SDev	.00186	.00135	.00042	.00367	.00205	.00034	.0069
%RSD	98.232	199.80	230.21	125.23	53.571	9.7323	.51325
#1	-.00127	-.00036	-.00066	-.00130	.00609	.00363	1.3470
#2	-.00043	.00018	-.00002	.00478	.00334	.00382	1.3365

#3	-.00399	.00219	.00013	.00532	.00207	.00315	1.3341
Errors	NOCHECK	NOCHECK	LC Pass	NOCHECK	NOCHECK	LC Pass	LC Pass

High			5.0000			10.000	50.000
Low			-.01000			-.00500	-.50000

Elem	SN	SR	TI	TL	V_	ZN	
Units	ppm	ppm	ppm	ppm	ppm	ppm	
Avge	.01008	.06707	.62032	-.00237	.10800	.16573	
SDev	.00094	.00016	.00115	.00234	.00106	.00034	
%RSD	9.3464	.24212	.18560	98.809	.98120	.20692	
#1	.01026	.06722	.62163	-.00495	.10922	.16612	
#2	.00906	.06708	.61980	-.00037	.10741	.16547	
#3	.01092	.06690	.61951	-.00179	.10736	.16561	
Errors	LC Pass	LC Pass	LC Pass	LC Pass	LC Pass	LC Pass	
High	30.000	10.000	30.000	10.000	50.000	10.000	
Low	-.10000	-.05000	-.05000	-.01000	-.05000	-.02000	

IntStd	1	2	3	4	5	6	7
Mode	Counts	NOTUSED	NOTUSED	NOTUSED	NOTUSED	NOTUSED	NOTUSED
Elem	Y	--	--	--	--	--	--
Wavlen	371.030	--	--	--	--	--	--
Avge	25763	--	--	--	--	--	--
SDev	72.64515	--	--	--	--	--	--
%RSD	.2819736	--	--	--	--	--	--
#1	25812	--	--	--	--	--	--
#2	25798	--	--	--	--	--	--
#3	25680	--	--	--	--	--	--

Method: METTRACE Sample Name: K1A4JP25 Mn Operator: RJG
Run Time: 10/30/08 22:16:42
Comment: TESTAMERICA PITTSBURGH ICP METALS ANALYSIS-INST TRACEICP
Mode: CONC Corr. Factor: 1

Elem	AG	AL	AS	B_	BA	BE	CA
Units	ppm	ppm	ppm	ppm	ppm	ppm	ppm
Avge	.00130	1.1813	.00442	.00931	.02339	.00048	10.569
SDev	.00040	.0058	.00105	.00063	.00007	.00008	.026
%RSD	30.878	.49335	23.880	6.7691	.32197	15.835	.24262
#1	.00177	1.1755	.00336	.01004	.02332	.00039	10.544
#2	.00110	1.1871	.00442	.00899	.02340	.00052	10.568
#3	.00104	1.1814	.00547	.00891	.02347	.00053	10.595

Elem	CD	CO	CR	CU	FE	K_	MG
Units	ppm	ppm	ppm	ppm	ppm	ppm	ppm
Avge	.00046	.00113	.05729	.00809	13.134	.25415	2.0982
SDev	.00016	.00021	.00018	.00013	.036	.00604	.0034
%RSD	34.031	18.737	.30996	1.5545	.27573	2.3756	.16126
#1	.00032	.00136	.05749	.00810	13.099	.26046	2.0961
#2	.00063	.00109	.05725	.00822	13.133	.24843	2.0964
#3	.00043	.00094	.05714	.00797	13.171	.25354	2.1021

Elem	MN	MO	NA	NI	PB/1	PB/2	PB
Units	ppm	ppm	ppm	ppm	ppm	ppm	ppm
Avge	1.6585	.00195	-.38624	.00572	.01231	.00813	.00952
SDev	.0024	.00071	.03307	.00038	.00332	.00127	.00026
%RSD	.14586	36.435	8.5631	6.7059	26.959	15.608	2.7603
#1	1.6561	.00272	-.35815	.00586	.01546	.00688	.00974
#2	1.6586	.00132	-.42269	.00602	.01261	.00808	.00959
#3	1.6609	.00182	-.37787	.00529	.00885	.00942	.00923

Elem	SB/1	SB/2	SB	SE/1	SE/2	SE	SI
Units	ppm	ppm	ppm	ppm	ppm	ppm	ppm
Avge	-.00413	.00109	-.00065	.00201	-.00047	.00036	.27060
SDev	.00229	.00210	.00079	.00321	.00127	.00116	.00219
%RSD	55.479	192.07	121.77	159.66	269.19	326.79	.80796
#1	-.00666	.00348	.00011	.00457	-.00177	.00034	.26810
#2	-.00356	-.00042	-.00147	-.00159	-.00040	-.00080	.27217
#3	-.00218	.00021	-.00058	.00306	.00076	.00153	.27152

Elem	SN	SR	TI	TL	V_	ZN
Units	ppm	ppm	ppm	ppm	ppm	ppm
Avge	.00190	.01340	.12406	-.00119	.02194	.03672
SDev	.00070	.00009	.00053	.00176	.00023	.00017
%RSD	36.656	.68949	.43084	148.24	1.0619	.47096
#1	.00271	.01350	.12350	-.00079	.02204	.03654
#2	.00150	.01336	.12457	-.00311	.02167	.03688
#3	.00150	.01333	.12410	.00034	.02210	.03673

IntStd	1	2	3	4	5	6	7
Mode	Counts	NOTUSED	NOTUSED	NOTUSED	NOTUSED	NOTUSED	NOTUSED
Elem	Y	--	--	--	--	--	--
Wavlen	371.030	--	--	--	--	--	--
Avge	25966	--	--	--	--	--	--
SDev	137.3375	--	--	--	--	--	--
%RSD	.5289193	--	--	--	--	--	--
#1	25807	--	--	--	--	--	--
#2	26038	--	--	--	--	--	--
#3	26051	--	--	--	--	--	--

Method: METTRACE Sample Name: K1A4JD/2 Mn Operator: RJG
Run Time: 10/30/08 22:22:11
Comment: TESTAMERICA PITTSBURGH ICP METALS ANALYSIS-INST TRACEICP
Mode: CONC Corr. Factor: 1

Elem	AG	AL	AS	B_	BA	BE	CA
Units	ppm	ppm	ppm	ppm	ppm	ppm	ppm
Avge	.02858	14.383	1.0266	.52942	1.2483	.02631	89.324
SDev	.00030	.023	.0012	.00061	.0020	.00013	.085
%RSD	1.0449	.15782	.11900	.11611	.15989	.47453	.09501
#1	.02889	14.358	1.0278	.52882	1.2461	.02634	89.418
#2	.02857	14.402	1.0267	.52941	1.2500	.02617	89.301
#3	.02829	14.388	1.0253	.53005	1.2486	.02641	89.253
Errors	LC Pass	LC Pass	LC Pass	LC Pass	LC Pass	LC Pass	LC Pass
High	2.0000	500.00	10.000	30.000	10.000	10.000	600.00
Low	-.00500	-.20000	-.01000	-.20000	-.20000	-.00400	-5.0000

Elem	CD	CO	CR	CU	FE	K_	MG
Units	ppm	ppm	ppm	ppm	ppm	ppm	ppm
Avge	.02837	.24841	.44124	.22757	144.72	.99321	15.878
SDev	.00011	.00034	.00060	.00036	.13	.00356	.003
%RSD	.40312	.13819	.13605	.15903	.08774	.35856	.01861
#1	.02845	.24877	.44184	.22755	144.87	.98912	15.881
#2	.02824	.24809	.44125	.22793	144.66	.99566	15.875
#3	.02840	.24837	.44064	.22721	144.63	.99484	15.878
Errors	LC Pass	LC Pass	LC Pass	LC Pass	LC Pass	LC Pass	LC Pass
High	5.0000	100.00	20.000	10.000	500.00	400.00	600.00
Low	-.00500	-.05000	-.00500	-.02500	-.10000	-5.0000	-5.0000

Elem	MN	MO	NA	NI	PB/1	PB/2	PB
Units	ppm	ppm	ppm	ppm	ppm	ppm	ppm
Avge	13.005	.48519	.55470	.31507	.37134	.37345	.37275
SDev	.008	.00112	.10385	.00053	.00060	.00049	.00040
%RSD	.06521	.23044	18.721	.16805	.16037	.13148	.10592
#1	13.012	.48401	.63356	.31533	.37186	.37311	.37270
#2	13.007	.48534	.43704	.31543	.37147	.37402	.37317
#3	12.996	.48623	.59351	.31446	.37069	.37323	.37238
Errors	LC Pass	LC Pass	LC Pass	LC Pass	NOCHECK	NOCHECK	LC Pass
High	20.000	20.000	400.00	100.00			5.0000
Low	-.01500	-.04000	-5.0000	-.04000			-.00300

Elem	SB/1	SB/2	SB	SE/1	SE/2	SE	SI
Units	ppm	ppm	ppm	ppm	ppm	ppm	ppm
Avge	.19492	.19505	.19501	.94718	.95955	.95543	5.0246
SDev	.00115	.00166	.00118	.00227	.00528	.00277	.0065
%RSD	.59050	.85243	.60245	.23982	.55008	.29010	.12870
#1	.19624	.19486	.19532	.94820	.95790	.95467	5.0183
#2	.19438	.19680	.19600	.94458	.96546	.95851	5.0312

#3	.19414	.19350	.19371	.94876	.95530	.95312	5.0244
Errors	NOCHECK	NOCHECK	LC Pass	NOCHECK	NOCHECK	LC Pass	LC Pass

High			5.0000			10.000	50.000
Low			-.01000			-.00500	-.50000

Elem	SN	SR	TI	TL	V_	ZN	
Units	ppm	ppm	ppm	ppm	ppm	ppm	
Avge	.85389	.61681	1.6218	.93248	.40420	.91833	
SDev	.00191	.00067	.0017	.00148	.00075	.00120	
%RSD	.22394	.10888	.10281	.15909	.18522	.13087	
#1	.85587	.61605	1.6211	.93420	.40341	.91798	
#2	.85375	.61705	1.6237	.93167	.40491	.91967	
#3	.85206	.61733	1.6206	.93158	.40427	.91735	

Errors	LC Pass	LC Pass	LC Pass	LC Pass	LC Pass	LC Pass	
High	30.000	10.000	30.000	10.000	50.000	10.000	
Low	-.10000	-.05000	-.05000	-.01000	-.05000	-.02000	

IntStd	1	2	3	4	5	6	7
Mode	Counts	NOTUSED	NOTUSED	NOTUSED	NOTUSED	NOTUSED	NOTUSED
Elem	Y	--	--	--	--	--	--
Wavlen	371.030	--	--	--	--	--	--
Avge	25533	--	--	--	--	--	--
SDev	55.08138	--	--	--	--	--	--
%RSD	.2157226	--	--	--	--	--	--
#1	25587	--	--	--	--	--	--
#2	25477	--	--	--	--	--	--
#3	25537	--	--	--	--	--	--

Method: METTRACE Sample Name: K1DLL/2 Ca Operator: RJG
Run Time: 10/30/08 22:27:41
Comment: TESTAMERICA PITTSBURGH ICP METALS ANALYSIS-INST TRACEICP
Mode: CONC Corr. Factor: 1

Elem	AG	AL	AS	B_	BA	BE	CA
Units	ppm	ppm	ppm	ppm	ppm	ppm	ppm
Avge	.00085	2.7396	.00840	.28400	.49687	.00282	327.98
SDev	.00050	.0046	.00023	.00089	.00102	.00007	1.20
%RSD	58.461	.16793	2.7903	.31184	.20445	2.5147	.36555
#1	.00133	2.7442	.00814	.28501	.49718	.00282	329.18
#2	.00033	2.7397	.00848	.28362	.49770	.00275	327.98
#3	.00090	2.7350	.00858	.28337	.49574	.00289	326.78
Errors	LC Pass	LC Pass	LC Pass	LC Pass	LC Pass	LC Pass	LC Pass
High	2.0000	500.00	10.000	30.000	10.000	10.000	600.00
Low	-.00500	-.20000	-.01000	-.20000	-.20000	-.00400	-5.0000

Elem	CD	CO	CR	CU	FE	K_	MG
Units	ppm	ppm	ppm	ppm	ppm	ppm	ppm
Avge	.00033	.02221	.01137	.14444	5.7777	.49932	7.2128
SDev	.00019	.00029	.00020	.00043	.0167	.00235	.0168
%RSD	59.927	1.3059	1.7896	.29934	.28947	.47131	.23357
#1	.00041	.02254	.01153	.14397	5.7969	.50143	7.2303
#2	.00010	.02207	.01114	.14482	5.7702	.49679	7.2113
#3	.00047	.02201	.01143	.14453	5.7661	.49975	7.1967
Errors	LC Pass	LC Pass	LC Pass	LC Pass	LC Pass	LC Pass	LC Pass
High	5.0000	100.00	20.000	10.000	500.00	400.00	600.00
Low	-.00500	-.05000	-.00500	-.02500	-.10000	-5.0000	-5.0000

Elem	MN	MO	NA	NI	PB/1	PB/2	PB
Units	ppm	ppm	ppm	ppm	ppm	ppm	ppm
Avge	1.8830	.00211	.48508	.06592	.00015	.00032	.00026
SDev	.0049	.00099	.10725	.00036	.00112	.00036	.00031
%RSD	.25965	47.064	22.110	.54187	738.18	114.66	118.91
#1	1.8877	.00324	.60369	.06558	.00110	.00038	.00062
#2	1.8833	.00135	.45663	.06589	.00043	-.00007	.00009
#3	1.8779	.00174	.39492	.06630	-.00108	.00065	.00007
Errors	LC Pass	LC Pass	LC Pass	LC Pass	NOCHECK	NOCHECK	LC Pass
High	20.000	20.000	400.00	100.00			5.0000
Low	-.01500	-.04000	-5.0000	-.04000			-.00300

Elem	SB/1	SB/2	SB	SE/1	SE/2	SE	SI
Units	ppm	ppm	ppm	ppm	ppm	ppm	ppm
Avge	.00179	.00181	.00180	.00391	.00888	.00722	.87180
SDev	.00181	.00120	.00076	.00403	.00117	.00119	.00294
%RSD	101.08	66.390	42.308	103.04	13.118	16.401	.33761
#1	-.00005	.00175	.00115	.00824	.00784	.00797	.87433
#2	.00184	.00304	.00264	.00323	.01014	.00784	.86857

#3	.00357	.00064	.00161	.00026	.00865	.00586	.87250
Errors	NOCHECK	NOCHECK	LC Pass	NOCHECK	NOCHECK	LC Pass	LC Pass

High			5.0000			10.000	50.000
Low			-.01000			-.00500	-.50000

Elem	SN	SR	TI	TL	V_	ZN	
Units	ppm	ppm	ppm	ppm	ppm	ppm	
Avge	.01475	.51104	.37613	.00087	.03922	.02227	
SDev	.00118	.00099	.00056	.00451	.00004	.00009	
%RSD	7.9997	.19353	.14939	516.21	.10934	.42270	
#1	.01423	.51131	.37642	.00352	.03925	.02229	
#2	.01393	.51187	.37650	-.00434	.03925	.02217	
#3	.01610	.50995	.37549	.00344	.03918	.02235	

Errors	LC Pass	LC Pass	LC Pass	LC Pass	LC Pass	LC Pass	
High	30.000	10.000	30.000	10.000	50.000	10.000	
Low	-.10000	-.05000	-.05000	-.01000	-.05000	-.02000	

IntStd	1	2	3	4	5	6	7
Mode	Counts	NOTUSED	NOTUSED	NOTUSED	NOTUSED	NOTUSED	NOTUSED
Elem	Y	--	--	--	--	--	--
Wavlen	371.030	--	--	--	--	--	--
Avge	25702	--	--	--	--	--	--
SDev	58.82262	--	--	--	--	--	--
%RSD	.2288684	--	--	--	--	--	--
#1	25738	--	--	--	--	--	--
#2	25733	--	--	--	--	--	--
#3	25634	--	--	--	--	--	--

Method: METTRACE Sample Name: K1DLLP10 Ca Operator: RJG
Run Time: 10/30/08 22:33:10
Comment: TESTAMERICA PITTSBURGH ICP METALS ANALYSIS-INST TRACEICP
Mode: CONC Corr. Factor: 1

Elem	AG	AL	AS	B_	BA	BE	CA
Units	ppm	ppm	ppm	ppm	ppm	ppm	ppm
Avge	.00047	.54080	.00112	.05849	.09951	.00078	68.365
SDev	.00039	.00211	.00102	.00010	.00032	.00009	.235
%RSD	83.141	.38954	91.126	.17737	.32075	11.465	.34418
#1	.00003	.54170	.00011	.05855	.09976	.00083	68.154
#2	.00077	.53840	.00215	.05837	.09962	.00068	68.323
#3	.00060	.54231	.00109	.05856	.09915	.00083	68.619

Elem	CD	CO	CR	CU	FE	K_	MG
Units	ppm	ppm	ppm	ppm	ppm	ppm	ppm
Avge	.00001	.00448	.00247	.02877	1.1787	.24840	1.4617
SDev	.00012	.00027	.00021	.00010	.0126	.00119	.0037
%RSD	1063.2	6.0728	8.5496	.33806	1.0724	.47832	.25409
#1	-.00012	.00417	.00229	.02866	1.1703	.24866	1.4582
#2	.00005	.00465	.00241	.02884	1.1726	.24711	1.4656
#3	.00010	.00463	.00270	.02882	1.1933	.24944	1.4614

Elem	MN	MO	NA	NI	PB/1	PB/2	PB
Units	ppm	ppm	ppm	ppm	ppm	ppm	ppm
Avge	.38420	.00047	-.34743	.01333	.00184	-.00100	-.00005
SDev	.00073	.00038	.12536	.00087	.00098	.00083	.00026
%RSD	.18921	80.629	36.084	6.5146	52.953	83.017	502.24
#1	.38343	.00048	-.38071	.01269	.00196	-.00082	.00010
#2	.38429	.00084	-.45279	.01298	.00276	-.00190	-.00035
#3	.38487	.00009	-.20878	.01432	.00081	-.00027	.00009

Elem	SB/1	SB/2	SB	SE/1	SE/2	SE	SI
Units	ppm	ppm	ppm	ppm	ppm	ppm	ppm
Avge	-.00163	.00085	.00002	.00043	.00077	.00065	.17468
SDev	.00056	.00087	.00041	.00190	.00180	.00183	.00110
%RSD	34.691	102.43	1644.3	445.07	234.19	279.91	.62831
#1	-.00138	.00083	.00010	.00217	.00233	.00228	.17542
#2	-.00227	.00173	.00040	.00071	.00117	.00102	.17519
#3	-.00122	-.00001	-.00042	-.00160	-.00120	-.00133	.17341

Elem	SN	SR	TI	TL	V_	ZN
Units	ppm	ppm	ppm	ppm	ppm	ppm
Avge	.00311	.10292	.07561	-.00101	.00715	.00698
SDev	.00228	.00033	.00024	.00059	.00003	.00020
%RSD	73.305	.32142	.31603	58.106	.44425	2.8233
#1	.00150	.10321	.07538	-.00033	.00719	.00677
#2	.00210	.10300	.07560	-.00132	.00715	.00715
#3	.00571	.10256	.07585	-.00138	.00713	.00702

IntStd	1	2	3	4	5	6	7
Mode	Counts	NOTUSED	NOTUSED	NOTUSED	NOTUSED	NOTUSED	NOTUSED
Elem	Y	--	--	--	--	--	--
Wavlen	371.030	--	--	--	--	--	--
Avge	25815	--	--	--	--	--	--
SDev	129.7406	--	--	--	--	--	--
%RSD	.5025866	--	--	--	--	--	--
#1	25676	--	--	--	--	--	--
#2	25835	--	--	--	--	--	--
#3	25933	--	--	--	--	--	--

Method: METTRACE Sample Name: K1DLLS/2 Ca Operator: RJG
Run Time: 10/30/08 22:38:39
Comment: TESTAMERICA PITTSBURGH ICP METALS ANALYSIS-INST TRACEICP
Mode: CONC Corr. Factor: 1

Elem	AG	AL	AS	B_	BA	BE	CA
Units	ppm	ppm	ppm	ppm	ppm	ppm	ppm
Avge	.02413	3.6588	.91111	.71746	1.4150	.02541	345.70
SDev	.00029	.0047	.00079	.00109	.0015	.00006	1.17
%RSD	1.1970	.12796	.08683	.15120	.10317	.25094	.33987
#1	.02403	3.6603	.91022	.71848	1.4165	.02534	346.30
#2	.02445	3.6625	.91139	.71758	1.4136	.02544	346.46
#3	.02390	3.6535	.91173	.71632	1.4149	.02546	344.35
Errors	LC Pass	LC Pass	LC Pass	LC Pass	LC Pass	LC Pass	LC Pass
High	2.0000	500.00	10.000	30.000	10.000	10.000	600.00
Low	-.00500	-.20000	-.01000	-.20000	-.20000	-.00400	-5.0000

Elem	CD	CO	CR	CU	FE	K_	MG
Units	ppm	ppm	ppm	ppm	ppm	ppm	ppm
Avge	.02265	.24583	.10152	.26712	6.1624	22.480	29.654
SDev	.00005	.00078	.00072	.00003	.0220	.033	.061
%RSD	.19905	.31691	.70435	.01177	.35643	.14893	.20705
#1	.02260	.24610	.10132	.26713	6.1713	22.484	29.697
#2	.02269	.24645	.10232	.26709	6.1785	22.512	29.682
#3	.02266	.24496	.10093	.26715	6.1374	22.445	29.584
Errors	LC Pass	LC Pass	LC Pass	LC Pass	LC Pass	LC Pass	LC Pass
High	5.0000	100.00	20.000	10.000	500.00	400.00	600.00
Low	-.00500	-.05000	-.00500	-.02500	-.10000	-5.0000	-5.0000

Elem	MN	MO	NA	NI	PB/1	PB/2	PB
Units	ppm	ppm	ppm	ppm	ppm	ppm	ppm
Avge	2.1605	.00189	23.955	.28879	.22516	.22366	.22416
SDev	.0051	.00059	.096	.00069	.00096	.00353	.00263
%RSD	.23635	30.902	.40222	.23977	.42702	1.5795	1.1748
#1	2.1633	.00176	23.940	.28935	.22468	.22411	.22430
#2	2.1635	.00253	24.058	.28899	.22627	.22695	.22672
#3	2.1546	.00138	23.868	.28801	.22453	.21993	.22146
Errors	LC Pass	LC Pass	LC Pass	LC Pass	NOCHECK	NOCHECK	LC Pass
High	20.000	20.000	400.00	100.00			5.0000
Low	-.01500	-.04000	-5.0000	-.04000			-.00300

Elem	SB/1	SB/2	SB	SE/1	SE/2	SE	SI
Units	ppm	ppm	ppm	ppm	ppm	ppm	ppm
Avge	.00118	.00137	.00130	.89984	.91571	.91042	.94958
SDev	.00054	.00175	.00110	.00740	.00156	.00323	.00418
%RSD	45.521	127.68	84.039	.82244	.17085	.35516	.44000
#1	.00176	.00111	.00132	.90627	.91566	.91253	.95430
#2	.00071	.00323	.00239	.90151	.91729	.91204	.94809

#3	.00106	-.00023	.00020	.89175	.91416	.90670	.94636
Errors	NOCHECK	NOCHECK	LC Pass	NOCHECK	NOCHECK	LC Pass	LC Pass

High			5.0000			10.000	50.000
Low			-.01000			-.00500	-.50000

Elem	SN	SR	TI	TL	V_	ZN	
Units	ppm	ppm	ppm	ppm	ppm	ppm	
Avge	.01487	.94509	.36030	.77051	.26293	.26376	
SDev	.00279	.00218	.00019	.00129	.00055	.00055	
%RSD	18.783	.23104	.05199	.16752	.20876	.20716	
#1	.01373	.94681	.36052	.77037	.26340	.26407	
#2	.01806	.94263	.36018	.77187	.26306	.26409	
#3	.01283	.94584	.36021	.76930	.26233	.26313	
Errors	LC Pass	LC Pass	LC Pass	LC Pass	LC Pass	LC Pass	
High	30.000	10.000	30.000	10.000	50.000	10.000	
Low	-.10000	-.05000	-.05000	-.01000	-.05000	-.02000	

IntStd	1	2	3	4	5	6	7
Mode	Counts	NOTUSED	NOTUSED	NOTUSED	NOTUSED	NOTUSED	NOTUSED
Elem	Y	--	--	--	--	--	--
Wavlen	371.030	--	--	--	--	--	--
Avge	25471	--	--	--	--	--	--
SDev	37.22719	--	--	--	--	--	--
%RSD	.1461553	--	--	--	--	--	--
#1	25511	--	--	--	--	--	--
#2	25437	--	--	--	--	--	--
#3	25465	--	--	--	--	--	--

Method: METTRACE Sample Name: K1DLLD/2 Ca Operator: RJG
Run Time: 10/30/08 22:44:09
Comment: TESTAMERICA PITTSBURGH ICP METALS ANALYSIS-INST TRACEICP
Mode: CONC Corr. Factor: 1

Elem	AG	AL	AS	B_	BA	BE	CA
Units	ppm	ppm	ppm	ppm	ppm	ppm	ppm
Avge	.02443	3.6180	.91568	.74089	1.4207	.02569	343.25
SDev	.00056	.0076	.00170	.00162	.0004	.00009	.91
%RSD	2.3057	.20970	.18609	.21914	.02541	.35896	.26643
#1	.02488	3.6251	.91589	.74264	1.4206	.02571	343.43
#2	.02461	3.6100	.91727	.74058	1.4211	.02577	344.06
#3	.02380	3.6188	.91388	.73944	1.4204	.02559	342.26
Errors	LC Pass	LC Pass	LC Pass	LC Pass	LC Pass	LC Pass	LC Pass
High	2.0000	500.00	10.000	30.000	10.000	10.000	600.00
Low	-.00500	-.20000	-.01000	-.20000	-.20000	-.00400	-5.0000

Elem	CD	CO	CR	CU	FE	K_	MG
Units	ppm	ppm	ppm	ppm	ppm	ppm	ppm
Avge	.02268	.24830	.10325	.26897	6.1542	22.237	29.591
SDev	.00023	.00072	.00064	.00017	.0160	.049	.070
%RSD	1.0113	.28911	.61938	.06354	.26079	.22167	.23493
#1	.02242	.24847	.10367	.26913	6.1567	22.282	29.630
#2	.02284	.24893	.10357	.26899	6.1688	22.185	29.633
#3	.02279	.24752	.10251	.26879	6.1370	22.244	29.511
Errors	LC Pass	LC Pass	LC Pass	LC Pass	LC Pass	LC Pass	LC Pass
High	5.0000	100.00	20.000	10.000	500.00	400.00	600.00
Low	-.00500	-.05000	-.00500	-.02500	-.10000	-5.0000	-5.0000

Elem	MN	MO	NA	NI	PB/1	PB/2	PB
Units	ppm	ppm	ppm	ppm	ppm	ppm	ppm
Avge	2.1221	.00140	23.834	.29191	.22654	.22581	.22605
SDev	.0046	.00038	.087	.00237	.00354	.00172	.00061
%RSD	.21522	27.318	.36318	.81089	1.5643	.76186	.27069
#1	2.1233	.00150	23.862	.29386	.22947	.22528	.22668
#2	2.1259	.00173	23.737	.29258	.22754	.22442	.22546
#3	2.1170	.00098	23.903	.28928	.22260	.22773	.22602
Errors	LC Pass	LC Pass	LC Pass	LC Pass	NOCHECK	NOCHECK	LC Pass
High	20.000	20.000	400.00	100.00			5.0000
Low	-.01500	-.04000	-5.0000	-.04000			-.00300

Elem	SB/1	SB/2	SB	SE/1	SE/2	SE	SI
Units	ppm	ppm	ppm	ppm	ppm	ppm	ppm
Avge	.00054	.00071	.00065	.90974	.91702	.91460	.98341
SDev	.00057	.00144	.00095	.00386	.00228	.00221	.00321
%RSD	104.45	202.51	145.29	.42450	.24877	.24221	.32612
#1	.00035	-.00080	-.00041	.91216	.91522	.91420	.98710
#2	.00010	.00206	.00141	.91176	.91959	.91698	.98130

#3	.00118	.00086	.00097	.90528	.91626	.91260	.98182
Errors	NOCHECK	NOCHECK	LC Pass	NOCHECK	NOCHECK	LC Pass	LC Pass

High			5.0000			10.000	50.000
Low			-.01000			-.00500	-.50000

Elem	SN	SR	TI	TL	V_	ZN	
Units	ppm	ppm	ppm	ppm	ppm	ppm	
Avge	.01385	.95027	.38293	.77165	.26893	.26023	
SDev	.00136	.00084	.00050	.00392	.00072	.00069	
%RSD	9.8101	.08820	.13158	.50832	.26755	.26576	
#1	.01399	.95055	.38342	.76840	.26974	.26101	
#2	.01513	.95093	.38294	.77054	.26839	.25999	
#3	.01243	.94933	.38242	.77600	.26865	.25969	
Errors	LC Pass	LC Pass	LC Pass	LC Pass	LC Pass	LC Pass	
High	30.000	10.000	30.000	10.000	50.000	10.000	
Low	-.10000	-.05000	-.05000	-.01000	-.05000	-.02000	

IntStd	1	2	3	4	5	6	7
Mode	Counts	NOTUSED	NOTUSED	NOTUSED	NOTUSED	NOTUSED	NOTUSED
Elem	Y	--	--	--	--	--	--
Wavlen	371.030	--	--	--	--	--	--
Avge	25682	--	--	--	--	--	--
SDev	77.55842	--	--	--	--	--	--
%RSD	.3019955	--	--	--	--	--	--
#1	25597	--	--	--	--	--	--
#2	25748	--	--	--	--	--	--
#3	25701	--	--	--	--	--	--

Method: METTRACE Sample Name: K06R4/2 Pb Operator: RJG
Run Time: 10/30/08 22:49:39
Comment: TESTAMERICA PITTSBURGH ICP METALS ANALYSIS-INST TRACEICP
Mode: CONC Corr. Factor: 1

Elem	AG	AL	AS	B_	BA	BE	CA
Units	ppm	ppm	ppm	ppm	ppm	ppm	ppm
Avge	.00355	81.526	.03165	.07913	.65216	.00580	49.347
SDev	.00046	.061	.00097	.00081	.00070	.00009	.253
%RSD	13.014	.07463	3.0761	1.0268	.10689	1.5022	.51246
#1	.00312	81.512	.03225	.07850	.65195	.00581	49.062
#2	.00404	81.474	.03053	.08004	.65159	.00571	49.434
#3	.00350	81.593	.03217	.07884	.65293	.00588	49.545
Errors	LC Pass	LC Pass	LC Pass	LC Pass	LC Pass	LC Pass	LC Pass
High	2.0000	500.00	10.000	30.000	10.000	10.000	600.00
Low	-.00500	-.20000	-.01000	-.20000	-.20000	-.00400	-5.0000

Elem	CD	CO	CR	CU	FE	K_	MG
Units	ppm	ppm	ppm	ppm	ppm	ppm	ppm
Avge	.01199	.06287	1.6993	.63643	147.69	10.601	20.664
SDev	.00026	.00040	.0065	.00086	.57	.014	.071
%RSD	2.1585	.64270	.38327	.13478	.38315	.13112	.34438
#1	.01179	.06246	1.6919	.63729	147.05	10.613	20.584
#2	.01228	.06327	1.7020	.63557	147.89	10.586	20.686
#3	.01190	.06289	1.7040	.63642	148.13	10.603	20.721
Errors	LC Pass	LC Pass	LC Pass	LC Pass	LC Pass	LC Pass	LC Pass
High	5.0000	100.00	20.000	10.000	500.00	400.00	600.00
Low	-.00500	-.05000	-.00500	-.02500	-.10000	-5.0000	-5.0000

Elem	MN	MO	NA	NI	PB/1	PB/2	PB
Units	ppm	ppm	ppm	ppm	ppm	ppm	ppm
Avge	1.6917	.02361	.51066	.55449	3.0703	3.0635	3.0657
SDev	.0058	.00131	.10962	.00161	.0139	.0029	.0047
%RSD	.34266	5.5537	21.466	.28963	.45266	.09341	.15439
#1	1.6852	.02305	.41113	.55280	3.0575	3.0619	3.0604
#2	1.6940	.02267	.49270	.55466	3.0684	3.0668	3.0673
#3	1.6961	.02511	.62814	.55600	3.0851	3.0617	3.0695
Errors	LC Pass	LC Pass	LC Pass	LC Pass	NOCHECK	NOCHECK	LC Pass
High	20.000	20.000	400.00	100.00			5.0000
Low	-.01500	-.04000	-5.0000	-.04000			-.00300

Elem	SB/1	SB/2	SB	SE/1	SE/2	SE	SI
Units	ppm	ppm	ppm	ppm	ppm	ppm	ppm
Avge	.02550	.03103	.02919	.00736	.00822	.00793	1.9601
SDev	.00084	.00184	.00095	.00097	.00134	.00083	.0060
%RSD	3.3021	5.9174	3.2625	13.180	16.260	10.499	.30758
#1	.02613	.03005	.02874	.00733	.00679	.00697	1.9531
#2	.02584	.02990	.02855	.00640	.00944	.00843	1.9629

#3	.02455	.03315	.03029	.00834	.00843	.00840	1.9641
Errors	NOCHECK	NOCHECK	LC Pass	NOCHECK	NOCHECK	LC Pass	LC Pass

High			5.0000			10.000	50.000
Low			-.01000			-.00500	-.50000

Elem	SN	SR	TI	TL	V_	ZN	
Units	ppm	ppm	ppm	ppm	ppm	ppm	
Avge	.07839	.13389	3.2025	-.00288	.28762	1.9255	
SDev	.00167	.00018	.0064	.00138	.00062	.0051	
%RSD	2.1252	.13361	.19858	47.934	.21650	.26400	
#1	.07680	.13390	3.1951	-.00358	.28716	1.9197	
#2	.08013	.13370	3.2058	-.00375	.28833	1.9275	
#3	.07825	.13406	3.2065	-.00129	.28737	1.9293	
Errors	LC Pass	LC Pass	LC Pass	LC Pass	LC Pass	LC Pass	
High	30.000	10.000	30.000	10.000	50.000	10.000	
Low	-.10000	-.05000	-.05000	-.01000	-.05000	-.02000	

IntStd	1	2	3	4	5	6	7
Mode	Counts	NOTUSED	NOTUSED	NOTUSED	NOTUSED	NOTUSED	NOTUSED
Elem	Y	--	--	--	--	--	--
Wavlen	371.030	--	--	--	--	--	--
Avge	27420	--	--	--	--	--	--
SDev	105.3820	--	--	--	--	--	--
%RSD	.3843294	--	--	--	--	--	--
#1	27342	--	--	--	--	--	--
#2	27377	--	--	--	--	--	--
#3	27540	--	--	--	--	--	--

Method: METTRACE Sample Name: K06RE Tl Rerun Operator: RJG
Run Time: 10/30/08 22:55:08
Comment: TESTAMERICA PITTSBURGH ICP METALS ANALYSIS-INST TRACEICP
Mode: CONC Corr. Factor: 1

Elem	AG	AL	AS	B_	BA	BE	CA
Units	ppm	ppm	ppm	ppm	ppm	ppm	ppm
Avge	.00309	212.42	.15373	.02636	.97507	.01182	16.282
SDev	.00030	.06	.00080	.00069	.00118	.00009	.046
%RSD	9.7140	.02955	.52270	2.6249	.12124	.78611	.28486
#1	.00278	212.35	.15395	.02599	.97639	.01193	16.332
#2	.00338	212.47	.15441	.02716	.97471	.01178	16.273
#3	.00311	212.45	.15284	.02593	.97410	.01176	16.241
Errors	LC Pass	LC Pass	LC Pass	LC Pass	LC Pass	LC Pass	LC Pass
High	2.0000	500.00	10.000	30.000	10.000	10.000	600.00
Low	-.00500	-.20000	-.01000	-.20000	-.20000	-.00400	-5.0000

Elem	CD	CO	CR	CU	FE	K_	MG
Units	ppm	ppm	ppm	ppm	ppm	ppm	ppm
Avge	.00989	.11722	.45858	.83773	462.44	9.8515	19.151
SDev	.00027	.00068	.00028	.00069	1.10	.0161	.030
%RSD	2.6955	.57605	.06225	.08188	.23721	.16303	.15435
#1	.00976	.11787	.45886	.83708	463.63	9.8495	19.183
#2	.01020	.11652	.45858	.83845	462.23	9.8366	19.143
#3	.00972	.11727	.45829	.83767	461.46	9.8685	19.126
Errors	LC Pass	LC Pass	LC Pass	LC Pass	LC Pass	LC Pass	LC Pass
High	5.0000	100.00	20.000	10.000	500.00	400.00	600.00
Low	-.00500	-.05000	-.00500	-.02500	-.10000	-5.0000	-5.0000

Elem	MN	MO	NA	NI	PB/1	PB/2	PB
Units	ppm	ppm	ppm	ppm	ppm	ppm	ppm
Avge	2.7754	.01888	3.7364	.20046	.79508	.81046	.80534
SDev	.0050	.00079	.0793	.00093	.00336	.00290	.00236
%RSD	.17841	4.2057	2.1219	.46460	.42212	.35771	.29361
#1	2.7808	.01980	3.8151	.20088	.79767	.80831	.80477
#2	2.7746	.01836	3.7374	.20111	.79627	.81376	.80793
#3	2.7710	.01849	3.6566	.19940	.79129	.80931	.80331
Errors	LC Pass	LC Pass	LC Pass	LC Pass	NOCHECK	NOCHECK	LC Pass
High	20.000	20.000	400.00	100.00			5.0000
Low	-.01500	-.04000	-5.0000	-.04000			-.00300

Elem	SB/1	SB/2	SB	SE/1	SE/2	SE	SI
Units	ppm	ppm	ppm	ppm	ppm	ppm	ppm
Avge	.00875	.00932	.00913	.01811	.01595	.01667	3.8319
SDev	.00074	.00222	.00165	.00162	.00067	.00082	.0054
%RSD	8.4475	23.860	18.041	8.9457	4.2073	4.9511	.14053
#1	.00883	.01147	.01059	.01730	.01646	.01674	3.8339
#2	.00944	.00944	.00944	.01998	.01620	.01745	3.8359

#3	.00797	.00703	.00735	.01705	.01519	.01581	3.8258
Errors	NOCHECK	NOCHECK	LC Pass	NOCHECK	NOCHECK	LC Pass	LC Pass

High			5.0000			10.000	50.000
Low			-.01000			-.00500	-.50000

Elem	SN	SR	TI	TL	V_	ZN	
Units	ppm	ppm	ppm	ppm	ppm	ppm	
Avge	.08859	.14970	2.7777	-.00955	.55657	1.5545	
SDev	.00097	.00027	.0024	.00133	.00230	.0015	
%RSD	1.1005	.18161	.08629	13.960	.41232	.09579	
#1	.08781	.14998	2.7804	-.00958	.55889	1.5562	
#2	.08827	.14970	2.7759	L-.01087	.55653	1.5540	
#3	.08968	.14943	2.7767	-.00821	.55430	1.5533	
Errors	LC Pass	LC Pass	LC Pass	LC Pass	LC Pass	LC Pass	
High	30.000	10.000	30.000	10.000	50.000	10.000	
Low	-.10000	-.05000	-.05000	-.01000	-.05000	-.02000	

IntStd	1	2	3	4	5	6	7
Mode	Counts	NOTUSED	NOTUSED	NOTUSED	NOTUSED	NOTUSED	NOTUSED
Elem	Y	--	--	--	--	--	--
Wavlen	371.030	--	--	--	--	--	--
Avge	30390	--	--	--	--	--	--
SDev	58.65025	--	--	--	--	--	--
%RSD	.1929931	--	--	--	--	--	--
#1	30453	--	--	--	--	--	--
#2	30380	--	--	--	--	--	--
#3	30337	--	--	--	--	--	--

Method: METTRACE Sample Name: K06RR Tl Rerun Operator: RJG
Run Time: 10/30/08 23:00:38
Comment: TESTAMERICA PITTSBURGH ICP METALS ANALYSIS-INST TRACEICP
Mode: CONC Corr. Factor: 1

Elem	AG	AL	AS	B_	BA	BE	CA
Units	ppm	ppm	ppm	ppm	ppm	ppm	ppm
Avge	.00172	58.545	.03804	.03600	.47845	.01120	301.21
SDev	.00033	.030	.00049	.00044	.00059	.00004	.93
%RSD	19.041	.05141	1.2919	1.2215	.12226	.33634	.30930
#1	.00174	58.517	.03856	.03641	.47909	.01117	300.41
#2	.00204	58.577	.03798	.03604	.47794	.01124	302.23
#3	.00138	58.543	.03759	.03554	.47833	.01119	300.99
Errors	LC Pass	LC Pass	LC Pass	LC Pass	LC Pass	LC Pass	LC Pass
High	2.0000	500.00	10.000	30.000	10.000	10.000	600.00
Low	-.00500	-.20000	-.01000	-.20000	-.20000	-.00400	-5.0000

Elem	CD	CO	CR	CU	FE	K_	MG
Units	ppm	ppm	ppm	ppm	ppm	ppm	ppm
Avge	.00640	.09957	.35362	.19193	215.71	3.0282	118.33
SDev	.00038	.00052	.00072	.00035	.53	.0063	.22
%RSD	5.9258	.52202	.20485	.18124	.24727	.20739	.18935
#1	.00683	.09911	.35384	.19233	215.33	3.0335	118.24
#2	.00613	.10013	.35420	.19177	216.32	3.0299	118.59
#3	.00624	.09945	.35281	.19169	215.47	3.0212	118.17
Errors	LC Pass	LC Pass	LC Pass	LC Pass	LC Pass	LC Pass	LC Pass
High	5.0000	100.00	20.000	10.000	500.00	400.00	600.00
Low	-.00500	-.05000	-.00500	-.02500	-.10000	-5.0000	-5.0000

Elem	MN	MO	NA	NI	PB/1	PB/2	PB
Units	ppm	ppm	ppm	ppm	ppm	ppm	ppm
Avge	3.0618	.00449	1.5765	.16636	.21566	.21519	.21534
SDev	.0063	.00032	.0517	.00083	.00429	.00182	.00049
%RSD	.20545	7.0543	3.2795	.49741	1.9901	.84526	.22865
#1	3.0584	.00447	1.5205	.16556	.21883	.21338	.21520
#2	3.0690	.00481	1.5864	.16629	.21737	.21516	.21589
#3	3.0579	.00418	1.6225	.16722	.21078	.21702	.21494
Errors	LC Pass	LC Pass	LC Pass	LC Pass	NOCHECK	NOCHECK	LC Pass
High	20.000	20.000	400.00	100.00			5.0000
Low	-.01500	-.04000	-5.0000	-.04000			-.00300

Elem	SB/1	SB/2	SB	SE/1	SE/2	SE	SI
Units	ppm	ppm	ppm	ppm	ppm	ppm	ppm
Avge	-.00166	.00348	.00177	.00464	.00533	.00510	11.845
SDev	.00291	.00187	.00033	.00199	.00169	.00129	.016
%RSD	175.34	53.776	18.415	42.839	31.630	25.365	.13346
#1	-.00393	.00517	.00214	.00370	.00357	.00361	11.833
#2	-.00266	.00381	.00165	.00692	.00549	.00597	11.863

#3	.00162	.00147	.00152	.00329	.00693	.00572	11.839
Errors	NOCHECK	NOCHECK	LC Pass	NOCHECK	NOCHECK	LC Pass	LC Pass

High			5.0000			10.000	50.000
Low			-.01000			-.00500	-.50000

Elem	SN	SR	TI	TL	V_	ZN	
Units	ppm	ppm	ppm	ppm	ppm	ppm	
Avge	.13956	.39248	1.9639	-.00788	.25963	.85355	
SDev	.00329	.00049	.0027	.00128	.00178	.00188	
%RSD	2.3581	.12548	.13880	16.274	.68566	.22072	
#1	.14318	.39305	1.9616	-.00881	.26110	.85324	
#2	.13875	.39216	1.9669	-.00843	.26014	.85557	
#3	.13675	.39223	1.9632	-.00642	.25765	.85184	
Errors	LC Pass	LC Pass	LC Pass	LC Pass	LC Pass	LC Pass	
High	30.000	10.000	30.000	10.000	50.000	10.000	
Low	-.10000	-.05000	-.05000	-.01000	-.05000	-.02000	

IntStd	1	2	3	4	5	6	7
Mode	Counts	NOTUSED	NOTUSED	NOTUSED	NOTUSED	NOTUSED	NOTUSED
Elem	Y	--	--	--	--	--	--
Wavlen	371.030	--	--	--	--	--	--
Avge	26476	--	--	--	--	--	--
SDev	107.9185	--	--	--	--	--	--
%RSD	.4076074	--	--	--	--	--	--
#1	26367	--	--	--	--	--	--
#2	26479	--	--	--	--	--	--
#3	26582	--	--	--	--	--	--

Method: METTRACE Sample Name: CCV1-2 Operator: RJG
Run Time: 10/30/08 23:06:08
Comment: TESTAMERICA PITTSBURGH ICP METALS ANALYSIS-INST TRACEICP
Mode: CONC Corr. Factor: 1

Elem	AG	AL	AS	B_	BA	BE	CA
Units	ppm	ppm	ppm	ppm	ppm	ppm	ppm
Avge	1.0184	24.639	.50719	2.0212	2.0063	1.9913	50.274
SDev	.0085	.213	.00320	.0176	.0177	.0151	.364
%RSD	.83264	.86631	.63134	.86962	.88225	.75975	.72489
#1	1.0144	24.516	.50381	2.0103	1.9972	1.9814	49.981
#2	1.0281	24.885	.51019	2.0414	2.0267	2.0087	50.682
#3	1.0126	24.515	.50756	2.0117	1.9951	1.9837	50.160
Errors	LC Pass	LC Pass	LC Pass	LC Pass	LC Pass	LC Pass	LC Pass
High	1.1000	27.500	.55000	2.2000	2.2000	2.2000	55.000
Low	.90000	22.500	.45000	1.8000	1.8000	1.8000	45.000

Elem	CD	CO	CR	CU	FE	K_	MG
Units	ppm	ppm	ppm	ppm	ppm	ppm	ppm
Avge	.49036	1.9886	1.9906	2.0372	25.355	121.02	49.507
SDev	.00288	.0157	.0148	.0188	.189	1.12	.385
%RSD	.58738	.78745	.74176	.92122	.74402	.92137	.77858
#1	.48866	1.9775	1.9813	2.0293	25.224	120.34	49.257
#2	.49368	2.0065	2.0076	2.0586	25.571	122.30	49.951
#3	.48873	1.9819	1.9828	2.0237	25.269	120.40	49.313
Errors	LC Pass	LC Pass	LC Pass	LC Pass	LC Pass	LC Pass	LC Pass
High	.55000	2.2000	2.2000	2.2000	27.500	137.50	55.000
Low	.45000	1.8000	1.8000	1.8000	22.500	112.50	45.000

Elem	MN	MO	NA	NI	PB/1	PB/2	PB
Units	ppm	ppm	ppm	ppm	ppm	ppm	ppm
Avge	1.9781	2.0122	122.42	1.9715	.50367	.50061	.50163
SDev	.0149	.0186	1.08	.0138	.00305	.00489	.00428
%RSD	.75344	.92543	.88486	.70153	.60656	.97728	.85233
#1	1.9688	1.9956	121.76	1.9647	.50380	.50017	.50138
#2	1.9953	2.0323	123.67	1.9874	.50666	.50571	.50602
#3	1.9702	2.0088	121.84	1.9623	.50056	.49595	.49748
Errors	LC Pass	LC Pass	LC Pass	LC Pass	NOCHECK	NOCHECK	LC Pass
High	2.2000	2.2000	137.50	2.2000			.55000
Low	1.8000	1.8000	112.50	1.8000			.45000

Elem	SB/1	SB/2	SB	SE/1	SE/2	SE	SI
Units	ppm	ppm	ppm	ppm	ppm	ppm	ppm
Avge	.50232	.50437	.50369	.49997	.50259	.50172	1.8903
SDev	.00588	.00480	.00515	.00282	.00773	.00591	.0177
%RSD	1.1700	.95181	1.0218	.56339	1.5375	1.1781	.93790
#1	.50112	.50419	.50317	.49673	.49602	.49625	1.8879
#2	.50870	.50926	.50907	.50176	.51110	.50799	1.9091

#3	.49713	.49966	.49882	.50143	.50064	.50090	1.8738
Errors	NOCHECK	NOCHECK	LC Pass	NOCHECK	NOCHECK	LC Pass	LC Pass

High			.55000			.55000	2.2000
Low			.45000			.45000	1.8000

Elem	SN	SR	TI	TL	V_	ZN	
Units	ppm	ppm	ppm	ppm	ppm	ppm	
Avge	2.0026	1.9636	1.9965	1.0057	1.9966	2.0598	
SDev	.0160	.0166	.0156	.0085	.0146	.0166	
%RSD	.80109	.84311	.77891	.84197	.73298	.80672	
#1	1.9883	1.9541	1.9871	1.0024	1.9868	2.0501	
#2	2.0200	1.9828	2.0144	1.0153	2.0134	2.0790	
#3	1.9995	1.9541	1.9879	.99927	1.9895	2.0502	
Errors	LC Pass	LC Pass	LC Pass	LC Pass	LC Pass	LC Pass	
High	2.2000	2.2000	2.2000	1.1000	2.2000	2.2000	
Low	1.8000	1.8000	1.8000	.90000	1.8000	1.8000	

IntStd	1	2	3	4	5	6	7
Mode	Counts	NOTUSED	NOTUSED	NOTUSED	NOTUSED	NOTUSED	NOTUSED
Elem	Y	--	--	--	--	--	--
Wavlen	371.030	--	--	--	--	--	--
Avge	25434	--	--	--	--	--	--
SDev	209.9635	--	--	--	--	--	--
%RSD	.8255285	--	--	--	--	--	--
#1	25511	--	--	--	--	--	--
#2	25196	--	--	--	--	--	--
#3	25594	--	--	--	--	--	--

Method: METTRACE Sample Name: CCB2 Operator: RJG
Run Time: 10/30/08 23:11:38
Comment: TESTAMERICA PITTSBURGH ICP METALS ANALYSIS-INST TRACEICP
Mode: CONC Corr. Factor: 1

Elem	AG	AL	AS	B_	BA	BE	CA
Units	ppm	ppm	ppm	ppm	ppm	ppm	ppm
Avge	.00062	-.00462	-.00047	.00262	.00018	.00040	.00153
SDev	.00008	.00240	.00080	.00044	.00014	.00003	.00317
%RSD	12.504	51.911	169.45	16.730	80.015	8.5857	207.09
#1	.00065	-.00739	.00035	.00312	.00005	.00040	-.00212
#2	.00067	-.00311	-.00124	.00232	.00033	.00037	.00320
#3	.00053	-.00337	-.00052	.00241	.00015	.00044	.00351
Errors	LC Pass	LC Pass	LC Pass	LC Pass	LC Pass	LC Pass	LC Pass
High	.00500	.20000	.01000	.20000	.20000	.00400	5.0000
Low	-.00500	-.20000	-.01000	-.20000	-.20000	-.00400	-5.0000

Elem	CD	CO	CR	CU	FE	K_	MG
Units	ppm	ppm	ppm	ppm	ppm	ppm	ppm
Avge	.00021	.00050	.00057	.00065	.00240	.20158	.00722
SDev	.00010	.00019	.00007	.00026	.00527	.00334	.00341
%RSD	49.970	37.353	12.839	40.170	219.36	1.6562	47.165
#1	.00009	.00039	.00049	.00039	-.00362	.19773	.00361
#2	.00029	.00071	.00058	.00091	.00462	.20357	.00766
#3	.00024	.00039	.00063	.00064	.00620	.20345	.01038
Errors	LC Pass	LC Pass	LC Pass	LC Pass	LC Pass	LC Pass	LC Pass
High	.00500	.05000	.00500	.02500	.10000	5.0000	5.0000
Low	-.00500	-.05000	-.00500	-.02500	-.10000	-5.0000	-5.0000

Elem	MN	MO	NA	NI	PB/1	PB/2	PB
Units	ppm	ppm	ppm	ppm	ppm	ppm	ppm
Avge	.00014	.00430	-.31723	.00066	.00130	-.00069	-.00002
SDev	.00007	.00225	.11406	.00029	.00083	.00018	.00040
%RSD	50.076	52.224	35.955	44.411	63.517	26.914	1668.2
#1	.00006	.00564	-.35021	.00092	.00169	-.00062	.00015
#2	.00018	.00555	-.19031	.00071	.00035	-.00089	-.00048
#3	.00018	.00171	-.41116	.00034	.00186	-.00054	.00026
Errors	LC Pass	LC Pass	LC Pass	LC Pass	NOCHECK	NOCHECK	LC Pass
High	.01500	.04000	5.0000	.04000			.00300
Low	-.01500	-.04000	-5.0000	-.04000			-.00300

Elem	SB/1	SB/2	SB	SE/1	SE/2	SE	SI
Units	ppm	ppm	ppm	ppm	ppm	ppm	ppm
Avge	-.00154	.00049	-.00018	-.00183	.00090	-.00001	.00282
SDev	.00036	.00056	.00044	.00248	.00143	.00027	.00428
%RSD	23.357	114.16	237.84	135.52	159.08	3082.3	151.65
#1	-.00129	.00113	.00032	.00091	-.00075	-.00020	.00728
#2	-.00138	.00004	-.00043	-.00393	.00178	-.00012	-.00124

#3	-.00196	.00031	-.00044	-.00247	.00167	.00029	.00242
Errors	NOCHECK	NOCHECK	LC Pass	NOCHECK	NOCHECK	LC Pass	LC Pass

High			.06000			.00500	.50000
Low			-.06000			-.00500	-.50000

Elem	SN	SR	TI	TL	V_	ZN	
Units	ppm	ppm	ppm	ppm	ppm	ppm	
Avge	.00080	.00014	.00076	.00111	.00014	.00190	
SDev	.00046	.00010	.00021	.00079	.00033	.00021	
%RSD	57.227	69.569	27.007	71.553	228.44	11.149	
#1	.00120	.00003	.00081	.00127	-.00014	.00172	
#2	.00030	.00018	.00094	.00180	.00050	.00213	
#3	.00090	.00021	.00054	.00024	.00007	.00184	
Errors	LC Pass	LC Pass	LC Pass	LC Pass	LC Pass	LC Pass	
High	.10000	.05000	.05000	.01000	.05000	.02000	
Low	-.10000	-.05000	-.05000	-.01000	-.05000	-.02000	

IntStd	1	2	3	4	5	6	7
Mode	Counts	NOTUSED	NOTUSED	NOTUSED	NOTUSED	NOTUSED	NOTUSED
Elem	Y	--	--	--	--	--	--
Wavlen	371.030	--	--	--	--	--	--
Avge	26016	--	--	--	--	--	--
SDev	98.72710	--	--	--	--	--	--
%RSD	.3794835	--	--	--	--	--	--
#1	26119	--	--	--	--	--	--
#2	26007	--	--	--	--	--	--
#3	25922	--	--	--	--	--	--

Method: METTRACE Sample Name: K06RE/2 Operator: RJG
Run Time: 10/30/08 23:17:07
Comment: TESTAMERICA PITTSBURGH ICP METALS ANALYSIS-INST TRACEICP
Mode: CONC Corr. Factor: 1

Elem	AG	AL	AS	B_	BA	BE	CA
Units	ppm	ppm	ppm	ppm	ppm	ppm	ppm
Avge	.00223	117.36	.08372	.01511	.52468	.00669	8.9644
SDev	.00014	.18	.00113	.00025	.00073	.00009	.0199
%RSD	6.4455	.15701	1.3469	1.6715	.13867	1.3705	.22221
#1	.00237	117.18	.08320	.01488	.52428	.00678	8.9426
#2	.00223	117.55	.08295	.01538	.52552	.00670	8.9817
#3	.00209	117.35	.08501	.01506	.52425	.00660	8.9688
Errors	LC Pass	LC Pass	LC Pass	LC Pass	LC Pass	LC Pass	LC Pass
High	2.0000	500.00	10.000	30.000	10.000	10.000	600.00
Low	-.00500	-.20000	-.01000	-.20000	-.20000	-.00400	-5.0000

Elem	CD	CO	CR	CU	FE	K_	MG
Units	ppm	ppm	ppm	ppm	ppm	ppm	ppm
Avge	.00457	.06462	.25122	.44544	254.02	5.2012	10.578
SDev	.00011	.00004	.00058	.00110	.46	.0095	.016
%RSD	2.3089	.05708	.22931	.24789	.17960	.18262	.15179
#1	.00452	.06458	.25108	.44501	253.60	5.1929	10.574
#2	.00469	.06463	.25185	.44669	254.51	5.2115	10.596
#3	.00449	.06465	.25073	.44461	253.96	5.1991	10.564
Errors	LC Pass	LC Pass	LC Pass	LC Pass	LC Pass	LC Pass	LC Pass
High	5.0000	100.00	20.000	10.000	500.00	400.00	600.00
Low	-.00500	-.05000	-.00500	-.02500	-.10000	-5.0000	-5.0000

Elem	MN	MO	NA	NI	PB/1	PB/2	PB
Units	ppm	ppm	ppm	ppm	ppm	ppm	ppm
Avge	1.5205	.01161	2.0185	.11166	.44413	.44713	.44613
SDev	.0026	.00025	.1091	.00065	.00133	.00272	.00211
%RSD	.17215	2.1877	5.4040	.58302	.29870	.60856	.47296
#1	1.5186	.01134	1.9783	.11171	.44273	.44440	.44384
#2	1.5235	.01185	1.9352	.11228	.44536	.44715	.44655
#3	1.5193	.01163	2.1420	.11098	.44431	.44984	.44800
Errors	LC Pass	LC Pass	LC Pass	LC Pass	NOCHECK	NOCHECK	LC Pass
High	20.000	20.000	400.00	100.00			5.0000
Low	-.01500	-.04000	-5.0000	-.04000			-.00300

Elem	SB/1	SB/2	SB	SE/1	SE/2	SE	SI
Units	ppm	ppm	ppm	ppm	ppm	ppm	ppm
Avge	.00254	.00662	.00526	.01033	.00913	.00953	2.0934
SDev	.00284	.00155	.00027	.00110	.00005	.00038	.0069
%RSD	111.96	23.423	5.1972	10.657	.50617	4.0179	.33045
#1	-.00074	.00836	.00533	.01160	.00916	.00998	2.0863
#2	.00406	.00541	.00496	.00963	.00916	.00932	2.1001

#3	.00430	.00608	.00549	.00977	.00908	.00931	2.0939
Errors	NOCHECK	NOCHECK	LC Pass	NOCHECK	NOCHECK	LC Pass	LC Pass

High			5.0000			10.000	50.000
Low			-.01000			-.00500	-.50000

Elem	SN	SR	TI	TL	V_	ZN	
Units	ppm	ppm	ppm	ppm	ppm	ppm	
Avge	.04773	.08086	1.5129	-.00560	.30496	.86025	
SDev	.00225	.00021	.0028	.00160	.00124	.00150	
%RSD	4.7187	.26118	.18540	28.574	.40699	.17445	
#1	.04533	.08083	1.5111	-.00653	.30367	.86013	
#2	.04979	.08108	1.5161	-.00653	.30614	.86181	
#3	.04807	.08066	1.5115	-.00376	.30507	.85882	

Errors	LC Pass	LC Pass	LC Pass	LC Pass	LC Pass	LC Pass	
High	30.000	10.000	30.000	10.000	50.000	10.000	
Low	-.10000	-.05000	-.05000	-.01000	-.05000	-.02000	

IntStd	1	2	3	4	5	6	7
Mode	Counts	NOTUSED	NOTUSED	NOTUSED	NOTUSED	NOTUSED	NOTUSED
Elem	Y	--	--	--	--	--	--
Wavlen	371.030	--	--	--	--	--	--
Avge	28283	--	--	--	--	--	--
SDev	178.7854	--	--	--	--	--	--
%RSD	.6321343	--	--	--	--	--	--
#1	28116	--	--	--	--	--	--
#2	28261	--	--	--	--	--	--
#3	28472	--	--	--	--	--	--

Method: METTRACE Sample Name: K06RR/2 Operator: RJG
Run Time: 10/30/08 23:22:36
Comment: TESTAMERICA PITTSBURGH ICP METALS ANALYSIS-INST TRACEICP
Mode: CONC Corr. Factor: 1

Elem	AG	AL	AS	B_	BA	BE	CA
Units	ppm	ppm	ppm	ppm	ppm	ppm	ppm
Avge	.00123	29.735	.01892	.01916	.24195	.00576	156.79
SDev	.00033	.066	.00128	.00041	.00093	.00017	.20
%RSD	27.128	.22199	6.7800	2.1308	.38479	3.0062	.12569
#1	.00112	29.798	.01972	.01938	.24292	.00574	156.93
#2	.00160	29.741	.01744	.01940	.24187	.00561	156.87
#3	.00096	29.666	.01960	.01869	.24106	.00595	156.56
Errors	LC Pass	LC Pass	LC Pass	LC Pass	LC Pass	LC Pass	LC Pass
High	2.0000	500.00	10.000	30.000	10.000	10.000	600.00
Low	-.00500	-.20000	-.01000	-.20000	-.20000	-.00400	-5.0000

Elem	CD	CO	CR	CU	FE	K_	MG
Units	ppm	ppm	ppm	ppm	ppm	ppm	ppm
Avge	.00295	.05109	.18151	.09646	110.77	1.5357	59.850
SDev	.00011	.00018	.00019	.00060	.18	.0023	.094
%RSD	3.5833	.34977	.10368	.61642	.16575	.14795	.15743
#1	.00298	.05117	.18167	.09695	110.92	1.5374	59.908
#2	.00303	.05122	.18155	.09664	110.84	1.5365	59.902
#3	.00283	.05089	.18130	.09580	110.57	1.5331	59.741
Errors	LC Pass	LC Pass	LC Pass	LC Pass	LC Pass	LC Pass	LC Pass
High	5.0000	100.00	20.000	10.000	500.00	400.00	600.00
Low	-.00500	-.05000	-.00500	-.02500	-.10000	-5.0000	-5.0000

Elem	MN	MO	NA	NI	PB/1	PB/2	PB
Units	ppm	ppm	ppm	ppm	ppm	ppm	ppm
Avge	1.5712	.00307	.51806	.08509	.11202	.11037	.11092
SDev	.0028	.00021	.10102	.00101	.00135	.00207	.00101
%RSD	.17532	6.8990	19.500	1.1816	1.2003	1.8731	.91384
#1	1.5730	.00332	.55205	.08512	.11225	.10890	.11002
#2	1.5725	.00296	.40444	.08406	.11324	.10946	.11072
#3	1.5680	.00294	.59771	.08607	.11058	.11273	.11202
Errors	LC Pass	LC Pass	LC Pass	LC Pass	NOCHECK	NOCHECK	LC Pass
High	20.000	20.000	400.00	100.00			5.0000
Low	-.01500	-.04000	-5.0000	-.04000			-.00300

Elem	SB/1	SB/2	SB	SE/1	SE/2	SE	SI
Units	ppm	ppm	ppm	ppm	ppm	ppm	ppm
Avge	-.00182	.00141	.00034	.00393	.00287	.00322	6.0587
SDev	.00137	.00170	.00132	.00109	.00152	.00128	.0077
%RSD	75.370	120.33	392.12	27.737	53.096	39.898	.12680
#1	-.00335	.00045	-.00082	.00517	.00382	.00427	6.0652
#2	-.00141	.00338	.00178	.00348	.00368	.00361	6.0606

#3	-.00070	.00042	.00005	.00314	.00111	.00179	6.0502
Errors	NOCHECK	NOCHECK	LC Pass	NOCHECK	NOCHECK	LC Pass	LC Pass

High			5.0000			10.000	50.000
Low			-.01000			-.00500	-.50000

Elem	SN	SR	TI	TL	V_	ZN	
Units	ppm	ppm	ppm	ppm	ppm	ppm	
Avge	.07241	.19922	1.0027	-.00592	.13476	.43921	
SDev	.00155	.00064	.0022	.00223	.00010	.00066	
%RSD	2.1358	.31909	.21939	37.637	.07265	.15024	
#1	.07173	.19995	1.0041	-.00361	.13484	.43943	
#2	.07418	.19895	1.0038	-.00805	.13465	.43974	
#3	.07132	.19877	1.0002	-.00610	.13478	.43847	

Errors	LC Pass	LC Pass	LC Pass	LC Pass	LC Pass	LC Pass	
High	30.000	10.000	30.000	10.000	50.000	10.000	
Low	-.10000	-.05000	-.05000	-.01000	-.05000	-.02000	

IntStd	1	2	3	4	5	6	7
Mode	Counts	NOTUSED	NOTUSED	NOTUSED	NOTUSED	NOTUSED	NOTUSED
Elem	Y	--	--	--	--	--	--
Wavlen	371.030	--	--	--	--	--	--
Avge	25958	--	--	--	--	--	--
SDev	86.52714	--	--	--	--	--	--
%RSD	.3333364	--	--	--	--	--	--
#1	25984	--	--	--	--	--	--
#2	25861	--	--	--	--	--	--
#3	26028	--	--	--	--	--	--

Method: METTRACE Sample Name: K0687B Operator: RJG
Run Time: 10/30/08 23:28:06
Comment: TESTAMERICA PITTSBURGH ICP METALS ANALYSIS-INST TRACEICP
Mode: CONC Corr. Factor: 1

Elem	AG	AL	AS	B_	BA	BE	CA
Units	ppm	ppm	ppm	ppm	ppm	ppm	ppm
Avge	.00055	-.00419	-.00067	.00150	.00007	.00028	-.01241
SDev	.00026	.00269	.00011	.00019	.00005	.00010	.00059
%RSD	47.469	64.111	15.848	12.978	71.501	36.991	4.7397
#1	.00073	-.00171	-.00065	.00165	.00009	.00023	-.01200
#2	.00068	-.00704	-.00058	.00128	.00010	.00022	-.01309
#3	.00025	-.00382	-.00079	.00157	.00001	.00040	-.01215
Errors	LC Pass	LC Pass	LC Pass	LC Pass	LC Pass	LC Pass	LC Pass
High	.00500	.20000	.01000	.20000	.20000	.00400	5.0000
Low	-.00500	-.20000	-.01000	-.20000	-.20000	-.00400	-5.0000

Elem	CD	CO	CR	CU	FE	K_	MG
Units	ppm	ppm	ppm	ppm	ppm	ppm	ppm
Avge	.00016	-.00000	.00005	.00051	-.00165	.16788	.00407
SDev	.00006	.00040	.00054	.00014	.00968	.00418	.00155
%RSD	37.474	8027.1	1046.8	27.868	585.31	2.4922	38.117
#1	.00011	.00042	.00008	.00039	.00883	.17193	.00496
#2	.00022	-.00036	.00057	.00066	-.01025	.16814	.00496
#3	.00015	-.00007	-.00050	.00047	-.00354	.16357	.00228
Errors	LC Pass	LC Pass	LC Pass	LC Pass	LC Pass	LC Pass	LC Pass
High	.00500	.05000	.00500	.02500	.10000	5.0000	5.0000
Low	-.00500	-.05000	-.00500	-.02500	-.10000	-5.0000	-5.0000

Elem	MN	MO	NA	NI	PB/1	PB/2	PB
Units	ppm	ppm	ppm	ppm	ppm	ppm	ppm
Avge	.00006	.00160	-.35384	.00048	.00208	-.00187	-.00055
SDev	.00000	.00014	.06798	.00032	.00226	.00187	.00053
%RSD	.30484	8.7600	19.213	65.478	108.19	99.946	95.986
#1	.00006	.00143	-.29112	.00012	.00212	-.00232	-.00084
#2	.00006	.00168	-.34432	.00063	.00432	-.00347	-.00088
#3	.00006	.00168	-.42609	.00070	-.00019	.00018	.00006
Errors	LC Pass	LC Pass	LC Pass	LC Pass	NOCHECK	NOCHECK	LC Pass
High	.01500	.04000	5.0000	.04000			.00300
Low	-.01500	-.04000	-5.0000	-.04000			-.00300

Elem	SB/1	SB/2	SB	SE/1	SE/2	SE	SI
Units	ppm	ppm	ppm	ppm	ppm	ppm	ppm
Avge	-.00266	-.00016	-.00099	-.00120	.00128	.00045	.02022
SDev	.00087	.00017	.00035	.00095	.00244	.00163	.00218
%RSD	32.672	107.20	35.361	79.524	191.13	361.02	10.796
#1	-.00167	-.00006	-.00059	-.00010	.00109	.00070	.02247
#2	-.00329	-.00007	-.00114	-.00173	-.00107	-.00129	.02007

#3	-.00302	-.00036	-.00125	-.00176	.00380	.00195	.01811
Errors	NOCHECK	NOCHECK	LC Pass	NOCHECK	NOCHECK	LC Pass	LC Pass

High			.06000			.00500	.50000
Low			-.06000			-.00500	-.50000

Elem	SN	SR	TI	TL	V_	ZN	
Units	ppm	ppm	ppm	ppm	ppm	ppm	
Avge	-.00078	.00002	.00027	.00090	-.00007	.00296	
SDev	.00124	.00003	.00013	.00091	.00013	.00022	
%RSD	158.11	162.68	48.905	101.42	173.93	7.5107	
#1	.00061	.00003	.00041	.00027	.00007	.00277	
#2	-.00118	.00005	.00014	.00194	-.00015	.00321	
#3	-.00178	-.00002	.00027	.00049	-.00014	.00290	
Errors	LC Pass	LC Pass	LC Pass	LC Pass	LC Pass	LC Pass	
High	.10000	.05000	.05000	.01000	.05000	.02000	
Low	-.10000	-.05000	-.05000	-.01000	-.05000	-.02000	

IntStd	1	2	3	4	5	6	7
Mode	Counts	NOTUSED	NOTUSED	NOTUSED	NOTUSED	NOTUSED	NOTUSED
Elem	Y	--	--	--	--	--	--
Wavlen	371.030	--	--	--	--	--	--
Avge	26159	--	--	--	--	--	--
SDev	26.14705	--	--	--	--	--	--
%RSD	.0999548	--	--	--	--	--	--
#1	26130	--	--	--	--	--	--
#2	26165	--	--	--	--	--	--
#3	26181	--	--	--	--	--	--

Method: METTRACE Sample Name: K0687C Operator: RJG
Run Time: 10/30/08 23:33:35
Comment: TESTAMERICA PITTSBURGH ICP METALS ANALYSIS-INST TRACEICP
Mode: CONC Corr. Factor: 1

Elem	AG	AL	AS	B_	BA	BE	CA
Units	ppm	ppm	ppm	ppm	ppm	ppm	ppm
Avge	.05179	1.9929	1.9824	.98616	1.9853	.04966	49.219
SDev	.00022	.0035	.0096	.00174	.0043	.00021	.267
%RSD	.43049	.17701	.48628	.17688	.21501	.42376	.54255
#1	.05161	1.9911	1.9738	.98439	1.9898	.04944	48.972
#2	.05204	1.9970	1.9806	.98621	1.9849	.04967	49.183
#3	.05173	1.9906	1.9928	.98788	1.9813	.04986	49.503
Errors	LC Pass	LC Pass	LC Pass	LC Pass	LC Pass	LC Pass	LC Pass
High	.06000	2.4000	2.4000	1.2000	2.4000	.06000	60.000
Low	.04000	1.6000	1.6000	.80000	1.6000	.04000	40.000

Elem	CD	CO	CR	CU	FE	K_	MG
Units	ppm	ppm	ppm	ppm	ppm	ppm	ppm
Avge	.04921	.49094	.20131	.25728	.92274	47.958	48.923
SDev	.00024	.00200	.00130	.00080	.00945	.216	.147
%RSD	.48693	.40695	.64602	.31108	1.0240	.45122	.30137
#1	.04897	.48912	.20005	.25732	.91641	48.115	48.784
#2	.04945	.49062	.20122	.25805	.91822	48.048	48.908
#3	.04922	.49308	.20265	.25645	.93360	47.711	49.078
Errors	LC Pass	LC Pass	LC Pass	LC Pass	LC Pass	LC Pass	LC Pass
High	.06000	.60000	.24000	.30000	1.2000	60.000	60.000
Low	.04000	.40000	.16000	.20000	.80000	40.000	40.000

Elem	MN	MO	NA	NI	PB/1	PB/2	PB
Units	ppm	ppm	ppm	ppm	ppm	ppm	ppm
Avge	.49565	1.0048	48.835	.48944	.49788	.49138	.49355
SDev	.00153	.0073	.088	.00087	.00263	.00101	.00103
%RSD	.30878	.72367	.17991	.17686	.52814	.20445	.20772
#1	.49434	.99825	48.886	.48882	.49489	.49135	.49253
#2	.49527	1.0035	48.886	.48907	.49982	.49039	.49353
#3	.49733	1.0126	48.734	.49043	.49894	.49240	.49458
Errors	LC Pass	LC Pass	LC Pass	LC Pass	NOCHECK	NOCHECK	LC Pass
High	.60000	1.2000	60.000	.60000			.60000
Low	.40000	.80000	40.000	.40000			.40000

Elem	SB/1	SB/2	SB	SE/1	SE/2	SE	SI
Units	ppm	ppm	ppm	ppm	ppm	ppm	ppm
Avge	.49929	.50171	.50090	1.9780	1.9788	1.9785	9.5339
SDev	.00159	.00197	.00175	.0072	.0087	.0078	.0437
%RSD	.31762	.39264	.34852	.36273	.44209	.39448	.45864
#1	.49755	.50055	.49955	1.9703	1.9741	1.9729	9.4880
#2	.50066	.50398	.50287	1.9791	1.9733	1.9752	9.5387

#3	.49966	.50058	.50027	1.9845	1.9888	1.9874	9.5750
Errors	NOCHECK	NOCHECK	LC Pass	NOCHECK	NOCHECK	LC Pass	LC Pass

High			.60000			2.4000	12.000
Low			.40000			1.6000	8.0000

Elem	SN	SR	TI	TL	V_	ZN	
Units	ppm	ppm	ppm	ppm	ppm	ppm	
Avge	1.9805	.95540	.98331	1.9830	.50243	.52317	
SDev	.0062	.00221	.00206	.0055	.00179	.00157	
%RSD	.31237	.23132	.20963	.27828	.35725	.30077	
#1	1.9784	.95784	.98274	1.9768	.50110	.52151	
#2	1.9757	.95483	.98160	1.9849	.50447	.52336	
#3	1.9875	.95353	.98560	1.9873	.50172	.52464	
Errors	LC Pass	LC Pass	LC Pass	LC Pass	LC Pass	LC Pass	
High	2.4000	1.2000	1.2000	2.4000	.60000	.60000	
Low	1.6000	.80000	.80000	1.6000	.40000	.40000	

IntStd	1	2	3	4	5	6	7
Mode	Counts	NOTUSED	NOTUSED	NOTUSED	NOTUSED	NOTUSED	NOTUSED
Elem	Y	--	--	--	--	--	--
Wavlen	371.030	--	--	--	--	--	--
Avge	25514	--	--	--	--	--	--
SDev	155.2676	--	--	--	--	--	--
%RSD	.6085520	--	--	--	--	--	--
#1	25344	--	--	--	--	--	--
#2	25552	--	--	--	--	--	--
#3	25647	--	--	--	--	--	--

Method: METTRACE Sample Name: K03JE Operator: RJG
Run Time: 10/30/08 23:39:04
Comment: TESTAMERICA PITTSBURGH ICP METALS ANALYSIS-INST TRACEICP
Mode: CONC Corr. Factor: 1

Elem	AG	AL	AS	B_	BA	BE	CA
Units	ppm	ppm	ppm	ppm	ppm	ppm	ppm
Avge	.00283	.30484	.00039	.38892	.02601	.00104	38.130
SDev	.00034	.00060	.00131	.00121	.00003	.00005	.138
%RSD	11.819	.19811	335.90	.31227	.09850	4.7494	.36244
#1	.00304	.30444	.00167	.38855	.02598	.00102	38.255
#2	.00301	.30456	.00046	.39027	.02603	.00100	38.155
#3	.00245	.30554	-.00096	.38793	.02602	.00109	37.982
Errors	LC Pass	LC Pass	LC Pass	LC Pass	LC Pass	LC Pass	LC Pass
High	2.0000	500.00	10.000	30.000	10.000	10.000	600.00
Low	-.00500	-.20000	-.01000	-.20000	-.20000	-.00400	-5.0000

Elem	CD	CO	CR	CU	FE	K_	MG
Units	ppm	ppm	ppm	ppm	ppm	ppm	ppm
Avge	.00169	.02838	.00271	.00372	.06497	5.3644	4.6643
SDev	.00003	.00030	.00019	.00025	.00756	.0168	.0137
%RSD	2.0390	1.0427	7.2038	6.7630	11.632	.31309	.29447
#1	.00166	.02865	.00270	.00399	.06976	5.3816	4.6759
#2	.00167	.02844	.00291	.00369	.06890	5.3481	4.6679
#3	.00173	.02806	.00252	.00349	.05626	5.3635	4.6492
Errors	LC Pass	LC Pass	LC Pass	LC Pass	LC Pass	LC Pass	LC Pass
High	5.0000	100.00	20.000	10.000	500.00	400.00	600.00
Low	-.00500	-.05000	-.00500	-.02500	-.10000	-5.0000	-5.0000

Elem	MN	MO	NA	NI	PB/1	PB/2	PB
Units	ppm	ppm	ppm	ppm	ppm	ppm	ppm
Avge	9.0869	.00083	14.092	.00881	.00231	.00035	.00100
SDev	.0264	.00142	.047	.00060	.00102	.00112	.00092
%RSD	.29077	171.87	.33683	6.7890	44.363	322.87	92.412
#1	9.1091	.00237	14.073	.00885	.00251	.00161	.00191
#2	9.0939	.00054	14.056	.00938	.00120	-.00051	.00006
#3	9.0577	-.00043	14.146	.00819	.00322	-.00007	.00103
Errors	LC Pass	LC Pass	LC Pass	LC Pass	NOCHECK	NOCHECK	LC Pass
High	20.000	20.000	400.00	100.00			5.0000
Low	-.01500	-.04000	-5.0000	-.04000			-.00300

Elem	SB/1	SB/2	SB	SE/1	SE/2	SE	SI
Units	ppm	ppm	ppm	ppm	ppm	ppm	ppm
Avge	-.00135	.00045	-.00015	-.00099	.00192	.00095	7.4785
SDev	.00079	.00077	.00026	.00187	.00075	.00085	.0188
%RSD	58.358	172.39	172.21	188.84	39.203	89.368	.25169
#1	-.00050	-.00044	-.00046	.00115	.00213	.00180	7.4937
#2	-.00152	.00081	.00003	-.00228	.00254	.00093	7.4843

#3	-.00205	.00096	-.00004	-.00183	.00108	.00011	7.4574
Errors	NOCHECK	NOCHECK	LC Pass	NOCHECK	NOCHECK	LC Pass	LC Pass

High			5.0000			10.000	50.000
Low			-.01000			-.00500	-.50000

Elem	SN	SR	TI	TL	V_	ZN	
Units	ppm	ppm	ppm	ppm	ppm	ppm	
Avge	-.00007	.14539	.00214	-.00009	.00221	2.7353	
SDev	.00145	.00010	.00023	.00137	.00166	.0053	
%RSD	2080.6	.06967	10.610	1580.4	74.993	.19337	
#1	-.00173	.14547	.00226	.00055	.00030	2.7394	
#2	.00091	.14541	.00227	.00085	.00327	2.7371	
#3	.00061	.14528	.00187	-.00166	.00306	2.7293	

Errors	LC Pass	LC Pass	LC Pass	LC Pass	LC Pass	LC Pass	
High	30.000	10.000	30.000	10.000	50.000	10.000	
Low	-.10000	-.05000	-.05000	-.01000	-.05000	-.02000	

IntStd	1	2	3	4	5	6	7
Mode	Counts	NOTUSED	NOTUSED	NOTUSED	NOTUSED	NOTUSED	NOTUSED
Elem	Y	--	--	--	--	--	--
Wavlen	371.030	--	--	--	--	--	--
Avge	26445	--	--	--	--	--	--
SDev	78.70341	--	--	--	--	--	--
%RSD	.2976156	--	--	--	--	--	--
#1	26522	--	--	--	--	--	--
#2	26447	--	--	--	--	--	--
#3	26365	--	--	--	--	--	--

Method: METTRACE Sample Name: K03JG Operator: RJG
Run Time: 10/30/08 23:44:33
Comment: TESTAMERICA PITTSBURGH ICP METALS ANALYSIS-INST TRACEICP
Mode: CONC Corr. Factor: 1

Elem	AG	AL	AS	B_	BA	BE	CA
Units	ppm	ppm	ppm	ppm	ppm	ppm	ppm
Avge	.00283	.29844	.00014	.40726	.02702	.00095	39.803
SDev	.00034	.01760	.00089	.01432	.00100	.00031	1.490
%RSD	12.127	5.8968	649.20	3.5164	3.6826	32.492	3.7443
#1	.00314	.28798	-.00036	.39820	.02647	.00113	38.930
#2	.00289	.31876	.00116	.42377	.02816	.00059	41.524
#3	.00246	.28858	-.00039	.39982	.02641	.00113	38.956
Errors	LC Pass	LC Pass	LC Pass	LC Pass	LC Pass	LC Pass	LC Pass
High	2.0000	500.00	10.000	30.000	10.000	10.000	600.00
Low	-.00500	-.20000	-.01000	-.20000	-.20000	-.00400	-5.0000

Elem	CD	CO	CR	CU	FE	K_	MG
Units	ppm	ppm	ppm	ppm	ppm	ppm	ppm
Avge	.00185	.03039	.00244	.00356	.04873	5.5789	4.8533
SDev	.00005	.00114	.00036	.00069	.01433	.1875	.1836
%RSD	2.4345	3.7377	14.729	19.433	29.397	3.3610	3.7834
#1	.00180	.02966	.00232	.00355	.04899	5.4674	4.7487
#2	.00188	.03170	.00284	.00425	.06293	5.7953	5.0654
#3	.00186	.02981	.00215	.00287	.03428	5.4739	4.7459
Errors	LC Pass	LC Pass	LC Pass	LC Pass	LC Pass	LC Pass	LC Pass
High	5.0000	100.00	20.000	10.000	500.00	400.00	600.00
Low	-.00500	-.05000	-.00500	-.02500	-.10000	-5.0000	-5.0000

Elem	MN	MO	NA	NI	PB/1	PB/2	PB
Units	ppm	ppm	ppm	ppm	ppm	ppm	ppm
Avge	9.4523	-.00066	14.476	.00894	.00037	.00050	.00046
SDev	.3437	.00035	.382	.00051	.00116	.00057	.00015
%RSD	3.6360	52.365	2.6416	5.7309	311.44	114.69	31.955
#1	9.2528	-.00055	14.320	.00891	.00041	.00072	.00062
#2	9.8492	-.00038	14.912	.00946	-.00081	.00092	.00034
#3	9.2550	-.00105	14.197	.00844	.00152	-.00015	.00040
Errors	LC Pass	LC Pass	LC Pass	LC Pass	NOCHECK	NOCHECK	LC Pass
High	20.000	20.000	400.00	100.00			5.0000
Low	-.01500	-.04000	-5.0000	-.04000			-.00300

Elem	SB/1	SB/2	SB	SE/1	SE/2	SE	SI
Units	ppm	ppm	ppm	ppm	ppm	ppm	ppm
Avge	-.00223	.00008	-.00069	.00305	.00043	.00130	7.7484
SDev	.00026	.00152	.00108	.00262	.00102	.00140	.2772
%RSD	11.702	1797.1	157.43	86.015	238.43	107.81	3.5771
#1	-.00196	.00092	-.00004	.00332	-.00042	.00082	7.5801
#2	-.00248	-.00166	-.00194	.00030	.00015	.00020	8.0683

#3	-.00226	.00100	-.00009	.00553	.00156	.00288	7.5968
Errors	NOCHECK	NOCHECK	LC Pass	NOCHECK	NOCHECK	LC Pass	LC Pass

High			5.0000			10.000	50.000
Low			-.01000			-.00500	-.50000

Elem	SN	SR	TI	TL	V_	ZN	
Units	ppm	ppm	ppm	ppm	ppm	ppm	
Avge	-.00022	.15184	.00180	-.00267	.00030	2.8433	
SDev	.00286	.00557	.00034	.00168	.00023	.1017	
%RSD	1296.4	3.6693	19.077	63.085	76.269	3.5755	
#1	.00298	.14886	.00161	-.00086	.00030	2.7849	
#2	-.00251	.15827	.00220	-.00295	.00054	2.9607	
#3	-.00113	.14839	.00160	-.00419	.00008	2.7844	

Errors	LC Pass	LC Pass	LC Pass	LC Pass	LC Pass	LC Pass	
High	30.000	10.000	30.000	10.000	50.000	10.000	
Low	-.10000	-.05000	-.05000	-.01000	-.05000	-.02000	

IntStd	1	2	3	4	5	6	7
Mode	Counts	NOTUSED	NOTUSED	NOTUSED	NOTUSED	NOTUSED	NOTUSED
Elem	Y	--	--	--	--	--	--
Wavlen	371.030	--	--	--	--	--	--
Avge	26104	--	--	--	--	--	--
SDev	750.8810	--	--	--	--	--	--
%RSD	2.876504	--	--	--	--	--	--
#1	26360	--	--	--	--	--	--
#2	25259	--	--	--	--	--	--
#3	26694	--	--	--	--	--	--

Method: METTRACE Sample Name: K03JK Operator: RJG
Run Time: 10/30/08 23:50:02
Comment: TESTAMERICA PITTSBURGH ICP METALS ANALYSIS-INST TRACEICP
Mode: CONC Corr. Factor: 1

Elem	AG	AL	AS	B_	BA	BE	CA
Units	ppm	ppm	ppm	ppm	ppm	ppm	ppm
Avge	.00076	.06297	.00024	.03599	.13086	.00043	11.239
SDev	.00023	.00122	.00050	.00016	.00017	.00003	.030
%RSD	30.667	1.9460	210.51	.43486	.12702	7.4170	.26918
#1	.00054	.06436	-.00008	.03604	.13098	.00043	11.272
#2	.00073	.06248	-.00002	.03582	.13094	.00047	11.231
#3	.00100	.06206	.00081	.03612	.13067	.00040	11.213
Errors	LC Pass	LC Pass	LC Pass	LC Pass	LC Pass	LC Pass	LC Pass
High	2.0000	500.00	10.000	30.000	10.000	10.000	600.00
Low	-.00500	-.20000	-.01000	-.20000	-.20000	-.00400	-5.0000

Elem	CD	CO	CR	CU	FE	K_	MG
Units	ppm	ppm	ppm	ppm	ppm	ppm	ppm
Avge	.00065	.00029	.00072	.00149	.03592	.76009	2.7794
SDev	.00006	.00015	.00036	.00011	.00641	.00345	.0083
%RSD	8.6953	51.595	50.027	7.4193	17.836	.45383	.29913
#1	.00072	.00027	.00050	.00147	.04330	.76251	2.7890
#2	.00061	.00015	.00052	.00139	.03171	.75614	2.7750
#3	.00064	.00044	.00113	.00160	.03277	.76162	2.7742
Errors	LC Pass	LC Pass	LC Pass	LC Pass	LC Pass	LC Pass	LC Pass
High	5.0000	100.00	20.000	10.000	500.00	400.00	600.00
Low	-.00500	-.05000	-.00500	-.02500	-.10000	-5.0000	-5.0000

Elem	MN	MO	NA	NI	PB/1	PB/2	PB
Units	ppm	ppm	ppm	ppm	ppm	ppm	ppm
Avge	.02533	.00130	12.527	.00049	-.00048	-.00010	-.00023
SDev	.00008	.00069	.092	.00032	.00207	.00241	.00095
%RSD	.31715	53.306	.73271	65.000	433.07	2378.0	418.99
#1	.02524	.00209	12.554	.00012	-.00251	.00191	.00044
#2	.02535	.00096	12.602	.00071	-.00054	.00056	.00019
#3	.02540	.00084	12.425	.00064	.00162	-.00278	-.00131
Errors	LC Pass	LC Pass	LC Pass	LC Pass	NOCHECK	NOCHECK	LC Pass
High	20.000	20.000	400.00	100.00			5.0000
Low	-.01500	-.04000	-5.0000	-.04000			-.00300

Elem	SB/1	SB/2	SB	SE/1	SE/2	SE	SI
Units	ppm	ppm	ppm	ppm	ppm	ppm	ppm
Avge	-.00042	-.00061	-.00054	-.00113	.00349	.00195	6.7725
SDev	.00335	.00133	.00023	.00320	.00076	.00067	.0099
%RSD	796.34	219.37	42.062	282.63	21.752	34.276	.14680
#1	.00289	-.00195	-.00034	-.00435	.00437	.00147	6.7840
#2	-.00035	-.00058	-.00050	-.00109	.00306	.00168	6.7660

#3	-.00380	.00071	-.00079	.00205	.00305	.00272	6.7677
Errors	NOCHECK	NOCHECK	LC Pass	NOCHECK	NOCHECK	LC Pass	LC Pass

High			5.0000			10.000	50.000
Low			-.01000			-.00500	-.50000

Elem	SN	SR	TI	TL	V_	ZN	
Units	ppm	ppm	ppm	ppm	ppm	ppm	
Avge	.00070	.09973	.00162	-.00078	.00044	.04257	
SDev	.00152	.00011	.00036	.00278	.00045	.00018	
%RSD	218.13	.11326	22.102	356.19	101.19	.42951	
#1	-.00091	.09973	.00189	.00218	.00009	.04260	
#2	.00210	.09984	.00176	-.00334	.00030	.04237	
#3	.00090	.09961	.00122	-.00119	.00095	.04273	

Errors	LC Pass	LC Pass	LC Pass	LC Pass	LC Pass	LC Pass	
High	30.000	10.000	30.000	10.000	50.000	10.000	
Low	-.10000	-.05000	-.05000	-.01000	-.05000	-.02000	

IntStd	1	2	3	4	5	6	7
Mode	Counts	NOTUSED	NOTUSED	NOTUSED	NOTUSED	NOTUSED	NOTUSED
Elem	Y	--	--	--	--	--	--
Wavlen	371.030	--	--	--	--	--	--
Avge	25880	--	--	--	--	--	--
SDev	41.12599	--	--	--	--	--	--
%RSD	.1589077	--	--	--	--	--	--
#1	25846	--	--	--	--	--	--
#2	25926	--	--	--	--	--	--
#3	25869	--	--	--	--	--	--

Method: METTRACE Sample Name: K03JL Operator: RJG
Run Time: 10/30/08 23:55:31
Comment: TESTAMERICA PITTSBURGH ICP METALS ANALYSIS-INST TRACEICP
Mode: CONC Corr. Factor: 1

Elem	AG	AL	AS	B_	BA	BE	CA
Units	ppm	ppm	ppm	ppm	ppm	ppm	ppm
Avge	.00116	23.715	-.00015	.39643	.03125	.00349	31.476
SDev	.00029	.240	.00053	.00475	.00030	.00005	.387
%RSD	25.272	1.0140	355.76	1.1987	.97104	1.3339	1.2286
#1	.00118	23.861	.00046	.39888	.03148	.00354	31.767
#2	.00086	23.846	-.00044	.39945	.03136	.00344	31.624
#3	.00145	23.437	-.00047	.39095	.03090	.00349	31.037
Errors	LC Pass	LC Pass	LC Pass	LC Pass	LC Pass	LC Pass	LC Pass
High	2.0000	500.00	10.000	30.000	10.000	10.000	600.00
Low	-.00500	-.20000	-.01000	-.20000	-.20000	-.00400	-5.0000

Elem	CD	CO	CR	CU	FE	K_	MG
Units	ppm	ppm	ppm	ppm	ppm	ppm	ppm
Avge	.00318	.00118	.00655	.03795	.08788	9.8587	3.9187
SDev	.00012	.00026	.00015	.00055	.00257	.1029	.0471
%RSD	3.6522	21.961	2.2643	1.4381	2.9232	1.0442	1.2017
#1	.00330	.00145	.00663	.03834	.08635	9.9316	3.9543
#2	.00318	.00093	.00638	.03818	.09085	9.9036	3.9364
#3	.00306	.00116	.00665	.03732	.08645	9.7410	3.8653
Errors	LC Pass	LC Pass	LC Pass	LC Pass	LC Pass	LC Pass	LC Pass
High	5.0000	100.00	20.000	10.000	500.00	400.00	600.00
Low	-.00500	-.05000	-.00500	-.02500	-.10000	-5.0000	-5.0000

Elem	MN	MO	NA	NI	PB/1	PB/2	PB
Units	ppm	ppm	ppm	ppm	ppm	ppm	ppm
Avge	1.5520	.00045	14.262	.01630	-.00273	-.00013	-.00100
SDev	.0179	.00077	.077	.00092	.00043	.00210	.00148
%RSD	1.1513	172.74	.54299	5.6638	15.649	1628.3	148.96
#1	1.5645	.00079	14.331	.01667	-.00288	.00146	.00001
#2	1.5600	-.00044	14.277	.01699	-.00225	.00067	-.00030
#3	1.5315	.00100	14.179	.01525	-.00306	-.00251	-.00270
Errors	LC Pass	LC Pass	LC Pass	LC Pass	NOCHECK	NOCHECK	LC Pass
High	20.000	20.000	400.00	100.00			5.0000
Low	-.01500	-.04000	-5.0000	-.04000			-.00300

Elem	SB/1	SB/2	SB	SE/1	SE/2	SE	SI
Units	ppm	ppm	ppm	ppm	ppm	ppm	ppm
Avge	-.00133	-.00015	-.00054	.00009	.00184	.00126	22.192
SDev	.00130	.00116	.00116	.00365	.00086	.00135	.224
%RSD	97.979	762.10	212.46	3897.4	46.977	106.94	1.0110
#1	-.00104	-.00072	-.00083	.00179	.00093	.00122	22.317
#2	-.00275	-.00092	-.00153	.00258	.00265	.00263	22.327

#3	-.00019	.00119	.00073	-.00409	.00195	-.00007	21.933
Errors	NOCHECK	NOCHECK	LC Pass	NOCHECK	NOCHECK	LC Pass	LC Pass

High			5.0000			10.000	50.000
Low			-.01000			-.00500	-.50000

Elem	SN	SR	TI	TL	V_	ZN	
Units	ppm	ppm	ppm	ppm	ppm	ppm	
Avge	.00130	.12198	.00525	.00146	-.00012	5.3891	
SDev	.00103	.00152	.00023	.00157	.00000	.0623	
%RSD	78.961	1.2442	4.3782	107.80	.66174	1.1560	
#1	.00121	.12290	.00545	.00145	-.00012	5.4307	
#2	.00032	.12282	.00530	-.00011	-.00012	5.4191	
#3	.00237	.12023	.00500	.00303	-.00012	5.3175	
Errors	LC Pass	LC Pass	LC Pass	LC Pass	LC Pass	LC Pass	
High	30.000	10.000	30.000	10.000	50.000	10.000	
Low	-.10000	-.05000	-.05000	-.01000	-.05000	-.02000	

IntStd	1	2	3	4	5	6	7
Mode	Counts	NOTUSED	NOTUSED	NOTUSED	NOTUSED	NOTUSED	NOTUSED
Elem	Y	--	--	--	--	--	--
Wavlen	371.030	--	--	--	--	--	--
Avge	26601	--	--	--	--	--	--
SDev	177.1628	--	--	--	--	--	--
%RSD	.6660029	--	--	--	--	--	--
#1	26475	--	--	--	--	--	--
#2	26524	--	--	--	--	--	--
#3	26804	--	--	--	--	--	--

Method: METTRACE Sample Name: K03JM/2 Int Std Operator: RJG
Run Time: 10/31/08 00:01:00
Comment: TESTAMERICA PITTSBURGH ICP METALS ANALYSIS-INST TRACEICP
Mode: CONC Corr. Factor: 1

Elem	AG	AL	AS	B_	BA	BE	CA
Units	ppm	ppm	ppm	ppm	ppm	ppm	ppm
Avge	.00223	.17686	-.00062	.14377	.01069	.00243	42.082
SDev	.00009	.00184	.00103	.00090	.00009	.00002	.148
%RSD	3.9727	1.0389	166.71	.62716	.81932	.82880	.35277
#1	.00217	.17704	.00052	.14326	.01059	.00241	41.938
#2	.00218	.17494	-.00088	.14324	.01071	.00245	42.074
#3	.00233	.17861	-.00150	.14481	.01076	.00243	42.235
Errors	LC Pass	LC Pass	LC Pass	LC Pass	LC Pass	LC Pass	LC Pass
High	2.0000	500.00	10.000	30.000	10.000	10.000	600.00
Low	-.00500	-.20000	-.01000	-.20000	-.20000	-.00400	-5.0000

Elem	CD	CO	CR	CU	FE	K_	MG
Units	ppm	ppm	ppm	ppm	ppm	ppm	ppm
Avge	.00136	.04580	.00237	.00151	.08638	17.770	5.8389
SDev	.00015	.00033	.00004	.00010	.00359	.043	.0212
%RSD	10.819	.71964	1.6198	6.5165	4.1553	.24320	.36262
#1	.00128	.04593	.00235	.00163	.08465	17.806	5.8170
#2	.00127	.04543	.00241	.00146	.08397	17.722	5.8403
#3	.00153	.04606	.00235	.00146	.09050	17.782	5.8593
Errors	LC Pass	LC Pass	LC Pass	LC Pass	LC Pass	LC Pass	LC Pass
High	5.0000	100.00	20.000	10.000	500.00	400.00	600.00
Low	-.00500	-.05000	-.00500	-.02500	-.10000	-5.0000	-5.0000

Elem	MN	MO	NA	NI	PB/1	PB/2	PB
Units	ppm	ppm	ppm	ppm	ppm	ppm	ppm
Avge	7.8017	-.00059	5.3052	.00574	.00295	.00020	.00112
SDev	.0198	.00028	.0383	.00093	.00173	.00105	.00115
%RSD	.25351	47.469	.72234	16.190	58.590	522.46	102.96
#1	7.7813	-.00037	5.2955	.00671	.00202	-.00099	.00001
#2	7.8028	-.00090	5.2726	.00563	.00495	.00099	.00231
#3	7.8208	-.00049	5.3474	.00486	.00189	.00061	.00104
Errors	LC Pass	LC Pass	LC Pass	LC Pass	NOCHECK	NOCHECK	LC Pass
High	20.000	20.000	400.00	100.00			5.0000
Low	-.01500	-.04000	-5.0000	-.04000			-.00300

Elem	SB/1	SB/2	SB	SE/1	SE/2	SE	SI
Units	ppm	ppm	ppm	ppm	ppm	ppm	ppm
Avge	-.00230	.00096	-.00012	.00226	-.00260	-.00098	3.6896
SDev	.00038	.00081	.00053	.00206	.00063	.00027	.0049
%RSD	16.499	84.341	424.77	91.325	24.379	27.760	.13256
#1	-.00191	.00118	.00015	.00066	-.00205	-.00115	3.6854
#2	-.00232	.00006	-.00073	.00459	-.00329	-.00067	3.6883

#3	-.00267	.00164	.00021	.00153	-.00246	-.00113	3.6950
Errors	NOCHECK	NOCHECK	LC Pass	NOCHECK	NOCHECK	LC Pass	LC Pass

High			5.0000			10.000	50.000
Low			-.01000			-.00500	-.50000

Elem	SN	SR	TI	TL	V_	ZN	
Units	ppm	ppm	ppm	ppm	ppm	ppm	
Avge	.00006	.12559	.00275	.00004	.00031	1.0132	
SDev	.00103	.00040	.00012	.00152	.00011	.0022	
%RSD	1617.1	.31933	4.3101	3844.9	34.088	.21871	
#1	-.00054	.12513	.00287	-.00154	.00025	1.0111	
#2	.00125	.12584	.00264	.00017	.00043	1.0130	
#3	-.00052	.12580	.00274	.00149	.00025	1.0155	
Errors	LC Pass	LC Pass	LC Pass	LC Pass	LC Pass	LC Pass	
High	30.000	10.000	30.000	10.000	50.000	10.000	
Low	-.10000	-.05000	-.05000	-.01000	-.05000	-.02000	

IntStd	1	2	3	4	5	6	7
Mode	Counts	NOTUSED	NOTUSED	NOTUSED	NOTUSED	NOTUSED	NOTUSED
Elem	Y	--	--	--	--	--	--
Wavlen	371.030	--	--	--	--	--	--
Avge	30734	--	--	--	--	--	--
SDev	151.7094	--	--	--	--	--	--
%RSD	.4936202	--	--	--	--	--	--
#1	30594	--	--	--	--	--	--
#2	30713	--	--	--	--	--	--
#3	30895	--	--	--	--	--	--

Method: METTRACE Sample Name: K03JN Operator: RJG
Run Time: 10/31/08 00:06:30
Comment: TESTAMERICA PITTSBURGH ICP METALS ANALYSIS-INST TRACEICP
Mode: CONC Corr. Factor: 1

Elem	AG	AL	AS	B_	BA	BE	CA
Units	ppm	ppm	ppm	ppm	ppm	ppm	ppm
Avge	.00401	1.4350	.00016	2.0684	.02170	.00381	31.693
SDev	.00048	.0047	.00086	.0019	.00004	.00004	.107
%RSD	11.907	.32840	546.45	.09098	.19985	.93555	.33822
#1	.00392	1.4361	-.00083	2.0703	.02167	.00378	31.814
#2	.00358	1.4391	.00069	2.0683	.02175	.00385	31.653
#3	.00452	1.4298	.00061	2.0665	.02168	.00380	31.611
Errors	LC Pass	LC Pass	LC Pass	LC Pass	LC Pass	LC Pass	LC Pass
High	2.0000	500.00	10.000	30.000	10.000	10.000	600.00
Low	-.00500	-.20000	-.01000	-.20000	-.20000	-.00400	-5.0000

Elem	CD	CO	CR	CU	FE	K_	MG
Units	ppm	ppm	ppm	ppm	ppm	ppm	ppm
Avge	.00316	.04427	.00446	.01289	.23517	5.5782	7.7805
SDev	.00006	.00057	.00035	.00026	.00177	.0286	.0221
%RSD	1.7810	1.2795	7.8234	2.0137	.75331	.51347	.28453
#1	.00319	.04446	.00468	.01303	.23704	5.5742	7.8060
#2	.00309	.04363	.00406	.01259	.23351	5.6087	7.7686
#3	.00319	.04471	.00465	.01304	.23496	5.5518	7.7669
Errors	LC Pass	LC Pass	LC Pass	LC Pass	LC Pass	LC Pass	LC Pass
High	5.0000	100.00	20.000	10.000	500.00	400.00	600.00
Low	-.00500	-.05000	-.00500	-.02500	-.10000	-5.0000	-5.0000

Elem	MN	MO	NA	NI	PB/1	PB/2	PB
Units	ppm	ppm	ppm	ppm	ppm	ppm	ppm
Avge	14.953	-.00126	19.411	.01425	-.00041	.00188	.00111
SDev	.038	.00054	.086	.00080	.00098	.00037	.00036
%RSD	.25270	42.615	.44135	5.6291	237.68	19.893	31.878
#1	14.995	-.00177	19.437	.01503	-.00024	.00145	.00089
#2	14.939	-.00130	19.481	.01343	-.00147	.00213	.00093
#3	14.923	-.00070	19.315	.01429	.00047	.00205	.00152
Errors	LC Pass	LC Pass	LC Pass	LC Pass	NOCHECK	NOCHECK	LC Pass
High	20.000	20.000	400.00	100.00			5.0000
Low	-.01500	-.04000	-5.0000	-.04000			-.00300

Elem	SB/1	SB/2	SB	SE/1	SE/2	SE	SI
Units	ppm	ppm	ppm	ppm	ppm	ppm	ppm
Avge	-.00093	.00033	-.00009	-.00125	-.00044	-.00071	13.361
SDev	.00159	.00034	.00037	.00070	.00069	.00045	.025
%RSD	170.98	102.03	416.02	55.645	157.93	63.382	.18657
#1	-.00088	.00054	.00007	-.00089	-.00122	-.00111	13.383
#2	.00063	-.00006	.00017	-.00081	.00007	-.00022	13.366

#3	-.00255	.00051	-.00051	-.00205	-.00016	-.00079	13.334
Errors	NOCHECK	NOCHECK	LC Pass	NOCHECK	NOCHECK	LC Pass	LC Pass

High			5.0000			10.000	50.000
Low			-.01000			-.00500	-.50000

Elem	SN	SR	TI	TL	V_	ZN	
Units	ppm	ppm	ppm	ppm	ppm	ppm	
Avge	-.00126	.09141	.01198	-.00342	.00075	4.1393	
SDev	.00202	.00017	.00018	.00209	.00036	.0081	
%RSD	160.89	.18415	1.5019	61.071	47.973	.19492	
#1	-.00306	.09143	.01209	-.00137	.00054	4.1486	
#2	-.00163	.09157	.01209	-.00554	.00054	4.1339	
#3	.00093	.09124	.01178	-.00335	.00116	4.1353	
Errors	LC Pass	LC Pass	LC Pass	LC Pass	LC Pass	LC Pass	
High	30.000	10.000	30.000	10.000	50.000	10.000	
Low	-.10000	-.05000	-.05000	-.01000	-.05000	-.02000	

IntStd	1	2	3	4	5	6	7
Mode	Counts	NOTUSED	NOTUSED	NOTUSED	NOTUSED	NOTUSED	NOTUSED
Elem	Y	--	--	--	--	--	--
Wavlen	371.030	--	--	--	--	--	--
Avge	27298	--	--	--	--	--	--
SDev	105.0795	--	--	--	--	--	--
%RSD	.3849329	--	--	--	--	--	--
#1	27351	--	--	--	--	--	--
#2	27366	--	--	--	--	--	--
#3	27177	--	--	--	--	--	--

Method: METTRACE Sample Name: CCV1-3 Operator: RJG
Run Time: 10/31/08 00:12:00
Comment: TESTAMERICA PITTSBURGH ICP METALS ANALYSIS-INST TRACEICP
Mode: CONC Corr. Factor: 1

Elem	AG	AL	AS	B_	BA	BE	CA
Units	ppm	ppm	ppm	ppm	ppm	ppm	ppm
Avge	1.0168	24.627	.50654	2.0208	1.9990	1.9957	50.423
SDev	.0029	.042	.00219	.0056	.0063	.0051	.097
%RSD	.28172	.16861	.43298	.27590	.31461	.25388	.19238
#1	1.0192	24.647	.50442	2.0261	2.0036	1.9998	50.340
#2	1.0174	24.655	.50880	2.0213	2.0015	1.9974	50.530
#3	1.0136	24.579	.50639	2.0150	1.9918	1.9900	50.399
Errors	LC Pass	LC Pass	LC Pass	LC Pass	LC Pass	LC Pass	LC Pass
High	1.1000	27.500	.55000	2.2000	2.2000	2.2000	55.000
Low	.90000	22.500	.45000	1.8000	1.8000	1.8000	45.000

Elem	CD	CO	CR	CU	FE	K_	MG
Units	ppm	ppm	ppm	ppm	ppm	ppm	ppm
Avge	.49174	1.9909	1.9918	2.0302	25.314	120.45	49.608
SDev	.00126	.0026	.0024	.0040	.027	.33	.079
%RSD	.25706	.13121	.11973	.19795	.10829	.27641	.15928
#1	.49127	1.9897	1.9903	2.0342	25.294	120.69	49.644
#2	.49317	1.9939	1.9945	2.0302	25.345	120.59	49.664
#3	.49077	1.9892	1.9906	2.0262	25.303	120.07	49.518
Errors	LC Pass	LC Pass	LC Pass	LC Pass	LC Pass	LC Pass	LC Pass
High	.55000	2.2000	2.2000	2.2000	27.500	137.50	55.000
Low	.45000	1.8000	1.8000	1.8000	22.500	112.50	45.000

Elem	MN	MO	NA	NI	PB/1	PB/2	PB
Units	ppm	ppm	ppm	ppm	ppm	ppm	ppm
Avge	1.9742	2.0098	122.22	1.9741	.50475	.50064	.50201
SDev	.0020	.0107	.36	.0065	.00360	.00605	.00284
%RSD	.10114	.53194	.29138	.32897	.71293	1.2090	.56570
#1	1.9732	1.9975	122.50	1.9748	.50890	.49368	.49875
#2	1.9765	2.0157	122.34	1.9802	.50285	.50363	.50337
#3	1.9728	2.0164	121.82	1.9673	.50250	.50462	.50392
Errors	LC Pass	LC Pass	LC Pass	LC Pass	NOCHECK	NOCHECK	LC Pass
High	2.2000	2.2000	137.50	2.2000			.55000
Low	1.8000	1.8000	112.50	1.8000			.45000

Elem	SB/1	SB/2	SB	SE/1	SE/2	SE	SI
Units	ppm	ppm	ppm	ppm	ppm	ppm	ppm
Avge	.49959	.50401	.50254	.50448	.50104	.50219	1.9257
SDev	.00883	.00303	.00116	.00318	.00617	.00315	.0144
%RSD	1.7682	.60192	.23139	.63103	1.2307	.62726	.74543
#1	.48942	.50728	.50134	.50799	.49394	.49862	1.9391
#2	.50404	.50346	.50366	.50367	.50504	.50459	1.9273

#3	.50532	.50129	.50263	.50178	.50414	.50335	1.9106
Errors	NOCHECK	NOCHECK	LC Pass	NOCHECK	NOCHECK	LC Pass	LC Pass

High			.55000			.55000	2.2000
Low			.45000			.45000	1.8000

Elem	SN	SR	TI	TL	V_	ZN	
Units	ppm	ppm	ppm	ppm	ppm	ppm	
Avge	2.0015	1.9566	1.9934	1.0053	1.9983	2.0535	
SDev	.0018	.0100	.0017	.0019	.0042	.0027	
%RSD	.09212	.51051	.08735	.19298	.21004	.13091	
#1	1.9994	1.9655	1.9922	1.0036	2.0021	2.0548	
#2	2.0028	1.9584	1.9954	1.0074	1.9990	2.0554	
#3	2.0023	1.9458	1.9926	1.0047	1.9938	2.0505	
Errors	LC Pass	LC Pass	LC Pass	LC Pass	LC Pass	LC Pass	
High	2.2000	2.2000	2.2000	1.1000	2.2000	2.2000	
Low	1.8000	1.8000	1.8000	.90000	1.8000	1.8000	

IntStd	1	2	3	4	5	6	7
Mode	Counts	NOTUSED	NOTUSED	NOTUSED	NOTUSED	NOTUSED	NOTUSED
Elem	Y	--	--	--	--	--	--
Wavlen	371.030	--	--	--	--	--	--
Avge	25668	--	--	--	--	--	--
SDev	107.1804	--	--	--	--	--	--
%RSD	.4175642	--	--	--	--	--	--
#1	25557	--	--	--	--	--	--
#2	25771	--	--	--	--	--	--
#3	25675	--	--	--	--	--	--

Method: METTRACE Sample Name: CCB3 Operator: RJG
Run Time: 10/31/08 00:17:29
Comment: TESTAMERICA PITTSBURGH ICP METALS ANALYSIS-INST TRACEICP
Mode: CONC Corr. Factor: 1

Elem	AG	AL	AS	B_	BA	BE	CA
Units	ppm	ppm	ppm	ppm	ppm	ppm	ppm
Avge	.00066	-.00870	.00043	.00350	.00016	.00043	-.00016
SDev	.00061	.00063	.00018	.00056	.00011	.00015	.00237
%RSD	91.904	7.2844	42.709	16.108	65.579	35.571	1442.8
#1	.00132	-.00922	.00053	.00404	.00020	.00032	-.00031
#2	.00013	-.00889	.00055	.00355	.00004	.00038	-.00246
#3	.00053	-.00799	.00022	.00292	.00024	.00061	.00228
Errors	LC Pass	LC Pass	LC Pass	LC Pass	LC Pass	LC Pass	LC Pass
High	.00500	.20000	.01000	.20000	.20000	.00400	5.0000
Low	-.00500	-.20000	-.01000	-.20000	-.20000	-.00400	-5.0000

Elem	CD	CO	CR	CU	FE	K_	MG
Units	ppm	ppm	ppm	ppm	ppm	ppm	ppm
Avge	.00022	.00041	.00062	.00314	.00376	.20627	.00677
SDev	.00013	.00032	.00021	.00406	.00343	.00549	.00282
%RSD	58.425	79.048	34.580	129.17	91.101	2.6603	41.651
#1	.00031	.00074	.00084	.00045	.00040	.21015	.00767
#2	.00007	.00039	.00060	.00781	.00725	.19999	.00360
#3	.00027	.00010	.00042	.00116	.00363	.20868	.00902
Errors	LC Pass	LC Pass	LC Pass	LC Pass	LC Pass	LC Pass	LC Pass
High	.00500	.05000	.00500	.02500	.10000	5.0000	5.0000
Low	-.00500	-.05000	-.00500	-.02500	-.10000	-5.0000	-5.0000

Elem	MN	MO	NA	NI	PB/1	PB/2	PB
Units	ppm	ppm	ppm	ppm	ppm	ppm	ppm
Avge	.00026	.00441	-.45371	.00066	.00203	-.00003	.00066
SDev	.00019	.00204	.11688	.00055	.00131	.00166	.00141
%RSD	73.889	46.208	25.760	83.021	64.424	5351.9	214.78
#1	.00018	.00621	-.32034	.00064	.00053	-.00099	-.00049
#2	.00012	.00482	-.53829	.00012	.00291	.00189	.00223
#3	.00048	.00220	-.50250	.00122	.00265	-.00099	.00022
Errors	LC Pass	LC Pass	LC Pass	LC Pass	NOCHECK	NOCHECK	LC Pass
High	.01500	.04000	5.0000	.04000			.00300
Low	-.01500	-.04000	-5.0000	-.04000			-.00300

Elem	SB/1	SB/2	SB	SE/1	SE/2	SE	SI
Units	ppm	ppm	ppm	ppm	ppm	ppm	ppm
Avge	-.00056	.00111	.00055	.00122	.00014	.00050	-.00148
SDev	.00115	.00105	.00102	.00227	.00045	.00094	.00168
%RSD	206.72	95.054	185.39	185.79	333.20	189.40	113.37
#1	.00072	.00221	.00171	.00148	.00061	.00090	.00045
#2	-.00088	.00012	-.00021	-.00117	-.00029	-.00058	-.00234

#3	-.00152	.00099	.00016	.00336	.00008	.00117	-.00256
Errors	NOCHECK	NOCHECK	LC Pass	NOCHECK	NOCHECK	LC Pass	LC Pass

High			.06000			.00500	.50000
Low			-.06000			-.00500	-.50000

Elem	SN	SR	TI	TL	V_	ZN	
Units	ppm	ppm	ppm	ppm	ppm	ppm	
Avge	.00140	.00016	.00058	.00097	.00022	.00611	
SDev	.00017	.00009	.00028	.00010	.00033	.00638	
%RSD	12.421	59.190	48.185	10.368	151.40	104.37	
#1	.00120	.00019	.00067	.00108	.00051	.00176	
#2	.00150	.00005	.00027	.00092	-.00014	.01344	
#3	.00150	.00023	.00081	.00090	.00029	.00315	
Errors	LC Pass	LC Pass	LC Pass	LC Pass	LC Pass	LC Pass	
High	.10000	.05000	.05000	.01000	.05000	.02000	
Low	-.10000	-.05000	-.05000	-.01000	-.05000	-.02000	

IntStd	1	2	3	4	5	6	7
Mode	Counts	NOTUSED	NOTUSED	NOTUSED	NOTUSED	NOTUSED	NOTUSED
Elem	Y	--	--	--	--	--	--
Wavlen	371.030	--	--	--	--	--	--
Avge	25934	--	--	--	--	--	--
SDev	53.06624	--	--	--	--	--	--
%RSD	.2046237	--	--	--	--	--	--
#1	25883	--	--	--	--	--	--
#2	25930	--	--	--	--	--	--
#3	25989	--	--	--	--	--	--

Method: METTRACE Sample Name: K03JP Operator: RJG
Run Time: 10/31/08 00:23:00
Comment: TESTAMERICA PITTSBURGH ICP METALS ANALYSIS-INST TRACEICP
Mode: CONC Corr. Factor: 1

Elem	AG	AL	AS	B_	BA	BE	CA
Units	ppm	ppm	ppm	ppm	ppm	ppm	ppm
Avge	.00248	8.2587	.00112	.17721	.02432	.00205	14.925
SDev	.00020	.0251	.00108	.00058	.00004	.00008	.038
%RSD	8.2015	.30377	96.401	.32629	.16285	3.9243	.25759
#1	.00251	8.2761	.00232	.17702	.02436	.00201	14.962
#2	.00267	8.2699	.00078	.17786	.02431	.00214	14.928
#3	.00227	8.2299	.00025	.17675	.02429	.00200	14.885
Errors	LC Pass	LC Pass	LC Pass	LC Pass	LC Pass	LC Pass	LC Pass
High	2.0000	500.00	10.000	30.000	10.000	10.000	600.00
Low	-.00500	-.20000	-.01000	-.20000	-.20000	-.00400	-5.0000

Elem	CD	CO	CR	CU	FE	K_	MG
Units	ppm	ppm	ppm	ppm	ppm	ppm	ppm
Avge	.00166	.04608	.00324	.02763	.02072	2.4717	4.3273
SDev	.00017	.00013	.00008	.00030	.00666	.0158	.0078
%RSD	10.149	.28808	2.5791	1.0800	32.168	.63878	.17938
#1	.00182	.04601	.00314	.02798	.02839	2.4859	4.3341
#2	.00148	.04623	.00329	.02747	.01736	2.4746	4.3291
#3	.00167	.04598	.00329	.02745	.01640	2.4547	4.3189
Errors	LC Pass	LC Pass	LC Pass	LC Pass	LC Pass	LC Pass	LC Pass
High	5.0000	100.00	20.000	10.000	500.00	400.00	600.00
Low	-.00500	-.05000	-.00500	-.02500	-.10000	-5.0000	-5.0000

Elem	MN	MO	NA	NI	PB/1	PB/2	PB
Units	ppm	ppm	ppm	ppm	ppm	ppm	ppm
Avge	9.4418	-.00022	17.557	.01954	-.00226	.00232	.00080
SDev	.0172	.00031	.067	.00049	.00071	.00091	.00084
%RSD	.18224	143.36	.37979	2.4900	31.336	39.343	105.22
#1	9.4596	.00014	17.611	.01926	-.00301	.00152	.00001
#2	9.4406	-.00034	17.579	.01927	-.00217	.00212	.00069
#3	9.4253	-.00046	17.483	.02011	-.00160	.00332	.00168
Errors	LC Pass	LC Pass	LC Pass	LC Pass	NOCHECK	NOCHECK	LC Pass
High	20.000	20.000	400.00	100.00			5.0000
Low	-.01500	-.04000	-5.0000	-.04000			-.00300

Elem	SB/1	SB/2	SB	SE/1	SE/2	SE	SI
Units	ppm	ppm	ppm	ppm	ppm	ppm	ppm
Avge	-.00029	-.00119	-.00089	-.00068	.00281	.00165	13.970
SDev	.00086	.00099	.00040	.00297	.00055	.00100	.018
%RSD	294.36	83.604	45.495	439.15	19.489	60.829	.12699
#1	.00045	-.00175	-.00102	-.00016	.00217	.00140	13.986
#2	-.00010	-.00177	-.00121	.00200	.00312	.00275	13.972

#3	-.00122	-.00004	-.00044	-.00387	.00312	.00079	13.951
Errors	NOCHECK	NOCHECK	LC Pass	NOCHECK	NOCHECK	LC Pass	LC Pass

High			5.0000			10.000	50.000
Low			-.01000			-.00500	-.50000

Elem	SN	SR	TI	TL	V_	ZN	
Units	ppm	ppm	ppm	ppm	ppm	ppm	
Avge	.00160	.05917	.00120	-.00230	-.00007	2.7742	
SDev	.00044	.00025	.00022	.00072	.00031	.0014	
%RSD	27.624	.42966	18.760	31.456	460.15	.05094	
#1	.00150	.05940	.00133	-.00299	-.00034	2.7756	
#2	.00121	.05921	.00094	-.00236	.00028	2.7744	
#3	.00208	.05890	.00133	-.00154	-.00014	2.7728	
Errors	LC Pass	LC Pass	LC Pass	LC Pass	LC Pass	LC Pass	
High	30.000	10.000	30.000	10.000	50.000	10.000	
Low	-.10000	-.05000	-.05000	-.01000	-.05000	-.02000	

IntStd	1	2	3	4	5	6	7
Mode	Counts	NOTUSED	NOTUSED	NOTUSED	NOTUSED	NOTUSED	NOTUSED
Elem	Y	--	--	--	--	--	--
Wavlen	371.030	--	--	--	--	--	--
Avge	27030	--	--	--	--	--	--
SDev	55.20648	--	--	--	--	--	--
%RSD	.2042432	--	--	--	--	--	--
#1	27066	--	--	--	--	--	--
#2	27057	--	--	--	--	--	--
#3	26966	--	--	--	--	--	--

Method: METTRACE Sample Name: K03JPP5 Operator: RJG
Run Time: 10/31/08 00:28:30
Comment: TESTAMERICA PITTSBURGH ICP METALS ANALYSIS-INST TRACEICP
Mode: CONC Corr. Factor: 1

Elem	AG	AL	AS	B_	BA	BE	CA
Units	ppm	ppm	ppm	ppm	ppm	ppm	ppm
Avge	.00086	1.6870	-.00059	.03790	.00505	.00076	3.0872
SDev	.00022	.0055	.00080	.00078	.00002	.00013	.0016
%RSD	25.359	.32587	135.44	2.0572	.29925	16.837	.05327
#1	.00110	1.6909	-.00029	.03851	.00506	.00062	3.0853
#2	.00067	1.6895	.00002	.03818	.00505	.00088	3.0880
#3	.00081	1.6807	-.00150	.03702	.00503	.00077	3.0883

Elem	CD	CO	CR	CU	FE	K_	MG
Units	ppm	ppm	ppm	ppm	ppm	ppm	ppm
Avge	.00058	.00892	.00087	.00557	.00101	.61862	.89211
SDev	.00014	.00039	.00033	.00018	.00471	.00605	.00123
%RSD	24.323	4.3312	38.115	3.2830	465.72	.97712	.13789
#1	.00054	.00936	.00125	.00572	.00625	.62544	.89082
#2	.00046	.00870	.00069	.00537	-.00034	.61647	.89327
#3	.00074	.00868	.00067	.00564	-.00287	.61394	.89222

Elem	MN	MO	NA	NI	PB/1	PB/2	PB
Units	ppm	ppm	ppm	ppm	ppm	ppm	ppm
Avge	1.9688	-.00002	3.7069	.00477	.00163	-.00197	-.00077
SDev	.0011	.00030	.0377	.00052	.00099	.00072	.00020
%RSD	.05604	1821.1	1.0173	10.929	60.472	36.405	26.197
#1	1.9683	-.00029	3.6776	.00420	.00088	-.00167	-.00082
#2	1.9700	-.00006	3.7494	.00488	.00275	-.00279	-.00095
#3	1.9679	.00030	3.6935	.00523	.00127	-.00146	-.00055

Elem	SB/1	SB/2	SB	SE/1	SE/2	SE	SI
Units	ppm	ppm	ppm	ppm	ppm	ppm	ppm
Avge	-.00433	.00150	-.00044	.00087	-.00121	-.00051	2.8841
SDev	.00120	.00169	.00148	.00202	.00183	.00155	.0054
%RSD	27.698	112.35	335.54	232.72	152.08	301.10	.18868
#1	-.00339	.00183	.00009	.00046	.00070	.00062	2.8860
#2	-.00568	-.00032	-.00211	-.00092	-.00296	-.00228	2.8884
#3	-.00392	.00300	.00070	.00306	-.00135	.00012	2.8780

Elem	SN	SR	TI	TL	V_	ZN
Units	ppm	ppm	ppm	ppm	ppm	ppm
Avge	.00120	.01218	.00045	-.00061	.00029	.59179
SDev	.00108	.00006	.00015	.00296	.00057	.00089
%RSD	89.749	.47350	33.833	483.42	199.58	.15027
#1	.00000	.01225	.00054	-.00318	.00093	.59219
#2	.00209	.01215	.00028	.00263	.00007	.59241
#3	.00150	.01214	.00054	-.00129	-.00014	.59077

IntStd	1	2	3	4	5	6	7
Mode	Counts	NOTUSED	NOTUSED	NOTUSED	NOTUSED	NOTUSED	NOTUSED
Elem	Y	--	--	--	--	--	--
Wavlen	371.030	--	--	--	--	--	--
Avge	26244	--	--	--	--	--	--
SDev	165.3741	--	--	--	--	--	--
%RSD	.6301398	--	--	--	--	--	--
#1	26057	--	--	--	--	--	--
#2	26302	--	--	--	--	--	--
#3	26373	--	--	--	--	--	--

Method: METTRACE Sample Name: K03JPS Operator: RJG
Run Time: 10/31/08 00:34:00
Comment: TESTAMERICA PITTSBURGH ICP METALS ANALYSIS-INST TRACEICP
Mode: CONC Corr. Factor: 1

Elem	AG	AL	AS	B_	BA	BE	CA
Units	ppm	ppm	ppm	ppm	ppm	ppm	ppm
Avge	.05208	9.9613	1.9321	1.1310	1.9538	.04983	61.620
SDev	.00034	.0012	.0016	.0007	.0020	.00017	.060
%RSD	.66135	.01168	.08538	.05760	.09987	.33893	.09781
#1	.05204	9.9613	1.9339	1.1317	1.9554	.04989	61.689
#2	.05244	9.9624	1.9307	1.1310	1.9544	.04964	61.587
#3	.05175	9.9601	1.9317	1.1304	1.9516	.04996	61.582
Errors	LC Pass	LC Pass	LC Pass	LC Pass	LC Pass	LC Pass	LC Pass
High	2.0000	500.00	10.000	30.000	10.000	10.000	600.00
Low	-.00500	-.20000	-.01000	-.20000	-.20000	-.00400	-5.0000

Elem	CD	CO	CR	CU	FE	K_	MG
Units	ppm	ppm	ppm	ppm	ppm	ppm	ppm
Avge	.04902	.51831	.19765	.27541	.92408	49.243	51.544
SDev	.00015	.00059	.00042	.00013	.00330	.069	.039
%RSD	.30554	.11292	.21160	.04647	.35751	.14058	.07651
#1	.04919	.51897	.19807	.27556	.92644	49.219	51.587
#2	.04893	.51786	.19723	.27532	.92031	49.321	51.510
#3	.04892	.51809	.19765	.27536	.92550	49.189	51.535
Errors	LC Pass	LC Pass	LC Pass	LC Pass	LC Pass	LC Pass	LC Pass
High	5.0000	100.00	20.000	10.000	500.00	400.00	600.00
Low	-.00500	-.05000	-.00500	-.02500	-.10000	-5.0000	-5.0000

Elem	MN	MO	NA	NI	PB/1	PB/2	PB
Units	ppm	ppm	ppm	ppm	ppm	ppm	ppm
Avge	9.5955	.96961	63.656	.49119	.47850	.47907	.47888
SDev	.0073	.00177	.003	.00180	.00066	.00072	.00044
%RSD	.07648	.18229	.00393	.36620	.13881	.14962	.09159
#1	9.6039	.96763	63.658	.49233	.47778	.47911	.47867
#2	9.5909	.97104	63.657	.49214	.47909	.47833	.47859
#3	9.5916	.97015	63.653	.48912	.47862	.47976	.47938
Errors	LC Pass	LC Pass	LC Pass	LC Pass	NOCHECK	NOCHECK	LC Pass
High	20.000	20.000	400.00	100.00			5.0000
Low	-.01500	-.04000	-5.0000	-.04000			-.00300

Elem	SB/1	SB/2	SB	SE/1	SE/2	SE	SI
Units	ppm	ppm	ppm	ppm	ppm	ppm	ppm
Avge	.48533	.48227	.48329	1.9216	1.9273	1.9254	21.922
SDev	.00221	.00039	.00086	.0058	.0082	.0038	.044
%RSD	.45503	.08016	.17839	.29968	.42777	.19868	.19950
#1	.48780	.48232	.48415	1.9242	1.9274	1.9264	21.875
#2	.48465	.48263	.48331	1.9150	1.9355	1.9287	21.930

#3	.48354	.48187	.48242	1.9256	1.9190	1.9212	21.962
Errors	NOCHECK	NOCHECK	LC Pass	NOCHECK	NOCHECK	LC Pass	LC Pass

High			5.0000			10.000	50.000
Low			-.01000			-.00500	-.50000

Elem	SN	SR	TI	TL	V_	ZN	
Units	ppm	ppm	ppm	ppm	ppm	ppm	
Avge	1.9162	.98513	.94914	1.9218	.48485	3.1200	
SDev	.0040	.00079	.00035	.0026	.00179	.0020	
%RSD	.20739	.08013	.03659	.13333	.36839	.06276	
#1	1.9203	.98604	.94954	1.9247	.48690	3.1204	
#2	1.9158	.98460	.94898	1.9206	.48362	3.1179	
#3	1.9124	.98476	.94890	1.9200	.48403	3.1217	
Errors	LC Pass	LC Pass	LC Pass	LC Pass	LC Pass	LC Pass	
High	30.000	10.000	30.000	10.000	50.000	10.000	
Low	-.10000	-.05000	-.05000	-.01000	-.05000	-.02000	

IntStd	1	2	3	4	5	6	7
Mode	Counts	NOTUSED	NOTUSED	NOTUSED	NOTUSED	NOTUSED	NOTUSED
Elem	Y	--	--	--	--	--	--
Wavlen	371.030	--	--	--	--	--	--
Avge	26536	--	--	--	--	--	--
SDev	42.85847	--	--	--	--	--	--
%RSD	.1615099	--	--	--	--	--	--
#1	26578	--	--	--	--	--	--
#2	26538	--	--	--	--	--	--
#3	26492	--	--	--	--	--	--

Method: METTRACE Sample Name: K03JPD Operator: RJG
Run Time: 10/31/08 00:39:29
Comment: TESTAMERICA PITTSBURGH ICP METALS ANALYSIS-INST TRACEICP
Mode: CONC Corr. Factor: 1

Elem	AG	AL	AS	B_	BA	BE	CA
Units	ppm	ppm	ppm	ppm	ppm	ppm	ppm
Avge	.05153	10.278	1.9249	1.1316	1.9349	.04964	61.987
SDev	.00025	.021	.0098	.0039	.0041	.00026	.260
%RSD	.48834	.20339	.50831	.34687	.21133	.52406	.41943
#1	.05126	10.298	1.9345	1.1352	1.9383	.04990	62.257
#2	.05157	10.279	1.9253	1.1323	1.9359	.04963	61.965
#3	.05175	10.256	1.9150	1.1274	1.9303	.04938	61.739
Errors	LC Pass	LC Pass	LC Pass	LC Pass	LC Pass	LC Pass	LC Pass
High	2.0000	500.00	10.000	30.000	10.000	10.000	600.00
Low	-.00500	-.20000	-.01000	-.20000	-.20000	-.00400	-5.0000

Elem	CD	CO	CR	CU	FE	K_	MG
Units	ppm	ppm	ppm	ppm	ppm	ppm	ppm
Avge	.04893	.51795	.19607	.27345	.91270	48.895	51.394
SDev	.00027	.00226	.00048	.00075	.00636	.035	.189
%RSD	.54275	.43548	.24488	.27357	.69736	.07204	.36850
#1	.04898	.52028	.19661	.27369	.91629	48.931	51.578
#2	.04917	.51779	.19591	.27405	.90535	48.893	51.405
#3	.04865	.51578	.19569	.27262	.91646	48.861	51.199
Errors	LC Pass	LC Pass	LC Pass	LC Pass	LC Pass	LC Pass	LC Pass
High	5.0000	100.00	20.000	10.000	500.00	400.00	600.00
Low	-.00500	-.05000	-.00500	-.02500	-.10000	-5.0000	-5.0000

Elem	MN	MO	NA	NI	PB/1	PB/2	PB
Units	ppm	ppm	ppm	ppm	ppm	ppm	ppm
Avge	9.9711	.96252	63.936	.48989	.47306	.47636	.47526
SDev	.0356	.00319	.133	.00034	.00277	.00130	.00170
%RSD	.35668	.33173	.20759	.06866	.58649	.27385	.35796
#1	10.005	.96398	64.087	.48983	.47511	.47783	.47692
#2	9.9741	.96472	63.885	.49025	.47417	.47593	.47534
#3	9.9341	.95886	63.836	.48959	.46990	.47533	.47352
Errors	LC Pass	LC Pass	LC Pass	LC Pass	NOCHECK	NOCHECK	LC Pass
High	20.000	20.000	400.00	100.00			5.0000
Low	-.01500	-.04000	-5.0000	-.04000			-.00300

Elem	SB/1	SB/2	SB	SE/1	SE/2	SE	SI
Units	ppm	ppm	ppm	ppm	ppm	ppm	ppm
Avge	.48391	.48026	.48147	1.9167	1.9267	1.9234	22.499
SDev	.00101	.00214	.00158	.0115	.0066	.0055	.064
%RSD	.20943	.44477	.32852	.59766	.34126	.28539	.28241
#1	.48411	.48267	.48315	1.9295	1.9239	1.9258	22.543
#2	.48480	.47949	.48126	1.9132	1.9342	1.9272	22.528

#3	.48281	.47861	.48001	1.9073	1.9219	1.9171	22.426
Errors	NOCHECK	NOCHECK	LC Pass	NOCHECK	NOCHECK	LC Pass	LC Pass

High			5.0000			10.000	50.000
Low			-.01000			-.00500	-.50000

Elem	SN	SR	TI	TL	V_	ZN	
Units	ppm	ppm	ppm	ppm	ppm	ppm	
Avge	1.9001	.97708	.94217	1.9125	.48149	3.2176	
SDev	.0059	.00267	.00161	.0109	.00133	.0108	
%RSD	.31251	.27366	.17069	.57109	.27663	.33719	
#1	1.9059	.97978	.94401	1.9180	.48282	3.2274	
#2	1.9004	.97703	.94105	1.9196	.48150	3.2195	
#3	1.8940	.97444	.94144	1.9000	.48015	3.2059	
Errors	LC Pass	LC Pass	LC Pass	LC Pass	LC Pass	LC Pass	
High	30.000	10.000	30.000	10.000	50.000	10.000	
Low	-.10000	-.05000	-.05000	-.01000	-.05000	-.02000	
IntStd	1	2	3	4	5	6	7
Mode	Counts	NOTUSED	NOTUSED	NOTUSED	NOTUSED	NOTUSED	NOTUSED
Elem	Y	--	--	--	--	--	--
Wavlen	371.030	--	--	--	--	--	--
Avge	26884	--	--	--	--	--	--
SDev	36.76165	--	--	--	--	--	--
%RSD	.1367405	--	--	--	--	--	--
#1	26849	--	--	--	--	--	--
#2	26922	--	--	--	--	--	--
#3	26881	--	--	--	--	--	--

Method: METTRACE Sample Name: K050G Operator: RJG
Run Time: 10/31/08 00:44:59
Comment: TESTAMERICA PITTSBURGH ICP METALS ANALYSIS-INST TRACEICP
Mode: CONC Corr. Factor: 1

Elem	AG	AL	AS	B_	BA	BE	CA
Units	ppm	ppm	ppm	ppm	ppm	ppm	ppm
Avge	.01527	15.466	.00085	3.7739	.01686	.00477	28.012
SDev	.00045	.024	.00162	.0084	.00003	.00007	.115
%RSD	2.9252	.15777	190.74	.22134	.14991	1.4322	.41062
#1	.01491	15.446	.00126	3.7662	.01689	.00482	27.880
#2	.01577	15.460	.00223	3.7727	.01684	.00469	28.066
#3	.01513	15.493	-.00094	3.7828	.01684	.00480	28.090
Errors	LC Pass	LC Pass	LC Pass	LC Pass	LC Pass	LC Pass	LC Pass
High	2.0000	500.00	10.000	30.000	10.000	10.000	600.00
Low	-.00500	-.20000	-.01000	-.20000	-.20000	-.00400	-5.0000

Elem	CD	CO	CR	CU	FE	K_	MG
Units	ppm	ppm	ppm	ppm	ppm	ppm	ppm
Avge	.01948	.08768	.01940	.05865	3.6456	11.457	17.853
SDev	.00015	.00041	.00034	.00017	.0189	.017	.042
%RSD	.74697	.46912	1.7352	.28970	.51862	.14764	.23578
#1	.01932	.08721	.01918	.05846	3.6239	11.445	17.805
#2	.01958	.08784	.01979	.05874	3.6583	11.448	17.877
#3	.01956	.08798	.01923	.05876	3.6545	11.476	17.878
Errors	LC Pass	LC Pass	LC Pass	LC Pass	LC Pass	LC Pass	LC Pass
High	5.0000	100.00	20.000	10.000	500.00	400.00	600.00
Low	-.00500	-.05000	-.00500	-.02500	-.10000	-5.0000	-5.0000

Elem	MN	MO	NA	NI	PB/1	PB/2	PB
Units	ppm	ppm	ppm	ppm	ppm	ppm	ppm
Avge	H53.197	-.00442	20.635	.04431	.00307	.00567	.00481
SDev	.144	.00089	.097	.00126	.00340	.00161	.00035
%RSD	.26988	20.141	.46972	2.8369	110.46	28.419	7.2541
#1	H53.032	-.00366	20.543	.04512	-.00030	.00691	.00451
#2	H53.293	-.00421	20.624	.04496	.00649	.00385	.00473
#3	H53.266	-.00540	20.736	.04287	.00303	.00627	.00519
Errors	LC High	LC Pass	LC Pass	LC Pass	NOCHECK	NOCHECK	LC Pass
High	20.000	20.000	400.00	100.00			5.0000
Low	-.01500	-.04000	-5.0000	-.04000			-.00300

Elem	SB/1	SB/2	SB	SE/1	SE/2	SE	SI
Units	ppm	ppm	ppm	ppm	ppm	ppm	ppm
Avge	-.00816	.00036	-.00247	.00100	-.00357	-.00205	23.683
SDev	.00091	.00097	.00046	.00260	.00076	.00088	.065
%RSD	11.175	265.49	18.696	261.08	21.435	42.982	.27623
#1	-.00741	.00029	-.00227	-.00153	-.00291	-.00245	23.616
#2	-.00917	.00137	-.00214	.00085	-.00441	-.00266	23.684

#3	-.00789	-.00056	-.00300	.00366	-.00339	-.00104	23.747
Errors	NOCHECK	NOCHECK	LC Pass	NOCHECK	NOCHECK	LC Pass	LC Pass

High			5.0000			10.000	50.000
Low			-.01000			-.00500	-.50000

Elem	SN	SR	TI	TL	V_	ZN	
Units	ppm	ppm	ppm	ppm	ppm	ppm	
Avge	.00087	.11231	.14359	-.00820	.00983	H21.432	
SDev	.00031	.00016	.00062	.00234	.00038	.055	
%RSD	35.415	.14355	.42930	28.607	3.8913	.25745	
#1	.00069	.11248	.14288	-.00918	.01007	H21.425	
#2	.00123	.11216	.14389	-.00552	.01003	H21.491	
#3	.00070	.11230	.14400	-.00989	.00939	H21.381	

Errors	LC Pass	LC Pass	LC Pass	LC Pass	LC Pass	LC High	
High	30.000	10.000	30.000	10.000	50.000	10.000	
Low	-.10000	-.05000	-.05000	-.01000	-.05000	-.02000	

IntStd	1	2	3	4	5	6	7
Mode	Counts	NOTUSED	NOTUSED	NOTUSED	NOTUSED	NOTUSED	NOTUSED
Elem	Y	--	--	--	--	--	--
Wavlen	371.030	--	--	--	--	--	--
Avge	29045	--	--	--	--	--	--
SDev	182.9528	--	--	--	--	--	--
%RSD	.6299013	--	--	--	--	--	--
#1	28877	--	--	--	--	--	--
#2	29016	--	--	--	--	--	--
#3	29240	--	--	--	--	--	--

Method: METTRACE Sample Name: K050G/5 Mn,Zn Operator: RJG
Run Time: 10/31/08 00:50:28
Comment: TESTAMERICA PITTSBURGH ICP METALS ANALYSIS-INST TRACEICP
Mode: CONC Corr. Factor: 1

Elem	AG	AL	AS	B_	BA	BE	CA
Units	ppm	ppm	ppm	ppm	ppm	ppm	ppm
Avge	.00407	3.3425	-.00066	.80827	.00373	.00122	6.0744
SDev	.00052	.0093	.00084	.00271	.00012	.00011	.0255
%RSD	12.670	.27723	126.46	.33497	3.2398	8.8818	.41898
#1	.00444	3.3513	-.00052	.81107	.00380	.00109	6.1036
#2	.00429	3.3433	-.00156	.80805	.00379	.00126	6.0620
#3	.00348	3.3329	.00009	.80567	.00359	.00129	6.0574
Errors	LC Pass	LC Pass	LC Pass	LC Pass	LC Pass	LC Pass	LC Pass
High	2.0000	500.00	10.000	30.000	10.000	10.000	600.00
Low	-.00500	-.20000	-.01000	-.20000	-.20000	-.00400	-5.0000

Elem	CD	CO	CR	CU	FE	K_	MG
Units	ppm	ppm	ppm	ppm	ppm	ppm	ppm
Avge	.00446	.01981	.00459	.01266	.79230	2.3682	3.8500
SDev	.00007	.00061	.00012	.00027	.00965	.0048	.0162
%RSD	1.4913	3.0979	2.6369	2.1381	1.2183	.20466	.42022
#1	.00450	.02042	.00473	.01276	.79863	2.3730	3.8680
#2	.00450	.01919	.00450	.01287	.79709	2.3633	3.8454
#3	.00438	.01981	.00454	.01236	.78119	2.3683	3.8367
Errors	LC Pass	LC Pass	LC Pass	LC Pass	LC Pass	LC Pass	LC Pass
High	5.0000	100.00	20.000	10.000	500.00	400.00	600.00
Low	-.00500	-.05000	-.00500	-.02500	-.10000	-5.0000	-5.0000

Elem	MN	MO	NA	NI	PB/1	PB/2	PB
Units	ppm	ppm	ppm	ppm	ppm	ppm	ppm
Avge	12.568	-.00060	4.3973	.01038	.00198	.00092	.00127
SDev	.038	.00062	.1433	.00145	.00274	.00125	.00019
%RSD	.29854	103.42	3.2580	14.026	138.32	134.93	14.633
#1	12.609	-.00044	4.5267	.01154	-.00110	.00236	.00121
#2	12.558	-.00008	4.2433	.00875	.00289	.00025	.00113
#3	12.536	-.00129	4.4219	.01084	.00415	.00016	.00148
Errors	LC Pass	LC Pass	LC Pass	LC Pass	NOCHECK	NOCHECK	LC Pass
High	20.000	20.000	400.00	100.00			5.0000
Low	-.01500	-.04000	-5.0000	-.04000			-.00300

Elem	SB/1	SB/2	SB	SE/1	SE/2	SE	SI
Units	ppm	ppm	ppm	ppm	ppm	ppm	ppm
Avge	-.00209	.00022	-.00055	.00045	-.00256	-.00155	5.1619
SDev	.00279	.00063	.00072	.00390	.00043	.00131	.0213
%RSD	133.66	284.91	130.67	861.12	16.983	84.091	.41191
#1	.00113	-.00024	.00022	-.00334	-.00225	-.00262	5.1850
#2	-.00385	.00093	-.00066	.00445	-.00236	-.00009	5.1573

#3	-.00353	-.00004	-.00120	.00025	-.00305	-.00195	5.1432
Errors	NOCHECK	NOCHECK	LC Pass	NOCHECK	NOCHECK	LC Pass	LC Pass

High			5.0000			10.000	50.000
Low			-.01000			-.00500	-.50000

Elem	SN	SR	TI	TL	V_	ZN	
Units	ppm	ppm	ppm	ppm	ppm	ppm	
Avge	.00082	.02433	.03115	-.00209	.00361	6.9126	
SDev	.00145	.00008	.00058	.00009	.00135	.0130	
%RSD	177.37	.34314	1.8716	4.4621	37.473	.18819	
#1	-.00085	.02442	.03182	-.00204	.00305	6.9273	
#2	.00179	.02434	.03072	-.00220	.00515	6.9080	
#3	.00150	.02425	.03093	-.00203	.00262	6.9026	
Errors	LC Pass	LC Pass	LC Pass	LC Pass	LC Pass	LC Pass	
High	30.000	10.000	30.000	10.000	50.000	10.000	
Low	-.10000	-.05000	-.05000	-.01000	-.05000	-.02000	

IntStd	1	2	3	4	5	6	7
Mode	Counts	NOTUSED	NOTUSED	NOTUSED	NOTUSED	NOTUSED	NOTUSED
Elem	Y	--	--	--	--	--	--
Wavlen	371.030	--	--	--	--	--	--
Avge	26578	--	--	--	--	--	--
SDev	33.93005	--	--	--	--	--	--
%RSD	.1276623	--	--	--	--	--	--
#1	26576	--	--	--	--	--	--
#2	26613	--	--	--	--	--	--
#3	26545	--	--	--	--	--	--

Method: METTRACE Sample Name: K050J Operator: RJG
Run Time: 10/31/08 00:55:58
Comment: TESTAMERICA PITTSBURGH ICP METALS ANALYSIS-INST TRACEICP
Mode: CONC Corr. Factor: 1

Elem	AG	AL	AS	B_	BA	BE	CA
Units	ppm	ppm	ppm	ppm	ppm	ppm	ppm
Avge	.00082	.03056	.00008	.06802	.04611	.00049	28.315
SDev	.00042	.00177	.00026	.00076	.00014	.00006	.094
%RSD	51.331	5.7971	315.87	1.1120	.29594	12.491	.33052
#1	.00116	.03226	-.00004	.06889	.04621	.00048	28.403
#2	.00035	.02872	.00039	.06762	.04596	.00055	28.326
#3	.00097	.03070	-.00010	.06755	.04617	.00043	28.217
Errors	LC Pass	LC Pass	LC Pass	LC Pass	LC Pass	LC Pass	LC Pass
High	2.0000	500.00	10.000	30.000	10.000	10.000	600.00
Low	-.00500	-.20000	-.01000	-.20000	-.20000	-.00400	-5.0000

Elem	CD	CO	CR	CU	FE	K_	MG
Units	ppm	ppm	ppm	ppm	ppm	ppm	ppm
Avge	.00025	.00072	.00110	.00117	-.01280	2.6718	6.7112
SDev	.00014	.00043	.00056	.00031	.01469	.0146	.0211
%RSD	55.798	59.548	51.162	26.433	114.81	.54472	.31507
#1	.00036	.00118	.00166	.00151	.00023	2.6871	6.7282
#2	.00009	.00031	.00053	.00089	-.02872	2.6702	6.7179
#3	.00029	.00068	.00112	.00112	-.00991	2.6581	6.6875
Errors	LC Pass	LC Pass	LC Pass	LC Pass	LC Pass	LC Pass	LC Pass
High	5.0000	100.00	20.000	10.000	500.00	400.00	600.00
Low	-.00500	-.05000	-.00500	-.02500	-.10000	-5.0000	-5.0000

Elem	MN	MO	NA	NI	PB/1	PB/2	PB
Units	ppm	ppm	ppm	ppm	ppm	ppm	ppm
Avge	.16619	.00131	26.895	.00131	.00065	-.00059	-.00018
SDev	.00028	.00142	.089	.00058	.00202	.00133	.00048
%RSD	.16673	107.72	.33070	44.485	308.67	224.13	272.52
#1	.16647	.00201	26.802	.00091	-.00036	-.00077	-.00064
#2	.16619	.00224	26.980	.00104	.00298	-.00182	-.00022
#3	.16591	-.00032	26.902	.00197	-.00066	.00082	.00033
Errors	LC Pass	LC Pass	LC Pass	LC Pass	NOCHECK	NOCHECK	LC Pass
High	20.000	20.000	400.00	100.00			5.0000
Low	-.01500	-.04000	-5.0000	-.04000			-.00300

Elem	SB/1	SB/2	SB	SE/1	SE/2	SE	SI
Units	ppm	ppm	ppm	ppm	ppm	ppm	ppm
Avge	-.00092	.00107	.00041	-.00140	.00242	.00115	9.5424
SDev	.00072	.00097	.00084	.00036	.00188	.00118	.0235
%RSD	77.653	90.234	205.60	25.621	77.728	103.01	.24626
#1	-.00010	.00181	.00118	-.00178	.00303	.00143	9.5583
#2	-.00126	.00142	.00053	-.00107	.00031	-.00015	9.5535

#3	-.00141	-.00002	-.00048	-.00136	.00391	.00216	9.5154
Errors	NOCHECK	NOCHECK	LC Pass	NOCHECK	NOCHECK	LC Pass	LC Pass

High			5.0000			10.000	50.000
Low			-.01000			-.00500	-.50000

Elem	SN	SR	TI	TL	V_	ZN	
Units	ppm	ppm	ppm	ppm	ppm	ppm	
Avge	.00091	.10546	.00019	.00157	.00331	.24386	
SDev	.00102	.00028	.00062	.00237	.00034	.00053	
%RSD	111.46	.26259	324.38	151.51	10.167	.21753	
#1	.00150	.10564	.00041	-.00115	.00367	.24432	
#2	-.00026	.10560	-.00051	.00324	.00301	.24399	
#3	.00150	.10514	.00068	.00261	.00323	.24328	

Errors	LC Pass	LC Pass	LC Pass	LC Pass	LC Pass	LC Pass	
High	30.000	10.000	30.000	10.000	50.000	10.000	
Low	-.10000	-.05000	-.05000	-.01000	-.05000	-.02000	

IntStd	1	2	3	4	5	6	7
Mode	Counts	NOTUSED	NOTUSED	NOTUSED	NOTUSED	NOTUSED	NOTUSED
Elem	Y	--	--	--	--	--	--
Wavlen	371.030	--	--	--	--	--	--
Avge	26487	--	--	--	--	--	--
SDev	67.35661	--	--	--	--	--	--
%RSD	.2543013	--	--	--	--	--	--
#1	26411	--	--	--	--	--	--
#2	26541	--	--	--	--	--	--
#3	26509	--	--	--	--	--	--

Method: METTRACE Sample Name: K050L Operator: RJG
Run Time: 10/31/08 01:01:27
Comment: TESTAMERICA PITTSBURGH ICP METALS ANALYSIS-INST TRACEICP
Mode: CONC Corr. Factor: 1

Elem	AG	AL	AS	B_	BA	BE	CA
Units	ppm	ppm	ppm	ppm	ppm	ppm	ppm
Avge	.00402	1.6918	-.00021	.94387	.01685	.00081	60.913
SDev	.00026	.0014	.00118	.00018	.00008	.00012	.111
%RSD	6.4621	.08296	548.89	.01897	.49624	14.648	.18282
#1	.00430	1.6924	-.00158	.94407	.01693	.00069	60.869
#2	.00395	1.6902	.00045	.94379	.01685	.00083	60.830
#3	.00380	1.6928	.00048	.94374	.01676	.00092	61.039
Errors	LC Pass	LC Pass	LC Pass	LC Pass	LC Pass	LC Pass	LC Pass
High	2.0000	500.00	10.000	30.000	10.000	10.000	600.00
Low	-.00500	-.20000	-.01000	-.20000	-.20000	-.00400	-5.0000

Elem	CD	CO	CR	CU	FE	K_	MG
Units	ppm	ppm	ppm	ppm	ppm	ppm	ppm
Avge	.02002	.08788	.00379	.07109	.10662	65.839	10.021
SDev	.00011	.00037	.00007	.00045	.00382	.035	.005
%RSD	.56506	.41792	1.9230	.62879	3.5845	.05259	.05329
#1	.02001	.08830	.00387	.07155	.11014	65.877	10.023
#2	.01992	.08763	.00378	.07108	.10255	65.809	10.015
#3	.02014	.08770	.00372	.07065	.10716	65.832	10.025
Errors	LC Pass	LC Pass	LC Pass	LC Pass	LC Pass	LC Pass	LC Pass
High	5.0000	100.00	20.000	10.000	500.00	400.00	600.00
Low	-.00500	-.05000	-.00500	-.02500	-.10000	-5.0000	-5.0000

Elem	MN	MO	NA	NI	PB/1	PB/2	PB
Units	ppm	ppm	ppm	ppm	ppm	ppm	ppm
Avge	14.029	-.00103	15.391	.03517	.00351	.00056	.00154
SDev	.014	.00025	.124	.00017	.00165	.00024	.00042
%RSD	.10161	24.146	.80817	.48624	46.854	43.085	27.332
#1	14.025	-.00128	15.258	.03536	.00309	.00047	.00134
#2	14.017	-.00078	15.410	.03504	.00533	.00038	.00203
#3	14.045	-.00104	15.504	.03511	.00212	.00083	.00126
Errors	LC Pass	LC Pass	LC Pass	LC Pass	NOCHECK	NOCHECK	LC Pass
High	20.000	20.000	400.00	100.00			5.0000
Low	-.01500	-.04000	-5.0000	-.04000			-.00300

Elem	SB/1	SB/2	SB	SE/1	SE/2	SE	SI
Units	ppm	ppm	ppm	ppm	ppm	ppm	ppm
Avge	-.00452	.00017	-.00139	.00145	-.00221	-.00100	8.7659
SDev	.00128	.00030	.00027	.00263	.00222	.00160	.0038
%RSD	28.255	176.62	19.497	181.44	100.23	160.80	.04327
#1	-.00543	.00022	-.00166	.00037	.00029	.00032	8.7694
#2	-.00506	.00044	-.00139	-.00047	-.00393	-.00278	8.7619

#3	-.00306	-.00015	-.00112	.00444	-.00301	-.00053	8.7663
Errors	NOCHECK	NOCHECK	LC Pass	NOCHECK	NOCHECK	LC Pass	LC Pass

High			5.0000			10.000	50.000
Low			-.01000			-.00500	-.50000

Elem	SN	SR	TI	TL	V_	ZN	
Units	ppm	ppm	ppm	ppm	ppm	ppm	
Avge	.00110	.25608	.00212	-.00441	.00003	5.8023	
SDev	.00046	.00014	.00021	.00022	.00025	.0009	
%RSD	42.137	.05353	10.041	5.0800	753.41	.01605	
#1	.00059	.25614	.00231	-.00467	.00032	5.8033	
#2	.00150	.25592	.00217	-.00429	-.00011	5.8014	
#3	.00120	.25618	.00189	-.00427	-.00011	5.8022	
Errors	LC Pass	LC Pass	LC Pass	LC Pass	LC Pass	LC Pass	
High	30.000	10.000	30.000	10.000	50.000	10.000	
Low	-.10000	-.05000	-.05000	-.01000	-.05000	-.02000	
IntStd	1	2	3	4	5	6	7
Mode	Counts	NOTUSED	NOTUSED	NOTUSED	NOTUSED	NOTUSED	NOTUSED
Elem	Y	--	--	--	--	--	--
Wavlen	371.030	--	--	--	--	--	--
Avge	25865	--	--	--	--	--	--
SDev	121.9394	--	--	--	--	--	--
%RSD	.4714416	--	--	--	--	--	--
#1	25760	--	--	--	--	--	--
#2	25836	--	--	--	--	--	--
#3	25999	--	--	--	--	--	--

Method: METTRACE Sample Name: K05X6 Operator: RJG
Run Time: 10/31/08 01:06:57
Comment: TESTAMERICA PITTSBURGH ICP METALS ANALYSIS-INST TRACEICP
Mode: CONC Corr. Factor: 1

Elem	AG	AL	AS	B_	BA	BE	CA
Units	ppm	ppm	ppm	ppm	ppm	ppm	ppm
Avge	.00204	41.357	.00238	.46129	.09658	.00551	54.548
SDev	.00024	.076	.00041	.00146	.00004	.00007	.234
%RSD	11.994	.18273	17.190	.31589	.03912	1.2245	.42807
#1	.00222	41.414	.00208	.46284	.09661	.00543	54.756
#2	.00214	41.386	.00221	.46109	.09659	.00554	54.593
#3	.00176	41.271	.00285	.45994	.09654	.00556	54.296
Errors	LC Pass	LC Pass	LC Pass	LC Pass	LC Pass	LC Pass	LC Pass
High	2.0000	500.00	10.000	30.000	10.000	10.000	600.00
Low	-.00500	-.20000	-.01000	-.20000	-.20000	-.00400	-5.0000

Elem	CD	CO	CR	CU	FE	K_	MG
Units	ppm	ppm	ppm	ppm	ppm	ppm	ppm
Avge	.00269	.06791	.01011	.01405	9.8742	14.219	30.064
SDev	.00011	.00088	.00030	.00009	.0638	.030	.106
%RSD	4.0936	1.2999	2.9991	.65766	.64610	.20919	.35351
#1	.00271	.06865	.01029	.01414	9.9348	14.224	30.159
#2	.00279	.06815	.01028	.01407	9.8801	14.246	30.084
#3	.00257	.06693	.00976	.01395	9.8076	14.187	29.949
Errors	LC Pass	LC Pass	LC Pass	LC Pass	LC Pass	LC Pass	LC Pass
High	5.0000	100.00	20.000	10.000	500.00	400.00	600.00
Low	-.00500	-.05000	-.00500	-.02500	-.10000	-5.0000	-5.0000

Elem	MN	MO	NA	NI	PB/1	PB/2	PB
Units	ppm	ppm	ppm	ppm	ppm	ppm	ppm
Avge	5.6116	.01355	18.530	.05730	-.00382	.00446	.00171
SDev	.0172	.00055	.138	.00021	.00205	.00039	.00059
%RSD	.30715	4.0711	.74307	.36388	53.620	8.7397	34.860
#1	5.6281	.01366	18.395	.05752	-.00545	.00434	.00108
#2	5.6131	.01404	18.671	.05730	-.00152	.00415	.00226
#3	5.5937	.01295	18.524	.05710	-.00448	.00490	.00178
Errors	LC Pass	LC Pass	LC Pass	LC Pass	NOCHECK	NOCHECK	LC Pass
High	20.000	20.000	400.00	100.00			5.0000
Low	-.01500	-.04000	-5.0000	-.04000			-.00300

Elem	SB/1	SB/2	SB	SE/1	SE/2	SE	SI
Units	ppm	ppm	ppm	ppm	ppm	ppm	ppm
Avge	.00028	.00074	.00059	.00288	.00385	.00353	44.933
SDev	.00066	.00138	.00077	.00150	.00031	.00049	.056
%RSD	230.98	186.96	131.48	52.073	7.9670	14.031	.12420
#1	.00016	.00198	.00138	.00122	.00403	.00309	44.954
#2	-.00030	.00099	.00056	.00328	.00350	.00342	44.975

#3	.00099	-.00075	-.00017	.00414	.00403	.00406	44.870
Errors	NOCHECK	NOCHECK	LC Pass	NOCHECK	NOCHECK	LC Pass	LC Pass

High			5.0000			10.000	50.000
Low			-.01000			-.00500	-.50000

Elem	SN	SR	TI	TL	V_	ZN	
Units	ppm	ppm	ppm	ppm	ppm	ppm	
Avge	-.00012	.12264	.45177	-.00151	.02840	1.9504	
SDev	.00063	.00014	.00096	.00176	.00053	.0051	
%RSD	540.02	.11222	.21133	116.18	1.8727	.26195	
#1	-.00032	.12280	.45245	-.00294	.02897	1.9554	
#2	-.00062	.12256	.45218	.00045	.02831	1.9505	
#3	.00059	.12257	.45068	-.00205	.02792	1.9452	
Errors	LC Pass	LC Pass	LC Pass	LC Pass	LC Pass	LC Pass	
High	30.000	10.000	30.000	10.000	50.000	10.000	
Low	-.10000	-.05000	-.05000	-.01000	-.05000	-.02000	

IntStd	1	2	3	4	5	6	7
Mode	Counts	NOTUSED	NOTUSED	NOTUSED	NOTUSED	NOTUSED	NOTUSED
Elem	Y	--	--	--	--	--	--
Wavlen	371.030	--	--	--	--	--	--
Avge	25703	--	--	--	--	--	--
SDev	44.94712	--	--	--	--	--	--
%RSD	.1748678	--	--	--	--	--	--
#1	25730	--	--	--	--	--	--
#2	25729	--	--	--	--	--	--
#3	25652	--	--	--	--	--	--

Method: METTRACE Sample Name: K1GNM/100 Na Operator: RJG
Run Time: 10/31/08 01:12:27
Comment: TESTAMERICA PITTSBURGH ICP METALS ANALYSIS-INST TRACEICP
Mode: CONC Corr. Factor: 1

Elem	AG	AL	AS	B_	BA	BE	CA
Units	ppm	ppm	ppm	ppm	ppm	ppm	ppm
Avge	.00031	-.00627	-.00052	.12598	H20.906	.00029	86.179
SDev	.00018	.00107	.00067	.00086	.038	.00010	.187
%RSD	59.279	17.069	128.00	.67988	.18102	33.175	.21713
#1	.00052	-.00729	.00024	.12688	H20.945	.00040	86.369
#2	.00017	-.00635	-.00081	.12588	H20.904	.00023	86.173
#3	.00024	-.00516	-.00100	.12518	H20.869	.00024	85.994
Errors	LC Pass	LC Pass	LC Pass	LC Pass	LC High	LC Pass	LC Pass
High	2.0000	500.00	10.000	30.000	10.000	10.000	600.00
Low	-.00500	-.20000	-.01000	-.20000	-.20000	-.00400	-5.0000

Elem	CD	CO	CR	CU	FE	K_	MG
Units	ppm	ppm	ppm	ppm	ppm	ppm	ppm
Avge	.00013	-.01261	.00130	.00236	5.5202	2.1619	9.0229
SDev	.00007	.00044	.00020	.00005	.0203	.0066	.0257
%RSD	54.235	3.4500	15.703	2.0220	.36809	.30516	.28537
#1	.00017	-.01306	.00139	.00233	5.5437	2.1693	9.0493
#2	.00005	-.01258	.00145	.00242	5.5076	2.1598	9.0213
#3	.00016	-.01219	.00107	.00234	5.5095	2.1567	8.9979
Errors	LC Pass	LC Pass	LC Pass	LC Pass	LC Pass	LC Pass	LC Pass
High	5.0000	100.00	20.000	10.000	500.00	400.00	600.00
Low	-.00500	-.05000	-.00500	-.02500	-.10000	-5.0000	-5.0000

Elem	MN	MO	NA	NI	PB/1	PB/2	PB
Units	ppm	ppm	ppm	ppm	ppm	ppm	ppm
Avge	.11371	.00115	275.64	.00096	.00405	.00055	.00171
SDev	.00012	.00121	.46	.00034	.00153	.00201	.00101
%RSD	.10683	105.34	.16749	35.854	37.705	367.82	59.134
#1	.11383	.00238	276.07	.00116	.00229	.00240	.00236
#2	.11359	.00109	275.69	.00056	.00483	-.00160	.00055
#3	.11371	-.00003	275.15	.00115	.00501	.00084	.00223
Errors	LC Pass	LC Pass	LC Pass	LC Pass	NOCHECK	NOCHECK	LC Pass
High	20.000	20.000	400.00	100.00			5.0000
Low	-.01500	-.04000	-5.0000	-.04000			-.00300

Elem	SB/1	SB/2	SB	SE/1	SE/2	SE	SI
Units	ppm	ppm	ppm	ppm	ppm	ppm	ppm
Avge	-.00219	.00110	-.00000	.00023	-.00012	-.00000	.25095
SDev	.00176	.00063	.00017	.00153	.00277	.00231	.00348
%RSD	80.111	57.771	469100.	652.32	2238.8	52601.	1.3881
#1	-.00351	.00162	-.00009	-.00152	-.00312	-.00259	.25378
#2	-.00287	.00127	-.00011	.00128	.00041	.00070	.25201

#3	-.00020	.00039	.00020	.00094	.00234	.00188	.24706
Errors	NOCHECK	NOCHECK	LC Pass	NOCHECK	NOCHECK	LC Pass	LC Pass

High			5.0000			10.000	50.000
Low			-.01000			-.00500	-.50000

Elem	SN	SR	TI	TL	V_	ZN	
Units	ppm	ppm	ppm	ppm	ppm	ppm	
Avge	-.00031	H29.077	-.00014	-.00102	.00044	.05293	
SDev	.00261	.043	.00049	.00357	.00188	.00018	
%RSD	842.59	.14664	342.10	348.49	427.83	.33328	
#1	.00120	H29.123	-.00001	-.00407	.00153	.05311	
#2	.00120	H29.070	-.00068	-.00191	.00152	.05291	
#3	-.00333	H29.039	.00027	.00291	-.00173	.05276	

Errors	LC Pass	LC High	LC Pass	LC Pass	LC Pass	LC Pass	
High	30.000	10.000	30.000	10.000	50.000	10.000	
Low	-.10000	-.05000	-.05000	-.01000	-.05000	-.02000	

IntStd	1	2	3	4	5	6	7
Mode	Counts	NOTUSED	NOTUSED	NOTUSED	NOTUSED	NOTUSED	NOTUSED
Elem	Y	--	--	--	--	--	--
Wavlen	371.030	--	--	--	--	--	--
Avge	25764	--	--	--	--	--	--
SDev	135.7906	--	--	--	--	--	--
%RSD	.5270629	--	--	--	--	--	--
#1	25608	--	--	--	--	--	--
#2	25828	--	--	--	--	--	--
#3	25856	--	--	--	--	--	--

Method: METTRACE Sample Name: CCV1-4 Operator: RJG
Run Time: 10/31/08 01:17:56
Comment: TESTAMERICA PITTSBURGH ICP METALS ANALYSIS-INST TRACEICP
Mode: CONC Corr. Factor: 1

Elem	AG	AL	AS	B_	BA	BE	CA
Units	ppm	ppm	ppm	ppm	ppm	ppm	ppm
Avge	1.0266	24.846	.51035	2.0351	2.0119	2.0081	50.762
SDev	.0251	.631	.01536	.0529	.0532	.0534	1.342
%RSD	2.4494	2.5379	3.0090	2.5985	2.6450	2.6611	2.6432
#1	1.0115	24.492	.50000	2.0046	1.9828	1.9752	49.947
#2	1.0127	24.473	.50305	2.0045	1.9795	1.9794	50.030
#3	1.0557	25.575	.52799	2.0962	2.0733	2.0698	52.311
Errors	LC Pass	LC Pass	LC Pass	LC Pass	LC Pass	LC Pass	LC Pass
High	1.1000	27.500	.55000	2.2000	2.2000	2.2000	55.000
Low	.90000	22.500	.45000	1.8000	1.8000	1.8000	45.000

Elem	CD	CO	CR	CU	FE	K_	MG
Units	ppm	ppm	ppm	ppm	ppm	ppm	ppm
Avge	.49326	2.0080	2.0093	2.0490	25.478	121.87	49.964
SDev	.01288	.0511	.0534	.0506	.660	3.07	1.291
%RSD	2.6117	2.5458	2.6564	2.4708	2.5897	2.5187	2.5831
#1	.48587	1.9787	1.9779	2.0230	25.087	120.19	49.190
#2	.48578	1.9782	1.9792	2.0167	25.107	120.00	49.249
#3	.50814	2.0670	2.0710	2.1074	26.240	125.41	51.454
Errors	LC Pass	LC Pass	LC Pass	LC Pass	LC Pass	LC Pass	LC Pass
High	.55000	2.2000	2.2000	2.2000	27.500	137.50	55.000
Low	.45000	1.8000	1.8000	1.8000	22.500	112.50	45.000

Elem	MN	MO	NA	NI	PB/1	PB/2	PB
Units	ppm	ppm	ppm	ppm	ppm	ppm	ppm
Avge	1.9899	2.0287	123.34	1.9859	.50608	.50493	.50532
SDev	.0509	.0571	2.76	.0517	.00890	.00975	.00936
%RSD	2.5577	2.8134	2.2391	2.6041	1.7580	1.9310	1.8531
#1	1.9599	1.9903	121.94	1.9541	.50066	.50228	.50174
#2	1.9611	2.0015	121.55	1.9581	.50122	.49679	.49826
#3	2.0486	2.0943	126.52	2.0456	.51635	.51574	.51594
Errors	LC Pass	LC Pass	LC Pass	LC Pass	NOCHECK	NOCHECK	LC Pass
High	2.2000	2.2000	137.50	2.2000			.55000
Low	1.8000	1.8000	112.50	1.8000			.45000

Elem	SB/1	SB/2	SB	SE/1	SE/2	SE	SI
Units	ppm	ppm	ppm	ppm	ppm	ppm	ppm
Avge	.50573	.50855	.50761	.50237	.50506	.50417	1.9860
SDev	.00979	.01141	.01081	.00947	.01041	.00996	.0389
%RSD	1.9352	2.2440	2.1301	1.8851	2.0612	1.9765	1.9604
#1	.50123	.50072	.50089	.49409	.49920	.49749	1.9765
#2	.49901	.50329	.50186	.50034	.49890	.49938	1.9526

#3	.51696	.52164	.52009	.51269	.51708	.51562	2.0287
Errors	NOCHECK	NOCHECK	LC Pass	NOCHECK	NOCHECK	LC Pass	LC Pass

High			.55000			.55000	2.2000
Low			.45000			.45000	1.8000

Elem	SN	SR	TI	TL	V_	ZN	
Units	ppm	ppm	ppm	ppm	ppm	ppm	
Avge	2.0160	1.9700	2.0111	1.0157	2.0163	2.0724	
SDev	.0555	.0550	.0514	.0290	.0529	.0517	
%RSD	2.7508	2.7899	2.5553	2.8556	2.6252	2.4970	
#1	1.9797	1.9379	1.9807	1.0018	1.9851	2.0425	
#2	1.9884	1.9387	1.9821	.99628	1.9863	2.0425	
#3	2.0798	2.0335	2.0704	1.0491	2.0774	2.1321	
Errors	LC Pass	LC Pass	LC Pass	LC Pass	LC Pass	LC Pass	
High	2.2000	2.2000	2.2000	1.1000	2.2000	2.2000	
Low	1.8000	1.8000	1.8000	.90000	1.8000	1.8000	

IntStd	1	2	3	4	5	6	7
Mode	Counts	NOTUSED	NOTUSED	NOTUSED	NOTUSED	NOTUSED	NOTUSED
Elem	Y	--	--	--	--	--	--
Wavlen	371.030	--	--	--	--	--	--
Avge	25210	--	--	--	--	--	--
SDev	429.1200	--	--	--	--	--	--
%RSD	1.702166	--	--	--	--	--	--
#1	25453	--	--	--	--	--	--
#2	25463	--	--	--	--	--	--
#3	24715	--	--	--	--	--	--

Method: METTRACE Sample Name: CCB4 Operator: RJG
Run Time: 10/31/08 01:23:26
Comment: TESTAMERICA PITTSBURGH ICP METALS ANALYSIS-INST TRACEICP
Mode: CONC Corr. Factor: 1

Elem	AG	AL	AS	B_	BA	BE	CA
Units	ppm	ppm	ppm	ppm	ppm	ppm	ppm
Avge	.00027	-.00988	.00158	.00317	.00021	.00050	-.00011
SDev	.00024	.00233	.00076	.00040	.00008	.00017	.00008
%RSD	87.298	23.615	48.295	12.526	36.234	33.966	72.796
#1	.00035	-.01208	.00176	.00362	.00027	.00069	-.00012
#2	.00001	-.00743	.00074	.00297	.00012	.00045	-.00018
#3	.00046	-.01012	.00223	.00290	.00025	.00036	-.00002
Errors	LC Pass	LC Pass	LC Pass	LC Pass	LC Pass	LC Pass	LC Pass
High	.00500	.20000	.01000	.20000	.20000	.00400	5.0000
Low	-.00500	-.20000	-.01000	-.20000	-.20000	-.00400	-5.0000

Elem	CD	CO	CR	CU	FE	K_	MG
Units	ppm	ppm	ppm	ppm	ppm	ppm	ppm
Avge	.00022	.00032	.00005	.00010	.00677	.18522	.00406
SDev	.00017	.00032	.00027	.00028	.00227	.01016	.00078
%RSD	77.482	99.654	558.96	280.96	33.444	5.4857	19.128
#1	.00005	.00066	.00020	-.00021	.00937	.17393	.00496
#2	.00022	.00001	-.00026	.00018	.00575	.18807	.00362
#3	.00040	.00030	.00020	.00033	.00520	.19365	.00361
Errors	LC Pass	LC Pass	LC Pass	LC Pass	LC Pass	LC Pass	LC Pass
High	.00500	.05000	.00500	.02500	.10000	5.0000	5.0000
Low	-.00500	-.05000	-.00500	-.02500	-.10000	-5.0000	-5.0000

Elem	MN	MO	NA	NI	PB/1	PB/2	PB
Units	ppm	ppm	ppm	ppm	ppm	ppm	ppm
Avge	.00012	.00469	-.30390	.00012	-.00048	-.00012	-.00024
SDev	.00006	.00092	.05698	.00064	.00174	.00134	.00075
%RSD	52.562	19.580	18.749	531.01	363.84	1102.3	314.54
#1	.00006	.00574	-.29413	-.00017	-.00065	.00124	.00061
#2	.00012	.00428	-.36513	-.00032	-.00212	-.00017	-.00082
#3	.00018	.00404	-.25244	.00085	.00134	-.00143	-.00051
Errors	LC Pass	LC Pass	LC Pass	LC Pass	NOCHECK	NOCHECK	LC Pass
High	.01500	.04000	5.0000	.04000			.00300
Low	-.01500	-.04000	-5.0000	-.04000			-.00300

Elem	SB/1	SB/2	SB	SE/1	SE/2	SE	SI
Units	ppm	ppm	ppm	ppm	ppm	ppm	ppm
Avge	.00226	-.00060	.00036	-.00081	.00214	.00116	.00398
SDev	.00153	.00026	.00035	.00168	.00150	.00083	.00189
%RSD	67.610	43.818	97.460	206.71	70.049	71.686	47.577
#1	.00215	-.00049	.00039	.00080	.00214	.00169	.00503
#2	.00384	-.00089	.00068	-.00255	.00364	.00157	.00179

#3	.00079	-.00041	-.00001	-.00068	.00064	.00020	.00511
Errors	NOCHECK	NOCHECK	LC Pass	NOCHECK	NOCHECK	LC Pass	LC Pass

High			.06000			.00500	.50000
Low			-.06000			-.00500	-.50000

Elem	SN	SR	TI	TL	V_	ZN	
Units	ppm	ppm	ppm	ppm	ppm	ppm	
Avge	.00129	.00010	.00068	.00189	.00028	.00191	
SDev	.00222	.00007	.00013	.00113	.00021	.00019	
%RSD	172.32	72.779	19.885	59.926	75.514	10.138	
#1	.00355	.00005	.00068	.00206	.00028	.00170	
#2	-.00089	.00007	.00081	.00292	.00007	.00195	
#3	.00120	.00018	.00054	.00068	.00050	.00208	
Errors	LC Pass	LC Pass	LC Pass	LC Pass	LC Pass	LC Pass	
High	.10000	.05000	.05000	.01000	.05000	.02000	
Low	-.10000	-.05000	-.05000	-.01000	-.05000	-.02000	

IntStd	1	2	3	4	5	6	7
Mode	Counts	NOTUSED	NOTUSED	NOTUSED	NOTUSED	NOTUSED	NOTUSED
Elem	Y	--	--	--	--	--	--
Wavlen	371.030	--	--	--	--	--	--
Avge	26292	--	--	--	--	--	--
SDev	327.3799	--	--	--	--	--	--
%RSD	1.245150	--	--	--	--	--	--
#1	26670	--	--	--	--	--	--
#2	26126	--	--	--	--	--	--
#3	26082	--	--	--	--	--	--

Method: METTRACE Sample Name: K1GNMP500 Na Operator: RJG
Run Time: 10/31/08 01:28:55
Comment: TESTAMERICA PITTSBURGH ICP METALS ANALYSIS-INST TRACEICP
Mode: CONC Corr. Factor: 1

Elem	AG	AL	AS	B_	BA	BE	CA
Units	ppm	ppm	ppm	ppm	ppm	ppm	ppm
Avge	.00063	-.00813	-.00027	.02638	4.4111	.00051	17.220
SDev	.00025	.00212	.00181	.00067	.0101	.00013	.032
%RSD	40.098	26.140	659.75	2.5286	.22840	25.894	.18778
#1	.00087	-.00823	-.00182	.02700	4.4003	.00038	17.186
#2	.00064	-.00596	.00172	.02645	4.4129	.00051	17.250
#3	.00037	-.01020	-.00072	.02568	4.4202	.00065	17.225

Elem	CD	CO	CR	CU	FE	K_	MG
Units	ppm	ppm	ppm	ppm	ppm	ppm	ppm
Avge	.00022	-.00234	.00035	.00063	1.1049	.51216	1.7978
SDev	.00011	.00027	.00032	.00046	.0125	.00748	.0029
%RSD	49.678	11.547	91.489	72.369	1.1340	1.4599	.15877
#1	.00032	-.00237	.00071	.00048	1.0906	.52063	1.7947
#2	.00025	-.00206	.00020	.00114	1.1143	.50935	1.7984
#3	.00010	-.00260	.00013	.00027	1.1097	.50649	1.8003

Elem	MN	MO	NA	NI	PB/1	PB/2	PB
Units	ppm	ppm	ppm	ppm	ppm	ppm	ppm
Avge	.02271	.00148	54.362	.00119	.00188	-.00208	-.00076
SDev	.00008	.00117	.064	.00061	.00512	.00275	.00100
%RSD	.36429	78.828	.11759	51.547	272.07	132.15	131.46
#1	.02263	.00283	54.293	.00158	.00557	-.00509	-.00154
#2	.02271	.00069	54.418	.00048	-.00397	.00031	-.00111
#3	.02279	.00093	54.375	.00149	.00405	-.00147	.00037

Elem	SB/1	SB/2	SB	SE/1	SE/2	SE	SI
Units	ppm	ppm	ppm	ppm	ppm	ppm	ppm
Avge	-.00249	.00095	-.00020	.00255	-.00172	-.00030	.04855
SDev	.00278	.00342	.00136	.00335	.00291	.00100	.00189
%RSD	111.94	361.52	689.83	131.76	169.28	334.91	3.8939
#1	-.00329	.00183	.00013	.00567	-.00497	-.00143	.04639
#2	.00061	-.00283	-.00168	-.00100	.00062	.00008	.04940
#3	-.00478	.00384	.00097	.00297	-.00080	.00046	.04988

Elem	SN	SR	TI	TL	V_	ZN
Units	ppm	ppm	ppm	ppm	ppm	ppm
Avge	.00150	5.6384	.00027	-.00134	.00019	.01439
SDev	.00000	.0194	.00036	.00134	.00000	.00021
%RSD	.00000	.34323	131.42	99.950	1.9926	1.4513
#1	.00150	5.6185	-.00000	-.00140	.00019	.01415
#2	.00150	5.6396	.00068	.00003	.00019	.01448
#3	.00150	5.6572	.00014	-.00265	.00019	.01453

IntStd	1	2	3	4	5	6	7
Mode	Counts	NOTUSED	NOTUSED	NOTUSED	NOTUSED	NOTUSED	NOTUSED
Elem	Y	--	--	--	--	--	--
Wavlen	371.030	--	--	--	--	--	--
Avge	26090	--	--	--	--	--	--
SDev	146.8629	--	--	--	--	--	--
%RSD	.5629029	--	--	--	--	--	--
#1	25933	--	--	--	--	--	--
#2	26114	--	--	--	--	--	--
#3	26224	--	--	--	--	--	--

Method: METTRACE Sample Name: K1GNMS/100 Na Operator: RJG
Run Time: 10/31/08 01:34:25
Comment: TESTAMERICA PITTSBURGH ICP METALS ANALYSIS-INST TRACEICP
Mode: CONC Corr. Factor: 1

Elem	AG	AL	AS	B_	BA	BE	CA
Units	ppm	ppm	ppm	ppm	ppm	ppm	ppm
Avge	.00092	.01315	.01940	.13677	H21.140	.00087	87.236
SDev	.00028	.00105	.00136	.00028	.057	.00010	.074
%RSD	30.860	7.9580	7.0097	.20461	.26947	11.134	.08538
#1	.00109	.01418	.02061	.13651	H21.096	.00082	87.225
#2	.00059	.01319	.01793	.13673	H21.204	.00080	87.316
#3	.00108	.01208	.01965	.13707	H21.119	.00098	87.168
Errors	LC Pass	LC Pass	LC Pass	LC Pass	LC High	LC Pass	LC Pass
High	2.0000	500.00	10.000	30.000	10.000	10.000	600.00
Low	-.00500	-.20000	-.01000	-.20000	-.20000	-.00400	-5.0000

Elem	CD	CO	CR	CU	FE	K_	MG
Units	ppm	ppm	ppm	ppm	ppm	ppm	ppm
Avge	.00070	-.00884	.00328	.00474	5.5289	2.6822	9.5795
SDev	.00003	.00035	.00047	.00041	.0131	.0131	.0211
%RSD	4.2517	3.9738	14.273	8.6919	.23677	.48868	.21975
#1	.00074	-.00924	.00377	.00520	5.5206	2.6702	9.5639
#2	.00069	-.00859	.00322	.00461	5.5440	2.6962	9.6034
#3	.00068	-.00869	.00284	.00441	5.5222	2.6803	9.5710
Errors	LC Pass	LC Pass	LC Pass	LC Pass	LC Pass	LC Pass	LC Pass
High	5.0000	100.00	20.000	10.000	500.00	400.00	600.00
Low	-.00500	-.05000	-.00500	-.02500	-.10000	-5.0000	-5.0000

Elem	MN	MO	NA	NI	PB/1	PB/2	PB
Units	ppm	ppm	ppm	ppm	ppm	ppm	ppm
Avge	.11947	.00120	280.35	.00583	.00753	.00583	.00640
SDev	.00013	.00028	.82	.00031	.00068	.00191	.00143
%RSD	.10979	23.792	.29348	5.3319	8.9629	32.679	22.360
#1	.11933	.00136	279.75	.00595	.00809	.00802	.00805
#2	.11959	.00087	281.29	.00547	.00678	.00487	.00551
#3	.11948	.00137	280.02	.00606	.00772	.00459	.00563
Errors	LC Pass	LC Pass	LC Pass	LC Pass	NOCHECK	NOCHECK	LC Pass
High	20.000	20.000	400.00	100.00			5.0000
Low	-.01500	-.04000	-5.0000	-.04000			-.00300

Elem	SB/1	SB/2	SB	SE/1	SE/2	SE	SI
Units	ppm	ppm	ppm	ppm	ppm	ppm	ppm
Avge	-.00081	.00065	.00016	.01998	.02042	.02027	.22953
SDev	.00098	.00005	.00034	.00174	.00067	.00103	.00250
%RSD	120.42	7.4345	206.27	8.7200	3.3026	5.0804	1.0901
#1	-.00089	.00070	.00017	.01950	.02025	.02000	.22686
#2	.00020	.00065	.00050	.01853	.01984	.01941	.22989

#3	-.00174	.00060	-.00018	.02191	.02116	.02141	.23183
Errors	NOCHECK	NOCHECK	LC Pass	NOCHECK	NOCHECK	LC Pass	LC Pass

High			5.0000			10.000	50.000
Low			-.01000			-.00500	-.50000

Elem	SN	SR	TI	TL	V_	ZN	
Units	ppm	ppm	ppm	ppm	ppm	ppm	
Avge	-.00053	H29.447	-.00038	.01961	.00627	.05988	
SDev	.00199	.047	.00029	.00230	.00160	.00052	
%RSD	374.53	.16064	76.222	11.723	25.533	.86874	
#1	-.00062	H29.407	-.00028	.01943	.00523	.05944	
#2	-.00247	H29.499	-.00070	.01740	.00811	.06045	
#3	.00150	H29.435	-.00015	.02199	.00546	.05975	

Errors	LC Pass	LC High	LC Pass	LC Pass	LC Pass	LC Pass	
High	30.000	10.000	30.000	10.000	50.000	10.000	
Low	-.10000	-.05000	-.05000	-.01000	-.05000	-.02000	

IntStd	1	2	3	4	5	6	7
Mode	Counts	NOTUSED	NOTUSED	NOTUSED	NOTUSED	NOTUSED	NOTUSED
Elem	Y	--	--	--	--	--	--
Wavlen	371.030	--	--	--	--	--	--
Avge	25609	--	--	--	--	--	--
SDev	82.24518	--	--	--	--	--	--
%RSD	.3211595	--	--	--	--	--	--
#1	25699	--	--	--	--	--	--
#2	25539	--	--	--	--	--	--
#3	25588	--	--	--	--	--	--

Method: METTRACE Sample Name: K1GNMD/100 Na Operator: RJG
Run Time: 10/31/08 01:39:54
Comment: TESTAMERICA PITTSBURGH ICP METALS ANALYSIS-INST TRACEICP
Mode: CONC Corr. Factor: 1

Elem	AG	AL	AS	B_	BA	BE	CA
Units	ppm	ppm	ppm	ppm	ppm	ppm	ppm
Avge	.00141	.01649	.02085	.13668	H21.160	.00074	88.264
SDev	.00026	.00231	.00024	.00027	.053	.00003	.481
%RSD	18.378	14.000	1.1504	.19700	.24866	3.3829	.54463
#1	.00135	.01802	.02086	.13691	H21.206	.00075	88.688
#2	.00169	.01763	.02108	.13675	H21.171	.00071	88.362
#3	.00118	.01384	.02060	.13638	H21.102	.00076	87.742
Errors	LC Pass	LC Pass	LC Pass	LC Pass	LC High	LC Pass	LC Pass
High	2.0000	500.00	10.000	30.000	10.000	10.000	600.00
Low	-.00500	-.20000	-.01000	-.20000	-.20000	-.00400	-5.0000

Elem	CD	CO	CR	CU	FE	K_	MG
Units	ppm	ppm	ppm	ppm	ppm	ppm	ppm
Avge	.00080	-.00781	.00395	.00530	5.5765	2.6997	9.6612
SDev	.00016	.00007	.00026	.00018	.0419	.0087	.0418
%RSD	20.395	.93124	6.7133	3.3697	.75151	.32178	.43251
#1	.00098	-.00773	.00368	.00551	5.6065	2.7063	9.6974
#2	.00076	-.00782	.00421	.00517	5.5945	2.7030	9.6707
#3	.00066	-.00787	.00396	.00523	5.5286	2.6899	9.6154
Errors	LC Pass	LC Pass	LC Pass	LC Pass	LC Pass	LC Pass	LC Pass
High	5.0000	100.00	20.000	10.000	500.00	400.00	600.00
Low	-.00500	-.05000	-.00500	-.02500	-.10000	-5.0000	-5.0000

Elem	MN	MO	NA	NI	PB/1	PB/2	PB
Units	ppm	ppm	ppm	ppm	ppm	ppm	ppm
Avge	.12040	.00122	280.83	.00625	.00692	.00657	.00669
SDev	.00040	.00078	.46	.00042	.00227	.00200	.00059
%RSD	.33036	64.069	.16516	6.6758	32.835	30.504	8.8502
#1	.12072	.00059	280.76	.00578	.00449	.00880	.00737
#2	.12053	.00210	281.33	.00637	.00727	.00600	.00643
#3	.11995	.00097	280.41	.00659	.00900	.00492	.00628
Errors	LC Pass	LC Pass	LC Pass	LC Pass	NOCHECK	NOCHECK	LC Pass
High	20.000	20.000	400.00	100.00			5.0000
Low	-.01500	-.04000	-5.0000	-.04000			-.00300

Elem	SB/1	SB/2	SB	SE/1	SE/2	SE	SI
Units	ppm	ppm	ppm	ppm	ppm	ppm	ppm
Avge	-.00078	-.00041	-.00053	.01841	.02119	.02026	.23269
SDev	.00203	.00105	.00119	.00259	.00150	.00167	.00125
%RSD	260.91	255.89	223.45	14.057	7.0814	8.2426	.53514
#1	.00140	.00054	.00083	.01544	.02031	.01869	.23381
#2	-.00112	-.00154	-.00140	.02020	.02292	.02201	.23135

#3	-.00262	-.00023	-.00103	.01958	.02033	.02008	.23292
Errors	NOCHECK	NOCHECK	LC Pass	NOCHECK	NOCHECK	LC Pass	LC Pass

High			5.0000			10.000	50.000
Low			-.01000			-.00500	-.50000

Elem	SN	SR	TI	TL	V_	ZN	
Units	ppm	ppm	ppm	ppm	ppm	ppm	
Avge	.00049	H29.626	-.00001	.02016	.00458	.06030	
SDev	.00106	.115	.00014	.00065	.00037	.00005	
%RSD	214.86	.38657	2447.2	3.2127	8.0367	.07440	
#1	.00059	H29.730	.00013	.01942	.00415	.06028	
#2	.00150	H29.646	-.00001	.02061	.00480	.06027	
#3	-.00061	H29.504	-.00014	.02046	.00478	.06035	

Errors	LC Pass	LC High	LC Pass	LC Pass	LC Pass	LC Pass	
High	30.000	10.000	30.000	10.000	50.000	10.000	
Low	-.10000	-.05000	-.05000	-.01000	-.05000	-.02000	

IntStd	1	2	3	4	5	6	7
Mode	Counts	NOTUSED	NOTUSED	NOTUSED	NOTUSED	NOTUSED	NOTUSED
Elem	Y	--	--	--	--	--	--
Wavlen	371.030	--	--	--	--	--	--
Avge	25809	--	--	--	--	--	--
SDev	4.109142	--	--	--	--	--	--
%RSD	.0159212	--	--	--	--	--	--
#1	25806	--	--	--	--	--	--
#2	25808	--	--	--	--	--	--
#3	25814	--	--	--	--	--	--

Method: METTRACE Sample Name: K1GNM/500 Sr Operator: RJG
Run Time: 10/31/08 01:45:25
Comment: TESTAMERICA PITTSBURGH ICP METALS ANALYSIS-INST TRACEICP
Mode: CONC Corr. Factor: 1

Elem	AG	AL	AS	B_	BA	BE	CA
Units	ppm	ppm	ppm	ppm	ppm	ppm	ppm
Avge	.00011	-.01077	.00087	.02536	4.3960	.00047	17.124
SDev	.00035	.00134	.00119	.00020	.0049	.00003	.020
%RSD	315.57	12.461	136.60	.77612	.11135	6.6648	.11726
#1	.00050	-.01017	.00215	.02548	4.3974	.00043	17.123
#2	.00002	-.00984	-.00018	.02547	4.3906	.00049	17.105
#3	-.00019	-.01231	.00063	.02513	4.4001	.00048	17.145
Errors	LC Pass	LC Pass	LC Pass	LC Pass	LC Pass	LC Pass	LC Pass
High	2.0000	500.00	10.000	30.000	10.000	10.000	600.00
Low	-.00500	-.20000	-.01000	-.20000	-.20000	-.00400	-5.0000

Elem	CD	CO	CR	CU	FE	K_	MG
Units	ppm	ppm	ppm	ppm	ppm	ppm	ppm
Avge	.00007	-.00223	.00033	.00032	1.1021	.50953	1.7852
SDev	.00006	.00028	.00012	.00002	.0032	.00793	.0011
%RSD	92.078	12.628	38.007	5.9633	.29376	1.5559	.06277
#1	.00013	-.00224	.00034	.00032	1.1049	.51606	1.7839
#2	.00000	-.00194	.00044	.00030	1.1027	.51184	1.7860
#3	.00008	-.00250	.00020	.00034	1.0986	.50071	1.7855
Errors	LC Pass	LC Pass	LC Pass	LC Pass	LC Pass	LC Pass	LC Pass
High	5.0000	100.00	20.000	10.000	500.00	400.00	600.00
Low	-.00500	-.05000	-.00500	-.02500	-.10000	-5.0000	-5.0000

Elem	MN	MO	NA	NI	PB/1	PB/2	PB
Units	ppm	ppm	ppm	ppm	ppm	ppm	ppm
Avge	.02264	.00183	54.163	.00005	.00097	-.00017	.00021
SDev	.00003	.00067	.157	.00085	.00147	.00122	.00049
%RSD	.12243	36.768	.29006	1613.1	152.33	734.93	231.91
#1	.02266	.00110	54.261	.00101	-.00073	.00094	.00038
#2	.02261	.00196	53.982	-.00024	.00170	.00004	.00059
#3	.02266	.00243	54.246	-.00061	.00193	-.00148	-.00034
Errors	LC Pass	LC Pass	LC Pass	LC Pass	NOCHECK	NOCHECK	LC Pass
High	20.000	20.000	400.00	100.00			5.0000
Low	-.01500	-.04000	-5.0000	-.04000			-.00300

Elem	SB/1	SB/2	SB	SE/1	SE/2	SE	SI
Units	ppm	ppm	ppm	ppm	ppm	ppm	ppm
Avge	-.00185	.00084	-.00006	.00092	-.00116	-.00047	.04470
SDev	.00096	.00090	.00057	.00278	.00285	.00127	.00262
%RSD	51.631	107.04	1039.8	302.06	246.44	272.19	5.8603
#1	-.00159	.00170	.00061	-.00175	.00214	.00084	.04199
#2	-.00105	-.00009	-.00041	.00379	-.00271	-.00055	.04722

#3	-.00291	.00091	-.00036	.00072	-.00290	-.00169	.04488
Errors	NOCHECK	NOCHECK	LC Pass	NOCHECK	NOCHECK	LC Pass	LC Pass

High			5.0000			10.000	50.000
Low			-.01000			-.00500	-.50000

Elem	SN	SR	TI	TL	V_	ZN	
Units	ppm	ppm	ppm	ppm	ppm	ppm	
Avge	.00160	5.6372	-.00000	.00050	.00019	.01122	
SDev	.00121	.0058	.00036	.00238	.00000	.00013	
%RSD	75.903	.10265	9786.7	476.08	.51718	1.1316	
#1	.00180	5.6360	-.00014	.00146	.00019	.01111	
#2	.00030	5.6321	-.00027	-.00221	.00019	.01136	
#3	.00270	5.6435	.00041	.00224	.00019	.01120	
Errors	LC Pass	LC Pass	LC Pass	LC Pass	LC Pass	LC Pass	
High	30.000	10.000	30.000	10.000	50.000	10.000	
Low	-.10000	-.05000	-.05000	-.01000	-.05000	-.02000	

IntStd	1	2	3	4	5	6	7
Mode	Counts	NOTUSED	NOTUSED	NOTUSED	NOTUSED	NOTUSED	NOTUSED
Elem	Y	--	--	--	--	--	--
Wavlen	371.030	--	--	--	--	--	--
Avge	25914	--	--	--	--	--	--
SDev	177.9449	--	--	--	--	--	--
%RSD	.6866847	--	--	--	--	--	--
#1	25754	--	--	--	--	--	--
#2	25881	--	--	--	--	--	--
#3	26106	--	--	--	--	--	--

Method: METTRACE Sample Name: K1GNMP2500 Sr Operator: RJG
Run Time: 10/31/08 01:50:55
Comment: TESTAMERICA PITTSBURGH ICP METALS ANALYSIS-INST TRACEICP
Mode: CONC Corr. Factor: 1

Elem	AG	AL	AS	B_	BA	BE	CA
Units	ppm	ppm	ppm	ppm	ppm	ppm	ppm
Avge	.00057	-.00757	-.00049	.00612	.89975	.00017	3.4361
SDev	.00057	.00733	.00121	.00069	.03663	.00050	.1467
%RSD	99.790	96.759	248.50	11.210	4.0708	293.90	4.2694
#1	.00112	.00089	-.00187	.00687	.94202	-.00040	3.6054
#2	.00061	-.01194	.00036	.00554	.87959	.00044	3.3579
#3	-.00002	-.01166	.00005	.00593	.87762	.00047	3.3451

Elem	CD	CO	CR	CU	FE	K_	MG
Units	ppm	ppm	ppm	ppm	ppm	ppm	ppm
Avge	.00019	-.00016	.00015	.00033	.22209	.26558	.36236
SDev	.00017	.00010	.00064	.00066	.01292	.03596	.01745
%RSD	88.138	60.597	440.94	198.01	5.8171	13.539	4.8152
#1	.00038	-.00006	.00057	.00106	.23689	.30703	.38216
#2	.00010	-.00016	.00046	.00014	.21629	.24284	.35571
#3	.00009	-.00025	-.00059	-.00021	.21308	.24686	.34922

Elem	MN	MO	NA	NI	PB/1	PB/2	PB
Units	ppm	ppm	ppm	ppm	ppm	ppm	ppm
Avge	.00464	.00114	11.432	.00039	.00159	-.00055	.00016
SDev	.00026	.00073	.412	.00088	.00245	.00100	.00052
%RSD	5.4934	64.417	3.6000	225.75	154.30	182.05	319.73
#1	.00493	.00029	11.906	.00122	.00218	-.00145	-.00024
#2	.00455	.00156	11.228	-.00053	.00368	-.00072	.00074
#3	.00445	.00157	11.163	.00049	-.00110	.00053	-.00002

Elem	SB/1	SB/2	SB	SE/1	SE/2	SE	SI
Units	ppm	ppm	ppm	ppm	ppm	ppm	ppm
Avge	-.00206	.00018	-.00057	-.00225	-.00076	-.00126	.01283
SDev	.00160	.00115	.00086	.00253	.00141	.00127	.00876
%RSD	77.850	642.60	151.68	112.13	185.40	100.79	68.335
#1	-.00271	.00148	.00008	-.00156	.00083	.00003	.02272
#2	-.00324	-.00069	-.00154	-.00015	-.00188	-.00130	.00605
#3	-.00023	-.00025	-.00024	-.00506	-.00123	-.00251	.00971

Elem	SN	SR	TI	TL	V_	ZN
Units	ppm	ppm	ppm	ppm	ppm	ppm
Avge	.00119	1.1351	.00003	.00046	.00065	.00507
SDev	.00032	.0494	.00009	.00222	.00046	.00024
%RSD	26.434	4.3507	270.27	482.41	69.695	4.7437
#1	.00087	1.1921	-.00004	.00136	.00083	.00535
#2	.00150	1.1075	.00000	.00209	.00099	.00494
#3	.00120	1.1057	.00014	-.00207	.00014	.00492

IntStd	1	2	3	4	5	6	7
Mode	Counts	NOTUSED	NOTUSED	NOTUSED	NOTUSED	NOTUSED	NOTUSED
Elem	Y	--	--	--	--	--	--
Wavlen	371.030	--	--	--	--	--	--
Avge	25648	--	--	--	--	--	--
SDev	757.4009	--	--	--	--	--	--
%RSD	2.953014	--	--	--	--	--	--
#1	24777	--	--	--	--	--	--
#2	26144	--	--	--	--	--	--
#3	26025	--	--	--	--	--	--

Method: METTRACE Sample Name: K1GNMS/500 Sr Operator: RJG
Run Time: 10/31/08 01:56:25
Comment: TESTAMERICA PITTSBURGH ICP METALS ANALYSIS-INST TRACEICP
Mode: CONC Corr. Factor: 1

Elem	AG	AL	AS	B_	BA	BE	CA
Units	ppm	ppm	ppm	ppm	ppm	ppm	ppm
Avge	.00076	-.00027	.00432	.02732	4.3916	.00053	17.340
SDev	.00046	.00083	.00005	.00021	.0053	.00009	.092
%RSD	61.021	303.21	1.1326	.75813	.12124	17.590	.53338
#1	.00116	-.00037	.00426	.02717	4.3973	.00055	17.409
#2	.00087	.00060	.00436	.02756	4.3906	.00061	17.376
#3	.00025	-.00105	.00433	.02724	4.3868	.00043	17.235
Errors	LC Pass	LC Pass	LC Pass	LC Pass	LC Pass	LC Pass	LC Pass
High	2.0000	500.00	10.000	30.000	10.000	10.000	600.00
Low	-.00500	-.20000	-.01000	-.20000	-.20000	-.00400	-5.0000

Elem	CD	CO	CR	CU	FE	K_	MG
Units	ppm	ppm	ppm	ppm	ppm	ppm	ppm
Avge	.00032	-.00122	.00096	.00130	1.1018	.58295	1.8865
SDev	.00006	.00001	.00050	.00016	.0098	.00834	.0087
%RSD	19.287	1.2129	51.702	12.667	.88953	1.4313	.45882
#1	.00029	-.00121	.00102	.00146	1.1055	.59045	1.8919
#2	.00039	-.00124	.00142	.00131	1.1092	.58445	1.8911
#3	.00027	-.00121	.00043	.00113	1.0907	.57396	1.8765
Errors	LC Pass	LC Pass	LC Pass	LC Pass	LC Pass	LC Pass	LC Pass
High	5.0000	100.00	20.000	10.000	500.00	400.00	600.00
Low	-.00500	-.05000	-.00500	-.02500	-.10000	-5.0000	-5.0000

Elem	MN	MO	NA	NI	PB/1	PB/2	PB
Units	ppm	ppm	ppm	ppm	ppm	ppm	ppm
Avge	.02371	.00032	54.224	.00140	.00189	.00034	.00086
SDev	.00011	.00043	.141	.00008	.00173	.00119	.00045
%RSD	.47328	133.42	.26018	5.8052	91.995	346.68	52.711
#1	.02381	.00008	54.374	.00136	.00354	-.00103	.00049
#2	.02373	.00007	54.204	.00150	.00008	.00103	.00071
#3	.02359	.00082	54.094	.00135	.00203	.00103	.00136
Errors	LC Pass	LC Pass	LC Pass	LC Pass	NOCHECK	NOCHECK	LC Pass
High	20.000	20.000	400.00	100.00			5.0000
Low	-.01500	-.04000	-5.0000	-.04000			-.00300

Elem	SB/1	SB/2	SB	SE/1	SE/2	SE	SI
Units	ppm	ppm	ppm	ppm	ppm	ppm	ppm
Avge	-.00313	.00068	-.00058	.00280	.00420	.00373	.04931
SDev	.00202	.00188	.00068	.00126	.00229	.00114	.00428
%RSD	64.594	274.46	116.92	45.070	54.397	30.488	8.6792
#1	-.00539	.00283	.00009	.00425	.00172	.00256	.04983
#2	-.00247	-.00069	-.00128	.00207	.00622	.00484	.05331

#3	-.00152	-.00009	-.00056	.00207	.00468	.00381	.04480
Errors	NOCHECK	NOCHECK	LC Pass	NOCHECK	NOCHECK	LC Pass	LC Pass

High			5.0000			10.000	50.000
Low			-.01000			-.00500	-.50000

Elem	SN	SR	TI	TL	V_	ZN	
Units	ppm	ppm	ppm	ppm	ppm	ppm	
Avge	.00011	5.6254	.00018	.00391	.00226	.01277	
SDev	.00124	.0113	.00041	.00083	.00180	.00016	
%RSD	1159.8	.20148	223.76	21.310	79.652	1.2182	
#1	-.00029	5.6354	.00027	.00327	.00341	.01269	
#2	.00150	5.6276	.00054	.00486	.00319	.01295	
#3	-.00089	5.6131	-.00026	.00362	.00019	.01267	

Errors	LC Pass	LC Pass	LC Pass	LC Pass	LC Pass	LC Pass	
High	30.000	10.000	30.000	10.000	50.000	10.000	
Low	-.10000	-.05000	-.05000	-.01000	-.05000	-.02000	

IntStd	1	2	3	4	5	6	7
Mode	Counts	NOTUSED	NOTUSED	NOTUSED	NOTUSED	NOTUSED	NOTUSED
Elem	Y	--	--	--	--	--	--
Wavlen	371.030	--	--	--	--	--	--
Avge	26130	--	--	--	--	--	--
SDev	43.07497	--	--	--	--	--	--
%RSD	.1648481	--	--	--	--	--	--
#1	26086	--	--	--	--	--	--
#2	26172	--	--	--	--	--	--
#3	26132	--	--	--	--	--	--

Method: METTRACE Sample Name: K1GNMD/500 Sr Operator: RJG
Run Time: 10/31/08 02:01:54
Comment: TESTAMERICA PITTSBURGH ICP METALS ANALYSIS-INST TRACEICP
Mode: CONC Corr. Factor: 1

Elem	AG	AL	AS	B_	BA	BE	CA
Units	ppm	ppm	ppm	ppm	ppm	ppm	ppm
Avge	.00054	-.00661	.00374	.02683	4.3668	.00042	17.098
SDev	.00018	.00194	.00106	.00011	.0300	.00010	.163
%RSD	33.325	29.295	28.426	.40458	.68770	23.694	.95114
#1	.00033	-.00615	.00332	.02678	4.3560	.00031	17.019
#2	.00065	-.00495	.00295	.02696	4.3436	.00048	16.990
#3	.00065	-.00874	.00495	.02676	4.4007	.00047	17.285
Errors	LC Pass	LC Pass	LC Pass	LC Pass	LC Pass	LC Pass	LC Pass
High	2.0000	500.00	10.000	30.000	10.000	10.000	600.00
Low	-.00500	-.20000	-.01000	-.20000	-.20000	-.00400	-5.0000

Elem	CD	CO	CR	CU	FE	K_	MG
Units	ppm	ppm	ppm	ppm	ppm	ppm	ppm
Avge	.00021	-.00181	.00077	.00107	1.0818	.58758	1.8676
SDev	.00006	.00038	.00019	.00010	.0082	.01044	.0179
%RSD	25.525	20.992	25.166	9.1367	.75502	1.7762	.95813
#1	.00015	-.00160	.00086	.00098	1.0784	.58274	1.8585
#2	.00024	-.00158	.00055	.00107	1.0759	.58044	1.8560
#3	.00025	-.00225	.00090	.00117	1.0911	.59956	1.8882
Errors	LC Pass	LC Pass	LC Pass	LC Pass	LC Pass	LC Pass	LC Pass
High	5.0000	100.00	20.000	10.000	500.00	400.00	600.00
Low	-.00500	-.05000	-.00500	-.02500	-.10000	-5.0000	-5.0000

Elem	MN	MO	NA	NI	PB/1	PB/2	PB
Units	ppm	ppm	ppm	ppm	ppm	ppm	ppm
Avge	.02336	.00143	53.771	.00147	.00353	-.00060	.00078
SDev	.00025	.00051	.273	.00011	.00139	.00104	.00048
%RSD	1.0615	35.908	.50698	7.1523	39.414	175.56	61.979
#1	.02324	.00136	53.829	.00138	.00296	.00049	.00131
#2	.02319	.00096	53.474	.00159	.00251	-.00068	.00038
#3	.02364	.00198	54.010	.00145	.00511	-.00160	.00064
Errors	LC Pass	LC Pass	LC Pass	LC Pass	NOCHECK	NOCHECK	LC Pass
High	20.000	20.000	400.00	100.00			5.0000
Low	-.01500	-.04000	-5.0000	-.04000			-.00300

Elem	SB/1	SB/2	SB	SE/1	SE/2	SE	SI
Units	ppm	ppm	ppm	ppm	ppm	ppm	ppm
Avge	-.00310	.00053	-.00068	.00306	.00268	.00280	.04222
SDev	.00128	.00061	.00009	.00402	.00179	.00073	.00107
%RSD	41.377	115.43	13.109	131.39	67.070	26.145	2.5312
#1	-.00196	-.00010	-.00072	.00686	.00190	.00355	.04201
#2	-.00286	.00056	-.00058	-.00115	.00473	.00277	.04338

#3	-.00449	.00113	-.00074	.00347	.00140	.00209	.04128
Errors	NOCHECK	NOCHECK	LC Pass	NOCHECK	NOCHECK	LC Pass	LC Pass

High			5.0000			10.000	50.000
Low			-.01000			-.00500	-.50000

Elem	SN	SR	TI	TL	V_	ZN	
Units	ppm	ppm	ppm	ppm	ppm	ppm	
Avge	.00049	5.5917	-.00023	.00365	.00018	.01252	
SDev	.00137	.0420	.00021	.00116	.00000	.00017	
%RSD	277.00	.75064	90.619	31.841	1.3485	1.3803	
#1	.00180	5.5737	-.00042	.00489	.00018	.01237	
#2	.00060	5.5618	-.00000	.00259	.00018	.01249	
#3	-.00092	5.6397	-.00028	.00346	.00019	.01271	
Errors	LC Pass	LC Pass	LC Pass	LC Pass	LC Pass	LC Pass	
High	30.000	10.000	30.000	10.000	50.000	10.000	
Low	-.10000	-.05000	-.05000	-.01000	-.05000	-.02000	

IntStd	1	2	3	4	5	6	7
Mode	Counts	NOTUSED	NOTUSED	NOTUSED	NOTUSED	NOTUSED	NOTUSED
Elem	Y	--	--	--	--	--	--
Wavlen	371.030	--	--	--	--	--	--
Avge	25792	--	--	--	--	--	--
SDev	101.7413	--	--	--	--	--	--
%RSD	.3944635	--	--	--	--	--	--
#1	25722	--	--	--	--	--	--
#2	25909	--	--	--	--	--	--
#3	25746	--	--	--	--	--	--

Method: METTRACE Sample Name: K068GB Operator: RJG
Run Time: 10/31/08 02:07:24
Comment: TESTAMERICA PITTSBURGH ICP METALS ANALYSIS-INST TRACEICP
Mode: CONC Corr. Factor: 1

Elem	AG	AL	AS	B_	BA	BE	CA
Units	ppm	ppm	ppm	ppm	ppm	ppm	ppm
Avge	-.00014	-.00190	-.00059	.00078	.00036	.00022	.01835
SDev	.00071	.00255	.00071	.00046	.00027	.00012	.00071
%RSD	492.16	133.94	120.07	58.523	73.419	56.963	3.8668
#1	.00025	.00070	.00002	.00125	.00016	.00009	.01754
#2	.00028	-.00439	-.00137	.00077	.00026	.00023	.01867
#3	-.00097	-.00202	-.00042	.00033	.00066	.00033	.01884
Errors	LC Pass	LC Pass	LC Pass	LC Pass	LC Pass	LC Pass	LC Pass
High	.00500	.20000	.01000	.20000	.20000	.00400	5.0000
Low	-.00500	-.20000	-.01000	-.20000	-.20000	-.00400	-5.0000

Elem	CD	CO	CR	CU	FE	K_	MG
Units	ppm	ppm	ppm	ppm	ppm	ppm	ppm
Avge	.00012	.00010	-.00013	.00685	.00712	.17027	.00316
SDev	.00025	.00053	.00071	.00003	.00734	.00120	.00434
%RSD	204.22	531.06	556.58	.46830	103.11	.70399	137.16
#1	.00022	.00068	.00052	.00689	.01555	.17158	.00630
#2	.00031	-.00005	-.00001	.00683	.00368	.16997	.00496
#3	-.00016	-.00034	-.00089	.00683	.00213	.16924	-.00178
Errors	LC Pass	LC Pass	LC Pass	LC Pass	LC Pass	LC Pass	LC Pass
High	.00500	.05000	.00500	.02500	.10000	5.0000	5.0000
Low	-.00500	-.05000	-.00500	-.02500	-.10000	-5.0000	-5.0000

Elem	MN	MO	NA	NI	PB/1	PB/2	PB
Units	ppm	ppm	ppm	ppm	ppm	ppm	ppm
Avge	.00022	.00148	-.34419	.00002	.00012	.00048	.00036
SDev	.00003	.00028	.08559	.00102	.00137	.00184	.00088
%RSD	15.606	19.064	24.868	4525.7	1101.7	383.30	242.01
#1	.00024	.00181	-.26858	.00085	.00072	-.00125	-.00059
#2	.00024	.00132	-.32688	.00034	.00109	.00027	.00054
#3	.00018	.00132	-.43711	-.00112	-.00144	.00242	.00113
Errors	LC Pass	LC Pass	LC Pass	LC Pass	NOCHECK	NOCHECK	LC Pass
High	.01500	.04000	5.0000	.04000			.00300
Low	-.01500	-.04000	-5.0000	-.04000			-.00300

Elem	SB/1	SB/2	SB	SE/1	SE/2	SE	SI
Units	ppm	ppm	ppm	ppm	ppm	ppm	ppm
Avge	-.00083	-.00050	-.00061	-.00182	.00135	.00029	.00409
SDev	.00177	.00019	.00061	.00215	.00249	.00097	.00163
%RSD	212.34	38.201	99.120	118.14	184.69	329.97	39.909
#1	-.00048	-.00072	-.00064	.00056	-.00120	-.00061	.00573
#2	-.00275	-.00043	-.00120	-.00240	.00146	.00018	.00409

#3	.00073	-.00035	.00001	-.00363	.00379	.00132	.00246
Errors	NOCHECK	NOCHECK	LC Pass	NOCHECK	NOCHECK	LC Pass	LC Pass

High			.06000			.00500	.50000
Low			-.06000			-.00500	-.50000

Elem	SN	SR	TI	TL	V_	ZN	
Units	ppm	ppm	ppm	ppm	ppm	ppm	
Avge	.00130	.00035	.00023	-.00203	-.00043	.01503	
SDev	.00091	.00039	.00021	.00119	.00050	.00021	
%RSD	70.275	110.87	90.881	58.520	116.27	1.3775	
#1	.00150	.00016	.00041	-.00311	-.00014	.01525	
#2	.00210	.00009	.00027	-.00221	-.00014	.01484	
#3	.00030	.00080	.00000	-.00076	-.00100	.01500	
Errors	LC Pass	LC Pass	LC Pass	LC Pass	LC Pass	LC Pass	
High	.10000	.05000	.05000	.01000	.05000	.02000	
Low	-.10000	-.05000	-.05000	-.01000	-.05000	-.02000	

IntStd	1	2	3	4	5	6	7
Mode	Counts	NOTUSED	NOTUSED	NOTUSED	NOTUSED	NOTUSED	NOTUSED
Elem	Y	--	--	--	--	--	--
Wavlen	371.030	--	--	--	--	--	--
Avge	26086	--	--	--	--	--	--
SDev	37.96822	--	--	--	--	--	--
%RSD	.1455487	--	--	--	--	--	--
#1	26124	--	--	--	--	--	--
#2	26088	--	--	--	--	--	--
#3	26048	--	--	--	--	--	--

Method: METTRACE Sample Name: K068GC Operator: RJG
Run Time: 10/31/08 02:12:54
Comment: TESTAMERICA PITTSBURGH ICP METALS ANALYSIS-INST TRACEICP
Mode: CONC Corr. Factor: 1

Elem	AG	AL	AS	B_	BA	BE	CA
Units	ppm	ppm	ppm	ppm	ppm	ppm	ppm
Avge	.05029	1.9557	1.9551	.96921	1.9369	.04914	49.200
SDev	.00062	.0014	.0087	.00228	.0016	.00017	.168
%RSD	1.2251	.07079	.44413	.23561	.08170	.35574	.34157
#1	.04964	1.9544	1.9551	.96915	1.9372	.04928	49.051
#2	.05086	1.9554	1.9639	.97151	1.9383	.04920	49.382
#3	.05037	1.9571	1.9465	.96695	1.9352	.04894	49.165
Errors	LC Pass	LC Pass	LC Pass	LC Pass	LC Pass	LC Pass	LC Pass
High	.06000	2.4000	2.4000	1.2000	2.4000	.06000	60.000
Low	.04000	1.6000	1.6000	.80000	1.6000	.04000	40.000

Elem	CD	CO	CR	CU	FE	K_	MG
Units	ppm	ppm	ppm	ppm	ppm	ppm	ppm
Avge	.04873	.48406	.19815	.25088	.90415	47.564	48.809
SDev	.00017	.00139	.00041	.00035	.01169	.086	.146
%RSD	.35180	.28724	.20519	.13807	1.2927	.18032	.29884
#1	.04853	.48291	.19790	.25085	.89356	47.498	48.735
#2	.04885	.48561	.19862	.25125	.90220	47.661	48.977
#3	.04879	.48366	.19793	.25056	.91669	47.534	48.715
Errors	LC Pass	LC Pass	LC Pass	LC Pass	LC Pass	LC Pass	LC Pass
High	.06000	.60000	.24000	.30000	1.2000	60.000	60.000
Low	.04000	.40000	.16000	.20000	.80000	40.000	40.000

Elem	MN	MO	NA	NI	PB/1	PB/2	PB
Units	ppm	ppm	ppm	ppm	ppm	ppm	ppm
Avge	.48757	.99464	48.591	.48297	.49065	.48716	.48832
SDev	.00106	.00547	.133	.00087	.00269	.00216	.00115
%RSD	.21671	.55030	.27447	.17956	.54747	.44258	.23614
#1	.48688	.98885	48.579	.48344	.49305	.48474	.48751
#2	.48879	.99973	48.730	.48349	.49115	.48888	.48964
#3	.48706	.99533	48.464	.48196	.48775	.48784	.48781
Errors	LC Pass	LC Pass	LC Pass	LC Pass	NOCHECK	NOCHECK	LC Pass
High	.60000	1.2000	60.000	.60000			.60000
Low	.40000	.80000	40.000	.40000			.40000

Elem	SB/1	SB/2	SB	SE/1	SE/2	SE	SI
Units	ppm	ppm	ppm	ppm	ppm	ppm	ppm
Avge	.49427	.49354	.49378	1.9494	1.9545	1.9528	9.6366
SDev	.00466	.00420	.00232	.0058	.0133	.0086	.0573
%RSD	.94175	.85147	.47086	.29951	.68145	.43859	.59418
#1	.48890	.49606	.49368	1.9492	1.9398	1.9429	9.6732
#2	.49675	.49586	.49616	1.9553	1.9579	1.9571	9.6661

#3	.49717	.48869	.49151	1.9436	1.9658	1.9584	9.5706
Errors	NOCHECK	NOCHECK	LC Pass	NOCHECK	NOCHECK	LC Pass	LC Pass

High			.60000			2.4000	12.000
Low			.40000			1.6000	8.0000

Elem	SN	SR	TI	TL	V_	ZN	
Units	ppm	ppm	ppm	ppm	ppm	ppm	
Avge	1.9651	.93584	.97179	1.9524	.49394	.51574	
SDev	.0043	.00115	.00227	.0110	.00063	.00101	
%RSD	.22063	.12246	.23386	.56592	.12784	.19544	
#1	1.9644	.93671	.96941	1.9422	.49466	.51593	
#2	1.9698	.93627	.97393	1.9641	.49370	.51665	
#3	1.9612	.93454	.97204	1.9510	.49347	.51466	
Errors	LC Pass	LC Pass	LC Pass	LC Pass	LC Pass	LC Pass	
High	2.4000	1.2000	1.2000	2.4000	.60000	.60000	
Low	1.6000	.80000	.80000	1.6000	.40000	.40000	

IntStd	1	2	3	4	5	6	7
Mode	Counts	NOTUSED	NOTUSED	NOTUSED	NOTUSED	NOTUSED	NOTUSED
Elem	Y	--	--	--	--	--	--
Wavlen	371.030	--	--	--	--	--	--
Avge	25904	--	--	--	--	--	--
SDev	122.4064	--	--	--	--	--	--
%RSD	.4725443	--	--	--	--	--	--
#1	25787	--	--	--	--	--	--
#2	25894	--	--	--	--	--	--
#3	26031	--	--	--	--	--	--

Method: METTRACE Sample Name: K049C Operator: RJG
Run Time: 10/31/08 02:18:23
Comment: TESTAMERICA PITTSBURGH ICP METALS ANALYSIS-INST TRACEICP
Mode: CONC Corr. Factor: 1

Elem	AG	AL	AS	B_	BA	BE	CA
Units	ppm	ppm	ppm	ppm	ppm	ppm	ppm
Avge	.00050	-.00045	-.00034	.08040	.06465	.00021	19.489
SDev	.00029	.00193	.00138	.00041	.00019	.00003	.037
%RSD	57.775	432.33	410.46	.50684	.29603	12.435	.19010
#1	.00072	.00128	.00032	.08065	.06479	.00020	19.482
#2	.00061	-.00009	.00059	.08062	.06443	.00018	19.530
#3	.00017	-.00253	-.00192	.07993	.06473	.00024	19.457
Errors	LC Pass	LC Pass	LC Pass	LC Pass	LC Pass	LC Pass	LC Pass
High	2.0000	500.00	10.000	30.000	10.000	10.000	600.00
Low	-.00500	-.20000	-.01000	-.20000	-.20000	-.00400	-5.0000

Elem	CD	CO	CR	CU	FE	K_	MG
Units	ppm	ppm	ppm	ppm	ppm	ppm	ppm
Avge	.00030	.03667	.00029	.00106	-.02504	2.8896	8.9709
SDev	.00011	.00055	.00038	.00024	.00793	.0072	.0192
%RSD	35.597	1.4895	133.82	22.612	31.692	.25035	.21383
#1	.00041	.03720	.00048	.00131	-.03252	2.8976	8.9762
#2	.00028	.03670	.00053	.00103	-.01672	2.8835	8.9869
#3	.00020	.03611	-.00016	.00083	-.02587	2.8878	8.9496
Errors	LC Pass	LC Pass	LC Pass	LC Pass	LC Pass	LC Pass	LC Pass
High	5.0000	100.00	20.000	10.000	500.00	400.00	600.00
Low	-.00500	-.05000	-.00500	-.02500	-.10000	-5.0000	-5.0000

Elem	MN	MO	NA	NI	PB/1	PB/2	PB
Units	ppm	ppm	ppm	ppm	ppm	ppm	ppm
Avge	.88354	.00290	140.02	.00652	.00088	-.00040	.00003
SDev	.00108	.00102	.24	.00122	.00172	.00052	.00044
%RSD	.12224	35.058	.16949	18.679	194.89	130.78	1458.9
#1	.88333	.00399	140.14	.00715	-.00077	.00018	-.00014
#2	.88471	.00199	139.75	.00731	.00075	-.00082	-.00030
#3	.88258	.00271	140.17	.00512	.00266	-.00054	.00053
Errors	LC Pass	LC Pass	LC Pass	LC Pass	NOCHECK	NOCHECK	LC Pass
High	20.000	20.000	400.00	100.00			5.0000
Low	-.01500	-.04000	-5.0000	-.04000			-.00300

Elem	SB/1	SB/2	SB	SE/1	SE/2	SE	SI
Units	ppm	ppm	ppm	ppm	ppm	ppm	ppm
Avge	-.00131	-.00040	-.00070	.00027	.00286	.00200	4.7674
SDev	.00032	.00150	.00108	.00259	.00021	.00090	.0037
%RSD	24.389	376.03	153.09	960.97	7.3880	45.178	.07742
#1	-.00131	-.00170	-.00157	.00030	.00262	.00185	4.7698
#2	-.00163	-.00075	-.00104	-.00234	.00293	.00118	4.7693

#3	-.00099	.00125	.00050	.00285	.00302	.00296	4.7632
Errors	NOCHECK	NOCHECK	LC Pass	NOCHECK	NOCHECK	LC Pass	LC Pass

High			5.0000			10.000	50.000
Low			-.01000			-.00500	-.50000

Elem	SN	SR	TI	TL	V_	ZN	
Units	ppm	ppm	ppm	ppm	ppm	ppm	
Avge	.00049	.13761	.00018	.00150	.00065	.02207	
SDev	.00182	.00002	.00028	.00034	.00013	.00008	
%RSD	373.75	.01470	159.47	23.047	19.939	.38057	
#1	-.00123	.13763	.00026	.00126	.00072	.02197	
#2	.00029	.13759	.00040	.00134	.00072	.02209	
#3	.00240	.13761	-.00014	.00189	.00050	.02213	

Errors	LC Pass	LC Pass	LC Pass	LC Pass	LC Pass	LC Pass	
High	30.000	10.000	30.000	10.000	50.000	10.000	
Low	-.10000	-.05000	-.05000	-.01000	-.05000	-.02000	

IntStd	1	2	3	4	5	6	7
Mode	Counts	NOTUSED	NOTUSED	NOTUSED	NOTUSED	NOTUSED	NOTUSED
Elem	Y	--	--	--	--	--	--
Wavlen	371.030	--	--	--	--	--	--
Avge	25774	--	--	--	--	--	--
SDev	111.3217	--	--	--	--	--	--
%RSD	.4319079	--	--	--	--	--	--
#1	25730	--	--	--	--	--	--
#2	25692	--	--	--	--	--	--
#3	25901	--	--	--	--	--	--

Method: METTRACE Sample Name: CCV1-5 Operator: RJG
Run Time: 10/31/08 02:23:53
Comment: TESTAMERICA PITTSBURGH ICP METALS ANALYSIS-INST TRACEICP
Mode: CONC Corr. Factor: 1

Elem	AG	AL	AS	B_	BA	BE	CA
Units	ppm	ppm	ppm	ppm	ppm	ppm	ppm
Avge	1.0129	24.520	.50465	2.0093	1.9802	1.9870	50.327
SDev	.0014	.018	.00149	.0017	.0051	.0075	.156
%RSD	.13324	.07222	.29510	.08668	.25720	.37743	.31051
#1	1.0140	24.537	.50633	2.0101	1.9846	1.9923	50.418
#2	1.0133	24.522	.50415	2.0105	1.9813	1.9902	50.415
#3	1.0114	24.501	.50348	2.0073	1.9746	1.9784	50.146
Errors	LC Pass	LC Pass	LC Pass	LC Pass	LC Pass	LC Pass	LC Pass
High	1.1000	27.500	.55000	2.2000	2.2000	2.2000	55.000
Low	.90000	22.500	.45000	1.8000	1.8000	1.8000	45.000

Elem	CD	CO	CR	CU	FE	K_	MG
Units	ppm	ppm	ppm	ppm	ppm	ppm	ppm
Avge	.49021	1.9867	1.9865	2.0185	25.196	119.71	49.393
SDev	.00160	.0066	.0054	.0028	.062	.11	.123
%RSD	.32722	.33465	.27360	.13852	.24505	.08889	.24950
#1	.49107	1.9922	1.9904	2.0216	25.228	119.79	49.496
#2	.49121	1.9885	1.9888	2.0179	25.235	119.59	49.428
#3	.48836	1.9793	1.9803	2.0161	25.124	119.75	49.257
Errors	LC Pass	LC Pass	LC Pass	LC Pass	LC Pass	LC Pass	LC Pass
High	.55000	2.2000	2.2000	2.2000	27.500	137.50	55.000
Low	.45000	1.8000	1.8000	1.8000	22.500	112.50	45.000

Elem	MN	MO	NA	NI	PB/1	PB/2	PB
Units	ppm	ppm	ppm	ppm	ppm	ppm	ppm
Avge	1.9731	2.0075	121.51	1.9678	.50044	.50123	.50097
SDev	.0052	.0057	.12	.0067	.00119	.00174	.00123
%RSD	.26218	.28205	.09726	.34061	.23815	.34683	.24483
#1	1.9771	2.0024	121.47	1.9732	.50008	.49929	.49955
#2	1.9750	2.0136	121.42	1.9699	.50177	.50175	.50176
#3	1.9673	2.0065	121.64	1.9603	.49947	.50265	.50159
Errors	LC Pass	LC Pass	LC Pass	LC Pass	NOCHECK	NOCHECK	LC Pass
High	2.2000	2.2000	137.50	2.2000			.55000
Low	1.8000	1.8000	112.50	1.8000			.45000

Elem	SB/1	SB/2	SB	SE/1	SE/2	SE	SI
Units	ppm	ppm	ppm	ppm	ppm	ppm	ppm
Avge	.50265	.50164	.50198	.49992	.50145	.50094	1.8935
SDev	.00298	.00146	.00140	.00275	.00277	.00164	.0115
%RSD	.59232	.29031	.27837	.54983	.55299	.32700	.60623
#1	.50008	.50050	.50036	.50117	.49826	.49923	1.9040
#2	.50194	.50328	.50284	.50182	.50283	.50249	1.8953

#3	.50591	.50114	.50273	.49677	.50327	.50110	1.8812
Errors	NOCHECK	NOCHECK	LC Pass	NOCHECK	NOCHECK	LC Pass	LC Pass

High			.55000			.55000	2.2000
Low			.45000			.45000	1.8000

Elem	SN	SR	TI	TL	V_	ZN	
Units	ppm	ppm	ppm	ppm	ppm	ppm	
Avge	1.9967	1.9441	1.9861	1.0039	1.9935	2.0494	
SDev	.0045	.0054	.0031	.0044	.0056	.0040	
%RSD	.22766	.27909	.15601	.44311	.27852	.19476	
#1	1.9991	1.9485	1.9882	1.0064	1.9964	2.0524	
#2	1.9995	1.9457	1.9876	1.0065	1.9969	2.0509	
#3	1.9914	1.9380	1.9826	.99875	1.9871	2.0448	
Errors	LC Pass	LC Pass	LC Pass	LC Pass	LC Pass	LC Pass	
High	2.2000	2.2000	2.2000	1.1000	2.2000	2.2000	
Low	1.8000	1.8000	1.8000	.90000	1.8000	1.8000	

IntStd	1	2	3	4	5	6	7
Mode	Counts	NOTUSED	NOTUSED	NOTUSED	NOTUSED	NOTUSED	NOTUSED
Elem	Y	--	--	--	--	--	--
Wavlen	371.030	--	--	--	--	--	--
Avge	25824	--	--	--	--	--	--
SDev	61.73278	--	--	--	--	--	--
%RSD	.2390564	--	--	--	--	--	--
#1	25869	--	--	--	--	--	--
#2	25849	--	--	--	--	--	--
#3	25753	--	--	--	--	--	--

Method: METTRACE Sample Name: CCB5 Operator: RJG
Run Time: 10/31/08 02:29:23
Comment: TESTAMERICA PITTSBURGH ICP METALS ANALYSIS-INST TRACEICP
Mode: CONC Corr. Factor: 1

Elem	AG	AL	AS	B_	BA	BE	CA
Units	ppm	ppm	ppm	ppm	ppm	ppm	ppm
Avge	.00069	-.00778	-.00023	.00229	.00018	.00064	.00714
SDev	.00062	.00219	.00144	.00017	.00020	.00022	.00909
%RSD	89.828	28.155	630.02	7.4995	107.65	33.838	127.28
#1	.00052	-.00999	-.00179	.00217	-.00003	.00046	-.00178
#2	.00139	-.00775	.00104	.00249	.00022	.00058	.01639
#3	.00018	-.00561	.00006	.00221	.00036	.00089	.00682
Errors	LC Pass	LC Pass	LC Pass	LC Pass	LC Pass	LC Pass	LC Pass
High	.00500	.20000	.01000	.20000	.20000	.00400	5.0000
Low	-.00500	-.20000	-.01000	-.20000	-.20000	-.00400	-5.0000

Elem	CD	CO	CR	CU	FE	K_	MG
Units	ppm	ppm	ppm	ppm	ppm	ppm	ppm
Avge	.00013	.00035	.00035	.00019	.00088	.20194	.00763
SDev	.00015	.00050	.00022	.00027	.01016	.00610	.00354
%RSD	114.22	140.88	63.008	139.07	1157.2	3.0193	46.425
#1	-.00003	-.00014	.00017	-.00011	-.01040	.20114	.00361
#2	.00028	.00086	.00060	.00030	.00931	.20840	.00899
#3	.00016	.00034	.00029	.00039	.00372	.19628	.01029
Errors	LC Pass	LC Pass	LC Pass	LC Pass	LC Pass	LC Pass	LC Pass
High	.00500	.05000	.00500	.02500	.10000	5.0000	5.0000
Low	-.00500	-.05000	-.00500	-.02500	-.10000	-5.0000	-5.0000

Elem	MN	MO	NA	NI	PB/1	PB/2	PB
Units	ppm	ppm	ppm	ppm	ppm	ppm	ppm
Avge	.00016	.00543	-.34196	-.00053	.00286	-.00214	-.00047
SDev	.00012	.00238	.16911	.00052	.00099	.00095	.00030
%RSD	77.545	43.764	49.454	97.768	34.699	44.288	64.073
#1	.00006	.00803	-.39930	-.00039	.00399	-.00322	-.00082
#2	.00012	.00489	-.15163	-.00010	.00213	-.00151	-.00030
#3	.00029	.00337	-.47494	-.00111	.00246	-.00167	-.00030
Errors	LC Pass	LC Pass	LC Pass	LC Pass	NOCHECK	NOCHECK	LC Pass
High	.01500	.04000	5.0000	.04000			.00300
Low	-.01500	-.04000	-5.0000	-.04000			-.00300

Elem	SB/1	SB/2	SB	SE/1	SE/2	SE	SI
Units	ppm	ppm	ppm	ppm	ppm	ppm	ppm
Avge	-.00451	.00284	.00040	.00021	-.00002	.00006	.00192
SDev	.00151	.00108	.00037	.00223	.00136	.00163	.00294
%RSD	33.485	38.002	94.278	1088.0	7511.6	2894.8	152.88
#1	-.00580	.00324	.00023	.00213	.00072	.00119	.00066
#2	-.00488	.00367	.00082	.00073	.00082	.00079	.00528

#3	-.00285	.00162	.00013	-.00224	-.00159	-.00181	-.00017
Errors	NOCHECK	NOCHECK	LC Pass	NOCHECK	NOCHECK	LC Pass	LC Pass

High			.06000			.00500	.50000
Low			-.06000			-.00500	-.50000

Elem	SN	SR	TI	TL	V_	ZN	
Units	ppm	ppm	ppm	ppm	ppm	ppm	
Avge	.00289	.00022	.00045	.00103	.00035	.00230	
SDev	.00114	.00014	.00016	.00090	.00025	.00060	
%RSD	39.329	65.886	34.753	87.585	69.908	26.081	
#1	.00420	.00010	.00027	.00009	.00007	.00170	
#2	.00210	.00018	.00054	.00189	.00050	.00290	
#3	.00239	.00038	.00054	.00110	.00049	.00231	
Errors	LC Pass	LC Pass	LC Pass	LC Pass	LC Pass	LC Pass	
High	.10000	.05000	.05000	.01000	.05000	.02000	
Low	-.10000	-.05000	-.05000	-.01000	-.05000	-.02000	

IntStd	1	2	3	4	5	6	7
Mode	Counts	NOTUSED	NOTUSED	NOTUSED	NOTUSED	NOTUSED	NOTUSED
Elem	Y	--	--	--	--	--	--
Wavlen	371.030	--	--	--	--	--	--
Avge	26180	--	--	--	--	--	--
SDev	169.5777	--	--	--	--	--	--
%RSD	.6477333	--	--	--	--	--	--
#1	26019	--	--	--	--	--	--
#2	26164	--	--	--	--	--	--
#3	26357	--	--	--	--	--	--

Method: METTRACE Sample Name: K049D Operator: RJG
Run Time: 10/31/08 02:34:52
Comment: TESTAMERICA PITTSBURGH ICP METALS ANALYSIS-INST TRACEICP
Mode: CONC Corr. Factor: 1

Elem	AG	AL	AS	B_	BA	BE	CA
Units	ppm	ppm	ppm	ppm	ppm	ppm	ppm
Avge	.00101	.01125	.00274	.03946	.17281	.00032	17.807
SDev	.00014	.00107	.00079	.00056	.00014	.00004	.045
%RSD	14.205	9.4864	28.703	1.4083	.08201	11.741	.25357
#1	.00089	.01172	.00365	.03927	.17291	.00028	17.850
#2	.00117	.01199	.00224	.04008	.17265	.00031	17.810
#3	.00097	.01003	.00234	.03902	.17287	.00036	17.760
Errors	LC Pass	LC Pass	LC Pass	LC Pass	LC Pass	LC Pass	LC Pass
High	2.0000	500.00	10.000	30.000	10.000	10.000	600.00
Low	-.00500	-.20000	-.01000	-.20000	-.20000	-.00400	-5.0000

Elem	CD	CO	CR	CU	FE	K_	MG
Units	ppm	ppm	ppm	ppm	ppm	ppm	ppm
Avge	.00026	.10086	.00078	.05060	.03035	22.530	10.875
SDev	.00012	.00016	.00013	.00008	.00907	.107	.023
%RSD	46.999	.15762	16.170	.16317	29.897	.47507	.21132
#1	.00012	.10068	.00065	.05070	.02835	22.542	10.898
#2	.00031	.10094	.00090	.05056	.04026	22.417	10.874
#3	.00036	.10097	.00078	.05055	.02245	22.630	10.852
Errors	LC Pass	LC Pass	LC Pass	LC Pass	LC Pass	LC Pass	LC Pass
High	5.0000	100.00	20.000	10.000	500.00	400.00	600.00
Low	-.00500	-.05000	-.00500	-.02500	-.10000	-5.0000	-5.0000

Elem	MN	MO	NA	NI	PB/1	PB/2	PB
Units	ppm	ppm	ppm	ppm	ppm	ppm	ppm
Avge	2.6104	.00268	137.17	.00840	.01377	.01021	.01139
SDev	.0066	.00052	.45	.00017	.00072	.00113	.00052
%RSD	.25297	19.522	.32781	1.9875	5.1946	11.046	4.5271
#1	2.6170	.00286	137.17	.00857	.01389	.01014	.01139
#2	2.6104	.00309	136.72	.00838	.01300	.01136	.01191
#3	2.6038	.00209	137.62	.00824	.01441	.00911	.01088
Errors	LC Pass	LC Pass	LC Pass	LC Pass	NOCHECK	NOCHECK	LC Pass
High	20.000	20.000	400.00	100.00			5.0000
Low	-.01500	-.04000	-5.0000	-.04000			-.00300

Elem	SB/1	SB/2	SB	SE/1	SE/2	SE	SI
Units	ppm	ppm	ppm	ppm	ppm	ppm	ppm
Avge	-.00073	.00065	.00019	-.00272	.00058	-.00052	3.2754
SDev	.00162	.00160	.00054	.00333	.00102	.00082	.0057
%RSD	221.81	246.25	280.93	122.39	175.85	157.66	.17416
#1	-.00118	.00089	.00020	-.00351	.00159	-.00011	3.2814
#2	.00107	-.00106	-.00035	-.00559	.00060	-.00146	3.2748

#3	-.00208	.00212	.00072	.00093	-.00045	.00001	3.2700
Errors	NOCHECK	NOCHECK	LC Pass	NOCHECK	NOCHECK	LC Pass	LC Pass

High			5.0000			10.000	50.000
Low			-.01000			-.00500	-.50000

Elem	SN	SR	TI	TL	V_	ZN	
Units	ppm	ppm	ppm	ppm	ppm	ppm	
Avge	.00049	.14731	.00018	-.00084	.00088	.02737	
SDev	.00046	.00013	.00016	.00079	.00033	.00009	
%RSD	94.049	.09075	90.285	94.979	37.737	.32987	
#1	-.00001	.14737	-.00001	-.00028	.00117	.02727	
#2	.00060	.14716	.00027	-.00049	.00052	.02744	
#3	.00090	.14740	.00027	-.00174	.00095	.02741	
Errors	LC Pass	LC Pass	LC Pass	LC Pass	LC Pass	LC Pass	
High	30.000	10.000	30.000	10.000	50.000	10.000	
Low	-.10000	-.05000	-.05000	-.01000	-.05000	-.02000	

IntStd	1	2	3	4	5	6	7
Mode	Counts	NOTUSED	NOTUSED	NOTUSED	NOTUSED	NOTUSED	NOTUSED
Elem	Y	--	--	--	--	--	--
Wavlen	371.030	--	--	--	--	--	--
Avge	25829	--	--	--	--	--	--
SDev	69.11238	--	--	--	--	--	--
%RSD	.2675816	--	--	--	--	--	--
#1	25749	--	--	--	--	--	--
#2	25872	--	--	--	--	--	--
#3	25864	--	--	--	--	--	--

Method: METTRACE Sample Name: K06DA Operator: RJG
Run Time: 10/31/08 02:40:22
Comment: TESTAMERICA PITTSBURGH ICP METALS ANALYSIS-INST TRACEICP
Mode: CONC Corr. Factor: 1

Elem	AG	AL	AS	B_	BA	BE	CA
Units	ppm	ppm	ppm	ppm	ppm	ppm	ppm
Avge	.00080	.00251	.00033	.34994	.01203	.00026	384.23
SDev	.00030	.00513	.00069	.01018	.00036	.00034	10.73
%RSD	37.509	204.25	210.26	2.9086	2.9562	128.72	2.7913
#1	.00100	.00642	-.00046	.35441	.01222	.00009	389.90
#2	.00045	-.00329	.00081	.33829	.01162	.00065	371.86
#3	.00093	.00440	.00064	.35711	.01225	.00004	390.93
Errors	LC Pass	LC Pass	LC Pass	LC Pass	LC Pass	LC Pass	LC Pass
High	2.0000	500.00	10.000	30.000	10.000	10.000	600.00
Low	-.00500	-.20000	-.01000	-.20000	-.20000	-.00400	-5.0000

Elem	CD	CO	CR	CU	FE	K_	MG
Units	ppm	ppm	ppm	ppm	ppm	ppm	ppm
Avge	.00015	.00138	.00069	.00118	.19690	1.0699	121.01
SDev	.00011	.00017	.00033	.00038	.00442	.0493	3.46
%RSD	73.543	12.353	47.449	32.574	2.2454	4.6034	2.8613
#1	.00029	.00143	.00048	.00119	.19327	1.0933	122.82
#2	.00009	.00152	.00052	.00079	.20182	1.0133	117.02
#3	.00009	.00119	.00107	.00156	.19560	1.1030	123.20
Errors	LC Pass	LC Pass	LC Pass	LC Pass	LC Pass	LC Pass	LC Pass
High	5.0000	100.00	20.000	10.000	500.00	400.00	600.00
Low	-.00500	-.05000	-.00500	-.02500	-.10000	-5.0000	-5.0000

Elem	MN	MO	NA	NI	PB/1	PB/2	PB
Units	ppm	ppm	ppm	ppm	ppm	ppm	ppm
Avge	1.6195	.00463	32.485	.00449	-.00101	-.00024	-.00050
SDev	.0460	.00045	.770	.00092	.00202	.00107	.00126
%RSD	2.8429	9.6430	2.3712	20.426	200.27	441.41	252.86
#1	1.6432	.00458	32.909	.00417	.00047	.00099	.00082
#2	1.5665	.00420	31.596	.00377	-.00331	-.00088	-.00169
#3	1.6489	.00509	32.951	.00552	-.00019	-.00085	-.00063
Errors	LC Pass	LC Pass	LC Pass	LC Pass	NOCHECK	NOCHECK	LC Pass
High	20.000	20.000	400.00	100.00			5.0000
Low	-.01500	-.04000	-5.0000	-.04000			-.00300

Elem	SB/1	SB/2	SB	SE/1	SE/2	SE	SI
Units	ppm	ppm	ppm	ppm	ppm	ppm	ppm
Avge	-.00129	.00090	.00017	-.00159	.00087	.00005	8.1768
SDev	.00140	.00039	.00038	.00289	.00061	.00082	.2311
%RSD	108.23	43.477	220.10	181.50	70.038	1638.9	2.8266
#1	-.00288	.00110	-.00023	.00071	.00018	.00036	8.2904
#2	-.00074	.00116	.00053	-.00483	.00109	-.00088	7.9109

#3	-.00026	.00045	.00021	-.00066	.00134	.00067	8.3292
Errors	NOCHECK	NOCHECK	LC Pass	NOCHECK	NOCHECK	LC Pass	LC Pass

High			5.0000			10.000	50.000
Low			-.01000			-.00500	-.50000

Elem	SN	SR	TI	TL	V_	ZN	
Units	ppm	ppm	ppm	ppm	ppm	ppm	
Avge	.00159	.83330	-.00192	-.00168	.00681	.01005	
SDev	.00221	.02435	.00021	.00086	.00015	.00018	
%RSD	139.45	2.9225	11.116	50.949	2.2327	1.7562	
#1	.00304	.84582	-.00209	-.00152	.00698	.01018	
#2	.00268	.80524	-.00197	-.00092	.00669	.00985	
#3	-.00096	.84885	-.00168	-.00261	.00676	.01013	

Errors	LC Pass	LC Pass	LC Pass	LC Pass	LC Pass	LC Pass	
High	30.000	10.000	30.000	10.000	50.000	10.000	
Low	-.10000	-.05000	-.05000	-.01000	-.05000	-.02000	

IntStd	1	2	3	4	5	6	7
Mode	Counts	NOTUSED	NOTUSED	NOTUSED	NOTUSED	NOTUSED	NOTUSED
Elem	Y	--	--	--	--	--	--
Wavlen	371.030	--	--	--	--	--	--
Avge	25731	--	--	--	--	--	--
SDev	640.1310	--	--	--	--	--	--
%RSD	2.487754	--	--	--	--	--	--
#1	25365	--	--	--	--	--	--
#2	26470	--	--	--	--	--	--
#3	25358	--	--	--	--	--	--

Method: METTRACE Sample Name: K06DAP5 Operator: RJG
Run Time: 10/31/08 02:45:52
Comment: TESTAMERICA PITTSBURGH ICP METALS ANALYSIS-INST TRACEICP
Mode: CONC Corr. Factor: 1

Elem	AG	AL	AS	B_	BA	BE	CA
Units	ppm	ppm	ppm	ppm	ppm	ppm	ppm
Avge	.00044	-.00285	-.00028	.06965	.00241	.00045	80.442
SDev	.00033	.00089	.00131	.00019	.00003	.00008	.383
%RSD	75.223	31.437	471.52	.28030	1.2326	18.588	.47570
#1	.00082	-.00380	.00123	.06947	.00244	.00046	80.110
#2	.00027	-.00271	-.00105	.06986	.00239	.00036	80.356
#3	.00023	-.00203	-.00101	.06961	.00239	.00053	80.861

Elem	CD	CO	CR	CU	FE	K_	MG
Units	ppm	ppm	ppm	ppm	ppm	ppm	ppm
Avge	.00017	.00028	.00022	.00026	.00711	.35274	23.672
SDev	.00005	.00013	.00016	.00008	.00651	.00312	.087
%RSD	27.572	47.164	73.909	32.638	91.467	.88490	.36773
#1	.00021	.00042	.00036	.00023	.00721	.35156	23.589
#2	.00012	.00015	.00027	.00035	.01357	.35627	23.663
#3	.00017	.00027	.00004	.00019	.00056	.35037	23.762

Elem	MN	MO	NA	NI	PB/1	PB/2	PB
Units	ppm	ppm	ppm	ppm	ppm	ppm	ppm
Avge	.32734	.00130	6.4853	.00152	.00108	-.00027	.00018
SDev	.00104	.00102	.1091	.00045	.00052	.00111	.00063
%RSD	.31757	78.706	1.6825	29.633	48.053	404.97	355.75
#1	.32641	.00247	6.6051	.00204	.00072	.00099	.00090
#2	.32714	.00060	6.4590	.00130	.00084	-.00073	-.00021
#3	.32846	.00083	6.3917	.00122	.00167	-.00108	-.00016

Elem	SB/1	SB/2	SB	SE/1	SE/2	SE	SI
Units	ppm	ppm	ppm	ppm	ppm	ppm	ppm
Avge	-.00318	.00007	-.00101	.00042	-.00049	-.00018	1.6189
SDev	.00164	.00095	.00111	.00311	.00088	.00085	.0022
%RSD	51.618	1413.3	109.77	734.00	180.40	460.25	.13808
#1	-.00339	-.00071	-.00160	.00374	-.00134	.00035	1.6205
#2	-.00470	-.00021	-.00170	-.00005	.00041	.00026	1.6163
#3	-.00144	.00112	.00027	-.00242	-.00053	-.00116	1.6198

Elem	SN	SR	TI	TL	V_	ZN
Units	ppm	ppm	ppm	ppm	ppm	ppm
Avge	.00090	.16491	-.00055	-.00134	.00094	.00537
SDev	.00228	.00029	.00014	.00043	.00135	.00013
%RSD	254.40	.17536	24.905	32.023	143.30	2.4383
#1	.00301	.16480	-.00041	-.00084	.00051	.00522
#2	-.00152	.16470	-.00069	-.00161	-.00014	.00544
#3	.00120	.16524	-.00054	-.00156	.00245	.00544

IntStd	1	2	3	4	5	6	7
Mode	Counts	NOTUSED	NOTUSED	NOTUSED	NOTUSED	NOTUSED	NOTUSED
Elem	Y	--	--	--	--	--	--
Wavlen	371.030	--	--	--	--	--	--
Avge	25858	--	--	--	--	--	--
SDev	89.97527	--	--	--	--	--	--
%RSD	.3479621	--	--	--	--	--	--
#1	25808	--	--	--	--	--	--
#2	25803	--	--	--	--	--	--
#3	25962	--	--	--	--	--	--

Method: METTRACE Sample Name: K06DAS Operator: RJG
Run Time: 10/31/08 02:51:22
Comment: TESTAMERICA PITTSBURGH ICP METALS ANALYSIS-INST TRACEICP
Mode: CONC Corr. Factor: 1

Elem	AG	AL	AS	B_	BA	BE	CA
Units	ppm	ppm	ppm	ppm	ppm	ppm	ppm
Avge	.05403	2.0841	2.0277	1.3705	2.0434	.04892	429.75
SDev	.00075	.0048	.0137	.0040	.0035	.00032	1.72
%RSD	1.3906	.23244	.67654	.29253	.17017	.64492	.40015
#1	.05482	2.0895	2.0392	1.3740	2.0467	.04928	431.46
#2	.05392	2.0802	2.0313	1.3713	2.0437	.04883	429.77
#3	.05333	2.0825	2.0125	1.3662	2.0397	.04867	428.02
Errors	LC Pass	LC Pass	LC Pass	LC Pass	LC Pass	LC Pass	LC Pass
High	2.0000	500.00	10.000	30.000	10.000	10.000	600.00
Low	-.00500	-.20000	-.01000	-.20000	-.20000	-.00400	-5.0000

Elem	CD	CO	CR	CU	FE	K_	MG
Units	ppm	ppm	ppm	ppm	ppm	ppm	ppm
Avge	.04825	.48665	.19953	.26877	1.2002	53.408	172.74
SDev	.00005	.00228	.00119	.00053	.0046	.050	.62
%RSD	.11042	.46880	.59837	.19801	.38715	.09408	.35872
#1	.04825	.48886	.20076	.26882	1.2026	53.462	173.34
#2	.04819	.48679	.19944	.26928	1.2031	53.396	172.76
#3	.04830	.48431	.19838	.26822	1.1948	53.364	172.10
Errors	LC Pass	LC Pass	LC Pass	LC Pass	LC Pass	LC Pass	LC Pass
High	5.0000	100.00	20.000	10.000	500.00	400.00	600.00
Low	-.00500	-.05000	-.00500	-.02500	-.10000	-5.0000	-5.0000

Elem	MN	MO	NA	NI	PB/1	PB/2	PB
Units	ppm	ppm	ppm	ppm	ppm	ppm	ppm
Avge	2.1133	1.0076	83.574	.48528	.49456	.49237	.49310
SDev	.0072	.0024	.069	.00194	.00526	.00343	.00160
%RSD	.34185	.23519	.08307	.40089	1.0635	.69598	.32340
#1	2.1201	1.0102	83.538	.48751	.50051	.48902	.49285
#2	2.1141	1.0068	83.654	.48438	.49267	.49587	.49481
#3	2.1057	1.0057	83.530	.48394	.49051	.49221	.49165
Errors	LC Pass	LC Pass	LC Pass	LC Pass	NOCHECK	NOCHECK	LC Pass
High	20.000	20.000	400.00	100.00			5.0000
Low	-.01500	-.04000	-5.0000	-.04000			-.00300

Elem	SB/1	SB/2	SB	SE/1	SE/2	SE	SI
Units	ppm	ppm	ppm	ppm	ppm	ppm	ppm
Avge	.51358	.50995	.51116	2.0488	2.0585	2.0553	17.649
SDev	.00396	.00089	.00097	.0153	.0062	.0032	.018
%RSD	.77030	.17454	.19037	.74439	.29877	.15793	.10090
#1	.50906	.51059	.51008	2.0660	2.0523	2.0569	17.642
#2	.51526	.51033	.51197	2.0430	2.0646	2.0574	17.669

#3	.51642	.50893	.51142	2.0372	2.0587	2.0515	17.636
Errors	NOCHECK	NOCHECK	LC Pass	NOCHECK	NOCHECK	LC Pass	LC Pass

High			5.0000			10.000	50.000
Low			-.01000			-.00500	-.50000

Elem	SN	SR	TI	TL	V_	ZN	
Units	ppm	ppm	ppm	ppm	ppm	ppm	
Avge	1.9903	1.8020	.98858	1.9746	.50464	.53540	
SDev	.0148	.0047	.00383	.0019	.00165	.00167	
%RSD	.74443	.26160	.38755	.09757	.32719	.31113	
#1	2.0034	1.8070	.99257	1.9734	.50600	.53634	
#2	1.9933	1.8015	.98824	1.9735	.50511	.53638	
#3	1.9742	1.7976	.98493	1.9768	.50280	.53348	
Errors	LC Pass	LC Pass	LC Pass	LC Pass	LC Pass	LC Pass	
High	30.000	10.000	30.000	10.000	50.000	10.000	
Low	-.10000	-.05000	-.05000	-.01000	-.05000	-.02000	
IntStd	1	2	3	4	5	6	7
Mode	Counts	NOTUSED	NOTUSED	NOTUSED	NOTUSED	NOTUSED	NOTUSED
Elem	Y	--	--	--	--	--	--
Wavlen	371.030	--	--	--	--	--	--
Avge	25281	--	--	--	--	--	--
SDev	19.92032	--	--	--	--	--	--
%RSD	.0787945	--	--	--	--	--	--
#1	25280	--	--	--	--	--	--
#2	25302	--	--	--	--	--	--
#3	25262	--	--	--	--	--	--

Method: METTRACE Sample Name: K06DAD Operator: RJG
Run Time: 10/31/08 02:56:52
Comment: TESTAMERICA PITTSBURGH ICP METALS ANALYSIS-INST TRACEICP
Mode: CONC Corr. Factor: 1

Elem	AG	AL	AS	B_	BA	BE	CA
Units	ppm	ppm	ppm	ppm	ppm	ppm	ppm
Avge	.05374	2.0826	2.0350	1.3741	2.0340	.04925	435.80
SDev	.00058	.0068	.0041	.0036	.0048	.00011	.79
%RSD	1.0814	.32794	.20285	.26125	.23837	.21529	.18168
#1	.05440	2.0878	2.0319	1.3770	2.0388	.04936	435.28
#2	.05331	2.0852	2.0397	1.3752	2.0341	.04923	436.71
#3	.05351	2.0748	2.0334	1.3701	2.0291	.04915	435.41
Errors	LC Pass	LC Pass	LC Pass	LC Pass	LC Pass	LC Pass	LC Pass
High	2.0000	500.00	10.000	30.000	10.000	10.000	600.00
Low	-.00500	-.20000	-.01000	-.20000	-.20000	-.00400	-5.0000

Elem	CD	CO	CR	CU	FE	K_	MG
Units	ppm	ppm	ppm	ppm	ppm	ppm	ppm
Avge	.04865	.48827	.19942	.26729	1.2160	53.312	174.43
SDev	.00017	.00076	.00055	.00051	.0059	.318	.26
%RSD	.35156	.15521	.27517	.18894	.48214	.59741	.14623
#1	.04858	.48803	.19973	.26787	1.2177	53.584	174.53
#2	.04852	.48912	.19974	.26706	1.2209	53.389	174.62
#3	.04884	.48766	.19879	.26695	1.2095	52.961	174.14
Errors	LC Pass	LC Pass	LC Pass	LC Pass	LC Pass	LC Pass	LC Pass
High	5.0000	100.00	20.000	10.000	500.00	400.00	600.00
Low	-.00500	-.05000	-.00500	-.02500	-.10000	-5.0000	-5.0000

Elem	MN	MO	NA	NI	PB/1	PB/2	PB
Units	ppm	ppm	ppm	ppm	ppm	ppm	ppm
Avge	2.1362	1.0113	83.681	.48779	.49920	.48981	.49294
SDev	.0025	.0017	.409	.00103	.00469	.00431	.00133
%RSD	.11697	.16875	.48894	.21209	.93886	.88085	.26870
#1	2.1360	1.0094	84.086	.48789	.50400	.48555	.49170
#2	2.1388	1.0127	83.689	.48671	.49463	.49418	.49433
#3	2.1338	1.0118	83.268	.48878	.49896	.48970	.49278
Errors	LC Pass	LC Pass	LC Pass	LC Pass	NOCHECK	NOCHECK	LC Pass
High	20.000	20.000	400.00	100.00			5.0000
Low	-.01500	-.04000	-5.0000	-.04000			-.00300

Elem	SB/1	SB/2	SB	SE/1	SE/2	SE	SI
Units	ppm	ppm	ppm	ppm	ppm	ppm	ppm
Avge	.51489	.51477	.51481	2.0607	2.0619	2.0615	17.833
SDev	.00549	.00195	.00064	.0083	.0148	.0085	.026
%RSD	1.0668	.37831	.12395	.40326	.71965	.41122	.14440
#1	.50854	.51696	.51416	2.0666	2.0447	2.0520	17.830
#2	.51809	.51322	.51484	2.0643	2.0704	2.0684	17.861

#3	.51802	.51414	.51543	2.0512	2.0705	2.0640	17.809
Errors	NOCHECK	NOCHECK	LC Pass	NOCHECK	NOCHECK	LC Pass	LC Pass

High			5.0000			10.000	50.000
Low			-.01000			-.00500	-.50000

Elem	SN	SR	TI	TL	V_	ZN	
Units	ppm	ppm	ppm	ppm	ppm	ppm	
Avge	2.0036	1.8045	.98975	1.9731	.50507	.53675	
SDev	.0041	.0046	.00072	.0080	.00106	.00068	
%RSD	.20320	.25498	.07239	.40459	.21029	.12685	
#1	2.0081	1.8093	.99005	1.9697	.50607	.53726	
#2	2.0026	1.8039	.99026	1.9822	.50517	.53700	
#3	2.0001	1.8002	.98893	1.9674	.50396	.53598	

Errors	LC Pass	LC Pass	LC Pass	LC Pass	LC Pass	LC Pass	
High	30.000	10.000	30.000	10.000	50.000	10.000	
Low	-.10000	-.05000	-.05000	-.01000	-.05000	-.02000	

IntStd	1	2	3	4	5	6	7
Mode	Counts	NOTUSED	NOTUSED	NOTUSED	NOTUSED	NOTUSED	NOTUSED
Elem	Y	--	--	--	--	--	--
Wavlen	371.030	--	--	--	--	--	--
Avge	25393	--	--	--	--	--	--
SDev	103.2040	--	--	--	--	--	--
%RSD	.4064222	--	--	--	--	--	--
#1	25287	--	--	--	--	--	--
#2	25399	--	--	--	--	--	--
#3	25494	--	--	--	--	--	--

Method: METTRACE Sample Name: K06DC Operator: RJG
Run Time: 10/31/08 03:02:22
Comment: TESTAMERICA PITTSBURGH ICP METALS ANALYSIS-INST TRACEICP
Mode: CONC Corr. Factor: 1

Elem	AG	AL	AS	B_	BA	BE	CA
Units	ppm	ppm	ppm	ppm	ppm	ppm	ppm
Avge	.00071	.47789	.00001	.01610	.10829	.00037	148.03
SDev	.00043	.00281	.00077	.00022	.00037	.00011	.24
%RSD	60.749	.58686	9778.0	1.3541	.34211	30.394	.16393
#1	.00120	.47599	.00071	.01634	.10786	.00025	147.75
#2	.00038	.47657	.00014	.01607	.10849	.00037	148.15
#3	.00056	.48111	-.00082	.01591	.10851	.00047	148.19
Errors	LC Pass	LC Pass	LC Pass	LC Pass	LC Pass	LC Pass	LC Pass
High	2.0000	500.00	10.000	30.000	10.000	10.000	600.00
Low	-.00500	-.20000	-.01000	-.20000	-.20000	-.00400	-5.0000

Elem	CD	CO	CR	CU	FE	K_	MG
Units	ppm	ppm	ppm	ppm	ppm	ppm	ppm
Avge	.00089	.00094	.00165	.00484	.59691	1.3152	3.7776
SDev	.00013	.00040	.00022	.00012	.00134	.0007	.0051
%RSD	14.476	43.214	13.186	2.4993	.22470	.05112	.13550
#1	.00085	.00139	.00179	.00476	.59666	1.3152	3.7749
#2	.00103	.00062	.00177	.00498	.59571	1.3159	3.7745
#3	.00078	.00080	.00140	.00478	.59836	1.3146	3.7835
Errors	LC Pass	LC Pass	LC Pass	LC Pass	LC Pass	LC Pass	LC Pass
High	5.0000	100.00	20.000	10.000	500.00	400.00	600.00
Low	-.00500	-.05000	-.00500	-.02500	-.10000	-5.0000	-5.0000

Elem	MN	MO	NA	NI	PB/1	PB/2	PB
Units	ppm	ppm	ppm	ppm	ppm	ppm	ppm
Avge	.14070	.00422	10.325	.00166	.00493	.00256	.00335
SDev	.00028	.00082	.077	.00087	.00121	.00019	.00050
%RSD	.19633	19.462	.74861	52.560	24.645	7.3633	14.961
#1	.14040	.00515	10.369	.00265	.00564	.00250	.00354
#2	.14076	.00388	10.371	.00131	.00353	.00240	.00278
#3	.14094	.00362	10.236	.00101	.00563	.00277	.00372
Errors	LC Pass	LC Pass	LC Pass	LC Pass	NOCHECK	NOCHECK	LC Pass
High	20.000	20.000	400.00	100.00			5.0000
Low	-.01500	-.04000	-5.0000	-.04000			-.00300

Elem	SB/1	SB/2	SB	SE/1	SE/2	SE	SI
Units	ppm	ppm	ppm	ppm	ppm	ppm	ppm
Avge	-.00180	.00052	-.00025	-.00057	.00298	.00180	.60280
SDev	.00158	.00085	.00106	.00200	.00203	.00201	.00219
%RSD	87.544	164.94	417.72	352.88	68.131	111.78	.36304
#1	-.00320	.00013	-.00098	-.00283	.00083	-.00039	.60438
#2	-.00211	-.00007	-.00075	.00016	.00326	.00223	.60372

#3	-.00009	.00150	.00097	.00097	.00487	.00357	.60030
Errors	NOCHECK	NOCHECK	LC Pass	NOCHECK	NOCHECK	LC Pass	LC Pass

High			5.0000			10.000	50.000
Low			-.01000			-.00500	-.50000

Elem	SN	SR	TI	TL	V_	ZN	
Units	ppm	ppm	ppm	ppm	ppm	ppm	
Avge	.00079	.34800	.00113	.00220	.00004	.04656	
SDev	.00123	.00115	.00021	.00121	.00000	.00110	
%RSD	154.92	.33002	18.452	55.141	1.1102	2.3585	
#1	.00150	.34668	.00095	.00147	.00004	.04530	
#2	-.00063	.34863	.00108	.00152	.00004	.04705	
#3	.00150	.34870	.00136	.00360	.00004	.04732	
Errors	LC Pass	LC Pass	LC Pass	LC Pass	LC Pass	LC Pass	
High	30.000	10.000	30.000	10.000	50.000	10.000	
Low	-.10000	-.05000	-.05000	-.01000	-.05000	-.02000	

IntStd	1	2	3	4	5	6	7
Mode	Counts	NOTUSED	NOTUSED	NOTUSED	NOTUSED	NOTUSED	NOTUSED
Elem	Y	--	--	--	--	--	--
Wavlen	371.030	--	--	--	--	--	--
Avge	25663	--	--	--	--	--	--
SDev	46.88594	--	--	--	--	--	--
%RSD	.1826975	--	--	--	--	--	--
#1	25611	--	--	--	--	--	--
#2	25678	--	--	--	--	--	--
#3	25701	--	--	--	--	--	--

Method: METTRACE Sample Name: K06DF Operator: RJG
Run Time: 10/31/08 03:07:52
Comment: TESTAMERICA PITTSBURGH ICP METALS ANALYSIS-INST TRACEICP
Mode: CONC Corr. Factor: 1

Elem	AG	AL	AS	B_	BA	BE	CA
Units	ppm	ppm	ppm	ppm	ppm	ppm	ppm
Avge	.00030	.07086	.00717	.05921	.04224	.00008	485.40
SDev	.00052	.00285	.00014	.00049	.00019	.00014	1.12
%RSD	173.83	4.0192	1.9884	.83037	.45502	176.39	.23052
#1	.00089	.07225	.00712	.05959	.04240	-.00004	486.17
#2	.00010	.06758	.00706	.05865	.04229	.00005	485.92
#3	-.00009	.07274	.00733	.05938	.04203	.00023	484.12
Errors	LC Pass	LC Pass	LC Pass	LC Pass	LC Pass	LC Pass	LC Pass
High	2.0000	500.00	10.000	30.000	10.000	10.000	600.00
Low	-.00500	-.20000	-.01000	-.20000	-.20000	-.00400	-5.0000

Elem	CD	CO	CR	CU	FE	K_	MG
Units	ppm	ppm	ppm	ppm	ppm	ppm	ppm
Avge	.00006	.00026	.00116	.00210	.34960	92.196	4.6487
SDev	.00005	.00018	.00044	.00030	.01065	.603	.0139
%RSD	78.085	68.391	38.015	14.082	3.0468	.65392	.29854
#1	.00009	.00034	.00166	.00241	.35379	92.636	4.6603
#2	.00001	.00040	.00099	.00182	.33749	92.444	4.6526
#3	.00008	.00006	.00083	.00205	.35751	91.509	4.6334
Errors	LC Pass	LC Pass	LC Pass	LC Pass	LC Pass	LC Pass	LC Pass
High	5.0000	100.00	20.000	10.000	500.00	400.00	600.00
Low	-.00500	-.05000	-.00500	-.02500	-.10000	-5.0000	-5.0000

Elem	MN	MO	NA	NI	PB/1	PB/2	PB
Units	ppm	ppm	ppm	ppm	ppm	ppm	ppm
Avge	.11253	.01017	H2373.1	.00347	.00256	-.00043	.00056
SDev	.00034	.00013	8.7	.00069	.00354	.00127	.00112
%RSD	.30476	1.2741	.36491	19.875	138.22	292.37	197.39
#1	.11285	.01019	H2377.0	.00402	.00536	-.00183	.00056
#2	.11256	.01029	H2379.2	.00370	.00375	.00064	.00168
#3	.11217	.01004	H2363.2	.00269	-.00142	-.00012	-.00055
Errors	LC Pass	LC Pass	LC High	LC Pass	NOCHECK	NOCHECK	LC Pass
High	20.000	20.000	400.00	100.00			5.0000
Low	-.01500	-.04000	-5.0000	-.04000			-.00300

Elem	SB/1	SB/2	SB	SE/1	SE/2	SE	SI
Units	ppm	ppm	ppm	ppm	ppm	ppm	ppm
Avge	-.00308	.00299	.00097	.00400	-.00114	.00057	9.7900
SDev	.00221	.00176	.00145	.00145	.00123	.00124	.0373
%RSD	71.803	58.943	149.76	36.188	107.35	219.24	.38056
#1	-.00477	.00436	.00132	.00287	-.00253	-.00073	9.8147
#2	-.00389	.00100	-.00063	.00563	-.00019	.00175	9.8082

#3	-.00058	.00361	.00222	.00350	-.00071	.00069	9.7471
Errors	NOCHECK	NOCHECK	LC Pass	NOCHECK	NOCHECK	LC Pass	LC Pass

High			5.0000			10.000	50.000
Low			-.01000			-.00500	-.50000

Elem	SN	SR	TI	TL	V_	ZN	
Units	ppm	ppm	ppm	ppm	ppm	ppm	
Avge	.00161	1.1172	-.00143	.00125	.00163	.02019	
SDev	.00207	.0042	.00016	.00185	.00074	.00010	
%RSD	128.46	.37457	11.478	148.34	45.048	.47193	
#1	.00373	1.1195	-.00133	.00059	.00247	.02008	
#2	-.00040	1.1197	-.00133	.00334	.00132	.02026	
#3	.00150	1.1124	-.00162	-.00018	.00110	.02022	
Errors	LC Pass	LC Pass	LC Pass	LC Pass	LC Pass	LC Pass	
High	30.000	10.000	30.000	10.000	50.000	10.000	
Low	-.10000	-.05000	-.05000	-.01000	-.05000	-.02000	

IntStd	1	2	3	4	5	6	7
Mode	Counts	NOTUSED	NOTUSED	NOTUSED	NOTUSED	NOTUSED	NOTUSED
Elem	Y	--	--	--	--	--	--
Wavlen	371.030	--	--	--	--	--	--
Avge	24567	--	--	--	--	--	--
SDev	33.79398	--	--	--	--	--	--
%RSD	.1375612	--	--	--	--	--	--
#1	24528	--	--	--	--	--	--
#2	24592	--	--	--	--	--	--
#3	24580	--	--	--	--	--	--

Method: METTRACE Sample Name: K06DG Operator: RJG
Run Time: 10/31/08 03:13:21
Comment: TESTAMERICA PITTSBURGH ICP METALS ANALYSIS-INST TRACEICP
Mode: CONC Corr. Factor: 1

Elem	AG	AL	AS	B_	BA	BE	CA
Units	ppm	ppm	ppm	ppm	ppm	ppm	ppm
Avge	.00792	.05344	-.00676	.45211	.04331	-.00066	498.96
SDev	.00061	.01296	.00064	.02289	.00221	.00045	24.87
%RSD	7.7646	24.253	9.4859	5.0640	5.1050	68.120	4.9838
#1	.00807	.04324	-.00636	.43849	.04215	-.00040	484.06
#2	.00844	.06803	-.00750	.47854	.04586	-.00118	527.66
#3	.00724	.04907	-.00641	.43929	.04191	-.00041	485.15
Errors	LC Pass	LC Pass	LC Pass	LC Pass	LC Pass	LC Pass	LC Pass
High	2.0000	500.00	10.000	30.000	10.000	10.000	600.00
Low	-.00500	-.20000	-.01000	-.20000	-.20000	-.00400	-5.0000

Elem	CD	CO	CR	CU	FE	K_	MG
Units	ppm	ppm	ppm	ppm	ppm	ppm	ppm
Avge	.02428	-.00028	.00122	-.00955	H998.20	28.616	356.58
SDev	.00135	.00043	.00054	.00045	50.56	1.424	18.02
%RSD	5.5662	150.84	44.441	4.7294	5.0650	4.9753	5.0523
#1	.02355	-.00061	.00165	-.00969	H967.64	27.733	346.01
#2	.02584	.00020	.00141	-.00904	H1056.6	30.258	377.38
#3	.02345	-.00044	.00061	-.00991	H970.40	27.857	346.34
Errors	LC Pass	LC Pass	LC Pass	LC Pass	LC High	LC Pass	LC Pass
High	5.0000	100.00	20.000	10.000	500.00	400.00	600.00
Low	-.00500	-.05000	-.00500	-.02500	-.10000	-5.0000	-5.0000

Elem	MN	MO	NA	NI	PB/1	PB/2	PB
Units	ppm	ppm	ppm	ppm	ppm	ppm	ppm
Avge	H25.959	-.01853	170.87	.00143	.02337	.01049	.01478
SDev	1.293	.00094	7.91	.00165	.00352	.00055	.00110
%RSD	4.9812	5.0776	4.6283	115.50	15.081	5.2251	7.4221
#1	H25.203	-.01763	165.98	.00249	.02684	.01060	.01601
#2	H27.452	-.01951	180.00	.00226	.02347	.00989	.01442
#3	H25.221	-.01847	166.64	-.00047	.01980	.01097	.01391
Errors	LC High	LC Pass	LC Pass	LC Pass	NOCHECK	NOCHECK	LC Pass
High	20.000	20.000	400.00	100.00			5.0000
Low	-.01500	-.04000	-5.0000	-.04000			-.00300

Elem	SB/1	SB/2	SB	SE/1	SE/2	SE	SI
Units	ppm	ppm	ppm	ppm	ppm	ppm	ppm
Avge	-.00250	.00498	.00249	.02165	-.01616	-.00357	18.713
SDev	.00245	.00108	.00031	.00483	.00089	.00110	.922
%RSD	98.190	21.572	12.419	22.290	5.4938	30.819	4.9287
#1	-.00355	.00584	.00271	.02723	-.01710	-.00234	18.160
#2	-.00426	.00533	.00214	.01874	-.01605	-.00446	19.778

#3	.00030	.00378	.00262	.01900	-.01534	-.00390	18.202
Errors	NOCHECK	NOCHECK	LC Pass	NOCHECK	NOCHECK	LC Pass	LC Pass

High			5.0000			10.000	50.000
Low			-.01000			-.00500	-.50000

Elem	SN	SR	TI	TL	V_	ZN	
Units	ppm	ppm	ppm	ppm	ppm	ppm	
Avge	.01615	1.6116	-.00227	L-.04136	-.03492	.00228	
SDev	.00233	.0853	.00044	.00214	.00160	.00057	
%RSD	14.440	5.2955	19.599	5.1854	4.5792	25.164	
#1	.01659	1.5634	-.00208	L-.04245	-.03430	.00202	
#2	.01823	1.7101	-.00195	L-.04275	-.03372	.00293	
#3	.01363	1.5613	-.00278	L-.03889	-.03673	.00188	

Errors	LC Pass	LC Pass	LC Pass	LC Low	LC Pass	LC Pass	
High	30.000	10.000	30.000	10.000	50.000	10.000	
Low	-.10000	-.05000	-.05000	-.01000	-.05000	-.02000	

IntStd	1	2	3	4	5	6	7
Mode	Counts	NOTUSED	NOTUSED	NOTUSED	NOTUSED	NOTUSED	NOTUSED
Elem	Y	--	--	--	--	--	--
Wavlen	371.030	--	--	--	--	--	--
Avge	23855	--	--	--	--	--	--
SDev	884.2197	--	--	--	--	--	--
%RSD	3.706639	--	--	--	--	--	--
#1	24298	--	--	--	--	--	--
#2	22837	--	--	--	--	--	--
#3	24430	--	--	--	--	--	--

Method: METTRACE Sample Name: K06DH Operator: RJG
Run Time: 10/31/08 03:21:14
Comment: TESTAMERICA PITTSBURGH ICP METALS ANALYSIS-INST TRACEICP
Mode: CONC Corr. Factor: 1

Elem	AG	AL	AS	B_	BA	BE	CA
Units	ppm	ppm	ppm	ppm	ppm	ppm	ppm
Avge	.00082	.01419	.00092	.15250	.20390	.00036	197.70
SDev	.00057	.00345	.00039	.00043	.00026	.00015	1.03
%RSD	69.207	24.325	42.337	.28178	.12566	43.039	.52078
#1	.00047	.01766	.00119	.15222	.20387	.00039	196.72
#2	.00052	.01076	.00047	.15228	.20417	.00049	197.62
#3	.00148	.01416	.00108	.15299	.20366	.00019	198.77
Errors	LC Pass	LC Pass	LC Pass	LC Pass	LC Pass	LC Pass	LC Pass
High	2.0000	500.00	10.000	30.000	10.000	10.000	600.00
Low	-.00500	-.20000	-.01000	-.20000	-.20000	-.00400	-5.0000

Elem	CD	CO	CR	CU	FE	K_	MG
Units	ppm	ppm	ppm	ppm	ppm	ppm	ppm
Avge	.00005	.00022	.00115	.01936	.14331	6.2981	26.029
SDev	.00016	.00039	.00064	.00026	.01315	.0196	.065
%RSD	344.28	180.61	55.430	1.3690	9.1744	.31068	.25119
#1	-.00012	.00012	.00093	.01928	.14172	6.3036	25.956
#2	.00007	-.00011	.00065	.01915	.13103	6.2764	26.046
#3	.00019	.00065	.00187	.01966	.15718	6.3144	26.084
Errors	LC Pass	LC Pass	LC Pass	LC Pass	LC Pass	LC Pass	LC Pass
High	5.0000	100.00	20.000	10.000	500.00	400.00	600.00
Low	-.00500	-.05000	-.00500	-.02500	-.10000	-5.0000	-5.0000

Elem	MN	MO	NA	NI	PB/1	PB/2	PB
Units	ppm	ppm	ppm	ppm	ppm	ppm	ppm
Avge	.78937	.00160	21.674	.00076	.00219	-.00007	.00069
SDev	.00212	.00108	.091	.00063	.00109	.00011	.00040
%RSD	.26814	67.489	.41973	82.177	49.716	163.12	58.314
#1	.78713	.00263	21.659	.00124	.00160	-.00019	.00041
#2	.78962	.00047	21.591	.00005	.00345	-.00001	.00115
#3	.79134	.00171	21.771	.00100	.00153	-.00000	.00051
Errors	LC Pass	LC Pass	LC Pass	LC Pass	NOCHECK	NOCHECK	LC Pass
High	20.000	20.000	400.00	100.00			5.0000
Low	-.01500	-.04000	-5.0000	-.04000			-.00300

Elem	SB/1	SB/2	SB	SE/1	SE/2	SE	SI
Units	ppm	ppm	ppm	ppm	ppm	ppm	ppm
Avge	-.00311	.00101	-.00036	.00034	.00186	.00135	11.119
SDev	.00025	.00054	.00038	.00030	.00129	.00076	.013
%RSD	8.0091	53.666	104.90	88.308	69.336	56.150	.12018
#1	-.00326	.00044	-.00079	.00006	.00320	.00215	11.105
#2	-.00324	.00151	-.00007	.00030	.00174	.00126	11.121

#3	-.00282	.00107	-.00023	.00066	.00063	.00064	11.131
Errors	NOCHECK	NOCHECK	LC Pass	NOCHECK	NOCHECK	LC Pass	LC Pass

High			5.0000			10.000	50.000
Low			-.01000			-.00500	-.50000

Elem	SN	SR	TI	TL	V_	ZN	
Units	ppm	ppm	ppm	ppm	ppm	ppm	
Avge	.00292	.64868	.00013	-.00213	.00454	.01031	
SDev	.00168	.00161	.00047	.00196	.00053	.00004	
%RSD	57.362	.24888	364.50	92.072	11.590	.41736	
#1	.00455	.64936	.00040	-.00016	.00405	.01034	
#2	.00301	.64985	-.00041	-.00408	.00446	.01032	
#3	.00120	.64684	.00040	-.00215	.00510	.01026	

Errors	LC Pass	LC Pass	LC Pass	LC Pass	LC Pass	LC Pass	
High	30.000	10.000	30.000	10.000	50.000	10.000	
Low	-.10000	-.05000	-.05000	-.01000	-.05000	-.02000	

IntStd	1	2	3	4	5	6	7
Mode	Counts	NOTUSED	NOTUSED	NOTUSED	NOTUSED	NOTUSED	NOTUSED
Elem	Y	--	--	--	--	--	--
Wavlen	371.030	--	--	--	--	--	--
Avge	25762	--	--	--	--	--	--
SDev	136.1657	--	--	--	--	--	--
%RSD	.5285483	--	--	--	--	--	--
#1	25619	--	--	--	--	--	--
#2	25778	--	--	--	--	--	--
#3	25890	--	--	--	--	--	--

Method: METTRACE Sample Name: K06DJ Operator: RJG
Run Time: 10/31/08 03:26:43
Comment: TESTAMERICA PITTSBURGH ICP METALS ANALYSIS-INST TRACEICP
Mode: CONC Corr. Factor: 1

Elem	AG	AL	AS	B_	BA	BE	CA
Units	ppm	ppm	ppm	ppm	ppm	ppm	ppm
Avge	.00080	-.00151	.94007	.11872	.02079	.00037	533.35
SDev	.00043	.00312	.00291	.00037	.00009	.00016	.81
%RSD	54.024	206.99	.30974	.31014	.45269	44.180	.15164
#1	.00045	-.00010	.94270	.11894	.02083	.00035	534.15
#2	.00129	.00066	.94058	.11829	.02086	.00022	532.54
#3	.00067	-.00508	.93694	.11892	.02068	.00054	533.37
Errors	LC Pass	LC Pass	LC Pass	LC Pass	LC Pass	LC Pass	LC Pass
High	2.0000	500.00	10.000	30.000	10.000	10.000	600.00
Low	-.00500	-.20000	-.01000	-.20000	-.20000	-.00400	-5.0000

Elem	CD	CO	CR	CU	FE	K_	MG
Units	ppm	ppm	ppm	ppm	ppm	ppm	ppm
Avge	.00056	.00127	.00073	.00114	34.279	29.864	78.139
SDev	.00003	.00015	.00031	.00008	.091	.098	.070
%RSD	5.9534	11.816	41.975	6.9088	.26553	.32956	.08898
#1	.00059	.00117	.00039	.00118	34.384	29.889	78.217
#2	.00053	.00144	.00098	.00105	34.219	29.947	78.112
#3	.00054	.00120	.00084	.00120	34.234	29.755	78.086
Errors	LC Pass	LC Pass	LC Pass	LC Pass	LC Pass	LC Pass	LC Pass
High	5.0000	100.00	20.000	10.000	500.00	400.00	600.00
Low	-.00500	-.05000	-.00500	-.02500	-.10000	-5.0000	-5.0000

Elem	MN	MO	NA	NI	PB/1	PB/2	PB
Units	ppm	ppm	ppm	ppm	ppm	ppm	ppm
Avge	1.3895	.00294	141.43	.00309	-.00151	-.00087	-.00108
SDev	.0025	.00052	.28	.00056	.00357	.00098	.00054
%RSD	.18069	17.571	.19773	17.981	236.56	113.42	50.135
#1	1.3924	.00242	141.43	.00328	-.00558	.00027	-.00168
#2	1.3877	.00295	141.72	.00352	.00107	-.00148	-.00063
#3	1.3885	.00346	141.16	.00246	-.00002	-.00139	-.00093
Errors	LC Pass	LC Pass	LC Pass	LC Pass	NOCHECK	NOCHECK	LC Pass
High	20.000	20.000	400.00	100.00			5.0000
Low	-.01500	-.04000	-5.0000	-.04000			-.00300

Elem	SB/1	SB/2	SB	SE/1	SE/2	SE	SI
Units	ppm	ppm	ppm	ppm	ppm	ppm	ppm
Avge	-.00093	-.00004	-.00034	.00260	.00143	.00182	17.452
SDev	.00234	.00158	.00068	.00225	.00242	.00097	.026
%RSD	251.48	3779.5	202.45	86.338	169.36	53.481	.14886
#1	.00166	-.00104	-.00014	.00006	.00416	.00279	17.469
#2	-.00289	.00178	.00023	.00342	-.00043	.00085	17.465

#3	-.00156	-.00087	-.00110	.00432	.00056	.00181	17.422
Errors	NOCHECK	NOCHECK	LC Pass	NOCHECK	NOCHECK	LC Pass	LC Pass

High			5.0000			10.000	50.000
Low			-.01000			-.00500	-.50000

Elem	SN	SR	TI	TL	V_	ZN	
Units	ppm	ppm	ppm	ppm	ppm	ppm	
Avge	.00150	1.2250	-.00271	-.00375	.00215	.00853	
SDev	.00031	.0042	.00022	.00165	.00037	.00006	
%RSD	20.599	.34677	7.9525	44.092	17.114	.71730	
#1	.00150	1.2299	-.00251	-.00191	.00249	.00854	
#2	.00119	1.2226	-.00267	-.00421	.00218	.00858	
#3	.00181	1.2225	-.00294	-.00511	.00176	.00846	
Errors	LC Pass	LC Pass	LC Pass	LC Pass	LC Pass	LC Pass	
High	30.000	10.000	30.000	10.000	50.000	10.000	
Low	-.10000	-.05000	-.05000	-.01000	-.05000	-.02000	

IntStd	1	2	3	4	5	6	7
Mode	Counts	NOTUSED	NOTUSED	NOTUSED	NOTUSED	NOTUSED	NOTUSED
Elem	Y	--	--	--	--	--	--
Wavlen	371.030	--	--	--	--	--	--
Avge	25261	--	--	--	--	--	--
SDev	64.55405	--	--	--	--	--	--
%RSD	.2555457	--	--	--	--	--	--
#1	25327	--	--	--	--	--	--
#2	25198	--	--	--	--	--	--
#3	25258	--	--	--	--	--	--

Method: METTRACE Sample Name: CCV1-6 Operator: RJG
Run Time: 10/31/08 03:32:13
Comment: TESTAMERICA PITTSBURGH ICP METALS ANALYSIS-INST TRACEICP
Mode: CONC Corr. Factor: 1

Elem	AG	AL	AS	B_	BA	BE	CA
Units	ppm	ppm	ppm	ppm	ppm	ppm	ppm
Avge	1.0128	24.524	.50688	2.0145	1.9768	1.9997	50.587
SDev	.0025	.073	.00090	.0046	.0061	.0063	.121
%RSD	.24354	.29634	.17809	.22870	.30800	.31449	.23842
#1	1.0152	24.599	.50701	2.0181	1.9835	2.0027	50.585
#2	1.0129	24.518	.50772	2.0160	1.9751	2.0038	50.709
#3	1.0102	24.454	.50592	2.0093	1.9717	1.9924	50.468
Errors	LC Pass	LC Pass	LC Pass	LC Pass	LC Pass	LC Pass	LC Pass
High	1.1000	27.500	.55000	2.2000	2.2000	2.2000	55.000
Low	.90000	22.500	.45000	1.8000	1.8000	1.8000	45.000

Elem	CD	CO	CR	CU	FE	K_	MG
Units	ppm	ppm	ppm	ppm	ppm	ppm	ppm
Avge	.49459	1.9990	2.0006	2.0121	25.412	119.40	49.541
SDev	.00119	.0054	.0052	.0059	.067	.24	.119
%RSD	.23950	.27249	.25997	.29402	.26366	.20244	.24099
#1	.49529	2.0002	2.0028	2.0180	25.450	119.67	49.597
#2	.49524	2.0037	2.0044	2.0120	25.452	119.24	49.623
#3	.49322	1.9930	1.9947	2.0062	25.335	119.27	49.404
Errors	LC Pass	LC Pass	LC Pass	LC Pass	LC Pass	LC Pass	LC Pass
High	.55000	2.2000	2.2000	2.2000	27.500	137.50	55.000
Low	.45000	1.8000	1.8000	1.8000	22.500	112.50	45.000

Elem	MN	MO	NA	NI	PB/1	PB/2	PB
Units	ppm	ppm	ppm	ppm	ppm	ppm	ppm
Avge	1.9793	2.0156	121.54	1.9822	.50651	.50264	.50393
SDev	.0049	.0046	.22	.0039	.00418	.00270	.00188
%RSD	.24606	.22687	.18481	.19519	.82585	.53759	.37247
#1	1.9818	2.0109	121.77	1.9842	.51099	.50059	.50405
#2	1.9824	2.0201	121.52	1.9847	.50581	.50570	.50574
#3	1.9737	2.0158	121.33	1.9778	.50271	.50163	.50199
Errors	LC Pass	LC Pass	LC Pass	LC Pass	NOCHECK	NOCHECK	LC Pass
High	2.2000	2.2000	137.50	2.2000			.55000
Low	1.8000	1.8000	112.50	1.8000			.45000

Elem	SB/1	SB/2	SB	SE/1	SE/2	SE	SI
Units	ppm	ppm	ppm	ppm	ppm	ppm	ppm
Avge	.50207	.50217	.50214	.50002	.50272	.50182	1.9165
SDev	.00257	.00102	.00023	.00172	.00207	.00137	.0186
%RSD	.51256	.20264	.04596	.34395	.41191	.27324	.97233
#1	.49923	.50321	.50188	.49971	.50050	.50024	1.9348
#2	.50275	.50213	.50234	.49848	.50461	.50256	1.9171

#3	.50424	.50118	.50220	.50187	.50305	.50266	1.8975
Errors	NOCHECK	NOCHECK	LC Pass	NOCHECK	NOCHECK	LC Pass	LC Pass

High			.55000			.55000	2.2000
Low			.45000			.45000	1.8000

Elem	SN	SR	TI	TL	V_	ZN	
Units	ppm	ppm	ppm	ppm	ppm	ppm	
Avge	2.0150	1.9374	1.9910	1.0107	1.9975	2.0690	
SDev	.0066	.0072	.0044	.0054	.0051	.0055	
%RSD	.32996	.36919	.22347	.53276	.25729	.26429	
#1	2.0079	1.9452	1.9939	1.0082	2.0018	2.0718	
#2	2.0212	1.9359	1.9932	1.0169	1.9990	2.0725	
#3	2.0158	1.9312	1.9859	1.0071	1.9918	2.0627	
Errors	LC Pass	LC Pass	LC Pass	LC Pass	LC Pass	LC Pass	
High	2.2000	2.2000	2.2000	1.1000	2.2000	2.2000	
Low	1.8000	1.8000	1.8000	.90000	1.8000	1.8000	

IntStd	1	2	3	4	5	6	7
Mode	Counts	NOTUSED	NOTUSED	NOTUSED	NOTUSED	NOTUSED	NOTUSED
Elem	Y	--	--	--	--	--	--
Wavlen	371.030	--	--	--	--	--	--
Avge	26072	--	--	--	--	--	--
SDev	44.24359	--	--	--	--	--	--
%RSD	.1696971	--	--	--	--	--	--
#1	26121	--	--	--	--	--	--
#2	26062	--	--	--	--	--	--
#3	26034	--	--	--	--	--	--

Method: METTRACE Sample Name: CCB6 Operator: RJG
Run Time: 10/31/08 03:37:43
Comment: TESTAMERICA PITTSBURGH ICP METALS ANALYSIS-INST TRACEICP
Mode: CONC Corr. Factor: 1

Elem	AG	AL	AS	B_	BA	BE	CA
Units	ppm	ppm	ppm	ppm	ppm	ppm	ppm
Avge	.00101	-.01356	.00097	.00306	.00021	.00065	.01054
SDev	.00010	.00117	.00069	.00015	.00011	.00011	.00590
%RSD	9.8132	8.6594	71.724	4.7920	51.407	17.364	55.957
#1	.00109	-.01491	.00174	.00312	.00012	.00052	.00374
#2	.00090	-.01278	.00041	.00289	.00018	.00073	.01425
#3	.00103	-.01298	.00075	.00316	.00033	.00071	.01364
Errors	LC Pass	LC Pass	LC Pass	LC Pass	LC Pass	LC Pass	LC Pass
High	.00500	.20000	.01000	.20000	.20000	.00400	5.0000
Low	-.00500	-.20000	-.01000	-.20000	-.20000	-.00400	-5.0000

Elem	CD	CO	CR	CU	FE	K_	MG
Units	ppm	ppm	ppm	ppm	ppm	ppm	ppm
Avge	.00030	.00049	.00060	.00022	.00797	.20713	.00897
SDev	.00012	.00022	.00025	.00010	.00215	.00271	.00352
%RSD	40.726	44.079	42.227	45.817	26.946	1.3070	39.237
#1	.00029	.00025	.00038	.00021	.00625	.20762	.00765
#2	.00018	.00057	.00054	.00013	.00728	.20956	.00630
#3	.00042	.00066	.00088	.00033	.01037	.20421	.01296
Errors	LC Pass	LC Pass	LC Pass	LC Pass	LC Pass	LC Pass	LC Pass
High	.00500	.05000	.00500	.02500	.10000	5.0000	5.0000
Low	-.00500	-.05000	-.00500	-.02500	-.10000	-5.0000	-5.0000

Elem	MN	MO	NA	NI	PB/1	PB/2	PB
Units	ppm	ppm	ppm	ppm	ppm	ppm	ppm
Avge	.00018	.00459	-.28688	.00111	.00205	-.00201	-.00066
SDev	.00010	.00129	.08062	.00102	.00211	.00098	.00089
%RSD	57.403	28.120	28.101	91.916	102.78	48.572	135.81
#1	.00012	.00601	-.23188	.00215	.00000	-.00250	-.00166
#2	.00012	.00426	-.24934	.00012	.00193	-.00089	.00005
#3	.00029	.00349	-.37942	.00105	.00421	-.00265	-.00036
Errors	LC Pass	LC Pass	LC Pass	LC Pass	NOCHECK	NOCHECK	LC Pass
High	.01500	.04000	5.0000	.04000			.00300
Low	-.01500	-.04000	-5.0000	-.04000			-.00300

Elem	SB/1	SB/2	SB	SE/1	SE/2	SE	SI
Units	ppm	ppm	ppm	ppm	ppm	ppm	ppm
Avge	-.00095	.00205	.00105	-.00026	-.00020	-.00022	-.00044
SDev	.00085	.00225	.00158	.00332	.00059	.00130	.00202
%RSD	88.736	109.84	150.47	1266.3	295.50	590.43	454.46
#1	.00002	.00235	.00158	-.00398	-.00028	-.00151	-.00019
#2	-.00150	-.00034	-.00073	.00242	.00043	.00109	-.00258

#3	-.00138	.00414	.00230	.00078	-.00074	-.00024	.00144
Errors	NOCHECK	NOCHECK	LC Pass	NOCHECK	NOCHECK	LC Pass	LC Pass

High			.06000			.00500	.50000
Low			-.06000			-.00500	-.50000

Elem	SN	SR	TI	TL	V_	ZN	
Units	ppm	ppm	ppm	ppm	ppm	ppm	
Avge	.00050	.00019	.00063	.00209	.00064	.00192	
SDev	.00215	.00013	.00020	.00126	.00049	.00011	
%RSD	426.79	66.794	32.140	60.377	76.851	5.4761	
#1	-.00089	.00007	.00068	.00243	.00093	.00180	
#2	-.00058	.00018	.00081	.00070	.00007	.00198	
#3	.00298	.00033	.00041	.00315	.00092	.00199	
Errors	LC Pass	LC Pass	LC Pass	LC Pass	LC Pass	LC Pass	
High	.10000	.05000	.05000	.01000	.05000	.02000	
Low	-.10000	-.05000	-.05000	-.01000	-.05000	-.02000	

IntStd	1	2	3	4	5	6	7
Mode	Counts	NOTUSED	NOTUSED	NOTUSED	NOTUSED	NOTUSED	NOTUSED
Elem	Y	--	--	--	--	--	--
Wavlen	371.030	--	--	--	--	--	--
Avge	26232	--	--	--	--	--	--
SDev	116.6835	--	--	--	--	--	--
%RSD	.4448137	--	--	--	--	--	--
#1	26130	--	--	--	--	--	--
#2	26207	--	--	--	--	--	--
#3	26359	--	--	--	--	--	--

Method: METTRACE Sample Name: K06DL Operator: RJG
Run Time: 10/31/08 03:43:13
Comment: TESTAMERICA PITTSBURGH ICP METALS ANALYSIS-INST TRACEICP
Mode: CONC Corr. Factor: 1

Elem	AG	AL	AS	B_	BA	BE	CA
Units	ppm	ppm	ppm	ppm	ppm	ppm	ppm
Avge	.00048	-.00894	.00701	.08045	.02236	.00040	568.71
SDev	.00068	.00153	.00109	.00065	.00011	.00012	2.09
%RSD	141.55	17.073	15.477	.80404	.48090	30.097	.36665
#1	.00125	-.00734	.00824	.08040	.02248	.00034	570.87
#2	.00023	-.01039	.00617	.08113	.02236	.00033	568.55
#3	-.00004	-.00910	.00664	.07984	.02226	.00054	566.71
Errors	LC Pass	LC Pass	LC Pass	LC Pass	LC Pass	LC Pass	LC Pass
High	2.0000	500.00	10.000	30.000	10.000	10.000	600.00
Low	-.00500	-.20000	-.01000	-.20000	-.20000	-.00400	-5.0000

Elem	CD	CO	CR	CU	FE	K_	MG
Units	ppm	ppm	ppm	ppm	ppm	ppm	ppm
Avge	.00064	-.00041	.00127	.00004	35.890	16.712	47.733
SDev	.00002	.00007	.00023	.00035	.105	.010	.116
%RSD	3.2182	16.651	17.824	942.73	.29269	.05921	.24200
#1	.00066	-.00033	.00148	.00033	35.993	16.701	47.850
#2	.00065	-.00045	.00103	.00013	35.893	16.720	47.729
#3	.00062	-.00045	.00131	-.00035	35.783	16.715	47.619
Errors	LC Pass	LC Pass	LC Pass	LC Pass	LC Pass	LC Pass	LC Pass
High	5.0000	100.00	20.000	10.000	500.00	400.00	600.00
Low	-.00500	-.05000	-.00500	-.02500	-.10000	-5.0000	-5.0000

Elem	MN	MO	NA	NI	PB/1	PB/2	PB
Units	ppm	ppm	ppm	ppm	ppm	ppm	ppm
Avge	.58794	.00143	34.560	.00765	-.00261	-.00045	-.00117
SDev	.00138	.00090	.110	.00056	.00102	.00278	.00152
%RSD	.23560	62.675	.31689	7.2632	39.032	617.79	130.31
#1	.58927	.00126	34.683	.00790	-.00336	.00120	-.00032
#2	.58804	.00240	34.524	.00804	-.00300	.00111	-.00026
#3	.58650	.00063	34.473	.00701	-.00145	-.00366	-.00293
Errors	LC Pass	LC Pass	LC Pass	LC Pass	NOCHECK	NOCHECK	LC Pass
High	20.000	20.000	400.00	100.00			5.0000
Low	-.01500	-.04000	-5.0000	-.04000			-.00300

Elem	SB/1	SB/2	SB	SE/1	SE/2	SE	SI
Units	ppm	ppm	ppm	ppm	ppm	ppm	ppm
Avge	-.00096	-.00029	-.00051	-.00086	.00042	-.00000	22.193
SDev	.00143	.00064	.00035	.00191	.00081	.00047	.036
%RSD	150.13	223.67	68.982	222.93	192.22	10794.	.16055
#1	-.00076	.00018	-.00014	-.00307	.00104	-.00033	22.226
#2	.00037	-.00102	-.00056	.00017	.00073	.00054	22.199

#3	-.00248	-.00002	-.00084	.00032	-.00050	-.00022	22.155
Errors	NOCHECK	NOCHECK	LC Pass	NOCHECK	NOCHECK	LC Pass	LC Pass

High			5.0000			10.000	50.000
Low			-.01000			-.00500	-.50000

Elem	SN	SR	TI	TL	V_	ZN	
Units	ppm	ppm	ppm	ppm	ppm	ppm	
Avge	.00273	.83072	-.00296	-.00175	.00194	.00649	
SDev	.00187	.00082	.00045	.00093	.00029	.00012	
%RSD	68.395	.09934	15.125	53.281	15.115	1.8464	
#1	.00396	.83110	-.00264	-.00074	.00212	.00663	
#2	.00058	.83128	-.00277	-.00257	.00210	.00645	
#3	.00365	.82977	-.00348	-.00194	.00160	.00641	
Errors	LC Pass	LC Pass	LC Pass	LC Pass	LC Pass	LC Pass	
High	30.000	10.000	30.000	10.000	50.000	10.000	
Low	-.10000	-.05000	-.05000	-.01000	-.05000	-.02000	

IntStd	1	2	3	4	5	6	7
Mode	Counts	NOTUSED	NOTUSED	NOTUSED	NOTUSED	NOTUSED	NOTUSED
Elem	Y	--	--	--	--	--	--
Wavlen	371.030	--	--	--	--	--	--
Avge	25404	--	--	--	--	--	--
SDev	34.65672	--	--	--	--	--	--
%RSD	.1364239	--	--	--	--	--	--
#1	25406	--	--	--	--	--	--
#2	25437	--	--	--	--	--	--
#3	25368	--	--	--	--	--	--

Method: METTRACE Sample Name: K06DM Operator: RJG
Run Time: 10/31/08 03:48:43
Comment: TESTAMERICA PITTSBURGH ICP METALS ANALYSIS-INST TRACEICP
Mode: CONC Corr. Factor: 1

Elem	AG	AL	AS	B_	BA	BE	CA
Units	ppm	ppm	ppm	ppm	ppm	ppm	ppm
Avge	.00080	-.00279	.00616	.14279	.06125	.00035	141.76
SDev	.00049	.00303	.00066	.00077	.00015	.00002	.35
%RSD	61.318	108.42	10.652	.53775	.24371	5.6989	.24352
#1	.00070	-.00045	.00621	.14356	.06132	.00036	141.92
#2	.00037	-.00172	.00548	.14202	.06135	.00035	141.98
#3	.00133	-.00621	.00679	.14279	.06108	.00032	141.36
Errors	LC Pass	LC Pass	LC Pass	LC Pass	LC Pass	LC Pass	LC Pass
High	2.0000	500.00	10.000	30.000	10.000	10.000	600.00
Low	-.00500	-.20000	-.01000	-.20000	-.20000	-.00400	-5.0000

Elem	CD	CO	CR	CU	FE	K_	MG
Units	ppm	ppm	ppm	ppm	ppm	ppm	ppm
Avge	.00012	.00159	.00188	.00172	1.3573	1.2746	65.826
SDev	.00009	.00009	.00012	.00011	.0165	.0056	.154
%RSD	76.604	5.8515	6.6046	6.6524	1.2157	.44030	.23402
#1	.00012	.00148	.00198	.00159	1.3693	1.2808	65.930
#2	.00003	.00163	.00192	.00176	1.3641	1.2700	65.899
#3	.00022	.00165	.00174	.00181	1.3385	1.2729	65.649
Errors	LC Pass	LC Pass	LC Pass	LC Pass	LC Pass	LC Pass	LC Pass
High	5.0000	100.00	20.000	10.000	500.00	400.00	600.00
Low	-.00500	-.05000	-.00500	-.02500	-.10000	-5.0000	-5.0000

Elem	MN	MO	NA	NI	PB/1	PB/2	PB
Units	ppm	ppm	ppm	ppm	ppm	ppm	ppm
Avge	.61332	.00671	49.308	.00448	-.00053	-.00081	-.00071
SDev	.00151	.00048	.081	.00079	.00060	.00087	.00051
%RSD	.24539	7.1704	.16383	17.594	114.53	108.36	71.198
#1	.61416	.00623	49.333	.00520	-.00002	-.00060	-.00041
#2	.61422	.00670	49.374	.00459	-.00119	-.00005	-.00043
#3	.61158	.00719	49.218	.00364	-.00037	-.00176	-.00130
Errors	LC Pass	LC Pass	LC Pass	LC Pass	NOCHECK	NOCHECK	LC Pass
High	20.000	20.000	400.00	100.00			5.0000
Low	-.01500	-.04000	-5.0000	-.04000			-.00300

Elem	SB/1	SB/2	SB	SE/1	SE/2	SE	SI
Units	ppm	ppm	ppm	ppm	ppm	ppm	ppm
Avge	-.00189	-.00041	-.00090	-.00050	.00097	.00048	8.6093
SDev	.00105	.00076	.00080	.00245	.00215	.00224	.0151
%RSD	55.464	185.87	88.967	492.86	221.10	463.30	.17545
#1	-.00197	.00012	-.00057	-.00057	.00041	.00008	8.6168
#2	-.00080	-.00007	-.00031	.00199	.00336	.00290	8.6192

#3	-.00289	-.00128	-.00181	-.00291	-.00084	-.00153	8.5919
Errors	NOCHECK	NOCHECK	LC Pass	NOCHECK	NOCHECK	LC Pass	LC Pass

High			5.0000			10.000	50.000
Low			-.01000			-.00500	-.50000

Elem	SN	SR	TI	TL	V_	ZN	
Units	ppm	ppm	ppm	ppm	ppm	ppm	
Avge	-.00091	.83604	-.00046	-.00027	.00640	.00761	
SDev	.00211	.00273	.00021	.00095	.00026	.00003	
%RSD	231.60	.32652	45.341	353.72	4.1227	.40433	
#1	-.00243	.83846	-.00041	-.00135	.00656	.00758	
#2	.00150	.83657	-.00068	.00016	.00654	.00763	
#3	-.00181	.83308	-.00027	.00039	.00609	.00763	

Errors	LC Pass	LC Pass	LC Pass	LC Pass	LC Pass	LC Pass	
High	30.000	10.000	30.000	10.000	50.000	10.000	
Low	-.10000	-.05000	-.05000	-.01000	-.05000	-.02000	

IntStd	1	2	3	4	5	6	7
Mode	Counts	NOTUSED	NOTUSED	NOTUSED	NOTUSED	NOTUSED	NOTUSED
Elem	Y	--	--	--	--	--	--
Wavlen	371.030	--	--	--	--	--	--
Avge	25876	--	--	--	--	--	--
SDev	66.21725	--	--	--	--	--	--
%RSD	.2559002	--	--	--	--	--	--
#1	25800	--	--	--	--	--	--
#2	25910	--	--	--	--	--	--
#3	25919	--	--	--	--	--	--

Method: METTRACE Sample Name: K06DN Operator: RJG
Run Time: 10/31/08 03:54:13
Comment: TESTAMERICA PITTSBURGH ICP METALS ANALYSIS-INST TRACEICP
Mode: CONC Corr. Factor: 1

Elem	AG	AL	AS	B_	BA	BE	CA
Units	ppm	ppm	ppm	ppm	ppm	ppm	ppm
Avge	.00092	.10004	.00045	.05512	.03177	.00035	67.163
SDev	.00031	.00505	.00099	.00027	.00013	.00005	.143
%RSD	33.484	5.0517	217.18	.49783	.40592	14.709	.21237
#1	.00058	.09676	.00055	.05540	.03168	.00035	67.007
#2	.00118	.10586	.00139	.05510	.03172	.00041	67.196
#3	.00101	.09750	-.00058	.05485	.03192	.00030	67.286
Errors	LC Pass	LC Pass	LC Pass	LC Pass	LC Pass	LC Pass	LC Pass
High	2.0000	500.00	10.000	30.000	10.000	10.000	600.00
Low	-.00500	-.20000	-.01000	-.20000	-.20000	-.00400	-5.0000

Elem	CD	CO	CR	CU	FE	K_	MG
Units	ppm	ppm	ppm	ppm	ppm	ppm	ppm
Avge	.01337	.00093	.02739	.00781	1.1383	1.1135	20.317
SDev	.00018	.00012	.00030	.00010	.0082	.0040	.051
%RSD	1.3373	12.731	1.1045	1.2631	.72116	.36278	.25105
#1	.01319	.00080	.02706	.00792	1.1331	1.1162	20.267
#2	.01355	.00100	.02766	.00777	1.1478	1.1155	20.314
#3	.01337	.00100	.02745	.00774	1.1341	1.1089	20.369
Errors	LC Pass	LC Pass	LC Pass	LC Pass	LC Pass	LC Pass	LC Pass
High	5.0000	100.00	20.000	10.000	500.00	400.00	600.00
Low	-.00500	-.05000	-.00500	-.02500	-.10000	-5.0000	-5.0000

Elem	MN	MO	NA	NI	PB/1	PB/2	PB
Units	ppm	ppm	ppm	ppm	ppm	ppm	ppm
Avge	.26042	.00745	124.78	.02882	.00537	.00149	.00278
SDev	.00050	.00027	.17	.00041	.00303	.00037	.00084
%RSD	.19120	3.5829	.13939	1.4194	56.510	24.623	30.014
#1	.26005	.00747	124.92	.02847	.00210	.00170	.00183
#2	.26023	.00771	124.83	.02872	.00591	.00170	.00310
#3	.26099	.00718	124.58	.02927	.00810	.00107	.00341
Errors	LC Pass	LC Pass	LC Pass	LC Pass	NOCHECK	NOCHECK	LC Pass
High	20.000	20.000	400.00	100.00			5.0000
Low	-.01500	-.04000	-5.0000	-.04000			-.00300

Elem	SB/1	SB/2	SB	SE/1	SE/2	SE	SI
Units	ppm	ppm	ppm	ppm	ppm	ppm	ppm
Avge	-.00313	.00231	.00050	.00216	.00024	.00088	5.0611
SDev	.00059	.00182	.00108	.00451	.00043	.00166	.0090
%RSD	18.889	78.812	217.51	209.13	174.84	188.09	.17749
#1	-.00249	.00038	-.00057	.00559	.00007	.00191	5.0516
#2	-.00324	.00400	.00159	-.00295	-.00007	-.00103	5.0622

#3	-.00365	.00254	.00048	.00383	.00073	.00176	5.0695
Errors	NOCHECK	NOCHECK	LC Pass	NOCHECK	NOCHECK	LC Pass	LC Pass

High			5.0000			10.000	50.000
Low			-.01000			-.00500	-.50000

Elem	SN	SR	TI	TL	V_	ZN	
Units	ppm	ppm	ppm	ppm	ppm	ppm	
Avge	.00180	.26488	.00185	.00217	.00150	.01547	
SDev	.00168	.00085	.00008	.00194	.00037	.00019	
%RSD	93.086	.32220	4.3709	89.146	24.804	1.2045	
#1	.00029	.26531	.00190	.00137	.00172	.01527	
#2	.00150	.26390	.00189	.00077	.00107	.01564	
#3	.00360	.26544	.00175	.00438	.00171	.01549	
Errors	LC Pass	LC Pass	LC Pass	LC Pass	LC Pass	LC Pass	
High	30.000	10.000	30.000	10.000	50.000	10.000	
Low	-.10000	-.05000	-.05000	-.01000	-.05000	-.02000	

IntStd	1	2	3	4	5	6	7
Mode	Counts	NOTUSED	NOTUSED	NOTUSED	NOTUSED	NOTUSED	NOTUSED
Elem	Y	--	--	--	--	--	--
Wavlen	371.030	--	--	--	--	--	--
Avge	25893	--	--	--	--	--	--
SDev	69.78457	--	--	--	--	--	--
%RSD	.2695087	--	--	--	--	--	--
#1	25836	--	--	--	--	--	--
#2	25872	--	--	--	--	--	--
#3	25971	--	--	--	--	--	--

Method: METTRACE Sample Name: K06DP Operator: RJG
Run Time: 10/31/08 03:59:43
Comment: TESTAMERICA PITTSBURGH ICP METALS ANALYSIS-INST TRACEICP
Mode: CONC Corr. Factor: 1

Elem	AG	AL	AS	B_	BA	BE	CA
Units	ppm	ppm	ppm	ppm	ppm	ppm	ppm
Avge	.00040	.01553	.01215	.13144	.09115	.00037	40.123
SDev	.00038	.00218	.00045	.00096	.00034	.00011	.235
%RSD	93.626	14.060	3.6982	.73324	.37749	29.491	.58570
#1	.00084	.01718	.01220	.13246	.09129	.00026	40.374
#2	.00017	.01636	.01257	.13133	.09139	.00048	40.086
#3	.00020	.01305	.01168	.13054	.09075	.00037	39.908
Errors	LC Pass	LC Pass	LC Pass	LC Pass	LC Pass	LC Pass	LC Pass
High	2.0000	500.00	10.000	30.000	10.000	10.000	600.00
Low	-.00500	-.20000	-.01000	-.20000	-.20000	-.00400	-5.0000

Elem	CD	CO	CR	CU	FE	K_	MG
Units	ppm	ppm	ppm	ppm	ppm	ppm	ppm
Avge	.00006	.00009	.00048	.00059	.03178	3.3098	5.7994
SDev	.00012	.00046	.00032	.00030	.00577	.0042	.0224
%RSD	207.41	529.49	67.315	51.749	18.152	.12629	.38664
#1	.00010	.00056	.00085	.00062	.03833	3.3138	5.8225
#2	.00015	-.00034	.00034	.00087	.02954	3.3101	5.7981
#3	-.00008	.00004	.00025	.00027	.02746	3.3054	5.7777
Errors	LC Pass	LC Pass	LC Pass	LC Pass	LC Pass	LC Pass	LC Pass
High	5.0000	100.00	20.000	10.000	500.00	400.00	600.00
Low	-.00500	-.05000	-.00500	-.02500	-.10000	-5.0000	-5.0000

Elem	MN	MO	NA	NI	PB/1	PB/2	PB
Units	ppm	ppm	ppm	ppm	ppm	ppm	ppm
Avge	.04990	.00833	202.43	.00071	-.00149	-.00041	-.00077
SDev	.00026	.00043	.43	.00074	.00219	.00161	.00104
%RSD	.51032	5.1076	.21186	105.04	147.33	393.58	135.44
#1	.05019	.00878	202.06	.00085	.00100	-.00079	-.00020
#2	.04979	.00828	202.34	-.00010	-.00313	.00136	-.00014
#3	.04971	.00794	202.90	.00137	-.00232	-.00179	-.00197
Errors	LC Pass	LC Pass	LC Pass	LC Pass	NOCHECK	NOCHECK	LC Pass
High	20.000	20.000	400.00	100.00			5.0000
Low	-.01500	-.04000	-5.0000	-.04000			-.00300

Elem	SB/1	SB/2	SB	SE/1	SE/2	SE	SI
Units	ppm	ppm	ppm	ppm	ppm	ppm	ppm
Avge	.00007	.00039	.00028	-.00288	.00090	-.00036	8.2075
SDev	.00071	.00107	.00048	.00236	.00127	.00038	.0166
%RSD	1092.3	277.43	172.45	82.004	141.51	104.67	.20251
#1	.00051	-.00043	-.00012	-.00093	.00041	-.00004	8.2243
#2	.00044	-.00001	.00014	-.00550	.00234	-.00027	8.2070

#3	-.00076	.00160	.00082	-.00220	-.00006	-.00077	8.1911
Errors	NOCHECK	NOCHECK	LC Pass	NOCHECK	NOCHECK	LC Pass	LC Pass

High			5.0000			10.000	50.000
Low			-.01000			-.00500	-.50000

Elem	SN	SR	TI	TL	V_	ZN	
Units	ppm	ppm	ppm	ppm	ppm	ppm	
Avge	.00230	.16645	.00072	.00045	.00396	.00434	
SDev	.00076	.00020	.00008	.00242	.00075	.00008	
%RSD	32.810	.12038	10.830	533.10	18.834	1.8463	
#1	.00300	.16657	.00081	.00299	.00482	.00437	
#2	.00240	.16656	.00067	.00020	.00352	.00424	
#3	.00150	.16622	.00067	-.00183	.00354	.00439	

Errors	LC Pass	LC Pass	LC Pass	LC Pass	LC Pass	LC Pass	
High	30.000	10.000	30.000	10.000	50.000	10.000	
Low	-.10000	-.05000	-.05000	-.01000	-.05000	-.02000	

IntStd	1	2	3	4	5	6	7
Mode	Counts	NOTUSED	NOTUSED	NOTUSED	NOTUSED	NOTUSED	NOTUSED
Elem	Y	--	--	--	--	--	--
Wavlen	371.030	--	--	--	--	--	--
Avge	25984	--	--	--	--	--	--
SDev	44.41415	--	--	--	--	--	--
%RSD	.1709300	--	--	--	--	--	--
#1	26000	--	--	--	--	--	--
#2	26018	--	--	--	--	--	--
#3	25934	--	--	--	--	--	--

Method: METTRACE Sample Name: K06DQ Operator: RJG
Run Time: 10/31/08 04:05:13
Comment: TESTAMERICA PITTSBURGH ICP METALS ANALYSIS-INST TRACEICP
Mode: CONC Corr. Factor: 1

Elem	AG	AL	AS	B_	BA	BE	CA
Units	ppm	ppm	ppm	ppm	ppm	ppm	ppm
Avge	.00025	.00486	.00056	.07885	.04182	.00042	115.36
SDev	.00027	.00174	.00056	.00038	.00010	.00014	.25
%RSD	108.37	35.860	99.265	.48100	.24680	32.990	.21878
#1	.00037	.00532	.00064	.07850	.04184	.00037	115.28
#2	.00044	.00293	-.00003	.07879	.04171	.00058	115.16
#3	-.00006	.00633	.00107	.07925	.04192	.00032	115.64
Errors	LC Pass	LC Pass	LC Pass	LC Pass	LC Pass	LC Pass	LC Pass
High	2.0000	500.00	10.000	30.000	10.000	10.000	600.00
Low	-.00500	-.20000	-.01000	-.20000	-.20000	-.00400	-5.0000

Elem	CD	CO	CR	CU	FE	K_	MG
Units	ppm	ppm	ppm	ppm	ppm	ppm	ppm
Avge	.00019	.00025	.00241	.00189	-.01487	1.4800	28.150
SDev	.00005	.00027	.00019	.00011	.01166	.0047	.068
%RSD	28.377	105.12	8.0853	5.6594	78.404	.31622	.24302
#1	.00025	-.00005	.00248	.00177	-.02642	1.4843	28.167
#2	.00017	.00042	.00255	.00194	-.00310	1.4750	28.074
#3	.00015	.00039	.00218	.00196	-.01509	1.4806	28.208
Errors	LC Pass	LC Pass	LC Pass	LC Pass	LC Pass	LC Pass	LC Pass
High	5.0000	100.00	20.000	10.000	500.00	400.00	600.00
Low	-.00500	-.05000	-.00500	-.02500	-.10000	-5.0000	-5.0000

Elem	MN	MO	NA	NI	PB/1	PB/2	PB
Units	ppm	ppm	ppm	ppm	ppm	ppm	ppm
Avge	.00411	.00402	87.665	.00428	-.00163	-.00131	-.00142
SDev	.00003	.00073	.278	.00055	.00279	.00056	.00062
%RSD	.61206	18.208	.31766	12.897	171.36	42.390	43.505
#1	.00412	.00435	87.750	.00365	.00150	-.00181	-.00071
#2	.00413	.00453	87.355	.00469	-.00252	-.00142	-.00179
#3	.00408	.00318	87.892	.00449	-.00386	-.00071	-.00176
Errors	LC Pass	LC Pass	LC Pass	LC Pass	NOCHECK	NOCHECK	LC Pass
High	20.000	20.000	400.00	100.00			5.0000
Low	-.01500	-.04000	-5.0000	-.04000			-.00300

Elem	SB/1	SB/2	SB	SE/1	SE/2	SE	SI
Units	ppm	ppm	ppm	ppm	ppm	ppm	ppm
Avge	-.00058	.00167	.00092	.00139	.00372	.00294	9.3201
SDev	.00043	.00074	.00040	.00289	.00243	.00161	.0257
%RSD	74.186	44.294	43.361	208.90	65.487	54.773	.27525
#1	-.00103	.00249	.00132	.00364	.00116	.00198	9.3307
#2	-.00053	.00104	.00052	-.00188	.00400	.00204	9.2908

#3	-.00017	.00149	.00094	.00240	.00600	.00480	9.3388
Errors	NOCHECK	NOCHECK	LC Pass	NOCHECK	NOCHECK	LC Pass	LC Pass

High			5.0000			10.000	50.000
Low			-.01000			-.00500	-.50000

Elem	SN	SR	TI	TL	V_	ZN	
Units	ppm	ppm	ppm	ppm	ppm	ppm	
Avge	.00140	.44645	-.00041	-.00033	.00452	.00771	
SDev	.00220	.00137	.00024	.00155	.00023	.00017	
%RSD	157.91	.30766	59.690	469.46	5.1226	2.2416	
#1	.00059	.44717	-.00068	-.00196	.00441	.00760	
#2	.00389	.44487	-.00026	-.00014	.00479	.00761	
#3	-.00030	.44732	-.00027	.00111	.00437	.00791	
Errors	LC Pass	LC Pass	LC Pass	LC Pass	LC Pass	LC Pass	
High	30.000	10.000	30.000	10.000	50.000	10.000	
Low	-.10000	-.05000	-.05000	-.01000	-.05000	-.02000	
IntStd	1	2	3	4	5	6	7
Mode	Counts	NOTUSED	NOTUSED	NOTUSED	NOTUSED	NOTUSED	NOTUSED
Elem	Y	--	--	--	--	--	--
Wavlen	371.030	--	--	--	--	--	--
Avge	25995	--	--	--	--	--	--
SDev	164.9287	--	--	--	--	--	--
%RSD	.6344674	--	--	--	--	--	--
#1	25810	--	--	--	--	--	--
#2	26127	--	--	--	--	--	--
#3	26048	--	--	--	--	--	--

Method: METTRACE Sample Name: K06DR Operator: RJG
Run Time: 10/31/08 04:10:43
Comment: TESTAMERICA PITTSBURGH ICP METALS ANALYSIS-INST TRACEICP
Mode: CONC Corr. Factor: 1

Elem	AG	AL	AS	B_	BA	BE	CA
Units	ppm	ppm	ppm	ppm	ppm	ppm	ppm
Avge	.00026	.00375	.00299	.16446	.14224	.00024	344.19
SDev	.00054	.00315	.00033	.00095	.00018	.00004	1.08
%RSD	207.39	84.117	11.156	.57495	.12902	17.442	.31325
#1	.00019	.00628	.00272	.16506	.14213	.00021	344.10
#2	-.00024	.00022	.00289	.16337	.14214	.00028	343.16
#3	.00083	.00474	.00337	.16495	.14245	.00022	345.31
Errors	LC Pass	LC Pass	LC Pass	LC Pass	LC Pass	LC Pass	LC Pass
High	2.0000	500.00	10.000	30.000	10.000	10.000	600.00
Low	-.00500	-.20000	-.01000	-.20000	-.20000	-.00400	-5.0000

Elem	CD	CO	CR	CU	FE	K_	MG
Units	ppm	ppm	ppm	ppm	ppm	ppm	ppm
Avge	.00019	.00037	.00058	.00576	7.1582	3.6620	67.160
SDev	.00005	.00019	.00014	.00017	.0247	.0103	.239
%RSD	26.968	51.907	25.011	2.9979	.34491	.28056	.35537
#1	.00023	.00045	.00041	.00573	7.1581	3.6539	67.132
#2	.00013	.00015	.00065	.00561	7.1335	3.6586	66.936
#3	.00019	.00051	.00067	.00595	7.1829	3.6736	67.411
Errors	LC Pass	LC Pass	LC Pass	LC Pass	LC Pass	LC Pass	LC Pass
High	5.0000	100.00	20.000	10.000	500.00	400.00	600.00
Low	-.00500	-.05000	-.00500	-.02500	-.10000	-5.0000	-5.0000

Elem	MN	MO	NA	NI	PB/1	PB/2	PB
Units	ppm	ppm	ppm	ppm	ppm	ppm	ppm
Avge	.30597	.00065	10.701	.00188	.00230	-.00025	.00060
SDev	.00066	.00026	.113	.00063	.00371	.00259	.00073
%RSD	.21492	40.416	1.0575	33.543	161.36	1035.7	121.13
#1	.30584	.00087	10.603	.00191	-.00140	.00270	.00133
#2	.30539	.00073	10.675	.00124	.00228	-.00131	-.00012
#3	.30668	.00036	10.825	.00250	.00602	-.00214	.00058
Errors	LC Pass	LC Pass	LC Pass	LC Pass	NOCHECK	NOCHECK	LC Pass
High	20.000	20.000	400.00	100.00			5.0000
Low	-.01500	-.04000	-5.0000	-.04000			-.00300

Elem	SB/1	SB/2	SB	SE/1	SE/2	SE	SI
Units	ppm	ppm	ppm	ppm	ppm	ppm	ppm
Avge	-.00300	.00069	-.00054	.00067	.00022	.00037	7.6830
SDev	.00123	.00018	.00041	.00396	.00078	.00120	.0252
%RSD	41.022	26.458	75.027	592.68	349.23	323.46	.32821
#1	-.00178	.00055	-.00023	-.00144	-.00034	-.00070	7.6687
#2	-.00298	.00089	-.00040	-.00180	.00112	.00015	7.6683

#3	-.00425	.00062	-.00100	.00524	-.00011	.00167	7.7122
Errors	NOCHECK	NOCHECK	LC Pass	NOCHECK	NOCHECK	LC Pass	LC Pass

High			5.0000			10.000	50.000
Low			-.01000			-.00500	-.50000

Elem	SN	SR	TI	TL	V_	ZN	
Units	ppm	ppm	ppm	ppm	ppm	ppm	
Avge	-.00195	1.3437	-.00129	-.00080	.00406	.01367	
SDev	.00088	.0027	.00008	.00119	.00148	.00016	
%RSD	45.088	.20452	6.4232	148.59	36.464	1.1443	
#1	-.00247	1.3418	-.00139	-.00080	.00289	.01349	
#2	-.00245	1.3425	-.00124	-.00198	.00572	.01379	
#3	-.00094	1.3469	-.00124	.00039	.00355	.01372	
Errors	LC Pass	LC Pass	LC Pass	LC Pass	LC Pass	LC Pass	
High	30.000	10.000	30.000	10.000	50.000	10.000	
Low	-.10000	-.05000	-.05000	-.01000	-.05000	-.02000	

IntStd	1	2	3	4	5	6	7
Mode	Counts	NOTUSED	NOTUSED	NOTUSED	NOTUSED	NOTUSED	NOTUSED
Elem	Y	--	--	--	--	--	--
Wavlen	371.030	--	--	--	--	--	--
Avge	25602	--	--	--	--	--	--
SDev	49.99905	--	--	--	--	--	--
%RSD	.1952974	--	--	--	--	--	--
#1	25549	--	--	--	--	--	--
#2	25649	--	--	--	--	--	--
#3	25607	--	--	--	--	--	--

Method: METTRACE Sample Name: K1THXB Operator: RJG
Run Time: 10/31/08 04:16:12
Comment: TESTAMERICA PITTSBURGH ICP METALS ANALYSIS-INST TRACEICP
Mode: CONC Corr. Factor: 1

Elem	AG	AL	AS	B_	BA	BE	CA
Units	ppm	ppm	ppm	ppm	ppm	ppm	ppm
Avge	.00073	-.01133	-.00060	.00151	.00021	.00058	-.01563
SDev	.00046	.00263	.00128	.00018	.00003	.00010	.00058
%RSD	62.856	23.249	213.08	12.300	12.950	17.696	3.6914
#1	.00025	-.00844	-.00143	.00153	.00018	.00050	-.01630
#2	.00117	-.01360	.00088	.00131	.00023	.00054	-.01536
#3	.00078	-.01194	-.00126	.00168	.00023	.00070	-.01525
Errors	LC Pass	LC Pass	LC Pass	LC Pass	LC Pass	LC Pass	LC Pass
High	.00500	.20000	.01000	.20000	.20000	.00400	5.0000
Low	-.00500	-.20000	-.01000	-.20000	-.20000	-.00400	-5.0000

Elem	CD	CO	CR	CU	FE	K_	MG
Units	ppm	ppm	ppm	ppm	ppm	ppm	ppm
Avge	.00027	.00021	.00055	.00078	.00989	.19131	.00808
SDev	.00010	.00013	.00042	.00006	.00643	.00414	.00337
%RSD	37.034	62.123	76.383	8.0900	65.018	2.1637	41.642
#1	.00016	.00008	.00018	.00075	.00268	.18653	.00496
#2	.00035	.00022	.00100	.00074	.01195	.19355	.01165
#3	.00030	.00034	.00045	.00086	.01504	.19385	.00764
Errors	LC Pass	LC Pass	LC Pass	LC Pass	LC Pass	LC Pass	LC Pass
High	.00500	.05000	.00500	.02500	.10000	5.0000	5.0000
Low	-.00500	-.05000	-.00500	-.02500	-.10000	-5.0000	-5.0000

Elem	MN	MO	NA	NI	PB/1	PB/2	PB
Units	ppm	ppm	ppm	ppm	ppm	ppm	ppm
Avge	.00014	.00085	-.13048	.00084	.00306	-.00127	.00017
SDev	.00007	.00031	.07403	.00071	.00271	.00151	.00040
%RSD	50.002	36.429	56.739	84.615	88.358	119.03	231.69
#1	.00006	.00080	-.17739	.00062	.00061	-.00044	-.00009
#2	.00018	.00117	-.04513	.00163	.00597	-.00302	-.00002
#3	.00018	.00056	-.16891	.00026	.00261	-.00035	.00063
Errors	LC Pass	LC Pass	LC Pass	LC Pass	NOCHECK	NOCHECK	LC Pass
High	.01500	.04000	5.0000	.04000			.00300
Low	-.01500	-.04000	-5.0000	-.04000			-.00300

Elem	SB/1	SB/2	SB	SE/1	SE/2	SE	SI
Units	ppm	ppm	ppm	ppm	ppm	ppm	ppm
Avge	-.00057	.00058	.00020	-.00415	.00252	.00030	.01726
SDev	.00219	.00095	.00013	.00482	.00083	.00158	.00670
%RSD	386.88	162.90	65.525	116.10	33.048	531.19	38.829
#1	-.00144	.00109	.00025	-.00781	.00336	-.00036	.02404
#2	-.00218	.00117	.00005	.00131	.00250	.00210	.01712

#3	.00192	-.00051	.00030	-.00597	.00170	-.00085	.01063
Errors	NOCHECK	NOCHECK	LC Pass	NOCHECK	NOCHECK	LC Pass	LC Pass

High			.06000			.00500	.50000
Low			-.06000			-.00500	-.50000

Elem	SN	SR	TI	TL	V_	ZN	
Units	ppm	ppm	ppm	ppm	ppm	ppm	
Avge	.02972	.00009	.00028	.00020	.00043	.00243	
SDev	.00166	.00010	.00027	.00161	.00054	.00006	
%RSD	5.5981	102.57	97.218	806.43	125.69	2.2731	
#1	.03120	.00003	.00028	-.00003	-.00014	.00240	
#2	.02792	.00020	.00054	-.00128	.00093	.00239	
#3	.03004	.00005	.00001	.00191	.00050	.00249	
Errors	LC Pass	LC Pass	LC Pass	LC Pass	LC Pass	LC Pass	
High	.10000	.05000	.05000	.01000	.05000	.02000	
Low	-.10000	-.05000	-.05000	-.01000	-.05000	-.02000	

IntStd	1	2	3	4	5	6	7
Mode	Counts	NOTUSED	NOTUSED	NOTUSED	NOTUSED	NOTUSED	NOTUSED
Elem	Y	--	--	--	--	--	--
Wavlen	371.030	--	--	--	--	--	--
Avge	26253	--	--	--	--	--	--
SDev	19.71445	--	--	--	--	--	--
%RSD	.0750952	--	--	--	--	--	--
#1	26256	--	--	--	--	--	--
#2	26270	--	--	--	--	--	--
#3	26231	--	--	--	--	--	--

Method: METTRACE Sample Name: K1THXC Operator: RJG
Run Time: 10/31/08 04:21:42
Comment: TESTAMERICA PITTSBURGH ICP METALS ANALYSIS-INST TRACEICP
Mode: CONC Corr. Factor: 1

Elem	AG	AL	AS	B_	BA	BE	CA
Units	ppm	ppm	ppm	ppm	ppm	ppm	ppm
Avge	.05031	1.9406	1.9333	.94328	1.9425	.05076	49.283
SDev	.00021	.0029	.0020	.00172	.0022	.00015	.232
%RSD	.41267	.15121	.10318	.18198	.11223	.30562	.46996
#1	.05023	1.9424	1.9315	.94228	1.9449	.05058	49.016
#2	.05055	1.9423	1.9328	.94526	1.9419	.05085	49.429
#3	.05016	1.9373	1.9355	.94229	1.9406	.05086	49.403
Errors	LC Pass	LC Pass	LC Pass	LC Pass	LC Pass	LC Pass	LC Pass
High	.06000	2.4000	2.4000	1.2000	2.4000	.06000	60.000
Low	.04000	1.6000	1.6000	.80000	1.6000	.04000	40.000

Elem	CD	CO	CR	CU	FE	K_	MG
Units	ppm	ppm	ppm	ppm	ppm	ppm	ppm
Avge	.04922	.48854	.20161	.25157	.92534	43.665	47.956
SDev	.00025	.00172	.00068	.00081	.01329	.161	.127
%RSD	.50414	.35141	.33485	.32370	1.4359	.36954	.26554
#1	.04895	.48656	.20098	.25245	.91102	43.850	47.821
#2	.04943	.48962	.20232	.25142	.92775	43.549	48.074
#3	.04929	.48945	.20154	.25084	.93726	43.598	47.973
Errors	LC Pass	LC Pass	LC Pass	LC Pass	LC Pass	LC Pass	LC Pass
High	.06000	.60000	.24000	.30000	1.2000	60.000	60.000
Low	.04000	.40000	.16000	.20000	.80000	40.000	40.000

Elem	MN	MO	NA	NI	PB/1	PB/2	PB
Units	ppm	ppm	ppm	ppm	ppm	ppm	ppm
Avge	.49323	1.0001	47.212	.49004	.49863	.48729	.49106
SDev	.00137	.0033	.111	.00122	.00155	.00616	.00385
%RSD	.27838	.33266	.23475	.24898	.31070	1.2635	.78352
#1	.49169	.99635	47.329	.48933	.49905	.48059	.48674
#2	.49433	1.0016	47.198	.49145	.49992	.48856	.49235
#3	.49366	1.0025	47.108	.48934	.49691	.49270	.49410
Errors	LC Pass	LC Pass	LC Pass	LC Pass	NOCHECK	NOCHECK	LC Pass
High	.60000	1.2000	60.000	.60000			.60000
Low	.40000	.80000	40.000	.40000			.40000

Elem	SB/1	SB/2	SB	SE/1	SE/2	SE	SI
Units	ppm	ppm	ppm	ppm	ppm	ppm	ppm
Avge	.47211	.47481	.47391	1.8845	1.9019	1.8961	L.02434
SDev	.00408	.00106	.00099	.0092	.0143	.0102	.00094
%RSD	.86417	.22415	.20965	.48582	.74948	.53716	3.8581
#1	.46746	.47553	.47285	1.8825	1.8856	1.8846	L.02526
#2	.47381	.47531	.47481	1.8946	1.9083	1.9037	L.02339

#3	.47507	.47359	.47408	1.8766	1.9119	1.9001	L.02438
Errors	NOCHECK	NOCHECK	LC Pass	NOCHECK	NOCHECK	LC Pass	LC Low

High			.60000			2.4000	12.000
Low			.40000			1.6000	8.0000

Elem	SN	SR	TI	TL	V_	ZN	
Units	ppm	ppm	ppm	ppm	ppm	ppm	
Avge	1.8612	.93468	.97341	1.9567	.49716	.51087	
SDev	.0103	.00176	.00196	.0112	.00250	.00140	
%RSD	.55339	.18804	.20165	.57383	.50267	.27418	
#1	1.8516	.93662	.97115	1.9437	.49428	.50960	
#2	1.8721	.93422	.97470	1.9639	.49873	.51237	
#3	1.8600	.93319	.97438	1.9623	.49849	.51063	
Errors	LC Pass	LC Pass	LC Pass	LC Pass	LC Pass	LC Pass	
High	2.4000	1.2000	1.2000	2.4000	.60000	.60000	
Low	1.6000	.80000	.80000	1.6000	.40000	.40000	

IntStd	1	2	3	4	5	6	7
Mode	Counts	NOTUSED	NOTUSED	NOTUSED	NOTUSED	NOTUSED	NOTUSED
Elem	Y	--	--	--	--	--	--
Wavlen	371.030	--	--	--	--	--	--
Avge	25886	--	--	--	--	--	--
SDev	189.7378	--	--	--	--	--	--
%RSD	.7329816	--	--	--	--	--	--
#1	25693	--	--	--	--	--	--
#2	25891	--	--	--	--	--	--
#3	26073	--	--	--	--	--	--

Method: METTRACE Sample Name: K04N7 Operator: RJG
Run Time: 10/31/08 04:27:13
Comment: TESTAMERICA PITTSBURGH ICP METALS ANALYSIS-INST TRACEICP
Mode: CONC Corr. Factor: 1

Elem	AG	AL	AS	B_	BA	BE	CA
Units	ppm	ppm	ppm	ppm	ppm	ppm	ppm
Avge	.00281	62.786	.03726	.01474	.57870	.00721	18.871
SDev	.00030	.082	.00040	.00055	.00072	.00010	.041
%RSD	10.595	.13112	1.0794	3.7435	.12440	1.3574	.21580
#1	.00284	62.717	.03771	.01420	.57881	.00713	18.842
#2	.00310	62.763	.03711	.01471	.57793	.00717	18.853
#3	.00250	62.877	.03695	.01530	.57936	.00732	18.917
Errors	LC Pass	LC Pass	LC Pass	LC Pass	LC Pass	LC Pass	LC Pass
High	2.0000	500.00	10.000	30.000	10.000	10.000	600.00
Low	-.00500	-.20000	-.01000	-.20000	-.20000	-.00400	-5.0000

Elem	CD	CO	CR	CU	FE	K_	MG
Units	ppm	ppm	ppm	ppm	ppm	ppm	ppm
Avge	.01043	.09114	.35507	.38245	164.07	3.2159	12.710
SDev	.00008	.00062	.00093	.00024	.33	.0051	.020
%RSD	.74469	.67858	.26258	.06311	.19856	.15711	.16056
#1	.01035	.09058	.35424	.38250	163.83	3.2184	12.690
#2	.01042	.09105	.35489	.38219	163.94	3.2101	12.707
#3	.01051	.09181	.35608	.38267	164.44	3.2193	12.731
Errors	LC Pass	LC Pass	LC Pass	LC Pass	LC Pass	LC Pass	LC Pass
High	5.0000	100.00	20.000	10.000	500.00	400.00	600.00
Low	-.00500	-.05000	-.00500	-.02500	-.10000	-5.0000	-5.0000

Elem	MN	MO	NA	NI	PB/1	PB/2	PB
Units	ppm	ppm	ppm	ppm	ppm	ppm	ppm
Avge	1.9478	.00682	.70975	.16589	1.5201	1.5237	1.5225
SDev	.0034	.00085	.07968	.00055	.0024	.0046	.0039
%RSD	.17711	12.500	11.226	.33232	.15560	.30432	.25484
#1	1.9452	.00772	.63984	.16531	1.5187	1.5210	1.5202
#2	1.9465	.00671	.69292	.16596	1.5189	1.5210	1.5203
#3	1.9517	.00602	.79651	.16640	1.5228	1.5290	1.5270
Errors	LC Pass	LC Pass	LC Pass	LC Pass	NOCHECK	NOCHECK	LC Pass
High	20.000	20.000	400.00	100.00			5.0000
Low	-.01500	-.04000	-5.0000	-.04000			-.00300

Elem	SB/1	SB/2	SB	SE/1	SE/2	SE	SI
Units	ppm	ppm	ppm	ppm	ppm	ppm	ppm
Avge	-.00024	.00236	.00149	.00239	.00652	.00515	2.9916
SDev	.00038	.00131	.00081	.00182	.00217	.00115	.0060
%RSD	161.05	55.429	54.618	76.207	33.344	22.294	.20000
#1	-.00062	.00240	.00140	.00067	.00896	.00620	2.9934
#2	-.00022	.00364	.00235	.00222	.00477	.00392	2.9849

#3	.00014	.00103	.00073	.00430	.00584	.00532	2.9964
Errors	NOCHECK	NOCHECK	LC Pass	NOCHECK	NOCHECK	LC Pass	LC Pass

High			5.0000			10.000	50.000
Low			-.01000			-.00500	-.50000

Elem	SN	SR	TI	TL	V_	ZN	
Units	ppm	ppm	ppm	ppm	ppm	ppm	
Avge	.04925	.07366	1.2021	-.00079	.38100	1.4344	
SDev	.00086	.00010	.0026	.00186	.00163	.0030	
%RSD	1.7526	.13523	.21951	235.31	.42917	.20638	
#1	.04861	.07358	1.2018	-.00266	.38054	1.4317	
#2	.04892	.07362	1.1995	-.00078	.37965	1.4341	
#3	.05023	.07377	1.2048	.00106	.38282	1.4376	
Errors	LC Pass	LC Pass	LC Pass	LC Pass	LC Pass	LC Pass	
High	30.000	10.000	30.000	10.000	50.000	10.000	
Low	-.10000	-.05000	-.05000	-.01000	-.05000	-.02000	

IntStd	1	2	3	4	5	6	7
Mode	Counts	NOTUSED	NOTUSED	NOTUSED	NOTUSED	NOTUSED	NOTUSED
Elem	Y	--	--	--	--	--	--
Wavlen	371.030	--	--	--	--	--	--
Avge	28636	--	--	--	--	--	--
SDev	13.93228	--	--	--	--	--	--
%RSD	.0486536	--	--	--	--	--	--
#1	28641	--	--	--	--	--	--
#2	28620	--	--	--	--	--	--
#3	28646	--	--	--	--	--	--

Method: METTRACE Sample Name: K04N7P5 Operator: RJG
Run Time: 10/31/08 04:32:43
Comment: TESTAMERICA PITTSBURGH ICP METALS ANALYSIS-INST TRACEICP
Mode: CONC Corr. Factor: 1

Elem	AG	AL	AS	B_	BA	BE	CA
Units	ppm	ppm	ppm	ppm	ppm	ppm	ppm
Avge	.00136	13.664	.00858	.00398	.12547	.00198	4.1584
SDev	.00054	.018	.00050	.00059	.00034	.00009	.0119
%RSD	39.955	.13241	5.7942	14.885	.27342	4.3340	.28604
#1	.00156	13.660	.00886	.00448	.12526	.00193	4.1720
#2	.00074	13.684	.00888	.00332	.12587	.00208	4.1531
#3	.00177	13.648	.00801	.00413	.12528	.00192	4.1501

Elem	CD	CO	CR	CU	FE	K_	MG
Units	ppm	ppm	ppm	ppm	ppm	ppm	ppm
Avge	.00234	.02054	.07759	.08176	36.026	.81740	2.7925
SDev	.00017	.00021	.00073	.00021	.101	.00628	.0085
%RSD	7.4457	1.0380	.93586	.25433	.28048	.76857	.30541
#1	.00232	.02048	.07836	.08186	36.142	.82355	2.8023
#2	.00217	.02077	.07692	.08152	35.976	.81099	2.7879
#3	.00252	.02035	.07748	.08190	35.959	.81768	2.7873

Elem	MN	MO	NA	NI	PB/1	PB/2	PB
Units	ppm	ppm	ppm	ppm	ppm	ppm	ppm
Avge	.42509	.00159	.02317	.03703	.33280	.33355	.33330
SDev	.00086	.00063	.25253	.00091	.00204	.00145	.00112
%RSD	.20140	39.506	1089.7	2.4579	.61268	.43333	.33732
#1	.42607	.00231	.21667	.03650	.33483	.33426	.33445
#2	.42470	.00122	-.26249	.03650	.33075	.33450	.33325
#3	.42450	.00123	.11535	.03808	.33284	.33189	.33221

Elem	SB/1	SB/2	SB	SE/1	SE/2	SE	SI
Units	ppm	ppm	ppm	ppm	ppm	ppm	ppm
Avge	-.00049	.00029	.00003	-.00322	.00394	.00155	.65354
SDev	.00121	.00008	.00045	.00261	.00135	.00107	.00242
%RSD	245.84	28.459	1458.7	81.071	34.277	68.937	.37014
#1	-.00031	.00025	.00006	-.00026	.00380	.00245	.65077
#2	.00062	.00039	.00046	-.00518	.00535	.00184	.65525
#3	-.00178	.00024	-.00043	-.00422	.00266	.00037	.65460

Elem	SN	SR	TI	TL	V_	ZN
Units	ppm	ppm	ppm	ppm	ppm	ppm
Avge	.01164	.01610	.26191	.00019	.08282	.32447
SDev	.00130	.00006	.00075	.00196	.00037	.00106
%RSD	11.207	.39176	.28636	1007.4	.44688	.32780
#1	.01049	.01617	.26123	.00185	.08321	.32569
#2	.01305	.01604	.26271	-.00197	.08247	.32395
#3	.01136	.01610	.26180	.00070	.08279	.32376

IntStd	1	2	3	4	5	6	7
Mode	Counts	NOTUSED	NOTUSED	NOTUSED	NOTUSED	NOTUSED	NOTUSED
Elem	Y	--	--	--	--	--	--
Wavlen	371.030	--	--	--	--	--	--
Avge	26931	--	--	--	--	--	--
SDev	64.64989	--	--	--	--	--	--
%RSD	.2400604	--	--	--	--	--	--
#1	26903	--	--	--	--	--	--
#2	27005	--	--	--	--	--	--
#3	26885	--	--	--	--	--	--

Method: METTRACE Sample Name: CCV1-7 Operator: RJG
Run Time: 10/31/08 04:38:13
Comment: TESTAMERICA PITTSBURGH ICP METALS ANALYSIS-INST TRACEICP
Mode: CONC Corr. Factor: 1

Elem	AG	AL	AS	B_	BA	BE	CA
Units	ppm	ppm	ppm	ppm	ppm	ppm	ppm
Avge	1.0089	24.390	.50505	2.0056	1.9690	1.9827	50.225
SDev	.0027	.085	.00244	.0065	.0048	.0082	.236
%RSD	.26422	.34669	.48272	.32293	.24342	.41341	.47037
#1	1.0089	24.376	.50244	2.0021	1.9690	1.9738	49.968
#2	1.0116	24.480	.50727	2.0131	1.9738	1.9900	50.433
#3	1.0062	24.313	.50543	2.0016	1.9643	1.9843	50.273
Errors	LC Pass	LC Pass	LC Pass	LC Pass	LC Pass	LC Pass	LC Pass
High	1.1000	27.500	.55000	2.2000	2.2000	2.2000	55.000
Low	.90000	22.500	.45000	1.8000	1.8000	1.8000	45.000

Elem	CD	CO	CR	CU	FE	K_	MG
Units	ppm	ppm	ppm	ppm	ppm	ppm	ppm
Avge	.49004	1.9851	1.9873	2.0069	25.211	119.25	49.231
SDev	.00184	.0061	.0080	.0078	.097	.63	.188
%RSD	.37556	.30625	.40338	.38789	.38469	.53101	.38088
#1	.48792	1.9787	1.9789	2.0082	25.114	119.53	49.069
#2	.49119	1.9908	1.9948	2.0140	25.308	119.69	49.436
#3	.49103	1.9859	1.9881	1.9986	25.211	118.52	49.186
Errors	LC Pass	LC Pass	LC Pass	LC Pass	LC Pass	LC Pass	LC Pass
High	.55000	2.2000	2.2000	2.2000	27.500	137.50	55.000
Low	.45000	1.8000	1.8000	1.8000	22.500	112.50	45.000

Elem	MN	MO	NA	NI	PB/1	PB/2	PB
Units	ppm	ppm	ppm	ppm	ppm	ppm	ppm
Avge	1.9695	2.0015	121.03	1.9680	.50767	.49653	.50024
SDev	.0072	.0132	.53	.0086	.00401	.00221	.00244
%RSD	.36587	.65862	.43459	.43683	.79063	.44546	.48849
#1	1.9626	1.9863	121.20	1.9597	.50388	.49673	.49911
#2	1.9769	2.0086	121.46	1.9769	.51187	.49864	.50305
#3	1.9689	2.0097	120.44	1.9676	.50726	.49423	.49857
Errors	LC Pass	LC Pass	LC Pass	LC Pass	NOCHECK	NOCHECK	LC Pass
High	2.2000	2.2000	137.50	2.2000			.55000
Low	1.8000	1.8000	112.50	1.8000			.45000

Elem	SB/1	SB/2	SB	SE/1	SE/2	SE	SI
Units	ppm	ppm	ppm	ppm	ppm	ppm	ppm
Avge	.49969	.50200	.50123	.50072	.49956	.49995	1.8839
SDev	.00373	.00201	.00258	.00178	.00169	.00172	.0074
%RSD	.74594	.40018	.51494	.35526	.33767	.34349	.39401
#1	.49781	.50102	.49995	.49919	.49815	.49850	1.8810
#2	.50398	.50431	.50420	.50267	.50143	.50184	1.8923

#3	.49728	.50066	.49953	.50030	.49910	.49950	1.8783
Errors	NOCHECK	NOCHECK	LC Pass	NOCHECK	NOCHECK	LC Pass	LC Pass

High			.55000			.55000	2.2000
Low			.45000			.45000	1.8000

Elem	SN	SR	TI	TL	V_	ZN	
Units	ppm	ppm	ppm	ppm	ppm	ppm	
Avge	2.0009	1.9254	1.9786	1.0044	1.9866	2.0528	
SDev	.0101	.0042	.0063	.0050	.0062	.0072	
%RSD	.50517	.21569	.31778	.49999	.31056	.35153	
#1	1.9906	1.9239	1.9734	.99989	1.9829	2.0480	
#2	2.0108	1.9301	1.9856	1.0098	1.9938	2.0611	
#3	2.0013	1.9222	1.9769	1.0035	1.9832	2.0493	
Errors	LC Pass	LC Pass	LC Pass	LC Pass	LC Pass	LC Pass	
High	2.2000	2.2000	2.2000	1.1000	2.2000	2.2000	
Low	1.8000	1.8000	1.8000	.90000	1.8000	1.8000	

IntStd	1	2	3	4	5	6	7
Mode	Counts	NOTUSED	NOTUSED	NOTUSED	NOTUSED	NOTUSED	NOTUSED
Elem	Y	--	--	--	--	--	--
Wavlen	371.030	--	--	--	--	--	--
Avge	25971	--	--	--	--	--	--
SDev	204.0783	--	--	--	--	--	--
%RSD	.7857809	--	--	--	--	--	--
#1	25818	--	--	--	--	--	--
#2	25893	--	--	--	--	--	--
#3	26203	--	--	--	--	--	--

Method: METTRACE Sample Name: CCB7 Operator: RJG
Run Time: 10/31/08 04:43:43
Comment: TESTAMERICA PITTSBURGH ICP METALS ANALYSIS-INST TRACEICP
Mode: CONC Corr. Factor: 1

Elem	AG	AL	AS	B_	BA	BE	CA
Units	ppm	ppm	ppm	ppm	ppm	ppm	ppm
Avge	.00011	-.01589	-.00136	.00204	.00008	.00069	-.00024
SDev	.00023	.00218	.00059	.00064	.00015	.00016	.00166
%RSD	210.97	13.742	43.426	31.158	182.64	23.037	682.89
#1	.00037	-.01380	-.00098	.00278	.00002	.00059	-.00053
#2	-.00009	-.01816	-.00205	.00164	-.00002	.00061	-.00175
#3	.00005	-.01571	-.00106	.00172	.00026	.00088	.00154
Errors	LC Pass	LC Pass	LC Pass	LC Pass	LC Pass	LC Pass	LC Pass
High	.00500	.20000	.01000	.20000	.20000	.00400	5.0000
Low	-.00500	-.20000	-.01000	-.20000	-.20000	-.00400	-5.0000

Elem	CD	CO	CR	CU	FE	K_	MG
Units	ppm	ppm	ppm	ppm	ppm	ppm	ppm
Avge	.00018	.00005	.00013	.00004	-.00003	.18833	.00585
SDev	.00012	.00020	.00030	.00018	.00622	.00968	.00337
%RSD	68.815	421.91	234.30	424.88	18053.	5.1383	57.568
#1	.00020	.00017	.00010	.00024	.00225	.18154	.00629
#2	.00005	-.00018	-.00016	-.00010	-.00707	.18405	.00229
#3	.00029	.00016	.00044	-.00001	.00472	.19941	.00898
Errors	LC Pass	LC Pass	LC Pass	LC Pass	LC Pass	LC Pass	LC Pass
High	.00500	.05000	.00500	.02500	.10000	5.0000	5.0000
Low	-.00500	-.05000	-.00500	-.02500	-.10000	-5.0000	-5.0000

Elem	MN	MO	NA	NI	PB/1	PB/2	PB
Units	ppm	ppm	ppm	ppm	ppm	ppm	ppm
Avge	.00010	.00476	-.39095	.00024	-.00004	-.00073	-.00050
SDev	.00007	.00127	.11009	.00030	.00246	.00082	.00099
%RSD	71.568	26.714	28.160	126.46	6763.2	112.47	197.40
#1	.00006	.00615	-.36926	.00047	-.00280	-.00096	-.00157
#2	.00006	.00449	-.51027	-.00010	.00193	-.00141	-.00030
#3	.00018	.00365	-.29332	.00034	.00076	.00018	.00037
Errors	LC Pass	LC Pass	LC Pass	LC Pass	NOCHECK	NOCHECK	LC Pass
High	.01500	.04000	5.0000	.04000			.00300
Low	-.01500	-.04000	-5.0000	-.04000			-.00300

Elem	SB/1	SB/2	SB	SE/1	SE/2	SE	SI
Units	ppm	ppm	ppm	ppm	ppm	ppm	ppm
Avge	.00062	.00003	.00022	-.00351	.00266	.00060	-.00516
SDev	.00245	.00105	.00050	.00070	.00165	.00130	.00299
%RSD	397.01	3880.3	225.01	19.852	62.137	216.36	57.905
#1	.00332	-.00068	.00066	-.00406	.00082	-.00080	-.00273
#2	-.00143	.00123	.00034	-.00273	.00402	.00178	-.00426

#3	-.00004	-.00047	-.00033	-.00375	.00313	.00084	-.00849
Errors	NOCHECK	NOCHECK	LC Pass	NOCHECK	NOCHECK	LC Pass	LC Pass

High			.06000			.00500	.50000
Low			-.06000			-.00500	-.50000

Elem	SN	SR	TI	TL	V_	ZN	
Units	ppm	ppm	ppm	ppm	ppm	ppm	
Avge	.00139	.00008	.00063	.00323	.00007	.00187	
SDev	.00190	.00007	.00034	.00183	.00022	.00012	
%RSD	136.19	91.973	53.078	56.516	311.16	6.3810	
#1	.00356	.00005	.00094	.00475	.00007	.00180	
#2	.00061	.00003	.00028	.00374	-.00015	.00201	
#3	.00001	.00016	.00068	.00121	.00029	.00180	
Errors	LC Pass	LC Pass	LC Pass	LC Pass	LC Pass	LC Pass	
High	.10000	.05000	.05000	.01000	.05000	.02000	
Low	-.10000	-.05000	-.05000	-.01000	-.05000	-.02000	

IntStd	1	2	3	4	5	6	7
Mode	Counts	NOTUSED	NOTUSED	NOTUSED	NOTUSED	NOTUSED	NOTUSED
Elem	Y	--	--	--	--	--	--
Wavlen	371.030	--	--	--	--	--	--
Avge	26332	--	--	--	--	--	--
SDev	159.2214	--	--	--	--	--	--
%RSD	.6046659	--	--	--	--	--	--
#1	26507	--	--	--	--	--	--
#2	26295	--	--	--	--	--	--
#3	26195	--	--	--	--	--	--

Method: METTRACE Sample Name: K04N7S Operator: RJG
Run Time: 10/31/08 04:49:13
Comment: TESTAMERICA PITTSBURGH ICP METALS ANALYSIS-INST TRACEICP
Mode: CONC Corr. Factor: 1

Elem	AG	AL	AS	B_	BA	BE	CA
Units	ppm	ppm	ppm	ppm	ppm	ppm	ppm
Avge	.04711	84.780	1.6729	.76983	2.3717	.05162	63.286
SDev	.00073	.074	.0067	.00275	.0027	.00015	.240
%RSD	1.5602	.08766	.40185	.35754	.11384	.29885	.37874
#1	.04775	84.851	1.6788	.77287	2.3747	.05179	63.510
#2	.04727	84.786	1.6744	.76912	2.3695	.05155	63.315
#3	.04631	84.702	1.6656	.76750	2.3709	.05151	63.034
Errors	LC Pass	LC Pass	LC Pass	LC Pass	LC Pass	LC Pass	LC Pass
High	2.0000	500.00	10.000	30.000	10.000	10.000	600.00
Low	-.00500	-.20000	-.01000	-.20000	-.20000	-.00400	-5.0000

Elem	CD	CO	CR	CU	FE	K_	MG
Units	ppm	ppm	ppm	ppm	ppm	ppm	ppm
Avge	.05486	.53421	.58894	.65581	173.00	42.167	57.004
SDev	.00024	.00206	.00248	.00034	.54	.054	.201
%RSD	.44043	.38658	.42033	.05130	.31254	.12746	.35204
#1	.05514	.53614	.59122	.65551	173.51	42.210	57.199
#2	.05469	.53446	.58929	.65617	173.05	42.186	57.013
#3	.05476	.53203	.58630	.65573	172.43	42.107	56.798
Errors	LC Pass	LC Pass	LC Pass	LC Pass	LC Pass	LC Pass	LC Pass
High	5.0000	100.00	20.000	10.000	500.00	400.00	600.00
Low	-.00500	-.05000	-.00500	-.02500	-.10000	-5.0000	-5.0000

Elem	MN	MO	NA	NI	PB/1	PB/2	PB
Units	ppm	ppm	ppm	ppm	ppm	ppm	ppm
Avge	2.6670	.80852	43.088	.62916	2.1078	2.0959	2.0999
SDev	.0079	.00118	.072	.00295	.0089	.0026	.0043
%RSD	.29623	.14541	.16689	.46867	.42031	.12605	.20328
#1	2.6744	.80835	43.157	.63253	2.1155	2.0958	2.1024
#2	2.6679	.80977	43.014	.62790	2.1096	2.0986	2.1023
#3	2.6587	.80743	43.092	.62705	2.0981	2.0934	2.0949
Errors	LC Pass	LC Pass	LC Pass	LC Pass	NOCHECK	NOCHECK	LC Pass
High	20.000	20.000	400.00	100.00			5.0000
Low	-.01500	-.04000	-5.0000	-.04000			-.00300

Elem	SB/1	SB/2	SB	SE/1	SE/2	SE	SI
Units	ppm	ppm	ppm	ppm	ppm	ppm	ppm
Avge	.07287	.07773	.07611	1.4941	1.5091	1.5041	4.0522
SDev	.00150	.00173	.00066	.0121	.0021	.0035	.0054
%RSD	2.0514	2.2284	.86721	.81124	.13899	.23460	.13355
#1	.07116	.07972	.07687	1.5064	1.5070	1.5068	4.0578
#2	.07395	.07659	.07571	1.4938	1.5112	1.5054	4.0516

#3	.07349	.07687	.07574	1.4822	1.5091	1.5001	4.0470
Errors	NOCHECK	NOCHECK	LC Pass	NOCHECK	NOCHECK	LC Pass	LC Pass

High			5.0000			10.000	50.000
Low			-.01000			-.00500	-.50000

Elem	SN	SR	TI	TL	V_	ZN	
Units	ppm	ppm	ppm	ppm	ppm	ppm	
Avge	1.4430	.91465	1.9989	1.7042	.85011	2.0250	
SDev	.0033	.00158	.0034	.0011	.00375	.0055	
%RSD	.22924	.17228	.17039	.06650	.44098	.27310	
#1	1.4466	.91608	2.0026	1.7036	.85415	2.0305	
#2	1.4423	.91296	1.9983	1.7035	.84943	2.0252	
#3	1.4401	.91490	1.9958	1.7055	.84674	2.0194	
Errors	LC Pass	LC Pass	LC Pass	LC Pass	LC Pass	LC Pass	
High	30.000	10.000	30.000	10.000	50.000	10.000	
Low	-.10000	-.05000	-.05000	-.01000	-.05000	-.02000	

IntStd	1	2	3	4	5	6	7
Mode	Counts	NOTUSED	NOTUSED	NOTUSED	NOTUSED	NOTUSED	NOTUSED
Elem	Y	--	--	--	--	--	--
Wavlen	371.030	--	--	--	--	--	--
Avge	28736	--	--	--	--	--	--
SDev	83.61417	--	--	--	--	--	--
%RSD	.2909769	--	--	--	--	--	--
#1	28640	--	--	--	--	--	--
#2	28770	--	--	--	--	--	--
#3	28797	--	--	--	--	--	--

Method: METTRACE Sample Name: K04N7D Operator: RJG
Run Time: 10/31/08 04:54:43
Comment: TESTAMERICA PITTSBURGH ICP METALS ANALYSIS-INST TRACEICP
Mode: CONC Corr. Factor: 1

Elem	AG	AL	AS	B_	BA	BE	CA
Units	ppm	ppm	ppm	ppm	ppm	ppm	ppm
Avge	.04754	85.744	1.6835	.77266	2.3938	.05239	64.171
SDev	.00025	.057	.0084	.00092	.0023	.00015	.283
%RSD	.52319	.06610	.49671	.11932	.09712	.29585	.44123
#1	.04744	85.694	1.6744	.77163	2.3926	.05223	63.857
#2	.04782	85.733	1.6853	.77299	2.3923	.05240	64.250
#3	.04735	85.806	1.6908	.77338	2.3965	.05254	64.406
Errors	LC Pass	LC Pass	LC Pass	LC Pass	LC Pass	LC Pass	LC Pass
High	2.0000	500.00	10.000	30.000	10.000	10.000	600.00
Low	-.00500	-.20000	-.01000	-.20000	-.20000	-.00400	-5.0000

Elem	CD	CO	CR	CU	FE	K_	MG
Units	ppm	ppm	ppm	ppm	ppm	ppm	ppm
Avge	.05561	.53709	.56102	.67855	176.74	42.207	56.997
SDev	.00019	.00154	.00197	.00040	.55	.135	.130
%RSD	.34278	.28727	.35033	.05824	.31269	.32021	.22781
#1	.05539	.53537	.55879	.67874	176.13	42.328	56.854
#2	.05571	.53755	.56181	.67881	176.87	42.061	57.030
#3	.05572	.53835	.56248	.67809	177.22	42.232	57.107
Errors	LC Pass	LC Pass	LC Pass	LC Pass	LC Pass	LC Pass	LC Pass
High	5.0000	100.00	20.000	10.000	500.00	400.00	600.00
Low	-.00500	-.05000	-.00500	-.02500	-.10000	-5.0000	-5.0000

Elem	MN	MO	NA	NI	PB/1	PB/2	PB
Units	ppm	ppm	ppm	ppm	ppm	ppm	ppm
Avge	2.8227	.81641	43.345	.62534	2.1990	2.1754	2.1833
SDev	.0082	.00442	.072	.00276	.0095	.0110	.0104
%RSD	.28968	.54128	.16582	.44167	.43192	.50785	.47575
#1	2.8135	.81135	43.300	.62347	2.1885	2.1627	2.1713
#2	2.8254	.81836	43.428	.62851	2.2016	2.1826	2.1889
#3	2.8292	.81952	43.307	.62403	2.2070	2.1809	2.1896
Errors	LC Pass	LC Pass	LC Pass	LC Pass	NOCHECK	NOCHECK	LC Pass
High	20.000	20.000	400.00	100.00			5.0000
Low	-.01500	-.04000	-5.0000	-.04000			-.00300

Elem	SB/1	SB/2	SB	SE/1	SE/2	SE	SI
Units	ppm	ppm	ppm	ppm	ppm	ppm	ppm
Avge	.07278	.07840	.07653	1.5117	1.5176	1.5156	4.2650
SDev	.00162	.00235	.00103	.0076	.0019	.0037	.0075
%RSD	2.2269	3.0033	1.3471	.49961	.12677	.24693	.17628
#1	.07460	.07574	.07536	1.5030	1.5155	1.5113	4.2568
#2	.07224	.07923	.07691	1.5156	1.5192	1.5180	4.2669

#3	.07150	.08022	.07731	1.5165	1.5181	1.5176	4.2715
Errors	NOCHECK	NOCHECK	LC Pass	NOCHECK	NOCHECK	LC Pass	LC Pass

High			5.0000			10.000	50.000
Low			-.01000			-.00500	-.50000

Elem	SN	SR	TI	TL	V_	ZN	
Units	ppm	ppm	ppm	ppm	ppm	ppm	
Avge	1.4555	.91905	2.0684	1.7078	.86447	2.1376	
SDev	.0025	.00113	.0046	.0097	.00280	.0037	
%RSD	.17510	.12330	.22437	.56886	.32441	.17227	
#1	1.4558	.91942	2.0636	1.6976	.86156	2.1333	
#2	1.4528	.91778	2.0689	1.7089	.86470	2.1398	
#3	1.4579	.91995	2.0728	1.7169	.86716	2.1396	
Errors	LC Pass	LC Pass	LC Pass	LC Pass	LC Pass	LC Pass	
High	30.000	10.000	30.000	10.000	50.000	10.000	
Low	-.10000	-.05000	-.05000	-.01000	-.05000	-.02000	

IntStd	1	2	3	4	5	6	7
Mode	Counts	NOTUSED	NOTUSED	NOTUSED	NOTUSED	NOTUSED	NOTUSED
Elem	Y	--	--	--	--	--	--
Wavlen	371.030	--	--	--	--	--	--
Avge	28680	--	--	--	--	--	--
SDev	210.8501	--	--	--	--	--	--
%RSD	.7351726	--	--	--	--	--	--
#1	28475	--	--	--	--	--	--
#2	28669	--	--	--	--	--	--
#3	28896	--	--	--	--	--	--

Method: METTRACE Sample Name: K04PD Operator: RJG
Run Time: 10/31/08 05:00:13
Comment: TESTAMERICA PITTSBURGH ICP METALS ANALYSIS-INST TRACEICP
Mode: CONC Corr. Factor: 1

Elem	AG	AL	AS	B_	BA	BE	CA
Units	ppm	ppm	ppm	ppm	ppm	ppm	ppm
Avge	.00299	62.452	.03151	.02713	.62362	.00720	39.476
SDev	.00040	.101	.00046	.00037	.00064	.00007	.092
%RSD	13.321	.16236	1.4516	1.3480	.10349	1.0247	.23325
#1	.00297	62.357	.03202	.02675	.62360	.00728	39.471
#2	.00340	62.441	.03114	.02748	.62299	.00713	39.570
#3	.00260	62.559	.03137	.02714	.62428	.00719	39.386
Errors	LC Pass	LC Pass	LC Pass	LC Pass	LC Pass	LC Pass	LC Pass
High	2.0000	500.00	10.000	30.000	10.000	10.000	600.00
Low	-.00500	-.20000	-.01000	-.20000	-.20000	-.00400	-5.0000

Elem	CD	CO	CR	CU	FE	K_	MG
Units	ppm	ppm	ppm	ppm	ppm	ppm	ppm
Avge	.01246	.10640	.31251	.42452	160.28	3.2508	20.308
SDev	.00004	.00013	.00079	.00047	.29	.0084	.038
%RSD	.32160	.11784	.25245	.11029	.18124	.25947	.18644
#1	.01241	.10634	.31238	.42418	160.25	3.2422	20.303
#2	.01246	.10632	.31335	.42433	160.58	3.2510	20.348
#3	.01249	.10655	.31179	.42505	160.00	3.2591	20.273
Errors	LC Pass	LC Pass	LC Pass	LC Pass	LC Pass	LC Pass	LC Pass
High	5.0000	100.00	20.000	10.000	500.00	400.00	600.00
Low	-.00500	-.05000	-.00500	-.02500	-.10000	-5.0000	-5.0000

Elem	MN	MO	NA	NI	PB/1	PB/2	PB
Units	ppm	ppm	ppm	ppm	ppm	ppm	ppm
Avge	2.9217	.00759	.49941	.18470	1.5501	1.5496	1.5498
SDev	.0042	.00061	.14269	.00115	.0093	.0148	.0100
%RSD	.14434	8.0188	28.571	.62473	.60171	.95679	.64493
#1	2.9217	.00824	.45023	.18418	1.5535	1.5328	1.5397
#2	2.9259	.00749	.66017	.18602	1.5573	1.5609	1.5597
#3	2.9175	.00703	.38781	.18389	1.5396	1.5551	1.5499
Errors	LC Pass	LC Pass	LC Pass	LC Pass	NOCHECK	NOCHECK	LC Pass
High	20.000	20.000	400.00	100.00			5.0000
Low	-.01500	-.04000	-5.0000	-.04000			-.00300

Elem	SB/1	SB/2	SB	SE/1	SE/2	SE	SI
Units	ppm	ppm	ppm	ppm	ppm	ppm	ppm
Avge	.00033	.00148	.00110	.00222	.01031	.00762	5.0114
SDev	.00214	.00182	.00058	.00115	.00033	.00018	.0051
%RSD	644.41	123.04	52.625	51.848	3.2240	2.3342	.10259
#1	-.00213	.00343	.00158	.00349	.00999	.00782	5.0103
#2	.00171	-.00017	.00046	.00123	.01065	.00751	5.0170

#3	.00141	.00117	.00125	.00196	.01029	.00752	5.0069
Errors	NOCHECK	NOCHECK	LC Pass	NOCHECK	NOCHECK	LC Pass	LC Pass

High			5.0000			10.000	50.000
Low			-.01000			-.00500	-.50000

Elem	SN	SR	TI	TL	V_	ZN	
Units	ppm	ppm	ppm	ppm	ppm	ppm	
Avge	.05592	.10328	1.4482	-.00276	.35241	1.9148	
SDev	.00294	.00015	.0023	.00168	.00078	.0034	
%RSD	5.2565	.14381	.16051	60.926	.22018	.17939	
#1	.05559	.10338	1.4466	-.00092	.35156	1.9125	
#2	.05902	.10311	1.4509	-.00423	.35308	1.9187	
#3	.05317	.10334	1.4471	-.00314	.35258	1.9131	
Errors	LC Pass	LC Pass	LC Pass	LC Pass	LC Pass	LC Pass	
High	30.000	10.000	30.000	10.000	50.000	10.000	
Low	-.10000	-.05000	-.05000	-.01000	-.05000	-.02000	

IntStd	1	2	3	4	5	6	7
Mode	Counts	NOTUSED	NOTUSED	NOTUSED	NOTUSED	NOTUSED	NOTUSED
Elem	Y	--	--	--	--	--	--
Wavlen	371.030	--	--	--	--	--	--
Avge	27992	--	--	--	--	--	--
SDev	109.6548	--	--	--	--	--	--
%RSD	.3917392	--	--	--	--	--	--
#1	28118	--	--	--	--	--	--
#2	27932	--	--	--	--	--	--
#3	27925	--	--	--	--	--	--

Method: METTRACE Sample Name: K1C69 Operator: RJG
Run Time: 10/31/08 05:05:43
Comment: TESTAMERICA PITTSBURGH ICP METALS ANALYSIS-INST TRACEICP
Mode: CONC Corr. Factor: 1

Elem	AG	AL	AS	B_	BA	BE	CA
Units	ppm	ppm	ppm	ppm	ppm	ppm	ppm
Avge	.00135	1.1741	.00110	.00514	9.0993	.00088	60.535
SDev	.00025	.0024	.00110	.00061	.0242	.00011	.318
%RSD	18.509	.20648	99.991	11.888	.26554	11.884	.52513
#1	.00126	1.1767	.00209	.00448	9.1193	.00079	60.185
#2	.00116	1.1737	.00129	.00568	9.1062	.00087	60.614
#3	.00163	1.1719	-.00008	.00525	9.0725	.00099	60.806
Errors	LC Pass	LC Pass	LC Pass	LC Pass	LC Pass	LC Pass	LC Pass
High	2.0000	500.00	10.000	30.000	10.000	10.000	600.00
Low	-.00500	-.20000	-.01000	-.20000	-.20000	-.00400	-5.0000

Elem	CD	CO	CR	CU	FE	K_	MG
Units	ppm	ppm	ppm	ppm	ppm	ppm	ppm
Avge	.00748	.04200	.01719	.03129	.60050	.40190	3.5756
SDev	.00008	.00045	.00017	.00017	.00517	.00417	.0117
%RSD	1.1191	1.0793	.98024	.53563	.86031	1.0377	.32716
#1	.00746	.04177	.01702	.03141	.60249	.39894	3.5623
#2	.00742	.04171	.01722	.03136	.59463	.40009	3.5801
#3	.00758	.04253	.01735	.03110	.60437	.40667	3.5844
Errors	LC Pass	LC Pass	LC Pass	LC Pass	LC Pass	LC Pass	LC Pass
High	5.0000	100.00	20.000	10.000	500.00	400.00	600.00
Low	-.00500	-.05000	-.00500	-.02500	-.10000	-5.0000	-5.0000

Elem	MN	MO	NA	NI	PB/1	PB/2	PB
Units	ppm	ppm	ppm	ppm	ppm	ppm	ppm
Avge	.03208	.00214	2.1364	.00349	.08210	.07013	.07412
SDev	.00007	.00077	.1113	.00076	.00150	.00093	.00075
%RSD	.22022	35.852	5.2078	21.682	1.8291	1.3232	1.0069
#1	.03204	.00240	2.0671	.00410	.08037	.07017	.07357
#2	.03204	.00274	2.2647	.00264	.08308	.06918	.07381
#3	.03216	.00127	2.0773	.00372	.08284	.07104	.07497
Errors	LC Pass	LC Pass	LC Pass	LC Pass	NOCHECK	NOCHECK	LC Pass
High	20.000	20.000	400.00	100.00			5.0000
Low	-.01500	-.04000	-5.0000	-.04000			-.00300

Elem	SB/1	SB/2	SB	SE/1	SE/2	SE	SI
Units	ppm	ppm	ppm	ppm	ppm	ppm	ppm
Avge	-.00244	.00638	.00344	.00987	.00386	.00586	.85429
SDev	.00075	.00046	.00048	.00196	.00272	.00226	.00108
%RSD	30.898	7.1857	13.933	19.900	70.514	38.499	.12650
#1	-.00251	.00682	.00372	.01170	.00684	.00846	.85321
#2	-.00316	.00591	.00289	.01012	.00150	.00437	.85430

#3	-.00165	.00641	.00372	.00780	.00324	.00475	.85537
Errors	NOCHECK	NOCHECK	LC Pass	NOCHECK	NOCHECK	LC Pass	LC Pass

High			5.0000			10.000	50.000
Low			-.01000			-.00500	-.50000

Elem	SN	SR	TI	TL	V_	ZN	
Units	ppm	ppm	ppm	ppm	ppm	ppm	
Avge	.07718	.19244	.20368	L-.01104	.00350	3.6325	
SDev	.00051	.00034	.00046	.00049	.00144	.0083	
%RSD	.65517	.17516	.22367	4.4629	41.036	.22777	
#1	.07765	.19281	.20331	L-.01156	.00302	3.6230	
#2	.07665	.19238	.20419	L-.01058	.00511	3.6360	
#3	.07724	.19214	.20355	L-.01097	.00237	3.6384	
Errors	LC Pass	LC Pass	LC Pass	LC Low	LC Pass	LC Pass	
High	30.000	10.000	30.000	10.000	50.000	10.000	
Low	-.10000	-.05000	-.05000	-.01000	-.05000	-.02000	

IntStd	1	2	3	4	5	6	7
Mode	Counts	NOTUSED	NOTUSED	NOTUSED	NOTUSED	NOTUSED	NOTUSED
Elem	Y	--	--	--	--	--	--
Wavlen	371.030	--	--	--	--	--	--
Avge	26416	--	--	--	--	--	--
SDev	82.71644	--	--	--	--	--	--
%RSD	.3131274	--	--	--	--	--	--
#1	26321	--	--	--	--	--	--
#2	26465	--	--	--	--	--	--
#3	26463	--	--	--	--	--	--

Method: METTRACE Sample Name: K1C7G Operator: RJG
Run Time: 10/31/08 05:11:14
Comment: TESTAMERICA PITTSBURGH ICP METALS ANALYSIS-INST TRACEICP
Mode: CONC Corr. Factor: 1

Elem	AG	AL	AS	B_	BA	BE	CA
Units	ppm	ppm	ppm	ppm	ppm	ppm	ppm
Avge	.00592	104.22	.07804	.07116	.73761	.00948	192.27
SDev	.00023	.15	.00182	.00008	.00081	.00003	.66
%RSD	3.9303	.14372	2.3274	.11662	.10983	.28281	.34571
#1	.00570	104.10	.08006	.07124	.73843	.00949	191.52
#2	.00617	104.18	.07656	.07116	.73682	.00945	192.49
#3	.00590	104.39	.07750	.07108	.73758	.00950	192.80
Errors	LC Pass	LC Pass	LC Pass	LC Pass	LC Pass	LC Pass	LC Pass
High	2.0000	500.00	10.000	30.000	10.000	10.000	600.00
Low	-.00500	-.20000	-.01000	-.20000	-.20000	-.00400	-5.0000

Elem	CD	CO	CR	CU	FE	K_	MG
Units	ppm	ppm	ppm	ppm	ppm	ppm	ppm
Avge	.00571	.07116	.43765	.15821	213.38	10.431	35.507
SDev	.00017	.00054	.00098	.00024	.50	.019	.086
%RSD	2.9960	.75947	.22335	.15014	.23227	.18199	.24089
#1	.00584	.07055	.43653	.15795	212.84	10.449	35.416
#2	.00577	.07132	.43833	.15842	213.48	10.411	35.519
#3	.00551	.07159	.43809	.15826	213.81	10.432	35.585
Errors	LC Pass	LC Pass	LC Pass	LC Pass	LC Pass	LC Pass	LC Pass
High	5.0000	100.00	20.000	10.000	500.00	400.00	600.00
Low	-.00500	-.05000	-.00500	-.02500	-.10000	-5.0000	-5.0000

Elem	MN	MO	NA	NI	PB/1	PB/2	PB
Units	ppm	ppm	ppm	ppm	ppm	ppm	ppm
Avge	18.013	.01004	1.0476	.16009	.22312	.22070	.22151
SDev	.041	.00005	.1408	.00144	.00172	.00174	.00173
%RSD	.22733	.54245	13.444	.89613	.77295	.78978	.78177
#1	17.969	.01009	1.1307	.15894	.22157	.21895	.21982
#2	18.023	.01005	1.1271	.15962	.22282	.22073	.22143
#3	18.049	.00998	.88500	.16170	.22498	.22243	.22328
Errors	LC Pass	LC Pass	LC Pass	LC Pass	NOCHECK	NOCHECK	LC Pass
High	20.000	20.000	400.00	100.00			5.0000
Low	-.01500	-.04000	-5.0000	-.04000			-.00300

Elem	SB/1	SB/2	SB	SE/1	SE/2	SE	SI
Units	ppm	ppm	ppm	ppm	ppm	ppm	ppm
Avge	-.00509	.00356	.00068	.00576	.00296	.00390	5.9771
SDev	.00119	.00237	.00196	.00291	.00063	.00127	.0099
%RSD	23.323	66.500	289.91	50.463	21.103	32.482	.16630
#1	-.00382	.00626	.00291	.00497	.00230	.00319	5.9700
#2	-.00528	.00252	-.00008	.00333	.00304	.00314	5.9729

#3	-.00618	.00189	-.00080	.00898	.00355	.00536	5.9885
Errors	NOCHECK	NOCHECK	LC Pass	NOCHECK	NOCHECK	LC Pass	LC Pass

High			5.0000			10.000	50.000
Low			-.01000			-.00500	-.50000

Elem	SN	SR	TI	TL	V_	ZN	
Units	ppm	ppm	ppm	ppm	ppm	ppm	
Avge	.07825	.45905	1.3934	-.00948	.25579	.67071	
SDev	.00203	.00019	.0026	.00192	.00045	.00131	
%RSD	2.5999	.04223	.19004	20.228	.17746	.19613	
#1	.07703	.45923	1.3904	-.00871	.25537	.66963	
#2	.07711	.45885	1.3945	-.00807	.25627	.67034	
#3	.08060	.45907	1.3953	L-.01167	.25575	.67218	

Errors	LC Pass	LC Pass	LC Pass	LC Pass	LC Pass	LC Pass	
High	30.000	10.000	30.000	10.000	50.000	10.000	
Low	-.10000	-.05000	-.05000	-.01000	-.05000	-.02000	

IntStd	1	2	3	4	5	6	7
Mode	Counts	NOTUSED	NOTUSED	NOTUSED	NOTUSED	NOTUSED	NOTUSED
Elem	Y	--	--	--	--	--	--
Wavlen	371.030	--	--	--	--	--	--
Avge	27367	--	--	--	--	--	--
SDev	128.9960	--	--	--	--	--	--
%RSD	.4713553	--	--	--	--	--	--
#1	27259	--	--	--	--	--	--
#2	27333	--	--	--	--	--	--
#3	27510	--	--	--	--	--	--

Method: METTRACE Sample Name: K1C7P Operator: RJG
Run Time: 10/31/08 05:16:44
Comment: TESTAMERICA PITTSBURGH ICP METALS ANALYSIS-INST TRACEICP
Mode: CONC Corr. Factor: 1

Elem	AG	AL	AS	B_	BA	BE	CA
Units	ppm	ppm	ppm	ppm	ppm	ppm	ppm
Avge	.00070	21.425	.00211	4.1166	.03505	.00082	189.80
SDev	.00045	.037	.00105	.0097	.00006	.00006	.65
%RSD	63.999	.17220	50.105	.23565	.18402	7.0484	.34157
#1	.00021	21.466	.00216	4.1278	.03501	.00077	190.42
#2	.00108	21.394	.00103	4.1104	.03512	.00080	189.86
#3	.00082	21.416	.00313	4.1117	.03501	.00088	189.12
Errors	LC Pass	LC Pass	LC Pass	LC Pass	LC Pass	LC Pass	LC Pass
High	2.0000	500.00	10.000	30.000	10.000	10.000	600.00
Low	-.00500	-.20000	-.01000	-.20000	-.20000	-.00400	-5.0000

Elem	CD	CO	CR	CU	FE	K_	MG
Units	ppm	ppm	ppm	ppm	ppm	ppm	ppm
Avge	.00025	.00083	.02833	.00375	1.0326	.40302	11.339
SDev	.00016	.00015	.00025	.00008	.0024	.00403	.030
%RSD	65.429	17.665	.88712	2.2233	.23398	1.0009	.26447
#1	.00009	.00093	.02807	.00372	1.0336	.40691	11.372
#2	.00024	.00089	.02857	.00385	1.0343	.40330	11.331
#3	.00042	.00066	.02835	.00369	1.0298	.39886	11.314
Errors	LC Pass	LC Pass	LC Pass	LC Pass	LC Pass	LC Pass	LC Pass
High	5.0000	100.00	20.000	10.000	500.00	400.00	600.00
Low	-.00500	-.05000	-.00500	-.02500	-.10000	-5.0000	-5.0000

Elem	MN	MO	NA	NI	PB/1	PB/2	PB
Units	ppm	ppm	ppm	ppm	ppm	ppm	ppm
Avge	.02797	.00195	5.0627	.00754	.00513	.00383	.00427
SDev	.00009	.00055	.0452	.00016	.00154	.00122	.00089
%RSD	.31863	28.025	.89378	2.1136	30.108	31.771	20.842
#1	.02807	.00170	5.0667	.00772	.00337	.00426	.00397
#2	.02794	.00157	5.0157	.00741	.00578	.00246	.00357
#3	.02790	.00257	5.1059	.00750	.00624	.00478	.00527
Errors	LC Pass	LC Pass	LC Pass	LC Pass	NOCHECK	NOCHECK	LC Pass
High	20.000	20.000	400.00	100.00			5.0000
Low	-.01500	-.04000	-5.0000	-.04000			-.00300

Elem	SB/1	SB/2	SB	SE/1	SE/2	SE	SI
Units	ppm	ppm	ppm	ppm	ppm	ppm	ppm
Avge	-.00066	.00218	.00123	-.00765	.00108	-.00183	2.1302
SDev	.00095	.00181	.00114	.00433	.00166	.00051	.0124
%RSD	143.96	83.162	92.172	56.583	153.90	27.987	.58326
#1	-.00160	.00181	.00068	-.01254	.00275	-.00235	2.1440
#2	-.00067	.00415	.00254	-.00609	.00106	-.00132	2.1268

#3	.00029	.00058	.00048	-.00432	-.00057	-.00182	2.1199
Errors	NOCHECK	NOCHECK	LC Pass	NOCHECK	NOCHECK	LC Pass	LC Pass

High			5.0000			10.000	50.000
Low			-.01000			-.00500	-.50000

Elem	SN	SR	TI	TL	V_	ZN	
Units	ppm	ppm	ppm	ppm	ppm	ppm	
Avge	12.191	.36768	1.1437	-.00322	.01661	.01982	
SDev	.039	.00100	.0065	.00260	.00024	.00016	
%RSD	.32004	.27113	.56528	80.685	1.4428	.83109	
#1	12.224	.36882	1.1471	-.00027	.01634	.01969	
#2	12.200	.36698	1.1478	-.00423	.01673	.01977	
#3	12.148	.36724	1.1362	-.00516	.01677	.02000	
Errors	LC Pass	LC Pass	LC Pass	LC Pass	LC Pass	LC Pass	
High	30.000	10.000	30.000	10.000	50.000	10.000	
Low	-.10000	-.05000	-.05000	-.01000	-.05000	-.02000	

IntStd	1	2	3	4	5	6	7
Mode	Counts	NOTUSED	NOTUSED	NOTUSED	NOTUSED	NOTUSED	NOTUSED
Elem	Y	--	--	--	--	--	--
Wavlen	371.030	--	--	--	--	--	--
Avge	25996	--	--	--	--	--	--
SDev	39.23810	--	--	--	--	--	--
%RSD	.1509375	--	--	--	--	--	--
#1	25978	--	--	--	--	--	--
#2	26041	--	--	--	--	--	--
#3	25969	--	--	--	--	--	--

Method: METTRACE Sample Name: K1C7R Operator: RJG
Run Time: 10/31/08 05:22:14
Comment: TESTAMERICA PITTSBURGH ICP METALS ANALYSIS-INST TRACEICP
Mode: CONC Corr. Factor: 1

Elem	AG	AL	AS	B_	BA	BE	CA
Units	ppm	ppm	ppm	ppm	ppm	ppm	ppm
Avge	.00166	83.022	.06043	.06539	.49232	.00698	100.21
SDev	.00046	.020	.00003	.00144	.00045	.00005	.27
%RSD	27.719	.02369	.04840	2.2029	.09146	.77892	.27115
#1	.00219	83.036	.06045	.06704	.49267	.00702	99.904
#2	.00145	83.032	.06039	.06441	.49181	.00700	100.43
#3	.00134	83.000	.06044	.06471	.49249	.00692	100.28
Errors	LC Pass	LC Pass	LC Pass	LC Pass	LC Pass	LC Pass	LC Pass
High	2.0000	500.00	10.000	30.000	10.000	10.000	600.00
Low	-.00500	-.20000	-.01000	-.20000	-.20000	-.00400	-5.0000

Elem	CD	CO	CR	CU	FE	K_	MG
Units	ppm	ppm	ppm	ppm	ppm	ppm	ppm
Avge	.00317	.05191	.14389	.11354	149.82	8.6632	28.506
SDev	.00021	.00023	.00028	.00013	.28	.0190	.022
%RSD	6.5433	.45313	.19767	.11177	.18992	.21969	.07746
#1	.00333	.05184	.14389	.11369	149.51	8.6846	28.490
#2	.00294	.05217	.14418	.11346	150.07	8.6568	28.531
#3	.00326	.05171	.14361	.11348	149.87	8.6481	28.496
Errors	LC Pass	LC Pass	LC Pass	LC Pass	LC Pass	LC Pass	LC Pass
High	5.0000	100.00	20.000	10.000	500.00	400.00	600.00
Low	-.00500	-.05000	-.00500	-.02500	-.10000	-5.0000	-5.0000

Elem	MN	MO	NA	NI	PB/1	PB/2	PB
Units	ppm	ppm	ppm	ppm	ppm	ppm	ppm
Avge	3.9136	.00721	.79740	.12352	.13018	.12713	.12815
SDev	.0063	.00053	.03196	.00094	.00178	.00218	.00097
%RSD	.16148	7.2921	4.0084	.75811	1.3633	1.7155	.75701
#1	3.9066	.00761	.77959	.12458	.13223	.12493	.12736
#2	3.9187	.00661	.83430	.12282	.12920	.12718	.12785
#3	3.9156	.00741	.77830	.12316	.12911	.12929	.12923
Errors	LC Pass	LC Pass	LC Pass	LC Pass	NOCHECK	NOCHECK	LC Pass
High	20.000	20.000	400.00	100.00			5.0000
Low	-.01500	-.04000	-5.0000	-.04000			-.00300

Elem	SB/1	SB/2	SB	SE/1	SE/2	SE	SI
Units	ppm	ppm	ppm	ppm	ppm	ppm	ppm
Avge	-.00265	.00149	.00011	.00623	.00515	.00551	2.8900
SDev	.00186	.00205	.00120	.00118	.00166	.00085	.0052
%RSD	70.134	137.51	1080.9	19.000	32.322	15.454	.18116
#1	-.00478	.00242	.00002	.00757	.00346	.00483	2.8960
#2	-.00175	.00290	.00135	.00532	.00519	.00523	2.8880

#3	-.00141	-.00086	-.00104	.00581	.00679	.00646	2.8862
Errors	NOCHECK	NOCHECK	LC Pass	NOCHECK	NOCHECK	LC Pass	LC Pass

High			5.0000			10.000	50.000
Low			-.01000			-.00500	-.50000

Elem	SN	SR	TI	TL	V_	ZN	
Units	ppm	ppm	ppm	ppm	ppm	ppm	
Avge	.54769	.25746	.82077	-.00509	.17176	.53367	
SDev	.00213	.00086	.00152	.00095	.00192	.00113	
%RSD	.38866	.33291	.18523	18.737	1.1158	.21203	
#1	.54556	.25844	.81902	-.00512	.17397	.53254	
#2	.54981	.25702	.82162	-.00412	.17080	.53481	
#3	.54769	.25691	.82167	-.00602	.17052	.53368	
Errors	LC Pass	LC Pass	LC Pass	LC Pass	LC Pass	LC Pass	
High	30.000	10.000	30.000	10.000	50.000	10.000	
Low	-.10000	-.05000	-.05000	-.01000	-.05000	-.02000	

IntStd	1	2	3	4	5	6	7
Mode	Counts	NOTUSED	NOTUSED	NOTUSED	NOTUSED	NOTUSED	NOTUSED
Elem	Y	--	--	--	--	--	--
Wavlen	371.030	--	--	--	--	--	--
Avge	27349	--	--	--	--	--	--
SDev	119.1865	--	--	--	--	--	--
%RSD	.4357976	--	--	--	--	--	--
#1	27222	--	--	--	--	--	--
#2	27366	--	--	--	--	--	--
#3	27459	--	--	--	--	--	--

Method: METTRACE Sample Name: K1CL0 Operator: RJG
Run Time: 10/31/08 05:27:45
Comment: TESTAMERICA PITTSBURGH ICP METALS ANALYSIS-INST TRACEICP
Mode: CONC Corr. Factor: 1

Elem	AG	AL	AS	B_	BA	BE	CA
Units	ppm	ppm	ppm	ppm	ppm	ppm	ppm
Avge	.00102	34.295	.01635	.02946	.20396	.00355	224.41
SDev	.00048	.053	.00044	.00040	.00019	.00012	.56
%RSD	47.583	.15360	2.6701	1.3397	.09579	3.3295	.25099
#1	.00097	34.267	.01661	.02952	.20386	.00342	223.76
#2	.00152	34.263	.01584	.02904	.20383	.00365	224.75
#3	.00056	34.356	.01659	.02982	.20418	.00357	224.72
Errors	LC Pass	LC Pass	LC Pass	LC Pass	LC Pass	LC Pass	LC Pass
High	2.0000	500.00	10.000	30.000	10.000	10.000	600.00
Low	-.00500	-.20000	-.01000	-.20000	-.20000	-.00400	-5.0000

Elem	CD	CO	CR	CU	FE	K_	MG
Units	ppm	ppm	ppm	ppm	ppm	ppm	ppm
Avge	.00180	.03573	.05378	.09189	79.869	5.9386	56.093
SDev	.00033	.00028	.00014	.00035	.114	.0079	.066
%RSD	18.290	.77244	.25936	.37761	.14306	.13269	.11735
#1	.00191	.03601	.05391	.09171	79.743	5.9462	56.018
#2	.00206	.03571	.05363	.09228	79.899	5.9305	56.121
#3	.00143	.03546	.05379	.09166	79.966	5.9391	56.141
Errors	LC Pass	LC Pass	LC Pass	LC Pass	LC Pass	LC Pass	LC Pass
High	5.0000	100.00	20.000	10.000	500.00	400.00	600.00
Low	-.00500	-.05000	-.00500	-.02500	-.10000	-5.0000	-5.0000

Elem	MN	MO	NA	NI	PB/1	PB/2	PB
Units	ppm	ppm	ppm	ppm	ppm	ppm	ppm
Avge	1.8446	.00051	2.5743	.07943	.03462	.03267	.03332
SDev	.0029	.00008	.1212	.00011	.00146	.00050	.00082
%RSD	.15492	14.988	4.7079	.13238	4.2199	1.5361	2.4575
#1	1.8415	.00060	2.5642	.07931	.03294	.03209	.03237
#2	1.8453	.00047	2.7003	.07948	.03552	.03289	.03377
#3	1.8471	.00047	2.4585	.07950	.03542	.03302	.03382
Errors	LC Pass	LC Pass	LC Pass	LC Pass	NOCHECK	NOCHECK	LC Pass
High	20.000	20.000	400.00	100.00			5.0000
Low	-.01500	-.04000	-5.0000	-.04000			-.00300

Elem	SB/1	SB/2	SB	SE/1	SE/2	SE	SI
Units	ppm	ppm	ppm	ppm	ppm	ppm	ppm
Avge	-.00134	.00213	.00097	-.00296	.00261	.00075	4.7179
SDev	.00043	.00238	.00153	.00348	.00197	.00152	.0068
%RSD	32.088	111.59	157.32	117.66	75.522	201.94	.14501
#1	-.00093	.00265	.00146	-.00005	.00373	.00247	4.7146
#2	-.00130	-.00046	-.00074	-.00681	.00376	.00024	4.7134

#3	-.00179	.00420	.00221	-.00200	.00033	-.00044	4.7258
Errors	NOCHECK	NOCHECK	LC Pass	NOCHECK	NOCHECK	LC Pass	LC Pass

High			5.0000			10.000	50.000
Low			-.01000			-.00500	-.50000

Elem	SN	SR	TI	TL	V_	ZN	
Units	ppm	ppm	ppm	ppm	ppm	ppm	
Avge	.02803	.61087	.86252	-.00542	.08602	.23928	
SDev	.00090	.00023	.00075	.00069	.00093	.00012	
%RSD	3.2180	.03783	.08639	12.650	1.0843	.05185	
#1	.02815	.61114	.86171	-.00621	.08628	.23920	
#2	.02886	.61074	.86318	-.00502	.08679	.23921	
#3	.02707	.61073	.86266	-.00503	.08498	.23942	
Errors	LC Pass	LC Pass	LC Pass	LC Pass	LC Pass	LC Pass	
High	30.000	10.000	30.000	10.000	50.000	10.000	
Low	-.10000	-.05000	-.05000	-.01000	-.05000	-.02000	

IntStd	1	2	3	4	5	6	7
Mode	Counts	NOTUSED	NOTUSED	NOTUSED	NOTUSED	NOTUSED	NOTUSED
Elem	Y	--	--	--	--	--	--
Wavlen	371.030	--	--	--	--	--	--
Avge	27345	--	--	--	--	--	--
SDev	123.1071	--	--	--	--	--	--
%RSD	.4501955	--	--	--	--	--	--
#1	27212	--	--	--	--	--	--
#2	27369	--	--	--	--	--	--
#3	27455	--	--	--	--	--	--

Method: METTRACE Sample Name: K1CL3 Operator: RJG
Run Time: 10/31/08 05:33:15
Comment: TESTAMERICA PITTSBURGH ICP METALS ANALYSIS-INST TRACEICP
Mode: CONC Corr. Factor: 1

Elem	AG	AL	AS	B_	BA	BE	CA
Units	ppm	ppm	ppm	ppm	ppm	ppm	ppm
Avge	.00062	27.519	.01737	.02633	.15488	.00315	299.07
SDev	.00056	.029	.00051	.00015	.00003	.00010	.35
%RSD	90.435	.10679	2.9455	.58802	.02121	3.1601	.11681
#1	.00048	27.485	.01790	.02630	.15491	.00315	299.35
#2	.00014	27.532	.01730	.02650	.15487	.00326	299.18
#3	.00123	27.539	.01689	.02620	.15485	.00306	298.68
Errors	LC Pass	LC Pass	LC Pass	LC Pass	LC Pass	LC Pass	LC Pass
High	2.0000	500.00	10.000	30.000	10.000	10.000	600.00
Low	-.00500	-.20000	-.01000	-.20000	-.20000	-.00400	-5.0000

Elem	CD	CO	CR	CU	FE	K_	MG
Units	ppm	ppm	ppm	ppm	ppm	ppm	ppm
Avge	.00158	.02748	.04430	.07889	66.789	4.4284	39.441
SDev	.00006	.00045	.00023	.00023	.122	.0138	.067
%RSD	3.6311	1.6304	.52479	.28865	.18341	.31216	.16877
#1	.00155	.02730	.04449	.07896	66.920	4.4132	39.517
#2	.00165	.02715	.04404	.07864	66.768	4.4317	39.410
#3	.00155	.02799	.04437	.07908	66.678	4.4402	39.395
Errors	LC Pass	LC Pass	LC Pass	LC Pass	LC Pass	LC Pass	LC Pass
High	5.0000	100.00	20.000	10.000	500.00	400.00	600.00
Low	-.00500	-.05000	-.00500	-.02500	-.10000	-5.0000	-5.0000

Elem	MN	MO	NA	NI	PB/1	PB/2	PB
Units	ppm	ppm	ppm	ppm	ppm	ppm	ppm
Avge	1.2830	.00133	.80082	.06890	.03039	.02905	.02949
SDev	.0020	.00036	.10648	.00054	.00120	.00097	.00029
%RSD	.15819	27.270	13.297	.78845	3.9405	3.3372	.98363
#1	1.2850	.00096	.82542	.06909	.03175	.02793	.02921
#2	1.2831	.00168	.68419	.06829	.02949	.02949	.02949
#3	1.2810	.00134	.89285	.06933	.02993	.02971	.02979
Errors	LC Pass	LC Pass	LC Pass	LC Pass	NOCHECK	NOCHECK	LC Pass
High	20.000	20.000	400.00	100.00			5.0000
Low	-.01500	-.04000	-5.0000	-.04000			-.00300

Elem	SB/1	SB/2	SB	SE/1	SE/2	SE	SI
Units	ppm	ppm	ppm	ppm	ppm	ppm	ppm
Avge	-.00043	.00191	.00113	-.00640	.00382	.00042	3.9848
SDev	.00287	.00105	.00113	.00374	.00070	.00171	.0088
%RSD	663.57	54.701	100.25	58.409	18.395	410.98	.22040
#1	-.00299	.00276	.00084	-.00263	.00458	.00218	3.9940
#2	.00268	.00223	.00238	-.00647	.00369	.00031	3.9838

#3	-.00099	.00074	.00017	-.01011	.00319	-.00124	3.9765
Errors	NOCHECK	NOCHECK	LC Pass	NOCHECK	NOCHECK	LC Pass	LC Pass

High			5.0000			10.000	50.000
Low			-.01000			-.00500	-.50000

Elem	SN	SR	TI	TL	V_	ZN	
Units	ppm	ppm	ppm	ppm	ppm	ppm	
Avge	.03718	.93169	.59754	-.00230	.06822	.22752	
SDev	.00103	.00309	.00058	.00131	.00048	.00021	
%RSD	2.7602	.33151	.09660	57.119	.70977	.09349	
#1	.03788	.93474	.59803	-.00374	.06798	.22756	
#2	.03600	.93177	.59769	-.00117	.06790	.22729	
#3	.03765	.92856	.59691	-.00198	.06877	.22771	
Errors	LC Pass	LC Pass	LC Pass	LC Pass	LC Pass	LC Pass	
High	30.000	10.000	30.000	10.000	50.000	10.000	
Low	-.10000	-.05000	-.05000	-.01000	-.05000	-.02000	

IntStd	1	2	3	4	5	6	7
Mode	Counts	NOTUSED	NOTUSED	NOTUSED	NOTUSED	NOTUSED	NOTUSED
Elem	Y	--	--	--	--	--	--
Wavlen	371.030	--	--	--	--	--	--
Avge	27109	--	--	--	--	--	--
SDev	128.5197	--	--	--	--	--	--
%RSD	.4740914	--	--	--	--	--	--
#1	27226	--	--	--	--	--	--
#2	27129	--	--	--	--	--	--
#3	26971	--	--	--	--	--	--

Method: METTRACE Sample Name: K1CL5 Operator: RJG
Run Time: 10/31/08 05:38:45
Comment: TESTAMERICA PITTSBURGH ICP METALS ANALYSIS-INST TRACEICP
Mode: CONC Corr. Factor: 1

Elem	AG	AL	AS	B_	BA	BE	CA
Units	ppm	ppm	ppm	ppm	ppm	ppm	ppm
Avge	.00135	29.948	.01245	.01988	.18169	.00355	23.591
SDev	.00065	.044	.00023	.00048	.00017	.00007	.083
%RSD	47.927	.14649	1.8597	2.4128	.09530	2.1217	.35257
#1	.00204	29.900	.01262	.02033	.18181	.00351	23.515
#2	.00127	29.987	.01256	.01937	.18177	.00364	23.680
#3	.00075	29.957	.01219	.01994	.18149	.00350	23.580
Errors	LC Pass	LC Pass	LC Pass	LC Pass	LC Pass	LC Pass	LC Pass
High	2.0000	500.00	10.000	30.000	10.000	10.000	600.00
Low	-.00500	-.20000	-.01000	-.20000	-.20000	-.00400	-5.0000

Elem	CD	CO	CR	CU	FE	K_	MG
Units	ppm	ppm	ppm	ppm	ppm	ppm	ppm
Avge	.00209	.03342	.04537	.07694	78.928	4.5438	14.007
SDev	.00018	.00025	.00032	.00019	.187	.0156	.039
%RSD	8.7094	.74118	.69891	.24642	.23656	.34388	.27979
#1	.00225	.03368	.04560	.07712	78.773	4.5297	13.997
#2	.00189	.03340	.04550	.07696	79.135	4.5606	14.050
#3	.00212	.03319	.04501	.07674	78.875	4.5410	13.974
Errors	LC Pass	LC Pass	LC Pass	LC Pass	LC Pass	LC Pass	LC Pass
High	5.0000	100.00	20.000	10.000	500.00	400.00	600.00
Low	-.00500	-.05000	-.00500	-.02500	-.10000	-5.0000	-5.0000

Elem	MN	MO	NA	NI	PB/1	PB/2	PB
Units	ppm	ppm	ppm	ppm	ppm	ppm	ppm
Avge	4.4593	.00069	.80361	.07463	.03104	.03099	.03101
SDev	.0105	.00085	.13200	.00103	.00434	.00209	.00086
%RSD	.23625	124.39	16.426	1.3772	13.991	6.7579	2.7626
#1	4.4521	.00135	.65236	.07479	.03551	.02859	.03090
#2	4.4714	.00099	.89558	.07557	.03077	.03248	.03191
#3	4.4545	-.00028	.86290	.07353	.02684	.03189	.03021
Errors	LC Pass	LC Pass	LC Pass	LC Pass	NOCHECK	NOCHECK	LC Pass
High	20.000	20.000	400.00	100.00			5.0000
Low	-.01500	-.04000	-5.0000	-.04000			-.00300

Elem	SB/1	SB/2	SB	SE/1	SE/2	SE	SI
Units	ppm	ppm	ppm	ppm	ppm	ppm	ppm
Avge	-.00200	.00234	.00090	-.00227	.00131	.00012	3.9730
SDev	.00336	.00153	.00073	.00140	.00069	.00009	.0100
%RSD	168.09	65.161	81.459	61.463	52.843	79.116	.25100
#1	-.00571	.00332	.00031	-.00079	.00065	.00017	3.9688
#2	-.00111	.00313	.00172	-.00246	.00124	.00001	3.9844

#3	.00083	.00058	.00067	-.00356	.00203	.00017	3.9658
Errors	NOCHECK	NOCHECK	LC Pass	NOCHECK	NOCHECK	LC Pass	LC Pass

High			5.0000			10.000	50.000
Low			-.01000			-.00500	-.50000

Elem	SN	SR	TI	TL	V_	ZN	
Units	ppm	ppm	ppm	ppm	ppm	ppm	
Avge	.02605	.06804	.64180	-.00282	.07331	.21889	
SDev	.00114	.00007	.00169	.00143	.00051	.00000	
%RSD	4.3871	.10536	.26258	50.556	.69620	.00052	
#1	.02737	.06805	.63996	-.00359	.07376	.21889	
#2	.02530	.06810	.64328	-.00117	.07342	.21889	
#3	.02549	.06796	.64216	-.00369	.07276	.21889	
Errors	LC Pass	LC Pass	LC Pass	LC Pass	LC Pass	LC Pass	
High	30.000	10.000	30.000	10.000	50.000	10.000	
Low	-.10000	-.05000	-.05000	-.01000	-.05000	-.02000	

IntStd	1	2	3	4	5	6	7
Mode	Counts	NOTUSED	NOTUSED	NOTUSED	NOTUSED	NOTUSED	NOTUSED
Elem	Y	--	--	--	--	--	--
Wavlen	371.030	--	--	--	--	--	--
Avge	28169	--	--	--	--	--	--
SDev	124.4693	--	--	--	--	--	--
%RSD	.4418661	--	--	--	--	--	--
#1	28040	--	--	--	--	--	--
#2	28179	--	--	--	--	--	--
#3	28288	--	--	--	--	--	--

Method: METTRACE Sample Name: CCV1-8 Operator: RJG
Run Time: 10/31/08 05:44:15
Comment: TESTAMERICA PITTSBURGH ICP METALS ANALYSIS-INST TRACEICP
Mode: CONC Corr. Factor: 1

Elem	AG	AL	AS	B_	BA	BE	CA
Units	ppm	ppm	ppm	ppm	ppm	ppm	ppm
Avge	1.0184	24.464	.50679	2.0174	1.9762	2.0062	50.874
SDev	.0234	.562	.01001	.0474	.0458	.0472	1.166
%RSD	2.2944	2.2961	1.9751	2.3474	2.3172	2.3551	2.2917
#1	1.0042	24.098	.49994	1.9873	1.9485	1.9782	50.212
#2	1.0056	24.182	.50216	1.9930	1.9511	1.9797	50.189
#3	1.0453	25.111	.51828	2.0720	2.0291	2.0607	52.220
Errors	LC Pass	LC Pass	LC Pass	LC Pass	LC Pass	LC Pass	LC Pass
High	1.1000	27.500	.55000	2.2000	2.2000	2.2000	55.000
Low	.90000	22.500	.45000	1.8000	1.8000	1.8000	45.000

Elem	CD	CO	CR	CU	FE	K_	MG
Units	ppm	ppm	ppm	ppm	ppm	ppm	ppm
Avge	.49496	2.0053	2.0087	2.0126	25.465	119.77	49.714
SDev	.01109	.0451	.0464	.0465	.582	2.85	1.179
%RSD	2.2399	2.2475	2.3119	2.3122	2.2856	2.3832	2.3713
#1	.48882	1.9802	1.9823	1.9831	25.099	117.82	48.995
#2	.48830	1.9783	1.9816	1.9885	25.159	118.44	49.071
#3	.50776	2.0573	2.0624	2.0663	26.136	123.05	51.074
Errors	LC Pass	LC Pass	LC Pass	LC Pass	LC Pass	LC Pass	LC Pass
High	.55000	2.2000	2.2000	2.2000	27.500	137.50	55.000
Low	.45000	1.8000	1.8000	1.8000	22.500	112.50	45.000

Elem	MN	MO	NA	NI	PB/1	PB/2	PB
Units	ppm	ppm	ppm	ppm	ppm	ppm	ppm
Avge	1.9838	2.0177	121.71	1.9861	.50981	.50362	.50568
SDev	.0455	.0526	2.61	.0471	.01398	.00739	.00958
%RSD	2.2937	2.6053	2.1447	2.3692	2.7426	1.4665	1.8949
#1	1.9572	1.9802	119.96	1.9611	.50255	.49976	.50069
#2	1.9579	1.9951	120.45	1.9568	.50095	.49897	.49963
#3	2.0363	2.0778	124.71	2.0403	.52593	.51213	.51673
Errors	LC Pass	LC Pass	LC Pass	LC Pass	NOCHECK	NOCHECK	LC Pass
High	2.2000	2.2000	137.50	2.2000			.55000
Low	1.8000	1.8000	112.50	1.8000			.45000

Elem	SB/1	SB/2	SB	SE/1	SE/2	SE	SI
Units	ppm	ppm	ppm	ppm	ppm	ppm	ppm
Avge	.50178	.50215	.50203	.49946	.49919	.49928	1.8932
SDev	.00812	.01140	.01027	.01459	.00936	.01110	.0430
%RSD	1.6191	2.2708	2.0465	2.9215	1.8747	2.2233	2.2691
#1	.49655	.49704	.49688	.49035	.49345	.49242	1.8700
#2	.49764	.49419	.49534	.49174	.49414	.49334	1.8668

#3	.51113	.51521	.51386	.51629	.50999	.51209	1.9428
Errors	NOCHECK	NOCHECK	LC Pass	NOCHECK	NOCHECK	LC Pass	LC Pass

High			.55000			.55000	2.2000
Low			.45000			.45000	1.8000

Elem	SN	SR	TI	TL	V_	ZN	
Units	ppm	ppm	ppm	ppm	ppm	ppm	
Avge	2.0163	1.9378	1.9939	1.0088	2.0079	2.0705	
SDev	.0432	.0479	.0446	.0212	.0462	.0465	
%RSD	2.1425	2.4727	2.2370	2.1049	2.3009	2.2456	
#1	1.9937	1.9089	1.9670	.99666	1.9808	2.0420	
#2	1.9890	1.9113	1.9692	.99639	1.9816	2.0454	
#3	2.0661	1.9931	2.0454	1.0333	2.0612	2.1242	
Errors	LC Pass	LC Pass	LC Pass	LC Pass	LC Pass	LC Pass	
High	2.2000	2.2000	2.2000	1.1000	2.2000	2.2000	
Low	1.8000	1.8000	1.8000	.90000	1.8000	1.8000	

IntStd	1	2	3	4	5	6	7
Mode	Counts	NOTUSED	NOTUSED	NOTUSED	NOTUSED	NOTUSED	NOTUSED
Elem	Y	--	--	--	--	--	--
Wavlen	371.030	--	--	--	--	--	--
Avge	25907	--	--	--	--	--	--
SDev	478.6162	--	--	--	--	--	--
%RSD	1.847424	--	--	--	--	--	--
#1	26240	--	--	--	--	--	--
#2	26123	--	--	--	--	--	--
#3	25359	--	--	--	--	--	--

Method: METTRACE Sample Name: CCB8 Operator: RJG
Run Time: 10/31/08 05:49:45
Comment: TESTAMERICA PITTSBURGH ICP METALS ANALYSIS-INST TRACEICP
Mode: CONC Corr. Factor: 1

Elem	AG	AL	AS	B_	BA	BE	CA
Units	ppm	ppm	ppm	ppm	ppm	ppm	ppm
Avge	.00038	-.01664	-.00028	.00255	.00014	.00088	.01045
SDev	.00021	.00231	.00110	.00005	.00015	.00017	.01035
%RSD	55.717	13.900	396.20	2.1314	101.98	19.952	99.081
#1	.00062	-.01715	.00030	.00253	.00015	.00075	.00130
#2	.00021	-.01865	-.00155	.00261	-.00000	.00081	.02168
#3	.00031	-.01411	.00041	.00250	.00029	.00108	.00835
Errors	LC Pass	LC Pass	LC Pass	LC Pass	LC Pass	LC Pass	LC Pass
High	.00500	.20000	.01000	.20000	.20000	.00400	5.0000
Low	-.00500	-.20000	-.01000	-.20000	-.20000	-.00400	-5.0000

Elem	CD	CO	CR	CU	FE	K_	MG
Units	ppm	ppm	ppm	ppm	ppm	ppm	ppm
Avge	.00015	.00014	.00038	-.00011	.00909	.20014	.00715
SDev	.00004	.00060	.00005	.00002	.00132	.00207	.00274
%RSD	29.271	442.19	13.175	19.771	14.540	1.0332	38.289
#1	.00018	-.00014	.00043	-.00012	.00895	.19785	.00627
#2	.00010	-.00028	.00033	-.00009	.01047	.20069	.00496
#3	.00017	.00083	.00038	-.00013	.00784	.20187	.01022
Errors	LC Pass	LC Pass	LC Pass	LC Pass	LC Pass	LC Pass	LC Pass
High	.00500	.05000	.00500	.02500	.10000	5.0000	5.0000
Low	-.00500	-.05000	-.00500	-.02500	-.10000	-5.0000	-5.0000

Elem	MN	MO	NA	NI	PB/1	PB/2	PB
Units	ppm	ppm	ppm	ppm	ppm	ppm	ppm
Avge	.00019	.00531	-.24175	.00058	-.00075	-.00010	-.00032
SDev	.00014	.00278	.07908	.00011	.00151	.00061	.00015
%RSD	70.833	52.372	32.712	18.889	200.85	618.85	46.998
#1	.00011	.00823	-.19772	.00046	.00067	-.00076	-.00029
#2	.00011	.00499	-.33304	.00061	-.00059	.00001	-.00019
#3	.00035	.00270	-.19447	.00068	-.00234	.00045	-.00048
Errors	LC Pass	LC Pass	LC Pass	LC Pass	NOCHECK	NOCHECK	LC Pass
High	.01500	.04000	5.0000	.04000			.00300
Low	-.01500	-.04000	-5.0000	-.04000			-.00300

Elem	SB/1	SB/2	SB	SE/1	SE/2	SE	SI
Units	ppm	ppm	ppm	ppm	ppm	ppm	ppm
Avge	-.00032	-.00068	-.00056	-.00005	.00175	.00115	-.00271
SDev	.00172	.00124	.00026	.00314	.00038	.00082	.00370
%RSD	537.05	182.77	46.420	6553.0	21.718	71.413	136.88
#1	-.00166	.00037	-.00030	.00092	.00147	.00129	-.00429
#2	-.00093	-.00036	-.00055	.00250	.00160	.00189	-.00535

#3	.00162	-.00204	-.00082	-.00356	.00218	.00027	.00153
Errors	NOCHECK	NOCHECK	LC Pass	NOCHECK	NOCHECK	LC Pass	LC Pass

High			.06000			.00500	.50000
Low			-.06000			-.00500	-.50000

Elem	SN	SR	TI	TL	V_	ZN	
Units	ppm	ppm	ppm	ppm	ppm	ppm	
Avge	.00257	.00016	.00077	.00309	-.00014	.00200	
SDev	.00147	.00011	.00033	.00244	.00000	.00010	
%RSD	57.066	66.923	43.038	79.155	.28296	4.7549	
#1	.00121	.00009	.00107	.00051	-.00014	.00189	
#2	.00412	.00011	.00042	.00338	-.00014	.00202	
#3	.00238	.00028	.00081	.00537	-.00014	.00207	
Errors	LC Pass	LC Pass	LC Pass	LC Pass	LC Pass	LC Pass	
High	.10000	.05000	.05000	.01000	.05000	.02000	
Low	-.10000	-.05000	-.05000	-.01000	-.05000	-.02000	

IntStd	1	2	3	4	5	6	7
Mode	Counts	NOTUSED	NOTUSED	NOTUSED	NOTUSED	NOTUSED	NOTUSED
Elem	Y	--	--	--	--	--	--
Wavlen	371.030	--	--	--	--	--	--
Avge	26764	--	--	--	--	--	--
SDev	46.17163	--	--	--	--	--	--
%RSD	.1725115	--	--	--	--	--	--
#1	26815	--	--	--	--	--	--
#2	26755	--	--	--	--	--	--
#3	26724	--	--	--	--	--	--

Method: METTRACE Sample Name: K1CL8 Operator: RJG
Run Time: 10/31/08 05:55:15
Comment: TESTAMERICA PITTSBURGH ICP METALS ANALYSIS-INST TRACEICP
Mode: CONC Corr. Factor: 1

Elem	AG	AL	AS	B_	BA	BE	CA
Units	ppm	ppm	ppm	ppm	ppm	ppm	ppm
Avge	.00091	27.229	.01907	.02207	.17623	.00336	209.80
SDev	.00058	.074	.00052	.00022	.00027	.00011	1.06
%RSD	63.136	.27135	2.7420	.99153	.15285	3.1277	.50665
#1	.00158	27.150	.01862	.02222	.17592	.00325	208.62
#2	.00051	27.238	.01964	.02182	.17636	.00346	210.11
#3	.00065	27.297	.01894	.02217	.17640	.00337	210.68
Errors	LC Pass	LC Pass	LC Pass	LC Pass	LC Pass	LC Pass	LC Pass
High	2.0000	500.00	10.000	30.000	10.000	10.000	600.00
Low	-.00500	-.20000	-.01000	-.20000	-.20000	-.00400	-5.0000

Elem	CD	CO	CR	CU	FE	K_	MG
Units	ppm	ppm	ppm	ppm	ppm	ppm	ppm
Avge	.00174	.02839	.04122	.07209	74.049	4.7167	51.177
SDev	.00014	.00047	.00008	.00003	.300	.0131	.169
%RSD	7.8543	1.6545	.18830	.03797	.40448	.27687	.32932
#1	.00189	.02893	.04128	.07208	73.710	4.7141	50.984
#2	.00163	.02809	.04125	.07212	74.157	4.7051	51.247
#3	.00169	.02814	.04113	.07207	74.279	4.7308	51.298
Errors	LC Pass	LC Pass	LC Pass	LC Pass	LC Pass	LC Pass	LC Pass
High	5.0000	100.00	20.000	10.000	500.00	400.00	600.00
Low	-.00500	-.05000	-.00500	-.02500	-.10000	-5.0000	-5.0000

Elem	MN	MO	NA	NI	PB/1	PB/2	PB
Units	ppm	ppm	ppm	ppm	ppm	ppm	ppm
Avge	1.8976	.00249	1.0709	.05897	.02755	.02551	.02619
SDev	.0068	.00096	.0525	.00067	.00209	.00242	.00168
%RSD	.35934	38.479	4.9068	1.1302	7.5748	9.4966	6.4176
#1	1.8899	.00359	1.1156	.05921	.02815	.02274	.02454
#2	1.9002	.00195	1.0842	.05822	.02928	.02721	.02790
#3	1.9028	.00192	1.0130	.05949	.02523	.02658	.02613
Errors	LC Pass	LC Pass	LC Pass	LC Pass	NOCHECK	NOCHECK	LC Pass
High	20.000	20.000	400.00	100.00			5.0000
Low	-.01500	-.04000	-5.0000	-.04000			-.00300

Elem	SB/1	SB/2	SB	SE/1	SE/2	SE	SI
Units	ppm	ppm	ppm	ppm	ppm	ppm	ppm
Avge	-.00394	.00246	.00033	-.00184	.00333	.00161	4.0936
SDev	.00308	.00076	.00091	.00106	.00074	.00072	.0209
%RSD	78.299	30.678	274.54	57.491	22.118	44.755	.50933
#1	-.00699	.00321	-.00019	-.00128	.00283	.00146	4.0701
#2	-.00401	.00170	-.00020	-.00305	.00299	.00098	4.1009

#3	-.00082	.00248	.00138	-.00117	.00418	.00240	4.1098
Errors	NOCHECK	NOCHECK	LC Pass	NOCHECK	NOCHECK	LC Pass	LC Pass

High			5.0000			10.000	50.000
Low			-.01000			-.00500	-.50000

Elem	SN	SR	TI	TL	V_	ZN	
Units	ppm	ppm	ppm	ppm	ppm	ppm	
Avge	.02567	.54610	1.0397	-.00212	.07926	.19679	
SDev	.00282	.00024	.0028	.00093	.00048	.00069	
%RSD	10.996	.04360	.26680	43.576	.60063	.34891	
#1	.02822	.54582	1.0368	-.00107	.07885	.19601	
#2	.02615	.54622	1.0399	-.00282	.07916	.19727	
#3	.02263	.54625	1.0424	-.00247	.07978	.19710	

Errors	LC Pass	LC Pass	LC Pass	LC Pass	LC Pass	LC Pass	
High	30.000	10.000	30.000	10.000	50.000	10.000	
Low	-.10000	-.05000	-.05000	-.01000	-.05000	-.02000	

IntStd	1	2	3	4	5	6	7
Mode	Counts	NOTUSED	NOTUSED	NOTUSED	NOTUSED	NOTUSED	NOTUSED
Elem	Y	--	--	--	--	--	--
Wavlen	371.030	--	--	--	--	--	--
Avge	27875	--	--	--	--	--	--
SDev	159.0385	--	--	--	--	--	--
%RSD	.5705477	--	--	--	--	--	--
#1	27733	--	--	--	--	--	--
#2	27844	--	--	--	--	--	--
#3	28047	--	--	--	--	--	--

Method: METTRACE Sample Name: K1CMD Operator: RJG
Run Time: 10/31/08 06:00:44
Comment: TESTAMERICA PITTSBURGH ICP METALS ANALYSIS-INST TRACEICP
Mode: CONC Corr. Factor: 1

Elem	AG	AL	AS	B_	BA	BE	CA
Units	ppm	ppm	ppm	ppm	ppm	ppm	ppm
Avge	.00126	39.151	.01278	.02566	.19122	.00368	222.11
SDev	.00014	.033	.00162	.00075	.00028	.00008	.54
%RSD	11.166	.08457	12.693	2.9384	.14412	2.1061	.24513
#1	.00122	39.189	.01277	.02600	.19152	.00360	222.52
#2	.00142	39.127	.01116	.02618	.19116	.00369	222.31
#3	.00115	39.137	.01441	.02480	.19098	.00375	221.49
Errors	LC Pass	LC Pass	LC Pass	LC Pass	LC Pass	LC Pass	LC Pass
High	2.0000	500.00	10.000	30.000	10.000	10.000	600.00
Low	-.00500	-.20000	-.01000	-.20000	-.20000	-.00400	-5.0000

Elem	CD	CO	CR	CU	FE	K_	MG
Units	ppm	ppm	ppm	ppm	ppm	ppm	ppm
Avge	.00195	.04094	.06072	.09461	94.390	5.7699	56.034
SDev	.00011	.00020	.00029	.00004	.219	.0036	.107
%RSD	5.6353	.48093	.47408	.04240	.23254	.06178	.19034
#1	.00204	.04114	.06105	.09459	94.612	5.7738	56.129
#2	.00199	.04093	.06050	.09459	94.383	5.7687	56.055
#3	.00183	.04074	.06062	.09466	94.173	5.7670	55.919
Errors	LC Pass	LC Pass	LC Pass	LC Pass	LC Pass	LC Pass	LC Pass
High	5.0000	100.00	20.000	10.000	500.00	400.00	600.00
Low	-.00500	-.05000	-.00500	-.02500	-.10000	-5.0000	-5.0000

Elem	MN	MO	NA	NI	PB/1	PB/2	PB
Units	ppm	ppm	ppm	ppm	ppm	ppm	ppm
Avge	2.2195	.00061	.97500	.09420	.04156	.03943	.04014
SDev	.0043	.00018	.05022	.00077	.00082	.00093	.00077
%RSD	.19447	29.886	5.1512	.82011	1.9703	2.3566	1.9238
#1	2.2238	.00081	.92690	.09486	.04090	.03842	.03925
#2	2.2196	.00045	1.0271	.09437	.04248	.03961	.04057
#3	2.2152	.00057	.97100	.09335	.04131	.04025	.04061
Errors	LC Pass	LC Pass	LC Pass	LC Pass	NOCHECK	NOCHECK	LC Pass
High	20.000	20.000	400.00	100.00			5.0000
Low	-.01500	-.04000	-5.0000	-.04000			-.00300

Elem	SB/1	SB/2	SB	SE/1	SE/2	SE	SI
Units	ppm	ppm	ppm	ppm	ppm	ppm	ppm
Avge	-.00201	.00085	-.00010	-.00161	.00123	.00029	1.7081
SDev	.00148	.00145	.00096	.00139	.00305	.00247	.0061
%RSD	73.410	170.16	932.58	86.793	247.48	862.99	.35668
#1	-.00110	.00198	.00095	-.00054	.00441	.00276	1.7133
#2	-.00122	-.00078	-.00093	-.00110	.00095	.00027	1.7097

#3	-.00372	.00135	-.00034	-.00318	-.00167	-.00217	1.7014
Errors	NOCHECK	NOCHECK	LC Pass	NOCHECK	NOCHECK	LC Pass	LC Pass

High			5.0000			10.000	50.000
Low			-.01000			-.00500	-.50000

Elem	SN	SR	TI	TL	V_	ZN	
Units	ppm	ppm	ppm	ppm	ppm	ppm	
Avge	.02086	.59208	.67823	-.00510	.09562	.26801	
SDev	.00252	.00073	.00182	.00061	.00047	.00051	
%RSD	12.082	.12258	.26840	12.023	.48825	.19152	
#1	.01930	.59288	.67953	-.00446	.09616	.26855	
#2	.02377	.59189	.67900	-.00516	.09533	.26794	
#3	.01951	.59146	.67615	-.00569	.09537	.26753	
Errors	LC Pass	LC Pass	LC Pass	LC Pass	LC Pass	LC Pass	
High	30.000	10.000	30.000	10.000	50.000	10.000	
Low	-.10000	-.05000	-.05000	-.01000	-.05000	-.02000	

IntStd	1	2	3	4	5	6	7
Mode	Counts	NOTUSED	NOTUSED	NOTUSED	NOTUSED	NOTUSED	NOTUSED
Elem	Y	--	--	--	--	--	--
Wavlen	371.030	--	--	--	--	--	--
Avge	27664	--	--	--	--	--	--
SDev	51.41049	--	--	--	--	--	--
%RSD	.1858398	--	--	--	--	--	--
#1	27609	--	--	--	--	--	--
#2	27672	--	--	--	--	--	--
#3	27711	--	--	--	--	--	--

Method: METTRACE Sample Name: K1CMG Operator: RJG
Run Time: 10/31/08 06:06:15
Comment: TESTAMERICA PITTSBURGH ICP METALS ANALYSIS-INST TRACEICP
Mode: CONC Corr. Factor: 1

Elem	AG	AL	AS	B_	BA	BE	CA
Units	ppm	ppm	ppm	ppm	ppm	ppm	ppm
Avge	.00093	33.582	.01930	.02554	.21019	.00347	257.60
SDev	.00008	.091	.00102	.00022	.00033	.00004	.60
%RSD	8.3037	.27091	5.2773	.85778	.15770	1.1624	.23128
#1	.00085	33.687	.01815	.02548	.21055	.00346	258.05
#2	.00100	33.526	.02009	.02537	.21014	.00352	257.83
#3	.00096	33.533	.01966	.02579	.20989	.00344	256.92
Errors	LC Pass	LC Pass	LC Pass	LC Pass	LC Pass	LC Pass	LC Pass
High	2.0000	500.00	10.000	30.000	10.000	10.000	600.00
Low	-.00500	-.20000	-.01000	-.20000	-.20000	-.00400	-5.0000

Elem	CD	CO	CR	CU	FE	K_	MG
Units	ppm	ppm	ppm	ppm	ppm	ppm	ppm
Avge	.00179	.03643	.05114	.09322	79.605	5.1714	66.108
SDev	.00006	.00024	.00023	.00048	.193	.0224	.207
%RSD	3.5365	.64889	.44637	.51635	.24211	.43254	.31286
#1	.00172	.03621	.05138	.09378	79.783	5.1969	66.320
#2	.00184	.03641	.05112	.09292	79.632	5.1555	66.097
#3	.00180	.03668	.05092	.09296	79.400	5.1616	65.907
Errors	LC Pass	LC Pass	LC Pass	LC Pass	LC Pass	LC Pass	LC Pass
High	5.0000	100.00	20.000	10.000	500.00	400.00	600.00
Low	-.00500	-.05000	-.00500	-.02500	-.10000	-5.0000	-5.0000

Elem	MN	MO	NA	NI	PB/1	PB/2	PB
Units	ppm	ppm	ppm	ppm	ppm	ppm	ppm
Avge	1.9776	.00068	1.1229	.08286	.03448	.03575	.03532
SDev	.0050	.00065	.0207	.00032	.00229	.00030	.00057
%RSD	.25058	94.501	1.8446	.38333	6.6286	.83248	1.6061
#1	1.9821	.00057	1.1305	.08313	.03697	.03541	.03593
#2	1.9784	.00138	1.0994	.08295	.03399	.03587	.03525
#3	1.9723	.00010	1.1387	.08251	.03247	.03596	.03480
Errors	LC Pass	LC Pass	LC Pass	LC Pass	NOCHECK	NOCHECK	LC Pass
High	20.000	20.000	400.00	100.00			5.0000
Low	-.01500	-.04000	-5.0000	-.04000			-.00300

Elem	SB/1	SB/2	SB	SE/1	SE/2	SE	SI
Units	ppm	ppm	ppm	ppm	ppm	ppm	ppm
Avge	-.00125	.00107	.00030	-.00320	.00338	.00119	1.9884
SDev	.00041	.00064	.00030	.00185	.00146	.00050	.0066
%RSD	32.482	60.441	102.75	57.870	43.280	42.071	.33348
#1	-.00165	.00155	.00049	-.00110	.00201	.00098	1.9957
#2	-.00083	.00033	-.00005	-.00393	.00320	.00083	1.9867

#3	-.00127	.00132	.00045	-.00458	.00492	.00176	1.9827
Errors	NOCHECK	NOCHECK	LC Pass	NOCHECK	NOCHECK	LC Pass	LC Pass

High			5.0000			10.000	50.000
Low			-.01000			-.00500	-.50000

Elem	SN	SR	TI	TL	V_	ZN	
Units	ppm	ppm	ppm	ppm	ppm	ppm	
Avge	.02395	.69237	.58480	-.00263	.08593	.23894	
SDev	.00172	.00215	.00045	.00245	.00048	.00052	
%RSD	7.1668	.31110	.07630	92.877	.55486	.21890	
#1	.02548	.69470	.58519	-.00057	.08612	.23940	
#2	.02428	.69196	.58489	-.00200	.08629	.23906	
#3	.02209	.69045	.58432	-.00534	.08539	.23837	
Errors	LC Pass	LC Pass	LC Pass	LC Pass	LC Pass	LC Pass	
High	30.000	10.000	30.000	10.000	50.000	10.000	
Low	-.10000	-.05000	-.05000	-.01000	-.05000	-.02000	

IntStd	1	2	3	4	5	6	7
Mode	Counts	NOTUSED	NOTUSED	NOTUSED	NOTUSED	NOTUSED	NOTUSED
Elem	Y	--	--	--	--	--	--
Wavlen	371.030	--	--	--	--	--	--
Avge	27676	--	--	--	--	--	--
SDev	46.50543	--	--	--	--	--	--
%RSD	.1680340	--	--	--	--	--	--
#1	27650	--	--	--	--	--	--
#2	27730	--	--	--	--	--	--
#3	27649	--	--	--	--	--	--

Method: METTRACE Sample Name: K1CM9 Operator: RJG
Run Time: 10/31/08 06:11:45
Comment: TESTAMERICA PITTSBURGH ICP METALS ANALYSIS-INST TRACEICP
Mode: CONC Corr. Factor: 1

Elem	AG	AL	AS	B_	BA	BE	CA
Units	ppm	ppm	ppm	ppm	ppm	ppm	ppm
Avge	.00531	180.74	k.13989	.08183	.24030	-.00121	H762.25
SDev	.00013	.41	.00248	.00079	.00029	.00026	4.35
%RSD	2.4850	.22422	1.7735	.96399	.12077	21.749	.57038
#1	.00546	180.34	k.14213	.08092	.24001	-.00135	H758.42
#2	.00521	181.15	k.14032	.08222	.24059	-.00137	H761.34
#3	.00527	180.75	k.13722	.08234	.24031	-.00090	H766.97
Errors	LC Pass	LC Pass	LC Pass	LC Pass	LC Pass	LC Pass	LC High
High	2.0000	500.00	10.000	30.000	10.000	10.000	600.00
Low	-.00500	-.20000	-.01000	-.20000	-.20000	-.00400	-5.0000

Elem	CD	CO	CR	CU	FE	K_	MG
Units	ppm	ppm	ppm	ppm	ppm	ppm	ppm
Avge	.01288	.88483	S123.35	.06918	H574.19	1.1894	244.92
SDev	.00042	.00427	.89	.00026	2.61	.0068	.83
%RSD	3.2942	.48288	.71853	.37957	.45410	.57022	.33795
#1	.01310	.88056	S124.20	.06936	H571.77	1.1924	244.12
#2	.01315	.88483	S123.41	.06930	H573.84	1.1942	244.86
#3	.01239	.88910	S122.43	.06888	H576.95	1.1816	245.77
Errors	LC Pass	LC Pass	LC High	LC Pass	LC High	LC Pass	LC Pass
High	5.0000	100.00	20.000	10.000	500.00	400.00	600.00
Low	-.00500	-.05000	-.00500	-.02500	-.10000	-5.0000	-5.0000

Elem	MN	MO	NA	NI	PB/1	PB/2	PB
Units	ppm	ppm	ppm	ppm	ppm	ppm	ppm
Avge	4.9008	.00015	10.791	3.1976	.63356	.62333	.62674
SDev	.0188	.00141	.117	.0160	.00245	.00457	.00331
%RSD	.38337	911.00	1.0849	.50169	.38588	.73246	.52890
#1	4.8835	.00133	10.747	3.1837	.63117	.61964	.62348
#2	4.8982	.00054	10.703	3.1940	.63605	.62191	.62662
#3	4.9208	-.00141	10.924	3.2151	.63345	.62844	.63011
Errors	LC Pass	LC Pass	LC Pass	LC Pass	NOCHECK	NOCHECK	LC Pass
High	20.000	20.000	400.00	100.00			5.0000
Low	-.01500	-.04000	-5.0000	-.04000			-.00300

Elem	SB/1	SB/2	SB	SE/1	SE/2	SE	SI
Units	ppm	ppm	ppm	ppm	ppm	ppm	ppm
Avge	k-.60370	k-.38777	k-.45968	.01289	-.00947	-.00202	6.2571
SDev	.01462	.01100	.01214	.00294	.00232	.00099	.0181
%RSD	2.4223	2.8367	2.6418	22.807	24.526	48.886	.28935
#1	k-.61766	k-.39951	k-.47216	.01620	-.01117	-.00205	6.2367
#2	k-.60496	k-.38609	k-.45897	.01060	-.00682	-.00102	6.2634

#3	k-.58849	k-.37771	k-.44790	.01186	-.01042	-.00300	6.2713
Errors	NOCHECK	NOCHECK	LC Low	NOCHECK	NOCHECK	LC Pass	LC Pass

High			5.0000			10.000	50.000
Low			-.01000			-.00500	-.50000

Elem	SN	SR	TI	TL	V_	ZN	
Units	ppm	ppm	ppm	ppm	ppm	ppm	
Avge	.04669	2.3122	17.661	.00851	11.719	1.7612	
SDev	.00191	.0046	.053	.00310	.049	.0035	
%RSD	4.1007	.19989	.30184	36.383	.42000	.19811	
#1	.04835	2.3070	17.606	.01083	11.671	1.7573	
#2	.04712	2.3138	17.664	.00972	11.716	1.7624	
#3	.04459	2.3158	17.713	.00499	11.769	1.7640	
Errors	LC Pass	LC Pass	LC Pass	LC Pass	LC Pass	LC Pass	
High	30.000	10.000	30.000	10.000	50.000	10.000	
Low	-.10000	-.05000	-.05000	-.01000	-.05000	-.02000	

IntStd	1	2	3	4	5	6	7
Mode	Counts	NOTUSED	NOTUSED	NOTUSED	NOTUSED	NOTUSED	NOTUSED
Elem	Y	--	--	--	--	--	--
Wavlen	371.030	--	--	--	--	--	--
Avge	24975	--	--	--	--	--	--
SDev	176.1174	--	--	--	--	--	--
%RSD	.7051870	--	--	--	--	--	--
#1	24806	--	--	--	--	--	--
#2	24960	--	--	--	--	--	--
#3	25158	--	--	--	--	--	--

Method: METTRACE Sample Name: K1DNF Operator: RJG
Run Time: 10/31/08 06:19:37
Comment: TESTAMERICA PITTSBURGH ICP METALS ANALYSIS-INST TRACEICP
Mode: CONC Corr. Factor: 1

Elem	AG	AL	AS	B_	BA	BE	CA
Units	ppm	ppm	ppm	ppm	ppm	ppm	ppm
Avge	.00085	35.640	k.18471	.06092	.20302	.00181	91.936
SDev	.00038	.053	.13937	.00034	.00019	.00009	.432
%RSD	44.189	.14899	75.451	.56114	.09568	4.8123	.47009
#1	.00128	35.609	.02380	.06100	.20285	.00172	91.570
#2	.00074	35.610	k.26693	.06055	.20324	.00181	91.827
#3	.00055	35.702	k.26341	.06121	.20298	.00189	92.413
Errors	LC Pass	LC Pass	LC Pass	LC Pass	LC Pass	LC Pass	LC Pass
High	2.0000	500.00	10.000	30.000	10.000	10.000	600.00
Low	-.00500	-.20000	-.01000	-.20000	-.20000	-.00400	-5.0000

Elem	CD	CO	CR	CU	FE	K_	MG
Units	ppm	ppm	ppm	ppm	ppm	ppm	ppm
Avge	.00142	.04218	S90.380	.19147	49.475	2.9575	17.447
SDev	.00012	.00029	47.738	.00060	.165	.0123	.057
%RSD	8.3033	.69013	52.819	.31374	.33370	.41569	.32803
#1	.00155	.04236	H35.258	.19197	49.339	2.9710	17.403
#2	.00132	.04184	S118.18	.19080	49.427	2.9470	17.426
#3	.00139	.04234	S117.70	.19164	49.658	2.9546	17.511
Errors	LC Pass	LC Pass	LC High	LC Pass	LC Pass	LC Pass	LC Pass
High	5.0000	100.00	20.000	10.000	500.00	400.00	600.00
Low	-.00500	-.05000	-.00500	-.02500	-.10000	-5.0000	-5.0000

Elem	MN	MO	NA	NI	PB/1	PB/2	PB
Units	ppm	ppm	ppm	ppm	ppm	ppm	ppm
Avge	.57362	.00340	49.677	.14053	.11019	.10653	.10775
SDev	.00156	.00040	.082	.00025	.00250	.00129	.00026
%RSD	.27289	11.710	.16477	.17568	2.2717	1.2143	.24271
#1	.57230	.00381	49.664	.14032	.10790	.10738	.10755
#2	.57322	.00302	49.765	.14080	.11286	.10504	.10764
#3	.57535	.00336	49.603	.14046	.10980	.10717	.10804
Errors	LC Pass	LC Pass	LC Pass	LC Pass	NOCHECK	NOCHECK	LC Pass
High	20.000	20.000	400.00	100.00			5.0000
Low	-.01500	-.04000	-5.0000	-.04000			-.00300

Elem	SB/1	SB/2	SB	SE/1	SE/2	SE	SI
Units	ppm	ppm	ppm	ppm	ppm	ppm	ppm
Avge	k-.75215	k-.49911	k-.58337	.00316	.00527	.00457	6.0577
SDev	.60620	.40878	.47452	.00421	.00141	.00052	.0186
%RSD	80.595	81.902	81.341	133.28	26.840	11.269	.30715
#1	-.05219	-.02711	L-.03546	-.00144	.00668	.00397	6.0525
#2	k-1.1065	k-.73882	k-.86125	.00410	.00528	.00489	6.0422

#3	k-1.0978	k-.73140	k-.85340	.00682	.00385	.00484	6.0783
Errors	NOCHECK	NOCHECK	LC Low	NOCHECK	NOCHECK	LC Pass	LC Pass

High			5.0000			10.000	50.000
Low			-.01000			-.00500	-.50000

Elem	SN	SR	TI	TL	V_	ZN	
Units	ppm	ppm	ppm	ppm	ppm	ppm	
Avge	.01973	.30628	.76562	.00698	.29638	.23694	
SDev	.00152	.00044	.00103	.00066	.00010	.00068	
%RSD	7.6920	.14302	.13442	9.4073	.03294	.28566	
#1	.01799	.30595	.76443	.00627	.29640	.23666	
#2	.02079	.30678	.76620	.00712	.29647	.23645	
#3	.02042	.30611	.76623	.00756	.29628	.23771	

Errors	LC Pass	LC Pass	LC Pass	LC Pass	LC Pass	LC Pass	
High	30.000	10.000	30.000	10.000	50.000	10.000	
Low	-.10000	-.05000	-.05000	-.01000	-.05000	-.02000	

IntStd	1	2	3	4	5	6	7
Mode	Counts	NOTUSED	NOTUSED	NOTUSED	NOTUSED	NOTUSED	NOTUSED
Elem	Y	--	--	--	--	--	--
Wavlen	371.030	--	--	--	--	--	--
Avge	26226	--	--	--	--	--	--
SDev	195.5874	--	--	--	--	--	--
%RSD	.7457666	--	--	--	--	--	--
#1	26009	--	--	--	--	--	--
#2	26283	--	--	--	--	--	--
#3	26387	--	--	--	--	--	--

Method: METTRACE Sample Name: K1DNH Operator: RJG
Run Time: 10/31/08 06:25:08
Comment: TESTAMERICA PITTSBURGH ICP METALS ANALYSIS-INST TRACEICP
Mode: CONC Corr. Factor: 1

Elem	AG	AL	AS	B_	BA	BE	CA
Units	ppm	ppm	ppm	ppm	ppm	ppm	ppm
Avge	.00013	23.844	.01078	.00824	.12555	.00305	5.9573
SDev	.00041	.027	.00125	.00007	.00025	.00009	.0107
%RSD	313.16	.11117	11.548	.89225	.19819	3.1019	.17972
#1	.00043	23.846	.01212	.00828	.12581	.00294	5.9644
#2	-.00033	23.870	.00965	.00828	.12554	.00312	5.9625
#3	.00029	23.817	.01057	.00816	.12531	.00307	5.9449
Errors	LC Pass	LC Pass	LC Pass	LC Pass	LC Pass	LC Pass	LC Pass
High	2.0000	500.00	10.000	30.000	10.000	10.000	600.00
Low	-.00500	-.20000	-.01000	-.20000	-.20000	-.00400	-5.0000

Elem	CD	CO	CR	CU	FE	K_	MG
Units	ppm	ppm	ppm	ppm	ppm	ppm	ppm
Avge	.00091	.03179	.32380	.04107	64.118	2.2278	9.7068
SDev	.00010	.00042	.00083	.00033	.113	.0042	.0202
%RSD	11.316	1.3268	.25698	.81231	.17603	.18764	.20771
#1	.00099	.03220	.32471	.04133	64.237	2.2309	9.7288
#2	.00094	.03135	.32307	.04070	64.103	2.2231	9.7024
#3	.00079	.03181	.32363	.04119	64.013	2.2296	9.6892
Errors	LC Pass	LC Pass	LC Pass	LC Pass	LC Pass	LC Pass	LC Pass
High	5.0000	100.00	20.000	10.000	500.00	400.00	600.00
Low	-.00500	-.05000	-.00500	-.02500	-.10000	-5.0000	-5.0000

Elem	MN	MO	NA	NI	PB/1	PB/2	PB
Units	ppm	ppm	ppm	ppm	ppm	ppm	ppm
Avge	.32503	.00098	12.728	.05253	.01587	.01696	.01660
SDev	.00049	.00095	.070	.00057	.00189	.00081	.00023
%RSD	.14950	97.705	.54989	1.0812	11.890	4.8007	1.4135
#1	.32554	.00011	12.729	.05213	.01728	.01613	.01652
#2	.32496	.00082	12.798	.05318	.01373	.01776	.01642
#3	.32458	.00200	12.658	.05228	.01660	.01700	.01686
Errors	LC Pass	LC Pass	LC Pass	LC Pass	NOCHECK	NOCHECK	LC Pass
High	20.000	20.000	400.00	100.00			5.0000
Low	-.01500	-.04000	-5.0000	-.04000			-.00300

Elem	SB/1	SB/2	SB	SE/1	SE/2	SE	SI
Units	ppm	ppm	ppm	ppm	ppm	ppm	ppm
Avge	-.00055	.00003	-.00016	-.00267	.00343	.00140	2.5495
SDev	.00094	.00067	.00035	.00088	.00184	.00095	.0119
%RSD	171.44	1968.8	218.57	32.868	53.552	67.667	.46569
#1	-.00129	.00080	.00010	-.00174	.00133	.00031	2.5568
#2	-.00086	-.00040	-.00056	-.00280	.00425	.00190	2.5559

#3	.00051	-.00030	-.00003	-.00348	.00473	.00199	2.5358
Errors	NOCHECK	NOCHECK	LC Pass	NOCHECK	NOCHECK	LC Pass	LC Pass

High			5.0000			10.000	50.000
Low			-.01000			-.00500	-.50000

Elem	SN	SR	TI	TL	V_	ZN	
Units	ppm	ppm	ppm	ppm	ppm	ppm	
Avge	.03045	.02075	1.1573	-.00077	.09353	.13920	
SDev	.00293	.00010	.0019	.00115	.00034	.00022	
%RSD	9.6318	.48926	.16560	148.92	.36705	.16106	
#1	.03384	.02085	1.1595	.00011	.09358	.13943	
#2	.02874	.02065	1.1567	-.00207	.09316	.13920	
#3	.02877	.02074	1.1559	-.00035	.09384	.13898	

Errors	LC Pass	LC Pass	LC Pass	LC Pass	LC Pass	LC Pass	
High	30.000	10.000	30.000	10.000	50.000	10.000	
Low	-.10000	-.05000	-.05000	-.01000	-.05000	-.02000	

IntStd	1	2	3	4	5	6	7
Mode	Counts	NOTUSED	NOTUSED	NOTUSED	NOTUSED	NOTUSED	NOTUSED
Elem	Y	--	--	--	--	--	--
Wavlen	371.030	--	--	--	--	--	--
Avge	27479	--	--	--	--	--	--
SDev	23.10382	--	--	--	--	--	--
%RSD	.0840776	--	--	--	--	--	--
#1	27497	--	--	--	--	--	--
#2	27488	--	--	--	--	--	--
#3	27453	--	--	--	--	--	--

Method: METTRACE Sample Name: K1DNK Operator: RJG
Run Time: 10/31/08 06:30:38
Comment: TESTAMERICA PITTSBURGH ICP METALS ANALYSIS-INST TRACEICP
Mode: CONC Corr. Factor: 1

Elem	AG	AL	AS	B_	BA	BE	CA
Units	ppm	ppm	ppm	ppm	ppm	ppm	ppm
Avge	.00044	22.822	.00731	.00794	.11741	.00290	6.2096
SDev	.00016	.040	.00045	.00017	.00014	.00005	.0226
%RSD	35.331	.17653	6.1097	2.1252	.11697	1.6536	.36373
#1	.00035	22.807	.00685	.00787	.11739	.00285	6.1836
#2	.00035	22.868	.00774	.00813	.11756	.00295	6.2242
#3	.00063	22.791	.00733	.00781	.11729	.00291	6.2210
Errors	LC Pass	LC Pass	LC Pass	LC Pass	LC Pass	LC Pass	LC Pass
High	2.0000	500.00	10.000	30.000	10.000	10.000	600.00
Low	-.00500	-.20000	-.01000	-.20000	-.20000	-.00400	-5.0000

Elem	CD	CO	CR	CU	FE	K_	MG
Units	ppm	ppm	ppm	ppm	ppm	ppm	ppm
Avge	.00062	.02922	.20177	.03532	61.870	2.2564	9.8666
SDev	.00006	.00051	.00059	.00024	.191	.0078	.0139
%RSD	9.0277	1.7441	.29166	.67214	.30858	.34782	.14087
#1	.00056	.02867	.20110	.03555	61.654	2.2641	9.8516
#2	.00065	.02930	.20218	.03532	62.015	2.2568	9.8790
#3	.00066	.02968	.20204	.03508	61.941	2.2484	9.8691
Errors	LC Pass	LC Pass	LC Pass	LC Pass	LC Pass	LC Pass	LC Pass
High	5.0000	100.00	20.000	10.000	500.00	400.00	600.00
Low	-.00500	-.05000	-.00500	-.02500	-.10000	-5.0000	-5.0000

Elem	MN	MO	NA	NI	PB/1	PB/2	PB
Units	ppm	ppm	ppm	ppm	ppm	ppm	ppm
Avge	.32449	.00046	9.1628	.05249	.01566	.01347	.01420
SDev	.00063	.00072	.0793	.00046	.00142	.00164	.00064
%RSD	.19411	157.32	.86562	.86780	9.0672	12.213	4.5327
#1	.32378	.00129	9.1620	.05250	.01729	.01158	.01348
#2	.32497	-.00001	9.0839	.05293	.01499	.01459	.01473
#3	.32474	.00010	9.2425	.05202	.01469	.01423	.01438
Errors	LC Pass	LC Pass	LC Pass	LC Pass	NOCHECK	NOCHECK	LC Pass
High	20.000	20.000	400.00	100.00			5.0000
Low	-.01500	-.04000	-5.0000	-.04000			-.00300

Elem	SB/1	SB/2	SB	SE/1	SE/2	SE	SI
Units	ppm	ppm	ppm	ppm	ppm	ppm	ppm
Avge	-.00170	.00011	-.00049	-.00183	.00253	.00108	2.8204
SDev	.00094	.00161	.00077	.00167	.00072	.00103	.0049
%RSD	55.287	1519.7	154.87	91.368	28.394	95.691	.17369
#1	-.00267	.00162	.00019	-.00121	.00271	.00141	2.8153
#2	-.00161	.00028	-.00035	-.00372	.00174	-.00008	2.8251

#3	-.00080	-.00158	-.00132	-.00056	.00314	.00191	2.8207
Errors	NOCHECK	NOCHECK	LC Pass	NOCHECK	NOCHECK	LC Pass	LC Pass

High			5.0000			10.000	50.000
Low			-.01000			-.00500	-.50000

Elem	SN	SR	TI	TL	V_	ZN	
Units	ppm	ppm	ppm	ppm	ppm	ppm	
Avge	.03107	.02277	1.1857	-.00112	.08171	.14334	
SDev	.00182	.00008	.0025	.00255	.00134	.00024	
%RSD	5.8593	.34097	.21401	227.32	1.6446	.16862	
#1	.02903	.02283	1.1831	-.00319	.08184	.14308	
#2	.03168	.02279	1.1882	-.00190	.08298	.14356	
#3	.03252	.02268	1.1858	.00173	.08030	.14339	

Errors	LC Pass	LC Pass	LC Pass	LC Pass	LC Pass	LC Pass	
High	30.000	10.000	30.000	10.000	50.000	10.000	
Low	-.10000	-.05000	-.05000	-.01000	-.05000	-.02000	

IntStd	1	2	3	4	5	6	7
Mode	Counts	NOTUSED	NOTUSED	NOTUSED	NOTUSED	NOTUSED	NOTUSED
Elem	Y	--	--	--	--	--	--
Wavlen	371.030	--	--	--	--	--	--
Avge	27598	--	--	--	--	--	--
SDev	100.6474	--	--	--	--	--	--
%RSD	.3646907	--	--	--	--	--	--
#1	27482	--	--	--	--	--	--
#2	27651	--	--	--	--	--	--
#3	27661	--	--	--	--	--	--

Method: METTRACE Sample Name: K1PT5B Operator: RJG
Run Time: 10/31/08 06:36:09
Comment: TESTAMERICA PITTSBURGH ICP METALS ANALYSIS-INST TRACEICP
Mode: CONC Corr. Factor: 1

Elem	AG	AL	AS	B_	BA	BE	CA
Units	ppm	ppm	ppm	ppm	ppm	ppm	ppm
Avge	.00057	-.01833	.00035	.00092	.00013	.00077	-.02149
SDev	.00047	.00199	.00095	.00027	.00001	.00006	.00095
%RSD	81.297	10.858	273.98	29.343	11.238	7.3953	4.4300
#1	.00034	-.02003	.00046	.00115	.00014	.00073	-.02250
#2	.00027	-.01884	.00124	.00062	.00012	.00083	-.02136
#3	.00111	-.01614	-.00066	.00097	.00012	.00073	-.02061
Errors	LC Pass	LC Pass	LC Pass	LC Pass	LC Pass	LC Pass	LC Pass
High	.00500	.20000	.01000	.20000	.20000	.00400	5.0000
Low	-.00500	-.20000	-.01000	-.20000	-.20000	-.00400	-5.0000

Elem	CD	CO	CR	CU	FE	K_	MG
Units	ppm	ppm	ppm	ppm	ppm	ppm	ppm
Avge	.00004	.00053	.00029	-.00027	.00109	.18300	.00798
SDev	.00007	.00006	.00027	.00009	.00561	.00509	.00299
%RSD	183.61	10.960	93.454	31.887	516.61	2.7785	37.455
#1	-.00003	.00055	.00002	-.00036	.00592	.18847	.00626
#2	.00003	.00058	.00028	-.00026	.00240	.17842	.00626
#3	.00012	.00046	.00055	-.00019	-.00506	.18213	.01144
Errors	LC Pass	LC Pass	LC Pass	LC Pass	LC Pass	LC Pass	LC Pass
High	.00500	.05000	.00500	.02500	.10000	5.0000	5.0000
Low	-.00500	-.05000	-.00500	-.02500	-.10000	-5.0000	-5.0000

Elem	MN	MO	NA	NI	PB/1	PB/2	PB
Units	ppm	ppm	ppm	ppm	ppm	ppm	ppm
Avge	.00007	.00010	-.63652	-.00020	.00028	-.00067	-.00035
SDev	.00003	.00025	.06438	.00011	.00165	.00141	.00064
%RSD	46.824	258.98	10.115	53.642	590.25	210.23	181.24
#1	.00005	.00037	-.65839	-.00011	-.00146	.00088	.00010
#2	.00011	.00002	-.56405	-.00032	.00182	-.00102	-.00007
#3	.00005	-.00010	-.68712	-.00018	.00049	-.00187	-.00109
Errors	LC Pass	LC Pass	LC Pass	LC Pass	NOCHECK	NOCHECK	LC Pass
High	.01500	.04000	5.0000	.04000			.00300
Low	-.01500	-.04000	-5.0000	-.04000			-.00300

Elem	SB/1	SB/2	SB	SE/1	SE/2	SE	SI
Units	ppm	ppm	ppm	ppm	ppm	ppm	ppm
Avge	-.00155	.00075	-.00002	.00639	-.00460	-.00094	-.00462
SDev	.00244	.00223	.00070	.00422	.00054	.00139	.00345
%RSD	157.48	297.43	4286.0	66.095	11.738	148.28	74.634
#1	.00073	-.00155	-.00079	.00407	-.00509	-.00204	-.00772
#2	-.00126	.00089	.00018	.00383	-.00402	-.00141	-.00524

#3	-.00412	.00290	.00056	.01127	-.00468	.00063	-.00091
Errors	NOCHECK	NOCHECK	LC Pass	NOCHECK	NOCHECK	LC Pass	LC Pass

High			.06000			.00500	.50000
Low			-.06000			-.00500	-.50000

Elem	SN	SR	TI	TL	V_	ZN	
Units	ppm	ppm	ppm	ppm	ppm	ppm	
Avge	.00112	.00008	.00068	.00293	-.00001	.00252	
SDev	.00120	.00004	.00013	.00141	.00012	.00003	
%RSD	107.11	57.204	19.003	48.217	2142.9	1.1172	
#1	-.00022	.00004	.00081	.00371	-.00014	.00252	
#2	.00150	.00006	.00068	.00377	.00006	.00254	
#3	.00208	.00013	.00055	.00130	.00006	.00248	
Errors	LC Pass	LC Pass	LC Pass	LC Pass	LC Pass	LC Pass	
High	.10000	.05000	.05000	.01000	.05000	.02000	
Low	-.10000	-.05000	-.05000	-.01000	-.05000	-.02000	

IntStd	1	2	3	4	5	6	7
Mode	Counts	NOTUSED	NOTUSED	NOTUSED	NOTUSED	NOTUSED	NOTUSED
Elem	Y	--	--	--	--	--	--
Wavlen	371.030	--	--	--	--	--	--
Avge	27101	--	--	--	--	--	--
SDev	42.70232	--	--	--	--	--	--
%RSD	.1575683	--	--	--	--	--	--
#1	27125	--	--	--	--	--	--
#2	27052	--	--	--	--	--	--
#3	27126	--	--	--	--	--	--

Method: METTRACE Sample Name: K1PT5C Operator: RJG
Run Time: 10/31/08 06:41:39
Comment: TESTAMERICA PITTSBURGH ICP METALS ANALYSIS-INST TRACEICP
Mode: CONC Corr. Factor: 1

Elem	AG	AL	AS	B_	BA	BE	CA
Units	ppm	ppm	ppm	ppm	ppm	ppm	ppm
Avge	.05061	1.9611	2.0322	.99180	1.9322	.04940	L-.01155
SDev	.00011	.0039	.0025	.00178	.0032	.00006	.00082
%RSD	.21868	.20035	.12272	.17988	.16751	.12662	7.0585
#1	.05050	1.9640	2.0312	.98975	1.9295	.04937	L-.01237
#2	.05060	1.9628	2.0351	.99304	1.9313	.04947	L-.01074
#3	.05073	1.9566	2.0304	.99261	1.9358	.04936	L-.01154
Errors	LC Pass	LC Pass	LC Pass	LC Pass	LC Pass	LC Pass	LC Low
High	.06000	2.4000	2.4000	1.2000	2.4000	.06000	60.000
Low	.04000	1.6000	1.6000	.80000	1.6000	.04000	40.000

Elem	CD	CO	CR	CU	FE	K_	MG
Units	ppm	ppm	ppm	ppm	ppm	ppm	ppm
Avge	.05119	.50431	.20554	.24827	1.0201	L.17654	L.00668
SDev	.00009	.00153	.00058	.00043	.0033	.00661	.00197
%RSD	.17485	.30426	.28163	.17388	.32284	3.7460	29.474
#1	.05118	.50543	.20514	.24867	1.0192	L.16908	L.00883
#2	.05128	.50495	.20620	.24831	1.0238	L.18167	L.00626
#3	.05110	.50256	.20527	.24781	1.0174	L.17888	L.00496
Errors	LC Pass	LC Pass	LC Pass	LC Pass	LC Pass	LC Low	LC Low
High	.06000	.60000	.24000	.30000	1.2000	60.000	60.000
Low	.04000	.40000	.16000	.20000	.80000	40.000	40.000

Elem	MN	MO	NA	NI	PB/1	PB/2	PB
Units	ppm	ppm	ppm	ppm	ppm	ppm	ppm
Avge	.49753	L-.00022	L-.80087	.50377	.50611	.51398	.51136
SDev	.00063	.00020	.06519	.00191	.00184	.00519	.00340
%RSD	.12585	92.901	8.1404	.37936	.36271	1.0091	.66434
#1	.49742	L-.00011	L-.78873	.50404	.50560	.51996	.51518
#2	.49820	L-.00046	L-.74260	.50554	.50814	.51126	.51022
#3	.49696	L-.00009	L-.87128	.50175	.50458	.51072	.50868
Errors	LC Pass	LC Low	LC Low	LC Pass	NOCHECK	NOCHECK	LC Pass
High	.60000	1.2000	60.000	.60000			.60000
Low	.40000	.80000	40.000	.40000			.40000

Elem	SB/1	SB/2	SB	SE/1	SE/2	SE	SI
Units	ppm	ppm	ppm	ppm	ppm	ppm	ppm
Avge	-.00074	.00020	L-.00011	2.0835	2.0873	2.0861	L-.00484
SDev	.00120	.00146	.00057	.0099	.0082	.0077	.00406
%RSD	162.64	727.75	509.89	.47740	.39140	.37051	84.018
#1	.00024	-.00102	L-.00060	2.0855	2.0961	2.0926	L-.00186
#2	-.00208	.00181	L.00052	2.0923	2.0860	2.0881	L-.00946

#3	-.00038	-.00019	L-.00026	2.0727	2.0799	2.0775	L-.00319
Errors	NOCHECK	NOCHECK	LC Low	NOCHECK	NOCHECK	LC Pass	LC Low

High			.60000			2.4000	12.000
Low			.40000			1.6000	8.0000

Elem	SN	SR	TI	TL	V_	ZN	
Units	ppm	ppm	ppm	ppm	ppm	ppm	
Avge	L.00074	.93455	L.00055	2.0222	.50093	.53150	
SDev	.00129	.00247	.00023	.0048	.00112	.00057	
%RSD	175.97	.26410	41.076	.23896	.22272	.10796	
#1	L-.00050	.93208	L.00068	2.0268	.49964	.53136	
#2	L.00208	.93456	L.00068	2.0226	.50163	.53212	
#3	L.00063	.93701	L.00029	2.0172	.50151	.53100	

Errors	LC Low	LC Pass	LC Low	LC Pass	LC Pass	LC Pass	
High	2.4000	1.2000	1.2000	2.4000	.60000	.60000	
Low	1.6000	.80000	.80000	1.6000	.40000	.40000	

IntStd	1	2	3	4	5	6	7
Mode	Counts	NOTUSED	NOTUSED	NOTUSED	NOTUSED	NOTUSED	NOTUSED
Elem	Y	--	--	--	--	--	--
Wavlen	371.030	--	--	--	--	--	--
Avge	27054	--	--	--	--	--	--
SDev	149.5645	--	--	--	--	--	--
%RSD	.5528344	--	--	--	--	--	--
#1	27224	--	--	--	--	--	--
#2	26994	--	--	--	--	--	--
#3	26944	--	--	--	--	--	--

Method: METTRACE Sample Name: K1KMD Operator: RJG
Run Time: 10/31/08 06:47:10
Comment: TESTAMERICA PITTSBURGH ICP METALS ANALYSIS-INST TRACEICP
Mode: CONC Corr. Factor: 1

Elem	AG	AL	AS	B_	BA	BE	CA
Units	ppm	ppm	ppm	ppm	ppm	ppm	ppm
Avge	.00041	-.01627	.00078	.00170	.00016	.00066	-.02246
SDev	.00004	.00352	.00054	.00023	.00008	.00015	.00110
%RSD	9.5208	21.651	68.664	13.559	49.102	22.340	4.9031
#1	.00045	-.02003	.00016	.00187	.00009	.00081	-.02300
#2	.00038	-.01574	.00111	.00180	.00024	.00065	-.02119
#3	.00039	-.01305	.00108	.00144	.00013	.00051	-.02318
Errors	LC Pass	LC Pass	LC Pass	LC Pass	LC Pass	LC Pass	LC Pass
High	2.0000	500.00	10.000	30.000	10.000	10.000	600.00
Low	-.00500	-.20000	-.01000	-.20000	-.20000	-.00400	-5.0000

Elem	CD	CO	CR	CU	FE	K_	MG
Units	ppm	ppm	ppm	ppm	ppm	ppm	ppm
Avge	.00016	.00068	.00045	-.00002	-.00433	.17378	.00496
SDev	.00020	.00004	.00005	.00016	.00205	.00561	.00260
%RSD	124.50	6.4057	10.520	839.88	47.217	3.2286	52.456
#1	.00014	.00063	.00049	-.00020	-.00669	.17760	.00496
#2	.00038	.00072	.00047	.00004	-.00316	.17640	.00756
#3	-.00003	.00069	.00040	.00010	-.00314	.16734	.00236
Errors	LC Pass	LC Pass	LC Pass	LC Pass	LC Pass	LC Pass	LC Pass
High	5.0000	100.00	20.000	10.000	500.00	400.00	600.00
Low	-.00500	-.05000	-.00500	-.02500	-.10000	-5.0000	-5.0000

Elem	MN	MO	NA	NI	PB/1	PB/2	PB
Units	ppm	ppm	ppm	ppm	ppm	ppm	ppm
Avge	.00001	-.00014	-.58659	.00006	.00102	.00065	.00077
SDev	.00007	.00039	.03197	.00025	.00207	.00179	.00058
%RSD	454.23	283.00	5.4505	415.71	203.55	276.29	75.380
#1	.00005	.00014	-.61937	.00004	.00341	-.00128	.00028
#2	.00005	.00002	-.55549	.00032	-.00007	.00097	.00062
#3	-.00006	-.00058	-.58491	-.00018	-.00028	.00226	.00142
Errors	LC Pass	LC Pass	LC Pass	LC Pass	NOCHECK	NOCHECK	LC Pass
High	20.000	20.000	400.00	100.00			5.0000
Low	-.01500	-.04000	-5.0000	-.04000			-.00300

Elem	SB/1	SB/2	SB	SE/1	SE/2	SE	SI
Units	ppm	ppm	ppm	ppm	ppm	ppm	ppm
Avge	-.00175	-.00044	-.00088	.00682	-.00111	.00153	.00160
SDev	.00122	.00126	.00124	.00615	.00202	.00275	.00136
%RSD	69.756	285.43	141.54	90.238	182.10	179.65	85.578
#1	-.00269	-.00121	-.00170	.01392	-.00046	.00433	.00313
#2	-.00220	-.00113	-.00149	.00329	.00050	.00143	.00113

#3	-.00037	.00101	.00055	.00324	-.00337	-.00117	.00052
Errors	NOCHECK	NOCHECK	LC Pass	NOCHECK	NOCHECK	LC Pass	LC Pass

High			5.0000			10.000	50.000
Low			-.01000			-.00500	-.50000

Elem	SN	SR	TI	TL	V_	ZN	
Units	ppm	ppm	ppm	ppm	ppm	ppm	
Avge	.00189	.00006	.00025	.00338	-.00001	.00399	
SDev	.00130	.00004	.00020	.00198	.00012	.00004	
%RSD	69.100	66.878	80.156	58.439	1833.9	.95324	
#1	.00063	.00006	.00042	.00566	.00006	.00395	
#2	.00179	.00011	.00029	.00211	.00006	.00403	
#3	.00323	.00002	.00003	.00238	-.00014	.00398	

Errors	LC Pass	LC Pass	LC Pass	LC Pass	LC Pass	LC Pass	
High	30.000	10.000	30.000	10.000	50.000	10.000	
Low	-.10000	-.05000	-.05000	-.01000	-.05000	-.02000	

IntStd	1	2	3	4	5	6	7
Mode	Counts	NOTUSED	NOTUSED	NOTUSED	NOTUSED	NOTUSED	NOTUSED
Elem	Y	--	--	--	--	--	--
Wavlen	371.030	--	--	--	--	--	--
Avge	26984	--	--	--	--	--	--
SDev	35.41209	--	--	--	--	--	--
%RSD	.1312339	--	--	--	--	--	--
#1	26948	--	--	--	--	--	--
#2	26985	--	--	--	--	--	--
#3	27019	--	--	--	--	--	--

Method: METTRACE Sample Name: CCV1-9 Operator: RJG
Run Time: 10/31/08 06:52:41
Comment: TESTAMERICA PITTSBURGH ICP METALS ANALYSIS-INST TRACEICP
Mode: CONC Corr. Factor: 1

Elem	AG	AL	AS	B_	BA	BE	CA
Units	ppm	ppm	ppm	ppm	ppm	ppm	ppm
Avge	1.0120	24.329	.50477	2.0092	1.9625	1.9926	50.539
SDev	.0018	.036	.00284	.0049	.0010	.0010	.069
%RSD	.17780	.14964	.56330	.24562	.04910	.05189	.13637
#1	1.0099	24.288	.50800	2.0041	1.9617	1.9917	50.554
#2	1.0128	24.342	.50267	2.0139	1.9624	1.9926	50.464
#3	1.0133	24.357	.50363	2.0095	1.9636	1.9937	50.599
Errors	LC Pass	LC Pass	LC Pass	LC Pass	LC Pass	LC Pass	LC Pass
High	1.1000	27.500	.55000	2.2000	2.2000	2.2000	55.000
Low	.90000	22.500	.45000	1.8000	1.8000	1.8000	45.000

Elem	CD	CO	CR	CU	FE	K_	MG
Units	ppm	ppm	ppm	ppm	ppm	ppm	ppm
Avge	.49208	1.9936	2.0104	2.0008	25.255	118.72	49.366
SDev	.00063	.0025	.0007	.0029	.016	.16	.047
%RSD	.12728	.12535	.03427	.14722	.06416	.13406	.09607
#1	.49151	1.9938	2.0101	1.9978	25.273	118.54	49.313
#2	.49197	1.9910	2.0098	2.0037	25.246	118.82	49.382
#3	.49275	1.9960	2.0111	2.0010	25.244	118.81	49.404
Errors	LC Pass	LC Pass	LC Pass	LC Pass	LC Pass	LC Pass	LC Pass
High	.55000	2.2000	2.2000	2.2000	27.500	137.50	55.000
Low	.45000	1.8000	1.8000	1.8000	22.500	112.50	45.000

Elem	MN	MO	NA	NI	PB/1	PB/2	PB
Units	ppm	ppm	ppm	ppm	ppm	ppm	ppm
Avge	1.9745	2.0045	120.89	1.9762	.50420	.50475	.50457
SDev	.0012	.0105	.10	.0037	.00487	.00120	.00094
%RSD	.06062	.52369	.07915	.18750	.96501	.23776	.18670
#1	1.9739	1.9930	120.78	1.9804	.49866	.50609	.50361
#2	1.9737	2.0069	120.96	1.9751	.50775	.50437	.50550
#3	1.9759	2.0135	120.94	1.9732	.50619	.50378	.50458
Errors	LC Pass	LC Pass	LC Pass	LC Pass	NOCHECK	NOCHECK	LC Pass
High	2.2000	2.2000	137.50	2.2000			.55000
Low	1.8000	1.8000	112.50	1.8000			.45000

Elem	SB/1	SB/2	SB	SE/1	SE/2	SE	SI
Units	ppm	ppm	ppm	ppm	ppm	ppm	ppm
Avge	.49991	.49767	.49841	.49872	.49789	.49817	1.8789
SDev	.00235	.00285	.00116	.00341	.00364	.00178	.0028
%RSD	.47118	.57272	.23338	.68365	.73157	.35802	.14865
#1	.50262	.49451	.49721	.49478	.50100	.49893	1.8757
#2	.49859	.49845	.49849	.50062	.49388	.49613	1.8803

#3	.49850	.50005	.49954	.50076	.49878	.49944	1.8808
Errors	NOCHECK	NOCHECK	LC Pass	NOCHECK	NOCHECK	LC Pass	LC Pass

High			.55000			.55000	2.2000
Low			.45000			.45000	1.8000

Elem	SN	SR	TI	TL	V_	ZN	
Units	ppm	ppm	ppm	ppm	ppm	ppm	
Avge	1.9975	1.9216	1.9800	1.0030	2.0009	2.0605	
SDev	.0067	.0009	.0011	.0037	.0018	.0018	
%RSD	.33638	.04738	.05559	.37138	.09189	.08958	
#1	1.9969	1.9206	1.9804	1.0066	1.9988	2.0592	
#2	1.9911	1.9218	1.9787	.99919	2.0018	2.0598	
#3	2.0045	1.9224	1.9808	1.0033	2.0022	2.0627	
Errors	LC Pass	LC Pass	LC Pass	LC Pass	LC Pass	LC Pass	
High	2.2000	2.2000	2.2000	1.1000	2.2000	2.2000	
Low	1.8000	1.8000	1.8000	.90000	1.8000	1.8000	

IntStd	1	2	3	4	5	6	7
Mode	Counts	NOTUSED	NOTUSED	NOTUSED	NOTUSED	NOTUSED	NOTUSED
Elem	Y	--	--	--	--	--	--
Wavlen	371.030	--	--	--	--	--	--
Avge	25965	--	--	--	--	--	--
SDev	63.73744	--	--	--	--	--	--
%RSD	.2454754	--	--	--	--	--	--
#1	25956	--	--	--	--	--	--
#2	25906	--	--	--	--	--	--
#3	26033	--	--	--	--	--	--

Method: METTRACE Sample Name: CCB9 Operator: RJG
Run Time: 10/31/08 06:58:11
Comment: TESTAMERICA PITTSBURGH ICP METALS ANALYSIS-INST TRACEICP
Mode: CONC Corr. Factor: 1

Elem	AG	AL	AS	B_	BA	BE	CA
Units	ppm	ppm	ppm	ppm	ppm	ppm	ppm
Avge	-.00011	-.02060	-.00000	.00247	.00013	.00079	.00376
SDev	.00016	.00148	.00121	.00043	.00001	.00010	.00297
%RSD	149.49	7.1690	134340.	17.512	5.7623	12.693	78.910
#1	-.00004	-.02097	.00094	.00293	.00014	.00070	.00071
#2	.00001	-.01897	.00042	.00208	.00013	.00077	.00664
#3	-.00029	-.02186	-.00136	.00241	.00012	.00090	.00394
Errors	LC Pass	LC Pass	LC Pass	LC Pass	LC Pass	LC Pass	LC Pass
High	.00500	.20000	.01000	.20000	.20000	.00400	5.0000
Low	-.00500	-.20000	-.01000	-.20000	-.20000	-.00400	-5.0000

Elem	CD	CO	CR	CU	FE	K_	MG
Units	ppm	ppm	ppm	ppm	ppm	ppm	ppm
Avge	.00006	.00039	-.00008	-.00006	-.00010	.19096	.00276
SDev	.00015	.00047	.00035	.00014	.00534	.00238	.00076
%RSD	248.05	121.37	432.85	239.79	5519.0	1.2478	27.416
#1	.00023	.00083	.00025	-.00020	.00530	.19264	.00233
#2	-.00006	-.00011	-.00044	.00008	-.00021	.18823	.00232
#3	.00001	.00046	-.00004	-.00006	-.00538	.19200	.00364
Errors	LC Pass	LC Pass	LC Pass	LC Pass	LC Pass	LC Pass	LC Pass
High	.00500	.05000	.00500	.02500	.10000	5.0000	5.0000
Low	-.00500	-.05000	-.00500	-.02500	-.10000	-5.0000	-5.0000

Elem	MN	MO	NA	NI	PB/1	PB/2	PB
Units	ppm	ppm	ppm	ppm	ppm	ppm	ppm
Avge	.00019	.00464	-.46592	-.00062	-.00089	.00019	-.00017
SDev	.00024	.00293	.02944	.00036	.00022	.00052	.00040
%RSD	126.94	63.042	6.3180	57.422	24.388	277.69	237.23
#1	-.00000	.00778	-.43318	-.00067	-.00096	-.00033	-.00054
#2	.00047	.00416	-.49020	-.00024	-.00106	.00019	-.00023
#3	.00011	.00199	-.47437	-.00096	-.00064	.00071	.00026
Errors	LC Pass	LC Pass	LC Pass	LC Pass	NOCHECK	NOCHECK	LC Pass
High	.01500	.04000	5.0000	.04000			.00300
Low	-.01500	-.04000	-5.0000	-.04000			-.00300

Elem	SB/1	SB/2	SB	SE/1	SE/2	SE	SI
Units	ppm	ppm	ppm	ppm	ppm	ppm	ppm
Avge	-.00109	.00084	.00020	.00090	.00114	.00106	-.00201
SDev	.00063	.00038	.00035	.00083	.00260	.00166	.00167
%RSD	57.406	45.356	177.85	92.742	228.51	156.59	82.754
#1	-.00044	.00071	.00033	.00061	-.00121	-.00060	-.00170
#2	-.00116	.00127	.00046	.00025	.00394	.00271	-.00382

#3	-.00169	.00054	-.00020	.00183	.00069	.00107	-.00053
Errors	NOCHECK	NOCHECK	LC Pass	NOCHECK	NOCHECK	LC Pass	LC Pass

High			.06000			.00500	.50000
Low			-.06000			-.00500	-.50000

Elem	SN	SR	TI	TL	V_	ZN	
Units	ppm	ppm	ppm	ppm	ppm	ppm	
Avge	.00023	.00003	.00046	.00120	-.00014	.00177	
SDev	.00150	.00007	.00020	.00077	.00000	.00014	
%RSD	643.75	212.69	43.914	64.090	1.1216	8.1339	
#1	.00150	.00004	.00068	.00074	-.00014	.00161	
#2	-.00142	-.00004	.00042	.00209	-.00014	.00183	
#3	.00062	.00009	.00028	.00077	-.00015	.00188	

Errors	LC Pass	LC Pass	LC Pass	LC Pass	LC Pass	LC Pass	
High	.10000	.05000	.05000	.01000	.05000	.02000	
Low	-.10000	-.05000	-.05000	-.01000	-.05000	-.02000	

IntStd	1	2	3	4	5	6	7
Mode	Counts	NOTUSED	NOTUSED	NOTUSED	NOTUSED	NOTUSED	NOTUSED
Elem	Y	--	--	--	--	--	--
Wavlen	371.030	--	--	--	--	--	--
Avge	26663	--	--	--	--	--	--
SDev	47.78939	--	--	--	--	--	--
%RSD	.1792320	--	--	--	--	--	--
#1	26709	--	--	--	--	--	--
#2	26667	--	--	--	--	--	--
#3	26614	--	--	--	--	--	--

Method: METTRACE Sample Name: K1KMM Operator: RJG
Run Time: 10/31/08 07:03:41
Comment: TESTAMERICA PITTSBURGH ICP METALS ANALYSIS-INST TRACEICP
Mode: CONC Corr. Factor: 1

Elem	AG	AL	AS	B_	BA	BE	CA
Units	ppm	ppm	ppm	ppm	ppm	ppm	ppm
Avge	.00030	.00877	.00116	.05478	.04818	.00064	30.866
SDev	.00034	.00216	.00018	.00073	.00015	.00019	.111
%RSD	112.45	24.592	15.556	1.3305	.30859	30.388	.36060
#1	-.00008	.00634	.00098	.05394	.04801	.00084	30.750
#2	.00058	.01045	.00116	.05523	.04829	.00063	30.879
#3	.00040	.00953	.00134	.05518	.04824	.00045	30.971
Errors	LC Pass	LC Pass	LC Pass	LC Pass	LC Pass	LC Pass	LC Pass
High	2.0000	500.00	10.000	30.000	10.000	10.000	600.00
Low	-.00500	-.20000	-.01000	-.20000	-.20000	-.00400	-5.0000

Elem	CD	CO	CR	CU	FE	K_	MG
Units	ppm	ppm	ppm	ppm	ppm	ppm	ppm
Avge	.00011	.00040	.00026	.00507	2.9474	2.2616	8.2371
SDev	.00016	.00038	.00004	.00013	.0160	.0031	.0255
%RSD	140.23	95.354	13.985	2.5223	.54323	.13802	.30901
#1	-.00006	.00003	.00030	.00518	2.9301	2.2630	8.2084
#2	.00014	.00038	.00022	.00493	2.9503	2.2580	8.2459
#3	.00026	.00080	.00027	.00511	2.9618	2.2638	8.2569
Errors	LC Pass	LC Pass	LC Pass	LC Pass	LC Pass	LC Pass	LC Pass
High	5.0000	100.00	20.000	10.000	500.00	400.00	600.00
Low	-.00500	-.05000	-.00500	-.02500	-.10000	-5.0000	-5.0000

Elem	MN	MO	NA	NI	PB/1	PB/2	PB
Units	ppm	ppm	ppm	ppm	ppm	ppm	ppm
Avge	.03101	.00209	36.901	.00046	.00088	-.00208	-.00109
SDev	.00013	.00044	.114	.00019	.00080	.00071	.00027
%RSD	.42695	20.960	.30814	40.491	90.411	34.154	24.961
#1	.03087	.00173	37.028	.00025	.00174	-.00289	-.00135
#2	.03102	.00197	36.808	.00053	.00075	-.00158	-.00081
#3	.03113	.00258	36.867	.00061	.00016	-.00176	-.00112
Errors	LC Pass	LC Pass	LC Pass	LC Pass	NOCHECK	NOCHECK	LC Pass
High	20.000	20.000	400.00	100.00			5.0000
Low	-.01500	-.04000	-5.0000	-.04000			-.00300

Elem	SB/1	SB/2	SB	SE/1	SE/2	SE	SI
Units	ppm	ppm	ppm	ppm	ppm	ppm	ppm
Avge	-.00247	-.00066	-.00126	.00840	-.00152	.00178	.97803
SDev	.00068	.00030	.00038	.00273	.00233	.00228	.00432
%RSD	27.687	45.884	30.166	32.459	152.82	128.12	.44123
#1	-.00212	-.00083	-.00126	.01148	.00072	.00430	.97478
#2	-.00325	-.00083	-.00164	.00743	-.00393	-.00014	.98293

#3	-.00202	-.00031	-.00088	.00629	-.00136	.00119	.97639
Errors	NOCHECK	NOCHECK	LC Pass	NOCHECK	NOCHECK	LC Pass	LC Pass

High			5.0000			10.000	50.000
Low			-.01000			-.00500	-.50000

Elem	SN	SR	TI	TL	V_	ZN	
Units	ppm	ppm	ppm	ppm	ppm	ppm	
Avge	.00102	.29609	.00020	.00289	.00040	.00610	
SDev	.00044	.00063	.00055	.00119	.00060	.00005	
%RSD	43.816	.21125	274.90	41.213	151.54	.72936	
#1	.00092	.29590	.00002	.00161	.00074	.00606	
#2	.00063	.29679	-.00024	.00308	.00075	.00610	
#3	.00150	.29558	.00081	.00397	-.00030	.00615	
Errors	LC Pass	LC Pass	LC Pass	LC Pass	LC Pass	LC Pass	
High	30.000	10.000	30.000	10.000	50.000	10.000	
Low	-.10000	-.05000	-.05000	-.01000	-.05000	-.02000	

IntStd	1	2	3	4	5	6	7
Mode	Counts	NOTUSED	NOTUSED	NOTUSED	NOTUSED	NOTUSED	NOTUSED
Elem	Y	--	--	--	--	--	--
Wavlen	371.030	--	--	--	--	--	--
Avge	26757	--	--	--	--	--	--
SDev	22.17078	--	--	--	--	--	--
%RSD	.0828587	--	--	--	--	--	--
#1	26760	--	--	--	--	--	--
#2	26778	--	--	--	--	--	--
#3	26734	--	--	--	--	--	--

Method: METTRACE Sample Name: K1KNC Operator: RJG
Run Time: 10/31/08 07:09:12
Comment: TESTAMERICA PITTSBURGH ICP METALS ANALYSIS-INST TRACEICP
Mode: CONC Corr. Factor: 1

Elem	AG	AL	AS	B_	BA	BE	CA
Units	ppm	ppm	ppm	ppm	ppm	ppm	ppm
Avge	-.00004	-.00285	.00056	.00259	.01552	.00046	1.2078
SDev	.00017	.00429	.00107	.00043	.00002	.00007	.0051
%RSD	453.46	150.34	191.69	16.546	.14684	16.477	.42550
#1	-.00022	-.00527	.00172	.00255	.01550	.00054	1.2118
#2	.00012	.00210	-.00040	.00303	.01554	.00041	1.2096
#3	-.00001	-.00538	.00036	.00218	.01550	.00041	1.2020
Errors	LC Pass	LC Pass	LC Pass	LC Pass	LC Pass	LC Pass	LC Pass
High	2.0000	500.00	10.000	30.000	10.000	10.000	600.00
Low	-.00500	-.20000	-.01000	-.20000	-.20000	-.00400	-5.0000

Elem	CD	CO	CR	CU	FE	K_	MG
Units	ppm	ppm	ppm	ppm	ppm	ppm	ppm
Avge	.00137	.00033	.00439	.00472	.07488	.16642	.18834
SDev	.00017	.00019	.00024	.00019	.00514	.00385	.00053
%RSD	12.726	56.836	5.3986	4.0776	6.8633	2.3131	.28222
#1	.00124	.00019	.00417	.00467	.07967	.16688	.18817
#2	.00157	.00055	.00464	.00493	.07552	.17002	.18790
#3	.00129	.00027	.00437	.00455	.06945	.16236	.18893
Errors	LC Pass	LC Pass	LC Pass	LC Pass	LC Pass	LC Pass	LC Pass
High	5.0000	100.00	20.000	10.000	500.00	400.00	600.00
Low	-.00500	-.05000	-.00500	-.02500	-.10000	-5.0000	-5.0000

Elem	MN	MO	NA	NI	PB/1	PB/2	PB
Units	ppm	ppm	ppm	ppm	ppm	ppm	ppm
Avge	.00459	-.00018	-.25608	.00460	.04312	.04408	.04376
SDev	.00003	.00059	.11366	.00058	.00293	.00102	.00061
%RSD	.55862	318.82	44.385	12.598	6.8010	2.3103	1.3839
#1	.00459	-.00047	-.17589	.00526	.04270	.04491	.04418
#2	.00456	-.00058	-.20620	.00417	.04042	.04439	.04307
#3	.00461	.00049	-.38615	.00437	.04624	.04294	.04404
Errors	LC Pass	LC Pass	LC Pass	LC Pass	NOCHECK	NOCHECK	LC Pass
High	20.000	20.000	400.00	100.00			5.0000
Low	-.01500	-.04000	-5.0000	-.04000			-.00300

Elem	SB/1	SB/2	SB	SE/1	SE/2	SE	SI
Units	ppm	ppm	ppm	ppm	ppm	ppm	ppm
Avge	.00186	.00397	.00327	.00277	-.00165	-.00018	.20433
SDev	.00444	.00230	.00096	.00279	.00135	.00101	.00567
%RSD	239.02	57.979	29.307	100.86	82.288	572.99	2.7744
#1	.00348	.00178	.00235	-.00023	-.00161	-.00115	.20346
#2	.00526	.00376	.00426	.00324	-.00031	.00087	.21038

#3	-.00317	.00637	.00319	.00529	-.00302	-.00025	.19914
Errors	NOCHECK	NOCHECK	LC Pass	NOCHECK	NOCHECK	LC Pass	LC Pass

High			5.0000			10.000	50.000
Low			-.01000			-.00500	-.50000

Elem	SN	SR	TI	TL	V_	ZN	
Units	ppm	ppm	ppm	ppm	ppm	ppm	
Avge	.18261	.00873	.00042	.00188	.00002	.02572	
SDev	.00122	.00007	.00013	.00065	.00012	.00023	
%RSD	.67009	.86389	30.588	34.338	706.74	.89034	
#1	.18394	.00867	.00042	.00259	-.00012	.02557	
#2	.18237	.00870	.00055	.00132	.00009	.02598	
#3	.18153	.00881	.00029	.00173	.00008	.02561	

Errors	LC Pass	LC Pass	LC Pass	LC Pass	LC Pass	LC Pass	
High	30.000	10.000	30.000	10.000	50.000	10.000	
Low	-.10000	-.05000	-.05000	-.01000	-.05000	-.02000	

IntStd	1	2	3	4	5	6	7
Mode	Counts	NOTUSED	NOTUSED	NOTUSED	NOTUSED	NOTUSED	NOTUSED
Elem	Y	--	--	--	--	--	--
Wavlen	371.030	--	--	--	--	--	--
Avge	27143	--	--	--	--	--	--
SDev	78.71334	--	--	--	--	--	--
%RSD	.2899963	--	--	--	--	--	--
#1	27231	--	--	--	--	--	--
#2	27079	--	--	--	--	--	--
#3	27119	--	--	--	--	--	--

Method: METTRACE Sample Name: K1KNCP5 Operator: RJG
Run Time: 10/31/08 07:14:42
Comment: TESTAMERICA PITTSBURGH ICP METALS ANALYSIS-INST TRACEICP
Mode: CONC Corr. Factor: 1

Elem	AG	AL	AS	B_	BA	BE	CA
Units	ppm	ppm	ppm	ppm	ppm	ppm	ppm
Avge	.00049	-.00850	-.00020	.00110	.00310	.00057	.24545
SDev	.00029	.00216	.00122	.00052	.00003	.00013	.00085
%RSD	59.008	25.367	607.23	47.354	1.1376	22.061	.34431
#1	.00036	-.00920	-.00142	.00060	.00306	.00072	.24634
#2	.00029	-.00608	-.00021	.00164	.00313	.00049	.24466
#3	.00082	-.01022	.00103	.00107	.00310	.00051	.24535

Elem	CD	CO	CR	CU	FE	K_	MG
Units	ppm	ppm	ppm	ppm	ppm	ppm	ppm
Avge	.00037	.00035	.00100	.00106	.01804	.18448	.03963
SDev	.00011	.00013	.00010	.00012	.00490	.00462	.00275
%RSD	28.357	36.237	9.4925	11.151	27.140	2.5064	6.9402
#1	.00043	.00034	.00091	.00118	.01246	.18146	.03655
#2	.00025	.00049	.00101	.00105	.02007	.18218	.04185
#3	.00044	.00023	.00110	.00094	.02160	.18980	.04050

Elem	MN	MO	NA	NI	PB/1	PB/2	PB
Units	ppm	ppm	ppm	ppm	ppm	ppm	ppm
Avge	.00097	.00028	-.31384	.00058	.00764	.00829	.00807
SDev	.00003	.00053	.14913	.00039	.00196	.00249	.00115
%RSD	3.4967	186.87	47.518	66.909	25.680	30.024	14.205
#1	.00093	-.00032	-.15690	.00061	.00603	.00901	.00802
#2	.00099	.00053	-.45369	.00018	.00707	.01033	.00925
#3	.00099	.00065	-.33094	.00096	.00983	.00552	.00695

Elem	SB/1	SB/2	SB	SE/1	SE/2	SE	SI
Units	ppm	ppm	ppm	ppm	ppm	ppm	ppm
Avge	.00006	.00162	.00110	.00230	.00104	.00146	.03885
SDev	.00082	.00064	.00017	.00294	.00108	.00142	.00386
%RSD	1492.5	39.667	15.489	127.68	103.58	96.853	9.9461
#1	.00043	.00119	.00094	.00341	.00010	.00121	.04290
#2	.00062	.00131	.00108	-.00103	.00080	.00019	.03845
#3	-.00089	.00236	.00128	.00452	.00223	.00299	.03520

Elem	SN	SR	TI	TL	V_	ZN
Units	ppm	ppm	ppm	ppm	ppm	ppm
Avge	.03823	.00178	.00046	-.00025	.00007	.00919
SDev	.00119	.00005	.00033	.00115	.00036	.00011
%RSD	3.1075	2.8109	71.991	467.53	508.89	1.2315
#1	.03686	.00172	.00015	.00034	-.00014	.00932
#2	.03893	.00181	.00081	-.00157	-.00014	.00916
#3	.03890	.00181	.00042	.00049	.00049	.00910

IntStd	1	2	3	4	5	6	7
Mode	Counts	NOTUSED	NOTUSED	NOTUSED	NOTUSED	NOTUSED	NOTUSED
Elem	Y	--	--	--	--	--	--
Wavlen	371.030	--	--	--	--	--	--
Avge	26684	--	--	--	--	--	--
SDev	11.91821	--	--	--	--	--	--
%RSD	.0446649	--	--	--	--	--	--
#1	26689	--	--	--	--	--	--
#2	26670	--	--	--	--	--	--
#3	26692	--	--	--	--	--	--

Method: METTRACE Sample Name: K1KNCS Operator: RJG
Run Time: 10/31/08 07:20:12
Comment: TESTAMERICA PITTSBURGH ICP METALS ANALYSIS-INST TRACEICP
Mode: CONC Corr. Factor: 1

Elem	AG	AL	AS	B_	BA	BE	CA
Units	ppm	ppm	ppm	ppm	ppm	ppm	ppm
Avge	.05215	2.0448	2.0652	1.0163	2.0084	.04985	1.2675
SDev	.00052	.0116	.0060	.0031	.0085	.00009	.0061
%RSD	1.0023	.56518	.29100	.30111	.42126	.17107	.48517
#1	.05195	2.0547	2.0708	1.0187	2.0181	.04993	1.2661
#2	.05176	2.0321	2.0588	1.0129	2.0023	.04976	1.2622
#3	.05275	2.0477	2.0660	1.0173	2.0049	.04985	1.2742
Errors	LC Pass	LC Pass	LC Pass	LC Pass	LC Pass	LC Pass	LC Pass
High	2.0000	500.00	10.000	30.000	10.000	10.000	600.00
Low	-.00500	-.20000	-.01000	-.20000	-.20000	-.00400	-5.0000

Elem	CD	CO	CR	CU	FE	K_	MG
Units	ppm	ppm	ppm	ppm	ppm	ppm	ppm
Avge	.05230	.51151	.21272	.26361	1.1148	.16919	.19880
SDev	.00021	.00332	.00124	.00149	.0112	.00643	.00589
%RSD	.40172	.64986	.58122	.56580	1.0014	3.8008	2.9609
#1	.05227	.51268	.21303	.26515	1.1100	.17445	.19462
#2	.05211	.50776	.21136	.26218	1.1068	.16202	.19624
#3	.05253	.51410	.21378	.26349	1.1275	.17110	.20553
Errors	LC Pass	LC Pass	LC Pass	LC Pass	LC Pass	LC Pass	LC Pass
High	5.0000	100.00	20.000	10.000	500.00	400.00	600.00
Low	-.00500	-.05000	-.00500	-.02500	-.10000	-5.0000	-5.0000

Elem	MN	MO	NA	NI	PB/1	PB/2	PB
Units	ppm	ppm	ppm	ppm	ppm	ppm	ppm
Avge	.51111	.00014	-.49502	.51561	.56594	.56498	.56530
SDev	.00201	.00035	.14127	.00127	.00175	.00239	.00194
%RSD	.39299	256.89	28.538	.24605	.30893	.42321	.34374
#1	.51237	-.00021	-.64575	.51468	.56549	.56705	.56653
#2	.50880	.00013	-.47368	.51510	.56446	.56236	.56306
#3	.51218	.00049	-.36564	.51706	.56787	.56554	.56631
Errors	LC Pass	LC Pass	LC Pass	LC Pass	NOCHECK	NOCHECK	LC Pass
High	20.000	20.000	400.00	100.00			5.0000
Low	-.01500	-.04000	-5.0000	-.04000			-.00300

Elem	SB/1	SB/2	SB	SE/1	SE/2	SE	SI
Units	ppm	ppm	ppm	ppm	ppm	ppm	ppm
Avge	-.00006	.00446	.00295	2.1229	2.1036	2.1101	.22716
SDev	.00053	.00101	.00070	.0055	.0129	.0104	.00303
%RSD	889.60	22.696	23.847	.25691	.61123	.49243	1.3355
#1	.00046	.00511	.00356	2.1253	2.1084	2.1141	.22378
#2	-.00004	.00329	.00218	2.1167	2.0890	2.0983	.22804

#3	-.00060	.00497	.00311	2.1268	2.1134	2.1179	.22965
Errors	NOCHECK	NOCHECK	LC Pass	NOCHECK	NOCHECK	LC Pass	LC Pass

High			5.0000			10.000	50.000
Low			-.01000			-.00500	-.50000

Elem	SN	SR	TI	TL	V_	ZN	
Units	ppm	ppm	ppm	ppm	ppm	ppm	
Avge	.17841	.97317	.00046	2.0507	.51295	.56388	
SDev	.00330	.00397	.00033	.0076	.00272	.00227	
%RSD	1.8509	.40789	70.883	.36861	.52973	.40287	
#1	.17542	.97774	.00016	2.0526	.51393	.56601	
#2	.18195	.97064	.00042	2.0424	.50988	.56149	
#3	.17786	.97112	.00081	2.0571	.51504	.56414	
Errors	LC Pass	LC Pass	LC Pass	LC Pass	LC Pass	LC Pass	
High	30.000	10.000	30.000	10.000	50.000	10.000	
Low	-.10000	-.05000	-.05000	-.01000	-.05000	-.02000	

IntStd	1	2	3	4	5	6	7
Mode	Counts	NOTUSED	NOTUSED	NOTUSED	NOTUSED	NOTUSED	NOTUSED
Elem	Y	--	--	--	--	--	--
Wavlen	371.030	--	--	--	--	--	--
Avge	27066	--	--	--	--	--	--
SDev	178.1827	--	--	--	--	--	--
%RSD	.6583291	--	--	--	--	--	--
#1	26861	--	--	--	--	--	--
#2	27185	--	--	--	--	--	--
#3	27152	--	--	--	--	--	--

Method: METTRACE Sample Name: K1KND Operator: RJG
Run Time: 10/31/08 07:25:43
Comment: TESTAMERICA PITTSBURGH ICP METALS ANALYSIS-INST TRACEICP
Mode: CONC Corr. Factor: 1

Elem	AG	AL	AS	B_	BA	BE	CA
Units	ppm	ppm	ppm	ppm	ppm	ppm	ppm
Avge	.05226	2.0383	2.0477	1.0108	1.9999	.04923	1.2425
SDev	.00075	.0205	.0284	.0085	.0211	.00055	.0204
%RSD	1.4273	1.0056	1.3866	.84298	1.0556	1.1222	1.6457
#1	.05311	2.0618	2.0805	1.0206	2.0242	.04986	1.2655
#2	.05196	2.0288	2.0327	1.0063	1.9866	.04884	1.2359
#3	.05172	2.0243	2.0300	1.0054	1.9888	.04898	1.2262
Errors	LC Pass	LC Pass	LC Pass	LC Pass	LC Pass	LC Pass	LC Pass
High	2.0000	500.00	10.000	30.000	10.000	10.000	600.00
Low	-.00500	-.20000	-.01000	-.20000	-.20000	-.00400	-5.0000

Elem	CD	CO	CR	CU	FE	K_	MG
Units	ppm	ppm	ppm	ppm	ppm	ppm	ppm
Avge	.05181	.50747	.21052	.26242	1.1041	.16940	.19532
SDev	.00075	.00716	.00306	.00293	.0229	.01368	.00630
%RSD	1.4562	1.4116	1.4533	1.1149	2.0755	8.0754	3.2254
#1	.05266	.51574	.21405	.26579	1.1305	.18500	.20246
#2	.05153	.50346	.20885	.26079	1.0911	.16374	.19292
#3	.05124	.50321	.20866	.26066	1.0906	.15946	.19057
Errors	LC Pass	LC Pass	LC Pass	LC Pass	LC Pass	LC Pass	LC Pass
High	5.0000	100.00	20.000	10.000	500.00	400.00	600.00
Low	-.00500	-.05000	-.00500	-.02500	-.10000	-5.0000	-5.0000

Elem	MN	MO	NA	NI	PB/1	PB/2	PB
Units	ppm	ppm	ppm	ppm	ppm	ppm	ppm
Avge	.50711	-.00022	-.30748	.51185	.55729	.56033	.55932
SDev	.00695	.00059	.12585	.00857	.00842	.00909	.00887
%RSD	1.3698	270.59	40.929	1.6750	1.5105	1.6224	1.5853
#1	.51512	-.00081	-.28667	.52172	.56700	.57080	.56954
#2	.50338	.00037	-.19333	.50761	.55287	.55568	.55475
#3	.50282	-.00022	-.44243	.50623	.55200	.55450	.55367
Errors	LC Pass	LC Pass	LC Pass	LC Pass	NOCHECK	NOCHECK	LC Pass
High	20.000	20.000	400.00	100.00			5.0000
Low	-.01500	-.04000	-5.0000	-.04000			-.00300

Elem	SB/1	SB/2	SB	SE/1	SE/2	SE	SI
Units	ppm	ppm	ppm	ppm	ppm	ppm	ppm
Avge	.00221	.00228	.00225	2.1076	2.0909	2.0965	.19508
SDev	.00160	.00182	.00079	.0369	.0308	.0325	.00434
%RSD	72.496	80.163	34.878	1.7497	1.4728	1.5524	2.2220
#1	.00391	.00018	.00142	2.1502	2.1253	2.1336	.19958
#2	.00073	.00317	.00236	2.0860	2.0817	2.0831	.19093

#3	.00199	.00348	.00298	2.0866	2.0658	2.0727	.19473
Errors	NOCHECK	NOCHECK	LC Pass	NOCHECK	NOCHECK	LC Pass	LC Pass

High			5.0000			10.000	50.000
Low			-.01000			-.00500	-.50000

Elem	SN	SR	TI	TL	V_	ZN	
Units	ppm	ppm	ppm	ppm	ppm	ppm	
Avge	.15990	.96881	.00051	2.0450	.50863	.56024	
SDev	.00434	.00999	.00020	.0261	.00774	.00636	
%RSD	2.7150	1.0312	38.887	1.2747	1.5219	1.1345	
#1	.16459	.98027	.00068	2.0748	.51756	.56758	
#2	.15602	.96196	.00055	2.0264	.50457	.55638	
#3	.15910	.96420	.00029	2.0338	.50377	.55677	
Errors	LC Pass	LC Pass	LC Pass	LC Pass	LC Pass	LC Pass	
High	30.000	10.000	30.000	10.000	50.000	10.000	
Low	-.10000	-.05000	-.05000	-.01000	-.05000	-.02000	

IntStd	1	2	3	4	5	6	7
Mode	Counts	NOTUSED	NOTUSED	NOTUSED	NOTUSED	NOTUSED	NOTUSED
Elem	Y	--	--	--	--	--	--
Wavlen	371.030	--	--	--	--	--	--
Avge	26952	--	--	--	--	--	--
SDev	233.1397	--	--	--	--	--	--
%RSD	.8650075	--	--	--	--	--	--
#1	26684	--	--	--	--	--	--
#2	27104	--	--	--	--	--	--
#3	27069	--	--	--	--	--	--

Method: METTRACE Sample Name: K1KPK Operator: RJG
Run Time: 10/31/08 07:31:14
Comment: TESTAMERICA PITTSBURGH ICP METALS ANALYSIS-INST TRACEICP
Mode: CONC Corr. Factor: 1

Elem	AG	AL	AS	B_	BA	BE	CA
Units	ppm	ppm	ppm	ppm	ppm	ppm	ppm
Avge	.00037	.00832	.00104	.00403	.01659	.00008	1.5798
SDev	.00035	.00136	.00103	.00031	.00004	.00006	.0051
%RSD	95.043	16.294	98.721	7.5813	.22973	71.285	.32138
#1	.00009	.00835	.00209	.00410	.01656	.00014	1.5841
#2	.00026	.00694	.00100	.00430	.01657	.00003	1.5810
#3	.00076	.00965	.00004	.00370	.01663	.00007	1.5742
Errors	LC Pass	LC Pass	LC Pass	LC Pass	LC Pass	LC Pass	LC Pass
High	2.0000	500.00	10.000	30.000	10.000	10.000	600.00
Low	-.00500	-.20000	-.01000	-.20000	-.20000	-.00400	-5.0000

Elem	CD	CO	CR	CU	FE	K_	MG
Units	ppm	ppm	ppm	ppm	ppm	ppm	ppm
Avge	.00535	.00029	.00586	.01256	.07721	.16281	.23919
SDev	.00012	.00027	.00011	.00019	.01015	.00043	.00054
%RSD	2.3207	92.703	1.8762	1.5206	13.145	.26681	.22761
#1	.00546	.00030	.00598	.01248	.08318	.16308	.23856
#2	.00522	.00002	.00584	.01242	.06549	.16231	.23944
#3	.00537	.00055	.00576	.01277	.08296	.16305	.23956
Errors	LC Pass	LC Pass	LC Pass	LC Pass	LC Pass	LC Pass	LC Pass
High	5.0000	100.00	20.000	10.000	500.00	400.00	600.00
Low	-.00500	-.05000	-.00500	-.02500	-.10000	-5.0000	-5.0000

Elem	MN	MO	NA	NI	PB/1	PB/2	PB
Units	ppm	ppm	ppm	ppm	ppm	ppm	ppm
Avge	.00557	.00013	-.12067	.01568	.08926	.08867	.08887
SDev	.00005	.00078	.06762	.00046	.00273	.00058	.00056
%RSD	.83359	591.94	56.042	2.9278	3.0558	.65529	.63629
#1	.00551	.00084	-.15422	.01613	.08827	.08863	.08851
#2	.00559	.00025	-.16495	.01521	.09235	.08810	.08952
#3	.00559	-.00070	-.04283	.01571	.08718	.08926	.08857
Errors	LC Pass	LC Pass	LC Pass	LC Pass	NOCHECK	NOCHECK	LC Pass
High	20.000	20.000	400.00	100.00			5.0000
Low	-.01500	-.04000	-5.0000	-.04000			-.00300

Elem	SB/1	SB/2	SB	SE/1	SE/2	SE	SI
Units	ppm	ppm	ppm	ppm	ppm	ppm	ppm
Avge	.00442	.00666	.00591	.00445	.00130	.00235	.27526
SDev	.00119	.00151	.00121	.00081	.00127	.00100	.00232
%RSD	26.988	22.715	20.543	18.193	97.423	42.572	.84332
#1	.00477	.00526	.00510	.00368	.00001	.00123	.27793
#2	.00539	.00827	.00731	.00529	.00135	.00266	.27377

#3	.00309	.00644	.00533	.00438	.00255	.00316	.27407
Errors	NOCHECK	NOCHECK	LC Pass	NOCHECK	NOCHECK	LC Pass	LC Pass

High			5.0000			10.000	50.000
Low			-.01000			-.00500	-.50000

Elem	SN	SR	TI	TL	V_	ZN	
Units	ppm	ppm	ppm	ppm	ppm	ppm	
Avge	.49807	.01107	.00029	.00118	.00050	.04080	
SDev	.00248	.00002	.00034	.00126	.00021	.00016	
%RSD	.49876	.19256	116.88	107.50	41.994	.39760	
#1	.49971	.01108	.00042	.00208	.00050	.04061	
#2	.49929	.01108	-.00010	-.00027	.00029	.04090	
#3	.49521	.01104	.00055	.00172	.00071	.04088	
Errors	LC Pass	LC Pass	LC Pass	LC Pass	LC Pass	LC Pass	
High	30.000	10.000	30.000	10.000	50.000	10.000	
Low	-.10000	-.05000	-.05000	-.01000	-.05000	-.02000	

IntStd	1	2	3	4	5	6	7
Mode	Counts	NOTUSED	NOTUSED	NOTUSED	NOTUSED	NOTUSED	NOTUSED
Elem	Y	--	--	--	--	--	--
Wavlen	371.030	--	--	--	--	--	--
Avge	27150	--	--	--	--	--	--
SDev	63.18625	--	--	--	--	--	--
%RSD	.2327287	--	--	--	--	--	--
#1	27223	--	--	--	--	--	--
#2	27120	--	--	--	--	--	--
#3	27107	--	--	--	--	--	--

Method: METTRACE Sample Name: K1TRWBF Operator: RJG
Run Time: 10/31/08 07:36:44
Comment: TESTAMERICA PITTSBURGH ICP METALS ANALYSIS-INST TRACEICP
Mode: CONC Corr. Factor: 1

Elem	AG	AL	AS	B_	BA	BE	CA
Units	ppm	ppm	ppm	ppm	ppm	ppm	ppm
Avge	.00022	-.01596	.00095	.00153	.00022	.00049	-.02074
SDev	.00048	.00158	.00155	.00006	.00006	.00012	.00070
%RSD	216.42	9.8931	163.00	3.6974	25.688	23.976	3.3648
#1	.00060	-.01427	.00166	.00150	.00026	.00036	-.02141
#2	.00039	-.01622	.00201	.00149	.00024	.00051	-.02078
#3	-.00032	-.01740	-.00083	.00159	.00015	.00059	-.02002
Errors	LC Pass	LC Pass	LC Pass	LC Pass	LC Pass	LC Pass	LC Pass
High	.00500	.20000	.01000	.20000	.20000	.00400	5.0000
Low	-.00500	-.20000	-.01000	-.20000	-.20000	-.00400	-5.0000

Elem	CD	CO	CR	CU	FE	K_	MG
Units	ppm	ppm	ppm	ppm	ppm	ppm	ppm
Avge	-.00002	.00035	.00007	.00015	-.01198	.17424	.00453
SDev	.00006	.00010	.00032	.00031	.00370	.00203	.00302
%RSD	289.27	28.411	430.45	206.88	30.937	1.1643	66.677
#1	.00004	.00029	.00028	.00012	-.00835	.17423	.00628
#2	-.00001	.00046	.00024	.00048	-.01181	.17627	.00627
#3	-.00009	.00029	-.00030	-.00014	-.01576	.17221	.00104
Errors	LC Pass	LC Pass	LC Pass	LC Pass	LC Pass	LC Pass	LC Pass
High	.00500	.05000	.00500	.02500	.10000	5.0000	5.0000
Low	-.00500	-.05000	-.00500	-.02500	-.10000	-5.0000	-5.0000

Elem	MN	MO	NA	NI	PB/1	PB/2	PB
Units	ppm	ppm	ppm	ppm	ppm	ppm	ppm
Avge	.00002	-.00037	-.75392	.00034	.00067	-.00153	-.00079
SDev	.00007	.00025	.07525	.00029	.00237	.00154	.00025
%RSD	430.75	67.542	9.9816	83.084	352.65	100.81	31.927
#1	.00006	-.00057	-.78847	.00039	.00303	-.00296	-.00096
#2	.00005	-.00009	-.66759	.00060	.00070	-.00172	-.00092
#3	-.00006	-.00045	-.80569	.00004	-.00171	.00010	-.00050
Errors	LC Pass	LC Pass	LC Pass	LC Pass	NOCHECK	NOCHECK	LC Pass
High	.01500	.04000	5.0000	.04000			.00300
Low	-.01500	-.04000	-5.0000	-.04000			-.00300

Elem	SB/1	SB/2	SB	SE/1	SE/2	SE	SI
Units	ppm	ppm	ppm	ppm	ppm	ppm	ppm
Avge	-.00362	.00129	-.00034	.00644	-.00424	-.00068	-.00520
SDev	.00241	.00093	.00060	.00166	.00128	.00080	.00055
%RSD	66.515	72.259	175.72	25.812	30.079	117.18	10.560
#1	-.00464	.00231	-.00001	.00808	-.00406	-.00002	-.00466
#2	-.00535	.00112	-.00104	.00649	-.00559	-.00157	-.00576

#3	-.00087	.00046	.00002	.00476	-.00306	-.00046	-.00519
Errors	NOCHECK	NOCHECK	LC Pass	NOCHECK	NOCHECK	LC Pass	LC Pass

High			.06000			.00500	.50000
Low			-.06000			-.00500	-.50000

Elem	SN	SR	TI	TL	V_	ZN	
Units	ppm	ppm	ppm	ppm	ppm	ppm	
Avge	.00296	.00002	.00020	.00059	.00027	.00209	
SDev	.00162	.00010	.00008	.00037	.00055	.00001	
%RSD	54.730	432.64	38.073	62.527	203.93	.58688	
#1	.00267	.00011	.00015	.00018	.00048	.00208	
#2	.00470	.00004	.00029	.00088	.00069	.00210	
#3	.00150	-.00008	.00016	.00070	-.00036	.00209	

Errors	LC Pass	LC Pass	LC Pass	LC Pass	LC Pass	LC Pass	
High	.10000	.05000	.05000	.01000	.05000	.02000	
Low	-.10000	-.05000	-.05000	-.01000	-.05000	-.02000	

IntStd	1	2	3	4	5	6	7
Mode	Counts	NOTUSED	NOTUSED	NOTUSED	NOTUSED	NOTUSED	NOTUSED
Elem	Y	--	--	--	--	--	--
Wavlen	371.030	--	--	--	--	--	--
Avge	26813	--	--	--	--	--	--
SDev	100.2396	--	--	--	--	--	--
%RSD	.3738482	--	--	--	--	--	--
#1	26705	--	--	--	--	--	--
#2	26831	--	--	--	--	--	--
#3	26903	--	--	--	--	--	--

Method: METTRACE Sample Name: K1TRWCF Operator: RJG
Run Time: 10/31/08 07:42:15
Comment: TESTAMERICA PITTSBURGH ICP METALS ANALYSIS-INST TRACEICP
Mode: CONC Corr. Factor: 1

Elem	AG	AL	AS	B_	BA	BE	CA
Units	ppm	ppm	ppm	ppm	ppm	ppm	ppm
Avge	.04989	1.9270	1.9883	.97272	1.8990	.04826	L-.02437
SDev	.00016	.0016	.0019	.00134	.0026	.00005	.00068
%RSD	.33045	.08103	.09334	.13725	.13426	.10187	2.7734
#1	.04971	1.9252	1.9905	.97126	1.8965	.04821	L-.02375
#2	.04995	1.9281	1.9873	.97387	1.9016	.04831	L-.02426
#3	.05002	1.9277	1.9872	.97304	1.8989	.04826	L-.02509
Errors	LC Pass	LC Pass	LC Pass	LC Pass	LC Pass	LC Pass	LC Low
High	.06000	2.4000	2.4000	1.2000	2.4000	.06000	60.000
Low	.04000	1.6000	1.6000	.80000	1.6000	.04000	40.000

Elem	CD	CO	CR	CU	FE	K_	MG
Units	ppm	ppm	ppm	ppm	ppm	ppm	ppm
Avge	.04982	.49284	.20071	.24470	.99456	L.17877	L.00671
SDev	.00010	.00072	.00028	.00043	.00602	.00302	.00274
%RSD	.19116	.14663	.14125	.17490	.60483	1.6899	40.832
#1	.04986	.49286	.20102	.24421	.99098	L.17545	L.00758
#2	.04989	.49355	.20046	.24487	.99119	L.17953	L.00364
#3	.04972	.49211	.20065	.24501	1.0015	L.18135	L.00892
Errors	LC Pass	LC Pass	LC Pass	LC Pass	LC Pass	LC Low	LC Low
High	.06000	.60000	.24000	.30000	1.2000	60.000	60.000
Low	.04000	.40000	.16000	.20000	.80000	40.000	40.000

Elem	MN	MO	NA	NI	PB/1	PB/2	PB
Units	ppm	ppm	ppm	ppm	ppm	ppm	ppm
Avge	.48738	L-.00053	L-.69078	.49233	.49382	.49982	.49782
SDev	.00018	.00031	.04132	.00086	.00148	.00216	.00111
%RSD	.03642	58.242	5.9820	.17525	.29942	.43165	.22278
#1	.48758	L-.00057	L-.70515	.49242	.49214	.50198	.49870
#2	.48732	L-.00081	L-.64419	.49315	.49493	.49982	.49819
#3	.48724	L-.00020	L-.72299	.49143	.49440	.49766	.49658
Errors	LC Pass	LC Low	LC Low	LC Pass	NOCHECK	NOCHECK	LC Pass
High	.60000	1.2000	60.000	.60000			.60000
Low	.40000	.80000	40.000	.40000			.40000

Elem	SB/1	SB/2	SB	SE/1	SE/2	SE	SI
Units	ppm	ppm	ppm	ppm	ppm	ppm	ppm
Avge	-.00276	.00041	L-.00065	2.0377	2.0284	2.0315	L-.00701
SDev	.00166	.00193	.00157	.0057	.0052	.0038	.00298
%RSD	60.216	476.56	242.52	.27736	.25566	.18554	42.511
#1	-.00154	.00252	L.00117	2.0334	2.0333	2.0333	L-.00744
#2	-.00465	-.00004	L-.00158	2.0441	2.0290	2.0340	L-.00384

#3	-.00208	-.00126	L-.00153	2.0356	2.0230	2.0272	L-.00975
Errors	NOCHECK	NOCHECK	LC Low	NOCHECK	NOCHECK	LC Pass	LC Low

High			.60000			2.4000	12.000
Low			.40000			1.6000	8.0000

Elem	SN	SR	TI	TL	V_	ZN	
Units	ppm	ppm	ppm	ppm	ppm	ppm	
Avge	L.00052	.91942	L.00042	1.9758	.49172	.51965	
SDev	.00261	.00179	.00035	.0021	.00104	.00010	
%RSD	501.51	.19522	82.972	.10582	.21251	.01940	
#1	L.00353	.91735	L.00016	1.9756	.49248	.51961	
#2	L-.00113	.92032	L.00028	1.9780	.49053	.51976	
#3	L-.00084	.92059	L.00081	1.9739	.49214	.51957	

Errors	LC Low	LC Pass	LC Low	LC Pass	LC Pass	LC Pass	
High	2.4000	1.2000	1.2000	2.4000	.60000	.60000	
Low	1.6000	.80000	.80000	1.6000	.40000	.40000	

IntStd	1	2	3	4	5	6	7
Mode	Counts	NOTUSED	NOTUSED	NOTUSED	NOTUSED	NOTUSED	NOTUSED
Elem	Y	--	--	--	--	--	--
Wavlen	371.030	--	--	--	--	--	--
Avge	26732	--	--	--	--	--	--
SDev	121.3293	--	--	--	--	--	--
%RSD	.4538666	--	--	--	--	--	--
#1	26869	--	--	--	--	--	--
#2	26691	--	--	--	--	--	--
#3	26637	--	--	--	--	--	--

Method: METTRACE Sample Name: K1KMDF Operator: RJG
Run Time: 10/31/08 07:47:46
Comment: TESTAMERICA PITTSBURGH ICP METALS ANALYSIS-INST TRACEICP
Mode: CONC Corr. Factor: 1

Elem	AG	AL	AS	B_	BA	BE	CA
Units	ppm	ppm	ppm	ppm	ppm	ppm	ppm
Avge	.00034	-.00072	.00101	.00163	.00011	.00047	-.00682
SDev	.00130	.00103	.00065	.00079	.00007	.00005	.00078
%RSD	380.65	142.63	64.377	48.208	60.474	9.8159	11.510
#1	.00184	-.00054	.00085	.00237	.00019	.00046	-.00670
#2	-.00051	.00020	.00046	.00172	.00006	.00052	-.00610
#3	-.00030	-.00184	.00173	.00081	.00009	.00043	-.00766
Errors	LC Pass	LC Pass	LC Pass	LC Pass	LC Pass	LC Pass	LC Pass
High	2.0000	500.00	10.000	30.000	10.000	10.000	600.00
Low	-.00500	-.20000	-.01000	-.20000	-.20000	-.00400	-5.0000

Elem	CD	CO	CR	CU	FE	K_	MG
Units	ppm	ppm	ppm	ppm	ppm	ppm	ppm
Avge	-.00004	.00046	.00020	.00031	-.00499	.21658	.00627
SDev	.00008	.00029	.00082	.00023	.00522	.00756	.00794
%RSD	216.60	63.616	404.88	74.902	104.62	3.4898	126.60
#1	.00000	.00080	.00113	.00057	.00032	.22522	.01540
#2	.00002	.00032	-.00044	.00027	-.01011	.21122	.00236
#3	-.00013	.00026	-.00008	.00010	-.00517	.21329	.00104
Errors	LC Pass	LC Pass	LC Pass	LC Pass	LC Pass	LC Pass	LC Pass
High	5.0000	100.00	20.000	10.000	500.00	400.00	600.00
Low	-.00500	-.05000	-.00500	-.02500	-.10000	-5.0000	-5.0000

Elem	MN	MO	NA	NI	PB/1	PB/2	PB
Units	ppm	ppm	ppm	ppm	ppm	ppm	ppm
Avge	.00009	-.00041	-.45903	.00133	-.00031	-.00096	-.00074
SDev	.00007	.00082	.10231	.00004	.00441	.00208	.00040
%RSD	72.959	197.13	22.288	2.7575	1432.6	216.04	53.764
#1	.00017	.00051	-.35261	.00131	.00462	-.00336	-.00070
#2	.00005	-.00070	-.55666	.00137	-.00388	.00020	-.00116
#3	.00005	-.00105	-.46781	.00130	-.00166	.00028	-.00037
Errors	LC Pass	LC Pass	LC Pass	LC Pass	NOCHECK	NOCHECK	LC Pass
High	20.000	20.000	400.00	100.00			5.0000
Low	-.01500	-.04000	-5.0000	-.04000			-.00300

Elem	SB/1	SB/2	SB	SE/1	SE/2	SE	SI
Units	ppm	ppm	ppm	ppm	ppm	ppm	ppm
Avge	-.00313	.00003	-.00103	.00651	-.00087	.00158	-.00044
SDev	.00405	.00025	.00125	.00557	.00224	.00212	.00128
%RSD	129.15	995.46	121.68	85.681	256.38	133.70	289.08
#1	-.00781	.00020	-.00247	.01198	-.00268	.00220	-.00157
#2	-.00066	-.00026	-.00039	.00083	-.00158	-.00077	-.00071

#3	-.00094	.00014	-.00022	.00671	.00163	.00332	.00095
Errors	NOCHECK	NOCHECK	LC Pass	NOCHECK	NOCHECK	LC Pass	LC Pass

High			5.0000			10.000	50.000
Low			-.01000			-.00500	-.50000

Elem	SN	SR	TI	TL	V_	ZN	
Units	ppm	ppm	ppm	ppm	ppm	ppm	
Avge	.00141	.00008	.00007	.00283	-.00014	.00618	
SDev	.00117	.00012	.00020	.00067	.00055	.00006	
%RSD	83.117	150.24	273.55	23.560	381.28	.98156	
#1	.00266	.00021	.00029	.00289	.00048	.00625	
#2	.00035	.00002	.00003	.00347	-.00056	.00613	
#3	.00121	.00000	-.00010	.00214	-.00035	.00616	
Errors	LC Pass	LC Pass	LC Pass	LC Pass	LC Pass	LC Pass	
High	30.000	10.000	30.000	10.000	50.000	10.000	
Low	-.10000	-.05000	-.05000	-.01000	-.05000	-.02000	

IntStd	1	2	3	4	5	6	7
Mode	Counts	NOTUSED	NOTUSED	NOTUSED	NOTUSED	NOTUSED	NOTUSED
Elem	Y	--	--	--	--	--	--
Wavlen	371.030	--	--	--	--	--	--
Avge	26958	--	--	--	--	--	--
SDev	64.93959	--	--	--	--	--	--
%RSD	.2408908	--	--	--	--	--	--
#1	26920	--	--	--	--	--	--
#2	27033	--	--	--	--	--	--
#3	26922	--	--	--	--	--	--

Method: METTRACE Sample Name: K1KMDP5F Operator: RJG
Run Time: 10/31/08 07:53:17
Comment: TESTAMERICA PITTSBURGH ICP METALS ANALYSIS-INST TRACEICP
Mode: CONC Corr. Factor: 1

Elem	AG	AL	AS	B_	BA	BE	CA
Units	ppm	ppm	ppm	ppm	ppm	ppm	ppm
Avge	.00071	-.01677	.00068	.00141	.00025	.00046	.01438
SDev	.00034	.00257	.00026	.00080	.00010	.00002	.00340
%RSD	47.424	15.356	37.740	56.328	38.734	3.7995	23.638
#1	.00067	-.01840	.00075	.00177	.00021	.00045	.01242
#2	.00039	-.01810	.00040	.00050	.00017	.00045	.01241
#3	.00106	-.01380	.00090	.00197	.00035	.00048	.01830

Elem	CD	CO	CR	CU	FE	K_	MG
Units	ppm	ppm	ppm	ppm	ppm	ppm	ppm
Avge	.00015	.00046	.00038	-.00006	.00694	.20566	.00362
SDev	.00003	.00034	.00055	.00009	.01310	.00065	.00351
%RSD	19.506	74.583	145.85	165.56	188.63	.31663	96.769
#1	.00018	.00017	.00012	-.00015	-.00087	.20497	.00097
#2	.00012	.00037	.00000	-.00006	-.00037	.20576	.00230
#3	.00015	.00083	.00101	.00004	.02207	.20626	.00760

Elem	MN	MO	NA	NI	PB/1	PB/2	PB
Units	ppm	ppm	ppm	ppm	ppm	ppm	ppm
Avge	.00021	.00005	-.49085	.00045	.00328	-.00319	-.00104
SDev	.00012	.00073	.09745	.00070	.00125	.00200	.00093
%RSD	56.657	1424.6	19.853	156.43	37.993	62.475	89.701
#1	.00012	-.00068	-.60120	.00004	.00195	-.00132	-.00023
#2	.00018	.00079	-.45471	.00004	.00442	-.00529	-.00206
#3	.00035	.00004	-.41663	.00125	.00347	-.00297	-.00083

Elem	SB/1	SB/2	SB	SE/1	SE/2	SE	SI
Units	ppm	ppm	ppm	ppm	ppm	ppm	ppm
Avge	-.00313	.00092	-.00043	.00171	.00087	.00115	-.00496
SDev	.00150	.00044	.00040	.00189	.00185	.00185	.00090
%RSD	47.804	48.277	93.035	110.55	212.12	160.36	18.237
#1	-.00149	.00050	-.00016	-.00040	-.00126	-.00098	-.00580
#2	-.00350	.00139	-.00024	.00230	.00199	.00209	-.00506
#3	-.00441	.00087	-.00089	.00324	.00188	.00233	-.00401

Elem	SN	SR	TI	TL	V_	ZN
Units	ppm	ppm	ppm	ppm	ppm	ppm
Avge	.00150	.00010	.00010	-.00048	.00028	.00501
SDev	.00051	.00003	.00034	.00207	.00021	.00037
%RSD	34.032	32.597	326.00	430.71	74.318	7.3904
#1	.00180	.00009	.00015	-.00273	.00049	.00472
#2	.00091	.00007	-.00025	-.00006	.00028	.00489
#3	.00179	.00013	.00041	.00135	.00007	.00543

IntStd	1	2	3	4	5	6	7
Mode	Counts	NOTUSED	NOTUSED	NOTUSED	NOTUSED	NOTUSED	NOTUSED
Elem	Y	--	--	--	--	--	--
Wavlen	371.030	--	--	--	--	--	--
Avge	26495	--	--	--	--	--	--
SDev	128.0702	--	--	--	--	--	--
%RSD	.4833673	--	--	--	--	--	--
#1	26420	--	--	--	--	--	--
#2	26423	--	--	--	--	--	--
#3	26643	--	--	--	--	--	--

Method: METTRACE Sample Name: CCV1-10 Operator: RJG
Run Time: 10/31/08 07:58:48
Comment: TESTAMERICA PITTSBURGH ICP METALS ANALYSIS-INST TRACEICP
Mode: CONC Corr. Factor: 1

Elem	AG	AL	AS	B_	BA	BE	CA
Units	ppm	ppm	ppm	ppm	ppm	ppm	ppm
Avge	1.0307	24.787	.51254	2.0437	2.0030	2.0326	51.472
SDev	.0324	.793	.01751	.0646	.0644	.0714	1.829
%RSD	3.1437	3.1979	3.4166	3.1599	3.2148	3.5123	3.5536
#1	1.0118	24.341	.50301	2.0079	1.9681	1.9946	50.479
#2	1.0681	25.702	.53275	2.1182	2.0773	2.1149	53.583
#3	1.0121	24.318	.50187	2.0049	1.9636	1.9882	50.355
Errors	LC Pass	LC Pass	LC Pass	LC Pass	LC Pass	LC Pass	LC Pass
High	1.1000	27.500	.55000	2.2000	2.2000	2.2000	55.000
Low	.90000	22.500	.45000	1.8000	1.8000	1.8000	45.000

Elem	CD	CO	CR	CU	FE	K_	MG
Units	ppm	ppm	ppm	ppm	ppm	ppm	ppm
Avge	.50067	2.0289	2.0433	2.0367	25.654	120.86	50.280
SDev	.01716	.0695	.0717	.0651	.919	3.78	1.730
%RSD	3.4276	3.4246	3.5111	3.1954	3.5840	3.1243	3.4406
#1	.49173	1.9910	2.0037	2.0012	25.165	118.67	49.326
#2	.52046	2.1090	2.1261	2.1119	26.715	125.22	52.277
#3	.48983	1.9865	2.0001	1.9971	25.083	118.70	49.237
Errors	LC Pass	LC Pass	LC Pass	LC Pass	LC Pass	LC Pass	LC Pass
High	.55000	2.2000	2.2000	2.2000	27.500	137.50	55.000
Low	.45000	1.8000	1.8000	1.8000	22.500	112.50	45.000

Elem	MN	MO	NA	NI	PB/1	PB/2	PB
Units	ppm	ppm	ppm	ppm	ppm	ppm	ppm
Avge	2.0106	2.0411	122.76	2.0126	.51198	.51096	.51130
SDev	.0699	.0715	3.43	.0689	.01449	.01631	.01570
%RSD	3.4765	3.5038	2.7918	3.4216	2.8305	3.1925	3.0698
#1	1.9722	1.9936	120.67	1.9745	.50453	.50129	.50237
#2	2.0912	2.1233	126.71	2.0921	.52868	.52979	.52942
#3	1.9682	2.0063	120.89	1.9713	.50273	.50179	.50211
Errors	LC Pass	LC Pass	LC Pass	LC Pass	NOCHECK	NOCHECK	LC Pass
High	2.2000	2.2000	137.50	2.2000			.55000
Low	1.8000	1.8000	112.50	1.8000			.45000

Elem	SB/1	SB/2	SB	SE/1	SE/2	SE	SI
Units	ppm	ppm	ppm	ppm	ppm	ppm	ppm
Avge	.50886	.50597	.50693	.50482	.50649	.50593	1.8966
SDev	.01832	.01559	.01650	.01321	.01648	.01534	.0660
%RSD	3.6001	3.0822	3.2542	2.6171	3.2547	3.0319	3.4820
#1	.49904	.49851	.49869	.49840	.49540	.49640	1.8597
#2	.52999	.52389	.52592	.52001	.52543	.52363	1.9728

#3	.49754	.49550	.49618	.49604	.49863	.49777	1.8573
Errors	NOCHECK	NOCHECK	LC Pass	NOCHECK	NOCHECK	LC Pass	LC Pass

High			.55000			.55000	2.2000
Low			.45000			.45000	1.8000

Elem	SN	SR	TI	TL	V_	ZN	
Units	ppm	ppm	ppm	ppm	ppm	ppm	
Avge	2.0410	1.9615	2.0167	1.0240	2.0412	2.0936	
SDev	.0765	.0661	.0674	.0382	.0730	.0704	
%RSD	3.7497	3.3692	3.3430	3.7335	3.5774	3.3638	
#1	1.9977	1.9259	1.9789	.99940	2.0021	2.0544	
#2	2.1293	2.0377	2.0945	1.0681	2.1254	2.1749	
#3	1.9959	1.9208	1.9766	1.0046	1.9960	2.0516	
Errors	LC Pass	LC Pass	LC Pass	LC Pass	LC Pass	LC Pass	
High	2.2000	2.2000	2.2000	1.1000	2.2000	2.2000	
Low	1.8000	1.8000	1.8000	.90000	1.8000	1.8000	

IntStd	1	2	3	4	5	6	7
Mode	Counts	NOTUSED	NOTUSED	NOTUSED	NOTUSED	NOTUSED	NOTUSED
Elem	Y	--	--	--	--	--	--
Wavlen	371.030	--	--	--	--	--	--
Avge	25643	--	--	--	--	--	--
SDev	736.6542	--	--	--	--	--	--
%RSD	2.872688	--	--	--	--	--	--
#1	26126	--	--	--	--	--	--
#2	24795	--	--	--	--	--	--
#3	26009	--	--	--	--	--	--

Method: METTRACE Sample Name: CCB10 Operator: RJG
Run Time: 10/31/08 08:04:18
Comment: TESTAMERICA PITTSBURGH ICP METALS ANALYSIS-INST TRACEICP
Mode: CONC Corr. Factor: 1

Elem	AG	AL	AS	B_	BA	BE	CA
Units	ppm	ppm	ppm	ppm	ppm	ppm	ppm
Avge	.00010	-.01709	-.00008	.00273	.00006	.00056	.00193
SDev	.00008	.00035	.00069	.00068	.00003	.00005	.00110
%RSD	81.547	2.0530	823.00	24.998	45.649	8.9109	56.757
#1	.00011	-.01742	-.00018	.00350	.00008	.00061	.00241
#2	.00002	-.01672	.00065	.00222	.00003	.00051	.00068
#3	.00018	-.01712	-.00072	.00247	.00006	.00056	.00272
Errors	LC Pass	LC Pass	LC Pass	LC Pass	LC Pass	LC Pass	LC Pass
High	.00500	.20000	.01000	.20000	.20000	.00400	5.0000
Low	-.00500	-.20000	-.01000	-.20000	-.20000	-.00400	-5.0000

Elem	CD	CO	CR	CU	FE	K_	MG
Units	ppm	ppm	ppm	ppm	ppm	ppm	ppm
Avge	.00011	.00035	.00023	-.00008	-.00093	.19267	.00188
SDev	.00014	.00006	.00003	.00028	.00760	.00762	.00203
%RSD	120.43	16.337	14.621	349.80	819.50	3.9569	108.31
#1	.00006	.00040	.00027	.00024	.00631	.20086	-.00034
#2	.00001	.00029	.00020	-.00027	-.00885	.18578	.00364
#3	.00027	.00037	.00022	-.00022	-.00025	.19135	.00233
Errors	LC Pass	LC Pass	LC Pass	LC Pass	LC Pass	LC Pass	LC Pass
High	.00500	.05000	.00500	.02500	.10000	5.0000	5.0000
Low	-.00500	-.05000	-.00500	-.02500	-.10000	-5.0000	-5.0000

Elem	MN	MO	NA	NI	PB/1	PB/2	PB
Units	ppm	ppm	ppm	ppm	ppm	ppm	ppm
Avge	.00004	.00527	-.46029	-.00024	.00031	-.00042	-.00018
SDev	.00003	.00247	.06219	.00012	.00133	.00063	.00044
%RSD	94.575	46.816	13.512	50.233	426.82	148.97	246.83
#1	.00006	.00786	-.46398	-.00032	-.00115	.00010	-.00032
#2	.00006	.00500	-.52055	-.00010	.00144	-.00025	.00032
#3	-.00000	.00295	-.39633	-.00032	.00065	-.00112	-.00053
Errors	LC Pass	LC Pass	LC Pass	LC Pass	NOCHECK	NOCHECK	LC Pass
High	.01500	.04000	5.0000	.04000			.00300
Low	-.01500	-.04000	-5.0000	-.04000			-.00300

Elem	SB/1	SB/2	SB	SE/1	SE/2	SE	SI
Units	ppm	ppm	ppm	ppm	ppm	ppm	ppm
Avge	-.00122	.00101	.00027	.00030	-.00045	-.00020	-.00239
SDev	.00016	.00031	.00024	.00345	.00009	.00119	.00021
%RSD	13.337	30.397	87.018	1159.6	19.600	595.94	8.8193
#1	-.00140	.00081	.00007	.00181	-.00035	.00037	-.00226
#2	-.00110	.00087	.00021	-.00365	-.00053	-.00157	-.00228

#3	-.00115	.00137	.00053	.00273	-.00046	.00060	-.00263
Errors	NOCHECK	NOCHECK	LC Pass	NOCHECK	NOCHECK	LC Pass	LC Pass

High			.06000			.00500	.50000
Low			-.06000			-.00500	-.50000

Elem	SN	SR	TI	TL	V_	ZN	
Units	ppm	ppm	ppm	ppm	ppm	ppm	
Avge	.00336	.00001	.00037	-.00201	-.00014	.00193	
SDev	.00135	.00004	.00015	.00058	.00000	.00015	
%RSD	40.343	462.02	40.540	28.915	1.5939	7.6417	
#1	.00415	-.00004	.00054	-.00187	-.00014	.00176	
#2	.00413	.00002	.00028	-.00264	-.00015	.00199	
#3	.00179	.00005	.00028	-.00151	-.00014	.00204	
Errors	LC Pass	LC Pass	LC Pass	LC Pass	LC Pass	LC Pass	
High	.10000	.05000	.05000	.01000	.05000	.02000	
Low	-.10000	-.05000	-.05000	-.01000	-.05000	-.02000	

IntStd	1	2	3	4	5	6	7
Mode	Counts	NOTUSED	NOTUSED	NOTUSED	NOTUSED	NOTUSED	NOTUSED
Elem	Y	--	--	--	--	--	--
Wavlen	371.030	--	--	--	--	--	--
Avge	26634	--	--	--	--	--	--
SDev	117.3171	--	--	--	--	--	--
%RSD	.4404738	--	--	--	--	--	--
#1	26500	--	--	--	--	--	--
#2	26718	--	--	--	--	--	--
#3	26685	--	--	--	--	--	--

Method: METTRACE Sample Name: K1KMDSF Operator: RJG
Run Time: 10/31/08 08:09:49
Comment: TESTAMERICA PITTSBURGH ICP METALS ANALYSIS-INST TRACEICP
Mode: CONC Corr. Factor: 1

Elem	AG	AL	AS	B_	BA	BE	CA
Units	ppm	ppm	ppm	ppm	ppm	ppm	ppm
Avge	.05098	1.9580	2.0238	.99119	1.9247	.04934	-.00538
SDev	.00020	.0059	.0072	.00404	.0070	.00015	.00067
%RSD	.38819	.30061	.35541	.40763	.36139	.30525	12.407
#1	.05079	1.9522	2.0165	.98660	1.9166	.04917	-.00530
#2	.05119	1.9579	2.0240	.99274	1.9286	.04943	-.00609
#3	.05095	1.9640	2.0309	.99422	1.9288	.04943	-.00476
Errors	LC Pass	LC Pass	LC Pass	LC Pass	LC Pass	LC Pass	LC Pass
High	2.0000	500.00	10.000	30.000	10.000	10.000	600.00
Low	-.00500	-.20000	-.01000	-.20000	-.20000	-.00400	-5.0000

Elem	CD	CO	CR	CU	FE	K_	MG
Units	ppm	ppm	ppm	ppm	ppm	ppm	ppm
Avge	.05068	.50178	.20443	.24777	1.0178	.23660	.00671
SDev	.00018	.00186	.00114	.00080	.0065	.00320	.00201
%RSD	.35978	.37024	.55967	.32213	.63770	1.3531	29.922
#1	.05047	.49978	.20312	.24689	1.0129	.23876	.00627
#2	.05076	.50211	.20523	.24844	1.0153	.23812	.00890
#3	.05081	.50345	.20493	.24797	1.0251	.23293	.00496
Errors	LC Pass	LC Pass	LC Pass	LC Pass	LC Pass	LC Pass	LC Pass
High	5.0000	100.00	20.000	10.000	500.00	400.00	600.00
Low	-.00500	-.05000	-.00500	-.02500	-.10000	-5.0000	-5.0000

Elem	MN	MO	NA	NI	PB/1	PB/2	PB
Units	ppm	ppm	ppm	ppm	ppm	ppm	ppm
Avge	.49594	.00044	-.36187	.50345	.50659	.50762	.50728
SDev	.00167	.00025	.02470	.00319	.00468	.00261	.00113
%RSD	.33610	57.817	6.8258	.63454	.92370	.51477	.22336
#1	.49408	.00016	-.35645	.49997	.50191	.50867	.50642
#2	.49643	.00064	-.34032	.50412	.51127	.50465	.50685
#3	.49730	.00051	-.38883	.50626	.50659	.50955	.50856
Errors	LC Pass	LC Pass	LC Pass	LC Pass	NOCHECK	NOCHECK	LC Pass
High	20.000	20.000	400.00	100.00			5.0000
Low	-.01500	-.04000	-5.0000	-.04000			-.00300

Elem	SB/1	SB/2	SB	SE/1	SE/2	SE	SI
Units	ppm	ppm	ppm	ppm	ppm	ppm	ppm
Avge	-.00413	.00060	-.00098	2.0836	2.0607	2.0683	-.00067
SDev	.00164	.00138	.00051	.0145	.0092	.0103	.00206
%RSD	39.569	230.15	52.231	.69499	.44644	.49928	305.09
#1	-.00292	-.00088	-.00156	2.0670	2.0531	2.0577	-.00252
#2	-.00599	.00185	-.00076	2.0907	2.0580	2.0689	-.00105

#3	-.00349	.00083	-.00061	2.0932	2.0709	2.0783	.00155
Errors	NOCHECK	NOCHECK	LC Pass	NOCHECK	NOCHECK	LC Pass	LC Pass

High			5.0000			10.000	50.000
Low			-.01000			-.00500	-.50000

Elem	SN	SR	TI	TL	V_	ZN	
Units	ppm	ppm	ppm	ppm	ppm	ppm	
Avge	.00170	.93353	.00011	2.0122	.50074	.53161	
SDev	.00205	.00430	.00027	.0121	.00250	.00178	
%RSD	120.70	.46112	246.43	.60120	.49998	.33553	
#1	-.00025	.92865	.00002	2.0025	.49786	.52960	
#2	.00384	.93675	-.00011	2.0083	.50202	.53221	
#3	.00150	.93521	.00042	2.0257	.50235	.53301	

Errors	LC Pass	LC Pass	LC Pass	LC Pass	LC Pass	LC Pass	
High	30.000	10.000	30.000	10.000	50.000	10.000	
Low	-.10000	-.05000	-.05000	-.01000	-.05000	-.02000	

IntStd	1	2	3	4	5	6	7
Mode	Counts	NOTUSED	NOTUSED	NOTUSED	NOTUSED	NOTUSED	NOTUSED
Elem	Y	--	--	--	--	--	--
Wavlen	371.030	--	--	--	--	--	--
Avge	26807	--	--	--	--	--	--
SDev	93.99930	--	--	--	--	--	--
%RSD	.3506586	--	--	--	--	--	--
#1	26782	--	--	--	--	--	--
#2	26727	--	--	--	--	--	--
#3	26910	--	--	--	--	--	--

Method: METTRACE Sample Name: K1KMDDF Operator: RJG
Run Time: 10/31/08 08:15:20
Comment: TESTAMERICA PITTSBURGH ICP METALS ANALYSIS-INST TRACEICP
Mode: CONC Corr. Factor: 1

Elem	AG	AL	AS	B_	BA	BE	CA
Units	ppm	ppm	ppm	ppm	ppm	ppm	ppm
Avge	.05005	1.9480	1.9988	.97931	1.9159	.04867	.00067
SDev	.00027	.0036	.0030	.00157	.0034	.00013	.00066
%RSD	.54829	.18521	.15216	.16064	.17844	.26980	97.792
#1	.04974	1.9444	2.0022	.97920	1.9123	.04880	-.00003
#2	.05016	1.9516	1.9965	.97780	1.9190	.04854	.00128
#3	.05026	1.9480	1.9975	.98094	1.9164	.04866	.00076
Errors	LC Pass	LC Pass	LC Pass	LC Pass	LC Pass	LC Pass	LC Pass
High	2.0000	500.00	10.000	30.000	10.000	10.000	600.00
Low	-.00500	-.20000	-.01000	-.20000	-.20000	-.00400	-5.0000

Elem	CD	CO	CR	CU	FE	K_	MG
Units	ppm	ppm	ppm	ppm	ppm	ppm	ppm
Avge	.05019	.49698	.20194	.24674	1.0030	.22221	.00671
SDev	.00022	.00132	.00035	.00065	.0025	.00358	.00075
%RSD	.43063	.26500	.17245	.26484	.24928	1.6124	11.167
#1	.05043	.49848	.20211	.24617	1.0030	.22068	.00757
#2	.05014	.49605	.20217	.24745	1.0006	.21964	.00627
#3	.05001	.49639	.20154	.24660	1.0056	.22630	.00628
Errors	LC Pass	LC Pass	LC Pass	LC Pass	LC Pass	LC Pass	LC Pass
High	5.0000	100.00	20.000	10.000	500.00	400.00	600.00
Low	-.00500	-.05000	-.00500	-.02500	-.10000	-5.0000	-5.0000

Elem	MN	MO	NA	NI	PB/1	PB/2	PB
Units	ppm	ppm	ppm	ppm	ppm	ppm	ppm
Avge	.49143	.00031	-.38160	.49774	.49966	.50443	.50284
SDev	.00040	.00048	.04570	.00088	.00353	.00198	.00200
%RSD	.08089	154.27	11.975	.17574	.70592	.39251	.39779
#1	.49183	.00039	-.33915	.49826	.50129	.50669	.50490
#2	.49141	.00076	-.42997	.49824	.50208	.50304	.50272
#3	.49103	-.00020	-.37568	.49673	.49562	.50354	.50090
Errors	LC Pass	LC Pass	LC Pass	LC Pass	NOCHECK	NOCHECK	LC Pass
High	20.000	20.000	400.00	100.00			5.0000
Low	-.01500	-.04000	-5.0000	-.04000			-.00300

Elem	SB/1	SB/2	SB	SE/1	SE/2	SE	SI
Units	ppm	ppm	ppm	ppm	ppm	ppm	ppm
Avge	-.00134	-.00086	-.00102	2.0507	2.0399	2.0435	.00252
SDev	.00065	.00125	.00065	.0062	.0057	.0059	.00227
%RSD	48.457	146.43	63.592	.30101	.28123	.28725	90.081
#1	-.00073	-.00158	-.00129	2.0539	2.0420	2.0459	.00200
#2	-.00202	.00059	-.00028	2.0547	2.0442	2.0477	.00055

#3	-.00127	-.00158	-.00148	2.0436	2.0334	2.0368	.00501
Errors	NOCHECK	NOCHECK	LC Pass	NOCHECK	NOCHECK	LC Pass	LC Pass

High			5.0000			10.000	50.000
Low			-.01000			-.00500	-.50000

Elem	SN	SR	TI	TL	V_	ZN	
Units	ppm	ppm	ppm	ppm	ppm	ppm	
Avge	.00150	.92863	.00055	1.9901	.49470	.52403	
SDev	.00151	.00202	.00026	.0013	.00170	.00030	
%RSD	100.70	.21718	47.737	.06749	.34356	.05723	
#1	.00063	.92630	.00081	1.9886	.49524	.52383	
#2	.00325	.92975	.00029	1.9913	.49607	.52387	
#3	.00062	.92984	.00055	1.9903	.49280	.52437	
Errors	LC Pass	LC Pass	LC Pass	LC Pass	LC Pass	LC Pass	
High	30.000	10.000	30.000	10.000	50.000	10.000	
Low	-.10000	-.05000	-.05000	-.01000	-.05000	-.02000	

IntStd	1	2	3	4	5	6	7
Mode	Counts	NOTUSED	NOTUSED	NOTUSED	NOTUSED	NOTUSED	NOTUSED
Elem	Y	--	--	--	--	--	--
Wavlen	371.030	--	--	--	--	--	--
Avge	26813	--	--	--	--	--	--
SDev	115.4694	--	--	--	--	--	--
%RSD	.4306520	--	--	--	--	--	--
#1	26923	--	--	--	--	--	--
#2	26822	--	--	--	--	--	--
#3	26693	--	--	--	--	--	--

Method: METTRACE Sample Name: K1KMMF Operator: RJG
Run Time: 10/31/08 08:20:51
Comment: TESTAMERICA PITTSBURGH ICP METALS ANALYSIS-INST TRACEICP
Mode: CONC Corr. Factor: 1

Elem	AG	AL	AS	B_	BA	BE	CA
Units	ppm	ppm	ppm	ppm	ppm	ppm	ppm
Avge	.00005	-.00733	.00077	.05445	.04650	.00043	30.536
SDev	.00042	.00223	.00086	.00070	.00017	.00004	.071
%RSD	885.25	30.388	111.50	1.2845	.37198	9.5327	.23338
#1	.00023	-.00767	.00045	.05516	.04633	.00047	30.544
#2	.00035	-.00495	.00175	.05441	.04650	.00043	30.602
#3	-.00044	-.00936	.00012	.05377	.04667	.00039	30.460
Errors	LC Pass	LC Pass	LC Pass	LC Pass	LC Pass	LC Pass	LC Pass
High	2.0000	500.00	10.000	30.000	10.000	10.000	600.00
Low	-.00500	-.20000	-.01000	-.20000	-.20000	-.00400	-5.0000

Elem	CD	CO	CR	CU	FE	K_	MG
Units	ppm	ppm	ppm	ppm	ppm	ppm	ppm
Avge	-.00007	.00046	.00013	.00177	-.02800	2.3102	8.0934
SDev	.00016	.00028	.00035	.00015	.01032	.0033	.0174
%RSD	239.63	61.891	280.09	8.1683	36.843	.14479	.21499
#1	.00009	.00046	.00034	.00187	-.01948	2.3077	8.0987
#2	-.00006	.00074	.00032	.00185	-.02505	2.3090	8.1075
#3	-.00023	.00018	-.00028	.00161	-.03947	2.3140	8.0740
Errors	LC Pass	LC Pass	LC Pass	LC Pass	LC Pass	LC Pass	LC Pass
High	5.0000	100.00	20.000	10.000	500.00	400.00	600.00
Low	-.00500	-.05000	-.00500	-.02500	-.10000	-5.0000	-5.0000

Elem	MN	MO	NA	NI	PB/1	PB/2	PB
Units	ppm	ppm	ppm	ppm	ppm	ppm	ppm
Avge	.02267	.00101	36.627	.00092	-.00199	-.00042	-.00094
SDev	.00011	.00067	.040	.00022	.00093	.00114	.00105
%RSD	.49407	66.059	.11037	23.592	46.494	269.88	111.14
#1	.02275	.00089	36.599	.00068	-.00210	-.00104	-.00139
#2	.02272	.00041	36.673	.00111	-.00102	.00089	.00025
#3	.02254	.00172	36.609	.00096	-.00286	-.00111	-.00170
Errors	LC Pass	LC Pass	LC Pass	LC Pass	NOCHECK	NOCHECK	LC Pass
High	20.000	20.000	400.00	100.00			5.0000
Low	-.01500	-.04000	-5.0000	-.04000			-.00300

Elem	SB/1	SB/2	SB	SE/1	SE/2	SE	SI
Units	ppm	ppm	ppm	ppm	ppm	ppm	ppm
Avge	-.00104	.00019	-.00022	.00387	-.00176	.00012	.93638
SDev	.00186	.00194	.00170	.00291	.00261	.00247	.00244
%RSD	179.16	1027.7	773.07	75.097	148.63	2070.9	.26013
#1	-.00219	.00120	.00007	.00647	-.00177	.00098	.93752
#2	-.00203	-.00205	-.00204	.00441	.00086	.00204	.93804

#3	.00111	.00142	.00132	.00073	-.00436	-.00266	.93359
Errors	NOCHECK	NOCHECK	LC Pass	NOCHECK	NOCHECK	LC Pass	LC Pass

High			5.0000			10.000	50.000
Low			-.01000			-.00500	-.50000

Elem	SN	SR	TI	TL	V_	ZN	
Units	ppm	ppm	ppm	ppm	ppm	ppm	
Avge	.00209	.29179	.00007	.00281	.00034	.00439	
SDev	.00182	.00082	.00033	.00094	.00044	.00007	
%RSD	87.297	.28056	506.64	33.567	130.08	1.6131	
#1	.00355	.29099	.00041	.00342	.00048	.00445	
#2	.00267	.29174	-.00024	.00328	.00069	.00432	
#3	.00005	.29263	.00002	.00172	-.00016	.00441	
Errors	LC Pass	LC Pass	LC Pass	LC Pass	LC Pass	LC Pass	
High	30.000	10.000	30.000	10.000	50.000	10.000	
Low	-.10000	-.05000	-.05000	-.01000	-.05000	-.02000	

IntStd	1	2	3	4	5	6	7
Mode	Counts	NOTUSED	NOTUSED	NOTUSED	NOTUSED	NOTUSED	NOTUSED
Elem	Y	--	--	--	--	--	--
Wavlen	371.030	--	--	--	--	--	--
Avge	26687	--	--	--	--	--	--
SDev	92.16882	--	--	--	--	--	--
%RSD	.3453720	--	--	--	--	--	--
#1	26618	--	--	--	--	--	--
#2	26650	--	--	--	--	--	--
#3	26792	--	--	--	--	--	--

Method: METTRACE Sample Name: K1NKCF Operator: RJG
Run Time: 10/31/08 08:26:21
Comment: TESTAMERICA PITTSBURGH ICP METALS ANALYSIS-INST TRACEICP
Mode: CONC Corr. Factor: 1

Elem	AG	AL	AS	B_	BA	BE	CA
Units	ppm	ppm	ppm	ppm	ppm	ppm	ppm
Avge	.00022	-.01039	-.00022	.00282	.01529	.00034	1.2325
SDev	.00015	.00112	.00049	.00014	.00001	.00010	.0027
%RSD	67.196	10.805	219.44	5.0666	.09083	28.069	.21690
#1	.00008	-.00926	-.00010	.00287	.01531	.00027	1.2321
#2	.00037	-.01040	.00019	.00265	.01528	.00030	1.2300
#3	.00020	-.01151	-.00076	.00292	.01530	.00045	1.2354
Errors	LC Pass	LC Pass	LC Pass	LC Pass	LC Pass	LC Pass	LC Pass
High	2.0000	500.00	10.000	30.000	10.000	10.000	600.00
Low	-.00500	-.20000	-.01000	-.20000	-.20000	-.00400	-5.0000

Elem	CD	CO	CR	CU	FE	K_	MG
Units	ppm	ppm	ppm	ppm	ppm	ppm	ppm
Avge	.00085	.00033	.00050	.00258	.00414	.21263	.18976
SDev	.00016	.00048	.00038	.00007	.00548	.00916	.00187
%RSD	18.537	144.61	76.398	2.7367	132.21	4.3089	.98347
#1	.00085	.00089	.00085	.00266	.01044	.22271	.19037
#2	.00100	.00007	.00056	.00253	.00047	.21040	.19124
#3	.00069	.00004	.00009	.00255	.00153	.20480	.18766
Errors	LC Pass	LC Pass	LC Pass	LC Pass	LC Pass	LC Pass	LC Pass
High	5.0000	100.00	20.000	10.000	500.00	400.00	600.00
Low	-.00500	-.05000	-.00500	-.02500	-.10000	-5.0000	-5.0000

Elem	MN	MO	NA	NI	PB/1	PB/2	PB
Units	ppm	ppm	ppm	ppm	ppm	ppm	ppm
Avge	.00326	-.00022	-.08698	.00177	.00667	.00748	.00721
SDev	.00002	.00043	.08276	.00012	.00292	.00135	.00062
%RSD	.64804	195.27	95.146	6.5289	43.795	18.097	8.5381
#1	.00325	-.00033	-.02120	.00187	.00330	.00877	.00695
#2	.00324	-.00058	-.05984	.00179	.00815	.00607	.00676
#3	.00328	.00025	-.17989	.00164	.00855	.00759	.00791
Errors	LC Pass	LC Pass	LC Pass	LC Pass	NOCHECK	NOCHECK	LC Pass
High	20.000	20.000	400.00	100.00			5.0000
Low	-.01500	-.04000	-5.0000	-.04000			-.00300

Elem	SB/1	SB/2	SB	SE/1	SE/2	SE	SI
Units	ppm	ppm	ppm	ppm	ppm	ppm	ppm
Avge	.00138	.00267	.00224	.00349	-.00105	.00047	.17176
SDev	.00239	.00125	.00073	.00176	.00227	.00144	.00062
%RSD	172.63	47.023	32.541	50.283	217.25	307.82	.35936
#1	.00381	.00135	.00217	.00155	-.00092	-.00010	.17212
#2	-.00096	.00280	.00155	.00398	.00116	.00210	.17212

#3	.00130	.00385	.00300	.00496	-.00338	-.00060	.17105
Errors	NOCHECK	NOCHECK	LC Pass	NOCHECK	NOCHECK	LC Pass	LC Pass

High			5.0000			10.000	50.000
Low			-.01000			-.00500	-.50000

Elem	SN	SR	TI	TL	V_	ZN	
Units	ppm	ppm	ppm	ppm	ppm	ppm	
Avge	.03414	.00878	.00042	.00137	-.00014	.01615	
SDev	.00091	.00003	.00022	.00286	.00021	.00011	
%RSD	2.6745	.38200	53.033	208.96	144.75	.68074	
#1	.03309	.00876	.00055	.00362	-.00035	.01602	
#2	.03475	.00882	.00055	.00233	.00006	.01619	
#3	.03458	.00877	.00016	-.00185	-.00014	.01623	

Errors	LC Pass	LC Pass	LC Pass	LC Pass	LC Pass	LC Pass	
High	30.000	10.000	30.000	10.000	50.000	10.000	
Low	-.10000	-.05000	-.05000	-.01000	-.05000	-.02000	

IntStd	1	2	3	4	5	6	7
Mode	Counts	NOTUSED	NOTUSED	NOTUSED	NOTUSED	NOTUSED	NOTUSED
Elem	Y	--	--	--	--	--	--
Wavlen	371.030	--	--	--	--	--	--
Avge	26998	--	--	--	--	--	--
SDev	105.6226	--	--	--	--	--	--
%RSD	.3912217	--	--	--	--	--	--
#1	26909	--	--	--	--	--	--
#2	26971	--	--	--	--	--	--
#3	27115	--	--	--	--	--	--

Method: METTRACE Sample Name: K1KPKF Operator: RJG
Run Time: 10/31/08 08:31:52
Comment: TESTAMERICA PITTSBURGH ICP METALS ANALYSIS-INST TRACEICP
Mode: CONC Corr. Factor: 1

Elem	AG	AL	AS	B_	BA	BE	CA
Units	ppm	ppm	ppm	ppm	ppm	ppm	ppm
Avge	-.00005	-.00372	-.00110	.00353	.01607	.00017	1.5500
SDev	.00014	.00313	.00051	.00040	.00002	.00006	.0017
%RSD	302.73	84.181	46.467	11.443	.13348	35.762	.10989
#1	-.00015	-.00654	-.00051	.00359	.01605	.00016	1.5519
#2	.00012	-.00035	-.00140	.00391	.01608	.00011	1.5494
#3	-.00011	-.00426	-.00139	.00310	.01609	.00023	1.5486
Errors	LC Pass	LC Pass	LC Pass	LC Pass	LC Pass	LC Pass	LC Pass
High	2.0000	500.00	10.000	30.000	10.000	10.000	600.00
Low	-.00500	-.20000	-.01000	-.20000	-.20000	-.00400	-5.0000

Elem	CD	CO	CR	CU	FE	K_	MG
Units	ppm	ppm	ppm	ppm	ppm	ppm	ppm
Avge	.00310	.00060	.00092	.00580	.01400	.20777	.22769
SDev	.00029	.00015	.00013	.00019	.00782	.00227	.00075
%RSD	9.4230	25.752	14.262	3.2595	55.817	1.0924	.33018
#1	.00298	.00050	.00100	.00560	.00505	.20515	.22848
#2	.00343	.00077	.00077	.00583	.01946	.20900	.22761
#3	.00289	.00052	.00099	.00598	.01750	.20917	.22698
Errors	LC Pass	LC Pass	LC Pass	LC Pass	LC Pass	LC Pass	LC Pass
High	5.0000	100.00	20.000	10.000	500.00	400.00	600.00
Low	-.00500	-.05000	-.00500	-.02500	-.10000	-5.0000	-5.0000

Elem	MN	MO	NA	NI	PB/1	PB/2	PB
Units	ppm	ppm	ppm	ppm	ppm	ppm	ppm
Avge	.00385	-.00015	.25620	.01201	.01392	.01936	.01755
SDev	.00005	.00030	.07289	.00085	.00108	.00157	.00079
%RSD	1.1700	208.02	28.449	7.0526	7.7908	8.0888	4.5241
#1	.00388	-.00047	.19375	.01134	.01381	.01836	.01685
#2	.00380	.00013	.33629	.01296	.01289	.02117	.01841
#3	.00387	-.00010	.23856	.01174	.01505	.01855	.01739
Errors	LC Pass	LC Pass	LC Pass	LC Pass	NOCHECK	NOCHECK	LC Pass
High	20.000	20.000	400.00	100.00			5.0000
Low	-.01500	-.04000	-5.0000	-.04000			-.00300

Elem	SB/1	SB/2	SB	SE/1	SE/2	SE	SI
Units	ppm	ppm	ppm	ppm	ppm	ppm	ppm
Avge	.00662	.00362	.00462	.00136	-.00056	.00008	.18326
SDev	.00101	.00089	.00036	.00373	.00170	.00081	.00225
%RSD	15.247	24.470	7.8474	273.03	302.52	1019.1	1.2282
#1	.00549	.00432	.00471	.00528	-.00141	.00082	.18173
#2	.00743	.00262	.00422	-.00214	.00139	.00022	.18585

#3	.00695	.00392	.00493	.00096	-.00167	-.00079	.18222
Errors	NOCHECK	NOCHECK	LC Pass	NOCHECK	NOCHECK	LC Pass	LC Pass

High			5.0000			10.000	50.000
Low			-.01000			-.00500	-.50000

Elem	SN	SR	TI	TL	V_	ZN	
Units	ppm	ppm	ppm	ppm	ppm	ppm	
Avge	.09169	.01073	.00042	.00047	-.00007	.02317	
SDev	.00131	.00005	.00022	.00060	.00051	.00015	
%RSD	1.4287	.47030	52.762	125.46	712.22	.66922	
#1	.09018	.01071	.00030	.00115	.00047	.02301	
#2	.09230	.01069	.00068	.00002	-.00055	.02332	
#3	.09257	.01079	.00029	.00026	-.00014	.02319	
Errors	LC Pass	LC Pass	LC Pass	LC Pass	LC Pass	LC Pass	
High	30.000	10.000	30.000	10.000	50.000	10.000	
Low	-.10000	-.05000	-.05000	-.01000	-.05000	-.02000	
IntStd	1	2	3	4	5	6	7
Mode	Counts	NOTUSED	NOTUSED	NOTUSED	NOTUSED	NOTUSED	NOTUSED
Elem	Y	--	--	--	--	--	--
Wavlen	371.030	--	--	--	--	--	--
Avge	27184	--	--	--	--	--	--
SDev	149.7944	--	--	--	--	--	--
%RSD	.5510374	--	--	--	--	--	--
#1	27351	--	--	--	--	--	--
#2	27141	--	--	--	--	--	--
#3	27060	--	--	--	--	--	--

Method: METTRACE Sample Name: K1R12B Operator: RJG
Run Time: 10/31/08 08:37:23
Comment: TESTAMERICA PITTSBURGH ICP METALS ANALYSIS-INST TRACEICP
Mode: CONC Corr. Factor: 1

Elem	AG	AL	AS	B_	BA	BE	CA
Units	ppm	ppm	ppm	ppm	ppm	ppm	ppm
Avge	.00135	-.01004	.00043	.00125	.00031	.00032	-.01444
SDev	.00040	.00436	.00073	.00032	.00004	.00026	.00105
%RSD	30.011	43.445	171.39	25.236	13.083	82.168	7.2714
#1	.00178	-.00528	-.00025	.00089	.00027	.00002	-.01354
#2	.00098	-.01100	.00032	.00144	.00034	.00044	-.01418
#3	.00129	-.01385	.00120	.00143	.00033	.00051	-.01559
Errors	LC Pass	LC Pass	LC Pass	LC Pass	LC Pass	LC Pass	LC Pass
High	.00500	.20000	.01000	.20000	.20000	.00400	5.0000
Low	-.00500	-.20000	-.01000	-.20000	-.20000	-.00400	-5.0000

Elem	CD	CO	CR	CU	FE	K_	MG
Units	ppm	ppm	ppm	ppm	ppm	ppm	ppm
Avge	.00030	.00021	.00090	.00127	.00604	.18142	.00943
SDev	.00003	.00019	.00025	.00038	.00802	.00498	.00412
%RSD	10.736	86.465	27.204	30.177	132.80	2.7439	43.679
#1	.00027	.00030	.00118	.00170	.01507	.18620	.01307
#2	.00030	.00034	.00072	.00113	.00326	.18180	.01026
#3	.00034	.00000	.00080	.00097	-.00022	.17626	.00496
Errors	LC Pass	LC Pass	LC Pass	LC Pass	LC Pass	LC Pass	LC Pass
High	.00500	.05000	.00500	.02500	.10000	5.0000	5.0000
Low	-.00500	-.05000	-.00500	-.02500	-.10000	-5.0000	-5.0000

Elem	MN	MO	NA	NI	PB/1	PB/2	PB
Units	ppm	ppm	ppm	ppm	ppm	ppm	ppm
Avge	.00033	.00148	-.16179	.00102	.00552	-.00309	-.00022
SDev	.00004	.00068	.10309	.00053	.00081	.00055	.00057
%RSD	11.559	45.978	63.716	51.688	14.690	17.819	258.26
#1	.00036	.00070	-.27884	.00049	.00585	-.00341	-.00033
#2	.00035	.00175	-.12201	.00154	.00610	-.00245	.00040
#3	.00029	.00198	-.08452	.00103	.00459	-.00340	-.00074
Errors	LC Pass	LC Pass	LC Pass	LC Pass	NOCHECK	NOCHECK	LC Pass
High	.01500	.04000	5.0000	.04000			.00300
Low	-.01500	-.04000	-5.0000	-.04000			-.00300

Elem	SB/1	SB/2	SB	SE/1	SE/2	SE	SI
Units	ppm	ppm	ppm	ppm	ppm	ppm	ppm
Avge	-.00397	.00155	-.00029	-.00320	.00283	.00082	.00843
SDev	.00196	.00103	.00025	.00138	.00063	.00081	.00684
%RSD	49.444	66.298	87.453	43.029	22.406	98.769	81.211
#1	-.00587	.00223	-.00047	-.00177	.00352	.00176	.01420
#2	-.00411	.00205	.00000	-.00330	.00227	.00042	.01021

#3	-.00194	.00037	-.00040	-.00452	.00269	.00029	.00087
Errors	NOCHECK	NOCHECK	LC Pass	NOCHECK	NOCHECK	LC Pass	LC Pass

High			.06000			.00500	.50000
Low			-.06000			-.00500	-.50000

Elem	SN	SR	TI	TL	V_	ZN	
Units	ppm	ppm	ppm	ppm	ppm	ppm	
Avge	.03310	.00016	.00046	-.00169	.00099	.00266	
SDev	.00313	.00005	.00020	.00146	.00055	.00012	
%RSD	9.4658	28.970	43.780	86.393	55.605	4.3010	
#1	.03301	.00018	.00067	-.00291	.00158	.00253	
#2	.03001	.00020	.00028	-.00007	.00049	.00274	
#3	.03628	.00011	.00042	-.00208	.00091	.00272	
Errors	LC Pass	LC Pass	LC Pass	LC Pass	LC Pass	LC Pass	
High	.10000	.05000	.05000	.01000	.05000	.02000	
Low	-.10000	-.05000	-.05000	-.01000	-.05000	-.02000	
IntStd	1	2	3	4	5	6	7
Mode	Counts	NOTUSED	NOTUSED	NOTUSED	NOTUSED	NOTUSED	NOTUSED
Elem	Y	--	--	--	--	--	--
Wavlen	371.030	--	--	--	--	--	--
Avge	26404	--	--	--	--	--	--
SDev	368.4641	--	--	--	--	--	--
%RSD	1.395492	--	--	--	--	--	--
#1	25988	--	--	--	--	--	--
#2	26535	--	--	--	--	--	--
#3	26689	--	--	--	--	--	--

Method: METTRACE Sample Name: K1R12C Operator: RJG
Run Time: 10/31/08 08:42:53
Comment: TESTAMERICA PITTSBURGH ICP METALS ANALYSIS-INST TRACEICP
Mode: CONC Corr. Factor: 1

Elem	AG	AL	AS	B_	BA	BE	CA
Units	ppm	ppm	ppm	ppm	ppm	ppm	ppm
Avge	.05073	1.9550	1.9368	.95357	1.9557	.05070	49.826
SDev	.00066	.0315	.0291	.01232	.0285	.00084	.855
%RSD	1.2980	1.6096	1.5005	1.2922	1.4589	1.6497	1.7164
#1	.05014	1.9392	1.9193	.94787	1.9446	.05016	49.249
#2	.05059	1.9346	1.9207	.94513	1.9343	.05028	49.421
#3	.05144	1.9913	1.9703	.96771	1.9881	.05166	50.809
Errors	LC Pass	LC Pass	LC Pass	LC Pass	LC Pass	LC Pass	LC Pass
High	.06000	2.4000	2.4000	1.2000	2.4000	.06000	60.000
Low	.04000	1.6000	1.6000	.80000	1.6000	.04000	40.000

Elem	CD	CO	CR	CU	FE	K_	MG
Units	ppm	ppm	ppm	ppm	ppm	ppm	ppm
Avge	.04962	.49306	.20462	.25446	.93331	45.587	48.351
SDev	.00090	.00812	.00314	.00343	.01931	.552	.797
%RSD	1.8122	1.6459	1.5320	1.3483	2.0688	1.2113	1.6488
#1	.04894	.48784	.20243	.25277	.92267	45.336	47.857
#2	.04929	.48893	.20323	.25221	.92167	45.205	47.926
#3	.05064	.50241	.20821	.25841	.95560	46.220	49.271
Errors	LC Pass	LC Pass	LC Pass	LC Pass	LC Pass	LC Pass	LC Pass
High	.06000	.60000	.24000	.30000	1.2000	60.000	60.000
Low	.04000	.40000	.16000	.20000	.80000	40.000	40.000

Elem	MN	MO	NA	NI	PB/1	PB/2	PB
Units	ppm	ppm	ppm	ppm	ppm	ppm	ppm
Avge	.49710	.99849	47.661	.49245	.49812	.48962	.49245
SDev	.00795	.01820	.580	.00811	.00990	.00703	.00799
%RSD	1.5994	1.8226	1.2167	1.6467	1.9876	1.4368	1.6223
#1	.49234	.98545	47.427	.48937	.48997	.48383	.48588
#2	.49268	.99074	47.234	.48634	.49524	.48758	.49013
#3	.50627	1.0193	48.321	.50165	.50914	.49745	.50134
Errors	LC Pass	LC Pass	LC Pass	LC Pass	NOCHECK	NOCHECK	LC Pass
High	.60000	1.2000	60.000	.60000			.60000
Low	.40000	.80000	40.000	.40000			.40000

Elem	SB/1	SB/2	SB	SE/1	SE/2	SE	SI
Units	ppm	ppm	ppm	ppm	ppm	ppm	ppm
Avge	.48456	.48399	.48418	1.8791	1.8945	1.8894	L.01478
SDev	.00603	.00963	.00843	.0250	.0232	.0238	.00530
%RSD	1.2448	1.9903	1.7413	1.3327	1.2259	1.2592	35.884
#1	.47921	.47503	.47642	1.8595	1.8788	1.8724	L.00915
#2	.48338	.48276	.48297	1.8704	1.8835	1.8792	L.01551

#3	.49110	.49418	.49315	1.9073	1.9212	1.9166	L.01969
Errors	NOCHECK	NOCHECK	LC Pass	NOCHECK	NOCHECK	LC Pass	LC Low

High			.60000			2.4000	12.000
Low			.40000			1.6000	8.0000

Elem	SN	SR	TI	TL	V_	ZN	
Units	ppm	ppm	ppm	ppm	ppm	ppm	
Avge	1.9846	.94241	.97416	1.9598	.50526	.51625	
SDev	.0281	.01454	.01498	.0284	.00777	.00822	
%RSD	1.4154	1.5426	1.5381	1.4497	1.5386	1.5914	
#1	1.9667	.93764	.96439	1.9419	.50050	.51073	
#2	1.9702	.93086	.96668	1.9449	.50106	.51233	
#3	2.0170	.95873	.99141	1.9925	.51423	.52569	
Errors	LC Pass	LC Pass	LC Pass	LC Pass	LC Pass	LC Pass	
High	2.4000	1.2000	1.2000	2.4000	.60000	.60000	
Low	1.6000	.80000	.80000	1.6000	.40000	.40000	

IntStd	1	2	3	4	5	6	7
Mode	Counts	NOTUSED	NOTUSED	NOTUSED	NOTUSED	NOTUSED	NOTUSED
Elem	Y	--	--	--	--	--	--
Wavlen	371.030	--	--	--	--	--	--
Avge	25836	--	--	--	--	--	--
SDev	250.9827	--	--	--	--	--	--
%RSD	.9714381	--	--	--	--	--	--
#1	25990	--	--	--	--	--	--
#2	25972	--	--	--	--	--	--
#3	25547	--	--	--	--	--	--

Method: METTRACE Sample Name: K1QW4 Operator: RJG
Run Time: 10/31/08 08:48:24
Comment: TESTAMERICA PITTSBURGH ICP METALS ANALYSIS-INST TRACEICP
Mode: CONC Corr. Factor: 1

Elem	AG	AL	AS	B_	BA	BE	CA
Units	ppm	ppm	ppm	ppm	ppm	ppm	ppm
Avge	.01322	30.985	.03276	.15255	.50714	.01216	25.888
SDev	.00039	.085	.00141	.00134	.00195	.00009	.066
%RSD	2.9315	.27484	4.3054	.88104	.38377	.73468	.25450
#1	.01304	30.998	.03364	.15387	.50749	.01225	25.963
#2	.01296	31.064	.03113	.15260	.50888	.01216	25.841
#3	.01366	30.895	.03350	.15118	.50504	.01208	25.858
Errors	LC Pass	LC Pass	LC Pass	LC Pass	LC Pass	LC Pass	LC Pass
High	2.0000	500.00	10.000	30.000	10.000	10.000	600.00
Low	-.00500	-.20000	-.01000	-.20000	-.20000	-.00400	-5.0000

Elem	CD	CO	CR	CU	FE	K_	MG
Units	ppm	ppm	ppm	ppm	ppm	ppm	ppm
Avge	.00019	.04099	.10158	1.5164	21.185	3.4958	3.5789
SDev	.00016	.00022	.00043	.0052	.053	.0127	.0064
%RSD	82.021	.52667	.42467	.34090	.24883	.36448	.17759
#1	.00020	.04104	.10188	1.5176	21.246	3.4914	3.5837
#2	.00003	.04075	.10109	1.5208	21.161	3.5102	3.5717
#3	.00035	.04117	.10178	1.5107	21.150	3.4859	3.5813
Errors	LC Pass	LC Pass	LC Pass	LC Pass	LC Pass	LC Pass	LC Pass
High	5.0000	100.00	20.000	10.000	500.00	400.00	600.00
Low	-.00500	-.05000	-.00500	-.02500	-.10000	-5.0000	-5.0000

Elem	MN	MO	NA	NI	PB/1	PB/2	PB
Units	ppm	ppm	ppm	ppm	ppm	ppm	ppm
Avge	.76568	.22841	12.602	.25987	.00332	.00608	.00516
SDev	.00167	.00074	.111	.00116	.00226	.00144	.00031
%RSD	.21835	.32325	.88159	.44765	68.135	23.710	6.0032
#1	.76757	.22926	12.492	.26122	.00132	.00702	.00513
#2	.76507	.22803	12.601	.25917	.00285	.00680	.00549
#3	.76440	.22794	12.714	.25924	.00577	.00442	.00487
Errors	LC Pass	LC Pass	LC Pass	LC Pass	NOCHECK	NOCHECK	LC Pass
High	20.000	20.000	400.00	100.00			5.0000
Low	-.01500	-.04000	-5.0000	-.04000			-.00300

Elem	SB/1	SB/2	SB	SE/1	SE/2	SE	SI
Units	ppm	ppm	ppm	ppm	ppm	ppm	ppm
Avge	.00055	.00188	.00144	.01598	.02199	.01999	6.3233
SDev	.00240	.00098	.00135	.00339	.00051	.00097	.0241
%RSD	440.48	51.944	93.889	21.225	2.3044	4.8708	.38114
#1	.00328	.00283	.00298	.01333	.02257	.01949	6.3382
#2	-.00040	.00087	.00045	.01481	.02163	.01936	6.3362

#3	-.00124	.00195	.00089	.01980	.02176	.02111	6.2955
Errors	NOCHECK	NOCHECK	LC Pass	NOCHECK	NOCHECK	LC Pass	LC Pass

High			5.0000			10.000	50.000
Low			-.01000			-.00500	-.50000

Elem	SN	SR	TI	TL	V_	ZN	
Units	ppm	ppm	ppm	ppm	ppm	ppm	
Avge	.03291	.42115	1.4630	-.00058	.19622	.59639	
SDev	.00070	.00124	.0037	.00110	.00064	.00094	
%RSD	2.1358	.29487	.25105	190.21	.32641	.15769	
#1	.03368	.42163	1.4662	-.00103	.19683	.59744	
#2	.03275	.42209	1.4638	-.00137	.19555	.59612	
#3	.03230	.41974	1.4590	.00067	.19626	.59562	

Errors	LC Pass	LC Pass	LC Pass	LC Pass	LC Pass	LC Pass	
High	30.000	10.000	30.000	10.000	50.000	10.000	
Low	-.10000	-.05000	-.05000	-.01000	-.05000	-.02000	

IntStd	1	2	3	4	5	6	7
Mode	Counts	NOTUSED	NOTUSED	NOTUSED	NOTUSED	NOTUSED	NOTUSED
Elem	Y	--	--	--	--	--	--
Wavlen	371.030	--	--	--	--	--	--
Avge	27398	--	--	--	--	--	--
SDev	51.80602	--	--	--	--	--	--
%RSD	.1890853	--	--	--	--	--	--
#1	27391	--	--	--	--	--	--
#2	27453	--	--	--	--	--	--
#3	27351	--	--	--	--	--	--

Method: METTRACE Sample Name: K1QW5 Operator: RJG
Run Time: 10/31/08 08:53:55
Comment: TESTAMERICA PITTSBURGH ICP METALS ANALYSIS-INST TRACEICP
Mode: CONC Corr. Factor: 1

Elem	AG	AL	AS	B_	BA	BE	CA
Units	ppm	ppm	ppm	ppm	ppm	ppm	ppm
Avge	.01795	26.857	.02823	.18417	.51990	.01097	84.833
SDev	.00017	.015	.00127	.00036	.00064	.00003	.318
%RSD	.93355	.05718	4.4899	.19279	.12306	.26838	.37435
#1	.01781	26.863	.02694	.18456	.52036	.01100	84.475
#2	.01790	26.868	.02829	.18387	.52017	.01095	84.945
#3	.01814	26.839	.02947	.18406	.51917	.01096	85.080
Errors	LC Pass	LC Pass	LC Pass	LC Pass	LC Pass	LC Pass	LC Pass
High	2.0000	500.00	10.000	30.000	10.000	10.000	600.00
Low	-.00500	-.20000	-.01000	-.20000	-.20000	-.00400	-5.0000

Elem	CD	CO	CR	CU	FE	K_	MG
Units	ppm	ppm	ppm	ppm	ppm	ppm	ppm
Avge	.00031	.06499	.06224	.71724	16.188	2.8444	2.3430
SDev	.00011	.00035	.00007	.00048	.058	.0138	.0031
%RSD	36.570	.54305	.11026	.06685	.35760	.48408	.13080
#1	.00033	.06490	.06232	.71773	16.127	2.8541	2.3396
#2	.00041	.06469	.06219	.71721	16.194	2.8504	2.3439
#3	.00019	.06538	.06223	.71677	16.242	2.8286	2.3456
Errors	LC Pass	LC Pass	LC Pass	LC Pass	LC Pass	LC Pass	LC Pass
High	5.0000	100.00	20.000	10.000	500.00	400.00	600.00
Low	-.00500	-.05000	-.00500	-.02500	-.10000	-5.0000	-5.0000

Elem	MN	MO	NA	NI	PB/1	PB/2	PB
Units	ppm	ppm	ppm	ppm	ppm	ppm	ppm
Avge	1.2723	.07648	14.842	.28309	.00310	-.00071	.00056
SDev	.0028	.00036	.092	.00021	.00227	.00133	.00037
%RSD	.22294	.47160	.62221	.07427	73.032	187.50	66.803
#1	1.2690	.07681	14.740	.28290	.00355	-.00031	.00097
#2	1.2735	.07653	14.920	.28332	.00512	-.00220	.00024
#3	1.2742	.07609	14.866	.28307	.00065	.00038	.00047
Errors	LC Pass	LC Pass	LC Pass	LC Pass	NOCHECK	NOCHECK	LC Pass
High	20.000	20.000	400.00	100.00			5.0000
Low	-.01500	-.04000	-5.0000	-.04000			-.00300

Elem	SB/1	SB/2	SB	SE/1	SE/2	SE	SI
Units	ppm	ppm	ppm	ppm	ppm	ppm	ppm
Avge	-.00073	.00269	.00155	.01068	.01232	.01178	6.9703
SDev	.00009	.00043	.00031	.00084	.00110	.00094	.0034
%RSD	12.849	15.874	20.201	7.8590	8.9224	7.9817	.04904
#1	-.00083	.00240	.00132	.01032	.01113	.01086	6.9707
#2	-.00073	.00250	.00143	.01007	.01256	.01173	6.9736

#3	-.00064	.00318	.00191	.01164	.01329	.01274	6.9667
Errors	NOCHECK	NOCHECK	LC Pass	NOCHECK	NOCHECK	LC Pass	LC Pass

High			5.0000			10.000	50.000
Low			-.01000			-.00500	-.50000

Elem	SN	SR	TI	TL	V_	ZN	
Units	ppm	ppm	ppm	ppm	ppm	ppm	
Avge	.03277	.40083	1.1692	-.00256	.12959	.09309	
SDev	.00324	.00062	.0020	.00146	.00067	.00015	
%RSD	9.9019	.15376	.16974	57.084	.51341	.15639	
#1	.03200	.40146	1.1670	-.00343	.13036	.09293	
#2	.03632	.40080	1.1698	-.00337	.12916	.09313	
#3	.02997	.40023	1.1709	-.00087	.12926	.09321	

Errors	LC Pass	LC Pass	LC Pass	LC Pass	LC Pass	LC Pass	
High	30.000	10.000	30.000	10.000	50.000	10.000	
Low	-.10000	-.05000	-.05000	-.01000	-.05000	-.02000	

IntStd	1	2	3	4	5	6	7
Mode	Counts	NOTUSED	NOTUSED	NOTUSED	NOTUSED	NOTUSED	NOTUSED
Elem	Y	--	--	--	--	--	--
Wavlen	371.030	--	--	--	--	--	--
Avge	27274	--	--	--	--	--	--
SDev	152.0467	--	--	--	--	--	--
%RSD	.5574805	--	--	--	--	--	--
#1	27103	--	--	--	--	--	--
#2	27324	--	--	--	--	--	--
#3	27395	--	--	--	--	--	--

Method: METTRACE Sample Name: K1QWT Operator: RJG
Run Time: 10/31/08 08:59:26
Comment: TESTAMERICA PITTSBURGH ICP METALS ANALYSIS-INST TRACEICP
Mode: CONC Corr. Factor: 1

Elem	AG	AL	AS	B_	BA	BE	CA
Units	ppm	ppm	ppm	ppm	ppm	ppm	ppm
Avge	.02802	30.356	.02624	.19366	.55395	.01115	20.595
SDev	.00008	.050	.00203	.00076	.00087	.00005	.046
%RSD	.28633	.16535	7.7450	.39193	.15694	.48795	.22424
#1	.02804	30.411	.02436	.19318	.55493	.01110	20.568
#2	.02809	30.345	.02596	.19454	.55368	.01114	20.567
#3	.02793	30.312	.02840	.19327	.55326	.01120	20.648
Errors	LC Pass	LC Pass	LC Pass	LC Pass	LC Pass	LC Pass	LC Pass
High	2.0000	500.00	10.000	30.000	10.000	10.000	600.00
Low	-.00500	-.20000	-.01000	-.20000	-.20000	-.00400	-5.0000

Elem	CD	CO	CR	CU	FE	K_	MG
Units	ppm	ppm	ppm	ppm	ppm	ppm	ppm
Avge	.00019	.04038	.10623	1.3614	25.590	3.9965	5.6666
SDev	.00011	.00048	.00024	.0021	.034	.0077	.0075
%RSD	59.141	1.1962	.22945	.15299	.13277	.19210	.13316
#1	.00031	.04093	.10596	1.3631	25.589	4.0040	5.6665
#2	.00009	.04003	.10641	1.3620	25.556	3.9966	5.6591
#3	.00017	.04018	.10634	1.3591	25.624	3.9887	5.6742
Errors	LC Pass	LC Pass	LC Pass	LC Pass	LC Pass	LC Pass	LC Pass
High	5.0000	100.00	20.000	10.000	500.00	400.00	600.00
Low	-.00500	-.05000	-.00500	-.02500	-.10000	-5.0000	-5.0000

Elem	MN	MO	NA	NI	PB/1	PB/2	PB
Units	ppm	ppm	ppm	ppm	ppm	ppm	ppm
Avge	.79740	.21462	20.089	.23409	.00198	.00433	.00354
SDev	.00142	.00091	.027	.00101	.00151	.00039	.00042
%RSD	.17797	.42276	.13315	.43060	76.195	9.0151	12.003
#1	.79705	.21422	20.063	.23357	.00199	.00471	.00380
#2	.79619	.21398	20.117	.23525	.00347	.00393	.00378
#3	.79896	.21566	20.088	.23344	.00046	.00435	.00305
Errors	LC Pass	LC Pass	LC Pass	LC Pass	NOCHECK	NOCHECK	LC Pass
High	20.000	20.000	400.00	100.00			5.0000
Low	-.01500	-.04000	-5.0000	-.04000			-.00300

Elem	SB/1	SB/2	SB	SE/1	SE/2	SE	SI
Units	ppm	ppm	ppm	ppm	ppm	ppm	ppm
Avge	.00098	.00165	.00143	.01380	.01885	.01717	7.9222
SDev	.00062	.00091	.00046	.00078	.00092	.00087	.0071
%RSD	63.510	55.193	32.479	5.6283	4.8766	5.0733	.08998
#1	.00143	.00062	.00089	.01302	.01787	.01626	7.9247
#2	.00122	.00197	.00172	.01457	.01970	.01799	7.9142

#3	.00027	.00235	.00166	.01382	.01897	.01725	7.9278
Errors	NOCHECK	NOCHECK	LC Pass	NOCHECK	NOCHECK	LC Pass	LC Pass

High			5.0000			10.000	50.000
Low			-.01000			-.00500	-.50000

Elem	SN	SR	TI	TL	V_	ZN	
Units	ppm	ppm	ppm	ppm	ppm	ppm	
Avge	.03695	.36428	1.3772	.00014	.16398	.25113	
SDev	.00147	.00028	.0015	.00123	.00015	.00052	
%RSD	3.9699	.07610	.10801	885.97	.09393	.20560	
#1	.03528	.36458	1.3776	.00116	.16414	.25067	
#2	.03751	.36425	1.3756	-.00122	.16396	.25101	
#3	.03805	.36403	1.3785	.00047	.16383	.25169	

Errors	LC Pass	LC Pass	LC Pass	LC Pass	LC Pass	LC Pass	
High	30.000	10.000	30.000	10.000	50.000	10.000	
Low	-.10000	-.05000	-.05000	-.01000	-.05000	-.02000	

IntStd	1	2	3	4	5	6	7
Mode	Counts	NOTUSED	NOTUSED	NOTUSED	NOTUSED	NOTUSED	NOTUSED
Elem	Y	--	--	--	--	--	--
Wavlen	371.030	--	--	--	--	--	--
Avge	27501	--	--	--	--	--	--
SDev	27.88414	--	--	--	--	--	--
%RSD	.1013918	--	--	--	--	--	--
#1	27473	--	--	--	--	--	--
#2	27503	--	--	--	--	--	--
#3	27529	--	--	--	--	--	--

Method: METTRACE Sample Name: CCV1-11 Operator: RJG
Run Time: 10/31/08 09:04:57
Comment: TESTAMERICA PITTSBURGH ICP METALS ANALYSIS-INST TRACEICP
Mode: CONC Corr. Factor: 1

Elem	AG	AL	AS	B_	BA	BE	CA
Units	ppm	ppm	ppm	ppm	ppm	ppm	ppm
Avge	1.0271	24.616	.51265	2.0388	1.9866	2.0347	51.676
SDev	.0017	.043	.00315	.0065	.0033	.0073	.176
%RSD	.16615	.17536	.61457	.31808	.16777	.35653	.34101
#1	1.0287	24.635	.51578	2.0411	1.9867	2.0421	51.855
#2	1.0272	24.647	.51269	2.0439	1.9899	2.0342	51.671
#3	1.0253	24.567	.50948	2.0315	1.9833	2.0276	51.502
Errors	LC Pass	LC Pass	LC Pass	LC Pass	LC Pass	LC Pass	LC Pass
High	1.1000	27.500	.55000	2.2000	2.2000	2.2000	55.000
Low	.90000	22.500	.45000	1.8000	1.8000	1.8000	45.000

Elem	CD	CO	CR	CU	FE	K_	MG
Units	ppm	ppm	ppm	ppm	ppm	ppm	ppm
Avge	.50220	2.0325	2.0428	2.0216	25.683	119.68	50.310
SDev	.00203	.0064	.0063	.0044	.097	.03	.173
%RSD	.40457	.31292	.30618	.21555	.37957	.02883	.34415
#1	.50413	2.0384	2.0493	2.0234	25.787	119.70	50.488
#2	.50237	2.0334	2.0422	2.0248	25.668	119.70	50.302
#3	.50008	2.0258	2.0368	2.0167	25.594	119.64	50.142
Errors	LC Pass	LC Pass	LC Pass	LC Pass	LC Pass	LC Pass	LC Pass
High	.55000	2.2000	2.2000	2.2000	27.500	137.50	55.000
Low	.45000	1.8000	1.8000	1.8000	22.500	112.50	45.000

Elem	MN	MO	NA	NI	PB/1	PB/2	PB
Units	ppm	ppm	ppm	ppm	ppm	ppm	ppm
Avge	2.0097	2.0377	122.23	2.0129	.51412	.51115	.51214
SDev	.0060	.0058	.18	.0069	.00415	.00145	.00235
%RSD	.29657	.28349	.15020	.34452	.80671	.28451	.45867
#1	2.0154	2.0310	122.34	2.0208	.51849	.51261	.51457
#2	2.0103	2.0414	122.34	2.0102	.51365	.51112	.51197
#3	2.0035	2.0406	122.02	2.0078	.51023	.50970	.50988
Errors	LC Pass	LC Pass	LC Pass	LC Pass	NOCHECK	NOCHECK	LC Pass
High	2.2000	2.2000	137.50	2.2000			.55000
Low	1.8000	1.8000	112.50	1.8000			.45000

Elem	SB/1	SB/2	SB	SE/1	SE/2	SE	SI
Units	ppm	ppm	ppm	ppm	ppm	ppm	ppm
Avge	.50924	.50523	.50657	.50129	.50707	.50515	1.9035
SDev	.00248	.00490	.00399	.00282	.00354	.00277	.0102
%RSD	.48798	.96959	.78832	.56237	.69916	.54893	.53369
#1	.51209	.51037	.51094	.50003	.50301	.50202	1.9152
#2	.50751	.50472	.50565	.50452	.50868	.50730	1.8985

#3	.50813	.50061	.50311	.49932	.50953	.50613	1.8968
Errors	NOCHECK	NOCHECK	LC Pass	NOCHECK	NOCHECK	LC Pass	LC Pass

High			.55000			.55000	2.2000
Low			.45000			.45000	1.8000

Elem	SN	SR	TI	TL	V_	ZN	
Units	ppm	ppm	ppm	ppm	ppm	ppm	
Avge	2.0431	1.9458	2.0117	1.0198	2.0366	2.0907	
SDev	.0116	.0043	.0032	.0063	.0080	.0057	
%RSD	.56547	.21883	.15944	.61290	.39093	.27407	
#1	2.0515	1.9443	2.0138	1.0229	2.0434	2.0955	
#2	2.0479	1.9506	2.0134	1.0239	2.0385	2.0922	
#3	2.0299	1.9425	2.0080	1.0126	2.0278	2.0844	
Errors	LC Pass	LC Pass	LC Pass	LC Pass	LC Pass	LC Pass	
High	2.2000	2.2000	2.2000	1.1000	2.2000	2.2000	
Low	1.8000	1.8000	1.8000	.90000	1.8000	1.8000	

IntStd	1	2	3	4	5	6	7
Mode	Counts	NOTUSED	NOTUSED	NOTUSED	NOTUSED	NOTUSED	NOTUSED
Elem	Y	--	--	--	--	--	--
Wavlen	371.030	--	--	--	--	--	--
Avge	26274	--	--	--	--	--	--
SDev	56.62351	--	--	--	--	--	--
%RSD	.2155087	--	--	--	--	--	--
#1	26232	--	--	--	--	--	--
#2	26339	--	--	--	--	--	--
#3	26253	--	--	--	--	--	--

Method: METTRACE Sample Name: CCB11 Operator: RJG
Run Time: 10/31/08 09:10:27
Comment: TESTAMERICA PITTSBURGH ICP METALS ANALYSIS-INST TRACEICP
Mode: CONC Corr. Factor: 1

Elem	AG	AL	AS	B_	BA	BE	CA
Units	ppm	ppm	ppm	ppm	ppm	ppm	ppm
Avge	.00048	-.01853	.00055	.00296	.00016	.00086	.00610
SDev	.00031	.00357	.00160	.00006	.00005	.00024	.00204
%RSD	64.262	19.289	293.31	2.1914	33.359	28.319	33.498
#1	.00047	-.02095	.00128	.00301	.00010	.00077	.00376
#2	.00080	-.01442	.00165	.00297	.00019	.00067	.00757
#3	.00018	-.02022	-.00129	.00289	.00019	.00113	.00696
Errors	LC Pass	LC Pass	LC Pass	LC Pass	LC Pass	LC Pass	LC Pass
High	.00500	.20000	.01000	.20000	.20000	.00400	5.0000
Low	-.00500	-.20000	-.01000	-.20000	-.20000	-.00400	-5.0000

Elem	CD	CO	CR	CU	FE	K_	MG
Units	ppm	ppm	ppm	ppm	ppm	ppm	ppm
Avge	.00017	-.00005	.00025	-.00017	.00135	.20482	.00495
SDev	.00007	.00068	.00030	.00047	.00912	.00995	.00228
%RSD	41.439	1319.1	119.94	278.63	678.01	4.8591	45.958
#1	.00020	-.00074	.00041	-.00047	-.00880	.21025	.00232
#2	.00023	.00063	.00042	.00037	.00887	.21087	.00628
#3	.00009	-.00004	-.00009	-.00040	.00397	.19333	.00626
Errors	LC Pass	LC Pass	LC Pass	LC Pass	LC Pass	LC Pass	LC Pass
High	.00500	.05000	.00500	.02500	.10000	5.0000	5.0000
Low	-.00500	-.05000	-.00500	-.02500	-.10000	-5.0000	-5.0000

Elem	MN	MO	NA	NI	PB/1	PB/2	PB
Units	ppm	ppm	ppm	ppm	ppm	ppm	ppm
Avge	.00007	.00546	-.38287	-.00010	.00027	-.00048	-.00023
SDev	.00003	.00183	.11602	.00049	.00308	.00222	.00054
%RSD	43.006	33.439	30.302	482.21	1141.0	462.81	234.49
#1	.00006	.00756	-.46839	.00047	.00382	-.00296	-.00070
#2	.00006	.00464	-.25081	-.00039	-.00158	.00133	.00036
#3	.00011	.00419	-.42941	-.00039	-.00143	.00019	-.00035
Errors	LC Pass	LC Pass	LC Pass	LC Pass	NOCHECK	NOCHECK	LC Pass
High	.01500	.04000	5.0000	.04000			.00300
Low	-.01500	-.04000	-5.0000	-.04000			-.00300

Elem	SB/1	SB/2	SB	SE/1	SE/2	SE	SI
Units	ppm	ppm	ppm	ppm	ppm	ppm	ppm
Avge	-.00057	.00012	-.00011	-.00013	.00291	.00190	.00359
SDev	.00210	.00183	.00069	.00222	.00216	.00118	.00206
%RSD	370.62	1519.0	637.01	1727.8	74.140	62.159	57.356
#1	-.00296	.00213	.00044	.00187	.00308	.00268	.00497
#2	.00098	-.00031	.00012	-.00253	.00498	.00248	.00457

#3	.00028	-.00146	-.00088	.00027	.00067	.00054	.00122
Errors	NOCHECK	NOCHECK	LC Pass	NOCHECK	NOCHECK	LC Pass	LC Pass

High			.06000			.00500	.50000
Low			-.06000			-.00500	-.50000

Elem	SN	SR	TI	TL	V_	ZN	
Units	ppm	ppm	ppm	ppm	ppm	ppm	
Avge	.00228	.00009	.00059	.00113	-.00014	.00191	
SDev	.00138	.00004	.00046	.00099	.00000	.00008	
%RSD	60.483	41.546	78.001	88.187	1.9214	4.0735	
#1	.00384	.00011	.00015	.00024	-.00015	.00183	
#2	.00179	.00005	.00107	.00220	-.00014	.00191	
#3	.00121	.00011	.00055	.00093	-.00014	.00198	
Errors	LC Pass	LC Pass	LC Pass	LC Pass	LC Pass	LC Pass	
High	.10000	.05000	.05000	.01000	.05000	.02000	
Low	-.10000	-.05000	-.05000	-.01000	-.05000	-.02000	

IntStd	1	2	3	4	5	6	7
Mode	Counts	NOTUSED	NOTUSED	NOTUSED	NOTUSED	NOTUSED	NOTUSED
Elem	Y	--	--	--	--	--	--
Wavlen	371.030	--	--	--	--	--	--
Avge	26813	--	--	--	--	--	--
SDev	249.9312	--	--	--	--	--	--
%RSD	.9321163	--	--	--	--	--	--
#1	26662	--	--	--	--	--	--
#2	26676	--	--	--	--	--	--
#3	27102	--	--	--	--	--	--

Method: METTRACE Sample Name: K1QWTP5 Operator: RJG
Run Time: 10/31/08 09:15:58
Comment: TESTAMERICA PITTSBURGH ICP METALS ANALYSIS-INST TRACEICP
Mode: CONC Corr. Factor: 1

Elem	AG	AL	AS	B_	BA	BE	CA
Units	ppm	ppm	ppm	ppm	ppm	ppm	ppm
Avge	.00671	6.1575	.00407	.04140	.11190	.00283	4.1973
SDev	.00014	.0127	.00112	.00013	.00028	.00003	.0070
%RSD	2.0406	.20643	27.434	.31373	.25117	.98492	.16691
#1	.00657	6.1664	.00531	.04151	.11222	.00286	4.2004
#2	.00684	6.1633	.00315	.04145	.11181	.00280	4.2022
#3	.00673	6.1430	.00375	.04126	.11168	.00285	4.1893

Elem	CD	CO	CR	CU	FE	K_	MG
Units	ppm	ppm	ppm	ppm	ppm	ppm	ppm
Avge	.00027	.00863	.02190	.27548	5.2025	.88685	1.1525
SDev	.00006	.00033	.00016	.00038	.0103	.00315	.0018
%RSD	20.949	3.8605	.71249	.13991	.19865	.35581	.15739
#1	.00023	.00896	.02178	.27556	5.2144	.88407	1.1531
#2	.00034	.00830	.02184	.27581	5.1972	.89028	1.1540
#3	.00026	.00862	.02207	.27506	5.1959	.88620	1.1505

Elem	MN	MO	NA	NI	PB/1	PB/2	PB
Units	ppm	ppm	ppm	ppm	ppm	ppm	ppm
Avge	.16154	.04439	4.2101	.04876	.00068	-.00020	.00010
SDev	.00008	.00040	.1828	.00027	.00383	.00117	.00051
%RSD	.04939	.89387	4.3413	.54636	560.61	596.51	529.56
#1	.16160	.04393	4.2287	.04890	-.00373	.00115	-.00048
#2	.16158	.04466	4.3829	.04845	.00268	-.00095	.00026
#3	.16145	.04457	4.0188	.04893	.00311	-.00078	.00051

Elem	SB/1	SB/2	SB	SE/1	SE/2	SE	SI
Units	ppm	ppm	ppm	ppm	ppm	ppm	ppm
Avge	-.00168	.00017	-.00044	.00252	.00414	.00360	1.5917
SDev	.00112	.00088	.00081	.00098	.00079	.00082	.0021
%RSD	66.769	511.15	183.24	38.744	19.134	22.858	.13398
#1	-.00039	.00064	.00030	.00213	.00433	.00360	1.5915
#2	-.00226	-.00084	-.00131	.00180	.00328	.00278	1.5939
#3	-.00238	.00071	-.00032	.00363	.00483	.00443	1.5897

Elem	SN	SR	TI	TL	V_	ZN
Units	ppm	ppm	ppm	ppm	ppm	ppm
Avge	.00723	.07364	.27947	-.00021	.03418	.05677
SDev	.00236	.00021	.00056	.00102	.00008	.00027
%RSD	32.646	.29131	.20145	480.69	.22226	.46777
#1	.00760	.07387	.27970	-.00046	.03416	.05667
#2	.00938	.07345	.27988	-.00109	.03412	.05707
#3	.00470	.07359	.27883	.00091	.03426	.05657

IntStd	1	2	3	4	5	6	7
Mode	Counts	NOTUSED	NOTUSED	NOTUSED	NOTUSED	NOTUSED	NOTUSED
Elem	Y	--	--	--	--	--	--
Wavlen	371.030	--	--	--	--	--	--
Avge	26790	--	--	--	--	--	--
SDev	72.43394	--	--	--	--	--	--
%RSD	.2703765	--	--	--	--	--	--
#1	26868	--	--	--	--	--	--
#2	26726	--	--	--	--	--	--
#3	26776	--	--	--	--	--	--

Method: METTRACE Sample Name: K1QWTS Operator: RJG
Run Time: 10/31/08 09:21:29
Comment: TESTAMERICA PITTSBURGH ICP METALS ANALYSIS-INST TRACEICP
Mode: CONC Corr. Factor: 1

Elem	AG	AL	AS	B_	BA	BE	CA
Units	ppm	ppm	ppm	ppm	ppm	ppm	ppm
Avge	.07513	33.228	1.8515	1.0855	2.3924	.05779	68.781
SDev	.00038	.057	.0073	.0032	.0047	.00024	.157
%RSD	.49928	.17160	.39389	.29937	.19611	.41085	.22827
#1	.07556	33.235	1.8594	1.0881	2.3953	.05804	68.908
#2	.07486	33.282	1.8503	1.0865	2.3949	.05774	68.830
#3	.07498	33.168	1.8449	1.0819	2.3870	.05758	68.605
Errors	LC Pass	LC Pass	LC Pass	LC Pass	LC Pass	LC Pass	LC Pass
High	2.0000	500.00	10.000	30.000	10.000	10.000	600.00
Low	-.00500	-.20000	-.01000	-.20000	-.20000	-.00400	-5.0000

Elem	CD	CO	CR	CU	FE	K_	MG
Units	ppm	ppm	ppm	ppm	ppm	ppm	ppm
Avge	.04658	.50730	.30221	1.6040	28.693	48.288	51.654
SDev	.00002	.00154	.00079	.0023	.078	.132	.150
%RSD	.03493	.30299	.26102	.14631	.27188	.27388	.29079
#1	.04656	.50876	.30284	1.6048	28.763	48.182	51.793
#2	.04659	.50743	.30246	1.6058	28.705	48.436	51.675
#3	.04658	.50570	.30133	1.6013	28.609	48.246	51.495
Errors	LC Pass	LC Pass	LC Pass	LC Pass	LC Pass	LC Pass	LC Pass
High	5.0000	100.00	20.000	10.000	500.00	400.00	600.00
Low	-.00500	-.05000	-.00500	-.02500	-.10000	-5.0000	-5.0000

Elem	MN	MO	NA	NI	PB/1	PB/2	PB
Units	ppm	ppm	ppm	ppm	ppm	ppm	ppm
Avge	1.2406	1.1031	64.580	1.2008	.46447	.46110	.46222
SDev	.0031	.0021	.230	.0029	.00298	.00291	.00188
%RSD	.24805	.19172	.35614	.24438	.64124	.63064	.40725
#1	1.2434	1.1022	64.437	1.2041	.46460	.45787	.46011
#2	1.2411	1.1056	64.846	1.1995	.46738	.46192	.46373
#3	1.2373	1.1017	64.458	1.1987	.46143	.46351	.46282
Errors	LC Pass	LC Pass	LC Pass	LC Pass	NOCHECK	NOCHECK	LC Pass
High	20.000	20.000	400.00	100.00			5.0000
Low	-.01500	-.04000	-5.0000	-.04000			-.00300

Elem	SB/1	SB/2	SB	SE/1	SE/2	SE	SI
Units	ppm	ppm	ppm	ppm	ppm	ppm	ppm
Avge	.23214	.23296	.23269	1.7964	1.8175	1.8105	9.8166
SDev	.00229	.00181	.00094	.0112	.0030	.0053	.0066
%RSD	.98687	.77732	.40433	.62286	.16342	.29444	.06685
#1	.23096	.23501	.23366	1.8032	1.8168	1.8123	9.8091
#2	.23068	.23233	.23178	1.8026	1.8208	1.8147	9.8196

#3	.23478	.23156	.23263	1.7835	1.8150	1.8045	9.8211
Errors	NOCHECK	NOCHECK	LC Pass	NOCHECK	NOCHECK	LC Pass	LC Pass

High			5.0000			10.000	50.000
Low			-.01000			-.00500	-.50000

Elem	SN	SR	TI	TL	V_	ZN	
Units	ppm	ppm	ppm	ppm	ppm	ppm	
Avge	1.6207	1.2472	2.2809	1.3570	.64364	.74302	
SDev	.0083	.0036	.0036	.0047	.00219	.00188	
%RSD	.51407	.28750	.15805	.34828	.34022	.25332	
#1	1.6303	1.2506	2.2842	1.3622	.64613	.74497	
#2	1.6167	1.2475	2.2814	1.3531	.64202	.74286	
#3	1.6151	1.2434	2.2771	1.3556	.64277	.74122	
Errors	LC Pass	LC Pass	LC Pass	LC Pass	LC Pass	LC Pass	
High	30.000	10.000	30.000	10.000	50.000	10.000	
Low	-.10000	-.05000	-.05000	-.01000	-.05000	-.02000	

IntStd	1	2	3	4	5	6	7
Mode	Counts	NOTUSED	NOTUSED	NOTUSED	NOTUSED	NOTUSED	NOTUSED
Elem	Y	--	--	--	--	--	--
Wavlen	371.030	--	--	--	--	--	--
Avge	27156	--	--	--	--	--	--
SDev	21.09628	--	--	--	--	--	--
%RSD	.0776845	--	--	--	--	--	--
#1	27159	--	--	--	--	--	--
#2	27176	--	--	--	--	--	--
#3	27134	--	--	--	--	--	--

Method: METTRACE Sample Name: K1QWTD Operator: RJG
Run Time: 10/31/08 09:27:00
Comment: TESTAMERICA PITTSBURGH ICP METALS ANALYSIS-INST TRACEICP
Mode: CONC Corr. Factor: 1

Elem	AG	AL	AS	B_	BA	BE	CA
Units	ppm	ppm	ppm	ppm	ppm	ppm	ppm
Avge	.08439	33.595	1.8562	1.0796	2.3885	.05822	68.725
SDev	.00038	.067	.0115	.0019	.0014	.00036	.434
%RSD	.44978	.19797	.61877	.17423	.05657	.62149	.63214
#1	.08430	33.520	1.8432	1.0774	2.3884	.05781	68.224
#2	.08481	33.647	1.8606	1.0809	2.3898	.05850	68.987
#3	.08407	33.618	1.8648	1.0803	2.3871	.05834	68.965
Errors	LC Pass	LC Pass	LC Pass	LC Pass	LC Pass	LC Pass	LC Pass
High	2.0000	500.00	10.000	30.000	10.000	10.000	600.00
Low	-.00500	-.20000	-.01000	-.20000	-.20000	-.00400	-5.0000

Elem	CD	CO	CR	CU	FE	K_	MG
Units	ppm	ppm	ppm	ppm	ppm	ppm	ppm
Avge	.04672	.50740	.29926	1.4401	27.510	48.533	51.666
SDev	.00042	.00331	.00157	.0019	.120	.053	.232
%RSD	.88941	.65149	.52425	.13006	.43766	.11019	.44950
#1	.04625	.50369	.29750	1.4408	27.371	48.514	51.401
#2	.04705	.51003	.30051	1.4416	27.579	48.593	51.835
#3	.04684	.50848	.29979	1.4380	27.580	48.491	51.762
Errors	LC Pass	LC Pass	LC Pass	LC Pass	LC Pass	LC Pass	LC Pass
High	5.0000	100.00	20.000	10.000	500.00	400.00	600.00
Low	-.00500	-.05000	-.00500	-.02500	-.10000	-5.0000	-5.0000

Elem	MN	MO	NA	NI	PB/1	PB/2	PB
Units	ppm	ppm	ppm	ppm	ppm	ppm	ppm
Avge	1.3224	1.0734	64.759	.70930	.46477	.45805	.46029
SDev	.0058	.0076	.249	.00191	.00146	.00255	.00215
%RSD	.43735	.70702	.38443	.26952	.31363	.55716	.46715
#1	1.3158	1.0647	64.489	.70794	.46390	.45560	.45836
#2	1.3264	1.0771	64.978	.71148	.46645	.46069	.46261
#3	1.3251	1.0784	64.811	.70848	.46394	.45787	.45989
Errors	LC Pass	LC Pass	LC Pass	LC Pass	NOCHECK	NOCHECK	LC Pass
High	20.000	20.000	400.00	100.00			5.0000
Low	-.01500	-.04000	-5.0000	-.04000			-.00300

Elem	SB/1	SB/2	SB	SE/1	SE/2	SE	SI
Units	ppm	ppm	ppm	ppm	ppm	ppm	ppm
Avge	.21423	.21745	.21638	1.7965	1.8029	1.8008	9.7083
SDev	.00413	.00096	.00201	.0179	.0152	.0148	.0483
%RSD	1.9272	.44321	.93028	.99762	.84491	.82429	.49793
#1	.20980	.21637	.21418	1.7793	1.7858	1.7837	9.6533
#2	.21796	.21821	.21813	1.8151	1.8078	1.8102	9.7275

#3	.21494	.21778	.21683	1.7950	1.8151	1.8084	9.7441
Errors	NOCHECK	NOCHECK	LC Pass	NOCHECK	NOCHECK	LC Pass	LC Pass

High			5.0000			10.000	50.000
Low			-.01000			-.00500	-.50000

Elem	SN	SR	TI	TL	V_	ZN	
Units	ppm	ppm	ppm	ppm	ppm	ppm	
Avge	1.6120	1.2596	2.2149	1.3425	.63911	.78841	
SDev	.0058	.0017	.0066	.0082	.00201	.00229	
%RSD	.36276	.13147	.29983	.61047	.31386	.29062	
#1	1.6056	1.2610	2.2080	1.3334	.63700	.78580	
#2	1.6170	1.2601	2.2212	1.3494	.64099	.79008	
#3	1.6134	1.2578	2.2155	1.3445	.63933	.78936	
Errors	LC Pass	LC Pass	LC Pass	LC Pass	LC Pass	LC Pass	
High	30.000	10.000	30.000	10.000	50.000	10.000	
Low	-.10000	-.05000	-.05000	-.01000	-.05000	-.02000	

IntStd	1	2	3	4	5	6	7
Mode	Counts	NOTUSED	NOTUSED	NOTUSED	NOTUSED	NOTUSED	NOTUSED
Elem	Y	--	--	--	--	--	--
Wavlen	371.030	--	--	--	--	--	--
Avge	27064	--	--	--	--	--	--
SDev	169.5243	--	--	--	--	--	--
%RSD	.6263863	--	--	--	--	--	--
#1	26975	--	--	--	--	--	--
#2	26958	--	--	--	--	--	--
#3	27259	--	--	--	--	--	--

Method: METTRACE Sample Name: K1QWX Operator: RJG
Run Time: 10/31/08 09:32:31
Comment: TESTAMERICA PITTSBURGH ICP METALS ANALYSIS-INST TRACEICP
Mode: CONC Corr. Factor: 1

Elem	AG	AL	AS	B_	BA	BE	CA
Units	ppm	ppm	ppm	ppm	ppm	ppm	ppm
Avge	.01387	33.750	.03108	.15481	.60312	.01416	33.095
SDev	.00023	.004	.00042	.00080	.00062	.00007	.042
%RSD	1.6332	.01215	1.3581	.51949	.10260	.49858	.12822
#1	.01400	33.747	.03082	.15526	.60242	.01412	33.142
#2	.01360	33.755	.03086	.15388	.60337	.01425	33.084
#3	.01399	33.748	.03157	.15528	.60358	.01413	33.060
Errors	LC Pass	LC Pass	LC Pass	LC Pass	LC Pass	LC Pass	LC Pass
High	2.0000	500.00	10.000	30.000	10.000	10.000	600.00
Low	-.00500	-.20000	-.01000	-.20000	-.20000	-.00400	-5.0000

Elem	CD	CO	CR	CU	FE	K_	MG
Units	ppm	ppm	ppm	ppm	ppm	ppm	ppm
Avge	.00025	.04811	.10735	1.6274	26.317	4.2972	4.2259
SDev	.00006	.00064	.00014	.0017	.033	.0039	.0047
%RSD	23.651	1.3371	.13115	.10550	.12386	.09048	.11177
#1	.00024	.04881	.10747	1.6259	26.355	4.2953	4.2304
#2	.00032	.04754	.10719	1.6269	26.297	4.3017	4.2264
#3	.00020	.04797	.10737	1.6293	26.300	4.2947	4.2210
Errors	LC Pass	LC Pass	LC Pass	LC Pass	LC Pass	LC Pass	LC Pass
High	5.0000	100.00	20.000	10.000	500.00	400.00	600.00
Low	-.00500	-.05000	-.00500	-.02500	-.10000	-5.0000	-5.0000

Elem	MN	MO	NA	NI	PB/1	PB/2	PB
Units	ppm	ppm	ppm	ppm	ppm	ppm	ppm
Avge	1.0388	.24163	16.395	.27032	.00555	.00742	.00679
SDev	.0007	.00034	.068	.00068	.00125	.00082	.00036
%RSD	.06263	.13877	.41267	.25263	22.482	11.057	5.3569
#1	1.0396	.24195	16.472	.27101	.00421	.00785	.00663
#2	1.0385	.24128	16.368	.27030	.00576	.00794	.00721
#3	1.0384	.24165	16.344	.26965	.00667	.00647	.00654
Errors	LC Pass	LC Pass	LC Pass	LC Pass	NOCHECK	NOCHECK	LC Pass
High	20.000	20.000	400.00	100.00			5.0000
Low	-.01500	-.04000	-5.0000	-.04000			-.00300

Elem	SB/1	SB/2	SB	SE/1	SE/2	SE	SI
Units	ppm	ppm	ppm	ppm	ppm	ppm	ppm
Avge	-.00047	.00289	.00177	.01554	.01768	.01697	6.6100
SDev	.00162	.00148	.00072	.00182	.00017	.00050	.0105
%RSD	347.30	51.393	40.916	11.736	.96353	2.9297	.15836
#1	-.00110	.00213	.00106	.01515	.01767	.01683	6.6147
#2	.00138	.00193	.00175	.01394	.01785	.01655	6.5980

#3	-.00168	.00460	.00251	.01753	.01751	.01752	6.6173
Errors	NOCHECK	NOCHECK	LC Pass	NOCHECK	NOCHECK	LC Pass	LC Pass

High			5.0000			10.000	50.000
Low			-.01000			-.00500	-.50000

Elem	SN	SR	TI	TL	V_	ZN	
Units	ppm	ppm	ppm	ppm	ppm	ppm	
Avge	.03281	.48901	1.4841	-.00136	.19924	.71676	
SDev	.00029	.00091	.0006	.00032	.00072	.00035	
%RSD	.89584	.18582	.03742	23.662	.36196	.04887	
#1	.03307	.48846	1.4847	-.00123	.19876	.71692	
#2	.03249	.49006	1.4840	-.00112	.19889	.71636	
#3	.03287	.48851	1.4836	-.00172	.20007	.71700	

Errors	LC Pass	LC Pass	LC Pass	LC Pass	LC Pass	LC Pass	
High	30.000	10.000	30.000	10.000	50.000	10.000	
Low	-.10000	-.05000	-.05000	-.01000	-.05000	-.02000	

IntStd	1	2	3	4	5	6	7
Mode	Counts	NOTUSED	NOTUSED	NOTUSED	NOTUSED	NOTUSED	NOTUSED
Elem	Y	--	--	--	--	--	--
Wavlen	371.030	--	--	--	--	--	--
Avge	27402	--	--	--	--	--	--
SDev	44.50741	--	--	--	--	--	--
%RSD	.1624250	--	--	--	--	--	--
#1	27423	--	--	--	--	--	--
#2	27432	--	--	--	--	--	--
#3	27351	--	--	--	--	--	--

Method: METTRACE Sample Name: K1VELB Operator: RJG
Run Time: 10/31/08 09:38:17
Comment: TESTAMERICA PITTSBURGH ICP METALS ANALYSIS-INST TRACEICP
Mode: CONC Corr. Factor: 1

Elem	AG	AL	AS	B_	BA	BE	CA
Units	ppm	ppm	ppm	ppm	ppm	ppm	ppm
Avge	-.00031	-.01692	.00070	.00171	.00001	.00081	-.01901
SDev	.00085	.00172	.00038	.00018	.00005	.00027	.00290
%RSD	275.28	10.169	53.584	10.780	648.67	33.556	15.234
#1	-.00107	-.01811	.00067	.00184	.00001	.00112	-.01567
#2	-.00046	-.01495	.00035	.00150	-.00004	.00065	-.02087
#3	.00061	-.01772	.00110	.00179	.00005	.00065	-.02047
Errors	LC Pass	LC Pass	LC Pass	LC Pass	LC Pass	LC Pass	LC Pass
High	.00500	.20000	.01000	.20000	.20000	.00400	5.0000
Low	-.00500	-.20000	-.01000	-.20000	-.20000	-.00400	-5.0000

Elem	CD	CO	CR	CU	FE	K_	MG
Units	ppm	ppm	ppm	ppm	ppm	ppm	ppm
Avge	-.00009	.00035	-.00029	-.00023	-.00465	.18141	.00110
SDev	.00018	.00079	.00064	.00042	.00470	.00663	.00446
%RSD	201.30	227.14	225.89	183.40	101.15	3.6524	404.20
#1	-.00030	-.00056	-.00097	-.00071	-.00432	.18044	-.00145
#2	.00003	.00083	-.00020	.00007	-.00951	.17533	-.00149
#3	-.00001	.00077	.00031	-.00004	-.00012	.18847	.00626
Errors	LC Pass	LC Pass	LC Pass	LC Pass	LC Pass	LC Pass	LC Pass
High	.00500	.05000	.00500	.02500	.10000	5.0000	5.0000
Low	-.00500	-.05000	-.00500	-.02500	-.10000	-5.0000	-5.0000

Elem	MN	MO	NA	NI	PB/1	PB/2	PB
Units	ppm	ppm	ppm	ppm	ppm	ppm	ppm
Avge	-.00004	.00005	-.72155	.00001	-.00299	.00013	-.00091
SDev	.00012	.00037	.15193	.00120	.00488	.00221	.00015
%RSD	275.32	752.52	21.056	9907.0	162.99	1717.5	16.712
#1	-.00018	.00012	-.84010	-.00018	-.00840	.00258	-.00107
#2	-.00001	-.00035	-.77426	-.00108	-.00167	-.00049	-.00088
#3	.00005	.00038	-.55028	.00130	.00109	-.00170	-.00077
Errors	LC Pass	LC Pass	LC Pass	LC Pass	NOCHECK	NOCHECK	LC Pass
High	.01500	.04000	5.0000	.04000			.00300
Low	-.01500	-.04000	-5.0000	-.04000			-.00300

Elem	SB/1	SB/2	SB	SE/1	SE/2	SE	SI
Units	ppm	ppm	ppm	ppm	ppm	ppm	ppm
Avge	.00017	-.00064	-.00037	.00457	-.00106	.00082	.00706
SDev	.00285	.00180	.00044	.00293	.00218	.00080	.00266
%RSD	1664.8	279.55	119.27	64.093	205.91	97.392	37.640
#1	.00272	-.00260	-.00083	.00240	.00132	.00168	.01003
#2	.00069	-.00026	.00006	.00341	-.00153	.00011	.00492

#3	-.00290	.00093	-.00034	.00791	-.00297	.00065	.00621
Errors	NOCHECK	NOCHECK	LC Pass	NOCHECK	NOCHECK	LC Pass	LC Pass

High			.06000			.00500	.50000
Low			-.06000			-.00500	-.50000

Elem	SN	SR	TI	TL	V_	ZN	
Units	ppm	ppm	ppm	ppm	ppm	ppm	
Avge	.00084	-.00003	.00055	.00266	.00013	.00221	
SDev	.00201	.00014	.00034	.00192	.00048	.00005	
%RSD	238.99	470.68	61.981	71.999	366.30	2.3184	
#1	-.00106	-.00017	.00094	.00130	-.00014	.00219	
#2	.00064	-.00002	.00042	.00486	-.00015	.00218	
#3	.00294	.00011	.00029	.00184	.00068	.00227	
Errors	LC Pass	LC Pass	LC Pass	LC Pass	LC Pass	LC Pass	
High	.10000	.05000	.05000	.01000	.05000	.02000	
Low	-.10000	-.05000	-.05000	-.01000	-.05000	-.02000	

IntStd	1	2	3	4	5	6	7
Mode	Counts	NOTUSED	NOTUSED	NOTUSED	NOTUSED	NOTUSED	NOTUSED
Elem	Y	--	--	--	--	--	--
Wavlen	371.030	--	--	--	--	--	--
Avge	27232	--	--	--	--	--	--
SDev	159.2945	--	--	--	--	--	--
%RSD	.5849635	--	--	--	--	--	--
#1	27393	--	--	--	--	--	--
#2	27228	--	--	--	--	--	--
#3	27074	--	--	--	--	--	--

Method: METTRACE Sample Name: K1VELC Operator: RJG
Run Time: 10/31/08 09:43:48
Comment: TESTAMERICA PITTSBURGH ICP METALS ANALYSIS-INST TRACEICP
Mode: CONC Corr. Factor: 1

Elem	AG	AL	AS	B_	BA	BE	CA
Units	ppm	ppm	ppm	ppm	ppm	ppm	ppm
Avge	.05075	1.9497	2.0342	.99087	1.9187	.04973	L-.00527
SDev	.00041	.0077	.0138	.00659	.0113	.00023	.00012
%RSD	.81032	.39521	.68069	.66518	.58735	.45367	2.3399
#1	.05078	1.9459	2.0227	.98538	1.9126	.04956	L-.00527
#2	.05115	1.9447	2.0302	.98904	1.9118	.04964	L-.00515
#3	.05033	1.9586	2.0496	.99818	1.9317	.04999	L-.00539
Errors	LC Pass	LC Pass	LC Pass	LC Pass	LC Pass	LC Pass	LC Low
High	.06000	2.4000	2.4000	1.2000	2.4000	.06000	60.000
Low	.04000	1.6000	1.6000	.80000	1.6000	.04000	40.000

Elem	CD	CO	CR	CU	FE	K_	MG
Units	ppm	ppm	ppm	ppm	ppm	ppm	ppm
Avge	.05133	.50609	.20540	.24673	1.0237	L.19496	L.00540
SDev	.00031	.00245	.00078	.00136	.0099	.00705	.00396
%RSD	.59668	.48448	.38072	.55317	.96669	3.6171	73.467
#1	.05114	.50369	.20450	.24623	1.0349	L.19470	L.00626
#2	.05118	.50598	.20581	.24569	1.0196	L.20214	L.00886
#3	.05169	.50859	.20590	.24828	1.0164	L.18804	L.00107
Errors	LC Pass	LC Pass	LC Pass	LC Pass	LC Pass	LC Low	LC Low
High	.06000	.60000	.24000	.30000	1.2000	60.000	60.000
Low	.04000	.40000	.16000	.20000	.80000	40.000	40.000

Elem	MN	MO	NA	NI	PB/1	PB/2	PB
Units	ppm	ppm	ppm	ppm	ppm	ppm	ppm
Avge	.49897	L.00026	L-.69118	.50603	.51137	.51191	.51173
SDev	.00261	.00055	.11154	.00265	.00378	.00423	.00362
%RSD	.52201	213.79	16.137	.52358	.73992	.82616	.70693
#1	.49641	L.00014	L-.69350	.50308	.50705	.50889	.50828
#2	.49888	L.00086	L-.57850	.50679	.51408	.51010	.51143
#3	.50162	L-.00022	L-.80154	.50821	.51298	.51675	.51549
Errors	LC Pass	LC Low	LC Low	LC Pass	NOCHECK	NOCHECK	LC Pass
High	.60000	1.2000	60.000	.60000			.60000
Low	.40000	.80000	40.000	.40000			.40000

Elem	SB/1	SB/2	SB	SE/1	SE/2	SE	SI
Units	ppm	ppm	ppm	ppm	ppm	ppm	ppm
Avge	-.00291	-.00073	L-.00145	2.0892	2.0708	2.0769	L.00403
SDev	.00129	.00215	.00169	.0134	.0205	.0181	.00094
%RSD	44.412	295.30	116.13	.63979	.98957	.87169	23.285
#1	-.00167	-.00088	L-.00114	2.0754	2.0487	2.0576	L.00309
#2	-.00282	.00149	L.00006	2.0902	2.0745	2.0797	L.00403

#3	-.00425	-.00279	L-.00328	2.1021	2.0891	2.0935	L.00496
Errors	NOCHECK	NOCHECK	LC Low	NOCHECK	NOCHECK	LC Pass	LC Low

High			.60000			2.4000	12.000
Low			.40000			1.6000	8.0000

Elem	SN	SR	TI	TL	V_	ZN	
Units	ppm	ppm	ppm	ppm	ppm	ppm	
Avge	L.00246	.93008	L.00046	2.0225	.50318	.53306	
SDev	.00120	.00571	.00030	.0134	.00098	.00253	
%RSD	48.796	.61448	64.444	.66250	.19495	.47558	
#1	L.00150	.92659	L.00081	2.0092	.50231	.53022	
#2	L.00381	.92698	L.00029	2.0223	.50299	.53386	
#3	L.00208	.93668	L.00029	2.0360	.50425	.53510	

Errors	LC Low	LC Pass	LC Low	LC Pass	LC Pass	LC Pass	
High	2.4000	1.2000	1.2000	2.4000	.60000	.60000	
Low	1.6000	.80000	.80000	1.6000	.40000	.40000	

IntStd	1	2	3	4	5	6	7
Mode	Counts	NOTUSED	NOTUSED	NOTUSED	NOTUSED	NOTUSED	NOTUSED
Elem	Y	--	--	--	--	--	--
Wavlen	371.030	--	--	--	--	--	--
Avge	27070	--	--	--	--	--	--
SDev	38.63675	--	--	--	--	--	--
%RSD	.1427293	--	--	--	--	--	--
#1	27069	--	--	--	--	--	--
#2	27032	--	--	--	--	--	--
#3	27109	--	--	--	--	--	--

Method: METTRACE Sample Name: K1GH0 Operator: RJG
Run Time: 10/31/08 09:49:19
Comment: TESTAMERICA PITTSBURGH ICP METALS ANALYSIS-INST TRACEICP
Mode: CONC Corr. Factor: 1

Elem	AG	AL	AS	B_	BA	BE	CA
Units	ppm	ppm	ppm	ppm	ppm	ppm	ppm
Avge	.00015	.09597	.00306	20.978	.03359	.00009	53.031
SDev	.00064	.00083	.00147	.065	.00010	.00016	.069
%RSD	414.06	.86590	48.138	.30848	.30535	186.33	.12923
#1	.00054	.09619	.00476	20.916	.03354	.00012	53.051
#2	.00051	.09505	.00226	20.973	.03371	-.00009	52.954
#3	-.00058	.09667	.00216	21.045	.03352	.00022	53.087
Errors	LC Pass	LC Pass	LC Pass	LC Pass	LC Pass	LC Pass	LC Pass
High	2.0000	500.00	10.000	30.000	10.000	10.000	600.00
Low	-.00500	-.20000	-.01000	-.20000	-.20000	-.00400	-5.0000

Elem	CD	CO	CR	CU	FE	K_	MG
Units	ppm	ppm	ppm	ppm	ppm	ppm	ppm
Avge	.00020	.00235	.02346	.02818	1.6654	78.965	16.490
SDev	.00004	.00037	.00018	.00015	.0061	.288	.020
%RSD	21.248	15.639	.75475	.52083	.36706	.36484	.11868
#1	.00019	.00276	.02359	.02813	1.6652	78.673	16.471
#2	.00024	.00223	.02353	.02834	1.6594	79.249	16.490
#3	.00015	.00206	.02326	.02806	1.6717	78.974	16.510
Errors	LC Pass	LC Pass	LC Pass	LC Pass	LC Pass	LC Pass	LC Pass
High	5.0000	100.00	20.000	10.000	500.00	400.00	600.00
Low	-.00500	-.05000	-.00500	-.02500	-.10000	-5.0000	-5.0000

Elem	MN	MO	NA	NI	PB/1	PB/2	PB
Units	ppm	ppm	ppm	ppm	ppm	ppm	ppm
Avge	.19538	.02699	67.862	.01529	.00080	.00259	.00200
SDev	.00028	.00065	.255	.00069	.00174	.00140	.00058
%RSD	.14331	2.4251	.37552	4.5226	216.70	54.119	28.885
#1	.19516	.02624	67.597	.01585	.00205	.00253	.00237
#2	.19528	.02747	68.105	.01550	.00155	.00122	.00133
#3	.19569	.02725	67.884	.01451	-.00119	.00403	.00229
Errors	LC Pass	LC Pass	LC Pass	LC Pass	NOCHECK	NOCHECK	LC Pass
High	20.000	20.000	400.00	100.00			5.0000
Low	-.01500	-.04000	-5.0000	-.04000			-.00300

Elem	SB/1	SB/2	SB	SE/1	SE/2	SE	SI
Units	ppm	ppm	ppm	ppm	ppm	ppm	ppm
Avge	.00069	-.00088	-.00036	.00536	.00159	.00285	3.4273
SDev	.00085	.00022	.00022	.00261	.00138	.00093	.0015
%RSD	123.83	25.008	60.018	48.750	87.102	32.692	.04402
#1	.00131	-.00084	-.00013	.00708	.00233	.00391	3.4264
#2	-.00029	-.00069	-.00055	.00665	-.00001	.00221	3.4290

#3	.00105	-.00112	-.00040	.00235	.00245	.00241	3.4264
Errors	NOCHECK	NOCHECK	LC Pass	NOCHECK	NOCHECK	LC Pass	LC Pass

High			5.0000			10.000	50.000
Low			-.01000			-.00500	-.50000

Elem	SN	SR	TI	TL	V_	ZN	
Units	ppm	ppm	ppm	ppm	ppm	ppm	
Avge	.00715	.20008	.00098	.00131	.00211	.42814	
SDev	.00043	.00082	.00008	.00188	.00024	.00074	
%RSD	6.0205	.40896	7.7323	143.38	11.278	.17339	
#1	.00762	.19953	.00094	.00320	.00224	.42728	
#2	.00677	.19969	.00107	-.00056	.00225	.42854	
#3	.00707	.20102	.00094	.00129	.00183	.42859	

Errors	LC Pass	LC Pass	LC Pass	LC Pass	LC Pass	LC Pass	
High	30.000	10.000	30.000	10.000	50.000	10.000	
Low	-.10000	-.05000	-.05000	-.01000	-.05000	-.02000	

IntStd	1	2	3	4	5	6	7
Mode	Counts	NOTUSED	NOTUSED	NOTUSED	NOTUSED	NOTUSED	NOTUSED
Elem	Y	--	--	--	--	--	--
Wavlen	371.030	--	--	--	--	--	--
Avge	26668	--	--	--	--	--	--
SDev	82.13682	--	--	--	--	--	--
%RSD	.3079985	--	--	--	--	--	--
#1	26762	--	--	--	--	--	--
#2	26633	--	--	--	--	--	--
#3	26609	--	--	--	--	--	--

Method: METTRACE Sample Name: K1GH0P5 Operator: RJG
Run Time: 10/31/08 09:54:50
Comment: TESTAMERICA PITTSBURGH ICP METALS ANALYSIS-INST TRACEICP
Mode: CONC Corr. Factor: 1

Elem	AG	AL	AS	B_	BA	BE	CA
Units	ppm	ppm	ppm	ppm	ppm	ppm	ppm
Avge	.00035	.01183	.00034	4.0899	.00661	.00014	10.485
SDev	.00065	.00303	.00031	.0275	.00011	.00008	.041
%RSD	186.66	25.651	91.911	.67246	1.6783	57.650	.39130
#1	-.00033	.00841	.00038	4.1174	.00648	.00022	10.514
#2	.00040	.01419	.00001	4.0898	.00667	.00012	10.503
#3	.00096	.01289	.00062	4.0624	.00668	.00007	10.438

Elem	CD	CO	CR	CU	FE	K_	MG
Units	ppm	ppm	ppm	ppm	ppm	ppm	ppm
Avge	.00011	.00068	.00468	.00608	.33468	14.124	3.2102
SDev	.00015	.00050	.00024	.00009	.00657	.064	.0115
%RSD	145.58	74.097	5.1184	1.4710	1.9637	.44977	.35883
#1	-.00007	.00037	.00460	.00597	.32711	14.184	3.2196
#2	.00020	.00040	.00448	.00611	.33805	14.132	3.2137
#3	.00019	.00126	.00495	.00615	.33888	14.057	3.1973

Elem	MN	MO	NA	NI	PB/1	PB/2	PB
Units	ppm	ppm	ppm	ppm	ppm	ppm	ppm
Avge	.03857	.00617	13.432	.00321	-.00115	.00138	.00054
SDev	.00016	.00013	.188	.00028	.00109	.00144	.00060
%RSD	.42133	2.0979	1.3999	8.6468	95.038	104.55	112.83
#1	.03873	.00608	13.242	.00309	-.00064	.00097	.00043
#2	.03859	.00632	13.618	.00302	-.00240	.00298	.00119
#3	.03840	.00611	13.434	.00353	-.00040	.00018	-.00001

Elem	SB/1	SB/2	SB	SE/1	SE/2	SE	SI
Units	ppm	ppm	ppm	ppm	ppm	ppm	ppm
Avge	-.00037	-.00001	-.00013	-.00027	.00235	.00148	.66741
SDev	.00102	.00139	.00119	.00196	.00103	.00058	.00520
%RSD	277.22	9287.2	902.81	716.35	43.945	39.513	.77845
#1	-.00147	-.00070	-.00096	.00168	.00124	.00138	.67189
#2	.00054	.00158	.00124	-.00224	.00254	.00094	.66864
#3	-.00017	-.00093	-.00068	-.00025	.00328	.00210	.66172

Elem	SN	SR	TI	TL	V_	ZN
Units	ppm	ppm	ppm	ppm	ppm	ppm
Avge	.00150	.03960	.00050	.00192	-.00004	.08696
SDev	.00260	.00022	.00030	.00101	.00000	.00041
%RSD	172.60	.55388	60.106	52.550	4.6473	.47242
#1	-.00142	.03984	.00015	.00077	-.00004	.08728
#2	.00238	.03956	.00068	.00232	-.00004	.08710
#3	.00355	.03941	.00068	.00267	-.00004	.08650

IntStd	1	2	3	4	5	6	7
Mode	Counts	NOTUSED	NOTUSED	NOTUSED	NOTUSED	NOTUSED	NOTUSED
Elem	Y	--	--	--	--	--	--
Wavlen	371.030	--	--	--	--	--	--
Avge	26717	--	--	--	--	--	--
SDev	62.81555	--	--	--	--	--	--
%RSD	.2351167	--	--	--	--	--	--
#1	26745	--	--	--	--	--	--
#2	26761	--	--	--	--	--	--
#3	26645	--	--	--	--	--	--

Method: METTRACE Sample Name: K1GH0S Operator: RJG
Run Time: 10/31/08 10:00:21
Comment: TESTAMERICA PITTSBURGH ICP METALS ANALYSIS-INST TRACEICP
Mode: CONC Corr. Factor: 1

Elem	AG	AL	AS	B_	BA	BE	CA
Units	ppm	ppm	ppm	ppm	ppm	ppm	ppm
Avge	.05185	2.1308	2.0553	21.969	1.9888	.04872	53.054
SDev	.00024	.0166	.0186	.161	.0170	.00021	.304
%RSD	.46987	.78013	.90516	.73138	.85470	.42853	.57344
#1	.05213	2.1147	2.0369	21.808	1.9712	.04856	52.755
#2	.05169	2.1298	2.0549	21.971	1.9903	.04896	53.043
#3	.05173	2.1479	2.0741	22.130	2.0051	.04864	53.363
Errors	LC Pass	LC Pass	LC Pass	LC Pass	LC Pass	LC Pass	LC Pass
High	2.0000	500.00	10.000	30.000	10.000	10.000	600.00
Low	-.00500	-.20000	-.01000	-.20000	-.20000	-.00400	-5.0000

Elem	CD	CO	CR	CU	FE	K_	MG
Units	ppm	ppm	ppm	ppm	ppm	ppm	ppm
Avge	.05027	.50356	.22655	.28913	2.6725	78.551	16.490
SDev	.00026	.00320	.00148	.00271	.0206	.574	.093
%RSD	.51762	.63621	.65255	.93737	.77212	.73104	.56488
#1	.04999	.50031	.22500	.28664	2.6503	77.980	16.394
#2	.05032	.50366	.22670	.28873	2.6760	78.543	16.495
#3	.05050	.50671	.22795	.29202	2.6911	79.129	16.580
Errors	LC Pass	LC Pass	LC Pass	LC Pass	LC Pass	LC Pass	LC Pass
High	5.0000	100.00	20.000	10.000	500.00	400.00	600.00
Low	-.00500	-.05000	-.00500	-.02500	-.10000	-5.0000	-5.0000

Elem	MN	MO	NA	NI	PB/1	PB/2	PB
Units	ppm	ppm	ppm	ppm	ppm	ppm	ppm
Avge	.69255	.02966	67.645	.51302	.51043	.50691	.50808
SDev	.00458	.00017	.487	.00287	.00483	.00659	.00545
%RSD	.66201	.56485	.72018	.56010	.94647	1.3008	1.0727
#1	.68793	.02983	67.203	.51060	.50485	.50263	.50337
#2	.69261	.02965	67.565	.51227	.51329	.50360	.50682
#3	.69710	.02949	68.167	.51620	.51314	.51451	.51405
Errors	LC Pass	LC Pass	LC Pass	LC Pass	NOCHECK	NOCHECK	LC Pass
High	20.000	20.000	400.00	100.00			5.0000
Low	-.01500	-.04000	-5.0000	-.04000			-.00300

Elem	SB/1	SB/2	SB	SE/1	SE/2	SE	SI
Units	ppm	ppm	ppm	ppm	ppm	ppm	ppm
Avge	-.00254	.00086	-.00027	1.8508	1.8297	1.8368	3.4234
SDev	.00183	.00092	.00083	.0208	.0336	.0286	.0247
%RSD	72.317	106.92	306.03	1.1229	1.8353	1.5545	.72187
#1	-.00057	.00118	.00060	1.8277	1.8029	1.8112	3.3991
#2	-.00419	.00157	-.00035	1.8569	1.8188	1.8315	3.4227

#3	-.00285	-.00018	-.00107	1.8679	1.8674	1.8676	3.4485
Errors	NOCHECK	NOCHECK	LC Pass	NOCHECK	NOCHECK	LC Pass	LC Pass

High			5.0000			10.000	50.000
Low			-.01000			-.00500	-.50000

Elem	SN	SR	TI	TL	V_	ZN	
Units	ppm	ppm	ppm	ppm	ppm	ppm	
Avge	.00866	1.1413	.00133	2.0268	.49559	.95193	
SDev	.00044	.0077	.00013	.0204	.00218	.00521	
%RSD	5.0494	.67132	9.7343	1.0055	.44055	.54753	
#1	.00878	1.1329	.00133	2.0093	.49313	.94648	
#2	.00903	1.1431	.00146	2.0219	.49636	.95243	
#3	.00818	1.1479	.00120	2.0491	.49729	.95687	
Errors	LC Pass	LC Pass	LC Pass	LC Pass	LC Pass	LC Pass	
High	30.000	10.000	30.000	10.000	50.000	10.000	
Low	-.10000	-.05000	-.05000	-.01000	-.05000	-.02000	

IntStd	1	2	3	4	5	6	7
Mode	Counts	NOTUSED	NOTUSED	NOTUSED	NOTUSED	NOTUSED	NOTUSED
Elem	Y	--	--	--	--	--	--
Wavlen	371.030	--	--	--	--	--	--
Avge	26871	--	--	--	--	--	--
SDev	76.72381	--	--	--	--	--	--
%RSD	.2855267	--	--	--	--	--	--
#1	26793	--	--	--	--	--	--
#2	26946	--	--	--	--	--	--
#3	26874	--	--	--	--	--	--

Method: METTRACE Sample Name: K1GH0D Operator: RJG
Run Time: 10/31/08 10:05:52
Comment: TESTAMERICA PITTSBURGH ICP METALS ANALYSIS-INST TRACEICP
Mode: CONC Corr. Factor: 1

Elem	AG	AL	AS	B_	BA	BE	CA
Units	ppm	ppm	ppm	ppm	ppm	ppm	ppm
Avge	.05179	2.1350	2.0374	22.309	1.9904	.04825	53.597
SDev	.00045	.0063	.0102	.094	.0069	.00018	.234
%RSD	.86503	.29588	.49869	.42103	.34489	.37873	.43636
#1	.05221	2.1278	2.0322	22.225	1.9827	.04825	53.555
#2	.05132	2.1374	2.0309	22.292	1.9928	.04806	53.387
#3	.05183	2.1397	2.0491	22.410	1.9958	.04842	53.849
Errors	LC Pass	LC Pass	LC Pass	LC Pass	LC Pass	LC Pass	LC Pass
High	2.0000	500.00	10.000	30.000	10.000	10.000	600.00
Low	-.00500	-.20000	-.01000	-.20000	-.20000	-.00400	-5.0000

Elem	CD	CO	CR	CU	FE	K_	MG
Units	ppm	ppm	ppm	ppm	ppm	ppm	ppm
Avge	.04970	.49901	.22568	.28979	2.6805	80.752	16.697
SDev	.00026	.00237	.00089	.00127	.0147	.395	.071
%RSD	.51304	.47435	.39383	.43855	.54761	.48858	.42229
#1	.04965	.49834	.22532	.28835	2.6804	80.315	16.662
#2	.04947	.49705	.22503	.29028	2.6658	81.083	16.650
#3	.04997	.50164	.22670	.29074	2.6952	80.858	16.778
Errors	LC Pass	LC Pass	LC Pass	LC Pass	LC Pass	LC Pass	LC Pass
High	5.0000	100.00	20.000	10.000	500.00	400.00	600.00
Low	-.00500	-.05000	-.00500	-.02500	-.10000	-5.0000	-5.0000

Elem	MN	MO	NA	NI	PB/1	PB/2	PB
Units	ppm	ppm	ppm	ppm	ppm	ppm	ppm
Avge	.69176	.02837	69.077	.50919	.50538	.50391	.50440
SDev	.00247	.00048	.105	.00347	.00282	.00117	.00145
%RSD	.35732	1.6884	.15161	.68079	.55836	.23172	.28647
#1	.69079	.02782	68.958	.50789	.50230	.50378	.50329
#2	.68992	.02860	69.158	.50656	.50603	.50281	.50388
#3	.69457	.02869	69.114	.51311	.50783	.50514	.50603
Errors	LC Pass	LC Pass	LC Pass	LC Pass	NOCHECK	NOCHECK	LC Pass
High	20.000	20.000	400.00	100.00			5.0000
Low	-.01500	-.04000	-5.0000	-.04000			-.00300

Elem	SB/1	SB/2	SB	SE/1	SE/2	SE	SI
Units	ppm	ppm	ppm	ppm	ppm	ppm	ppm
Avge	-.00059	-.00026	-.00037	1.8372	1.8215	1.8267	3.4808
SDev	.00116	.00055	.00027	.0129	.0091	.0103	.0118
%RSD	195.31	210.40	74.042	.70356	.49704	.56555	.33914
#1	-.00181	.00034	-.00038	1.8258	1.8129	1.8172	3.4695
#2	.00050	-.00039	-.00009	1.8345	1.8206	1.8252	3.4799

#3	-.00047	-.00073	-.00064	1.8512	1.8309	1.8377	3.4931
Errors	NOCHECK	NOCHECK	LC Pass	NOCHECK	NOCHECK	LC Pass	LC Pass

High			5.0000			10.000	50.000
Low			-.01000			-.00500	-.50000

Elem	SN	SR	TI	TL	V_	ZN	
Units	ppm	ppm	ppm	ppm	ppm	ppm	
Avge	.00727	1.1438	.00112	2.0130	.49282	.95278	
SDev	.00168	.0042	.00042	.0102	.00170	.00372	
%RSD	23.146	.37002	38.024	.50834	.34589	.39004	
#1	.00589	1.1392	.00081	2.0125	.49098	.95071	
#2	.00678	1.1449	.00094	2.0030	.49435	.95056	
#3	.00915	1.1475	.00160	2.0234	.49312	.95707	
Errors	LC Pass	LC Pass	LC Pass	LC Pass	LC Pass	LC Pass	
High	30.000	10.000	30.000	10.000	50.000	10.000	
Low	-.10000	-.05000	-.05000	-.01000	-.05000	-.02000	

IntStd	1	2	3	4	5	6	7
Mode	Counts	NOTUSED	NOTUSED	NOTUSED	NOTUSED	NOTUSED	NOTUSED
Elem	Y	--	--	--	--	--	--
Wavlen	371.030	--	--	--	--	--	--
Avge	26591	--	--	--	--	--	--
SDev	64.33418	--	--	--	--	--	--
%RSD	.2419440	--	--	--	--	--	--
#1	26648	--	--	--	--	--	--
#2	26602	--	--	--	--	--	--
#3	26521	--	--	--	--	--	--

Method: METTRACE Sample Name: CCV1-12 Operator: RJG
Run Time: 10/31/08 10:11:22
Comment: TESTAMERICA PITTSBURGH ICP METALS ANALYSIS-INST TRACEICP
Mode: CONC Corr. Factor: 1

Elem	AG	AL	AS	B_	BA	BE	CA
Units	ppm	ppm	ppm	ppm	ppm	ppm	ppm
Avge	1.0164	24.532	.50734	2.0640	1.9788	1.9890	50.387
SDev	.0017	.047	.00186	.0157	.0064	.0047	.065
%RSD	.16795	.19274	.36758	.76047	.32221	.23571	.12930
#1	1.0179	24.565	.50947	2.0802	1.9832	1.9940	50.435
#2	1.0169	24.554	.50654	2.0628	1.9817	1.9882	50.413
#3	1.0146	24.478	.50600	2.0489	1.9715	1.9848	50.313
Errors	LC Pass	LC Pass	LC Pass	LC Pass	LC Pass	LC Pass	LC Pass
High	1.1000	27.500	.55000	2.2000	2.2000	2.2000	55.000
Low	.90000	22.500	.45000	1.8000	1.8000	1.8000	45.000

Elem	CD	CO	CR	CU	FE	K_	MG
Units	ppm	ppm	ppm	ppm	ppm	ppm	ppm
Avge	.49130	1.9941	2.0004	2.0237	25.167	119.42	49.358
SDev	.00107	.0039	.0034	.0054	.048	.20	.093
%RSD	.21690	.19636	.16798	.26827	.19111	.17115	.18862
#1	.49242	1.9971	2.0035	2.0275	25.211	119.49	49.454
#2	.49118	1.9955	2.0009	2.0261	25.173	119.58	49.351
#3	.49030	1.9897	1.9969	2.0175	25.116	119.19	49.269
Errors	LC Pass	LC Pass	LC Pass	LC Pass	LC Pass	LC Pass	LC Pass
High	.55000	2.2000	2.2000	2.2000	27.500	137.50	55.000
Low	.45000	1.8000	1.8000	1.8000	22.500	112.50	45.000

Elem	MN	MO	NA	NI	PB/1	PB/2	PB
Units	ppm	ppm	ppm	ppm	ppm	ppm	ppm
Avge	1.9731	2.0034	122.12	1.9733	.50830	.49858	.50182
SDev	.0033	.0082	.30	.0035	.00411	.00189	.00209
%RSD	.16555	.41039	.24792	.17912	.80964	.38000	.41664
#1	1.9760	1.9939	122.18	1.9774	.50577	.49649	.49958
#2	1.9737	2.0084	122.39	1.9713	.50607	.50018	.50214
#3	1.9695	2.0078	121.80	1.9713	.51304	.49907	.50372
Errors	LC Pass	LC Pass	LC Pass	LC Pass	NOCHECK	NOCHECK	LC Pass
High	2.2000	2.2000	137.50	2.2000			.55000
Low	1.8000	1.8000	112.50	1.8000			.45000

Elem	SB/1	SB/2	SB	SE/1	SE/2	SE	SI
Units	ppm	ppm	ppm	ppm	ppm	ppm	ppm
Avge	.50042	.50117	.50092	.50222	.50307	.50279	1.8825
SDev	.00320	.00345	.00133	.00458	.00162	.00046	.0071
%RSD	.64052	.68734	.26564	.91143	.32250	.09090	.37976
#1	.49941	.50341	.50208	.50586	.50191	.50323	1.8887
#2	.50401	.49720	.49947	.49708	.50493	.50231	1.8842

#3	.49784	.50288	.50120	.50371	.50238	.50283	1.8747
Errors	NOCHECK	NOCHECK	LC Pass	NOCHECK	NOCHECK	LC Pass	LC Pass

High			.55000			.55000	2.2000
Low			.45000			.45000	1.8000

Elem	SN	SR	TI	TL	V_	ZN	
Units	ppm	ppm	ppm	ppm	ppm	ppm	
Avge	2.0009	1.9326	1.9850	1.0078	2.0037	2.0578	
SDev	.0069	.0072	.0039	.0037	.0049	.0041	
%RSD	.34538	.37097	.19845	.36570	.24514	.19709	
#1	2.0080	1.9385	1.9880	1.0061	2.0088	2.0603	
#2	2.0004	1.9348	1.9864	1.0121	2.0033	2.0600	
#3	1.9942	1.9246	1.9805	1.0053	1.9990	2.0531	
Errors	LC Pass	LC Pass	LC Pass	LC Pass	LC Pass	LC Pass	
High	2.2000	2.2000	2.2000	1.1000	2.2000	2.2000	
Low	1.8000	1.8000	1.8000	.90000	1.8000	1.8000	

IntStd	1	2	3	4	5	6	7
Mode	Counts	NOTUSED	NOTUSED	NOTUSED	NOTUSED	NOTUSED	NOTUSED
Elem	Y	--	--	--	--	--	--
Wavlen	371.030	--	--	--	--	--	--
Avge	26634	--	--	--	--	--	--
SDev	54.29049	--	--	--	--	--	--
%RSD	.2038369	--	--	--	--	--	--
#1	26629	--	--	--	--	--	--
#2	26691	--	--	--	--	--	--
#3	26583	--	--	--	--	--	--

Method: METTRACE Sample Name: CCB12 Operator: RJG
Run Time: 10/31/08 10:16:54
Comment: TESTAMERICA PITTSBURGH ICP METALS ANALYSIS-INST TRACEICP
Mode: CONC Corr. Factor: 1

Elem	AG	AL	AS	B_	BA	BE	CA
Units	ppm	ppm	ppm	ppm	ppm	ppm	ppm
Avge	.00079	-.02393	.00004	.02508	.00010	.00066	.00080
SDev	.00046	.00124	.00093	.00215	.00010	.00003	.00231
%RSD	57.771	5.1826	2292.4	8.5544	103.93	4.3673	290.45
#1	.00030	-.02455	-.00076	.02712	-.00002	.00069	-.00160
#2	.00086	-.02473	-.00018	.02528	.00013	.00063	.00098
#3	.00120	-.02250	.00106	.02285	.00018	.00066	.00301
Errors	LC Pass	LC Pass	LC Pass	LC Pass	LC Pass	LC Pass	LC Pass
High	.00500	.20000	.01000	.20000	.20000	.00400	5.0000
Low	-.00500	-.20000	-.01000	-.20000	-.20000	-.00400	-5.0000

Elem	CD	CO	CR	CU	FE	K_	MG
Units	ppm	ppm	ppm	ppm	ppm	ppm	ppm
Avge	.00019	.00037	.00040	.00015	-.00122	.17574	.00410
SDev	.00010	.00051	.00032	.00024	.00524	.00826	.00326
%RSD	52.111	138.40	80.984	155.77	429.70	4.6993	79.578
#1	.00011	.00077	.00004	-.00012	-.00710	.16709	.00107
#2	.00015	-.00021	.00065	.00029	.00052	.17659	.00367
#3	.00030	.00055	.00051	.00029	.00293	.18354	.00755
Errors	LC Pass	LC Pass	LC Pass	LC Pass	LC Pass	LC Pass	LC Pass
High	.00500	.05000	.00500	.02500	.10000	5.0000	5.0000
Low	-.00500	-.05000	-.00500	-.02500	-.10000	-5.0000	-5.0000

Elem	MN	MO	NA	NI	PB/1	PB/2	PB
Units	ppm	ppm	ppm	ppm	ppm	ppm	ppm
Avge	.00011	.00652	-.48789	.00143	.00230	-.00181	-.00044
SDev	.00010	.00181	.28920	.00055	.00058	.00092	.00043
%RSD	90.662	27.828	59.275	38.113	25.135	50.717	97.049
#1	-.00001	.00848	-.78683	.00171	.00244	-.00230	-.00072
#2	.00017	.00619	-.46729	.00178	.00279	-.00238	-.00066
#3	.00017	.00489	-.20954	.00080	.00166	-.00075	.00005
Errors	LC Pass	LC Pass	LC Pass	LC Pass	NOCHECK	NOCHECK	LC Pass
High	.01500	.04000	5.0000	.04000			.00300
Low	-.01500	-.04000	-5.0000	-.04000			-.00300

Elem	SB/1	SB/2	SB	SE/1	SE/2	SE	SI
Units	ppm	ppm	ppm	ppm	ppm	ppm	ppm
Avge	-.00252	.00202	.00051	.00254	.00050	.00118	.00059
SDev	.00091	.00060	.00011	.00236	.00064	.00099	.00193
%RSD	36.324	29.492	21.425	92.741	127.04	84.052	326.84
#1	-.00297	.00220	.00048	.00457	.00019	.00165	-.00092
#2	-.00312	.00250	.00063	.00310	.00123	.00185	-.00007

#3	-.00147	.00135	.00041	-.00004	.00008	.00004	.00276
Errors	NOCHECK	NOCHECK	LC Pass	NOCHECK	NOCHECK	LC Pass	LC Pass

High			.06000			.00500	.50000
Low			-.06000			-.00500	-.50000

Elem	SN	SR	TI	TL	V_	ZN	
Units	ppm	ppm	ppm	ppm	ppm	ppm	
Avge	.00093	.00012	.00047	.00153	-.00001	.00180	
SDev	.00188	.00005	.00015	.00200	.00024	.00011	
%RSD	203.65	44.683	32.183	130.85	3755.2	6.2679	
#1	-.00080	.00006	.00029	-.00020	.00027	.00172	
#2	.00064	.00013	.00055	.00373	-.00014	.00175	
#3	.00294	.00017	.00055	.00107	-.00014	.00193	
Errors	LC Pass	LC Pass	LC Pass	LC Pass	LC Pass	LC Pass	
High	.10000	.05000	.05000	.01000	.05000	.02000	
Low	-.10000	-.05000	-.05000	-.01000	-.05000	-.02000	

IntStd	1	2	3	4	5	6	7
Mode	Counts	NOTUSED	NOTUSED	NOTUSED	NOTUSED	NOTUSED	NOTUSED
Elem	Y	--	--	--	--	--	--
Wavlen	371.030	--	--	--	--	--	--
Avge	27147	--	--	--	--	--	--
SDev	37.72916	--	--	--	--	--	--
%RSD	.1389817	--	--	--	--	--	--
#1	27109	--	--	--	--	--	--
#2	27185	--	--	--	--	--	--
#3	27146	--	--	--	--	--	--

Method: METTRACE Sample Name: K1GHL Operator: RJG
Run Time: 10/31/08 10:22:24
Comment: TESTAMERICA PITTSBURGH ICP METALS ANALYSIS-INST TRACEICP
Mode: CONC Corr. Factor: 1

Elem	AG	AL	AS	B_	BA	BE	CA
Units	ppm	ppm	ppm	ppm	ppm	ppm	ppm
Avge	.00050	.04914	.00104	3.0359	.03578	.00028	36.867
SDev	.00038	.00087	.00072	.0100	.00025	.00005	.121
%RSD	75.134	1.7781	69.819	.32811	.68994	16.131	.32850
#1	.00062	.04835	.00185	3.0248	.03559	.00032	36.728
#2	.00081	.05008	.00046	3.0387	.03605	.00029	36.948
#3	.00008	.04899	.00079	3.0441	.03568	.00023	36.926
Errors	LC Pass	LC Pass	LC Pass	LC Pass	LC Pass	LC Pass	LC Pass
High	2.0000	500.00	10.000	30.000	10.000	10.000	600.00
Low	-.00500	-.20000	-.01000	-.20000	-.20000	-.00400	-5.0000

Elem	CD	CO	CR	CU	FE	K_	MG
Units	ppm	ppm	ppm	ppm	ppm	ppm	ppm
Avge	.00017	.00089	.00404	.00926	.92202	14.719	9.6592
SDev	.00013	.00019	.00018	.00040	.00139	.076	.0350
%RSD	73.310	21.001	4.3636	4.2766	.15081	.51458	.36226
#1	.00017	.00111	.00423	.00886	.92205	14.632	9.6208
#2	.00030	.00077	.00400	.00928	.92340	14.758	9.6893
#3	.00005	.00080	.00388	.00965	.92062	14.768	9.6673
Errors	LC Pass	LC Pass	LC Pass	LC Pass	LC Pass	LC Pass	LC Pass
High	5.0000	100.00	20.000	10.000	500.00	400.00	600.00
Low	-.00500	-.05000	-.00500	-.02500	-.10000	-5.0000	-5.0000

Elem	MN	MO	NA	NI	PB/1	PB/2	PB
Units	ppm	ppm	ppm	ppm	ppm	ppm	ppm
Avge	.06851	.00741	66.785	.00444	.00253	.00234	.00241
SDev	.00016	.00027	.289	.00103	.00049	.00223	.00134
%RSD	.23990	3.6711	.43341	23.285	19.316	95.077	55.584
#1	.06833	.00768	66.519	.00531	.00235	.00407	.00350
#2	.06866	.00714	67.093	.00471	.00216	.00313	.00281
#3	.06854	.00739	66.742	.00329	.00309	-.00017	.00091
Errors	LC Pass	LC Pass	LC Pass	LC Pass	NOCHECK	NOCHECK	LC Pass
High	20.000	20.000	400.00	100.00			5.0000
Low	-.01500	-.04000	-5.0000	-.04000			-.00300

Elem	SB/1	SB/2	SB	SE/1	SE/2	SE	SI
Units	ppm	ppm	ppm	ppm	ppm	ppm	ppm
Avge	-.00188	.00025	-.00046	.00404	-.00321	-.00080	1.5275
SDev	.00109	.00052	.00067	.00146	.00229	.00124	.0035
%RSD	57.619	206.43	145.40	36.148	71.310	155.93	.23176
#1	-.00080	.00047	.00005	.00275	-.00303	-.00111	1.5250
#2	-.00297	-.00034	-.00122	.00563	-.00559	-.00185	1.5260

#3	-.00189	.00062	-.00021	.00376	-.00102	.00057	1.5316
Errors	NOCHECK	NOCHECK	LC Pass	NOCHECK	NOCHECK	LC Pass	LC Pass

High			5.0000			10.000	50.000
Low			-.01000			-.00500	-.50000

Elem	SN	SR	TI	TL	V_	ZN	
Units	ppm	ppm	ppm	ppm	ppm	ppm	
Avge	.00305	.15393	.00090	.00190	.00083	.12695	
SDev	.00072	.00074	.00015	.00361	.00012	.00053	
%RSD	23.753	.48246	16.736	190.31	14.152	.41769	
#1	.00381	.15312	.00107	.00547	.00096	.12637	
#2	.00237	.15458	.00081	.00197	.00076	.12741	
#3	.00296	.15409	.00081	-.00175	.00076	.12706	

Errors	LC Pass	LC Pass	LC Pass	LC Pass	LC Pass	LC Pass	
High	30.000	10.000	30.000	10.000	50.000	10.000	
Low	-.10000	-.05000	-.05000	-.01000	-.05000	-.02000	

IntStd	1	2	3	4	5	6	7
Mode	Counts	NOTUSED	NOTUSED	NOTUSED	NOTUSED	NOTUSED	NOTUSED
Elem	Y	--	--	--	--	--	--
Wavlen	371.030	--	--	--	--	--	--
Avge	26872	--	--	--	--	--	--
SDev	106.9494	--	--	--	--	--	--
%RSD	.3980029	--	--	--	--	--	--
#1	26994	--	--	--	--	--	--
#2	26821	--	--	--	--	--	--
#3	26799	--	--	--	--	--	--

Method: METTRACE Sample Name: K1L5N Operator: RJG
Run Time: 10/31/08 10:27:55
Comment: TESTAMERICA PITTSBURGH ICP METALS ANALYSIS-INST TRACEICP
Mode: CONC Corr. Factor: 1

Elem	AG	AL	AS	B_	BA	BE	CA
Units	ppm	ppm	ppm	ppm	ppm	ppm	ppm
Avge	.00020	-.00989	.00137	.28700	.12194	.00021	107.19
SDev	.00071	.00083	.00055	.00255	.00044	.00012	.40
%RSD	361.15	8.3656	40.156	.88940	.36088	58.788	.37408
#1	-.00056	-.01085	.00129	.28971	.12236	.00020	107.64
#2	.00085	-.00936	.00196	.28664	.12148	.00009	107.06
#3	.00030	-.00947	.00087	.28464	.12198	.00033	106.87
Errors	LC Pass	LC Pass	LC Pass	LC Pass	LC Pass	LC Pass	LC Pass
High	2.0000	500.00	10.000	30.000	10.000	10.000	600.00
Low	-.00500	-.20000	-.01000	-.20000	-.20000	-.00400	-5.0000

Elem	CD	CO	CR	CU	FE	K_	MG
Units	ppm	ppm	ppm	ppm	ppm	ppm	ppm
Avge	.00014	.00091	.00351	.00100	-.04694	53.946	19.212
SDev	.00002	.00024	.00050	.00014	.00866	.262	.069
%RSD	14.647	26.117	14.247	13.791	18.440	.48579	.36142
#1	.00013	.00066	.00293	.00087	-.05645	54.240	19.291
#2	.00012	.00095	.00382	.00114	-.04482	53.739	19.188
#3	.00016	.00113	.00377	.00100	-.03954	53.858	19.158
Errors	LC Pass	LC Pass	LC Pass	LC Pass	LC Pass	LC Pass	LC Pass
High	5.0000	100.00	20.000	10.000	500.00	400.00	600.00
Low	-.00500	-.05000	-.00500	-.02500	-.10000	-5.0000	-5.0000

Elem	MN	MO	NA	NI	PB/1	PB/2	PB
Units	ppm	ppm	ppm	ppm	ppm	ppm	ppm
Avge	.00368	.01354	H1756.2	.00122	-.00363	.00001	-.00120
SDev	.00012	.00053	8.8	.00051	.00146	.00100	.00028
%RSD	3.3188	3.9211	.49849	41.870	40.175	14597.	23.510
#1	.00354	.01297	H1765.3	.00085	-.00524	.00090	-.00114
#2	.00373	.01364	H1747.8	.00180	-.00240	-.00107	-.00151
#3	.00376	.01401	H1755.6	.00101	-.00324	.00018	-.00096
Errors	LC Pass	LC Pass	LC High	LC Pass	NOCHECK	NOCHECK	LC Pass
High	20.000	20.000	400.00	100.00			5.0000
Low	-.01500	-.04000	-5.0000	-.04000			-.00300

Elem	SB/1	SB/2	SB	SE/1	SE/2	SE	SI
Units	ppm	ppm	ppm	ppm	ppm	ppm	ppm
Avge	-.00003	.00039	.00025	.00881	-.00116	.00216	6.7209
SDev	.00044	.00168	.00105	.00217	.00050	.00078	.0400
%RSD	1261.2	428.80	421.02	24.652	43.181	36.317	.59530
#1	.00045	-.00012	.00007	.01123	-.00134	.00285	6.7668
#2	-.00040	.00227	.00138	.00817	-.00060	.00232	6.7021

#3	-.00015	-.00097	-.00070	.00703	-.00155	.00131	6.6937
Errors	NOCHECK	NOCHECK	LC Pass	NOCHECK	NOCHECK	LC Pass	LC Pass

High			5.0000			10.000	50.000
Low			-.01000			-.00500	-.50000

Elem	SN	SR	TI	TL	V_	ZN	
Units	ppm	ppm	ppm	ppm	ppm	ppm	
Avge	.00039	1.9919	-.00054	.00195	.00013	.00485	
SDev	.00167	.0083	.00014	.00011	.00025	.00006	
%RSD	424.72	.41483	25.968	5.7409	193.07	1.2619	
#1	.00150	2.0000	-.00053	.00207	-.00016	.00485	
#2	.00120	1.9835	-.00041	.00184	.00027	.00491	
#3	-.00152	1.9922	-.00069	.00195	.00028	.00479	

Errors	LC Pass	LC Pass	LC Pass	LC Pass	LC Pass	LC Pass	
High	30.000	10.000	30.000	10.000	50.000	10.000	
Low	-.10000	-.05000	-.05000	-.01000	-.05000	-.02000	

IntStd	1	2	3	4	5	6	7
Mode	Counts	NOTUSED	NOTUSED	NOTUSED	NOTUSED	NOTUSED	NOTUSED
Elem	Y	--	--	--	--	--	--
Wavlen	371.030	--	--	--	--	--	--
Avge	25945	--	--	--	--	--	--
SDev	152.5904	--	--	--	--	--	--
%RSD	.5881389	--	--	--	--	--	--
#1	26079	--	--	--	--	--	--
#2	25976	--	--	--	--	--	--
#3	25779	--	--	--	--	--	--

Method: METTRACE Sample Name: K1QA6 Operator: RJG
Run Time: 10/31/08 10:33:27
Comment: TESTAMERICA PITTSBURGH ICP METALS ANALYSIS-INST TRACEICP
Mode: CONC Corr. Factor: 1

Elem	AG	AL	AS	B_	BA	BE	CA
Units	ppm	ppm	ppm	ppm	ppm	ppm	ppm
Avge	.00046	.02141	.14351	.41452	.49426	.00025	424.76
SDev	.00034	.00502	.00286	.00721	.01034	.00021	7.24
%RSD	74.185	23.467	1.9903	1.7385	2.0924	84.953	1.7044
#1	.00085	.01565	.14053	.40621	.48235	.00049	416.46
#2	.00026	.02487	.14377	.41900	.49950	.00015	429.71
#3	.00027	.02372	.14623	.41836	.50094	.00010	428.13
Errors	LC Pass	LC Pass	LC Pass	LC Pass	LC Pass	LC Pass	LC Pass
High	2.0000	500.00	10.000	30.000	10.000	10.000	600.00
Low	-.00500	-.20000	-.01000	-.20000	-.20000	-.00400	-5.0000

Elem	CD	CO	CR	CU	FE	K_	MG
Units	ppm	ppm	ppm	ppm	ppm	ppm	ppm
Avge	.00007	.00052	.00050	.00331	-.08805	37.934	61.253
SDev	.00005	.00052	.00041	.00025	.01040	.873	1.112
%RSD	68.984	100.84	81.133	7.6438	11.809	2.3018	1.8156
#1	.00001	.00084	.00091	.00304	-.08836	36.933	59.970
#2	.00010	.00081	.00009	.00355	-.07750	38.325	61.941
#3	.00010	-.00008	.00052	.00335	-.09829	38.543	61.848
Errors	LC Pass	LC Pass	LC Pass	LC Pass	LC Pass	LC Pass	LC Pass
High	5.0000	100.00	20.000	10.000	500.00	400.00	600.00
Low	-.00500	-.05000	-.00500	-.02500	-.10000	-5.0000	-5.0000

Elem	MN	MO	NA	NI	PB/1	PB/2	PB
Units	ppm	ppm	ppm	ppm	ppm	ppm	ppm
Avge	.26677	.00436	H1446.0	.00339	-.00173	-.00025	-.00074
SDev	.00490	.00043	28.9	.00071	.00340	.00134	.00045
%RSD	1.8360	9.9445	2.0019	21.075	196.79	532.91	60.171
#1	.26111	.00472	H1412.8	.00386	-.00057	-.00122	-.00100
#2	.26971	.00450	H1459.2	.00374	-.00555	.00128	-.00100
#3	.26948	.00388	H1466.0	.00257	.00095	-.00081	-.00023
Errors	LC Pass	LC Pass	LC High	LC Pass	NOCHECK	NOCHECK	LC Pass
High	20.000	20.000	400.00	100.00			5.0000
Low	-.01500	-.04000	-5.0000	-.04000			-.00300

Elem	SB/1	SB/2	SB	SE/1	SE/2	SE	SI
Units	ppm	ppm	ppm	ppm	ppm	ppm	ppm
Avge	-.00151	.00034	-.00027	.00860	-.00246	.00122	2.9577
SDev	.00467	.00245	.00136	.00440	.00186	.00078	.0603
%RSD	309.83	713.38	499.52	51.217	75.587	63.981	2.0393
#1	-.00599	.00062	-.00158	.01182	-.00450	.00094	2.8886
#2	.00332	-.00223	-.00038	.00358	-.00085	.00062	2.9850

#3	-.00185	.00264	.00114	.01039	-.00203	.00211	2.9996
Errors	NOCHECK	NOCHECK	LC Pass	NOCHECK	NOCHECK	LC Pass	LC Pass

High			5.0000			10.000	50.000
Low			-.01000			-.00500	-.50000

Elem	SN	SR	TI	TL	V_	ZN	
Units	ppm	ppm	ppm	ppm	ppm	ppm	
Avge	-.00072	H13.057	-.00235	.00515	.00257	.00962	
SDev	.00228	.278	.00016	.00192	.00011	.00022	
%RSD	314.42	2.1319	6.8555	37.190	4.3286	2.3068	
#1	.00150	H12.736	-.00252	.00613	.00259	.00936	
#2	-.00305	H13.198	-.00232	.00295	.00266	.00977	
#3	-.00063	H13.235	-.00220	.00638	.00244	.00972	

Errors	LC Pass	LC High	LC Pass	LC Pass	LC Pass	LC Pass	
High	30.000	10.000	30.000	10.000	50.000	10.000	
Low	-.10000	-.05000	-.05000	-.01000	-.05000	-.02000	

IntStd	1	2	3	4	5	6	7
Mode	Counts	NOTUSED	NOTUSED	NOTUSED	NOTUSED	NOTUSED	NOTUSED
Elem	Y	--	--	--	--	--	--
Wavlen	371.030	--	--	--	--	--	--
Avge	25922	--	--	--	--	--	--
SDev	386.0133	--	--	--	--	--	--
%RSD	1.489161	--	--	--	--	--	--
#1	26366	--	--	--	--	--	--
#2	25729	--	--	--	--	--	--
#3	25670	--	--	--	--	--	--

Method: METTRACE Sample Name: K1QC5 Operator: RJG
Run Time: 10/31/08 11:08:20
Comment: TESTAMERICA PITTSBURGH ICP METALS ANALYSIS-INST TRACEICP
Mode: CONC Corr. Factor: 1

Elem	AG	AL	AS	B_	BA	BE	CA
Units	ppm	ppm	ppm	ppm	ppm	ppm	ppm
Avge	.00093	-.00120	.00924	.31103	.19911	.00043	325.27
SDev	.00034	.00134	.00036	.00083	.00019	.00010	1.34
%RSD	36.462	111.79	3.9107	.26788	.09673	23.667	.41261
#1	.00068	.00024	.00891	.31166	.19919	.00051	326.81
#2	.00079	-.00143	.00963	.31009	.19925	.00045	324.35
#3	.00131	-.00242	.00918	.31134	.19889	.00032	324.65
Errors	LC Pass	LC Pass	LC Pass	LC Pass	LC Pass	LC Pass	LC Pass
High	2.0000	500.00	10.000	30.000	10.000	10.000	600.00
Low	-.00500	-.20000	-.01000	-.20000	-.20000	-.00400	-5.0000

Elem	CD	CO	CR	CU	FE	K_	MG
Units	ppm	ppm	ppm	ppm	ppm	ppm	ppm
Avge	-.00012	.00213	.00393	.03531	.40406	14.299	60.967
SDev	.00008	.00064	.00017	.00030	.01108	.022	.184
%RSD	69.138	30.314	4.2339	.84256	2.7418	.15527	.30110
#1	-.00005	.00232	.00411	.03556	.40797	14.308	61.179
#2	-.00022	.00141	.00378	.03498	.39156	14.315	60.858
#3	-.00010	.00265	.00391	.03539	.41266	14.274	60.865
Errors	LC Pass	LC Pass	LC Pass	LC Pass	LC Pass	LC Pass	LC Pass
High	5.0000	100.00	20.000	10.000	500.00	400.00	600.00
Low	-.00500	-.05000	-.00500	-.02500	-.10000	-5.0000	-5.0000

Elem	MN	MO	NA	NI	PB/1	PB/2	PB
Units	ppm	ppm	ppm	ppm	ppm	ppm	ppm
Avge	3.4076	.00687	243.48	.02234	-.00333	.00161	-.00004
SDev	.0113	.00076	.30	.00088	.00046	.00197	.00139
%RSD	.33252	11.074	.12259	3.9346	13.744	122.21	3799.2
#1	3.4206	.00722	243.82	.02324	-.00312	.00386	.00154
#2	3.4001	.00600	243.31	.02228	-.00302	.00070	-.00054
#3	3.4021	.00739	243.31	.02149	-.00386	.00026	-.00111
Errors	LC Pass	LC Pass	LC Pass	LC Pass	NOCHECK	NOCHECK	LC Pass
High	20.000	20.000	400.00	100.00			5.0000
Low	-.01500	-.04000	-5.0000	-.04000			-.00300

Elem	SB/1	SB/2	SB	SE/1	SE/2	SE	SI
Units	ppm	ppm	ppm	ppm	ppm	ppm	ppm
Avge	.00115	.00149	.00138	.00656	-.00165	.00108	23.792
SDev	.00078	.00097	.00091	.00014	.00103	.00068	.080
%RSD	67.978	65.099	65.882	2.1657	62.565	63.268	.33488
#1	.00197	.00250	.00233	.00653	-.00046	.00187	23.883
#2	.00042	.00056	.00052	.00671	-.00220	.00077	23.739

#3	.00104	.00142	.00129	.00643	-.00230	.00061	23.753
Errors	NOCHECK	NOCHECK	LC Pass	NOCHECK	NOCHECK	LC Pass	LC Pass

High			5.0000			10.000	50.000
Low			-.01000			-.00500	-.50000

Elem	SN	SR	TI	TL	V_	ZN	
Units	ppm	ppm	ppm	ppm	ppm	ppm	
Avge	.00346	.89386	-.00152	.00128	.00265	.10866	
SDev	.00167	.00103	.00008	.00098	.00054	.00046	
%RSD	48.138	.11493	5.3554	76.479	20.268	.42560	
#1	.00209	.89413	-.00157	.00101	.00209	.10919	
#2	.00531	.89473	-.00143	.00047	.00271	.10834	
#3	.00298	.89273	-.00158	.00237	.00316	.10847	

Errors	LC Pass	LC Pass	LC Pass	LC Pass	LC Pass	LC Pass	
High	30.000	10.000	30.000	10.000	50.000	10.000	
Low	-.10000	-.05000	-.05000	-.01000	-.05000	-.02000	

IntStd	1	2	3	4	5	6	7
Mode	Counts	NOTUSED	NOTUSED	NOTUSED	NOTUSED	NOTUSED	NOTUSED
Elem	Y	--	--	--	--	--	--
Wavlen	371.030	--	--	--	--	--	--
Avge	26544	--	--	--	--	--	--
SDev	85.99643	--	--	--	--	--	--
%RSD	.3239775	--	--	--	--	--	--
#1	26571	--	--	--	--	--	--
#2	26613	--	--	--	--	--	--
#3	26448	--	--	--	--	--	--

Method: METTRACE Sample Name: K1PTVB Operator: RJG
Run Time: 10/31/08 11:13:52
Comment: TESTAMERICA PITTSBURGH ICP METALS ANALYSIS-INST TRACEICP
Mode: CONC Corr. Factor: 1

Elem	AG	AL	AS	B_	BA	BE	CA
Units	ppm	ppm	ppm	ppm	ppm	ppm	ppm
Avge	-.00010	-.01994	.00108	.00344	-.00002	.00082	.00694
SDev	.00016	.00088	.00057	.00038	.00002	.00009	.01502
%RSD	161.92	4.3934	52.817	11.032	131.28	11.013	216.36
#1	-.00027	-.01981	.00091	.00366	.00001	.00092	.02102
#2	-.00006	-.02088	.00062	.00366	-.00003	.00074	.00866
#3	.00004	-.01914	.00173	.00300	-.00004	.00079	-.00886
Errors	LC Pass	LC Pass	LC Pass	LC Pass	LC Pass	LC Pass	LC Pass
High	.00500	.20000	.01000	.20000	.20000	.00400	5.0000
Low	-.00500	-.20000	-.01000	-.20000	-.20000	-.00400	-5.0000

Elem	CD	CO	CR	CU	FE	K_	MG
Units	ppm	ppm	ppm	ppm	ppm	ppm	ppm
Avge	-.00011	-.00002	.00004	-.00021	-.00265	.18513	.00970
SDev	.00008	.00029	.00018	.00013	.00254	.00405	.00396
%RSD	72.452	1481.4	423.14	62.638	95.768	2.1865	40.798
#1	-.00009	.00030	.00016	-.00031	-.00504	.18749	.01402
#2	-.00005	-.00026	.00014	-.00006	.00001	.18744	.00884
#3	-.00021	-.00009	-.00017	-.00027	-.00291	.18045	.00625
Errors	LC Pass	LC Pass	LC Pass	LC Pass	LC Pass	LC Pass	LC Pass
High	.00500	.05000	.00500	.02500	.10000	5.0000	5.0000
Low	-.00500	-.05000	-.00500	-.02500	-.10000	-5.0000	-5.0000

Elem	MN	MO	NA	NI	PB/1	PB/2	PB
Units	ppm	ppm	ppm	ppm	ppm	ppm	ppm
Avge	.00030	-.00023	-.21897	.00022	-.00111	-.00052	-.00072
SDev	.00015	.00041	.14302	.00021	.00155	.00051	.00028
%RSD	48.405	179.73	65.313	97.954	139.52	98.357	39.136
#1	.00046	-.00070	-.36635	.00045	-.00290	.00002	-.00095
#2	.00028	.00001	-.20981	.00017	-.00005	-.00058	-.00041
#3	.00017	.00000	-.08076	.00003	-.00039	-.00100	-.00080
Errors	LC Pass	LC Pass	LC Pass	LC Pass	NOCHECK	NOCHECK	LC Pass
High	.01500	.04000	5.0000	.04000			.00300
Low	-.01500	-.04000	-5.0000	-.04000			-.00300

Elem	SB/1	SB/2	SB	SE/1	SE/2	SE	SI
Units	ppm	ppm	ppm	ppm	ppm	ppm	ppm
Avge	-.00193	-.00061	-.00105	.00709	-.00202	.00102	-.00436
SDev	.00092	.00058	.00047	.00162	.00194	.00182	.00146
%RSD	47.604	93.730	44.548	22.857	96.113	179.25	33.520
#1	-.00091	-.00049	-.00063	.00853	.00001	.00285	-.00602
#2	-.00268	-.00011	-.00096	.00740	-.00221	.00099	-.00378

#3	-.00219	-.00124	-.00156	.00534	-.00385	-.00079	-.00327
Errors	NOCHECK	NOCHECK	LC Pass	NOCHECK	NOCHECK	LC Pass	LC Pass

High			.06000			.00500	.50000
Low			-.06000			-.00500	-.50000

Elem	SN	SR	TI	TL	V_	ZN	
Units	ppm	ppm	ppm	ppm	ppm	ppm	
Avge	.00093	.00002	.00017	.00170	.00013	.00206	
SDev	.00028	.00004	.00000	.00163	.00048	.00007	
%RSD	30.665	188.90	1.3876	95.797	364.23	3.2668	
#1	.00121	.00006	.00016	.00060	.00068	.00202	
#2	.00093	-.00000	.00016	.00093	-.00014	.00214	
#3	.00064	-.00000	.00017	.00358	-.00014	.00203	

Errors	LC Pass	LC Pass	LC Pass	LC Pass	LC Pass	LC Pass	
High	.10000	.05000	.05000	.01000	.05000	.02000	
Low	-.10000	-.05000	-.05000	-.01000	-.05000	-.02000	

IntStd	1	2	3	4	5	6	7
Mode	Counts	NOTUSED	NOTUSED	NOTUSED	NOTUSED	NOTUSED	NOTUSED
Elem	Y	--	--	--	--	--	--
Wavlen	371.030	--	--	--	--	--	--
Avge	27202	--	--	--	--	--	--
SDev	96.86870	--	--	--	--	--	--
%RSD	.3561071	--	--	--	--	--	--
#1	27140	--	--	--	--	--	--
#2	27153	--	--	--	--	--	--
#3	27314	--	--	--	--	--	--

Method: METTRACE Sample Name: K1PTVC Operator: RJG
Run Time: 10/31/08 11:19:23
Comment: TESTAMERICA PITTSBURGH ICP METALS ANALYSIS-INST TRACEICP
Mode: CONC Corr. Factor: 1

Elem	AG	AL	AS	B_	BA	BE	CA
Units	ppm	ppm	ppm	ppm	ppm	ppm	ppm
Avge	.05122	1.9572	2.0355	.99590	1.9272	.04989	L-.01121
SDev	.00008	.0014	.0064	.00094	.0046	.00015	.00387
%RSD	.15352	.06971	.31378	.09483	.24086	.30387	34.513
#1	.05127	1.9582	2.0428	.99698	1.9291	.05002	L-.01528
#2	.05113	1.9578	2.0322	.99551	1.9306	.04972	L-.00757
#3	.05126	1.9556	2.0314	.99522	1.9219	.04992	L-.01078
Errors	LC Pass	LC Pass	LC Pass	LC Pass	LC Pass	LC Pass	LC Low
High	.06000	2.4000	2.4000	1.2000	2.4000	.06000	60.000
Low	.04000	1.6000	1.6000	.80000	1.6000	.04000	40.000

Elem	CD	CO	CR	CU	FE	K_	MG
Units	ppm	ppm	ppm	ppm	ppm	ppm	ppm
Avge	.05140	.50720	.20572	.24814	1.0298	L.18169	L.00668
SDev	.00041	.00097	.00045	.00049	.0076	.00723	.00074
%RSD	.79694	.19173	.22000	.19651	.73575	3.9806	11.077
#1	.05163	.50809	.20618	.24858	1.0264	L.17902	L.00754
#2	.05092	.50616	.20528	.24822	1.0245	L.17618	L.00625
#3	.05164	.50735	.20571	.24762	1.0385	L.18988	L.00626
Errors	LC Pass	LC Pass	LC Pass	LC Pass	LC Pass	LC Low	LC Low
High	.06000	.60000	.24000	.30000	1.2000	60.000	60.000
Low	.04000	.40000	.16000	.20000	.80000	40.000	40.000

Elem	MN	MO	NA	NI	PB/1	PB/2	PB
Units	ppm	ppm	ppm	ppm	ppm	ppm	ppm
Avge	.50058	L-.00038	L-.63756	.50678	.50885	.51029	.50981
SDev	.00081	.00024	.16646	.00114	.00108	.00220	.00139
%RSD	.16226	63.791	26.109	.22564	.21148	.43028	.27269
#1	.50152	L-.00047	L-.62559	.50807	.50945	.51200	.51115
#2	.50011	L-.00011	L-.80969	.50588	.50950	.50782	.50838
#3	.50012	L-.00058	L-.47741	.50638	.50761	.51106	.50991
Errors	LC Pass	LC Low	LC Low	LC Pass	NOCHECK	NOCHECK	LC Pass
High	.60000	1.2000	60.000	.60000			.60000
Low	.40000	.80000	40.000	.40000			.40000

Elem	SB/1	SB/2	SB	SE/1	SE/2	SE	SI
Units	ppm	ppm	ppm	ppm	ppm	ppm	ppm
Avge	-.00139	.00003	L-.00044	2.0837	2.0830	2.0832	L-.00724
SDev	.00119	.00039	.00018	.0029	.0068	.0042	.00256
%RSD	85.758	1192.9	39.652	.13783	.32516	.20158	35.312
#1	-.00223	.00040	L-.00047	2.0853	2.0877	2.0869	L-.00440
#2	-.00003	-.00037	L-.00025	2.0855	2.0752	2.0786	L-.00937

#3	-.00192	.00006	L-.00060	2.0804	2.0860	2.0841	L-.00796
Errors	NOCHECK	NOCHECK	LC Low	NOCHECK	NOCHECK	LC Pass	LC Low

High			.60000			2.4000	12.000
Low			.40000			1.6000	8.0000

Elem	SN	SR	TI	TL	V_	ZN	
Units	ppm	ppm	ppm	ppm	ppm	ppm	
Avge	L.00055	.93136	L.00042	2.0262	.50453	.53184	
SDev	.00166	.00247	.00026	.0067	.00101	.00116	
%RSD	303.62	.26565	60.873	.33117	.20037	.21778	
#1	L.00150	.93204	L.00042	2.0293	.50491	.53316	
#2	L-.00137	.93342	L.00017	2.0185	.50338	.53103	
#3	L.00150	.92861	L.00068	2.0308	.50530	.53131	

Errors	LC Low	LC Pass	LC Low	LC Pass	LC Pass	LC Pass	
High	2.4000	1.2000	1.2000	2.4000	.60000	.60000	
Low	1.6000	.80000	.80000	1.6000	.40000	.40000	

IntStd	1	2	3	4	5	6	7
Mode	Counts	NOTUSED	NOTUSED	NOTUSED	NOTUSED	NOTUSED	NOTUSED
Elem	Y	--	--	--	--	--	--
Wavlen	371.030	--	--	--	--	--	--
Avge	27153	--	--	--	--	--	--
SDev	127.9673	--	--	--	--	--	--
%RSD	.4712756	--	--	--	--	--	--
#1	27251	--	--	--	--	--	--
#2	27200	--	--	--	--	--	--
#3	27009	--	--	--	--	--	--

Method: METTRACE Sample Name: K1NN0 Operator: RJG
Run Time: 10/31/08 11:24:54
Comment: TESTAMERICA PITTSBURGH ICP METALS ANALYSIS-INST TRACEICP
Mode: CONC Corr. Factor: 1

Elem	AG	AL	AS	B_	BA	BE	CA
Units	ppm	ppm	ppm	ppm	ppm	ppm	ppm
Avge	.00071	.03781	.00162	.09602	.09041	.00051	61.134
SDev	.00025	.00329	.00114	.00009	.00022	.00010	.160
%RSD	35.145	8.7101	70.071	.09418	.24277	18.871	.26229
#1	.00094	.03401	.00110	.09602	.09067	.00062	61.268
#2	.00044	.03990	.00292	.09611	.09029	.00047	61.178
#3	.00074	.03951	.00084	.09593	.09028	.00044	60.956
Errors	LC Pass	LC Pass	LC Pass	LC Pass	LC Pass	LC Pass	LC Pass
High	2.0000	500.00	10.000	30.000	10.000	10.000	600.00
Low	-.00500	-.20000	-.01000	-.20000	-.20000	-.00400	-5.0000

Elem	CD	CO	CR	CU	FE	K_	MG
Units	ppm	ppm	ppm	ppm	ppm	ppm	ppm
Avge	-.00006	.00123	.00046	.00335	.14186	2.5306	10.490
SDev	.00010	.00063	.00018	.00009	.00371	.0074	.023
%RSD	154.05	50.949	39.001	2.8045	2.6174	.29363	.22162
#1	-.00000	.00196	.00054	.00332	.14058	2.5383	10.510
#2	-.00017	.00083	.00026	.00346	.14604	2.5235	10.494
#3	-.00001	.00091	.00059	.00328	.13895	2.5300	10.464
Errors	LC Pass	LC Pass	LC Pass	LC Pass	LC Pass	LC Pass	LC Pass
High	5.0000	100.00	20.000	10.000	500.00	400.00	600.00
Low	-.00500	-.05000	-.00500	-.02500	-.10000	-5.0000	-5.0000

Elem	MN	MO	NA	NI	PB/1	PB/2	PB
Units	ppm	ppm	ppm	ppm	ppm	ppm	ppm
Avge	.93872	.00246	48.151	.00151	-.00235	-.00040	-.00105
SDev	.00168	.00049	.034	.00044	.00111	.00053	.00057
%RSD	.17860	19.837	.07125	28.925	47.422	131.20	54.657
#1	.93987	.00217	48.172	.00186	-.00114	-.00005	-.00041
#2	.93949	.00302	48.112	.00102	-.00258	-.00101	-.00153
#3	.93679	.00218	48.171	.00165	-.00333	-.00014	-.00120
Errors	LC Pass	LC Pass	LC Pass	LC Pass	NOCHECK	NOCHECK	LC Pass
High	20.000	20.000	400.00	100.00			5.0000
Low	-.01500	-.04000	-5.0000	-.04000			-.00300

Elem	SB/1	SB/2	SB	SE/1	SE/2	SE	SI
Units	ppm	ppm	ppm	ppm	ppm	ppm	ppm
Avge	-.00188	.00012	-.00054	.00446	-.00216	.00005	4.7383
SDev	.00061	.00072	.00045	.00249	.00184	.00064	.0075
%RSD	32.249	579.10	82.895	55.783	85.505	1360.8	.15779
#1	-.00258	.00032	-.00064	.00361	-.00257	-.00051	4.7433
#2	-.00146	-.00067	-.00094	.00726	-.00376	-.00009	4.7419

#3	-.00160	.00072	-.00005	.00250	-.00014	.00074	4.7297
Errors	NOCHECK	NOCHECK	LC Pass	NOCHECK	NOCHECK	LC Pass	LC Pass

High			5.0000			10.000	50.000
Low			-.01000			-.00500	-.50000

Elem	SN	SR	TI	TL	V_	ZN	
Units	ppm	ppm	ppm	ppm	ppm	ppm	
Avge	.00150	.22423	.00038	.00396	.00045	.00814	
SDev	.00058	.00047	.00033	.00056	.00233	.00017	
%RSD	38.480	.21083	86.593	14.209	517.07	2.0783	
#1	.00092	.22443	.00003	.00363	.00301	.00806	
#2	.00208	.22457	.00042	.00461	-.00010	.00834	
#3	.00150	.22369	.00068	.00364	-.00156	.00804	
Errors	LC Pass	LC Pass	LC Pass	LC Pass	LC Pass	LC Pass	
High	30.000	10.000	30.000	10.000	50.000	10.000	
Low	-.10000	-.05000	-.05000	-.01000	-.05000	-.02000	

IntStd	1	2	3	4	5	6	7
Mode	Counts	NOTUSED	NOTUSED	NOTUSED	NOTUSED	NOTUSED	NOTUSED
Elem	Y	--	--	--	--	--	--
Wavlen	371.030	--	--	--	--	--	--
Avge	26989	--	--	--	--	--	--
SDev	36.14510	--	--	--	--	--	--
%RSD	.1339233	--	--	--	--	--	--
#1	27031	--	--	--	--	--	--
#2	26963	--	--	--	--	--	--
#3	26974	--	--	--	--	--	--

Method: METTRACE Sample Name: K1NN0P5 Operator: RJG
Run Time: 10/31/08 11:30:25
Comment: TESTAMERICA PITTSBURGH ICP METALS ANALYSIS-INST TRACEICP
Mode: CONC Corr. Factor: 1

Elem	AG	AL	AS	B_	BA	BE	CA
Units	ppm	ppm	ppm	ppm	ppm	ppm	ppm
Avge	.00089	-.01234	-.00036	.02045	.01769	.00066	12.042
SDev	.00068	.00118	.00012	.00055	.00009	.00012	.049
%RSD	75.918	9.5613	31.694	2.6633	.51594	18.548	.40541
#1	.00161	-.01364	-.00029	.02094	.01777	.00056	11.993
#2	.00082	-.01133	-.00030	.02054	.01771	.00063	12.042
#3	.00026	-.01205	-.00050	.01986	.01759	.00080	12.090

Elem	CD	CO	CR	CU	FE	K_	MG
Units	ppm	ppm	ppm	ppm	ppm	ppm	ppm
Avge	.00007	.00058	.00043	.00077	.07640	.57747	2.0296
SDev	.00012	.00039	.00021	.00032	.00296	.00162	.0028
%RSD	160.89	66.376	48.848	41.868	3.8769	.28105	.13693
#1	.00001	.00100	.00067	.00108	.07535	.57884	2.0307
#2	.00021	.00052	.00029	.00077	.07974	.57568	2.0265
#3	.00000	.00023	.00033	.00044	.07410	.57789	2.0317

Elem	MN	MO	NA	NI	PB/1	PB/2	PB
Units	ppm	ppm	ppm	ppm	ppm	ppm	ppm
Avge	.18573	.00051	9.5300	.00058	.00130	-.00106	-.00028
SDev	.00053	.00021	.0299	.00057	.00212	.00048	.00054
%RSD	.28477	40.757	.31339	98.466	163.23	45.436	197.17
#1	.18522	.00064	9.5026	.00025	.00373	-.00138	.00032
#2	.18570	.00027	9.5618	.00124	.00035	-.00129	-.00074
#3	.18628	.00063	9.5255	.00025	-.00018	-.00051	-.00040

Elem	SB/1	SB/2	SB	SE/1	SE/2	SE	SI
Units	ppm	ppm	ppm	ppm	ppm	ppm	ppm
Avge	-.00414	.00056	-.00100	.00135	-.00037	.00021	.90617
SDev	.00187	.00091	.00029	.00130	.00174	.00084	.00113
%RSD	45.223	162.11	28.700	96.177	474.83	409.04	.12455
#1	-.00614	.00161	-.00097	.00152	-.00169	-.00062	.90589
#2	-.00386	-.00004	-.00131	.00257	-.00102	.00017	.90520
#3	-.00242	.00011	-.00073	-.00002	.00161	.00107	.90741

Elem	SN	SR	TI	TL	V_	ZN
Units	ppm	ppm	ppm	ppm	ppm	ppm
Avge	-.00014	.04388	.00033	.00077	.00100	.00529
SDev	.00242	.00002	.00020	.00174	.00183	.00007
%RSD	1691.9	.04653	60.874	226.39	183.58	1.3303
#1	.00179	.04390	.00015	-.00117	.00302	.00527
#2	.00063	.04388	.00029	.00220	.00051	.00537
#3	-.00285	.04386	.00055	.00128	-.00054	.00523

IntStd	1	2	3	4	5	6	7
Mode	Counts	NOTUSED	NOTUSED	NOTUSED	NOTUSED	NOTUSED	NOTUSED
Elem	Y	--	--	--	--	--	--
Wavlen	371.030	--	--	--	--	--	--
Avge	26822	--	--	--	--	--	--
SDev	71.96528	--	--	--	--	--	--
%RSD	.2683046	--	--	--	--	--	--
#1	26745	--	--	--	--	--	--
#2	26835	--	--	--	--	--	--
#3	26887	--	--	--	--	--	--

Method: METTRACE Sample Name: K1NN0S Operator: RJG
Run Time: 10/31/08 11:35:57
Comment: TESTAMERICA PITTSBURGH ICP METALS ANALYSIS-INST TRACEICP
Mode: CONC Corr. Factor: 1

Elem	AG	AL	AS	B_	BA	BE	CA
Units	ppm	ppm	ppm	ppm	ppm	ppm	ppm
Avge	.05231	2.0388	2.0725	1.1002	2.0485	.05113	59.765
SDev	.00009	.0100	.0122	.0014	.0069	.00008	.312
%RSD	.17882	.49016	.59021	.12602	.33528	.15473	.52137
#1	.05240	2.0493	2.0852	1.1018	2.0561	.05118	60.105
#2	.05221	2.0376	2.0713	1.0993	2.0466	.05117	59.696
#3	.05231	2.0294	2.0609	1.0995	2.0428	.05104	59.493
Errors	LC Pass	LC Pass	LC Pass	LC Pass	LC Pass	LC Pass	LC Pass
High	2.0000	500.00	10.000	30.000	10.000	10.000	600.00
Low	-.00500	-.20000	-.01000	-.20000	-.20000	-.00400	-5.0000

Elem	CD	CO	CR	CU	FE	K_	MG
Units	ppm	ppm	ppm	ppm	ppm	ppm	ppm
Avge	.05151	.51321	.20814	.25657	1.1830	2.4615	10.230
SDev	.00024	.00258	.00102	.00060	.0034	.0094	.037
%RSD	.47139	.50299	.48822	.23382	.29115	.38142	.36603
#1	.05161	.51545	.20931	.25714	1.1829	2.4711	10.267
#2	.05123	.51380	.20749	.25665	1.1797	2.4612	10.229
#3	.05169	.51039	.20762	.25594	1.1866	2.4523	10.193
Errors	LC Pass	LC Pass	LC Pass	LC Pass	LC Pass	LC Pass	LC Pass
High	5.0000	100.00	20.000	10.000	500.00	400.00	600.00
Low	-.00500	-.05000	-.00500	-.02500	-.10000	-5.0000	-5.0000

Elem	MN	MO	NA	NI	PB/1	PB/2	PB
Units	ppm	ppm	ppm	ppm	ppm	ppm	ppm
Avge	1.4260	.00249	47.001	.51264	.51379	.51633	.51548
SDev	.0058	.00042	.222	.00096	.00385	.00512	.00469
%RSD	.40791	16.960	.47296	.18629	.75036	.99111	.91001
#1	1.4322	.00204	47.255	.51302	.51820	.52223	.52089
#2	1.4252	.00288	46.903	.51155	.51206	.51343	.51297
#3	1.4207	.00254	46.844	.51334	.51110	.51332	.51258
Errors	LC Pass	LC Pass	LC Pass	LC Pass	NOCHECK	NOCHECK	LC Pass
High	20.000	20.000	400.00	100.00			5.0000
Low	-.01500	-.04000	-5.0000	-.04000			-.00300

Elem	SB/1	SB/2	SB	SE/1	SE/2	SE	SI
Units	ppm	ppm	ppm	ppm	ppm	ppm	ppm
Avge	-.00163	-.00030	-.00074	2.1128	2.1085	2.1099	4.6170
SDev	.00087	.00028	.00048	.0058	.0098	.0076	.0208
%RSD	53.623	93.491	64.499	.27608	.46497	.36115	.45018
#1	-.00173	-.00033	-.00080	2.1188	2.1178	2.1181	4.6406
#2	-.00071	-.00001	-.00024	2.1071	2.1093	2.1086	4.6089

#3	-.00244	-.00058	-.00120	2.1127	2.0983	2.1031	4.6015
Errors	NOCHECK	NOCHECK	LC Pass	NOCHECK	NOCHECK	LC Pass	LC Pass

High			5.0000			10.000	50.000
Low			-.01000			-.00500	-.50000

Elem	SN	SR	TI	TL	V_	ZN	
Units	ppm	ppm	ppm	ppm	ppm	ppm	
Avge	.00054	1.1621	.00021	2.0444	.51088	.54817	
SDev	.00192	.0027	.00027	.0124	.00302	.00142	
%RSD	352.87	.23063	130.86	.60492	.59211	.25863	
#1	.00006	1.1652	.00029	2.0583	.51432	.54958	
#2	-.00109	1.1611	-.00010	2.0404	.50964	.54817	
#3	.00266	1.1601	.00042	2.0346	.50866	.54675	
Errors	LC Pass	LC Pass	LC Pass	LC Pass	LC Pass	LC Pass	
High	30.000	10.000	30.000	10.000	50.000	10.000	
Low	-.10000	-.05000	-.05000	-.01000	-.05000	-.02000	
IntStd	1	2	3	4	5	6	7
Mode	Counts	NOTUSED	NOTUSED	NOTUSED	NOTUSED	NOTUSED	NOTUSED
Elem	Y	--	--	--	--	--	--
Wavlen	371.030	--	--	--	--	--	--
Avge	27070	--	--	--	--	--	--
SDev	73.73977	--	--	--	--	--	--
%RSD	.2724005	--	--	--	--	--	--
#1	27125	--	--	--	--	--	--
#2	27099	--	--	--	--	--	--
#3	26987	--	--	--	--	--	--

Method: METTRACE Sample Name: K1NN0D Operator: RJG
Run Time: 10/31/08 11:41:28
Comment: TESTAMERICA PITTSBURGH ICP METALS ANALYSIS-INST TRACEICP
Mode: CONC Corr. Factor: 1

Elem	AG	AL	AS	B_	BA	BE	CA
Units	ppm	ppm	ppm	ppm	ppm	ppm	ppm
Avge	.05264	2.0651	2.1028	1.1187	2.0752	.05194	61.722
SDev	.00083	.0120	.0096	.0032	.0102	.00023	.229
%RSD	1.5749	.58046	.45512	.28463	.49297	.45021	.37074
#1	.05353	2.0603	2.1019	1.1194	2.0690	.05221	61.911
#2	.05189	2.0562	2.0937	1.1152	2.0696	.05177	61.467
#3	.05249	2.0787	2.1127	1.1214	2.0870	.05185	61.787
Errors	LC Pass	LC Pass	LC Pass	LC Pass	LC Pass	LC Pass	LC Pass
High	2.0000	500.00	10.000	30.000	10.000	10.000	600.00
Low	-.00500	-.20000	-.01000	-.20000	-.20000	-.00400	-5.0000

Elem	CD	CO	CR	CU	FE	K_	MG
Units	ppm	ppm	ppm	ppm	ppm	ppm	ppm
Avge	.05203	.51992	.20994	.25939	1.1993	2.5498	10.580
SDev	.00029	.00145	.00105	.00135	.0086	.0110	.029
%RSD	.55737	.27794	.50073	.52024	.71775	.43123	.27162
#1	.05233	.52080	.21113	.25840	1.2069	2.5428	10.596
#2	.05175	.51825	.20916	.25885	1.1899	2.5440	10.547
#3	.05200	.52070	.20952	.26093	1.2011	2.5624	10.598
Errors	LC Pass	LC Pass	LC Pass	LC Pass	LC Pass	LC Pass	LC Pass
High	5.0000	100.00	20.000	10.000	500.00	400.00	600.00
Low	-.00500	-.05000	-.00500	-.02500	-.10000	-5.0000	-5.0000

Elem	MN	MO	NA	NI	PB/1	PB/2	PB
Units	ppm	ppm	ppm	ppm	ppm	ppm	ppm
Avge	1.4603	.00205	48.466	.51848	.52091	.52033	.52052
SDev	.0044	.00060	.151	.00233	.00030	.00320	.00212
%RSD	.30345	29.317	.31094	.44947	.05854	.61434	.40795
#1	1.4621	.00265	48.400	.51992	.52124	.52121	.52122
#2	1.4552	.00203	48.358	.51579	.52084	.51679	.51814
#3	1.4635	.00145	48.638	.51972	.52063	.52299	.52221
Errors	LC Pass	LC Pass	LC Pass	LC Pass	NOCHECK	NOCHECK	LC Pass
High	20.000	20.000	400.00	100.00			5.0000
Low	-.01500	-.04000	-5.0000	-.04000			-.00300

Elem	SB/1	SB/2	SB	SE/1	SE/2	SE	SI
Units	ppm	ppm	ppm	ppm	ppm	ppm	ppm
Avge	-.00146	-.00006	-.00052	2.1526	2.1322	2.1390	4.7766
SDev	.00142	.00059	.00074	.0020	.0163	.0115	.0153
%RSD	97.080	1068.6	140.70	.09222	.76468	.53778	.32024
#1	-.00033	.00059	.00029	2.1514	2.1286	2.1362	4.7713
#2	-.00305	-.00020	-.00115	2.1514	2.1180	2.1291	4.7646

#3	-.00100	-.00056	-.00071	2.1549	2.1500	2.1516	4.7938
Errors	NOCHECK	NOCHECK	LC Pass	NOCHECK	NOCHECK	LC Pass	LC Pass

High			5.0000			10.000	50.000
Low			-.01000			-.00500	-.50000

Elem	SN	SR	TI	TL	V_	ZN	
Units	ppm	ppm	ppm	ppm	ppm	ppm	
Avge	-.00032	1.1825	.00038	2.0727	.51837	.55236	
SDev	.00088	.0047	.00027	.0043	.00165	.00167	
%RSD	272.22	.39367	71.212	.20650	.31882	.30204	
#1	-.00052	1.1795	.00068	2.0708	.51950	.55214	
#2	-.00108	1.1800	.00029	2.0696	.51648	.55081	
#3	.00064	1.1878	.00016	2.0776	.51915	.55413	
Errors	LC Pass	LC Pass	LC Pass	LC Pass	LC Pass	LC Pass	
High	30.000	10.000	30.000	10.000	50.000	10.000	
Low	-.10000	-.05000	-.05000	-.01000	-.05000	-.02000	

IntStd	1	2	3	4	5	6	7
Mode	Counts	NOTUSED	NOTUSED	NOTUSED	NOTUSED	NOTUSED	NOTUSED
Elem	Y	--	--	--	--	--	--
Wavlen	371.030	--	--	--	--	--	--
Avge	27083	--	--	--	--	--	--
SDev	90.21229	--	--	--	--	--	--
%RSD	.3330972	--	--	--	--	--	--
#1	27017	--	--	--	--	--	--
#2	27186	--	--	--	--	--	--
#3	27046	--	--	--	--	--	--

Method: METTRACE Sample Name: CCV1-13 Operator: RJG
Run Time: 10/31/08 11:46:59
Comment: TESTAMERICA PITTSBURGH ICP METALS ANALYSIS-INST TRACEICP
Mode: CONC Corr. Factor: 1

Elem	AG	AL	AS	B_	BA	BE	CA
Units	ppm	ppm	ppm	ppm	ppm	ppm	ppm
Avge	1.0126	24.273	.50678	2.0125	1.9500	2.0164	51.121
SDev	.0013	.015	.00154	.0033	.0019	.0019	.099
%RSD	.13247	.06166	.30481	.16207	.09656	.09636	.19361
#1	1.0117	24.279	.50814	2.0127	1.9510	2.0142	51.014
#2	1.0142	24.284	.50710	2.0157	1.9511	2.0177	51.138
#3	1.0121	24.256	.50510	2.0091	1.9478	2.0173	51.210
Errors	LC Pass	LC Pass	LC Pass	LC Pass	LC Pass	LC Pass	LC Pass
High	1.1000	27.500	.55000	2.2000	2.2000	2.2000	55.000
Low	.90000	22.500	.45000	1.8000	1.8000	1.8000	45.000

Elem	CD	CO	CR	CU	FE	K_	MG
Units	ppm	ppm	ppm	ppm	ppm	ppm	ppm
Avge	.49675	2.0102	2.0168	1.9870	25.359	117.40	49.767
SDev	.00045	.0023	.0028	.0028	.020	.05	.048
%RSD	.09095	.11350	.14096	.13879	.07821	.03896	.09569
#1	.49625	2.0075	2.0138	1.9889	25.357	117.46	49.713
#2	.49688	2.0116	2.0170	1.9884	25.380	117.38	49.802
#3	.49713	2.0114	2.0195	1.9839	25.340	117.38	49.787
Errors	LC Pass	LC Pass	LC Pass	LC Pass	LC Pass	LC Pass	LC Pass
High	.55000	2.2000	2.2000	2.2000	27.500	137.50	55.000
Low	.45000	1.8000	1.8000	1.8000	22.500	112.50	45.000

Elem	MN	MO	NA	NI	PB/1	PB/2	PB
Units	ppm	ppm	ppm	ppm	ppm	ppm	ppm
Avge	1.9865	2.0104	120.04	1.9889	.51087	.50312	.50570
SDev	.0019	.0119	.20	.0019	.00246	.00195	.00061
%RSD	.09709	.59133	.16744	.09781	.48107	.38756	.12025
#1	1.9843	1.9967	119.87	1.9869	.50867	.50526	.50639
#2	1.9878	2.0157	120.26	1.9890	.51042	.50267	.50525
#3	1.9875	2.0186	119.99	1.9908	.51352	.50144	.50546
Errors	LC Pass	LC Pass	LC Pass	LC Pass	NOCHECK	NOCHECK	LC Pass
High	2.2000	2.2000	137.50	2.2000			.55000
Low	1.8000	1.8000	112.50	1.8000			.45000

Elem	SB/1	SB/2	SB	SE/1	SE/2	SE	SI
Units	ppm	ppm	ppm	ppm	ppm	ppm	ppm
Avge	.49901	.49988	.49959	.50054	.50255	.50188	1.8661
SDev	.00073	.00097	.00080	.00099	.00093	.00086	.0048
%RSD	.14651	.19405	.16048	.19834	.18525	.17115	.25597
#1	.49875	.49879	.49878	.49981	.50148	.50092	1.8699
#2	.49984	.50065	.50038	.50167	.50304	.50258	1.8676

#3	.49844	.50019	.49961	.50013	.50314	.50214	1.8608
Errors	NOCHECK	NOCHECK	LC Pass	NOCHECK	NOCHECK	LC Pass	LC Pass

High			.55000			.55000	2.2000
Low			.45000			.45000	1.8000

Elem	SN	SR	TI	TL	V_	ZN	
Units	ppm	ppm	ppm	ppm	ppm	ppm	
Avge	2.0163	1.9089	1.9837	1.0068	2.0104	2.0674	
SDev	.0054	.0021	.0023	.0044	.0027	.0008	
%RSD	.26925	.10988	.11374	.43376	.13389	.03826	
#1	2.0108	1.9092	1.9811	1.0019	2.0090	2.0665	
#2	2.0166	1.9108	1.9849	1.0084	2.0135	2.0676	
#3	2.0216	1.9066	1.9850	1.0101	2.0087	2.0681	
Errors	LC Pass	LC Pass	LC Pass	LC Pass	LC Pass	LC Pass	
High	2.2000	2.2000	2.2000	1.1000	2.2000	2.2000	
Low	1.8000	1.8000	1.8000	.90000	1.8000	1.8000	

IntStd	1	2	3	4	5	6	7
Mode	Counts	NOTUSED	NOTUSED	NOTUSED	NOTUSED	NOTUSED	NOTUSED
Elem	Y	--	--	--	--	--	--
Wavlen	371.030	--	--	--	--	--	--
Avge	26518	--	--	--	--	--	--
SDev	28.87835	--	--	--	--	--	--
%RSD	.1089012	--	--	--	--	--	--
#1	26496	--	--	--	--	--	--
#2	26551	--	--	--	--	--	--
#3	26508	--	--	--	--	--	--

Method: METTRACE Sample Name: CCB13 Operator: RJG
Run Time: 10/31/08 11:52:30
Comment: TESTAMERICA PITTSBURGH ICP METALS ANALYSIS-INST TRACEICP
Mode: CONC Corr. Factor: 1

Elem	AG	AL	AS	B_	BA	BE	CA
Units	ppm	ppm	ppm	ppm	ppm	ppm	ppm
Avge	.00001	-.02278	-.00033	.00445	.00008	.00098	.00136
SDev	.00031	.00154	.00134	.00045	.00014	.00009	.00314
%RSD	2165.0	6.7397	404.93	10.171	171.89	9.3055	230.70
#1	-.00034	-.02405	-.00065	.00488	.00004	.00098	-.00008
#2	.00018	-.02320	.00114	.00450	-.00003	.00089	-.00080
#3	.00021	-.02107	-.00148	.00398	.00023	.00108	.00496
Errors	LC Pass	LC Pass	LC Pass	LC Pass	LC Pass	LC Pass	LC Pass
High	.00500	.20000	.01000	.20000	.20000	.00400	5.0000
Low	-.00500	-.20000	-.01000	-.20000	-.20000	-.00400	-5.0000

Elem	CD	CO	CR	CU	FE	K_	MG
Units	ppm	ppm	ppm	ppm	ppm	ppm	ppm
Avge	.00020	.00033	-.00020	-.00029	-.00120	.18934	.00281
SDev	.00007	.00020	.00013	.00023	.00827	.00442	.00299
%RSD	32.649	60.739	66.168	79.164	690.42	2.3358	106.39
#1	.00021	.00010	-.00020	-.00047	-.01046	.18544	.00109
#2	.00013	.00044	-.00033	-.00003	.00544	.18845	.00108
#3	.00027	.00046	-.00007	-.00036	.00143	.19415	.00625
Errors	LC Pass	LC Pass	LC Pass	LC Pass	LC Pass	LC Pass	LC Pass
High	.00500	.05000	.00500	.02500	.10000	5.0000	5.0000
Low	-.00500	-.05000	-.00500	-.02500	-.10000	-5.0000	-5.0000

Elem	MN	MO	NA	NI	PB/1	PB/2	PB
Units	ppm	ppm	ppm	ppm	ppm	ppm	ppm
Avge	.00013	.00600	-.38137	.00041	-.00091	-.00003	-.00033
SDev	.00013	.00232	.12610	.00038	.00130	.00096	.00048
%RSD	103.33	38.658	33.065	94.875	142.89	2936.0	146.93
#1	.00005	.00844	-.40430	.00003	-.00114	-.00074	-.00087
#2	.00005	.00573	-.24538	.00080	-.00209	.00105	.00001
#3	.00028	.00383	-.49443	.00038	.00049	-.00041	-.00011
Errors	LC Pass	LC Pass	LC Pass	LC Pass	NOCHECK	NOCHECK	LC Pass
High	.01500	.04000	5.0000	.04000			.00300
Low	-.01500	-.04000	-5.0000	-.04000			-.00300

Elem	SB/1	SB/2	SB	SE/1	SE/2	SE	SI
Units	ppm	ppm	ppm	ppm	ppm	ppm	ppm
Avge	.00021	.00056	.00045	-.00168	.00264	.00120	-.00564
SDev	.00227	.00201	.00100	.00058	.00045	.00024	.00155
%RSD	1064.0	356.29	224.20	34.424	17.051	20.280	27.435
#1	-.00141	.00018	-.00035	-.00180	.00228	.00092	-.00392
#2	.00281	-.00122	.00012	-.00105	.00249	.00131	-.00692

#3	-.00076	.00274	.00157	-.00218	.00314	.00137	-.00607
Errors	NOCHECK	NOCHECK	LC Pass	NOCHECK	NOCHECK	LC Pass	LC Pass

High			.06000			.00500	.50000
Low			-.06000			-.00500	-.50000

Elem	SN	SR	TI	TL	V_	ZN	
Units	ppm	ppm	ppm	ppm	ppm	ppm	
Avge	.00016	.00004	.00051	.00167	.00040	.00174	
SDev	.00186	.00014	.00049	.00213	.00095	.00013	
%RSD	1145.9	338.09	96.229	127.50	234.26	7.6190	
#1	-.00165	-.00009	.00107	-.00053	.00150	.00163	
#2	.00208	.00002	.00029	.00181	-.00014	.00172	
#3	.00006	.00019	.00016	.00372	-.00014	.00189	
Errors	LC Pass	LC Pass	LC Pass	LC Pass	LC Pass	LC Pass	
High	.10000	.05000	.05000	.01000	.05000	.02000	
Low	-.10000	-.05000	-.05000	-.01000	-.05000	-.02000	

IntStd	1	2	3	4	5	6	7
Mode	Counts	NOTUSED	NOTUSED	NOTUSED	NOTUSED	NOTUSED	NOTUSED
Elem	Y	--	--	--	--	--	--
Wavlen	371.030	--	--	--	--	--	--
Avge	27167	--	--	--	--	--	--
SDev	46.34482	--	--	--	--	--	--
%RSD	.1705900	--	--	--	--	--	--
#1	27219	--	--	--	--	--	--
#2	27153	--	--	--	--	--	--
#3	27130	--	--	--	--	--	--

Method: METTRACE Sample Name: K1NN1 Operator: RJG
Run Time: 10/31/08 11:58:01
Comment: TESTAMERICA PITTSBURGH ICP METALS ANALYSIS-INST TRACEICP
Mode: CONC Corr. Factor: 1

Elem	AG	AL	AS	B_	BA	BE	CA
Units	ppm	ppm	ppm	ppm	ppm	ppm	ppm
Avge	.00008	.08528	.00075	.07748	.08749	.00082	60.797
SDev	.00016	.00123	.00084	.00033	.00010	.00010	.138
%RSD	196.77	1.4458	112.69	.42045	.11100	11.754	.22778
#1	.00002	.08474	.00141	.07776	.08742	.00090	60.690
#2	.00026	.08669	-.00020	.07756	.08760	.00071	60.748
#3	-.00004	.08440	.00103	.07712	.08744	.00084	60.953
Errors	LC Pass	LC Pass	LC Pass	LC Pass	LC Pass	LC Pass	LC Pass
High	2.0000	500.00	10.000	30.000	10.000	10.000	600.00
Low	-.00500	-.20000	-.01000	-.20000	-.20000	-.00400	-5.0000

Elem	CD	CO	CR	CU	FE	K_	MG
Units	ppm	ppm	ppm	ppm	ppm	ppm	ppm
Avge	-.00005	.00131	.00031	.00899	.23972	2.2685	9.7624
SDev	.00003	.00052	.00026	.00037	.00645	.0036	.0250
%RSD	52.410	39.860	83.379	4.1327	2.6919	.15922	.25651
#1	-.00006	.00128	.00039	.00866	.23652	2.2686	9.7395
#2	-.00002	.00185	.00053	.00892	.23549	2.2720	9.7586
#3	-.00007	.00080	.00002	.00939	.24714	2.2648	9.7892
Errors	LC Pass	LC Pass	LC Pass	LC Pass	LC Pass	LC Pass	LC Pass
High	5.0000	100.00	20.000	10.000	500.00	400.00	600.00
Low	-.00500	-.05000	-.00500	-.02500	-.10000	-5.0000	-5.0000

Elem	MN	MO	NA	NI	PB/1	PB/2	PB
Units	ppm	ppm	ppm	ppm	ppm	ppm	ppm
Avge	.90405	.00254	45.661	.00121	-.00232	.00042	-.00050
SDev	.00189	.00044	.109	.00035	.00023	.00079	.00045
%RSD	.20897	17.409	.23853	29.065	9.9801	188.58	90.545
#1	.90271	.00267	45.636	.00145	-.00207	-.00048	-.00101
#2	.90323	.00290	45.567	.00137	-.00252	.00100	-.00018
#3	.90621	.00204	45.780	.00080	-.00238	.00073	-.00030
Errors	LC Pass	LC Pass	LC Pass	LC Pass	NOCHECK	NOCHECK	LC Pass
High	20.000	20.000	400.00	100.00			5.0000
Low	-.01500	-.04000	-5.0000	-.04000			-.00300

Elem	SB/1	SB/2	SB	SE/1	SE/2	SE	SI
Units	ppm	ppm	ppm	ppm	ppm	ppm	ppm
Avge	-.00114	-.00084	-.00094	.00499	-.00244	.00003	4.8356
SDev	.00133	.00105	.00104	.00194	.00061	.00033	.0068
%RSD	116.03	126.11	111.08	38.816	25.029	986.51	.14016
#1	-.00237	-.00202	-.00214	.00710	-.00293	.00041	4.8289
#2	-.00132	.00000	-.00044	.00329	-.00176	-.00007	4.8355

#3	.00026	-.00049	-.00024	.00457	-.00263	-.00023	4.8425
Errors	NOCHECK	NOCHECK	LC Pass	NOCHECK	NOCHECK	LC Pass	LC Pass

High			5.0000			10.000	50.000
Low			-.01000			-.00500	-.50000

Elem	SN	SR	TI	TL	V_	ZN	
Units	ppm	ppm	ppm	ppm	ppm	ppm	
Avge	.00150	.20005	.00007	.00197	.00089	.01200	
SDev	.00260	.00052	.00033	.00104	.00167	.00016	
%RSD	173.71	.26009	445.69	52.737	187.25	1.3509	
#1	-.00111	.19945	-.00023	.00311	-.00007	.01200	
#2	.00410	.20037	.00042	.00108	-.00007	.01184	
#3	.00150	.20032	.00003	.00173	.00282	.01216	
Errors	LC Pass	LC Pass	LC Pass	LC Pass	LC Pass	LC Pass	
High	30.000	10.000	30.000	10.000	50.000	10.000	
Low	-.10000	-.05000	-.05000	-.01000	-.05000	-.02000	

IntStd	1	2	3	4	5	6	7
Mode	Counts	NOTUSED	NOTUSED	NOTUSED	NOTUSED	NOTUSED	NOTUSED
Elem	Y	--	--	--	--	--	--
Wavlen	371.030	--	--	--	--	--	--
Avge	27002	--	--	--	--	--	--
SDev	87.51575	--	--	--	--	--	--
%RSD	.3241087	--	--	--	--	--	--
#1	26925	--	--	--	--	--	--
#2	26984	--	--	--	--	--	--
#3	27097	--	--	--	--	--	--

Method: METTRACE Sample Name: K1NNQ Operator: RJG
Run Time: 10/31/08 12:03:32
Comment: TESTAMERICA PITTSBURGH ICP METALS ANALYSIS-INST TRACEICP
Mode: CONC Corr. Factor: 1

Elem	AG	AL	AS	B_	BA	BE	CA
Units	ppm	ppm	ppm	ppm	ppm	ppm	ppm
Avge	.00031	.01491	.00130	.08895	.09209	.00061	61.042
SDev	.00065	.00237	.00134	.00027	.00017	.00007	.115
%RSD	210.32	15.926	103.55	.29898	.18137	12.214	.18780
#1	.00001	.01405	.00266	.08872	.09228	.00059	61.011
#2	-.00014	.01308	-.00003	.08888	.09198	.00069	61.169
#3	.00106	.01759	.00126	.08924	.09201	.00054	60.947
Errors	LC Pass	LC Pass	LC Pass	LC Pass	LC Pass	LC Pass	LC Pass
High	2.0000	500.00	10.000	30.000	10.000	10.000	600.00
Low	-.00500	-.20000	-.01000	-.20000	-.20000	-.00400	-5.0000

Elem	CD	CO	CR	CU	FE	K_	MG
Units	ppm	ppm	ppm	ppm	ppm	ppm	ppm
Avge	-.00016	.00106	.00035	.00038	.17041	2.5329	10.178
SDev	.00022	.00039	.00038	.00009	.00214	.0124	.016
%RSD	138.17	36.993	111.00	22.543	1.2554	.48767	.15480
#1	-.00041	.00083	.00001	.00031	.16821	2.5189	10.172
#2	-.00007	.00151	.00027	.00035	.17053	2.5381	10.195
#3	.00001	.00083	.00076	.00048	.17249	2.5419	10.165
Errors	LC Pass	LC Pass	LC Pass	LC Pass	LC Pass	LC Pass	LC Pass
High	5.0000	100.00	20.000	10.000	500.00	400.00	600.00
Low	-.00500	-.05000	-.00500	-.02500	-.10000	-5.0000	-5.0000

Elem	MN	MO	NA	NI	PB/1	PB/2	PB
Units	ppm	ppm	ppm	ppm	ppm	ppm	ppm
Avge	1.0505	.00229	48.265	.00011	-.00219	.00022	-.00058
SDev	.0014	.00043	.079	.00055	.00305	.00160	.00067
%RSD	.13720	18.632	.16443	514.54	139.59	724.17	115.61
#1	1.0500	.00203	48.281	-.00052	-.00430	.00200	-.00010
#2	1.0521	.00205	48.180	.00039	-.00358	-.00024	-.00135
#3	1.0493	.00278	48.336	.00046	.00131	-.00110	-.00030
Errors	LC Pass	LC Pass	LC Pass	LC Pass	NOCHECK	NOCHECK	LC Pass
High	20.000	20.000	400.00	100.00			5.0000
Low	-.01500	-.04000	-5.0000	-.04000			-.00300

Elem	SB/1	SB/2	SB	SE/1	SE/2	SE	SI
Units	ppm	ppm	ppm	ppm	ppm	ppm	ppm
Avge	-.00120	.00015	-.00030	.00535	-.00044	.00149	4.9726
SDev	.00155	.00234	.00184	.00052	.00326	.00212	.0046
%RSD	129.22	1565.0	614.11	9.7907	740.95	142.63	.09246
#1	-.00244	-.00241	-.00242	.00504	-.00276	-.00016	4.9766
#2	.00054	.00068	.00063	.00505	.00329	.00388	4.9736

#3	-.00170	.00218	.00089	.00595	-.00186	.00074	4.9676
Errors	NOCHECK	NOCHECK	LC Pass	NOCHECK	NOCHECK	LC Pass	LC Pass

High			5.0000			10.000	50.000
Low			-.01000			-.00500	-.50000

Elem	SN	SR	TI	TL	V_	ZN	
Units	ppm	ppm	ppm	ppm	ppm	ppm	
Avge	.00083	.20615	-.00001	.00363	.00094	.00305	
SDev	.00116	.00020	.00008	.00191	.00179	.00065	
%RSD	139.30	.09625	703.15	52.633	190.15	21.479	
#1	-.00051	.20629	.00004	.00499	-.00009	.00258	
#2	.00150	.20624	-.00010	.00447	.00301	.00277	
#3	.00150	.20592	.00003	.00145	-.00009	.00380	

Errors	LC Pass	LC Pass	LC Pass	LC Pass	LC Pass	LC Pass	
High	30.000	10.000	30.000	10.000	50.000	10.000	
Low	-.10000	-.05000	-.05000	-.01000	-.05000	-.02000	

IntStd	1	2	3	4	5	6	7
Mode	Counts	NOTUSED	NOTUSED	NOTUSED	NOTUSED	NOTUSED	NOTUSED
Elem	Y	--	--	--	--	--	--
Wavlen	371.030	--	--	--	--	--	--
Avge	27072	--	--	--	--	--	--
SDev	114.1701	--	--	--	--	--	--
%RSD	.4217236	--	--	--	--	--	--
#1	27199	--	--	--	--	--	--
#2	27041	--	--	--	--	--	--
#3	26977	--	--	--	--	--	--

Method: METTRACE Sample Name: K1036B Operator: RJG
Run Time: 10/31/08 12:09:03
Comment: TESTAMERICA PITTSBURGH ICP METALS ANALYSIS-INST TRACEICP
Mode: CONC Corr. Factor: 1

Elem	AG	AL	AS	B_	BA	BE	CA
Units	ppm	ppm	ppm	ppm	ppm	ppm	ppm
Avge	.00076	-.01907	-.00066	.00292	.00025	.00092	-.01332
SDev	.00009	.00098	.00089	.00009	.00002	.00008	.00054
%RSD	11.856	5.1554	134.17	3.0192	8.3192	8.6491	4.0488
#1	.00086	-.01823	-.00112	.00302	.00024	.00084	-.01326
#2	.00074	-.02015	-.00122	.00289	.00028	.00100	-.01281
#3	.00068	-.01884	.00036	.00285	.00024	.00093	-.01389
Errors	LC Pass	LC Pass	LC Pass	LC Pass	LC Pass	LC Pass	LC Pass
High	.00500	.20000	.01000	.20000	.20000	.00400	5.0000
Low	-.00500	-.20000	-.01000	-.20000	-.20000	-.00400	-5.0000

Elem	CD	CO	CR	CU	FE	K_	MG
Units	ppm	ppm	ppm	ppm	ppm	ppm	ppm
Avge	.00026	-.00012	.00076	.00566	.00025	.20085	.00974
SDev	.00019	.00058	.00034	.00000	.01081	.00082	.00273
%RSD	71.026	476.50	45.332	.05435	4336.8	.40737	28.067
#1	.00005	-.00079	.00113	.00566	-.01014	.19995	.01280
#2	.00039	.00029	.00046	.00567	.01144	.20154	.00756
#3	.00035	.00013	.00068	.00566	-.00055	.20108	.00885
Errors	LC Pass	LC Pass	LC Pass	LC Pass	LC Pass	LC Pass	LC Pass
High	.00500	.05000	.00500	.02500	.10000	5.0000	5.0000
Low	-.00500	-.05000	-.00500	-.02500	-.10000	-5.0000	-5.0000

Elem	MN	MO	NA	NI	PB/1	PB/2	PB
Units	ppm	ppm	ppm	ppm	ppm	ppm	ppm
Avge	.00025	.00146	-.13081	.00048	.00373	-.00243	-.00038
SDev	.00007	.00053	.05427	.00004	.00121	.00019	.00028
%RSD	27.518	36.703	41.487	9.1053	32.346	7.8149	74.597
#1	.00029	.00207	-.19306	.00053	.00439	-.00259	-.00026
#2	.00028	.00121	-.10591	.00046	.00445	-.00248	-.00017
#3	.00017	.00109	-.09345	.00045	.00234	-.00222	-.00070
Errors	LC Pass	LC Pass	LC Pass	LC Pass	NOCHECK	NOCHECK	LC Pass
High	.01500	.04000	5.0000	.04000			.00300
Low	-.01500	-.04000	-5.0000	-.04000			-.00300

Elem	SB/1	SB/2	SB	SE/1	SE/2	SE	SI
Units	ppm	ppm	ppm	ppm	ppm	ppm	ppm
Avge	-.00231	.00248	.00089	-.00456	.00188	-.00026	.01222
SDev	.00085	.00033	.00041	.00240	.00193	.00070	.00221
%RSD	36.932	13.340	46.475	52.702	102.45	268.83	18.079
#1	-.00321	.00252	.00061	-.00183	.00016	-.00050	.01359
#2	-.00221	.00213	.00069	-.00548	.00152	-.00081	.01339

#3	-.00151	.00279	.00136	-.00636	.00397	.00053	.00967
Errors	NOCHECK	NOCHECK	LC Pass	NOCHECK	NOCHECK	LC Pass	LC Pass

High			.06000			.00500	.50000
Low			-.06000			-.00500	-.50000

Elem	SN	SR	TI	TL	V_	ZN	
Units	ppm	ppm	ppm	ppm	ppm	ppm	
Avge	.03028	.00008	.00051	-.00224	-.00014	.00168	
SDev	.00078	.00002	.00027	.00136	.00000	.00007	
%RSD	2.5715	26.149	53.278	60.811	2.2721	3.9982	
#1	.02965	.00011	.00042	-.00071	-.00015	.00171	
#2	.03004	.00006	.00081	-.00331	-.00014	.00160	
#3	.03115	.00008	.00029	-.00270	-.00014	.00173	
Errors	LC Pass	LC Pass	LC Pass	LC Pass	LC Pass	LC Pass	
High	.10000	.05000	.05000	.01000	.05000	.02000	
Low	-.10000	-.05000	-.05000	-.01000	-.05000	-.02000	

IntStd	1	2	3	4	5	6	7
Mode	Counts	NOTUSED	NOTUSED	NOTUSED	NOTUSED	NOTUSED	NOTUSED
Elem	Y	--	--	--	--	--	--
Wavlen	371.030	--	--	--	--	--	--
Avge	27008	--	--	--	--	--	--
SDev	114.5097	--	--	--	--	--	--
%RSD	.4239796	--	--	--	--	--	--
#1	26878	--	--	--	--	--	--
#2	27052	--	--	--	--	--	--
#3	27095	--	--	--	--	--	--

Method: METTRACE Sample Name: K1036C Operator: RJG
Run Time: 10/31/08 12:14:33
Comment: TESTAMERICA PITTSBURGH ICP METALS ANALYSIS-INST TRACEICP
Mode: CONC Corr. Factor: 1

Elem	AG	AL	AS	B_	BA	BE	CA
Units	ppm	ppm	ppm	ppm	ppm	ppm	ppm
Avge	L.00043	L-.01849	L-.00103	L.00263	L.00031	L.00091	L-.00165
SDev	.00043	.00305	.00039	.00069	.00004	.00012	.00073
%RSD	98.971	16.477	38.135	26.088	12.626	13.521	44.371
#1	L.00067	L-.01506	L-.00127	L.00320	L.00036	L.00077	L-.00081
#2	L.00068	L-.02087	L-.00058	L.00283	L.00028	L.00093	L-.00200
#3	L-.00006	L-.01955	L-.00125	L.00187	L.00030	L.00101	L-.00213
Errors	LC Low	LC Low	LC Low	LC Low	LC Low	LC Low	LC Low
High	.06000	2.4000	2.4000	1.2000	2.4000	.06000	60.000
Low	.04000	1.6000	1.6000	.80000	1.6000	.04000	40.000

Elem	CD	CO	CR	CU	FE	K_	MG
Units	ppm	ppm	ppm	ppm	ppm	ppm	ppm
Avge	L.00006	L-.00128	L.00049	L.00038	L.01207	L.19562	L.01192
SDev	.00008	.00022	.00041	.00022	.00657	.00278	.00273
%RSD	120.71	16.895	83.663	58.639	54.422	1.4225	22.881
#1	L-.00003	L-.00105	L.00097	L.00060	L.00904	L.19701	L.01411
#2	L.00011	L-.00148	L.00026	L.00038	L.00757	L.19743	L.01278
#3	L.00011	L-.00133	L.00025	L.00015	L.01961	L.19242	L.00887
Errors	LC Low	LC Low	LC Low	LC Low	LC Low	LC Low	LC Low
High	.06000	.60000	.24000	.30000	1.2000	60.000	60.000
Low	.04000	.40000	.16000	.20000	.80000	40.000	40.000

Elem	MN	MO	NA	NI	PB/1	PB/2	PB
Units	ppm	ppm	ppm	ppm	ppm	ppm	ppm
Avge	L.00031	1.0037	L-.11317	L.00076	.00311	-.00090	L.00044
SDev	.00003	.0016	.12762	.00022	.00086	.00045	.00037
%RSD	11.264	.16111	112.77	28.301	27.495	50.338	83.638
#1	L.00035	1.0019	L-.02684	L.00081	.00304	-.00139	L.00008
#2	L.00029	1.0051	L-.25976	L.00095	.00401	-.00078	L.00082
#3	L.00029	1.0041	L-.05290	L.00053	.00230	-.00052	L.00042
Errors	LC Low	LC Pass	LC Low	LC Low	NOCHECK	NOCHECK	LC Low
High	.60000	1.2000	60.000	.60000			.60000
Low	.40000	.80000	40.000	.40000			.40000

Elem	SB/1	SB/2	SB	SE/1	SE/2	SE	SI
Units	ppm	ppm	ppm	ppm	ppm	ppm	ppm
Avge	.46849	.46697	.46748	-.00662	.00391	L.00041	8.1569
SDev	.00324	.00114	.00154	.00248	.00082	.00137	.0186
%RSD	.69210	.24459	.33054	37.446	21.053	338.54	.22840
#1	.46478	.46629	.46579	-.00520	.00450	L.00127	8.1357
#2	.46988	.46829	.46882	-.00518	.00427	L.00112	8.1704

#3	.47080	.46633	.46782	-.00949	.00297	L-.00118	8.1648
Errors	NOCHECK	NOCHECK	LC Pass	NOCHECK	NOCHECK	LC Low	LC Pass

High			.60000			2.4000	12.000
Low			.40000			1.6000	8.0000

Elem	SN	SR	TI	TL	V_	ZN	
Units	ppm	ppm	ppm	ppm	ppm	ppm	
Avge	1.9807	L.00009	.97135	L-.00082	L-.00014	L.00292	
SDev	.0049	.00007	.00120	.00135	.00000	.00009	
%RSD	.24825	70.757	.12379	163.50	1.4161	3.0647	
#1	1.9850	L.00015	.97141	L.00014	L-.00014	L.00290	
#2	1.9818	L.00011	.97253	L-.00025	L-.00014	L.00302	
#3	1.9753	L.00002	.97013	L-.00237	L-.00014	L.00284	

Errors	LC Pass	LC Low	LC Pass	LC Low	LC Low	LC Low
High	2.4000	1.2000	1.2000	2.4000	.60000	.60000
Low	1.6000	.80000	.80000	1.6000	.40000	.40000

IntStd	1	2	3	4	5	6	7
Mode	Counts	NOTUSED	NOTUSED	NOTUSED	NOTUSED	NOTUSED	NOTUSED
Elem	Y	--	--	--	--	--	--
Wavlen	371.030	--	--	--	--	--	--
Avge	26932	--	--	--	--	--	--
SDev	56.32972	--	--	--	--	--	--
%RSD	.2091553	--	--	--	--	--	--
#1	26872	--	--	--	--	--	--
#2	26942	--	--	--	--	--	--
#3	26983	--	--	--	--	--	--

Method: METTRACE Sample Name: K1DLL Operator: RJG
Run Time: 10/31/08 12:20:04
Comment: TESTAMERICA PITTSBURGH ICP METALS ANALYSIS-INST TRACEICP
Mode: CONC Corr. Factor: 1

Elem	AG	AL	AS	B_	BA	BE	CA
Units	ppm	ppm	ppm	ppm	ppm	ppm	ppm
Avge	.00135	6.2885	.01759	.56002	.90644	.00638	594.02
SDev	.00026	.0101	.00038	.00084	.00210	.00004	.74
%RSD	19.022	.16085	2.1385	.14932	.23149	.66552	.12430
#1	.00114	6.2893	.01743	.55926	.90780	.00643	593.44
#2	.00129	6.2982	.01802	.55989	.90749	.00637	593.78
#3	.00164	6.2781	.01732	.56092	.90402	.00634	594.85
Errors	LC Pass	LC Pass	LC Pass	LC Pass	LC Pass	LC Pass	LC Pass
High	2.0000	500.00	10.000	30.000	10.000	10.000	600.00
Low	-.00500	-.20000	-.01000	-.20000	-.20000	-.00400	-5.0000

Elem	CD	CO	CR	CU	FE	K_	MG
Units	ppm	ppm	ppm	ppm	ppm	ppm	ppm
Avge	.00039	.04461	.02544	.27880	11.754	.86565	13.765
SDev	.00016	.00014	.00020	.00048	.013	.00317	.001
%RSD	41.708	.32200	.78198	.17265	.10740	.36623	.01031
#1	.00037	.04448	.02522	.27893	11.745	.86316	13.767
#2	.00024	.04457	.02561	.27920	11.749	.86457	13.765
#3	.00057	.04476	.02549	.27826	11.769	.86922	13.764
Errors	LC Pass	LC Pass	LC Pass	LC Pass	LC Pass	LC Pass	LC Pass
High	5.0000	100.00	20.000	10.000	500.00	400.00	600.00
Low	-.00500	-.05000	-.00500	-.02500	-.10000	-5.0000	-5.0000

Elem	MN	MO	NA	NI	PB/1	PB/2	PB
Units	ppm	ppm	ppm	ppm	ppm	ppm	ppm
Avge	3.5927	.00462	1.3631	.13038	.00147	.00151	.00150
SDev	.0006	.00077	.1788	.00038	.00187	.00044	.00066
%RSD	.01779	16.632	13.116	.29096	126.79	29.244	43.873
#1	3.5934	.00545	1.2881	.13052	.00314	.00114	.00181
#2	3.5923	.00449	1.2340	.13067	.00183	.00200	.00195
#3	3.5923	.00392	1.5671	.12995	-.00055	.00139	.00074
Errors	LC Pass	LC Pass	LC Pass	LC Pass	NOCHECK	NOCHECK	LC Pass
High	20.000	20.000	400.00	100.00			5.0000
Low	-.01500	-.04000	-5.0000	-.04000			-.00300

Elem	SB/1	SB/2	SB	SE/1	SE/2	SE	SI
Units	ppm	ppm	ppm	ppm	ppm	ppm	ppm
Avge	.00383	.00268	.00306	.01086	.01293	.01224	1.6134
SDev	.00068	.00094	.00084	.00217	.00065	.00053	.0033
%RSD	17.815	34.952	27.351	19.994	5.0440	4.3648	.20153
#1	.00433	.00365	.00388	.01184	.01324	.01277	1.6169
#2	.00409	.00260	.00310	.01237	.01218	.01224	1.6104

#3	.00305	.00179	.00221	.00837	.01336	.01170	1.6129
Errors	NOCHECK	NOCHECK	LC Pass	NOCHECK	NOCHECK	LC Pass	LC Pass

High			5.0000			10.000	50.000
Low			-.01000			-.00500	-.50000

Elem	SN	SR	TI	TL	V_	ZN	
Units	ppm	ppm	ppm	ppm	ppm	ppm	
Avge	.02769	.93579	.76969	-.00050	.08279	.04164	
SDev	.00065	.00339	.00144	.00270	.00096	.00011	
%RSD	2.3510	.36266	.18689	543.28	1.1539	.26164	
#1	.02748	.93804	.76925	.00022	.08212	.04173	
#2	.02717	.93744	.77130	-.00348	.08389	.04152	
#3	.02842	.93188	.76853	.00177	.08237	.04166	
Errors	LC Pass	LC Pass	LC Pass	LC Pass	LC Pass	LC Pass	
High	30.000	10.000	30.000	10.000	50.000	10.000	
Low	-.10000	-.05000	-.05000	-.01000	-.05000	-.02000	

IntStd	1	2	3	4	5	6	7
Mode	Counts	NOTUSED	NOTUSED	NOTUSED	NOTUSED	NOTUSED	NOTUSED
Elem	Y	--	--	--	--	--	--
Wavlen	371.030	--	--	--	--	--	--
Avge	27301	--	--	--	--	--	--
SDev	58.04943	--	--	--	--	--	--
%RSD	.2126290	--	--	--	--	--	--
#1	27320	--	--	--	--	--	--
#2	27347	--	--	--	--	--	--
#3	27236	--	--	--	--	--	--

Method: METTRACE Sample Name: K1DLLP5 Operator: RJG
Run Time: 10/31/08 12:25:36
Comment: TESTAMERICA PITTSBURGH ICP METALS ANALYSIS-INST TRACEICP
Mode: CONC Corr. Factor: 1

Elem	AG	AL	AS	B_	BA	BE	CA
Units	ppm	ppm	ppm	ppm	ppm	ppm	ppm
Avge	.00077	1.2314	.00523	.11393	.18161	.00199	128.52
SDev	.00072	.0026	.00033	.00043	.00043	.00008	.12
%RSD	92.682	.21330	6.2654	.37967	.23905	3.8953	.09571
#1	.00080	1.2319	.00488	.11429	.18204	.00197	128.38
#2	.00148	1.2338	.00528	.11406	.18117	.00192	128.57
#3	.00004	1.2286	.00553	.11345	.18161	.00208	128.61
Errors	LC Pass	LC Pass	LC Pass	LC Pass	LC Pass	LC Pass	LC Pass
High	2.0000	500.00	10.000	30.000	10.000	10.000	600.00
Low	-.00500	-.20000	-.01000	-.20000	-.20000	-.00400	-5.0000

Elem	CD	CO	CR	CU	FE	K_	MG
Units	ppm	ppm	ppm	ppm	ppm	ppm	ppm
Avge	.00023	.00970	.00532	.05455	2.4204	.30756	2.8010
SDev	.00003	.00034	.00026	.00037	.0015	.00283	.0033
%RSD	14.798	3.4982	4.8528	.67863	.06353	.91967	.11767
#1	.00027	.00985	.00503	.05465	2.4221	.30522	2.7974
#2	.00021	.00995	.00554	.05485	2.4193	.31071	2.8020
#3	.00021	.00931	.00538	.05413	2.4197	.30676	2.8037
Errors	LC Pass	LC Pass	LC Pass	LC Pass	LC Pass	LC Pass	LC Pass
High	5.0000	100.00	20.000	10.000	500.00	400.00	600.00
Low	-.00500	-.05000	-.00500	-.02500	-.10000	-5.0000	-5.0000

Elem	MN	MO	NA	NI	PB/1	PB/2	PB
Units	ppm	ppm	ppm	ppm	ppm	ppm	ppm
Avge	.73746	.00114	-.18811	.02665	.00031	.00001	.00011
SDev	.00068	.00028	.09272	.00037	.00207	.00182	.00106
%RSD	.09186	24.862	49.291	1.3856	678.19	22626.	994.29
#1	.73670	.00098	-.28759	.02635	-.00164	.00191	.00073
#2	.73801	.00147	-.10409	.02654	.00248	-.00017	.00072
#3	.73765	.00098	-.17266	.02706	.00007	-.00172	-.00112
Errors	LC Pass	LC Pass	LC Pass	LC Pass	NOCHECK	NOCHECK	LC Pass
High	20.000	20.000	400.00	100.00			5.0000
Low	-.01500	-.04000	-5.0000	-.04000			-.00300

Elem	SB/1	SB/2	SB	SE/1	SE/2	SE	SI
Units	ppm	ppm	ppm	ppm	ppm	ppm	ppm
Avge	-.00155	.00144	.00045	.00414	.00148	.00237	.32031
SDev	.00257	.00031	.00080	.00049	.00191	.00111	.00165
%RSD	166.05	21.549	177.58	11.903	128.52	46.989	.51589
#1	.00133	.00139	.00137	.00417	.00186	.00263	.32000
#2	-.00361	.00178	-.00001	.00462	-.00058	.00115	.32209

#3	-.00236	.00116	-.00001	.00363	.00318	.00333	.31883
Errors	NOCHECK	NOCHECK	LC Pass	NOCHECK	NOCHECK	LC Pass	LC Pass

High			5.0000			10.000	50.000
Low			-.01000			-.00500	-.50000

Elem	SN	SR	TI	TL	V_	ZN	
Units	ppm	ppm	ppm	ppm	ppm	ppm	
Avge	.00535	.18882	.15660	-.00054	.01746	.01053	
SDev	.00088	.00021	.00035	.00153	.00011	.00012	
%RSD	16.514	.11122	.22076	285.23	.62104	1.0978	
#1	.00439	.18906	.15669	.00119	.01736	.01040	
#2	.00556	.18867	.15621	-.00173	.01744	.01058	
#3	.00612	.18874	.15688	-.00107	.01758	.01061	

Errors	LC Pass	LC Pass	LC Pass	LC Pass	LC Pass	LC Pass	
High	30.000	10.000	30.000	10.000	50.000	10.000	
Low	-.10000	-.05000	-.05000	-.01000	-.05000	-.02000	

IntStd	1	2	3	4	5	6	7
Mode	Counts	NOTUSED	NOTUSED	NOTUSED	NOTUSED	NOTUSED	NOTUSED
Elem	Y	--	--	--	--	--	--
Wavlen	371.030	--	--	--	--	--	--
Avge	26995	--	--	--	--	--	--
SDev	66.32326	--	--	--	--	--	--
%RSD	.2456865	--	--	--	--	--	--
#1	27039	--	--	--	--	--	--
#2	26919	--	--	--	--	--	--
#3	27028	--	--	--	--	--	--

Method: METTRACE Sample Name: K1DLLS Operator: RJG
Run Time: 10/31/08 12:31:07
Comment: TESTAMERICA PITTSBURGH ICP METALS ANALYSIS-INST TRACEICP
Mode: CONC Corr. Factor: 1

Elem	AG	AL	AS	B_	BA	BE	CA
Units	ppm	ppm	ppm	ppm	ppm	ppm	ppm
Avge	.00205	14.279	.01984	.56119	.96897	.00871	H630.42
SDev	.00052	.090	.00104	.00504	.00648	.00002	6.71
%RSD	25.168	.63203	5.2318	.89800	.66921	.26633	1.0639
#1	.00167	14.228	.01880	.55886	.96606	.00869	H626.67
#2	.00185	14.227	.01986	.55774	.96445	.00870	H626.43
#3	.00264	14.384	.02087	.56697	.97640	.00873	H638.16
Errors	LC Pass	LC Pass	LC Pass	LC Pass	LC Pass	LC Pass	LC High
High	2.0000	500.00	10.000	30.000	10.000	10.000	600.00
Low	-.00500	-.20000	-.01000	-.20000	-.20000	-.00400	-5.0000

Elem	CD	CO	CR	CU	FE	K_	MG
Units	ppm	ppm	ppm	ppm	ppm	ppm	ppm
Avge	.00033	.05126	.03676	.29161	13.886	1.1942	15.090
SDev	.00012	.00056	.00062	.00198	.138	.0188	.153
%RSD	35.347	1.0830	1.6924	.67779	.99718	1.5732	1.0115
#1	.00044	.05101	.03639	.29024	13.802	1.1852	15.015
#2	.00021	.05087	.03641	.29071	13.809	1.1817	14.990
#3	.00036	.05190	.03748	.29388	14.045	1.2158	15.266
Errors	LC Pass	LC Pass	LC Pass	LC Pass	LC Pass	LC Pass	LC Pass
High	5.0000	100.00	20.000	10.000	500.00	400.00	600.00
Low	-.00500	-.05000	-.00500	-.02500	-.10000	-5.0000	-5.0000

Elem	MN	MO	NA	NI	PB/1	PB/2	PB
Units	ppm	ppm	ppm	ppm	ppm	ppm	ppm
Avge	3.8452	.81552	1.5155	.13669	.00183	.00087	.00119
SDev	.0359	.01105	.0991	.00069	.00007	.00048	.00030
%RSD	.93310	1.3546	6.5386	.50677	4.1048	55.588	25.412
#1	3.8268	.80672	1.4317	.13677	.00180	.00132	.00148
#2	3.8222	.81192	1.4898	.13595	.00177	.00091	.00120
#3	3.8865	.82792	1.6249	.13733	.00191	.00036	.00088
Errors	LC Pass	LC Pass	LC Pass	LC Pass	NOCHECK	NOCHECK	LC Pass
High	20.000	20.000	400.00	100.00			5.0000
Low	-.01500	-.04000	-5.0000	-.04000			-.00300

Elem	SB/1	SB/2	SB	SE/1	SE/2	SE	SI
Units	ppm	ppm	ppm	ppm	ppm	ppm	ppm
Avge	.27738	.27826	.27797	.01407	.01482	.01457	4.9958
SDev	.00376	.00232	.00279	.00345	.00227	.00044	.0457
%RSD	1.3562	.83509	1.0029	24.539	15.302	3.0217	.91423
#1	.27586	.27681	.27650	.01778	.01260	.01433	4.9732
#2	.27463	.27702	.27622	.01346	.01473	.01431	4.9658

#3	.28167	.28094	.28118	.01096	.01714	.01508	5.0483
Errors	NOCHECK	NOCHECK	LC Pass	NOCHECK	NOCHECK	LC Pass	LC Pass

High			5.0000			10.000	50.000
Low			-.01000			-.00500	-.50000

Elem	SN	SR	TI	TL	V_	ZN	
Units	ppm	ppm	ppm	ppm	ppm	ppm	
Avge	1.6603	.99954	1.7142	-.00140	.10209	.04091	
SDev	.0176	.00720	.0147	.00087	.00156	.00042	
%RSD	1.0573	.72031	.85663	62.162	1.5334	1.0236	
#1	1.6528	.99635	1.7049	-.00092	.10113	.04072	
#2	1.6477	.99449	1.7065	-.00241	.10125	.04063	
#3	1.6803	1.0078	1.7311	-.00088	.10390	.04139	
Errors	LC Pass	LC Pass	LC Pass	LC Pass	LC Pass	LC Pass	
High	30.000	10.000	30.000	10.000	50.000	10.000	
Low	-.10000	-.05000	-.05000	-.01000	-.05000	-.02000	
IntStd	1	2	3	4	5	6	7
Mode	Counts	NOTUSED	NOTUSED	NOTUSED	NOTUSED	NOTUSED	NOTUSED
Elem	Y	--	--	--	--	--	--
Wavlen	371.030	--	--	--	--	--	--
Avge	27116	--	--	--	--	--	--
SDev	257.0118	--	--	--	--	--	--
%RSD	.9478138	--	--	--	--	--	--
#1	27223	--	--	--	--	--	--
#2	27303	--	--	--	--	--	--
#3	26823	--	--	--	--	--	--

Method: METTRACE Sample Name: K1DLLD Operator: RJG
Run Time: 10/31/08 12:36:39
Comment: TESTAMERICA PITTSBURGH ICP METALS ANALYSIS-INST TRACEICP
Mode: CONC Corr. Factor: 1

Elem	AG	AL	AS	B_	BA	BE	CA
Units	ppm	ppm	ppm	ppm	ppm	ppm	ppm
Avge	.00159	13.351	.01780	.53038	.99215	.00834	H655.48
SDev	.00015	.007	.00072	.00064	.00052	.00010	2.50
%RSD	9.2185	.05016	4.0274	.12093	.05287	1.2373	.38102
#1	.00150	13.345	.01835	.53022	.99209	.00825	H652.81
#2	.00152	13.349	.01806	.52984	.99270	.00832	H655.87
#3	.00176	13.358	.01699	.53109	.99165	.00846	H657.75
Errors	LC Pass	LC Pass	LC Pass	LC Pass	LC Pass	LC Pass	LC High
High	2.0000	500.00	10.000	30.000	10.000	10.000	600.00
Low	-.00500	-.20000	-.01000	-.20000	-.20000	-.00400	-5.0000

Elem	CD	CO	CR	CU	FE	K_	MG
Units	ppm	ppm	ppm	ppm	ppm	ppm	ppm
Avge	.00030	.04816	.03375	.28356	13.820	1.1271	15.379
SDev	.00021	.00037	.00032	.00030	.033	.0029	.028
%RSD	70.570	.77080	.96334	.10609	.24200	.25674	.18340
#1	.00045	.04841	.03413	.28390	13.786	1.1301	15.347
#2	.00038	.04834	.03358	.28337	13.822	1.1267	15.391
#3	.00006	.04774	.03356	.28339	13.852	1.1244	15.400
Errors	LC Pass	LC Pass	LC Pass	LC Pass	LC Pass	LC Pass	LC Pass
High	5.0000	100.00	20.000	10.000	500.00	400.00	600.00
Low	-.00500	-.05000	-.00500	-.02500	-.10000	-5.0000	-5.0000

Elem	MN	MO	NA	NI	PB/1	PB/2	PB
Units	ppm	ppm	ppm	ppm	ppm	ppm	ppm
Avge	3.7789	.80548	1.3688	.13286	.00213	.00084	.00127
SDev	.0085	.00472	.0471	.00082	.00152	.00122	.00057
%RSD	.22444	.58639	3.4392	.61923	71.421	144.96	45.231
#1	3.7697	.80009	1.3393	.13302	.00149	.00213	.00192
#2	3.7805	.80748	1.4230	.13197	.00103	.00070	.00081
#3	3.7864	.80887	1.3439	.13359	.00386	-.00030	.00108
Errors	LC Pass	LC Pass	LC Pass	LC Pass	NOCHECK	NOCHECK	LC Pass
High	20.000	20.000	400.00	100.00			5.0000
Low	-.01500	-.04000	-5.0000	-.04000			-.00300

Elem	SB/1	SB/2	SB	SE/1	SE/2	SE	SI
Units	ppm	ppm	ppm	ppm	ppm	ppm	ppm
Avge	.25790	.25929	.25883	.01494	.01185	.01288	4.4100
SDev	.00231	.00186	.00080	.00182	.00134	.00081	.0036
%RSD	.89458	.71934	.30861	12.179	11.293	6.3188	.08099
#1	.25643	.25911	.25822	.01528	.01309	.01382	4.4061
#2	.25671	.26124	.25973	.01656	.01043	.01247	4.4110

#3	.26056	.25752	.25853	.01297	.01204	.01235	4.4130
Errors	NOCHECK	NOCHECK	LC Pass	NOCHECK	NOCHECK	LC Pass	LC Pass

High			5.0000			10.000	50.000
Low			-.01000			-.00500	-.50000

Elem	SN	SR	TI	TL	V_	ZN	
Units	ppm	ppm	ppm	ppm	ppm	ppm	
Avge	1.6400	1.0181	1.6525	-.00136	.09260	.03566	
SDev	.0044	.0011	.0014	.00172	.00170	.00016	
%RSD	.27105	.10906	.08244	126.26	1.8317	.43934	
#1	1.6353	1.0171	1.6510	.00014	.09352	.03548	
#2	1.6406	1.0193	1.6530	-.00323	.09064	.03572	
#3	1.6442	1.0178	1.6536	-.00099	.09364	.03577	
Errors	LC Pass	LC Pass	LC Pass	LC Pass	LC Pass	LC Pass	
High	30.000	10.000	30.000	10.000	50.000	10.000	
Low	-.10000	-.05000	-.05000	-.01000	-.05000	-.02000	
IntStd	1	2	3	4	5	6	7
Mode	Counts	NOTUSED	NOTUSED	NOTUSED	NOTUSED	NOTUSED	NOTUSED
Elem	Y	--	--	--	--	--	--
Wavlen	371.030	--	--	--	--	--	--
Avge	27064	--	--	--	--	--	--
SDev	143.5247	--	--	--	--	--	--
%RSD	.5303191	--	--	--	--	--	--
#1	26908	--	--	--	--	--	--
#2	27093	--	--	--	--	--	--
#3	27190	--	--	--	--	--	--

Method: METTRACE Sample Name: K1DL5 Operator: RJG
Run Time: 10/31/08 12:42:11
Comment: TESTAMERICA PITTSBURGH ICP METALS ANALYSIS-INST TRACEICP
Mode: CONC Corr. Factor: 1

Elem	AG	AL	AS	B_	BA	BE	CA
Units	ppm	ppm	ppm	ppm	ppm	ppm	ppm
Avge	.01432	22.613	.03692	.20959	.51129	.00926	22.672
SDev	.00018	.818	.00113	.00796	.01885	.00009	.768
%RSD	1.2502	3.6160	3.0643	3.7973	3.6858	.93853	3.3893
#1	.01411	22.172	.03649	.20520	.50113	.00916	22.192
#2	.01444	22.110	.03607	.20480	.49971	.00928	22.266
#3	.01440	23.556	.03821	.21878	.53304	.00932	23.558
Errors	LC Pass	LC Pass	LC Pass	LC Pass	LC Pass	LC Pass	LC Pass
High	2.0000	500.00	10.000	30.000	10.000	10.000	600.00
Low	-.00500	-.20000	-.01000	-.20000	-.20000	-.00400	-5.0000

Elem	CD	CO	CR	CU	FE	K_	MG
Units	ppm	ppm	ppm	ppm	ppm	ppm	ppm
Avge	.00053	.03955	.07832	.56420	41.692	1.6574	1.9917
SDev	.00021	.00125	.00271	.02091	1.423	.0787	.0681
%RSD	39.755	3.1675	3.4546	3.7055	3.4136	4.7482	3.4214
#1	.00033	.03820	.07629	.55314	40.859	1.6125	1.9475
#2	.00075	.03975	.07728	.55114	40.883	1.6114	1.9573
#3	.00051	.04068	.08139	.58831	43.336	1.7482	2.0701
Errors	LC Pass	LC Pass	LC Pass	LC Pass	LC Pass	LC Pass	LC Pass
High	5.0000	100.00	20.000	10.000	500.00	400.00	600.00
Low	-.00500	-.05000	-.00500	-.02500	-.10000	-5.0000	-5.0000

Elem	MN	MO	NA	NI	PB/1	PB/2	PB
Units	ppm	ppm	ppm	ppm	ppm	ppm	ppm
Avge	.72070	.03955	10.225	.28750	.00219	.00244	.00236
SDev	.02483	.00087	.225	.00984	.00074	.00107	.00057
%RSD	3.4457	2.1884	2.1990	3.4215	33.999	44.002	24.017
#1	.70595	.04024	10.052	.28166	.00145	.00277	.00233
#2	.70678	.03858	10.144	.28198	.00294	.00124	.00181
#3	.74937	.03984	10.479	.29886	.00218	.00331	.00294
Errors	LC Pass	LC Pass	LC Pass	LC Pass	NOCHECK	NOCHECK	LC Pass
High	20.000	20.000	400.00	100.00			5.0000
Low	-.01500	-.04000	-5.0000	-.04000			-.00300

Elem	SB/1	SB/2	SB	SE/1	SE/2	SE	SI
Units	ppm	ppm	ppm	ppm	ppm	ppm	ppm
Avge	.00196	.00275	.00249	.01045	.01173	.01130	4.5113
SDev	.00111	.00074	.00077	.00348	.00150	.00210	.1733
%RSD	56.678	26.764	30.802	33.310	12.775	18.539	3.8423
#1	.00325	.00323	.00323	.01399	.01270	.01313	4.4153
#2	.00130	.00190	.00170	.01032	.01249	.01177	4.4072

#3	.00134	.00312	.00253	.00704	.01000	.00902	4.7114
Errors	NOCHECK	NOCHECK	LC Pass	NOCHECK	NOCHECK	LC Pass	LC Pass

High			5.0000			10.000	50.000
Low			-.01000			-.00500	-.50000

Elem	SN	SR	TI	TL	V_	ZN	
Units	ppm	ppm	ppm	ppm	ppm	ppm	
Avge	.03899	.27774	1.1118	-.00244	.12983	.33035	
SDev	.00267	.01079	.0399	.00310	.00323	.01120	
%RSD	6.8451	3.8844	3.5877	126.80	2.4910	3.3907	
#1	.03790	.27179	1.0890	-.00404	.12800	.32360	
#2	.03703	.27124	1.0885	-.00441	.12792	.32418	
#3	.04203	.29020	1.1579	.00113	.13356	.34328	
Errors	LC Pass	LC Pass	LC Pass	LC Pass	LC Pass	LC Pass	
High	30.000	10.000	30.000	10.000	50.000	10.000	
Low	-.10000	-.05000	-.05000	-.01000	-.05000	-.02000	

IntStd	1	2	3	4	5	6	7
Mode	Counts	NOTUSED	NOTUSED	NOTUSED	NOTUSED	NOTUSED	NOTUSED
Elem	Y	--	--	--	--	--	--
Wavlen	371.030	--	--	--	--	--	--
Avge	27429	--	--	--	--	--	--
SDev	755.0640	--	--	--	--	--	--
%RSD	2.752842	--	--	--	--	--	--
#1	27853	--	--	--	--	--	--
#2	27876	--	--	--	--	--	--
#3	26557	--	--	--	--	--	--

Method: METTRACE Sample Name: K1DM0 Operator: RJG
Run Time: 10/31/08 12:47:43
Comment: TESTAMERICA PITTSBURGH ICP METALS ANALYSIS-INST TRACEICP
Mode: CONC Corr. Factor: 1

Elem	AG	AL	AS	B_	BA	BE	CA
Units	ppm	ppm	ppm	ppm	ppm	ppm	ppm
Avge	.00293	23.541	.02075	.80977	.58990	.04798	14.834
SDev	.00042	.031	.00083	.00149	.00094	.00013	.046
%RSD	14.222	.13227	3.9932	.18448	.16018	.26162	.31001
#1	.00290	23.538	.02010	.81082	.59034	.04785	14.794
#2	.00253	23.574	.02168	.81043	.59054	.04799	14.825
#3	.00337	23.512	.02046	.80806	.58881	.04810	14.884
Errors	LC Pass	LC Pass	LC Pass	LC Pass	LC Pass	LC Pass	LC Pass
High	2.0000	500.00	10.000	30.000	10.000	10.000	600.00
Low	-.00500	-.20000	-.01000	-.20000	-.20000	-.00400	-5.0000

Elem	CD	CO	CR	CU	FE	K_	MG
Units	ppm	ppm	ppm	ppm	ppm	ppm	ppm
Avge	.00025	.03724	.04229	1.6882	11.965	.86652	2.8475
SDev	.00005	.00045	.00035	.0033	.025	.00292	.0009
%RSD	18.461	1.1971	.82254	.19295	.21042	.33685	.03227
#1	.00020	.03701	.04204	1.6903	11.940	.86979	2.8478
#2	.00025	.03695	.04213	1.6898	11.963	.86562	2.8464
#3	.00029	.03775	.04268	1.6844	11.991	.86416	2.8482
Errors	LC Pass	LC Pass	LC Pass	LC Pass	LC Pass	LC Pass	LC Pass
High	5.0000	100.00	20.000	10.000	500.00	400.00	600.00
Low	-.00500	-.05000	-.00500	-.02500	-.10000	-5.0000	-5.0000

Elem	MN	MO	NA	NI	PB/1	PB/2	PB
Units	ppm	ppm	ppm	ppm	ppm	ppm	ppm
Avge	.58701	.00496	8.1839	.15567	.00904	.00651	.00735
SDev	.00059	.00016	.0624	.00169	.00127	.00112	.00093
%RSD	.10024	3.2571	.76218	1.0847	14.003	17.220	12.603
#1	.58647	.00496	8.1122	.15421	.00771	.00577	.00641
#2	.58693	.00480	8.2144	.15528	.00920	.00780	.00826
#3	.58764	.00512	8.2252	.15752	.01022	.00596	.00738
Errors	LC Pass	LC Pass	LC Pass	LC Pass	NOCHECK	NOCHECK	LC Pass
High	20.000	20.000	400.00	100.00			5.0000
Low	-.01500	-.04000	-5.0000	-.04000			-.00300

Elem	SB/1	SB/2	SB	SE/1	SE/2	SE	SI
Units	ppm	ppm	ppm	ppm	ppm	ppm	ppm
Avge	-.00238	.00318	.00133	.00228	.00108	.00148	3.5499
SDev	.00029	.00084	.00055	.00378	.00174	.00087	.0069
%RSD	12.376	26.324	41.513	166.09	160.96	58.585	.19495
#1	-.00205	.00274	.00114	.00222	.00244	.00237	3.5464
#2	-.00263	.00266	.00090	-.00148	.00169	.00063	3.5578

#3	-.00244	.00415	.00195	.00609	-.00088	.00144	3.5453
Errors	NOCHECK	NOCHECK	LC Pass	NOCHECK	NOCHECK	LC Pass	LC Pass

High			5.0000			10.000	50.000
Low			-.01000			-.00500	-.50000

Elem	SN	SR	TI	TL	V_	ZN	
Units	ppm	ppm	ppm	ppm	ppm	ppm	
Avge	.03137	.62216	1.8783	-.00057	.05894	.07565	
SDev	.00164	.00186	.0023	.00134	.00089	.00023	
%RSD	5.2334	.29927	.12090	236.28	1.5063	.29982	
#1	.03228	.62310	1.8773	-.00211	.05792	.07542	
#2	.03234	.62336	1.8767	.00003	.05934	.07567	
#3	.02947	.62001	1.8809	.00038	.05955	.07587	
Errors	LC Pass	LC Pass	LC Pass	LC Pass	LC Pass	LC Pass	
High	30.000	10.000	30.000	10.000	50.000	10.000	
Low	-.10000	-.05000	-.05000	-.01000	-.05000	-.02000	
IntStd	1	2	3	4	5	6	7
Mode	Counts	NOTUSED	NOTUSED	NOTUSED	NOTUSED	NOTUSED	NOTUSED
Elem	Y	--	--	--	--	--	--
Wavlen	371.030	--	--	--	--	--	--
Avge	28033	--	--	--	--	--	--
SDev	149.7670	--	--	--	--	--	--
%RSD	.5342485	--	--	--	--	--	--
#1	27869	--	--	--	--	--	--
#2	28068	--	--	--	--	--	--
#3	28162	--	--	--	--	--	--

Method: METTRACE Sample Name: CCV1-14 Operator: RJG
Run Time: 10/31/08 12:53:15
Comment: TESTAMERICA PITTSBURGH ICP METALS ANALYSIS-INST TRACEICP
Mode: CONC Corr. Factor: 1

Elem	AG	AL	AS	B_	BA	BE	CA
Units	ppm	ppm	ppm	ppm	ppm	ppm	ppm
Avge	1.0186	24.331	.50847	2.0179	1.9580	2.0275	51.234
SDev	.0012	.049	.00147	.0028	.0023	.0021	.099
%RSD	.11751	.20112	.29017	.14109	.11803	.10589	.19344
#1	1.0173	24.279	.51017	2.0146	1.9566	2.0259	51.161
#2	1.0197	24.376	.50781	2.0194	1.9606	2.0266	51.195
#3	1.0189	24.338	.50745	2.0197	1.9567	2.0299	51.347
Errors	LC Pass	LC Pass	LC Pass	LC Pass	LC Pass	LC Pass	LC Pass
High	1.1000	27.500	.55000	2.2000	2.2000	2.2000	55.000
Low	.90000	22.500	.45000	1.8000	1.8000	1.8000	45.000

Elem	CD	CO	CR	CU	FE	K_	MG
Units	ppm	ppm	ppm	ppm	ppm	ppm	ppm
Avge	.49824	2.0177	2.0230	1.9957	25.490	117.84	50.041
SDev	.00027	.0022	.0033	.0035	.047	.18	.079
%RSD	.05491	.10883	.16196	.17462	.18527	.15267	.15787
#1	.49794	2.0160	2.0201	1.9925	25.461	117.73	49.971
#2	.49832	2.0169	2.0225	1.9994	25.464	118.04	50.027
#3	.49847	2.0202	2.0266	1.9952	25.544	117.74	50.127
Errors	LC Pass	LC Pass	LC Pass	LC Pass	LC Pass	LC Pass	LC Pass
High	.55000	2.2000	2.2000	2.2000	27.500	137.50	55.000
Low	.45000	1.8000	1.8000	1.8000	22.500	112.50	45.000

Elem	MN	MO	NA	NI	PB/1	PB/2	PB
Units	ppm	ppm	ppm	ppm	ppm	ppm	ppm
Avge	1.9942	2.0181	120.92	1.9962	.51132	.50402	.50645
SDev	.0022	.0137	.33	.0035	.00577	.00105	.00257
%RSD	.10947	.68065	.26881	.17481	1.1285	.20859	.50718
#1	1.9921	2.0029	120.69	1.9922	.50525	.50281	.50362
#2	1.9941	2.0217	121.29	1.9978	.51198	.50467	.50710
#3	1.9964	2.0296	120.78	1.9986	.51673	.50459	.50863
Errors	LC Pass	LC Pass	LC Pass	LC Pass	NOCHECK	NOCHECK	LC Pass
High	2.2000	2.2000	137.50	2.2000			.55000
Low	1.8000	1.8000	112.50	1.8000			.45000

Elem	SB/1	SB/2	SB	SE/1	SE/2	SE	SI
Units	ppm	ppm	ppm	ppm	ppm	ppm	ppm
Avge	.50142	.50081	.50101	.49710	.49949	.49869	1.8803
SDev	.00220	.00111	.00134	.00209	.00350	.00272	.0027
%RSD	.43848	.22093	.26726	.41942	.70012	.54500	.14446
#1	.49914	.49963	.49947	.49469	.49776	.49674	1.8828
#2	.50352	.50097	.50182	.49835	.50351	.50179	1.8807

#3	.50160	.50183	.50175	.49825	.49719	.49754	1.8774
Errors	NOCHECK	NOCHECK	LC Pass	NOCHECK	NOCHECK	LC Pass	LC Pass

High			.55000			.55000	2.2000
Low			.45000			.45000	1.8000

Elem	SN	SR	TI	TL	V_	ZN	
Units	ppm	ppm	ppm	ppm	ppm	ppm	
Avge	2.0221	1.9202	1.9934	1.0062	2.0193	2.0743	
SDev	.0079	.0032	.0023	.0049	.0048	.0024	
%RSD	.38958	.16559	.11358	.48791	.23712	.11438	
#1	2.0135	1.9185	1.9908	1.0006	2.0140	2.0716	
#2	2.0236	1.9238	1.9948	1.0099	2.0207	2.0754	
#3	2.0291	1.9181	1.9947	1.0080	2.0233	2.0760	
Errors	LC Pass	LC Pass	LC Pass	LC Pass	LC Pass	LC Pass	
High	2.2000	2.2000	2.2000	1.1000	2.2000	2.2000	
Low	1.8000	1.8000	1.8000	.90000	1.8000	1.8000	

IntStd	1	2	3	4	5	6	7
Mode	Counts	NOTUSED	NOTUSED	NOTUSED	NOTUSED	NOTUSED	NOTUSED
Elem	Y	--	--	--	--	--	--
Wavlen	371.030	--	--	--	--	--	--
Avge	26637	--	--	--	--	--	--
SDev	52.05053	--	--	--	--	--	--
%RSD	.1954100	--	--	--	--	--	--
#1	26595	--	--	--	--	--	--
#2	26620	--	--	--	--	--	--
#3	26695	--	--	--	--	--	--

Method: METTRACE Sample Name: CCB14 Operator: RJG
Run Time: 10/31/08 12:58:47
Comment: TESTAMERICA PITTSBURGH ICP METALS ANALYSIS-INST TRACEICP
Mode: CONC Corr. Factor: 1

Elem	AG	AL	AS	B_	BA	BE	CA
Units	ppm	ppm	ppm	ppm	ppm	ppm	ppm
Avge	.00082	-.02290	-.00019	.00344	.00007	.00093	.00088
SDev	.00042	.00070	.00052	.00039	.00007	.00011	.00123
%RSD	51.366	3.0578	268.65	11.392	104.67	11.328	140.40
#1	.00071	-.02311	.00040	.00370	.00005	.00083	-.00040
#2	.00046	-.02212	-.00045	.00362	.00001	.00091	.00099
#3	.00128	-.02348	-.00053	.00299	.00014	.00104	.00205
Errors	LC Pass	LC Pass	LC Pass	LC Pass	LC Pass	LC Pass	LC Pass
High	.00500	.20000	.01000	.20000	.20000	.00400	5.0000
Low	-.00500	-.20000	-.01000	-.20000	-.20000	-.00400	-5.0000

Elem	CD	CO	CR	CU	FE	K_	MG
Units	ppm	ppm	ppm	ppm	ppm	ppm	ppm
Avge	.00025	.00061	.00036	-.00032	.00278	.18974	.00497
SDev	.00001	.00017	.00041	.00017	.00727	.00732	.00342
%RSD	5.2713	28.042	112.78	52.102	261.46	3.8561	68.823
#1	.00025	.00041	-.00003	-.00021	.00200	.18517	.00239
#2	.00027	.00072	.00032	-.00051	.01040	.18586	.00367
#3	.00024	.00069	.00078	-.00023	-.00407	.19818	.00884
Errors	LC Pass	LC Pass	LC Pass	LC Pass	LC Pass	LC Pass	LC Pass
High	.00500	.05000	.00500	.02500	.10000	5.0000	5.0000
Low	-.00500	-.05000	-.00500	-.02500	-.10000	-5.0000	-5.0000

Elem	MN	MO	NA	NI	PB/1	PB/2	PB
Units	ppm	ppm	ppm	ppm	ppm	ppm	ppm
Avge	.00011	.00562	-.31630	.00071	.00134	-.00146	-.00053
SDev	.00006	.00272	.06459	.00026	.00155	.00135	.00039
%RSD	53.119	48.420	20.422	37.474	115.59	92.449	74.164
#1	.00005	.00864	-.31469	.00059	.00099	-.00100	-.00034
#2	.00011	.00489	-.38168	.00101	-.00000	-.00041	-.00027
#3	.00017	.00335	-.25252	.00052	.00304	-.00299	-.00098
Errors	LC Pass	LC Pass	LC Pass	LC Pass	NOCHECK	NOCHECK	LC Pass
High	.01500	.04000	5.0000	.04000			.00300
Low	-.01500	-.04000	-5.0000	-.04000			-.00300

Elem	SB/1	SB/2	SB	SE/1	SE/2	SE	SI
Units	ppm	ppm	ppm	ppm	ppm	ppm	ppm
Avge	-.00041	.00069	.00032	-.00010	.00130	.00083	-.00659
SDev	.00050	.00075	.00036	.00062	.00082	.00037	.00171
%RSD	123.61	108.75	111.98	591.94	63.193	44.326	25.985
#1	-.00038	.00023	.00003	-.00016	.00175	.00111	-.00537
#2	.00008	.00028	.00021	.00054	.00035	.00041	-.00855

#3	-.00092	.00155	.00073	-.00070	.00180	.00097	-.00586
Errors	NOCHECK	NOCHECK	LC Pass	NOCHECK	NOCHECK	LC Pass	LC Pass

High			.06000			.00500	.50000
Low			-.06000			-.00500	-.50000

Elem	SN	SR	TI	TL	V_	ZN	
Units	ppm	ppm	ppm	ppm	ppm	ppm	
Avge	.00064	.00010	.00068	.00224	-.00014	.00179	
SDev	.00287	.00008	.00022	.00210	.00000	.00018	
%RSD	446.70	83.104	32.802	93.788	1.5351	10.227	
#1	.00064	.00006	.00094	.00337	-.00014	.00186	
#2	-.00223	.00004	.00055	-.00018	-.00014	.00158	
#3	.00351	.00019	.00055	.00354	-.00014	.00193	
Errors	LC Pass	LC Pass	LC Pass	LC Pass	LC Pass	LC Pass	
High	.10000	.05000	.05000	.01000	.05000	.02000	
Low	-.10000	-.05000	-.05000	-.01000	-.05000	-.02000	

IntStd	1	2	3	4	5	6	7
Mode	Counts	NOTUSED	NOTUSED	NOTUSED	NOTUSED	NOTUSED	NOTUSED
Elem	Y	--	--	--	--	--	--
Wavlen	371.030	--	--	--	--	--	--
Avge	27217	--	--	--	--	--	--
SDev	88.23450	--	--	--	--	--	--
%RSD	.3241925	--	--	--	--	--	--
#1	27317	--	--	--	--	--	--
#2	27184	--	--	--	--	--	--
#3	27149	--	--	--	--	--	--

Method: METTRACE Sample Name: K1G53 Operator: RJG
Run Time: 10/31/08 13:06:38
Comment: TESTAMERICA PITTSBURGH ICP METALS ANALYSIS-INST TRACEICP
Mode: CONC Corr. Factor: 1

Elem	AG	AL	AS	B_	BA	BE	CA
Units	ppm	ppm	ppm	ppm	ppm	ppm	ppm
Avge	.00131	3.9982	.01252	.03660	.13455	.00319	4.5943
SDev	.00039	.0669	.00056	.00059	.00244	.00011	.0934
%RSD	30.092	1.6722	4.4647	1.6242	1.8121	3.4594	2.0332
#1	.00149	3.9934	.01317	.03640	.13406	.00313	4.5665
#2	.00157	4.0673	.01218	.03727	.13719	.00312	4.6985
#3	.00086	3.9339	.01223	.03613	.13239	.00332	4.5180
Errors	LC Pass	LC Pass	LC Pass	LC Pass	LC Pass	LC Pass	LC Pass
High	2.0000	500.00	10.000	30.000	10.000	10.000	600.00
Low	-.00500	-.20000	-.01000	-.20000	-.20000	-.00400	-5.0000

Elem	CD	CO	CR	CU	FE	K_	MG
Units	ppm	ppm	ppm	ppm	ppm	ppm	ppm
Avge	.00027	.01331	.01964	.09082	3.8801	.50986	.57133
SDev	.00007	.00047	.00064	.00188	.0738	.02454	.01346
%RSD	25.862	3.5683	3.2752	2.0707	1.9027	4.8132	2.3564
#1	.00025	.01321	.01958	.09085	3.8580	.49414	.56846
#2	.00035	.01382	.02031	.09268	3.9624	.53813	.58599
#3	.00021	.01289	.01903	.08892	3.8198	.49729	.55953
Errors	LC Pass	LC Pass	LC Pass	LC Pass	LC Pass	LC Pass	LC Pass
High	5.0000	100.00	20.000	10.000	500.00	400.00	600.00
Low	-.00500	-.05000	-.00500	-.02500	-.10000	-5.0000	-5.0000

Elem	MN	MO	NA	NI	PB/1	PB/2	PB
Units	ppm	ppm	ppm	ppm	ppm	ppm	ppm
Avge	3.7824	.00406	.90898	.03746	.00373	.00123	.00206
SDev	.0740	.00062	.16857	.00158	.00260	.00054	.00065
%RSD	1.9564	15.173	18.545	4.2259	69.681	43.966	31.653
#1	3.7588	.00451	.82001	.03625	.00192	.00116	.00141
#2	3.8653	.00431	1.1034	.03925	.00670	.00073	.00272
#3	3.7231	.00336	.80354	.03688	.00256	.00181	.00206
Errors	LC Pass	LC Pass	LC Pass	LC Pass	NOCHECK	NOCHECK	LC Pass
High	20.000	20.000	400.00	100.00			5.0000
Low	-.01500	-.04000	-5.0000	-.04000			-.00300

Elem	SB/1	SB/2	SB	SE/1	SE/2	SE	SI
Units	ppm	ppm	ppm	ppm	ppm	ppm	ppm
Avge	-.00050	-.00013	-.00025	.00084	.00562	.00403	.48986
SDev	.00172	.00117	.00029	.00305	.00027	.00109	.01313
%RSD	341.88	907.36	115.46	361.23	4.8005	26.934	2.6806
#1	-.00002	-.00084	-.00057	-.00267	.00552	.00279	.48663
#2	-.00241	.00123	.00002	.00258	.00592	.00481	.50431

#3	.00092	-.00078	-.00021	.00263	.00541	.00448	.47865
Errors	NOCHECK	NOCHECK	LC Pass	NOCHECK	NOCHECK	LC Pass	LC Pass

High			5.0000			10.000	50.000
Low			-.01000			-.00500	-.50000

Elem	SN	SR	TI	TL	V_	ZN	
Units	ppm	ppm	ppm	ppm	ppm	ppm	
Avge	.03027	.24454	.37197	-.00312	.08420	.40409	
SDev	.00119	.00456	.00588	.00273	.00320	.00735	
%RSD	3.9276	1.8634	1.5794	87.533	3.8072	1.8199	
#1	.03151	.24315	.37027	-.00569	.08480	.40133	
#2	.02914	.24963	.37851	-.00025	.08705	.41243	
#3	.03017	.24084	.36714	-.00343	.08073	.39852	
Errors	LC Pass	LC Pass	LC Pass	LC Pass	LC Pass	LC Pass	
High	30.000	10.000	30.000	10.000	50.000	10.000	
Low	-.10000	-.05000	-.05000	-.01000	-.05000	-.02000	

IntStd	1	2	3	4	5	6	7
Mode	Counts	NOTUSED	NOTUSED	NOTUSED	NOTUSED	NOTUSED	NOTUSED
Elem	Y	--	--	--	--	--	--
Wavlen	371.030	--	--	--	--	--	--
Avge	27549	--	--	--	--	--	--
SDev	398.7324	--	--	--	--	--	--
%RSD	1.447345	--	--	--	--	--	--
#1	27808	--	--	--	--	--	--
#2	27090	--	--	--	--	--	--
#3	27749	--	--	--	--	--	--

Method: METTRACE Sample Name: K1G6Q Operator: RJG
Run Time: 10/31/08 13:12:11
Comment: TESTAMERICA PITTSBURGH ICP METALS ANALYSIS-INST TRACEICP
Mode: CONC Corr. Factor: 1

Elem	AG	AL	AS	B_	BA	BE	CA
Units	ppm	ppm	ppm	ppm	ppm	ppm	ppm
Avge	.00634	28.368	.05603	.78233	.53526	.00699	23.546
SDev	.00029	.041	.00126	.00155	.00145	.00005	.044
%RSD	4.5628	.14297	2.2527	.19831	.27177	.77932	.18779
#1	.00661	28.401	.05586	.78339	.53648	.00704	23.495
#2	.00603	28.380	.05486	.78305	.53564	.00701	23.567
#3	.00639	28.323	.05737	.78055	.53365	.00693	23.575
Errors	LC Pass	LC Pass	LC Pass	LC Pass	LC Pass	LC Pass	LC Pass
High	2.0000	500.00	10.000	30.000	10.000	10.000	600.00
Low	-.00500	-.20000	-.01000	-.20000	-.20000	-.00400	-5.0000

Elem	CD	CO	CR	CU	FE	K_	MG
Units	ppm	ppm	ppm	ppm	ppm	ppm	ppm
Avge	.00095	.04829	.11375	.90921	52.193	5.4742	7.3010
SDev	.00026	.00030	.00041	.00181	.064	.0156	.0017
%RSD	27.797	.61245	.36217	.19863	.12333	.28468	.02390
#1	.00122	.04857	.11370	.91057	52.121	5.4899	7.3008
#2	.00093	.04832	.11337	.90990	52.245	5.4739	7.2994
#3	.00069	.04798	.11418	.90716	52.214	5.4588	7.3028
Errors	LC Pass	LC Pass	LC Pass	LC Pass	LC Pass	LC Pass	LC Pass
High	5.0000	100.00	20.000	10.000	500.00	400.00	600.00
Low	-.00500	-.05000	-.00500	-.02500	-.10000	-5.0000	-5.0000

Elem	MN	MO	NA	NI	PB/1	PB/2	PB
Units	ppm	ppm	ppm	ppm	ppm	ppm	ppm
Avge	3.9080	.02309	4.9559	.17473	.17822	.17502	.17609
SDev	.0041	.00076	.0420	.00111	.00111	.00118	.00045
%RSD	.10591	3.2999	.84654	.63596	.62007	.67116	.25751
#1	3.9033	.02390	4.9109	.17421	.17929	.17370	.17556
#2	3.9111	.02238	4.9940	.17601	.17828	.17541	.17637
#3	3.9096	.02300	4.9628	.17398	.17708	.17595	.17633
Errors	LC Pass	LC Pass	LC Pass	LC Pass	NOCHECK	NOCHECK	LC Pass
High	20.000	20.000	400.00	100.00			5.0000
Low	-.01500	-.04000	-5.0000	-.04000			-.00300

Elem	SB/1	SB/2	SB	SE/1	SE/2	SE	SI
Units	ppm	ppm	ppm	ppm	ppm	ppm	ppm
Avge	-.00133	.00189	.00082	.01027	.01104	.01079	4.7396
SDev	.00059	.00031	.00040	.00323	.00152	.00018	.0128
%RSD	44.063	16.172	48.699	31.412	13.801	1.6550	.27009
#1	-.00186	.00162	.00046	.01397	.00935	.01089	4.7425
#2	-.00070	.00222	.00125	.00876	.01149	.01058	4.7507

#3	-.00143	.00183	.00074	.00808	.01229	.01089	4.7256
Errors	NOCHECK	NOCHECK	LC Pass	NOCHECK	NOCHECK	LC Pass	LC Pass

High			5.0000			10.000	50.000
Low			-.01000			-.00500	-.50000

Elem	SN	SR	TI	TL	V_	ZN	
Units	ppm	ppm	ppm	ppm	ppm	ppm	
Avge	.05011	.27933	1.6360	-.00362	.10519	.32479	
SDev	.00308	.00097	.0013	.00127	.00067	.00046	
%RSD	6.1429	.34903	.07888	35.168	.63621	.14043	
#1	.05143	.28005	1.6346	-.00295	.10592	.32453	
#2	.05231	.27972	1.6371	-.00508	.10505	.32532	
#3	.04659	.27822	1.6364	-.00282	.10461	.32453	

Errors	LC Pass	LC Pass	LC Pass	LC Pass	LC Pass	LC Pass	
High	30.000	10.000	30.000	10.000	50.000	10.000	
Low	-.10000	-.05000	-.05000	-.01000	-.05000	-.02000	

IntStd	1	2	3	4	5	6	7
Mode	Counts	NOTUSED	NOTUSED	NOTUSED	NOTUSED	NOTUSED	NOTUSED
Elem	Y	--	--	--	--	--	--
Wavlen	371.030	--	--	--	--	--	--
Avge	28132	--	--	--	--	--	--
SDev	151.8245	--	--	--	--	--	--
%RSD	.5396794	--	--	--	--	--	--
#1	27960	--	--	--	--	--	--
#2	28245	--	--	--	--	--	--
#3	28193	--	--	--	--	--	--

Method: METTRACE Sample Name: K06DF/10 Na Operator: RJG
Run Time: 10/31/08 13:17:45
Comment: TESTAMERICA PITTSBURGH ICP METALS ANALYSIS-INST TRACEICP
Mode: CONC Corr. Factor: 1

Elem	AG	AL	AS	B_	BA	BE	CA
Units	ppm	ppm	ppm	ppm	ppm	ppm	ppm
Avge	.00047	-.01413	-.00002	.00704	.00405	.00087	49.635
SDev	.00022	.00255	.00088	.00021	.00012	.00011	.113
%RSD	46.660	18.069	3994.4	2.9869	3.0702	12.218	.22841
#1	.00058	-.01640	.00022	.00725	.00405	.00079	49.504
#2	.00062	-.01137	.00071	.00705	.00417	.00082	49.707
#3	.00022	-.01461	-.00100	.00683	.00392	.00099	49.693
Errors	LC Pass	LC Pass	LC Pass	LC Pass	LC Pass	LC Pass	LC Pass
High	2.0000	500.00	10.000	30.000	10.000	10.000	600.00
Low	-.00500	-.20000	-.01000	-.20000	-.20000	-.00400	-5.0000

Elem	CD	CO	CR	CU	FE	K_	MG
Units	ppm	ppm	ppm	ppm	ppm	ppm	ppm
Avge	.00000	-.00015	.00017	-.00017	.02418	5.8205	.46689
SDev	.00006	.00029	.00022	.00012	.00647	.0127	.00258
%RSD	1346.2	199.94	127.25	69.272	26.739	.21893	.55289
#1	-.00005	.00012	-.00008	-.00028	.01864	5.8186	.46402
#2	.00006	-.00011	.00033	-.00004	.03128	5.8089	.46764
#3	-.00000	-.00046	.00026	-.00019	.02262	5.8342	.46901
Errors	LC Pass	LC Pass	LC Pass	LC Pass	LC Pass	LC Pass	LC Pass
High	5.0000	100.00	20.000	10.000	500.00	400.00	600.00
Low	-.00500	-.05000	-.00500	-.02500	-.10000	-5.0000	-5.0000

Elem	MN	MO	NA	NI	PB/1	PB/2	PB
Units	ppm	ppm	ppm	ppm	ppm	ppm	ppm
Avge	.01120	.00118	199.38	.00059	.00364	-.00153	.00019
SDev	.00025	.00062	.48	.00087	.00246	.00127	.00005
%RSD	2.1979	52.216	.24097	146.35	67.640	82.656	24.965
#1	.01091	.00051	199.25	-.00010	.00488	-.00224	.00013
#2	.01135	.00171	198.98	.00032	.00080	-.00007	.00022
#3	.01133	.00132	199.91	.00157	.00522	-.00230	.00021
Errors	LC Pass	LC Pass	LC Pass	LC Pass	NOCHECK	NOCHECK	LC Pass
High	20.000	20.000	400.00	100.00			5.0000
Low	-.01500	-.04000	-5.0000	-.04000			-.00300

Elem	SB/1	SB/2	SB	SE/1	SE/2	SE	SI
Units	ppm	ppm	ppm	ppm	ppm	ppm	ppm
Avge	-.00250	.00037	-.00058	.00101	-.00166	-.00077	.91733
SDev	.00067	.00153	.00087	.00142	.00091	.00088	.00279
%RSD	26.892	410.01	149.02	140.12	54.998	114.62	.30412
#1	-.00183	-.00016	-.00072	.00196	-.00065	.00022	.92052
#2	-.00249	-.00082	-.00138	.00170	-.00243	-.00105	.91535

#3	-.00317	.00210	.00035	-.00062	-.00190	-.00147	.91612
Errors	NOCHECK	NOCHECK	LC Pass	NOCHECK	NOCHECK	LC Pass	LC Pass

High			5.0000			10.000	50.000
Low			-.01000			-.00500	-.50000

Elem	SN	SR	TI	TL	V_	ZN	
Units	ppm	ppm	ppm	ppm	ppm	ppm	
Avge	-.00004	.10915	.00003	.00037	.00028	.00236	
SDev	.00136	.00031	.00039	.00106	.00072	.00012	
%RSD	3851.6	.28181	1271.2	283.20	257.23	5.2380	
#1	-.00053	.10945	-.00036	-.00052	.00111	.00221	
#2	.00150	.10883	.00042	.00009	-.00013	.00243	
#3	-.00108	.10918	.00004	.00155	-.00014	.00242	
Errors	LC Pass	LC Pass	LC Pass	LC Pass	LC Pass	LC Pass	
High	30.000	10.000	30.000	10.000	50.000	10.000	
Low	-.10000	-.05000	-.05000	-.01000	-.05000	-.02000	

IntStd	1	2	3	4	5	6	7
Mode	Counts	NOTUSED	NOTUSED	NOTUSED	NOTUSED	NOTUSED	NOTUSED
Elem	Y	--	--	--	--	--	--
Wavlen	371.030	--	--	--	--	--	--
Avge	27001	--	--	--	--	--	--
SDev	158.3911	--	--	--	--	--	--
%RSD	.5866137	--	--	--	--	--	--
#1	26941	--	--	--	--	--	--
#2	26882	--	--	--	--	--	--
#3	27181	--	--	--	--	--	--

Method: METTRACE Sample Name: K06DG/5 Fe,Mn Operator: RJG
Run Time: 10/31/08 13:23:18
Comment: TESTAMERICA PITTSBURGH ICP METALS ANALYSIS-INST TRACEICP
Mode: CONC Corr. Factor: 1

Elem	AG	AL	AS	B_	BA	BE	CA
Units	ppm	ppm	ppm	ppm	ppm	ppm	ppm
Avge	.00178	-.00833	-.00156	.08461	.00792	.00061	102.11
SDev	.00043	.00188	.00102	.00085	.00004	.00005	.54
%RSD	24.051	22.582	65.507	1.0047	.55222	7.5512	.53269
#1	.00129	-.01045	-.00175	.08547	.00788	.00057	102.63
#2	.00198	-.00767	-.00046	.08459	.00793	.00061	102.16
#3	.00208	-.00686	-.00248	.08377	.00797	.00066	101.55
Errors	LC Pass	LC Pass	LC Pass	LC Pass	LC Pass	LC Pass	LC Pass
High	2.0000	500.00	10.000	30.000	10.000	10.000	600.00
Low	-.00500	-.20000	-.01000	-.20000	-.20000	-.00400	-5.0000

Elem	CD	CO	CR	CU	FE	K_	MG
Units	ppm	ppm	ppm	ppm	ppm	ppm	ppm
Avge	.00261	.00018	.00006	-.00226	194.12	4.4703	66.524
SDev	.00011	.00050	.00035	.00023	1.07	.0214	.376
%RSD	4.3175	279.40	554.93	10.328	.55036	.47817	.56475
#1	.00248	-.00039	-.00034	-.00243	195.16	4.4901	66.890
#2	.00271	.00055	.00022	-.00200	194.18	4.4731	66.544
#3	.00262	.00038	.00030	-.00236	193.02	4.4476	66.139
Errors	LC Pass	LC Pass	LC Pass	LC Pass	LC Pass	LC Pass	LC Pass
High	5.0000	100.00	20.000	10.000	500.00	400.00	600.00
Low	-.00500	-.05000	-.00500	-.02500	-.10000	-5.0000	-5.0000

Elem	MN	MO	NA	NI	PB/1	PB/2	PB
Units	ppm	ppm	ppm	ppm	ppm	ppm	ppm
Avge	5.1591	-.00302	31.240	-.00046	.00360	.00061	.00160
SDev	.0279	.00018	.121	.00042	.00197	.00130	.00056
%RSD	.54176	6.1188	.38585	92.807	54.805	214.35	34.668
#1	5.1869	-.00286	31.295	-.00088	.00457	-.00075	.00102
#2	5.1594	-.00298	31.323	-.00046	.00133	.00183	.00166
#3	5.1310	-.00322	31.101	-.00003	.00489	.00074	.00212
Errors	LC Pass	LC Pass	LC Pass	LC Pass	NOCHECK	NOCHECK	LC Pass
High	20.000	20.000	400.00	100.00			5.0000
Low	-.01500	-.04000	-5.0000	-.04000			-.00300

Elem	SB/1	SB/2	SB	SE/1	SE/2	SE	SI
Units	ppm	ppm	ppm	ppm	ppm	ppm	ppm
Avge	-.00194	.00136	.00026	.00268	.00122	.00171	3.5168
SDev	.00085	.00070	.00044	.00144	.00112	.00117	.0252
%RSD	44.004	51.571	168.37	53.826	91.900	68.200	.71583
#1	-.00250	.00215	.00060	.00413	.00250	.00304	3.5407
#2	-.00096	.00109	.00041	.00267	.00041	.00116	3.5192

#3	-.00236	.00083	-.00023	.00124	.00075	.00091	3.4905
Errors	NOCHECK	NOCHECK	LC Pass	NOCHECK	NOCHECK	LC Pass	LC Pass

High			5.0000			10.000	50.000
Low			-.01000			-.00500	-.50000

Elem	SN	SR	TI	TL	V_	ZN	
Units	ppm	ppm	ppm	ppm	ppm	ppm	
Avge	.00208	.29709	-.00037	-.00401	-.00038	.00049	
SDev	.00101	.00138	.00026	.00220	.00010	.00009	
%RSD	48.405	.46615	70.904	54.848	25.707	18.585	
#1	.00150	.29854	-.00063	-.00617	-.00048	.00040	
#2	.00325	.29695	-.00011	-.00177	-.00029	.00048	
#3	.00150	.29578	-.00037	-.00410	-.00038	.00059	

Errors	LC Pass	LC Pass	LC Pass	LC Pass	LC Pass	LC Pass	
High	30.000	10.000	30.000	10.000	50.000	10.000	
Low	-.10000	-.05000	-.05000	-.01000	-.05000	-.02000	

IntStd	1	2	3	4	5	6	7
Mode	Counts	NOTUSED	NOTUSED	NOTUSED	NOTUSED	NOTUSED	NOTUSED
Elem	Y	--	--	--	--	--	--
Wavlen	371.030	--	--	--	--	--	--
Avge	26821	--	--	--	--	--	--
SDev	31.14363	--	--	--	--	--	--
%RSD	.1161179	--	--	--	--	--	--
#1	26854	--	--	--	--	--	--
#2	26793	--	--	--	--	--	--
#3	26815	--	--	--	--	--	--

Method: METTRACE Sample Name: K1C69 Tl Rerun Operator: RJG
Run Time: 10/31/08 13:28:50
Comment: TESTAMERICA PITTSBURGH ICP METALS ANALYSIS-INST TRACEICP
Mode: CONC Corr. Factor: 1

Elem	AG	AL	AS	B_	BA	BE	CA
Units	ppm	ppm	ppm	ppm	ppm	ppm	ppm
Avge	.00087	1.1312	.00137	.00628	8.7285	.00107	59.127
SDev	.00009	.0068	.00046	.00032	.0480	.00006	.241
%RSD	10.076	.60217	33.491	5.1158	.54958	5.4154	.40791
#1	.00092	1.1384	.00127	.00653	8.7812	.00104	58.849
#2	.00092	1.1303	.00097	.00592	8.7170	.00104	59.279
#3	.00077	1.1248	.00187	.00639	8.6873	.00114	59.252
Errors	LC Pass	LC Pass	LC Pass	LC Pass	LC Pass	LC Pass	LC Pass
High	2.0000	500.00	10.000	30.000	10.000	10.000	600.00
Low	-.00500	-.20000	-.01000	-.20000	-.20000	-.00400	-5.0000

Elem	CD	CO	CR	CU	FE	K_	MG
Units	ppm	ppm	ppm	ppm	ppm	ppm	ppm
Avge	.00749	.04089	.01666	.02988	.59131	.37448	3.4953
SDev	.00016	.00034	.00027	.00017	.00608	.00405	.0055
%RSD	2.1100	.83286	1.6434	.56519	1.0283	1.0806	.15789
#1	.00733	.04092	.01654	.03003	.58926	.37100	3.4912
#2	.00765	.04054	.01697	.02992	.58652	.37892	3.5015
#3	.00750	.04122	.01646	.02970	.59816	.37352	3.4931
Errors	LC Pass	LC Pass	LC Pass	LC Pass	LC Pass	LC Pass	LC Pass
High	5.0000	100.00	20.000	10.000	500.00	400.00	600.00
Low	-.00500	-.05000	-.00500	-.02500	-.10000	-5.0000	-5.0000

Elem	MN	MO	NA	NI	PB/1	PB/2	PB
Units	ppm	ppm	ppm	ppm	ppm	ppm	ppm
Avge	.03117	.00209	2.1628	.00382	.07851	.06883	.07205
SDev	.00009	.00050	.0937	.00023	.00161	.00038	.00029
%RSD	.28909	23.901	4.3338	6.0225	2.0467	.55252	.40124
#1	.03110	.00252	2.1332	.00376	.08014	.06849	.07237
#2	.03127	.00154	2.2678	.00408	.07848	.06876	.07200
#3	.03114	.00222	2.0875	.00363	.07692	.06924	.07180
Errors	LC Pass	LC Pass	LC Pass	LC Pass	NOCHECK	NOCHECK	LC Pass
High	20.000	20.000	400.00	100.00			5.0000
Low	-.01500	-.04000	-5.0000	-.04000			-.00300

Elem	SB/1	SB/2	SB	SE/1	SE/2	SE	SI
Units	ppm	ppm	ppm	ppm	ppm	ppm	ppm
Avge	.00204	.00595	.00465	.00474	.00282	.00346	.82367
SDev	.00072	.00077	.00028	.00076	.00071	.00040	.00327
%RSD	35.255	13.002	6.0169	16.069	25.323	11.533	.39675
#1	.00135	.00662	.00487	.00415	.00261	.00312	.82698
#2	.00197	.00612	.00474	.00560	.00223	.00336	.82356

#3	.00279	.00510	.00433	.00447	.00362	.00390	.82045
Errors	NOCHECK	NOCHECK	LC Pass	NOCHECK	NOCHECK	LC Pass	LC Pass

High			5.0000			10.000	50.000
Low			-.01000			-.00500	-.50000

Elem	SN	SR	TI	TL	V_	ZN	
Units	ppm	ppm	ppm	ppm	ppm	ppm	
Avge	.07611	.18492	.19635	-.00541	.00120	3.5284	
SDev	.00183	.00122	.00024	.00088	.00052	.0036	
%RSD	2.3984	.65780	.12335	16.338	43.596	.10154	
#1	.07745	.18621	.19663	-.00546	.00169	3.5270	
#2	.07403	.18474	.19622	-.00450	.00126	3.5325	
#3	.07686	.18380	.19621	-.00626	.00065	3.5257	
Errors	LC Pass	LC Pass	LC Pass	LC Pass	LC Pass	LC Pass	
High	30.000	10.000	30.000	10.000	50.000	10.000	
Low	-.10000	-.05000	-.05000	-.01000	-.05000	-.02000	

IntStd	1	2	3	4	5	6	7
Mode	Counts	NOTUSED	NOTUSED	NOTUSED	NOTUSED	NOTUSED	NOTUSED
Elem	Y	--	--	--	--	--	--
Wavlen	371.030	--	--	--	--	--	--
Avge	27316	--	--	--	--	--	--
SDev	209.0401	--	--	--	--	--	--
%RSD	.7652535	--	--	--	--	--	--
#1	27110	--	--	--	--	--	--
#2	27311	--	--	--	--	--	--
#3	27528	--	--	--	--	--	--

Method: METTRACE Sample Name: K1C69/2 Operator: RJG
Run Time: 10/31/08 13:34:20
Comment: TESTAMERICA PITTSBURGH ICP METALS ANALYSIS-INST TRACEICP
Mode: CONC Corr. Factor: 1

Elem	AG	AL	AS	B_	BA	BE	CA
Units	ppm	ppm	ppm	ppm	ppm	ppm	ppm
Avge	.00105	.54513	.00026	.00398	4.3559	.00124	29.624
SDev	.00038	.00385	.00068	.00061	.0088	.00017	.195
%RSD	36.232	.70650	265.00	15.360	.20216	13.578	.65886
#1	.00141	.54772	.00105	.00403	4.3632	.00105	29.418
#2	.00107	.54696	-.00007	.00457	4.3584	.00132	29.647
#3	.00066	.54070	-.00020	.00335	4.3461	.00136	29.806
Errors	LC Pass	LC Pass	LC Pass	LC Pass	LC Pass	LC Pass	LC Pass
High	2.0000	500.00	10.000	30.000	10.000	10.000	600.00
Low	-.00500	-.20000	-.01000	-.20000	-.20000	-.00400	-5.0000

Elem	CD	CO	CR	CU	FE	K_	MG
Units	ppm	ppm	ppm	ppm	ppm	ppm	ppm
Avge	.00369	.02101	.00871	.01418	.29469	.30740	1.7614
SDev	.00015	.00026	.00028	.00033	.00292	.00700	.0049
%RSD	3.9138	1.2585	3.2099	2.3296	.99165	2.2784	.27805
#1	.00373	.02095	.00875	.01418	.29377	.29956	1.7581
#2	.00381	.02130	.00896	.01451	.29796	.30961	1.7591
#3	.00353	.02078	.00841	.01385	.29234	.31303	1.7671
Errors	LC Pass	LC Pass	LC Pass	LC Pass	LC Pass	LC Pass	LC Pass
High	5.0000	100.00	20.000	10.000	500.00	400.00	600.00
Low	-.00500	-.05000	-.00500	-.02500	-.10000	-5.0000	-5.0000

Elem	MN	MO	NA	NI	PB/1	PB/2	PB
Units	ppm	ppm	ppm	ppm	ppm	ppm	ppm
Avge	.01559	.00126	.74209	.00235	.04206	.03359	.03641
SDev	.00008	.00062	.07964	.00068	.00305	.00048	.00091
%RSD	.54170	49.046	10.732	28.965	7.2620	1.4186	2.4957
#1	.01556	.00143	.80574	.00269	.04407	.03384	.03725
#2	.01553	.00177	.76775	.00156	.03854	.03390	.03544
#3	.01569	.00057	.65278	.00278	.04356	.03304	.03655
Errors	LC Pass	LC Pass	LC Pass	LC Pass	NOCHECK	NOCHECK	LC Pass
High	20.000	20.000	400.00	100.00			5.0000
Low	-.01500	-.04000	-5.0000	-.04000			-.00300

Elem	SB/1	SB/2	SB	SE/1	SE/2	SE	SI
Units	ppm	ppm	ppm	ppm	ppm	ppm	ppm
Avge	-.00114	.00581	.00349	.00435	-.00034	.00122	.40095
SDev	.00117	.00154	.00088	.00111	.00178	.00090	.00290
%RSD	102.76	26.494	25.057	25.462	520.38	74.026	.72264
#1	-.00036	.00646	.00419	.00552	-.00141	.00090	.40319
#2	-.00057	.00405	.00251	.00331	.00171	.00224	.39768

#3	-.00249	.00691	.00378	.00423	-.00133	.00052	.40199
Errors	NOCHECK	NOCHECK	LC Pass	NOCHECK	NOCHECK	LC Pass	LC Pass

High			5.0000			10.000	50.000
Low			-.01000			-.00500	-.50000

Elem	SN	SR	TI	TL	V_	ZN	
Units	ppm	ppm	ppm	ppm	ppm	ppm	
Avge	.03753	.09099	.09673	-.00436	.00070	1.8051	
SDev	.00249	.00023	.00029	.00128	.00072	.0040	
%RSD	6.6336	.25660	.30073	29.469	103.53	.22138	
#1	.03529	.09115	.09647	-.00375	.00138	1.8012	
#2	.04021	.09110	.09705	-.00584	.00076	1.8051	
#3	.03709	.09072	.09668	-.00349	-.00006	1.8092	
Errors	LC Pass	LC Pass	LC Pass	LC Pass	LC Pass	LC Pass	
High	30.000	10.000	30.000	10.000	50.000	10.000	
Low	-.10000	-.05000	-.05000	-.01000	-.05000	-.02000	

IntStd	1	2	3	4	5	6	7
Mode	Counts	NOTUSED	NOTUSED	NOTUSED	NOTUSED	NOTUSED	NOTUSED
Elem	Y	--	--	--	--	--	--
Wavlen	371.030	--	--	--	--	--	--
Avge	27417	--	--	--	--	--	--
SDev	190.8135	--	--	--	--	--	--
%RSD	.6959683	--	--	--	--	--	--
#1	27235	--	--	--	--	--	--
#2	27400	--	--	--	--	--	--
#3	27616	--	--	--	--	--	--

Method: METTRACE Sample Name: K1DM9/50 Cr Operator: RJG
Run Time: 10/31/08 13:39:51
Comment: TESTAMERICA PITTSBURGH ICP METALS ANALYSIS-INST TRACEICP
Mode: CONC Corr. Factor: 1

Elem	AG	AL	AS	B_	BA	BE	CA
Units	ppm	ppm	ppm	ppm	ppm	ppm	ppm
Avge	.00061	3.4760	.00050	.00330	.00493	.00106	17.553
SDev	.00061	.0146	.00039	.00014	.00024	.00013	.130
%RSD	100.49	.42026	77.535	4.1828	4.7937	12.443	.74003
#1	-.00007	3.4881	.00006	.00333	.00468	.00109	17.644
#2	.00112	3.4800	.00068	.00315	.00494	.00092	17.610
#3	.00077	3.4598	.00077	.00342	.00516	.00118	17.404
Errors	LC Pass	LC Pass	LC Pass	LC Pass	LC Pass	LC Pass	LC Pass
High	2.0000	500.00	10.000	30.000	10.000	10.000	600.00
Low	-.00500	-.20000	-.01000	-.20000	-.20000	-.00400	-5.0000

Elem	CD	CO	CR	CU	FE	K_	MG
Units	ppm	ppm	ppm	ppm	ppm	ppm	ppm
Avge	.00025	.01918	1.8305	.00040	12.034	.21681	4.8374
SDev	.00013	.00039	.0114	.00042	.075	.00467	.0326
%RSD	50.021	2.0284	.62248	103.46	.62445	2.1519	.67493
#1	.00013	.01898	1.8401	-.00002	12.102	.21166	4.8616
#2	.00039	.01963	1.8337	.00082	12.046	.22075	4.8505
#3	.00024	.01893	1.8179	.00042	11.953	.21802	4.8003
Errors	LC Pass	LC Pass	LC Pass	LC Pass	LC Pass	LC Pass	LC Pass
High	5.0000	100.00	20.000	10.000	500.00	400.00	600.00
Low	-.00500	-.05000	-.00500	-.02500	-.10000	-5.0000	-5.0000

Elem	MN	MO	NA	NI	PB/1	PB/2	PB
Units	ppm	ppm	ppm	ppm	ppm	ppm	ppm
Avge	.10141	-.00001	-.22315	.06839	.01273	.01193	.01219
SDev	.00058	.00091	.03073	.00034	.00147	.00040	.00069
%RSD	.56970	7793.8	13.772	.49399	11.570	3.3262	5.6737
#1	.10184	.00045	-.25383	.06800	.01290	.01230	.01250
#2	.10163	.00058	-.19236	.06855	.01411	.01196	.01268
#3	.10075	-.00106	-.22327	.06862	.01118	.01151	.01140
Errors	LC Pass	LC Pass	LC Pass	LC Pass	NOCHECK	NOCHECK	LC Pass
High	20.000	20.000	400.00	100.00			5.0000
Low	-.01500	-.04000	-5.0000	-.04000			-.00300

Elem	SB/1	SB/2	SB	SE/1	SE/2	SE	SI
Units	ppm	ppm	ppm	ppm	ppm	ppm	ppm
Avge	-.00297	-.00141	-.00193	-.00174	-.00070	-.00105	.11828
SDev	.00172	.00135	.00060	.00197	.00269	.00119	.00317
%RSD	57.987	95.373	31.153	113.23	383.51	114.05	2.6780
#1	-.00109	-.00219	-.00183	-.00376	.00144	-.00029	.12150
#2	-.00446	.00014	-.00139	.00018	-.00372	-.00242	.11817

#3	-.00336	-.00219	-.00258	-.00164	.00018	-.00043	.11517
Errors	NOCHECK	NOCHECK	LC Pass	NOCHECK	NOCHECK	LC Pass	LC Pass

High			5.0000			10.000	50.000
Low			-.01000			-.00500	-.50000

Elem	SN	SR	TI	TL	V_	ZN	
Units	ppm	ppm	ppm	ppm	ppm	ppm	
Avge	-.00058	.04488	.36587	.00393	.23973	.03795	
SDev	.00164	.00014	.00202	.00192	.00185	.00030	
%RSD	285.18	.31181	.55146	48.756	.77028	.79457	
#1	.00038	.04495	.36734	.00519	.24156	.03783	
#2	-.00247	.04497	.36669	.00488	.23977	.03829	
#3	.00037	.04472	.36357	.00172	.23786	.03772	

Errors	LC Pass	LC Pass	LC Pass	LC Pass	LC Pass	LC Pass	
High	30.000	10.000	30.000	10.000	50.000	10.000	
Low	-.10000	-.05000	-.05000	-.01000	-.05000	-.02000	

IntStd	1	2	3	4	5	6	7
Mode	Counts	NOTUSED	NOTUSED	NOTUSED	NOTUSED	NOTUSED	NOTUSED
Elem	Y	--	--	--	--	--	--
Wavlen	371.030	--	--	--	--	--	--
Avge	27586	--	--	--	--	--	--
SDev	114.3833	--	--	--	--	--	--
%RSD	.4146381	--	--	--	--	--	--
#1	27715	--	--	--	--	--	--
#2	27495	--	--	--	--	--	--
#3	27549	--	--	--	--	--	--

Method: METTRACE Sample Name: K1DM9/10 Cr Operator: RJG
Run Time: 10/31/08 13:47:20
Comment: TESTAMERICA PITTSBURGH ICP METALS ANALYSIS-INST TRACEICP
Mode: CONC Corr. Factor: 1

Elem	AG	AL	AS	B_	BA	BE	CA
Units	ppm	ppm	ppm	ppm	ppm	ppm	ppm
Avge	.00040	17.298	.00267	.00918	.02243	.00089	85.579
SDev	.00014	.098	.00049	.00041	.00014	.00015	.511
%RSD	34.840	.56538	18.428	4.4487	.64140	17.066	.59702
#1	.00031	17.403	.00273	.00877	.02252	.00091	86.043
#2	.00033	17.280	.00215	.00918	.02251	.00073	85.661
#3	.00057	17.210	.00312	.00959	.02226	.00103	85.031
Errors	LC Pass	LC Pass	LC Pass	LC Pass	LC Pass	LC Pass	LC Pass
High	2.0000	500.00	10.000	30.000	10.000	10.000	600.00
Low	-.00500	-.20000	-.01000	-.20000	-.20000	-.00400	-5.0000

Elem	CD	CO	CR	CU	FE	K_	MG
Units	ppm	ppm	ppm	ppm	ppm	ppm	ppm
Avge	.00050	.09059	8.9055	.00537	58.827	.26395	23.876
SDev	.00013	.00095	.0494	.00034	.364	.00177	.135
%RSD	26.084	1.0524	.55449	6.3984	.61879	.66904	.56388
#1	.00035	.09092	8.9510	.00563	59.159	.26194	24.006
#2	.00060	.09134	8.9123	.00550	58.883	.26524	23.885
#3	.00056	.08952	8.8530	.00498	58.438	.26469	23.738
Errors	LC Pass	LC Pass	LC Pass	LC Pass	LC Pass	LC Pass	LC Pass
High	5.0000	100.00	20.000	10.000	500.00	400.00	600.00
Low	-.00500	-.05000	-.00500	-.02500	-.10000	-5.0000	-5.0000

Elem	MN	MO	NA	NI	PB/1	PB/2	PB
Units	ppm	ppm	ppm	ppm	ppm	ppm	ppm
Avge	.49635	-.00079	.68527	.33124	.06378	.06269	.06305
SDev	.00278	.00119	.10469	.00264	.00359	.00334	.00111
%RSD	.56076	150.53	15.277	.79567	5.6317	5.3256	1.7655
#1	.49884	.00058	.57965	.33375	.06668	.06079	.06275
#2	.49686	-.00153	.78900	.33147	.05976	.06654	.06428
#3	.49334	-.00142	.68717	.32850	.06490	.06073	.06212
Errors	LC Pass	LC Pass	LC Pass	LC Pass	NOCHECK	NOCHECK	LC Pass
High	20.000	20.000	400.00	100.00			5.0000
Low	-.01500	-.04000	-5.0000	-.04000			-.00300

Elem	SB/1	SB/2	SB	SE/1	SE/2	SE	SI
Units	ppm	ppm	ppm	ppm	ppm	ppm	ppm
Avge	-.01459	-.00632	-.00908	.00149	.00126	.00134	.60755
SDev	.00188	.00076	.00014	.00466	.00156	.00111	.00569
%RSD	12.886	11.962	1.4897	313.45	123.52	82.849	.93686
#1	-.01580	-.00576	-.00910	.00379	-.00044	.00097	.61380
#2	-.01242	-.00719	-.00893	-.00388	.00263	.00046	.60621

#3	-.01554	-.00602	-.00919	.00455	.00161	.00259	.60265
Errors	NOCHECK	NOCHECK	LC Pass	NOCHECK	NOCHECK	LC Pass	LC Pass

High			5.0000			10.000	50.000
Low			-.01000			-.00500	-.50000

Elem	SN	SR	TI	TL	V_	ZN	
Units	ppm	ppm	ppm	ppm	ppm	ppm	
Avge	.00377	.22216	1.7917	.00246	1.1663	.17467	
SDev	.00085	.00142	.0101	.00067	.0046	.00054	
%RSD	22.495	.63997	.56361	27.427	.39487	.30932	
#1	.00462	.22373	1.7996	.00180	1.1707	.17527	
#2	.00292	.22181	1.7952	.00315	1.1668	.17451	
#3	.00377	.22095	1.7803	.00243	1.1615	.17422	
Errors	LC Pass	LC Pass	LC Pass	LC Pass	LC Pass	LC Pass	
High	30.000	10.000	30.000	10.000	50.000	10.000	
Low	-.10000	-.05000	-.05000	-.01000	-.05000	-.02000	

IntStd	1	2	3	4	5	6	7
Mode	Counts	NOTUSED	NOTUSED	NOTUSED	NOTUSED	NOTUSED	NOTUSED
Elem	Y	--	--	--	--	--	--
Wavlen	371.030	--	--	--	--	--	--
Avge	27457	--	--	--	--	--	--
SDev	42.87150	--	--	--	--	--	--
%RSD	.1561426	--	--	--	--	--	--
#1	27498	--	--	--	--	--	--
#2	27413	--	--	--	--	--	--
#3	27459	--	--	--	--	--	--

Method: METTRACE Sample Name: K1DNF/5 Cr Operator: RJG
Run Time: 10/31/08 13:52:51
Comment: TESTAMERICA PITTSBURGH ICP METALS ANALYSIS-INST TRACEICP
Mode: CONC Corr. Factor: 1

Elem	AG	AL	AS	B_	BA	BE	CA
Units	ppm	ppm	ppm	ppm	ppm	ppm	ppm
Avge	.00042	6.8534	.00433	.01293	.03833	.00132	18.520
SDev	.00069	.0228	.00069	.00016	.00015	.00005	.071
%RSD	162.84	.33268	15.874	1.2697	.39650	3.8009	.38164
#1	.00116	6.8522	.00513	.01297	.03833	.00131	18.504
#2	-.00019	6.8312	.00394	.01307	.03817	.00138	18.459
#3	.00029	6.8767	.00393	.01275	.03848	.00128	18.597
Errors	LC Pass	LC Pass	LC Pass	LC Pass	LC Pass	LC Pass	LC Pass
High	2.0000	500.00	10.000	30.000	10.000	10.000	600.00
Low	-.00500	-.20000	-.01000	-.20000	-.20000	-.00400	-5.0000

Elem	CD	CO	CR	CU	FE	K_	MG
Units	ppm	ppm	ppm	ppm	ppm	ppm	ppm
Avge	.00027	.00875	7.0770	.03505	9.8424	.69214	3.4856
SDev	.00009	.00006	.0249	.00029	.0296	.00956	.0117
%RSD	32.916	.69941	.35211	.81751	.30107	1.3816	.33454
#1	.00037	.00881	7.0783	.03537	9.8391	.70182	3.4888
#2	.00019	.00876	7.0514	.03483	9.8145	.68270	3.4726
#3	.00025	.00869	7.1012	.03495	9.8735	.69192	3.4952
Errors	LC Pass	LC Pass	LC Pass	LC Pass	LC Pass	LC Pass	LC Pass
High	5.0000	100.00	20.000	10.000	500.00	400.00	600.00
Low	-.00500	-.05000	-.00500	-.02500	-.10000	-5.0000	-5.0000

Elem	MN	MO	NA	NI	PB/1	PB/2	PB
Units	ppm	ppm	ppm	ppm	ppm	ppm	ppm
Avge	.11355	.00111	9.8445	.02854	.02404	.01925	.02084
SDev	.00033	.00068	.0901	.00011	.00171	.00139	.00108
%RSD	.29244	61.389	.91556	.38933	7.1241	7.2224	5.1941
#1	.11348	.00152	9.9170	.02842	.02592	.01874	.02113
#2	.11326	.00148	9.7436	.02858	.02257	.01818	.01964
#3	.11391	.00032	9.8729	.02863	.02362	.02082	.02175
Errors	LC Pass	LC Pass	LC Pass	LC Pass	NOCHECK	NOCHECK	LC Pass
High	20.000	20.000	400.00	100.00			5.0000
Low	-.01500	-.04000	-5.0000	-.04000			-.00300

Elem	SB/1	SB/2	SB	SE/1	SE/2	SE	SI
Units	ppm	ppm	ppm	ppm	ppm	ppm	ppm
Avge	-.01456	-.00331	-.00706	.00045	.00114	.00091	1.1420
SDev	.00060	.00063	.00024	.00386	.00145	.00212	.0077
%RSD	4.1053	18.950	3.4385	853.85	127.39	232.66	.67832
#1	-.01524	-.00269	-.00687	.00302	.00276	.00285	1.1431
#2	-.01411	-.00395	-.00733	.00232	.00068	.00123	1.1338

#3	-.01434	-.00329	-.00697	-.00399	-.00003	-.00135	1.1492
Errors	NOCHECK	NOCHECK	LC Pass	NOCHECK	NOCHECK	LC Pass	LC Pass

High			5.0000			10.000	50.000
Low			-.01000			-.00500	-.50000

Elem	SN	SR	TI	TL	V_	ZN	
Units	ppm	ppm	ppm	ppm	ppm	ppm	
Avge	.00432	.05847	.14842	.00261	.05904	.04898	
SDev	.00171	.00010	.00036	.00179	.00043	.00009	
%RSD	39.540	.16361	.24332	68.699	.73168	.17638	
#1	.00603	.05852	.14880	.00064	.05877	.04901	
#2	.00262	.05836	.14809	.00304	.05882	.04889	
#3	.00430	.05852	.14835	.00415	.05954	.04906	

Errors	LC Pass	LC Pass	LC Pass	LC Pass	LC Pass	LC Pass	
High	30.000	10.000	30.000	10.000	50.000	10.000	
Low	-.10000	-.05000	-.05000	-.01000	-.05000	-.02000	

IntStd	1	2	3	4	5	6	7
Mode	Counts	NOTUSED	NOTUSED	NOTUSED	NOTUSED	NOTUSED	NOTUSED
Elem	Y	--	--	--	--	--	--
Wavlen	371.030	--	--	--	--	--	--
Avge	27763	--	--	--	--	--	--
SDev	201.6572	--	--	--	--	--	--
%RSD	.7263516	--	--	--	--	--	--
#1	27532	--	--	--	--	--	--
#2	27904	--	--	--	--	--	--
#3	27854	--	--	--	--	--	--

Method: METTRACE Sample Name: CCV1-15 Operator: RJG
Run Time: 10/31/08 13:58:23
Comment: TESTAMERICA PITTSBURGH ICP METALS ANALYSIS-INST TRACEICP
Mode: CONC Corr. Factor: 1

Elem	AG	AL	AS	B_	BA	BE	CA
Units	ppm	ppm	ppm	ppm	ppm	ppm	ppm
Avge	.97381	23.246	.49111	1.9305	1.8608	1.9606	49.728
SDev	.00130	.016	.00174	.0037	.0036	.0021	.078
%RSD	.13331	.06971	.35472	.19243	.19243	.10517	.15725
#1	.97234	23.229	.48979	1.9263	1.8648	1.9582	49.639
#2	.97428	23.262	.49045	1.9320	1.8594	1.9614	49.786
#3	.97481	23.247	.49308	1.9332	1.8581	1.9621	49.759
Errors	LC Pass	LC Pass	LC Pass	LC Pass	LC Pass	LC Pass	LC Pass
High	1.1000	27.500	.55000	2.2000	2.2000	2.2000	55.000
Low	.90000	22.500	.45000	1.8000	1.8000	1.8000	45.000

Elem	CD	CO	CR	CU	FE	K_	MG
Units	ppm	ppm	ppm	ppm	ppm	ppm	ppm
Avge	.48351	1.9478	1.9542	1.8957	24.655	L112.18	48.366
SDev	.00036	.0021	.0034	.0004	.039	.07	.083
%RSD	.07371	.10888	.17464	.01892	.16020	.06051	.17186
#1	.48313	1.9455	1.9502	1.8957	24.610	L112.13	48.272
#2	.48357	1.9497	1.9562	1.8953	24.671	L112.26	48.398
#3	.48384	1.9483	1.9561	1.8960	24.684	L112.15	48.429
Errors	LC Pass	LC Pass	LC Pass	LC Pass	LC Pass	LC Low	LC Pass
High	.55000	2.2000	2.2000	2.2000	27.500	137.50	55.000
Low	.45000	1.8000	1.8000	1.8000	22.500	112.50	45.000

Elem	MN	MO	NA	NI	PB/1	PB/2	PB
Units	ppm	ppm	ppm	ppm	ppm	ppm	ppm
Avge	1.9238	1.9386	115.67	1.9311	.49434	.48729	.48964
SDev	.0019	.0127	.11	.0019	.00517	.00149	.00110
%RSD	.10109	.65405	.09686	.09994	1.0468	.30500	.22391
#1	1.9216	1.9252	115.61	1.9289	.48845	.48882	.48870
#2	1.9251	1.9400	115.80	1.9325	.49641	.48586	.48937
#3	1.9248	1.9505	115.59	1.9319	.49815	.48719	.49084
Errors	LC Pass	LC Pass	LC Pass	LC Pass	NOCHECK	NOCHECK	LC Pass
High	2.2000	2.2000	137.50	2.2000			.55000
Low	1.8000	1.8000	112.50	1.8000			.45000

Elem	SB/1	SB/2	SB	SE/1	SE/2	SE	SI
Units	ppm	ppm	ppm	ppm	ppm	ppm	ppm
Avge	.48000	.48041	.48028	.48108	.48114	.48112	1.8027
SDev	.00103	.00486	.00290	.00320	.00322	.00317	.0031
%RSD	.21350	1.0114	.60375	.66536	.66870	.65864	.17274
#1	.48118	.47480	.47693	.47836	.47943	.47908	1.8060
#2	.47945	.48314	.48191	.48027	.47914	.47952	L1.7999

#3	.47936	.48330	.48199	.48461	.48485	.48477	1.8021
Errors	NOCHECK	NOCHECK	LC Pass	NOCHECK	NOCHECK	LC Pass	LC Pass

High			.55000			.55000	2.2000
Low			.45000			.45000	1.8000

Elem	SN	SR	TI	TL	V_	ZN	
Units	ppm	ppm	ppm	ppm	ppm	ppm	
Avge	1.9526	1.8297	1.9111	.97081	1.9393	1.9940	
SDev	.0056	.0035	.0003	.00340	.0026	.0035	
%RSD	.28584	.19307	.01474	.34966	.13571	.17334	
#1	1.9462	1.8338	1.9108	.96730	1.9367	1.9902	
#2	1.9551	1.8277	1.9114	.97408	1.9393	1.9950	
#3	1.9565	1.8276	1.9110	.97105	1.9419	1.9969	
Errors	LC Pass	LC Pass	LC Pass	LC Pass	LC Pass	LC Pass	
High	2.2000	2.2000	2.2000	1.1000	2.2000	2.2000	
Low	1.8000	1.8000	1.8000	.90000	1.8000	1.8000	

IntStd	1	2	3	4	5	6	7
Mode	Counts	NOTUSED	NOTUSED	NOTUSED	NOTUSED	NOTUSED	NOTUSED
Elem	Y	--	--	--	--	--	--
Wavlen	371.030	--	--	--	--	--	--
Avge	27103	--	--	--	--	--	--
SDev	57.29691	--	--	--	--	--	--
%RSD	.2114031	--	--	--	--	--	--
#1	27167	--	--	--	--	--	--
#2	27087	--	--	--	--	--	--
#3	27056	--	--	--	--	--	--

Method: METTRACE Sample Name: CCB15 Operator: RJG
Run Time: 10/31/08 14:03:54
Comment: TESTAMERICA PITTSBURGH ICP METALS ANALYSIS-INST TRACEICP
Mode: CONC Corr. Factor: 1

Elem	AG	AL	AS	B_	BA	BE	CA
Units	ppm	ppm	ppm	ppm	ppm	ppm	ppm
Avge	.00036	-.02389	.00048	.00258	.00017	.00134	-.03198
SDev	.00016	.00218	.00055	.00004	.00017	.00015	.00167
%RSD	45.982	9.1216	114.22	1.4302	98.645	11.580	5.2140
#1	.00045	-.02616	.00021	.00257	.00003	.00129	-.03298
#2	.00017	-.02370	.00012	.00254	.00013	.00122	-.03291
#3	.00044	-.02182	.00110	.00261	.00036	.00151	-.03005
Errors	LC Pass	LC Pass	LC Pass	LC Pass	LC Pass	LC Pass	LC Pass
High	.00500	.20000	.01000	.20000	.20000	.00400	5.0000
Low	-.00500	-.20000	-.01000	-.20000	-.20000	-.00400	-5.0000

Elem	CD	CO	CR	CU	FE	K_	MG
Units	ppm	ppm	ppm	ppm	ppm	ppm	ppm
Avge	.00019	.00030	.00026	-.00088	.00708	.19183	.00706
SDev	.00009	.00007	.00031	.00027	.00294	.00550	.00476
%RSD	44.652	22.840	118.98	31.145	41.578	2.8658	67.433
#1	.00018	.00031	.00005	-.00120	.00563	.18653	.00371
#2	.00011	.00037	.00012	-.00073	.01046	.19144	.00496
#3	.00029	.00023	.00062	-.00071	.00514	.19751	.01250
Errors	LC Pass	LC Pass	LC Pass	LC Pass	LC Pass	LC Pass	LC Pass
High	.00500	.05000	.00500	.02500	.10000	5.0000	5.0000
Low	-.00500	-.05000	-.00500	-.02500	-.10000	-5.0000	-5.0000

Elem	MN	MO	NA	NI	PB/1	PB/2	PB
Units	ppm	ppm	ppm	ppm	ppm	ppm	ppm
Avge	.00016	.00585	-.44554	.00054	-.00099	-.00051	-.00067
SDev	.00019	.00188	.13187	.00019	.00057	.00109	.00061
%RSD	122.03	32.114	29.599	35.858	57.566	211.19	90.125
#1	.00005	.00792	-.51556	.00077	-.00033	-.00137	-.00103
#2	.00005	.00539	-.29343	.00043	-.00133	.00071	.00003
#3	.00038	.00425	-.52764	.00043	-.00131	-.00088	-.00102
Errors	LC Pass	LC Pass	LC Pass	LC Pass	NOCHECK	NOCHECK	LC Pass
High	.01500	.04000	5.0000	.04000			.00300
Low	-.01500	-.04000	-5.0000	-.04000			-.00300

Elem	SB/1	SB/2	SB	SE/1	SE/2	SE	SI
Units	ppm	ppm	ppm	ppm	ppm	ppm	ppm
Avge	-.00067	.00037	.00002	.00260	-.00078	.00035	-.00727
SDev	.00080	.00098	.00084	.00102	.00096	.00047	.00291
%RSD	118.71	264.42	3711.1	39.281	123.35	134.20	40.023
#1	-.00134	-.00075	-.00095	.00143	.00009	.00054	-.00990
#2	.00021	.00079	.00060	.00306	-.00180	-.00018	-.00414

#3	-.00089	.00107	.00042	.00330	-.00062	.00069	-.00778
Errors	NOCHECK	NOCHECK	LC Pass	NOCHECK	NOCHECK	LC Pass	LC Pass

High			.06000			.00500	.50000
Low			-.06000			-.00500	-.50000

Elem	SN	SR	TI	TL	V_	ZN	
Units	ppm	ppm	ppm	ppm	ppm	ppm	
Avge	.00039	.00014	.00077	.00372	.00019	.00089	
SDev	.00128	.00018	.00007	.00071	.00030	.00021	
%RSD	332.04	131.07	9.4073	19.072	158.85	23.916	
#1	.00150	.00001	.00068	.00341	.00026	.00083	
#2	.00067	.00005	.00081	.00453	-.00014	.00071	
#3	-.00101	.00034	.00081	.00322	.00046	.00113	
Errors	LC Pass	LC Pass	LC Pass	LC Pass	LC Pass	LC Pass	
High	.10000	.05000	.05000	.01000	.05000	.02000	
Low	-.10000	-.05000	-.05000	-.01000	-.05000	-.02000	

IntStd	1	2	3	4	5	6	7
Mode	Counts	NOTUSED	NOTUSED	NOTUSED	NOTUSED	NOTUSED	NOTUSED
Elem	Y	--	--	--	--	--	--
Wavlen	371.030	--	--	--	--	--	--
Avge	27988	--	--	--	--	--	--
SDev	38.89385	--	--	--	--	--	--
%RSD	.1389658	--	--	--	--	--	--
#1	28025	--	--	--	--	--	--
#2	27992	--	--	--	--	--	--
#3	27947	--	--	--	--	--	--

TestAmerica Pittsburgh Atomic Absorption Data for Mercury

Instrument: (HG HYDRA AA) PS200HG

Analyst Name: RON ROSENBAUM

Analysis Date: 10/24/08

File ID: G81024B

Matrix: WATERS

Analytical Method(s): 245.1 (7470A) 245.5 / 7471A / ILM04.0

Lot Number/SDG

C8J110118
C8J180171 CN-C
C8J190101
C8J210140
C8J140265
C8J100102
C8J100380
C8J110185

Ron Lowenbaum
10/24/08

Line	Conc.	Units	SD/RSD	1	2	3	4	5
*** Standard: 1 Rep: 1			Seq: 2	11:00:34 24 Oct 08			HG	
Hg	.000	ppb	-21					
*** Standard: 2 Rep: 1			Seq: 3	11:02:12 24 Oct 08			HG	
Hg	.200	ppb	334	MET 5308-08				
*** Standard: 3 Rep: 1			Seq: 4	11:04:05 24 Oct 08			HG	
Hg	.500	ppb	1021	MET 5309-08				
*** Standard: 4 Rep: 1			Seq: 5	11:05:48 24 Oct 08			HG	
Hg	1.00	ppb	2185	MET 5310-08				
*** Standard: 5 Rep: 1			Seq: 6	11:07:29 24 Oct 08			HG	
Hg	5.00	ppb	10905	MET 5311-08				
*** Standard: 6 Rep: 1			Seq: 7	11:09:05 24 Oct 08			HG	
Hg	10.0	ppb	21535	MET 5312-08				

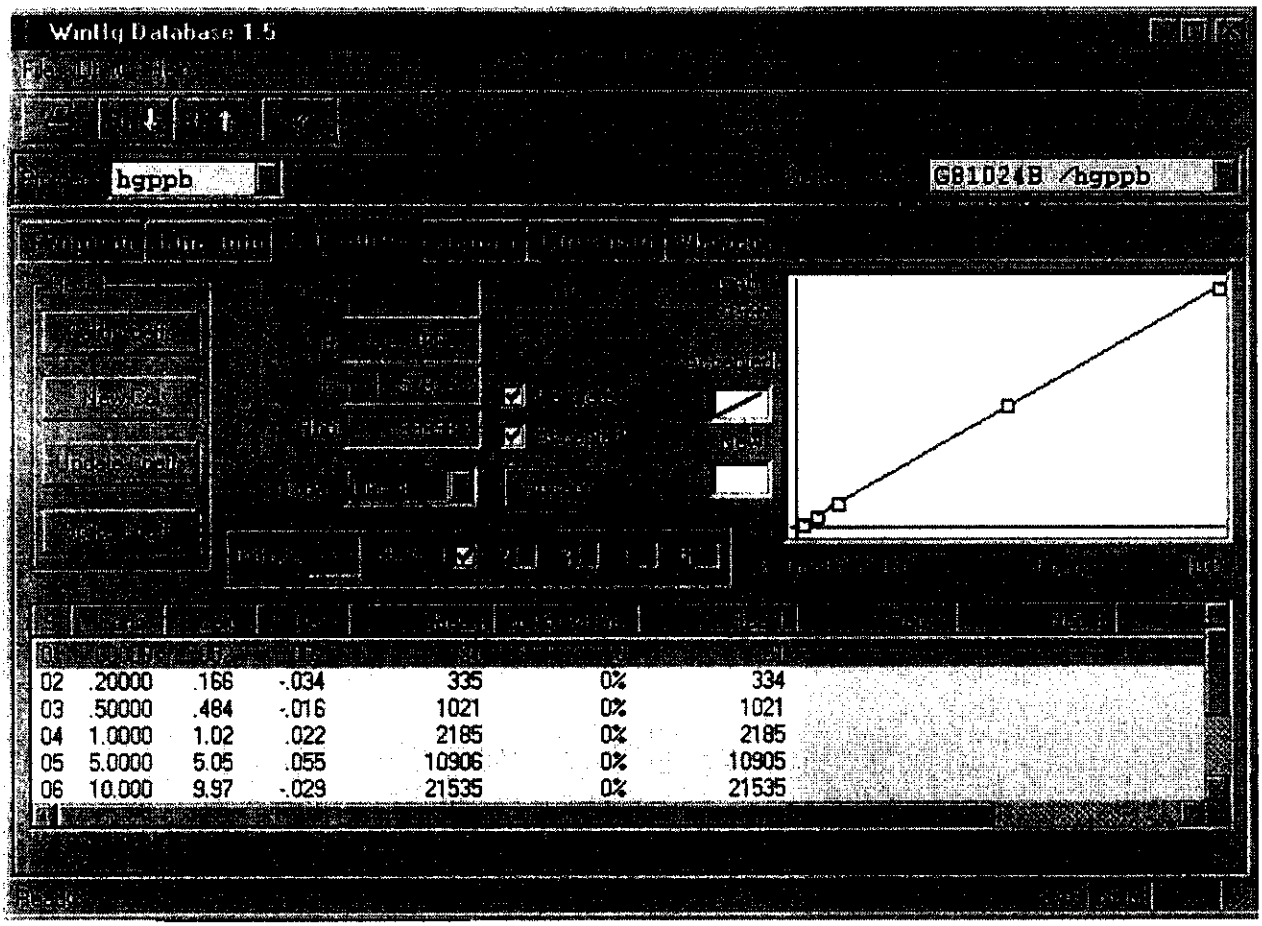

Ron Rosenbaum
10/24/08

Ron Kwintaun 10/24/08

Line	Conc.	Units	SD/RSD	1	2	3	4	5

*** Sample ID: ICV1 Seq: 8 11:10:43 24 Oct 08 HG

Hg 2.47 ppb 5324 MET 5313-08

*** Sample ID: ICB1 Seq: 9 11:12:18 24 Oct 08 HG

Hg .014 ppb 5

*** Sample ID: CRA/RLV Seq: 10 11:14:09 24 Oct 08 HG

Hg .176 ppb 355 MET 5314-08

*** Sample ID: CCV6-1 Seq: 11 11:15:45 24 Oct 08 HG

Hg 5.12 ppb 11048 MET 5315-08

*** Sample ID: CCB1 Seq: 12 11:17:23 24 Oct 08 HG

Hg .012 ppb 1

8298119 *** Sample ID: K1HNAB Seq: 13 11:19:02 24 Oct 08 HG

Hg .028 ppb 35

*** Sample ID: K1HNAC Seq: 14 11:20:49 24 Oct 08 HG

Hg 2.39 ppb 5144 (95.6%) MET 5329-08

*** Sample ID: K0M51 Seq: 15 11:22:26 24 Oct 08 HG

Hg -.002 ppb -29

*** Sample ID: K0M58 Seq: 16 11:24:03 24 Oct 08 HG

Hg .020 ppb 18

*** Sample ID: K0M6A Seq: 17 11:25:44 24 Oct 08 HG

Hg .008 ppb -8

*** Sample ID: K0M6D Seq: 18 11:27:22 24 Oct 08 HG

Hg .016 ppb 10

Line	Conc.	Units	SD/RSD	1	2	3	4	5

*** Sample ID: K0M6G Seq: 19 11:29:00 24 Oct 08 HG

Hg .006 ppb -11

*** Sample ID: K0M6J Seq: 20 11:30:36 24 Oct 08 HG

Hg .013 ppb 2

*** Sample ID: K0M6JS Seq: 21 11:32:16 24 Oct 08 HG

Hg 1.00 ppb 2146 Sp. Rec. 100%

*** Sample ID: K0M6JD Seq: 22 11:34:07 24 Oct 08 HG

Hg .947 ppb 2023 Sp. Rec. 94.7%

*** Sample ID: CCV6-2 Seq: 23 11:35:46 24 Oct 08 HG

Hg 5.02 ppb 10838

*** Sample ID: CCB2 Seq: 24 11:37:24 24 Oct 08 HG

Hg -.017 ppb -61

*** Sample ID: K0M6R Seq: 25 11:39:01 24 Oct 08 HG

Hg .015 ppb 7

*** Sample ID: K0M6V Seq: 26 11:40:42 24 Oct 08 HG

Hg .017 ppb 11

*** Sample ID: K0M6X Seq: 27 11:42:19 24 Oct 08 HG

Hg .067 ppb 120

*** Sample ID: K0M60 Seq: 28 11:43:57 24 Oct 08 HG

Hg .018 ppb 13

*** Sample ID: K0M61 Seq: 29 11:45:38 24 Oct 08 HG

Hg .037 ppb 56

8298122

Line	Conc.	Units	SD/RSD	1	2	3	4	5
*** Sample ID: K1HNFB			Seq: 30	11:47:28 24 Oct 08	HG			
Hg	.025	ppb	28					
*** Sample ID: K1HNFC			Seq: 31	11:49:05 24 Oct 08	HG			
Hg	2.38	ppb	5117 (95.2%)	MET 5323-08				
*** Sample ID: K06DA			Seq: 32	11:50:45 24 Oct 08	HG			
Hg	.019	ppb	15					
*** Sample ID: K06DAS			Seq: 33	11:52:22 24 Oct 08	HG			
Hg	.940	ppb	2007	SP. REC. 94.0%				
*** Sample ID: K06DAD			Seq: 34	11:54:12 24 Oct 08	HG			
Hg	.996	ppb	2129	SP. REC 99.6%				
*** Sample ID: CCV6-3			Seq: 35	11:55:55 24 Oct 08	HG			
Hg	5.13	ppb	11068					
*** Sample ID: CCB3			Seq: 36	11:57:32 24 Oct 08	HG			
Hg	-.010	ppb	-46					
*** Sample ID: K06DC			Seq: 37	11:59:09 24 Oct 08	HG			
Hg	.009	ppb	-6					
*** Sample ID: K06DF			Seq: 38	12:00:48 24 Oct 08	HG			
Hg	.007	ppb	-9					
*** Sample ID: K06DG			Seq: 39	12:02:28 24 Oct 08	HG			
Hg	.030	ppb	40					
*** Sample ID: K06DH			Seq: 40	12:04:06 24 Oct 08	HG			
Hg	.015	ppb	7					

Line	Conc.	Units	SD/RSD	1	2	3	4	5

*** Sample ID: K06DJ Seq: 41 12:05:56 24 Oct 08 HG

Hg .006 ppb -11

*** Sample ID: K06DL Seq: 42 12:07:33 24 Oct 08 HG

Hg .025 ppb 30

*** Sample ID: K06DM Seq: 43 12:09:12 24 Oct 08 HG

Hg .010 ppb -4

*** Sample ID: K06DN Seq: 44 12:11:00 24 Oct 08 HG

Hg .031 ppb 41

*** Sample ID: K06DP Seq: 45 12:12:39 24 Oct 08 HG

Hg .034 ppb 49

*** Sample ID: K06DQ Seq: 46 12:14:16 24 Oct 08 HG

Hg .006 ppb -11

*** Sample ID: CCV6-4 Seq: 47 12:15:54 24 Oct 08 HG

Hg 5.10 ppb 10992

*** Sample ID: CCB4 Seq: 48 12:17:33 24 Oct 08 HG

Hg .003 ppb -19

*** Sample ID: K06DR Seq: 49 12:19:21 24 Oct 08 HG

Hg .019 ppb 17

*** Sample ID: K06T4 Seq: 50 12:21:09 24 Oct 08 HG

Hg .023 ppb 25

*** Sample ID: K08JM Seq: 51 12:22:48 24 Oct 08 HG

Hg .037 ppb 54

Line Conc. Units SD/RSD 1 2 3 4 5

8298126

*** Sample ID: K1HNJB Seq: 52 12:24:29 24 Oct 08 HG

Hg .008 ppb -7

*** Sample ID: K1HNJC Seq: 53 12:26:16 24 Oct 08 HG

Hg 2.42 ppb 5213 (96.8%) MET 5-24-08

*** Sample ID: K0TT0 Seq: 54 12:27:53 24 Oct 08 HG

Hg .004 ppb -17

*** Sample ID: K0TT2 Seq: 55 12:29:44 24 Oct 08 HG

Hg .042 ppb 65

*** Sample ID: K0J3J Seq: 56 12:31:22 24 Oct 08 HG

Hg .010 ppb -3

*** Sample ID: K0J3L Seq: 57 12:33:10 24 Oct 08 HG

Hg .002 ppb -21

*** Sample ID: K0J3M Seq: 58 12:34:49 24 Oct 08 HG

Hg .023 ppb 25

*** Sample ID: CCV6-5 Seq: 59 12:36:29 24 Oct 08 HG

Hg 5.04 ppb 10870

*** Sample ID: CCB5 Seq: 60 12:38:10 24 Oct 08 HG

Hg .002 ppb -21

*** Sample ID: K0J3Q Seq: 61 12:39:58 24 Oct 08 HG

Hg .015 ppb 7

*** Sample ID: K0L8T Seq: 62 12:41:41 24 Oct 08 HG

Hg .019 ppb 17

Line	Conc.	Units	SD/RSD	1	2	3	4	5

*** Sample ID: K0L8TS Seq: 63 12:43:20 24 Oct 08 HG

Hg 1.02 ppb 2186 Sp. Rec. 102%

*** Sample ID: K0L8TD Seq: 64 12:44:57 24 Oct 08 HG

Hg 1.03 ppb 2200 Sp. Rec. 103%

*** Sample ID: K0MAA Seq: 65 12:46:37 24 Oct 08 HG

Hg .009 ppb -5

*** Sample ID: K0MAK Seq: 66 12:48:19 24 Oct 08 HG

Hg .027 ppb 34

8298131 *** Sample ID: K1HNLB Seq: 67 12:49:58 24 Oct 08 HG

Hg .010 ppb -4

*** Sample ID: K1HNLC Seq: 68 12:51:35 24 Oct 08 HG

Hg 2.44 ppb 5257 (91.6%) MET 5325-08

*** Sample ID: K0NX7 Seq: 69 12:53:16 24 Oct 08 HG

Hg .010 ppb -4

*** Sample ID: K0NX7S Seq: 70 12:54:53 24 Oct 08 HG

Hg 1.01 ppb 2168 Sp. Rec. 101%

*** Sample ID: CCV6-6 Seq: 71 12:56:45 24 Oct 08 HG

Hg 5.08 ppb 10961

*** Sample ID: CCB6 Seq: 72 12:58:33 24 Oct 08 HG

Hg .019 ppb 17

*** Sample ID: K0NX7D Seq: 73 13:00:12 24 Oct 08 HG

Hg 1.01 ppb 2153 Sp. Rec. 101%

Line	Conc.	Units	SD/RSD	1	2	3	4	5

*** Sample ID: K0N0C Seq: 74 13:01:50 24 Oct 08 HG

Hg .029 ppb 37

*** Sample ID: K0N0P Seq: 75 13:03:28 24 Oct 08 HG

Hg .031 ppb 43

*** Sample ID: K0N03 Seq: 76 13:05:09 24 Oct 08 HG

Hg .018 ppb 13

*** Sample ID: K0N1F Seq: 77 13:06:47 24 Oct 08 HG

Hg .030 ppb 39

*** Sample ID: K0N1P Seq: 78 13:08:41 24 Oct 08 HG

Hg .033 ppb 46

*** Sample ID: K0N1R Seq: 79 13:10:20 24 Oct 08 HG

Hg .036 ppb 53

*** Sample ID: K0N1V Seq: 80 13:11:58 24 Oct 08 HG

Hg .017 ppb 12

*** Sample ID: K0N1X Seq: 81 13:13:37 24 Oct 08 HG

Hg .024 ppb 26

*** Sample ID: K0N15 Seq: 82 13:15:17 24 Oct 08 HG

Hg .014 ppb 5

*** Sample ID: CCV6-7 Seq: 83 13:17:11 24 Oct 08 HG

Hg 4.92 ppb 10603

*** Sample ID: CCB7 Seq: 84 13:18:51 24 Oct 08 HG

Hg .017 ppb 11

Line	Conc.	Units	SD/RSD	1	2	3	4	5

*** Sample ID: K0N18 Seq: 85 13:20:30 24 Oct 08 HG

Hg .025 ppb 30

*** Sample ID: K0N19 Seq: 86 13:22:09 24 Oct 08 HG

Hg .016 ppb 9

*** Sample ID: K0N2C Seq: 87 13:23:49 24 Oct 08 HG

Hg .037 ppb 55

*** Sample ID: K0N2D Seq: 88 13:25:28 24 Oct 08 HG

Hg .033 ppb 47

*** Sample ID: CCV6-8 Seq: 89 13:27:07 24 Oct 08 HG

Hg 5.09 ppb 10978

*** Sample ID: CCB8 Seq: 90 13:28:47 24 Oct 08 HG

Hg -.003 ppb -31

END of Analysis

Ron Rountree

10/24/08

Ron Rosenbaum
10-24-08

cup	sample ID	extended ID	weight	volume	? A D F P S U SC UI US C1..7
1	ICV1		1.0000	1.0000	
2	ICB1		1.0000	1.0000	
3	CRA/RLV		1.0000	1.0000	
4	CCV6-1		1.0000	1.0000	
5	CCB1		1.0000	1.0000	
6	K1HNAB		1.0000	1.0000	
7	K1HNAC		1.0000	1.0000	
8	K0M51		1.0000	1.0000	
9	K0M58		1.0000	1.0000	
10	K0M6A		1.0000	1.0000	
11	K0M6D		1.0000	1.0000	
12	K0M6G		1.0000	1.0000	
13	K0M6J		1.0000	1.0000	
14	K0M6JS		1.0000	1.0000	
15	K0M6JD		1.0000	1.0000	
16	CCV6-2		1.0000	1.0000	
17	CCB2		1.0000	1.0000	
18	K0M6R		1.0000	1.0000	
19	K0M6V		1.0000	1.0000	
20	K0M6X		1.0000	1.0000	
21	K0M60		1.0000	1.0000	
22	K0M61		1.0000	1.0000	
23	K1HNFB		1.0000	1.0000	
24	K1HNFC		1.0000	1.0000	
25	K06DA		1.0000	1.0000	
26	K06DAS		1.0000	1.0000	
27	K06DAD		1.0000	1.0000	
28	CCV6-3		1.0000	1.0000	
29	CCB3		1.0000	1.0000	
30	K06DC		1.0000	1.0000	
31	K06DF		1.0000	1.0000	
32	K06DG		1.0000	1.0000	
33	K06DH		1.0000	1.0000	
34	K06DJ		1.0000	1.0000	
35	K06DL		1.0000	1.0000	
36	K06DM		1.0000	1.0000	
37	K06DN		1.0000	1.0000	
38	K06DP		1.0000	1.0000	
39	K06DQ		1.0000	1.0000	
40	CCV6-4		1.0000	1.0000	
41	CCB4		1.0000	1.0000	
42	K06DR		1.0000	1.0000	
43	K06T4		1.0000	1.0000	

cup	sample ID	extended ID	weight	volume	? A D F P S U SC UI US C1..7
44	K08JM		1.0000	1.0000	

cup	sample ID	extended ID	weight	volume	? A D F P S U SC UI US C1..7
1	K1HNJB		1.0000	1.0000	
2	K1HNJC		1.0000	1.0000	
3	K0TT0		1.0000	1.0000	
4	K0TT2		1.0000	1.0000	
5	K0J3J		1.0000	1.0000	
6	K0J3L		1.0000	1.0000	
7	K0J3M		1.0000	1.0000	
8	CCV6-5		1.0000	1.0000	
9	CCB5		1.0000	1.0000	
10	K0J3Q		1.0000	1.0000	
11	K0L8T		1.0000	1.0000	
12	K0L8TS		1.0000	1.0000	
13	K0L8TD		1.0000	1.0000	
14	K0MAA		1.0000	1.0000	
15	K0MAK		1.0000	1.0000	
16	K1HNLB		1.0000	1.0000	
17	K1HNLC		1.0000	1.0000	
18	K0NX7		1.0000	1.0000	
19	K0NX7S		1.0000	1.0000	
20	CCV6-6		1.0000	1.0000	
21	CCB6		1.0000	1.0000	
22	K0NX7D		1.0000	1.0000	
23	K0N0C		1.0000	1.0000	
24	K0N0P		1.0000	1.0000	
25	K0N03		1.0000	1.0000	
26	K0N1F		1.0000	1.0000	
27	K0N1P		1.0000	1.0000	
28	K0N1R		1.0000	1.0000	
29	K0N1V		1.0000	1.0000	
30	K0N1X		1.0000	1.0000	
31	K0N15		1.0000	1.0000	
32	CCV6-7		1.0000	1.0000	
33	CCB7		1.0000	1.0000	
34	K0N18		1.0000	1.0000	
35	K0N19		1.0000	1.0000	
36	K0N2C		1.0000	1.0000	
37	K0N2D		1.0000	1.0000	
38	CCV6-8		1.0000	1.0000	
39	CCB8		1.0000	1.0000	
40			1.0000	1.0000	
41			1.0000	1.0000	
42			1.0000	1.0000	
43			1.0000	1.0000	

TestAmerica Pittsburgh *Metals Preparation Log*

Batch No. 8294159

v1.0.5 - Last Revised 12/30/2005

Method 3010A	**Matrix** Water	**Start Time** -10:00	**SDG** -
Analyst -Stacey Green	**Date** -10/20/2008	**Lot Numbers** C8J170320, C8J180171	
MS STLPA-MS-A, STLPA-MS-B, STLPA-MS-C			
Lab Lot # -met 4554-08, 4782-08, 4634-08			
Analyst Sign: Stacey Green			

Sample ID	Initial Wt/Vol g/mL	Final Vol mL	Comments
K049C	50 mL	50 mL	
K049D			
K06DA			S.G. 10/20/08
K06DA S			+0.5 mL MS - A, B & C
K06DA D			
K06DC			
K06DF			
K06DG			
K06DH			
K06DJ			
K06DL			
K06DM			
K06DN			
K06DP			
K06DQ			
K06DR			
K068G B	50 mL DI H2O		S.G. 10/20/08
K068G C			+0.5 mL MS - A, B & C
			S.G. 10/20/08

SAMPLE CODING: B-Blank C-Check L-Check Duplicate S-Matrix Spike D-Matrix Spike Duplicate X-Sample Duplicate

NOTE: Samples marked with an asterisk (*) required filtration after digestion and prior to analysis
Samples marked with a plus sign (+) required additional Conc.HNO3 in digestion process, brown fumes were observed

Reagents: 3 mL Conc. HNO3, G17O26, Mallinckrodt
5 mL 1:1 HCl, MET 4556-08, Standards Log

Hot Plate/Block Temp	Correction Factor
#2 95°C	-1.3°C

Minimum digestion times have been met (analyst initials): S.G.

Digestate(s)	Date	Time	(Received)	Analyst	Location	Date	Time	(Relinquished)	Analyst	Location
All Above	10/20/08	14:30		S.G.	PR	10/20/08	14:40		S.G.	D4
All Above	10/30/08	1050	RLO	MET103	D4	10/30/08	1255	RLO	MET103	D4
All Above	10/31/08	1240	RLO	MET103	D4	10/31/08	1350	RLO	MET103	D4

	Lot Number	Manufacturer	
Initial Digestion Vessel:	A805LS309	Environmental Express	**Pipet #:** J0450H
Final Digestion Vessel:	n/a	n/a	**Balance #:** n/a
Filter Paper:	n/a	n/a	Printed on: 20-Oct-08 12:02:34 PM

Reviewed By: James W. Swanson 8630 **Date:** 10-20-08

MET-108-8294159 (3001-3636)

C8J180171

TestAmerica P[illegible]burgh

Mercury Digestion Log v2 8/11/06

Method(s) 7470A

Logbook ID: MT297*

Digestion Start Time: 05:20 | Digestion End Time: 05135 | Filter Paper Manufacturer / Lot#: J112610518 WHATMAN | Balance ID:

	Sample ID	Date Received	Prep Date	Prepared by	Wt/ Volume	Sample Type	Run Date	Comments
1.	STD0	N/A	10-24-08	WAH	100ml	WATER	10-24-08	N/A
2.	STD1							MET5308-08
3.	STD2							5309-08
4.	STD3							5310-08
5.	STD4							5311-08
6.	STD5							5312-08
7.	ICV							5313-08
8.	ICB							N/A
9.	CRA/RLV							MET5314-08
10.	CCV							5315-08
11.	CCB							N/A
12.	[illegible]							
13.	K1HHGCT							MET5316-08
14.	K1C7MBT							N/A
15.	K0367T	10-17-08						
16.	K07MWT	10-20-08						
17.	K07MW5T							0.5ml MET4760-08
18.	K07MWDT							
19.	K07M2T							N/A
20.	K07M3T							
21.	K07M4T							
22.	K07M5T							
23.	K07NDT							
24.	K07NXT							
25.	K07N3T							

RJR 10/24/08

Reagents	Volume (ml)	Reference Number
HNO3	2.5ml	MALLINCKRODT G17026
H2SO4	5.0ml	E44F06
KMNO4	15.0ml	MET5241-08
K2S2O4	8.0ml	5303-08
NaCL NH2OH Additional volumes indicated [illegible] sample as necessary	6.0ml	5281-08
Stannous Chloride	N/A	5029-08

Autoclave pressure: 15PSI

Autoclave Temperature: 120°C

Waterbath temperature: ——

Thermometer ID: ——

Extract(s) (record [illegible] from above)	Date	Time	Extract(s) Received	Analyst	Location	Date	Time	Extract(s) Relinquished	Analyst	Location
			WAH 10-24-08							

printed on: 01-Oct-08 11:32:26 AM

*-Sample required filtration step after digestion

(0001 3636)

TestAmerica P[illegible]burgh

Mercury Digestion Log v2 8/11/06

Method(s) 7470A

Logbook ID: MT297

Digestion Start Time: 0920

Digestion End Time: 0935

Filter Paper Manufacturer / Lot#:

Balance ID:

	Sample ID	Date Received	Prep Date	Prepared by	Wt/ Volume	Sample Type	Run Date	Comments
1.	K1HNAB - 8298119	N/A	10-24-08	RJR	100ml	WATER	10/24/08	N/A
2.	K1HNAC	↓						MET 5322-08
3.	KOM51	10/10/08						N/A
4.	KOM58							
5.	KOM6A							
6.	KOM6D							
7.	KOM6G							
8.	KOM6J							
9.	KOM6JS							T/NP MET 5306-08
10.	KOM6JD							↓ ↓ ↓
11.	KOM6R							N/A
12.	KOM6V							
13.	KOM6X							
14.	KOM60							
15.	KOM61	↓						
16.	K1HNFB - 8298122	N/A						MET 5323-08
17.	K1HNFC	↓						N/A
18.	KO6DA	10/16/08						T/NP MET 5306-08
19.	KO6DAS							↓ ↓ ↓
20.	KO6DAF							N/A
21.	KO6DC							
22.	KO6DF							
23.	KO6DG							
24.	KO6DH							
25.	KO6DJ	↓	↓	↓	↓	↓	↓	↓

Reagents	Volume (mL)	Reference Number	
HNO3	2.5 ml	MALLINCKRODT	G17026
H2SO4	5.0 ml	↓ ↓	E49F06
KMNO4	15.0 ml	MET	5279-08
K2S2O4	8.0 ml		5303-08
NaCL NH2OH Additional volumes indicated per sample as necessary	6.0 ml		5281-08
Stannous Chloride	N/A	↓	5069-08

Autoclave pressure: 15 PSI

Autoclave Temperature: 120°C

Waterbath temperature: —

Thermometer ID: —

Extract(s) (record line # from above)	Date	Time	Extract(s) Received	Analyst	Location
				RJR	10/24/08

Date	Time	Extract(s) Relinquished	Analyst	Location

(SOP-T-036)

printed on: 01-Oct-08 11:32:26 AM

*-Sample required filtration step after digestion

TestAmerica P[illegible]burgh

Mercury Digestion Log v2 8/11/06

Method(s) 7470A

Logbook ID: MT2971

Digestion Start Time: 0920 | Digestion End Time: 0935 | Filter Paper Manufacturer / Lo[illegible]: — | Balance ID: —

Sample ID	Date Received	Prep Date	Prepared by	Wt/ Volume	Sample Type	Run Date	Comments
1. K06DL - 8298122	10/16/08	10/24/08	RJR	100 ml	WATER	10/24/08	N/A
2. K06DM	↓	↓	↓	↓	↓	↓	↓
3. K06DN							
4. K06DP							
5. K06DQ							
6. K06DR							
7. K06T4							
8. K08JM	↓						↓
9. KIHNJB - 8298126	N/A						MET 5324-08
10. KIHNJC	↓						N/A
11. KOTTO	10/13/08						↓
12. KOTT2	↓						
13. KOJ3J	10/7/08						
14. KOJ3L	↓						
15. KOJ3M							
16. KOJ3Q	↓						↓
17. KOL8T	10/8/08						+1ml MET 5306-08
18. KOL8TS	↓						↓ ↓ ↓
19. KOL8TD							N/A
20. KOMAA							↓
21. KOMAK	↓						
22. KIHNLB - 8298131	N/A						MET 5325-08
23. KIHNLC	↓						N/A
24. KONX7	10/10/08						+1ml MET 5306-08
25. KONX7S	↓	↓	↓	↓	↓	↓	

Reagents	Volume (mL)	Reference Number
HNO3	2.5 ml	MALLINCKRODT G17026
H2SO4	5.0 ml	↓ ↓ E49F06
KMNO4	15.0 ml	MET 5279-08
K2S2O4	8.0 ml	5303-08
NaCL NH2OH Additional volumes indicated per sample as necessary	6.0 ml	5281-08
Stannous Chloride	N/A	↓ 5029-08

Autoclave pressure: 15 PSI

Autoclave Temperature: 120°C

Waterbath temperature: —

Thermometer ID: —

Extract(s) (record line # from above)	Date	Time	Extract(s) Received	Analyst	Location	Date	Time	Extract(s) Relinquished	Analyst	Location
				RJR	10/24/08					

printed on: 01-Oct-08 11:32:26 AM

*-Sample required filtration step after digestion

(0001-3636)

TestAmerica P' burgh

Mercury Digestion Log v2 8/11/06

Method(s) 7470A

Logbook ID: MT2971

Digestion Start Time: 0920 | Digestion End Time: 0935 | Filter Paper Manufacturer / Lot#: — | Balance ID: —

	Sample ID	Date Received	Prep Date	Prepared by	Wt/ Volume	Sample Type	Run Date	Comments
1.	KONX7D-8298131	10/10/08	10/24/08	RJR	100ml	WATER	10/24/08	~~HG~~ Hg MET 5306-08
2.	KONOC							N/A
3.	KONOP							
4.	KONO3							
5.	KONIF	10/9/08						
6.	KONIP							
7.	KONIR							
8.	KONIV							
9.	KONIX							
10.	KONI5							
11.	KONI8							
12.	KONI9							
13.	KONJC							
14.	KONJD							
15.								
16.								
17.								
18.								
19.					RJR			
20.					10/24/08			
21.								
22.								
23.								
24.								
25.								

Reagents	Volume (mL)	Reference Number	
HNO3	2.5 ml	MALLINCKRODT	G17026
H2SO4	5.0 ml	↓	E49F06
KMNO4	15.0 ml	MET	5279-08
K2S2O4	8.0 ml		5303-08
NaCL NH2OH Additional volumes indicated per sample as necessary	6.0 ml		5951-08
Stannous Chloride	N/A		5059-08

Autoclave pressure: 15 PSI

Autoclave Temperature: 120°C

Waterbath temperature: —

Thermometer ID: —

Extract(s) (record line # from above)	Date	Time	Extract(s) Received	Analyst	Location	Date	Time	Extract(s) Relinquished	Analyst	Location
				RJR	10/24/08					

(Rev01-3936)

REQUESTED BY: GREENS

METHOD: QM Inductively Coupled Plasma (6010B Trace) TOT

STORAGE LOCATION	WORK ORDER #	PICKED CNTR#	CONTROL #	CLIENT #	ANALYSIS	LOTID	SMP#	SFX	MATRIX DESCRIPTION	QTY RCVD	QTY REQD
4A,CLP1	K049C	___ ___ ___	540207	001610	I-05-QM	C8J170320	001		WATER	0	4 1
4A,CLP1	K049D	___ ___ ___	540208	001610	I-05-QM	C8J170320	002		WATER	0	4 1
4D,CLP1	K06DA	___ ___ ___	540195	357557	I-05-QM	C8J180171	001		WATER	0	9 1
4D,CLP1	K06DC	___ ___ ___	540196	357557	I-05-QM	C8J180171	002		WATER	0	9 1
4D,CLP1	K06DF	___ ___ ___	540197	357557	I-05-QM	C8J180171	003		WATER	0	9 1
4D,CLP1	K06DG	___ ___ ___	540198	357557	I-05-QM	C8J180171	004		WATER	0	9 1
4D,CLP1	K06DH	___ ___ ___	540199	357557	I-05-QM	C8J180171	005		WATER	0	9 1
4D,CLP1	K06DJ	___ ___ ___	540200	357557	I-05-QM	C8J180171	006		WATER	0	9 1
4D,CLP1	K06DL	___ ___ ___	540201	357557	I-05-QM	C8J180171	007		WATER	0	9 1
4D,CLP1	K06DM	___ ___ ___	540202	357557	I-05-QM	C8J180171	008		WATER	0	9 1
4D,CLP1	K06DN	___ ___ ___	540203	357557	I-05-QM	C8J180171	009		WATER	0	9 1
4D,CLP1	K06DP	___ ___ ___	540204	357557	I-05-QM	C8J180171	010		WATER	0	9 1
4D,CLP1	K06DQ	___ ___ ___	540205	357557	I-05-QM	C8J180171	011		WATER	0	9 1
4D,CLP1	K06DR	___ ___ ___	540206	357557	I-05-QM	C8J180171	012		WATER	0	9 1

RELINQUISHED BY	RECEIVED BY	DATE/TIME
Stacey Green	Stacey Green	10/20/08 730
Stacey Green		10/20/08 1030

***** END OF REPORT *****

PSR024 10/24/08 4:02:00 MT SAMPLE CUSTODIAN REMOVAL REQUEST

REQUESTED BY: ROSENBAR

METHOD: 08 Mercury (7470A, Cold Vapor) - Liquid

STORAGE LOCATION	WORK ORDER #	PICKED CNTR#	CONTROL #	CLIENT #	ANALYSIS	LOTID	SMP#	SFX	MATRIX DESCRIPTION	QTY RCVD	QTY REQD
4D,CLP1	K06DA		543170	357557	I-19-08	C8J180171	001		WATER	9	1
4D,CLP1	K06DC		543171	357557	I-19-08	C8J180171	002		WATER	9	1
4D,CLP1	K06DF		543172	357557	I-19-08	C8J180171	003		WATER	9	1
4D,CLP1	K06DG		543173	357557	I-19-08	C8J180171	004		WATER	9	1
4D,CLP1	K06DH		543174	357557	I-19-08	C8J180171	005		WATER	9	1
4D,CLP1	K06DJ		543175	357557	I-19-08	C8J180171	006		WATER	9	1
4D,CLP1	K06DL		543176	357557	I-19-08	C8J180171	007		WATER	9	1
4D,CLP1	K06DM		543177	357557	I-19-08	C8J180171	008		WATER	9	1
4D,CLP1	K06DN		543178	357557	I-19-08	C8J180171	009		WATER	9	1
4D,CLP1	K06DP		543179	357557	I-19-08	C8J180171	010		WATER	9	1
4D,CLP1	K06DQ		543180	357557	I-19-08	C8J180171	011		WATER	9	1
4D,CLP1	K06DR		543181	357557	I-19-08	C8J180171	012		WATER	9	1
5C	K06T4		543182	438500	I-19-08	C8J190101	034		WATER	10	1
5D	K08JM		543183	126501	I-19-08	C8J210140	001		WATER	10	1

RELINQUISHED BY	RECEIVED BY	DATE/TIME
William a Hoyle	Ron Rosenbaum	10/24/08 0620
Ron Rosenbaum	William a Hoyle	10/24/08 0720

***** END OF REPORT *****

GENERAL CHEMISTRY DATA

Buffalo Color

Chloride

Lab Name: TESTAMERICA PITTSBURGH
Client Name: MACTEC Engineering and Consulting Inc
Matrix: WATER
Method: MCAWW 300.0A
Lot Number: C8J180171

Chloride

Client Sample ID	Sample Number	Workorder	Result	Units	Min. Detection Limit	Reporting Limit	Dilution Factor	Prep Date - Analysis Date/Time	QC Batch
MW-43-1008	C8J180171 001	K06DA1AC	24.7	mg/L	0.053	1.0	1	10/28/2008 - 10/28/200E 00:0	8302124
RFI-45-1008	C8J180171 002	K06DC1AN	17.4	mg/L	0.053	1.0	1	10/28/2008 - 10/28/200E 00:0	8302124
RFI-39-1008	C8J180171 003	K06DF1AN	2530	mg/L	5.3	100	100	10/28/2008 - 10/28/200E 00:0	8302124
RFI-PZ-19-1008	C8J180171 004	K06DG1AN	112	mg/L	0.53	10.0	10	10/28/2008 - 10/28/200E 00:0	8302124
RFI-PZ-18-1008	C8J180171 005	K06DH1AN	10.1	mg/L	0.053	1.0	1	10/28/2008 - 10/28/200E 00:0	8302124
RFI-51-1008	C8J180171 006	K06DJ1AN	22.9	mg/L	0.053	1.0	1	10/28/2008 - 10/28/200E 00:0	8302124
RFI-36-1008	C8J180171 007	K06DL1AN	27.6	mg/L	0.053	1.0	1	10/28/2008 - 10/28/200E 00:0	8302124
RFI-32-1008	C8J180171 008	K06DM1AN	70.6	mg/L	0.053	1.0	1	10/28/2008 - 10/28/200E 00:0	8302124
RFI-33-1008	C8J180171 009	K06DN1AN	179	mg/L	0.053	1.0	1	10/28/2008 - 10/28/200E 00:0	8302124
RFI-29-1008	C8J180171 010	K06DP1AN	169	mg/L	0.053	1.0	1	10/28/2008 - 10/28/200E 00:0	8302124
RFI-17-1008	C8J180171 011	K06DQ1AN	9.0	mg/L	0.053	1.0	1	10/28/2008 - 10/28/200E 00:0	8302124
RFI-PZ-17-1008	C8J180171 012	K06DR1AN	9.6	mg/L	0.053	1.0	1	10/28/2008 - 10/28/200E 00:0	8302124

Buffalo Color

Cyanide, Total

Lab Name: TESTAMERICA PITTSBURGH
Client Name: MACTEC Engineering and Consulting Inc
Matrix: WATER
Method: SW846 9012A
Lot Number: C8J180171

Distillation procedure

Client Sample ID	Sample Number	Workorder	Result	Units	Min. Detection Limit	Reporting Limit	Dilution Factor	Prep Date - Analysis Date/Time	QC Batch
MW-43-1008	C8J180171 001	K06DA1AF	0.0018 B	mg/L	0.0017	0.010	1	10/24/2008 - 10/24/2008 11:5	8298134
RFI-45-1008	C8J180171 002	K06DC1AR	0.0033 B	mg/L	0.0017	0.010	1	10/24/2008 - 10/24/2008 11:5	8298134
RFI-39-1008	C8J180171 003	K06DF1AR	0.0036 B	mg/L	0.0017	0.010	1	10/24/2008 - 10/24/2008 11:5	8298134
RFI-PZ-19-1008	C8J180171 004	K06DG1AR	0.0065 B	mg/L	0.0017	0.010	1	10/24/2008 - 10/24/2008 11:5	8298134
RFI-PZ-18-1008	C8J180171 005	K06DH1AR	0.0042 B	mg/L	0.0017	0.010	1	10/24/2008 - 10/24/2008 11:5	8298134
RFI-51-1008	C8J180171 006	K06DJ1AR	0.0018 B	mg/L	0.0017	0.010	1	10/24/2008 - 10/24/2008 11:5	8298134
RFI-36-1008	C8J180171 007	K06DL1AR	0.0019 B	mg/L	0.0017	0.010	1	10/24/2008 - 10/24/2008 11:5	8298134
RFI-32-1008	C8J180171 008	K06DM1AR	ND	mg/L	0.0017	0.010	1	10/24/2008 - 10/24/2008 12:0	8298134
RFI-33-1008	C8J180171 009	K06DN1AR	0.0022 B	mg/L	0.0017	0.010	1	10/24/2008 - 10/24/2008 12:0	8298134
RFI-29-1008	C8J180171 010	K06DP1AR	ND	mg/L	0.0017	0.010	1	10/24/2008 - 10/24/2008 12:0	8298134
RFI-17-1008	C8J180171 011	K06DQ1AR	0.0024 B	mg/L	0.0017	0.010	1	10/24/2008 - 10/24/2008 12:3	8298134
RFI-PZ-17-1008	C8J180171 012	K06DR1AR	0.0044 B	mg/L	0.0017	0.010	1	10/24/2008 - 10/24/2008 12:3	8298134

B Estimated result. Result is less than RL.

Buffalo Color

Nitrate-Nitrite

Lab Name:	TESTAMERICA PITTSBURGH	**Method:**	MCAWW 353.2
Client Name:	MACTEC Engineering and Consulting Inc	**Lot Number:**	C8J180171
Matrix:	WATER		

Nitrate-Nitrite

Client Sample ID	Sample Number	Workorder	Result	Units	Min. Detection Limit	Reporting Limit	Dilution Factor	Prep Date - Analysis Date/Time	QC Batch
MW-43-1008	C8J180171 001	K06DA1AE	0.041 B J	mg/L	0.010	0.10	1	10/22/2008 - 10/22/200E 11:1	8296125
RFI-45-1008	C8J180171 002	K06DC1AQ	1.2 J	mg/L	0.010	0.10	1	10/22/2008 - 10/22/200E 11:0	8296125
RFI-39-1008	C8J180171 003	K06DF1AQ	0.12 J	mg/L	0.010	0.10	1	10/22/2008 - 10/22/200E 11:0	8296125
RFI-PZ-19-1008	C8J180171 004	K06DG1AQ	0.48 B J	mg/L	0.010	1.1	1	10/22/2008 - 10/22/200E 11:1	8296125
RFI-PZ-18-1008	C8J180171 005	K06DH1AQ	0.081 B J	mg/L	0.010	0.10	1	10/22/2008 - 10/22/200E 11:1	8296125
RFI-51-1008	C8J180171 006	K06DJ1AQ	0.054 B J	mg/L	0.010	0.10	1	10/22/2008 - 10/22/200E 11:1	8296125
RFI-36-1008	C8J180171 007	K06DL1AQ	0.094 B J	mg/L	0.010	0.10	1	10/22/2008 - 10/22/200E 11:2	8296125
RFI-32-1008	C8J180171 008	K06DM1AQ	0.055 B J	mg/L	0.010	0.10	1	10/22/2008 - 10/22/200E 11:2	8296125
RFI-33-1008	C8J180171 009	K06DN1AQ	0.53 J	mg/L	0.010	0.10	1	10/22/2008 - 10/22/200E 11:2	8296125
RFI-29-1008	C8J180171 010	K06DP1AQ	0.039 B J	mg/L	0.010	0.10	1	10/22/2008 - 10/22/200E 11:2	8296125
RFI-17-1008	C8J180171 011	K06DQ1AQ	0.088 B J	mg/L	0.010	0.10	1	10/22/2008 - 10/22/200E 11:3	8296125
RFI-PZ-17-1008	C8J180171 012	K06DR1AQ	0.036 B J	mg/L	0.010	0.10	1	10/22/2008 - 10/22/200E 11:3	8296125

B Estimated result. Result is less than RL.

J Method blank contamination. The associated method blank contains the target analyte at a reportable level.

Buffalo Color

Sulfate

Lab Name:	TESTAMERICA PITTSBURGH	**Method:**	MCAWW 300.0A
Client Name:	MACTEC Engineering and Consulting Inc	**Lot Number:**	C8J180171
Matrix:	WATER		

Sulfate

Client Sample ID	Sample Number	Workorder	Result	Units	Min. Detection Limit	Reporting Limit	Dilution Factor	Prep Date - Analysis Date/Time	QC Batch
MW-43-1008	C8J180171 001	K06DA1AD	1180 J	mg/L	0.79	25.0	25	10/28/2008 - 10/28/200E 00:0	8302125
RFI-45-1008	C8J180171 002	K06DC1AP	385 J	mg/L	0.31	10.0	10	10/28/2008 - 10/28/200E 00:0	8302125
RFI-39-1008	C8J180171 003	K06DF1AP	2570 J	mg/L	3.1	100	100	10/28/2008 - 10/28/200E 00:0	8302125
RFI-PZ-19-1008	C8J180171 004	K06DG1AP	4130 J	mg/L	3.1	100	100	10/28/2008 - 10/28/200E 00:0	8302125
RFI-PZ-18-1008	C8J180171 005	K06DH1AP	12.7 J	mg/L	0.031	1.0	1	10/28/2008 - 10/28/200E 00:0	8302125
RFI-51-1008	C8J180171 006	K06DJ1AP	1770 J	mg/L	1.6	50.0	50	10/28/2008 - 10/28/200E 00:0	8302125
RFI-36-1008	C8J180171 007	K06DL1AP	1560 J	mg/L	1.6	50.0	50	10/28/2008 - 10/28/200E 00:0	8302125
RFI-32-1008	C8J180171 008	K06DM1AP	115 J	mg/L	0.031	1.0	1	10/28/2008 - 10/28/200E 00:0	8302125
RFI-33-1008	C8J180171 009	K06DN1AP	38.3 J	mg/L	0.031	1.0	1	10/28/2008 - 10/28/200E 00:0	8302125
RFI-29-1008	C8J180171 010	K06DP1AP	55.4 J	mg/L	0.031	1.0	1	10/28/2008 - 10/28/200E 00:0	8302125
RFI-17-1008	C8J180171 011	K06DQ1AP	104 J	mg/L	0.031	1.0	1	10/28/2008 - 10/28/200E 00:0	8302125
RFI-PZ-17-1008	C8J180171 012	K06DR1AP	54.7 J	mg/L	0.031	1.0	1	10/28/2008 - 10/28/200E 00:0	8302125

J Method blank contamination. The associated method blank contains the target analyte at a reportable level.

Buffalo Color

Total Sulfide

Lab Name:	TESTAMERICA PITTSBURGH	**Method:**	SW846 9030B/9034
Client Name:	MACTEC Engineering and Consulting Inc	**Lot Number:**	C8J180171
Matrix:	WATER		

Sulfides, Total

Client Sample ID	Sample Number	Workorder	Result	Units	Min. Detection Limit	Reporting Limit	Dilution Factor	Prep Date - Analysis Date/Time	QC Batch
MW-43-1008	C8J180171 001	K06DA1AG	4.8	mg/L	1.2	3.0	1	10/21/2008 - 10/21/200E 16:5	8295348
RFI-45-1008	C8J180171 002	K06DC1AT	1.6 B	mg/L	1.2	3.0	1	10/21/2008 - 10/21/200E 16:5	8295348
RFI-39-1008	C8J180171 003	K06DF1AT	ND	mg/L	1.2	3.0	1	10/21/2008 - 10/21/200E 16:5	8295348
RFI-PZ-19-1008	C8J180171 004	K06DG1AT	3.2	mg/L	1.2	3.0	1	10/21/2008 - 10/21/200E 16:5	8295348
RFI-PZ-18-1008	C8J180171 005	K06DH1AT	6.4	mg/L	1.2	3.0	1	10/21/2008 - 10/21/200E 16:5	8295348
RFI-51-1008	C8J180171 006	K06DJ1AT	ND	mg/L	1.2	3.0	1	10/21/2008 - 10/21/200E 16:5	8295348
RFI-36-1008	C8J180171 007	K06DL1AT	3.2	mg/L	1.2	3.0	1	10/21/2008 - 10/21/200E 16:5	8295348
RFI-32-1008	C8J180171 008	K06DM1AT	2.4 B	mg/L	1.2	3.0	1	10/21/2008 - 10/21/200E 16:5	8295348
RFI-33-1008	C8J180171 009	K06DN1AT	4.8	mg/L	1.2	3.0	1	10/21/2008 - 10/21/200E 16:5	8295348
RFI-29-1008	C8J180171 010	K06DP1AT	6.4	mg/L	1.2	3.0	1	10/21/2008 - 10/21/200E 16:5	8295348
RFI-17-1008	C8J180171 011	K06DQ1AT	ND	mg/L	1.2	3.0	1	10/23/2008 - 10/23/200E 16:2	8297310
RFI-PZ-17-1008	C8J180171 012	K06DR1AT	ND	mg/L	1.2	3.0	1	10/23/2008 - 10/23/200E 16:2	8297310

Buffalo Color

Chloride

Lab Name:	TESTAMERICA PITTSBURGH	**Method:**	MCAWW 300.0A
Client Name:	MACTEC Engineering and Consulting Inc	**Report ID:**	C8J180171
Matrix:	WATER	**Date/Time Received:**	10/18/2008 11:30:00AM

Client Sample ID	Sample Number	Workorder	Result	Units	Reporting Limit	Prep Date-Analysis Date/Time	QC Batch	RPD / Limit (%)
BLK - C8J280000124B	124 MB	K1P0E1AA	ND	mg/L	1.0	10/28/2008 - 10/28/2008 00:00	8302124	

Buffalo Color

Cyanide, Total

Lab Name:	TESTAMERICA PITTSBURGH	**Method:**	SW846 9012A
Client Name:	MACTEC Engineering and Consulting Inc	**Report ID:**	C8J180171
Matrix:	WATER	**Date/Time Received:**	10/18/2008 11:30:00AM

Client Sample ID	Sample Number	Workorder	Result	Units	Reporting Limit	Prep Date-Analysis Date/Time	QC Batch	RPD / Limit (%)
BLK - C8J240000134B	134 MB	K1HNN1AA	ND	mg/L	0.010	10/24/2008 - 10/24/2008 11:52	8298134	

Buffalo Color

Nitrate-Nitrite

Lab Name:	TESTAMERICA PITTSBURGH	**Method:**	MCAWW 353.2
Client Name:	MACTEC Engineering and Consulting Inc	**Report ID:**	C8J180171
Matrix:	WATER	**Date/Time Received:**	10/18/2008 11:30:00AM

Client Sample ID	Sample Number	Workorder	Result	Units	Reporting Limit	Prep Date-Analysis Date/Time	QC Batch	RPD / Limit (%)
BLK - C8J220000125B	125 MB	K1A541AA	0.035 B	mg/L	0.10	10/22/2008 - 10/22/2008 10:51	8296125	

B Estimated result. Result is less than RL

Buffalo Color

Sulfate

Lab Name:	TESTAMERICA PITTSBURGH	**Method:**	MCAWW 300.0A
Client Name:	MACTEC Engineering and Consulting Inc	**Report ID:**	C8J180171
Matrix:	WATER	**Date/Time Received:**	10/18/2008 11:30:00AM

Client Sample ID	Sample Number	Workorder	Result	Units	Reporting Limit	Prep Date-Analysis Date/Time	QC Batch	RPD / Limit (%)
BLK - C8J280000125B	125 MB	K1P0G1AA	0.085 B	mg/L	1.0	10/28/2008 - 10/28/2008 00:00	8302125	

B Estimated result. Result is less than RL

Buffalo Color

Total Sulfide

Lab Name:	TESTAMERICA PITTSBURGH	**Method:**	SW846 9030B/9034
Client Name:	MACTEC Engineering and Consulting Inc	**Report ID:**	C8J180171
Matrix:	WATER	**Date/Time Received:**	10/18/2008 11:30:00AM

Client Sample ID	Sample Number	Workorder	Result	Units	Reporting Limit	Prep Date-Analysis Date/Time	QC Batch	RPD / Limit (%)
BLK - C8J230000310B	310 MB	K1F1H1AA	ND	mg/L	3.0	10/23/2008 - 10/23/2008 16:25	8297310	
BLK - C8J210000348B	348 MB	K09CR1AA	ND	mg/L	3.0	10/21/2008 - 10/21/2008 16:50	8295348	

Buffalo Color

Chloride

Lab Name:	TESTAMERICA PITTSBURGH	**Method:**	MCAWW 300.0A
Client Name:	MACTEC Engineering and Consulting Inc	**Lot Number:**	C8J280000
Matrix:	WATER	**Date/Time Received:**	10/18/2008 11:30:00AM

Client Sample ID	QC Sample Type	Workorder	Recovery (%)	Control Limits (%)	Prep Date - Analysis Date/Time	QC Batch	RPD / Limit (%)
CHECK SAMPLE	LCS	K1P0E1AC	101	90 - 110	10/28/200 - 10/28/2008 00:00	8302124	
RFI-45-1008	MS	K06DC1CA	99	80 - 120	10/28/200 - 10/28/2008 00:00	8302124	0.35 / 20
RFI-33-1008	MS	K06DN1CA	85	80 - 120	10/28/200 - 10/28/2008 00:00	8302124	0.12 / 20
RFI-45-1008	MSD	K06DC1CC	99	80 - 120	10/28/200 - 10/28/2008 00:00	8302124	0.35 / 20
RFI-33-1008	MSD	K06DN1CC	84	80 - 120	10/28/200 - 10/28/2008 00:00	8302124	0.12 / 20

Buffalo Color

Cyanide, Total

Lab Name:	TESTAMERICA PITTSBURGH	**Method:**	SW846 9012A
Client Name:	MACTEC Engineering and Consulting Inc	**Lot Number:**	C8J180171
Matrix:	WATER	**Date/Time Received:**	10/18/2008 11:30:00AM

Client Sample ID	QC Sample Type	Workorder	Recovery (%)	Control Limits (%)	Prep Date - Analysis Date/Time	QC Batch	RPD / Limit (%)
MW-43-1008	MSD	K06DA1DX	94	75 - 125	10/24/200 - 10/24/2008 11:59	8298134	0.97 / 20
LAB MS/MSD	MSD	K08QF1A5	83	75 - 125	10/24/200 - 10/24/2008 12:37	8298134	1.4 / 20
LAB MS/MSD	MS	K08QF1A4	84	75 - 125	10/24/200 - 10/24/2008 12:37	8298134	1.4 / 20
MW-43-1008	MS	K06DA1DW	93	75 - 125	10/24/200 - 10/24/2008 11:59	8298134	0.97 / 20
CHECK SAMPLE	LCS	K1HNN1AC	97	85 - 115	10/24/200 - 10/24/2008 11:52	8298134	

Buffalo Color

Nitrate-Nitrite

Lab Name:	TESTAMERICA PITTSBURGH	**Method:**	MCAWW 353.2
Client Name:	MACTEC Engineering and Consulting Inc	**Lot Number:**	C8J220000
Matrix:	WATER	**Date/Time Received:**	10/18/2008 11:30:00AM

Client Sample ID	QC Sample Type	Workorder	Recovery (%)	Control Limits (%)	Prep Date - Analysis Date/Time	QC Batch	RPD / Limit (%)
CHECK SAMPLE	LCS	K1A541AC	91	90 - 110	10/22/200 - 10/22/2008 10:49	8296125	
MW-43-1008	MS	K06DA1DR	91	90 - 110	10/22/200 - 10/22/2008 11:13	8296125	0.61 / 20
LAB MS/MSD	MS	K07KQ1AG	91	90 - 110	10/22/200 - 10/22/2008 11:38	8296125	1.5 / 20
MW-43-1008	MSD	K06DA1DT	91	90 - 110	10/22/200 - 10/22/2008 11:15	8296125	0.61 / 20
LAB MS/MSD	MSD	K07KQ1AH	85 N	90 - 110	10/22/200 - 10/22/2008 11:40	8296125	1.5 / 20

N Spiked analyte recovery is outside stated control limits.

Buffalo Color

Sulfate

Lab Name: TESTAMERICA PITTSBURGH
Client Name: MACTEC Engineering and Consulting Inc
Matrix: WATER

Method: MCAWW 300.0A
Lot Number: C8J180171
Date/Time Received: 10/18/2008 11:30:00AM

Client Sample ID	QC Sample Type	Workorder	Recovery (%)	Control Limits (%)	Prep Date - Analysis Date/Time	QC Batch	RPD / Limit (%)
RFI-33-1008	MSD	K06DN1CE	93	80 - 120	10/28/200 - 10/28/2008 00:00	8302125	0.18 / 20
RFI-45-1008	MSD	K06DC1CE	NC D	80 - 120	10/28/200 - 10/28/2008 00:00	8302125	
RFI-33-1008	MS	K06DN1CD	94	80 - 120	10/28/200 - 10/28/2008 00:00	8302125	0.18 / 20
RFI-45-1008	MS	K06DC1CD	NC D	80 - 120	10/28/200 - 10/28/2008 00:00	8302125	
CHECK SAMPLE	LCS	K1P0G1AC	100	90 - 110	10/28/200 - 10/28/2008 00:00	8302125	

Buffalo Color

Total Sulfide

Lab Name:	TESTAMERICA PITTSBURGH	**Method:**	SW846 9030B/9034
Client Name:	MACTEC Engineering and Consulting Inc	**Lot Number:**	C8J160331
Matrix:	WATER	**Date/Time Received:**	10/16/2008 9:30:00AM

Client Sample ID	QC Sample Type	Workorder	Recovery (%)	Control Limits (%)	Prep Date - Analysis Date/Time	QC Batch	RPD / Limit (%)
LAB MS/MSD	MS	K02VJ1CA	100	75 - 125	10/21/200 - 10/21/2008 16:50	8295348	0.0 / 20
CHECK SAMPLE	LCS	K1F1H1AC	100	85 - 115	10/23/200 - 10/23/2008 16:25	8297310	
CHECK SAMPLE	LCS	K09CR1AC	100	85 - 115	10/21/200 - 10/21/2008 16:50	8295348	
RFI-17-1008	MS	K06DQ1CA	100	75 - 125	10/23/200 - 10/23/2008 16:25	8297310	4.1 / 20
LAB MS/MSD	MSD	K02VJ1CC	100	75 - 125	10/21/200 - 10/21/2008 16:50	8295348	0.0 / 20
RFI-17-1008	MSD	K06DQ1CC	104	75 - 125	10/23/200 - 10/23/2008 16:25	8297310	4.1 / 20

Upload

TestAmerica Pittsburgh

Sulfide Log Sheet

9030B/9034/4500-S/376.1

10/21/2008 5:16 PM

Batch	Lot Number	SDG
8295348	C8J160331	N/A
	C8J180171	

Analyst:	Dennis Baker
Date:	10/21/08
Start Time:	16:50
Balance ID:	WC1493
Pipette ID:	J00141
Stock Std. ID No.:	Std 3746-08
CCV Std. ID No.:	Std 3747-08
True Value:	960 ppm
Prep: 10/17/2008	**Exp:** 10/24/08

True Value LCS/ICV:	19.2
True Value CCV:	19.2
True Value MS/MSD:	19.2

LCS 1.000 **ml of** 960 **ppm** **ID No.:** Std 3746-08 = 19.2 **ppm Range +/-15%**

CCV 1.000 **ml of** 960 **ppm** **ID No.:** Std 3747-08 = 19.2 **ppm Range +/-15%**

$$\text{sulfide mg/L} = \frac{[(\text{ml of Iodine} \times \text{N Iodine}) - \text{mL } Na_2S_2O_3 \times \text{N } Na_2S_2O_3)]}{\text{ml Sample}} \times 16{,}000$$

Iodine Standardization ID No.: Std 3293-08

$$\text{N Iodine} = \frac{20 \text{ mL } Na_2S_2O_3 \times 0.025 \text{ N of } Na_2S_2O_3}{20.0 \text{ mL of Iodine Solution}}$$

0.025

Sodium Thiosulfate Standardization Id No.: Std 2441-08

Titration 1: 10 mls, 0.025 Normality

Titration 2: 10 mls, 0.025 Normality

0.025 Avg.

$$\frac{(10 \text{ mL of } KH(IO_3)^2) \times (0.025\text{N } KH(IO_3)^2)}{\text{mL of } Na_2S_2O_3}$$

Relative Percent Difference

X1 = Orig Result X2 = Duplicate

$$\left(\frac{ND}{(X1+X2)/2}\right) \times 100 = 0$$

ND

50

50

C8J160331-17

MS Percent Recovery

$$100 \times \left(\frac{\text{Obs Conc of MS} - \text{Conc of Samp}}{\text{True Spike Conc}}\right) = \left(\frac{19.20 - ND}{19.20}\right) = 100.00$$

Sample ID: C8J160331-17S

MSD Percent Recovery

$$100 \times \left(\frac{\text{Obs Conc of MSD} - \text{Conc of Samp}}{\text{True Spike Conc}}\right) = \left(\frac{19.20 - ND}{19.20}\right) = 100.00$$

Sample ID: C8J160331-17D

%Rec/RPD

Upload

TestAmerica Pittsburgh

Sulfide Log Sheet

9030B/9034/4500-S/376.1

10/21/2008 5:16 PM

Sample ID	Sample ML	mL of Iodine	ml of $NA_2S_2O_3$	Conc Smp	Dilution Factor	LDL	Was sample filtered and preserved in lab? (Y/N)	Percent %
ICV	50.0	10.0	7.6	19.20	1	3.00	N	100.00
ICB	50.0	10.0	10.0	ND	1	3.00	N	
LCS	50.0	10.0	7.6	19.20	1	3.00	N	100.00
MB	50.0	10.0	10.0	ND	1	3.00	N	
C8J160331-17	50.0	10.0	10.0	ND	1	3.00	N	
C8J160331-17S	50.0	10.0	7.6	19.20	1	3.00	N	100.00
C8J160331-17D	50.0	10.0	7.6	19.20	1	3.00	N	100.00
C8J160331-18	50.0	10.0	9.5	4.00	1	3.00	N	
C8J160331-19	50.0	10.0	9.3	5.60	1	3.00	N	
C8J160331-20	50.0	10.0	10.0	ND	1	3.00	N	
C8J160331-21	50.0	10.0	9.7	2.40	1	3.00	N	
C8J160331-22	50.0	10.0	10.0	ND	1	3.00	N	
CCV	50.0	10.0	7.6	19.20	1	3.00	N	100.00
CCB	50.0	10.0	10.0	ND	1	3.00	N	
C8J180171-1	50.0	10.0	9.4	4.80	1	3.00	N	
C8J180171-2	50.0	10.0	9.8	1.60	1	3.00	N	
C8J180171-3	50.0	10.0	10.0	ND	1	3.00	N	
C8J180171-4	50.0	10.0	9.6	3.20	1	3.00	N	
C8J180171-5	50.0	10.0	9.2	6.40	1	3.00	N	
C8J180171-6	50.0	10.0	10.0	ND	1	3.00	N	
C8J180171-7	50.0	10.0	9.6	3.20	1	3.00	N	
C8J180171-8	50.0	10.0	9.7	2.40	1	3.00	N	
C8J180171-9	50.0	10.0	9.4	4.80	1	3.00	N	
C8J180171-10	50.0	10.0	9.2	6.40	1	3.00	N	
CCV	50.0	10.0	7.6	19.20	1	3.00	N	100.00
CCB	50.0	10.0	10.0	ND	1	3.00	N	

DB 10-21-08

DB 10-21-08

Analyst: D. A Baker Date: 10-21-08

Reviewed By: see DRC Date: 10-21-08

New Dennis Baker 10/21/2008 4:42:28 PM

TestAmerica Pittsburgh | ***Sulfide 9030B/9034 Distillation Worksheet*** | **Batch No: 8295348**

Method Sulfide 9030B/9034	**Matrix** Water	**Lot Numbers** C8J160331, C8J180171
Start Time 13:55	**Stop Time** 15:25	
Analyst Dennis Baker	**Date** 10/21/08	
Analyst Sign: D. Baker		

Sample ID	Initial Wt/Vol g/mL	Final Vol mL	Expiration Date	Sulfide Present (Y/N) [1]	Comments
K09CR1AA B	50ml	50		N/A	N/A
K09CR1AC C					+1.0ml 3746-08
K02VJ1AT					N/A
K02VJ1CA S					+1.0ml 3746-08
K02VJ1CC D					+1.0ml 3746-08
K02VK1AT					
K02VM1AT					
K02VN1AT					
K02VP1AT					
K02VT1AT					
K06DA1AG			2008-10-23		
K06DC1AT			2008-10-23		
K06DF1AT			2008-10-23		
K06DG1AT			2008-10-23		
K06DH1AT			2008-10-23		
K06DJ1AT			2008-10-23		
K06DL1AT			2008-10-23		
K06DM1AT			2008-10-23		
K06DN1AT			2008-10-23		
K06DP1AT	↓	↓	2008-10-23	↓	

DB 10-21-08

DB 10-21-08

DB 10-21-08

[1] If sulfides are present, treat sample with powdered cadmium or lead carbonate until there is no reaction to the lead acetate paper.

SAMPLE CODING: B-Blank C-Check L-Check Duplicate S-Matrix Spike D-Matrix Spike Duplicate X-Sample Duplicate

Reagents:

Zinc Acetate, Std 3294-08, StandardsLog
Sulfide CCV, Std 3747-08, Standards Log
Sulfide LCS, Std 3746-08, Standards Log
Sulfide Stock, Std 0688-06, Standards Log

NOTE: Distillates are disposed of 14 days after analysis

Balance ID:	WC1493
Pipet #:	J00141
LCS True Value:	19.2 mg/L
LCS StdsLogID:	Std 3746-08
MS/MSD Conc.:	19.2 mg/L
MS/MSD StdsLogID:	Std 3746-08

Digestate(s)	(Received) Date	Time	Analyst	Location	(Relinquished) Date	Time	Analyst	Location
All Above	10-21-08	1620	DB	W-C	10-21-08	1620	DB	Ref-1
All Above	10-21-08	1645	DB	Ref-1	10-21-08	1715	DB	Disposed

Additional Comments:

Reviewed By: [signature] **Date:** 10/21/08

WC-71-8295348

START 1355
END 1525

REQUESTED BY: **BAKERD2**

METHOD: TV Sulfides, Total (9030B-dist/9034-titrat.) 8295348

STORAGE LOCATION	WORK ORDER #	PICKED CNTR#	CONTROL #	CLIENT #	ANALYSIS	LOTID	SMP#	SFX	MATRIX DESCRIPTION	QTY RCVD	QTY REQD
3A,B,CLP1	K02VJ-1-AT		541161	357557	I-06-TV	C8J160331	017		WATER ms-msD	9	1
3A,B,CLP1	K02VK-1-AT		541162	357557	I-06-TV	C8J160331	018		WATER	9	1
3A,B,CLP1	K02VM-1-AT		541163	357557	I-06-TV	C8J160331	019		WATER	9	1
3A,B,CLP1	K02VN-1-AT		541164	357557	I-06-TV	C8J160331	020		WATER	9	1
3A,B,CLP1	K02VP-1-AT		541165	357557	I-06-TV	C8J160331	021		WATER	9	1
3A,B,CLP1	K02VT-1-AT		541166	357557	I-06-TV	C8J160331	022		WATER	9	1
4D,CLP1	K06DA-1-AG		541167	357557	I-06-TV	C8J180171	001		WATER	9	1
4D,CLP1	K06DC-1-AT		541168	357557	I-06-TV	C8J180171	002		WATER	9	1
4D,CLP1	K06DF-1-AT		541169	357557	I-06-TV	C8J180171	003		WATER	9	1
4D,CLP1	K06DG-1-AT		541170	357557	I-06-TV	C8J180171	004		WATER	9	1
4D,CLP1	K06DH-1-AT		541171	357557	I-06-TV	C8J180171	005		WATER	9	1
4D,CLP1	K06DJ-1-AT		541172	357557	I-06-TV	C8J180171	006		WATER	9	1
4D,CLP1	K06DL-1-AT		541173	357557	I-06-TV	C8J180171	007		WATER	9	1
4D,CLP1	K06DM-1-AT		541174	357557	I-06-TV	C8J180171	008		WATER	9	1
4D,CLP1	K06DN-1-AT		541175	357557	I-06-TV	C8J180171	009		WATER	9	1
4D,CLP1	K06DP-1-AT		541176	357557	I-06-TV	C8J180171	010		WATER	9	1

RELINQUISHED BY	RECEIVED BY	DATE/TIME
[signature]	D.O. Baker	10-21-08 (1220)
D.O. Baker	[signature]	10-21-08 1400

***** END OF REPORT *****

TestAmerica

THE LEADER IN ENVIRONMENTAL TESTING (Pittsburgh)

Nitrate-Nitrite

Analyst Chuck Kieda
Date 10/23/08
Data File 102208A
Method 353.2 SOP PITT-WC-0007
Instrument Alpkem #1

STANDARD	LOT #
Nitrate/Nitrite Color Reagent	STD 3338-08
NH_4Cl EDTA Buffer	STD 3652-08
Standard Nitrate/Nitrite	STD 0212-08 / STD 3339-08
Second Source	STD 2581-08 / STD 2582-08

Standards:

	(NO3/NO2 as N)			(NO2 as N)
STD	3840-08		10 PPM	~~STD~~ CAK 10/23/08
STD	3841-08	(CCV)	~~5 PPM~~	~~STD~~
STD	3842-08		2.5 PPM	STD 3847-08
STD	3843-08		1.0 PPM	~~STD~~
STD	3844-08		0.5 PPM	STD CAK 10/23/08
STD	3845-08		0.1 PPM	STD
STD	3846-08	(Nelac/CCV)	4.0 PPM	~~STD~~

Lot Number(s)	Batch Number(s)
C8J200138	8296125
C8J180171	↓
C8J210140	
C8J100411	8296130

Run Results Report
Results: C:\FLOW_4\102208A.RST
Results completed: 11:51 October 22, 2008.
Operator: KIEDAC

Chuck Kieda 10/22/08

NITRATE/NITRITE

Time	Cup	Name	Height	Calc.	Flags
---------- User request: Start Data Collect ----------					
10:30	0	CARRYOVER	1697	0.062373	
10:31	0	CARRYOVER	235	0.037752	
		Mean & RSD:	966	0.050061	NoRSD
10:33	0	BASELINE	0	0.033799	BL
10:34	1	NO3/NO2 10PP	544871	10.000427	
10:36	2	NO3/NO2 5PPM	281717	4.988431	
10:37	3	NO3/NO2 2.5P	145815	2.545249	
10:39	4	NO3/NO2 1PPM	53740	0.946148	
10:40	5	NO3/NO2 .5PP	25898	0.471533	
10:42	6	NO3/NO2 .1PP	4473	0.109142	
10:43	7	NO3/NO2 0PPM	312	0.039049	
10:45	0	BASELINE	0	0.033799	BL
10:46	*3	NO3 2.5 PPM	144277	2.518152	
10:48	*8	NO2 2.5 PPM	138650	2.419172	
10:49	9	NELAC NO3 CCV	207406	3.640256	mg/L — 91%
10:51	0	CCB	50	0.034635	↓
10:52	0	BASELINE	0	0.033799	BL
10:54	101	K0MGP	14431	0.277282	mg/L
10:55	102	K0MG2	13359	0.259150	
10:57	103	K0MG2 S	127756	2.228034	— 98% } RPD = 0.38
10:58	104	K0MG2 D	127274	2.219590	— 98% }
11:00	105	K0MHE	11415	0.226292	
11:01	106	K0MHJ	13382	0.259532	
11:03	107	K0MHL	11669	0.230583	
11:04	108	K06DC	69704	1.220151	
11:06	109	K06DF	5218	0.121710	
11:07	2	NO3 CCV	277344	4.908274	— 98%
11:09	0	CCB	-44	0.033056	↓
11:10	0	BASELINE	0	0.033799	BL
11:12	110	K06DA	444	0.041267	mg/L
11:13	111	K06DA S	107229	1.869585	— 91% } RPD = 0.61
11:15	112	K06DA D	106566	1.858044	— 91% }
11:16	113	K06DG	26156	0.475921	
11:18	114	K06DH	2809	0.081102	
11:19	115	K06DJ	1219	0.054328	
11:20	116	K06DL	3568	0.093887	
11:22	117	K06DM	1237	0.054631	
11:23	118	K06DN	29153	0.526805	
11:25	2	NO3 CCV	283819	5.027001	— 101%
11:26	0	CCB	-58	0.032815	↓
11:28	0	BASELINE	0	0.033799	BL
11:29	119	K06DP	325	0.039274	mg/L
11:31	120	K06DQ	3224	0.088103	↓

* Cd REDUCTION COLUMN EFFICIENCY

$$\frac{\text{HEIGHT } NO_3^- \text{ @ 2.5ppm}}{\text{HEIGHT } NO_2^- \text{ @ 2.5ppm}} \times 100\% = \frac{2.518152}{2.} \quad \frac{144277}{138650} \times 100\% = 104.1\%$$

CAK 10/23/08

CAK 10/23/08

Run Results Report
Results: C:\FLOW_4\102208A.RST
Results completed: 11:51 October 22, 2008.
Operator: KIEDAC

Chuck Kieda 10/22/08

NITRATE/NITRITE

Time	Cup	Name	Height	Calc.	Flags
11:32	121	K06DR	115	0.035741	mg/L
11:34	122	~~K08DM~~ K08JM	6887	0.149858	
11:35	123	K07KL	964	0.050034	
11:37	124	K07KQ	356661	6.378052	
11:38	125	K07KQ S	452972	8.208003	
11:40	126	K07KQ D	446567	8.084769	
11:41	2	NO3 CCV	280375	4.963831	
11:43	0	CCB	175	0.036748	
11:44	0	BASELINE	0	0.033799	BL

CAK 10/23/08

91% } RPD = 1.5
85%
99%

NITRATE/NITRITE: Calibration, Peak 5-52

File name: C:\FLOW 4\102208A.RST
Date: October 22, 2008
Operator: KIEDAC

Chuck Kieda 10/22/08

*	Name	Conc	Height
*	NO3/NO2 10PPM	10.000000	544870.875000
*	NO3/NO2 5PPM	5.000000	281716.750000
*	NO3/NO2 2.5PPM	2.500000	145815.437500
*	NO3/NO2 1PPM	1.000000	53740.285156
*	NO3/NO2 .5PPM	0.500000	25897.595703
*	NO3/NO2 .1PPM	0.100000	4472.692383
*	NO3/NO2 0PPM	0.000000	311.854462

Calib Coef:
x=cyy+by+a
a: (intercept) 3.3799e-02
b: 1.6833e-05
c: 2.6769e-12

Corr Coef: 0.999953

Carryover: 0.31%

No Drift Peaks

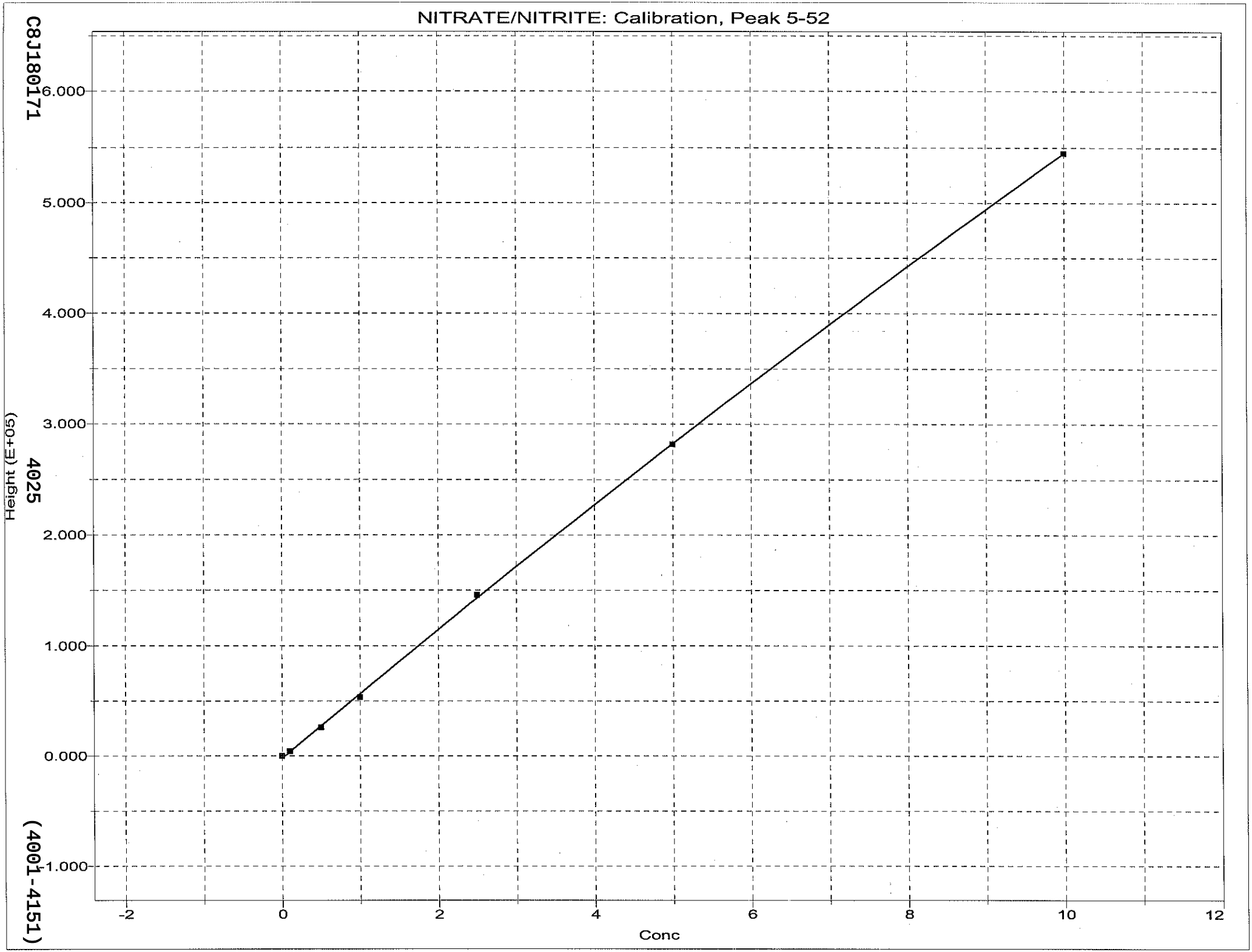
NITRATE/NITRITE: Calibration, Peak 5-52
C8J180171
4025
(4001-4151)
Height (E+05)
6.000
5.000
4.000
3.000
2.000
1.000
0.000
-1.000
-2
0
2
4
6
8
10
12
Conc

Channel 2: NITRATE/NITRITE
Absorbance (µAu) (E+05)
Time (sec)
C8J180171
4026
(4001-4151)
SYNC: 10.0387
ARRYOVER: 0.062372
ARRYOVER: 0.037752
BASELINE: 0.033799
NO3/NO2 10PPM: 10.0004
NO3/NO2 5PPM: 4.98843
NO3/NO2 2.5PPM: 2.5452
NO3/NO2 1PPM: 0.94614
NO3/NO2 .5PPM: 0.47153
NO3/NO2 .1PPM: 0.10914
NO3/NO2 0PPM: 0.039049
BASELINE: 0.033799
NO3 2.5 PPM: 2.51815
NO2 2.5 PPM: 2.41917
NEJAC NO3 CCV: 3.64026
CB: 0.034635
BASELINE: 0.033799
K0MGP: 0.277282
K0MG2: 0.259152
K0MG2 S: 2.22803
K0MG2 D: 2.21959
K0MHE: 0.226292
K0MHJ: 0.259532
K0MHL: 0.230583
K06DC: 1.22015
K06DF: 0.12171
NO3 CCV: 4.90827
CB: 0.033055
BASELINE: 0.033799
K06DA: 0.041266
K06DA S: 1.86958
K06DA D: 1.85804
K06DG: 0.475921
K06DH: 0.081101
K06DJ: 0.054328
K06DL: 0.093886
K06DM: 0.054631
K06DN: 0.526805
NO3 CCV: 5.027
CB: 0.032815
BASELINE: 0.033799
K06DP: 0.039274
K06DQ: 0.088103
K06DR: 0.085740
K08DM: 0.149858
K07KL: 0.050034
K07KQ: 6.37885
K07KQ S: 8.208
K07KQ D: 8.08477
NO3 CCV: 4.96383
CB: 0.036748
BASELINE: 0.033799

Sample Table - 102208a.tbl

File name: C:\FLOW 4\102208A.TBL
Date: October 22, 2008

Cup	Name	Type	R	Dil	Wt	Vial	Comment
1	SYNC	SYNC	1	1	1		
0	CARRYOVER	CO	2	1	1		
0	BASELINE	RB	1	1	1		
1	NO3/NO2 10PPM	C	1	1	1		
2	NO3/NO2 5PPM	C	1	1	1		
3	NO3/NO2 2.5PPM	C	1	1	1		
4	NO3/NO2 1PPM	C	1	1	1		
5	NO3/NO2 .5PPM	C	1	1	1		
6	NO3/NO2 .1PPM	C	1	1	1		
7	NO3/NO2 0PPM	C	1	1	1		
0	BASELINE	RB	1	1	1		
3	NO3 2.5 PPM	U	1	1	1		
8	NO2 2.5 PPM	U	1	1	1		
9	NELAC NO3 CCV	U	1	1	1		
0	CCB	U	1	1	1		
0	BASELINE	RB	1	1	1		
101	K0MGP	U	1	1	1		pH=7.77
102	K0MG2	U	1	1	1		pH=7.86
103	K0MG2 S	U	1	1	1		pH=7.86
104	K0MG2 D	U	1	1	1		pH=7.86
105	K0MHE	U	1	1	1		pH=6.99
106	K0MHJ	U	1	1	1		pH=6.53
107	K0MHL	U	1	1	1		pH=8.61
108	K06DC	U	1	1	1		pH=6.99
109	K06DF	U	1	1	1		pH=7.52
2	NO3 CCV	U	1	1	1		
0	CCB	U	1	1	1		
0	BASELINE	RB	1	1	1		
110	K06DA	U	1	1	1		pH=6.36
111	K06DA S	U	1	1	1		pH=6.36
112	K06DA D	U	1	1	1		pH=6.36
113	K06DG	U	1	1	1		pH=6.38
114	K06DH	U	1	1	1		pH=6.47
115	K06DJ	U	1	1	1		pH=7.36
116	K06DL	U	1	1	1		pH=6.86
117	K06DM	U	1	1	1		pH=6.67
118	K06DN	U	1	1	1		pH=7.06
2	NO3 CCV	U	1	1	1		
0	CCB	U	1	1	1		
0	BASELINE	RB	1	1	1		
119	K06DP	U	1	1	1		pH=6.45
120	K06DQ	U	1	1	1		pH=6.47
121	K06DR	U	1	1	1		pH=6.66
122	~~K08DM~~ K08JM	U	1	1	1		pH=7.73
123	K07KL	U	1	1	1		pH=6.94
124	K07KQ	U	1	1	1		pH=8.41
125	K07KQ S	U	1	1	1		pH=8.41
126	K07KQ D	U	1	1	1		pH=8.41
2	NO3 CCV	U	1	1	1		
0	CCB	U	1	1	1		
0	BASELINE	RB	1	1	1		

PSR024 10/22/08 4:30:58 MT SAMPLE CUSTODIAN REMOVAL REQUEST BATCH # 8296125 PAGE 001

REQUESTED BY: KIEDAC

METHOD: CM Nitrate-Nitrite

STORAGE LOCATION	WORK ORDER #	PICKED CNTR#	CONTROL #	CLIENT #	ANALYSIS	LOTID	SMP#	SFX	MATRIX DESCRIPTION	QTY RCVD	QTY REQD
4D,CLP1	K06DA-1-AE		541600	357557	I-23-CM	C8J180171	001		WATER (MS/MSD)	9	1
4D,CLP1	K06DC-1-AQ		541601	357557	I-23-CM	C8J180171	002		WATER	9	1
4D,CLP1	K06DF-1-AQ		541602	357557	I-23-CM	C8J180171	003		WATER	9	1
4D,CLP1	K06DG-1-AQ		541603	357557	I-23-CM	C8J180171	004		WATER	9	1
4D,CLP1	K06DH-1-AQ		541604	357557	I-23-CM	C8J180171	005		WATER	9	1
4D,CLP1	K06DJ-1-AQ		541605	357557	I-23-CM	C8J180171	006		WATER	9	1
4D,CLP1	K06DL-1-AQ		541606	357557	I-23-CM	C8J180171	007		WATER	9	1
4D,CLP1	K06DM-1-AQ		541607	357557	I-23-CM	C8J180171	008		WATER	9	1
4D,CLP1	K06DN-1-AQ		541608	357557	I-23-CM	C8J180171	009		WATER	9	1
4D,CLP1	K06DP-1-AQ		541609	357557	I-23-CM	C8J180171	010		WATER	9	1
4D,CLP1	K06DQ-1-AQ		541610	357557	I-23-CM	C8J180171	011		WATER	9	1
4D,CLP1	K06DR-1-AQ		541611	357557	I-23-CM	C8J180171	012		WATER	9	1
5D	K08JM-1-AU		541614	126501	I-23-CM	C8J210140	001		WATER	10	1
5D, OUT	K07KL-1-AE		541612	356779	I-23-CM	C8J200138	001		WATER	3	1
5D, OUT	K07KQ-1-AC		541613	356779	I-23-CM	C8J200138	002		WATER (MS/MSD)	3	1

RELINQUISHED BY	RECEIVED BY	DATE/TIME
P Baum	Chuck Kieda	10/22/08 0635
Chuck Kieda	P Baum	10/22/08 1100

***** END OF REPORT *****

PSR024 10/22/08 4:29:53 MT SAMPLE CUSTODIAN REMOVAL REQUEST BATCH # 8296130 PAGE 001

REQUESTED BY: KIEDAC

METHOD: CM Nitrate-Nitrite (353.2, Automated)

STORAGE LOCATION	WORK ORDER #	PICKED CNTR#	CONTROL #	CLIENT #	ANALYSIS	LOTID	SMP#	SFX	MATRIX DESCRIPTION	QTY RCVD	QTY REQD
21D,E,OUT	K0MGP-1-AX		541595	126501	A-E9-CM	C8J100411	001		SOLID	5	1
21D,E,OUT	K0MG2-1-C7		541596	126501	A-E9-CM	C8J100411	002		SOLID (MS/MSD)	15	1
21D,E,OUT	K0MHE-1-A3		541597	126501	A-E9-CM	C8J100411	003		SOLID	5	1
21D,E,OUT	K0MHJ-1-A3		541598	126501	A-E9-CM	C8J100411	004		SOLID	5	1
21D,E,OUT	K0MHL-1-A3		541599	126501	A-E9-CM	C8J100411	005		SOLID	5	1

RELINQUISHED BY	RECEIVED BY	DATE/TIME
P Daust	Chuck Kieda	10/22/08 0635
Chuck Kieda	P Daust	10/22/08 1100

***** END OF REPORT *****

Upload

TestAmerica Pittsburgh

Sulfide Log Sheet

9030B/9034/4500-S/376.1

10/23/2008 4:35 PM

Batch	Lot Number	SDG
8297310	C8J180171	N / A

Analyst:	Dennis Baker
Date:	10/23/08
Start Time:	16:25
Balance ID:	WC1493
Pipette ID:	J00141
Stock Std. ID No.:	Std 3746-08
CCV Std. ID No.:	Std 3747-08
True Value:	960 ppm
Prep: 10/17/2008	**Exp:** 10/24/08

True Value LCS/ICV:	19.2
True Value CCV:	19.2
True Value MS/MSD:	19.2

LCS 1.000 **ml of** 960 **ppm** **ID No.:** Std 3746-08 = 19.2 **ppm Range +/-15%**

CCV 1.000 **ml of** 960 **ppm** **ID No.:** Std 3747-08 = 19.2 **ppm Range +/-15%**

$$\text{sulfide mg/L} = \frac{[(\text{ml of Iodine} \times \text{N Iodine}) - \text{mL } Na_2S_2O_3 \times \text{N } Na_2S_2O_3)]}{\text{ml Sample}} \times 16{,}000$$

Iodine Standardization ID No.: Std 3293-08

$$0.025 \text{ N Iodine} = \frac{20 \text{ mL } Na_2S_2O_3 \times 0.025 \text{ N of } Na_2S_2O_3}{20.0 \text{ mL of Iodine Solution}}$$

Sodium Thiosulfate Standardization Id No.: Std 2441-08

Titration 1: 10 mls, 0.025 Normality

Titration 2: 10 mls, 0.025 Normality

0.025 Avg.

$$\frac{(10 \text{ mL of } KH(IO_3)^2) \times (0.025\text{N } KH(IO_3)^2)}{\text{mL of } Na_2S_2O_3}$$

ND 50 50

Relative Percent Difference

X1 = Orig Result X2 = Duplicate

$$\left(\frac{ND}{(X1+X2)/2}\right) \times 100 = 4$$

C8J180171-11

MS Percent Recovery

$$100 \times \left(\frac{\text{Obs Conc of MS} - \text{Conc of Samp}}{\text{True Spike Conc}}\right) = \frac{19.20 - ND}{19.20} = 100.00$$

Sample ID: C8J180171-11S

MSD Percent Recovery

$$100 \times \left(\frac{\text{Obs Conc of MSD} - \text{Conc of Samp}}{\text{True Spike Conc}}\right) = \frac{20.00 - ND}{19.20} = 104.17$$

Sample ID: C8J180171-11D

%Rec/RPD

Upload

TestAmerica Pittsburgh

Sulfide Log Sheet

9030B/9034/4500-S/376.1

10/23/2008 4:35 PM

Sample ID	Sample ML	mL of Iodine	ml of $NA_2S_2O_3$	Conc Smp	Dilution Factor	LDL	Was sample filtered and preserved in lab? (Y/N)	Percent %
ICV	50.0	10.0	7.6	19.20	1	3.00	N	100.00
ICB	50.0	10.0	10.0	ND	1	3.00	N	
LCS	50.0	10.0	7.6	19.20	1	3.00	N	100.00
MB	50.0	10.0	10.0	ND	1	3.00	N	
C8J180171-11	50.0	10.0	10.0	ND	1	3.00	N	
C8J180171-11S	50.0	10.0	7.6	19.20	1	3.00	N	100.00
C8J180171-11D	50.0	10.0	7.5	20.00	1	3.00	N	104.17
C8J180171-12	50.0	10.0	10.0	ND	1	3.00	N	
CCV	50.0	10.0	7.7	18.40	1	3.00	N	95.83
CCB	50.0	10.0	10.0	ND	1	3.00	N	

DB 10-23-08

DB 10-23-08

Analyst: D. a Baker Date: 10-23-08

Reviewed By: See ORC Date: 10-23-08

New Dennis Baker 10/23/2008 4:20:51 PM

TestAmerica Pittsburgh *Sulfide 9030B/9034 Distillation Worksheet* Batch No: **8297310**

Method Sulfide 9030B/9034	**Matrix** Water	**Lot Numbers** C8J180171
Start Time 13:55	**Stop Time** 15:25	
Analyst Dennis Baker	**Date** 10/23/08	
Analyst Sign: D. a Baker		

Sample ID	Initial Wt/Vol g/mL	Final Vol mL	Expiration Date	Sulfide Present (Y/N) [1]	Comments
K1F1H1AA B	50 ml	50		N/T	N/A
K1F1H1AC C			DB 10-23-08		+ 1.0 ml 3746-08
K06DQ1AT					N/A
K06DQ1CA S					+ 1.0 ml 3746-08
K06DQ1CC D					+ 1.0 ml 3746-08
K06DR1AT					N/A

DB 10-23-08

[1] If sulfides are present, treat sample with powdered cadmium or lead carbonate until there is no reaction to the lead acetate paper.

SAMPLE CODING: B-Blank C-Check L-Check Duplicate S-Matrix Spike D-Matrix Spike Duplicate X-Sample Duplicate

Reagents:

Zinc Acetate, Std 3294-08, StandardsLog
Sulfide CCV, Std 3747-08, Standards Log
Sulfide LCS, Std 3746-08, Standards Log
Sulfide Stock, Std 0688-06, Standards Log

NOTE: Distillates are disposed of 14 days after analysis

Balance ID:	WC1493
Pipet #:	J00141
LCS True Value:	19.2 mg/L
LCS StdsLogID:	Std 3746-08
MS/MSD Conc.:	19.2 mg/L
MS/MSD StdsLogID:	Std 3746-08

Digestate(s)	(Received) Date	Time	Analyst	Location	(Relinquished) Date	Time	Analyst	Location
All Above	10-23-08	1600	DB	W-C	10-23-08	1600	DB	R-F-1
All Above	10-23-08	1620	DB	R-F-1	10-23-08	1635	DB	Disposed

Additional Comments:

Reviewed By: [signature] 4032 **Date:** 10/23/08

WC-71-8297310

GLASS BEADS 960-07

PSR024 10/23/08 9:06:59 MT SAMPLE CUSTODIAN REMOVAL REQUEST PAGE 001

START 1355
END 1525

REQUESTED BY: **BAKERD2**

METHOD: TV Sulfides, Total (9030B-dist/9034-titrat.)

STORAGE LOCATION	WORK ORDER #	PICKED CNTR#	CONTROL #	CLIENT #	ANALYSIS	LOTID	SMP#	SFX	MATRIX DESCRIPTION	QTY RCVD	QTY REQD
4B,OUT	K06KW-1-AD		542834	409519	A-06-TV	C8J180187	007		SOLID	2	1
4B,OUT	K06KX-1-AD		542835	409519	A-06-TV	C8J180187	008		SOLID	2	1
4B,OUT	K06K0-1-AD		542836	409519	A-06-TV	C8J180187	009		SOLID	2	1
4B,OUT	K06K1-1-AD		542837	409519	A-06-TV	C8J180187	010		SOLID	2	1
4B,OUT	K06K3-1-AD		542838	409519	A-06-TV	C8J180187	011		SOLID	2	1
4B,OUT	K06K5-1-AD		542839	409519	A-06-TV	C8J180187	012		SOLID	2	1
4B,OUT	K06K6-1-AD		542840	409519	A-06-TV	C8J180187	013		SOLID	2	1
4B,OUT	K06K8-1-AD		542841	409519	A-06-TV	C8J180187	014		SOLID	2	1
4B,OUT	K06K9-1-AD		542842	409519	A-06-TV	C8J180187	015		SOLID	2	1
4B,OUT	K06LA-1-AD		542843	409519	A-06-TV	C8J180187	016		SOLID	2	1
4B,OUT	K06LD-1-AD		542844	409519	A-06-TV	C8J180187	017		SOLID	2	1
4B,OUT	K06LF-1-AD		542845	409519	A-06-TV	C8J180187	018		SOLID MS-MSD	2	1
4D,CLP1	K06DQ-1-AT		542832	357557	I-06-TV	C8J180171	011		WATER MS-MSD	9	1
4D,CLP1	K06DR-1-AT		542833	357557	I-06-TV	C8J180171	012		WATER	9	1

SOLID SB297309

WATER SB297310

RELINQUISHED BY	RECEIVED BY	DATE/TIME
Diane	D. a Baker	10-23-08 (1755)
D. a Baker	Diane	10-23-08 (1400)

***** END OF REPORT *****

TestAmerica

THE LEADER IN ENVIRONMENTAL TESTING (Pittsburgh)

Cyanide Analysis

Analyst P. Johnson **Date** 10.24.08

Data File 102408CN **Method** Subbelow **Instrument** Kondel

Standard	Lot#	Standard	Lot#
Primary Stock	Std 333708	Secondary Stock	Std 250008
Mercury II		0.1 N NaOH	NA
WAD Carrier	NA	0.25 N NaOH	Std 343708
WAD A		Pyridine-Barbituric Acid	Std 326008
WAD B		Chloramine-T	Std 382908
WAD AR		Phosphate Buffer	Std 149908

SOP Reference: 335.4/SM 4500-G/9012A PITT-WC-0018 | 1677 PITT-WC-1677 | CLP Water PITT-WC-0032 | CLP Soil PITT-WC-0040

Standards:

Primary	10 PPM STD	3868 08
Secondary	10 PPM STD	3869 08
	0.5 PPM STD	3870 08
	0.25 PPM STD	NA
(CCV)	0.10 PPM STD	3871 08
	0.05 PPM STD	
	0.01 PPM STD	NA
	0.005 PPM STD	
(NELAC/CCV)	0.20 PPM STD	3872 08

Lot Number(s)	Batch Number(s)	Method
C8J220204	8298128	335.4
C8J230135	1	1
C8J160111	8298130	9012A
C8J210161	1	1
C8J180171	8298134	9012A
C8J210161	1	1
~~C8J190101~~	~~8298445~~	~~9012A~~
~~C8J220365~~	10.24.08	1

AquaKem v. 6.5 AQ2 TestAmerica Pittsburgh
Results from time period:
Fri Oct 24 12:20:55 2008
Fri Oct 24 18:19:32 2008

Sample Id	Test short name	Result	Result unit	Final Results	Final Units	Result date and time	Percent Recovery	RPD	Dil. ratio	Manual dil. ratio	Response	True Value	Upload Data?
CN-0.0	CN-EPA	0.00177	mg/l	0.00177	mg/l	10/24/08 11:20			0		0.01176		N
CN-0.0	CN-EPA	0.00177	mg/l	0.00177	mg/l	10/24/08 11:20			0		0.01176		N
CN-.5	CN-EPA	0.00743	mg/l	0.00743	mg/l	10/24/08 11:20			99		0.01854		N
CN-.5	CN-EPA	0.00743	mg/l	0.00743	mg/l	10/24/08 11:20			99		0.01854		N
CN-.5	CN-EPA	0.01136	mg/l	0.01136	mg/l	10/24/08 11:20			49		0.02325		N
CN-.5	CN-EPA	0.01136	mg/l	0.01136	mg/l	10/24/08 11:20			49		0.02325		N
CN-.5	CN-EPA	0.04889	mg/l	0.04889	mg/l	10/24/08 11:20			9		0.06826		N
CN-.5	CN-EPA	0.04889	mg/l	0.04889	mg/l	10/24/08 11:20			9		0.06826		N
CN-.5	CN-EPA	0.09735	mg/l	0.09735	mg/l	10/24/08 11:20			4		0.12636		N
CN-.5	CN-EPA	0.09735	mg/l	0.09735	mg/l	10/24/08 11:20			4		0.12636		N
CN-.5	CN-EPA	0.24522	mg/l	0.24522	mg/l	10/24/08 11:21			1		0.30368		N
CN-.5	CN-EPA	0.24522	mg/l	0.24522	mg/l	10/24/08 11:21			1		0.30368		N
CN-.5	CN-EPA	0.50298	mg/l	0.50298	mg/l	10/24/08 11:21			0		0.61275		N
CN-.5	CN-EPA	0.50298	mg/l	0.50298	mg/l	10/24/08 11:21			0		0.61275		N
NELAC .2	CN-EPA	0.19669	mg/l	0.19669	mg/l	10/24/08 11:27	98.345		0		0.24548	0.2	N
CCB-CN	CN-EPA	0.00115	mg/l	0.00115	mg/l	10/24/08 11:27			0		0.01101		N
DIST .05	CN-EPA	0.05482	mg/l	0.05482	mg/l	10/24/08 11:27	109.64		0		0.07537	0.05	N
DIST .25	CN-EPA	0.2329	mg/l	0.2329	mg/l	10/24/08 11:27	93.16		0		0.2889	0.25	N
CCV-CN	CN-EPA	0.10951	mg/l	0.10951	mg/l	10/24/08 11:44	109.51		0		0.14095	0.1	N
VCCB-CN	CN-EPA	0.00196	mg/l	0.00196	mg/l	10/24/08 11:44			0		0.01198		N
k1hnp1ac	CN-EPA	0.19057	mg/l	0.19057	mg/l	10/24/08 11:44	95.285		0	0	0.23815	0.2	Y
k1hnp1aa	CN-EPA	0.0023	mg/l	0.0023	mg/l	10/24/08 11:44			0	0	0.0124		Y
k1crd1ac	CN-EPA	0.05051	mg/l	0.05051	mg/l	10/24/08 11:44			0	0	0.0702		Y
k1crd1ah	CN-EPA	0.14601	mg/l	0.14601	mg/l	10/24/08 11:44	95.5		0	0	0.18472	0.1	Y
k1crd1aj	CN-EPA	0.14797	mg/l	0.14797	mg/l	10/24/08 11:44	97.46	1.33342	0	0	0.18707	0.1	Y
k1e0r1ac	CN-EPA	0.00438	mg/l	0.00438	mg/l	10/24/08 11:44			0	0	0.01489		Y
k1hnq1ac	CN-EPA	0.20585	mg/l	205.85	ug/l	10/24/08 11:44	102.925		0	0	0.25646	200	Y
k1hnq1aa	CN-EPA	0.00206	mg/l	2.06	ug/l	10/24/08 11:45			0	0	0.01211		Y
k00t21ad	CN-EPA	0.01233	mg/l	12.33	ug/l	10/24/08 11:45			0	0	0.02442		Y
k08p91a3	CN-EPA	0.00356	mg/l	3.56	ug/l	10/24/08 11:52			0	0	0.01391		Y
CCV-CN	CN-EPA	0.10692	mg/l	0.10692	mg/l	10/24/08 11:52	106.92		0		0.13785	0.1	N
VCCB-CN	CN-EPA	0.00144	mg/l	0.00144	mg/l	10/24/08 11:52			0		0.01136		N
k08rf1ae	CN-EPA	0.088	mg/l	88	ug/l	10/24/08 11:52			0	0	0.11516		Y
k08rg1ae	CN-EPA	0.01672	mg/l	16.72	ug/l	10/24/08 11:52			0	0	0.02969		Y
k08rj1ae	CN-EPA	0.00883	mg/l	8.83	ug/l	10/24/08 11:52			0	0	0.02022		Y
k08rl1ae	CN-EPA	0.0059	mg/l	5.9	ug/l	10/24/08 11:52			0	0	0.0167		Y
k08rn1ae	CN-EPA	0.01825	mg/l	18.25	ug/l	10/24/08 11:52			0	0	0.03151		Y
k08rx1ae	CN-EPA	0.00555	mg/l	5.55	ug/l	10/24/08 11:52			0	0	0.01628		Y
k1hnn1ac	CN-EPA	0.19332	mg/l	0.19332	mg/l	10/24/08 11:52	96.66		0	0	0.24144	0.2	Y
k1hnn1aa	CN-EPA	0.00139	mg/l	0.00139	mg/l	10/24/08 11:52			0	0	0.0113		Y
k06da1af	CN-EPA	0.00182	mg/l	0.00182	mg/l	10/24/08 11:59			0	0	0.01181		Y
k06da1dw	CN-EPA	0.09529	mg/l	0.09529	mg/l	10/24/08 11:59	93.47		0	0	0.12389	0.1	Y
CCV-CN	CN-EPA	0.10651	mg/l	0.10651	mg/l	10/24/08 11:59	106.51		0		0.13734	0.1	N
VCCB-CN	CN-EPA	0.00165	mg/l	0.00165	mg/l	10/24/08 11:59			0		0.01161		N
k06da1dx	CN-EPA	0.09622	mg/l	0.09622	mg/l	10/24/08 11:59	94.4	0.97123	0	0	0.12501	0.1	Y
k06dc1ar	CN-EPA	0.00328	mg/l	0.00328	mg/l	10/24/08 11:59			0	0	0.01357		Y
k06df1ar	CN-EPA	0.00362	mg/l	0.00362	mg/l	10/24/08 11:59			0	0	0.01398		Y
k06dg1ar	CN-EPA	0.00647	mg/l	0.00647	mg/l	10/24/08 11:59			0	0	0.01739		Y
k06dh1ar	CN-EPA	0.00416	mg/l	0.00416	mg/l	10/24/08 11:59			0	0	0.01462		Y
k06dj1ar	CN-EPA	0.00177	mg/l	0.00177	mg/l	10/24/08 11:59			0	0	0.01176		Y
k06dl1ar	CN-EPA	0.00193	mg/l	0.00193	mg/l	10/24/08 11:59			0	0	0.01195		Y
k06dm1ar	CN-EPA	0.00127	mg/l	0.00127	mg/l	10/24/08 12:07			0	0	0.01116		Y
k06dn1ar	CN-EPA	0.00217	mg/l	0.00217	mg/l	10/24/08 12:07			0	0	0.01224		Y
k06dp1ar	CN-EPA	0.00103	mg/l	0.00103	mg/l	10/24/08 12:07			0	0	0.01087		Y
CCV-CN	CN-EPA	0.10665	mg/l	0.10665	mg/l	10/24/08 12:07	106.65		0		0.13752	0.1	N
VCCB-CN	CN-EPA	0.00145	mg/l	0.00145	mg/l	10/24/08 12:07			0		0.01137		N
~~k06dq1ar~~	~~CN-EPA~~	~~0.00184~~	~~mg/l~~	~~0.00184~~	~~mg/l~~	~~10/24/08 12:07~~			~~0~~	~~0~~	~~0.01184~~		~~N~~
k06dr1ar	CN-EPA	0.00439	mg/l	0.00439	mg/l	10/24/08 12:07			0	0	0.0149		N
k08qf1ae	CN-EPA	0.00517	mg/l	5.17	ug/l	10/24/08 12:07			0	0	0.01584		N
k08qf1a4	CN-EPA	0.09074	mg/l	90.74	ug/l	10/24/08 12:07	85.57		0	0	0.11844	100	N
k08qf1a5	CN-EPA	0.08905	mg/l	89.05	ug/l	10/24/08 12:07	83.88	1.87997	0	0	0.11642	100	N
k08qh1ae	CN-EPA	0.0379	mg/l	37.9	ug/l	10/24/08 12:07			0	0	0.05508		N
k08qj1ae	CN-EPA	0.02197	mg/l	21.97	ug/l	10/24/08 12:12			0	0	0.03598		N
k08qk1ae	CN-EPA	0.02739	mg/l	27.39	ug/l	10/24/08 12:12			0	0	0.04247		N
k08ql1ae	CN-EPA	0.04292	mg/l	42.92	ug/l	10/24/08 12:12			0	0	0.06109		N
k08qm1ae	CN-EPA	0.08997	mg/l	89.97	ug/l	10/24/08 12:12			0	0	0.11752		N
CCV-CN	CN-EPA	0.1121	mg/l	0.1121	mg/l	10/24/08 12:12	112.1		0		0.14405	0.1	N
VCCB-CN	CN-EPA	0.00141	mg/l	0.00141	mg/l	10/24/08 12:12			0		0.01133		N
k08r11ae	CN-EPA	0.00242	mg/l	2.42	ug/l	10/24/08 12:12			0	0	0.01254		N
CCV-CN	CN-EPA	0.11319	mg/l	0.11319	mg/l	10/24/08 12:17	113.19		0		0.14536	0.1	N
~~VCCB-CN~~	~~CN-EPA~~	~~0.00098~~	~~mg/l~~	~~0.00098~~	~~mg/l~~	~~10/24/08 12:17~~			~~0~~		~~0.01081~~		~~N~~
CCV-CN	CN-EPA	0.10789	mg/l	0.10789	mg/l	10/24/08 12:37	107.89		0		0.139	0.1	N
VCCB-CN	CN-EPA	0.00135	mg/l	0.00135	mg/l	10/24/08 12:37			0		0.01125		N
k06dq1ar	CN-EPA	0.00241	mg/l	0.00241	mg/l	10/24/08 12:37			0	0	0.01252		Y
k06dr1ar	CN-EPA	0.00436	mg/l	0.00436	mg/l	10/24/08 12:37			0	0	0.01486		Y

Sample Id	Test short name	Result	Result unit	Final Results	Final Units	Result date and time	Percent Recovery	RPD	Dil. ratio	Manual dil. ratio	Response	True Value	Upload Data?
k08qf1ae	CN-EPA	0.00522	mg/l	5.22	ug/l	10/24/08 12:37			0	0	0.0159		Y
k08qf1a4	CN-EPA	0.0895	mg/l	89.5	ug/l	10/24/08 12:37	84.28		0	0	0.11696	100	Y
k08qf1a5	CN-EPA	0.08821	mg/l	88.21	ug/l	10/24/08 12:37	82.99	1.4518	0	0	0.1154	100	Y
k08qh1ae	CN-EPA	0.03837	mg/l	38.37	ug/l	10/24/08 12:37			0	0	0.05564		Y
k08qj1ae	CN-EPA	0.0222	mg/l	22.2	ug/l	10/24/08 12:37			0	0	0.03625		Y
k08qk1ae	CN-EPA	0.0268	mg/l	26.8	ug/l	10/24/08 12:37			0	0	0.04177		Y
k08ql1ae	CN-EPA	0.04234	mg/l	42.34	ug/l	10/24/08 12:37			0	0	0.0604		Y
k08qm1ae	CN-EPA	0.08601	mg/l	86.01	ug/l	10/24/08 12:42			0	0	0.11277		Y
CCV-CN	CN-EPA	0.11031	mg/l	0.11031	mg/l	10/24/08 12:42	110.31		0		0.14191	0.1	N
VCCB-CN	CN-EPA	0.00158	mg/l	0.00158	mg/l	10/24/08 12:42			0		0.01153		N
k08r11ae	CN-EPA	0.00261	mg/l	2.61	ug/l	10/24/08 12:42			0	0	0.01276		Y
CCV-CN	CN-EPA	0.11012	mg/l	0.11012	mg/l	10/24/08 12:44	110.12		0		0.14168	0.1	N
VCCB-CN	CN-EPA	0.00126	mg/l	0.00126	mg/l	10/24/08 12:44			0		0.01115		N
~~CN-0.0~~	~~CN-EPA~~	~~0.01518~~	~~mg/l~~	~~0.01518~~	~~mg/l~~	~~10/24/08 15:24~~			~~0~~		~~0.03344~~		~~N~~
CN-.5	CN-EPA	0.00225	mg/l	0.00225	mg/l	10/24/08 15:25			99		0.0184		N
CN-.5	CN-EPA	0.00634	mg/l	0.00634	mg/l	10/24/08 15:25			49		0.02316		N
CN-.5	CN-EPA	0.04554	mg/l	0.04554	mg/l	10/24/08 15:25			9		0.06876		N
CN-.5	CN-EPA	0.09493	mg/l	0.09493	mg/l	10/24/08 15:25			4		0.12621		N
CN-.5	CN-EPA	0.24842	mg/l	0.24842	mg/l	10/24/08 15:25			1		0.30477		N
CN-.5	CN-EPA	0.50235	mg/l	0.50235	mg/l	10/24/08 15:25			0		0.60015		N
NELAC .2	CN-EPA	0.18994	mg/l	0.18994	mg/l	10/24/08 15:31	94.97		0		0.23674	0.2	N
CCB-CN	CN-EPA	-0.00161	mg/l	-0.00161	mg/l	10/24/08 15:31			0		0.01391		N
DIST .05	CN-EPA	0.04225	mg/l	0.04225	mg/l	10/24/08 15:31	84.5		0		0.06493	0.05	N
DIST .25	CN-EPA	0.23416	mg/l	0.23416	mg/l	10/24/08 15:31	93.664		0		0.28818	0.25	N
CN-0.0	CN-EPA	0.21182	mg/l	0.21182	mg/l	10/24/08 16:01			0		0.28741		N
CN-.5	CN-EPA	-0.05421	mg/l	-0.05421	mg/l	10/24/08 16:01			99		0.01867		N
CN-.5	CN-EPA	-0.04916	mg/l	-0.04916	mg/l	10/24/08 16:01			49		0.02378		N
CN-.5	CN-EPA	-0.00227	mg/l	-0.00227	mg/l	10/24/08 16:01			9		0.07115		N
CN-.5	CN-EPA	0.05313	mg/l	0.05313	mg/l	10/24/08 16:01			4		0.1271		N
CN-.5	CN-EPA	0.22864	mg/l	0.22864	mg/l	10/24/08 16:01			1		0.30441		N
CN-.5	CN-EPA	0.52706	mg/l	0.52706	mg/l	10/24/08 16:01			0		0.60586		N
NELAC .2	CN-EPA	0.1643	mg/l	0.1643	mg/l	10/24/08 16:08	82.15		0		0.23941	0.2	N
CCB-CN	CN-EPA	-0.05943	mg/l	-0.05943	mg/l	10/24/08 16:08			0		0.01341		N
DIST .05	CN-EPA	-0.00774	mg/l	-0.00774	mg/l	10/24/08 16:08	-15.48		0		0.06562	0.05	N
DIST .25	CN-EPA	0.2148	mg/l	0.2148	mg/l	10/24/08 16:08	85.92		0		0.29042	0.25	N
CN-0.0	CN-EPA	-0.02188	mg/l	-0.02188	mg/l	10/24/08 16:36			0		-0.02676		N
CN-.5	CN-EPA	0.01357	mg/l	0.01357	mg/l	10/24/08 16:36			99		0.01664		N
CN-.5	CN-EPA	0.01827	mg/l	0.01827	mg/l	10/24/08 16:36			49		0.02239		N
CN-.5	CN-EPA	0.05519	mg/l	0.05519	mg/l	10/24/08 16:36			9		0.0676		N
CN-.5	CN-EPA	0.10373	mg/l	0.10373	mg/l	10/24/08 16:36			4		0.12701		N
CN-.5	CN-EPA	0.24526	mg/l	0.24526	mg/l	10/24/08 16:36			1		0.30029		N
CN-.5	CN-EPA	0.50085	mg/l	0.50085	mg/l	10/24/08 16:36			0		0.61321		N
NELAC .2	CN-EPA	0.20474	mg/l	0.20474	mg/l	10/24/08 16:42	102.37		0		0.25068	0.2	N
CCB-CN	CN-EPA	0.00882	mg/l	0.00882	mg/l	10/24/08 16:42			0		0.01082		N
DIST .05	CN-EPA	0.06411	mg/l	0.06411	mg/l	10/24/08 16:42	128.22		0		0.07851	0.05	N
DIST .25	CN-EPA	0.23982	mg/l	0.23982	mg/l	10/24/08 16:42	95.928		0		0.29363	0.25	N
CCV-CN	CN-EPA	0.10719	mg/l	0.10719	mg/l	10/24/08 17:01	107.19		0		0.13816	0.1	N
VCCB-CN	CN-EPA	0.00302	mg/l	0.00302	mg/l	10/24/08 17:01			0		0.01326		N
k06qt1aj	CN-EPA	0.9517	mg/l	0.9517	mg/kg	10/24/08 17:01			0	49	0.03246		N
k06qv1aj	CN-EPA	0.40768	mg/l	0.40768	mg/kg	10/24/08 17:01			0	49	0.01941		N
k06qw1aj	CN-EPA	3.08578	mg/l	3.08578	mg/kg	10/24/08 17:01			0	49	0.08364		N
k06qx1aj	CN-EPA	1.03286	mg/l	1.03286	mg/kg	10/24/08 17:01			0	49	0.0344		N
k06q01aj	CN-EPA	0.63598	mg/l	0.63598	mg/kg	10/24/08 17:01			0	49	0.02489		N
k06q31av	CN-EPA	0.96554	mg/l	0.96554	mg/kg	10/24/08 17:01			0	49	0.03279		N
k06q41aj	CN-EPA	1.28286	mg/l	1.28286	mg/kg	10/24/08 17:01			0	49	0.0404		N
k06q81aj	CN-EPA	0.36722	mg/l	0.36722	mg/kg	10/24/08 17:01			0	49	0.01844		N
k06re1aj	CN-EPA	0.21613	mg/l	0.21613	mg/kg	10/24/08 17:01			0	49	0.01482		N
k1j5a1ac	CN-EPA	69.67649	mg/l	69.67649	mg/kg	10/24/08 17:08	127.3793		0	249	0.34383	54.7	N
CCV-CN	CN-EPA	0.10903	mg/l	0.10903	mg/l	10/24/08 17:08	109.03		0		0.14037	0.1	N
VCCB-CN	CN-EPA	0.00286	mg/l	0.00286	mg/l	10/24/08 17:08			0		0.01306		N
k1j5a1aa	CN-EPA	0.09923	mg/l	0.09923	mg/kg	10/24/08 17:09			0	49	0.01201		N
k06qh1a7	CN-EPA	0.54974	mg/l	0.54974	mg/kg	10/24/08 17:09			0	49	0.02282		N
k06qh1ew	CN-EPA	5.26181	mg/l	5.26181	mg/kg	10/24/08 17:09	94.2414		0	49	0.13582	5	N
k06rg1aj	CN-EPA	0.83227	mg/l	0.83227	mg/kg	10/24/08 17:09			0	49	0.02959		N
k06rg1cf	CN-EPA	4.78787	mg/l	4.78787	mg/kg	10/24/08 17:09	79.112		0	49	0.12446	5	N
k06rg1cg	CN-EPA	4.52739	mg/l	4.52739	mg/kg	10/24/08 17:09	73.9024	5.59254	0	49	0.11821	5	N
k06rh1aj	CN-EPA	0.81578	mg/l	0.81578	mg/kg	10/24/08 17:09			0	49	0.0292		N
k1ed71av	CN-EPA	0.5627	mg/l	0.5627	mg/kg	10/24/08 17:09			0	49	0.02313		N
k06qh1ex	CN-EPA	4.71248	mg/l	4.71248	mg/kg	10/24/08 17:15	83.2548	11.0149	0	49	0.12265	5	N
k06qj1a7	CN-EPA	0.43378	mg/l	0.43378	mg/kg	10/24/08 17:15			0	49	0.02004		N
CCV-CN	CN-EPA	0.10923	mg/l	0.10923	mg/l	10/24/08 17:15	109.23		0		0.14061	0.1	N
VCCB-CN	CN-EPA	0.00285	mg/l	0.00285	mg/l	10/24/08 17:16			0		0.01305		N
k06qk1aj	CN-EPA	0.81024	mg/l	0.81024	mg/kg	10/24/08 17:16			0	49	0.02906		N
k06ql1aj	CN-EPA	0.28403	mg/l	0.28403	mg/kg	10/24/08 17:16			0	49	0.01644		N
k06qm1aj	CN-EPA	0.69824	mg/l	0.69824	mg/kg	10/24/08 17:16			0	49	0.02638		N
k06qn1aj	CN-EPA	0.61898	mg/l	0.61898	mg/kg	10/24/08 17:16			0	49	0.02448		N
k06qp1aj	CN-EPA	0.1298	mg/l	0.1298	mg/kg	10/24/08 17:16			0	49	0.01275		N
k06qr1aj	CN-EPA	0.85262	mg/l	0.85262	mg/kg	10/24/08 17:16			0	49	0.03008		N
~~CCV-CN~~	~~CN-EPA~~	~~0.11299~~	~~mg/l~~	~~0.11299~~	~~mg/l~~	~~10/24/08 17:19~~	~~112.99~~		~~0~~		~~0.14512~~	~~0.1~~	~~N~~

Sample Id	Test short name	Result	Result unit	Final Results	Final Units	Result date and time	Percent Recovery	RPD	Dil. ratio	Manual dil. ratio	Response	True Value	Upload Data?
VCCB-CN	CN-EPA	0.00277	mg/l	0.00277	mg/l	10/24/08 17:19			0		0.01296		N

10/24/08

Laboratory
Analyzer User

24.10.2008 12:33

Test CN-EPA

Accepted 24.10.2008 12:27

Factor 0.834
Bias 0.010

Coeff. of det. 0.999753

Errors

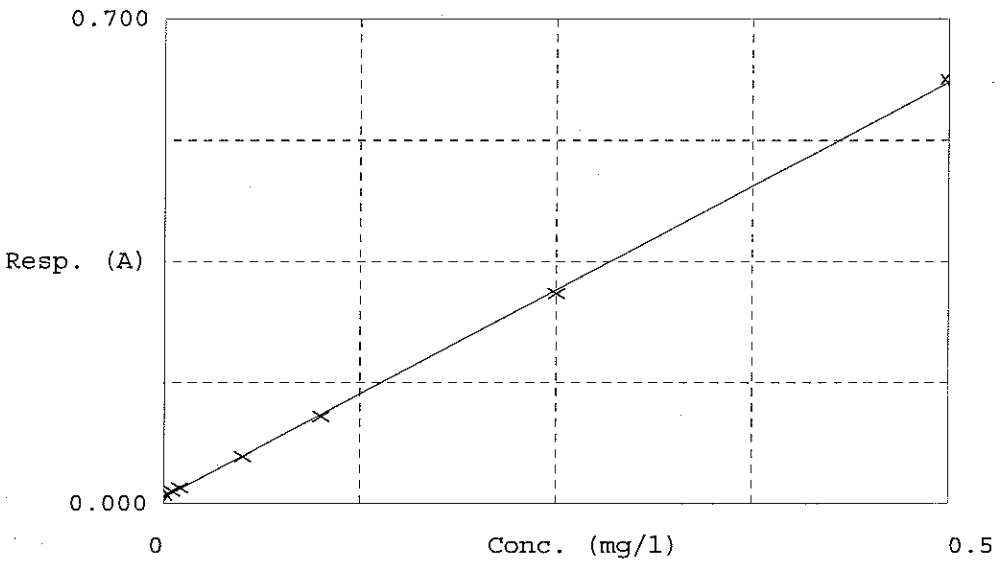

	Calibrator	Response	Calc. con.	Conc.	Errors
1	CN-0.0	0.012	0.00177	0.00000	
2	CN-.5	0.019	0.00743	0.00500	
3	CN-.5	0.023	0.01136	0.01000	
4	CN-.5	0.068	0.04889	0.05000	
5	CN-.5	0.126	0.09735	0.10000	
6	CN-.5	0.304	0.24522	0.25000	
7	CN-.5	0.613	0.50298	0.50000	
8	CCB-CN(control)	0.011	0.00115	0.00000	
9	DIST .05(contro	0.075	0.05482	0.05000	
10	DIST .25(contro	0.289	0.23290	0.25000	
11	NELAC .2(contro	0.245	0.19669	0.20000	

TestAmerica Pittsburgh *Total CN 335.4 Distillation Worksheet* Batch No: **8298128**

Method Total CN 335.4	**Matrix** Water	**Lot Numbers** C8J220204, C8J230135
Start Time 09:10	**Stop Time** 10:40	
Analyst Paul Johnson	**Date** 10/24/08	
Analyst Sign: P. J. Johnson		

Sample ID	Initial Wt/Vol g/mL	Final Vol mL	Expiration Date	Sulfide Present (Y/N) [1]	Comments
K1HNP1AA B	50	50	NA	NA	~~PJ 102408~~
K1HNP1AC C			NA	NA	1 mL 10 ppm
K1CRD1AC			2008-11-05	N	~~PJ 102408~~
K1CRD1AH S			11-500		0.5 mL 10 ppm
K1CRD1AJ D			11-500		0.5 mL 10 ppm
K1E0R1AC	50	50	2008-11-06	N	

PJ 102408

[1] If sulfides are present, treat sample with powdered cadmium or lead carbonate until there is no reaction to the lead acetate paper.

SAMPLE CODING: B-Blank C-Check L-Check Duplicate S-Matrix Spike D-Matrix Spike Duplicate X-Sample Duplicate

Reagents:

NaOH, 3437-08, STANDARDS LOG
Magnesium Chloride, 3443-08, STANDARDS LO
Sulfuric Acid, 3623-08, STANDARDS LOG
Sulfamic Acid, 3438-08, STANDARDS LOG

NOTE: Distillates are disposed of 14 days after analysis

Balance ID:	WC1493
Pipet #:	C30507
LCS True Value:	0.2 PPM
LCS StdsLogID:	STD 3869-08
MS/MSD Conc.:	0.1 PPM
MS/MSD StdsLogID:	STD 3869-08

Digestate(s)	(Received) Date	Time	Analyst	Location	(Relinquished) Date	Time	Analyst	Location
All Above	102408	1040	PJ	WC	102408	1405	PJ	Storage

Additional Comments:

Reviewed By: Chuck Kieda **Date:** 10/24/08 **WC-71-8298128**

TestAmerica Pittsburgh

Total CN 9012A Distillation Worksheet

Batch No: 8298130

Method Total CN 9012A	**Matrix** Water	**Lot Numbers** C8J160111, C8J210161
Start Time 09:10	**Stop Time** 10:40	
Analyst Paul Johnson	**Date** 10/24/08	
Analyst Sign: PJ Johnson		

Sample ID	Initial Wt/Vol g/mL	Final Vol mL	Expiration Date	Sulfide Present (Y/N) [1]	Comments
K1HNQ1AA B	50	50	NA	NA	PJ 102408
K1HNQ1AC C	50	50	NA	NA	1 mg/l @ ppm
K00T21AD			2008-10-29	N	
K08P91A3			2008-10-29		
K08RF1AE			2008-10-29		
K08RG1AE			2008-10-29		
K08RJ1AE			2008-10-29		PJ 102408
K08RL1AE			2008-10-29		
K08RN1AE			2008-10-29		
K08RX1AE	50	50	2008-10-29	N	
					PJ 102408

[1] If sulfides are present, treat sample with powdered cadmium or lead carbonate until there is no reaction to the lead acetate paper.

SAMPLE CODING: B-Blank C-Check L-Check Duplicate S-Matrix Spike D-Matrix Spike Duplicate X-Sample Duplicate

Reagents:

NaOH, 3437-08, STANDARDS LOG
Sulfuric Acid, 3623-08, STANDARDS LOG
Magnesium Chloride, 3443-08, STANDARDS LO
Sulfamic Acid, 3438-08, STANDARDS LOG

NOTE: Distillates are disposed of 14 days after analysis

Balance ID:	WC1493
Pipet #:	C30507
LCS True Value:	0.2 PPM
LCS StdsLogID:	STD 3869-08
MS/MSD Conc.:	0.1 PPM
MS/MSD StdsLogID:	STD 3869-08

Digestate(s)	(Received) Date	Time	Analyst	Location	(Relinquished) Date	Time	Analyst	Location
All Above	10/24/08	1040	PJ	LWC	10/24/08	1405	PJ	Storage

Additional Comments:

Reviewed By: Chuck Kiedis **Date:** 10/24/08

WC-71-8298130

TestAmerica Pittsburgh

Total CN 9012A Distillation Worksheet

Batch No: 8298134

Method Total CN 9012A	**Matrix** Water	**Lot Numbers** C8J180171, C8J210161
Start Time 09:10	**Stop Time** 10:40	
Analyst Paul Johnson	**Date** 10/24/08	
Analyst Sign:		

Sample ID	Initial Wt/Vol g/mL	Final Vol mL	Expiration Date	Sulfide Present (Y/N) [1]	Comments
K1HNN1AA B	50	50	NA	NA	
K1HNN1AC C			NA	NA	
K06DA1AF			2008-10-30	N	
K06DA1DW S			2008-10-30		
K06DA1DX D			2008-10-30		
K06DC1AR			2008-10-30		
K06DF1AR			2008-10-30		
K06DG1AR			2008-10-30		
K06DH1AR			2008-10-30		
K06DJ1AR			2008-10-30		
K06DL1AR			2008-10-30		
K06DM1AR			2008-10-30		
K06DN1AR			2008-10-30		
K06DP1AR			2008-10-30		
K06DQ1AR			2008-10-30		
K06DR1AR			2008-10-30		
K08QF1AE			2008-10-30		
K08QF1A4 S			10-2008		
K08QH1AE			2008-10-30		
K08QF1A5 D			10-2008		
K08QJ1AE			2008-10-30		
K08QK1AE			2008-10-30		
K08QL1AE			2008-10-30		
K08QM1AE			2008-10-30		
K08R11AE			2008-10-30	N	
	50	50			

[1] If sulfides are present, treat sample with powdered cadmium or lead carbonate until there is no reaction to the lead acetate paper.

SAMPLE CODING: B-Blank C-Check L-Check Duplicate S-Matrix Spike D-Matrix Spike Duplicate X-Sample Duplicate

Reagents:

NaOH, 3437-08, STANDARDS LOG
Sulfuric Acid, 3623-08, STANDARDS LOG
Magnesium Chloride, 3443-08, STANDARDS LO
Sulfamic Acid, 3438-08, STANDARDS LOG

NOTE: Distillates are disposed of 14 days after analysis

Balance ID:	WC1493
Pipet #:	C30507
LCS True Value:	0.2 PPM
LCS StdsLogID:	STD 3869-08
MS/MSD Conc.:	0.1 PPM
MS/MSD StdsLogID:	STD 3869-08

Digestate(s)	(Received) Date	Time	Analyst	Location	(Relinquished) Date	Time	Analyst	Location

Additional Comments:

Reviewed By: Chuck Kreidler **Date:** 10/24/08

WC-71-8298134

8298128

REQUESTED BY: **JOHNSONP**

METHOD: O2 Cyanide, Total (335.4)

STORAGE LOCATION	WORK ORDER #	PICKED CNTR#	CONTROL #	CLIENT #	ANALYSIS	LOTID	SMP#	SFX	MATRIX DESCRIPTION	QTY RCVD	QTY REQD
7A	K1CRD-1-AC	5 9	543250	352819	I-06-O2	C8J220204	002		WATER	9	1
8A	K1E0R-1-AC		543251	485757	I-06-O2	C8J230135	007		WATER	4	1

RELINQUISHED BY	RECEIVED BY	DATE/TIME
[signature]	[signature]	10 24 08 0935
[signature]	[signature]	10 24 08 0915

***** END OF REPORT *****

6249130

REQUESTED BY: **JOHNSONP**

METHOD: QP Cyanide, Total

STORAGE LOCATION	WORK ORDER #	PICKED CNTR#	CONTROL #	CLIENT #	ANALYSIS	LOTID	SMP#	SFX	MATRIX DESCRIPTION	QTY RCVD	QTY REQD
2B	K00T2-1-AD	___ ___ ___	543314	339021	I-06-QP	C8J160111	001		WATER	5	1
6A CLP1	K08P9-1-A3	___ ___ ___	543315	404831	I-06-QP	C8J210161	001		WATER	5	1
6A CLP1	K08RF-1-AE	___ ___ ___	543316	404831	I-06-QP	C8J210161	013		WATER	5	1
6A CLP1	K08RG-1-AE	___ ___ ___	543317	404831	I-06-QP	C8J210161	014		WATER	5	1
6A CLP1	K08RJ-1-AE	___ ___ ___	543318	404831	I-06-QP	C8J210161	015		WATER	5	1
6A CLP1	K08RL-1-AE	___ ___ ___	543319	404831	I-06-QP	C8J210161	016		WATER	5	1
6A CLP1	K08RN-1-AE	___ ___ ___	543320	404831	I-06-QP	C8J210161	017		WATER	5	1
6A CLP1	K08RX-1-AE	___ ___ ___	543321	404831	I-06-QP	C8J210161	019		WATER	5	1

RELINQUISHED BY	RECEIVED BY	DATE/TIME
		10/24/08 0735
		10/24/08 0915

***** END OF REPORT *****

B29 E134

REQUESTED BY: **JOHNSONP**

METHOD: QP Cyanide, Total

STORAGE LOCATION	WORK ORDER #	PICKED CNTR#	CONTROL #	CLIENT #	ANALYSIS	LOTID	SMP#	SFX	MATRIX DESCRIPTION	QTY RCVD	QTY REQD
4D,CLP1	K06DA-1-AF	SJ	543260	357557	I-06-QP	C8J180171	001		WATER	9	1
4D,CLP1	K06DC-1-AR		543261	357557	I-06-QP	C8J180171	002		WATER	9	1
4D,CLP1	K06DF-1-AR		543262	357557	I-06-QP	C8J180171	003		WATER	9	1
4D,CLP1	K06DG-1-AR		543263	357557	I-06-QP	C8J180171	004		WATER	9	1
4D,CLP1	K06DH-1-AR		543264	357557	I-06-QP	C8J180171	005		WATER	9	1
4D,CLP1	K06DJ-1-AR		543265	357557	I-06-QP	C8J180171	006		WATER	9	1
4D,CLP1	K06DL-1-AR		543266	357557	I-06-QP	C8J180171	007		WATER	9	1
4D,CLP1	K06DM-1-AR		543267	357557	I-06-QP	C8J180171	008		WATER	9	1
4D,CLP1	K06DN-1-AR		543268	357557	I-06-QP	C8J180171	009		WATER	9	1
4D,CLP1	K06DP-1-AR		543269	357557	I-06-QP	C8J180171	010		WATER	9	1
4D,CLP1	K06DQ-1-AR		543270	357557	I-06-QP	C8J180171	011		WATER	9	1
4D,CLP1	K06DR-1-AR		543271	357557	I-06-QP	C8J180171	012		WATER	9	1
6A CLP1	K08QF-1-AE	SJ	543272	404831	I-06-QP	C8J210161	002		WATER	5	1
6A CLP1	K08QH-1-AE		543273	404831	I-06-QP	C8J210161	003		WATER	5	1
6A CLP1	K08QJ-1-AE		543274	404831	I-06-QP	C8J210161	004		WATER	5	1
6A CLP1	K08QK-1-AE		543275	404831	I-06-QP	C8J210161	005		WATER	5	1
6A CLP1	K08QL-1-AE		543276	404831	I-06-QP	C8J210161	006		WATER	5	1
6A CLP1	K08QM-1-AE		543277	404831	I-06-QP	C8J210161	007		WATER	5	1
6A CLP1	K08R1-1-AE		543278	404831	I-06-QP	C8J210161	020		WATER	5	1

REQUESTED BY: **JOHNSONP**

METHOD: QP Cyanide, Total

STORAGE LOCATION	WORK ORDER #	PICKED CNTR#	CONTROL #	CLIENT #	ANALYSIS	LOTID	SMP#	SFX	MATRIX DESCRIPTION	QTY RCVD	QTY REQD

RELINQUISHED BY	RECEIVED BY	DATE/TIME
		10.24.08 0735
		10.24.08 0915

***** END OF REPORT *****

TestAmerica

THE LEADER IN ENVIRONMENTAL TESTING (Pittsburgh)

Ion-Chromatography Analysis (Page 1 of 2)

Analyst Chuck Kieda **Date** 10/30/08

Method 300.0A **SOP** PT-WC-019 **Data File** 102808IC2 **Instrument** IC2

Standard	Lot#	Standard	Lot#
Eluent Solution	NA	Primary Stock Solution B	STD 2048-08
Primary Stock Solution A	STD 2047-08	Secondary Stock Solution B	STD 2454-08
Secondary Stock Solution A	STD 2453-08		

Calibration (STD 2)
(FL , N02, N03 , oP04)=0.05 PPM
(CL, S04) = 1.0 PPM
(BR) = 0.2 PPM
STD 3774-08

Calibration (STD 6)
(FL , N02, N03 , oP04)=1.0 PPM
(CL, S04) = 20.0 PPM
(BR) = 4.0 PPM
STD 3770-08

Calibration (STD 3)
(FL , N02, N03 , oP04)=0.25 PPM
(CL, S04) = 5.0 PPM
(BR) = 1.0 PPM
STD 3773-08

Calibration (STD 7)
(FL , N02, N03 , oP04)=2.5 PPM
(CL, S04) = 50.0 PPM
(BR) = 10.0 PPM
STD 3769-08

Calibration (STD 4)
(FL , N02, N03 , oP04)=0.5 PPM
(CL, S04) = 10.0 PPM
(BR) = 2.0 PPM
STD 3772-08

Calibration (STD 8)
(FL , N02, N03 , oP04)=5.0 PPM
(CL, S04) = 100.0 PPM
(BR) = 20.0 PPM
STD 3768-08

Calibration (STD 5)
(FL , N02, N03 , oP04)=3.00 PPM
(CL, S04) = 60.0 PPM
(BR) = 12.0 PPM
STD 3771-08

Calibration (STD 9)
(FL , N02, N03 , oP04)=2.5 PPM
(CL, S04) = 50.0 PPM
(BR) = 10.0 PPM
STD 3775-08

ICV/NELAC CCV
(FL , N02, N03 , oP04)=3.00 PPM
(CL, S04) = 60.0 PPM
(BR) = 12.0 PPM
STD 3945-08

CCV
(FL , N02, N03 , oP04)=2.5 PPM
(CL, S04) = 50.0 PPM
(BR) = 10.0 PPM
3898-08
STD ~~3943-08~~ OK 10/30/08

TestAmerica

THE LEADER IN ENVIRONMENTAL TESTING (Pittsburgh)

Ion-Chromatography Analysis (Page 2 of 2)

Lot Number(s)	Batch Number(s)	Anion(s)
C8J180171	8302124	Cl
↓	8302125	SO4

Sequence: 102808IC2
Operator: kiedac

Chuck Kieda 10/29/08

Printed: 10/29/2008 3:51:48 PM

Title:
Datasource: PITPC-IC2_local
Location: ICS2000\Sequences\2008\October 2008
Timebase: ICS2000
#Samples: 57

Created: 10/28/2008 9:10:08 AM by Test America Labs
Last Update: 10/28/2008 9:56:27 AM by Test America Labs

No.	Name	Type	Pos.	Inj. Vol.	Program	Method	Status	Inj. Date/Time
1	STD 1	Standard	2	25.0	IC_Anions_2	Anions	Finished	10/9/2008 9:57:00 AM
2	STD 2	Standard	3	25.0	IC_Anions_2	Anions	Finished	10/9/2008 10:16:01 AM
3	STD 3	Standard	4	25.0	IC_Anions_2	Anions	Finished	10/9/2008 10:35:02 AM
4	STD 4	Standard	5	25.0	IC_Anions_2	Anions	Finished	10/9/2008 10:54:04 AM
5	STD 5	Standard	6	25.0	IC_Anions_2	Anions	Finished	10/9/2008 11:13:05 AM
6	STD 6	Standard	7	25.0	IC_Anions_2	Anions	Finished	10/9/2008 11:32:06 AM
7	STD 7	Standard	8	25.0	IC_Anions_2	Anions	Finished	10/9/2008 11:51:07 AM
8	STD 8	Standard	9	25.0	IC_Anions_2	Anions	Finished	10/9/2008 12:10:13 PM
9	STD 9	Standard	10	25.0	IC_Anions_2	Anions	Finished	10/9/2008 12:29:15 PM
~~10~~	~~BLANK~~	~~Blank~~	~~1~~	~~25.0~~	~~IC_Anions_2~~	~~Anions~~	~~Finished~~	~~10/28/2008 9:34:43 AM~~
11	ICV / NELAC CCV	Unknown	11	25.0	IC_Anions_2	Anions	Finished	10/28/2008 9:55:40 AM
12	CCV1	Unknown	12	25.0	IC_Anions_2	Anions	Finished	10/28/2008 10:14:42 AM
13	CCB1	Unknown	13	25.0	IC_Anions_2	Anions	Finished	10/28/2008 10:33:43 AM
~~14~~	~~K02VP~~	~~Unknown~~	~~14~~	~~25.0~~	~~IC_Anions_2~~	~~Anions~~	~~Finished~~	~~10/28/2008 10:52:44 AM~~
15	K02VP MS	Unknown	15	25.0	IC_Anions_2	Anions	Finished	10/28/2008 11:11:46 AM
~~16~~	~~K02VP MSD~~	~~Unknown~~	~~16~~	~~25.0~~	~~IC_Anions_2~~	~~Anions~~	~~Finished~~	~~10/28/2008 11:30:49 AM~~
17	K06DA	Unknown	17	25.0	IC_Anions_2	Anions	Finished	10/28/2008 11:49:50 AM
18	K06DA (25X)	Unknown	18	25.0	IC_Anions_2	Anions	Finished	10/28/2008 12:08:52 PM
19	K06DC	Unknown	19	25.0	IC_Anions_2	Anions	Finished	10/28/2008 12:27:54 PM
20	K06DC MS	Unknown	20	25.0	IC_Anions_2	Anions	Finished	10/28/2008 12:46:56 PM
21	K06DC MSD	Unknown	21	25.0	IC_Anions_2	Anions	Finished	10/28/2008 1:05:58 PM
22	K06DC (10X)	Unknown	22	25.0	IC_Anions_2	Anions	Finished	10/28/2008 1:25:00 PM
23	K06DC MS (10X)	Unknown	23	25.0	IC_Anions_2	Anions	Finished	10/28/2008 1:44:02 PM
24	CCV2	Unknown	12	25.0	IC_Anions_2	Anions	Finished	10/28/2008 2:03:04 PM
25	CCB2	Unknown	13	25.0	IC_Anions_2	Anions	Finished	10/28/2008 2:22:06 PM
26	K06DC MSD (10X)	Unknown	24	25.0	IC_Anions_2	Anions	Finished	10/28/2008 2:41:07 PM
27	K06DF (10X)	Unknown	25	25.0	IC_Anions_2	Anions	Finished	10/28/2008 3:00:10 PM
28	K06DF (100X)	Unknown	26	25.0	IC_Anions_2	Anions	Finished	10/28/2008 3:19:11 PM
29	K06DG (10X)	Unknown	27	25.0	IC_Anions_2	Anions	Finished	10/28/2008 3:38:14 PM
30	K06DG (100X)	Unknown	28	25.0	IC_Anions_2	Anions	Finished	10/28/2008 3:57:16 PM
31	K06DH	Unknown	29	25.0	IC_Anions_2	Anions	Finished	10/28/2008 4:16:17 PM
32	K06DH (10X)	Unknown	30	25.0	IC_Anions_2	Anions	Finished	10/28/2008 4:35:19 PM
33	K06DJ	Unknown	31	25.0	IC_Anions_2	Anions	Finished	10/28/2008 4:54:20 PM
34	K06DJ (50X)	Unknown	32	25.0	IC_Anions_2	Anions	Finished	10/28/2008 5:13:22 PM
35	K06DL	Unknown	33	25.0	IC_Anions_2	Anions	Finished	10/28/2008 5:32:24 PM
36	CCV3	Unknown	12	25.0	IC_Anions_2	Anions	Finished	10/28/2008 5:51:25 PM
37	CCB3	Unknown	13	25.0	IC_Anions_2	Anions	Finished	10/28/2008 6:10:27 PM
38	K06DL (50X)	Unknown	34	25.0	IC_Anions_2	Anions	Finished	10/28/2008 6:29:29 PM
39	K06DM	Unknown	35	25.0	IC_Anions_2	Anions	Finished	10/28/2008 6:48:31 PM
40	K06DM (10X)	Unknown	36	25.0	IC_Anions_2	Anions	Finished	10/28/2008 7:07:33 PM
41	K06DN	Unknown	37	25.0	IC_Anions_2	Anions	Finished	10/28/2008 7:26:35 PM
42	K06DN MS	Unknown	38	25.0	IC_Anions_2	Anions	Finished	10/28/2008 7:45:37 PM

Sequence: 102808IC2
Operator: kiedac

Chuck Kiedaisch 10/29/08

Title:
Datasource: PITPC-IC2_local
Location: ICS2000\Sequences\2008\October 2008
Timebase: ICS2000
#Samples: 57

Created: 10/28/2008 9:10:08 AM by Test America Labs
Last Update: 10/28/2008 9:56:27 AM by Test America Labs

No.	Name	Weight	Dil. Factor	ISTD Amount	Sample ID	Replicate ID	Comment
1	STD 1	1.0000	1.0000	1.0000		01	
2	STD 2	1.0000	1.0000	1.0000		01	
3	STD 3	1.0000	1.0000	1.0000		01	
4	STD 4	1.0000	1.0000	1.0000		01	
5	STD 5	1.0000	1.0000	1.0000		01	
6	STD 6	1.0000	1.0000	1.0000		01	
7	STD 7	1.0000	1.0000	1.0000		01	
8	STD 8	1.0000	1.0000	1.0000		01	
9	STD 9	1.0000	1.0000	1.0000		01	
~~10~~	~~BLANK~~	~~1.0000~~	~~1.0000~~	~~1.0000~~	CAL 10/30/08	~~01~~	
11	ICV / NELAC CCV	1.0000	1.0000	1.0000		01	
12	CCV1	1.0000	1.0000	1.0000		01	
13	CCB1	1.0000	1.0000	1.0000		01	
~~14~~	~~K02VP~~	~~1.0000~~	~~1.0000~~	~~1.0000~~		~~01~~	
15	K02VP MS	1.0000	1.0000	1.0000	OK 10/30/08	01	
~~16~~	~~K02VP MSD~~	~~1.0000~~	~~1.0000~~	~~1.0000~~		~~01~~	
17	K06DA	1.0000	1.0000	1.0000		01	
18	K06DA (25X)	1.0000	25.0000	1.0000		01	
19	K06DC	1.0000	1.0000	1.0000		01	
20	K06DC MS	1.0000	1.0000	1.0000		01	
21	K06DC MSD	1.0000	1.0000	1.0000		01	
22	K06DC (10X)	1.0000	10.0000	1.0000		01	
23	K06DC MS (10X)	1.0000	10.0000	1.0000		01	
24	CCV2	1.0000	1.0000	1.0000		01	
25	CCB2	1.0000	1.0000	1.0000		01	
26	K06DC MSD (10X)	1.0000	10.0000	1.0000		01	
27	K06DF (10X)	1.0000	10.0000	1.0000		01	
28	K06DF (100X)	1.0000	100.0000	1.0000		01	
29	K06DG (10X)	1.0000	10.0000	1.0000		01	
30	K06DG (100X)	1.0000	100.0000	1.0000		01	
31	K06DH	1.0000	1.0000	1.0000		01	
32	K06DH (10X)	1.0000	10.0000	1.0000		01	
33	K06DJ	1.0000	1.0000	1.0000		01	
34	K06DJ (50X)	1.0000	50.0000	1.0000		01	
35	K06DL	1.0000	1.0000	1.0000		01	
36	CCV3	1.0000	1.0000	1.0000		01	
37	CCB3	1.0000	1.0000	1.0000		01	
38	K06DL (50X)	1.0000	50.0000	1.0000		01	
39	K06DM	1.0000	1.0000	1.0000		01	
40	K06DM (10X)	1.0000	10.0000	1.0000		01	
41	K06DN	1.0000	1.0000	1.0000		01	
42	K06DN MS	1.0000	1.0000	1.0000		01	

Sequence: 102808IC2
Operator: kiedac

Chuck Kieda 10/29/08

Printed: 10/29/2008 3:51:48 PM

Title:
Datasource: PITPC-IC2_local
Location: ICS2000\Sequences\2008\October 2008
Timebase: ICS2000
#Samples: 57

Created: 10/28/2008 9:10:08 AM by Test America Labs
Last Update: 10/28/2008 9:56:27 AM by Test America Labs

No.	Name	Type	Pos.	Inj. Vol.	Program	Method	Status	Inj. Date/Time
43	K06DN MSD	Unknown	39	25.0	IC_Anions_2	Anions	Finished	10/28/2008 8:04:38 PM
44	K06DN (10X)	Unknown	40	25.0	IC_Anions_2	Anions	Finished	10/28/2008 8:23:40 PM
45	K06DN MS (10X)	Unknown	41	25.0	IC_Anions_2	Anions	Finished	10/28/2008 8:42:42 PM
46	K06DN MSD (10X)	Unknown	42	25.0	IC_Anions_2	Anions	Finished	10/28/2008 9:01:44 PM
47	K06DP	Unknown	43	25.0	IC_Anions_2	Anions	Finished	10/28/2008 9:20:46 PM
48	CCV4	Unknown	12	25.0	IC_Anions_2	Anions	Finished	10/28/2008 9:39:47 PM
49	CCB4	Unknown	13	25.0	IC_Anions_2	Anions	Finished	10/28/2008 9:58:49 PM
50	K06DP (10X)	Unknown	44	25.0	IC_Anions_2	Anions	Finished	10/28/2008 10:17:52 PM
51	K06DQ	Unknown	45	25.0	IC_Anions_2	Anions	Finished	10/28/2008 10:39:25 PM
52	K06DQ (10X)	Unknown	46	25.0	IC_Anions_2	Anions	Finished	10/28/2008 10:58:45 PM
53	K06DR	Unknown	47	25.0	IC_Anions_2	Anions	Finished	10/28/2008 11:17:50 PM
54	K06DR (25X)	Unknown	48	25.0	IC_Anions_2	Anions	Finished	10/28/2008 11:36:54 PM
55	CCV5	Unknown	12	25.0	IC_Anions_2	Anions	Finished	10/28/2008 11:55:59 PM
56	CCB5	Unknown	13	25.0	IC_Anions_2	Anions	Finished	10/29/2008 12:15:04 AM
57	BYE	Unknown	15	25.0	Shutdown	Anions	Multiple	10/29/2008 12:34:09 AM

Sequence: 102808IC2
Operator: kiedac

Chuck Kieda 10/29/08

Printed: 10/29/2008 3:51:48 PM

Title:
Datasource: PITPC-IC2_local
Location: ICS2000\Sequences\2008\October 2008
Timebase: ICS2000
#Samples: 57

Created: 10/28/2008 9:10:08 AM by Test America Labs
Last Update: 10/28/2008 9:56:27 AM by Test America Labs

No.	Name	Weight	Dil. Factor	ISTD Amount	Sample ID	Replicate ID	Comment
43	K06DN MSD	1.0000	1.0000	1.0000		01	
44	K06DN (10X)	1.0000	10.0000	1.0000		01	
45	K06DN MS (10X)	1.0000	10.0000	1.0000		01	
46	K06DN MSD (10X)	1.0000	10.0000	1.0000		01	
47	K06DP	1.0000	1.0000	1.0000		01	
48	CCV4	1.0000	1.0000	1.0000		01	
49	CCB4	1.0000	1.0000	1.0000		01	
50	K06DP (10X)	1.0000	10.0000	1.0000		01	
51	K06DQ	1.0000	1.0000	1.0000		01	
52	K06DQ (10X)	1.0000	10.0000	1.0000		01	
53	K06DR	1.0000	1.0000	1.0000		01	
54	K06DR (25X)	1.0000	25.0000	1.0000		01	
55	CCV5	1.0000	1.0000	1.0000		01	
56	CCB5	1.0000	1.0000	1.0000		01	
57	BYE	1.0000	1.0000	1.0000		01	

Chromeleon © Dionex Corporation, Version 6.80 Build 2212

Title:
Datasource: PITPC-IC2_local Created: 7/15/2008 9:51:19 AM by Test America Labs
Location: ICS2000\Sequences\2008\October 2008\102808IC2.SEQ
Timebase: ICS2000 Changed: 7/15/2008 9:51:19 AM by Test America Labs

```
          Sampler.AcquireExclusiveAccess
          Flush                                Volume = 250
          Pressure.LowerLimit =                200 [psi]
          Pressure.UpperLimit =                3000 [psi]
          %A.Equate =                          "%A"
          CR_TC =                              On
          Wait                                 FlushState
          Data_Collection_Rate =               5.0 [Hz]
          CellTemperature.Nominal =            35.0 [°C]
          ColumnTemperature.Nominal =          30.0 [°C]
          Suppressor_Type =                    ASRS_4mm
          ; Pump_ECD.Carbonate =               0.0
          ; Pump_ECD.Bicarbonate =             0.0
          ; Pump_ECD.Tetraborate =             0.0
          ; Pump_ECD.Other eluent =            0.0
          Suppressor_Current =                 100 [mA]
          Flow =                               1.00 [ml/min]
          NeedleHeight =                       2 [mm]
          CutSegmentVolume =                   10 [µl]
          SyringeSpeed =                       5
          CycleTime =                          0 [min]
          WaitForTemperature =                 False
          ; Pump_ECD.Hydroxide =               40.0
          ; Pump_ECD.Recommended Current =     99
          Wait                                 SampleReady

 0.000    Autozero
          Concentration =                      28.00 [mM]
          Curve =                              5
          Load
          Wait                                 CycleTimeState
          Inject
          Wait                                 InjectState
          ECD_1.AcqOn
          ;Channel_Pressure.AcqOn
          Sampler.ReleaseExclusiveAccess
          Concentration =                      28.00 [mM]
          Curve =                              5

10.100    Concentration =                      28.00 [mM]
          Curve =                              5

14.000    Concentration =                      40.00 [mM]
          Curve =                              5
```

Chromeleon © Dionex Corporation, Version 6.80 Build 2212

Title:
Datasource: PITPC-IC2_local Created: 7/15/2008 9:51:19 AM by Test America Labs
Location: ICS2000\Sequences\2008\October 2008\102808IC2.SEQ
Timebase: ICS2000 Changed: 7/15/2008 9:51:19 AM by Test America Labs

```
15.000      Concentration =                  40.00 [mM]
            Curve =                          5

15.100      Concentration =                  28.00 [mM]
            Curve =                          5

18.000      ECD_1.AcqOff
            ;Channel_Pressure.AcqOff
            End
```

Program File: IC_Anions_2
Operator: kiedac

Title:
Datasource: PITPC-IC2_local
Location: ICS2000\Sequences\2008\October 2008\102808IC2.SEQ
Timebase: ICS2000

Created: 7/15/2008 9:51:19 AM by Test America Labs
Changed: 7/15/2008 9:51:19 AM by Test America Labs

No.	Channel	Operation	Parameters

Title:
Datasource: PITPC-IC2_local
Created: 7/11/2008 10:24:20 AM by Test America Labs
Location: ICS2000\Sequences\2008\October 2008\102808IC2.SEQ
Timebase: ICS2000
Changed: 7/15/2008 9:54:58 AM by Test America Labs

```
          Sampler.AcquireExclusiveAccess
          Flush                                  Volume = 250
          Pressure.LowerLimit =                  200 [psi]
          Pressure.UpperLimit =                  3000 [psi]
          %A.Equate =                            "%A"
          CR_TC =                                Off
          Wait                                   FlushState
          Data_Collection_Rate =                 5.0 [Hz]
          CellTemperature.Nominal =              35.0 [°C]
          ColumnTemperature.Nominal =            30.0 [°C]
          Suppressor_Type =                      ASRS_4mm
          ; Pump_ECD.Carbonate =                 0.0
          ; Pump_ECD.Bicarbonate =               0.0
          ; Pump_ECD.Hydroxide =                 40.0
          ; Pump_ECD.Tetraborate =               0.0
          ; Pump_ECD.Other eluent =              0.0
          Suppressor_Current =                   100 [mA]
          Concentration =                        40.00 [mM]
          Curve =                                5
          Flow =                                 1.00 [ml/min]
          NeedleHeight =                         2 [mm]
          CutSegmentVolume =                     10 [µl]
          SyringeSpeed =                         5
          CycleTime =                            0 [min]
          WaitForTemperature =                   False
          ; Pump_ECD.Recommended Current =       99
          Wait                                   SampleReady
          Suppressor_Mode =                      Off
          EluentGenerator.Mode =                 Off
          Off

0.000     Autozero
          Load
          Wait                                   CycleTimeState
          Inject
          Wait                                   InjectState
          ;ECD_1.AcqOn
          Sampler.ReleaseExclusiveAccess

1.000     ;ECD_1.AcqOff
          End
```

Chromeleon © Dionex Corporation, Version 6.80 Build 2212

Program File: Shutdown
Operator: kiedac

Title:
Datasource: PITPC-IC2_local
Location: ICS2000\Sequences\2008\October 2008\102808IC2.SEQ
Timebase: ICS2000

Created: 7/11/2008 10:24:20 AM by Test America Labs
Changed: 7/15/2008 9:54:58 AM by Test America Labs

No.	Channel	Operation	Parameters

Method File: Anions
Operator: kiedac
Printed: 10/29/2008 3:51:51 PM

Title:
Datasource: PITPC-IC2_local
Location: ICS2000\Sequences\2008\October 2008\102808IC2.SEQ
Created: 6/13/2008 10:42:11 AM by Test America Labs
Last Update: 10/9/2008 4:35:09 PM by Test America Labs

Blank Run Subtraction: No Blank Run Subtraction

Detection Table:

No.	Ret. Time [min]	Param. Name	Param. Value	Channel
1	0.000	Minimum Area	0.01 "[Signal]*min"	All Channels
2	12.500	Inhibit Integration	On	All Channels
3	13.500	Inhibit Integration	Off	All Channels

Title:
Datasource: PITPC-IC2_local
Location: ICS2000\Sequences\2008\October 2008\102808IC2.SEQ
Created: 6/13/2008 10:42:11 AM by Test America Labs
Last Update: 10/9/2008 4:35:09 PM by Test America Labs

Peak Table:

Use Recently Detected Retention Times: Off
Peak Retention Time Determination: Absolute
Dead time:
Delay Time of 2'nd Detector: <None>
Delay Time of 3'rd Detector: <None>

No.	Peak Name	Ret.Time	Window	Standard	Int.Type	Cal.Type	Peak Type	Group	Amount STD 1	Amount STD 2	Amount STD 3
1	Fluoride	3.266 min	0.327 AN	External	Area	Lin	Auto		0.000000	0.050000	0.250000
2	Chloride	4.613 min	0.461 AN	External	Area	Lin	Auto		0.000000	1.000000	5.000000
3	*Nitrite*	*5.562 min*	*0.556 AN*	*External*	*Area*	*Lin*	*Auto*		*0.000000*	*0.050000*	*0.250000*
4	CARBONATE	5.877 min	0.588 AN	External	Area	Lin	Auto				
5	Sulfate	7.013 min	0.701 AN	External	Area	Lin	Auto		0.000000	1.000000	5.000000
6	Bromide	7.652 min	0.765 AN	External	Area	Lin	Auto		0.000000	0.200000	1.000000
7	Nitrate	9.040 min	0.904 AN	External	Area	Lin	Auto		0.000000	0.050000	0.250000
8	Phosphate	14.755 min	1.475 AN	External	Area	Lin	Auto		0.000000	0.050000	0.250000

Title:
Datasource: PITPC-IC2_local
Location: ICS2000\Sequences\2008\October 2008\102808IC2.SEQ
Created: 6/13/2008 10:42:11 AM by Test America Labs
Last Update: 10/9/2008 4:35:09 PM by Test America Labs

Peak Table:

Use Recently Detected Retention Times: Off
Peak Retention Time Determination: Absolute
Dead time:
Delay Time of 2'nd Detector: <None>
Delay Time of 3'rd Detector: <None>

No.	Peak Name	Ret.Time	Amount STD 4	Amount STD 5	Amount STD 6	Amount STD 7	Amount STD 8	Amount STD 9	Comment
1	Fluoride	3.266 min	0.500000	1.000000	2.500000	5.000000	7.500000	10.000000	
2	Chloride	4.613 min	10.000000	20.000000	50.000000	100.000000	150.000000	200.000000	
3	*Nitrite*	*5.562 min*	*0.500000*	*1.000000*	*2.500000*	*5.000000*	*7.500000*	*10.000000*	
4	CARBONATE	5.877 min							
5	Sulfate	7.013 min	10.000000	20.000000	50.000000	100.000000	150.000000	200.000000	
6	Bromide	7.652 min	2.000000	4.000000	10.000000	20.000000	30.000000	40.000000	
7	Nitrate	9.040 min	0.500000	1.000000	2.500000	5.000000	7.500000	10.000000	
8	Phosphate	14.755 min	0.500000	1.000000	2.500000	5.000000	7.500000	10.000000	

Title:
Datasource: PITPC-IC2_local Created: 6/13/2008 10:42:11 AM by Test America Labs
Location: ICS2000\Sequences\2008\October 2008\102808IC2.SEQ Last Update: 10/9/2008 4:35:09 PM by Test America Labs

Amount Table:

Dimension of Amounts:
Reference volume for amounts: Use inject volume of first standard
Number of Amount Columns: 9
Sample column used for amount column assignment: Sample Name

No.	Peak Name	Ret.Time	Resp.Fact.	Amount STD 1	Amount STD 2	Amount STD 3	Amount STD 4	Amount STD 5	Amount STD 6	Amount STD 7
1	Fluoride	3.266 min	1.000000	0.000000	0.050000	0.250000	0.500000	1.000000	2.500000	5.000000
2	Chloride	4.613 min	1.000000	0.000000	1.000000	5.000000	10.000000	20.000000	50.000000	100.000000
3	*Nitrite*	*5.562 min*	*1.000000*	*0.000000*	*0.050000*	*0.250000*	*0.500000*	*1.000000*	*2.500000*	*5.000000*
4	CARBONATE	5.877 min	1.000000							
5	Sulfate	7.013 min	1.000000	0.000000	1.000000	5.000000	10.000000	20.000000	50.000000	100.000000
6	Bromide	7.652 min	1.000000	0.000000	0.200000	1.000000	2.000000	4.000000	10.000000	20.000000
7	Nitrate	9.040 min	1.000000	0.000000	0.050000	0.250000	0.500000	1.000000	2.500000	5.000000
8	Phosphate	14.755 min	1.000000	0.000000	0.050000	0.250000	0.500000	1.000000	2.500000	5.000000

Title:
Datasource: PITPC-IC2_local
Location: ICS2000\Sequences\2008\October 2008\102808IC2.SEQ
Created: 6/13/2008 10:42:11 AM by Test America Labs
Last Update: 10/9/2008 4:35:09 PM by Test America Labs

Amount Table:

Dimension of Amounts:
Reference volume for amounts: Use inject volume of first standard
Number of Amount Columns: 9
Sample column used for amount column assignment: Sample Name

No.	Peak Name	Ret.Time	Amount STD 8	Amount STD 9	Comment
1	Fluoride	3.266 min	7.500000	10.000000	
2	Chloride	4.613 min	150.000000	200.000000	
3	*Nitrite*	*5.562 min*	*7.500000*	*10.000000*	
4	CARBONATE	5.877 min			
5	Sulfate	7.013 min	150.000000	200.000000	
6	Bromide	7.652 min	30.000000	40.000000	
7	Nitrate	9.040 min	7.500000	10.000000	
8	Phosphate	14.755 min	7.500000	10.000000	

Title:
Datasource: PITPC-IC2_local Created: 6/13/2008 10:42:11 AM by Test America Labs
Location: ICS2000\Sequences\2008\October 2008\102808IC2.SEQ Last Update: 10/9/2008 4:35:09 PM by Test America Labs

Calibration:

Calibration Mode: Total
Auto Recalibrate: On
Curve Fitting Model: Normal
Dual-Column Separate Calibration: Off

No.	Enabled	Name	Smp.No.	Pos.	Inj. Vol.	Weight	ISTD Amount	Dil. Factor	Inj. Date/Time	Sample Comment
1	☒	*STD 1*	*1*	*2*	*25.0*	*1.0000*	*1.0000*	*1.0000*	*10/9/2008 9:57:*	
2	☒	STD 2	2	3	25.0	1.0000	1.0000	1.0000	10/9/2008 10:1	
3	☒	STD 3	3	4	25.0	1.0000	1.0000	1.0000	10/9/2008 10:3	
4	☒	STD 4	4	5	25.0	1.0000	1.0000	1.0000	10/9/2008 10:5	
5	☒	STD 5	5	6	25.0	1.0000	1.0000	1.0000	10/9/2008 11:1	
6	☒	STD 6	6	7	25.0	1.0000	1.0000	1.0000	10/9/2008 11:3	
7	☒	STD 7	7	8	25.0	1.0000	1.0000	1.0000	10/9/2008 11:5	
8	☒	STD 8	8	9	25.0	1.0000	1.0000	1.0000	10/9/2008 12:1	
9	☒	STD 9	9	10	25.0	1.0000	1.0000	1.0000	10/9/2008 12:2	

Title:
Datasource: PITPC-IC2_local
Location: ICS2000\Sequences\2008\October 2008\102808IC2.SEQ
Created: 6/13/2008 10:42:11 AM by Test America Labs
Last Update: 10/9/2008 4:35:09 PM by Test America Labs

Calibration:

Calibration Mode: Total
Auto Recalibrate: On
Curve Fitting Model: Normal
Dual-Column Separate Calibration: Off

No.	Enabled	Name	Calib. Comment
1	☒	*STD 1 Ok*	
2	☒	STD 2 Ok	
3	☒	STD 3 Ok	
4	☒	STD 4 Ok	
5	☒	STD 5 Ok	
6	☒	STD 6 Ok	
7	☒	STD 7 Ok	
8	☒	STD 8 Ok	
9	☒	STD 9 Ok	

Title:
Datasource: PITPC-IC2_local
Location: ICS2000\Sequences\2008\October 2008\102808IC2.SEQ
Created: 6/13/2008 10:42:11 AM by Test America Labs
Last Update: 10/9/2008 4:35:09 PM by Test America Labs

System Suitability Test:

No.	Name	Sample Condition	Test Condition	Aggregate	Operator	Value	Rounding	Channel	Peak
1									

Title:
Datasource: PITPC-IC2_local
Location: ICS2000\Sequences\2008\October 2008\102808IC2.SEQ
Created: 6/13/2008 10:42:11 AM by Test America Labs
Last Update: 10/9/2008 4:35:09 PM by Test America Labs

System Suitability Test:

No.	Name	N.A.	Fail-Action	Result	SST Message
1					

1 STD 1

BEFORE

Sample Name:	**STD 1**	*Injection Volume:*	**25.0**
Vial Number:	**2**	*Channel:*	**ECD_1**
Sample Type:	**standard**	*Wavelength:*	**n.a.**
Control Program:	**IC_Anions_2**	*Bandwidth:*	**n.a.**
Quantif. Method:	**Anions**	*Dilution Factor:*	**1.0000**
Recording Time:	**10/9/2008 9:57**	*Sample Weight:*	**1.0000**
Run Time (min):	**18.00**	*Sample Amount:*	**1.0000**

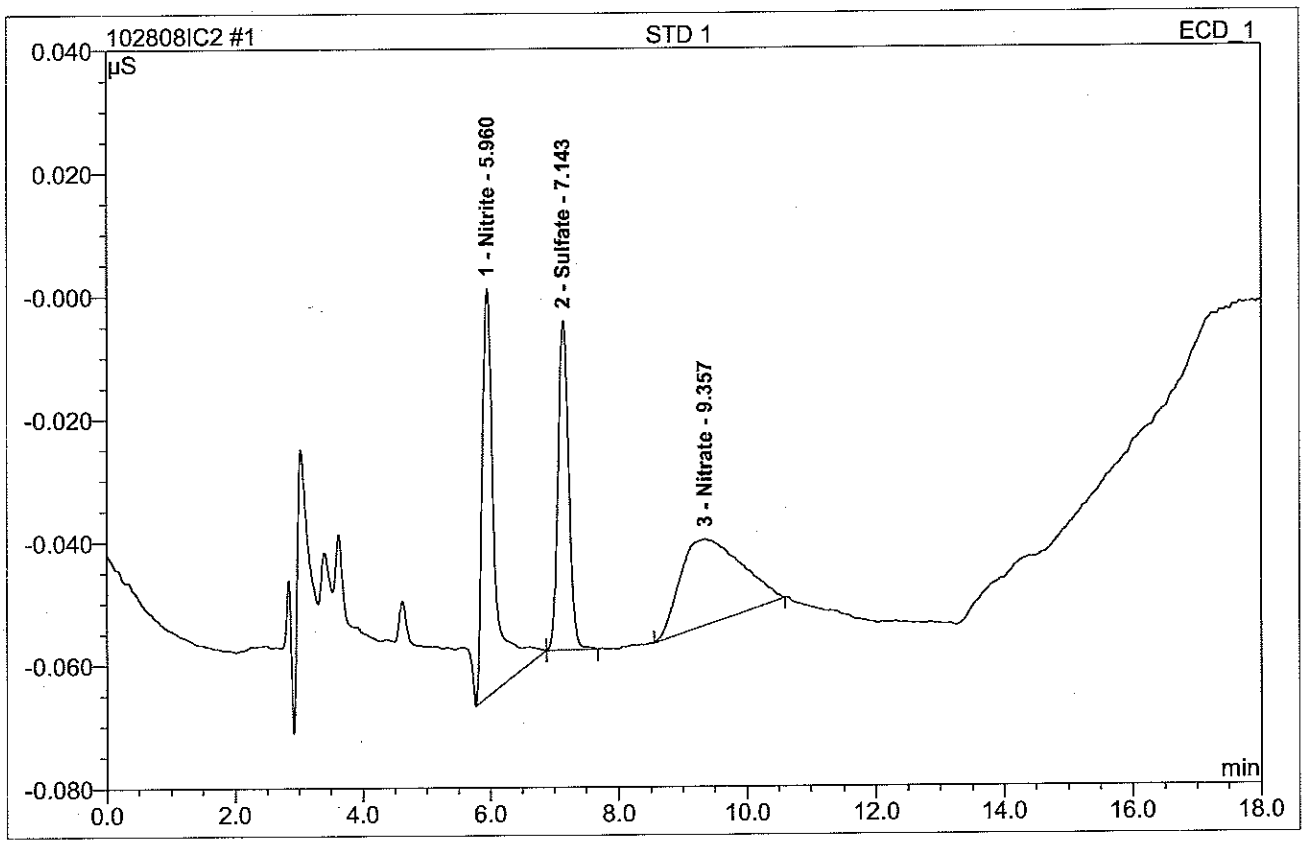

No.	Ret.Time min	Peak Name	Height µS	Area µS*min	Rel.Area %	Amount	Type
1	5.96	Nitrite	0.066	0.015	37.02	0.021	BMB
2	7.14	Sulfate	0.054	0.010	25.35	0.043	bMB
3	9.36	Nitrate	0.014	0.015	37.63	0.019	BMB
Total:			0.134	0.041	100.00	0.08	

1 STD 1

BEFORE

Sample Name:	**STD 1**	*Injection Volume:*	**25.0**
Vial Number:	**2**	*Channel:*	**ECD_1**
Sample Type:	**standard**	*Wavelength:*	**n.a.**
Control Program:	**IC_Anions_2**	*Bandwidth:*	**n.a.**
Quantif. Method:	**Anions**	*Dilution Factor:*	**1.0000**
Recording Time:	**10/9/2008 9:57**	*Sample Weight:*	**1.0000**
Run Time (min):	**18.00**	*Sample Amount:*	**1.0000**

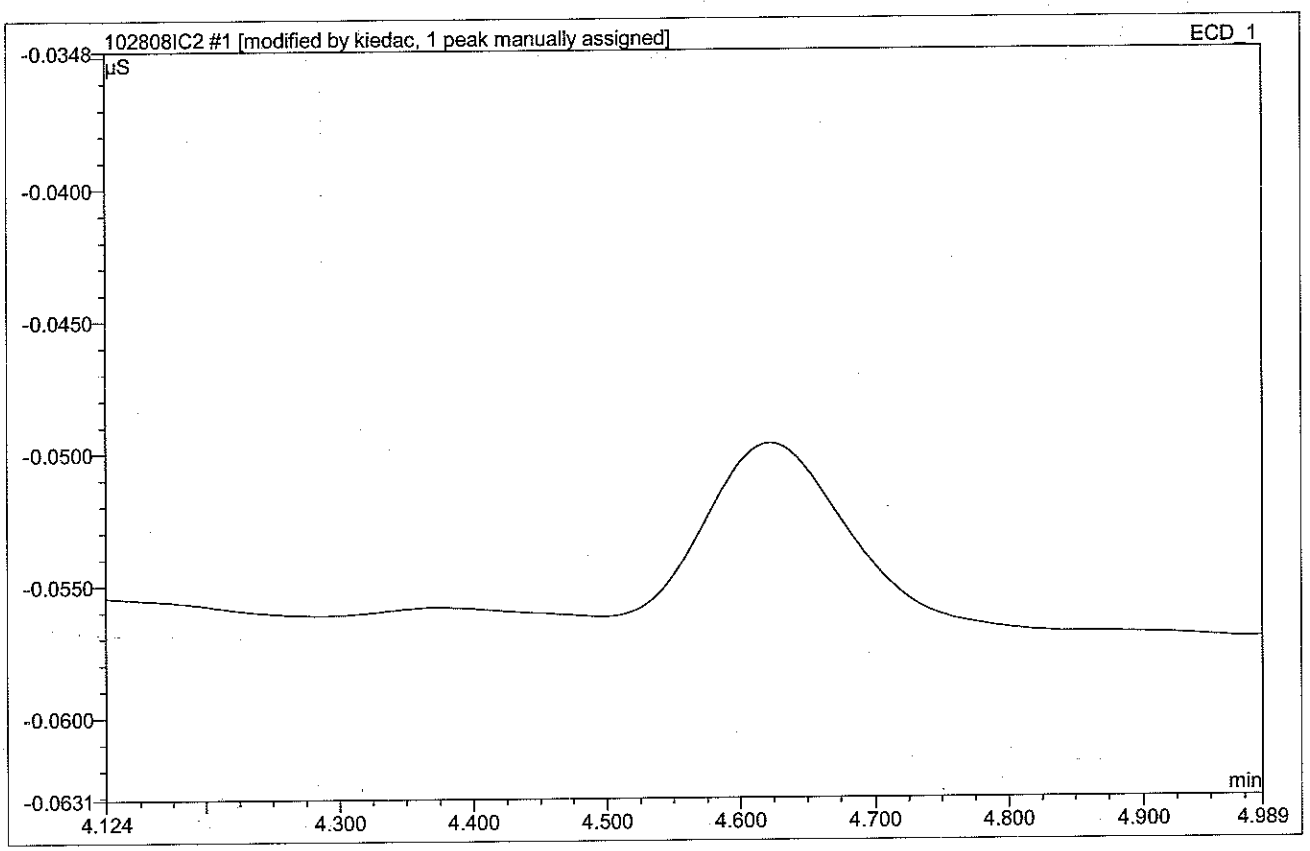

No.	Ret.Time min	Peak Name	Height µS	Area µS*min	Rel.Area %	Amount	Type
1	5.96	CARBONATE	0.066	0.015	59.36	n.a.	BMb*^
2	7.14	Sulfate	0.054	0.010	40.64	0.043	bMB
Total:			0.120	0.025	100.00	0.04	

1 STD 1

AFTER

Sample Name:	**STD 1**	*Injection Volume:*	**25.0**
Vial Number:	**2**	*Channel:*	**ECD_1**
Sample Type:	**standard**	*Wavelength:*	**n.a.**
Control Program:	**IC_Anions_2**	*Bandwidth:*	**n.a.**
Quantif. Method:	**Anions**	*Dilution Factor:*	**1.0000**
Recording Time:	**10/9/2008 9:57**	*Sample Weight:*	**1.0000**
Run Time (min):	**18.00**	*Sample Amount:*	**1.0000**

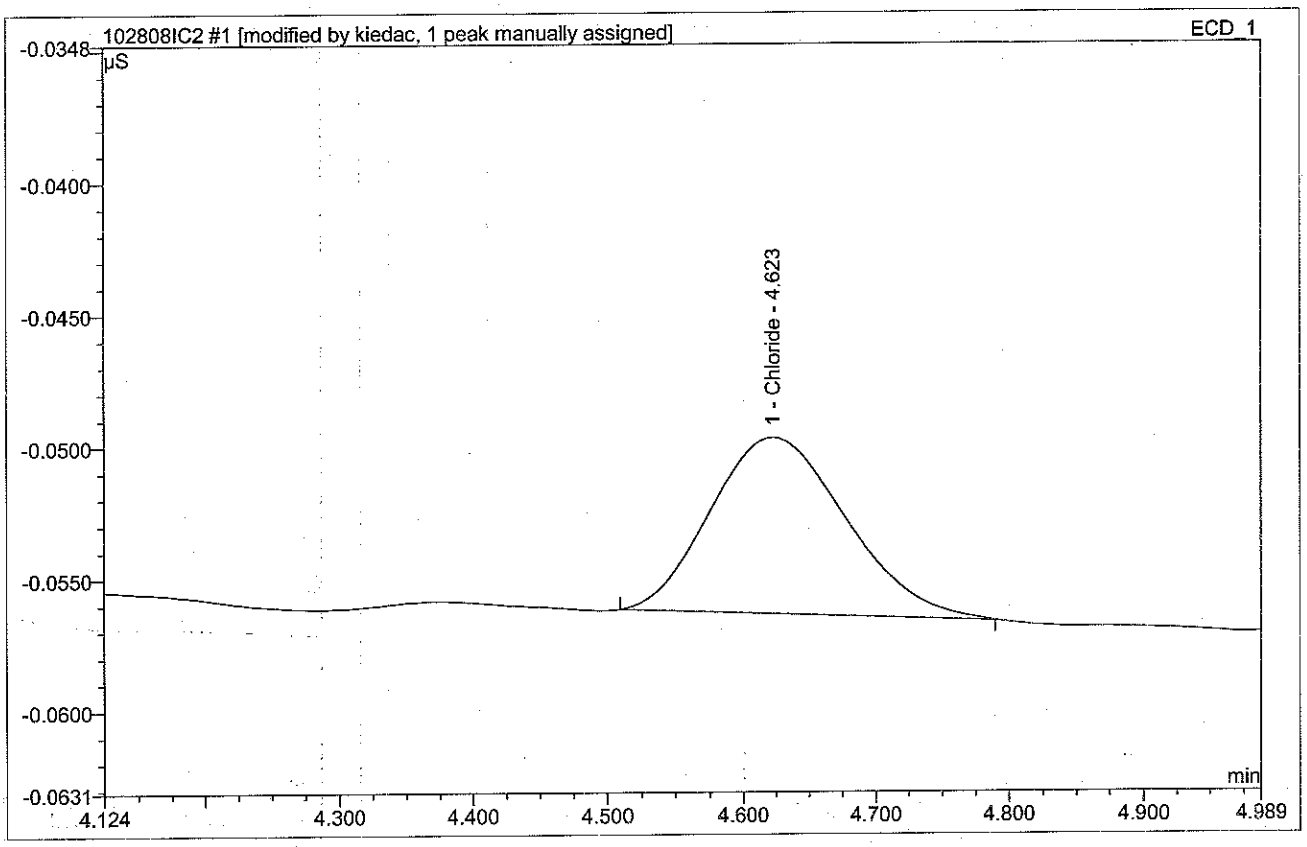

No.	Ret.Time min	Peak Name	Height µS	Area µS*min	Rel.Area %	Amount	Type
1	4.62	Chloride	0.007	0.001	2.99	0.002	BMB*
2	5.96	CARBONATE	0.066	0.015	57.58	n.a.	BMb*^
3	7.14	Sulfate	0.054	0.010	39.43	0.043	bMB
Total:			0.127	0.026	100.00	0.05	

1 STD 1

AFTER

Sample Name:	**STD 1**	*Injection Volume:*	**25.0**
Vial Number:	**2**	*Channel:*	**ECD_1**
Sample Type:	**standard**	*Wavelength:*	**n.a.**
Control Program:	**IC_Anions_2**	*Bandwidth:*	**n.a.**
Quantif. Method:	**Anions**	*Dilution Factor:*	**1.0000**
Recording Time:	**10/9/2008 9:57**	*Sample Weight:*	**1.0000**
Run Time (min):	**18.00**	*Sample Amount:*	**1.0000**

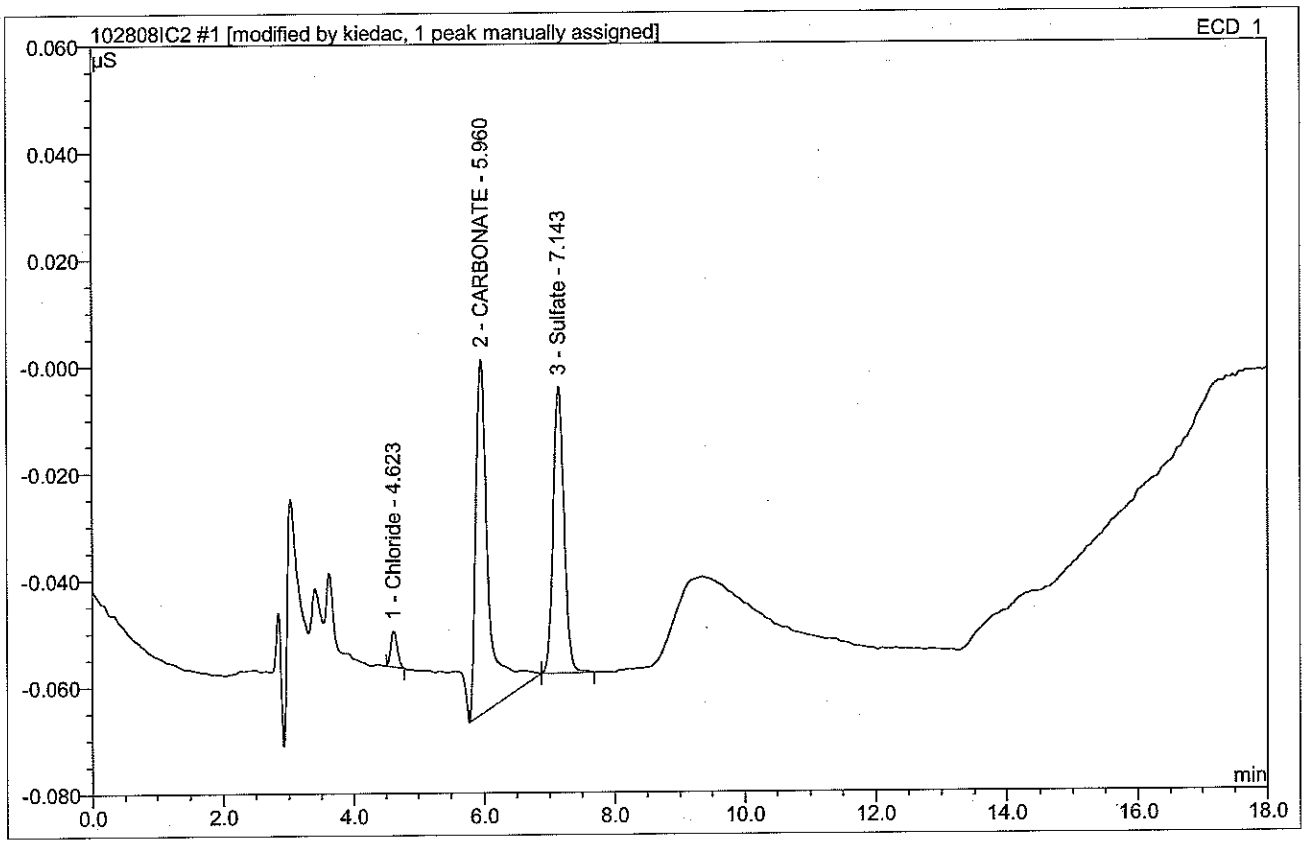

No.	Ret.Time min	Peak Name	Height µS	Area µS*min	Rel.Area %	Amount	Type
1	4.62	Chloride	0.007	0.001	2.99	0.002	BMB*
2	5.96	CARBONATE	0.066	0.015	57.58	n.a.	BMb*^
3	7.14	Sulfate	0.054	0.010	39.43	0.043	bMB
Total:			0.127	0.026	100.00	0.05	

2 STD 2

Sample Name:	**STD 2**	*Injection Volume:*	**25.0**
Vial Number:	**3**	*Channel:*	**ECD_1**
Sample Type:	**standard**	*Wavelength:*	**n.a.**
Control Program:	**IC_Anions_2**	*Bandwidth:*	**n.a.**
Quantif. Method:	**Anions**	*Dilution Factor:*	**1.0000**
Recording Time:	**10/9/2008 10:16**	*Sample Weight:*	**1.0000**
Run Time (min):	**18.00**	*Sample Amount:*	**1.0000**

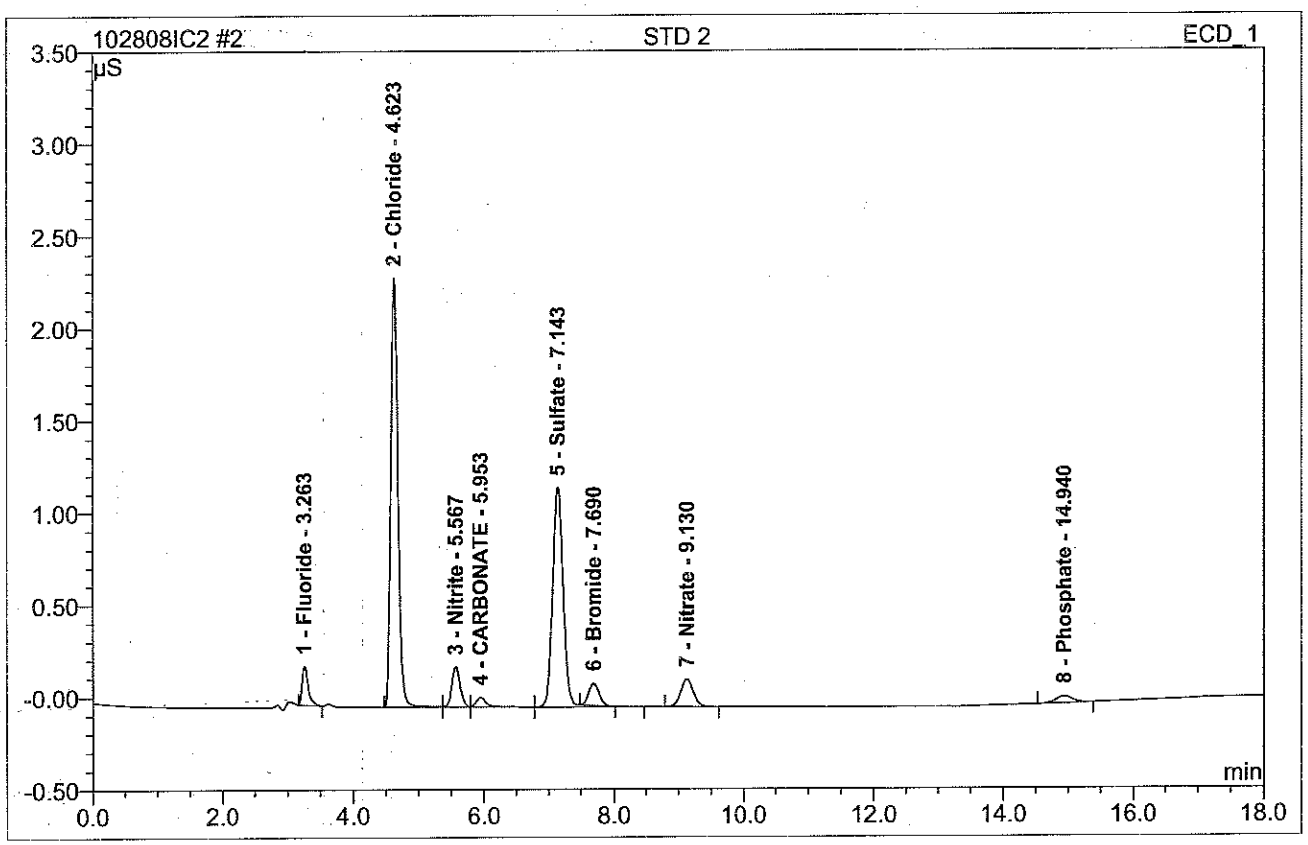

No.	Ret.Time min	Peak Name	Height µS	Area µS*min	Rel.Area %	Amount	Type
1	3.26	Fluoride	0.209	0.023	3.51	0.047	BMB
2	4.62	Chloride	2.326	0.297	45.08	0.939	BM
3	5.57	Nitrite	0.218	0.032	4.90	0.044	M
4	5.95	CARBONATE	0.052	0.011	1.62	n.a.	M
5	7.14	Sulfate	1.187	0.230	34.94	0.969	MB
6	7.69	Bromide	0.120	0.022	3.29	0.164	Rd
7	9.13	Nitrate	0.148	0.033	5.02	0.042	BMB
8	14.94	Phosphate	0.037	0.011	1.63	0.034	BMB
Total:			4.294	0.659	100.00	2.24	

3 STD 3

Sample Name:	**STD 3**	*Injection Volume:*	**25.0**
Vial Number:	**4**	*Channel:*	**ECD_1**
Sample Type:	**standard**	*Wavelength:*	**n.a.**
Control Program:	**IC_Anions_2**	*Bandwidth:*	**n.a.**
Quantif. Method:	**Anions**	*Dilution Factor:*	**1.0000**
Recording Time:	**10/9/2008 10:35**	*Sample Weight:*	**1.0000**
Run Time (min):	**18.00**	*Sample Amount:*	**1.0000**

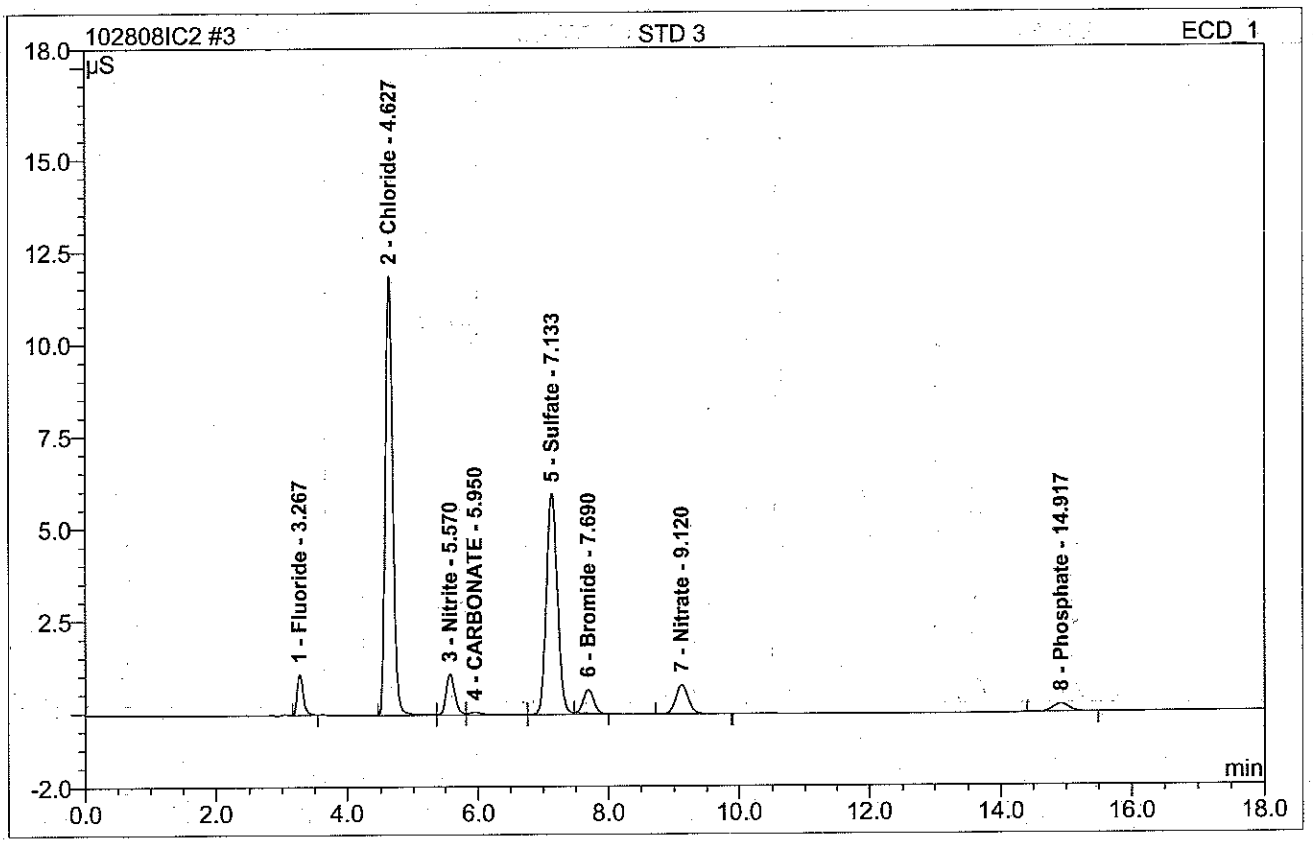

No.	Ret.Time min	Peak Name	Height µS	Area µS*min	Rel.Area %	Amount	Type
1	3.27	Fluoride	1.093	0.121	3.56	0.247	BMB
2	4.63	Chloride	11.891	1.551	45.54	4.903	BM
3	5.57	Nitrite	1.102	0.171	5.03	0.235	M
4	5.95	CARBONATE	0.072	0.022	0.66	n.a.	M
5	7.13	Sulfate	5.968	1.185	34.80	4.989	MB
6	7.69	Bromide	0.636	0.115	3.38	0.870	Rd
7	9.12	Nitrate	0.783	0.175	5.15	0.222	Rd
8	14.92	Phosphate	0.218	0.064	1.89	0.205	BMB
Total:			21.763	3.406	100.00	11.67	

4 STD 4

Sample Name:	**STD 4**	*Injection Volume:*	**25.0**
Vial Number:	**5**	*Channel:*	**ECD_1**
Sample Type:	**standard**	*Wavelength:*	**n.a.**
Control Program:	**IC_Anions_2**	*Bandwidth:*	**n.a.**
Quantif. Method:	**Anions**	*Dilution Factor:*	**1.0000**
Recording Time:	**10/9/2008 10:54**	*Sample Weight:*	**1.0000**
Run Time (min):	**18.00**	*Sample Amount:*	**1.0000**

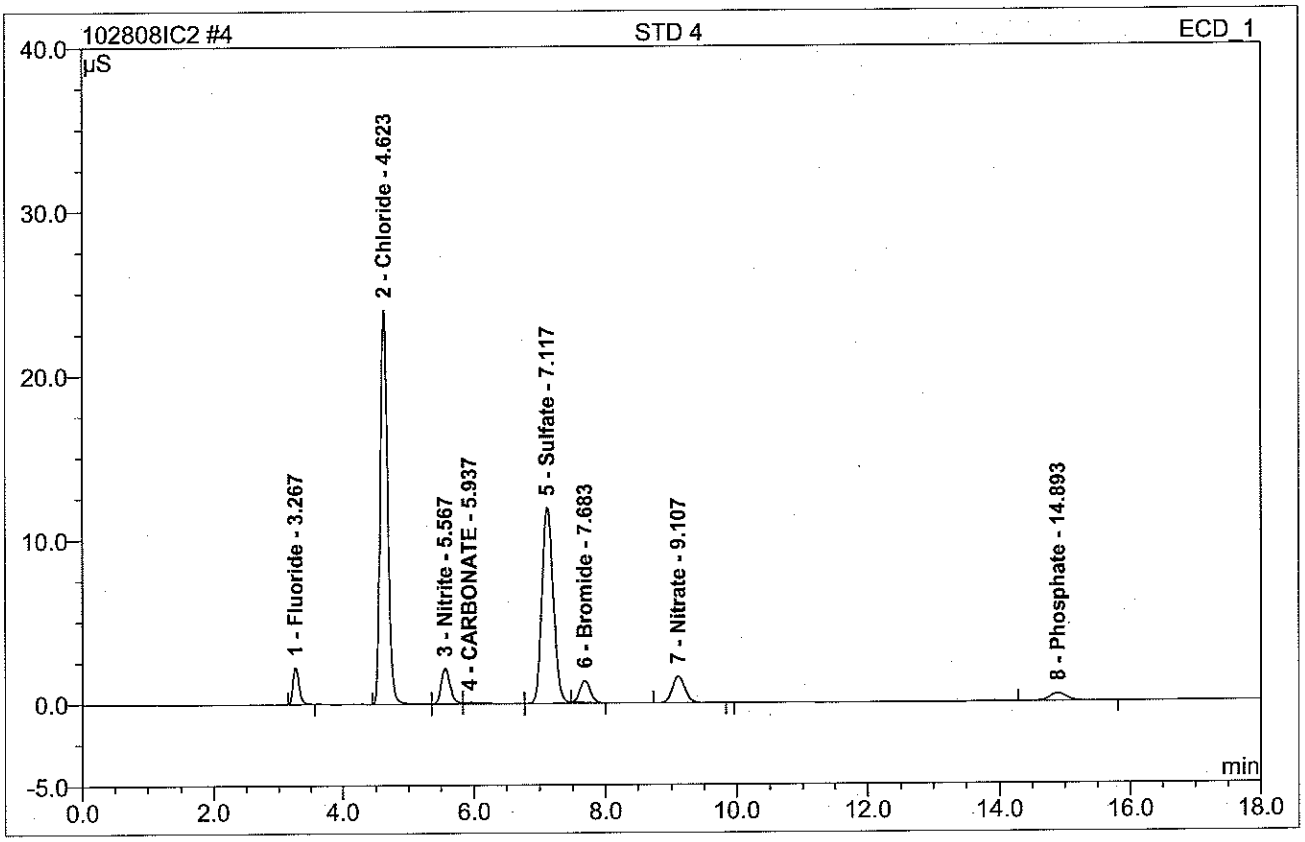

No.	Ret.Time min	Peak Name	Height µS	Area µS*min	Rel.Area %	Amount	Type
1	3.27	Fluoride	2.225	0.249	3.60	0.507	BMB
2	4.62	Chloride	24.028	3.142	45.49	9.934	BM
3	5.57	Nitrite	2.153	0.348	5.04	0.478	M
4	5.94	CARBONATE	0.092	0.032	0.46	n.a.	M
5	7.12	Sulfate	11.922	2.393	34.64	10.074	MB
6	7.68	Bromide	1.322	0.241	3.49	1.820	Rd
7	9.11	Nitrate	1.615	0.364	5.27	0.461	Rd
8	14.89	Phosphate	0.459	0.139	2.01	0.442	BMB
Total:			43.816	6.908	100.00	23.72	

5 STD 5

Sample Name:	**STD 5**	*Injection Volume:*	**25.0**
Vial Number:	**6**	*Channel:*	**ECD_1**
Sample Type:	**standard**	*Wavelength:*	**n.a.**
Control Program:	**IC_Anions_2**	*Bandwidth:*	**n.a.**
Quantif. Method:	**Anions**	*Dilution Factor:*	**1.0000**
Recording Time:	**10/9/2008 11:13**	*Sample Weight:*	**1.0000**
Run Time (min):	**18.00**	*Sample Amount:*	**1.0000**

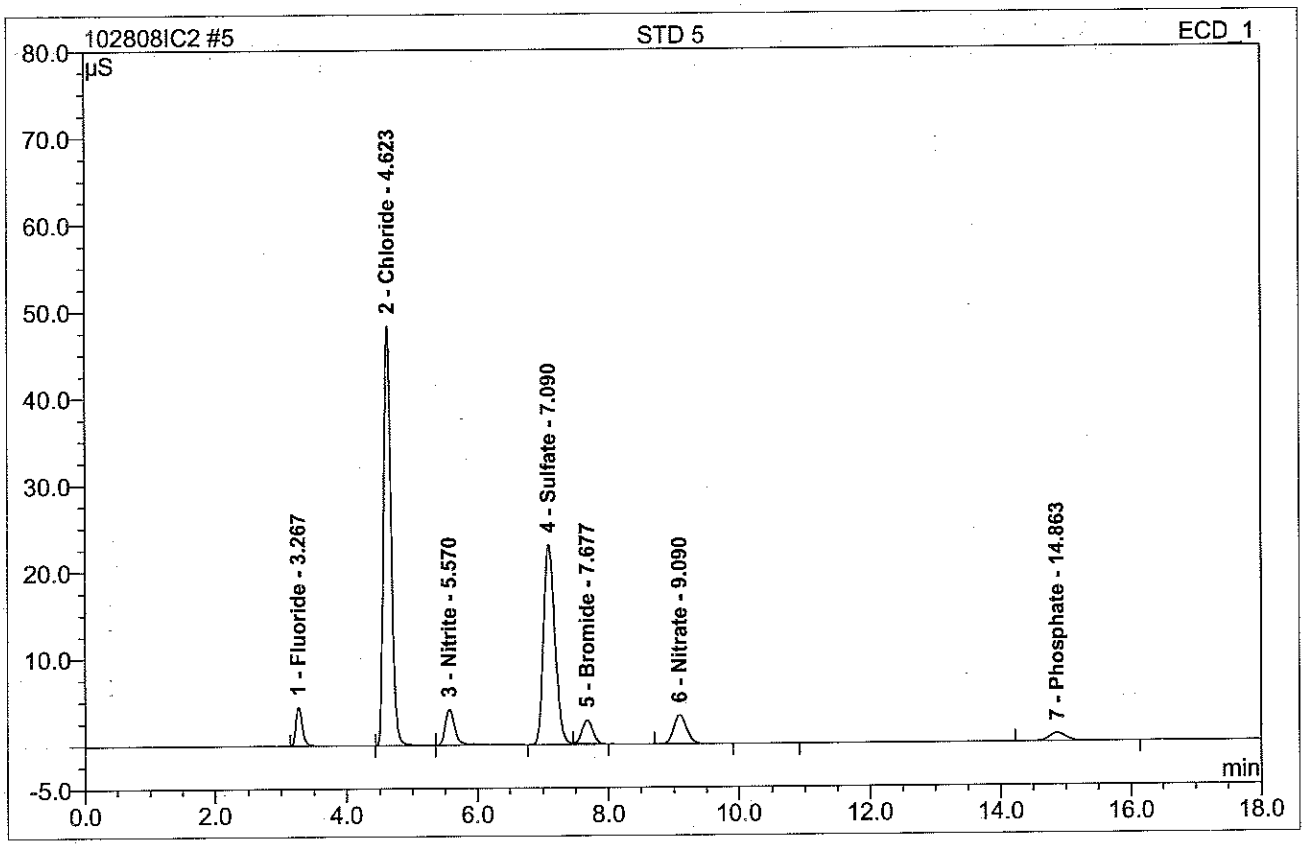

No.	Ret.Time min	Peak Name	Height µS	Area µS*min	Rel.Area %	Amount	Type
1	3.27	Fluoride	4.428	0.525	3.77	1.069	BMB
2	4.62	Chloride	48.331	6.350	45.57	20.074	BM
3	5.57	Nitrite	4.107	0.718	5.15	0.986	Ru
4	7.09	Sulfate	23.031	4.798	34.43	20.198	MB
5	7.68	Bromide	2.710	0.500	3.59	3.781	Rd
6	9.09	Nitrate	3.290	0.753	5.40	0.955	Rd
7	14.86	Phosphate	0.933	0.290	2.08	0.923	BMB
Total:			86.830	13.935	100.00	47.99	

6 STD 6

Sample Name:	**STD 6**	*Injection Volume:*	**25.0**
Vial Number:	**7**	*Channel:*	**ECD_1**
Sample Type:	**standard**	*Wavelength:*	**n.a.**
Control Program:	**IC_Anions_2**	*Bandwidth:*	**n.a.**
Quantif. Method:	**Anions**	*Dilution Factor:*	**1.0000**
Recording Time:	**10/9/2008 11:32**	*Sample Weight:*	**1.0000**
Run Time (min):	**18.00**	*Sample Amount:*	**1.0000**

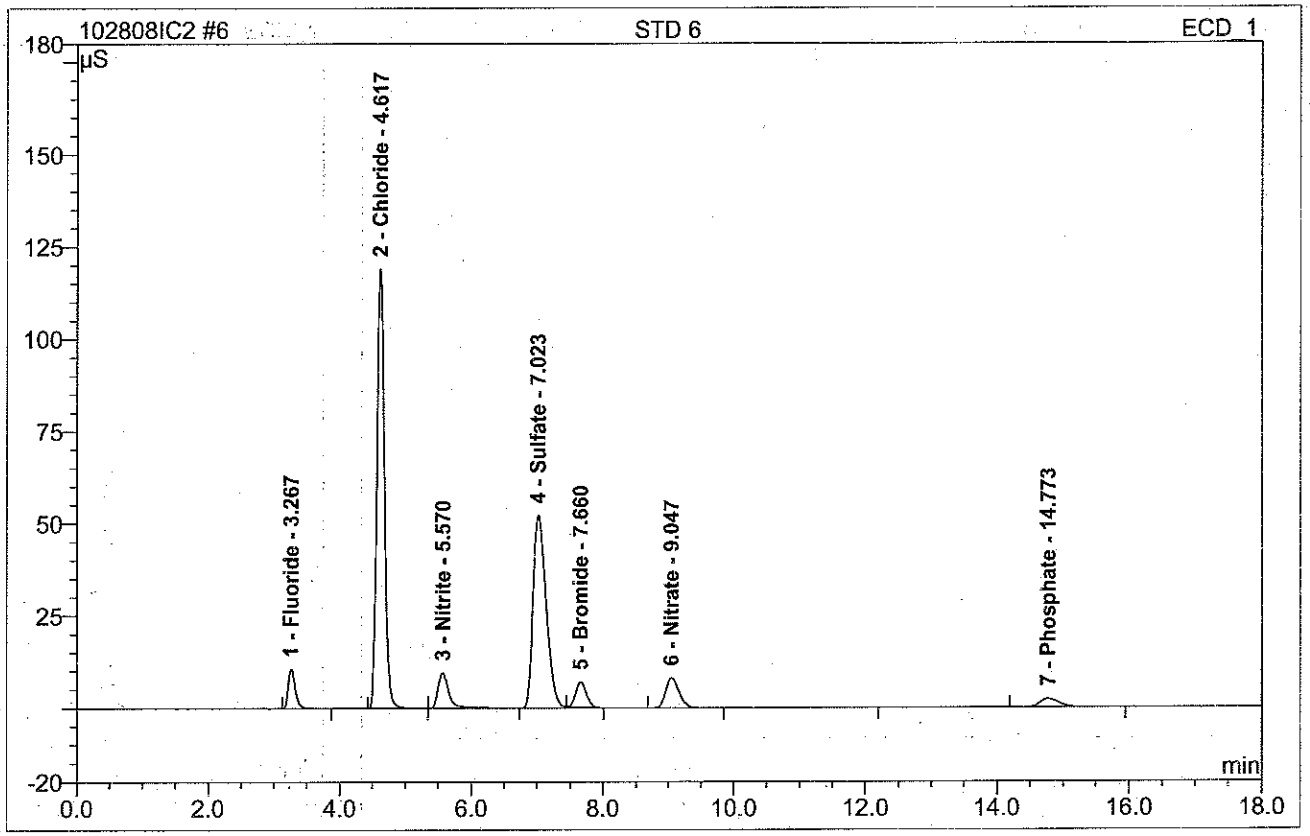

No.	Ret.Time min	Peak Name	Height µS	Area µS*min	Rel.Area %	Amount	Type
1	3.27	Fluoride	10.572	1.288	3.69	2.622	BMB
2	4.62	Chloride	119.075	15.824	45.36	50.026	BM
3	5.57	Nitrite	9.560	1.814	5.20	2.491	Ru
4	7.02	Sulfate	52.249	12.000	34.40	50.518	MB
5	7.66	Bromide	6.773	1.284	3.68	9.709	Rd
6	9.05	Nitrate	8.054	1.923	5.51	2.437	Rd
7	14.77	Phosphate	2.273	0.752	2.16	2.393	BMB
Total:			208.555	34.886	100.00	120.20	

7 STD 7

Sample Name:	**STD 7**	*Injection Volume:*	**25.0**
Vial Number:	**8**	*Channel:*	**ECD_1**
Sample Type:	**standard**	*Wavelength:*	**n.a.**
Control Program:	**IC_Anions_2**	*Bandwidth:*	**n.a.**
Quantif. Method:	**Anions**	*Dilution Factor:*	**1.0000**
Recording Time:	**10/9/2008 11:51**	*Sample Weight:*	**1.0000**
Run Time (min):	**18.00**	*Sample Amount:*	**1.0000**

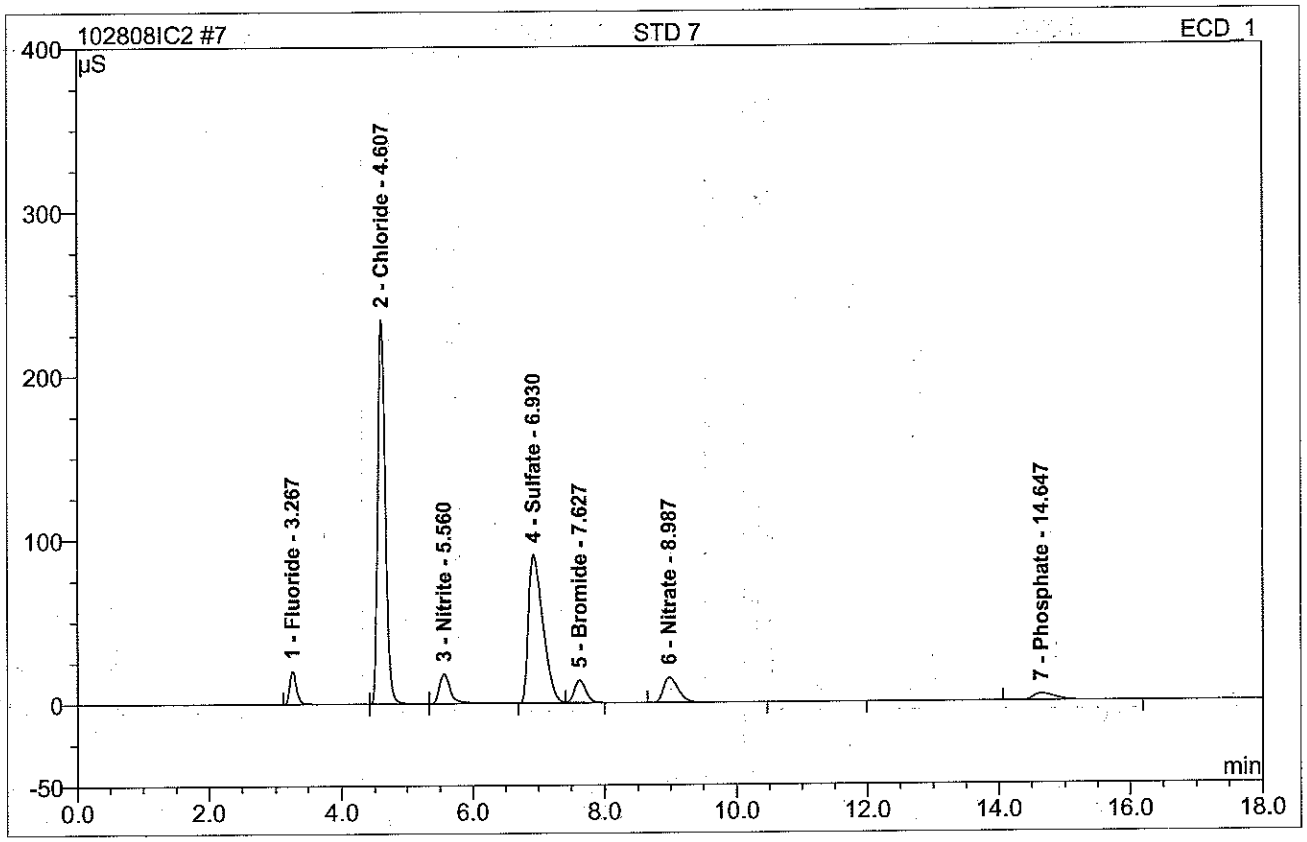

No.	Ret.Time min	Peak Name	Height µS	Area µS*min	Rel.Area %	Amount	Type
1	3.27	Fluoride	20.004	2.535	3.63	5.162	BM
2	4.61	Chloride	234.238	31.659	45.31	100.087	M
3	5.56	Nitrite	18.030	3.601	5.15	4.945	Ru
4	6.93	Sulfate	90.522	23.986	34.33	100.975	MB
5	7.63	Bromide	13.417	2.627	3.76	19.855	Rd
6	8.99	Nitrate	15.360	3.919	5.61	4.967	Rd
7	14.65	Phosphate	4.079	1.551	2.22	4.934	BMB
Total:			395.650	69.878	100.00	240.93	

8 STD 8

Sample Name:	**STD 8**	*Injection Volume:*	**25.0**
Vial Number:	**9**	*Channel:*	**ECD_1**
Sample Type:	**standard**	*Wavelength:*	**n.a.**
Control Program:	**IC_Anions_2**	*Bandwidth:*	**n.a.**
Quantif. Method:	**Anions**	*Dilution Factor:*	**1.0000**
Recording Time:	**10/9/2008 12:10**	*Sample Weight:*	**1.0000**
Run Time (min):	**18.00**	*Sample Amount:*	**1.0000**

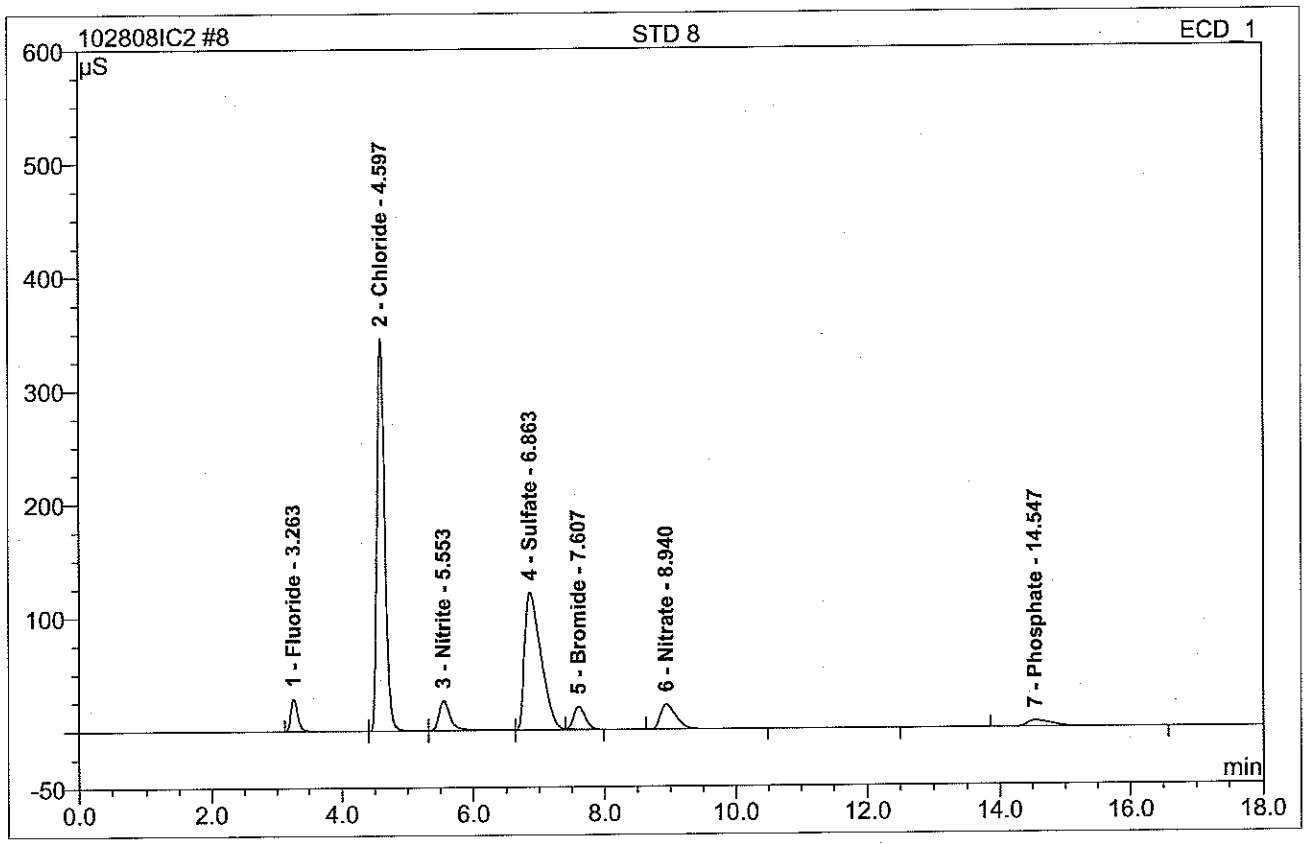

No.	Ret.Time min	Peak Name	Height µS	Area µS*min	Rel.Area %	Amount	Type
1	3.26	Fluoride	28.540	3.706	3.55	7.546	BM
2	4.60	Chloride	345.675	47.452	45.39	150.014	M
3	5.55	Nitrite	26.431	5.571	5.33	7.650	M
4	6.86	Sulfate	121.456	35.582	34.03	149.787	MB
5	7.61	Bromide	19.740	3.970	3.80	30.010	Rd
6	8.94	Nitrate	21.816	5.916	5.66	7.498	Rd
7	14.55	Phosphate	5.478	2.353	2.25	7.483	BMB
Total:			569.136	104.548	100.00	359.99	

9 STD 9

Sample Name:	**STD 9**	*Injection Volume:*	**25.0**
Vial Number:	**10**	*Channel:*	**ECD_1**
Sample Type:	**standard**	*Wavelength:*	**n.a.**
Control Program:	**IC_Anions_2**	*Bandwidth:*	**n.a.**
Quantif. Method:	**Anions**	*Dilution Factor:*	**1.0000**
Recording Time:	**10/9/2008 12:29**	*Sample Weight:*	**1.0000**
Run Time (min):	**18.00**	*Sample Amount:*	**1.0000**

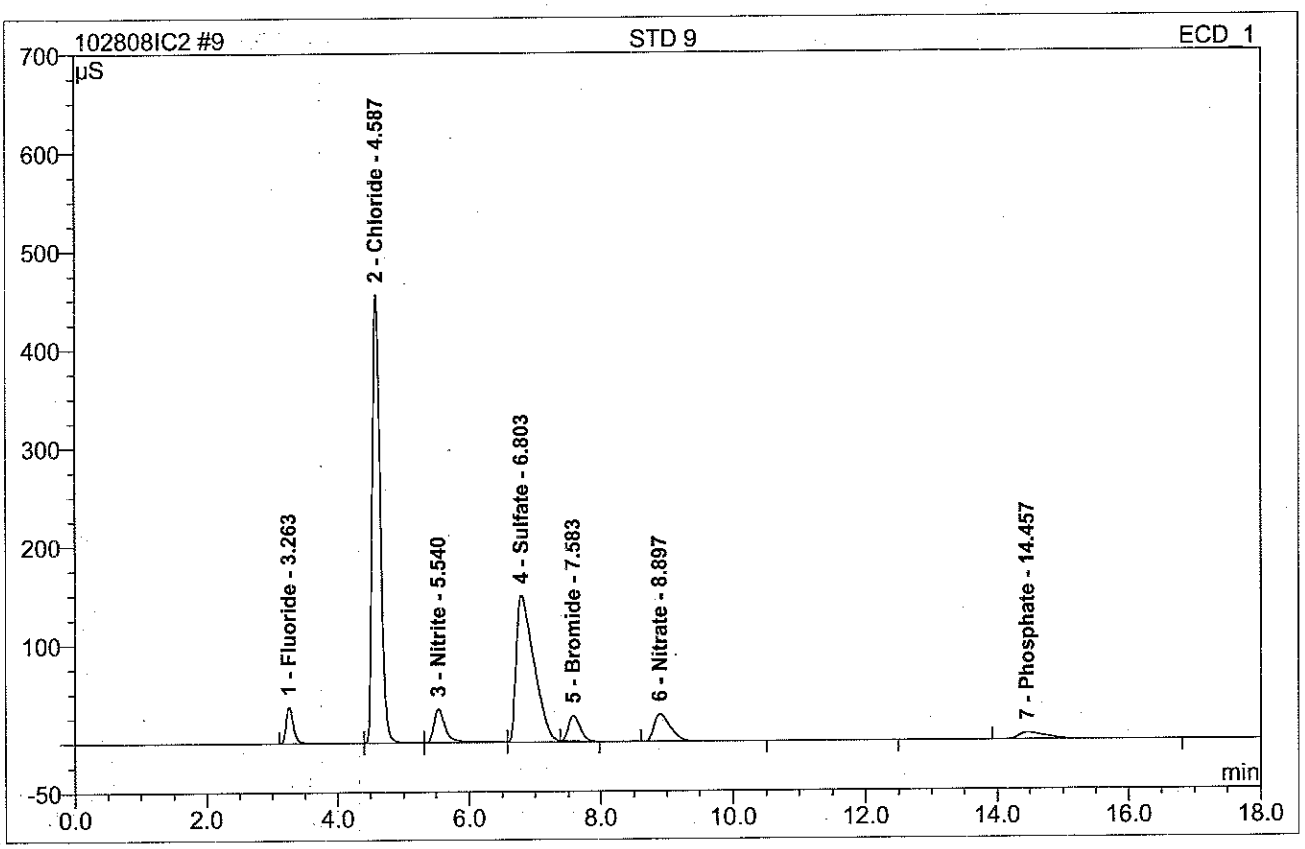

No.	Ret.Time min	Peak Name	Height µS	Area µS*min	Rel.Area %	Amount	Type
1	3.26	Fluoride	36.325	4.836	3.48	9.847	BM
2	4.59	Chloride	455.596	63.244	45.46	199.938	M
3	5.54	Nitrite	34.219	7.223	5.19	9.920	M
4	6.80	Sulfate	148.865	47.396	34.07	199.520	MB
5	7.58	Bromide	25.769	5.314	3.82	40.172	Rd
6	8.90	Nitrate	27.678	7.922	5.69	10.041	Rd
7	14.46	Phosphate	6.659	3.170	2.28	10.084	BMB
Total:			735.112	139.105	100.00	479.52	

1 STD 1

Sample Name:	**STD 1**	*Injection Volume:*	**25.0**
Vial Number:	**2**	*Channel:*	**ECD_1**
Sample Type:	**standard**	*Wavelength:*	**n.a.**
Control Program:	**IC_Anions_2**	*Bandwidth:*	**n.a.**
Quantif. Method:	**Anions**	*Dilution Factor:*	**1.0000**
Recording Time:	**10/9/2008 9:57**	*Sample Weight:*	**1.0000**
Run Time (min):	**18.00**	*Sample Amount:*	**1.0000**

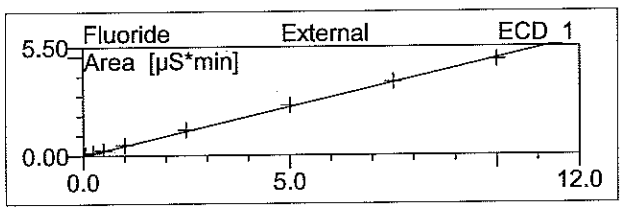

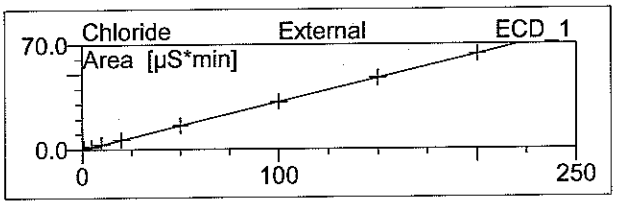

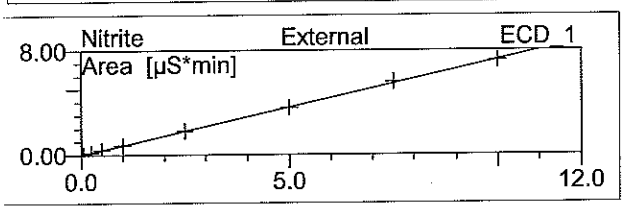

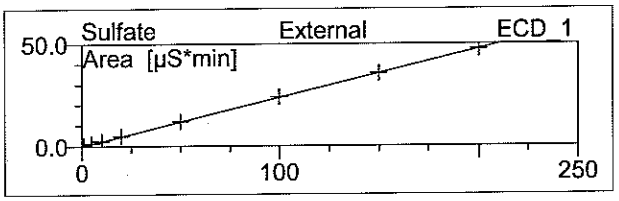

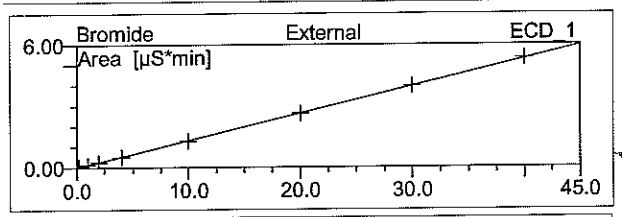

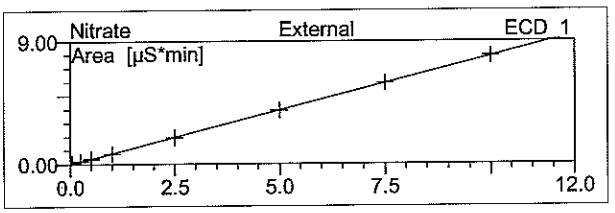

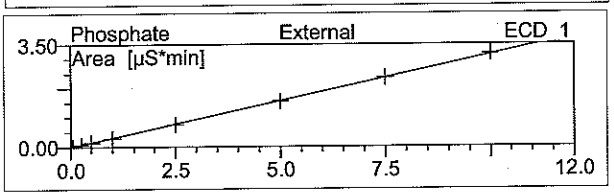

No.	Ret.Time min	Peak Name	Cal.Type	Points	Coeff.Det. %	Offset	Slope	Curve
1	4.62	Chloride	Lin	9	99.9999	0.0000	0.3163	0.0000
2	5.96	CARBONATE	Lin	0	n.a.	0.0000	0.0000	0.0000
3	7.14	Sulfate	Lin	9	99.9965	0.0000	0.2375	0.0000
Average:					99.9982	0.0000	0.1846	0.0000

2 STD 2

Sample Name:	**STD 2**	*Injection Volume:*	**25.0**
Vial Number:	**3**	*Channel:*	**ECD_1**
Sample Type:	**standard**	*Wavelength:*	**n.a.**
Control Program:	**IC_Anions_2**	*Bandwidth:*	**n.a.**
Quantif. Method:	**Anions**	*Dilution Factor:*	**1.0000**
Recording Time:	**10/9/2008 10:16**	*Sample Weight:*	**1.0000**
Run Time (min):	**18.00**	*Sample Amount:*	**1.0000**

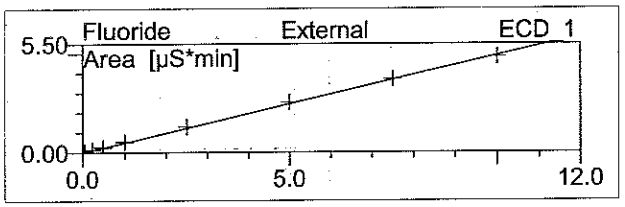

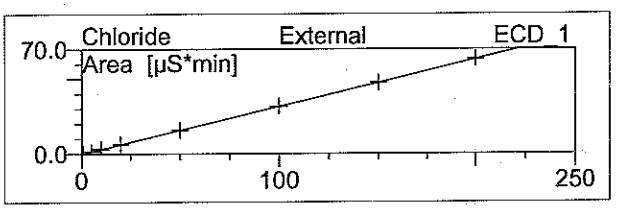

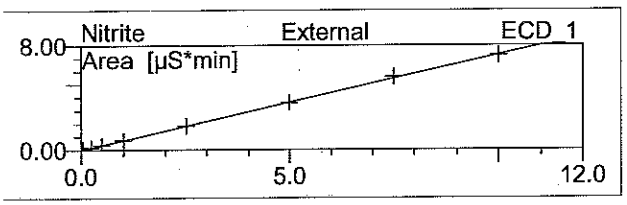

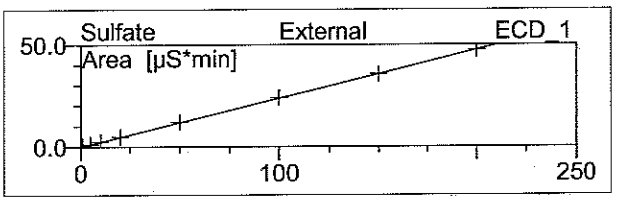

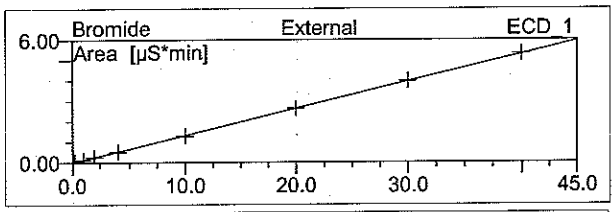

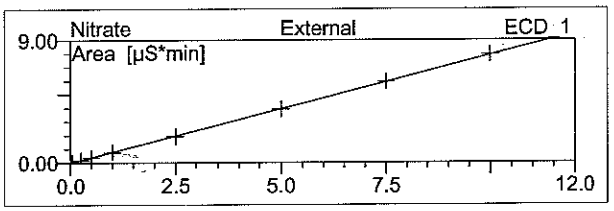

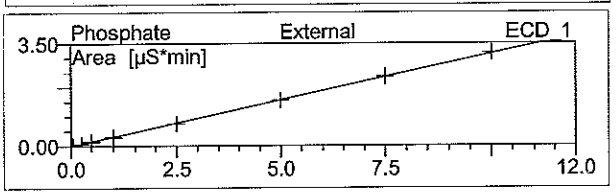

No.	Ret.Time min	Peak Name	Cal.Type	Points	Coeff.Det. %	Offset	Slope	Curve
1	3.26	Fluoride	Lin	8	99.9263	0.0000	0.4912	0.0000
2	4.62	Chloride	Lin	9	99.9999	0.0000	0.3163	0.0000
3	5.57	Nitrite	Lin	8	99.9667	0.0000	0.7282	0.0000
4	5.95	CARBONATE	Lin	0	n.a.	0.0000	0.0000	0.0000
5	7.14	Sulfate	Lin	9	99.9965	0.0000	0.2375	0.0000
6	7.69	Bromide	Lin	8	99.9854	0.0000	0.1323	0.0000
7	9.13	Nitrate	Lin	8	99.9889	0.0000	0.7889	0.0000
8	14.94	Phosphate	Lin	8	99.9657	0.0000	0.3144	0.0000
Average:					99.9756	0.0000	0.3761	0.0000

3 STD 3

Sample Name:	**STD 3**	*Injection Volume:*	**25.0**
Vial Number:	**4**	*Channel:*	**ECD_1**
Sample Type:	**standard**	*Wavelength:*	**n.a.**
Control Program:	**IC_Anions_2**	*Bandwidth:*	**n.a.**
Quantif. Method:	**Anions**	*Dilution Factor:*	**1.0000**
Recording Time:	**10/9/2008 10:35**	*Sample Weight:*	**1.0000**
Run Time (min):	**18.00**	*Sample Amount:*	**1.0000**

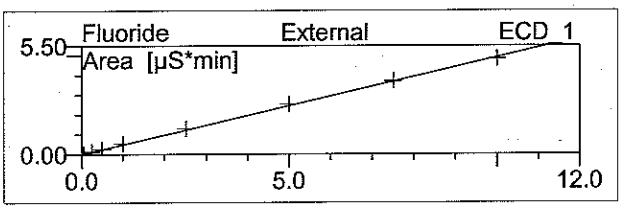

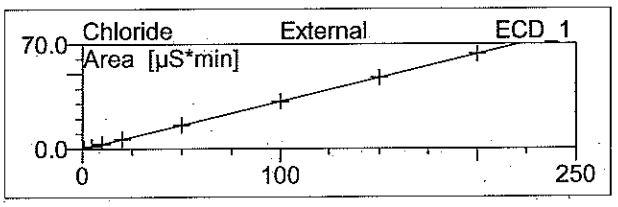

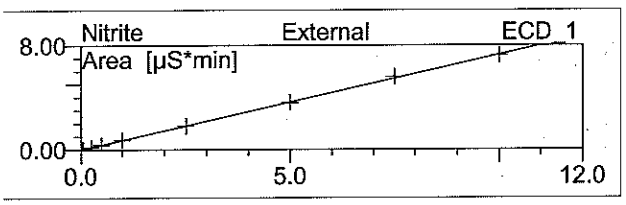

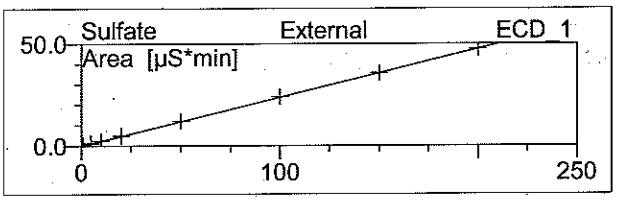

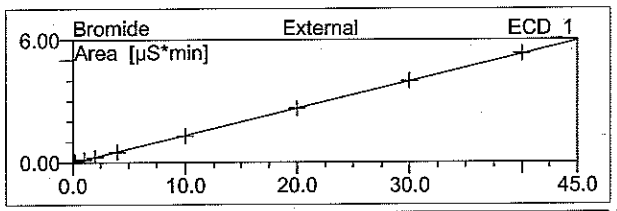

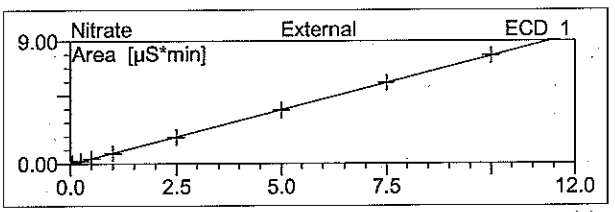

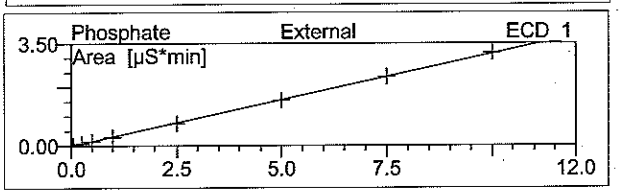

No.	Ret.Time min	Peak Name	Cal.Type	Points	Coeff.Det. %	Offset	Slope	Curve
1	3.27	Fluoride	Lin	8	99.9263	0.0000	0.4912	0.0000
2	4.63	Chloride	Lin	9	99.9999	0.0000	0.3163	0.0000
3	5.57	Nitrite	Lin	8	99.9667	0.0000	0.7282	0.0000
4	5.95	CARBONATE	Lin	0	n.a.	0.0000	0.0000	0.0000
5	7.13	Sulfate	Lin	9	99.9965	0.0000	0.2375	0.0000
6	7.69	Bromide	Lin	8	99.9854	0.0000	0.1323	0.0000
7	9.12	Nitrate	Lin	8	99.9889	0.0000	0.7889	0.0000
8	14.92	Phosphate	Lin	8	99.9657	0.0000	0.3144	0.0000
Average:					99.9756	0.0000	0.3761	0.0000

4 STD 4

Sample Name:	**STD 4**	*Injection Volume:*	**25.0**
Vial Number:	**5**	*Channel:*	**ECD_1**
Sample Type:	**standard**	*Wavelength:*	**n.a.**
Control Program:	**IC_Anions_2**	*Bandwidth:*	**n.a.**
Quantif. Method:	**Anions**	*Dilution Factor:*	**1.0000**
Recording Time:	**10/9/2008 10:54**	*Sample Weight:*	**1.0000**
Run Time (min):	**18.00**	*Sample Amount:*	**1.0000**

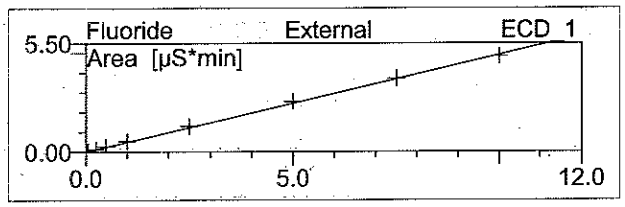

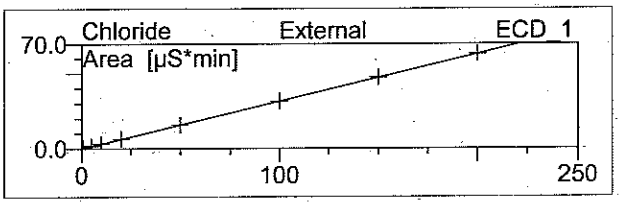

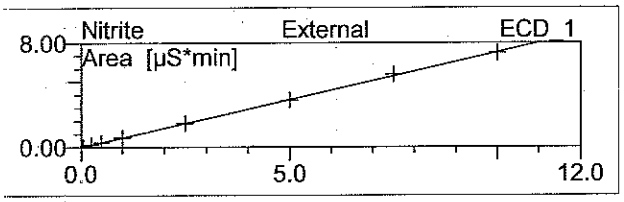

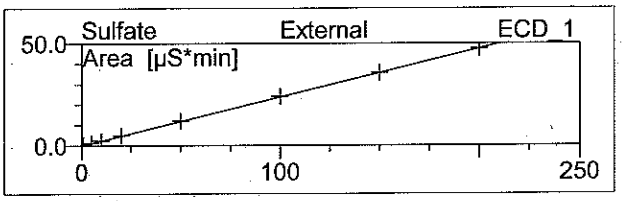

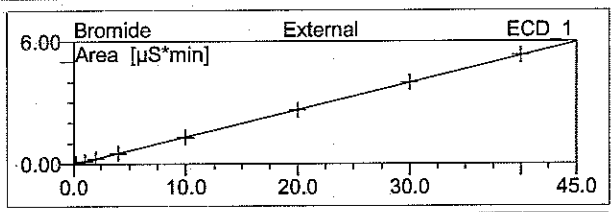

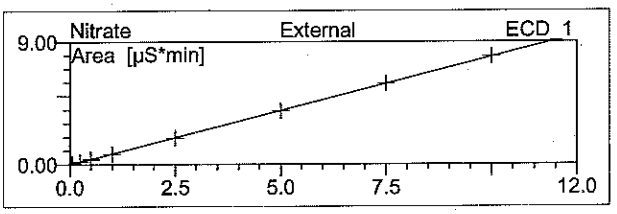

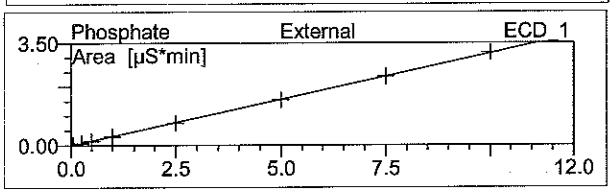

No.	Ret.Time min	Peak Name	Cal.Type	Points	Coeff.Det. %	Offset	Slope	Curve
1	3.27	Fluoride	Lin	8	99.9263	0.0000	0.4912	0.0000
2	4.62	Chloride	Lin	9	99.9999	0.0000	0.3163	0.0000
3	5.57	Nitrite	Lin	8	99.9667	0.0000	0.7282	0.0000
4	5.94	CARBONATE	Lin	0	n.a.	0.0000	0.0000	0.0000
5	7.12	Sulfate	Lin	9	99.9965	0.0000	0.2375	0.0000
6	7.68	Bromide	Lin	8	99.9854	0.0000	0.1323	0.0000
7	9.11	Nitrate	Lin	8	99.9889	0.0000	0.7889	0.0000
8	14.89	Phosphate	Lin	8	99.9657	0.0000	0.3144	0.0000
Average:					99.9756	0.0000	0.3761	0.0000

5 STD 5

Sample Name:	**STD 5**	*Injection Volume:*	**25.0**
Vial Number:	**6**	*Channel:*	**ECD_1**
Sample Type:	**standard**	*Wavelength:*	**n.a.**
Control Program:	**IC_Anions_2**	*Bandwidth:*	**n.a.**
Quantif. Method:	**Anions**	*Dilution Factor:*	**1.0000**
Recording Time:	**10/9/2008 11:13**	*Sample Weight:*	**1.0000**
Run Time (min):	**18.00**	*Sample Amount:*	**1.0000**

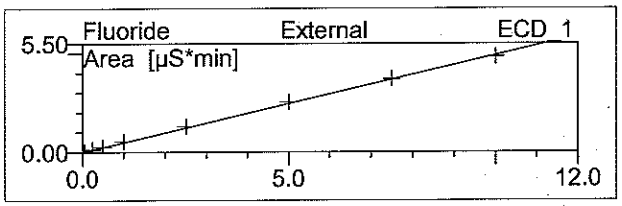

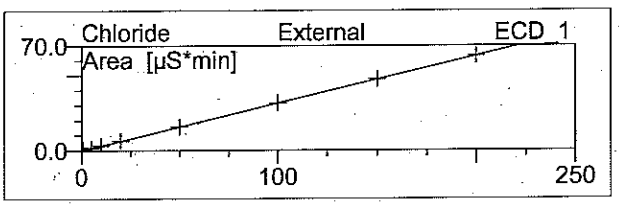

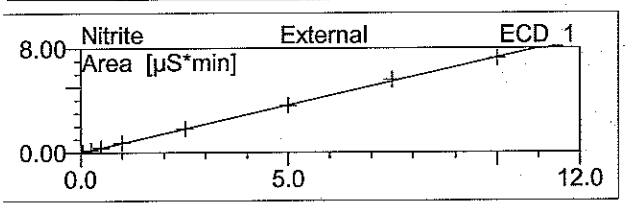

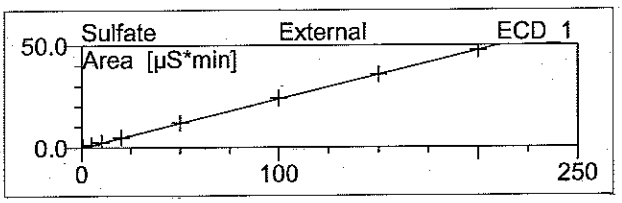

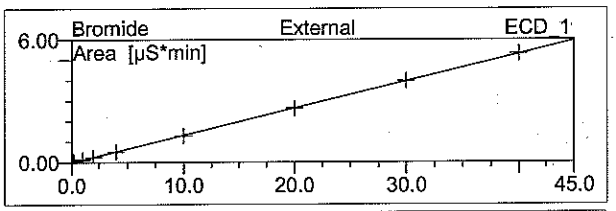

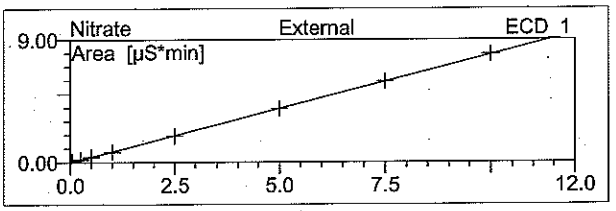

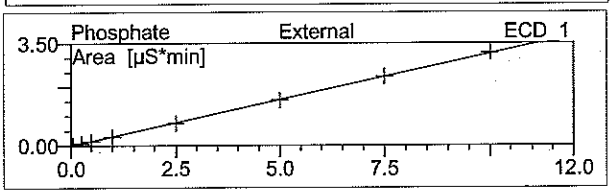

No.	Ret.Time min	Peak Name	Cal.Type	Points	Coeff.Det. %	Offset	Slope	Curve
1	3.27	Fluoride	Lin	8	99.9263	0.0000	0.4912	0.0000
2	4.62	Chloride	Lin	9	99.9999	0.0000	0.3163	0.0000
3	5.57	Nitrite	Lin	8	99.9667	0.0000	0.7282	0.0000
4	7.09	Sulfate	Lin	9	99.9965	0.0000	0.2375	0.0000
5	7.68	Bromide	Lin	8	99.9854	0.0000	0.1323	0.0000
6	9.09	Nitrate	Lin	8	99.9889	0.0000	0.7889	0.0000
7	14.86	Phosphate	Lin	8	99.9657	0.0000	0.3144	0.0000
Average:					99.9756	0.0000	0.4298	0.0000

6 STD 6

Sample Name:	**STD 6**	*Injection Volume:*	**25.0**
Vial Number:	**7**	*Channel:*	**ECD_1**
Sample Type:	**standard**	*Wavelength:*	**n.a.**
Control Program:	**IC_Anions_2**	*Bandwidth:*	**n.a.**
Quantif. Method:	**Anions**	*Dilution Factor:*	**1.0000**
Recording Time:	**10/9/2008 11:32**	*Sample Weight:*	**1.0000**
Run Time (min):	**18.00**	*Sample Amount:*	**1.0000**

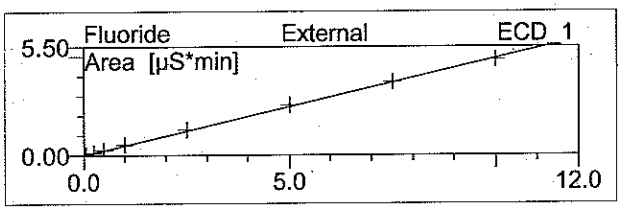

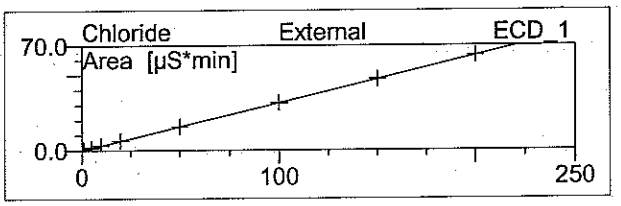

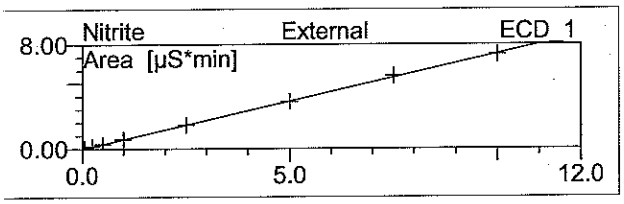

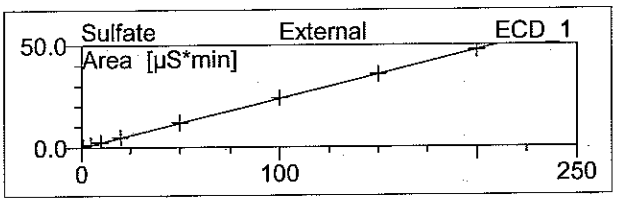

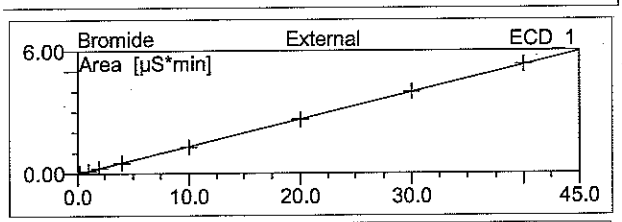

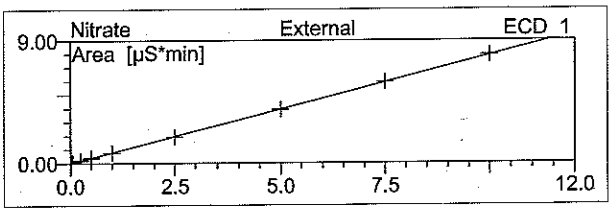

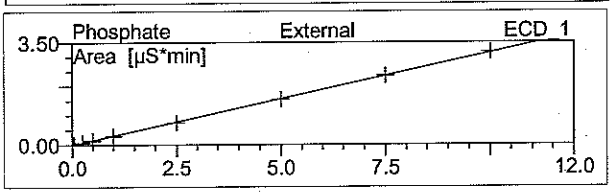

No.	Ret.Time min	Peak Name	Cal.Type	Points	Coeff.Det. %	Offset	Slope	Curve
1	3.27	Fluoride	Lin	8	99.9263	0.0000	0.4912	0.0000
2	4.62	Chloride	Lin	9	99.9999	0.0000	0.3163	0.0000
3	5.57	Nitrite	Lin	8	99.9667	0.0000	0.7282	0.0000
4	7.02	Sulfate	Lin	9	99.9965	0.0000	0.2375	0.0000
5	7.66	Bromide	Lin	8	99.9854	0.0000	0.1323	0.0000
6	9.05	Nitrate	Lin	8	99.9889	0.0000	0.7889	0.0000
7	14.77	Phosphate	Lin	8	99.9657	0.0000	0.3144	0.0000
Average:					99.9756	0.0000	0.4298	0.0000

7 STD 7

Sample Name:	**STD 7**	*Injection Volume:*	**25.0**
Vial Number:	**8**	*Channel:*	**ECD_1**
Sample Type:	**standard**	*Wavelength:*	**n.a.**
Control Program:	**IC_Anions_2**	*Bandwidth:*	**n.a.**
Quantif. Method:	**Anions**	*Dilution Factor:*	**1.0000**
Recording Time:	**10/9/2008 11:51**	*Sample Weight:*	**1.0000**
Run Time (min):	**18.00**	*Sample Amount:*	**1.0000**

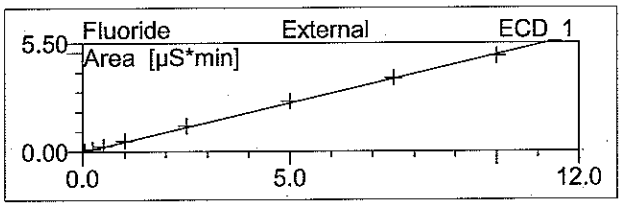

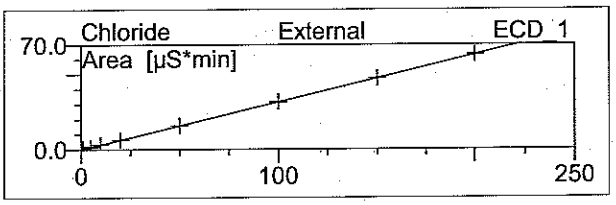

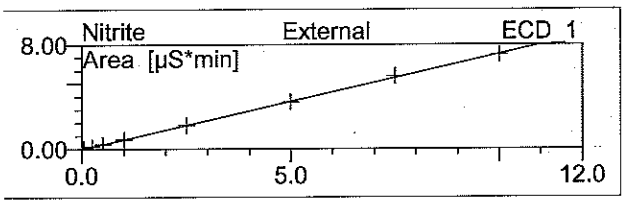

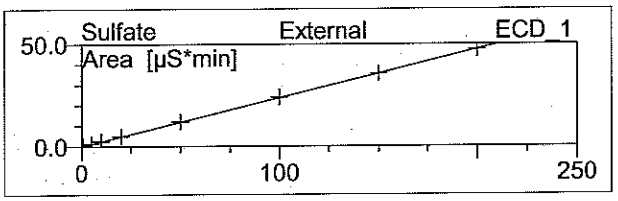

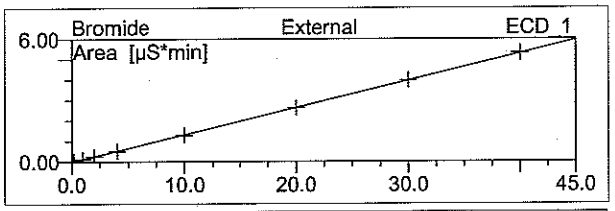

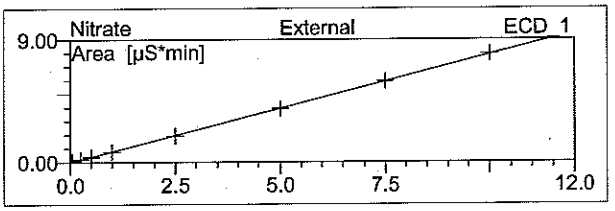

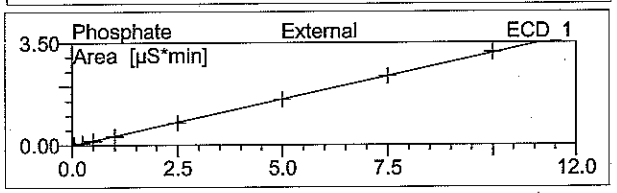

No.	Ret.Time min	Peak Name	Cal.Type	Points	Coeff.Det. %	Offset	Slope	Curve
1	3.27	Fluoride	Lin	8	99.9263	0.0000	0.4912	0.0000
2	4.61	Chloride	Lin	9	99.9999	0.0000	0.3163	0.0000
3	5.56	Nitrite	Lin	8	99.9667	0.0000	0.7282	0.0000
4	6.93	Sulfate	Lin	9	99.9965	0.0000	0.2375	0.0000
5	7.63	Bromide	Lin	8	99.9854	0.0000	0.1323	0.0000
6	8.99	Nitrate	Lin	8	99.9889	0.0000	0.7889	0.0000
7	14.65	Phosphate	Lin	8	99.9657	0.0000	0.3144	0.0000
Average:					99.9756	0.0000	0.4298	0.0000

8 STD 8

Sample Name:	**STD 8**	*Injection Volume:*	**25.0**
Vial Number:	**9**	*Channel:*	**ECD_1**
Sample Type:	**standard**	*Wavelength:*	**n.a.**
Control Program:	**IC_Anions_2**	*Bandwidth:*	**n.a.**
Quantif. Method:	**Anions**	*Dilution Factor:*	**1.0000**
Recording Time:	**10/9/2008 12:10**	*Sample Weight:*	**1.0000**
Run Time (min):	**18.00**	*Sample Amount:*	**1.0000**

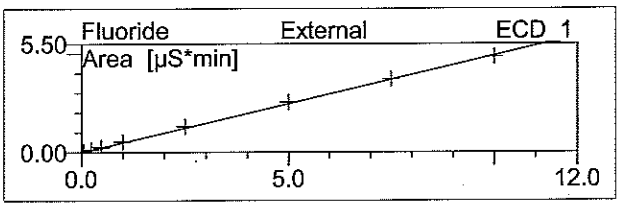

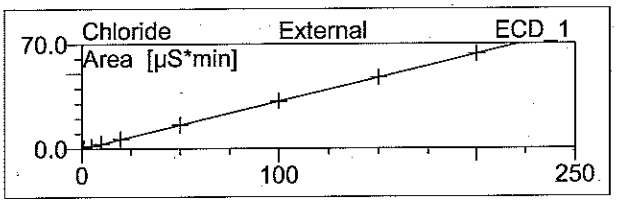

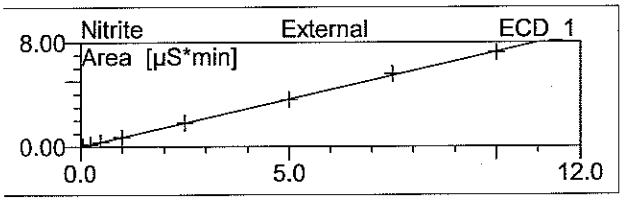

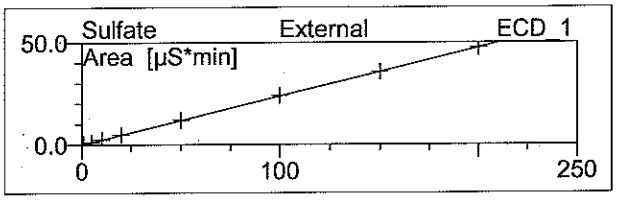

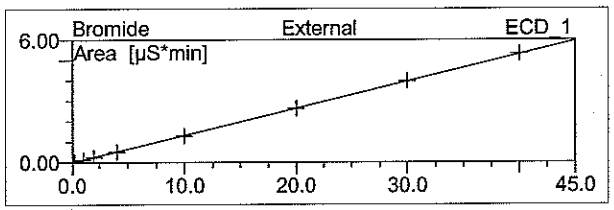

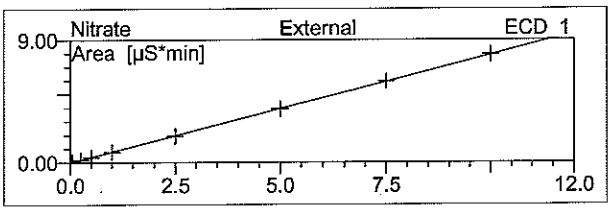

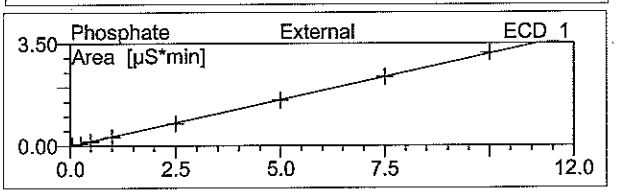

No.	Ret.Time min	Peak Name	Cal.Type	Points	Coeff.Det. %	Offset	Slope	Curve
1	3.26	Fluoride	Lin	8	99.9263	0.0000	0.4912	0.0000
2	4.60	Chloride	Lin	9	99.9999	0.0000	0.3163	0.0000
3	5.55	Nitrite	Lin	8	99.9667	0.0000	0.7282	0.0000
4	6.86	Sulfate	Lin	9	99.9965	0.0000	0.2375	0.0000
5	7.61	Bromide	Lin	8	99.9854	0.0000	0.1323	0.0000
6	8.94	Nitrate	Lin	8	99.9889	0.0000	0.7889	0.0000
7	14.55	Phosphate	Lin	8	99.9657	0.0000	0.3144	0.0000
Average:					99.9756	0.0000	0.4298	0.0000

9 STD 9

Sample Name:	**STD 9**	*Injection Volume:*	**25.0**
Vial Number:	**10**	*Channel:*	**ECD_1**
Sample Type:	**standard**	*Wavelength:*	**n.a.**
Control Program:	**IC_Anions_2**	*Bandwidth:*	**n.a.**
Quantif. Method:	**Anions**	*Dilution Factor:*	**1.0000**
Recording Time:	**10/9/2008 12:29**	*Sample Weight:*	**1.0000**
Run Time (min):	**18.00**	*Sample Amount:*	**1.0000**

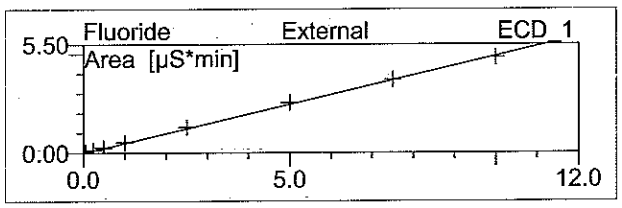

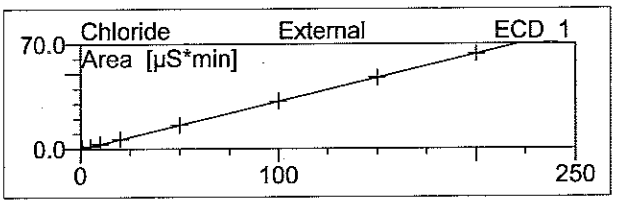

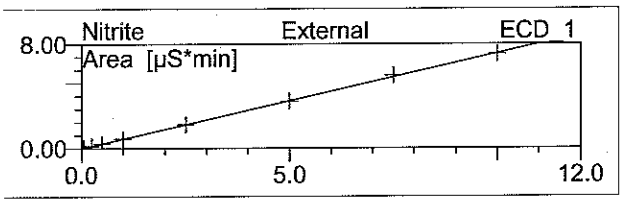

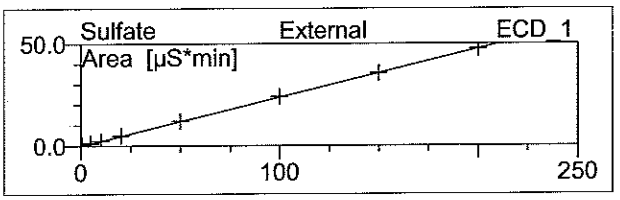

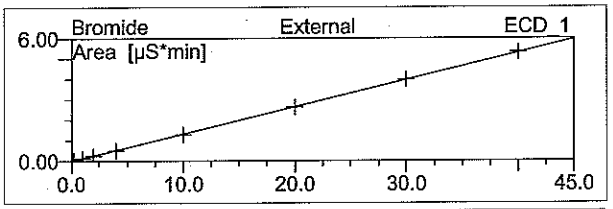

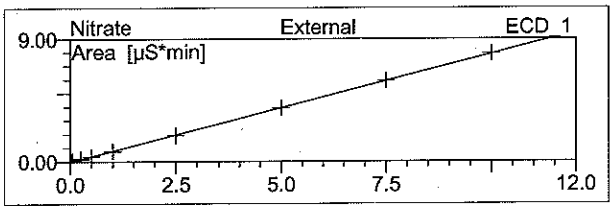

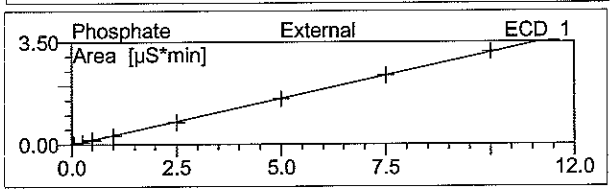

No.	Ret.Time min	Peak Name	Cal.Type	Points	Coeff.Det. %	Offset	Slope	Curve
1	3.26	Fluoride	Lin	8	99.9263	0.0000	0.4912	0.0000
2	4.59	Chloride	Lin	9	99.9999	0.0000	0.3163	0.0000
3	5.54	Nitrite	Lin	8	99.9667	0.0000	0.7282	0.0000
4	6.80	Sulfate	Lin	9	99.9965	0.0000	0.2375	0.0000
5	7.58	Bromide	Lin	8	99.9854	0.0000	0.1323	0.0000
6	8.90	Nitrate	Lin	8	99.9889	0.0000	0.7889	0.0000
7	14.46	Phosphate	Lin	8	99.9657	0.0000	0.3144	0.0000
Average:					99.9756	0.0000	0.4298	0.0000

C8J1180171

TestAmerica Pittsburgh

ION CHROMATOGRAPHY RETENTION TIME SUMMARY

File Name: 102808IC2 Instrument: IC2

ANION	MEAN RETENTION TIME (min)	ICV / NELAC CCV	%D	CCV1	%D	CCV2	%D	CCV3	%D	CCV4	%D	CCV5	%D
FLUORIDE	3.266	3.320	1.65	3.303	1.12	3.303	1.12	3.303	1.12	3.307	1.24	3.307	1.24
CHLORIDE	4.613	4.607	0.13	4.607	0.13	4.61	0.07	4.607	0.13	4.613	0.00	4.61	0.07
NITRITE (as N)	5.562	5.543	0.34	5.54	0.40	5.543	0.34	5.543	0.34	5.547	0.27	5.547	0.27
SULFATE	7.013	6.957	0.80	6.97	0.62	6.977	0.52	6.977	0.52	6.98	0.47	6.98	0.47
BROMIDE	7.652	7.597	0.72	7.6	0.68	7.603	0.64	7.6	0.68	7.607	0.59	7.603	0.64
NITRATE (as N)	9.040	8.950	1.00	8.96	0.89	8.963	0.86	8.963	0.86	8.967	0.81	8.963	0.86
PHOSPHATE (as P)	14.755	14.670	0.58	14.677	0.53	14.657	0.67	14.62	0.92	14.7	0.37	14.697	0.39

ANION	MEAN RETENTION TIME (min)	ICV / NELAC CCV	CCV6	%D	CCV7	%D	CCV8	%D	CCV9	%D	CCV10	%D
FLUORIDE	3.266	3.320		#DIV/0!		#DIV/0!		#DIV/0!		####		####
CHLORIDE	4.613	4.607		#DIV/0!		#DIV/0!		#DIV/0!		####		####
NITRITE (as N)	5.562	5.543		#DIV/0!		#DIV/0!		#DIV/0!		####		####
SULFATE	7.013	6.957		#DIV/0!		#DIV/0!		#DIV/0!		####		####
BROMIDE	7.652	7.597		#DIV/0!		#DIV/0!		#DIV/0!		####		####
NITRATE (as N)	9.040	8.950		#DIV/0!		#DIV/0!		#DIV/0!		####		####
PHOSPHATE (as P)	14.755	14.670		#DIV/0!		#DIV/0!		#DIV/0!		####		####

4087

ANION	MEAN RETENTION TIME (min)	ICV / NELAC CCV	CCV11	%D	CCV12	%D	CCV13	%D	CCV14	%D	CCV15	%D
FLUORIDE	3.266	3.320		######		#DIV/0!		#DIV/0!		####		####
CHLORIDE	4.613	4.607		######		#DIV/0!		#DIV/0!		####		####
NITRITE (as N)	5.562	5.543		######		#DIV/0!		#DIV/0!		####		####
SULFATE	7.013	6.957		######		#DIV/0!		#DIV/0!		####		####
BROMIDE	7.652	7.597		######		#DIV/0!		#DIV/0!		####		####
NITRATE (as N)	9.040	8.950		######		#DIV/0!		#DIV/0!		####		####
PHOSPHATE (as P)	14.755	14.670		######		#DIV/0!		#DIV/0!		####		####

ANION	MEAN RETENTION TIME (min)	ICV / NELAC CCV	CCV16	%D	CCV17	%D	CCV18	%D	CCV19	%D	CCV20	%D
FLUORIDE	3.266	3.320		#DIV/0!		#DIV/0!		#DIV/0!		####		####
CHLORIDE	4.613	4.607		#DIV/0!		#DIV/0!		#DIV/0!		####		####
NITRITE (as N)	5.562	5.543		#DIV/0!		#DIV/0!		#DIV/0!		####		####
SULFATE	7.013	6.957		#DIV/0!		#DIV/0!		#DIV/0!		####		####
BROMIDE	7.652	7.597		#DIV/0!		#DIV/0!		#DIV/0!		####		####
NITRATE (as N)	9.040	8.950		#DIV/0!		#DIV/0!		#DIV/0!		####		####
PHOSPHATE (as P)	14.755	14.670		#DIV/0!		#DIV/0!		#DIV/0!		####		####

ANION	MEAN RETENTION TIME (min)	ICV / NELAC CCV	CCV21	%D	CCV22	%D	CCV23	%D	CCV24	%D	CCV25	%D
FLUORIDE	3.266	3.320		#DIV/0!		#DIV/0!		#DIV/0!		####		####
CHLORIDE	4.613	4.607		#DIV/0!		#DIV/0!		#DIV/0!		####		####
NITRITE (as N)	5.562	5.543		#DIV/0!		#DIV/0!		#DIV/0!		####		####
SULFATE	7.013	6.957		#DIV/0!		#DIV/0!		#DIV/0!		####		####
BROMIDE	7.652	7.597		#DIV/0!		#DIV/0!		#DIV/0!		####		####
NITRATE (as N)	9.040	8.950		#DIV/0!		#DIV/0!		#DIV/0!		####		####
PHOSPHATE (as P)	14.755	14.670		#DIV/0!		#DIV/0!		#DIV/0!		####		####

(4001-4151)

11 ICV / NELAC CCV

Sample Name:	**ICV / NELAC CCV**	*Injection Volume:*	**25.0**
Vial Number:	**11**	*Channel:*	**ECD_1**
Sample Type:	**unknown**	*Wavelength:*	**n.a.**
Control Program:	**IC_Anions_2**	*Bandwidth:*	**n.a.**
Quantif. Method:	**Anions**	*Dilution Factor:*	**1.0000**
Recording Time:	**10/28/2008 9:55**	*Sample Weight:*	**1.0000**
Run Time (min):	**18.00**	*Sample Amount:*	**1.0000**

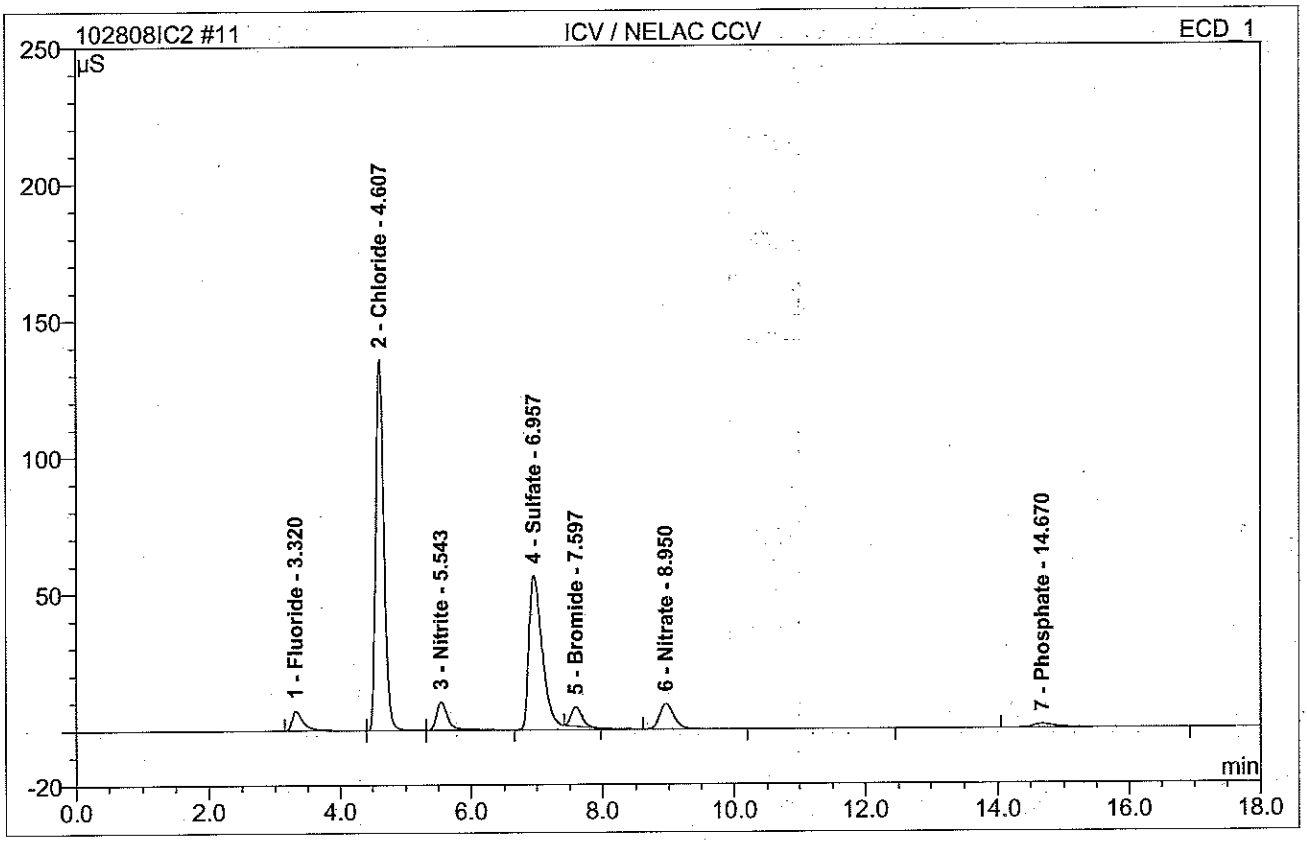

No.	Ret.Time min	Peak Name	Height µS	Area µS*min	Rel.Area %	Amount	Type
1	3.32	Fluoride	7.219	1.445	3.49	2.942	BMB
2	4.61	Chloride	135.585	19.148	46.29	60.533	BM
3	5.54	Nitrite	10.254	2.090	5.05	2.871	Ru
4	6.96	Sulfate	56.402	14.457	34.95	60.857	MB
5	7.60	Bromide	7.081	1.346	3.25	10.173	Rd
6	8.95	Nitrate	9.166	2.312	5.59	2.931	Rd
7	14.67	Phosphate	1.314	0.568	1.37	1.807	BMB
Total:			227.020	41.365	100.00	142.11	

101%

101%

CAR 10/29/08

12 CCV1

Sample Name:	**CCV1**	*Injection Volume:*	**25.0**
Vial Number:	**12**	*Channel:*	**ECD_1**
Sample Type:	**unknown**	*Wavelength:*	**n.a.**
Control Program:	**IC_Anions_2**	*Bandwidth:*	**n.a.**
Quantif. Method:	**Anions**	*Dilution Factor:*	**1.0000**
Recording Time:	**10/28/2008 10:14**	*Sample Weight:*	**1.0000**
Run Time (min):	**18.00**	*Sample Amount:*	**1.0000**

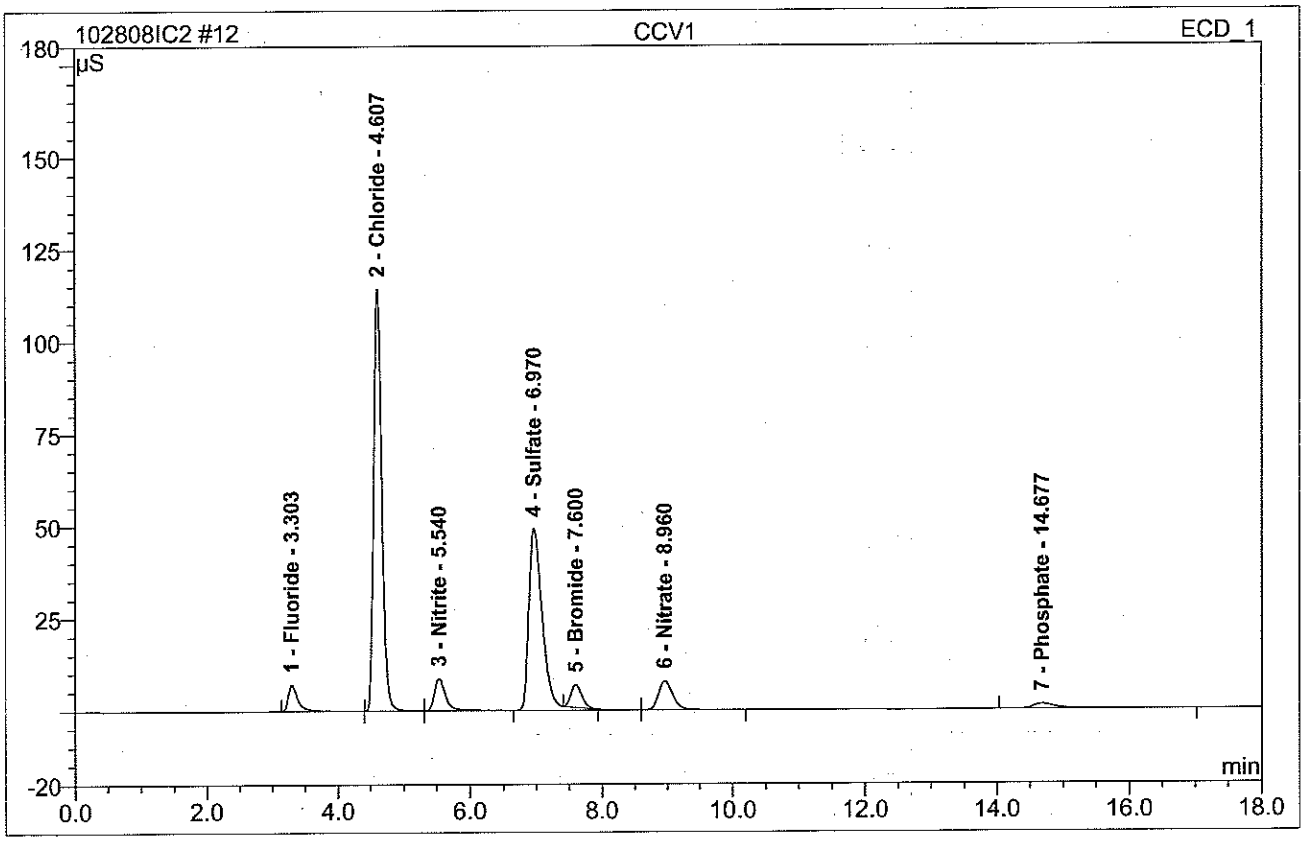

No.	Ret.Time min	Peak Name	Height µS	Area µS*min	Rel.Area %	Amount	Type
1	3.30	Fluoride	7.111	1.239	3.58	2.523	BMB
2	4.61	Chloride	114.347	16.046	46.31	50.728	BM
3	5.54	Nitrite	8.719	1.741	5.02	2.391	Ru
4	6.97	Sulfate	49.171	11.936	34.45	50.245	Mb
5	7.60	Bromide	6.154	1.185	3.42	8.954	Rd
6	8.96	Nitrate	7.759	1.945	5.61	2.466	bMB
7	14.68	Phosphate	1.316	0.558	1.61	1.776	BMB
Total:			194.578	34.650	100.00	119.08	

101%

100%

AK 10/29/08

13 CCB1

BEFORE

Sample Name:	**CCB1**	*Injection Volume:*	**25.0**
Vial Number:	**13**	*Channel:*	**ECD_1**
Sample Type:	**unknown**	*Wavelength:*	**n.a.**
Control Program:	**IC_Anions_2**	*Bandwidth:*	**n.a.**
Quantif. Method:	**Anions**	*Dilution Factor:*	**1.0000**
Recording Time:	**10/28/2008 10:33**	*Sample Weight:*	**1.0000**
Run Time (min):	**18.00**	*Sample Amount:*	**1.0000**

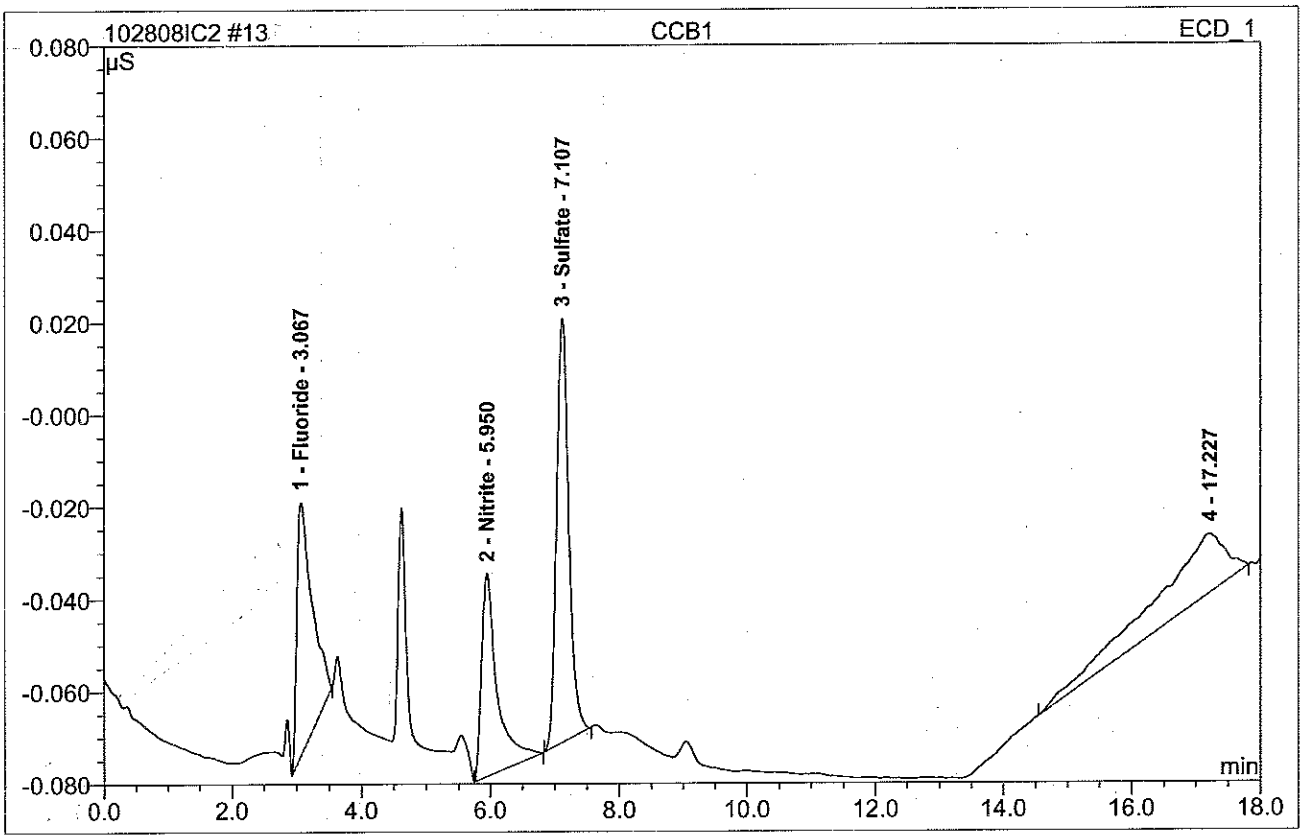

No.	Ret.Time min	Peak Name	Height µS	Area µS*min	Rel.Area %	Amount	Type
1	3.07	Fluoride	0.055	0.015	22.55	0.030	BMB
2	5.95	Nitrite	0.044	0.012	18.92	0.017	BMB
3	7.11	Sulfate	0.092	0.020	30.93	0.085	BMB
4	17.23	n.a.	0.013	0.018	27.61	n.a.	BMB
Total:			0.203	0.065	100.00	0.13	

13 CCB1

BEFORE

Sample Name:	**CCB1**	*Injection Volume:*	**25.0**
Vial Number:	**13**	*Channel:*	**ECD_1**
Sample Type:	**unknown**	*Wavelength:*	**n.a.**
Control Program:	**IC_Anions_2**	*Bandwidth:*	**n.a.**
Quantif. Method:	**Anions**	*Dilution Factor:*	**1.0000**
Recording Time:	**10/28/2008 10:33**	*Sample Weight:*	**1.0000**
Run Time (min):	**18.00**	*Sample Amount:*	**1.0000**

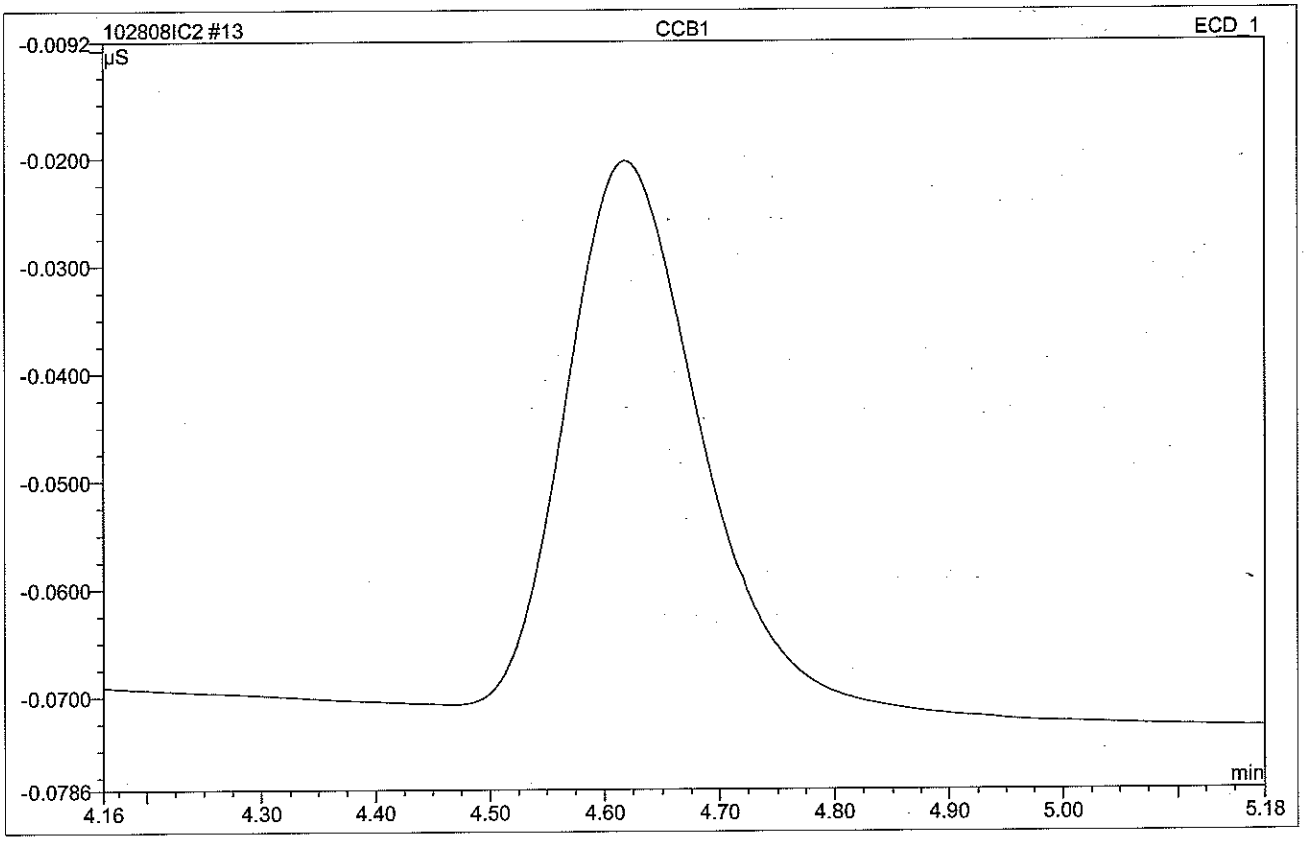

No.	Ret.Time min	Peak Name	Height µS	Area µS*min	Rel.Area %	Amount	Type
1	3.07	Fluoride	0.055	0.015	22.55	0.030	BMB
2	5.95	Nitrite	0.044	0.012	18.92	0.017	BMB
3	7.11	Sulfate	0.092	0.020	30.93	0.085	BMB
4	17.23	n.a.	0.013	0.018	27.61	n.a.	BMB
Total:			0.203	0.065	100.00	0.13	

13 CCB1

AFTER

Sample Name:	**CCB1**	*Injection Volume:*	**25.0**
Vial Number:	**13**	*Channel:*	**ECD_1**
Sample Type:	**unknown**	*Wavelength:*	**n.a.**
Control Program:	**IC_Anions_2**	*Bandwidth:*	**n.a.**
Quantif. Method:	**Anions**	*Dilution Factor:*	**1.0000**
Recording Time:	**10/28/2008 10:33**	*Sample Weight:*	**1.0000**
Run Time (min):	**18.00**	*Sample Amount:*	**1.0000**

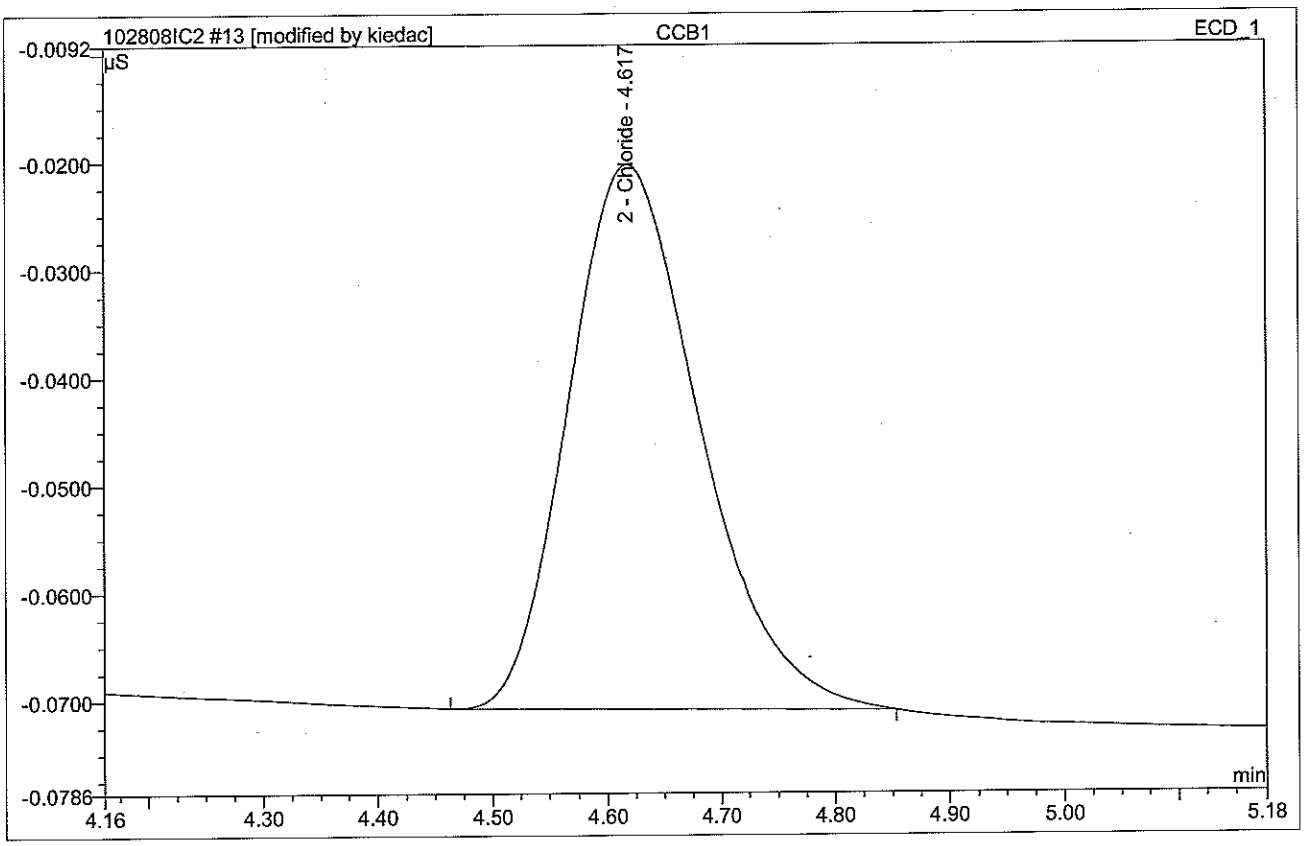

No.	Ret.Time min	Peak Name	Height µS	Area µS*min	Rel.Area %	Amount	Type
1	3.07	Fluoride	0.055	0.015	20.46	0.030	BMB
2	4.62	Chloride	0.051	0.007	9.27	0.021	BMB*
3	5.95	Nitrite	0.044	0.012	17.17	0.017	BMB
4	7.11	Sulfate	0.092	0.020	28.06	0.085	BMB
5	17.23	n.a.	0.013	0.018	25.05	n.a.	BMB
Total:			0.254	0.072	100.00	0.15	

13 CCB1

AFTER

Sample Name:	**CCB1**	*Injection Volume:*	**25.0**
Vial Number:	**13**	*Channel:*	**ECD_1**
Sample Type:	**unknown**	*Wavelength:*	**n.a.**
Control Program:	**IC_Anions_2**	*Bandwidth:*	**n.a.**
Quantif. Method:	**Anions**	*Dilution Factor:*	**1.0000**
Recording Time:	**10/28/2008 10:33**	*Sample Weight:*	**1.0000**
Run Time (min):	**18.00**	*Sample Amount:*	**1.0000**

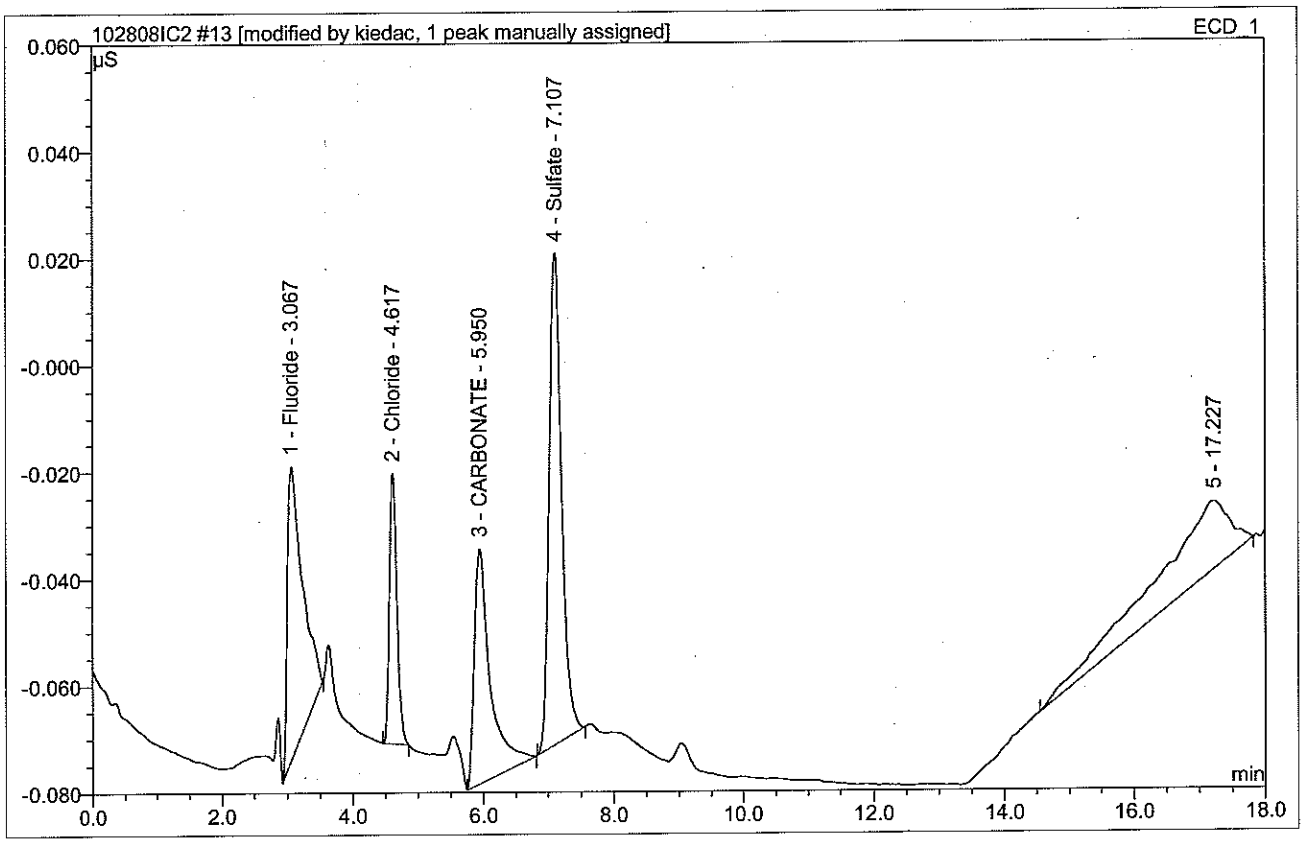

No.	Ret.Time min	Peak Name	Height µS	Area µS*min	Rel.Area %	Amount	Type
1	3.07	Fluoride	0.055	0.015	20.46	0.030	BMB
2	4.62	Chloride	0.051	0.007	9.27	0.021	BMB*
3	5.95	CARBONATE	0.044	0.012	17.17	n.a.	BMB^
4	7.11	Sulfate	0.092	0.020	28.06	0.085	BMB
5	17.23	n.a.	0.013	0.018	25.05	n.a.	BMB
Total:			0.254	0.072	100.00	0.14	

GK 10/29/08

14 K02VP

Sample Name:	**K02VP**	*Injection Volume:*	**25.0**
Vial Number:	**14**	*Channel:*	**ECD_1**
Sample Type:	**unknown**	*Wavelength:*	**n.a.**
Control Program:	**IC_Anions_2**	*Bandwidth:*	**n.a.**
Quantif. Method:	**Anions**	*Dilution Factor:*	**1.0000**
Recording Time:	**10/28/2008 10:52**	*Sample Weight:*	**1.0000**
Run Time (min):	**18.00**	*Sample Amount:*	**1.0000**

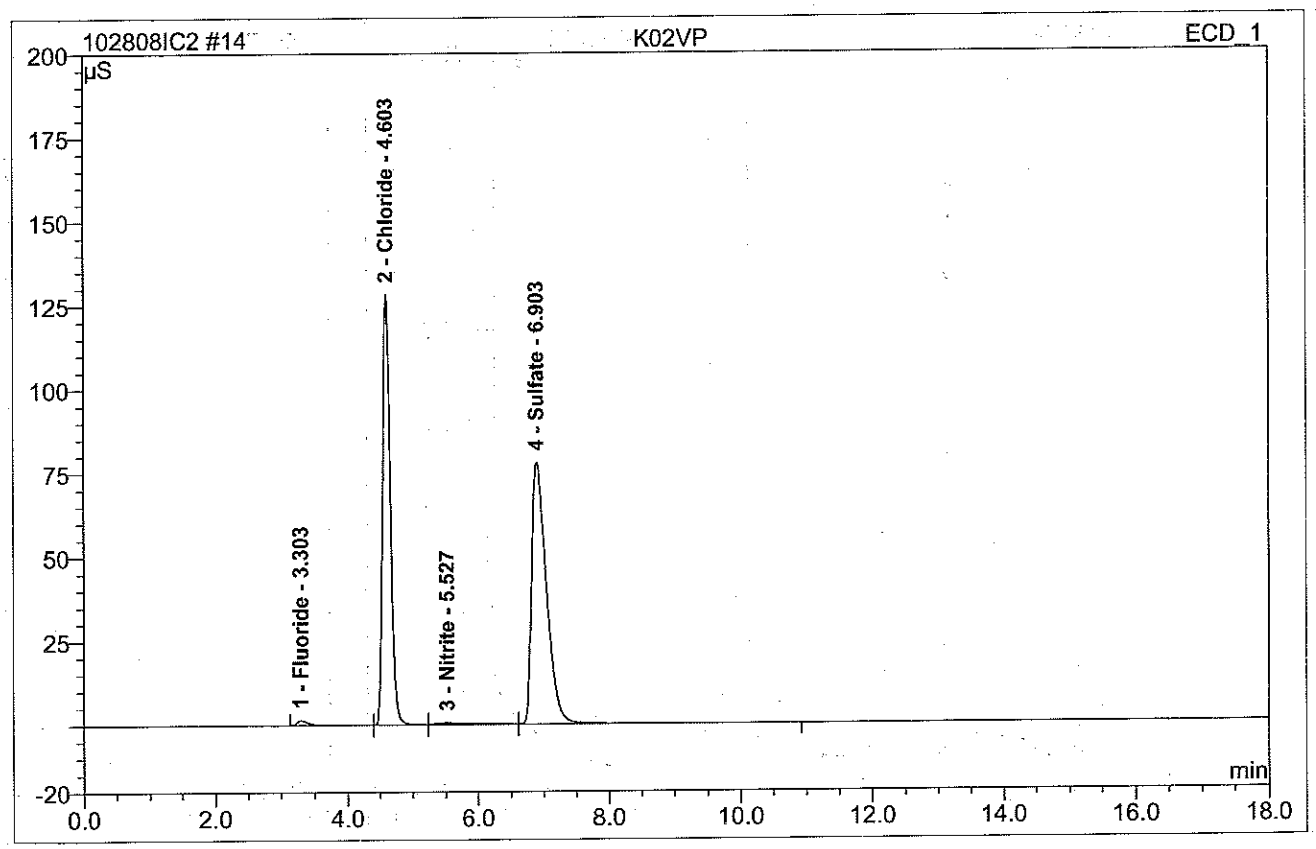

No.	Ret.Time min	Peak Name	Height µS	Area µS*min	Rel.Area %	Amount	Type
1	3.30	Fluoride	1.439	0.308	0.79	0.627	BM
2	4.60	Chloride	128.275	17.676	45.10	55.882	M
3	5.53	Nitrite	0.549	0.459	1.17	0.630	M
4	6.90	Sulfate	77.870	20.751	52.94	87.357	MB
Total:			208.132	39.195	100.00	144.50	

OK 10/29/08

15 K02VP MS

Sample Name:	**K02VP MS**	*Injection Volume:*	**25.0**
Vial Number:	**15**	*Channel:*	**ECD_1**
Sample Type:	**unknown**	*Wavelength:*	**n.a.**
Control Program:	**IC_Anions_2**	*Bandwidth:*	**n.a.**
Quantif. Method:	**Anions**	*Dilution Factor:*	**1.0000**
Recording Time:	**10/28/2008 11:11**	*Sample Weight:*	**1.0000**
Run Time (min):	**18.00**	*Sample Amount:*	**1.0000**

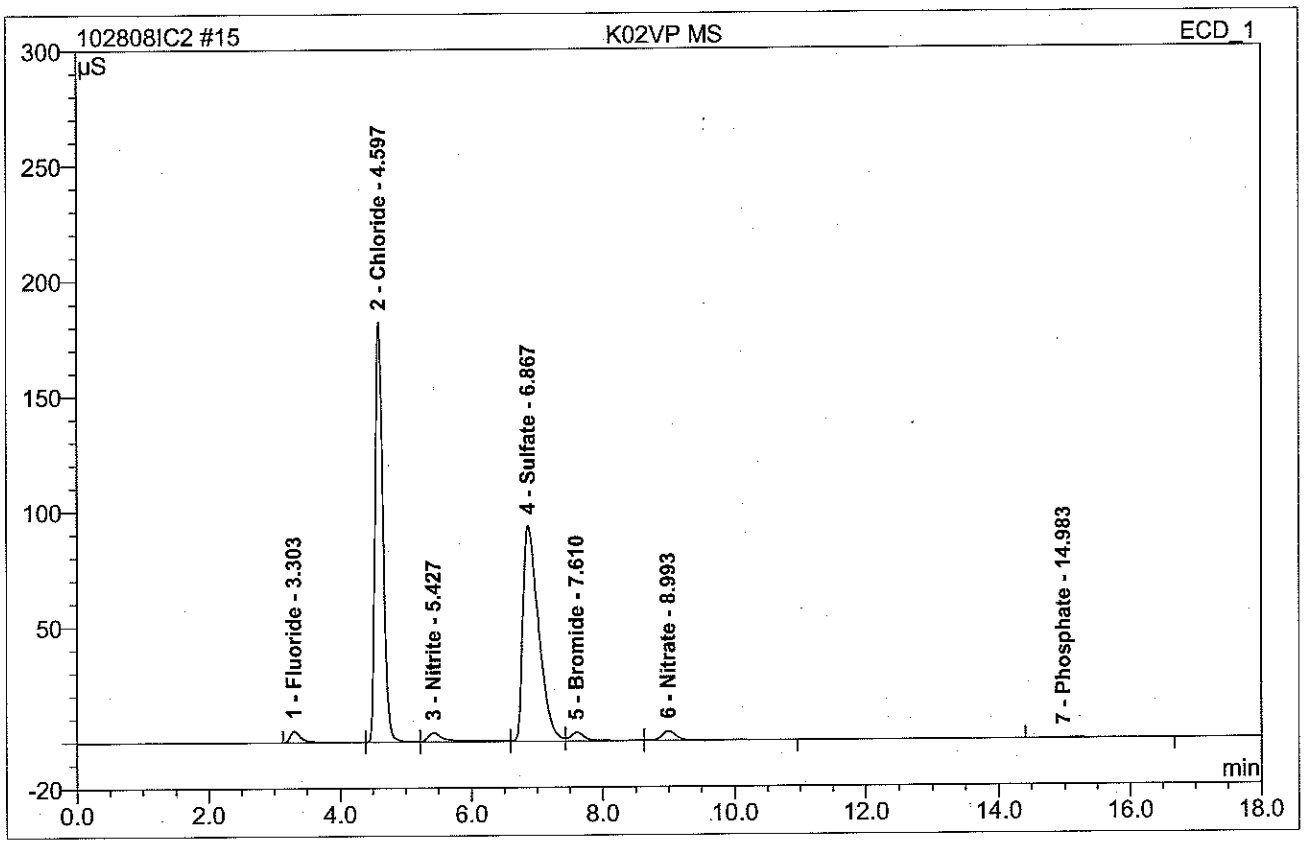

No.	Ret.Time min	Peak Name	Height µS	Area µS*min	Rel.Area %	Amount	Type
1	3.30	Fluoride	4.991	0.936	1.68	1.905	BM
2	4.60	Chloride	181.975	25.353	45.64	80.151	M
3	5.43	Nitrite	3.864	1.224	2.20	1.682	M
4	6.87	Sulfate	93.278	25.882	46.60	108.956	M
5	7.61	Bromide	3.736	0.964	1.74	7.286	M
6	8.99	Nitrate	4.034	1.020	1.84	1.293	MB
7	14.98	Phosphate	0.255	0.166	0.30	0.529	BMB
Total:			292.133	55.547	100.00	201.80	

97%
86%

CR 10/29/08

16 K02VP MSD

Sample Name:	**K02VP MSD**	*Injection Volume:*	**25.0**
Vial Number:	**16**	*Channel:*	**ECD_1**
Sample Type:	**unknown**	*Wavelength:*	**n.a.**
Control Program:	**IC_Anions_2**	*Bandwidth:*	**n.a.**
Quantif. Method:	**Anions**	*Dilution Factor:*	**1.0000**
Recording Time:	**10/28/2008 11:30**	*Sample Weight:*	**1.0000**
Run Time (min):	**18.00**	*Sample Amount:*	**1.0000**

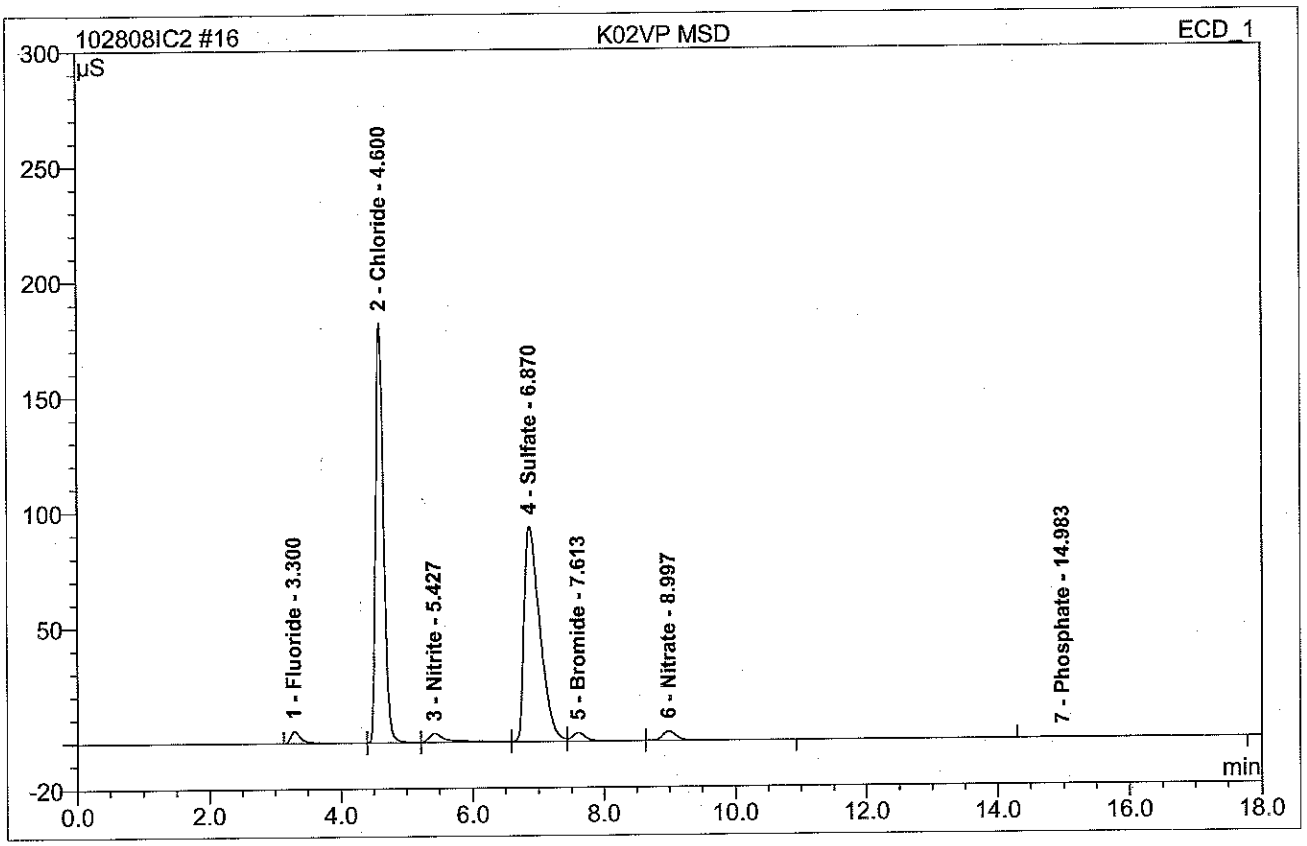

No.	Ret.Time min	Peak Name	Height µS	Area µS*min	Rel.Area %	Amount	Type
1	3.30	Fluoride	5.170	0.937	1.69	1.909	BM
2	4.60	Chloride	181.855	25.317	45.60	80.037	M
3	5.43	Nitrite	3.867	1.220	2.20	1.676	M
4	6.87	Sulfate	93.218	25.849	46.56	108.814	M
5	7.61	Bromide	3.739	0.949	1.71	7.177	M
6	9.00	Nitrate	4.026	1.015	1.83	1.287	MB
7	14.98	Phosphate	0.281	0.232	0.42	0.738	BMB
Total:			292.155	55.520	100.00	201.64	

97% RPD = 0.14

86% RPD = 0.13

CAK 10/29/08

17 K06DA

Sample Name:	**K06DA**	*Injection Volume:*	**25.0**
Vial Number:	**17**	*Channel:*	**ECD_1**
Sample Type:	**unknown**	*Wavelength:*	**n.a.**
Control Program:	**IC_Anions_2**	*Bandwidth:*	**n.a.**
Quantif. Method:	**Anions**	*Dilution Factor:*	**1.0000**
Recording Time:	**10/28/2008 11:49**	*Sample Weight:*	**1.0000**
Run Time (min):	**18.00**	*Sample Amount:*	**1.0000**

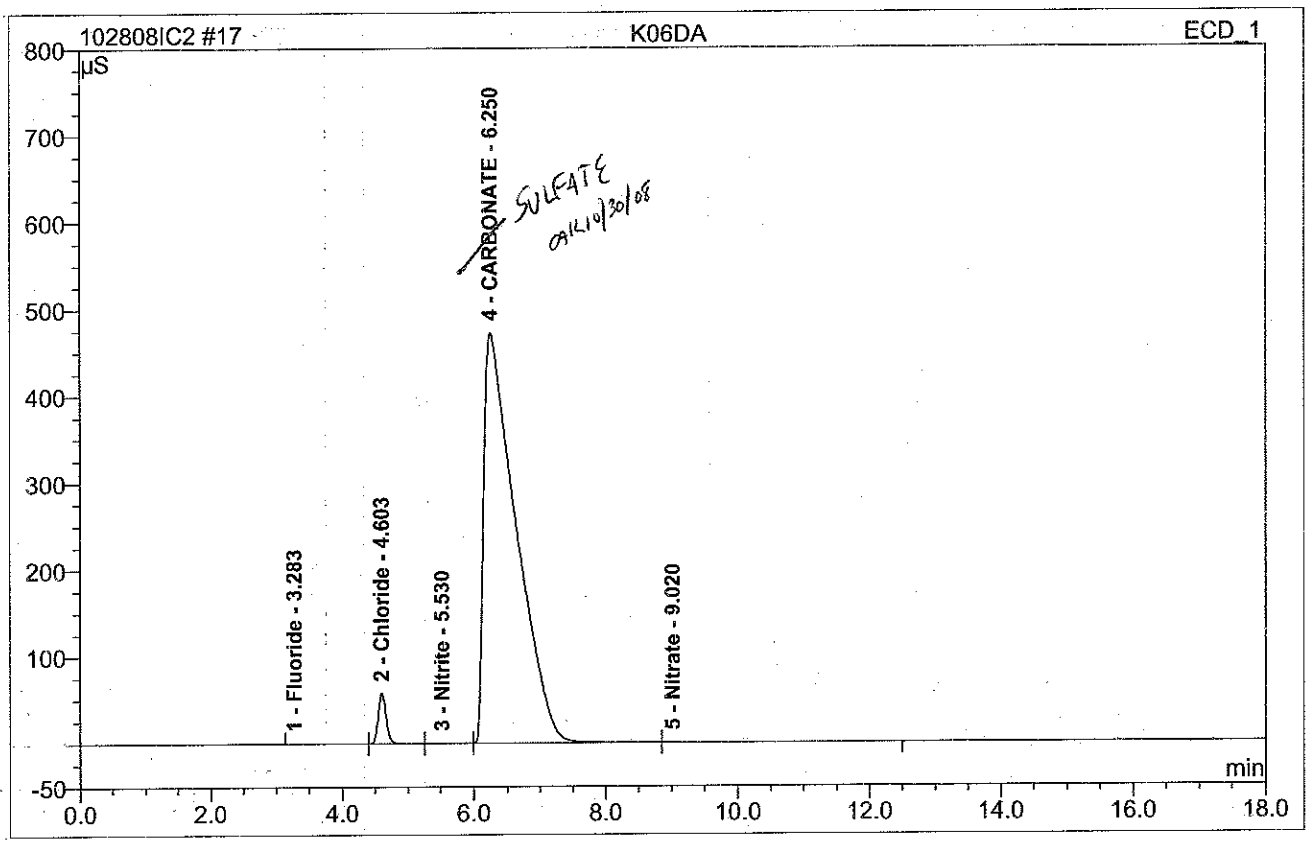

No.	Ret.Time min	Peak Name	Height µS	Area µS*min	Rel.Area %	Amount	Type
1	3.28	Fluoride	0.369	0.080	0.03	0.163	BMB
2	4.60	Chloride	57.781	7.803	2.84	24.669	BM
3	5.53	Nitrite	0.467	0.262	0.10	0.359	M
4	6.25	~~CARBONATE~~ SULFATE AK 10/30/08	472.559	266.551	96.96	n.a.	M
5	9.02	Nitrate	0.216	0.199	0.07	0.252	MB
Total:			531.393	274.895	100.00	25.44	

AK 10/30/08

18 K06DA (25X)

Sample Name:	**K06DA (25X)**	*Injection Volume:*	**25.0**
Vial Number:	**18**	*Channel:*	**ECD_1**
Sample Type:	**unknown**	*Wavelength:*	**n.a.**
Control Program:	**IC_Anions_2**	*Bandwidth:*	**n.a.**
Quantif. Method:	**Anions**	*Dilution Factor:*	**25.0000**
Recording Time:	**10/28/2008 12:08**	*Sample Weight:*	**1.0000**
Run Time (min):	**18.00**	*Sample Amount:*	**1.0000**

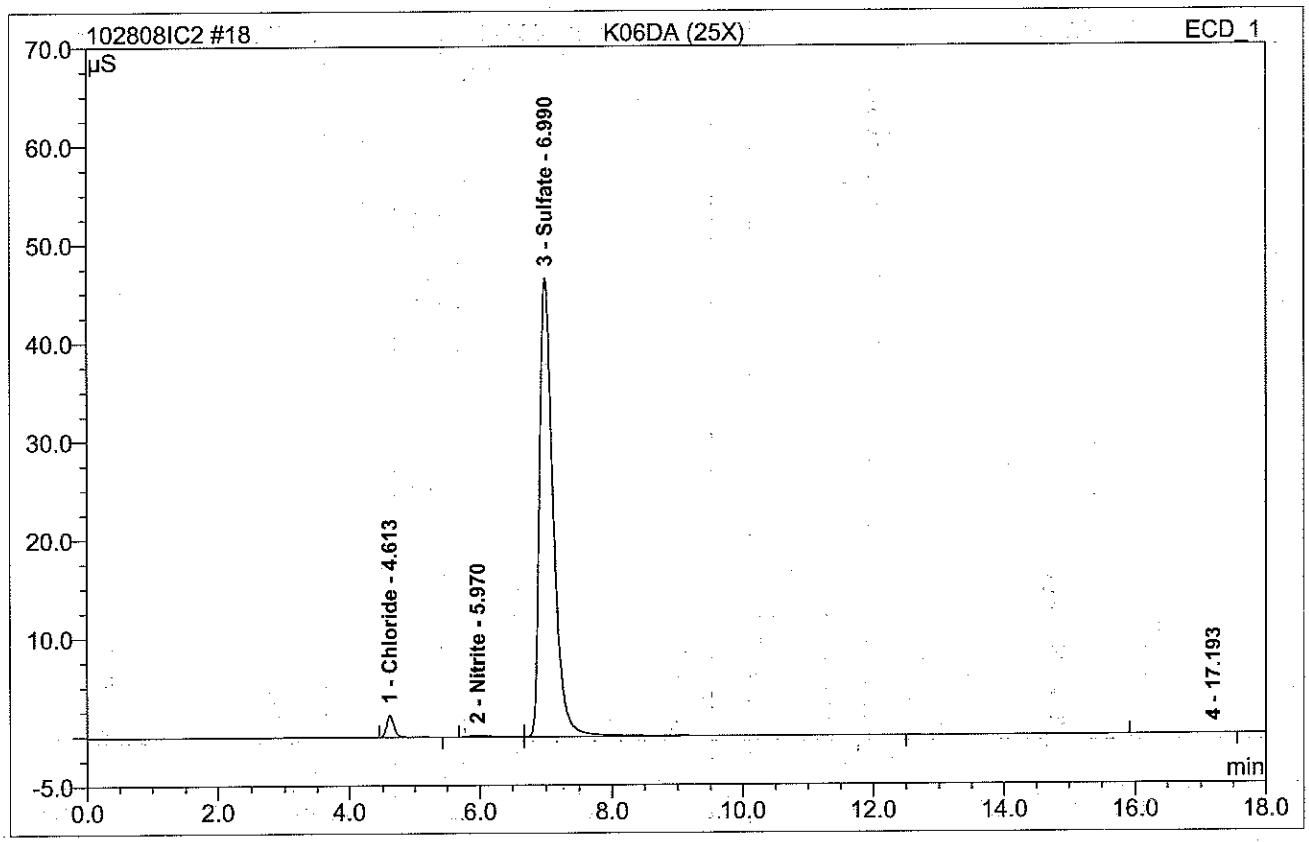

No.	Ret.Time min	Peak Name	Height µS	Area µS*min	Rel.Area %	Amount	Type
1	4.61	Chloride	2.183	0.292	2.52	23.110	BMB
2	5.97	Nitrite	0.146	0.073	0.63	2.508	BM
3	6.99	Sulfate	46.581	11.232	96.76	1182.058	MB
4	17.19	n.a.	0.012	0.011	0.09	n.a.	BMB
Total:			48.923	11.608	100.00	1207.68	

CAR 10/30/08

19 K06DC

Sample Name:	**K06DC**	*Injection Volume:*	**25.0**
Vial Number:	**19**	*Channel:*	**ECD_1**
Sample Type:	**unknown**	*Wavelength:*	**n.a.**
Control Program:	**IC_Anions_2**	*Bandwidth:*	**n.a.**
Quantif. Method:	**Anions**	*Dilution Factor:*	**1.0000**
Recording Time:	**10/28/2008 12:27**	*Sample Weight:*	**1.0000**
Run Time (min):	**18.00**	*Sample Amount:*	**1.0000**

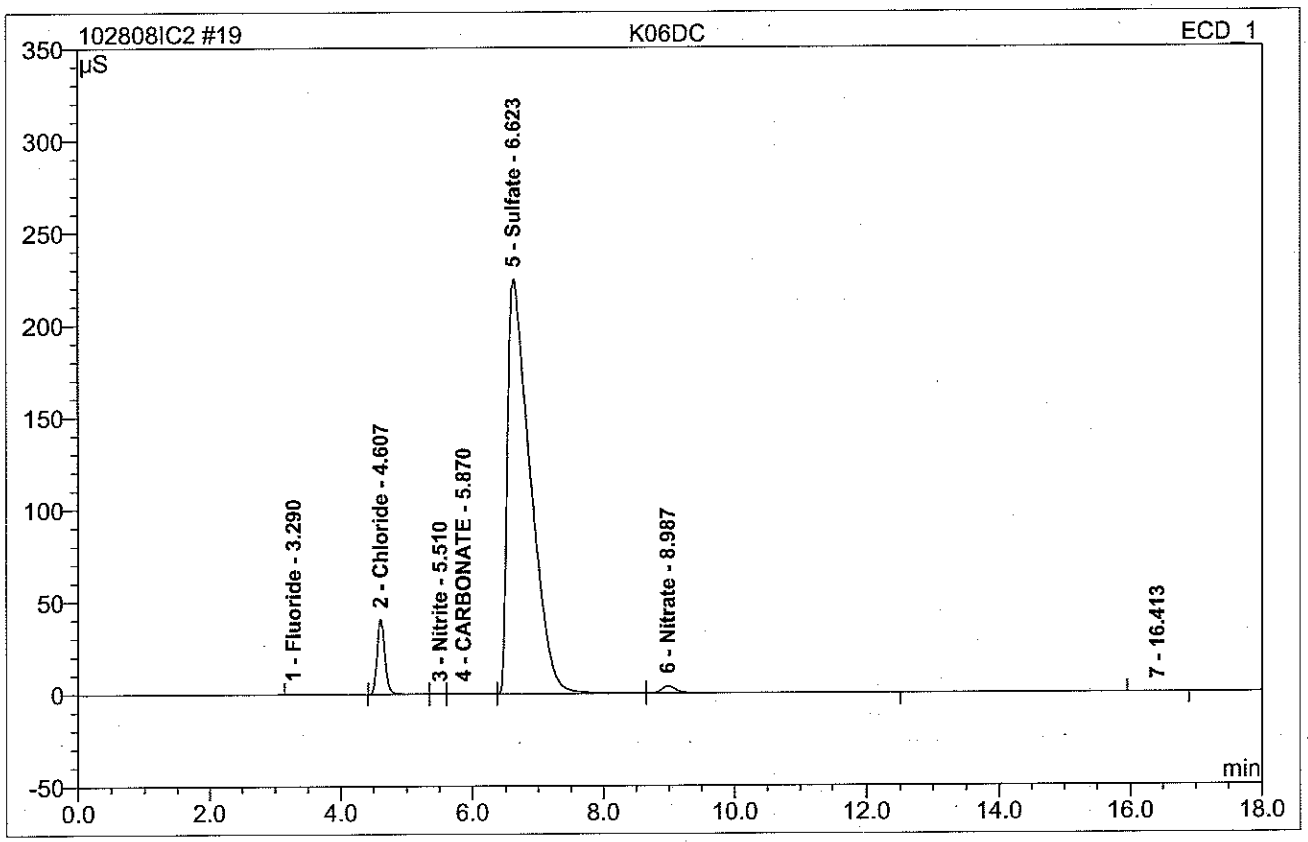

No.	Ret.Time min	Peak Name	Height µS	Area µS*min	Rel.Area %	Amount	Type
1	3.29	Fluoride	0.388	0.071	0.07	0.145	BMB
2	4.61	Chloride	40.297	5.500	5.63	17.387	BM
3	5.51	Nitrite	0.126	0.019	0.02	0.026	M
4	5.87	CARBONATE	0.196	0.101	0.10	n.a.	M
5	6.62	Sulfate	224.401	90.845	93.04	382.429	M
6	8.99	Nitrate	3.845	1.094	1.12	1.387	MB
7	16.41	n.a.	0.031	0.010	0.01	n.a.	BMB
Total:			269.285	97.641	100.00	401.37	

CAK 10/30/08

20 K06DC MS

Sample Name:	**K06DC MS**	*Injection Volume:*	**25.0**
Vial Number:	**20**	*Channel:*	**ECD_1**
Sample Type:	**unknown**	*Wavelength:*	**n.a.**
Control Program:	**IC_Anions_2**	*Bandwidth:*	**n.a.**
Quantif. Method:	**Anions**	*Dilution Factor:*	**1.0000**
Recording Time:	**10/28/2008 12:46**	*Sample Weight:*	**1.0000**
Run Time (min):	**18.00**	*Sample Amount:*	**1.0000**

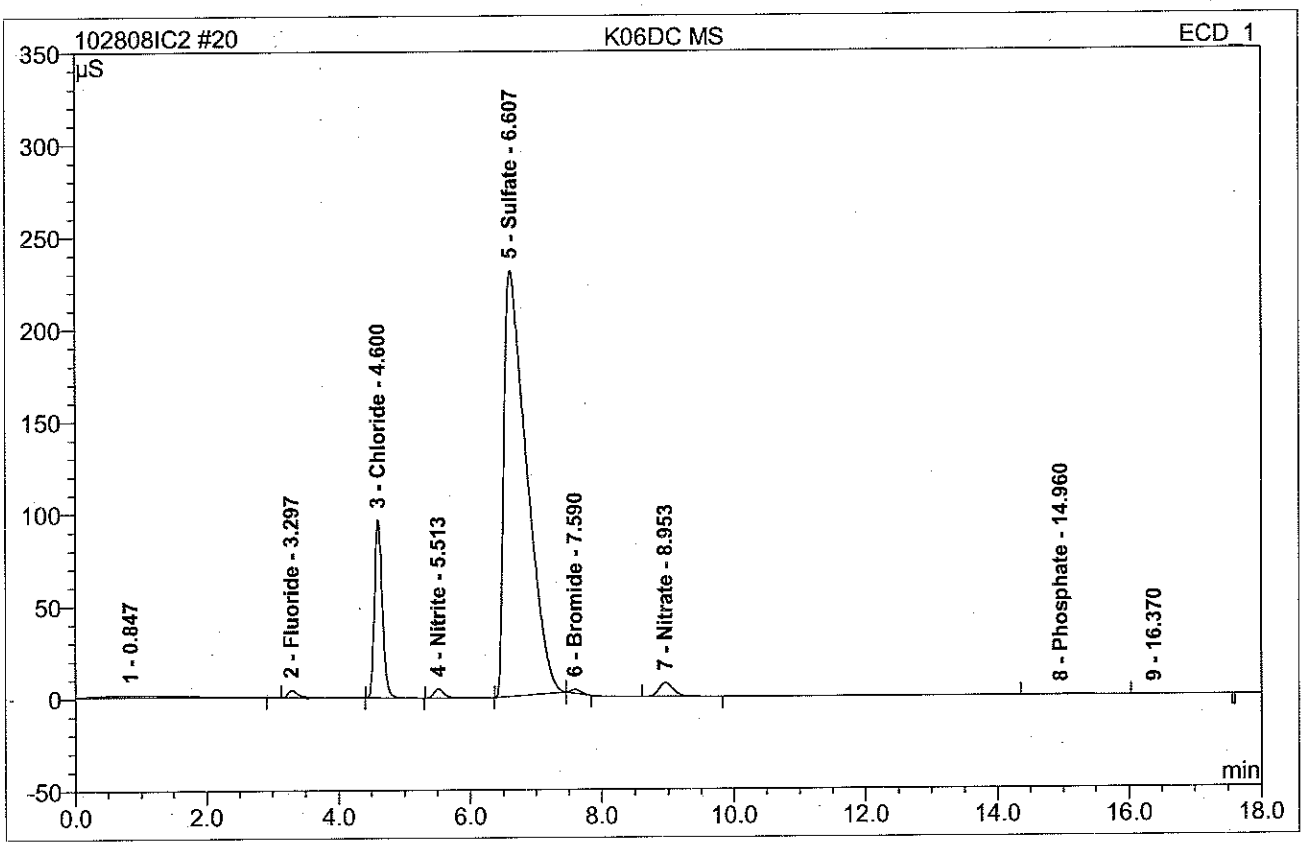

No.	Ret.Time min	Peak Name	Height µS	Area µS*min	Rel.Area %	Amount	Type
1	0.85	n.a.	1.138	1.795	1.61	n.a.	BMB
2	3.30	Fluoride	3.960	0.687	0.62	1.400	BMB
3	4.60	Chloride	96.289	13.291	11.94	42.017	BMB
4	5.51	Nitrite	4.915	0.908	0.82	1.248	BMB
5	6.61	Sulfate	230.474	92.136	82.79	387.861	BMb
6	7.59	Bromide	2.135	0.375	0.34	2.836	bMB
7	8.95	Nitrate	7.457	1.869	1.68	2.369	BMB
8	14.96	Phosphate	0.240	0.209	0.19	0.665	BMB
9	16.37	n.a.	0.040	0.018	0.02	n.a.	Rd
Total:			346.649	111.289	100.00	438.39	

99%

AK 10/30/08

21 K06DC MSD

Sample Name:	**K06DC MSD**	*Injection Volume:*	**25.0**
Vial Number:	**21**	*Channel:*	**ECD_1**
Sample Type:	**unknown**	*Wavelength:*	**n.a.**
Control Program:	**IC_Anions_2**	*Bandwidth:*	**n.a.**
Quantif. Method:	**Anions**	*Dilution Factor:*	**1.0000**
Recording Time:	**10/28/2008 13:05**	*Sample Weight:*	**1.0000**
Run Time (min):	**18.00**	*Sample Amount:*	**1.0000**

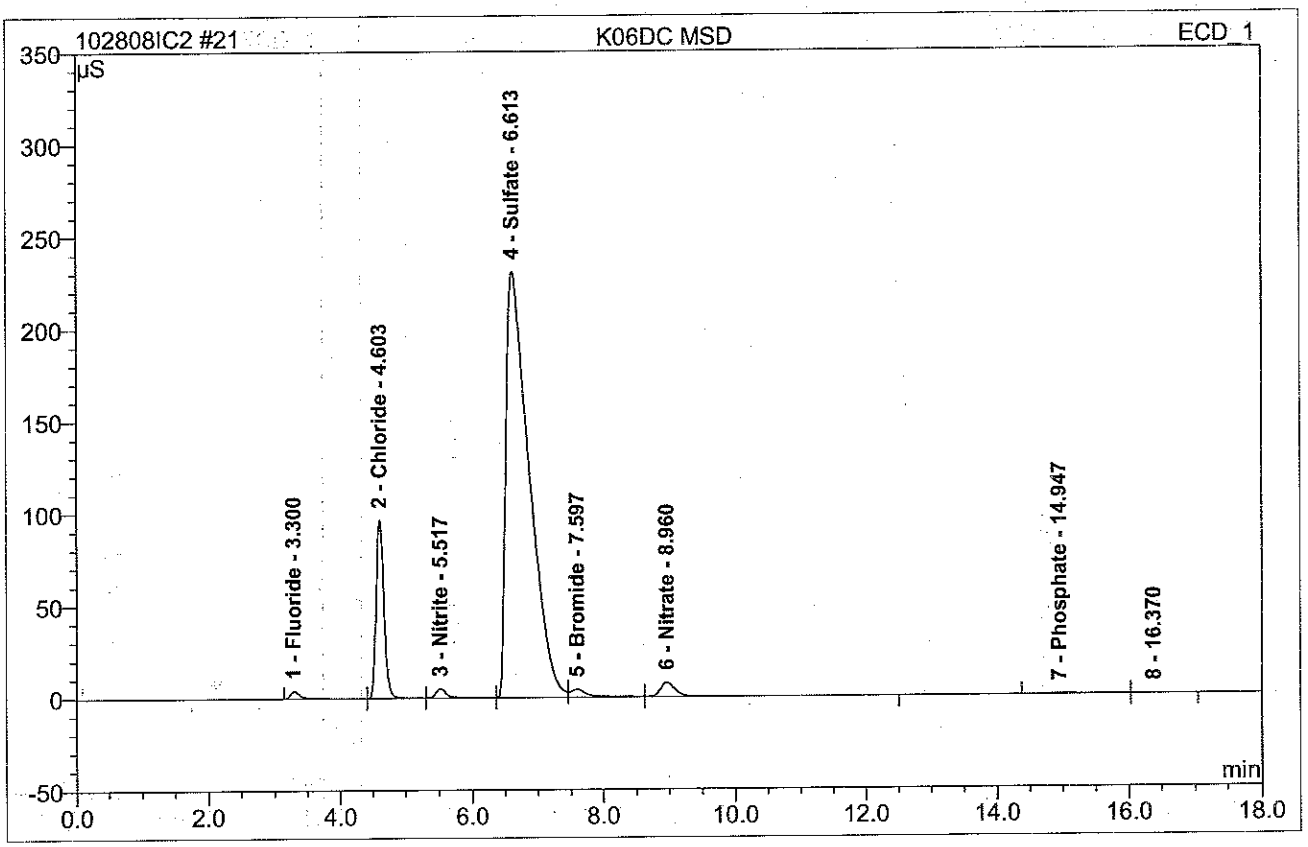

No.	Ret.Time min	Peak Name	Height µS	Area µS*min	Rel.Area %	Amount	Type
1	3.30	Fluoride	4.056	0.702	0.63	1.430	BM
2	4.60	Chloride	96.380	13.337	11.87	42.165	M
3	5.52	Nitrite	4.996	1.008	0.90	1.384	M
4	6.61	Sulfate	230.823	93.659	83.35	394.274	M
5	7.60	Bromide	4.263	1.346	1.20	10.173	M
6	8.96	Nitrate	7.613	2.099	1.87	2.660	MB
7	14.95	Phosphate	0.272	0.183	0.16	0.581	BM
8	16.37	n.a.	0.062	0.029	0.03	n.a.	MB
Total:			348.466	112.363	100.00	452.67	

99% RPD=0.35

CDK 10/30/08

22 K06DC (10X)

Sample Name:	**K06DC (10X)**	*Injection Volume:*	**25.0**
Vial Number:	**22**	*Channel:*	**ECD_1**
Sample Type:	**unknown**	*Wavelength:*	**n.a.**
Control Program:	**IC_Anions_2**	*Bandwidth:*	**n.a.**
Quantif. Method:	**Anions**	*Dilution Factor:*	**10.0000**
Recording Time:	**10/28/2008 13:25**	*Sample Weight:*	**1.0000**
Run Time (min):	**18.00**	*Sample Amount:*	**1.0000**

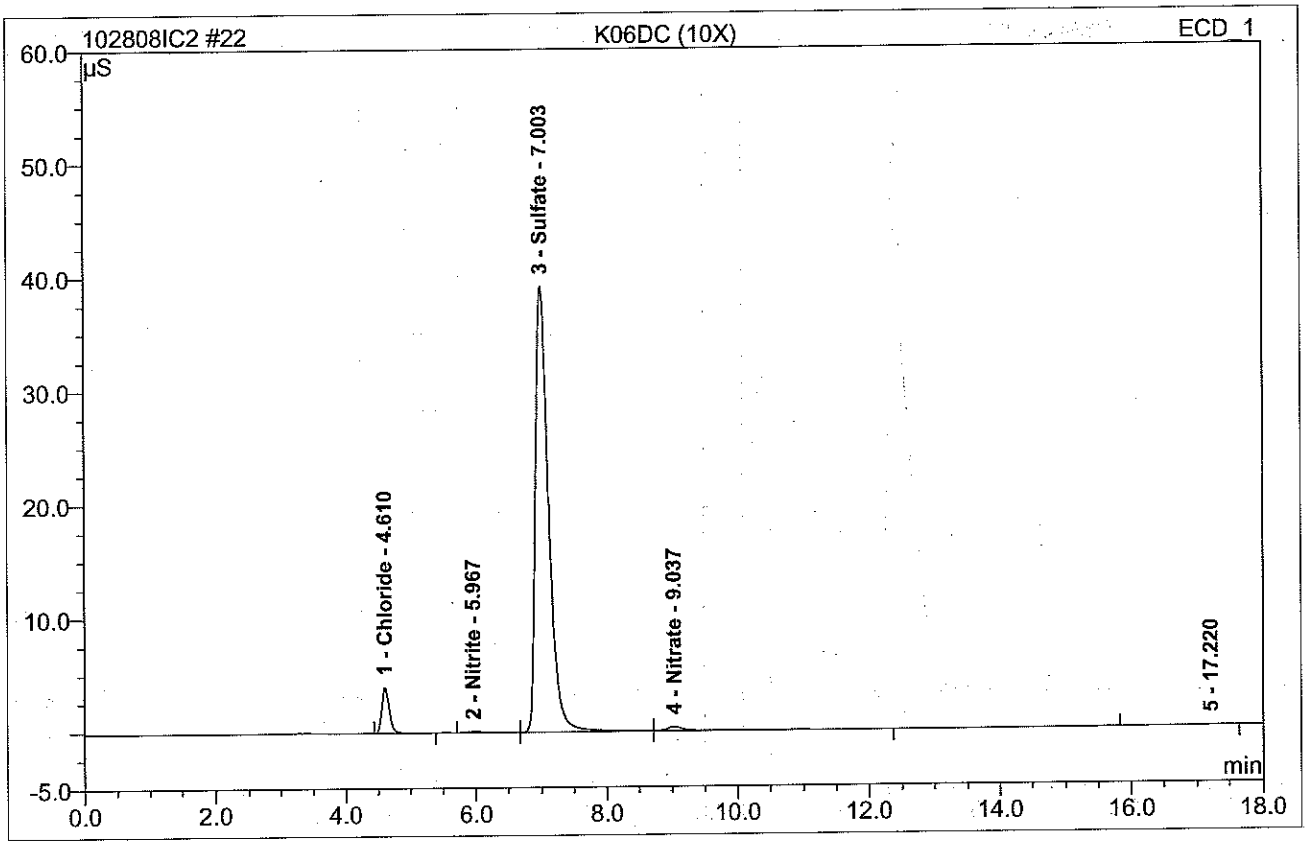

No.	Ret.Time min	Peak Name	Height µS	Area µS*min	Rel.Area %	Amount	Type
1	4.61	Chloride	3.999	0.539	5.45	17.037	BMB
2	5.97	Nitrite	0.100	0.040	0.41	0.551	BM
3	7.00	Sulfate	39.242	9.157	92.60	385.470	M
4	9.04	Nitrate	0.373	0.135	1.37	1.712	MB
5	17.22	n.a.	0.016	0.017	0.17	n.a.	BMB
Total:			43.731	9.888	100.00	404.77	

CJK 10/30/08

23 K06DC MS (10X)

Sample Name:	**K06DC MS (10X)**	*Injection Volume:*	**25.0**
Vial Number:	**23**	*Channel:*	**ECD_1**
Sample Type:	**unknown**	*Wavelength:*	**n.a.**
Control Program:	**IC_Anions_2**	*Bandwidth:*	**n.a.**
Quantif. Method:	**Anions**	*Dilution Factor:*	**10.0000**
Recording Time:	**10/28/2008 13:44**	*Sample Weight:*	**1.0000**
Run Time (min):	**18.00**	*Sample Amount:*	**1.0000**

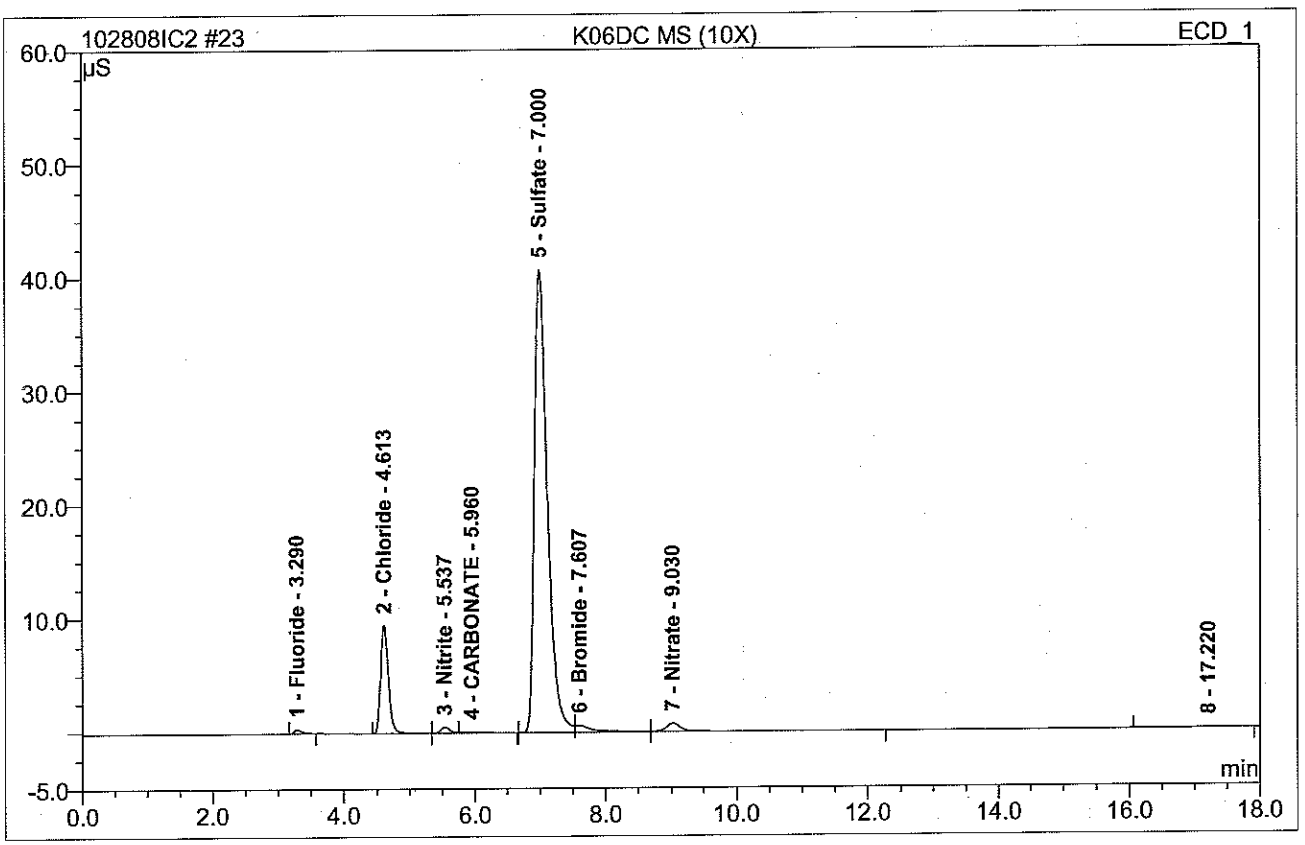

No.	Ret.Time min	Peak Name	Height µS	Area µS*min	Rel.Area %	Amount	Type
1	3.29	Fluoride	0.339	0.048	0.43	0.980	BMB
2	4.61	Chloride	9.496	1.294	11.45	40.904	BM
3	5.54	Nitrite	0.522	0.100	0.89	1.378	M
4	5.96	CARBONATE	0.079	0.023	0.21	n.a.	Rd
5	7.00	Sulfate	40.717	9.384	83.07	395.056	M
6	7.61	Bromide	0.585	0.206	1.82	15.563	M
7	9.03	Nitrate	0.735	0.223	1.97	2.826	MB
8	17.22	n.a.	0.021	0.018	0.16	n.a.	BMB
Total:			52.494	11.297	100.00	456.71	

← "DIL NC"

CAL 10/30/08

24 CCV2

Sample Name:	**CCV2**	*Injection Volume:*	**25.0**
Vial Number:	**12**	*Channel:*	**ECD_1**
Sample Type:	**unknown**	*Wavelength:*	**n.a.**
Control Program:	**IC_Anions_2**	*Bandwidth:*	**n.a.**
Quantif. Method:	**Anions**	*Dilution Factor:*	**1.0000**
Recording Time:	**10/28/2008 14:03**	*Sample Weight:*	**1.0000**
Run Time (min):	**18.00**	*Sample Amount:*	**1.0000**

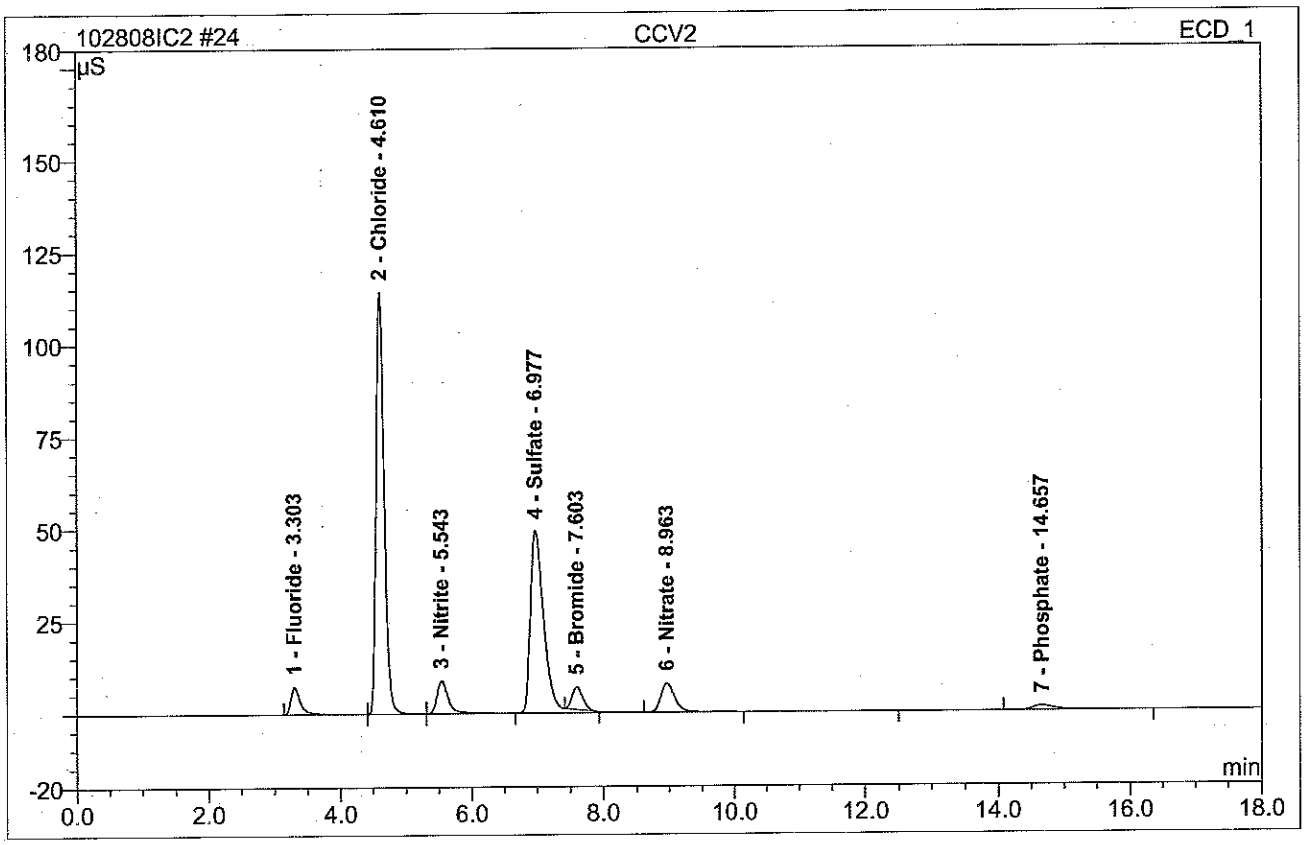

No.	Ret.Time min	Peak Name	Height µS	Area µS*min	Rel.Area %	Amount	Type
1	3.30	Fluoride	7.419	1.272	3.63	2.589	BM
2	4.61	Chloride	114.277	16.082	45.91	50.842	M
3	5.54	Nitrite	8.826	1.776	5.07	2.439	Ru
4	6.98	Sulfate	49.396	12.265	35.01	51.632	MB
5	7.60	Bromide	6.126	1.175	3.36	8.885	Rd
6	8.96	Nitrate	7.758	1.948	5.56	2.469	Rd
7	14.66	Phosphate	1.229	0.510	1.46	1.623	BMB
Total:			195.032	35.029	100.00	120.48	

102%

103%

AK 10/29/08

25 CCB2

BEFORE

Sample Name:	**CCB2**	*Injection Volume:*	**25.0**
Vial Number:	**13**	*Channel:*	**ECD_1**
Sample Type:	**unknown**	*Wavelength:*	**n.a.**
Control Program:	**IC_Anions_2**	*Bandwidth:*	**n.a.**
Quantif. Method:	**Anions**	*Dilution Factor:*	**1.0000**
Recording Time:	**10/28/2008 14:22**	*Sample Weight:*	**1.0000**
Run Time (min):	**18.00**	*Sample Amount:*	**1.0000**

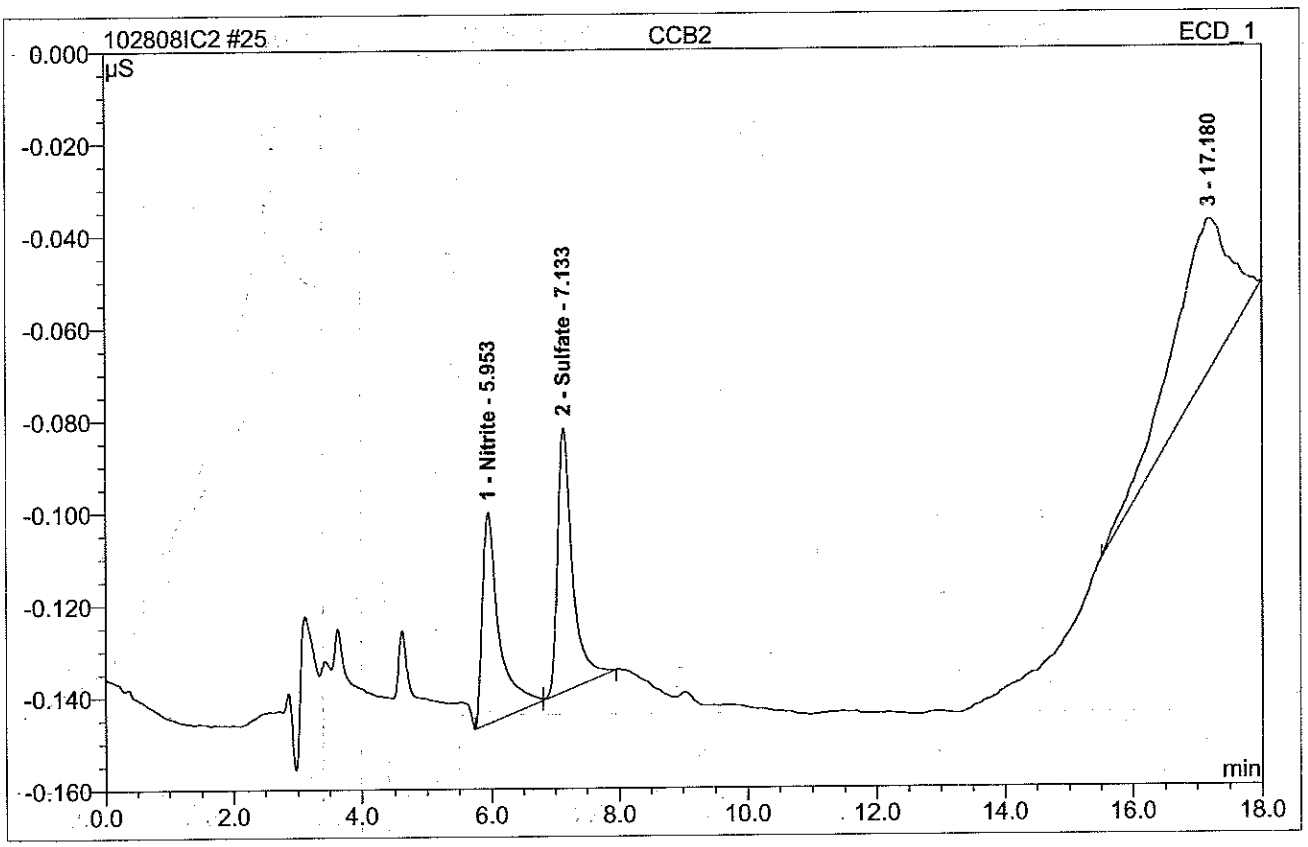

No.	Ret.Time min	Peak Name	Height µS	Area µS*min	Rel.Area %	Amount	Type
1	5.95	Nitrite	0.046	0.014	21.65	0.019	BM
2	7.13	Sulfate	0.057	0.015	24.15	0.065	MB
3	17.18	n.a.	0.033	0.035	54.20	n.a.	BMB
Total:			0.136	0.064	100.00	0.08	

25 CCB2

BEFORE

Sample Name:	**CCB2**	*Injection Volume:*	**25.0**
Vial Number:	**13**	*Channel:*	**ECD_1**
Sample Type:	**unknown**	*Wavelength:*	**n.a.**
Control Program:	**IC_Anions_2**	*Bandwidth:*	**n.a.**
Quantif. Method:	**Anions**	*Dilution Factor:*	**1.0000**
Recording Time:	**10/28/2008 14:22**	*Sample Weight:*	**1.0000**
Run Time (min):	**18.00**	*Sample Amount:*	**1.0000**

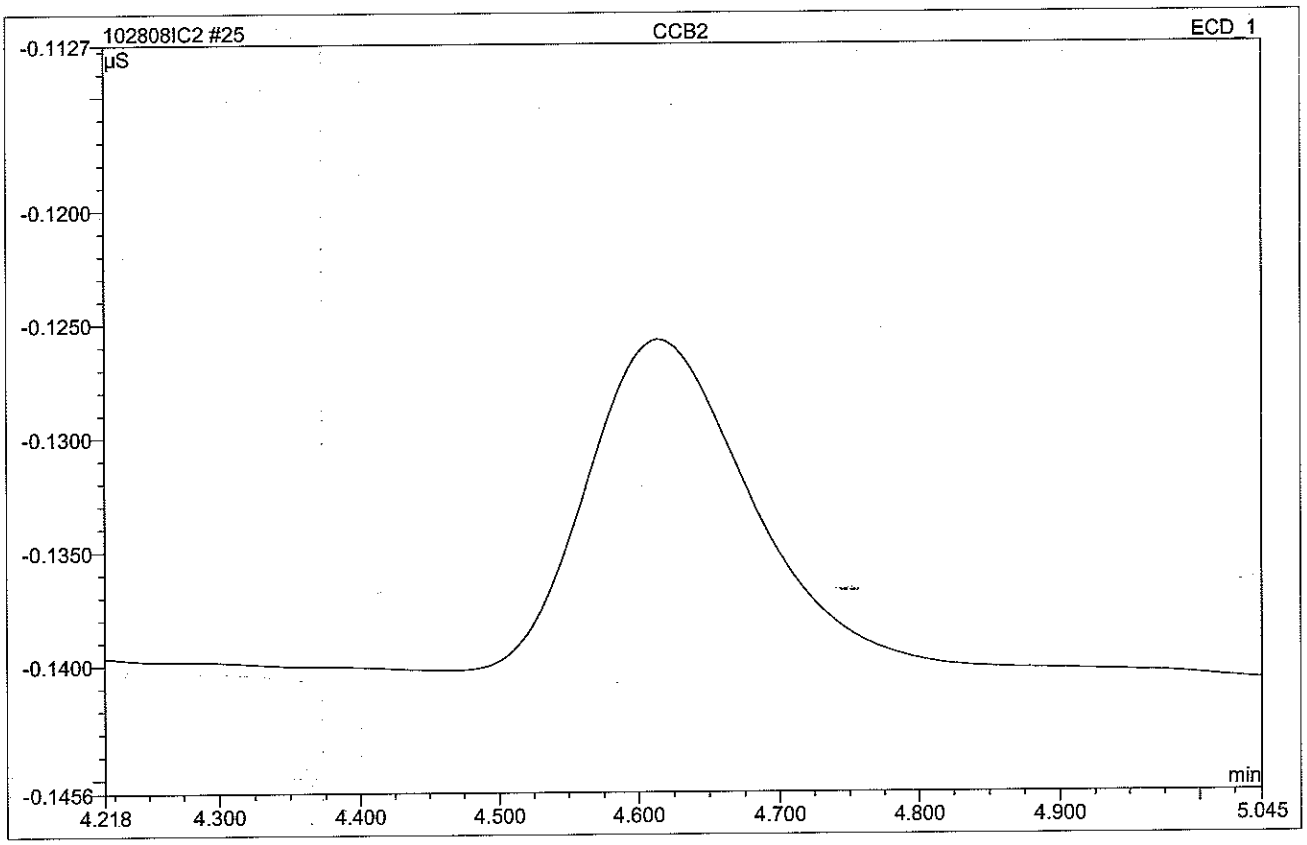

No.	Ret.Time min	Peak Name	Height µS	Area µS*min	Rel.Area %	Amount	Type
1	5.95	Nitrite	0.046	0.014	21.65	0.019	BM
2	7.13	Sulfate	0.057	0.015	24.15	0.065	MB
3	17.18	n.a.	0.033	0.035	54.20	n.a.	BMB
Total:			0.136	0.064	100.00	0.08	

25 CCB2

AFTER

Sample Name:	**CCB2**	*Injection Volume:*	**25.0**
Vial Number:	**13**	*Channel:*	**ECD_1**
Sample Type:	**unknown**	*Wavelength:*	**n.a.**
Control Program:	**IC_Anions_2**	*Bandwidth:*	**n.a.**
Quantif. Method:	**Anions**	*Dilution Factor:*	**1.0000**
Recording Time:	**10/28/2008 14:22**	*Sample Weight:*	**1.0000**
Run Time (min):	**18.00**	*Sample Amount:*	**1.0000**

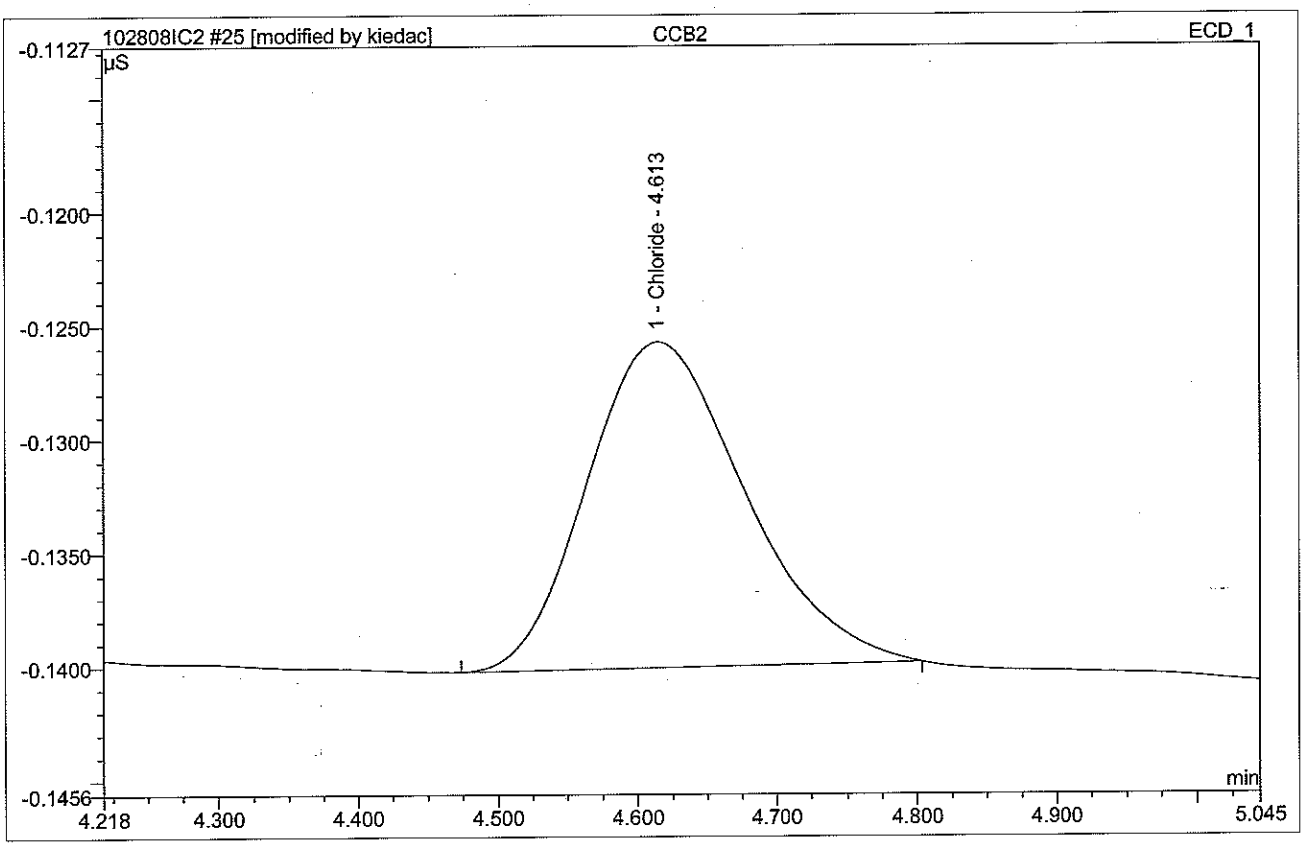

No.	Ret.Time min	Peak Name	Height µS	Area µS*min	Rel.Area %	Amount	Type
1	4.61	Chloride	0.014	0.002	2.83	0.006	BMB*
2	5.95	Nitrite	0.046	0.014	21.03	0.019	BM
3	7.13	Sulfate	0.057	0.015	23.47	0.065	MB
4	17.18	n.a.	0.033	0.035	52.67	n.a.	BMB
Total:			0.150	0.066	100.00	0.09	

25 CCB2

AFTER

Sample Name:	**CCB2**	*Injection Volume:*	**25.0**
Vial Number:	**13**	*Channel:*	**ECD_1**
Sample Type:	**unknown**	*Wavelength:*	**n.a.**
Control Program:	**IC_Anions_2**	*Bandwidth:*	**n.a.**
Quantif. Method:	**Anions**	*Dilution Factor:*	**1.0000**
Recording Time:	**10/28/2008 14:22**	*Sample Weight:*	**1.0000**
Run Time (min):	**18.00**	*Sample Amount:*	**1.0000**

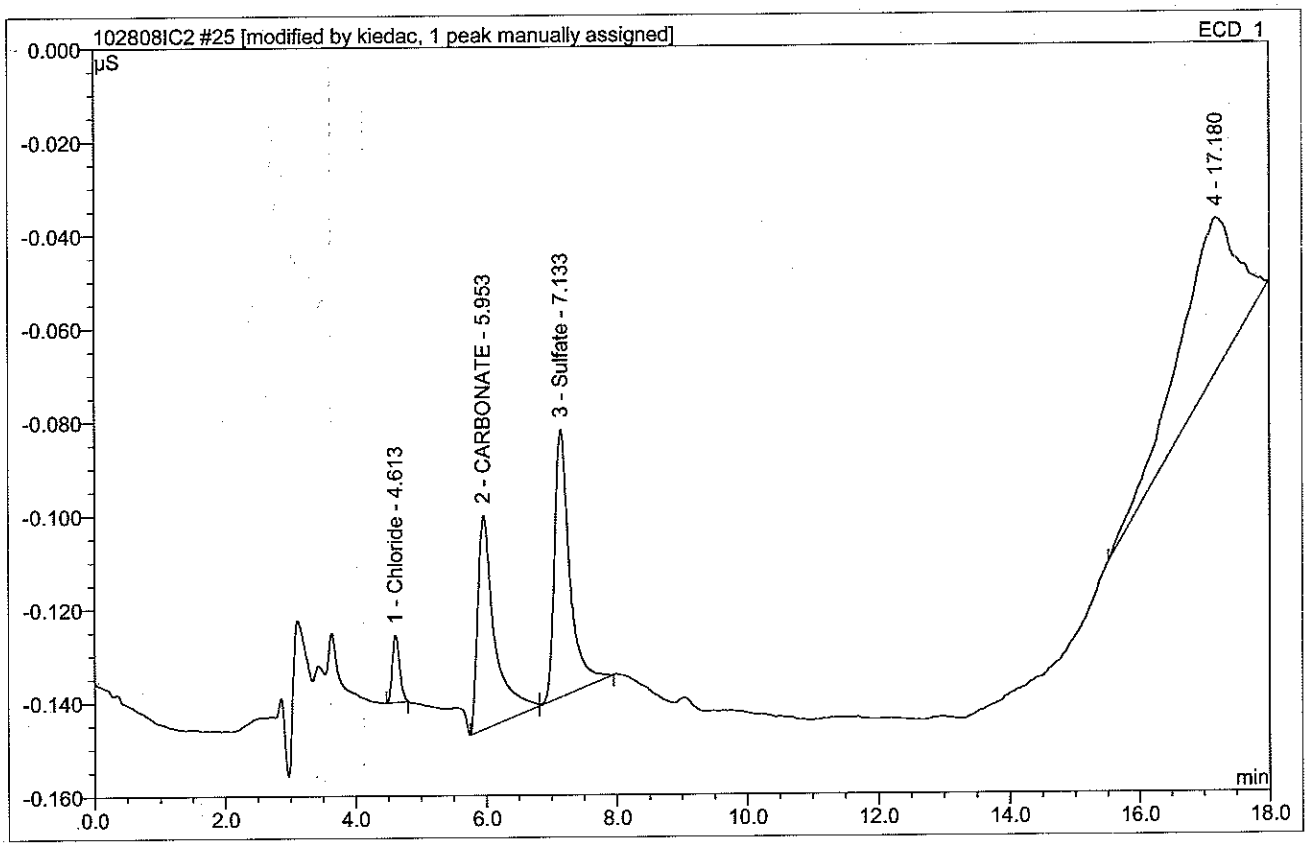

No.	Ret.Time min	Peak Name	Height µS	Area µS*min	Rel.Area %	Amount	Type
1	4.61	Chloride	0.014	0.002	2.83	0.006	BMB*
2	5.95	CARBONATE	0.046	0.014	21.03	n.a.	BM ^
3	7.13	Sulfate	0.057	0.015	23.47	0.065	MB
4	17.18	n.a.	0.033	0.035	52.67	n.a.	BMB
Total:			0.150	0.066	100.00	0.07	

QK 10/29/08

26 K06DC MSD (10X)

Sample Name:	**K06DC MSD (10X)**	*Injection Volume:*	**25.0**
Vial Number:	**24**	*Channel:*	**ECD_1**
Sample Type:	**unknown**	*Wavelength:*	**n.a.**
Control Program:	**IC_Anions_2**	*Bandwidth:*	**n.a.**
Quantif. Method:	**Anions**	*Dilution Factor:*	**10.0000**
Recording Time:	**10/28/2008 14:41**	*Sample Weight:*	**1.0000**
Run Time (min):	**18.00**	*Sample Amount:*	**1.0000**

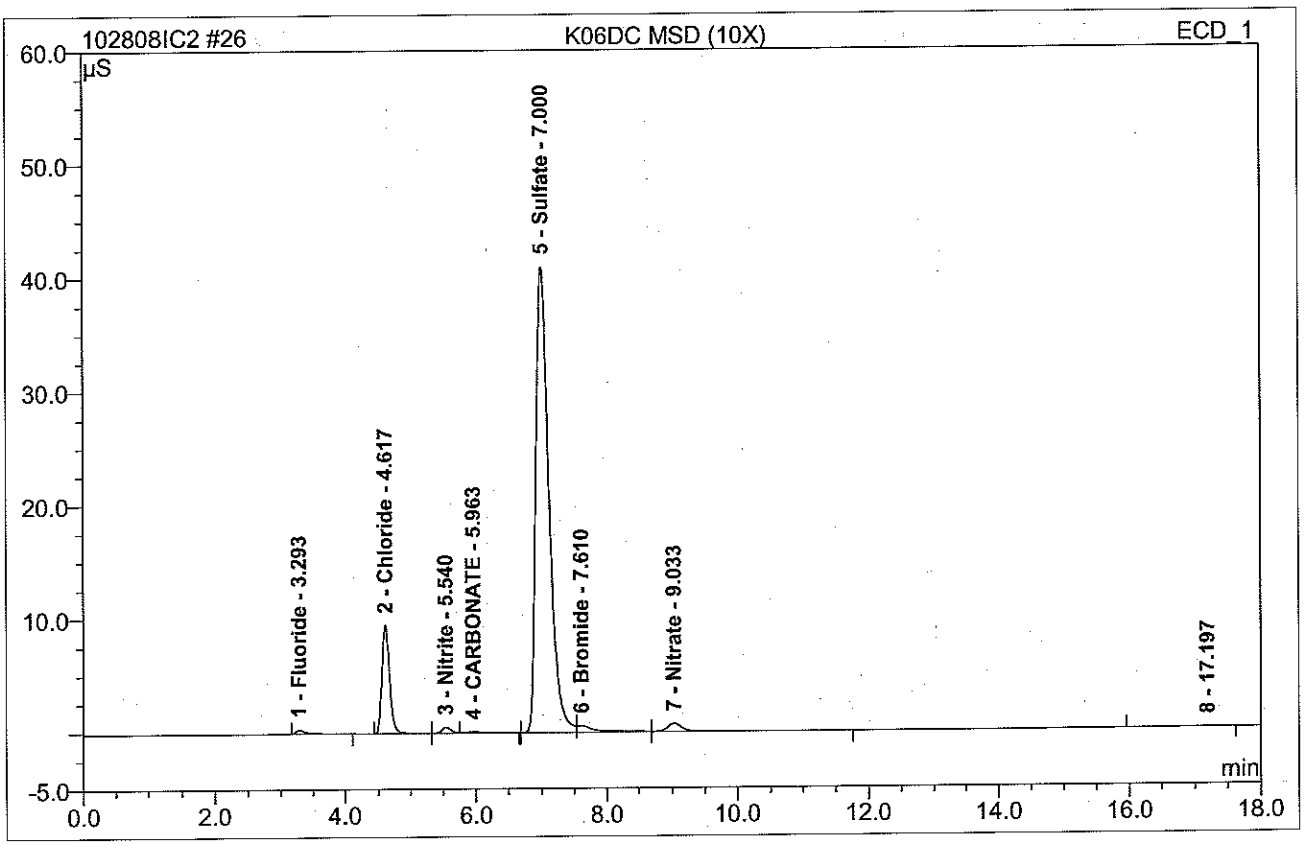

No.	Ret.Time min	Peak Name	Height µS	Area µS*min	Rel.Area %	Amount	Type
1	3.29	Fluoride	0.364	0.061	0.53	1.236	BMB
2	4.62	Chloride	9.543	1.302	11.46	41.149	BM
3	5.54	Nitrite	0.525	0.100	0.88	1.379	M
4	5.96	CARBONATE	0.080	0.024	0.21	n.a.	Rd
5	7.00	Sulfate	41.019	9.434	83.06	397.153	M
6	7.61	Bromide	0.575	0.203	1.78	15.325	M
7	9.03	Nitrate	0.736	0.216	1.90	2.734	MB
8	17.20	n.a.	0.022	0.019	0.17	n.a.	BMB
Total:			52.864	11.358	100.00	458.98	

← "DILNC"

OAK 10/30/08

27 K06DF (10X)

Sample Name:	**K06DF (10X)**	*Injection Volume:*	**25.0**
Vial Number:	**25**	*Channel:*	**ECD_1**
Sample Type:	**unknown**	*Wavelength:*	**n.a.**
Control Program:	**IC_Anions_2**	*Bandwidth:*	**n.a.**
Quantif. Method:	**Anions**	*Dilution Factor:*	**10.0000**
Recording Time:	**10/28/2008 15:00**	*Sample Weight:*	**1.0000**
Run Time (min):	**18.00**	*Sample Amount:*	**1.0000**

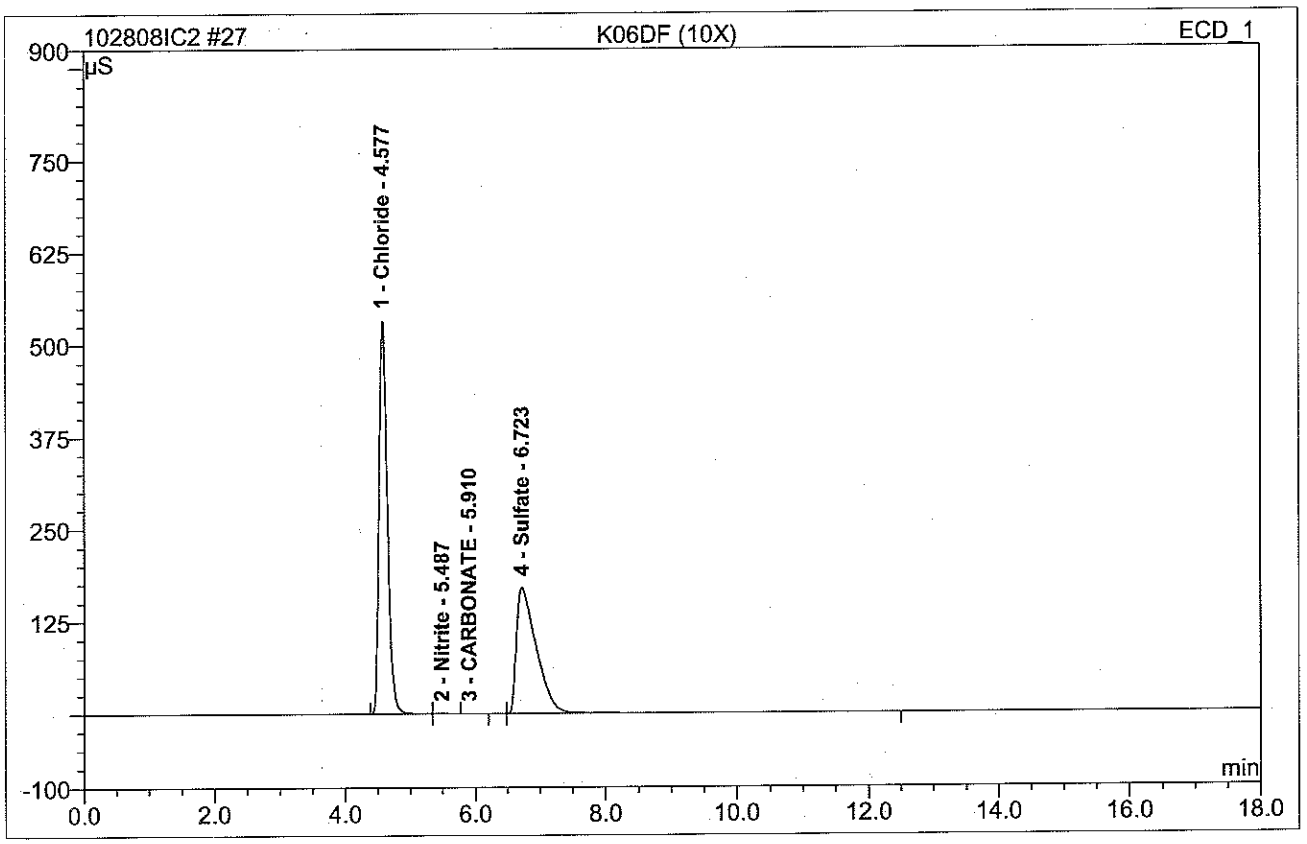

No.	Ret.Time min	Peak Name	Height µS	Area µS*min	Rel.Area %	Amount	Type
1	4.58	Chloride	532.088	79.495	56.74	2513.142	BM
2	5.49	Nitrite	0.260	0.154	0.11	2.116	M
3	5.91	CARBONATE	0.042	0.009	0.01	n.a.	Rd
4	6.72	Sulfate	170.276	60.440	43.14	2544.312	MB
Total:			702.665	140.098	100.00	5059.57	

NOT USED

28 K06DF (100X)

Sample Name:	**K06DF (100X)**	*Injection Volume:*	**25.0**
Vial Number:	**26**	*Channel:*	**ECD_1**
Sample Type:	**unknown**	*Wavelength:*	**n.a.**
Control Program:	**IC_Anions_2**	*Bandwidth:*	**n.a.**
Quantif. Method:	**Anions**	*Dilution Factor:*	**100.0000**
Recording Time:	**10/28/2008 15:19**	*Sample Weight:*	**1.0000**
Run Time (min):	**18.00**	*Sample Amount:*	**1.0000**

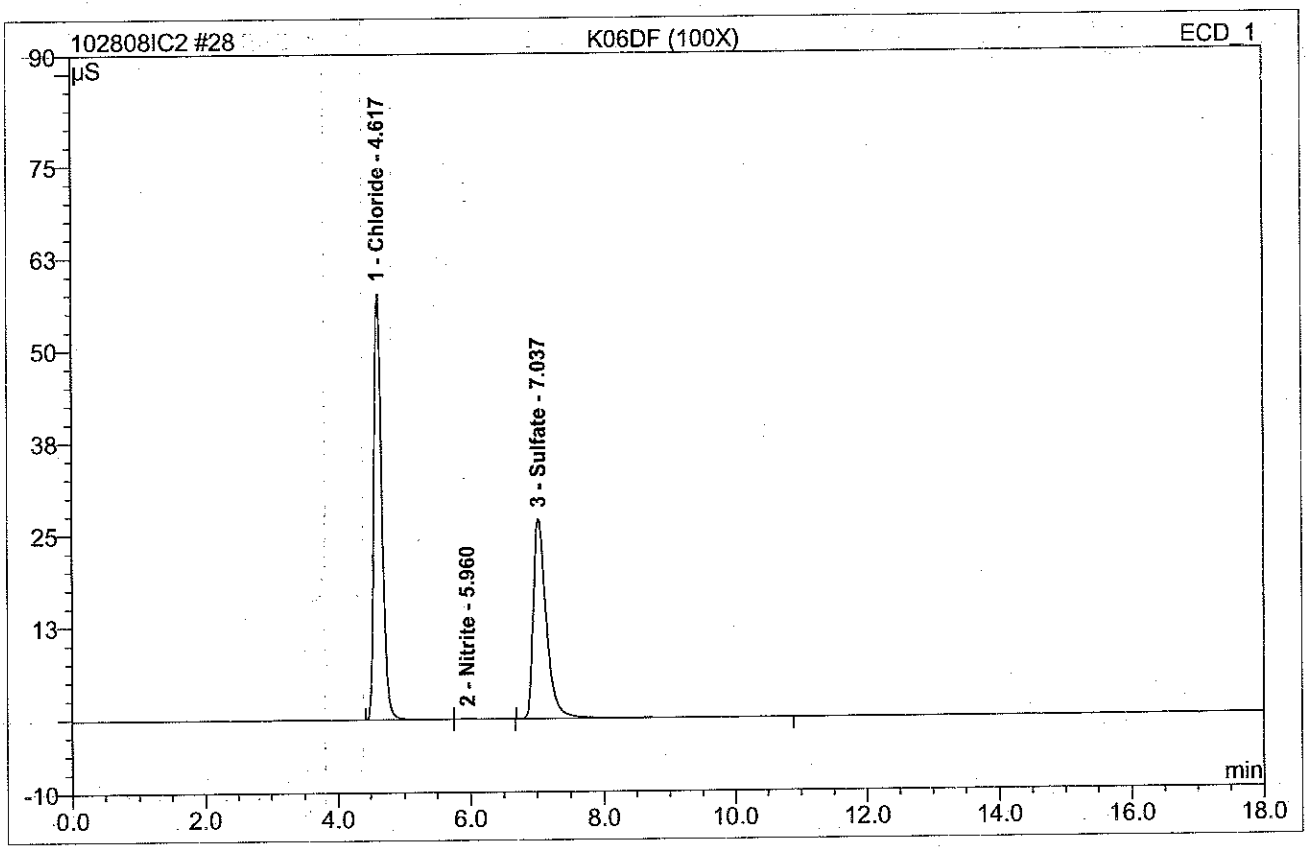

No.	Ret.Time min	Peak Name	Height µS	Area µS*min	Rel.Area %	Amount	Type
1	4.62	Chloride	57.705	8.016	56.74	2534.263	BMB
2	5.96	Nitrite	0.055	0.015	0.11	2.083	BMB
3	7.04	Sulfate	27.011	6.096	43.15	2566.326	BMB
Total:			84.770	14.128	100.00	5102.67	

CAK 10/30/08

29 K06DG (10X)

Sample Name:	**K06DG (10X)**	*Injection Volume:*	**25.0**
Vial Number:	**27**	*Channel:*	**ECD_1**
Sample Type:	**unknown**	*Wavelength:*	**n.a.**
Control Program:	**IC_Anions_2**	*Bandwidth:*	**n.a.**
Quantif. Method:	**Anions**	*Dilution Factor:*	**10.0000**
Recording Time:	**10/28/2008 15:38**	*Sample Weight:*	**1.0000**
Run Time (min):	**18.00**	*Sample Amount:*	**1.0000**

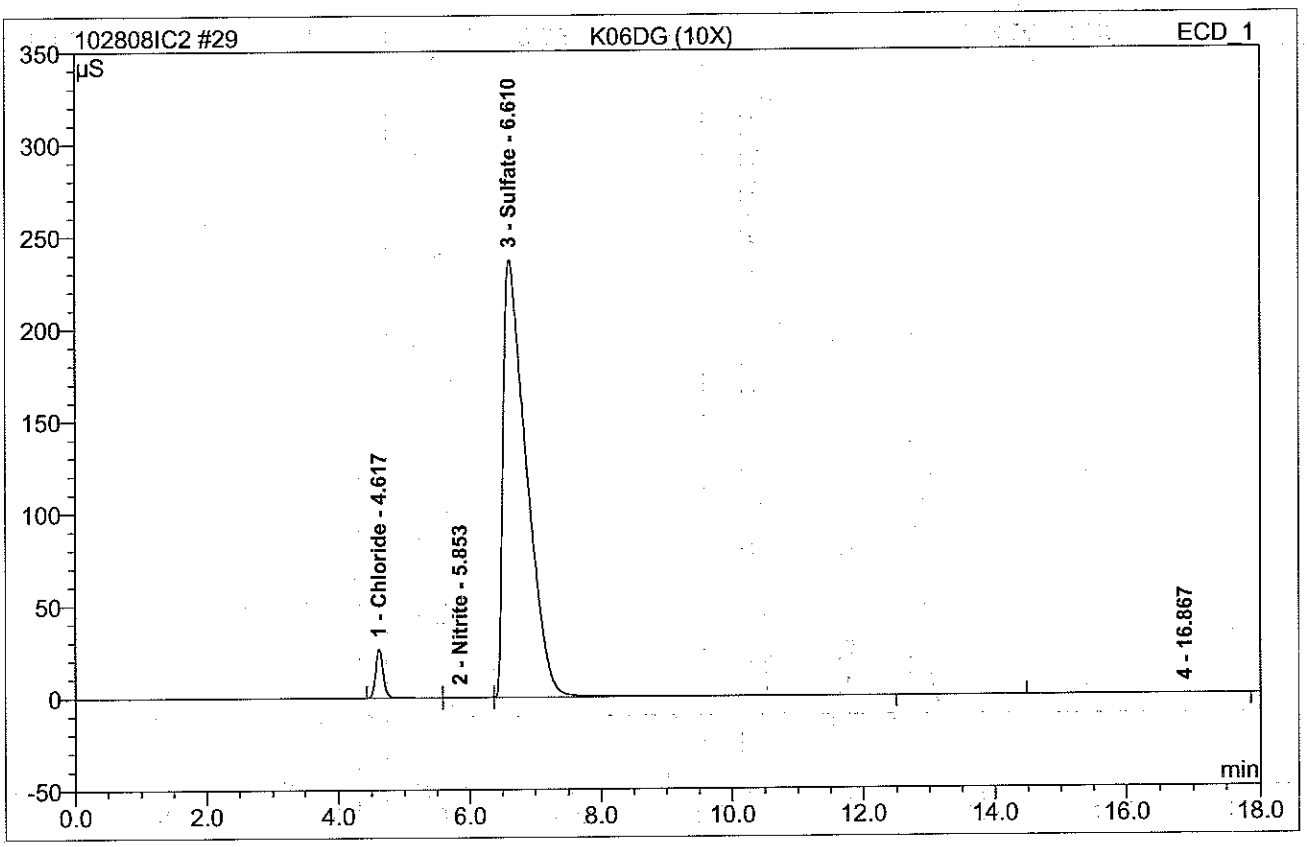

No.	Ret.Time min	Peak Name	Height µS	Area µS*min	Rel.Area %	Amount	Type
1	4.62	Chloride	26.233	3.527	3.50	111.515	BM
2	5.85	Nitrite	0.200	0.106	0.11	1.462	M
3	6.61	Sulfate	236.896	96.998	96.30	4083.301	MB
4	16.87	n.a.	0.050	0.090	0.09	n.a.	BMB
Total:			263.380	100.722	100.00	4196.28	

QAK 10/30/08

30 K06DG (100X)

Sample Name:	**K06DG (100X)**	*Injection Volume:*	**25.0**
Vial Number:	**28**	*Channel:*	**ECD_1**
Sample Type:	**unknown**	*Wavelength:*	**n.a.**
Control Program:	**IC_Anions_2**	*Bandwidth:*	**n.a.**
Quantif. Method:	**Anions**	*Dilution Factor:*	**100.0000**
Recording Time:	**10/28/2008 15:57**	*Sample Weight:*	**1.0000**
Run Time (min):	**18.00**	*Sample Amount:*	**1.0000**

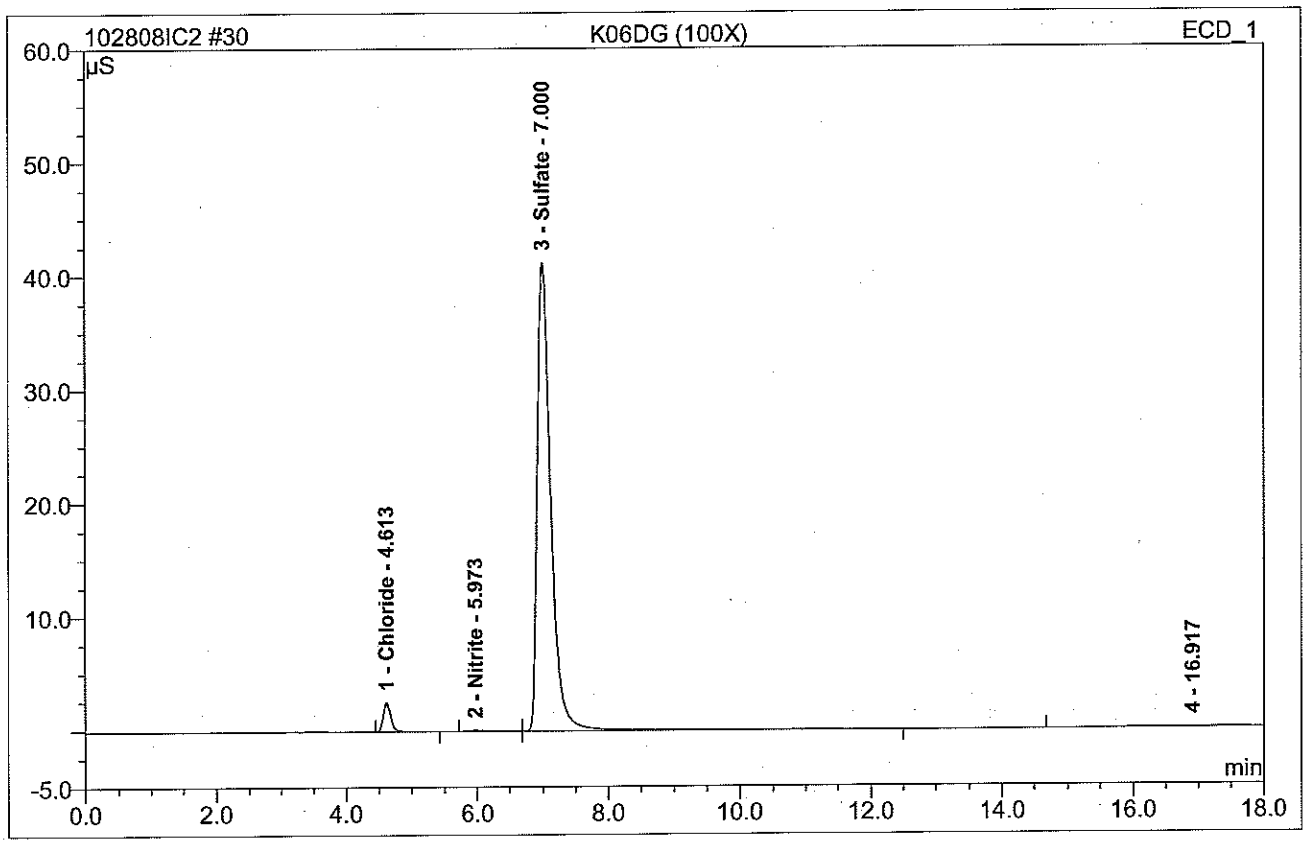

No.	Ret.Time min	Peak Name	Height µS	Area µS*min	Rel.Area %	Amount	Type
1	4.61	Chloride	2.550	0.343	3.33	108.337	BMB
2	5.97	Nitrite	0.105	0.046	0.45	6.304	BM
3	7.00	Sulfate	41.246	9.813	95.38	4130.906	MB
4	16.92	n.a.	0.054	0.087	0.84	n.a.	BMB
Total:			43.955	10.288	100.00	4245.55	

AK 10/30/08

31 K06DH

Sample Name:	**K06DH**	*Injection Volume:*	**25.0**
Vial Number:	**29**	*Channel:*	**ECD_1**
Sample Type:	**unknown**	*Wavelength:*	**n.a.**
Control Program:	**IC_Anions_2**	*Bandwidth:*	**n.a.**
Quantif. Method:	**Anions**	*Dilution Factor:*	**1.0000**
Recording Time:	**10/28/2008 16:16**	*Sample Weight:*	**1.0000**
Run Time (min):	**18.00**	*Sample Amount:*	**1.0000**

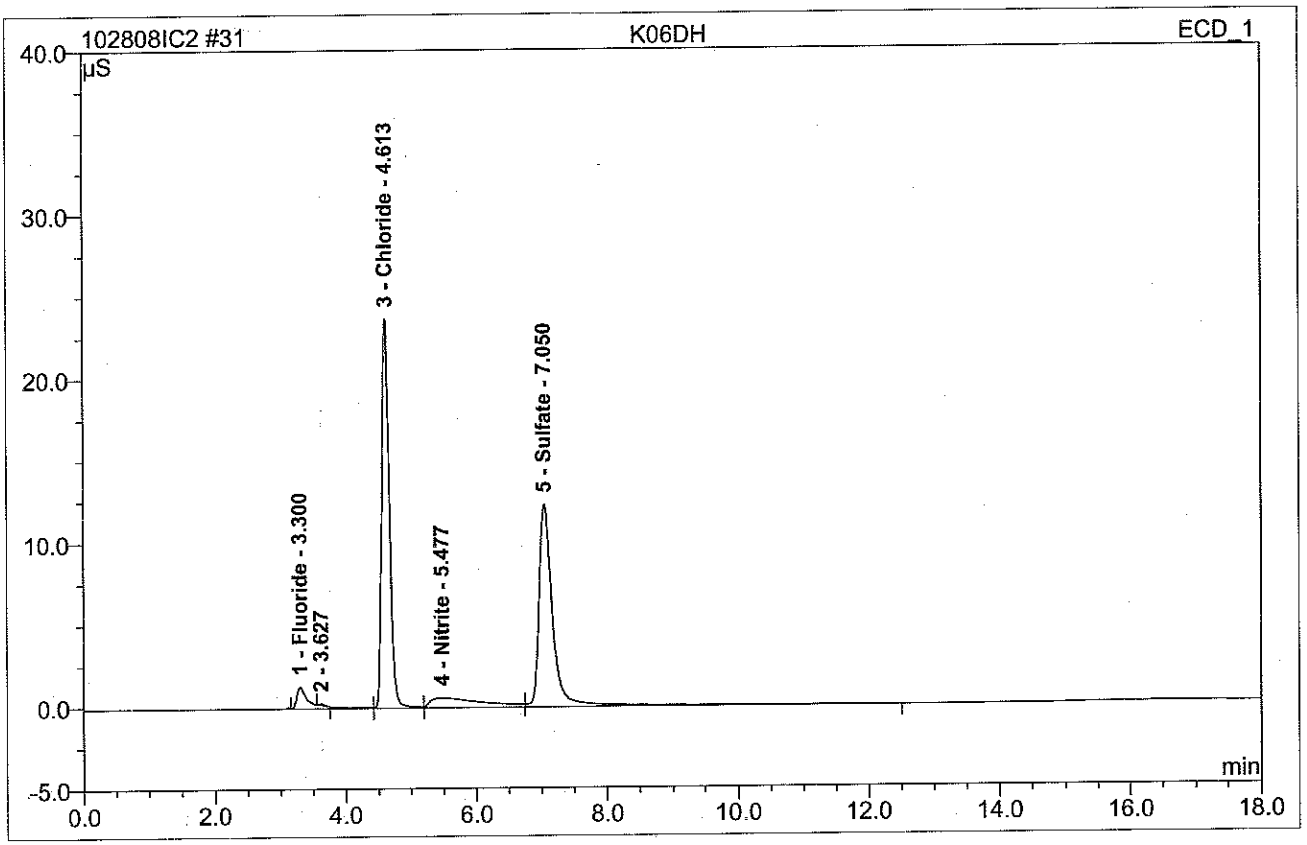

No.	Ret.Time min	Peak Name	Height µS	Area µS*min	Rel.Area %	Amount	Type
1	3.30	Fluoride	1.300	0.288	4.10	0.586	BM
2	3.63	n.a.	0.102	0.010	0.14	n.a.	Rd
3	4.61	Chloride	23.703	3.185	45.40	10.070	M
4	5.48	Nitrite	0.573	0.527	7.51	0.724	M
5	7.05	Sulfate	12.308	3.006	42.84	12.654	MB
Total:			37.986	7.016	100.00	24.03	

AL 10/30/08

32 K06DH (10X)

Sample Name:	**K06DH (10X)**	*Injection Volume:*	**25.0**
Vial Number:	**30**	*Channel:*	**ECD_1**
Sample Type:	**unknown**	*Wavelength:*	**n.a.**
Control Program:	**IC_Anions_2**	*Bandwidth:*	**n.a.**
Quantif. Method:	**Anions**	*Dilution Factor:*	**10.0000**
Recording Time:	**10/28/2008 16:35**	*Sample Weight:*	**1.0000**
Run Time (min):	**18.00**	*Sample Amount:*	**1.0000**

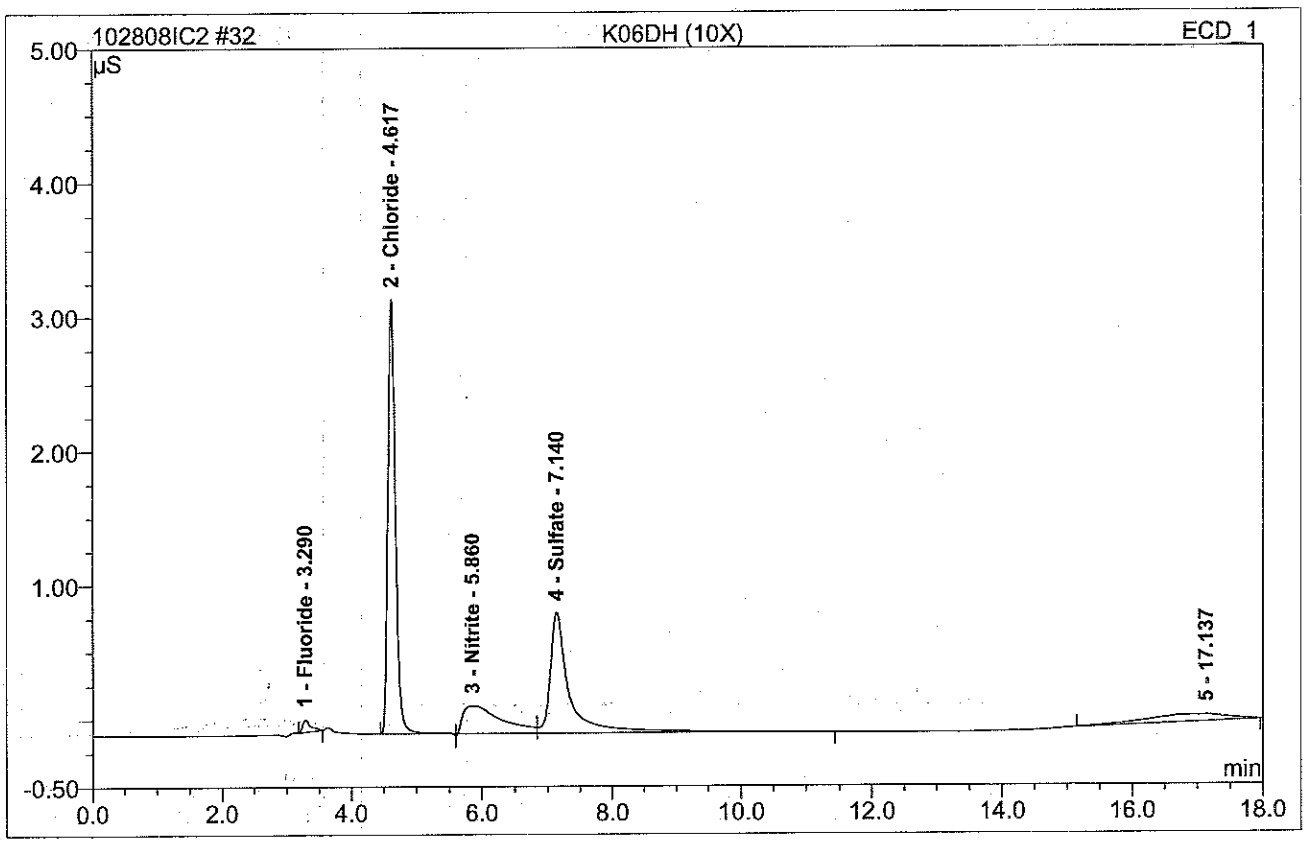

No.	Ret.Time min	Peak Name	Height µS	Area µS*min	Rel.Area %	Amount	Type
1	3.29	Fluoride	0.093	0.013	1.36	0.271	BMB
2	4.62	Chloride	3.234	0.433	44.41	13.700	BM
3	5.86	Nitrite	0.205	0.140	14.37	1.925	M
4	7.14	Sulfate	0.897	0.314	32.17	13.212	MB
5	17.14	n.a.	0.050	0.075	7.69	n.a.	BMB
Total:			4.478	0.976	100.00	29.11	

NOT USED

33 K06DJ

Sample Name:	**K06DJ**	*Injection Volume:*	**25.0**
Vial Number:	**31**	*Channel:*	**ECD_1**
Sample Type:	**unknown**	*Wavelength:*	**n.a.**
Control Program:	**IC_Anions_2**	*Bandwidth:*	**n.a.**
Quantif. Method:	**Anions**	*Dilution Factor:*	**1.0000**
Recording Time:	**10/28/2008 16:54**	*Sample Weight:*	**1.0000**
Run Time (min):	**18.00**	*Sample Amount:*	**1.0000**

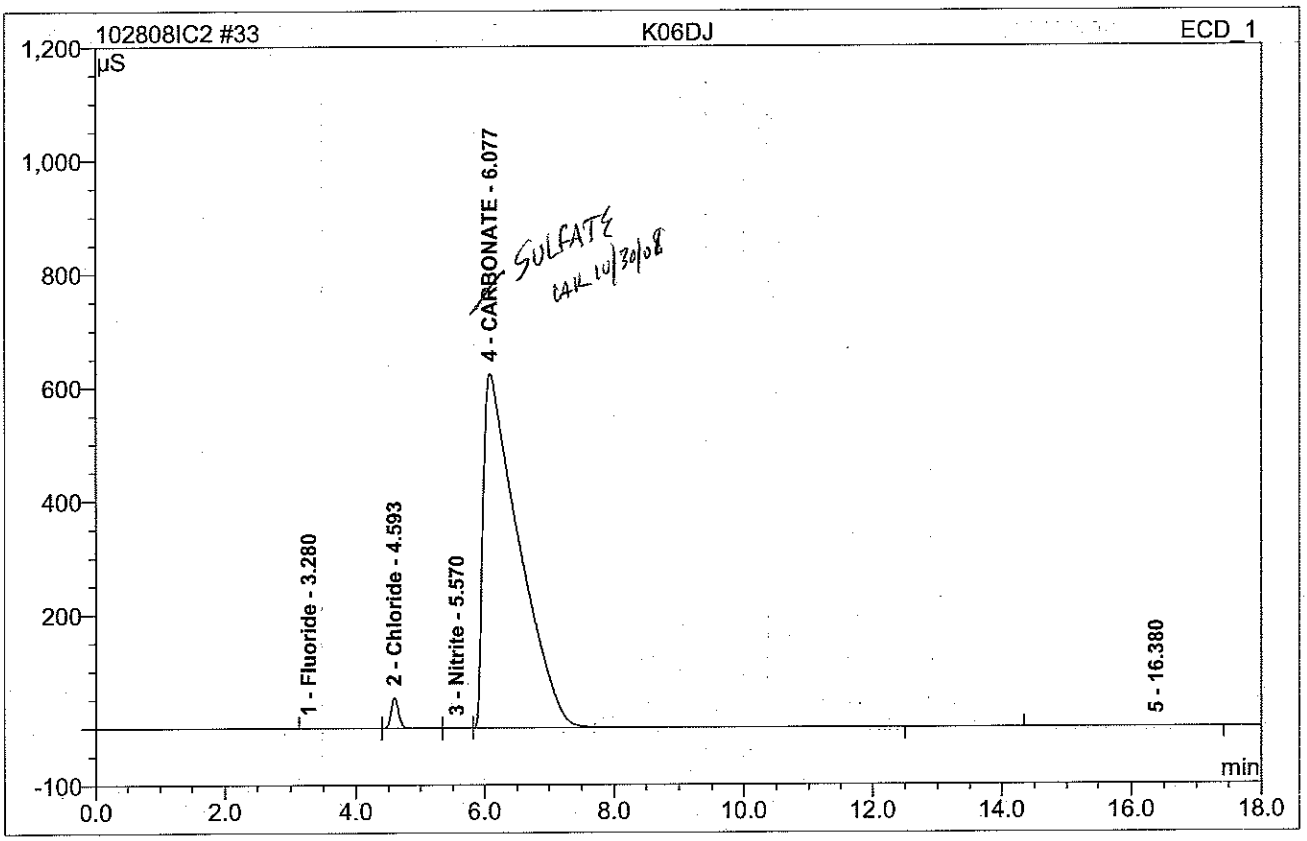

No.	Ret.Time min	Peak Name	Height µS	Area µS*min	Rel.Area %	Amount	Type
1	3.28	Fluoride	0.701	0.172	0.04	0.351	BMB
2	4.59	Chloride	53.316	7.259	1.80	22.949	BMb
3	5.57	Nitrite	0.340	0.128	0.03	0.175	bM
4	6.08	~~CARBONATE~~ SULFATE	624.034	396.703	98.11	n.a.	MB
5	16.38	n.a.	0.054	0.088	0.02	n.a.	BMB
Total:			678.446	404.351	100.00	23.48	

CAK 10/30/08

34 K06DJ (50X)

Sample Name:	**K06DJ (50X)**	*Injection Volume:*	**25.0**
Vial Number:	**32**	*Channel:*	**ECD_1**
Sample Type:	**unknown**	*Wavelength:*	**n.a.**
Control Program:	**IC_Anions_2**	*Bandwidth:*	**n.a.**
Quantif. Method:	**Anions**	*Dilution Factor:*	**50.0000**
Recording Time:	**10/28/2008 17:13**	*Sample Weight:*	**1.0000**
Run Time (min):	**18.00**	*Sample Amount:*	**1.0000**

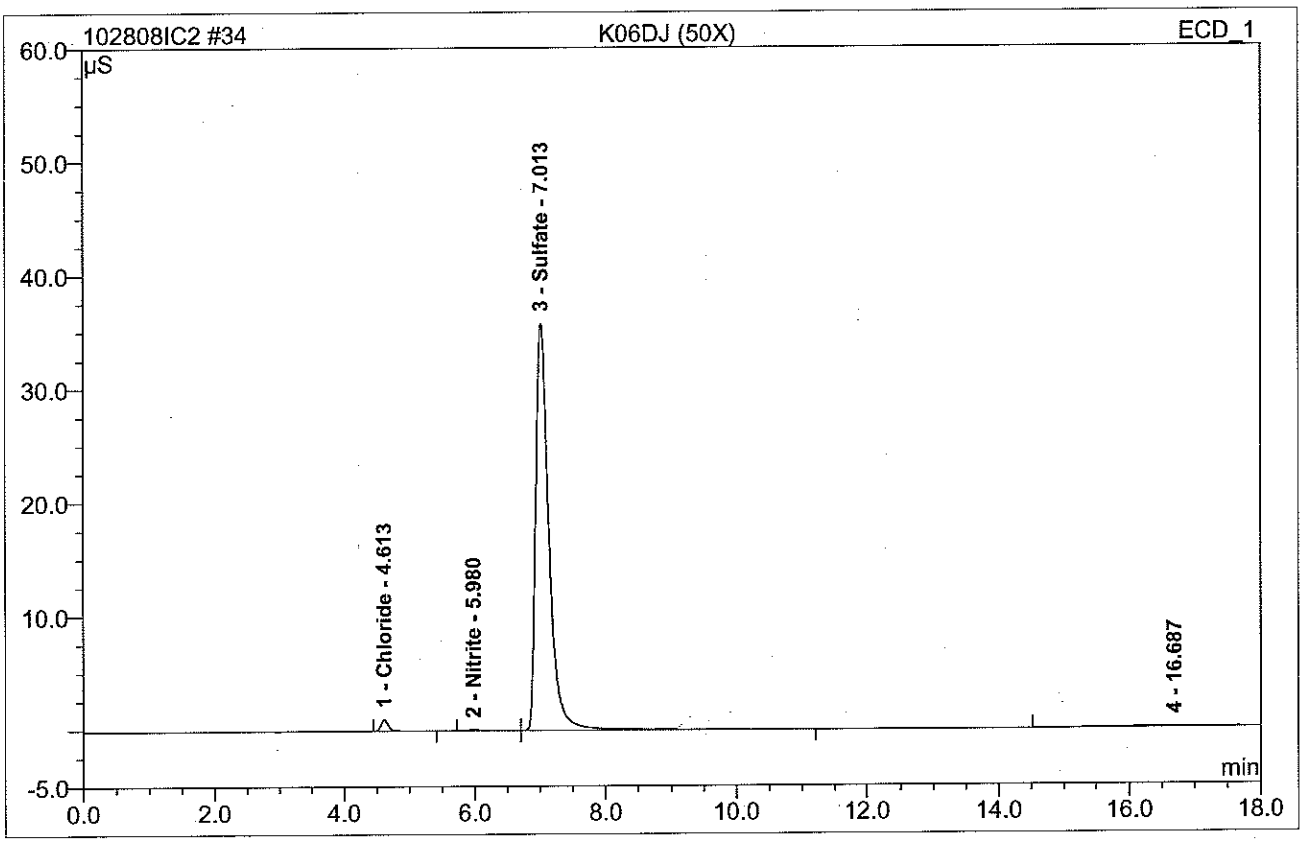

No.	Ret.Time min	Peak Name	Height µS	Area µS*min	Rel.Area %	Amount	Type
1	4.61	Chloride	0.996	0.134	1.54	21.116	BMB
2	5.98	Nitrite	0.090	0.033	0.38	2.273	BMB
3	7.01	Sulfate	35.790	8.386	96.73	1765.049	bMB
4	16.69	n.a.	0.067	0.117	1.35	n.a.	BMB
Total:			36.943	8.669	100.00	1788.44	

OSK 10/30/08

35 K06DL

Sample Name:	**K06DL**	*Injection Volume:*	**25.0**
Vial Number:	**33**	*Channel:*	**ECD_1**
Sample Type:	**unknown**	*Wavelength:*	**n.a.**
Control Program:	**IC_Anions_2**	*Bandwidth:*	**n.a.**
Quantif. Method:	**Anions**	*Dilution Factor:*	**1.0000**
Recording Time:	**10/28/2008 17:32**	*Sample Weight:*	**1.0000**
Run Time (min):	**18.00**	*Sample Amount:*	**1.0000**

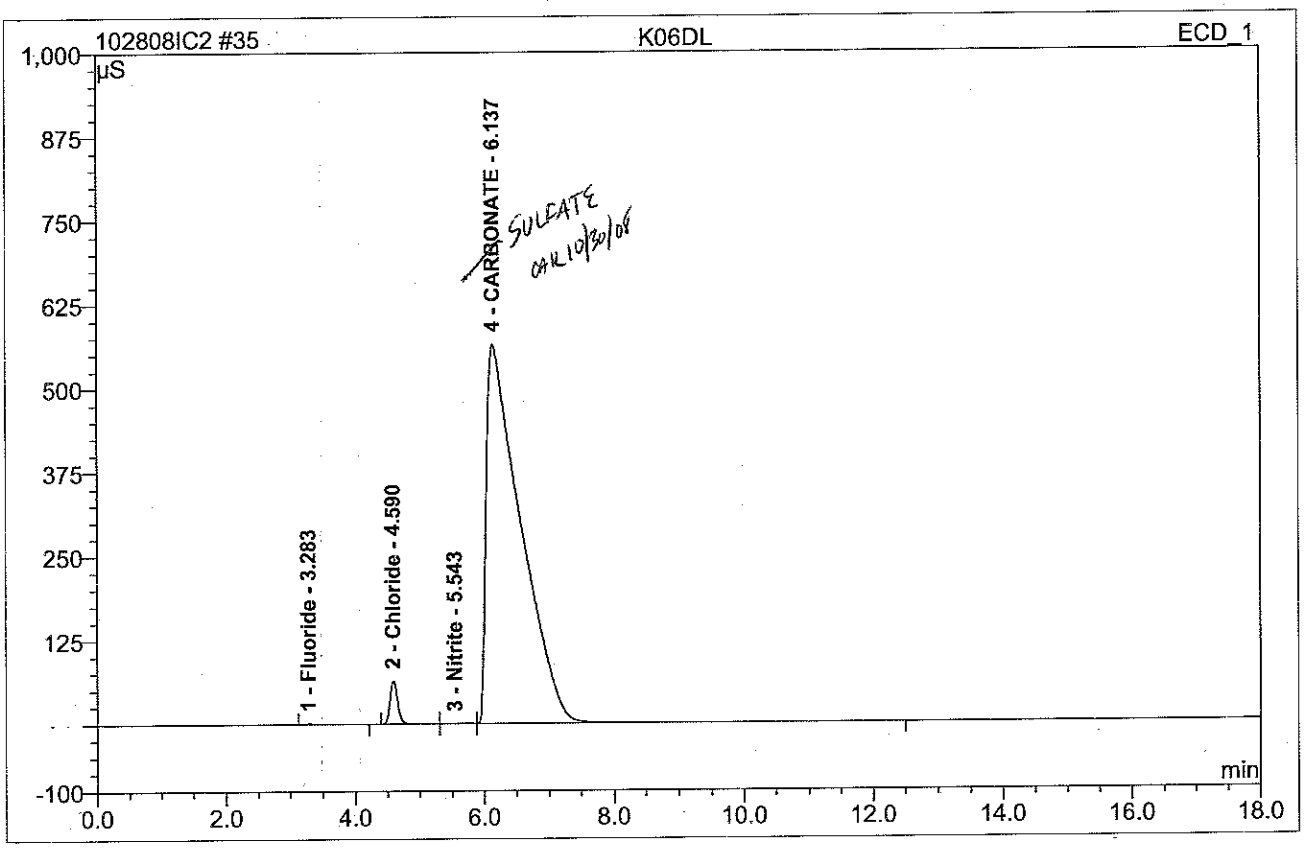

No.	Ret.Time min	Peak Name	Height µS	Area µS*min	Rel.Area %	Amount	Type
1	3.28	Fluoride	0.938	0.230	0.06	0.468	BMB
2	4.59	Chloride	63.869	8.720	2.46	27.567	BMb
3	5.54	Nitrite	0.372	0.169	0.05	0.232	bM
4	6.14	~~CARBONATE~~ SULFATE	565.159	345.957	97.43	n.a.	MB
Total:			630.338	355.075	100.00	28.27	

CAK 10/30/08

36 CCV3

Sample Name:	**CCV3**	*Injection Volume:*	**25.0**
Vial Number:	**12**	*Channel:*	**ECD_1**
Sample Type:	**unknown**	*Wavelength:*	**n.a.**
Control Program:	**IC_Anions_2**	*Bandwidth:*	**n.a.**
Quantif. Method:	**Anions**	*Dilution Factor:*	**1.0000**
Recording Time:	**10/28/2008 17:51**	*Sample Weight:*	**1.0000**
Run Time (min):	**18.00**	*Sample Amount:*	**1.0000**

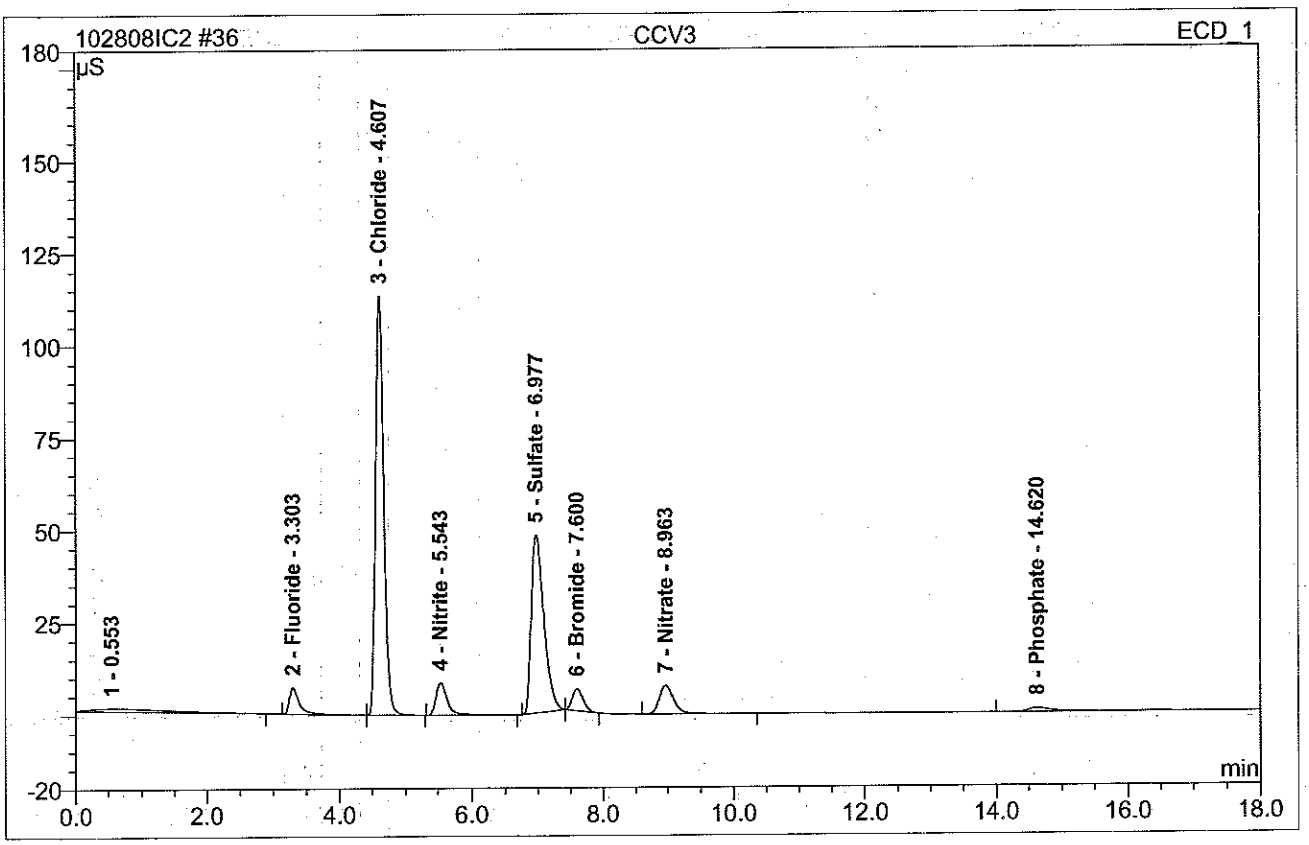

No.	Ret.Time min	Peak Name	Height µS	Area µS*min	Rel.Area %	Amount	Type
1	0.55	n.a.	0.810	1.161	3.34	n.a.	BMB
2	3.30	Fluoride	7.176	1.244	3.57	2.534	BMB
3	4.61	Chloride	113.581	16.002	45.96	50.590	BMB
4	5.54	Nitrite	8.812	1.760	5.06	2.417	BMB
5	6.98	Sulfate	48.227	10.889	31.28	45.841	BMb
6	7.60	Bromide	5.958	1.140	3.27	8.614	bMB
7	8.96	Nitrate	7.674	1.945	5.59	2.465	BMB
8	14.62	Phosphate	1.075	0.675	1.94	2.146	BMB
Total:			193.313	34.817	100.00	114.61	

101%

92%

CAR 10/30/08

37 CCB3

BEFORE

Sample Name:	**CCB3**	*Injection Volume:*	**25.0**
Vial Number:	**13**	*Channel:*	**ECD_1**
Sample Type:	**unknown**	*Wavelength:*	**n.a.**
Control Program:	**IC_Anions_2**	*Bandwidth:*	**n.a.**
Quantif. Method:	**Anions**	*Dilution Factor:*	**1.0000**
Recording Time:	**10/28/2008 18:10**	*Sample Weight:*	**1.0000**
Run Time (min):	**18.00**	*Sample Amount:*	**1.0000**

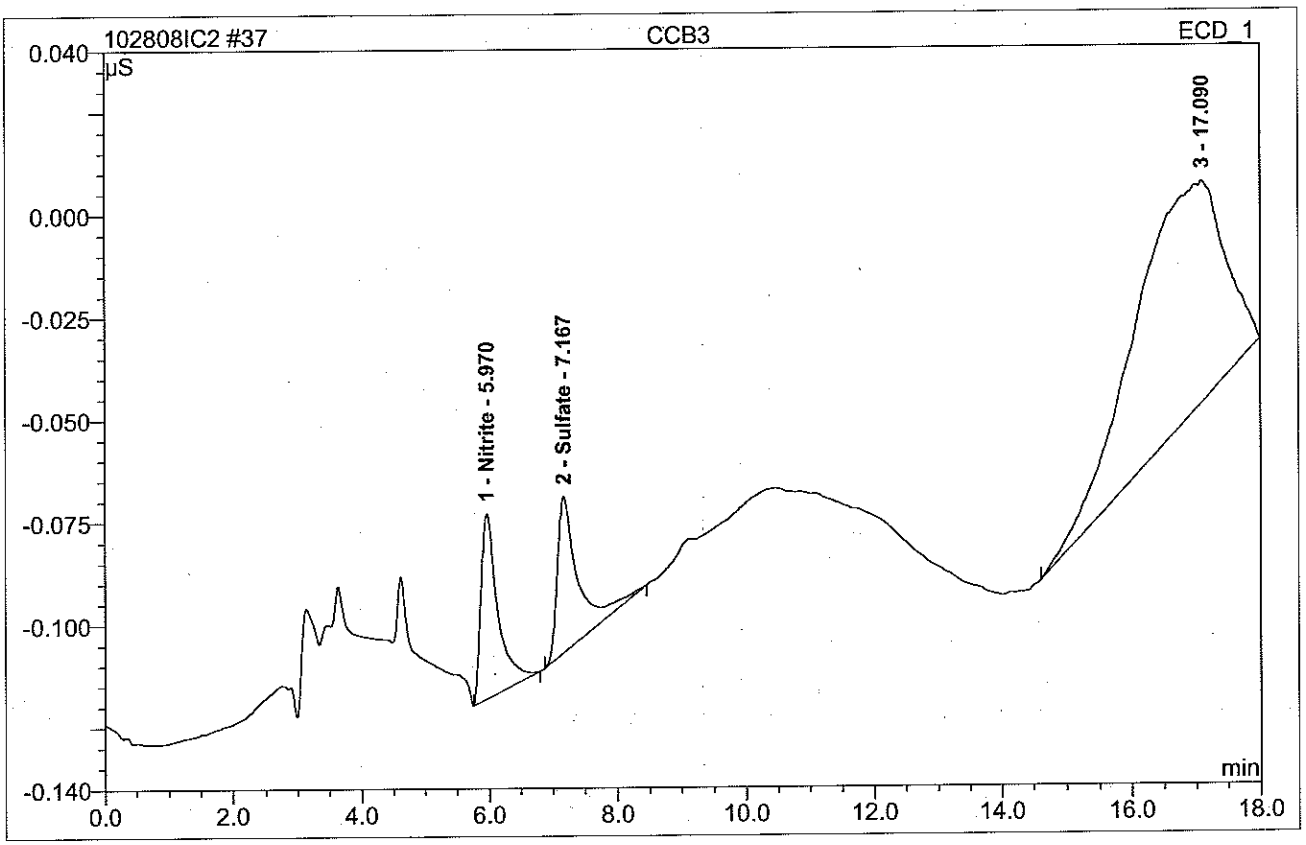

No.	Ret.Time min	Peak Name	Height µS	Area µS*min	Rel.Area %	Amount	Type
1	5.97	Nitrite	0.045	0.014	11.32	0.019	BMB
2	7.17	Sulfate	0.038	0.014	11.49	0.059	BMB
3	17.09	n.a.	0.054	0.094	77.19	n.a.	BMB
Total:			0.137	0.122	100.00	0.08	

Chromeleon (c) Dionex 1996-2006
Version 6.80 Build 2212

37 CCB3

BEFORE

Sample Name:	**CCB3**	*Injection Volume:*	**25.0**
Vial Number:	**13**	*Channel:*	**ECD_1**
Sample Type:	**unknown**	*Wavelength:*	**n.a.**
Control Program:	**IC_Anions_2**	*Bandwidth:*	**n.a.**
Quantif. Method:	**Anions**	*Dilution Factor:*	**1.0000**
Recording Time:	**10/28/2008 18:10**	*Sample Weight:*	**1.0000**
Run Time (min):	**18.00**	*Sample Amount:*	**1.0000**

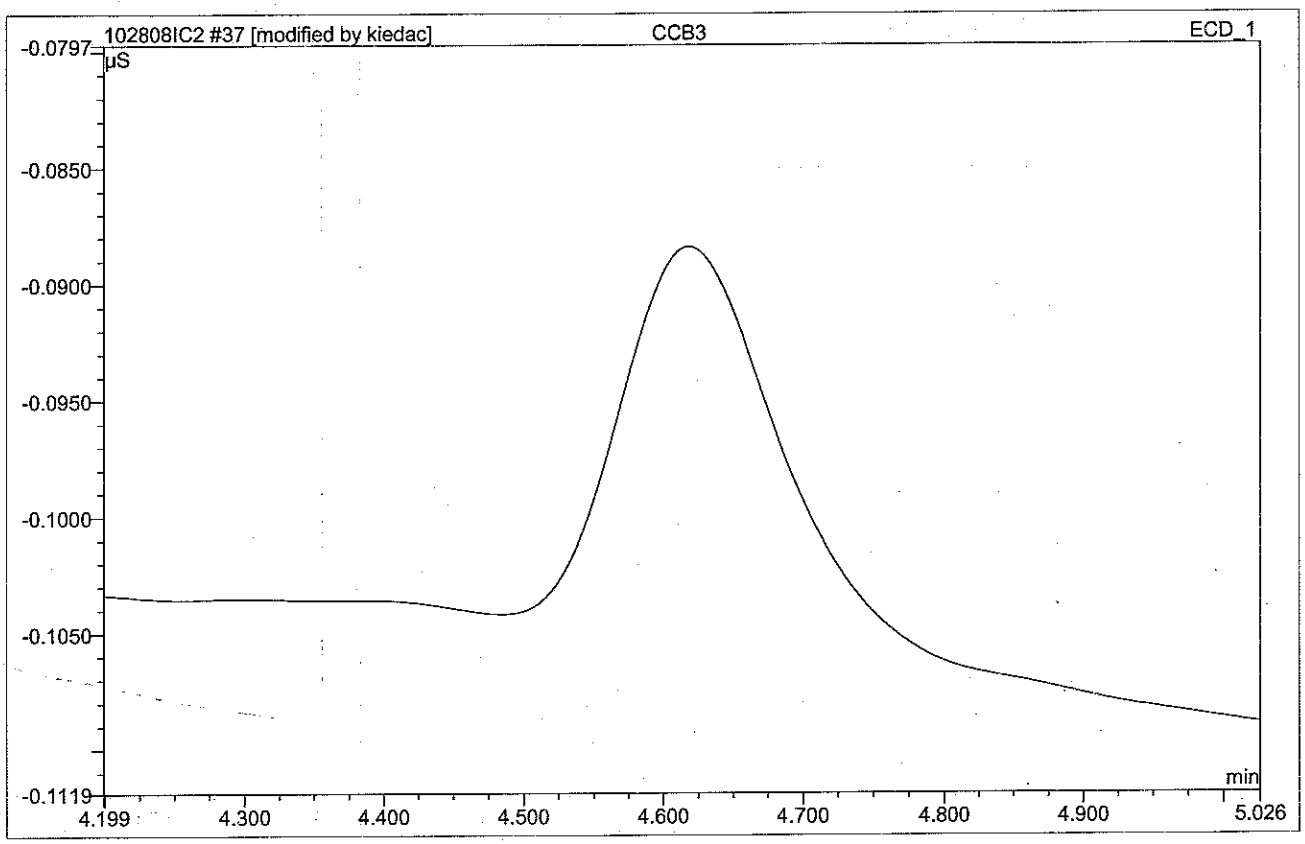

No.	Ret.Time min	Peak Name	Height µS	Area µS*min	Rel.Area %	Amount	Type
1	5.97	Nitrite	0.045	0.014	49.62	0.019	BMB
2	7.17	Sulfate	0.038	0.014	50.38	0.059	BMB
Total:			0.083	0.028	100.00	0.08	

37 CCB3

AFTER

Sample Name:	**CCB3**	*Injection Volume:*	**25.0**
Vial Number:	**13**	*Channel:*	**ECD_1**
Sample Type:	**unknown**	*Wavelength:*	**n.a.**
Control Program:	**IC_Anions_2**	*Bandwidth:*	**n.a.**
Quantif. Method:	**Anions**	*Dilution Factor:*	**1.0000**
Recording Time:	**10/28/2008 18:10**	*Sample Weight:*	**1.0000**
Run Time (min):	**18.00**	*Sample Amount:*	**1.0000**

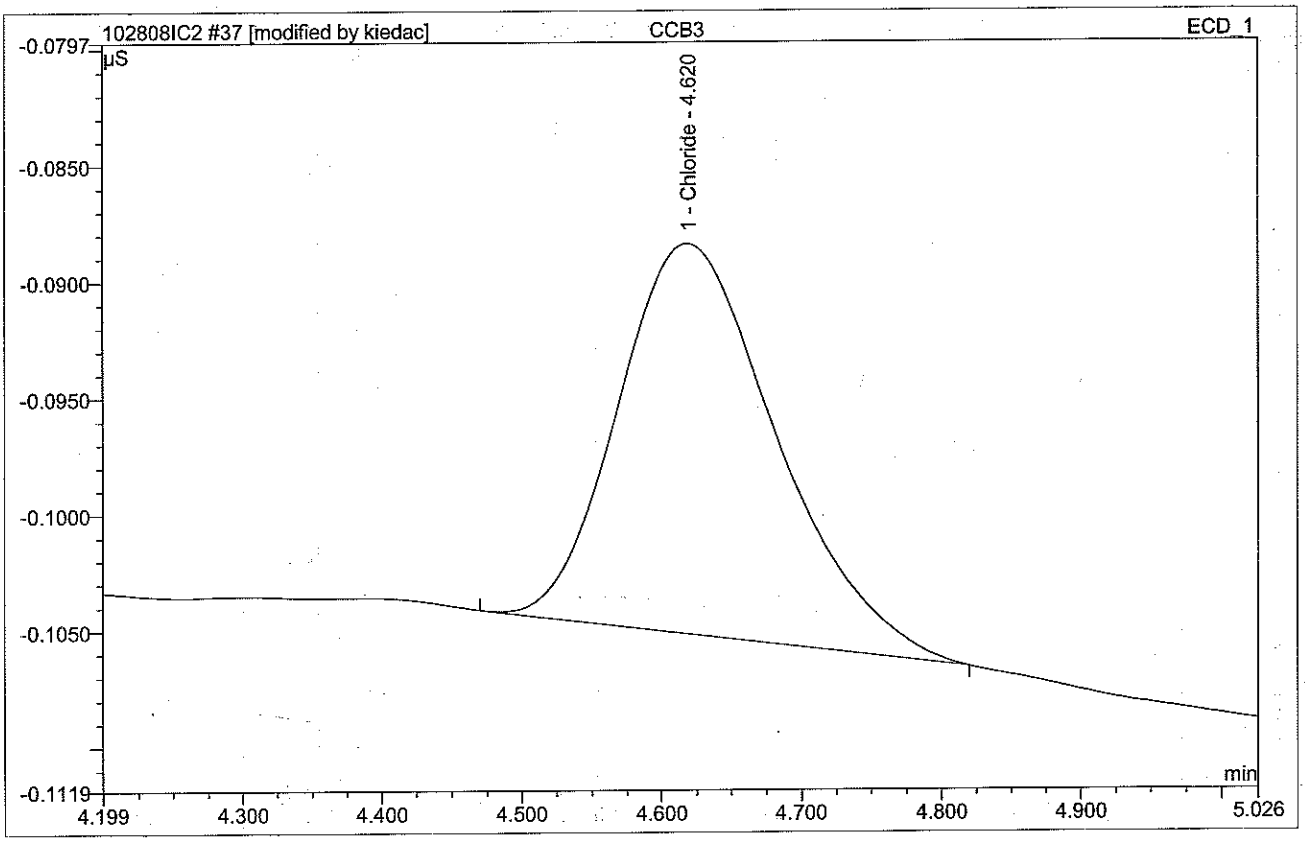

No.	Ret.Time min	Peak Name	Height µS	Area µS*min	Rel.Area %	Amount	Type
1	4.62	Chloride	0.017	0.002	7.36	0.007	BMB*
2	5.97	Nitrite	0.045	0.014	45.97	0.019	BMB
3	7.17	Sulfate	0.038	0.014	46.67	0.059	BMB
Total:			0.100	0.030	100.00	0.08	

37 CCB3

AFTER

Sample Name:	**CCB3**	*Injection Volume:*	**25.0**
Vial Number:	**13**	*Channel:*	**ECD_1**
Sample Type:	**unknown**	*Wavelength:*	**n.a.**
Control Program:	**IC_Anions_2**	*Bandwidth:*	**n.a.**
Quantif. Method:	**Anions**	*Dilution Factor:*	**1.0000**
Recording Time:	**10/28/2008 18:10**	*Sample Weight:*	**1.0000**
Run Time (min):	**18.00**	*Sample Amount:*	**1.0000**

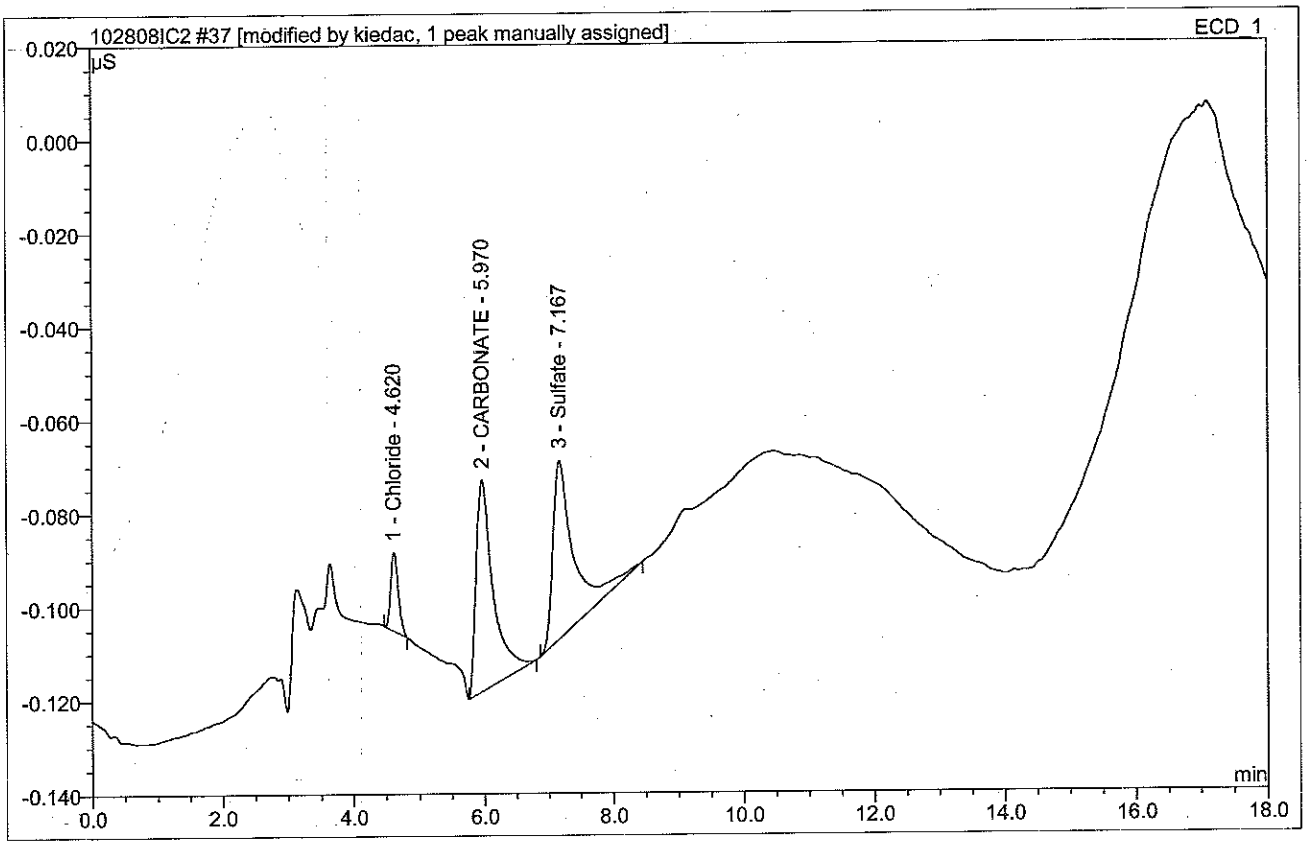

No.	Ret.Time min	Peak Name	Height µS	Area µS*min	Rel.Area %	Amount	Type
1	4.62	Chloride	0.017	0.002	7.36	0.007	BMB*
2	5.97	CARBONATE	0.045	0.014	45.97	n.a.	BMB^
3	7.17	Sulfate	0.038	0.014	46.67	0.059	BMB
Total:			0.100	0.030	100.00	0.07	

CAK 10/30/08

38 K06DL (50X)

Sample Name:	**K06DL (50X)**	*Injection Volume:*	**25.0**
Vial Number:	**34**	*Channel:*	**ECD_1**
Sample Type:	**unknown**	*Wavelength:*	**n.a.**
Control Program:	**IC_Anions_2**	*Bandwidth:*	**n.a.**
Quantif. Method:	**Anions**	*Dilution Factor:*	**50.0000**
Recording Time:	**10/28/2008 18:29**	*Sample Weight:*	**1.0000**
Run Time (min):	**18.00**	*Sample Amount:*	**1.0000**

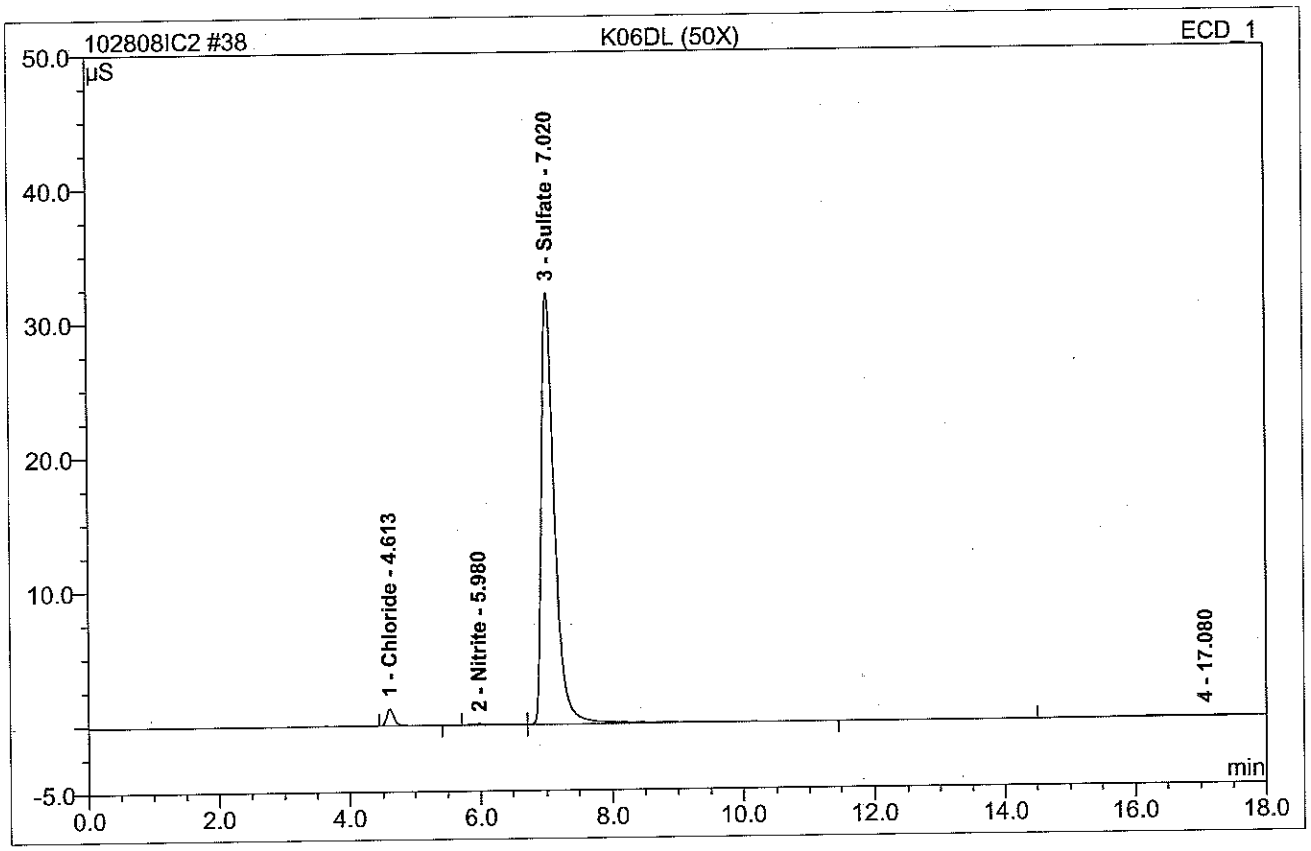

No.	Ret.Time min	Peak Name	Height µS	Area µS*min	Rel.Area %	Amount	Type
1	4.61	Chloride	1.238	0.167	2.16	26.441	BMB
2	5.98	Nitrite	0.099	0.040	0.52	2.752	BM
3	7.02	Sulfate	32.119	7.431	95.94	1564.044	MB
4	17.08	n.a.	0.053	0.107	1.38	n.a.	BMB
Total:			33.509	7.745	100.00	1593.24	

CAK 10/30/08

39 K06DM

Sample Name:	**K06DM**	*Injection Volume:*	**25.0**
Vial Number:	**35**	*Channel:*	**ECD_1**
Sample Type:	**unknown**	*Wavelength:*	**n.a.**
Control Program:	**IC_Anions_2**	*Bandwidth:*	**n.a.**
Quantif. Method:	**Anions**	*Dilution Factor:*	**1.0000**
Recording Time:	**10/28/2008 18:48**	*Sample Weight:*	**1.0000**
Run Time (min):	**18.00**	*Sample Amount:*	**1.0000**

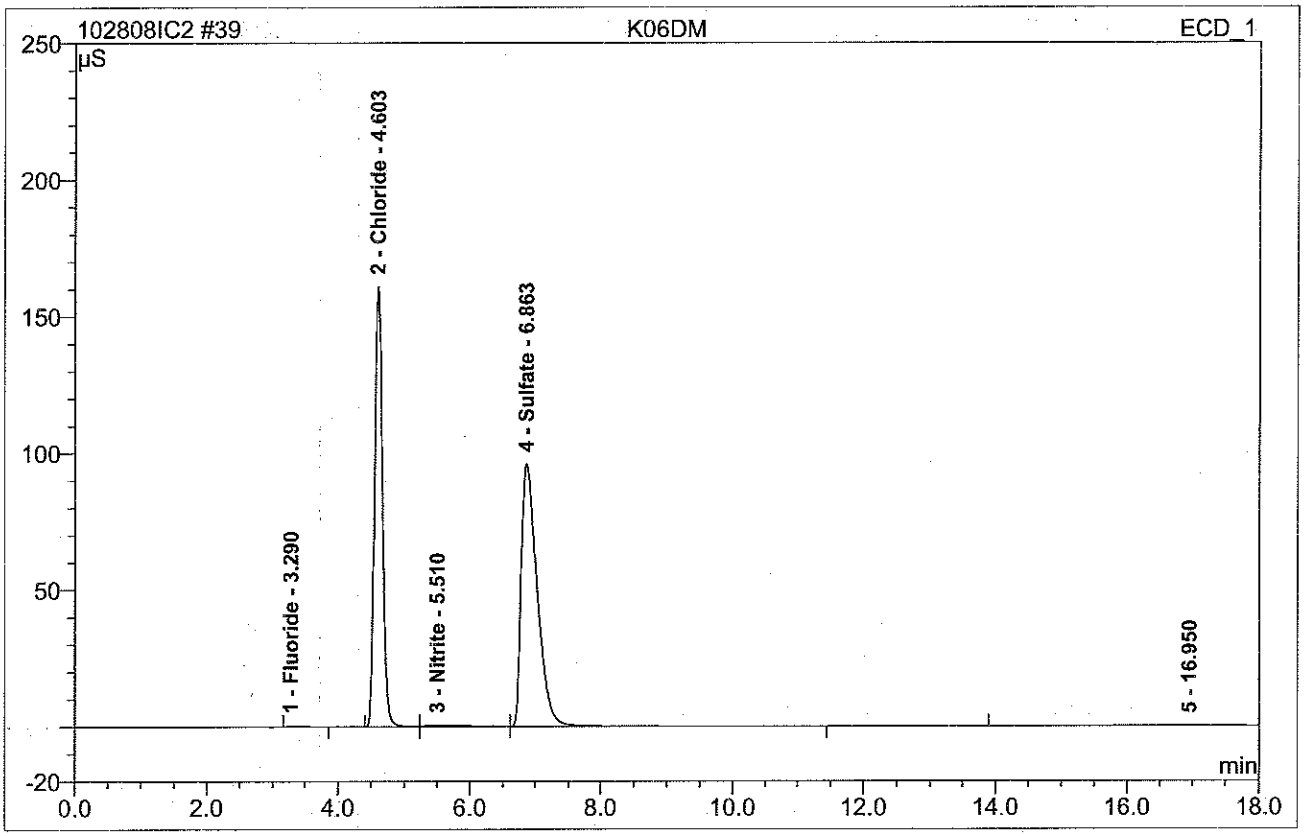

No.	Ret.Time min	Peak Name	Height µS	Area µS*min	Rel.Area %	Amount	Type
1	3.29	Fluoride	0.392	0.083	0.16	0.169	BMB
2	4.60	Chloride	160.951	22.318	44.42	70.556	BM
3	5.51	Nitrite	0.543	0.453	0.90	0.623	M
4	6.86	Sulfate	96.030	27.269	54.27	114.795	MB
5	16.95	n.a.	0.057	0.124	0.25	n.a.	BMB
Total:			257.973	50.247	100.00	186.14	

CAK 10/30/08

40 K06DM (10X)

Sample Name:	**K06DM (10X)**	*Injection Volume:*	**25.0**
Vial Number:	**36**	*Channel:*	**ECD_1**
Sample Type:	**unknown**	*Wavelength:*	**n.a.**
Control Program:	**IC_Anions_2**	*Bandwidth:*	**n.a.**
Quantif. Method:	**Anions**	*Dilution Factor:*	**10.0000**
Recording Time:	**10/28/2008 19:07**	*Sample Weight:*	**1.0000**
Run Time (min):	**18.00**	*Sample Amount:*	**1.0000**

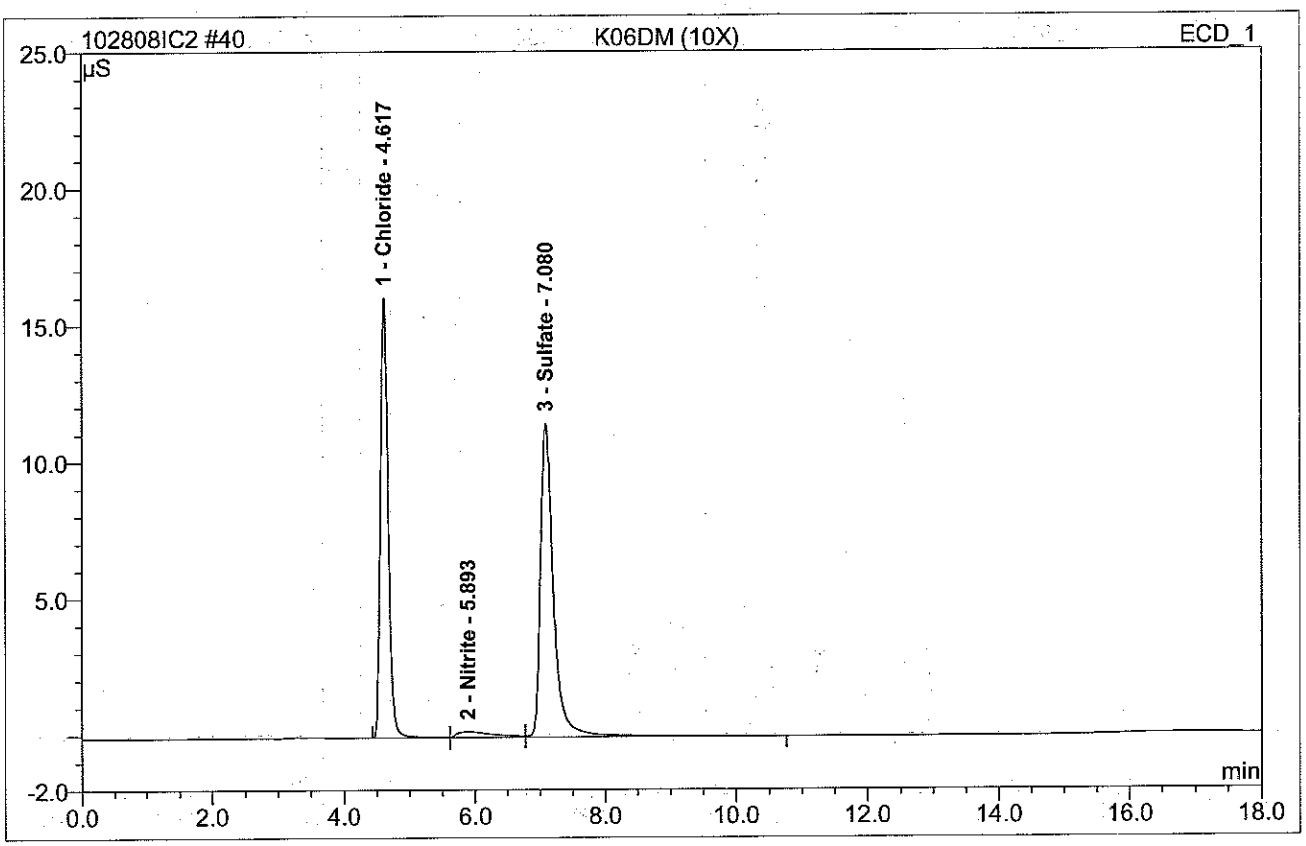

No.	Ret.Time min	Peak Name	Height µS	Area µS*min	Rel.Area %	Amount	Type
1	4.62	Chloride	16.078	2.199	44.15	69.503	BM
2	5.89	Nitrite	0.197	0.129	2.59	1.774	M
3	7.08	Sulfate	11.458	2.652	53.25	111.633	MB
Total:			27.732	4.979	100.00	182.91	

NOT USED

41 K06DN

Sample Name:	**K06DN**	*Injection Volume:*	**25.0**
Vial Number:	**37**	*Channel:*	**ECD_1**
Sample Type:	**unknown**	*Wavelength:*	**n.a.**
Control Program:	**IC_Anions_2**	*Bandwidth:*	**n.a.**
Quantif. Method:	**Anions**	*Dilution Factor:*	**1.0000**
Recording Time:	**10/28/2008 19:26**	*Sample Weight:*	**1.0000**
Run Time (min):	**18.00**	*Sample Amount:*	**1.0000**

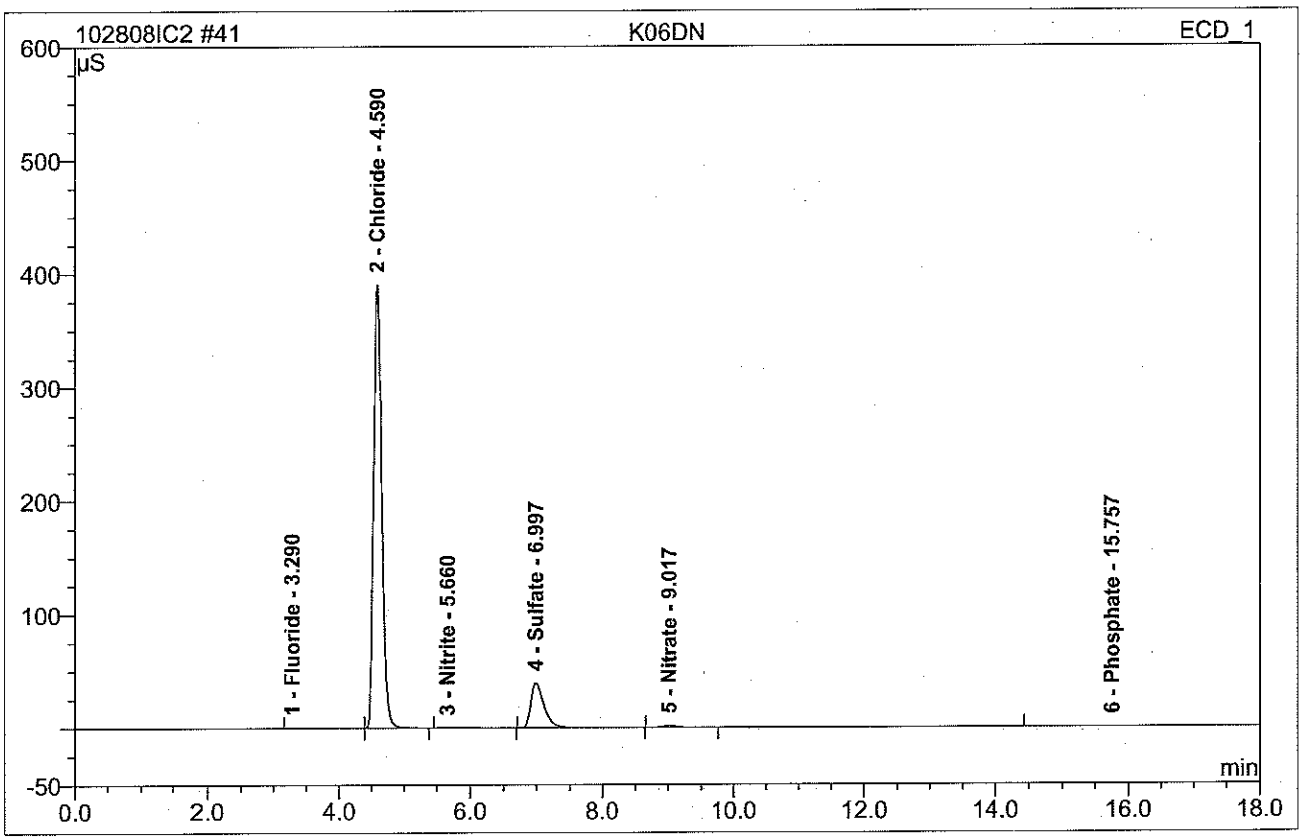

No.	Ret.Time min	Peak Name	Height µS	Area µS*min	Rel.Area %	Amount	Type
1	3.29	Fluoride	0.486	0.107	0.16	0.218	BMB
2	4.59	Chloride	390.591	56.737	85.19	179.369	BMB
3	5.66	Nitrite	0.252	0.139	0.21	0.191	BMB
4	7.00	Sulfate	39.298	9.105	13.67	38.331	BMB
5	9.02	Nitrate	1.632	0.379	0.57	0.481	BMB
6	15.76	Phosphate	0.080	0.134	0.20	0.427	BMB
Total:			432.340	66.603	100.00	219.02	

CAK 10/30/08

42 K06DN MS

Sample Name:	**K06DN MS**	*Injection Volume:*	**25.0**
Vial Number:	**38**	*Channel:*	**ECD_1**
Sample Type:	**unknown**	*Wavelength:*	**n.a.**
Control Program:	**IC_Anions_2**	*Bandwidth:*	**n.a.**
Quantif. Method:	**Anions**	*Dilution Factor:*	**1.0000**
Recording Time:	**10/28/2008 19:45**	*Sample Weight:*	**1.0000**
Run Time (min):	**18.00**	*Sample Amount:*	**1.0000**

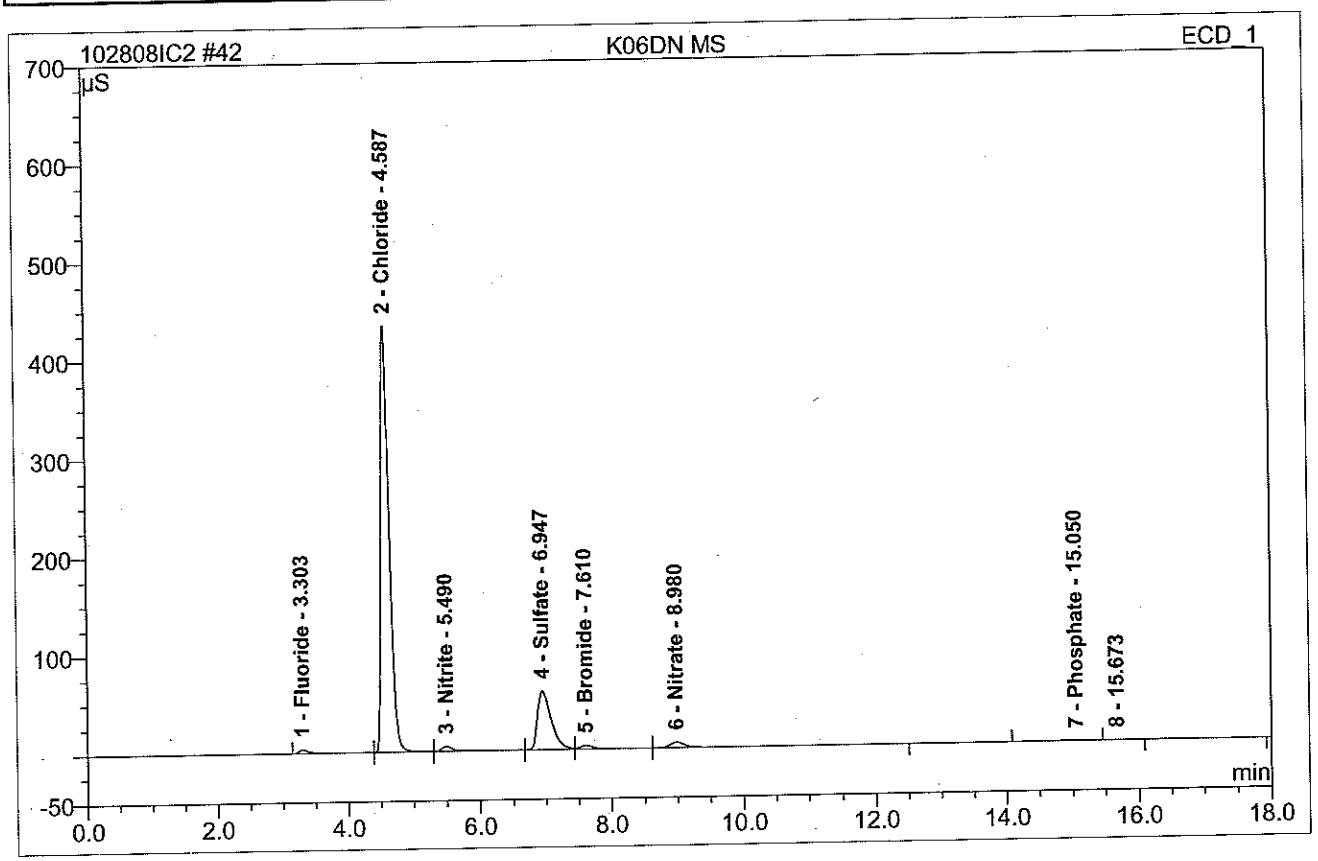

No.	Ret.Time min	Peak Name	Height µS	Area µS*min	Rel.Area %	Amount	Type
1	3.30	Fluoride	3.946	0.745	0.90	1.517	BM
2	4.59	Chloride	433.465	63.446	76.51	200.576	M
3	5.49	Nitrite	5.247	1.239	1.49	1.701	M
4	6.95	Sulfate	59.746	14.669	17.69	61.751	M
5	7.61	Bromide	3.765	0.988	1.19	7.468	M
6	8.98	Nitrate	5.679	1.486	1.79	1.883	MB
7	15.05	Phosphate	0.224	0.345	0.42	1.097	BMB
8	15.67	n.a.	0.028	0.009	0.01	n.a.	Rd
Total:			512.101	82.925	100.00	275.99	

85%

94%

CAR 10/30/08

43 K06DN MSD

Sample Name:	**K06DN MSD**	*Injection Volume:*	**25.0**
Vial Number:	**39**	*Channel:*	**ECD_1**
Sample Type:	**unknown**	*Wavelength:*	**n.a.**
Control Program:	**IC_Anions_2**	*Bandwidth:*	**n.a.**
Quantif. Method:	**Anions**	*Dilution Factor:*	**1.0000**
Recording Time:	**10/28/2008 20:04**	*Sample Weight:*	**1.0000**
Run Time (min):	**18.00**	*Sample Amount:*	**1.0000**

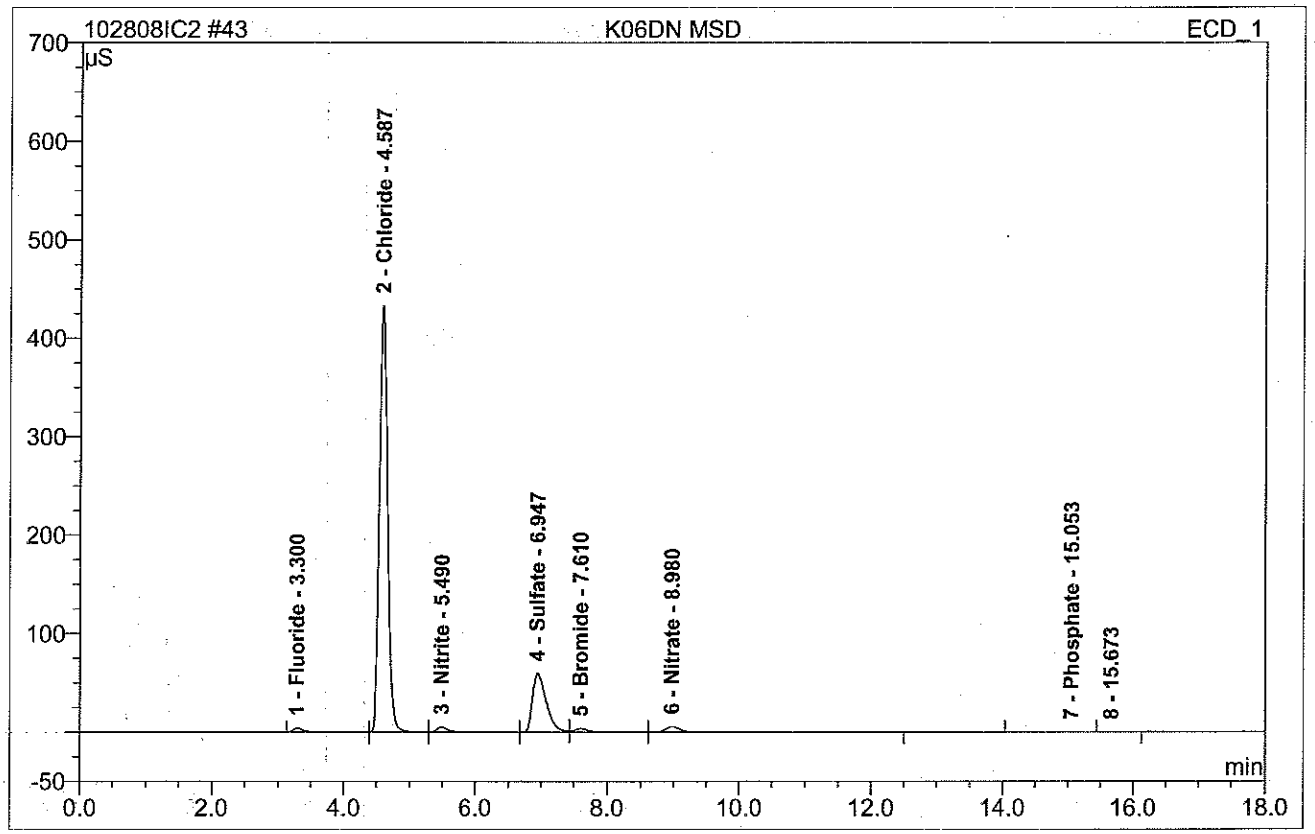

No.	Ret.Time min	Peak Name	Height µS	Area µS*min	Rel.Area %	Amount	Type
1	3.30	Fluoride	4.208	0.749	0.90	1.525	BM
2	4.59	Chloride	433.395	63.366	76.53	200.324	M
3	5.49	Nitrite	5.235	1.233	1.49	1.693	M
4	6.95	Sulfate	59.604	14.642	17.68	61.638	M
5	7.61	Bromide	3.757	0.964	1.16	7.286	M
6	8.98	Nitrate	5.678	1.470	1.78	1.863	MB
7	15.05	Phosphate	0.243	0.362	0.44	1.150	BMB
8	15.67	n.a.	0.029	0.009	0.01	n.a.	Rd
Total:			512.149	82.795	100.00	275.48	

849, RRD = 0.12

937, RRD = 0.18

DK 10/30/08

44 K06DN (10X)

Sample Name:	**K06DN (10X)**	*Injection Volume:*	**25.0**
Vial Number:	**40**	*Channel:*	**ECD_1**
Sample Type:	**unknown**	*Wavelength:*	**n.a.**
Control Program:	**IC_Anions_2**	*Bandwidth:*	**n.a.**
Quantif. Method:	**Anions**	*Dilution Factor:*	**10.0000**
Recording Time:	**10/28/2008 20:23**	*Sample Weight:*	**1.0000**
Run Time (min):	**18.00**	*Sample Amount:*	**1.0000**

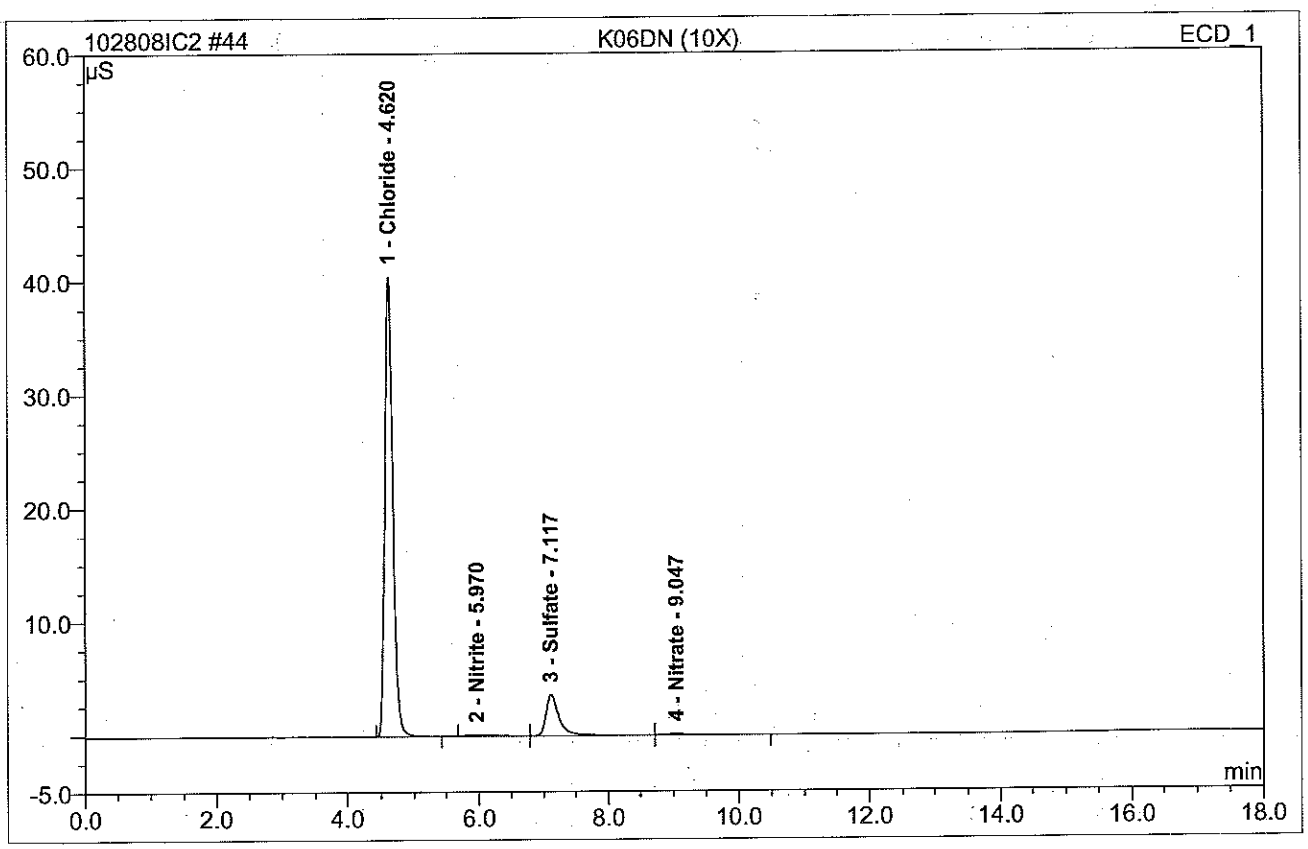

No.	Ret.Time min	Peak Name	Height µS	Area µS*min	Rel.Area %	Amount	Type
1	4.62	Chloride	40.491	5.593	84.99	176.805	BMB
2	5.97	Nitrite	0.142	0.071	1.09	0.982	BM
3	7.12	Sulfate	3.607	0.874	13.28	36.793	M
4	9.05	Nitrate	0.148	0.042	0.64	0.537	MB
Total:			44.388	6.581	100.00	215.12	

NOT USED

45 K06DN MS (10X)

Sample Name:	**K06DN MS (10X)**	*Injection Volume:*	**25.0**
Vial Number:	**41**	*Channel:*	**ECD_1**
Sample Type:	**unknown**	*Wavelength:*	**n.a.**
Control Program:	**IC_Anions_2**	*Bandwidth:*	**n.a.**
Quantif. Method:	**Anions**	*Dilution Factor:*	**10.0000**
Recording Time:	**10/28/2008 20:42**	*Sample Weight:*	**1.0000**
Run Time (min):	**18.00**	*Sample Amount:*	**1.0000**

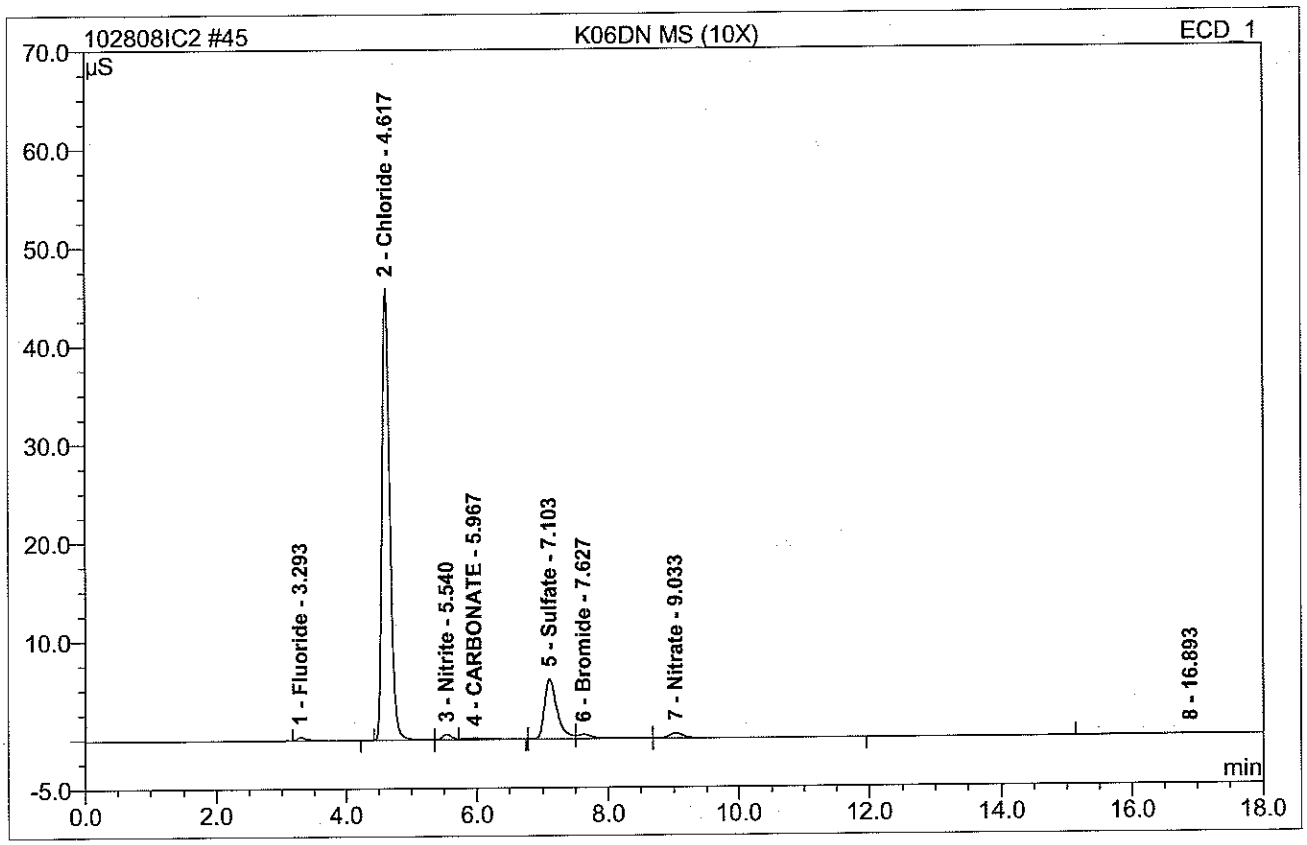

No.	Ret.Time min	Peak Name	Height µS	Area µS*min	Rel.Area %	Amount	Type
1	3.29	Fluoride	0.341	0.065	0.78	1.323	BMB
2	4.62	Chloride	45.863	6.361	76.33	201.092	BM
3	5.54	Nitrite	0.560	0.137	1.65	1.887	M
4	5.97	CARBONATE	0.105	0.041	0.50	n.a.	Rd
5	7.10	Sulfate	6.081	1.354	16.25	56.998	M
6	7.63	Bromide	0.454	0.151	1.81	11.390	M
7	9.03	Nitrate	0.526	0.151	1.81	1.914	MB
8	16.89	n.a.	0.044	0.073	0.87	n.a.	BMB
Total:			53.973	8.333	100.00	274.60	

NOT USED

46 K06DN MSD (10X)

Sample Name:	**K06DN MSD (10X)**	*Injection Volume:*	**25.0**
Vial Number:	**42**	*Channel:*	**ECD_1**
Sample Type:	**unknown**	*Wavelength:*	**n.a.**
Control Program:	**IC_Anions_2**	*Bandwidth:*	**n.a.**
Quantif. Method:	**Anions**	*Dilution Factor:*	**10.0000**
Recording Time:	**10/28/2008 21:01**	*Sample Weight:*	**1.0000**
Run Time (min):	**18.00**	*Sample Amount:*	**1.0000**

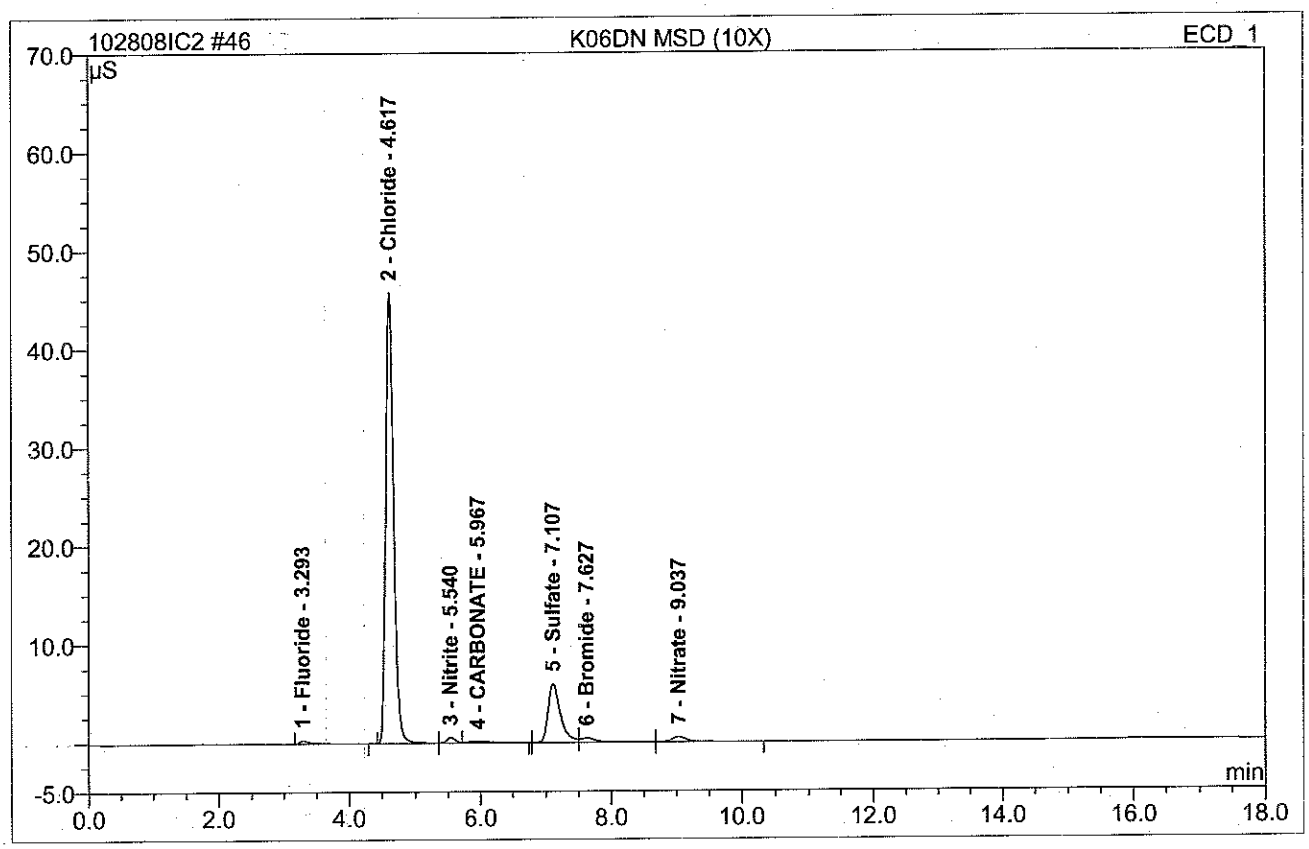

No.	Ret.Time min	Peak Name	Height µS	Area µS*min	Rel.Area %	Amount	Type
1	3.29	Fluoride	0.333	0.064	0.78	1.302	BMB
2	4.62	Chloride	45.807	6.353	77.36	200.848	BM
3	5.54	Nitrite	0.559	0.139	1.69	1.904	M
4	5.97	CARBONATE	0.105	0.042	0.51	n.a.	Rd
5	7.11	Sulfate	5.957	1.329	16.19	55.963	M
6	7.63	Bromide	0.454	0.148	1.81	11.209	M
7	9.04	Nitrate	0.522	0.137	1.67	1.741	MB
Total:			53.737	8.212	100.00	272.97	

NOT USED

47 K06DP

Sample Name:	**K06DP**	*Injection Volume:*	**25.0**
Vial Number:	**43**	*Channel:*	**ECD_1**
Sample Type:	**unknown**	*Wavelength:*	**n.a.**
Control Program:	**IC_Anions_2**	*Bandwidth:*	**n.a.**
Quantif. Method:	**Anions**	*Dilution Factor:*	**1.0000**
Recording Time:	**10/28/2008 21:20**	*Sample Weight:*	**1.0000**
Run Time (min):	**18.00**	*Sample Amount:*	**1.0000**

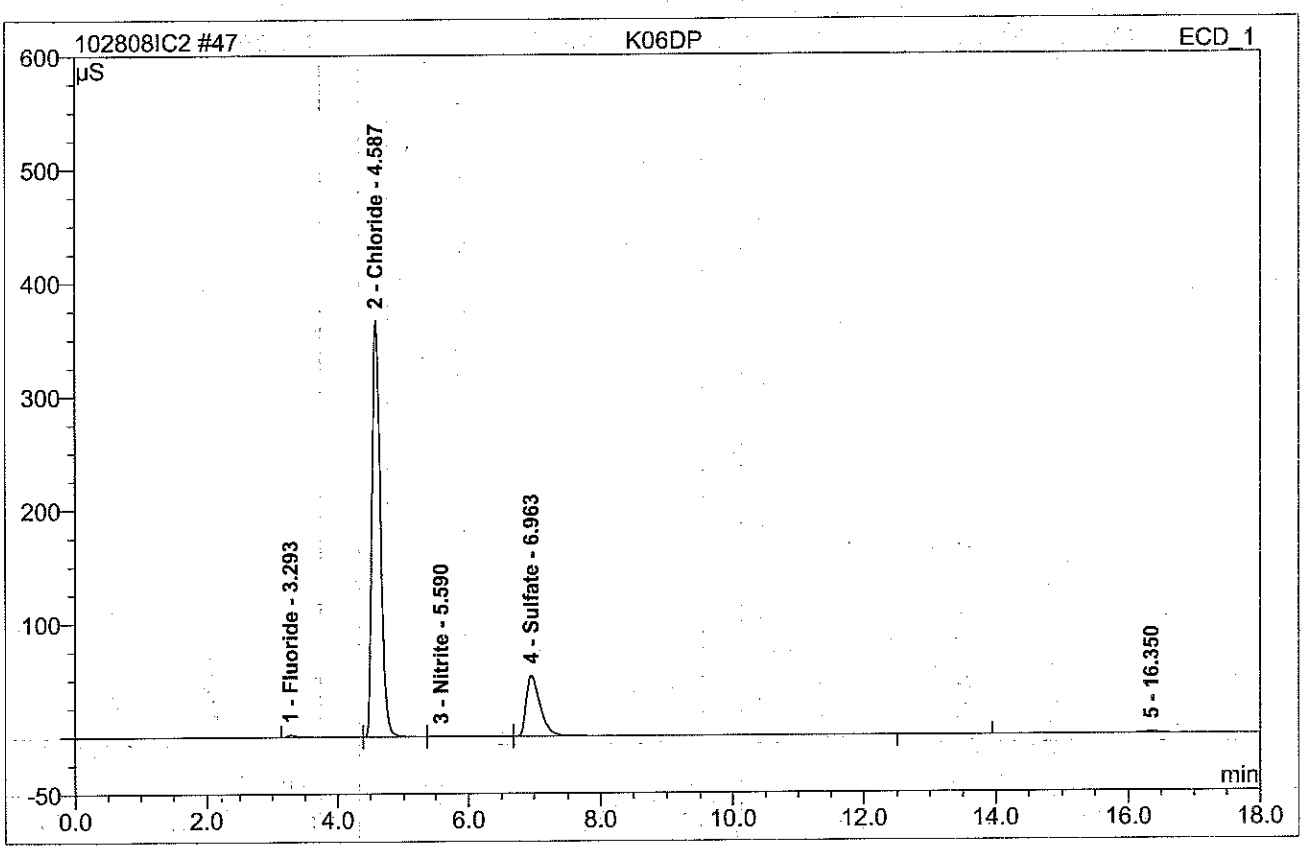

No.	Ret.Time min	Peak Name	Height µS	Area µS*min	Rel.Area %	Amount	Type
1	3.29	Fluoride	2.031	0.408	0.60	0.830	BM
2	4.59	Chloride	366.626	53.305	78.66	168.516	M
3	5.59	Nitrite	0.511	0.403	0.59	0.554	M
4	6.96	Sulfate	53.240	13.171	19.44	55.447	MB
5	16.35	n.a.	1.336	0.480	0.71	n.a.	BMB
Total:			423.744	67.767	100.00	225.35	

CAL 10/30/08

48 CCV4

Sample Name:	**CCV4**	*Injection Volume:*	**25.0**
Vial Number:	**12**	*Channel:*	**ECD_1**
Sample Type:	**unknown**	*Wavelength:*	**n.a.**
Control Program:	**IC_Anions_2**	*Bandwidth:*	**n.a.**
Quantif. Method:	**Anions**	*Dilution Factor:*	**1.0000**
Recording Time:	**10/28/2008 21:39**	*Sample Weight:*	**1.0000**
Run Time (min):	**18.00**	*Sample Amount:*	**1.0000**

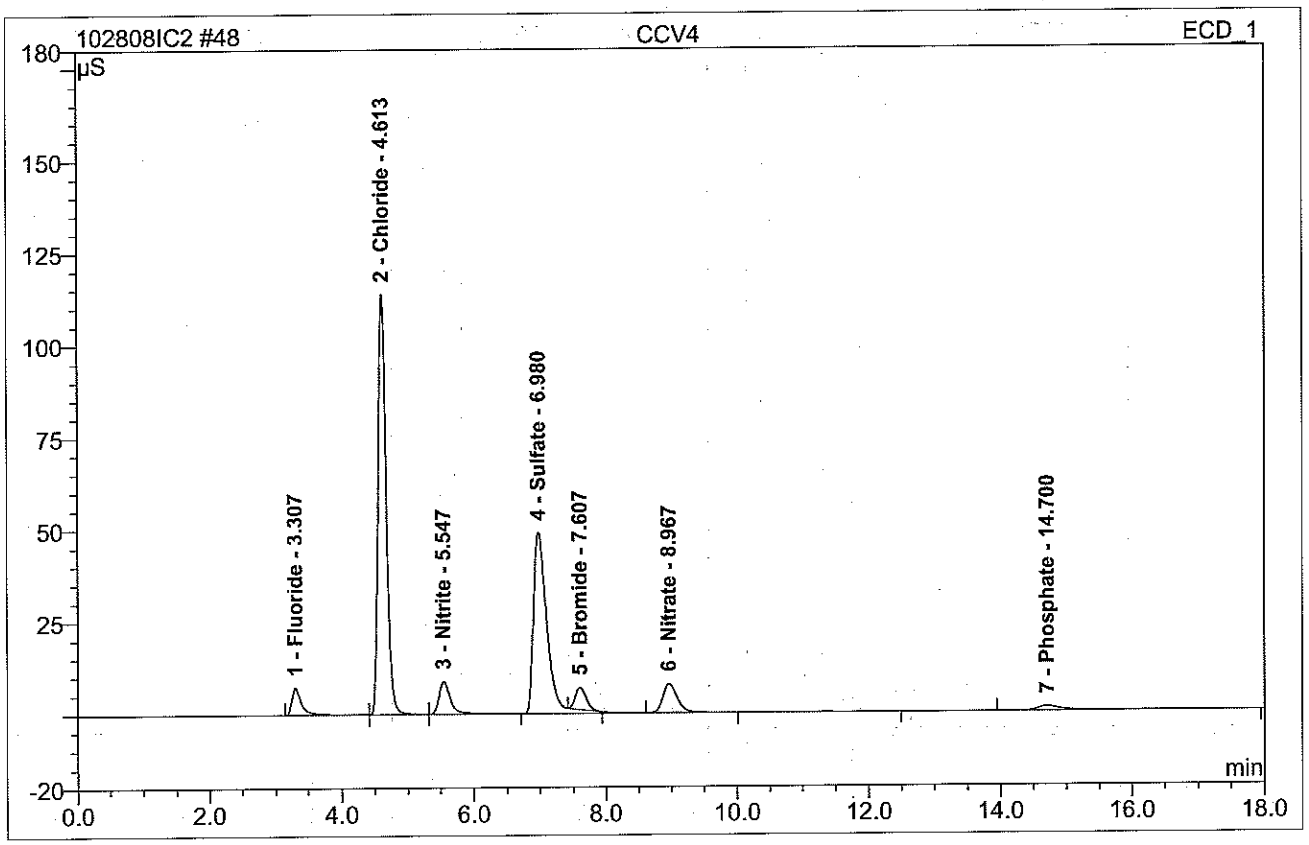

No.	Ret.Time min	Peak Name	Height µS	Area µS*min	Rel.Area %	Amount	Type
1	3.31	Fluoride	7.311	1.281	3.63	2.608	BM
2	4.61	Chloride	113.906	16.103	45.70	50.909	M
3	5.55	Nitrite	8.823	1.772	5.03	2.433	Ru
4	6.98	Sulfate	49.051	12.272	34.83	51.662	MB
5	7.61	Bromide	6.041	1.156	3.28	8.740	Rd
6	8.97	Nitrate	7.736	1.947	5.52	2.468	Rd
7	14.70	Phosphate	1.223	0.705	2.00	2.242	BMB
Total:			194.090	35.236	100.00	121.06	

102%
103%

OK 10/30/08

49 CCB4

BEFORE

Sample Name:	**CCB4**	*Injection Volume:*	**25.0**
Vial Number:	**13**	*Channel:*	**ECD_1**
Sample Type:	**unknown**	*Wavelength:*	**n.a.**
Control Program:	**IC_Anions_2**	*Bandwidth:*	**n.a.**
Quantif. Method:	**Anions**	*Dilution Factor:*	**1.0000**
Recording Time:	**10/28/2008 21:58**	*Sample Weight:*	**1.0000**
Run Time (min):	**18.00**	*Sample Amount:*	**1.0000**

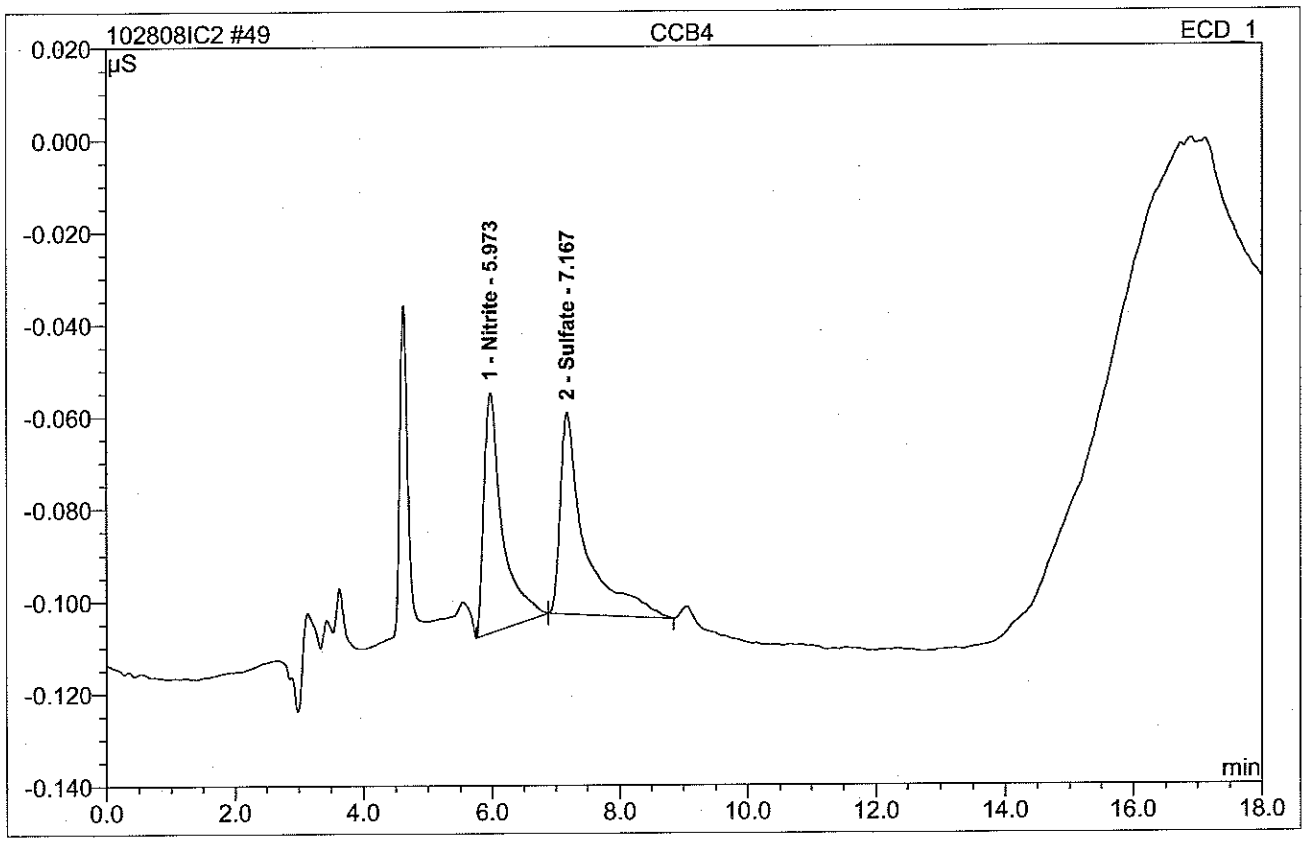

No.	Ret.Time min	Peak Name	Height µS	Area µS*min	Rel.Area %	Amount	Type
1	5.97	Nitrite	0.052	0.017	47.28	0.024	BMb
2	7.17	Sulfate	0.044	0.020	52.72	0.082	bMB
Total:			0.096	0.037	100.00	0.11	

49 CCB4

BEFORE

Sample Name:	**CCB4**	*Injection Volume:*	**25.0**
Vial Number:	**13**	*Channel:*	**ECD_1**
Sample Type:	**unknown**	*Wavelength:*	**n.a.**
Control Program:	**IC_Anions_2**	*Bandwidth:*	**n.a.**
Quantif. Method:	**Anions**	*Dilution Factor:*	**1.0000**
Recording Time:	**10/28/2008 21:58**	*Sample Weight:*	**1.0000**
Run Time (min):	**18.00**	*Sample Amount:*	**1.0000**

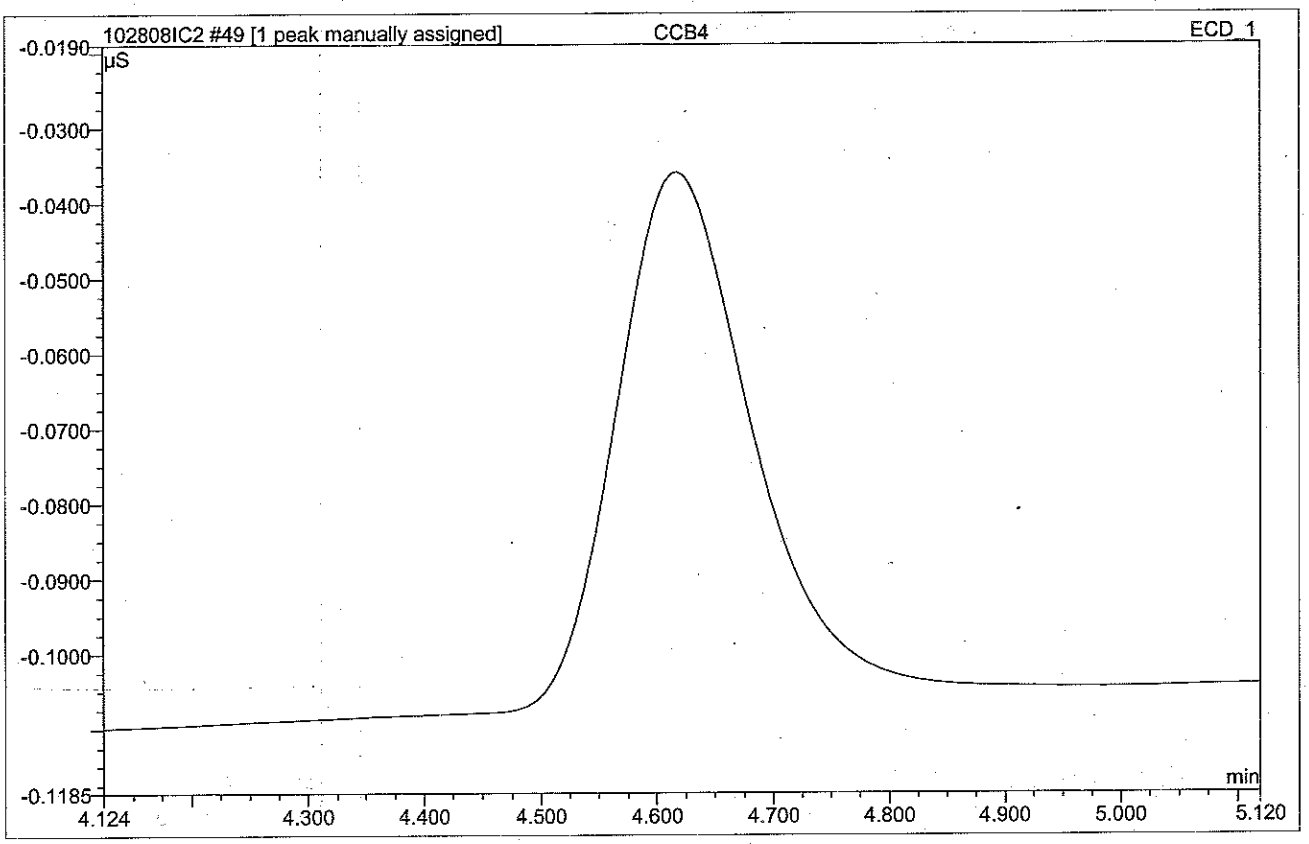

No.	Ret.Time min	Peak Name	Height µS	Area µS*min	Rel.Area %	Amount	Type
1	5.97	CARBONATE	0.052	0.017	47.28	n.a.	BMb^
2	7.17	Sulfate	0.044	0.020	52.72	0.082	bMB
Total:			0.096	0.037	100.00	0.08	

49 CCB4

AFTER

Sample Name:	**CCB4**	*Injection Volume:*	**25.0**
Vial Number:	**13**	*Channel:*	**ECD_1**
Sample Type:	**unknown**	*Wavelength:*	**n.a.**
Control Program:	**IC_Anions_2**	*Bandwidth:*	**n.a.**
Quantif. Method:	**Anions**	*Dilution Factor:*	**1.0000**
Recording Time:	**10/28/2008 21:58**	*Sample Weight:*	**1.0000**
Run Time (min):	**18.00**	*Sample Amount:*	**1.0000**

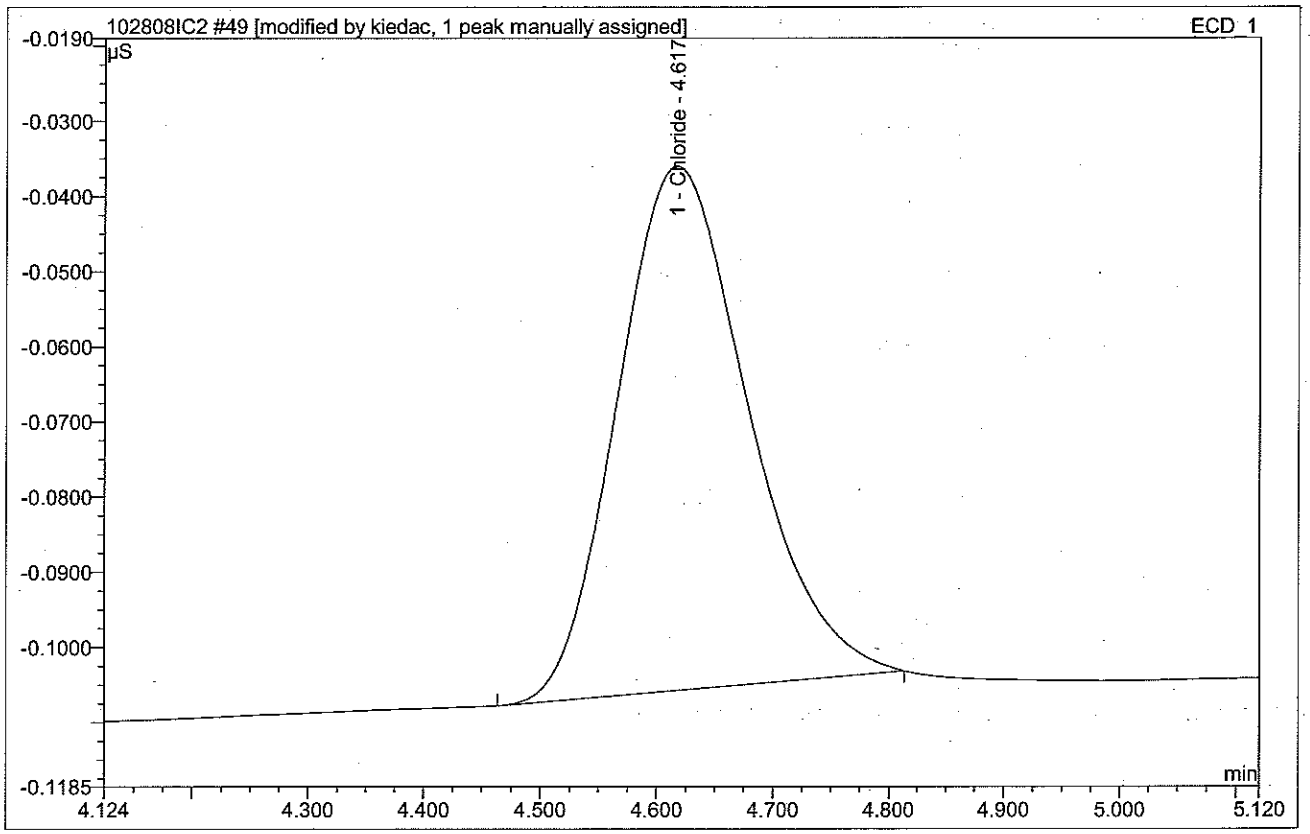

No.	Ret.Time min	Peak Name	Height µS	Area µS*min	Rel.Area %	Amount	Type
1	4.62	Chloride	0.070	0.009	19.67	0.029	BMB*
2	5.97	CARBONATE	0.052	0.017	37.98	n.a.	BMb^
3	7.17	Sulfate	0.044	0.020	42.35	0.082	bMB
Total:			0.166	0.046	100.00	0.11	

49 CCB4

AFTER

Sample Name:	**CCB4**	*Injection Volume:*	**25.0**
Vial Number:	**13**	*Channel:*	**ECD_1**
Sample Type:	**unknown**	*Wavelength:*	**n.a.**
Control Program:	**IC_Anions_2**	*Bandwidth:*	**n.a.**
Quantif. Method:	**Anions**	*Dilution Factor:*	**1.0000**
Recording Time:	**10/28/2008 21:58**	*Sample Weight:*	**1.0000**
Run Time (min):	**18.00**	*Sample Amount:*	**1.0000**

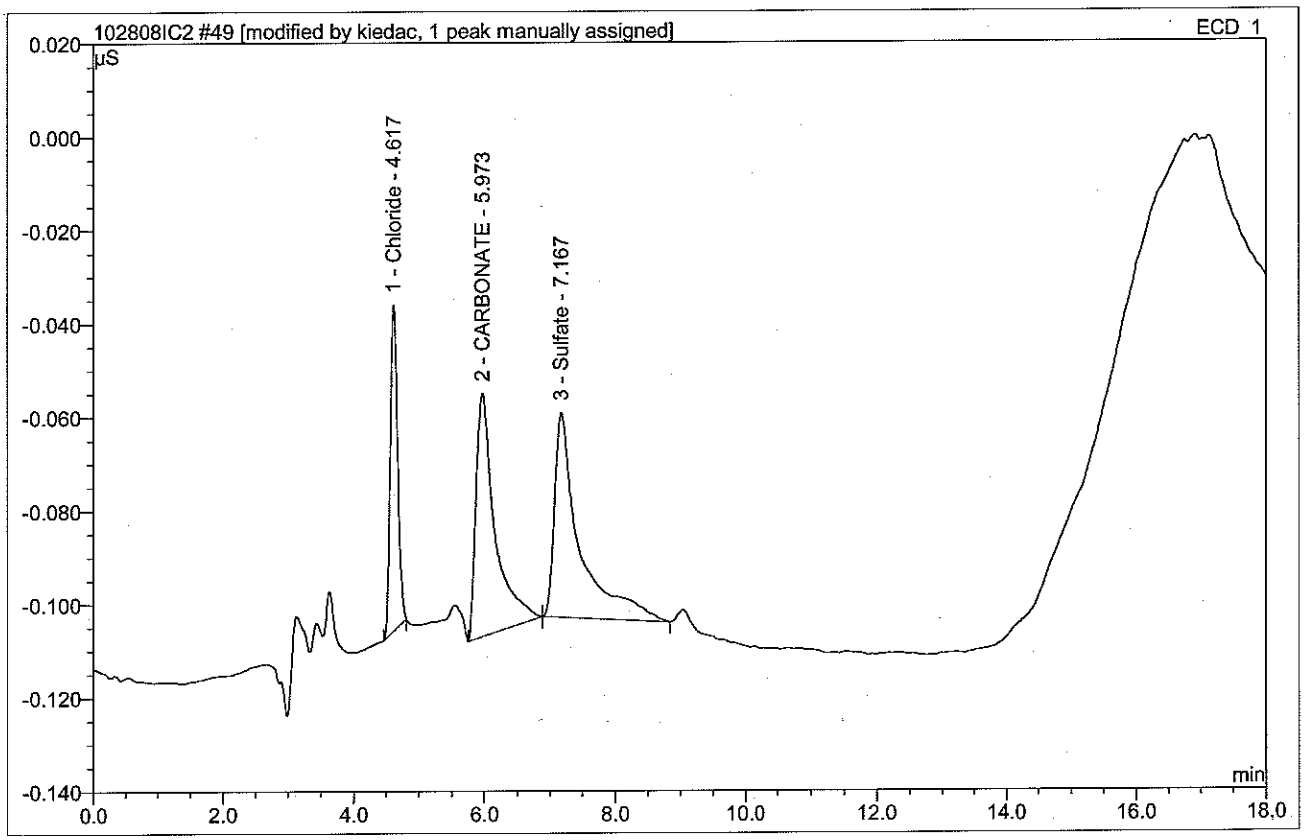

No.	Ret.Time min	Peak Name	Height µS	Area µS*min	Rel.Area %	Amount	Type
1	4.62	Chloride	0.070	0.009	19.67	0.029	BMB*
2	5.97	CARBONATE	0.052	0.017	37.98	n.a.	BMb^
3	7.17	Sulfate	0.044	0.020	42.35	0.082	bMB
Total:			0.166	0.046	100.00	0.11	

CAK 10/30/08

50 K06DP (10X)

Sample Name:	**K06DP (10X)**	*Injection Volume:*	**25.0**
Vial Number:	**44**	*Channel:*	**ECD_1**
Sample Type:	**unknown**	*Wavelength:*	**n.a.**
Control Program:	**IC_Anions_2**	*Bandwidth:*	**n.a.**
Quantif. Method:	**Anions**	*Dilution Factor:*	**10.0000**
Recording Time:	**10/28/2008 22:17**	*Sample Weight:*	**1.0000**
Run Time (min):	**18.00**	*Sample Amount:*	**1.0000**

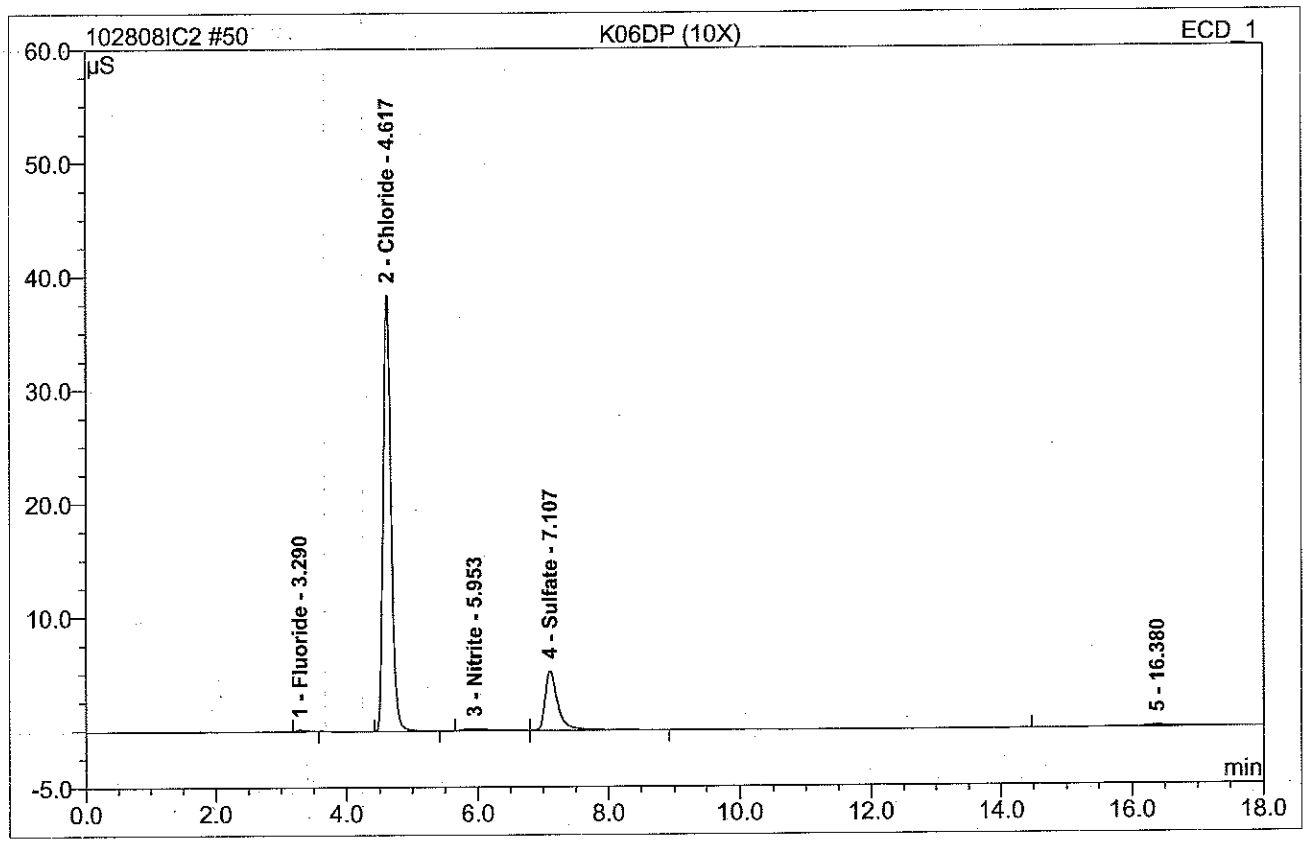

No.	Ret.Time min	Peak Name	Height µS	Area µS*min	Rel.Area %	Amount	Type
1	3.29	Fluoride	0.152	0.022	0.33	0.455	BMB
2	4.62	Chloride	38.406	5.295	78.45	167.388	BMB
3	5.95	Nitrite	0.165	0.094	1.39	1.290	BM
4	7.11	Sulfate	5.228	1.211	17.94	50.968	MB
5	16.38	n.a.	0.157	0.127	1.89	n.a.	BMB
Total:			44.109	6.749	100.00	220.10	

NOT USED

51 K06DQ

Sample Name:	**K06DQ**	*Injection Volume:*	**25.0**
Vial Number:	**45**	*Channel:*	**ECD_1**
Sample Type:	**unknown**	*Wavelength:*	**n.a.**
Control Program:	**IC_Anions_2**	*Bandwidth:*	**n.a.**
Quantif. Method:	**Anions**	*Dilution Factor:*	**1.0000**
Recording Time:	**10/28/2008 22:39**	*Sample Weight:*	**1.0000**
Run Time (min):	**18.00**	*Sample Amount:*	**1.0000**

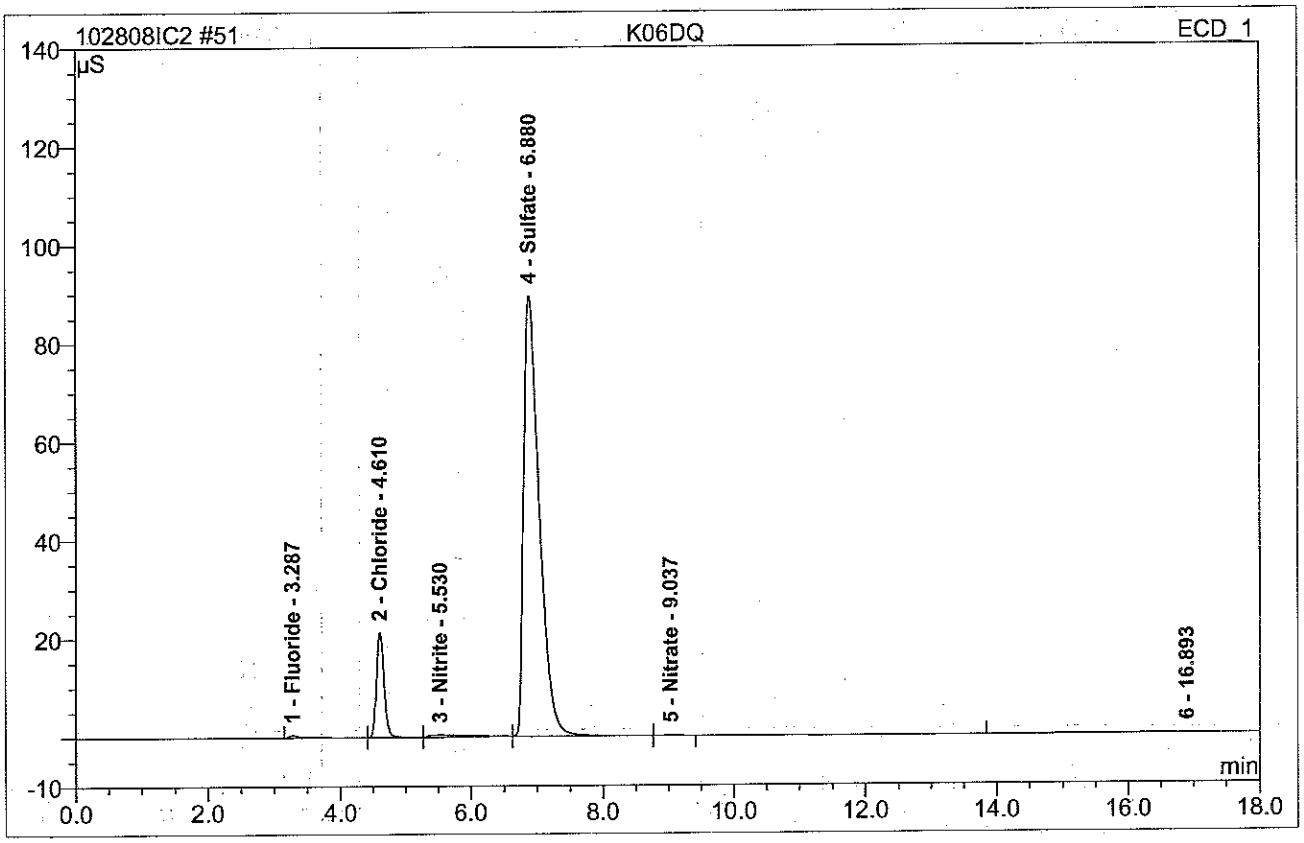

No.	Ret.Time min	Peak Name	Height µS	Area µS*min	Rel.Area %	Amount	Type
1	3.29	Fluoride	0.491	0.114	0.41	0.232	BMB
2	4.61	Chloride	21.259	2.850	10.14	9.010	BMb
3	5.53	Nitrite	0.453	0.311	1.10	0.427	bMb
4	6.88	Sulfate	89.465	24.681	87.77	103.900	bMB
5	9.04	Nitrate	0.129	0.029	0.10	0.037	BMB
6	16.89	n.a.	0.053	0.134	0.48	n.a.	BMB
Total:			111.851	28.119	100.00	113.61	

CJK10/30/08

52 K06DQ (10X)

Sample Name:	**K06DQ (10X)**	*Injection Volume:*	**25.0**
Vial Number:	**46**	*Channel:*	**ECD_1**
Sample Type:	**unknown**	*Wavelength:*	**n.a.**
Control Program:	**IC_Anions_2**	*Bandwidth:*	**n.a.**
Quantif. Method:	**Anions**	*Dilution Factor:*	**10.0000**
Recording Time:	**10/28/2008 22:58**	*Sample Weight:*	**1.0000**
Run Time (min):	**18.00**	*Sample Amount:*	**1.0000**

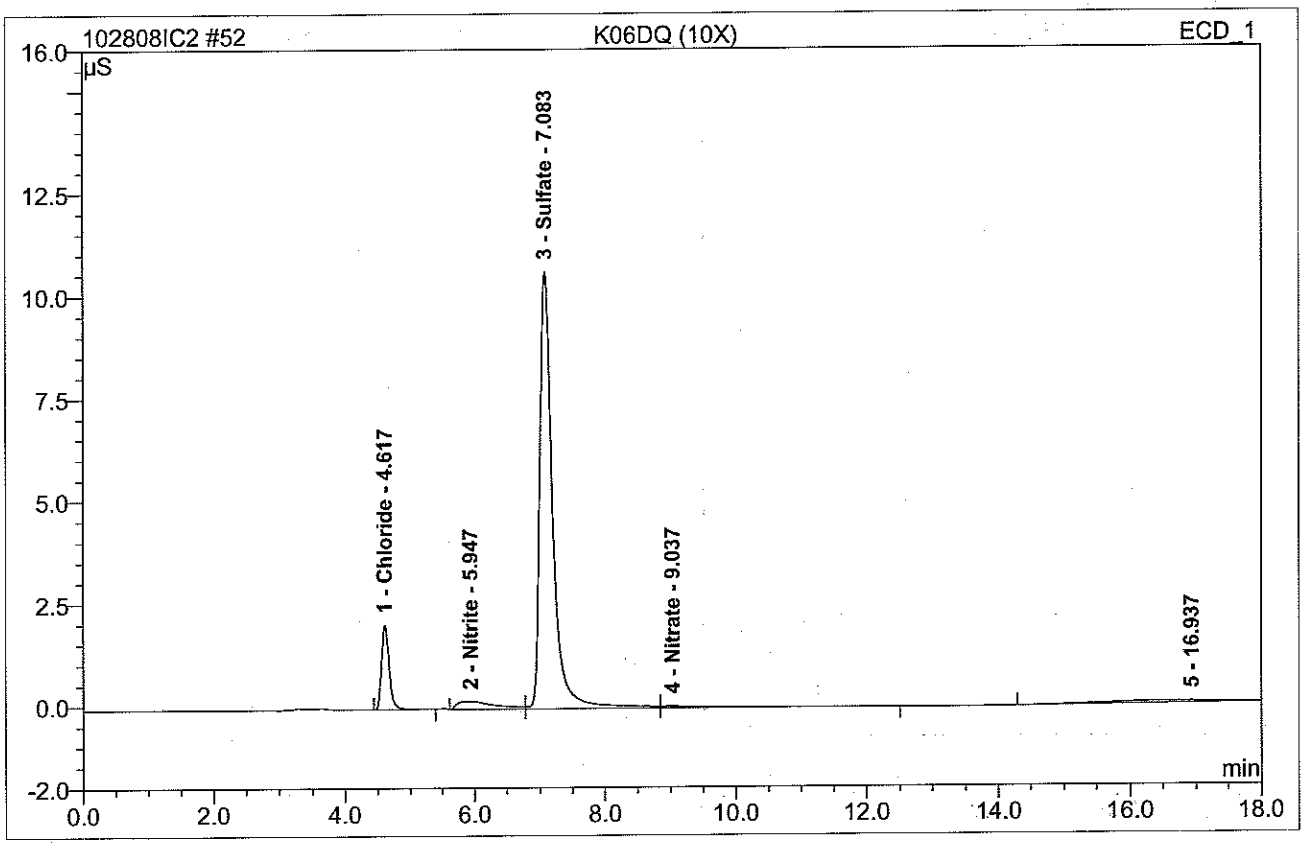

No.	Ret.Time min	Peak Name	Height µS	Area µS*min	Rel.Area %	Amount	Type
1	4.62	Chloride	2.053	0.274	9.07	8.676	BMB
2	5.95	Nitrite	0.191	0.131	4.34	1.804	BM
3	7.08	Sulfate	10.662	2.458	81.22	103.490	M
4	9.04	Nitrate	0.050	0.054	1.78	0.682	MB
5	16.94	n.a.	0.049	0.109	3.60	n.a.	BMB
Total:			13.006	3.027	100.00	114.65	

NOT USED

53 K06DR

Sample Name:	**K06DR**	*Injection Volume:*	**25.0**
Vial Number:	**47**	*Channel:*	**ECD_1**
Sample Type:	**unknown**	*Wavelength:*	**n.a.**
Control Program:	**IC_Anions_2**	*Bandwidth:*	**n.a.**
Quantif. Method:	**Anions**	*Dilution Factor:*	**1.0000**
Recording Time:	**10/28/2008 23:17**	*Sample Weight:*	**1.0000**
Run Time (min):	**18.00**	*Sample Amount:*	**1.0000**

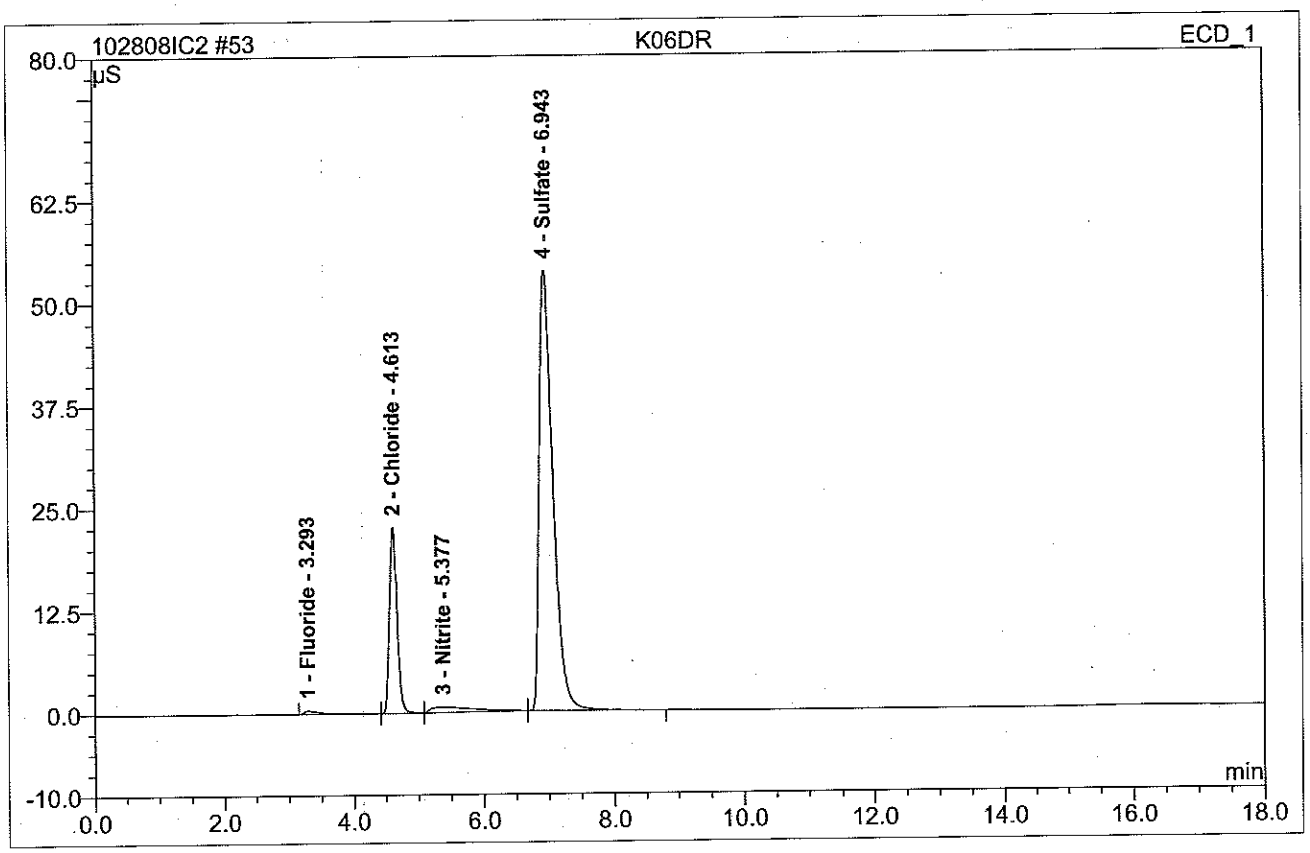

No.	Ret.Time min	Peak Name	Height µS	Area µS*min	Rel.Area %	Amount	Type
1	3.29	Fluoride	0.416	0.120	0.72	0.244	BMB
2	4.61	Chloride	22.641	3.051	18.31	9.644	BMB
3	5.38	Nitrite	0.639	0.502	3.01	0.689	BMb
4	6.94	Sulfate	53.595	12.990	77.96	54.682	bMB
Total:			77.290	16.662	100.00	65.26	

GAK 10/30/08

54 K06DR (25X)

Sample Name:	**K06DR (25X)**	*Injection Volume:*	**25.0**
Vial Number:	**48**	*Channel:*	**ECD_1**
Sample Type:	**unknown**	*Wavelength:*	**n.a.**
Control Program:	**IC_Anions_2**	*Bandwidth:*	**n.a.**
Quantif. Method:	**Anions**	*Dilution Factor:*	**25.0000**
Recording Time:	**10/28/2008 23:36**	*Sample Weight:*	**1.0000**
Run Time (min):	**18.00**	*Sample Amount:*	**1.0000**

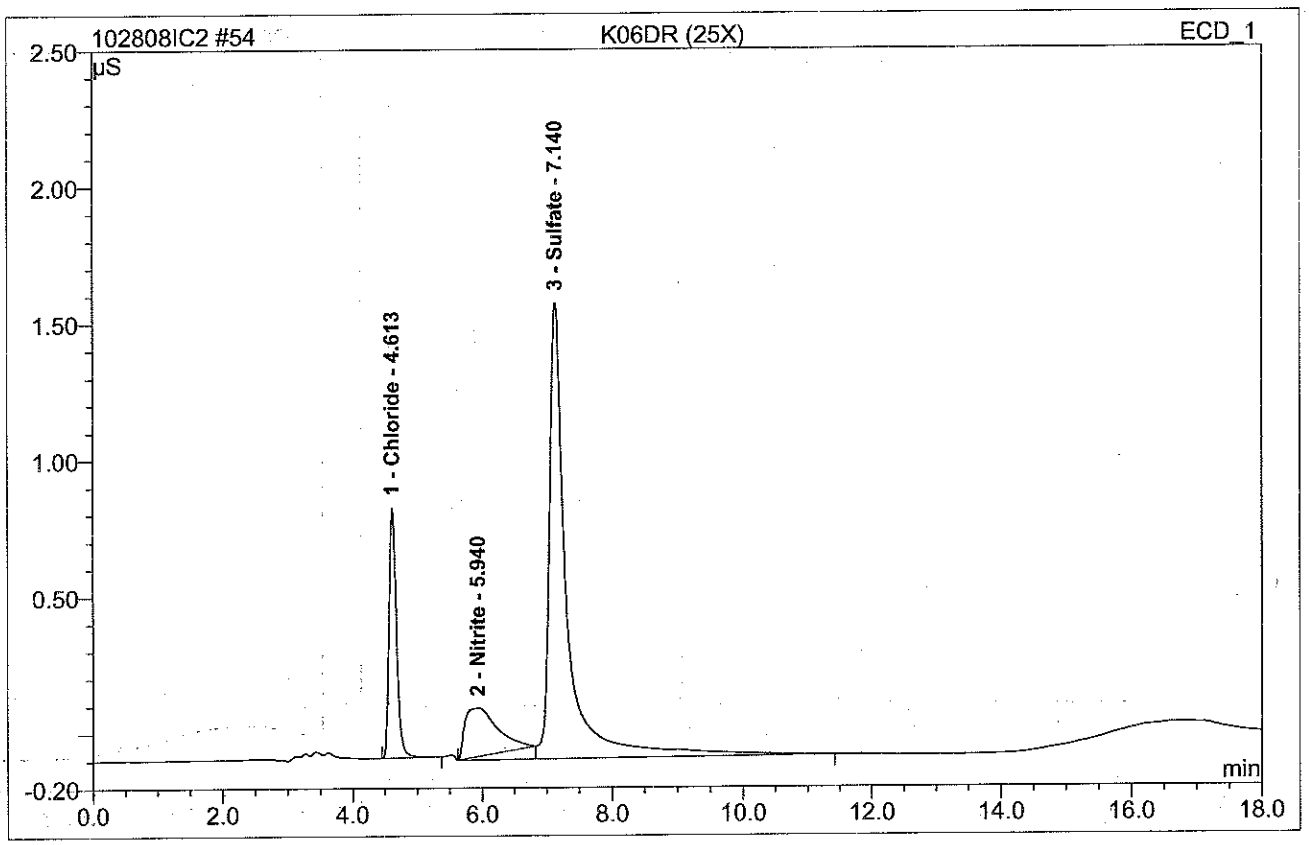

No.	Ret.Time min	Peak Name	Height µS	Area µS*min	Rel.Area %	Amount	Type
1	4.61	Chloride	0.915	0.122	15.50	9.616	BMB
2	5.94	Nitrite	0.177	0.104	13.28	3.579	Ru
3	7.14	Sulfate	1.668	0.559	71.22	58.848	BMB
Total:			2.759	0.785	100.00	72.04	

NOT USED

55 CCV5

Sample Name:	**CCV5**	*Injection Volume:*	**25.0**
Vial Number:	**12**	*Channel:*	**ECD_1**
Sample Type:	**unknown**	*Wavelength:*	**n.a.**
Control Program:	**IC_Anions_2**	*Bandwidth:*	**n.a.**
Quantif. Method:	**Anions**	*Dilution Factor:*	**1.0000**
Recording Time:	**10/28/2008 23:55**	*Sample Weight:*	**1.0000**
Run Time (min):	**18.00**	*Sample Amount:*	**1.0000**

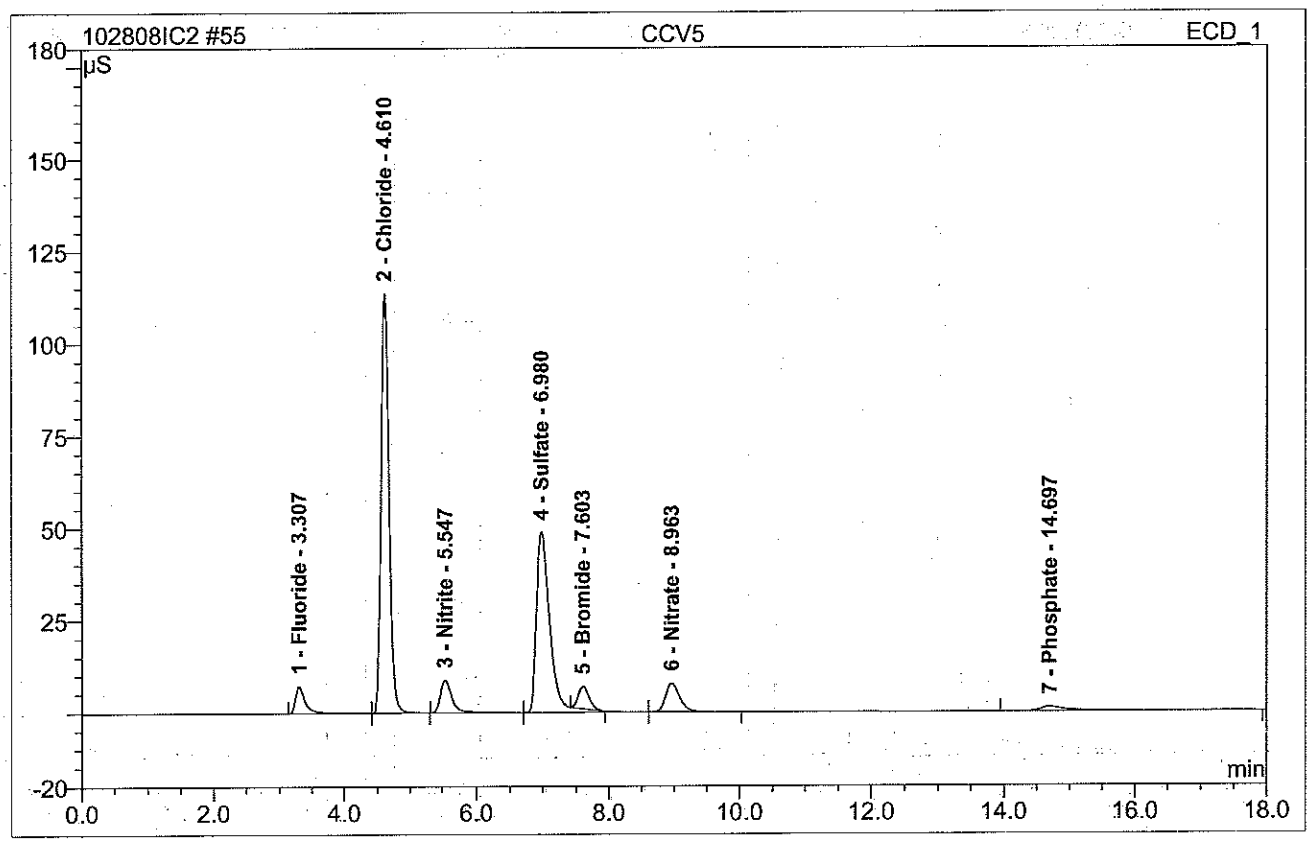

No.	Ret.Time min	Peak Name	Height µS	Area µS*min	Rel.Area %	Amount	Type
1	3.31	Fluoride	7.264	1.267	3.65	2.580	BMB
2	4.61	Chloride	113.689	16.057	46.21	50.761	BMB
3	5.55	Nitrite	8.798	1.766	5.08	2.425	BMB
4	6.98	Sulfate	48.817	11.824	34.03	49.774	BMb
5	7.60	Bromide	6.020	1.152	3.32	8.712	Rd
6	8.96	Nitrate	7.716	1.944	5.60	2.465	bMB
7	14.70	Phosphate	1.180	0.733	2.11	2.332	BMB
Total:			193.484	34.744	100.00	119.05	

102%

100%

DIC 10/30/08

56 CCB5

BEFORE

Sample Name:	**CCB5**	*Injection Volume:*	**25.0**
Vial Number:	**13**	*Channel:*	**ECD_1**
Sample Type:	**unknown**	*Wavelength:*	**n.a.**
Control Program:	**IC_Anions_2**	*Bandwidth:*	**n.a.**
Quantif. Method:	**Anions**	*Dilution Factor:*	**1.0000**
Recording Time:	**10/29/2008 0:15**	*Sample Weight:*	**1.0000**
Run Time (min):	**18.00**	*Sample Amount:*	**1.0000**

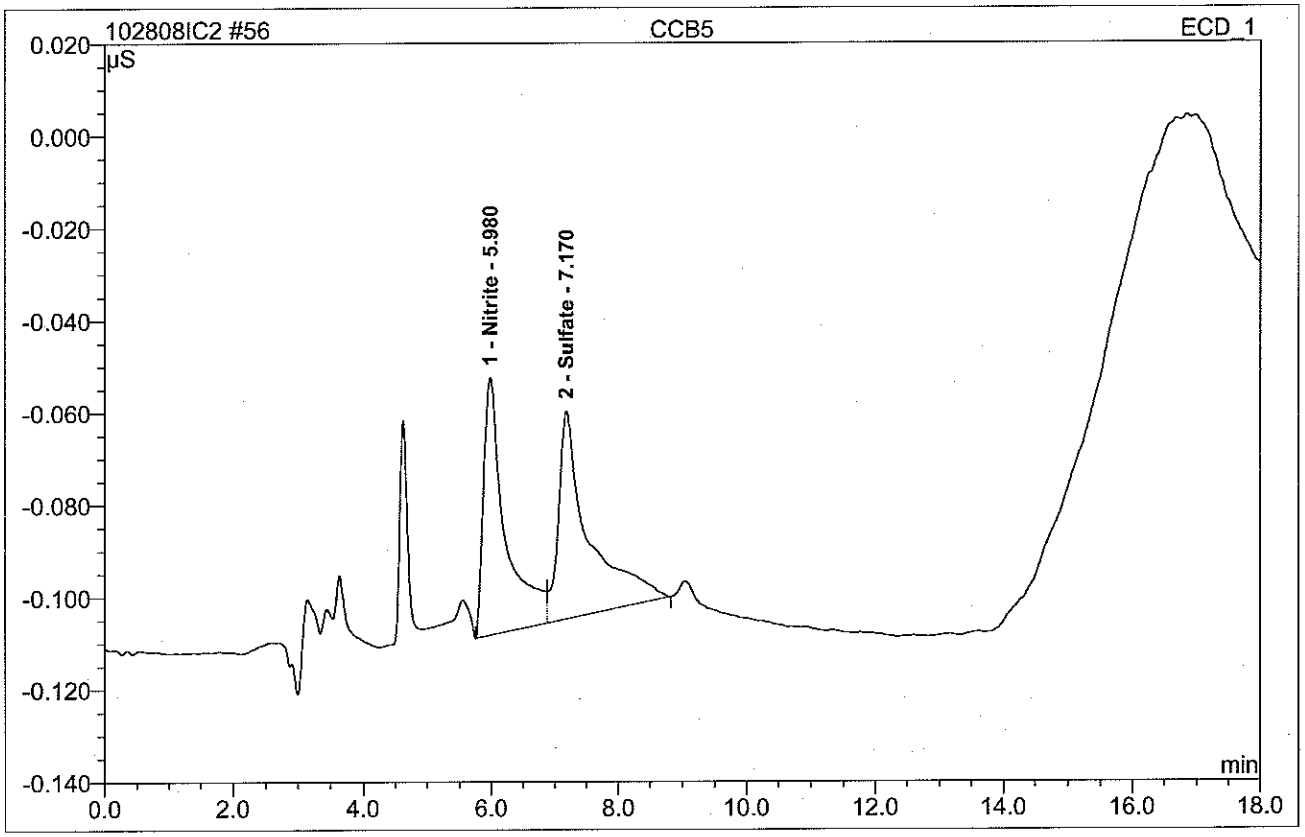

No.	Ret.Time min	Peak Name	Height µS	Area µS*min	Rel.Area %	Amount	Type
1	5.98	Nitrite	0.056	0.022	46.90	0.030	BM
2	7.17	Sulfate	0.045	0.025	53.10	0.106	MB
Total:			0.101	0.047	100.00	0.14	

56 CCB5

BEFORE

Sample Name:	**CCB5**	*Injection Volume:*	**25.0**
Vial Number:	**13**	*Channel:*	**ECD_1**
Sample Type:	**unknown**	*Wavelength:*	**n.a.**
Control Program:	**IC_Anions_2**	*Bandwidth:*	**n.a.**
Quantif. Method:	**Anions**	*Dilution Factor:*	**1.0000**
Recording Time:	**10/29/2008 0:15**	*Sample Weight:*	**1.0000**
Run Time (min):	**18.00**	*Sample Amount:*	**1.0000**

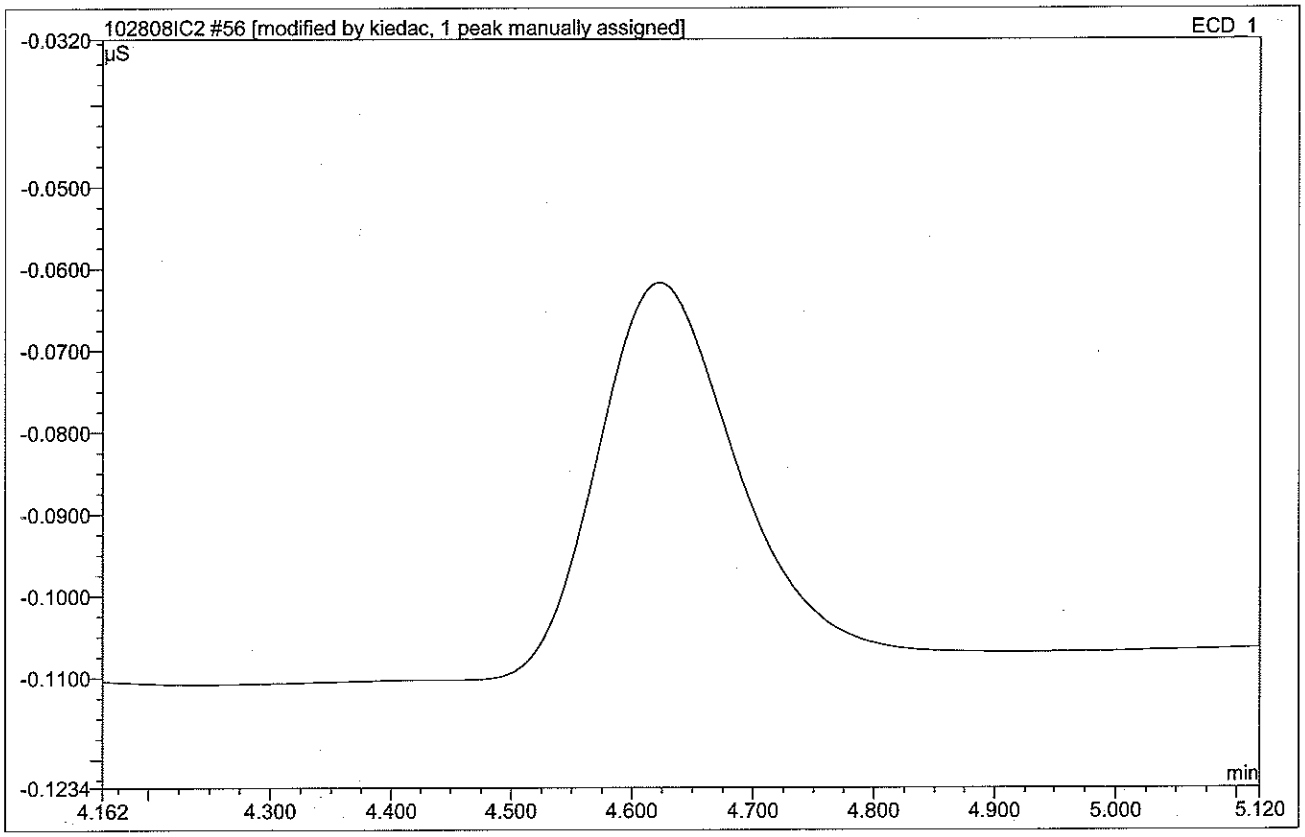

No.	Ret.Time min	Peak Name	Height µS	Area µS*min	Rel.Area %	Amount	Type
1	5.98	CARBONATE	0.054	0.018	59.81	n.a.	BMB*^
2	7.17	Sulfate	0.038	0.012	40.19	0.052	BMB*
Total:			0.092	0.031	100.00	0.05	

56 CCB5

BEFORE

Sample Name:	**CCB5**	*Injection Volume:*	**25.0**
Vial Number:	**13**	*Channel:*	**ECD_1**
Sample Type:	**unknown**	*Wavelength:*	**n.a.**
Control Program:	**IC_Anions_2**	*Bandwidth:*	**n.a.**
Quantif. Method:	**Anions**	*Dilution Factor:*	**1.0000**
Recording Time:	**10/29/2008 0:15**	*Sample Weight:*	**1.0000**
Run Time (min):	**18.00**	*Sample Amount:*	**1.0000**

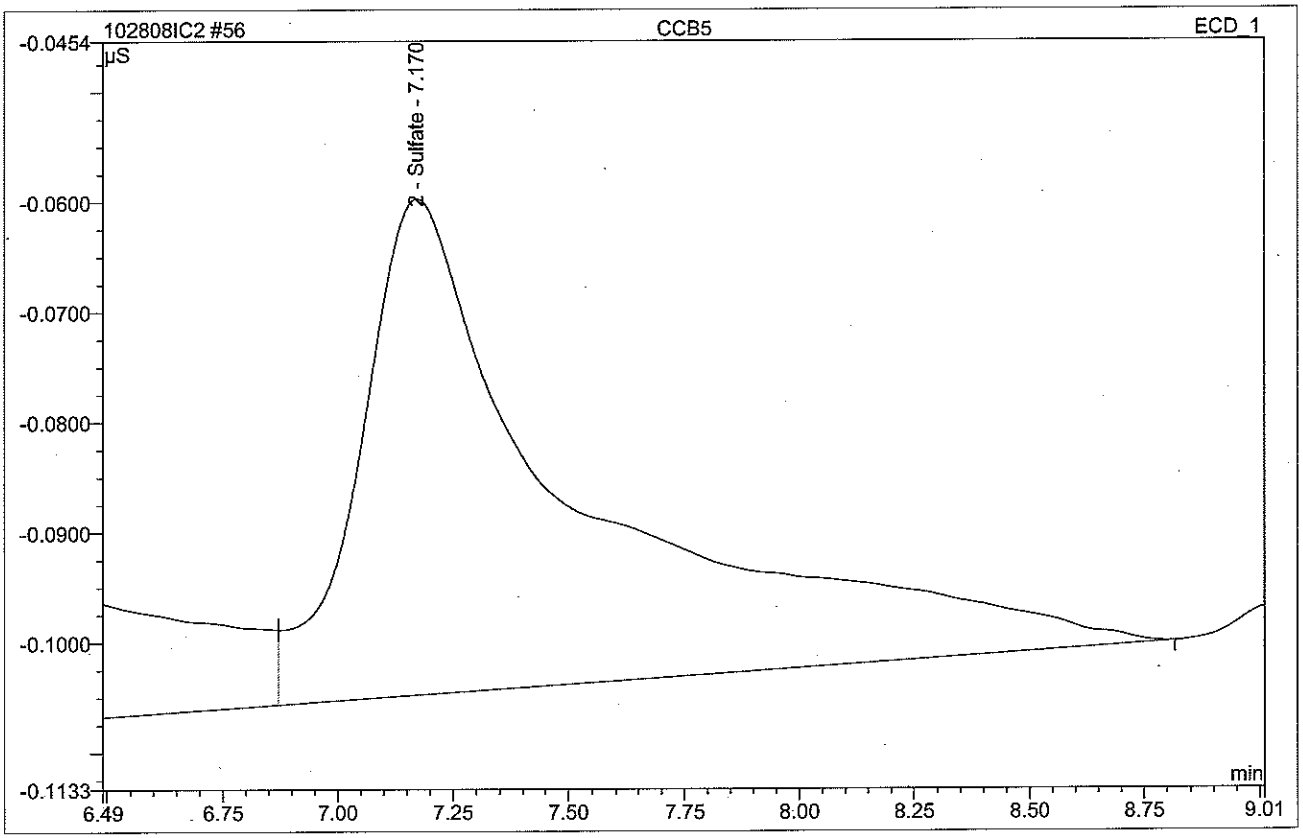

No.	Ret.Time min	Peak Name	Height µS	Area µS*min	Rel.Area %	Amount	Type
1	5.98	Nitrite	0.056	0.022	46.90	0.030	BM
2	7.17	Sulfate	0.045	0.025	53.10	0.106	MB
Total:			0.101	0.047	100.00	0.14	

56 CCB5

AFTER

Sample Name:	**CCB5**	*Injection Volume:*	**25.0**
Vial Number:	**13**	*Channel:*	**ECD_1**
Sample Type:	**unknown**	*Wavelength:*	**n.a.**
Control Program:	**IC_Anions_2**	*Bandwidth:*	**n.a.**
Quantif. Method:	**Anions**	*Dilution Factor:*	**1.0000**
Recording Time:	**10/29/2008 0:15**	*Sample Weight:*	**1.0000**
Run Time (min):	**18.00**	*Sample Amount:*	**1.0000**

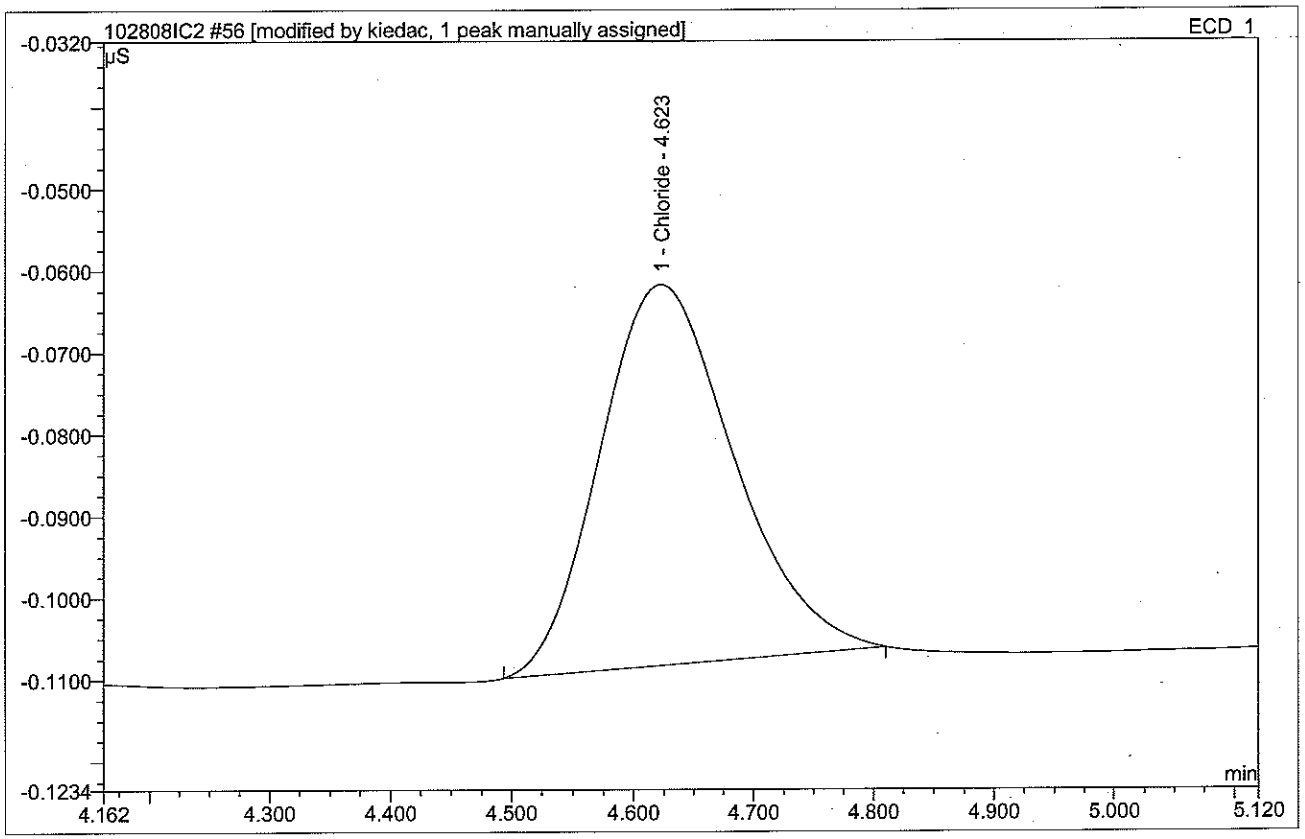

No.	Ret.Time min	Peak Name	Height µS	Area µS*min	Rel.Area %	Amount	Type
1	4.62	Chloride	0.047	0.006	16.32	0.019	BMB*
2	5.98	CARBONATE	0.054	0.018	50.05	n.a.	BMB*^
3	7.17	Sulfate	0.038	0.012	33.63	0.052	BMB*
Total:			0.138	0.037	100.00	0.07	

56 CCB5

AFTER

Sample Name:	**CCB5**	*Injection Volume:*	**25.0**
Vial Number:	**13**	*Channel:*	**ECD_1**
Sample Type:	**unknown**	*Wavelength:*	**n.a.**
Control Program:	**IC_Anions_2**	*Bandwidth:*	**n.a.**
Quantif. Method:	**Anions**	*Dilution Factor:*	**1.0000**
Recording Time:	**10/29/2008 0:15**	*Sample Weight:*	**1.0000**
Run Time (min):	**18.00**	*Sample Amount:*	**1.0000**

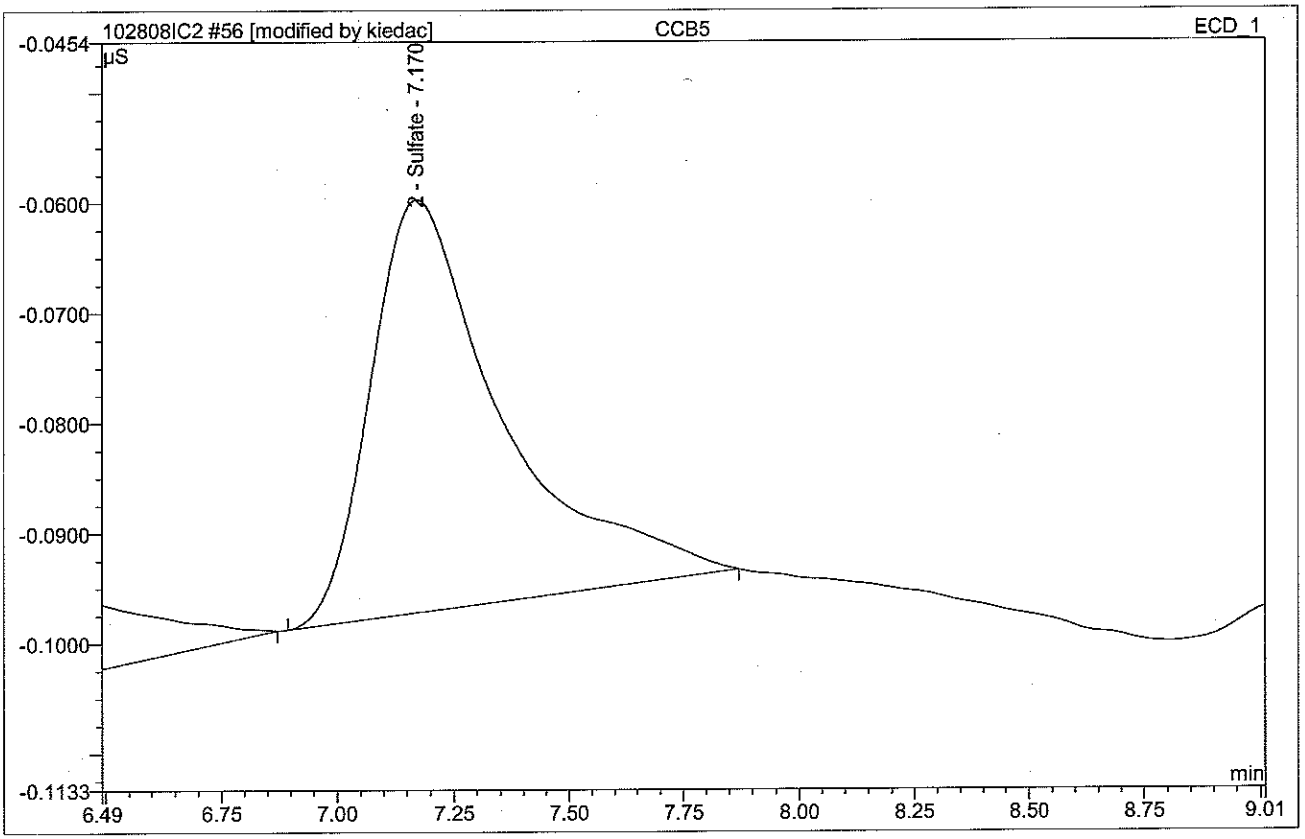

No.	Ret.Time min	Peak Name	Height µS	Area µS*min	Rel.Area %	Amount	Type
1	5.98	Nitrite	0.054	0.018	59.81	0.025	BMB*
2	7.17	Sulfate	0.038	0.012	40.19	0.052	BMB*
Total:			0.092	0.031	100.00	0.08	

56 CCB5

AFTER

Sample Name:	**CCB5**	*Injection Volume:*	**25.0**
Vial Number:	**13**	*Channel:*	**ECD_1**
Sample Type:	**unknown**	*Wavelength:*	**n.a.**
Control Program:	**IC_Anions_2**	*Bandwidth:*	**n.a.**
Quantif. Method:	**Anions**	*Dilution Factor:*	**1.0000**
Recording Time:	**10/29/2008 0:15**	*Sample Weight:*	**1.0000**
Run Time (min):	**18.00**	*Sample Amount:*	**1.0000**

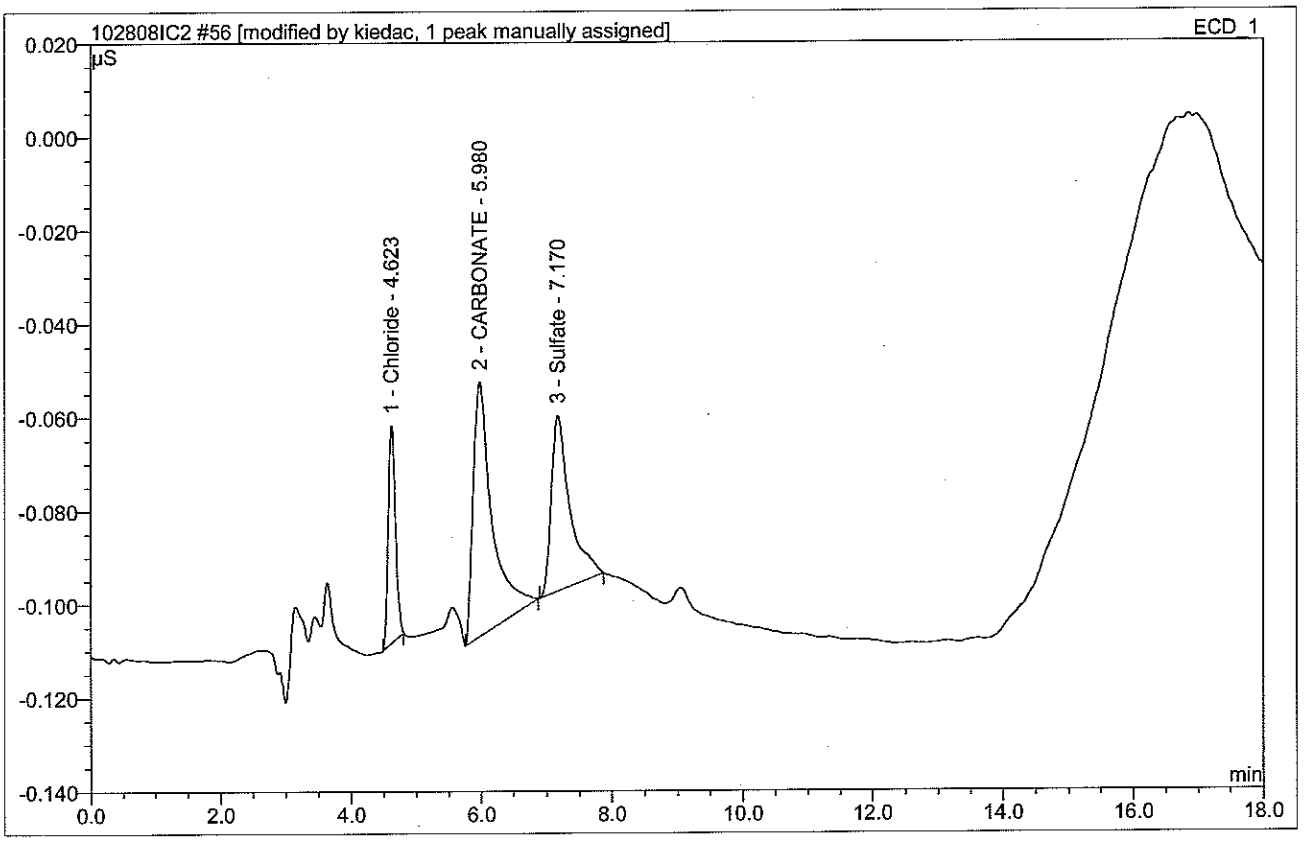

No.	Ret.Time min	Peak Name	Height µS	Area µS*min	Rel.Area %	Amount	Type
1	4.62	Chloride	0.047	0.006	16.32	0.019	BMB*
2	5.98	CARBONATE	0.054	0.018	50.05	n.a.	BMB*^
3	7.17	Sulfate	0.038	0.012	33.63	0.052	BMB*
Total:			0.138	0.037	100.00	0.07	

AK 10/30/08

PSR024 10/28/08 4:58:54 MT SAMPLE CUSTODIAN REMOVAL REQUEST CQ# 8302124 SO4# 8302125 PAGE 001

REQUESTED BY: KIEDAC

METHOD: CX Chloride (300.0A, Ion Chromatography) + SULFATE

STORAGE LOCATION	WORK ORDER #	PICKED CNTR#	CONTROL #	CLIENT #	ANALYSIS	LOTID	SMP#	SFX	MATRIX DESCRIPTION	QTY RCVD	QTY REQD
4D,CLP1	K06DA-1-AC	___ ___ ___	545530	357557	I-88-CX	C8J180171	001		WATER	9	1
4D,CLP1	K06DC-1-AN	___ ___ ___	545531	357557	I-88-CX	C8J180171	002		WATER (MS/MSD)	9	1
4D,CLP1	K06DF-1-AN	___ ___ ___	545532	357557	I-88-CX	C8J180171	003		WATER	9	1
4D,CLP1	K06DG-1-AN	___ ___ ___	545533	357557	I-88-CX	C8J180171	004		WATER	9	1
4D,CLP1	K06DH-1-AN	___ ___ ___	545534	357557	I-88-CX	C8J180171	005		WATER	9	1
4D,CLP1	K06DJ-1-AN	___ ___ ___	545535	357557	I-88-CX	C8J180171	006		WATER	9	1
4D,CLP1	K06DL-1-AN	___ ___ ___	545536	357557	I-88-CX	C8J180171	007		WATER	9	1
4D,CLP1	K06DM-1-AN	___ ___ ___	545537	357557	I-88-CX	C8J180171	008		WATER	9	1
4D,CLP1	K06DN-1-AN	___ ___ ___	545538	357557	I-88-CX	C8J180171	009		WATER (MS/MSD)	9	1
4D,CLP1	K06DP-1-AN	___ ___ ___	545539	357557	I-88-CX	C8J180171	010		WATER	9	1
4D,CLP1	K06DQ-1-AN	___ ___ ___	545540	357557	I-88-CX	C8J180171	011		WATER	9	1
4D,CLP1	K06DR-1-AN	___ ___ ___	545541	357557	I-88-CX	C8J180171	012		WATER	9	1

RELINQUISHED BY	RECEIVED BY	DATE/TIME
Chuck Kiedaisch	Chuck Kiedaisch	10/28/08 0700
	Jim Vicini	10/28/08 1115

***** END OF REPORT *****

Analytical Report Cover Page 1

Case Narrative 3

Methods Summary 6

Sample Summary 7

Shipping and Receiving Documents 8

Data Summary Package 19
GC/MS Volatile Summary 20
GC/MS Semivolatile Summary 84
Metals Summary 202
General Chemistry Summary 304

GC/MS Volatile Data 1001
QC Summary 1002
Sample Data 1020
Calibration Data 1262
QC Data 1326
Miscellaneous 1367

GC/MS Semivolatile Data 2001
QC Summary 2002
Sample Data 2034
Calibration Data 2818
QC Data 3326
Miscellaneous 3441

Metals Data 4001
Results 4002
Raw Data 4134

General Chemistry Data 6001

There are 3482 pages in this document.

TestAmerica
THE LEADER IN ENVIRONMENTAL TESTING

TestAmerica Laboratories, Inc.

ANALYTICAL REPORT

Buffalo Color

Lot #: C8J160331

MACTEC Engineering and Consulting Inc

MACTEC Engineering and Consult
700 N Bell Avenue
Carnegie, PA 15106

TESTAMERICA LABORATORIES, INC.



Christina M. Kovitch
Project Manager

October 31, 2008



NELAC REPORTING:

At the time of analysis the laboratory was in compliance with the current NELAC standards and held accreditation for all analyses performed unless noted by a qualifier. The labs accreditation numbers are listed below. The format and contents of the report meets all applicable NELAC standards except as noted in the narrative and shall not be reproduced except in full, without the written approval of the laboratory. The table below presents a summary of the certifications held by TestAmerica Pittsburgh. Our primary accreditation authority for the Non-potable water and Solid & Hazardous waste programs is Pennsylvania DEP. A more detailed parameter list is available upon request. Please ask your project manager for this information when required.

Certifying State/Program	Certificate #	Program Types	TestAmerica
NFESC	NA	NAVY	X
US Dept of Agriculture	(#P330-07-00101)	Foreign Soil Import Permit	X
Arkansas	(#03-022-1)	WW	X
		HW	X
California – NELAC	04224CA	WW	X
		HW	X
Connecticut	(#PH-0688)	WW	X
		HW	X
Florida – NELAC	(#E87660)	WW	X
		HW	X
Illinois – NELAC	(#200005)	WW	X
		HW	X
Kansas – NELAC	(#E-10350)	WW	X
		HW	X
Louisiana – NELAC	(#93200)	WW	X
		HW	X
New Hampshire – NELAC	(#203002)	WW	X
		–	–
New Jersey – NELAC	(PA-005)	WW	X
		HW	X
New York – NELAC	(#11182)	WW	X
		HW	X
North Carolina	(#434)	WW	X
		HW	X
Pennsylvania - NELAC	(#02-00416)	WW	X
		HW	X
South Carolina	(#89014001)	WW	X
		HW	X
Utah – NELAC	(STLP)	WW	X
		HW	X
West Virginia	(#142)	WW	X
		HW	X
Wisconsin	998027800	WW	X
		HW	X

The codes utilized for program types are described below:

HW Hazardous Waste certification
WW Non-potable Water and/or Wastewater certification
X Laboratory has some form of certification under the specific program. Many states certify laboratories for specific parameters or tests within a category. The information in the table indicates the lab is certified in a general category of testing. Please contact the laboratory if parameter specific certification information is required.

Updated: 12/28/07 C:\Documents and Settings\derubeisn\My Documents\NELAC NARRATIVE Pttsburgh.doc

CASE NARRATIVE

Mactec Engineering & Consulting
Lot #: C8J160331

Sample Receiving:
TestAmerica's Pittsburgh laboratory received samples on October 16, 2008. The coolers were received within the proper temperature range.

The trip blank was not received for 10-14-08.

If project specific QC was not required for samples contained in this report, when batch QC was completed on these samples, anomalous results will be discussed below.

GC/MS Volatiles:
All non-CCC compounds that have >15% RSD were evaluated to see if a better curve could be drawn using a quadratic curve. All compounds <30% RSD will use an average response factor curve if no visible improvement is accomplished using a quadratic curve. A quadratic curve will be used for a compound where it is determined to be the "best-fit" evaluation.

The following compound had the %D > 25% in the calibration verification standard CC6102008; but was within expected performance range for this compound: acetone 25.1%.

The following compound had the %D > 25% in the calibration verification standard CC6101808; but was within expected performance range for this compound: bromomethane 32.5% and 1,1,2-trichloro-1,2,2-trifluoroethane –28.4%.

Due to the concentration of compounds detected, several samples were analyzed at a dilution.

GC/MS Semivolatiles:
Due to the concentration of target compounds detected, several samples were analyzed at a dilution.

The 10X of sample EW-4-1008 had surrogate nitrobenznene-d5 recover outside of the cotnrol limits. The SOP allows for surrogates to recover outside of the control limits on diluted analyes.

Several samples had the surrogates diluted out.

Sample RFI-31-1008 had surrogate 2,4,6-tribromophenol recover outside of the control limits. This sample was analyzed at a 5X dilution. The SOP allows for surrogates to recover outside of the control limits on diluted analyes. Ths sample also had internal standard phenanthrene-d10 area count not meet criteria. This sample was analyzed twice with the internal standarda area count not meeting criteria confirming matrix interfernece. Only one set of data is reported.

GC/MS Semivolatiles (cont):
The method blank for batch 8295022 had phenanthrene detected between the MDL and the reporting limit. The result was flagged with a **"J"** qualifier. Any sample in this batch that had this compound detected had the result flagged with a "B" qualifier.

All non-CCC compounds that have >15% RSD were evaluated to see if a better curve could be drawn using a quadratic curve. All compounds <30% RSD will use an average response factor curve if no visible improvement is accomplished using a quadratic curve. A quadratic curve will be used for a compound where it is determined to be the "best-fit" evaluation.

The following compounds had the %D > 25% in calibration verification standard S102408CC; but were within expected performance range for these compounds: 2-naphthylamine 41.2%, atrazine 30.0%, and benzaldehyde 45.0%.

The following compounds had the %D > 25% in calibration verification standard D1030080C1; but were within expected performance range for these compounds: benzoic acid 31.5%, butyl benzyl phthalate 25.1%, and pyrene 27.3%.

Metals:
Sample RFI-18-1008 was over the instruments linear range for calcium and required a dilution.

Several samples were over the instruments linear range for sodium and/or potassium and required a dilution.

Sample ICM-1001-1008 was analyzed at a 5X dilution for the 6010 analysis due to matrix.

The method blanks had analytes detected at concentrations between the MDL and the reporting limit. The results were flagged with a "B" qualifier. Any sample associated with a method blank that had the same analyte detected had the result flagged with a "J" qualifier.

For the matrix spike and matrix spike duplicate of sample RFI-18-1008, calcium, iron, magnesium, manganese, and sodium recoveries were not calculated due to the concentration of analyte in the sample being >4 times the concentration of spike added.

The matrix spike and matrix spike duplicate of sample RFI-18-1008 recovered outside of the control limits for potassium.

Metals (cont):
For the matrix spike and matrix spike duplicate of sample MW6-R-R-1008, iron recoveries were not calculated due to the concentration of analyte in the sample being >4 times the concentration of spike added.

General Chemistry:
Samples EW-3-1008 and EW-4-1008 were analyzed at a dilution for cyanide.

Sample ICM-101-1008 was analyzed at a dilution for nitrate/nitrite.

Several samples were analyzed at a dilution for sulfate and/or chloride.

The method blanks had analytes detected at concentrations between the MDL and the reporting limit. The results were flagged with a "B" qualifier. Any sample associated with a method blank that had the same analyte detected had the result flagged with a "J" qualifier.

The matrix spike and matrix spike duplicate of sample RFI-25-1008 had the sulfate spike diluted out.

METHODS SUMMARY

C8J160331

PARAMETER	ANALYTICAL METHOD	PREPARATION METHOD
Chloride	MCAWW 300.0A	MCAWW 300.0A
Cyanide, Total	SW846 9012A	SW846 9012A
Mercury in Liquid Waste (Manual Cold-Vapor)	SW846 7470A	SW846 7470A
Nitrate-Nitrite	MCAWW 353.2	MCAWW 353.2
Semivolatile Organics GCMS BNA 8270C	SW846 8270C	
Sulfate	MCAWW 300.0A	MCAWW 300.0A
Sulfides, Total 9030B/9034	SW846 9030B/903	SW846 9030B/903
Trace Inductively Coupled Plasma (ICP) Metals	SW846 6010B	SW846 3010A
Volatile Organics by GC/MS	SW846 8260B	SW846 5030B/826

References:

MCAWW "Methods for Chemical Analysis of Water and Wastes", EPA-600/4-79-020, March 1983 and subsequent revisions.

SW846 "Test Methods for Evaluating Solid Waste, Physical/Chemical Methods", Third Edition, November 1986 and its updates.

SAMPLE SUMMARY

C8J160331

WO #	SAMPLE#	CLIENT SAMPLE ID	SAMPLED DATE	SAMP TIME
K02TX	001	RFI-18-1008	10/14/08	09:50
K02T0	002	RFI-28-1008	10/14/08	11:20
K02T1	003	RFI-35-1008	10/14/08	13:55
K02T2	004	EW-1-1008	10/14/08	13:45
K02T3	005	EW-2-1008	10/14/08	13:55
K02T4	006	EW-3-1008	10/14/08	14:05
K02T5	007	EW-4-1008	10/14/08	14:15
K02T6	008	EW-5-1008	10/14/08	14:25
K02T7	009	DUPLICATE EW-1-1008	10/14/08	13:45
K02T8	010	RFI-22-1008	10/15/08	15:30
K02T9	011	ICM-105-1008	10/15/08	14:40
K02VA	012	RFI-31-1008	10/15/08	13:35
K02VC	013	RFI-20-1008	10/15/08	12:40
K02VD	014	RFI-30-1008	10/15/08	11:00
K02VE	015	ICM-102-1008	10/15/08	09:55
K02VH	016	RFI-25-1008	10/15/08	08:45
K02VJ	017	RFI-27-1008	10/15/08	07:35
K02VK	018	ICM-104-1008	10/15/08	15:55
K02VM	019	RFI-24-1008	10/15/08	14:40
K02VN	020	ICM-103-1008	10/15/08	13:20
K02VP	021	MW6-R-R-1008	10/15/08	09:50
K02VT	022	ICM-101-1008	10/15/08	11:15
K02VV	023	TRIP BLANK	10/15/08	16:00

NOTE(S):

- The analytical results of the samples listed above are presented on the following pages.
- All calculations are performed before rounding to avoid round-off errors in calculated results.
- Results noted as "ND" were not detected at or above the stated limit.
- This report must not be reproduced, except in full, without the written approval of the laboratory.
- Results for the following parameters are never reported on a dry weight basis: color, corrosivity, density, flashpoint, ignitability, layers, odor, paint filter test, pH, porosity pressure, reactivity, redox potential, specific gravity, spot tests, solids, solubility, temperature, viscosity, and weight.

C8J160331

Chain of Custody Record

Temperature on Receipt _____

Drinking Water? Yes ☐ No ☒

TestAmerica
THE LEADER IN ENVIRONMENTAL TESTING

TAL-4124 (1007)

Client: MACTEC	Project Manager: John Scrabis	Date: 10/14/08	Chain of Custody Number: 111974
Address: 400 N. Bell Ave. Suite 200	Telephone Number (Area Code)/Fax Number: 412-279-6661	Lab Number:	Page 1 of 1
City: Pittsburgh / State: PA / Zip Code: 15106	Site Contact: W. Swinehart	Lab Contact: B. Fischer	
Project Name and Location (State): Buffalo Color 4th Qtr 2008	Carrier/Waybill Number: Hand Deliver		
Contract/Purchase Order/Quote No.			

Sample I.D. No. and Description (Containers for each sample may be combined on one line)	Date	Time	Matrix: Air	Aqueous	Sed.	Soil	Containers & Preservatives: Unpres.	H2SO4	HNO3	HCl	NaOH	ZnAc/NaOH	Analysis: VOC	SVOC	METALS	CYANIDE	Cl/Sulfate	Nitrate/Nitrite	Special Instructions/ Conditions of Receipt
RFI-14-1008	10/14/08	0950		X									2	2	1	1	1	1	
RFI-28-1008	10/14/08	1120											2	2	1	1	1	1	
RFI-35-1008	10/14/08	1355											2	2	1	1	1	1	
EW-1-1008		1345											2	2	1	1	1	1	
EW-2-1008		1355											2	2	1	1	1	1	
EW-3-1008		1405											2	2	1	1	1	1	
EW-4-1008		1415											2	2	1	1	1	1	
EW-5-1008		1425											2	2	1	1	1	1	
Duplicate EW-1-1008	10/14/08	1345		X			X	X	X	X	X	X	2	2	1	1	1	1	
Trip Blank	10/14/08	1350		X						X			1						

Possible Hazard Identification
☐ Non-Hazard ☐ Flammable ☐ Skin Irritant ☐ Poison B ☒ Unknown

Sample Disposal
☐ Return To Client ☒ Disposal By Lab ☐ Archive For _____ Months
(A fee may be assessed if samples are retained longer than 1 month)

Turn Around Time Required
☐ 24 Hours ☐ 48 Hours ☐ 7 Days ☐ 14 Days ☐ 21 Days ☒ Other Standard

QC Requirements (Specify)

1. Relinquished By	Date	Time	1. Received By	Date	Time
	10-14-08	1700		10-14-08	1700
2. Relinquished By BUFFALO	Date 10/15/08	Time 1520	2. Received By	Date	Time
3. Relinquished By	Date	Time	3. Received By	Date 10/16/08	Time 0930

Comments

DISTRIBUTION: WHITE - Returned to Client with Report; CANARY - Stays with the Sample; PINK - Field Copy

8

(1 - 324)

C8J160331

Chain of Custody Record

Temperature on Receipt _____

Drinking Water? Yes ☐ No ☒

TestAmerica
THE LEADER IN ENVIRONMENTAL TESTING

TAL-4124 (1007)

Client	Project Manager	Date	Chain of Custody Number
MACTEC	John Scrabis	10/15/08	111975
Address	**Telephone Number (Area Code)/Fax Number**	**Lab Number**	**Page** 1 of 2
800 N. Bell Ave. Suite 200	412-279-6661		
City / **State** / **Zip Code**	**Site Contact**	**Lab Contact**	
Pittsburgh / PA / 15106	Wayne Swinehart	B. Fischer	
Project Name and Location (State)	**Carrier/Waybill Number**		
Buffalo Color 4th Qtr 2008	Hand Deliver		
Contract/Purchase Order/Quote No.			

Sample I.D. No. and Description (Containers for each sample may be combined on one line)	Date	Time	Matrix: Air	Aqueous	Sed.	Soil	Containers & Preservatives: Unpres.	H2SO4	HNO3	HCl	NaOH	ZnAc/NaOH	Analysis: VOC	SVOC	Metals	Cyanide	CL/Sulfate	Nitrate/Nitrite	Special Instructions/ Conditions of Receipt
RFI-22-1008	10/15/08	1530		X			X	X	X	X	X	X	2	2	1	1	1	1	
ICM-105-1008		1446		X			X	X	X	X	X	X	2	2	1	1	1	1	
RFI-31-1008		1335		X			X	X	X	X	X	X	2	2	1	1	1	1	
RFI-20-1008		1240		X			X	X	X	X	X	X	2	2	1	1	1	1	
RFI-30-1008		1100		X			X	X	X	X	X	X	2	2	1	1	1	1	
ICM-102-1008		0955		X			X	X	X	X	X	X	2	2	1	1	1	1	
RFI-25-1008		0845		X			X	X	X	X	X	X	2	2	1	1	1	1	
RFI-27-1008		0735		X			X	X	X	X	X	X	2	2	1	1	1	1	
ICM-104-1008		1555		X			X	X	X	X	X	X	2	2	1	1	1	1	
RFI-24-1008		1440		X			X	X	X	X	X	X	2	2	1	1	1	1	
ICM-103-1008		1320		X			X	X	X	X	X	X	2	2	1	1	1	1	
MW6-R-R-1008	↓	0950		X			X	X	X	X	X	X	2	2	1	1	1	1	

Possible Hazard Identification
☐ Non-Hazard ☐ Flammable ☐ Skin Irritant ☐ Poison B ☒ Unknown

Sample Disposal
☐ Return To Client ☒ Disposal By Lab ☐ Archive For _____ Months (A fee may be assessed if samples are retained longer than 1 month)

Turn Around Time Required
☐ 24 Hours ☐ 48 Hours ☐ 7 Days ☐ 14 Days ☐ 21 Days ☒ Other Standard

QC Requirements (Specify)

	Relinquished By	Date	Time	Received By	Date	Time
1.	[signature]	10-15-08	1725	[signature]	10/15/08	1725
2.	[signature]	10/15/08	1730			
3.				[signature]	10/16/08	0930

Comments

DISTRIBUTION: WHITE - Returned to Client with Report; CANARY - Stays with the Sample; PINK - Field Copy

9

(1 - 324)

C8J160331

Chain of Custody Record

Temperature on Receipt _____

Drinking Water? Yes ☐ No ☒

TestAmerica
THE LEADER IN ENVIRONMENTAL TESTING

TAL-4124 (1007)

Client	Project Manager	Date	Chain of Custody Number
MACTEC	John Scrabis	10/15/08	111980
Address	**Telephone Number (Area Code)/Fax Number**	**Lab Number**	**Page 2 of 2**
800 N. Bell Ave. Suite 200	412-279-6661		
City / State / Zip Code	**Site Contact**	**Lab Contact**	
Pittsburgh / Pa / 15106	W. Swinehart	B. Fischer	
Project Name and Location (State)	**Carrier/Waybill Number**		
Buffalo Color 4th Qtr 2008	Hand Deliver		
Contract/Purchase Order/Quote No.			

Sample I.D. No. and Description (Containers for each sample may be combined on one line)	Date	Time	Matrix: Air	Aqueous	Sed.	Soil	Containers & Preservatives: Unpres.	H2SO4	HNO3	HCl	NaOH	ZnAc/NaOH	Analysis: VOC	SVOC	Metals	Cyanide	Cl/Sulfate	Nitrate/Nitrite	Special Instructions/ Conditions of Receipt
FCM-101-1008	10/15/08	1115		X			X	X	X	X	X	X	2	2	1	1	1	1	
trip blank	10/15/08	1600		X						X			1						

Possible Hazard Identification
☐ Non-Hazard ☐ Flammable ☐ Skin Irritant ☐ Poison B ☒ Unknown

Sample Disposal
☐ Return To Client ☒ Disposal By Lab ☐ Archive For _____ Months (A fee may be assessed if samples are retained longer than 1 month)

Turn Around Time Required
☐ 24 Hours ☐ 48 Hours ☐ 7 Days ☐ 14 Days ☐ 21 Days ☒ Other standard

QC Requirements (Specify)

	Relinquished By	Date	Time	Received By	Date	Time
1.		10-15-08	1725		10/15/08	1725
2.		10/15/08	1736			
3.				Patricia R Davis	10/16/08	0930

Comments

DISTRIBUTION: WHITE - Returned to Client with Report; CANARY - Stays with the Sample; PINK - Field Copy

10

(1 - 324)

Cooler Receipt Form

TestAmerica Pittsburgh

Client: Mactec Project: Buffalo Color 4th Qtr Quote: 81165

Cooler Rec'd & Opened for Temp. Check on: 10/16/08

Coolers Opened and Unpacked on: 10/16/08 By: Tim Vienie (Signature)

TestAmerica Pittsburgh Lot Number: C8J160331

		Yes	No	NA
1.	Were custody seals on the outside of the cooler?	✓		
	If YES, how many and where? Quantity 1 Location Front			
	Were signatures and date correct?	✓		
2.	Were custody papers included inside the cooler?	✓		
3.	Were custody papers properly filled out (ink, signed, match labels)?	✓		
4.	Did you sign the custody papers in the appropriate place?	✓		
5.	Was shippers packing slip attached to this form?	✓		
6.	Were packing materials used?	✓		
	If YES, what type? Foam / Bubble Bags			
7.	Were the samples received within the acceptable temperature range?	✓		
8.	Were the samples appropriately preserved?	✓		
9.	Were all bottles sealed in separate plastic bags?		✓	
10.	Did all bottles arrive in good condition (unbroken)?	✓		
11.	Were all bottle labels complete (sample ID, preservatives, etc.)?	✓		
12.	Did all bottle labels and/or tags agree with custody papers?	✓		
13.	Were correct bottles used for tests indicated?	✓		
14.	Were all VOA vials checked for the presence of air bubbles?	✓		
15.	Was a sufficient amount of sample sent in each bottle?	✓		

16. Samples received by: (FEDEX) UPS CLIENT DROP-OFF OTHER DHL US CARGO

Explain any discrepancies: Only 1vv sent for Sample EW-5; All others have 2vv

Level 2 Review

Was contacted on _____ by _____ to resolve discrepancies.

Cooler Receipt Form

TestAmerica Pittsburgh

P: Preserved
UP: Unpreserved

Sample ID	TMET PH<2	DMET PH<2	HG PH<2	NUT(1) PH<2	CN PH ≥12	OG TPHC PH<2	PHEN PH<2	SULF PH ≥12	TOC PH<2	TOX PH<2	VOA P/UP	hrdnss PH<2			
RFI-18	<2		<2	<2	≥12			≥12			P				
" 28															
" 35															
EW-1															
"-2															
"-3															
"-4															
"-5															
Duplicate EW1															
[redacted]															
RFI-22															
ICM-105															
RFI-31															
↓ -20															
↓ -30															
ICM-102															
RFI-25															
RFI-27															
ICM-104															
RFI 24															

(1) "NUT" could include sample bottles for ammonia, chemical oxygen demand, nitrate/nitrite, TKN, or total phosphorus

continued →

Comments: _____

Cooler Number	Temperature*	Thermometer ID
1	2.5°	8
2	3.7°	2
3	3.8°	10
4	3.6°	2
5	2.3°	8
6	2.0°	2
7	2.1°	10
8	3.1°	8

*Acceptable Temperature Range: 4°C ± 2°C

Sample	Lot Number**

**Please use an asterisk if bottle lot number was covered by the label

If samples required preservation in the laboratory, the following lot number(s) was/were used:

Nitric Acid _____ Hydrochloric Acid _____

Sulfuric Acid _____ Sodium Hydroxide _____

Cont'd

Cooler Receipt Form

TestAmerica Pittsburgh

P: Preserved
UP: Unpreserved

Sample ID	TMET PH<2	DMET PH<2	HG PH<2	NUT(1) PH<2	CN PH ≥12	OG TPHC PH<2	PHEN PH<2	SULF PH ≥12	TOC PH<2	TOX PH<2	VOA P/UP	hrdnss PH<2			
ICM-103	<2		<2	<2	≥12			≥12			P				
MW-6-R-R	↓		↓	↓	↓			↓			↓				
ICM-101															
T/B															

(1) "NUT" could include sample bottles for ammonia, chemical oxygen demand, nitrate/nitrite, TKN, or total phosphorus

Comments: _____

Cooler Number	Temperature*	Thermometer ID

1st pull

Sample	Lot Number**

*Acceptable Temperature Range: 4°C ± 2°C

**Please use an asterisk if bottle lot number was covered by the label

If samples required preservation in the laboratory, the following lot number(s) was/were used:

Nitric Acid _____ Hydrochloric Acid _____

Sulfuric Acid _____ Sodium Hydroxide _____

Work Order No.: C8J160331

Condition Upon Receipt Variance Report
TestAmerica Pittsburgh Laboratory

Client: Mactec
Project No.: Buffalo Color 4th Qtr
Analysis Requested: Sulfides
Client Sample Numbers Affected: _____

Date: _____
Initiated by: Tim Vicinie
RFA/COC: _____

Condition/Variance (Check all that apply):

1. ☐ Not enough sample received for proper analysis. Received approx. _____
2. ☐ Sample received broken/leaking.
3. ☐ Sample received without proper preservative.
   - ☐ Cooler temperature not within 4°C ± 2°C.
     Record temperature: _____
   - ☐ pH _____
   - ☐ other: _____
4. ☐ Sample received in improper container.
5. ☐ Sample received without proper paperwork.
   No Sulfide test listed on COC
6. ☐ Paperwork received without sample.
7. ☐ No sample ID on sample container.
8. ☐ Custody tape disturbed/broken/missing.
9. ☐ Sample splits performed by lab.
10. ☐ Volatile sample received with approximately _____ mm headspace.
11. ☐ Sample ID on container does not match on paperwork. Explain:
12. ☐ All coolers on airbill not received with
13. ☐ Other (explain below):

Notes: Sulfide Bottle received but not listed on COC. Logged for test. Didn't receive TB for 10/14/08.

Corrective Action:

☐ Client's Name: _____ Informed verbally on: _____ By: _____

☐ Client's Name: _____ Informed in writing on: _____ By: _____

☐ Sample(s) processed "as is" _____

☐ Sample(s) on hold until: _____ If released: _____

Sample Control Supervisor Review: Tim Vicinie Date: _____

Project Management Review: _____ Date: 10/21/08

SIGNED ORIGINAL MUST BE RETAINED IN THE PROJECT FILE

TA PT/11-07/96-005/CURVR.DOC

ORIGIN ID: DKKA (716) 691-2600
BOTTLE DEPT
TESTAMERICA - BUFFALO
10 HAZELWOOD DR

AMHERST, NY 14228
UNITED STATES US

Ship Date: 150CT08
ActWgt: 50.0 LB MAN
System#: 735603/CAFE2358
Account: S 235689596
Dimmed: 23x16x15 IN

TO SAMPLE RECEIVING
TEST AMERICA PITTSBURGH
301 ALPHA DR RIDC PARK

PITTSBURGH, PA 15238

(412) 963-7058

FedEx Express

CLS0581107/22/23

Ref: MACTEC
Dept: STL LABS

Delivery Address Barcode

BILL RECIPIENT

PRIORITY OVERNIGHT

THU
Deliver By:
160CT08

TRK# 9653 8546 6552

Form 0201

PIT A2

15238 -PA-US

XH AGCA

Part # 154254-354 NRIT 06/08

ORIGIN ID: DKKA (716) 691-2600
BOTTLE DEPT
TESTAMERICA - BUFFALO
10 HAZELWOOD DR

AMHERST, NY 14228
UNITED STATES US

Ship Date: 150CT08
ActWgt: 50.0 LB MAN
System#: 735603/CAFE2358
Account: S 235689596
Dimmed: 23x16x15 IN

TO SAMPLE RECEIVING
TEST AMERICA PITTSBURGH
301 ALPHA DR RIDC PARK

PITTSBURGH, PA 15238

(412) 963-7058

FedEx Express

CLS0581107/22/23

Ref: MACTEC
Dept: STL LABS

Delivery Address Barcode

BILL RECIPIENT

PRIORITY OVERNIGHT

THU
Deliver By:
160CT08

TRK# 9653 8546 6541

Form 0201

PIT A2

15238 -PA-US

XH AGCA

Part # 154254-354 NRIT 06/08

ORIGIN ID: DKKA (716) 691-2600
BOTTLE DEPT
TESTAMERICA - BUFFALO
10 HAZELWOOD DR

AMHERST, NY 14228
UNITED STATES US

Ship Date: 150CT08
ActWgt: 50.0 LB MAN
System#: 735603/CAFE2358
Account: S 235689596
Dimmed: 23x16x15 IN

TO SAMPLE RECEIVING
TEST AMERICA PITTSBURGH
301 ALPHA DR RIDC PARK

PITTSBURGH, PA 15238

(412) 963-7058

FedEx Express

CLS#581077/22/23

Ref: MACTEC
Dept: STL LABS

Delivery Address Barcode

BILL RECIPIENT

PRIORITY OVERNIGHT

THU
Deliver By:
160CT08

TRK# 9653 8546 6563

Form 0201

PIT A2

15238 -PA-US

XH AGCA

Part # 154254-354 NRIT 06/08

ORIGIN ID: DKKA (716) 691-2600
BOTTLE DEPT
TESTAMERICA - BUFFALO
10 HAZELWOOD DR

AMHERST, NY 14228
UNITED STATES US

Ship Date: 150CT08
ActWgt: 50.0 LB MAN
System#: 735603/CAFE2358
Account: S 235689596
Dimmed: 23x16x15 IN

TO SAMPLE RECEIVING
TEST AMERICA PITTSBURGH
301 ALPHA DR RIDC PARK

PITTSBURGH, PA 15238

(412) 963-7058

FedEx Express

CLS#581077/22/23

Ref: MACTEC
Dept: STL LABS

Delivery Address Barcode

BILL RECIPIENT

PRIORITY OVERNIGHT

THU
Deliver By:
160CT08

TRK# 9653 8546 6508

Form 0201

PIT A2

15238 -PA-US

XH AGCA

ORIGIN ID: DKKA (716) 691-2600
BOTTLE DEPT
TESTAMERICA - BUFFALO
10 HAZELWOOD DR

AMHERST, NY 14228
UNITED STATES US

Ship Date: 150CT08
ActWgt: 50.0 LB MAN
System#: 735603/CAFE2358
Account: S 235689596
Dimmed: 23x16x15 IN

TO SAMPLE RECEIVING
TEST AMERICA PITTSBURGH
301 ALPHA DR RIDC PARK

PITTSBURGH, PA 15238

(412) 963-7058

FedEx Express

Ref: MACTEC
Dept: STL LABS

CLS#5187/22/23

Delivery Address Barcode

BILL RECIPIENT

PRIORITY OVERNIGHT

THU
Deliver By:
160CT08

TRK# 9653 8546 6520

Form 0201

PIT A2

15238 -PA-US

XH AGCA

Part # 154254-354 NRIT 06/08

ORIGIN ID: DKKA (716) 691-2600
BOTTLE DEPT
TESTAMERICA - BUFFALO
10 HAZELWOOD DR

AMHERST, NY 14228
UNITED STATES US

Ship Date: 150CT08
ActWgt: 50.0 LB MAN
System#: 735603/CAFE2358
Account: S 235689596
Dimmed: 23x16x15 IN

TO SAMPLE RECEIVING
TEST AMERICA PITTSBURGH
301 ALPHA DR RIDC PARK

PITTSBURGH, PA 15238

(412) 963-7058

FedEx Express

Ref: MACTEC
Dept: STL LABS

CLS#5187/22/23

Delivery Address Barcode

BILL RECIPIENT

PRIORITY OVERNIGHT

THU
Deliver By:
160CT08

TRK# 9653 8546 6493

Form 0201

PIT A2

15238 -PA-US

XH AGCA

Part # 154254-354 NRIT 06/08

ORIGIN ID: DKKA (716) 691-2600
BOTTLE DEPT
TESTAMERICA - BUFFALO
10 HAZELWOOD DR

AMHERST, NY 14228
UNITED STATES US

Ship Date: 150CT08
ActWgt: 50.0 LB MAN
System#: 735603/CAFE2358
Account: S 235689596
Dimmed: 23x16x15 IN

TO SAMPLE RECEIVING
TEST AMERICA PITTSBURGH
301 ALPHA DR RIDC PARK

(412) 963-7058

PITTSBURGH, PA 15238

Ref: MACTEC
Dept: STL LABS

FedEx Express

CLS#5187/22/23

Delivery Address Barcode

BILL RECIPIENT

PRIORITY OVERNIGHT

TRK# 9653 8546 6519

Form 0201

THU
Deliver By:
160CT08

15238 -PA-US

PIT A2

XH AGCA

Part # 154254-354 NRIT 06/08

ORIGIN ID: DKKA (716) 691-2600
BOTTLE DEPT
TESTAMERICA - BUFFALO
10 HAZELWOOD DR

AMHERST, NY 14228
UNITED STATES US

Ship Date: 150CT08
ActWgt: 50.0 LB MAN
System#: 735603/CAFE2358
Account: S 235689596
Dimmed: 23x16x15 IN

TO SAMPLE RECEIVING
TEST AMERICA PITTSBURGH
301 ALPHA DR RIDC PARK

(412) 963-7058

PITTSBURGH, PA 15238

Ref: MACTEC
Dept: STL LABS

FedEx Express

CLS#5187/22/23

Delivery Address Barcode

BILL RECIPIENT

PRIORITY OVERNIGHT

TRK# 9653 8546 6530

Form 0201

THU
Deliver By:
160CT08

15238 -PA-US

PIT A2

XH AGCA

Part # 154254-354 NRIT 06/08

DATA SUMMARY PACKAGE

GC/MS VOLATILE SUMMARY

MACTEC Engineering and Consulting Inc

Client Sample ID: RFI-18-1008

GC/MS Volatiles

Lot-Sample #...: C8J160331-001	**Work Order #...:** K02TX1AA	**Matrix.....:** WATER
Date Sampled...: 10/14/08	**Date Received..:** 10/16/08	**MS Run #.....:** 8292038
Prep Date.....: 10/18/08	**Analysis Date..:** 10/18/08	
Prep Batch #...: 8292073	**Analysis Time..:** 10:47	
Dilution Factor: 1	**Initial Wgt/Vol:** 5 mL	**Final Wgt/Vol..:** 5 mL
Analyst ID.....: 403794	**Instrument ID..:** HP6	
	Method.....: SW846 8260B	

PARAMETER	RESULT	REPORTING LIMIT	UNITS	MDL
Acetone	ND	5.0	ug/L	2.5
Benzene	ND	1.0	ug/L	0.27
Bromodichloromethane	ND	1.0	ug/L	0.20
Bromoform	ND	1.0	ug/L	0.25
Bromomethane	ND	1.0	ug/L	0.30
2-Butanone	ND	5.0	ug/L	0.50
Carbon disulfide	ND	1.0	ug/L	0.20
Carbon tetrachloride	ND	1.0	ug/L	0.30
Chlorobenzene	ND	1.0	ug/L	0.23
Chloroethane	ND	1.0	ug/L	0.25
Chloroform	ND	1.0	ug/L	0.24
Chloromethane	ND	1.0	ug/L	0.27
Cyclohexane	ND	1.0	ug/L	0.30
Dibromochloromethane	ND	1.0	ug/L	0.16
1,2-Dibromo-3-chloro-propane	ND	1.0	ug/L	0.24
1,2-Dibromoethane	ND	1.0	ug/L	0.23
1,3-Dichlorobenzene	ND	1.0	ug/L	0.16
1,4-Dichlorobenzene	ND	1.0	ug/L	0.18
1,2-Dichlorobenzene	ND	1.0	ug/L	0.22
Dichlorodifluoromethane	ND	1.0	ug/L	0.26
1,1-Dichloroethane	ND	1.0	ug/L	0.24
1,2-Dichloroethane	ND	1.0	ug/L	0.21
1,1-Dichloroethene	ND	1.0	ug/L	0.28
cis-1,2-Dichloroethene	ND	1.0	ug/L	0.27
trans-1,2-Dichloroethene	ND	1.0	ug/L	0.27
1,2-Dichloropropane	ND	1.0	ug/L	0.18
cis-1,3-Dichloropropene	ND	1.0	ug/L	0.19
trans-1,3-Dichloropropene	ND	1.0	ug/L	0.18
Ethylbenzene	ND	1.0	ug/L	0.18
2-Hexanone	ND	5.0	ug/L	0.53
Isopropylbenzene	ND	1.0	ug/L	0.22
Methyl acetate	ND	1.0	ug/L	0.10
Methylene chloride	ND	1.0	ug/L	0.32
Methylcyclohexane	ND	1.0	ug/L	0.32
4-Methyl-2-pentanone	ND	5.0	ug/L	0.23
Methyl tert-butyl ether	ND	1.0	ug/L	0.20

(Continued on next page)

MACTEC Engineering and Consulting Inc

Client Sample ID: RFI-18-1008

GC/MS Volatiles

Lot-Sample #...: C8J160331-001 **Work Order #...:** K02TX1AA **Matrix.....:** WATER

PARAMETER	RESULT	REPORTING LIMIT	UNITS	MDL
Styrene	ND	1.0	ug/L	0.22
1,1,2,2-Tetrachloroethane	ND	1.0	ug/L	0.15
1,2,4-Trichloro-benzene	ND	1.0	ug/L	0.15
Tetrachloroethene	ND	1.0	ug/L	0.24
1,1,1-Trichloroethane	ND	1.0	ug/L	0.25
1,1,2-Trichloroethane	ND	1.0	ug/L	0.20
Trichloroethene	ND	1.0	ug/L	0.29
Trichlorofluoromethane	ND	1.0	ug/L	0.080
1,1,2-Trichloro-1,2,2-trifluoroethane	ND	1.0	ug/L	0.30
Toluene	ND	1.0	ug/L	0.23
Vinyl chloride	ND	1.0	ug/L	0.29
Xylenes (total)	ND	3.0	ug/L	0.62

SURROGATE	PERCENT RECOVERY	RECOVERY LIMITS
Toluene-d8	98	(71 - 118)
1,2-Dichloroethane-d4	99	(64 - 135)
4-Bromofluorobenzene	109	(70 - 118)
Dibromofluoromethane	92	(70 - 128)

MACTEC Engineering and Consulting Inc

Client Sample ID: RFI-28-1008

GC/MS Volatiles

Lot-Sample #...: C8J160331-002	**Work Order #...:** K02T01AM	**Matrix.....:** WATER
Date Sampled...: 10/14/08	**Date Received..:** 10/16/08	**MS Run #.....:** 8292038
Prep Date.....: 10/18/08	**Analysis Date..:** 10/18/08	
Prep Batch #...: 8292073	**Analysis Time..:** 12:36	
Dilution Factor: 1	**Initial Wgt/Vol:** 5 mL	**Final Wgt/Vol..:** 5 mL
Analyst ID.....: 403794	**Instrument ID..:** HP6	
	Method.....: SW846 8260B	

PARAMETER	RESULT	REPORTING LIMIT	UNITS	MDL
Acetone	ND	5.0	ug/L	2.5
Benzene	**0.44 J**	**1.0**	**ug/L**	**0.27**
Bromodichloromethane	ND	1.0	ug/L	0.20
Bromoform	ND	1.0	ug/L	0.25
Bromomethane	ND	1.0	ug/L	0.30
2-Butanone	**0.50 J**	**5.0**	**ug/L**	**0.50**
Carbon disulfide	**0.23 J**	**1.0**	**ug/L**	**0.20**
Carbon tetrachloride	ND	1.0	ug/L	0.30
Chlorobenzene	**0.41 J**	**1.0**	**ug/L**	**0.23**
Chloroethane	ND	1.0	ug/L	0.25
Chloroform	ND	1.0	ug/L	0.24
Chloromethane	ND	1.0	ug/L	0.27
Cyclohexane	ND	1.0	ug/L	0.30
Dibromochloromethane	ND	1.0	ug/L	0.16
1,2-Dibromo-3-chloro-propane	ND	1.0	ug/L	0.24
1,2-Dibromoethane	ND	1.0	ug/L	0.23
1,3-Dichlorobenzene	ND	1.0	ug/L	0.16
1,4-Dichlorobenzene	ND	1.0	ug/L	0.18
1,2-Dichlorobenzene	ND	1.0	ug/L	0.22
Dichlorodifluoromethane	ND	1.0	ug/L	0.26
1,1-Dichloroethane	ND	1.0	ug/L	0.24
1,2-Dichloroethane	ND	1.0	ug/L	0.21
1,1-Dichloroethene	ND	1.0	ug/L	0.28
cis-1,2-Dichloroethene	ND	1.0	ug/L	0.27
trans-1,2-Dichloroethene	ND	1.0	ug/L	0.27
1,2-Dichloropropane	ND	1.0	ug/L	0.18
cis-1,3-Dichloropropene	ND	1.0	ug/L	0.19
trans-1,3-Dichloropropene	ND	1.0	ug/L	0.18
Ethylbenzene	ND	1.0	ug/L	0.18
2-Hexanone	ND	5.0	ug/L	0.53
Isopropylbenzene	ND	1.0	ug/L	0.22
Methyl acetate	ND	1.0	ug/L	0.10
Methylene chloride	ND	1.0	ug/L	0.32
Methylcyclohexane	ND	1.0	ug/L	0.32
4-Methyl-2-pentanone	ND	5.0	ug/L	0.23
Methyl tert-butyl ether	ND	1.0	ug/L	0.20

(Continued on next page)

MACTEC Engineering and Consulting Inc

Client Sample ID: RFI-28-1008

GC/MS Volatiles

Lot-Sample #...: C8J160331-002 **Work Order #...:** K02T01AM **Matrix.....:** WATER

PARAMETER	RESULT	REPORTING LIMIT	UNITS	MDL
Styrene	ND	1.0	ug/L	0.22
1,1,2,2-Tetrachloroethane	ND	1.0	ug/L	0.15
1,2,4-Trichloro-benzene	ND	1.0	ug/L	0.15
Tetrachloroethene	ND	1.0	ug/L	0.24
1,1,1-Trichloroethane	ND	1.0	ug/L	0.25
1,1,2-Trichloroethane	ND	1.0	ug/L	0.20
Trichloroethene	ND	1.0	ug/L	0.29
Trichlorofluoromethane	ND	1.0	ug/L	0.080
1,1,2-Trichloro-1,2,2-trifluoroethane	ND	1.0	ug/L	0.30
Toluene	ND	1.0	ug/L	0.23
Vinyl chloride	ND	1.0	ug/L	0.29
Xylenes (total)	ND	3.0	ug/L	0.62

SURROGATE	PERCENT RECOVERY	RECOVERY LIMITS
Toluene-d8	107	(71 - 118)
1,2-Dichloroethane-d4	111	(64 - 135)
4-Bromofluorobenzene	101	(70 - 118)
Dibromofluoromethane	97	(70 - 128)

NOTE(S):

J Estimated result. Result is less than RL.

MACTEC Engineering and Consulting Inc

Client Sample ID: RFI-35-1008

GC/MS Volatiles

Lot-Sample #...: C8J160331-003	**Work Order #...:** K02T11AM	**Matrix.....:** WATER
Date Sampled...: 10/14/08	**Date Received..:** 10/16/08	**MS Run #.....:** 8292038
Prep Date.....: 10/18/08	**Analysis Date..:** 10/18/08	
Prep Batch #...: 8292073	**Analysis Time..:** 13:00	
Dilution Factor: 1	**Initial Wgt/Vol:** 5 mL	**Final Wgt/Vol..:** 5 mL
Analyst ID.....: 403794	**Instrument ID..:** HP6	
	Method.....: SW846 8260B	

PARAMETER	RESULT	REPORTING LIMIT	UNITS	MDL
Acetone	ND	5.0	ug/L	2.5
Benzene	ND	1.0	ug/L	0.27
Bromodichloromethane	ND	1.0	ug/L	0.20
Bromoform	ND	1.0	ug/L	0.25
Bromomethane	ND	1.0	ug/L	0.30
2-Butanone	ND	5.0	ug/L	0.50
Carbon disulfide	ND	1.0	ug/L	0.20
Carbon tetrachloride	ND	1.0	ug/L	0.30
Chlorobenzene	ND	1.0	ug/L	0.23
Chloroethane	ND	1.0	ug/L	0.25
Chloroform	ND	1.0	ug/L	0.24
Chloromethane	ND	1.0	ug/L	0.27
Cyclohexane	ND	1.0	ug/L	0.30
Dibromochloromethane	ND	1.0	ug/L	0.16
1,2-Dibromo-3-chloro-propane	ND	1.0	ug/L	0.24
1,2-Dibromoethane	ND	1.0	ug/L	0.23
1,3-Dichlorobenzene	ND	1.0	ug/L	0.16
1,4-Dichlorobenzene	ND	1.0	ug/L	0.18
1,2-Dichlorobenzene	ND	1.0	ug/L	0.22
Dichlorodifluoromethane	ND	1.0	ug/L	0.26
1,1-Dichloroethane	ND	1.0	ug/L	0.24
1,2-Dichloroethane	ND	1.0	ug/L	0.21
1,1-Dichloroethene	ND	1.0	ug/L	0.28
cis-1,2-Dichloroethene	ND	1.0	ug/L	0.27
trans-1,2-Dichloroethene	ND	1.0	ug/L	0.27
1,2-Dichloropropane	ND	1.0	ug/L	0.18
cis-1,3-Dichloropropene	ND	1.0	ug/L	0.19
trans-1,3-Dichloropropene	ND	1.0	ug/L	0.18
Ethylbenzene	ND	1.0	ug/L	0.18
2-Hexanone	ND	5.0	ug/L	0.53
Isopropylbenzene	ND	1.0	ug/L	0.22
Methyl acetate	ND	1.0	ug/L	0.10
Methylene chloride	ND	1.0	ug/L	0.32
Methylcyclohexane	ND	1.0	ug/L	0.32
4-Methyl-2-pentanone	ND	5.0	ug/L	0.23
Methyl tert-butyl ether	ND	1.0	ug/L	0.20

(Continued on next page)

MACTEC Engineering and Consulting Inc

Client Sample ID: RFI-35-1008

GC/MS Volatiles

Lot-Sample #...: C8J160331-003 **Work Order #...:** K02T11AM **Matrix.....:** WATER

PARAMETER	RESULT	REPORTING LIMIT	UNITS	MDL
Styrene	ND	1.0	ug/L	0.22
1,1,2,2-Tetrachloroethane	ND	1.0	ug/L	0.15
1,2,4-Trichloro-benzene	ND	1.0	ug/L	0.15
Tetrachloroethene	ND	1.0	ug/L	0.24
1,1,1-Trichloroethane	ND	1.0	ug/L	0.25
1,1,2-Trichloroethane	ND	1.0	ug/L	0.20
Trichloroethene	ND	1.0	ug/L	0.29
Trichlorofluoromethane	ND	1.0	ug/L	0.080
1,1,2-Trichloro-1,2,2-trifluoroethane	ND	1.0	ug/L	0.30
Toluene	ND	1.0	ug/L	0.23
Vinyl chloride	ND	1.0	ug/L	0.29
Xylenes (total)	ND	3.0	ug/L	0.62

SURROGATE	PERCENT RECOVERY	RECOVERY LIMITS
Toluene-d8	104	(71 - 118)
1,2-Dichloroethane-d4	111	(64 - 135)
4-Bromofluorobenzene	99	(70 - 118)
Dibromofluoromethane	94	(70 - 128)

MACTEC Engineering and Consulting Inc

Client Sample ID: EW-1-1008

GC/MS Volatiles

Lot-Sample #...: C8J160331-004	**Work Order #...:** K02T21AM	**Matrix.....:** WATER
Date Sampled...: 10/14/08	**Date Received..:** 10/16/08	**MS Run #.....:** 8292038
Prep Date.....: 10/18/08	**Analysis Date..:** 10/18/08	
Prep Batch #...: 8292073	**Analysis Time..:** 13:23	
Dilution Factor: 300	**Initial Wgt/Vol:** 5 mL	**Final Wgt/Vol..:** 5 mL
Analyst ID.....: 403794	**Instrument ID..:** HP6	
	Method.....: SW846 8260B	

PARAMETER	RESULT	REPORTING LIMIT	UNITS	MDL
Acetone	ND	1500	ug/L	750
Benzene	**110 J**	**300**	**ug/L**	**82**
Bromodichloromethane	ND	300	ug/L	60
Bromoform	ND	300	ug/L	74
Bromomethane	ND	300	ug/L	91
2-Butanone	ND	1500	ug/L	150
Carbon disulfide	ND	300	ug/L	59
Carbon tetrachloride	ND	300	ug/L	91
Chlorobenzene	**9700**	**300**	**ug/L**	**68**
Chloroethane	ND	300	ug/L	75
Chloroform	ND	300	ug/L	72
Chloromethane	ND	300	ug/L	80
Cyclohexane	ND	300	ug/L	89
Dibromochloromethane	ND	300	ug/L	49
1,2-Dibromo-3-chloro-propane	ND	300	ug/L	72
1,2-Dibromoethane	ND	300	ug/L	69
1,3-Dichlorobenzene	**130 J**	**300**	**ug/L**	**49**
1,4-Dichlorobenzene	**1300**	**300**	**ug/L**	**53**
1,2-Dichlorobenzene	**1700**	**300**	**ug/L**	**65**
Dichlorodifluoromethane	ND	300	ug/L	78
1,1-Dichloroethane	ND	300	ug/L	73
1,2-Dichloroethane	ND	300	ug/L	64
1,1-Dichloroethene	ND	300	ug/L	84
cis-1,2-Dichloroethene	ND	300	ug/L	82
trans-1,2-Dichloroethene	ND	300	ug/L	82
1,2-Dichloropropane	ND	300	ug/L	54
cis-1,3-Dichloropropene	ND	300	ug/L	58
trans-1,3-Dichloropropene	ND	300	ug/L	55
Ethylbenzene	ND	300	ug/L	54
2-Hexanone	ND	1500	ug/L	160
Isopropylbenzene	ND	300	ug/L	67
Methyl acetate	ND	300	ug/L	31
Methylene chloride	ND	300	ug/L	95
Methylcyclohexane	ND	300	ug/L	95
4-Methyl-2-pentanone	ND	1500	ug/L	68
Methyl tert-butyl ether	ND	300	ug/L	61

(Continued on next page)

MACTEC Engineering and Consulting Inc

Client Sample ID: EW-1-1008

GC/MS Volatiles

Lot-Sample #...: C8J160331-004 **Work Order #...:** K02T21AM **Matrix.....:** WATER

PARAMETER	RESULT	REPORTING LIMIT	UNITS	MDL
Styrene	ND	300	ug/L	65
1,1,2,2-Tetrachloroethane	ND	300	ug/L	46
1,2,4-Trichloro-benzene	ND	300	ug/L	45
Tetrachloroethene	ND	300	ug/L	71
1,1,1-Trichloroethane	ND	300	ug/L	75
1,1,2-Trichloroethane	ND	300	ug/L	59
Trichloroethene	ND	300	ug/L	88
Trichlorofluoromethane	ND	300	ug/L	24
1,1,2-Trichloro-1,2,2-trifluoroethane	ND	300	ug/L	90
Toluene	ND	300	ug/L	70
Vinyl chloride	ND	300	ug/L	87
Xylenes (total)	ND	900	ug/L	190

SURROGATE	PERCENT RECOVERY	RECOVERY LIMITS
Toluene-d8	108	(71 - 118)
1,2-Dichloroethane-d4	115	(64 - 135)
4-Bromofluorobenzene	99	(70 - 118)
Dibromofluoromethane	94	(70 - 128)

NOTE(S):

J Estimated result. Result is less than RL.

MACTEC Engineering and Consulting Inc

Client Sample ID: EW-2-1008

GC/MS Volatiles

Lot-Sample #...: C8J160331-005	**Work Order #...:** K02T31AM	**Matrix.....:** WATER
Date Sampled...: 10/14/08	**Date Received..:** 10/16/08	**MS Run #.....:** 8292038
Prep Date.....: 10/18/08	**Analysis Date..:** 10/18/08	
Prep Batch #...: 8292073	**Analysis Time..:** 13:47	
Dilution Factor: 100	**Initial Wgt/Vol:** 5 mL	**Final Wgt/Vol..:** 5 mL
Analyst ID.....: 403794	**Instrument ID..:** HP6	
	Method.....: SW846 8260B	

PARAMETER	RESULT	REPORTING LIMIT	UNITS	MDL
Acetone	ND	500	ug/L	250
Benzene	**60 J**	**100**	**ug/L**	**27**
Bromodichloromethane	ND	100	ug/L	20
Bromoform	ND	100	ug/L	25
Bromomethane	ND	100	ug/L	30
2-Butanone	ND	500	ug/L	50
Carbon disulfide	ND	100	ug/L	20
Carbon tetrachloride	ND	100	ug/L	30
Chlorobenzene	**3200**	**100**	**ug/L**	**23**
Chloroethane	ND	100	ug/L	25
Chloroform	ND	100	ug/L	24
Chloromethane	ND	100	ug/L	27
Cyclohexane	ND	100	ug/L	30
Dibromochloromethane	ND	100	ug/L	16
1,2-Dibromo-3-chloro-propane	ND	100	ug/L	24
1,2-Dibromoethane	ND	100	ug/L	23
1,3-Dichlorobenzene	ND	100	ug/L	16
1,4-Dichlorobenzene	**32 J**	**100**	**ug/L**	**18**
1,2-Dichlorobenzene	**48 J**	**100**	**ug/L**	**22**
Dichlorodifluoromethane	ND	100	ug/L	26
1,1-Dichloroethane	ND	100	ug/L	24
1,2-Dichloroethane	ND	100	ug/L	21
1,1-Dichloroethene	ND	100	ug/L	28
cis-1,2-Dichloroethene	ND	100	ug/L	27
trans-1,2-Dichloroethene	ND	100	ug/L	27
1,2-Dichloropropane	ND	100	ug/L	18
cis-1,3-Dichloropropene	ND	100	ug/L	19
trans-1,3-Dichloropropene	ND	100	ug/L	18
Ethylbenzene	ND	100	ug/L	18
2-Hexanone	ND	500	ug/L	53
Isopropylbenzene	ND	100	ug/L	22
Methyl acetate	ND	100	ug/L	10
Methylene chloride	ND	100	ug/L	32
Methylcyclohexane	ND	100	ug/L	32
4-Methyl-2-pentanone	ND	500	ug/L	23
Methyl tert-butyl ether	ND	100	ug/L	20

(Continued on next page)

MACTEC Engineering and Consulting Inc

Client Sample ID: EW-2-1008

GC/MS Volatiles

Lot-Sample #...: C8J160331-005 **Work Order #...:** K02T31AM **Matrix.....:** WATER

PARAMETER	RESULT	REPORTING LIMIT	UNITS	MDL
Styrene	ND	100	ug/L	22
1,1,2,2-Tetrachloroethane	ND	100	ug/L	15
1,2,4-Trichloro-benzene	ND	100	ug/L	15
Tetrachloroethene	ND	100	ug/L	24
1,1,1-Trichloroethane	ND	100	ug/L	25
1,1,2-Trichloroethane	ND	100	ug/L	20
Trichloroethene	ND	100	ug/L	29
Trichlorofluoromethane	ND	100	ug/L	8.0
1,1,2-Trichloro-1,2,2-trifluoroethane	ND	100	ug/L	30
Toluene	ND	100	ug/L	23
Vinyl chloride	ND	100	ug/L	29
Xylenes (total)	ND	300	ug/L	62

SURROGATE	PERCENT RECOVERY	RECOVERY LIMITS
Toluene-d8	105	(71 - 118)
1,2-Dichloroethane-d4	108	(64 - 135)
4-Bromofluorobenzene	101	(70 - 118)
Dibromofluoromethane	97	(70 - 128)

NOTE(S):

J Estimated result. Result is less than RL.

MACTEC Engineering and Consulting Inc

Client Sample ID: EW-3-1008

GC/MS Volatiles

Lot-Sample #...: C8J160331-006	**Work Order #...:** K02T41AM	**Matrix.....:** WATER
Date Sampled...: 10/14/08	**Date Received..:** 10/16/08	**MS Run #.....:** 8292038
Prep Date.....: 10/18/08	**Analysis Date..:** 10/18/08	
Prep Batch #...: 8292073	**Analysis Time..:** 14:11	
Dilution Factor: 25	**Initial Wgt/Vol:** 5 mL	**Final Wgt/Vol..:** 5 mL
Analyst ID.....: 403794	**Instrument ID..:** HP6	
	Method.....: SW846 8260B	

PARAMETER	RESULT	REPORTING LIMIT	UNITS	MDL
Acetone	ND	120	ug/L	62
Benzene	**37**	**25**	**ug/L**	**6.8**
Bromodichloromethane	ND	25	ug/L	5.0
Bromoform	ND	25	ug/L	6.1
Bromomethane	ND	25	ug/L	7.6
2-Butanone	ND	120	ug/L	12
Carbon disulfide	ND	25	ug/L	4.9
Carbon tetrachloride	ND	25	ug/L	7.6
Chlorobenzene	**460**	**25**	**ug/L**	**5.6**
Chloroethane	ND	25	ug/L	6.2
Chloroform	ND	25	ug/L	6.0
Chloromethane	ND	25	ug/L	6.7
Cyclohexane	ND	25	ug/L	7.4
Dibromochloromethane	ND	25	ug/L	4.1
1,2-Dibromo-3-chloro-propane	ND	25	ug/L	6.0
1,2-Dibromoethane	ND	25	ug/L	5.7
1,3-Dichlorobenzene	ND	25	ug/L	4.1
1,4-Dichlorobenzene	ND	25	ug/L	4.4
1,2-Dichlorobenzene	ND	25	ug/L	5.4
Dichlorodifluoromethane	ND	25	ug/L	6.5
1,1-Dichloroethane	ND	25	ug/L	6.1
1,2-Dichloroethane	ND	25	ug/L	5.4
1,1-Dichloroethene	ND	25	ug/L	7.0
cis-1,2-Dichloroethene	ND	25	ug/L	6.8
trans-1,2-Dichloroethene	ND	25	ug/L	6.8
1,2-Dichloropropane	ND	25	ug/L	4.5
cis-1,3-Dichloropropene	ND	25	ug/L	4.9
trans-1,3-Dichloropropene	ND	25	ug/L	4.6
Ethylbenzene	ND	25	ug/L	4.5
2-Hexanone	ND	120	ug/L	13
Isopropylbenzene	ND	25	ug/L	5.6
Methyl acetate	ND	25	ug/L	2.6
Methylene chloride	ND	25	ug/L	7.9
Methylcyclohexane	ND	25	ug/L	7.9
4-Methyl-2-pentanone	ND	120	ug/L	5.6
Methyl tert-butyl ether	ND	25	ug/L	5.0

(Continued on next page)

MACTEC Engineering and Consulting Inc

Client Sample ID: EW-3-1008

GC/MS Volatiles

Lot-Sample #...: C8J160331-006 **Work Order #...:** K02T41AM **Matrix.....:** WATER

PARAMETER	RESULT	REPORTING LIMIT	UNITS	MDL
Styrene	ND	25	ug/L	5.4
1,1,2,2-Tetrachloroethane	ND	25	ug/L	3.8
1,2,4-Trichloro-benzene	ND	25	ug/L	3.8
Tetrachloroethene	ND	25	ug/L	5.9
1,1,1-Trichloroethane	ND	25	ug/L	6.3
1,1,2-Trichloroethane	ND	25	ug/L	4.9
Trichloroethene	ND	25	ug/L	7.3
Trichlorofluoromethane	ND	25	ug/L	2.0
1,1,2-Trichloro-1,2,2-trifluoroethane	ND	25	ug/L	7.5
Toluene	ND	25	ug/L	5.8
Vinyl chloride	ND	25	ug/L	7.3
Xylenes (total)	ND	75	ug/L	15

SURROGATE	PERCENT RECOVERY	RECOVERY LIMITS
Toluene-d8	107	(71 - 118)
1,2-Dichloroethane-d4	109	(64 - 135)
4-Bromofluorobenzene	97	(70 - 118)
Dibromofluoromethane	95	(70 - 128)

MACTEC Engineering and Consulting Inc

Client Sample ID: EW-4-1008

GC/MS Volatiles

Lot-Sample #...: C8J160331-007	**Work Order #...:** K02T51AM	**Matrix.....:** WATER
Date Sampled...: 10/14/08	**Date Received..:** 10/16/08	**MS Run #.....:** 8292038
Prep Date.....: 10/18/08	**Analysis Date..:** 10/18/08	
Prep Batch #...: 8292073	**Analysis Time..:** 14:58	
Dilution Factor: 1	**Initial Wgt/Vol:** 5 mL	**Final Wgt/Vol..:** 5 mL
Analyst ID.....: 403794	**Instrument ID..:** HP6	
	Method.....: SW846 8260B	

PARAMETER	RESULT	REPORTING LIMIT	UNITS	MDL
Acetone	**13**	**5.0**	**ug/L**	**2.5**
Benzene	**39**	**1.0**	**ug/L**	**0.27**
Bromodichloromethane	ND	1.0	ug/L	0.20
Bromoform	ND	1.0	ug/L	0.25
Bromomethane	ND	1.0	ug/L	0.30
2-Butanone	ND	5.0	ug/L	0.50
Carbon disulfide	ND	1.0	ug/L	0.20
Carbon tetrachloride	ND	1.0	ug/L	0.30
Chlorobenzene	**18**	**1.0**	**ug/L**	**0.23**
Chloroethane	ND	1.0	ug/L	0.25
Chloroform	ND	1.0	ug/L	0.24
Chloromethane	ND	1.0	ug/L	0.27
Cyclohexane	**0.89 J**	**1.0**	**ug/L**	**0.30**
Dibromochloromethane	ND	1.0	ug/L	0.16
1,2-Dibromo-3-chloro-propane	ND	1.0	ug/L	0.24
1,2-Dibromoethane	ND	1.0	ug/L	0.23
1,3-Dichlorobenzene	ND	1.0	ug/L	0.16
1,4-Dichlorobenzene	ND	1.0	ug/L	0.18
1,2-Dichlorobenzene	**0.43 J**	**1.0**	**ug/L**	**0.22**
Dichlorodifluoromethane	ND	1.0	ug/L	0.26
1,1-Dichloroethane	ND	1.0	ug/L	0.24
1,2-Dichloroethane	ND	1.0	ug/L	0.21
1,1-Dichloroethene	ND	1.0	ug/L	0.28
cis-1,2-Dichloroethene	ND	1.0	ug/L	0.27
trans-1,2-Dichloroethene	ND	1.0	ug/L	0.27
1,2-Dichloropropane	ND	1.0	ug/L	0.18
cis-1,3-Dichloropropene	ND	1.0	ug/L	0.19
trans-1,3-Dichloropropene	ND	1.0	ug/L	0.18
Ethylbenzene	**7.5**	**1.0**	**ug/L**	**0.18**
2-Hexanone	ND	5.0	ug/L	0.53
Isopropylbenzene	**3.0**	**1.0**	**ug/L**	**0.22**
Methyl acetate	ND	1.0	ug/L	0.10
Methylene chloride	ND	1.0	ug/L	0.32
Methylcyclohexane	**1.3**	**1.0**	**ug/L**	**0.32**
4-Methyl-2-pentanone	ND	5.0	ug/L	0.23
Methyl tert-butyl ether	ND	1.0	ug/L	0.20

(Continued on next page)

MACTEC Engineering and Consulting Inc

Client Sample ID: EW-4-1008

GC/MS Volatiles

Lot-Sample #...: C8J160331-007 **Work Order #...:** K02T51AM **Matrix.....:** WATER

PARAMETER	RESULT	REPORTING LIMIT	UNITS	MDL
Styrene	ND	1.0	ug/L	0.22
1,1,2,2-Tetrachloroethane	ND	1.0	ug/L	0.15
1,2,4-Trichloro-benzene	**0.17 J**	**1.0**	**ug/L**	**0.15**
Tetrachloroethene	ND	1.0	ug/L	0.24
1,1,1-Trichloroethane	ND	1.0	ug/L	0.25
1,1,2-Trichloroethane	ND	1.0	ug/L	0.20
Trichloroethene	ND	1.0	ug/L	0.29
Trichlorofluoromethane	ND	1.0	ug/L	0.080
1,1,2-Trichloro-1,2,2-trifluoroethane	ND	1.0	ug/L	0.30
Toluene	**3.9**	**1.0**	**ug/L**	**0.23**
Vinyl chloride	ND	1.0	ug/L	0.29
Xylenes (total)	**13**	**3.0**	**ug/L**	**0.62**

SURROGATE	PERCENT RECOVERY	RECOVERY LIMITS
Toluene-d8	100	(71 - 118)
1,2-Dichloroethane-d4	112	(64 - 135)
4-Bromofluorobenzene	97	(70 - 118)
Dibromofluoromethane	98	(70 - 128)

NOTE(S):

J Estimated result. Result is less than RL.

MACTEC Engineering and Consulting Inc

Client Sample ID: EW-5-1008

GC/MS Volatiles

Lot-Sample #...: C8J160331-008	**Work Order #...:** K02T61AM	**Matrix.....:** WATER
Date Sampled...: 10/14/08	**Date Received..:** 10/16/08	**MS Run #.....:** 8292038
Prep Date.....: 10/18/08	**Analysis Date..:** 10/18/08	
Prep Batch #...: 8292073	**Analysis Time..:** 15:22	
Dilution Factor: 5	**Initial Wgt/Vol:** 5 mL	**Final Wgt/Vol..:** 5 mL
Analyst ID.....: 403794	**Instrument ID..:** HP6	
	Method.....: SW846 8260B	

PARAMETER	RESULT	REPORTING LIMIT	UNITS	MDL
Acetone	ND	25	ug/L	12
Benzene	ND	5.0	ug/L	1.4
Bromodichloromethane	ND	5.0	ug/L	1.0
Bromoform	ND	5.0	ug/L	1.2
Bromomethane	ND	5.0	ug/L	1.5
2-Butanone	ND	25	ug/L	2.5
Carbon disulfide	ND	5.0	ug/L	0.98
Carbon tetrachloride	ND	5.0	ug/L	1.5
Chlorobenzene	ND	5.0	ug/L	1.1
Chloroethane	ND	5.0	ug/L	1.2
Chloroform	ND	5.0	ug/L	1.2
Chloromethane	ND	5.0	ug/L	1.3
Cyclohexane	ND	5.0	ug/L	1.5
Dibromochloromethane	ND	5.0	ug/L	0.82
1,2-Dibromo-3-chloro-propane	ND	5.0	ug/L	1.2
1,2-Dibromoethane	ND	5.0	ug/L	1.1
1,3-Dichlorobenzene	ND	5.0	ug/L	0.82
1,4-Dichlorobenzene	ND	5.0	ug/L	0.89
1,2-Dichlorobenzene	ND	5.0	ug/L	1.1
Dichlorodifluoromethane	ND	5.0	ug/L	1.3
1,1-Dichloroethane	ND	5.0	ug/L	1.2
1,2-Dichloroethane	ND	5.0	ug/L	1.1
1,1-Dichloroethene	ND	5.0	ug/L	1.4
cis-1,2-Dichloroethene	ND	5.0	ug/L	1.4
trans-1,2-Dichloroethene	ND	5.0	ug/L	1.4
1,2-Dichloropropane	ND	5.0	ug/L	0.90
cis-1,3-Dichloropropene	ND	5.0	ug/L	0.97
trans-1,3-Dichloropropene	ND	5.0	ug/L	0.92
Ethylbenzene	**29**	**5.0**	**ug/L**	**0.91**
2-Hexanone	ND	25	ug/L	2.7
Isopropylbenzene	**8.7**	**5.0**	**ug/L**	**1.1**
Methyl acetate	ND	5.0	ug/L	0.51
Methylene chloride	ND	5.0	ug/L	1.6
Methylcyclohexane	ND	5.0	ug/L	1.6
4-Methyl-2-pentanone	ND	25	ug/L	1.1
Methyl tert-butyl ether	ND	5.0	ug/L	1.0

(Continued on next page)

MACTEC Engineering and Consulting Inc

Client Sample ID: EW-5-1008

GC/MS Volatiles

Lot-Sample #...: C8J160331-008 **Work Order #...:** K02T61AM **Matrix.....:** WATER

PARAMETER	RESULT	REPORTING LIMIT	UNITS	MDL
Styrene	ND	5.0	ug/L	1.1
1,1,2,2-Tetrachloroethane	ND	5.0	ug/L	0.77
1,2,4-Trichloro-benzene	ND	5.0	ug/L	0.75
Tetrachloroethene	ND	5.0	ug/L	1.2
1,1,1-Trichloroethane	ND	5.0	ug/L	1.3
1,1,2-Trichloroethane	ND	5.0	ug/L	0.98
Trichloroethene	ND	5.0	ug/L	1.5
Trichlorofluoromethane	ND	5.0	ug/L	0.40
1,1,2-Trichloro-1,2,2-trifluoroethane	ND	5.0	ug/L	1.5
Toluene	**2.7 J**	**5.0**	**ug/L**	**1.2**
Vinyl chloride	**1.8 J**	**5.0**	**ug/L**	**1.5**
Xylenes (total)	**170**	**15**	**ug/L**	**3.1**

SURROGATE	PERCENT RECOVERY	RECOVERY LIMITS
Toluene-d8	105	(71 - 118)
1,2-Dichloroethane-d4	114	(64 - 135)
4-Bromofluorobenzene	97	(70 - 118)
Dibromofluoromethane	100	(70 - 128)

NOTE(S):

J Estimated result. Result is less than RL.

MACTEC Engineering and Consulting Inc

Client Sample ID: DUPLICATE EW-1-1008

GC/MS Volatiles

Lot-Sample #...: C8J160331-009	**Work Order #...:** K02T71AM	**Matrix.....:** WATER
Date Sampled...: 10/14/08	**Date Received..:** 10/16/08	**MS Run #.....:** 8292038
Prep Date.....: 10/18/08	**Analysis Date..:** 10/18/08	
Prep Batch #...: 8292073	**Analysis Time..:** 15:45	
Dilution Factor: 300	**Initial Wgt/Vol:** 5 mL	**Final Wgt/Vol..:** 5 mL
Analyst ID.....: 403794	**Instrument ID..:** HP6	
	Method.....: SW846 8260B	

PARAMETER	RESULT	REPORTING LIMIT	UNITS	MDL
Acetone	ND	1500	ug/L	750
Benzene	**110 J**	**300**	**ug/L**	**82**
Bromodichloromethane	ND	300	ug/L	60
Bromoform	ND	300	ug/L	74
Bromomethane	ND	300	ug/L	91
2-Butanone	ND	1500	ug/L	150
Carbon disulfide	ND	300	ug/L	59
Carbon tetrachloride	ND	300	ug/L	91
Chlorobenzene	**9300**	**300**	**ug/L**	**68**
Chloroethane	ND	300	ug/L	75
Chloroform	ND	300	ug/L	72
Chloromethane	ND	300	ug/L	80
Cyclohexane	ND	300	ug/L	89
Dibromochloromethane	ND	300	ug/L	49
1,2-Dibromo-3-chloro-propane	ND	300	ug/L	72
1,2-Dibromoethane	ND	300	ug/L	69
1,3-Dichlorobenzene	**120 J**	**300**	**ug/L**	**49**
1,4-Dichlorobenzene	**1200**	**300**	**ug/L**	**53**
1,2-Dichlorobenzene	**1800**	**300**	**ug/L**	**65**
Dichlorodifluoromethane	ND	300	ug/L	78
1,1-Dichloroethane	ND	300	ug/L	73
1,2-Dichloroethane	ND	300	ug/L	64
1,1-Dichloroethene	ND	300	ug/L	84
cis-1,2-Dichloroethene	ND	300	ug/L	82
trans-1,2-Dichloroethene	ND	300	ug/L	82
1,2-Dichloropropane	ND	300	ug/L	54
cis-1,3-Dichloropropene	ND	300	ug/L	58
trans-1,3-Dichloropropene	ND	300	ug/L	55
Ethylbenzene	ND	300	ug/L	54
2-Hexanone	ND	1500	ug/L	160
Isopropylbenzene	ND	300	ug/L	67
Methyl acetate	ND	300	ug/L	31
Methylene chloride	ND	300	ug/L	95
Methylcyclohexane	ND	300	ug/L	95
4-Methyl-2-pentanone	ND	1500	ug/L	68
Methyl tert-butyl ether	ND	300	ug/L	61

(Continued on next page)

MACTEC Engineering and Consulting Inc

Client Sample ID: DUPLICATE EW-1-1008

GC/MS Volatiles

Lot-Sample #...: C8J160331-009 **Work Order #...:** K02T71AM **Matrix.....:** WATER

PARAMETER	RESULT	REPORTING LIMIT	UNITS	MDL
Styrene	ND	300	ug/L	65
1,1,2,2-Tetrachloroethane	ND	300	ug/L	46
1,2,4-Trichloro-benzene	ND	300	ug/L	45
Tetrachloroethene	ND	300	ug/L	71
1,1,1-Trichloroethane	ND	300	ug/L	75
1,1,2-Trichloroethane	ND	300	ug/L	59
Trichloroethene	ND	300	ug/L	88
Trichlorofluoromethane	ND	300	ug/L	24
1,1,2-Trichloro-1,2,2-trifluoroethane	ND	300	ug/L	90
Toluene	ND	300	ug/L	70
Vinyl chloride	ND	300	ug/L	87
Xylenes (total)	ND	900	ug/L	190

SURROGATE	PERCENT RECOVERY	RECOVERY LIMITS
Toluene-d8	107	(71 - 118)
1,2-Dichloroethane-d4	110	(64 - 135)
4-Bromofluorobenzene	97	(70 - 118)
Dibromofluoromethane	96	(70 - 128)

NOTE(S):

J Estimated result. Result is less than RL.

MACTEC Engineering and Consulting Inc

Client Sample ID: RFI-22-1008

GC/MS Volatiles

Lot-Sample #...: C8J160331-010	**Work Order #...:** K02T81AM	**Matrix.....:** WATER
Date Sampled...: 10/15/08	**Date Received..:** 10/16/08	**MS Run #.....:** 8292038
Prep Date.....: 10/18/08	**Analysis Date..:** 10/18/08	
Prep Batch #...: 8292073	**Analysis Time..:** 16:09	
Dilution Factor: 25	**Initial Wgt/Vol:** 5 mL	**Final Wgt/Vol..:** 5 mL
Analyst ID.....: 403794	**Instrument ID..:** HP6	
	Method.....: SW846 8260B	

PARAMETER	RESULT	REPORTING LIMIT	UNITS	MDL
Acetone	ND	120	ug/L	62
Benzene	**8.2 J**	**25**	**ug/L**	**6.8**
Bromodichloromethane	ND	25	ug/L	5.0
Bromoform	ND	25	ug/L	6.1
Bromomethane	ND	25	ug/L	7.6
2-Butanone	ND	120	ug/L	12
Carbon disulfide	ND	25	ug/L	4.9
Carbon tetrachloride	ND	25	ug/L	7.6
Chlorobenzene	**330**	**25**	**ug/L**	**5.6**
Chloroethane	ND	25	ug/L	6.2
Chloroform	ND	25	ug/L	6.0
Chloromethane	ND	25	ug/L	6.7
Cyclohexane	ND	25	ug/L	7.4
Dibromochloromethane	ND	25	ug/L	4.1
1,2-Dibromo-3-chloro-propane	ND	25	ug/L	6.0
1,2-Dibromoethane	ND	25	ug/L	5.7
1,3-Dichlorobenzene	**97**	**25**	**ug/L**	**4.1**
1,4-Dichlorobenzene	**290**	**25**	**ug/L**	**4.4**
1,2-Dichlorobenzene	**740**	**25**	**ug/L**	**5.4**
Dichlorodifluoromethane	ND	25	ug/L	6.5
1,1-Dichloroethane	ND	25	ug/L	6.1
1,2-Dichloroethane	ND	25	ug/L	5.4
1,1-Dichloroethene	ND	25	ug/L	7.0
cis-1,2-Dichloroethene	ND	25	ug/L	6.8
trans-1,2-Dichloroethene	ND	25	ug/L	6.8
1,2-Dichloropropane	ND	25	ug/L	4.5
cis-1,3-Dichloropropene	ND	25	ug/L	4.9
trans-1,3-Dichloropropene	ND	25	ug/L	4.6
Ethylbenzene	ND	25	ug/L	4.5
2-Hexanone	ND	120	ug/L	13
Isopropylbenzene	ND	25	ug/L	5.6
Methyl acetate	ND	25	ug/L	2.6
Methylene chloride	ND	25	ug/L	7.9
Methylcyclohexane	ND	25	ug/L	7.9
4-Methyl-2-pentanone	ND	120	ug/L	5.6
Methyl tert-butyl ether	ND	25	ug/L	5.0

(Continued on next page)

MACTEC Engineering and Consulting Inc

Client Sample ID: RFI-22-1008

GC/MS Volatiles

Lot-Sample #...: C8J160331-010 **Work Order #...:** K02T81AM **Matrix.....:** WATER

PARAMETER	RESULT	REPORTING LIMIT	UNITS	MDL
Styrene	ND	25	ug/L	5.4
1,1,2,2-Tetrachloroethane	ND	25	ug/L	3.8
1,2,4-Trichloro-benzene	ND	25	ug/L	3.8
Tetrachloroethene	ND	25	ug/L	5.9
1,1,1-Trichloroethane	ND	25	ug/L	6.3
1,1,2-Trichloroethane	ND	25	ug/L	4.9
Trichloroethene	ND	25	ug/L	7.3
Trichlorofluoromethane	ND	25	ug/L	2.0
1,1,2-Trichloro-1,2,2-trifluoroethane	ND	25	ug/L	7.5
Toluene	ND	25	ug/L	5.8
Vinyl chloride	ND	25	ug/L	7.3
Xylenes (total)	ND	75	ug/L	15

SURROGATE	PERCENT RECOVERY	RECOVERY LIMITS
Toluene-d8	106	(71 - 118)
1,2-Dichloroethane-d4	110	(64 - 135)
4-Bromofluorobenzene	97	(70 - 118)
Dibromofluoromethane	96	(70 - 128)

NOTE(S):

J Estimated result. Result is less than RL.

MACTEC Engineering and Consulting Inc

Client Sample ID: ICM-105-1008

GC/MS Volatiles

Lot-Sample #...: C8J160331-011	**Work Order #...:** K02T91AM	**Matrix.....:** WATER
Date Sampled...: 10/15/08	**Date Received..:** 10/16/08	**MS Run #.....:** 8292038
Prep Date.....: 10/18/08	**Analysis Date..:** 10/18/08	
Prep Batch #...: 8292073	**Analysis Time..:** 16:33	
Dilution Factor: 1	**Initial Wgt/Vol:** 5 mL	**Final Wgt/Vol..:** 5 mL
Analyst ID.....: 403794	**Instrument ID..:** HP6	
	Method.....: SW846 8260B	

PARAMETER	RESULT	REPORTING LIMIT	UNITS	MDL
Acetone	ND	5.0	ug/L	2.5
Benzene	ND	1.0	ug/L	0.27
Bromodichloromethane	ND	1.0	ug/L	0.20
Bromoform	ND	1.0	ug/L	0.25
Bromomethane	ND	1.0	ug/L	0.30
2-Butanone	ND	5.0	ug/L	0.50
Carbon disulfide	ND	1.0	ug/L	0.20
Carbon tetrachloride	ND	1.0	ug/L	0.30
Chlorobenzene	**0.37 J**	**1.0**	**ug/L**	**0.23**
Chloroethane	ND	1.0	ug/L	0.25
Chloroform	ND	1.0	ug/L	0.24
Chloromethane	ND	1.0	ug/L	0.27
Cyclohexane	ND	1.0	ug/L	0.30
Dibromochloromethane	ND	1.0	ug/L	0.16
1,2-Dibromo-3-chloro-propane	ND	1.0	ug/L	0.24
1,2-Dibromoethane	ND	1.0	ug/L	0.23
1,3-Dichlorobenzene	ND	1.0	ug/L	0.16
1,4-Dichlorobenzene	ND	1.0	ug/L	0.18
1,2-Dichlorobenzene	**0.34 J**	**1.0**	**ug/L**	**0.22**
Dichlorodifluoromethane	ND	1.0	ug/L	0.26
1,1-Dichloroethane	ND	1.0	ug/L	0.24
1,2-Dichloroethane	ND	1.0	ug/L	0.21
1,1-Dichloroethene	ND	1.0	ug/L	0.28
cis-1,2-Dichloroethene	ND	1.0	ug/L	0.27
trans-1,2-Dichloroethene	ND	1.0	ug/L	0.27
1,2-Dichloropropane	ND	1.0	ug/L	0.18
cis-1,3-Dichloropropene	ND	1.0	ug/L	0.19
trans-1,3-Dichloropropene	ND	1.0	ug/L	0.18
Ethylbenzene	**0.25 J**	**1.0**	**ug/L**	**0.18**
2-Hexanone	ND	5.0	ug/L	0.53
Isopropylbenzene	**0.49 J**	**1.0**	**ug/L**	**0.22**
Methyl acetate	ND	1.0	ug/L	0.10
Methylene chloride	ND	1.0	ug/L	0.32
Methylcyclohexane	ND	1.0	ug/L	0.32
4-Methyl-2-pentanone	ND	5.0	ug/L	0.23
Methyl tert-butyl ether	ND	1.0	ug/L	0.20

(Continued on next page)

MACTEC Engineering and Consulting Inc

Client Sample ID: ICM-105-1008

GC/MS Volatiles

Lot-Sample #...: C8J160331-011 **Work Order #...:** K02T91AM **Matrix.....:** WATER

PARAMETER	RESULT	REPORTING LIMIT	UNITS	MDL
Styrene	ND	1.0	ug/L	0.22
1,1,2,2-Tetrachloroethane	ND	1.0	ug/L	0.15
1,2,4-Trichloro-benzene	ND	1.0	ug/L	0.15
Tetrachloroethene	ND	1.0	ug/L	0.24
1,1,1-Trichloroethane	ND	1.0	ug/L	0.25
1,1,2-Trichloroethane	ND	1.0	ug/L	0.20
Trichloroethene	ND	1.0	ug/L	0.29
Trichlorofluoromethane	ND	1.0	ug/L	0.080
1,1,2-Trichloro-1,2,2-trifluoroethane	ND	1.0	ug/L	0.30
Toluene	ND	1.0	ug/L	0.23
Vinyl chloride	ND	1.0	ug/L	0.29
Xylenes (total)	ND	3.0	ug/L	0.62

SURROGATE	PERCENT RECOVERY	RECOVERY LIMITS
Toluene-d8	104	(71 - 118)
1,2-Dichloroethane-d4	109	(64 - 135)
4-Bromofluorobenzene	99	(70 - 118)
Dibromofluoromethane	96	(70 - 128)

NOTE(S):

J Estimated result. Result is less than RL.

MACTEC Engineering and Consulting Inc

Client Sample ID: RFI-31-1008

GC/MS Volatiles

Lot-Sample #...: C8J160331-012	**Work Order #...:** K02VA1AM	**Matrix.....:** WATER
Date Sampled...: 10/15/08	**Date Received..:** 10/16/08	**MS Run #.....:** 8292038
Prep Date.....: 10/18/08	**Analysis Date..:** 10/18/08	
Prep Batch #...: 8292073	**Analysis Time..:** 16:57	
Dilution Factor: 25	**Initial Wgt/Vol:** 5 mL	**Final Wgt/Vol..:** 5 mL
Analyst ID.....: 403794	**Instrument ID..:** HP6	
	Method.....: SW846 8260B	

PARAMETER	RESULT	REPORTING LIMIT	UNITS	MDL
Acetone	ND	120	ug/L	62
Benzene	**9.7 J**	**25**	**ug/L**	**6.8**
Bromodichloromethane	ND	25	ug/L	5.0
Bromoform	ND	25	ug/L	6.1
Bromomethane	ND	25	ug/L	7.6
2-Butanone	ND	120	ug/L	12
Carbon disulfide	ND	25	ug/L	4.9
Carbon tetrachloride	ND	25	ug/L	7.6
Chlorobenzene	**560**	**25**	**ug/L**	**5.6**
Chloroethane	ND	25	ug/L	6.2
Chloroform	ND	25	ug/L	6.0
Chloromethane	ND	25	ug/L	6.7
Cyclohexane	ND	25	ug/L	7.4
Dibromochloromethane	ND	25	ug/L	4.1
1,2-Dibromo-3-chloro-propane	ND	25	ug/L	6.0
1,2-Dibromoethane	ND	25	ug/L	5.7
1,3-Dichlorobenzene	**110**	**25**	**ug/L**	**4.1**
1,4-Dichlorobenzene	**14 J**	**25**	**ug/L**	**4.4**
1,2-Dichlorobenzene	ND	25	ug/L	5.4
Dichlorodifluoromethane	ND	25	ug/L	6.5
1,1-Dichloroethane	ND	25	ug/L	6.1
1,2-Dichloroethane	ND	25	ug/L	5.4
1,1-Dichloroethene	ND	25	ug/L	7.0
cis-1,2-Dichloroethene	ND	25	ug/L	6.8
trans-1,2-Dichloroethene	ND	25	ug/L	6.8
1,2-Dichloropropane	ND	25	ug/L	4.5
cis-1,3-Dichloropropene	ND	25	ug/L	4.9
trans-1,3-Dichloropropene	ND	25	ug/L	4.6
Ethylbenzene	ND	25	ug/L	4.5
2-Hexanone	ND	120	ug/L	13
Isopropylbenzene	ND	25	ug/L	5.6
Methyl acetate	ND	25	ug/L	2.6
Methylene chloride	ND	25	ug/L	7.9
Methylcyclohexane	ND	25	ug/L	7.9
4-Methyl-2-pentanone	ND	120	ug/L	5.6
Methyl tert-butyl ether	ND	25	ug/L	5.0

(Continued on next page)

MACTEC Engineering and Consulting Inc

Client Sample ID: RFI-31-1008

GC/MS Volatiles

Lot-Sample #...: C8J160331-012 **Work Order #...:** K02VA1AM **Matrix.....:** WATER

PARAMETER	RESULT	REPORTING LIMIT	UNITS	MDL
Styrene	ND	25	ug/L	5.4
1,1,2,2-Tetrachloroethane	ND	25	ug/L	3.8
1,2,4-Trichloro-benzene	**580**	**25**	**ug/L**	**3.8**
Tetrachloroethene	ND	25	ug/L	5.9
1,1,1-Trichloroethane	ND	25	ug/L	6.3
1,1,2-Trichloroethane	ND	25	ug/L	4.9
Trichloroethene	ND	25	ug/L	7.3
Trichlorofluoromethane	ND	25	ug/L	2.0
1,1,2-Trichloro-1,2,2-trifluoroethane	ND	25	ug/L	7.5
Toluene	ND	25	ug/L	5.8
Vinyl chloride	ND	25	ug/L	7.3
Xylenes (total)	ND	75	ug/L	15

SURROGATE	PERCENT RECOVERY	RECOVERY LIMITS
Toluene-d8	102	(71 - 118)
1,2-Dichloroethane-d4	110	(64 - 135)
4-Bromofluorobenzene	101	(70 - 118)
Dibromofluoromethane	99	(70 - 128)

NOTE(S):

J Estimated result. Result is less than RL.

MACTEC Engineering and Consulting Inc

Client Sample ID: RFI-20-1008

GC/MS Volatiles

Lot-Sample #...: C8J160331-013	**Work Order #...:** K02VC1AM	**Matrix.....:** WATER
Date Sampled...: 10/15/08	**Date Received..:** 10/16/08	**MS Run #.....:** 8292038
Prep Date.....: 10/18/08	**Analysis Date..:** 10/18/08	
Prep Batch #...: 8292073	**Analysis Time..:** 17:20	
Dilution Factor: 200	**Initial Wgt/Vol:** 5 mL	**Final Wgt/Vol..:** 5 mL
Analyst ID.....: 403794	**Instrument ID..:** HP6	
	Method.....: SW846 8260B	

PARAMETER	RESULT	REPORTING LIMIT	UNITS	MDL
Acetone	ND	1000	ug/L	500
Benzene	ND	200	ug/L	55
Bromodichloromethane	ND	200	ug/L	40
Bromoform	ND	200	ug/L	49
Bromomethane	ND	200	ug/L	61
2-Butanone	ND	1000	ug/L	100
Carbon disulfide	ND	200	ug/L	39
Carbon tetrachloride	ND	200	ug/L	61
Chlorobenzene	**5300**	**200**	**ug/L**	**45**
Chloroethane	ND	200	ug/L	50
Chloroform	ND	200	ug/L	48
Chloromethane	ND	200	ug/L	53
Cyclohexane	ND	200	ug/L	59
Dibromochloromethane	ND	200	ug/L	33
1,2-Dibromo-3-chloro-propane	ND	200	ug/L	48
1,2-Dibromoethane	ND	200	ug/L	46
1,3-Dichlorobenzene	ND	200	ug/L	33
1,4-Dichlorobenzene	ND	200	ug/L	36
1,2-Dichlorobenzene	ND	200	ug/L	44
Dichlorodifluoromethane	ND	200	ug/L	52
1,1-Dichloroethane	ND	200	ug/L	49
1,2-Dichloroethane	ND	200	ug/L	43
1,1-Dichloroethene	ND	200	ug/L	56
cis-1,2-Dichloroethene	ND	200	ug/L	55
trans-1,2-Dichloroethene	ND	200	ug/L	54
1,2-Dichloropropane	ND	200	ug/L	36
cis-1,3-Dichloropropene	ND	200	ug/L	39
trans-1,3-Dichloropropene	ND	200	ug/L	37
Ethylbenzene	ND	200	ug/L	36
2-Hexanone	ND	1000	ug/L	110
Isopropylbenzene	ND	200	ug/L	45
Methyl acetate	ND	200	ug/L	20
Methylene chloride	ND	200	ug/L	64
Methylcyclohexane	ND	200	ug/L	63
4-Methyl-2-pentanone	ND	1000	ug/L	45
Methyl tert-butyl ether	ND	200	ug/L	40

(Continued on next page)

MACTEC Engineering and Consulting Inc

Client Sample ID: RFI-20-1008

GC/MS Volatiles

Lot-Sample #...: C8J160331-013 **Work Order #...:** K02VC1AM **Matrix.....:** WATER

PARAMETER	RESULT	REPORTING LIMIT	UNITS	MDL
Styrene	ND	200	ug/L	44
1,1,2,2-Tetrachloroethane	ND	200	ug/L	31
1,2,4-Trichloro-benzene	**110 J**	**200**	**ug/L**	**30**
Tetrachloroethene	ND	200	ug/L	47
1,1,1-Trichloroethane	ND	200	ug/L	50
1,1,2-Trichloroethane	ND	200	ug/L	39
Trichloroethene	ND	200	ug/L	59
Trichlorofluoromethane	ND	200	ug/L	16
1,1,2-Trichloro-1,2,2-trifluoroethane	ND	200	ug/L	60
Toluene	ND	200	ug/L	47
Vinyl chloride	ND	200	ug/L	58
Xylenes (total)	ND	600	ug/L	120

SURROGATE	PERCENT RECOVERY	RECOVERY LIMITS
Toluene-d8	105	(71 - 118)
1,2-Dichloroethane-d4	112	(64 - 135)
4-Bromofluorobenzene	103	(70 - 118)
Dibromofluoromethane	96	(70 - 128)

NOTE(S):

J Estimated result. Result is less than RL.

MACTEC Engineering and Consulting Inc

Client Sample ID: RFI-30-1008

GC/MS Volatiles

Lot-Sample #...: C8J160331-014	**Work Order #...:** K02VD1AM	**Matrix.....:** WATER
Date Sampled...: 10/15/08	**Date Received..:** 10/16/08	**MS Run #.....:** 8292038
Prep Date.....: 10/18/08	**Analysis Date..:** 10/18/08	
Prep Batch #...: 8292073	**Analysis Time..:** 17:44	
Dilution Factor: 1	**Initial Wgt/Vol:** 5 mL	**Final Wgt/Vol..:** 5 mL
Analyst ID.....: 403794	**Instrument ID..:** HP6	
	Method.....: SW846 8260B	

PARAMETER	RESULT	REPORTING LIMIT	UNITS	MDL
Acetone	ND	5.0	ug/L	2.5
Benzene	ND	1.0	ug/L	0.27
Bromodichloromethane	ND	1.0	ug/L	0.20
Bromoform	ND	1.0	ug/L	0.25
Bromomethane	ND	1.0	ug/L	0.30
2-Butanone	ND	5.0	ug/L	0.50
Carbon disulfide	ND	1.0	ug/L	0.20
Carbon tetrachloride	ND	1.0	ug/L	0.30
Chlorobenzene	**0.25 J**	**1.0**	**ug/L**	**0.23**
Chloroethane	ND	1.0	ug/L	0.25
Chloroform	ND	1.0	ug/L	0.24
Chloromethane	ND	1.0	ug/L	0.27
Cyclohexane	ND	1.0	ug/L	0.30
Dibromochloromethane	ND	1.0	ug/L	0.16
1,2-Dibromo-3-chloro-propane	ND	1.0	ug/L	0.24
1,2-Dibromoethane	ND	1.0	ug/L	0.23
1,3-Dichlorobenzene	ND	1.0	ug/L	0.16
1,4-Dichlorobenzene	ND	1.0	ug/L	0.18
1,2-Dichlorobenzene	ND	1.0	ug/L	0.22
Dichlorodifluoromethane	ND	1.0	ug/L	0.26
1,1-Dichloroethane	ND	1.0	ug/L	0.24
1,2-Dichloroethane	ND	1.0	ug/L	0.21
1,1-Dichloroethene	ND	1.0	ug/L	0.28
cis-1,2-Dichloroethene	ND	1.0	ug/L	0.27
trans-1,2-Dichloroethene	ND	1.0	ug/L	0.27
1,2-Dichloropropane	ND	1.0	ug/L	0.18
cis-1,3-Dichloropropene	ND	1.0	ug/L	0.19
trans-1,3-Dichloropropene	ND	1.0	ug/L	0.18
Ethylbenzene	ND	1.0	ug/L	0.18
2-Hexanone	ND	5.0	ug/L	0.53
Isopropylbenzene	ND	1.0	ug/L	0.22
Methyl acetate	ND	1.0	ug/L	0.10
Methylene chloride	ND	1.0	ug/L	0.32
Methylcyclohexane	ND	1.0	ug/L	0.32
4-Methyl-2-pentanone	ND	5.0	ug/L	0.23
Methyl tert-butyl ether	ND	1.0	ug/L	0.20

(Continued on next page)

MACTEC Engineering and Consulting Inc

Client Sample ID: RFI-30-1008

GC/MS Volatiles

Lot-Sample #...: C8J160331-014 **Work Order #...:** K02VD1AM **Matrix.....:** WATER

PARAMETER	RESULT	REPORTING LIMIT	UNITS	MDL
Styrene	ND	1.0	ug/L	0.22
1,1,2,2-Tetrachloroethane	ND	1.0	ug/L	0.15
1,2,4-Trichloro-benzene	ND	1.0	ug/L	0.15
Tetrachloroethene	ND	1.0	ug/L	0.24
1,1,1-Trichloroethane	ND	1.0	ug/L	0.25
1,1,2-Trichloroethane	ND	1.0	ug/L	0.20
Trichloroethene	ND	1.0	ug/L	0.29
Trichlorofluoromethane	ND	1.0	ug/L	0.080
1,1,2-Trichloro-1,2,2-trifluoroethane	ND	1.0	ug/L	0.30
Toluene	ND	1.0	ug/L	0.23
Vinyl chloride	ND	1.0	ug/L	0.29
Xylenes (total)	ND	3.0	ug/L	0.62

SURROGATE	PERCENT RECOVERY	RECOVERY LIMITS
Toluene-d8	105	(71 - 118)
1,2-Dichloroethane-d4	108	(64 - 135)
4-Bromofluorobenzene	104	(70 - 118)
Dibromofluoromethane	96	(70 - 128)

NOTE(S):

J Estimated result. Result is less than RL.

MACTEC Engineering and Consulting Inc

Client Sample ID: ICM-102-1008

GC/MS Volatiles

Lot-Sample #...: C8J160331-015	**Work Order #...:** K02VE1AM	**Matrix.....:** WATER
Date Sampled...: 10/15/08	**Date Received..:** 10/16/08	**MS Run #.....:** 8292038
Prep Date.....: 10/18/08	**Analysis Date..:** 10/18/08	
Prep Batch #...: 8292073	**Analysis Time..:** 18:08	
Dilution Factor: 1	**Initial Wgt/Vol:** 5 mL	**Final Wgt/Vol..:** 5 mL
Analyst ID.....: 403794	**Instrument ID..:** HP6	
	Method.....: SW846 8260B	

PARAMETER	RESULT	REPORTING LIMIT	UNITS	MDL
Acetone	ND	5.0	ug/L	2.5
Benzene	ND	1.0	ug/L	0.27
Bromodichloromethane	ND	1.0	ug/L	0.20
Bromoform	ND	1.0	ug/L	0.25
Bromomethane	ND	1.0	ug/L	0.30
2-Butanone	ND	5.0	ug/L	0.50
Carbon disulfide	ND	1.0	ug/L	0.20
Carbon tetrachloride	ND	1.0	ug/L	0.30
Chlorobenzene	**18**	**1.0**	**ug/L**	**0.23**
Chloroethane	ND	1.0	ug/L	0.25
Chloroform	ND	1.0	ug/L	0.24
Chloromethane	ND	1.0	ug/L	0.27
Cyclohexane	ND	1.0	ug/L	0.30
Dibromochloromethane	ND	1.0	ug/L	0.16
1,2-Dibromo-3-chloro-propane	ND	1.0	ug/L	0.24
1,2-Dibromoethane	ND	1.0	ug/L	0.23
1,3-Dichlorobenzene	**0.22 J**	**1.0**	**ug/L**	**0.16**
1,4-Dichlorobenzene	**0.92 J**	**1.0**	**ug/L**	**0.18**
1,2-Dichlorobenzene	**2.1**	**1.0**	**ug/L**	**0.22**
Dichlorodifluoromethane	ND	1.0	ug/L	0.26
1,1-Dichloroethane	ND	1.0	ug/L	0.24
1,2-Dichloroethane	ND	1.0	ug/L	0.21
1,1-Dichloroethene	ND	1.0	ug/L	0.28
cis-1,2-Dichloroethene	ND	1.0	ug/L	0.27
trans-1,2-Dichloroethene	ND	1.0	ug/L	0.27
1,2-Dichloropropane	ND	1.0	ug/L	0.18
cis-1,3-Dichloropropene	ND	1.0	ug/L	0.19
trans-1,3-Dichloropropene	ND	1.0	ug/L	0.18
Ethylbenzene	ND	1.0	ug/L	0.18
2-Hexanone	ND	5.0	ug/L	0.53
Isopropylbenzene	ND	1.0	ug/L	0.22
Methyl acetate	ND	1.0	ug/L	0.10
Methylene chloride	ND	1.0	ug/L	0.32
Methylcyclohexane	ND	1.0	ug/L	0.32
4-Methyl-2-pentanone	ND	5.0	ug/L	0.23
Methyl tert-butyl ether	ND	1.0	ug/L	0.20

(Continued on next page)

MACTEC Engineering and Consulting Inc

Client Sample ID: ICM-102-1008

GC/MS Volatiles

Lot-Sample #...: C8J160331-015 **Work Order #...:** K02VE1AM **Matrix.....:** WATER

PARAMETER	RESULT	REPORTING LIMIT	UNITS	MDL
Styrene	ND	1.0	ug/L	0.22
1,1,2,2-Tetrachloroethane	ND	1.0	ug/L	0.15
1,2,4-Trichloro-benzene	ND	1.0	ug/L	0.15
Tetrachloroethene	ND	1.0	ug/L	0.24
1,1,1-Trichloroethane	ND	1.0	ug/L	0.25
1,1,2-Trichloroethane	ND	1.0	ug/L	0.20
Trichloroethene	ND	1.0	ug/L	0.29
Trichlorofluoromethane	ND	1.0	ug/L	0.080
1,1,2-Trichloro-1,2,2-trifluoroethane	ND	1.0	ug/L	0.30
Toluene	ND	1.0	ug/L	0.23
Vinyl chloride	ND	1.0	ug/L	0.29
Xylenes (total)	ND	3.0	ug/L	0.62

SURROGATE	PERCENT RECOVERY	RECOVERY LIMITS
Toluene-d8	106	(71 - 118)
1,2-Dichloroethane-d4	110	(64 - 135)
4-Bromofluorobenzene	99	(70 - 118)
Dibromofluoromethane	97	(70 - 128)

NOTE(S):

J Estimated result. Result is less than RL.

MACTEC Engineering and Consulting Inc

Client Sample ID: RFI-25-1008

GC/MS Volatiles

Lot-Sample #...: C8J160331-016	**Work Order #...:** K02VH1AM	**Matrix.....:** WATER
Date Sampled...: 10/15/08	**Date Received..:** 10/16/08	**MS Run #.....:** 8292038
Prep Date.....: 10/18/08	**Analysis Date..:** 10/18/08	
Prep Batch #...: 8292073	**Analysis Time..:** 18:31	
Dilution Factor: 25	**Initial Wgt/Vol:** 5 mL	**Final Wgt/Vol..:** 5 mL
Analyst ID.....: 403794	**Instrument ID..:** HP6	
	Method.....: SW846 8260B	

PARAMETER	RESULT	REPORTING LIMIT	UNITS	MDL
Acetone	ND	120	ug/L	62
Benzene	ND	25	ug/L	6.8
Bromodichloromethane	ND	25	ug/L	5.0
Bromoform	ND	25	ug/L	6.1
Bromomethane	ND	25	ug/L	7.6
2-Butanone	ND	120	ug/L	12
Carbon disulfide	ND	25	ug/L	4.9
Carbon tetrachloride	ND	25	ug/L	7.6
Chlorobenzene	**520**	**25**	**ug/L**	**5.6**
Chloroethane	ND	25	ug/L	6.2
Chloroform	ND	25	ug/L	6.0
Chloromethane	ND	25	ug/L	6.7
Cyclohexane	ND	25	ug/L	7.4
Dibromochloromethane	ND	25	ug/L	4.1
1,2-Dibromo-3-chloro-propane	ND	25	ug/L	6.0
1,2-Dibromoethane	ND	25	ug/L	5.7
1,3-Dichlorobenzene	ND	25	ug/L	4.1
1,4-Dichlorobenzene	**6.7 J**	**25**	**ug/L**	**4.4**
1,2-Dichlorobenzene	ND	25	ug/L	5.4
Dichlorodifluoromethane	ND	25	ug/L	6.5
1,1-Dichloroethane	ND	25	ug/L	6.1
1,2-Dichloroethane	ND	25	ug/L	5.4
1,1-Dichloroethene	ND	25	ug/L	7.0
cis-1,2-Dichloroethene	ND	25	ug/L	6.8
trans-1,2-Dichloroethene	ND	25	ug/L	6.8
1,2-Dichloropropane	ND	25	ug/L	4.5
cis-1,3-Dichloropropene	ND	25	ug/L	4.9
trans-1,3-Dichloropropene	ND	25	ug/L	4.6
Ethylbenzene	ND	25	ug/L	4.5
2-Hexanone	ND	120	ug/L	13
Isopropylbenzene	ND	25	ug/L	5.6
Methyl acetate	ND	25	ug/L	2.6
Methylene chloride	ND	25	ug/L	7.9
Methylcyclohexane	ND	25	ug/L	7.9
4-Methyl-2-pentanone	ND	120	ug/L	5.6
Methyl tert-butyl ether	ND	25	ug/L	5.0

(Continued on next page)

MACTEC Engineering and Consulting Inc

Client Sample ID: RFI-25-1008

GC/MS Volatiles

Lot-Sample #...: C8J160331-016 **Work Order #...:** K02VH1AM **Matrix.....:** WATER

PARAMETER	RESULT	REPORTING LIMIT	UNITS	MDL
Styrene	ND	25	ug/L	5.4
1,1,2,2-Tetrachloroethane	ND	25	ug/L	3.8
1,2,4-Trichloro-benzene	ND	25	ug/L	3.8
Tetrachloroethene	ND	25	ug/L	5.9
1,1,1-Trichloroethane	ND	25	ug/L	6.3
1,1,2-Trichloroethane	ND	25	ug/L	4.9
Trichloroethene	ND	25	ug/L	7.3
Trichlorofluoromethane	ND	25	ug/L	2.0
1,1,2-Trichloro-1,2,2-trifluoroethane	ND	25	ug/L	7.5
Toluene	ND	25	ug/L	5.8
Vinyl chloride	ND	25	ug/L	7.3
Xylenes (total)	ND	75	ug/L	15

SURROGATE	PERCENT RECOVERY	RECOVERY LIMITS
Toluene-d8	104	(71 - 118)
1,2-Dichloroethane-d4	111	(64 - 135)
4-Bromofluorobenzene	101	(70 - 118)
Dibromofluoromethane	100	(70 - 128)

NOTE(S):

J Estimated result. Result is less than RL.

MACTEC Engineering and Consulting Inc

Client Sample ID: RFI-27-1008

GC/MS Volatiles

Lot-Sample #...: C8J160331-017	**Work Order #...:** K02VJ1AM	**Matrix.....:** WATER
Date Sampled...: 10/15/08	**Date Received..:** 10/16/08	**MS Run #.....:** 8294142
Prep Date.....: 10/20/08	**Analysis Date..:** 10/20/08	
Prep Batch #...: 8294240	**Analysis Time..:** 11:50	
Dilution Factor: 25	**Initial Wgt/Vol:** 5 mL	**Final Wgt/Vol..:** 5 mL
Analyst ID.....: 001562	**Instrument ID..:** HP6	
	Method.....: SW846 8260B	

PARAMETER	RESULT	REPORTING LIMIT	UNITS	MDL
Acetone	ND	120	ug/L	62
Benzene	ND	25	ug/L	6.8
Bromodichloromethane	ND	25	ug/L	5.0
Bromoform	ND	25	ug/L	6.1
Bromomethane	ND	25	ug/L	7.6
2-Butanone	ND	120	ug/L	12
Carbon disulfide	ND	25	ug/L	4.9
Carbon tetrachloride	ND	25	ug/L	7.6
Chlorobenzene	ND	25	ug/L	5.6
Chloroethane	ND	25	ug/L	6.2
Chloroform	ND	25	ug/L	6.0
Chloromethane	ND	25	ug/L	6.7
Cyclohexane	ND	25	ug/L	7.4
Dibromochloromethane	ND	25	ug/L	4.1
1,2-Dibromo-3-chloro-propane	ND	25	ug/L	6.0
1,2-Dibromoethane	ND	25	ug/L	5.7
1,3-Dichlorobenzene	ND	25	ug/L	4.1
1,4-Dichlorobenzene	ND	25	ug/L	4.4
1,2-Dichlorobenzene	ND	25	ug/L	5.4
Dichlorodifluoromethane	ND	25	ug/L	6.5
1,1-Dichloroethane	ND	25	ug/L	6.1
1,2-Dichloroethane	ND	25	ug/L	5.4
1,1-Dichloroethene	ND	25	ug/L	7.0
cis-1,2-Dichloroethene	ND	25	ug/L	6.8
trans-1,2-Dichloroethene	ND	25	ug/L	6.8
1,2-Dichloropropane	ND	25	ug/L	4.5
cis-1,3-Dichloropropene	ND	25	ug/L	4.9
trans-1,3-Dichloropropene	ND	25	ug/L	4.6
Ethylbenzene	ND	25	ug/L	4.5
2-Hexanone	ND	120	ug/L	13
Isopropylbenzene	ND	25	ug/L	5.6
Methyl acetate	ND	25	ug/L	2.6
Methylene chloride	ND	25	ug/L	7.9
Methylcyclohexane	ND	25	ug/L	7.9
4-Methyl-2-pentanone	ND	120	ug/L	5.6
Methyl tert-butyl ether	ND	25	ug/L	5.0

(Continued on next page)

MACTEC Engineering and Consulting Inc

Client Sample ID: RFI-27-1008

GC/MS Volatiles

Lot-Sample #...: C8J160331-017 **Work Order #...:** K02VJ1AM **Matrix.....:** WATER

PARAMETER	RESULT	REPORTING LIMIT	UNITS	MDL
Styrene	ND	25	ug/L	5.4
1,1,2,2-Tetrachloroethane	ND	25	ug/L	3.8
1,2,4-Trichloro-benzene	ND	25	ug/L	3.8
Tetrachloroethene	**560**	**25**	**ug/L**	**5.9**
1,1,1-Trichloroethane	ND	25	ug/L	6.3
1,1,2-Trichloroethane	ND	25	ug/L	4.9
Trichloroethene	**32**	**25**	**ug/L**	**7.3**
Trichlorofluoromethane	ND	25	ug/L	2.0
1,1,2-Trichloro-1,2,2-trifluoroethane	ND	25	ug/L	7.5
Toluene	ND	25	ug/L	5.8
Vinyl chloride	ND	25	ug/L	7.3
Xylenes (total)	ND	75	ug/L	15

SURROGATE	PERCENT RECOVERY	RECOVERY LIMITS
Toluene-d8	102	(71 - 118)
1,2-Dichloroethane-d4	110	(64 - 135)
4-Bromofluorobenzene	98	(70 - 118)
Dibromofluoromethane	98	(70 - 128)

MACTEC Engineering and Consulting Inc

Client Sample ID: ICM-104-1008

GC/MS Volatiles

Lot-Sample #...: C8J160331-018	**Work Order #...:** K02VK1AM	**Matrix.....:** WATER
Date Sampled...: 10/15/08	**Date Received..:** 10/16/08	**MS Run #.....:** 8292038
Prep Date.....: 10/18/08	**Analysis Date..:** 10/18/08	
Prep Batch #...: 8292073	**Analysis Time..:** 19:18	
Dilution Factor: 1	**Initial Wgt/Vol:** 5 mL	**Final Wgt/Vol..:** 5 mL
Analyst ID.....: 403794	**Instrument ID..:** HP6	
	Method.....: SW846 8260B	

PARAMETER	RESULT	REPORTING LIMIT	UNITS	MDL
Acetone	**22**	**5.0**	**ug/L**	**2.5**
Benzene	**10**	**1.0**	**ug/L**	**0.27**
Bromodichloromethane	ND	1.0	ug/L	0.20
Bromoform	ND	1.0	ug/L	0.25
Bromomethane	ND	1.0	ug/L	0.30
2-Butanone	ND	5.0	ug/L	0.50
Carbon disulfide	ND	1.0	ug/L	0.20
Carbon tetrachloride	ND	1.0	ug/L	0.30
Chlorobenzene	**0.27 J**	**1.0**	**ug/L**	**0.23**
Chloroethane	ND	1.0	ug/L	0.25
Chloroform	ND	1.0	ug/L	0.24
Chloromethane	ND	1.0	ug/L	0.27
Cyclohexane	ND	1.0	ug/L	0.30
Dibromochloromethane	ND	1.0	ug/L	0.16
1,2-Dibromo-3-chloro-propane	ND	1.0	ug/L	0.24
1,2-Dibromoethane	ND	1.0	ug/L	0.23
1,3-Dichlorobenzene	ND	1.0	ug/L	0.16
1,4-Dichlorobenzene	ND	1.0	ug/L	0.18
1,2-Dichlorobenzene	ND	1.0	ug/L	0.22
Dichlorodifluoromethane	ND	1.0	ug/L	0.26
1,1-Dichloroethane	ND	1.0	ug/L	0.24
1,2-Dichloroethane	ND	1.0	ug/L	0.21
1,1-Dichloroethene	ND	1.0	ug/L	0.28
cis-1,2-Dichloroethene	ND	1.0	ug/L	0.27
trans-1,2-Dichloroethene	ND	1.0	ug/L	0.27
1,2-Dichloropropane	ND	1.0	ug/L	0.18
cis-1,3-Dichloropropene	ND	1.0	ug/L	0.19
trans-1,3-Dichloropropene	ND	1.0	ug/L	0.18
Ethylbenzene	**7.2**	**1.0**	**ug/L**	**0.18**
2-Hexanone	ND	5.0	ug/L	0.53
Isopropylbenzene	**1.5**	**1.0**	**ug/L**	**0.22**
Methyl acetate	ND	1.0	ug/L	0.10
Methylene chloride	ND	1.0	ug/L	0.32
Methylcyclohexane	ND	1.0	ug/L	0.32
4-Methyl-2-pentanone	ND	5.0	ug/L	0.23
Methyl tert-butyl ether	ND	1.0	ug/L	0.20

(Continued on next page)

MACTEC Engineering and Consulting Inc

Client Sample ID: ICM-104-1008

GC/MS Volatiles

Lot-Sample #...: C8J160331-018 **Work Order #...:** K02VK1AM **Matrix.....:** WATER

PARAMETER	RESULT	REPORTING LIMIT	UNITS	MDL
Styrene	**2.4**	**1.0**	**ug/L**	**0.22**
1,1,2,2-Tetrachloroethane	ND	1.0	ug/L	0.15
1,2,4-Trichloro-benzene	ND	1.0	ug/L	0.15
Tetrachloroethene	ND	1.0	ug/L	0.24
1,1,1-Trichloroethane	ND	1.0	ug/L	0.25
1,1,2-Trichloroethane	ND	1.0	ug/L	0.20
Trichloroethene	ND	1.0	ug/L	0.29
Trichlorofluoromethane	ND	1.0	ug/L	0.080
1,1,2-Trichloro-1,2,2-trifluoroethane	ND	1.0	ug/L	0.30
Toluene	**10**	**1.0**	**ug/L**	**0.23**
Vinyl chloride	ND	1.0	ug/L	0.29
Xylenes (total)	**43**	**3.0**	**ug/L**	**0.62**

SURROGATE	PERCENT RECOVERY	RECOVERY LIMITS
Toluene-d8	101	(71 - 118)
1,2-Dichloroethane-d4	114	(64 - 135)
4-Bromofluorobenzene	98	(70 - 118)
Dibromofluoromethane	99	(70 - 128)

NOTE(S):

J Estimated result. Result is less than RL.

MACTEC Engineering and Consulting Inc

Client Sample ID: RFI-24-1008

GC/MS Volatiles

Lot-Sample #...: C8J160331-019	**Work Order #...:** K02VM1AM	**Matrix.....:** WATER
Date Sampled...: 10/15/08	**Date Received..:** 10/16/08	**MS Run #.....:** 8292038
Prep Date.....: 10/18/08	**Analysis Date..:** 10/18/08	
Prep Batch #...: 8292073	**Analysis Time..:** 19:42	
Dilution Factor: 1	**Initial Wgt/Vol:** 5 mL	**Final Wgt/Vol..:** 5 mL
Analyst ID.....: 403794	**Instrument ID..:** HP6	
	Method.....: SW846 8260B	

PARAMETER	RESULT	REPORTING LIMIT	UNITS	MDL
Acetone	**59**	**5.0**	**ug/L**	**2.5**
Benzene	**6.5**	**1.0**	**ug/L**	**0.27**
Bromodichloromethane	ND	1.0	ug/L	0.20
Bromoform	ND	1.0	ug/L	0.25
Bromomethane	ND	1.0	ug/L	0.30
2-Butanone	**1.1 J**	**5.0**	**ug/L**	**0.50**
Carbon disulfide	ND	1.0	ug/L	0.20
Carbon tetrachloride	ND	1.0	ug/L	0.30
Chlorobenzene	**0.60 J**	**1.0**	**ug/L**	**0.23**
Chloroethane	ND	1.0	ug/L	0.25
Chloroform	ND	1.0	ug/L	0.24
Chloromethane	ND	1.0	ug/L	0.27
Cyclohexane	ND	1.0	ug/L	0.30
Dibromochloromethane	ND	1.0	ug/L	0.16
1,2-Dibromo-3-chloro-propane	ND	1.0	ug/L	0.24
1,2-Dibromoethane	ND	1.0	ug/L	0.23
1,3-Dichlorobenzene	ND	1.0	ug/L	0.16
1,4-Dichlorobenzene	ND	1.0	ug/L	0.18
1,2-Dichlorobenzene	ND	1.0	ug/L	0.22
Dichlorodifluoromethane	ND	1.0	ug/L	0.26
1,1-Dichloroethane	ND	1.0	ug/L	0.24
1,2-Dichloroethane	ND	1.0	ug/L	0.21
1,1-Dichloroethene	ND	1.0	ug/L	0.28
cis-1,2-Dichloroethene	ND	1.0	ug/L	0.27
trans-1,2-Dichloroethene	ND	1.0	ug/L	0.27
1,2-Dichloropropane	ND	1.0	ug/L	0.18
cis-1,3-Dichloropropene	ND	1.0	ug/L	0.19
trans-1,3-Dichloropropene	ND	1.0	ug/L	0.18
Ethylbenzene	**0.51 J**	**1.0**	**ug/L**	**0.18**
2-Hexanone	**0.56 J**	**5.0**	**ug/L**	**0.53**
Isopropylbenzene	**0.24 J**	**1.0**	**ug/L**	**0.22**
Methyl acetate	ND	1.0	ug/L	0.10
Methylene chloride	ND	1.0	ug/L	0.32
Methylcyclohexane	**0.49 J**	**1.0**	**ug/L**	**0.32**
4-Methyl-2-pentanone	ND	5.0	ug/L	0.23
Methyl tert-butyl ether	ND	1.0	ug/L	0.20

(Continued on next page)

MACTEC Engineering and Consulting Inc

Client Sample ID: RFI-24-1008

GC/MS Volatiles

Lot-Sample #...: C8J160331-019 **Work Order #...:** K02VM1AM **Matrix.....:** WATER

PARAMETER	RESULT	REPORTING LIMIT	UNITS	MDL
Styrene	ND	1.0	ug/L	0.22
1,1,2,2-Tetrachloroethane	ND	1.0	ug/L	0.15
1,2,4-Trichloro-benzene	ND	1.0	ug/L	0.15
Tetrachloroethene	ND	1.0	ug/L	0.24
1,1,1-Trichloroethane	ND	1.0	ug/L	0.25
1,1,2-Trichloroethane	ND	1.0	ug/L	0.20
Trichloroethene	ND	1.0	ug/L	0.29
Trichlorofluoromethane	ND	1.0	ug/L	0.080
1,1,2-Trichloro-1,2,2-trifluoroethane	ND	1.0	ug/L	0.30
Toluene	**1.9**	**1.0**	**ug/L**	**0.23**
Vinyl chloride	ND	1.0	ug/L	0.29
Xylenes (total)	**1.7 J**	**3.0**	**ug/L**	**0.62**

SURROGATE	PERCENT RECOVERY	RECOVERY LIMITS
Toluene-d8	103	(71 - 118)
1,2-Dichloroethane-d4	113	(64 - 135)
4-Bromofluorobenzene	98	(70 - 118)
Dibromofluoromethane	100	(70 - 128)

NOTE(S):

J Estimated result. Result is less than RL.

MACTEC Engineering and Consulting Inc

Client Sample ID: ICM-103-1008

GC/MS Volatiles

Lot-Sample #...: C8J160331-020	**Work Order #...:** K02VN1AM	**Matrix.....:** WATER
Date Sampled...: 10/15/08	**Date Received..:** 10/16/08	**MS Run #.....:** 8292038
Prep Date.....: 10/18/08	**Analysis Date..:** 10/18/08	
Prep Batch #...: 8292073	**Analysis Time..:** 20:06	
Dilution Factor: 1	**Initial Wgt/Vol:** 5 mL	**Final Wgt/Vol..:** 5 mL
Analyst ID.....: 403794	**Instrument ID..:** HP6	
	Method.....: SW846 8260B	

PARAMETER	RESULT	REPORTING LIMIT	UNITS	MDL
Acetone	**3.8 J**	**5.0**	**ug/L**	**2.5**
Benzene	**1.4**	**1.0**	**ug/L**	**0.27**
Bromodichloromethane	ND	1.0	ug/L	0.20
Bromoform	ND	1.0	ug/L	0.25
Bromomethane	ND	1.0	ug/L	0.30
2-Butanone	ND	5.0	ug/L	0.50
Carbon disulfide	**0.25 J**	**1.0**	**ug/L**	**0.20**
Carbon tetrachloride	ND	1.0	ug/L	0.30
Chlorobenzene	**1.1**	**1.0**	**ug/L**	**0.23**
Chloroethane	ND	1.0	ug/L	0.25
Chloroform	ND	1.0	ug/L	0.24
Chloromethane	ND	1.0	ug/L	0.27
Cyclohexane	ND	1.0	ug/L	0.30
Dibromochloromethane	ND	1.0	ug/L	0.16
1,2-Dibromo-3-chloro-propane	ND	1.0	ug/L	0.24
1,2-Dibromoethane	ND	1.0	ug/L	0.23
1,3-Dichlorobenzene	ND	1.0	ug/L	0.16
1,4-Dichlorobenzene	**0.43 J**	**1.0**	**ug/L**	**0.18**
1,2-Dichlorobenzene	**0.23 J**	**1.0**	**ug/L**	**0.22**
Dichlorodifluoromethane	ND	1.0	ug/L	0.26
1,1-Dichloroethane	ND	1.0	ug/L	0.24
1,2-Dichloroethane	ND	1.0	ug/L	0.21
1,1-Dichloroethene	ND	1.0	ug/L	0.28
cis-1,2-Dichloroethene	ND	1.0	ug/L	0.27
trans-1,2-Dichloroethene	ND	1.0	ug/L	0.27
1,2-Dichloropropane	ND	1.0	ug/L	0.18
cis-1,3-Dichloropropene	ND	1.0	ug/L	0.19
trans-1,3-Dichloropropene	ND	1.0	ug/L	0.18
Ethylbenzene	**0.28 J**	**1.0**	**ug/L**	**0.18**
2-Hexanone	ND	5.0	ug/L	0.53
Isopropylbenzene	ND	1.0	ug/L	0.22
Methyl acetate	ND	1.0	ug/L	0.10
Methylene chloride	ND	1.0	ug/L	0.32
Methylcyclohexane	**0.54 J**	**1.0**	**ug/L**	**0.32**
4-Methyl-2-pentanone	ND	5.0	ug/L	0.23
Methyl tert-butyl ether	ND	1.0	ug/L	0.20

(Continued on next page)

MACTEC Engineering and Consulting Inc

Client Sample ID: ICM-103-1008

GC/MS Volatiles

Lot-Sample #...: C8J160331-020 **Work Order #...:** K02VN1AM **Matrix.....:** WATER

PARAMETER	RESULT	REPORTING LIMIT	UNITS	MDL
Styrene	ND	1.0	ug/L	0.22
1,1,2,2-Tetrachloroethane	ND	1.0	ug/L	0.15
1,2,4-Trichloro-benzene	ND	1.0	ug/L	0.15
Tetrachloroethene	ND	1.0	ug/L	0.24
1,1,1-Trichloroethane	ND	1.0	ug/L	0.25
1,1,2-Trichloroethane	ND	1.0	ug/L	0.20
Trichloroethene	ND	1.0	ug/L	0.29
Trichlorofluoromethane	ND	1.0	ug/L	0.080
1,1,2-Trichloro-1,2,2-trifluoroethane	ND	1.0	ug/L	0.30
Toluene	**0.27 J**	**1.0**	**ug/L**	**0.23**
Vinyl chloride	ND	1.0	ug/L	0.29
Xylenes (total)	**1.5 J**	**3.0**	**ug/L**	**0.62**

SURROGATE	PERCENT RECOVERY	RECOVERY LIMITS
Toluene-d8	103	(71 - 118)
1,2-Dichloroethane-d4	108	(64 - 135)
4-Bromofluorobenzene	100	(70 - 118)
Dibromofluoromethane	98	(70 - 128)

NOTE(S):

J Estimated result. Result is less than RL.

MACTEC Engineering and Consulting Inc

Client Sample ID: MW6-R-R-1008

GC/MS Volatiles

Lot-Sample #...: C8J160331-021	**Work Order #...:** K02VP1AM	**Matrix.....:** WATER
Date Sampled...: 10/15/08	**Date Received..:** 10/16/08	**MS Run #.....:** 8294142
Prep Date.....: 10/20/08	**Analysis Date..:** 10/20/08	
Prep Batch #...: 8294240	**Analysis Time..:** 12:14	
Dilution Factor: 25	**Initial Wgt/Vol:** 5 mL	**Final Wgt/Vol..:** 5 mL
Analyst ID.....: 001562	**Instrument ID..:** HP6	
	Method.....: SW846 8260B	

PARAMETER	RESULT	REPORTING LIMIT	UNITS	MDL
Acetone	ND	120	ug/L	62
Benzene	**26**	**25**	**ug/L**	**6.8**
Bromodichloromethane	ND	25	ug/L	5.0
Bromoform	ND	25	ug/L	6.1
Bromomethane	ND	25	ug/L	7.6
2-Butanone	ND	120	ug/L	12
Carbon disulfide	ND	25	ug/L	4.9
Carbon tetrachloride	ND	25	ug/L	7.6
Chlorobenzene	**310**	**25**	**ug/L**	**5.6**
Chloroethane	ND	25	ug/L	6.2
Chloroform	ND	25	ug/L	6.0
Chloromethane	ND	25	ug/L	6.7
Cyclohexane	ND	25	ug/L	7.4
Dibromochloromethane	ND	25	ug/L	4.1
1,2-Dibromo-3-chloro-propane	ND	25	ug/L	6.0
1,2-Dibromoethane	ND	25	ug/L	5.7
1,3-Dichlorobenzene	ND	25	ug/L	4.1
1,4-Dichlorobenzene	ND	25	ug/L	4.4
1,2-Dichlorobenzene	ND	25	ug/L	5.4
Dichlorodifluoromethane	ND	25	ug/L	6.5
1,1-Dichloroethane	ND	25	ug/L	6.1
1,2-Dichloroethane	ND	25	ug/L	5.4
1,1-Dichloroethene	ND	25	ug/L	7.0
cis-1,2-Dichloroethene	ND	25	ug/L	6.8
trans-1,2-Dichloroethene	ND	25	ug/L	6.8
1,2-Dichloropropane	ND	25	ug/L	4.5
cis-1,3-Dichloropropene	ND	25	ug/L	4.9
trans-1,3-Dichloropropene	ND	25	ug/L	4.6
Ethylbenzene	ND	25	ug/L	4.5
2-Hexanone	ND	120	ug/L	13
Isopropylbenzene	ND	25	ug/L	5.6
Methyl acetate	ND	25	ug/L	2.6
Methylene chloride	ND	25	ug/L	7.9
Methylcyclohexane	ND	25	ug/L	7.9
4-Methyl-2-pentanone	ND	120	ug/L	5.6
Methyl tert-butyl ether	ND	25	ug/L	5.0

(Continued on next page)

MACTEC Engineering and Consulting Inc

Client Sample ID: MW6-R-R-1008

GC/MS Volatiles

Lot-Sample #...: C8J160331-021 **Work Order #...:** K02VP1AM **Matrix.....:** WATER

PARAMETER	RESULT	REPORTING LIMIT	UNITS	MDL
Styrene	ND	25	ug/L	5.4
1,1,2,2-Tetrachloroethane	ND	25	ug/L	3.8
1,2,4-Trichloro-benzene	ND	25	ug/L	3.8
Tetrachloroethene	ND	25	ug/L	5.9
1,1,1-Trichloroethane	ND	25	ug/L	6.3
1,1,2-Trichloroethane	ND	25	ug/L	4.9
Trichloroethene	ND	25	ug/L	7.3
Trichlorofluoromethane	ND	25	ug/L	2.0
1,1,2-Trichloro-1,2,2-trifluoroethane	ND	25	ug/L	7.5
Toluene	ND	25	ug/L	5.8
Vinyl chloride	ND	25	ug/L	7.3
Xylenes (total)	ND	75	ug/L	15

SURROGATE	PERCENT RECOVERY	RECOVERY LIMITS
Toluene-d8	101	(71 - 118)
1,2-Dichloroethane-d4	110	(64 - 135)
4-Bromofluorobenzene	98	(70 - 118)
Dibromofluoromethane	97	(70 - 128)

MACTEC Engineering and Consulting Inc

Client Sample ID: ICM-101-1008

GC/MS Volatiles

Lot-Sample #...:	C8J160331-022	**Work Order #...:**	K02VT1AM	**Matrix.....:**	WATER
Date Sampled...:	10/15/08	**Date Received..:**	10/16/08	**MS Run #.....:**	8294142
Prep Date.....:	10/20/08	**Analysis Date..:**	10/20/08		
Prep Batch #...:	8294240	**Analysis Time..:**	12:38		
Dilution Factor:	200	**Initial Wgt/Vol:**	5 mL	**Final Wgt/Vol..:**	5 mL
Analyst ID.....:	001562	**Instrument ID..:**	HP6		
		Method.....:	SW846 8260B		

PARAMETER	RESULT	REPORTING LIMIT	UNITS	MDL
Acetone	ND	1000	ug/L	500
Benzene	**6900**	**200**	**ug/L**	**55**
Bromodichloromethane	ND	200	ug/L	40
Bromoform	ND	200	ug/L	49
Bromomethane	ND	200	ug/L	61
2-Butanone	ND	1000	ug/L	100
Carbon disulfide	ND	200	ug/L	39
Carbon tetrachloride	ND	200	ug/L	61
Chlorobenzene	**6400**	**200**	**ug/L**	**45**
Chloroethane	ND	200	ug/L	50
Chloroform	ND	200	ug/L	48
Chloromethane	ND	200	ug/L	53
Cyclohexane	ND	200	ug/L	59
Dibromochloromethane	ND	200	ug/L	33
1,2-Dibromo-3-chloro-propane	ND	200	ug/L	48
1,2-Dibromoethane	ND	200	ug/L	46
1,3-Dichlorobenzene	ND	200	ug/L	33
1,4-Dichlorobenzene	**140 J**	**200**	**ug/L**	**36**
1,2-Dichlorobenzene	**44 J**	**200**	**ug/L**	**44**
Dichlorodifluoromethane	ND	200	ug/L	52
1,1-Dichloroethane	ND	200	ug/L	49
1,2-Dichloroethane	ND	200	ug/L	43
1,1-Dichloroethene	ND	200	ug/L	56
cis-1,2-Dichloroethene	ND	200	ug/L	55
trans-1,2-Dichloroethene	ND	200	ug/L	54
1,2-Dichloropropane	ND	200	ug/L	36
cis-1,3-Dichloropropene	ND	200	ug/L	39
trans-1,3-Dichloropropene	ND	200	ug/L	37
Ethylbenzene	ND	200	ug/L	36
2-Hexanone	ND	1000	ug/L	110
Isopropylbenzene	ND	200	ug/L	45
Methyl acetate	ND	200	ug/L	20
Methylene chloride	ND	200	ug/L	64
Methylcyclohexane	ND	200	ug/L	63
4-Methyl-2-pentanone	ND	1000	ug/L	45
Methyl tert-butyl ether	ND	200	ug/L	40

(Continued on next page)

MACTEC Engineering and Consulting Inc

Client Sample ID: ICM-101-1008

GC/MS Volatiles

Lot-Sample #...: C8J160331-022 **Work Order #...:** K02VT1AM **Matrix.....:** WATER

PARAMETER	RESULT	REPORTING LIMIT	UNITS	MDL
Styrene	ND	200	ug/L	44
1,1,2,2-Tetrachloroethane	ND	200	ug/L	31
1,2,4-Trichloro-benzene	ND	200	ug/L	30
Tetrachloroethene	ND	200	ug/L	47
1,1,1-Trichloroethane	ND	200	ug/L	50
1,1,2-Trichloroethane	ND	200	ug/L	39
Trichloroethene	ND	200	ug/L	59
Trichlorofluoromethane	ND	200	ug/L	16
1,1,2-Trichloro-1,2,2-trifluoroethane	ND	200	ug/L	60
Toluene	ND	200	ug/L	47
Vinyl chloride	ND	200	ug/L	58
Xylenes (total)	ND	600	ug/L	120

SURROGATE	PERCENT RECOVERY	RECOVERY LIMITS
Toluene-d8	104	(71 - 118)
1,2-Dichloroethane-d4	110	(64 - 135)
4-Bromofluorobenzene	104	(70 - 118)
Dibromofluoromethane	99	(70 - 128)

NOTE(S):

J Estimated result. Result is less than RL.

MACTEC Engineering and Consulting Inc

Client Sample ID: TRIP BLANK

GC/MS Volatiles

Lot-Sample #...:	C8J160331-023	**Work Order #...:**	K02VV1AA	**Matrix.....:**	WATER
Date Sampled...:	10/15/08	**Date Received..:**	10/16/08	**MS Run #.....:**	8292038
Prep Date.....:	10/18/08	**Analysis Date..:**	10/18/08		
Prep Batch #...:	8292073	**Analysis Time..:**	14:35		
Dilution Factor:	1	**Initial Wgt/Vol:**	5 mL	**Final Wgt/Vol..:**	5 mL
Analyst ID.....:	403794	**Instrument ID..:**	HP6		
		Method.....:	SW846 8260B		

PARAMETER	RESULT	REPORTING LIMIT	UNITS	MDL
Acetone	ND	5.0	ug/L	2.5
Benzene	ND	1.0	ug/L	0.27
Bromodichloromethane	ND	1.0	ug/L	0.20
Bromoform	ND	1.0	ug/L	0.25
Bromomethane	ND	1.0	ug/L	0.30
2-Butanone	ND	5.0	ug/L	0.50
Carbon disulfide	ND	1.0	ug/L	0.20
Carbon tetrachloride	ND	1.0	ug/L	0.30
Chlorobenzene	ND	1.0	ug/L	0.23
Chloroethane	ND	1.0	ug/L	0.25
Chloroform	ND	1.0	ug/L	0.24
Chloromethane	ND	1.0	ug/L	0.27
Cyclohexane	ND	1.0	ug/L	0.30
Dibromochloromethane	ND	1.0	ug/L	0.16
1,2-Dibromo-3-chloro-propane	ND	1.0	ug/L	0.24
1,2-Dibromoethane	ND	1.0	ug/L	0.23
1,3-Dichlorobenzene	ND	1.0	ug/L	0.16
1,4-Dichlorobenzene	ND	1.0	ug/L	0.18
1,2-Dichlorobenzene	ND	1.0	ug/L	0.22
Dichlorodifluoromethane	ND	1.0	ug/L	0.26
1,1-Dichloroethane	ND	1.0	ug/L	0.24
1,2-Dichloroethane	ND	1.0	ug/L	0.21
1,1-Dichloroethene	ND	1.0	ug/L	0.28
cis-1,2-Dichloroethene	ND	1.0	ug/L	0.27
trans-1,2-Dichloroethene	ND	1.0	ug/L	0.27
1,2-Dichloropropane	ND	1.0	ug/L	0.18
cis-1,3-Dichloropropene	ND	1.0	ug/L	0.19
trans-1,3-Dichloropropene	ND	1.0	ug/L	0.18
Ethylbenzene	ND	1.0	ug/L	0.18
2-Hexanone	ND	5.0	ug/L	0.53
Isopropylbenzene	ND	1.0	ug/L	0.22
Methyl acetate	ND	1.0	ug/L	0.10
Methylene chloride	**0.46 J**	**1.0**	**ug/L**	**0.32**
Methylcyclohexane	ND	1.0	ug/L	0.32
4-Methyl-2-pentanone	ND	5.0	ug/L	0.23
Methyl tert-butyl ether	ND	1.0	ug/L	0.20

(Continued on next page)

MACTEC Engineering and Consulting Inc

Client Sample ID: TRIP BLANK

GC/MS Volatiles

Lot-Sample #...: C8J160331-023 **Work Order #...:** K02VV1AA **Matrix.....:** WATER

PARAMETER	RESULT	REPORTING LIMIT	UNITS	MDL
Styrene	ND	1.0	ug/L	0.22
1,1,2,2-Tetrachloroethane	ND	1.0	ug/L	0.15
1,2,4-Trichloro-benzene	ND	1.0	ug/L	0.15
Tetrachloroethene	ND	1.0	ug/L	0.24
1,1,1-Trichloroethane	ND	1.0	ug/L	0.25
1,1,2-Trichloroethane	ND	1.0	ug/L	0.20
Trichloroethene	ND	1.0	ug/L	0.29
Trichlorofluoromethane	ND	1.0	ug/L	0.080
1,1,2-Trichloro-1,2,2-trifluoroethane	ND	1.0	ug/L	0.30
Toluene	ND	1.0	ug/L	0.23
Vinyl chloride	ND	1.0	ug/L	0.29
Xylenes (total)	ND	3.0	ug/L	0.62

SURROGATE	PERCENT RECOVERY	RECOVERY LIMITS
Toluene-d8	102	(71 - 118)
1,2-Dichloroethane-d4	113	(64 - 135)
4-Bromofluorobenzene	103	(70 - 118)
Dibromofluoromethane	101	(70 - 128)

NOTE(S):

J Estimated result. Result is less than RL.

SW846 8260B SURROGATE RECOVERY

Lab Name: TestAmerica Laboratories, Inc. Client: MACTEC Engineering and Consulting Inc

Lab Code: TALPIT SDG No:

Lot #: C8J160331

Extraction: XXI25QK01

	CLIENT ID.	SRG01	SRG02	SRG03	SRG04	TOT OUT
01	RFI-18-1008	98	99	109	92	00
02	RFI-28-1008	107	111	101	97	00
03	RFI-35-1008	104	111	99	94	00
04	EW-1-1008	108	115	99	94	00
05	EW-2-1008	105	108	101	97	00
06	EW-3-1008	107	109	97	95	00
07	EW-4-1008	100	112	97	98	00
08	EW-5-1008	105	114	97	100	00
09	DUPLICATE EW-1-1008	107	110	97	96	00
10	RFI-22-1008	106	110	97	96	00
11	ICM-105-1008	104	109	99	96	00
12	RFI-31-1008	102	110	101	99	00
13	RFI-20-1008	105	112	103	96	00
14	RFI-30-1008	105	108	104	96	00
15	ICM-102-1008	106	110	99	97	00
16	RFI-25-1008	104	111	101	100	00
17	RFI-27-1008	102	110	98	98	00
18	ICM-104-1008	101	114	98	99	00
19	RFI-24-1008	103	113	98	100	00
20	ICM-103-1008	103	108	100	98	00
21	MW6-R-R-1008	101	110	98	97	00
22	ICM-101-1008	104	110	104	99	00
23	TRIP BLANK	102	113	103	101	00
24	METHOD BLK. K051W1AA	105	113	100	101	00
25	LCS K051W1AC	101	91	103	87	00
26	RFI-18-1008 D	100	90	101	85	00
27	RFI-18-1008 S	105	96	105	95	00

SURROGATES		QC LIMITS
SRG01	= Toluene-d8	(71-118)
SRG02	= 1,2-Dichloroethane-d4	(64-135)
SRG03	= 4-Bromofluorobenzene	(70-118)
SRG04	= Dibromofluoromethane	(70-128)

\# Column to be used to flag recovery values
* Values outside of required QC Limits
D System monitoring Compound diluted out

FORM II

SW846 8260B SURROGATE RECOVERY

Lab Name: TestAmerica Laboratories, Inc. Client: MACTEC Engineering and Consulting Inc

Lab Code: TALPIT SDG No:

Lot #: C8J160331

Extraction: XXI8KQK01

	CLIENT ID.	SRG01	SRG02	SRG03	SRG04	TOT OUT
01	INTRA-LAB QC	103	115	101	101	00
02	METHOD BLK. K07EG1AA	107	108	102	98	00
03	LCS K07EG1AC	103	110	100	101	00
04	LAB MS/MSD D	106	112	101	103	00
05	LAB MS/MSD S	103	112	104	104	00

SURROGATES		QC LIMITS
SRG01	= Toluene-d8	(71-118)
SRG02	= 1,2-Dichloroethane-d4	(64-135)
SRG03	= 4-Bromofluorobenzene	(70-118)
SRG04	= Dibromofluoromethane	(70-128)

\# Column to be used to flag recovery values
* Values outside of required QC Limits
D System monitoring Compound diluted out

FORM II

SW846 8260B CHECK SAMPLE RECOVERY

Lab Name: TestAmerica Laboratories, Inc. Client: MACTEC Engineering and Consulting Inc

Lab Code: TALPIT SDG No:

Lot #: C8J180000 WO #: K051W1AC
BATCH: 8292073

COMPOUND	SPIKE ADDED (ug/L)	SAMPLE CONCENT. (ug/L)	% REC	QC LIMITS REC	QUAL
1,1-Dichloroethene	10.0	10.3	103	65- 136	
Benzene	10.0	9.11	91	80- 120	
Toluene	10.0	10.1	101	80- 123	
Chlorobenzene	10.0	9.90	99	80- 120	
Trichloroethene	10.0	9.72	97	73- 120	

NOTES(S):

* Values outside of QC limits

Spike Recovery: 0 out of 5 outside limits

COMMENTS:

FORM III

SW846 8260B CHECK SAMPLE RECOVERY

Lab Name: TestAmerica Laboratories, Inc. Client: MACTEC Engineering and Consulting Inc

Lab Code: TALPIT SDG No:

Lot #: C8J200000 WO #: K07EG1AC
BATCH: 8294240

COMPOUND	SPIKE ADDED (ug/L)	SAMPLE CONCENT. (ug/L)	% REC	QC LIMITS REC	QUAL
1,1-Dichloroethene	10.0	9.55	96	65- 136	
Benzene	10.0	9.20	92	80- 120	
Toluene	10.0	9.40	94	80- 123	
Chlorobenzene	10.0	9.10	91	80- 120	
Trichloroethene	10.0	9.78	98	73- 120	

NOTES(S):

* Values outside of QC limits

Spike Recovery: 0 out of 5 outside limits

COMMENTS:

FORM III

SW846 8260B MATRIX SPIKE/MATRIX SPIKE DUPLICATE RECOVERY

Lab Name: TestAmerica Laboratories, Inc. Client: MACTEC Engineering and Consulting Inc

Lab Code: TALPIT SDG No:

Matrix Spike ID: RFI-18-1008

Lot #: C8J160331 WO #: K02TX1CD
BATCH: 8292073

COMPOUND	SPIKE ADDED (ug/L)	SAMPLE CONCENT. (ug/L)	MS CONCENT. (ug/L)	MS % REC	LIMITS REC	QUAL
1,1-Dichloroethene	10.0	ND	10.4	104	65 - 136	
Benzene	10.0	ND	9.45	94	80 - 120	
Toluene	10.0	ND	10.0	100	80 - 123	
Chlorobenzene	10.0	ND	9.89	99	80 - 120	
Trichloroethene	10.0	ND	9.69	97	73 - 120	

NOTES(S):

Column to be used to flag recovery and RPD values with an asterisk
* Values outside of QC limits

RPD: 0 out of 0 outside limits
Spike Recovery: 0 out of 5 outside limits

COMMENTS:

FORM III

SW846 8260B MATRIX SPIKE/MATRIX SPIKE DUPLICATE RECOVERY

Lab Name: TestAmerica Laboratories, Inc. Client: MACTEC Engineering and Consulting Inc

Lab Code: TALPIT SDG No:

Matrix Spike ID: RFI-18-1008

Lot #: C8J160331 WO #: K02TX1CE
BATCH: 8292073

COMPOUND	SPIKE ADDED (ug/L)	MSD CONCENT. (ug/L)	MSD % REC	% RPD		QC LIMITS RPD	QC LIMITS REC	QUAL
1,1-Dichloroethene	10.0	10.1	101	2.6		35	65 - 136	
Benzene	10.0	9.14	91	3.3		32	80 - 120	
Toluene	10.0	9.80	98	2.3		35	80 - 123	
Chlorobenzene	10.0	9.71	97	1.8		29	80 - 120	
Trichloroethene	10.0	9.38	94	3.2		35	73 - 120	

NOTES(S):

Column to be used to flag recovery and RPD values with an asterisk
* Values outside of QC limits

RPD: 0 out of 5 outside limits
Spike Recovery: 0 out of 5 outside limits

COMMENTS:

FORM III

SW846 8260B MATRIX SPIKE/MATRIX SPIKE DUPLICATE RECOVERY

Lab Name: TestAmerica Laboratories, Inc. Client: MACTEC Engineering and Consulting Inc

Lab Code: TALPIT SDG No:

Matrix Spike ID: LAB MS/MSD

Lot #: C8J170270 WO #: K04VR1AC
BATCH: 8294240

COMPOUND	SPIKE ADDED (ug/L)	SAMPLE CONCENT. (ug/L)	MS CONCENT. (ug/L)	MS % REC	LIMITS REC	QUAL
Trichloroethene	10.0	ND	9.31	93	73 - 120	
1,1-Dichloroethene	10.0	ND	9.15	92	65 - 136	
Benzene	10.0	ND	8.87	89	80 - 120	
Toluene	10.0	ND	8.97	90	80 - 123	
Chlorobenzene	10.0	ND	9.11	91	80 - 120	

NOTES(S):

Column to be used to flag recovery and RPD values with an asterisk
* Values outside of QC limits

RPD: 0 out of 0 outside limits
Spike Recovery: 0 out of 5 outside limits

COMMENTS:

FORM III

SW846 8260B MATRIX SPIKE/MATRIX SPIKE DUPLICATE RECOVERY

Lab Name: TestAmerica Laboratories, Inc. Client: MACTEC Engineering and Consulting Inc

Lab Code: TALPIT SDG No:

Matrix Spike ID: LAB MS/MSD

Lot #: C8J170270 WO #: K04VR1AD
BATCH: 8294240

COMPOUND	SPIKE ADDED (ug/L)	MSD CONCENT. (ug/L)	MSD % REC	% RPD	QC LIMITS RPD	QC LIMITS REC	QUAL
1,1-Dichloroethene	10.0	8.80	88	3.9	35	65 - 136	
Benzene	10.0	8.92	89	0.56	32	80 - 120	
Toluene	10.0	9.15	92	2.0	35	80 - 123	
Chlorobenzene	10.0	8.95	89	1.8	29	80 - 120	
Trichloroethene	10.0	9.04	90	3.0	35	73 - 120	

NOTES(S):

Column to be used to flag recovery and RPD values with an asterisk
* Values outside of QC limits

RPD: 0 out of 5 outside limits
Spike Recovery: 0 out of 5 outside limits

COMMENTS:

FORM III

SW846 8260B METHOD BLANK SUMMARY

BLANK WORKORDER NO.: K051W1AA

Lab Name: TestAmerica Laboratories, Inc.

Lab Code: TALPIT

SDG Number:

Lab File ID: 6101801.D

Lot Number: C8J160331

Date Analyzed: 10/18/08

Time Analyzed: 10:11

Matrix: WATER

Date Extracted:10/18/08

GC Column: RTX-624 ID: .18

Extraction Method: 5030B/8260B

Instrument ID: HP6

Level:(low/med) LOW

THIS METHOD BLANK APPLIES TO THE FOLLOWING SAMPLES, LCS, LCSD, MS , MSD:

	CLIENT ID.	SAMPLE WORK ORDER #	LAB FILE ID	DATE ANALYZED	TIME ANALYZED
01	RFI-18-1008	K02TX1AA	6101802.D	10/18/08	10:47
02	RFI-18-1008	K02TX1CD S	6101804.D	10/18/08	11:33
03	RFI-18-1008	K02TX1CE D	6101805.D	10/18/08	12:00
04	RFI-28-1008	K02T01AM	6101806.D	10/18/08	12:36
05	RFI-35-1008	K02T11AM	6101807.D	10/18/08	13:00
06	EW-1-1008	K02T21AM	6101808.D	10/18/08	13:23
07	EW-2-1008	K02T31AM	6101809.D	10/18/08	13:47
08	EW-3-1008	K02T41AM	6101810.D	10/18/08	14:11
09	EW-4-1008	K02T51AM	6101812.D	10/18/08	14:58
10	EW-5-1008	K02T61AM	6101813.D	10/18/08	15:22
11	DUPLICATE EW-1-1008	K02T71AM	6101814.D	10/18/08	15:45
12	RFI-22-1008	K02T81AM	6101815.D	10/18/08	16:09
13	ICM-105-1008	K02T91AM	6101816.D	10/18/08	16:33
14	RFI-31-1008	K02VA1AM	6101817.D	10/18/08	16:57
15	RFI-20-1008	K02VC1AM	6101818.D	10/18/08	17:20
16	RFI-30-1008	K02VD1AM	6101819.D	10/18/08	17:44
17	ICM-102-1008	K02VE1AM	6101820.D	10/18/08	18:08
18	RFI-25-1008	K02VH1AM	6101821.D	10/18/08	18:31
19	ICM-104-1008	K02VK1AM	6101823.D	10/18/08	19:18
20	RFI-24-1008	K02VM1AM	6101824.D	10/18/08	19:42
21	ICM-103-1008	K02VN1AM	6101825.D	10/18/08	20:06
22	TRIP BLANK	K02VV1AA	6101811.D	10/18/08	14:35
23	CHECK SAMPLE	K051W1AC C	6101803.D	10/18/08	11:09
24					
25					
26					
27					
28					
29					
30					

COMMENTS:

FORM IV

METHOD BLANK REPORT

GC/MS Volatiles

Client Lot #...: C8J160331 **Work Order #...:** K051W1AA **Matrix.....:** WATER
MB Lot-Sample #: C8J180000-073

Prep Date.....: 10/18/08 **Analysis Time..:** 10:11
Analysis Date..: 10/18/08 **Prep Batch #...:** 8292073 **Final Wgt/Vol..:** 5 mL
Dilution Factor: 1 **Initial Wgt/Vol:** 5 mL **Instrument ID..:** HP6
Analyst ID.....: 403794

PARAMETER	RESULT	REPORTING LIMIT	UNITS	METHOD
Acetone	ND	5.0	ug/L	SW846 8260B
Benzene	ND	1.0	ug/L	SW846 8260B
Bromodichloromethane	ND	1.0	ug/L	SW846 8260B
Bromoform	ND	1.0	ug/L	SW846 8260B
Bromomethane	ND	1.0	ug/L	SW846 8260B
2-Butanone	ND	5.0	ug/L	SW846 8260B
Carbon disulfide	ND	1.0	ug/L	SW846 8260B
Carbon tetrachloride	ND	1.0	ug/L	SW846 8260B
Chlorobenzene	ND	1.0	ug/L	SW846 8260B
Chloroethane	ND	1.0	ug/L	SW846 8260B
Chloroform	ND	1.0	ug/L	SW846 8260B
Chloromethane	ND	1.0	ug/L	SW846 8260B
Cyclohexane	ND	1.0	ug/L	SW846 8260B
Dibromochloromethane	ND	1.0	ug/L	SW846 8260B
1,2-Dibromo-3-chloro-propane	ND	1.0	ug/L	SW846 8260B
1,2-Dibromoethane	ND	1.0	ug/L	SW846 8260B
1,3-Dichlorobenzene	ND	1.0	ug/L	SW846 8260B
1,4-Dichlorobenzene	ND	1.0	ug/L	SW846 8260B
1,2-Dichlorobenzene	ND	1.0	ug/L	SW846 8260B
Dichlorodifluoromethane	ND	1.0	ug/L	SW846 8260B
1,1-Dichloroethane	ND	1.0	ug/L	SW846 8260B
1,2-Dichloroethane	ND	1.0	ug/L	SW846 8260B
1,1-Dichloroethene	ND	1.0	ug/L	SW846 8260B
cis-1,2-Dichloroethene	ND	1.0	ug/L	SW846 8260B
trans-1,2-Dichloroethene	ND	1.0	ug/L	SW846 8260B
1,2-Dichloropropane	ND	1.0	ug/L	SW846 8260B
cis-1,3-Dichloropropene	ND	1.0	ug/L	SW846 8260B
trans-1,3-Dichloropropene	ND	1.0	ug/L	SW846 8260B
Ethylbenzene	ND	1.0	ug/L	SW846 8260B
2-Hexanone	ND	5.0	ug/L	SW846 8260B
Isopropylbenzene	ND	1.0	ug/L	SW846 8260B
Methyl acetate	ND	1.0	ug/L	SW846 8260B
Methylene chloride	ND	1.0	ug/L	SW846 8260B
Methylcyclohexane	ND	1.0	ug/L	SW846 8260B
4-Methyl-2-pentanone	ND	5.0	ug/L	SW846 8260B
Methyl tert-butyl ether	ND	1.0	ug/L	SW846 8260B
Styrene	ND	1.0	ug/L	SW846 8260B
1,1,2,2-Tetrachloroethane	ND	1.0	ug/L	SW846 8260B
1,2,4-Trichloro-benzene	ND	1.0	ug/L	SW846 8260B

(Continued on next page)

METHOD BLANK REPORT

GC/MS Volatiles

Client Lot #...: C8J160331 **Work Order #...:** K051W1AA **Matrix.....:** WATER

PARAMETER	RESULT	REPORTING LIMIT	UNITS	METHOD
Tetrachloroethene	ND	1.0	ug/L	SW846 8260B
1,1,1-Trichloroethane	ND	1.0	ug/L	SW846 8260B
1,1,2-Trichloroethane	ND	1.0	ug/L	SW846 8260B
Trichloroethene	ND	1.0	ug/L	SW846 8260B
Trichlorofluoromethane	ND	1.0	ug/L	SW846 8260B
1,1,2-Trichloro-1,2,2-trifluoroethane	ND	1.0	ug/L	SW846 8260B
Toluene	ND	1.0	ug/L	SW846 8260B
Vinyl chloride	ND	1.0	ug/L	SW846 8260B
Xylenes (total)	ND	3.0	ug/L	SW846 8260B

SURROGATE	PERCENT RECOVERY	RECOVERY LIMITS
Toluene-d8	105	(71 - 118)
1,2-Dichloroethane-d4	113	(64 - 135)
4-Bromofluorobenzene	100	(70 - 118)
Dibromofluoromethane	101	(70 - 128)

NOTE(S):

Calculations are performed before rounding to avoid round-off errors in calculated results.

SW846 8260B METHOD BLANK SUMMARY

BLANK WORKORDER NO.: K07EG1AA

Lab Name: TestAmerica Laboratories, Inc.

Lab Code: TALPIT

SDG Number:

Lab File ID: 61020001.

Lot Number: C8J160331

Date Analyzed: 10/20/08

Time Analyzed: 09:00

Matrix: WATER

Date Extracted:10/20/08

GC Column: RTX-624 ID: .18

Extraction Method: 5030B/8260B

Instrument ID: HP6

Level:(low/med) LOW

THIS METHOD BLANK APPLIES TO THE FOLLOWING SAMPLES, LCS, LCSD, MS , MSD:

	CLIENT ID.	SAMPLE WORK ORDER #	LAB FILE ID	DATE ANALYZED	TIME ANALYZED
01	RFI-27-1008	K02VJ1AM	61020007.	10/20/08	11:50
02	MW6-R-R-1008	K02VP1AM	61020008.	10/20/08	12:14
03	ICM-101-1008	K02VT1AM	61020009.	10/20/08	12:38
04	INTRA-LAB QC	K04VR1AA	61020003.	10/20/08	10:02
05	LAB MS/MSD	K04VR1AC S	61020005.	10/20/08	10:50
06	LAB MS/MSD	K04VR1AD D	61020006.	10/20/08	11:14
07	CHECK SAMPLE	K07EG1AC C	61020004.	10/20/08	10:26
08					
09					
10					
11					
12					
13					
14					
15					
16					
17					
18					
19					
20					
21					
22					
23					
24					
25					
26					
27					
28					
29					
30					

COMMENTS:

FORM IV

METHOD BLANK REPORT

GC/MS Volatiles

Client Lot #...: C8J160331 **Work Order #...:** K07EG1AA **Matrix.....:** WATER
MB Lot-Sample #: C8J200000-240

Prep Date.....: 10/20/08 **Analysis Time..:** 09:00
Analysis Date..: 10/20/08 **Prep Batch #...:** 8294240 **Final Wgt/Vol..:** 5 mL
Dilution Factor: 1 **Initial Wgt/Vol:** 5 mL **Instrument ID..:** HP6
Analyst ID.....: 001562

PARAMETER	RESULT	REPORTING LIMIT	UNITS	METHOD
Acetone	ND	5.0	ug/L	SW846 8260B
Benzene	ND	1.0	ug/L	SW846 8260B
Bromodichloromethane	ND	1.0	ug/L	SW846 8260B
Bromoform	ND	1.0	ug/L	SW846 8260B
Bromomethane	ND	1.0	ug/L	SW846 8260B
2-Butanone	ND	5.0	ug/L	SW846 8260B
Carbon disulfide	ND	1.0	ug/L	SW846 8260B
Carbon tetrachloride	ND	1.0	ug/L	SW846 8260B
Chlorobenzene	ND	1.0	ug/L	SW846 8260B
Chloroethane	ND	1.0	ug/L	SW846 8260B
Chloroform	ND	1.0	ug/L	SW846 8260B
Chloromethane	ND	1.0	ug/L	SW846 8260B
Cyclohexane	ND	1.0	ug/L	SW846 8260B
Dibromochloromethane	ND	1.0	ug/L	SW846 8260B
1,2-Dibromo-3-chloro-propane	ND	1.0	ug/L	SW846 8260B
1,2-Dibromoethane	ND	1.0	ug/L	SW846 8260B
1,3-Dichlorobenzene	ND	1.0	ug/L	SW846 8260B
1,4-Dichlorobenzene	ND	1.0	ug/L	SW846 8260B
1,2-Dichlorobenzene	ND	1.0	ug/L	SW846 8260B
Dichlorodifluoromethane	ND	1.0	ug/L	SW846 8260B
1,1-Dichloroethane	ND	1.0	ug/L	SW846 8260B
1,2-Dichloroethane	ND	1.0	ug/L	SW846 8260B
1,1-Dichloroethene	ND	1.0	ug/L	SW846 8260B
cis-1,2-Dichloroethene	ND	1.0	ug/L	SW846 8260B
trans-1,2-Dichloroethene	ND	1.0	ug/L	SW846 8260B
1,2-Dichloropropane	ND	1.0	ug/L	SW846 8260B
cis-1,3-Dichloropropene	ND	1.0	ug/L	SW846 8260B
trans-1,3-Dichloropropene	ND	1.0	ug/L	SW846 8260B
Ethylbenzene	ND	1.0	ug/L	SW846 8260B
2-Hexanone	ND	5.0	ug/L	SW846 8260B
Isopropylbenzene	ND	1.0	ug/L	SW846 8260B
Methyl acetate	ND	1.0	ug/L	SW846 8260B
Methylene chloride	ND	1.0	ug/L	SW846 8260B
Methylcyclohexane	ND	1.0	ug/L	SW846 8260B
4-Methyl-2-pentanone	ND	5.0	ug/L	SW846 8260B
Methyl tert-butyl ether	ND	1.0	ug/L	SW846 8260B
Styrene	ND	1.0	ug/L	SW846 8260B
1,1,2,2-Tetrachloroethane	ND	1.0	ug/L	SW846 8260B
1,2,4-Trichloro-benzene	ND	1.0	ug/L	SW846 8260B

(Continued on next page)

METHOD BLANK REPORT

GC/MS Volatiles

Client Lot #...: C8J160331 **Work Order #...:** K07EG1AA **Matrix.....:** WATER

PARAMETER	RESULT	REPORTING LIMIT	UNITS	METHOD
Tetrachloroethene	ND	1.0	ug/L	SW846 8260B
1,1,1-Trichloroethane	ND	1.0	ug/L	SW846 8260B
1,1,2-Trichloroethane	ND	1.0	ug/L	SW846 8260B
Trichloroethene	ND	1.0	ug/L	SW846 8260B
Trichlorofluoromethane	ND	1.0	ug/L	SW846 8260B
1,1,2-Trichloro-1,2,2-trifluoroethane	ND	1.0	ug/L	SW846 8260B
Toluene	ND	1.0	ug/L	SW846 8260B
Vinyl chloride	ND	1.0	ug/L	SW846 8260B
Xylenes (total)	ND	3.0	ug/L	SW846 8260B

SURROGATE	PERCENT RECOVERY	RECOVERY LIMITS
Toluene-d8	107	(71 - 118)
1,2-Dichloroethane-d4	108	(64 - 135)
4-Bromofluorobenzene	102	(70 - 118)
Dibromofluoromethane	98	(70 - 128)

NOTE(S):

Calculations are performed before rounding to avoid round-off errors in calculated results.

8A
VOLATILE INTERNAL STANDARD AREA AND RT SUMMARY

Lab Name: TA PITTSBURGH Contract:

Lab Code: TA PGH Case No.: SAS No.: SDG No.: C8J160331

Lab File ID (Standard): 1C61018 Date Analyzed: 10/18/08

Instrument ID: HP6 Time Analyzed: 0933

GC Column: DB 624 ID: 0.20 (mm) Heated Purge: (Y/N) N

		IS1 AREA #	RT #	IS2 (CBZ) AREA #	RT #	IS3 (DCB) AREA #	RT #
	12 HOUR STD	430142	7.04	101113	10.14	175648	12.46
	UPPER LIMIT	860284	7.24	202226	10.34	351296	12.66
	LOWER LIMIT	215071	6.84	50557	9.94	87824	12.26
	EPA SAMPLE NO.						
01	INTRA-LAB BL	531785	7.04	124970	10.14	191104	12.46
02	RFI-18-1008	474392	7.04	112583	10.14	164612	12.46
03	INTRA-LAB CH	533566	7.04	122969	10.14	210126	12.47
04	RFI-18-1008	495408	7.04	116503	10.14	201246	12.46
05	RFI-18-1008	526177	7.04	120612	10.15	207856	12.46
06	RFI-28-1008	544481	7.04	126142	10.14	193688	12.46
07	RFI-35-1008	539374	7.04	127572	10.15	197553	12.46
08	EW-1-1008	521081	7.04	120280	10.15	194381	12.46
09	EW-2-1008	516029	7.04	125157	10.14	194498	12.46
10	EW-3-1008	520788	7.04	120350	10.14	188989	12.46
11	TRIP BLANK	507067	7.04	125845	10.15	185303	12.46
12	EW-4-1008	520180	7.04	125930	10.15	214764	12.46
13	EW-5-1008	520032	7.04	124830	10.14	213851	12.46
14	DUPLICATE EW	532167	7.04	125129	10.14	208195	12.46
15	RFI-22-1008	537199	7.04	127981	10.14	213262	12.46
16	ICM-105-1008	541353	7.04	128473	10.14	209829	12.46
17	RFI-31-1008	521925	7.04	130116	10.14	204230	12.46
18	RFI-20-1008	532902	7.05	127099	10.14	195780	12.46
19	RFI-30-1008	529896	7.04	126299	10.14	191618	12.46
20	ICM-102-1008	529185	7.04	125508	10.15	199580	12.46
21	RFI-25-1008	518399	7.04	126188	10.14	191327	12.46
22	ICM-104-1008	517984	7.04	126091	10.15	211308	12.46

IS1 = Fluorobenzene
IS2 (CBZ) = Chlorobenzene-d5
IS3 (DCB) = 1,4-Dichlorobenzene-d4

AREA UPPER LIMIT = +100% of internal standard area
AREA LOWER LIMIT = - 50% of internal standard area
RT UPPER LIMIT = + 0.20 minutes of internal standard RT
RT LOWER LIMIT = - 0.20 minutes of internal standard RT

Column used to flag values outside QC limits with an asterisk.
* Values outside of QC limits.

8A
VOLATILE INTERNAL STANDARD AREA AND RT SUMMARY

Lab Name: TA PITTSBURGH Contract:

Lab Code: TA PGH Case No.: SAS No.: SDG No.: C8J160331

Lab File ID (Standard): 1C61018 Date Analyzed: 10/18/08

Instrument ID: HP6 Time Analyzed: 0933

GC Column: DB 624 ID: 0.20 (mm) Heated Purge: (Y/N) N

		IS1 AREA #	RT #	IS2(CBZ) AREA #	RT #	IS3(DCB) AREA #	RT #
	12 HOUR STD	430142	7.04	101113	10.14	175648	12.46
	UPPER LIMIT	860284	7.24	202226	10.34	351296	12.66
	LOWER LIMIT	215071	6.84	50557	9.94	87824	12.26
	EPA SAMPLE NO.						
01	RFI-24-1008	528517	7.04	128739	10.14	214061	12.46
02	ICM-103-1008	522588	7.04	128247	10.15	204719	12.46
03							
04							
05							
06							
07							
08							
09							
10							
11							
12							
13							
14							
15							
16							
17							
18							
19							
20							
21							
22							

IS1 = Fluorobenzene
IS2 (CBZ) = Chlorobenzene-d5
IS3 (DCB) = 1,4-Dichlorobenzene-d4

AREA UPPER LIMIT = +100% of internal standard area
AREA LOWER LIMIT = - 50% of internal standard area
RT UPPER LIMIT = + 0.20 minutes of internal standard RT
RT LOWER LIMIT = - 0.20 minutes of internal standard RT

Column used to flag values outside QC limits with an asterisk.
* Values outside of QC limits.

VOLATILE INTERNAL STANDARD AREA AND RT SUMMARY

Lab Name: TESTAMERICA PIT Contract:

Lab Code: TA PIT Case No.: SAS No.: SDG No.: C8J160331

EPA Sample No. (VSTD050##): VSTD10 Date Analyzed: 10/20/08

Lab File ID (Standard): CC61020B Time Analyzed: 0814

Instrument ID: HP6 Heated Purge: (Y/N) N

GC Column: DB 624 ID:0.20(mm)

		IS1 AREA #	RT #	IS2(CBZ) AREA #	RT #	IS3(DCB) AREA #	RT #
	12 HOUR STD	458525	7.04	108321	10.14	168006	12.46
	UPPER LIMIT	917050	7.24	216642	10.34	336012	12.66
	LOWER LIMIT	229263	6.84	54161	9.94	84003	12.26
	EPA SAMPLE						
01	INTRA-LAB BL	555673	7.04	130229	10.15	209372	12.46
02	INTRA-LAB BH	523957	7.04	131347	10.14	222778	12.46
03	RFI-27-1008	529283	7.04	132180	10.15	205251	12.47
04	MW6-R-R-1008	520772	7.05	128777	10.15	207310	12.47
05	ICM-101-1008	514883	7.04	127783	10.15	192566	12.46
06							
07							
08							
09							
10							
11							
12							
13							
14							
15							
16							
17							
18							
19							
20							
21							
22							

IS1 = Fluorobenzene
IS2 (CBZ) = Chlorobenzene-d5
IS3 (DCB) = 1,4-Dichlorobenzene-d4

AREA UPPER LIMIT = +100% of internal standard area
AREA LOWER LIMIT = - 50% of internal standard area
RT UPPER LIMIT = + 0.20 minutes of internal standard RT
RT LOWER LIMIT = - 0.20 minutes of internal standard RT

Column used to flag values outside QC limits with an asterisk.
* Values outside of QC limits

GC/MS SEMIVOLATILE SUMMARY

MACTEC Engineering and Consulting Inc

Client Sample ID: RFI-18-1008

GC/MS Semivolatiles

Lot-Sample #...:	C8J160331-001	**Work Order #...:**	K02TX1A9	**Matrix.....:**	WATER
Date Sampled...:	10/14/08 09:50	**Date Received..:**	10/16/08 09:30	**MS Run #.....:**	
Prep Date.....:	10/20/08	**Analysis Date..:**	10/28/08		
Prep Batch #...:	8295020	**Analysis Time..:**	03:59		
Dilution Factor:	0.98	**Initial Wgt/Vol:**	1020 mL	**Final Wgt/Vol..:**	1 mL
Analyst ID.....:	003200	**Instrument ID..:**	731		
		Method.....:	SW846 8270C		

PARAMETER	RESULT	REPORTING LIMIT	UNITS	MDL
Aniline	ND	0.98	ug/L	0.047
Acenaphthene	**0.064 J**	**0.20**	**ug/L**	**0.051**
Acenaphthylene	**0.047 J**	**0.20**	**ug/L**	**0.045**
Acetophenone	ND	0.98	ug/L	0.045
Anthracene	**0.059 J**	**0.20**	**ug/L**	**0.050**
Atrazine	ND	0.98	ug/L	0.038
Benzo(a)anthracene	ND	0.20	ug/L	0.040
Benzo(a)pyrene	ND	0.20	ug/L	0.043
Benzo(b)fluoranthene	ND	0.20	ug/L	0.031
Benzo(ghi)perylene	ND	0.20	ug/L	0.027
Benzo(k)fluoranthene	ND	0.20	ug/L	0.039
Benzaldehyde	ND	0.98	ug/L	0.053
1,1'-Biphenyl	ND	0.98	ug/L	0.059
bis(2-Chloroethoxy) methane	ND	0.98	ug/L	0.12
bis(2-Chloroethyl)-ether	ND	0.20	ug/L	0.045
bis(2-Ethylhexyl) phthalate	ND	0.98	ug/L	0.12
4-Bromophenyl phenyl ether	**0.071 J**	**0.98**	**ug/L**	**0.049**
Butyl benzyl phthalate	ND	0.98	ug/L	0.14
Caprolactam	ND	4.9	ug/L	0.18
Carbazole	**0.073 J**	**0.20**	**ug/L**	**0.051**
4-Chloroaniline	**0.093 J**	**0.98**	**ug/L**	**0.045**
4-Chloro-3-methylphenol	ND	0.98	ug/L	0.058
2-Chloronaphthalene	ND	0.20	ug/L	0.043
2-Chlorophenol	ND	0.98	ug/L	0.044
4-Chlorophenyl phenyl ether	ND	0.98	ug/L	0.042
Chrysene	ND	0.20	ug/L	0.035
Dibenz(a,h)anthracene	ND	0.20	ug/L	0.034
Dibenzofuran	**0.084 J**	**0.98**	**ug/L**	**0.052**
3,3'-Dichlorobenzidine	ND	0.98	ug/L	0.040
2,4-Dichlorophenol	ND	0.20	ug/L	0.048
Diethyl phthalate	ND	0.98	ug/L	0.24
2,4-Dimethylphenol	ND	0.98	ug/L	0.051

(Continued on next page)

MACTEC Engineering and Consulting Inc

Client Sample ID: RFI-18-1008

GC/MS Semivolatiles

Lot-Sample #...: C8J160331-001 **Work Order #...:** K02TX1A9 **Matrix.....:** WATER

PARAMETER	RESULT	REPORTING LIMIT	UNITS	MDL
Dimethyl phthalate	ND	0.98	ug/L	0.041
Di-n-butyl phthalate	**0.054 J**	**0.98**	**ug/L**	**0.045**
4,6-Dinitro-2-methylphenol	ND	4.9	ug/L	1.4
2,4-Dinitrophenol	ND	4.9	ug/L	1.3
2,4-Dinitrotoluene	ND	0.98	ug/L	0.044
2,6-Dinitrotoluene	ND	0.98	ug/L	0.050
Di-n-octyl phthalate	ND	0.98	ug/L	0.042
Fluoranthene	**0.055 J**	**0.20**	**ug/L**	**0.048**
Fluorene	**0.082 J**	**0.20**	**ug/L**	**0.053**
Hexachlorobenzene	ND	0.20	ug/L	0.043
Hexachlorobutadiene	ND	0.20	ug/L	0.037
Hexachlorocyclopentadiene	ND	0.98	ug/L	0.078
Hexachloroethane	ND	0.98	ug/L	0.043
Indeno(1,2,3-cd)pyrene	ND	0.20	ug/L	0.047
Isophorone	ND	0.98	ug/L	0.046
2-Methylnaphthalene	ND	0.20	ug/L	0.046
2-Methylphenol	ND	0.98	ug/L	0.050
4-Methylphenol	ND	0.98	ug/L	0.072
Naphthalene	ND	0.20	ug/L	0.042
2-Nitroaniline	ND	4.9	ug/L	0.047
3-Nitroaniline	ND	4.9	ug/L	0.039
4-Nitroaniline	ND	4.9	ug/L	0.025
Nitrobenzene	ND	0.20	ug/L	0.063
2-Nitrophenol	ND	0.98	ug/L	0.053
4-Nitrophenol	ND	4.9	ug/L	0.069
N-Nitrosodi-n-propylamine	ND	0.20	ug/L	0.058
N-Nitrosodiphenylamine	ND	0.20	ug/L	0.048
2,2'-oxybis (1-Chloropropane)	ND	0.20	ug/L	0.025
Pentachlorophenol	ND	0.98	ug/L	0.081
Phenanthrene	**0.089 J**	**0.20**	**ug/L**	**0.054**
Phenol	ND	0.20	ug/L	0.022
Pyrene	ND	0.20	ug/L	0.055
2,4,5-Trichlorophenol	ND	0.98	ug/L	0.061
2,4,6-Trichlorophenol	ND	0.98	ug/L	0.056

(Continued on next page)

MACTEC Engineering and Consulting Inc

Client Sample ID: RFI-18-1008

GC/MS Semivolatiles

Lot-Sample #...: C8J160331-001 **Work Order #...:** K02TX1A9 **Matrix.....:** WATER

SURROGATE	PERCENT RECOVERY	RECOVERY LIMITS
Nitrobenzene-d5	55	(23 - 112)
Terphenyl-d14	67	(10 - 132)
2-Fluorobiphenyl	55	(19 - 107)
2-Fluorophenol	51	(10 - 111)
Phenol-d5	54	(15 - 112)
2,4,6-Tribromophenol	59	(16 - 122)

NOTE(S):

J Estimated result. Result is less than RL.

MACTEC Engineering and Consulting Inc

Client Sample ID: RFI-28-1008

GC/MS Semivolatiles

Lot-Sample #...:	C8J160331-002	**Work Order #...:**	K02T01AL	**Matrix.....:**	WATER
Date Sampled...:	10/14/08 11:20	**Date Received..:**	10/16/08 09:30	**MS Run #.....:**	
Prep Date.....:	10/20/08	**Analysis Date..:**	10/27/08		
Prep Batch #...:	8295020	**Analysis Time..:**	00:50		
Dilution Factor:	0.97	**Initial Wgt/Vol:**	1030 mL	**Final Wgt/Vol..:**	1 mL
Analyst ID.....:	003200	**Instrument ID..:**	731		
		Method.....:	SW846 8270C		

PARAMETER	RESULT	REPORTING LIMIT	UNITS	MDL
Aniline	**11**	**0.97**	**ug/L**	**0.047**
Acenaphthene	**0.23**	**0.19**	**ug/L**	**0.051**
Acenaphthylene	ND	0.19	ug/L	0.045
Acetophenone	ND	0.97	ug/L	0.045
Anthracene	**0.077 J**	**0.19**	**ug/L**	**0.049**
Atrazine	ND	0.97	ug/L	0.038
Benzo(a)anthracene	ND	0.19	ug/L	0.040
Benzo(a)pyrene	ND	0.19	ug/L	0.042
Benzo(b)fluoranthene	ND	0.19	ug/L	0.030
Benzo(ghi)perylene	ND	0.19	ug/L	0.027
Benzo(k)fluoranthene	ND	0.19	ug/L	0.038
Benzaldehyde	ND	0.97	ug/L	0.052
1,1'-Biphenyl	**0.076 J**	**0.97**	**ug/L**	**0.058**
bis(2-Chloroethoxy) methane	ND	0.97	ug/L	0.12
bis(2-Chloroethyl)-ether	ND	0.19	ug/L	0.045
bis(2-Ethylhexyl) phthalate	ND	0.97	ug/L	0.12
4-Bromophenyl phenyl ether	ND	0.97	ug/L	0.048
Butyl benzyl phthalate	ND	0.97	ug/L	0.13
Caprolactam	ND	4.8	ug/L	0.18
Carbazole	**0.068 J**	**0.19**	**ug/L**	**0.051**
4-Chloroaniline	**6.3**	**0.97**	**ug/L**	**0.045**
4-Chloro-3-methylphenol	ND	0.97	ug/L	0.057
2-Chloronaphthalene	ND	0.19	ug/L	0.043
2-Chlorophenol	ND	0.97	ug/L	0.044
4-Chlorophenyl phenyl ether	ND	0.97	ug/L	0.041
Chrysene	ND	0.19	ug/L	0.034
Dibenz(a,h)anthracene	ND	0.19	ug/L	0.034
Dibenzofuran	ND	0.97	ug/L	0.052
3,3'-Dichlorobenzidine	ND	0.97	ug/L	0.040
2,4-Dichlorophenol	**0.90**	**0.19**	**ug/L**	**0.047**
Diethyl phthalate	ND	0.97	ug/L	0.24
2,4-Dimethylphenol	ND	0.97	ug/L	0.050

(Continued on next page)

MACTEC Engineering and Consulting Inc

Client Sample ID: RFI-28-1008

GC/MS Semivolatiles

Lot-Sample #...: C8J160331-002 **Work Order #...:** K02T01AL **Matrix.....:** WATER

PARAMETER	RESULT	REPORTING LIMIT	UNITS	MDL
Dimethyl phthalate	ND	0.97	ug/L	0.041
Di-n-butyl phthalate	**0.091 J**	**0.97**	**ug/L**	**0.045**
4,6-Dinitro-2-methylphenol	ND	4.8	ug/L	1.4
2,4-Dinitrophenol	ND	4.8	ug/L	1.2
2,4-Dinitrotoluene	ND	0.97	ug/L	0.044
2,6-Dinitrotoluene	ND	0.97	ug/L	0.049
Di-n-octyl phthalate	ND	0.97	ug/L	0.041
Fluoranthene	ND	0.19	ug/L	0.048
Fluorene	ND	0.19	ug/L	0.053
Hexachlorobenzene	ND	0.19	ug/L	0.042
Hexachlorobutadiene	ND	0.19	ug/L	0.036
Hexachlorocyclopentadiene	ND	0.97	ug/L	0.078
Hexachloroethane	ND	0.97	ug/L	0.042
Indeno(1,2,3-cd)pyrene	ND	0.19	ug/L	0.046
Isophorone	ND	0.97	ug/L	0.046
2-Methylnaphthalene	ND	0.19	ug/L	0.045
2-Methylphenol	ND	0.97	ug/L	0.050
4-Methylphenol	ND	0.97	ug/L	0.071
Naphthalene	**1.2**	**0.19**	**ug/L**	**0.042**
2-Nitroaniline	ND	4.8	ug/L	0.046
3-Nitroaniline	ND	4.8	ug/L	0.039
4-Nitroaniline	ND	4.8	ug/L	0.025
Nitrobenzene	ND	0.19	ug/L	0.062
2-Nitrophenol	ND	0.97	ug/L	0.052
4-Nitrophenol	ND	4.8	ug/L	0.068
N-Nitrosodi-n-propylamine	ND	0.19	ug/L	0.058
N-Nitrosodiphenylamine	ND	0.19	ug/L	0.047
2,2'-oxybis (1-Chloropropane)	ND	0.19	ug/L	0.025
Pentachlorophenol	ND	0.97	ug/L	0.081
Phenanthrene	**0.14 J**	**0.19**	**ug/L**	**0.053**
Phenol	ND	0.19	ug/L	0.021
Pyrene	ND	0.19	ug/L	0.055
2,4,5-Trichlorophenol	ND	0.97	ug/L	0.061
2,4,6-Trichlorophenol	ND	0.97	ug/L	0.055

(Continued on next page)

MACTEC Engineering and Consulting Inc

Client Sample ID: RFI-28-1008

GC/MS Semivolatiles

Lot-Sample #...: C8J160331-002 **Work Order #...:** K02T01AL **Matrix.....:** WATER

SURROGATE	PERCENT RECOVERY	RECOVERY LIMITS
Nitrobenzene-d5	83	(23 - 112)
Terphenyl-d14	53	(10 - 132)
2-Fluorobiphenyl	83	(19 - 107)
2-Fluorophenol	64	(10 - 111)
Phenol-d5	74	(15 - 112)
2,4,6-Tribromophenol	84	(16 - 122)

NOTE(S):

J Estimated result. Result is less than RL.

MACTEC Engineering and Consulting Inc

Client Sample ID: RFI-35-1008

GC/MS Semivolatiles

Lot-Sample #...:	C8J160331-003	**Work Order #...:**	K02T11AL	**Matrix.....:**	WATER
Date Sampled...:	10/14/08 13:55	**Date Received..:**	10/16/08 09:30	**MS Run #.....:**	
Prep Date.....:	10/20/08	**Analysis Date..:**	10/27/08		
Prep Batch #...:	8295020	**Analysis Time..:**	01:12		
Dilution Factor:	0.97	**Initial Wgt/Vol:**	1030 mL	**Final Wgt/Vol..:**	1 mL
Analyst ID.....:	003200	**Instrument ID..:**	731		
		Method.....:	SW846 8270C		

PARAMETER	RESULT	REPORTING LIMIT	UNITS	MDL
Aniline	ND	0.97	ug/L	0.047
Acenaphthene	ND	0.19	ug/L	0.051
Acenaphthylene	ND	0.19	ug/L	0.045
Acetophenone	ND	0.97	ug/L	0.045
Anthracene	ND	0.19	ug/L	0.049
Atrazine	ND	0.97	ug/L	0.038
Benzo(a)anthracene	ND	0.19	ug/L	0.040
Benzo(a)pyrene	ND	0.19	ug/L	0.042
Benzo(b)fluoranthene	ND	0.19	ug/L	0.030
Benzo(ghi)perylene	ND	0.19	ug/L	0.027
Benzo(k)fluoranthene	ND	0.19	ug/L	0.038
Benzaldehyde	ND	0.97	ug/L	0.052
1,1'-Biphenyl	ND	0.97	ug/L	0.058
bis(2-Chloroethoxy) methane	ND	0.97	ug/L	0.12
bis(2-Chloroethyl)-ether	ND	0.19	ug/L	0.045
bis(2-Ethylhexyl) phthalate	ND	0.97	ug/L	0.12
4-Bromophenyl phenyl ether	ND	0.97	ug/L	0.048
Butyl benzyl phthalate	ND	0.97	ug/L	0.13
Caprolactam	**0.21 J**	**4.8**	**ug/L**	**0.18**
Carbazole	ND	0.19	ug/L	0.051
4-Chloroaniline	ND	0.97	ug/L	0.045
4-Chloro-3-methylphenol	ND	0.97	ug/L	0.057
2-Chloronaphthalene	ND	0.19	ug/L	0.043
2-Chlorophenol	ND	0.97	ug/L	0.044
4-Chlorophenyl phenyl ether	ND	0.97	ug/L	0.041
Chrysene	ND	0.19	ug/L	0.034
Dibenz(a,h)anthracene	ND	0.19	ug/L	0.034
Dibenzofuran	ND	0.97	ug/L	0.052
3,3'-Dichlorobenzidine	ND	0.97	ug/L	0.040
2,4-Dichlorophenol	**1.6**	**0.19**	**ug/L**	**0.047**
Diethyl phthalate	ND	0.97	ug/L	0.24
2,4-Dimethylphenol	ND	0.97	ug/L	0.050

(Continued on next page)

MACTEC Engineering and Consulting Inc

Client Sample ID: RFI-35-1008

GC/MS Semivolatiles

Lot-Sample #...: C8J160331-003 **Work Order #...:** K02T11AL **Matrix.....:** WATER

PARAMETER	RESULT	REPORTING LIMIT	UNITS	MDL
Dimethyl phthalate	ND	0.97	ug/L	0.041
Di-n-butyl phthalate	**0.045 J**	**0.97**	**ug/L**	**0.045**
4,6-Dinitro-2-methylphenol	ND	4.8	ug/L	1.4
2,4-Dinitrophenol	ND	4.8	ug/L	1.2
2,4-Dinitrotoluene	ND	0.97	ug/L	0.044
2,6-Dinitrotoluene	ND	0.97	ug/L	0.049
Di-n-octyl phthalate	ND	0.97	ug/L	0.041
Fluoranthene	ND	0.19	ug/L	0.048
Fluorene	ND	0.19	ug/L	0.053
Hexachlorobenzene	ND	0.19	ug/L	0.042
Hexachlorobutadiene	ND	0.19	ug/L	0.036
Hexachlorocyclopentadiene	ND	0.97	ug/L	0.078
Hexachloroethane	ND	0.97	ug/L	0.042
Indeno(1,2,3-cd)pyrene	ND	0.19	ug/L	0.046
Isophorone	ND	0.97	ug/L	0.046
2-Methylnaphthalene	ND	0.19	ug/L	0.045
2-Methylphenol	ND	0.97	ug/L	0.050
4-Methylphenol	ND	0.97	ug/L	0.071
Naphthalene	ND	0.19	ug/L	0.042
2-Nitroaniline	ND	4.8	ug/L	0.046
3-Nitroaniline	ND	4.8	ug/L	0.039
4-Nitroaniline	ND	4.8	ug/L	0.025
Nitrobenzene	ND	0.19	ug/L	0.062
2-Nitrophenol	ND	0.97	ug/L	0.052
4-Nitrophenol	ND	4.8	ug/L	0.068
N-Nitrosodi-n-propylamine	ND	0.19	ug/L	0.058
N-Nitrosodiphenylamine	ND	0.19	ug/L	0.047
2,2'-oxybis (1-Chloropropane)	ND	0.19	ug/L	0.025
Pentachlorophenol	ND	0.97	ug/L	0.081
Phenanthrene	**0.086 J**	**0.19**	**ug/L**	**0.053**
Phenol	ND	0.19	ug/L	0.021
Pyrene	ND	0.19	ug/L	0.055
2,4,5-Trichlorophenol	ND	0.97	ug/L	0.061
2,4,6-Trichlorophenol	ND	0.97	ug/L	0.055

(Continued on next page)

MACTEC Engineering and Consulting Inc

Client Sample ID: RFI-35-1008

GC/MS Semivolatiles

Lot-Sample #...: C8J160331-003 **Work Order #...:** K02T11AL **Matrix.....:** WATER

SURROGATE	PERCENT RECOVERY	RECOVERY LIMITS
Nitrobenzene-d5	68	(23 - 112)
Terphenyl-d14	56	(10 - 132)
2-Fluorobiphenyl	68	(19 - 107)
2-Fluorophenol	56	(10 - 111)
Phenol-d5	64	(15 - 112)
2,4,6-Tribromophenol	69	(16 - 122)

NOTE(S):

J Estimated result. Result is less than RL.

MACTEC Engineering and Consulting Inc

Client Sample ID: EW-1-1008

GC/MS Semivolatiles

Lot-Sample #...:	C8J160331-004	**Work Order #...:**	K02T21AL	**Matrix.....:**	WATER
Date Sampled...:	10/14/08 13:45	**Date Received..:**	10/16/08 09:30	**MS Run #.....:**	
Prep Date.....:	10/20/08	**Analysis Date..:**	10/27/08		
Prep Batch #...:	8295020	**Analysis Time..:**	01:33		
Dilution Factor:	0.97	**Initial Wgt/Vol:**	1030 mL	**Final Wgt/Vol..:**	1 mL
Analyst ID.....:	003200	**Instrument ID..:**	731		
		Method.....:	SW846 8270C		

PARAMETER	RESULT	REPORTING LIMIT	UNITS	MDL
Aniline	**70 E**	**0.97**	**ug/L**	**0.047**
Acenaphthene	**3.6**	**0.19**	**ug/L**	**0.051**
Acenaphthylene	ND	0.19	ug/L	0.045
Acetophenone	ND	0.97	ug/L	0.045
Anthracene	**0.19**	**0.19**	**ug/L**	**0.049**
Atrazine	ND	0.97	ug/L	0.038
Benzo(a)anthracene	ND	0.19	ug/L	0.040
Benzo(a)pyrene	ND	0.19	ug/L	0.042
Benzo(b)fluoranthene	ND	0.19	ug/L	0.030
Benzo(ghi)perylene	**0.033 J**	**0.19**	**ug/L**	**0.027**
Benzo(k)fluoranthene	ND	0.19	ug/L	0.038
Benzaldehyde	ND	0.97	ug/L	0.052
1,1'-Biphenyl	**0.37 J**	**0.97**	**ug/L**	**0.058**
bis(2-Chloroethoxy) methane	ND	0.97	ug/L	0.12
bis(2-Chloroethyl)-ether	ND	0.19	ug/L	0.045
bis(2-Ethylhexyl) phthalate	**0.29 J**	**0.97**	**ug/L**	**0.12**
4-Bromophenyl phenyl ether	ND	0.97	ug/L	0.048
Butyl benzyl phthalate	ND	0.97	ug/L	0.13
Caprolactam	ND	4.8	ug/L	0.18
Carbazole	**0.84**	**0.19**	**ug/L**	**0.051**
4-Chloroaniline	**96 E**	**0.97**	**ug/L**	**0.045**
4-Chloro-3-methylphenol	ND	0.97	ug/L	0.057
2-Chloronaphthalene	ND	0.19	ug/L	0.043
2-Chlorophenol	**27**	**0.97**	**ug/L**	**0.044**
4-Chlorophenyl phenyl ether	ND	0.97	ug/L	0.041
Chrysene	ND	0.19	ug/L	0.034
Dibenz(a,h)anthracene	ND	0.19	ug/L	0.034
Dibenzofuran	**0.58 J**	**0.97**	**ug/L**	**0.052**
3,3'-Dichlorobenzidine	ND	0.97	ug/L	0.040
2,4-Dichlorophenol	**4.0**	**0.19**	**ug/L**	**0.047**
Diethyl phthalate	ND	0.97	ug/L	0.24
2,4-Dimethylphenol	ND	0.97	ug/L	0.050

(Continued on next page)

MACTEC Engineering and Consulting Inc

Client Sample ID: EW-1-1008

GC/MS Semivolatiles

Lot-Sample #...: C8J160331-004 **Work Order #...:** K02T21AL **Matrix.....:** WATER

PARAMETER	RESULT	REPORTING LIMIT	UNITS	MDL
Dimethyl phthalate	ND	0.97	ug/L	0.041
Di-n-butyl phthalate	**0.078 J**	**0.97**	**ug/L**	**0.045**
4,6-Dinitro-2-methylphenol	ND	4.8	ug/L	1.4
2,4-Dinitrophenol	ND	4.8	ug/L	1.2
2,4-Dinitrotoluene	ND	0.97	ug/L	0.044
2,6-Dinitrotoluene	ND	0.97	ug/L	0.049
Di-n-octyl phthalate	ND	0.97	ug/L	0.041
Fluoranthene	**0.11 J**	**0.19**	**ug/L**	**0.048**
Fluorene	ND	0.19	ug/L	0.053
Hexachlorobenzene	ND	0.19	ug/L	0.042
Hexachlorobutadiene	ND	0.19	ug/L	0.036
Hexachlorocyclopentadiene	ND	0.97	ug/L	0.078
Hexachloroethane	ND	0.97	ug/L	0.042
Indeno(1,2,3-cd)pyrene	ND	0.19	ug/L	0.046
Isophorone	ND	0.97	ug/L	0.046
2-Methylnaphthalene	ND	0.19	ug/L	0.045
2-Methylphenol	ND	0.97	ug/L	0.050
4-Methylphenol	ND	0.97	ug/L	0.071
Naphthalene	ND	0.19	ug/L	0.042
2-Nitroaniline	ND	4.8	ug/L	0.046
3-Nitroaniline	ND	4.8	ug/L	0.039
4-Nitroaniline	ND	4.8	ug/L	0.025
Nitrobenzene	ND	0.19	ug/L	0.062
2-Nitrophenol	ND	0.97	ug/L	0.052
4-Nitrophenol	ND	4.8	ug/L	0.068
N-Nitrosodi-n-propylamine	ND	0.19	ug/L	0.058
N-Nitrosodiphenylamine	**29**	**0.19**	**ug/L**	**0.047**
2,2'-oxybis(1-Chloropropane)	ND	0.19	ug/L	0.025
Pentachlorophenol	ND	0.97	ug/L	0.081
Phenanthrene	ND	0.19	ug/L	0.053
Phenol	ND	0.19	ug/L	0.021
Pyrene	**0.079 J**	**0.19**	**ug/L**	**0.055**
2,4,5-Trichlorophenol	ND	0.97	ug/L	0.061
2,4,6-Trichlorophenol	ND	0.97	ug/L	0.055

(Continued on next page)

MACTEC Engineering and Consulting Inc

Client Sample ID: EW-1-1008

GC/MS Semivolatiles

Lot-Sample #...: C8J160331-004 **Work Order #...:** K02T21AL **Matrix.....:** WATER

SURROGATE	PERCENT RECOVERY	RECOVERY LIMITS
Nitrobenzene-d5	82	(23 - 112)
Terphenyl-d14	53	(10 - 132)
2-Fluorobiphenyl	74	(19 - 107)
2-Fluorophenol	90	(10 - 111)
Phenol-d5	109	(15 - 112)
2,4,6-Tribromophenol	75	(16 - 122)

NOTE(S):

E Estimated result. Result concentration exceeds the calibration range.

J Estimated result. Result is less than RL.

MACTEC Engineering and Consulting Inc

Client Sample ID: EW-1-1008DL

GC/MS Semivolatiles

Lot-Sample #...:	C8J160331-004	**Work Order #...:**	K02T22AL	**Matrix.....:**	WATER
Date Sampled...:	10/14/08 13:45	**Date Received..:**	10/16/08 09:30	**MS Run #.....:**	
Prep Date.....:	10/20/08	**Analysis Date..:**	10/28/08		
Prep Batch #...:	8295020	**Analysis Time..:**	04:19		
Dilution Factor:	9.7	**Initial Wgt/Vol:**	1030 mL	**Final Wgt/Vol..:**	1 mL
Analyst ID.....:	003200	**Instrument ID..:**	731		
		Method.....:	SW846 8270C		

PARAMETER	RESULT	REPORTING LIMIT	UNITS	MDL
Aniline	**50**	**9.7**	**ug/L**	**0.47**
Acenaphthene	**4.0**	**1.9**	**ug/L**	**0.51**
Acenaphthylene	ND	1.9	ug/L	0.45
Acetophenone	ND	9.7	ug/L	0.45
Anthracene	ND	1.9	ug/L	0.49
Atrazine	ND	9.7	ug/L	0.38
Benzo(a)anthracene	ND	1.9	ug/L	0.40
Benzo(a)pyrene	ND	1.9	ug/L	0.42
Benzo(b)fluoranthene	ND	1.9	ug/L	0.30
Benzo(ghi)perylene	ND	1.9	ug/L	0.27
Benzo(k)fluoranthene	ND	1.9	ug/L	0.38
Benzaldehyde	ND	9.7	ug/L	0.52
1,1'-Biphenyl	ND	9.7	ug/L	0.58
bis(2-Chloroethoxy) methane	ND	9.7	ug/L	1.2
bis(2-Chloroethyl)-ether	ND	1.9	ug/L	0.45
bis(2-Ethylhexyl) phthalate	ND	9.7	ug/L	1.2
4-Bromophenyl phenyl ether	ND	9.7	ug/L	0.48
Butyl benzyl phthalate	ND	9.7	ug/L	1.3
Caprolactam	ND	48	ug/L	1.8
Carbazole	**0.98 J**	**1.9**	**ug/L**	**0.51**
4-Chloroaniline	**120**	**9.7**	**ug/L**	**0.45**
4-Chloro-3-methylphenol	ND	9.7	ug/L	0.57
2-Chloronaphthalene	ND	1.9	ug/L	0.43
2-Chlorophenol	**19**	**9.7**	**ug/L**	**0.44**
4-Chlorophenyl phenyl ether	ND	9.7	ug/L	0.41
Chrysene	ND	1.9	ug/L	0.34
Dibenz(a,h)anthracene	ND	1.9	ug/L	0.34
Dibenzofuran	**0.63 J**	**9.7**	**ug/L**	**0.52**
3,3'-Dichlorobenzidine	ND	9.7	ug/L	0.40
2,4-Dichlorophenol	**4.0**	**1.9**	**ug/L**	**0.47**
Diethyl phthalate	ND	9.7	ug/L	2.4
2,4-Dimethylphenol	ND	9.7	ug/L	0.50

(Continued on next page)

MACTEC Engineering and Consulting Inc

Client Sample ID: EW-1-1008 DL

GC/MS Semivolatiles

Lot-Sample #...: C8J160331-004 **Work Order #...:** K02T22AL **Matrix.....:** WATER

PARAMETER	RESULT	REPORTING LIMIT	UNITS	MDL
Dimethyl phthalate	ND	9.7	ug/L	0.41
Di-n-butyl phthalate	ND	9.7	ug/L	0.45
4,6-Dinitro-2-methylphenol	ND	48	ug/L	14
2,4-Dinitrophenol	ND	48	ug/L	12
2,4-Dinitrotoluene	ND	9.7	ug/L	0.44
2,6-Dinitrotoluene	ND	9.7	ug/L	0.49
Di-n-octyl phthalate	ND	9.7	ug/L	0.41
Fluoranthene	ND	1.9	ug/L	0.48
Fluorene	ND	1.9	ug/L	0.53
Hexachlorobenzene	ND	1.9	ug/L	0.42
Hexachlorobutadiene	ND	1.9	ug/L	0.36
Hexachlorocyclopentadiene	ND	9.7	ug/L	0.78
Hexachloroethane	ND	9.7	ug/L	0.42
Indeno(1,2,3-cd)pyrene	ND	1.9	ug/L	0.46
Isophorone	ND	9.7	ug/L	0.46
2-Methylnaphthalene	ND	1.9	ug/L	0.45
2-Methylphenol	ND	9.7	ug/L	0.50
4-Methylphenol	ND	9.7	ug/L	0.71
Naphthalene	ND	1.9	ug/L	0.42
2-Nitroaniline	ND	48	ug/L	0.46
3-Nitroaniline	ND	48	ug/L	0.39
4-Nitroaniline	ND	48	ug/L	0.25
Nitrobenzene	ND	1.9	ug/L	0.62
2-Nitrophenol	ND	9.7	ug/L	0.52
4-Nitrophenol	ND	48	ug/L	0.68
N-Nitrosodi-n-propylamine	ND	1.9	ug/L	0.58
N-Nitrosodiphenylamine	**32**	**1.9**	**ug/L**	**0.47**
2,2'-oxybis(1-Chloropropane)	ND	1.9	ug/L	0.25
Pentachlorophenol	ND	9.7	ug/L	0.81
Phenanthrene	ND	1.9	ug/L	0.53
Phenol	ND	1.9	ug/L	0.21
Pyrene	ND	1.9	ug/L	0.55
2,4,5-Trichlorophenol	ND	9.7	ug/L	0.61
2,4,6-Trichlorophenol	ND	9.7	ug/L	0.55

(Continued on next page)

MACTEC Engineering and Consulting Inc

Client Sample ID: EW-1-1008 DL

GC/MS Semivolatiles

Lot-Sample #...: C8J160331-004 **Work Order #...:** K02T22AL **Matrix.....:** WATER

SURROGATE	PERCENT RECOVERY	RECOVERY LIMITS
Nitrobenzene-d5	79	(23 - 112)
Terphenyl-d14	54	(10 - 132)
2-Fluorobiphenyl	81	(19 - 107)
2-Fluorophenol	56	(10 - 111)
Phenol-d5	73	(15 - 112)
2,4,6-Tribromophenol	73	(16 - 122)

NOTE(S):

J Estimated result. Result is less than RL.

MACTEC Engineering and Consulting Inc

Client Sample ID: EW-2-1008

GC/MS Semivolatiles

Lot-Sample #...:	C8J160331-005	**Work Order #...:**	K02T31AL	**Matrix.....:**	WATER
Date Sampled...:	10/14/08 13:55	**Date Received..:**	10/16/08 09:30	**MS Run #.....:**	
Prep Date.....:	10/20/08	**Analysis Date..:**	10/27/08		
Prep Batch #...:	8295020	**Analysis Time..:**	01:54		
Dilution Factor:	0.96	**Initial Wgt/Vol:**	1040 mL	**Final Wgt/Vol..:**	1 mL
Analyst ID.....:	003200	**Instrument ID..:**	731		
		Method.....:	SW846 8270C		

PARAMETER	RESULT	REPORTING LIMIT	UNITS	MDL
Aniline	**400 E**	**0.96**	**ug/L**	**0.046**
Acenaphthene	**4.2**	**0.19**	**ug/L**	**0.050**
Acenaphthylene	ND	0.19	ug/L	0.044
Acetophenone	ND	0.96	ug/L	0.044
Anthracene	**0.32**	**0.19**	**ug/L**	**0.049**
Atrazine	ND	0.96	ug/L	0.037
Benzo(a)anthracene	ND	0.19	ug/L	0.039
Benzo(a)pyrene	ND	0.19	ug/L	0.042
Benzo(b)fluoranthene	ND	0.19	ug/L	0.030
Benzo(ghi)perylene	ND	0.19	ug/L	0.026
Benzo(k)fluoranthene	ND	0.19	ug/L	0.038
Benzaldehyde	ND	0.96	ug/L	0.052
1,1'-Biphenyl	**0.92 J**	**0.96**	**ug/L**	**0.058**
bis(2-Chloroethoxy) methane	ND	0.96	ug/L	0.12
bis(2-Chloroethyl)-ether	ND	0.19	ug/L	0.044
bis(2-Ethylhexyl) phthalate	ND	0.96	ug/L	0.11
4-Bromophenyl phenyl ether	ND	0.96	ug/L	0.048
Butyl benzyl phthalate	ND	0.96	ug/L	0.13
Caprolactam	ND	4.8	ug/L	0.18
Carbazole	**1.0**	**0.19**	**ug/L**	**0.050**
4-Chloroaniline	**38**	**0.96**	**ug/L**	**0.044**
4-Chloro-3-methylphenol	ND	0.96	ug/L	0.057
2-Chloronaphthalene	ND	0.19	ug/L	0.042
2-Chlorophenol	**7.2**	**0.96**	**ug/L**	**0.044**
4-Chlorophenyl phenyl ether	ND	0.96	ug/L	0.041
Chrysene	ND	0.19	ug/L	0.034
Dibenz(a,h)anthracene	ND	0.19	ug/L	0.033
Dibenzofuran	**0.51 J**	**0.96**	**ug/L**	**0.051**
3,3'-Dichlorobenzidine	ND	0.96	ug/L	0.039
2,4-Dichlorophenol	ND	0.19	ug/L	0.047
Diethyl phthalate	ND	0.96	ug/L	0.23
2,4-Dimethylphenol	ND	0.96	ug/L	0.050

(Continued on next page)

MACTEC Engineering and Consulting Inc

Client Sample ID: EW-2-1008

GC/MS Semivolatiles

Lot-Sample #...: C8J160331-005 **Work Order #...:** K02T31AL **Matrix.....:** WATER

PARAMETER	RESULT	REPORTING LIMIT	UNITS	MDL
Dimethyl phthalate	ND	0.96	ug/L	0.041
Di-n-butyl phthalate	**0.067 J**	**0.96**	**ug/L**	**0.045**
4,6-Dinitro-2-methylphenol	ND	4.8	ug/L	1.4
2,4-Dinitrophenol	ND	4.8	ug/L	1.2
2,4-Dinitrotoluene	ND	0.96	ug/L	0.043
2,6-Dinitrotoluene	ND	0.96	ug/L	0.049
Di-n-octyl phthalate	ND	0.96	ug/L	0.041
Fluoranthene	**0.097 J**	**0.19**	**ug/L**	**0.048**
Fluorene	ND	0.19	ug/L	0.052
Hexachlorobenzene	ND	0.19	ug/L	0.042
Hexachlorobutadiene	ND	0.19	ug/L	0.036
Hexachlorocyclopentadiene	ND	0.96	ug/L	0.077
Hexachloroethane	ND	0.96	ug/L	0.042
Indeno(1,2,3-cd)pyrene	ND	0.19	ug/L	0.046
Isophorone	ND	0.96	ug/L	0.045
2-Methylnaphthalene	ND	0.19	ug/L	0.045
2-Methylphenol	**5.5**	**0.96**	**ug/L**	**0.049**
4-Methylphenol	ND	0.96	ug/L	0.071
Naphthalene	**49 E**	**0.19**	**ug/L**	**0.041**
2-Nitroaniline	ND	4.8	ug/L	0.046
3-Nitroaniline	ND	4.8	ug/L	0.039
4-Nitroaniline	ND	4.8	ug/L	0.024
Nitrobenzene	ND	0.19	ug/L	0.061
2-Nitrophenol	ND	0.96	ug/L	0.052
4-Nitrophenol	ND	4.8	ug/L	0.067
N-Nitrosodi-n-propylamine	ND	0.19	ug/L	0.057
N-Nitrosodiphenylamine	**30**	**0.19**	**ug/L**	**0.047**
2,2'-oxybis(1-Chloropropane)	ND	0.19	ug/L	0.025
Pentachlorophenol	ND	0.96	ug/L	0.080
Phenanthrene	ND	0.19	ug/L	0.053
Phenol	ND	0.19	ug/L	0.021
Pyrene	**0.060 J**	**0.19**	**ug/L**	**0.054**
2,4,5-Trichlorophenol	ND	0.96	ug/L	0.060
2,4,6-Trichlorophenol	ND	0.96	ug/L	0.055

(Continued on next page)

MACTEC Engineering and Consulting Inc

Client Sample ID: EW-2-1008

GC/MS Semivolatiles

Lot-Sample #...: C8J160331-005 **Work Order #...:** K02T31AL **Matrix.....:** WATER

SURROGATE	PERCENT RECOVERY	RECOVERY LIMITS
Nitrobenzene-d5	67	(23 - 112)
Terphenyl-d14	33	(10 - 132)
2-Fluorobiphenyl	65	(19 - 107)
2-Fluorophenol	40	(10 - 111)
Phenol-d5	36	(15 - 112)
2,4,6-Tribromophenol	64	(16 - 122)

NOTE(S):

E Estimated result. Result concentration exceeds the calibration range.

J Estimated result. Result is less than RL.

MACTEC Engineering and Consulting Inc

Client Sample ID: EW-2-1008 DL

GC/MS Semivolatiles

Lot-Sample #...:	C8J160331-005	**Work Order #...:**	K02T32AL	**Matrix.....:**	WATER
Date Sampled...:	10/14/08 13:55	**Date Received..:**	10/16/08 09:30	**MS Run #.....:**	
Prep Date.....:	10/20/08	**Analysis Date..:**	10/28/08		
Prep Batch #...:	8295020	**Analysis Time..:**	04:39		
Dilution Factor:	24	**Initial Wgt/Vol:**	1040 mL	**Final Wgt/Vol..:**	1 mL
Analyst ID.....:	003200	**Instrument ID..:**	731		
		Method.....:	SW846 8270C		

PARAMETER	RESULT	REPORTING LIMIT	UNITS	MDL
Aniline	**900**	**24**	**ug/L**	**1.2**
Acenaphthene	**4.4 J**	**4.8**	**ug/L**	**1.3**
Acenaphthylene	ND	4.8	ug/L	1.1
Acetophenone	ND	24	ug/L	1.1
Anthracene	ND	4.8	ug/L	1.2
Atrazine	ND	24	ug/L	0.94
Benzo(a)anthracene	ND	4.8	ug/L	0.99
Benzo(a)pyrene	ND	4.8	ug/L	1.1
Benzo(b)fluoranthene	ND	4.8	ug/L	0.75
Benzo(ghi)perylene	ND	4.8	ug/L	0.66
Benzo(k)fluoranthene	ND	4.8	ug/L	0.94
Benzaldehyde	ND	24	ug/L	1.3
1,1'-Biphenyl	ND	24	ug/L	1.4
bis(2-Chloroethoxy) methane	ND	24	ug/L	2.9
bis(2-Chloroethyl)-ether	ND	4.8	ug/L	1.1
bis(2-Ethylhexyl) phthalate	ND	24	ug/L	2.9
4-Bromophenyl phenyl ether	ND	24	ug/L	1.2
Butyl benzyl phthalate	ND	24	ug/L	3.3
Caprolactam	ND	120	ug/L	4.5
Carbazole	ND	4.8	ug/L	1.3
4-Chloroaniline	**51**	**24**	**ug/L**	**1.1**
4-Chloro-3-methylphenol	ND	24	ug/L	1.4
2-Chloronaphthalene	ND	4.8	ug/L	1.1
2-Chlorophenol	ND	24	ug/L	1.1
4-Chlorophenyl phenyl ether	ND	24	ug/L	1.0
Chrysene	ND	4.8	ug/L	0.85
Dibenz(a,h)anthracene	ND	4.8	ug/L	0.84
Dibenzofuran	ND	24	ug/L	1.3
3,3'-Dichlorobenzidine	ND	24	ug/L	0.98
2,4-Dichlorophenol	ND	4.8	ug/L	1.2
Diethyl phthalate	ND	24	ug/L	5.9
2,4-Dimethylphenol	ND	24	ug/L	1.2

(Continued on next page)

MACTEC Engineering and Consulting Inc

Client Sample ID: EW-2-1008 DL

GC/MS Semivolatiles

Lot-Sample #...: C8J160331-005 **Work Order #...:** K02T32AL **Matrix.....:** WATER

PARAMETER	RESULT	REPORTING LIMIT	UNITS	MDL
Dimethyl phthalate	ND	24	ug/L	1.0
Di-n-butyl phthalate	ND	24	ug/L	1.1
4,6-Dinitro-2-methylphenol	ND	120	ug/L	34
2,4-Dinitrophenol	ND	120	ug/L	31
2,4-Dinitrotoluene	ND	24	ug/L	1.1
2,6-Dinitrotoluene	ND	24	ug/L	1.2
Di-n-octyl phthalate	ND	24	ug/L	1.0
Fluoranthene	ND	4.8	ug/L	1.2
Fluorene	ND	4.8	ug/L	1.3
Hexachlorobenzene	ND	4.8	ug/L	1.0
Hexachlorobutadiene	ND	4.8	ug/L	0.90
Hexachlorocyclopentadiene	ND	24	ug/L	1.9
Hexachloroethane	ND	24	ug/L	1.0
Indeno(1,2,3-cd)pyrene	ND	4.8	ug/L	1.1
Isophorone	ND	24	ug/L	1.1
2-Methylnaphthalene	ND	4.8	ug/L	1.1
2-Methylphenol	**5.7 J**	**24**	**ug/L**	**1.2**
4-Methylphenol	ND	24	ug/L	1.8
Naphthalene	**63**	**4.8**	**ug/L**	**1.0**
2-Nitroaniline	ND	120	ug/L	1.1
3-Nitroaniline	ND	120	ug/L	0.96
4-Nitroaniline	ND	120	ug/L	0.61
Nitrobenzene	ND	4.8	ug/L	1.5
2-Nitrophenol	ND	24	ug/L	1.3
4-Nitrophenol	ND	120	ug/L	1.7
N-Nitrosodi-n-propylamine	ND	4.8	ug/L	1.4
N-Nitrosodiphenylamine	**32**	**4.8**	**ug/L**	**1.2**
2,2'-oxybis(1-Chloropropane)	ND	4.8	ug/L	0.62
Pentachlorophenol	ND	24	ug/L	2.0
Phenanthrene	ND	4.8	ug/L	1.3
Phenol	ND	4.8	ug/L	0.53
Pyrene	ND	4.8	ug/L	1.4
2,4,5-Trichlorophenol	ND	24	ug/L	1.5
2,4,6-Trichlorophenol	ND	24	ug/L	1.4

(Continued on next page)

MACTEC Engineering and Consulting Inc

Client Sample ID: EW-2-1008 DL

GC/MS Semivolatiles

Lot-Sample #...: C8J160331-005 **Work Order #...:** K02T32AL **Matrix.....:** WATER

SURROGATE	PERCENT RECOVERY	RECOVERY LIMITS
Nitrobenzene-d5	NC,DIL	(23 - 112)
Terphenyl-d14	NC,DIL	(10 - 132)
2-Fluorobiphenyl	NC,DIL	(19 - 107)
2-Fluorophenol	NC,DIL	(10 - 111)
Phenol-d5	NC,DIL	(15 - 112)
2,4,6-Tribromophenol	NC,DIL	(16 - 122)

NOTE(S):

NC The recovery and/or RPD were not calculated.

DIL The concentration is estimated or not reported due to dilution or the presence of interfering analytes.

J Estimated result. Result is less than RL.

MACTEC Engineering and Consulting Inc

Client Sample ID: EW-3-1008

GC/MS Semivolatiles

Lot-Sample #...:	C8J160331-006	**Work Order #...:**	K02T41AL	**Matrix.....:**	WATER
Date Sampled...:	10/14/08 14:05	**Date Received..:**	10/16/08 09:30	**MS Run #.....:**	
Prep Date.....:	10/20/08	**Analysis Date..:**	10/27/08		
Prep Batch #...:	8295020	**Analysis Time..:**	02:17		
Dilution Factor:	9.6	**Initial Wgt/Vol:**	1040 mL	**Final Wgt/Vol..:**	1 mL
Analyst ID.....:	003200	**Instrument ID..:**	731		
		Method.....:	SW846 8270C		

PARAMETER	RESULT	REPORTING LIMIT	UNITS	MDL
Aniline	**3300 E**	**9.6**	**ug/L**	**0.46**
Acenaphthene	ND	1.9	ug/L	0.50
Acenaphthylene	ND	1.9	ug/L	0.44
Acetophenone	ND	9.6	ug/L	0.44
Anthracene	ND	1.9	ug/L	0.49
Atrazine	ND	9.6	ug/L	0.37
Benzo(a)anthracene	ND	1.9	ug/L	0.39
Benzo(a)pyrene	ND	1.9	ug/L	0.42
Benzo(b)fluoranthene	ND	1.9	ug/L	0.30
Benzo(ghi)perylene	ND	1.9	ug/L	0.26
Benzo(k)fluoranthene	ND	1.9	ug/L	0.38
Benzaldehyde	ND	9.6	ug/L	0.52
1,1'-Biphenyl	ND	9.6	ug/L	0.58
bis(2-Chloroethoxy) methane	ND	9.6	ug/L	1.2
bis(2-Chloroethyl)-ether	ND	1.9	ug/L	0.44
bis(2-Ethylhexyl) phthalate	ND	9.6	ug/L	1.1
4-Bromophenyl phenyl ether	ND	9.6	ug/L	0.48
Butyl benzyl phthalate	ND	9.6	ug/L	1.3
Caprolactam	ND	48	ug/L	1.8
Carbazole	**0.52 J**	**1.9**	**ug/L**	**0.50**
4-Chloroaniline	**98**	**9.6**	**ug/L**	**0.44**
4-Chloro-3-methylphenol	ND	9.6	ug/L	0.57
2-Chloronaphthalene	ND	1.9	ug/L	0.42
2-Chlorophenol	**0.61 J**	**9.6**	**ug/L**	**0.44**
4-Chlorophenyl phenyl ether	ND	9.6	ug/L	0.41
Chrysene	ND	1.9	ug/L	0.34
Dibenz(a,h)anthracene	ND	1.9	ug/L	0.33
Dibenzofuran	ND	9.6	ug/L	0.51
3,3'-Dichlorobenzidine	ND	9.6	ug/L	0.39
2,4-Dichlorophenol	ND	1.9	ug/L	0.47
Diethyl phthalate	ND	9.6	ug/L	2.3
2,4-Dimethylphenol	ND	9.6	ug/L	0.50

(Continued on next page)

MACTEC Engineering and Consulting Inc

Client Sample ID: EW-3-1008

GC/MS Semivolatiles

Lot-Sample #...: C8J160331-006 **Work Order #...:** K02T41AL **Matrix.....:** WATER

PARAMETER	RESULT	REPORTING LIMIT	UNITS	MDL
Dimethyl phthalate	ND	9.6	ug/L	0.41
Di-n-butyl phthalate	ND	9.6	ug/L	0.45
4,6-Dinitro-2-methylphenol	ND	48	ug/L	14
2,4-Dinitrophenol	ND	48	ug/L	12
2,4-Dinitrotoluene	ND	9.6	ug/L	0.43
2,6-Dinitrotoluene	ND	9.6	ug/L	0.49
Di-n-octyl phthalate	ND	9.6	ug/L	0.41
Fluoranthene	ND	1.9	ug/L	0.48
Fluorene	ND	1.9	ug/L	0.52
Hexachlorobenzene	ND	1.9	ug/L	0.42
Hexachlorobutadiene	ND	1.9	ug/L	0.36
Hexachlorocyclopentadiene	ND	9.6	ug/L	0.77
Hexachloroethane	ND	9.6	ug/L	0.42
Indeno(1,2,3-cd)pyrene	ND	1.9	ug/L	0.46
Isophorone	ND	9.6	ug/L	0.45
2-Methylnaphthalene	ND	1.9	ug/L	0.45
2-Methylphenol	ND	9.6	ug/L	0.49
4-Methylphenol	ND	9.6	ug/L	0.71
Naphthalene	**21**	**1.9**	**ug/L**	**0.41**
2-Nitroaniline	ND	48	ug/L	0.46
3-Nitroaniline	ND	48	ug/L	0.39
4-Nitroaniline	ND	48	ug/L	0.24
Nitrobenzene	ND	1.9	ug/L	0.61
2-Nitrophenol	ND	9.6	ug/L	0.52
4-Nitrophenol	ND	48	ug/L	0.67
N-Nitrosodi-n-propylamine	ND	1.9	ug/L	0.57
N-Nitrosodiphenylamine	**14**	**1.9**	**ug/L**	**0.47**
2,2'-oxybis (1-Chloropropane)	ND	1.9	ug/L	0.25
Pentachlorophenol	ND	9.6	ug/L	0.80
Phenanthrene	ND	1.9	ug/L	0.53
Phenol	ND	1.9	ug/L	0.21
Pyrene	ND	1.9	ug/L	0.54
2,4,5-Trichlorophenol	ND	9.6	ug/L	0.60
2,4,6-Trichlorophenol	ND	9.6	ug/L	0.55

(Continued on next page)

MACTEC Engineering and Consulting Inc

Client Sample ID: EW-3-1008

GC/MS Semivolatiles

Lot-Sample #...: C8J160331-006 **Work Order #...:** K02T41AL **Matrix.....:** WATER

SURROGATE	PERCENT RECOVERY	RECOVERY LIMITS
Nitrobenzene-d5	59	(23 - 112)
Terphenyl-d14	31	(10 - 132)
2-Fluorobiphenyl	63	(19 - 107)
2-Fluorophenol	47	(10 - 111)
Phenol-d5	44	(15 - 112)
2,4,6-Tribromophenol	66	(16 - 122)

NOTE(S):

E Estimated result. Result concentration exceeds the calibration range.

J Estimated result. Result is less than RL.

MACTEC Engineering and Consulting Inc

Client Sample ID: EW-3-1008 DL

GC/MS Semivolatiles

Lot-Sample #...:	C8J160331-006	**Work Order #...:**	K02T42AL	**Matrix.....:**	WATER
Date Sampled...:	10/14/08 14:05	**Date Received..:**	10/16/08 09:30	**MS Run #.....:**	
Prep Date.....:	10/20/08	**Analysis Date..:**	10/29/08		
Prep Batch #...:	8295020	**Analysis Time..:**	05:01		
Dilution Factor:	480	**Initial Wgt/Vol:**	1040 mL	**Final Wgt/Vol..:**	1 mL
Analyst ID.....:	003200	**Instrument ID..:**	731		
		Method.....:	SW846 8270C		

PARAMETER	RESULT	REPORTING LIMIT	UNITS	MDL
Aniline	**7500**	**480**	**ug/L**	**23**
Acenaphthene	ND	96	ug/L	25
Acenaphthylene	ND	96	ug/L	22
Acetophenone	ND	480	ug/L	22
Anthracene	ND	96	ug/L	24
Atrazine	ND	480	ug/L	19
Benzo(a)anthracene	ND	96	ug/L	20
Benzo(a)pyrene	ND	96	ug/L	21
Benzo(b)fluoranthene	ND	96	ug/L	15
Benzo(ghi)perylene	ND	96	ug/L	13
Benzo(k)fluoranthene	ND	96	ug/L	19
Benzaldehyde	ND	480	ug/L	26
1,1'-Biphenyl	ND	480	ug/L	29
bis(2-Chloroethoxy) methane	ND	480	ug/L	58
bis(2-Chloroethyl)-ether	ND	96	ug/L	22
bis(2-Ethylhexyl) phthalate	ND	480	ug/L	57
4-Bromophenyl phenyl ether	ND	480	ug/L	24
Butyl benzyl phthalate	ND	480	ug/L	66
Caprolactam	ND	2400	ug/L	90
Carbazole	ND	96	ug/L	25
4-Chloroaniline	**96 J**	**480**	**ug/L**	**22**
4-Chloro-3-methylphenol	ND	480	ug/L	28
2-Chloronaphthalene	ND	96	ug/L	21
2-Chlorophenol	ND	480	ug/L	22
4-Chlorophenyl phenyl ether	ND	480	ug/L	20
Chrysene	ND	96	ug/L	17
Dibenz(a,h)anthracene	ND	96	ug/L	17
Dibenzofuran	ND	480	ug/L	26
3,3'-Dichlorobenzidine	ND	480	ug/L	20
2,4-Dichlorophenol	ND	96	ug/L	23
Diethyl phthalate	ND	480	ug/L	120
2,4-Dimethylphenol	ND	480	ug/L	25

(Continued on next page)

MACTEC Engineering and Consulting Inc

Client Sample ID: EW-3-1008 DL

GC/MS Semivolatiles

Lot-Sample #...: C8J160331-006 **Work Order #...:** K02T42AL **Matrix.....:** WATER

PARAMETER	RESULT	REPORTING LIMIT	UNITS	MDL
Dimethyl phthalate	ND	480	ug/L	20
Di-n-butyl phthalate	ND	480	ug/L	22
4,6-Dinitro-2-methylphenol	ND	2400	ug/L	680
2,4-Dinitrophenol	ND	2400	ug/L	610
2,4-Dinitrotoluene	ND	480	ug/L	22
2,6-Dinitrotoluene	ND	480	ug/L	24
Di-n-octyl phthalate	ND	480	ug/L	20
Fluoranthene	ND	96	ug/L	24
Fluorene	ND	96	ug/L	26
Hexachlorobenzene	ND	96	ug/L	21
Hexachlorobutadiene	ND	96	ug/L	18
Hexachlorocyclopentadiene	ND	480	ug/L	38
Hexachloroethane	ND	480	ug/L	21
Indeno(1,2,3-cd)pyrene	ND	96	ug/L	23
Isophorone	ND	480	ug/L	23
2-Methylnaphthalene	ND	96	ug/L	22
2-Methylphenol	ND	480	ug/L	25
4-Methylphenol	ND	480	ug/L	35
Naphthalene	ND	96	ug/L	21
2-Nitroaniline	ND	2400	ug/L	23
3-Nitroaniline	ND	2400	ug/L	19
4-Nitroaniline	ND	2400	ug/L	12
Nitrobenzene	ND	96	ug/L	31
2-Nitrophenol	ND	480	ug/L	26
4-Nitrophenol	ND	2400	ug/L	34
N-Nitrosodi-n-propylamine	ND	96	ug/L	29
N-Nitrosodiphenylamine	ND	96	ug/L	23
2,2'-oxybis (1-Chloropropane)	ND	96	ug/L	12
Pentachlorophenol	ND	480	ug/L	40
Phenanthrene	ND	96	ug/L	26
Phenol	ND	96	ug/L	11
Pyrene	ND	96	ug/L	27
2,4,5-Trichlorophenol	ND	480	ug/L	30
2,4,6-Trichlorophenol	ND	480	ug/L	27

(Continued on next page)

MACTEC Engineering and Consulting Inc

Client Sample ID: EW-3-1008 DL

GC/MS Semivolatiles

Lot-Sample #...: C8J160331-006 **Work Order #...:** K02T42AL **Matrix.....:** WATER

SURROGATE	PERCENT RECOVERY	RECOVERY LIMITS
Nitrobenzene-d5	NC,DIL	(23 - 112)
Terphenyl-d14	NC,DIL	(10 - 132)
2-Fluorobiphenyl	NC,DIL	(19 - 107)
2-Fluorophenol	NC,DIL	(10 - 111)
Phenol-d5	NC,DIL	(15 - 112)
2,4,6-Tribromophenol	NC,DIL	(16 - 122)

NOTE(S):

NC The recovery and/or RPD were not calculated.

DIL The concentration is estimated or not reported due to dilution or the presence of interfering analytes.

J Estimated result. Result is less than RL.

MACTEC Engineering and Consulting Inc

Client Sample ID: EW-4-1008

GC/MS Semivolatiles

Lot-Sample #...:	C8J160331-007	**Work Order #...:**	K02T51AL	**Matrix.....:**	WATER
Date Sampled...:	10/14/08 14:15	**Date Received..:**	10/16/08 09:30	**MS Run #.....:**	
Prep Date.....:	10/20/08	**Analysis Date..:**	10/27/08		
Prep Batch #...:	8295020	**Analysis Time..:**	02:39		
Dilution Factor:	9.9	**Initial Wgt/Vol:**	1010 mL	**Final Wgt/Vol..:**	1 mL
Analyst ID.....:	003200	**Instrument ID..:**	731		
		Method.....:	SW846 8270C		

PARAMETER	RESULT	REPORTING LIMIT	UNITS	MDL
Aniline	**7200 E**	**9.9**	**ug/L**	**0.48**
Acenaphthene	ND	2.0	ug/L	0.52
Acenaphthylene	ND	2.0	ug/L	0.46
Acetophenone	ND	9.9	ug/L	0.46
Anthracene	**1.8 J**	**2.0**	**ug/L**	**0.50**
Atrazine	ND	9.9	ug/L	0.39
Benzo(a)anthracene	ND	2.0	ug/L	0.41
Benzo(a)pyrene	ND	2.0	ug/L	0.43
Benzo(b)fluoranthene	ND	2.0	ug/L	0.31
Benzo(ghi)perylene	ND	2.0	ug/L	0.27
Benzo(k)fluoranthene	ND	2.0	ug/L	0.39
Benzaldehyde	ND	9.9	ug/L	0.54
1,1'-Biphenyl	**23**	**9.9**	**ug/L**	**0.60**
bis(2-Chloroethoxy) methane	ND	9.9	ug/L	1.2
bis(2-Chloroethyl)-ether	ND	2.0	ug/L	0.46
bis(2-Ethylhexyl) phthalate	ND	9.9	ug/L	1.2
4-Bromophenyl phenyl ether	ND	9.9	ug/L	0.49
Butyl benzyl phthalate	ND	9.9	ug/L	1.4
Caprolactam	ND	50	ug/L	1.9
Carbazole	**5.7**	**2.0**	**ug/L**	**0.52**
4-Chloroaniline	**25**	**9.9**	**ug/L**	**0.46**
4-Chloro-3-methylphenol	ND	9.9	ug/L	0.58
2-Chloronaphthalene	ND	2.0	ug/L	0.44
2-Chlorophenol	ND	9.9	ug/L	0.45
4-Chlorophenyl phenyl ether	ND	9.9	ug/L	0.42
Chrysene	ND	2.0	ug/L	0.35
Dibenz(a,h)anthracene	ND	2.0	ug/L	0.34
Dibenzofuran	**44**	**9.9**	**ug/L**	**0.53**
3,3'-Dichlorobenzidine	ND	9.9	ug/L	0.41
2,4-Dichlorophenol	ND	2.0	ug/L	0.48
Diethyl phthalate	ND	9.9	ug/L	2.4
2,4-Dimethylphenol	ND	9.9	ug/L	0.51

(Continued on next page)

MACTEC Engineering and Consulting Inc

Client Sample ID: EW-4-1008

GC/MS Semivolatiles

Lot-Sample #...: C8J160331-007 **Work Order #...:** K02T51AL **Matrix.....:** WATER

PARAMETER	RESULT	REPORTING LIMIT	UNITS	MDL
Dimethyl phthalate	ND	9.9	ug/L	0.42
Di-n-butyl phthalate	ND	9.9	ug/L	0.46
4,6-Dinitro-2-methylphenol	ND	50	ug/L	14
2,4-Dinitrophenol	ND	50	ug/L	13
2,4-Dinitrotoluene	ND	9.9	ug/L	0.45
2,6-Dinitrotoluene	ND	9.9	ug/L	0.50
Di-n-octyl phthalate	ND	9.9	ug/L	0.42
Fluoranthene	**0.93 J**	**2.0**	**ug/L**	**0.49**
Fluorene	**34**	**2.0**	**ug/L**	**0.54**
Hexachlorobenzene	ND	2.0	ug/L	0.43
Hexachlorobutadiene	ND	2.0	ug/L	0.37
Hexachlorocyclopentadiene	ND	9.9	ug/L	0.79
Hexachloroethane	ND	9.9	ug/L	0.43
Indeno(1,2,3-cd)pyrene	ND	2.0	ug/L	0.47
Isophorone	ND	9.9	ug/L	0.47
2-Methylnaphthalene	**65**	**2.0**	**ug/L**	**0.46**
2-Methylphenol	**1.9 J**	**9.9**	**ug/L**	**0.51**
4-Methylphenol	ND	9.9	ug/L	0.73
Naphthalene	**330**	**2.0**	**ug/L**	**0.43**
2-Nitroaniline	ND	50	ug/L	0.47
3-Nitroaniline	ND	50	ug/L	0.40
4-Nitroaniline	ND	50	ug/L	0.25
Nitrobenzene	ND	2.0	ug/L	0.63
2-Nitrophenol	ND	9.9	ug/L	0.53
4-Nitrophenol	ND	50	ug/L	0.69
N-Nitrosodi-n-propylamine	ND	2.0	ug/L	0.59
N-Nitrosodiphenylamine	**11**	**2.0**	**ug/L**	**0.48**
2,2'-oxybis(1-Chloropropane)	ND	2.0	ug/L	0.26
Pentachlorophenol	ND	9.9	ug/L	0.82
Phenanthrene	**11**	**2.0**	**ug/L**	**0.54**
Phenol	ND	2.0	ug/L	0.22
Pyrene	**0.62 J**	**2.0**	**ug/L**	**0.56**
2,4,5-Trichlorophenol	ND	9.9	ug/L	0.62
2,4,6-Trichlorophenol	ND	9.9	ug/L	0.56

(Continued on next page)

MACTEC Engineering and Consulting Inc

Client Sample ID: EW-4-1008

GC/MS Semivolatiles

Lot-Sample #...: C8J160331-007 **Work Order #...:** K02T51AL **Matrix.....:** WATER

SURROGATE	PERCENT RECOVERY	RECOVERY LIMITS
Nitrobenzene-d5	4.5 *	(23 - 112)
Terphenyl-d14	44	(10 - 132)
2-Fluorobiphenyl	68	(19 - 107)
2-Fluorophenol	46	(10 - 111)
Phenol-d5	26	(15 - 112)
2,4,6-Tribromophenol	76	(16 - 122)

NOTE(S):

* Surrogate recovery is outside stated control limits.

E Estimated result. Result concentration exceeds the calibration range.

J Estimated result. Result is less than RL.

MACTEC Engineering and Consulting Inc

Client Sample ID: EW-4-1008 DL

GC/MS Semivolatiles

Lot-Sample #...:	C8J160331-007	**Work Order #...:**	K02T52AL	**Matrix.....:**	WATER
Date Sampled...:	10/14/08 14:15	**Date Received..:**	10/16/08 09:30	**MS Run #.....:**	
Prep Date.....:	10/20/08	**Analysis Date..:**	10/28/08		
Prep Batch #...:	8295020	**Analysis Time..:**	05:19		
Dilution Factor:	990	**Initial Wgt/Vol:**	1010 mL	**Final Wgt/Vol..:**	1 mL
Analyst ID.....:	003200	**Instrument ID..:**	731		
		Method.....:	SW846 8270C		

PARAMETER	RESULT	REPORTING LIMIT	UNITS	MDL
Aniline	**26000**	**990**	**ug/L**	**48**
Acenaphthene	**73 J**	**200**	**ug/L**	**52**
Acenaphthylene	ND	200	ug/L	46
Acetophenone	ND	990	ug/L	46
Anthracene	ND	200	ug/L	50
Atrazine	ND	990	ug/L	39
Benzo(a)anthracene	ND	200	ug/L	41
Benzo(a)pyrene	ND	200	ug/L	43
Benzo(b)fluoranthene	ND	200	ug/L	31
Benzo(ghi)perylene	ND	200	ug/L	27
Benzo(k)fluoranthene	ND	200	ug/L	39
Benzaldehyde	ND	990	ug/L	54
1,1'-Biphenyl	ND	990	ug/L	60
bis(2-Chloroethoxy) methane	ND	990	ug/L	120
bis(2-Chloroethyl)-ether	ND	200	ug/L	46
bis(2-Ethylhexyl) phthalate	ND	990	ug/L	120
4-Bromophenyl phenyl ether	ND	990	ug/L	49
Butyl benzyl phthalate	ND	990	ug/L	140
Caprolactam	ND	5000	ug/L	190
Carbazole	ND	200	ug/L	52
4-Chloroaniline	ND	990	ug/L	46
4-Chloro-3-methylphenol	ND	990	ug/L	58
2-Chloronaphthalene	ND	200	ug/L	44
2-Chlorophenol	ND	990	ug/L	45
4-Chlorophenyl phenyl ether	ND	990	ug/L	42
Chrysene	ND	200	ug/L	35
Dibenz(a,h)anthracene	ND	200	ug/L	34
Dibenzofuran	ND	990	ug/L	53
3,3'-Dichlorobenzidine	ND	990	ug/L	41
2,4-Dichlorophenol	ND	200	ug/L	48
Diethyl phthalate	ND	990	ug/L	240
2,4-Dimethylphenol	ND	990	ug/L	51

(Continued on next page)

MACTEC Engineering and Consulting Inc

Client Sample ID: EW-4-1008 DL

GC/MS Semivolatiles

Lot-Sample #...: C8J160331-007 **Work Order #...:** K02T52AL **Matrix.....:** WATER

PARAMETER	RESULT	REPORTING LIMIT	UNITS	MDL
Dimethyl phthalate	ND	990	ug/L	42
Di-n-butyl phthalate	ND	990	ug/L	46
4,6-Dinitro-2-methylphenol	ND	5000	ug/L	1400
2,4-Dinitrophenol	ND	5000	ug/L	1300
2,4-Dinitrotoluene	ND	990	ug/L	45
2,6-Dinitrotoluene	ND	990	ug/L	50
Di-n-octyl phthalate	ND	990	ug/L	42
Fluoranthene	ND	200	ug/L	49
Fluorene	ND	200	ug/L	54
Hexachlorobenzene	ND	200	ug/L	43
Hexachlorobutadiene	ND	200	ug/L	37
Hexachlorocyclopentadiene	ND	990	ug/L	79
Hexachloroethane	ND	990	ug/L	43
Indeno(1,2,3-cd)pyrene	ND	200	ug/L	47
Isophorone	ND	990	ug/L	47
2-Methylnaphthalene	**73 J**	**200**	**ug/L**	**46**
2-Methylphenol	ND	990	ug/L	51
4-Methylphenol	ND	990	ug/L	73
Naphthalene	**480**	**200**	**ug/L**	**43**
2-Nitroaniline	ND	5000	ug/L	47
3-Nitroaniline	ND	5000	ug/L	40
4-Nitroaniline	ND	5000	ug/L	25
Nitrobenzene	ND	200	ug/L	63
2-Nitrophenol	ND	990	ug/L	53
4-Nitrophenol	ND	5000	ug/L	69
N-Nitrosodi-n-propylamine	ND	200	ug/L	59
N-Nitrosodiphenylamine	ND	200	ug/L	48
2,2'-oxybis (1-Chloropropane)	ND	200	ug/L	26
Pentachlorophenol	ND	990	ug/L	82
Phenanthrene	ND	200	ug/L	54
Phenol	ND	200	ug/L	22
Pyrene	ND	200	ug/L	56
2,4,5-Trichlorophenol	ND	990	ug/L	62
2,4,6-Trichlorophenol	ND	990	ug/L	56

(Continued on next page)

MACTEC Engineering and Consulting Inc

Client Sample ID: EW-4-1008 DL

GC/MS Semivolatiles

Lot-Sample #...: C8J160331-007 **Work Order #...:** K02T52AL **Matrix.....:** WATER

SURROGATE	PERCENT RECOVERY	RECOVERY LIMITS
Nitrobenzene-d5	NC,DIL	(23 - 112)
Terphenyl-d14	NC,DIL	(10 - 132)
2-Fluorobiphenyl	NC,DIL	(19 - 107)
2-Fluorophenol	NC,DIL	(10 - 111)
Phenol-d5	NC,DIL	(15 - 112)
2,4,6-Tribromophenol	NC,DIL	(16 - 122)

NOTE(S):

NC The recovery and/or RPD were not calculated.

DIL The concentration is estimated or not reported due to dilution or the presence of interfering analytes.

J Estimated result. Result is less than RL.

MACTEC Engineering and Consulting Inc

Client Sample ID: EW-5-1008

GC/MS Semivolatiles

Lot-Sample #...:	C8J160331-008	**Work Order #...:**	K02T61AL	**Matrix.....:**	WATER
Date Sampled...:	10/14/08 14:25	**Date Received..:**	10/16/08 09:30	**MS Run #.....:**	
Prep Date.....:	10/20/08	**Analysis Date..:**	10/27/08		
Prep Batch #...:	8295020	**Analysis Time..:**	03:02		
Dilution Factor:	1.94	**Initial Wgt/Vol:**	1030 mL	**Final Wgt/Vol..:**	1 mL
Analyst ID.....:	003200	**Instrument ID..:**	731		
		Method.....:	SW846 8270C		

PARAMETER	RESULT	REPORTING LIMIT	UNITS	MDL
Aniline	**94 E**	**1.9**	**ug/L**	**0.093**
Acenaphthene	**20**	**0.39**	**ug/L**	**0.10**
Acenaphthylene	ND	0.39	ug/L	0.090
Acetophenone	ND	1.9	ug/L	0.090
Anthracene	**2.1**	**0.39**	**ug/L**	**0.098**
Atrazine	ND	1.9	ug/L	0.076
Benzo(a)anthracene	**0.28 J**	**0.39**	**ug/L**	**0.080**
Benzo(a)pyrene	**0.16 J**	**0.39**	**ug/L**	**0.085**
Benzo(b)fluoranthene	**0.19 J**	**0.39**	**ug/L**	**0.061**
Benzo(ghi)perylene	**0.098 J**	**0.39**	**ug/L**	**0.053**
Benzo(k)fluoranthene	ND	0.39	ug/L	0.076
Benzaldehyde	ND	1.9	ug/L	0.10
1,1'-Biphenyl	**16**	**1.9**	**ug/L**	**0.12**
bis(2-Chloroethoxy) methane	ND	1.9	ug/L	0.24
bis(2-Chloroethyl)-ether	ND	0.39	ug/L	0.089
bis(2-Ethylhexyl) phthalate	**0.31 J**	**1.9**	**ug/L**	**0.23**
4-Bromophenyl phenyl ether	ND	1.9	ug/L	0.096
Butyl benzyl phthalate	ND	1.9	ug/L	0.27
Caprolactam	ND	9.7	ug/L	0.36
Carbazole	**0.73**	**0.39**	**ug/L**	**0.10**
4-Chloroaniline	ND	1.9	ug/L	0.090
4-Chloro-3-methylphenol	ND	1.9	ug/L	0.11
2-Chloronaphthalene	ND	0.39	ug/L	0.086
2-Chlorophenol	ND	1.9	ug/L	0.088
4-Chlorophenyl phenyl ether	ND	1.9	ug/L	0.083
Chrysene	**0.26 J**	**0.39**	**ug/L**	**0.069**
Dibenz(a,h)anthracene	ND	0.39	ug/L	0.068
Dibenzofuran	**20**	**1.9**	**ug/L**	**0.10**
3,3'-Dichlorobenzidine	ND	1.9	ug/L	0.080
2,4-Dichlorophenol	ND	0.39	ug/L	0.094
Diethyl phthalate	ND	1.9	ug/L	0.47
2,4-Dimethylphenol	ND	1.9	ug/L	0.10

(Continued on next page)

MACTEC Engineering and Consulting Inc

Client Sample ID: EW-5-1008

GC/MS Semivolatiles

Lot-Sample #...: C8J160331-008 **Work Order #...:** K02T61AL **Matrix.....:** WATER

PARAMETER	RESULT	REPORTING LIMIT	UNITS	MDL
Dimethyl phthalate	ND	1.9	ug/L	0.082
Di-n-butyl phthalate	ND	1.9	ug/L	0.090
4,6-Dinitro-2-methylphenol	ND	9.7	ug/L	2.8
2,4-Dinitrophenol	ND	9.7	ug/L	2.5
2,4-Dinitrotoluene	ND	1.9	ug/L	0.088
2,6-Dinitrotoluene	ND	1.9	ug/L	0.099
Di-n-octyl phthalate	ND	1.9	ug/L	0.083
Fluoranthene	**2.5**	**0.39**	**ug/L**	**0.096**
Fluorene	**14**	**0.39**	**ug/L**	**0.11**
Hexachlorobenzene	ND	0.39	ug/L	0.084
Hexachlorobutadiene	ND	0.39	ug/L	0.073
Hexachlorocyclopentadiene	ND	1.9	ug/L	0.16
Hexachloroethane	ND	1.9	ug/L	0.084
Indeno(1,2,3-cd)pyrene	ND	0.39	ug/L	0.092
Isophorone	ND	1.9	ug/L	0.092
2-Methylnaphthalene	**81 E**	**0.39**	**ug/L**	**0.091**
2-Methylphenol	ND	1.9	ug/L	0.099
4-Methylphenol	ND	1.9	ug/L	0.14
Naphthalene	**190 E**	**0.39**	**ug/L**	**0.083**
2-Nitroaniline	ND	9.7	ug/L	0.092
3-Nitroaniline	ND	9.7	ug/L	0.078
4-Nitroaniline	ND	9.7	ug/L	0.049
Nitrobenzene	ND	0.39	ug/L	0.12
2-Nitrophenol	ND	1.9	ug/L	0.10
4-Nitrophenol	ND	9.7	ug/L	0.14
N-Nitrosodi-n-propylamine	ND	0.39	ug/L	0.12
N-Nitrosodiphenylamine	ND	0.39	ug/L	0.095
2,2'-oxybis (1-Chloropropane)	ND	0.39	ug/L	0.050
Pentachlorophenol	ND	1.9	ug/L	0.16
Phenanthrene	**15**	**0.39**	**ug/L**	**0.11**
Phenol	ND	0.39	ug/L	0.043
Pyrene	**1.4**	**0.39**	**ug/L**	**0.11**
2,4,5-Trichlorophenol	ND	1.9	ug/L	0.12
2,4,6-Trichlorophenol	ND	1.9	ug/L	0.11

(Continued on next page)

MACTEC Engineering and Consulting Inc

Client Sample ID: EW-5-1008

GC/MS Semivolatiles

Lot-Sample #...: C8J160331-008 **Work Order #...:** K02T61AL **Matrix.....:** WATER

SURROGATE	PERCENT RECOVERY	RECOVERY LIMITS
Nitrobenzene-d5	65	(23 - 112)
Terphenyl-d14	28	(10 - 132)
2-Fluorobiphenyl	62	(19 - 107)
2-Fluorophenol	50	(10 - 111)
Phenol-d5	49	(15 - 112)
2,4,6-Tribromophenol	58	(16 - 122)

NOTE(S):

E Estimated result. Result concentration exceeds the calibration range.

J Estimated result. Result is less than RL.

MACTEC Engineering and Consulting Inc

Client Sample ID: EW-5-1008 DL

GC/MS Semivolatiles

Lot-Sample #...:	C8J160331-008	**Work Order #...:**	K02T62AL	**Matrix.....:**	WATER
Date Sampled...:	10/14/08 14:25	**Date Received..:**	10/16/08 09:30	**MS Run #.....:**	
Prep Date.....:	10/20/08	**Analysis Date..:**	10/28/08		
Prep Batch #...:	8295020	**Analysis Time..:**	05:39		
Dilution Factor:	19.4	**Initial Wgt/Vol:**	1030 mL	**Final Wgt/Vol..:**	1 mL
Analyst ID.....:	003200	**Instrument ID..:**	731		
		Method.....:	SW846 8270C		

PARAMETER	RESULT	REPORTING LIMIT	UNITS	MDL
Aniline	**110**	**19**	**ug/L**	**0.93**
Acenaphthene	**21**	**3.9**	**ug/L**	**1.0**
Acenaphthylene	ND	3.9	ug/L	0.90
Acetophenone	ND	19	ug/L	0.90
Anthracene	**2.1 J**	**3.9**	**ug/L**	**0.98**
Atrazine	ND	19	ug/L	0.76
Benzo(a)anthracene	ND	3.9	ug/L	0.80
Benzo(a)pyrene	ND	3.9	ug/L	0.85
Benzo(b)fluoranthene	ND	3.9	ug/L	0.61
Benzo(ghi)perylene	ND	3.9	ug/L	0.53
Benzo(k)fluoranthene	ND	3.9	ug/L	0.76
Benzaldehyde	ND	19	ug/L	1.0
1,1'-Biphenyl	**17 J**	**19**	**ug/L**	**1.2**
bis(2-Chloroethoxy) methane	ND	19	ug/L	2.4
bis(2-Chloroethyl)-ether	ND	3.9	ug/L	0.89
bis(2-Ethylhexyl) phthalate	ND	19	ug/L	2.3
4-Bromophenyl phenyl ether	ND	19	ug/L	0.96
Butyl benzyl phthalate	ND	19	ug/L	2.7
Caprolactam	ND	97	ug/L	3.6
Carbazole	ND	3.9	ug/L	1.0
4-Chloroaniline	ND	19	ug/L	0.90
4-Chloro-3-methylphenol	ND	19	ug/L	1.1
2-Chloronaphthalene	ND	3.9	ug/L	0.86
2-Chlorophenol	ND	19	ug/L	0.88
4-Chlorophenyl phenyl ether	ND	19	ug/L	0.83
Chrysene	ND	3.9	ug/L	0.69
Dibenz(a,h)anthracene	ND	3.9	ug/L	0.68
Dibenzofuran	**22**	**19**	**ug/L**	**1.0**
3,3'-Dichlorobenzidine	ND	19	ug/L	0.80
2,4-Dichlorophenol	ND	3.9	ug/L	0.94
Diethyl phthalate	ND	19	ug/L	4.7
2,4-Dimethylphenol	ND	19	ug/L	1.0

(Continued on next page)

MACTEC Engineering and Consulting Inc

Client Sample ID: EW-5-1008DL

GC/MS Semivolatiles

Lot-Sample #...: C8J160331-008 **Work Order #...:** K02T62AL **Matrix.....:** WATER

PARAMETER	RESULT	REPORTING LIMIT	UNITS	MDL
Dimethyl phthalate	ND	19	ug/L	0.82
Di-n-butyl phthalate	ND	19	ug/L	0.90
4,6-Dinitro-2-methylphenol	ND	97	ug/L	28
2,4-Dinitrophenol	ND	97	ug/L	25
2,4-Dinitrotoluene	ND	19	ug/L	0.88
2,6-Dinitrotoluene	ND	19	ug/L	0.99
Di-n-octyl phthalate	ND	19	ug/L	0.83
Fluoranthene	**2.6 J**	**3.9**	**ug/L**	**0.96**
Fluorene	**14**	**3.9**	**ug/L**	**1.1**
Hexachlorobenzene	ND	3.9	ug/L	0.84
Hexachlorobutadiene	ND	3.9	ug/L	0.73
Hexachlorocyclopentadiene	ND	19	ug/L	1.6
Hexachloroethane	ND	19	ug/L	0.84
Indeno(1,2,3-cd)pyrene	ND	3.9	ug/L	0.92
Isophorone	ND	19	ug/L	0.92
2-Methylnaphthalene	**98**	**3.9**	**ug/L**	**0.91**
2-Methylphenol	ND	19	ug/L	0.99
4-Methylphenol	ND	19	ug/L	1.4
Naphthalene	**420**	**3.9**	**ug/L**	**0.83**
2-Nitroaniline	ND	97	ug/L	0.92
3-Nitroaniline	ND	97	ug/L	0.78
4-Nitroaniline	ND	97	ug/L	0.49
Nitrobenzene	ND	3.9	ug/L	1.2
2-Nitrophenol	ND	19	ug/L	1.0
4-Nitrophenol	ND	97	ug/L	1.4
N-Nitrosodi-n-propylamine	ND	3.9	ug/L	1.2
N-Nitrosodiphenylamine	ND	3.9	ug/L	0.95
2,2'-oxybis(1-Chloropropane)	ND	3.9	ug/L	0.50
Pentachlorophenol	ND	19	ug/L	1.6
Phenanthrene	**16**	**3.9**	**ug/L**	**1.1**
Phenol	ND	3.9	ug/L	0.43
Pyrene	**1.5 J**	**3.9**	**ug/L**	**1.1**
2,4,5-Trichlorophenol	ND	19	ug/L	1.2
2,4,6-Trichlorophenol	ND	19	ug/L	1.1

(Continued on next page)

MACTEC Engineering and Consulting Inc

Client Sample ID: EW-5-1008 DL

GC/MS Semivolatiles

Lot-Sample #...: C8J160331-008 **Work Order #...:** K02T62AL **Matrix.....:** WATER

SURROGATE	PERCENT RECOVERY	RECOVERY LIMITS
Nitrobenzene-d5	NC,DIL	(23 - 112)
Terphenyl-d14	NC,DIL	(10 - 132)
2-Fluorobiphenyl	NC,DIL	(19 - 107)
2-Fluorophenol	NC,DIL	(10 - 111)
Phenol-d5	NC,DIL	(15 - 112)
2,4,6-Tribromophenol	NC,DIL	(16 - 122)

NOTE(S):

NC The recovery and/or RPD were not calculated.

DIL The concentration is estimated or not reported due to dilution or the presence of interfering analytes.

J Estimated result. Result is less than RL.

MACTEC Engineering and Consulting Inc

Client Sample ID: DUPLICATE EW-1-1008

GC/MS Semivolatiles

Lot-Sample #...:	C8J160331-009	**Work Order #...:**	K02T71AL	**Matrix.....:**	WATER
Date Sampled...:	10/14/08 13:45	**Date Received..:**	10/16/08 09:30	**MS Run #.....:**	
Prep Date.....:	10/20/08	**Analysis Date..:**	10/27/08		
Prep Batch #...:	8295020	**Analysis Time..:**	03:24		
Dilution Factor:	0.97	**Initial Wgt/Vol:**	1030 mL	**Final Wgt/Vol..:**	1 mL
Analyst ID.....:	003200	**Instrument ID..:**	731		
		Method.....:	SW846 8270C		

PARAMETER	RESULT	REPORTING LIMIT	UNITS	MDL
Aniline	**15**	**0.97**	**ug/L**	**0.047**
Acenaphthene	**3.0**	**0.19**	**ug/L**	**0.051**
Acenaphthylene	ND	0.19	ug/L	0.045
Acetophenone	ND	0.97	ug/L	0.045
Anthracene	**0.14 J**	**0.19**	**ug/L**	**0.049**
Atrazine	ND	0.97	ug/L	0.038
Benzo(a)anthracene	ND	0.19	ug/L	0.040
Benzo(a)pyrene	ND	0.19	ug/L	0.042
Benzo(b)fluoranthene	ND	0.19	ug/L	0.030
Benzo(ghi)perylene	ND	0.19	ug/L	0.027
Benzo(k)fluoranthene	ND	0.19	ug/L	0.038
Benzaldehyde	ND	0.97	ug/L	0.052
1,1'-Biphenyl	**0.29 J**	**0.97**	**ug/L**	**0.058**
bis(2-Chloroethoxy) methane	ND	0.97	ug/L	0.12
bis(2-Chloroethyl)-ether	ND	0.19	ug/L	0.045
bis(2-Ethylhexyl) phthalate	**0.26 J**	**0.97**	**ug/L**	**0.12**
4-Bromophenyl phenyl ether	ND	0.97	ug/L	0.048
Butyl benzyl phthalate	ND	0.97	ug/L	0.13
Caprolactam	ND	4.8	ug/L	0.18
Carbazole	**0.65**	**0.19**	**ug/L**	**0.051**
4-Chloroaniline	**70 E**	**0.97**	**ug/L**	**0.045**
4-Chloro-3-methylphenol	ND	0.97	ug/L	0.057
2-Chloronaphthalene	ND	0.19	ug/L	0.043
2-Chlorophenol	**23**	**0.97**	**ug/L**	**0.044**
4-Chlorophenyl phenyl ether	ND	0.97	ug/L	0.041
Chrysene	ND	0.19	ug/L	0.034
Dibenz(a,h)anthracene	ND	0.19	ug/L	0.034
Dibenzofuran	**0.49 J**	**0.97**	**ug/L**	**0.052**
3,3'-Dichlorobenzidine	ND	0.97	ug/L	0.040
2,4-Dichlorophenol	ND	0.19	ug/L	0.047
Diethyl phthalate	ND	0.97	ug/L	0.24
2,4-Dimethylphenol	ND	0.97	ug/L	0.050

(Continued on next page)

MACTEC Engineering and Consulting Inc

Client Sample ID: DUPLICATE EW-1-1008

GC/MS Semivolatiles

Lot-Sample #...: C8J160331-009 **Work Order #...:** K02T71AL **Matrix.....:** WATER

PARAMETER	RESULT	REPORTING LIMIT	UNITS	MDL
Dimethyl phthalate	ND	0.97	ug/L	0.041
Di-n-butyl phthalate	**0.072 J**	**0.97**	**ug/L**	**0.045**
4,6-Dinitro-2-methylphenol	ND	4.8	ug/L	1.4
2,4-Dinitrophenol	ND	4.8	ug/L	1.2
2,4-Dinitrotoluene	ND	0.97	ug/L	0.044
2,6-Dinitrotoluene	ND	0.97	ug/L	0.049
Di-n-octyl phthalate	ND	0.97	ug/L	0.041
Fluoranthene	**0.081 J**	**0.19**	**ug/L**	**0.048**
Fluorene	ND	0.19	ug/L	0.053
Hexachlorobenzene	ND	0.19	ug/L	0.042
Hexachlorobutadiene	ND	0.19	ug/L	0.036
Hexachlorocyclopentadiene	ND	0.97	ug/L	0.078
Hexachloroethane	ND	0.97	ug/L	0.042
Indeno(1,2,3-cd)pyrene	ND	0.19	ug/L	0.046
Isophorone	ND	0.97	ug/L	0.046
2-Methylnaphthalene	ND	0.19	ug/L	0.045
2-Methylphenol	ND	0.97	ug/L	0.050
4-Methylphenol	ND	0.97	ug/L	0.071
Naphthalene	ND	0.19	ug/L	0.042
2-Nitroaniline	ND	4.8	ug/L	0.046
3-Nitroaniline	ND	4.8	ug/L	0.039
4-Nitroaniline	ND	4.8	ug/L	0.025
Nitrobenzene	ND	0.19	ug/L	0.062
2-Nitrophenol	ND	0.97	ug/L	0.052
4-Nitrophenol	ND	4.8	ug/L	0.068
N-Nitrosodi-n-propylamine	ND	0.19	ug/L	0.058
N-Nitrosodiphenylamine	**23**	**0.19**	**ug/L**	**0.047**
2,2'-oxybis(1-Chloropropane)	ND	0.19	ug/L	0.025
Pentachlorophenol	ND	0.97	ug/L	0.081
Phenanthrene	**0.11 J**	**0.19**	**ug/L**	**0.053**
Phenol	ND	0.19	ug/L	0.021
Pyrene	**0.055 J**	**0.19**	**ug/L**	**0.055**
2,4,5-Trichlorophenol	ND	0.97	ug/L	0.061
2,4,6-Trichlorophenol	ND	0.97	ug/L	0.055

(Continued on next page)

MACTEC Engineering and Consulting Inc

Client Sample ID: DUPLICATE EW-1-1008

GC/MS Semivolatiles

Lot-Sample #...: C8J160331-009 **Work Order #...:** K02T71AL **Matrix.....:** WATER

SURROGATE	PERCENT RECOVERY	RECOVERY LIMITS
Nitrobenzene-d5	63	(23 - 112)
Terphenyl-d14	40	(10 - 132)
2-Fluorobiphenyl	56	(19 - 107)
2-Fluorophenol	71	(10 - 111)
Phenol-d5	74	(15 - 112)
2,4,6-Tribromophenol	67	(16 - 122)

NOTE(S):

J Estimated result. Result is less than RL.

E Estimated result. Result concentration exceeds the calibration range.

MACTEC Engineering and Consulting Inc

Client Sample ID: DUPLICATE EW-1-1008 DL

GC/MS Semivolatiles

Lot-Sample #...:	C8J160331-009	**Work Order #...:**	K02T72AL	**Matrix.....:**	WATER
Date Sampled...:	10/14/08 13:45	**Date Received..:**	10/16/08 09:30	**MS Run #.....:**	
Prep Date.....:	10/20/08	**Analysis Date..:**	10/28/08		
Prep Batch #...:	8295020	**Analysis Time..:**	05:59		
Dilution Factor:	9.7	**Initial Wgt/Vol:**	1030 mL	**Final Wgt/Vol..:**	1 mL
Analyst ID.....:	003200	**Instrument ID..:**	731		
		Method.....:	SW846 8270C		

PARAMETER	RESULT	REPORTING LIMIT	UNITS	MDL
Aniline	**10**	**9.7**	**ug/L**	**0.47**
Acenaphthene	**3.1**	**1.9**	**ug/L**	**0.51**
Acenaphthylene	ND	1.9	ug/L	0.45
Acetophenone	ND	9.7	ug/L	0.45
Anthracene	ND	1.9	ug/L	0.49
Atrazine	ND	9.7	ug/L	0.38
Benzo(a)anthracene	ND	1.9	ug/L	0.40
Benzo(a)pyrene	ND	1.9	ug/L	0.42
Benzo(b)fluoranthene	ND	1.9	ug/L	0.30
Benzo(ghi)perylene	ND	1.9	ug/L	0.27
Benzo(k)fluoranthene	ND	1.9	ug/L	0.38
Benzaldehyde	ND	9.7	ug/L	0.52
1,1'-Biphenyl	ND	9.7	ug/L	0.58
bis(2-Chloroethoxy) methane	ND	9.7	ug/L	1.2
bis(2-Chloroethyl)-ether	ND	1.9	ug/L	0.45
bis(2-Ethylhexyl) phthalate	ND	9.7	ug/L	1.2
4-Bromophenyl phenyl ether	ND	9.7	ug/L	0.48
Butyl benzyl phthalate	ND	9.7	ug/L	1.3
Caprolactam	ND	48	ug/L	1.8
Carbazole	**0.70 J**	**1.9**	**ug/L**	**0.51**
4-Chloroaniline	**88**	**9.7**	**ug/L**	**0.45**
4-Chloro-3-methylphenol	ND	9.7	ug/L	0.57
2-Chloronaphthalene	ND	1.9	ug/L	0.43
2-Chlorophenol	**17**	**9.7**	**ug/L**	**0.44**
4-Chlorophenyl phenyl ether	ND	9.7	ug/L	0.41
Chrysene	ND	1.9	ug/L	0.34
Dibenz(a,h)anthracene	ND	1.9	ug/L	0.34
Dibenzofuran	**0.53 J**	**9.7**	**ug/L**	**0.52**
3,3'-Dichlorobenzidine	ND	9.7	ug/L	0.40
2,4-Dichlorophenol	ND	1.9	ug/L	0.47
Diethyl phthalate	ND	9.7	ug/L	2.4
2,4-Dimethylphenol	ND	9.7	ug/L	0.50

(Continued on next page)

MACTEC Engineering and Consulting Inc

Client Sample ID: DUPLICATE EW-1-1008 DL

GC/MS Semivolatiles

Lot-Sample #...: C8J160331-009 **Work Order #...:** K02T72AL **Matrix.....:** WATER

PARAMETER	RESULT	REPORTING LIMIT	UNITS	MDL
Dimethyl phthalate	ND	9.7	ug/L	0.41
Di-n-butyl phthalate	ND	9.7	ug/L	0.45
4,6-Dinitro-2-methylphenol	ND	48	ug/L	14
2,4-Dinitrophenol	ND	48	ug/L	12
2,4-Dinitrotoluene	ND	9.7	ug/L	0.44
2,6-Dinitrotoluene	ND	9.7	ug/L	0.49
Di-n-octyl phthalate	ND	9.7	ug/L	0.41
Fluoranthene	ND	1.9	ug/L	0.48
Fluorene	ND	1.9	ug/L	0.53
Hexachlorobenzene	ND	1.9	ug/L	0.42
Hexachlorobutadiene	ND	1.9	ug/L	0.36
Hexachlorocyclopentadiene	ND	9.7	ug/L	0.78
Hexachloroethane	ND	9.7	ug/L	0.42
Indeno(1,2,3-cd)pyrene	ND	1.9	ug/L	0.46
Isophorone	ND	9.7	ug/L	0.46
2-Methylnaphthalene	ND	1.9	ug/L	0.45
2-Methylphenol	ND	9.7	ug/L	0.50
4-Methylphenol	ND	9.7	ug/L	0.71
Naphthalene	ND	1.9	ug/L	0.42
2-Nitroaniline	ND	48	ug/L	0.46
3-Nitroaniline	ND	48	ug/L	0.39
4-Nitroaniline	ND	48	ug/L	0.25
Nitrobenzene	ND	1.9	ug/L	0.62
2-Nitrophenol	ND	9.7	ug/L	0.52
4-Nitrophenol	ND	48	ug/L	0.68
N-Nitrosodi-n-propylamine	ND	1.9	ug/L	0.58
N-Nitrosodiphenylamine	**25**	**1.9**	**ug/L**	**0.47**
2,2'-oxybis(1-Chloropropane)	ND	1.9	ug/L	0.25
Pentachlorophenol	ND	9.7	ug/L	0.81
Phenanthrene	ND	1.9	ug/L	0.53
Phenol	ND	1.9	ug/L	0.21
Pyrene	ND	1.9	ug/L	0.55
2,4,5-Trichlorophenol	ND	9.7	ug/L	0.61
2,4,6-Trichlorophenol	ND	9.7	ug/L	0.55

(Continued on next page)

MACTEC Engineering and Consulting Inc

Client Sample ID: DUPLICATE EW-1-1008 DL

GC/MS Semivolatiles

Lot-Sample #...: C8J160331-009 **Work Order #...:** K02T72AL **Matrix.....:** WATER

SURROGATE	PERCENT RECOVERY	RECOVERY LIMITS
Nitrobenzene-d5	58	(23 - 112)
Terphenyl-d14	41	(10 - 132)
2-Fluorobiphenyl	61	(19 - 107)
2-Fluorophenol	52	(10 - 111)
Phenol-d5	53	(15 - 112)
2,4,6-Tribromophenol	64	(16 - 122)

NOTE(S):

J Estimated result. Result is less than RL.

MACTEC Engineering and Consulting Inc

Client Sample ID: RFI-22-1008

GC/MS Semivolatiles

Lot-Sample #...:	C8J160331-010	**Work Order #...:**	K02T81AL	**Matrix.....:**	WATER
Date Sampled...:	10/15/08 15:30	**Date Received..:**	10/16/08 09:30	**MS Run #.....:**	
Prep Date.....:	10/20/08	**Analysis Date..:**	10/27/08		
Prep Batch #...:	8295020	**Analysis Time..:**	03:47		
Dilution Factor:	0.99	**Initial Wgt/Vol:**	1010 mL	**Final Wgt/Vol..:**	1 mL
Analyst ID.....:	003200	**Instrument ID..:**	731		
		Method.....:	SW846 8270C		

PARAMETER	RESULT	REPORTING LIMIT	UNITS	MDL
Aniline	ND	0.99	ug/L	0.048
Acenaphthene	**9.7**	**0.20**	**ug/L**	**0.052**
Acenaphthylene	ND	0.20	ug/L	0.046
Acetophenone	ND	0.99	ug/L	0.046
Anthracene	**0.24**	**0.20**	**ug/L**	**0.050**
Atrazine	ND	0.99	ug/L	0.039
Benzo(a)anthracene	**0.68**	**0.20**	**ug/L**	**0.041**
Benzo(a)pyrene	**0.47**	**0.20**	**ug/L**	**0.043**
Benzo(b)fluoranthene	**0.71**	**0.20**	**ug/L**	**0.031**
Benzo(ghi)perylene	**0.73**	**0.20**	**ug/L**	**0.027**
Benzo(k)fluoranthene	**0.73**	**0.20**	**ug/L**	**0.039**
Benzaldehyde	**0.82 J**	**0.99**	**ug/L**	**0.054**
1,1'-Biphenyl	ND	0.99	ug/L	0.060
bis(2-Chloroethoxy) methane	ND	0.99	ug/L	0.12
bis(2-Chloroethyl)-ether	ND	0.20	ug/L	0.046
bis(2-Ethylhexyl) phthalate	**0.57 J**	**0.99**	**ug/L**	**0.12**
4-Bromophenyl phenyl ether	ND	0.99	ug/L	0.049
Butyl benzyl phthalate	**0.16 J**	**0.99**	**ug/L**	**0.14**
Caprolactam	ND	5.0	ug/L	0.19
Carbazole	**0.60**	**0.20**	**ug/L**	**0.052**
4-Chloroaniline	ND	0.99	ug/L	0.046
4-Chloro-3-methylphenol	ND	0.99	ug/L	0.058
2-Chloronaphthalene	ND	0.20	ug/L	0.044
2-Chlorophenol	**3.8**	**0.99**	**ug/L**	**0.045**
4-Chlorophenyl phenyl ether	ND	0.99	ug/L	0.042
Chrysene	**0.71**	**0.20**	**ug/L**	**0.035**
Dibenz(a,h)anthracene	**0.72**	**0.20**	**ug/L**	**0.034**
Dibenzofuran	**0.30 J**	**0.99**	**ug/L**	**0.053**
3,3'-Dichlorobenzidine	ND	0.99	ug/L	0.041
2,4-Dichlorophenol	**4.7**	**0.20**	**ug/L**	**0.048**
Diethyl phthalate	ND	0.99	ug/L	0.24
2,4-Dimethylphenol	ND	0.99	ug/L	0.051

(Continued on next page)

MACTEC Engineering and Consulting Inc

Client Sample ID: RFI-22-1008

GC/MS Semivolatiles

Lot-Sample #...: C8J160331-010 **Work Order #...:** K02T81AL **Matrix.....:** WATER

PARAMETER	RESULT	REPORTING LIMIT	UNITS	MDL
Dimethyl phthalate	ND	0.99	ug/L	0.042
Di-n-butyl phthalate	**0.063 J**	**0.99**	**ug/L**	**0.046**
4,6-Dinitro-2-methylphenol	ND	5.0	ug/L	1.4
2,4-Dinitrophenol	ND	5.0	ug/L	1.3
2,4-Dinitrotoluene	ND	0.99	ug/L	0.045
2,6-Dinitrotoluene	ND	0.99	ug/L	0.050
Di-n-octyl phthalate	**0.56 J**	**0.99**	**ug/L**	**0.042**
Fluoranthene	**0.38**	**0.20**	**ug/L**	**0.049**
Fluorene	**0.51**	**0.20**	**ug/L**	**0.054**
Hexachlorobenzene	**0.16 J**	**0.20**	**ug/L**	**0.043**
Hexachlorobutadiene	ND	0.20	ug/L	0.037
Hexachlorocyclopentadiene	ND	0.99	ug/L	0.079
Hexachloroethane	ND	0.99	ug/L	0.043
Indeno(1,2,3-cd)pyrene	**0.72**	**0.20**	**ug/L**	**0.047**
Isophorone	ND	0.99	ug/L	0.047
2-Methylnaphthalene	ND	0.20	ug/L	0.046
2-Methylphenol	ND	0.99	ug/L	0.051
4-Methylphenol	ND	0.99	ug/L	0.073
Naphthalene	ND	0.20	ug/L	0.043
2-Nitroaniline	ND	5.0	ug/L	0.047
3-Nitroaniline	ND	5.0	ug/L	0.040
4-Nitroaniline	ND	5.0	ug/L	0.025
Nitrobenzene	ND	0.20	ug/L	0.063
2-Nitrophenol	ND	0.99	ug/L	0.053
4-Nitrophenol	ND	5.0	ug/L	0.069
N-Nitrosodi-n-propylamine	ND	0.20	ug/L	0.059
N-Nitrosodiphenylamine	**0.48**	**0.20**	**ug/L**	**0.048**
2,2'-oxybis(1-Chloropropane)	ND	0.20	ug/L	0.026
Pentachlorophenol	ND	0.99	ug/L	0.082
Phenanthrene	**0.16 J**	**0.20**	**ug/L**	**0.054**
Phenol	ND	0.20	ug/L	0.022
Pyrene	**0.34**	**0.20**	**ug/L**	**0.056**
2,4,5-Trichlorophenol	ND	0.99	ug/L	0.062
2,4,6-Trichlorophenol	ND	0.99	ug/L	0.056

(Continued on next page)

MACTEC Engineering and Consulting Inc

Client Sample ID: RFI-22-1008

GC/MS Semivolatiles

Lot-Sample #...: C8J160331-010 **Work Order #...:** K02T81AL **Matrix.....:** WATER

SURROGATE	PERCENT RECOVERY	RECOVERY LIMITS
Nitrobenzene-d5	62	(23 - 112)
Terphenyl-d14	49	(10 - 132)
2-Fluorobiphenyl	62	(19 - 107)
2-Fluorophenol	58	(10 - 111)
Phenol-d5	65	(15 - 112)
2,4,6-Tribromophenol	66	(16 - 122)

NOTE(S):

J Estimated result. Result is less than RL.

MACTEC Engineering and Consulting Inc

Client Sample ID: ICM-105-1008

GC/MS Semivolatiles

Lot-Sample #...:	C8J160331-011	**Work Order #...:**	K02T91AL	**Matrix.....:**	WATER
Date Sampled...:	10/15/08 14:40	**Date Received..:**	10/16/08 09:30	**MS Run #.....:**	
Prep Date.....:	10/20/08	**Analysis Date..:**	10/27/08		
Prep Batch #...:	8295020	**Analysis Time..:**	04:10		
Dilution Factor:	1	**Initial Wgt/Vol:**	1000 mL	**Final Wgt/Vol..:**	1 mL
Analyst ID.....:	003200	**Instrument ID..:**	731		
		Method.....:	SW846 8270C		

PARAMETER	RESULT	REPORTING LIMIT	UNITS	MDL
Aniline	**0.51 J**	**1.0**	**ug/L**	**0.048**
Acenaphthene	**13**	**0.20**	**ug/L**	**0.052**
Acenaphthylene	ND	0.20	ug/L	0.046
Acetophenone	**0.26 J**	**1.0**	**ug/L**	**0.046**
Anthracene	**0.88**	**0.20**	**ug/L**	**0.051**
Atrazine	ND	1.0	ug/L	0.039
Benzo(a)anthracene	ND	0.20	ug/L	0.041
Benzo(a)pyrene	ND	0.20	ug/L	0.044
Benzo(b)fluoranthene	ND	0.20	ug/L	0.031
Benzo(ghi)perylene	**0.066 J**	**0.20**	**ug/L**	**0.027**
Benzo(k)fluoranthene	ND	0.20	ug/L	0.039
Benzaldehyde	**0.84 J**	**1.0**	**ug/L**	**0.054**
1,1'-Biphenyl	**0.23 J**	**1.0**	**ug/L**	**0.060**
bis(2-Chloroethoxy) methane	ND	1.0	ug/L	0.12
bis(2-Chloroethyl)-ether	ND	0.20	ug/L	0.046
bis(2-Ethylhexyl) phthalate	ND	1.0	ug/L	0.12
4-Bromophenyl phenyl ether	ND	1.0	ug/L	0.050
Butyl benzyl phthalate	ND	1.0	ug/L	0.14
Caprolactam	ND	5.0	ug/L	0.19
Carbazole	**5.5**	**0.20**	**ug/L**	**0.052**
4-Chloroaniline	ND	1.0	ug/L	0.046
4-Chloro-3-methylphenol	ND	1.0	ug/L	0.059
2-Chloronaphthalene	ND	0.20	ug/L	0.044
2-Chlorophenol	ND	1.0	ug/L	0.045
4-Chlorophenyl phenyl ether	ND	1.0	ug/L	0.043
Chrysene	ND	0.20	ug/L	0.036
Dibenz(a,h)anthracene	**0.061 J**	**0.20**	**ug/L**	**0.035**
Dibenzofuran	**5.7**	**1.0**	**ug/L**	**0.053**
3,3'-Dichlorobenzidine	ND	1.0	ug/L	0.041
2,4-Dichlorophenol	ND	0.20	ug/L	0.049
Diethyl phthalate	ND	1.0	ug/L	0.24
2,4-Dimethylphenol	ND	1.0	ug/L	0.052

(Continued on next page)

MACTEC Engineering and Consulting Inc

Client Sample ID: ICM-105-1008

GC/MS Semivolatiles

Lot-Sample #...: C8J160331-011 **Work Order #...:** K02T91AL **Matrix.....:** WATER

PARAMETER	RESULT	REPORTING LIMIT	UNITS	MDL
Dimethyl phthalate	ND	1.0	ug/L	0.042
Di-n-butyl phthalate	ND	1.0	ug/L	0.046
4,6-Dinitro-2-methylphenol	ND	5.0	ug/L	1.4
2,4-Dinitrophenol	ND	5.0	ug/L	1.3
2,4-Dinitrotoluene	ND	1.0	ug/L	0.045
2,6-Dinitrotoluene	ND	1.0	ug/L	0.051
Di-n-octyl phthalate	ND	1.0	ug/L	0.043
Fluoranthene	**1.1**	**0.20**	**ug/L**	**0.049**
Fluorene	**13**	**0.20**	**ug/L**	**0.054**
Hexachlorobenzene	ND	0.20	ug/L	0.043
Hexachlorobutadiene	ND	0.20	ug/L	0.038
Hexachlorocyclopentadiene	ND	1.0	ug/L	0.080
Hexachloroethane	ND	1.0	ug/L	0.043
Indeno(1,2,3-cd)pyrene	ND	0.20	ug/L	0.048
Isophorone	ND	1.0	ug/L	0.047
2-Methylnaphthalene	ND	0.20	ug/L	0.047
2-Methylphenol	ND	1.0	ug/L	0.051
4-Methylphenol	ND	1.0	ug/L	0.074
Naphthalene	**0.11 J**	**0.20**	**ug/L**	**0.043**
2-Nitroaniline	ND	5.0	ug/L	0.048
3-Nitroaniline	ND	5.0	ug/L	0.040
4-Nitroaniline	ND	5.0	ug/L	0.025
Nitrobenzene	ND	0.20	ug/L	0.064
2-Nitrophenol	ND	1.0	ug/L	0.054
4-Nitrophenol	ND	5.0	ug/L	0.070
N-Nitrosodi-n-propylamine	ND	0.20	ug/L	0.059
N-Nitrosodiphenylamine	ND	0.20	ug/L	0.049
2,2'-oxybis (1-Chloropropane)	ND	0.20	ug/L	0.026
Pentachlorophenol	ND	1.0	ug/L	0.083
Phenanthrene	**0.74**	**0.20**	**ug/L**	**0.055**
Phenol	ND	0.20	ug/L	0.022
Pyrene	**0.61**	**0.20**	**ug/L**	**0.057**
2,4,5-Trichlorophenol	ND	1.0	ug/L	0.063
2,4,6-Trichlorophenol	ND	1.0	ug/L	0.057

(Continued on next page)

MACTEC Engineering and Consulting Inc

Client Sample ID: ICM-105-1008

GC/MS Semivolatiles

Lot-Sample #...: C8J160331-011 **Work Order #...:** K02T91AL **Matrix.....:** WATER

SURROGATE	PERCENT RECOVERY	RECOVERY LIMITS
Nitrobenzene-d5	37	(23 - 112)
Terphenyl-d14	35	(10 - 132)
2-Fluorobiphenyl	44	(19 - 107)
2-Fluorophenol	12	(10 - 111)
Phenol-d5	18	(15 - 112)
2,4,6-Tribromophenol	55	(16 - 122)

NOTE(S):

J Estimated result. Result is less than RL.

MACTEC Engineering and Consulting Inc

Client Sample ID: RFI-31-1008

GC/MS Semivolatiles

Lot-Sample #...:	C8J160331-012	**Work Order #...:**	K02VA1AL	**Matrix.....:**	WATER
Date Sampled...:	10/15/08 13:35	**Date Received..:**	10/16/08 09:30	**MS Run #.....:**	
Prep Date.....:	10/20/08	**Analysis Date..:**	10/28/08		
Prep Batch #...:	8295020	**Analysis Time..:**	06:19		
Dilution Factor:	4.75	**Initial Wgt/Vol:**	950 mL	**Final Wgt/Vol..:**	1 mL
Analyst ID.....:	003200	**Instrument ID..:**	731		
		Method.....:	SW846 8270C		

PARAMETER	RESULT	REPORTING LIMIT	UNITS	MDL
Aniline	ND	4.8	ug/L	0.23
Acenaphthene	ND	0.95	ug/L	0.25
Acenaphthylene	ND	0.95	ug/L	0.22
Acetophenone	ND	4.8	ug/L	0.22
Anthracene	**1.4**	**0.95**	**ug/L**	**0.24**
Atrazine	ND	4.8	ug/L	0.19
Benzo(a)anthracene	ND	0.95	ug/L	0.20
Benzo(a)pyrene	ND	0.95	ug/L	0.21
Benzo(b)fluoranthene	ND	0.95	ug/L	0.15
Benzo(ghi)perylene	**0.18 J**	**0.95**	**ug/L**	**0.13**
Benzo(k)fluoranthene	ND	0.95	ug/L	0.19
Benzaldehyde	ND	4.8	ug/L	0.26
1,1'-Biphenyl	ND	4.8	ug/L	0.29
bis(2-Chloroethoxy) methane	ND	4.8	ug/L	0.58
bis(2-Chloroethyl)-ether	ND	0.95	ug/L	0.22
bis(2-Ethylhexyl) phthalate	ND	4.8	ug/L	0.57
4-Bromophenyl phenyl ether	ND	4.8	ug/L	0.24
Butyl benzyl phthalate	ND	4.8	ug/L	0.65
Caprolactam	ND	24	ug/L	0.89
Carbazole	ND	0.95	ug/L	0.25
4-Chloroaniline	ND	4.8	ug/L	0.22
4-Chloro-3-methylphenol	ND	4.8	ug/L	0.28
2-Chloronaphthalene	ND	0.95	ug/L	0.21
2-Chlorophenol	**1.6 J**	**4.8**	**ug/L**	**0.22**
4-Chlorophenyl phenyl ether	ND	4.8	ug/L	0.20
Chrysene	ND	0.95	ug/L	0.17
Dibenz(a,h)anthracene	ND	0.95	ug/L	0.17
Dibenzofuran	ND	4.8	ug/L	0.25
3,3'-Dichlorobenzidine	ND	4.8	ug/L	0.19
2,4-Dichlorophenol	**1.7**	**0.95**	**ug/L**	**0.23**
Diethyl phthalate	ND	4.8	ug/L	1.2
2,4-Dimethylphenol	ND	4.8	ug/L	0.25

(Continued on next page)

MACTEC Engineering and Consulting Inc

Client Sample ID: RFI-31-1008

GC/MS Semivolatiles

Lot-Sample #...: C8J160331-012 **Work Order #...:** K02VA1AL **Matrix.....:** WATER

PARAMETER	RESULT	REPORTING LIMIT	UNITS	MDL
Dimethyl phthalate	ND	4.8	ug/L	0.20
Di-n-butyl phthalate	ND	4.8	ug/L	0.22
4,6-Dinitro-2-methylphenol	ND	24	ug/L	6.7
2,4-Dinitrophenol	ND	24	ug/L	6.1
2,4-Dinitrotoluene	ND	4.8	ug/L	0.21
2,6-Dinitrotoluene	ND	4.8	ug/L	0.24
Di-n-octyl phthalate	ND	4.8	ug/L	0.20
Fluoranthene	ND	0.95	ug/L	0.24
Fluorene	ND	0.95	ug/L	0.26
Hexachlorobenzene	ND	0.95	ug/L	0.21
Hexachlorobutadiene	ND	0.95	ug/L	0.18
Hexachlorocyclopentadiene	ND	4.8	ug/L	0.38
Hexachloroethane	ND	4.8	ug/L	0.21
Indeno(1,2,3-cd)pyrene	ND	0.95	ug/L	0.23
Isophorone	ND	4.8	ug/L	0.23
2-Methylnaphthalene	ND	0.95	ug/L	0.22
2-Methylphenol	ND	4.8	ug/L	0.24
4-Methylphenol	ND	4.8	ug/L	0.35
Naphthalene	ND	0.95	ug/L	0.20
2-Nitroaniline	ND	24	ug/L	0.23
3-Nitroaniline	ND	24	ug/L	0.19
4-Nitroaniline	ND	24	ug/L	0.12
Nitrobenzene	ND	0.95	ug/L	0.30
2-Nitrophenol	ND	4.8	ug/L	0.26
4-Nitrophenol	ND	24	ug/L	0.33
N-Nitrosodi-n-propylamine	ND	0.95	ug/L	0.28
N-Nitrosodiphenylamine	ND	0.95	ug/L	0.23
2,2'-oxybis (1-Chloropropane)	ND	0.95	ug/L	0.12
Pentachlorophenol	ND	4.8	ug/L	0.39
Phenanthrene	**0.73 J**	**0.95**	**ug/L**	**0.26**
Phenol	**1.6**	**0.95**	**ug/L**	**0.11**
Pyrene	ND	0.95	ug/L	0.27
2,4,5-Trichlorophenol	**1.1 J**	**4.8**	**ug/L**	**0.30**
2,4,6-Trichlorophenol	ND	4.8	ug/L	0.27

(Continued on next page)

MACTEC Engineering and Consulting Inc

Client Sample ID: RFI-31-1008

GC/MS Semivolatiles

Lot-Sample #...: C8J160331-012 **Work Order #...:** K02VA1AL **Matrix.....:** WATER

SURROGATE	PERCENT RECOVERY	RECOVERY LIMITS
Nitrobenzene-d5	74	(23 - 112)
Terphenyl-d14	34	(10 - 132)
2-Fluorobiphenyl	41	(19 - 107)
2-Fluorophenol	50	(10 - 111)
Phenol-d5	60	(15 - 112)
2,4,6-Tribromophenol	322 *	(16 - 122)

NOTE(S):

* Surrogate recovery is outside stated control limits.

J Estimated result. Result is less than RL.

MACTEC Engineering and Consulting Inc

Client Sample ID: RFI-20-1008

GC/MS Semivolatiles

Lot-Sample #...:	C8J160331-013	**Work Order #...:**	K02VC1AL	**Matrix.....:**	WATER
Date Sampled...:	10/15/08 12:40	**Date Received..:**	10/16/08 09:30	**MS Run #.....:**	
Prep Date.....:	10/20/08	**Analysis Date..:**	10/27/08		
Prep Batch #...:	8295020	**Analysis Time..:**	04:55		
Dilution Factor:	0.96	**Initial Wgt/Vol:**	1040 mL	**Final Wgt/Vol..:**	1 mL
Analyst ID.....:	003200	**Instrument ID..:**	731		
		Method.....:	SW846 8270C		

PARAMETER	RESULT	REPORTING LIMIT	UNITS	MDL
Aniline	ND	0.96	ug/L	0.046
Acenaphthene	ND	0.19	ug/L	0.050
Acenaphthylene	ND	0.19	ug/L	0.044
Acetophenone	ND	0.96	ug/L	0.044
Anthracene	**0.057 J**	**0.19**	**ug/L**	**0.049**
Atrazine	ND	0.96	ug/L	0.037
Benzo(a)anthracene	ND	0.19	ug/L	0.039
Benzo(a)pyrene	ND	0.19	ug/L	0.042
Benzo(b)fluoranthene	ND	0.19	ug/L	0.030
Benzo(ghi)perylene	**0.027 J**	**0.19**	**ug/L**	**0.026**
Benzo(k)fluoranthene	ND	0.19	ug/L	0.038
Benzaldehyde	ND	0.96	ug/L	0.052
1,1'-Biphenyl	ND	0.96	ug/L	0.058
bis(2-Chloroethoxy) methane	ND	0.96	ug/L	0.12
bis(2-Chloroethyl)-ether	ND	0.19	ug/L	0.044
bis(2-Ethylhexyl) phthalate	ND	0.96	ug/L	0.11
4-Bromophenyl phenyl ether	ND	0.96	ug/L	0.048
Butyl benzyl phthalate	ND	0.96	ug/L	0.13
Caprolactam	**0.36 J**	**4.8**	**ug/L**	**0.18**
Carbazole	ND	0.19	ug/L	0.050
4-Chloroaniline	ND	0.96	ug/L	0.044
4-Chloro-3-methylphenol	ND	0.96	ug/L	0.057
2-Chloronaphthalene	ND	0.19	ug/L	0.042
2-Chlorophenol	**9.4**	**0.96**	**ug/L**	**0.044**
4-Chlorophenyl phenyl ether	ND	0.96	ug/L	0.041
Chrysene	ND	0.19	ug/L	0.034
Dibenz(a,h)anthracene	ND	0.19	ug/L	0.033
Dibenzofuran	**0.051 J**	**0.96**	**ug/L**	**0.051**
3,3'-Dichlorobenzidine	ND	0.96	ug/L	0.039
2,4-Dichlorophenol	**0.93**	**0.19**	**ug/L**	**0.047**
Diethyl phthalate	ND	0.96	ug/L	0.23
2,4-Dimethylphenol	ND	0.96	ug/L	0.050

(Continued on next page)

MACTEC Engineering and Consulting Inc

Client Sample ID: RFI-20-1008

GC/MS Semivolatiles

Lot-Sample #...: C8J160331-013 **Work Order #...:** K02VC1AL **Matrix.....:** WATER

PARAMETER	RESULT	REPORTING LIMIT	UNITS	MDL
Dimethyl phthalate	ND	0.96	ug/L	0.041
Di-n-butyl phthalate	**0.053 J**	**0.96**	**ug/L**	**0.045**
4,6-Dinitro-2-methylphenol	ND	4.8	ug/L	1.4
2,4-Dinitrophenol	ND	4.8	ug/L	1.2
2,4-Dinitrotoluene	ND	0.96	ug/L	0.043
2,6-Dinitrotoluene	ND	0.96	ug/L	0.049
Di-n-octyl phthalate	ND	0.96	ug/L	0.041
Fluoranthene	ND	0.19	ug/L	0.048
Fluorene	ND	0.19	ug/L	0.052
Hexachlorobenzene	ND	0.19	ug/L	0.042
Hexachlorobutadiene	ND	0.19	ug/L	0.036
Hexachlorocyclopentadiene	ND	0.96	ug/L	0.077
Hexachloroethane	ND	0.96	ug/L	0.042
Indeno(1,2,3-cd)pyrene	ND	0.19	ug/L	0.046
Isophorone	ND	0.96	ug/L	0.045
2-Methylnaphthalene	ND	0.19	ug/L	0.045
2-Methylphenol	ND	0.96	ug/L	0.049
4-Methylphenol	ND	0.96	ug/L	0.071
Naphthalene	ND	0.19	ug/L	0.041
2-Nitroaniline	ND	4.8	ug/L	0.046
3-Nitroaniline	ND	4.8	ug/L	0.039
4-Nitroaniline	ND	4.8	ug/L	0.024
Nitrobenzene	ND	0.19	ug/L	0.061
2-Nitrophenol	ND	0.96	ug/L	0.052
4-Nitrophenol	ND	4.8	ug/L	0.067
N-Nitrosodi-n-propylamine	ND	0.19	ug/L	0.057
N-Nitrosodiphenylamine	ND	0.19	ug/L	0.047
2,2'-oxybis (1-Chloropropane)	ND	0.19	ug/L	0.025
Pentachlorophenol	ND	0.96	ug/L	0.080
Phenanthrene	**0.14 J**	**0.19**	**ug/L**	**0.053**
Phenol	**0.59**	**0.19**	**ug/L**	**0.021**
Pyrene	ND	0.19	ug/L	0.054
2,4,5-Trichlorophenol	ND	0.96	ug/L	0.060
2,4,6-Trichlorophenol	ND	0.96	ug/L	0.055

(Continued on next page)

MACTEC Engineering and Consulting Inc

Client Sample ID: RFI-20-1008

GC/MS Semivolatiles

Lot-Sample #...: C8J160331-013 **Work Order #...:** K02VC1AL **Matrix.....:** WATER

SURROGATE	PERCENT RECOVERY	RECOVERY LIMITS
Nitrobenzene-d5	76	(23 - 112)
Terphenyl-d14	34	(10 - 132)
2-Fluorobiphenyl	69	(19 - 107)
2-Fluorophenol	59	(10 - 111)
Phenol-d5	60	(15 - 112)
2,4,6-Tribromophenol	69	(16 - 122)

NOTE(S):

J Estimated result. Result is less than RL.

MACTEC Engineering and Consulting Inc

Client Sample ID: RFI-30-1008

GC/MS Semivolatiles

Lot-Sample #...:	C8J160331-014	**Work Order #...:**	K02VD1AL	**Matrix.....:**	WATER
Date Sampled...:	10/15/08 11:00	**Date Received..:**	10/16/08 09:30	**MS Run #.....:**	
Prep Date.....:	10/20/08	**Analysis Date..:**	10/27/08		
Prep Batch #...:	8295020	**Analysis Time..:**	05:18		
Dilution Factor:	0.97	**Initial Wgt/Vol:**	1030 mL	**Final Wgt/Vol..:**	1 mL
Analyst ID.....:	003200	**Instrument ID..:**	731		
		Method.....:	SW846 8270C		

PARAMETER	RESULT	REPORTING LIMIT	UNITS	MDL
Aniline	ND	0.97	ug/L	0.047
Acenaphthene	ND	0.19	ug/L	0.051
Acenaphthylene	ND	0.19	ug/L	0.045
Acetophenone	ND	0.97	ug/L	0.045
Anthracene	**0.053 J**	**0.19**	**ug/L**	**0.049**
Atrazine	ND	0.97	ug/L	0.038
Benzo(a)anthracene	**0.23**	**0.19**	**ug/L**	**0.040**
Benzo(a)pyrene	**0.13 J**	**0.19**	**ug/L**	**0.042**
Benzo(b)fluoranthene	**0.19**	**0.19**	**ug/L**	**0.030**
Benzo(ghi)perylene	**0.22**	**0.19**	**ug/L**	**0.027**
Benzo(k)fluoranthene	**0.26**	**0.19**	**ug/L**	**0.038**
Benzaldehyde	ND	0.97	ug/L	0.052
1,1'-Biphenyl	ND	0.97	ug/L	0.058
bis(2-Chloroethoxy) methane	ND	0.97	ug/L	0.12
bis(2-Chloroethyl)-ether	ND	0.19	ug/L	0.045
bis(2-Ethylhexyl) phthalate	**0.17 J**	**0.97**	**ug/L**	**0.12**
4-Bromophenyl phenyl ether	ND	0.97	ug/L	0.048
Butyl benzyl phthalate	ND	0.97	ug/L	0.13
Caprolactam	**0.22 J**	**4.8**	**ug/L**	**0.18**
Carbazole	ND	0.19	ug/L	0.051
4-Chloroaniline	ND	0.97	ug/L	0.045
4-Chloro-3-methylphenol	ND	0.97	ug/L	0.057
2-Chloronaphthalene	ND	0.19	ug/L	0.043
2-Chlorophenol	ND	0.97	ug/L	0.044
4-Chlorophenyl phenyl ether	ND	0.97	ug/L	0.041
Chrysene	**0.25**	**0.19**	**ug/L**	**0.034**
Dibenz(a,h)anthracene	**0.23**	**0.19**	**ug/L**	**0.034**
Dibenzofuran	ND	0.97	ug/L	0.052
3,3'-Dichlorobenzidine	ND	0.97	ug/L	0.040
2,4-Dichlorophenol	**0.28**	**0.19**	**ug/L**	**0.047**
Diethyl phthalate	ND	0.97	ug/L	0.24
2,4-Dimethylphenol	ND	0.97	ug/L	0.050

(Continued on next page)

MACTEC Engineering and Consulting Inc

Client Sample ID: RFI-30-1008

GC/MS Semivolatiles

Lot-Sample #...: C8J160331-014 **Work Order #...:** K02VD1AL **Matrix.....:** WATER

PARAMETER	RESULT	REPORTING LIMIT	UNITS	MDL
Dimethyl phthalate	ND	0.97	ug/L	0.041
Di-n-butyl phthalate	**0.065 J**	**0.97**	**ug/L**	**0.045**
4,6-Dinitro-2-methylphenol	ND	4.8	ug/L	1.4
2,4-Dinitrophenol	ND	4.8	ug/L	1.2
2,4-Dinitrotoluene	ND	0.97	ug/L	0.044
2,6-Dinitrotoluene	ND	0.97	ug/L	0.049
Di-n-octyl phthalate	**0.14 J**	**0.97**	**ug/L**	**0.041**
Fluoranthene	**0.11 J**	**0.19**	**ug/L**	**0.048**
Fluorene	ND	0.19	ug/L	0.053
Hexachlorobenzene	ND	0.19	ug/L	0.042
Hexachlorobutadiene	ND	0.19	ug/L	0.036
Hexachlorocyclopentadiene	ND	0.97	ug/L	0.078
Hexachloroethane	ND	0.97	ug/L	0.042
Indeno(1,2,3-cd)pyrene	**0.22**	**0.19**	**ug/L**	**0.046**
Isophorone	ND	0.97	ug/L	0.046
2-Methylnaphthalene	ND	0.19	ug/L	0.045
2-Methylphenol	ND	0.97	ug/L	0.050
4-Methylphenol	ND	0.97	ug/L	0.071
Naphthalene	**0.061 J**	**0.19**	**ug/L**	**0.042**
2-Nitroaniline	ND	4.8	ug/L	0.046
3-Nitroaniline	ND	4.8	ug/L	0.039
4-Nitroaniline	ND	4.8	ug/L	0.025
Nitrobenzene	ND	0.19	ug/L	0.062
2-Nitrophenol	ND	0.97	ug/L	0.052
4-Nitrophenol	ND	4.8	ug/L	0.068
N-Nitrosodi-n-propylamine	ND	0.19	ug/L	0.058
N-Nitrosodiphenylamine	ND	0.19	ug/L	0.047
2,2'-oxybis (1-Chloropropane)	ND	0.19	ug/L	0.025
Pentachlorophenol	ND	0.97	ug/L	0.081
Phenanthrene	**0.099 J**	**0.19**	**ug/L**	**0.053**
Phenol	ND	0.19	ug/L	0.021
Pyrene	**0.094 J**	**0.19**	**ug/L**	**0.055**
2,4,5-Trichlorophenol	ND	0.97	ug/L	0.061
2,4,6-Trichlorophenol	ND	0.97	ug/L	0.055

(Continued on next page)

MACTEC Engineering and Consulting Inc

Client Sample ID: RFI-30-1008

GC/MS Semivolatiles

Lot-Sample #...: C8J160331-014 **Work Order #...:** K02VD1AL **Matrix.....:** WATER

SURROGATE	PERCENT RECOVERY	RECOVERY LIMITS
Nitrobenzene-d5	62	(23 - 112)
Terphenyl-d14	33	(10 - 132)
2-Fluorobiphenyl	62	(19 - 107)
2-Fluorophenol	46	(10 - 111)
Phenol-d5	50	(15 - 112)
2,4,6-Tribromophenol	56	(16 - 122)

NOTE(S):

J Estimated result. Result is less than RL.

MACTEC Engineering and Consulting Inc

Client Sample ID: ICM-102-1008

GC/MS Semivolatiles

Lot-Sample #...:	C8J160331-015	**Work Order #...:**	K02VE1AL	**Matrix.....:**	WATER
Date Sampled...:	10/15/08 09:55	**Date Received..:**	10/16/08 09:30	**MS Run #.....:**	
Prep Date.....:	10/20/08	**Analysis Date..:**	10/27/08		
Prep Batch #...:	8295020	**Analysis Time..:**	05:41		
Dilution Factor:	1	**Initial Wgt/Vol:**	1000 mL	**Final Wgt/Vol..:**	1 mL
Analyst ID.....:	003200	**Instrument ID..:**	731		
		Method.....:	SW846 8270C		

PARAMETER	RESULT	REPORTING LIMIT	UNITS	MDL
Aniline	**6.0**	**1.0**	**ug/L**	**0.048**
Acenaphthene	**1.4**	**0.20**	**ug/L**	**0.052**
Acenaphthylene	ND	0.20	ug/L	0.046
Acetophenone	ND	1.0	ug/L	0.046
Anthracene	**0.29**	**0.20**	**ug/L**	**0.051**
Atrazine	ND	1.0	ug/L	0.039
Benzo(a)anthracene	ND	0.20	ug/L	0.041
Benzo(a)pyrene	ND	0.20	ug/L	0.044
Benzo(b)fluoranthene	**0.040 J**	**0.20**	**ug/L**	**0.031**
Benzo(ghi)perylene	**0.054 J**	**0.20**	**ug/L**	**0.027**
Benzo(k)fluoranthene	**0.053 J**	**0.20**	**ug/L**	**0.039**
Benzaldehyde	**0.80 J**	**1.0**	**ug/L**	**0.054**
1,1'-Biphenyl	**0.24 J**	**1.0**	**ug/L**	**0.060**
bis(2-Chloroethoxy) methane	ND	1.0	ug/L	0.12
bis(2-Chloroethyl)-ether	ND	0.20	ug/L	0.046
bis(2-Ethylhexyl) phthalate	ND	1.0	ug/L	0.12
4-Bromophenyl phenyl ether	ND	1.0	ug/L	0.050
Butyl benzyl phthalate	ND	1.0	ug/L	0.14
Caprolactam	ND	5.0	ug/L	0.19
Carbazole	**0.14 J**	**0.20**	**ug/L**	**0.052**
4-Chloroaniline	**2.2**	**1.0**	**ug/L**	**0.046**
4-Chloro-3-methylphenol	ND	1.0	ug/L	0.059
2-Chloronaphthalene	ND	0.20	ug/L	0.044
2-Chlorophenol	ND	1.0	ug/L	0.045
4-Chlorophenyl phenyl ether	ND	1.0	ug/L	0.043
Chrysene	ND	0.20	ug/L	0.036
Dibenz(a,h)anthracene	**0.053 J**	**0.20**	**ug/L**	**0.035**
Dibenzofuran	ND	1.0	ug/L	0.053
3,3'-Dichlorobenzidine	ND	1.0	ug/L	0.041
2,4-Dichlorophenol	ND	0.20	ug/L	0.049
Diethyl phthalate	ND	1.0	ug/L	0.24
2,4-Dimethylphenol	ND	1.0	ug/L	0.052

(Continued on next page)

MACTEC Engineering and Consulting Inc

Client Sample ID: ICM-102-1008

GC/MS Semivolatiles

Lot-Sample #...: C8J160331-015 **Work Order #...:** K02VE1AL **Matrix.....:** WATER

PARAMETER	RESULT	REPORTING LIMIT	UNITS	MDL
Dimethyl phthalate	ND	1.0	ug/L	0.042
Di-n-butyl phthalate	**0.085 J**	**1.0**	**ug/L**	**0.046**
4,6-Dinitro-2-methylphenol	ND	5.0	ug/L	1.4
2,4-Dinitrophenol	ND	5.0	ug/L	1.3
2,4-Dinitrotoluene	ND	1.0	ug/L	0.045
2,6-Dinitrotoluene	ND	1.0	ug/L	0.051
Di-n-octyl phthalate	ND	1.0	ug/L	0.043
Fluoranthene	**0.90**	**0.20**	**ug/L**	**0.049**
Fluorene	ND	0.20	ug/L	0.054
Hexachlorobenzene	ND	0.20	ug/L	0.043
Hexachlorobutadiene	ND	0.20	ug/L	0.038
Hexachlorocyclopentadiene	ND	1.0	ug/L	0.080
Hexachloroethane	ND	1.0	ug/L	0.043
Indeno(1,2,3-cd)pyrene	ND	0.20	ug/L	0.048
Isophorone	ND	1.0	ug/L	0.047
2-Methylnaphthalene	ND	0.20	ug/L	0.047
2-Methylphenol	ND	1.0	ug/L	0.051
4-Methylphenol	ND	1.0	ug/L	0.074
Naphthalene	**0.12 J**	**0.20**	**ug/L**	**0.043**
2-Nitroaniline	ND	5.0	ug/L	0.048
3-Nitroaniline	ND	5.0	ug/L	0.040
4-Nitroaniline	ND	5.0	ug/L	0.025
Nitrobenzene	ND	0.20	ug/L	0.064
2-Nitrophenol	ND	1.0	ug/L	0.054
4-Nitrophenol	ND	5.0	ug/L	0.070
N-Nitrosodi-n-propylamine	ND	0.20	ug/L	0.059
N-Nitrosodiphenylamine	**24**	**0.20**	**ug/L**	**0.049**
2,2'-oxybis (1-Chloropropane)	ND	0.20	ug/L	0.026
Pentachlorophenol	ND	1.0	ug/L	0.083
Phenanthrene	**0.11 J**	**0.20**	**ug/L**	**0.055**
Phenol	ND	0.20	ug/L	0.022
Pyrene	**0.50**	**0.20**	**ug/L**	**0.057**
2,4,5-Trichlorophenol	ND	1.0	ug/L	0.063
2,4,6-Trichlorophenol	ND	1.0	ug/L	0.057

(Continued on next page)

MACTEC Engineering and Consulting Inc

Client Sample ID: ICM-102-1008

GC/MS Semivolatiles

Lot-Sample #...: C8J160331-015 **Work Order #...:** K02VE1AL **Matrix.....:** WATER

SURROGATE	PERCENT RECOVERY	RECOVERY LIMITS
Nitrobenzene-d5	69	(23 - 112)
Terphenyl-d14	50	(10 - 132)
2-Fluorobiphenyl	71	(19 - 107)
2-Fluorophenol	44	(10 - 111)
Phenol-d5	51	(15 - 112)
2,4,6-Tribromophenol	68	(16 - 122)

NOTE(S):

J Estimated result. Result is less than RL.

MACTEC Engineering and Consulting Inc

Client Sample ID: RFI-25-1008

GC/MS Semivolatiles

Lot-Sample #...:	C8J160331-016	**Work Order #...:**	K02VH1AL	**Matrix.....:**	WATER
Date Sampled...:	10/15/08 08:45	**Date Received..:**	10/16/08 09:30	**MS Run #.....:**	
Prep Date.....:	10/20/08	**Analysis Date..:**	10/27/08		
Prep Batch #...:	8295020	**Analysis Time..:**	06:04		
Dilution Factor:	0.97	**Initial Wgt/Vol:**	1030 mL	**Final Wgt/Vol..:**	1 mL
Analyst ID.....:	003200	**Instrument ID..:**	731		
		Method.....:	SW846 8270C		

PARAMETER	RESULT	REPORTING LIMIT	UNITS	MDL
Aniline	**8.7**	**0.97**	**ug/L**	**0.047**
Acenaphthene	**4.0**	**0.19**	**ug/L**	**0.051**
Acenaphthylene	ND	0.19	ug/L	0.045
Acetophenone	ND	0.97	ug/L	0.045
Anthracene	**0.25**	**0.19**	**ug/L**	**0.049**
Atrazine	ND	0.97	ug/L	0.038
Benzo(a)anthracene	ND	0.19	ug/L	0.040
Benzo(a)pyrene	ND	0.19	ug/L	0.042
Benzo(b)fluoranthene	ND	0.19	ug/L	0.030
Benzo(ghi)perylene	ND	0.19	ug/L	0.027
Benzo(k)fluoranthene	ND	0.19	ug/L	0.038
Benzaldehyde	ND	0.97	ug/L	0.052
1,1'-Biphenyl	**0.28 J**	**0.97**	**ug/L**	**0.058**
bis(2-Chloroethoxy) methane	ND	0.97	ug/L	0.12
bis(2-Chloroethyl)-ether	ND	0.19	ug/L	0.045
bis(2-Ethylhexyl) phthalate	**0.16 J**	**0.97**	**ug/L**	**0.12**
4-Bromophenyl phenyl ether	ND	0.97	ug/L	0.048
Butyl benzyl phthalate	ND	0.97	ug/L	0.13
Caprolactam	ND	4.8	ug/L	0.18
Carbazole	**0.096 J**	**0.19**	**ug/L**	**0.051**
4-Chloroaniline	**6.3**	**0.97**	**ug/L**	**0.045**
4-Chloro-3-methylphenol	ND	0.97	ug/L	0.057
2-Chloronaphthalene	ND	0.19	ug/L	0.043
2-Chlorophenol	**1.3**	**0.97**	**ug/L**	**0.044**
4-Chlorophenyl phenyl ether	ND	0.97	ug/L	0.041
Chrysene	ND	0.19	ug/L	0.034
Dibenz(a,h)anthracene	**0.044 J**	**0.19**	**ug/L**	**0.034**
Dibenzofuran	ND	0.97	ug/L	0.052
3,3'-Dichlorobenzidine	ND	0.97	ug/L	0.040
2,4-Dichlorophenol	**0.25**	**0.19**	**ug/L**	**0.047**
Diethyl phthalate	ND	0.97	ug/L	0.24
2,4-Dimethylphenol	ND	0.97	ug/L	0.050

(Continued on next page)

MACTEC Engineering and Consulting Inc

Client Sample ID: RFI-25-1008

GC/MS Semivolatiles

Lot-Sample #...: C8J160331-016 **Work Order #...:** K02VH1AL **Matrix.....:** WATER

PARAMETER	RESULT	REPORTING LIMIT	UNITS	MDL
Dimethyl phthalate	ND	0.97	ug/L	0.041
Di-n-butyl phthalate	**0.094 J**	**0.97**	**ug/L**	**0.045**
4,6-Dinitro-2-methylphenol	ND	4.8	ug/L	1.4
2,4-Dinitrophenol	ND	4.8	ug/L	1.2
2,4-Dinitrotoluene	ND	0.97	ug/L	0.044
2,6-Dinitrotoluene	ND	0.97	ug/L	0.049
Di-n-octyl phthalate	ND	0.97	ug/L	0.041
Fluoranthene	**0.37**	**0.19**	**ug/L**	**0.048**
Fluorene	ND	0.19	ug/L	0.053
Hexachlorobenzene	ND	0.19	ug/L	0.042
Hexachlorobutadiene	ND	0.19	ug/L	0.036
Hexachlorocyclopentadiene	ND	0.97	ug/L	0.078
Hexachloroethane	ND	0.97	ug/L	0.042
Indeno(1,2,3-cd)pyrene	**0.093 J**	**0.19**	**ug/L**	**0.046**
Isophorone	ND	0.97	ug/L	0.046
2-Methylnaphthalene	ND	0.19	ug/L	0.045
2-Methylphenol	ND	0.97	ug/L	0.050
4-Methylphenol	ND	0.97	ug/L	0.071
Naphthalene	ND	0.19	ug/L	0.042
2-Nitroaniline	ND	4.8	ug/L	0.046
3-Nitroaniline	ND	4.8	ug/L	0.039
4-Nitroaniline	ND	4.8	ug/L	0.025
Nitrobenzene	ND	0.19	ug/L	0.062
2-Nitrophenol	ND	0.97	ug/L	0.052
4-Nitrophenol	ND	4.8	ug/L	0.068
N-Nitrosodi-n-propylamine	ND	0.19	ug/L	0.058
N-Nitrosodiphenylamine	**13**	**0.19**	**ug/L**	**0.047**
2,2'-oxybis(1-Chloropropane)	ND	0.19	ug/L	0.025
Pentachlorophenol	ND	0.97	ug/L	0.081
Phenanthrene	**0.13 J**	**0.19**	**ug/L**	**0.053**
Phenol	ND	0.19	ug/L	0.021
Pyrene	**0.35**	**0.19**	**ug/L**	**0.055**
2,4,5-Trichlorophenol	ND	0.97	ug/L	0.061
2,4,6-Trichlorophenol	ND	0.97	ug/L	0.055

(Continued on next page)

MACTEC Engineering and Consulting Inc

Client Sample ID: RFI-25-1008

GC/MS Semivolatiles

Lot-Sample #...: C8J160331-016 **Work Order #...:** K02VH1AL **Matrix.....:** WATER

SURROGATE	PERCENT RECOVERY	RECOVERY LIMITS
Nitrobenzene-d5	73	(23 - 112)
Terphenyl-d14	56	(10 - 132)
2-Fluorobiphenyl	75	(19 - 107)
2-Fluorophenol	42	(10 - 111)
Phenol-d5	58	(15 - 112)
2,4,6-Tribromophenol	72	(16 - 122)

NOTE(S):

J Estimated result. Result is less than RL.

MACTEC Engineering and Consulting Inc

Client Sample ID: RFI-27-1008

GC/MS Semivolatiles

Lot-Sample #...:	C8J160331-017	**Work Order #...:**	K02VJ1AL	**Matrix.....:**	WATER
Date Sampled...:	10/15/08 07:35	**Date Received..:**	10/16/08 09:30	**MS Run #.....:**	
Prep Date.....:	10/20/08	**Analysis Date..:**	10/27/08		
Prep Batch #...:	8295020	**Analysis Time..:**	06:26		
Dilution Factor:	0.96	**Initial Wgt/Vol:**	1040 mL	**Final Wgt/Vol..:**	1 mL
Analyst ID.....:	003200	**Instrument ID..:**	731		
		Method.....:	SW846 8270C		

PARAMETER	RESULT	REPORTING LIMIT	UNITS	MDL
Aniline	ND	0.96	ug/L	0.046
Acenaphthene	ND	0.19	ug/L	0.050
Acenaphthylene	ND	0.19	ug/L	0.044
Acetophenone	ND	0.96	ug/L	0.044
Anthracene	ND	0.19	ug/L	0.049
Atrazine	ND	0.96	ug/L	0.037
Benzo(a)anthracene	**0.45**	**0.19**	**ug/L**	**0.039**
Benzo(a)pyrene	**0.35**	**0.19**	**ug/L**	**0.042**
Benzo(b)fluoranthene	**0.53**	**0.19**	**ug/L**	**0.030**
Benzo(ghi)perylene	**0.21**	**0.19**	**ug/L**	**0.026**
Benzo(k)fluoranthene	**0.69**	**0.19**	**ug/L**	**0.038**
Benzaldehyde	ND	0.96	ug/L	0.052
1,1'-Biphenyl	ND	0.96	ug/L	0.058
bis(2-Chloroethoxy) methane	ND	0.96	ug/L	0.12
bis(2-Chloroethyl)-ether	ND	0.19	ug/L	0.044
bis(2-Ethylhexyl) phthalate	**0.27 J**	**0.96**	**ug/L**	**0.11**
4-Bromophenyl phenyl ether	ND	0.96	ug/L	0.048
Butyl benzyl phthalate	**0.17 J**	**0.96**	**ug/L**	**0.13**
Caprolactam	ND	4.8	ug/L	0.18
Carbazole	**0.059 J**	**0.19**	**ug/L**	**0.050**
4-Chloroaniline	ND	0.96	ug/L	0.044
4-Chloro-3-methylphenol	ND	0.96	ug/L	0.057
2-Chloronaphthalene	ND	0.19	ug/L	0.042
2-Chlorophenol	ND	0.96	ug/L	0.044
4-Chlorophenyl phenyl ether	ND	0.96	ug/L	0.041
Chrysene	**0.62**	**0.19**	**ug/L**	**0.034**
Dibenz(a,h)anthracene	**0.26**	**0.19**	**ug/L**	**0.033**
Dibenzofuran	**0.062 J**	**0.96**	**ug/L**	**0.051**
3,3'-Dichlorobenzidine	ND	0.96	ug/L	0.039
2,4-Dichlorophenol	ND	0.19	ug/L	0.047
Diethyl phthalate	ND	0.96	ug/L	0.23
2,4-Dimethylphenol	ND	0.96	ug/L	0.050

(Continued on next page)

MACTEC Engineering and Consulting Inc

Client Sample ID: RFI-27-1008

GC/MS Semivolatiles

Lot-Sample #...: C8J160331-017 **Work Order #...:** K02VJ1AL **Matrix.....:** WATER

PARAMETER	RESULT	REPORTING LIMIT	UNITS	MDL
Dimethyl phthalate	**0.064 J**	**0.96**	**ug/L**	**0.041**
Di-n-butyl phthalate	**0.11 J**	**0.96**	**ug/L**	**0.045**
4,6-Dinitro-2-methylphenol	ND	4.8	ug/L	1.4
2,4-Dinitrophenol	ND	4.8	ug/L	1.2
2,4-Dinitrotoluene	ND	0.96	ug/L	0.043
2,6-Dinitrotoluene	ND	0.96	ug/L	0.049
Di-n-octyl phthalate	**0.099 J**	**0.96**	**ug/L**	**0.041**
Fluoranthene	**0.081 J**	**0.19**	**ug/L**	**0.048**
Fluorene	**0.062 J**	**0.19**	**ug/L**	**0.052**
Hexachlorobenzene	ND	0.19	ug/L	0.042
Hexachlorobutadiene	ND	0.19	ug/L	0.036
Hexachlorocyclopentadiene	ND	0.96	ug/L	0.077
Hexachloroethane	ND	0.96	ug/L	0.042
Indeno(1,2,3-cd)pyrene	**0.24**	**0.19**	**ug/L**	**0.046**
Isophorone	ND	0.96	ug/L	0.045
2-Methylnaphthalene	ND	0.19	ug/L	0.045
2-Methylphenol	ND	0.96	ug/L	0.049
4-Methylphenol	ND	0.96	ug/L	0.071
Naphthalene	**0.052 J**	**0.19**	**ug/L**	**0.041**
2-Nitroaniline	ND	4.8	ug/L	0.046
3-Nitroaniline	ND	4.8	ug/L	0.039
4-Nitroaniline	ND	4.8	ug/L	0.024
Nitrobenzene	ND	0.19	ug/L	0.061
2-Nitrophenol	ND	0.96	ug/L	0.052
4-Nitrophenol	ND	4.8	ug/L	0.067
N-Nitrosodi-n-propylamine	ND	0.19	ug/L	0.057
N-Nitrosodiphenylamine	ND	0.19	ug/L	0.047
2,2'-oxybis (1-Chloropropane)	ND	0.19	ug/L	0.025
Pentachlorophenol	**1.0**	**0.96**	**ug/L**	**0.080**
Phenanthrene	**0.14 J**	**0.19**	**ug/L**	**0.053**
Phenol	**1.6**	**0.19**	**ug/L**	**0.021**
Pyrene	**0.071 J**	**0.19**	**ug/L**	**0.054**
2,4,5-Trichlorophenol	ND	0.96	ug/L	0.060
2,4,6-Trichlorophenol	ND	0.96	ug/L	0.055

(Continued on next page)

MACTEC Engineering and Consulting Inc

Client Sample ID: RFI-27-1008

GC/MS Semivolatiles

Lot-Sample #...: C8J160331-017 **Work Order #...:** K02VJ1AL **Matrix.....:** WATER

SURROGATE	PERCENT RECOVERY	RECOVERY LIMITS
Nitrobenzene-d5	84	(23 - 112)
Terphenyl-d14	82	(10 - 132)
2-Fluorobiphenyl	84	(19 - 107)
2-Fluorophenol	47	(10 - 111)
Phenol-d5	72	(15 - 112)
2,4,6-Tribromophenol	81	(16 - 122)

NOTE(S):

J Estimated result. Result is less than RL.

MACTEC Engineering and Consulting Inc

Client Sample ID: ICM-104-1008

GC/MS Semivolatiles

Lot-Sample #...:	C8J160331-018	**Work Order #...:**	K02VK1AL	**Matrix.....:**	WATER
Date Sampled...:	10/15/08 15:55	**Date Received..:**	10/16/08 09:30	**MS Run #.....:**	
Prep Date.....:	10/20/08	**Analysis Date..:**	10/27/08		
Prep Batch #...:	8295020	**Analysis Time..:**	06:48		
Dilution Factor:	19.8	**Initial Wgt/Vol:**	1010 mL	**Final Wgt/Vol..:**	1 mL
Analyst ID.....:	003200	**Instrument ID..:**	731		
		Method.....:	SW846 8270C		

PARAMETER	RESULT	REPORTING LIMIT	UNITS	MDL
Aniline	**1100 E**	**20**	**ug/L**	**0.95**
Acenaphthene	**12**	**4.0**	**ug/L**	**1.0**
Acenaphthylene	**3.8 J**	**4.0**	**ug/L**	**0.92**
Acetophenone	ND	20	ug/L	0.92
Anthracene	**1.8 J**	**4.0**	**ug/L**	**1.0**
Atrazine	ND	20	ug/L	0.77
Benzo(a)anthracene	ND	4.0	ug/L	0.81
Benzo(a)pyrene	ND	4.0	ug/L	0.87
Benzo(b)fluoranthene	ND	4.0	ug/L	0.62
Benzo(ghi)perylene	ND	4.0	ug/L	0.54
Benzo(k)fluoranthene	ND	4.0	ug/L	0.78
Benzaldehyde	ND	20	ug/L	1.1
1,1'-Biphenyl	**5.3 J**	**20**	**ug/L**	**1.2**
bis(2-Chloroethoxy) methane	ND	20	ug/L	2.4
bis(2-Chloroethyl)-ether	ND	4.0	ug/L	0.91
bis(2-Ethylhexyl) phthalate	ND	20	ug/L	2.4
4-Bromophenyl phenyl ether	ND	20	ug/L	0.98
Butyl benzyl phthalate	ND	20	ug/L	2.7
Caprolactam	ND	99	ug/L	3.7
Carbazole	**30**	**4.0**	**ug/L**	**1.0**
4-Chloroaniline	ND	20	ug/L	0.92
4-Chloro-3-methylphenol	ND	20	ug/L	1.2
2-Chloronaphthalene	ND	4.0	ug/L	0.88
2-Chlorophenol	ND	20	ug/L	0.90
4-Chlorophenyl phenyl ether	ND	20	ug/L	0.84
Chrysene	ND	4.0	ug/L	0.70
Dibenz(a,h)anthracene	ND	4.0	ug/L	0.69
Dibenzofuran	**12 J**	**20**	**ug/L**	**1.1**
3,3'-Dichlorobenzidine	ND	20	ug/L	0.81
2,4-Dichlorophenol	ND	4.0	ug/L	0.96
Diethyl phthalate	ND	20	ug/L	4.8
2,4-Dimethylphenol	**6.5 J**	**20**	**ug/L**	**1.0**

(Continued on next page)

MACTEC Engineering and Consulting Inc

Client Sample ID: ICM-104-1008

GC/MS Semivolatiles

Lot-Sample #...: C8J160331-018 **Work Order #...:** K02VK1AL **Matrix.....:** WATER

PARAMETER	RESULT	REPORTING LIMIT	UNITS	MDL
Dimethyl phthalate	ND	20	ug/L	0.84
Di-n-butyl phthalate	ND	20	ug/L	0.92
4,6-Dinitro-2-methylphenol	ND	99	ug/L	28
2,4-Dinitrophenol	ND	99	ug/L	25
2,4-Dinitrotoluene	ND	20	ug/L	0.89
2,6-Dinitrotoluene	ND	20	ug/L	1.0
Di-n-octyl phthalate	ND	20	ug/L	0.84
Fluoranthene	**1.4 J**	**4.0**	**ug/L**	**0.98**
Fluorene	**12**	**4.0**	**ug/L**	**1.1**
Hexachlorobenzene	ND	4.0	ug/L	0.86
Hexachlorobutadiene	ND	4.0	ug/L	0.74
Hexachlorocyclopentadiene	ND	20	ug/L	1.6
Hexachloroethane	ND	20	ug/L	0.86
Indeno(1,2,3-cd)pyrene	ND	4.0	ug/L	0.94
Isophorone	ND	20	ug/L	0.94
2-Methylnaphthalene	**23**	**4.0**	**ug/L**	**0.93**
2-Methylphenol	**9.9 J**	**20**	**ug/L**	**1.0**
4-Methylphenol	ND	20	ug/L	1.5
Naphthalene	**350**	**4.0**	**ug/L**	**0.85**
2-Nitroaniline	ND	99	ug/L	0.94
3-Nitroaniline	ND	99	ug/L	0.80
4-Nitroaniline	ND	99	ug/L	0.50
Nitrobenzene	ND	4.0	ug/L	1.3
2-Nitrophenol	ND	20	ug/L	1.1
4-Nitrophenol	ND	99	ug/L	1.4
N-Nitrosodi-n-propylamine	ND	4.0	ug/L	1.2
N-Nitrosodiphenylamine	**6.1**	**4.0**	**ug/L**	**0.97**
2,2'-oxybis(1-Chloropropane)	ND	4.0	ug/L	0.51
Pentachlorophenol	ND	20	ug/L	1.6
Phenanthrene	**9.9**	**4.0**	**ug/L**	**1.1**
Phenol	ND	4.0	ug/L	0.44
Pyrene	ND	4.0	ug/L	1.1
2,4,5-Trichlorophenol	ND	20	ug/L	1.2
2,4,6-Trichlorophenol	ND	20	ug/L	1.1

(Continued on next page)

MACTEC Engineering and Consulting Inc

Client Sample ID: ICM-104-1008

GC/MS Semivolatiles

Lot-Sample #...: C8J160331-018 **Work Order #...:** K02VK1AL **Matrix.....:** WATER

SURROGATE	PERCENT RECOVERY	RECOVERY LIMITS
Nitrobenzene-d5	NC,DIL	(23 - 112)
Terphenyl-d14	NC,DIL	(10 - 132)
2-Fluorobiphenyl	NC,DIL	(19 - 107)
2-Fluorophenol	NC,DIL	(10 - 111)
Phenol-d5	NC,DIL	(15 - 112)
2,4,6-Tribromophenol	NC,DIL	(16 - 122)

NOTE(S):

NC The recovery and/or RPD were not calculated.

DIL The concentration is estimated or not reported due to dilution or the presence of interfering analytes.

E Estimated result. Result concentration exceeds the calibration range.

J Estimated result. Result is less than RL.

MACTEC Engineering and Consulting Inc

Client Sample ID: ICM-104-1008 DL

GC/MS Semivolatiles

Lot-Sample #...:	C8J160331-018	**Work Order #...:**	K02VK2AL	**Matrix.....:**	WATER
Date Sampled...:	10/15/08 15:55	**Date Received..:**	10/16/08 09:30	**MS Run #.....:**	
Prep Date.....:	10/20/08	**Analysis Date..:**	10/28/08		
Prep Batch #...:	8295020	**Analysis Time..:**	06:39		
Dilution Factor:	99	**Initial Wgt/Vol:**	1010 mL	**Final Wgt/Vol..:**	1 mL
Analyst ID.....:	003200	**Instrument ID..:**	731		
		Method.....:	SW846 8270C		

PARAMETER	RESULT	REPORTING LIMIT	UNITS	MDL
Aniline	**1500**	**99**	**ug/L**	**4.8**
Acenaphthene	**13 J**	**20**	**ug/L**	**5.2**
Acenaphthylene	**4.6 J**	**20**	**ug/L**	**4.6**
Acetophenone	ND	99	ug/L	4.6
Anthracene	ND	20	ug/L	5.0
Atrazine	ND	99	ug/L	3.9
Benzo(a)anthracene	ND	20	ug/L	4.1
Benzo(a)pyrene	ND	20	ug/L	4.3
Benzo(b)fluoranthene	ND	20	ug/L	3.1
Benzo(ghi)perylene	ND	20	ug/L	2.7
Benzo(k)fluoranthene	ND	20	ug/L	3.9
Benzaldehyde	ND	99	ug/L	5.4
1,1'-Biphenyl	ND	99	ug/L	6.0
bis(2-Chloroethoxy) methane	ND	99	ug/L	12
bis(2-Chloroethyl)-ether	ND	20	ug/L	4.6
bis(2-Ethylhexyl) phthalate	ND	99	ug/L	12
4-Bromophenyl phenyl ether	ND	99	ug/L	4.9
Butyl benzyl phthalate	ND	99	ug/L	14
Caprolactam	ND	500	ug/L	19
Carbazole	**35**	**20**	**ug/L**	**5.2**
4-Chloroaniline	ND	99	ug/L	4.6
4-Chloro-3-methylphenol	ND	99	ug/L	5.8
2-Chloronaphthalene	ND	20	ug/L	4.4
2-Chlorophenol	ND	99	ug/L	4.5
4-Chlorophenyl phenyl ether	ND	99	ug/L	4.2
Chrysene	ND	20	ug/L	3.5
Dibenz(a,h)anthracene	ND	20	ug/L	3.4
Dibenzofuran	**14 J**	**99**	**ug/L**	**5.3**
3,3'-Dichlorobenzidine	ND	99	ug/L	4.1
2,4-Dichlorophenol	ND	20	ug/L	4.8
Diethyl phthalate	ND	99	ug/L	24
2,4-Dimethylphenol	ND	99	ug/L	5.1

(Continued on next page)

MACTEC Engineering and Consulting Inc

Client Sample ID: ICM-104-1008 DL

GC/MS Semivolatiles

Lot-Sample #...: C8J160331-018 **Work Order #...:** K02VK2AL **Matrix.....:** WATER

PARAMETER	RESULT	REPORTING LIMIT	UNITS	MDL
Dimethyl phthalate	ND	99	ug/L	4.2
Di-n-butyl phthalate	ND	99	ug/L	4.6
4,6-Dinitro-2-methylphenol	ND	500	ug/L	140
2,4-Dinitrophenol	ND	500	ug/L	130
2,4-Dinitrotoluene	ND	99	ug/L	4.5
2,6-Dinitrotoluene	ND	99	ug/L	5.0
Di-n-octyl phthalate	ND	99	ug/L	4.2
Fluoranthene	ND	20	ug/L	4.9
Fluorene	**14 J**	**20**	**ug/L**	**5.4**
Hexachlorobenzene	ND	20	ug/L	4.3
Hexachlorobutadiene	ND	20	ug/L	3.7
Hexachlorocyclopentadiene	ND	99	ug/L	7.9
Hexachloroethane	ND	99	ug/L	4.3
Indeno(1,2,3-cd)pyrene	ND	20	ug/L	4.7
Isophorone	ND	99	ug/L	4.7
2-Methylnaphthalene	**26**	**20**	**ug/L**	**4.6**
2-Methylphenol	ND	99	ug/L	5.1
4-Methylphenol	ND	99	ug/L	7.3
Naphthalene	**430**	**20**	**ug/L**	**4.3**
2-Nitroaniline	ND	500	ug/L	4.7
3-Nitroaniline	ND	500	ug/L	4.0
4-Nitroaniline	ND	500	ug/L	2.5
Nitrobenzene	ND	20	ug/L	6.3
2-Nitrophenol	ND	99	ug/L	5.3
4-Nitrophenol	ND	500	ug/L	6.9
N-Nitrosodi-n-propylamine	ND	20	ug/L	5.9
N-Nitrosodiphenylamine	**6.4 J**	**20**	**ug/L**	**4.8**
2,2'-oxybis(1-Chloropropane)	ND	20	ug/L	2.6
Pentachlorophenol	ND	99	ug/L	8.2
Phenanthrene	**12 J**	**20**	**ug/L**	**5.4**
Phenol	ND	20	ug/L	2.2
Pyrene	ND	20	ug/L	5.6
2,4,5-Trichlorophenol	ND	99	ug/L	6.2
2,4,6-Trichlorophenol	ND	99	ug/L	5.6

(Continued on next page)

MACTEC Engineering and Consulting Inc

Client Sample ID: ICM-104-1008 DL

GC/MS Semivolatiles

Lot-Sample #...: C8J160331-018 **Work Order #...:** K02VK2AL **Matrix.....:** WATER

SURROGATE	PERCENT RECOVERY	RECOVERY LIMITS
Nitrobenzene-d5	NC,DIL	(23 - 112)
Terphenyl-d14	NC,DIL	(10 - 132)
2-Fluorobiphenyl	NC,DIL	(19 - 107)
2-Fluorophenol	NC,DIL	(10 - 111)
Phenol-d5	NC,DIL	(15 - 112)
2,4,6-Tribromophenol	NC,DIL	(16 - 122)

NOTE(S):

NC The recovery and/or RPD were not calculated.

DIL The concentration is estimated or not reported due to dilution or the presence of interfering analytes.

J Estimated result. Result is less than RL.

MACTEC Engineering and Consulting Inc

Client Sample ID: RFI-24-1008

GC/MS Semivolatiles

Lot-Sample #...:	C8J160331-019	**Work Order #...:**	K02VM1AL	**Matrix.....:**	WATER
Date Sampled...:	10/15/08 14:40	**Date Received..:**	10/16/08 09:30	**MS Run #.....:**	
Prep Date.....:	10/20/08	**Analysis Date..:**	10/27/08		
Prep Batch #...:	8295020	**Analysis Time..:**	07:11		
Dilution Factor:	18.8	**Initial Wgt/Vol:**	1060 mL	**Final Wgt/Vol..:**	1 mL
Analyst ID.....:	003200	**Instrument ID..:**	731		
		Method.....:	SW846 8270C		

PARAMETER	RESULT	REPORTING LIMIT	UNITS	MDL
Aniline	**680**	**19**	**ug/L**	**0.90**
Acenaphthene	**6.2**	**3.8**	**ug/L**	**0.98**
Acenaphthylene	ND	3.8	ug/L	0.87
Acetophenone	ND	19	ug/L	0.87
Anthracene	**1.4 J**	**3.8**	**ug/L**	**0.95**
Atrazine	ND	19	ug/L	0.73
Benzo(a)anthracene	**2.5 J**	**3.8**	**ug/L**	**0.77**
Benzo(a)pyrene	**1.9 J**	**3.8**	**ug/L**	**0.82**
Benzo(b)fluoranthene	**2.3 J**	**3.8**	**ug/L**	**0.59**
Benzo(ghi)perylene	**2.5 J**	**3.8**	**ug/L**	**0.52**
Benzo(k)fluoranthene	**2.2 J**	**3.8**	**ug/L**	**0.74**
Benzaldehyde	ND	19	ug/L	1.0
1,1'-Biphenyl	**2.3 J**	**19**	**ug/L**	**1.1**
bis(2-Chloroethoxy) methane	ND	19	ug/L	2.3
bis(2-Chloroethyl)-ether	ND	3.8	ug/L	0.87
bis(2-Ethylhexyl) phthalate	ND	19	ug/L	2.2
4-Bromophenyl phenyl ether	ND	19	ug/L	0.93
Butyl benzyl phthalate	ND	19	ug/L	2.6
Caprolactam	ND	94	ug/L	3.5
Carbazole	**6.1**	**3.8**	**ug/L**	**0.98**
4-Chloroaniline	ND	19	ug/L	0.87
4-Chloro-3-methylphenol	ND	19	ug/L	1.1
2-Chloronaphthalene	ND	3.8	ug/L	0.83
2-Chlorophenol	ND	19	ug/L	0.85
4-Chlorophenyl phenyl ether	ND	19	ug/L	0.80
Chrysene	**2.7 J**	**3.8**	**ug/L**	**0.67**
Dibenz(a,h)anthracene	**2.6 J**	**3.8**	**ug/L**	**0.66**
Dibenzofuran	**4.3 J**	**19**	**ug/L**	**1.0**
3,3'-Dichlorobenzidine	ND	19	ug/L	0.77
2,4-Dichlorophenol	ND	3.8	ug/L	0.91
Diethyl phthalate	ND	19	ug/L	4.6
2,4-Dimethylphenol	ND	19	ug/L	0.97

(Continued on next page)

MACTEC Engineering and Consulting Inc

Client Sample ID: RFI-24-1008

GC/MS Semivolatiles

Lot-Sample #...: C8J160331-019 **Work Order #...:** K02VM1AL **Matrix.....:** WATER

PARAMETER	RESULT	REPORTING LIMIT	UNITS	MDL
Dimethyl phthalate	ND	19	ug/L	0.79
Di-n-butyl phthalate	ND	19	ug/L	0.87
4,6-Dinitro-2-methylphenol	ND	94	ug/L	27
2,4-Dinitrophenol	ND	94	ug/L	24
2,4-Dinitrotoluene	ND	19	ug/L	0.85
2,6-Dinitrotoluene	ND	19	ug/L	0.96
Di-n-octyl phthalate	**1.7 J**	**19**	**ug/L**	**0.80**
Fluoranthene	**2.1 J**	**3.8**	**ug/L**	**0.93**
Fluorene	ND	3.8	ug/L	1.0
Hexachlorobenzene	ND	3.8	ug/L	0.82
Hexachlorobutadiene	ND	3.8	ug/L	0.71
Hexachlorocyclopentadiene	ND	19	ug/L	1.5
Hexachloroethane	ND	19	ug/L	0.82
Indeno(1,2,3-cd)pyrene	**2.6 J**	**3.8**	**ug/L**	**0.89**
Isophorone	ND	19	ug/L	0.89
2-Methylnaphthalene	**4.6**	**3.8**	**ug/L**	**0.88**
2-Methylphenol	ND	19	ug/L	0.96
4-Methylphenol	ND	19	ug/L	1.4
Naphthalene	**56**	**3.8**	**ug/L**	**0.81**
2-Nitroaniline	ND	94	ug/L	0.89
3-Nitroaniline	ND	94	ug/L	0.76
4-Nitroaniline	ND	94	ug/L	0.48
Nitrobenzene	ND	3.8	ug/L	1.2
2-Nitrophenol	ND	19	ug/L	1.0
4-Nitrophenol	ND	94	ug/L	1.3
N-Nitrosodi-n-propylamine	ND	3.8	ug/L	1.1
N-Nitrosodiphenylamine	**33**	**3.8**	**ug/L**	**0.92**
2,2'-oxybis (1-Chloropropane)	ND	3.8	ug/L	0.49
Pentachlorophenol	ND	19	ug/L	1.6
Phenanthrene	**2.3 J**	**3.8**	**ug/L**	**1.0**
Phenol	ND	3.8	ug/L	0.42
Pyrene	**1.9 J**	**3.8**	**ug/L**	**1.1**
2,4,5-Trichlorophenol	ND	19	ug/L	1.2
2,4,6-Trichlorophenol	ND	19	ug/L	1.1

(Continued on next page)

MACTEC Engineering and Consulting Inc

Client Sample ID: RFI-24-1008

GC/MS Semivolatiles

Lot-Sample #...: C8J160331-019 **Work Order #...:** K02VM1AL **Matrix.....:** WATER

SURROGATE	PERCENT RECOVERY	RECOVERY LIMITS
Nitrobenzene-d5	NC,DIL	(23 - 112)
Terphenyl-d14	NC,DIL	(10 - 132)
2-Fluorobiphenyl	NC,DIL	(19 - 107)
2-Fluorophenol	NC,DIL	(10 - 111)
Phenol-d5	NC,DIL	(15 - 112)
2,4,6-Tribromophenol	NC,DIL	(16 - 122)

NOTE(S):

NC The recovery and/or RPD were not calculated.

DIL The concentration is estimated or not reported due to dilution or the presence of interfering analytes.

J Estimated result. Result is less than RL.

MACTEC Engineering and Consulting Inc

Client Sample ID: ICM-103-1008

GC/MS Semivolatiles

Lot-Sample #...:	C8J160331-020	**Work Order #...:**	K02VN1AL	**Matrix.....:**	WATER
Date Sampled...:	10/15/08 13:20	**Date Received..:**	10/16/08 09:30	**MS Run #.....:**	
Prep Date.....:	10/20/08	**Analysis Date..:**	10/28/08		
Prep Batch #...:	8295020	**Analysis Time..:**	06:59		
Dilution Factor:	0.95	**Initial Wgt/Vol:**	1050 mL	**Final Wgt/Vol..:**	1 mL
Analyst ID.....:	003200	**Instrument ID..:**	731		
		Method.....:	SW846 8270C		

PARAMETER	RESULT	REPORTING LIMIT	UNITS	MDL
Aniline	**7.0**	**0.95**	**ug/L**	**0.046**
Acenaphthene	**4.4**	**0.19**	**ug/L**	**0.050**
Acenaphthylene	ND	0.19	ug/L	0.044
Acetophenone	ND	0.95	ug/L	0.044
Anthracene	**1.6**	**0.19**	**ug/L**	**0.048**
Atrazine	ND	0.95	ug/L	0.037
Benzo(a)anthracene	ND	0.19	ug/L	0.039
Benzo(a)pyrene	ND	0.19	ug/L	0.042
Benzo(b)fluoranthene	ND	0.19	ug/L	0.030
Benzo(ghi)perylene	ND	0.19	ug/L	0.026
Benzo(k)fluoranthene	ND	0.19	ug/L	0.037
Benzaldehyde	ND	0.95	ug/L	0.051
1,1'-Biphenyl	**0.92 J**	**0.95**	**ug/L**	**0.057**
bis(2-Chloroethoxy) methane	ND	0.95	ug/L	0.12
bis(2-Chloroethyl)-ether	ND	0.19	ug/L	0.044
bis(2-Ethylhexyl) phthalate	ND	0.95	ug/L	0.11
4-Bromophenyl phenyl ether	ND	0.95	ug/L	0.047
Butyl benzyl phthalate	ND	0.95	ug/L	0.13
Caprolactam	ND	4.8	ug/L	0.18
Carbazole	**14**	**0.19**	**ug/L**	**0.050**
4-Chloroaniline	ND	0.95	ug/L	0.044
4-Chloro-3-methylphenol	ND	0.95	ug/L	0.056
2-Chloronaphthalene	ND	0.19	ug/L	0.042
2-Chlorophenol	ND	0.95	ug/L	0.043
4-Chlorophenyl phenyl ether	ND	0.95	ug/L	0.040
Chrysene	ND	0.19	ug/L	0.034
Dibenz(a,h)anthracene	ND	0.19	ug/L	0.033
Dibenzofuran	**3.7**	**0.95**	**ug/L**	**0.051**
3,3'-Dichlorobenzidine	ND	0.95	ug/L	0.039
2,4-Dichlorophenol	**0.20**	**0.19**	**ug/L**	**0.046**
Diethyl phthalate	ND	0.95	ug/L	0.23
2,4-Dimethylphenol	**7.2**	**0.95**	**ug/L**	**0.049**

(Continued on next page)

MACTEC Engineering and Consulting Inc

Client Sample ID: ICM-103-1008

GC/MS Semivolatiles

Lot-Sample #...: C8J160331-020 **Work Order #...:** K02VN1AL **Matrix.....:** WATER

PARAMETER	RESULT	REPORTING LIMIT	UNITS	MDL
Dimethyl phthalate	ND	0.95	ug/L	0.040
Di-n-butyl phthalate	ND	0.95	ug/L	0.044
4,6-Dinitro-2-methylphenol	ND	4.8	ug/L	1.3
2,4-Dinitrophenol	ND	4.8	ug/L	1.2
2,4-Dinitrotoluene	ND	0.95	ug/L	0.043
2,6-Dinitrotoluene	ND	0.95	ug/L	0.048
Di-n-octyl phthalate	ND	0.95	ug/L	0.041
Fluoranthene	**1.3**	**0.19**	**ug/L**	**0.047**
Fluorene	**4.6**	**0.19**	**ug/L**	**0.051**
Hexachlorobenzene	ND	0.19	ug/L	0.041
Hexachlorobutadiene	ND	0.19	ug/L	0.036
Hexachlorocyclopentadiene	ND	0.95	ug/L	0.076
Hexachloroethane	ND	0.95	ug/L	0.041
Indeno(1,2,3-cd)pyrene	ND	0.19	ug/L	0.045
Isophorone	ND	0.95	ug/L	0.045
2-Methylnaphthalene	ND	0.19	ug/L	0.044
2-Methylphenol	**4.4**	**0.95**	**ug/L**	**0.049**
4-Methylphenol	**3.7**	**0.95**	**ug/L**	**0.070**
Naphthalene	ND	0.19	ug/L	0.041
2-Nitroaniline	ND	4.8	ug/L	0.045
3-Nitroaniline	ND	4.8	ug/L	0.038
4-Nitroaniline	ND	4.8	ug/L	0.024
Nitrobenzene	ND	0.19	ug/L	0.061
2-Nitrophenol	ND	0.95	ug/L	0.051
4-Nitrophenol	ND	4.8	ug/L	0.067
N-Nitrosodi-n-propylamine	ND	0.19	ug/L	0.056
N-Nitrosodiphenylamine	**1.1**	**0.19**	**ug/L**	**0.046**
2,2'-oxybis(1-Chloropropane)	ND	0.19	ug/L	0.025
Pentachlorophenol	ND	0.95	ug/L	0.079
Phenanthrene	**7.1**	**0.19**	**ug/L**	**0.052**
Phenol	**1.5**	**0.19**	**ug/L**	**0.021**
Pyrene	**0.70**	**0.19**	**ug/L**	**0.054**
2,4,5-Trichlorophenol	ND	0.95	ug/L	0.059
2,4,6-Trichlorophenol	ND	0.95	ug/L	0.054

(Continued on next page)

MACTEC Engineering and Consulting Inc

Client Sample ID: ICM-103-1008

GC/MS Semivolatiles

Lot-Sample #...: C8J160331-020 **Work Order #...:** K02VN1AL **Matrix.....:** WATER

SURROGATE	PERCENT RECOVERY	RECOVERY LIMITS
Nitrobenzene-d5	41	(23 - 112)
Terphenyl-d14	21	(10 - 132)
2-Fluorobiphenyl	40	(19 - 107)
2-Fluorophenol	26	(10 - 111)
Phenol-d5	31	(15 - 112)
2,4,6-Tribromophenol	38	(16 - 122)

NOTE(S):

J Estimated result. Result is less than RL.

MACTEC Engineering and Consulting Inc

Client Sample ID: MW6-R-R-1008

GC/MS Semivolatiles

Lot-Sample #...:	C8J160331-021	**Work Order #...:**	K02VP1AL	**Matrix.....:**	WATER
Date Sampled...:	10/15/08	**Date Received..:**	10/16/08	**MS Run #.....:**	8295010
Prep Date.....:	10/20/08	**Analysis Date..:**	10/30/08		
Prep Batch #...:	8295022	**Analysis Time..:**	16:39		
Dilution Factor:	1.06	**Initial Wgt/Vol:**	940 mL	**Final Wgt/Vol..:**	1 mL
Analyst ID.....:	403801	**Instrument ID..:**	71		
		Method.....:	SW846 8270C		

PARAMETER	RESULT	REPORTING LIMIT	UNITS	MDL
Aniline	**9.8**	**1.1**	**ug/L**	**0.051**
Acenaphthene	**0.12 J**	**0.21**	**ug/L**	**0.055**
Acenaphthylene	ND	0.21	ug/L	0.049
Acetophenone	ND	1.1	ug/L	0.049
Anthracene	ND	0.21	ug/L	0.054
Atrazine	ND	1.1	ug/L	0.041
Benzo(a)anthracene	ND	0.21	ug/L	0.044
Benzo(a)pyrene	ND	0.21	ug/L	0.046
Benzo(b)fluoranthene	ND	0.21	ug/L	0.033
Benzo(ghi)perylene	ND	0.21	ug/L	0.029
Benzo(k)fluoranthene	ND	0.21	ug/L	0.042
Benzaldehyde	**1.2**	**1.1**	**ug/L**	**0.057**
1,1'-Biphenyl	ND	1.1	ug/L	0.064
bis(2-Chloroethoxy) methane	ND	1.1	ug/L	0.13
bis(2-Chloroethyl)-ether	ND	0.21	ug/L	0.049
bis(2-Ethylhexyl) phthalate	**0.20 J**	**1.1**	**ug/L**	**0.13**
4-Bromophenyl phenyl ether	ND	1.1	ug/L	0.053
Butyl benzyl phthalate	**0.16 J**	**1.1**	**ug/L**	**0.15**
Caprolactam	ND	5.3	ug/L	0.20
Carbazole	ND	0.21	ug/L	0.055
4-Chloroaniline	**31**	**1.1**	**ug/L**	**0.049**
4-Chloro-3-methylphenol	ND	1.1	ug/L	0.063
2-Chloronaphthalene	ND	0.21	ug/L	0.047
2-Chlorophenol	**4.9**	**1.1**	**ug/L**	**0.048**
4-Chlorophenyl phenyl ether	ND	1.1	ug/L	0.045
Chrysene	ND	0.21	ug/L	0.038
Dibenz(a,h)anthracene	ND	0.21	ug/L	0.037
Dibenzofuran	ND	1.1	ug/L	0.057
3,3'-Dichlorobenzidine	ND	1.1	ug/L	0.043
2,4-Dichlorophenol	ND	0.21	ug/L	0.051
Diethyl phthalate	ND	1.1	ug/L	0.26
2,4-Dimethylphenol	**0.12 J**	**1.1**	**ug/L**	**0.055**

(Continued on next page)

MACTEC Engineering and Consulting Inc

Client Sample ID: MW6-R-R-1008

GC/MS Semivolatiles

Lot-Sample #...: C8J160331-021 **Work Order #...:** K02VP1AL **Matrix.....:** WATER

PARAMETER	RESULT	REPORTING LIMIT	UNITS	MDL
Dimethyl phthalate	ND	1.1	ug/L	0.045
Di-n-butyl phthalate	**0.10 J**	**1.1**	**ug/L**	**0.049**
4,6-Dinitro-2-methylphenol	ND	5.3	ug/L	1.5
2,4-Dinitrophenol	ND	5.3	ug/L	1.4
2,4-Dinitrotoluene	ND	1.1	ug/L	0.048
2,6-Dinitrotoluene	ND	1.1	ug/L	0.054
Di-n-octyl phthalate	**0.57 J**	**1.1**	**ug/L**	**0.045**
Fluoranthene	ND	0.21	ug/L	0.052
Fluorene	ND	0.21	ug/L	0.057
Hexachlorobenzene	ND	0.21	ug/L	0.046
Hexachlorobutadiene	ND	0.21	ug/L	0.040
Hexachlorocyclopentadiene	ND	1.1	ug/L	0.085
Hexachloroethane	ND	1.1	ug/L	0.046
Indeno(1,2,3-cd)pyrene	ND	0.21	ug/L	0.050
Isophorone	ND	1.1	ug/L	0.050
2-Methylnaphthalene	ND	0.21	ug/L	0.050
2-Methylphenol	ND	1.1	ug/L	0.054
4-Methylphenol	ND	1.1	ug/L	0.078
Naphthalene	ND	0.21	ug/L	0.046
2-Nitroaniline	ND	5.3	ug/L	0.050
3-Nitroaniline	ND	5.3	ug/L	0.043
4-Nitroaniline	ND	5.3	ug/L	0.027
Nitrobenzene	ND	0.21	ug/L	0.068
2-Nitrophenol	ND	1.1	ug/L	0.057
4-Nitrophenol	ND	5.3	ug/L	0.074
N-Nitrosodi-n-propylamine	ND	0.21	ug/L	0.063
N-Nitrosodiphenylamine	ND	0.21	ug/L	0.052
2,2'-oxybis (1-Chloropropane)	ND	0.21	ug/L	0.027
Pentachlorophenol	ND	1.1	ug/L	0.088
Phenanthrene	**0.15 J,B**	**0.21**	**ug/L**	**0.058**
Phenol	ND	0.21	ug/L	0.023
Pyrene	ND	0.21	ug/L	0.060
2,4,5-Trichlorophenol	ND	1.1	ug/L	0.066
2,4,6-Trichlorophenol	ND	1.1	ug/L	0.060

(Continued on next page)

MACTEC Engineering and Consulting Inc

Client Sample ID: MW6-R-R-1008

GC/MS Semivolatiles

Lot-Sample #...: C8J160331-021 **Work Order #...:** K02VP1AL **Matrix.....:** WATER

SURROGATE	PERCENT RECOVERY	RECOVERY LIMITS
Nitrobenzene-d5	63	(23 - 112)
Terphenyl-d14	62	(10 - 132)
2-Fluorobiphenyl	67	(19 - 107)
2-Fluorophenol	60	(10 - 111)
Phenol-d5	63	(15 - 112)
2,4,6-Tribromophenol	67	(16 - 122)

NOTE(S):

J Estimated result. Result is less than RL.

B Method blank contamination. The associated method blank contains the target analyte at a reportable level.

MACTEC Engineering and Consulting Inc

Client Sample ID: ICM-101-1008

GC/MS Semivolatiles

Lot-Sample #...:	C8J160331-022	**Work Order #...:**	K02VT1AL	**Matrix.....:**	WATER
Date Sampled...:	10/15/08	**Date Received..:**	10/16/08	**MS Run #.....:**	8295010
Prep Date.....:	10/20/08	**Analysis Date..:**	10/25/08		
Prep Batch #...:	8295022	**Analysis Time..:**	02:07		
Dilution Factor:	0.97	**Initial Wgt/Vol:**	1030 mL	**Final Wgt/Vol..:**	1 mL
Analyst ID.....:	045183	**Instrument ID..:**	71		
		Method.....:	SW846 8270C		

PARAMETER	RESULT	REPORTING LIMIT	UNITS	MDL
Aniline	**1400 E**	**0.97**	**ug/L**	**0.047**
Acenaphthene	**0.51**	**0.19**	**ug/L**	**0.051**
Acenaphthylene	ND	0.19	ug/L	0.045
Acetophenone	ND	0.97	ug/L	0.045
Anthracene	ND	0.19	ug/L	0.049
Atrazine	ND	0.97	ug/L	0.038
Benzo(a)anthracene	**0.14 J**	**0.19**	**ug/L**	**0.040**
Benzo(a)pyrene	**0.065 J**	**0.19**	**ug/L**	**0.042**
Benzo(b)fluoranthene	**0.40**	**0.19**	**ug/L**	**0.030**
Benzo(ghi)perylene	ND	0.19	ug/L	0.027
Benzo(k)fluoranthene	ND	0.19	ug/L	0.038
Benzaldehyde	ND	0.97	ug/L	0.052
1,1'-Biphenyl	ND	0.97	ug/L	0.058
bis(2-Chloroethoxy) methane	ND	0.97	ug/L	0.12
bis(2-Chloroethyl)-ether	ND	0.19	ug/L	0.045
bis(2-Ethylhexyl) phthalate	**0.30 J**	**0.97**	**ug/L**	**0.12**
4-Bromophenyl phenyl ether	ND	0.97	ug/L	0.048
Butyl benzyl phthalate	**0.26 J**	**0.97**	**ug/L**	**0.13**
Caprolactam	ND	4.8	ug/L	0.18
Carbazole	**0.78**	**0.19**	**ug/L**	**0.051**
4-Chloroaniline	**270 E**	**0.97**	**ug/L**	**0.045**
4-Chloro-3-methylphenol	ND	0.97	ug/L	0.057
2-Chloronaphthalene	ND	0.19	ug/L	0.043
2-Chlorophenol	ND	0.97	ug/L	0.044
4-Chlorophenyl phenyl ether	ND	0.97	ug/L	0.041
Chrysene	**0.12 J**	**0.19**	**ug/L**	**0.034**
Dibenz(a,h)anthracene	ND	0.19	ug/L	0.034
Dibenzofuran	**0.57 J**	**0.97**	**ug/L**	**0.052**
3,3'-Dichlorobenzidine	ND	0.97	ug/L	0.040
2,4-Dichlorophenol	**2.0**	**0.19**	**ug/L**	**0.047**
Diethyl phthalate	**0.43 J**	**0.97**	**ug/L**	**0.24**
2,4-Dimethylphenol	ND	0.97	ug/L	0.050

(Continued on next page)

MACTEC Engineering and Consulting Inc

Client Sample ID: ICM-101-1008

GC/MS Semivolatiles

Lot-Sample #...: C8J160331-022 **Work Order #...:** K02VT1AL **Matrix.....:** WATER

PARAMETER	RESULT	REPORTING LIMIT	UNITS	MDL
Dimethyl phthalate	ND	0.97	ug/L	0.041
Di-n-butyl phthalate	**0.062 J**	**0.97**	**ug/L**	**0.045**
4,6-Dinitro-2-methylphenol	ND	4.8	ug/L	1.4
2,4-Dinitrophenol	ND	4.8	ug/L	1.2
2,4-Dinitrotoluene	ND	0.97	ug/L	0.044
2,6-Dinitrotoluene	ND	0.97	ug/L	0.049
Di-n-octyl phthalate	ND	0.97	ug/L	0.041
Fluoranthene	**0.52**	**0.19**	**ug/L**	**0.048**
Fluorene	**0.60**	**0.19**	**ug/L**	**0.053**
Hexachlorobenzene	ND	0.19	ug/L	0.042
Hexachlorobutadiene	ND	0.19	ug/L	0.036
Hexachlorocyclopentadiene	ND	0.97	ug/L	0.078
Hexachloroethane	ND	0.97	ug/L	0.042
Indeno(1,2,3-cd)pyrene	ND	0.19	ug/L	0.046
Isophorone	ND	0.97	ug/L	0.046
2-Methylnaphthalene	ND	0.19	ug/L	0.045
2-Methylphenol	**0.16 J**	**0.97**	**ug/L**	**0.050**
4-Methylphenol	ND	0.97	ug/L	0.071
Naphthalene	ND	0.19	ug/L	0.042
2-Nitroaniline	ND	4.8	ug/L	0.046
3-Nitroaniline	ND	4.8	ug/L	0.039
4-Nitroaniline	ND	4.8	ug/L	0.025
Nitrobenzene	ND	0.19	ug/L	0.062
2-Nitrophenol	ND	0.97	ug/L	0.052
4-Nitrophenol	ND	4.8	ug/L	0.068
N-Nitrosodi-n-propylamine	ND	0.19	ug/L	0.058
N-Nitrosodiphenylamine	**3.9**	**0.19**	**ug/L**	**0.047**
2,2'-oxybis(1-Chloropropane)	ND	0.19	ug/L	0.025
Pentachlorophenol	ND	0.97	ug/L	0.081
Phenanthrene	**1.4 B**	**0.19**	**ug/L**	**0.053**
Phenol	**600 E**	**0.19**	**ug/L**	**0.021**
Pyrene	**0.41**	**0.19**	**ug/L**	**0.055**
2,4,5-Trichlorophenol	ND	0.97	ug/L	0.061
2,4,6-Trichlorophenol	ND	0.97	ug/L	0.055

(Continued on next page)

MACTEC Engineering and Consulting Inc

Client Sample ID: ICM-101-1008

GC/MS Semivolatiles

Lot-Sample #...: C8J160331-022 **Work Order #...:** K02VT1AL **Matrix.....:** WATER

SURROGATE	PERCENT RECOVERY	RECOVERY LIMITS
Nitrobenzene-d5	102	(23 - 112)
Terphenyl-d14	25	(10 - 132)
2-Fluorobiphenyl	89	(19 - 107)
2-Fluorophenol	52	(10 - 111)
Phenol-d5	37	(15 - 112)
2,4,6-Tribromophenol	105	(16 - 122)

NOTE(S):

E Estimated result. Result concentration exceeds the calibration range.

J Estimated result. Result is less than RL.

B Method blank contamination. The associated method blank contains the target analyte at a reportable level.

MACTEC Engineering and Consulting Inc

Client Sample ID: ICM-101-1008

GC/MS Semivolatiles

Lot-Sample #...: C8J160331-022	**Work Order #...:** K02VT2AL	**Matrix.....:** WATER
Date Sampled...: 10/15/08	**Date Received..:** 10/16/08	**MS Run #.....:** 8295010
Prep Date.....: 10/20/08	**Analysis Date..:** 10/29/08	
Prep Batch #...: 8295022	**Analysis Time..:** 21:20	
Dilution Factor: 970	**Initial Wgt/Vol:** 1030 mL	**Final Wgt/Vol..:** 1 mL
Analyst ID.....: 045183	**Instrument ID..:** 71	
	Method.....: SW846 8270C	

PARAMETER	RESULT	REPORTING LIMIT	UNITS	MDL
Aniline	**26000**	**970**	**ug/L**	**47**
Acenaphthene	ND	190	ug/L	51
Acenaphthylene	ND	190	ug/L	45
Acetophenone	ND	970	ug/L	45
Anthracene	ND	190	ug/L	49
Atrazine	ND	970	ug/L	38
Benzo(a)anthracene	ND	190	ug/L	40
Benzo(a)pyrene	ND	190	ug/L	42
Benzo(b)fluoranthene	ND	190	ug/L	30
Benzo(ghi)perylene	ND	190	ug/L	27
Benzo(k)fluoranthene	ND	190	ug/L	38
Benzaldehyde	ND	970	ug/L	52
1,1'-Biphenyl	ND	970	ug/L	58
bis(2-Chloroethoxy) methane	ND	970	ug/L	120
bis(2-Chloroethyl)-ether	ND	190	ug/L	45
bis(2-Ethylhexyl) phthalate	ND	970	ug/L	120
4-Bromophenyl phenyl ether	ND	970	ug/L	48
Butyl benzyl phthalate	ND	970	ug/L	130
Caprolactam	ND	4800	ug/L	180
Carbazole	ND	190	ug/L	51
4-Chloroaniline	**2000**	**970**	**ug/L**	**45**
4-Chloro-3-methylphenol	ND	970	ug/L	57
2-Chloronaphthalene	ND	190	ug/L	43
2-Chlorophenol	**55 J**	**970**	**ug/L**	**44**
4-Chlorophenyl phenyl ether	ND	970	ug/L	41
Chrysene	ND	190	ug/L	34
Dibenz(a,h)anthracene	ND	190	ug/L	34
Dibenzofuran	ND	970	ug/L	52
3,3'-Dichlorobenzidine	ND	970	ug/L	40
2,4-Dichlorophenol	ND	190	ug/L	47
Diethyl phthalate	ND	970	ug/L	240
2,4-Dimethylphenol	ND	970	ug/L	50

(Continued on next page)

MACTEC Engineering and Consulting Inc

Client Sample ID: ICM-101-1008

GC/MS Semivolatiles

Lot-Sample #...: C8J160331-022 **Work Order #...:** K02VT2AL **Matrix.....:** WATER

PARAMETER	RESULT	REPORTING LIMIT	UNITS	MDL
Dimethyl phthalate	ND	970	ug/L	41
Di-n-butyl phthalate	ND	970	ug/L	45
4,6-Dinitro-2-methylphenol	ND	4800	ug/L	1400
2,4-Dinitrophenol	ND	4800	ug/L	1200
2,4-Dinitrotoluene	ND	970	ug/L	44
2,6-Dinitrotoluene	ND	970	ug/L	49
Di-n-octyl phthalate	ND	970	ug/L	41
Fluoranthene	ND	190	ug/L	48
Fluorene	ND	190	ug/L	53
Hexachlorobenzene	ND	190	ug/L	42
Hexachlorobutadiene	ND	190	ug/L	36
Hexachlorocyclopentadiene	ND	970	ug/L	78
Hexachloroethane	ND	970	ug/L	42
Indeno(1,2,3-cd)pyrene	ND	190	ug/L	46
Isophorone	ND	970	ug/L	46
2-Methylnaphthalene	ND	190	ug/L	45
2-Methylphenol	ND	970	ug/L	50
4-Methylphenol	ND	970	ug/L	71
Naphthalene	ND	190	ug/L	42
2-Nitroaniline	ND	4800	ug/L	46
3-Nitroaniline	ND	4800	ug/L	39
4-Nitroaniline	ND	4800	ug/L	25
Nitrobenzene	ND	190	ug/L	62
2-Nitrophenol	ND	970	ug/L	52
4-Nitrophenol	ND	4800	ug/L	68
N-Nitrosodi-n-propylamine	ND	190	ug/L	58
N-Nitrosodiphenylamine	ND	190	ug/L	47
2,2'-oxybis(1-Chloropropane)	ND	190	ug/L	25
Pentachlorophenol	ND	970	ug/L	81
Phenanthrene	ND	190	ug/L	53
Phenol	ND	190	ug/L	21
Pyrene	ND	190	ug/L	55
2,4,5-Trichlorophenol	ND	970	ug/L	61
2,4,6-Trichlorophenol	ND	970	ug/L	55

(Continued on next page)

MACTEC Engineering and Consulting Inc

Client Sample ID: ICM-101-1008

GC/MS Semivolatiles

Lot-Sample #...: C8J160331-022 **Work Order #...:** K02VT2AL **Matrix.....:** WATER

SURROGATE	PERCENT RECOVERY	RECOVERY LIMITS
Nitrobenzene-d5	NC,DIL	(23 - 112)
Terphenyl-d14	NC,DIL	(10 - 132)
2-Fluorobiphenyl	NC,DIL	(19 - 107)
2-Fluorophenol	NC,DIL	(10 - 111)
Phenol-d5	NC,DIL	(15 - 112)
2,4,6-Tribromophenol	NC,DIL	(16 - 122)

NOTE(S):

NC The recovery and/or RPD were not calculated.

DIL The concentration is estimated or not reported due to dilution or the presence of interfering analytes.

J Estimated result. Result is less than RL.

SW846 8270C SURROGATE RECOVERY

Lab Name: TestAmerica Laboratories, Inc. Client: MACTEC Engineering and Consulting Inc

Lab Code: TALPIT SDG No:

Lot #: C8J160331

Extraction: XXI494201

	CLIENT ID.	SRG01	SRG02	SRG03	SRG04	SRG05	SRG06	TOT OUT
01	INTRA-LAB QC	74	64	77	50	63	84	00
02	RFI-18-1008	55	67	55	51	54	59	00
03	RFI-28-1008	83	53	83	64	74	84	00
04	RFI-35-1008	68	56	68	56	64	69	00
05	EW-1-1008	82	53	74	90	109	75	00
06	EW-1-1008 RE-1	79	54	81	56	73	73	00
07	EW-2-1008	67	33	65	40	36	64	00
08	EW-2-1008 RE-1	0 D	0 D	0 D	0 D	0 D	0 D	06
09	EW-3-1008	59	31	63	47	44	66	00
10	EW-3-1008 RE-1	0 D	0 D	0 D	0 D	0 D	0 D	06
11	EW-4-1008	4.5*	44	68	46	26	76	01
12	EW-4-1008 RE-1	0 D	0 D	0 D	0 D	0 D	0 D	06
13	EW-5-1008	65	28	62	50	49	58	00
14	EW-5-1008 RE-1	0 D	0 D	0 D	0 D	0 D	0 D	06
15	DUPLICATE EW-1-1008	63	40	56	71	74	67	00
16	DUPLICATE EW-1-1008 RE-1	58	41	61	52	53	64	00
17	RFI-22-1008	62	49	62	58	65	66	00
18	ICM-105-1008	37	35	44	12	18	55	00
19	RFI-31-1008	74	34	41	50	60	322*	01
20	RFI-20-1008	76	34	69	59	60	69	00
21	RFI-30-1008	62	33	62	46	50	56	00
22	ICM-102-1008	69	50	71	44	51	68	00
23	RFI-25-1008	73	56	75	42	58	72	00
24	RFI-27-1008	84	82	84	47	72	81	00
25	ICM-104-1008	0 D	0 D	0 D	0 D	0 D	0 D	06
26	ICM-104-1008 RE-1	0 D	0 D	0 D	0 D	0 D	0 D	06
27	RFI-24-1008	0 D	0 D	0 D	0 D	0 D	0 D	06

\# Column to be used to flag recovery values
* Values outside of required QC Limits
D System monitoring Compound diluted out

FORM II

SW846 8270C SURROGATE RECOVERY

Lab Name: TestAmerica Laboratories, Inc. Client: MACTEC Engineering and Consulting Inc

Lab Code: TALPIT SDG No:

Lot #: C8J160331

Extraction: XXI494201

	CLIENT ID.	SRG01	SRG02	SRG03	SRG04	SRG05	SRG06	TOT OUT
01	ICM-103-1008	41	21	40	26	31	38	00
02	MW6-R-R-1008	63	62	67	60	63	67	00
03	ICM-101-1008	102	25	89	52	37	105	00
04	ICM-101-1008 RE-1	0 D	0 D	0 D	0 D	0 D	0 D	06
05	METHOD BLK. K07531AA	79	88	78	74	78	77	00
06	METHOD BLK. K07551AA	74	109	78	33	52	87	00
07	LCS K07531AC	81	96	81	70	69	74	00
08	LCS K07551AC	70	79	73	33	55	82	00
09	LAB MS/MSD D	61	36	60	32	43	62	00
10	LCSD K07531AD	76	90	79	74	73	83	00
11	LAB MS/MSD S	62	37	60	34	44	66	00

SURROGATES		QC LIMITS
SRG01	= Nitrobenzene-d5	(23-112)
SRG02	= Terphenyl-d14	(10-132)
SRG03	= 2-Fluorobiphenyl	(19-107)
SRG04	= 2-Fluorophenol	(10-111)
SRG05	= Phenol-d5	(15-112)
SRG06	= 2,4,6-Tribromophenol	(16-122)

\# Column to be used to flag recovery values
* Values outside of required QC Limits
D System monitoring Compound diluted out

FORM II

SW846 8270C CHECK SAMPLE RECOVERY

Lab Name: TestAmerica Laboratories, Inc. Client: MACTEC Engineering and Consulting Inc

Lab Code: TALPIT SDG No:

Lot #: C8J210000 WO #: K07531AC
BATCH: 8295020

COMPOUND	SPIKE ADDED (ug/L)	SAMPLE CONCENT. (ug/L)	% REC	QC LIMITS REC	QUAL
Phenol	20.0	15.7	78	32 - 95	
2-Chlorophenol	20.0	15.9	79	31 - 99	
1,4-Dichlorobenzene	20.0	15.9	79	34 - 93	
N-Nitrosodi-n-propylamine	20.0	15.6	78	34 - 101	
1,2,4-Trichlorobenzene	20.0	16.3	81	34 - 96	
4-Chloro-3-methylphenol	20.0	17.1	86	35 - 104	
Acenaphthene	20.0	15.9	80	35 - 99	
4-Nitrophenol	20.0	17.1	85	29 - 115	
2,4-Dinitrotoluene	20.0	17.8	89	37 - 115	
Pentachlorophenol	20.0	16.8	84	15 - 111	
Pyrene	20.0	17.6	88	35 - 106	
4-Methylphenol	40.0	30.6	76	32 - 100	
Hexachloroethane	20.0	16.0	80	32 - 94	
Naphthalene	20.0	15.9	79	35 - 97	
4-Bromophenyl phenyl ethe	20.0	16.6	83	37 - 104	
Butyl benzyl phthalate	20.0	18.2	91	36 - 108	

NOTES(S):

* Values outside of QC limits

Spike Recovery: 0 out of 16 outside limits

COMMENTS:

FORM III

SW846 8270C CHECK SAMPLE DUPLICATE RECOVERY

Lab Name: TestAmerica Laboratories, Inc. Client: MACTEC Engineering and Consulting Inc

Lab Code: TALPIT SDG No:

Lot #: C8J210000 WO #: K07531AD
BATCH: 8295020

COMPOUND	SPIKE ADDED (ug/L)	SAMPLE CONCENT. (ug/L)	% REC	QC LIMITS REC	QUAL
4-Bromophenyl phenyl ethe	20.0	15.6	78	37- 104	
Butyl benzyl phthalate	20.0	17.3	87	36- 108	
Phenol	20.0	14.2	71	32- 95	
2-Chlorophenol	20.0	14.6	73	31- 99	
1,4-Dichlorobenzene	20.0	14.6	73	34- 93	
N-Nitrosodi-n-propylamine	20.0	14.5	72	34- 101	
1,2,4-Trichlorobenzene	20.0	15.4	77	34- 96	
4-Chloro-3-methylphenol	20.0	16.3	81	35- 104	
Acenaphthene	20.0	15.3	77	35- 99	
4-Nitrophenol	20.0	17.3	87	29- 115	
2,4-Dinitrotoluene	20.0	17.3	87	37- 115	
Pentachlorophenol	20.0	15.9	79	15- 111	
Pyrene	20.0	16.9	84	35- 106	
4-Methylphenol	40.0	28.6	72	32- 100	
Hexachloroethane	20.0	14.9	75	32- 94	
Naphthalene	20.0	15.0	75	35- 97	

NOTES(S):

* Values outside of QC limits

Spike Recovery: 0 out of 16 outside limits

COMMENTS:

FORM III

SW846 8270C CHECK SAMPLE RECOVERY

Lab Name: TestAmerica Laboratories, Inc. Client: MACTEC Engineering and Consulting Inc

Lab Code: TALPIT SDG No:

Lot #: C8J210000 WO #: K07551AC
BATCH: 8295022

COMPOUND	SPIKE ADDED (ug/L)	SAMPLE CONCENT. (ug/L)	% REC	QC LIMITS REC	QUAL
Phenol	20.0	10.0	50	32 - 95	
2-Chlorophenol	20.0	9.50	47	31 - 99	
1,4-Dichlorobenzene	20.0	10.9	54	34 - 93	
N-Nitrosodi-n-propylamine	20.0	12.0	60	34 - 101	
1,2,4-Trichlorobenzene	20.0	11.6	58	34 - 96	
4-Chloro-3-methylphenol	20.0	11.8	59	35 - 104	
Acenaphthene	20.0	13.6	68	35 - 99	
4-Nitrophenol	20.0	19.9	99	29 - 115	
2,4-Dinitrotoluene	20.0	16.4	82	37 - 115	
Pentachlorophenol	20.0	14.0	70	15 - 111	
Pyrene	20.0	14.0	70	35 - 106	
4-Methylphenol	40.0	20.6	51	32 - 100	
Hexachloroethane	20.0	10.5	53	32 - 94	
Naphthalene	20.0	12.0	60	35 - 97	
4-Bromophenyl phenyl ethe	20.0	14.3	72	37 - 104	
Butyl benzyl phthalate	20.0	14.4	72	36 - 108	

NOTES(S):

* Values outside of QC limits

Spike Recovery: 0 out of 16 outside limits

COMMENTS:

FORM III

SW846 8270C MATRIX SPIKE/MATRIX SPIKE DUPLICATE RECOVERY

Lab Name: TestAmerica Laboratories, Inc. Client: MACTEC Engineering and Consulting Inc

Lab Code: TALPIT SDG No:

Matrix Spike ID: LAB MS/MSD

Lot #: C8J160299 WO #: K02KK1AF
BATCH: 8295022

COMPOUND	SPIKE ADDED (ug/L)	SAMPLE CONCENT. (ug/L)	MS CONCENT. (ug/L)	MS % REC	LIMITS REC	QUAL
Phenol	20.8	ND	8.64	41	32 - 95	
2-Chlorophenol	20.8	ND	8.75	42	31 - 99	
1,4-Dichlorobenzene	20.8	ND	10.9	52	34 - 93	
N-Nitrosodi-n-propylamine	20.8	ND	11.8	56	34 - 101	
1,2,4-Trichlorobenzene	20.8	ND	11.0	53	34 - 96	
4-Chloro-3-methylphenol	20.8	ND	11.0	53	35 - 104	
Acenaphthene	20.8	ND	12.4	59	35 - 99	
4-Nitrophenol	20.8	ND	9.90	48	29 - 115	
2,4-Dinitrotoluene	20.8	ND	13.9	67	37 - 115	
Pentachlorophenol	20.8	0.31	11.6	54	15 - 111	
Pyrene	20.8	2.2	13.6	55	35 - 106	
4-Methylphenol	41.7	ND	18.9	45	32 - 100	
Hexachloroethane	20.8	ND	10.3	50	32 - 94	
Naphthalene	20.8	ND	12.5	60	35 - 97	
4-Bromophenyl phenyl ethe	20.8	0.11	13.2	63	37 - 104	
Butyl benzyl phthalate	20.8	1.9	10.1	39	36 - 108	

NOTES(S):

Column to be used to flag recovery and RPD values with an asterisk
* Values outside of QC limits

RPD: 0 out of 0 outside limits
Spike Recovery: 0 out of 16 outside limits

COMMENTS:

FORM III

SW846 8270C MATRIX SPIKE/MATRIX SPIKE DUPLICATE RECOVERY

Lab Name: TestAmerica Laboratories, Inc. Client: MACTEC Engineering and Consulting Inc

Lab Code: TALPIT SDG No:

Matrix Spike ID: LAB MS/MSD

Lot #: C8J160299 WO #: K02KK1AG
BATCH: 8295022

COMPOUND	SPIKE ADDED (ug/L)	MSD CONCENT. (ug/L)	MSD % REC	% RPD		QC LIMITS RPD	QC LIMITS REC	QUAL
Phenol	22.2	9.01	41	4.1		39	32 - 95	
2-Chlorophenol	22.2	9.03	41	3.2		39	31 - 99	
1,4-Dichlorobenzene	22.2	11.2	50	2.3		41	34 - 93	
N-Nitrosodi-n-propylamine	22.2	12.6	57	6.7		43	34 - 101	
1,2,4-Trichlorobenzene	22.2	11.5	52	4.4		45	34 - 96	
4-Chloro-3-methylphenol	22.2	12.3	55	11		42	35 - 104	
Acenaphthene	22.2	13.3	60	7.4		41	35 - 99	
4-Nitrophenol	22.2	11.7	53	17		42	29 - 115	
2,4-Dinitrotoluene	22.2	15.5	70	10		39	37 - 115	
Pentachlorophenol	22.2	11.9	52	2.7		42	15 - 111	
Pyrene	22.2	14.7	56	7.5		42	35 - 106	
4-Methylphenol	44.4	19.9	45	5.2		41	32 - 100	
Hexachloroethane	22.2	10.7	48	3.7		39	32 - 94	
Naphthalene	22.2	13.0	58	3.7		43	35 - 97	
4-Bromophenyl phenyl ethe	22.2	13.8	61	3.8		40	37 - 104	
Butyl benzyl phthalate	22.2	11.2	42	10		40	36 - 108	

NOTES(S):

Column to be used to flag recovery and RPD values with an asterisk
* Values outside of QC limits

RPD: 0 out of 16 outside limits
Spike Recovery: 0 out of 16 outside limits

COMMENTS:

FORM III

SW846 8270C METHOD BLANK SUMMARY

BLANK WORKORDER NO.: K07531AA

Lab Name: TestAmerica Laboratories, Inc.

Lab Code: TALPIT

SDG Number:

Lab File ID: V1026001.

Lot Number: C8J160331

Date Analyzed: 10/26/08

Time Analyzed: 23:25

Matrix: WATER

Date Extracted:10/20/08

GC Column: DB5 ID: .25

Extraction Method:

Instrument ID: 731

Level:(low/med) LOW

THIS METHOD BLANK APPLIES TO THE FOLLOWING SAMPLES, LCS, LCSD, MS , MSD:

	CLIENT ID.	SAMPLE WORK ORDER #	LAB FILE ID	DATE ANALYZED	TIME ANALYZED
01	RFI-18-1008	K02TX1A9	V1028001.	10/28/08	03:59
02	RFI-28-1008	K02T01AL	V1026005.	10/27/08	00:50
03	RFI-35-1008	K02T11AL	V1026006.	10/27/08	01:12
04	EW-1-1008	K02T21AL	V1026007.	10/27/08	01:33
05	EW-1-1008	K02T22AL	V1028002.	10/28/08	04:19
06	EW-2-1008	K02T31AL	V1026008.	10/27/08	01:54
07	EW-2-1008	K02T32AL	V1028003.	10/28/08	04:39
08	EW-3-1008	K02T41AL	V1026009.	10/27/08	02:17
09	EW-3-1008	K02T42AL	V1029003.	10/29/08	05:01
10	EW-4-1008	K02T51AL	V1026010.	10/27/08	02:39
11	EW-4-1008	K02T52AL	V1028005.	10/28/08	05:19
12	EW-5-1008	K02T61AL	V1026011.	10/27/08	03:02
13	EW-5-1008	K02T62AL	V1028006.	10/28/08	05:39
14	DUPLICATE EW-1-1008	K02T71AL	V1026012.	10/27/08	03:24
15	DUPLICATE EW-1-1008	K02T72AL	V1028007.	10/28/08	05:59
16	RFI-22-1008	K02T81AL	V1026013.	10/27/08	03:47
17	ICM-105-1008	K02T91AL	V1026014.	10/27/08	04:10
18	RFI-31-1008	K02VA1AL	V1028008.	10/28/08	06:19
19	RFI-20-1008	K02VC1AL	V1026016.	10/27/08	04:55
20	RFI-30-1008	K02VD1AL	V1026017.	10/27/08	05:18
21	ICM-102-1008	K02VE1AL	V1026018.	10/27/08	05:41
22	RFI-25-1008	K02VH1AL	V1026019.	10/27/08	06:04
23	RFI-27-1008	K02VJ1AL	V1026020.	10/27/08	06:26
24	ICM-104-1008	K02VK1AL	V1026021.	10/27/08	06:48
25	ICM-104-1008	K02VK2AL	V1028009.	10/28/08	06:39
26	RFI-24-1008	K02VM1AL	V1026022.	10/27/08	07:11
27	ICM-103-1008	K02VN1AL	V1028010.	10/28/08	06:59
28	CHECK SAMPLE	K07531AC C	V1026002.	10/26/08	23:46
29	DUPLICATE CHECK	K07531AD L	V1026003.	10/27/08	00:08
30					

COMMENTS:

FORM IV

METHOD BLANK REPORT

GC/MS Semivolatiles

Client Lot #...: C8J160331 **Work Order #...:** K07531AA **Matrix.....:** WATER
MB Lot-Sample #: C8J210000-020

Prep Date.....: 10/20/08 **Analysis Time..:** 23:25
Analysis Date..: 10/26/08 **Prep Batch #...:** 8295020 **Final Wgt/Vol..:** 1 mL
Dilution Factor: 1 **Initial Wgt/Vol:** 1000 mL **Instrument ID..:** 731
Analyst ID.....: 003200

PARAMETER	RESULT	REPORTING LIMIT	UNITS	METHOD
Aniline	ND	1.0	ug/L	SW846 8270C
Acenaphthene	ND	0.20	ug/L	SW846 8270C
Acenaphthylene	ND	0.20	ug/L	SW846 8270C
Acetophenone	ND	1.0	ug/L	SW846 8270C
Anthracene	ND	0.20	ug/L	SW846 8270C
Atrazine	ND	1.0	ug/L	SW846 8270C
Benzo(a)anthracene	ND	0.20	ug/L	SW846 8270C
Benzo(a)pyrene	ND	0.20	ug/L	SW846 8270C
Benzo(b)fluoranthene	ND	0.20	ug/L	SW846 8270C
Benzo(ghi)perylene	ND	0.20	ug/L	SW846 8270C
Benzo(k)fluoranthene	ND	0.20	ug/L	SW846 8270C
Benzaldehyde	ND	1.0	ug/L	SW846 8270C
1,1'-Biphenyl	ND	1.0	ug/L	SW846 8270C
bis(2-Chloroethoxy) methane	ND	1.0	ug/L	SW846 8270C
bis(2-Chloroethyl)-ether	ND	0.20	ug/L	SW846 8270C
bis(2-Ethylhexyl) phthalate	ND	1.0	ug/L	SW846 8270C
4-Bromophenyl phenyl ether	ND	1.0	ug/L	SW846 8270C
Butyl benzyl phthalate	ND	1.0	ug/L	SW846 8270C
Caprolactam	ND	5.0	ug/L	SW846 8270C
Carbazole	ND	0.20	ug/L	SW846 8270C
4-Chloroaniline	ND	1.0	ug/L	SW846 8270C
4-Chloro-3-methylphenol	ND	1.0	ug/L	SW846 8270C
2-Chloronaphthalene	ND	0.20	ug/L	SW846 8270C
2-Chlorophenol	ND	1.0	ug/L	SW846 8270C
4-Chlorophenyl phenyl ether	ND	1.0	ug/L	SW846 8270C
Chrysene	ND	0.20	ug/L	SW846 8270C
Dibenz(a,h)anthracene	ND	0.20	ug/L	SW846 8270C
Dibenzofuran	ND	1.0	ug/L	SW846 8270C
3,3'-Dichlorobenzidine	ND	1.0	ug/L	SW846 8270C
2,4-Dichlorophenol	ND	0.20	ug/L	SW846 8270C
Diethyl phthalate	ND	1.0	ug/L	SW846 8270C
2,4-Dimethylphenol	ND	1.0	ug/L	SW846 8270C
Dimethyl phthalate	ND	1.0	ug/L	SW846 8270C
Di-n-butyl phthalate	ND	1.0	ug/L	SW846 8270C
4,6-Dinitro-2-methylphenol	ND	5.0	ug/L	SW846 8270C

(Continued on next page)

METHOD BLANK REPORT

GC/MS Semivolatiles

Client Lot #...: C8J160331 **Work Order #...:** K07531AA **Matrix.....:** WATER

PARAMETER	RESULT	REPORTING LIMIT	UNITS	METHOD
2,4-Dinitrophenol	ND	5.0	ug/L	SW846 8270C
2,4-Dinitrotoluene	ND	1.0	ug/L	SW846 8270C
2,6-Dinitrotoluene	ND	1.0	ug/L	SW846 8270C
Di-n-octyl phthalate	ND	1.0	ug/L	SW846 8270C
Fluoranthene	ND	0.20	ug/L	SW846 8270C
Fluorene	ND	0.20	ug/L	SW846 8270C
Hexachlorobenzene	ND	0.20	ug/L	SW846 8270C
Hexachlorobutadiene	ND	0.20	ug/L	SW846 8270C
Hexachlorocyclopenta-diene	ND	1.0	ug/L	SW846 8270C
Hexachloroethane	ND	1.0	ug/L	SW846 8270C
Indeno(1,2,3-cd)pyrene	ND	0.20	ug/L	SW846 8270C
Isophorone	ND	1.0	ug/L	SW846 8270C
2-Methylnaphthalene	ND	0.20	ug/L	SW846 8270C
2-Methylphenol	ND	1.0	ug/L	SW846 8270C
4-Methylphenol	ND	1.0	ug/L	SW846 8270C
Naphthalene	ND	0.20	ug/L	SW846 8270C
2-Nitroaniline	ND	5.0	ug/L	SW846 8270C
3-Nitroaniline	ND	5.0	ug/L	SW846 8270C
4-Nitroaniline	ND	5.0	ug/L	SW846 8270C
Nitrobenzene	ND	0.20	ug/L	SW846 8270C
2-Nitrophenol	ND	1.0	ug/L	SW846 8270C
4-Nitrophenol	ND	5.0	ug/L	SW846 8270C
N-Nitrosodi-n-propyl-amine	ND	0.20	ug/L	SW846 8270C
N-Nitrosodiphenylamine	ND	0.20	ug/L	SW846 8270C
2,2'-oxybis (1-Chloropropane)	ND	0.20	ug/L	SW846 8270C
Pentachlorophenol	ND	1.0	ug/L	SW846 8270C
Phenanthrene	ND	0.20	ug/L	SW846 8270C
Phenol	ND	0.20	ug/L	SW846 8270C
Pyrene	ND	0.20	ug/L	SW846 8270C
2,4,5-Trichloro-phenol	ND	1.0	ug/L	SW846 8270C
2,4,6-Trichloro-phenol	ND	1.0	ug/L	SW846 8270C

SURROGATE	PERCENT RECOVERY	RECOVERY LIMITS
Nitrobenzene-d5	79	(23 - 112)
Terphenyl-d14	88	(10 - 132)
2-Fluorobiphenyl	78	(19 - 107)
2-Fluorophenol	74	(10 - 111)
Phenol-d5	78	(15 - 112)
2,4,6-Tribromophenol	77	(16 - 122)

(Continued on next page)

METHOD BLANK REPORT

GC/MS Semivolatiles

Client Lot #...: C8J160331 **Work Order #...:** K07531AA **Matrix.....:** WATER

NOTE(S):

Calculations are performed before rounding to avoid round-off errors in calculated results.

SW846 8270C METHOD BLANK SUMMARY

BLANK WORKORDER NO.: K07551AA

Lab Name: TestAmerica Laboratories, Inc.

Lab Code: TALPIT

SDG Number:

Lab File ID: S1024007.

Lot Number: C8J160331

Date Analyzed: 10/24/08

Time Analyzed: 18:40

Matrix: WATER

Date Extracted:10/20/08

GC Column: DB5MS ID: .25

Extraction Method:

Instrument ID: 71

Level:(low/med) LOW

THIS METHOD BLANK APPLIES TO THE FOLLOWING SAMPLES, LCS, LCSD, MS , MSD:

	CLIENT ID.	SAMPLE WORK ORDER #	LAB FILE ID	DATE ANALYZED	TIME ANALYZED
01	INTRA-LAB QC	K02KK1AE	S1024009.	10/24/08	19:22
02	LAB MS/MSD	K02KK1AF S	S1029002.	10/29/08	21:41
03	LAB MS/MSD	K02KK1AG D	S1029003.	10/29/08	22:02
04	MW6-R-R-1008	K02VP1AL	D1030029.	10/30/08	16:39
05	ICM-101-1008	K02VT1AL	S1024028.	10/25/08	02:07
06	ICM-101-1008	K02VT2AL	S1029001.	10/29/08	21:20
07	CHECK SAMPLE	K07551AC C	S1024008.	10/24/08	19:01
08					
09					
10					
11					
12					
13					
14					
15					
16					
17					
18					
19					
20					
21					
22					
23					
24					
25					
26					
27					
28					
29					
30					

COMMENTS:

FORM IV

METHOD BLANK REPORT

GC/MS Semivolatiles

Client Lot #...: C8J160331 **Work Order #...:** K07551AA **Matrix.....:** WATER
MB Lot-Sample #: C8J210000-022

Prep Date.....: 10/20/08 **Analysis Time..:** 18:40
Analysis Date..: 10/24/08 **Prep Batch #...:** 8295022 **Final Wgt/Vol..:** 1 mL
Dilution Factor: 1 **Initial Wgt/Vol:** 1000 mL **Instrument ID..:** 71
Analyst ID.....: 045183

PARAMETER	RESULT	REPORTING LIMIT	UNITS	METHOD
Aniline	ND	1.0	ug/L	SW846 8270C
Acenaphthene	ND	0.20	ug/L	SW846 8270C
Acenaphthylene	ND	0.20	ug/L	SW846 8270C
Acetophenone	ND	1.0	ug/L	SW846 8270C
Anthracene	ND	0.20	ug/L	SW846 8270C
Atrazine	ND	1.0	ug/L	SW846 8270C
Benzo(a)anthracene	ND	0.20	ug/L	SW846 8270C
Benzo(a)pyrene	ND	0.20	ug/L	SW846 8270C
Benzo(b)fluoranthene	ND	0.20	ug/L	SW846 8270C
Benzo(ghi)perylene	ND	0.20	ug/L	SW846 8270C
Benzo(k)fluoranthene	ND	0.20	ug/L	SW846 8270C
Benzaldehyde	ND	1.0	ug/L	SW846 8270C
1,1'-Biphenyl	ND	1.0	ug/L	SW846 8270C
bis(2-Chloroethoxy) methane	ND	1.0	ug/L	SW846 8270C
bis(2-Chloroethyl)-ether	ND	0.20	ug/L	SW846 8270C
bis(2-Ethylhexyl) phthalate	ND	1.0	ug/L	SW846 8270C
4-Bromophenyl phenyl ether	ND	1.0	ug/L	SW846 8270C
Butyl benzyl phthalate	ND	1.0	ug/L	SW846 8270C
Caprolactam	ND	5.0	ug/L	SW846 8270C
Carbazole	ND	0.20	ug/L	SW846 8270C
4-Chloroaniline	ND	1.0	ug/L	SW846 8270C
4-Chloro-3-methylphenol	ND	1.0	ug/L	SW846 8270C
2-Chloronaphthalene	ND	0.20	ug/L	SW846 8270C
2-Chlorophenol	ND	1.0	ug/L	SW846 8270C
4-Chlorophenyl phenyl ether	ND	1.0	ug/L	SW846 8270C
Chrysene	ND	0.20	ug/L	SW846 8270C
Dibenz(a,h)anthracene	ND	0.20	ug/L	SW846 8270C
Dibenzofuran	ND	1.0	ug/L	SW846 8270C
3,3'-Dichlorobenzidine	ND	1.0	ug/L	SW846 8270C
2,4-Dichlorophenol	ND	0.20	ug/L	SW846 8270C
Diethyl phthalate	ND	1.0	ug/L	SW846 8270C
2,4-Dimethylphenol	ND	1.0	ug/L	SW846 8270C
Dimethyl phthalate	ND	1.0	ug/L	SW846 8270C
Di-n-butyl phthalate	ND	1.0	ug/L	SW846 8270C
4,6-Dinitro-2-methylphenol	ND	5.0	ug/L	SW846 8270C

(Continued on next page)

METHOD BLANK REPORT

GC/MS Semivolatiles

Client Lot #...: C8J160331 **Work Order #...:** K07551AA **Matrix.....:** WATER

PARAMETER	RESULT	REPORTING LIMIT	UNITS	METHOD
2,4-Dinitrophenol	ND	5.0	ug/L	SW846 8270C
2,4-Dinitrotoluene	ND	1.0	ug/L	SW846 8270C
2,6-Dinitrotoluene	ND	1.0	ug/L	SW846 8270C
Di-n-octyl phthalate	ND	1.0	ug/L	SW846 8270C
Fluoranthene	ND	0.20	ug/L	SW846 8270C
Fluorene	ND	0.20	ug/L	SW846 8270C
Hexachlorobenzene	ND	0.20	ug/L	SW846 8270C
Hexachlorobutadiene	ND	0.20	ug/L	SW846 8270C
Hexachlorocyclopenta-diene	ND	1.0	ug/L	SW846 8270C
Hexachloroethane	ND	1.0	ug/L	SW846 8270C
Indeno(1,2,3-cd)pyrene	ND	0.20	ug/L	SW846 8270C
Isophorone	ND	1.0	ug/L	SW846 8270C
2-Methylnaphthalene	ND	0.20	ug/L	SW846 8270C
2-Methylphenol	ND	1.0	ug/L	SW846 8270C
4-Methylphenol	ND	1.0	ug/L	SW846 8270C
Naphthalene	ND	0.20	ug/L	SW846 8270C
2-Nitroaniline	ND	5.0	ug/L	SW846 8270C
3-Nitroaniline	ND	5.0	ug/L	SW846 8270C
4-Nitroaniline	ND	5.0	ug/L	SW846 8270C
Nitrobenzene	ND	0.20	ug/L	SW846 8270C
2-Nitrophenol	ND	1.0	ug/L	SW846 8270C
4-Nitrophenol	ND	5.0	ug/L	SW846 8270C
N-Nitrosodi-n-propyl-amine	ND	0.20	ug/L	SW846 8270C
N-Nitrosodiphenylamine	ND	0.20	ug/L	SW846 8270C
2,2'-oxybis (1-Chloropropane)	ND	0.20	ug/L	SW846 8270C
Pentachlorophenol	ND	1.0	ug/L	SW846 8270C
Phenanthrene	**0.067 J**	**0.20**	**ug/L**	**SW846 8270C**
Phenol	ND	0.20	ug/L	SW846 8270C
Pyrene	ND	0.20	ug/L	SW846 8270C
2,4,5-Trichloro-phenol	ND	1.0	ug/L	SW846 8270C
2,4,6-Trichloro-phenol	ND	1.0	ug/L	SW846 8270C

SURROGATE	PERCENT RECOVERY	RECOVERY LIMITS
Nitrobenzene-d5	74	(23 - 112)
Terphenyl-d14	109	(10 - 132)
2-Fluorobiphenyl	78	(19 - 107)
2-Fluorophenol	33	(10 - 111)
Phenol-d5	52	(15 - 112)
2,4,6-Tribromophenol	87	(16 - 122)

(Continued on next page)

METHOD BLANK REPORT

GC/MS Semivolatiles

Client Lot #...: C8J160331 **Work Order #...:** K07551AA **Matrix.....:** WATER

NOTE(S):

Calculations are performed before rounding to avoid round-off errors in calculated results.

J Estimated result. Result is less than RL.

FORM 8
SEMIVOLATILE INTERNAL STANDARD AREA AND RT SUMMARY

Lab Name: Contract:

Lab Code: Case No.: SAS No.: SDG No.: C8J160331

Lab File ID (Standard): V10260CC Date Analyzed: 10/26/08

Instrument ID: 731 Time Analyzed: 2304

		IS1 (DCB) AREA #	RT #	IS2 (NPT) AREA #	RT #	IS3 (ANT) AREA #	RT #
	12 HOUR STD	109699	4.41	474761	5.38	351180	6.73
	UPPER LIMIT	219398	4.91	949522	5.88	702360	7.23
	LOWER LIMIT	54850	3.91	237381	4.88	175590	6.23
	CLIENT SAMPLE NO.						
01	INTRA-LAB BL	113891	4.40	492661	5.38	377483	6.73
02	INTRA-LAB CH	109602	4.41	468568	5.38	357649	6.74
03	INTRA-LAB CH	117681	4.40	494494	5.38	371028	6.73
04	RFI-28-1008	105035	4.40	468964	5.38	358176	6.73
05	RFI-35-1008	116543	4.40	515133	5.38	378649	6.73
06	EW-1-1008	63500	4.41	436114	5.38	372953	6.73
07	EW-2-1008	107572	4.41	443898	5.38	357835	6.73
08	EW-3-1008	106215	4.40	454872	5.38	350230	6.73
09	EW-4-1008	98548	4.40	423865	5.38	327813	6.73
10	EW-5-1008	104757	4.40	422206	5.38	337089	6.72
11	DUPLICATE EW	70175	4.41	432053	5.37	354916	6.73
12	RFI-22-1008	91579	4.40	462894	5.37	365897	6.73
13	ICM-105-1008	102369	4.40	429482	5.38	338386	6.73
14	RFI-20-1008	109797	4.40	443490	5.38	355058	6.73
15	RFI-30-1008	115383	4.41	487570	5.38	352818	6.73
16	ICM-102-1008	104239	4.40	434442	5.37	332716	6.72
17	RFI-25-1008	107767	4.40	441509	5.37	337968	6.73
18	RFI-27-1008	108318	4.40	447008	5.37	348901	6.72
19	ICM-104-1008	109692	4.40	463552	5.38	348627	6.72
20	RFI-24-1008	109688	4.39	453208	5.37	342730	6.72
21							
22							

IS1 (DCB) = 1,4-Dichlorobenzene-d4
IS2 (NPT) = Naphthalene-d8
IS3 (ANT) = Acenaphthene-d10

AREA UPPER LIMIT = +100% of internal standard area
AREA LOWER LIMIT = - 50% of internal standard area
RT UPPER LIMIT = + 0.50 minutes of internal standard RT
RT LOWER LIMIT = - 0.50 minutes of internal standard RT

Column used to flag internal standard area values with an asterisk.
* Values outside of QC limits.

FORM 8
SEMIVOLATILE INTERNAL STANDARD AREA AND RT SUMMARY

Lab Name: Contract:

Lab Code: Case No.: SAS No.: SDG No.: C8J160331

Lab File ID (Standard): V10260CC Date Analyzed: 10/26/08

Instrument ID: 731 Time Analyzed: 2304

		IS4 (PHN) AREA #	RT #	IS5 (CRY) AREA #	RT #	IS6 (PRY) AREA #	RT #
	12 HOUR STD	690341	7.89	726178	9.94	772188	11.28
	UPPER LIMIT	1380682	8.39	1452356	10.44	1544376	11.78
	LOWER LIMIT	345171	7.39	363089	9.44	386094	10.78
	CLIENT SAMPLE NO.						
01	INTRA-LAB BL	725706	7.88	752436	9.94	800651	11.27
02	INTRA-LAB CH	706785	7.88	701187	9.94	831059	11.27
03	INTRA-LAB CH	741474	7.88	741829	9.93	877097	11.27
04	RFI-28-1008	705876	7.88	790630	9.93	892780	11.27
05	RFI-35-1008	748639	7.88	868276	9.93	921764	11.26
06	EW-1-1008	709207	7.88	820311	9.93	897819	11.27
07	EW-2-1008	714810	7.88	823631	9.93	925395	11.26
08	EW-3-1008	687836	7.88	809901	9.93	888334	11.26
09	EW-4-1008	668138	7.88	775924	9.92	869982	11.26
10	EW-5-1008	693744	7.87	800698	9.92	904442	11.26
11	DUPLICATE EW	718841	7.87	840572	9.93	923397	11.26
12	RFI-22-1008	720429	7.87	827049	9.93	935319	11.26
13	ICM-105-1008	633003	7.88	713916	9.93	844480	11.27
14	RFI-20-1008	717118	7.88	828704	9.93	934004	11.26
15	RFI-30-1008	736748	7.88	860651	9.93	972545	11.27
16	ICM-102-1008	660403	7.87	800155	9.92	892328	11.26
17	RFI-25-1008	689342	7.87	824371	9.93	915925	11.26
18	RFI-27-1008	705998	7.87	841393	9.92	924926	11.26
19	ICM-104-1008	677083	7.87	818552	9.93	936133	11.26
20	RFI-24-1008	677487	7.87	851516	9.92	959136	11.25
21							
22							

IS4 (PHN) = Phenanthrene-d10
IS5 (CRY) = Chrysene-d12
IS6 (PRY) = Perylene-d12

AREA UPPER LIMIT = +100% of internal standard area
AREA LOWER LIMIT = - 50% of internal standard area
RT UPPER LIMIT = + 0.50 minutes of internal standard RT
RT LOWER LIMIT = - 0.50 minutes of internal standard RT

Column used to flag internal standard area values with an asterisk.
* Values outside of QC limits.

FORM 8
SEMIVOLATILE INTERNAL STANDARD AREA AND RT SUMMARY

Lab Name: TESTAMERICA PITTSBURGH Contract:

Lab Code: TA Case No.: SAS No.: SDG No.: C8J160331

Lab File ID (Standard): V10280CC Date Analyzed: 10/27/08

Instrument ID: 731 Time Analyzed: 2240

		IS1 (DCB) AREA #	RT #	IS2 (NPT) AREA #	RT #	IS3 (ANT) AREA #	RT #
	12 HOUR STD	90089	4.39	410455	5.35	335705	6.70
	UPPER LIMIT	180178	4.89	820910	5.85	671410	7.20
	LOWER LIMIT	45045	3.89	205228	4.85	167853	6.20
	CLIENT SAMPLE NO.						
01	RFI-18-1008	95141	4.38	403812	5.34	321349	6.68
02	EW-1-1008DL	88330	4.38	400934	5.34	317912	6.68
03	EW-2-1008DL	89299	4.38	392495	5.34	316986	6.68
04	EW-4-1008DL	93358	4.38	415695	5.34	323211	6.68
05	EW-5-1008DL	94003	4.38	402991	5.34	320333	6.68
06	DUPLICATE EW	86890	4.38	399686	5.34	315078	6.68
07	RFI-31-1008	89037	4.38	375832	5.34	595901	6.68
08	ICM-104-1008	98058	4.38	418587	5.34	332339	6.68
09	ICM-103-1008	89132	4.38	382168	5.34	312317	6.67
10							
11							
12							
13							
14							
15							
16							
17							
18							
19							
20							
21							
22							

IS1 (DCB) = 1,4-Dichlorobenzene-d4
IS2 (NPT) = Naphthalene-d8
IS3 (ANT) = Acenaphthene-d10

AREA UPPER LIMIT = +100% of internal standard area
AREA LOWER LIMIT = - 50% of internal standard area
RT UPPER LIMIT = + 0.50 minutes of internal standard RT
RT LOWER LIMIT = - 0.50 minutes of internal standard RT

Column used to flag internal standard area values with an asterisk.
* Values outside of QC limits.

FORM 8
SEMIVOLATILE INTERNAL STANDARD AREA AND RT SUMMARY

Lab Name: TESTAMERICA PITTSBURGH Contract:

Lab Code: TA Case No.: SAS No.: SDG No.: C8J160331

Lab File ID (Standard): V10280CC Date Analyzed: 10/27/08

Instrument ID: 731 Time Analyzed: 2240

		IS4 (PHN) AREA	#	RT	#	IS5 (CRY) AREA	#	RT	#	IS6 (PRY) AREA	#	RT	#
	12 HOUR STD	684565		7.84		763003		9.87		837497		11.17	
	UPPER LIMIT	1369130		8.34		1526006		10.37		1674994		11.67	
	LOWER LIMIT	342283		7.34		381502		9.37		418749		10.67	
	CLIENT SAMPLE NO.												
01	RFI-18-1008	666941		7.82		767176		9.86		867679		11.15	
02	EW-1-1008DL	666234		7.82		811158		9.85		908197		11.14	
03	EW-2-1008DL	668117		7.82		789084		9.86		918711		11.14	
04	EW-4-1008DL	664786		7.82		830818		9.86		965211		11.14	
05	EW-5-1008DL	661478		7.82		838756		9.85		974580		11.14	
06	DUPLICATE EW	659603		7.82		818616		9.86		908392		11.14	
07	RFI-31-1008	134929	*	7.82		773451		9.85		900301		11.13	
08	ICM-104-1008	679916		7.82		845916		9.85		952595		11.14	
09	ICM-103-1008	638571		7.82		769797		9.85		883096		11.13	
10													
11													
12													
13													
14													
15													
16													
17													
18													
19													
20													
21													
22													

IS4 (PHN) = Phenanthrene-d10
IS5 (CRY) = Chrysene-d12
IS6 (PRY) = Perylene-d12

AREA UPPER LIMIT = +100% of internal standard area
AREA LOWER LIMIT = - 50% of internal standard area
RT UPPER LIMIT = + 0.50 minutes of internal standard RT
RT LOWER LIMIT = - 0.50 minutes of internal standard RT

Column used to flag internal standard area values with an asterisk.
* Values outside of QC limits.

FORM 8
SEMIVOLATILE INTERNAL STANDARD AREA AND RT SUMMARY

Lab Name: TESTAMERICA PITTSBURGH Contract:

Lab Code: TA Case No.: SAS No.: SDG No.: C8J160331

Lab File ID (Standard): V10290CC Date Analyzed: 10/29/08

Instrument ID: 731 Time Analyzed: 0104

		IS1 (DCB) AREA #	RT #	IS2 (NPT) AREA #	RT #	IS3 (ANT) AREA #	RT #
	12 HOUR STD	86500	4.37	381015	5.35	284855	6.69
	UPPER LIMIT	173000	4.87	762030	5.85	569710	7.19
	LOWER LIMIT	43250	3.87	190508	4.85	142428	6.19
	CLIENT SAMPLE NO.						
01	EW-3-1008DL	97887	4.37	428539	5.34	315043	6.68
02							
03							
04							
05							
06							
07							
08							
09							
10							
11							
12							
13							
14							
15							
16							
17							
18							
19							
20							
21							
22							

IS1 (DCB) = 1,4-Dichlorobenzene-d4
IS2 (NPT) = Naphthalene-d8
IS3 (ANT) = Acenaphthene-d10

AREA UPPER LIMIT = +100% of internal standard area
AREA LOWER LIMIT = - 50% of internal standard area
RT UPPER LIMIT = + 0.50 minutes of internal standard RT
RT LOWER LIMIT = - 0.50 minutes of internal standard RT

Column used to flag internal standard area values with an asterisk.
* Values outside of QC limits.

FORM 8
SEMIVOLATILE INTERNAL STANDARD AREA AND RT SUMMARY

Lab Name: TESTAMERICA PITTSBURGH Contract:

Lab Code: TA Case No.: SAS No.: SDG No.: C8J160331

Lab File ID (Standard): V10290CC Date Analyzed: 10/29/08

Instrument ID: 731 Time Analyzed: 0104

		IS4 (PHN) AREA #	RT #	IS5 (CRY) AREA #	RT #	IS6 (PRY) AREA #	RT #
	12 HOUR STD	569581	7.84	632071	9.87	685506	11.17
	UPPER LIMIT	1139162	8.34	1264142	10.37	1371012	11.67
	LOWER LIMIT	284791	7.34	316036	9.37	342753	10.67
	CLIENT SAMPLE NO.						
01	EW-3-1008DL	614192	7.82	685881	9.86	725434	11.15
02							
03							
04							
05							
06							
07							
08							
09							
10							
11							
12							
13							
14							
15							
16							
17							
18							
19							
20							
21							
22							

IS4 (PHN) = Phenanthrene-d10
IS5 (CRY) = Chrysene-d12
IS6 (PRY) = Perylene-d12

AREA UPPER LIMIT = +100% of internal standard area
AREA LOWER LIMIT = - 50% of internal standard area
RT UPPER LIMIT = + 0.50 minutes of internal standard RT
RT LOWER LIMIT = - 0.50 minutes of internal standard RT

Column used to flag internal standard area values with an asterisk.
* Values outside of QC limits.

FORM 8
SEMIVOLATILE INTERNAL STANDARD AREA AND RT SUMMARY

Lab Name: Contract:

Lab Code: Case No.: SAS No.: SDG No.: C8J160331

Lab File ID (Standard): S1024CCC Date Analyzed: 10/24/08

Instrument ID: 71 Time Analyzed: 1548

		IS1 (DCB) AREA #	RT #	IS2 (NPT) AREA #	RT #	IS3 (ANT) AREA #	RT #
	12 HOUR STD	258621	4.23	1005866	5.20	516599	6.53
	UPPER LIMIT	517242	4.73	2011732	5.70	1033198	7.03
	LOWER LIMIT	129311	3.73	502933	4.70	258300	6.03
	CLIENT SAMPLE NO.						
01	INTRA-LAB BL	270345	4.23	1089431	5.19	567988	6.52
02	INTRA-LAB CH	258283	4.23	979247	5.20	510621	6.52
03	ICM-101-1008	150370	4.27	737586	5.20	392396	6.53
04							
05							
06							
07							
08							
09							
10							
11							
12							
13							
14							
15							
16							
17							
18							
19							
20							
21							
22							

IS1 (DCB) = 1,4-Dichlorobenzene-d4
IS2 (NPT) = Naphthalene-d8
IS3 (ANT) = Acenaphthene-d10

AREA UPPER LIMIT = +100% of internal standard area
AREA LOWER LIMIT = - 50% of internal standard area
RT UPPER LIMIT = + 0.50 minutes of internal standard RT
RT LOWER LIMIT = - 0.50 minutes of internal standard RT

Column used to flag internal standard area values with an asterisk.
* Values outside of QC limits.

FORM 8
SEMIVOLATILE INTERNAL STANDARD AREA AND RT SUMMARY

Lab Name: Contract:

Lab Code: Case No.: SAS No.: SDG No.: C8J160331

Lab File ID (Standard): S1024CCC Date Analyzed: 10/24/08

Instrument ID: 71 Time Analyzed: 1548

		IS4 (PHN) AREA #	RT #	IS5 (CRY) AREA #	RT #	IS6 (PRY) AREA #	RT #
	12 HOUR STD	782031	7.65	479874	9.66	313715	10.82
	UPPER LIMIT	1564062	8.15	959748	10.16	627430	11.32
	LOWER LIMIT	391016	7.15	239937	9.16	156858	10.32
	CLIENT SAMPLE NO.						
01	INTRA-LAB BL	821899	7.65	476409	9.65	316637	10.80
02	INTRA-LAB CH	762917	7.64	510604	9.65	285693	10.80
03	ICM-101-1008	571556	7.65	354133	9.66	228937	10.82
04							
05							
06							
07							
08							
09							
10							
11							
12							
13							
14							
15							
16							
17							
18							
19							
20							
21							
22							

IS4 (PHN) = Phenanthrene-d10
IS5 (CRY) = Chrysene-d12
IS6 (PRY) = Perylene-d12

AREA UPPER LIMIT = +100% of internal standard area
AREA LOWER LIMIT = - 50% of internal standard area
RT UPPER LIMIT = + 0.50 minutes of internal standard RT
RT LOWER LIMIT = - 0.50 minutes of internal standard RT

Column used to flag internal standard area values with an asterisk.
* Values outside of QC limits.

FORM 8
SEMIVOLATILE INTERNAL STANDARD AREA AND RT SUMMARY

Lab Name: Contract:

Lab Code: Case No.: SAS No.: SDG No.: C8J160331

Lab File ID (Standard): S1029CC3 Date Analyzed: 10/29/08

Instrument ID: 71 Time Analyzed: 1858

		IS1 (DCB) AREA #	RT #	IS2 (NPT) AREA #	RT #	IS3 (ANT) AREA #	RT #
	12 HOUR STD	300788	4.29	1187331	5.24	637214	6.58
	UPPER LIMIT	601576	4.79	2374662	5.74	1274428	7.08
	LOWER LIMIT	150394	3.79	593666	4.74	318607	6.08
	CLIENT SAMPLE NO.						
01	ICM-101-1008	330336	4.29	1322222	5.24	733946	6.57
02							
03							
04							
05							
06							
07							
08							
09							
10							
11							
12							
13							
14							
15							
16							
17							
18							
19							
20							
21							
22							

IS1 (DCB) = 1,4-Dichlorobenzene-d4
IS2 (NPT) = Naphthalene-d8
IS3 (ANT) = Acenaphthene-d10

AREA UPPER LIMIT = +100% of internal standard area
AREA LOWER LIMIT = - 50% of internal standard area
RT UPPER LIMIT = + 0.50 minutes of internal standard RT
RT LOWER LIMIT = - 0.50 minutes of internal standard RT

Column used to flag internal standard area values with an asterisk.
* Values outside of QC limits.

FORM 8
SEMIVOLATILE INTERNAL STANDARD AREA AND RT SUMMARY

Lab Name: Contract:

Lab Code: Case No.: SAS No.: SDG No.: C8J160331

Lab File ID (Standard): S1029CC3 Date Analyzed: 10/29/08

Instrument ID: 71 Time Analyzed: 1858

		IS4 (PHN) AREA	#	RT	#	IS5 (CRY) AREA	#	RT	#	IS6 (PRY) AREA	#	RT	#
	12 HOUR STD	999135		7.70		777971		9.72		411738		10.91	
	UPPER LIMIT	1998270		8.20		1555942		10.22		823476		11.41	
	LOWER LIMIT	499568		7.20		388986		9.22		205869		10.41	
	CLIENT SAMPLE NO.												
01	ICM-101-1008	1179061		7.70		757916		9.71		421927		10.91	
02													
03													
04													
05													
06													
07													
08													
09													
10													
11													
12													
13													
14													
15													
16													
17													
18													
19													
20													
21													
22													

IS4 (PHN) = Phenanthrene-d10
IS5 (CRY) = Chrysene-d12
IS6 (PRY) = Perylene-d12

AREA UPPER LIMIT = +100% of internal standard area
AREA LOWER LIMIT = - 50% of internal standard area
RT UPPER LIMIT = + 0.50 minutes of internal standard RT
RT LOWER LIMIT = - 0.50 minutes of internal standard RT

Column used to flag internal standard area values with an asterisk.
* Values outside of QC limits.

FORM 8
SEMIVOLATILE INTERNAL STANDARD AREA AND RT SUMMARY

Lab Name: Contract:

Lab Code: Case No.: SAS No.: SDG No.: C8J160331

Lab File ID (Standard): D10300C1 Date Analyzed: 10/30/08

Instrument ID: 732 Time Analyzed: 1420

		IS1 (DCB) AREA #	RT #	IS2 (NPT) AREA #	RT #	IS3 (ANT) AREA #	RT #
	12 HOUR STD	82731	4.38	309644	5.36	186178	6.70
	UPPER LIMIT	165462	4.88	619288	5.86	372356	7.20
	LOWER LIMIT	41366	3.88	154822	4.86	93089	6.20
	CLIENT SAMPLE NO.						
01	MW6-R-R-1008	102765	4.38	420034	5.36	232519	6.70
02							
03							
04							
05							
06							
07							
08							
09							
10							
11							
12							
13							
14							
15							
16							
17							
18							
19							
20							
21							
22							

IS1 (DCB) = 1,4-Dichlorobenzene-d4
IS2 (NPT) = Naphthalene-d8
IS3 (ANT) = Acenaphthene-d10

AREA UPPER LIMIT = +100% of internal standard area
AREA LOWER LIMIT = - 50% of internal standard area
RT UPPER LIMIT = + 0.50 minutes of internal standard RT
RT LOWER LIMIT = - 0.50 minutes of internal standard RT

Column used to flag internal standard area values with an asterisk.
* Values outside of QC limits.

FORM 8
SEMIVOLATILE INTERNAL STANDARD AREA AND RT SUMMARY

Lab Name: Contract:

Lab Code: Case No.: SAS No.: SDG No.: C8J160331

Lab File ID (Standard): D10300C1 Date Analyzed: 10/30/08

Instrument ID: 732 Time Analyzed: 1420

		IS4 (PHN) AREA #	RT #	IS5 (CRY) AREA #	RT #	IS6 (PRY) AREA #	RT #
	12 HOUR STD	310618	8.28	376683	11.07	386855	12.40
	UPPER LIMIT	621236	8.78	753366	11.57	773710	12.90
	LOWER LIMIT	155309	7.78	188342	10.57	193428	11.90
	CLIENT SAMPLE NO.						
01	MW6-R-R-1008	393815	8.30	427512	11.08	405945	12.41
02							
03							
04							
05							
06							
07							
08							
09							
10							
11							
12							
13							
14							
15							
16							
17							
18							
19							
20							
21							
22							

IS4 (PHN) = Phenanthrene-d10
IS5 (CRY) = Chrysene-d12
IS6 (PRY) = Perylene-d12

AREA UPPER LIMIT = +100% of internal standard area
AREA LOWER LIMIT = - 50% of internal standard area
RT UPPER LIMIT = + 0.50 minutes of internal standard RT
RT LOWER LIMIT = - 0.50 minutes of internal standard RT

Column used to flag internal standard area values with an asterisk.
* Values outside of QC limits.

METALS SUMMARY

MACTEC Engineering and Consulting Inc

Client Sample ID: RFI-18-1008

TOTAL Metals

Lot-Sample #...: C8J160331-001 **Matrix.....:** WATER
Date Sampled...: 10/14/08 **Date Received..:** 10/16/08

PARAMETER	RESULT	REPORTING LIMIT	UNITS	METHOD	PREPARATION-ANALYSIS DATE	WORK ORDER #
Prep Batch #...: 8292090						
Silver	ND	5.0	ug/L	SW846 6010B	10/18-10/27/08	K02TX1AH
		Dilution Factor: 1		Analysis Time..: 15:03	Analyst ID.....: 022952	
		Instrument ID..: TRACEICP		MS Run #.....: 8292050	MDL.....: 0.54	
Aluminum	ND	200	ug/L	SW846 6010B	10/18-10/27/08	K02TX1AJ
		Dilution Factor: 1		Analysis Time..: 15:03	Analyst ID.....: 022952	
		Instrument ID..: TRACEICP		MS Run #.....: 8292050	MDL.....: 16.2	
Arsenic	**5.7 B**	**10.0**	**ug/L**	**SW846 6010B**	**10/18-10/27/08**	**K02TX1AK**
		Dilution Factor: 1		Analysis Time..: 15:03	Analyst ID.....: 022952	
		Instrument ID..: TRACEICP		MS Run #.....: 8292050	MDL.....: 2.0	
Barium	**67.5 B**	**200**	**ug/L**	**SW846 6010B**	**10/18-10/27/08**	**K02TX1AL**
		Dilution Factor: 1		Analysis Time..: 15:03	Analyst ID.....: 022952	
		Instrument ID..: TRACEICP		MS Run #.....: 8292050	MDL.....: 0.26	
Beryllium	**0.34 B,J**	**4.0**	**ug/L**	**SW846 6010B**	**10/18-10/27/08**	**K02TX1AM**
		Dilution Factor: 1		Analysis Time..: 15:03	Analyst ID.....: 022952	
		Instrument ID..: TRACEICP		MS Run #.....: 8292050	MDL.....: 0.18	
Calcium	**987000**	**25000**	**ug/L**	**SW846 6010B**	**10/18-10/28/08**	**K02TX1AN**
		Dilution Factor: 5		Analysis Time..: 14:45	Analyst ID.....: 022952	
		Instrument ID..: TRACEICP		MS Run #.....: 8292050	MDL.....: 88.4	
Cadmium	ND	5.0	ug/L	SW846 6010B	10/18-10/27/08	K02TX1AP
		Dilution Factor: 1		Analysis Time..: 15:03	Analyst ID.....: 022952	
		Instrument ID..: TRACEICP		MS Run #.....: 8292050	MDL.....: 0.21	
Cobalt	**14.4 B**	**50.0**	**ug/L**	**SW846 6010B**	**10/18-10/27/08**	**K02TX1AQ**
		Dilution Factor: 1		Analysis Time..: 15:03	Analyst ID.....: 022952	
		Instrument ID..: TRACEICP		MS Run #.....: 8292050	MDL.....: 0.45	
Chromium	**8.1**	**5.0**	**ug/L**	**SW846 6010B**	**10/18-10/27/08**	**K02TX1AR**
		Dilution Factor: 1		Analysis Time..: 15:03	Analyst ID.....: 022952	
		Instrument ID..: TRACEICP		MS Run #.....: 8292050	MDL.....: 1.1	

(Continued on next page)

MACTEC Engineering and Consulting Inc

Client Sample ID: RFI-18-1008

TOTAL Metals

Lot-Sample #...: C8J160331-001 **Matrix.....:** WATER

PARAMETER	RESULT	REPORTING LIMIT	UNITS	METHOD	PREPARATION-ANALYSIS DATE	WORK ORDER #
Copper	ND	25.0	ug/L	SW846 6010B	10/18-10/27/08	K02TX1AT
		Dilution Factor: 1		Analysis Time..: 15:03	Analyst ID.....: 022952	
		Instrument ID..: TRACEICP		MS Run #.....: 8292050	MDL.....: 4.6	
Iron	**7830**	**100**	**ug/L**	**SW846 6010B**	**10/18-10/27/08**	**K02TX1AU**
		Dilution Factor: 1		Analysis Time..: 15:03	Analyst ID.....: 022952	
		Instrument ID..: TRACEICP		MS Run #.....: 8292050	MDL.....: 8.4	
Potassium	**3190 B**	**5000**	**ug/L**	**SW846 6010B**	**10/18-10/27/08**	**K02TX1AV**
		Dilution Factor: 1		Analysis Time..: 15:03	Analyst ID.....: 022952	
		Instrument ID..: TRACEICP		MS Run #.....: 8292050	MDL.....: 750	
Magnesium	**307000**	**5000**	**ug/L**	**SW846 6010B**	**10/18-10/27/08**	**K02TX1AW**
		Dilution Factor: 1		Analysis Time..: 15:03	Analyst ID.....: 022952	
		Instrument ID..: TRACEICP		MS Run #.....: 8292050	MDL.....: 21.8	
Manganese	**4340**	**15.0**	**ug/L**	**SW846 6010B**	**10/18-10/27/08**	**K02TX1AX**
		Dilution Factor: 1		Analysis Time..: 15:03	Analyst ID.....: 022952	
		Instrument ID..: TRACEICP		MS Run #.....: 8292050	MDL.....: 0.57	
Sodium	**1050000**	**25000**	**ug/L**	**SW846 6010B**	**10/18-10/28/08**	**K02TX1A0**
		Dilution Factor: 5		Analysis Time..: 14:45	Analyst ID.....: 022952	
		Instrument ID..: TRACEICP		MS Run #.....: 8292050	MDL.....: 726	
Nickel	**97.7**	**40.0**	**ug/L**	**SW846 6010B**	**10/18-10/27/08**	**K02TX1A1**
		Dilution Factor: 1		Analysis Time..: 15:03	Analyst ID.....: 022952	
		Instrument ID..: TRACEICP		MS Run #.....: 8292050	MDL.....: 0.78	
Lead	ND	3.0	ug/L	SW846 6010B	10/18-10/27/08	K02TX1A2
		Dilution Factor: 1		Analysis Time..: 15:03	Analyst ID.....: 022952	
		Instrument ID..: TRACEICP		MS Run #.....: 8292050	MDL.....: 1.7	
Selenium	ND	5.0	ug/L	SW846 6010B	10/18-10/27/08	K02TX1A3
		Dilution Factor: 1		Analysis Time..: 15:03	Analyst ID.....: 022952	
		Instrument ID..: TRACEICP		MS Run #.....: 8292050	MDL.....: 2.9	
Thallium	ND	10.0	ug/L	SW846 6010B	10/18-10/27/08	K02TX1A4
		Dilution Factor: 1		Analysis Time..: 15:03	Analyst ID.....: 022952	
		Instrument ID..: TRACEICP		MS Run #.....: 8292050	MDL.....: 2.8	

(Continued on next page)

MACTEC Engineering and Consulting Inc

Client Sample ID: RFI-18-1008

TOTAL Metals

Lot-Sample #...: C8J160331-001 **Matrix.....:** WATER

PARAMETER	RESULT	REPORTING LIMIT	UNITS	METHOD	PREPARATION-ANALYSIS DATE	WORK ORDER #
Antimony	**3.1 B**	**10.0**	**ug/L**	**SW846 6010B**	**10/18-10/27/08**	**K02TX1A5**
		Dilution Factor: 1		Analysis Time..: 15:03	Analyst ID.....: 022952	
		Instrument ID..: TRACEICP		MS Run #.....: 8292050	MDL.....: 1.8	
Vanadium	**3.0 B**	**50.0**	**ug/L**	**SW846 6010B**	**10/18-10/27/08**	**K02TX1A6**
		Dilution Factor: 1		Analysis Time..: 15:03	Analyst ID.....: 022952	
		Instrument ID..: TRACEICP		MS Run #.....: 8292050	MDL.....: 2.4	
Zinc	**12.5 B,J**	**20.0**	**ug/L**	**SW846 6010B**	**10/18-10/27/08**	**K02TX1A7**
		Dilution Factor: 1		Analysis Time..: 15:03	Analyst ID.....: 022952	
		Instrument ID..: TRACEICP		MS Run #.....: 8292050	MDL.....: 3.1	
Prep Batch #...: 8298023						
Mercury	ND	0.20	ug/L	SW846 7470A	10/24/08	K02TX1A8
		Dilution Factor: 1		Analysis Time..: 09:07	Analyst ID.....: 031043	
		Instrument ID..: HGHYDRA		MS Run #.....: 8298016	MDL.....: 0.016	

NOTE(S):

B Estimated result. Result is less than RL.

J Method blank contamination. The associated method blank contains the target analyte at a reportable level.

MACTEC Engineering and Consulting Inc

Client Sample ID: RFI-28-1008

TOTAL Metals

Lot-Sample #...: C8J160331-002 **Matrix.....:** WATER
Date Sampled...: 10/14/08 **Date Received..:** 10/16/08

PARAMETER	RESULT	REPORTING LIMIT	UNITS	METHOD	PREPARATION-ANALYSIS DATE	WORK ORDER #
Prep Batch #...: 8292090						
Silver	ND	5.0	ug/L	SW846 6010B	10/18-10/27/08	K02T01AU
		Dilution Factor: 1		Analysis Time..: 13:54	Analyst ID.....: 022952	
		Instrument ID..: TRACEICP		MS Run #.....: 8292050	MDL.....: 0.54	
Aluminum	ND	200	ug/L	SW846 6010B	10/18-10/27/08	K02T01AV
		Dilution Factor: 1		Analysis Time..: 13:54	Analyst ID.....: 022952	
		Instrument ID..: TRACEICP		MS Run #.....: 8292050	MDL.....: 16.2	
Arsenic	**59.7**	**10.0**	**ug/L**	**SW846 6010B**	**10/18-10/27/08**	**K02T01AW**
		Dilution Factor: 1		Analysis Time..: 13:54	Analyst ID.....: 022952	
		Instrument ID..: TRACEICP		MS Run #.....: 8292050	MDL.....: 2.0	
Barium	**14.3 B**	**200**	**ug/L**	**SW846 6010B**	**10/18-10/27/08**	**K02T01AX**
		Dilution Factor: 1		Analysis Time..: 13:54	Analyst ID.....: 022952	
		Instrument ID..: TRACEICP		MS Run #.....: 8292050	MDL.....: 0.26	
Beryllium	**0.62 B,J**	**4.0**	**ug/L**	**SW846 6010B**	**10/18-10/27/08**	**K02T01A0**
		Dilution Factor: 1		Analysis Time..: 13:54	Analyst ID.....: 022952	
		Instrument ID..: TRACEICP		MS Run #.....: 8292050	MDL.....: 0.18	
Calcium	**161000**	**5000**	**ug/L**	**SW846 6010B**	**10/18-10/27/08**	**K02T01A1**
		Dilution Factor: 1		Analysis Time..: 13:54	Analyst ID.....: 022952	
		Instrument ID..: TRACEICP		MS Run #.....: 8292050	MDL.....: 17.7	
Cadmium	ND	5.0	ug/L	SW846 6010B	10/18-10/27/08	K02T01A2
		Dilution Factor: 1		Analysis Time..: 13:54	Analyst ID.....: 022952	
		Instrument ID..: TRACEICP		MS Run #.....: 8292050	MDL.....: 0.21	
Cobalt	ND	50.0	ug/L	SW846 6010B	10/18-10/27/08	K02T01A3
		Dilution Factor: 1		Analysis Time..: 13:54	Analyst ID.....: 022952	
		Instrument ID..: TRACEICP		MS Run #.....: 8292050	MDL.....: 0.45	
Chromium	**8.7**	**5.0**	**ug/L**	**SW846 6010B**	**10/18-10/27/08**	**K02T01A4**
		Dilution Factor: 1		Analysis Time..: 13:54	Analyst ID.....: 022952	
		Instrument ID..: TRACEICP		MS Run #.....: 8292050	MDL.....: 1.1	

(Continued on next page)

MACTEC Engineering and Consulting Inc

Client Sample ID: RFI-28-1008

TOTAL Metals

Lot-Sample #...: C8J160331-002 **Matrix.....:** WATER

PARAMETER	RESULT	REPORTING LIMIT	UNITS	METHOD	PREPARATION-ANALYSIS DATE	WORK ORDER #
Copper	ND	25.0	ug/L	SW846 6010B	10/18-10/27/08	K02T01A5
		Dilution Factor: 1		Analysis Time..: 13:54	Analyst ID.....: 022952	
		Instrument ID..: TRACEICP		MS Run #.....: 8292050	MDL.....: 4.6	
Iron	**49.9 B**	**100**	**ug/L**	**SW846 6010B**	**10/18-10/27/08**	**K02T01A6**
		Dilution Factor: 1		Analysis Time..: 13:54	Analyst ID.....: 022952	
		Instrument ID..: TRACEICP		MS Run #.....: 8292050	MDL.....: 8.4	
Potassium	**8930**	**5000**	**ug/L**	**SW846 6010B**	**10/18-10/27/08**	**K02T01A7**
		Dilution Factor: 1		Analysis Time..: 13:54	Analyst ID.....: 022952	
		Instrument ID..: TRACEICP		MS Run #.....: 8292050	MDL.....: 750	
Magnesium	**9760**	**5000**	**ug/L**	**SW846 6010B**	**10/18-10/27/08**	**K02T01A8**
		Dilution Factor: 1		Analysis Time..: 13:54	Analyst ID.....: 022952	
		Instrument ID..: TRACEICP		MS Run #.....: 8292050	MDL.....: 21.8	
Manganese	**81.0**	**15.0**	**ug/L**	**SW846 6010B**	**10/18-10/27/08**	**K02T01A9**
		Dilution Factor: 1		Analysis Time..: 13:54	Analyst ID.....: 022952	
		Instrument ID..: TRACEICP		MS Run #.....: 8292050	MDL.....: 0.57	
Sodium	**519000**	**10000**	**ug/L**	**SW846 6010B**	**10/18-10/28/08**	**K02T01AA**
		Dilution Factor: 2		Analysis Time..: 13:48	Analyst ID.....: 022952	
		Instrument ID..: TRACEICP		MS Run #.....: 8292050	MDL.....: 290	
Nickel	**5.9 B**	**40.0**	**ug/L**	**SW846 6010B**	**10/18-10/27/08**	**K02T01AC**
		Dilution Factor: 1		Analysis Time..: 13:54	Analyst ID.....: 022952	
		Instrument ID..: TRACEICP		MS Run #.....: 8292050	MDL.....: 0.78	
Lead	ND	3.0	ug/L	SW846 6010B	10/18-10/27/08	K02T01AD
		Dilution Factor: 1		Analysis Time..: 13:54	Analyst ID.....: 022952	
		Instrument ID..: TRACEICP		MS Run #.....: 8292050	MDL.....: 1.7	
Selenium	ND	5.0	ug/L	SW846 6010B	10/18-10/27/08	K02T01AE
		Dilution Factor: 1		Analysis Time..: 13:54	Analyst ID.....: 022952	
		Instrument ID..: TRACEICP		MS Run #.....: 8292050	MDL.....: 2.9	
Thallium	ND	10.0	ug/L	SW846 6010B	10/18-10/27/08	K02T01AF
		Dilution Factor: 1		Analysis Time..: 13:54	Analyst ID.....: 022952	
		Instrument ID..: TRACEICP		MS Run #.....: 8292050	MDL.....: 2.8	

(Continued on next page)

MACTEC Engineering and Consulting Inc

Client Sample ID: RFI-28-1008

TOTAL Metals

Lot-Sample #...: C8J160331-002 **Matrix.....:** WATER

PARAMETER	RESULT	REPORTING LIMIT	UNITS	METHOD	PREPARATION-ANALYSIS DATE	WORK ORDER #
Antimony	**2.2 B**	**10.0**	**ug/L**	**SW846 6010B**	**10/18-10/27/08**	**K02T01AG**
		Dilution Factor: 1		Analysis Time..: 13:54	Analyst ID.....: 022952	
		Instrument ID..: TRACEICP		MS Run #.....: 8292050	MDL.....: 1.8	
Vanadium	**30.8 B**	**50.0**	**ug/L**	**SW846 6010B**	**10/18-10/27/08**	**K02T01AH**
		Dilution Factor: 1		Analysis Time..: 13:54	Analyst ID.....: 022952	
		Instrument ID..: TRACEICP		MS Run #.....: 8292050	MDL.....: 2.4	
Zinc	**8.8 B,J**	**20.0**	**ug/L**	**SW846 6010B**	**10/18-10/27/08**	**K02T01AJ**
		Dilution Factor: 1		Analysis Time..: 13:54	Analyst ID.....: 022952	
		Instrument ID..: TRACEICP		MS Run #.....: 8292050	MDL.....: 3.1	
Prep Batch #...: 8298023						
Mercury	**0.041 B**	**0.20**	**ug/L**	**SW846 7470A**	**10/24/08**	**K02T01AK**
		Dilution Factor: 1		Analysis Time..: 09:09	Analyst ID.....: 031043	
		Instrument ID..: HGHYDRA		MS Run #.....: 8298016	MDL.....: 0.016	

NOTE(S):

B Estimated result. Result is less than RL.

J Method blank contamination. The associated method blank contains the target analyte at a reportable level.

MACTEC Engineering and Consulting Inc

Client Sample ID: RFI-35-1008

TOTAL Metals

Lot-Sample #...: C8J160331-003 **Matrix.....:** WATER
Date Sampled...: 10/14/08 **Date Received..:** 10/16/08

PARAMETER	RESULT	REPORTING LIMIT	UNITS	METHOD	PREPARATION-ANALYSIS DATE	WORK ORDER #
Prep Batch #...: 8292090						
Silver	**0.68 B,J**	**5.0**	**ug/L**	**SW846 6010B**	**10/18-10/27/08**	**K02T11AU**
		Dilution Factor: 1		Analysis Time..: 13:59	Analyst ID.....: 022952	
		Instrument ID..: TRACEICP		MS Run #.....: 8292050	MDL.....: 0.54	
Aluminum	ND	200	ug/L	SW846 6010B	10/18-10/27/08	K02T11AV
		Dilution Factor: 1		Analysis Time..: 13:59	Analyst ID.....: 022952	
		Instrument ID..: TRACEICP		MS Run #.....: 8292050	MDL.....: 16.2	
Arsenic	**8.1 B**	**10.0**	**ug/L**	**SW846 6010B**	**10/18-10/27/08**	**K02T11AW**
		Dilution Factor: 1		Analysis Time..: 13:59	Analyst ID.....: 022952	
		Instrument ID..: TRACEICP		MS Run #.....: 8292050	MDL.....: 2.0	
Barium	**12.7 B**	**200**	**ug/L**	**SW846 6010B**	**10/18-10/27/08**	**K02T11AX**
		Dilution Factor: 1		Analysis Time..: 13:59	Analyst ID.....: 022952	
		Instrument ID..: TRACEICP		MS Run #.....: 8292050	MDL.....: 0.26	
Beryllium	**0.34 B,J**	**4.0**	**ug/L**	**SW846 6010B**	**10/18-10/27/08**	**K02T11A0**
		Dilution Factor: 1		Analysis Time..: 13:59	Analyst ID.....: 022952	
		Instrument ID..: TRACEICP		MS Run #.....: 8292050	MDL.....: 0.18	
Calcium	**501000**	**5000**	**ug/L**	**SW846 6010B**	**10/18-10/27/08**	**K02T11A1**
		Dilution Factor: 1		Analysis Time..: 13:59	Analyst ID.....: 022952	
		Instrument ID..: TRACEICP		MS Run #.....: 8292050	MDL.....: 17.7	
Cadmium	ND	5.0	ug/L	SW846 6010B	10/18-10/27/08	K02T11A2
		Dilution Factor: 1		Analysis Time..: 13:59	Analyst ID.....: 022952	
		Instrument ID..: TRACEICP		MS Run #.....: 8292050	MDL.....: 0.21	
Cobalt	**7.3 B**	**50.0**	**ug/L**	**SW846 6010B**	**10/18-10/27/08**	**K02T11A3**
		Dilution Factor: 1		Analysis Time..: 13:59	Analyst ID.....: 022952	
		Instrument ID..: TRACEICP		MS Run #.....: 8292050	MDL.....: 0.45	
Chromium	ND	5.0	ug/L	SW846 6010B	10/18-10/27/08	K02T11A4
		Dilution Factor: 1		Analysis Time..: 13:59	Analyst ID.....: 022952	
		Instrument ID..: TRACEICP		MS Run #.....: 8292050	MDL.....: 1.1	

(Continued on next page)

MACTEC Engineering and Consulting Inc

Client Sample ID: RFI-35-1008

TOTAL Metals

Lot-Sample #...: C8J160331-003 **Matrix.....:** WATER

PARAMETER	RESULT	REPORTING LIMIT	UNITS	METHOD	PREPARATION-ANALYSIS DATE	WORK ORDER #
Copper	ND	25.0	ug/L	SW846 6010B	10/18-10/27/08	K02T11A5
		Dilution Factor: 1		Analysis Time..: 13:59	Analyst ID.....: 022952	
		Instrument ID..: TRACEICP		MS Run #.....: 8292050	MDL.....: 4.6	
Iron	**8700**	**100**	**ug/L**	**SW846 6010B**	**10/18-10/27/08**	**K02T11A6**
		Dilution Factor: 1		Analysis Time..: 13:59	Analyst ID.....: 022952	
		Instrument ID..: TRACEICP		MS Run #.....: 8292050	MDL.....: 8.4	
Potassium	**5970**	**5000**	**ug/L**	**SW846 6010B**	**10/18-10/27/08**	**K02T11A7**
		Dilution Factor: 1		Analysis Time..: 13:59	Analyst ID.....: 022952	
		Instrument ID..: TRACEICP		MS Run #.....: 8292050	MDL.....: 750	
Magnesium	**546000**	**5000**	**ug/L**	**SW846 6010B**	**10/18-10/27/08**	**K02T11A8**
		Dilution Factor: 1		Analysis Time..: 13:59	Analyst ID.....: 022952	
		Instrument ID..: TRACEICP		MS Run #.....: 8292050	MDL.....: 21.8	
Manganese	**1350**	**15.0**	**ug/L**	**SW846 6010B**	**10/18-10/27/08**	**K02T11A9**
		Dilution Factor: 1		Analysis Time..: 13:59	Analyst ID.....: 022952	
		Instrument ID..: TRACEICP		MS Run #.....: 8292050	MDL.....: 0.57	
Sodium	**655000**	**10000**	**ug/L**	**SW846 6010B**	**10/18-10/28/08**	**K02T11AA**
		Dilution Factor: 2		Analysis Time..: 13:53	Analyst ID.....: 022952	
		Instrument ID..: TRACEICP		MS Run #.....: 8292050	MDL.....: 290	
Nickel	**11.1 B**	**40.0**	**ug/L**	**SW846 6010B**	**10/18-10/27/08**	**K02T11AC**
		Dilution Factor: 1		Analysis Time..: 13:59	Analyst ID.....: 022952	
		Instrument ID..: TRACEICP		MS Run #.....: 8292050	MDL.....: 0.78	
Lead	ND	3.0	ug/L	SW846 6010B	10/18-10/27/08	K02T11AD
		Dilution Factor: 1		Analysis Time..: 13:59	Analyst ID.....: 022952	
		Instrument ID..: TRACEICP		MS Run #.....: 8292050	MDL.....: 1.7	
Selenium	ND	5.0	ug/L	SW846 6010B	10/18-10/27/08	K02T11AE
		Dilution Factor: 1		Analysis Time..: 13:59	Analyst ID.....: 022952	
		Instrument ID..: TRACEICP		MS Run #.....: 8292050	MDL.....: 2.9	
Thallium	ND	10.0	ug/L	SW846 6010B	10/18-10/27/08	K02T11AF
		Dilution Factor: 1		Analysis Time..: 13:59	Analyst ID.....: 022952	
		Instrument ID..: TRACEICP		MS Run #.....: 8292050	MDL.....: 2.8	

(Continued on next page)

MACTEC Engineering and Consulting Inc

Client Sample ID: RFI-35-1008

TOTAL Metals

Lot-Sample #...: C8J160331-003 **Matrix.....:** WATER

PARAMETER	RESULT	REPORTING LIMIT	UNITS	METHOD	PREPARATION-ANALYSIS DATE	WORK ORDER #
Antimony	ND	10.0	ug/L	SW846 6010B	10/18-10/27/08	K02T11AG
		Dilution Factor: 1		Analysis Time..: 13:59	Analyst ID.....: 022952	
		Instrument ID..: TRACEICP		MS Run #.....: 8292050	MDL.....: 1.8	
Vanadium	**4.6 B**	**50.0**	**ug/L**	**SW846 6010B**	**10/18-10/27/08**	**K02T11AH**
		Dilution Factor: 1		Analysis Time..: 13:59	Analyst ID.....: 022952	
		Instrument ID..: TRACEICP		MS Run #.....: 8292050	MDL.....: 2.4	
Zinc	**13.6 B,J**	**20.0**	**ug/L**	**SW846 6010B**	**10/18-10/27/08**	**K02T11AJ**
		Dilution Factor: 1		Analysis Time..: 13:59	Analyst ID.....: 022952	
		Instrument ID..: TRACEICP		MS Run #.....: 8292050	MDL.....: 3.1	
Prep Batch #...: 8298023						
Mercury	ND	0.20	ug/L	SW846 7470A	10/24/08	K02T11AK
		Dilution Factor: 1		Analysis Time..: 09:10	Analyst ID.....: 031043	
		Instrument ID..: HGHYDRA		MS Run #.....: 8298016	MDL.....: 0.016	

NOTE(S):

B Estimated result. Result is less than RL.

J Method blank contamination. The associated method blank contains the target analyte at a reportable level.

MACTEC Engineering and Consulting Inc

Client Sample ID: EW-1-1008

TOTAL Metals

Lot-Sample #...: C8J160331-004 **Matrix.....:** WATER
Date Sampled...: 10/14/08 **Date Received..:** 10/16/08

PARAMETER	RESULT	REPORTING LIMIT	UNITS	METHOD	PREPARATION-ANALYSIS DATE	WORK ORDER #
Prep Batch #...: 8292090						
Silver	ND	5.0	ug/L	SW846 6010B	10/18-10/27/08	K02T21AU
		Dilution Factor: 1		Analysis Time..: 14:05	Analyst ID.....: 022952	
		Instrument ID..: TRACEICP		MS Run #.....: 8292050	MDL.....: 0.54	
Aluminum	ND	200	ug/L	SW846 6010B	10/18-10/27/08	K02T21AV
		Dilution Factor: 1		Analysis Time..: 14:05	Analyst ID.....: 022952	
		Instrument ID..: TRACEICP		MS Run #.....: 8292050	MDL.....: 16.2	
Arsenic	**29.2**	**10.0**	**ug/L**	**SW846 6010B**	**10/18-10/27/08**	**K02T21AW**
		Dilution Factor: 1		Analysis Time..: 14:05	Analyst ID.....: 022952	
		Instrument ID..: TRACEICP		MS Run #.....: 8292050	MDL.....: 2.0	
Barium	**50.8 B**	**200**	**ug/L**	**SW846 6010B**	**10/18-10/27/08**	**K02T21AX**
		Dilution Factor: 1		Analysis Time..: 14:05	Analyst ID.....: 022952	
		Instrument ID..: TRACEICP		MS Run #.....: 8292050	MDL.....: 0.26	
Beryllium	**0.70 B,J**	**4.0**	**ug/L**	**SW846 6010B**	**10/18-10/27/08**	**K02T21A0**
		Dilution Factor: 1		Analysis Time..: 14:05	Analyst ID.....: 022952	
		Instrument ID..: TRACEICP		MS Run #.....: 8292050	MDL.....: 0.18	
Calcium	**158000**	**5000**	**ug/L**	**SW846 6010B**	**10/18-10/27/08**	**K02T21A1**
		Dilution Factor: 1		Analysis Time..: 14:05	Analyst ID.....: 022952	
		Instrument ID..: TRACEICP		MS Run #.....: 8292050	MDL.....: 17.7	
Cadmium	ND	5.0	ug/L	SW846 6010B	10/18-10/27/08	K02T21A2
		Dilution Factor: 1		Analysis Time..: 14:05	Analyst ID.....: 022952	
		Instrument ID..: TRACEICP		MS Run #.....: 8292050	MDL.....: 0.21	
Cobalt	ND	50.0	ug/L	SW846 6010B	10/18-10/27/08	K02T21A3
		Dilution Factor: 1		Analysis Time..: 14:05	Analyst ID.....: 022952	
		Instrument ID..: TRACEICP		MS Run #.....: 8292050	MDL.....: 0.45	
Chromium	**3.1 B**	**5.0**	**ug/L**	**SW846 6010B**	**10/18-10/27/08**	**K02T21A4**
		Dilution Factor: 1		Analysis Time..: 14:05	Analyst ID.....: 022952	
		Instrument ID..: TRACEICP		MS Run #.....: 8292050	MDL.....: 1.1	

(Continued on next page)

MACTEC Engineering and Consulting Inc

Client Sample ID: EW-1-1008

TOTAL Metals

Lot-Sample #...: C8J160331-004 **Matrix.....:** WATER

PARAMETER	RESULT	REPORTING LIMIT	UNITS	METHOD	PREPARATION-ANALYSIS DATE	WORK ORDER #
Copper	**190**	**25.0**	**ug/L**	**SW846 6010B**	**10/18-10/27/08**	**K02T21A5**
		Dilution Factor: 1		Analysis Time..: 14:05	Analyst ID.....: 022952	
		Instrument ID..: TRACEICP		MS Run #.....: 8292050	MDL.....: 4.6	
Iron	**6470**	**100**	**ug/L**	**SW846 6010B**	**10/18-10/27/08**	**K02T21A6**
		Dilution Factor: 1		Analysis Time..: 14:05	Analyst ID.....: 022952	
		Instrument ID..: TRACEICP		MS Run #.....: 8292050	MDL.....: 8.4	
Potassium	**32900**	**5000**	**ug/L**	**SW846 6010B**	**10/18-10/27/08**	**K02T21A7**
		Dilution Factor: 1		Analysis Time..: 14:05	Analyst ID.....: 022952	
		Instrument ID..: TRACEICP		MS Run #.....: 8292050	MDL.....: 750	
Magnesium	**22200**	**5000**	**ug/L**	**SW846 6010B**	**10/18-10/27/08**	**K02T21A8**
		Dilution Factor: 1		Analysis Time..: 14:05	Analyst ID.....: 022952	
		Instrument ID..: TRACEICP		MS Run #.....: 8292050	MDL.....: 21.8	
Manganese	**690**	**15.0**	**ug/L**	**SW846 6010B**	**10/18-10/27/08**	**K02T21A9**
		Dilution Factor: 1		Analysis Time..: 14:05	Analyst ID.....: 022952	
		Instrument ID..: TRACEICP		MS Run #.....: 8292050	MDL.....: 0.57	
Sodium	**165000**	**5000**	**ug/L**	**SW846 6010B**	**10/18-10/27/08**	**K02T21AA**
		Dilution Factor: 1		Analysis Time..: 14:05	Analyst ID.....: 022952	
		Instrument ID..: TRACEICP		MS Run #.....: 8292050	MDL.....: 145	
Nickel	**0.78 B**	**40.0**	**ug/L**	**SW846 6010B**	**10/18-10/27/08**	**K02T21AC**
		Dilution Factor: 1		Analysis Time..: 14:05	Analyst ID.....: 022952	
		Instrument ID..: TRACEICP		MS Run #.....: 8292050	MDL.....: 0.78	
Lead	**19.5**	**3.0**	**ug/L**	**SW846 6010B**	**10/18-10/27/08**	**K02T21AD**
		Dilution Factor: 1		Analysis Time..: 14:05	Analyst ID.....: 022952	
		Instrument ID..: TRACEICP		MS Run #.....: 8292050	MDL.....: 1.7	
Selenium	ND	5.0	ug/L	SW846 6010B	10/18-10/27/08	K02T21AE
		Dilution Factor: 1		Analysis Time..: 14:05	Analyst ID.....: 022952	
		Instrument ID..: TRACEICP		MS Run #.....: 8292050	MDL.....: 2.9	
Thallium	ND	10.0	ug/L	SW846 6010B	10/18-10/27/08	K02T21AF
		Dilution Factor: 1		Analysis Time..: 14:05	Analyst ID.....: 022952	
		Instrument ID..: TRACEICP		MS Run #.....: 8292050	MDL.....: 2.8	

(Continued on next page)

MACTEC Engineering and Consulting Inc

Client Sample ID: EW-1-1008

TOTAL Metals

Lot-Sample #...: C8J160331-004 **Matrix.....:** WATER

PARAMETER	RESULT	REPORTING LIMIT	UNITS	METHOD	PREPARATION-ANALYSIS DATE	WORK ORDER #
Antimony	ND	10.0	ug/L	SW846 6010B	10/18-10/27/08	K02T21AG
		Dilution Factor: 1		Analysis Time..: 14:05	Analyst ID.....: 022952	
		Instrument ID..: TRACEICP		MS Run #.....: 8292050	MDL.....: 1.8	
Vanadium	**4.1 B**	**50.0**	**ug/L**	**SW846 6010B**	**10/18-10/27/08**	**K02T21AH**
		Dilution Factor: 1		Analysis Time..: 14:05	Analyst ID.....: 022952	
		Instrument ID..: TRACEICP		MS Run #.....: 8292050	MDL.....: 2.4	
Zinc	**114 J**	**20.0**	**ug/L**	**SW846 6010B**	**10/18-10/27/08**	**K02T21AJ**
		Dilution Factor: 1		Analysis Time..: 14:05	Analyst ID.....: 022952	
		Instrument ID..: TRACEICP		MS Run #.....: 8292050	MDL.....: 3.1	
Prep Batch #...: 8298023						
Mercury	ND	0.20	ug/L	SW846 7470A	10/24/08	K02T21AK
		Dilution Factor: 1		Analysis Time..: 09:15	Analyst ID.....: 031043	
		Instrument ID..: HGHYDRA		MS Run #.....: 8298016	MDL.....: 0.016	

NOTE(S):

B Estimated result. Result is less than RL.

J Method blank contamination. The associated method blank contains the target analyte at a reportable level.

MACTEC Engineering and Consulting Inc

Client Sample ID: EW-2-1008

TOTAL Metals

Lot-Sample #...: C8J160331-005 **Matrix.....:** WATER
Date Sampled...: 10/14/08 **Date Received..:** 10/16/08

PARAMETER	RESULT	REPORTING LIMIT	UNITS	METHOD	PREPARATION-ANALYSIS DATE	WORK ORDER #
Prep Batch #...: 8292090						
Silver	**1.2 B,J**	**5.0**	**ug/L**	**SW846 6010B**	**10/18-10/27/08**	**K02T31AU**
		Dilution Factor: 1		Analysis Time..: 14:10	Analyst ID.....: 022952	
		Instrument ID..: TRACEICP		MS Run #.....: 8292050	MDL.....: 0.54	
Aluminum	**109 B**	**200**	**ug/L**	**SW846 6010B**	**10/18-10/27/08**	**K02T31AV**
		Dilution Factor: 1		Analysis Time..: 14:10	Analyst ID.....: 022952	
		Instrument ID..: TRACEICP		MS Run #.....: 8292050	MDL.....: 16.2	
Arsenic	**291**	**10.0**	**ug/L**	**SW846 6010B**	**10/18-10/27/08**	**K02T31AW**
		Dilution Factor: 1		Analysis Time..: 14:10	Analyst ID.....: 022952	
		Instrument ID..: TRACEICP		MS Run #.....: 8292050	MDL.....: 2.0	
Barium	**75.5 B**	**200**	**ug/L**	**SW846 6010B**	**10/18-10/27/08**	**K02T31AX**
		Dilution Factor: 1		Analysis Time..: 14:10	Analyst ID.....: 022952	
		Instrument ID..: TRACEICP		MS Run #.....: 8292050	MDL.....: 0.26	
Beryllium	**0.43 B,J**	**4.0**	**ug/L**	**SW846 6010B**	**10/18-10/27/08**	**K02T31A0**
		Dilution Factor: 1		Analysis Time..: 14:10	Analyst ID.....: 022952	
		Instrument ID..: TRACEICP		MS Run #.....: 8292050	MDL.....: 0.18	
Calcium	**103000**	**5000**	**ug/L**	**SW846 6010B**	**10/18-10/27/08**	**K02T31A1**
		Dilution Factor: 1		Analysis Time..: 14:10	Analyst ID.....: 022952	
		Instrument ID..: TRACEICP		MS Run #.....: 8292050	MDL.....: 17.7	
Cadmium	ND	5.0	ug/L	SW846 6010B	10/18-10/27/08	K02T31A2
		Dilution Factor: 1		Analysis Time..: 14:10	Analyst ID.....: 022952	
		Instrument ID..: TRACEICP		MS Run #.....: 8292050	MDL.....: 0.21	
Cobalt	**0.94 B**	**50.0**	**ug/L**	**SW846 6010B**	**10/18-10/27/08**	**K02T31A3**
		Dilution Factor: 1		Analysis Time..: 14:10	Analyst ID.....: 022952	
		Instrument ID..: TRACEICP		MS Run #.....: 8292050	MDL.....: 0.45	
Chromium	**31.7**	**5.0**	**ug/L**	**SW846 6010B**	**10/18-10/27/08**	**K02T31A4**
		Dilution Factor: 1		Analysis Time..: 14:10	Analyst ID.....: 022952	
		Instrument ID..: TRACEICP		MS Run #.....: 8292050	MDL.....: 1.1	

(Continued on next page)

MACTEC Engineering and Consulting Inc

Client Sample ID: EW-2-1008

TOTAL Metals

Lot-Sample #...: C8J160331-005 **Matrix.....:** WATER

PARAMETER	RESULT	REPORTING LIMIT	UNITS	METHOD	PREPARATION-ANALYSIS DATE	WORK ORDER #
Copper	**16.9 B**	**25.0**	**ug/L**	**SW846 6010B**	**10/18-10/27/08**	**K02T31A5**
		Dilution Factor: 1		Analysis Time..: 14:10	Analyst ID.....: 022952	
		Instrument ID..: TRACEICP		MS Run #.....: 8292050	MDL.....: 4.6	
Iron	**1140**	**100**	**ug/L**	**SW846 6010B**	**10/18-10/27/08**	**K02T31A6**
		Dilution Factor: 1		Analysis Time..: 14:10	Analyst ID.....: 022952	
		Instrument ID..: TRACEICP		MS Run #.....: 8292050	MDL.....: 8.4	
Potassium	**164000**	**5000**	**ug/L**	**SW846 6010B**	**10/18-10/27/08**	**K02T31A7**
		Dilution Factor: 1		Analysis Time..: 14:10	Analyst ID.....: 022952	
		Instrument ID..: TRACEICP		MS Run #.....: 8292050	MDL.....: 750	
Magnesium	**13900**	**5000**	**ug/L**	**SW846 6010B**	**10/18-10/27/08**	**K02T31A8**
		Dilution Factor: 1		Analysis Time..: 14:10	Analyst ID.....: 022952	
		Instrument ID..: TRACEICP		MS Run #.....: 8292050	MDL.....: 21.8	
Manganese	**197**	**15.0**	**ug/L**	**SW846 6010B**	**10/18-10/27/08**	**K02T31A9**
		Dilution Factor: 1		Analysis Time..: 14:10	Analyst ID.....: 022952	
		Instrument ID..: TRACEICP		MS Run #.....: 8292050	MDL.....: 0.57	
Sodium	**411000**	**10000**	**ug/L**	**SW846 6010B**	**10/18-10/28/08**	**K02T31AA**
		Dilution Factor: 2		Analysis Time..: 13:59	Analyst ID.....: 022952	
		Instrument ID..: TRACEICP		MS Run #.....: 8292050	MDL.....: 290	
Nickel	**16.9 B**	**40.0**	**ug/L**	**SW846 6010B**	**10/18-10/27/08**	**K02T31AC**
		Dilution Factor: 1		Analysis Time..: 14:10	Analyst ID.....: 022952	
		Instrument ID..: TRACEICP		MS Run #.....: 8292050	MDL.....: 0.78	
Lead	**14.5**	**3.0**	**ug/L**	**SW846 6010B**	**10/18-10/27/08**	**K02T31AD**
		Dilution Factor: 1		Analysis Time..: 14:10	Analyst ID.....: 022952	
		Instrument ID..: TRACEICP		MS Run #.....: 8292050	MDL.....: 1.7	
Selenium	ND	5.0	ug/L	SW846 6010B	10/18-10/27/08	K02T31AE
		Dilution Factor: 1		Analysis Time..: 14:10	Analyst ID.....: 022952	
		Instrument ID..: TRACEICP		MS Run #.....: 8292050	MDL.....: 2.9	
Thallium	ND	10.0	ug/L	SW846 6010B	10/18-10/27/08	K02T31AF
		Dilution Factor: 1		Analysis Time..: 14:10	Analyst ID.....: 022952	
		Instrument ID..: TRACEICP		MS Run #.....: 8292050	MDL.....: 2.8	

(Continued on next page)

MACTEC Engineering and Consulting Inc

Client Sample ID: EW-2-1008

TOTAL Metals

Lot-Sample #...: C8J160331-005 **Matrix.....:** WATER

PARAMETER	RESULT	REPORTING LIMIT	UNITS	METHOD	PREPARATION-ANALYSIS DATE	WORK ORDER #
Antimony	**3.2 B**	**10.0**	**ug/L**	**SW846 6010B**	**10/18-10/27/08**	**K02T31AG**
		Dilution Factor: 1		Analysis Time..: 14:10	Analyst ID.....: 022952	
		Instrument ID..: TRACEICP		MS Run #.....: 8292050	MDL.....: 1.8	
Vanadium	**41.9 B**	**50.0**	**ug/L**	**SW846 6010B**	**10/18-10/27/08**	**K02T31AH**
		Dilution Factor: 1		Analysis Time..: 14:10	Analyst ID.....: 022952	
		Instrument ID..: TRACEICP		MS Run #.....: 8292050	MDL.....: 2.4	
Zinc	**49.6 J**	**20.0**	**ug/L**	**SW846 6010B**	**10/18-10/27/08**	**K02T31AJ**
		Dilution Factor: 1		Analysis Time..: 14:10	Analyst ID.....: 022952	
		Instrument ID..: TRACEICP		MS Run #.....: 8292050	MDL.....: 3.1	
Prep Batch #...: 8298023						
Mercury	**0.021 B**	**0.20**	**ug/L**	**SW846 7470A**	**10/24/08**	**K02T31AK**
		Dilution Factor: 1		Analysis Time..: 09:20	Analyst ID.....: 031043	
		Instrument ID..: HGHYDRA		MS Run #.....: 8298016	MDL.....: 0.016	

NOTE(S):

B Estimated result. Result is less than RL.

J Method blank contamination. The associated method blank contains the target analyte at a reportable level.

MACTEC Engineering and Consulting Inc

Client Sample ID: EW-3-1008

TOTAL Metals

Lot-Sample #...: C8J160331-006 **Matrix.....:** WATER
Date Sampled...: 10/14/08 **Date Received..:** 10/16/08

PARAMETER	RESULT	REPORTING LIMIT	UNITS	METHOD	PREPARATION-ANALYSIS DATE	WORK ORDER #
Prep Batch #...: 8292090						
Silver	**0.79 B,J**	**5.0**	**ug/L**	**SW846 6010B**	**10/18-10/27/08**	**K02T41AU**
		Dilution Factor: 1		Analysis Time..: 14:16	Analyst ID.....: 022952	
		Instrument ID..: TRACEICP		MS Run #.....: 8292050	MDL.....: 0.54	
Aluminum	**506**	**200**	**ug/L**	**SW846 6010B**	**10/18-10/27/08**	**K02T41AV**
		Dilution Factor: 1		Analysis Time..: 14:16	Analyst ID.....: 022952	
		Instrument ID..: TRACEICP		MS Run #.....: 8292050	MDL.....: 16.2	
Arsenic	**143**	**10.0**	**ug/L**	**SW846 6010B**	**10/18-10/27/08**	**K02T41AW**
		Dilution Factor: 1		Analysis Time..: 14:16	Analyst ID.....: 022952	
		Instrument ID..: TRACEICP		MS Run #.....: 8292050	MDL.....: 2.0	
Barium	**87.2 B**	**200**	**ug/L**	**SW846 6010B**	**10/18-10/27/08**	**K02T41AX**
		Dilution Factor: 1		Analysis Time..: 14:16	Analyst ID.....: 022952	
		Instrument ID..: TRACEICP		MS Run #.....: 8292050	MDL.....: 0.26	
Beryllium	**0.56 B,J**	**4.0**	**ug/L**	**SW846 6010B**	**10/18-10/27/08**	**K02T41A0**
		Dilution Factor: 1		Analysis Time..: 14:16	Analyst ID.....: 022952	
		Instrument ID..: TRACEICP		MS Run #.....: 8292050	MDL.....: 0.18	
Calcium	**4190 B**	**5000**	**ug/L**	**SW846 6010B**	**10/18-10/27/08**	**K02T41A1**
		Dilution Factor: 1		Analysis Time..: 14:16	Analyst ID.....: 022952	
		Instrument ID..: TRACEICP		MS Run #.....: 8292050	MDL.....: 17.7	
Cadmium	ND	5.0	ug/L	SW846 6010B	10/18-10/27/08	K02T41A2
		Dilution Factor: 1		Analysis Time..: 14:16	Analyst ID.....: 022952	
		Instrument ID..: TRACEICP		MS Run #.....: 8292050	MDL.....: 0.21	
Cobalt	**2.4 B**	**50.0**	**ug/L**	**SW846 6010B**	**10/18-10/27/08**	**K02T41A3**
		Dilution Factor: 1		Analysis Time..: 14:16	Analyst ID.....: 022952	
		Instrument ID..: TRACEICP		MS Run #.....: 8292050	MDL.....: 0.45	
Chromium	**60.8**	**5.0**	**ug/L**	**SW846 6010B**	**10/18-10/27/08**	**K02T41A4**
		Dilution Factor: 1		Analysis Time..: 14:16	Analyst ID.....: 022952	
		Instrument ID..: TRACEICP		MS Run #.....: 8292050	MDL.....: 1.1	

(Continued on next page)

MACTEC Engineering and Consulting Inc

Client Sample ID: EW-3-1008

TOTAL Metals

Lot-Sample #...: C8J160331-006 **Matrix.....:** WATER

PARAMETER	RESULT	REPORTING LIMIT	UNITS	METHOD	PREPARATION-ANALYSIS DATE	WORK ORDER #
Copper	**54.3**	**25.0**	**ug/L**	**SW846 6010B**	**10/18-10/27/08**	**K02T41A5**
		Dilution Factor: 1		Analysis Time..: 14:16	Analyst ID.....: 022952	
		Instrument ID..: TRACEICP		MS Run #.....: 8292050	MDL.....: 4.6	
Iron	**4650**	**100**	**ug/L**	**SW846 6010B**	**10/18-10/27/08**	**K02T41A6**
		Dilution Factor: 1		Analysis Time..: 14:16	Analyst ID.....: 022952	
		Instrument ID..: TRACEICP		MS Run #.....: 8292050	MDL.....: 8.4	
Potassium	**383000**	**25000**	**ug/L**	**SW846 6010B**	**10/18-10/28/08**	**K02T41A7**
		Dilution Factor: 5		Analysis Time..: 14:04	Analyst ID.....: 022952	
		Instrument ID..: TRACEICP		MS Run #.....: 8292050	MDL.....: 3750	
Magnesium	**137 B**	**5000**	**ug/L**	**SW846 6010B**	**10/18-10/27/08**	**K02T41A8**
		Dilution Factor: 1		Analysis Time..: 14:16	Analyst ID.....: 022952	
		Instrument ID..: TRACEICP		MS Run #.....: 8292050	MDL.....: 21.8	
Manganese	**103**	**15.0**	**ug/L**	**SW846 6010B**	**10/18-10/27/08**	**K02T41A9**
		Dilution Factor: 1		Analysis Time..: 14:16	Analyst ID.....: 022952	
		Instrument ID..: TRACEICP		MS Run #.....: 8292050	MDL.....: 0.57	
Sodium	**876000**	**25000**	**ug/L**	**SW846 6010B**	**10/18-10/28/08**	**K02T41AA**
		Dilution Factor: 5		Analysis Time..: 14:04	Analyst ID.....: 022952	
		Instrument ID..: TRACEICP		MS Run #.....: 8292050	MDL.....: 726	
Nickel	**15.9 B**	**40.0**	**ug/L**	**SW846 6010B**	**10/18-10/27/08**	**K02T41AC**
		Dilution Factor: 1		Analysis Time..: 14:16	Analyst ID.....: 022952	
		Instrument ID..: TRACEICP		MS Run #.....: 8292050	MDL.....: 0.78	
Lead	**32.5**	**3.0**	**ug/L**	**SW846 6010B**	**10/18-10/27/08**	**K02T41AD**
		Dilution Factor: 1		Analysis Time..: 14:16	Analyst ID.....: 022952	
		Instrument ID..: TRACEICP		MS Run #.....: 8292050	MDL.....: 1.7	
Selenium	**4.6 B**	**5.0**	**ug/L**	**SW846 6010B**	**10/18-10/27/08**	**K02T41AE**
		Dilution Factor: 1		Analysis Time..: 14:16	Analyst ID.....: 022952	
		Instrument ID..: TRACEICP		MS Run #.....: 8292050	MDL.....: 2.9	
Thallium	ND	10.0	ug/L	SW846 6010B	10/18-10/27/08	K02T41AF
		Dilution Factor: 1		Analysis Time..: 14:16	Analyst ID.....: 022952	
		Instrument ID..: TRACEICP		MS Run #.....: 8292050	MDL.....: 2.8	

(Continued on next page)

MACTEC Engineering and Consulting Inc

Client Sample ID: EW-3-1008

TOTAL Metals

Lot-Sample #...: C8J160331-006 **Matrix.....:** WATER

PARAMETER	RESULT	REPORTING LIMIT	UNITS	METHOD	PREPARATION-ANALYSIS DATE	WORK ORDER #
Antimony	**4.3 B**	**10.0**	**ug/L**	**SW846 6010B**	**10/18-10/27/08**	**K02T41AG**
		Dilution Factor: 1		Analysis Time..: 14:16	Analyst ID.....: 022952	
		Instrument ID..: TRACEICP		MS Run #.....: 8292050	MDL.....: 1.8	
Vanadium	**128**	**50.0**	**ug/L**	**SW846 6010B**	**10/18-10/27/08**	**K02T41AH**
		Dilution Factor: 1		Analysis Time..: 14:16	Analyst ID.....: 022952	
		Instrument ID..: TRACEICP		MS Run #.....: 8292050	MDL.....: 2.4	
Zinc	**160 J**	**20.0**	**ug/L**	**SW846 6010B**	**10/18-10/27/08**	**K02T41AJ**
		Dilution Factor: 1		Analysis Time..: 14:16	Analyst ID.....: 022952	
		Instrument ID..: TRACEICP		MS Run #.....: 8292050	MDL.....: 3.1	
Prep Batch #...: 8298023						
Mercury	**0.29**	**0.20**	**ug/L**	**SW846 7470A**	**10/24/08**	**K02T41AK**
		Dilution Factor: 1		Analysis Time..: 09:22	Analyst ID.....: 031043	
		Instrument ID..: HGHYDRA		MS Run #.....: 8298016	MDL.....: 0.016	

NOTE(S):

B Estimated result. Result is less than RL.

J Method blank contamination. The associated method blank contains the target analyte at a reportable level.

MACTEC Engineering and Consulting Inc

Client Sample ID: EW-4-1008

TOTAL Metals

Lot-Sample #...: C8J160331-007 **Matrix.....:** WATER
Date Sampled...: 10/14/08 **Date Received..:** 10/16/08

PARAMETER	RESULT	REPORTING LIMIT	UNITS	METHOD	PREPARATION-ANALYSIS DATE	WORK ORDER #
Prep Batch #...: 8292090						
Silver	ND	5.0	ug/L	SW846 6010B	10/18-10/27/08	K02T51AU
		Dilution Factor: 1		Analysis Time..: 14:21	Analyst ID.....: 022952	
		Instrument ID..: TRACEICP		MS Run #.....: 8292050	MDL.....: 0.54	
Aluminum	**38.3 B**	**200**	**ug/L**	**SW846 6010B**	**10/18-10/27/08**	**K02T51AV**
		Dilution Factor: 1		Analysis Time..: 14:21	Analyst ID.....: 022952	
		Instrument ID..: TRACEICP		MS Run #.....: 8292050	MDL.....: 16.2	
Arsenic	**6.3 B**	**10.0**	**ug/L**	**SW846 6010B**	**10/18-10/27/08**	**K02T51AW**
		Dilution Factor: 1		Analysis Time..: 14:21	Analyst ID.....: 022952	
		Instrument ID..: TRACEICP		MS Run #.....: 8292050	MDL.....: 2.0	
Barium	**16.4 B**	**200**	**ug/L**	**SW846 6010B**	**10/18-10/27/08**	**K02T51AX**
		Dilution Factor: 1		Analysis Time..: 14:21	Analyst ID.....: 022952	
		Instrument ID..: TRACEICP		MS Run #.....: 8292050	MDL.....: 0.26	
Beryllium	ND	4.0	ug/L	SW846 6010B	10/18-10/27/08	K02T51A0
		Dilution Factor: 1		Analysis Time..: 14:21	Analyst ID.....: 022952	
		Instrument ID..: TRACEICP		MS Run #.....: 8292050	MDL.....: 0.18	
Calcium	**3060 B**	**5000**	**ug/L**	**SW846 6010B**	**10/18-10/27/08**	**K02T51A1**
		Dilution Factor: 1		Analysis Time..: 14:21	Analyst ID.....: 022952	
		Instrument ID..: TRACEICP		MS Run #.....: 8292050	MDL.....: 17.7	
Cadmium	ND	5.0	ug/L	SW846 6010B	10/18-10/27/08	K02T51A2
		Dilution Factor: 1		Analysis Time..: 14:21	Analyst ID.....: 022952	
		Instrument ID..: TRACEICP		MS Run #.....: 8292050	MDL.....: 0.21	
Cobalt	**1.2 B**	**50.0**	**ug/L**	**SW846 6010B**	**10/18-10/27/08**	**K02T51A3**
		Dilution Factor: 1		Analysis Time..: 14:21	Analyst ID.....: 022952	
		Instrument ID..: TRACEICP		MS Run #.....: 8292050	MDL.....: 0.45	
Chromium	**11.1**	**5.0**	**ug/L**	**SW846 6010B**	**10/18-10/27/08**	**K02T51A4**
		Dilution Factor: 1		Analysis Time..: 14:21	Analyst ID.....: 022952	
		Instrument ID..: TRACEICP		MS Run #.....: 8292050	MDL.....: 1.1	

(Continued on next page)

MACTEC Engineering and Consulting Inc

Client Sample ID: EW-4-1008

TOTAL Metals

Lot-Sample #...: C8J160331-007 **Matrix.....:** WATER

PARAMETER	RESULT	REPORTING LIMIT	UNITS	METHOD	PREPARATION-ANALYSIS DATE	WORK ORDER #
Copper	ND	25.0	ug/L	SW846 6010B	10/18-10/27/08	K02T51A5
		Dilution Factor: 1		Analysis Time..: 14:21	Analyst ID.....: 022952	
		Instrument ID..: TRACEICP		MS Run #.....: 8292050	MDL.....: 4.6	
Iron	**492**	**100**	**ug/L**	**SW846 6010B**	**10/18-10/27/08**	**K02T51A6**
		Dilution Factor: 1		Analysis Time..: 14:21	Analyst ID.....: 022952	
		Instrument ID..: TRACEICP		MS Run #.....: 8292050	MDL.....: 8.4	
Potassium	**631000**	**25000**	**ug/L**	**SW846 6010B**	**10/18-10/28/08**	**K02T51A7**
		Dilution Factor: 5		Analysis Time..: 14:10	Analyst ID.....: 022952	
		Instrument ID..: TRACEICP		MS Run #.....: 8292050	MDL.....: 3750	
Magnesium	**26.7 B**	**5000**	**ug/L**	**SW846 6010B**	**10/18-10/27/08**	**K02T51A8**
		Dilution Factor: 1		Analysis Time..: 14:21	Analyst ID.....: 022952	
		Instrument ID..: TRACEICP		MS Run #.....: 8292050	MDL.....: 21.8	
Manganese	**9.6 B**	**15.0**	**ug/L**	**SW846 6010B**	**10/18-10/27/08**	**K02T51A9**
		Dilution Factor: 1		Analysis Time..: 14:21	Analyst ID.....: 022952	
		Instrument ID..: TRACEICP		MS Run #.....: 8292050	MDL.....: 0.57	
Sodium	**1340000**	**25000**	**ug/L**	**SW846 6010B**	**10/18-10/28/08**	**K02T51AA**
		Dilution Factor: 5		Analysis Time..: 14:10	Analyst ID.....: 022952	
		Instrument ID..: TRACEICP		MS Run #.....: 8292050	MDL.....: 726	
Nickel	**8.6 B**	**40.0**	**ug/L**	**SW846 6010B**	**10/18-10/27/08**	**K02T51AC**
		Dilution Factor: 1		Analysis Time..: 14:21	Analyst ID.....: 022952	
		Instrument ID..: TRACEICP		MS Run #.....: 8292050	MDL.....: 0.78	
Lead	ND	3.0	ug/L	SW846 6010B	10/18-10/27/08	K02T51AD
		Dilution Factor: 1		Analysis Time..: 14:21	Analyst ID.....: 022952	
		Instrument ID..: TRACEICP		MS Run #.....: 8292050	MDL.....: 1.7	
Selenium	ND	5.0	ug/L	SW846 6010B	10/18-10/27/08	K02T51AE
		Dilution Factor: 1		Analysis Time..: 14:21	Analyst ID.....: 022952	
		Instrument ID..: TRACEICP		MS Run #.....: 8292050	MDL.....: 2.9	
Thallium	ND	10.0	ug/L	SW846 6010B	10/18-10/27/08	K02T51AF
		Dilution Factor: 1		Analysis Time..: 14:21	Analyst ID.....: 022952	
		Instrument ID..: TRACEICP		MS Run #.....: 8292050	MDL.....: 2.8	

(Continued on next page)

MACTEC Engineering and Consulting Inc

Client Sample ID: EW-4-1008

TOTAL Metals

Lot-Sample #...: C8J160331-007 Matrix.....: WATER

PARAMETER	RESULT	REPORTING LIMIT	UNITS	METHOD	PREPARATION-ANALYSIS DATE	WORK ORDER #
Antimony	3.5 B	10.0	ug/L	SW846 6010B	10/18-10/27/08	K02T51AG
		Dilution Factor: 1		Analysis Time..: 14:21	Analyst ID.....: 022952	
		Instrument ID..: TRACEICP		MS Run #.....: 8292050	MDL.....: 1.8	
Vanadium	39.3 B	50.0	ug/L	SW846 6010B	10/18-10/27/08	K02T51AH
		Dilution Factor: 1		Analysis Time..: 14:21	Analyst ID.....: 022952	
		Instrument ID..: TRACEICP		MS Run #.....: 8292050	MDL.....: 2.4	
Zinc	13.3 B,J	20.0	ug/L	SW846 6010B	10/18-10/27/08	K02T51AJ
		Dilution Factor: 1		Analysis Time..: 14:21	Analyst ID.....: 022952	
		Instrument ID..: TRACEICP		MS Run #.....: 8292050	MDL.....: 3.1	
Prep Batch #...: 8298023						
Mercury	0.060 B	0.20	ug/L	SW846 7470A	10/24/08	K02T51AK
		Dilution Factor: 1		Analysis Time..: 09:24	Analyst ID.....: 031043	
		Instrument ID..: HGHYDRA		MS Run #.....: 8298016	MDL.....: 0.016	

NOTE(S):

B Estimated result. Result is less than RL.

J Method blank contamination. The associated method blank contains the target analyte at a reportable level.

MACTEC Engineering and Consulting Inc

Client Sample ID: EW-5-1008

TOTAL Metals

Lot-Sample #...: C8J160331-008 **Matrix.....:** WATER
Date Sampled...: 10/14/08 **Date Received..:** 10/16/08

PARAMETER	RESULT	REPORTING LIMIT	UNITS	METHOD	PREPARATION-ANALYSIS DATE	WORK ORDER #
Prep Batch #...: 8292090						
Silver	**1.7 B,J**	**5.0**	**ug/L**	**SW846 6010B**	**10/18-10/27/08**	**K02T61AU**
		Dilution Factor: 1		Analysis Time..: 14:27	Analyst ID.....: 022952	
		Instrument ID..: TRACEICP		MS Run #.....: 8292050	MDL.....: 0.54	
Aluminum	ND	200	ug/L	SW846 6010B	10/18-10/27/08	K02T61AV
		Dilution Factor: 1		Analysis Time..: 14:27	Analyst ID.....: 022952	
		Instrument ID..: TRACEICP		MS Run #.....: 8292050	MDL.....: 16.2	
Arsenic	**23.8**	**10.0**	**ug/L**	**SW846 6010B**	**10/18-10/27/08**	**K02T61AW**
		Dilution Factor: 1		Analysis Time..: 14:27	Analyst ID.....: 022952	
		Instrument ID..: TRACEICP		MS Run #.....: 8292050	MDL.....: 2.0	
Barium	**77.4 B**	**200**	**ug/L**	**SW846 6010B**	**10/18-10/27/08**	**K02T61AX**
		Dilution Factor: 1		Analysis Time..: 14:27	Analyst ID.....: 022952	
		Instrument ID..: TRACEICP		MS Run #.....: 8292050	MDL.....: 0.26	
Beryllium	**0.43 B,J**	**4.0**	**ug/L**	**SW846 6010B**	**10/18-10/27/08**	**K02T61A0**
		Dilution Factor: 1		Analysis Time..: 14:27	Analyst ID.....: 022952	
		Instrument ID..: TRACEICP		MS Run #.....: 8292050	MDL.....: 0.18	
Calcium	**336000**	**5000**	**ug/L**	**SW846 6010B**	**10/18-10/27/08**	**K02T61A1**
		Dilution Factor: 1		Analysis Time..: 14:27	Analyst ID.....: 022952	
		Instrument ID..: TRACEICP		MS Run #.....: 8292050	MDL.....: 17.7	
Cadmium	ND	5.0	ug/L	SW846 6010B	10/18-10/27/08	K02T61A2
		Dilution Factor: 1		Analysis Time..: 14:27	Analyst ID.....: 022952	
		Instrument ID..: TRACEICP		MS Run #.....: 8292050	MDL.....: 0.21	
Cobalt	**1.5 B**	**50.0**	**ug/L**	**SW846 6010B**	**10/18-10/27/08**	**K02T61A3**
		Dilution Factor: 1		Analysis Time..: 14:27	Analyst ID.....: 022952	
		Instrument ID..: TRACEICP		MS Run #.....: 8292050	MDL.....: 0.45	
Chromium	**2.2 B**	**5.0**	**ug/L**	**SW846 6010B**	**10/18-10/27/08**	**K02T61A4**
		Dilution Factor: 1		Analysis Time..: 14:27	Analyst ID.....: 022952	
		Instrument ID..: TRACEICP		MS Run #.....: 8292050	MDL.....: 1.1	

(Continued on next page)

MACTEC Engineering and Consulting Inc

Client Sample ID: EW-5-1008

TOTAL Metals

Lot-Sample #...: C8J160331-008 **Matrix.....:** WATER

PARAMETER	RESULT	REPORTING LIMIT	UNITS	METHOD	PREPARATION-ANALYSIS DATE	WORK ORDER #
Copper	**23.2 B**	**25.0**	**ug/L**	**SW846 6010B**	**10/18-10/27/08**	**K02T61A5**
		Dilution Factor: 1		Analysis Time..: 14:27	Analyst ID.....: 022952	
		Instrument ID..: TRACEICP		MS Run #.....: 8292050	MDL.....: 4.6	
Iron	**22100**	**100**	**ug/L**	**SW846 6010B**	**10/18-10/27/08**	**K02T61A6**
		Dilution Factor: 1		Analysis Time..: 14:27	Analyst ID.....: 022952	
		Instrument ID..: TRACEICP		MS Run #.....: 8292050	MDL.....: 8.4	
Potassium	**104000**	**5000**	**ug/L**	**SW846 6010B**	**10/18-10/27/08**	**K02T61A7**
		Dilution Factor: 1		Analysis Time..: 14:27	Analyst ID.....: 022952	
		Instrument ID..: TRACEICP		MS Run #.....: 8292050	MDL.....: 750	
Magnesium	**76800**	**5000**	**ug/L**	**SW846 6010B**	**10/18-10/27/08**	**K02T61A8**
		Dilution Factor: 1		Analysis Time..: 14:27	Analyst ID.....: 022952	
		Instrument ID..: TRACEICP		MS Run #.....: 8292050	MDL.....: 21.8	
Manganese	**3970**	**15.0**	**ug/L**	**SW846 6010B**	**10/18-10/27/08**	**K02T61A9**
		Dilution Factor: 1		Analysis Time..: 14:27	Analyst ID.....: 022952	
		Instrument ID..: TRACEICP		MS Run #.....: 8292050	MDL.....: 0.57	
Sodium	**789000**	**25000**	**ug/L**	**SW846 6010B**	**10/18-10/28/08**	**K02T61AA**
		Dilution Factor: 5		Analysis Time..: 14:15	Analyst ID.....: 022952	
		Instrument ID..: TRACEICP		MS Run #.....: 8292050	MDL.....: 726	
Nickel	**8.0 B**	**40.0**	**ug/L**	**SW846 6010B**	**10/18-10/27/08**	**K02T61AC**
		Dilution Factor: 1		Analysis Time..: 14:27	Analyst ID.....: 022952	
		Instrument ID..: TRACEICP		MS Run #.....: 8292050	MDL.....: 0.78	
Lead	ND	3.0	ug/L	SW846 6010B	10/18-10/27/08	K02T61AD
		Dilution Factor: 1		Analysis Time..: 14:27	Analyst ID.....: 022952	
		Instrument ID..: TRACEICP		MS Run #.....: 8292050	MDL.....: 1.7	
Selenium	ND	5.0	ug/L	SW846 6010B	10/18-10/27/08	K02T61AE
		Dilution Factor: 1		Analysis Time..: 14:27	Analyst ID.....: 022952	
		Instrument ID..: TRACEICP		MS Run #.....: 8292050	MDL.....: 2.9	
Thallium	ND	10.0	ug/L	SW846 6010B	10/18-10/27/08	K02T61AF
		Dilution Factor: 1		Analysis Time..: 14:27	Analyst ID.....: 022952	
		Instrument ID..: TRACEICP		MS Run #.....: 8292050	MDL.....: 2.8	

(Continued on next page)

MACTEC Engineering and Consulting Inc

Client Sample ID: EW-5-1008

TOTAL Metals

Lot-Sample #...: C8J160331-008 **Matrix.....:** WATER

PARAMETER	RESULT	REPORTING LIMIT	UNITS	METHOD	PREPARATION-ANALYSIS DATE	WORK ORDER #
Antimony	**2.6 B**	**10.0**	**ug/L**	**SW846 6010B**	**10/18-10/27/08**	**K02T61AG**
		Dilution Factor: 1		Analysis Time..: 14:27	Analyst ID.....: 022952	
		Instrument ID..: TRACEICP		MS Run #.....: 8292050	MDL.....: 1.8	
Vanadium	**6.2 B**	**50.0**	**ug/L**	**SW846 6010B**	**10/18-10/27/08**	**K02T61AH**
		Dilution Factor: 1		Analysis Time..: 14:27	Analyst ID.....: 022952	
		Instrument ID..: TRACEICP		MS Run #.....: 8292050	MDL.....: 2.4	
Zinc	**28.1 J**	**20.0**	**ug/L**	**SW846 6010B**	**10/18-10/27/08**	**K02T61AJ**
		Dilution Factor: 1		Analysis Time..: 14:27	Analyst ID.....: 022952	
		Instrument ID..: TRACEICP		MS Run #.....: 8292050	MDL.....: 3.1	
Prep Batch #...: 8298023						
Mercury	ND	0.20	ug/L	SW846 7470A	10/24/08	K02T61AK
		Dilution Factor: 1		Analysis Time..: 09:25	Analyst ID.....: 031043	
		Instrument ID..: HGHYDRA		MS Run #.....: 8298016	MDL.....: 0.016	

NOTE(S):

B Estimated result. Result is less than RL.

J Method blank contamination. The associated method blank contains the target analyte at a reportable level.

MACTEC Engineering and Consulting Inc

Client Sample ID: DUPLICATE EW-1-1008

TOTAL Metals

Lot-Sample #...: C8J160331-009 **Matrix.....:** WATER
Date Sampled...: 10/14/08 **Date Received..:** 10/16/08

PARAMETER	RESULT	REPORTING LIMIT	UNITS	METHOD	PREPARATION-ANALYSIS DATE	WORK ORDER #
Prep Batch #...: 8292090						
Silver	**0.56 B,J**	**5.0**	**ug/L**	**SW846 6010B**	**10/18-10/27/08**	**K02T71AU**
		Dilution Factor: 1		Analysis Time..: 14:32	Analyst ID.....: 022952	
		Instrument ID..: TRACEICP		MS Run #.....: 8292050	MDL.....: 0.54	
Aluminum	ND	200	ug/L	SW846 6010B	10/18-10/27/08	K02T71AV
		Dilution Factor: 1		Analysis Time..: 14:32	Analyst ID.....: 022952	
		Instrument ID..: TRACEICP		MS Run #.....: 8292050	MDL.....: 16.2	
Arsenic	**29.6**	**10.0**	**ug/L**	**SW846 6010B**	**10/18-10/27/08**	**K02T71AW**
		Dilution Factor: 1		Analysis Time..: 14:32	Analyst ID.....: 022952	
		Instrument ID..: TRACEICP		MS Run #.....: 8292050	MDL.....: 2.0	
Barium	**51.6 B**	**200**	**ug/L**	**SW846 6010B**	**10/18-10/27/08**	**K02T71AX**
		Dilution Factor: 1		Analysis Time..: 14:32	Analyst ID.....: 022952	
		Instrument ID..: TRACEICP		MS Run #.....: 8292050	MDL.....: 0.26	
Beryllium	**0.55 B,J**	**4.0**	**ug/L**	**SW846 6010B**	**10/18-10/27/08**	**K02T71A0**
		Dilution Factor: 1		Analysis Time..: 14:32	Analyst ID.....: 022952	
		Instrument ID..: TRACEICP		MS Run #.....: 8292050	MDL.....: 0.18	
Calcium	**160000**	**5000**	**ug/L**	**SW846 6010B**	**10/18-10/27/08**	**K02T71A1**
		Dilution Factor: 1		Analysis Time..: 14:32	Analyst ID.....: 022952	
		Instrument ID..: TRACEICP		MS Run #.....: 8292050	MDL.....: 17.7	
Cadmium	ND	5.0	ug/L	SW846 6010B	10/18-10/27/08	K02T71A2
		Dilution Factor: 1		Analysis Time..: 14:32	Analyst ID.....: 022952	
		Instrument ID..: TRACEICP		MS Run #.....: 8292050	MDL.....: 0.21	
Cobalt	ND	50.0	ug/L	SW846 6010B	10/18-10/27/08	K02T71A3
		Dilution Factor: 1		Analysis Time..: 14:32	Analyst ID.....: 022952	
		Instrument ID..: TRACEICP		MS Run #.....: 8292050	MDL.....: 0.45	
Chromium	**2.8 B**	**5.0**	**ug/L**	**SW846 6010B**	**10/18-10/27/08**	**K02T71A4**
		Dilution Factor: 1		Analysis Time..: 14:32	Analyst ID.....: 022952	
		Instrument ID..: TRACEICP		MS Run #.....: 8292050	MDL.....: 1.1	

(Continued on next page)

MACTEC Engineering and Consulting Inc

Client Sample ID: DUPLICATE EW-1-1008

TOTAL Metals

Lot-Sample #...: C8J160331-009 **Matrix.....:** WATER

PARAMETER	RESULT	REPORTING LIMIT	UNITS	METHOD	PREPARATION-ANALYSIS DATE	WORK ORDER #
Copper	**21.8 B**	**25.0**	**ug/L**	**SW846 6010B**	**10/18-10/27/08**	**K02T71A5**
		Dilution Factor: 1		Analysis Time..: 14:32	Analyst ID.....: 022952	
		Instrument ID..: TRACEICP		MS Run #.....: 8292050	MDL.....: 4.6	
Iron	**6390**	**100**	**ug/L**	**SW846 6010B**	**10/18-10/27/08**	**K02T71A6**
		Dilution Factor: 1		Analysis Time..: 14:32	Analyst ID.....: 022952	
		Instrument ID..: TRACEICP		MS Run #.....: 8292050	MDL.....: 8.4	
Potassium	**33400**	**5000**	**ug/L**	**SW846 6010B**	**10/18-10/27/08**	**K02T71A7**
		Dilution Factor: 1		Analysis Time..: 14:32	Analyst ID.....: 022952	
		Instrument ID..: TRACEICP		MS Run #.....: 8292050	MDL.....: 750	
Magnesium	**22500**	**5000**	**ug/L**	**SW846 6010B**	**10/18-10/27/08**	**K02T71A8**
		Dilution Factor: 1		Analysis Time..: 14:32	Analyst ID.....: 022952	
		Instrument ID..: TRACEICP		MS Run #.....: 8292050	MDL.....: 21.8	
Manganese	**694**	**15.0**	**ug/L**	**SW846 6010B**	**10/18-10/27/08**	**K02T71A9**
		Dilution Factor: 1		Analysis Time..: 14:32	Analyst ID.....: 022952	
		Instrument ID..: TRACEICP		MS Run #.....: 8292050	MDL.....: 0.57	
Sodium	**167000**	**5000**	**ug/L**	**SW846 6010B**	**10/18-10/27/08**	**K02T71AA**
		Dilution Factor: 1		Analysis Time..: 14:32	Analyst ID.....: 022952	
		Instrument ID..: TRACEICP		MS Run #.....: 8292050	MDL.....: 145	
Nickel	**1.8 B**	**40.0**	**ug/L**	**SW846 6010B**	**10/18-10/27/08**	**K02T71AC**
		Dilution Factor: 1		Analysis Time..: 14:32	Analyst ID.....: 022952	
		Instrument ID..: TRACEICP		MS Run #.....: 8292050	MDL.....: 0.78	
Lead	**4.2**	**3.0**	**ug/L**	**SW846 6010B**	**10/18-10/27/08**	**K02T71AD**
		Dilution Factor: 1		Analysis Time..: 14:32	Analyst ID.....: 022952	
		Instrument ID..: TRACEICP		MS Run #.....: 8292050	MDL.....: 1.7	
Selenium	ND	5.0	ug/L	SW846 6010B	10/18-10/27/08	K02T71AE
		Dilution Factor: 1		Analysis Time..: 14:32	Analyst ID.....: 022952	
		Instrument ID..: TRACEICP		MS Run #.....: 8292050	MDL.....: 2.9	
Thallium	ND	10.0	ug/L	SW846 6010B	10/18-10/27/08	K02T71AF
		Dilution Factor: 1		Analysis Time..: 14:32	Analyst ID.....: 022952	
		Instrument ID..: TRACEICP		MS Run #.....: 8292050	MDL.....: 2.8	

(Continued on next page)

MACTEC Engineering and Consulting Inc

Client Sample ID: DUPLICATE EW-1-1008

TOTAL Metals

Lot-Sample #...: C8J160331-009 **Matrix.....:** WATER

PARAMETER	RESULT	REPORTING LIMIT	UNITS	METHOD	PREPARATION-ANALYSIS DATE	WORK ORDER #
Antimony	ND	10.0	ug/L	SW846 6010B	10/18-10/27/08	K02T71AG
		Dilution Factor: 1		Analysis Time..: 14:32	Analyst ID.....: 022952	
		Instrument ID..: TRACEICP		MS Run #.....: 8292050	MDL.....: 1.8	
Vanadium	**4.6 B**	**50.0**	**ug/L**	**SW846 6010B**	**10/18-10/27/08**	**K02T71AH**
		Dilution Factor: 1		Analysis Time..: 14:32	Analyst ID.....: 022952	
		Instrument ID..: TRACEICP		MS Run #.....: 8292050	MDL.....: 2.4	
Zinc	**46.5 J**	**20.0**	**ug/L**	**SW846 6010B**	**10/18-10/27/08**	**K02T71AJ**
		Dilution Factor: 1		Analysis Time..: 14:32	Analyst ID.....: 022952	
		Instrument ID..: TRACEICP		MS Run #.....: 8292050	MDL.....: 3.1	
Prep Batch #...: 8298023						
Mercury	ND	0.20	ug/L	SW846 7470A	10/24/08	K02T71AK
		Dilution Factor: 1		Analysis Time..: 09:27	Analyst ID.....: 031043	
		Instrument ID..: HGHYDRA		MS Run #.....: 8298016	MDL.....: 0.016	

NOTE(S):

B Estimated result. Result is less than RL.

J Method blank contamination. The associated method blank contains the target analyte at a reportable level.

MACTEC Engineering and Consulting Inc

Client Sample ID: RFI-22-1008

TOTAL Metals

Lot-Sample #...: C8J160331-010 **Matrix.....:** WATER
Date Sampled...: 10/15/08 **Date Received..:** 10/16/08

PARAMETER	RESULT	REPORTING LIMIT	UNITS	METHOD	PREPARATION-ANALYSIS DATE	WORK ORDER #
Prep Batch #...: 8292090						
Silver	**1.0 B,J**	**5.0**	**ug/L**	**SW846 6010B**	**10/18-10/27/08**	**K02T81AU**
		Dilution Factor: 1		Analysis Time..: 14:38	Analyst ID.....: 022952	
		Instrument ID..: TRACEICP		MS Run #.....: 8292050	MDL.....: 0.54	
Aluminum	ND	200	ug/L	SW846 6010B	10/18-10/27/08	K02T81AV
		Dilution Factor: 1		Analysis Time..: 14:38	Analyst ID.....: 022952	
		Instrument ID..: TRACEICP		MS Run #.....: 8292050	MDL.....: 16.2	
Arsenic	**6.0 B**	**10.0**	**ug/L**	**SW846 6010B**	**10/18-10/27/08**	**K02T81AW**
		Dilution Factor: 1		Analysis Time..: 14:38	Analyst ID.....: 022952	
		Instrument ID..: TRACEICP		MS Run #.....: 8292050	MDL.....: 2.0	
Barium	**247**	**200**	**ug/L**	**SW846 6010B**	**10/18-10/27/08**	**K02T81AX**
		Dilution Factor: 1		Analysis Time..: 14:38	Analyst ID.....: 022952	
		Instrument ID..: TRACEICP		MS Run #.....: 8292050	MDL.....: 0.26	
Beryllium	**0.50 B,J**	**4.0**	**ug/L**	**SW846 6010B**	**10/18-10/27/08**	**K02T81A0**
		Dilution Factor: 1		Analysis Time..: 14:38	Analyst ID.....: 022952	
		Instrument ID..: TRACEICP		MS Run #.....: 8292050	MDL.....: 0.18	
Calcium	**282000**	**5000**	**ug/L**	**SW846 6010B**	**10/18-10/27/08**	**K02T81A1**
		Dilution Factor: 1		Analysis Time..: 14:38	Analyst ID.....: 022952	
		Instrument ID..: TRACEICP		MS Run #.....: 8292050	MDL.....: 17.7	
Cadmium	ND	5.0	ug/L	SW846 6010B	10/18-10/27/08	K02T81A2
		Dilution Factor: 1		Analysis Time..: 14:38	Analyst ID.....: 022952	
		Instrument ID..: TRACEICP		MS Run #.....: 8292050	MDL.....: 0.21	
Cobalt	ND	50.0	ug/L	SW846 6010B	10/18-10/27/08	K02T81A3
		Dilution Factor: 1		Analysis Time..: 14:38	Analyst ID.....: 022952	
		Instrument ID..: TRACEICP		MS Run #.....: 8292050	MDL.....: 0.45	
Chromium	**1.4 B**	**5.0**	**ug/L**	**SW846 6010B**	**10/18-10/27/08**	**K02T81A4**
		Dilution Factor: 1		Analysis Time..: 14:38	Analyst ID.....: 022952	
		Instrument ID..: TRACEICP		MS Run #.....: 8292050	MDL.....: 1.1	

(Continued on next page)

MACTEC Engineering and Consulting Inc

Client Sample ID: RFI-22-1008

TOTAL Metals

Lot-Sample #...: C8J160331-010 **Matrix.....:** WATER

PARAMETER	RESULT	REPORTING LIMIT	UNITS	METHOD	PREPARATION-ANALYSIS DATE	WORK ORDER #
Copper	ND	25.0	ug/L	SW846 6010B	10/18-10/27/08	K02T81A5
		Dilution Factor: 1		Analysis Time..: 14:38	Analyst ID.....: 022952	
		Instrument ID..: TRACEICP		MS Run #.....: 8292050	MDL.....: 4.6	
Iron	**151000**	**100**	**ug/L**	**SW846 6010B**	**10/18-10/27/08**	**K02T81A6**
		Dilution Factor: 1		Analysis Time..: 14:38	Analyst ID.....: 022952	
		Instrument ID..: TRACEICP		MS Run #.....: 8292050	MDL.....: 8.4	
Potassium	**46400**	**5000**	**ug/L**	**SW846 6010B**	**10/18-10/27/08**	**K02T81A7**
		Dilution Factor: 1		Analysis Time..: 14:38	Analyst ID.....: 022952	
		Instrument ID..: TRACEICP		MS Run #.....: 8292050	MDL.....: 750	
Magnesium	**33600**	**5000**	**ug/L**	**SW846 6010B**	**10/18-10/27/08**	**K02T81A8**
		Dilution Factor: 1		Analysis Time..: 14:38	Analyst ID.....: 022952	
		Instrument ID..: TRACEICP		MS Run #.....: 8292050	MDL.....: 21.8	
Manganese	**3760**	**15.0**	**ug/L**	**SW846 6010B**	**10/18-10/27/08**	**K02T81A9**
		Dilution Factor: 1		Analysis Time..: 14:38	Analyst ID.....: 022952	
		Instrument ID..: TRACEICP		MS Run #.....: 8292050	MDL.....: 0.57	
Sodium	**456000**	**10000**	**ug/L**	**SW846 6010B**	**10/18-10/28/08**	**K02T81AA**
		Dilution Factor: 2		Analysis Time..: 14:21	Analyst ID.....: 022952	
		Instrument ID..: TRACEICP		MS Run #.....: 8292050	MDL.....: 290	
Nickel	**5.4 B**	**40.0**	**ug/L**	**SW846 6010B**	**10/18-10/27/08**	**K02T81AC**
		Dilution Factor: 1		Analysis Time..: 14:38	Analyst ID.....: 022952	
		Instrument ID..: TRACEICP		MS Run #.....: 8292050	MDL.....: 0.78	
Lead	ND	3.0	ug/L	SW846 6010B	10/18-10/27/08	K02T81AD
		Dilution Factor: 1		Analysis Time..: 14:38	Analyst ID.....: 022952	
		Instrument ID..: TRACEICP		MS Run #.....: 8292050	MDL.....: 1.7	
Selenium	ND	5.0	ug/L	SW846 6010B	10/18-10/27/08	K02T81AE
		Dilution Factor: 1		Analysis Time..: 14:38	Analyst ID.....: 022952	
		Instrument ID..: TRACEICP		MS Run #.....: 8292050	MDL.....: 2.9	
Thallium	ND	10.0	ug/L	SW846 6010B	10/18-10/27/08	K02T81AF
		Dilution Factor: 1		Analysis Time..: 14:38	Analyst ID.....: 022952	
		Instrument ID..: TRACEICP		MS Run #.....: 8292050	MDL.....: 2.8	

(Continued on next page)

MACTEC Engineering and Consulting Inc

Client Sample ID: RFI-22-1008

TOTAL Metals

Lot-Sample #...: C8J160331-010 **Matrix.....:** WATER

PARAMETER	RESULT	REPORTING LIMIT	UNITS	METHOD	PREPARATION-ANALYSIS DATE	WORK ORDER #
Antimony	**2.2 B**	**10.0**	**ug/L**	**SW846 6010B**	**10/18-10/27/08**	**K02T81AG**
		Dilution Factor: 1		Analysis Time..: 14:38	Analyst ID.....: 022952	
		Instrument ID..: TRACEICP		MS Run #.....: 8292050	MDL.....: 1.8	
Vanadium	ND	50.0	ug/L	SW846 6010B	10/18-10/27/08	K02T81AH
		Dilution Factor: 1		Analysis Time..: 14:38	Analyst ID.....: 022952	
		Instrument ID..: TRACEICP		MS Run #.....: 8292050	MDL.....: 2.4	
Zinc	ND	20.0	ug/L	SW846 6010B	10/18-10/27/08	K02T81AJ
		Dilution Factor: 1		Analysis Time..: 14:38	Analyst ID.....: 022952	
		Instrument ID..: TRACEICP		MS Run #.....: 8292050	MDL.....: 3.1	
Prep Batch #...: 8298023						
Mercury	**0.017 B**	**0.20**	**ug/L**	**SW846 7470A**	**10/24/08**	**K02T81AK**
		Dilution Factor: 1		Analysis Time..: 09:29	Analyst ID.....: 031043	
		Instrument ID..: HGHYDRA		MS Run #.....: 8298016	MDL.....: 0.016	

NOTE(S):

B Estimated result. Result is less than RL.

J Method blank contamination. The associated method blank contains the target analyte at a reportable level.

MACTEC Engineering and Consulting Inc

Client Sample ID: ICM-105-1008

TOTAL Metals

Lot-Sample #...: C8J160331-011 **Matrix.....:** WATER
Date Sampled...: 10/15/08 **Date Received..:** 10/16/08

PARAMETER	RESULT	REPORTING LIMIT	UNITS	METHOD	PREPARATION-ANALYSIS DATE	WORK ORDER #
Prep Batch #...: 8292090						
Silver	**0.70 B,J**	**5.0**	**ug/L**	**SW846 6010B**	**10/18-10/27/08**	**K02T91AU**
		Dilution Factor: 1		Analysis Time..: 14:58	Analyst ID.....: 022952	
		Instrument ID..: TRACEICP		MS Run #.....: 8292050	MDL.....: 0.54	
Aluminum	**141 B**	**200**	**ug/L**	**SW846 6010B**	**10/18-10/27/08**	**K02T91AV**
		Dilution Factor: 1		Analysis Time..: 14:58	Analyst ID.....: 022952	
		Instrument ID..: TRACEICP		MS Run #.....: 8292050	MDL.....: 16.2	
Arsenic	**21.3**	**10.0**	**ug/L**	**SW846 6010B**	**10/18-10/27/08**	**K02T91AW**
		Dilution Factor: 1		Analysis Time..: 14:58	Analyst ID.....: 022952	
		Instrument ID..: TRACEICP		MS Run #.....: 8292050	MDL.....: 2.0	
Barium	**128 B**	**200**	**ug/L**	**SW846 6010B**	**10/18-10/27/08**	**K02T91AX**
		Dilution Factor: 1		Analysis Time..: 14:58	Analyst ID.....: 022952	
		Instrument ID..: TRACEICP		MS Run #.....: 8292050	MDL.....: 0.26	
Beryllium	**0.55 B,J**	**4.0**	**ug/L**	**SW846 6010B**	**10/18-10/27/08**	**K02T91A0**
		Dilution Factor: 1		Analysis Time..: 14:58	Analyst ID.....: 022952	
		Instrument ID..: TRACEICP		MS Run #.....: 8292050	MDL.....: 0.18	
Calcium	**218000**	**5000**	**ug/L**	**SW846 6010B**	**10/18-10/27/08**	**K02T91A1**
		Dilution Factor: 1		Analysis Time..: 14:58	Analyst ID.....: 022952	
		Instrument ID..: TRACEICP		MS Run #.....: 8292050	MDL.....: 17.7	
Cadmium	ND	5.0	ug/L	SW846 6010B	10/18-10/27/08	K02T91A2
		Dilution Factor: 1		Analysis Time..: 14:58	Analyst ID.....: 022952	
		Instrument ID..: TRACEICP		MS Run #.....: 8292050	MDL.....: 0.21	
Cobalt	ND	50.0	ug/L	SW846 6010B	10/18-10/27/08	K02T91A3
		Dilution Factor: 1		Analysis Time..: 14:58	Analyst ID.....: 022952	
		Instrument ID..: TRACEICP		MS Run #.....: 8292050	MDL.....: 0.45	
Chromium	**1.2 B**	**5.0**	**ug/L**	**SW846 6010B**	**10/18-10/27/08**	**K02T91A4**
		Dilution Factor: 1		Analysis Time..: 14:58	Analyst ID.....: 022952	
		Instrument ID..: TRACEICP		MS Run #.....: 8292050	MDL.....: 1.1	

(Continued on next page)

MACTEC Engineering and Consulting Inc

Client Sample ID: ICM-105-1008

TOTAL Metals

Lot-Sample #...: C8J160331-011 **Matrix.....:** WATER

PARAMETER	RESULT	REPORTING LIMIT	UNITS	METHOD	PREPARATION-ANALYSIS DATE	WORK ORDER #
Copper	**4.8 B**	**25.0**	**ug/L**	**SW846 6010B**	**10/18-10/27/08**	**K02T91A5**
		Dilution Factor: 1		Analysis Time..: 14:58	Analyst ID.....: 022952	
		Instrument ID..: TRACEICP		MS Run #.....: 8292050	MDL.....: 4.6	
Iron	**20200**	**100**	**ug/L**	**SW846 6010B**	**10/18-10/27/08**	**K02T91A6**
		Dilution Factor: 1		Analysis Time..: 14:58	Analyst ID.....: 022952	
		Instrument ID..: TRACEICP		MS Run #.....: 8292050	MDL.....: 8.4	
Potassium	**25400**	**5000**	**ug/L**	**SW846 6010B**	**10/18-10/27/08**	**K02T91A7**
		Dilution Factor: 1		Analysis Time..: 14:58	Analyst ID.....: 022952	
		Instrument ID..: TRACEICP		MS Run #.....: 8292050	MDL.....: 750	
Magnesium	**21500**	**5000**	**ug/L**	**SW846 6010B**	**10/18-10/27/08**	**K02T91A8**
		Dilution Factor: 1		Analysis Time..: 14:58	Analyst ID.....: 022952	
		Instrument ID..: TRACEICP		MS Run #.....: 8292050	MDL.....: 21.8	
Manganese	**443**	**15.0**	**ug/L**	**SW846 6010B**	**10/18-10/27/08**	**K02T91A9**
		Dilution Factor: 1		Analysis Time..: 14:58	Analyst ID.....: 022952	
		Instrument ID..: TRACEICP		MS Run #.....: 8292050	MDL.....: 0.57	
Sodium	**80000**	**5000**	**ug/L**	**SW846 6010B**	**10/18-10/27/08**	**K02T91AA**
		Dilution Factor: 1		Analysis Time..: 14:58	Analyst ID.....: 022952	
		Instrument ID..: TRACEICP		MS Run #.....: 8292050	MDL.....: 145	
Nickel	**1.6 B**	**40.0**	**ug/L**	**SW846 6010B**	**10/18-10/27/08**	**K02T91AC**
		Dilution Factor: 1		Analysis Time..: 14:58	Analyst ID.....: 022952	
		Instrument ID..: TRACEICP		MS Run #.....: 8292050	MDL.....: 0.78	
Lead	**2.4 B**	**3.0**	**ug/L**	**SW846 6010B**	**10/18-10/27/08**	**K02T91AD**
		Dilution Factor: 1		Analysis Time..: 14:58	Analyst ID.....: 022952	
		Instrument ID..: TRACEICP		MS Run #.....: 8292050	MDL.....: 1.7	
Selenium	ND	5.0	ug/L	SW846 6010B	10/18-10/27/08	K02T91AE
		Dilution Factor: 1		Analysis Time..: 14:58	Analyst ID.....: 022952	
		Instrument ID..: TRACEICP		MS Run #.....: 8292050	MDL.....: 2.9	
Thallium	ND	10.0	ug/L	SW846 6010B	10/18-10/27/08	K02T91AF
		Dilution Factor: 1		Analysis Time..: 14:58	Analyst ID.....: 022952	
		Instrument ID..: TRACEICP		MS Run #.....: 8292050	MDL.....: 2.8	

(Continued on next page)

MACTEC Engineering and Consulting Inc

Client Sample ID: ICM-105-1008

TOTAL Metals

Lot-Sample #...: C8J160331-011 **Matrix.....:** WATER

PARAMETER	RESULT	REPORTING LIMIT	UNITS	METHOD	PREPARATION-ANALYSIS DATE	WORK ORDER #
Antimony	**2.2 B**	**10.0**	**ug/L**	**SW846 6010B**	**10/18-10/27/08**	**K02T91AG**
		Dilution Factor: 1		Analysis Time..: 14:58	Analyst ID.....: 022952	
		Instrument ID..: TRACEICP		MS Run #.....: 8292050	MDL.....: 1.8	
Vanadium	ND	50.0	ug/L	SW846 6010B	10/18-10/27/08	K02T91AH
		Dilution Factor: 1		Analysis Time..: 14:58	Analyst ID.....: 022952	
		Instrument ID..: TRACEICP		MS Run #.....: 8292050	MDL.....: 2.4	
Zinc	**122 J**	**20.0**	**ug/L**	**SW846 6010B**	**10/18-10/27/08**	**K02T91AJ**
		Dilution Factor: 1		Analysis Time..: 14:58	Analyst ID.....: 022952	
		Instrument ID..: TRACEICP		MS Run #.....: 8292050	MDL.....: 3.1	
Prep Batch #...: 8298023						
Mercury	**0.031 B**	**0.20**	**ug/L**	**SW846 7470A**	**10/24/08**	**K02T91AK**
		Dilution Factor: 1		Analysis Time..: 09:30	Analyst ID.....: 031043	
		Instrument ID..: HGHYDRA		MS Run #.....: 8298016	MDL.....: 0.016	

NOTE(S):

B Estimated result. Result is less than RL.

J Method blank contamination. The associated method blank contains the target analyte at a reportable level.

MACTEC Engineering and Consulting Inc

Client Sample ID: RFI-31-1008

TOTAL Metals

Lot-Sample #...: C8J160331-012 **Matrix.....:** WATER
Date Sampled...: 10/15/08 **Date Received..:** 10/16/08

PARAMETER	RESULT	REPORTING LIMIT	UNITS	METHOD	PREPARATION-ANALYSIS DATE	WORK ORDER #
Prep Batch #...: 8292090						
Silver	**0.97 B,J**	**5.0**	**ug/L**	**SW846 6010B**	**10/18-10/27/08**	**K02VA1AU**
		Dilution Factor: 1		Analysis Time..: 15:25	Analyst ID.....: 022952	
		Instrument ID..: TRACEICP		MS Run #.....: 8292050	MDL.....: 0.54	
Aluminum	ND	200	ug/L	SW846 6010B	10/18-10/27/08	K02VA1AV
		Dilution Factor: 1		Analysis Time..: 15:25	Analyst ID.....: 022952	
		Instrument ID..: TRACEICP		MS Run #.....: 8292050	MDL.....: 16.2	
Arsenic	**2.8 B**	**10.0**	**ug/L**	**SW846 6010B**	**10/18-10/27/08**	**K02VA1AW**
		Dilution Factor: 1		Analysis Time..: 15:25	Analyst ID.....: 022952	
		Instrument ID..: TRACEICP		MS Run #.....: 8292050	MDL.....: 2.0	
Barium	**44.0 B**	**200**	**ug/L**	**SW846 6010B**	**10/18-10/27/08**	**K02VA1AX**
		Dilution Factor: 1		Analysis Time..: 15:25	Analyst ID.....: 022952	
		Instrument ID..: TRACEICP		MS Run #.....: 8292050	MDL.....: 0.26	
Beryllium	**0.21 B,J**	**4.0**	**ug/L**	**SW846 6010B**	**10/18-10/27/08**	**K02VA1A0**
		Dilution Factor: 1		Analysis Time..: 15:25	Analyst ID.....: 022952	
		Instrument ID..: TRACEICP		MS Run #.....: 8292050	MDL.....: 0.18	
Calcium	**154000**	**5000**	**ug/L**	**SW846 6010B**	**10/18-10/27/08**	**K02VA1A1**
		Dilution Factor: 1		Analysis Time..: 15:25	Analyst ID.....: 022952	
		Instrument ID..: TRACEICP		MS Run #.....: 8292050	MDL.....: 17.7	
Cadmium	ND	5.0	ug/L	SW846 6010B	10/18-10/27/08	K02VA1A2
		Dilution Factor: 1		Analysis Time..: 15:25	Analyst ID.....: 022952	
		Instrument ID..: TRACEICP		MS Run #.....: 8292050	MDL.....: 0.21	
Cobalt	**3.5 B**	**50.0**	**ug/L**	**SW846 6010B**	**10/18-10/27/08**	**K02VA1A3**
		Dilution Factor: 1		Analysis Time..: 15:25	Analyst ID.....: 022952	
		Instrument ID..: TRACEICP		MS Run #.....: 8292050	MDL.....: 0.45	
Chromium	**3.9 B**	**5.0**	**ug/L**	**SW846 6010B**	**10/18-10/27/08**	**K02VA1A4**
		Dilution Factor: 1		Analysis Time..: 15:25	Analyst ID.....: 022952	
		Instrument ID..: TRACEICP		MS Run #.....: 8292050	MDL.....: 1.1	

(Continued on next page)

MACTEC Engineering and Consulting Inc

Client Sample ID: RFI-31-1008

TOTAL Metals

Lot-Sample #...: C8J160331-012 **Matrix.....:** WATER

PARAMETER	RESULT	REPORTING LIMIT	UNITS	METHOD	PREPARATION-ANALYSIS DATE	WORK ORDER #
Copper	ND	25.0	ug/L	SW846 6010B	10/18-10/27/08	K02VA1A5
		Dilution Factor: 1		Analysis Time..: 15:25	Analyst ID.....: 022952	
		Instrument ID..: TRACEICP		MS Run #.....: 8292050	MDL.....: 4.6	
Iron	**747**	**100**	**ug/L**	**SW846 6010B**	**10/18-10/27/08**	**K02VA1A6**
		Dilution Factor: 1		Analysis Time..: 15:25	Analyst ID.....: 022952	
		Instrument ID..: TRACEICP		MS Run #.....: 8292050	MDL.....: 8.4	
Potassium	**32500**	**5000**	**ug/L**	**SW846 6010B**	**10/18-10/27/08**	**K02VA1A7**
		Dilution Factor: 1		Analysis Time..: 15:25	Analyst ID.....: 022952	
		Instrument ID..: TRACEICP		MS Run #.....: 8292050	MDL.....: 750	
Magnesium	**37300**	**5000**	**ug/L**	**SW846 6010B**	**10/18-10/27/08**	**K02VA1A8**
		Dilution Factor: 1		Analysis Time..: 15:25	Analyst ID.....: 022952	
		Instrument ID..: TRACEICP		MS Run #.....: 8292050	MDL.....: 21.8	
Manganese	**841**	**15.0**	**ug/L**	**SW846 6010B**	**10/18-10/27/08**	**K02VA1A9**
		Dilution Factor: 1		Analysis Time..: 15:25	Analyst ID.....: 022952	
		Instrument ID..: TRACEICP		MS Run #.....: 8292050	MDL.....: 0.57	
Sodium	**2360000**	**50000**	**ug/L**	**SW846 6010B**	**10/18-10/28/08**	**K02VA1AA**
		Dilution Factor: 10		Analysis Time..: 15:07	Analyst ID.....: 022952	
		Instrument ID..: TRACEICP		MS Run #.....: 8292050	MDL.....: 1450	
Nickel	**27.6 B**	**40.0**	**ug/L**	**SW846 6010B**	**10/18-10/27/08**	**K02VA1AC**
		Dilution Factor: 1		Analysis Time..: 15:25	Analyst ID.....: 022952	
		Instrument ID..: TRACEICP		MS Run #.....: 8292050	MDL.....: 0.78	
Lead	ND	3.0	ug/L	SW846 6010B	10/18-10/27/08	K02VA1AD
		Dilution Factor: 1		Analysis Time..: 15:25	Analyst ID.....: 022952	
		Instrument ID..: TRACEICP		MS Run #.....: 8292050	MDL.....: 1.7	
Selenium	ND	5.0	ug/L	SW846 6010B	10/18-10/27/08	K02VA1AE
		Dilution Factor: 1		Analysis Time..: 15:25	Analyst ID.....: 022952	
		Instrument ID..: TRACEICP		MS Run #.....: 8292050	MDL.....: 2.9	
Thallium	ND	10.0	ug/L	SW846 6010B	10/18-10/27/08	K02VA1AF
		Dilution Factor: 1		Analysis Time..: 15:25	Analyst ID.....: 022952	
		Instrument ID..: TRACEICP		MS Run #.....: 8292050	MDL.....: 2.8	

(Continued on next page)

MACTEC Engineering and Consulting Inc

Client Sample ID: RFI-31-1008

TOTAL Metals

Lot-Sample #...: C8J160331-012 Matrix.....: WATER

PARAMETER	RESULT	REPORTING LIMIT	UNITS	METHOD	PREPARATION-ANALYSIS DATE	WORK ORDER #
Antimony	2.2 B	10.0	ug/L	SW846 6010B	10/18-10/27/08	K02VA1AG
		Dilution Factor: 1		Analysis Time..: 15:25	Analyst ID.....: 022952	
		Instrument ID..: TRACEICP		MS Run #.....: 8292050	MDL.....: 1.8	
Vanadium	3.0 B	50.0	ug/L	SW846 6010B	10/18-10/27/08	K02VA1AH
		Dilution Factor: 1		Analysis Time..: 15:25	Analyst ID.....: 022952	
		Instrument ID..: TRACEICP		MS Run #.....: 8292050	MDL.....: 2.4	
Zinc	42.0 J	20.0	ug/L	SW846 6010B	10/18-10/27/08	K02VA1AJ
		Dilution Factor: 1		Analysis Time..: 15:25	Analyst ID.....: 022952	
		Instrument ID..: TRACEICP		MS Run #.....: 8292050	MDL.....: 3.1	
Prep Batch #...: 8298023						
Mercury	0.016 B	0.20	ug/L	SW846 7470A	10/24/08	K02VA1AK
		Dilution Factor: 1		Analysis Time..: 09:32	Analyst ID.....: 031043	
		Instrument ID..: HGHYDRA		MS Run #.....: 8298016	MDL.....: 0.016	

NOTE(S):

B Estimated result. Result is less than RL.

J Method blank contamination. The associated method blank contains the target analyte at a reportable level.

MACTEC Engineering and Consulting Inc

Client Sample ID: RFI-20-1008

TOTAL Metals

Lot-Sample #...: C8J160331-013 **Matrix.....:** WATER
Date Sampled...: 10/15/08 **Date Received..:** 10/16/08

PARAMETER	RESULT	REPORTING LIMIT	UNITS	METHOD	PREPARATION-ANALYSIS DATE	WORK ORDER #
Prep Batch #...: 8292090						
Silver	**0.74 B,J**	**5.0**	**ug/L**	**SW846 6010B**	**10/18-10/27/08**	**K02VC1AU**
		Dilution Factor: 1		Analysis Time..: 15:31	Analyst ID.....: 022952	
		Instrument ID..: TRACEICP		MS Run #.....: 8292050	MDL.....: 0.54	
Aluminum	ND	200	ug/L	SW846 6010B	10/18-10/27/08	K02VC1AV
		Dilution Factor: 1		Analysis Time..: 15:31	Analyst ID.....: 022952	
		Instrument ID..: TRACEICP		MS Run #.....: 8292050	MDL.....: 16.2	
Arsenic	**5.1 B**	**10.0**	**ug/L**	**SW846 6010B**	**10/18-10/27/08**	**K02VC1AW**
		Dilution Factor: 1		Analysis Time..: 15:31	Analyst ID.....: 022952	
		Instrument ID..: TRACEICP		MS Run #.....: 8292050	MDL.....: 2.0	
Barium	**19.5 B**	**200**	**ug/L**	**SW846 6010B**	**10/18-10/27/08**	**K02VC1AX**
		Dilution Factor: 1		Analysis Time..: 15:31	Analyst ID.....: 022952	
		Instrument ID..: TRACEICP		MS Run #.....: 8292050	MDL.....: 0.26	
Beryllium	**0.51 B,J**	**4.0**	**ug/L**	**SW846 6010B**	**10/18-10/27/08**	**K02VC1A0**
		Dilution Factor: 1		Analysis Time..: 15:31	Analyst ID.....: 022952	
		Instrument ID..: TRACEICP		MS Run #.....: 8292050	MDL.....: 0.18	
Calcium	**389000**	**5000**	**ug/L**	**SW846 6010B**	**10/18-10/27/08**	**K02VC1A1**
		Dilution Factor: 1		Analysis Time..: 15:31	Analyst ID.....: 022952	
		Instrument ID..: TRACEICP		MS Run #.....: 8292050	MDL.....: 17.7	
Cadmium	ND	5.0	ug/L	SW846 6010B	10/18-10/27/08	K02VC1A2
		Dilution Factor: 1		Analysis Time..: 15:31	Analyst ID.....: 022952	
		Instrument ID..: TRACEICP		MS Run #.....: 8292050	MDL.....: 0.21	
Cobalt	**1.5 B**	**50.0**	**ug/L**	**SW846 6010B**	**10/18-10/27/08**	**K02VC1A3**
		Dilution Factor: 1		Analysis Time..: 15:31	Analyst ID.....: 022952	
		Instrument ID..: TRACEICP		MS Run #.....: 8292050	MDL.....: 0.45	
Chromium	**1.6 B**	**5.0**	**ug/L**	**SW846 6010B**	**10/18-10/27/08**	**K02VC1A4**
		Dilution Factor: 1		Analysis Time..: 15:31	Analyst ID.....: 022952	
		Instrument ID..: TRACEICP		MS Run #.....: 8292050	MDL.....: 1.1	

(Continued on next page)

MACTEC Engineering and Consulting Inc

Client Sample ID: RFI-20-1008

TOTAL Metals

Lot-Sample #...: C8J160331-013 **Matrix.....:** WATER

PARAMETER	RESULT	REPORTING LIMIT	UNITS	METHOD	PREPARATION-ANALYSIS DATE	WORK ORDER #
Copper	ND	25.0	ug/L	SW846 6010B	10/18-10/27/08	K02VC1A5
		Dilution Factor: 1		Analysis Time..: 15:31	Analyst ID.....: 022952	
		Instrument ID..: TRACEICP		MS Run #.....: 8292050	MDL.....: 4.6	
Iron	**2050**	**100**	**ug/L**	**SW846 6010B**	**10/18-10/27/08**	**K02VC1A6**
		Dilution Factor: 1		Analysis Time..: 15:31	Analyst ID.....: 022952	
		Instrument ID..: TRACEICP		MS Run #.....: 8292050	MDL.....: 8.4	
Potassium	**7320**	**5000**	**ug/L**	**SW846 6010B**	**10/18-10/27/08**	**K02VC1A7**
		Dilution Factor: 1		Analysis Time..: 15:31	Analyst ID.....: 022952	
		Instrument ID..: TRACEICP		MS Run #.....: 8292050	MDL.....: 750	
Magnesium	**125000**	**5000**	**ug/L**	**SW846 6010B**	**10/18-10/27/08**	**K02VC1A8**
		Dilution Factor: 1		Analysis Time..: 15:31	Analyst ID.....: 022952	
		Instrument ID..: TRACEICP		MS Run #.....: 8292050	MDL.....: 21.8	
Manganese	**1640**	**15.0**	**ug/L**	**SW846 6010B**	**10/18-10/27/08**	**K02VC1A9**
		Dilution Factor: 1		Analysis Time..: 15:31	Analyst ID.....: 022952	
		Instrument ID..: TRACEICP		MS Run #.....: 8292050	MDL.....: 0.57	
Sodium	**144000**	**5000**	**ug/L**	**SW846 6010B**	**10/18-10/27/08**	**K02VC1AA**
		Dilution Factor: 1		Analysis Time..: 15:31	Analyst ID.....: 022952	
		Instrument ID..: TRACEICP		MS Run #.....: 8292050	MDL.....: 145	
Nickel	**3.0 B**	**40.0**	**ug/L**	**SW846 6010B**	**10/18-10/27/08**	**K02VC1AC**
		Dilution Factor: 1		Analysis Time..: 15:31	Analyst ID.....: 022952	
		Instrument ID..: TRACEICP		MS Run #.....: 8292050	MDL.....: 0.78	
Lead	ND	3.0	ug/L	SW846 6010B	10/18-10/27/08	K02VC1AD
		Dilution Factor: 1		Analysis Time..: 15:31	Analyst ID.....: 022952	
		Instrument ID..: TRACEICP		MS Run #.....: 8292050	MDL.....: 1.7	
Selenium	ND	5.0	ug/L	SW846 6010B	10/18-10/27/08	K02VC1AE
		Dilution Factor: 1		Analysis Time..: 15:31	Analyst ID.....: 022952	
		Instrument ID..: TRACEICP		MS Run #.....: 8292050	MDL.....: 2.9	
Thallium	ND	10.0	ug/L	SW846 6010B	10/18-10/27/08	K02VC1AF
		Dilution Factor: 1		Analysis Time..: 15:31	Analyst ID.....: 022952	
		Instrument ID..: TRACEICP		MS Run #.....: 8292050	MDL.....: 2.8	

(Continued on next page)

MACTEC Engineering and Consulting Inc

Client Sample ID: RFI-20-1008

TOTAL Metals

Lot-Sample #...: C8J160331-013 **Matrix.....:** WATER

PARAMETER	RESULT	REPORTING LIMIT	UNITS	METHOD	PREPARATION-ANALYSIS DATE	WORK ORDER #
Antimony	**1.8 B**	**10.0**	**ug/L**	**SW846 6010B**	**10/18-10/27/08**	**K02VC1AG**
		Dilution Factor: 1		Analysis Time..: 15:31	Analyst ID.....: 022952	
		Instrument ID..: TRACEICP		MS Run #.....: 8292050	MDL.....: 1.8	
Vanadium	**4.5 B**	**50.0**	**ug/L**	**SW846 6010B**	**10/18-10/27/08**	**K02VC1AH**
		Dilution Factor: 1		Analysis Time..: 15:31	Analyst ID.....: 022952	
		Instrument ID..: TRACEICP		MS Run #.....: 8292050	MDL.....: 2.4	
Zinc	ND	20.0	ug/L	SW846 6010B	10/18-10/27/08	K02VC1AJ
		Dilution Factor: 1		Analysis Time..: 15:31	Analyst ID.....: 022952	
		Instrument ID..: TRACEICP		MS Run #.....: 8292050	MDL.....: 3.1	
Prep Batch #...: 8298023						
Mercury	ND	0.20	ug/L	SW846 7470A	10/24/08	K02VC1AK
		Dilution Factor: 1		Analysis Time..: 09:34	Analyst ID.....: 031043	
		Instrument ID..: HGHYDRA		MS Run #.....: 8298016	MDL.....: 0.016	

NOTE(S):

B Estimated result. Result is less than RL.

J Method blank contamination. The associated method blank contains the target analyte at a reportable level.

MACTEC Engineering and Consulting Inc

Client Sample ID: RFI-30-1008

TOTAL Metals

Lot-Sample #...: C8J160331-014 **Matrix.....:** WATER
Date Sampled...: 10/15/08 **Date Received..:** 10/16/08

PARAMETER	RESULT	REPORTING LIMIT	UNITS	METHOD	PREPARATION-ANALYSIS DATE	WORK ORDER #
Prep Batch #...: 8292090						
Silver	ND	5.0	ug/L	SW846 6010B	10/18-10/27/08	K02VD1AU
		Dilution Factor: 1		Analysis Time..: 15:36	Analyst ID.....: 022952	
		Instrument ID..: TRACEICP		MS Run #.....: 8292050	MDL.....: 0.54	
Aluminum	ND	200	ug/L	SW846 6010B	10/18-10/27/08	K02VD1AV
		Dilution Factor: 1		Analysis Time..: 15:36	Analyst ID.....: 022952	
		Instrument ID..: TRACEICP		MS Run #.....: 8292050	MDL.....: 16.2	
Arsenic	ND	10.0	ug/L	SW846 6010B	10/18-10/27/08	K02VD1AW
		Dilution Factor: 1		Analysis Time..: 15:36	Analyst ID.....: 022952	
		Instrument ID..: TRACEICP		MS Run #.....: 8292050	MDL.....: 2.0	
Barium	**28.6 B**	**200**	**ug/L**	**SW846 6010B**	**10/18-10/27/08**	**K02VD1AX**
		Dilution Factor: 1		Analysis Time..: 15:36	Analyst ID.....: 022952	
		Instrument ID..: TRACEICP		MS Run #.....: 8292050	MDL.....: 0.26	
Beryllium	**0.44 B,J**	**4.0**	**ug/L**	**SW846 6010B**	**10/18-10/27/08**	**K02VD1A0**
		Dilution Factor: 1		Analysis Time..: 15:36	Analyst ID.....: 022952	
		Instrument ID..: TRACEICP		MS Run #.....: 8292050	MDL.....: 0.18	
Calcium	**341000**	**5000**	**ug/L**	**SW846 6010B**	**10/18-10/27/08**	**K02VD1A1**
		Dilution Factor: 1		Analysis Time..: 15:36	Analyst ID.....: 022952	
		Instrument ID..: TRACEICP		MS Run #.....: 8292050	MDL.....: 17.7	
Cadmium	**0.49 B**	**5.0**	**ug/L**	**SW846 6010B**	**10/18-10/27/08**	**K02VD1A2**
		Dilution Factor: 1		Analysis Time..: 15:36	Analyst ID.....: 022952	
		Instrument ID..: TRACEICP		MS Run #.....: 8292050	MDL.....: 0.21	
Cobalt	**1.2 B**	**50.0**	**ug/L**	**SW846 6010B**	**10/18-10/27/08**	**K02VD1A3**
		Dilution Factor: 1		Analysis Time..: 15:36	Analyst ID.....: 022952	
		Instrument ID..: TRACEICP		MS Run #.....: 8292050	MDL.....: 0.45	
Chromium	**190**	**5.0**	**ug/L**	**SW846 6010B**	**10/18-10/27/08**	**K02VD1A4**
		Dilution Factor: 1		Analysis Time..: 15:36	Analyst ID.....: 022952	
		Instrument ID..: TRACEICP		MS Run #.....: 8292050	MDL.....: 1.1	

(Continued on next page)

MACTEC Engineering and Consulting Inc

Client Sample ID: RFI-30-1008

TOTAL Metals

Lot-Sample #...: C8J160331-014 **Matrix.....:** WATER

PARAMETER	RESULT	REPORTING LIMIT	UNITS	METHOD	PREPARATION-ANALYSIS DATE	WORK ORDER #
Copper	**13.5 B**	**25.0**	**ug/L**	**SW846 6010B**	**10/18-10/27/08**	**K02VD1A5**
		Dilution Factor: 1		Analysis Time..: 15:36	Analyst ID.....: 022952	
		Instrument ID..: TRACEICP		MS Run #.....: 8292050	MDL.....: 4.6	
Iron	**330**	**100**	**ug/L**	**SW846 6010B**	**10/18-10/27/08**	**K02VD1A6**
		Dilution Factor: 1		Analysis Time..: 15:36	Analyst ID.....: 022952	
		Instrument ID..: TRACEICP		MS Run #.....: 8292050	MDL.....: 8.4	
Potassium	**1650 B**	**5000**	**ug/L**	**SW846 6010B**	**10/18-10/27/08**	**K02VD1A7**
		Dilution Factor: 1		Analysis Time..: 15:36	Analyst ID.....: 022952	
		Instrument ID..: TRACEICP		MS Run #.....: 8292050	MDL.....: 750	
Magnesium	**120000**	**5000**	**ug/L**	**SW846 6010B**	**10/18-10/27/08**	**K02VD1A8**
		Dilution Factor: 1		Analysis Time..: 15:36	Analyst ID.....: 022952	
		Instrument ID..: TRACEICP		MS Run #.....: 8292050	MDL.....: 21.8	
Manganese	**755**	**15.0**	**ug/L**	**SW846 6010B**	**10/18-10/27/08**	**K02VD1A9**
		Dilution Factor: 1		Analysis Time..: 15:36	Analyst ID.....: 022952	
		Instrument ID..: TRACEICP		MS Run #.....: 8292050	MDL.....: 0.57	
Sodium	**316000**	**5000**	**ug/L**	**SW846 6010B**	**10/18-10/27/08**	**K02VD1AA**
		Dilution Factor: 1		Analysis Time..: 15:36	Analyst ID.....: 022952	
		Instrument ID..: TRACEICP		MS Run #.....: 8292050	MDL.....: 145	
Nickel	**75.5**	**40.0**	**ug/L**	**SW846 6010B**	**10/18-10/27/08**	**K02VD1AC**
		Dilution Factor: 1		Analysis Time..: 15:36	Analyst ID.....: 022952	
		Instrument ID..: TRACEICP		MS Run #.....: 8292050	MDL.....: 0.78	
Lead	ND	3.0	ug/L	SW846 6010B	10/18-10/27/08	K02VD1AD
		Dilution Factor: 1		Analysis Time..: 15:36	Analyst ID.....: 022952	
		Instrument ID..: TRACEICP		MS Run #.....: 8292050	MDL.....: 1.7	
Selenium	ND	5.0	ug/L	SW846 6010B	10/18-10/27/08	K02VD1AE
		Dilution Factor: 1		Analysis Time..: 15:36	Analyst ID.....: 022952	
		Instrument ID..: TRACEICP		MS Run #.....: 8292050	MDL.....: 2.9	
Thallium	ND	10.0	ug/L	SW846 6010B	10/18-10/27/08	K02VD1AF
		Dilution Factor: 1		Analysis Time..: 15:36	Analyst ID.....: 022952	
		Instrument ID..: TRACEICP		MS Run #.....: 8292050	MDL.....: 2.8	

(Continued on next page)

MACTEC Engineering and Consulting Inc

Client Sample ID: RFI-30-1008

TOTAL Metals

Lot-Sample #...: C8J160331-014 **Matrix.....:** WATER

PARAMETER	RESULT	REPORTING LIMIT	UNITS	METHOD	PREPARATION-ANALYSIS DATE	WORK ORDER #
Antimony	**1.8 B**	**10.0**	**ug/L**	**SW846 6010B**	**10/18-10/27/08**	**K02VD1AG**
		Dilution Factor: 1		Analysis Time..: 15:36	Analyst ID.....: 022952	
		Instrument ID..: TRACEICP		MS Run #.....: 8292050	MDL.....: 1.8	
Vanadium	**4.4 B**	**50.0**	**ug/L**	**SW846 6010B**	**10/18-10/27/08**	**K02VD1AH**
		Dilution Factor: 1		Analysis Time..: 15:36	Analyst ID.....: 022952	
		Instrument ID..: TRACEICP		MS Run #.....: 8292050	MDL.....: 2.4	
Zinc	**52.1 J**	**20.0**	**ug/L**	**SW846 6010B**	**10/18-10/27/08**	**K02VD1AJ**
		Dilution Factor: 1		Analysis Time..: 15:36	Analyst ID.....: 022952	
		Instrument ID..: TRACEICP		MS Run #.....: 8292050	MDL.....: 3.1	
Prep Batch #...: 8298023						
Mercury	ND	0.20	ug/L	SW846 7470A	10/24/08	K02VD1AK
		Dilution Factor: 1		Analysis Time..: 09:36	Analyst ID.....: 031043	
		Instrument ID..: HGHYDRA		MS Run #.....: 8298016	MDL.....: 0.016	

NOTE(S):

B Estimated result. Result is less than RL.

J Method blank contamination. The associated method blank contains the target analyte at a reportable level.

MACTEC Engineering and Consulting Inc

Client Sample ID: ICM-102-1008

TOTAL Metals

Lot-Sample #...: C8J160331-015 **Matrix.....:** WATER
Date Sampled...: 10/15/08 **Date Received..:** 10/16/08

PARAMETER	RESULT	REPORTING LIMIT	UNITS	METHOD	PREPARATION-ANALYSIS DATE	WORK ORDER #
Prep Batch #...: 8292090						
Silver	ND	5.0	ug/L	SW846 6010B	10/18-10/27/08	K02VE1AU
		Dilution Factor: 1		Analysis Time..: 15:42	Analyst ID.....: 022952	
		Instrument ID..: TRACEICP		MS Run #.....: 8292050	MDL.....: 0.54	
Aluminum	ND	200	ug/L	SW846 6010B	10/18-10/27/08	K02VE1AV
		Dilution Factor: 1		Analysis Time..: 15:42	Analyst ID.....: 022952	
		Instrument ID..: TRACEICP		MS Run #.....: 8292050	MDL.....: 16.2	
Arsenic	ND	10.0	ug/L	SW846 6010B	10/18-10/27/08	K02VE1AW
		Dilution Factor: 1		Analysis Time..: 15:42	Analyst ID.....: 022952	
		Instrument ID..: TRACEICP		MS Run #.....: 8292050	MDL.....: 2.0	
Barium	**86.9 B**	**200**	**ug/L**	**SW846 6010B**	**10/18-10/27/08**	**K02VE1AX**
		Dilution Factor: 1		Analysis Time..: 15:42	Analyst ID.....: 022952	
		Instrument ID..: TRACEICP		MS Run #.....: 8292050	MDL.....: 0.26	
Beryllium	**0.65 B,J**	**4.0**	**ug/L**	**SW846 6010B**	**10/18-10/27/08**	**K02VE1A0**
		Dilution Factor: 1		Analysis Time..: 15:42	Analyst ID.....: 022952	
		Instrument ID..: TRACEICP		MS Run #.....: 8292050	MDL.....: 0.18	
Calcium	**256000**	**5000**	**ug/L**	**SW846 6010B**	**10/18-10/27/08**	**K02VE1A1**
		Dilution Factor: 1		Analysis Time..: 15:42	Analyst ID.....: 022952	
		Instrument ID..: TRACEICP		MS Run #.....: 8292050	MDL.....: 17.7	
Cadmium	ND	5.0	ug/L	SW846 6010B	10/18-10/27/08	K02VE1A2
		Dilution Factor: 1		Analysis Time..: 15:42	Analyst ID.....: 022952	
		Instrument ID..: TRACEICP		MS Run #.....: 8292050	MDL.....: 0.21	
Cobalt	ND	50.0	ug/L	SW846 6010B	10/18-10/27/08	K02VE1A3
		Dilution Factor: 1		Analysis Time..: 15:42	Analyst ID.....: 022952	
		Instrument ID..: TRACEICP		MS Run #.....: 8292050	MDL.....: 0.45	
Chromium	**2.6 B**	**5.0**	**ug/L**	**SW846 6010B**	**10/18-10/27/08**	**K02VE1A4**
		Dilution Factor: 1		Analysis Time..: 15:42	Analyst ID.....: 022952	
		Instrument ID..: TRACEICP		MS Run #.....: 8292050	MDL.....: 1.1	

(Continued on next page)

MACTEC Engineering and Consulting Inc

Client Sample ID: ICM-102-1008

TOTAL Metals

Lot-Sample #...: C8J160331-015 **Matrix.....:** WATER

PARAMETER	RESULT	REPORTING LIMIT	UNITS	METHOD	PREPARATION-ANALYSIS DATE	WORK ORDER #
Copper	ND	25.0	ug/L	SW846 6010B	10/18-10/27/08	K02VE1A5
		Dilution Factor: 1		Analysis Time..: 15:42	Analyst ID.....: 022952	
		Instrument ID..: TRACEICP		MS Run #.....: 8292050	MDL.....: 4.6	
Iron	**3180**	**100**	**ug/L**	**SW846 6010B**	**10/18-10/27/08**	**K02VE1A6**
		Dilution Factor: 1		Analysis Time..: 15:42	Analyst ID.....: 022952	
		Instrument ID..: TRACEICP		MS Run #.....: 8292050	MDL.....: 8.4	
Potassium	**10000**	**5000**	**ug/L**	**SW846 6010B**	**10/18-10/27/08**	**K02VE1A7**
		Dilution Factor: 1		Analysis Time..: 15:42	Analyst ID.....: 022952	
		Instrument ID..: TRACEICP		MS Run #.....: 8292050	MDL.....: 750	
Magnesium	**24400**	**5000**	**ug/L**	**SW846 6010B**	**10/18-10/27/08**	**K02VE1A8**
		Dilution Factor: 1		Analysis Time..: 15:42	Analyst ID.....: 022952	
		Instrument ID..: TRACEICP		MS Run #.....: 8292050	MDL.....: 21.8	
Manganese	**1800**	**15.0**	**ug/L**	**SW846 6010B**	**10/18-10/27/08**	**K02VE1A9**
		Dilution Factor: 1		Analysis Time..: 15:42	Analyst ID.....: 022952	
		Instrument ID..: TRACEICP		MS Run #.....: 8292050	MDL.....: 0.57	
Sodium	**85000**	**5000**	**ug/L**	**SW846 6010B**	**10/18-10/27/08**	**K02VE1AA**
		Dilution Factor: 1		Analysis Time..: 15:42	Analyst ID.....: 022952	
		Instrument ID..: TRACEICP		MS Run #.....: 8292050	MDL.....: 145	
Nickel	ND	40.0	ug/L	SW846 6010B	10/18-10/27/08	K02VE1AC
		Dilution Factor: 1		Analysis Time..: 15:42	Analyst ID.....: 022952	
		Instrument ID..: TRACEICP		MS Run #.....: 8292050	MDL.....: 0.78	
Lead	ND	3.0	ug/L	SW846 6010B	10/18-10/27/08	K02VE1AD
		Dilution Factor: 1		Analysis Time..: 15:42	Analyst ID.....: 022952	
		Instrument ID..: TRACEICP		MS Run #.....: 8292050	MDL.....: 1.7	
Selenium	ND	5.0	ug/L	SW846 6010B	10/18-10/27/08	K02VE1AE
		Dilution Factor: 1		Analysis Time..: 15:42	Analyst ID.....: 022952	
		Instrument ID..: TRACEICP		MS Run #.....: 8292050	MDL.....: 2.9	
Thallium	ND	10.0	ug/L	SW846 6010B	10/18-10/27/08	K02VE1AF
		Dilution Factor: 1		Analysis Time..: 15:42	Analyst ID.....: 022952	
		Instrument ID..: TRACEICP		MS Run #.....: 8292050	MDL.....: 2.8	

(Continued on next page)

MACTEC Engineering and Consulting Inc

Client Sample ID: ICM-102-1008

TOTAL Metals

Lot-Sample #...: C8J160331-015 **Matrix.....:** WATER

PARAMETER	RESULT	REPORTING LIMIT	UNITS	METHOD	PREPARATION-ANALYSIS DATE	WORK ORDER #
Antimony	**2.1 B**	**10.0**	**ug/L**	**SW846 6010B**	**10/18-10/27/08**	**K02VE1AG**
		Dilution Factor: 1		Analysis Time..: 15:42	Analyst ID.....: 022952	
		Instrument ID..: TRACEICP		MS Run #.....: 8292050	MDL.....: 1.8	
Vanadium	**4.2 B**	**50.0**	**ug/L**	**SW846 6010B**	**10/18-10/27/08**	**K02VE1AH**
		Dilution Factor: 1		Analysis Time..: 15:42	Analyst ID.....: 022952	
		Instrument ID..: TRACEICP		MS Run #.....: 8292050	MDL.....: 2.4	
Zinc	**6.4 B,J**	**20.0**	**ug/L**	**SW846 6010B**	**10/18-10/27/08**	**K02VE1AJ**
		Dilution Factor: 1		Analysis Time..: 15:42	Analyst ID.....: 022952	
		Instrument ID..: TRACEICP		MS Run #.....: 8292050	MDL.....: 3.1	
Prep Batch #...: 8298023						
Mercury	**0.033 B**	**0.20**	**ug/L**	**SW846 7470A**	**10/24/08**	**K02VE1AK**
		Dilution Factor: 1		Analysis Time..: 09:41	Analyst ID.....: 031043	
		Instrument ID..: HGHYDRA		MS Run #.....: 8298016	MDL.....: 0.016	

NOTE(S):

B Estimated result. Result is less than RL.

J Method blank contamination. The associated method blank contains the target analyte at a reportable level.

MACTEC Engineering and Consulting Inc

Client Sample ID: RFI-25-1008

TOTAL Metals

Lot-Sample #...: C8J160331-016 **Matrix.....:** WATER
Date Sampled...: 10/15/08 **Date Received..:** 10/16/08

PARAMETER	RESULT	REPORTING LIMIT	UNITS	METHOD	PREPARATION-ANALYSIS DATE	WORK ORDER #
Prep Batch #...: 8292090						
Silver	**0.60 B,J**	**5.0**	**ug/L**	**SW846 6010B**	**10/18-10/27/08**	**K02VH1AU**
		Dilution Factor: 1		Analysis Time..: 15:47	Analyst ID.....: 022952	
		Instrument ID..: TRACEICP		MS Run #.....: 8292050	MDL.....: 0.54	
Aluminum	ND	200	ug/L	SW846 6010B	10/18-10/27/08	K02VH1AV
		Dilution Factor: 1		Analysis Time..: 15:47	Analyst ID.....: 022952	
		Instrument ID..: TRACEICP		MS Run #.....: 8292050	MDL.....: 16.2	
Arsenic	**40.2**	**10.0**	**ug/L**	**SW846 6010B**	**10/18-10/27/08**	**K02VH1AW**
		Dilution Factor: 1		Analysis Time..: 15:47	Analyst ID.....: 022952	
		Instrument ID..: TRACEICP		MS Run #.....: 8292050	MDL.....: 2.0	
Barium	**64.1 B**	**200**	**ug/L**	**SW846 6010B**	**10/18-10/27/08**	**K02VH1AX**
		Dilution Factor: 1		Analysis Time..: 15:47	Analyst ID.....: 022952	
		Instrument ID..: TRACEICP		MS Run #.....: 8292050	MDL.....: 0.26	
Beryllium	**0.56 B,J**	**4.0**	**ug/L**	**SW846 6010B**	**10/18-10/27/08**	**K02VH1A0**
		Dilution Factor: 1		Analysis Time..: 15:47	Analyst ID.....: 022952	
		Instrument ID..: TRACEICP		MS Run #.....: 8292050	MDL.....: 0.18	
Calcium	**187000**	**5000**	**ug/L**	**SW846 6010B**	**10/18-10/27/08**	**K02VH1A1**
		Dilution Factor: 1		Analysis Time..: 15:47	Analyst ID.....: 022952	
		Instrument ID..: TRACEICP		MS Run #.....: 8292050	MDL.....: 17.7	
Cadmium	ND	5.0	ug/L	SW846 6010B	10/18-10/27/08	K02VH1A2
		Dilution Factor: 1		Analysis Time..: 15:47	Analyst ID.....: 022952	
		Instrument ID..: TRACEICP		MS Run #.....: 8292050	MDL.....: 0.21	
Cobalt	ND	50.0	ug/L	SW846 6010B	10/18-10/27/08	K02VH1A3
		Dilution Factor: 1		Analysis Time..: 15:47	Analyst ID.....: 022952	
		Instrument ID..: TRACEICP		MS Run #.....: 8292050	MDL.....: 0.45	
Chromium	**1.2 B**	**5.0**	**ug/L**	**SW846 6010B**	**10/18-10/27/08**	**K02VH1A4**
		Dilution Factor: 1		Analysis Time..: 15:47	Analyst ID.....: 022952	
		Instrument ID..: TRACEICP		MS Run #.....: 8292050	MDL.....: 1.1	

(Continued on next page)

MACTEC Engineering and Consulting Inc

Client Sample ID: RFI-25-1008

TOTAL Metals

Lot-Sample #...: C8J160331-016 **Matrix.....:** WATER

PARAMETER	RESULT	REPORTING LIMIT	UNITS	METHOD	PREPARATION-ANALYSIS DATE	WORK ORDER #
Copper	ND	25.0	ug/L	SW846 6010B	10/18-10/27/08	K02VH1A5
		Dilution Factor: 1		Analysis Time..: 15:47	Analyst ID.....: 022952	
		Instrument ID..: TRACEICP		MS Run #.....: 8292050	MDL.....: 4.6	
Iron	**2270**	**100**	**ug/L**	**SW846 6010B**	**10/18-10/27/08**	**K02VH1A6**
		Dilution Factor: 1		Analysis Time..: 15:47	Analyst ID.....: 022952	
		Instrument ID..: TRACEICP		MS Run #.....: 8292050	MDL.....: 8.4	
Potassium	**16500**	**5000**	**ug/L**	**SW846 6010B**	**10/18-10/27/08**	**K02VH1A7**
		Dilution Factor: 1		Analysis Time..: 15:47	Analyst ID.....: 022952	
		Instrument ID..: TRACEICP		MS Run #.....: 8292050	MDL.....: 750	
Magnesium	**23100**	**5000**	**ug/L**	**SW846 6010B**	**10/18-10/27/08**	**K02VH1A8**
		Dilution Factor: 1		Analysis Time..: 15:47	Analyst ID.....: 022952	
		Instrument ID..: TRACEICP		MS Run #.....: 8292050	MDL.....: 21.8	
Manganese	**732**	**15.0**	**ug/L**	**SW846 6010B**	**10/18-10/27/08**	**K02VH1A9**
		Dilution Factor: 1		Analysis Time..: 15:47	Analyst ID.....: 022952	
		Instrument ID..: TRACEICP		MS Run #.....: 8292050	MDL.....: 0.57	
Sodium	**69600**	**5000**	**ug/L**	**SW846 6010B**	**10/18-10/27/08**	**K02VH1AA**
		Dilution Factor: 1		Analysis Time..: 15:47	Analyst ID.....: 022952	
		Instrument ID..: TRACEICP		MS Run #.....: 8292050	MDL.....: 145	
Nickel	ND	40.0	ug/L	SW846 6010B	10/18-10/27/08	K02VH1AC
		Dilution Factor: 1		Analysis Time..: 15:47	Analyst ID.....: 022952	
		Instrument ID..: TRACEICP		MS Run #.....: 8292050	MDL.....: 0.78	
Lead	ND	3.0	ug/L	SW846 6010B	10/18-10/27/08	K02VH1AD
		Dilution Factor: 1		Analysis Time..: 15:47	Analyst ID.....: 022952	
		Instrument ID..: TRACEICP		MS Run #.....: 8292050	MDL.....: 1.7	
Selenium	ND	5.0	ug/L	SW846 6010B	10/18-10/27/08	K02VH1AE
		Dilution Factor: 1		Analysis Time..: 15:47	Analyst ID.....: 022952	
		Instrument ID..: TRACEICP		MS Run #.....: 8292050	MDL.....: 2.9	
Thallium	ND	10.0	ug/L	SW846 6010B	10/18-10/27/08	K02VH1AF
		Dilution Factor: 1		Analysis Time..: 15:47	Analyst ID.....: 022952	
		Instrument ID..: TRACEICP		MS Run #.....: 8292050	MDL.....: 2.8	

(Continued on next page)

MACTEC Engineering and Consulting Inc

Client Sample ID: RFI-25-1008

TOTAL Metals

Lot-Sample #...: C8J160331-016 **Matrix.....:** WATER

PARAMETER	RESULT	REPORTING LIMIT	UNITS	METHOD	PREPARATION-ANALYSIS DATE	WORK ORDER #
Antimony	ND	10.0	ug/L	SW846 6010B	10/18-10/27/08	K02VH1AG
		Dilution Factor: 1		Analysis Time..: 15:47	Analyst ID.....: 022952	
		Instrument ID..: TRACEICP		MS Run #.....: 8292050	MDL.....: 1.8	
Vanadium	ND	50.0	ug/L	SW846 6010B	10/18-10/27/08	K02VH1AH
		Dilution Factor: 1		Analysis Time..: 15:47	Analyst ID.....: 022952	
		Instrument ID..: TRACEICP		MS Run #.....: 8292050	MDL.....: 2.4	
Zinc	**3.8 B,J**	**20.0**	**ug/L**	**SW846 6010B**	**10/18-10/27/08**	**K02VH1AJ**
		Dilution Factor: 1		Analysis Time..: 15:47	Analyst ID.....: 022952	
		Instrument ID..: TRACEICP		MS Run #.....: 8292050	MDL.....: 3.1	
Prep Batch #...: 8298023						
Mercury	ND	0.20	ug/L	SW846 7470A	10/24/08	K02VH1AK
		Dilution Factor: 1		Analysis Time..: 09:42	Analyst ID.....: 031043	
		Instrument ID..: HGHYDRA		MS Run #.....: 8298016	MDL.....: 0.016	

NOTE(S):

B Estimated result. Result is less than RL.

J Method blank contamination. The associated method blank contains the target analyte at a reportable level.

MACTEC Engineering and Consulting Inc

Client Sample ID: RFI-27-1008

TOTAL Metals

Lot-Sample #...: C8J160331-017 **Matrix.....:** WATER
Date Sampled...: 10/15/08 **Date Received..:** 10/16/08

PARAMETER	RESULT	REPORTING LIMIT	UNITS	METHOD	PREPARATION-ANALYSIS DATE	WORK ORDER #
Prep Batch #...: 8292090						
Silver	**0.86 B,J**	**5.0**	**ug/L**	**SW846 6010B**	**10/18-10/27/08**	**K02VJ1AU**
		Dilution Factor: 1		Analysis Time..: 16:07	Analyst ID.....: 022952	
		Instrument ID..: TRACEICP		MS Run #.....: 8292050	MDL.....: 0.54	
Aluminum	ND	200	ug/L	SW846 6010B	10/18-10/27/08	K02VJ1AV
		Dilution Factor: 1		Analysis Time..: 16:07	Analyst ID.....: 022952	
		Instrument ID..: TRACEICP		MS Run #.....: 8292050	MDL.....: 16.2	
Arsenic	ND	10.0	ug/L	SW846 6010B	10/18-10/27/08	K02VJ1AW
		Dilution Factor: 1		Analysis Time..: 16:07	Analyst ID.....: 022952	
		Instrument ID..: TRACEICP		MS Run #.....: 8292050	MDL.....: 2.0	
Barium	**41.3 B**	**200**	**ug/L**	**SW846 6010B**	**10/18-10/27/08**	**K02VJ1AX**
		Dilution Factor: 1		Analysis Time..: 16:07	Analyst ID.....: 022952	
		Instrument ID..: TRACEICP		MS Run #.....: 8292050	MDL.....: 0.26	
Beryllium	**0.60 B,J**	**4.0**	**ug/L**	**SW846 6010B**	**10/18-10/27/08**	**K02VJ1A0**
		Dilution Factor: 1		Analysis Time..: 16:07	Analyst ID.....: 022952	
		Instrument ID..: TRACEICP		MS Run #.....: 8292050	MDL.....: 0.18	
Calcium	**220000**	**5000**	**ug/L**	**SW846 6010B**	**10/18-10/27/08**	**K02VJ1A1**
		Dilution Factor: 1		Analysis Time..: 16:07	Analyst ID.....: 022952	
		Instrument ID..: TRACEICP		MS Run #.....: 8292050	MDL.....: 17.7	
Cadmium	ND	5.0	ug/L	SW846 6010B	10/18-10/27/08	K02VJ1A2
		Dilution Factor: 1		Analysis Time..: 16:07	Analyst ID.....: 022952	
		Instrument ID..: TRACEICP		MS Run #.....: 8292050	MDL.....: 0.21	
Cobalt	**13.8 B**	**50.0**	**ug/L**	**SW846 6010B**	**10/18-10/27/08**	**K02VJ1A3**
		Dilution Factor: 1		Analysis Time..: 16:07	Analyst ID.....: 022952	
		Instrument ID..: TRACEICP		MS Run #.....: 8292050	MDL.....: 0.45	
Chromium	**18.1**	**5.0**	**ug/L**	**SW846 6010B**	**10/18-10/27/08**	**K02VJ1A4**
		Dilution Factor: 1		Analysis Time..: 16:07	Analyst ID.....: 022952	
		Instrument ID..: TRACEICP		MS Run #.....: 8292050	MDL.....: 1.1	

(Continued on next page)

MACTEC Engineering and Consulting Inc

Client Sample ID: RFI-27-1008

TOTAL Metals

Lot-Sample #...: C8J160331-017 **Matrix.....:** WATER

PARAMETER	RESULT	REPORTING LIMIT	UNITS	METHOD	PREPARATION-ANALYSIS DATE	WORK ORDER #
Copper	**5.8 B**	**25.0**	**ug/L**	**SW846 6010B**	**10/18-10/27/08**	**K02VJ1A5**
		Dilution Factor: 1		Analysis Time..: 16:07	Analyst ID.....: 022952	
		Instrument ID..: TRACEICP		MS Run #.....: 8292050	MDL.....: 4.6	
Iron	**291**	**100**	**ug/L**	**SW846 6010B**	**10/18-10/27/08**	**K02VJ1A6**
		Dilution Factor: 1		Analysis Time..: 16:07	Analyst ID.....: 022952	
		Instrument ID..: TRACEICP		MS Run #.....: 8292050	MDL.....: 8.4	
Potassium	**2220 B**	**5000**	**ug/L**	**SW846 6010B**	**10/18-10/27/08**	**K02VJ1A7**
		Dilution Factor: 1		Analysis Time..: 16:07	Analyst ID.....: 022952	
		Instrument ID..: TRACEICP		MS Run #.....: 8292050	MDL.....: 750	
Magnesium	**94600**	**5000**	**ug/L**	**SW846 6010B**	**10/18-10/27/08**	**K02VJ1A8**
		Dilution Factor: 1		Analysis Time..: 16:07	Analyst ID.....: 022952	
		Instrument ID..: TRACEICP		MS Run #.....: 8292050	MDL.....: 21.8	
Manganese	**656**	**15.0**	**ug/L**	**SW846 6010B**	**10/18-10/27/08**	**K02VJ1A9**
		Dilution Factor: 1		Analysis Time..: 16:07	Analyst ID.....: 022952	
		Instrument ID..: TRACEICP		MS Run #.....: 8292050	MDL.....: 0.57	
Sodium	**268000**	**5000**	**ug/L**	**SW846 6010B**	**10/18-10/27/08**	**K02VJ1AA**
		Dilution Factor: 1		Analysis Time..: 16:07	Analyst ID.....: 022952	
		Instrument ID..: TRACEICP		MS Run #.....: 8292050	MDL.....: 145	
Nickel	**269**	**40.0**	**ug/L**	**SW846 6010B**	**10/18-10/27/08**	**K02VJ1AC**
		Dilution Factor: 1		Analysis Time..: 16:07	Analyst ID.....: 022952	
		Instrument ID..: TRACEICP		MS Run #.....: 8292050	MDL.....: 0.78	
Lead	ND	3.0	ug/L	SW846 6010B	10/18-10/27/08	K02VJ1AD
		Dilution Factor: 1		Analysis Time..: 16:07	Analyst ID.....: 022952	
		Instrument ID..: TRACEICP		MS Run #.....: 8292050	MDL.....: 1.7	
Selenium	ND	5.0	ug/L	SW846 6010B	10/18-10/27/08	K02VJ1AE
		Dilution Factor: 1		Analysis Time..: 16:07	Analyst ID.....: 022952	
		Instrument ID..: TRACEICP		MS Run #.....: 8292050	MDL.....: 2.9	
Thallium	ND	10.0	ug/L	SW846 6010B	10/18-10/27/08	K02VJ1AF
		Dilution Factor: 1		Analysis Time..: 16:07	Analyst ID.....: 022952	
		Instrument ID..: TRACEICP		MS Run #.....: 8292050	MDL.....: 2.8	

(Continued on next page)

MACTEC Engineering and Consulting Inc

Client Sample ID: RFI-27-1008

TOTAL Metals

Lot-Sample #...: C8J160331-017 **Matrix.....:** WATER

PARAMETER	RESULT	REPORTING LIMIT	UNITS	METHOD	PREPARATION-ANALYSIS DATE	WORK ORDER #
Antimony	**2.1 B**	**10.0**	**ug/L**	**SW846 6010B**	**10/18-10/27/08**	**K02VJ1AG**
	Dilution Factor: 1			Analysis Time..: 16:07	Analyst ID.....: 022952	
	Instrument ID..: TRACEICP			MS Run #.....: 8292050	MDL.....: 1.8	
Vanadium	**4.2 B**	**50.0**	**ug/L**	**SW846 6010B**	**10/18-10/27/08**	**K02VJ1AH**
	Dilution Factor: 1			Analysis Time..: 16:07	Analyst ID.....: 022952	
	Instrument ID..: TRACEICP			MS Run #.....: 8292050	MDL.....: 2.4	
Zinc	**5.5 B,J**	**20.0**	**ug/L**	**SW846 6010B**	**10/18-10/27/08**	**K02VJ1AJ**
	Dilution Factor: 1			Analysis Time..: 16:07	Analyst ID.....: 022952	
	Instrument ID..: TRACEICP			MS Run #.....: 8292050	MDL.....: 3.1	
Prep Batch #...: 8298026						
Mercury	ND	0.20	ug/L	SW846 7470A	10/24/08	K02VJ1AK
	Dilution Factor: 1			Analysis Time..: 09:48	Analyst ID.....: 031043	
	Instrument ID..: HGHYDRA			MS Run #.....: 8298018	MDL.....: 0.016	

NOTE(S):

B Estimated result. Result is less than RL.

J Method blank contamination. The associated method blank contains the target analyte at a reportable level.

MACTEC Engineering and Consulting Inc

Client Sample ID: ICM-104-1008

TOTAL Metals

Lot-Sample #...: C8J160331-018 **Matrix.....:** WATER
Date Sampled...: 10/15/08 **Date Received..:** 10/16/08

PARAMETER	RESULT	REPORTING LIMIT	UNITS	METHOD	PREPARATION-ANALYSIS DATE	WORK ORDER #
Prep Batch #...: 8292090						
Silver	ND	5.0	ug/L	SW846 6010B	10/18-10/27/08	K02VK1AU
		Dilution Factor: 1		Analysis Time..: 16:12	Analyst ID.....: 022952	
		Instrument ID..: TRACEICP		MS Run #.....: 8292050	MDL.....: 0.54	
Aluminum	**528**	**200**	**ug/L**	**SW846 6010B**	**10/18-10/27/08**	**K02VK1AV**
		Dilution Factor: 1		Analysis Time..: 16:12	Analyst ID.....: 022952	
		Instrument ID..: TRACEICP		MS Run #.....: 8292050	MDL.....: 16.2	
Arsenic	**76.5**	**10.0**	**ug/L**	**SW846 6010B**	**10/18-10/27/08**	**K02VK1AW**
		Dilution Factor: 1		Analysis Time..: 16:12	Analyst ID.....: 022952	
		Instrument ID..: TRACEICP		MS Run #.....: 8292050	MDL.....: 2.0	
Barium	**8.0 B**	**200**	**ug/L**	**SW846 6010B**	**10/18-10/27/08**	**K02VK1AX**
		Dilution Factor: 1		Analysis Time..: 16:12	Analyst ID.....: 022952	
		Instrument ID..: TRACEICP		MS Run #.....: 8292050	MDL.....: 0.26	
Beryllium	**0.29 B,J**	**4.0**	**ug/L**	**SW846 6010B**	**10/18-10/27/08**	**K02VK1A0**
		Dilution Factor: 1		Analysis Time..: 16:12	Analyst ID.....: 022952	
		Instrument ID..: TRACEICP		MS Run #.....: 8292050	MDL.....: 0.18	
Calcium	**5550**	**5000**	**ug/L**	**SW846 6010B**	**10/18-10/27/08**	**K02VK1A1**
		Dilution Factor: 1		Analysis Time..: 16:12	Analyst ID.....: 022952	
		Instrument ID..: TRACEICP		MS Run #.....: 8292050	MDL.....: 17.7	
Cadmium	ND	5.0	ug/L	SW846 6010B	10/18-10/27/08	K02VK1A2
		Dilution Factor: 1		Analysis Time..: 16:12	Analyst ID.....: 022952	
		Instrument ID..: TRACEICP		MS Run #.....: 8292050	MDL.....: 0.21	
Cobalt	ND	50.0	ug/L	SW846 6010B	10/18-10/27/08	K02VK1A3
		Dilution Factor: 1		Analysis Time..: 16:12	Analyst ID.....: 022952	
		Instrument ID..: TRACEICP		MS Run #.....: 8292050	MDL.....: 0.45	
Chromium	**3.0 B**	**5.0**	**ug/L**	**SW846 6010B**	**10/18-10/27/08**	**K02VK1A4**
		Dilution Factor: 1		Analysis Time..: 16:12	Analyst ID.....: 022952	
		Instrument ID..: TRACEICP		MS Run #.....: 8292050	MDL.....: 1.1	

(Continued on next page)

MACTEC Engineering and Consulting Inc

Client Sample ID: ICM-104-1008

TOTAL Metals

Lot-Sample #...: C8J160331-018 **Matrix.....:** WATER

PARAMETER	RESULT	REPORTING LIMIT	UNITS	METHOD	PREPARATION-ANALYSIS DATE	WORK ORDER #
Copper	**8.6 B**	**25.0**	**ug/L**	**SW846 6010B**	**10/18-10/27/08**	**K02VK1A5**
		Dilution Factor: 1		Analysis Time..: 16:12	Analyst ID.....: 022952	
		Instrument ID..: TRACEICP		MS Run #.....: 8292050	MDL.....: 4.6	
Iron	**289**	**100**	**ug/L**	**SW846 6010B**	**10/18-10/27/08**	**K02VK1A6**
		Dilution Factor: 1		Analysis Time..: 16:12	Analyst ID.....: 022952	
		Instrument ID..: TRACEICP		MS Run #.....: 8292050	MDL.....: 8.4	
Potassium	**87900**	**5000**	**ug/L**	**SW846 6010B**	**10/18-10/27/08**	**K02VK1A7**
		Dilution Factor: 1		Analysis Time..: 16:12	Analyst ID.....: 022952	
		Instrument ID..: TRACEICP		MS Run #.....: 8292050	MDL.....: 750	
Magnesium	**62.2 B**	**5000**	**ug/L**	**SW846 6010B**	**10/18-10/27/08**	**K02VK1A8**
		Dilution Factor: 1		Analysis Time..: 16:12	Analyst ID.....: 022952	
		Instrument ID..: TRACEICP		MS Run #.....: 8292050	MDL.....: 21.8	
Manganese	**3.0 B**	**15.0**	**ug/L**	**SW846 6010B**	**10/18-10/27/08**	**K02VK1A9**
		Dilution Factor: 1		Analysis Time..: 16:12	Analyst ID.....: 022952	
		Instrument ID..: TRACEICP		MS Run #.....: 8292050	MDL.....: 0.57	
Sodium	**231000**	**5000**	**ug/L**	**SW846 6010B**	**10/18-10/27/08**	**K02VK1AA**
		Dilution Factor: 1		Analysis Time..: 16:12	Analyst ID.....: 022952	
		Instrument ID..: TRACEICP		MS Run #.....: 8292050	MDL.....: 145	
Nickel	**3.8 B**	**40.0**	**ug/L**	**SW846 6010B**	**10/18-10/27/08**	**K02VK1AC**
		Dilution Factor: 1		Analysis Time..: 16:12	Analyst ID.....: 022952	
		Instrument ID..: TRACEICP		MS Run #.....: 8292050	MDL.....: 0.78	
Lead	**9.9**	**3.0**	**ug/L**	**SW846 6010B**	**10/18-10/27/08**	**K02VK1AD**
		Dilution Factor: 1		Analysis Time..: 16:12	Analyst ID.....: 022952	
		Instrument ID..: TRACEICP		MS Run #.....: 8292050	MDL.....: 1.7	
Selenium	ND	5.0	ug/L	SW846 6010B	10/18-10/27/08	K02VK1AE
		Dilution Factor: 1		Analysis Time..: 16:12	Analyst ID.....: 022952	
		Instrument ID..: TRACEICP		MS Run #.....: 8292050	MDL.....: 2.9	
Thallium	ND	10.0	ug/L	SW846 6010B	10/18-10/27/08	K02VK1AF
		Dilution Factor: 1		Analysis Time..: 16:12	Analyst ID.....: 022952	
		Instrument ID..: TRACEICP		MS Run #.....: 8292050	MDL.....: 2.8	

(Continued on next page)

MACTEC Engineering and Consulting Inc

Client Sample ID: ICM-104-1008

TOTAL Metals

Lot-Sample #...: C8J160331-018 **Matrix.....:** WATER

PARAMETER	RESULT	REPORTING LIMIT	UNITS	METHOD	PREPARATION-ANALYSIS DATE	WORK ORDER #
Antimony	**4.3 B**	**10.0**	**ug/L**	**SW846 6010B**	**10/18-10/27/08**	**K02VK1AG**
		Dilution Factor: 1		Analysis Time..: 16:12	Analyst ID.....: 022952	
		Instrument ID..: TRACEICP		MS Run #.....: 8292050	MDL.....: 1.8	
Vanadium	**35.3 B**	**50.0**	**ug/L**	**SW846 6010B**	**10/18-10/27/08**	**K02VK1AH**
		Dilution Factor: 1		Analysis Time..: 16:12	Analyst ID.....: 022952	
		Instrument ID..: TRACEICP		MS Run #.....: 8292050	MDL.....: 2.4	
Zinc	**20.6 J**	**20.0**	**ug/L**	**SW846 6010B**	**10/18-10/27/08**	**K02VK1AJ**
		Dilution Factor: 1		Analysis Time..: 16:12	Analyst ID.....: 022952	
		Instrument ID..: TRACEICP		MS Run #.....: 8292050	MDL.....: 3.1	
Prep Batch #...: 8298026						
Mercury	**0.14 B**	**0.20**	**ug/L**	**SW846 7470A**	**10/24/08**	**K02VK1AK**
		Dilution Factor: 1		Analysis Time..: 09:53	Analyst ID.....: 031043	
		Instrument ID..: HGHYDRA		MS Run #.....: 8298018	MDL.....: 0.016	

NOTE(S):

B Estimated result. Result is less than RL.

J Method blank contamination. The associated method blank contains the target analyte at a reportable level.

MACTEC Engineering and Consulting Inc

Client Sample ID: RFI-24-1008

TOTAL Metals

Lot-Sample #...: C8J160331-019 **Matrix.....:** WATER
Date Sampled...: 10/15/08 **Date Received..:** 10/16/08

PARAMETER	RESULT	REPORTING LIMIT	UNITS	METHOD	PREPARATION-ANALYSIS DATE	WORK ORDER #
Prep Batch #...: 8292090						
Silver	ND	5.0	ug/L	SW846 6010B	10/18-10/27/08	K02VM1AU
		Dilution Factor: 1		Analysis Time..: 16:18	Analyst ID.....: 022952	
		Instrument ID..: TRACEICP		MS Run #.....: 8292050	MDL.....: 0.54	
Aluminum	**279**	**200**	**ug/L**	**SW846 6010B**	**10/18-10/27/08**	**K02VM1AV**
		Dilution Factor: 1		Analysis Time..: 16:18	Analyst ID.....: 022952	
		Instrument ID..: TRACEICP		MS Run #.....: 8292050	MDL.....: 16.2	
Arsenic	**13.2**	**10.0**	**ug/L**	**SW846 6010B**	**10/18-10/27/08**	**K02VM1AW**
		Dilution Factor: 1		Analysis Time..: 16:18	Analyst ID.....: 022952	
		Instrument ID..: TRACEICP		MS Run #.....: 8292050	MDL.....: 2.0	
Barium	**10.4 B**	**200**	**ug/L**	**SW846 6010B**	**10/18-10/27/08**	**K02VM1AX**
		Dilution Factor: 1		Analysis Time..: 16:18	Analyst ID.....: 022952	
		Instrument ID..: TRACEICP		MS Run #.....: 8292050	MDL.....: 0.26	
Beryllium	**0.37 B,J**	**4.0**	**ug/L**	**SW846 6010B**	**10/18-10/27/08**	**K02VM1A0**
		Dilution Factor: 1		Analysis Time..: 16:18	Analyst ID.....: 022952	
		Instrument ID..: TRACEICP		MS Run #.....: 8292050	MDL.....: 0.18	
Calcium	**2900 B**	**5000**	**ug/L**	**SW846 6010B**	**10/18-10/27/08**	**K02VM1A1**
		Dilution Factor: 1		Analysis Time..: 16:18	Analyst ID.....: 022952	
		Instrument ID..: TRACEICP		MS Run #.....: 8292050	MDL.....: 17.7	
Cadmium	**0.36 B**	**5.0**	**ug/L**	**SW846 6010B**	**10/18-10/27/08**	**K02VM1A2**
		Dilution Factor: 1		Analysis Time..: 16:18	Analyst ID.....: 022952	
		Instrument ID..: TRACEICP		MS Run #.....: 8292050	MDL.....: 0.21	
Cobalt	ND	50.0	ug/L	SW846 6010B	10/18-10/27/08	K02VM1A3
		Dilution Factor: 1		Analysis Time..: 16:18	Analyst ID.....: 022952	
		Instrument ID..: TRACEICP		MS Run #.....: 8292050	MDL.....: 0.45	
Chromium	**13.0**	**5.0**	**ug/L**	**SW846 6010B**	**10/18-10/27/08**	**K02VM1A4**
		Dilution Factor: 1		Analysis Time..: 16:18	Analyst ID.....: 022952	
		Instrument ID..: TRACEICP		MS Run #.....: 8292050	MDL.....: 1.1	

(Continued on next page)

MACTEC Engineering and Consulting Inc

Client Sample ID: RFI-24-1008

TOTAL Metals

Lot-Sample #...: C8J160331-019 **Matrix.....:** WATER

PARAMETER	RESULT	REPORTING LIMIT	UNITS	METHOD	PREPARATION-ANALYSIS DATE	WORK ORDER #
Copper	**11.7 B**	**25.0**	**ug/L**	**SW846 6010B**	**10/18-10/27/08**	**K02VM1A5**
		Dilution Factor: 1		Analysis Time..: 16:18	Analyst ID.....: 022952	
		Instrument ID..: TRACEICP		MS Run #.....: 8292050	MDL.....: 4.6	
Iron	**1230**	**100**	**ug/L**	**SW846 6010B**	**10/18-10/27/08**	**K02VM1A6**
		Dilution Factor: 1		Analysis Time..: 16:18	Analyst ID.....: 022952	
		Instrument ID..: TRACEICP		MS Run #.....: 8292050	MDL.....: 8.4	
Potassium	**214000**	**5000**	**ug/L**	**SW846 6010B**	**10/18-10/27/08**	**K02VM1A7**
		Dilution Factor: 1		Analysis Time..: 16:18	Analyst ID.....: 022952	
		Instrument ID..: TRACEICP		MS Run #.....: 8292050	MDL.....: 750	
Magnesium	**73.9 B**	**5000**	**ug/L**	**SW846 6010B**	**10/18-10/27/08**	**K02VM1A8**
		Dilution Factor: 1		Analysis Time..: 16:18	Analyst ID.....: 022952	
		Instrument ID..: TRACEICP		MS Run #.....: 8292050	MDL.....: 21.8	
Manganese	**8.9 B**	**15.0**	**ug/L**	**SW846 6010B**	**10/18-10/27/08**	**K02VM1A9**
		Dilution Factor: 1		Analysis Time..: 16:18	Analyst ID.....: 022952	
		Instrument ID..: TRACEICP		MS Run #.....: 8292050	MDL.....: 0.57	
Sodium	**295000**	**5000**	**ug/L**	**SW846 6010B**	**10/18-10/27/08**	**K02VM1AA**
		Dilution Factor: 1		Analysis Time..: 16:18	Analyst ID.....: 022952	
		Instrument ID..: TRACEICP		MS Run #.....: 8292050	MDL.....: 145	
Nickel	**3.4 B**	**40.0**	**ug/L**	**SW846 6010B**	**10/18-10/27/08**	**K02VM1AC**
		Dilution Factor: 1		Analysis Time..: 16:18	Analyst ID.....: 022952	
		Instrument ID..: TRACEICP		MS Run #.....: 8292050	MDL.....: 0.78	
Lead	**38.0**	**3.0**	**ug/L**	**SW846 6010B**	**10/18-10/27/08**	**K02VM1AD**
		Dilution Factor: 1		Analysis Time..: 16:18	Analyst ID.....: 022952	
		Instrument ID..: TRACEICP		MS Run #.....: 8292050	MDL.....: 1.7	
Selenium	ND	5.0	ug/L	SW846 6010B	10/18-10/27/08	K02VM1AE
		Dilution Factor: 1		Analysis Time..: 16:18	Analyst ID.....: 022952	
		Instrument ID..: TRACEICP		MS Run #.....: 8292050	MDL.....: 2.9	
Thallium	ND	10.0	ug/L	SW846 6010B	10/18-10/27/08	K02VM1AF
		Dilution Factor: 1		Analysis Time..: 16:18	Analyst ID.....: 022952	
		Instrument ID..: TRACEICP		MS Run #.....: 8292050	MDL.....: 2.8	

(Continued on next page)

MACTEC Engineering and Consulting Inc

Client Sample ID: RFI-24-1008

TOTAL Metals

Lot-Sample #...: C8J160331-019 **Matrix.....:** WATER

PARAMETER	RESULT	REPORTING LIMIT	UNITS	METHOD	PREPARATION-ANALYSIS DATE	WORK ORDER #
Antimony	**4.2 B**	**10.0**	**ug/L**	**SW846 6010B**	**10/18-10/27/08**	**K02VM1AG**
		Dilution Factor: 1		Analysis Time..: 16:18	Analyst ID.....: 022952	
		Instrument ID..: TRACEICP		MS Run #.....: 8292050	MDL.....: 1.8	
Vanadium	**22.2 B**	**50.0**	**ug/L**	**SW846 6010B**	**10/18-10/27/08**	**K02VM1AH**
		Dilution Factor: 1		Analysis Time..: 16:18	Analyst ID.....: 022952	
		Instrument ID..: TRACEICP		MS Run #.....: 8292050	MDL.....: 2.4	
Zinc	**46.6 J**	**20.0**	**ug/L**	**SW846 6010B**	**10/18-10/27/08**	**K02VM1AJ**
		Dilution Factor: 1		Analysis Time..: 16:18	Analyst ID.....: 022952	
		Instrument ID..: TRACEICP		MS Run #.....: 8292050	MDL.....: 3.1	
Prep Batch #...: 8298026						
Mercury	**0.22**	**0.20**	**ug/L**	**SW846 7470A**	**10/24/08**	**K02VM1AK**
		Dilution Factor: 1		Analysis Time..: 09:54	Analyst ID.....: 031043	
		Instrument ID..: HGHYDRA		MS Run #.....: 8298018	MDL.....: 0.016	

NOTE(S):

B Estimated result. Result is less than RL.

J Method blank contamination. The associated method blank contains the target analyte at a reportable level.

MACTEC Engineering and Consulting Inc

Client Sample ID: ICM-103-1008

TOTAL Metals

Lot-Sample #...: C8J160331-020 **Matrix.....:** WATER
Date Sampled...: 10/15/08 **Date Received..:** 10/16/08

PARAMETER	RESULT	REPORTING LIMIT	UNITS	METHOD	PREPARATION-ANALYSIS DATE	WORK ORDER #
Prep Batch #...: 8292090						
Silver	ND	5.0	ug/L	SW846 6010B	10/18-10/27/08	K02VN1AU
		Dilution Factor: 1		Analysis Time..: 16:23	Analyst ID.....: 022952	
		Instrument ID..: TRACEICP		MS Run #.....: 8292050	MDL.....: 0.54	
Aluminum	**16.9 B**	**200**	**ug/L**	**SW846 6010B**	**10/18-10/27/08**	**K02VN1AV**
		Dilution Factor: 1		Analysis Time..: 16:23	Analyst ID.....: 022952	
		Instrument ID..: TRACEICP		MS Run #.....: 8292050	MDL.....: 16.2	
Arsenic	**6.5 B**	**10.0**	**ug/L**	**SW846 6010B**	**10/18-10/27/08**	**K02VN1AW**
		Dilution Factor: 1		Analysis Time..: 16:23	Analyst ID.....: 022952	
		Instrument ID..: TRACEICP		MS Run #.....: 8292050	MDL.....: 2.0	
Barium	**38.1 B**	**200**	**ug/L**	**SW846 6010B**	**10/18-10/27/08**	**K02VN1AX**
		Dilution Factor: 1		Analysis Time..: 16:23	Analyst ID.....: 022952	
		Instrument ID..: TRACEICP		MS Run #.....: 8292050	MDL.....: 0.26	
Beryllium	**0.61 B,J**	**4.0**	**ug/L**	**SW846 6010B**	**10/18-10/27/08**	**K02VN1A0**
		Dilution Factor: 1		Analysis Time..: 16:23	Analyst ID.....: 022952	
		Instrument ID..: TRACEICP		MS Run #.....: 8292050	MDL.....: 0.18	
Calcium	**46900**	**5000**	**ug/L**	**SW846 6010B**	**10/18-10/27/08**	**K02VN1A1**
		Dilution Factor: 1		Analysis Time..: 16:23	Analyst ID.....: 022952	
		Instrument ID..: TRACEICP		MS Run #.....: 8292050	MDL.....: 17.7	
Cadmium	ND	5.0	ug/L	SW846 6010B	10/18-10/27/08	K02VN1A2
		Dilution Factor: 1		Analysis Time..: 16:23	Analyst ID.....: 022952	
		Instrument ID..: TRACEICP		MS Run #.....: 8292050	MDL.....: 0.21	
Cobalt	ND	50.0	ug/L	SW846 6010B	10/18-10/27/08	K02VN1A3
		Dilution Factor: 1		Analysis Time..: 16:23	Analyst ID.....: 022952	
		Instrument ID..: TRACEICP		MS Run #.....: 8292050	MDL.....: 0.45	
Chromium	**2.1 B**	**5.0**	**ug/L**	**SW846 6010B**	**10/18-10/27/08**	**K02VN1A4**
		Dilution Factor: 1		Analysis Time..: 16:23	Analyst ID.....: 022952	
		Instrument ID..: TRACEICP		MS Run #.....: 8292050	MDL.....: 1.1	

(Continued on next page)

MACTEC Engineering and Consulting Inc

Client Sample ID: ICM-103-1008

TOTAL Metals

Lot-Sample #...: C8J160331-020 **Matrix.....:** WATER

PARAMETER	RESULT	REPORTING LIMIT	UNITS	METHOD	PREPARATION-ANALYSIS DATE	WORK ORDER #
Copper	ND	25.0	ug/L	SW846 6010B	10/18-10/27/08	K02VN1A5
		Dilution Factor: 1		Analysis Time..: 16:23	Analyst ID.....: 022952	
		Instrument ID..: TRACEICP		MS Run #.....: 8292050	MDL.....: 4.6	
Iron	**145**	**100**	**ug/L**	**SW846 6010B**	**10/18-10/27/08**	**K02VN1A6**
		Dilution Factor: 1		Analysis Time..: 16:23	Analyst ID.....: 022952	
		Instrument ID..: TRACEICP		MS Run #.....: 8292050	MDL.....: 8.4	
Potassium	**6940**	**5000**	**ug/L**	**SW846 6010B**	**10/18-10/27/08**	**K02VN1A7**
		Dilution Factor: 1		Analysis Time..: 16:23	Analyst ID.....: 022952	
		Instrument ID..: TRACEICP		MS Run #.....: 8292050	MDL.....: 750	
Magnesium	**6500**	**5000**	**ug/L**	**SW846 6010B**	**10/18-10/27/08**	**K02VN1A8**
		Dilution Factor: 1		Analysis Time..: 16:23	Analyst ID.....: 022952	
		Instrument ID..: TRACEICP		MS Run #.....: 8292050	MDL.....: 21.8	
Manganese	**32.2**	**15.0**	**ug/L**	**SW846 6010B**	**10/18-10/27/08**	**K02VN1A9**
		Dilution Factor: 1		Analysis Time..: 16:23	Analyst ID.....: 022952	
		Instrument ID..: TRACEICP		MS Run #.....: 8292050	MDL.....: 0.57	
Sodium	**44200**	**5000**	**ug/L**	**SW846 6010B**	**10/18-10/27/08**	**K02VN1AA**
		Dilution Factor: 1		Analysis Time..: 16:23	Analyst ID.....: 022952	
		Instrument ID..: TRACEICP		MS Run #.....: 8292050	MDL.....: 145	
Nickel	**1.7 B**	**40.0**	**ug/L**	**SW846 6010B**	**10/18-10/27/08**	**K02VN1AC**
		Dilution Factor: 1		Analysis Time..: 16:23	Analyst ID.....: 022952	
		Instrument ID..: TRACEICP		MS Run #.....: 8292050	MDL.....: 0.78	
Lead	ND	3.0	ug/L	SW846 6010B	10/18-10/27/08	K02VN1AD
		Dilution Factor: 1		Analysis Time..: 16:23	Analyst ID.....: 022952	
		Instrument ID..: TRACEICP		MS Run #.....: 8292050	MDL.....: 1.7	
Selenium	ND	5.0	ug/L	SW846 6010B	10/18-10/27/08	K02VN1AE
		Dilution Factor: 1		Analysis Time..: 16:23	Analyst ID.....: 022952	
		Instrument ID..: TRACEICP		MS Run #.....: 8292050	MDL.....: 2.9	
Thallium	ND	10.0	ug/L	SW846 6010B	10/18-10/27/08	K02VN1AF
		Dilution Factor: 1		Analysis Time..: 16:23	Analyst ID.....: 022952	
		Instrument ID..: TRACEICP		MS Run #.....: 8292050	MDL.....: 2.8	

(Continued on next page)

MACTEC Engineering and Consulting Inc

Client Sample ID: ICM-103-1008

TOTAL Metals

Lot-Sample #...: C8J160331-020 **Matrix.....:** WATER

PARAMETER	RESULT	REPORTING LIMIT	UNITS	METHOD	PREPARATION-ANALYSIS DATE	WORK ORDER #
Antimony	**2.2 B**	**10.0**	**ug/L**	**SW846 6010B**	**10/18-10/27/08**	**K02VN1AG**
		Dilution Factor: 1		Analysis Time..: 16:23	Analyst ID.....: 022952	
		Instrument ID..: TRACEICP		MS Run #.....: 8292050	MDL.....: 1.8	
Vanadium	**3.6 B**	**50.0**	**ug/L**	**SW846 6010B**	**10/18-10/27/08**	**K02VN1AH**
		Dilution Factor: 1		Analysis Time..: 16:23	Analyst ID.....: 022952	
		Instrument ID..: TRACEICP		MS Run #.....: 8292050	MDL.....: 2.4	
Zinc	**7.8 B,J**	**20.0**	**ug/L**	**SW846 6010B**	**10/18-10/27/08**	**K02VN1AJ**
		Dilution Factor: 1		Analysis Time..: 16:23	Analyst ID.....: 022952	
		Instrument ID..: TRACEICP		MS Run #.....: 8292050	MDL.....: 3.1	
Prep Batch #...: 8298026						
Mercury	**0.026 B**	**0.20**	**ug/L**	**SW846 7470A**	**10/24/08**	**K02VN1AK**
		Dilution Factor: 1		Analysis Time..: 09:56	Analyst ID.....: 031043	
		Instrument ID..: HGHYDRA		MS Run #.....: 8298018	MDL.....: 0.016	

NOTE(S):

B Estimated result. Result is less than RL.

J Method blank contamination. The associated method blank contains the target analyte at a reportable level.

MACTEC Engineering and Consulting Inc

Client Sample ID: MW6-R-R-1008

TOTAL Metals

Lot-Sample #...: C8J160331-021 **Matrix.....:** WATER
Date Sampled...: 10/15/08 **Date Received..:** 10/16/08

PARAMETER	RESULT	REPORTING LIMIT	UNITS	METHOD	PREPARATION-ANALYSIS DATE	WORK ORDER #
Prep Batch #...: 8292093						
Silver	**0.80 B**	**5.0**	**ug/L**	**SW846 6010B**	**10/18-10/27/08**	**K02VP1AU**
		Dilution Factor: 1		Analysis Time..: 16:51	Analyst ID.....: 022952	
		Instrument ID..: TRACEICP		MS Run #.....: 8292061	MDL.....: 0.54	
Aluminum	**103 B**	**200**	**ug/L**	**SW846 6010B**	**10/18-10/27/08**	**K02VP1AV**
		Dilution Factor: 1		Analysis Time..: 16:51	Analyst ID.....: 022952	
		Instrument ID..: TRACEICP		MS Run #.....: 8292061	MDL.....: 16.2	
Arsenic	**58.5**	**10.0**	**ug/L**	**SW846 6010B**	**10/18-10/27/08**	**K02VP1AW**
		Dilution Factor: 1		Analysis Time..: 16:51	Analyst ID.....: 022952	
		Instrument ID..: TRACEICP		MS Run #.....: 8292061	MDL.....: 2.0	
Barium	**111 B**	**200**	**ug/L**	**SW846 6010B**	**10/18-10/27/08**	**K02VP1AX**
		Dilution Factor: 1		Analysis Time..: 16:51	Analyst ID.....: 022952	
		Instrument ID..: TRACEICP		MS Run #.....: 8292061	MDL.....: 0.26	
Beryllium	**0.73 B,J**	**4.0**	**ug/L**	**SW846 6010B**	**10/18-10/27/08**	**K02VP1A0**
		Dilution Factor: 1		Analysis Time..: 16:51	Analyst ID.....: 022952	
		Instrument ID..: TRACEICP		MS Run #.....: 8292061	MDL.....: 0.18	
Calcium	**135000**	**5000**	**ug/L**	**SW846 6010B**	**10/18-10/27/08**	**K02VP1A1**
		Dilution Factor: 1		Analysis Time..: 16:51	Analyst ID.....: 022952	
		Instrument ID..: TRACEICP		MS Run #.....: 8292061	MDL.....: 17.7	
Cadmium	ND	5.0	ug/L	SW846 6010B	10/18-10/27/08	K02VP1A2
		Dilution Factor: 1		Analysis Time..: 16:51	Analyst ID.....: 022952	
		Instrument ID..: TRACEICP		MS Run #.....: 8292061	MDL.....: 0.21	
Cobalt	**2.1 B**	**50.0**	**ug/L**	**SW846 6010B**	**10/18-10/27/08**	**K02VP1A3**
		Dilution Factor: 1		Analysis Time..: 16:51	Analyst ID.....: 022952	
		Instrument ID..: TRACEICP		MS Run #.....: 8292061	MDL.....: 0.45	
Chromium	**4.7 B**	**5.0**	**ug/L**	**SW846 6010B**	**10/18-10/27/08**	**K02VP1A4**
		Dilution Factor: 1		Analysis Time..: 16:51	Analyst ID.....: 022952	
		Instrument ID..: TRACEICP		MS Run #.....: 8292061	MDL.....: 1.1	

(Continued on next page)

MACTEC Engineering and Consulting Inc

Client Sample ID: MW6-R-R-1008

TOTAL Metals

Lot-Sample #...: C8J160331-021 **Matrix.....:** WATER

PARAMETER	RESULT	REPORTING LIMIT	UNITS	METHOD	PREPARATION-ANALYSIS DATE	WORK ORDER #
Copper	ND	25.0	ug/L	SW846 6010B	10/18-10/27/08	K02VP1A5
		Dilution Factor: 1		Analysis Time..: 16:51	Analyst ID.....: 022952	
		Instrument ID..: TRACEICP		MS Run #.....: 8292061	MDL.....: 4.6	
Iron	**21900**	**100**	**ug/L**	**SW846 6010B**	**10/18-10/27/08**	**K02VP1A6**
		Dilution Factor: 1		Analysis Time..: 16:51	Analyst ID.....: 022952	
		Instrument ID..: TRACEICP		MS Run #.....: 8292061	MDL.....: 8.4	
Potassium	**6250**	**5000**	**ug/L**	**SW846 6010B**	**10/18-10/27/08**	**K02VP1A7**
		Dilution Factor: 1		Analysis Time..: 16:51	Analyst ID.....: 022952	
		Instrument ID..: TRACEICP		MS Run #.....: 8292061	MDL.....: 750	
Magnesium	**17200**	**5000**	**ug/L**	**SW846 6010B**	**10/18-10/27/08**	**K02VP1A8**
		Dilution Factor: 1		Analysis Time..: 16:51	Analyst ID.....: 022952	
		Instrument ID..: TRACEICP		MS Run #.....: 8292061	MDL.....: 21.8	
Manganese	**1630**	**15.0**	**ug/L**	**SW846 6010B**	**10/18-10/27/08**	**K02VP1A9**
		Dilution Factor: 1		Analysis Time..: 16:51	Analyst ID.....: 022952	
		Instrument ID..: TRACEICP		MS Run #.....: 8292061	MDL.....: 0.57	
Sodium	**95800**	**5000**	**ug/L**	**SW846 6010B**	**10/18-10/27/08**	**K02VP1AA**
		Dilution Factor: 1		Analysis Time..: 16:51	Analyst ID.....: 022952	
		Instrument ID..: TRACEICP		MS Run #.....: 8292061	MDL.....: 145	
Nickel	**2.7 B**	**40.0**	**ug/L**	**SW846 6010B**	**10/18-10/27/08**	**K02VP1AC**
		Dilution Factor: 1		Analysis Time..: 16:51	Analyst ID.....: 022952	
		Instrument ID..: TRACEICP		MS Run #.....: 8292061	MDL.....: 0.78	
Lead	ND	3.0	ug/L	SW846 6010B	10/18-10/27/08	K02VP1AD
		Dilution Factor: 1		Analysis Time..: 16:51	Analyst ID.....: 022952	
		Instrument ID..: TRACEICP		MS Run #.....: 8292061	MDL.....: 1.7	
Selenium	ND	5.0	ug/L	SW846 6010B	10/18-10/27/08	K02VP1AE
		Dilution Factor: 1		Analysis Time..: 16:51	Analyst ID.....: 022952	
		Instrument ID..: TRACEICP		MS Run #.....: 8292061	MDL.....: 2.9	
Thallium	ND	10.0	ug/L	SW846 6010B	10/18-10/27/08	K02VP1AF
		Dilution Factor: 1		Analysis Time..: 16:51	Analyst ID.....: 022952	
		Instrument ID..: TRACEICP		MS Run #.....: 8292061	MDL.....: 2.8	

(Continued on next page)

MACTEC Engineering and Consulting Inc

Client Sample ID: MW6-R-R-1008

TOTAL Metals

Lot-Sample #...: C8J160331-021 **Matrix.....:** WATER

PARAMETER	RESULT	REPORTING LIMIT	UNITS	METHOD	PREPARATION-ANALYSIS DATE	WORK ORDER #
Antimony	**2.8 B,J**	**10.0**	**ug/L**	**SW846 6010B**	**10/18-10/27/08**	**K02VP1AG**
		Dilution Factor: 1		Analysis Time..: 16:51	Analyst ID.....: 022952	
		Instrument ID..: TRACEICP		MS Run #.....: 8292061	MDL.....: 1.8	
Vanadium	**12.9 B**	**50.0**	**ug/L**	**SW846 6010B**	**10/18-10/27/08**	**K02VP1AH**
		Dilution Factor: 1		Analysis Time..: 16:51	Analyst ID.....: 022952	
		Instrument ID..: TRACEICP		MS Run #.....: 8292061	MDL.....: 2.4	
Zinc	**8.7 B,J**	**20.0**	**ug/L**	**SW846 6010B**	**10/18-10/27/08**	**K02VP1AJ**
		Dilution Factor: 1		Analysis Time..: 16:51	Analyst ID.....: 022952	
		Instrument ID..: TRACEICP		MS Run #.....: 8292061	MDL.....: 3.1	
Prep Batch #...: 8298026						
Mercury	ND	0.20	ug/L	SW846 7470A	10/24/08	K02VP1AK
		Dilution Factor: 1		Analysis Time..: 10:01	Analyst ID.....: 031043	
		Instrument ID..: HGHYDRA		MS Run #.....: 8298018	MDL.....: 0.016	

NOTE(S):

B Estimated result. Result is less than RL.

J Method blank contamination. The associated method blank contains the target analyte at a reportable level.

MACTEC Engineering and Consulting Inc

Client Sample ID: ICM-101-1008

TOTAL Metals

Lot-Sample #...: C8J160331-022 **Matrix.....:** WATER
Date Sampled...: 10/15/08 **Date Received..:** 10/16/08

PARAMETER	RESULT	REPORTING LIMIT	UNITS	METHOD	PREPARATION-ANALYSIS DATE	WORK ORDER #
Prep Batch #...: 8292093						
Silver	ND	25.0	ug/L	SW846 6010B	10/18-10/27/08	K02VT1AU
		Dilution Factor: 5		Analysis Time..: 17:24	Analyst ID.....: 022952	
		Instrument ID..: TRACEICP		MS Run #.....: 8292061	MDL.....: 2.7	
Aluminum	**5950**	**1000**	**ug/L**	**SW846 6010B**	**10/18-10/27/08**	**K02VT1AV**
		Dilution Factor: 5		Analysis Time..: 17:24	Analyst ID.....: 022952	
		Instrument ID..: TRACEICP		MS Run #.....: 8292061	MDL.....: 80.9	
Arsenic	**88.6**	**50.0**	**ug/L**	**SW846 6010B**	**10/18-10/27/08**	**K02VT1AW**
		Dilution Factor: 5		Analysis Time..: 17:24	Analyst ID.....: 022952	
		Instrument ID..: TRACEICP		MS Run #.....: 8292061	MDL.....: 9.8	
Barium	**342 B**	**1000**	**ug/L**	**SW846 6010B**	**10/18-10/27/08**	**K02VT1AX**
		Dilution Factor: 5		Analysis Time..: 17:24	Analyst ID.....: 022952	
		Instrument ID..: TRACEICP		MS Run #.....: 8292061	MDL.....: 1.3	
Beryllium	**7.8 B,J**	**20.0**	**ug/L**	**SW846 6010B**	**10/18-10/27/08**	**K02VT1A0**
		Dilution Factor: 5		Analysis Time..: 17:24	Analyst ID.....: 022952	
		Instrument ID..: TRACEICP		MS Run #.....: 8292061	MDL.....: 0.90	
Calcium	**106000**	**25000**	**ug/L**	**SW846 6010B**	**10/18-10/27/08**	**K02VT1A1**
		Dilution Factor: 5		Analysis Time..: 17:24	Analyst ID.....: 022952	
		Instrument ID..: TRACEICP		MS Run #.....: 8292061	MDL.....: 88.4	
Cadmium	ND	25.0	ug/L	SW846 6010B	10/18-10/27/08	K02VT1A2
		Dilution Factor: 5		Analysis Time..: 17:24	Analyst ID.....: 022952	
		Instrument ID..: TRACEICP		MS Run #.....: 8292061	MDL.....: 1.0	
Cobalt	**7.2 B**	**250**	**ug/L**	**SW846 6010B**	**10/18-10/27/08**	**K02VT1A3**
		Dilution Factor: 5		Analysis Time..: 17:24	Analyst ID.....: 022952	
		Instrument ID..: TRACEICP		MS Run #.....: 8292061	MDL.....: 2.2	
Chromium	**202**	**25.0**	**ug/L**	**SW846 6010B**	**10/18-10/27/08**	**K02VT1A4**
		Dilution Factor: 5		Analysis Time..: 17:24	Analyst ID.....: 022952	
		Instrument ID..: TRACEICP		MS Run #.....: 8292061	MDL.....: 5.4	

(Continued on next page)

MACTEC Engineering and Consulting Inc

Client Sample ID: ICM-101-1008

TOTAL Metals

Lot-Sample #...: C8J160331-022 **Matrix.....:** WATER

PARAMETER	RESULT	REPORTING LIMIT	UNITS	METHOD	PREPARATION-ANALYSIS DATE	WORK ORDER #
Copper	**40.8 B**	**125**	**ug/L**	**SW846 6010B**	**10/18-10/27/08**	**K02VT1A5**
		Dilution Factor: 5		Analysis Time..: 17:24	Analyst ID.....: 022952	
		Instrument ID..: TRACEICP		MS Run #.....: 8292061	MDL.....: 22.8	
Iron	**42900**	**500**	**ug/L**	**SW846 6010B**	**10/18-10/27/08**	**K02VT1A6**
		Dilution Factor: 5		Analysis Time..: 17:24	Analyst ID.....: 022952	
		Instrument ID..: TRACEICP		MS Run #.....: 8292061	MDL.....: 42.0	
Potassium	**10900 B**	**25000**	**ug/L**	**SW846 6010B**	**10/18-10/27/08**	**K02VT1A7**
		Dilution Factor: 5		Analysis Time..: 17:24	Analyst ID.....: 022952	
		Instrument ID..: TRACEICP		MS Run #.....: 8292061	MDL.....: 3750	
Magnesium	**19700 B**	**25000**	**ug/L**	**SW846 6010B**	**10/18-10/27/08**	**K02VT1A8**
		Dilution Factor: 5		Analysis Time..: 17:24	Analyst ID.....: 022952	
		Instrument ID..: TRACEICP		MS Run #.....: 8292061	MDL.....: 109	
Manganese	**939**	**75.0**	**ug/L**	**SW846 6010B**	**10/18-10/27/08**	**K02VT1A9**
		Dilution Factor: 5		Analysis Time..: 17:24	Analyst ID.....: 022952	
		Instrument ID..: TRACEICP		MS Run #.....: 8292061	MDL.....: 2.8	
Sodium	**1170000**	**25000**	**ug/L**	**SW846 6010B**	**10/18-10/27/08**	**K02VT1AA**
		Dilution Factor: 5		Analysis Time..: 17:24	Analyst ID.....: 022952	
		Instrument ID..: TRACEICP		MS Run #.....: 8292061	MDL.....: 726	
Nickel	**32.7 B**	**200**	**ug/L**	**SW846 6010B**	**10/18-10/27/08**	**K02VT1AC**
		Dilution Factor: 5		Analysis Time..: 17:24	Analyst ID.....: 022952	
		Instrument ID..: TRACEICP		MS Run #.....: 8292061	MDL.....: 3.9	
Lead	**27.5**	**15.0**	**ug/L**	**SW846 6010B**	**10/18-10/27/08**	**K02VT1AD**
		Dilution Factor: 5		Analysis Time..: 17:24	Analyst ID.....: 022952	
		Instrument ID..: TRACEICP		MS Run #.....: 8292061	MDL.....: 8.6	
Selenium	**17.2 B**	**25.0**	**ug/L**	**SW846 6010B**	**10/18-10/27/08**	**K02VT1AE**
		Dilution Factor: 5		Analysis Time..: 17:24	Analyst ID.....: 022952	
		Instrument ID..: TRACEICP		MS Run #.....: 8292061	MDL.....: 14.5	
Thallium	**14.4 B**	**50.0**	**ug/L**	**SW846 6010B**	**10/18-10/27/08**	**K02VT1AF**
		Dilution Factor: 5		Analysis Time..: 17:24	Analyst ID.....: 022952	
		Instrument ID..: TRACEICP		MS Run #.....: 8292061	MDL.....: 13.8	

(Continued on next page)

MACTEC Engineering and Consulting Inc

Client Sample ID: ICM-101-1008

TOTAL Metals

Lot-Sample #...: C8J160331-022 **Matrix.....:** WATER

PARAMETER	RESULT	REPORTING LIMIT	UNITS	METHOD	PREPARATION-ANALYSIS DATE	WORK ORDER #
Antimony	**14.5 B,J**	**50.0**	**ug/L**	**SW846 6010B**	**10/18-10/27/08**	**K02VT1AG**
		Dilution Factor: 5		Analysis Time..: 17:24	Analyst ID.....: 022952	
		Instrument ID..: TRACEICP		MS Run #.....: 8292061	MDL.....: 8.9	
Vanadium	**345**	**250**	**ug/L**	**SW846 6010B**	**10/18-10/27/08**	**K02VT1AH**
		Dilution Factor: 5		Analysis Time..: 17:24	Analyst ID.....: 022952	
		Instrument ID..: TRACEICP		MS Run #.....: 8292061	MDL.....: 11.9	
Zinc	**144 J**	**100**	**ug/L**	**SW846 6010B**	**10/18-10/27/08**	**K02VT1AJ**
		Dilution Factor: 5		Analysis Time..: 17:24	Analyst ID.....: 022952	
		Instrument ID..: TRACEICP		MS Run #.....: 8292061	MDL.....: 15.3	
Prep Batch #...: 8298026						
Mercury	**0.81**	**0.20**	**ug/L**	**SW846 7470A**	**10/24/08**	**K02VT1AK**
		Dilution Factor: 1		Analysis Time..: 10:03	Analyst ID.....: 031043	
		Instrument ID..: HGHYDRA		MS Run #.....: 8298018	MDL.....: 0.016	

NOTE(S):

B Estimated result. Result is less than RL.

J Method blank contamination. The associated method blank contains the target analyte at a reportable level.

METHOD BLANK REPORT

TOTAL Metals

Client Lot #...: C8J160331 **Matrix.....:** WATER

PARAMETER	RESULT	REPORTING LIMIT	UNITS	METHOD	PREPARATION-ANALYSIS DATE	WORK ORDER #
MB Lot-Sample #: C8J180000-090 **Prep Batch #...:** 8292090						
Silver	**0.57 B**	**5.0**	**ug/L**	**SW846 6010B**	**10/18-10/27/08**	**K057X1AA**
		Dilution Factor: 1				
		Analysis Time..: 13:28		Analyst ID.....: 022952	Instrument ID..: TRA	
Aluminum	ND	200	ug/L	SW846 6010B	10/18-10/27/08	K057X1AC
		Dilution Factor: 1				
		Analysis Time..: 13:28		Analyst ID.....: 022952	Instrument ID..: TRA	
Arsenic	ND	10.0	ug/L	SW846 6010B	10/18-10/27/08	K057X1AD
		Dilution Factor: 1				
		Analysis Time..: 13:28		Analyst ID.....: 022952	Instrument ID..: TRA	
Barium	ND	200	ug/L	SW846 6010B	10/18-10/27/08	K057X1AE
		Dilution Factor: 1				
		Analysis Time..: 13:28		Analyst ID.....: 022952	Instrument ID..: TRA	
Beryllium	**0.66 B**	**4.0**	**ug/L**	**SW846 6010B**	**10/18-10/27/08**	**K057X1AF**
		Dilution Factor: 1				
		Analysis Time..: 13:28		Analyst ID.....: 022952	Instrument ID..: TRA	
Calcium	ND	5000	ug/L	SW846 6010B	10/18-10/27/08	K057X1AG
		Dilution Factor: 1				
		Analysis Time..: 13:28		Analyst ID.....: 022952	Instrument ID..: TRA	
Cadmium	ND	5.0	ug/L	SW846 6010B	10/18-10/27/08	K057X1AH
		Dilution Factor: 1				
		Analysis Time..: 13:28		Analyst ID.....: 022952	Instrument ID..: TRA	
Cobalt	ND	50.0	ug/L	SW846 6010B	10/18-10/27/08	K057X1AJ
		Dilution Factor: 1				
		Analysis Time..: 13:28		Analyst ID.....: 022952	Instrument ID..: TRA	
Chromium	ND	5.0	ug/L	SW846 6010B	10/18-10/27/08	K057X1AK
		Dilution Factor: 1				
		Analysis Time..: 13:28		Analyst ID.....: 022952	Instrument ID..: TRA	
Copper	ND	25.0	ug/L	SW846 6010B	10/18-10/27/08	K057X1AL
		Dilution Factor: 1				
		Analysis Time..: 13:28		Analyst ID.....: 022952	Instrument ID..: TRA	
Iron	ND	100	ug/L	SW846 6010B	10/18-10/27/08	K057X1AM
		Dilution Factor: 1				
		Analysis Time..: 13:28		Analyst ID.....: 022952	Instrument ID..: TRA	

(Continued on next page)

METHOD BLANK REPORT

TOTAL Metals

Client Lot #...: C8J160331 **Matrix.....:** WATER

PARAMETER	RESULT	REPORTING LIMIT	UNITS	METHOD	PREPARATION-ANALYSIS DATE	WORK ORDER #
Potassium	ND	5000	ug/L	SW846 6010B	10/18-10/27/08	K057X1AN
		Dilution Factor: 1				
		Analysis Time..: 13:28		Analyst ID.....: 022952	Instrument ID..: TRA	
Magnesium	ND	5000	ug/L	SW846 6010B	10/18-10/27/08	K057X1AP
		Dilution Factor: 1				
		Analysis Time..: 13:28		Analyst ID.....: 022952	Instrument ID..: TRA	
Manganese	ND	15.0	ug/L	SW846 6010B	10/18-10/27/08	K057X1AQ
		Dilution Factor: 1				
		Analysis Time..: 13:28		Analyst ID.....: 022952	Instrument ID..: TRA	
Sodium	ND	5000	ug/L	SW846 6010B	10/18-10/27/08	K057X1AR
		Dilution Factor: 1				
		Analysis Time..: 13:28		Analyst ID.....: 022952	Instrument ID..: TRA	
Nickel	ND	40.0	ug/L	SW846 6010B	10/18-10/27/08	K057X1AT
		Dilution Factor: 1				
		Analysis Time..: 13:28		Analyst ID.....: 022952	Instrument ID..: TRA	
Lead	ND	3.0	ug/L	SW846 6010B	10/18-10/27/08	K057X1AU
		Dilution Factor: 1				
		Analysis Time..: 13:28		Analyst ID.....: 022952	Instrument ID..: TRA	
Selenium	ND	5.0	ug/L	SW846 6010B	10/18-10/27/08	K057X1AV
		Dilution Factor: 1				
		Analysis Time..: 13:28		Analyst ID.....: 022952	Instrument ID..: TRA	
Thallium	ND	10.0	ug/L	SW846 6010B	10/18-10/27/08	K057X1AW
		Dilution Factor: 1				
		Analysis Time..: 13:28		Analyst ID.....: 022952	Instrument ID..: TRA	
Antimony	ND	10.0	ug/L	SW846 6010B	10/18-10/27/08	K057X1AX
		Dilution Factor: 1				
		Analysis Time..: 13:28		Analyst ID.....: 022952	Instrument ID..: TRA	
Vanadium	ND	50.0	ug/L	SW846 6010B	10/18-10/27/08	K057X1A0
		Dilution Factor: 1				
		Analysis Time..: 13:28		Analyst ID.....: 022952	Instrument ID..: TRA	
Zinc	**7.5 B**	**20.0**	**ug/L**	**SW846 6010B**	**10/18-10/27/08**	**K057X1A1**
		Dilution Factor: 1				
		Analysis Time..: 13:28		Analyst ID.....: 022952	Instrument ID..: TRA	

(Continued on next page)

METHOD BLANK REPORT

TOTAL Metals

Client Lot #...: C8J160331 **Matrix.....:** WATER

PARAMETER	RESULT	REPORTING LIMIT	UNITS	METHOD	PREPARATION-ANALYSIS DATE	WORK ORDER #
MB Lot-Sample #: C8J180000-093 **Prep Batch #...:** 8292093						
Silver	ND	5.0	ug/L	SW846 6010B	10/18-10/27/08	K058W1AK
		Dilution Factor: 1				
		Analysis Time..: 16:29		Analyst ID.....: 022952	Instrument ID..: TRA	
Aluminum	ND	200	ug/L	SW846 6010B	10/18-10/27/08	K058W1AL
		Dilution Factor: 1				
		Analysis Time..: 16:29		Analyst ID.....: 022952	Instrument ID..: TRA	
Arsenic	ND	10.0	ug/L	SW846 6010B	10/18-10/27/08	K058W1AM
		Dilution Factor: 1				
		Analysis Time..: 16:29		Analyst ID.....: 022952	Instrument ID..: TRA	
Barium	ND	200	ug/L	SW846 6010B	10/18-10/27/08	K058W1AN
		Dilution Factor: 1				
		Analysis Time..: 16:29		Analyst ID.....: 022952	Instrument ID..: TRA	
Beryllium	**0.69 B**	**4.0**	**ug/L**	**SW846 6010B**	**10/18-10/27/08**	**K058W1AP**
		Dilution Factor: 1				
		Analysis Time..: 16:29		Analyst ID.....: 022952	Instrument ID..: TRA	
Calcium	ND	5000	ug/L	SW846 6010B	10/18-10/27/08	K058W1AQ
		Dilution Factor: 1				
		Analysis Time..: 16:29		Analyst ID.....: 022952	Instrument ID..: TRA	
Cadmium	ND	5.0	ug/L	SW846 6010B	10/18-10/27/08	K058W1AR
		Dilution Factor: 1				
		Analysis Time..: 16:29		Analyst ID.....: 022952	Instrument ID..: TRA	
Cobalt	ND	50.0	ug/L	SW846 6010B	10/18-10/27/08	K058W1AT
		Dilution Factor: 1				
		Analysis Time..: 16:29		Analyst ID.....: 022952	Instrument ID..: TRA	
Chromium	ND	5.0	ug/L	SW846 6010B	10/18-10/27/08	K058W1AU
		Dilution Factor: 1				
		Analysis Time..: 16:29		Analyst ID.....: 022952	Instrument ID..: TRA	
Copper	ND	25.0	ug/L	SW846 6010B	10/18-10/27/08	K058W1AV
		Dilution Factor: 1				
		Analysis Time..: 16:29		Analyst ID.....: 022952	Instrument ID..: TRA	
Iron	ND	100	ug/L	SW846 6010B	10/18-10/27/08	K058W1AW
		Dilution Factor: 1				
		Analysis Time..: 16:29		Analyst ID.....: 022952	Instrument ID..: TRA	

(Continued on next page)

METHOD BLANK REPORT

TOTAL Metals

Client Lot #...: C8J160331 **Matrix.....:** WATER

PARAMETER	RESULT	REPORTING LIMIT	UNITS	METHOD	PREPARATION-ANALYSIS DATE	WORK ORDER #
Potassium	ND	5000	ug/L	SW846 6010B	10/18-10/27/08	K058W1AX
		Dilution Factor: 1				
		Analysis Time..: 16:29		Analyst ID.....: 022952	Instrument ID..: TRA	
Magnesium	ND	5000	ug/L	SW846 6010B	10/18-10/27/08	K058W1A0
		Dilution Factor: 1				
		Analysis Time..: 16:29		Analyst ID.....: 022952	Instrument ID..: TRA	
Manganese	ND	15.0	ug/L	SW846 6010B	10/18-10/27/08	K058W1A1
		Dilution Factor: 1				
		Analysis Time..: 16:29		Analyst ID.....: 022952	Instrument ID..: TRA	
Sodium	ND	5000	ug/L	SW846 6010B	10/18-10/27/08	K058W1AA
		Dilution Factor: 1				
		Analysis Time..: 16:29		Analyst ID.....: 022952	Instrument ID..: TRA	
Nickel	ND	40.0	ug/L	SW846 6010B	10/18-10/27/08	K058W1AC
		Dilution Factor: 1				
		Analysis Time..: 16:29		Analyst ID.....: 022952	Instrument ID..: TRA	
Lead	ND	3.0	ug/L	SW846 6010B	10/18-10/27/08	K058W1AD
		Dilution Factor: 1				
		Analysis Time..: 16:29		Analyst ID.....: 022952	Instrument ID..: TRA	
Selenium	ND	5.0	ug/L	SW846 6010B	10/18-10/27/08	K058W1AE
		Dilution Factor: 1				
		Analysis Time..: 16:29		Analyst ID.....: 022952	Instrument ID..: TRA	
Thallium	ND	10.0	ug/L	SW846 6010B	10/18-10/27/08	K058W1AF
		Dilution Factor: 1				
		Analysis Time..: 16:29		Analyst ID.....: 022952	Instrument ID..: TRA	
Antimony	**2.1 B**	**10.0**	**ug/L**	**SW846 6010B**	**10/18-10/27/08**	**K058W1AG**
		Dilution Factor: 1				
		Analysis Time..: 16:29		Analyst ID.....: 022952	Instrument ID..: TRA	
Vanadium	ND	50.0	ug/L	SW846 6010B	10/18-10/27/08	K058W1AH
		Dilution Factor: 1				
		Analysis Time..: 16:29		Analyst ID.....: 022952	Instrument ID..: TRA	
Zinc	**3.6 B**	**20.0**	**ug/L**	**SW846 6010B**	**10/18-10/27/08**	**K058W1AJ**
		Dilution Factor: 1				
		Analysis Time..: 16:29		Analyst ID.....: 022952	Instrument ID..: TRA	

(Continued on next page)

METHOD BLANK REPORT

TOTAL Metals

Client Lot #...: C8J160331 **Matrix.....:** WATER

PARAMETER	RESULT	REPORTING LIMIT	UNITS	METHOD	PREPARATION-ANALYSIS DATE	WORK ORDER #
MB Lot-Sample #: C8J240000-023 **Prep Batch #...:** 8298023						
Mercury	ND	0.20	ug/L	SW846 7470A	10/24/08	K1HHW1AA
		Dilution Factor: 1				
		Analysis Time..: 09:04		Analyst ID.....: 031043	Instrument ID..: HGH	
MB Lot-Sample #: C8J240000-026 **Prep Batch #...:** 8298026						
Mercury	ND	0.20	ug/L	SW846 7470A	10/24/08	K1HH41AA
		Dilution Factor: 1				
		Analysis Time..: 09:44		Analyst ID.....: 031043	Instrument ID..: HGH	

NOTE(S):

Calculations are performed before rounding to avoid round-off errors in calculated results.

B Estimated result. Result is less than RL.

LABORATORY CONTROL SAMPLE EVALUATION REPORT

TOTAL Metals

Client Lot #...: C8J160331 **Matrix.....:** WATER

PARAMETER	PERCENT RECOVERY	RECOVERY LIMITS	METHOD	PREPARATION-ANALYSIS DATE	WORK ORDER #
LCS Lot-Sample#: C8J180000-090 **Prep Batch #...:** 8292090					
Silver	101	(80 - 120)	SW846 6010B	10/18-10/27/08	K057X1A2
		Dilution Factor: 1	Analysis Time..: 13:48	Analyst ID.....: 022952	
		Instrument ID..: TRACEICP			
Aluminum	97	(80 - 120)	SW846 6010B	10/18-10/27/08	K057X1A3
		Dilution Factor: 1	Analysis Time..: 13:48	Analyst ID.....: 022952	
		Instrument ID..: TRACEICP			
Arsenic	99	(80 - 120)	SW846 6010B	10/18-10/27/08	K057X1A4
		Dilution Factor: 1	Analysis Time..: 13:48	Analyst ID.....: 022952	
		Instrument ID..: TRACEICP			
Barium	98	(80 - 120)	SW846 6010B	10/18-10/27/08	K057X1A5
		Dilution Factor: 1	Analysis Time..: 13:48	Analyst ID.....: 022952	
		Instrument ID..: TRACEICP			
Beryllium	103	(80 - 120)	SW846 6010B	10/18-10/27/08	K057X1A6
		Dilution Factor: 1	Analysis Time..: 13:48	Analyst ID.....: 022952	
		Instrument ID..: TRACEICP			
Calcium	101	(80 - 120)	SW846 6010B	10/18-10/27/08	K057X1A7
		Dilution Factor: 1	Analysis Time..: 13:48	Analyst ID.....: 022952	
		Instrument ID..: TRACEICP			
Cadmium	99	(80 - 120)	SW846 6010B	10/18-10/27/08	K057X1A8
		Dilution Factor: 1	Analysis Time..: 13:48	Analyst ID.....: 022952	
		Instrument ID..: TRACEICP			
Cobalt	99	(80 - 120)	SW846 6010B	10/18-10/27/08	K057X1A9
		Dilution Factor: 1	Analysis Time..: 13:48	Analyst ID.....: 022952	
		Instrument ID..: TRACEICP			
Chromium	102	(80 - 120)	SW846 6010B	10/18-10/27/08	K057X1CA
		Dilution Factor: 1	Analysis Time..: 13:48	Analyst ID.....: 022952	
		Instrument ID..: TRACEICP			
Copper	99	(80 - 120)	SW846 6010B	10/18-10/27/08	K057X1CC
		Dilution Factor: 1	Analysis Time..: 13:48	Analyst ID.....: 022952	
		Instrument ID..: TRACEICP			

(Continued on next page)

LABORATORY CONTROL SAMPLE EVALUATION REPORT

TOTAL Metals

Client Lot #...: C8J160331 **Matrix.....:** WATER

PARAMETER	PERCENT RECOVERY	RECOVERY LIMITS	METHOD	PREPARATION-ANALYSIS DATE	WORK ORDER #
Iron	92	(80 - 120)	SW846 6010B	10/18-10/27/08	K057X1CD
		Dilution Factor: 1	Analysis Time..: 13:48	Analyst ID.....: 022952	
		Instrument ID..: TRACEICP			
Potassium	94	(80 - 120)	SW846 6010B	10/18-10/27/08	K057X1CE
		Dilution Factor: 1	Analysis Time..: 13:48	Analyst ID.....: 022952	
		Instrument ID..: TRACEICP			
Magnesium	99	(80 - 120)	SW846 6010B	10/18-10/27/08	K057X1CF
		Dilution Factor: 1	Analysis Time..: 13:48	Analyst ID.....: 022952	
		Instrument ID..: TRACEICP			
Manganese	101	(80 - 120)	SW846 6010B	10/18-10/27/08	K057X1CG
		Dilution Factor: 1	Analysis Time..: 13:48	Analyst ID.....: 022952	
		Instrument ID..: TRACEICP			
Sodium	95	(80 - 120)	SW846 6010B	10/18-10/27/08	K057X1CH
		Dilution Factor: 1	Analysis Time..: 13:48	Analyst ID.....: 022952	
		Instrument ID..: TRACEICP			
Nickel	99	(80 - 120)	SW846 6010B	10/18-10/27/08	K057X1CJ
		Dilution Factor: 1	Analysis Time..: 13:48	Analyst ID.....: 022952	
		Instrument ID..: TRACEICP			
Lead	99	(80 - 120)	SW846 6010B	10/18-10/27/08	K057X1CK
		Dilution Factor: 1	Analysis Time..: 13:48	Analyst ID.....: 022952	
		Instrument ID..: TRACEICP			
Selenium	98	(80 - 120)	SW846 6010B	10/18-10/27/08	K057X1CL
		Dilution Factor: 1	Analysis Time..: 13:48	Analyst ID.....: 022952	
		Instrument ID..: TRACEICP			
Thallium	99	(80 - 120)	SW846 6010B	10/18-10/27/08	K057X1CM
		Dilution Factor: 1	Analysis Time..: 13:48	Analyst ID.....: 022952	
		Instrument ID..: TRACEICP			
Antimony	98	(80 - 120)	SW846 6010B	10/18-10/27/08	K057X1CN
		Dilution Factor: 1	Analysis Time..: 13:48	Analyst ID.....: 022952	
		Instrument ID..: TRACEICP			
Vanadium	103	(80 - 120)	SW846 6010B	10/18-10/27/08	K057X1CP
		Dilution Factor: 1	Analysis Time..: 13:48	Analyst ID.....: 022952	
		Instrument ID..: TRACEICP			

(Continued on next page)

LABORATORY CONTROL SAMPLE EVALUATION REPORT

TOTAL Metals

Client Lot #...: C8J160331 **Matrix.....:** WATER

PARAMETER	PERCENT RECOVERY	RECOVERY LIMITS	METHOD	PREPARATION-ANALYSIS DATE	WORK ORDER #
Zinc	103	(80 - 120)	SW846 6010B	10/18-10/27/08	K057X1CQ
		Dilution Factor: 1	Analysis Time..: 13:48	Analyst ID.....: 022952	
		Instrument ID..: TRACEICP			

LCS Lot-Sample#: C8J180000-093 **Prep Batch #...:** 8292093

Silver	102	(80 - 120)	SW846 6010B	10/18-10/27/08	K058W1CA
		Dilution Factor: 1	Analysis Time..: 16:34	Analyst ID.....: 022952	
		Instrument ID..: TRACEICP			
Aluminum	99	(80 - 120)	SW846 6010B	10/18-10/27/08	K058W1CC
		Dilution Factor: 1	Analysis Time..: 16:34	Analyst ID.....: 022952	
		Instrument ID..: TRACEICP			
Arsenic	100	(80 - 120)	SW846 6010B	10/18-10/27/08	K058W1CD
		Dilution Factor: 1	Analysis Time..: 16:34	Analyst ID.....: 022952	
		Instrument ID..: TRACEICP			
Barium	100	(80 - 120)	SW846 6010B	10/18-10/27/08	K058W1CE
		Dilution Factor: 1	Analysis Time..: 16:34	Analyst ID.....: 022952	
		Instrument ID..: TRACEICP			
Beryllium	105	(80 - 120)	SW846 6010B	10/18-10/27/08	K058W1CF
		Dilution Factor: 1	Analysis Time..: 16:34	Analyst ID.....: 022952	
		Instrument ID..: TRACEICP			
Calcium	102	(80 - 120)	SW846 6010B	10/18-10/27/08	K058W1CG
		Dilution Factor: 1	Analysis Time..: 16:34	Analyst ID.....: 022952	
		Instrument ID..: TRACEICP			
Cadmium	101	(80 - 120)	SW846 6010B	10/18-10/27/08	K058W1CH
		Dilution Factor: 1	Analysis Time..: 16:34	Analyst ID.....: 022952	
		Instrument ID..: TRACEICP			
Cobalt	101	(80 - 120)	SW846 6010B	10/18-10/27/08	K058W1CJ
		Dilution Factor: 1	Analysis Time..: 16:34	Analyst ID.....: 022952	
		Instrument ID..: TRACEICP			
Chromium	104	(80 - 120)	SW846 6010B	10/18-10/27/08	K058W1CK
		Dilution Factor: 1	Analysis Time..: 16:34	Analyst ID.....: 022952	
		Instrument ID..: TRACEICP			
Copper	101	(80 - 120)	SW846 6010B	10/18-10/27/08	K058W1CL
		Dilution Factor: 1	Analysis Time..: 16:34	Analyst ID.....: 022952	
		Instrument ID..: TRACEICP			

(Continued on next page)

LABORATORY CONTROL SAMPLE EVALUATION REPORT

TOTAL Metals

Client Lot #...: C8J160331 **Matrix.....:** WATER

PARAMETER	PERCENT RECOVERY	RECOVERY LIMITS	METHOD	PREPARATION-ANALYSIS DATE	WORK ORDER #
Iron	94	(80 - 120)	SW846 6010B	10/18-10/27/08	K058W1CM
		Dilution Factor: 1	Analysis Time..: 16:34	Analyst ID.....: 022952	
		Instrument ID..: TRACEICP			
Potassium	95	(80 - 120)	SW846 6010B	10/18-10/27/08	K058W1CN
		Dilution Factor: 1	Analysis Time..: 16:34	Analyst ID.....: 022952	
		Instrument ID..: TRACEICP			
Magnesium	100	(80 - 120)	SW846 6010B	10/18-10/27/08	K058W1CP
		Dilution Factor: 1	Analysis Time..: 16:34	Analyst ID.....: 022952	
		Instrument ID..: TRACEICP			
Manganese	103	(80 - 120)	SW846 6010B	10/18-10/27/08	K058W1CQ
		Dilution Factor: 1	Analysis Time..: 16:34	Analyst ID.....: 022952	
		Instrument ID..: TRACEICP			
Sodium	95	(80 - 120)	SW846 6010B	10/18-10/27/08	K058W1A2
		Dilution Factor: 1	Analysis Time..: 16:34	Analyst ID.....: 022952	
		Instrument ID..: TRACEICP			
Nickel	101	(80 - 120)	SW846 6010B	10/18-10/27/08	K058W1A3
		Dilution Factor: 1	Analysis Time..: 16:34	Analyst ID.....: 022952	
		Instrument ID..: TRACEICP			
Lead	101	(80 - 120)	SW846 6010B	10/18-10/27/08	K058W1A4
		Dilution Factor: 1	Analysis Time..: 16:34	Analyst ID.....: 022952	
		Instrument ID..: TRACEICP			
Selenium	99	(80 - 120)	SW846 6010B	10/18-10/27/08	K058W1A5
		Dilution Factor: 1	Analysis Time..: 16:34	Analyst ID.....: 022952	
		Instrument ID..: TRACEICP			
Thallium	101	(80 - 120)	SW846 6010B	10/18-10/27/08	K058W1A6
		Dilution Factor: 1	Analysis Time..: 16:34	Analyst ID.....: 022952	
		Instrument ID..: TRACEICP			
Antimony	100	(80 - 120)	SW846 6010B	10/18-10/27/08	K058W1A7
		Dilution Factor: 1	Analysis Time..: 16:34	Analyst ID.....: 022952	
		Instrument ID..: TRACEICP			
Vanadium	104	(80 - 120)	SW846 6010B	10/18-10/27/08	K058W1A8
		Dilution Factor: 1	Analysis Time..: 16:34	Analyst ID.....: 022952	
		Instrument ID..: TRACEICP			

(Continued on next page)

LABORATORY CONTROL SAMPLE EVALUATION REPORT

TOTAL Metals

Client Lot #...: C8J160331 **Matrix.....:** WATER

PARAMETER	PERCENT RECOVERY	RECOVERY LIMITS	METHOD	PREPARATION-ANALYSIS DATE	WORK ORDER #
Zinc	105	(80 - 120)	SW846 6010B	10/18-10/27/08	K058W1A9

Dilution Factor: 1 Analysis Time..: 16:34 Analyst ID.....: 022952
Instrument ID..: TRACEICP

LCS Lot-Sample#: C8J240000-023 **Prep Batch #...:** 8298023

Mercury	99	(80 - 120)	SW846 7470A	10/24/08	K1HHW1AC

Dilution Factor: 1 Analysis Time..: 09:05 Analyst ID.....: 031043
Instrument ID..: HGHYDRA

LCS Lot-Sample#: C8J240000-026 **Prep Batch #...:** 8298026

Mercury	99	(80 - 120)	SW846 7470A	10/24/08	K1HH41AC

Dilution Factor: 1 Analysis Time..: 09:46 Analyst ID.....: 031043
Instrument ID..: HGHYDRA

NOTE(S):

Calculations are performed before rounding to avoid round-off errors in calculated results.

LABORATORY CONTROL SAMPLE DATA REPORT

TOTAL Metals

Client Lot #...: C8J160331 **Matrix.....:** WATER

PARAMETER	SPIKE AMOUNT	MEASURED AMOUNT	UNITS	PERCNT RECVRY	METHOD	PREPARATION-ANALYSIS DATE	WORK ORDER #
LCS Lot-Sample#: C8J180000-090 **Prep Batch #...:** 8292090							
Silver	50.0	50.6	ug/L	101	SW846 6010B	10/18-10/27/08	K057X1A2
			Dilution Factor: 1		Analysis Time..: 13:48	Analyst ID.....: 022952	
			Instrument ID..: TRACEICP				
Aluminum	2000	1940	ug/L	97	SW846 6010B	10/18-10/27/08	K057X1A3
			Dilution Factor: 1		Analysis Time..: 13:48	Analyst ID.....: 022952	
			Instrument ID..: TRACEICP				
Arsenic	2000	1970	ug/L	99	SW846 6010B	10/18-10/27/08	K057X1A4
			Dilution Factor: 1		Analysis Time..: 13:48	Analyst ID.....: 022952	
			Instrument ID..: TRACEICP				
Barium	2000	1960	ug/L	98	SW846 6010B	10/18-10/27/08	K057X1A5
			Dilution Factor: 1		Analysis Time..: 13:48	Analyst ID.....: 022952	
			Instrument ID..: TRACEICP				
Beryllium	50.0	51.7	ug/L	103	SW846 6010B	10/18-10/27/08	K057X1A6
			Dilution Factor: 1		Analysis Time..: 13:48	Analyst ID.....: 022952	
			Instrument ID..: TRACEICP				
Calcium	50000	50500	ug/L	101	SW846 6010B	10/18-10/27/08	K057X1A7
			Dilution Factor: 1		Analysis Time..: 13:48	Analyst ID.....: 022952	
			Instrument ID..: TRACEICP				
Cadmium	50.0	49.6	ug/L	99	SW846 6010B	10/18-10/27/08	K057X1A8
			Dilution Factor: 1		Analysis Time..: 13:48	Analyst ID.....: 022952	
			Instrument ID..: TRACEICP				
Cobalt	500	497	ug/L	99	SW846 6010B	10/18-10/27/08	K057X1A9
			Dilution Factor: 1		Analysis Time..: 13:48	Analyst ID.....: 022952	
			Instrument ID..: TRACEICP				
Chromium	200	204	ug/L	102	SW846 6010B	10/18-10/27/08	K057X1CA
			Dilution Factor: 1		Analysis Time..: 13:48	Analyst ID.....: 022952	
			Instrument ID..: TRACEICP				
Copper	250	248	ug/L	99	SW846 6010B	10/18-10/27/08	K057X1CC
			Dilution Factor: 1		Analysis Time..: 13:48	Analyst ID.....: 022952	
			Instrument ID..: TRACEICP				

(Continued on next page)

LABORATORY CONTROL SAMPLE DATA REPORT

TOTAL Metals

Client Lot #...: C8J160331 **Matrix.....:** WATER

PARAMETER	SPIKE AMOUNT	MEASURED AMOUNT	UNITS	PERCNT RECVRY	METHOD	PREPARATION-ANALYSIS DATE	WORK ORDER #
Iron	1000	923	ug/L	92	SW846 6010B	10/18-10/27/08	K057X1CD
		Dilution Factor: 1		Analysis Time..: 13:48		Analyst ID.....: 022952	
		Instrument ID..: TRACEICP					
Potassium	50000	47000	ug/L	94	SW846 6010B	10/18-10/27/08	K057X1CE
		Dilution Factor: 1		Analysis Time..: 13:48		Analyst ID.....: 022952	
		Instrument ID..: TRACEICP					
Magnesium	50000	49500	ug/L	99	SW846 6010B	10/18-10/27/08	K057X1CF
		Dilution Factor: 1		Analysis Time..: 13:48		Analyst ID.....: 022952	
		Instrument ID..: TRACEICP					
Manganese	500	505	ug/L	101	SW846 6010B	10/18-10/27/08	K057X1CG
		Dilution Factor: 1		Analysis Time..: 13:48		Analyst ID.....: 022952	
		Instrument ID..: TRACEICP					
Sodium	50000	47300	ug/L	95	SW846 6010B	10/18-10/27/08	K057X1CH
		Dilution Factor: 1		Analysis Time..: 13:48		Analyst ID.....: 022952	
		Instrument ID..: TRACEICP					
Nickel	500	495	ug/L	99	SW846 6010B	10/18-10/27/08	K057X1CJ
		Dilution Factor: 1		Analysis Time..: 13:48		Analyst ID.....: 022952	
		Instrument ID..: TRACEICP					
Lead	500	496	ug/L	99	SW846 6010B	10/18-10/27/08	K057X1CK
		Dilution Factor: 1		Analysis Time..: 13:48		Analyst ID.....: 022952	
		Instrument ID..: TRACEICP					
Selenium	2000	1960	ug/L	98	SW846 6010B	10/18-10/27/08	K057X1CL
		Dilution Factor: 1		Analysis Time..: 13:48		Analyst ID.....: 022952	
		Instrument ID..: TRACEICP					
Thallium	2000	1980	ug/L	99	SW846 6010B	10/18-10/27/08	K057X1CM
		Dilution Factor: 1		Analysis Time..: 13:48		Analyst ID.....: 022952	
		Instrument ID..: TRACEICP					
Antimony	500	492	ug/L	98	SW846 6010B	10/18-10/27/08	K057X1CN
		Dilution Factor: 1		Analysis Time..: 13:48		Analyst ID.....: 022952	
		Instrument ID..: TRACEICP					
Vanadium	500	513	ug/L	103	SW846 6010B	10/18-10/27/08	K057X1CP
		Dilution Factor: 1		Analysis Time..: 13:48		Analyst ID.....: 022952	
		Instrument ID..: TRACEICP					

(Continued on next page)

LABORATORY CONTROL SAMPLE DATA REPORT

TOTAL Metals

Client Lot #...: C8J160331 **Matrix.....:** WATER

PARAMETER	SPIKE AMOUNT	MEASURED AMOUNT	UNITS	PERCNT RECVRY	METHOD	PREPARATION-ANALYSIS DATE	WORK ORDER #
Zinc	500	516	ug/L	103	SW846 6010B	10/18-10/27/08	K057X1CQ
		Dilution Factor: 1		Analysis Time..: 13:48		Analyst ID.....: 022952	
		Instrument ID..: TRACEICP					

LCS Lot-Sample#: C8J180000-093 **Prep Batch #...:** 8292093

Silver	50.0	51.2	ug/L	102	SW846 6010B	10/18-10/27/08	K058W1CA
		Dilution Factor: 1		Analysis Time..: 16:34		Analyst ID.....: 022952	
		Instrument ID..: TRACEICP					
Aluminum	2000	1970	ug/L	99	SW846 6010B	10/18-10/27/08	K058W1CC
		Dilution Factor: 1		Analysis Time..: 16:34		Analyst ID.....: 022952	
		Instrument ID..: TRACEICP					
Arsenic	2000	2010	ug/L	100	SW846 6010B	10/18-10/27/08	K058W1CD
		Dilution Factor: 1		Analysis Time..: 16:34		Analyst ID.....: 022952	
		Instrument ID..: TRACEICP					
Barium	2000	1990	ug/L	100	SW846 6010B	10/18-10/27/08	K058W1CE
		Dilution Factor: 1		Analysis Time..: 16:34		Analyst ID.....: 022952	
		Instrument ID..: TRACEICP					
Beryllium	50.0	52.4	ug/L	105	SW846 6010B	10/18-10/27/08	K058W1CF
		Dilution Factor: 1		Analysis Time..: 16:34		Analyst ID.....: 022952	
		Instrument ID..: TRACEICP					
Calcium	50000	50900	ug/L	102	SW846 6010B	10/18-10/27/08	K058W1CG
		Dilution Factor: 1		Analysis Time..: 16:34		Analyst ID.....: 022952	
		Instrument ID..: TRACEICP					
Cadmium	50.0	50.6	ug/L	101	SW846 6010B	10/18-10/27/08	K058W1CH
		Dilution Factor: 1		Analysis Time..: 16:34		Analyst ID.....: 022952	
		Instrument ID..: TRACEICP					
Cobalt	500	507	ug/L	101	SW846 6010B	10/18-10/27/08	K058W1CJ
		Dilution Factor: 1		Analysis Time..: 16:34		Analyst ID.....: 022952	
		Instrument ID..: TRACEICP					
Chromium	200	208	ug/L	104	SW846 6010B	10/18-10/27/08	K058W1CK
		Dilution Factor: 1		Analysis Time..: 16:34		Analyst ID.....: 022952	
		Instrument ID..: TRACEICP					
Copper	250	251	ug/L	101	SW846 6010B	10/18-10/27/08	K058W1CL
		Dilution Factor: 1		Analysis Time..: 16:34		Analyst ID.....: 022952	
		Instrument ID..: TRACEICP					

(Continued on next page)

LABORATORY CONTROL SAMPLE DATA REPORT

TOTAL Metals

Client Lot #...: C8J160331 **Matrix.....:** WATER

PARAMETER	SPIKE AMOUNT	MEASURED AMOUNT	UNITS	PERCNT RECVRY	METHOD	PREPARATION-ANALYSIS DATE	WORK ORDER #
Iron	1000	941	ug/L	94	SW846 6010B	10/18-10/27/08	K058W1CM
			Dilution Factor: 1	Analysis Time..: 16:34	Analyst ID.....: 022952		
			Instrument ID..: TRACEICP				
Potassium	50000	47700	ug/L	95	SW846 6010B	10/18-10/27/08	K058W1CN
			Dilution Factor: 1	Analysis Time..: 16:34	Analyst ID.....: 022952		
			Instrument ID..: TRACEICP				
Magnesium	50000	50000	ug/L	100	SW846 6010B	10/18-10/27/08	K058W1CP
			Dilution Factor: 1	Analysis Time..: 16:34	Analyst ID.....: 022952		
			Instrument ID..: TRACEICP				
Manganese	500	513	ug/L	103	SW846 6010B	10/18-10/27/08	K058W1CQ
			Dilution Factor: 1	Analysis Time..: 16:34	Analyst ID.....: 022952		
			Instrument ID..: TRACEICP				
Sodium	50000	47700	ug/L	95	SW846 6010B	10/18-10/27/08	K058W1A2
			Dilution Factor: 1	Analysis Time..: 16:34	Analyst ID.....: 022952		
			Instrument ID..: TRACEICP				
Nickel	500	506	ug/L	101	SW846 6010B	10/18-10/27/08	K058W1A3
			Dilution Factor: 1	Analysis Time..: 16:34	Analyst ID.....: 022952		
			Instrument ID..: TRACEICP				
Lead	500	503	ug/L	101	SW846 6010B	10/18-10/27/08	K058W1A4
			Dilution Factor: 1	Analysis Time..: 16:34	Analyst ID.....: 022952		
			Instrument ID..: TRACEICP				
Selenium	2000	1990	ug/L	99	SW846 6010B	10/18-10/27/08	K058W1A5
			Dilution Factor: 1	Analysis Time..: 16:34	Analyst ID.....: 022952		
			Instrument ID..: TRACEICP				
Thallium	2000	2020	ug/L	101	SW846 6010B	10/18-10/27/08	K058W1A6
			Dilution Factor: 1	Analysis Time..: 16:34	Analyst ID.....: 022952		
			Instrument ID..: TRACEICP				
Antimony	500	498	ug/L	100	SW846 6010B	10/18-10/27/08	K058W1A7
			Dilution Factor: 1	Analysis Time..: 16:34	Analyst ID.....: 022952		
			Instrument ID..: TRACEICP				
Vanadium	500	522	ug/L	104	SW846 6010B	10/18-10/27/08	K058W1A8
			Dilution Factor: 1	Analysis Time..: 16:34	Analyst ID.....: 022952		
			Instrument ID..: TRACEICP				

(Continued on next page)

LABORATORY CONTROL SAMPLE DATA REPORT

TOTAL Metals

Client Lot #...: C8J160331 **Matrix.....:** WATER

PARAMETER	SPIKE AMOUNT	MEASURED AMOUNT	UNITS	PERCNT RECVRY	METHOD	PREPARATION-ANALYSIS DATE	WORK ORDER #
Zinc	500	525	ug/L	105	SW846 6010B	10/18-10/27/08	K058W1A9

Dilution Factor: 1 Analysis Time..: 16:34 Analyst ID.....: 022952
Instrument ID..: TRACEICP

LCS Lot-Sample#: C8J240000-023 **Prep Batch #...:** 8298023

Mercury	2.50	2.47	ug/L	99	SW846 7470A	10/24/08	K1HHW1AC

Dilution Factor: 1 Analysis Time..: 09:05 Analyst ID.....: 031043
Instrument ID..: HGHYDRA

LCS Lot-Sample#: C8J240000-026 **Prep Batch #...:** 8298026

Mercury	2.50	2.48	ug/L	99	SW846 7470A	10/24/08	K1HH41AC

Dilution Factor: 1 Analysis Time..: 09:46 Analyst ID.....: 031043
Instrument ID..: HGHYDRA

NOTE(S):

Calculations are performed before rounding to avoid round-off errors in calculated results.

MATRIX SPIKE SAMPLE EVALUATION REPORT

TOTAL Metals

Client Lot #...: C8J160331 **Matrix.....:** WATER
Date Sampled...: 10/14/08 **Date Received..:** 10/16/08

PARAMETER	PERCENT RECOVERY	RECOVERY LIMITS	RPD	RPD LIMITS	METHOD	PREPARATION-ANALYSIS DATE	WORK ORDER #
MS Lot-Sample #: C8J160331-001 **Prep Batch #...:** 8292090							
Silver	112	(75 - 125)			SW846 6010B	10/18-10/27/08	K02TX1CF
	112	(75 - 125)	0.14	(0-20)	SW846 6010B	10/18-10/27/08	K02TX1CG
		Dilution Factor: 1					
		Analysis Time..: 15:14			Instrument ID..: TRACEICP	Analyst ID.....: 022952	
		MS Run #.....: 8292050					
Aluminum	105	(75 - 125)			SW846 6010B	10/18-10/27/08	K02TX1CH
	106	(75 - 125)	1.8	(0-20)	SW846 6010B	10/18-10/27/08	K02TX1CJ
		Dilution Factor: 1					
		Analysis Time..: 15:14			Instrument ID..: TRACEICP	Analyst ID.....: 022952	
		MS Run #.....: 8292050					
Arsenic	101	(75 - 125)			SW846 6010B	10/18-10/27/08	K02TX1CK
	103	(75 - 125)	1.9	(0-20)	SW846 6010B	10/18-10/27/08	K02TX1CL
		Dilution Factor: 1					
		Analysis Time..: 15:14			Instrument ID..: TRACEICP	Analyst ID.....: 022952	
		MS Run #.....: 8292050					
Barium	99	(75 - 125)			SW846 6010B	10/18-10/27/08	K02TX1CM
	100	(75 - 125)	1.5	(0-20)	SW846 6010B	10/18-10/27/08	K02TX1CN
		Dilution Factor: 1					
		Analysis Time..: 15:14			Instrument ID..: TRACEICP	Analyst ID.....: 022952	
		MS Run #.....: 8292050					
Beryllium	97	(75 - 125)			SW846 6010B	10/18-10/27/08	K02TX1CP
	98	(75 - 125)	1.4	(0-20)	SW846 6010B	10/18-10/27/08	K02TX1CQ
		Dilution Factor: 1					
		Analysis Time..: 15:14			Instrument ID..: TRACEICP	Analyst ID.....: 022952	
		MS Run #.....: 8292050					
Calcium	NC	(75 - 125)			SW846 6010B	10/18-10/28/08	K02TX1CR
	NC	(75 - 125)		(0-20)	SW846 6010B	10/18-10/28/08	K02TX1CT
		Dilution Factor: 5					
		Analysis Time..: 14:56			Instrument ID..: TRACEICP	Analyst ID.....: 022952	
		MS Run #.....: 8292050					
Cadmium	94	(75 - 125)			SW846 6010B	10/18-10/27/08	K02TX1CU
	95	(75 - 125)	1.6	(0-20)	SW846 6010B	10/18-10/27/08	K02TX1CV
		Dilution Factor: 1					
		Analysis Time..: 15:14			Instrument ID..: TRACEICP	Analyst ID.....: 022952	
		MS Run #.....: 8292050					

(Continued on next page)

MATRIX SPIKE SAMPLE EVALUATION REPORT

TOTAL Metals

Client Lot #...: C8J160331 **Matrix.....:** WATER
Date Sampled...: 10/14/08 **Date Received..:** 10/16/08

PARAMETER	PERCENT RECOVERY	RECOVERY LIMITS	RPD	RPD LIMITS	METHOD	PREPARATION-ANALYSIS DATE	WORK ORDER #
Cobalt	96	(75 - 125)			SW846 6010B	10/18-10/27/08	K02TX1CW
	98	(75 - 125)	1.6	(0-20)	SW846 6010B	10/18-10/27/08	K02TX1CX
		Dilution Factor: 1					
		Analysis Time..: 15:14			Instrument ID..: TRACEICP	Analyst ID.....: 022952	
		MS Run #.....: 8292050					
Chromium	97	(75 - 125)			SW846 6010B	10/18-10/27/08	K02TX1C0
	98	(75 - 125)	0.98	(0-20)	SW846 6010B	10/18-10/27/08	K02TX1C1
		Dilution Factor: 1					
		Analysis Time..: 15:14			Instrument ID..: TRACEICP	Analyst ID.....: 022952	
		MS Run #.....: 8292050					
Copper	105	(75 - 125)			SW846 6010B	10/18-10/27/08	K02TX1C2
	107	(75 - 125)	1.7	(0-20)	SW846 6010B	10/18-10/27/08	K02TX1C3
		Dilution Factor: 1					
		Analysis Time..: 15:14			Instrument ID..: TRACEICP	Analyst ID.....: 022952	
		MS Run #.....: 8292050					
Iron	NC	(75 - 125)			SW846 6010B	10/18-10/27/08	K02TX1C4
	NC	(75 - 125)		(0-20)	SW846 6010B	10/18-10/27/08	K02TX1C5
		Dilution Factor: 1					
		Analysis Time..: 15:14			Instrument ID..: TRACEICP	Analyst ID.....: 022952	
		MS Run #.....: 8292050					
Potassium	134 N	(75 - 125)			SW846 6010B	10/18-10/27/08	K02TX1C6
	137 N	(75 - 125)	2.4	(0-20)	SW846 6010B	10/18-10/27/08	K02TX1C7
		Dilution Factor: 1					
		Analysis Time..: 15:14			Instrument ID..: TRACEICP	Analyst ID.....: 022952	
		MS Run #.....: 8292050					
Magnesium	NC	(75 - 125)			SW846 6010B	10/18-10/27/08	K02TX1C8
	NC	(75 - 125)		(0-20)	SW846 6010B	10/18-10/27/08	K02TX1C9
		Dilution Factor: 1					
		Analysis Time..: 15:14			Instrument ID..: TRACEICP	Analyst ID.....: 022952	
		MS Run #.....: 8292050					
Manganese	NC	(75 - 125)			SW846 6010B	10/18-10/27/08	K02TX1DA
	NC	(75 - 125)		(0-20)	SW846 6010B	10/18-10/27/08	K02TX1DC
		Dilution Factor: 1					
		Analysis Time..: 15:14			Instrument ID..: TRACEICP	Analyst ID.....: 022952	
		MS Run #.....: 8292050					

(Continued on next page)

MATRIX SPIKE SAMPLE EVALUATION REPORT

TOTAL Metals

Client Lot #...: C8J160331 **Matrix.....:** WATER
Date Sampled...: 10/14/08 **Date Received..:** 10/16/08

PARAMETER	PERCENT RECOVERY	RECOVERY LIMITS	RPD	RPD LIMITS	METHOD	PREPARATION-ANALYSIS DATE	WORK ORDER #
Sodium	NC	(75 - 125)			SW846 6010B	10/18-10/28/08	K02TX1DD
	NC	(75 - 125)		(0-20)	SW846 6010B	10/18-10/28/08	K02TX1DE
		Dilution Factor: 5					
		Analysis Time..: 14:56 Instrument ID..: TRACEICP Analyst ID.....: 022952					
		MS Run #.....: 8292050					
Nickel	93	(75 - 125)			SW846 6010B	10/18-10/27/08	K02TX1DF
	95	(75 - 125)	1.8	(0-20)	SW846 6010B	10/18-10/27/08	K02TX1DG
		Dilution Factor: 1					
		Analysis Time..: 15:14 Instrument ID..: TRACEICP Analyst ID.....: 022952					
		MS Run #.....: 8292050					
Lead	96	(75 - 125)			SW846 6010B	10/18-10/27/08	K02TX1DH
	97	(75 - 125)	1.1	(0-20)	SW846 6010B	10/18-10/27/08	K02TX1DJ
		Dilution Factor: 1					
		Analysis Time..: 15:14 Instrument ID..: TRACEICP Analyst ID.....: 022952					
		MS Run #.....: 8292050					
Selenium	101	(75 - 125)			SW846 6010B	10/18-10/27/08	K02TX1DK
	103	(75 - 125)	1.5	(0-20)	SW846 6010B	10/18-10/27/08	K02TX1DL
		Dilution Factor: 1					
		Analysis Time..: 15:14 Instrument ID..: TRACEICP Analyst ID.....: 022952					
		MS Run #.....: 8292050					
Thallium	96	(75 - 125)			SW846 6010B	10/18-10/27/08	K02TX1DM
	98	(75 - 125)	1.6	(0-20)	SW846 6010B	10/18-10/27/08	K02TX1DN
		Dilution Factor: 1					
		Analysis Time..: 15:14 Instrument ID..: TRACEICP Analyst ID.....: 022952					
		MS Run #.....: 8292050					
Antimony	103	(75 - 125)			SW846 6010B	10/18-10/27/08	K02TX1DP
	104	(75 - 125)	1.2	(0-20)	SW846 6010B	10/18-10/27/08	K02TX1DQ
		Dilution Factor: 1					
		Analysis Time..: 15:14 Instrument ID..: TRACEICP Analyst ID.....: 022952					
		MS Run #.....: 8292050					
Vanadium	101	(75 - 125)			SW846 6010B	10/18-10/27/08	K02TX1DR
	101	(75 - 125)	0.82	(0-20)	SW846 6010B	10/18-10/27/08	K02TX1DT
		Dilution Factor: 1					
		Analysis Time..: 15:14 Instrument ID..: TRACEICP Analyst ID.....: 022952					
		MS Run #.....: 8292050					

(Continued on next page)

MATRIX SPIKE SAMPLE EVALUATION REPORT

TOTAL Metals

Client Lot #...: C8J160331 **Matrix.....:** WATER
Date Sampled...: 10/14/08 **Date Received..:** 10/16/08

PARAMETER	PERCENT RECOVERY	RECOVERY LIMITS	RPD	RPD LIMITS	METHOD	PREPARATION-ANALYSIS DATE	WORK ORDER #
Zinc	105	(75 - 125)			SW846 6010B	10/18-10/27/08	K02TX1DU
	107	(75 - 125)	1.6	(0-20)	SW846 6010B	10/18-10/27/08	K02TX1DV

Dilution Factor: 1
Analysis Time..: 15:14 Instrument ID..: TRACEICP Analyst ID.....: 022952
MS Run #.....: 8292050

NOTE(S):

Calculations are performed before rounding to avoid round-off errors in calculated results.

NC The recovery and/or RPD were not calculated.

N Spiked analyte recovery is outside stated control limits.

MATRIX SPIKE SAMPLE DATA REPORT

TOTAL Metals

Client Lot #...: C8J160331 **Matrix.....:** WATER
Date Sampled...: 10/14/08 **Date Received..:** 10/16/08

PARAMETER	SAMPLE AMOUNT	SPIKE AMT	MEASRD AMOUNT	UNITS	PERCNT RECVRY	RPD	METHOD	PREPARATION-ANALYSIS DATE	WORK ORDER #
MS Lot-Sample #: C8J160331-001 **Prep Batch #...:** 8292090									
Silver									
	ND	50.0	56.1	ug/L	112		SW846 6010B	10/18-10/27/08	K02TX1CF
	ND	50.0	56.2	ug/L	112	0.14	SW846 6010B	10/18-10/27/08	K02TX1CG
			Dilution Factor: 1						
			Analysis Time..: 15:14		Instrument ID..: TRACEICP		Analyst ID.....: 022952		
			MS Run #.....: 8292050						
Aluminum									
	ND	2000	2090	ug/L	105		SW846 6010B	10/18-10/27/08	K02TX1CH
	ND	2000	2130	ug/L	106	1.8	SW846 6010B	10/18-10/27/08	K02TX1CJ
			Dilution Factor: 1						
			Analysis Time..: 15:14		Instrument ID..: TRACEICP		Analyst ID.....: 022952		
			MS Run #.....: 8292050						
Arsenic									
	5.7	2000	2030	ug/L	101		SW846 6010B	10/18-10/27/08	K02TX1CK
	5.7	2000	2070	ug/L	103	1.9	SW846 6010B	10/18-10/27/08	K02TX1CL
			Dilution Factor: 1						
			Analysis Time..: 15:14		Instrument ID..: TRACEICP		Analyst ID.....: 022952		
			MS Run #.....: 8292050						
Barium									
	67.5	2000	2040	ug/L	99		SW846 6010B	10/18-10/27/08	K02TX1CM
	67.5	2000	2070	ug/L	100	1.5	SW846 6010B	10/18-10/27/08	K02TX1CN
			Dilution Factor: 1						
			Analysis Time..: 15:14		Instrument ID..: TRACEICP		Analyst ID.....: 022952		
			MS Run #.....: 8292050						
Beryllium									
	0.34	50.0	48.8	ug/L	97		SW846 6010B	10/18-10/27/08	K02TX1CP
	0.34	50.0	49.5	ug/L	98	1.4	SW846 6010B	10/18-10/27/08	K02TX1CQ
			Dilution Factor: 1						
			Analysis Time..: 15:14		Instrument ID..: TRACEICP		Analyst ID.....: 022952		
			MS Run #.....: 8292050						
Calcium									
	987000	50000	1040000	ug/L			SW846 6010B	10/18-10/28/08	K02TX1CR
			Qualifiers: NC						
	987000	50000	1040000	ug/L			SW846 6010B	10/18-10/28/08	K02TX1CT
			Qualifiers: NC						
			Dilution Factor: 5						
			Analysis Time..: 14:56		Instrument ID..: TRACEICP		Analyst ID.....: 022952		
			MS Run #.....: 8292050						

(Continued on next page)

MATRIX SPIKE SAMPLE DATA REPORT

TOTAL Metals

Client Lot #...: C8J160331 **Matrix.....:** WATER
Date Sampled...: 10/14/08 **Date Received..:** 10/16/08

PARAMETER	SAMPLE AMOUNT	SPIKE AMT	MEASRD AMOUNT	UNITS	PERCNT RECVRY	RPD	METHOD	PREPARATION-ANALYSIS DATE	WORK ORDER #
Cadmium									
	ND	50.0	46.9	ug/L	94		SW846 6010B	10/18-10/27/08	K02TX1CU
	ND	50.0	47.6	ug/L	95	1.6	SW846 6010B	10/18-10/27/08	K02TX1CV
			Dilution Factor: 1						
			Analysis Time..: 15:14		Instrument ID..: TRACEICP		Analyst ID.....: 022952		
			MS Run #.....: 8292050						
Cobalt									
	14.4	500	494	ug/L	96		SW846 6010B	10/18-10/27/08	K02TX1CW
	14.4	500	502	ug/L	98	1.6	SW846 6010B	10/18-10/27/08	K02TX1CX
			Dilution Factor: 1						
			Analysis Time..: 15:14		Instrument ID..: TRACEICP		Analyst ID.....: 022952		
			MS Run #.....: 8292050						
Chromium									
	8.1	200	202	ug/L	97		SW846 6010B	10/18-10/27/08	K02TX1C0
	8.1	200	204	ug/L	98	0.98	SW846 6010B	10/18-10/27/08	K02TX1C1
			Dilution Factor: 1						
			Analysis Time..: 15:14		Instrument ID..: TRACEICP		Analyst ID.....: 022952		
			MS Run #.....: 8292050						
Copper									
	ND	250	263	ug/L	105		SW846 6010B	10/18-10/27/08	K02TX1C2
	ND	250	267	ug/L	107	1.7	SW846 6010B	10/18-10/27/08	K02TX1C3
			Dilution Factor: 1						
			Analysis Time..: 15:14		Instrument ID..: TRACEICP		Analyst ID.....: 022952		
			MS Run #.....: 8292050						
Iron									
	7830	1000	8700 NC	ug/L			SW846 6010B	10/18-10/27/08	K02TX1C4
	7830	1000	8860 NC	ug/L			SW846 6010B	10/18-10/27/08	K02TX1C5
			Dilution Factor: 1						
			Analysis Time..: 15:14		Instrument ID..: TRACEICP		Analyst ID.....: 022952		
			MS Run #.....: 8292050						
Potassium									
	3190	50000	70200 N	ug/L	134		SW846 6010B	10/18-10/27/08	K02TX1C6
	3190	50000	71900 N	ug/L	137	2.4	SW846 6010B	10/18-10/27/08	K02TX1C7
			Dilution Factor: 1						
			Analysis Time..: 15:14		Instrument ID..: TRACEICP		Analyst ID.....: 022952		
			MS Run #.....: 8292050						

(Continued on next page)

MATRIX SPIKE SAMPLE DATA REPORT

TOTAL Metals

Client Lot #...: C8J160331 **Matrix.....:** WATER
Date Sampled...: 10/14/08 **Date Received..:** 10/16/08

PARAMETER	SAMPLE AMOUNT	SPIKE AMT	MEASRD AMOUNT	UNITS	PERCNT RECVRY	RPD	METHOD	PREPARATION-ANALYSIS DATE	WORK ORDER #
Magnesium									
	307000	50000	352000	ug/L			SW846 6010B	10/18-10/27/08	K02TX1C8
			Qualifiers: NC						
	307000	50000	357000	ug/L			SW846 6010B	10/18-10/27/08	K02TX1C9
			Qualifiers: NC						
			Dilution Factor: 1						
			Analysis Time..: 15:14		Instrument ID..: TRACEICP		Analyst ID.....: 022952		
			MS Run #.....: 8292050						
Manganese									
	4340	500	4760 NC	ug/L			SW846 6010B	10/18-10/27/08	K02TX1DA
	4340	500	4850 NC	ug/L			SW846 6010B	10/18-10/27/08	K02TX1DC
			Dilution Factor: 1						
			Analysis Time..: 15:14		Instrument ID..: TRACEICP		Analyst ID.....: 022952		
			MS Run #.....: 8292050						
Sodium									
	1050000	50000	1110000	ug/L			SW846 6010B	10/18-10/28/08	K02TX1DD
			Qualifiers: NC						
	1050000	50000	1110000	ug/L			SW846 6010B	10/18-10/28/08	K02TX1DE
			Qualifiers: NC						
			Dilution Factor: 5						
			Analysis Time..: 14:56		Instrument ID..: TRACEICP		Analyst ID.....: 022952		
			MS Run #.....: 8292050						
Nickel									
	97.7	500	564	ug/L	93		SW846 6010B	10/18-10/27/08	K02TX1DF
	97.7	500	574	ug/L	95	1.8	SW846 6010B	10/18-10/27/08	K02TX1DG
			Dilution Factor: 1						
			Analysis Time..: 15:14		Instrument ID..: TRACEICP		Analyst ID.....: 022952		
			MS Run #.....: 8292050						
Lead									
	ND	500	478	ug/L	96		SW846 6010B	10/18-10/27/08	K02TX1DH
	ND	500	484	ug/L	97	1.1	SW846 6010B	10/18-10/27/08	K02TX1DJ
			Dilution Factor: 1						
			Analysis Time..: 15:14		Instrument ID..: TRACEICP		Analyst ID.....: 022952		
			MS Run #.....: 8292050						
Selenium									
	ND	2000	2030	ug/L	101		SW846 6010B	10/18-10/27/08	K02TX1DK
	ND	2000	2060	ug/L	103	1.5	SW846 6010B	10/18-10/27/08	K02TX1DL
			Dilution Factor: 1						
			Analysis Time..: 15:14		Instrument ID..: TRACEICP		Analyst ID.....: 022952		
			MS Run #.....: 8292050						

(Continued on next page)

MATRIX SPIKE SAMPLE DATA REPORT

TOTAL Metals

Client Lot #...: C8J160331 **Matrix.....:** WATER
Date Sampled...: 10/14/08 **Date Received..:** 10/16/08

PARAMETER	SAMPLE AMOUNT	SPIKE AMT	MEASRD AMOUNT	UNITS	PERCNT RECVRY	RPD	METHOD	PREPARATION-ANALYSIS DATE	WORK ORDER #
Thallium									
	ND	2000	1920	ug/L	96		SW846 6010B	10/18-10/27/08	K02TX1DM
	ND	2000	1960	ug/L	98	1.6	SW846 6010B	10/18-10/27/08	K02TX1DN
			Dilution Factor: 1						
			Analysis Time..: 15:14		Instrument ID..: TRACEICP		Analyst ID.....: 022952		
			MS Run #.....: 8292050						
Antimony									
	3.1	500	516	ug/L	103		SW846 6010B	10/18-10/27/08	K02TX1DP
	3.1	500	522	ug/L	104	1.2	SW846 6010B	10/18-10/27/08	K02TX1DQ
			Dilution Factor: 1						
			Analysis Time..: 15:14		Instrument ID..: TRACEICP		Analyst ID.....: 022952		
			MS Run #.....: 8292050						
Vanadium									
	3.0	500	506	ug/L	101		SW846 6010B	10/18-10/27/08	K02TX1DR
	3.0	500	510	ug/L	101	0.82	SW846 6010B	10/18-10/27/08	K02TX1DT
			Dilution Factor: 1						
			Analysis Time..: 15:14		Instrument ID..: TRACEICP		Analyst ID.....: 022952		
			MS Run #.....: 8292050						
Zinc									
	12.5	500	539	ug/L	105		SW846 6010B	10/18-10/27/08	K02TX1DU
	12.5	500	547	ug/L	107	1.6	SW846 6010B	10/18-10/27/08	K02TX1DV
			Dilution Factor: 1						
			Analysis Time..: 15:14		Instrument ID..: TRACEICP		Analyst ID.....: 022952		
			MS Run #.....: 8292050						

NOTE(S):

Calculations are performed before rounding to avoid round-off errors in calculated results.

NC The recovery and/or RPD were not calculated.

N Spiked analyte recovery is outside stated control limits.

MATRIX SPIKE SAMPLE EVALUATION REPORT

TOTAL Metals

Client Lot #...: C8J160331 **Matrix.....:** WATER
Date Sampled...: 10/14/08 **Date Received..:** 10/16/08

PARAMETER	PERCENT RECOVERY	RECOVERY LIMITS	RPD	RPD LIMITS	METHOD	PREPARATION-ANALYSIS DATE	WORK ORDER #
MS Lot-Sample #: C8J160331-003 **Prep Batch #...:** 8298023							
Mercury	91	(75 - 125)			SW846 7470A	10/24/08	K02T11CA
	92	(75 - 125)	0.43	(0-20)	SW846 7470A	10/24/08	K02T11CC

Dilution Factor: 1
Analysis Time..: 09:12 Instrument ID..: HGHYDRA Analyst ID.....: 031043
MS Run #.....: 8298016

NOTE(S):

Calculations are performed before rounding to avoid round-off errors in calculated results.

MATRIX SPIKE SAMPLE DATA REPORT

TOTAL Metals

Client Lot #...: C8J160331 **Matrix.....:** WATER
Date Sampled...: 10/14/08 **Date Received..:** 10/16/08

PARAMETER	SAMPLE AMOUNT	SPIKE AMT	MEASRD AMOUNT	UNITS	PERCNT RECVRY	RPD	METHOD	PREPARATION-ANALYSIS DATE	WORK ORDER #
MS Lot-Sample #: C8J160331-003 **Prep Batch #...:** 8298023									
Mercury									
	ND	1.00	0.912	ug/L	91		SW846 7470A	10/24/08	K02T11CA
	ND	1.00	0.916	ug/L	92	0.43	SW846 7470A	10/24/08	K02T11CC

Dilution Factor: 1
Analysis Time..: 09:12 Instrument ID..: HGHYDRA Analyst ID.....: 031043
MS Run #.....: 8298016

NOTE(S):

Calculations are performed before rounding to avoid round-off errors in calculated results.

MATRIX SPIKE SAMPLE EVALUATION REPORT

TOTAL Metals

Client Lot #...: C8J160331 **Matrix.....:** WATER
Date Sampled...: 10/15/08 **Date Received..:** 10/16/08

PARAMETER	PERCENT RECOVERY	RECOVERY LIMITS	RPD	RPD LIMITS	METHOD	PREPARATION-ANALYSIS DATE	WORK ORDER #
MS Lot-Sample #: C8J160331-017 **Prep Batch #...:** 8298026							
Mercury	97	(75 - 125)			SW846 7470A	10/24/08	K02VJ1CF
	99	(75 - 125)	1.5	(0-20)	SW846 7470A	10/24/08	K02VJ1CG

Dilution Factor: 1
Analysis Time..: 09:49 Instrument ID..: HGHYDRA Analyst ID.....: 031043
MS Run #.....: 8298018

NOTE(S):

Calculations are performed before rounding to avoid round-off errors in calculated results.

MATRIX SPIKE SAMPLE DATA REPORT

TOTAL Metals

Client Lot #...: C8J160331 **Matrix.....:** WATER
Date Sampled...: 10/15/08 **Date Received..:** 10/16/08

PARAMETER	SAMPLE AMOUNT	SPIKE AMT	MEASRD AMOUNT	UNITS	PERCNT RECVRY	RPD	METHOD	PREPARATION-ANALYSIS DATE	WORK ORDER #
MS Lot-Sample #: C8J160331-017 **Prep Batch #...:** 8298026									
Mercury									
	ND	1.00	0.971	ug/L	97		SW846 7470A	10/24/08	K02VJ1CF
	ND	1.00	0.986	ug/L	99	1.5	SW846 7470A	10/24/08	K02VJ1CG

Dilution Factor: 1
Analysis Time..: 09:49 Instrument ID..: HGHYDRA Analyst ID.....: 031043
MS Run #.....: 8298018

NOTE(S):

Calculations are performed before rounding to avoid round-off errors in calculated results.

MATRIX SPIKE SAMPLE EVALUATION REPORT

TOTAL Metals

Client Lot #...: C8J160331 **Matrix.....:** WATER
Date Sampled...: 10/15/08 **Date Received..:** 10/16/08

PARAMETER	PERCENT RECOVERY	RECOVERY LIMITS	RPD	RPD LIMITS	METHOD	PREPARATION-ANALYSIS DATE	WORK ORDER #
MS Lot-Sample #: C8J160331-021 **Prep Batch #...:** 8292093							
Silver	104	(75 - 125)			SW846 6010B	10/18-10/27/08	K02VP1CU
	102	(75 - 125)	2.1	(0-20)	SW846 6010B	10/18-10/27/08	K02VP1CV
		Dilution Factor: 1					
		Analysis Time..: 17:13 Instrument ID..: TRACEICP Analyst ID.....: 022952					
		MS Run #.....: 8292061					
Aluminum	101	(75 - 125)			SW846 6010B	10/18-10/27/08	K02VP1CW
	102	(75 - 125)	0.73	(0-20)	SW846 6010B	10/18-10/27/08	K02VP1CX
		Dilution Factor: 1					
		Analysis Time..: 17:13 Instrument ID..: TRACEICP Analyst ID.....: 022952					
		MS Run #.....: 8292061					
Arsenic	101	(75 - 125)			SW846 6010B	10/18-10/27/08	K02VP1C0
	101	(75 - 125)	0.35	(0-20)	SW846 6010B	10/18-10/27/08	K02VP1C1
		Dilution Factor: 1					
		Analysis Time..: 17:13 Instrument ID..: TRACEICP Analyst ID.....: 022952					
		MS Run #.....: 8292061					
Barium	99	(75 - 125)			SW846 6010B	10/18-10/27/08	K02VP1C2
	99	(75 - 125)	0.28	(0-20)	SW846 6010B	10/18-10/27/08	K02VP1C3
		Dilution Factor: 1					
		Analysis Time..: 17:13 Instrument ID..: TRACEICP Analyst ID.....: 022952					
		MS Run #.....: 8292061					
Beryllium	103	(75 - 125)			SW846 6010B	10/18-10/27/08	K02VP1C4
	103	(75 - 125)	0.09	(0-20)	SW846 6010B	10/18-10/27/08	K02VP1C5
		Dilution Factor: 1					
		Analysis Time..: 17:13 Instrument ID..: TRACEICP Analyst ID.....: 022952					
		MS Run #.....: 8292061					
Calcium	96	(75 - 125)			SW846 6010B	10/18-10/27/08	K02VP1C6
	100	(75 - 125)	0.99	(0-20)	SW846 6010B	10/18-10/27/08	K02VP1C7
		Dilution Factor: 1					
		Analysis Time..: 17:13 Instrument ID..: TRACEICP Analyst ID.....: 022952					
		MS Run #.....: 8292061					
Cadmium	99	(75 - 125)			SW846 6010B	10/18-10/27/08	K02VP1C8
	98	(75 - 125)	0.50	(0-20)	SW846 6010B	10/18-10/27/08	K02VP1C9
		Dilution Factor: 1					
		Analysis Time..: 17:13 Instrument ID..: TRACEICP Analyst ID.....: 022952					
		MS Run #.....: 8292061					

(Continued on next page)

MATRIX SPIKE SAMPLE EVALUATION REPORT

TOTAL Metals

Client Lot #...: C8J160331 **Matrix.....:** WATER
Date Sampled...: 10/15/08 **Date Received..:** 10/16/08

PARAMETER	PERCENT RECOVERY	RECOVERY LIMITS	RPD	RPD LIMITS	METHOD	PREPARATION-ANALYSIS DATE	WORK ORDER #
Cobalt	101	(75 - 125)			SW846 6010B	10/18-10/27/08	K02VP1DA
	101	(75 - 125)	0.22	(0-20)	SW846 6010B	10/18-10/27/08	K02VP1DC
		Dilution Factor: 1					
		Analysis Time..: 17:13			Instrument ID..: TRACEICP	Analyst ID.....: 022952	
		MS Run #.....: 8292061					
Chromium	103	(75 - 125)			SW846 6010B	10/18-10/27/08	K02VP1DD
	102	(75 - 125)	0.23	(0-20)	SW846 6010B	10/18-10/27/08	K02VP1DE
		Dilution Factor: 1					
		Analysis Time..: 17:13			Instrument ID..: TRACEICP	Analyst ID.....: 022952	
		MS Run #.....: 8292061					
Copper	102	(75 - 125)			SW846 6010B	10/18-10/27/08	K02VP1DF
	102	(75 - 125)	0.14	(0-20)	SW846 6010B	10/18-10/27/08	K02VP1DG
		Dilution Factor: 1					
		Analysis Time..: 17:13			Instrument ID..: TRACEICP	Analyst ID.....: 022952	
		MS Run #.....: 8292061					
Iron	NC	(75 - 125)			SW846 6010B	10/18-10/27/08	K02VP1DH
	NC	(75 - 125)		(0-20)	SW846 6010B	10/18-10/27/08	K02VP1DJ
		Dilution Factor: 1					
		Analysis Time..: 17:13			Instrument ID..: TRACEICP	Analyst ID.....: 022952	
		MS Run #.....: 8292061					
Potassium	102	(75 - 125)			SW846 6010B	10/18-10/27/08	K02VP1DK
	102	(75 - 125)	0.68	(0-20)	SW846 6010B	10/18-10/27/08	K02VP1DL
		Dilution Factor: 1					
		Analysis Time..: 17:13			Instrument ID..: TRACEICP	Analyst ID.....: 022952	
		MS Run #.....: 8292061					
Magnesium	100	(75 - 125)			SW846 6010B	10/18-10/27/08	K02VP1DM
	101	(75 - 125)	0.44	(0-20)	SW846 6010B	10/18-10/27/08	K02VP1DN
		Dilution Factor: 1					
		Analysis Time..: 17:13			Instrument ID..: TRACEICP	Analyst ID.....: 022952	
		MS Run #.....: 8292061					
Manganese	97	(75 - 125)			SW846 6010B	10/18-10/27/08	K02VP1DP
	102	(75 - 125)	1.1	(0-20)	SW846 6010B	10/18-10/27/08	K02VP1DQ
		Dilution Factor: 1					
		Analysis Time..: 17:13			Instrument ID..: TRACEICP	Analyst ID.....: 022952	
		MS Run #.....: 8292061					

(Continued on next page)

MATRIX SPIKE SAMPLE EVALUATION REPORT

TOTAL Metals

Client Lot #...: C8J160331 **Matrix.....:** WATER
Date Sampled...: 10/15/08 **Date Received..:** 10/16/08

PARAMETER	PERCENT RECOVERY	RECOVERY LIMITS	RPD	RPD LIMITS	METHOD	PREPARATION-ANALYSIS DATE	WORK ORDER #
Sodium	95	(75 - 125)			SW846 6010B	10/18-10/27/08	K02VP1CA
	99	(75 - 125)	1.4	(0-20)	SW846 6010B	10/18-10/27/08	K02VP1CC
		Dilution Factor: 1					
		Analysis Time..: 17:13			Instrument ID..: TRACEICP	Analyst ID.....: 022952	
		MS Run #.....: 8292061					
Nickel	100	(75 - 125)			SW846 6010B	10/18-10/27/08	K02VP1CD
	100	(75 - 125)	0.22	(0-20)	SW846 6010B	10/18-10/27/08	K02VP1CE
		Dilution Factor: 1					
		Analysis Time..: 17:13			Instrument ID..: TRACEICP	Analyst ID.....: 022952	
		MS Run #.....: 8292061					
Lead	100	(75 - 125)			SW846 6010B	10/18-10/27/08	K02VP1CF
	100	(75 - 125)	0.44	(0-20)	SW846 6010B	10/18-10/27/08	K02VP1CG
		Dilution Factor: 1					
		Analysis Time..: 17:13			Instrument ID..: TRACEICP	Analyst ID.....: 022952	
		MS Run #.....: 8292061					
Selenium	98	(75 - 125)			SW846 6010B	10/18-10/27/08	K02VP1CH
	99	(75 - 125)	0.62	(0-20)	SW846 6010B	10/18-10/27/08	K02VP1CJ
		Dilution Factor: 1					
		Analysis Time..: 17:13			Instrument ID..: TRACEICP	Analyst ID.....: 022952	
		MS Run #.....: 8292061					
Thallium	99	(75 - 125)			SW846 6010B	10/18-10/27/08	K02VP1CK
	100	(75 - 125)	0.52	(0-20)	SW846 6010B	10/18-10/27/08	K02VP1CL
		Dilution Factor: 1					
		Analysis Time..: 17:13			Instrument ID..: TRACEICP	Analyst ID.....: 022952	
		MS Run #.....: 8292061					
Antimony	101	(75 - 125)			SW846 6010B	10/18-10/27/08	K02VP1CM
	101	(75 - 125)	0.25	(0-20)	SW846 6010B	10/18-10/27/08	K02VP1CN
		Dilution Factor: 1					
		Analysis Time..: 17:13			Instrument ID..: TRACEICP	Analyst ID.....: 022952	
		MS Run #.....: 8292061					
Vanadium	103	(75 - 125)			SW846 6010B	10/18-10/27/08	K02VP1CP
	103	(75 - 125)	0.29	(0-20)	SW846 6010B	10/18-10/27/08	K02VP1CQ
		Dilution Factor: 1					
		Analysis Time..: 17:13			Instrument ID..: TRACEICP	Analyst ID.....: 022952	
		MS Run #.....: 8292061					

(Continued on next page)

MATRIX SPIKE SAMPLE EVALUATION REPORT

TOTAL Metals

Client Lot #...: C8J160331 **Matrix.....:** WATER
Date Sampled...: 10/15/08 **Date Received..:** 10/16/08

PARAMETER	PERCENT RECOVERY	RECOVERY LIMITS	RPD	RPD LIMITS	METHOD	PREPARATION-ANALYSIS DATE	WORK ORDER #
Zinc	104	(75 - 125)			SW846 6010B	10/18-10/27/08	K02VP1CR
	104	(75 - 125)	0.0	(0-20)	SW846 6010B	10/18-10/27/08	K02VP1CT

Dilution Factor: 1
Analysis Time..: 17:13 Instrument ID..: TRACEICP Analyst ID.....: 022952
MS Run #.....: 8292061

NOTE(S):

Calculations are performed before rounding to avoid round-off errors in calculated results.

NC The recovery and/or RPD were not calculated.

MATRIX SPIKE SAMPLE DATA REPORT

TOTAL Metals

Client Lot #...: C8J160331 **Matrix.....:** WATER
Date Sampled...: 10/15/08 **Date Received..:** 10/16/08

PARAMETER	SAMPLE AMOUNT	SPIKE AMT	MEASRD AMOUNT	UNITS	PERCNT RECVRY	RPD	METHOD	PREPARATION-ANALYSIS DATE	WORK ORDER #
MS Lot-Sample #: C8J160331-021 **Prep Batch #...:** 8292093									
Silver									
	0.80	50.0	52.7	ug/L	104		SW846 6010B	10/18-10/27/08	K02VP1CU
	0.80	50.0	51.6	ug/L	102	2.1	SW846 6010B	10/18-10/27/08	K02VP1CV
			Dilution Factor: 1						
			Analysis Time..: 17:13		Instrument ID..: TRACEICP		Analyst ID.....: 022952		
			MS Run #.....: 8292061						
Aluminum									
	103	2000	2130	ug/L	101		SW846 6010B	10/18-10/27/08	K02VP1CW
	103	2000	2150	ug/L	102	0.73	SW846 6010B	10/18-10/27/08	K02VP1CX
			Dilution Factor: 1						
			Analysis Time..: 17:13		Instrument ID..: TRACEICP		Analyst ID.....: 022952		
			MS Run #.....: 8292061						
Arsenic									
	58.5	2000	2070	ug/L	101		SW846 6010B	10/18-10/27/08	K02VP1C0
	58.5	2000	2080	ug/L	101	0.35	SW846 6010B	10/18-10/27/08	K02VP1C1
			Dilution Factor: 1						
			Analysis Time..: 17:13		Instrument ID..: TRACEICP		Analyst ID.....: 022952		
			MS Run #.....: 8292061						
Barium									
	111	2000	2090	ug/L	99		SW846 6010B	10/18-10/27/08	K02VP1C2
	111	2000	2100	ug/L	99	0.28	SW846 6010B	10/18-10/27/08	K02VP1C3
			Dilution Factor: 1						
			Analysis Time..: 17:13		Instrument ID..: TRACEICP		Analyst ID.....: 022952		
			MS Run #.....: 8292061						
Beryllium									
	0.73	50.0	52.1	ug/L	103		SW846 6010B	10/18-10/27/08	K02VP1C4
	0.73	50.0	52.1	ug/L	103	0.09	SW846 6010B	10/18-10/27/08	K02VP1C5
			Dilution Factor: 1						
			Analysis Time..: 17:13		Instrument ID..: TRACEICP		Analyst ID.....: 022952		
			MS Run #.....: 8292061						
Calcium									
	135000	50000	183000	ug/L	96		SW846 6010B	10/18-10/27/08	K02VP1C6
	135000	50000	185000	ug/L	100	0.99	SW846 6010B	10/18-10/27/08	K02VP1C7
			Dilution Factor: 1						
			Analysis Time..: 17:13		Instrument ID..: TRACEICP		Analyst ID.....: 022952		
			MS Run #.....: 8292061						

(Continued on next page)

MATRIX SPIKE SAMPLE DATA REPORT

TOTAL Metals

Client Lot #...: C8J160331 **Matrix.....:** WATER
Date Sampled...: 10/15/08 **Date Received..:** 10/16/08

PARAMETER	SAMPLE AMOUNT	SPIKE AMT	MEASRD AMOUNT	UNITS	PERCNT RECVRY	RPD	METHOD	PREPARATION-ANALYSIS DATE	WORK ORDER #
Cadmium									
	ND	50.0	49.4	ug/L	99		SW846 6010B	10/18-10/27/08	K02VP1C8
	ND	50.0	49.1	ug/L	98	0.50	SW846 6010B	10/18-10/27/08	K02VP1C9
			Dilution Factor: 1						
			Analysis Time..: 17:13		Instrument ID..: TRACEICP		Analyst ID.....: 022952		
			MS Run #.....: 8292061						
Cobalt									
	2.1	500	505	ug/L	101		SW846 6010B	10/18-10/27/08	K02VP1DA
	2.1	500	506	ug/L	101	0.22	SW846 6010B	10/18-10/27/08	K02VP1DC
			Dilution Factor: 1						
			Analysis Time..: 17:13		Instrument ID..: TRACEICP		Analyst ID.....: 022952		
			MS Run #.....: 8292061						
Chromium									
	4.7	200	210	ug/L	103		SW846 6010B	10/18-10/27/08	K02VP1DD
	4.7	200	209	ug/L	102	0.23	SW846 6010B	10/18-10/27/08	K02VP1DE
			Dilution Factor: 1						
			Analysis Time..: 17:13		Instrument ID..: TRACEICP		Analyst ID.....: 022952		
			MS Run #.....: 8292061						
Copper									
	ND	250	254	ug/L	102		SW846 6010B	10/18-10/27/08	K02VP1DF
	ND	250	255	ug/L	102	0.14	SW846 6010B	10/18-10/27/08	K02VP1DG
			Dilution Factor: 1						
			Analysis Time..: 17:13		Instrument ID..: TRACEICP		Analyst ID.....: 022952		
			MS Run #.....: 8292061						
Iron									
	21900	1000	22600	ug/L			SW846 6010B	10/18-10/27/08	K02VP1DH
			Qualifiers: NC						
	21900	1000	22800	ug/L			SW846 6010B	10/18-10/27/08	K02VP1DJ
			Qualifiers: NC						
			Dilution Factor: 1						
			Analysis Time..: 17:13		Instrument ID..: TRACEICP		Analyst ID.....: 022952		
			MS Run #.....: 8292061						
Potassium									
	6250	50000	57000	ug/L	102		SW846 6010B	10/18-10/27/08	K02VP1DK
	6250	50000	57400	ug/L	102	0.68	SW846 6010B	10/18-10/27/08	K02VP1DL
			Dilution Factor: 1						
			Analysis Time..: 17:13		Instrument ID..: TRACEICP		Analyst ID.....: 022952		
			MS Run #.....: 8292061						

(Continued on next page)

MATRIX SPIKE SAMPLE DATA REPORT

TOTAL Metals

Client Lot #...: C8J160331 **Matrix.....:** WATER
Date Sampled...: 10/15/08 **Date Received..:** 10/16/08

PARAMETER	SAMPLE AMOUNT	SPIKE AMT	MEASRD AMOUNT	UNITS	PERCNT RECVRY	RPD	METHOD	PREPARATION-ANALYSIS DATE	WORK ORDER #
Magnesium									
	17200	50000	67400	ug/L	100		SW846 6010B	10/18-10/27/08	K02VP1DM
	17200	50000	67700	ug/L	101	0.44	SW846 6010B	10/18-10/27/08	K02VP1DN
			Dilution Factor: 1						
			Analysis Time..: 17:13				Instrument ID..: TRACEICP	Analyst ID.....: 022952	
			MS Run #.....: 8292061						
Manganese									
	1630	500	2120	ug/L	97		SW846 6010B	10/18-10/27/08	K02VP1DP
	1630	500	2140	ug/L	102	1.1	SW846 6010B	10/18-10/27/08	K02VP1DQ
			Dilution Factor: 1						
			Analysis Time..: 17:13				Instrument ID..: TRACEICP	Analyst ID.....: 022952	
			MS Run #.....: 8292061						
Sodium									
	95800	50000	143000	ug/L	95		SW846 6010B	10/18-10/27/08	K02VP1CA
	95800	50000	145000	ug/L	99	1.4	SW846 6010B	10/18-10/27/08	K02VP1CC
			Dilution Factor: 1						
			Analysis Time..: 17:13				Instrument ID..: TRACEICP	Analyst ID.....: 022952	
			MS Run #.....: 8292061						
Nickel									
	2.7	500	503	ug/L	100		SW846 6010B	10/18-10/27/08	K02VP1CD
	2.7	500	504	ug/L	100	0.22	SW846 6010B	10/18-10/27/08	K02VP1CE
			Dilution Factor: 1						
			Analysis Time..: 17:13				Instrument ID..: TRACEICP	Analyst ID.....: 022952	
			MS Run #.....: 8292061						
Lead									
	ND	500	498	ug/L	100		SW846 6010B	10/18-10/27/08	K02VP1CF
	ND	500	500	ug/L	100	0.44	SW846 6010B	10/18-10/27/08	K02VP1CG
			Dilution Factor: 1						
			Analysis Time..: 17:13				Instrument ID..: TRACEICP	Analyst ID.....: 022952	
			MS Run #.....: 8292061						
Selenium									
	ND	2000	1960	ug/L	98		SW846 6010B	10/18-10/27/08	K02VP1CH
	ND	2000	1980	ug/L	99	0.62	SW846 6010B	10/18-10/27/08	K02VP1CJ
			Dilution Factor: 1						
			Analysis Time..: 17:13				Instrument ID..: TRACEICP	Analyst ID.....: 022952	
			MS Run #.....: 8292061						

(Continued on next page)

MATRIX SPIKE SAMPLE DATA REPORT

TOTAL Metals

Client Lot #...: C8J160331 **Matrix.....:** WATER
Date Sampled...: 10/15/08 **Date Received..:** 10/16/08

PARAMETER	SAMPLE AMOUNT	SPIKE AMT	MEASRD AMOUNT	UNITS	PERCNT RECVRY	RPD	METHOD	PREPARATION-ANALYSIS DATE	WORK ORDER #
Thallium									
	ND	2000	1980	ug/L	99		SW846 6010B	10/18-10/27/08	K02VP1CK
	ND	2000	1990	ug/L	100	0.52	SW846 6010B	10/18-10/27/08	K02VP1CL
			Dilution Factor: 1						
			Analysis Time..: 17:13		Instrument ID..: TRACEICP		Analyst ID.....: 022952		
			MS Run #.....: 8292061						
Antimony									
	2.8	500	506	ug/L	101		SW846 6010B	10/18-10/27/08	K02VP1CM
	2.8	500	507	ug/L	101	0.25	SW846 6010B	10/18-10/27/08	K02VP1CN
			Dilution Factor: 1						
			Analysis Time..: 17:13		Instrument ID..: TRACEICP		Analyst ID.....: 022952		
			MS Run #.....: 8292061						
Vanadium									
	12.9	500	528	ug/L	103		SW846 6010B	10/18-10/27/08	K02VP1CP
	12.9	500	530	ug/L	103	0.29	SW846 6010B	10/18-10/27/08	K02VP1CQ
			Dilution Factor: 1						
			Analysis Time..: 17:13		Instrument ID..: TRACEICP		Analyst ID.....: 022952		
			MS Run #.....: 8292061						
Zinc									
	8.7	500	530	ug/L	104		SW846 6010B	10/18-10/27/08	K02VP1CR
	8.7	500	531	ug/L	104	0.0	SW846 6010B	10/18-10/27/08	K02VP1CT
			Dilution Factor: 1						
			Analysis Time..: 17:13		Instrument ID..: TRACEICP		Analyst ID.....: 022952		
			MS Run #.....: 8292061						

NOTE(S):

Calculations are performed before rounding to avoid round-off errors in calculated results.

NC The recovery and/or RPD were not calculated.

GENERAL CHEMISTRY SUMMARY

Buffalo Color

Chloride

Lab Name: TESTAMERICA PITTSBURGH
Client Name: MACTEC Engineering and Consulting Inc
Matrix: WATER
Method: MCAWW 300.0A
Lot Number: C8J160331

Chloride

Client Sample ID	Sample Number	Workorder	Result	Units	Min. Detection Limit	Reporting Limit	Dilution Factor	Prep Date - Analysis Date/Time	QC Batch
RFI-18-1008	C8J160331 001	K02TX1AC	3670 J	mg/L	5.3	100	100	10/26/2008 - 10/26/200E 00:0	8300067
RFI-28-1008	C8J160331 002	K02T01AN	228 J	mg/L	0.26	5.0	5	10/26/2008 - 10/26/200E 00:0	8300067
RFI-35-1008	C8J160331 003	K02T11AN	231 J	mg/L	0.53	10.0	10	10/26/2008 - 10/26/200E 00:0	8300067
EW-1-1008	C8J160331 004	K02T21AN	132 J	mg/L	0.053	1.0	1	10/26/2008 - 10/26/200E 00:0	8300067
EW-2-1008	C8J160331 005	K02T31AN	210 J	mg/L	1.3	25.0	25	10/26/2008 - 10/26/200E 00:0	8300067
EW-3-1008	C8J160331 006	K02T41AN	424 J	mg/L	0.26	5.0	5	10/26/2008 - 10/26/200E 00:0	8300067
EW-4-1008	C8J160331 007	K02T51AN	955 J	mg/L	0.53	10.0	10	10/26/2008 - 10/26/200E 00:0	8300067
EW-5-1008	C8J160331 008	K02T61AN	1290 J	mg/L	0.53	10.0	10	10/26/2008 - 10/26/200E 00:0	8300067
DUPLICATE EW-1-1008	C8J160331 009	K02T71AN	132 J	mg/L	0.053	1.0	1	10/26/2008 - 10/26/200E 00:0	8300067
RFI-22-1008	C8J160331 010	K02T81AN	881 J	mg/L	0.26	5.0	5	10/26/2008 - 10/26/200E 00:0	8300067
ICM-105-1008	C8J160331 011	K02T91AN	91.3 J	mg/L	0.053	1.0	1	10/26/2008 - 10/26/200E 00:0	8300067
RFI-31-1008	C8J160331 012	K02VA1AN	2960 J	mg/L	5.3	100	100	10/26/2008 - 10/26/200E 00:0	8300067
RFI-20-1008	C8J160331 013	K02VC1AN	214 J	mg/L	0.26	5.0	5	10/26/2008 - 10/27/200E 00:0	8300067
RFI-30-1008	C8J160331 014	K02VD1AN	873 J	mg/L	0.26	5.0	5	10/26/2008 - 10/27/200E 00:0	8300067
ICM-102-1008	C8J160331 015	K02VE1AN	72.4 J	mg/L	0.053	1.0	1	10/26/2008 - 10/27/200E 00:0	8300067
RFI-25-1008	C8J160331 016	K02VH1AN	83.7 J	mg/L	0.053	1.0	1	10/26/2008 - 10/27/200E 00:0	8300067
RFI-27-1008	C8J160331 017	K02VJ1AN	695 J	mg/L	0.26	5.0	5	10/26/2008 - 10/27/200E 00:0	8300067
ICM-104-1008	C8J160331 018	K02VK1AN	89.4 J	mg/L	0.053	1.0	1	10/26/2008 - 10/27/200E 00:0	8300067

Buffalo Color

Chloride

Lab Name: TESTAMERICA PITTSBURGH
Client Name: MACTEC Engineering and Consulting Inc
Matrix: WATER

Method: MCAWW 300.0A
Lot Number: C8J160331

RFI-24-1008	C8J160331 019	K02VM1AN	124 J	mg/L	0.053	1.0	1	10/26/2008 - 10/27/2008 00:0	8300067
ICM-103-1008	C8J160331 020	K02VN1AN	65.1 J	mg/L	0.053	1.0	1	10/26/2008 - 10/27/2008 00:0	8300067
MW6-R-R-1008	C8J160331 021	K02VP1AN	55.9	mg/L	0.26	1.0	1	10/26/2008 - 10/28/2008 00:0	8300069
ICM-101-1008	C8J160331 022	K02VT1AN	705	mg/L	0.26	5.0	5	10/26/2008 - 10/27/2008 00:0	8300069

Buffalo Color

Cyanide, Total

Lab Name: TESTAMERICA PITTSBURGH
Client Name: MACTEC Engineering and Consulting Inc
Matrix: WATER
Method: SW846 9012A
Lot Number: C8J160331

Distillation procedure

Client Sample ID	Sample Number	Workorder	Result	Units	Min. Detection Limit	Reporting Limit	Dilution Factor	Prep Date - Analysis Date/Time	QC Batch
RFI-18-1008	C8J160331 001	K02TX1AF	0.0023 B J	mg/L	0.0017	0.010	1	10/21/2008 - 10/21/2008 14:0	8295306
RFI-28-1008	C8J160331 002	K02T01AR	0.022 J	mg/L	0.0017	0.010	1	10/21/2008 - 10/21/2008 14:0	8295306
RFI-35-1008	C8J160331 003	K02T11AR	0.035 J	mg/L	0.0017	0.010	1	10/21/2008 - 10/21/2008 14:0	8295306
EW-1-1008	C8J160331 004	K02T21AR	0.0093 B J	mg/L	0.0017	0.010	1	10/21/2008 - 10/21/2008 14:0	8295306
EW-2-1008	C8J160331 005	K02T31AR	0.13 J	mg/L	0.0017	0.010	1	10/21/2008 - 10/21/2008 14:0	8295306
EW-3-1008	C8J160331 006	K02T41AR	0.58 J	mg/L	0.017	0.10	10	10/21/2008 - 10/21/2008 14:2	8295306
EW-4-1008	C8J160331 007	K02T51AR	0.57 J	mg/L	0.017	0.10	10	10/21/2008 - 10/21/2008 14:2	8295307
EW-5-1008	C8J160331 008	K02T61AR	0.0059 B J	mg/L	0.0017	0.010	1	10/21/2008 - 10/21/2008 14:1	8295307
DUPLICATE EW-1-1008	C8J160331 009	K02T71AR	0.0055 B J	mg/L	0.0017	0.010	1	10/21/2008 - 10/21/2008 14:1	8295307
RFI-22-1008	C8J160331 010	K02T81AR	0.0031 B J	mg/L	0.0017	0.010	1	10/21/2008 - 10/21/2008 14:1	8295307
ICM-105-1008	C8J160331 011	K02T91AR	0.25 J	mg/L	0.0017	0.010	1	10/21/2008 - 10/21/2008 14:1	8295307
RFI-31-1008	C8J160331 012	K02VA1AR	0.0074 B J	mg/L	0.0017	0.010	1	10/21/2008 - 10/21/2008 14:1	8295307
RFI-20-1008	C8J160331 013	K02VC1AR	0.0080 B J	mg/L	0.0017	0.010	1	10/21/2008 - 10/21/2008 14:1	8295307
RFI-30-1008	C8J160331 014	K02VD1AR	ND	mg/L	0.0017	0.010	1	10/21/2008 - 10/21/2008 14:1	8295307
ICM-102-1008	C8J160331 015	K02VE1AR	0.0051 B J	mg/L	0.0017	0.010	1	10/21/2008 - 10/21/2008 14:1	8295307
RFI-25-1008	C8J160331 016	K02VH1AR	0.012 J	mg/L	0.0017	0.010	1	10/21/2008 - 10/21/2008 14:1	8295307
RFI-27-1008	C8J160331 017	K02VJ1AR	0.0027 B J	mg/L	0.0017	0.010	1	10/22/2008 - 10/22/2008 12:5	8296144
ICM-104-1008	C8J160331 018	K02VK1AR	0.15 J	mg/L	0.0017	0.010	1	10/22/2008 - 10/22/2008 12:5	8296144

Buffalo Color

Cyanide, Total

Lab Name: TESTAMERICA PITTSBURGH **Method:** SW846 9012A

Client Name: MACTEC Engineering and Consulting Inc **Lot Number:** C8J160331

Matrix: WATER

RFI-24-1008	C8J160331 019	K02VM1AR	0.16 J	mg/L	0.0017	0.010	1	10/22/2008 - 10/22/2008 12:5	8296144
ICM-103-1008	C8J160331 020	K02VN1AR	0.086 J	mg/L	0.0017	0.010	1	10/22/2008 - 10/22/2008 12:5	8296144
MW6-R-R-1008	C8J160331 021	K02VP1AR	0.0020 B J	mg/L	0.0017	0.010	1	10/22/2008 - 10/22/2008 12:5	8296144
ICM-101-1008	C8J160331 022	K02VT1AR	0.012 J	mg/L	0.0017	0.010	1	10/22/2008 - 10/22/2008 12:5	8296144

J Method blank contamination. The associated method blank contains the target analyte at a reportable level.

Buffalo Color

Nitrate-Nitrite

Lab Name: TESTAMERICA PITTSBURGH
Client Name: MACTEC Engineering and Consulting Inc
Matrix: WATER
Method: MCAWW 353.2
Lot Number: C8J160331

Nitrate-Nitrite

Client Sample ID	Sample Number	Workorder	Result	Units	Min. Detection Limit	Reporting Limit	Dilution Factor	Prep Date - Analysis Date/Time	QC Batch
RFI-18-1008	C8J160331 001	K02TX1AE	0.083 B J	mg/L	0.010	0.10	1	10/17/2008 - 10/17/200E 13:2	8291365
RFI-28-1008	C8J160331 002	K02T01AQ	0.18 J	mg/L	0.010	0.10	1	10/17/2008 - 10/17/200E 13:2	8291365
RFI-35-1008	C8J160331 003	K02T11AQ	0.12 J	mg/L	0.010	0.10	1	10/17/2008 - 10/17/200E 13:2	8291365
EW-1-1008	C8J160331 004	K02T21AQ	0.047 B J	mg/L	0.010	0.10	1	10/17/2008 - 10/17/200E 13:3	8291365
EW-2-1008	C8J160331 005	K02T31AQ	0.075 B J	mg/L	0.010	0.10	1	10/17/2008 - 10/17/200E 13:3	8291365
EW-3-1008	C8J160331 006	K02T41AQ	0.14 J	mg/L	0.010	0.10	1	10/17/2008 - 10/17/200E 13:3	8291365
EW-4-1008	C8J160331 007	K02T51AQ	0.096 B J	mg/L	0.010	0.10	1	10/17/2008 - 10/17/200E 13:3	8291365
EW-5-1008	C8J160331 008	K02T61AQ	0.071 B J	mg/L	0.010	0.10	1	10/17/2008 - 10/17/200E 13:3	8291365
DUPLICATE EW-1-1008	C8J160331 009	K02T71AQ	0.058 B J	mg/L	0.010	0.10	1	10/17/2008 - 10/17/200E 13:3	8291365
RFI-22-1008	C8J160331 010	K02T81AQ	0.12 J	mg/L	0.010	0.10	1	10/17/2008 - 10/17/200E 13:4	8291365
ICM-105-1008	C8J160331 011	K02T91AQ	0.059 B J	mg/L	0.010	0.10	1	10/17/2008 - 10/17/200E 13:4	8291365
RFI-31-1008	C8J160331 012	K02VA1AQ	0.28 J	mg/L	0.010	0.10	1	10/17/2008 - 10/17/200E 13:4	8291365
RFI-20-1008	C8J160331 013	K02VC1AQ	0.084 B J	mg/L	0.010	0.10	1	10/17/2008 - 10/17/200E 13:4	8291365
RFI-30-1008	C8J160331 014	K02VD1AQ	0.048 B J	mg/L	0.010	0.10	1	10/17/2008 - 10/17/200E 13:5	8291365
ICM-102-1008	C8J160331 015	K02VE1AQ	0.051 B J	mg/L	0.010	0.10	1	10/17/2008 - 10/17/200E 13:5	8291365
RFI-25-1008	C8J160331 016	K02VH1AQ	0.055 B J	mg/L	0.010	0.10	1	10/17/2008 - 10/17/200E 13:5	8291365
RFI-27-1008	C8J160331 017	K02VJ1AQ	0.045 B J	mg/L	0.010	0.10	1	10/17/2008 - 10/17/200E 13:5	8291366
ICM-104-1008	C8J160331 018	K02VK1AQ	0.19 J	mg/L	0.010	0.10	1	10/17/2008 - 10/17/200E 14:0	8291366

Buffalo Color

Nitrate-Nitrite

Lab Name: TESTAMERICA PITTSBURGH
Client Name: MACTEC Engineering and Consulting Inc
Matrix: WATER

Method: MCAWW 353.2
Lot Number: C8J160331

RFI-24-1008	C8J160331 019	K02VM1AQ	0.065 B J	mg/L	0.010	0.10	1	10/17/2008 - 10/17/2008 14:0	8291366
ICM-103-1008	C8J160331 020	K02VN1AQ	0.12 J	mg/L	0.010	0.10	1	10/17/2008 - 10/17/2008 14:0	8291366
MW6-R-R-1008	C8J160331 021	K02VP1AQ	0.050 B J	mg/L	0.010	0.10	1	10/17/2008 - 10/17/2008 14:0	8291366
ICM-101-1008	C8J160331 022	K02VT1AQ	1.2 J	mg/L	0.10	1.0	10	10/17/2008 - 10/17/2008 14:4	8291366

J Method blank contamination. The associated method blank contains the target analyte at a reportable level.

Buffalo Color

Sulfate

Lab Name: TESTAMERICA PITTSBURGH
Client Name: MACTEC Engineering and Consulting Inc
Matrix: WATER
Method: MCAWW 300.0A
Lot Number: C8J160331

Sulfate

Client Sample ID	Sample Number	Workorder	Result	Units	Min. Detection Limit	Reporting Limit	Dilution Factor	Prep Date - Analysis Date/Time	QC Batch
RFI-18-1008	C8J160331 001	K02TX1AD	462 J	mg/L	0.31	10.0	10	10/26/2008 - 10/26/200E 00:0	8300068
RFI-28-1008	C8J160331 002	K02T01AP	760 J	mg/L	0.16	5.0	5	10/26/2008 - 10/26/200E 00:0	8300068
RFI-35-1008	C8J160331 003	K02T11AP	3550 J	mg/L	3.1	100	100	10/26/2008 - 10/26/200E 00:0	8300068
EW-1-1008	C8J160331 004	K02T21AP	266 J	mg/L	0.79	25.0	25	10/26/2008 - 10/26/200E 00:0	8300068
EW-2-1008	C8J160331 005	K02T31AP	437 J	mg/L	0.79	25.0	25	10/26/2008 - 10/26/200E 00:0	8300068
EW-3-1008	C8J160331 006	K02T41AP	59.9 J	mg/L	0.16	5.0	5	10/26/2008 - 10/26/200E 00:0	8300068
EW-4-1008	C8J160331 007	K02T51AP	405 J	mg/L	0.31	10.0	10	10/26/2008 - 10/26/200E 00:0	8300068
EW-5-1008	C8J160331 008	K02T61AP	871 J	mg/L	0.31	10.0	10	10/26/2008 - 10/26/200E 00:0	8300068
DUPLICATE EW-1-1008	C8J160331 009	K02T71AP	250 J	mg/L	0.79	25.0	25	10/26/2008 - 10/26/200E 00:0	8300068
RFI-22-1008	C8J160331 010	K02T81AP	646 J	mg/L	0.16	5.0	5	10/26/2008 - 10/26/200E 00:0	8300068
ICM-105-1008	C8J160331 011	K02T91AP	337 J	mg/L	0.79	25.0	25	10/26/2008 - 10/26/200E 00:0	8300068
RFI-31-1008	C8J160331 012	K02VA1AP	851 J	mg/L	0.31	10.0	10	10/26/2008 - 10/26/200E 00:0	8300068
RFI-20-1008	C8J160331 013	K02VC1AP	1000 J	mg/L	1.6	50.0	50	10/26/2008 - 10/27/200E 00:0	8300068
RFI-30-1008	C8J160331 014	K02VD1AP	446 J	mg/L	0.16	5.0	5	10/26/2008 - 10/27/200E 00:0	8300068
ICM-102-1008	C8J160331 015	K02VE1AP	426 J	mg/L	0.79	25.0	25	10/26/2008 - 10/27/200E 00:0	8300068
RFI-25-1008	C8J160331 016	K02VH1AP	264 J	mg/L	0.31	10.0	10	10/26/2008 - 10/27/200E 00:0	8300068
RFI-27-1008	C8J160331 017	K02VJ1AP	276 J	mg/L	0.16	5.0	5	10/26/2008 - 10/27/200E 00:0	8300068
ICM-104-1008	C8J160331 018	K02VK1AP	96.1 J	mg/L	0.031	1.0	1	10/26/2008 - 10/27/200E 00:0	8300068

Buffalo Color

Sulfate

Lab Name: TESTAMERICA PITTSBURGH
Client Name: MACTEC Engineering and Consulting Inc
Matrix: WATER
Method: MCAWW 300.0A
Lot Number: C8J160331

RFI-24-1008	C8J160331 019	K02VM1AP	134 J	mg/L	0.031	1.0	1	10/26/2008 - 10/27/2008 00:0	8300068
ICM-103-1008	C8J160331 020	K02VN1AP	37.6 J	mg/L	0.031	1.0	1	10/26/2008 - 10/27/2008 00:0	8300068
MW6-R-R-1008	C8J160331 021	K02VP1AP	87.4 J	mg/L	0.031	1.0	1	10/26/2008 - 10/28/2008 00:0	8300070
ICM-101-1008	C8J160331 022	K02VT1AP	1.0 B J	mg/L	0.16	5.0	5	10/26/2008 - 10/27/2008 00:0	8300070

B Estimated result. Result is less than RL.

J Method blank contamination. The associated method blank contains the target analyte at a reportable level.

Buffalo Color

Total Sulfide

Lab Name: TESTAMERICA PITTSBURGH
Client Name: MACTEC Engineering and Consulting Inc
Matrix: WATER
Method: SW846 9030B/9034
Lot Number: C8J160331

Sulfides, Total

Client Sample ID	Sample Number	Workorder	Result	Units	Min. Detection Limit	Reporting Limit	Dilution Factor	Prep Date - Analysis Date/Time	QC Batch
RFI-18-1008	C8J160331 001	K02TX1AG	ND	mg/L	1.2	3.0	1	10/17/2008 - 10/18/200E 10:2	8291321
RFI-28-1008	C8J160331 002	K02T01AT	ND	mg/L	1.2	3.0	1	10/17/2008 - 10/18/200E 10:2	8291321
RFI-35-1008	C8J160331 003	K02T11AT	ND	mg/L	1.2	3.0	1	10/17/2008 - 10/18/200E 10:2	8291321
EW-1-1008	C8J160331 004	K02T21AT	ND	mg/L	1.2	3.0	1	10/17/2008 - 10/18/200E 10:2	8291321
EW-2-1008	C8J160331 005	K02T31AT	ND	mg/L	1.2	3.0	1	10/17/2008 - 10/18/200E 10:2	8291321
EW-3-1008	C8J160331 006	K02T41AT	11.2	mg/L	1.2	3.0	1	10/17/2008 - 10/18/200E 10:2	8291321
EW-4-1008	C8J160331 007	K02T51AT	11.2	mg/L	1.2	3.0	1	10/17/2008 - 10/18/200E 10:2	8291321
EW-5-1008	C8J160331 008	K02T61AT	ND	mg/L	1.2	3.0	1	10/17/2008 - 10/18/200E 10:2	8291321
DUPLICATE EW-1-1008	C8J160331 009	K02T71AT	ND	mg/L	1.2	3.0	1	10/17/2008 - 10/18/200E 10:2	8291321
RFI-22-1008	C8J160331 010	K02T81AT	ND	mg/L	1.2	3.0	1	10/17/2008 - 10/18/200E 10:2	8291321
ICM-105-1008	C8J160331 011	K02T91AT	ND	mg/L	1.2	3.0	1	10/17/2008 - 10/18/200E 10:2	8291321
RFI-31-1008	C8J160331 012	K02VA1AT	ND	mg/L	1.2	3.0	1	10/17/2008 - 10/18/200E 10:2	8291321
RFI-20-1008	C8J160331 013	K02VC1AT	ND	mg/L	1.2	3.0	1	10/17/2008 - 10/18/200E 10:2	8291321
RFI-30-1008	C8J160331 014	K02VD1AT	ND	mg/L	1.2	3.0	1	10/17/2008 - 10/18/200E 10:2	8291321
ICM-102-1008	C8J160331 015	K02VE1AT	ND	mg/L	1.2	3.0	1	10/17/2008 - 10/18/200E 10:2	8291321
RFI-25-1008	C8J160331 016	K02VH1AT	ND	mg/L	1.2	3.0	1	10/17/2008 - 10/18/200E 10:2	8291321
RFI-27-1008	C8J160331 017	K02VJ1AT	ND	mg/L	1.2	3.0	1	10/21/2008 - 10/21/200E 16:5	8295348
ICM-104-1008	C8J160331 018	K02VK1AT	4.0	mg/L	1.2	3.0	1	10/21/2008 - 10/21/200E 16:5	8295348

Buffalo Color

Total Sulfide

Lab Name: TESTAMERICA PITTSBURGH
Client Name: MACTEC Engineering and Consulting Inc
Matrix: WATER

Method: SW846 9030B/9034
Lot Number: C8J160331

RFI-24-1008	C8J160331 019	K02VM1AT	5.6	mg/L	1.2	3.0	1	10/21/2008 - 10/21/2008 16:5	8295348
ICM-103-1008	C8J160331 020	K02VN1AT	ND	mg/L	1.2	3.0	1	10/21/2008 - 10/21/2008 16:5	8295348
MW6-R-R-1008	C8J160331 021	K02VP1AT	2.4 B	mg/L	1.2	3.0	1	10/21/2008 - 10/21/2008 16:5	8295348
ICM-101-1008	C8J160331 022	K02VT1AT	ND	mg/L	1.2	3.0	1	10/21/2008 - 10/21/2008 16:5	8295348

Buffalo Color

Chloride

Lab Name:	TESTAMERICA PITTSBURGH	**Method:**	MCAWW 300.0A
Client Name:	MACTEC Engineering and Consulting Inc	**Report ID:**	C8J160331
Matrix:	WATER	**Date/Time Received:**	10/16/2008 9:30:00AM

Client Sample ID	Sample Number	Workorder	Result	Units	Reporting Limit	Prep Date-Analysis Date/Time	QC Batch	RPD / Limit (%)
BLK - C8J260000067B	067 MB	K1M5X1AA	0.15 B	mg/L	1.0	10/26/2008 - 10/26/2008 00:00	8300067	
BLK - C8J260000069B	069 MB	K1M511AA	ND	mg/L	1.0	10/26/2008 - 10/27/2008 00:00	8300069	
BLK - C8J260000069B	069 MB	K1M511AD	ND	mg/L	1.0	10/26/2008 - 10/28/2008 00:00	8300069	

Buffalo Color

Cyanide, Total

Lab Name:	TESTAMERICA PITTSBURGH	**Method:**	SW846 9012A
Client Name:	MACTEC Engineering and Consulting Inc	**Report ID:**	C8J160331
Matrix:	WATER	**Date/Time Received:**	10/16/2008 9:30:00AM

Client Sample ID	Sample Number	Workorder	Result	Units	Reporting Limit	Prep Date-Analysis Date/Time	QC Batch	RPD / Limit (%)
BLK - C8J220000144B	144 MB	K1A9D1AA	0.0036 B	mg/L	0.010	10/22/2008 - 10/22/2008 12:52	8296144	
BLK - C8J210000306B	306 MB	K08381AA	0.0020 B	mg/L	0.010	10/21/2008 - 10/21/2008 13:48	8295306	
BLK - C8J210000307B	307 MB	K08331AA	0.0026 B	mg/L	0.010	10/21/2008 - 10/21/2008 14:10	8295307	

B Estimated result. Result is less than RL

Buffalo Color

Nitrate-Nitrite

Lab Name:	TESTAMERICA PITTSBURGH	**Method:**	MCAWW 353.2
Client Name:	MACTEC Engineering and Consulting Inc	**Report ID:**	C8J160331
Matrix:	WATER	**Date/Time Received:**	10/13/2008 1:00:00PM

Client Sample ID	Sample Number	Workorder	Result	Units	Reporting Limit	Prep Date-Analysis Date/Time	QC Batch	RPD / Limit (%)
BLK - C8J170000365B	365 MB	K04PC1AA	0.043 B	mg/L	0.10	10/17/2008 - 10/17/2008 13:10	8291365	
BLK - C8J170000366B	366 MB	K04PH1AA	0.040 B	mg/L	0.10	10/17/2008 - 10/17/2008 13:10	8291366	

B Estimated result. Result is less than RL

Buffalo Color

Sulfate

Lab Name:	TESTAMERICA PITTSBURGH	**Method:**	MCAWW 300.0A
Client Name:	MACTEC Engineering and Consulting Inc	**Report ID:**	C8J160331
Matrix:	WATER	**Date/Time Received:**	10/16/2008 9:30:00AM

Client Sample ID	Sample Number	Workorder	Result	Units	Reporting Limit	Prep Date-Analysis Date/Time	QC Batch	RPD / Limit (%)
BLK - C8J260000068B	068 MB	K1M501AA	0.20 B	mg/L	1.0	10/26/2008 - 10/26/2008 00:00	8300068	
BLK - C8J260000070B	070 MB	K1M521AA	ND	mg/L	1.0	10/26/2008 - 10/27/2008 00:00	8300070	
BLK - C8J260000070B	070 MB	K1M521AD	0.085 B	mg/L	1.0	10/26/2008 - 10/28/2008 00:00	8300070	

B Estimated result. Result is less than RL

Buffalo Color

Total Sulfide

Lab Name:	TESTAMERICA PITTSBURGH	**Method:**	SW846 9030B/9034
Client Name:	MACTEC Engineering and Consulting Inc	**Report ID:**	C8J160331
Matrix:	WATER	**Date/Time Received:**	10/16/2008 9:30:00AM

Client Sample ID	Sample Number	Workorder	Result	Units	Reporting Limit	Prep Date-Analysis Date/Time	QC Batch	RPD / Limit (%)
BLK - C8J170000321B	321 MB	K04AL1AA	ND	mg/L	3.0	10/17/2008 - 10/18/2008 10:20	8291321	
BLK - C8J210000348B	348 MB	K09CR1AA	ND	mg/L	3.0	10/21/2008 - 10/21/2008 16:50	8295348	

Buffalo Color

Chloride

Lab Name:	TESTAMERICA PITTSBURGH	**Method:**	MCAWW 300.0A
Client Name:	MACTEC Engineering and Consulting Inc	**Lot Number:**	C8J260000
Matrix:	WATER	**Date/Time Received:**	10/16/2008 9:30:00AM

Client Sample ID	QC Sample Type	Workorder	Recovery (%)	Control Limits (%)	Prep Date - Analysis Date/Time	QC Batch	RPD / Limit (%)
CHECK SAMPLE	LCS	K1M5X1AC	102	90 - 110	10/26/200 - 10/26/2008 00:00	8300067	
CHECK SAMPLE	LCS	K1M511AC	102	90 - 110	10/26/200 - 10/27/2008 00:00	8300069	
CHECK SAMPLE	LCS	K1M511AE	101	90 - 110	10/26/200 - 10/28/2008 00:00	8300069	
RFI-25-1008	MS	K02VH1CA	96	80 - 120	10/26/200 - 10/27/2008 00:00	8300067	0.080 / 20
ICM-103-1008	MS	K02VN1CA	99	80 - 120	10/26/200 - 10/27/2008 00:00	8300067	0.030 / 20
MW6-R-R-1008	MS	K02VP1DR	97	80 - 120	10/26/200 - 10/28/2008 00:00	8300069	0.14 / 20
RFI-25-1008	MSD	K02VH1CC	96	80 - 120	10/26/200 - 10/27/2008 00:00	8300067	0.080 / 20
ICM-103-1008	MSD	K02VN1CC	99	80 - 120	10/26/200 - 10/27/2008 00:00	8300067	0.030 / 20
MW6-R-R-1008	MSD	K02VP1DT	97	80 - 120	10/26/200 - 10/28/2008 00:00	8300069	0.14 / 20

Buffalo Color

Cyanide, Total

Lab Name:	TESTAMERICA PITTSBURGH	**Method:**	SW846 9012A
Client Name:	MACTEC Engineering and Consulting Inc	**Lot Number:**	C8J160331
Matrix:	WATER	**Date/Time Received:**	10/16/2008 9:30:00AM

Client Sample ID	QC Sample Type	Workorder	Recovery (%)	Control Limits (%)	Prep Date - Analysis Date/Time	QC Batch	RPD / Limit (%)
RFI-27-1008	MSD	K02VJ1CE	82	75 - 125	10/22/200 - 10/22/2008 12:59	8296144	3.5 / 20
LAB MS/MSD	MSD	K00MA1AN	96	75 - 125	10/21/200 - 10/21/2008 13:55	8295306	2.7 / 20
RFI-18-1008	MSD	K02TX1DX	97	75 - 125	10/21/200 - 10/21/2008 14:03	8295306	1.3 / 20
EW-4-1008	MSD	K02T51CC	111	75 - 125	10/21/200 - 10/21/2008 14:28	8295307	0.10 / 20
RFI-27-1008	MS	K02VJ1CD	79	75 - 125	10/22/200 - 10/22/2008 12:52	8296144	3.5 / 20
EW-4-1008	MS	K02T51CA	112	75 - 125	10/21/200 - 10/21/2008 14:28	8295307	0.10 / 20
LAB MS/MSD	MS	K00MA1AM	93	75 - 125	10/21/200 - 10/21/2008 13:48	8295306	2.7 / 20
RFI-18-1008	MS	K02TX1DW	95	75 - 125	10/21/200 - 10/21/2008 14:03	8295306	1.3 / 20
CHECK SAMPLE	LCS	K1A9D1AC	99	85 - 115	10/22/200 - 10/22/2008 12:52	8296144	
CHECK SAMPLE	LCS	K08381AC	96	85 - 115	10/21/200 - 10/21/2008 13:48	8295306	
CHECK SAMPLE	LCS	K08331AC	92	85 - 115	10/21/200 - 10/21/2008 14:03	8295307	

Buffalo Color

Nitrate-Nitrite

Lab Name:	TESTAMERICA PITTSBURGH	**Method:**	MCAWW 353.2
Client Name:	MACTEC Engineering and Consulting Inc	**Lot Number:**	C8J170000
Matrix:	WATER	**Date/Time Received:**	10/13/2008 1:00:00PM

Client Sample ID	QC Sample Type	Workorder	Recovery (%)	Control Limits (%)	Prep Date - Analysis Date/Time	QC Batch	RPD / Limit (%)
CHECK SAMPLE	LCS	K04PC1AC	96	90 - 110	10/17/200 - 10/17/2008 13:09	8291365	
CHECK SAMPLE	LCS	K04PH1AC	103	90 - 110	10/17/200 - 10/17/2008 13:09	8291366	
LAB MS/MSD	MS	K0M6J1EX	52 N	90 - 110	10/17/200 - 10/17/2008 14:27	8291366	0.26 / 20
LAB MS/MSD	MS	K0M601C7	89 N	90 - 110	10/17/200 - 10/17/2008 14:33	8291366	0.18 / 20
LAB MS/MSD	MS	K0P2A1AG	93	90 - 110	10/17/200 - 10/17/2008 13:19	8291365	0.63 / 20
RFI-30-1008	MS	K02VD1CA	99	90 - 110	10/17/200 - 10/17/2008 13:52	8291365	2.0 / 20
RFI-30-1008	MSD	K02VD1CC	101	90 - 110	10/17/200 - 10/17/2008 13:54	8291365	2.0 / 20
LAB MS/MSD	MSD	K0M6J1E0	52 N	90 - 110	10/17/200 - 10/17/2008 14:28	8291366	0.26 / 20
LAB MS/MSD	MSD	K0M601C8	89 N	90 - 110	10/17/200 - 10/17/2008 14:34	8291366	0.18 / 20
LAB MS/MSD	MSD	K0P2A1AH	91	90 - 110	10/17/200 - 10/17/2008 13:21	8291365	0.63 / 20

Buffalo Color

Sulfate

Lab Name:	TESTAMERICA PITTSBURGH	**Method:**	MCAWW 300.0A
Client Name:	MACTEC Engineering and Consulting Inc	**Lot Number:**	C8J160331
Matrix:	WATER	**Date/Time Received:**	10/16/2008 9:30:00AM

Client Sample ID	QC Sample Type	Workorder	Recovery (%)	Control Limits (%)	Prep Date - Analysis Date/Time	QC Batch	RPD / Limit (%)
MW6-R-R-1008	MS	K02VP1DU	86	80 - 120	10/26/200 - 10/28/2008 00:00	8300070	0.13 / 20
RFI-25-1008	MS	K02VH1CD	NC D	80 - 120	10/26/200 - 10/27/2008 00:00	8300068	
ICM-103-1008	MS	K02VN1CD	94	80 - 120	10/26/200 - 10/27/2008 00:00	8300068	0.34 / 20
CHECK SAMPLE	LCS	K1M521AC	99	90 - 110	10/26/200 - 10/27/2008 00:00	8300070	
CHECK SAMPLE	LCS	K1M521AE	100	90 - 110	10/26/200 - 10/28/2008 00:00	8300070	
CHECK SAMPLE	LCS	K1M501AC	102	90 - 110	10/26/200 - 10/26/2008 00:00	8300068	
RFI-25-1008	MSD	K02VH1CE	NC D	80 - 120	10/26/200 - 10/27/2008 00:00	8300068	
MW6-R-R-1008	MSD	K02VP1DV	86	80 - 120	10/26/200 - 10/28/2008 00:00	8300070	0.13 / 20
ICM-103-1008	MSD	K02VN1CE	95	80 - 120	10/26/200 - 10/27/2008 00:00	8300068	0.34 / 20

Buffalo Color

Total Sulfide

Lab Name:	TESTAMERICA PITTSBURGH	**Method:**	SW846 9030B/9034
Client Name:	MACTEC Engineering and Consulting Inc	**Lot Number:**	C8J160331
Matrix:	WATER	**Date/Time Received:**	10/16/2008 9:30:00AM

Client Sample ID	QC Sample Type	Workorder	Recovery (%)	Control Limits (%)	Prep Date - Analysis Date/Time	QC Batch	RPD / Limit (%)
RFI-27-1008	MSD	K02VJ1CC	100	75 - 125	10/21/200 - 10/21/2008 16:50	8295348	0.0 / 20
CHECK SAMPLE	LCS	K04AL1AC	100	85 - 115	10/17/200 - 10/18/2008 10:20	8291321	
CHECK SAMPLE	LCS	K09CR1AC	100	85 - 115	10/21/200 - 10/21/2008 16:50	8295348	
RFI-18-1008	MS	K02TX1CA	92	75 - 125	10/17/200 - 10/18/2008 10:20	8291321	4.4 / 20
RFI-27-1008	MS	K02VJ1CA	100	75 - 125	10/21/200 - 10/21/2008 16:50	8295348	0.0 / 20
RFI-18-1008	MSD	K02TX1CC	96	75 - 125	10/17/200 - 10/18/2008 10:20	8291321	4.4 / 20

GC/MS VOLATILE DATA

GC/MS VOLATILE
QC SUMMARY

SW846 8260B SURROGATE RECOVERY

Lab Name: TestAmerica Laboratories, Inc. Client: MACTEC Engineering and Consulting Inc

Lab Code: TALPIT SDG No:

Lot #: C8J160331

Extraction: XXI25QK01

	CLIENT ID.	SRG01	SRG02	SRG03	SRG04	TOT OUT
01	RFI-18-1008	98	99	109	92	00
02	RFI-28-1008	107	111	101	97	00
03	RFI-35-1008	104	111	99	94	00
04	EW-1-1008	108	115	99	94	00
05	EW-2-1008	105	108	101	97	00
06	EW-3-1008	107	109	97	95	00
07	EW-4-1008	100	112	97	98	00
08	EW-5-1008	105	114	97	100	00
09	DUPLICATE EW-1-1008	107	110	97	96	00
10	RFI-22-1008	106	110	97	96	00
11	ICM-105-1008	104	109	99	96	00
12	RFI-31-1008	102	110	101	99	00
13	RFI-20-1008	105	112	103	96	00
14	RFI-30-1008	105	108	104	96	00
15	ICM-102-1008	106	110	99	97	00
16	RFI-25-1008	104	111	101	100	00
17	RFI-27-1008	102	110	98	98	00
18	ICM-104-1008	101	114	98	99	00
19	RFI-24-1008	103	113	98	100	00
20	ICM-103-1008	103	108	100	98	00
21	MW6-R-R-1008	101	110	98	97	00
22	ICM-101-1008	104	110	104	99	00
23	TRIP BLANK	102	113	103	101	00
24	METHOD BLK. K051W1AA	105	113	100	101	00
25	LCS K051W1AC	101	91	103	87	00
26	RFI-18-1008 D	100	90	101	85	00
27	RFI-18-1008 S	105	96	105	95	00

SURROGATES		QC LIMITS
SRG01	= Toluene-d8	(71-118)
SRG02	= 1,2-Dichloroethane-d4	(64-135)
SRG03	= 4-Bromofluorobenzene	(70-118)
SRG04	= Dibromofluoromethane	(70-128)

\# Column to be used to flag recovery values
* Values outside of required QC Limits
D System monitoring Compound diluted out

FORM II

SW846 8260B SURROGATE RECOVERY

Lab Name: TestAmerica Laboratories, Inc. Client: MACTEC Engineering and Consulting Inc

Lab Code: TALPIT SDG No:

Lot #: C8J160331

Extraction: XXI8KQK01

	CLIENT ID.	SRG01	SRG02	SRG03	SRG04	TOT OUT
01	INTRA-LAB QC	103	115	101	101	00
02	METHOD BLK. K07EG1AA	107	108	102	98	00
03	LCS K07EG1AC	103	110	100	101	00
04	LAB MS/MSD D	106	112	101	103	00
05	LAB MS/MSD S	103	112	104	104	00

SURROGATES		QC LIMITS
SRG01	= Toluene-d8	(71-118)
SRG02	= 1,2-Dichloroethane-d4	(64-135)
SRG03	= 4-Bromofluorobenzene	(70-118)
SRG04	= Dibromofluoromethane	(70-128)

\# Column to be used to flag recovery values
* Values outside of required QC Limits
D System monitoring Compound diluted out

FORM II

SW846 8260B CHECK SAMPLE RECOVERY

Lab Name: TestAmerica Laboratories, Inc. Client: MACTEC Engineering and Consulting Inc

Lab Code: TALPIT SDG No:

Lot #: C8J180000 WO #: K051W1AC
BATCH: 8292073

COMPOUND	SPIKE ADDED (ug/L)	SAMPLE CONCENT. (ug/L)	% REC	QC LIMITS REC	QUAL
1,1-Dichloroethene	10.0	10.3	103	65- 136	
Benzene	10.0	9.11	91	80- 120	
Toluene	10.0	10.1	101	80- 123	
Chlorobenzene	10.0	9.90	99	80- 120	
Trichloroethene	10.0	9.72	97	73- 120	

NOTES(S):

* Values outside of QC limits

Spike Recovery: 0 out of 5 outside limits

COMMENTS:

FORM III

SW846 8260B CHECK SAMPLE RECOVERY

Lab Name: TestAmerica Laboratories, Inc. Client: MACTEC Engineering and Consulting Inc

Lab Code: TALPIT SDG No:

Lot #: C8J200000 WO #: K07EG1AC
BATCH: 8294240

COMPOUND	SPIKE ADDED (ug/L)	SAMPLE CONCENT. (ug/L)	% REC	QC LIMITS REC	QUAL
1,1-Dichloroethene	10.0	9.55	96	65- 136	
Benzene	10.0	9.20	92	80- 120	
Toluene	10.0	9.40	94	80- 123	
Chlorobenzene	10.0	9.10	91	80- 120	
Trichloroethene	10.0	9.78	98	73- 120	

NOTES(S):

* Values outside of QC limits

Spike Recovery: 0 out of 5 outside limits

COMMENTS:

FORM III

SW846 8260B MATRIX SPIKE/MATRIX SPIKE DUPLICATE RECOVERY

Lab Name: TestAmerica Laboratories, Inc. Client: MACTEC Engineering and Consulting Inc

Lab Code: TALPIT SDG No:

Matrix Spike ID: RFI-18-1008

Lot #: C8J160331 WO #: K02TX1CD
BATCH: 8292073

COMPOUND	SPIKE ADDED (ug/L)	SAMPLE CONCENT. (ug/L)	MS CONCENT. (ug/L)	MS % REC	LIMITS REC	QUAL
1,1-Dichloroethene	10.0	ND	10.4	104	65 - 136	
Benzene	10.0	ND	9.45	94	80 - 120	
Toluene	10.0	ND	10.0	100	80 - 123	
Chlorobenzene	10.0	ND	9.89	99	80 - 120	
Trichloroethene	10.0	ND	9.69	97	73 - 120	

NOTES(S):

Column to be used to flag recovery and RPD values with an asterisk
* Values outside of QC limits

RPD: 0 out of 0 outside limits
Spike Recovery: 0 out of 5 outside limits

COMMENTS:

FORM III

SW846 8260B MATRIX SPIKE/MATRIX SPIKE DUPLICATE RECOVERY

Lab Name: TestAmerica Laboratories, Inc. Client: MACTEC Engineering and Consulting Inc

Lab Code: TALPIT SDG No:

Matrix Spike ID: RFI-18-1008

Lot #: C8J160331 WO #: K02TX1CE
BATCH: 8292073

COMPOUND	SPIKE ADDED (ug/L)	MSD CONCENT. (ug/L)	MSD % REC	% RPD	QC LIMITS RPD	QC LIMITS REC	QUAL
1,1-Dichloroethene	10.0	10.1	101	2.6	35	65 - 136	
Benzene	10.0	9.14	91	3.3	32	80 - 120	
Toluene	10.0	9.80	98	2.3	35	80 - 123	
Chlorobenzene	10.0	9.71	97	1.8	29	80 - 120	
Trichloroethene	10.0	9.38	94	3.2	35	73 - 120	

NOTES(S):

Column to be used to flag recovery and RPD values with an asterisk
* Values outside of QC limits

RPD: 0 out of 5 outside limits
Spike Recovery: 0 out of 5 outside limits

COMMENTS:

FORM III

SW846 8260B MATRIX SPIKE/MATRIX SPIKE DUPLICATE RECOVERY

Lab Name: TestAmerica Laboratories, Inc. Client: MACTEC Engineering and Consulting Inc

Lab Code: TALPIT SDG No:

Matrix Spike ID: LAB MS/MSD

Lot #: C8J170270 WO #: K04VR1AC
BATCH: 8294240

COMPOUND	SPIKE ADDED (ug/L)	SAMPLE CONCENT. (ug/L)	MS CONCENT. (ug/L)	MS % REC	LIMITS REC	QUAL
Trichloroethene	10.0	ND	9.31	93	73 - 120	
1,1-Dichloroethene	10.0	ND	9.15	92	65 - 136	
Benzene	10.0	ND	8.87	89	80 - 120	
Toluene	10.0	ND	8.97	90	80 - 123	
Chlorobenzene	10.0	ND	9.11	91	80 - 120	

NOTES(S):

Column to be used to flag recovery and RPD values with an asterisk
* Values outside of QC limits

RPD: 0 out of 0 outside limits
Spike Recovery: 0 out of 5 outside limits

COMMENTS:

FORM III

SW846 8260B MATRIX SPIKE/MATRIX SPIKE DUPLICATE RECOVERY

Lab Name: TestAmerica Laboratories, Inc. Client: MACTEC Engineering and Consulting Inc

Lab Code: TALPIT SDG No:

Matrix Spike ID: LAB MS/MSD

Lot #: C8J170270 WO #: K04VR1AD
BATCH: 8294240

COMPOUND	SPIKE ADDED (ug/L)	MSD CONCENT. (ug/L)	MSD % REC	% RPD	QC LIMITS RPD	QC LIMITS REC	QUAL
1,1-Dichloroethene	10.0	8.80	88	3.9	35	65- 136	
Benzene	10.0	8.92	89	0.56	32	80- 120	
Toluene	10.0	9.15	92	2.0	35	80- 123	
Chlorobenzene	10.0	8.95	89	1.8	29	80- 120	
Trichloroethene	10.0	9.04	90	3.0	35	73- 120	

NOTES(S):

Column to be used to flag recovery and RPD values with an asterisk
* Values outside of QC limits

RPD: 0 out of 5 outside limits
Spike Recovery: 0 out of 5 outside limits

COMMENTS:

FORM III

SW846 8260B METHOD BLANK SUMMARY

BLANK WORKORDER NO.: K051W1AA

Lab Name: TestAmerica Laboratories, Inc.

Lab Code: TALPIT

SDG Number:

Lab File ID: 6101801.D

Lot Number: C8J160331

Date Analyzed: 10/18/08

Time Analyzed: 10:11

Matrix: WATER

Date Extracted:10/18/08

GC Column: RTX-624 ID: .18

Extraction Method: 5030B/8260B

Instrument ID: HP6

Level:(low/med) LOW

THIS METHOD BLANK APPLIES TO THE FOLLOWING SAMPLES, LCS, LCSD, MS , MSD:

	CLIENT ID.	SAMPLE WORK ORDER #	LAB FILE ID	DATE ANALYZED	TIME ANALYZED
01	RFI-18-1008	K02TX1AA	6101802.D	10/18/08	10:47
02	RFI-18-1008	K02TX1CD S	6101804.D	10/18/08	11:33
03	RFI-18-1008	K02TX1CE D	6101805.D	10/18/08	12:00
04	RFI-28-1008	K02T01AM	6101806.D	10/18/08	12:36
05	RFI-35-1008	K02T11AM	6101807.D	10/18/08	13:00
06	EW-1-1008	K02T21AM	6101808.D	10/18/08	13:23
07	EW-2-1008	K02T31AM	6101809.D	10/18/08	13:47
08	EW-3-1008	K02T41AM	6101810.D	10/18/08	14:11
09	EW-4-1008	K02T51AM	6101812.D	10/18/08	14:58
10	EW-5-1008	K02T61AM	6101813.D	10/18/08	15:22
11	DUPLICATE EW-1-1008	K02T71AM	6101814.D	10/18/08	15:45
12	RFI-22-1008	K02T81AM	6101815.D	10/18/08	16:09
13	ICM-105-1008	K02T91AM	6101816.D	10/18/08	16:33
14	RFI-31-1008	K02VA1AM	6101817.D	10/18/08	16:57
15	RFI-20-1008	K02VC1AM	6101818.D	10/18/08	17:20
16	RFI-30-1008	K02VD1AM	6101819.D	10/18/08	17:44
17	ICM-102-1008	K02VE1AM	6101820.D	10/18/08	18:08
18	RFI-25-1008	K02VH1AM	6101821.D	10/18/08	18:31
19	ICM-104-1008	K02VK1AM	6101823.D	10/18/08	19:18
20	RFI-24-1008	K02VM1AM	6101824.D	10/18/08	19:42
21	ICM-103-1008	K02VN1AM	6101825.D	10/18/08	20:06
22	TRIP BLANK	K02VV1AA	6101811.D	10/18/08	14:35
23	CHECK SAMPLE	K051W1AC C	6101803.D	10/18/08	11:09
24					
25					
26					
27					
28					
29					
30					

COMMENTS:

FORM IV

SW846 8260B METHOD BLANK SUMMARY

BLANK WORKORDER NO.: K07EG1AA

Lab Name: TestAmerica Laboratories, Inc.

Lab Code: TALPIT

SDG Number:

Lab File ID: 61020001.

Lot Number: C8J160331

Date Analyzed: 10/20/08

Time Analyzed: 09:00

Matrix: WATER

Date Extracted:10/20/08

GC Column: RTX-624 ID: .18

Extraction Method: 5030B/8260B

Instrument ID: HP6

Level:(low/med) LOW

THIS METHOD BLANK APPLIES TO THE FOLLOWING SAMPLES, LCS, LCSD, MS , MSD:

	CLIENT ID.	SAMPLE WORK ORDER #	LAB FILE ID	DATE ANALYZED	TIME ANALYZED
01	RFI-27-1008	K02VJ1AM	61020007.	10/20/08	11:50
02	MW6-R-R-1008	K02VP1AM	61020008.	10/20/08	12:14
03	ICM-101-1008	K02VT1AM	61020009.	10/20/08	12:38
04	INTRA-LAB QC	K04VR1AA	61020003.	10/20/08	10:02
05	LAB MS/MSD	K04VR1AC S	61020005.	10/20/08	10:50
06	LAB MS/MSD	K04VR1AD D	61020006.	10/20/08	11:14
07	CHECK SAMPLE	K07EG1AC C	61020004.	10/20/08	10:26
08					
09					
10					
11					
12					
13					
14					
15					
16					
17					
18					
19					
20					
21					
22					
23					
24					
25					
26					
27					
28					
29					
30					

COMMENTS:

FORM IV

5A
VOLATILE ORGANIC INSTRUMENT PERFORMANCE CHECK
BROMOFLUOROBENZENE (BFB)

Lab Name: TA PITTSBURGH Contract:

Lab Code: TA PGH Case No.: SAS No.: SDG No.: -

Lab File ID: BF61006B BFB Injection Date: 10/06/08

Instrument ID: HP6 BFB Injection Time: 0942

GC Column: DB624 20M ID: 0.20 (mm) Heated Purge: (Y/N) N

m/e	ION ABUNDANCE CRITERIA	% RELATIVE ABUNDANCE
50	15.0 - 40.0% of mass 95	29.7
75	30.0 - 60.0% of mass 95	41.4
95	Base Peak, 100% relative abundance	100.0
96	5.0 - 9.0% of mass 95	5.9
173	Less than 2.0% of mass 174	0.0 (0.0)1
174	50.0 - 100.0% of mass 95	70.1
175	5.0 - 9.0% of mass 174	4.9 (7.0)1
176	95.0 - 101.0% of mass 174	67.5 (96.3)1
177	5.0 - 9.0% of mass 176	5.2 (7.7)2

1-Value is % mass 174 2-Value is % mass 176

THIS CHECK APPLIES TO THE FOLLOWING SAMPLES, MS, MSD, BLANKS, AND STANDARDS:

	EPA SAMPLE NO.	LAB SAMPLE ID	LAB FILE ID	DATE ANALYZED	TIME ANALYZED
01	VSTD5	VSTD5	1B61006	10/06/08	1055
02	VSTD1	VSTD1	2A61006	10/06/08	1142
03	VSTD10	VSTD10	1C61006	10/06/08	1207
04	VSTD15	VSTD15	1D61006	10/06/08	1230
05	VSTD20	VSTD20	1E61006	10/06/08	1255
06	VSTD35	VSTD35	1F61006	10/06/08	1318
07	VSTD40	VSTD40	1G61006	10/06/08	1342
08					
09					
10					
11					
12					
13					
14					
15					
16					
17					
18					
19					
20					
21					
22					

KG 10/7/08

5A
VOLATILE ORGANIC INSTRUMENT PERFORMANCE CHECK
BROMOFLUOROBENZENE (BFB)

Lab Name: TA PITTSBURGH Contract:

Lab Code: TA PGH Case No.: SAS No.: SDG No.: C8J160331

Lab File ID: BF61018 BFB Injection Date: 10/18/08

Instrument ID: HP6 BFB Injection Time: 0825

GC Column: DB624 20M ID: 0.20 (mm) Heated Purge: (Y/N) N

m/e	ION ABUNDANCE CRITERIA	% RELATIVE ABUNDANCE
50	15.0 - 40.0% of mass 95	28.3
75	30.0 - 60.0% of mass 95	45.1
95	Base Peak, 100% relative abundance	100.0
96	5.0 - 9.0% of mass 95	7.4
173	Less than 2.0% of mass 174	0.0 (0.0)1
174	50.0 - 100.0% of mass 95	75.0
175	5.0 - 9.0% of mass 174	6.5 (8.7)1
176	95.0 - 101.0% of mass 174	75.1 (100.1)1
177	5.0 - 9.0% of mass 176	5.3 (7.0)2

1-Value is % mass 174 2-Value is % mass 176

THIS CHECK APPLIES TO THE FOLLOWING SAMPLES, MS, MSD, BLANKS, AND STANDARDS:

	EPA SAMPLE NO.	LAB SAMPLE ID	LAB FILE ID	DATE ANALYZED	TIME ANALYZED
01	VSTD10	VSTD10	1C61018	10/18/08	0933
02	INTRA-LAB BL	K051W1AA	6101801	10/18/08	1011
03	RFI-18-1008	K02TX1AA	6101802	10/18/08	1047
04	INTRA-LAB CH	K051W1AC	6101803	10/18/08	1109
05	RFI-18-1008	K02TX1CD	6101804	10/18/08	1133
06	RFI-18-1008	K02TX1CE	6101805	10/18/08	1200
07	RFI-28-1008	K02T01AM	6101806	10/18/08	1236
08	RFI-35-1008	K02T11AM	6101807	10/18/08	1300
09	EW-1-1008	K02T21AM	6101808	10/18/08	1323
10	EW-2-1008	K02T31AM	6101809	10/18/08	1347
11	EW-3-1008	K02T41AM	6101810	10/18/08	1411
12	TRIP BLANK	K02VV1AA	6101811	10/18/08	1435
13	EW-4-1008	K02T51AM	6101812	10/18/08	1458
14	EW-5-1008	K02T61AM	6101813	10/18/08	1522
15	DUPLICATE EW	K02T71AM	6101814	10/18/08	1545
16	RFI-22-1008	K02T81AM	6101815	10/18/08	1609
17	ICM-105-1008	K02T91AM	6101816	10/18/08	1633
18	RFI-31-1008	K02VA1AM	6101817	10/18/08	1657
19	RFI-20-1008	K02VC1AM	6101818	10/18/08	1720
20	RFI-30-1008	K02VD1AM	6101819	10/18/08	1744
21	ICM-102-1008	K02VE1AM	6101820	10/18/08	1808
22	RFI-25-1008	K02VH1AM	6101821	10/18/08	1831

5A
VOLATILE ORGANIC INSTRUMENT PERFORMANCE CHECK
BROMOFLUOROBENZENE (BFB)

Lab Name: TA PITTSBURGH Contract:

Lab Code: TA PGH Case No.: SAS No.: SDG No.: C8J160331

Lab File ID: BF61018 BFB Injection Date: 10/18/08

Instrument ID: HP6 BFB Injection Time: 0825

GC Column: DB624 20M ID: 0.20 (mm) Heated Purge: (Y/N) N

m/e	ION ABUNDANCE CRITERIA	% RELATIVE ABUNDANCE
50	15.0 - 40.0% of mass 95	28.3
75	30.0 - 60.0% of mass 95	45.1
95	Base Peak, 100% relative abundance	100.0
96	5.0 - 9.0% of mass 95	7.4
173	Less than 2.0% of mass 174	0.0 (0.0)1
174	50.0 - 100.0% of mass 95	75.0
175	5.0 - 9.0% of mass 174	6.5 (8.7)1
176	95.0 - 101.0% of mass 174	75.1 (100.1)1
177	5.0 - 9.0% of mass 176	5.3 (7.0)2

1-Value is % mass 174 2-Value is % mass 176

THIS CHECK APPLIES TO THE FOLLOWING SAMPLES, MS, MSD, BLANKS, AND STANDARDS:

	EPA SAMPLE NO.	LAB SAMPLE ID	LAB FILE ID	DATE ANALYZED	TIME ANALYZED
01	ICM-104-1008	K02VK1AM	6101823	10/18/08	1918
02	RFI-24-1008	K02VM1AM	6101824	10/18/08	1942
03	ICM-103-1008	K02VN1AM	6101825	10/18/08	2006
04					
05					
06					
07					
08					
09					
10					
11					
12					
13					
14					
15					
16					
17					
18					
19					
20					
21					
22					

5A

VOLATILE ORGANIC INSTRUMENT PERFORMANCE CHECK
BROMOFLUOROBENZENE (BFB)

Lab Name: TESTAMERICA PIT Contract:

Lab Code: TA PIT Case No.: SAS No.: SDG No.: C8J160331

Lab File ID: BF61020 BFB Injection Date: 10/20/08

Instrument ID: HP6 BFB Injection Time: 0656

GC Column: DB624 20M ID: 0.20 (mm)

m/e	ION ABUNDANCE CRITERIA	% RELATIVE ABUNDANCE
50	15.0 - 40.0% of mass 95	30.6
75	30.0 - 60.0% of mass 95	46.3
95	Base Peak, 100% relative abundance	100.0
96	5.0 - 9.0% of mass 95	6.5
173	Less than 2.0% of mass 174	0.2 (0.2)1
174	50.0 - 100.0% of mass 95	78.8
175	5.0 - 9.0% of mass 174	6.2 (7.9)1
176	95.0 - 101.0% of mass 174	75.3 (95.6)1
177	5.0 - 9.0% of mass 176	4.2 (5.6)2

1-Value is % mass 174 2-Value is % mass 176

THIS CHECK APPLIES TO THE FOLLOWING SAMPLES, MS, MSD, BLANKS, AND STANDARDS:

	EPA SAMPLE NO.	LAB SAMPLE ID	LAB FILE ID	DATE ANALYZED	TIME ANALYZED
01	VSTD10	VSTD10	CC61020B	10/20/08	0814
02	INTRA-LAB BL	K07EG1AA	61020001	10/20/08	0900
03	INTRA-LAB BH	K07EG1AC	61020004	10/20/08	1026
04	RFI-27-1008	K02VJ1AM	61020007	10/20/08	1150
05	MW6-R-R-1008	K02VP1AM	61020008	10/20/08	1214
06	ICM-101-1008	K02VT1AM	61020009	10/20/08	1238
07					
08					
09					
10					
11					
12					
13					
14					
15					
16					
17					
18					
19					
20					
21					
22					

8A
VOLATILE INTERNAL STANDARD AREA AND RT SUMMARY

Lab Name: TA PITTSBURGH Contract:

Lab Code: TA PGH Case No.: SAS No.: SDG No.: C8J160331

Lab File ID (Standard): 1C61018 Date Analyzed: 10/18/08

Instrument ID: HP6 Time Analyzed: 0933

GC Column: DB 624 ID: 0.20 (mm) Heated Purge: (Y/N) N

		IS1 AREA #	RT #	IS2 (CBZ) AREA #	RT #	IS3 (DCB) AREA #	RT #
	12 HOUR STD	430142	7.04	101113	10.14	175648	12.46
	UPPER LIMIT	860284	7.24	202226	10.34	351296	12.66
	LOWER LIMIT	215071	6.84	50557	9.94	87824	12.26
	EPA SAMPLE NO.						
01	INTRA-LAB BL	531785	7.04	124970	10.14	191104	12.46
02	RFI-18-1008	474392	7.04	112583	10.14	164612	12.46
03	INTRA-LAB CH	533566	7.04	122969	10.14	210126	12.47
04	RFI-18-1008	495408	7.04	116503	10.14	201246	12.46
05	RFI-18-1008	526177	7.04	120612	10.15	207856	12.46
06	RFI-28-1008	544481	7.04	126142	10.14	193688	12.46
07	RFI-35-1008	539374	7.04	127572	10.15	197553	12.46
08	EW-1-1008	521081	7.04	120280	10.15	194381	12.46
09	EW-2-1008	516029	7.04	125157	10.14	194498	12.46
10	EW-3-1008	520788	7.04	120350	10.14	188989	12.46
11	TRIP BLANK	507067	7.04	125845	10.15	185303	12.46
12	EW-4-1008	520180	7.04	125930	10.15	214764	12.46
13	EW-5-1008	520032	7.04	124830	10.14	213851	12.46
14	DUPLICATE EW	532167	7.04	125129	10.14	208195	12.46
15	RFI-22-1008	537199	7.04	127981	10.14	213262	12.46
16	ICM-105-1008	541353	7.04	128473	10.14	209829	12.46
17	RFI-31-1008	521925	7.04	130116	10.14	204230	12.46
18	RFI-20-1008	532902	7.05	127099	10.14	195780	12.46
19	RFI-30-1008	529896	7.04	126299	10.14	191618	12.46
20	ICM-102-1008	529185	7.04	125508	10.15	199580	12.46
21	RFI-25-1008	518399	7.04	126188	10.14	191327	12.46
22	ICM-104-1008	517984	7.04	126091	10.15	211308	12.46

IS1 = Fluorobenzene
IS2 (CBZ) = Chlorobenzene-d5
IS3 (DCB) = 1,4-Dichlorobenzene-d4

AREA UPPER LIMIT = +100% of internal standard area
AREA LOWER LIMIT = - 50% of internal standard area
RT UPPER LIMIT = + 0.20 minutes of internal standard RT
RT LOWER LIMIT = - 0.20 minutes of internal standard RT

Column used to flag values outside QC limits with an asterisk.
* Values outside of QC limits.

8A
VOLATILE INTERNAL STANDARD AREA AND RT SUMMARY

Lab Name: TA PITTSBURGH Contract:

Lab Code: TA PGH Case No.: SAS No.: SDG No.: C8J160331

Lab File ID (Standard): 1C61018 Date Analyzed: 10/18/08

Instrument ID: HP6 Time Analyzed: 0933

GC Column: DB 624 ID: 0.20 (mm) Heated Purge: (Y/N) N

		IS1 AREA #	RT #	IS2 (CBZ) AREA #	RT #	IS3 (DCB) AREA #	RT #
	12 HOUR STD	430142	7.04	101113	10.14	175648	12.46
	UPPER LIMIT	860284	7.24	202226	10.34	351296	12.66
	LOWER LIMIT	215071	6.84	50557	9.94	87824	12.26
	EPA SAMPLE NO.						
01	RFI-24-1008	528517	7.04	128739	10.14	214061	12.46
02	ICM-103-1008	522588	7.04	128247	10.15	204719	12.46
03							
04							
05							
06							
07							
08							
09							
10							
11							
12							
13							
14							
15							
16							
17							
18							
19							
20							
21							
22							

IS1 = Fluorobenzene
IS2 (CBZ) = Chlorobenzene-d5
IS3 (DCB) = 1,4-Dichlorobenzene-d4

AREA UPPER LIMIT = +100% of internal standard area
AREA LOWER LIMIT = - 50% of internal standard area
RT UPPER LIMIT = + 0.20 minutes of internal standard RT
RT LOWER LIMIT = - 0.20 minutes of internal standard RT

Column used to flag values outside QC limits with an asterisk.
* Values outside of QC limits.

8A

VOLATILE INTERNAL STANDARD AREA AND RT SUMMARY

Lab Name: TESTAMERICA PIT Contract:

Lab Code: TA PIT Case No.: SAS No.: SDG No.: C8J160331

EPA Sample No. (VSTD050##): VSTD10 Date Analyzed: 10/20/08

Lab File ID (Standard): CC61020B Time Analyzed: 0814

Instrument ID: HP6 Heated Purge: (Y/N) N

GC Column: DB 624 ID:0.20(mm)

		IS1 AREA #	IS1 RT #	IS2(CBZ) AREA #	IS2(CBZ) RT #	IS3(DCB) AREA #	IS3(DCB) RT #
	12 HOUR STD	458525	7.04	108321	10.14	168006	12.46
	UPPER LIMIT	917050	7.24	216642	10.34	336012	12.66
	LOWER LIMIT	229263	6.84	54161	9.94	84003	12.26
	EPA SAMPLE						
01	INTRA-LAB BL	555673	7.04	130229	10.15	209372	12.46
02	INTRA-LAB BH	523957	7.04	131347	10.14	222778	12.46
03	RFI-27-1008	529283	7.04	132180	10.15	205251	12.47
04	MW6-R-R-1008	520772	7.05	128777	10.15	207310	12.47
05	ICM-101-1008	514883	7.04	127783	10.15	192566	12.46
06							
07							
08							
09							
10							
11							
12							
13							
14							
15							
16							
17							
18							
19							
20							
21							
22							

IS1 = Fluorobenzene
IS2 (CBZ) = Chlorobenzene-d5
IS3 (DCB) = 1,4-Dichlorobenzene-d4

AREA UPPER LIMIT = +100% of internal standard area
AREA LOWER LIMIT = - 50% of internal standard area
RT UPPER LIMIT = + 0.20 minutes of internal standard RT
RT LOWER LIMIT = - 0.20 minutes of internal standard RT

Column used to flag values outside QC limits with an asterisk.
* Values outside of QC limits

GC/MS VOLATILE
SAMPLE DATA

MACTEC Engineering and Consulting Inc

Client Sample ID: RFI-18-1008

GC/MS Volatiles

Lot-Sample #...: C8J160331-001	**Work Order #...:** K02TX1AA	**Matrix.....:** WATER
Date Sampled...: 10/14/08	**Date Received..:** 10/16/08	**MS Run #.....:** 8292038
Prep Date.....: 10/18/08	**Analysis Date..:** 10/18/08	
Prep Batch #...: 8292073	**Analysis Time..:** 10:47	
Dilution Factor: 1	**Initial Wgt/Vol:** 5 mL	**Final Wgt/Vol..:** 5 mL
Analyst ID.....: 403794	**Instrument ID..:** HP6	
	Method.....: SW846 8260B	

PARAMETER	RESULT	REPORTING LIMIT	UNITS	MDL
Acetone	ND	5.0	ug/L	2.5
Benzene	ND	1.0	ug/L	0.27
Bromodichloromethane	ND	1.0	ug/L	0.20
Bromoform	ND	1.0	ug/L	0.25
Bromomethane	ND	1.0	ug/L	0.30
2-Butanone	ND	5.0	ug/L	0.50
Carbon disulfide	ND	1.0	ug/L	0.20
Carbon tetrachloride	ND	1.0	ug/L	0.30
Chlorobenzene	ND	1.0	ug/L	0.23
Chloroethane	ND	1.0	ug/L	0.25
Chloroform	ND	1.0	ug/L	0.24
Chloromethane	ND	1.0	ug/L	0.27
Cyclohexane	ND	1.0	ug/L	0.30
Dibromochloromethane	ND	1.0	ug/L	0.16
1,2-Dibromo-3-chloro-propane	ND	1.0	ug/L	0.24
1,2-Dibromoethane	ND	1.0	ug/L	0.23
1,3-Dichlorobenzene	ND	1.0	ug/L	0.16
1,4-Dichlorobenzene	ND	1.0	ug/L	0.18
1,2-Dichlorobenzene	ND	1.0	ug/L	0.22
Dichlorodifluoromethane	ND	1.0	ug/L	0.26
1,1-Dichloroethane	ND	1.0	ug/L	0.24
1,2-Dichloroethane	ND	1.0	ug/L	0.21
1,1-Dichloroethene	ND	1.0	ug/L	0.28
cis-1,2-Dichloroethene	ND	1.0	ug/L	0.27
trans-1,2-Dichloroethene	ND	1.0	ug/L	0.27
1,2-Dichloropropane	ND	1.0	ug/L	0.18
cis-1,3-Dichloropropene	ND	1.0	ug/L	0.19
trans-1,3-Dichloropropene	ND	1.0	ug/L	0.18
Ethylbenzene	ND	1.0	ug/L	0.18
2-Hexanone	ND	5.0	ug/L	0.53
Isopropylbenzene	ND	1.0	ug/L	0.22
Methyl acetate	ND	1.0	ug/L	0.10
Methylene chloride	ND	1.0	ug/L	0.32
Methylcyclohexane	ND	1.0	ug/L	0.32
4-Methyl-2-pentanone	ND	5.0	ug/L	0.23
Methyl tert-butyl ether	ND	1.0	ug/L	0.20

(Continued on next page)

MACTEC Engineering and Consulting Inc

Client Sample ID: RFI-18-1008

GC/MS Volatiles

Lot-Sample #...: C8J160331-001 **Work Order #...:** K02TX1AA **Matrix.....:** WATER

PARAMETER	RESULT	REPORTING LIMIT	UNITS	MDL
Styrene	ND	1.0	ug/L	0.22
1,1,2,2-Tetrachloroethane	ND	1.0	ug/L	0.15
1,2,4-Trichloro-benzene	ND	1.0	ug/L	0.15
Tetrachloroethene	ND	1.0	ug/L	0.24
1,1,1-Trichloroethane	ND	1.0	ug/L	0.25
1,1,2-Trichloroethane	ND	1.0	ug/L	0.20
Trichloroethene	ND	1.0	ug/L	0.29
Trichlorofluoromethane	ND	1.0	ug/L	0.080
1,1,2-Trichloro-1,2,2-trifluoroethane	ND	1.0	ug/L	0.30
Toluene	ND	1.0	ug/L	0.23
Vinyl chloride	ND	1.0	ug/L	0.29
Xylenes (total)	ND	3.0	ug/L	0.62

SURROGATE	PERCENT RECOVERY	RECOVERY LIMITS
Toluene-d8	98	(71 - 118)
1,2-Dichloroethane-d4	99	(64 - 135)
4-Bromofluorobenzene	109	(70 - 118)
Dibromofluoromethane	92	(70 - 128)

Data File: \\pitsvr06\d\chem\hp6.i\6101808d.b\6101802.D
Date : 18-OCT-2008 10:47
Client ID: RFI-18-1008
Sample Info: c8j160331-001 5ml
Purge Volume: 5.0
Column phase: DB 624

Instrument: hp6.i
Operator: 403794
Column diameter: 0.20

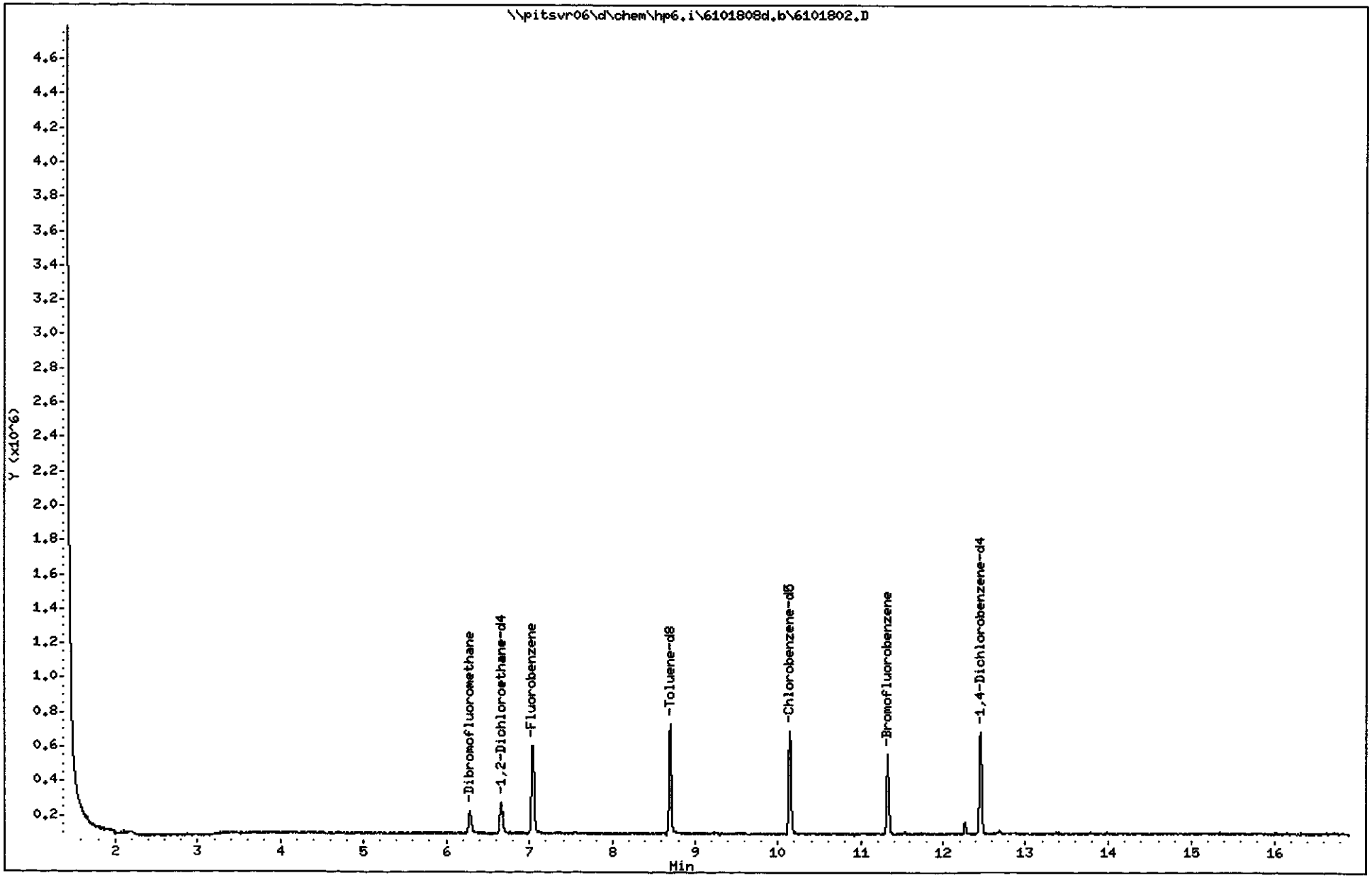

(1001 - 1374)
1023
C8J160331

TestAmerica Pittsburgh

VOLATILE REPORT SW-846 Method

Data file : \\pitsvr06\d\chem\hp6.i\6101808d.b\6101802.D
Lab Smp Id: k02tx1aa Client Smp ID: RFI-18-1008
Inj Date : 18-OCT-2008 10:47
Operator : 403794 Inst ID: hp6.i
Smp Info : c8j160331-001 5ml
Misc Info : k02tx1aa,6101808d.b,8260ee.m,4-dwlistw.sub
Comment :
Method : \\PITSVR06\D\chem\hp6.i\6101808d.b\8260ee.m
Meth Date : 18-Oct-2008 10:18 DavernA Quant Type: ISTD
Cal Date : 06-OCT-2008 12:30 Cal File: 1D61006.D
Als bottle: 4
Dil Factor: 1.00000
Integrator: HP RTE Compound Sublist: 4-dwlistw.sub
Target Version: 4.14
Processing Host: PITSVR06

Concentration Formula: Amt * DF * 1/Vo*Vt * CpndVariable

Name	Value	Description
DF	1.000	Dilution Factor
Vo	5.000	Sample Volume
Vt	1.000	mg/L conversion (1.0 if no conversion)
Cpnd Variable		Local Compound Variable

	Compounds	QUANT SIG MASS	RT	EXP RT	REL RT	RESPONSE	CONCENTRATIONS ON-COLUMN (ng)	CONCENTRATIONS FINAL (UG/L)
*	46 Fluorobenzene	96	7.042	7.041	(1.000)	474392	50.0000	
*	69 Chlorobenzene-d5	119	10.144	10.143	(1.000)	112583	50.0000	
*	92 1,4-Dichlorobenzene-d4	152	12.462	12.461	(1.000)	164612	50.0000	
$	39 Dibromofluoromethane	113	6.287	6.286	(0.893)	101053	46.0046	9.201
$	43 1,2-Dichloroethane-d4	65	6.659	6.657	(0.946)	148090	49.5207	9.904
$	59 Toluene-d8	98	8.703	8.701	(0.858)	426856	48.9961	9.799
$	80 Bromofluorobenzene	95	11.312	11.311	(0.908)	176143	54.3059	10.86
	2 Chloromethane	50	Compound Not Detected.					
	3 Vinyl Chloride	62	Compound Not Detected.					
	4 Bromomethane	94	Compound Not Detected.					
	5 Chloroethane	64	Compound Not Detected.					
	6 Trichlorofluoromethane	101	Compound Not Detected.					
	1 Dichlorodifluoromethane	85	Compound Not Detected.					
	12 1,1-Dichloroethene	96	Compound Not Detected.					
	13 Acetone	43	Compound Not Detected.					
	15 Carbon Disulfide	76	Compound Not Detected.					
	18 Methylene Chloride	84	Compound Not Detected.					
	19 trans-1,2-Dichloroethene	96	Compound Not Detected.					
	20 Methyl tert-butyl ether	73	Compound Not Detected.					
	24 1,1-Dichloroethane	63	Compound Not Detected.					
	27 2,2-Dichloropropane	77	Compound Not Detected.					
	28 cis-1,2-dichloroethene	96	Compound Not Detected.					

	Compounds	QUANT SIG MASS	RT	EXP RT	REL RT	RESPONSE	CONCENTRATIONS ON-COLUMN (ng)	CONCENTRATIONS FINAL (UG/L)
M	29 1,2-Dichloroethene (total)	96	Compound Not Detected.					
	30 Bromochloromethane	128	Compound Not Detected.					
	31 2-Butanone	43	Compound Not Detected.					
	37 Chloroform	83	Compound Not Detected.					
	38 1,1,1-Trichloroethane	97	Compound Not Detected.					
	40 1,1-Dichloropropene	75	Compound Not Detected.					
	41 Carbon Tetrachloride	117	Compound Not Detected.					
	42 Benzene	78	Compound Not Detected.					
	45 1,2-Dichloroethane	62	Compound Not Detected.					
	47 Trichloroethene	130	Compound Not Detected.					
	49 1,2-Dichloropropane	63	Compound Not Detected.					
	50 Dibromomethane	93	Compound Not Detected.					
	53 Bromodichloromethane	83	Compound Not Detected.					
	57 cis-1,3-Dichloropropene	75	Compound Not Detected.					
	58 4-Methyl-2-Pentanone	43	Compound Not Detected.					
	60 Toluene	91	Compound Not Detected.					
	61 trans-1,3-Dichloropropene	75	Compound Not Detected.					
	63 1,3-Dichloropropane	76	Compound Not Detected.					
	64 1,1,2-Trichloroethane	97	Compound Not Detected.					
	65 Tetrachloroethene	164	Compound Not Detected.					
	66 2-Hexanone	43	Compound Not Detected.					
	67 Dibromochloromethane	129	Compound Not Detected.					
	68 1,2-Dibromoethane	107	Compound Not Detected.					
	70 Chlorobenzene	112	Compound Not Detected.					
	71 1,1,1,2-Tetrachloroethane	131	Compound Not Detected.					
	72 Ethylbenzene	106	Compound Not Detected.					
	73 m + p-Xylene	106	Compound Not Detected.					
	74 Xylene-o	106	Compound Not Detected.					
M	75 Xylenes (total)	106	Compound Not Detected.					
	76 Styrene	104	Compound Not Detected.					
	77 Bromoform	173	Compound Not Detected.					
	78 Isopropylbenzene	105	Compound Not Detected.					
	79 Bromobenzene	156	Compound Not Detected.					
	81 n-Propylbenzene	120	Compound Not Detected.					
	82 2-Chlorotoluene	126	Compound Not Detected.					
	83 1,1,2,2-Tetrachloroethane	83	Compound Not Detected.					
	84 1,2,3-Trichloropropane	110	Compound Not Detected.					
	85 4-Chlorotoluene	126	Compound Not Detected.					
	86 1,3,5-Trimethylbenzene	105	Compound Not Detected.					
	87 tert-Butylbenzene	119	Compound Not Detected.					
	88 1,2,4-Trimethylbenzene	105	Compound Not Detected.					
	89 sec-Butylbenzene	105	Compound Not Detected.					
	90 4-Isopropyltoluene	119	Compound Not Detected.					
	91 1,3-Dichlorobenzene	146	Compound Not Detected.					
	93 1,4-Dichlorobenzene	146	Compound Not Detected.					
	94 n-Butylbenzene	91	Compound Not Detected.					
	95 1,2-Dichlorobenzene	146	Compound Not Detected.					
	96 1,2-Dibromo-3-chloropropane	157	Compound Not Detected.					
	97 1,2,4-Trichlorobenzene	180	Compound Not Detected.					
	98 Hexachlorobutadiene	225	Compound Not Detected.					
	99 Naphthalene	128	Compound Not Detected.					
	100 1,2,3-Trichlorobenzene	180	Compound Not Detected.					
	101 1,1,2-trichlorotrifluoroethane	101	Compound Not Detected.					
	102 Methyl acetate	43	Compound Not Detected.					

Compounds	QUANT SIG MASS	RT	EXP RT	REL RT	RESPONSE	CONCENTRATIONS ON-COLUMN (ng)	CONCENTRATIONS FINAL (UG/L)
104 Cyclohexane	56	Compound Not Detected.					
105 Methyl Cyclohexane	83	Compound Not Detected.					

MACTEC Engineering and Consulting Inc

Client Sample ID: RFI-28-1008

GC/MS Volatiles

Lot-Sample #...: C8J160331-002	**Work Order #...:** K02T01AM	**Matrix.....:** WATER
Date Sampled...: 10/14/08	**Date Received..:** 10/16/08	**MS Run #.....:** 8292038
Prep Date.....: 10/18/08	**Analysis Date..:** 10/18/08	
Prep Batch #...: 8292073	**Analysis Time..:** 12:36	
Dilution Factor: 1	**Initial Wgt/Vol:** 5 mL	**Final Wgt/Vol..:** 5 mL
Analyst ID.....: 403794	**Instrument ID..:** HP6	
	Method.....: SW846 8260B	

PARAMETER	RESULT	REPORTING LIMIT	UNITS	MDL
Acetone	ND	5.0	ug/L	2.5
Benzene	**0.44 J**	**1.0**	**ug/L**	**0.27**
Bromodichloromethane	ND	1.0	ug/L	0.20
Bromoform	ND	1.0	ug/L	0.25
Bromomethane	ND	1.0	ug/L	0.30
2-Butanone	**0.50 J**	**5.0**	**ug/L**	**0.50**
Carbon disulfide	**0.23 J**	**1.0**	**ug/L**	**0.20**
Carbon tetrachloride	ND	1.0	ug/L	0.30
Chlorobenzene	**0.41 J**	**1.0**	**ug/L**	**0.23**
Chloroethane	ND	1.0	ug/L	0.25
Chloroform	ND	1.0	ug/L	0.24
Chloromethane	ND	1.0	ug/L	0.27
Cyclohexane	ND	1.0	ug/L	0.30
Dibromochloromethane	ND	1.0	ug/L	0.16
1,2-Dibromo-3-chloro-propane	ND	1.0	ug/L	0.24
1,2-Dibromoethane	ND	1.0	ug/L	0.23
1,3-Dichlorobenzene	ND	1.0	ug/L	0.16
1,4-Dichlorobenzene	ND	1.0	ug/L	0.18
1,2-Dichlorobenzene	ND	1.0	ug/L	0.22
Dichlorodifluoromethane	ND	1.0	ug/L	0.26
1,1-Dichloroethane	ND	1.0	ug/L	0.24
1,2-Dichloroethane	ND	1.0	ug/L	0.21
1,1-Dichloroethene	ND	1.0	ug/L	0.28
cis-1,2-Dichloroethene	ND	1.0	ug/L	0.27
trans-1,2-Dichloroethene	ND	1.0	ug/L	0.27
1,2-Dichloropropane	ND	1.0	ug/L	0.18
cis-1,3-Dichloropropene	ND	1.0	ug/L	0.19
trans-1,3-Dichloropropene	ND	1.0	ug/L	0.18
Ethylbenzene	ND	1.0	ug/L	0.18
2-Hexanone	ND	5.0	ug/L	0.53
Isopropylbenzene	ND	1.0	ug/L	0.22
Methyl acetate	ND	1.0	ug/L	0.10
Methylene chloride	ND	1.0	ug/L	0.32
Methylcyclohexane	ND	1.0	ug/L	0.32
4-Methyl-2-pentanone	ND	5.0	ug/L	0.23
Methyl tert-butyl ether	ND	1.0	ug/L	0.20

(Continued on next page)

MACTEC Engineering and Consulting Inc

Client Sample ID: RFI-28-1008

GC/MS Volatiles

Lot-Sample #...: C8J160331-002 **Work Order #...:** K02T01AM **Matrix.....:** WATER

PARAMETER	RESULT	REPORTING LIMIT	UNITS	MDL
Styrene	ND	1.0	ug/L	0.22
1,1,2,2-Tetrachloroethane	ND	1.0	ug/L	0.15
1,2,4-Trichloro-benzene	ND	1.0	ug/L	0.15
Tetrachloroethene	ND	1.0	ug/L	0.24
1,1,1-Trichloroethane	ND	1.0	ug/L	0.25
1,1,2-Trichloroethane	ND	1.0	ug/L	0.20
Trichloroethene	ND	1.0	ug/L	0.29
Trichlorofluoromethane	ND	1.0	ug/L	0.080
1,1,2-Trichloro-1,2,2-trifluoroethane	ND	1.0	ug/L	0.30
Toluene	ND	1.0	ug/L	0.23
Vinyl chloride	ND	1.0	ug/L	0.29
Xylenes (total)	ND	3.0	ug/L	0.62

SURROGATE	PERCENT RECOVERY	RECOVERY LIMITS
Toluene-d8	107	(71 - 118)
1,2-Dichloroethane-d4	111	(64 - 135)
4-Bromofluorobenzene	101	(70 - 118)
Dibromofluoromethane	97	(70 - 128)

NOTE(S):

J Estimated result. Result is less than RL.

Data File: \\pitsvr06\d\chem\hp6.i\6101808d.b\6101806.D
Date : 18-OCT-2008 12:36
Client ID: RFI-28-1008
Sample Info: c8j160331-002 5ml
Purge Volume: 5.0
Column phase: DB 624

Instrument: hp6.i
Operator: 403794
Column diameter: 0.20

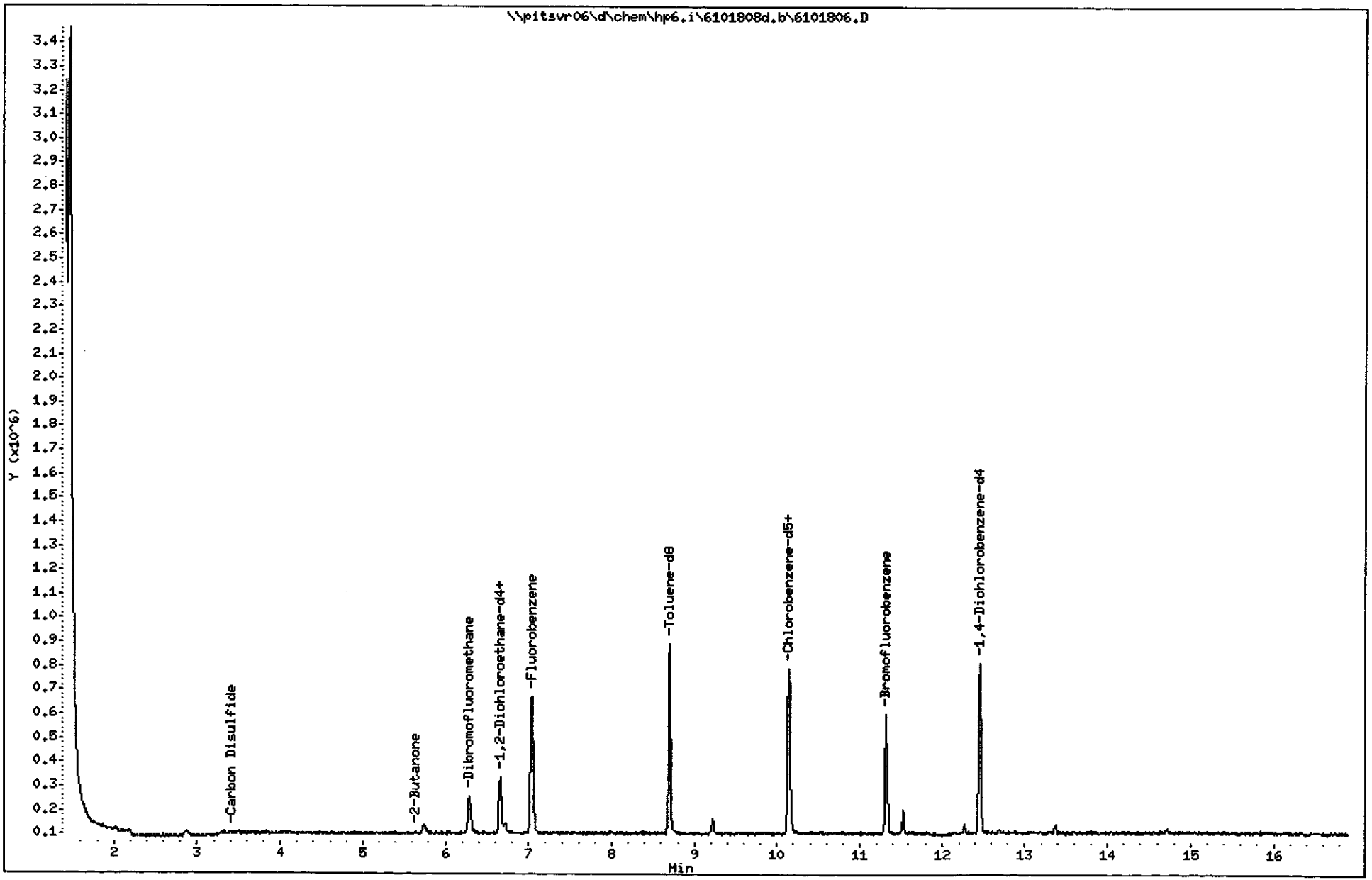

(1001 - 1374)
1029
C8J160331

TestAmerica Pittsburgh

VOLATILE REPORT SW-846 Method

Data file : \\pitsvr06\d\chem\hp6.i\6101808d.b\6101806.D
Lab Smp Id: k02t01am Client Smp ID: RFI-28-1008
Inj Date : 18-OCT-2008 12:36
Operator : 403794 Inst ID: hp6.i
Smp Info : c8j160331-002 5ml
Misc Info : k02t01am,6101808d.b,8260ee.m,1-42.sub
Comment :
Method : \\PITSVR06\D\chem\hp6.i\6101808d.b\8260ee.m
Meth Date : 18-Oct-2008 10:18 DavernA Quant Type: ISTD
Cal Date : 06-OCT-2008 12:30 Cal File: 1D61006.D
Als bottle: 1
Dil Factor: 1.00000
Integrator: HP RTE Compound Sublist: 1-42.sub
Target Version: 4.14
Processing Host: PITSVR06

Concentration Formula: Amt * DF * 1/Vo*Vt * CpndVariable

Name	Value	Description
DF	1.000	Dilution Factor
Vo	5.000	Sample Volume
Vt	1.000	mg/L conversion (1.0 if no conversion)
Cpnd Variable		Local Compound Variable

	Compounds	QUANT SIG MASS	RT	EXP RT	REL RT	RESPONSE	CONCENTRATIONS ON-COLUMN (ng)	FINAL (UG/L)
* 46	Fluorobenzene	96	7.042	7.041	(1.000)	544481	50.0000	
* 69	Chlorobenzene-d5	119	10.144	10.143	(1.000)	126142	50.0000	
* 92	1,4-Dichlorobenzene-d4	152	12.462	12.461	(1.000)	193688	50.0000	
$ 39	Dibromofluoromethane	113	6.287	6.286	(0.893)	122456	48.5721	9.714
$ 43	1,2-Dichloroethane-d4	65	6.658	6.657	(0.946)	190388	55.4696	11.09
$ 59	Toluene-d8	98	8.702	8.701	(0.858)	520081	53.2800	10.66
$ 80	Bromofluorobenzene	95	11.312	11.311	(0.908)	192542	50.4505	10.09
1	Dichlorodifluoromethane	85	Compound Not Detected.					
2	Chloromethane	50	Compound Not Detected.					
3	Vinyl Chloride	62	Compound Not Detected.					
4	Bromomethane	94	Compound Not Detected.					
5	Chloroethane	64	Compound Not Detected.					
6	Trichlorofluoromethane	101	Compound Not Detected.					
12	1,1-Dichloroethene	96	Compound Not Detected.					
13	Acetone	43	Compound Not Detected.					
15	Carbon Disulfide	76	3.416	3.403	(0.485)	8760	1.16642	0.2333
18	Methylene Chloride	84	Compound Not Detected.					
19	trans-1,2-Dichloroethene	96	Compound Not Detected.					
20	Methyl tert-butyl ether	73	Compound Not Detected.					
24	1,1-Dichloroethane	63	Compound Not Detected.					
27	2,2-Dichloropropane	77	Compound Not Detected.					
28	cis-1,2-dichloroethene	96	Compound Not Detected.					

	Compounds	QUANT SIG MASS	RT	EXP RT	REL RT	RESPONSE	CONCENTRATIONS ON-COLUMN (ng)	CONCENTRATIONS FINAL (UG/L)
M	29 1,2-Dichloroethene (total)	96	Compound Not Detected.					
	30 Bromochloromethane	128	Compound Not Detected.					
	31 2-Butanone	43	5.746	5.739	(0.816)	5330	2.49786	0.4996
	37 Chloroform	83	Compound Not Detected.					
	38 1,1,1-Trichloroethane	97	Compound Not Detected.					
	40 1,1-Dichloropropene	75	Compound Not Detected.					
	41 Carbon Tetrachloride	117	Compound Not Detected.					
	42 Benzene	78	6.719	6.712	(0.954)	27485	2.20702	0.4414
	45 1,2-Dichloroethane	62	Compound Not Detected.					
	47 Trichloroethene	130	Compound Not Detected.					
	49 1,2-Dichloropropane	63	Compound Not Detected.					
	50 Dibromomethane	93	Compound Not Detected.					
	53 Bromodichloromethane	83	Compound Not Detected.					
	57 cis-1,3-Dichloropropene	75	Compound Not Detected.					
	58 4-Methyl-2-Pentanone	43	Compound Not Detected.					
	60 Toluene	91	Compound Not Detected.					
	61 trans-1,3-Dichloropropene	75	Compound Not Detected.					
	63 1,3-Dichloropropane	76	Compound Not Detected.					
	64 1,1,2-Trichloroethane	97	Compound Not Detected.					
	65 Tetrachloroethene	164	Compound Not Detected.					
	66 2-Hexanone	43	Compound Not Detected.					
	67 Dibromochloromethane	129	Compound Not Detected.					
	68 1,2-Dibromoethane	107	Compound Not Detected.					
	70 Chlorobenzene	112	10.175	10.174	(1.003)	17235	2.06062	0.4121
	71 1,1,1,2-Tetrachloroethane	131	Compound Not Detected.					
	72 Ethylbenzene	106	Compound Not Detected.					
	73 m + p-Xylene	106	Compound Not Detected.					
	74 Xylene-o	106	Compound Not Detected.					
M	75 Xylenes (total)	106	Compound Not Detected.					
	76 Styrene	104	Compound Not Detected.					
	77 Bromoform	173	Compound Not Detected.					
	78 Isopropylbenzene	105	Compound Not Detected.					
	79 Bromobenzene	156	Compound Not Detected.					
	83 1,1,2,2-Tetrachloroethane	83	Compound Not Detected.					
	84 1,2,3-Trichloropropane	110	Compound Not Detected.					
	86 1,3,5-Trimethylbenzene	105	Compound Not Detected.					
	88 1,2,4-Trimethylbenzene	105	Compound Not Detected.					
	90 4-Isopropyltoluene	119	Compound Not Detected.					
	91 1,3-Dichlorobenzene	146	Compound Not Detected.					
	93 1,4-Dichlorobenzene	146	Compound Not Detected.					
	95 1,2-Dichlorobenzene	146	Compound Not Detected.					
	96 1,2-Dibromo-3-chloropropane	157	Compound Not Detected.					
	97 1,2,4-Trichlorobenzene	180	Compound Not Detected.					
	101 1,1,2-trichlorotrifluoroethane	101	Compound Not Detected.					
	102 Methyl acetate	43	Compound Not Detected.					
	104 Cyclohexane	56	Compound Not Detected.					
	105 Methyl Cyclohexane	83	Compound Not Detected.					

Data File: \\pitsvr06\d\chem\hp6.i\6101808d.b\6101806.D

Date : 18-OCT-2008 12:36

Client ID: RFI-28-1008

Instrument: hp6.i

Sample Info: c8j160331-002 5ml

Purge Volume: 5.0

Operator: 403794

Column phase: DB 624

Column diameter: 0.20

15 Carbon Disulfide

Concentration: 0.2333 UG/L

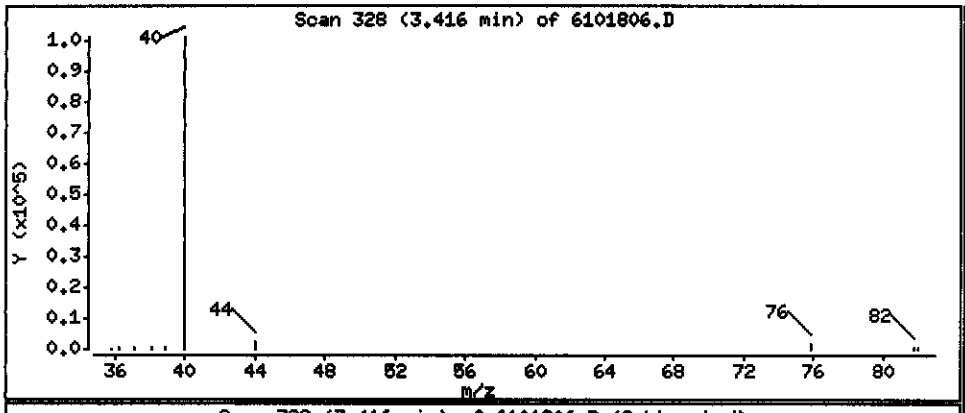

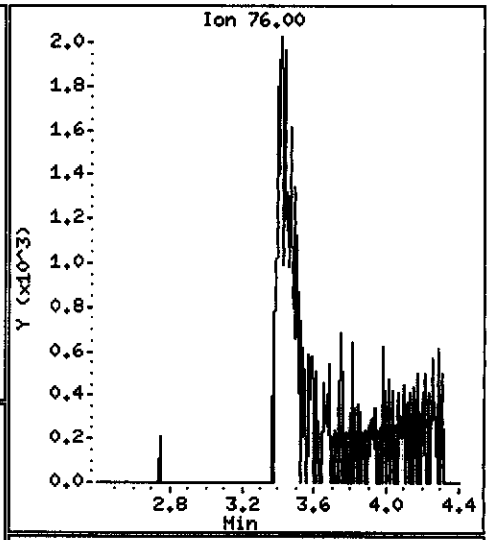

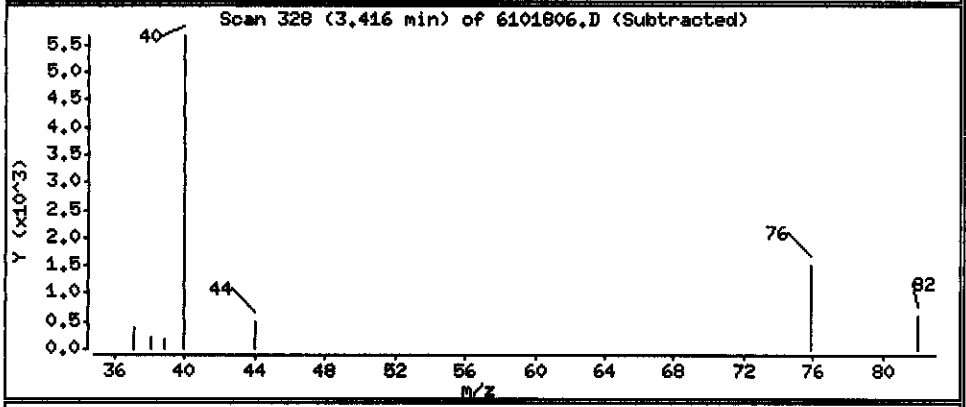

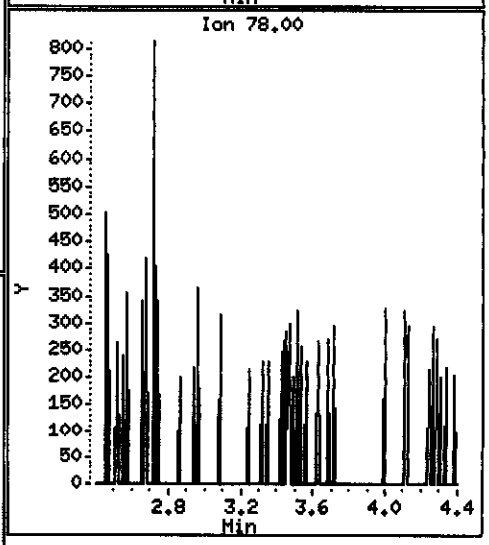

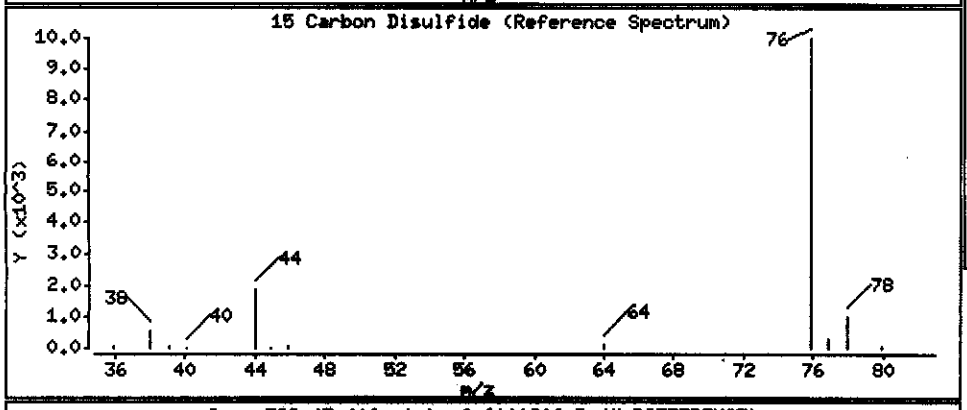

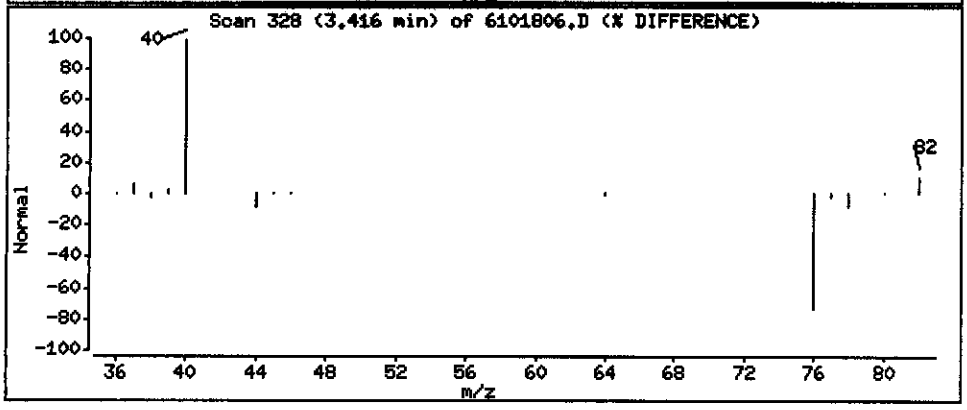

Data File: \\pitsvr06\d\chem\hp6.i\6101808d.b\6101806.D

Date : 18-OCT-2008 12:36

Client ID: RFI-28-1008

Instrument: hp6.i

Sample Info: c8j160331-002 5ml

Purge Volume: 5.0

Operator: 403794

Column phase: DB 624

Column diameter: 0.20

31 2-Butanone

Concentration: 0.4996 UG/L

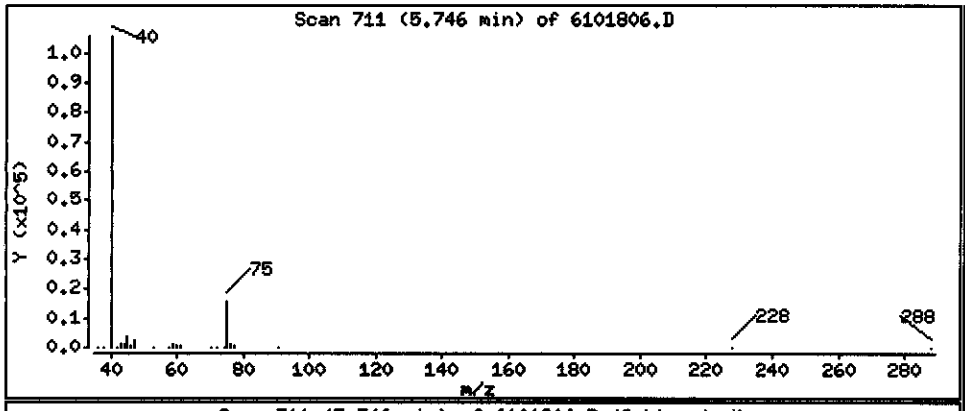

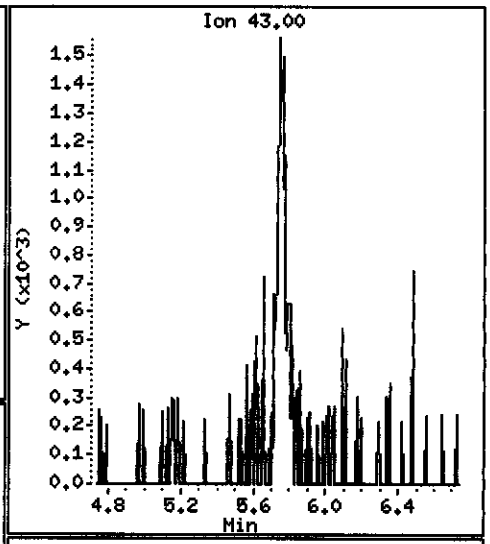

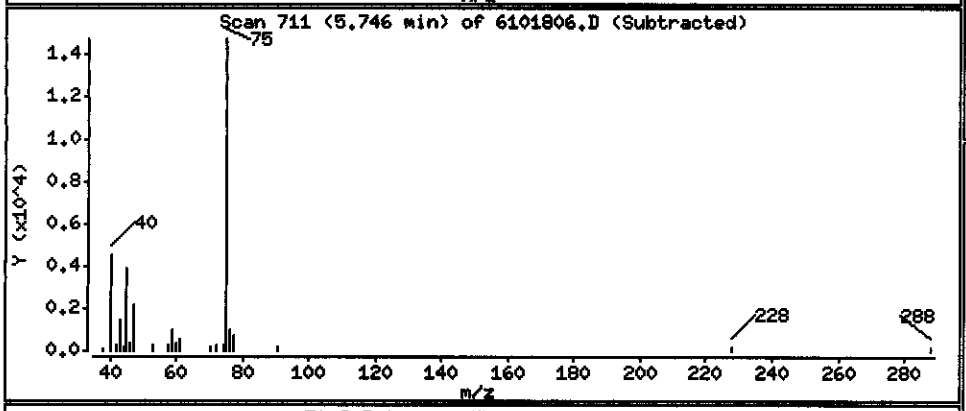

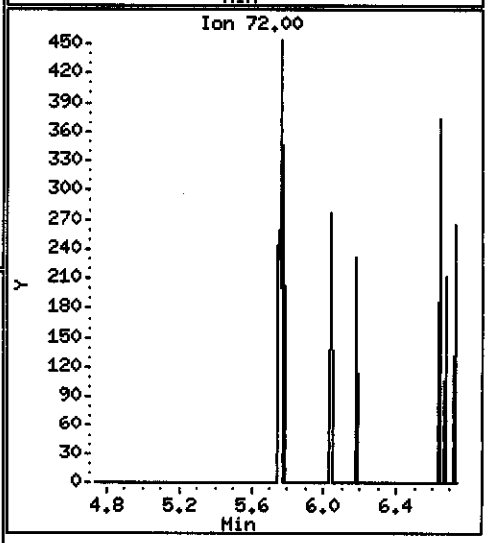

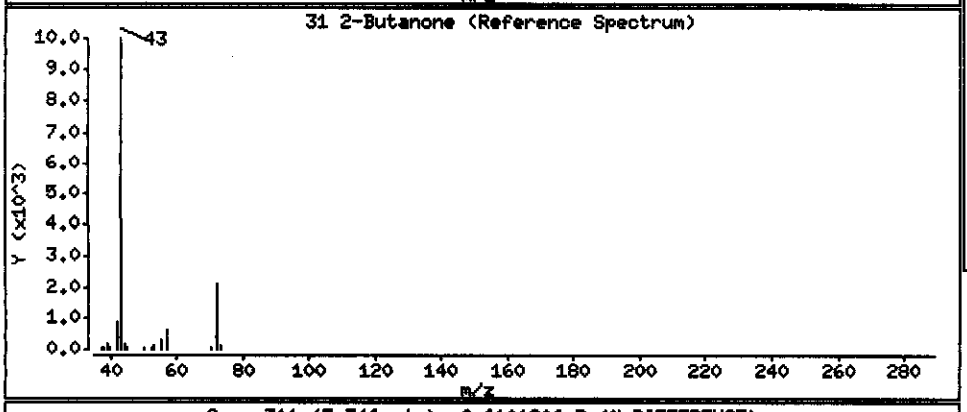

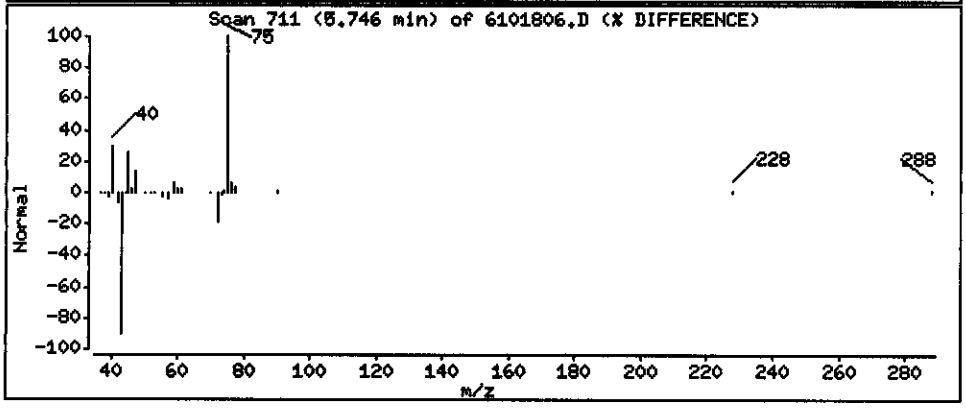

Data File: \\pitsvr06\d\chem\hp6.i\6101808d.b\6101806.D

Date : 18-OCT-2008 12:36

Client ID: RFI-28-1008

Instrument: hp6.i

Sample Info: c8j160331-002 5ml

Purge Volume: 5.0

Operator: 403794

Column phase: DB 624

Column diameter: 0.20

42 Benzene

Concentration: 0.4414 UG/L

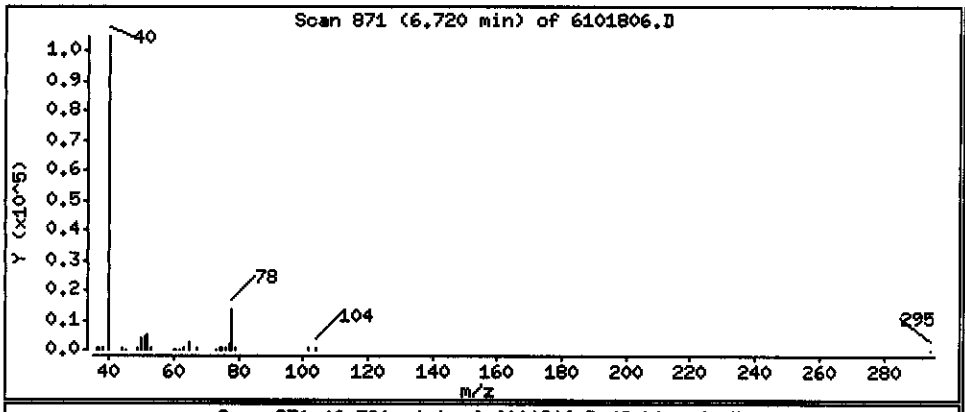

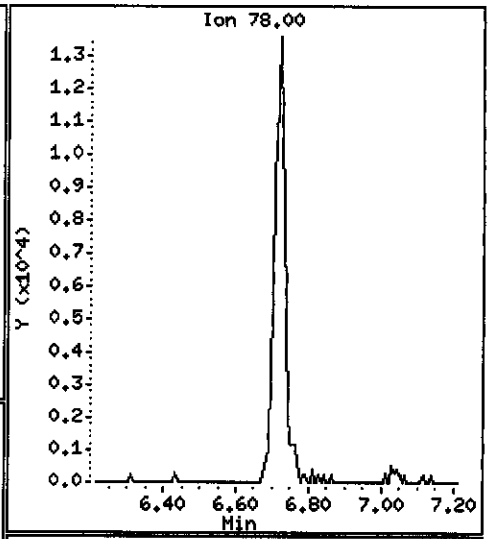

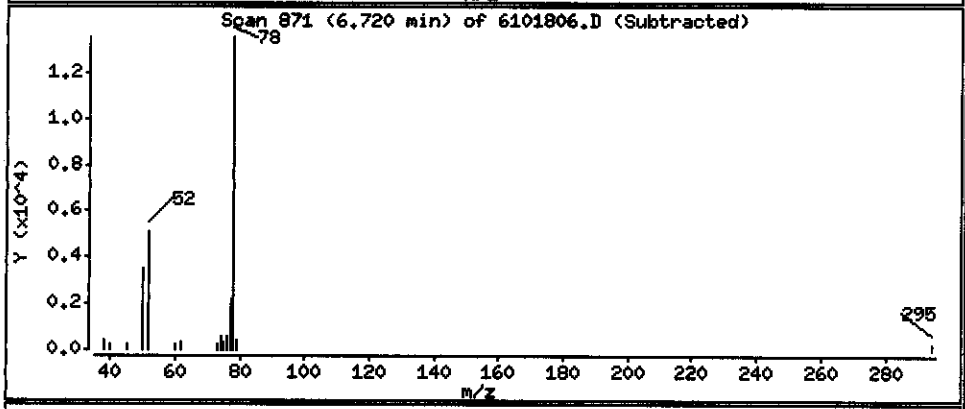

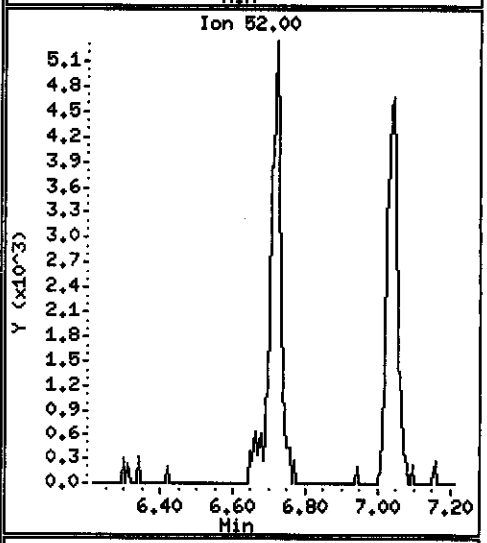

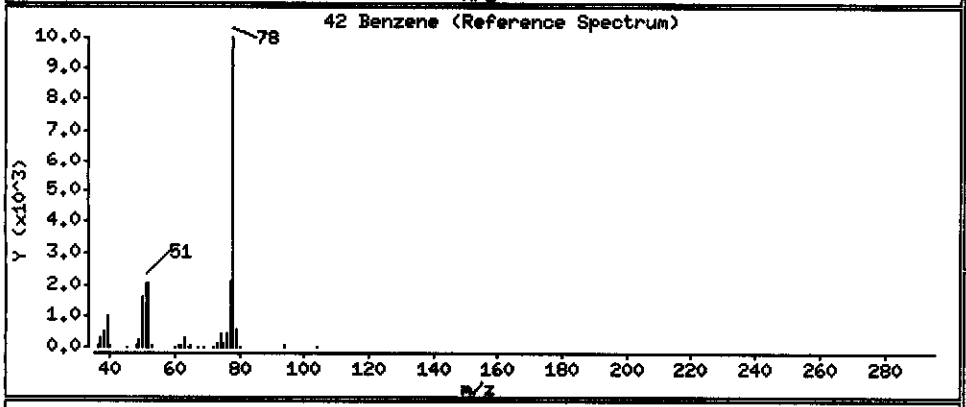

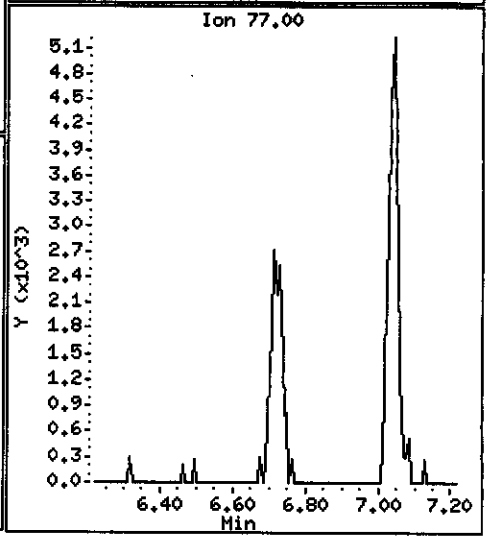

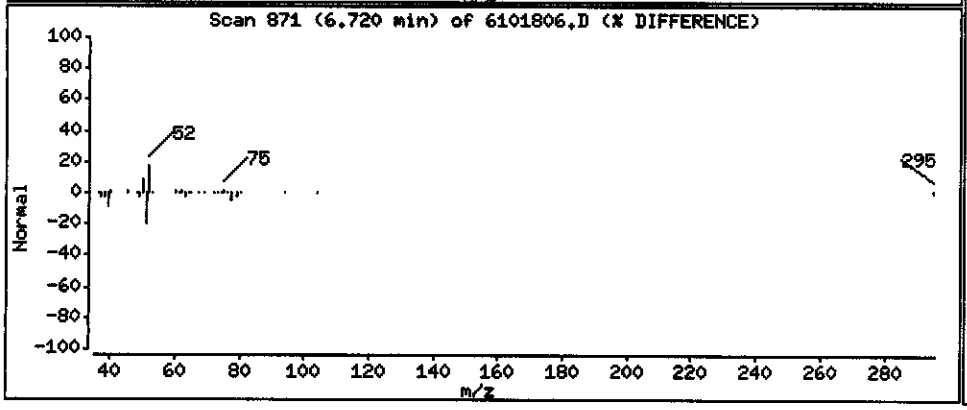

Data File: \\pitsvr06\d\chem\hp6.i\6101808d.b\6101806.D

Date : 18-OCT-2008 12:36

Client ID: RFI-28-1008 Instrument: hp6.i

Sample Info: c8j160331-002 5ml

Purge Volume: 5.0 Operator: 403794

Column phase: DB 624 Column diameter: 0.20

70 Chlorobenzene Concentration: 0.4121 UG/L

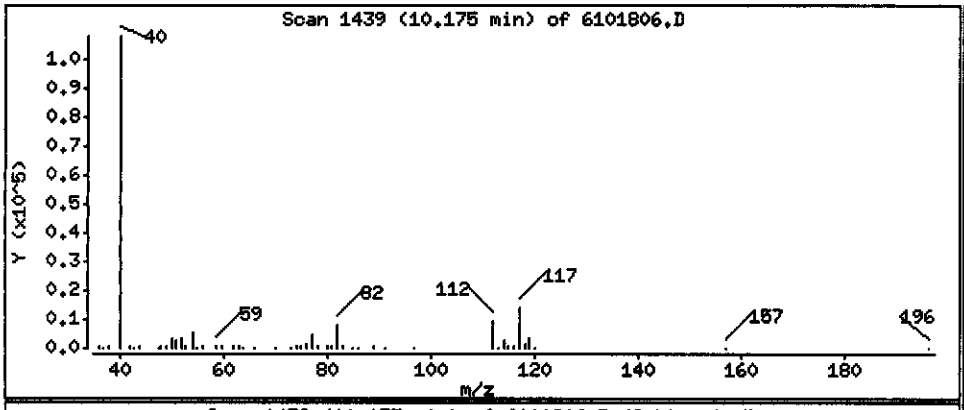

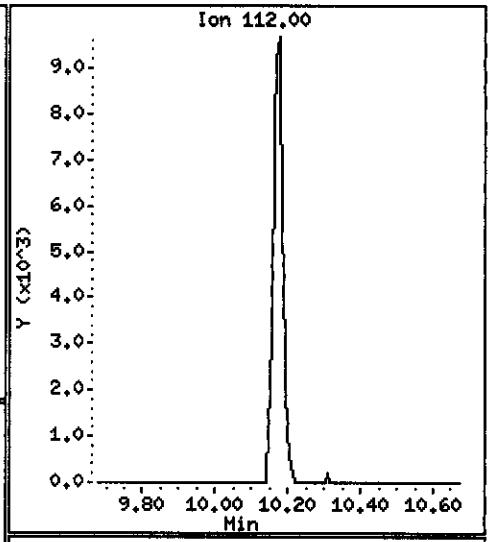

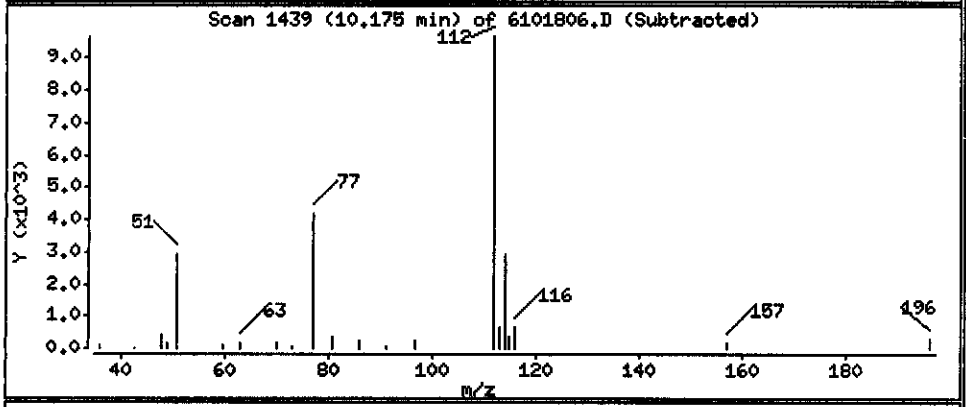

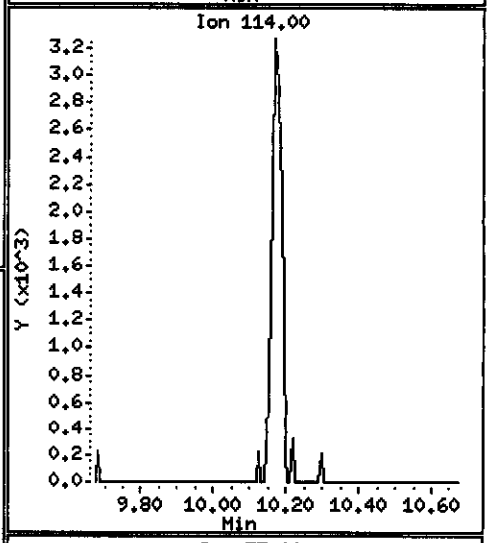

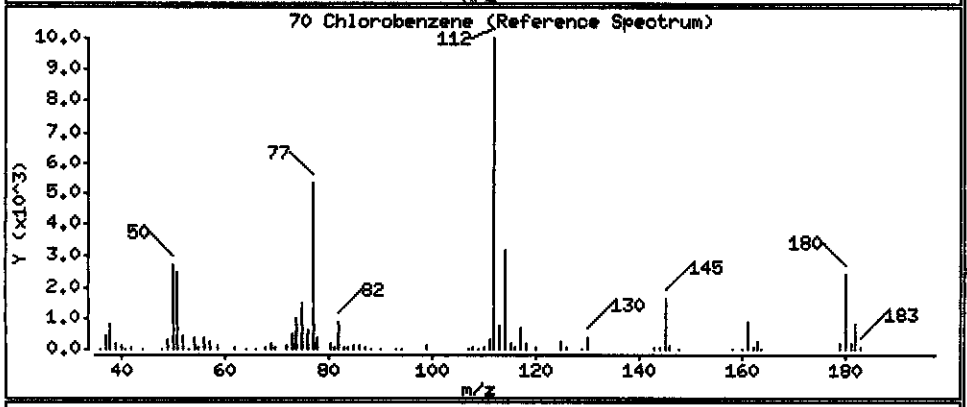

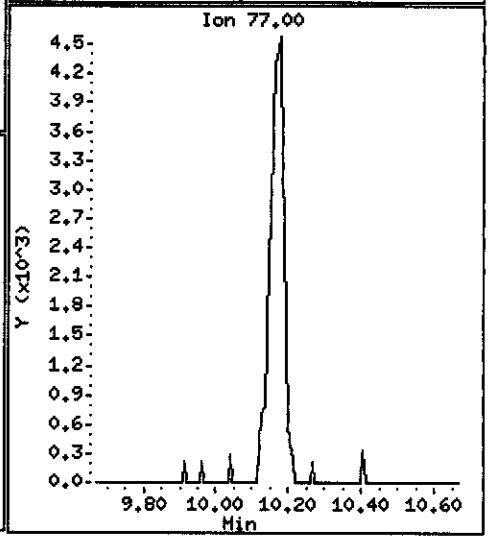

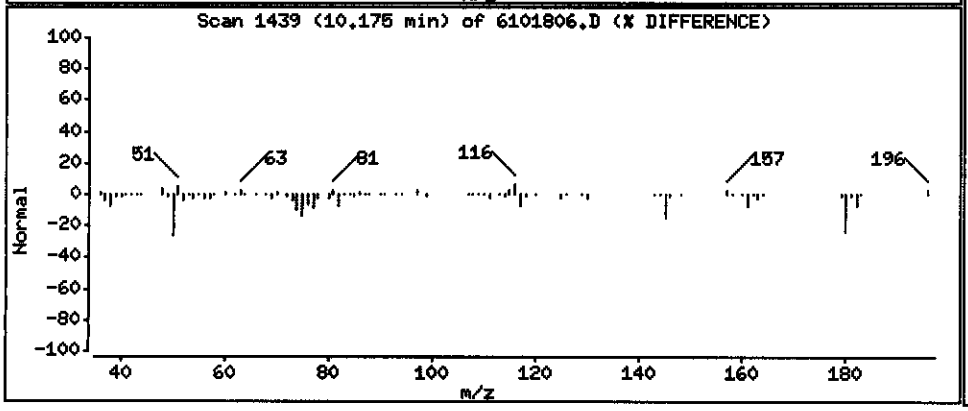

MACTEC Engineering and Consulting Inc

Client Sample ID: RFI-35-1008

GC/MS Volatiles

Lot-Sample #...: C8J160331-003	**Work Order #...:** K02T11AM	**Matrix.....:** WATER
Date Sampled...: 10/14/08	**Date Received..:** 10/16/08	**MS Run #.....:** 8292038
Prep Date.....: 10/18/08	**Analysis Date..:** 10/18/08	
Prep Batch #...: 8292073	**Analysis Time..:** 13:00	
Dilution Factor: 1	**Initial Wgt/Vol:** 5 mL	**Final Wgt/Vol..:** 5 mL
Analyst ID.....: 403794	**Instrument ID..:** HP6	
	Method.....: SW846 8260B	

PARAMETER	RESULT	REPORTING LIMIT	UNITS	MDL
Acetone	ND	5.0	ug/L	2.5
Benzene	ND	1.0	ug/L	0.27
Bromodichloromethane	ND	1.0	ug/L	0.20
Bromoform	ND	1.0	ug/L	0.25
Bromomethane	ND	1.0	ug/L	0.30
2-Butanone	ND	5.0	ug/L	0.50
Carbon disulfide	ND	1.0	ug/L	0.20
Carbon tetrachloride	ND	1.0	ug/L	0.30
Chlorobenzene	ND	1.0	ug/L	0.23
Chloroethane	ND	1.0	ug/L	0.25
Chloroform	ND	1.0	ug/L	0.24
Chloromethane	ND	1.0	ug/L	0.27
Cyclohexane	ND	1.0	ug/L	0.30
Dibromochloromethane	ND	1.0	ug/L	0.16
1,2-Dibromo-3-chloro-propane	ND	1.0	ug/L	0.24
1,2-Dibromoethane	ND	1.0	ug/L	0.23
1,3-Dichlorobenzene	ND	1.0	ug/L	0.16
1,4-Dichlorobenzene	ND	1.0	ug/L	0.18
1,2-Dichlorobenzene	ND	1.0	ug/L	0.22
Dichlorodifluoromethane	ND	1.0	ug/L	0.26
1,1-Dichloroethane	ND	1.0	ug/L	0.24
1,2-Dichloroethane	ND	1.0	ug/L	0.21
1,1-Dichloroethene	ND	1.0	ug/L	0.28
cis-1,2-Dichloroethene	ND	1.0	ug/L	0.27
trans-1,2-Dichloroethene	ND	1.0	ug/L	0.27
1,2-Dichloropropane	ND	1.0	ug/L	0.18
cis-1,3-Dichloropropene	ND	1.0	ug/L	0.19
trans-1,3-Dichloropropene	ND	1.0	ug/L	0.18
Ethylbenzene	ND	1.0	ug/L	0.18
2-Hexanone	ND	5.0	ug/L	0.53
Isopropylbenzene	ND	1.0	ug/L	0.22
Methyl acetate	ND	1.0	ug/L	0.10
Methylene chloride	ND	1.0	ug/L	0.32
Methylcyclohexane	ND	1.0	ug/L	0.32
4-Methyl-2-pentanone	ND	5.0	ug/L	0.23
Methyl tert-butyl ether	ND	1.0	ug/L	0.20

(Continued on next page)

MACTEC Engineering and Consulting Inc

Client Sample ID: RFI-35-1008

GC/MS Volatiles

Lot-Sample #...: C8J160331-003 **Work Order #...:** K02T11AM **Matrix.....:** WATER

PARAMETER	RESULT	REPORTING LIMIT	UNITS	MDL
Styrene	ND	1.0	ug/L	0.22
1,1,2,2-Tetrachloroethane	ND	1.0	ug/L	0.15
1,2,4-Trichloro-benzene	ND	1.0	ug/L	0.15
Tetrachloroethene	ND	1.0	ug/L	0.24
1,1,1-Trichloroethane	ND	1.0	ug/L	0.25
1,1,2-Trichloroethane	ND	1.0	ug/L	0.20
Trichloroethene	ND	1.0	ug/L	0.29
Trichlorofluoromethane	ND	1.0	ug/L	0.080
1,1,2-Trichloro-1,2,2-trifluoroethane	ND	1.0	ug/L	0.30
Toluene	ND	1.0	ug/L	0.23
Vinyl chloride	ND	1.0	ug/L	0.29
Xylenes (total)	ND	3.0	ug/L	0.62

SURROGATE	PERCENT RECOVERY	RECOVERY LIMITS
Toluene-d8	104	(71 - 118)
1,2-Dichloroethane-d4	111	(64 - 135)
4-Bromofluorobenzene	99	(70 - 118)
Dibromofluoromethane	94	(70 - 128)

Data File: \\pitsvr06\d\chem\hp6.i\6101808d.b\6101807.D

Date : 18-OCT-2008 13:00

Client ID: RFI-35-1008

Sample Info: c8j160331-003 5ml

Purge Volume: 5.0

Column phase: DB 624

Instrument: hp6.i

Operator: 403794

Column diameter: 0.20

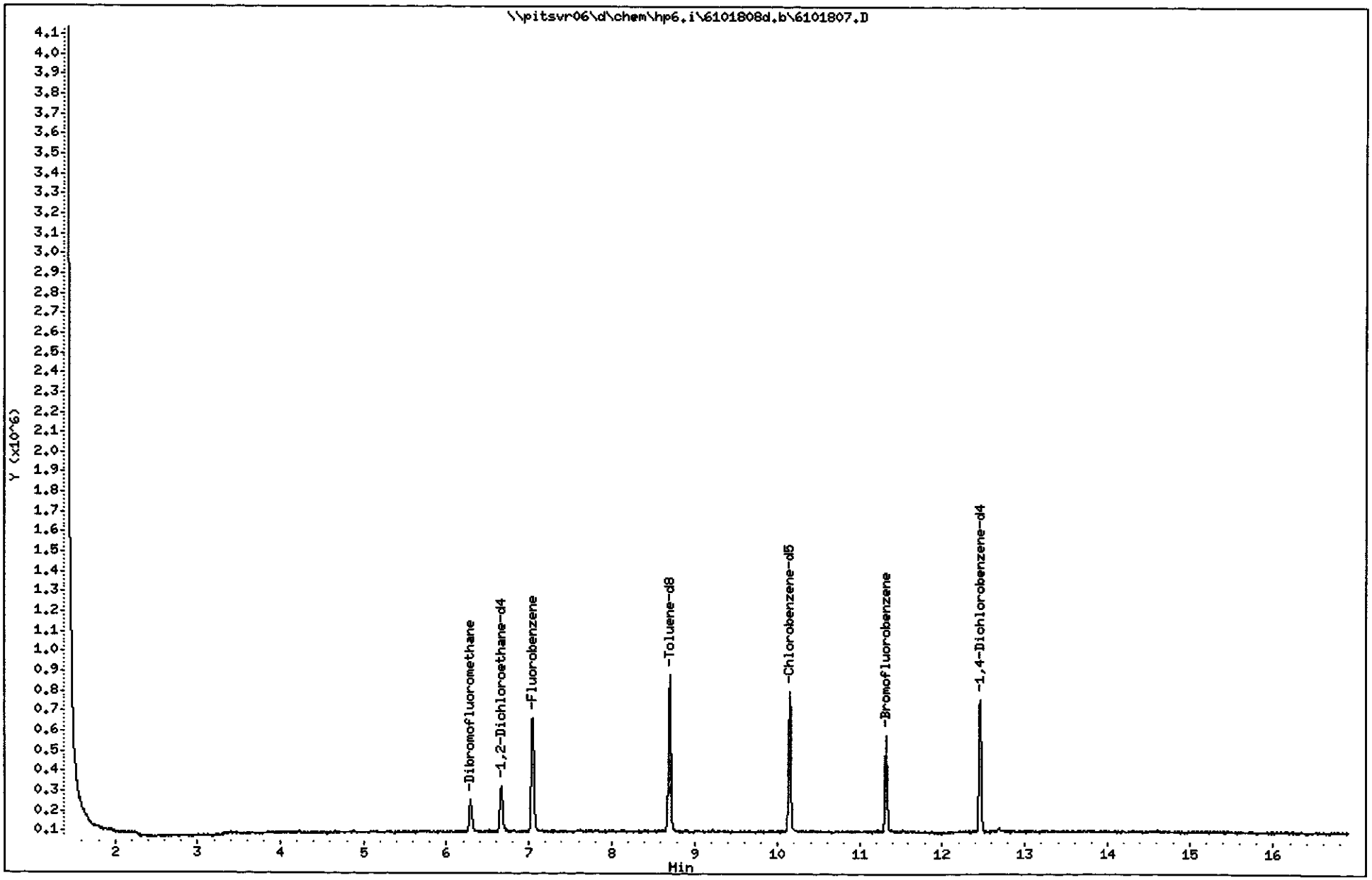

TestAmerica Pittsburgh

VOLATILE REPORT SW-846 Method

Data file : \\pitsvr06\d\chem\hp6.i\6101808d.b\6101807.D
Lab Smp Id: k02t11am Client Smp ID: RFI-35-1008
Inj Date : 18-OCT-2008 13:00
Operator : 403794 Inst ID: hp6.i
Smp Info : c8j160331-003 5ml
Misc Info : k02t11am,6101808d.b,8260ee.m,1-42.sub
Comment :
Method : \\PITSVR06\D\chem\hp6.i\6101808d.b\8260ee.m
Meth Date : 18-Oct-2008 10:18 DavernA Quant Type: ISTD
Cal Date : 06-OCT-2008 12:30 Cal File: 1D61006.D
Als bottle: 2
Dil Factor: 1.00000
Integrator: HP RTE Compound Sublist: 1-42.sub
Target Version: 4.14
Processing Host: PITSVR06

Concentration Formula: Amt * DF * 1/Vo*Vt * CpndVariable

Name	Value	Description
DF	1.000	Dilution Factor
Vo	5.000	Sample Volume
Vt	1.000	mg/L conversion (1.0 if no conversion)
Cpnd Variable		Local Compound Variable

	Compounds	QUANT SIG MASS	RT	EXP RT	REL RT	RESPONSE	CONCENTRATIONS ON-COLUMN (ng)	CONCENTRATIONS FINAL (UG/L)
*	46 Fluorobenzene	96	7.043	7.041	(1.000)	539374	50.0000	
*	69 Chlorobenzene-d5	119	10.146	10.143	(1.000)	127572	50.0000	
*	92 1,4-Dichlorobenzene-d4	152	12.464	12.461	(1.000)	197553	50.0000	
$	39 Dibromofluoromethane	113	6.289	6.286	(0.893)	117073	46.8766	9.375
$	43 1,2-Dichloroethane-d4	65	6.660	6.657	(0.946)	188762	55.5166	11.10
$	59 Toluene-d8	98	8.704	8.701	(0.858)	510758	51.7384	10.35
$	80 Bromofluorobenzene	95	11.314	11.311	(0.908)	192529	49.4601	9.892
	1 Dichlorodifluoromethane	85	Compound Not Detected.					
	2 Chloromethane	50	Compound Not Detected.					
	3 Vinyl Chloride	62	Compound Not Detected.					
	4 Bromomethane	94	Compound Not Detected.					
	5 Chloroethane	64	Compound Not Detected.					
	6 Trichlorofluoromethane	101	Compound Not Detected.					
	12 1,1-Dichloroethene	96	Compound Not Detected.					
	13 Acetone	43	Compound Not Detected.					
	15 Carbon Disulfide	76	Compound Not Detected.					
	18 Methylene Chloride	84	Compound Not Detected.					
	19 trans-1,2-Dichloroethene	96	Compound Not Detected.					
	20 Methyl tert-butyl ether	73	Compound Not Detected.					
	24 1,1-Dichloroethane	63	Compound Not Detected.					
	27 2,2-Dichloropropane	77	Compound Not Detected.					
	28 cis-1,2-dichloroethene	96	Compound Not Detected.					

	Compounds	QUANT SIG MASS	RT	EXP RT	REL RT	RESPONSE	CONCENTRATIONS ON-COLUMN (ng)	CONCENTRATIONS FINAL (UG/L)
M	29 1,2-Dichloroethene (total)	96	Compound Not Detected.					
	30 Bromochloromethane	128	Compound Not Detected.					
	31 2-Butanone	43	Compound Not Detected.					
	37 Chloroform	83	Compound Not Detected.					
	38 1,1,1-Trichloroethane	97	Compound Not Detected.					
	40 1,1-Dichloropropene	75	Compound Not Detected.					
	41 Carbon Tetrachloride	117	Compound Not Detected.					
	42 Benzene	78	Compound Not Detected.					
	45 1,2-Dichloroethane	62	Compound Not Detected.					
	47 Trichloroethene	130	Compound Not Detected.					
	49 1,2-Dichloropropane	63	Compound Not Detected.					
	50 Dibromomethane	93	Compound Not Detected.					
	53 Bromodichloromethane	83	Compound Not Detected.					
	57 cis-1,3-Dichloropropene	75	Compound Not Detected.					
	58 4-Methyl-2-Pentanone	43	Compound Not Detected.					
	60 Toluene	91	Compound Not Detected.					
	61 trans-1,3-Dichloropropene	75	Compound Not Detected.					
	63 1,3-Dichloropropane	76	Compound Not Detected.					
	64 1,1,2-Trichloroethane	97	Compound Not Detected.					
	65 Tetrachloroethene	164	Compound Not Detected.					
	66 2-Hexanone	43	Compound Not Detected.					
	67 Dibromochloromethane	129	Compound Not Detected.					
	68 1,2-Dibromoethane	107	Compound Not Detected.					
	70 Chlorobenzene	112	Compound Not Detected.					
	71 1,1,1,2-Tetrachloroethane	131	Compound Not Detected.					
	72 Ethylbenzene	106	Compound Not Detected.					
	73 m + p-Xylene	106	Compound Not Detected.					
	74 Xylene-o	106	Compound Not Detected.					
M	75 Xylenes (total)	106	Compound Not Detected.					
	76 Styrene	104	Compound Not Detected.					
	77 Bromoform	173	Compound Not Detected.					
	78 Isopropylbenzene	105	Compound Not Detected.					
	79 Bromobenzene	156	Compound Not Detected.					
	83 1,1,2,2-Tetrachloroethane	83	Compound Not Detected.					
	84 1,2,3-Trichloropropane	110	Compound Not Detected.					
	86 1,3,5-Trimethylbenzene	105	Compound Not Detected.					
	88 1,2,4-Trimethylbenzene	105	Compound Not Detected.					
	90 4-Isopropyltoluene	119	Compound Not Detected.					
	91 1,3-Dichlorobenzene	146	Compound Not Detected.					
	93 1,4-Dichlorobenzene	146	Compound Not Detected.					
	95 1,2-Dichlorobenzene	146	Compound Not Detected.					
	96 1,2-Dibromo-3-chloropropane	157	Compound Not Detected.					
	97 1,2,4-Trichlorobenzene	180	Compound Not Detected.					
	101 1,1,2-trichlorotrifluoroethane	101	Compound Not Detected.					
	102 Methyl acetate	43	Compound Not Detected.					
	104 Cyclohexane	56	Compound Not Detected.					
	105 Methyl Cyclohexane	83	Compound Not Detected.					

MACTEC Engineering and Consulting Inc

Client Sample ID: EW-1-1008

GC/MS Volatiles

Lot-Sample #...: C8J160331-004	**Work Order #...:** K02T21AM	**Matrix.....:** WATER
Date Sampled...: 10/14/08	**Date Received..:** 10/16/08	**MS Run #.....:** 8292038
Prep Date.....: 10/18/08	**Analysis Date..:** 10/18/08	
Prep Batch #...: 8292073	**Analysis Time..:** 13:23	
Dilution Factor: 300	**Initial Wgt/Vol:** 5 mL	**Final Wgt/Vol..:** 5 mL
Analyst ID.....: 403794	**Instrument ID..:** HP6	
	Method.....: SW846 8260B	

PARAMETER	RESULT	REPORTING LIMIT	UNITS	MDL
Acetone	ND	1500	ug/L	750
Benzene	**110 J**	**300**	**ug/L**	**82**
Bromodichloromethane	ND	300	ug/L	60
Bromoform	ND	300	ug/L	74
Bromomethane	ND	300	ug/L	91
2-Butanone	ND	1500	ug/L	150
Carbon disulfide	ND	300	ug/L	59
Carbon tetrachloride	ND	300	ug/L	91
Chlorobenzene	**9700**	**300**	**ug/L**	**68**
Chloroethane	ND	300	ug/L	75
Chloroform	ND	300	ug/L	72
Chloromethane	ND	300	ug/L	80
Cyclohexane	ND	300	ug/L	89
Dibromochloromethane	ND	300	ug/L	49
1,2-Dibromo-3-chloro-propane	ND	300	ug/L	72
1,2-Dibromoethane	ND	300	ug/L	69
1,3-Dichlorobenzene	**130 J**	**300**	**ug/L**	**49**
1,4-Dichlorobenzene	**1300**	**300**	**ug/L**	**53**
1,2-Dichlorobenzene	**1700**	**300**	**ug/L**	**65**
Dichlorodifluoromethane	ND	300	ug/L	78
1,1-Dichloroethane	ND	300	ug/L	73
1,2-Dichloroethane	ND	300	ug/L	64
1,1-Dichloroethene	ND	300	ug/L	84
cis-1,2-Dichloroethene	ND	300	ug/L	82
trans-1,2-Dichloroethene	ND	300	ug/L	82
1,2-Dichloropropane	ND	300	ug/L	54
cis-1,3-Dichloropropene	ND	300	ug/L	58
trans-1,3-Dichloropropene	ND	300	ug/L	55
Ethylbenzene	ND	300	ug/L	54
2-Hexanone	ND	1500	ug/L	160
Isopropylbenzene	ND	300	ug/L	67
Methyl acetate	ND	300	ug/L	31
Methylene chloride	ND	300	ug/L	95
Methylcyclohexane	ND	300	ug/L	95
4-Methyl-2-pentanone	ND	1500	ug/L	68
Methyl tert-butyl ether	ND	300	ug/L	61

(Continued on next page)

MACTEC Engineering and Consulting Inc

Client Sample ID: EW-1-1008

GC/MS Volatiles

Lot-Sample #...: C8J160331-004 **Work Order #...:** K02T21AM **Matrix.....:** WATER

PARAMETER	RESULT	REPORTING LIMIT	UNITS	MDL
Styrene	ND	300	ug/L	65
1,1,2,2-Tetrachloroethane	ND	300	ug/L	46
1,2,4-Trichloro-benzene	ND	300	ug/L	45
Tetrachloroethene	ND	300	ug/L	71
1,1,1-Trichloroethane	ND	300	ug/L	75
1,1,2-Trichloroethane	ND	300	ug/L	59
Trichloroethene	ND	300	ug/L	88
Trichlorofluoromethane	ND	300	ug/L	24
1,1,2-Trichloro-1,2,2-trifluoroethane	ND	300	ug/L	90
Toluene	ND	300	ug/L	70
Vinyl chloride	ND	300	ug/L	87
Xylenes (total)	ND	900	ug/L	190

SURROGATE	PERCENT RECOVERY	RECOVERY LIMITS
Toluene-d8	108	(71 - 118)
1,2-Dichloroethane-d4	115	(64 - 135)
4-Bromofluorobenzene	99	(70 - 118)
Dibromofluoromethane	94	(70 - 128)

NOTE(S):

J Estimated result. Result is less than RL.

Data File: \\pitsvr06\d\chem\hp6.i\6101808d.b\6101808.D

Date : 18-OCT-2008 13:23

Client ID: EW-1-1008

Instrument: hp6.i

Sample Info: c8j160331-004 300x 83ul/25ml)/5ml

Purge Volume: 5.0

Operator: 403794

Column phase: DB 624

Column diameter: 0.20

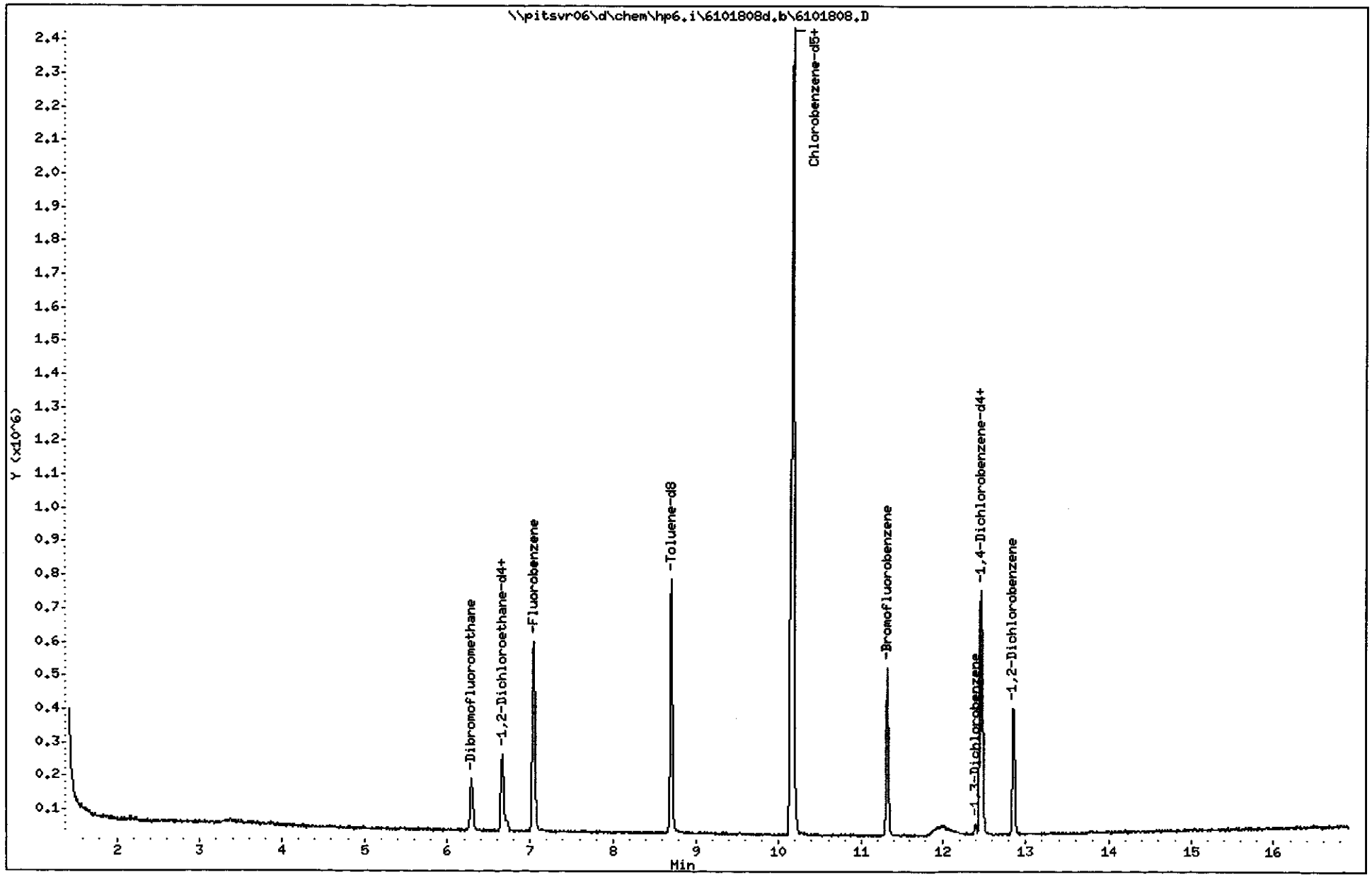

TestAmerica Pittsburgh

VOLATILE REPORT SW-846 Method

Data file : \\pitsvr06\d\chem\hp6.i\6101808d.b\6101808.D
Lab Smp Id: k02t21am Client Smp ID: EW-1-1008
Inj Date : 18-OCT-2008 13:23
Operator : 403794 Inst ID: hp6.i
Smp Info : c8j160331-004 300x 83ul/25ml)/5ml
Misc Info : k02t21am,6101808d.b,8260ee.m,1-42.sub
Comment :
Method : \\PITSVR06\D\chem\hp6.i\6101808d.b\8260ee.m
Meth Date : 18-Oct-2008 10:18 DavernA Quant Type: ISTD
Cal Date : 06-OCT-2008 12:30 Cal File: 1D61006.D
Als bottle: 3
Dil Factor: 300.00000
Integrator: HP RTE Compound Sublist: 1-42.sub
Target Version: 4.14
Processing Host: PITSVR06

Concentration Formula: Amt * DF * 1/Vo*Vt * CpndVariable

Name	Value	Description
DF	300.000	Dilution Factor
Vo	5.000	Sample Volume
Vt	1.000	mg/L conversion (1.0 if no conversion)
Cpnd Variable		Local Compound Variable

Compounds	QUANT SIG MASS	RT	EXP RT	REL RT	RESPONSE	CONCENTRATIONS ON-COLUMN (ng)	CONCENTRATIONS FINAL (UG/L)
* 46 Fluorobenzene	96	7.044	7.041	(1.000)	521081	50.0000	
* 69 Chlorobenzene-d5	119	10.147	10.143	(1.000)	120280	50.0000	
* 92 1,4-Dichlorobenzene-d4	152	12.458	12.461	(1.000)	194381	50.0000	
$ 39 Dibromofluoromethane	113	6.290	6.286	(0.893)	113004	46.8358	9.367
$ 43 1,2-Dichloroethane-d4	65	6.661	6.657	(0.946)	188532	57.3955	11.48
$ 59 Toluene-d8	98	8.705	8.701	(0.858)	504252	54.1760	10.84
$ 80 Bromofluorobenzene	95	11.315	11.311	(0.908)	189429	49.4579	9.892
1 Dichlorodifluoromethane	85	Compound Not Detected.					
2 Chloromethane	50	Compound Not Detected.					
3 Vinyl Chloride	62	Compound Not Detected.					
4 Bromomethane	94	Compound Not Detected.					
5 Chloroethane	64	Compound Not Detected.					
6 Trichlorofluoromethane	101	Compound Not Detected.					
12 1,1-Dichloroethene	96	Compound Not Detected.					
13 Acetone	43	Compound Not Detected.					
15 Carbon Disulfide	76	Compound Not Detected.					
18 Methylene Chloride	84	Compound Not Detected.					
19 trans-1,2-Dichloroethene	96	Compound Not Detected.					
20 Methyl tert-butyl ether	73	Compound Not Detected.					
24 1,1-Dichloroethane	63	Compound Not Detected.					
27 2,2-Dichloropropane	77	Compound Not Detected.					
28 cis-1,2-dichloroethene	96	Compound Not Detected.					

	Compounds	QUANT SIG MASS	RT	EXP RT	REL RT	RESPONSE	CONCENTRATIONS ON-COLUMN (ng)	CONCENTRATIONS FINAL (UG/L)
M	29 1,2-Dichloroethene (total)	96	Compound Not Detected.					
	30 Bromochloromethane	128	Compound Not Detected.					
	31 2-Butanone	43	Compound Not Detected.					
	37 Chloroform	83	Compound Not Detected.					
	38 1,1,1-Trichloroethane	97	Compound Not Detected.					
	40 1,1-Dichloropropene	75	Compound Not Detected.					
	41 Carbon Tetrachloride	117	Compound Not Detected.					
	42 Benzene	78	6.716	6.712	(0.953)	21292	1.78651	107.2
	45 1,2-Dichloroethane	62	Compound Not Detected.					
	47 Trichloroethene	130	Compound Not Detected.					
	49 1,2-Dichloropropane	63	Compound Not Detected.					
	50 Dibromomethane	93	Compound Not Detected.					
	53 Bromodichloromethane	83	Compound Not Detected.					
	57 cis-1,3-Dichloropropene	75	Compound Not Detected.					
	58 4-Methyl-2-Pentanone	43	Compound Not Detected.					
	60 Toluene	91	Compound Not Detected.					
	61 trans-1,3-Dichloropropene	75	Compound Not Detected.					
	63 1,3-Dichloropropane	76	Compound Not Detected.					
	64 1,1,2-Trichloroethane	97	Compound Not Detected.					
	65 Tetrachloroethene	164	Compound Not Detected.					
	66 2-Hexanone	43	Compound Not Detected.					
	67 Dibromochloromethane	129	Compound Not Detected.					
	68 1,2-Dibromoethane	107	Compound Not Detected.					
	70 Chlorobenzene	112	10.171	10.174	(1.002)	1292351	162.044	9723
	71 1,1,1,2-Tetrachloroethane	131	Compound Not Detected.					
	72 Ethylbenzene	106	Compound Not Detected.					
	73 m + p-Xylene	106	Compound Not Detected.					
	74 Xylene-o	106	Compound Not Detected.					
M	75 Xylenes (total)	106	Compound Not Detected.					
	76 Styrene	104	Compound Not Detected.					
	77 Bromoform	173	Compound Not Detected.					
	78 Isopropylbenzene	105	Compound Not Detected.					
	79 Bromobenzene	156	Compound Not Detected.					
	83 1,1,2,2-Tetrachloroethane	83	Compound Not Detected.					
	84 1,2,3-Trichloropropane	110	Compound Not Detected.					
	86 1,3,5-Trimethylbenzene	105	Compound Not Detected.					
	88 1,2,4-Trimethylbenzene	105	Compound Not Detected.					
	90 4-Isopropyltoluene	119	Compound Not Detected.					
	91 1,3-Dichlorobenzene	146	12.397	12.394	(0.995)	13859	2.15386	129.2
	93 1,4-Dichlorobenzene	146	12.489	12.485	(1.002)	141044	21.0246	1261
	95 1,2-Dichlorobenzene	146	12.854	12.856	(1.032)	175191	28.6829	1721
	96 1,2-Dibromo-3-chloropropane	157	Compound Not Detected.					
	97 1,2,4-Trichlorobenzene	180	Compound Not Detected.					
	101 1,1,2-trichlorotrifluoroethane	101	Compound Not Detected.					
	102 Methyl acetate	43	Compound Not Detected.					
	104 Cyclohexane	56	Compound Not Detected.					
	105 Methyl Cyclohexane	83	Compound Not Detected.					

Data File: \\pitsvr06\d\chem\hp6.i\6101808d.b\6101808.D

Date : 18-OCT-2008 13:23

Client ID: EW-1-1008 Instrument: hp6.i

Sample Info: c8j160331-004 300x 83ul/25ml)/5ml

Purge Volume: 5.0 Operator: 403794

Column phase: DB 624 Column diameter: 0.20

42 Benzene Concentration: 107.2 UG/L

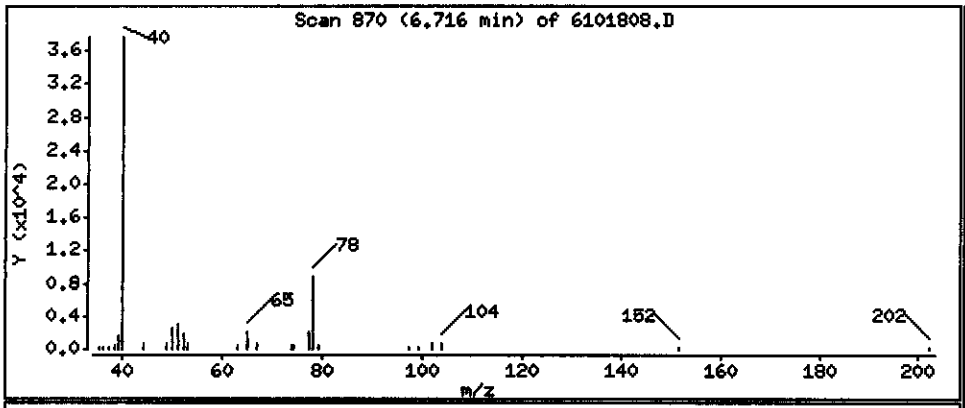

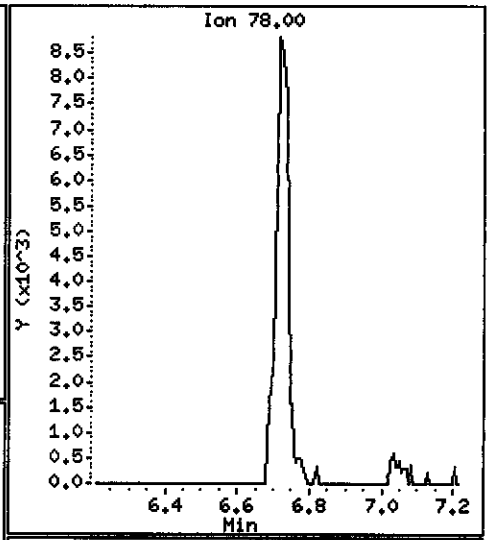

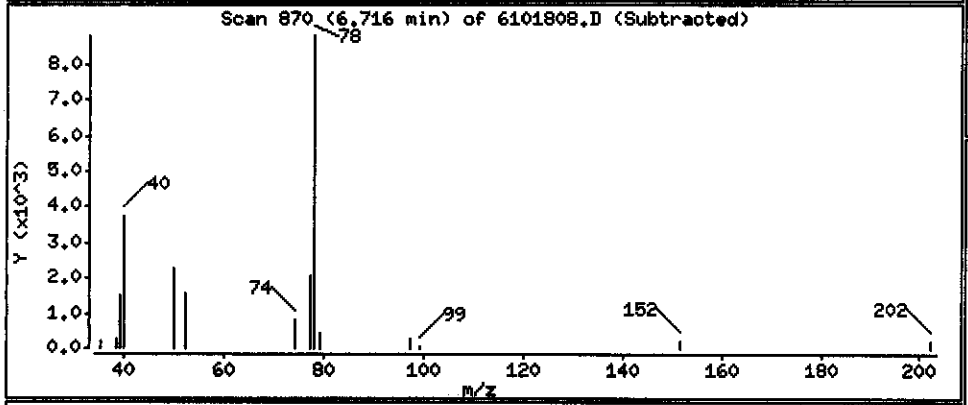

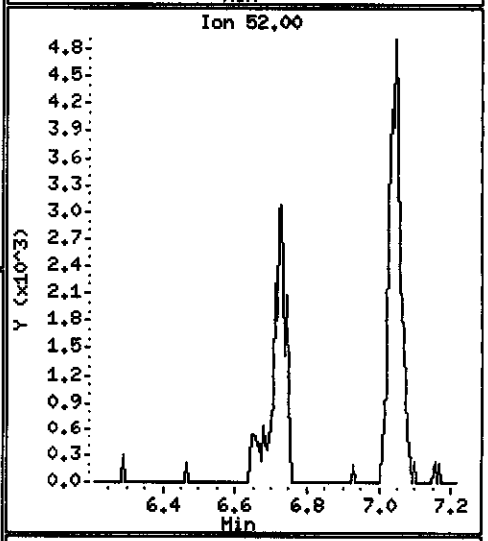

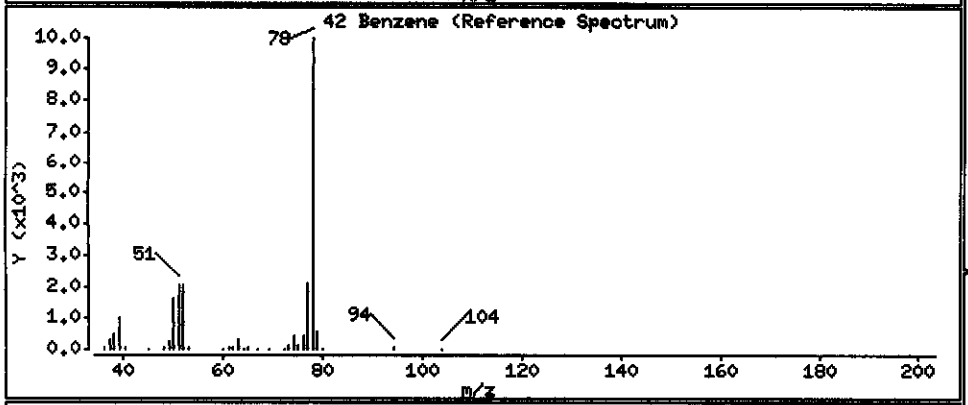

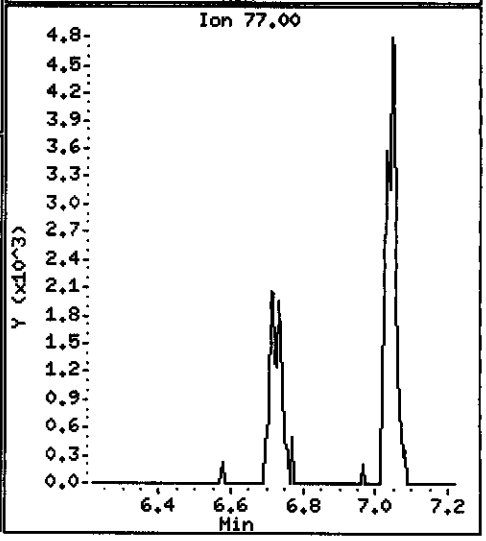

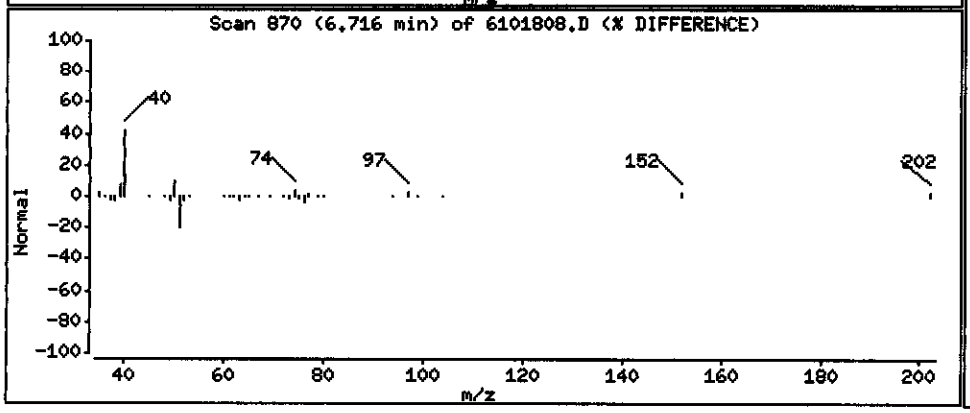

Data File: \\pitsvr06\d\chem\hp6.i\6101808d.b\6101808.D

Date : 18-OCT-2008 13:23

Client ID: EW-1-1008

Instrument: hp6.i

Sample Info: c8j160331-004 300x 83ul/25ml)/5ml

Purge Volume: 5.0

Operator: 403794

Column phase: DB 624

Column diameter: 0.20

70 Chlorobenzene

Concentration: 9723 UG/L

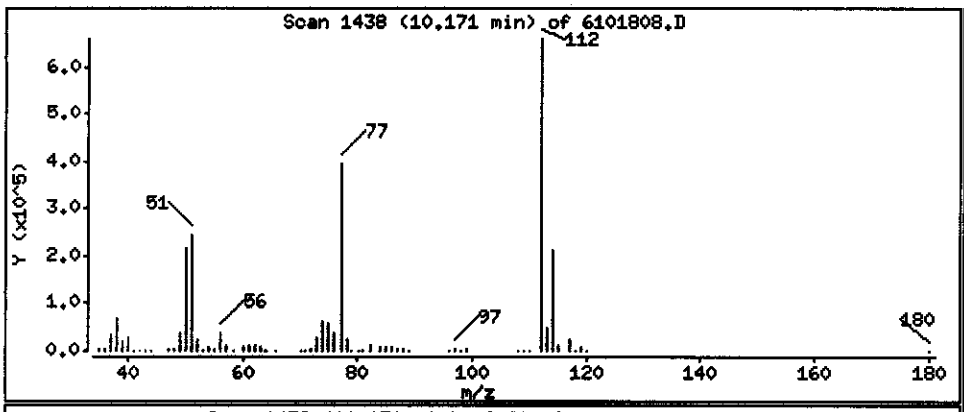

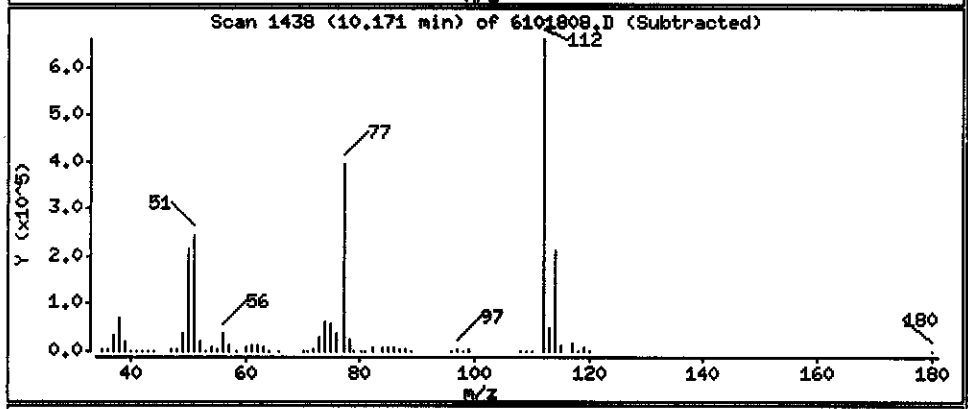

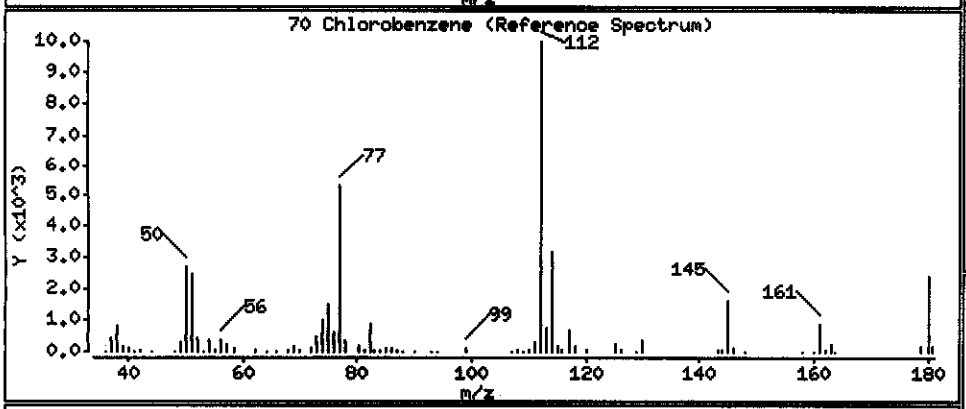

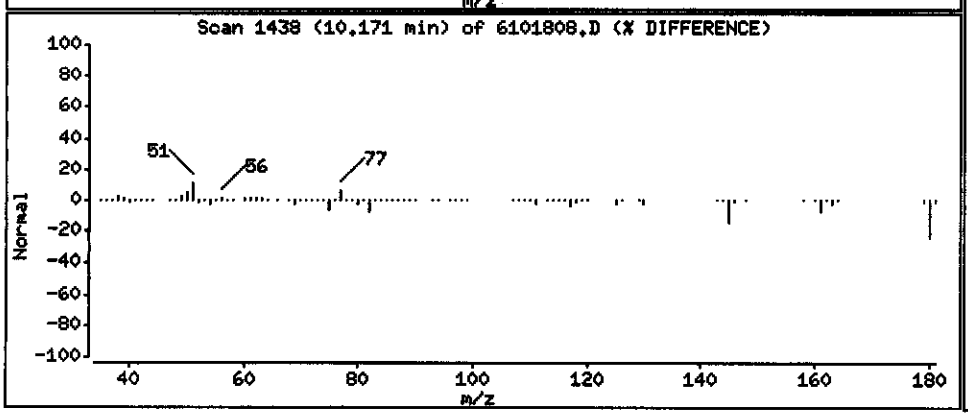

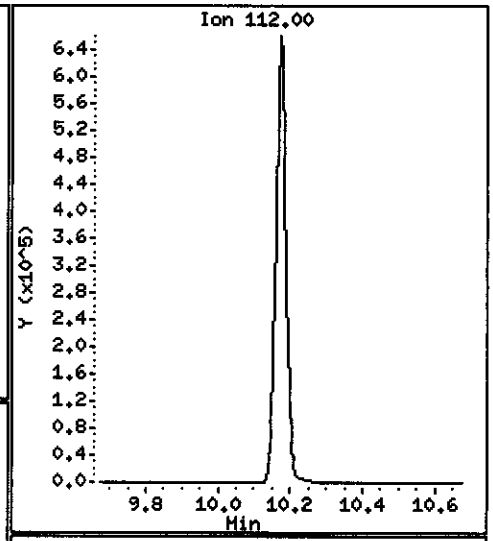

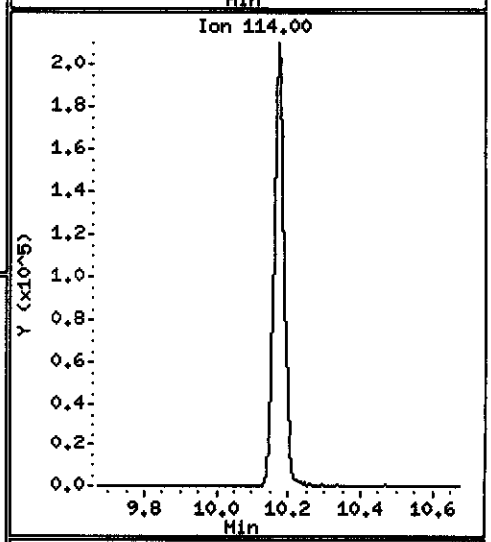

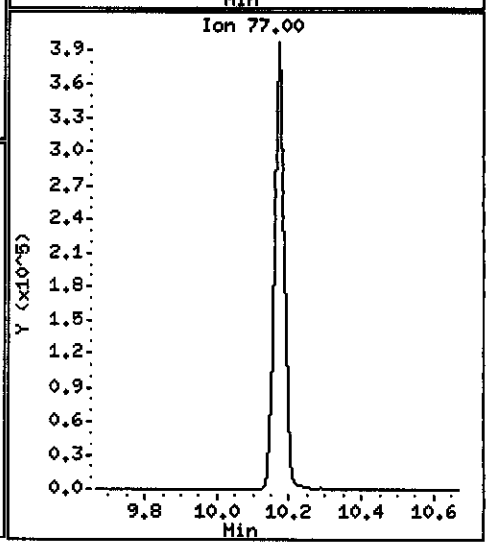

Data File: \\pitsvr06\d\chem\hp6.i\6101808d.b\6101808.D

Date : 18-OCT-2008 13:23

Client ID: EW-1-1008

Instrument: hp6.i

Sample Info: c8j160331-004 300x 83ul/25ml)/5ml

Purge Volume: 5.0

Operator: 403794

Column phase: DB 624

Column diameter: 0.20

91 1,3-Dichlorobenzene

Concentration: 129.2 UG/L

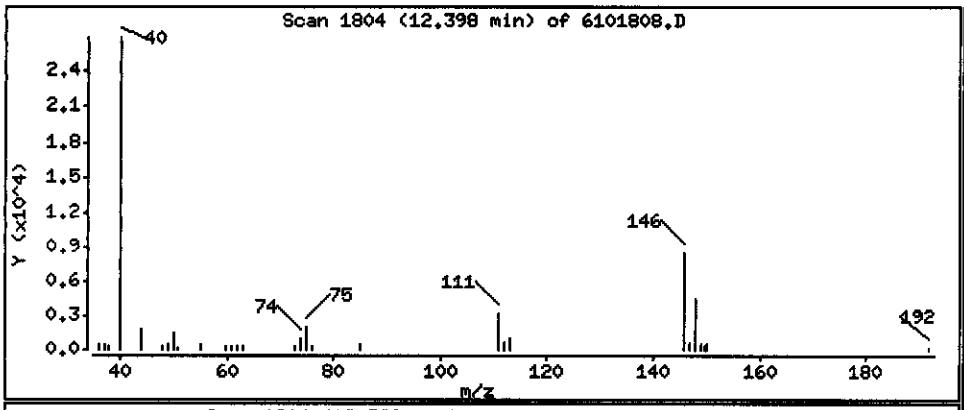

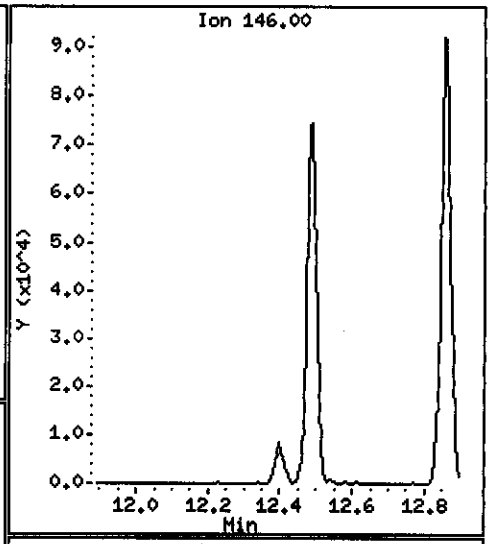

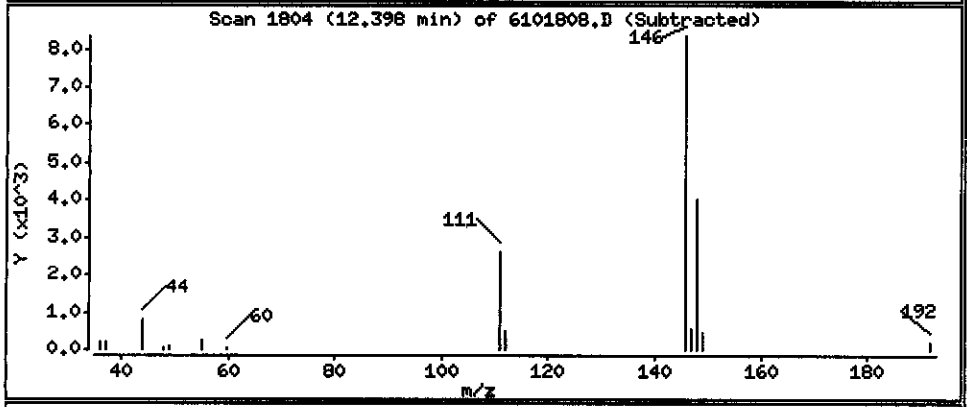

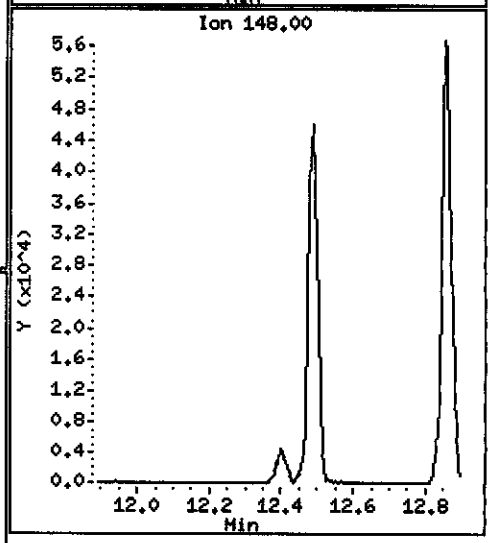

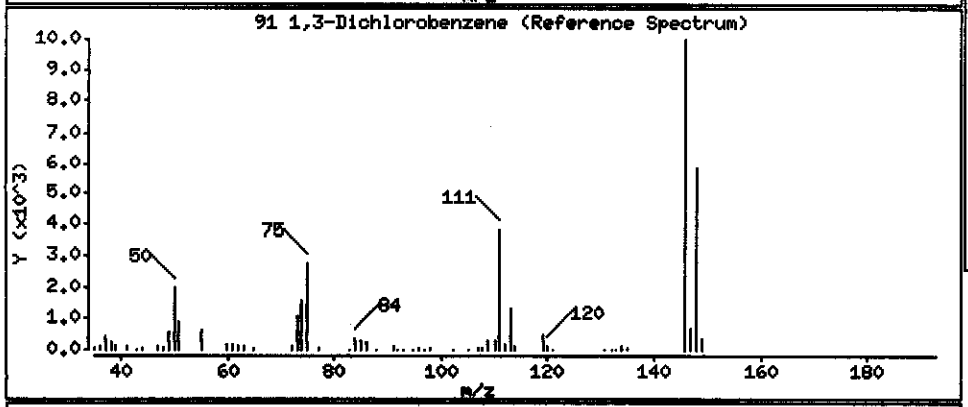

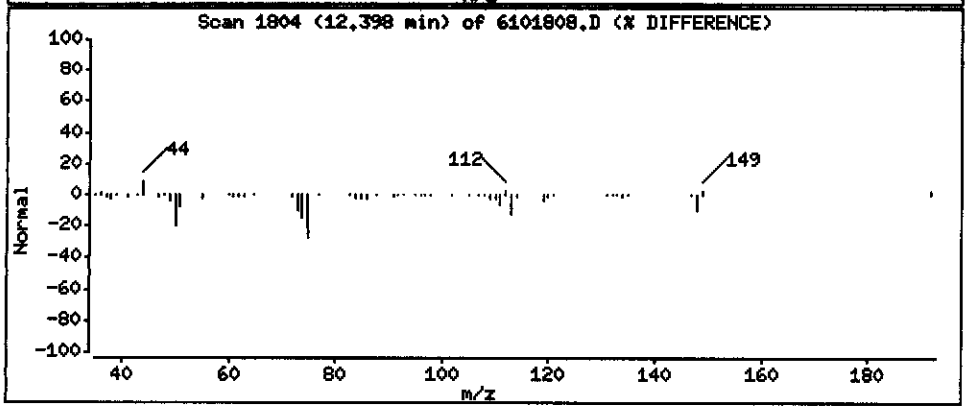

Data File: \\pitsvr06\d\chem\hp6.i\6101808d.b\6101808.D

Date : 18-OCT-2008 13:23

Client ID: EW-1-1008 Instrument: hp6.i

Sample Info: c8j160331-004 300x 83ul/25ml)/5ml

Purge Volume: 5.0 Operator: 403794

Column phase: DB 624 Column diameter: 0.20

93 1,4-Dichlorobenzene Concentration: 1261 UG/L

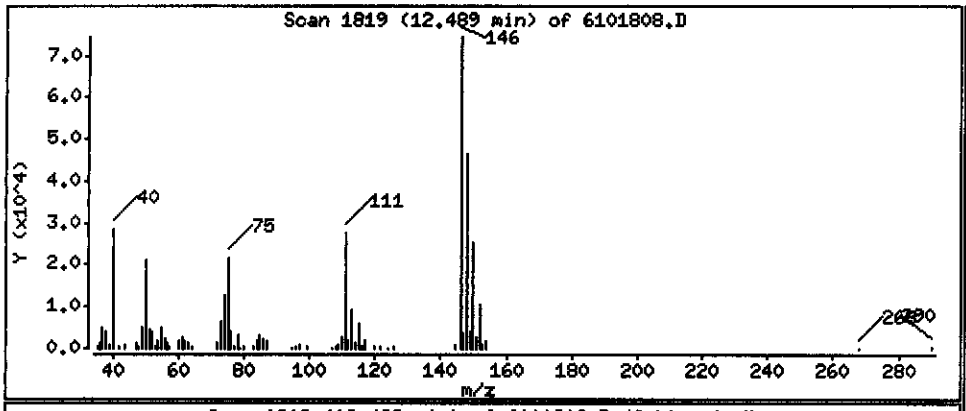

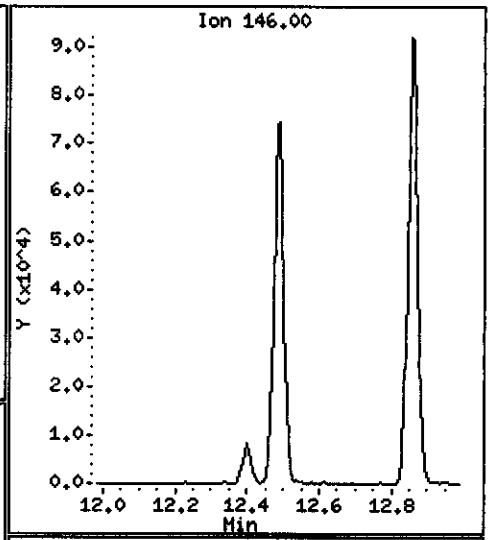

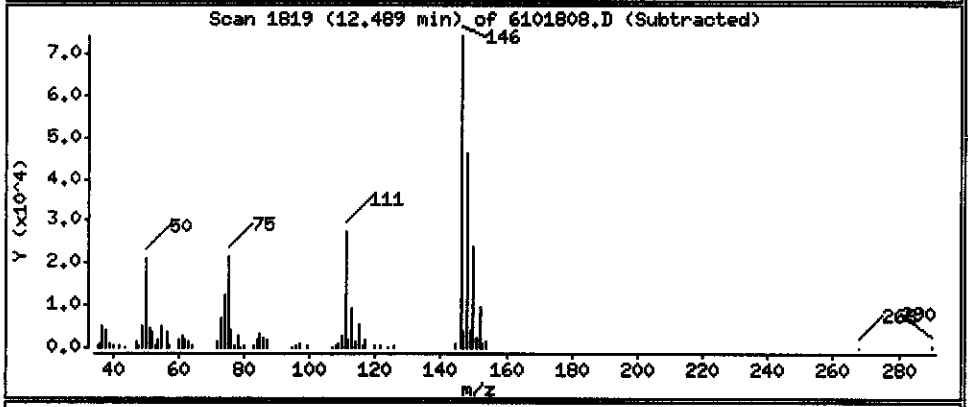

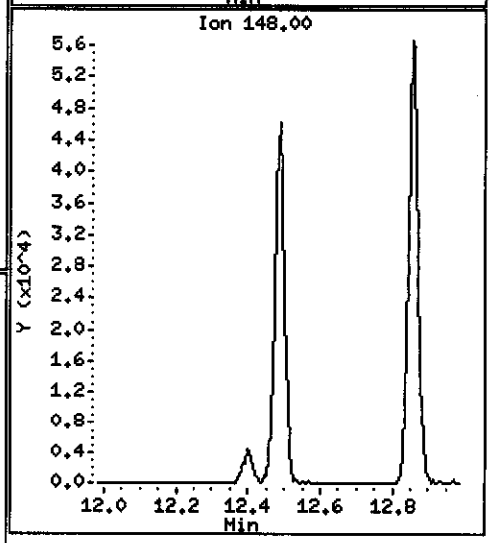

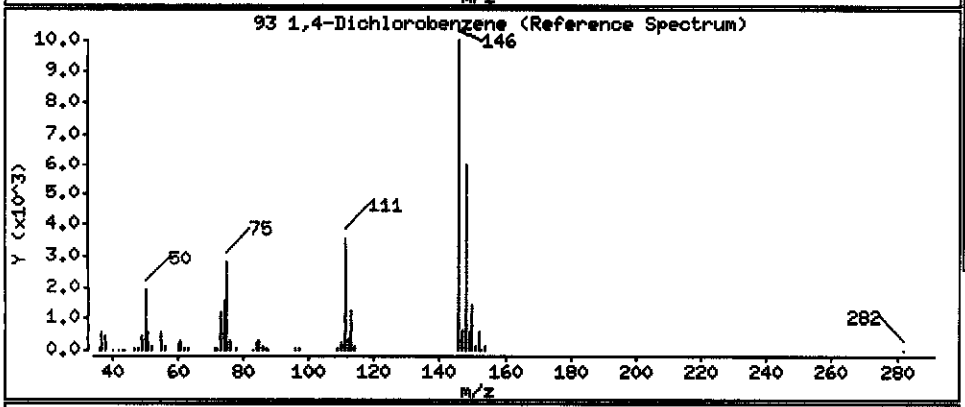

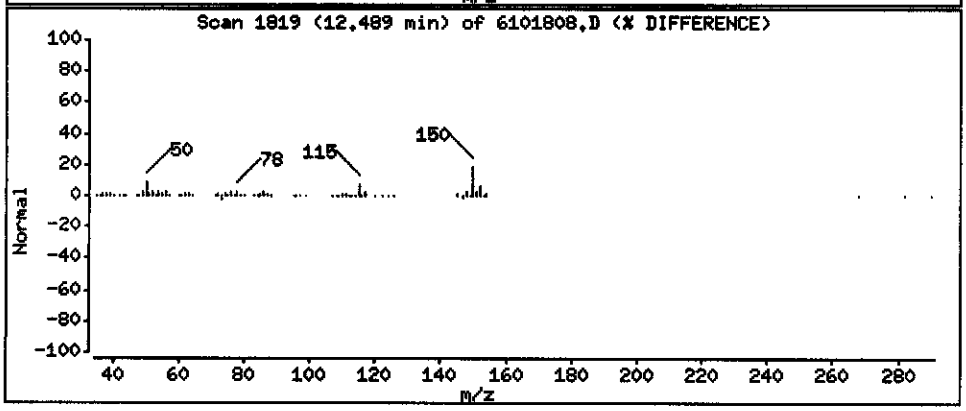

Data File: \\pitsvr06\d\chem\hp6.i\6101808d.b\6101808.D

Date : 18-OCT-2008 13:23

Client ID: EW-1-1008

Instrument: hp6.i

Sample Info: c8j160331-004 300x 83ul/25ml)/5ml

Purge Volume: 5.0

Operator: 403794

Column phase: DB 624

Column diameter: 0.20

95 1,2-Dichlorobenzene

Concentration: 1721 UG/L

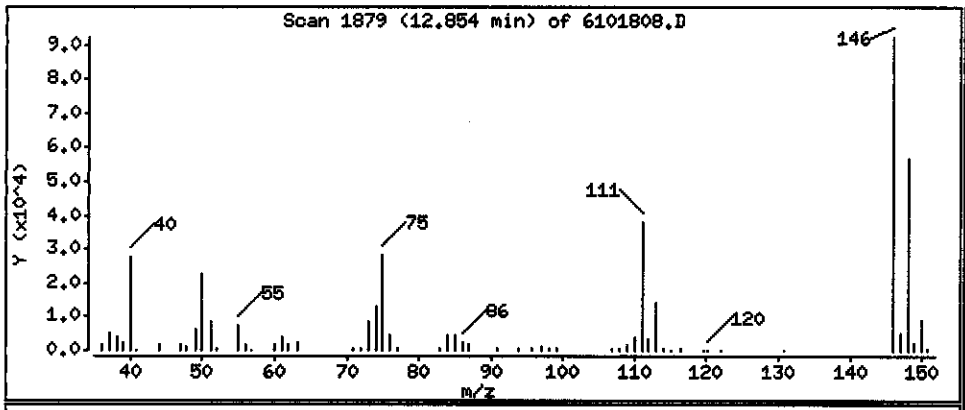

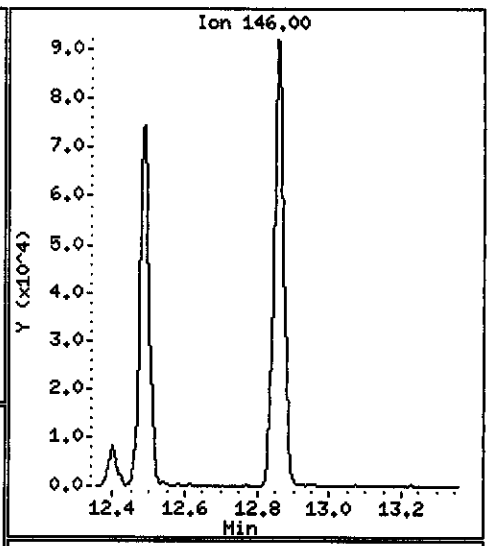

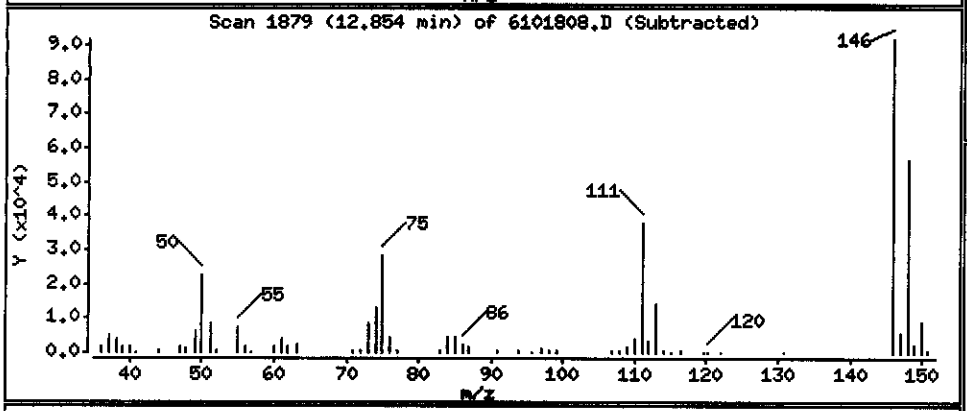

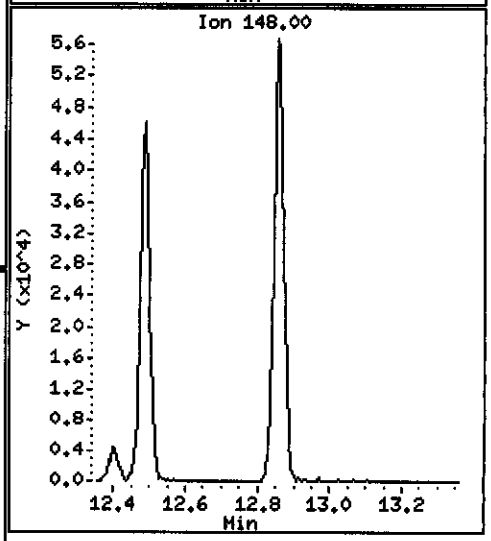

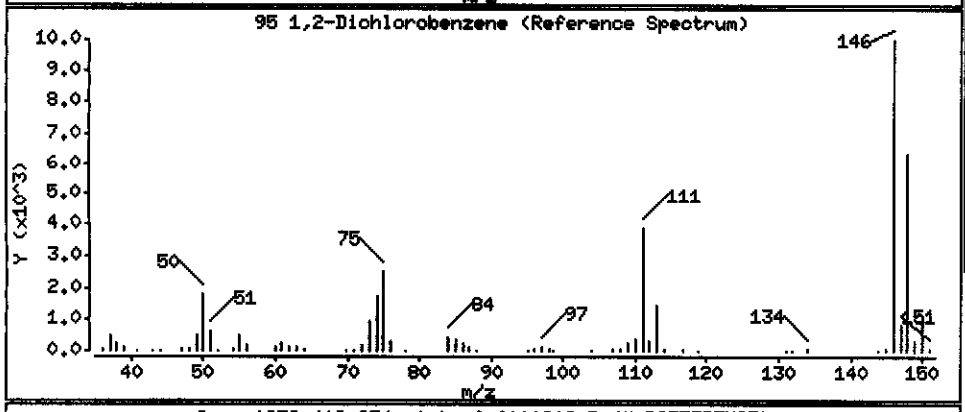

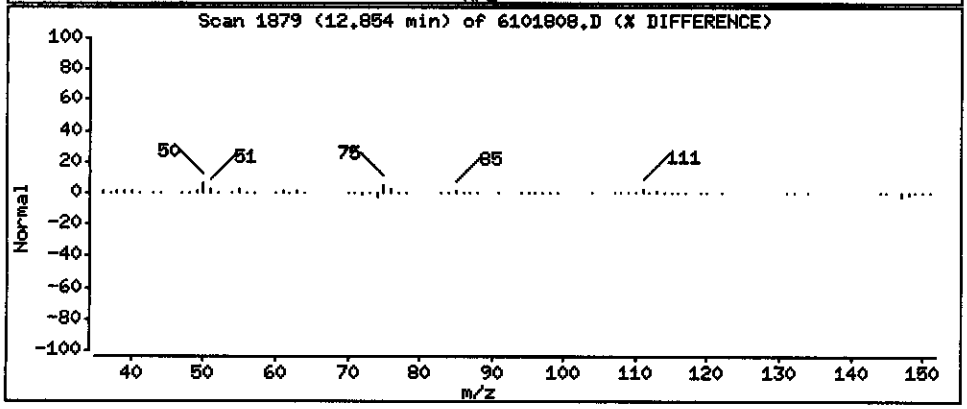

MACTEC Engineering and Consulting Inc

Client Sample ID: EW-2-1008

GC/MS Volatiles

Lot-Sample #...: C8J160331-005	**Work Order #...:** K02T31AM	**Matrix.....:** WATER
Date Sampled...: 10/14/08	**Date Received..:** 10/16/08	**MS Run #.....:** 8292038
Prep Date.....: 10/18/08	**Analysis Date..:** 10/18/08	
Prep Batch #...: 8292073	**Analysis Time..:** 13:47	
Dilution Factor: 100	**Initial Wgt/Vol:** 5 mL	**Final Wgt/Vol..:** 5 mL
Analyst ID.....: 403794	**Instrument ID..:** HP6	
	Method.....: SW846 8260B	

PARAMETER	RESULT	REPORTING LIMIT	UNITS	MDL
Acetone	ND	500	ug/L	250
Benzene	**60 J**	**100**	**ug/L**	**27**
Bromodichloromethane	ND	100	ug/L	20
Bromoform	ND	100	ug/L	25
Bromomethane	ND	100	ug/L	30
2-Butanone	ND	500	ug/L	50
Carbon disulfide	ND	100	ug/L	20
Carbon tetrachloride	ND	100	ug/L	30
Chlorobenzene	**3200**	**100**	**ug/L**	**23**
Chloroethane	ND	100	ug/L	25
Chloroform	ND	100	ug/L	24
Chloromethane	ND	100	ug/L	27
Cyclohexane	ND	100	ug/L	30
Dibromochloromethane	ND	100	ug/L	16
1,2-Dibromo-3-chloro-propane	ND	100	ug/L	24
1,2-Dibromoethane	ND	100	ug/L	23
1,3-Dichlorobenzene	ND	100	ug/L	16
1,4-Dichlorobenzene	**32 J**	**100**	**ug/L**	**18**
1,2-Dichlorobenzene	**48 J**	**100**	**ug/L**	**22**
Dichlorodifluoromethane	ND	100	ug/L	26
1,1-Dichloroethane	ND	100	ug/L	24
1,2-Dichloroethane	ND	100	ug/L	21
1,1-Dichloroethene	ND	100	ug/L	28
cis-1,2-Dichloroethene	ND	100	ug/L	27
trans-1,2-Dichloroethene	ND	100	ug/L	27
1,2-Dichloropropane	ND	100	ug/L	18
cis-1,3-Dichloropropene	ND	100	ug/L	19
trans-1,3-Dichloropropene	ND	100	ug/L	18
Ethylbenzene	ND	100	ug/L	18
2-Hexanone	ND	500	ug/L	53
Isopropylbenzene	ND	100	ug/L	22
Methyl acetate	ND	100	ug/L	10
Methylene chloride	ND	100	ug/L	32
Methylcyclohexane	ND	100	ug/L	32
4-Methyl-2-pentanone	ND	500	ug/L	23
Methyl tert-butyl ether	ND	100	ug/L	20

(Continued on next page)

MACTEC Engineering and Consulting Inc

Client Sample ID: EW-2-1008

GC/MS Volatiles

Lot-Sample #...: C8J160331-005 **Work Order #...:** K02T31AM **Matrix.....:** WATER

PARAMETER	RESULT	REPORTING LIMIT	UNITS	MDL
Styrene	ND	100	ug/L	22
1,1,2,2-Tetrachloroethane	ND	100	ug/L	15
1,2,4-Trichloro-benzene	ND	100	ug/L	15
Tetrachloroethene	ND	100	ug/L	24
1,1,1-Trichloroethane	ND	100	ug/L	25
1,1,2-Trichloroethane	ND	100	ug/L	20
Trichloroethene	ND	100	ug/L	29
Trichlorofluoromethane	ND	100	ug/L	8.0
1,1,2-Trichloro-1,2,2-trifluoroethane	ND	100	ug/L	30
Toluene	ND	100	ug/L	23
Vinyl chloride	ND	100	ug/L	29
Xylenes (total)	ND	300	ug/L	62

SURROGATE	PERCENT RECOVERY	RECOVERY LIMITS
Toluene-d8	105	(71 - 118)
1,2-Dichloroethane-d4	108	(64 - 135)
4-Bromofluorobenzene	101	(70 - 118)
Dibromofluoromethane	97	(70 - 128)

NOTE(S):

J Estimated result. Result is less than RL.

Data File: \\pitsvr06\d\chem\hp6.i\6101808d.b\6101809.D

Page 5

Date : 18-OCT-2008 13:47

Client ID: EW-2-1008

Instrument: hp6.i

Sample Info: c8j160331-005 100x 250ul/25ml)/5ml

Purge Volume: 5.0

Operator: 403794

Column phase: DB 624

Column diameter: 0.20

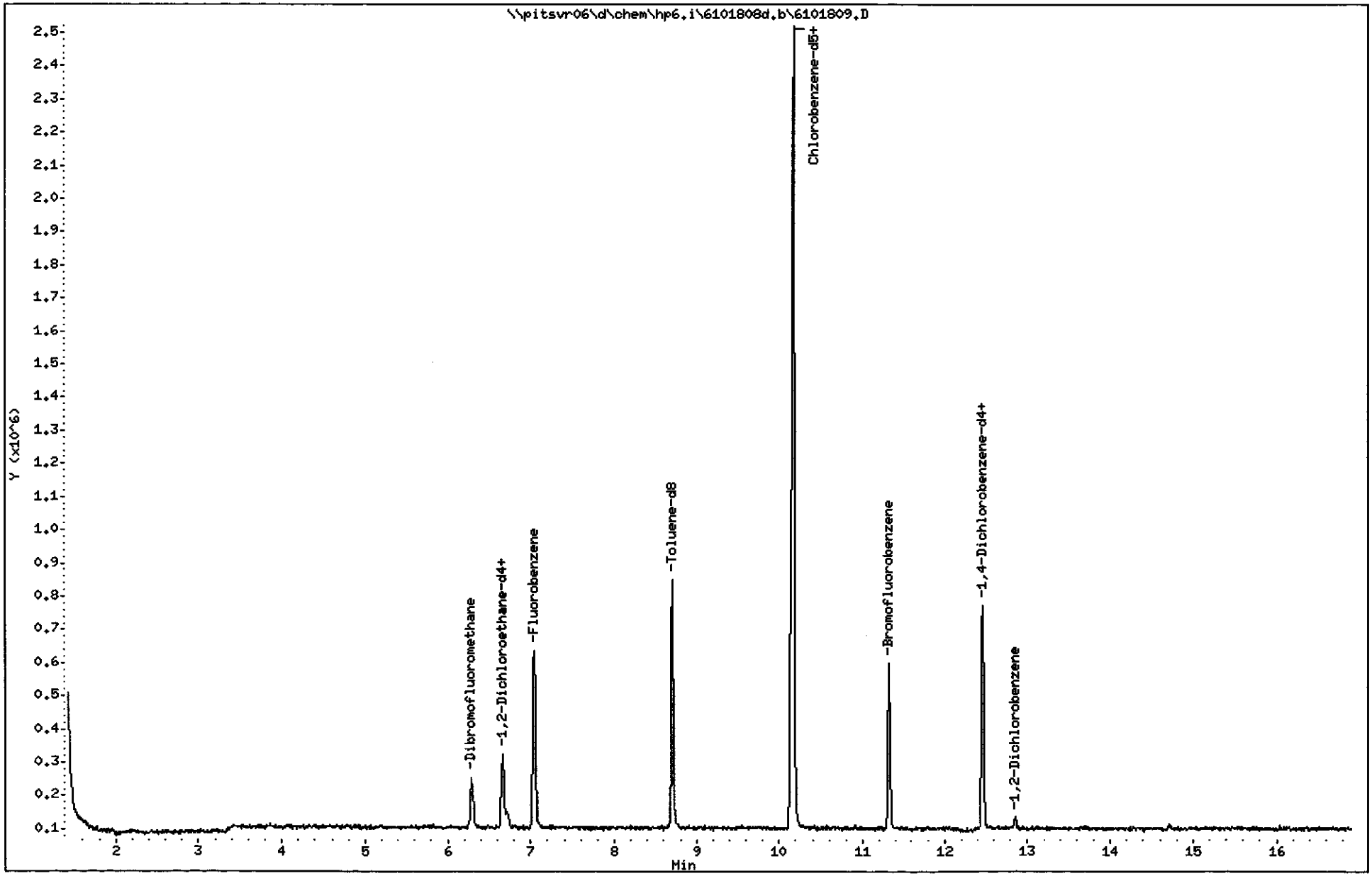

(1001 - 1374)
1053
C8J160331

TestAmerica Pittsburgh

VOLATILE REPORT SW-846 Method

Data file : \\pitsvr06\d\chem\hp6.i\6101808d.b\6101809.D
Lab Smp Id: k02t31am Client Smp ID: EW-2-1008
Inj Date : 18-OCT-2008 13:47
Operator : 403794 Inst ID: hp6.i
Smp Info : c8j160331-005 100x 250ul/25ml)/5ml
Misc Info : k02t31am,6101808d.b,8260ee.m,1-42.sub
Comment :
Method : \\PITSVR06\D\chem\hp6.i\6101808d.b\8260ee.m
Meth Date : 18-Oct-2008 10:18 DavernA Quant Type: ISTD
Cal Date : 06-OCT-2008 12:30 Cal File: 1D61006.D
Als bottle: 4
Dil Factor: 100.00000
Integrator: HP RTE Compound Sublist: 1-42.sub
Target Version: 4.14
Processing Host: PITSVR06

Concentration Formula: Amt * DF * 1/Vo*Vt * CpndVariable

Name	Value	Description
DF	100.000	Dilution Factor
Vo	5.000	Sample Volume
Vt	1.000	mg/L conversion (1.0 if no conversion)
Cpnd Variable		Local Compound Variable

	Compounds	QUANT SIG MASS	RT	EXP RT	REL RT	RESPONSE	CONCENTRATIONS ON-COLUMN (ng)	CONCENTRATIONS FINAL (UG/L)
*	46 Fluorobenzene	96	7.042	7.041	(1.000)	516029	50.0000	
*	69 Chlorobenzene-d5	119	10.144	10.143	(1.000)	125157	50.0000	
*	92 1,4-Dichlorobenzene-d4	152	12.462	12.461	(1.000)	194498	50.0000	
$	39 Dibromofluoromethane	113	6.287	6.286	(0.893)	115769	48.4516	9.690
$	43 1,2-Dichloroethane-d4	65	6.658	6.657	(0.946)	176552	54.2746	10.85
$	59 Toluene-d8	98	8.703	8.701	(0.858)	509343	52.5906	10.52
$	80 Bromofluorobenzene	95	11.312	11.311	(0.908)	194317	50.7036	10.14
	1 Dichlorodifluoromethane	85	Compound Not Detected.					
	2 Chloromethane	50	Compound Not Detected.					
	3 Vinyl Chloride	62	Compound Not Detected.					
	4 Bromomethane	94	Compound Not Detected.					
	5 Chloroethane	64	Compound Not Detected.					
	6 Trichlorofluoromethane	101	Compound Not Detected.					
	12 1,1-Dichloroethene	96	Compound Not Detected.					
	13 Acetone	43	Compound Not Detected.					
	15 Carbon Disulfide	76	Compound Not Detected.					
	18 Methylene Chloride	84	Compound Not Detected.					
	19 trans-1,2-Dichloroethene	96	Compound Not Detected.					
	20 Methyl tert-butyl ether	73	Compound Not Detected.					
	24 1,1-Dichloroethane	63	Compound Not Detected.					
	27 2,2-Dichloropropane	77	Compound Not Detected.					
	28 cis-1,2-dichloroethene	96	Compound Not Detected.					

	Compounds	QUANT SIG MASS	RT	EXP RT	REL RT	RESPONSE	CONCENTRATIONS ON-COLUMN (ng)	CONCENTRATIONS FINAL (UG/L)
M	29 1,2-Dichloroethene (total)	96	Compound Not Detected.					
	30 Bromochloromethane	128	Compound Not Detected.					
	31 2-Butanone	43	Compound Not Detected.					
	37 Chloroform	83	Compound Not Detected.					
	38 1,1,1-Trichloroethane	97	Compound Not Detected.					
	40 1,1-Dichloropropene	75	Compound Not Detected.					
	41 Carbon Tetrachloride	117	Compound Not Detected.					
	42 Benzene	78	6.725	6.712	(0.955)	35218	2.98390	59.68
	45 1,2-Dichloroethane	62	Compound Not Detected.					
	47 Trichloroethene	130	Compound Not Detected.					
	49 1,2-Dichloropropane	63	Compound Not Detected.					
	50 Dibromomethane	93	Compound Not Detected.					
	53 Bromodichloromethane	83	Compound Not Detected.					
	57 cis-1,3-Dichloropropene	75	Compound Not Detected.					
	58 4-Methyl-2-Pentanone	43	Compound Not Detected.					
	60 Toluene	91	Compound Not Detected.					
	61 trans-1,3-Dichloropropene	75	Compound Not Detected.					
	63 1,3-Dichloropropane	76	Compound Not Detected.					
	64 1,1,2-Trichloroethane	97	Compound Not Detected.					
	65 Tetrachloroethene	164	Compound Not Detected.					
	66 2-Hexanone	43	Compound Not Detected.					
	67 Dibromochloromethane	129	Compound Not Detected.					
	68 1,2-Dibromoethane	107	Compound Not Detected.					
	70 Chlorobenzene	112	10.175	10.174	(1.003)	1317203	158.724	3174
	71 1,1,1,2-Tetrachloroethane	131	Compound Not Detected.					
	72 Ethylbenzene	106	Compound Not Detected.					
	73 m + p-Xylene	106	Compound Not Detected.					
	74 Xylene-o	106	Compound Not Detected.					
M	75 Xylenes (total)	106	Compound Not Detected.					
	76 Styrene	104	Compound Not Detected.					
	77 Bromoform	173	Compound Not Detected.					
	78 Isopropylbenzene	105	Compound Not Detected.					
	79 Bromobenzene	156	Compound Not Detected.					
	83 1,1,2,2-Tetrachloroethane	83	Compound Not Detected.					
	84 1,2,3-Trichloropropane	110	Compound Not Detected.					
	86 1,3,5-Trimethylbenzene	105	Compound Not Detected.					
	88 1,2,4-Trimethylbenzene	105	Compound Not Detected.					
	90 4-Isopropyltoluene	119	Compound Not Detected.					
	91 1,3-Dichlorobenzene	146	Compound Not Detected.					
	93 1,4-Dichlorobenzene	146	12.486	12.485	(1.002)	10866	1.61876	32.38
	95 1,2-Dichlorobenzene	146	12.864	12.856	(1.032)	14652	2.39744	47.95
	96 1,2-Dibromo-3-chloropropane	157	Compound Not Detected.					
	97 1,2,4-Trichlorobenzene	180	Compound Not Detected.					
	101 1,1,2-trichlorotrifluoroethane	101	Compound Not Detected.					
	102 Methyl acetate	43	Compound Not Detected.					
	104 Cyclohexane	56	Compound Not Detected.					
	105 Methyl Cyclohexane	83	Compound Not Detected.					

Data File: \\pitsvr06\d\chem\hp6.i\6101808d.b\6101809.D

Date : 18-OCT-2008 13:47

Client ID: EW-2-1008 Instrument: hp6.i

Sample Info: c8j160331-005 100x 250ul/25ml)/5ml

Purge Volume: 5.0 Operator: 403794

Column phase: DB 624 Column diameter: 0.20

42 Benzene Concentration: 59.68 UG/L

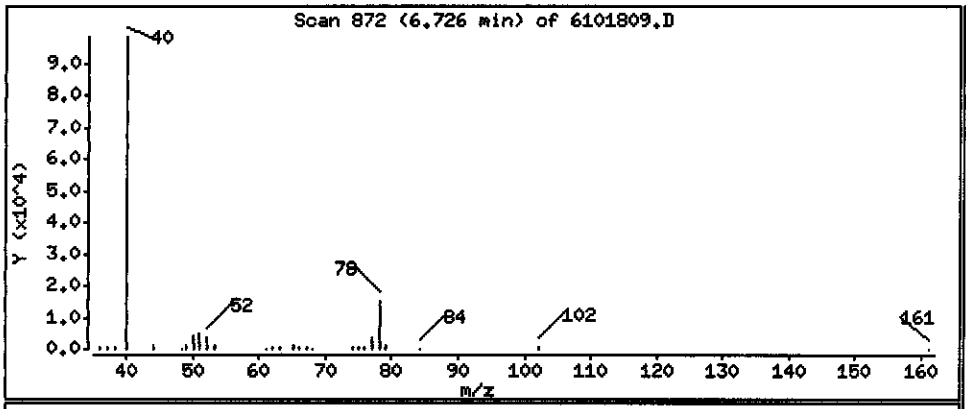

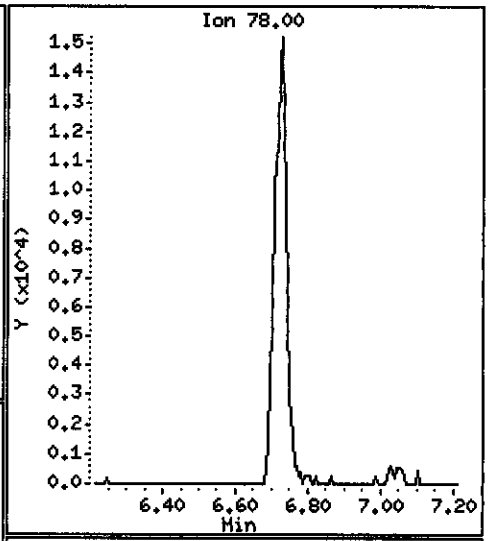

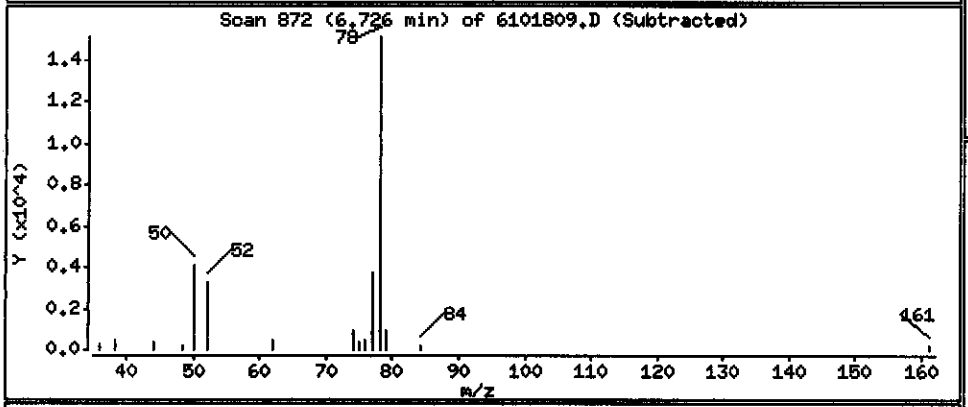

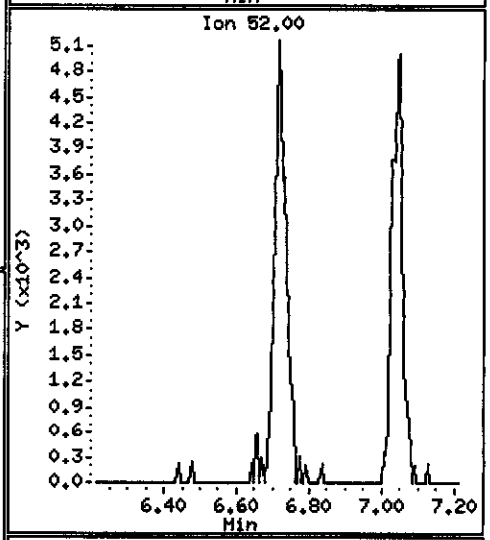

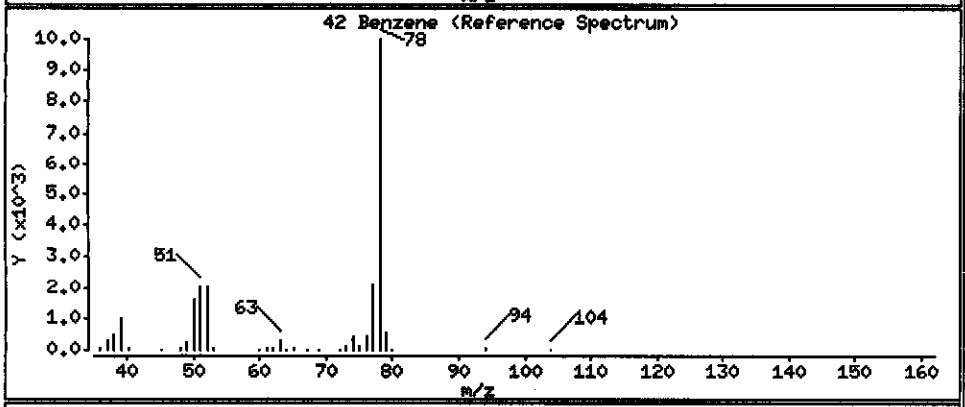

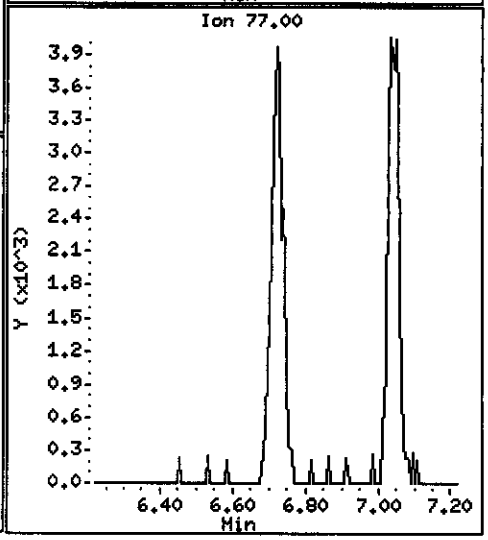

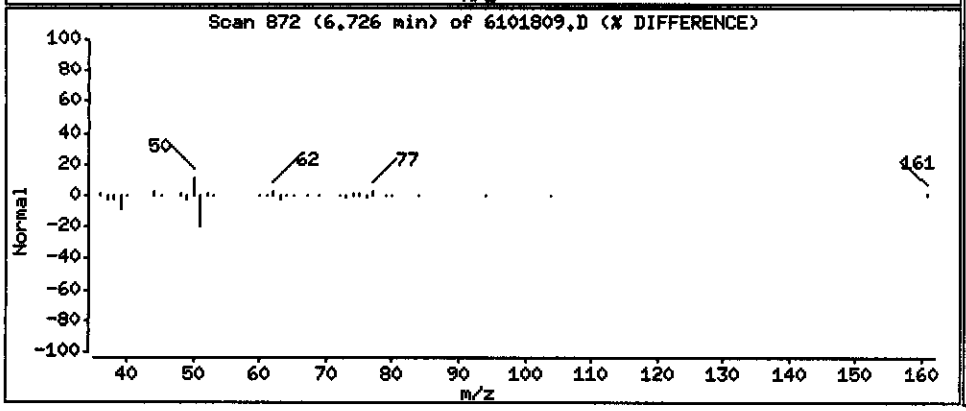

Data File: \\pitsvr06\d\chem\hp6.i\6101808d.b\6101809.D

Date : 18-OCT-2008 13:47

Client ID: EW-2-1008 Instrument: hp6.i

Sample Info: c8j160331-008 100x 250ul/25ml)/5ml

Purge Volume: 5.0 Operator: 403794

Column phase: DB 624 Column diameter: 0.20

70 Chlorobenzene Concentration: 3174 UG/L

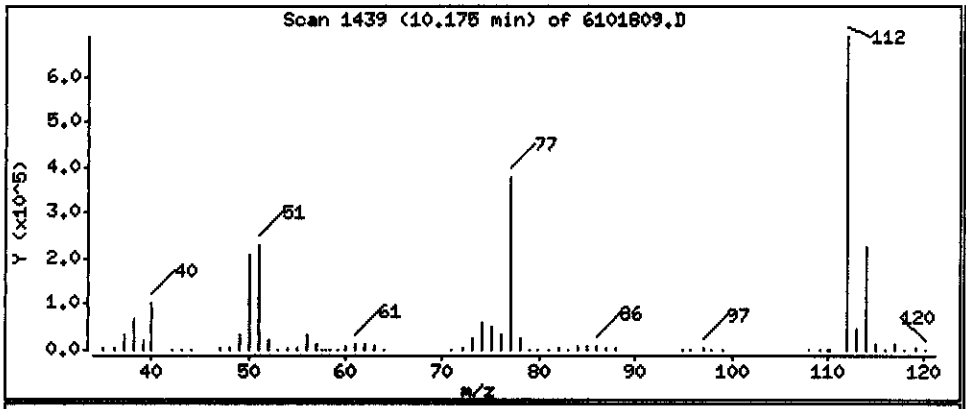

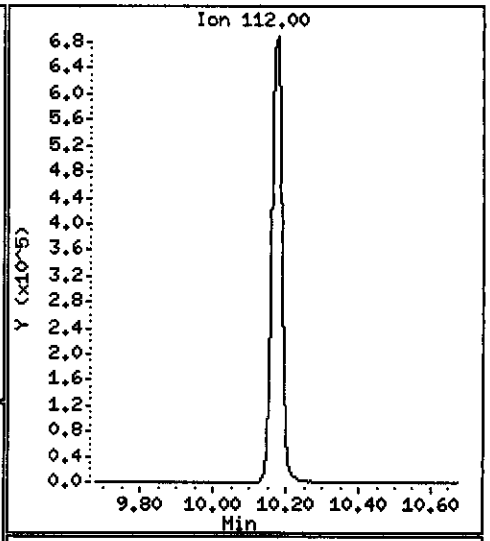

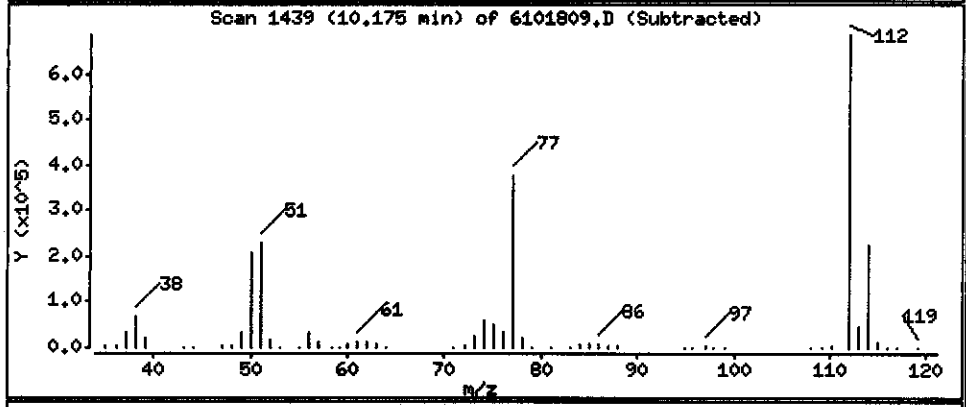

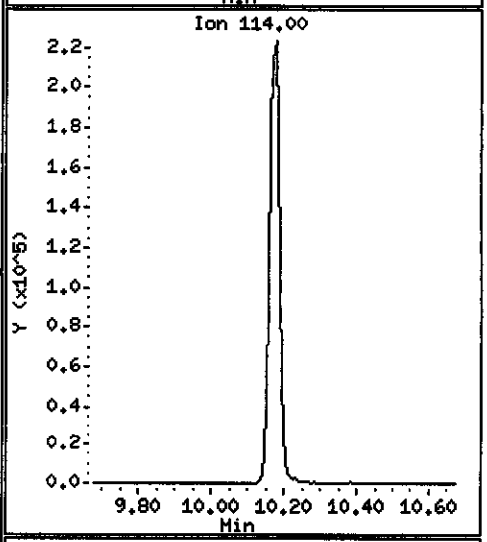

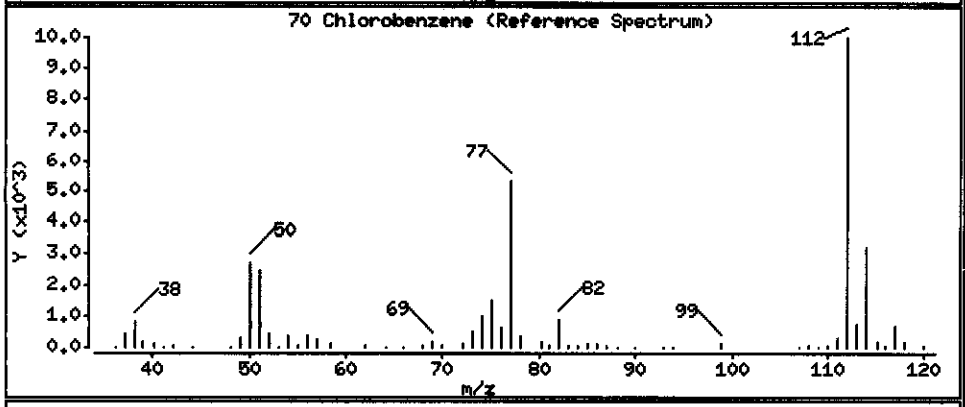

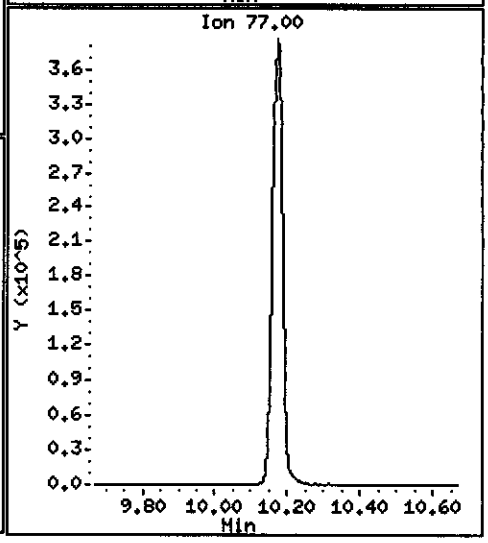

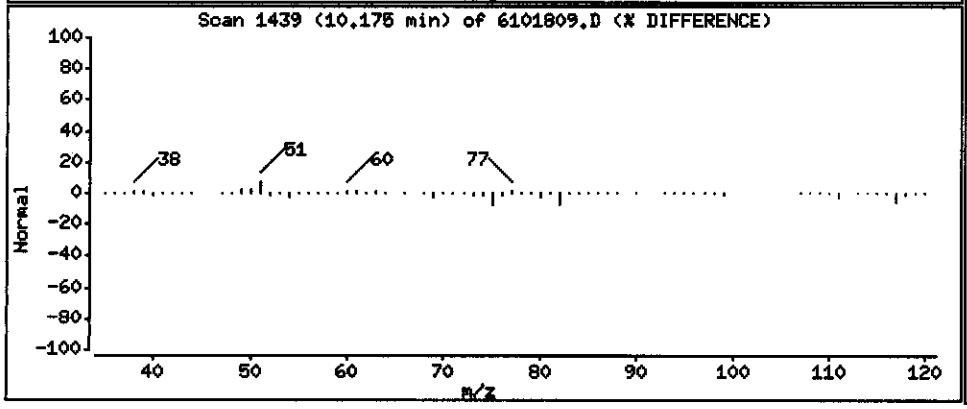

Data File: \\pitsvr06\d\chem\hp6.i\6101808d.b\6101809.D

Date : 18-OCT-2008 13:47

Client ID: EW-2-1008

Instrument: hp6.i

Sample Info: c8j160331-005 100x 250ul/25ml)/5ml

Purge Volume: 5.0

Operator: 403794

Column phase: DB 624

Column diameter: 0.20

93 1,4-Dichlorobenzene

Concentration: 32.38 UG/L

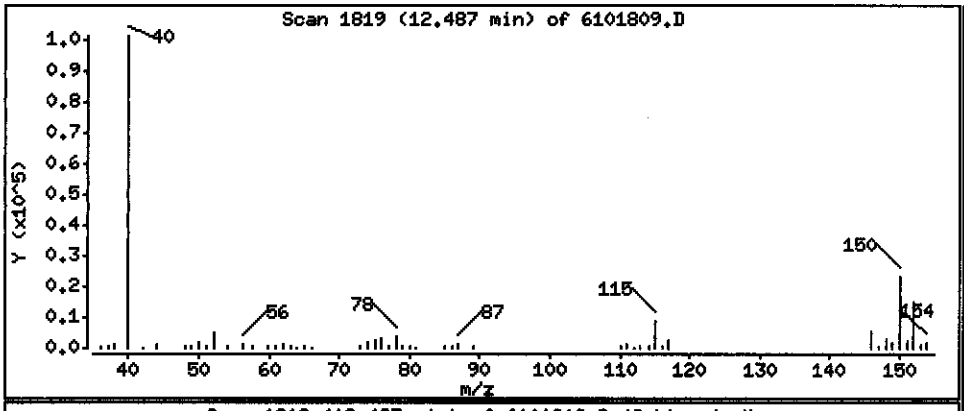

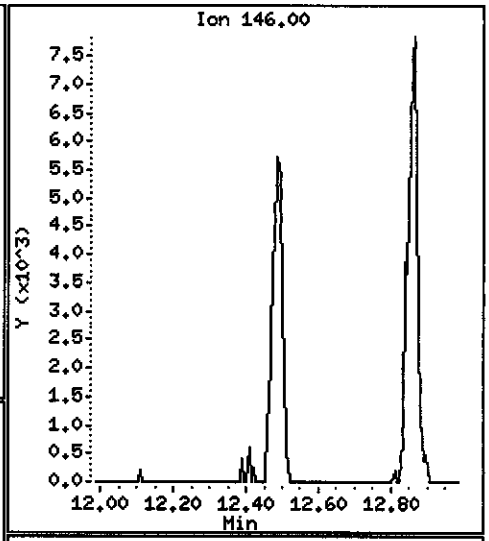

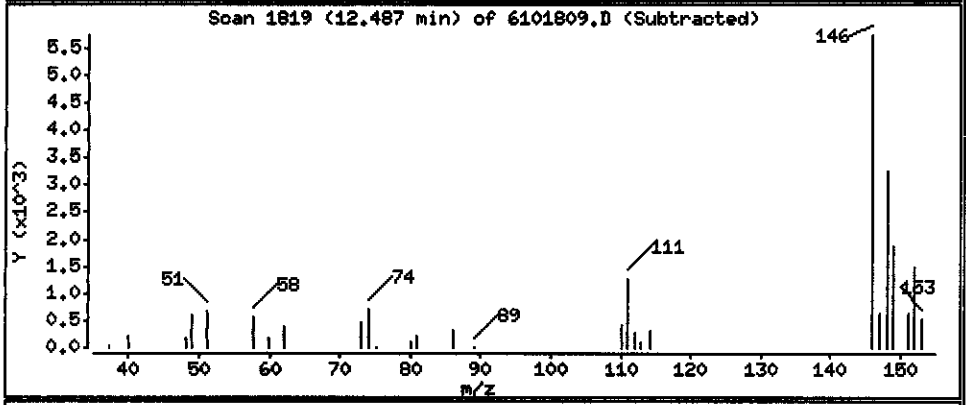

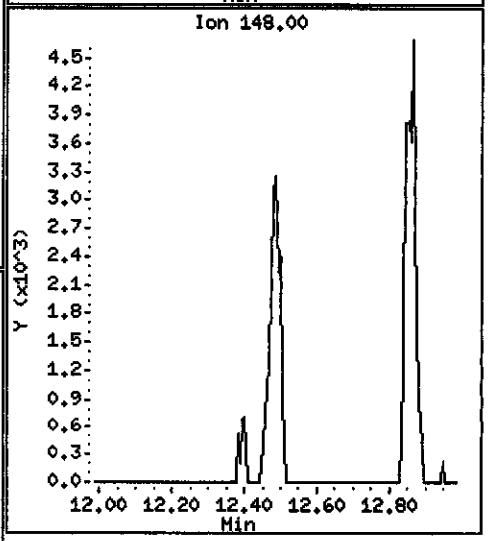

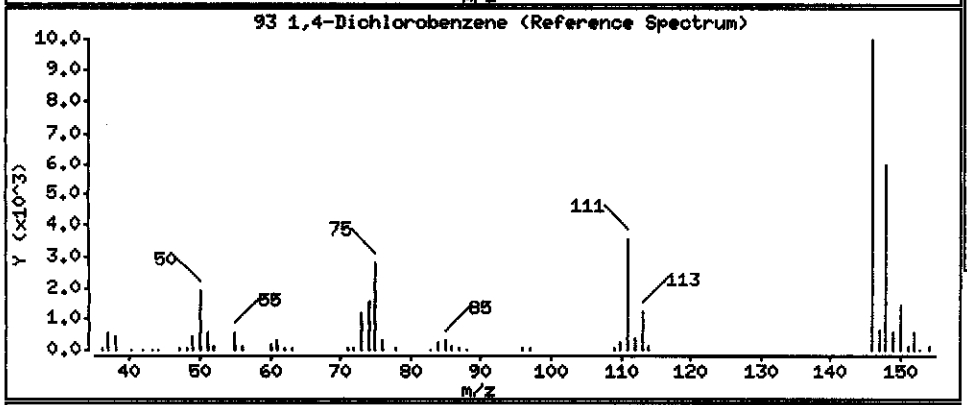

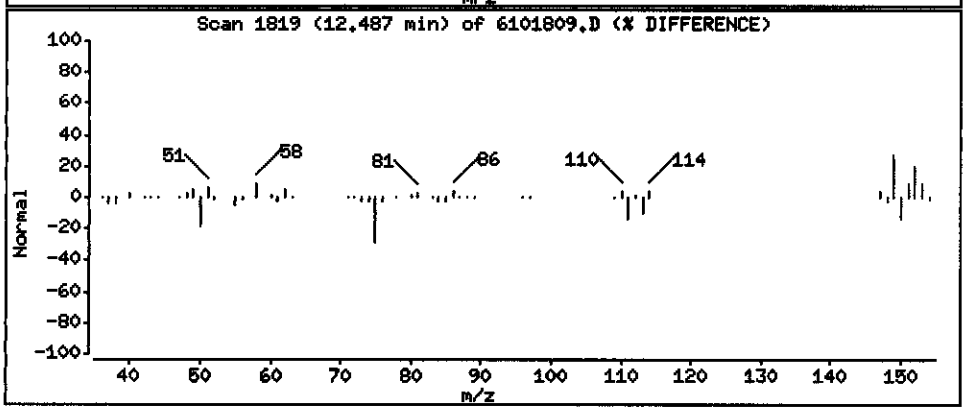

Data File: \\pitsvr06\d\chem\hp6.i\6101808d.b\6101809.D

Date : 18-OCT-2008 13:47

Client ID: EW-2-1008

Instrument: hp6.i

Sample Info: c8j160331-005 100x 250ul/25ml)/5ml

Purge Volume: 5.0

Operator: 403794

Column phase: DB 624

Column diameter: 0.20

95 1,2-Dichlorobenzene

Concentration: 47.95 UG/L

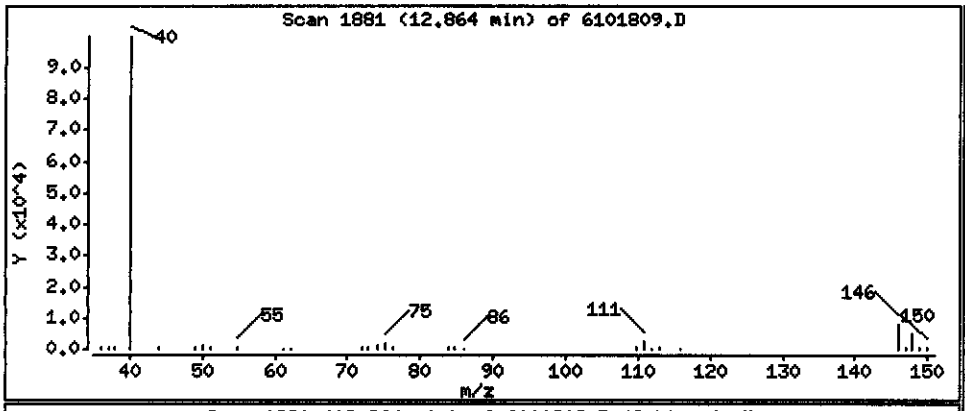

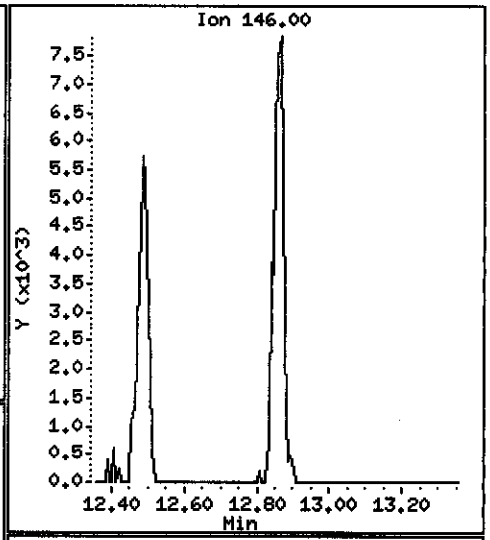

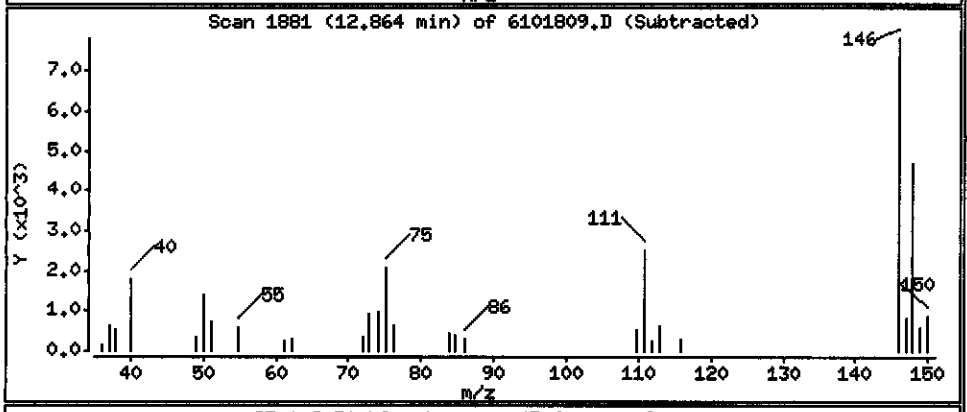

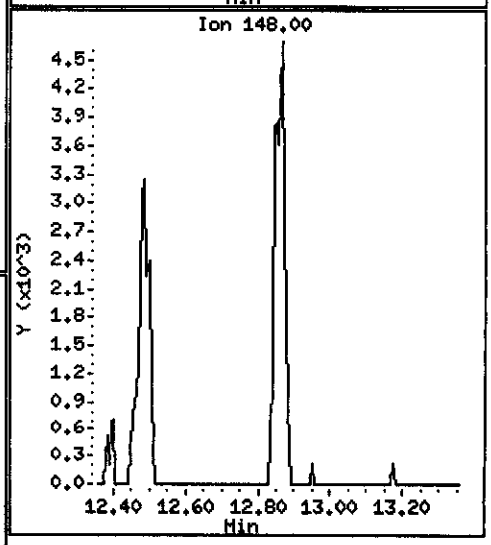

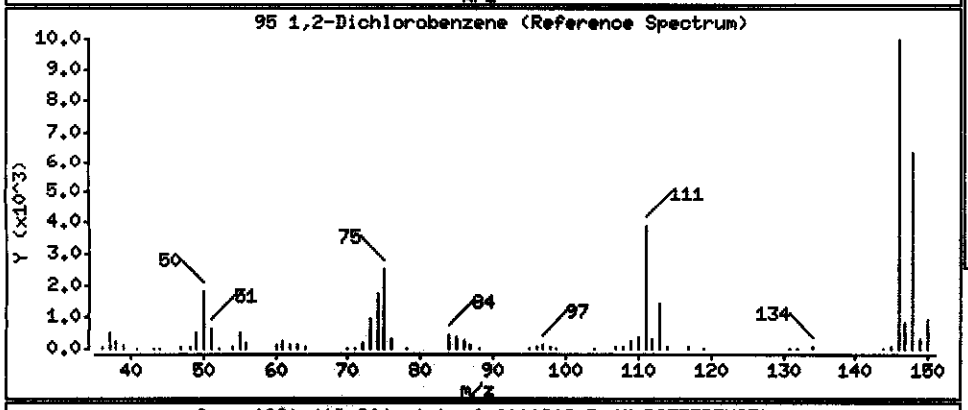

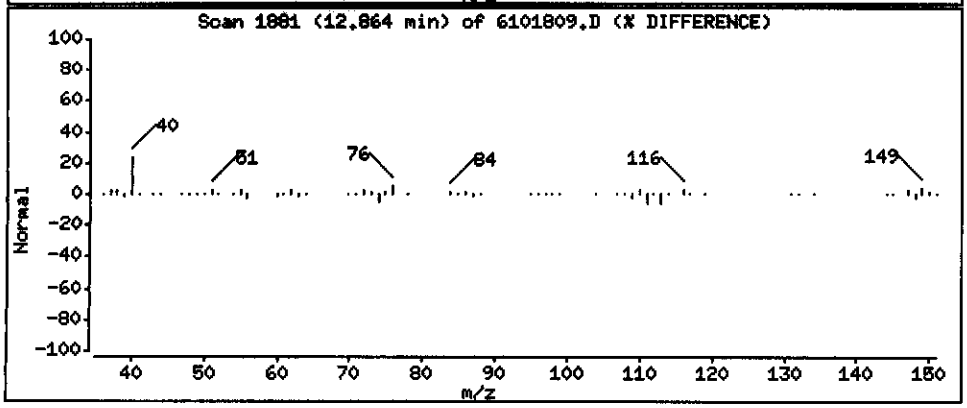

MACTEC Engineering and Consulting Inc

Client Sample ID: EW-3-1008

GC/MS Volatiles

Lot-Sample #...: C8J160331-006	**Work Order #...:** K02T41AM	**Matrix.....:** WATER
Date Sampled...: 10/14/08	**Date Received..:** 10/16/08	**MS Run #.....:** 8292038
Prep Date.....: 10/18/08	**Analysis Date..:** 10/18/08	
Prep Batch #...: 8292073	**Analysis Time..:** 14:11	
Dilution Factor: 25	**Initial Wgt/Vol:** 5 mL	**Final Wgt/Vol..:** 5 mL
Analyst ID.....: 403794	**Instrument ID..:** HP6	
	Method.....: SW846 8260B	

PARAMETER	RESULT	REPORTING LIMIT	UNITS	MDL
Acetone	ND	120	ug/L	62
Benzene	**37**	**25**	**ug/L**	**6.8**
Bromodichloromethane	ND	25	ug/L	5.0
Bromoform	ND	25	ug/L	6.1
Bromomethane	ND	25	ug/L	7.6
2-Butanone	ND	120	ug/L	12
Carbon disulfide	ND	25	ug/L	4.9
Carbon tetrachloride	ND	25	ug/L	7.6
Chlorobenzene	**460**	**25**	**ug/L**	**5.6**
Chloroethane	ND	25	ug/L	6.2
Chloroform	ND	25	ug/L	6.0
Chloromethane	ND	25	ug/L	6.7
Cyclohexane	ND	25	ug/L	7.4
Dibromochloromethane	ND	25	ug/L	4.1
1,2-Dibromo-3-chloro-propane	ND	25	ug/L	6.0
1,2-Dibromoethane	ND	25	ug/L	5.7
1,3-Dichlorobenzene	ND	25	ug/L	4.1
1,4-Dichlorobenzene	ND	25	ug/L	4.4
1,2-Dichlorobenzene	ND	25	ug/L	5.4
Dichlorodifluoromethane	ND	25	ug/L	6.5
1,1-Dichloroethane	ND	25	ug/L	6.1
1,2-Dichloroethane	ND	25	ug/L	5.4
1,1-Dichloroethene	ND	25	ug/L	7.0
cis-1,2-Dichloroethene	ND	25	ug/L	6.8
trans-1,2-Dichloroethene	ND	25	ug/L	6.8
1,2-Dichloropropane	ND	25	ug/L	4.5
cis-1,3-Dichloropropene	ND	25	ug/L	4.9
trans-1,3-Dichloropropene	ND	25	ug/L	4.6
Ethylbenzene	ND	25	ug/L	4.5
2-Hexanone	ND	120	ug/L	13
Isopropylbenzene	ND	25	ug/L	5.6
Methyl acetate	ND	25	ug/L	2.6
Methylene chloride	ND	25	ug/L	7.9
Methylcyclohexane	ND	25	ug/L	7.9
4-Methyl-2-pentanone	ND	120	ug/L	5.6
Methyl tert-butyl ether	ND	25	ug/L	5.0

(Continued on next page)

MACTEC Engineering and Consulting Inc

Client Sample ID: EW-3-1008

GC/MS Volatiles

Lot-Sample #...: C8J160331-006 **Work Order #...:** K02T41AM **Matrix.....:** WATER

PARAMETER	RESULT	REPORTING LIMIT	UNITS	MDL
Styrene	ND	25	ug/L	5.4
1,1,2,2-Tetrachloroethane	ND	25	ug/L	3.8
1,2,4-Trichloro-benzene	ND	25	ug/L	3.8
Tetrachloroethene	ND	25	ug/L	5.9
1,1,1-Trichloroethane	ND	25	ug/L	6.3
1,1,2-Trichloroethane	ND	25	ug/L	4.9
Trichloroethene	ND	25	ug/L	7.3
Trichlorofluoromethane	ND	25	ug/L	2.0
1,1,2-Trichloro-1,2,2-trifluoroethane	ND	25	ug/L	7.5
Toluene	ND	25	ug/L	5.8
Vinyl chloride	ND	25	ug/L	7.3
Xylenes (total)	ND	75	ug/L	15

SURROGATE	PERCENT RECOVERY	RECOVERY LIMITS
Toluene-d8	107	(71 - 118)
1,2-Dichloroethane-d4	109	(64 - 135)
4-Bromofluorobenzene	97	(70 - 118)
Dibromofluoromethane	95	(70 - 128)

Data File: \\pitsvr06\d\chem\hp6.i\6101808d.b\6101810.D
Date : 18-OCT-2008 14:11
Client ID: EW-3-1008
Sample Info: c8j160331-006 25x 1ml/25ml)/5ml
Purge Volume: 5.0
Column phase: DB 624

Instrument: hp6.i
Operator: 403794
Column diameter: 0.20

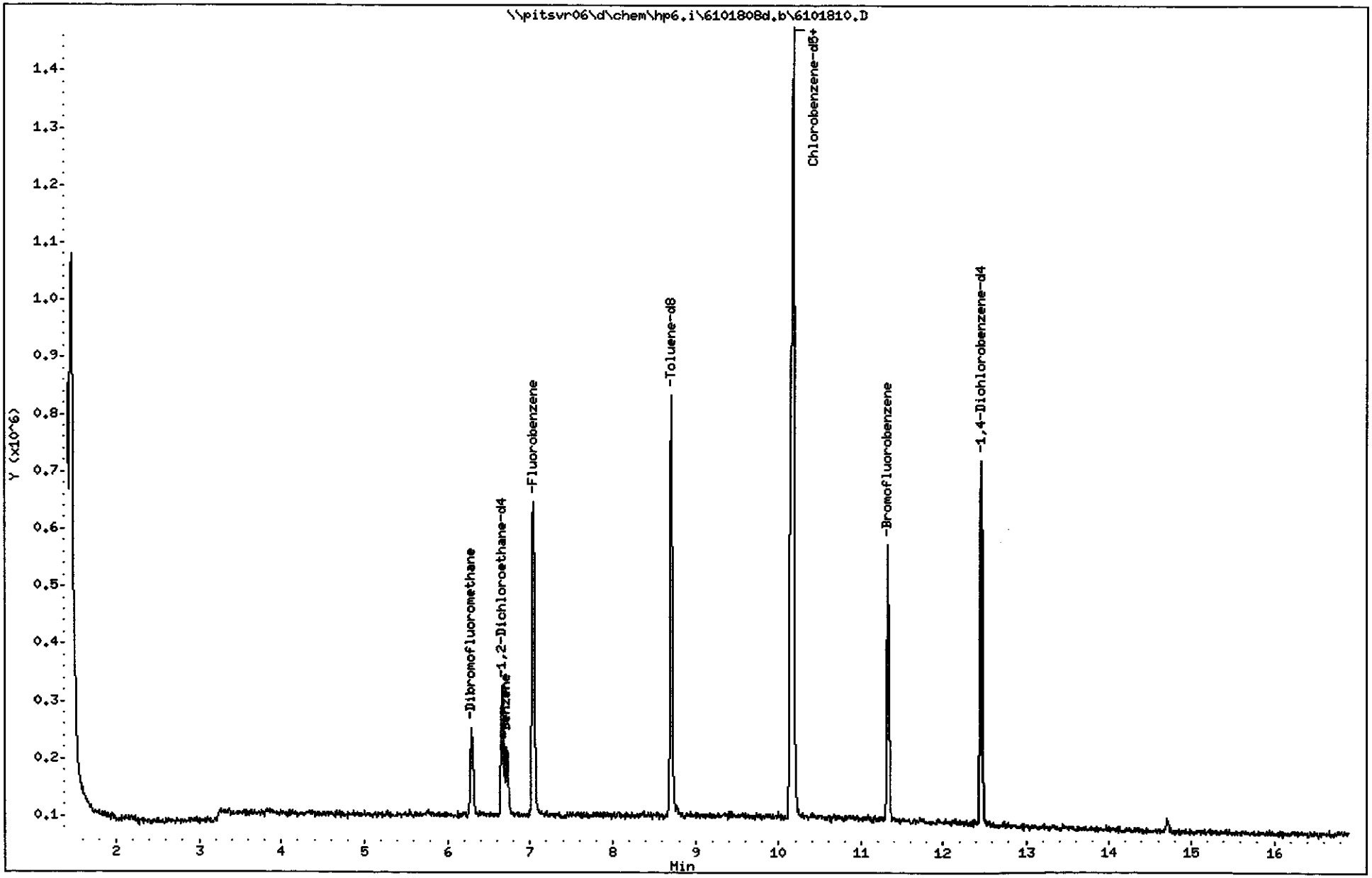

TestAmerica Pittsburgh

VOLATILE REPORT SW-846 Method

Data file : \\pitsvr06\d\chem\hp6.i\6101808d.b\6101810.D
Lab Smp Id: k02t41am Client Smp ID: EW-3-1008
Inj Date : 18-OCT-2008 14:11
Operator : 403794 Inst ID: hp6.i
Smp Info : c8j160331-006 25x 1ml/25ml)/5ml
Misc Info : k02t41am,6101808d.b,8260ee.m,1-42.sub
Comment :
Method : \\PITSVR06\D\chem\hp6.i\6101808d.b\8260ee.m
Meth Date : 18-Oct-2008 10:18 DavernA Quant Type: ISTD
Cal Date : 06-OCT-2008 12:30 Cal File: 1D61006.D
Als bottle: 5
Dil Factor: 25.00000
Integrator: HP RTE Compound Sublist: 1-42.sub
Target Version: 4.14
Processing Host: PITSVR06

Concentration Formula: Amt * DF * 1/Vo*Vt * CpndVariable

Name	Value	Description
DF	25.000	Dilution Factor
Vo	5.000	Sample Volume
Vt	1.000	mg/L conversion (1.0 if no conversion)
Cpnd Variable		Local Compound Variable

	Compounds	QUANT SIG MASS	RT	EXP RT	REL RT	RESPONSE	CONCENTRATIONS ON-COLUMN (ng)	CONCENTRATIONS FINAL (UG/L)
*	46 Fluorobenzene	96	7.041	7.041	(1.000)	520788	50.0000	
*	69 Chlorobenzene-d5	119	10.143	10.143	(1.000)	120350	50.0000	
*	92 1,4-Dichlorobenzene-d4	152	12.461	12.461	(1.000)	188989	50.0000	
$	39 Dibromofluoromethane	113	6.286	6.286	(0.893)	114151	47.3378	9.468
$	43 1,2-Dichloroethane-d4	65	6.657	6.657	(0.946)	179635	54.7177	10.94
$	59 Toluene-d8	98	8.701	8.701	(0.858)	496904	53.3555	10.67
$	80 Bromofluorobenzene	95	11.311	11.311	(0.908)	181020	48.6108	9.722
	1 Dichlorodifluoromethane	85	Compound Not Detected.					
	2 Chloromethane	50	Compound Not Detected.					
	3 Vinyl Chloride	62	Compound Not Detected.					
	4 Bromomethane	94	Compound Not Detected.					
	5 Chloroethane	64	Compound Not Detected.					
	6 Trichlorofluoromethane	101	Compound Not Detected.					
	12 1,1-Dichloroethene	96	Compound Not Detected.					
	13 Acetone	43	Compound Not Detected.					
	15 Carbon Disulfide	76	Compound Not Detected.					
	18 Methylene Chloride	84	Compound Not Detected.					
	19 trans-1,2-Dichloroethene	96	Compound Not Detected.					
	20 Methyl tert-butyl ether	73	Compound Not Detected.					
	24 1,1-Dichloroethane	63	Compound Not Detected.					
	27 2,2-Dichloropropane	77	Compound Not Detected.					
	28 cis-1,2-dichloroethene	96	Compound Not Detected.					

	Compounds	QUANT SIG MASS	RT	EXP RT	REL RT	RESPONSE	CONCENTRATIONS ON-COLUMN (ng)	CONCENTRATIONS FINAL (UG/L)
M	29 1,2-Dichloroethene (total)	96	Compound Not Detected.					
	30 Bromochloromethane	128	Compound Not Detected.					
	31 2-Butanone	43	Compound Not Detected.					
	37 Chloroform	83	Compound Not Detected.					
	38 1,1,1-Trichloroethane	97	Compound Not Detected.					
	40 1,1-Dichloropropene	75	Compound Not Detected.					
	41 Carbon Tetrachloride	117	Compound Not Detected.					
	42 Benzene	78	6.718	6.712	(0.954)	89065	7.47721	37.39
	45 1,2-Dichloroethane	62	Compound Not Detected.					
	47 Trichloroethene	130	Compound Not Detected.					
	49 1,2-Dichloropropane	63	Compound Not Detected.					
	50 Dibromomethane	93	Compound Not Detected.					
	53 Bromodichloromethane	83	Compound Not Detected.					
	57 cis-1,3-Dichloropropene	75	Compound Not Detected.					
	58 4-Methyl-2-Pentanone	43	Compound Not Detected.					
	60 Toluene	91	Compound Not Detected.					
	61 trans-1,3-Dichloropropene	75	Compound Not Detected.					
	63 1,3-Dichloropropane	76	Compound Not Detected.					
	64 1,1,2-Trichloroethane	97	Compound Not Detected.					
	65 Tetrachloroethene	164	Compound Not Detected.					
	66 2-Hexanone	43	Compound Not Detected.					
	67 Dibromochloromethane	129	Compound Not Detected.					
	68 1,2-Dibromoethane	107	Compound Not Detected.					
	70 Chlorobenzene	112	10.174	10.174	(1.003)	740785	92.8307	464.2
	71 1,1,1,2-Tetrachloroethane	131	Compound Not Detected.					
	72 Ethylbenzene	106	Compound Not Detected.					
	73 m + p-Xylene	106	Compound Not Detected.					
	74 Xylene-o	106	Compound Not Detected.					
M	75 Xylenes (total)	106	Compound Not Detected.					
	76 Styrene	104	Compound Not Detected.					
	77 Bromoform	173	Compound Not Detected.					
	78 Isopropylbenzene	105	Compound Not Detected.					
	79 Bromobenzene	156	Compound Not Detected.					
	83 1,1,2,2-Tetrachloroethane	83	Compound Not Detected.					
	84 1,2,3-Trichloropropane	110	Compound Not Detected.					
	86 1,3,5-Trimethylbenzene	105	Compound Not Detected.					
	88 1,2,4-Trimethylbenzene	105	Compound Not Detected.					
	90 4-Isopropyltoluene	119	Compound Not Detected.					
	91 1,3-Dichlorobenzene	146	Compound Not Detected.					
	93 1,4-Dichlorobenzene	146	Compound Not Detected.					
	95 1,2-Dichlorobenzene	146	Compound Not Detected.					
	96 1,2-Dibromo-3-chloropropane	157	Compound Not Detected.					
	97 1,2,4-Trichlorobenzene	180	Compound Not Detected.					
	101 1,1,2-trichlorotrifluoroethane	101	Compound Not Detected.					
	102 Methyl acetate	43	Compound Not Detected.					
	104 Cyclohexane	56	Compound Not Detected.					
	105 Methyl Cyclohexane	83	Compound Not Detected.					

Data File: \\pitsvr06\d\chem\hp6.i\6101808d.b\6101810.D

Date : 18-OCT-2008 14:11

Client ID: EW-3-1008

Instrument: hp6.i

Sample Info: c8j160331-006 25x 1ml/25ml)/5ml

Purge Volume: 5.0

Operator: 403794

Column phase: DB 624

Column diameter: 0.20

42 Benzene

Concentration: 37.39 UG/L

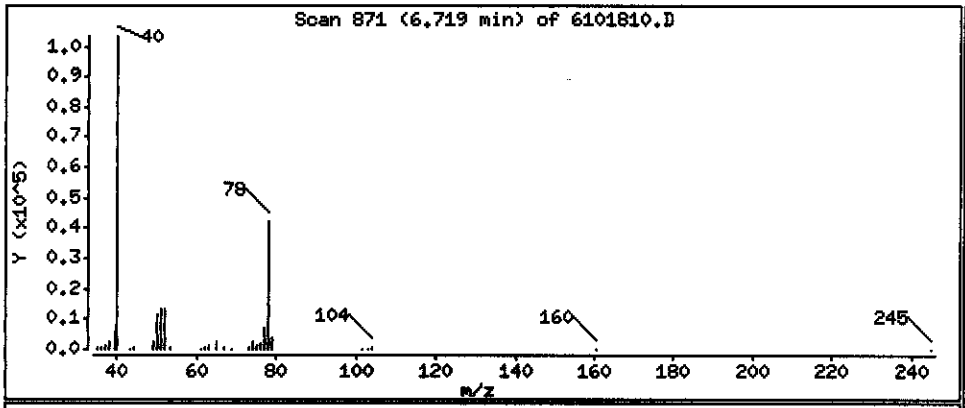

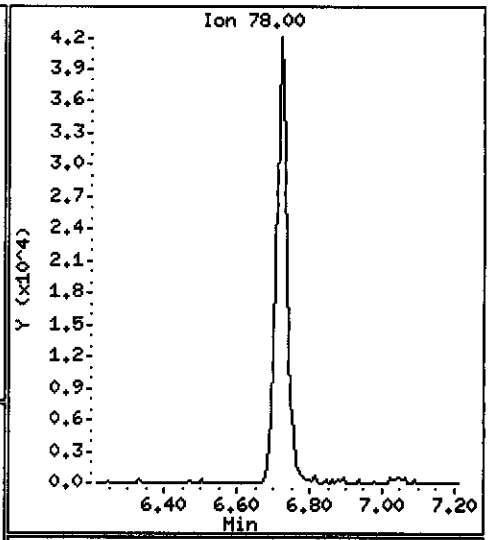

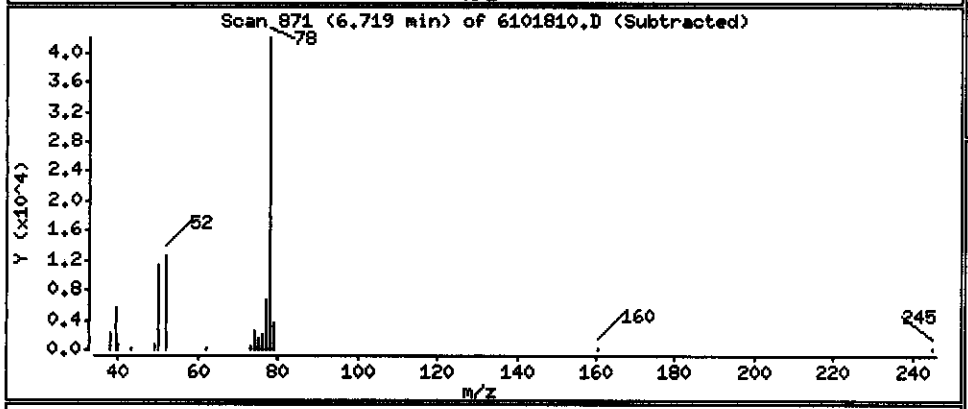

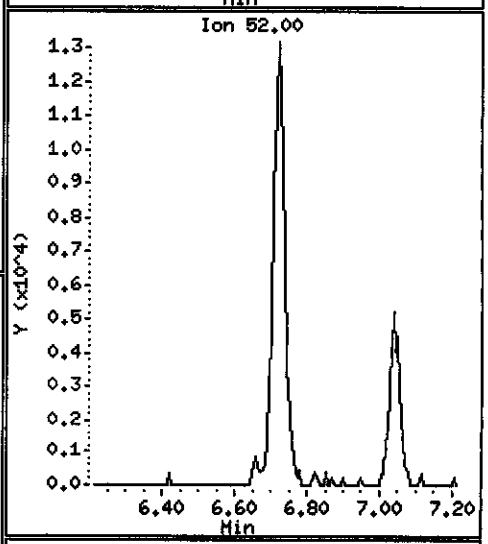

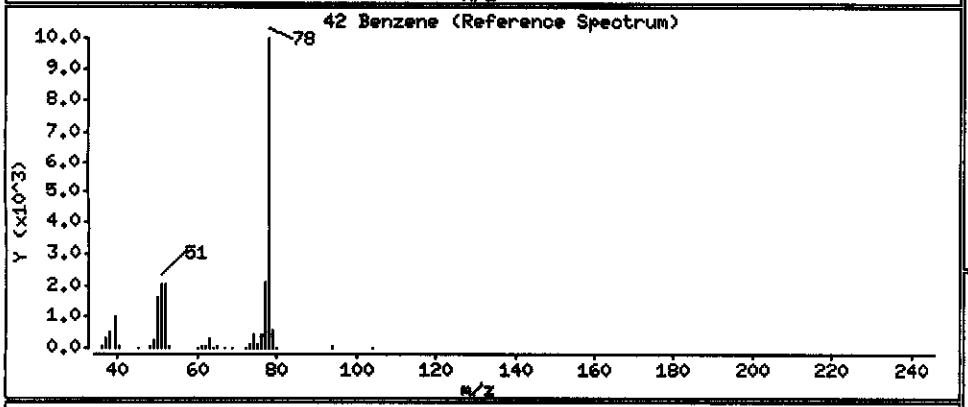

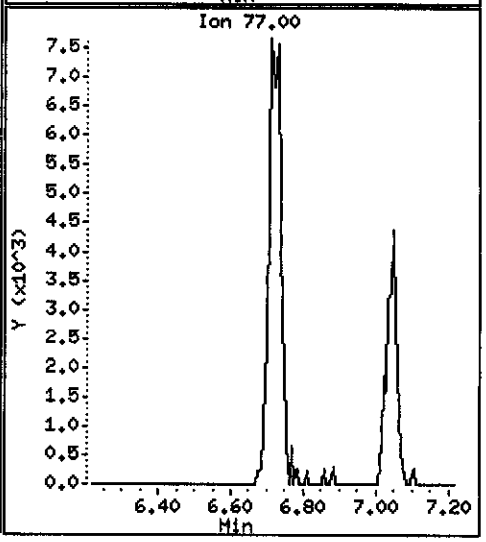

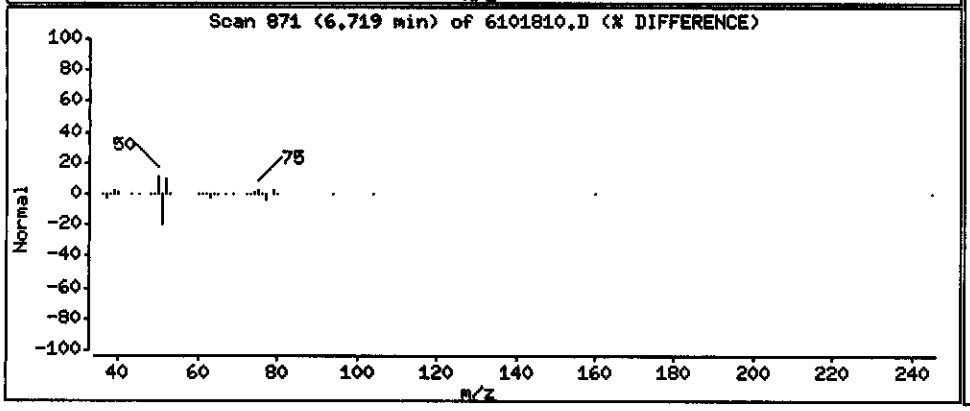

Data File: \\pitsvr06\d\chem\hp6.i\6101808d.b\6101810.D

Date : 18-OCT-2008 14:11

Client ID: EW-3-1008 Instrument: hp6.i

Sample Info: c8j160331-006 25x 1ml/25ml)/5ml

Purge Volume: 5.0 Operator: 403794

Column phase: DB 624 Column diameter: 0.20

70 Chlorobenzene Concentration: 464.2 UG/L

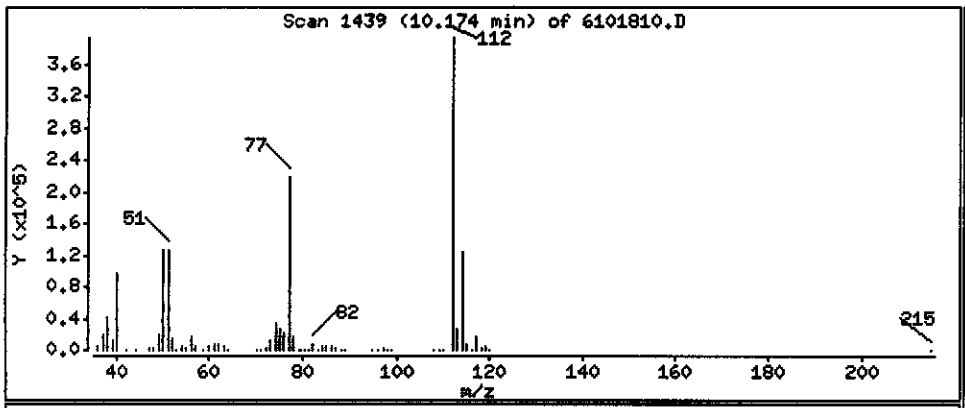

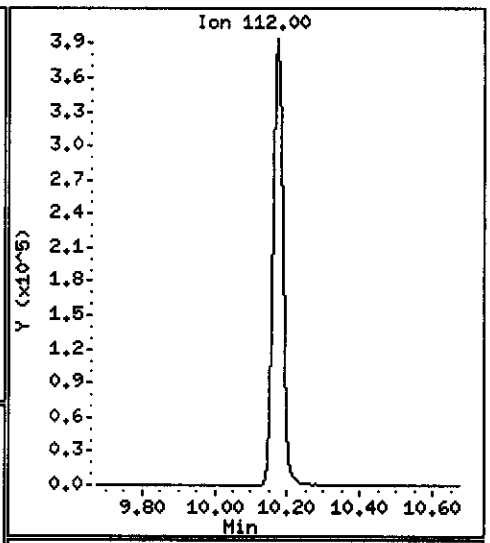

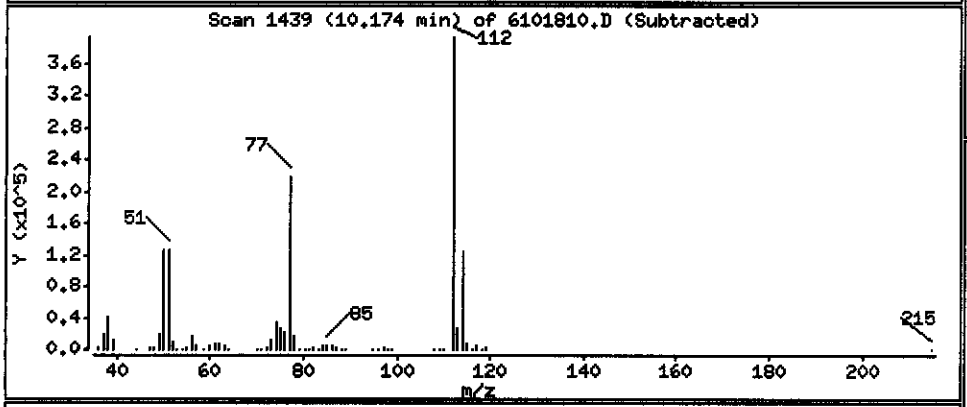

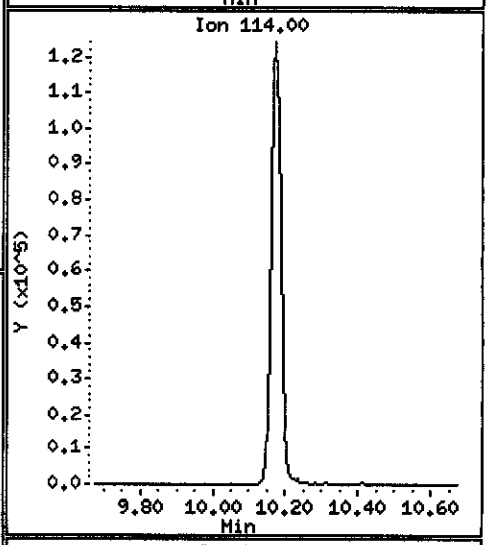

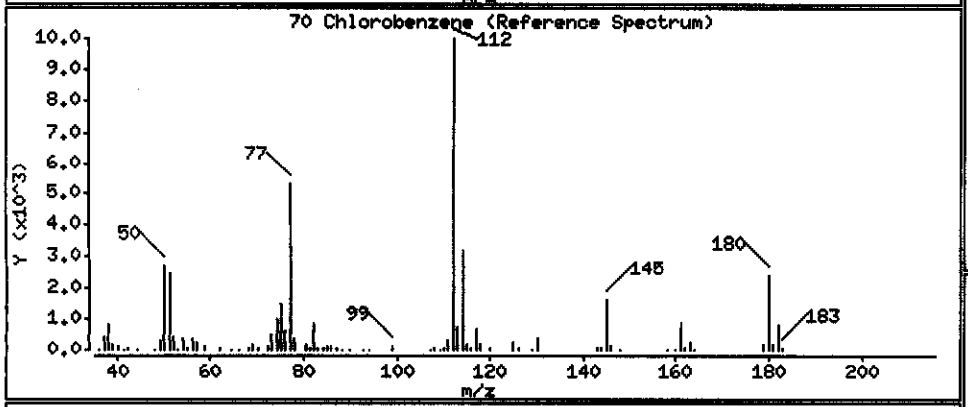

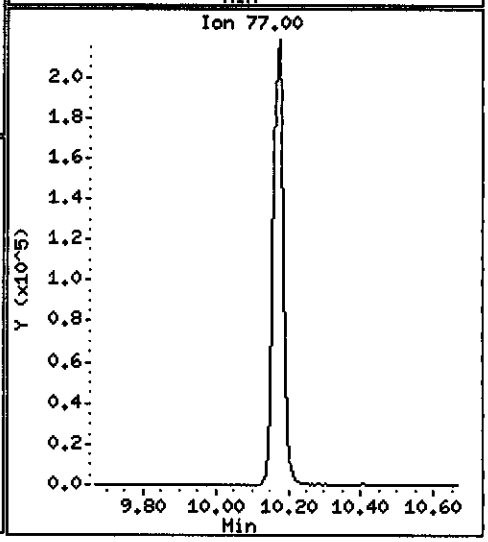

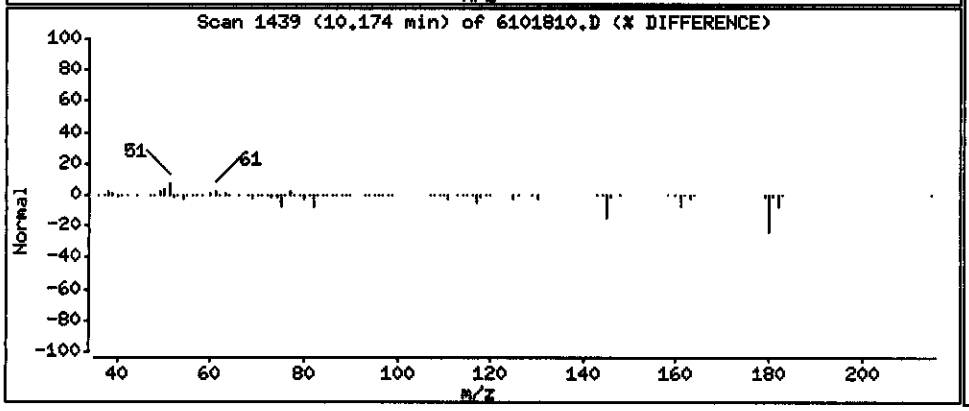

MACTEC Engineering and Consulting Inc

Client Sample ID: EW-4-1008

GC/MS Volatiles

Lot-Sample #...: C8J160331-007	**Work Order #...:** K02T51AM	**Matrix.....:** WATER
Date Sampled...: 10/14/08	**Date Received..:** 10/16/08	**MS Run #.....:** 8292038
Prep Date.....: 10/18/08	**Analysis Date..:** 10/18/08	
Prep Batch #...: 8292073	**Analysis Time..:** 14:58	
Dilution Factor: 1	**Initial Wgt/Vol:** 5 mL	**Final Wgt/Vol..:** 5 mL
Analyst ID.....: 403794	**Instrument ID..:** HP6	
	Method.....: SW846 8260B	

PARAMETER	RESULT	REPORTING LIMIT	UNITS	MDL
Acetone	**13**	**5.0**	**ug/L**	**2.5**
Benzene	**39**	**1.0**	**ug/L**	**0.27**
Bromodichloromethane	ND	1.0	ug/L	0.20
Bromoform	ND	1.0	ug/L	0.25
Bromomethane	ND	1.0	ug/L	0.30
2-Butanone	ND	5.0	ug/L	0.50
Carbon disulfide	ND	1.0	ug/L	0.20
Carbon tetrachloride	ND	1.0	ug/L	0.30
Chlorobenzene	**18**	**1.0**	**ug/L**	**0.23**
Chloroethane	ND	1.0	ug/L	0.25
Chloroform	ND	1.0	ug/L	0.24
Chloromethane	ND	1.0	ug/L	0.27
Cyclohexane	**0.89 J**	**1.0**	**ug/L**	**0.30**
Dibromochloromethane	ND	1.0	ug/L	0.16
1,2-Dibromo-3-chloro-propane	ND	1.0	ug/L	0.24
1,2-Dibromoethane	ND	1.0	ug/L	0.23
1,3-Dichlorobenzene	ND	1.0	ug/L	0.16
1,4-Dichlorobenzene	ND	1.0	ug/L	0.18
1,2-Dichlorobenzene	**0.43 J**	**1.0**	**ug/L**	**0.22**
Dichlorodifluoromethane	ND	1.0	ug/L	0.26
1,1-Dichloroethane	ND	1.0	ug/L	0.24
1,2-Dichloroethane	ND	1.0	ug/L	0.21
1,1-Dichloroethene	ND	1.0	ug/L	0.28
cis-1,2-Dichloroethene	ND	1.0	ug/L	0.27
trans-1,2-Dichloroethene	ND	1.0	ug/L	0.27
1,2-Dichloropropane	ND	1.0	ug/L	0.18
cis-1,3-Dichloropropene	ND	1.0	ug/L	0.19
trans-1,3-Dichloropropene	ND	1.0	ug/L	0.18
Ethylbenzene	**7.5**	**1.0**	**ug/L**	**0.18**
2-Hexanone	ND	5.0	ug/L	0.53
Isopropylbenzene	**3.0**	**1.0**	**ug/L**	**0.22**
Methyl acetate	ND	1.0	ug/L	0.10
Methylene chloride	ND	1.0	ug/L	0.32
Methylcyclohexane	**1.3**	**1.0**	**ug/L**	**0.32**
4-Methyl-2-pentanone	ND	5.0	ug/L	0.23
Methyl tert-butyl ether	ND	1.0	ug/L	0.20

(Continued on next page)

MACTEC Engineering and Consulting Inc

Client Sample ID: EW-4-1008

GC/MS Volatiles

Lot-Sample #...: C8J160331-007 **Work Order #...:** K02T51AM **Matrix.....:** WATER

PARAMETER	RESULT	REPORTING LIMIT	UNITS	MDL
Styrene	ND	1.0	ug/L	0.22
1,1,2,2-Tetrachloroethane	ND	1.0	ug/L	0.15
1,2,4-Trichloro-benzene	**0.17 J**	**1.0**	**ug/L**	**0.15**
Tetrachloroethene	ND	1.0	ug/L	0.24
1,1,1-Trichloroethane	ND	1.0	ug/L	0.25
1,1,2-Trichloroethane	ND	1.0	ug/L	0.20
Trichloroethene	ND	1.0	ug/L	0.29
Trichlorofluoromethane	ND	1.0	ug/L	0.080
1,1,2-Trichloro-1,2,2-trifluoroethane	ND	1.0	ug/L	0.30
Toluene	**3.9**	**1.0**	**ug/L**	**0.23**
Vinyl chloride	ND	1.0	ug/L	0.29
Xylenes (total)	**13**	**3.0**	**ug/L**	**0.62**

SURROGATE	PERCENT RECOVERY	RECOVERY LIMITS
Toluene-d8	100	(71 - 118)
1,2-Dichloroethane-d4	112	(64 - 135)
4-Bromofluorobenzene	97	(70 - 118)
Dibromofluoromethane	98	(70 - 128)

NOTE(S):

J Estimated result. Result is less than RL.

Data File: \\pitsvr06\d\chem\hp6.i\6101808d.b\6101812.D

Page 5

Date : 18-OCT-2008 14:58

Client ID: EW-4-1008

Instrument: hp6.i

Sample Info: c8j160331-007 5ml

Purge Volume: 5.0

Operator: 403794

Column phase: DB 624

Column diameter: 0.20

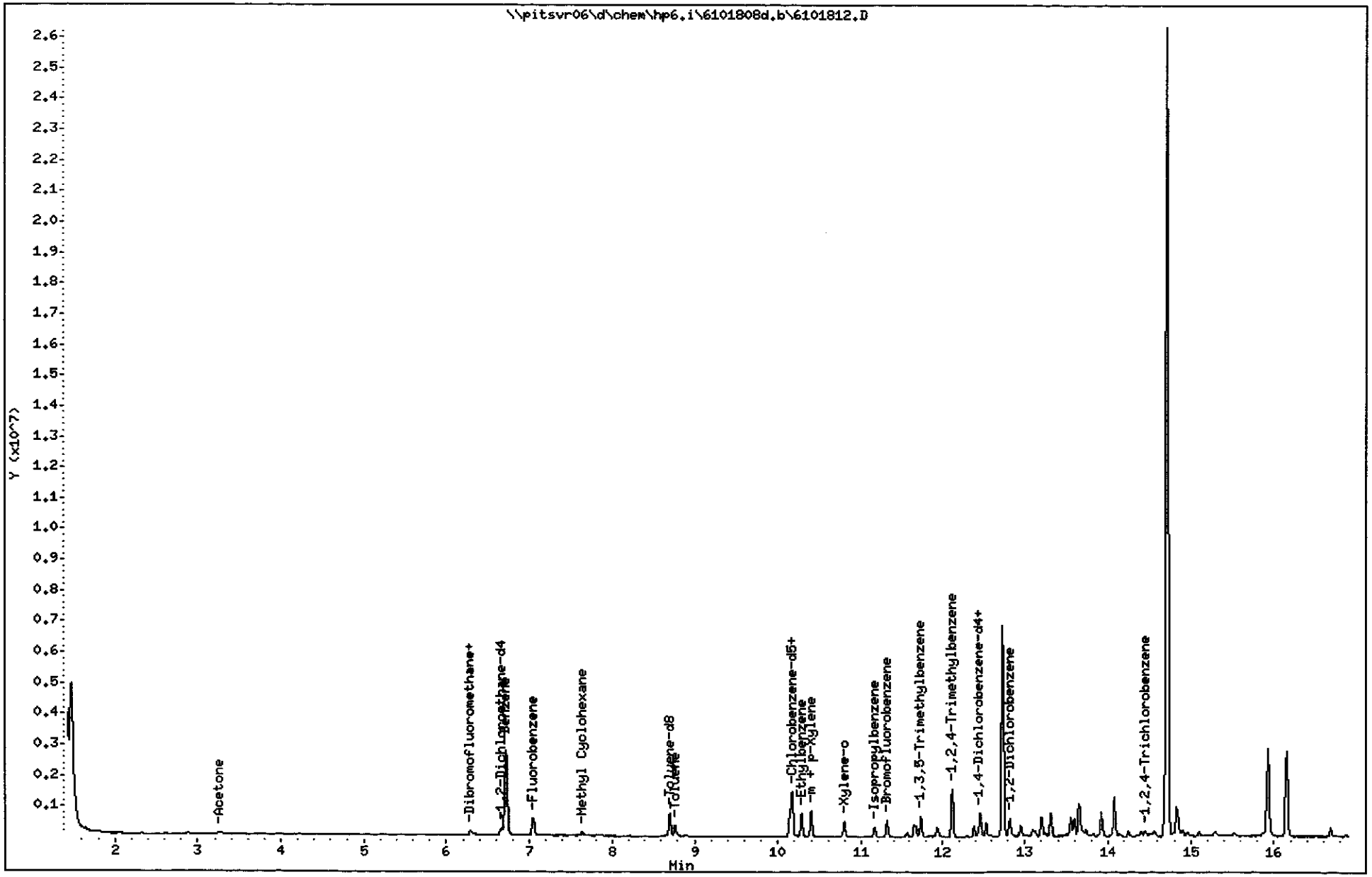

(1001 - 1374)

1069

C8J160331

TestAmerica Pittsburgh

VOLATILE REPORT SW-846 Method

Data file : \\pitsvr06\d\chem\hp6.i\6101808d.b\6101812.D
Lab Smp Id: k02t51am Client Smp ID: EW-4-1008
Inj Date : 18-OCT-2008 14:58
Operator : 403794 Inst ID: hp6.i
Smp Info : c8j160331-007 5ml
Misc Info : k02t51am,6101808d.b,8260ee.m,1-42.sub
Comment :
Method : \\PITSVR06\D\chem\hp6.i\6101808d.b\8260ee.m
Meth Date : 18-Oct-2008 10:18 DavernA Quant Type: ISTD
Cal Date : 06-OCT-2008 12:30 Cal File: 1D61006.D
Als bottle: 7
Dil Factor: 1.00000
Integrator: HP RTE Compound Sublist: 1-42.sub
Target Version: 4.14
Processing Host: PITSVR06

Concentration Formula: Amt * DF * 1/Vo*Vt * CpndVariable

Name	Value	Description
DF	1.000	Dilution Factor
Vo	5.000	Sample Volume
Vt	1.000	mg/L conversion (1.0 if no conversion)
Cpnd Variable		Local Compound Variable

Compounds	QUANT SIG MASS	RT	EXP RT	REL RT	RESPONSE	CONCENTRATIONS ON-COLUMN (ng)	FINAL (UG/L)
* 46 Fluorobenzene	96	7.043	7.041	(1.000)	520180	50.0000	
* 69 Chlorobenzene-d5	119	10.146	10.143	(1.000)	125930	50.0000	
* 92 1,4-Dichlorobenzene-d4	152	12.464	12.461	(1.000)	214764	50.0000	
$ 39 Dibromofluoromethane	113	6.289	6.286	(0.893)	117473	48.7724	9.754
$ 43 1,2-Dichloroethane-d4	65	6.666	6.657	(0.946)	183895	56.0808	11.22
$ 59 Toluene-d8	98	8.704	8.701	(0.858)	488474	50.1263	10.02
$ 80 Bromofluorobenzene	95	11.314	11.311	(0.908)	204487	48.3222	9.664
1 Dichlorodifluoromethane	85	Compound Not Detected.					
2 Chloromethane	50	Compound Not Detected.					
3 Vinyl Chloride	62	Compound Not Detected.					
4 Bromomethane	94	Compound Not Detected.					
5 Chloroethane	64	Compound Not Detected.					
6 Trichlorofluoromethane	101	Compound Not Detected.					
12 1,1-Dichloroethene	96	Compound Not Detected.					
13 Acetone	43	3.253	3.238	(0.462)	88772	66.0909	13.22
15 Carbon Disulfide	76	Compound Not Detected.					
18 Methylene Chloride	84	Compound Not Detected.					
19 trans-1,2-Dichloroethene	96	Compound Not Detected.					
20 Methyl tert-butyl ether	73	Compound Not Detected.					
24 1,1-Dichloroethane	63	Compound Not Detected.					
27 2,2-Dichloropropane	77	Compound Not Detected.					
28 cis-1,2-dichloroethene	96	Compound Not Detected.					

	Compounds	QUANT SIG MASS	RT	EXP RT	REL RT	RESPONSE	CONCENTRATIONS ON-COLUMN (ng)	CONCENTRATIONS FINAL (UG/L)
M 29	1,2-Dichloroethene (total)	96	Compound Not Detected.					
30	Bromochloromethane	128	Compound Not Detected.					
31	2-Butanone	43	Compound Not Detected.					
37	Chloroform	83	Compound Not Detected.					
38	1,1,1-Trichloroethane	97	Compound Not Detected.					
40	1,1-Dichloropropene	75	Compound Not Detected.					
41	Carbon Tetrachloride	117	Compound Not Detected.					
42	Benzene	78	6.721	6.712	(0.954)	2299772	193.297	38.66
45	1,2-Dichloroethane	62	Compound Not Detected.					
47	Trichloroethene	130	Compound Not Detected.					
49	1,2-Dichloropropane	63	Compound Not Detected.					
50	Dibromomethane	93	Compound Not Detected.					
53	Bromodichloromethane	83	Compound Not Detected.					
57	cis-1,3-Dichloropropene	75	Compound Not Detected.					
58	4-Methyl-2-Pentanone	43	Compound Not Detected.					
60	Toluene	91	8.771	8.768	(0.864)	240596	19.4745	3.895
61	trans-1,3-Dichloropropene	75	Compound Not Detected.					
63	1,3-Dichloropropane	76	Compound Not Detected.					
64	1,1,2-Trichloroethane	97	Compound Not Detected.					
65	Tetrachloroethene	164	Compound Not Detected.					
66	2-Hexanone	43	Compound Not Detected.					
67	Dibromochloromethane	129	Compound Not Detected.					
68	1,2-Dibromoethane	107	Compound Not Detected.					
70	Chlorobenzene	112	10.170	10.174	(1.002)	758544	90.8442	18.17
71	1,1,1,2-Tetrachloroethane	131	Compound Not Detected.					
72	Ethylbenzene	106	10.286	10.283	(1.014)	166301	37.3929	7.478
73	m + p-Xylene	106	10.401	10.399	(1.025)	234290	42.6183	8.524
74	Xylene-o	106	10.797	10.794	(1.064)	128874	24.2640	4.853
M 75	Xylenes (total)	106				363164	66.8822	13.38
76	Styrene	104	Compound Not Detected.					
77	Bromoform	173	Compound Not Detected.					
78	Isopropylbenzene	105	11.162	11.159	(1.100)	197230	14.7496	2.950
79	Bromobenzene	156	Compound Not Detected.					
83	1,1,2,2-Tetrachloroethane	83	Compound Not Detected.					
84	1,2,3-Trichloropropane	110	Compound Not Detected.					
86	1,3,5-Trimethylbenzene	105	11.746	11.743	(0.942)	372613	29.9776	5.996
88	1,2,4-Trimethylbenzene	105	12.117	12.120	(0.972)	846578	67.5391	13.51
90	4-Isopropyltoluene	119	12.433	12.437	(0.998)	70717	5.64974	1.130
91	1,3-Dichlorobenzene	146	Compound Not Detected.					
93	1,4-Dichlorobenzene	146	12.482	12.485	(1.001)	5392	0.72747	0.1455
95	1,2-Dichlorobenzene	146	12.859	12.856	(1.032)	14356	2.12734	0.4255
96	1,2-Dibromo-3-chloropropane	157	Compound Not Detected.					
97	1,2,4-Trichlorobenzene	180	14.471	14.462	(1.161)	3178	0.86208	0.1724(Q)
101	1,1,2-trichlorotrifluoroethane	101	Compound Not Detected.					
102	Methyl acetate	43	Compound Not Detected.					
104	Cyclohexane	56	6.344	6.341	(0.901)	35596	4.44748	0.8895
105	Methyl Cyclohexane	83	7.633	7.637	(1.084)	30155	6.53917	1.308

QC Flag Legend

Q - Qualifier signal failed the ratio test.

Data File: \\pitsvr06\d\chem\hp6.i\6101808d.b\6101812.D

Date : 18-OCT-2008 14:58

Client ID: EW-4-1008

Instrument: hp6.i

Sample Info: c8j160331-007 5ml

Purge Volume: 5.0

Operator: 403794

Column phase: DB 624

Column diameter: 0.20

13 Acetone

Concentration: 13.22 UG/L

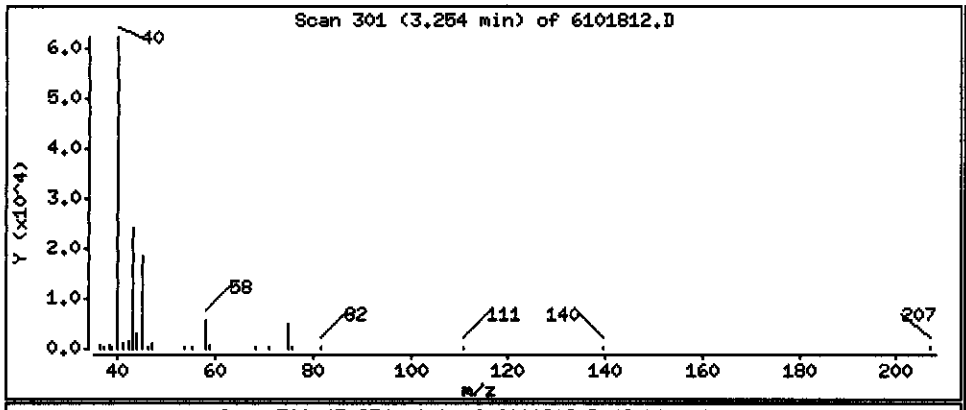

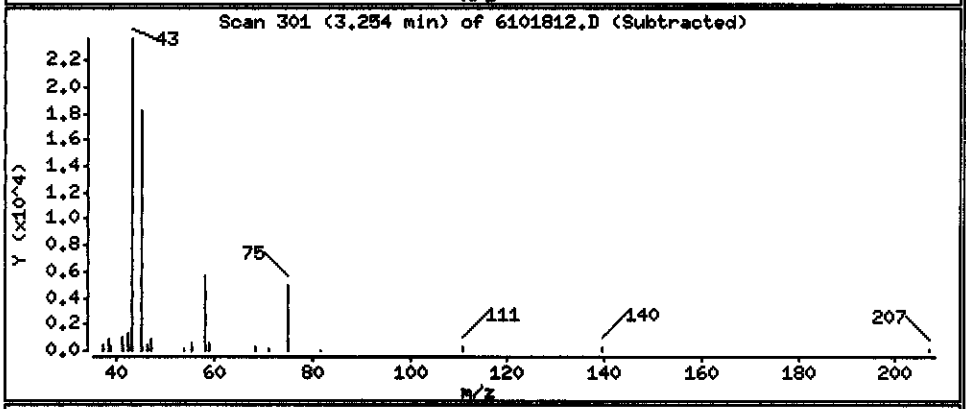

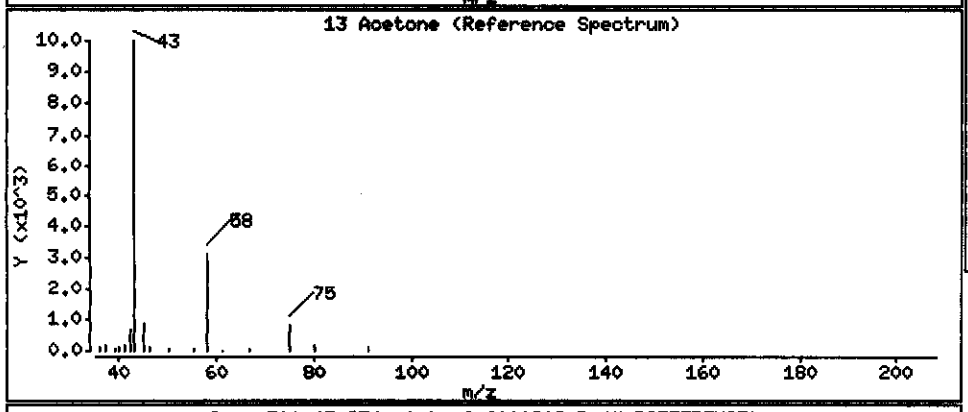

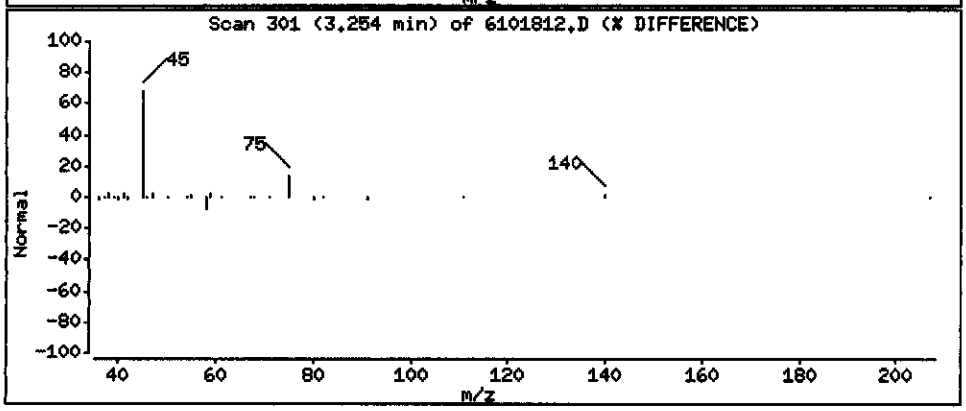

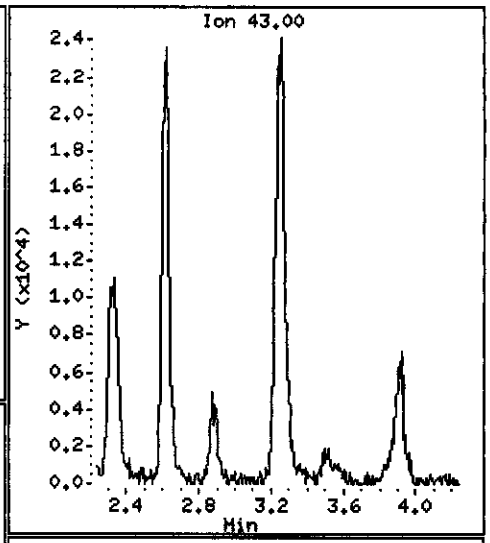

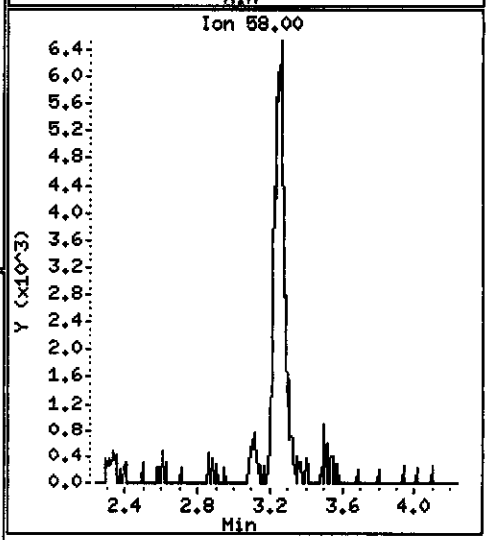

Data File: \\pitsvr06\d\ohem\hp6.i\6101808d.b\6101812.D

Date : 18-OCT-2008 14:58

Client ID: EW-4-1008

Instrument: hp6.i

Sample Info: c8j160331-007 5ml

Purge Volume: 5.0

Operator: 403794

Column phase: DB 624

Column diameter: 0.20

42 Benzene

Concentration: 38.66 UG/L

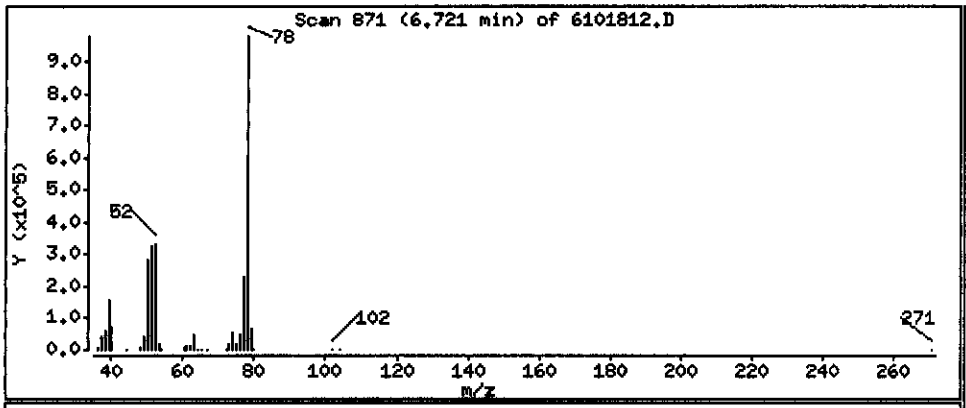

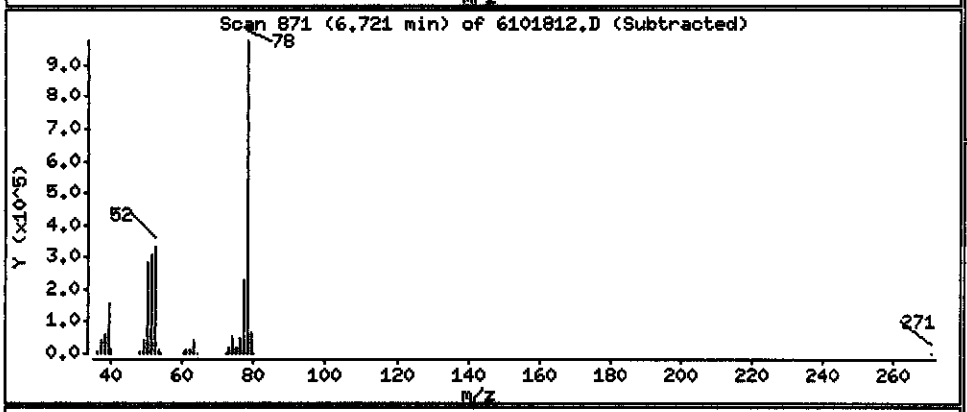

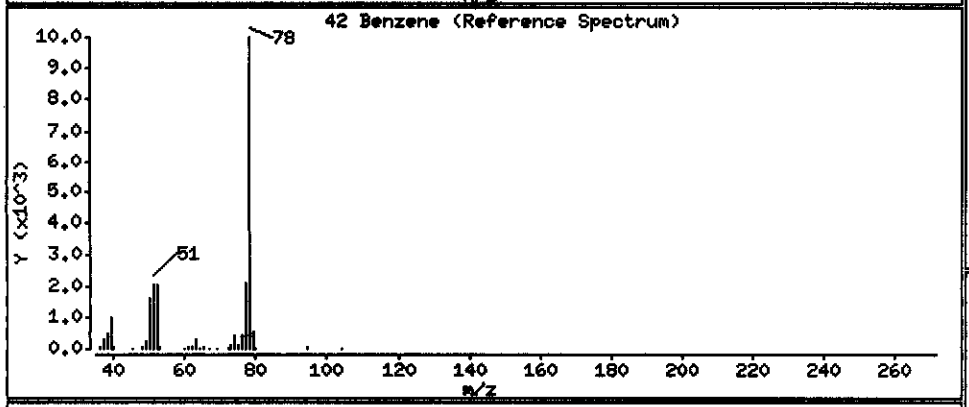

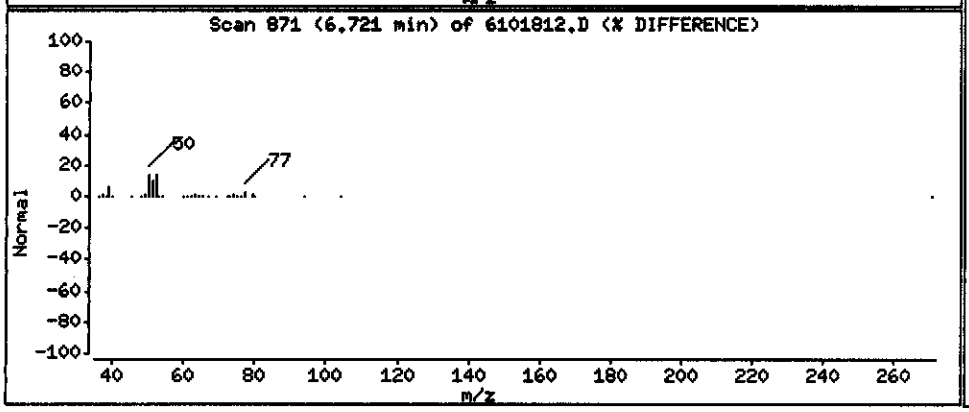

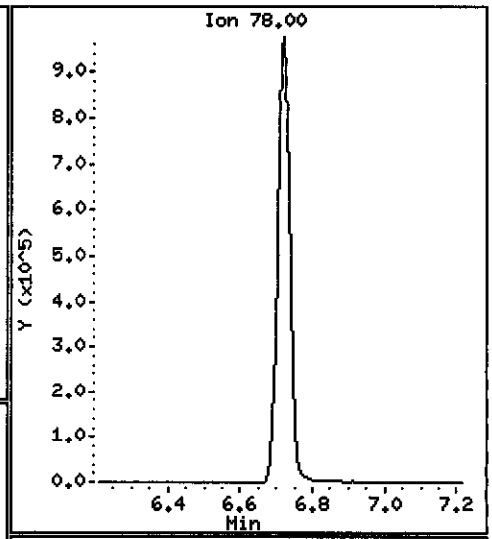

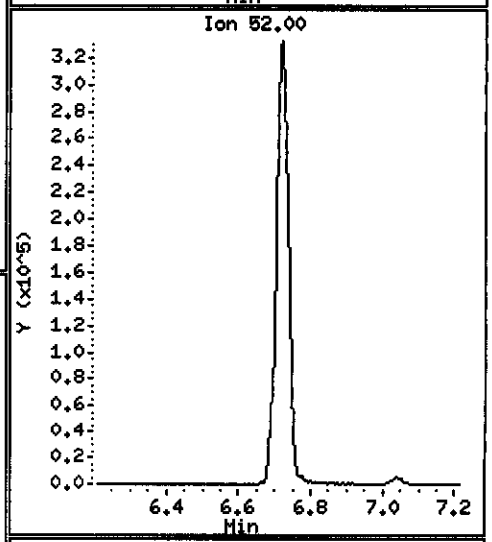

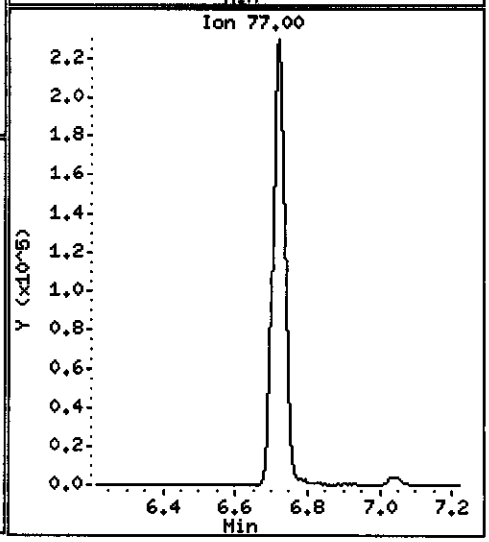

Data File: \\pitsvr06\d\chem\hp6.i\6101808d.b\6101812.D

Date : 18-OCT-2008 14:58

Client ID: EW-4-1008

Instrument: hp6.i

Sample Info: c8j160331-007 5ml

Purge Volume: 5.0

Operator: 403794

Column phase: DB 624

Column diameter: 0.20

60 Toluene

Concentration: 3.895 UG/L

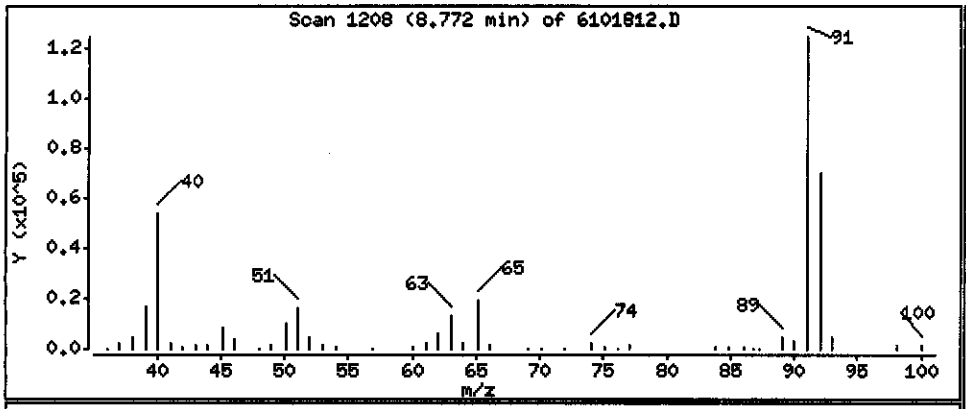

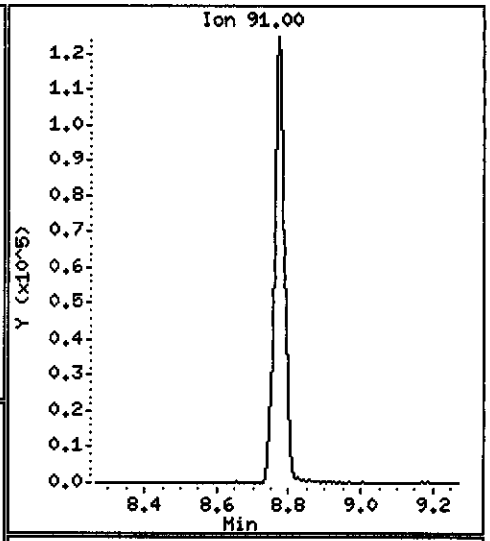

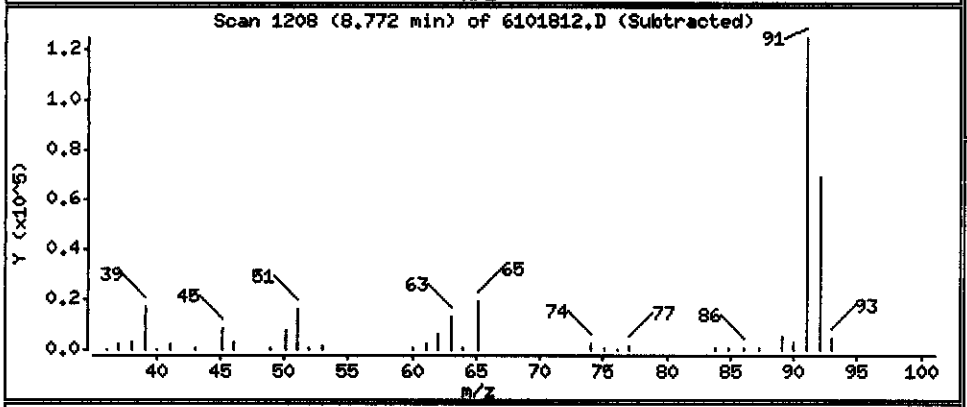

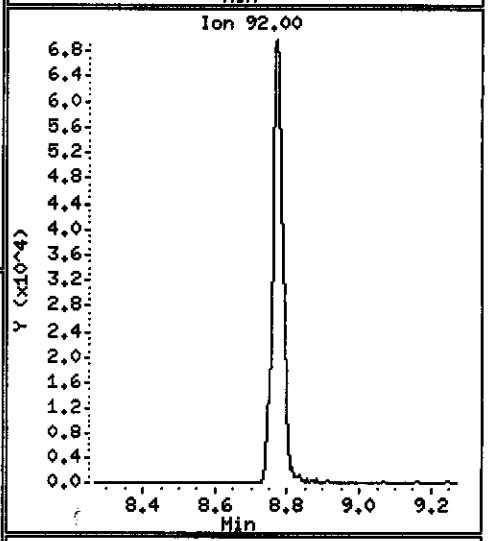

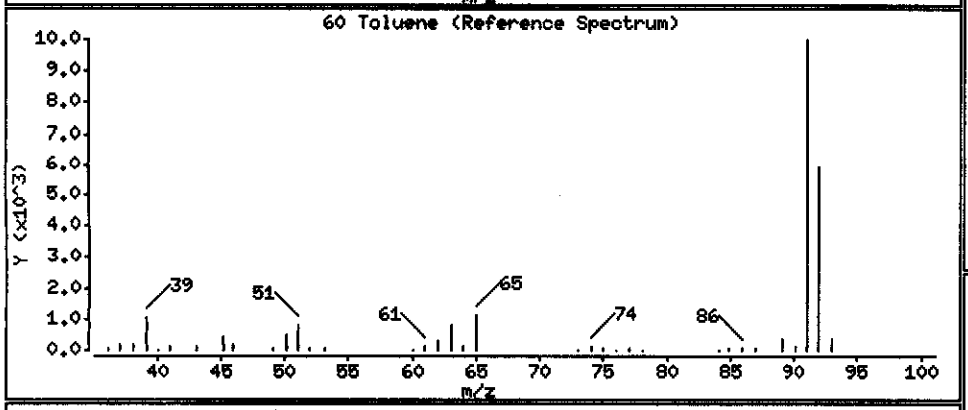

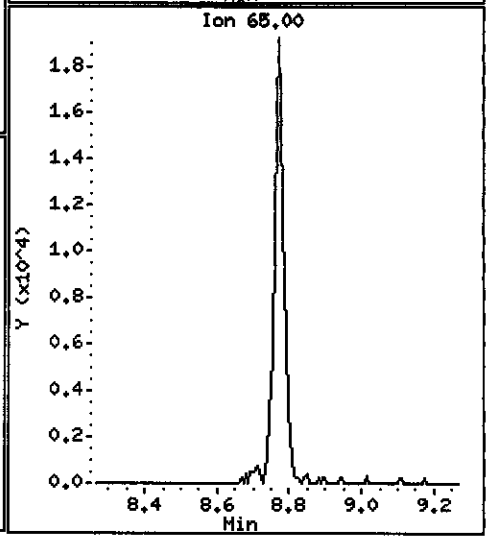

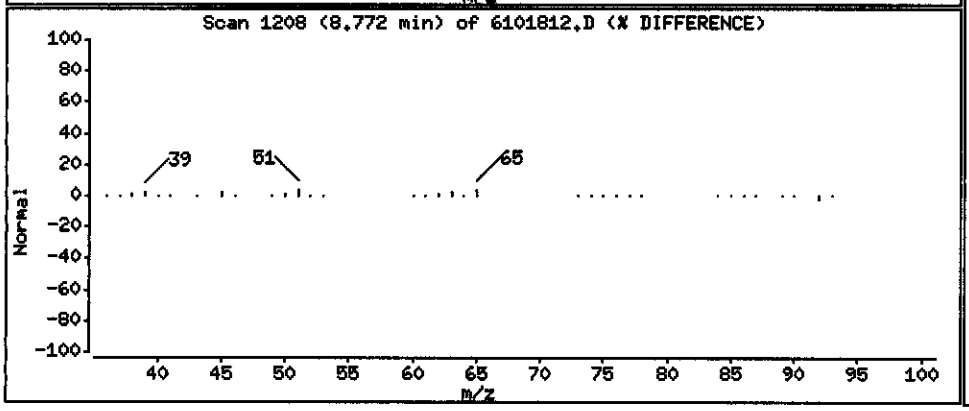

Data File: \\pitsvr06\d\chem\hp6.i\6101808d.b\6101812.D

Date : 18-OCT-2008 14:58

Client ID: EW-4-1008

Instrument: hp6.i

Sample Info: c8j160331-007 5ml

Purge Volume: 5.0

Operator: 403794

Column phase: DB 624

Column diameter: 0.20

70 Chlorobenzene

Concentration: 18.17 UG/L

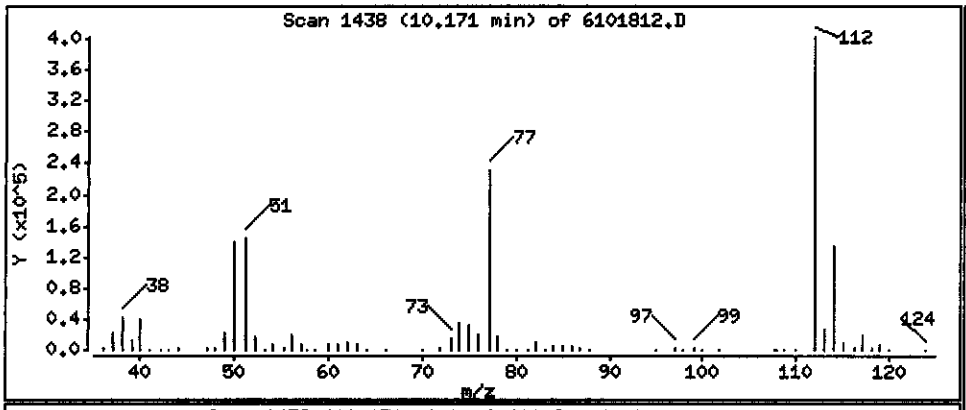

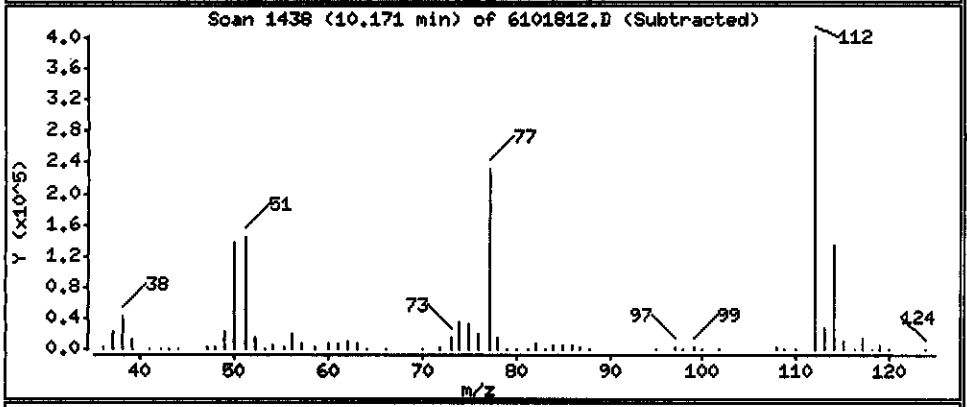

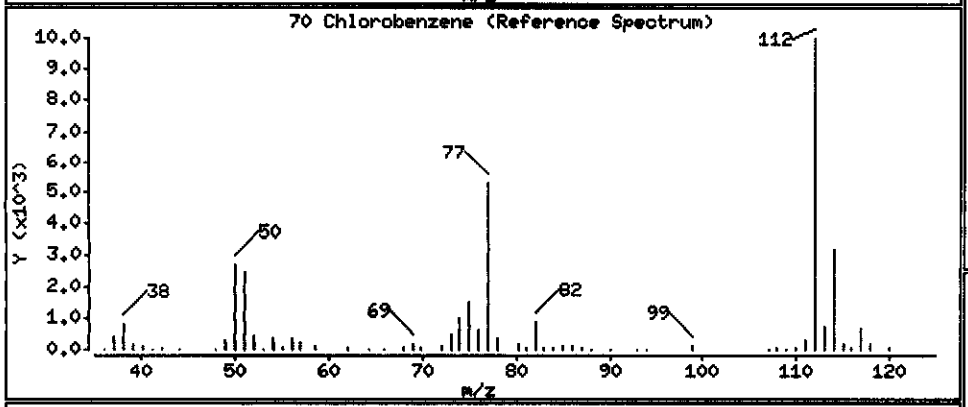

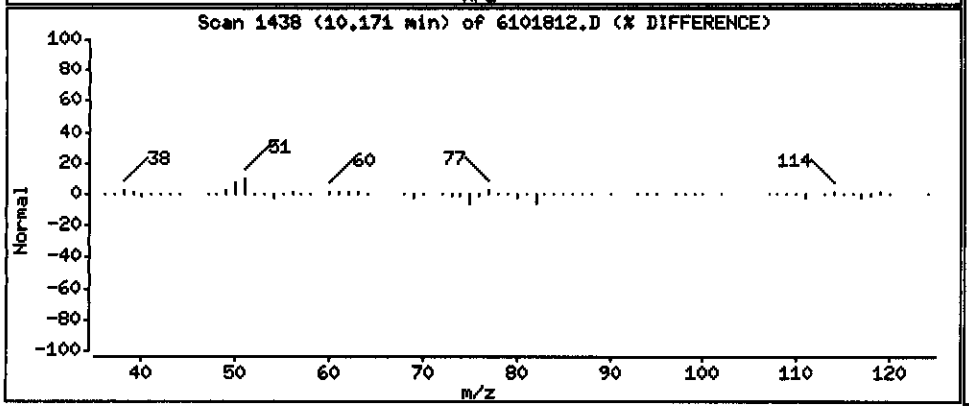

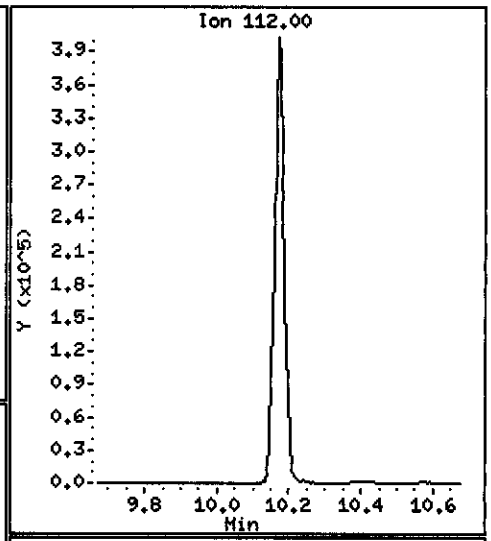

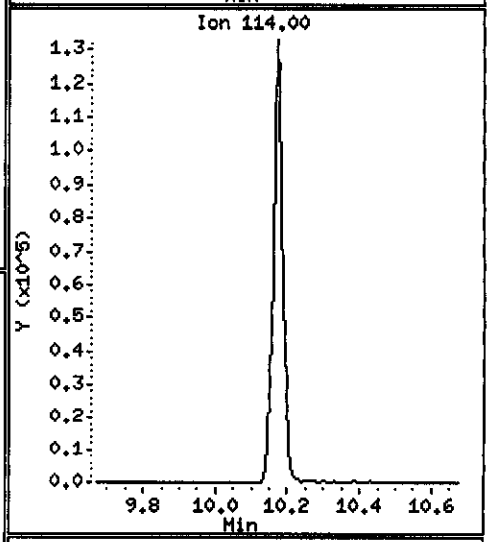

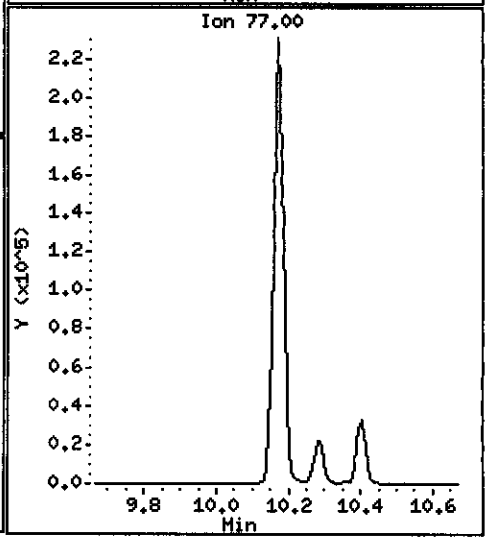

Data File: \\pitsvr06\d\chem\hp6.i\6101808d.b\6101812.D

Date : 18-OCT-2008 14:58

Client ID: EW-4-1008

Instrument: hp6.i

Sample Info: c8j160331-007 5ml

Purge Volume: 5.0

Operator: 403794

Column phase: DB 624

Column diameter: 0.20

72 Ethylbenzene

Concentration: 7.478 UG/L

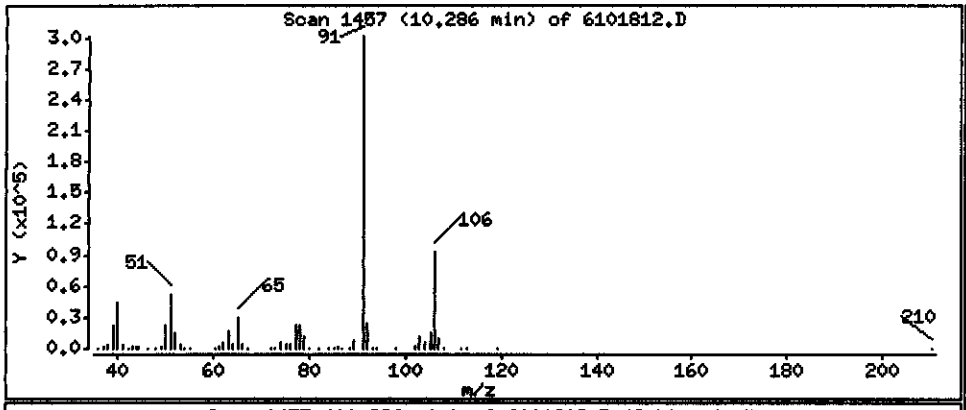

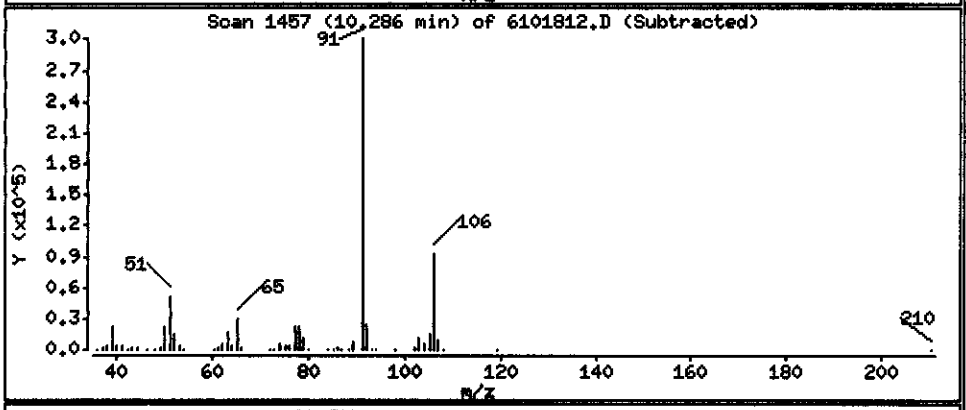

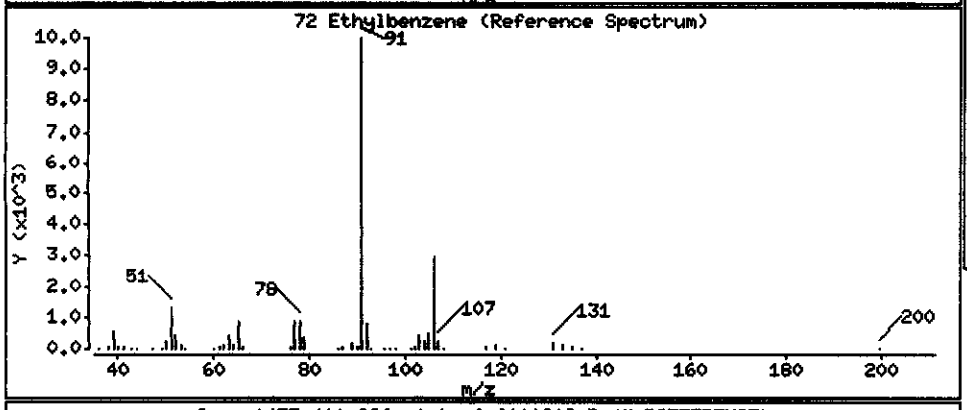

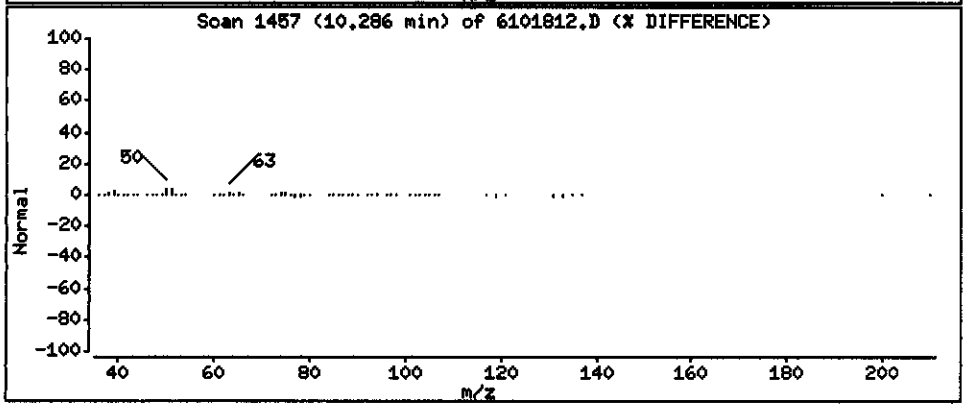

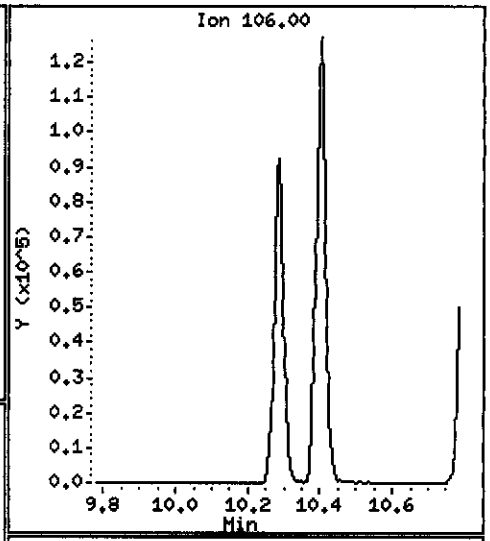

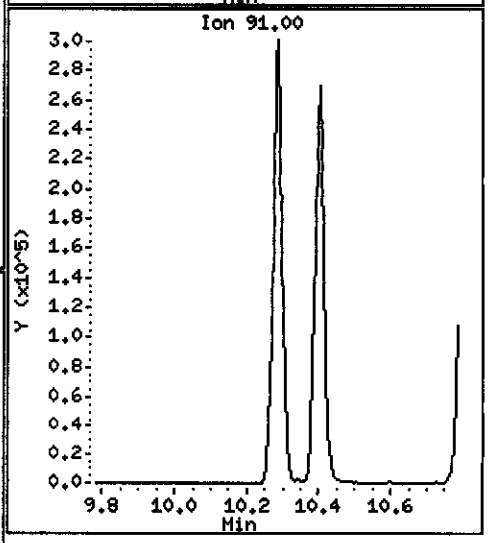

Data File: \\pitsvr06\d\chem\hp6.i\6101808d.b\6101812.D

Date : 18-OCT-2008 14:58

Client ID: EW-4-1008 Instrument: hp6.i

Sample Info: c8j160331-007 5ml

Purge Volume: 5.0 Operator: 403794

Column phase: DB 624 Column diameter: 0.20

73 m + p-Xylene Concentration: 8.524 UG/L

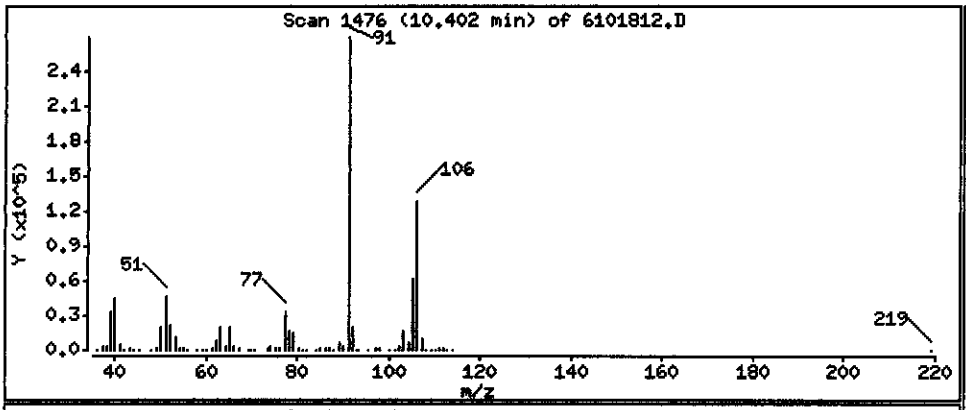

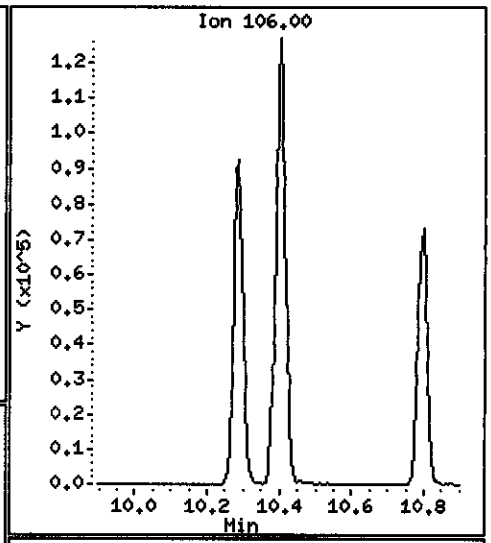

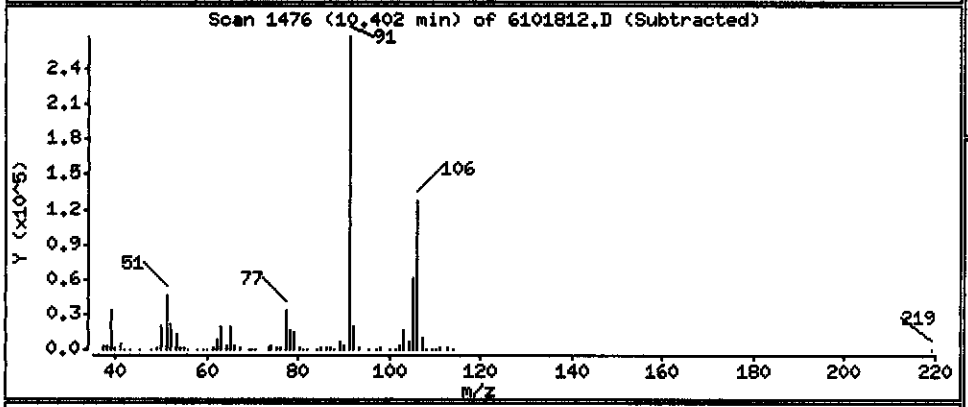

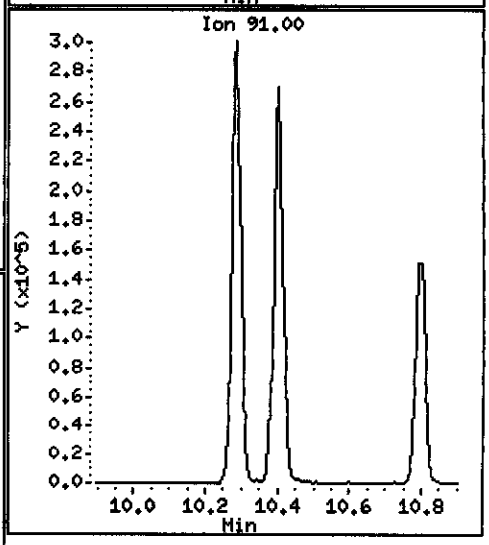

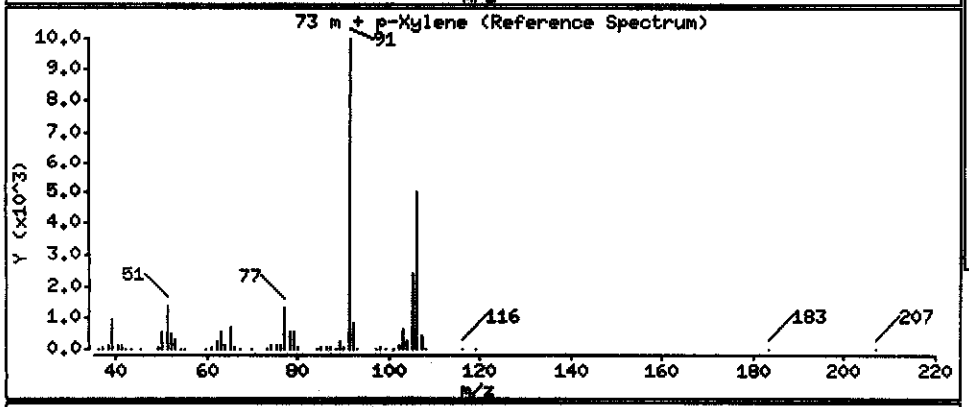

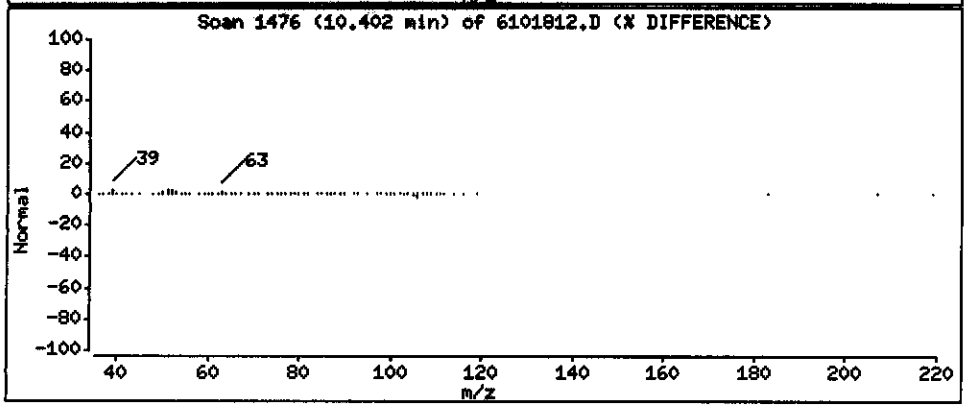

Data File: \\pitsvr06\d\chem\hp6.i\6101808d.b\6101812.D

Date : 18-OCT-2008 14:58

Client ID: EW-4-1008

Instrument: hp6.i

Sample Info: c8j160331-007 5ml

Purge Volume: 5.0

Operator: 403794

Column phase: DB 624

Column diameter: 0.20

74 Xylene-o

Concentration: 4.853 UG/L

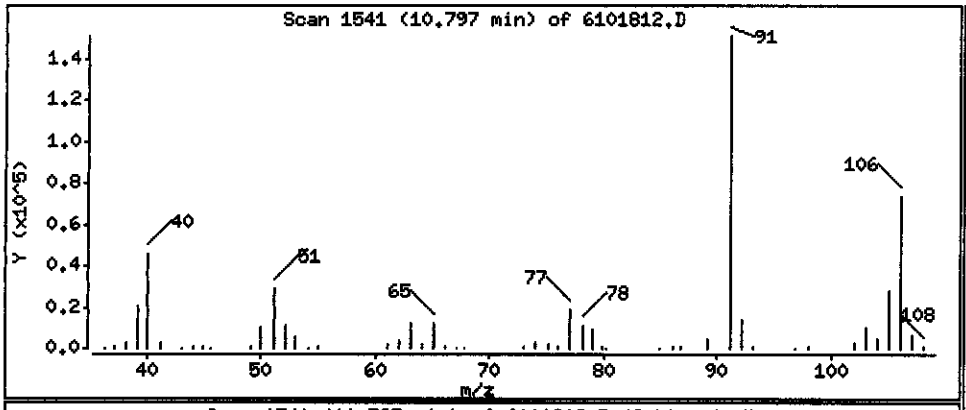

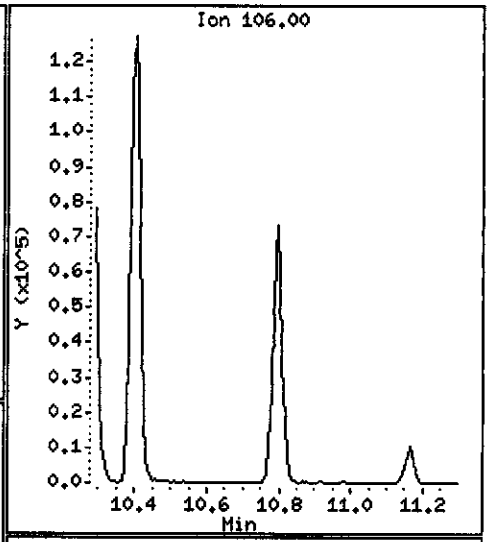

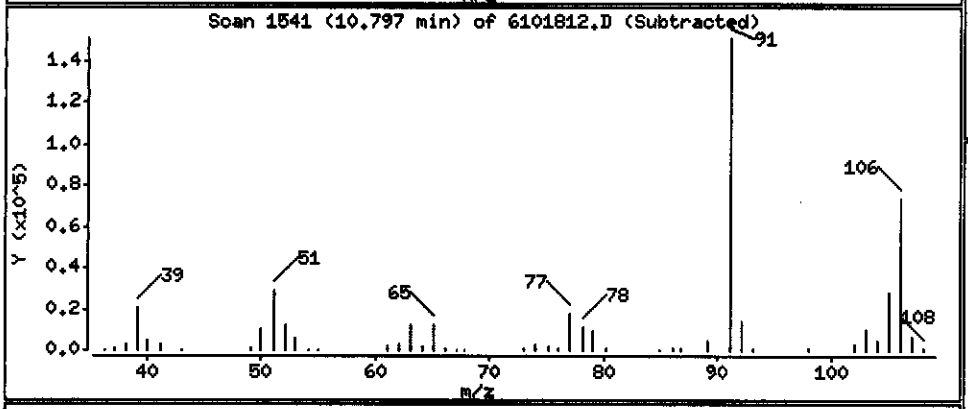

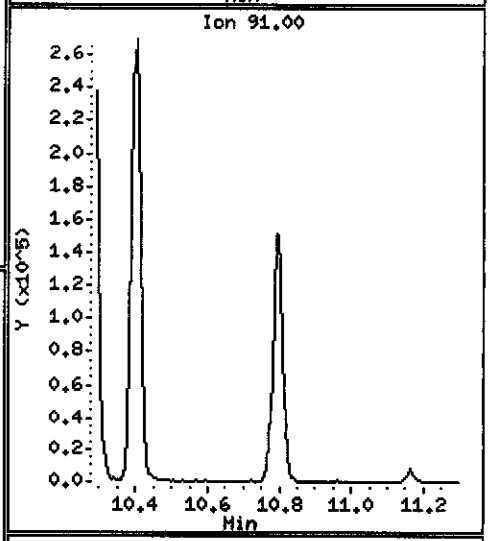

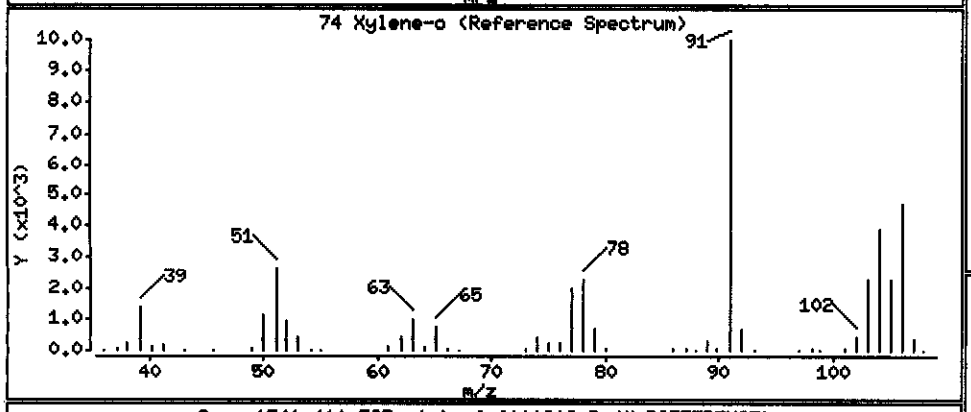

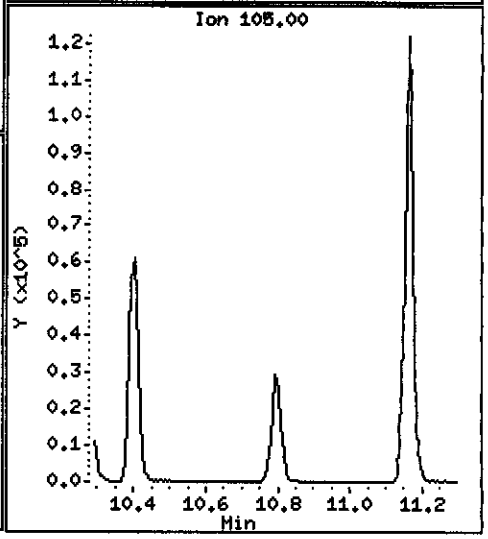

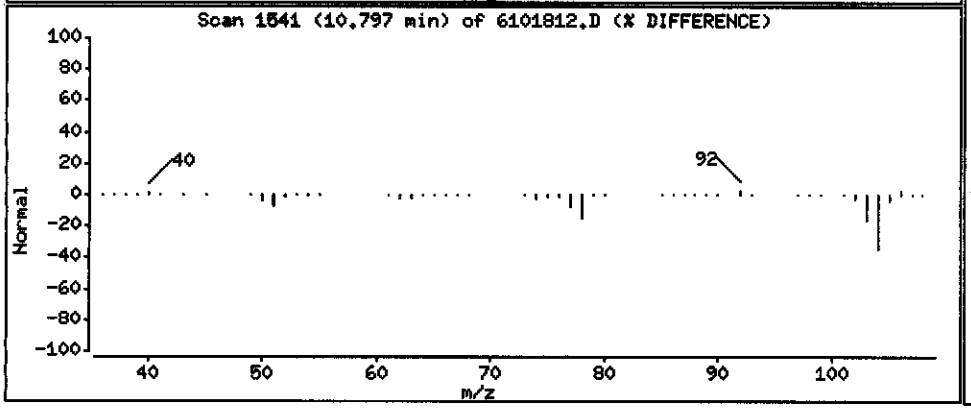

Data File: \\pitsvr06\d\chem\hp6.i\6101808d.b\6101812.D

Date : 18-OCT-2008 14:58

Client ID: EW-4-1008

Instrument: hp6.i

Sample Info: c8j160331-007 5ml

Purge Volume: 5.0

Operator: 403794

Column phase: DB 624

Column diameter: 0.20

78 Isopropylbenzene

Concentration: 2.950 UG/L

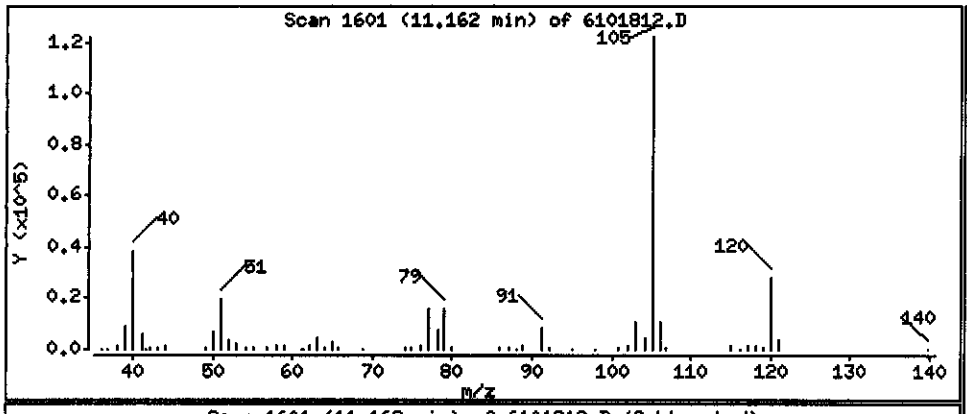

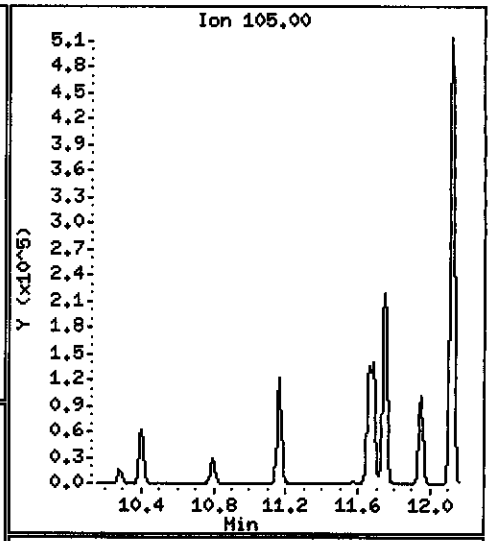

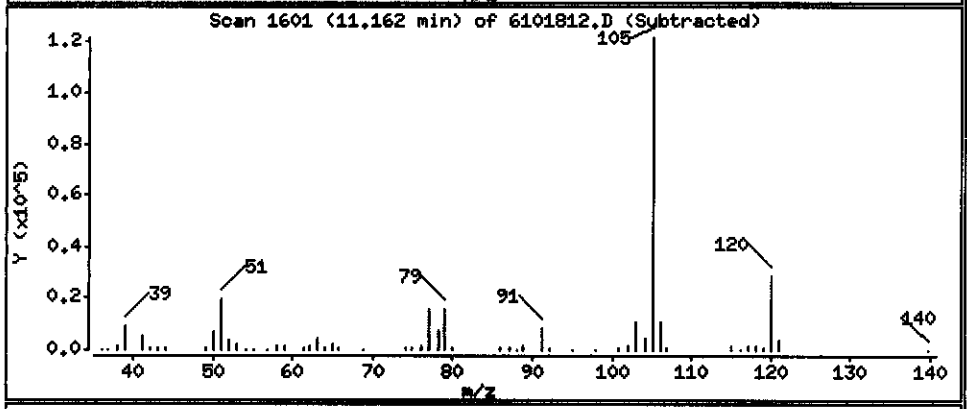

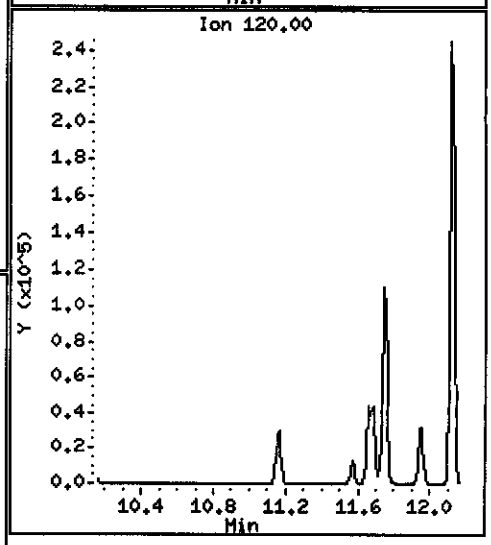

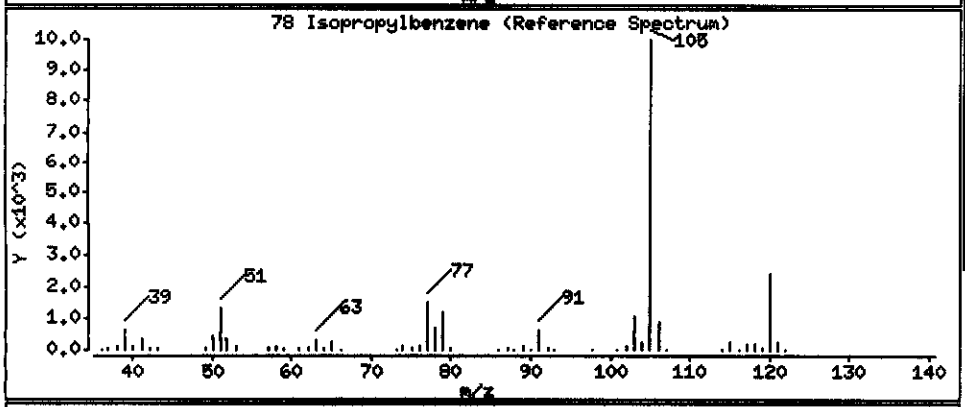

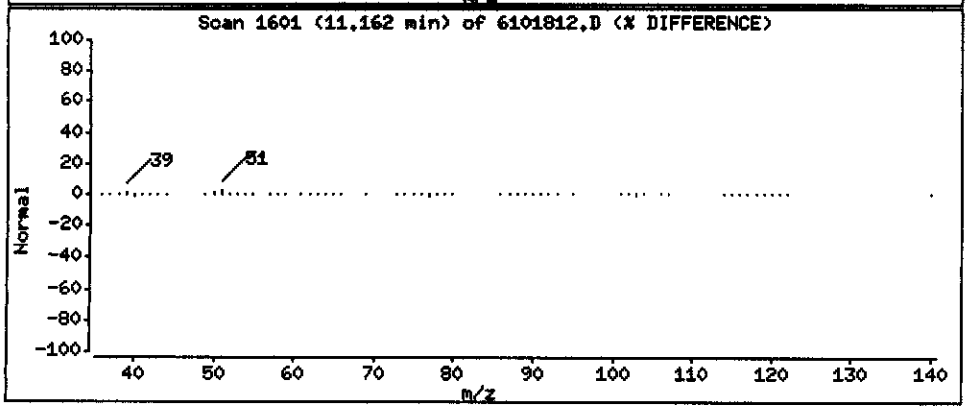

Data File: \\pitsvr06\d\chem\hp6.i\6101808d.b\6101812.D

Date : 18-OCT-2008 14:58

Client ID: EW-4-1008

Instrument: hp6.i

Sample Info: c8j160331-007 5ml

Purge Volume: 5.0

Operator: 403794

Column phase: DB 624

Column diameter: 0.20

86 1,3,5-Trimethylbenzene

Concentration: 5.996 UG/L

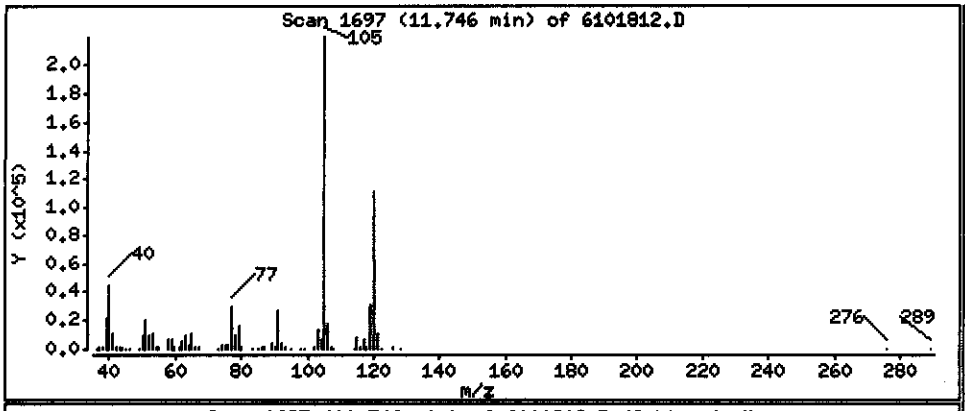

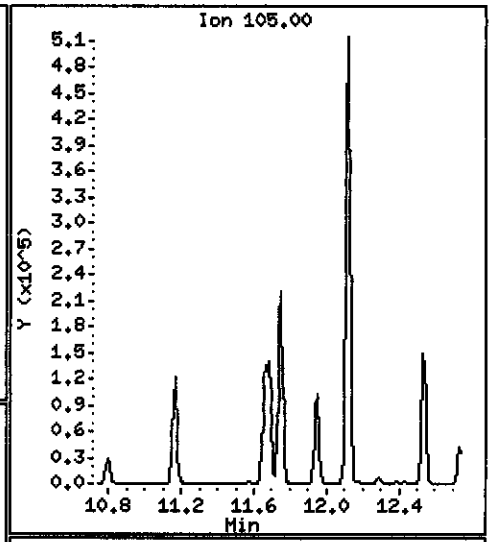

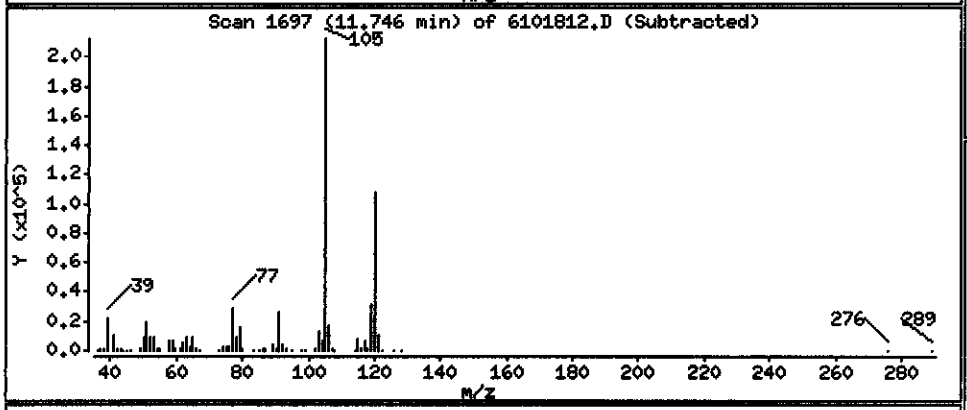

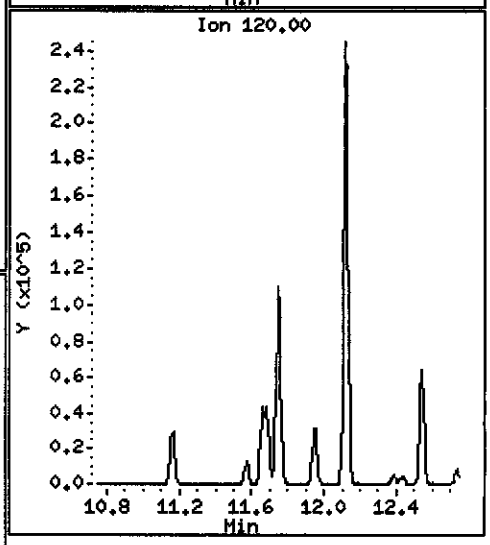

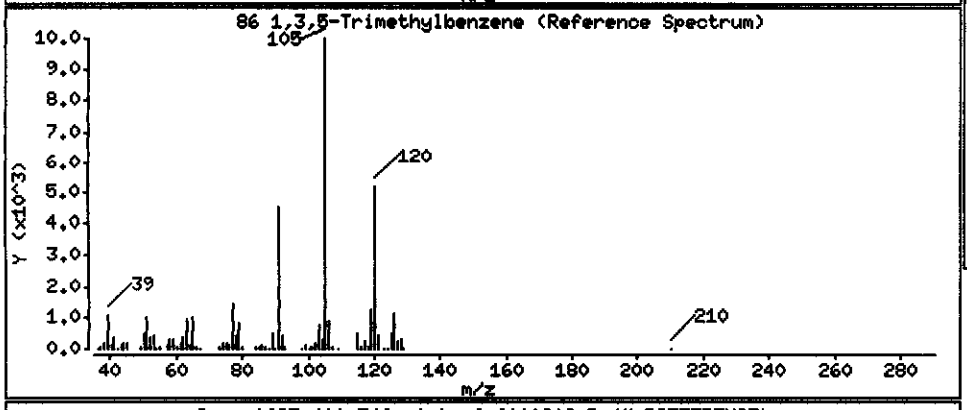

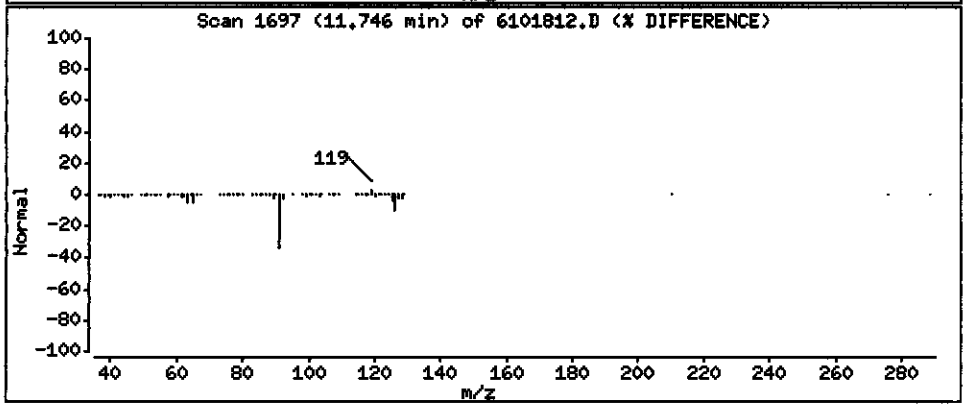

Data File: \\pitsvr06\d\chem\hp6.i\6101808d.b\6101812.D

Date : 18-OCT-2008 14:58

Client ID: EW-4-1008 Instrument: hp6.i

Sample Info: c8j160331-007 5ml

Purge Volume: 5.0 Operator: 403794

Column phase: DB 624 Column diameter: 0.20

88 1,2,4-Trimethylbenzene Concentration: 13.51 UG/L

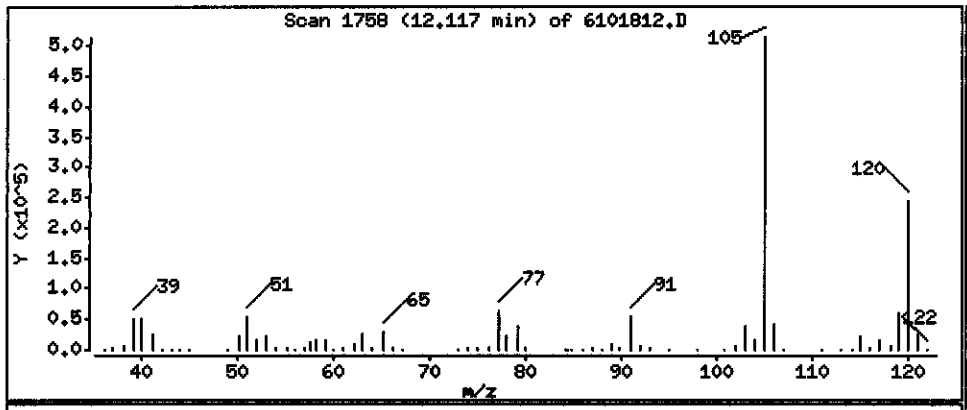

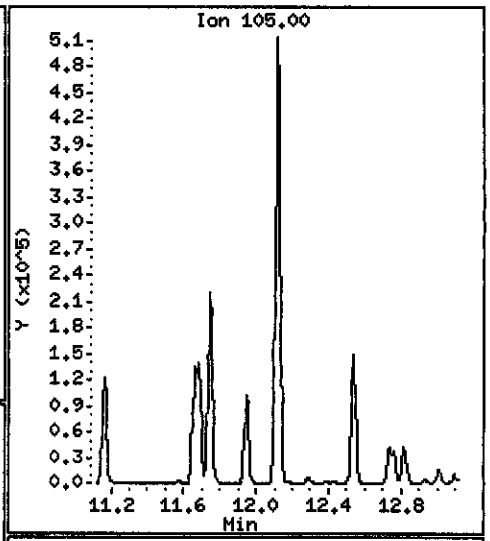

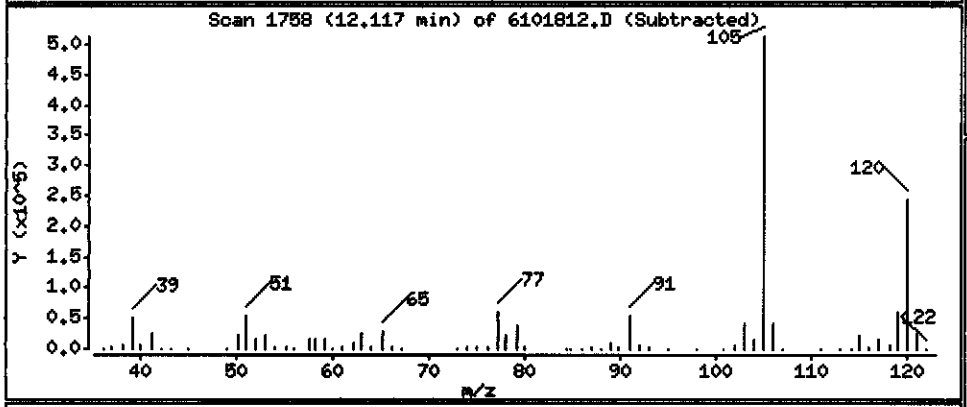

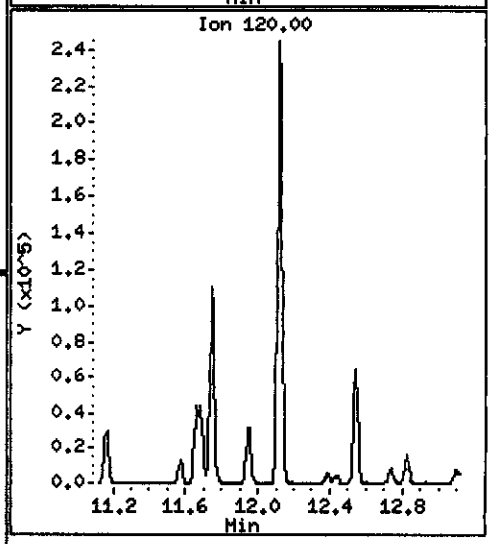

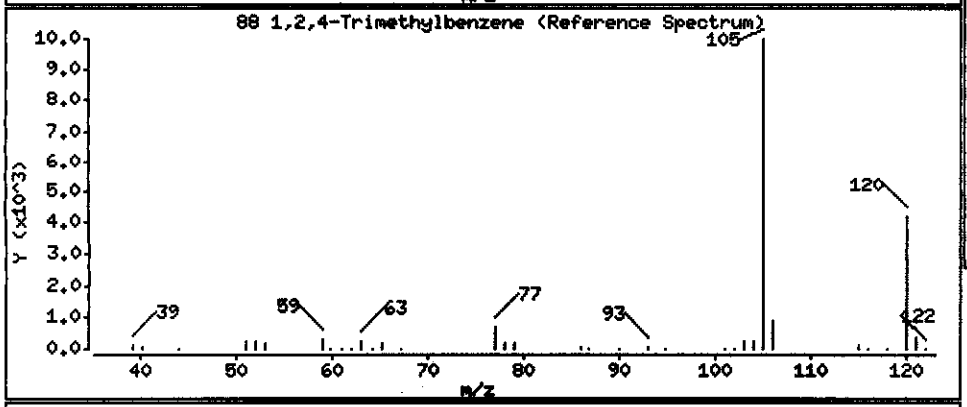

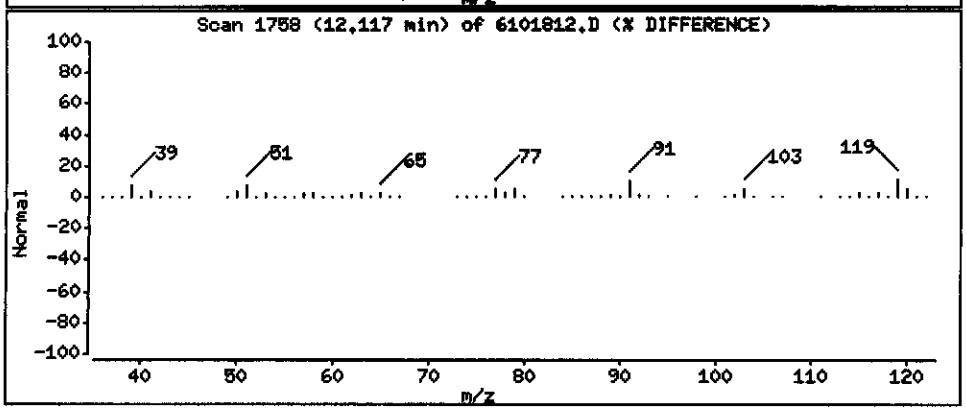

Data File: \\pitsvr06\d\chem\hp6.i\6101808d.b\6101812.D

Date : 18-OCT-2008 14:58

Client ID: EW-4-1008

Instrument: hp6.i

Sample Info: c8j160331-007 5ml

Purge Volume: 5.0

Operator: 403794

Column phase: DB 624

Column diameter: 0.20

90 4-Isopropyltoluene

Concentration: 1.130 UG/L

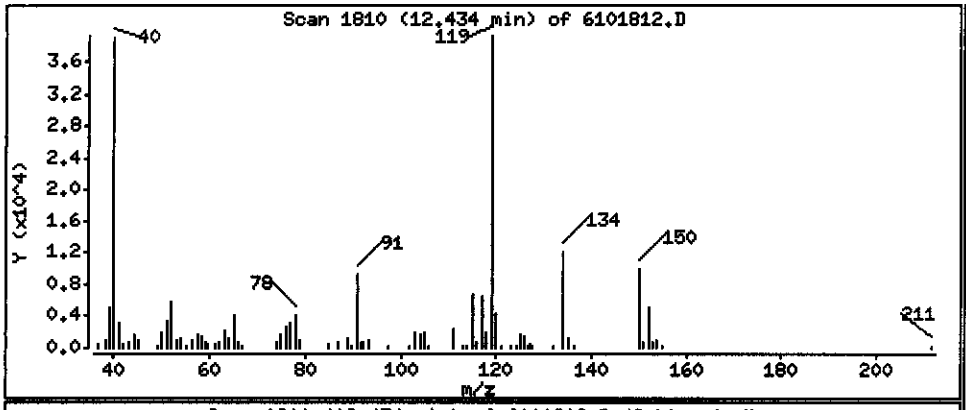

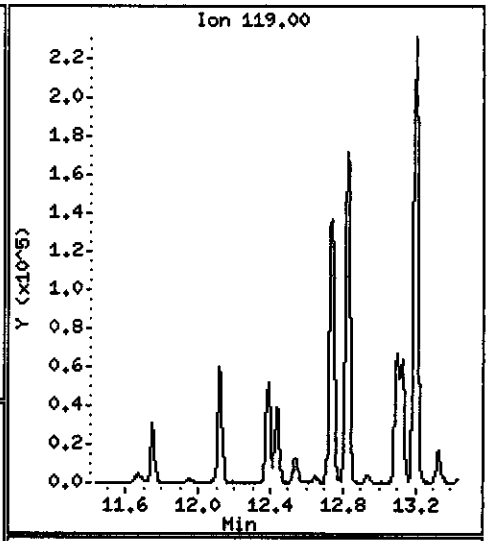

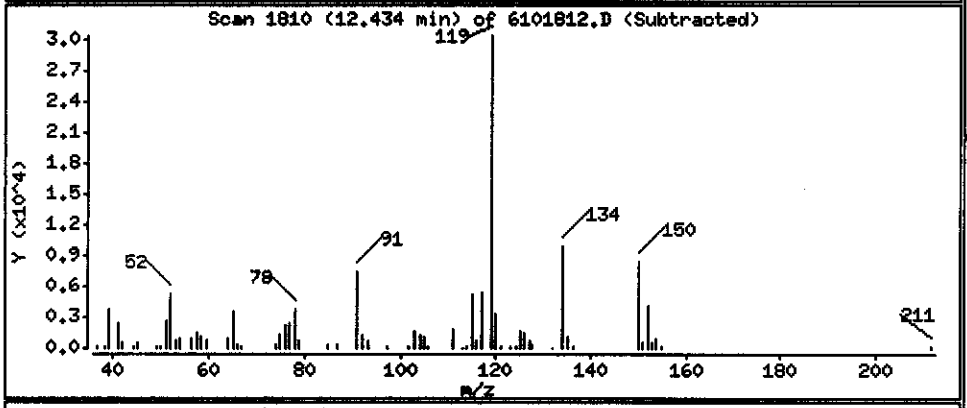

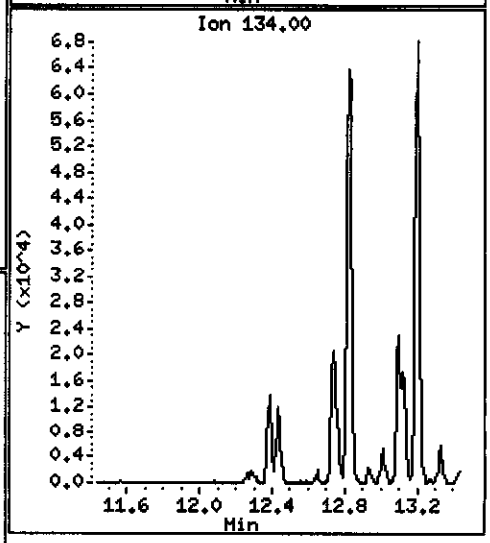

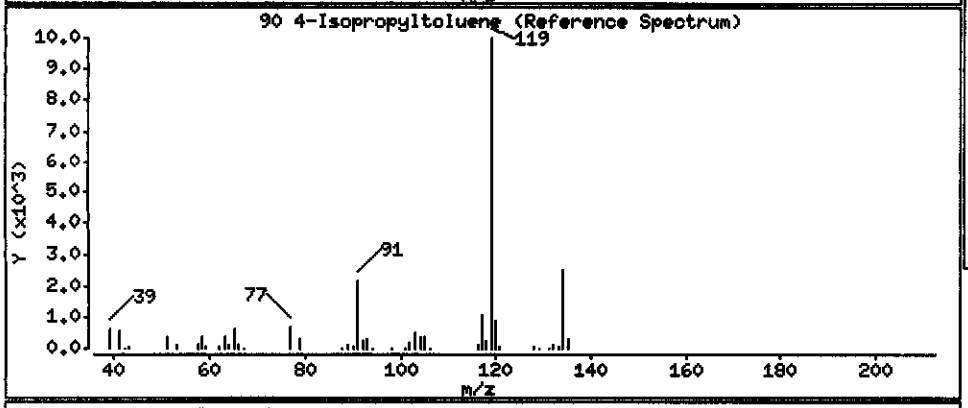

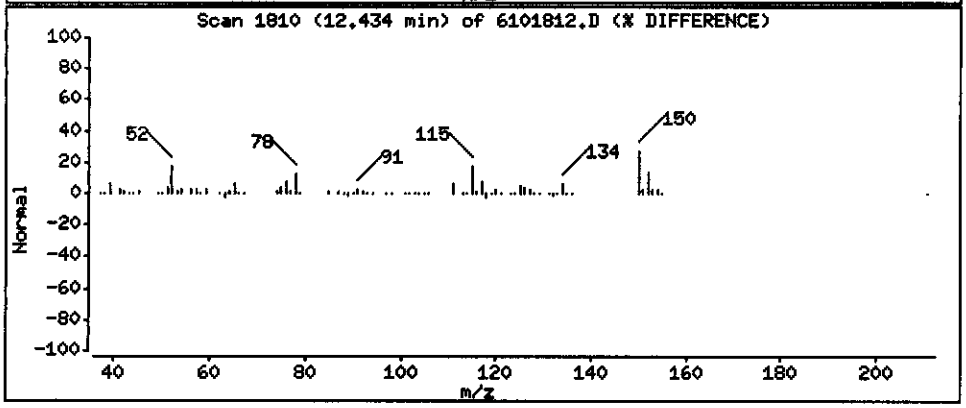

Data File: \\pitsvr06\d\chem\hp6.i\6101808d.b\6101812.D

Date : 18-OCT-2008 14:58

Client ID: EW-4-1008

Instrument: hp6.i

Sample Info: c8j160331-007 5ml

Purge Volume: 5.0

Operator: 403794

Column phase: DB 624

Column diameter: 0.20

93 1,4-Dichlorobenzene

Concentration: 0.1455 UG/L

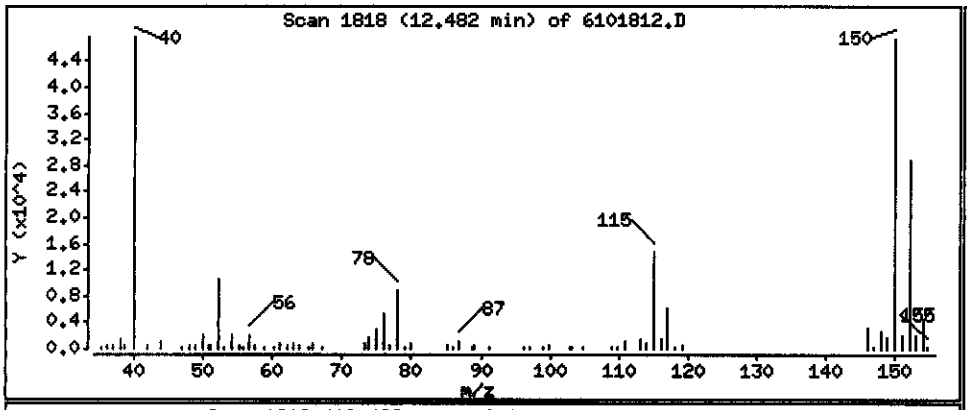

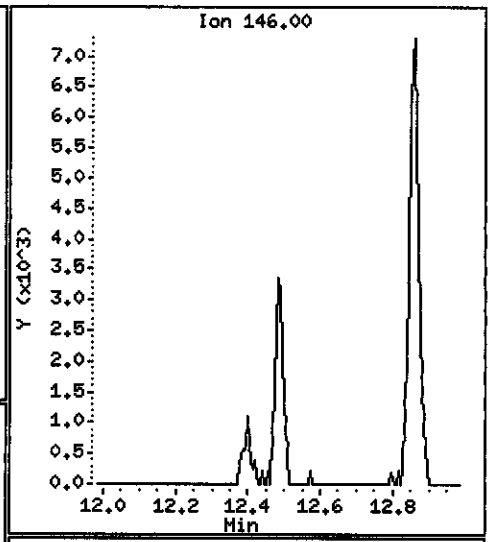

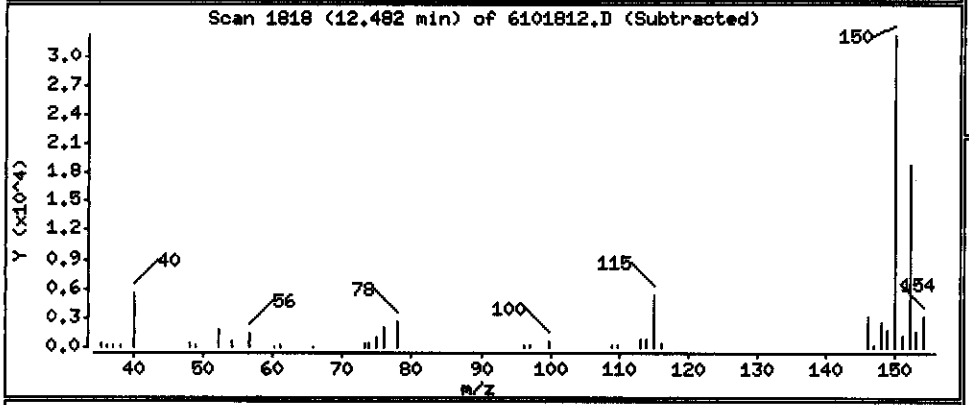

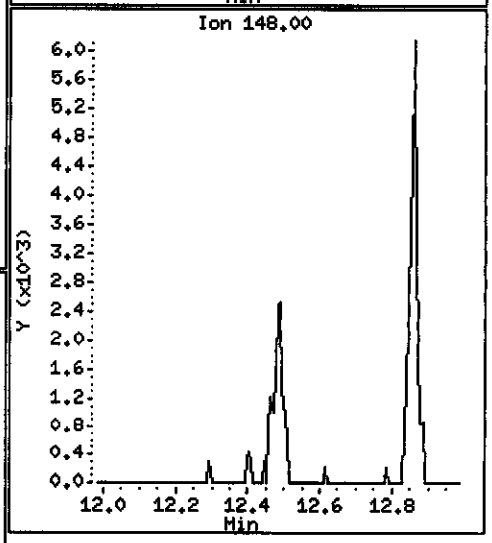

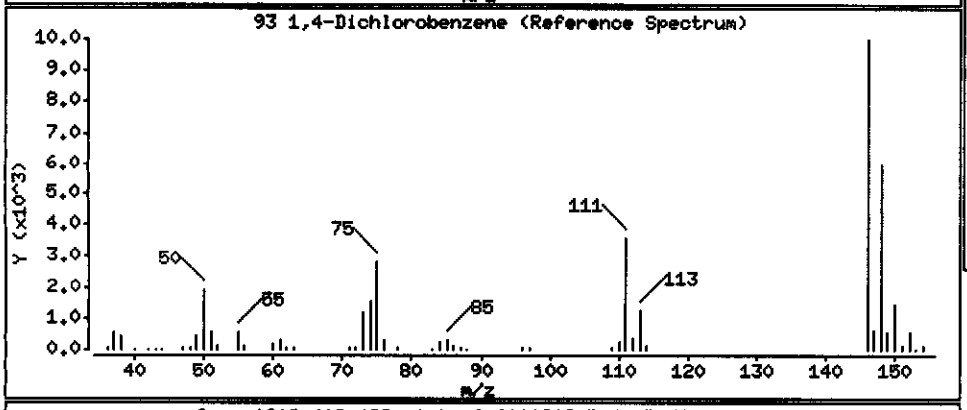

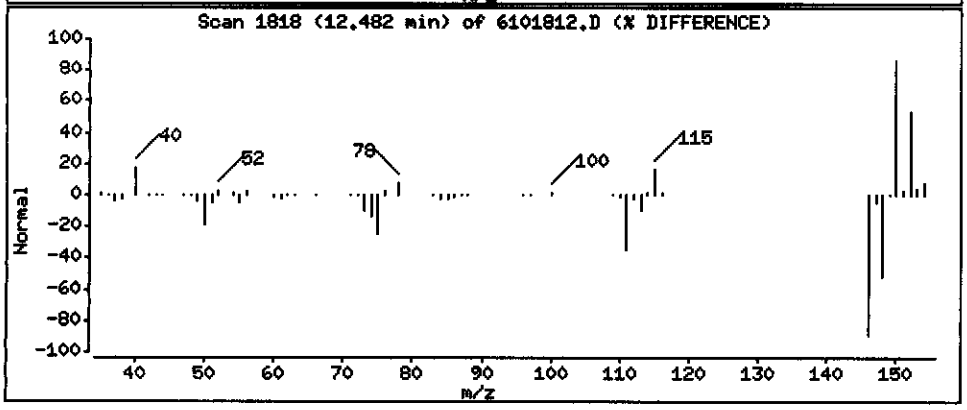

Data File: \\pitsvr06\d\chem\hp6.i\6101808d.b\6101812.D

Date : 18-OCT-2008 14:58

Client ID: EW-4-1008

Instrument: hp6.i

Sample Info: c8j160331-007 5ml

Purge Volume: 5.0

Operator: 403794

Column phase: DB 624

Column diameter: 0.20

95 1,2-Dichlorobenzene

Concentration: 0.4255 UG/L

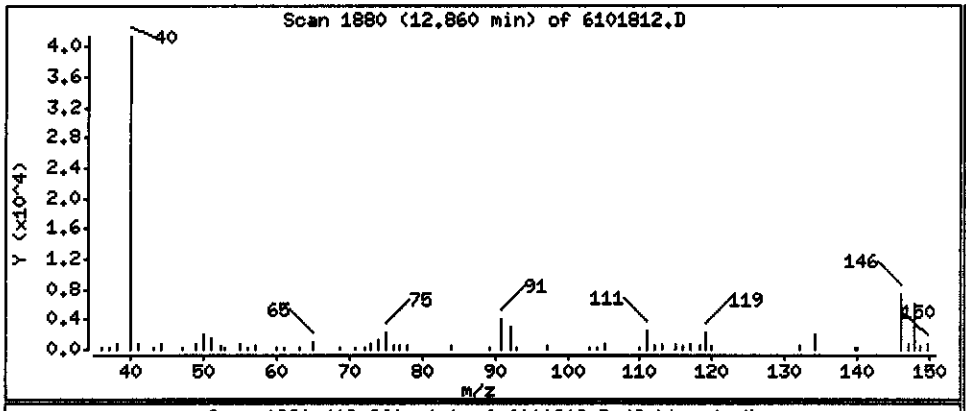

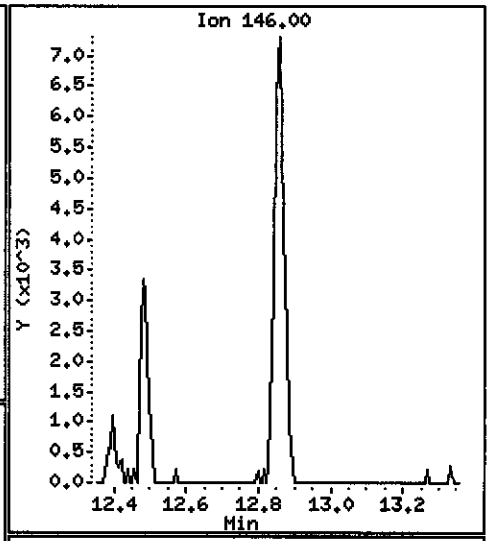

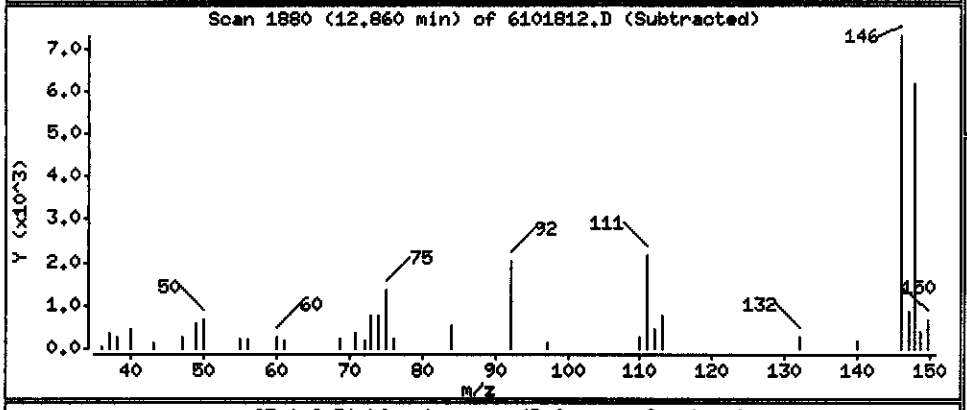

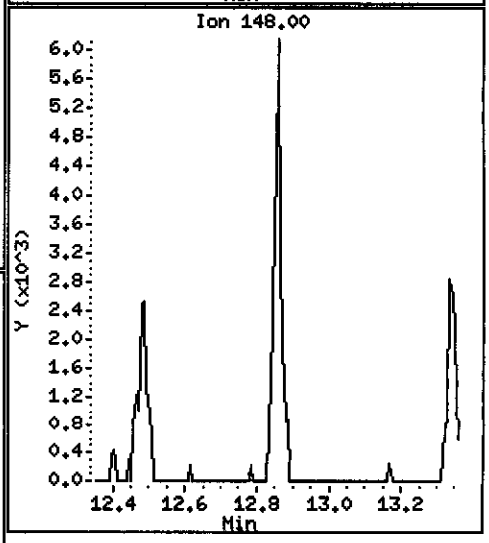

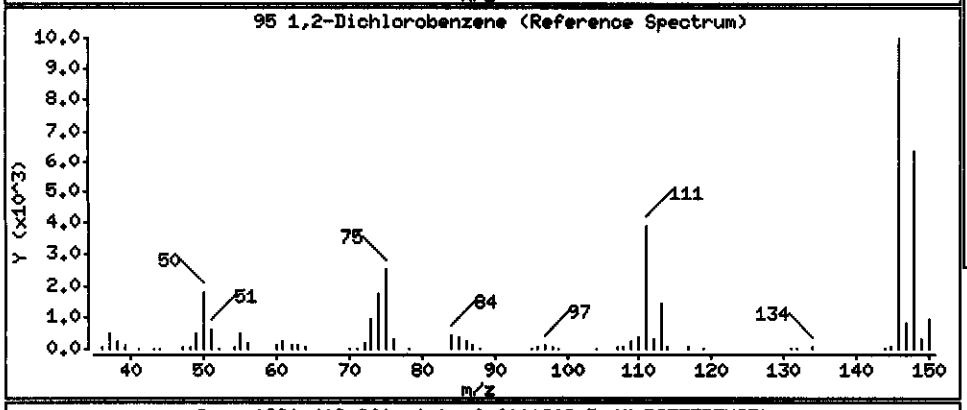

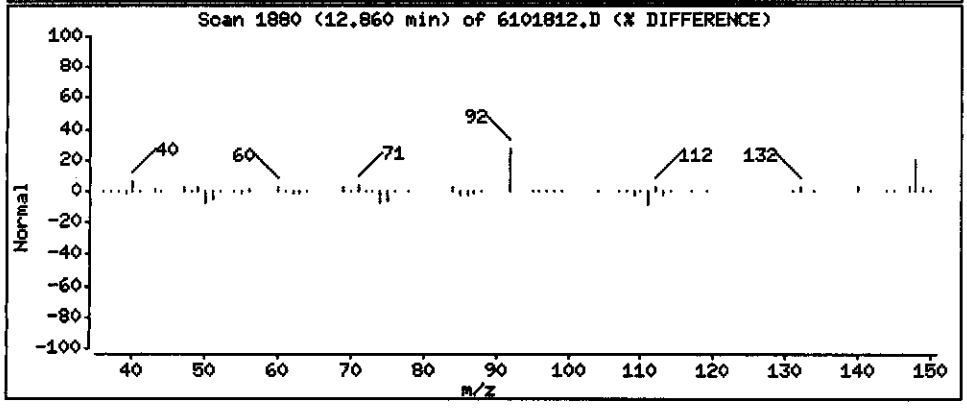

Data File: \\pitsvr06\d\chem\hp6.i\6101808d.b\6101812.D

Date : 18-OCT-2008 14:58

Client ID: EW-4-1008

Instrument: hp6.i

Sample Info: c8j160331-007 5ml

Purge Volume: 5.0

Operator: 403794

Column phase: DB 624

Column diameter: 0.20

97 1,2,4-Trichlorobenzene

Concentration: 0.1724 UG/L

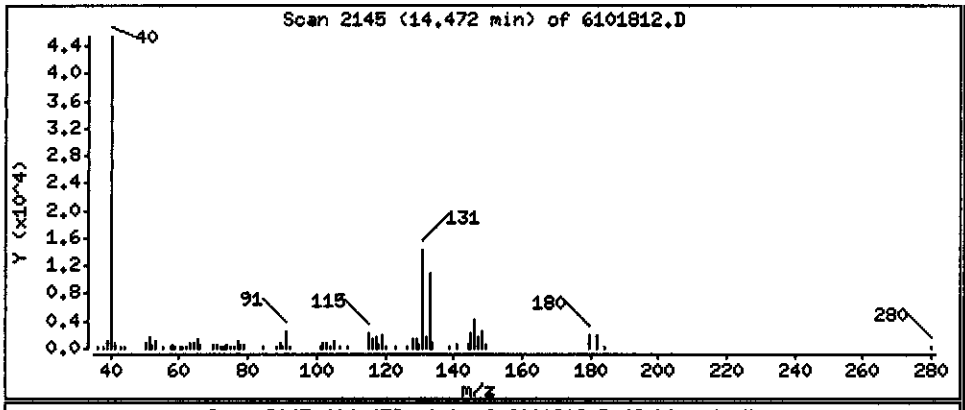

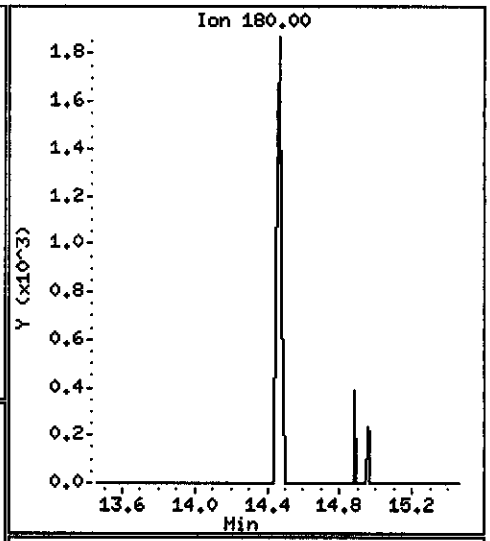

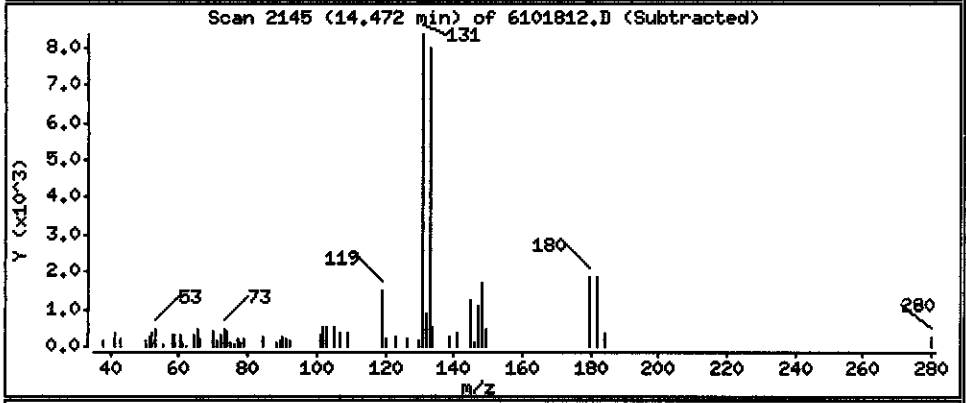

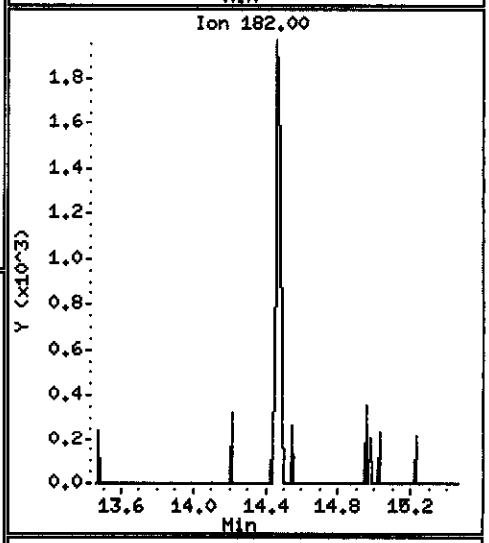

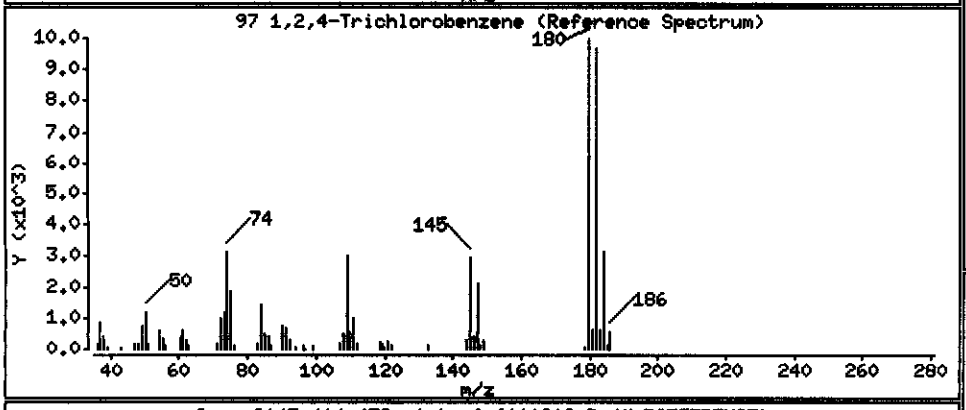

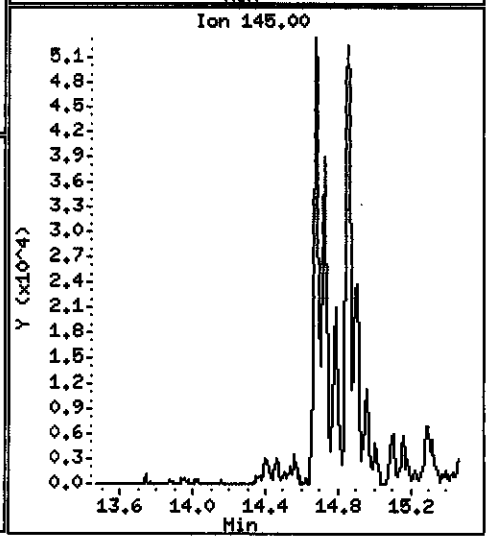

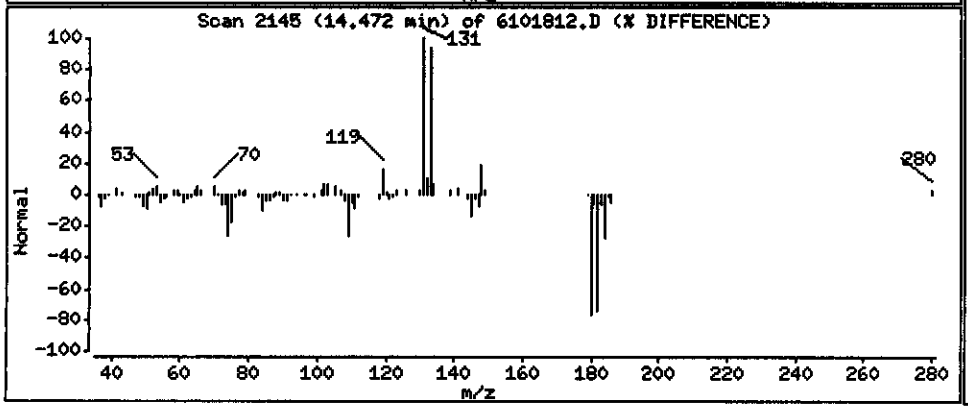

Data File: \\pitsvr06\d\chem\hp6.i\6101808d.b\6101812.D

Date : 18-OCT-2008 14:58

Client ID: EW-4-1008 Instrument: hp6.i

Sample Info: c8j160331-007 5ml

Purge Volume: 5.0 Operator: 403794

Column phase: DB 624 Column diameter: 0.20

104 Cyclohexane Concentration: 0.8895 UG/L

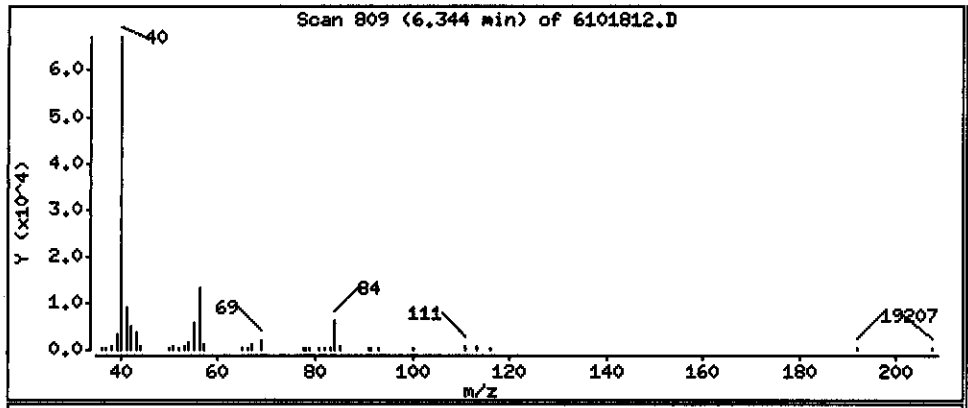

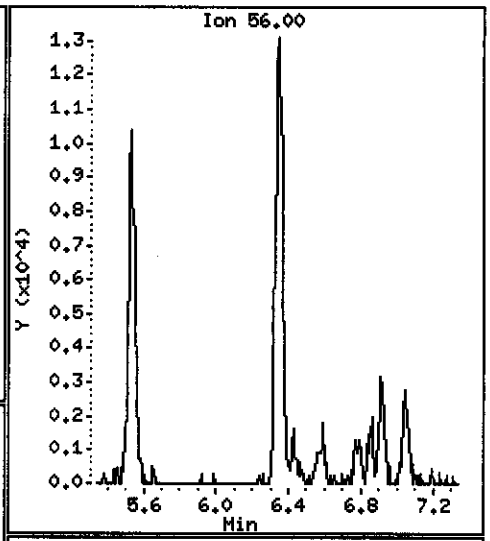

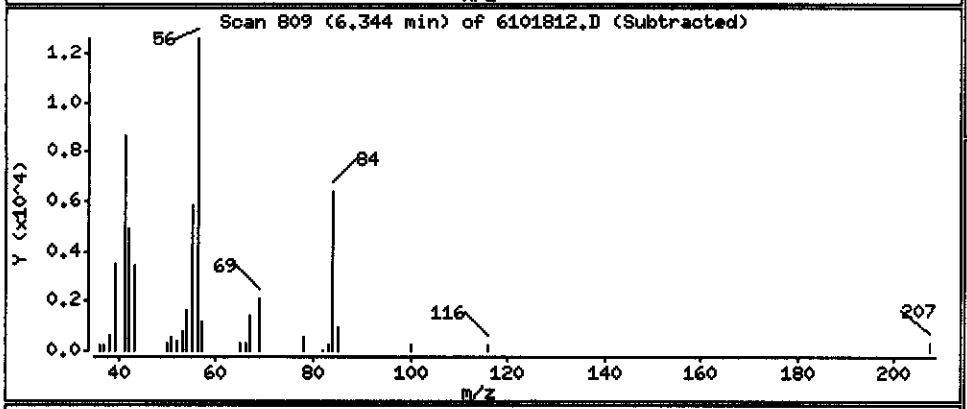

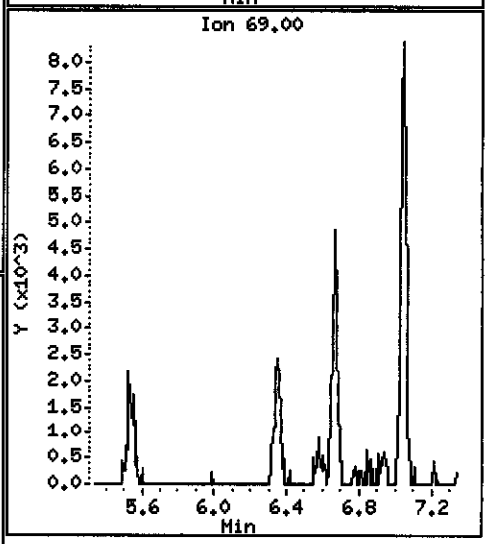

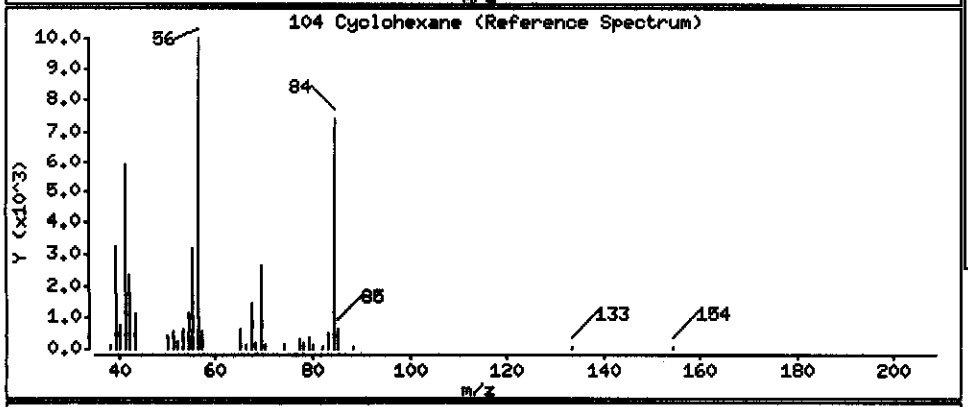

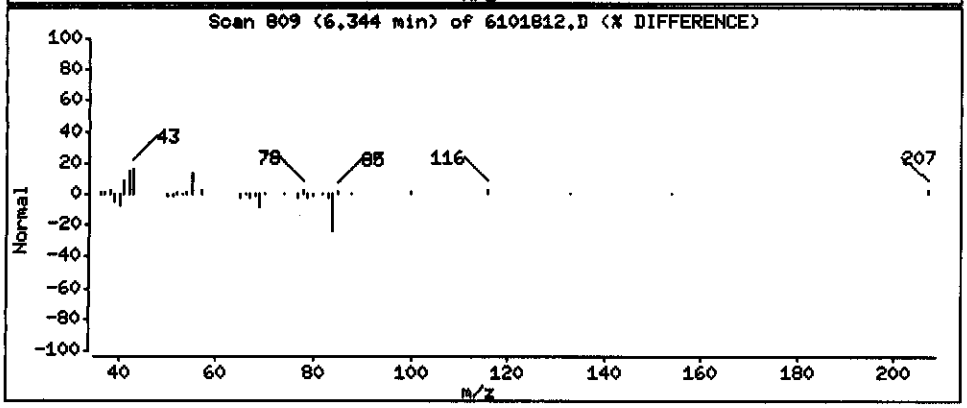

Data File: \\pitsvr06\d\chem\hp6.i\6101808d.b\6101812.D

Date : 18-OCT-2008 14:58

Client ID: EW-4-1008

Instrument: hp6.i

Sample Info: c8j160331-007 5ml

Purge Volume: 5.0

Operator: 403794

Column phase: DB 624

Column diameter: 0.20

105 Methyl Cyclohexane

Concentration: 1.308 UG/L

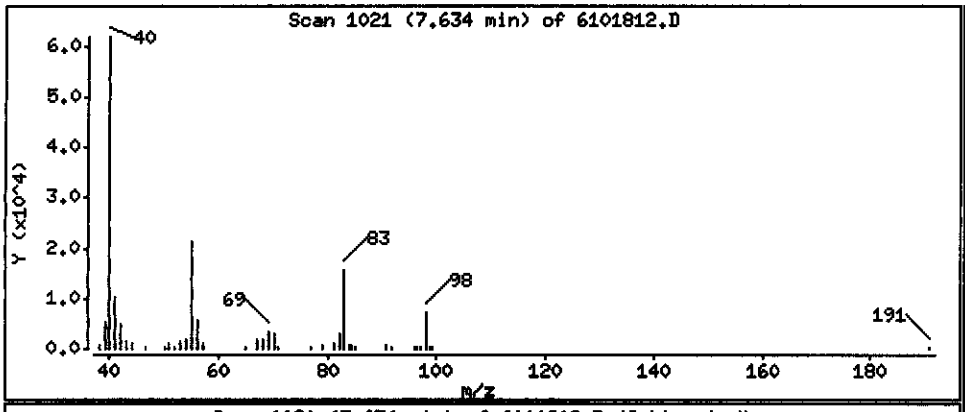

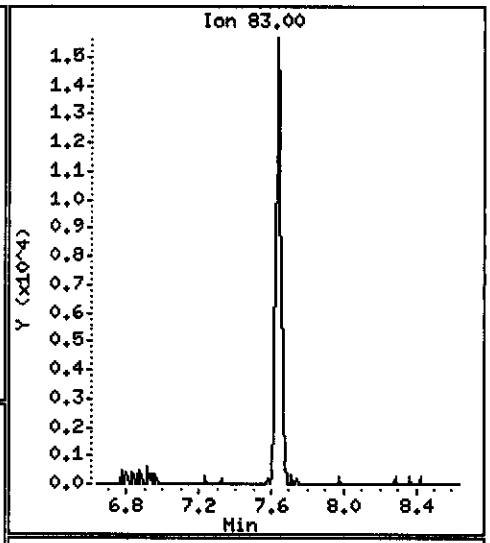

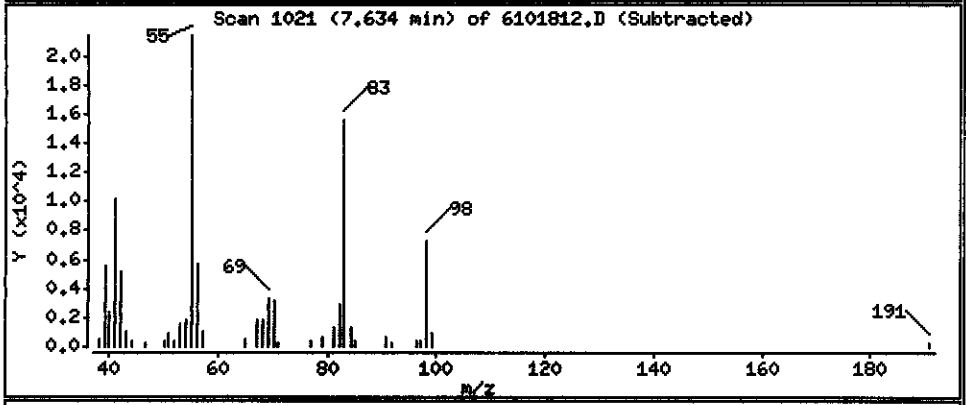

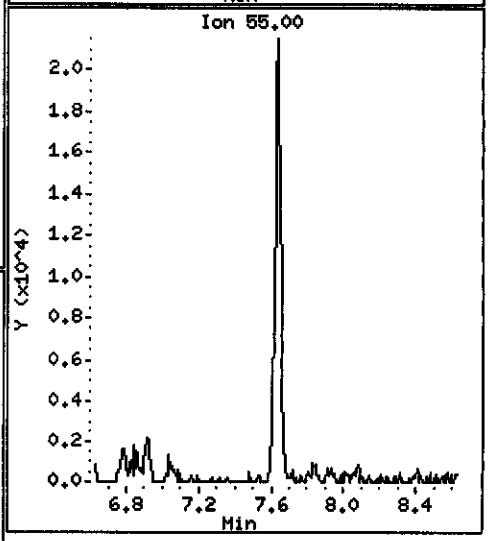

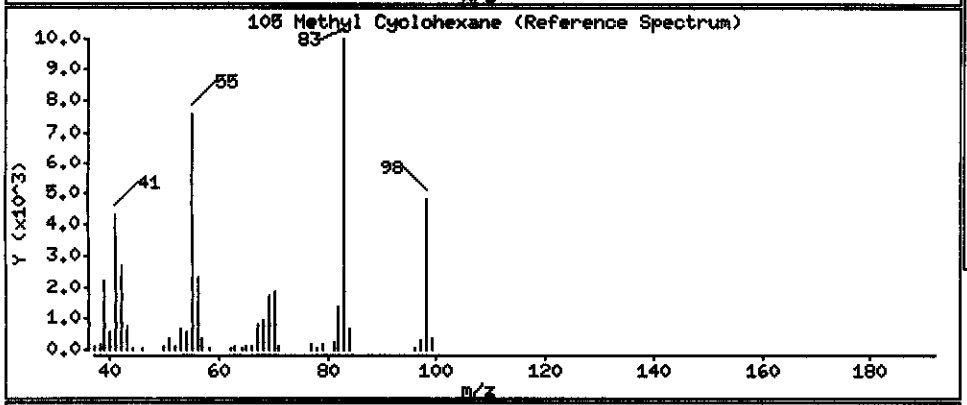

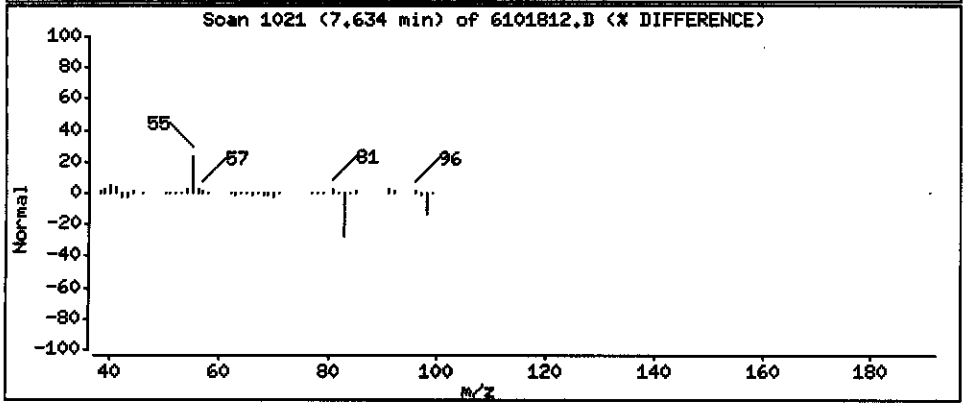

MACTEC Engineering and Consulting Inc

Client Sample ID: EW-5-1008

GC/MS Volatiles

Lot-Sample #...: C8J160331-008	**Work Order #...:** K02T61AM	**Matrix.....:** WATER
Date Sampled...: 10/14/08	**Date Received..:** 10/16/08	**MS Run #.....:** 8292038
Prep Date.....: 10/18/08	**Analysis Date..:** 10/18/08	
Prep Batch #...: 8292073	**Analysis Time..:** 15:22	
Dilution Factor: 5	**Initial Wgt/Vol:** 5 mL	**Final Wgt/Vol..:** 5 mL
Analyst ID.....: 403794	**Instrument ID..:** HP6	
	Method.....: SW846 8260B	

PARAMETER	RESULT	REPORTING LIMIT	UNITS	MDL
Acetone	ND	25	ug/L	12
Benzene	ND	5.0	ug/L	1.4
Bromodichloromethane	ND	5.0	ug/L	1.0
Bromoform	ND	5.0	ug/L	1.2
Bromomethane	ND	5.0	ug/L	1.5
2-Butanone	ND	25	ug/L	2.5
Carbon disulfide	ND	5.0	ug/L	0.98
Carbon tetrachloride	ND	5.0	ug/L	1.5
Chlorobenzene	ND	5.0	ug/L	1.1
Chloroethane	ND	5.0	ug/L	1.2
Chloroform	ND	5.0	ug/L	1.2
Chloromethane	ND	5.0	ug/L	1.3
Cyclohexane	ND	5.0	ug/L	1.5
Dibromochloromethane	ND	5.0	ug/L	0.82
1,2-Dibromo-3-chloro-propane	ND	5.0	ug/L	1.2
1,2-Dibromoethane	ND	5.0	ug/L	1.1
1,3-Dichlorobenzene	ND	5.0	ug/L	0.82
1,4-Dichlorobenzene	ND	5.0	ug/L	0.89
1,2-Dichlorobenzene	ND	5.0	ug/L	1.1
Dichlorodifluoromethane	ND	5.0	ug/L	1.3
1,1-Dichloroethane	ND	5.0	ug/L	1.2
1,2-Dichloroethane	ND	5.0	ug/L	1.1
1,1-Dichloroethene	ND	5.0	ug/L	1.4
cis-1,2-Dichloroethene	ND	5.0	ug/L	1.4
trans-1,2-Dichloroethene	ND	5.0	ug/L	1.4
1,2-Dichloropropane	ND	5.0	ug/L	0.90
cis-1,3-Dichloropropene	ND	5.0	ug/L	0.97
trans-1,3-Dichloropropene	ND	5.0	ug/L	0.92
Ethylbenzene	**29**	**5.0**	**ug/L**	**0.91**
2-Hexanone	ND	25	ug/L	2.7
Isopropylbenzene	**8.7**	**5.0**	**ug/L**	**1.1**
Methyl acetate	ND	5.0	ug/L	0.51
Methylene chloride	ND	5.0	ug/L	1.6
Methylcyclohexane	ND	5.0	ug/L	1.6
4-Methyl-2-pentanone	ND	25	ug/L	1.1
Methyl tert-butyl ether	ND	5.0	ug/L	1.0

(Continued on next page)

MACTEC Engineering and Consulting Inc

Client Sample ID: EW-5-1008

GC/MS Volatiles

Lot-Sample #...: C8J160331-008 **Work Order #...:** K02T61AM **Matrix.....:** WATER

PARAMETER	RESULT	REPORTING LIMIT	UNITS	MDL
Styrene	ND	5.0	ug/L	1.1
1,1,2,2-Tetrachloroethane	ND	5.0	ug/L	0.77
1,2,4-Trichloro-benzene	ND	5.0	ug/L	0.75
Tetrachloroethene	ND	5.0	ug/L	1.2
1,1,1-Trichloroethane	ND	5.0	ug/L	1.3
1,1,2-Trichloroethane	ND	5.0	ug/L	0.98
Trichloroethene	ND	5.0	ug/L	1.5
Trichlorofluoromethane	ND	5.0	ug/L	0.40
1,1,2-Trichloro-1,2,2-trifluoroethane	ND	5.0	ug/L	1.5
Toluene	**2.7 J**	**5.0**	**ug/L**	**1.2**
Vinyl chloride	**1.8 J**	**5.0**	**ug/L**	**1.5**
Xylenes (total)	**170**	**15**	**ug/L**	**3.1**

SURROGATE	PERCENT RECOVERY	RECOVERY LIMITS
Toluene-d8	105	(71 - 118)
1,2-Dichloroethane-d4	114	(64 - 135)
4-Bromofluorobenzene	97	(70 - 118)
Dibromofluoromethane	100	(70 - 128)

NOTE(S):

J Estimated result. Result is less than RL.

Data File: \\pitsvr06\d\chem\hp6.i\6101808d.b\6101813.D

Date : 18-OCT-2008 15:22

Client ID: EW-5-1008

Sample Info: c8j160331-008 5x 5ml/25ml)/5ml

Purge Volume: 5.0

Column phase: DB 624

Instrument: hp6.i

Operator: 403794

Column diameter: 0.20

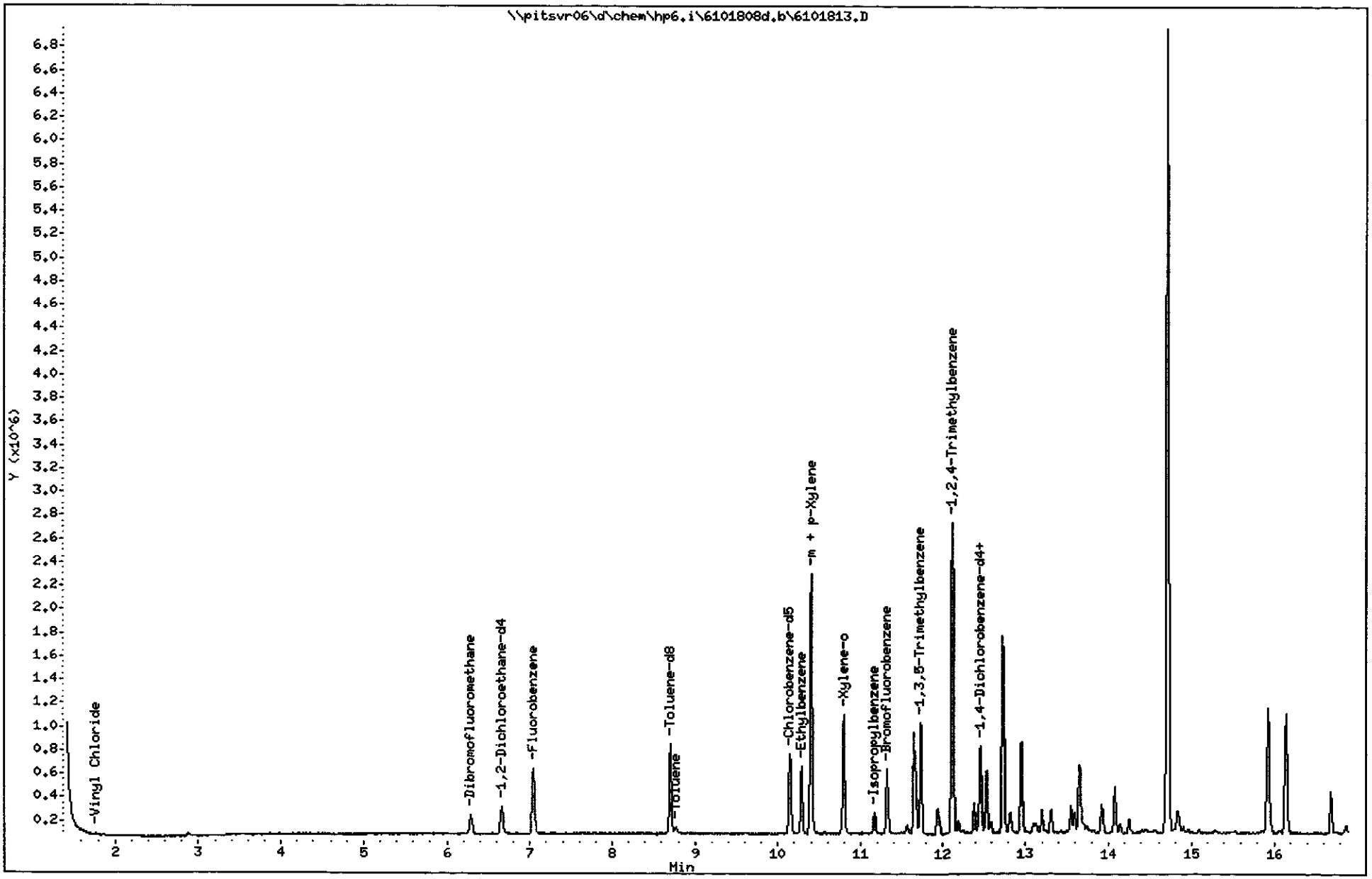

(1001 - 1374)
1090
C8J160331

TestAmerica Pittsburgh

VOLATILE REPORT SW-846 Method

Data file : \\pitsvr06\d\chem\hp6.i\6101808d.b\6101813.D
Lab Smp Id: k02t61am Client Smp ID: EW-5-1008
Inj Date : 18-OCT-2008 15:22
Operator : 403794 Inst ID: hp6.i
Smp Info : c8j160331-008 5x 5ml/25ml)/5ml
Misc Info : k02t61am,6101808d.b,8260ee.m,1-42.sub
Comment :
Method : \\PITSVR06\D\chem\hp6.i\6101808d.b\8260ee.m
Meth Date : 18-Oct-2008 10:18 DavernA Quant Type: ISTD
Cal Date : 06-OCT-2008 12:30 Cal File: 1D61006.D
Als bottle: 8
Dil Factor: 5.00000
Integrator: HP RTE Compound Sublist: 1-42.sub
Target Version: 4.14
Processing Host: PITSVR06

Concentration Formula: Amt * DF * 1/Vo*Vt * CpndVariable

Name	Value	Description
DF	5.000	Dilution Factor
Vo	5.000	Sample Volume
Vt	1.000	mg/L conversion (1.0 if no conversion)
Cpnd Variable		Local Compound Variable

Compounds	QUANT SIG MASS	RT	EXP RT	REL RT	RESPONSE	CONCENTRATIONS ON-COLUMN (ng)	FINAL (UG/L)
* 46 Fluorobenzene	96	7.042	7.041	(1.000)	520032	50.0000	
* 69 Chlorobenzene-d5	119	10.144	10.143	(1.000)	124830	50.0000	
* 92 1,4-Dichlorobenzene-d4	152	12.462	12.461	(1.000)	213851	50.0000	
$ 39 Dibromofluoromethane	113	6.294	6.286	(0.894)	119948	49.8141	9.963
$ 43 1,2-Dichloroethane-d4	65	6.665	6.657	(0.946)	186407	56.8631	11.37
$ 59 Toluene-d8	98	8.703	8.701	(0.858)	507066	52.4927	10.50
$ 80 Bromofluorobenzene	95	11.312	11.311	(0.908)	203921	48.3942	9.679
1 Dichlorodifluoromethane	85	Compound Not Detected.					
2 Chloromethane	50	Compound Not Detected.					
3 Vinyl Chloride	62	1.780	1.772	(0.253)	8370	1.79229	1.792
4 Bromomethane	94	Compound Not Detected.					
5 Chloroethane	64	Compound Not Detected.					
6 Trichlorofluoromethane	101	Compound Not Detected.					
12 1,1-Dichloroethene	96	Compound Not Detected.					
13 Acetone	43	Compound Not Detected.					
15 Carbon Disulfide	76	Compound Not Detected.					
18 Methylene Chloride	84	Compound Not Detected.					
19 trans-1,2-Dichloroethene	96	Compound Not Detected.					
20 Methyl tert-butyl ether	73	Compound Not Detected.					
24 1,1-Dichloroethane	63	Compound Not Detected.					
27 2,2-Dichloropropane	77	Compound Not Detected.					
28 cis-1,2-dichloroethene	96	Compound Not Detected.					

	Compounds	QUANT SIG MASS	RT	EXP RT	REL RT	RESPONSE	CONCENTRATIONS ON-COLUMN (ng)	CONCENTRATIONS FINAL (UG/L)
M	29 1,2-Dichloroethene (total)	96	Compound Not Detected.					
	30 Bromochloromethane	128	Compound Not Detected.					
	31 2-Butanone	43	Compound Not Detected.					
	37 Chloroform	83	Compound Not Detected.					
	38 1,1,1-Trichloroethane	97	Compound Not Detected.					
	40 1,1-Dichloropropene	75	Compound Not Detected.					
	41 Carbon Tetrachloride	117	Compound Not Detected.					
	42 Benzene	78	Compound Not Detected.					
	45 1,2-Dichloroethane	62	Compound Not Detected.					
	47 Trichloroethene	130	Compound Not Detected.					
	49 1,2-Dichloropropane	63	Compound Not Detected.					
	50 Dibromomethane	93	Compound Not Detected.					
	53 Bromodichloromethane	83	Compound Not Detected.					
	57 cis-1,3-Dichloropropene	75	Compound Not Detected.					
	58 4-Methyl-2-Pentanone	43	Compound Not Detected.					
	60 Toluene	91	8.770	8.768	(0.864)	33581	2.74209	2.742(H)
	61 trans-1,3-Dichloropropene	75	Compound Not Detected.					
	63 1,3-Dichloropropane	76	Compound Not Detected.					
	64 1,1,2-Trichloroethane	97	Compound Not Detected.					
	65 Tetrachloroethene	164	Compound Not Detected.					
	66 2-Hexanone	43	Compound Not Detected.					
	67 Dibromochloromethane	129	Compound Not Detected.					
	68 1,2-Dibromoethane	107	Compound Not Detected.					
	70 Chlorobenzene	112	Compound Not Detected.					
	71 1,1,1,2-Tetrachloroethane	131	Compound Not Detected.					
	72 Ethylbenzene	106	10.284	10.283	(1.014)	127938	29.0205	29.02
	73 m + p-Xylene	106	10.400	10.399	(1.025)	634019	116.347	116.3
	74 Xylene-o	106	10.795	10.794	(1.064)	263939	50.1315	50.13
M	75 Xylenes (total)	106				897958	166.478	166.5
	76 Styrene	104	Compound Not Detected.					
	77 Bromoform	173	Compound Not Detected.					
	78 Isopropylbenzene	105	11.166	11.159	(1.101)	115383	8.70479	8.705
	79 Bromobenzene	156	Compound Not Detected.					
	83 1,1,2,2-Tetrachloroethane	83	Compound Not Detected.					
	84 1,2,3-Trichloropropane	110	Compound Not Detected.					
	86 1,3,5-Trimethylbenzene	105	11.744	11.743	(0.942)	529141	42.7524	42.75
	88 1,2,4-Trimethylbenzene	105	12.121	12.120	(0.973)	1542355	123.573	123.6
	90 4-Isopropyltoluene	119	12.438	12.437	(0.998)	41638	3.34076	3.341
	91 1,3-Dichlorobenzene	146	Compound Not Detected.					
	93 1,4-Dichlorobenzene	146	Compound Not Detected.					
	95 1,2-Dichlorobenzene	146	Compound Not Detected.					
	96 1,2-Dibromo-3-chloropropane	157	Compound Not Detected.					
	97 1,2,4-Trichlorobenzene	180	Compound Not Detected.					
	101 1,1,2-trichlorotrifluoroethane	101	Compound Not Detected.					
	102 Methyl acetate	43	Compound Not Detected.					
	104 Cyclohexane	56	Compound Not Detected.					
	105 Methyl Cyclohexane	83	Compound Not Detected.					

QC Flag Legend

H - Operator selected an alternate compound hit.

Data File: \\pitsvr06\d\chem\hp6.i\6101808d.b\6101813.D

Date : 18-OCT-2008 15:22

Client ID: EW-5-1008

Instrument: hp6.i

Sample Info: c8j160331-008 5x 5ml/25ml)/5ml

Purge Volume: 5.0

Operator: 403794

Column phase: DB 624

Column diameter: 0.20

3 Vinyl Chloride

Concentration: 1.792 UG/L

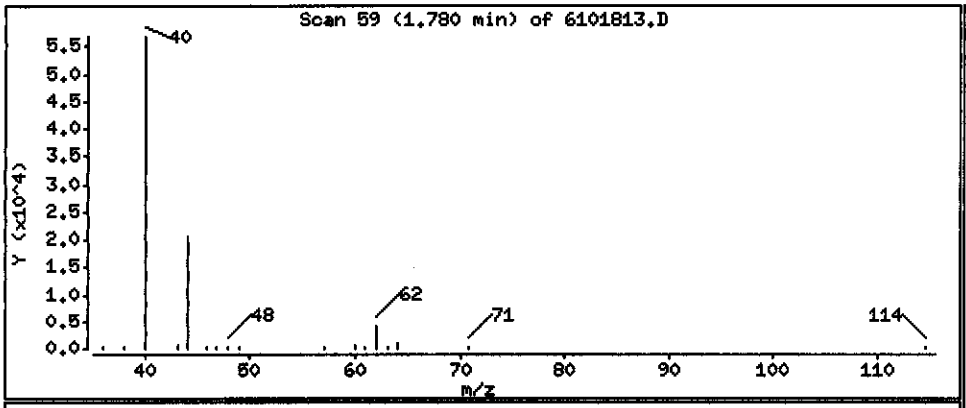

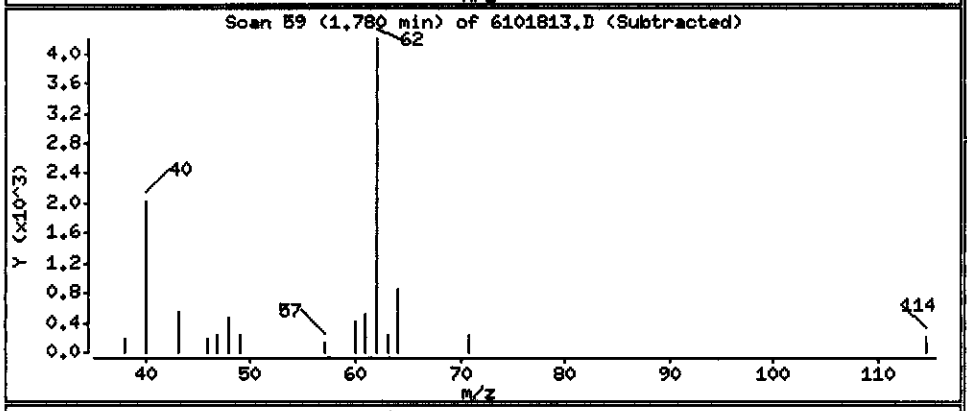

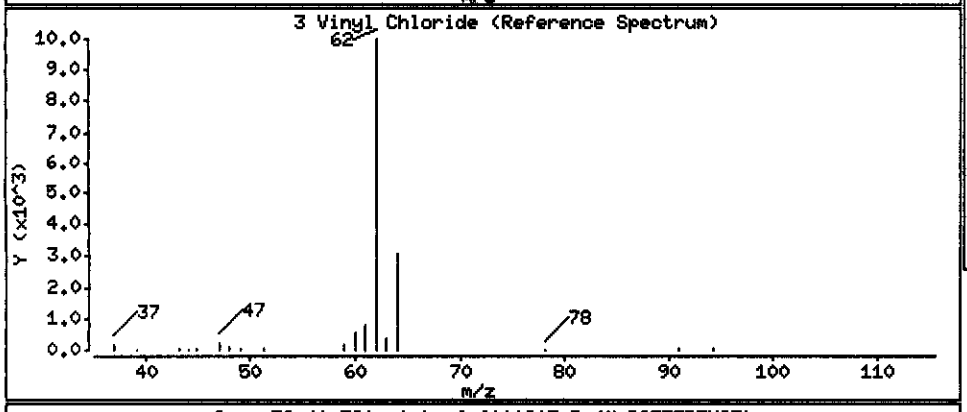

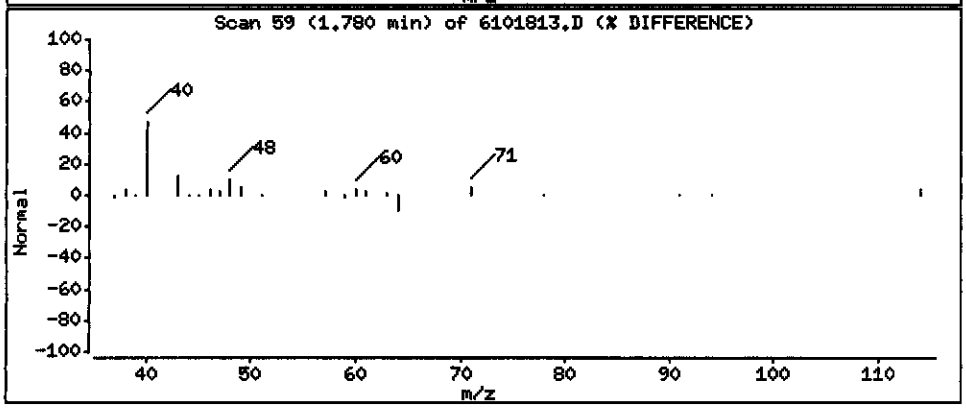

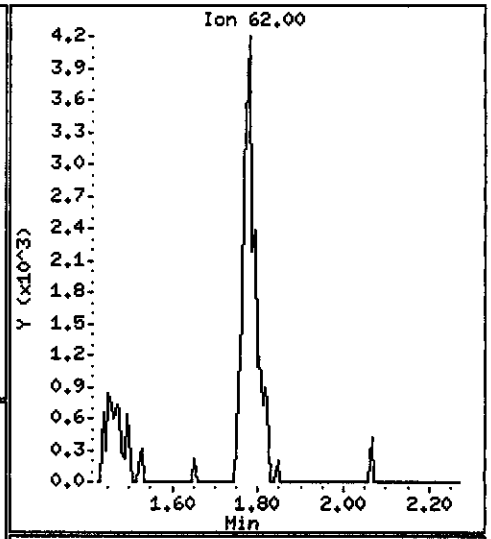

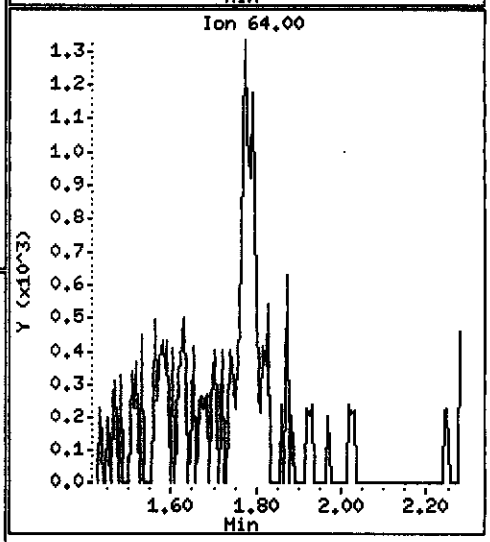

Data File: \\pitsvr06\d\chem\hp6.i\6101808d.b\6101813.D

Date : 18-OCT-2008 15:22

Client ID: EW-5-1008 Instrument: hp6.i

Sample Info: c8j160331-008 5x 5ml/25ml)/5ml

Purge Volume: 5.0 Operator: 403794

Column phase: DB 624 Column diameter: 0.20

60 Toluene Concentration: 2.742 UG/L

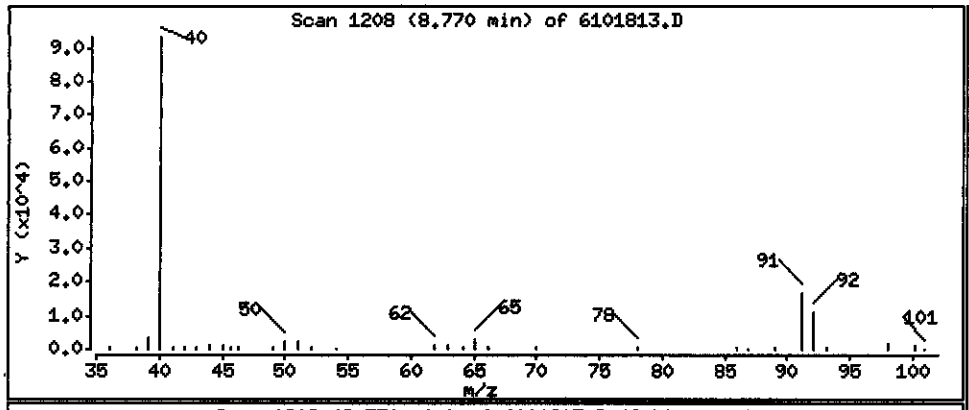

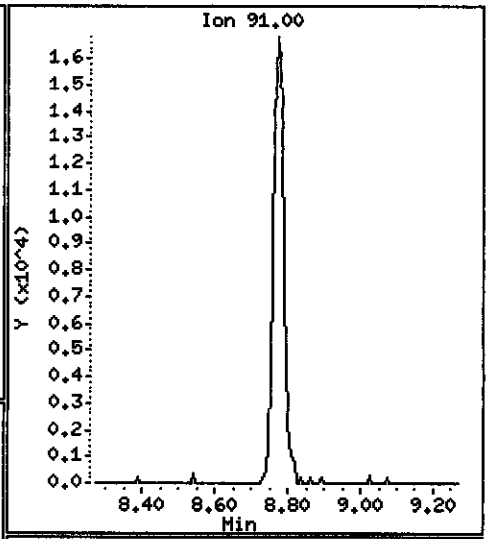

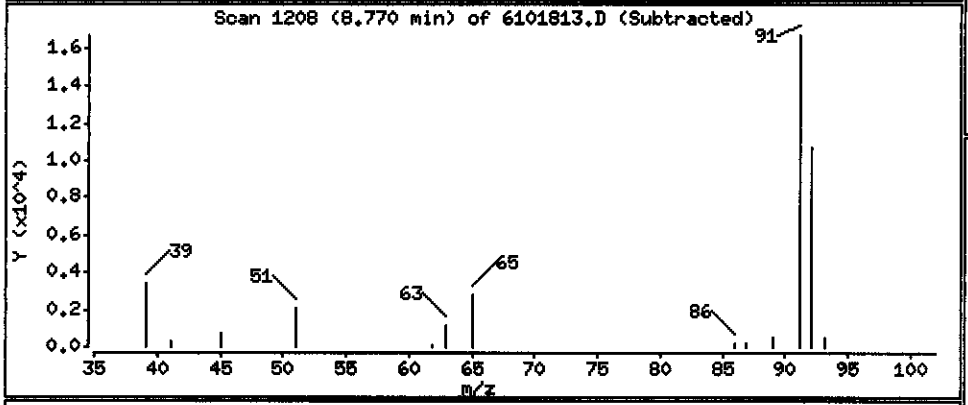

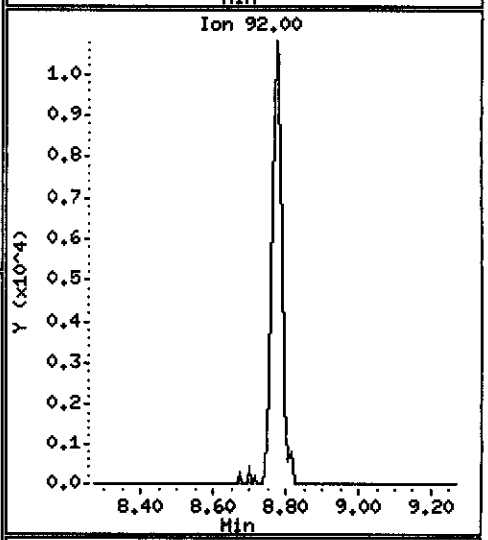

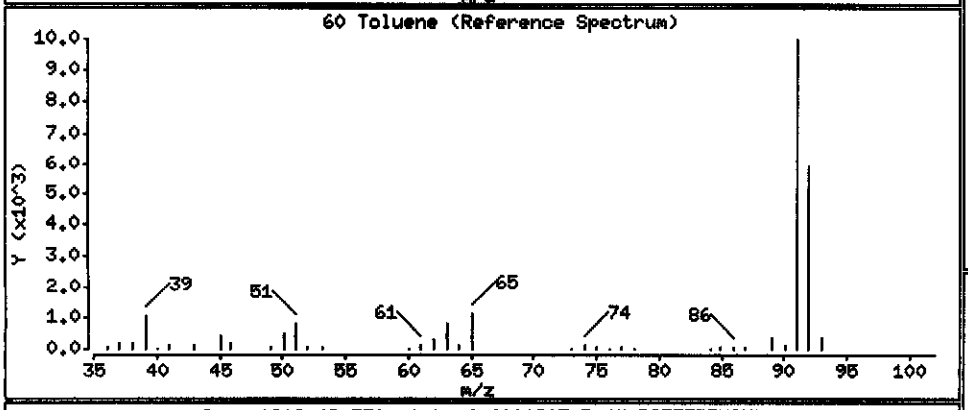

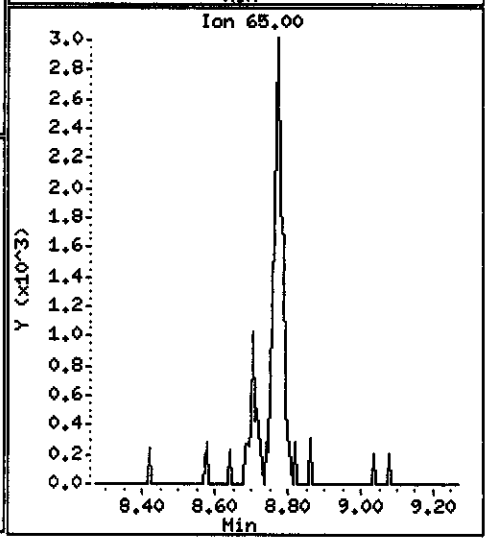

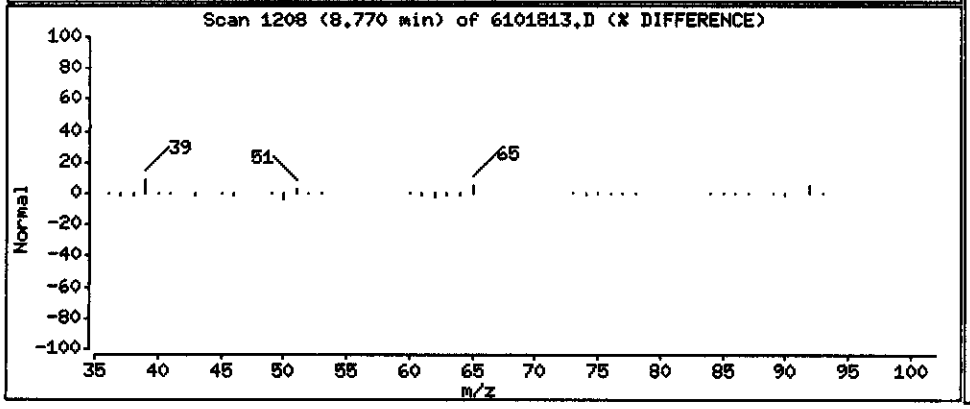

Data File: \\pitsvr06\d\chem\hp6.i\6101808d.b\6101813.D

Date : 18-OCT-2008 15:22

Client ID: EW-5-1008 Instrument: hp6.i

Sample Info: c8j160331-008 5x 5ml/25ml)/5ml

Purge Volume: 5.0 Operator: 403794

Column phase: DB 624 Column diameter: 0.20

72 Ethylbenzene Concentration: 29.02 UG/L

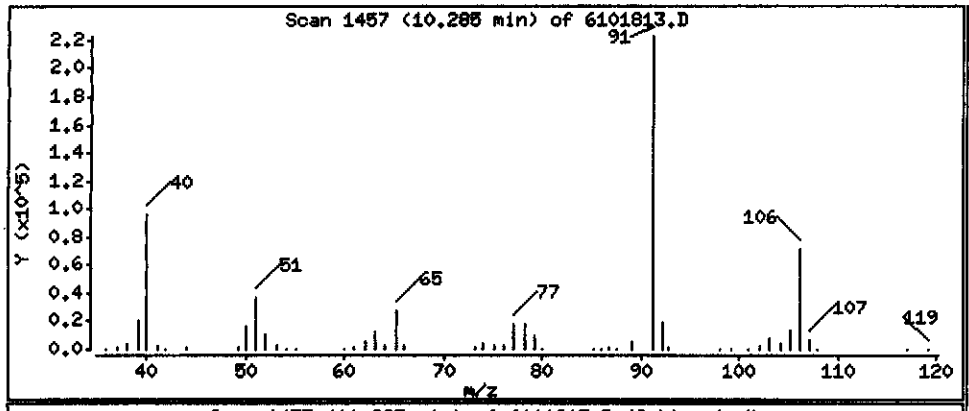

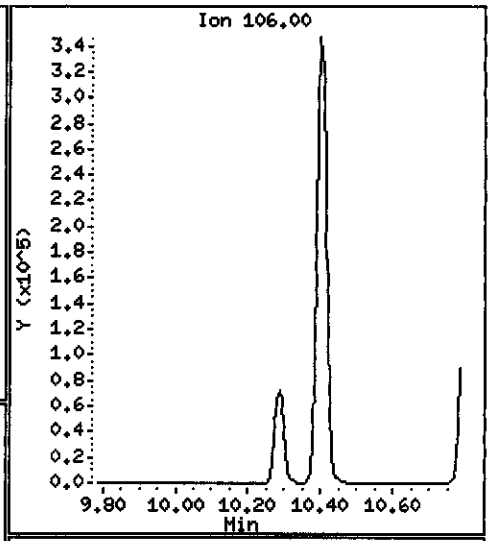

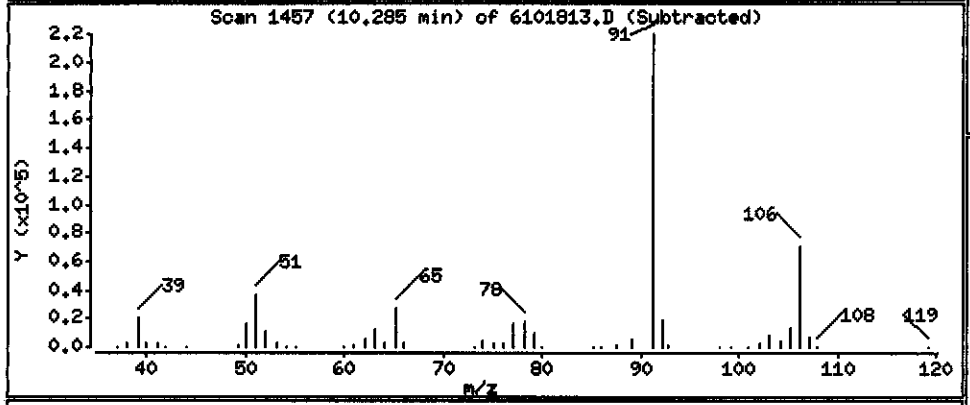

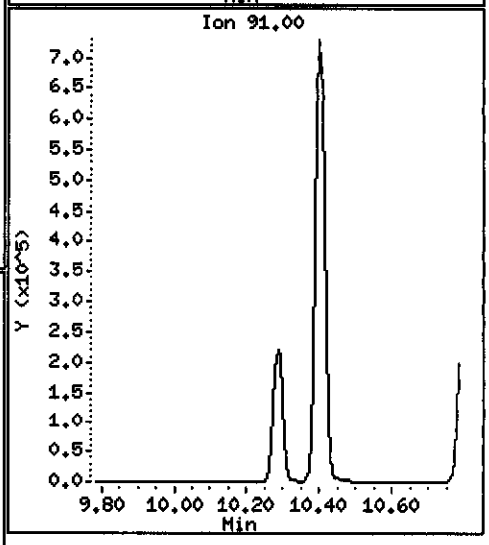

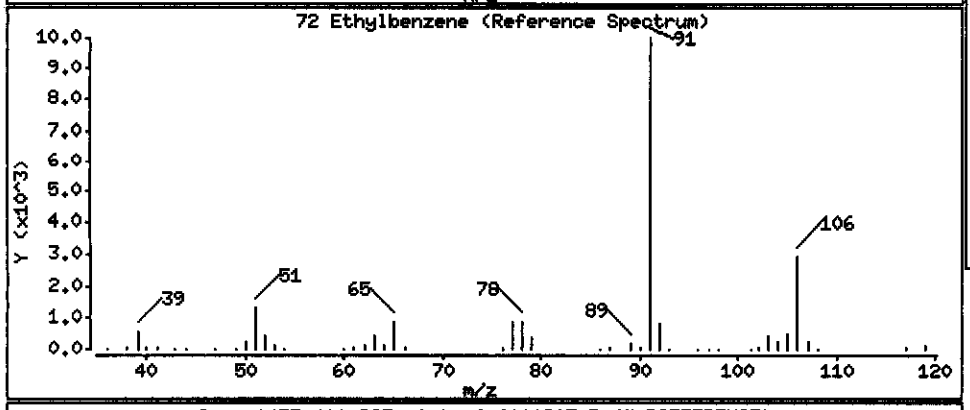

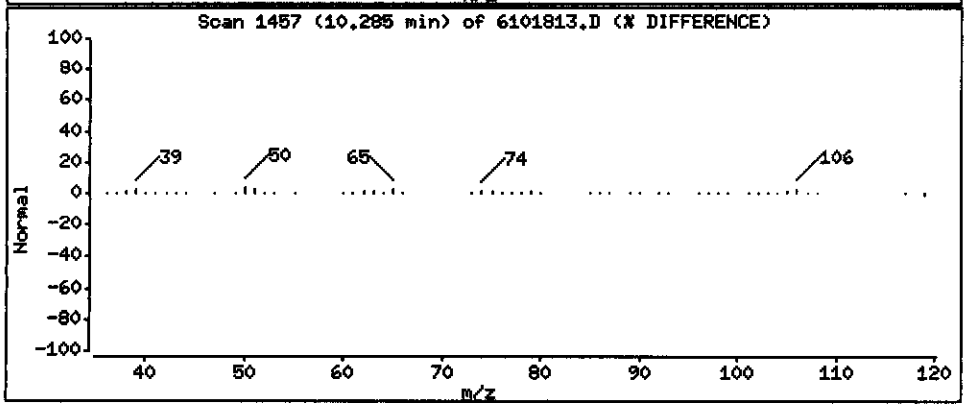

Data File: \\pitsvr06\d\chem\hp6.i\6101808d.b\6101813.D

Date : 18-OCT-2008 15:22

Client ID: EW-5-1008 Instrument: hp6.i

Sample Info: c8j160331-008 5x 5ml/25ml)/5ml

Purge Volume: 5.0 Operator: 403794

Column phase: DB 624 Column diameter: 0.20

73 m + p-Xylene Concentration: 116.3 UG/L

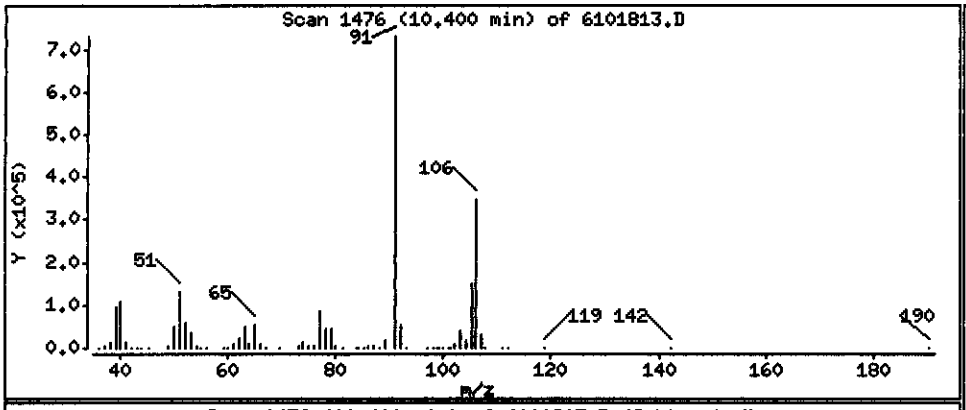

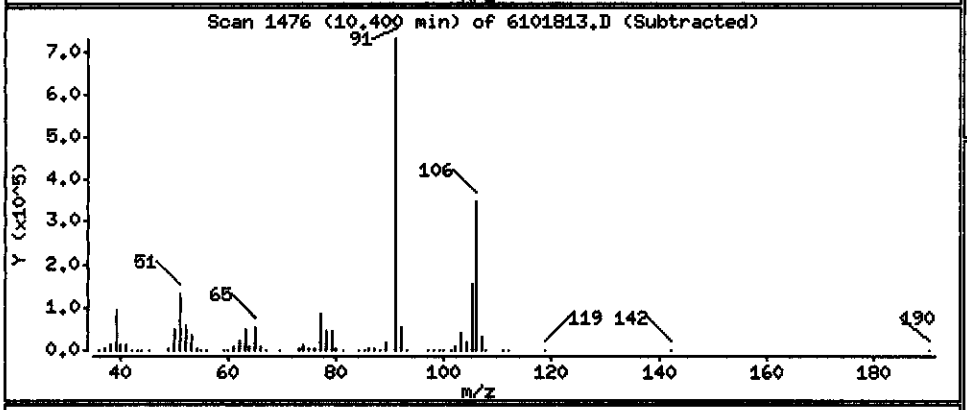

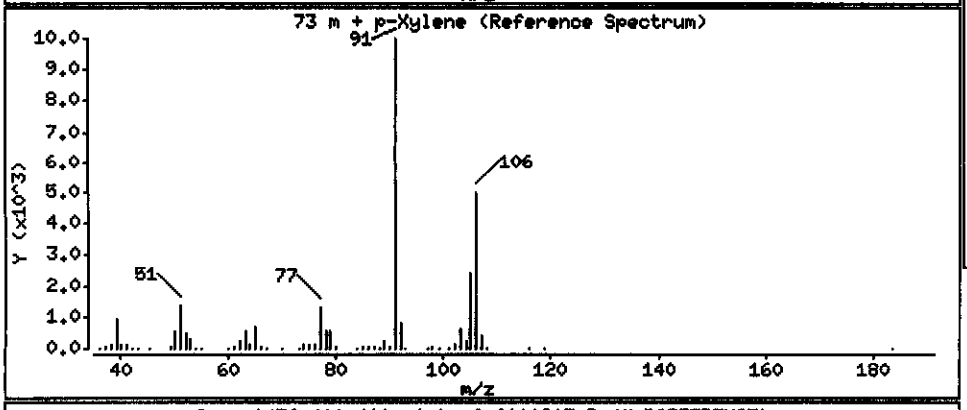

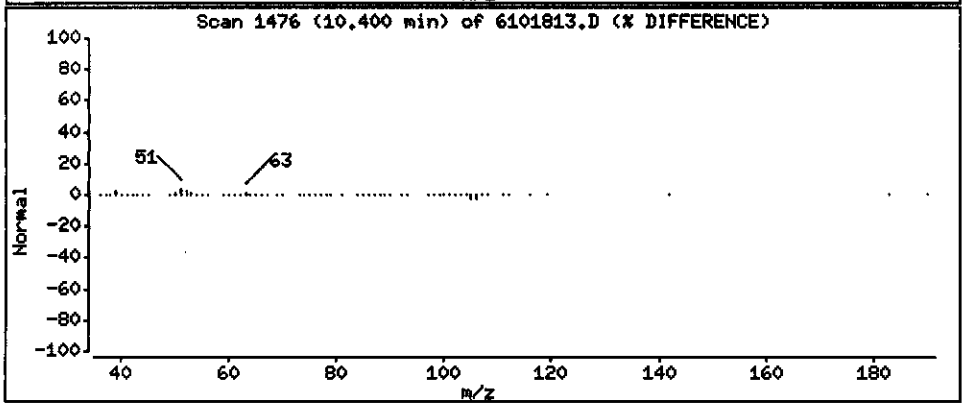

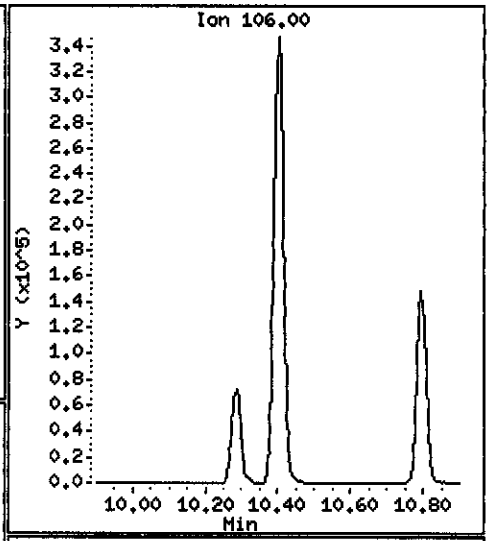

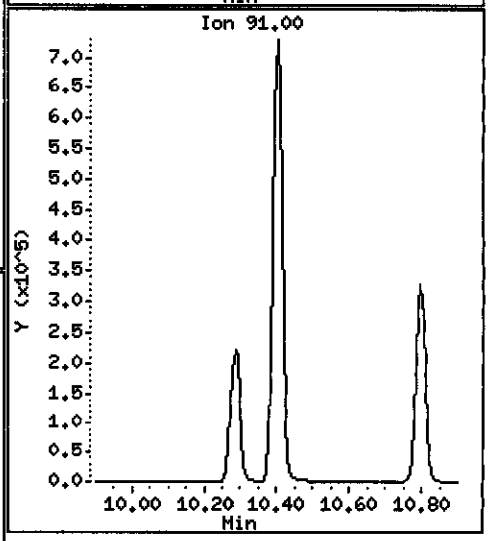

Data File: \\pitsvr06\d\chem\hp6.i\6101808d.b\6101813.D

Date : 18-OCT-2008 15:22

Client ID: EW-5-1008

Instrument: hp6.i

Sample Info: c8j160331-008 5x 5ml/25ml)/5ml

Purge Volume: 5.0

Operator: 403794

Column phase: DB 624

Column diameter: 0.20

74 Xylene-o

Concentration: 50.13 UG/L

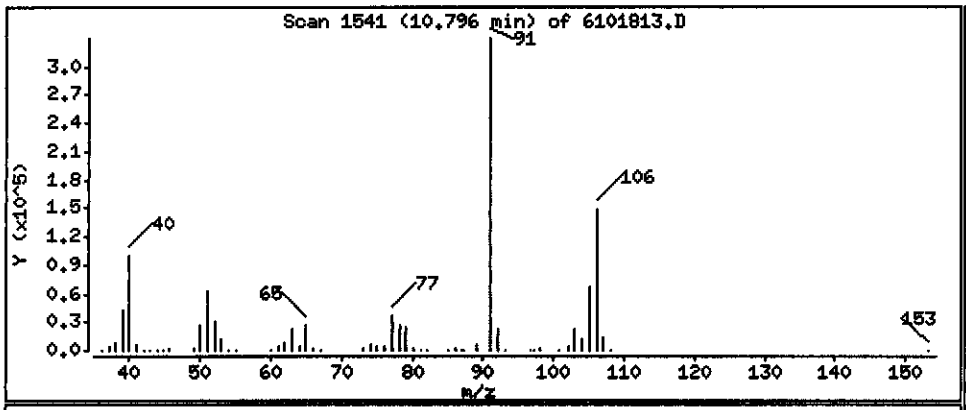

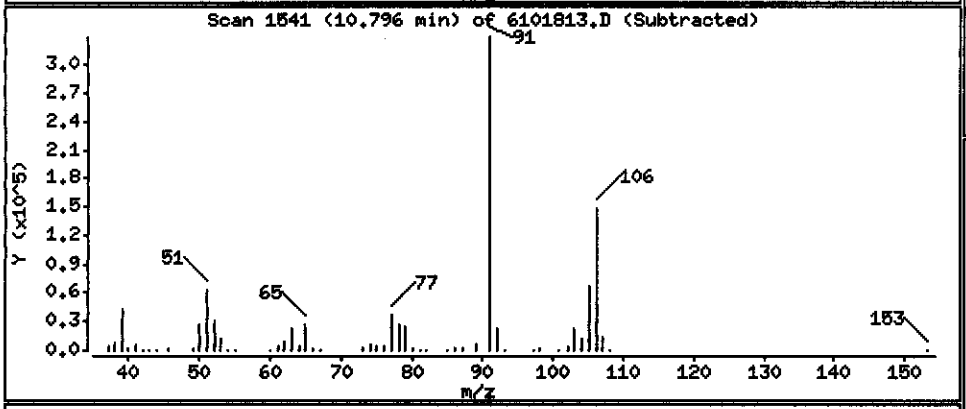

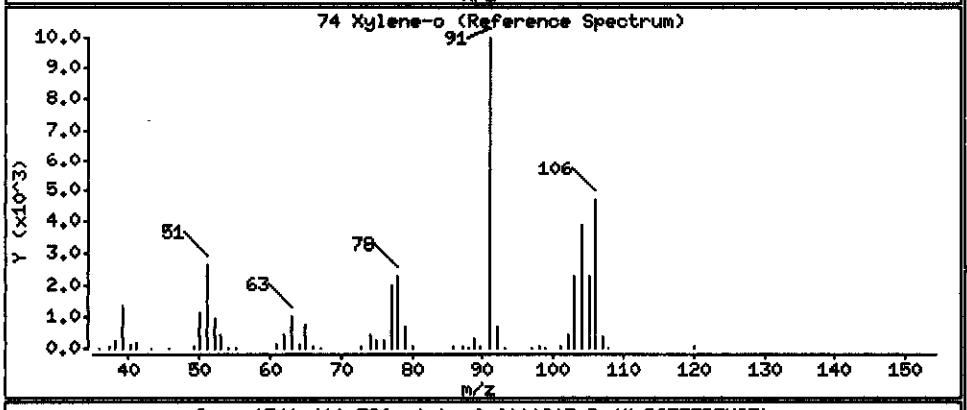

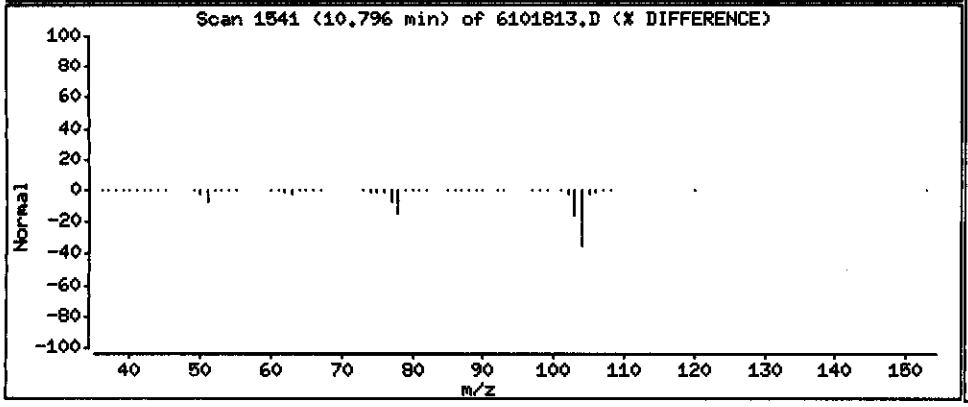

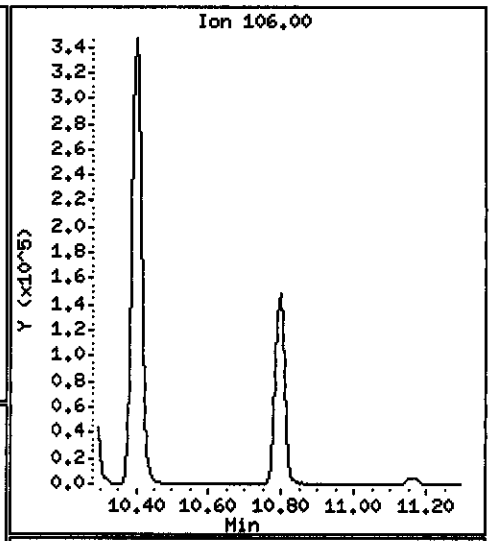

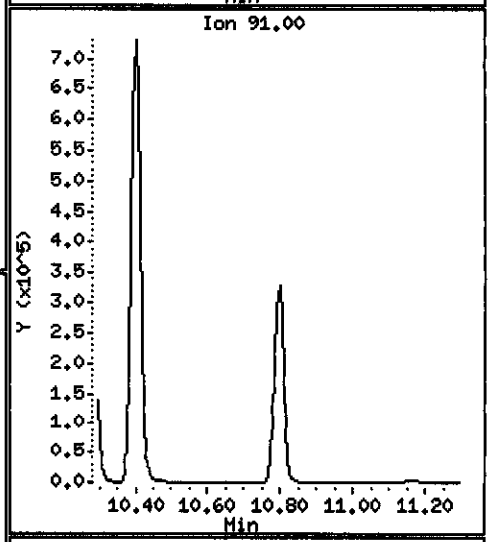

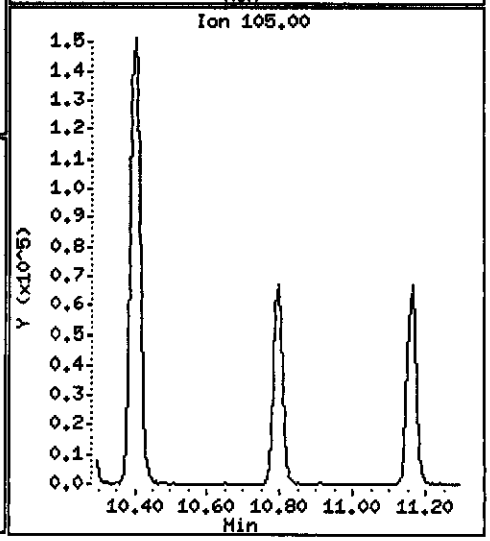

Data File: \\pitsvr06\d\chem\hp6.i\6101808d.b\6101813.D

Date : 18-OCT-2008 15:22

Client ID: EW-5-1008

Instrument: hp6.i

Sample Info: c8j160331-008 5x 5ml/25ml)/5ml

Purge Volume: 5.0

Operator: 403794

Column phase: DB 624

Column diameter: 0.20

78 Isopropylbenzene

Concentration: 8.705 UG/L

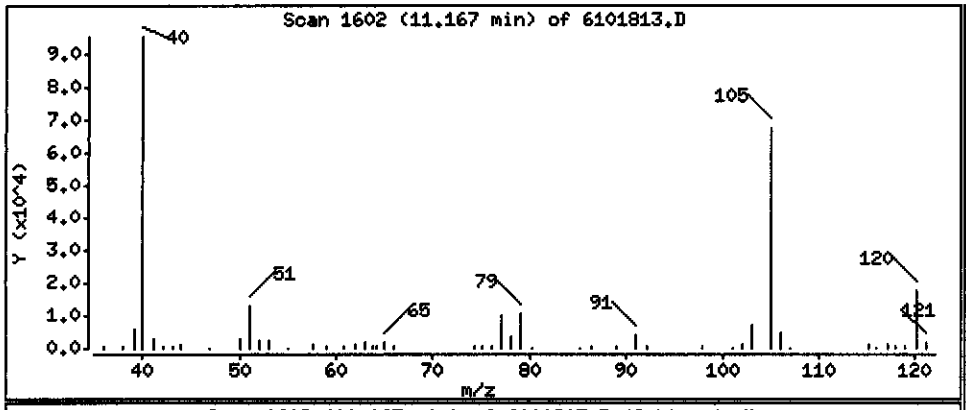

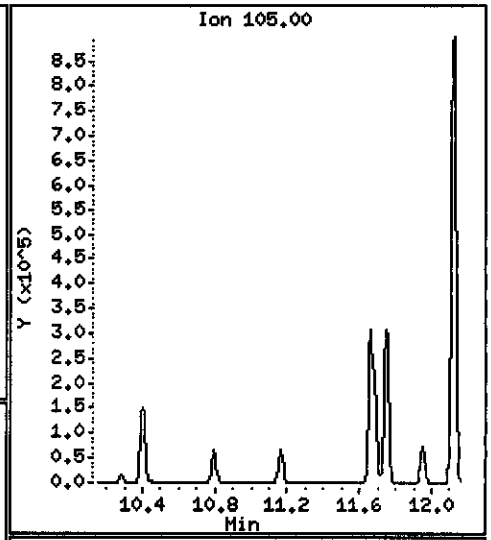

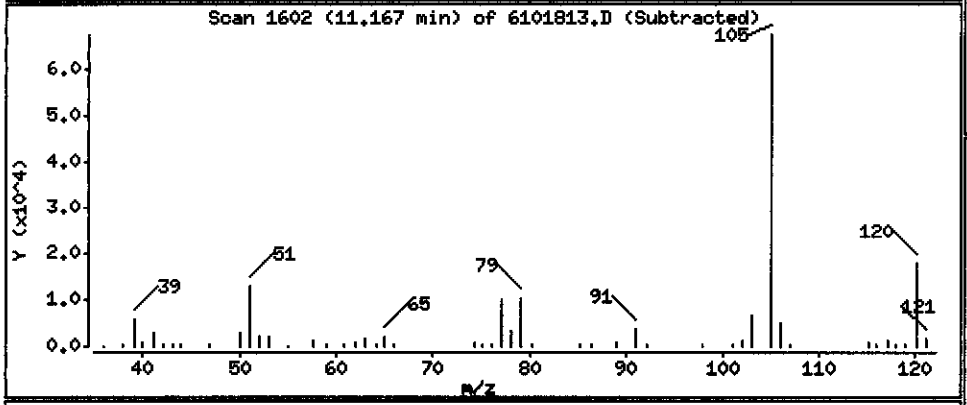

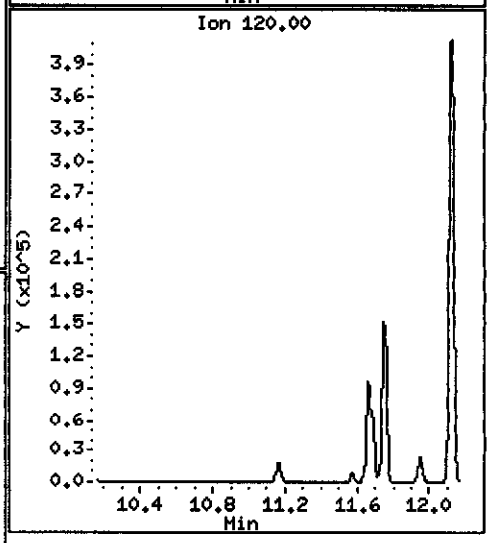

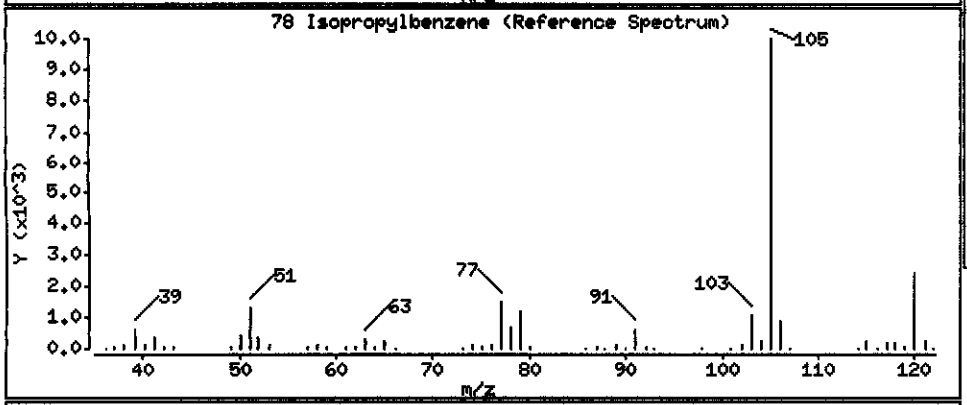

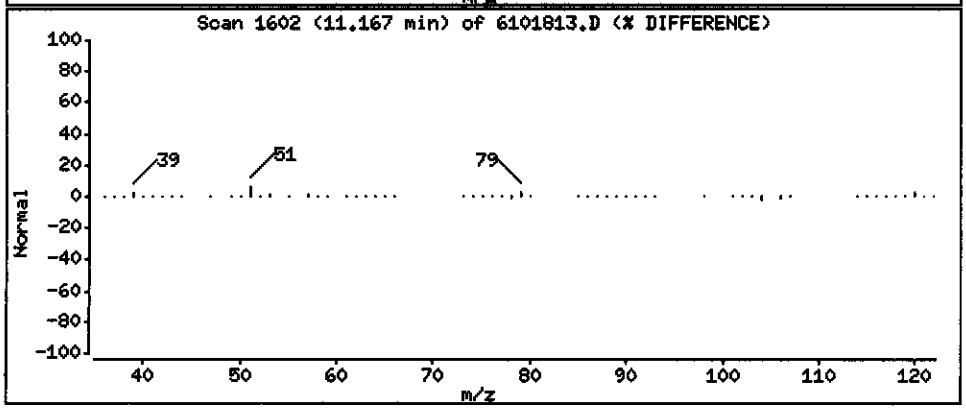

Data File: \\pitsvr06\d\chem\hp6.i\6101808d.b\6101813.D

Date : 18-OCT-2008 15:22

Client ID: EW-5-1008 Instrument: hp6.i

Sample Info: c8j160331-008 5x 5ml/25ml)/5ml

Purge Volume: 5.0 Operator: 403794

Column phase: DB 624 Column diameter: 0.20

86 1,3,5-Trimethylbenzene Concentration: 42.75 UG/L

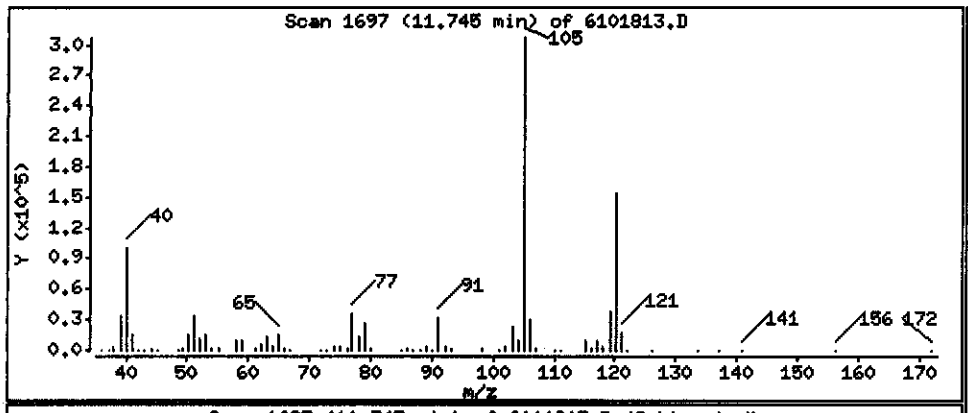

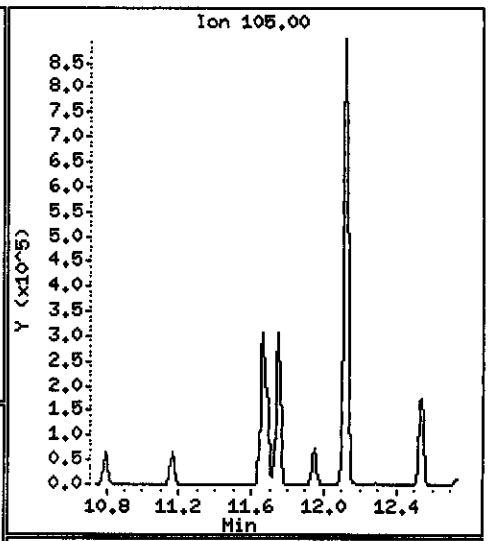

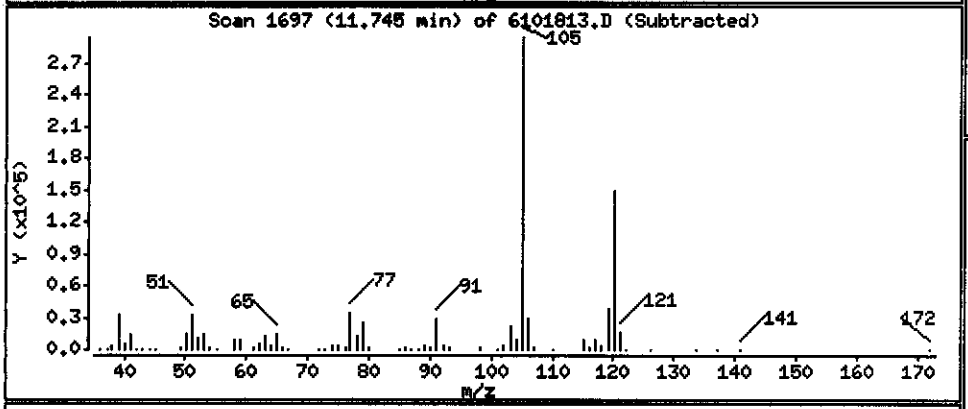

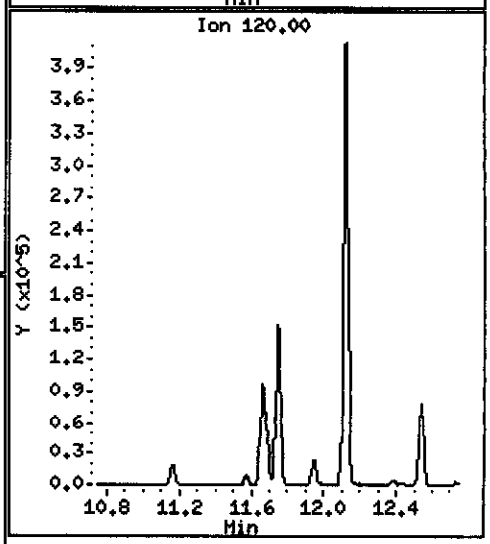

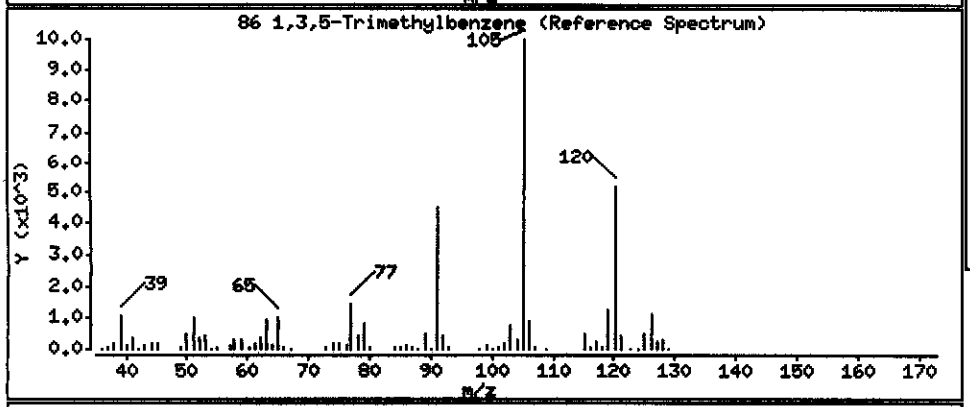

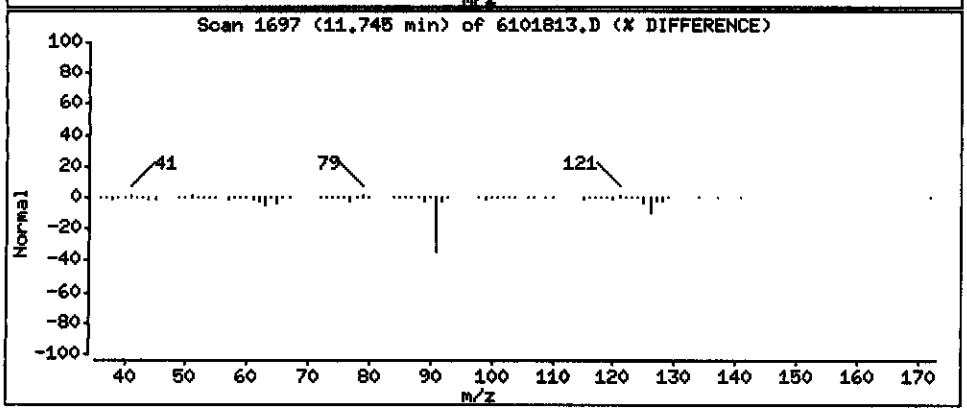

Data File: \\pitsvr06\d\chem\hp6.i\6101808d.b\6101813.D

Date : 18-OCT-2008 15:22

Client ID: EW-5-1008

Instrument: hp6.i

Sample Info: c8j160331-008 5x 5ml/25ml)/5ml

Purge Volume: 5.0

Operator: 403794

Column phase: DB 624

Column diameter: 0.20

88 1,2,4-Trimethylbenzene

Concentration: 123.6 UG/L

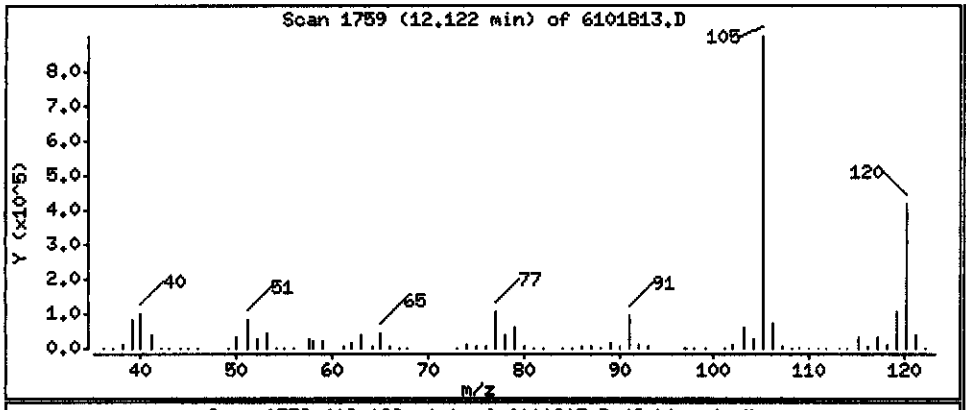

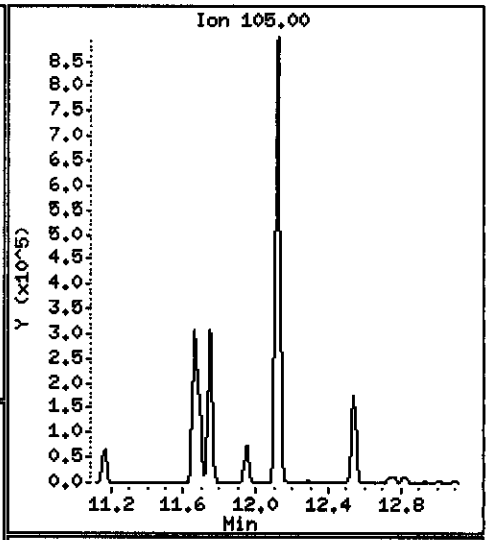

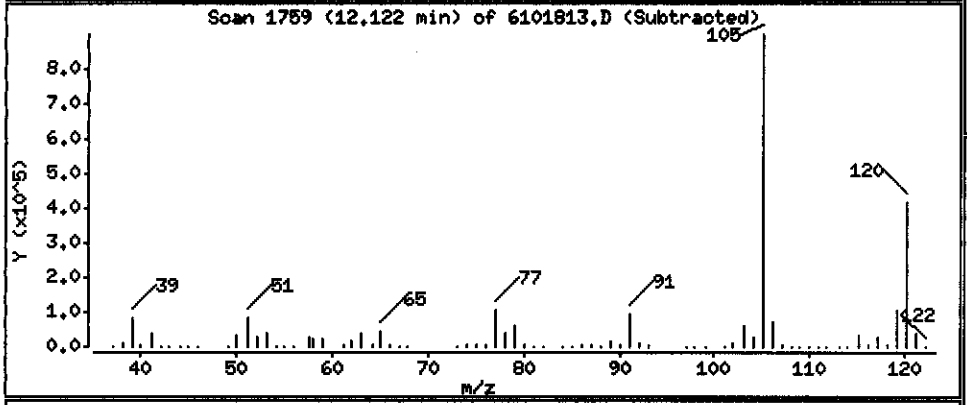

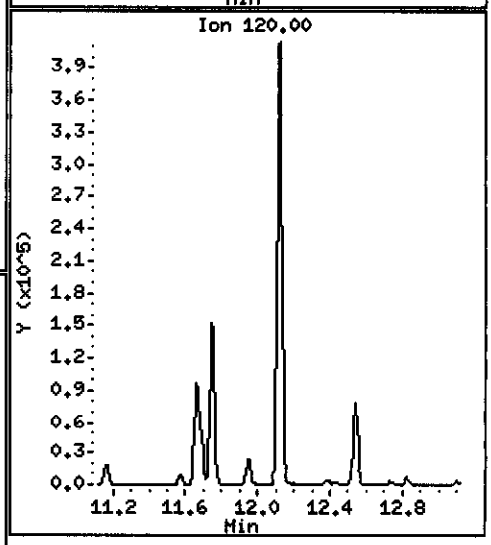

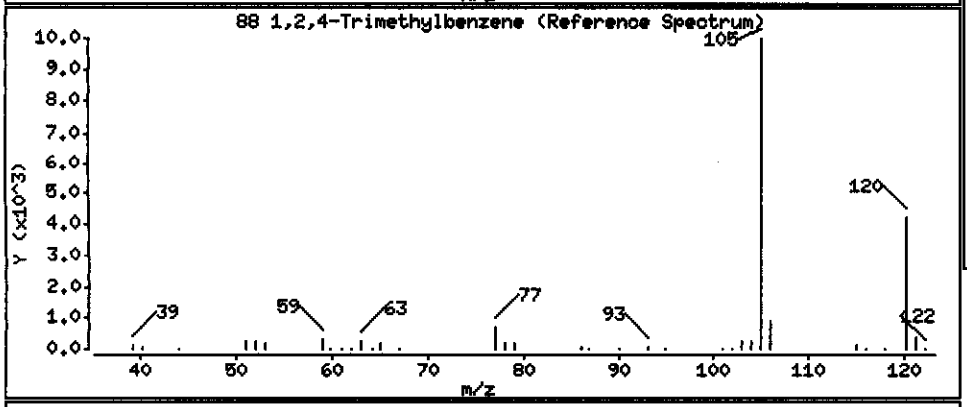

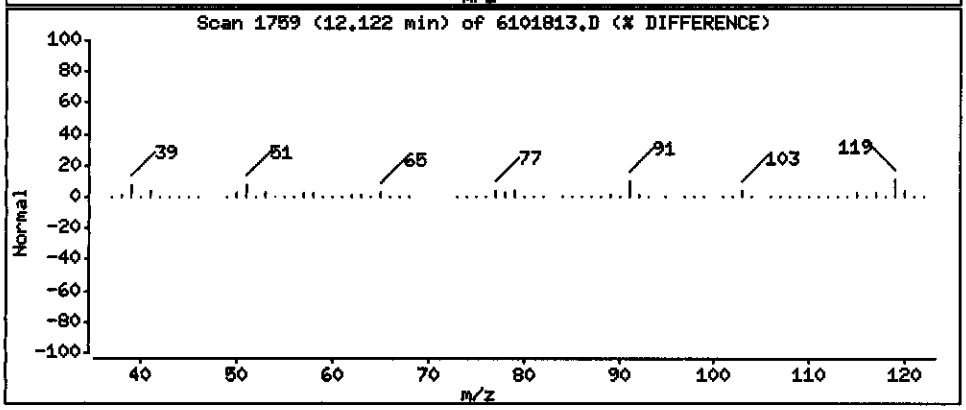

Data File: \\pitsvr06\d\chem\hp6.i\6101808d.b\6101813.D

Date : 18-OCT-2008 15:22

Client ID: EW-5-1008

Instrument: hp6.i

Sample Info: c8j160331-008 5x 5ml/25ml)/5ml

Purge Volume: 5.0

Operator: 403794

Column phase: DB 624

Column diameter: 0.20

90 4-Isopropyltoluene

Concentration: 3.341 UG/L

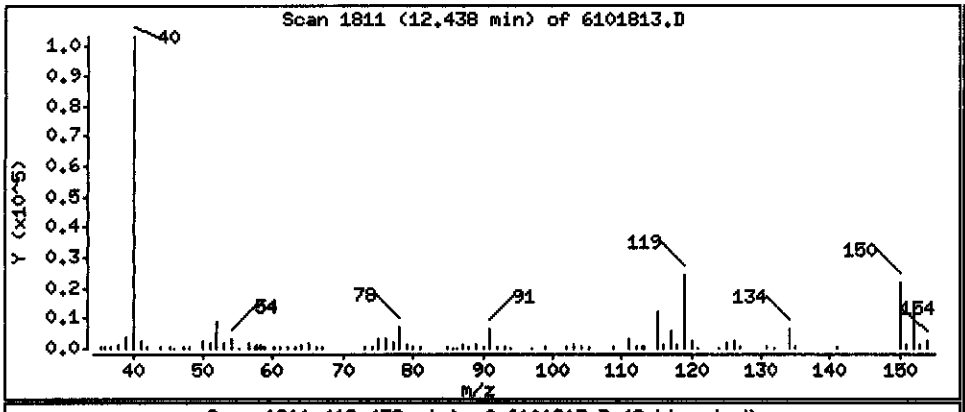

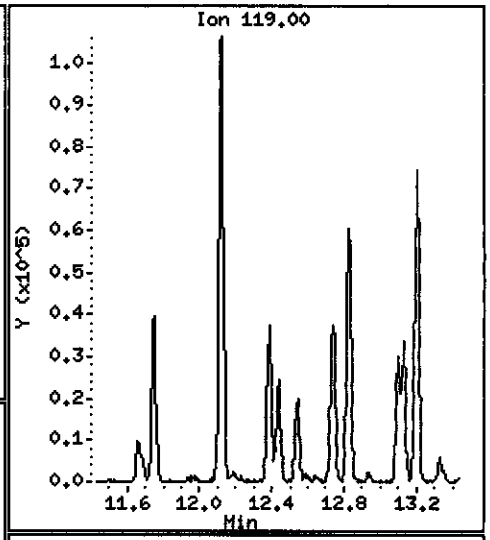

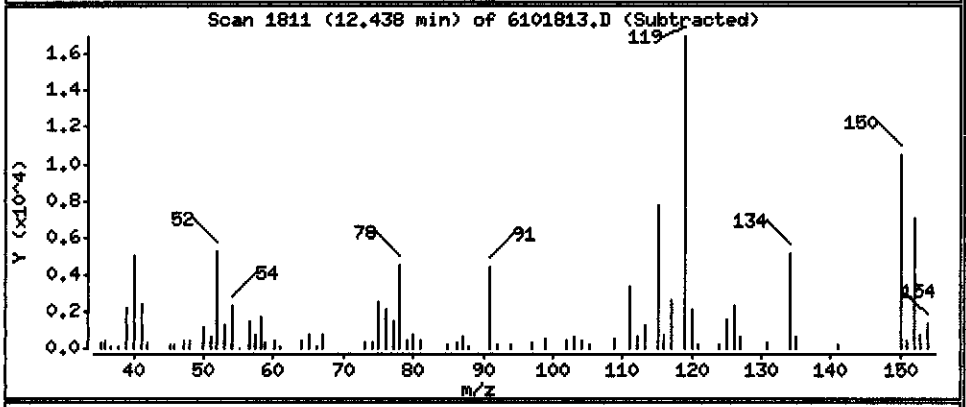

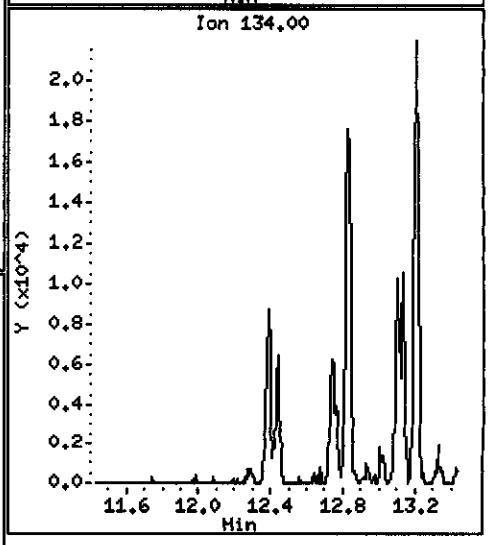

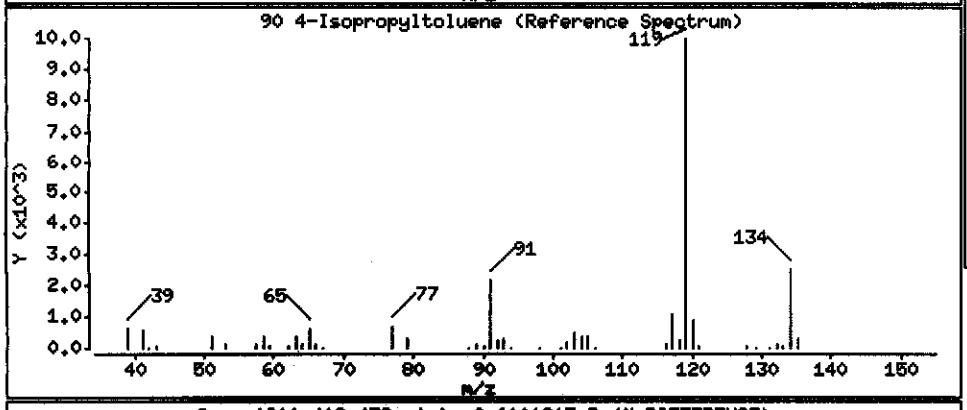

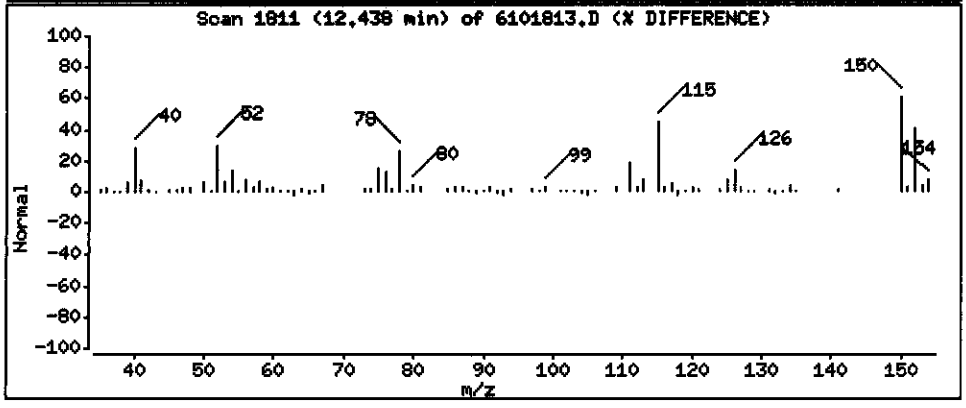

Data File Name: 6101813.D
Inj. Date and Time: 18-OCT-2008 15:22
Instrument ID: hp6.i
Client ID: EW-5-1008
Compound Name: Toluene
CAS #: 108-88-3
Report Date: 10/18/2008

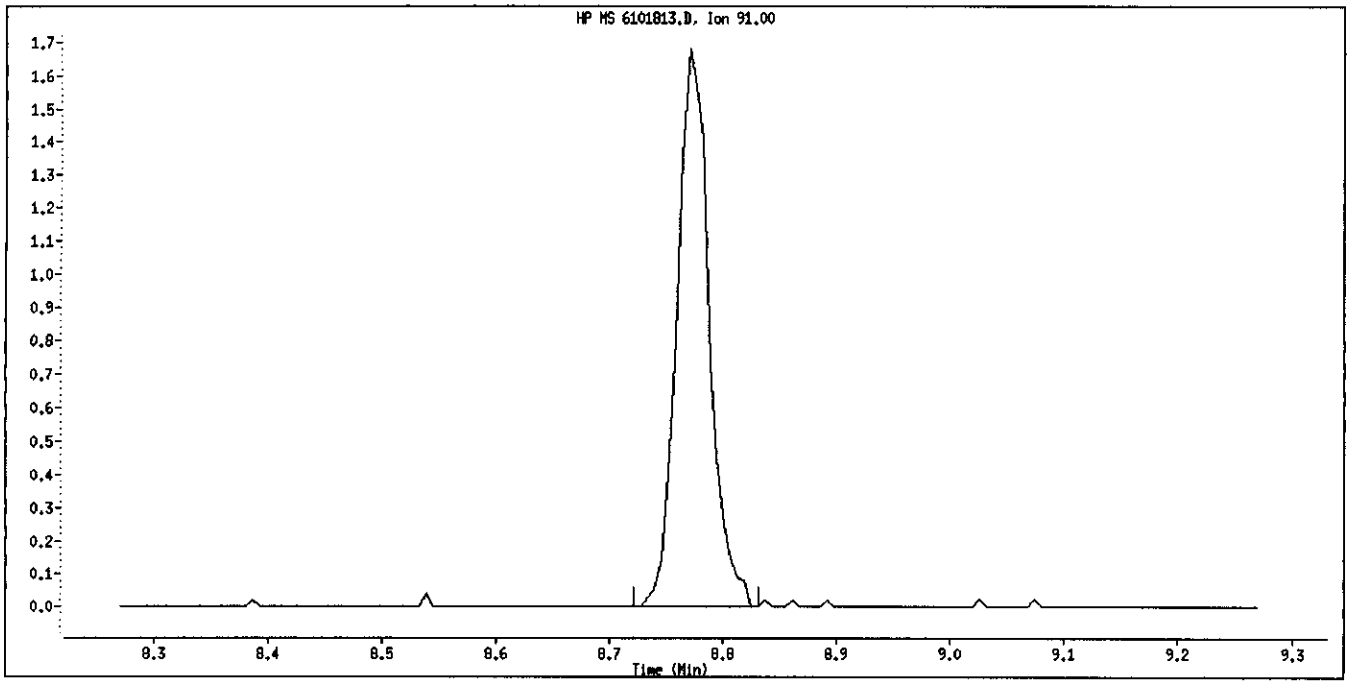

Original Integration

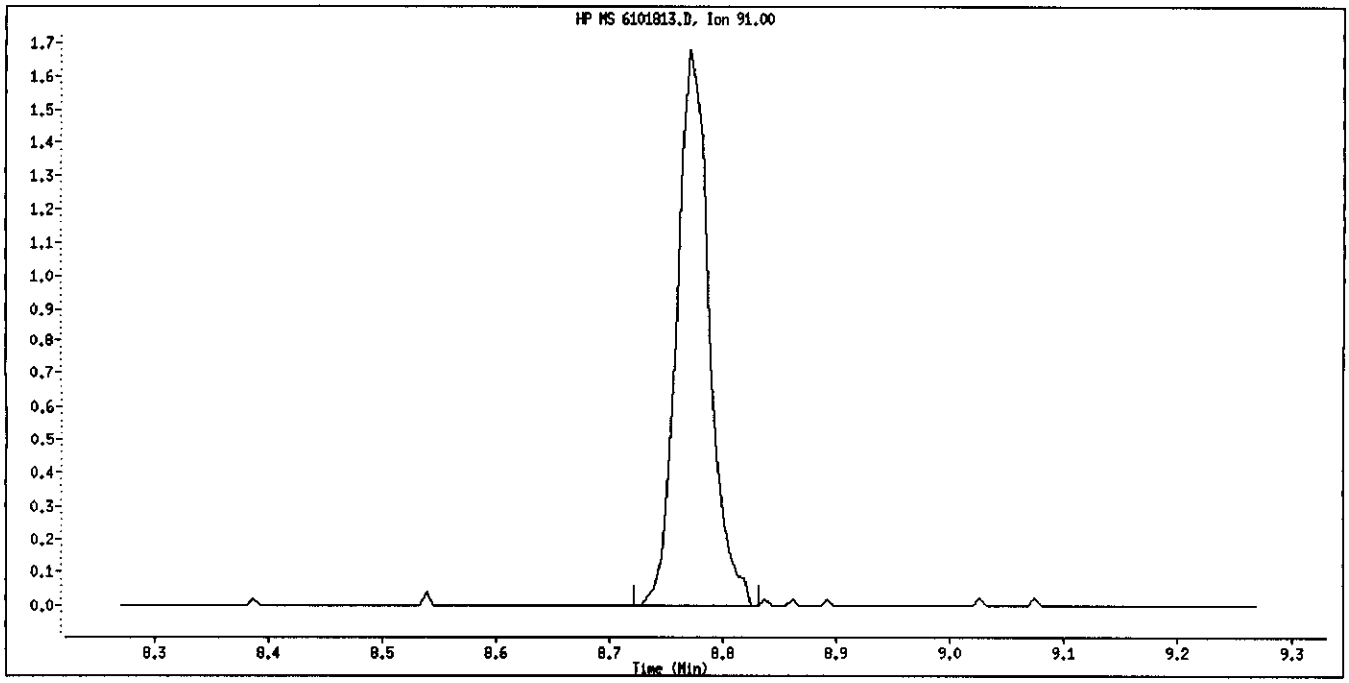

Manual Integration

Manually Integrated By: daverna
Manual Integration Reason: Unknown

Data File: \\pitsvr06\d\chem\hp6.i\6101808d.b\6101813.D
Injection Date: 18-OCT-2008 15:22
Instrument: hp6.i
Client Sample ID: EW-5-1008

Compound: Toluene
CAS Number: 108-88-3

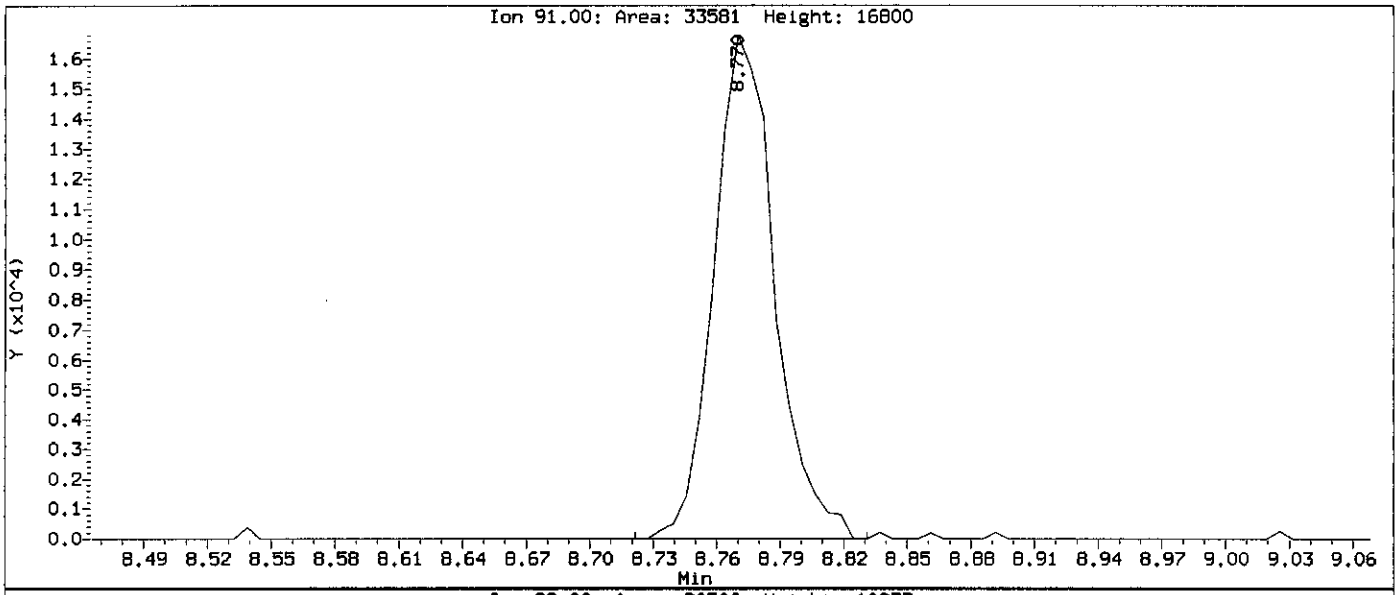

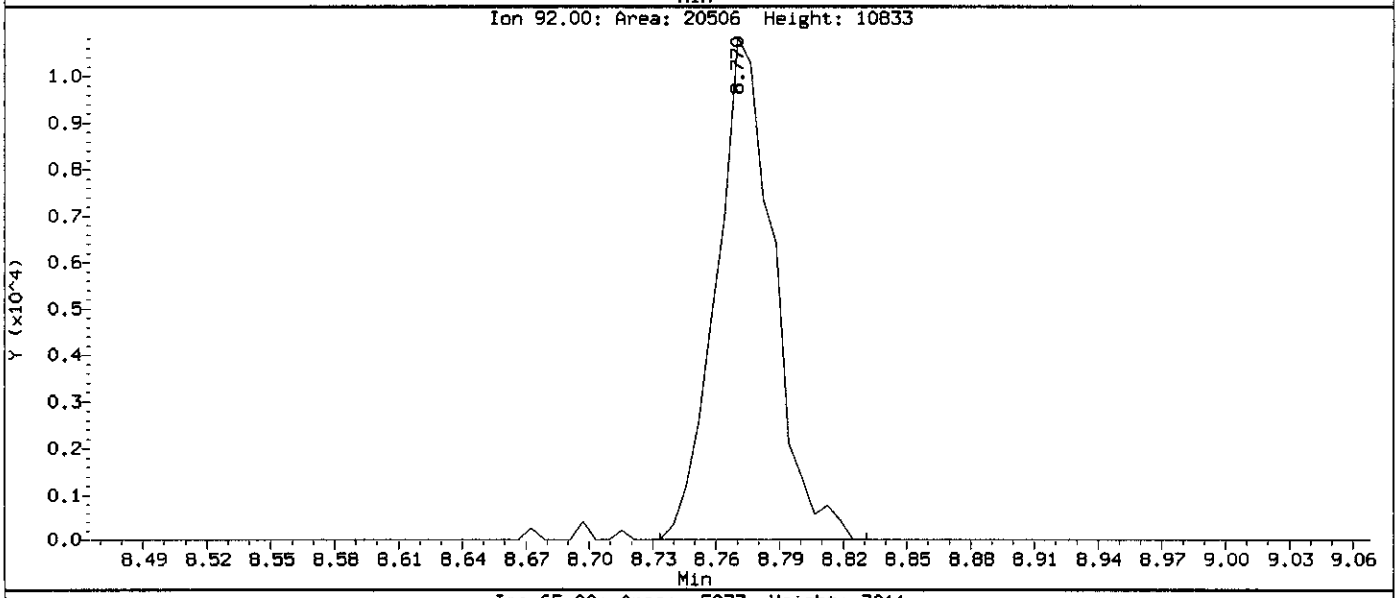

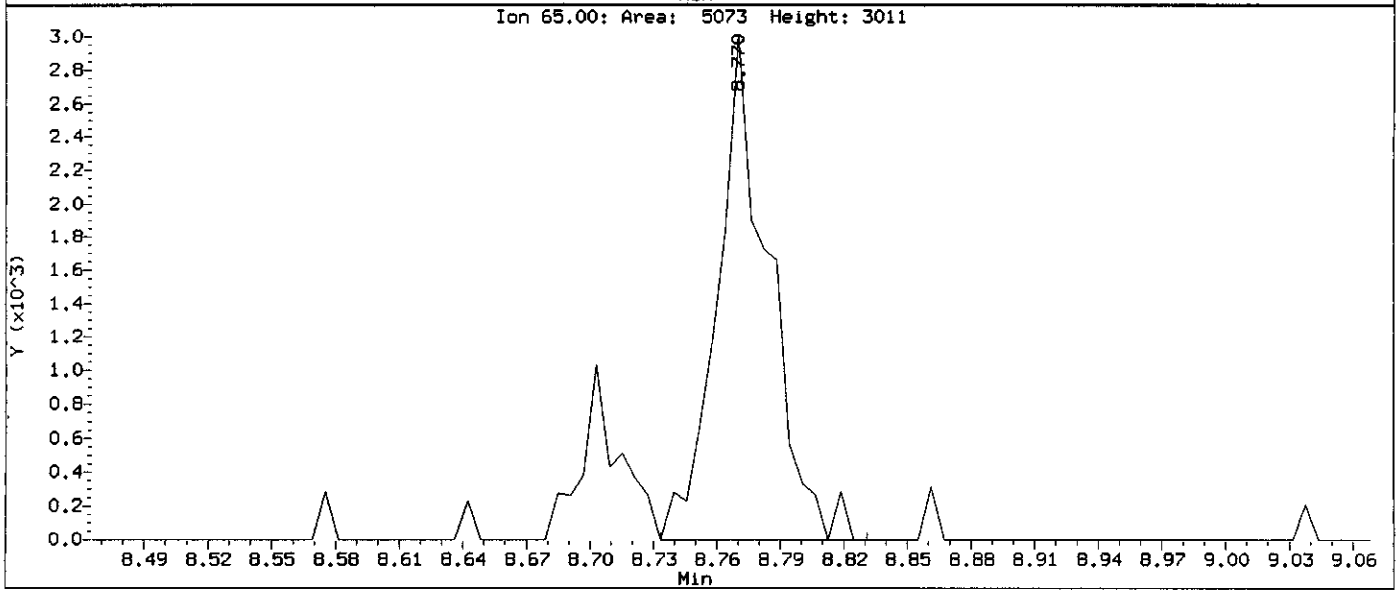

MACTEC Engineering and Consulting Inc

Client Sample ID: DUPLICATE EW-1-1008

GC/MS Volatiles

Lot-Sample #...: C8J160331-009	**Work Order #...:** K02T71AM	**Matrix.....:** WATER
Date Sampled...: 10/14/08	**Date Received..:** 10/16/08	**MS Run #.....:** 8292038
Prep Date.....: 10/18/08	**Analysis Date..:** 10/18/08	
Prep Batch #...: 8292073	**Analysis Time..:** 15:45	
Dilution Factor: 300	**Initial Wgt/Vol:** 5 mL	**Final Wgt/Vol..:** 5 mL
Analyst ID.....: 403794	**Instrument ID..:** HP6	
	Method.....: SW846 8260B	

PARAMETER	RESULT	REPORTING LIMIT	UNITS	MDL
Acetone	ND	1500	ug/L	750
Benzene	**110 J**	**300**	**ug/L**	**82**
Bromodichloromethane	ND	300	ug/L	60
Bromoform	ND	300	ug/L	74
Bromomethane	ND	300	ug/L	91
2-Butanone	ND	1500	ug/L	150
Carbon disulfide	ND	300	ug/L	59
Carbon tetrachloride	ND	300	ug/L	91
Chlorobenzene	**9300**	**300**	**ug/L**	**68**
Chloroethane	ND	300	ug/L	75
Chloroform	ND	300	ug/L	72
Chloromethane	ND	300	ug/L	80
Cyclohexane	ND	300	ug/L	89
Dibromochloromethane	ND	300	ug/L	49
1,2-Dibromo-3-chloro-propane	ND	300	ug/L	72
1,2-Dibromoethane	ND	300	ug/L	69
1,3-Dichlorobenzene	**120 J**	**300**	**ug/L**	**49**
1,4-Dichlorobenzene	**1200**	**300**	**ug/L**	**53**
1,2-Dichlorobenzene	**1800**	**300**	**ug/L**	**65**
Dichlorodifluoromethane	ND	300	ug/L	78
1,1-Dichloroethane	ND	300	ug/L	73
1,2-Dichloroethane	ND	300	ug/L	64
1,1-Dichloroethene	ND	300	ug/L	84
cis-1,2-Dichloroethene	ND	300	ug/L	82
trans-1,2-Dichloroethene	ND	300	ug/L	82
1,2-Dichloropropane	ND	300	ug/L	54
cis-1,3-Dichloropropene	ND	300	ug/L	58
trans-1,3-Dichloropropene	ND	300	ug/L	55
Ethylbenzene	ND	300	ug/L	54
2-Hexanone	ND	1500	ug/L	160
Isopropylbenzene	ND	300	ug/L	67
Methyl acetate	ND	300	ug/L	31
Methylene chloride	ND	300	ug/L	95
Methylcyclohexane	ND	300	ug/L	95
4-Methyl-2-pentanone	ND	1500	ug/L	68
Methyl tert-butyl ether	ND	300	ug/L	61

(Continued on next page)

MACTEC Engineering and Consulting Inc

Client Sample ID: DUPLICATE EW-1-1008

GC/MS Volatiles

Lot-Sample #...: C8J160331-009 **Work Order #...:** K02T71AM **Matrix.....:** WATER

PARAMETER	RESULT	REPORTING LIMIT	UNITS	MDL
Styrene	ND	300	ug/L	65
1,1,2,2-Tetrachloroethane	ND	300	ug/L	46
1,2,4-Trichloro-benzene	ND	300	ug/L	45
Tetrachloroethene	ND	300	ug/L	71
1,1,1-Trichloroethane	ND	300	ug/L	75
1,1,2-Trichloroethane	ND	300	ug/L	59
Trichloroethene	ND	300	ug/L	88
Trichlorofluoromethane	ND	300	ug/L	24
1,1,2-Trichloro-1,2,2-trifluoroethane	ND	300	ug/L	90
Toluene	ND	300	ug/L	70
Vinyl chloride	ND	300	ug/L	87
Xylenes (total)	ND	900	ug/L	190

SURROGATE	PERCENT RECOVERY	RECOVERY LIMITS
Toluene-d8	107	(71 - 118)
1,2-Dichloroethane-d4	110	(64 - 135)
4-Bromofluorobenzene	97	(70 - 118)
Dibromofluoromethane	96	(70 - 128)

NOTE(S):

J Estimated result. Result is less than RL.

Data File: \\pitsvr06\d\chem\hp6.i\6101808d.b\6101814.D

Date : 18-OCT-2008 15:45

Client ID: DUPLICATE EW-1-1008

Instrument: hp6.i

Sample Info: c8j160331-009 300x 83ul/25ml)/5ml

Purge Volume: 5.0

Operator: 403794

Column phase: DB 624

Column diameter: 0.20

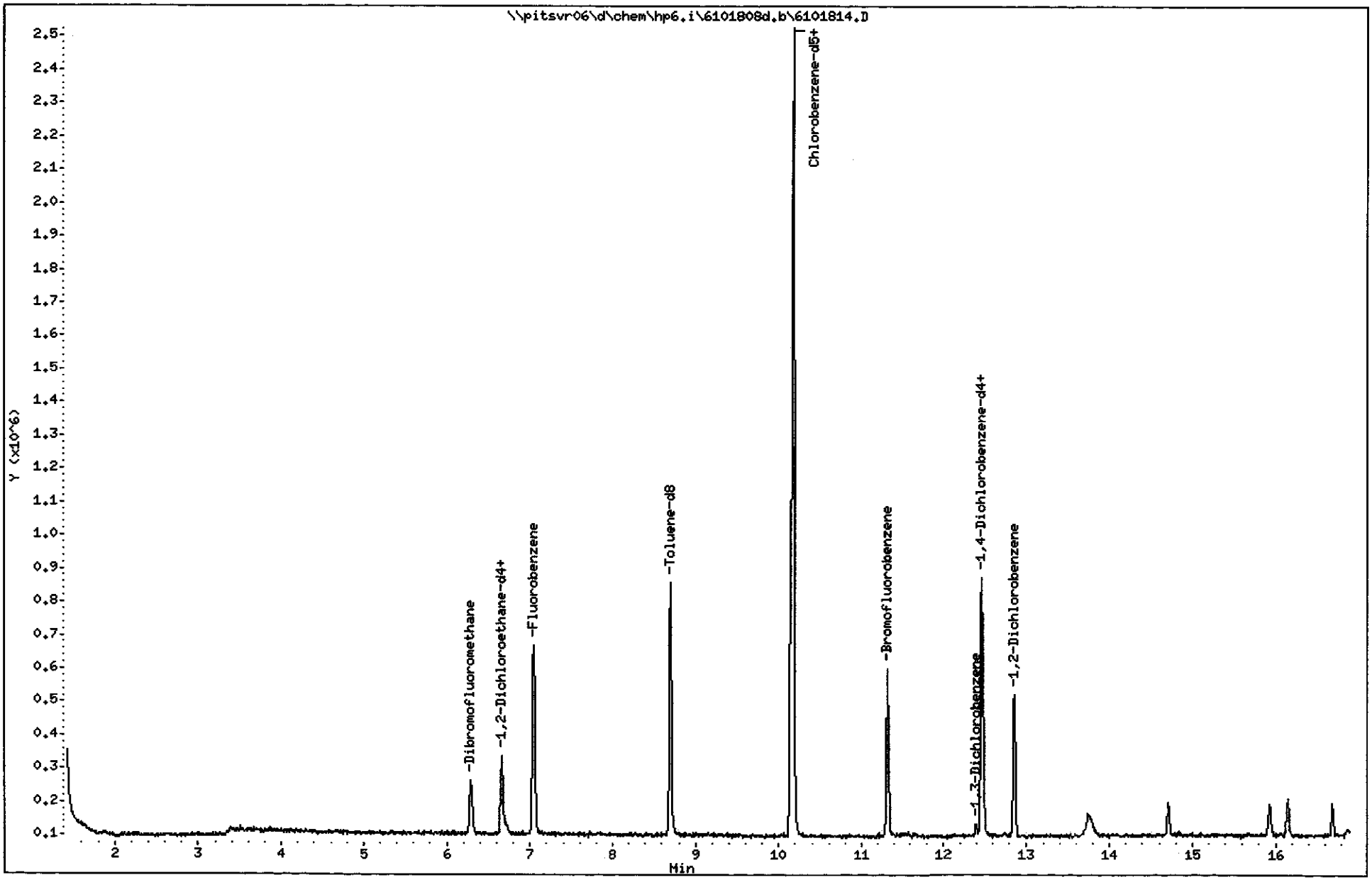

TestAmerica Pittsburgh

VOLATILE REPORT SW-846 Method

Data file : \\pitsvr06\d\chem\hp6.i\6101808d.b\6101814.D
Lab Smp Id: k02t71am Client Smp ID: DUPLICATE EW-1-1008
Inj Date : 18-OCT-2008 15:45
Operator : 403794 Inst ID: hp6.i
Smp Info : c8j160331-009 300x 83ul/25ml)/5ml
Misc Info : k02t71am,6101808d.b,8260ee.m,1-42.sub
Comment :
Method : \\PITSVR06\D\chem\hp6.i\6101808d.b\8260ee.m
Meth Date : 18-Oct-2008 10:18 DavernA Quant Type: ISTD
Cal Date : 06-OCT-2008 12:30 Cal File: 1D61006.D
Als bottle: 9
Dil Factor: 300.00000
Integrator: HP RTE Compound Sublist: 1-42.sub
Target Version: 4.14
Processing Host: PITSVR06

Concentration Formula: Amt * DF * 1/Vo*Vt * CpndVariable

Name	Value	Description
DF	300.000	Dilution Factor
Vo	5.000	Sample Volume
Vt	1.000	mg/L conversion (1.0 if no conversion)
Cpnd Variable		Local Compound Variable

	Compounds	QUANT SIG MASS	RT	EXP RT	REL RT	RESPONSE	CONCENTRATIONS ON-COLUMN (ng)	FINAL (UG/L)
* 46	Fluorobenzene	96	7.042	7.041	(1.000)	532167	50.0000	
* 69	Chlorobenzene-d5	119	10.144	10.143	(1.000)	125129	50.0000	
* 92	1,4-Dichlorobenzene-d4	152	12.462	12.461	(1.000)	208195	50.0000	
$ 39	Dibromofluoromethane	113	6.293	6.286	(0.894)	118078	47.9193	9.584
$ 43	1,2-Dichloroethane-d4	65	6.665	6.657	(0.946)	185232	55.2162	11.04
$ 59	Toluene-d8	98	8.709	8.701	(0.858)	517749	53.4705	10.69
$ 80	Bromofluorobenzene	95	11.312	11.311	(0.908)	199730	48.6873	9.737
1	Dichlorodifluoromethane	85	Compound Not Detected.					
2	Chloromethane	50	Compound Not Detected.					
3	Vinyl Chloride	62	Compound Not Detected.					
4	Bromomethane	94	Compound Not Detected.					
5	Chloroethane	64	Compound Not Detected.					
6	Trichlorofluoromethane	101	Compound Not Detected.					
12	1,1-Dichloroethene	96	Compound Not Detected.					
13	Acetone	43	Compound Not Detected.					
15	Carbon Disulfide	76	Compound Not Detected.					
18	Methylene Chloride	84	Compound Not Detected.					
19	trans-1,2-Dichloroethene	96	Compound Not Detected.					
20	Methyl tert-butyl ether	73	Compound Not Detected.					
24	1,1-Dichloroethane	63	Compound Not Detected.					
27	2,2-Dichloropropane	77	Compound Not Detected.					
28	cis-1,2-dichloroethene	96	Compound Not Detected.					

	Compounds	QUANT SIG MASS	RT	EXP RT	REL RT	RESPONSE	CONCENTRATIONS ON-COLUMN (ng)	CONCENTRATIONS FINAL (UG/L)
M	29 1,2-Dichloroethene (total)	96	Compound Not Detected.					
	30 Bromochloromethane	128	Compound Not Detected.					
	31 2-Butanone	43	Compound Not Detected.					
	37 Chloroform	83	Compound Not Detected.					
	38 1,1,1-Trichloroethane	97	Compound Not Detected.					
	40 1,1-Dichloropropene	75	Compound Not Detected.					
	41 Carbon Tetrachloride	117	Compound Not Detected.					
	42 Benzene	78	6.713	6.712	(0.953)	21571	1.77221	106.3
	45 1,2-Dichloroethane	62	Compound Not Detected.					
	47 Trichloroethene	130	Compound Not Detected.					
	49 1,2-Dichloropropane	63	Compound Not Detected.					
	50 Dibromomethane	93	Compound Not Detected.					
	53 Bromodichloromethane	83	Compound Not Detected.					
	57 cis-1,3-Dichloropropene	75	Compound Not Detected.					
	58 4-Methyl-2-Pentanone	43	Compound Not Detected.					
	60 Toluene	91	Compound Not Detected.					
	61 trans-1,3-Dichloropropene	75	Compound Not Detected.					
	63 1,3-Dichloropropane	76	Compound Not Detected.					
	64 1,1,2-Trichloroethane	97	Compound Not Detected.					
	65 Tetrachloroethene	164	Compound Not Detected.					
	66 2-Hexanone	43	Compound Not Detected.					
	67 Dibromochloromethane	129	Compound Not Detected.					
	68 1,2-Dibromoethane	107	Compound Not Detected.					
	70 Chlorobenzene	112	10.175	10.174	(1.003)	1279954	154.270	9256
	71 1,1,1,2-Tetrachloroethane	131	Compound Not Detected.					
	72 Ethylbenzene	106	Compound Not Detected.					
	73 m + p-Xylene	106	Compound Not Detected.					
	74 Xylene-o	106	Compound Not Detected.					
M	75 Xylenes (total)	106	Compound Not Detected.					
	76 Styrene	104	Compound Not Detected.					
	77 Bromoform	173	Compound Not Detected.					
	78 Isopropylbenzene	105	Compound Not Detected.					
	79 Bromobenzene	156	Compound Not Detected.					
	83 1,1,2,2-Tetrachloroethane	83	Compound Not Detected.					
	84 1,2,3-Trichloropropane	110	Compound Not Detected.					
	86 1,3,5-Trimethylbenzene	105	Compound Not Detected.					
	88 1,2,4-Trimethylbenzene	105	Compound Not Detected.					
	90 4-Isopropyltoluene	119	Compound Not Detected.					
	91 1,3-Dichlorobenzene	146	12.395	12.394	(0.995)	13957	2.02517	121.5
	93 1,4-Dichlorobenzene	146	12.486	12.485	(1.002)	143873	20.0233	1201
	95 1,2-Dichlorobenzene	146	12.858	12.856	(1.032)	193333	29.5530	1773
	96 1,2-Dibromo-3-chloropropane	157	Compound Not Detected.					
	97 1,2,4-Trichlorobenzene	180	Compound Not Detected.					
	101 1,1,2-trichlorotrifluoroethane	101	Compound Not Detected.					
	102 Methyl acetate	43	Compound Not Detected.					
	104 Cyclohexane	56	Compound Not Detected.					
	105 Methyl Cyclohexane	83	Compound Not Detected.					

Data File: \\pitsvr06\d\chem\hp6.i\6101808d.b\6101814.D

Date : 18-OCT-2008 15:45

Client ID: DUPLICATE EW-1-1008 Instrument: hp6.i

Sample Info: c8j160331-009 300x 83ul/25ml)/5ml

Purge Volume: 5.0 Operator: 403794

Column phase: DB 624 Column diameter: 0.20

42 Benzene Concentration: 106.3 UG/L

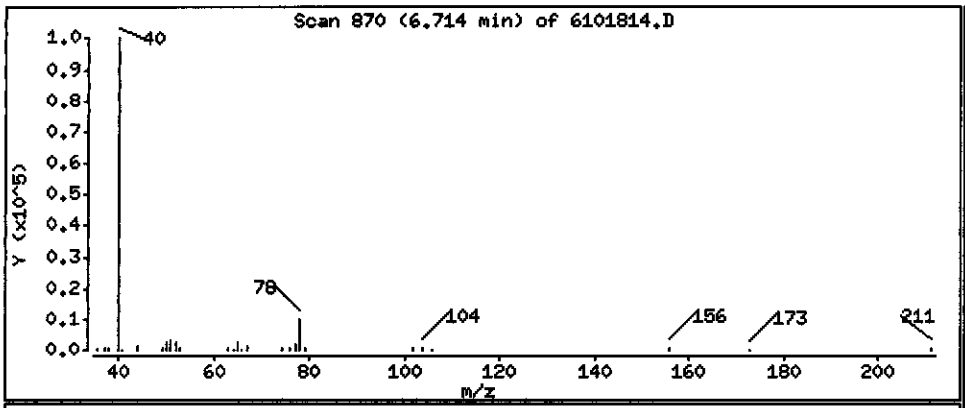

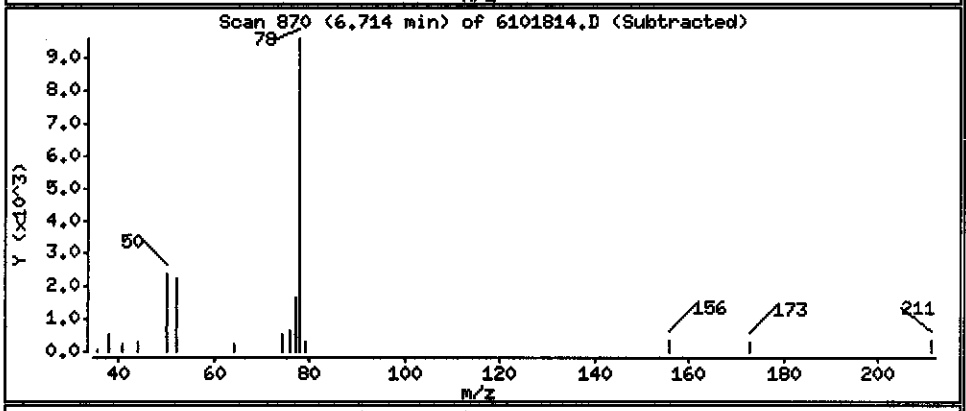

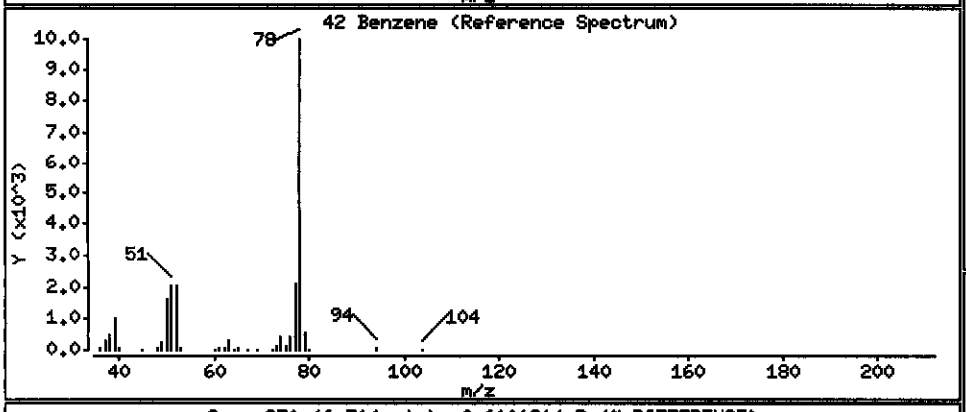

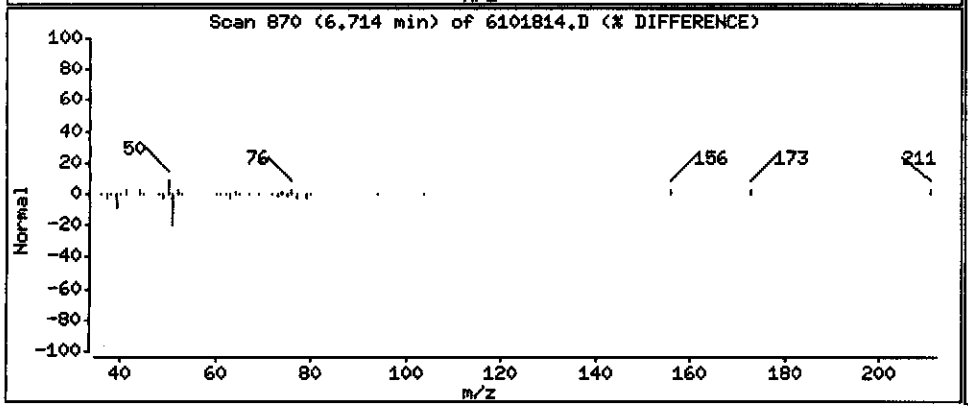

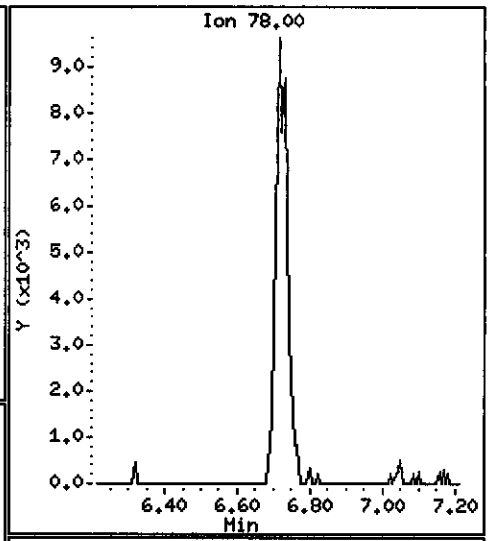

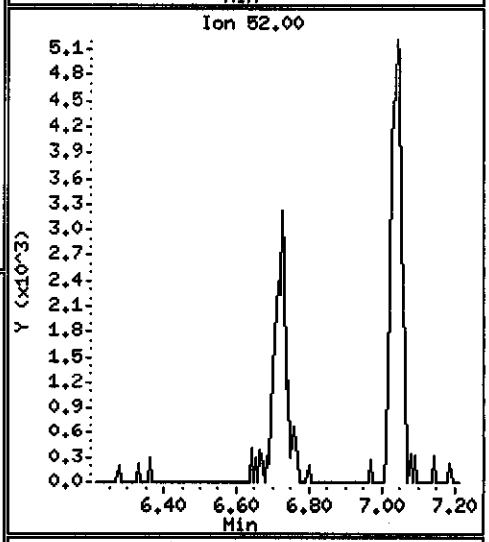

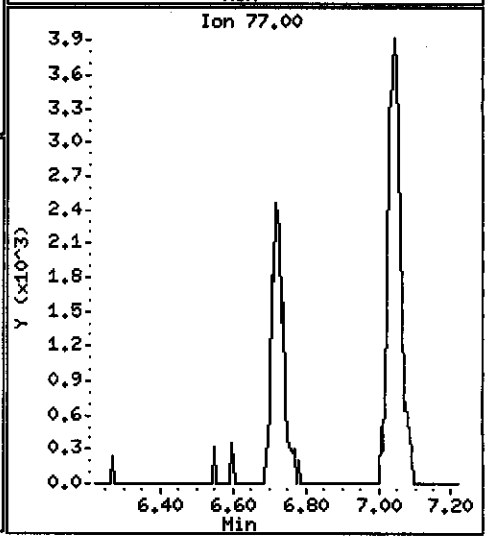

Data File: \\pitsvr06\d\chem\hp6.i\6101808d.b\6101814.D

Date : 18-OCT-2008 15:45

Client ID: DUPLICATE EW-1-1008

Instrument: hp6.i

Sample Info: c8j160331-009 300x 83ul/25ml)/5ml

Purge Volume: 5.0

Operator: 403794

Column phase: DB 624

Column diameter: 0.20

70 Chlorobenzene

Concentration: 9256 UG/L

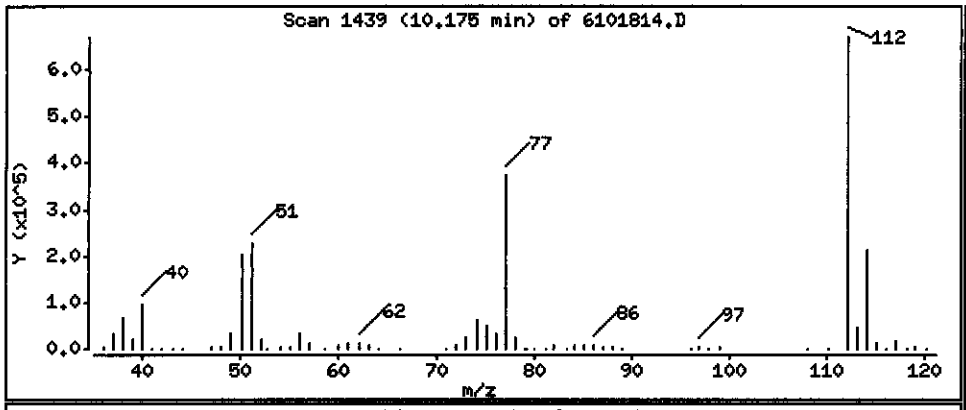

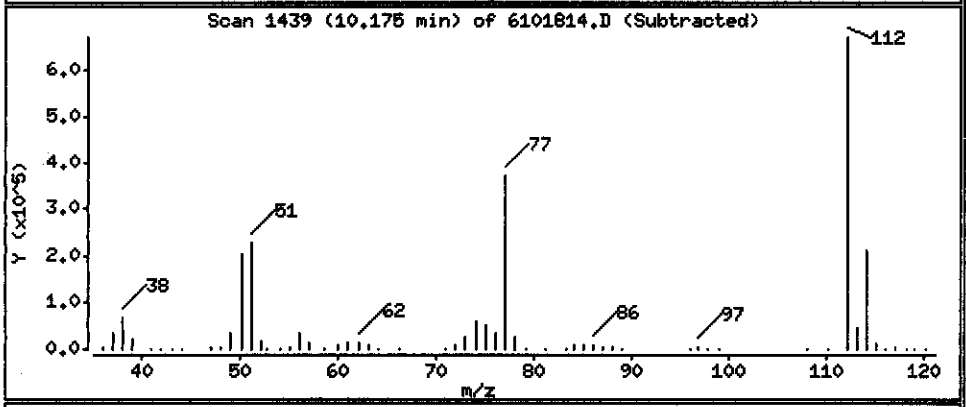

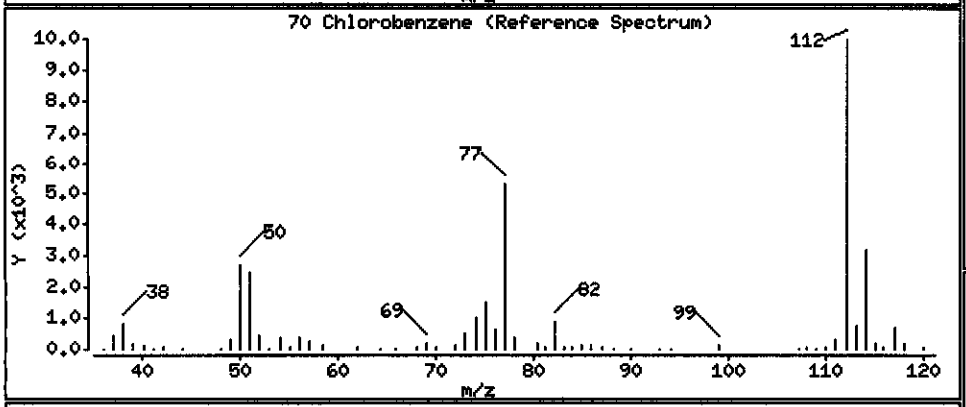

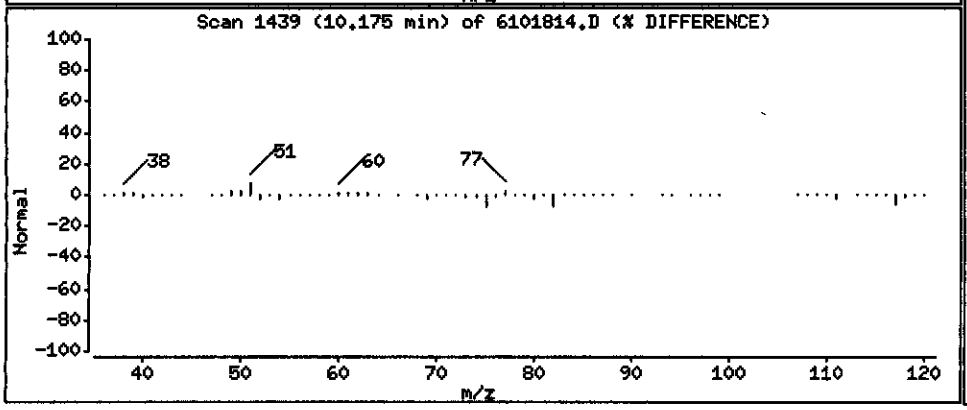

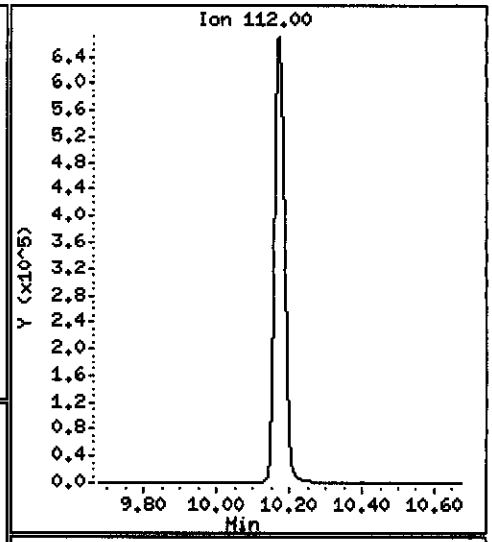

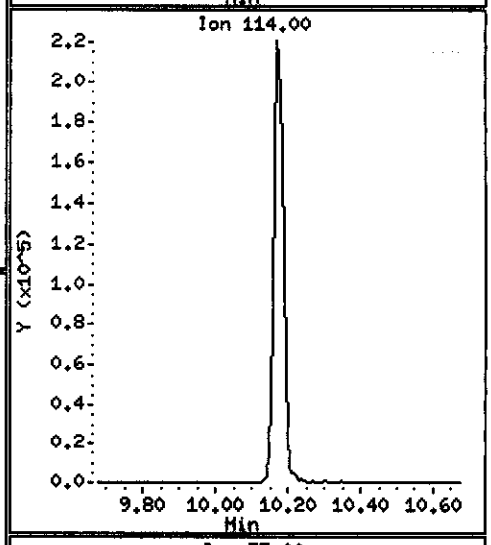

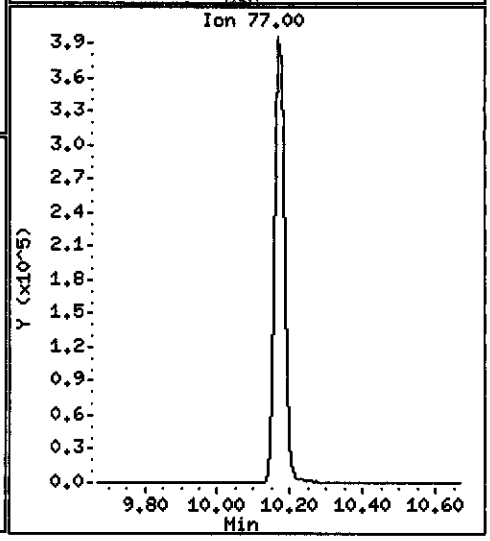

Data File: \\pitsvr06\d\chem\hp6.i\6101808d.b\6101814.D

Date : 18-OCT-2008 15:45

Client ID: DUPLICATE EW-1-1008

Instrument: hp6.i

Sample Info: c8j160331-009 300x 83ul/25ml)/5ml

Purge Volume: 5.0

Operator: 403794

Column phase: DB 624

Column diameter: 0.20

91 1,3-Dichlorobenzene

Concentration: 121.5 UG/L

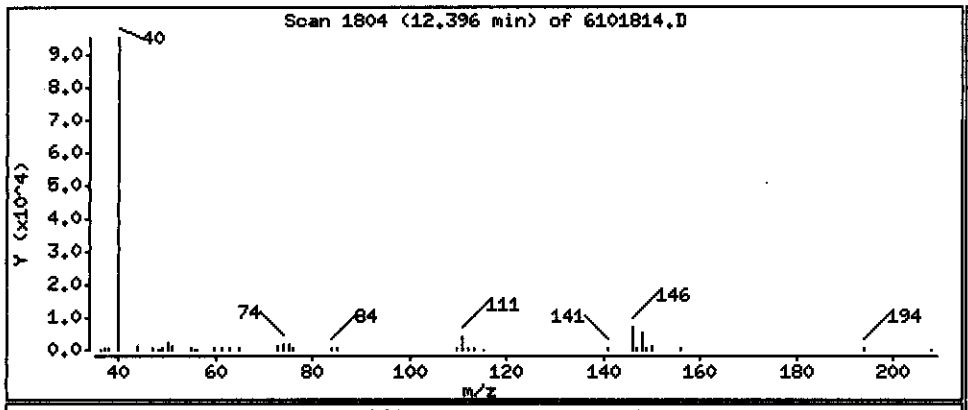

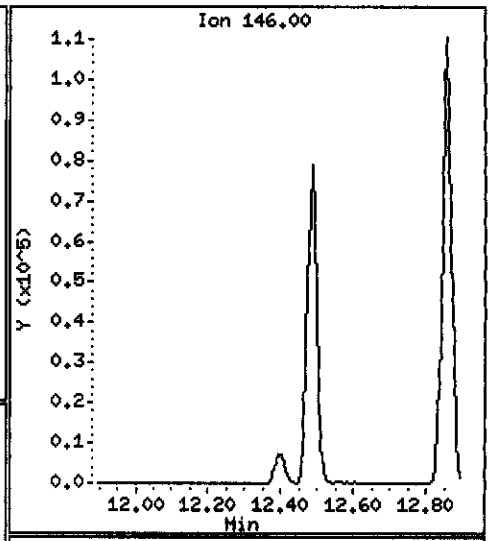

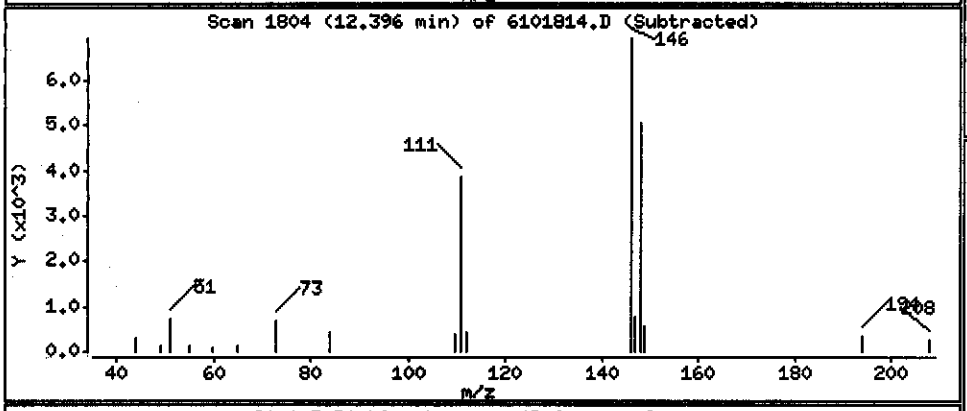

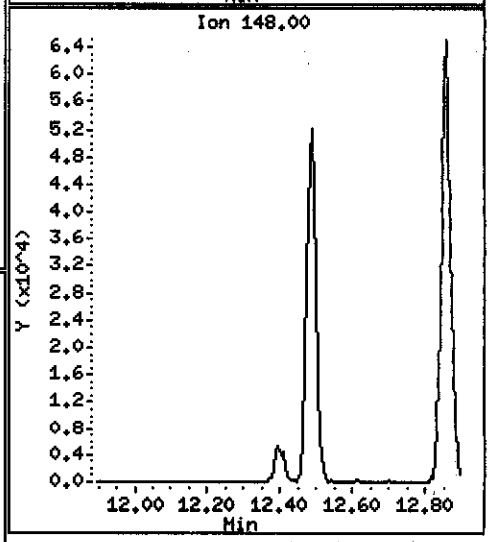

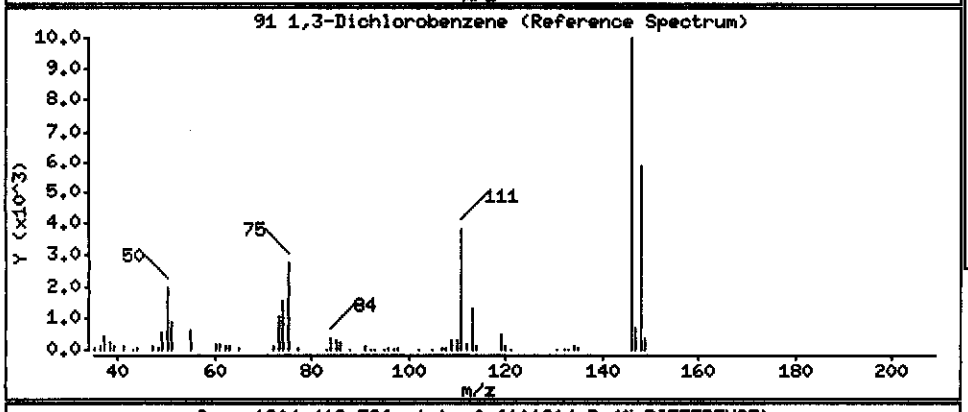

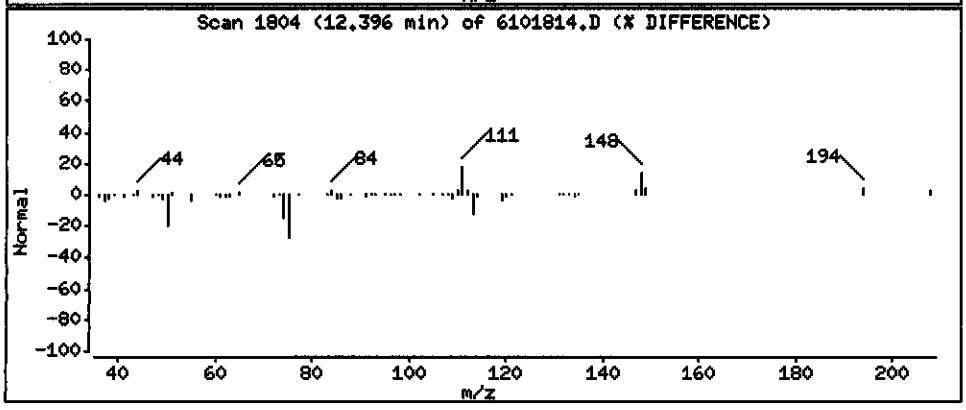

Data File: \\pitsvr06\d\chem\hp6.i\6101808d.b\6101814.D

Date : 18-OCT-2008 15:45

Client ID: DUPLICATE EW-1-1008

Instrument: hp6.i

Sample Info: c8j160331-009 300x 83ul/25ml)/5ml

Purge Volume: 5.0

Operator: 403794

Column phase: DB 624

Column diameter: 0.20

93 1,4-Dichlorobenzene

Concentration: 1201 UG/L

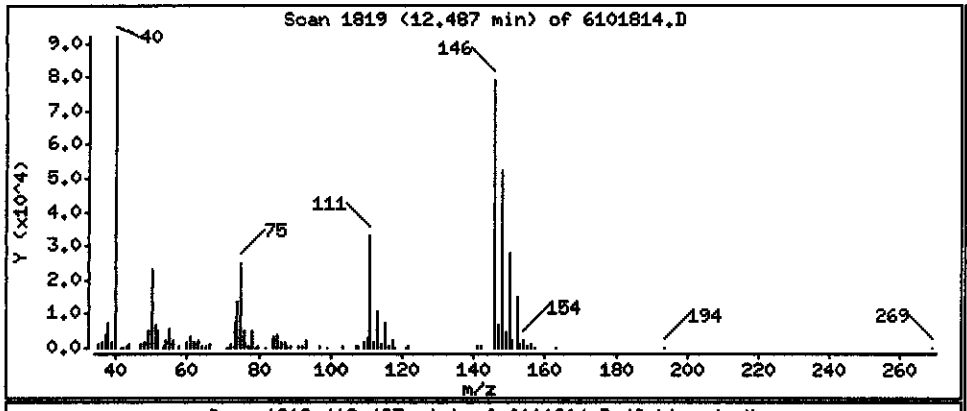

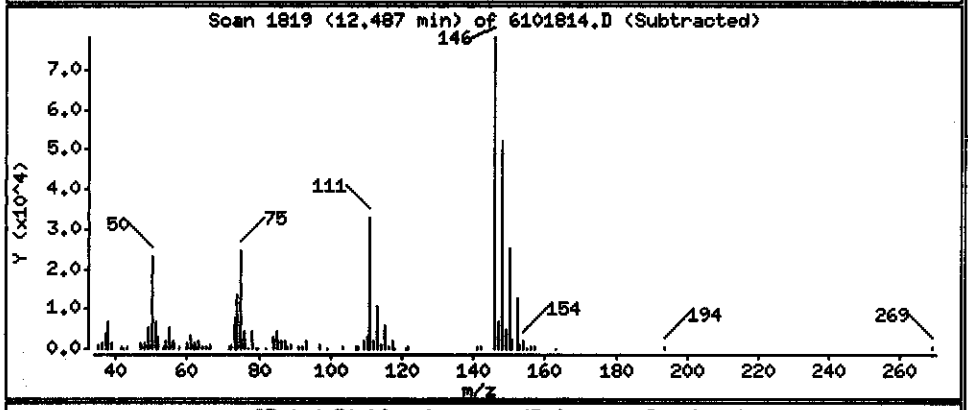

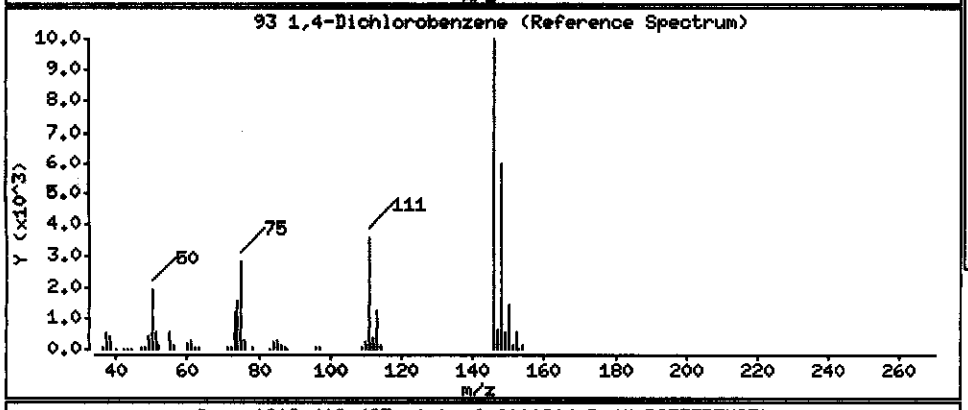

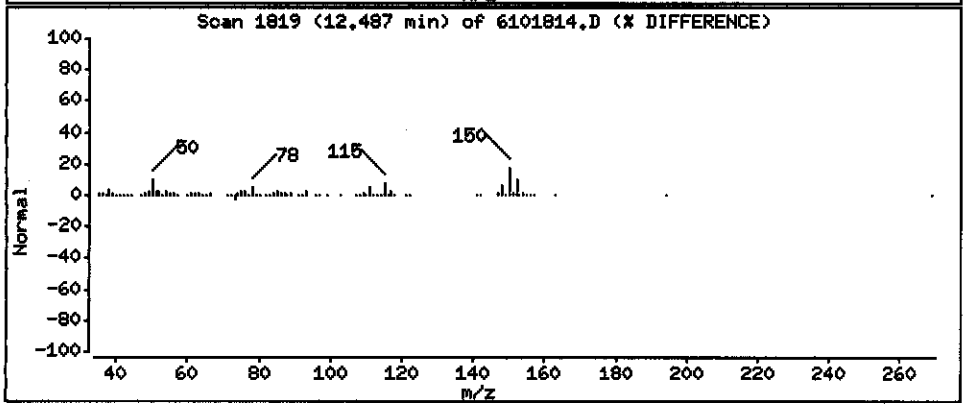

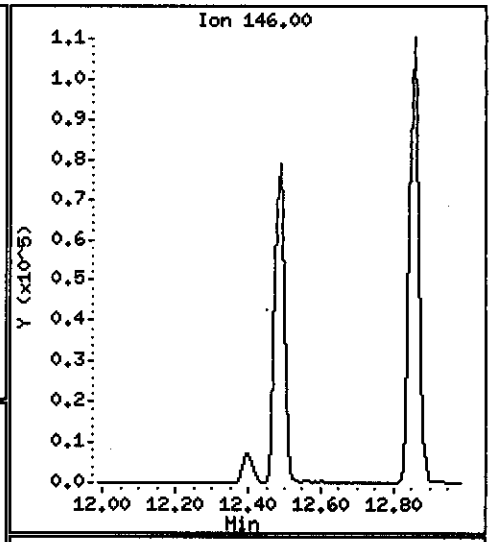

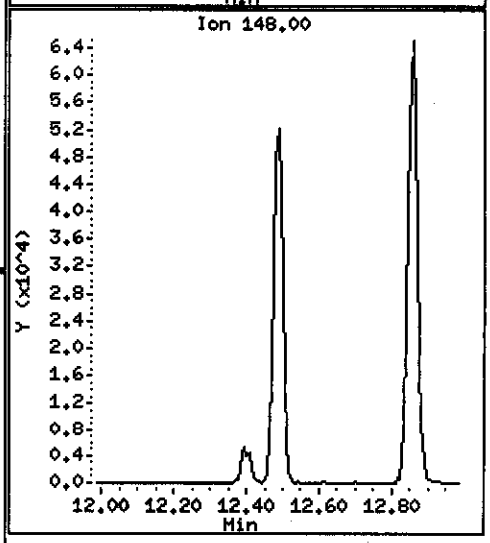

Data File: \\pitsvr06\d\chem\hp6.i\6101808d.b\6101814.D

Date : 18-OCT-2008 15:45

Client ID: DUPLICATE EW-1-1008

Instrument: hp6.i

Sample Info: c8j160331-009 300x 83ul/25ml)/5ml

Purge Volume: 5.0

Operator: 403794

Column phase: DB 624

Column diameter: 0.20

95 1,2-Dichlorobenzene

Concentration: 1773 UG/L

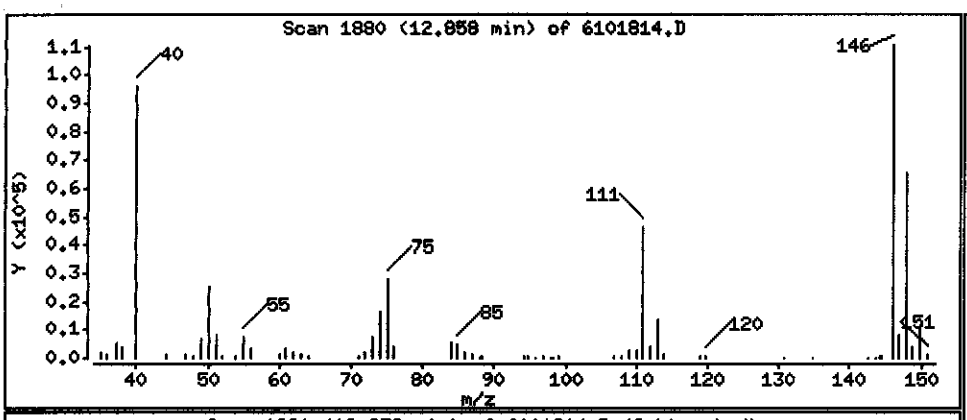

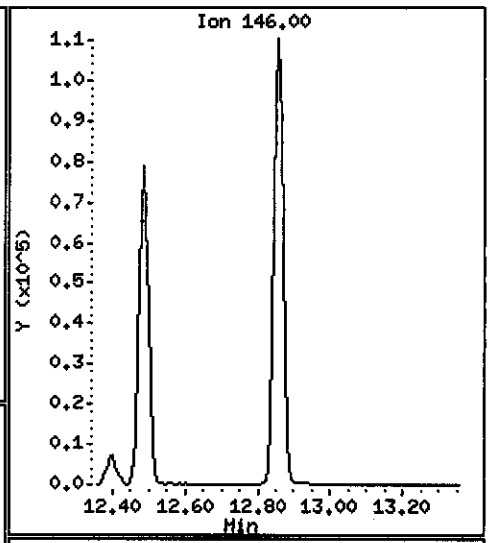

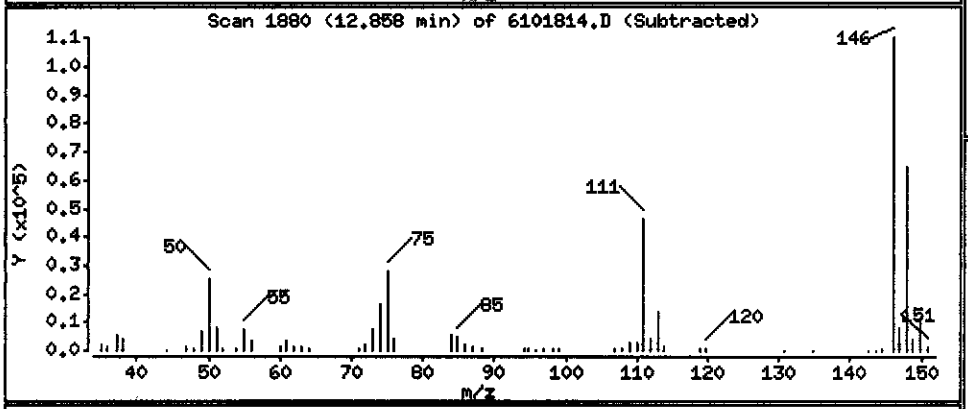

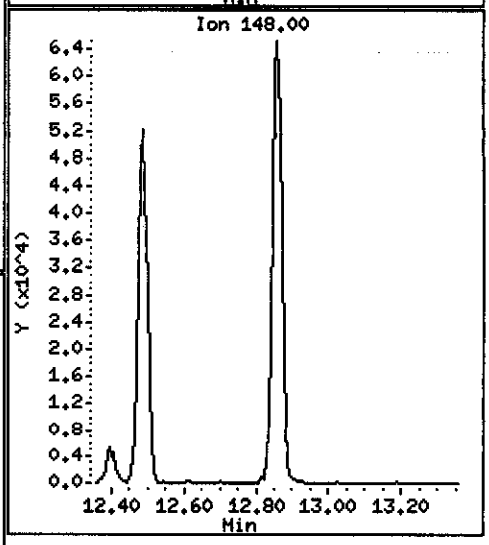

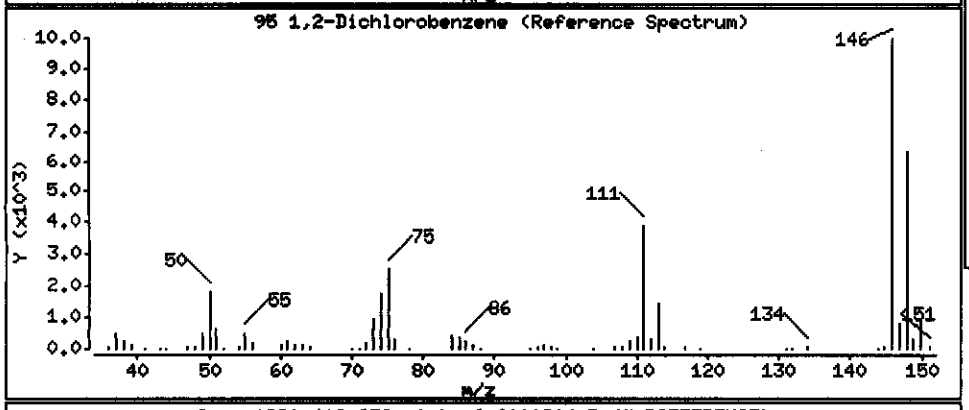

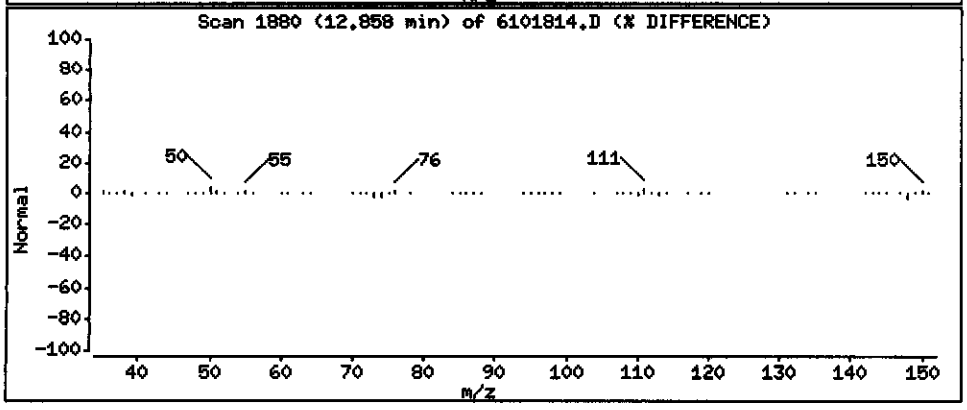

MACTEC Engineering and Consulting Inc

Client Sample ID: RFI-22-1008

GC/MS Volatiles

Lot-Sample #...: C8J160331-010	**Work Order #...:** K02T81AM	**Matrix.....:** WATER
Date Sampled...: 10/15/08	**Date Received..:** 10/16/08	**MS Run #.....:** 8292038
Prep Date.....: 10/18/08	**Analysis Date..:** 10/18/08	
Prep Batch #...: 8292073	**Analysis Time..:** 16:09	
Dilution Factor: 25	**Initial Wgt/Vol:** 5 mL	**Final Wgt/Vol..:** 5 mL
Analyst ID.....: 403794	**Instrument ID..:** HP6	
	Method.....: SW846 8260B	

PARAMETER	RESULT	REPORTING LIMIT	UNITS	MDL
Acetone	ND	120	ug/L	62
Benzene	**8.2 J**	**25**	**ug/L**	**6.8**
Bromodichloromethane	ND	25	ug/L	5.0
Bromoform	ND	25	ug/L	6.1
Bromomethane	ND	25	ug/L	7.6
2-Butanone	ND	120	ug/L	12
Carbon disulfide	ND	25	ug/L	4.9
Carbon tetrachloride	ND	25	ug/L	7.6
Chlorobenzene	**330**	**25**	**ug/L**	**5.6**
Chloroethane	ND	25	ug/L	6.2
Chloroform	ND	25	ug/L	6.0
Chloromethane	ND	25	ug/L	6.7
Cyclohexane	ND	25	ug/L	7.4
Dibromochloromethane	ND	25	ug/L	4.1
1,2-Dibromo-3-chloro-propane	ND	25	ug/L	6.0
1,2-Dibromoethane	ND	25	ug/L	5.7
1,3-Dichlorobenzene	**97**	**25**	**ug/L**	**4.1**
1,4-Dichlorobenzene	**290**	**25**	**ug/L**	**4.4**
1,2-Dichlorobenzene	**740**	**25**	**ug/L**	**5.4**
Dichlorodifluoromethane	ND	25	ug/L	6.5
1,1-Dichloroethane	ND	25	ug/L	6.1
1,2-Dichloroethane	ND	25	ug/L	5.4
1,1-Dichloroethene	ND	25	ug/L	7.0
cis-1,2-Dichloroethene	ND	25	ug/L	6.8
trans-1,2-Dichloroethene	ND	25	ug/L	6.8
1,2-Dichloropropane	ND	25	ug/L	4.5
cis-1,3-Dichloropropene	ND	25	ug/L	4.9
trans-1,3-Dichloropropene	ND	25	ug/L	4.6
Ethylbenzene	ND	25	ug/L	4.5
2-Hexanone	ND	120	ug/L	13
Isopropylbenzene	ND	25	ug/L	5.6
Methyl acetate	ND	25	ug/L	2.6
Methylene chloride	ND	25	ug/L	7.9
Methylcyclohexane	ND	25	ug/L	7.9
4-Methyl-2-pentanone	ND	120	ug/L	5.6
Methyl tert-butyl ether	ND	25	ug/L	5.0

(Continued on next page)

MACTEC Engineering and Consulting Inc

Client Sample ID: RFI-22-1008

GC/MS Volatiles

Lot-Sample #...: C8J160331-010 **Work Order #...:** K02T81AM **Matrix.....:** WATER

PARAMETER	RESULT	REPORTING LIMIT	UNITS	MDL
Styrene	ND	25	ug/L	5.4
1,1,2,2-Tetrachloroethane	ND	25	ug/L	3.8
1,2,4-Trichloro-benzene	ND	25	ug/L	3.8
Tetrachloroethene	ND	25	ug/L	5.9
1,1,1-Trichloroethane	ND	25	ug/L	6.3
1,1,2-Trichloroethane	ND	25	ug/L	4.9
Trichloroethene	ND	25	ug/L	7.3
Trichlorofluoromethane	ND	25	ug/L	2.0
1,1,2-Trichloro-1,2,2-trifluoroethane	ND	25	ug/L	7.5
Toluene	ND	25	ug/L	5.8
Vinyl chloride	ND	25	ug/L	7.3
Xylenes (total)	ND	75	ug/L	15

SURROGATE	PERCENT RECOVERY	RECOVERY LIMITS
Toluene-d8	106	(71 - 118)
1,2-Dichloroethane-d4	110	(64 - 135)
4-Bromofluorobenzene	97	(70 - 118)
Dibromofluoromethane	96	(70 - 128)

NOTE(S):

J Estimated result. Result is less than RL.

Data File: \\pitsvr06\d\chem\hp6.i\6101808d.b\6101815.D
Date : 18-OCT-2008 16:09
Client ID: RFI-22-1008
Sample Info: c8j160331-010 25x 1ml/25ml)/5ml
Purge Volume: 5.0
Column phase: DB 624

Instrument: hp6.i
Operator: 403794
Column diameter: 0.20

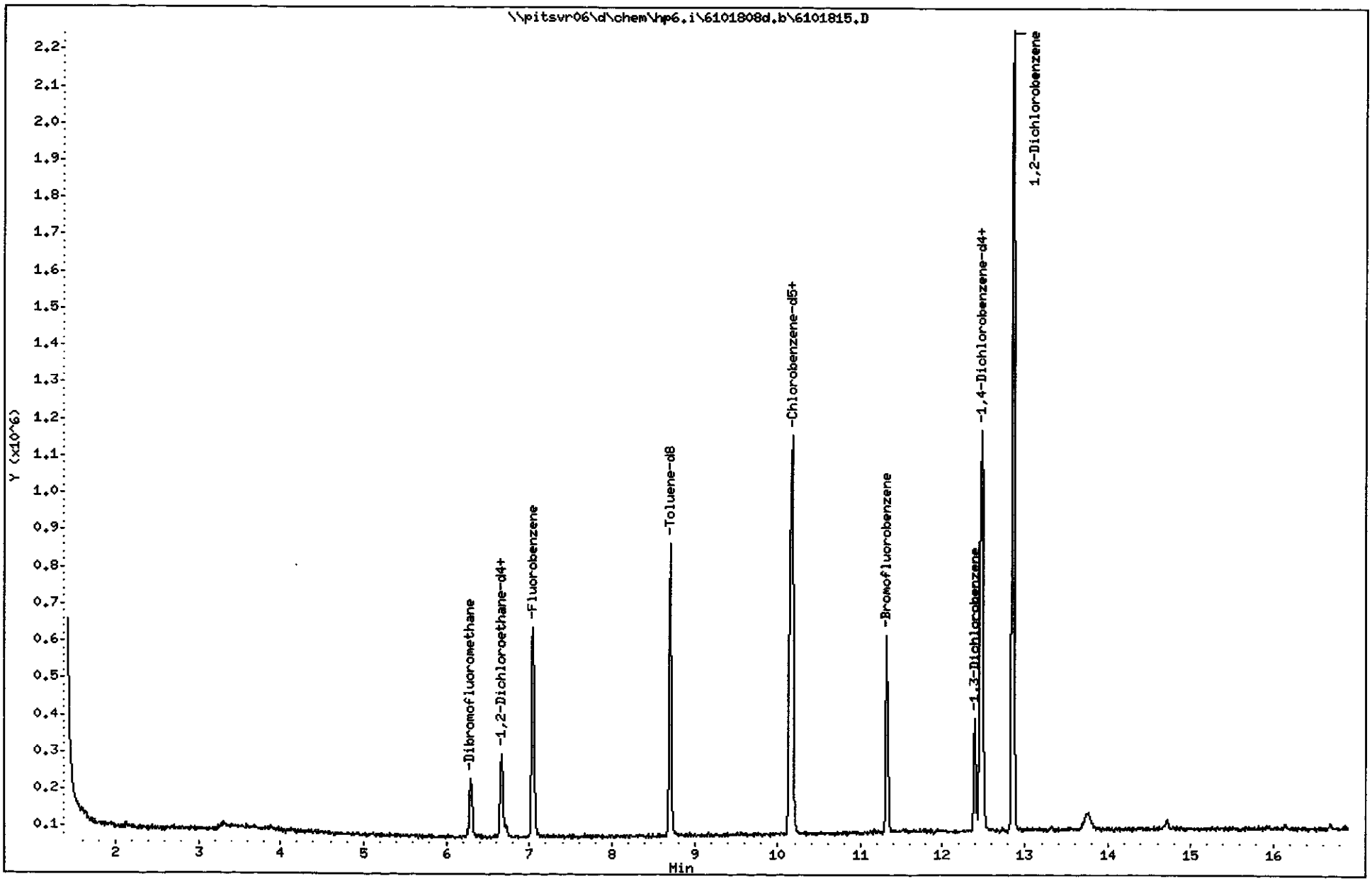

TestAmerica Pittsburgh

VOLATILE REPORT SW-846 Method

Data file : \\pitsvr06\d\chem\hp6.i\6101808d.b\6101815.D
Lab Smp Id: k02t81am Client Smp ID: RFI-22-1008
Inj Date : 18-OCT-2008 16:09
Operator : 403794 Inst ID: hp6.i
Smp Info : c8j160331-010 25x 1ml/25ml)/5ml
Misc Info : k02t81am,6101808d.b,8260ee.m,1-42.sub
Comment :
Method : \\PITSVR06\D\chem\hp6.i\6101808d.b\8260ee.m
Meth Date : 18-Oct-2008 10:18 DavernA Quant Type: ISTD
Cal Date : 06-OCT-2008 12:30 Cal File: 1D61006.D
Als bottle: 10
Dil Factor: 25.00000
Integrator: HP RTE Compound Sublist: 1-42.sub
Target Version: 4.14
Processing Host: PITSVR06

Concentration Formula: Amt * DF * 1/Vo*Vt * CpndVariable

Name	Value	Description
DF	25.000	Dilution Factor
Vo	5.000	Sample Volume
Vt	1.000	mg/L conversion (1.0 if no conversion)
Cpnd Variable		Local Compound Variable

	Compounds	QUANT SIG MASS	RT	EXP RT	REL RT	RESPONSE	CONCENTRATIONS ON-COLUMN (ng)	FINAL (UG/L)
* 46	Fluorobenzene	96	7.041	7.041	(1.000)	537199	50.0000	
* 69	Chlorobenzene-d5	119	10.144	10.143	(1.000)	127981	50.0000	
* 92	1,4-Dichlorobenzene-d4	152	12.461	12.461	(1.000)	213262	50.0000	
$ 39	Dibromofluoromethane	113	6.293	6.286	(0.894)	118982	47.8339	9.567
$ 43	1,2-Dichloroethane-d4	65	6.664	6.657	(0.946)	185504	54.7793	10.96
$ 59	Toluene-d8	98	8.708	8.701	(0.858)	526576	53.1702	10.63
$ 80	Bromofluorobenzene	95	11.312	11.311	(0.908)	203049	48.3204	9.664
1	Dichlorodifluoromethane	85	Compound Not Detected.					
2	Chloromethane	50	Compound Not Detected.					
3	Vinyl Chloride	62	Compound Not Detected.					
4	Bromomethane	94	Compound Not Detected.					
5	Chloroethane	64	Compound Not Detected.					
6	Trichlorofluoromethane	101	Compound Not Detected.					
12	1,1-Dichloroethene	96	Compound Not Detected.					
13	Acetone	43	Compound Not Detected.					
15	Carbon Disulfide	76	Compound Not Detected.					
18	Methylene Chloride	84	Compound Not Detected.					
19	trans-1,2-Dichloroethene	96	Compound Not Detected.					
20	Methyl tert-butyl ether	73	Compound Not Detected.					
24	1,1-Dichloroethane	63	Compound Not Detected.					
27	2,2-Dichloropropane	77	Compound Not Detected.					
28	cis-1,2-dichloroethene	96	Compound Not Detected.					

	Compounds	QUANT SIG MASS	RT	EXP RT	REL RT	RESPONSE	CONCENTRATIONS ON-COLUMN (ng)	CONCENTRATIONS FINAL (UG/L)
M	29 1,2-Dichloroethene (total)	96	Compound Not Detected.					
	30 Bromochloromethane	128	Compound Not Detected.					
	31 2-Butanone	43	Compound Not Detected.					
	37 Chloroform	83	Compound Not Detected.					
	38 1,1,1-Trichloroethane	97	Compound Not Detected.					
	40 1,1-Dichloropropene	75	Compound Not Detected.					
	41 Carbon Tetrachloride	117	Compound Not Detected.					
	42 Benzene	78	6.719	6.712	(0.954)	20158	1.64061	8.203
	45 1,2-Dichloroethane	62	Compound Not Detected.					
	47 Trichloroethene	130	Compound Not Detected.					
	49 1,2-Dichloropropane	63	Compound Not Detected.					
	50 Dibromomethane	93	Compound Not Detected.					
	53 Bromodichloromethane	83	Compound Not Detected.					
	57 cis-1,3-Dichloropropene	75	Compound Not Detected.					
	58 4-Methyl-2-Pentanone	43	Compound Not Detected.					
	60 Toluene	91	Compound Not Detected.					
	61 trans-1,3-Dichloropropene	75	Compound Not Detected.					
	63 1,3-Dichloropropane	76	Compound Not Detected.					
	64 1,1,2-Trichloroethane	97	Compound Not Detected.					
	65 Tetrachloroethene	164	Compound Not Detected.					
	66 2-Hexanone	43	Compound Not Detected.					
	67 Dibromochloromethane	129	Compound Not Detected.					
	68 1,2-Dibromoethane	107	Compound Not Detected.					
	70 Chlorobenzene	112	10.174	10.174	(1.003)	556547	65.5846	327.9
	71 1,1,1,2-Tetrachloroethane	131	Compound Not Detected.					
	72 Ethylbenzene	106	Compound Not Detected.					
	73 m + p-Xylene	106	Compound Not Detected.					
	74 Xylene-o	106	Compound Not Detected.					
M	75 Xylenes (total)	106	Compound Not Detected.					
	76 Styrene	104	Compound Not Detected.					
	77 Bromoform	173	Compound Not Detected.					
	78 Isopropylbenzene	105	Compound Not Detected.					
	79 Bromobenzene	156	Compound Not Detected.					
	83 1,1,2,2-Tetrachloroethane	83	Compound Not Detected.					
	84 1,2,3-Trichloropropane	110	Compound Not Detected.					
	86 1,3,5-Trimethylbenzene	105	Compound Not Detected.					
	88 1,2,4-Trimethylbenzene	105	Compound Not Detected.					
	90 4-Isopropyltoluene	119	Compound Not Detected.					
	91 1,3-Dichlorobenzene	146	12.401	12.394	(0.995)	136562	19.3444	96.72
	93 1,4-Dichlorobenzene	146	12.486	12.485	(1.002)	427838	58.1291	290.6
	95 1,2-Dichlorobenzene	146	12.857	12.856	(1.032)	988466	147.507	737.5
	96 1,2-Dibromo-3-chloropropane	157	Compound Not Detected.					
	97 1,2,4-Trichlorobenzene	180	Compound Not Detected.					
	101 1,1,2-trichlorotrifluoroethane	101	Compound Not Detected.					
	102 Methyl acetate	43	Compound Not Detected.					
	104 Cyclohexane	56	Compound Not Detected.					
	105 Methyl Cyclohexane	83	Compound Not Detected.					

Data File: \\pitsvr06\d\chem\hp6.i\6101808d.b\6101815.D

Date : 18-OCT-2008 16:09

Client ID: RFI-22-1008 Instrument: hp6.i

Sample Info: c8j160331-010 25x 1ml/25ml)/5ml

Purge Volume: 5.0 Operator: 403794

Column phase: DB 624 Column diameter: 0.20

42 Benzene Concentration: 8.203 UG/L

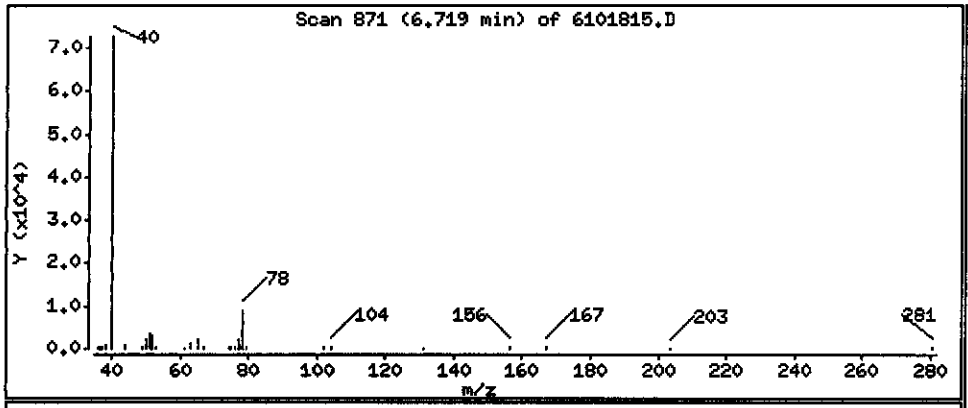

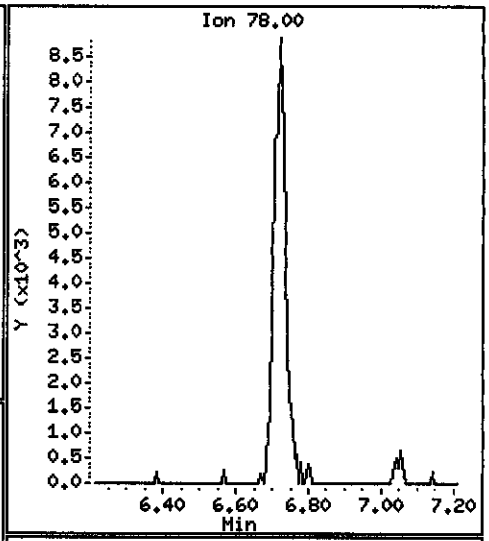

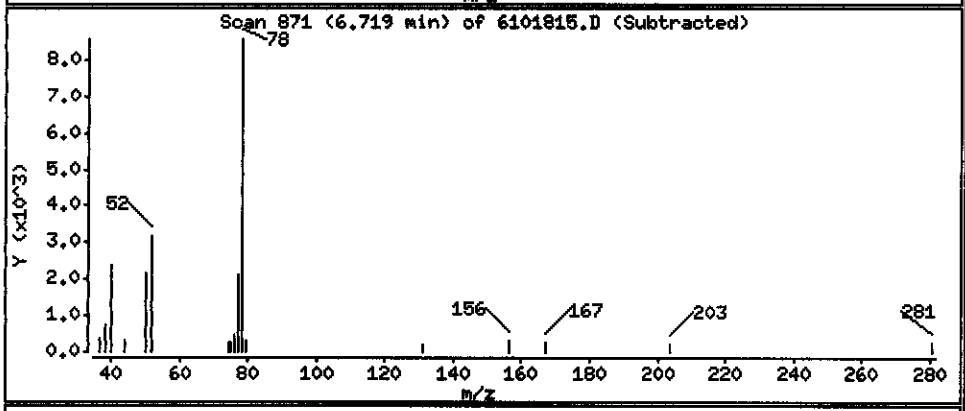

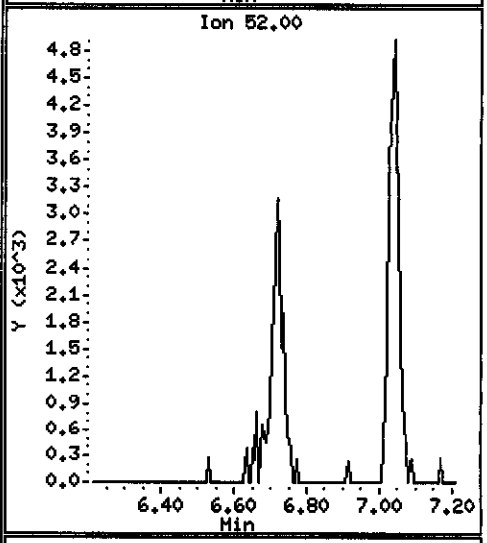

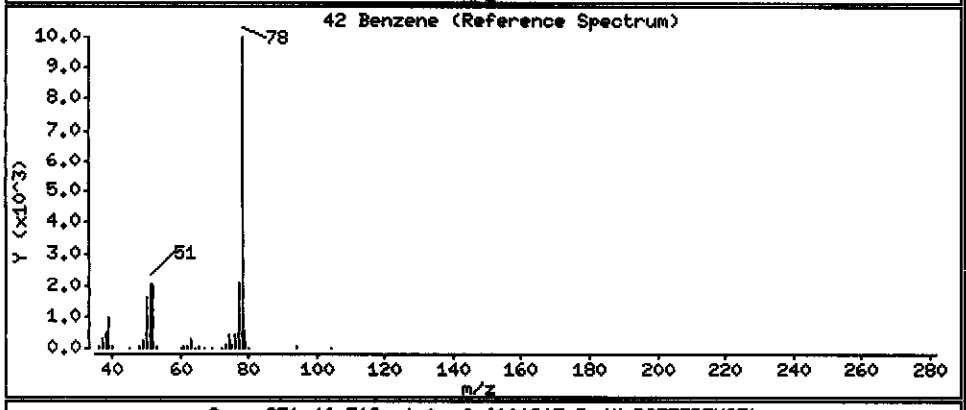

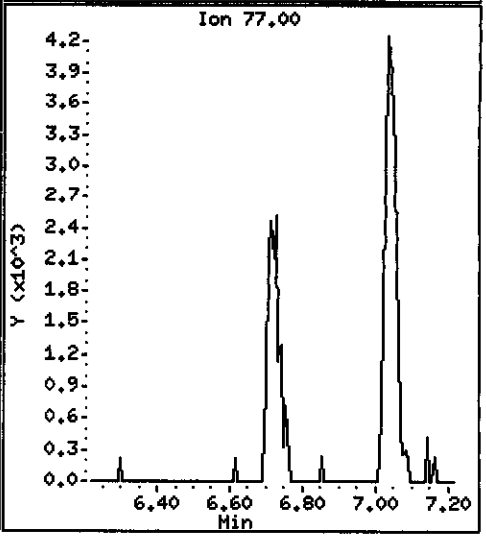

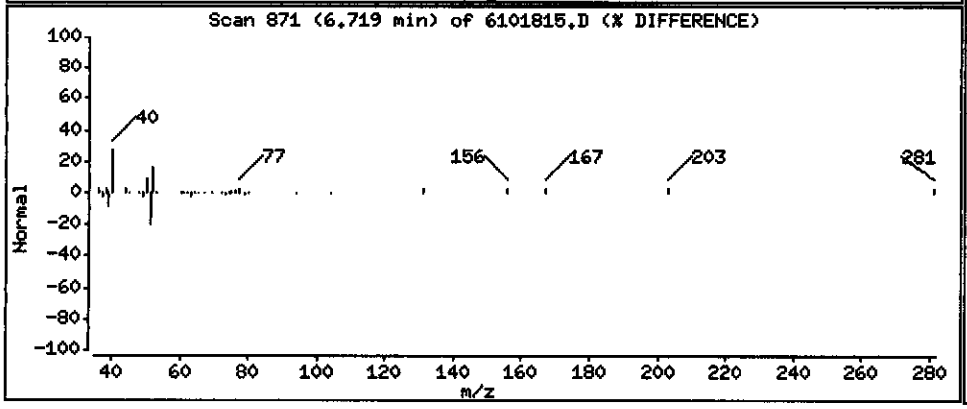

Data File: \\pitsvr06\d\chem\hp6.i\6101808d.b\6101815.D

Date : 18-OCT-2008 16:09

Client ID: RFI-22-1008 Instrument: hp6.i

Sample Info: c8j160331-010 25x 1ml/25ml)/5ml

Purge Volume: 5.0 Operator: 403794

Column phase: DB 624 Column diameter: 0.20

70 Chlorobenzene Concentration: 327.9 UG/L

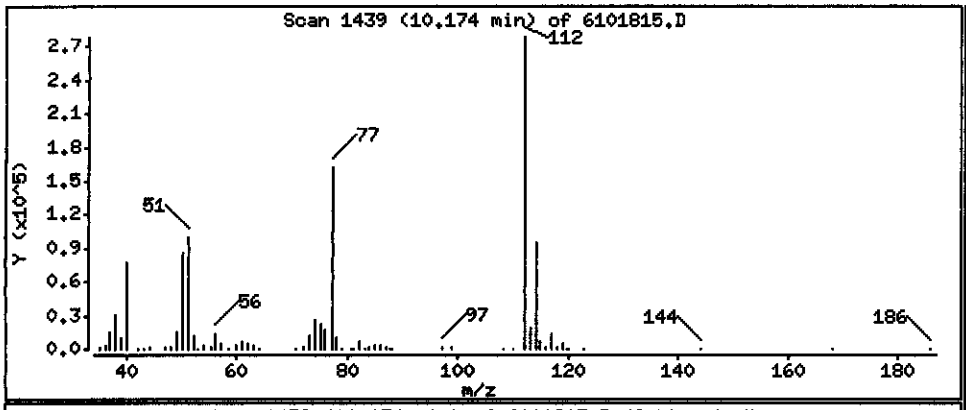

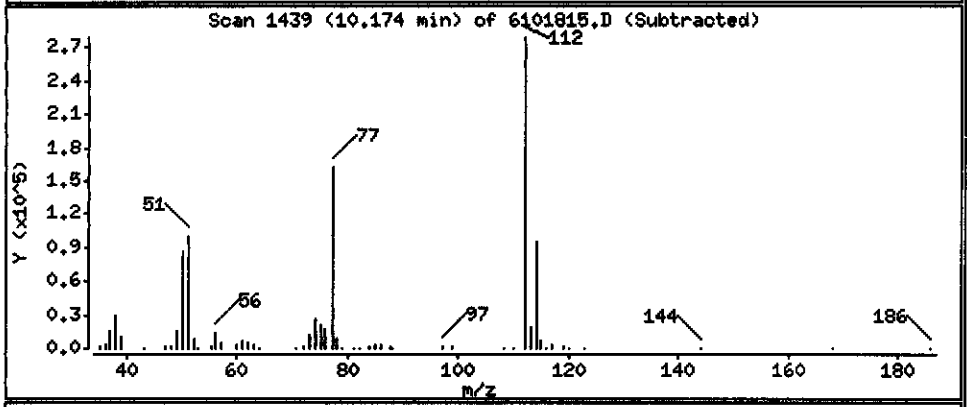

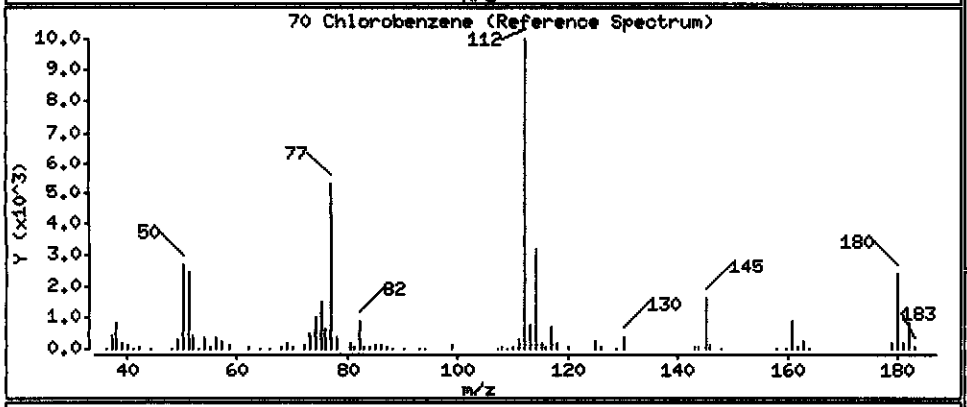

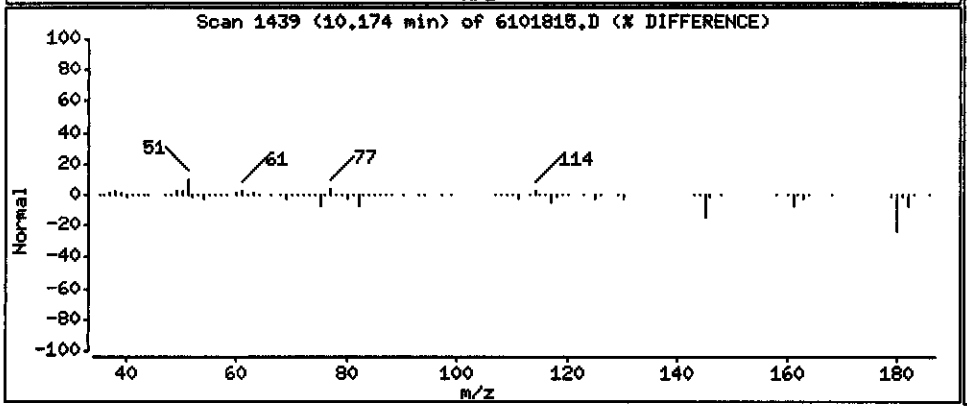

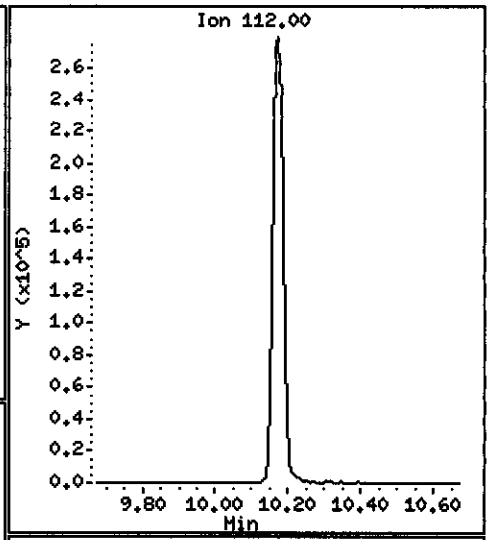

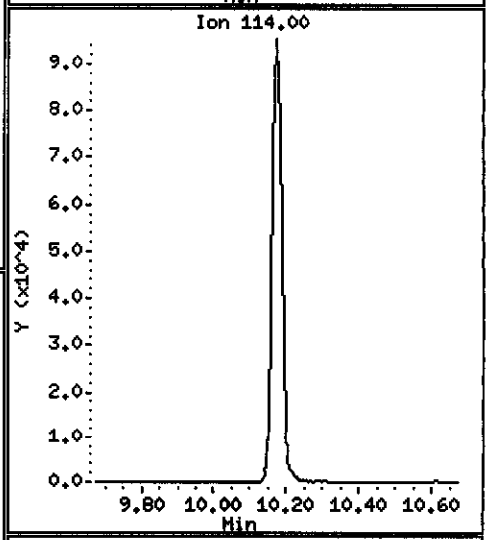

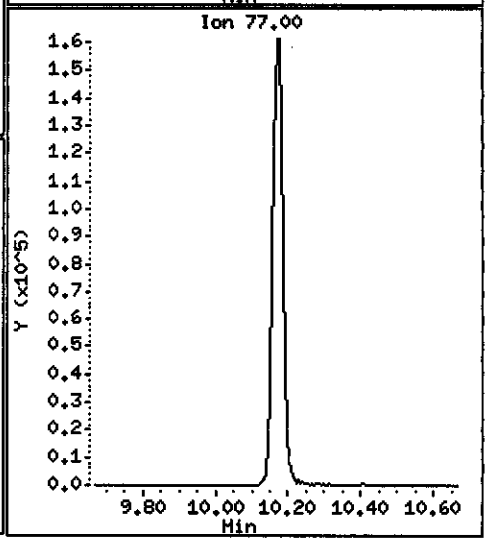

Data File: \\pitsvr06\d\chem\hp6.i\6101808d.b\6101815.D

Date : 18-OCT-2008 16:09

Client ID: RFI-22-1008 Instrument: hp6.i

Sample Info: c8j160331-010 25x 1ml/25ml)/5ml

Purge Volume: 5.0 Operator: 403794

Column phase: DB 624 Column diameter: 0.20

91 1,3-Dichlorobenzene Concentration: 96.72 UG/L

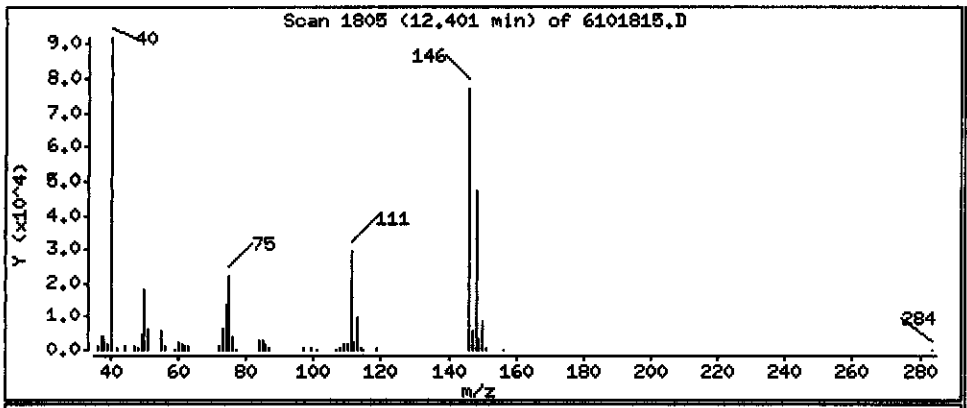

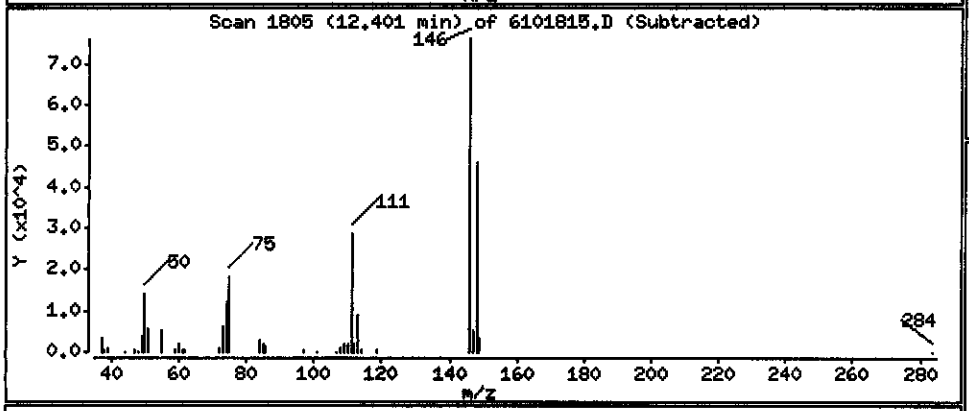

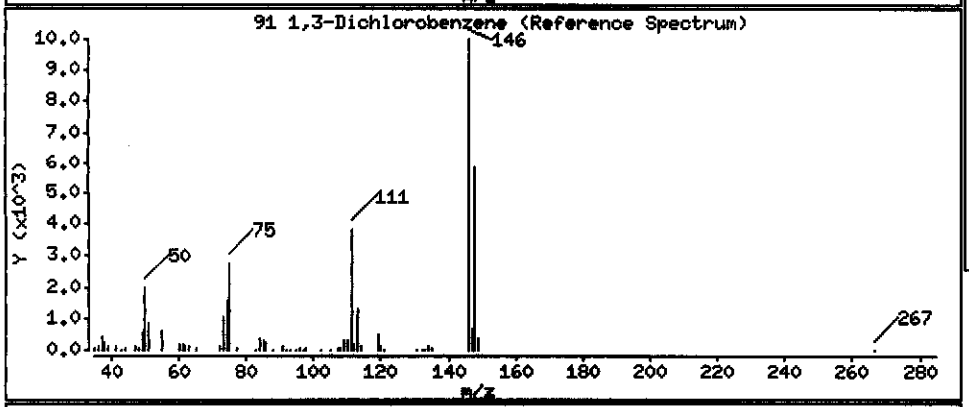

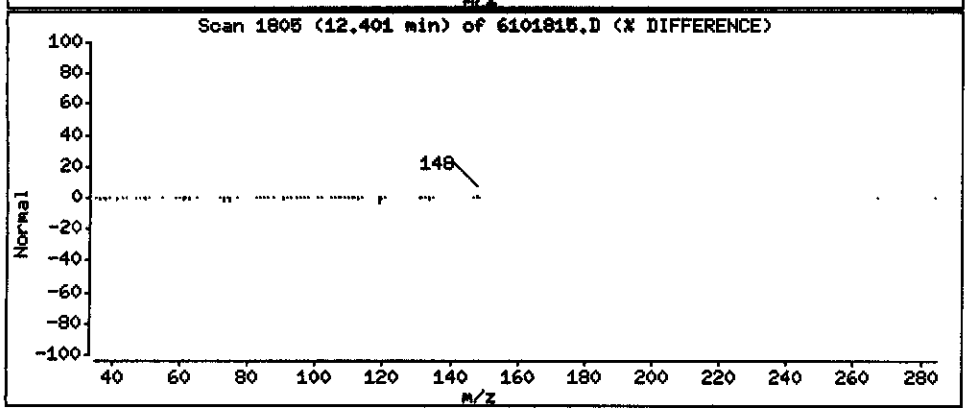

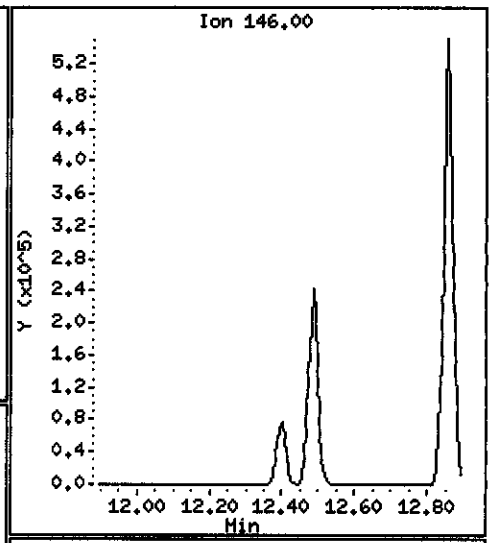

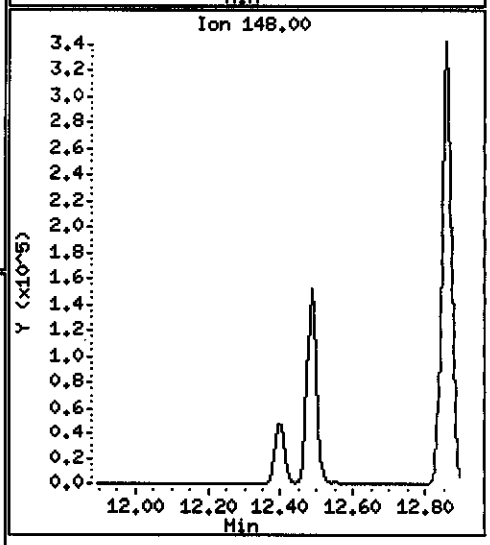

Data File: \\pitsvr06\d\chem\hp6.i\6101808d.b\6101815.D

Date : 18-OCT-2008 16:09

Client ID: RFI-22-1008

Instrument: hp6.i

Sample Info: c8j160331-010 25x 1ml/25ml)/5ml

Purge Volume: 5.0

Operator: 403794

Column phase: DB 624

Column diameter: 0.20

93 1,4-Dichlorobenzene

Concentration: 290.6 UG/L

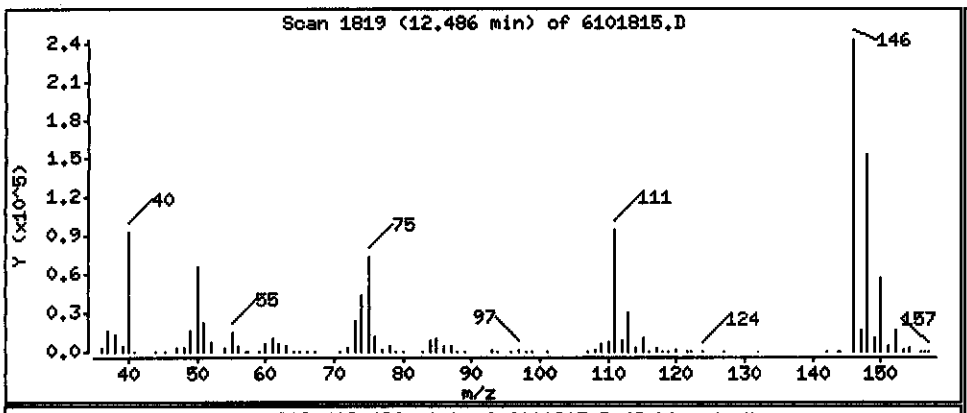

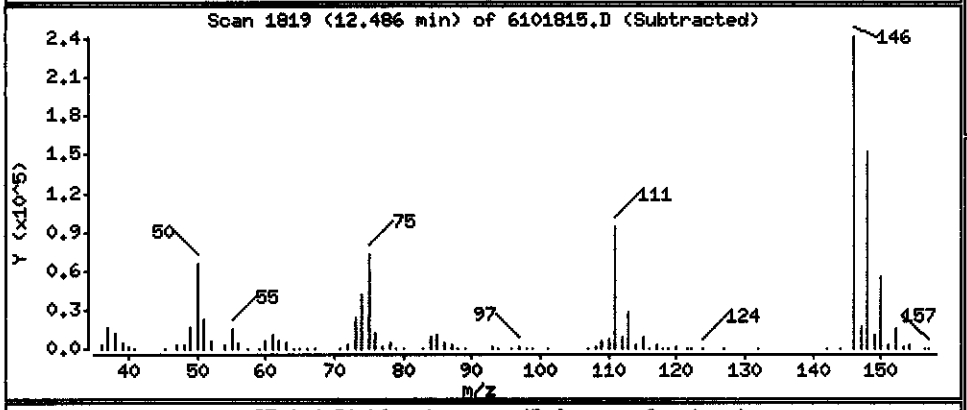

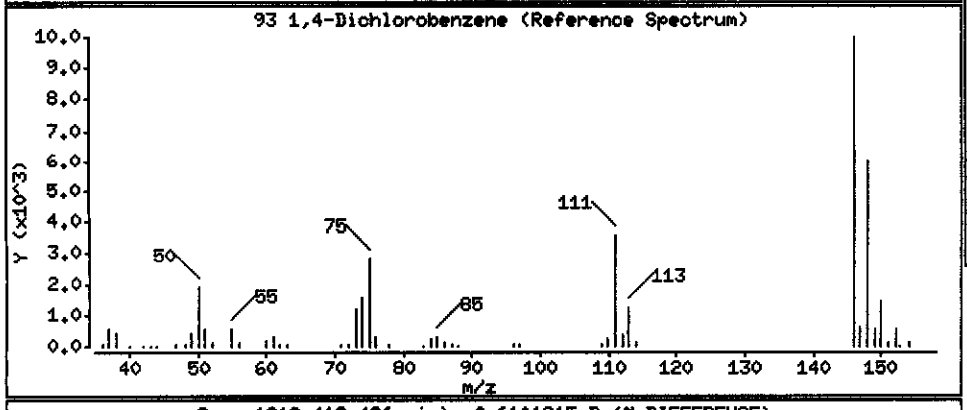

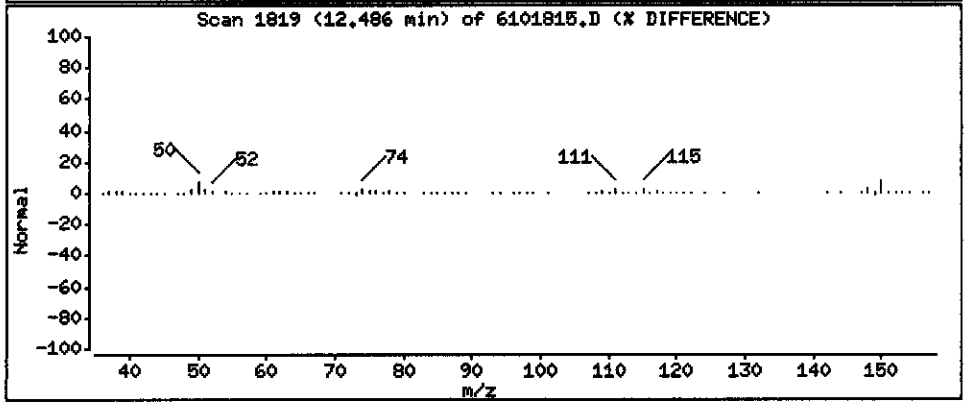

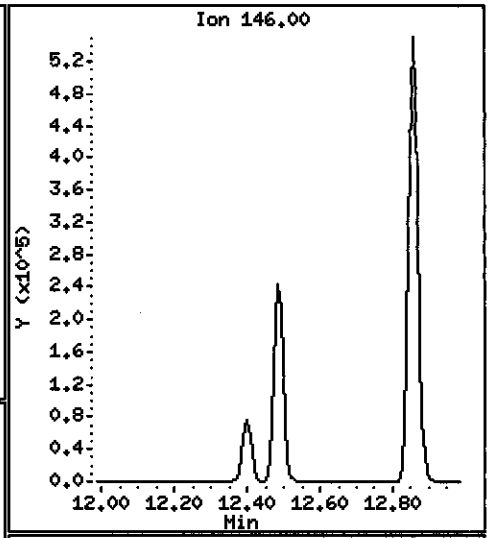

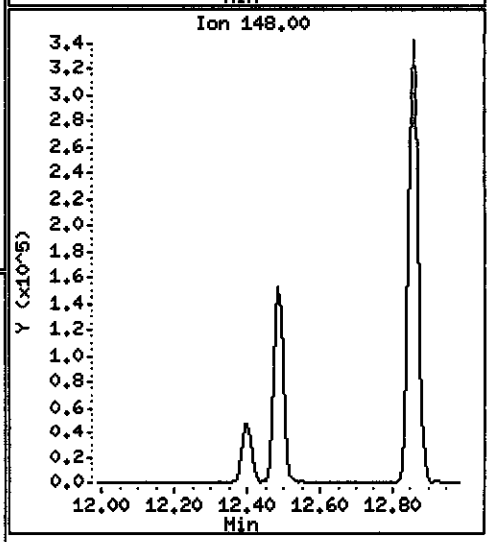

Data File: \\pitsvr06\d\chem\hp6.i\6101808d.b\6101815.D

Date : 18-OCT-2008 16:09

Client ID: RFI-22-1008

Instrument: hp6.i

Sample Info: c8j160331-010 25x 1ml/25ml)/5ml

Purge Volume: 5.0

Operator: 403794

Column phase: DB 624

Column diameter: 0.20

95 1,2-Dichlorobenzene

Concentration: 737.5 UG/L

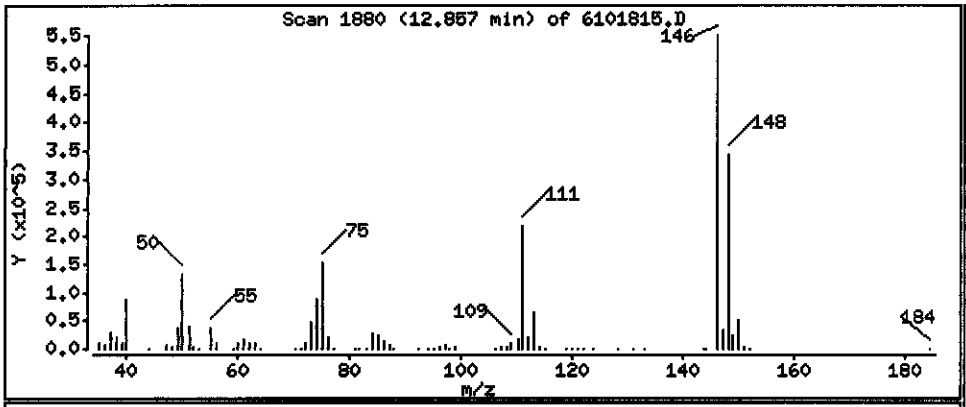

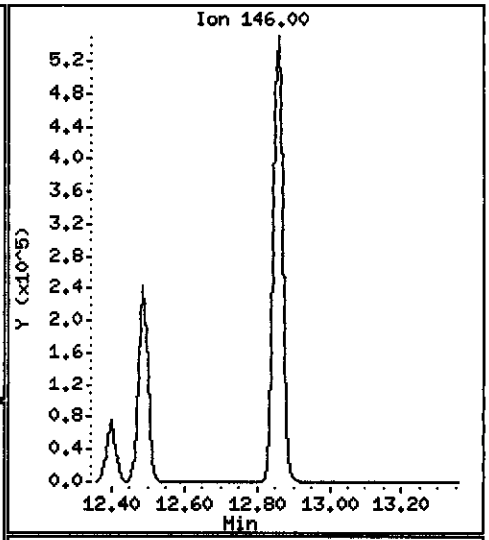

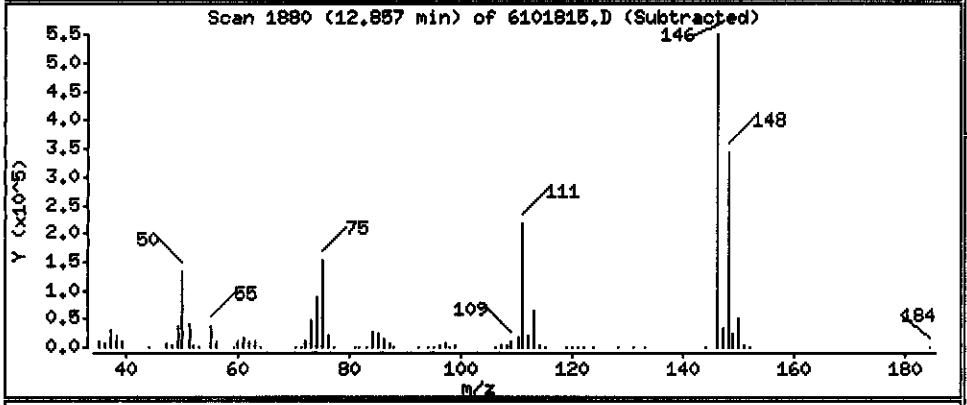

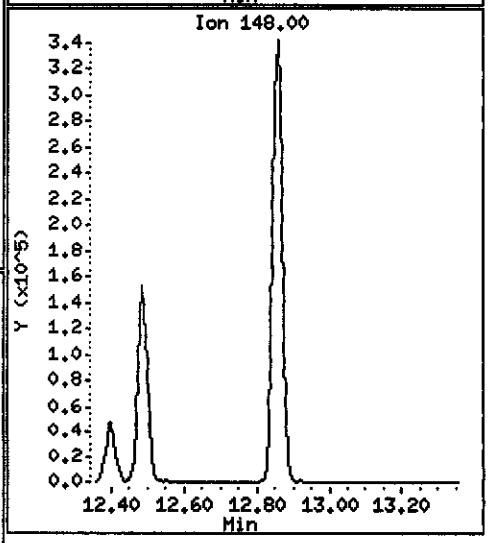

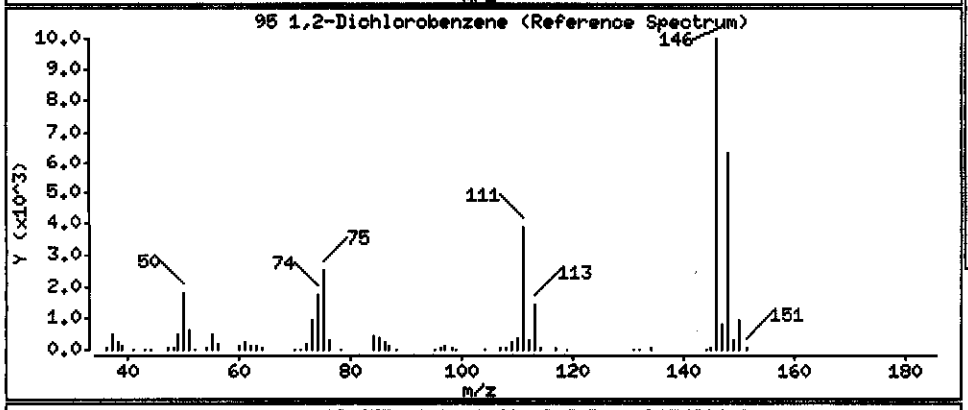

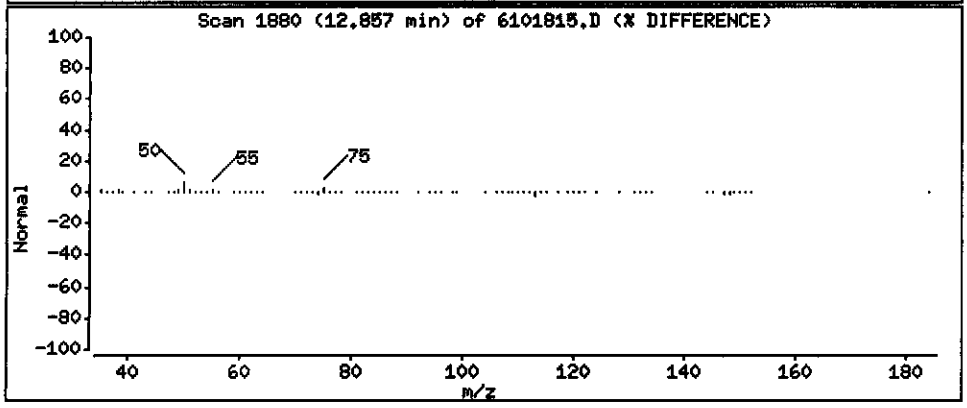

MACTEC Engineering and Consulting Inc

Client Sample ID: ICM-105-1008

GC/MS Volatiles

Lot-Sample #...: C8J160331-011	**Work Order #...:** K02T91AM	**Matrix.....:** WATER
Date Sampled...: 10/15/08	**Date Received..:** 10/16/08	**MS Run #.....:** 8292038
Prep Date.....: 10/18/08	**Analysis Date..:** 10/18/08	
Prep Batch #...: 8292073	**Analysis Time..:** 16:33	
Dilution Factor: 1	**Initial Wgt/Vol:** 5 mL	**Final Wgt/Vol..:** 5 mL
Analyst ID.....: 403794	**Instrument ID..:** HP6	
	Method.....: SW846 8260B	

PARAMETER	RESULT	REPORTING LIMIT	UNITS	MDL
Acetone	ND	5.0	ug/L	2.5
Benzene	ND	1.0	ug/L	0.27
Bromodichloromethane	ND	1.0	ug/L	0.20
Bromoform	ND	1.0	ug/L	0.25
Bromomethane	ND	1.0	ug/L	0.30
2-Butanone	ND	5.0	ug/L	0.50
Carbon disulfide	ND	1.0	ug/L	0.20
Carbon tetrachloride	ND	1.0	ug/L	0.30
Chlorobenzene	**0.37 J**	**1.0**	**ug/L**	**0.23**
Chloroethane	ND	1.0	ug/L	0.25
Chloroform	ND	1.0	ug/L	0.24
Chloromethane	ND	1.0	ug/L	0.27
Cyclohexane	ND	1.0	ug/L	0.30
Dibromochloromethane	ND	1.0	ug/L	0.16
1,2-Dibromo-3-chloro-propane	ND	1.0	ug/L	0.24
1,2-Dibromoethane	ND	1.0	ug/L	0.23
1,3-Dichlorobenzene	ND	1.0	ug/L	0.16
1,4-Dichlorobenzene	ND	1.0	ug/L	0.18
1,2-Dichlorobenzene	**0.34 J**	**1.0**	**ug/L**	**0.22**
Dichlorodifluoromethane	ND	1.0	ug/L	0.26
1,1-Dichloroethane	ND	1.0	ug/L	0.24
1,2-Dichloroethane	ND	1.0	ug/L	0.21
1,1-Dichloroethene	ND	1.0	ug/L	0.28
cis-1,2-Dichloroethene	ND	1.0	ug/L	0.27
trans-1,2-Dichloroethene	ND	1.0	ug/L	0.27
1,2-Dichloropropane	ND	1.0	ug/L	0.18
cis-1,3-Dichloropropene	ND	1.0	ug/L	0.19
trans-1,3-Dichloropropene	ND	1.0	ug/L	0.18
Ethylbenzene	**0.25 J**	**1.0**	**ug/L**	**0.18**
2-Hexanone	ND	5.0	ug/L	0.53
Isopropylbenzene	**0.49 J**	**1.0**	**ug/L**	**0.22**
Methyl acetate	ND	1.0	ug/L	0.10
Methylene chloride	ND	1.0	ug/L	0.32
Methylcyclohexane	ND	1.0	ug/L	0.32
4-Methyl-2-pentanone	ND	5.0	ug/L	0.23
Methyl tert-butyl ether	ND	1.0	ug/L	0.20

(Continued on next page)

MACTEC Engineering and Consulting Inc

Client Sample ID: ICM-105-1008

GC/MS Volatiles

Lot-Sample #...: C8J160331-011 **Work Order #...:** K02T91AM **Matrix.....:** WATER

PARAMETER	RESULT	REPORTING LIMIT	UNITS	MDL
Styrene	ND	1.0	ug/L	0.22
1,1,2,2-Tetrachloroethane	ND	1.0	ug/L	0.15
1,2,4-Trichloro-benzene	ND	1.0	ug/L	0.15
Tetrachloroethene	ND	1.0	ug/L	0.24
1,1,1-Trichloroethane	ND	1.0	ug/L	0.25
1,1,2-Trichloroethane	ND	1.0	ug/L	0.20
Trichloroethene	ND	1.0	ug/L	0.29
Trichlorofluoromethane	ND	1.0	ug/L	0.080
1,1,2-Trichloro-1,2,2-trifluoroethane	ND	1.0	ug/L	0.30
Toluene	ND	1.0	ug/L	0.23
Vinyl chloride	ND	1.0	ug/L	0.29
Xylenes (total)	ND	3.0	ug/L	0.62

SURROGATE	PERCENT RECOVERY	RECOVERY LIMITS
Toluene-d8	104	(71 - 118)
1,2-Dichloroethane-d4	109	(64 - 135)
4-Bromofluorobenzene	99	(70 - 118)
Dibromofluoromethane	96	(70 - 128)

NOTE(S):

J Estimated result. Result is less than RL.

Data File: \\pitsvr06\d\chem\hp6.i\6101808d.b\6101816.D
Date : 18-OCT-2008 16:33
Client ID: ICH-105-1008
Sample Info: c8j160331-011 5ml
Purge Volume: 5.0
Column phase: DB 624

Instrument: hp6.i
Operator: 403794
Column diameter: 0.20

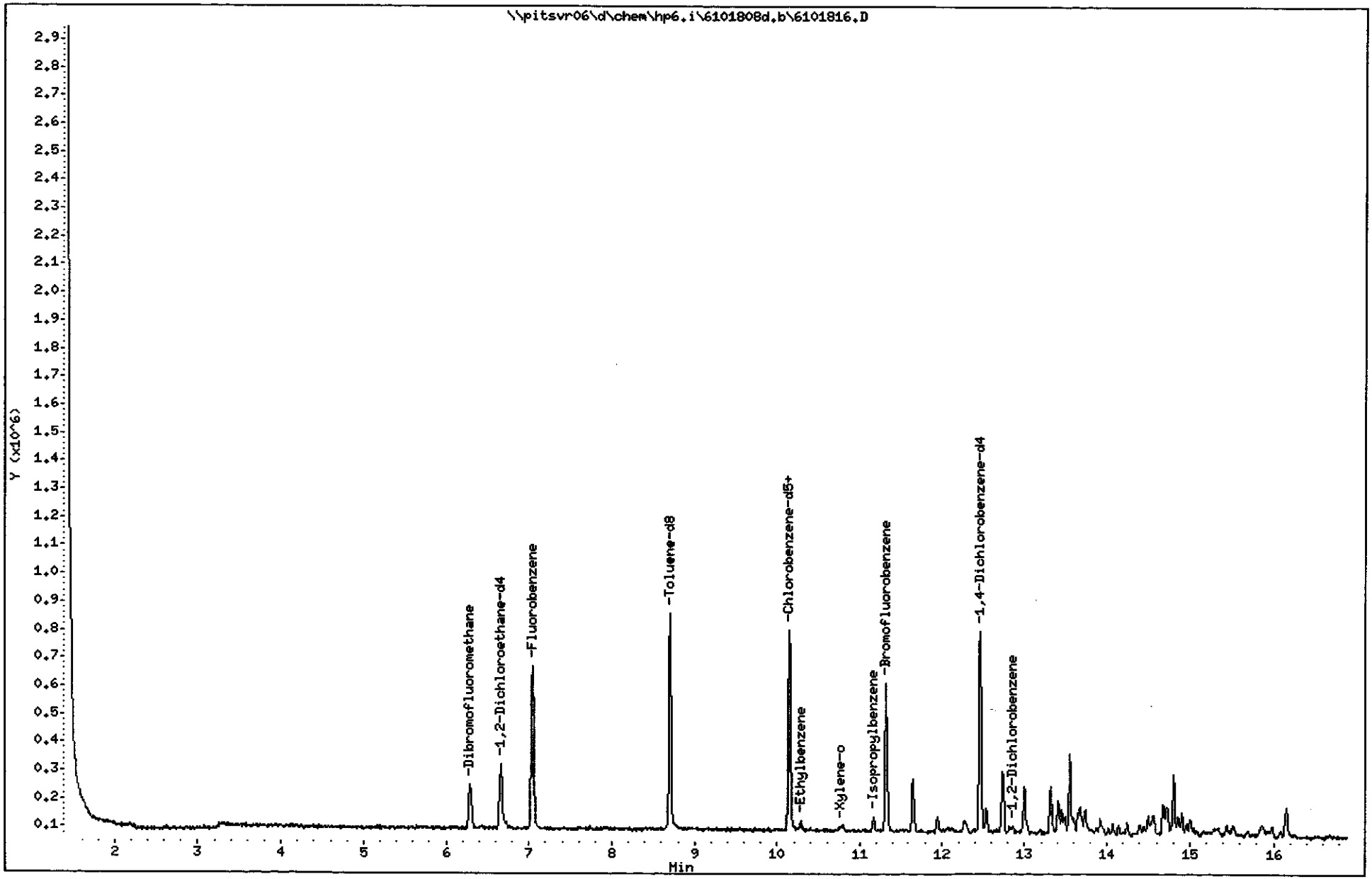

TestAmerica Pittsburgh

VOLATILE REPORT SW-846 Method

Data file : \\pitsvr06\d\chem\hp6.i\6101808d.b\6101816.D
Lab Smp Id: k02t91am Client Smp ID: ICM-105-1008
Inj Date : 18-OCT-2008 16:33
Operator : 403794 Inst ID: hp6.i
Smp Info : c8j160331-011 5ml
Misc Info : k02t91am,6101808d.b,8260ee.m,1-42.sub
Comment :
Method : \\PITSVR06\D\chem\hp6.i\6101808d.b\8260ee.m
Meth Date : 18-Oct-2008 10:18 DavernA Quant Type: ISTD
Cal Date : 06-OCT-2008 12:30 Cal File: 1D61006.D
Als bottle: 11
Dil Factor: 1.00000
Integrator: HP RTE Compound Sublist: 1-42.sub
Target Version: 4.14
Processing Host: PITSVR06

Concentration Formula: Amt * DF * 1/Vo*Vt * CpndVariable

Name	Value	Description
DF	1.000	Dilution Factor
Vo	5.000	Sample Volume
Vt	1.000	mg/L conversion (1.0 if no conversion)
Cpnd Variable		Local Compound Variable

Compounds	QUANT SIG MASS	RT	EXP RT	REL RT	RESPONSE	CONCENTRATIONS ON-COLUMN (ng)	FINAL (UG/L)
* 46 Fluorobenzene	96	7.041	7.041	(1.000)	541353	50.0000	
* 69 Chlorobenzene-d5	119	10.144	10.143	(1.000)	128473	50.0000	
* 92 1,4-Dichlorobenzene-d4	152	12.462	12.461	(1.000)	209829	50.0000	
$ 39 Dibromofluoromethane	113	6.287	6.286	(0.893)	120077	47.9037	9.581
$ 43 1,2-Dichloroethane-d4	65	6.664	6.657	(0.946)	185588	54.3835	10.88
$ 59 Toluene-d8	98	8.702	8.701	(0.858)	517715	52.0753	10.42
$ 80 Bromofluorobenzene	95	11.312	11.311	(0.908)	204662	49.5011	9.900
1 Dichlorodifluoromethane	85	Compound Not Detected.					
2 Chloromethane	50	Compound Not Detected.					
3 Vinyl Chloride	62	Compound Not Detected.					
4 Bromomethane	94	Compound Not Detected.					
5 Chloroethane	64	Compound Not Detected.					
6 Trichlorofluoromethane	101	Compound Not Detected.					
12 1,1-Dichloroethene	96	Compound Not Detected.					
13 Acetone	43	Compound Not Detected.					
15 Carbon Disulfide	76	Compound Not Detected.					
18 Methylene Chloride	84	Compound Not Detected.					
19 trans-1,2-Dichloroethene	96	Compound Not Detected.					
20 Methyl tert-butyl ether	73	Compound Not Detected.					
24 1,1-Dichloroethane	63	Compound Not Detected.					
27 2,2-Dichloropropane	77	Compound Not Detected.					
28 cis-1,2-dichloroethene	96	Compound Not Detected.					

	Compounds	QUANT SIG MASS	RT	EXP RT	REL RT	RESPONSE	CONCENTRATIONS ON-COLUMN (ng)	CONCENTRATIONS FINAL (UG/L)
M	29 1,2-Dichloroethene (total)	96	Compound Not Detected.					
	30 Bromochloromethane	128	Compound Not Detected.					
	31 2-Butanone	43	Compound Not Detected.					
	37 Chloroform	83	Compound Not Detected.					
	38 1,1,1-Trichloroethane	97	Compound Not Detected.					
	40 1,1-Dichloropropene	75	Compound Not Detected.					
	41 Carbon Tetrachloride	117	Compound Not Detected.					
	42 Benzene	78	Compound Not Detected.					
	45 1,2-Dichloroethane	62	Compound Not Detected.					
	47 Trichloroethene	130	Compound Not Detected.					
	49 1,2-Dichloropropane	63	Compound Not Detected.					
	50 Dibromomethane	93	Compound Not Detected.					
	53 Bromodichloromethane	83	Compound Not Detected.					
	57 cis-1,3-Dichloropropene	75	Compound Not Detected.					
	58 4-Methyl-2-Pentanone	43	Compound Not Detected.					
	60 Toluene	91	Compound Not Detected.					
	61 trans-1,3-Dichloropropene	75	Compound Not Detected.					
	63 1,3-Dichloropropane	76	Compound Not Detected.					
	64 1,1,2-Trichloroethane	97	Compound Not Detected.					
	65 Tetrachloroethene	164	Compound Not Detected.					
	66 2-Hexanone	43	Compound Not Detected.					
	67 Dibromochloromethane	129	Compound Not Detected.					
	68 1,2-Dibromoethane	107	Compound Not Detected.					
	70 Chlorobenzene	112	10.174	10.174	(1.003)	15659	1.83822	0.3676
	71 1,1,1,2-Tetrachloroethane	131	Compound Not Detected.					
	72 Ethylbenzene	106	10.284	10.283	(1.014)	5628	1.24041	0.2481
	73 m + p-Xylene	106	Compound Not Detected.					
	74 Xylene-o	106	10.795	10.794	(1.064)	6016	1.11025	0.2220
M	75 Xylenes (total)	106				6016	1.11025	0.2220
	76 Styrene	104	Compound Not Detected.					
	77 Bromoform	173	Compound Not Detected.					
	78 Isopropylbenzene	105	11.166	11.159	(1.101)	33243	2.43682	0.4874
	79 Bromobenzene	156	Compound Not Detected.					
	83 1,1,2,2-Tetrachloroethane	83	Compound Not Detected.					
	84 1,2,3-Trichloropropane	110	Compound Not Detected.					
	86 1,3,5-Trimethylbenzene	105	Compound Not Detected.					
	88 1,2,4-Trimethylbenzene	105	Compound Not Detected.					
	90 4-Isopropyltoluene	119	Compound Not Detected.					
	91 1,3-Dichlorobenzene	146	Compound Not Detected.					
	93 1,4-Dichlorobenzene	146	Compound Not Detected.					
	95 1,2-Dichlorobenzene	146	12.857	12.856	(1.032)	11272	1.70963	0.3419
	96 1,2-Dibromo-3-chloropropane	157	Compound Not Detected.					
	97 1,2,4-Trichlorobenzene	180	Compound Not Detected.					
	101 1,1,2-trichlorotrifluoroethane	101	Compound Not Detected.					
	102 Methyl acetate	43	Compound Not Detected.					
	104 Cyclohexane	56	Compound Not Detected.					
	105 Methyl Cyclohexane	83	Compound Not Detected.					

Data File: \\pitsvr06\d\chem\hp6.i\6101808d.b\6101816.D

Date : 18-OCT-2008 16:33

Client ID: ICM-105-1008

Instrument: hp6.i

Sample Info: c8j160331-011 5ml

Purge Volume: 5.0

Operator: 403794

Column phase: DB 624

Column diameter: 0.20

70 Chlorobenzene

Concentration: 0.3676 UG/L

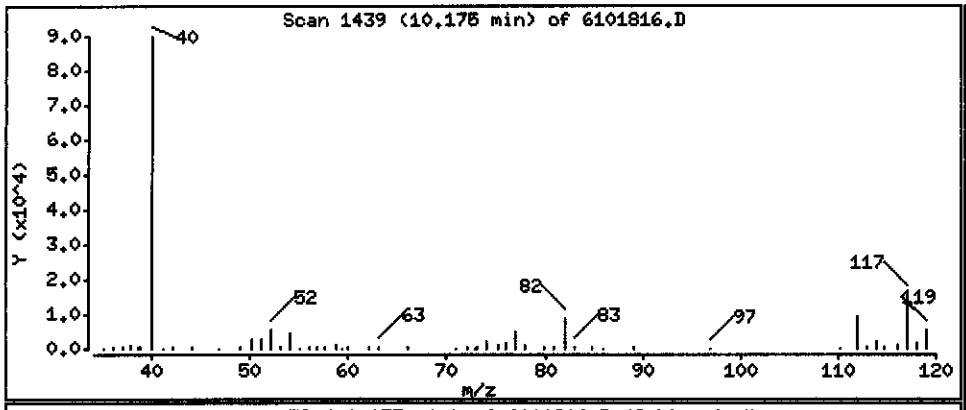

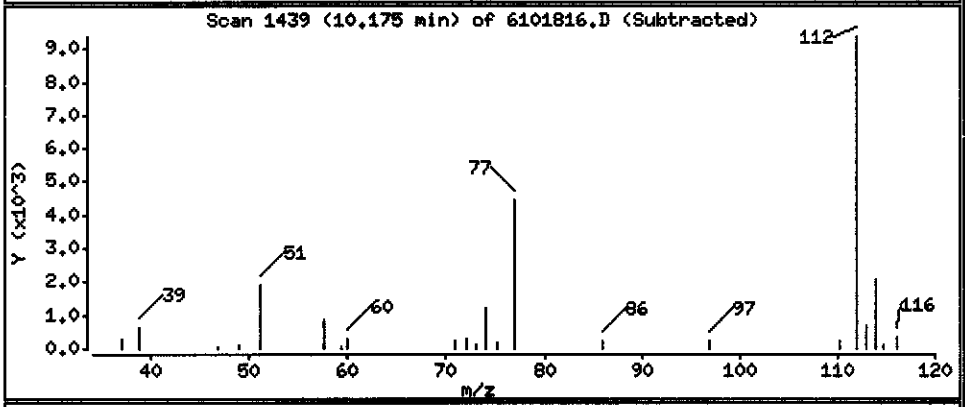

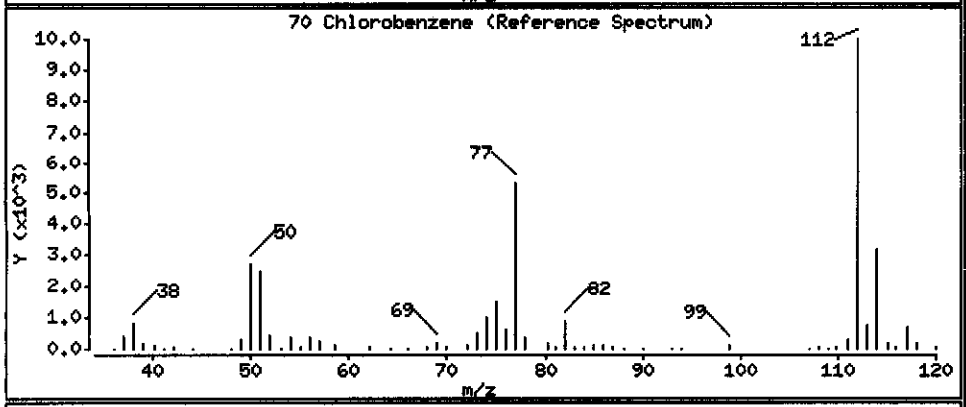

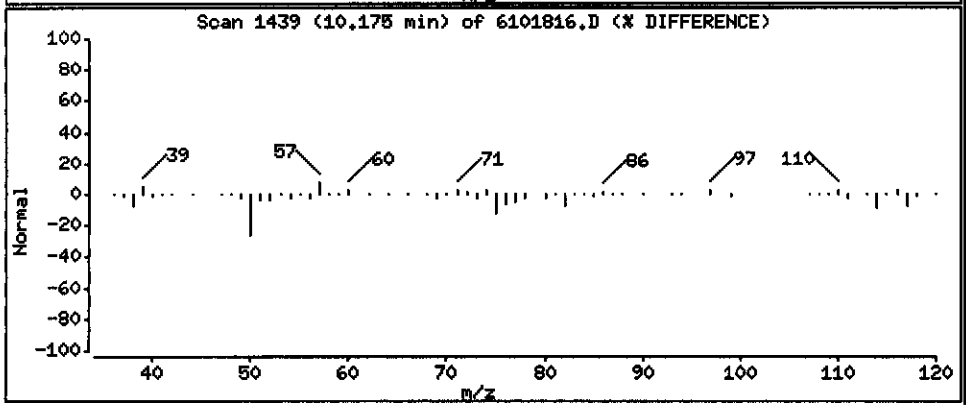

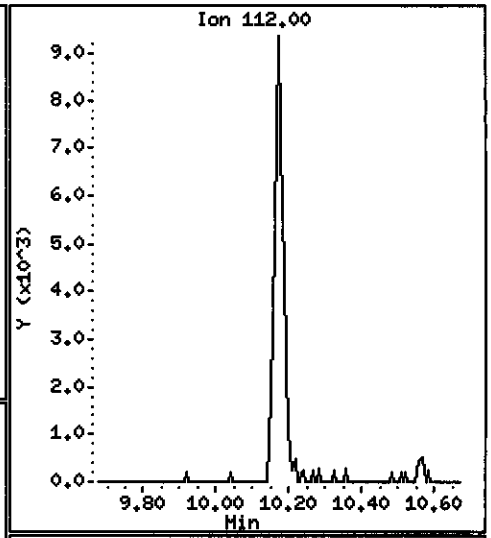

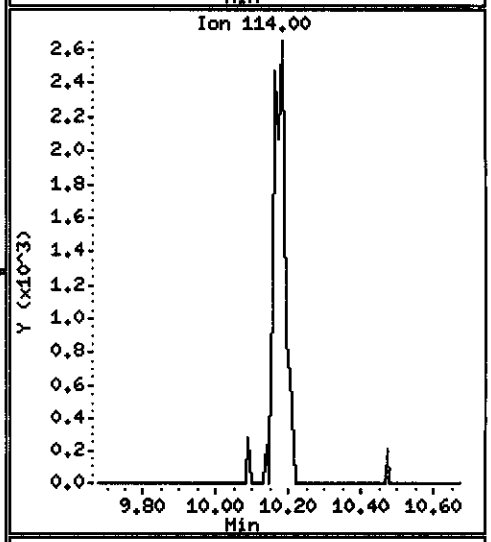

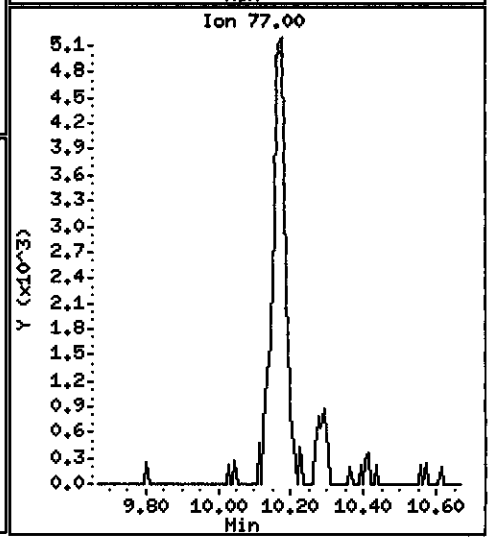

Data File: \\pitsvr06\d\chem\hp6.i\6101808d.b\6101816.D

Date : 18-OCT-2008 16:33

Client ID: ICM-105-1008

Instrument: hp6.i

Sample Info: c8j160331-011 5ml

Purge Volume: 5.0

Operator: 403794

Column phase: DB 624

Column diameter: 0.20

72 Ethylbenzene

Concentration: 0.2481 UG/L

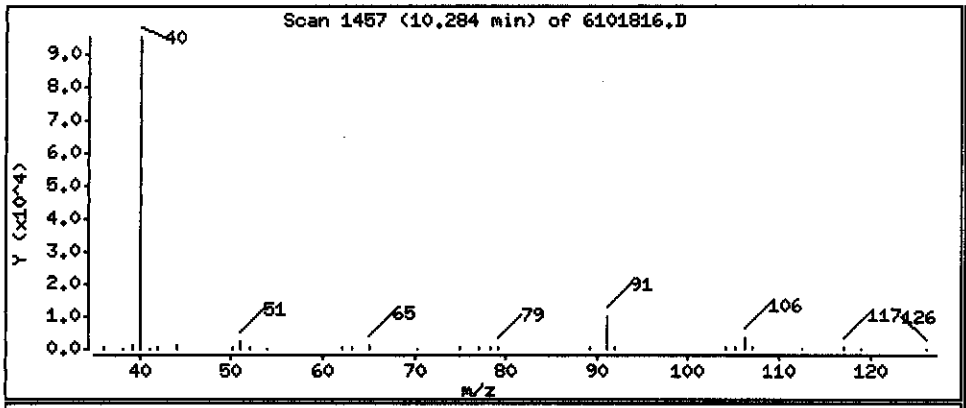

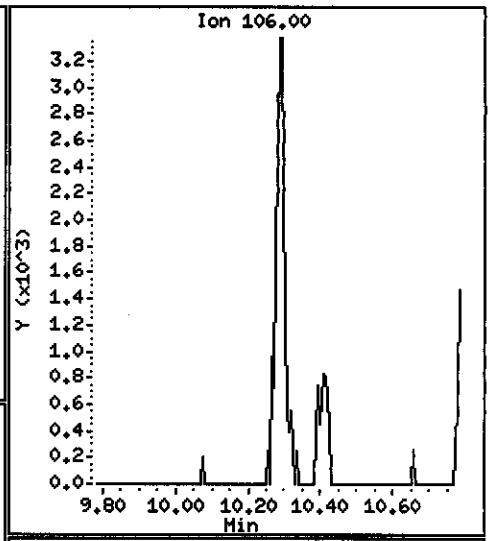

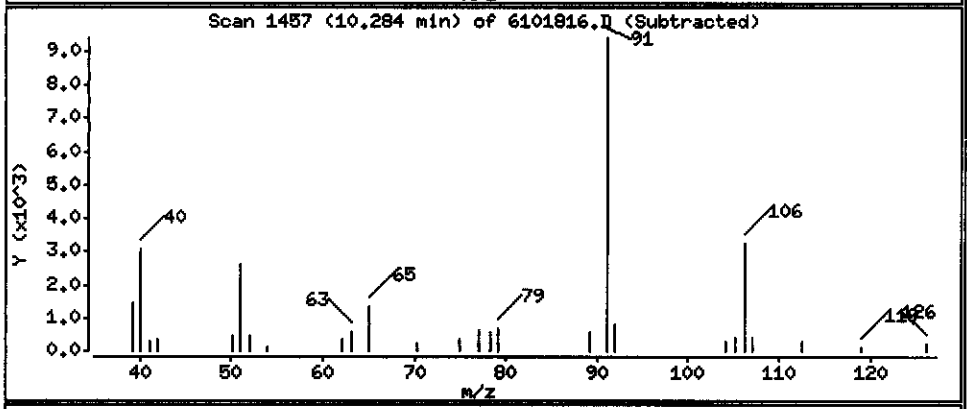

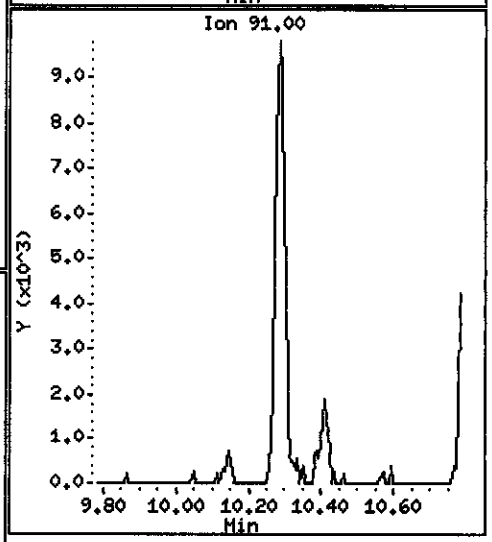

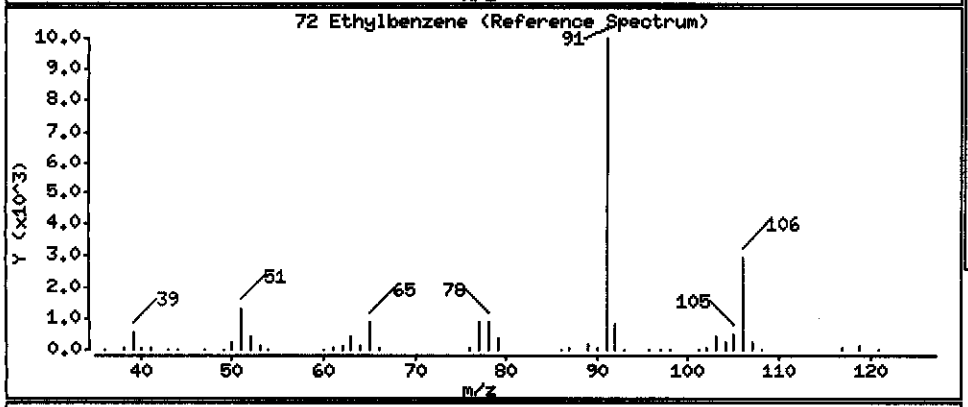

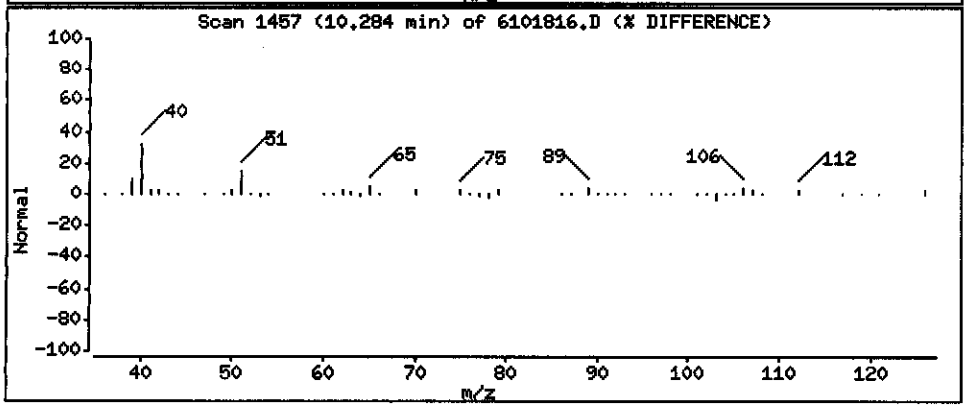

Data File: \\pitsvr06\d\chem\hp6.i\6101808d.b\6101816.D

Date : 18-OCT-2008 16:33

Client ID: ICM-105-1008 Instrument: hp6.i

Sample Info: c8j160331-011 5ml

Purge Volume: 5.0 Operator: 403794

Column phase: DB 624 Column diameter: 0.20

74 Xylene-o Concentration: 0.2220 UG/L

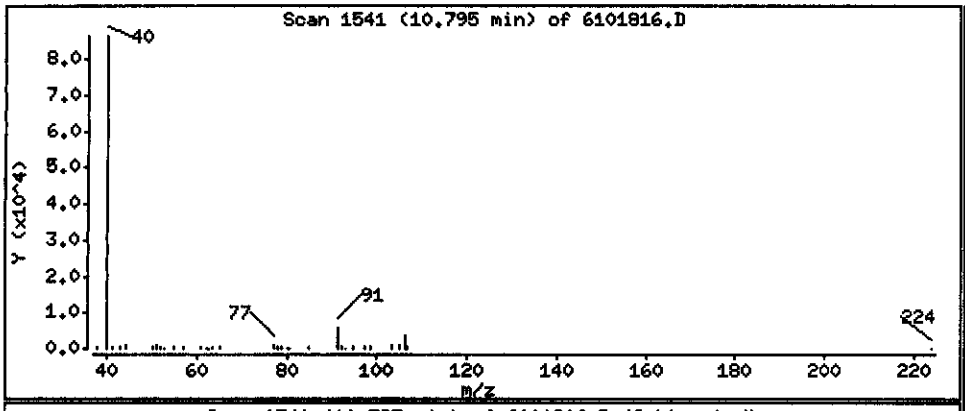

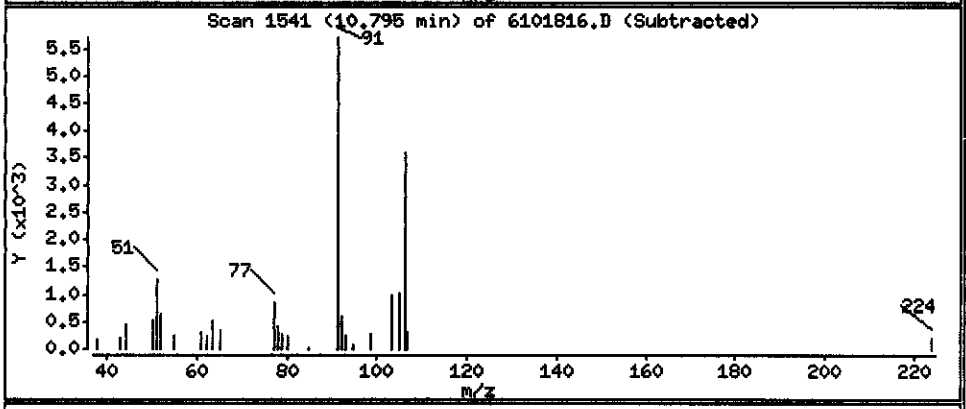

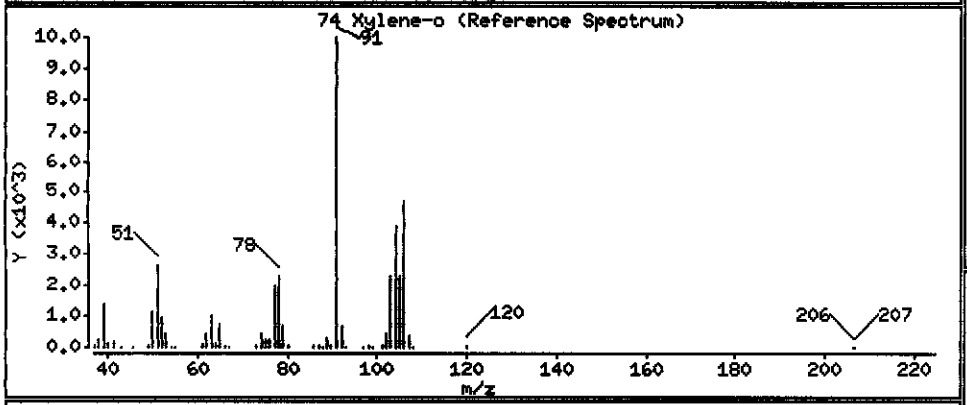

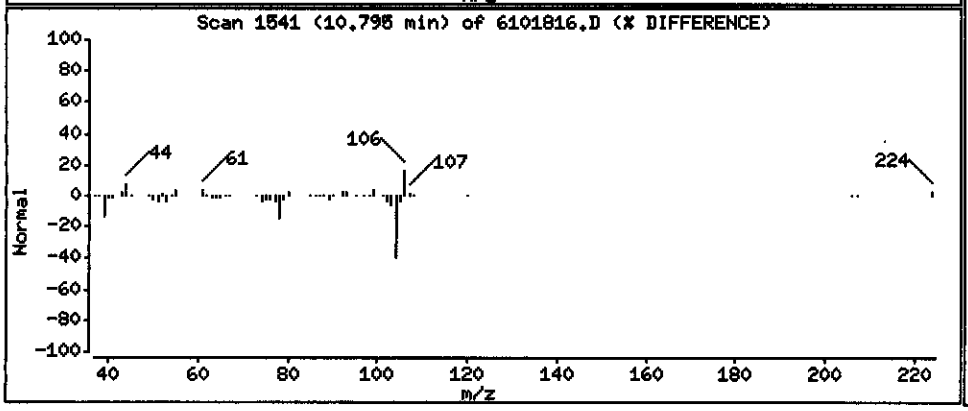

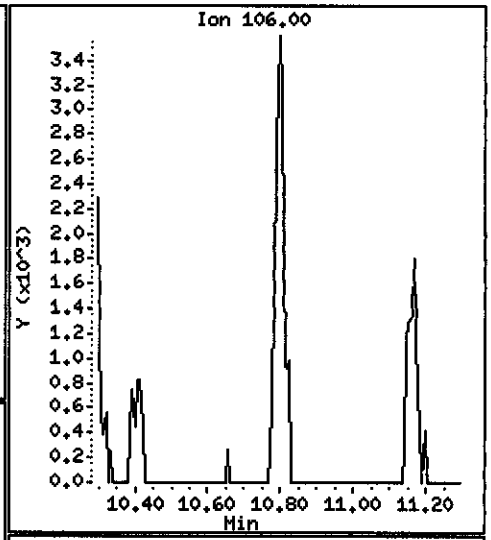

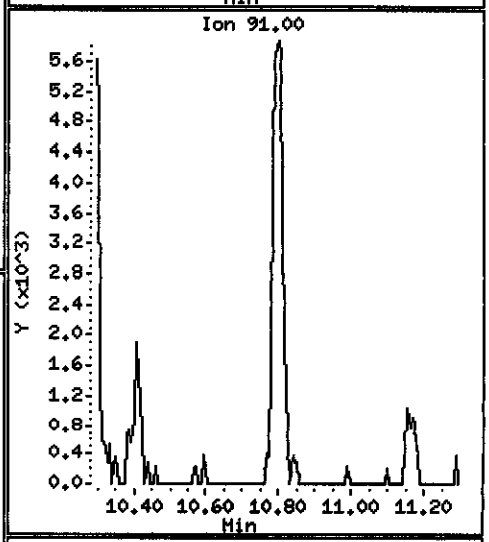

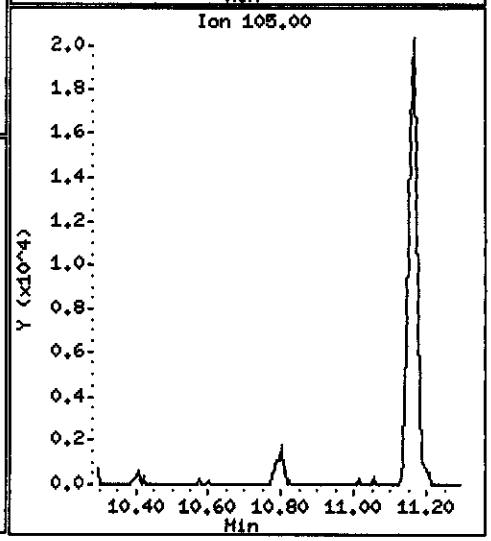

Data File: \\pitsvr06\d\chem\hp6.i\6101808d.b\6101816.D

Date : 18-OCT-2008 16:33

Client ID: ICM-105-1008

Instrument: hp6.i

Sample Info: c8j160331-011 5ml

Purge Volume: 5.0

Operator: 403794

Column phase: DB 624

Column diameter: 0.20

78 Isopropylbenzene

Concentration: 0.4874 UG/L

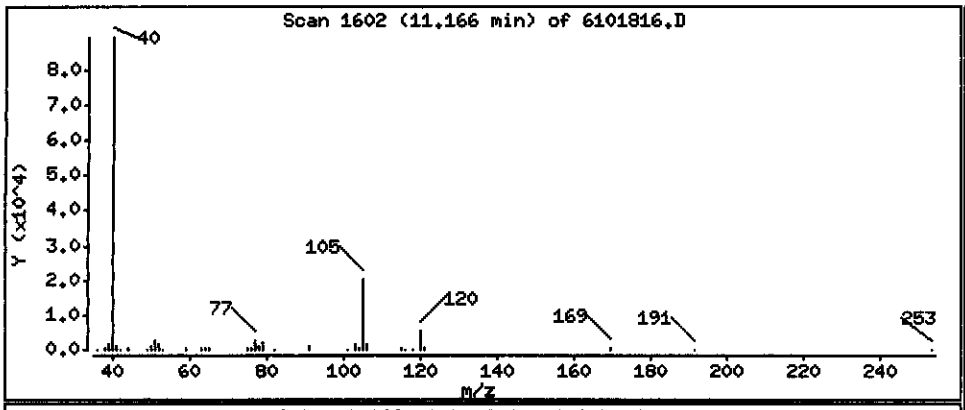

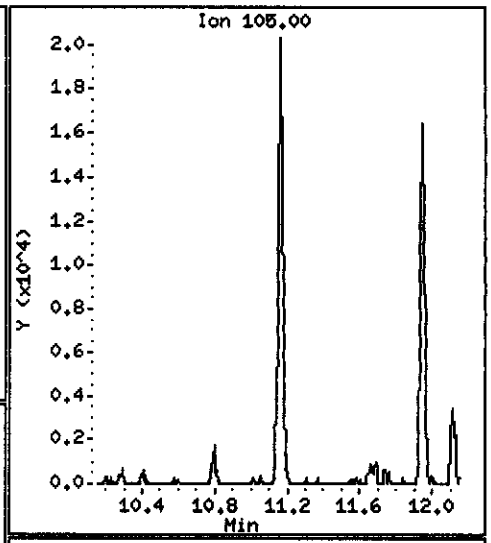

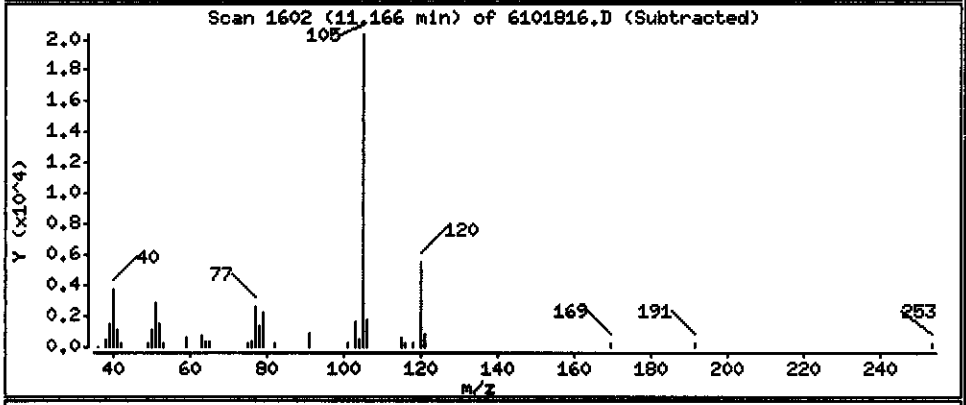

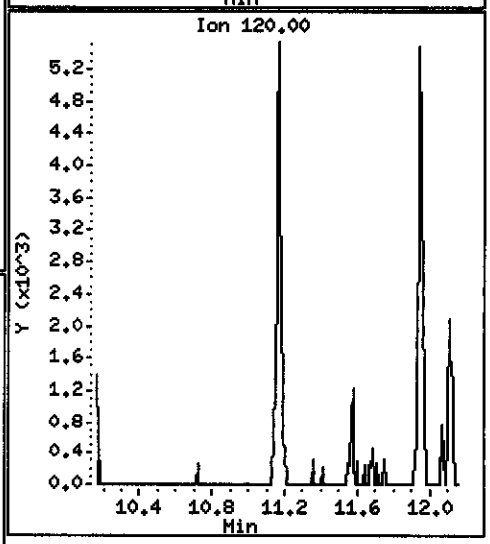

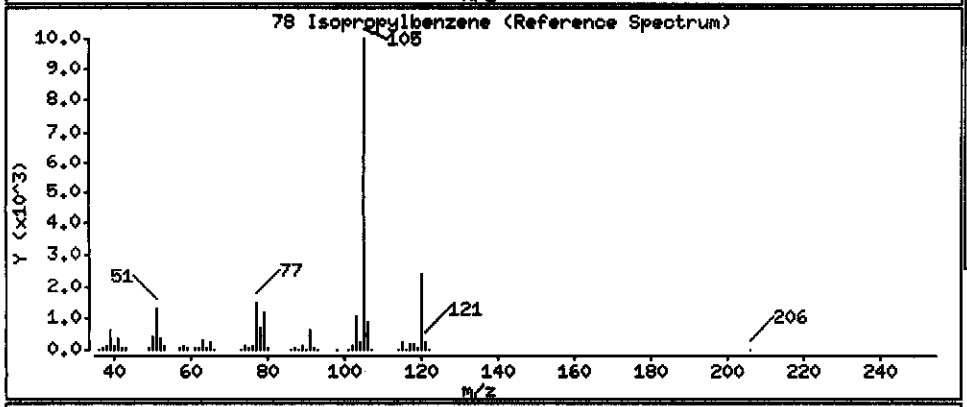

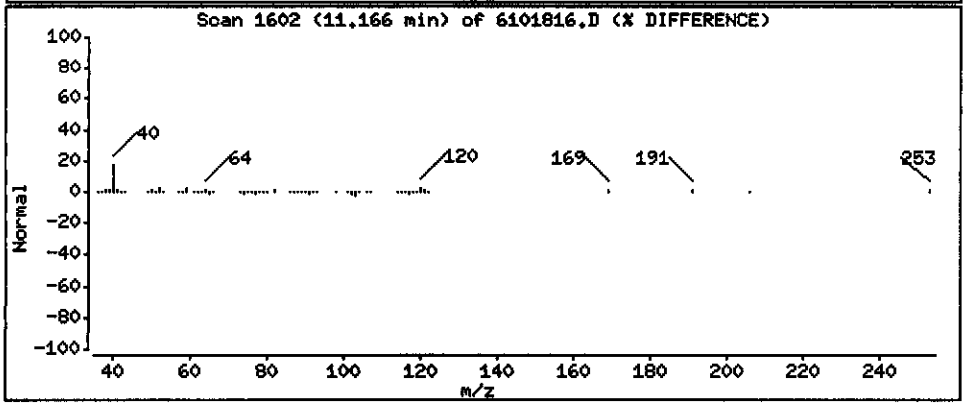

Data File: \\pitsvr06\d\chem\hp6.i\6101808d.b\6101816.D

Date : 18-OCT-2008 16:33

Client ID: ICM-105-1008

Instrument: hp6.i

Sample Info: c8j160331-011 5ml

Purge Volume: 5.0

Operator: 403794

Column phase: DB 624

Column diameter: 0.20

95 1,2-Dichlorobenzene

Concentration: 0.3419 UG/L

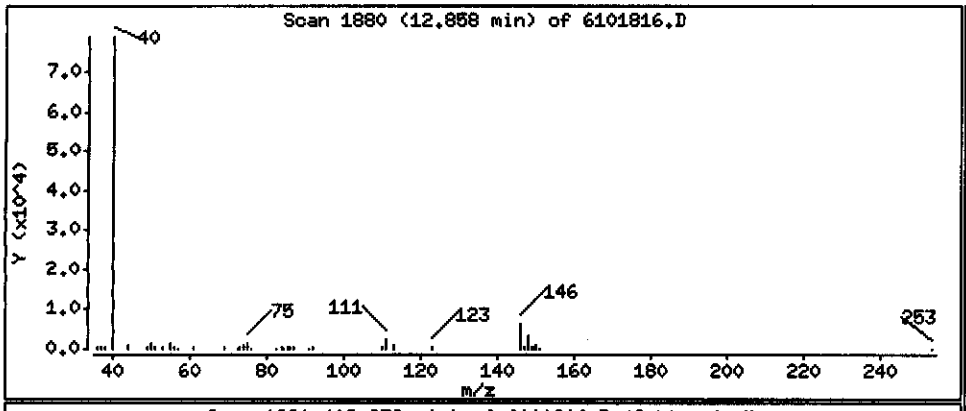

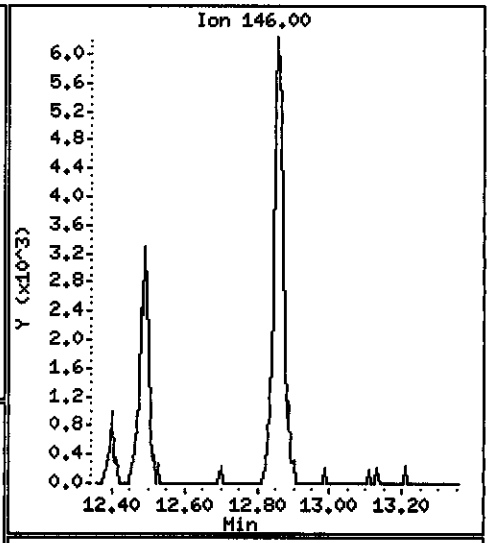

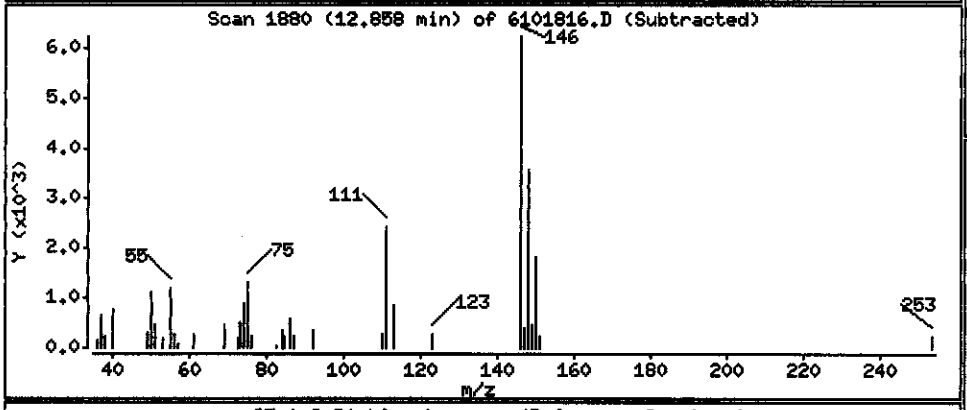

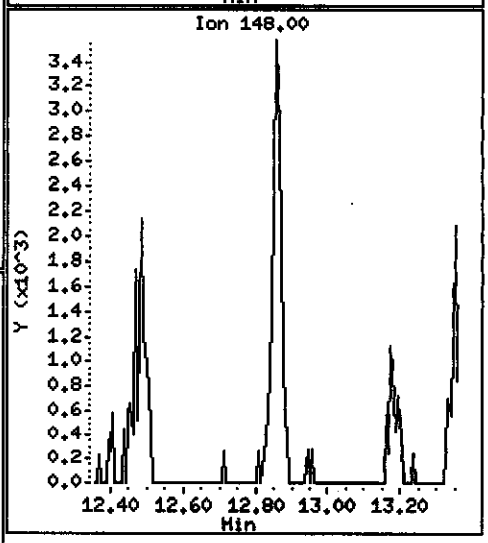

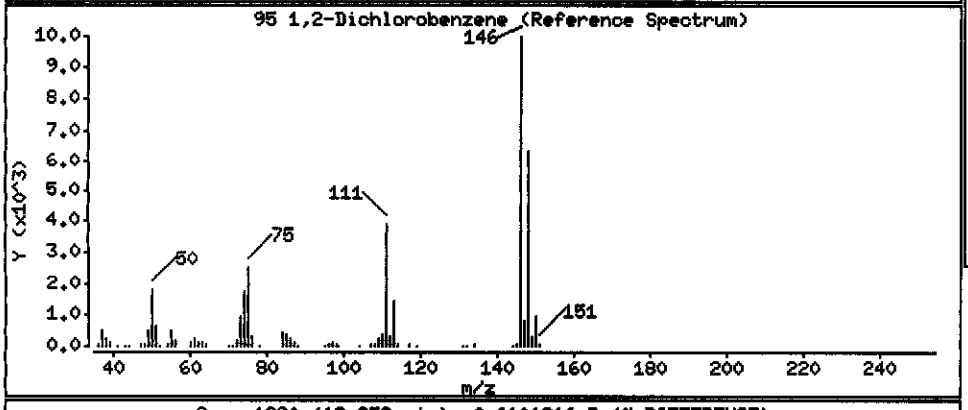

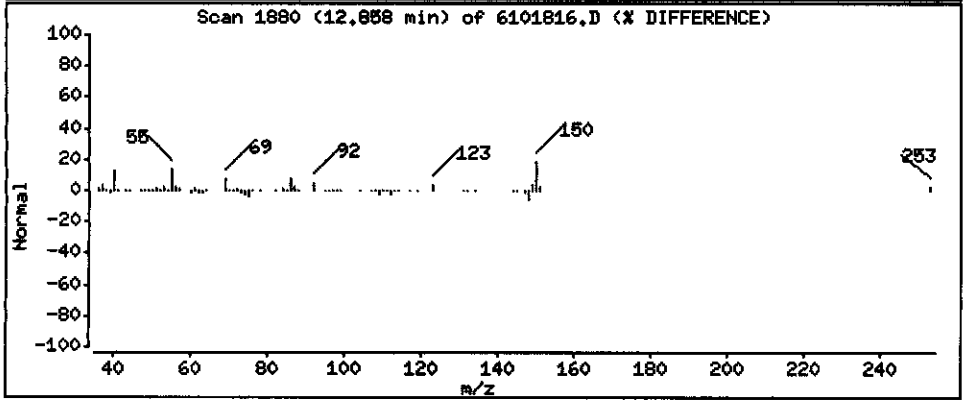

MACTEC Engineering and Consulting Inc

Client Sample ID: RFI-31-1008

GC/MS Volatiles

Lot-Sample #...: C8J160331-012	**Work Order #...:** K02VA1AM	**Matrix.....:** WATER
Date Sampled...: 10/15/08	**Date Received..:** 10/16/08	**MS Run #.....:** 8292038
Prep Date.....: 10/18/08	**Analysis Date..:** 10/18/08	
Prep Batch #...: 8292073	**Analysis Time..:** 16:57	
Dilution Factor: 25	**Initial Wgt/Vol:** 5 mL	**Final Wgt/Vol..:** 5 mL
Analyst ID.....: 403794	**Instrument ID..:** HP6	
	Method.....: SW846 8260B	

PARAMETER	RESULT	REPORTING LIMIT	UNITS	MDL
Acetone	ND	120	ug/L	62
Benzene	**9.7 J**	**25**	**ug/L**	**6.8**
Bromodichloromethane	ND	25	ug/L	5.0
Bromoform	ND	25	ug/L	6.1
Bromomethane	ND	25	ug/L	7.6
2-Butanone	ND	120	ug/L	12
Carbon disulfide	ND	25	ug/L	4.9
Carbon tetrachloride	ND	25	ug/L	7.6
Chlorobenzene	**560**	**25**	**ug/L**	**5.6**
Chloroethane	ND	25	ug/L	6.2
Chloroform	ND	25	ug/L	6.0
Chloromethane	ND	25	ug/L	6.7
Cyclohexane	ND	25	ug/L	7.4
Dibromochloromethane	ND	25	ug/L	4.1
1,2-Dibromo-3-chloro-propane	ND	25	ug/L	6.0
1,2-Dibromoethane	ND	25	ug/L	5.7
1,3-Dichlorobenzene	**110**	**25**	**ug/L**	**4.1**
1,4-Dichlorobenzene	**14 J**	**25**	**ug/L**	**4.4**
1,2-Dichlorobenzene	ND	25	ug/L	5.4
Dichlorodifluoromethane	ND	25	ug/L	6.5
1,1-Dichloroethane	ND	25	ug/L	6.1
1,2-Dichloroethane	ND	25	ug/L	5.4
1,1-Dichloroethene	ND	25	ug/L	7.0
cis-1,2-Dichloroethene	ND	25	ug/L	6.8
trans-1,2-Dichloroethene	ND	25	ug/L	6.8
1,2-Dichloropropane	ND	25	ug/L	4.5
cis-1,3-Dichloropropene	ND	25	ug/L	4.9
trans-1,3-Dichloropropene	ND	25	ug/L	4.6
Ethylbenzene	ND	25	ug/L	4.5
2-Hexanone	ND	120	ug/L	13
Isopropylbenzene	ND	25	ug/L	5.6
Methyl acetate	ND	25	ug/L	2.6
Methylene chloride	ND	25	ug/L	7.9
Methylcyclohexane	ND	25	ug/L	7.9
4-Methyl-2-pentanone	ND	120	ug/L	5.6
Methyl tert-butyl ether	ND	25	ug/L	5.0

(Continued on next page)

MACTEC Engineering and Consulting Inc

Client Sample ID: RFI-31-1008

GC/MS Volatiles

Lot-Sample #...: C8J160331-012 **Work Order #...:** K02VA1AM **Matrix.....:** WATER

PARAMETER	RESULT	REPORTING LIMIT	UNITS	MDL
Styrene	ND	25	ug/L	5.4
1,1,2,2-Tetrachloroethane	ND	25	ug/L	3.8
1,2,4-Trichloro-benzene	**580**	**25**	**ug/L**	**3.8**
Tetrachloroethene	ND	25	ug/L	5.9
1,1,1-Trichloroethane	ND	25	ug/L	6.3
1,1,2-Trichloroethane	ND	25	ug/L	4.9
Trichloroethene	ND	25	ug/L	7.3
Trichlorofluoromethane	ND	25	ug/L	2.0
1,1,2-Trichloro-1,2,2-trifluoroethane	ND	25	ug/L	7.5
Toluene	ND	25	ug/L	5.8
Vinyl chloride	ND	25	ug/L	7.3
Xylenes (total)	ND	75	ug/L	15

SURROGATE	PERCENT RECOVERY	RECOVERY LIMITS
Toluene-d8	102	(71 - 118)
1,2-Dichloroethane-d4	110	(64 - 135)
4-Bromofluorobenzene	101	(70 - 118)
Dibromofluoromethane	99	(70 - 128)

NOTE(S):

J Estimated result. Result is less than RL.

Data File: \\pitsvr06\d\chem\hp6.i\6101808d.b\6101817.D
Date : 18-OCT-2008 16:57
Client ID: RFI-31-1008
Sample Info: c8j160331-012 25x 1ml/25ml)/5ml
Purge Volume: 5.0
Column phase: DB 624

Instrument: hp6.i
Operator: 403794
Column diameter: 0.20

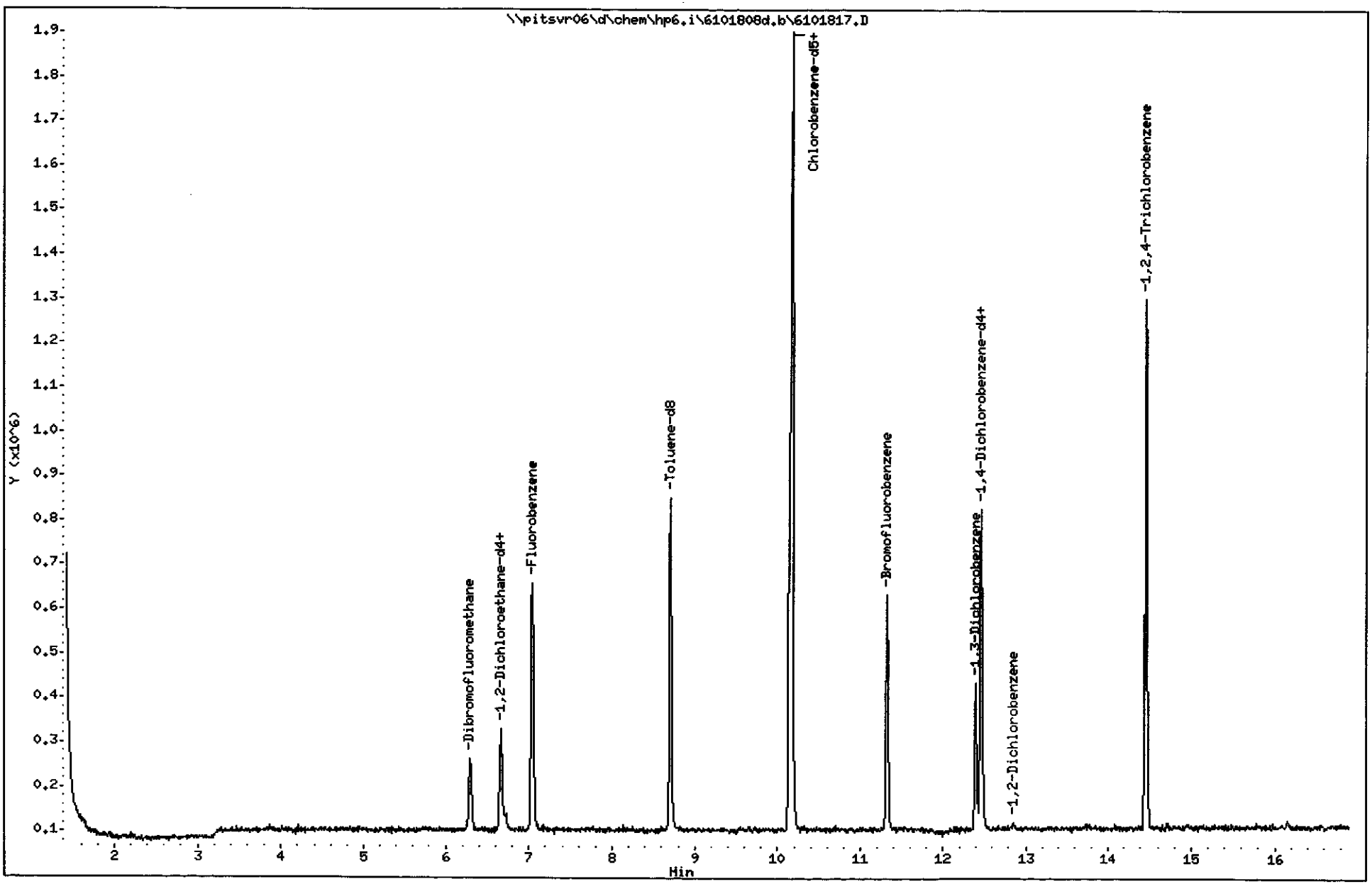

TestAmerica Pittsburgh

VOLATILE REPORT SW-846 Method

Data file : \\pitsvr06\d\chem\hp6.i\6101808d.b\6101817.D
Lab Smp Id: k02va1am Client Smp ID: RFI-31-1008
Inj Date : 18-OCT-2008 16:57
Operator : 403794 Inst ID: hp6.i
Smp Info : c8j160331-012 25x 1ml/25ml)/5ml
Misc Info : k02va1am,6101808d.b,8260ee.m,1-42.sub
Comment :
Method : \\PITSVR06\D\chem\hp6.i\6101808d.b\8260ee.m
Meth Date : 18-Oct-2008 10:18 DavernA Quant Type: ISTD
Cal Date : 06-OCT-2008 12:30 Cal File: 1D61006.D
Als bottle: 12
Dil Factor: 25.00000
Integrator: HP RTE Compound Sublist: 1-42.sub
Target Version: 4.14
Processing Host: PITSVR06

Concentration Formula: Amt * DF * 1/Vo*Vt * CpndVariable

Name	Value	Description
DF	25.000	Dilution Factor
Vo	5.000	Sample Volume
Vt	1.000	mg/L conversion (1.0 if no conversion)
Cpnd Variable		Local Compound Variable

	Compounds	QUANT SIG MASS	RT	EXP RT	REL RT	RESPONSE	CONCENTRATIONS ON-COLUMN (ng)	CONCENTRATIONS FINAL (UG/L)
*	46 Fluorobenzene	96	7.040	7.041	(1.000)	521925	50.0000	
*	69 Chlorobenzene-d5	119	10.143	10.143	(1.000)	130116	50.0000	
*	92 1,4-Dichlorobenzene-d4	152	12.461	12.461	(1.000)	204230	50.0000	
$	39 Dibromofluoromethane	113	6.292	6.286	(0.894)	119660	49.5143	9.903
$	43 1,2-Dichloroethane-d4	65	6.663	6.657	(0.946)	180637	54.9031	10.98
$	59 Toluene-d8	98	8.707	8.701	(0.858)	511780	50.8283	10.16
$	80 Bromofluorobenzene	95	11.311	11.311	(0.908)	203144	50.4809	10.10
	1 Dichlorodifluoromethane	85	Compound Not Detected.					
	2 Chloromethane	50	Compound Not Detected.					
	3 Vinyl Chloride	62	Compound Not Detected.					
	4 Bromomethane	94	Compound Not Detected.					
	5 Chloroethane	64	Compound Not Detected.					
	6 Trichlorofluoromethane	101	Compound Not Detected.					
	12 1,1-Dichloroethene	96	Compound Not Detected.					
	13 Acetone	43	Compound Not Detected.					
	15 Carbon Disulfide	76	Compound Not Detected.					
	18 Methylene Chloride	84	Compound Not Detected.					
	19 trans-1,2-Dichloroethene	96	Compound Not Detected.					
	20 Methyl tert-butyl ether	73	Compound Not Detected.					
	24 1,1-Dichloroethane	63	Compound Not Detected.					
	27 2,2-Dichloropropane	77	Compound Not Detected.					
	28 cis-1,2-dichloroethene	96	Compound Not Detected.					

	Compounds	QUANT SIG MASS	RT	EXP RT	REL RT	RESPONSE	CONCENTRATIONS ON-COLUMN (ng)	CONCENTRATIONS FINAL (UG/L)
M	29 1,2-Dichloroethene (total)	96	Compound Not Detected.					
	30 Bromochloromethane	128	Compound Not Detected.					
	31 2-Butanone	43	Compound Not Detected.					
	37 Chloroform	83	Compound Not Detected.					
	38 1,1,1-Trichloroethane	97	Compound Not Detected.					
	40 1,1-Dichloropropene	75	Compound Not Detected.					
	41 Carbon Tetrachloride	117	Compound Not Detected.					
	42 Benzene	78	6.724	6.712	(0.955)	23193	1.94286	9.714
	45 1,2-Dichloroethane	62	Compound Not Detected.					
	47 Trichloroethene	130	Compound Not Detected.					
	49 1,2-Dichloropropane	63	Compound Not Detected.					
	50 Dibromomethane	93	Compound Not Detected.					
	53 Bromodichloromethane	83	Compound Not Detected.					
	57 cis-1,3-Dichloropropene	75	Compound Not Detected.					
	58 4-Methyl-2-Pentanone	43	Compound Not Detected.					
	60 Toluene	91	Compound Not Detected.					
	61 trans-1,3-Dichloropropene	75	Compound Not Detected.					
	63 1,3-Dichloropropane	76	Compound Not Detected.					
	64 1,1,2-Trichloroethane	97	Compound Not Detected.					
	65 Tetrachloroethene	164	Compound Not Detected.					
	66 2-Hexanone	43	Compound Not Detected.					
	67 Dibromochloromethane	129	Compound Not Detected.					
	68 1,2-Dibromoethane	107	Compound Not Detected.					
	70 Chlorobenzene	112	10.173	10.174	(1.003)	966307	112.003	560.0
	71 1,1,1,2-Tetrachloroethane	131	Compound Not Detected.					
	72 Ethylbenzene	106	Compound Not Detected.					
	73 m + p-Xylene	106	Compound Not Detected.					
	74 Xylene-o	106	Compound Not Detected.					
M	75 Xylenes (total)	106	Compound Not Detected.					
	76 Styrene	104	Compound Not Detected.					
	77 Bromoform	173	Compound Not Detected.					
	78 Isopropylbenzene	105	Compound Not Detected.					
	79 Bromobenzene	156	Compound Not Detected.					
	83 1,1,2,2-Tetrachloroethane	83	Compound Not Detected.					
	84 1,2,3-Trichloropropane	110	Compound Not Detected.					
	86 1,3,5-Trimethylbenzene	105	Compound Not Detected.					
	88 1,2,4-Trimethylbenzene	105	Compound Not Detected.					
	90 4-Isopropyltoluene	119	Compound Not Detected.					
	91 1,3-Dichlorobenzene	146	12.394	12.394	(0.995)	146273	21.6364	108.2
	93 1,4-Dichlorobenzene	146	12.485	12.485	(1.002)	19405	2.75310	13.76
	95 1,2-Dichlorobenzene	146	12.856	12.856	(1.032)	5511	0.85877	4.294
	96 1,2-Dibromo-3-chloropropane	157	Compound Not Detected.					
	97 1,2,4-Trichlorobenzene	180	14.462	14.462	(1.161)	405599	115.700	578.5
	101 1,1,2-trichlorotrifluoroethane	101	Compound Not Detected.					
	102 Methyl acetate	43	Compound Not Detected.					
	104 Cyclohexane	56	Compound Not Detected.					
	105 Methyl Cyclohexane	83	Compound Not Detected.					

Data File: \\pitsvr06\d\chem\hp6.i\6101808d.b\6101817.D

Date : 18-OCT-2008 16:57

Client ID: RFI-31-1008 Instrument: hp6.i

Sample Info: c8j160331-012 25x 1ml/25ml)/5ml

Purge Volume: 5.0 Operator: 403794

Column phase: DB 624 Column diameter: 0.20

42 Benzene Concentration: 9.714 UG/L

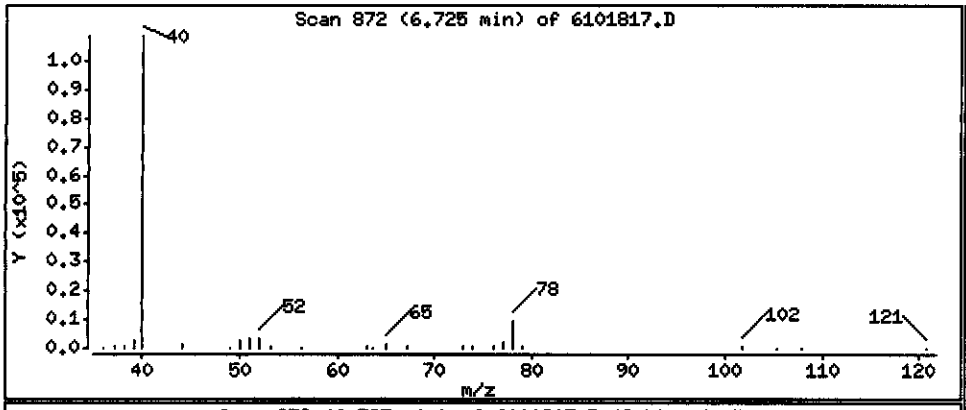

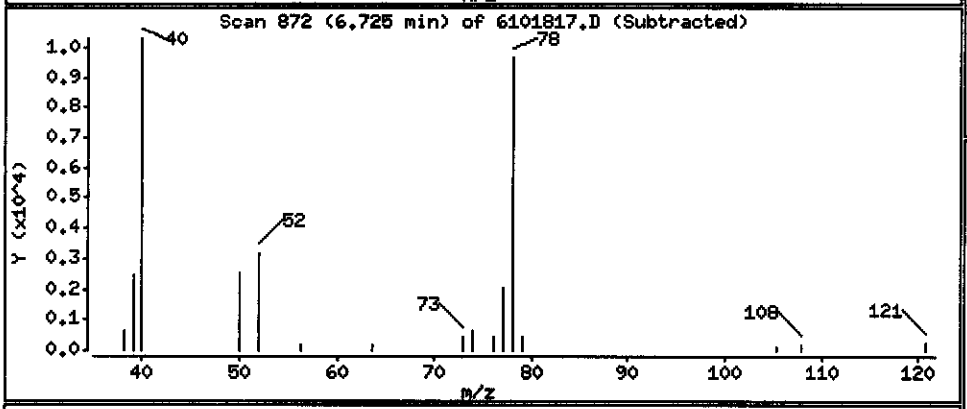

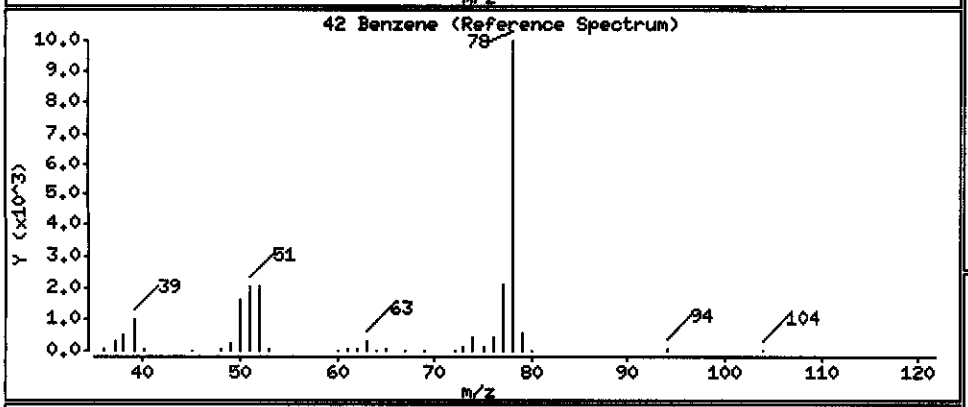

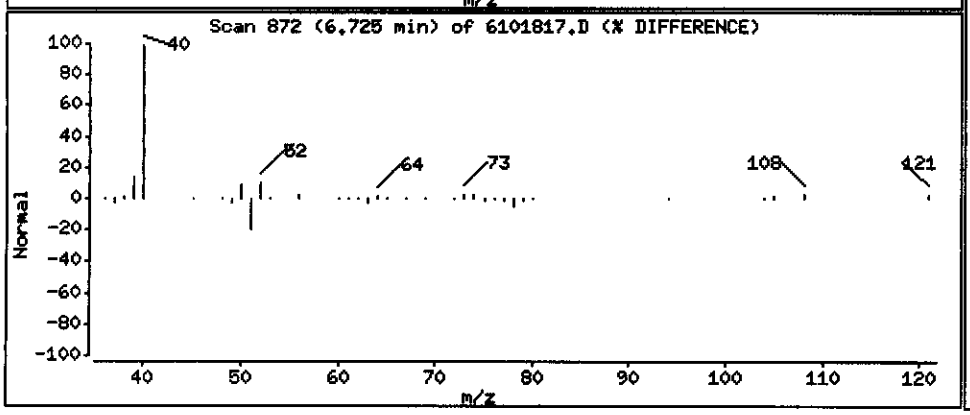

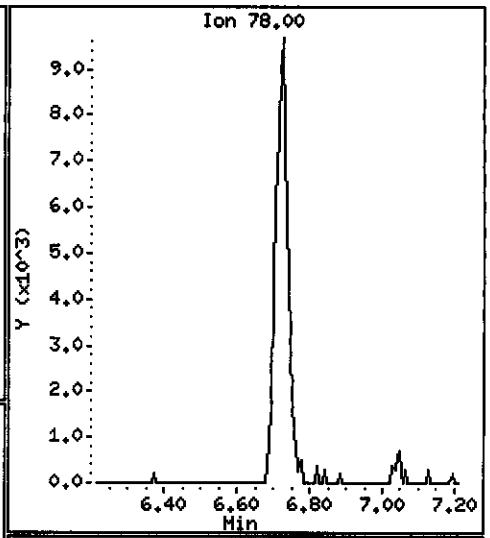

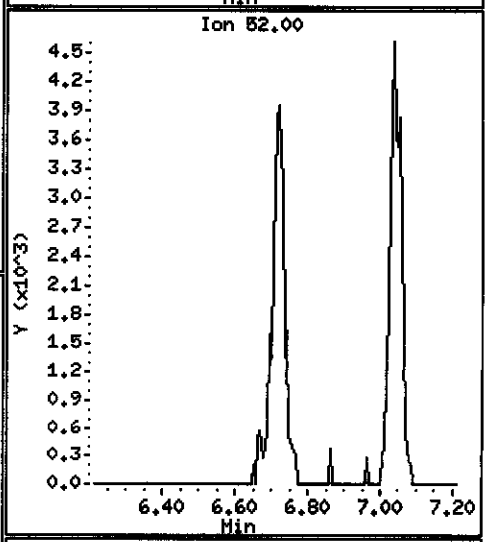

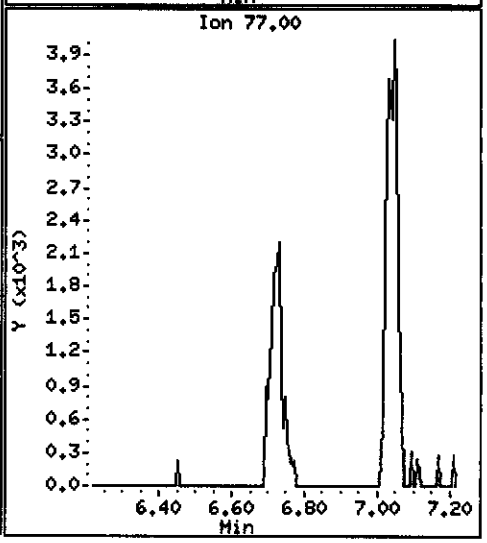

Data File: \\pitsvr06\d\chem\hp6.i\6101808d.b\6101817.D

Date : 18-OCT-2008 16:57

Client ID: RFI-31-1008

Instrument: hp6.i

Sample Info: c8j160331-012 25x 1ml/25ml)/5ml

Purge Volume: 5.0

Operator: 403794

Column phase: DB 624

Column diameter: 0.20

70 Chlorobenzene

Concentration: 560.0 UG/L

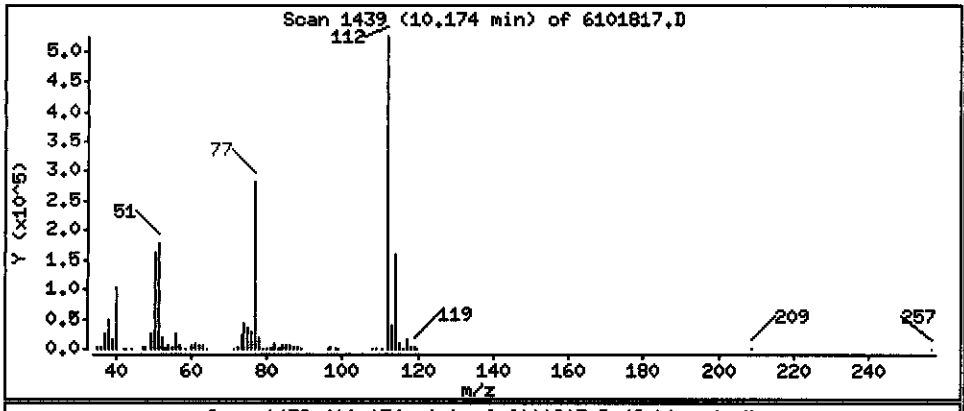

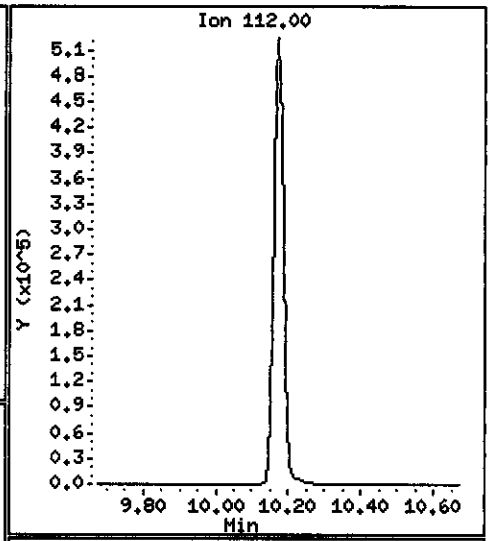

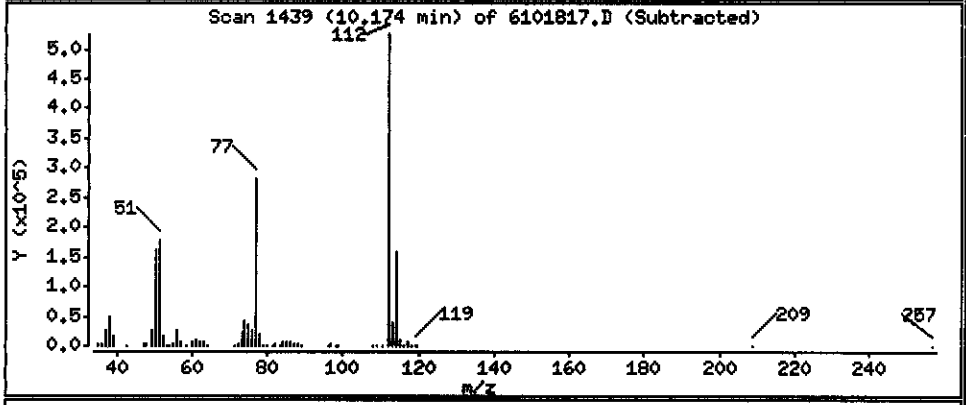

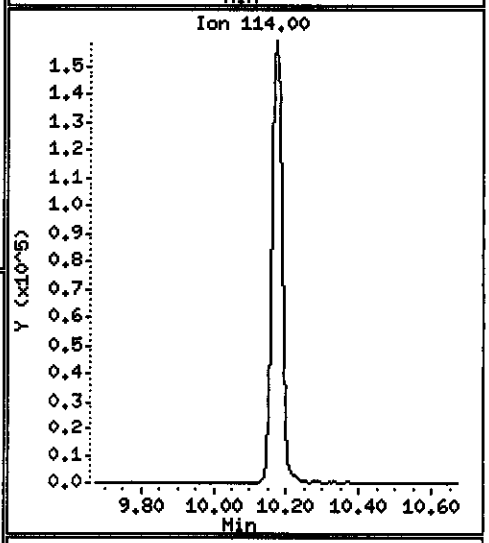

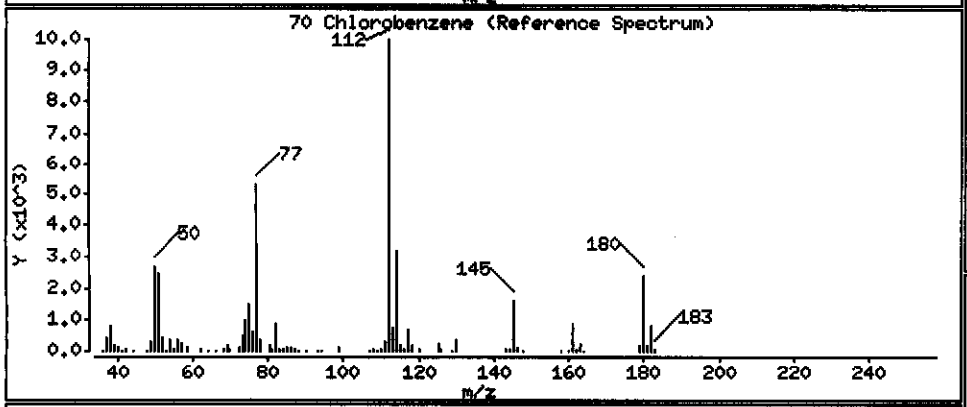

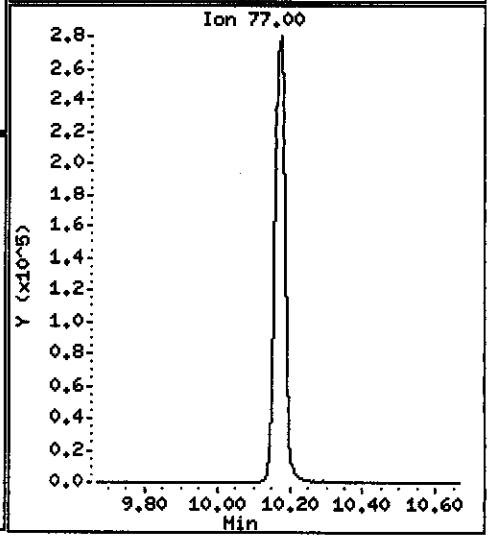

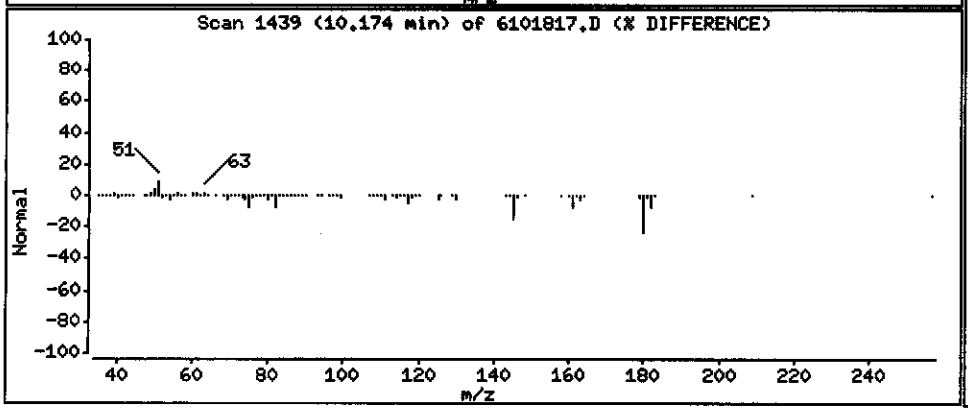

Data File: \\pitsvr06\d\chem\hp6.i\6101808d.b\6101817.D

Date : 18-OCT-2008 16:57

Client ID: RFI-31-1008

Instrument: hp6.i

Sample Info: c8j160331-012 25x 1ml/25ml)/5ml

Purge Volume: 5.0

Operator: 403794

Column phase: DB 624

Column diameter: 0.20

91 1,3-Dichlorobenzene

Concentration: 108.2 UG/L

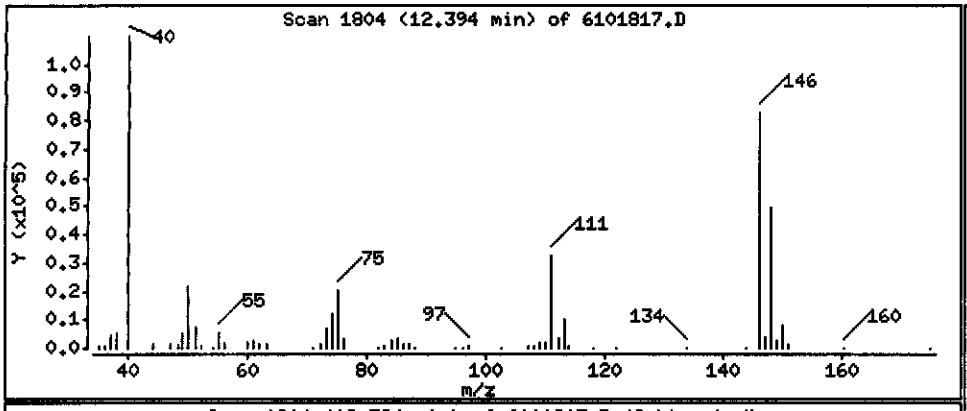

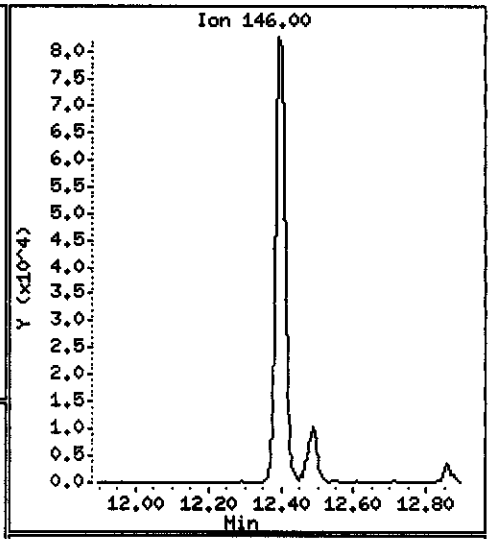

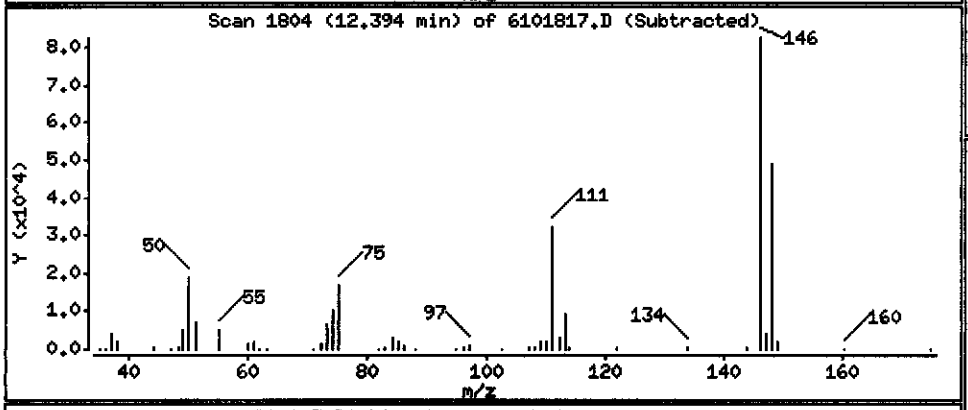

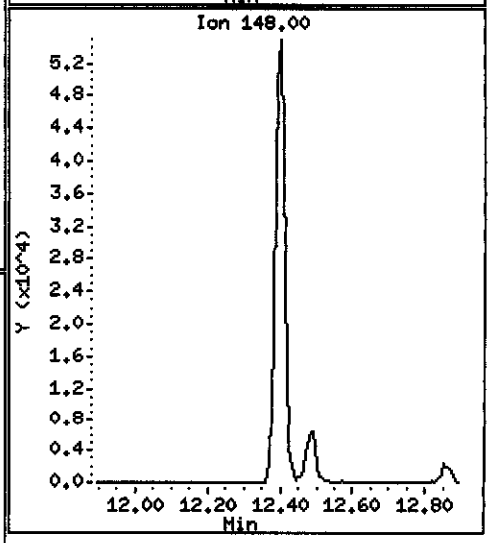

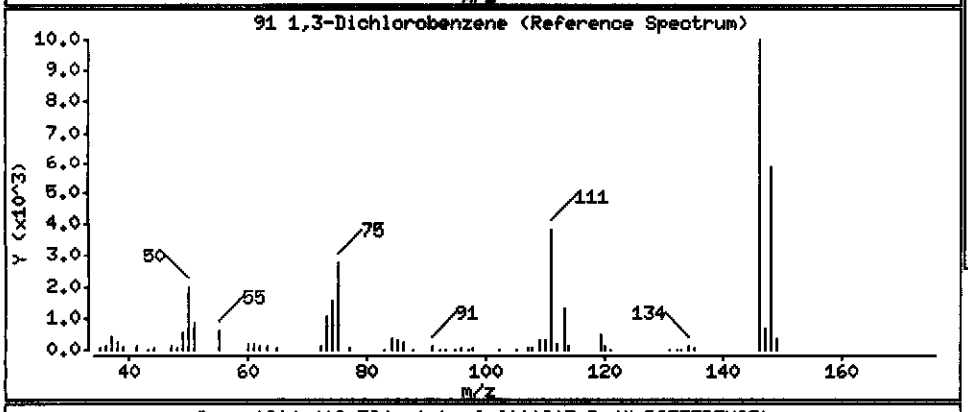

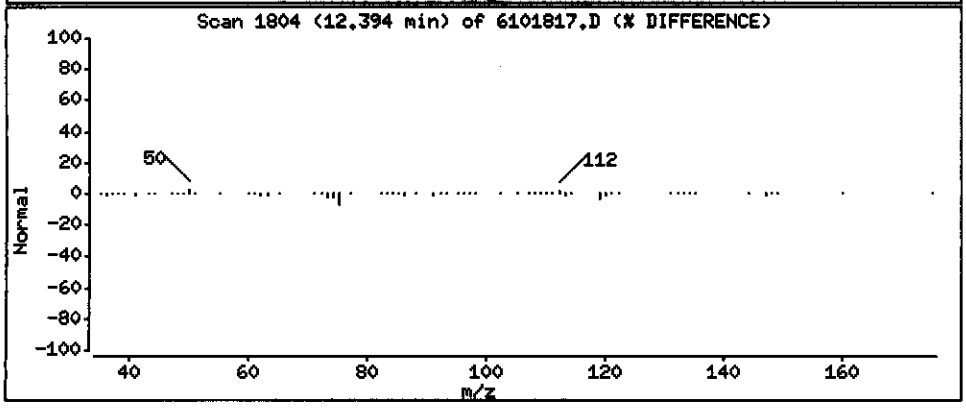

Data File: \\pitsvr06\d\chem\hp6.i\6101808d.b\6101817.D

Date : 18-OCT-2008 16:57

Client ID: RFI-31-1008

Instrument: hp6.i

Sample Info: c8j160331-012 25x 1ml/25ml)/5ml

Purge Volume: 5.0

Operator: 403794

Column phase: DB 624

Column diameter: 0.20

93 1,4-Dichlorobenzene

Concentration: 13.76 UG/L

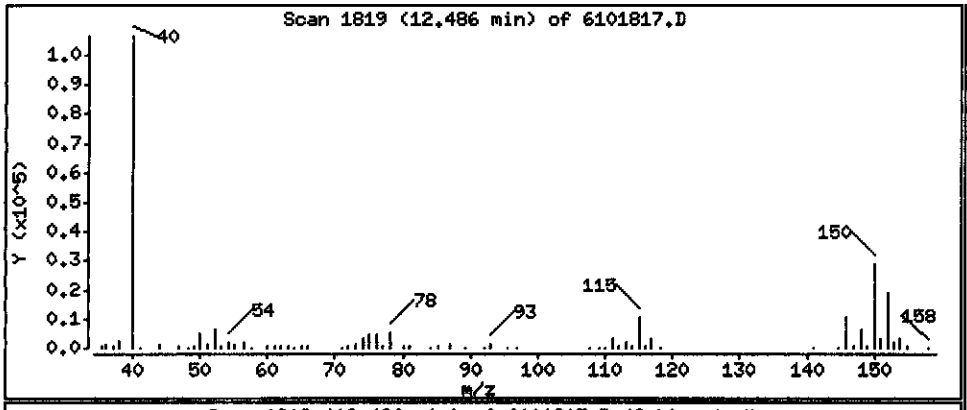

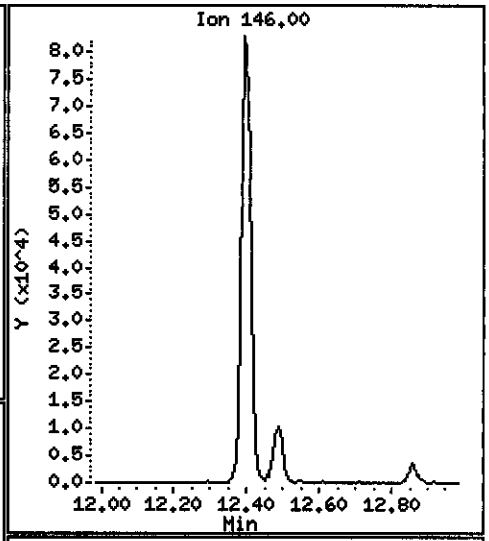

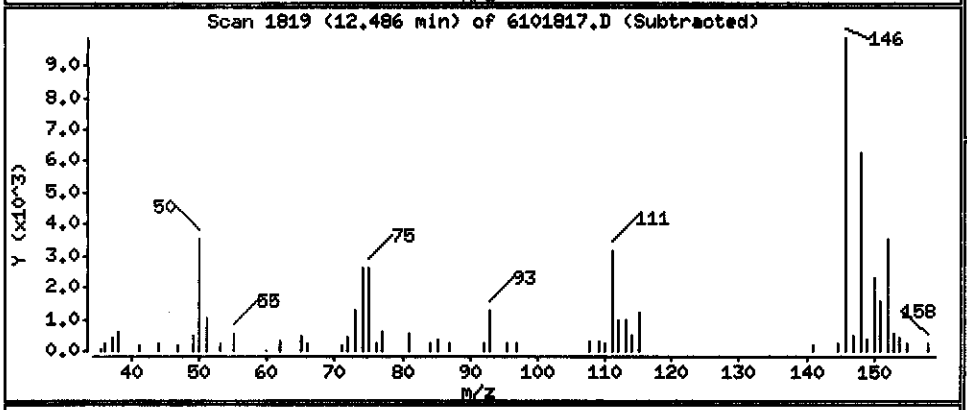

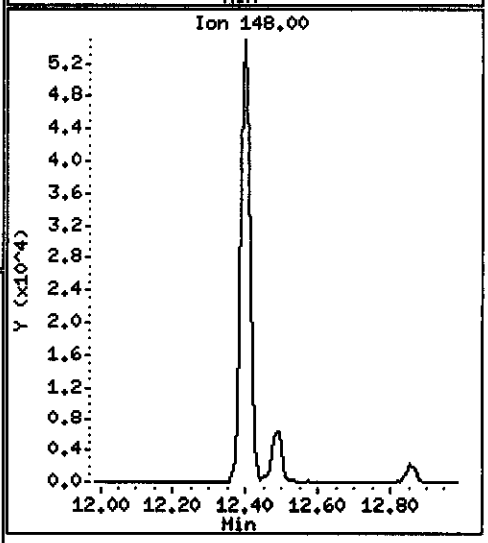

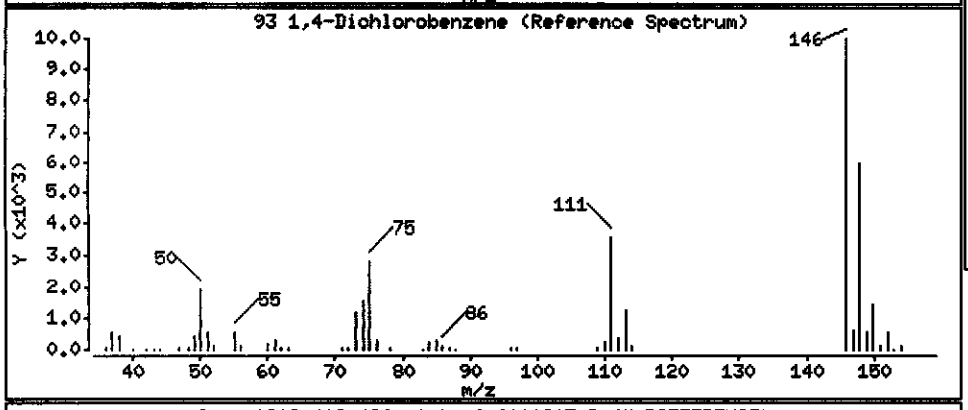

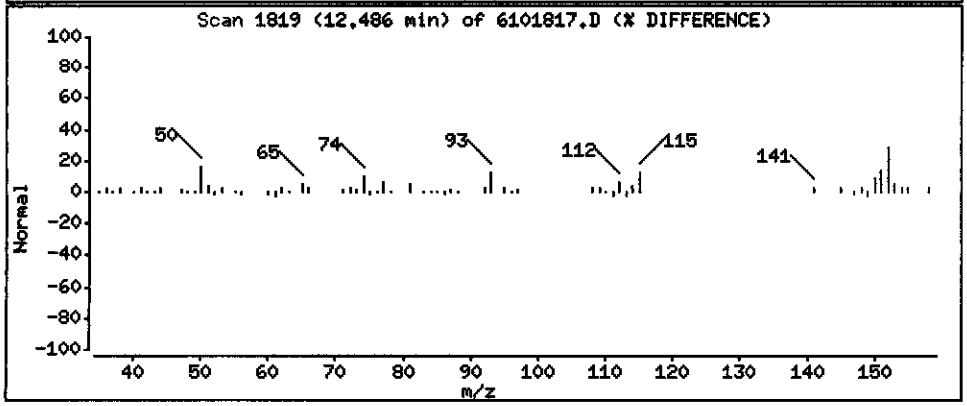

Data File: \\pitsvr06\d\chem\hp6.i\6101808d.b\6101817.D

Date : 18-OCT-2008 16:57

Client ID: RFI-31-1008

Instrument: hp6.i

Sample Info: c8j160331-012 25x 1ml/25ml)/5ml

Purge Volume: 5.0

Operator: 403794

Column phase: DB 624

Column diameter: 0.20

95 1,2-Dichlorobenzene

Concentration: 4.294 UG/L

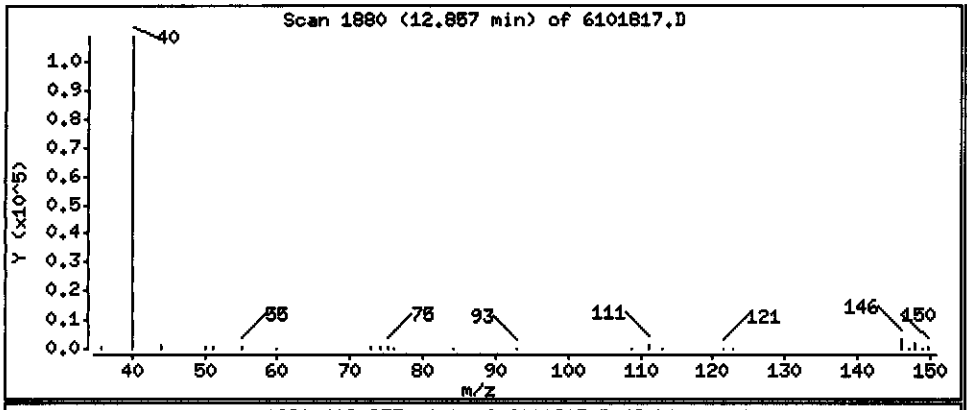

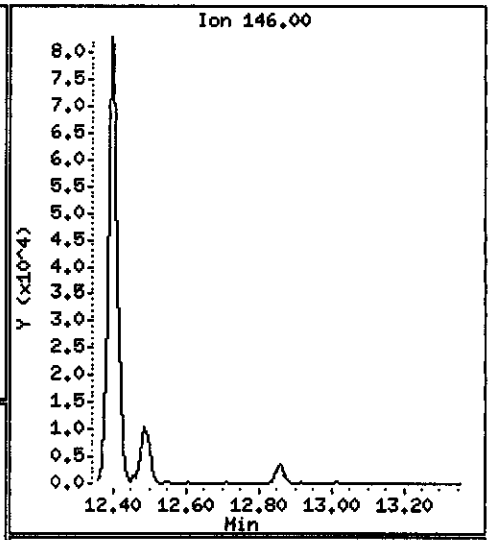

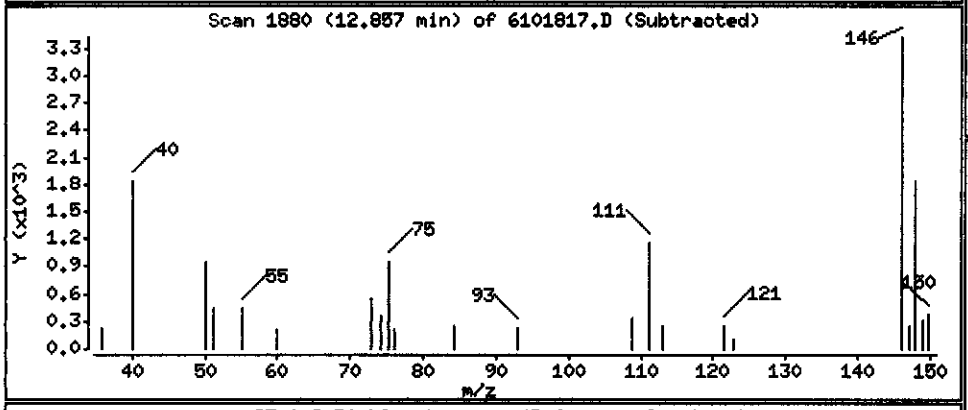

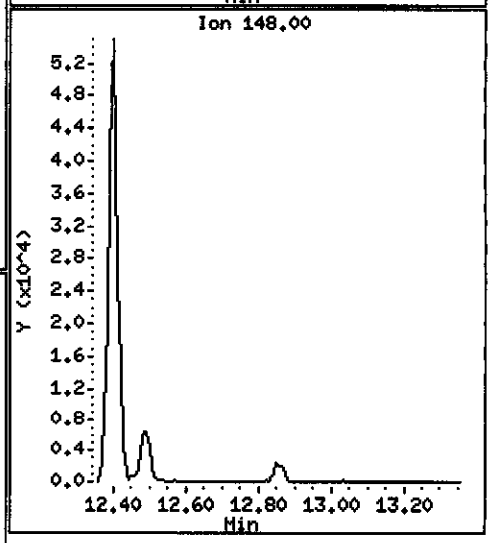

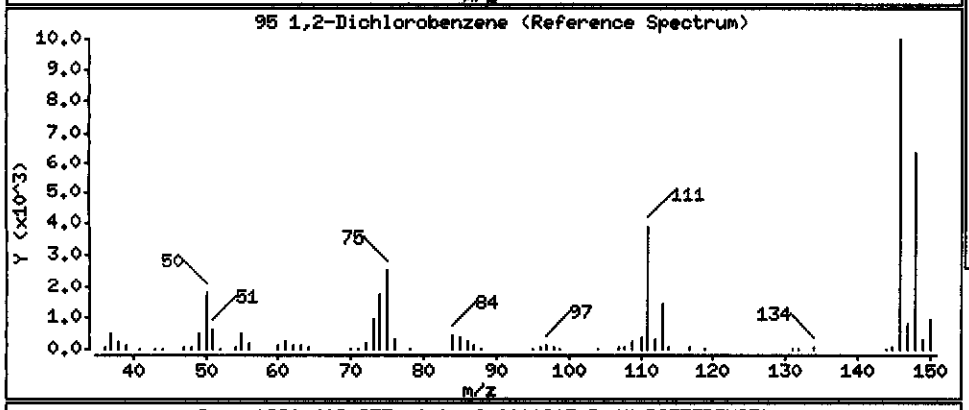

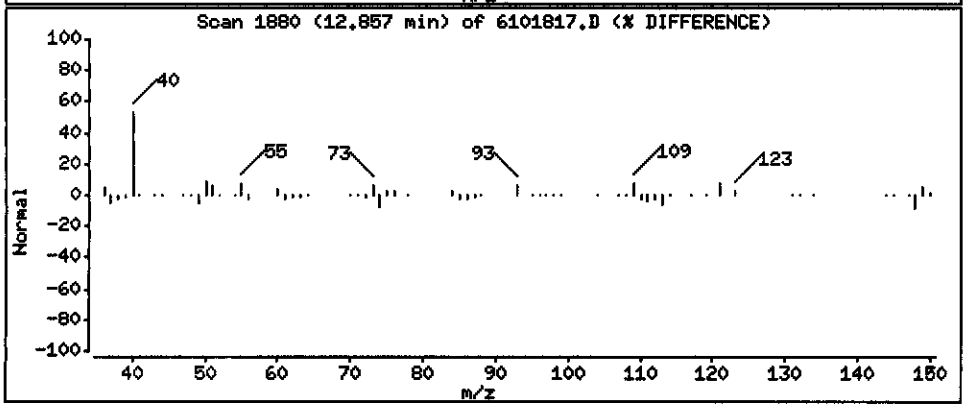

Data File: \\pitsvr06\d\chem\hp6.i\6101808d.b\6101817.D

Date : 18-OCT-2008 16:57

Client ID: RFI-31-1008 Instrument: hp6.i

Sample Info: c8j160331-012 25x 1ml/25ml)/5ml

Purge Volume: 5.0 Operator: 403794

Column phase: DB 624 Column diameter: 0.20

97 1,2,4-Trichlorobenzene Concentration: 578.5 UG/L

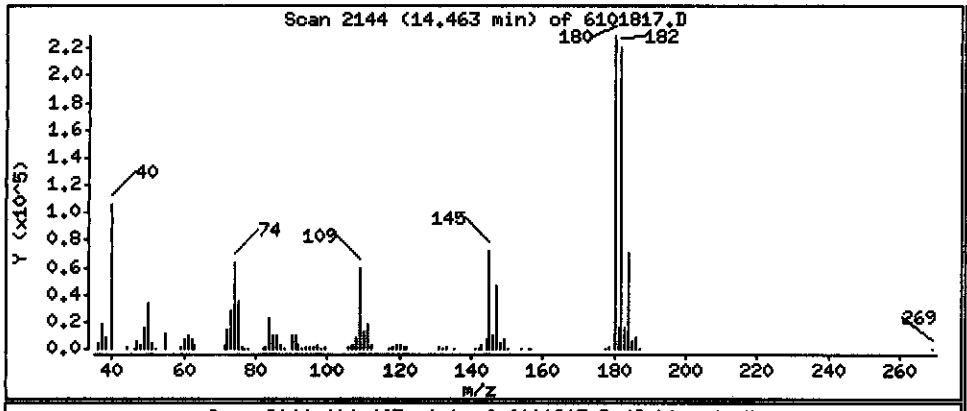

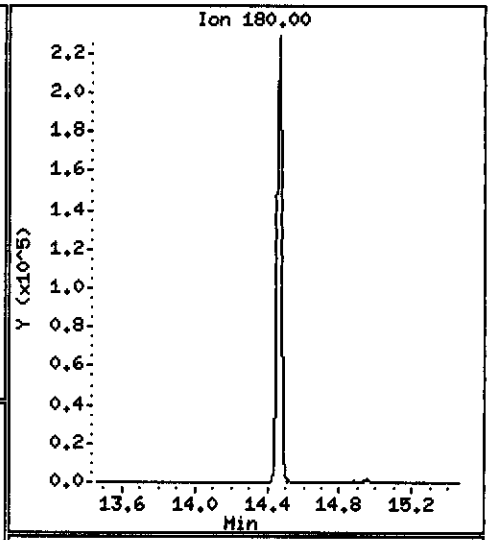

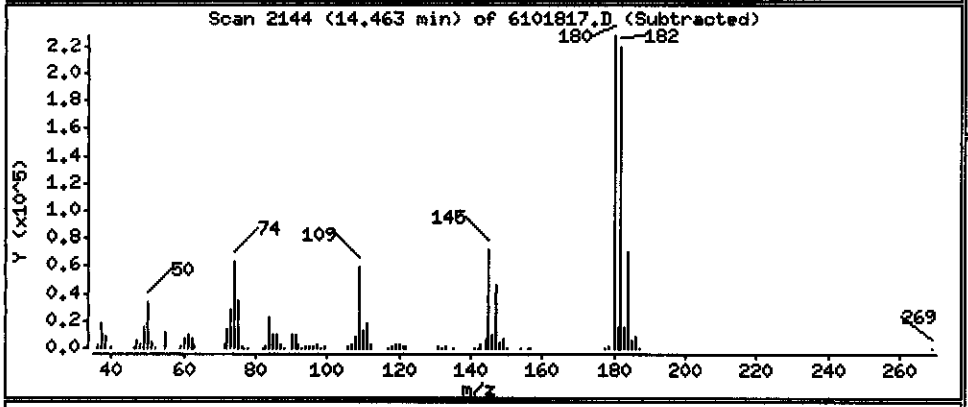

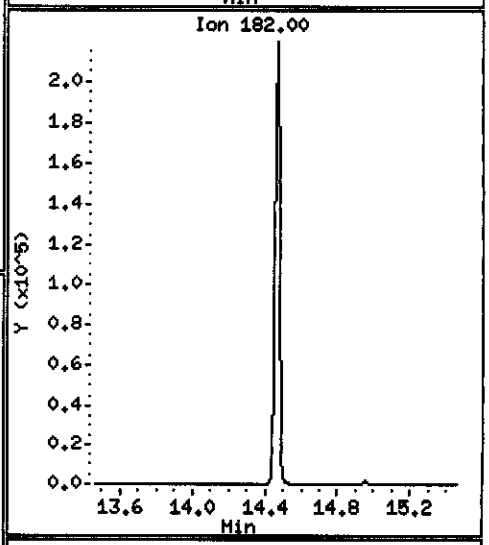

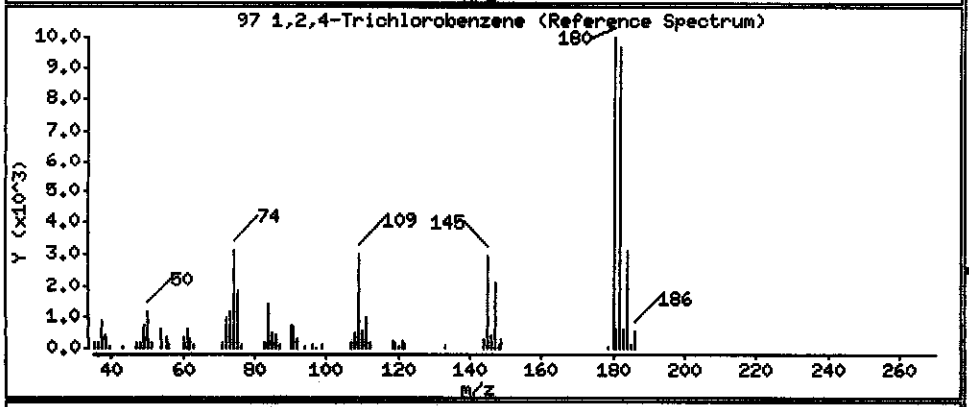

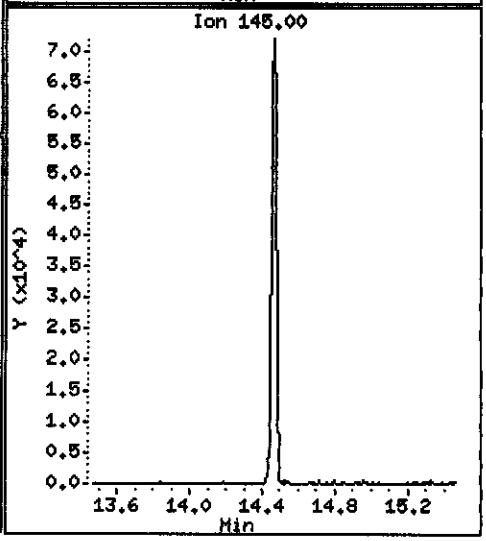

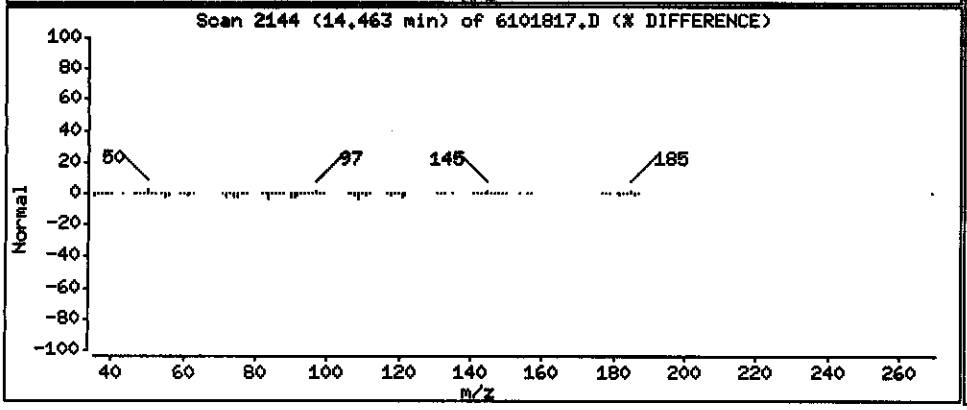

MACTEC Engineering and Consulting Inc

Client Sample ID: RFI-20-1008

GC/MS Volatiles

Lot-Sample #...: C8J160331-013	**Work Order #...:** K02VC1AM	**Matrix.....:** WATER
Date Sampled...: 10/15/08	**Date Received..:** 10/16/08	**MS Run #.....:** 8292038
Prep Date.....: 10/18/08	**Analysis Date..:** 10/18/08	
Prep Batch #...: 8292073	**Analysis Time..:** 17:20	
Dilution Factor: 200	**Initial Wgt/Vol:** 5 mL	**Final Wgt/Vol..:** 5 mL
Analyst ID.....: 403794	**Instrument ID..:** HP6	
	Method.....: SW846 8260B	

PARAMETER	RESULT	REPORTING LIMIT	UNITS	MDL
Acetone	ND	1000	ug/L	500
Benzene	ND	200	ug/L	55
Bromodichloromethane	ND	200	ug/L	40
Bromoform	ND	200	ug/L	49
Bromomethane	ND	200	ug/L	61
2-Butanone	ND	1000	ug/L	100
Carbon disulfide	ND	200	ug/L	39
Carbon tetrachloride	ND	200	ug/L	61
Chlorobenzene	**5300**	**200**	**ug/L**	**45**
Chloroethane	ND	200	ug/L	50
Chloroform	ND	200	ug/L	48
Chloromethane	ND	200	ug/L	53
Cyclohexane	ND	200	ug/L	59
Dibromochloromethane	ND	200	ug/L	33
1,2-Dibromo-3-chloro-propane	ND	200	ug/L	48
1,2-Dibromoethane	ND	200	ug/L	46
1,3-Dichlorobenzene	ND	200	ug/L	33
1,4-Dichlorobenzene	ND	200	ug/L	36
1,2-Dichlorobenzene	ND	200	ug/L	44
Dichlorodifluoromethane	ND	200	ug/L	52
1,1-Dichloroethane	ND	200	ug/L	49
1,2-Dichloroethane	ND	200	ug/L	43
1,1-Dichloroethene	ND	200	ug/L	56
cis-1,2-Dichloroethene	ND	200	ug/L	55
trans-1,2-Dichloroethene	ND	200	ug/L	54
1,2-Dichloropropane	ND	200	ug/L	36
cis-1,3-Dichloropropene	ND	200	ug/L	39
trans-1,3-Dichloropropene	ND	200	ug/L	37
Ethylbenzene	ND	200	ug/L	36
2-Hexanone	ND	1000	ug/L	110
Isopropylbenzene	ND	200	ug/L	45
Methyl acetate	ND	200	ug/L	20
Methylene chloride	ND	200	ug/L	64
Methylcyclohexane	ND	200	ug/L	63
4-Methyl-2-pentanone	ND	1000	ug/L	45
Methyl tert-butyl ether	ND	200	ug/L	40

(Continued on next page)

MACTEC Engineering and Consulting Inc

Client Sample ID: RFI-20-1008

GC/MS Volatiles

Lot-Sample #...: C8J160331-013 **Work Order #...:** K02VC1AM **Matrix.....:** WATER

PARAMETER	RESULT	REPORTING LIMIT	UNITS	MDL
Styrene	ND	200	ug/L	44
1,1,2,2-Tetrachloroethane	ND	200	ug/L	31
1,2,4-Trichloro-benzene	**110 J**	**200**	**ug/L**	**30**
Tetrachloroethene	ND	200	ug/L	47
1,1,1-Trichloroethane	ND	200	ug/L	50
1,1,2-Trichloroethane	ND	200	ug/L	39
Trichloroethene	ND	200	ug/L	59
Trichlorofluoromethane	ND	200	ug/L	16
1,1,2-Trichloro-1,2,2-trifluoroethane	ND	200	ug/L	60
Toluene	ND	200	ug/L	47
Vinyl chloride	ND	200	ug/L	58
Xylenes (total)	ND	600	ug/L	120

SURROGATE	PERCENT RECOVERY	RECOVERY LIMITS
Toluene-d8	105	(71 - 118)
1,2-Dichloroethane-d4	112	(64 - 135)
4-Bromofluorobenzene	103	(70 - 118)
Dibromofluoromethane	96	(70 - 128)

NOTE(S):

J Estimated result. Result is less than RL.

Data File: \\pitsvr06\d\chem\hp6.i\6101808d.b\6101818.D
Date : 18-OCT-2008 17:20
Client ID: RFI-20-1008
Sample Info: c8j160331-013 200x 125ul/25ml)/5ml
Purge Volume: 5.0
Column phase: DB 624

Instrument: hp6.i
Operator: 403794
Column diameter: 0.20

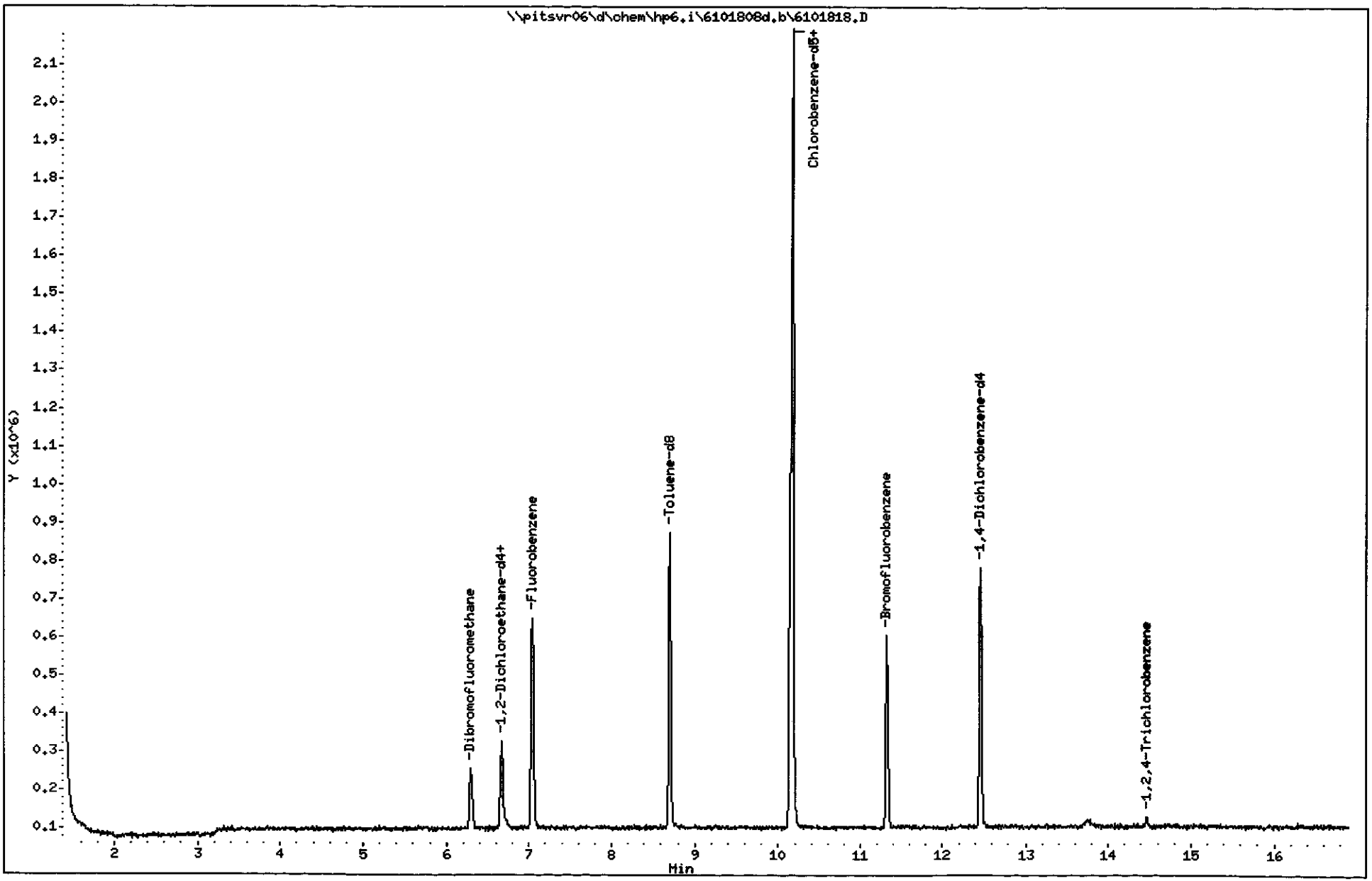

TestAmerica Pittsburgh

VOLATILE REPORT SW-846 Method

Data file : \\pitsvr06\d\chem\hp6.i\6101808d.b\6101818.D
Lab Smp Id: k02vc1am Client Smp ID: RFI-20-1008
Inj Date : 18-OCT-2008 17:20
Operator : 403794 Inst ID: hp6.i
Smp Info : c8j160331-013 200x 125ul/25ml)/5ml
Misc Info : k02vc1am,6101808d.b,8260ee.m,1-42.sub
Comment :
Method : \\PITSVR06\D\chem\hp6.i\6101808d.b\8260ee.m
Meth Date : 18-Oct-2008 10:18 DavernA Quant Type: ISTD
Cal Date : 06-OCT-2008 12:30 Cal File: 1D61006.D
Als bottle: 13
Dil Factor: 200.00000
Integrator: HP RTE Compound Sublist: 1-42.sub
Target Version: 4.14
Processing Host: PITSVR06

Concentration Formula: Amt * DF * 1/Vo*Vt * CpndVariable

Name	Value	Description
DF	200.000	Dilution Factor
Vo	5.000	Sample Volume
Vt	1.000	mg/L conversion (1.0 if no conversion)
Cpnd Variable		Local Compound Variable

	Compounds	QUANT SIG MASS	RT	EXP RT	REL RT	RESPONSE	CONCENTRATIONS ON-COLUMN (ng)	CONCENTRATIONS FINAL (UG/L)
*	46 Fluorobenzene	96	7.046	7.041	(1.000)	532902	50.0000	
*	69 Chlorobenzene-d5	119	10.143	10.143	(1.000)	127099	50.0000	
*	92 1,4-Dichlorobenzene-d4	152	12.461	12.461	(1.000)	195780	50.0000	
$	39 Dibromofluoromethane	113	6.286	6.286	(0.892)	118704	48.1069	9.621
$	43 1,2-Dichloroethane-d4	65	6.657	6.657	(0.945)	187242	55.7383	11.15
$	59 Toluene-d8	98	8.707	8.701	(0.858)	516214	52.4857	10.50
$	80 Bromofluorobenzene	95	11.311	11.311	(0.908)	198935	51.5686	10.31
	1 Dichlorodifluoromethane	85	Compound Not Detected.					
	2 Chloromethane	50	Compound Not Detected.					
	3 Vinyl Chloride	62	Compound Not Detected.					
	4 Bromomethane	94	Compound Not Detected.					
	5 Chloroethane	64	Compound Not Detected.					
	6 Trichlorofluoromethane	101	Compound Not Detected.					
	12 1,1-Dichloroethene	96	Compound Not Detected.					
	13 Acetone	43	Compound Not Detected.					
	15 Carbon Disulfide	76	Compound Not Detected.					
	18 Methylene Chloride	84	Compound Not Detected.					
	19 trans-1,2-Dichloroethene	96	Compound Not Detected.					
	20 Methyl tert-butyl ether	73	Compound Not Detected.					
	24 1,1-Dichloroethane	63	Compound Not Detected.					
	27 2,2-Dichloropropane	77	Compound Not Detected.					
	28 cis-1,2-dichloroethene	96	Compound Not Detected.					

	Compounds	QUANT SIG MASS	RT	EXP RT	REL RT	RESPONSE	CONCENTRATIONS ON-COLUMN (ng)	CONCENTRATIONS FINAL (UG/L)
M 29	1,2-Dichloroethene (total)	96	Compound Not Detected.					
30	Bromochloromethane	128	Compound Not Detected.					
31	2-Butanone	43	Compound Not Detected.					
37	Chloroform	83	Compound Not Detected.					
38	1,1,1-Trichloroethane	97	Compound Not Detected.					
40	1,1-Dichloropropene	75	Compound Not Detected.					
41	Carbon Tetrachloride	117	Compound Not Detected.					
42	Benzene	78	6.712	6.712	(0.953)	16485	1.35249	54.10
45	1,2-Dichloroethane	62	Compound Not Detected.					
47	Trichloroethene	130	Compound Not Detected.					
49	1,2-Dichloropropane	63	Compound Not Detected.					
50	Dibromomethane	93	Compound Not Detected.					
53	Bromodichloromethane	83	Compound Not Detected.					
57	cis-1,3-Dichloropropene	75	Compound Not Detected.					
58	4-Methyl-2-Pentanone	43	Compound Not Detected.					
60	Toluene	91	Compound Not Detected.					
61	trans-1,3-Dichloropropene	75	Compound Not Detected.					
63	1,3-Dichloropropane	76	Compound Not Detected.					
64	1,1,2-Trichloroethane	97	Compound Not Detected.					
65	Tetrachloroethene	164	Compound Not Detected.					
66	2-Hexanone	43	Compound Not Detected.					
67	Dibromochloromethane	129	Compound Not Detected.					
68	1,2-Dibromoethane	107	Compound Not Detected.					
70	Chlorobenzene	112	10.173	10.174	(1.003)	1107636	131.432	5257
71	1,1,1,2-Tetrachloroethane	131	Compound Not Detected.					
72	Ethylbenzene	106	Compound Not Detected.					
73	m + p-Xylene	106	Compound Not Detected.					
74	Xylene-o	106	Compound Not Detected.					
M 75	Xylenes (total)	106	Compound Not Detected.					
76	Styrene	104	Compound Not Detected.					
77	Bromoform	173	Compound Not Detected.					
78	Isopropylbenzene	105	Compound Not Detected.					
79	Bromobenzene	156	Compound Not Detected.					
83	1,1,2,2-Tetrachloroethane	83	Compound Not Detected.					
84	1,2,3-Trichloropropane	110	Compound Not Detected.					
86	1,3,5-Trimethylbenzene	105	Compound Not Detected.					
88	1,2,4-Trimethylbenzene	105	Compound Not Detected.					
90	4-Isopropyltoluene	119	Compound Not Detected.					
91	1,3-Dichlorobenzene	146	Compound Not Detected.					
93	1,4-Dichlorobenzene	146	Compound Not Detected.					
95	1,2-Dichlorobenzene	146	Compound Not Detected.					
96	1,2-Dibromo-3-chloropropane	157	Compound Not Detected.					
97	1,2,4-Trichlorobenzene	180	14.462	14.462	(1.161)	9237	2.74864	109.9
101	1,1,2-trichlorotrifluoroethane	101	Compound Not Detected.					
102	Methyl acetate	43	Compound Not Detected.					
104	Cyclohexane	56	Compound Not Detected.					
105	Methyl Cyclohexane	83	Compound Not Detected.					

Data File: \\pitsvr06\d\chem\hp6.i\6101808d.b\6101818.D

Date : 18-OCT-2008 17:20

Client ID: RFI-20-1008 Instrument: hp6.i

Sample Info: c8j160331-013 200x 125ul/25ml)/5ml

Purge Volume: 5.0 Operator: 403794

Column phase: DB 624 Column diameter: 0.20

42 Benzene Concentration: 54.10 UG/L

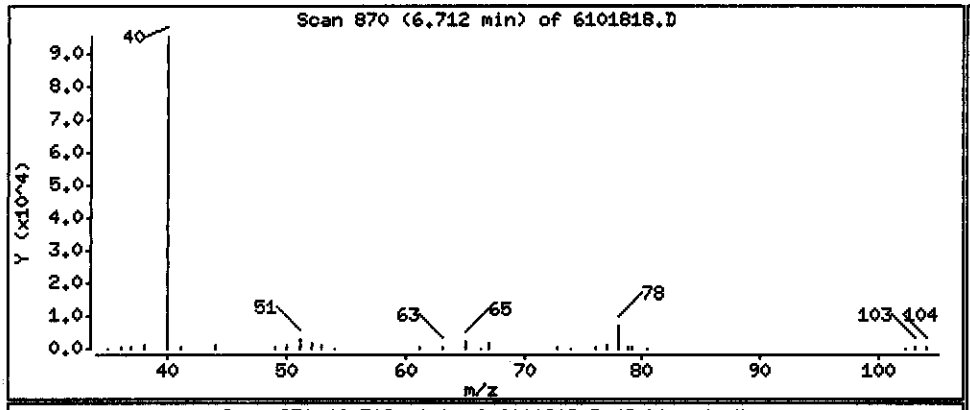

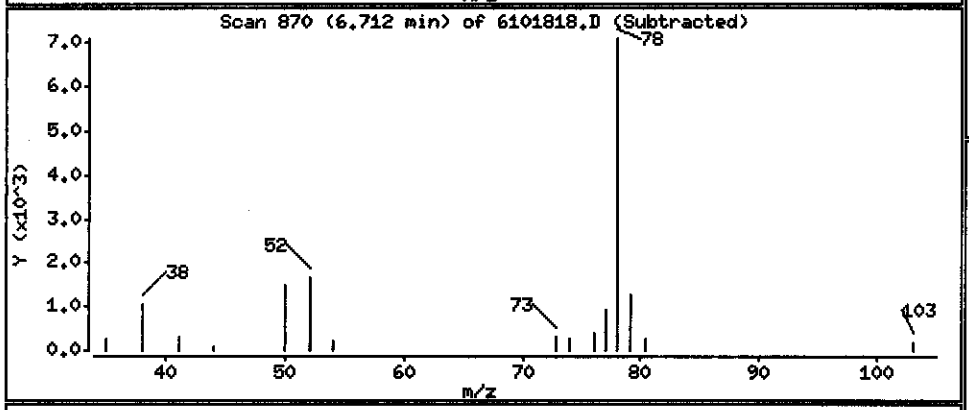

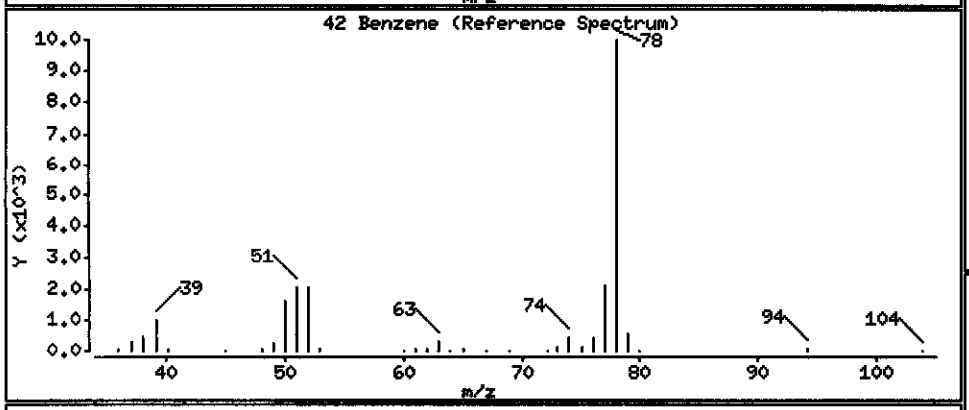

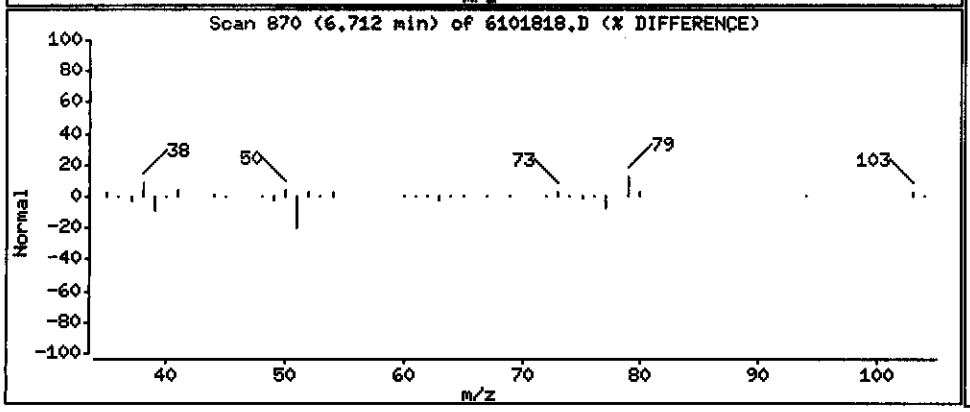

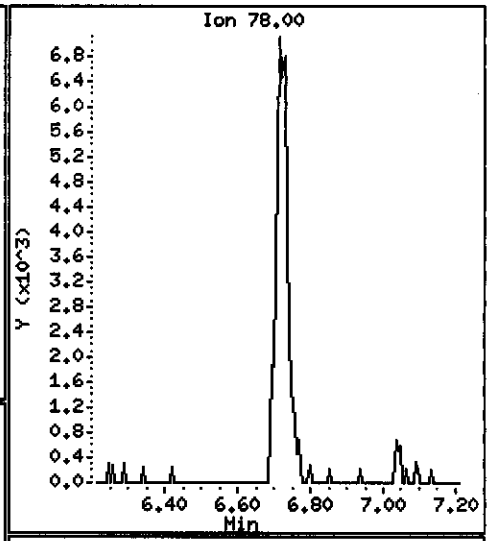

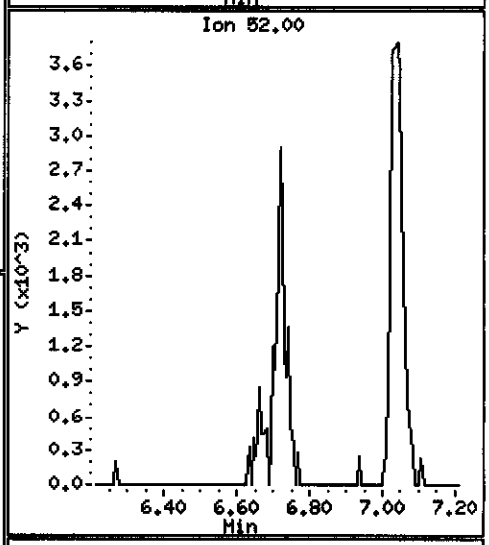

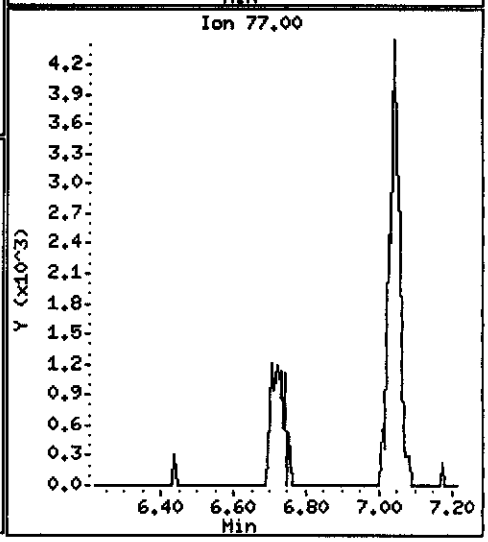

Data File: \\pitsvr06\d\chem\hp6.i\6101808d.b\6101818.D

Date : 18-OCT-2008 17:20

Client ID: RFI-20-1008

Instrument: hp6.i

Sample Info: c8j160331-013 200x 125ul/25ml)/5ml

Purge Volume: 5.0

Operator: 403794

Column phase: DB 624

Column diameter: 0.20

70 Chlorobenzene

Concentration: 5257 UG/L

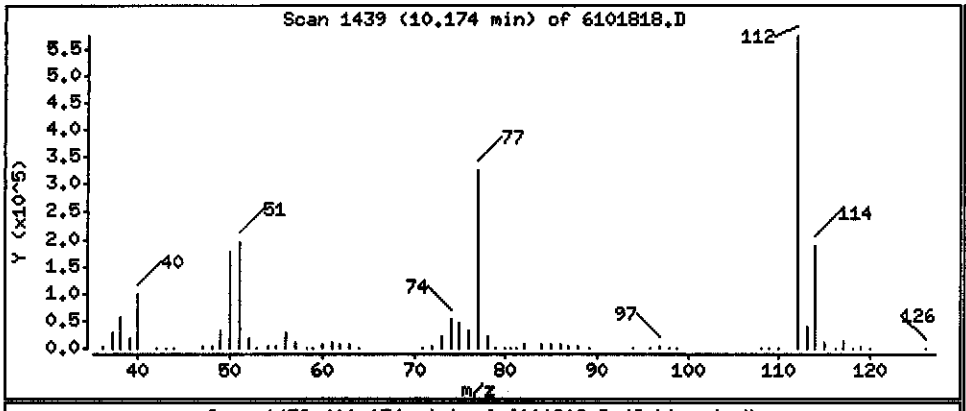

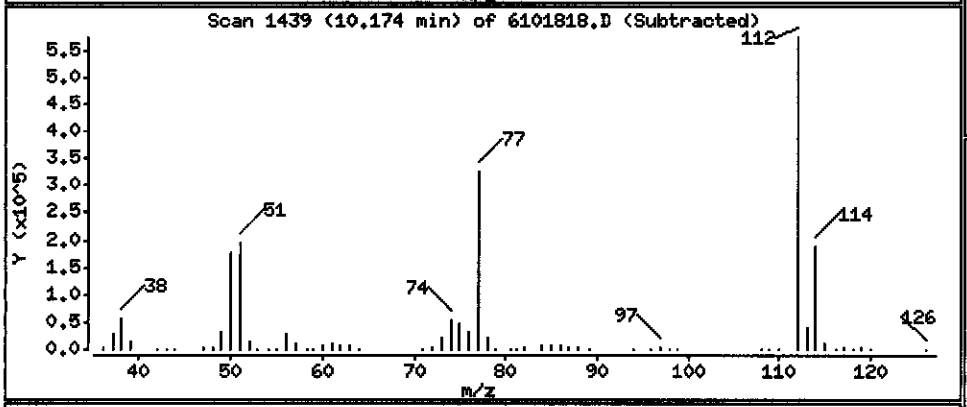

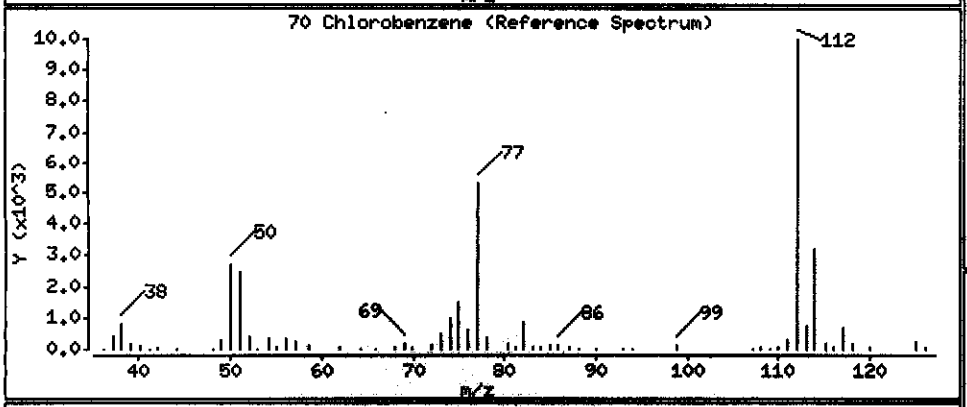

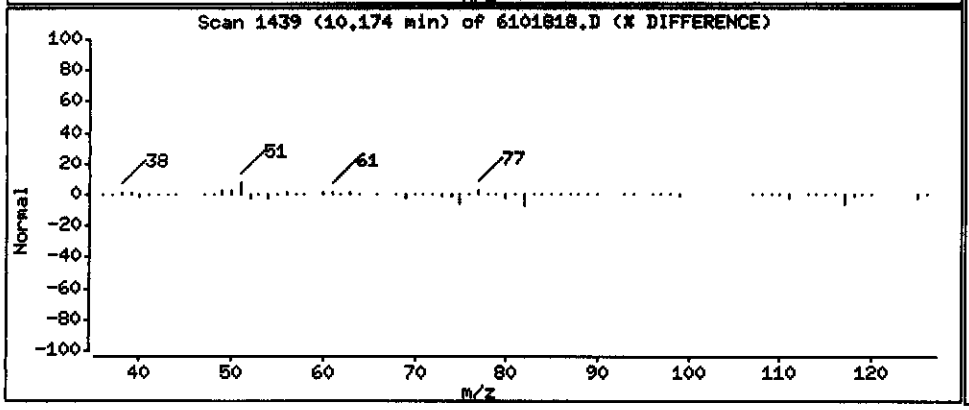

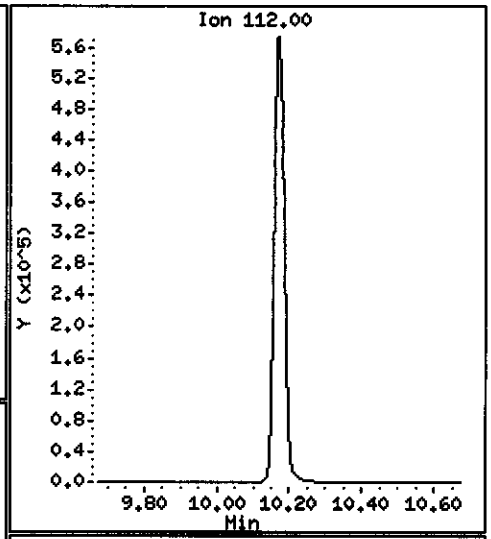

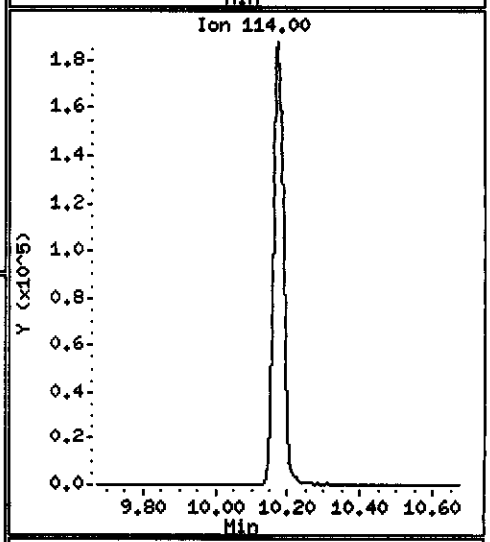

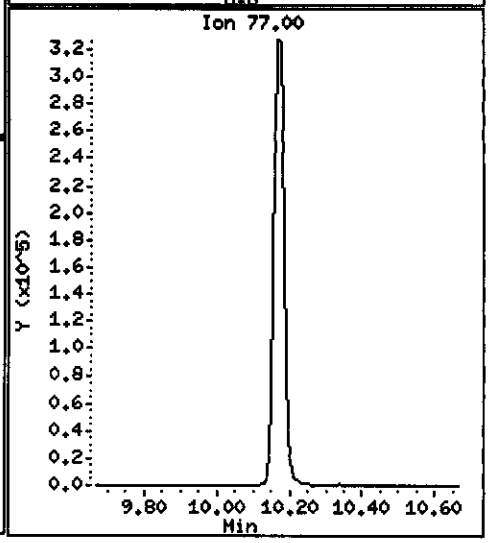

Data File: \\pitsvr06\d\chem\hp6.i\6101808d.b\6101818.D

Date : 18-OCT-2008 17:20

Client ID: RFI-20-1008

Instrument: hp6.i

Sample Info: c8j160331-013 200x 125ul/25ml)/5ml

Purge Volume: 5.0

Operator: 403794

Column phase: DB 624

Column diameter: 0.20

97 1,2,4-Trichlorobenzene

Concentration: 109.9 UG/L

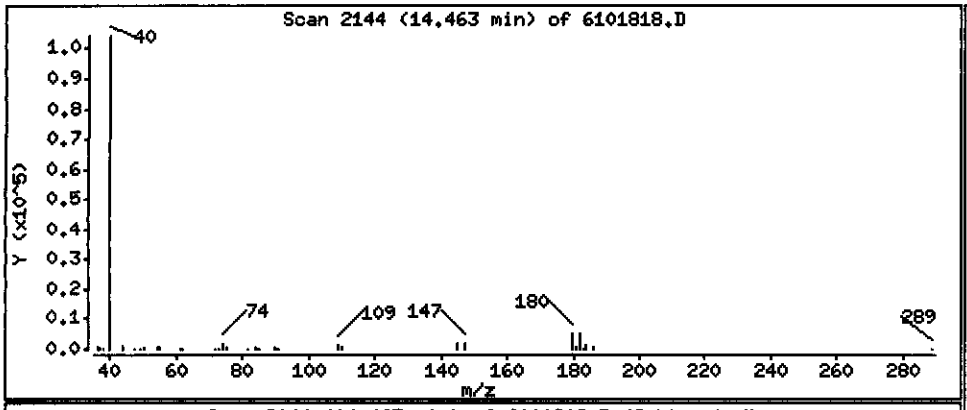

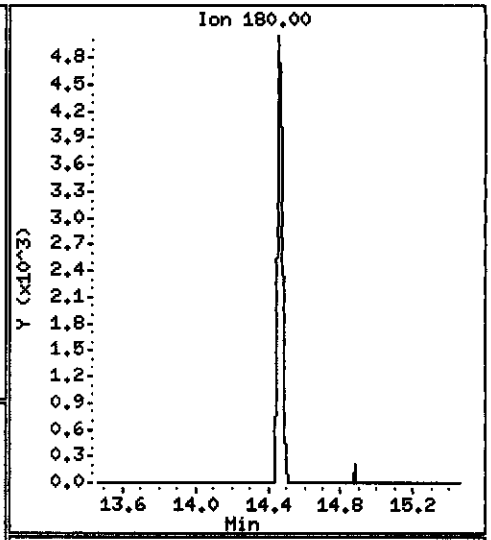

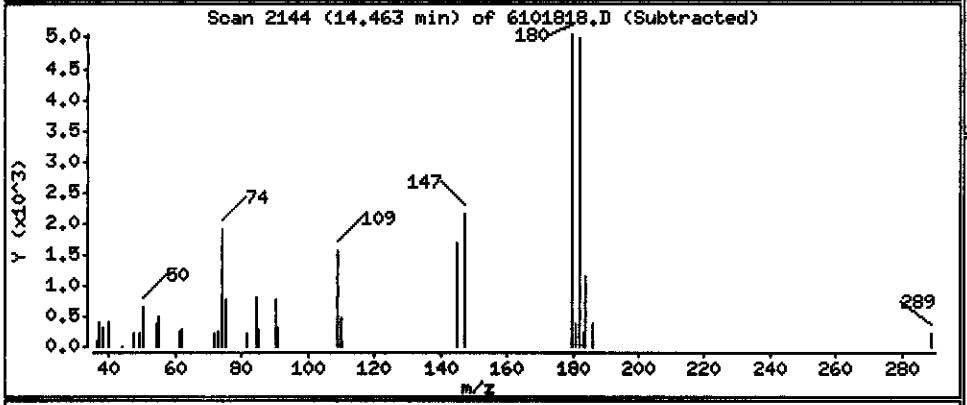

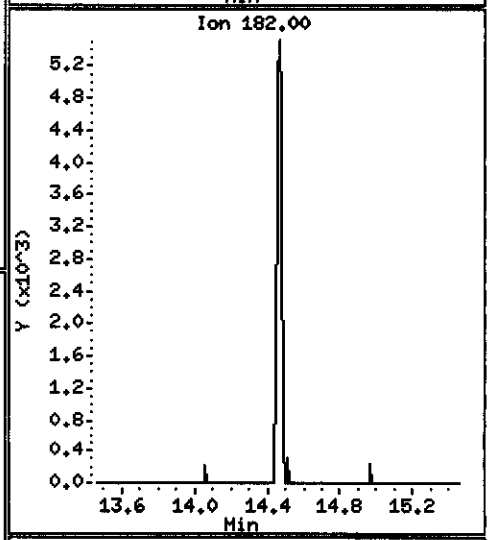

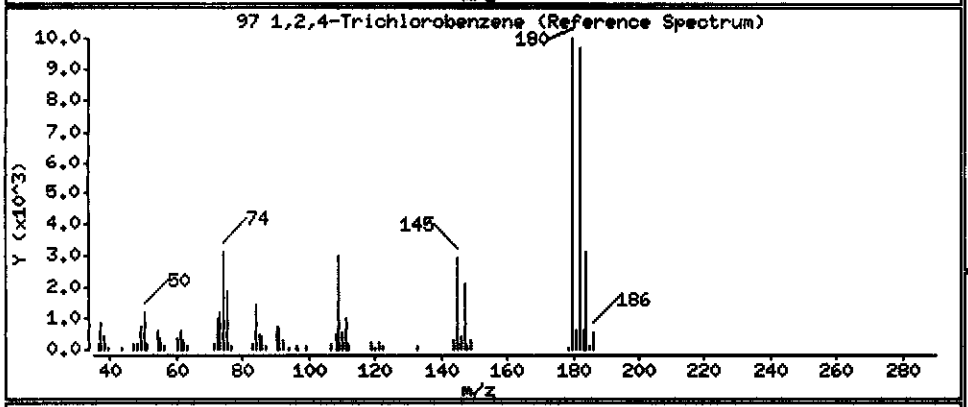

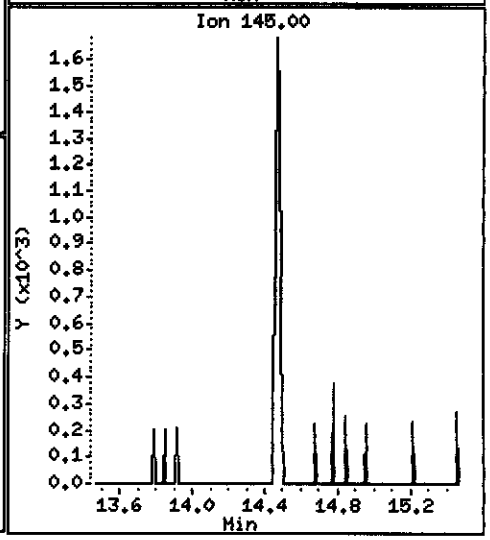

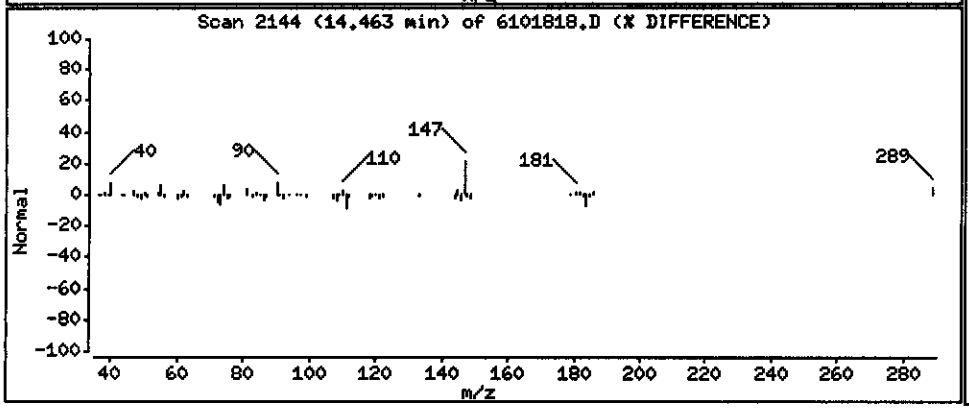

MACTEC Engineering and Consulting Inc

Client Sample ID: RFI-30-1008

GC/MS Volatiles

Lot-Sample #...: C8J160331-014	**Work Order #...:** K02VD1AM	**Matrix.....:** WATER
Date Sampled...: 10/15/08	**Date Received..:** 10/16/08	**MS Run #.....:** 8292038
Prep Date.....: 10/18/08	**Analysis Date..:** 10/18/08	
Prep Batch #...: 8292073	**Analysis Time..:** 17:44	
Dilution Factor: 1	**Initial Wgt/Vol:** 5 mL	**Final Wgt/Vol..:** 5 mL
Analyst ID.....: 403794	**Instrument ID..:** HP6	
	Method.....: SW846 8260B	

PARAMETER	RESULT	REPORTING LIMIT	UNITS	MDL
Acetone	ND	5.0	ug/L	2.5
Benzene	ND	1.0	ug/L	0.27
Bromodichloromethane	ND	1.0	ug/L	0.20
Bromoform	ND	1.0	ug/L	0.25
Bromomethane	ND	1.0	ug/L	0.30
2-Butanone	ND	5.0	ug/L	0.50
Carbon disulfide	ND	1.0	ug/L	0.20
Carbon tetrachloride	ND	1.0	ug/L	0.30
Chlorobenzene	**0.25 J**	**1.0**	**ug/L**	**0.23**
Chloroethane	ND	1.0	ug/L	0.25
Chloroform	ND	1.0	ug/L	0.24
Chloromethane	ND	1.0	ug/L	0.27
Cyclohexane	ND	1.0	ug/L	0.30
Dibromochloromethane	ND	1.0	ug/L	0.16
1,2-Dibromo-3-chloro-propane	ND	1.0	ug/L	0.24
1,2-Dibromoethane	ND	1.0	ug/L	0.23
1,3-Dichlorobenzene	ND	1.0	ug/L	0.16
1,4-Dichlorobenzene	ND	1.0	ug/L	0.18
1,2-Dichlorobenzene	ND	1.0	ug/L	0.22
Dichlorodifluoromethane	ND	1.0	ug/L	0.26
1,1-Dichloroethane	ND	1.0	ug/L	0.24
1,2-Dichloroethane	ND	1.0	ug/L	0.21
1,1-Dichloroethene	ND	1.0	ug/L	0.28
cis-1,2-Dichloroethene	ND	1.0	ug/L	0.27
trans-1,2-Dichloroethene	ND	1.0	ug/L	0.27
1,2-Dichloropropane	ND	1.0	ug/L	0.18
cis-1,3-Dichloropropene	ND	1.0	ug/L	0.19
trans-1,3-Dichloropropene	ND	1.0	ug/L	0.18
Ethylbenzene	ND	1.0	ug/L	0.18
2-Hexanone	ND	5.0	ug/L	0.53
Isopropylbenzene	ND	1.0	ug/L	0.22
Methyl acetate	ND	1.0	ug/L	0.10
Methylene chloride	ND	1.0	ug/L	0.32
Methylcyclohexane	ND	1.0	ug/L	0.32
4-Methyl-2-pentanone	ND	5.0	ug/L	0.23
Methyl tert-butyl ether	ND	1.0	ug/L	0.20

(Continued on next page)

MACTEC Engineering and Consulting Inc

Client Sample ID: RFI-30-1008

GC/MS Volatiles

Lot-Sample #...: C8J160331-014 **Work Order #...:** K02VD1AM **Matrix.....:** WATER

PARAMETER	RESULT	REPORTING LIMIT	UNITS	MDL
Styrene	ND	1.0	ug/L	0.22
1,1,2,2-Tetrachloroethane	ND	1.0	ug/L	0.15
1,2,4-Trichloro-benzene	ND	1.0	ug/L	0.15
Tetrachloroethene	ND	1.0	ug/L	0.24
1,1,1-Trichloroethane	ND	1.0	ug/L	0.25
1,1,2-Trichloroethane	ND	1.0	ug/L	0.20
Trichloroethene	ND	1.0	ug/L	0.29
Trichlorofluoromethane	ND	1.0	ug/L	0.080
1,1,2-Trichloro-1,2,2-trifluoroethane	ND	1.0	ug/L	0.30
Toluene	ND	1.0	ug/L	0.23
Vinyl chloride	ND	1.0	ug/L	0.29
Xylenes (total)	ND	3.0	ug/L	0.62

SURROGATE	PERCENT RECOVERY	RECOVERY LIMITS
Toluene-d8	105	(71 - 118)
1,2-Dichloroethane-d4	108	(64 - 135)
4-Bromofluorobenzene	104	(70 - 118)
Dibromofluoromethane	96	(70 - 128)

NOTE(S):

J Estimated result. Result is less than RL.

Data File: \\pitsvr06\d\chem\hp6.i\6101808d.b\6101819.D
Date : 18-OCT-2008 17:44
Client ID: RFI-30-1008
Sample Info: c8j160331-014 5ml
Purge Volume: 5.0
Column phase: DB 624

Instrument: hp6.i
Operator: 403794
Column diameter: 0.20

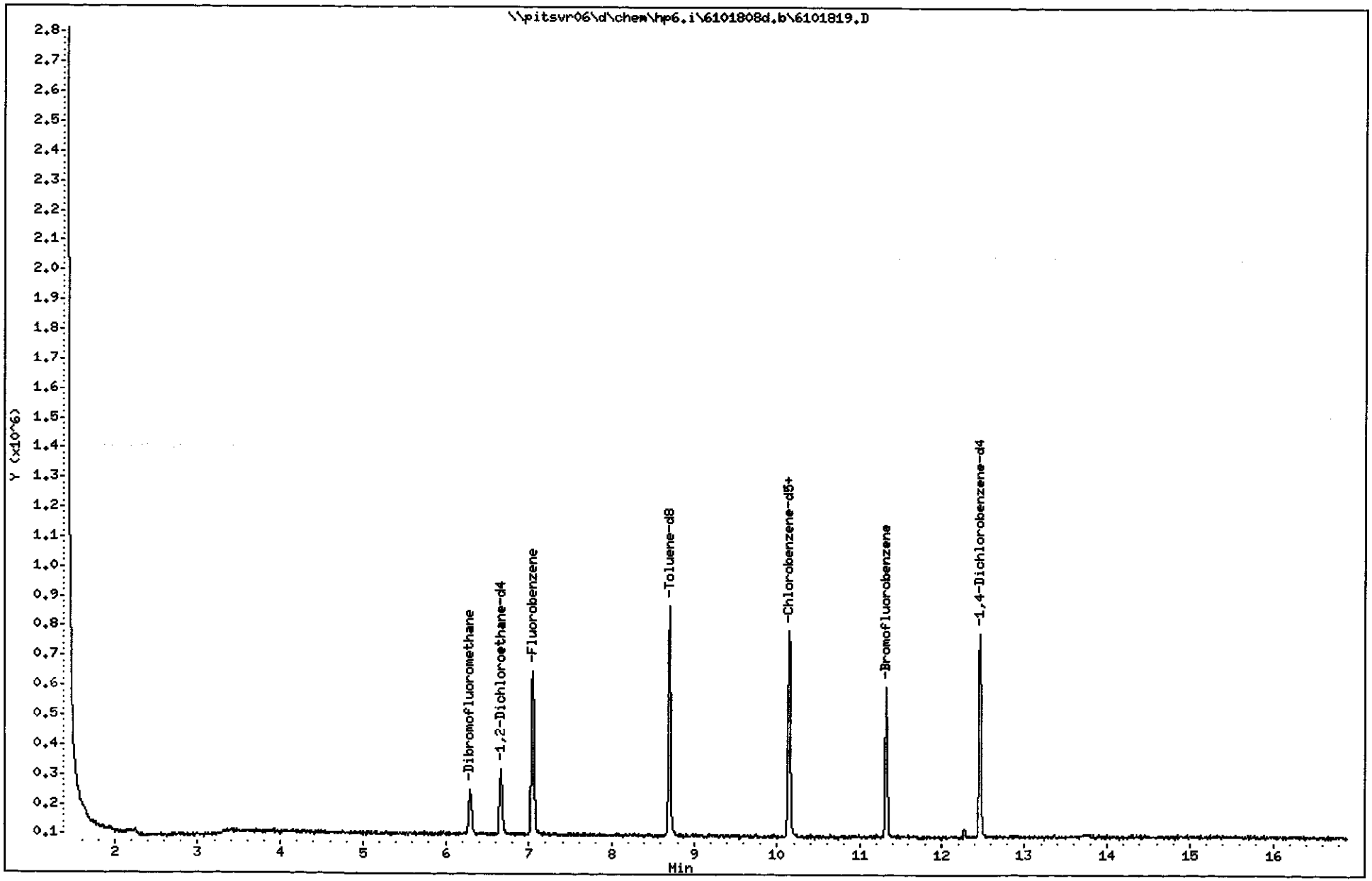

TestAmerica Pittsburgh

VOLATILE REPORT SW-846 Method

Data file : \\pitsvr06\d\chem\hp6.i\6101808d.b\6101819.D
Lab Smp Id: k02vd1am Client Smp ID: RFI-30-1008
Inj Date : 18-OCT-2008 17:44
Operator : 403794 Inst ID: hp6.i
Smp Info : c8j160331-014 5ml
Misc Info : k02vd1am,6101808d.b,8260ee.m,1-42.sub
Comment :
Method : \\PITSVR06\D\chem\hp6.i\6101808d.b\8260ee.m
Meth Date : 18-Oct-2008 10:18 DavernA Quant Type: ISTD
Cal Date : 06-OCT-2008 12:30 Cal File: 1D61006.D
Als bottle: 14
Dil Factor: 1.00000
Integrator: HP RTE Compound Sublist: 1-42.sub
Target Version: 4.14
Processing Host: PITSVR06

Concentration Formula: Amt * DF * 1/Vo*Vt * CpndVariable

Name	Value	Description
DF	1.000	Dilution Factor
Vo	5.000	Sample Volume
Vt	1.000	mg/L conversion (1.0 if no conversion)
Cpnd Variable		Local Compound Variable

Compounds	QUANT SIG MASS	RT	EXP RT	REL RT	RESPONSE	CONCENTRATIONS ON-COLUMN (ng)	CONCENTRATIONS FINAL (UG/L)
* 46 Fluorobenzene	96	7.041	7.041	(1.000)	529896	50.0000	
* 69 Chlorobenzene-d5	119	10.144	10.143	(1.000)	126299	50.0000	
* 92 1,4-Dichlorobenzene-d4	152	12.462	12.461	(1.000)	191618	50.0000	
$ 39 Dibromofluoromethane	113	6.287	6.286	(0.893)	118175	48.1642	9.633
$ 43 1,2-Dichloroethane-d4	65	6.664	6.657	(0.946)	179985	53.8820	10.78
$ 59 Toluene-d8	98	8.708	8.701	(0.858)	512868	52.4758	10.50
$ 80 Bromofluorobenzene	95	11.312	11.311	(0.908)	195543	51.7904	10.36
1 Dichlorodifluoromethane	85	Compound Not Detected.					
2 Chloromethane	50	Compound Not Detected.					
3 Vinyl Chloride	62	Compound Not Detected.					
4 Bromomethane	94	Compound Not Detected.					
5 Chloroethane	64	Compound Not Detected.					
6 Trichlorofluoromethane	101	Compound Not Detected.					
12 1,1-Dichloroethene	96	Compound Not Detected.					
13 Acetone	43	Compound Not Detected.					
15 Carbon Disulfide	76	Compound Not Detected.					
18 Methylene Chloride	84	Compound Not Detected.					
19 trans-1,2-Dichloroethene	96	Compound Not Detected.					
20 Methyl tert-butyl ether	73	Compound Not Detected.					
24 1,1-Dichloroethane	63	Compound Not Detected.					
27 2,2-Dichloropropane	77	Compound Not Detected.					
28 cis-1,2-dichloroethene	96	Compound Not Detected.					

	Compounds	QUANT SIG MASS	RT	EXP RT	REL RT	RESPONSE	CONCENTRATIONS ON-COLUMN (ng)	CONCENTRATIONS FINAL (UG/L)
M	29 1,2-Dichloroethene (total)	96	Compound Not Detected.					
	30 Bromochloromethane	128	Compound Not Detected.					
	31 2-Butanone	43	Compound Not Detected.					
	37 Chloroform	83	Compound Not Detected.					
	38 1,1,1-Trichloroethane	97	Compound Not Detected.					
	40 1,1-Dichloropropene	75	Compound Not Detected.					
	41 Carbon Tetrachloride	117	Compound Not Detected.					
	42 Benzene	78	Compound Not Detected.					
	45 1,2-Dichloroethane	62	Compound Not Detected.					
	47 Trichloroethene	130	Compound Not Detected.					
	49 1,2-Dichloropropane	63	Compound Not Detected.					
	50 Dibromomethane	93	Compound Not Detected.					
	53 Bromodichloromethane	83	Compound Not Detected.					
	57 cis-1,3-Dichloropropene	75	Compound Not Detected.					
	58 4-Methyl-2-Pentanone	43	Compound Not Detected.					
	60 Toluene	91	Compound Not Detected.					
	61 trans-1,3-Dichloropropene	75	Compound Not Detected.					
	63 1,3-Dichloropropane	76	Compound Not Detected.					
	64 1,1,2-Trichloroethane	97	Compound Not Detected.					
	65 Tetrachloroethene	164	Compound Not Detected.					
	66 2-Hexanone	43	Compound Not Detected.					
	67 Dibromochloromethane	129	Compound Not Detected.					
	68 1,2-Dibromoethane	107	Compound Not Detected.					
	70 Chlorobenzene	112	10.174	10.174	(1.003)	10672	1.27436	0.2549(Q)
	71 1,1,1,2-Tetrachloroethane	131	Compound Not Detected.					
	72 Ethylbenzene	106	Compound Not Detected.					
	73 m + p-Xylene	106	Compound Not Detected.					
	74 Xylene-o	106	Compound Not Detected.					
M	75 Xylenes (total)	106	Compound Not Detected.					
	76 Styrene	104	Compound Not Detected.					
	77 Bromoform	173	Compound Not Detected.					
	78 Isopropylbenzene	105	Compound Not Detected.					
	79 Bromobenzene	156	Compound Not Detected.					
	83 1,1,2,2-Tetrachloroethane	83	Compound Not Detected.					
	84 1,2,3-Trichloropropane	110	Compound Not Detected.					
	86 1,3,5-Trimethylbenzene	105	Compound Not Detected.					
	88 1,2,4-Trimethylbenzene	105	Compound Not Detected.					
	90 4-Isopropyltoluene	119	Compound Not Detected.					
	91 1,3-Dichlorobenzene	146	Compound Not Detected.					
	93 1,4-Dichlorobenzene	146	Compound Not Detected.					
	95 1,2-Dichlorobenzene	146	Compound Not Detected.					
	96 1,2-Dibromo-3-chloropropane	157	Compound Not Detected.					
	97 1,2,4-Trichlorobenzene	180	Compound Not Detected.					
	101 1,1,2-trichlorotrifluoroethane	101	Compound Not Detected.					
	102 Methyl acetate	43	Compound Not Detected.					
	104 Cyclohexane	56	Compound Not Detected.					
	105 Methyl Cyclohexane	83	Compound Not Detected.					

QC Flag Legend

Q - Qualifier signal failed the ratio test.

Data File: \\pitsvr06\d\chem\hp6.i\6101808d.b\6101819.D

Date : 18-OCT-2008 17:44

Client ID: RFI-30-1008 Instrument: hp6.i

Sample Info: c8j160331-014 5ml

Purge Volume: 5.0 Operator: 403794

Column phase: DB 624 Column diameter: 0.20

70 Chlorobenzene Concentration: 0.2549 UG/L

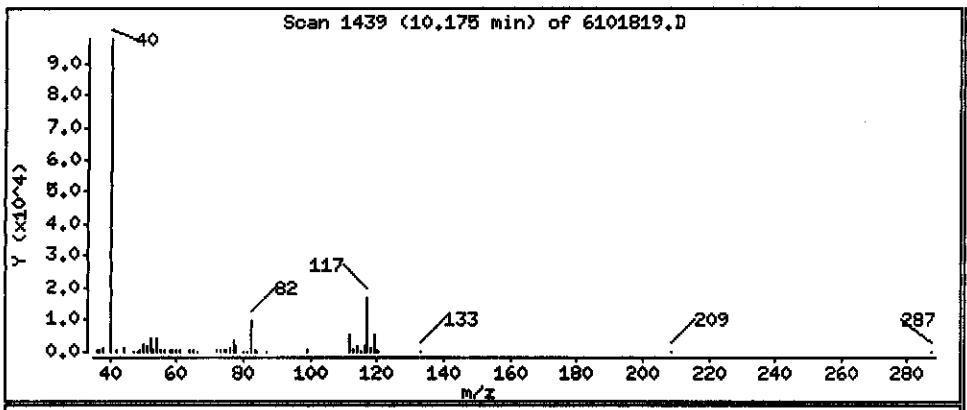

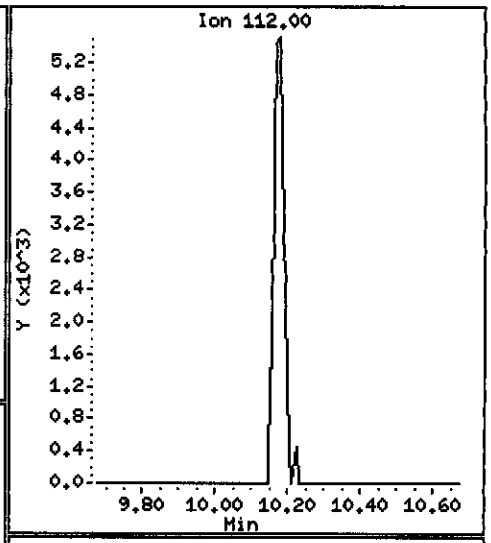

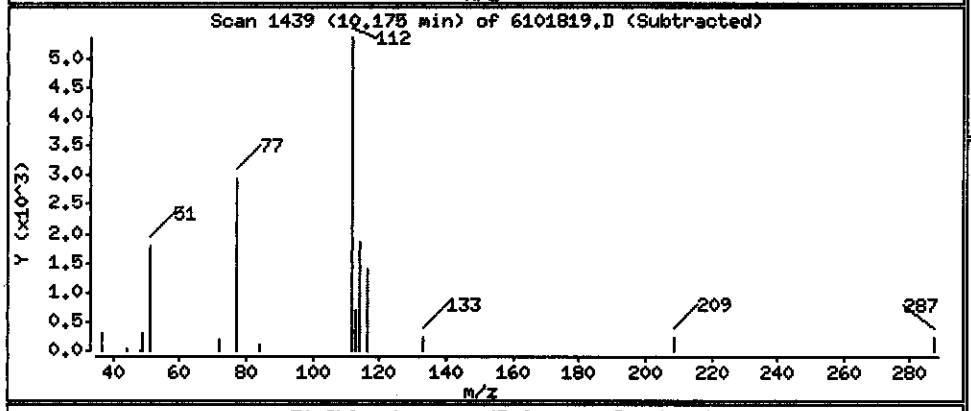

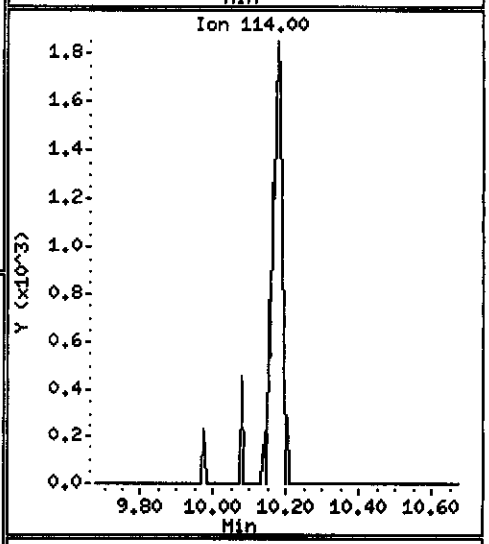

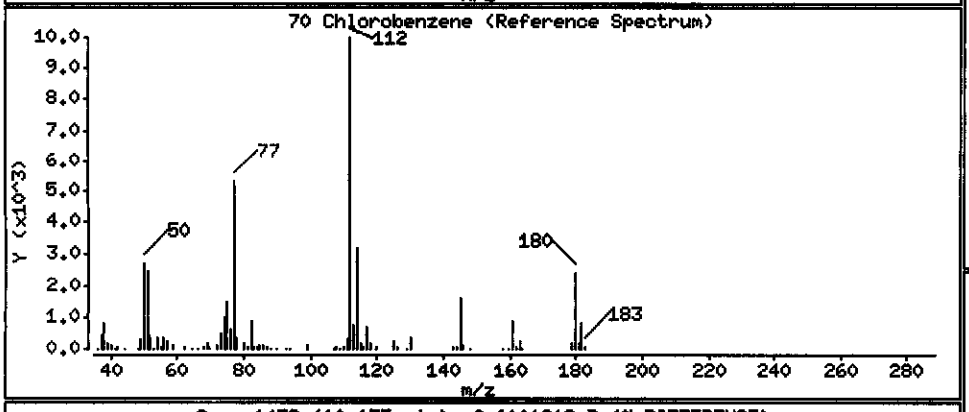

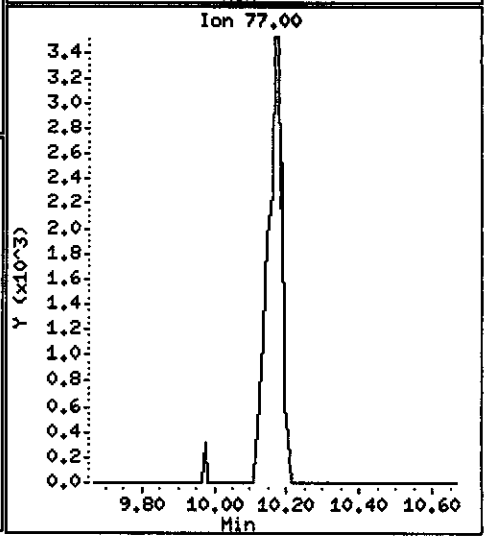

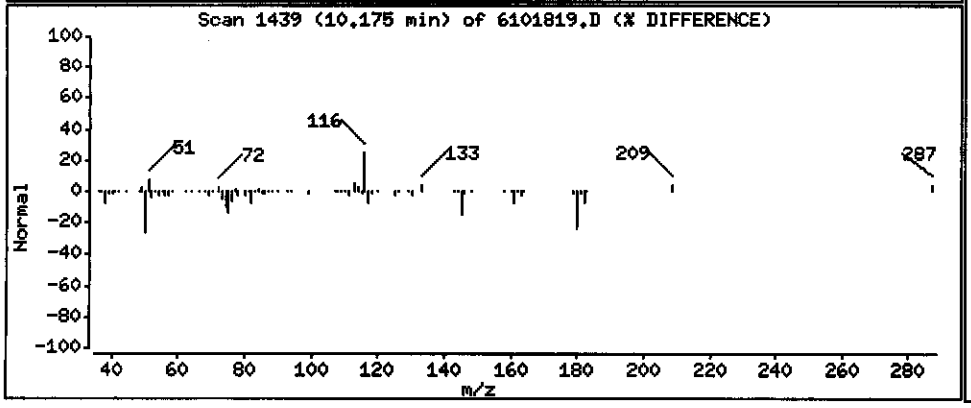

MACTEC Engineering and Consulting Inc

Client Sample ID: ICM-102-1008

GC/MS Volatiles

Lot-Sample #...: C8J160331-015	**Work Order #...:** K02VE1AM	**Matrix.....:** WATER
Date Sampled...: 10/15/08	**Date Received..:** 10/16/08	**MS Run #.....:** 8292038
Prep Date.....: 10/18/08	**Analysis Date..:** 10/18/08	
Prep Batch #...: 8292073	**Analysis Time..:** 18:08	
Dilution Factor: 1	**Initial Wgt/Vol:** 5 mL	**Final Wgt/Vol..:** 5 mL
Analyst ID.....: 403794	**Instrument ID..:** HP6	
	Method.....: SW846 8260B	

PARAMETER	RESULT	REPORTING LIMIT	UNITS	MDL
Acetone	ND	5.0	ug/L	2.5
Benzene	ND	1.0	ug/L	0.27
Bromodichloromethane	ND	1.0	ug/L	0.20
Bromoform	ND	1.0	ug/L	0.25
Bromomethane	ND	1.0	ug/L	0.30
2-Butanone	ND	5.0	ug/L	0.50
Carbon disulfide	ND	1.0	ug/L	0.20
Carbon tetrachloride	ND	1.0	ug/L	0.30
Chlorobenzene	**18**	**1.0**	**ug/L**	**0.23**
Chloroethane	ND	1.0	ug/L	0.25
Chloroform	ND	1.0	ug/L	0.24
Chloromethane	ND	1.0	ug/L	0.27
Cyclohexane	ND	1.0	ug/L	0.30
Dibromochloromethane	ND	1.0	ug/L	0.16
1,2-Dibromo-3-chloro-propane	ND	1.0	ug/L	0.24
1,2-Dibromoethane	ND	1.0	ug/L	0.23
1,3-Dichlorobenzene	**0.22 J**	**1.0**	**ug/L**	**0.16**
1,4-Dichlorobenzene	**0.92 J**	**1.0**	**ug/L**	**0.18**
1,2-Dichlorobenzene	**2.1**	**1.0**	**ug/L**	**0.22**
Dichlorodifluoromethane	ND	1.0	ug/L	0.26
1,1-Dichloroethane	ND	1.0	ug/L	0.24
1,2-Dichloroethane	ND	1.0	ug/L	0.21
1,1-Dichloroethene	ND	1.0	ug/L	0.28
cis-1,2-Dichloroethene	ND	1.0	ug/L	0.27
trans-1,2-Dichloroethene	ND	1.0	ug/L	0.27
1,2-Dichloropropane	ND	1.0	ug/L	0.18
cis-1,3-Dichloropropene	ND	1.0	ug/L	0.19
trans-1,3-Dichloropropene	ND	1.0	ug/L	0.18
Ethylbenzene	ND	1.0	ug/L	0.18
2-Hexanone	ND	5.0	ug/L	0.53
Isopropylbenzene	ND	1.0	ug/L	0.22
Methyl acetate	ND	1.0	ug/L	0.10
Methylene chloride	ND	1.0	ug/L	0.32
Methylcyclohexane	ND	1.0	ug/L	0.32
4-Methyl-2-pentanone	ND	5.0	ug/L	0.23
Methyl tert-butyl ether	ND	1.0	ug/L	0.20

(Continued on next page)

MACTEC Engineering and Consulting Inc

Client Sample ID: ICM-102-1008

GC/MS Volatiles

Lot-Sample #...: C8J160331-015 **Work Order #...:** K02VE1AM **Matrix.....:** WATER

PARAMETER	RESULT	REPORTING LIMIT	UNITS	MDL
Styrene	ND	1.0	ug/L	0.22
1,1,2,2-Tetrachloroethane	ND	1.0	ug/L	0.15
1,2,4-Trichloro-benzene	ND	1.0	ug/L	0.15
Tetrachloroethene	ND	1.0	ug/L	0.24
1,1,1-Trichloroethane	ND	1.0	ug/L	0.25
1,1,2-Trichloroethane	ND	1.0	ug/L	0.20
Trichloroethene	ND	1.0	ug/L	0.29
Trichlorofluoromethane	ND	1.0	ug/L	0.080
1,1,2-Trichloro-1,2,2-trifluoroethane	ND	1.0	ug/L	0.30
Toluene	ND	1.0	ug/L	0.23
Vinyl chloride	ND	1.0	ug/L	0.29
Xylenes (total)	ND	3.0	ug/L	0.62

SURROGATE	PERCENT RECOVERY	RECOVERY LIMITS
Toluene-d8	106	(71 - 118)
1,2-Dichloroethane-d4	110	(64 - 135)
4-Bromofluorobenzene	99	(70 - 118)
Dibromofluoromethane	97	(70 - 128)

NOTE(S):

J Estimated result. Result is less than RL.

Data File: \\pitsvr06\d\chem\hp6.i\6101808d.b\6101820.D
Date : 18-OCT-2008 18:08
Client ID: ICM-102-1008
Sample Info: c8j160331-015 5ml
Purge Volume: 5.0
Column phase: DB 624

Instrument: hp6.i
Operator: 403794
Column diameter: 0.20

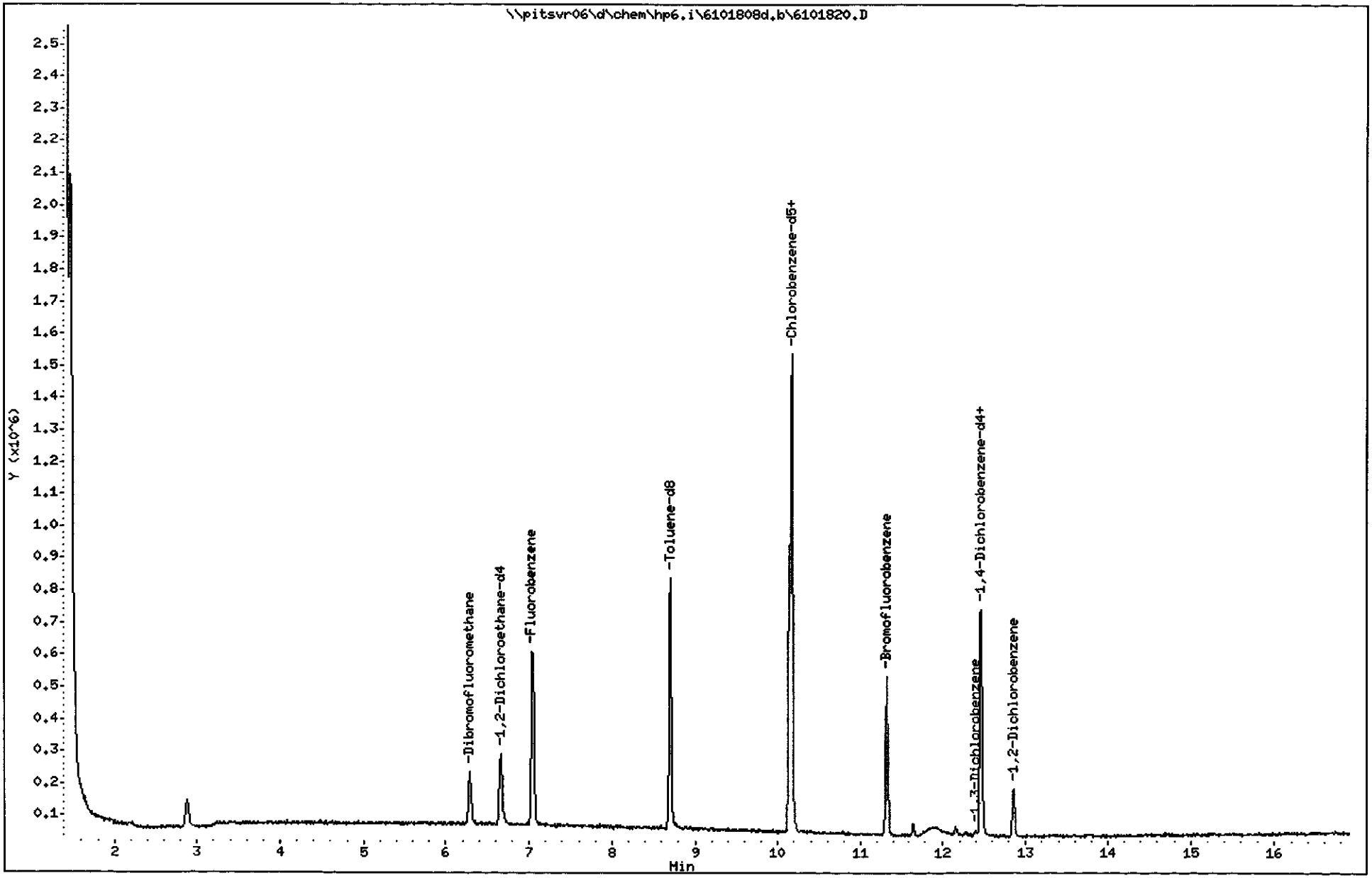

TestAmerica Pittsburgh

VOLATILE REPORT SW-846 Method

Data file : \\pitsvr06\d\chem\hp6.i\6101808d.b\6101820.D
Lab Smp Id: k02ve1am Client Smp ID: ICM-102-1008
Inj Date : 18-OCT-2008 18:08
Operator : 403794 Inst ID: hp6.i
Smp Info : c8j160331-015 5ml
Misc Info : k02ve1am,6101808d.b,8260ee.m,1-42.sub
Comment :
Method : \\PITSVR06\D\chem\hp6.i\6101808d.b\8260ee.m
Meth Date : 18-Oct-2008 10:18 DavernA Quant Type: ISTD
Cal Date : 06-OCT-2008 12:30 Cal File: 1D61006.D
Als bottle: 15
Dil Factor: 1.00000
Integrator: HP RTE Compound Sublist: 1-42.sub
Target Version: 4.14
Processing Host: PITSVR06

Concentration Formula: Amt * DF * 1/Vo*Vt * CpndVariable

Name	Value	Description
DF	1.000	Dilution Factor
Vo	5.000	Sample Volume
Vt	1.000	mg/L conversion (1.0 if no conversion)
Cpnd Variable		Local Compound Variable

Compounds	QUANT SIG MASS	RT	EXP RT	REL RT	RESPONSE	CONCENTRATIONS ON-COLUMN (ng)	FINAL (UG/L)
* 46 Fluorobenzene	96	7.037	7.041	(1.000)	529185	50.0000	
* 69 Chlorobenzene-d5	119	10.146	10.143	(1.000)	125508	50.0000	
* 92 1,4-Dichlorobenzene-d4	152	12.458	12.461	(1.000)	199580	50.0000	
$ 39 Dibromofluoromethane	113	6.289	6.286	(0.894)	119216	48.6538	9.731
$ 43 1,2-Dichloroethane-d4	65	6.660	6.657	(0.946)	183637	55.0492	11.01
$ 59 Toluene-d8	98	8.704	8.701	(0.858)	515811	53.1095	10.62
$ 80 Bromofluorobenzene	95	11.314	11.311	(0.908)	194307	49.4099	9.882
1 Dichlorodifluoromethane	85	Compound Not Detected.					
2 Chloromethane	50	Compound Not Detected.					
3 Vinyl Chloride	62	Compound Not Detected.					
4 Bromomethane	94	Compound Not Detected.					
5 Chloroethane	64	Compound Not Detected.					
6 Trichlorofluoromethane	101	Compound Not Detected.					
12 1,1-Dichloroethene	96	Compound Not Detected.					
13 Acetone	43	Compound Not Detected.					
15 Carbon Disulfide	76	Compound Not Detected.					
18 Methylene Chloride	84	Compound Not Detected.					
19 trans-1,2-Dichloroethene	96	Compound Not Detected.					
20 Methyl tert-butyl ether	73	Compound Not Detected.					
24 1,1-Dichloroethane	63	Compound Not Detected.					
27 2,2-Dichloropropane	77	Compound Not Detected.					
28 cis-1,2-dichloroethene	96	Compound Not Detected.					

	Compounds	QUANT SIG MASS	RT	EXP RT	REL RT	RESPONSE	CONCENTRATIONS ON-COLUMN (ng)	CONCENTRATIONS FINAL (UG/L)
M	29 1,2-Dichloroethene (total)	96	Compound Not Detected.					
	30 Bromochloromethane	128	Compound Not Detected.					
	31 2-Butanone	43	Compound Not Detected.					
	37 Chloroform	83	Compound Not Detected.					
	38 1,1,1-Trichloroethane	97	Compound Not Detected.					
	40 1,1-Dichloropropene	75	Compound Not Detected.					
	41 Carbon Tetrachloride	117	Compound Not Detected.					
	42 Benzene	78	Compound Not Detected.					
	45 1,2-Dichloroethane	62	Compound Not Detected.					
	47 Trichloroethene	130	Compound Not Detected.					
	49 1,2-Dichloropropane	63	Compound Not Detected.					
	50 Dibromomethane	93	Compound Not Detected.					
	53 Bromodichloromethane	83	Compound Not Detected.					
	57 cis-1,3-Dichloropropene	75	Compound Not Detected.					
	58 4-Methyl-2-Pentanone	43	Compound Not Detected.					
	60 Toluene	91	Compound Not Detected.					
	61 trans-1,3-Dichloropropene	75	Compound Not Detected.					
	63 1,3-Dichloropropane	76	Compound Not Detected.					
	64 1,1,2-Trichloroethane	97	Compound Not Detected.					
	65 Tetrachloroethene	164	Compound Not Detected.					
	66 2-Hexanone	43	Compound Not Detected.					
	67 Dibromochloromethane	129	Compound Not Detected.					
	68 1,2-Dibromoethane	107	Compound Not Detected.					
	70 Chlorobenzene	112	10.170	10.174	(1.002)	766169	92.0659	18.41
	71 1,1,1,2-Tetrachloroethane	131	Compound Not Detected.					
	72 Ethylbenzene	106	Compound Not Detected.					
	73 m + p-Xylene	106	Compound Not Detected.					
	74 Xylene-o	106	Compound Not Detected.					
M	75 Xylenes (total)	106	Compound Not Detected.					
	76 Styrene	104	Compound Not Detected.					
	77 Bromoform	173	Compound Not Detected.					
	78 Isopropylbenzene	105	Compound Not Detected.					
	79 Bromobenzene	156	Compound Not Detected.					
	83 1,1,2,2-Tetrachloroethane	83	Compound Not Detected.					
	84 1,2,3-Trichloropropane	110	Compound Not Detected.					
	86 1,3,5-Trimethylbenzene	105	Compound Not Detected.					
	88 1,2,4-Trimethylbenzene	105	Compound Not Detected.					
	90 4-Isopropyltoluene	119	Compound Not Detected.					
	91 1,3-Dichlorobenzene	146	12.397	12.394	(0.995)	7278	1.10163	0.2203
	93 1,4-Dichlorobenzene	146	12.482	12.485	(1.002)	31582	4.58512	0.9170
	95 1,2-Dichlorobenzene	146	12.859	12.856	(1.032)	64534	10.2905	2.058
	96 1,2-Dibromo-3-chloropropane	157	Compound Not Detected.					
	97 1,2,4-Trichlorobenzene	180	Compound Not Detected.					
	101 1,1,2-trichlorotrifluoroethane	101	Compound Not Detected.					
	102 Methyl acetate	43	Compound Not Detected.					
	104 Cyclohexane	56	Compound Not Detected.					
	105 Methyl Cyclohexane	83	Compound Not Detected.					

Data File: \\pitsvr06\d\chem\hp6.i\6101808d.b\6101820.D

Date : 18-OCT-2008 18:08

Client ID: ICM-102-1008 Instrument: hp6.i

Sample Info: c8j160331-015 5ml

Purge Volume: 5.0 Operator: 403794

Column phase: DB 624 Column diameter: 0.20

70 Chlorobenzene Concentration: 18.41 UG/L

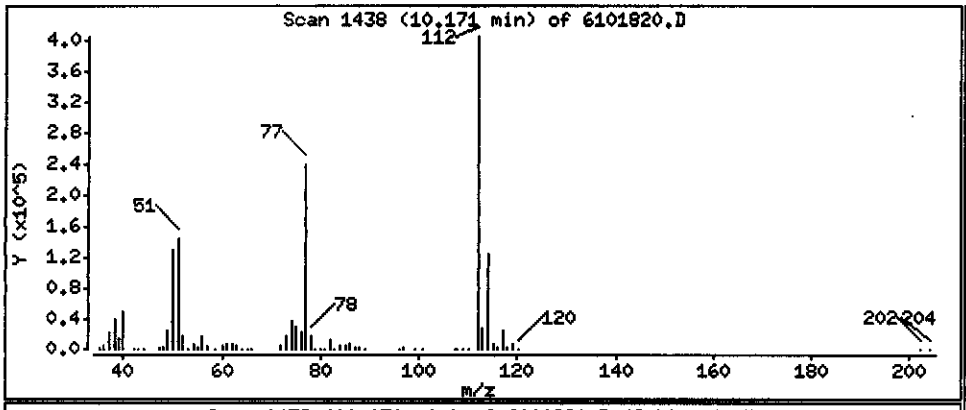

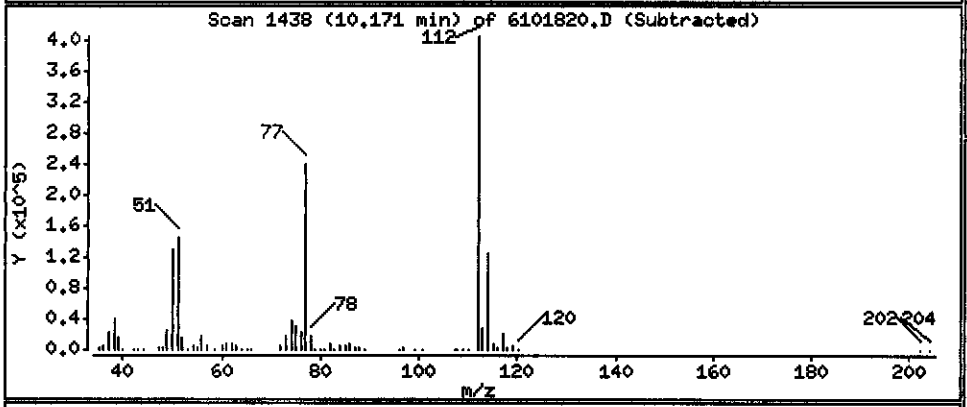

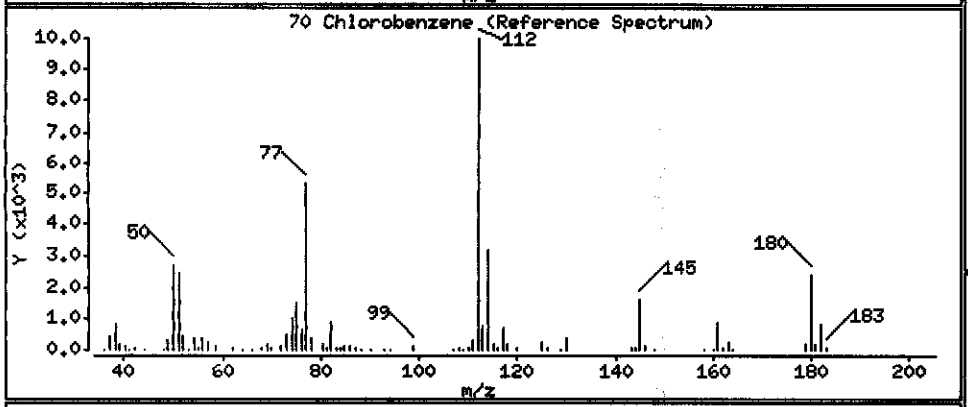

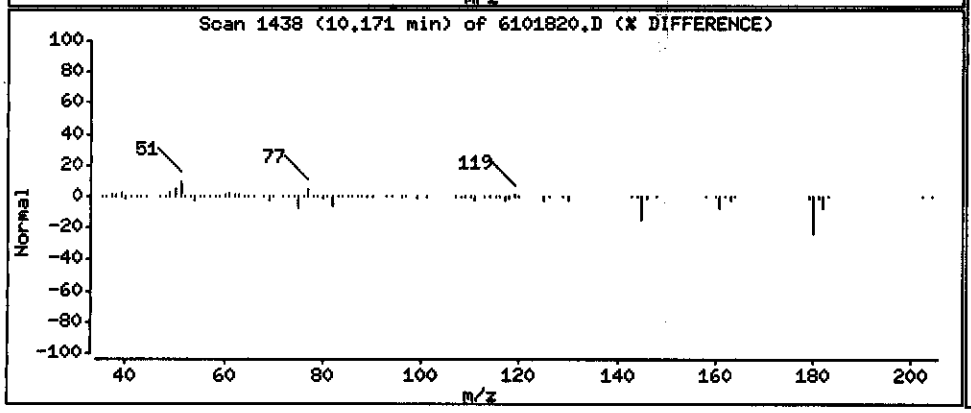

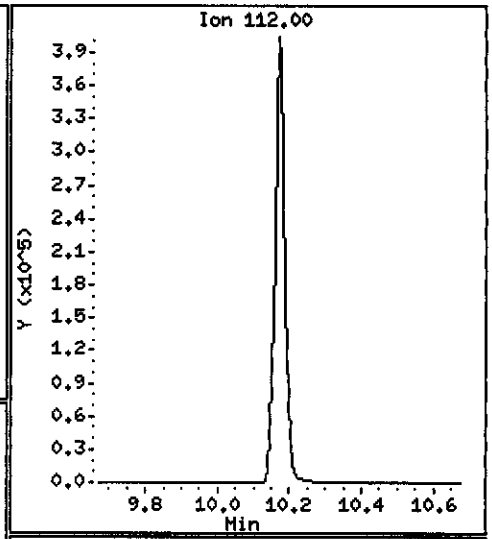

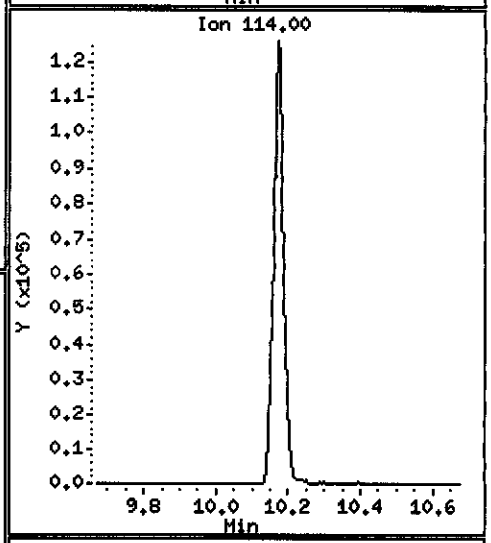

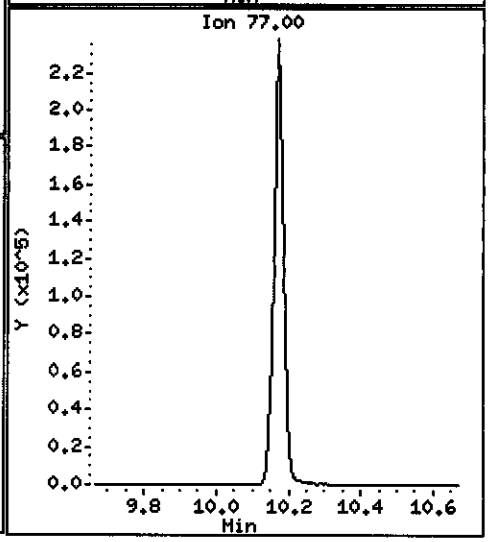

Data File: \\pitsvr06\d\chem\hp6.i\6101808d.b\6101820.D

Date : 18-OCT-2008 18:08

Client ID: ICM-102-1008

Instrument: hp6.i

Sample Info: c8j160331-015 5ml

Purge Volume: 5.0

Operator: 403794

Column phase: DB 624

Column diameter: 0.20

91 1,3-Dichlorobenzene

Concentration: 0.2203 UG/L

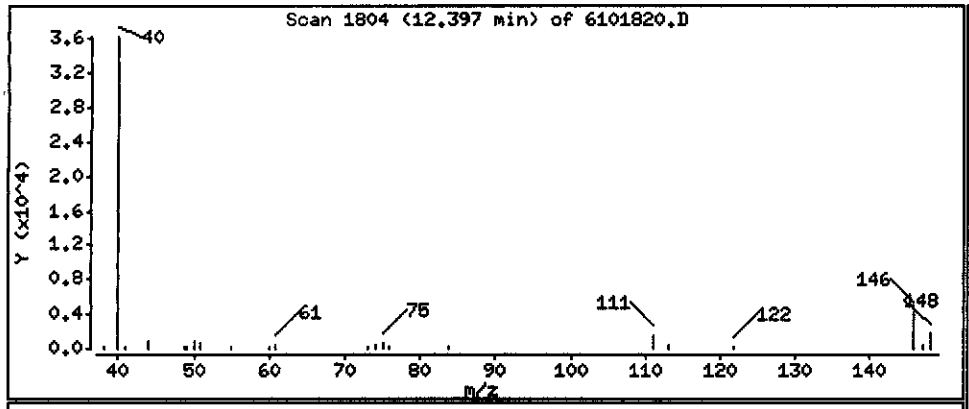

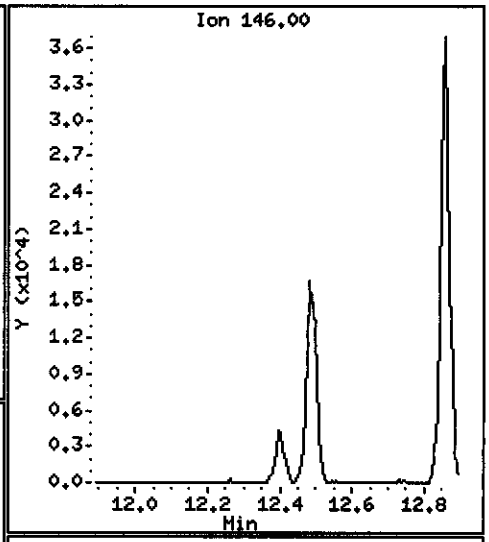

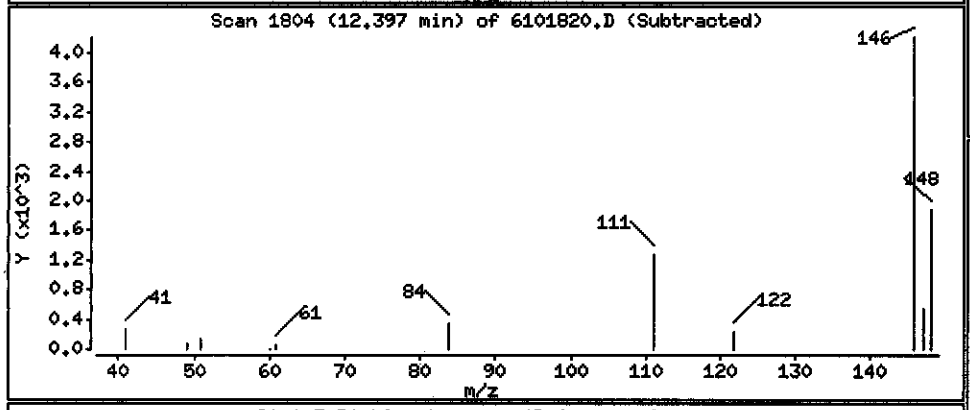

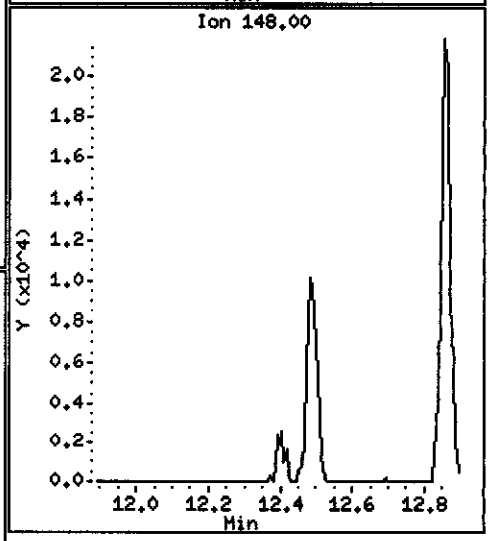

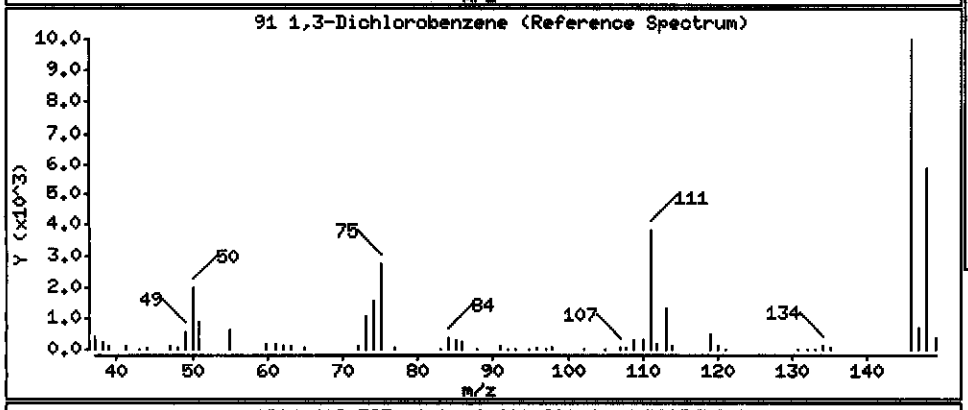

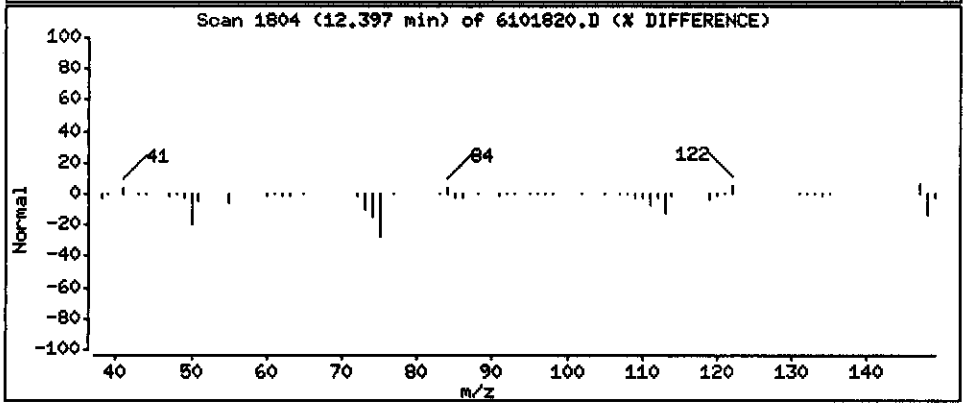

Data File: \\pitsvr06\d\chem\hp6.i\6101808d.b\6101820.D

Date : 18-OCT-2008 18:08

Client ID: ICM-102-1008

Instrument: hp6.i

Sample Info: c8j160331-015 5ml

Purge Volume: 5.0

Operator: 403794

Column phase: DB 624

Column diameter: 0.20

93 1,4-Dichlorobenzene

Concentration: 0.9170 UG/L

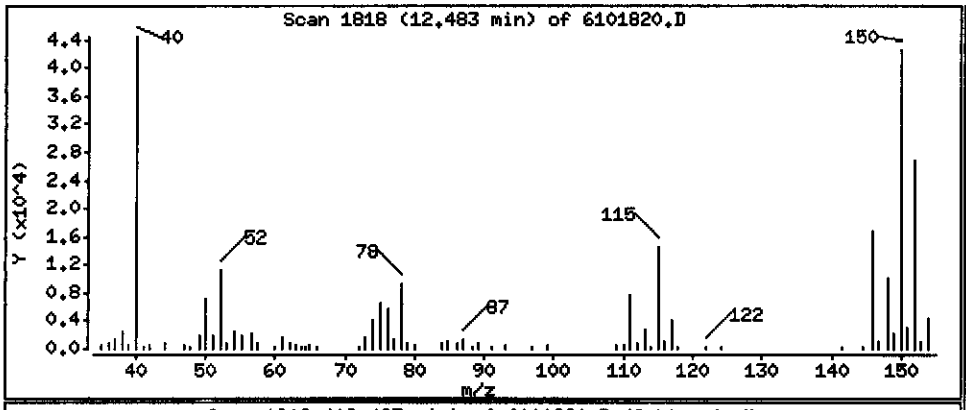

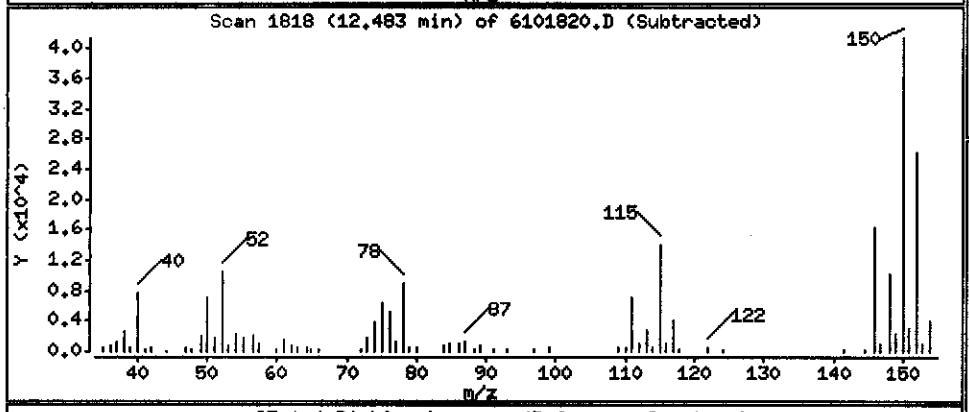

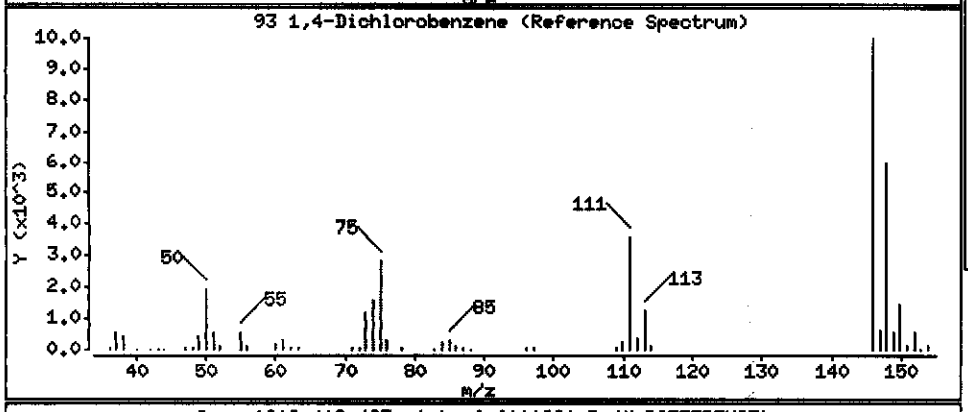

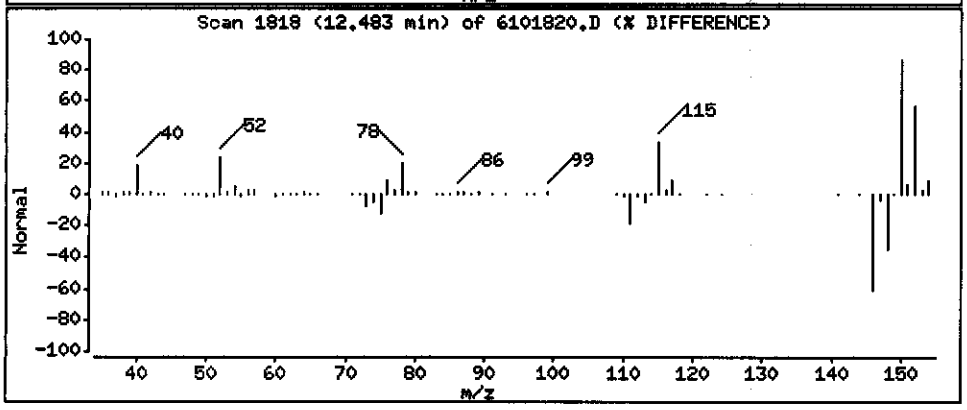

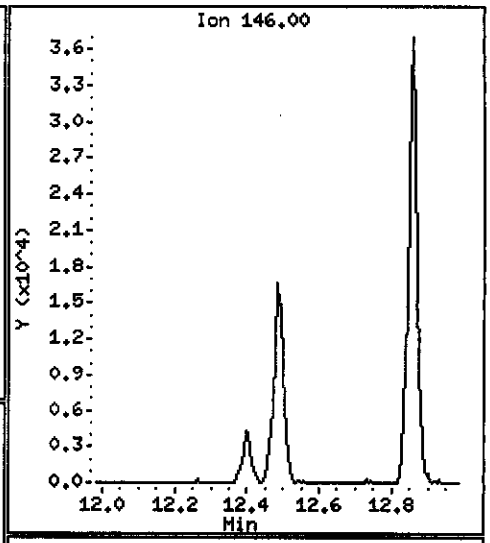

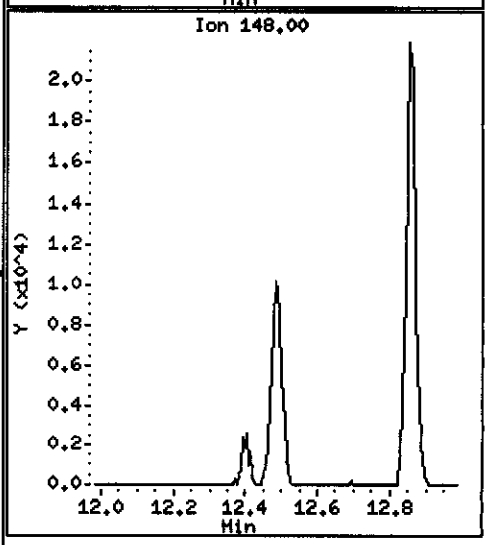

Data File: \\pitsvr06\d\chem\hp6.i\6101808d.b\6101820.D

Date : 18-OCT-2008 18:08

Client ID: ICM-102-1008 Instrument: hp6.i

Sample Info: c8j160331-015 5ml

Purge Volume: 5.0 Operator: 403794

Column phase: DB 624 Column diameter: 0.20

95 1,2-Dichlorobenzene Concentration: 2.058 UG/L

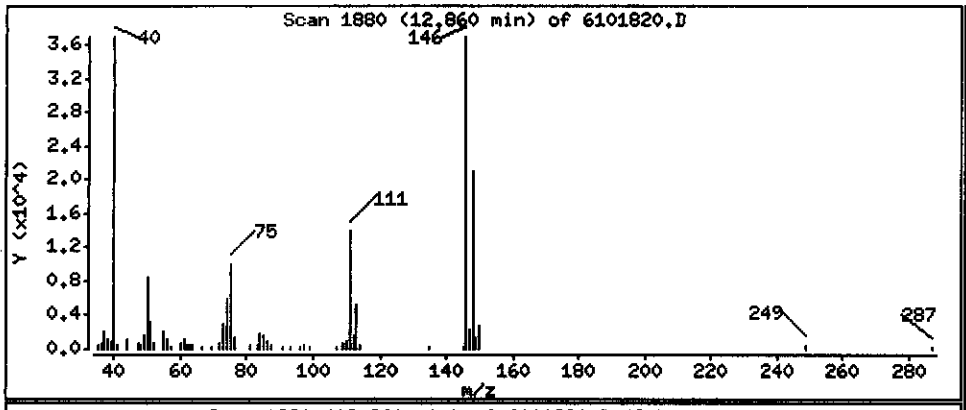

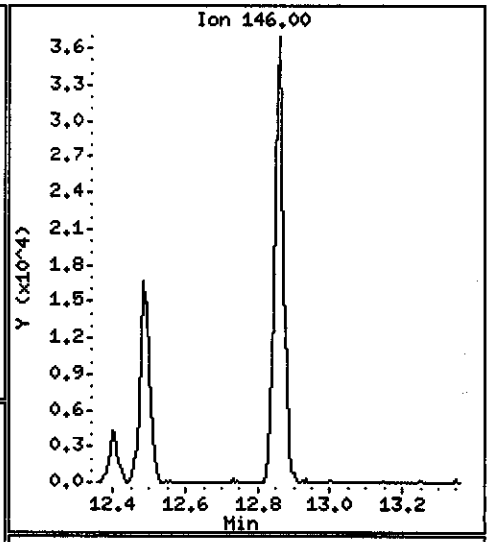

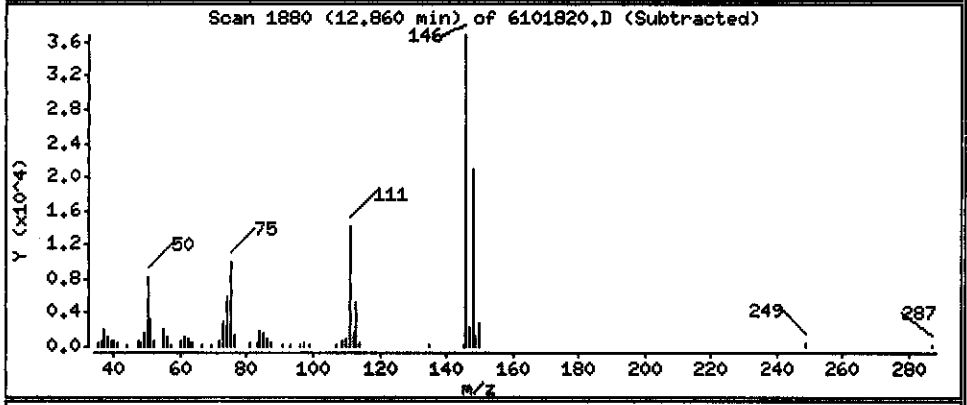

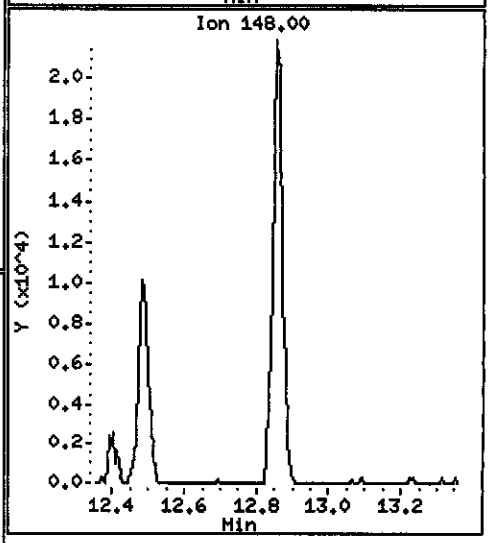

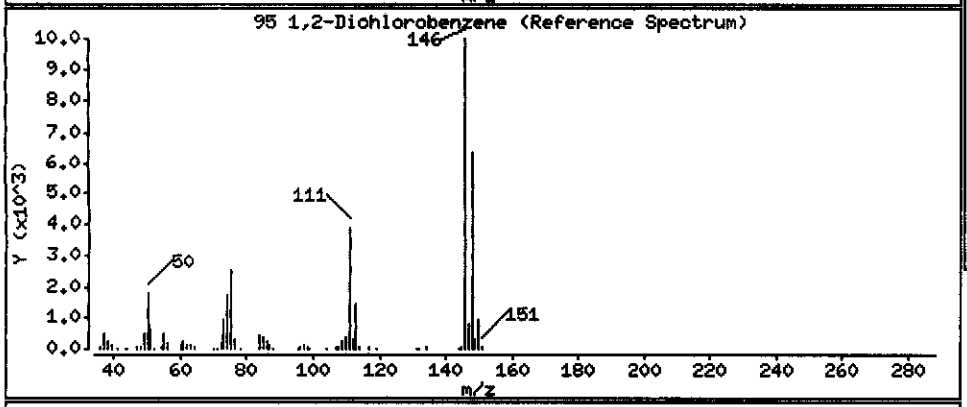

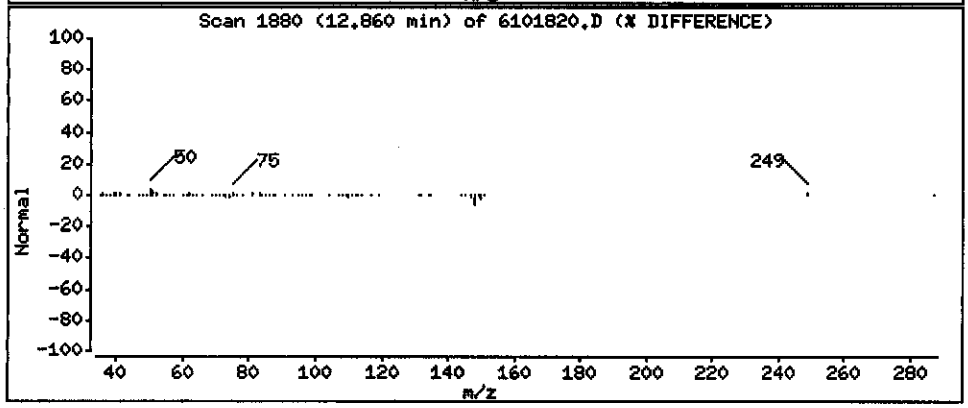

MACTEC Engineering and Consulting Inc

Client Sample ID: RFI-25-1008

GC/MS Volatiles

Lot-Sample #...: C8J160331-016	**Work Order #...:** K02VH1AM	**Matrix.....:** WATER
Date Sampled...: 10/15/08	**Date Received..:** 10/16/08	**MS Run #.....:** 8292038
Prep Date.....: 10/18/08	**Analysis Date..:** 10/18/08	
Prep Batch #...: 8292073	**Analysis Time..:** 18:31	
Dilution Factor: 25	**Initial Wgt/Vol:** 5 mL	**Final Wgt/Vol..:** 5 mL
Analyst ID.....: 403794	**Instrument ID..:** HP6	
	Method.....: SW846 8260B	

PARAMETER	RESULT	REPORTING LIMIT	UNITS	MDL
Acetone	ND	120	ug/L	62
Benzene	ND	25	ug/L	6.8
Bromodichloromethane	ND	25	ug/L	5.0
Bromoform	ND	25	ug/L	6.1
Bromomethane	ND	25	ug/L	7.6
2-Butanone	ND	120	ug/L	12
Carbon disulfide	ND	25	ug/L	4.9
Carbon tetrachloride	ND	25	ug/L	7.6
Chlorobenzene	**520**	**25**	**ug/L**	**5.6**
Chloroethane	ND	25	ug/L	6.2
Chloroform	ND	25	ug/L	6.0
Chloromethane	ND	25	ug/L	6.7
Cyclohexane	ND	25	ug/L	7.4
Dibromochloromethane	ND	25	ug/L	4.1
1,2-Dibromo-3-chloro-propane	ND	25	ug/L	6.0
1,2-Dibromoethane	ND	25	ug/L	5.7
1,3-Dichlorobenzene	ND	25	ug/L	4.1
1,4-Dichlorobenzene	**6.7 J**	**25**	**ug/L**	**4.4**
1,2-Dichlorobenzene	ND	25	ug/L	5.4
Dichlorodifluoromethane	ND	25	ug/L	6.5
1,1-Dichloroethane	ND	25	ug/L	6.1
1,2-Dichloroethane	ND	25	ug/L	5.4
1,1-Dichloroethene	ND	25	ug/L	7.0
cis-1,2-Dichloroethene	ND	25	ug/L	6.8
trans-1,2-Dichloroethene	ND	25	ug/L	6.8
1,2-Dichloropropane	ND	25	ug/L	4.5
cis-1,3-Dichloropropene	ND	25	ug/L	4.9
trans-1,3-Dichloropropene	ND	25	ug/L	4.6
Ethylbenzene	ND	25	ug/L	4.5
2-Hexanone	ND	120	ug/L	13
Isopropylbenzene	ND	25	ug/L	5.6
Methyl acetate	ND	25	ug/L	2.6
Methylene chloride	ND	25	ug/L	7.9
Methylcyclohexane	ND	25	ug/L	7.9
4-Methyl-2-pentanone	ND	120	ug/L	5.6
Methyl tert-butyl ether	ND	25	ug/L	5.0

(Continued on next page)

MACTEC Engineering and Consulting Inc

Client Sample ID: RFI-25-1008

GC/MS Volatiles

Lot-Sample #...: C8J160331-016 **Work Order #...:** K02VH1AM **Matrix.....:** WATER

PARAMETER	RESULT	REPORTING LIMIT	UNITS	MDL
Styrene	ND	25	ug/L	5.4
1,1,2,2-Tetrachloroethane	ND	25	ug/L	3.8
1,2,4-Trichloro-benzene	ND	25	ug/L	3.8
Tetrachloroethene	ND	25	ug/L	5.9
1,1,1-Trichloroethane	ND	25	ug/L	6.3
1,1,2-Trichloroethane	ND	25	ug/L	4.9
Trichloroethene	ND	25	ug/L	7.3
Trichlorofluoromethane	ND	25	ug/L	2.0
1,1,2-Trichloro-1,2,2-trifluoroethane	ND	25	ug/L	7.5
Toluene	ND	25	ug/L	5.8
Vinyl chloride	ND	25	ug/L	7.3
Xylenes (total)	ND	75	ug/L	15

SURROGATE	PERCENT RECOVERY	RECOVERY LIMITS
Toluene-d8	104	(71 - 118)
1,2-Dichloroethane-d4	111	(64 - 135)
4-Bromofluorobenzene	101	(70 - 118)
Dibromofluoromethane	100	(70 - 128)

NOTE(S):

J Estimated result. Result is less than RL.

Data File: \\pitsvr06\d\chem\hp6.i\6101808d.b\6101821.D
Date : 18-OCT-2008 18:31
Client ID: RFI-25-1008
Sample Info: c8j160331-016 25x 1ml/25ml)/5ml
Purge Volume: 5.0
Column phase: DB 624

Instrument: hp6.i
Operator: 403794
Column diameter: 0.20

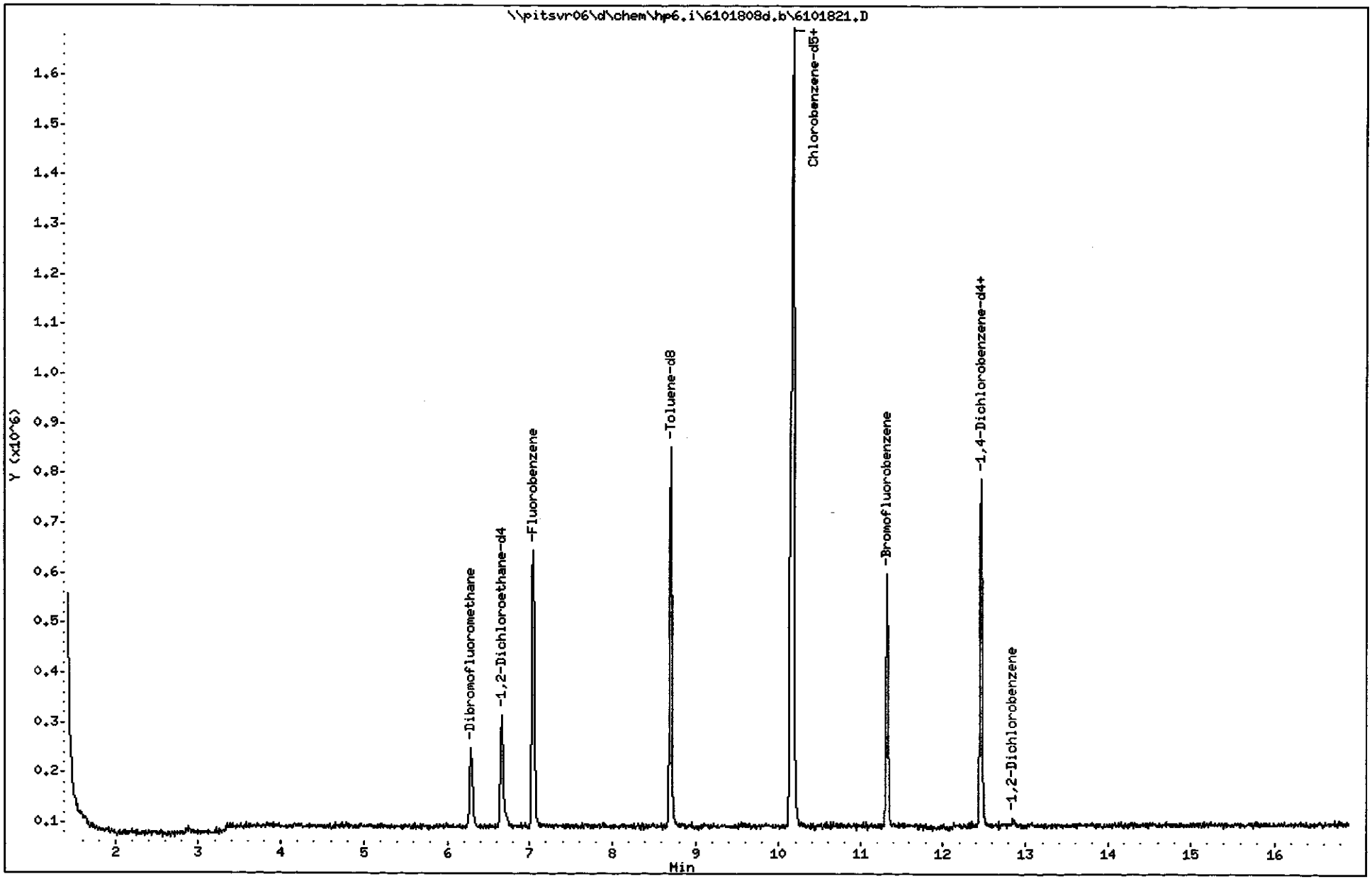

TestAmerica Pittsburgh

VOLATILE REPORT SW-846 Method

Data file : \\pitsvr06\d\chem\hp6.i\6101808d.b\6101821.D
Lab Smp Id: k02vh1am Client Smp ID: RFI-25-1008
Inj Date : 18-OCT-2008 18:31
Operator : 403794 Inst ID: hp6.i
Smp Info : c8j160331-016 25x 1ml/25ml)/5ml
Misc Info : k02vh1am,6101808d.b,8260ee.m,1-42.sub
Comment :
Method : \\PITSVR06\D\chem\hp6.i\6101808d.b\8260ee.m
Meth Date : 18-Oct-2008 10:18 DavernA Quant Type: ISTD
Cal Date : 06-OCT-2008 12:30 Cal File: 1D61006.D
Als bottle: 16
Dil Factor: 25.00000
Integrator: HP RTE Compound Sublist: 1-42.sub
Target Version: 4.14
Processing Host: PITSVR06

Concentration Formula: Amt * DF * 1/Vo*Vt * CpndVariable

Name	Value	Description
DF	25.000	Dilution Factor
Vo	5.000	Sample Volume
Vt	1.000	mg/L conversion (1.0 if no conversion)
Cpnd Variable		Local Compound Variable

Compounds	QUANT SIG MASS	RT	EXP RT	REL RT	RESPONSE	CONCENTRATIONS ON-COLUMN (ng)	CONCENTRATIONS FINAL (UG/L)
* 46 Fluorobenzene	96	7.041	7.041	(1.000)	518399	50.0000	
* 69 Chlorobenzene-d5	119	10.144	10.143	(1.000)	126188	50.0000	
* 92 1,4-Dichlorobenzene-d4	152	12.462	12.461	(1.000)	191327	50.0000	
$ 39 Dibromofluoromethane	113	6.287	6.286	(0.893)	119742	49.8852	9.977
$ 43 1,2-Dichloroethane-d4	65	6.664	6.657	(0.946)	180934	55.3674	11.07
$ 59 Toluene-d8	98	8.702	8.701	(0.858)	507331	51.9549	10.39
$ 80 Bromofluorobenzene	95	11.312	11.311	(0.908)	191204	50.7182	10.14
1 Dichlorodifluoromethane	85	Compound Not Detected.					
2 Chloromethane	50	Compound Not Detected.					
3 Vinyl Chloride	62	Compound Not Detected.					
4 Bromomethane	94	Compound Not Detected.					
5 Chloroethane	64	Compound Not Detected.					
6 Trichlorofluoromethane	101	Compound Not Detected.					
12 1,1-Dichloroethene	96	Compound Not Detected.					
13 Acetone	43	Compound Not Detected.					
15 Carbon Disulfide	76	Compound Not Detected.					
18 Methylene Chloride	84	Compound Not Detected.					
19 trans-1,2-Dichloroethene	96	Compound Not Detected.					
20 Methyl tert-butyl ether	73	Compound Not Detected.					
24 1,1-Dichloroethane	63	Compound Not Detected.					
27 2,2-Dichloropropane	77	Compound Not Detected.					
28 cis-1,2-dichloroethene	96	Compound Not Detected.					

	Compounds	QUANT SIG MASS	RT	EXP RT	REL RT	RESPONSE	CONCENTRATIONS ON-COLUMN (ng)	CONCENTRATIONS FINAL (UG/L)
M	29 1,2-Dichloroethene (total)	96	Compound Not Detected.					
	30 Bromochloromethane	128	Compound Not Detected.					
	31 2-Butanone	43	Compound Not Detected.					
	37 Chloroform	83	Compound Not Detected.					
	38 1,1,1-Trichloroethane	97	Compound Not Detected.					
	40 1,1-Dichloropropene	75	Compound Not Detected.					
	41 Carbon Tetrachloride	117	Compound Not Detected.					
	42 Benzene	78	Compound Not Detected.					
	45 1,2-Dichloroethane	62	Compound Not Detected.					
	47 Trichloroethene	130	Compound Not Detected.					
	49 1,2-Dichloropropane	63	Compound Not Detected.					
	50 Dibromomethane	93	Compound Not Detected.					
	53 Bromodichloromethane	83	Compound Not Detected.					
	57 cis-1,3-Dichloropropene	75	Compound Not Detected.					
	58 4-Methyl-2-Pentanone	43	Compound Not Detected.					
	60 Toluene	91	Compound Not Detected.					
	61 trans-1,3-Dichloropropene	75	Compound Not Detected.					
	63 1,3-Dichloropropane	76	Compound Not Detected.					
	64 1,1,2-Trichloroethane	97	Compound Not Detected.					
	65 Tetrachloroethene	164	Compound Not Detected.					
	66 2-Hexanone	43	Compound Not Detected.					
	67 Dibromochloromethane	129	Compound Not Detected.					
	68 1,2-Dibromoethane	107	Compound Not Detected.					
	70 Chlorobenzene	112	10.174	10.174	(1.003)	877853	104.918	524.6
	71 1,1,1,2-Tetrachloroethane	131	Compound Not Detected.					
	72 Ethylbenzene	106	Compound Not Detected.					
	73 m + p-Xylene	106	Compound Not Detected.					
	74 Xylene-o	106	Compound Not Detected.					
M	75 Xylenes (total)	106	Compound Not Detected.					
	76 Styrene	104	Compound Not Detected.					
	77 Bromoform	173	Compound Not Detected.					
	78 Isopropylbenzene	105	Compound Not Detected.					
	79 Bromobenzene	156	Compound Not Detected.					
	83 1,1,2,2-Tetrachloroethane	83	Compound Not Detected.					
	84 1,2,3-Trichloropropane	110	Compound Not Detected.					
	86 1,3,5-Trimethylbenzene	105	Compound Not Detected.					
	88 1,2,4-Trimethylbenzene	105	Compound Not Detected.					
	90 4-Isopropyltoluene	119	Compound Not Detected.					
	91 1,3-Dichlorobenzene	146	Compound Not Detected.					
	93 1,4-Dichlorobenzene	146	12.486	12.485	(1.002)	8869	1.34315	6.716
	95 1,2-Dichlorobenzene	146	12.851	12.856	(1.031)	6118	1.01765	5.088
	96 1,2-Dibromo-3-chloropropane	157	Compound Not Detected.					
	97 1,2,4-Trichlorobenzene	180	Compound Not Detected.					
	101 1,1,2-trichlorotrifluoroethane	101	Compound Not Detected.					
	102 Methyl acetate	43	Compound Not Detected.					
	104 Cyclohexane	56	Compound Not Detected.					
	105 Methyl Cyclohexane	83	Compound Not Detected.					

Data File: \\pitsvr06\d\chem\hp6.i\6101808d.b\6101821.D

Date : 18-OCT-2008 18:31

Client ID: RFI-25-1008 Instrument: hp6.i

Sample Info: c8j160331-016 25x 1ml/25ml)/5ml

Purge Volume: 5.0 Operator: 403794

Column phase: DB 624 Column diameter: 0.20

70 Chlorobenzene Concentration: 524.6 UG/L

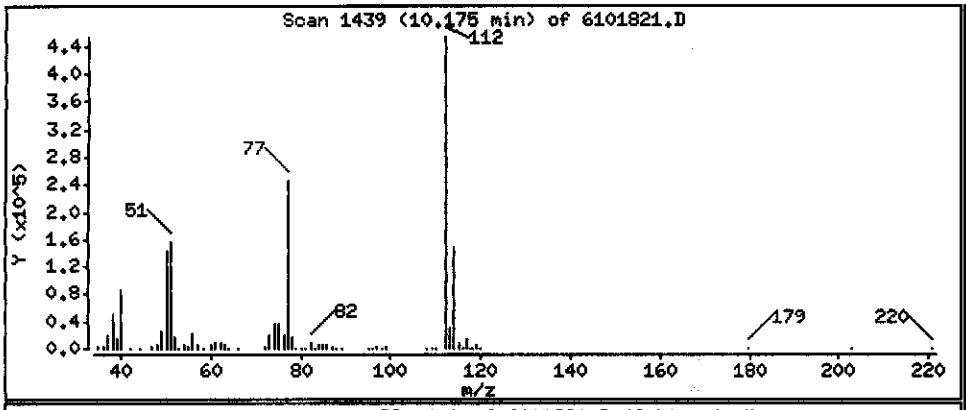

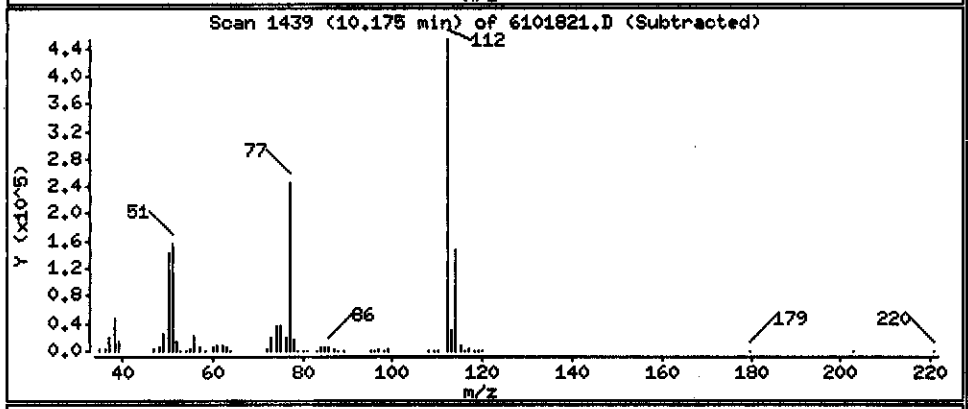

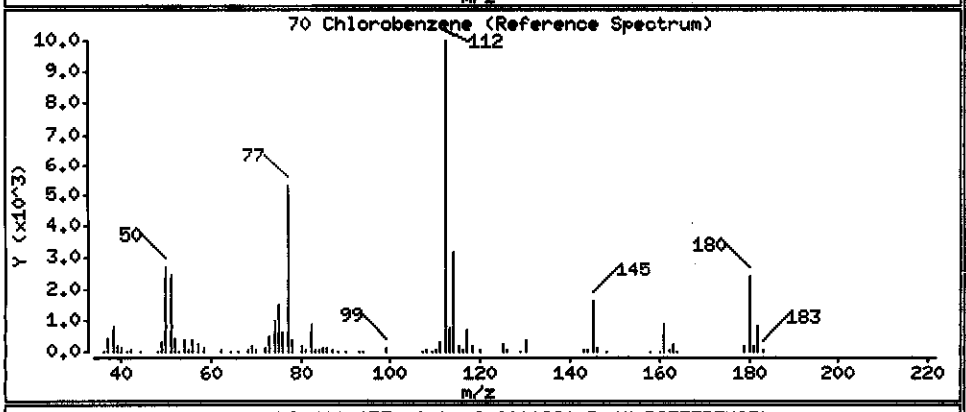

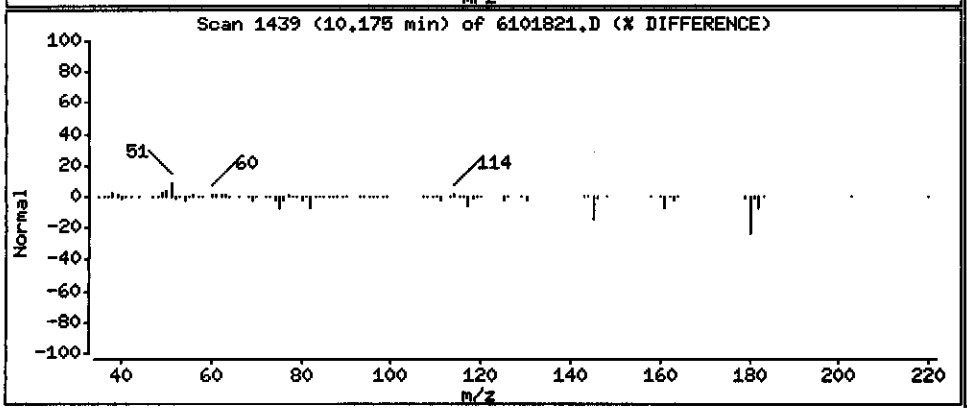

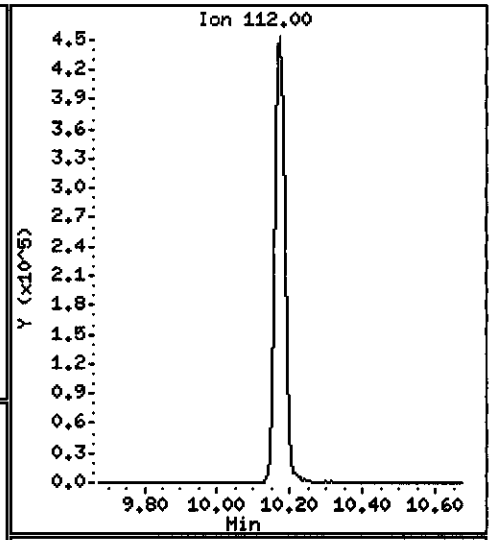

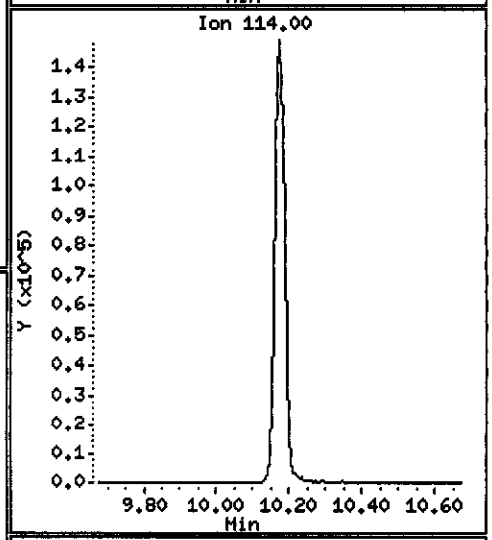

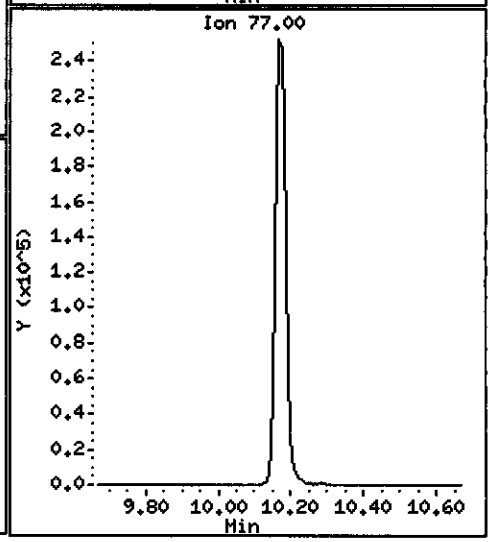

Data File: \\pitsvr06\d\chem\hp6.i\6101808d.b\6101821.D

Date : 18-OCT-2008 18:31

Client ID: RFI-25-1008 Instrument: hp6.i

Sample Info: c8j160331-016 25x 1ml/25ml)/5ml

Purge Volume: 5.0 Operator: 403794

Column phase: DB 624 Column diameter: 0.20

93 1,4-Dichlorobenzene Concentration: 6.716 UG/L

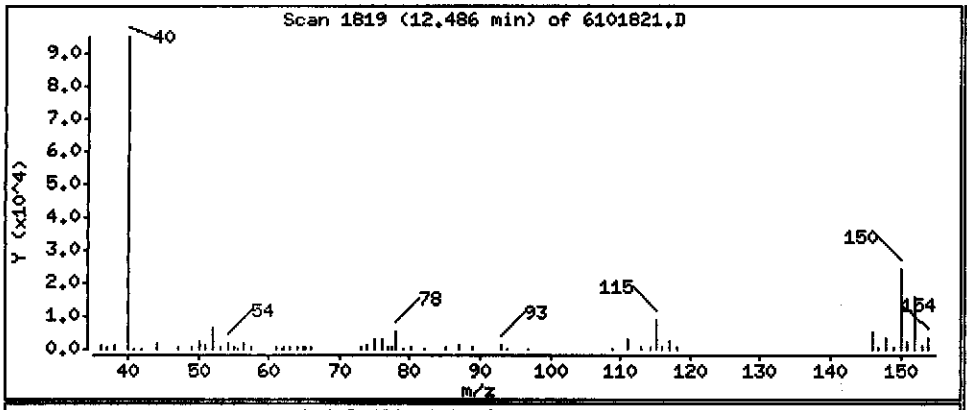

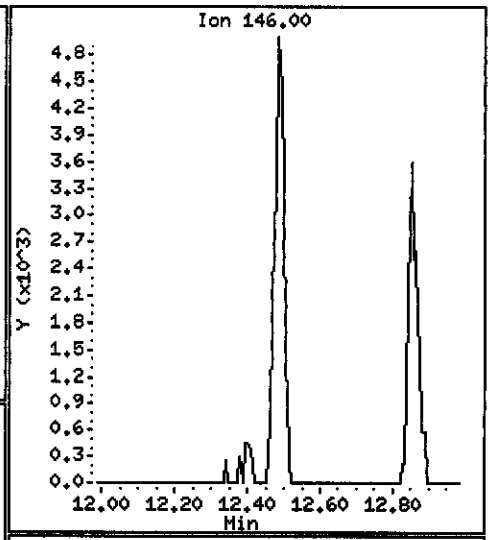

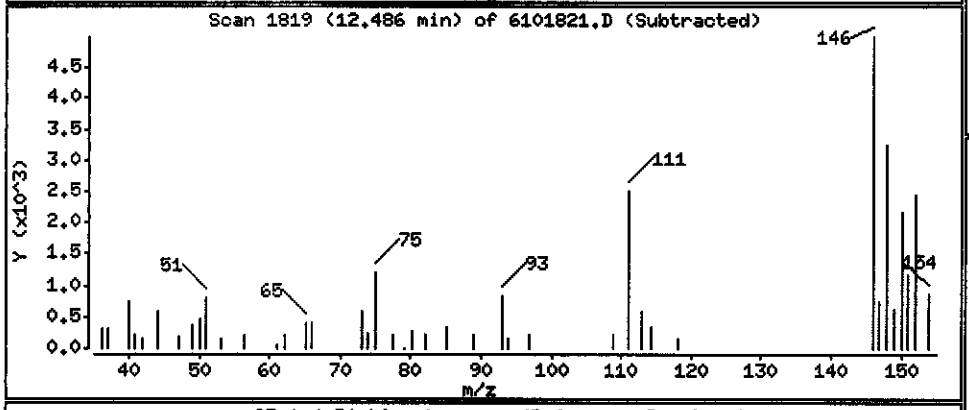

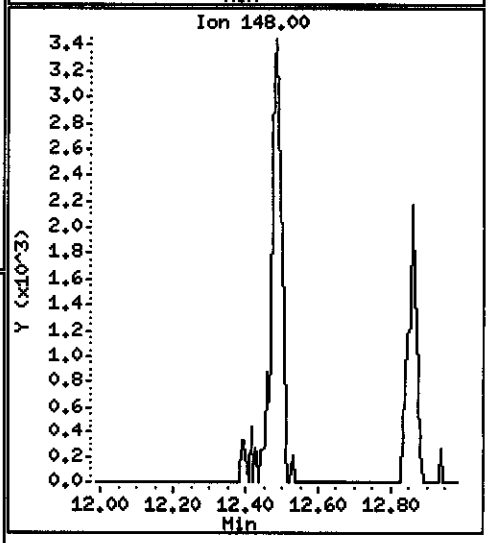

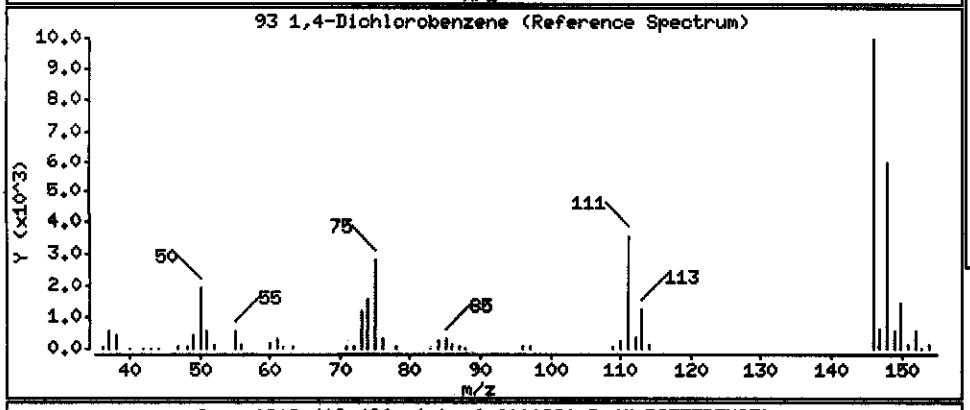

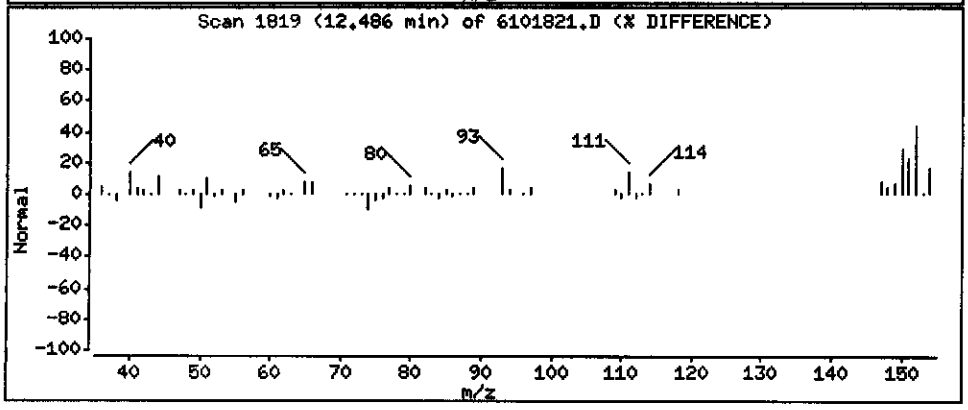

Data File: \\pitsvr06\d\chem\hp6.i\6101808d.b\6101821.D

Date : 18-OCT-2008 18:31

Client ID: RFI-25-1008

Instrument: hp6.i

Sample Info: c8j160331-016 25x 1ml/25ml)/5ml

Purge Volume: 5.0

Operator: 403794

Column phase: DB 624

Column diameter: 0.20

95 1,2-Dichlorobenzene

Concentration: 5.088 UG/L

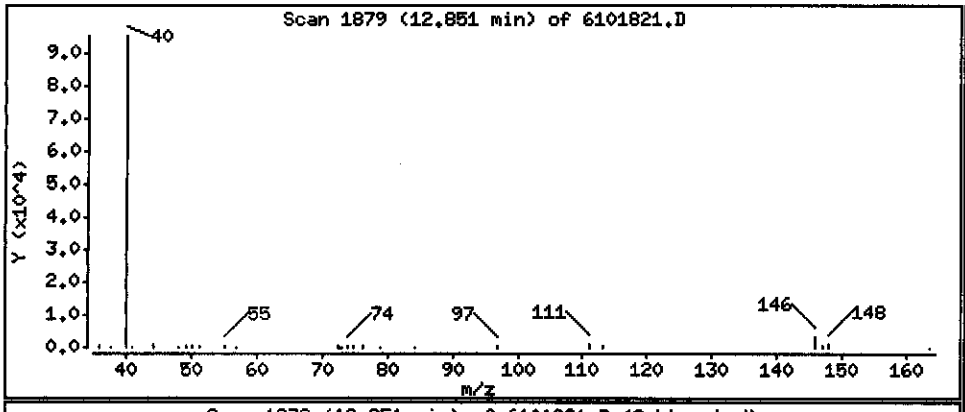

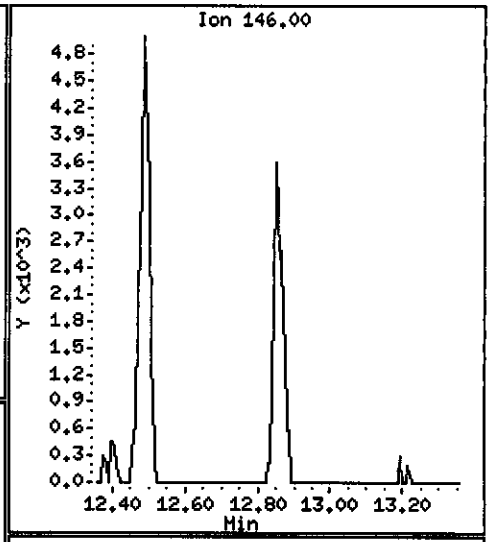

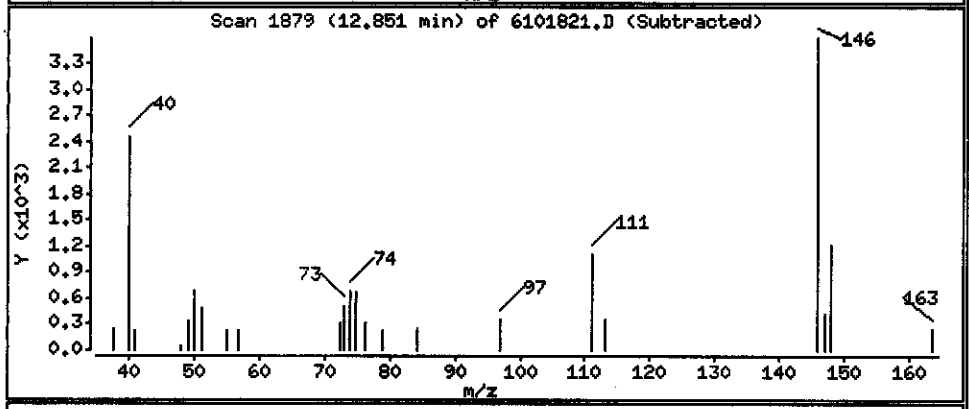

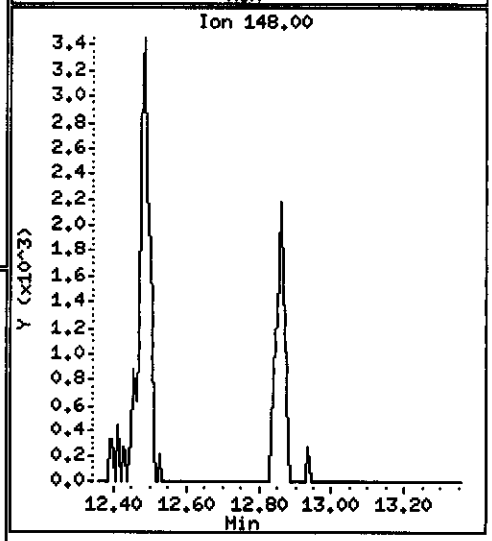

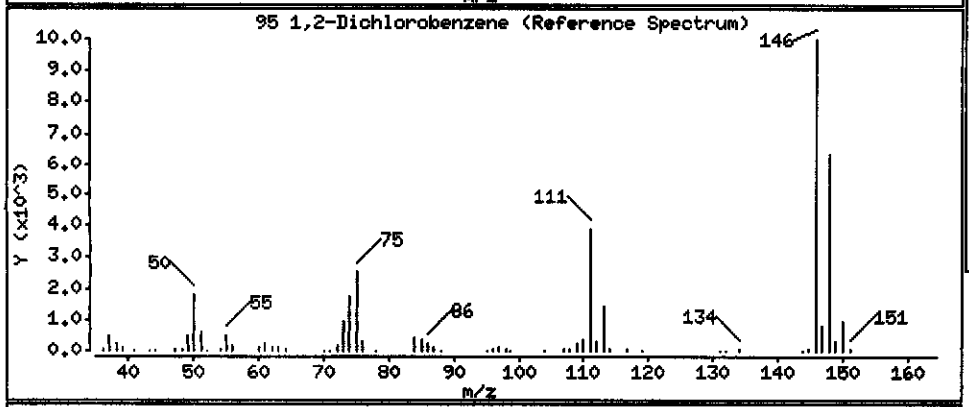

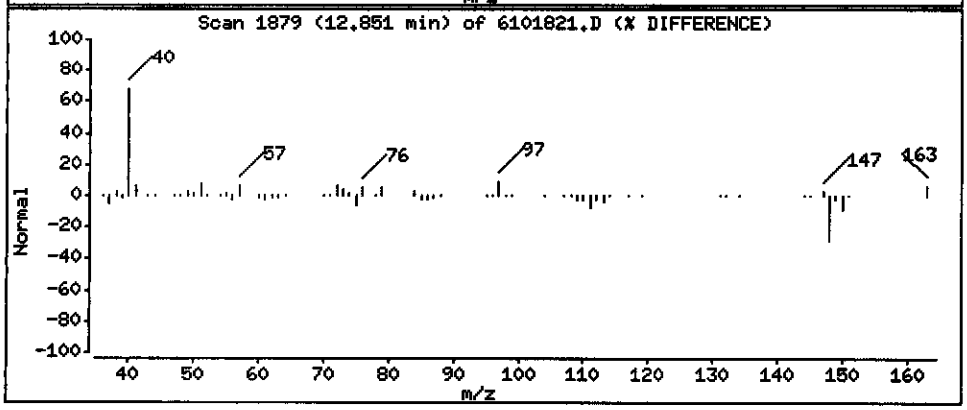

MACTEC Engineering and Consulting Inc

Client Sample ID: RFI-27-1008

GC/MS Volatiles

Lot-Sample #...: C8J160331-017	**Work Order #...:** K02VJ1AM	**Matrix.....:** WATER
Date Sampled...: 10/15/08	**Date Received..:** 10/16/08	**MS Run #.....:** 8294142
Prep Date.....: 10/20/08	**Analysis Date..:** 10/20/08	
Prep Batch #...: 8294240	**Analysis Time..:** 11:50	
Dilution Factor: 25	**Initial Wgt/Vol:** 5 mL	**Final Wgt/Vol..:** 5 mL
Analyst ID.....: 001562	**Instrument ID..:** HP6	
	Method.....: SW846 8260B	

PARAMETER	RESULT	REPORTING LIMIT	UNITS	MDL
Acetone	ND	120	ug/L	62
Benzene	ND	25	ug/L	6.8
Bromodichloromethane	ND	25	ug/L	5.0
Bromoform	ND	25	ug/L	6.1
Bromomethane	ND	25	ug/L	7.6
2-Butanone	ND	120	ug/L	12
Carbon disulfide	ND	25	ug/L	4.9
Carbon tetrachloride	ND	25	ug/L	7.6
Chlorobenzene	ND	25	ug/L	5.6
Chloroethane	ND	25	ug/L	6.2
Chloroform	ND	25	ug/L	6.0
Chloromethane	ND	25	ug/L	6.7
Cyclohexane	ND	25	ug/L	7.4
Dibromochloromethane	ND	25	ug/L	4.1
1,2-Dibromo-3-chloro-propane	ND	25	ug/L	6.0
1,2-Dibromoethane	ND	25	ug/L	5.7
1,3-Dichlorobenzene	ND	25	ug/L	4.1
1,4-Dichlorobenzene	ND	25	ug/L	4.4
1,2-Dichlorobenzene	ND	25	ug/L	5.4
Dichlorodifluoromethane	ND	25	ug/L	6.5
1,1-Dichloroethane	ND	25	ug/L	6.1
1,2-Dichloroethane	ND	25	ug/L	5.4
1,1-Dichloroethene	ND	25	ug/L	7.0
cis-1,2-Dichloroethene	ND	25	ug/L	6.8
trans-1,2-Dichloroethene	ND	25	ug/L	6.8
1,2-Dichloropropane	ND	25	ug/L	4.5
cis-1,3-Dichloropropene	ND	25	ug/L	4.9
trans-1,3-Dichloropropene	ND	25	ug/L	4.6
Ethylbenzene	ND	25	ug/L	4.5
2-Hexanone	ND	120	ug/L	13
Isopropylbenzene	ND	25	ug/L	5.6
Methyl acetate	ND	25	ug/L	2.6
Methylene chloride	ND	25	ug/L	7.9
Methylcyclohexane	ND	25	ug/L	7.9
4-Methyl-2-pentanone	ND	120	ug/L	5.6
Methyl tert-butyl ether	ND	25	ug/L	5.0

(Continued on next page)

MACTEC Engineering and Consulting Inc

Client Sample ID: RFI-27-1008

GC/MS Volatiles

Lot-Sample #...: C8J160331-017 **Work Order #...:** K02VJ1AM **Matrix.....:** WATER

PARAMETER	RESULT	REPORTING LIMIT	UNITS	MDL
Styrene	ND	25	ug/L	5.4
1,1,2,2-Tetrachloroethane	ND	25	ug/L	3.8
1,2,4-Trichloro-benzene	ND	25	ug/L	3.8
Tetrachloroethene	**560**	**25**	**ug/L**	**5.9**
1,1,1-Trichloroethane	ND	25	ug/L	6.3
1,1,2-Trichloroethane	ND	25	ug/L	4.9
Trichloroethene	**32**	**25**	**ug/L**	**7.3**
Trichlorofluoromethane	ND	25	ug/L	2.0
1,1,2-Trichloro-1,2,2-trifluoroethane	ND	25	ug/L	7.5
Toluene	ND	25	ug/L	5.8
Vinyl chloride	ND	25	ug/L	7.3
Xylenes (total)	ND	75	ug/L	15

SURROGATE	PERCENT RECOVERY	RECOVERY LIMITS
Toluene-d8	102	(71 - 118)
1,2-Dichloroethane-d4	110	(64 - 135)
4-Bromofluorobenzene	98	(70 - 118)
Dibromofluoromethane	98	(70 - 128)

Data File: \\pitsvr06\d\chem\hp6.i\6102008d.b\61020007.D

Date : 20-OCT-2008 11:50

Client ID: RFI-27-1008

Sample Info: C8J160331-017 25x 1ml/25ml)/5ml

Purge Volume: 5.0

Column phase: DB 624

Instrument: hp6.i

Operator: 001562

Column diameter: 0.20

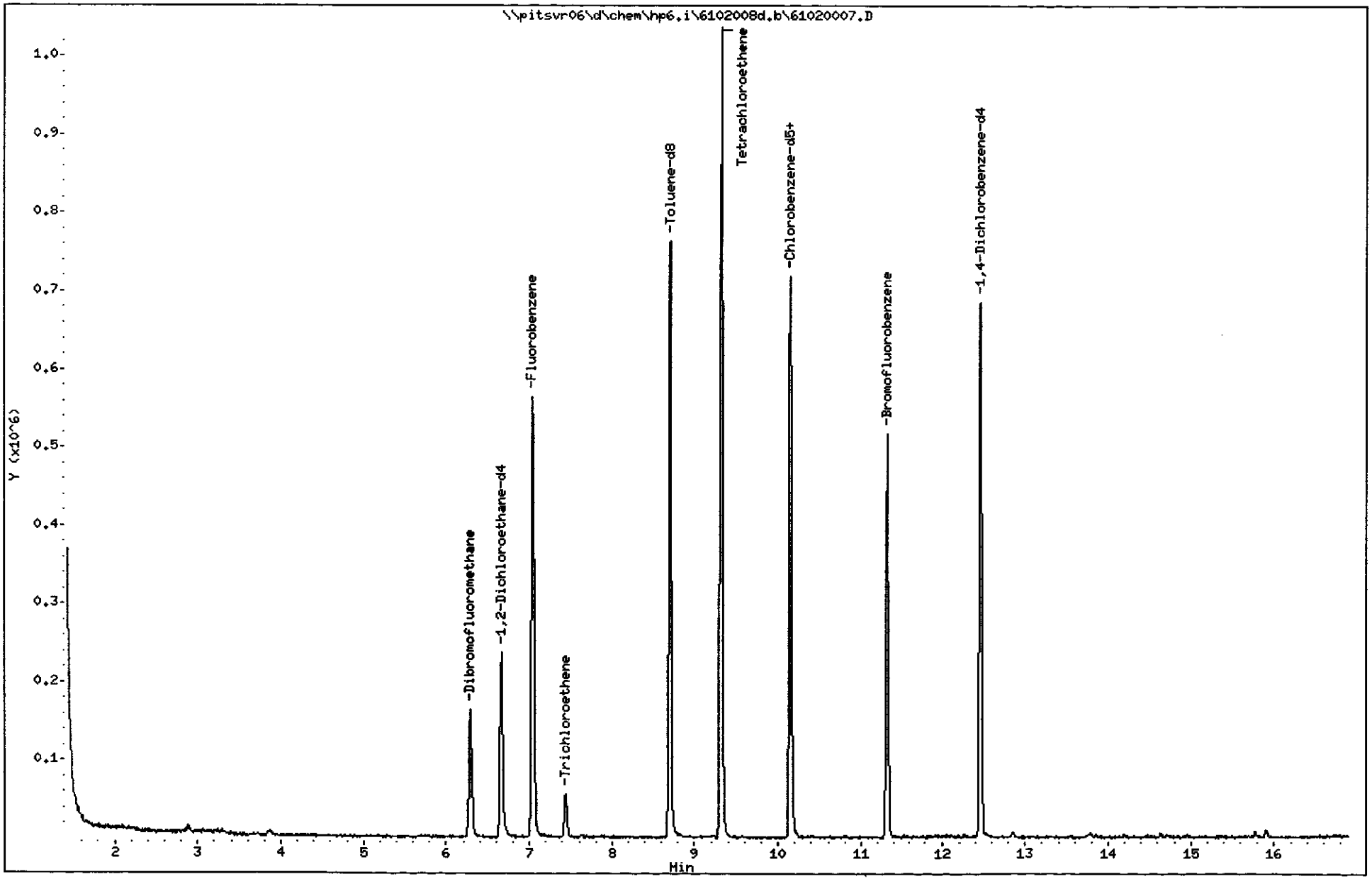

TestAmerica Pittsburgh

VOLATILE REPORT SW-846 Method

Data file : \\pitsvr06\d\chem\hp6.i\6102008d.b\61020007.D
Lab Smp Id: k02vj1am Client Smp ID: RFI-27-1008
Inj Date : 20-OCT-2008 11:50
Operator : 001562 Inst ID: hp6.i
Smp Info : C8J160331-017 25x 1ml/25ml)/5ml
Misc Info : k02vj1am,6102008d.b,8260ee.m,1-42.sub
Comment :
Method : \\PITSVR06\D\chem\hp6.i\6102008d.b\8260ee.m
Meth Date : 20-Oct-2008 08:35 hp6.i Quant Type: ISTD
Cal Date : 06-OCT-2008 12:30 Cal File: 1D61006.D
Als bottle: 6
Dil Factor: 25.00000
Integrator: HP RTE Compound Sublist: 1-42.sub
Target Version: 4.14
Processing Host: PITSVR06

Concentration Formula: Amt * DF * 1/Vo*Vt * CpndVariable

Name	Value	Description
DF	25.000	Dilution Factor
Vo	5.000	Sample Volume
Vt	1.000	mg/L conversion (1.0 if no conversion)
Cpnd Variable		Local Compound Variable

	Compounds	QUANT SIG MASS	RT	EXP RT	REL RT	RESPONSE	CONCENTRATIONS ON-COLUMN (ng)	CONCENTRATIONS FINAL (UG/L)
*	46 Fluorobenzene	96	7.038	7.036	(1.000)	529283	50.0000	
*	69 Chlorobenzene-d5	119	10.147	10.138	(1.000)	132180	50.0000	
*	92 1,4-Dichlorobenzene-d4	152	12.465	12.462	(1.000)	205251	50.0000	
$	39 Dibromofluoromethane	113	6.284	6.288	(0.893)	120501	49.1691	9.834
$	43 1,2-Dichloroethane-d4	65	6.661	6.665	(0.946)	184329	55.2464	11.05
$	59 Toluene-d8	98	8.699	8.703	(0.857)	522183	51.0517	10.21
$	80 Bromofluorobenzene	95	11.315	11.313	(0.908)	197690	48.8813	9.776
	1 Dichlorodifluoromethane	85	Compound Not Detected.					
	2 Chloromethane	50	Compound Not Detected.					
	3 Vinyl Chloride	62	Compound Not Detected.					
	4 Bromomethane	94	Compound Not Detected.					
	5 Chloroethane	64	Compound Not Detected.					
	6 Trichlorofluoromethane	101	Compound Not Detected.					
	12 1,1-Dichloroethene	96	Compound Not Detected.					
	13 Acetone	43	Compound Not Detected.					
	15 Carbon Disulfide	76	Compound Not Detected.					
	18 Methylene Chloride	84	Compound Not Detected.					
	19 trans-1,2-Dichloroethene	96	Compound Not Detected.					
	20 Methyl tert-butyl ether	73	Compound Not Detected.					
	24 1,1-Dichloroethane	63	Compound Not Detected.					
	27 2,2-Dichloropropane	77	Compound Not Detected.					
	28 cis-1,2-dichloroethene	96	Compound Not Detected.					

	Compounds	QUANT SIG MASS	RT	EXP RT	REL RT	RESPONSE	CONCENTRATIONS ON-COLUMN (ng)	CONCENTRATIONS FINAL (UG/L)
M	29 1,2-Dichloroethene (total)	96	Compound Not Detected.					
	30 Bromochloromethane	128	Compound Not Detected.					
	31 2-Butanone	43	Compound Not Detected.					
	37 Chloroform	83	Compound Not Detected.					
	38 1,1,1-Trichloroethane	97	Compound Not Detected.					
	40 1,1-Dichloropropene	75	Compound Not Detected.					
	41 Carbon Tetrachloride	117	Compound Not Detected.					
	42 Benzene	78	Compound Not Detected.					
	45 1,2-Dichloroethane	62	Compound Not Detected.					
	47 Trichloroethene	130	7.440	7.437	(1.057)	20661	6.43187	32.16
	49 1,2-Dichloropropane	63	Compound Not Detected.					
	50 Dibromomethane	93	Compound Not Detected.					
	53 Bromodichloromethane	83	Compound Not Detected.					
	57 cis-1,3-Dichloropropene	75	Compound Not Detected.					
	58 4-Methyl-2-Pentanone	43	Compound Not Detected.					
	60 Toluene	91	Compound Not Detected.					
	61 trans-1,3-Dichloropropene	75	Compound Not Detected.					
	63 1,3-Dichloropropane	76	Compound Not Detected.					
	64 1,1,2-Trichloroethane	97	Compound Not Detected.					
	65 Tetrachloroethene	164	9.320	9.317	(0.918)	259377	112.269	561.3
	66 2-Hexanone	43	Compound Not Detected.					
	67 Dibromochloromethane	129	Compound Not Detected.					
	68 1,2-Dibromoethane	107	Compound Not Detected.					
	70 Chlorobenzene	112	10.171	10.175	(1.002)	9276	1.05838	5.292(Q)
	71 1,1,1,2-Tetrachloroethane	131	Compound Not Detected.					
	72 Ethylbenzene	106	Compound Not Detected.					
	73 m + p-Xylene	106	Compound Not Detected.					
	74 Xylene-o	106	Compound Not Detected.					
M	75 Xylenes (total)	106	Compound Not Detected.					
	76 Styrene	104	Compound Not Detected.					
	77 Bromoform	173	Compound Not Detected.					
	78 Isopropylbenzene	105	Compound Not Detected.					
	79 Bromobenzene	156	Compound Not Detected.					
	83 1,1,2,2-Tetrachloroethane	83	Compound Not Detected.					
	84 1,2,3-Trichloropropane	110	Compound Not Detected.					
	86 1,3,5-Trimethylbenzene	105	Compound Not Detected.					
	88 1,2,4-Trimethylbenzene	105	Compound Not Detected.					
	90 4-Isopropyltoluene	119	Compound Not Detected.					
	91 1,3-Dichlorobenzene	146	Compound Not Detected.					
	93 1,4-Dichlorobenzene	146	Compound Not Detected.					
	95 1,2-Dichlorobenzene	146	Compound Not Detected.					
	96 1,2-Dibromo-3-chloropropane	157	Compound Not Detected.					
	97 1,2,4-Trichlorobenzene	180	Compound Not Detected.					
	101 1,1,2-trichlorotrifluoroethane	101	Compound Not Detected.					
	102 Methyl acetate	43	Compound Not Detected.					
	104 Cyclohexane	56	Compound Not Detected.					
	105 Methyl Cyclohexane	83	Compound Not Detected.					

QC Flag Legend

Q - Qualifier signal failed the ratio test.

Data File: \\pitsvr06\d\chem\hp6.i\6102008d.b\61020007.D

Date : 20-OCT-2008 11:50

Client ID: RFI-27-1008

Instrument: hp6.i

Sample Info: C8J160331-017 25x 1ml/25ml)/5ml

Purge Volume: 5.0

Operator: 001562

Column phase: DB 624

Column diameter: 0.20

47 Trichloroethene

Concentration: 32.16 UG/L

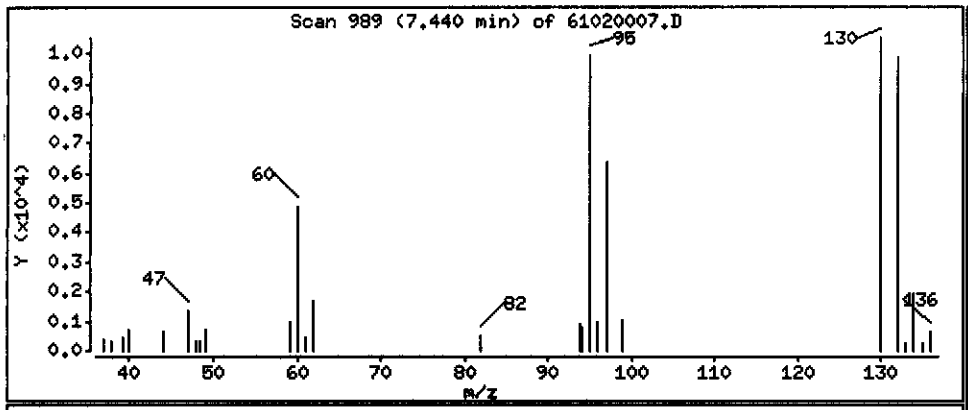

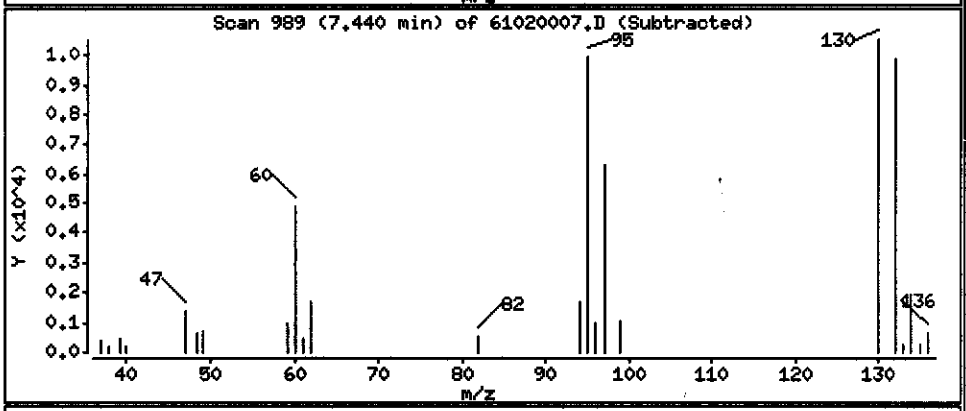

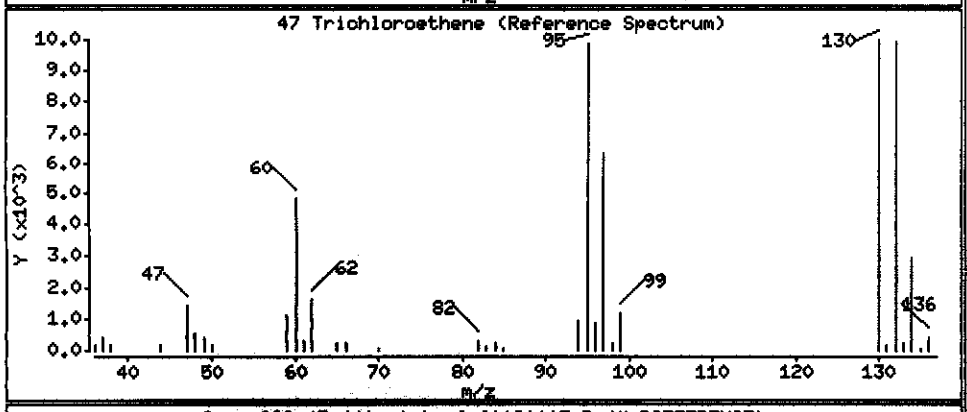

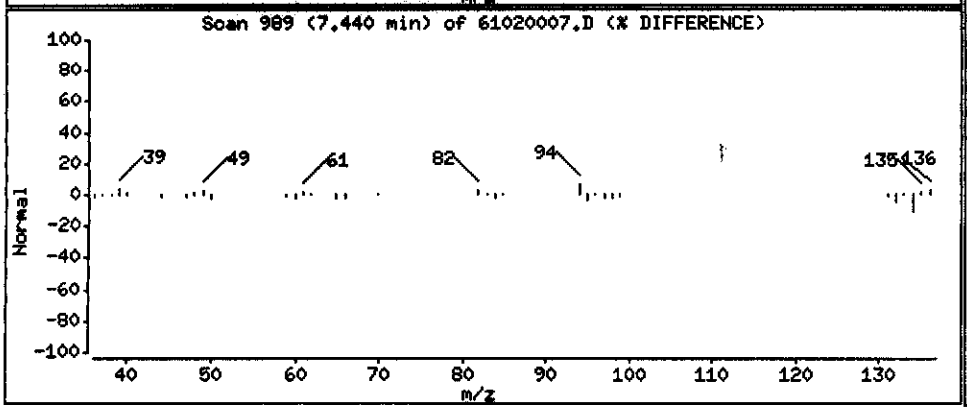

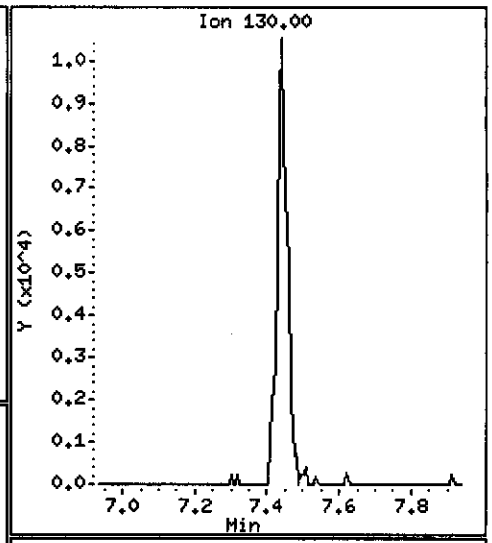

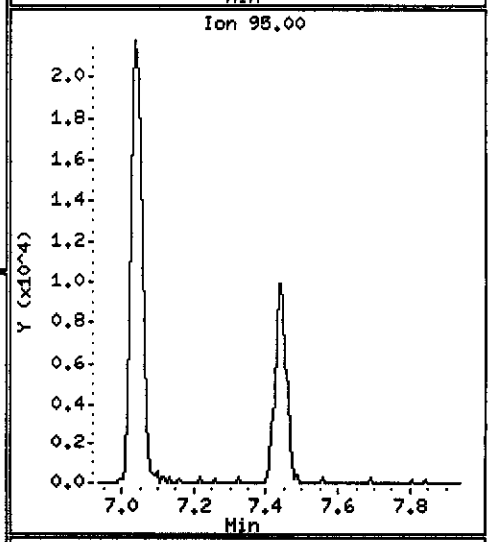

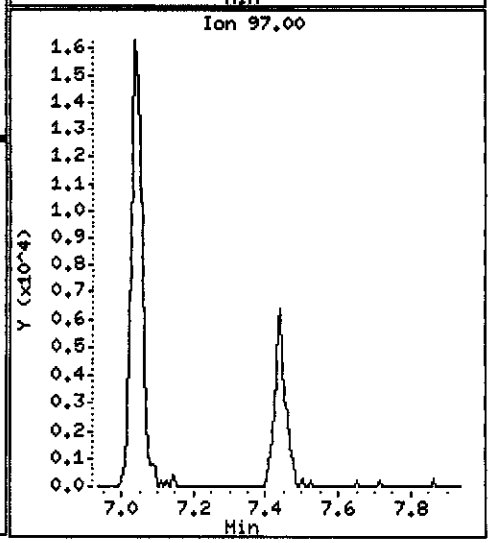

Data File: \\pitsvr06\d\chem\hp6.i\6102008d.b\61020007.D

Date : 20-OCT-2008 11:50

Client ID: RFI-27-1008

Instrument: hp6.i

Sample Info: C8J160331-017 25x 1ml/25ml)/5ml

Purge Volume: 5.0

Operator: 001562

Column phase: DB 624

Column diameter: 0.20

65 Tetrachloroethene

Concentration: 561.3 UG/L

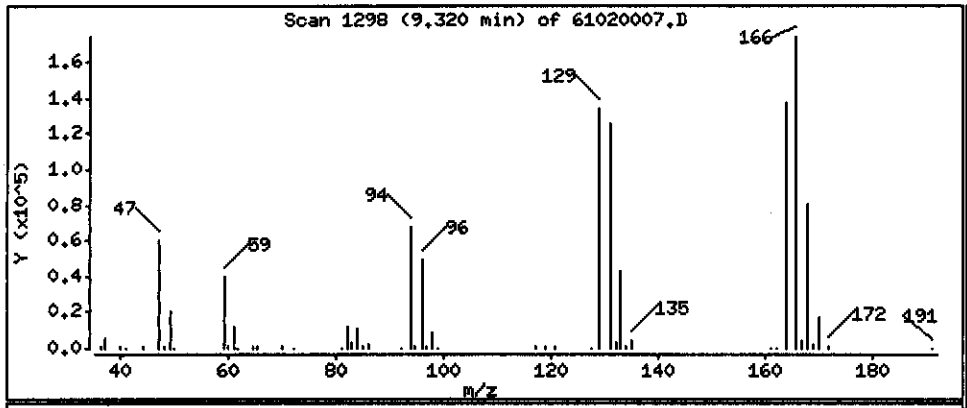

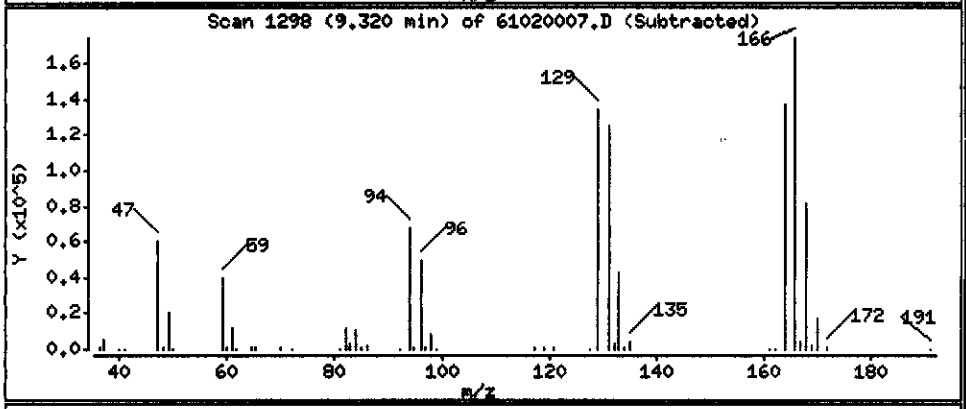

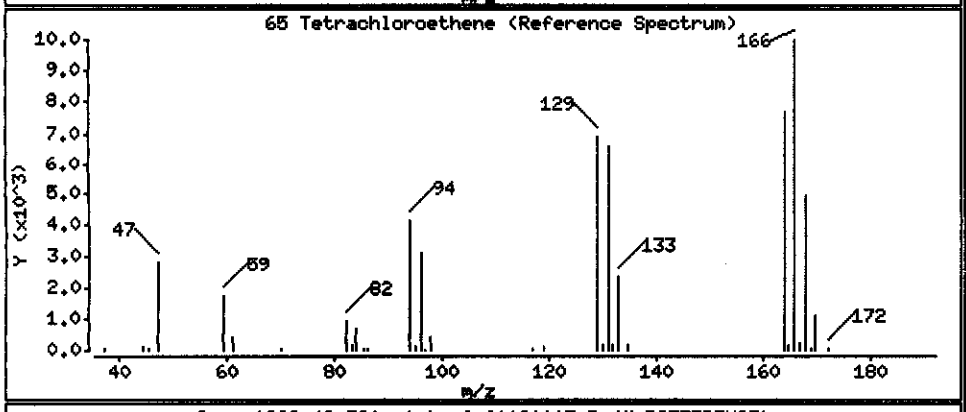

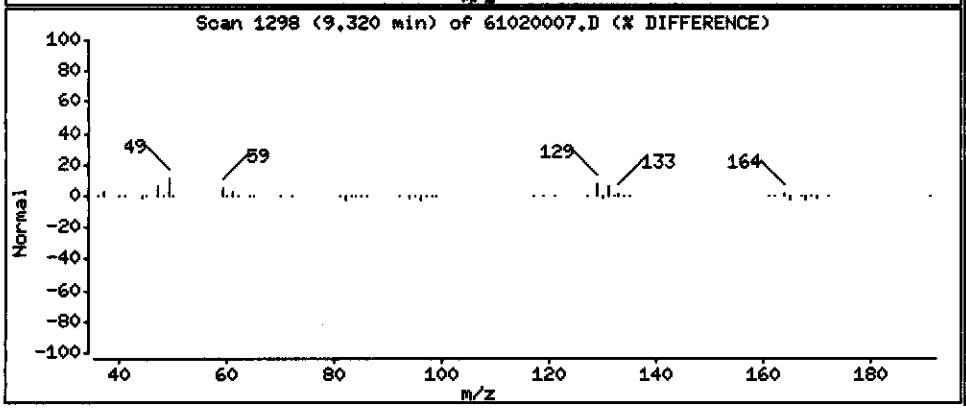

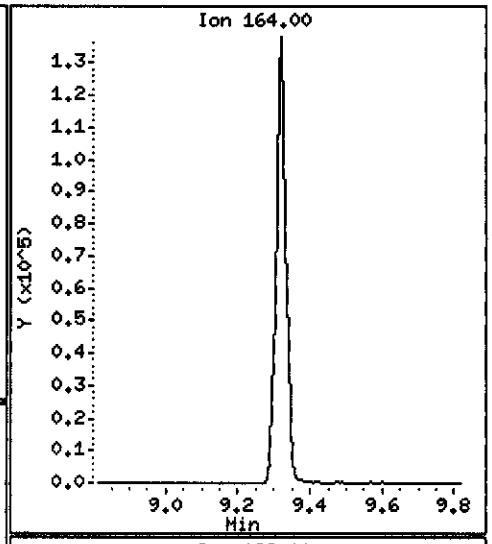

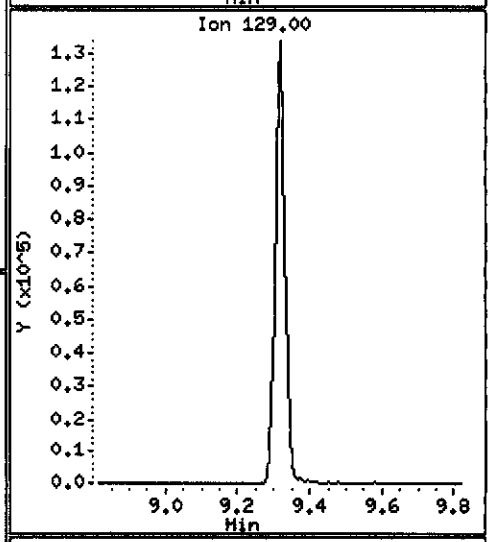

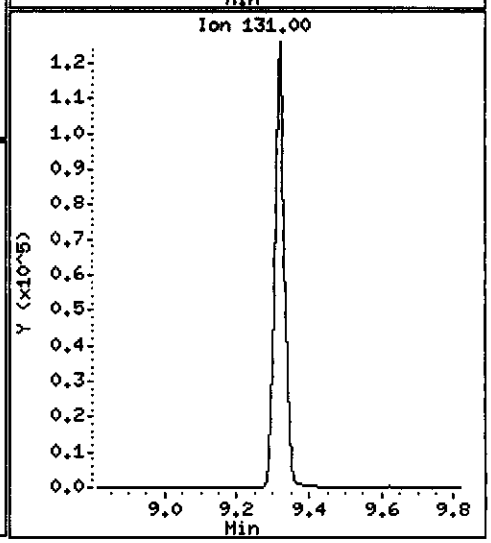

Data File: \\pitsvr06\d\chem\hp6.i\6102008d.b\61020007.D

Date : 20-OCT-2008 11:50

Client ID: RFI-27-1008 Instrument: hp6.i

Sample Info: C8J160331-017 25x 1ml/25ml)/5ml

Purge Volume: 5.0 Operator: 001562

Column phase: DB 624 Column diameter: 0.20

70 Chlorobenzene Concentration: 5.292 UG/L

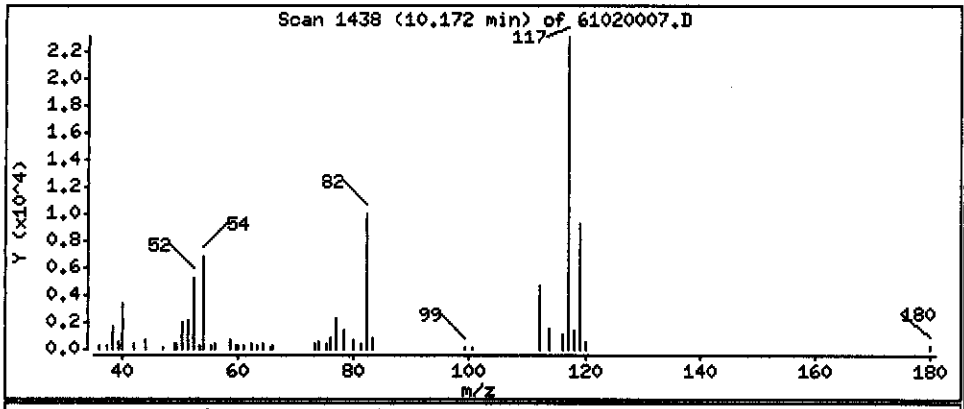

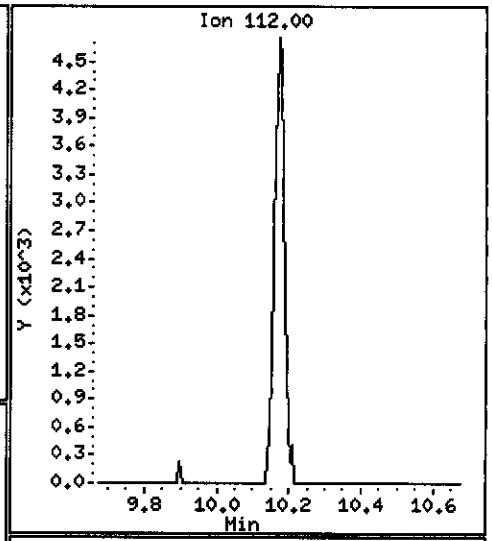

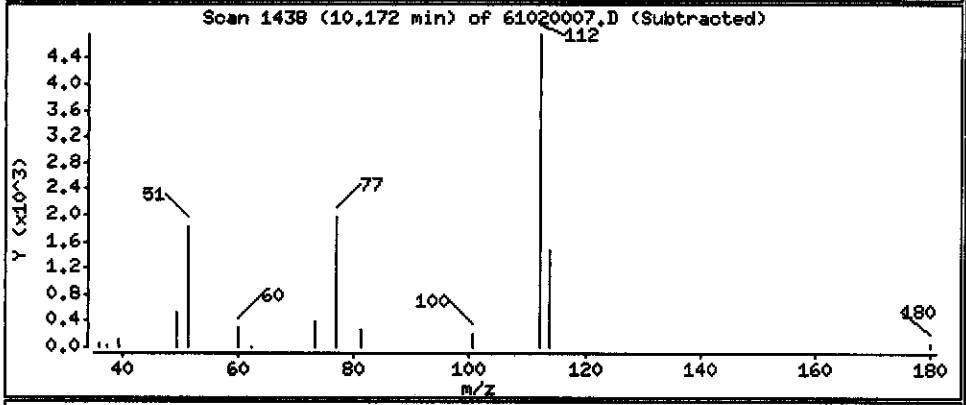

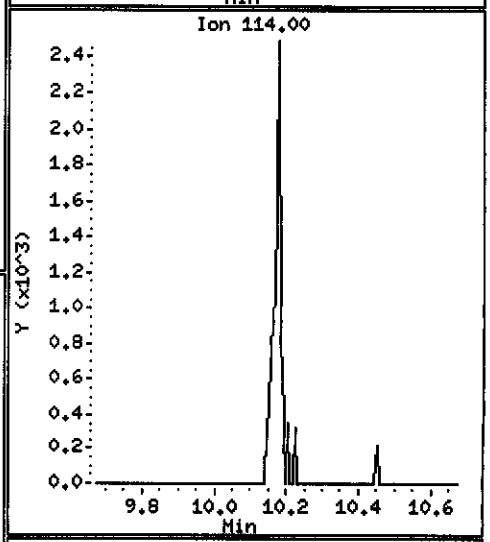

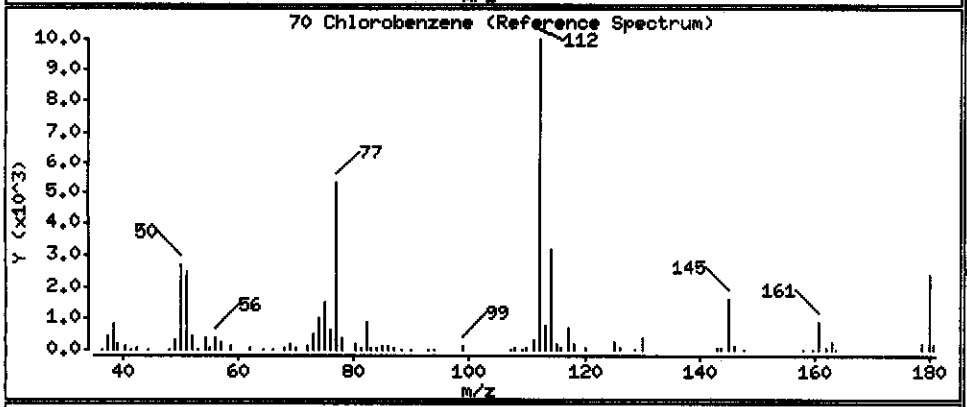

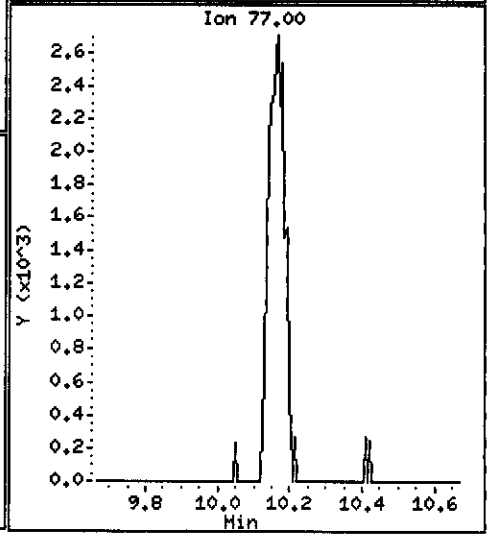

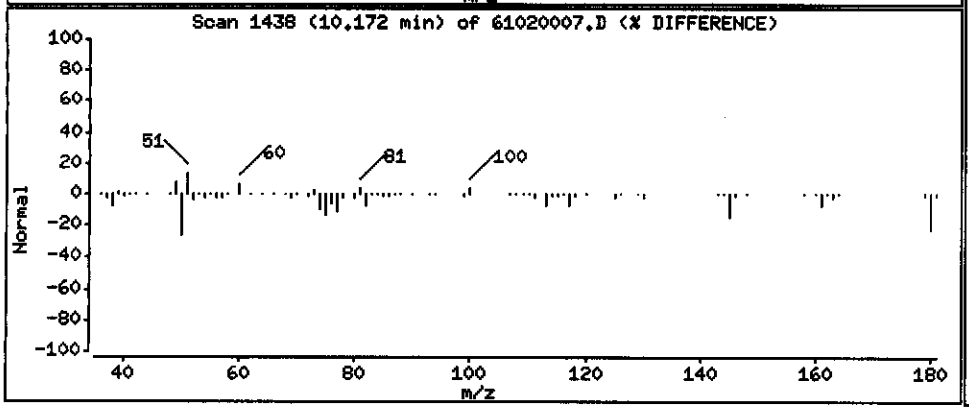

MACTEC Engineering and Consulting Inc

Client Sample ID: ICM-104-1008

GC/MS Volatiles

Lot-Sample #...: C8J160331-018	**Work Order #...:** K02VK1AM	**Matrix.....:** WATER
Date Sampled...: 10/15/08	**Date Received..:** 10/16/08	**MS Run #.....:** 8292038
Prep Date.....: 10/18/08	**Analysis Date..:** 10/18/08	
Prep Batch #...: 8292073	**Analysis Time..:** 19:18	
Dilution Factor: 1	**Initial Wgt/Vol:** 5 mL	**Final Wgt/Vol..:** 5 mL
Analyst ID.....: 403794	**Instrument ID..:** HP6	
	Method.....: SW846 8260B	

PARAMETER	RESULT	REPORTING LIMIT	UNITS	MDL
Acetone	**22**	**5.0**	**ug/L**	**2.5**
Benzene	**10**	**1.0**	**ug/L**	**0.27**
Bromodichloromethane	ND	1.0	ug/L	0.20
Bromoform	ND	1.0	ug/L	0.25
Bromomethane	ND	1.0	ug/L	0.30
2-Butanone	ND	5.0	ug/L	0.50
Carbon disulfide	ND	1.0	ug/L	0.20
Carbon tetrachloride	ND	1.0	ug/L	0.30
Chlorobenzene	**0.27 J**	**1.0**	**ug/L**	**0.23**
Chloroethane	ND	1.0	ug/L	0.25
Chloroform	ND	1.0	ug/L	0.24
Chloromethane	ND	1.0	ug/L	0.27
Cyclohexane	ND	1.0	ug/L	0.30
Dibromochloromethane	ND	1.0	ug/L	0.16
1,2-Dibromo-3-chloro-propane	ND	1.0	ug/L	0.24
1,2-Dibromoethane	ND	1.0	ug/L	0.23
1,3-Dichlorobenzene	ND	1.0	ug/L	0.16
1,4-Dichlorobenzene	ND	1.0	ug/L	0.18
1,2-Dichlorobenzene	ND	1.0	ug/L	0.22
Dichlorodifluoromethane	ND	1.0	ug/L	0.26
1,1-Dichloroethane	ND	1.0	ug/L	0.24
1,2-Dichloroethane	ND	1.0	ug/L	0.21
1,1-Dichloroethene	ND	1.0	ug/L	0.28
cis-1,2-Dichloroethene	ND	1.0	ug/L	0.27
trans-1,2-Dichloroethene	ND	1.0	ug/L	0.27
1,2-Dichloropropane	ND	1.0	ug/L	0.18
cis-1,3-Dichloropropene	ND	1.0	ug/L	0.19
trans-1,3-Dichloropropene	ND	1.0	ug/L	0.18
Ethylbenzene	**7.2**	**1.0**	**ug/L**	**0.18**
2-Hexanone	ND	5.0	ug/L	0.53
Isopropylbenzene	**1.5**	**1.0**	**ug/L**	**0.22**
Methyl acetate	ND	1.0	ug/L	0.10
Methylene chloride	ND	1.0	ug/L	0.32
Methylcyclohexane	ND	1.0	ug/L	0.32
4-Methyl-2-pentanone	ND	5.0	ug/L	0.23
Methyl tert-butyl ether	ND	1.0	ug/L	0.20

(Continued on next page)

MACTEC Engineering and Consulting Inc

Client Sample ID: ICM-104-1008

GC/MS Volatiles

Lot-Sample #...: C8J160331-018 **Work Order #...:** K02VK1AM **Matrix.....:** WATER

PARAMETER	RESULT	REPORTING LIMIT	UNITS	MDL
Styrene	**2.4**	**1.0**	**ug/L**	**0.22**
1,1,2,2-Tetrachloroethane	ND	1.0	ug/L	0.15
1,2,4-Trichloro-benzene	ND	1.0	ug/L	0.15
Tetrachloroethene	ND	1.0	ug/L	0.24
1,1,1-Trichloroethane	ND	1.0	ug/L	0.25
1,1,2-Trichloroethane	ND	1.0	ug/L	0.20
Trichloroethene	ND	1.0	ug/L	0.29
Trichlorofluoromethane	ND	1.0	ug/L	0.080
1,1,2-Trichloro-1,2,2-trifluoroethane	ND	1.0	ug/L	0.30
Toluene	**10**	**1.0**	**ug/L**	**0.23**
Vinyl chloride	ND	1.0	ug/L	0.29
Xylenes (total)	**43**	**3.0**	**ug/L**	**0.62**

SURROGATE	PERCENT RECOVERY	RECOVERY LIMITS
Toluene-d8	101	(71 - 118)
1,2-Dichloroethane-d4	114	(64 - 135)
4-Bromofluorobenzene	98	(70 - 118)
Dibromofluoromethane	99	(70 - 128)

NOTE(S):

J Estimated result. Result is less than RL.

Data File: \\pitsvr06\d\chem\hp6.i\6101808d.b\6101823.D

Date : 18-OCT-2008 19:18

Client ID: ICM-104-1008

Sample Info: c8j160331-018 5ml

Purge Volume: 5.0

Column phase: DB 624

Instrument: hp6.i

Operator: 403794

Column diameter: 0.20

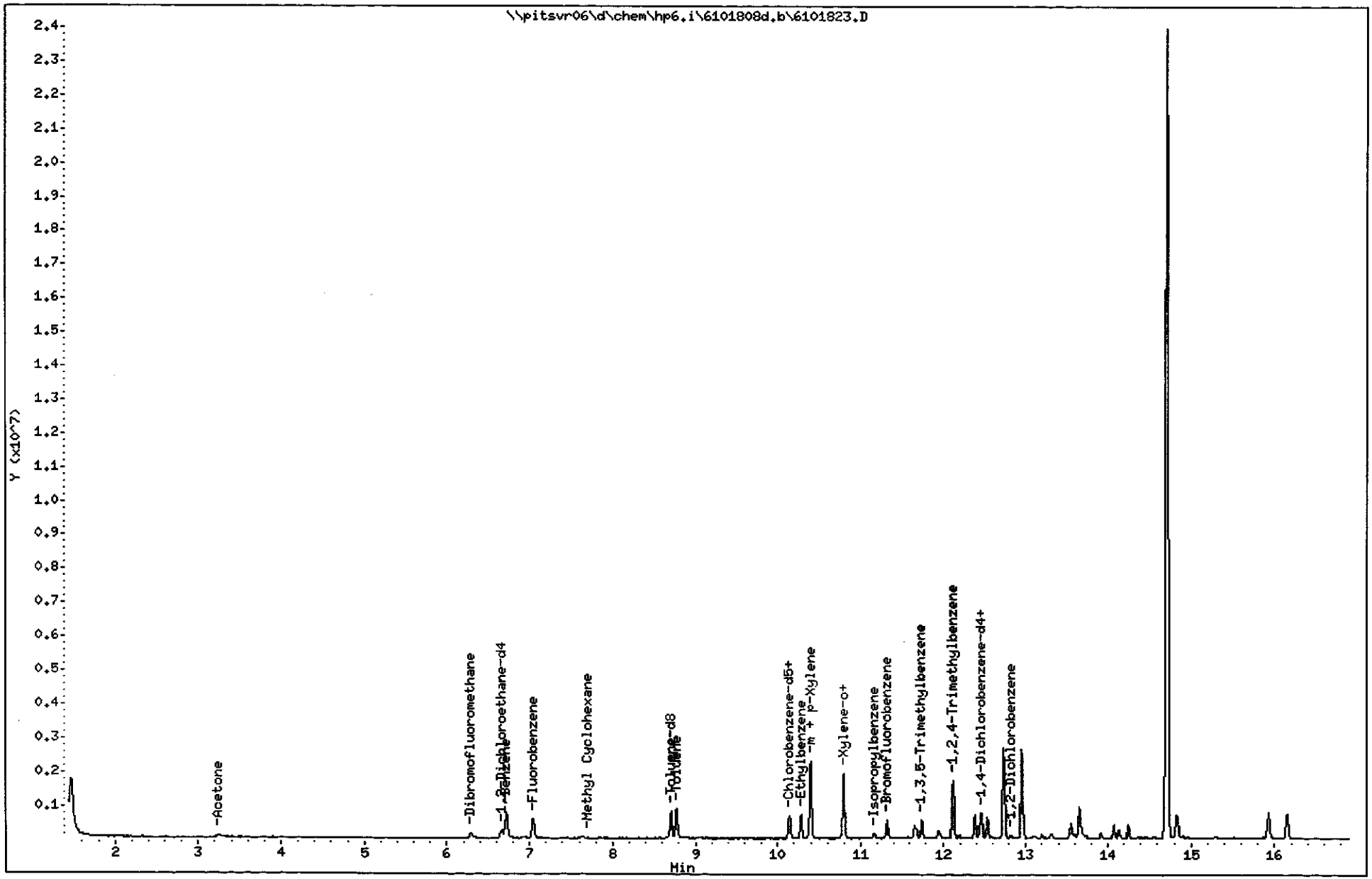

(1001 - 1374)
1186
C8J160331

TestAmerica Pittsburgh

VOLATILE REPORT SW-846 Method

Data file : \\pitsvr06\d\chem\hp6.i\6101808d.b\6101823.D
Lab Smp Id: k02vk1am Client Smp ID: ICM-104-1008
Inj Date : 18-OCT-2008 19:18
Operator : 403794 Inst ID: hp6.i
Smp Info : c8j160331-018 5ml
Misc Info : k02vk1am,6101808d.b,8260ee.m,1-42.sub
Comment :
Method : \\PITSVR06\D\chem\hp6.i\6101808d.b\8260ee.m
Meth Date : 18-Oct-2008 10:18 DavernA Quant Type: ISTD
Cal Date : 06-OCT-2008 12:30 Cal File: 1D61006.D
Als bottle: 18
Dil Factor: 1.00000
Integrator: HP RTE Compound Sublist: 1-42.sub
Target Version: 4.14
Processing Host: PITSVR06

Concentration Formula: Amt * DF * 1/Vo*Vt * CpndVariable

Name	Value	Description
DF	1.000	Dilution Factor
Vo	5.000	Sample Volume
Vt	1.000	mg/L conversion (1.0 if no conversion)
Cpnd Variable		Local Compound Variable

Compounds	QUANT SIG MASS	RT	EXP RT	REL RT	RESPONSE	CONCENTRATIONS ON-COLUMN (ng)	FINAL (UG/L)
* 46 Fluorobenzene	96	7.044	7.041	(1.000)	517984	50.0000	
* 69 Chlorobenzene-d5	119	10.146	10.143	(1.000)	126091	50.0000	
* 92 1,4-Dichlorobenzene-d4	152	12.464	12.461	(1.000)	211308	50.0000	
$ 39 Dibromofluoromethane	113	6.289	6.286	(0.893)	118351	49.3452	9.869
$ 43 1,2-Dichloroethane-d4	65	6.660	6.657	(0.946)	185830	56.9112	11.38
$ 59 Toluene-d8	98	8.704	8.701	(0.858)	493028	50.5290	10.10
$ 80 Bromofluorobenzene	95	11.314	11.311	(0.908)	204242	49.0537	9.811
1 Dichlorodifluoromethane	85	Compound Not Detected.					
2 Chloromethane	50	Compound Not Detected.					
3 Vinyl Chloride	62	Compound Not Detected.					
4 Bromomethane	94	Compound Not Detected.					
5 Chloroethane	64	Compound Not Detected.					
6 Trichlorofluoromethane	101	Compound Not Detected.					
12 1,1-Dichloroethene	96	Compound Not Detected.					
13 Acetone	43	3.241	3.238	(0.460)	144697	108.184	21.64
15 Carbon Disulfide	76	Compound Not Detected.					
18 Methylene Chloride	84	Compound Not Detected.					
19 trans-1,2-Dichloroethene	96	Compound Not Detected.					
20 Methyl tert-butyl ether	73	Compound Not Detected.					
24 1,1-Dichloroethane	63	Compound Not Detected.					
27 2,2-Dichloropropane	77	Compound Not Detected.					
28 cis-1,2-dichloroethene	96	Compound Not Detected.					

	Compounds	QUANT SIG MASS	RT	EXP RT	REL RT	RESPONSE	CONCENTRATIONS ON-COLUMN (ng)	CONCENTRATIONS FINAL (UG/L)
M	29 1,2-Dichloroethene (total)	96	Compound Not Detected.					
	30 Bromochloromethane	128	Compound Not Detected.					
	31 2-Butanone	43	Compound Not Detected.					
	37 Chloroform	83	Compound Not Detected.					
	38 1,1,1-Trichloroethane	97	Compound Not Detected.					
	40 1,1-Dichloropropene	75	Compound Not Detected.					
	41 Carbon Tetrachloride	117	Compound Not Detected.					
	42 Benzene	78	6.721	6.712	(0.954)	621396	52.4500	10.49
	45 1,2-Dichloroethane	62	Compound Not Detected.					
	47 Trichloroethene	130	Compound Not Detected.					
	49 1,2-Dichloropropane	63	Compound Not Detected.					
	50 Dibromomethane	93	Compound Not Detected.					
	53 Bromodichloromethane	83	Compound Not Detected.					
	57 cis-1,3-Dichloropropene	75	Compound Not Detected.					
	58 4-Methyl-2-Pentanone	43	Compound Not Detected.					
	60 Toluene	91	8.771	8.768	(0.865)	624092	50.4513	10.09
	61 trans-1,3-Dichloropropene	75	Compound Not Detected.					
	63 1,3-Dichloropropane	76	Compound Not Detected.					
	64 1,1,2-Trichloroethane	97	Compound Not Detected.					
	65 Tetrachloroethene	164	Compound Not Detected.					
	66 2-Hexanone	43	Compound Not Detected.					
	67 Dibromochloromethane	129	Compound Not Detected.					
	68 1,2-Dibromoethane	107	Compound Not Detected.					
	70 Chlorobenzene	112	10.170	10.174	(1.002)	11116	1.32957	0.2659(Q)
	71 1,1,1,2-Tetrachloroethane	131	Compound Not Detected.					
	72 Ethylbenzene	106	10.286	10.283	(1.014)	160105	35.9538	7.191
	73 m + p-Xylene	106	10.402	10.399	(1.025)	657929	119.527	23.90
	74 Xylene-o	106	10.797	10.794	(1.064)	510216	95.9391	19.19
M	75 Xylenes (total)	106				1168145	215.466	43.09
	76 Styrene	104	10.809	10.806	(1.065)	109519	12.1104	2.422(Q)
	77 Bromoform	173	Compound Not Detected.					
	78 Isopropylbenzene	105	11.162	11.159	(1.100)	101314	7.56695	1.513
	79 Bromobenzene	156	Compound Not Detected.					
	83 1,1,2,2-Tetrachloroethane	83	Compound Not Detected.					
	84 1,2,3-Trichloropropane	110	Compound Not Detected.					
	86 1,3,5-Trimethylbenzene	105	11.746	11.743	(0.942)	301346	24.6405	4.928
	88 1,2,4-Trimethylbenzene	105	12.117	12.120	(0.972)	973668	78.9486	15.79
	90 4-Isopropyltoluene	119	12.434	12.437	(0.998)	73856	5.99703	1.199
	91 1,3-Dichlorobenzene	146	Compound Not Detected.					
	93 1,4-Dichlorobenzene	146	Compound Not Detected.					
	95 1,2-Dichlorobenzene	146	12.865	12.856	(1.032)	5760	0.86750	0.1735
	96 1,2-Dibromo-3-chloropropane	157	Compound Not Detected.					
	97 1,2,4-Trichlorobenzene	180	Compound Not Detected.					
	101 1,1,2-trichlorotrifluoroethane	101	Compound Not Detected.					
	102 Methyl acetate	43	Compound Not Detected.					
	104 Cyclohexane	56	Compound Not Detected.					
	105 Methyl Cyclohexane	83	7.640	7.637	(1.085)	6999	1.52418	0.3048

QC Flag Legend

Q - Qualifier signal failed the ratio test.

Data File: \\pitsvr06\d\chem\hp6.i\6101808d.b\6101823.D

Date : 18-OCT-2008 19:18

Client ID: ICM-104-1008

Instrument: hp6.i

Sample Info: c8j160331-018 5ml

Purge Volume: 5.0

Operator: 403794

Column phase: DB 624

Column diameter: 0.20

13 Acetone

Concentration: 21.64 UG/L

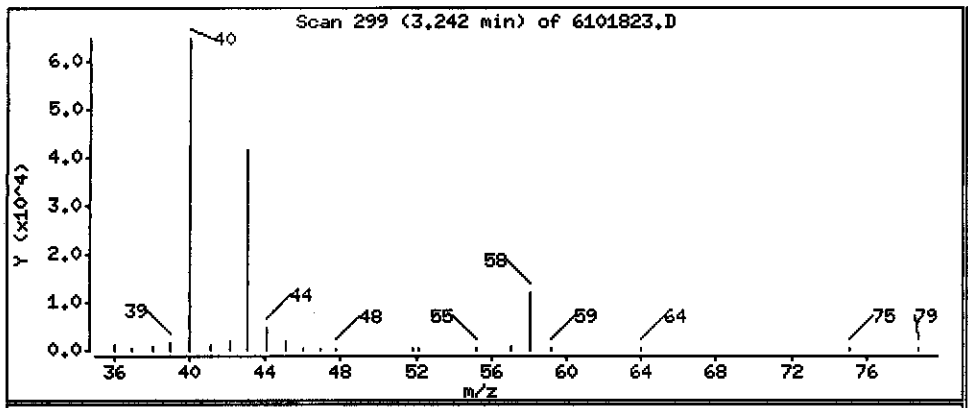

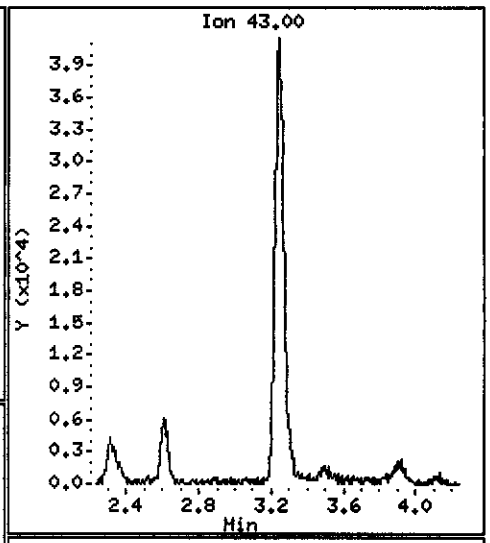

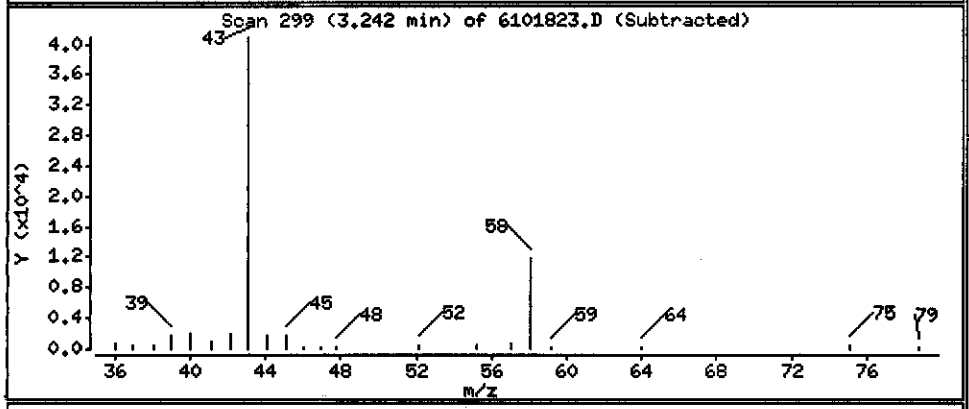

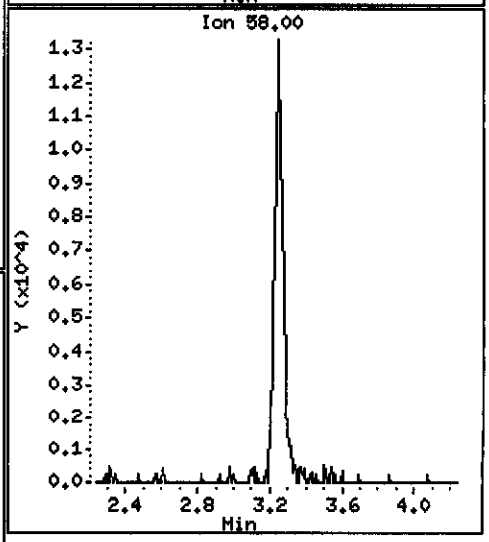

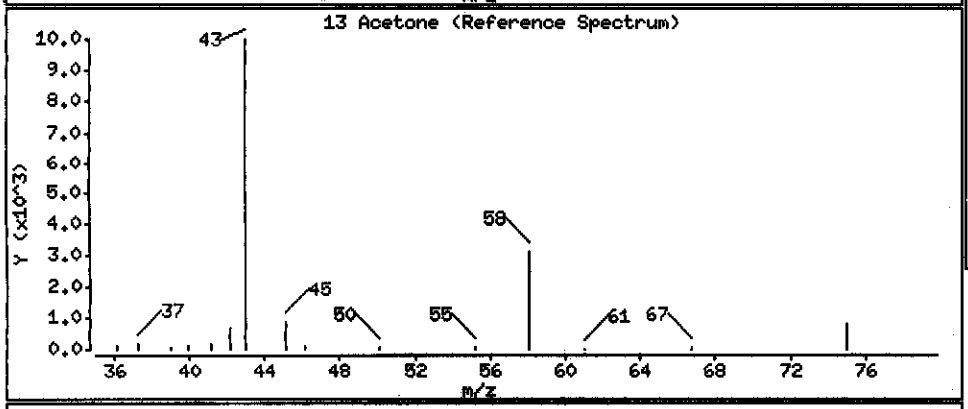

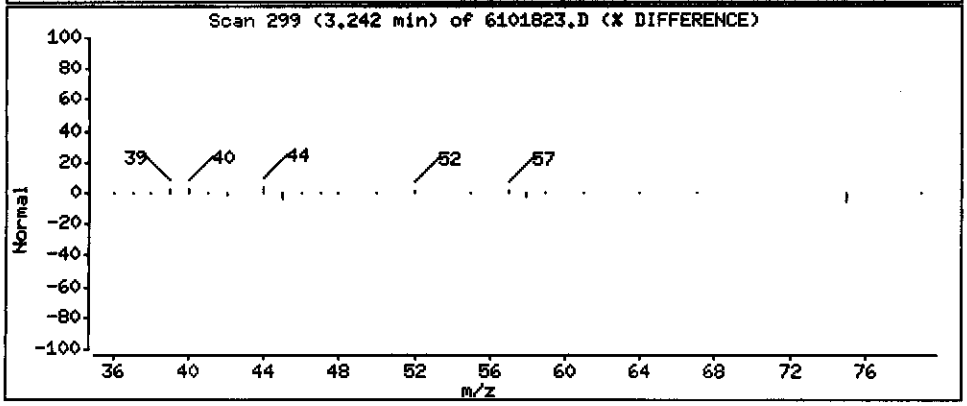

Data File: \\pitsvr06\d\chem\hp6.i\6101808d.b\6101823.D

Date : 18-OCT-2008 19:18

Client ID: ICM-104-1008 Instrument: hp6.i

Sample Info: c8j160331-018 5ml

Purge Volume: 5.0 Operator: 403794

Column phase: DB 624 Column diameter: 0.20

42 Benzene Concentration: 10.49 UG/L

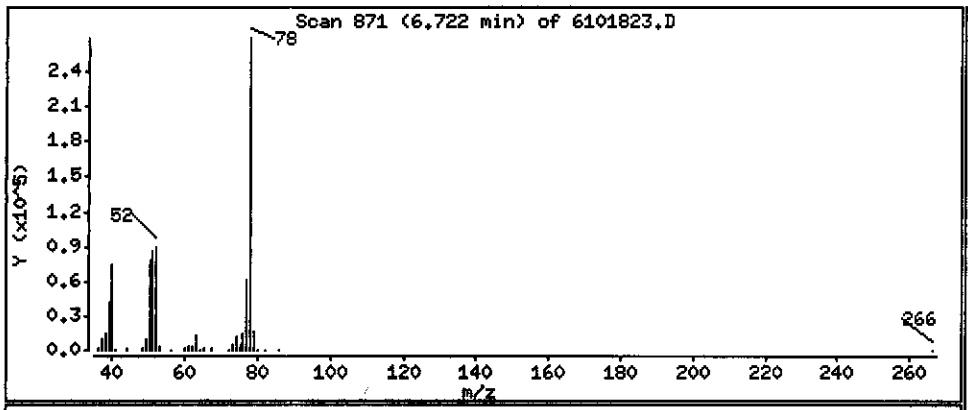

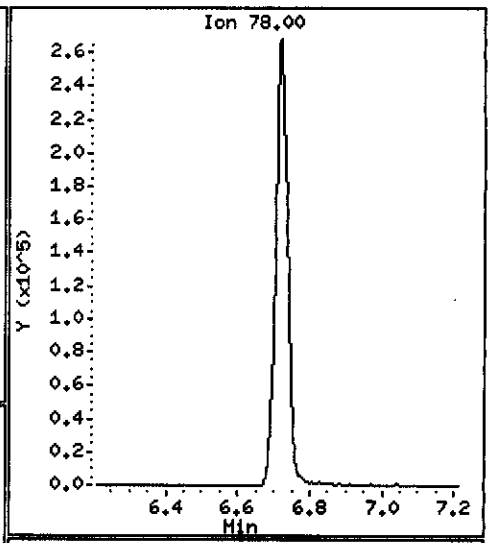

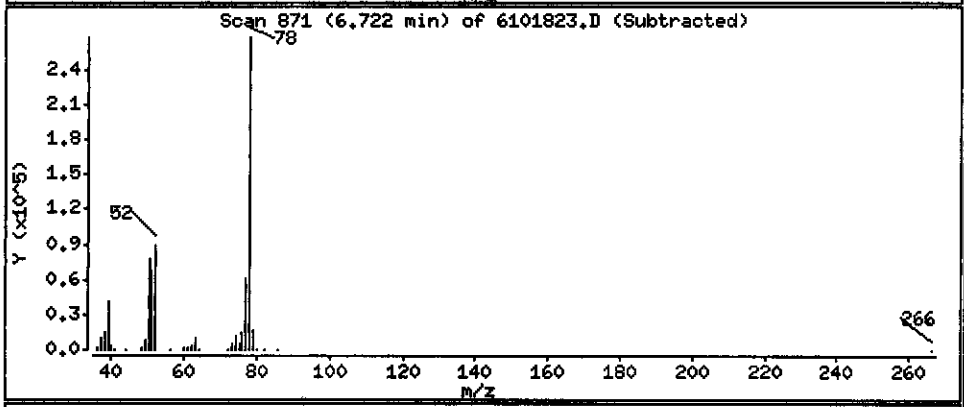

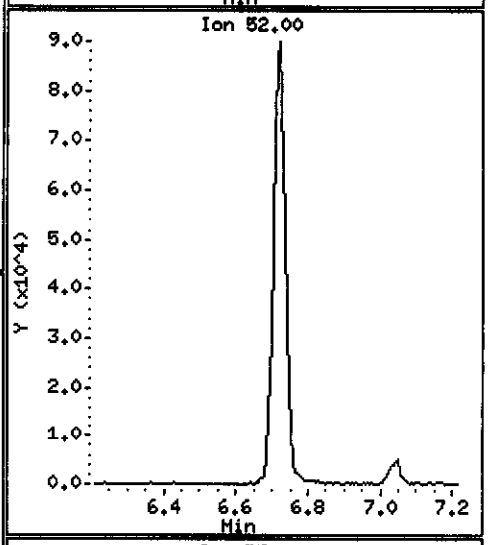

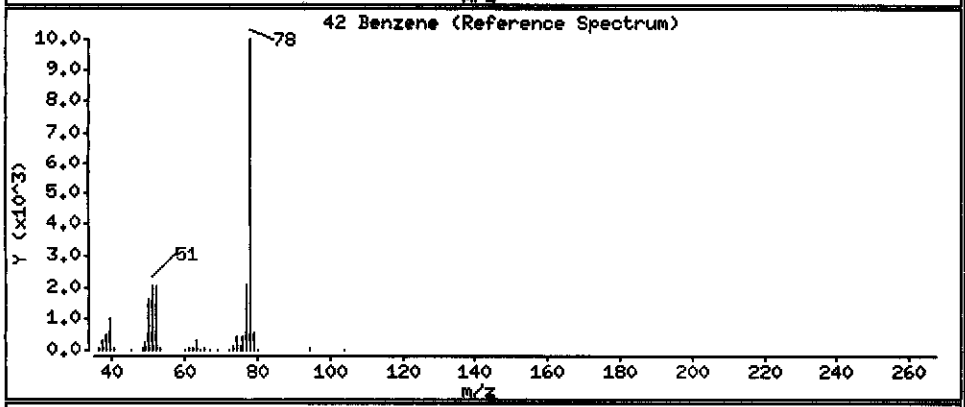

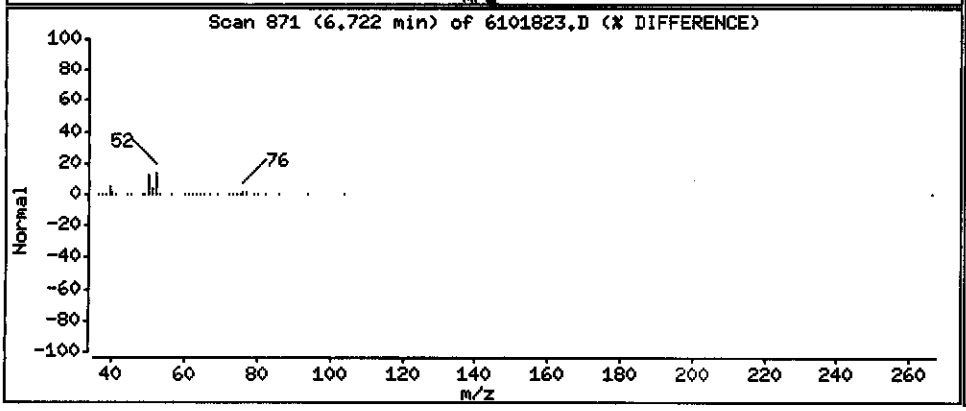

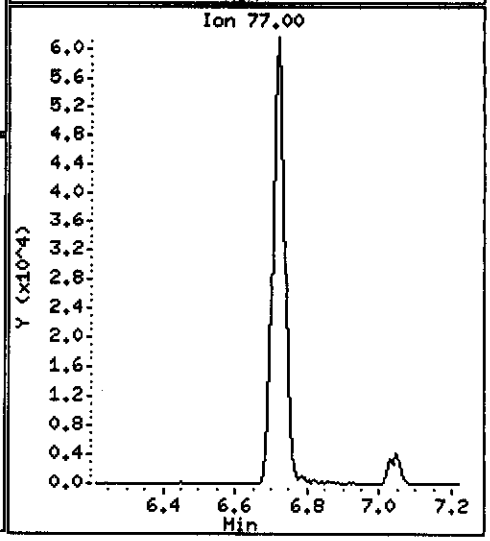

Data File: \\pitsvr06\d\chem\hp6.i\6101808d.b\6101823.D

Date : 18-OCT-2008 19:18

Client ID: ICM-104-1008

Instrument: hp6.i

Sample Info: c8j160331-018 5ml

Purge Volume: 5.0

Operator: 403794

Column phase: DB 624

Column diameter: 0.20

60 Toluene

Concentration: 10.09 UG/L

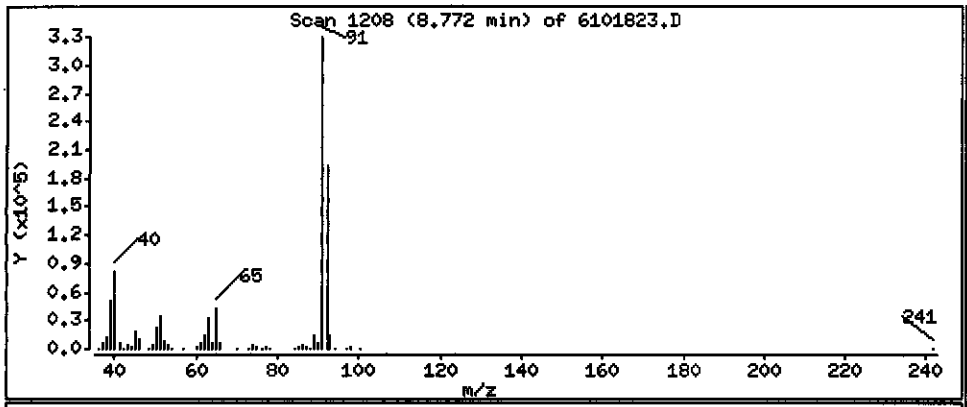

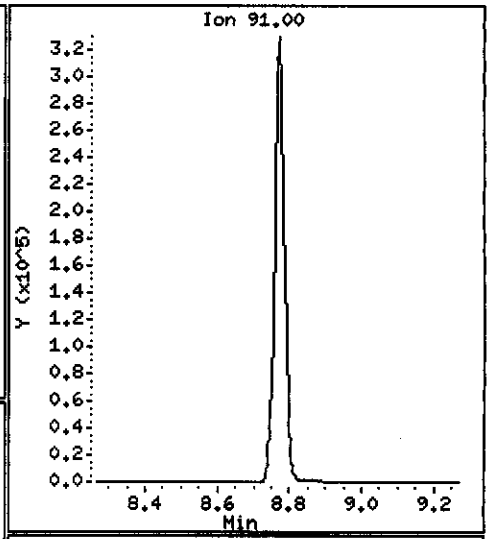

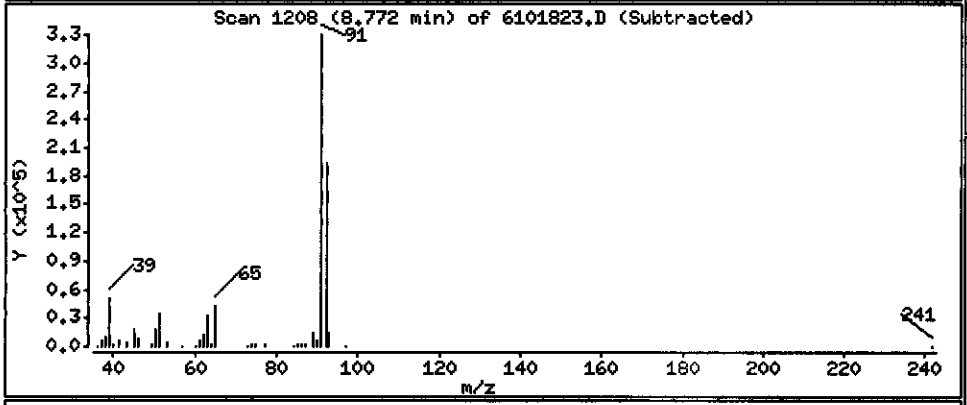

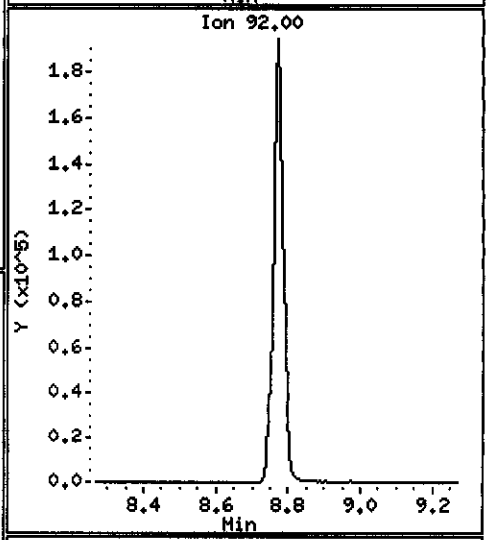

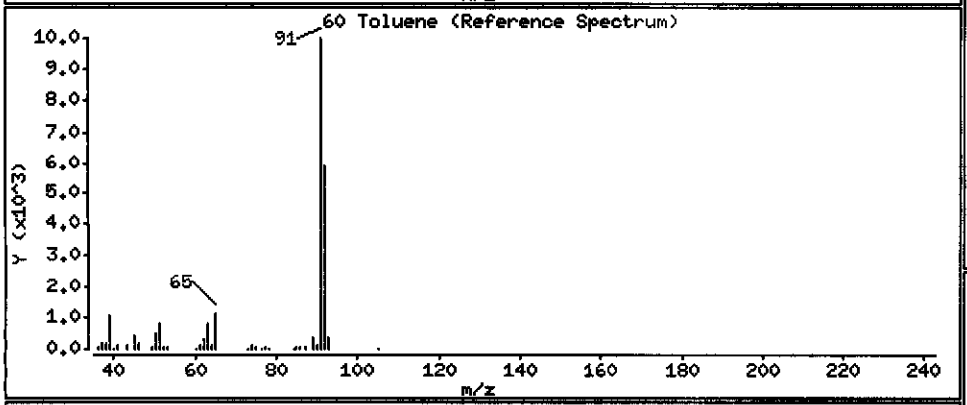

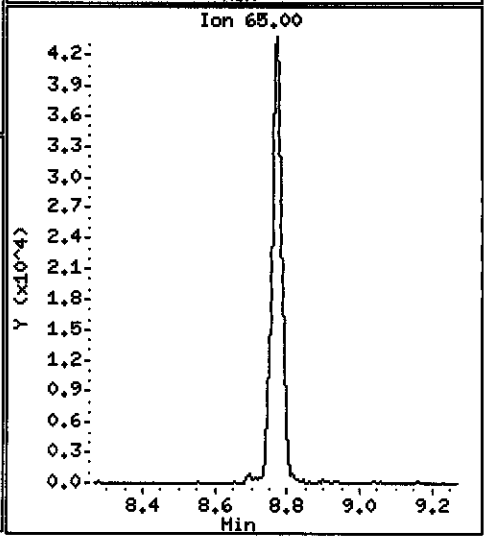

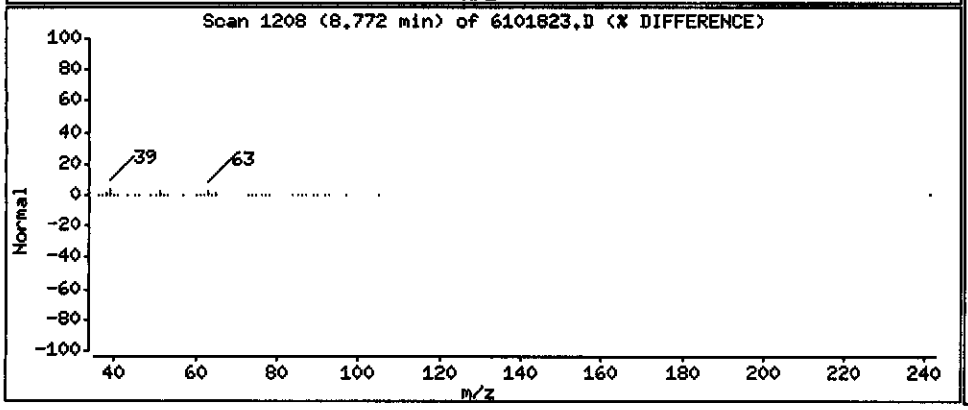

Data File: \\pitsvr06\d\chem\hp6.i\6101808d.b\6101823.D

Date : 18-OCT-2008 19:18

Client ID: ICM-104-1008 Instrument: hp6.i

Sample Info: c8j160331-018 5ml

Purge Volume: 5.0 Operator: 403794

Column phase: DB 624 Column diameter: 0.20

70 Chlorobenzene Concentration: 0.2659 UG/L

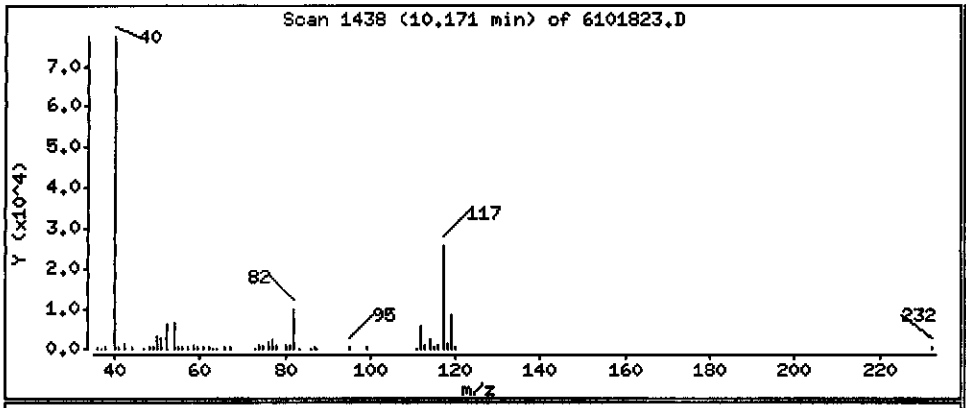

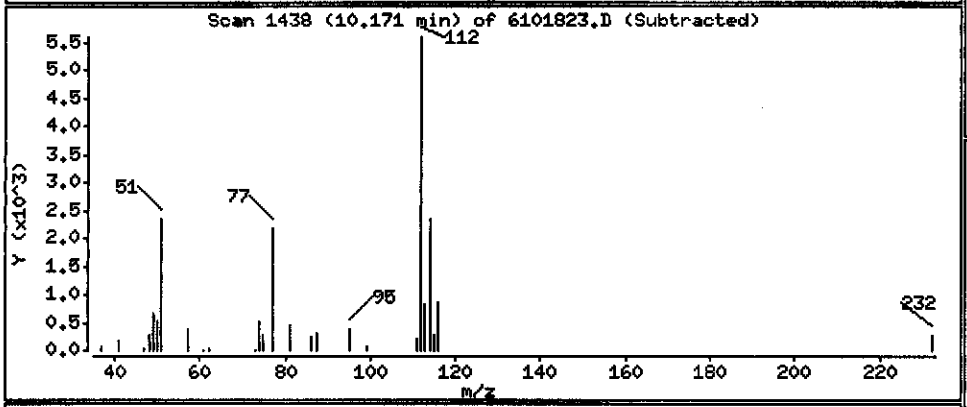

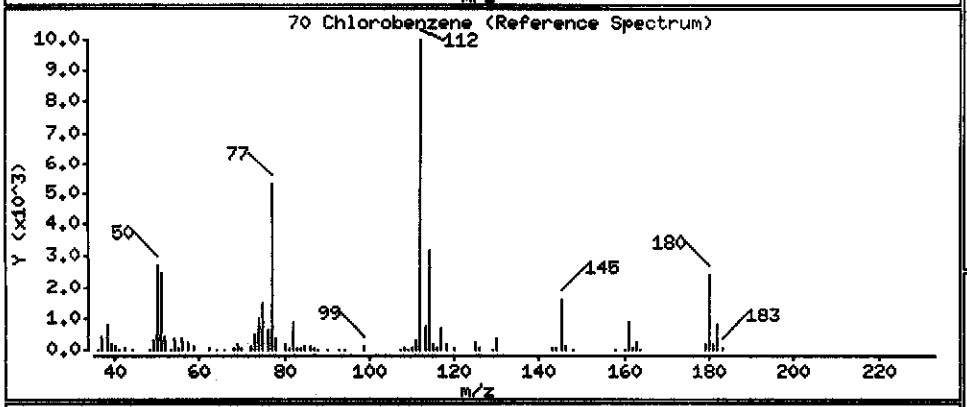

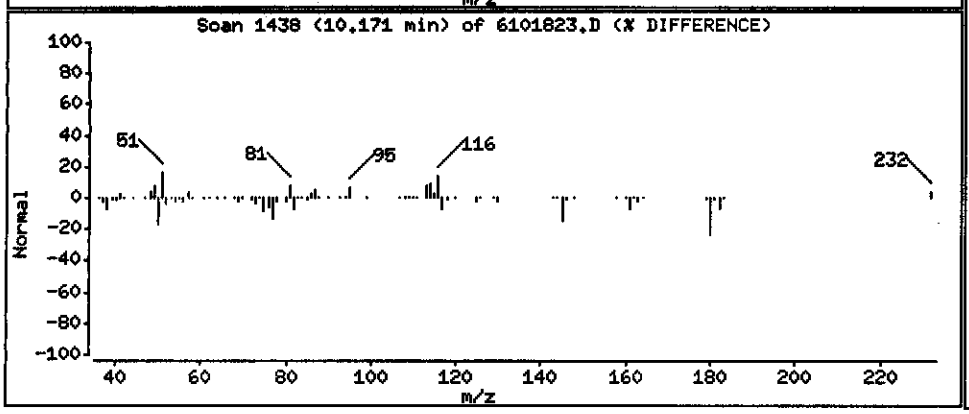

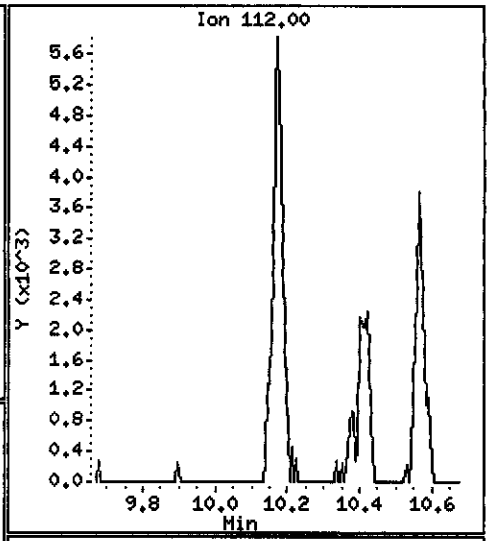

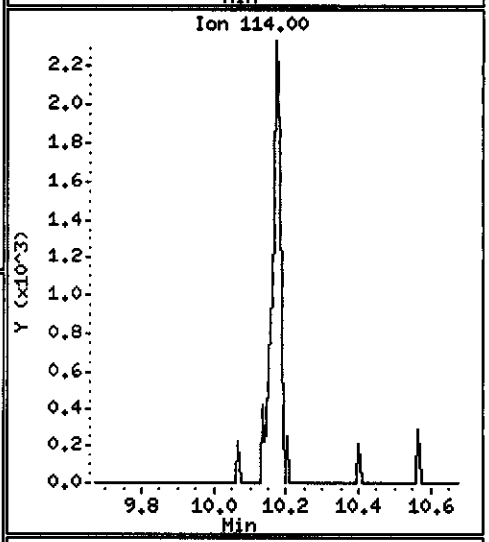

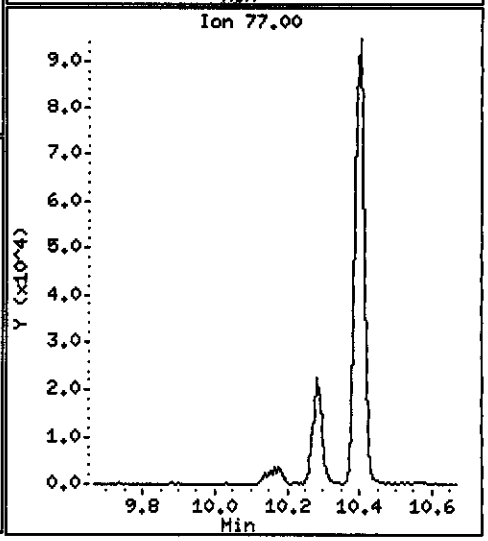

Data File: \\pitsvr06\d\chem\hp6.i\6101808d.b\6101823.D

Date : 18-OCT-2008 19:18

Client ID: ICM-104-1008 Instrument: hp6.i

Sample Info: c8j160331-018 5ml

Purge Volume: 5.0 Operator: 403794

Column phase: DB 624 Column diameter: 0.20

72 Ethylbenzene Concentration: 7.191 UG/L

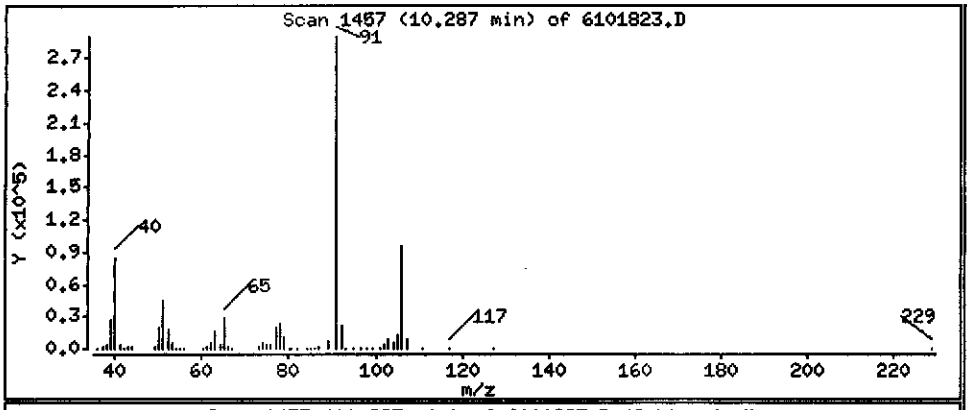

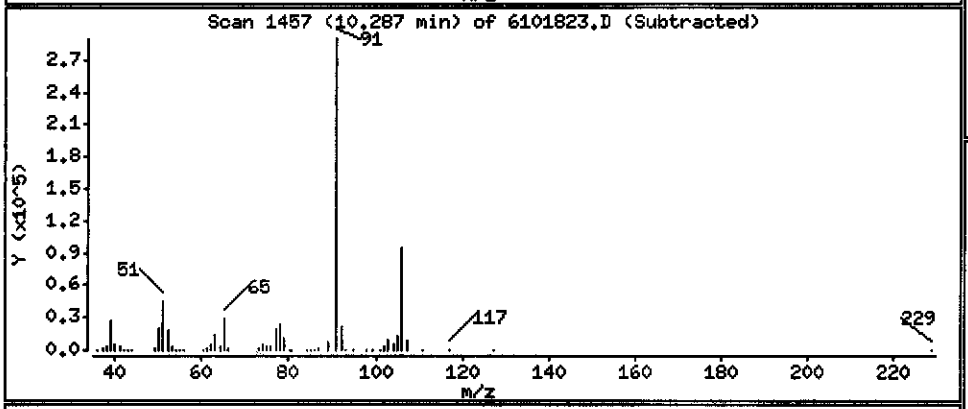

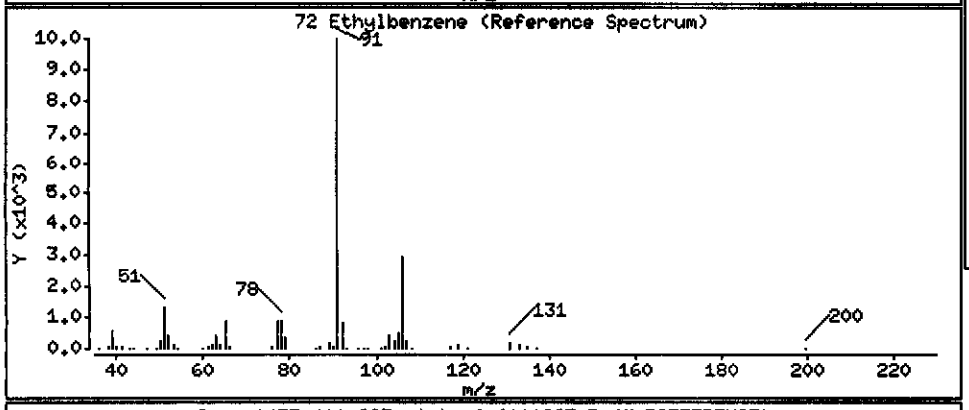

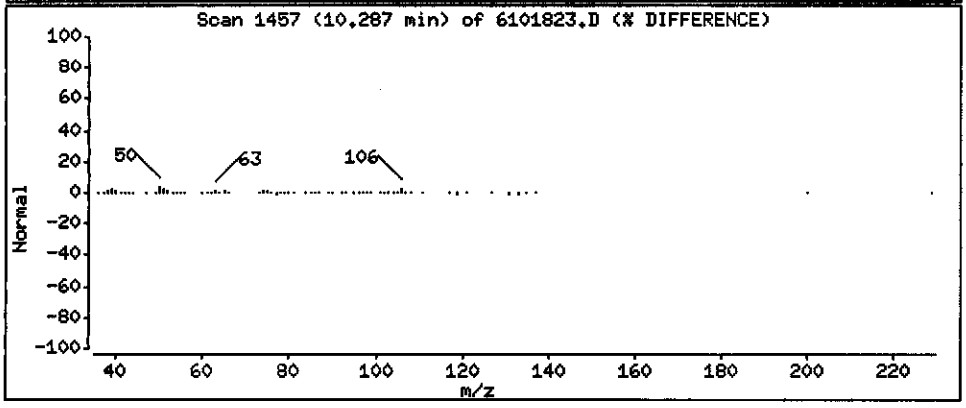

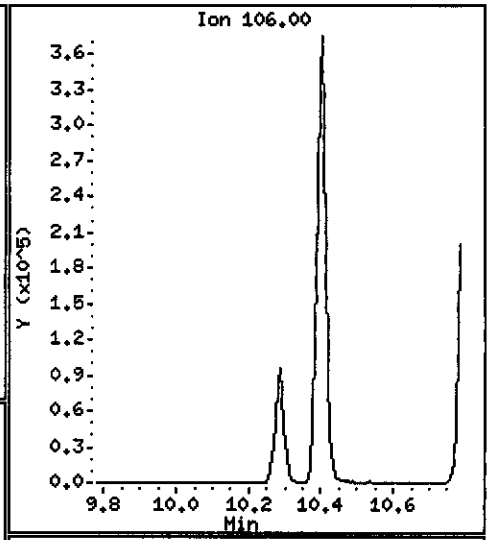

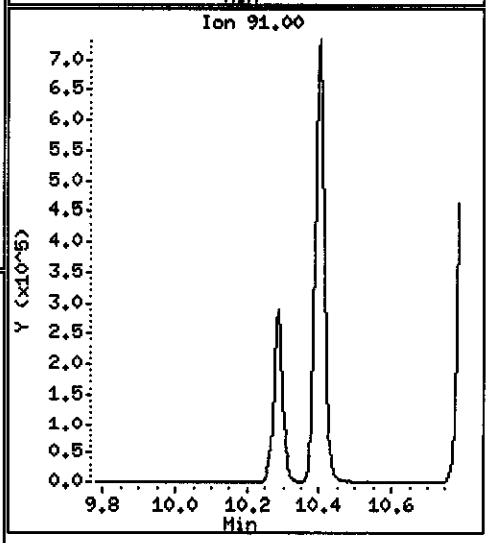

Data File: \\pitsvr06\d\chem\hp6.i\6101808d.b\6101823.D

Date : 18-OCT-2008 19:18

Client ID: ICM-104-1008 Instrument: hp6.i

Sample Info: c8j160331-018 5ml

Purge Volume: 5.0 Operator: 403794

Column phase: DB 624 Column diameter: 0.20

73 m + p-Xylene Concentration: 23.90 UG/L

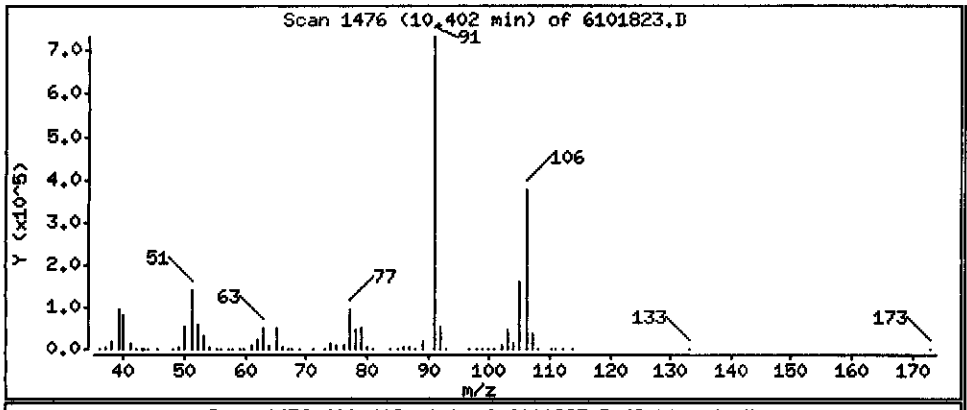

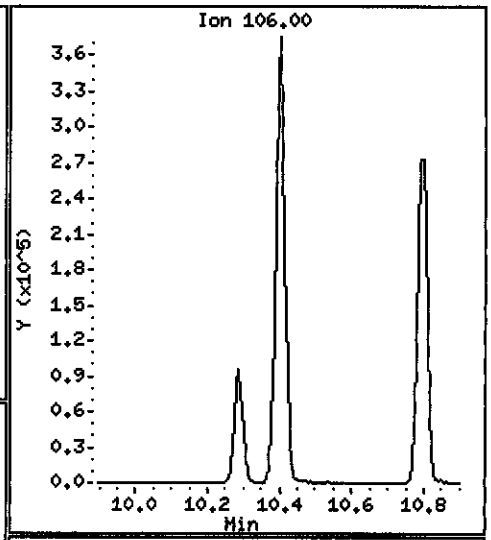

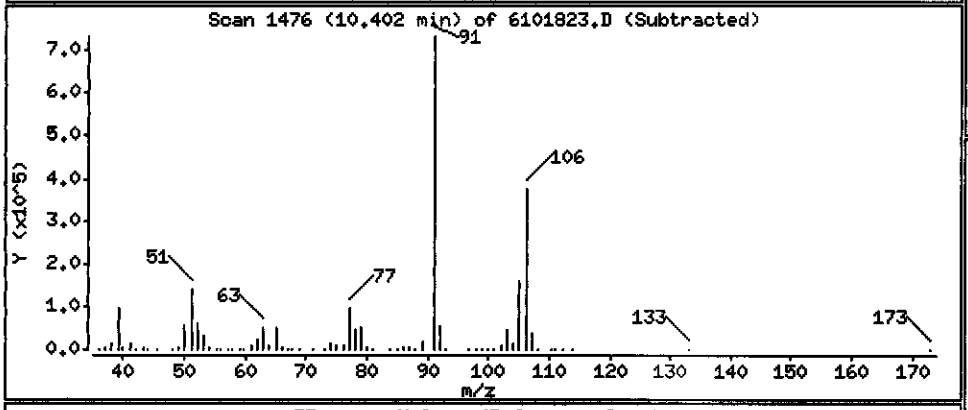

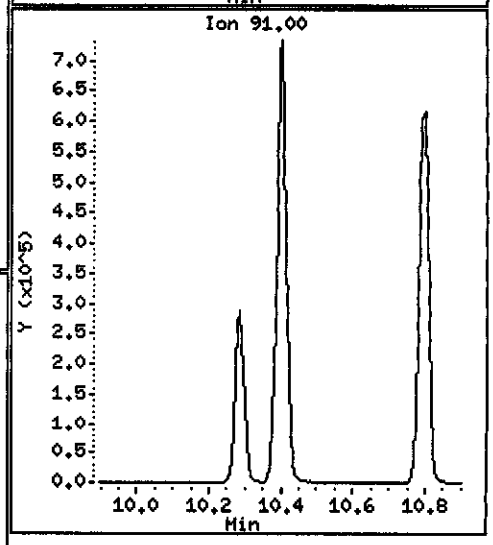

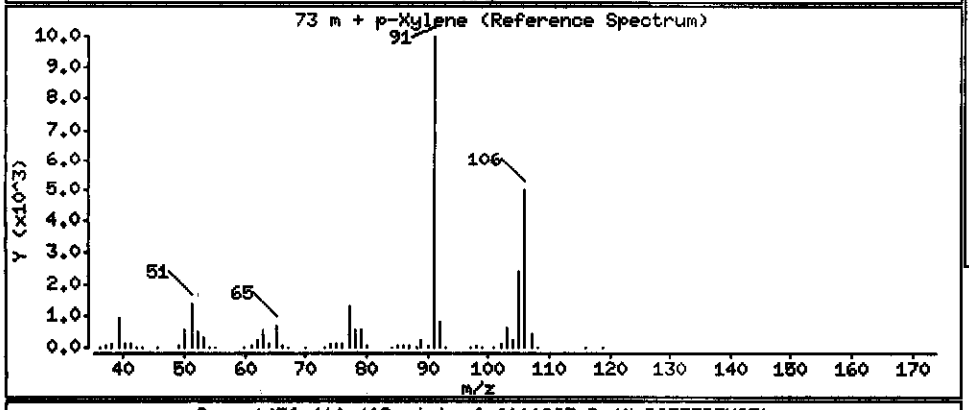

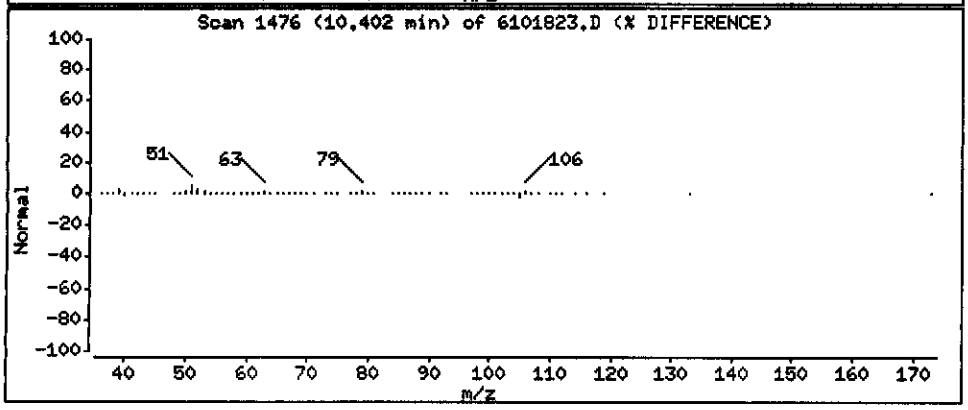

Data File: \\pitsvr06\d\chem\hp6.i\6101808d.b\6101823.D

Date : 18-OCT-2008 19:18

Client ID: ICM-104-1008

Instrument: hp6.i

Sample Info: c8j160331-018 5ml

Purge Volume: 5.0

Operator: 403794

Column phase: DB 624

Column diameter: 0.20

74 Xylene-o

Concentration: 19.19 UG/L

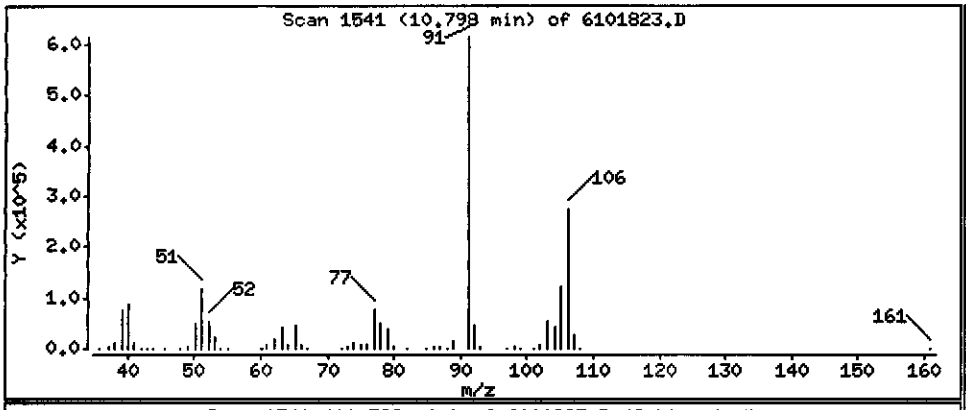

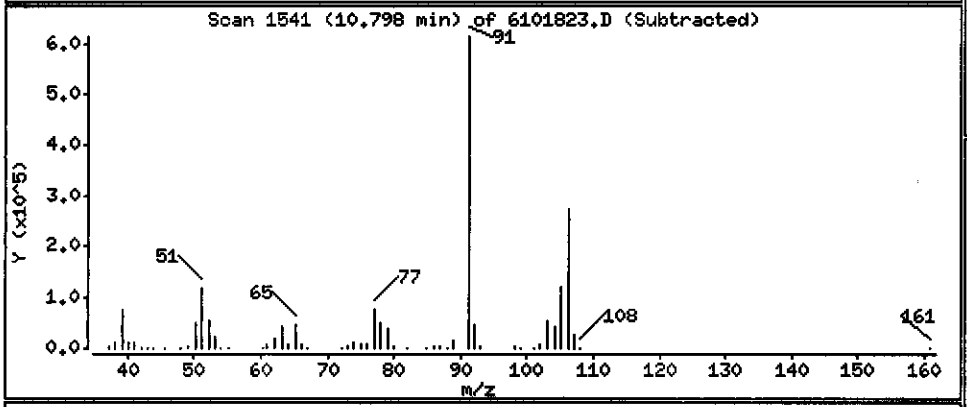

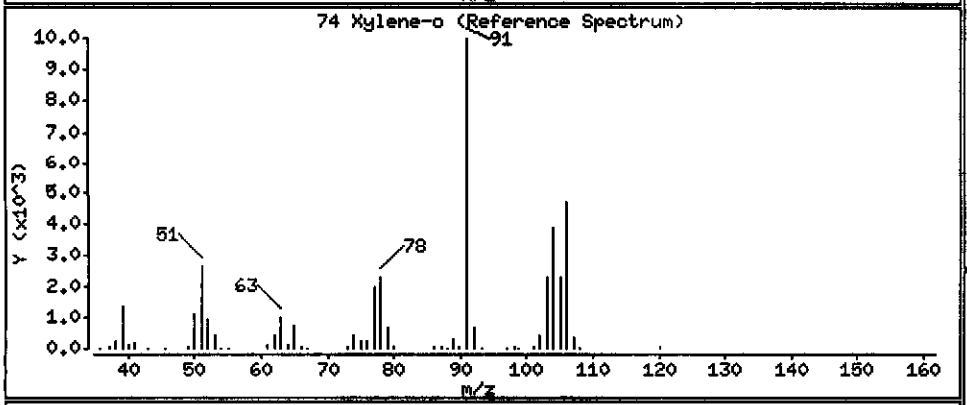

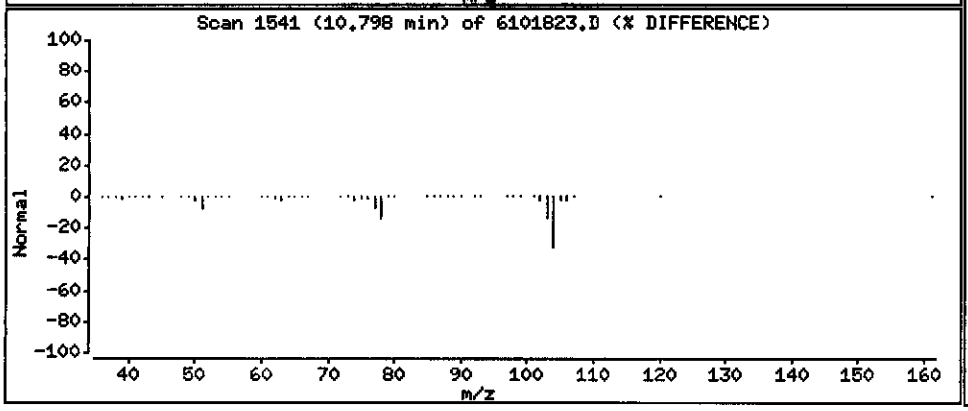

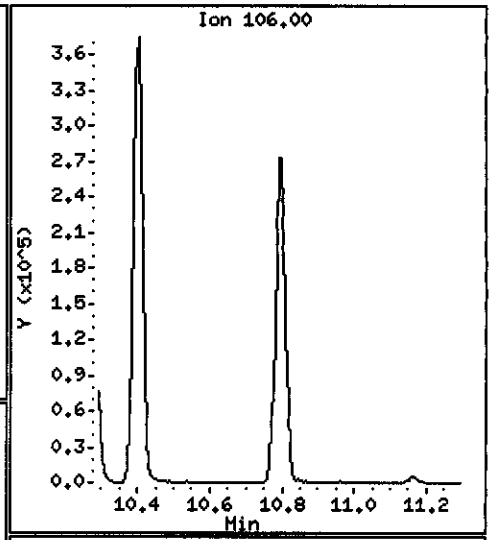

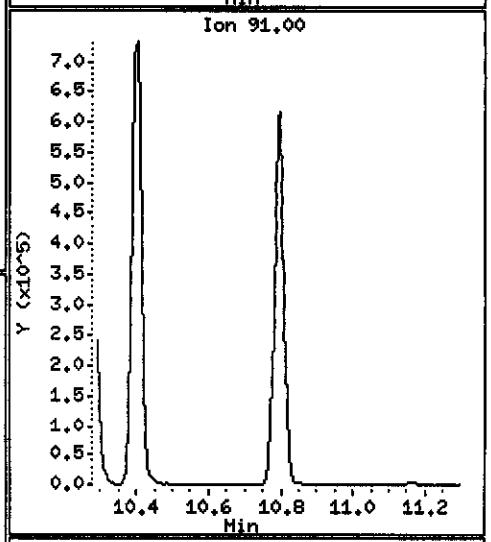

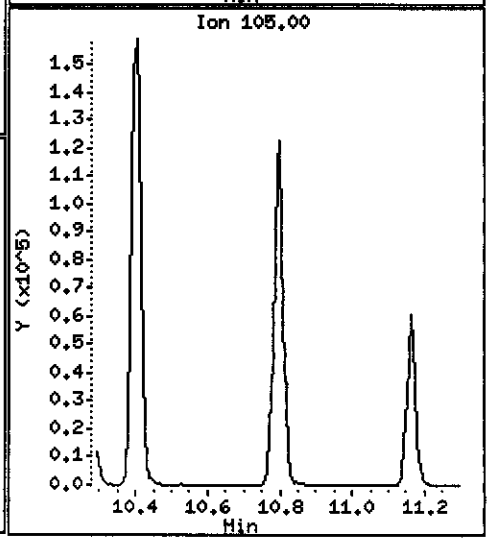

Data File: \\pitsvr06\d\chem\hp6.i\6101808d.b\6101823.D

Date : 18-OCT-2008 19:18

Client ID: ICM-104-1008

Instrument: hp6.i

Sample Info: c8j160331-018 5ml

Purge Volume: 5.0

Operator: 403794

Column phase: DB 624

Column diameter: 0.20

76 Styrene

Concentration: 2.422 UG/L

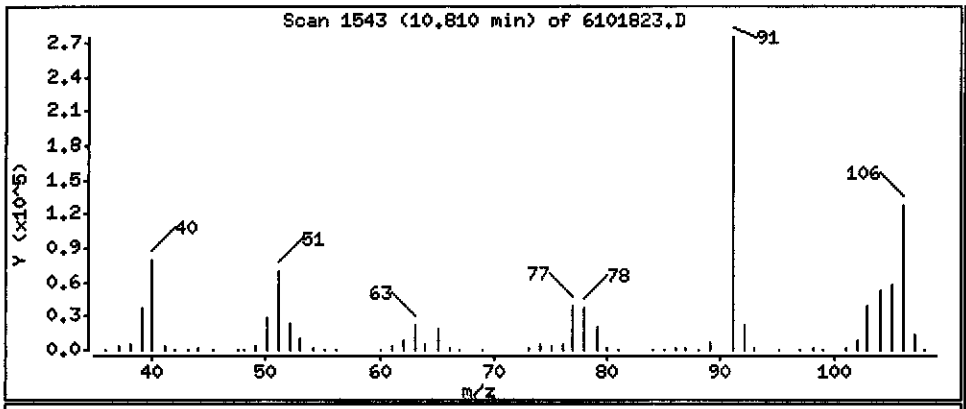

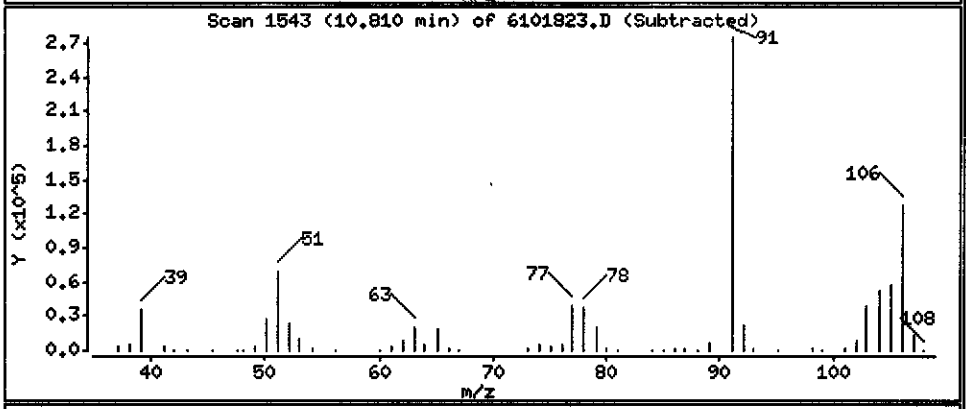

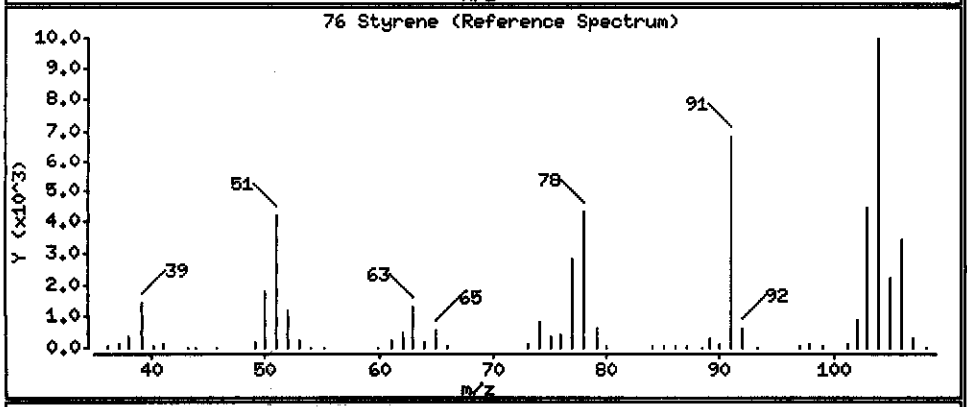

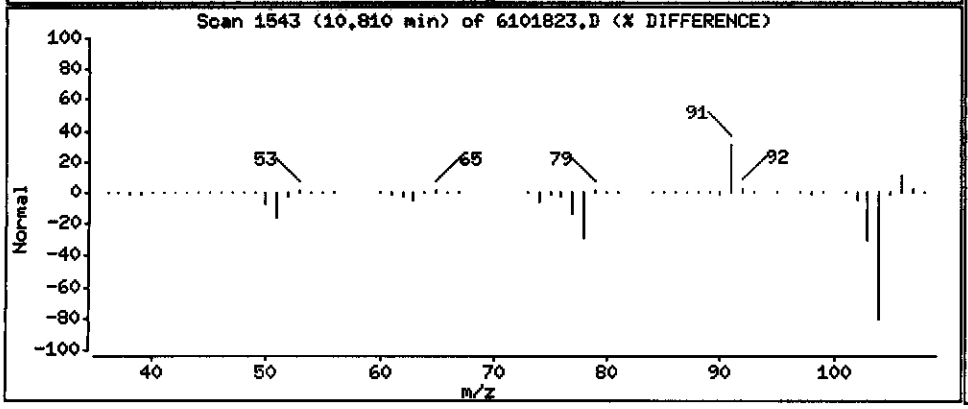

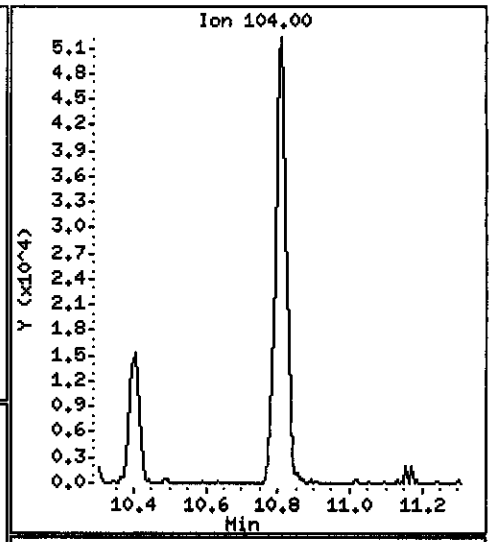

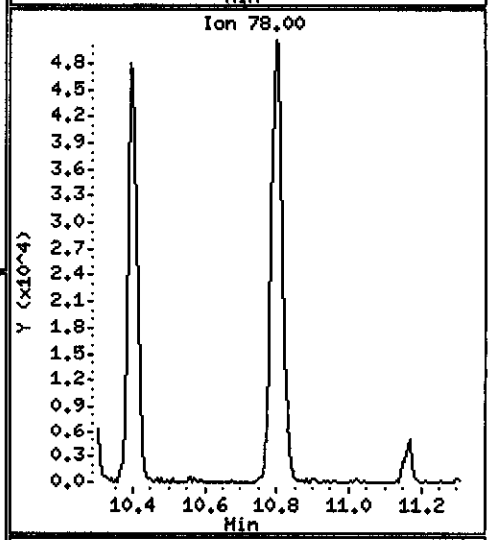

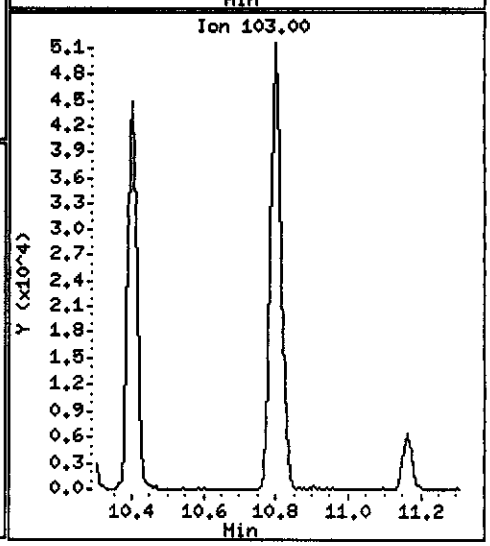

Data File: \\pitsvr06\d\chem\hp6.i\6101808d.b\6101823.D

Date : 18-OCT-2008 19:18

Client ID: ICM-104-1008

Instrument: hp6.i

Sample Info: c8j160331-018 5ml

Purge Volume: 5.0

Operator: 403794

Column phase: DB 624

Column diameter: 0.20

78 Isopropylbenzene

Concentration: 1.513 UG/L

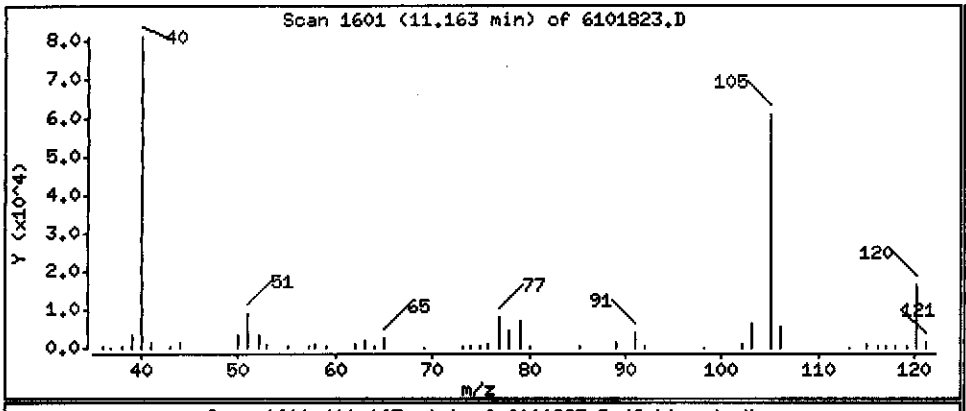

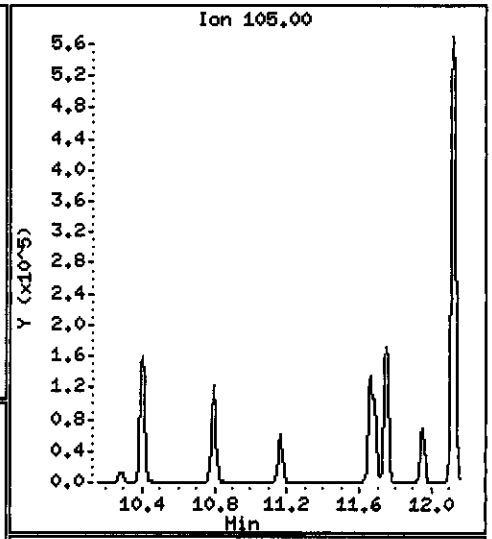

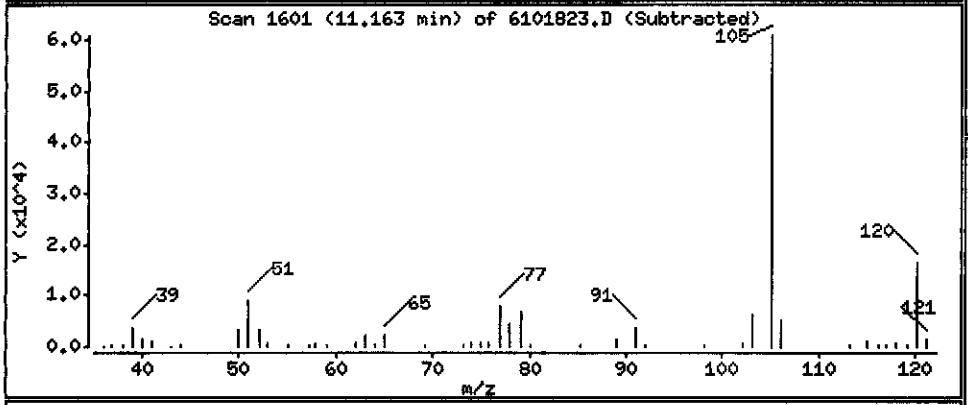

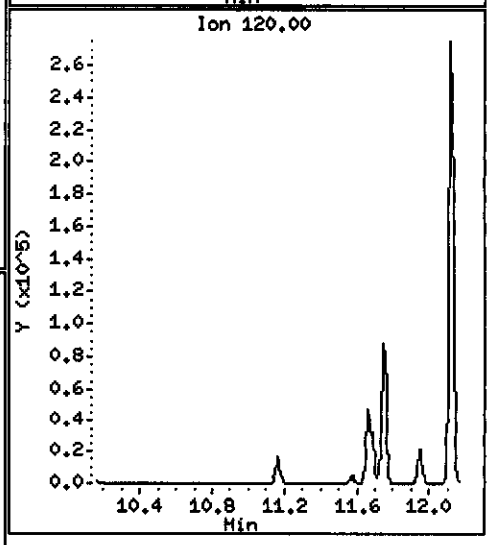

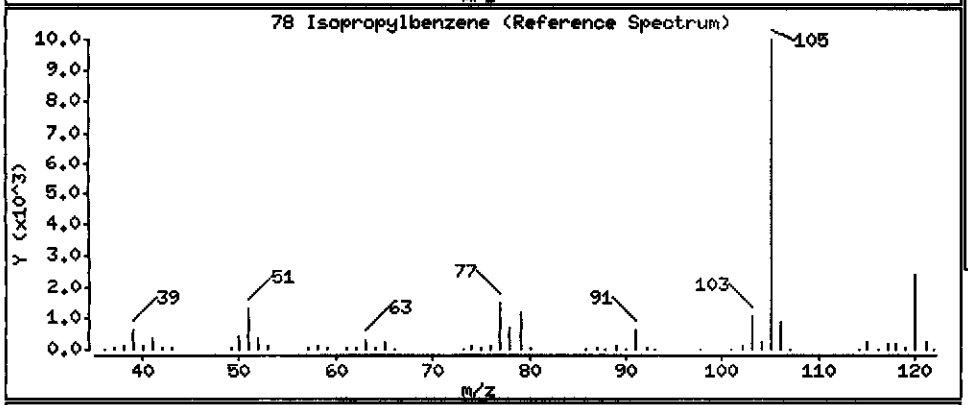

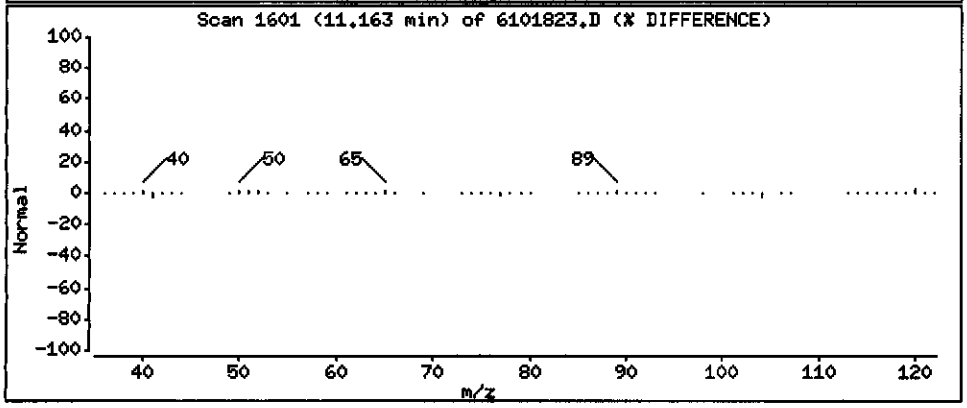

Data File: \\pitsvr06\d\chem\hp6.i\6101808d.b\6101823.D

Date : 18-OCT-2008 19:18

Client ID: ICM-104-1008

Instrument: hp6.i

Sample Info: c8j160331-018 5ml

Purge Volume: 5.0

Operator: 403794

Column phase: DB 624

Column diameter: 0.20

86 1,3,5-Trimethylbenzene

Concentration: 4.928 UG/L

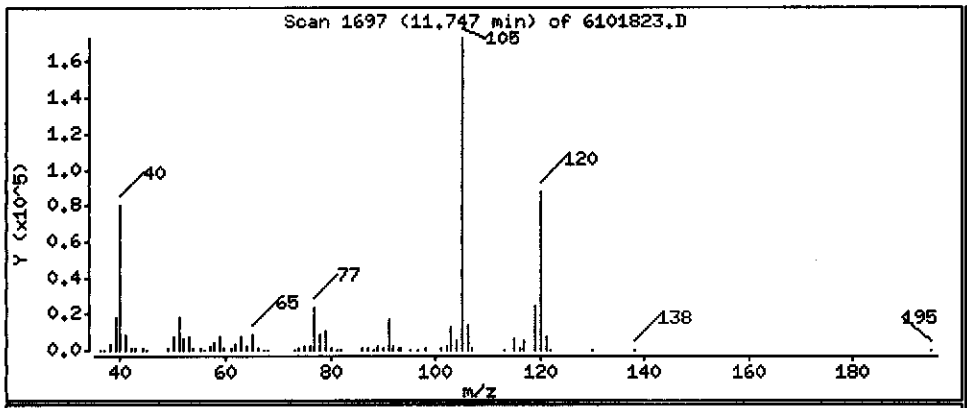

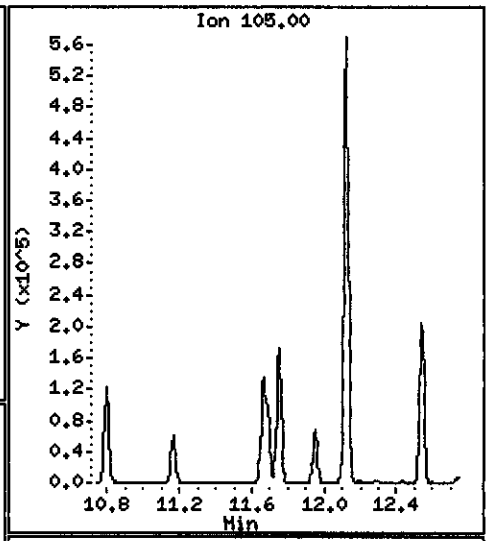

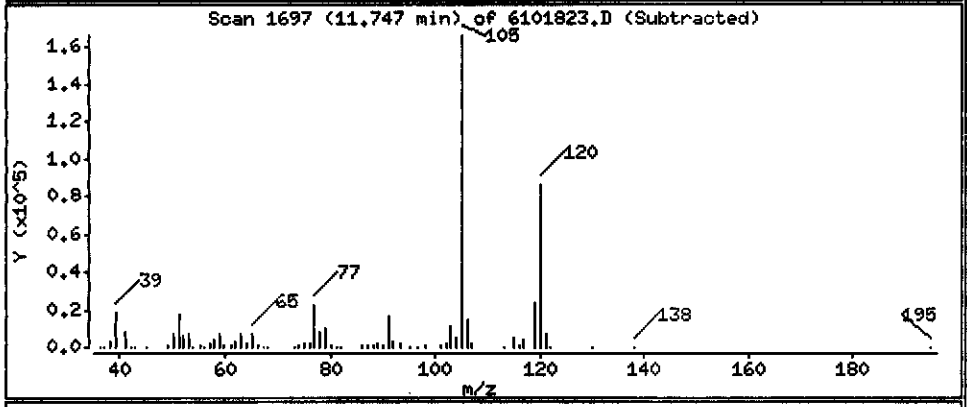

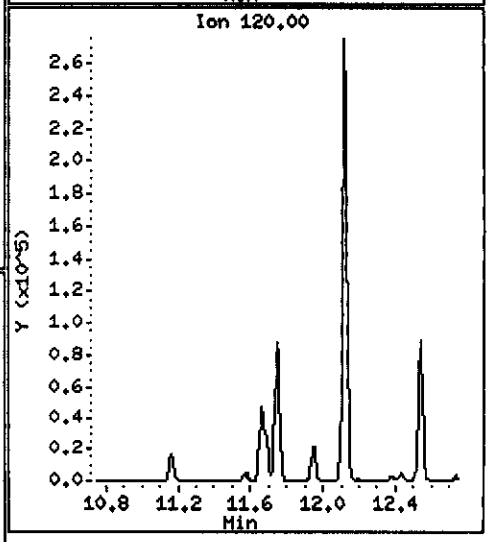

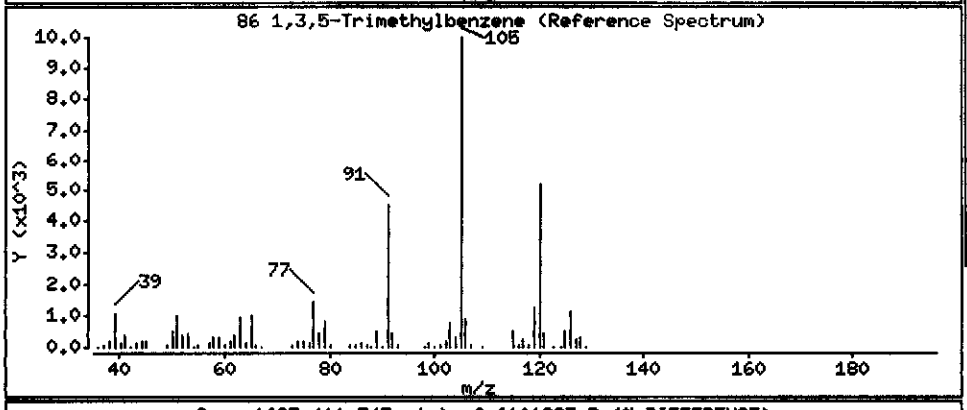

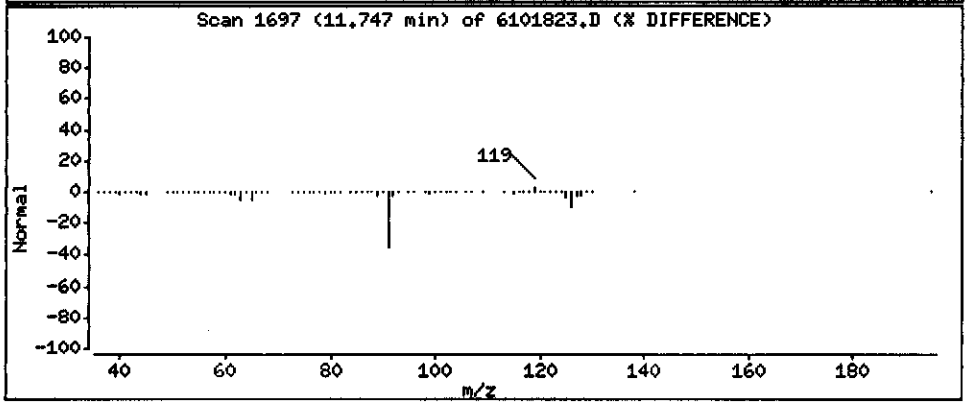

Data File: \\pitsvr06\d\chem\hp6.i\6101808d.b\6101823.D

Date : 18-OCT-2008 19:18

Client ID: ICM-104-1008

Instrument: hp6.i

Sample Info: c8j160331-018 5ml

Purge Volume: 5.0

Operator: 403794

Column phase: DB 624

Column diameter: 0.20

88 1,2,4-Trimethylbenzene

Concentration: 15.79 UG/L

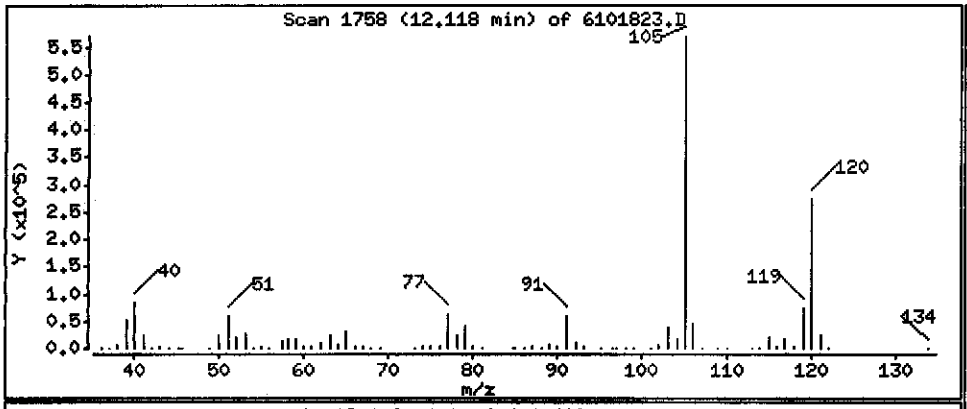

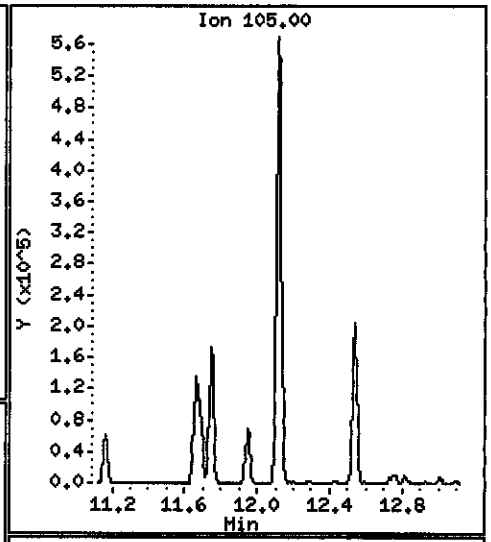

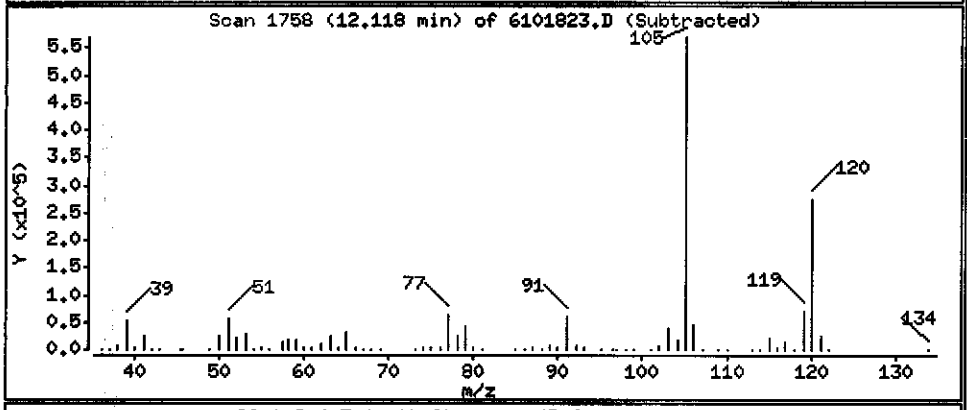

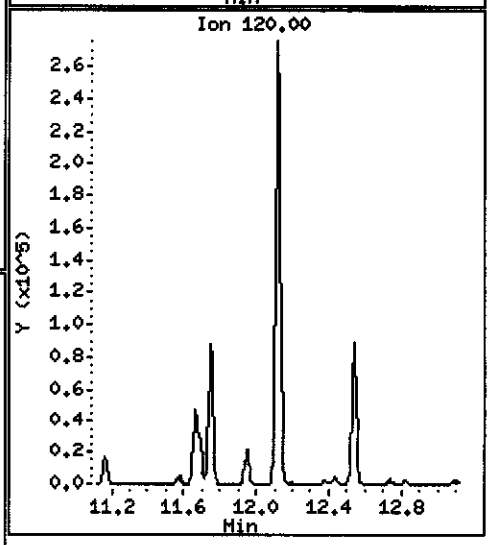

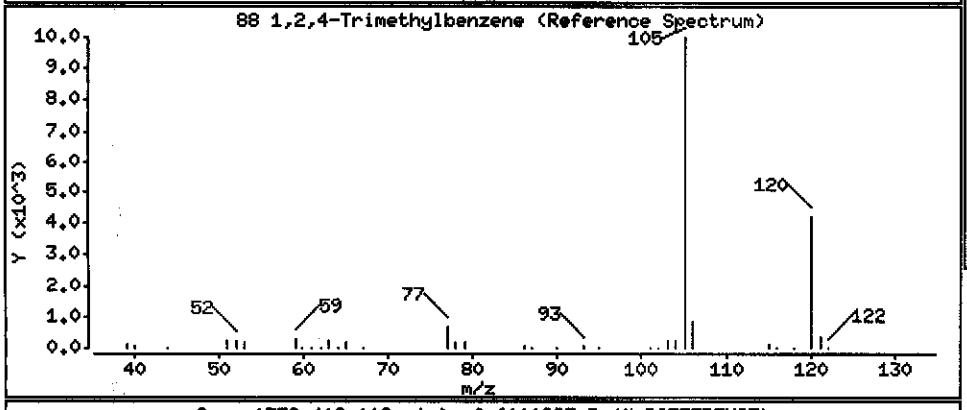

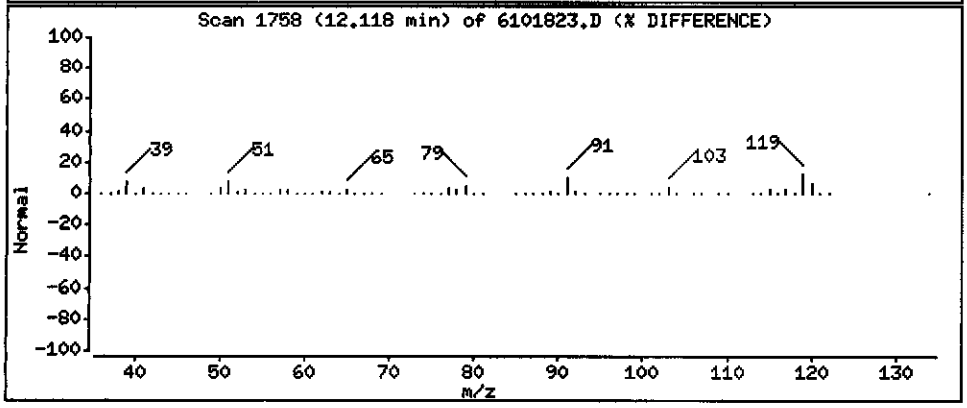

Data File: \\pitsvr06\d\chem\hp6.i\6101808d.b\6101823.D

Date : 18-OCT-2008 19:18

Client ID: ICM-104-1008

Instrument: hp6.i

Sample Info: c8j160331-018 5ml

Purge Volume: 5.0

Operator: 403794

Column phase: DB 624

Column diameter: 0.20

90 4-Isopropyltoluene

Concentration: 1.199 UG/L

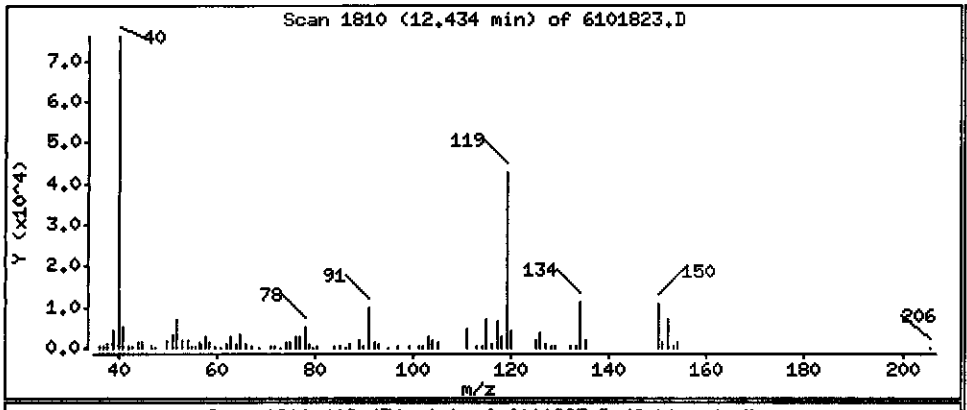

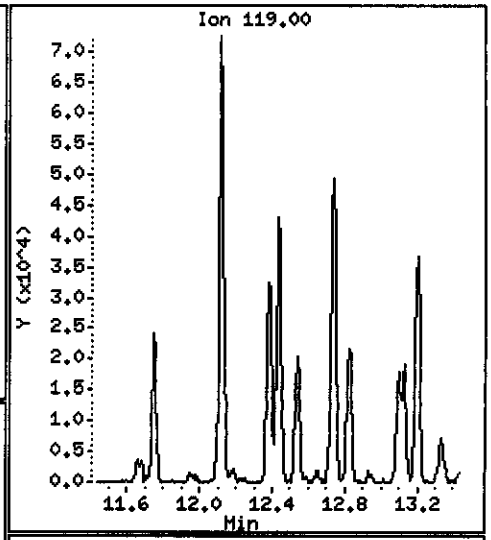

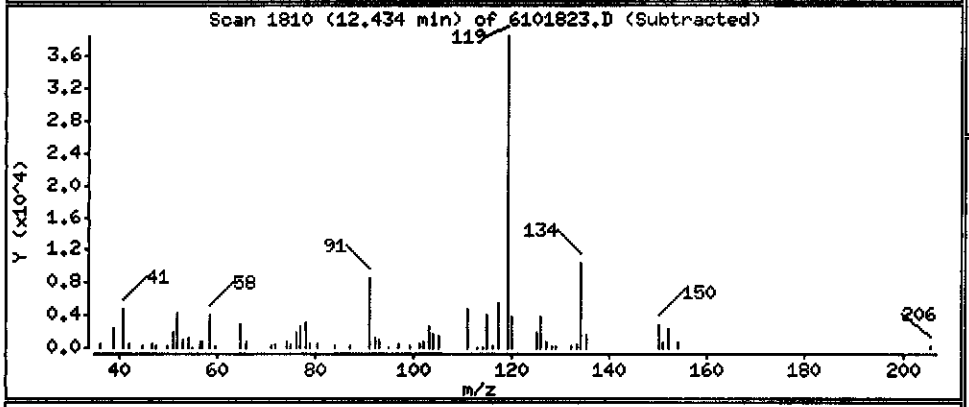

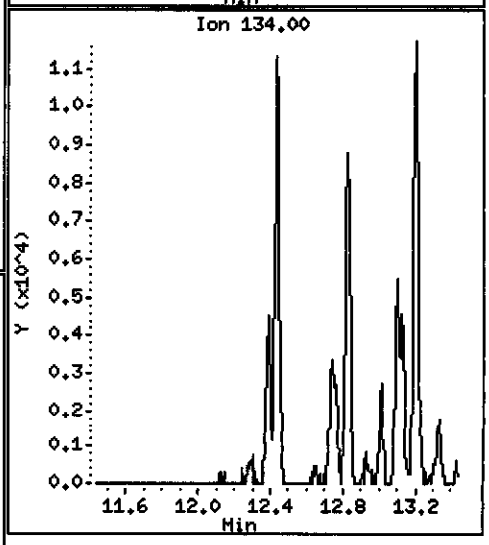

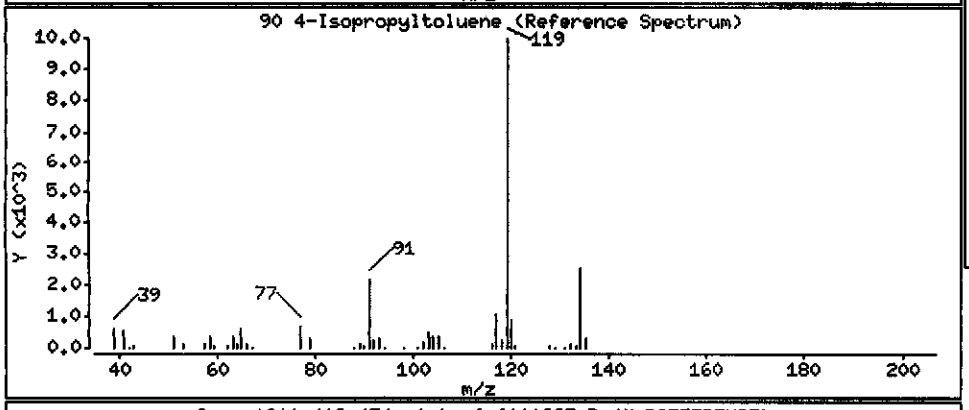

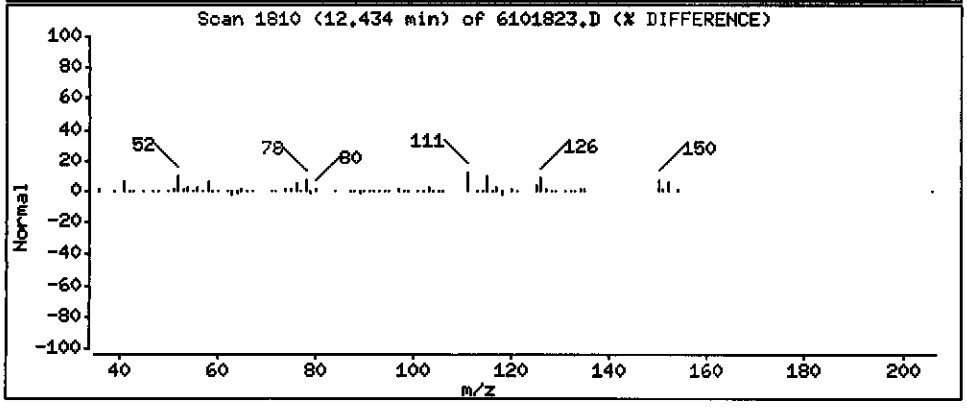

Data File: \\pitsvr06\d\chem\hp6.i\6101808d.b\6101823.D

Date : 18-OCT-2008 19:18

Client ID: ICM-104-1008

Instrument: hp6.i

Sample Info: c8j160331-018 5ml

Purge Volume: 5.0

Operator: 403794

Column phase: DB 624

Column diameter: 0.20

95 1,2-Dichlorobenzene

Concentration: 0.1735 UG/L

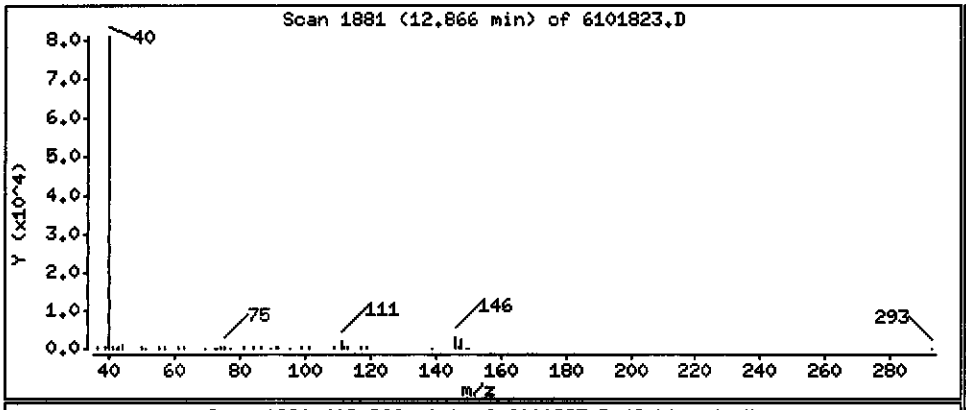

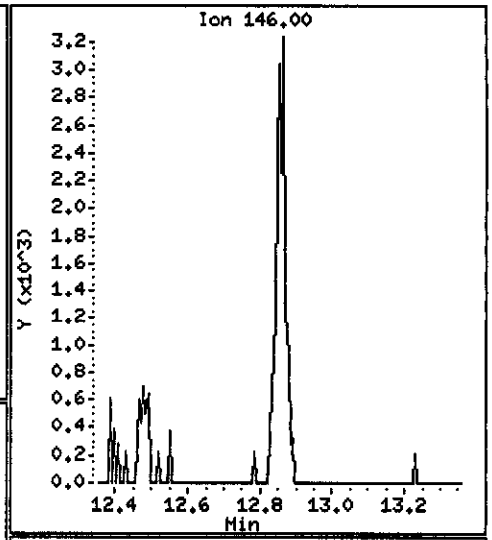

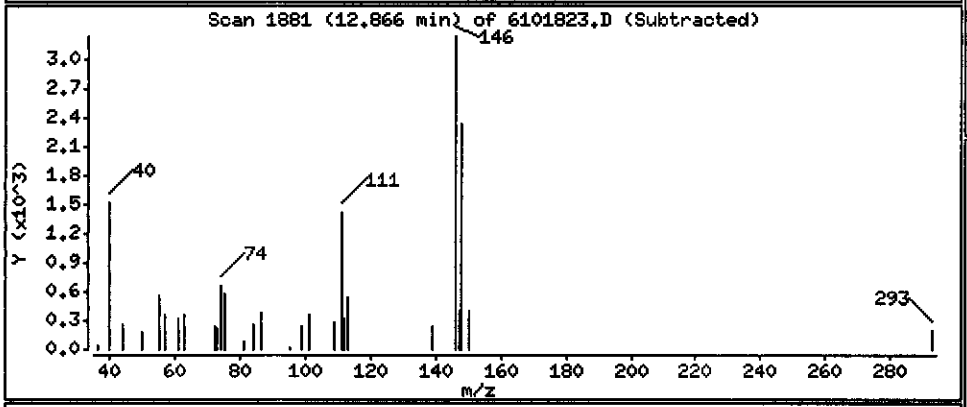

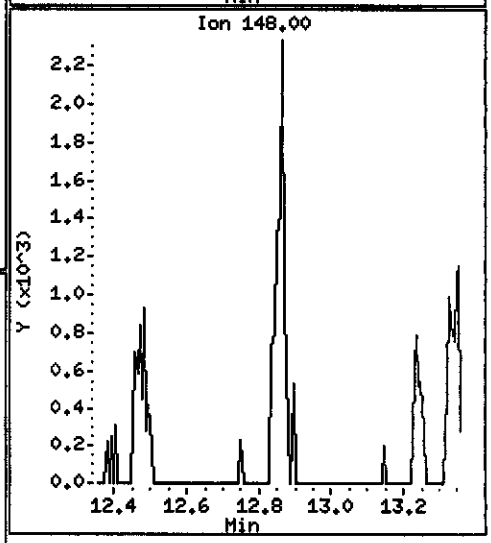

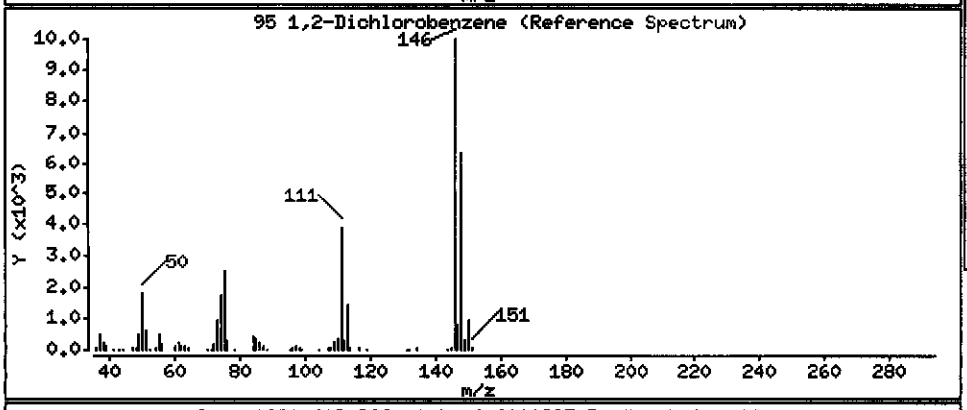

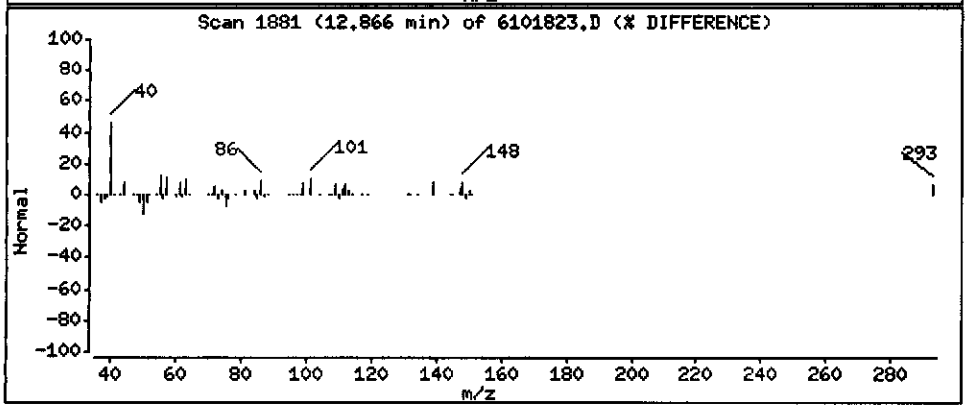

Data File: \\pitsvr06\d\chem\hp6.i\6101808d.b\6101823.D

Date : 18-OCT-2008 19:18

Client ID: ICM-104-1008 Instrument: hp6.i

Sample Info: c8j160331-018 5ml

Purge Volume: 5.0 Operator: 403794

Column phase: DB 624 Column diameter: 0.20

105 Methyl Cyclohexane Concentration: 0.3048 UG/L

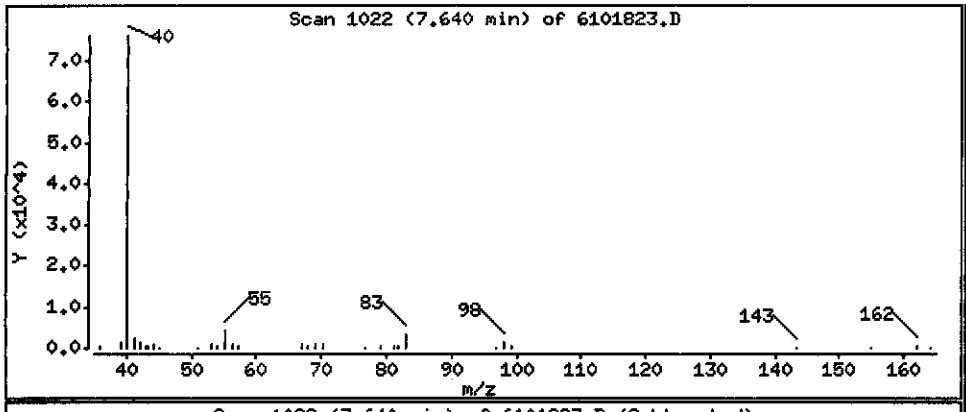

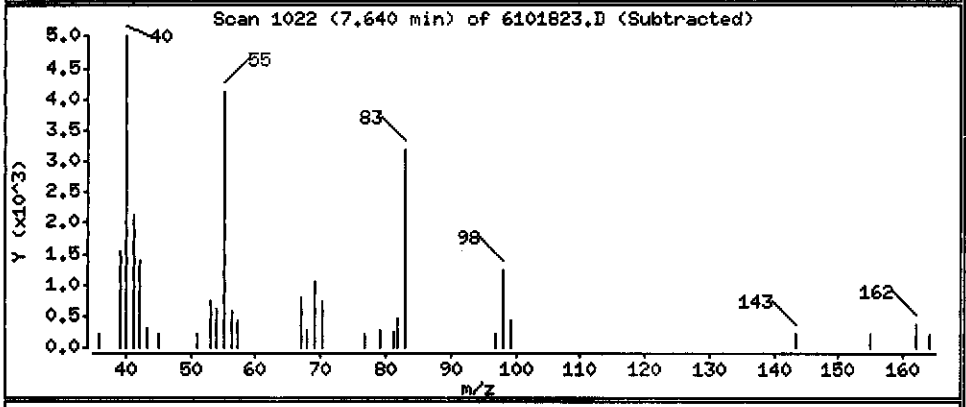

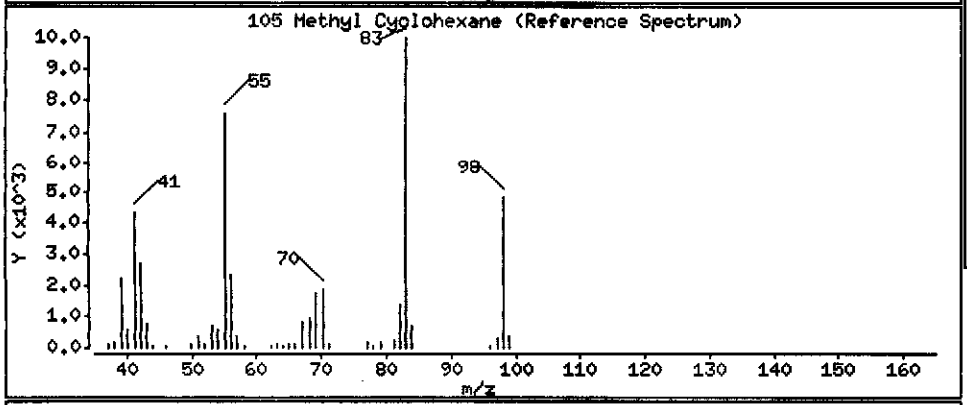

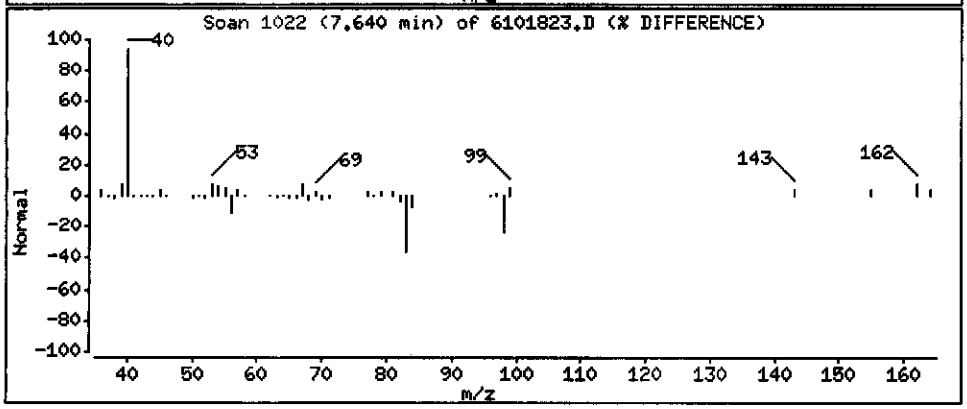

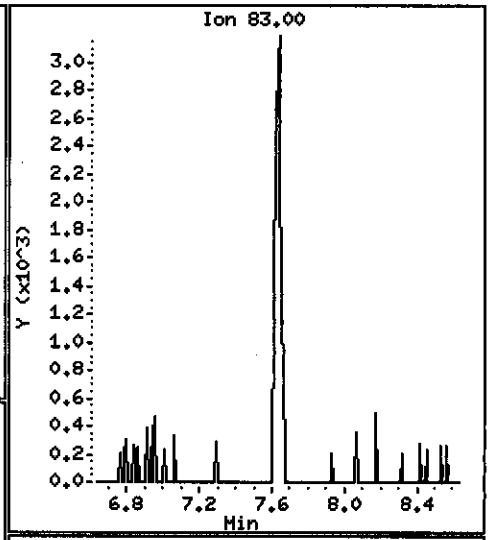

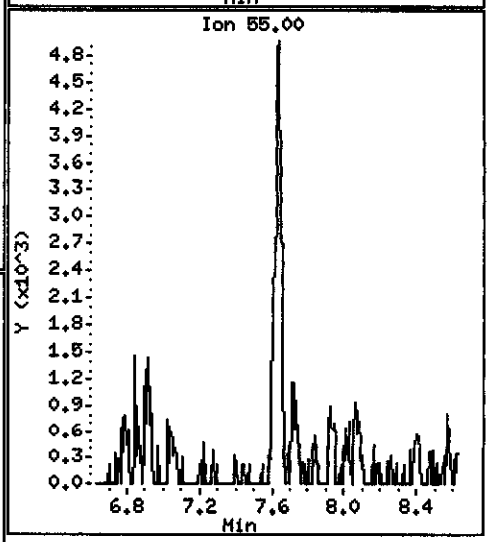

MACTEC Engineering and Consulting Inc

Client Sample ID: RFI-24-1008

GC/MS Volatiles

Lot-Sample #...: C8J160331-019	**Work Order #...:** K02VM1AM	**Matrix.....:** WATER
Date Sampled...: 10/15/08	**Date Received..:** 10/16/08	**MS Run #.....:** 8292038
Prep Date.....: 10/18/08	**Analysis Date..:** 10/18/08	
Prep Batch #...: 8292073	**Analysis Time..:** 19:42	
Dilution Factor: 1	**Initial Wgt/Vol:** 5 mL	**Final Wgt/Vol..:** 5 mL
Analyst ID.....: 403794	**Instrument ID..:** HP6	
	Method.....: SW846 8260B	

PARAMETER	RESULT	REPORTING LIMIT	UNITS	MDL
Acetone	**59**	**5.0**	**ug/L**	**2.5**
Benzene	**6.5**	**1.0**	**ug/L**	**0.27**
Bromodichloromethane	ND	1.0	ug/L	0.20
Bromoform	ND	1.0	ug/L	0.25
Bromomethane	ND	1.0	ug/L	0.30
2-Butanone	**1.1 J**	**5.0**	**ug/L**	**0.50**
Carbon disulfide	ND	1.0	ug/L	0.20
Carbon tetrachloride	ND	1.0	ug/L	0.30
Chlorobenzene	**0.60 J**	**1.0**	**ug/L**	**0.23**
Chloroethane	ND	1.0	ug/L	0.25
Chloroform	ND	1.0	ug/L	0.24
Chloromethane	ND	1.0	ug/L	0.27
Cyclohexane	ND	1.0	ug/L	0.30
Dibromochloromethane	ND	1.0	ug/L	0.16
1,2-Dibromo-3-chloro-propane	ND	1.0	ug/L	0.24
1,2-Dibromoethane	ND	1.0	ug/L	0.23
1,3-Dichlorobenzene	ND	1.0	ug/L	0.16
1,4-Dichlorobenzene	ND	1.0	ug/L	0.18
1,2-Dichlorobenzene	ND	1.0	ug/L	0.22
Dichlorodifluoromethane	ND	1.0	ug/L	0.26
1,1-Dichloroethane	ND	1.0	ug/L	0.24
1,2-Dichloroethane	ND	1.0	ug/L	0.21
1,1-Dichloroethene	ND	1.0	ug/L	0.28
cis-1,2-Dichloroethene	ND	1.0	ug/L	0.27
trans-1,2-Dichloroethene	ND	1.0	ug/L	0.27
1,2-Dichloropropane	ND	1.0	ug/L	0.18
cis-1,3-Dichloropropene	ND	1.0	ug/L	0.19
trans-1,3-Dichloropropene	ND	1.0	ug/L	0.18
Ethylbenzene	**0.51 J**	**1.0**	**ug/L**	**0.18**
2-Hexanone	**0.56 J**	**5.0**	**ug/L**	**0.53**
Isopropylbenzene	**0.24 J**	**1.0**	**ug/L**	**0.22**
Methyl acetate	ND	1.0	ug/L	0.10
Methylene chloride	ND	1.0	ug/L	0.32
Methylcyclohexane	**0.49 J**	**1.0**	**ug/L**	**0.32**
4-Methyl-2-pentanone	ND	5.0	ug/L	0.23
Methyl tert-butyl ether	ND	1.0	ug/L	0.20

(Continued on next page)

MACTEC Engineering and Consulting Inc

Client Sample ID: RFI-24-1008

GC/MS Volatiles

Lot-Sample #...: C8J160331-019 **Work Order #...:** K02VM1AM **Matrix.....:** WATER

PARAMETER	RESULT	REPORTING LIMIT	UNITS	MDL
Styrene	ND	1.0	ug/L	0.22
1,1,2,2-Tetrachloroethane	ND	1.0	ug/L	0.15
1,2,4-Trichloro-benzene	ND	1.0	ug/L	0.15
Tetrachloroethene	ND	1.0	ug/L	0.24
1,1,1-Trichloroethane	ND	1.0	ug/L	0.25
1,1,2-Trichloroethane	ND	1.0	ug/L	0.20
Trichloroethene	ND	1.0	ug/L	0.29
Trichlorofluoromethane	ND	1.0	ug/L	0.080
1,1,2-Trichloro-1,2,2-trifluoroethane	ND	1.0	ug/L	0.30
Toluene	**1.9**	**1.0**	**ug/L**	**0.23**
Vinyl chloride	ND	1.0	ug/L	0.29
Xylenes (total)	**1.7 J**	**3.0**	**ug/L**	**0.62**

SURROGATE	PERCENT RECOVERY	RECOVERY LIMITS
Toluene-d8	103	(71 - 118)
1,2-Dichloroethane-d4	113	(64 - 135)
4-Bromofluorobenzene	98	(70 - 118)
Dibromofluoromethane	100	(70 - 128)

NOTE(S):

J Estimated result. Result is less than RL.

Data File: \\pitsvr06\d\chem\hp6.i\6101808d.b\6101824.D

Page 5

Date : 18-OCT-2008 19:42

Client ID: RFI-24-1008

Instrument: hp6.i

Sample Info: c8j160331-019 5ml

Purge Volume: 5.0

Operator: 403794

Column phase: DB 624

Column diameter: 0.20

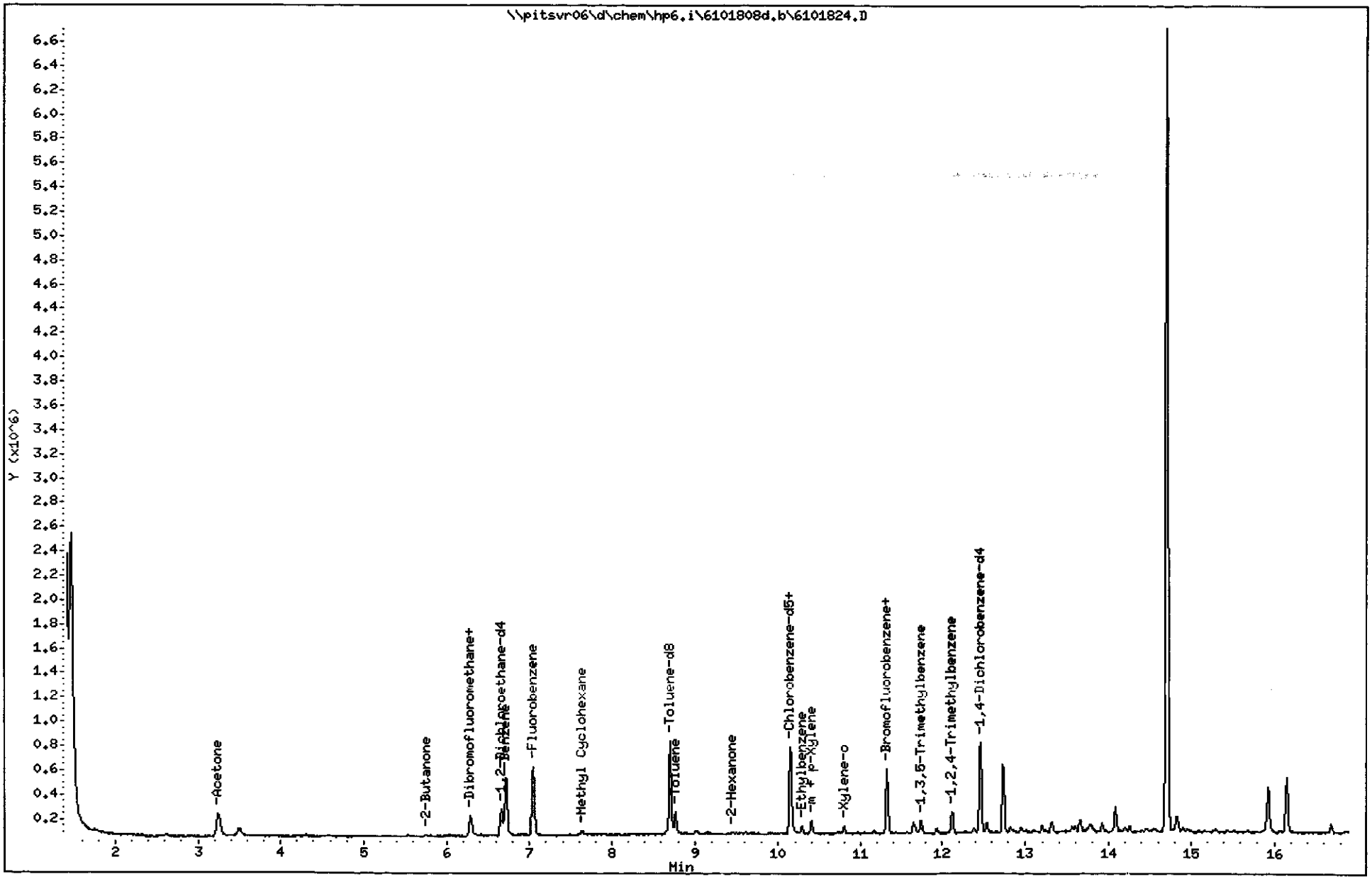

(1001 - 1374)

1205

C8J160331

TestAmerica Pittsburgh

VOLATILE REPORT SW-846 Method

Data file : \\pitsvr06\d\chem\hp6.i\6101808d.b\6101824.D
Lab Smp Id: k02vm1am Client Smp ID: RFI-24-1008
Inj Date : 18-OCT-2008 19:42
Operator : 403794 Inst ID: hp6.i
Smp Info : c8j160331-019 5ml
Misc Info : k02vm1am,6101808d.b,8260ee.m,1-42.sub
Comment :
Method : \\PITSVR06\D\chem\hp6.i\6101808d.b\8260ee.m
Meth Date : 18-Oct-2008 10:18 DavernA Quant Type: ISTD
Cal Date : 06-OCT-2008 12:30 Cal File: 1D61006.D
Als bottle: 19
Dil Factor: 1.00000
Integrator: HP RTE Compound Sublist: 1-42.sub
Target Version: 4.14
Processing Host: PITSVR06

Concentration Formula: Amt * DF * 1/Vo*Vt * CpndVariable

Name	Value	Description
DF	1.000	Dilution Factor
Vo	5.000	Sample Volume
Vt	1.000	mg/L conversion (1.0 if no conversion)
Cpnd Variable		Local Compound Variable

Compounds	QUANT SIG MASS	RT	EXP RT	REL RT	RESPONSE	CONCENTRATIONS ON-COLUMN (ng)	CONCENTRATIONS FINAL (UG/L)
* 46 Fluorobenzene	96	7.041	7.041	(1.000)	528517	50.0000	
* 69 Chlorobenzene-d5	119	10.143	10.143	(1.000)	128739	50.0000	
* 92 1,4-Dichlorobenzene-d4	152	12.461	12.461	(1.000)	214061	50.0000	
$ 39 Dibromofluoromethane	113	6.287	6.286	(0.893)	122406	50.0188	10.00
$ 43 1,2-Dichloroethane-d4	65	6.664	6.657	(0.946)	187836	56.3791	11.28
$ 59 Toluene-d8	98	8.708	8.701	(0.858)	512481	51.4423	10.29
$ 80 Bromofluorobenzene	95	11.311	11.311	(0.908)	207177	49.1187	9.824
1 Dichlorodifluoromethane	85	Compound Not Detected.					
2 Chloromethane	50	Compound Not Detected.					
3 Vinyl Chloride	62	Compound Not Detected.					
4 Bromomethane	94	Compound Not Detected.					
5 Chloroethane	64	Compound Not Detected.					
6 Trichlorofluoromethane	101	Compound Not Detected.					
12 1,1-Dichloroethene	96	Compound Not Detected.					
13 Acetone	43	3.245	3.238	(0.461)	399879	293.014	58.60
15 Carbon Disulfide	76	Compound Not Detected.					
18 Methylene Chloride	84	Compound Not Detected.					
19 trans-1,2-Dichloroethene	96	Compound Not Detected.					
20 Methyl tert-butyl ether	73	Compound Not Detected.					
24 1,1-Dichloroethane	63	Compound Not Detected.					
27 2,2-Dichloropropane	77	Compound Not Detected.					
28 cis-1,2-dichloroethene	96	Compound Not Detected.					

	Compounds	QUANT SIG MASS	RT	EXP RT	REL RT	RESPONSE	CONCENTRATIONS ON-COLUMN (ng)	CONCENTRATIONS FINAL (UG/L)
M 29	1,2-Dichloroethene (total)	96	Compound Not Detected.					
30	Bromochloromethane	128	Compound Not Detected.					
31	2-Butanone	43	5.751	5.739	(0.817)	11295	5.45320	1.091
37	Chloroform	83	Compound Not Detected.					
38	1,1,1-Trichloroethane	97	Compound Not Detected.					
40	1,1-Dichloropropene	75	Compound Not Detected.					
41	Carbon Tetrachloride	117	Compound Not Detected.					
42	Benzene	78	6.718	6.712	(0.954)	395823	32.7443	6.549
45	1,2-Dichloroethane	62	Compound Not Detected.					
47	Trichloroethene	130	Compound Not Detected.					
49	1,2-Dichloropropane	63	Compound Not Detected.					
50	Dibromomethane	93	Compound Not Detected.					
53	Bromodichloromethane	83	Compound Not Detected.					
57	cis-1,3-Dichloropropene	75	Compound Not Detected.					
58	4-Methyl-2-Pentanone	43	Compound Not Detected.					
60	Toluene	91	8.775	8.768	(0.865)	119510	9.46241	1.892
61	trans-1,3-Dichloropropene	75	Compound Not Detected.					
63	1,3-Dichloropropane	76	Compound Not Detected.					
64	1,1,2-Trichloroethane	97	Compound Not Detected.					
65	Tetrachloroethene	164	Compound Not Detected.					
66	2-Hexanone	43	9.450	9.437	(0.932)	7713	2.79675	0.5593
67	Dibromochloromethane	129	Compound Not Detected.					
68	1,2-Dibromoethane	107	Compound Not Detected.					
70	Chlorobenzene	112	10.174	10.174	(1.003)	25758	3.01750	0.6035
71	1,1,1,2-Tetrachloroethane	131	Compound Not Detected.					
72	Ethylbenzene	106	10.289	10.283	(1.014)	11601	2.55158	0.5103
73	m + p-Xylene	106	10.399	10.399	(1.025)	28972	5.15513	1.031
74	Xylene-o	106	10.794	10.794	(1.064)	16835	3.10048	0.6201
M 75	Xylenes (total)	106				45807	8.25561	1.651
76	Styrene	104	Compound Not Detected.					
77	Bromoform	173	Compound Not Detected.					
78	Isopropylbenzene	105	11.159	11.159	(1.100)	16726	1.22354	0.2447
79	Bromobenzene	156	Compound Not Detected.					
83	1,1,2,2-Tetrachloroethane	83	Compound Not Detected.					
84	1,2,3-Trichloropropane	110	Compound Not Detected.					
86	1,3,5-Trimethylbenzene	105	11.743	11.743	(0.942)	48763	3.93598	0.7872
88	1,2,4-Trimethylbenzene	105	12.121	12.120	(0.973)	102454	8.20051	1.640
90	4-Isopropyltoluene	119	Compound Not Detected.					
91	1,3-Dichlorobenzene	146	Compound Not Detected.					
93	1,4-Dichlorobenzene	146	Compound Not Detected.					
95	1,2-Dichlorobenzene	146	Compound Not Detected.					
96	1,2-Dibromo-3-chloropropane	157	Compound Not Detected.					
97	1,2,4-Trichlorobenzene	180	Compound Not Detected.					
101	1,1,2-trichlorotrifluoroethane	101	Compound Not Detected.					
102	Methyl acetate	43	Compound Not Detected.					
104	Cyclohexane	56	6.347	6.341	(0.902)	11170	1.37360	0.2747
105	Methyl Cyclohexane	83	7.637	7.637	(1.085)	11379	2.42863	0.4857

Data File: \\pitsvr06\d\chem\hp6.i\6101808d.b\6101824.D

Date : 18-OCT-2008 19:42

Client ID: RFI-24-1008 Instrument: hp6.i

Sample Info: c8j160331-019 5ml

Purge Volume: 5.0 Operator: 403794

Column phase: DB 624 Column diameter: 0.20

13 Acetone Concentration: 58.60 UG/L

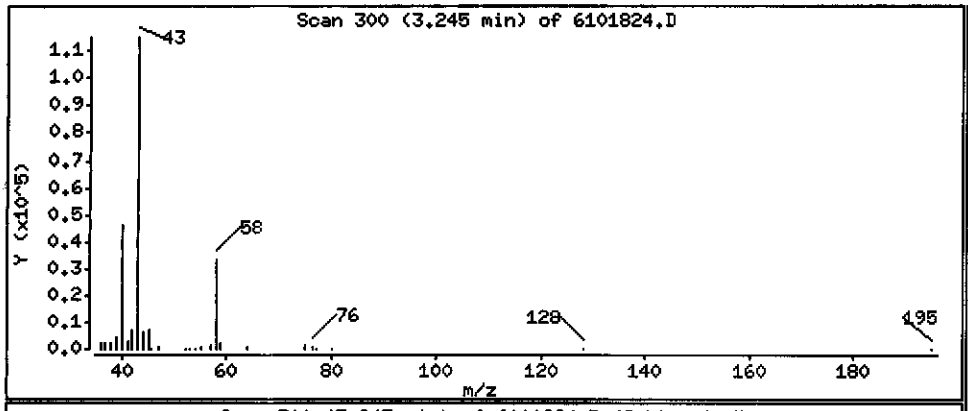

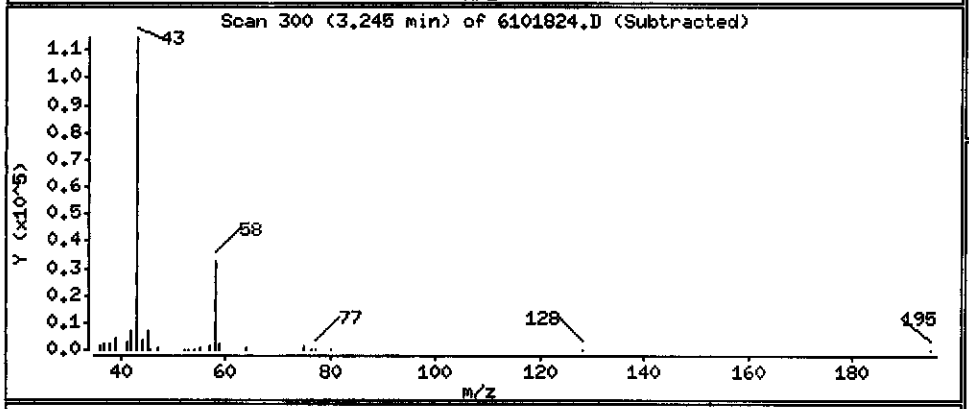

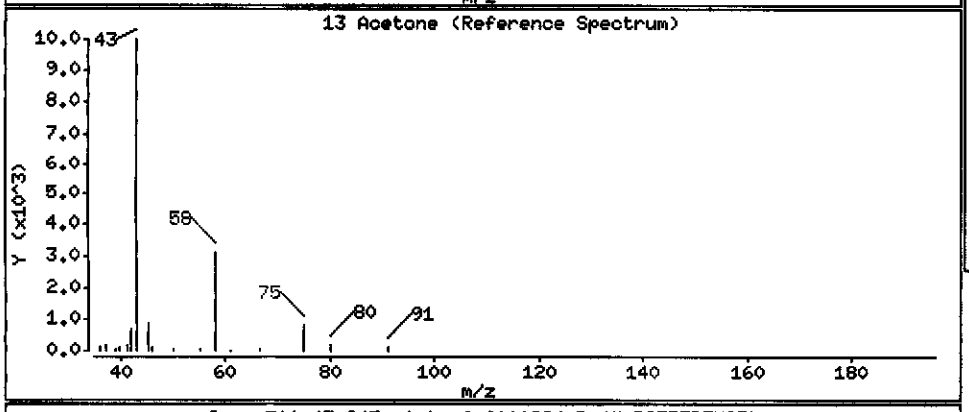

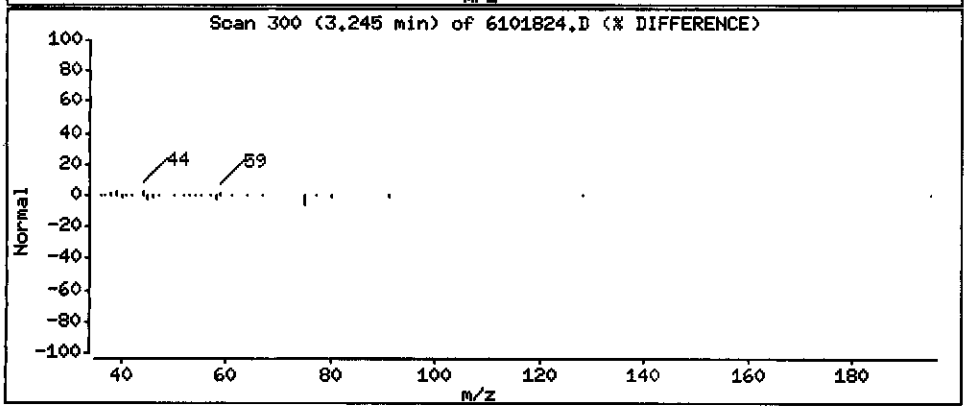

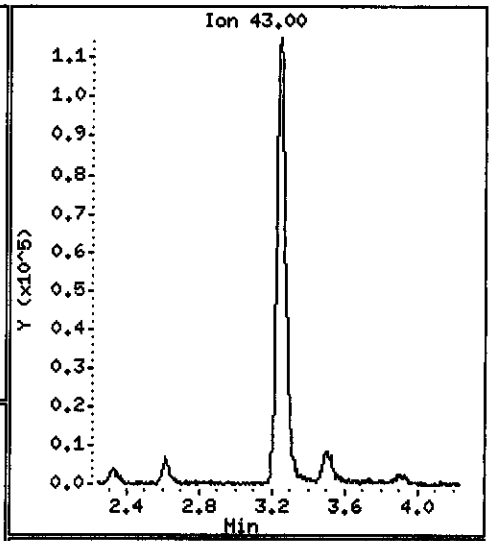

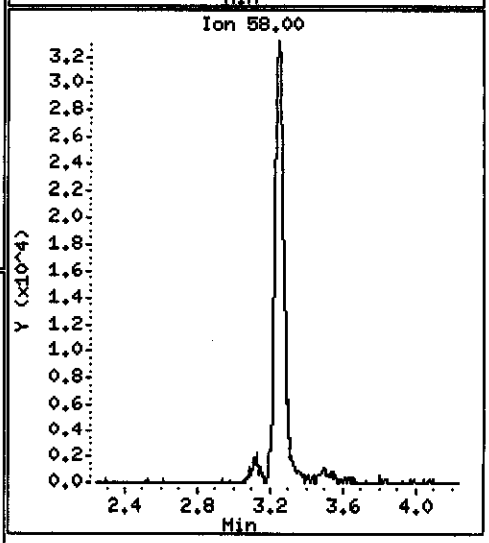

Data File: \\pitsvr06\d\chem\hp6.i\6101808d.b\6101824.D

Date : 18-OCT-2008 19:42

Client ID: RFI-24-1008

Instrument: hp6.i

Sample Info: c8j160331-019 5ml

Purge Volume: 5.0

Operator: 403794

Column phase: DB 624

Column diameter: 0.20

31 2-Butanone

Concentration: 1.091 UG/L

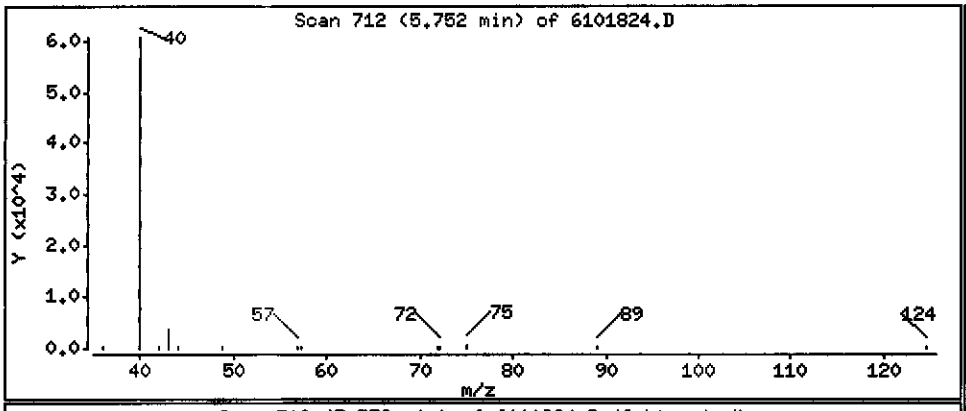

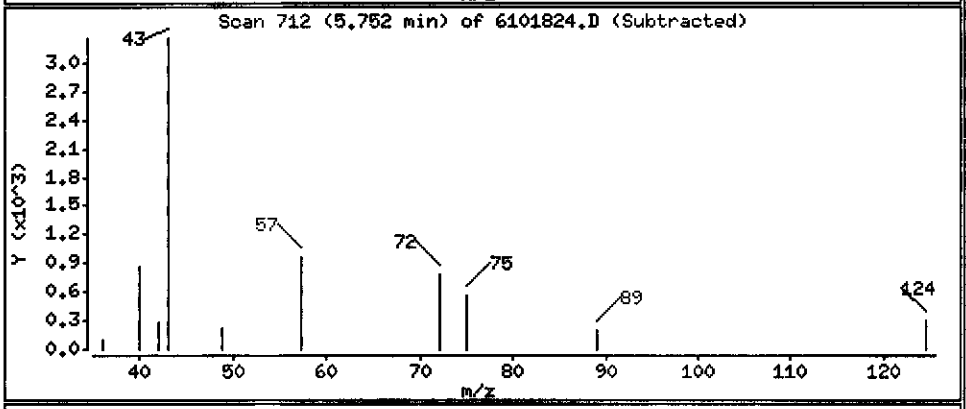

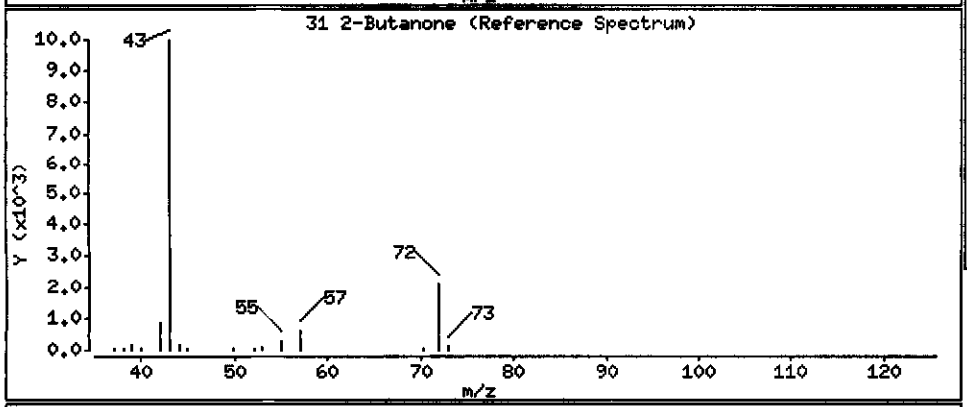

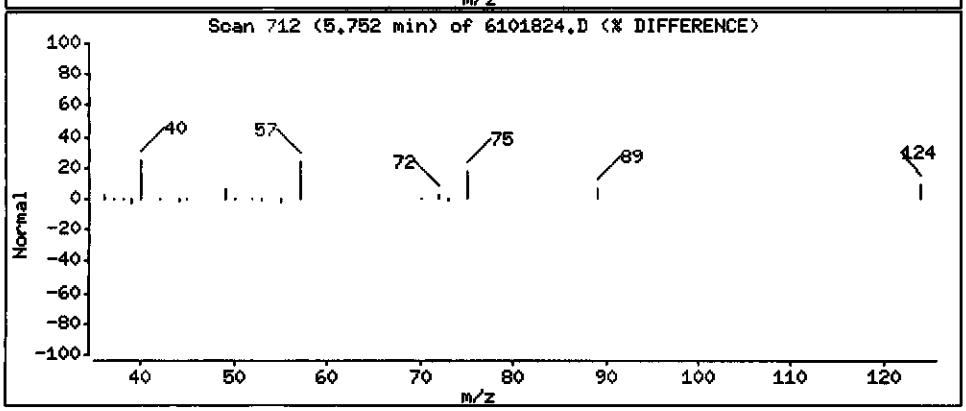

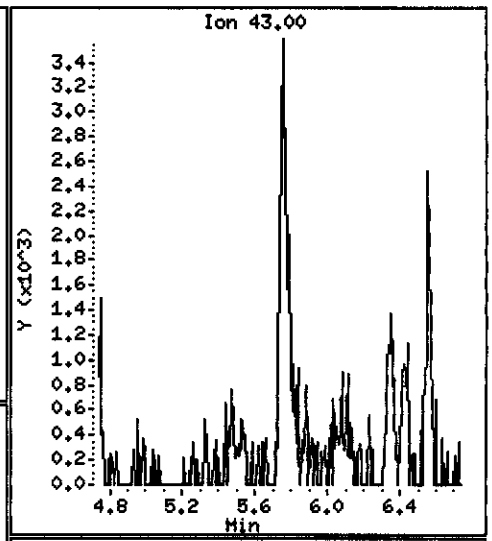

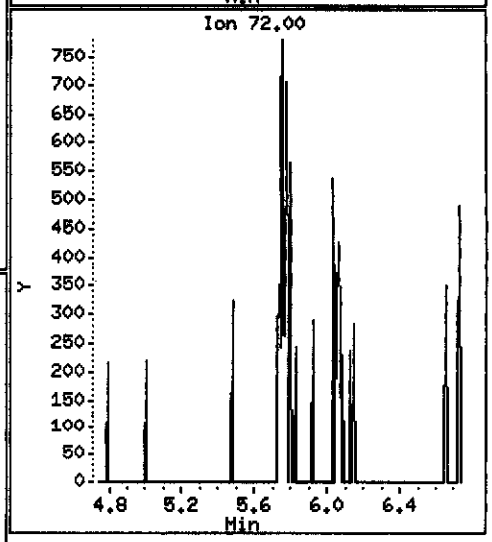

Data File: \\pitsvr06\d\chem\hp6.i\6101808d.b\6101824.D

Date : 18-OCT-2008 19:42

Client ID: RFI-24-1008 Instrument: hp6.i

Sample Info: c8j160331-019 5ml

Purge Volume: 5.0 Operator: 403794

Column phase: DB 624 Column diameter: 0.20

42 Benzene Concentration: 6.549 UG/L

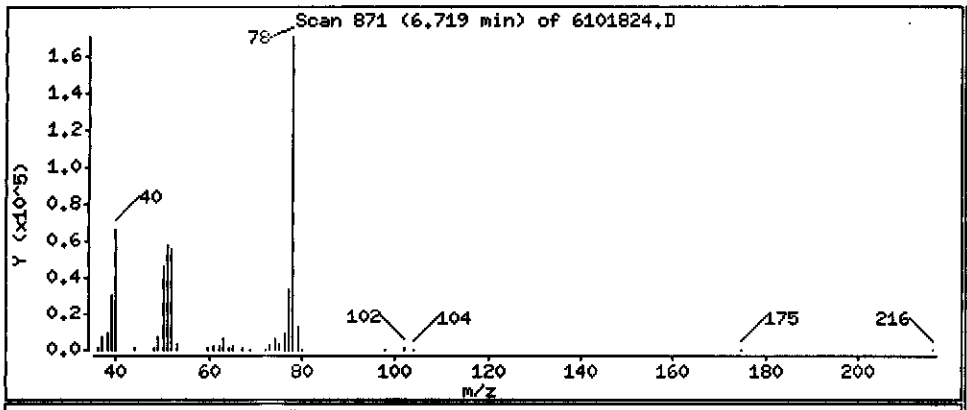

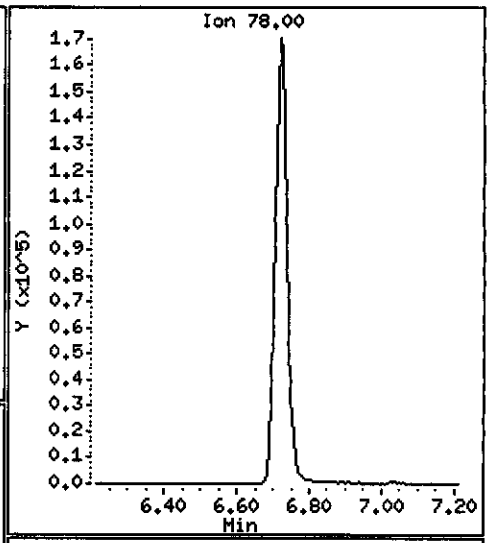

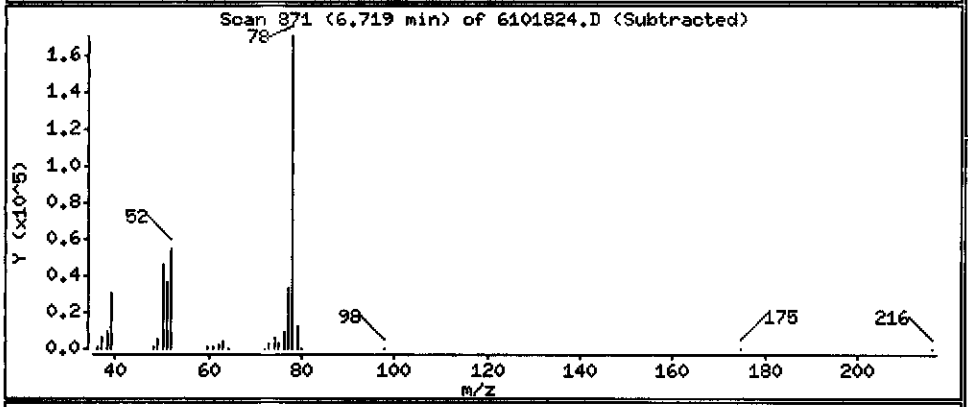

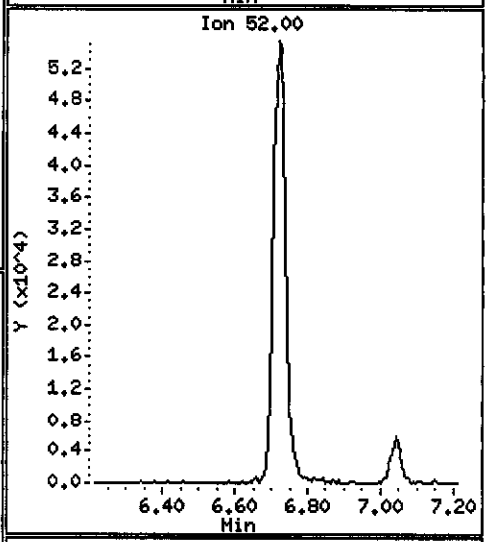

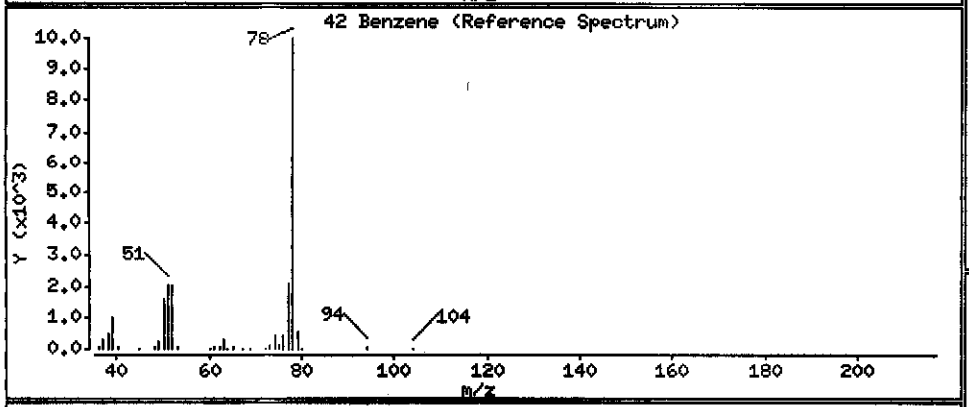

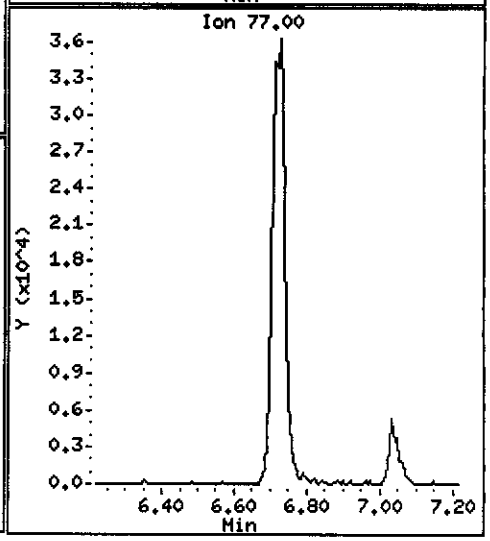

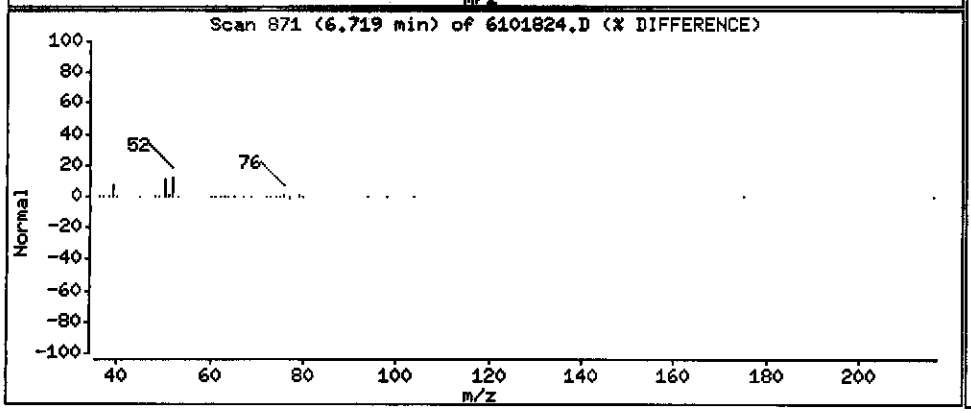

Data File: \\pitsvr06\d\chem\hp6.i\6101808d.b\6101824.D

Date : 18-OCT-2008 19:42

Client ID: RFI-24-1008

Instrument: hp6.i

Sample Info: c8j160331-019 5ml

Purge Volume: 5.0

Operator: 403794

Column phase: DB 624

Column diameter: 0.20

60 Toluene

Concentration: 1.892 UG/L

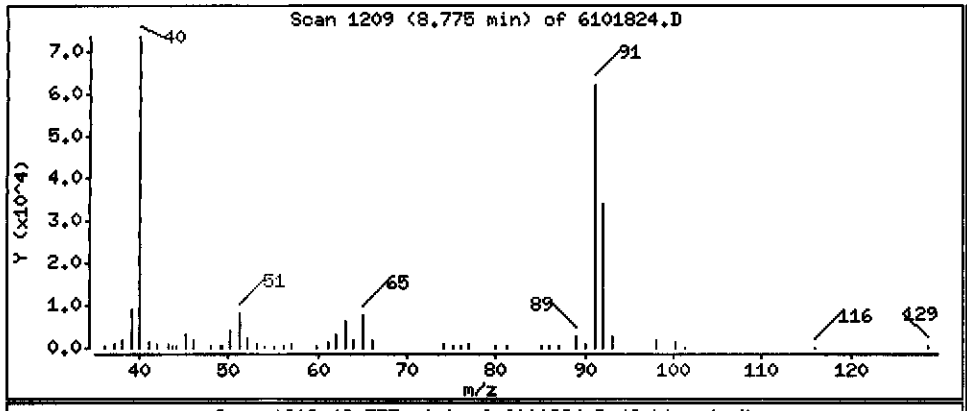

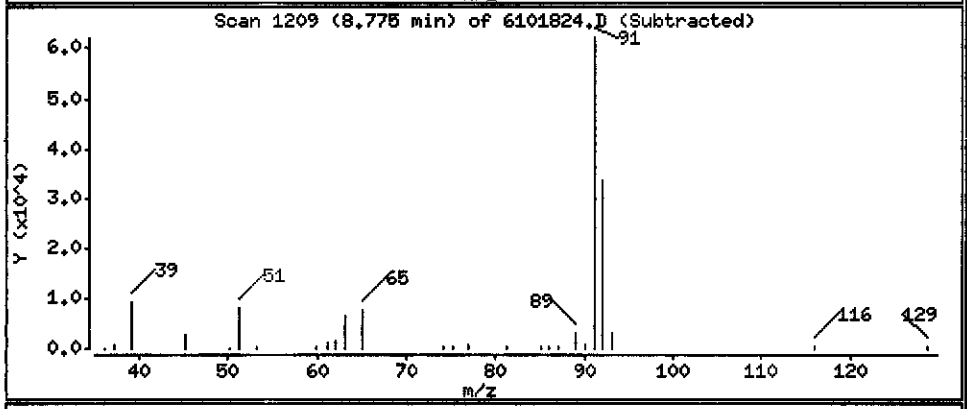

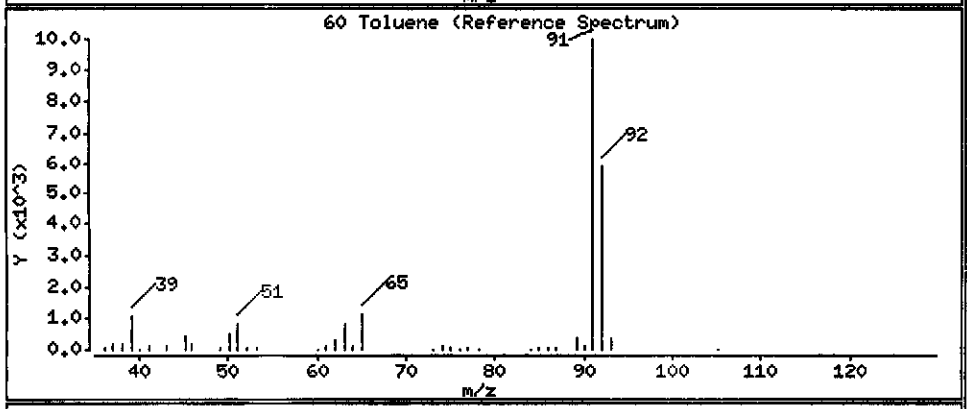

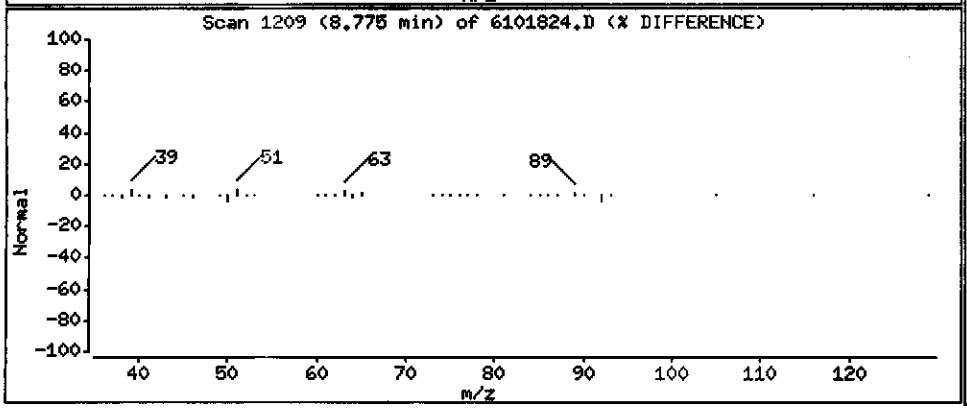

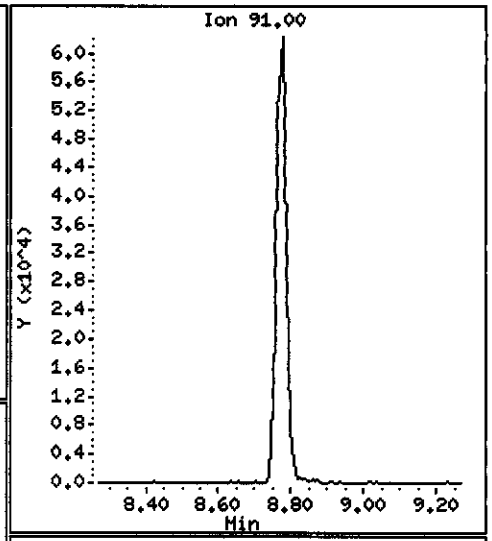

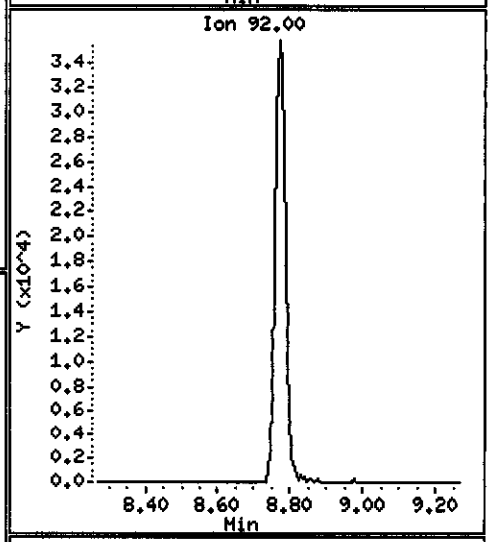

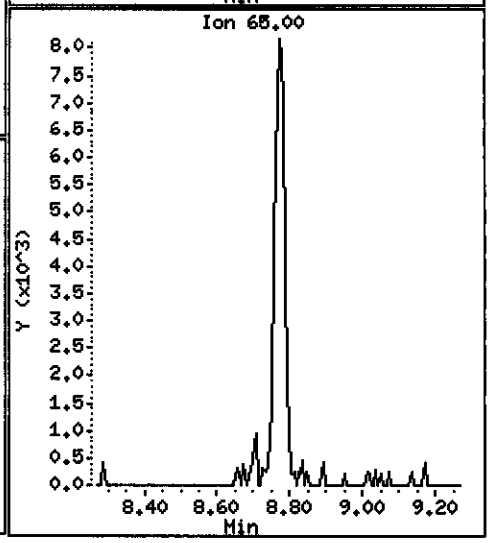

Data File: \\pitsvr06\d\chem\hp6.i\6101808d.b\6101824.D

Date : 18-OCT-2008 19:42

Client ID: RFI-24-1008 Instrument: hp6.i

Sample Info: c8j160331-019 5ml

Purge Volume: 5.0 Operator: 403794

Column phase: DB 624 Column diameter: 0.20

66 2-Hexanone Concentration: 0.5593 UG/L

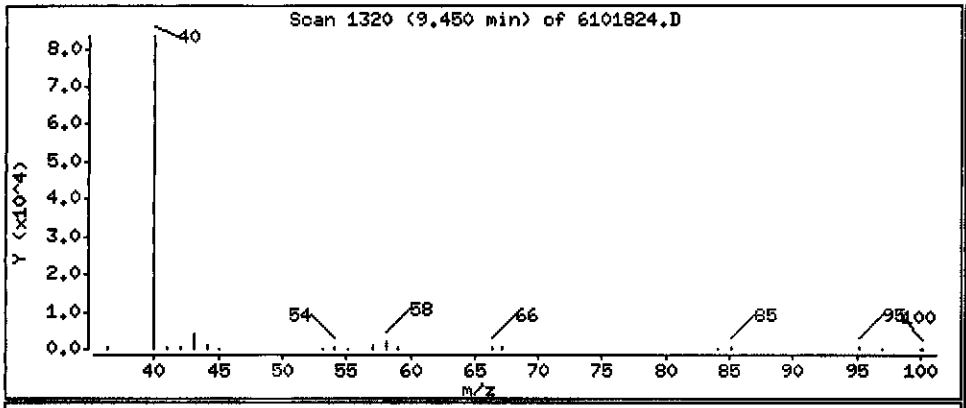

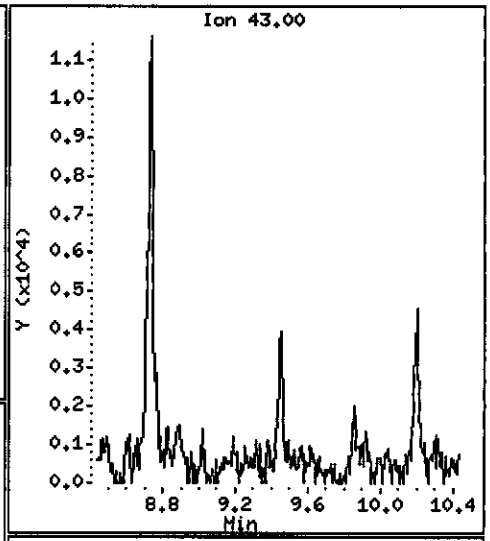

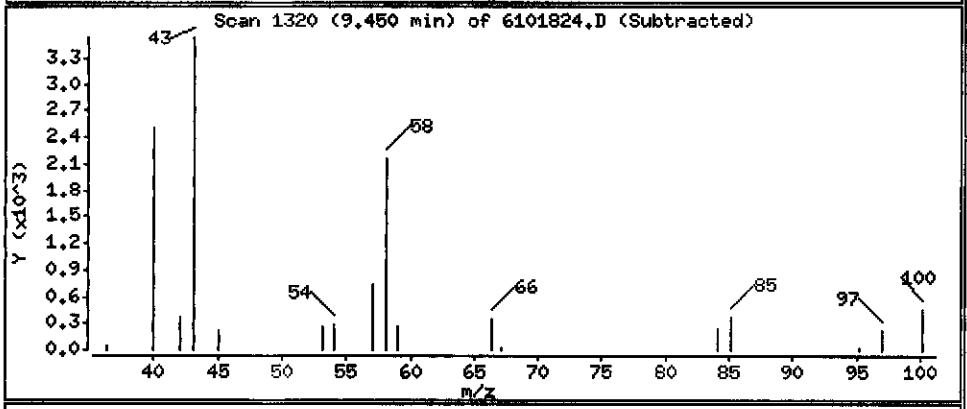

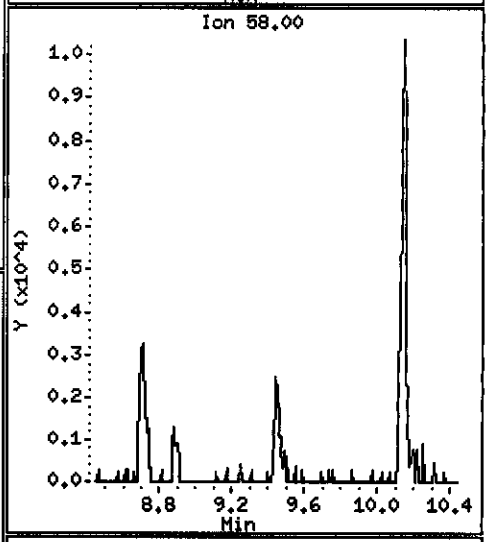

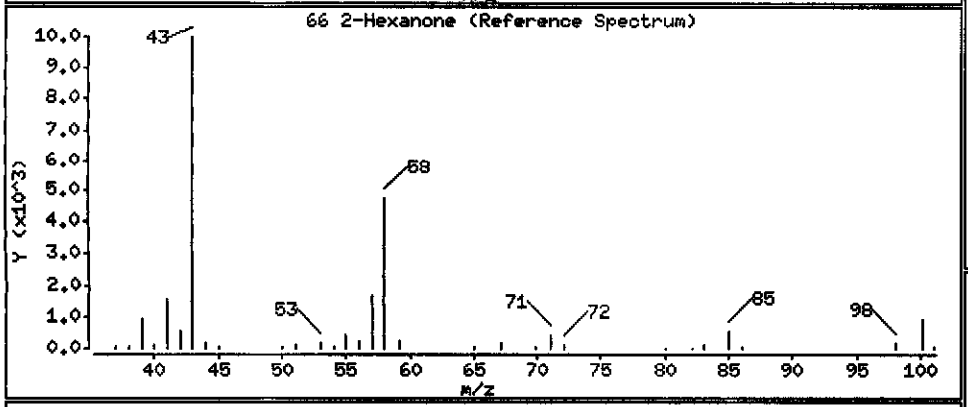

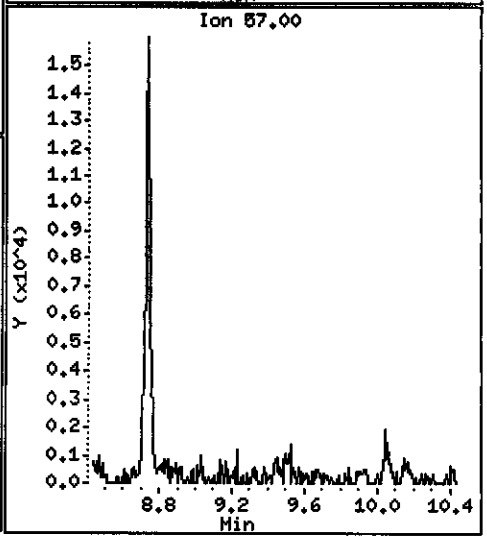

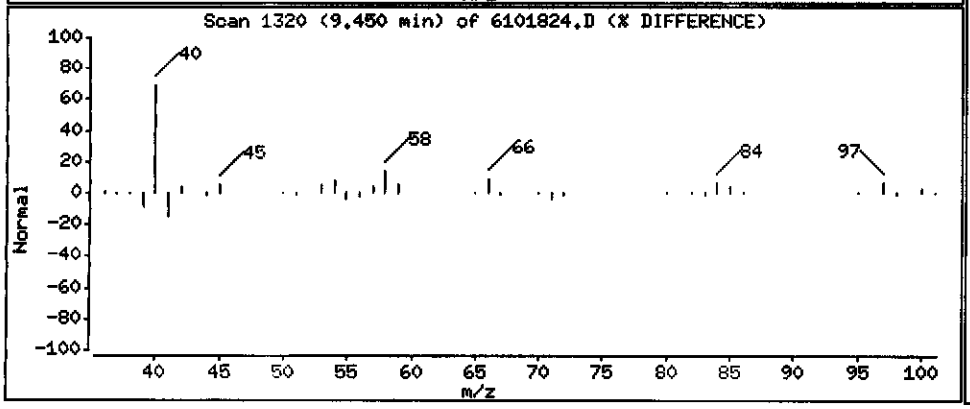

Data File: \\pitsvr06\d\chem\hp6.i\6101808d.b\6101824.D

Date : 18-OCT-2008 19:42

Client ID: RFI-24-1008

Instrument: hp6.i

Sample Info: c8j160331-019 5ml

Purge Volume: 5.0

Operator: 403794

Column phase: DB 624

Column diameter: 0.20

70 Chlorobenzene

Concentration: 0.6035 UG/L

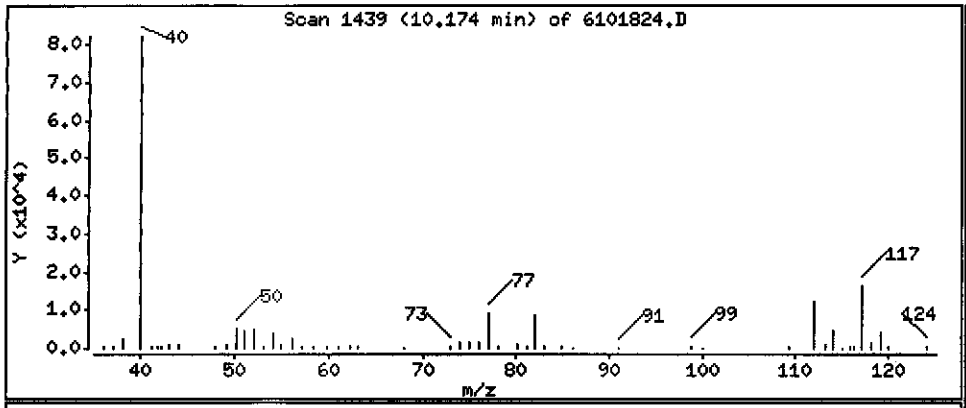

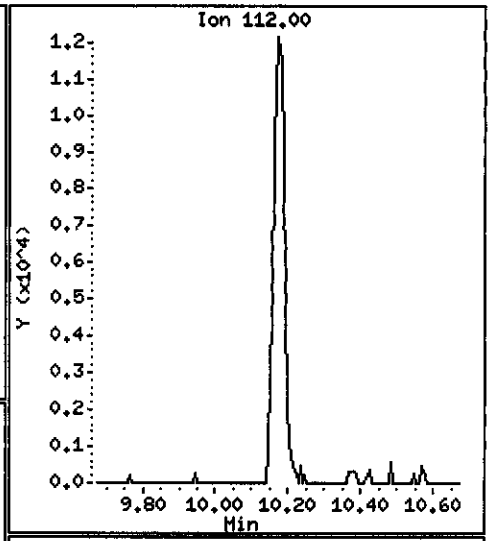

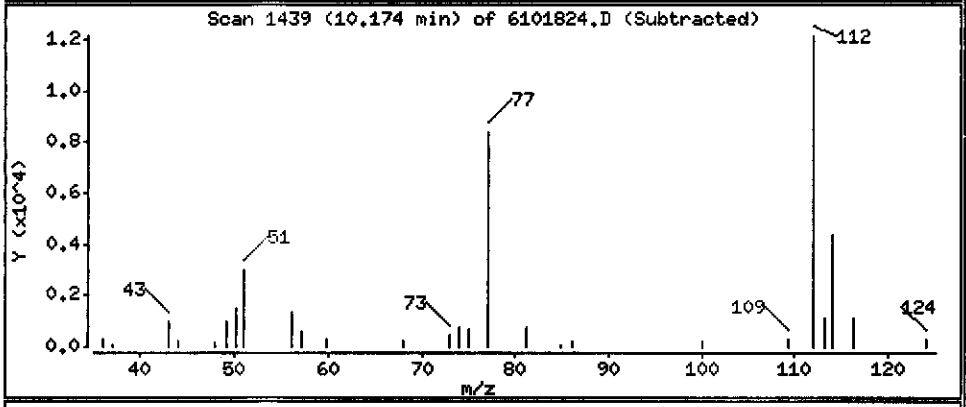

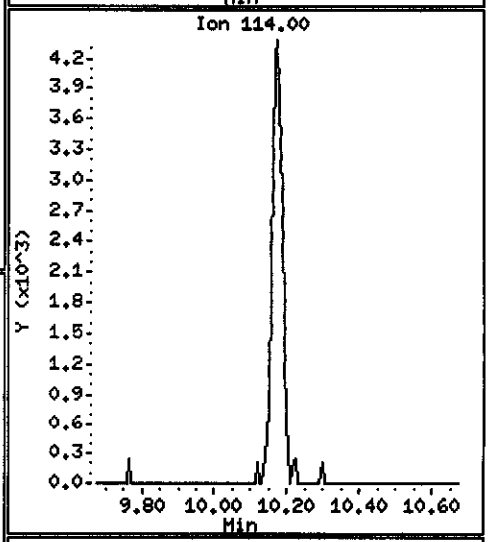

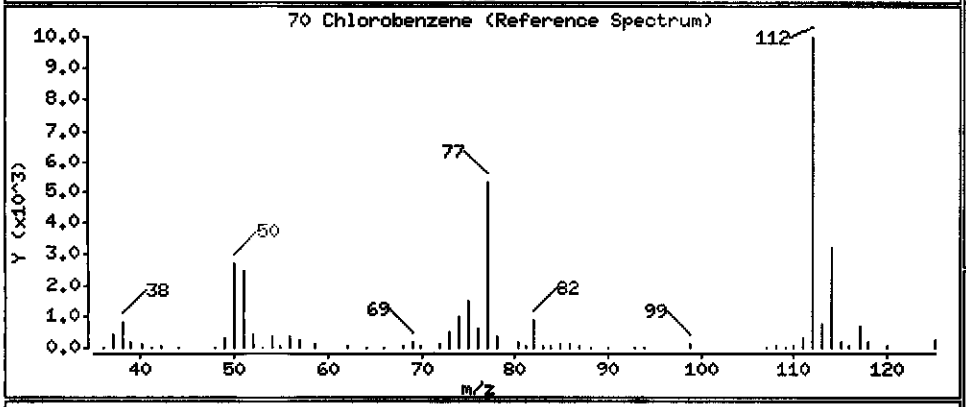

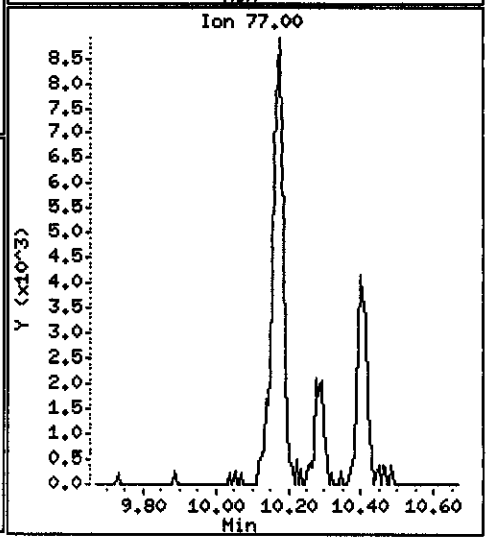

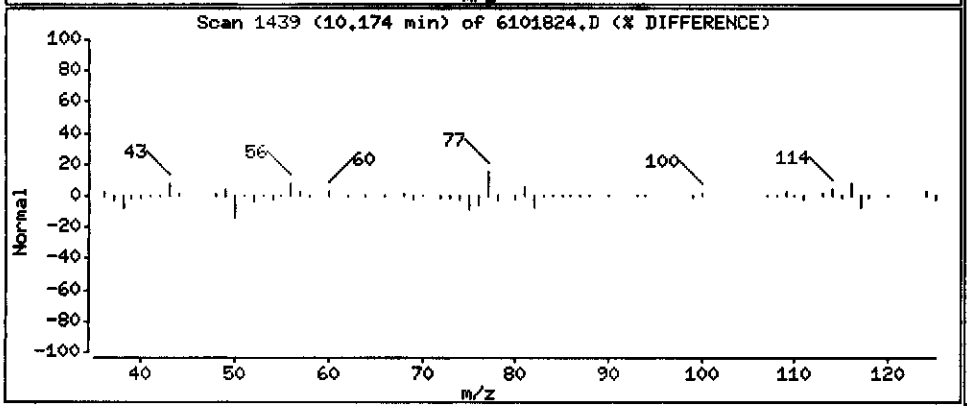

Data File: \\pitsvr06\d\chem\hp6.i\6101808d.b\6101824.D

Date : 18-OCT-2008 19:42

Client ID: RFI-24-1008 Instrument: hp6.i

Sample Info: c8j160331-019 5ml

Purge Volume: 5.0 Operator: 403794

Column phase: DB 624 Column diameter: 0.20

72 Ethylbenzene Concentration: 0.5103 UG/L

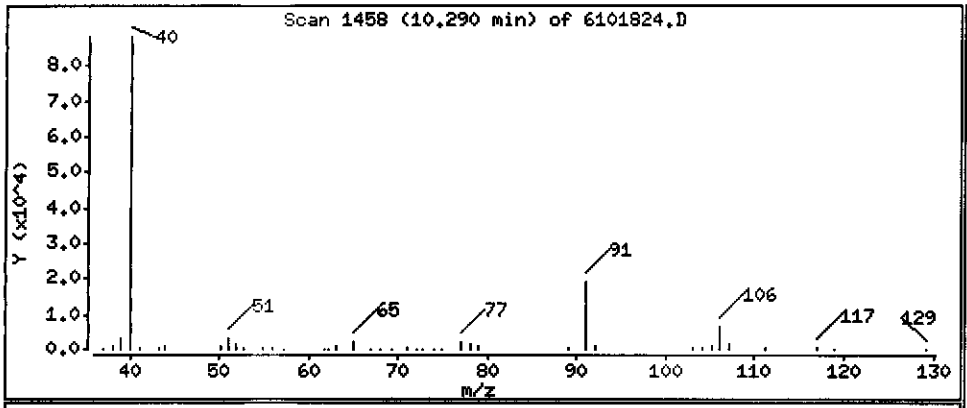

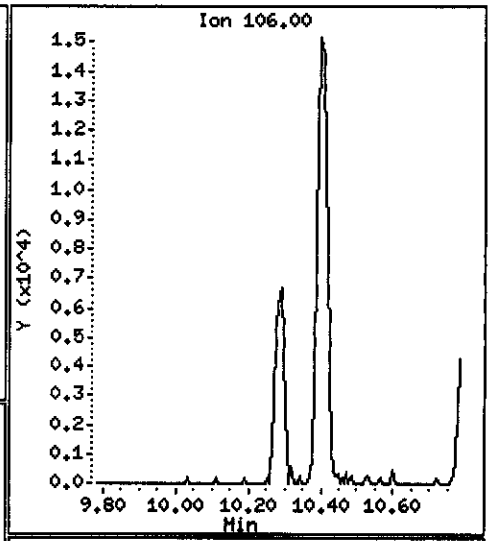

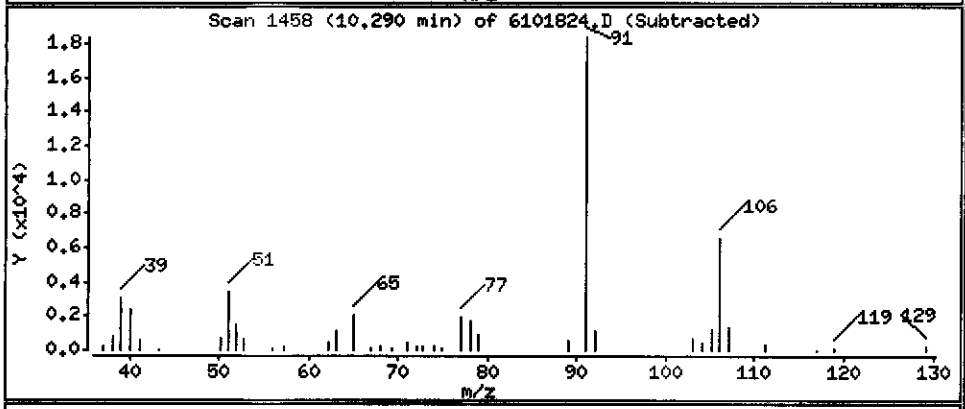

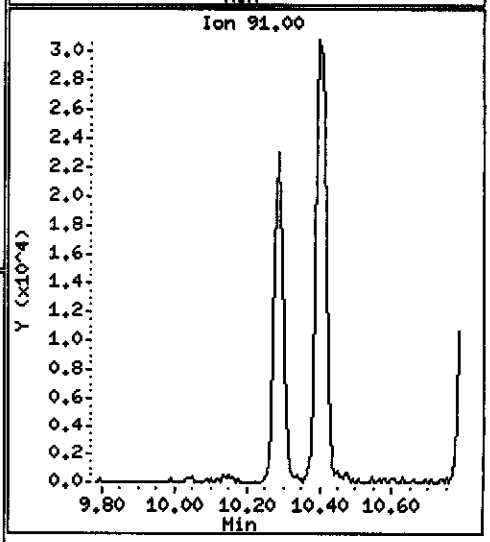

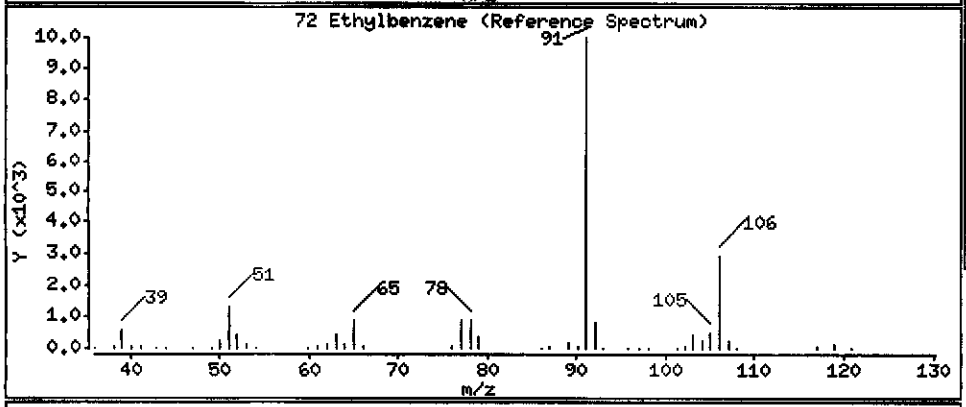

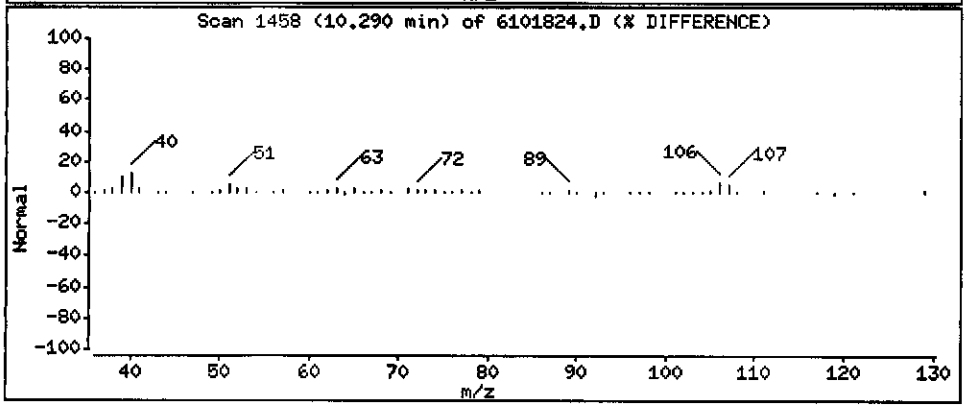

Data File: \\pitsvr06\d\chem\hp6.i\6101808d.b\6101824.D

Date : 18-OCT-2008 19:42

Client ID: RFI-24-1008

Instrument: hp6.i

Sample Info: c8j160331-019 5ml

Purge Volume: 5.0

Operator: 403794

Column phase: DB 624

Column diameter: 0.20

73 m + p-Xylene

Concentration: 1.031 UG/L

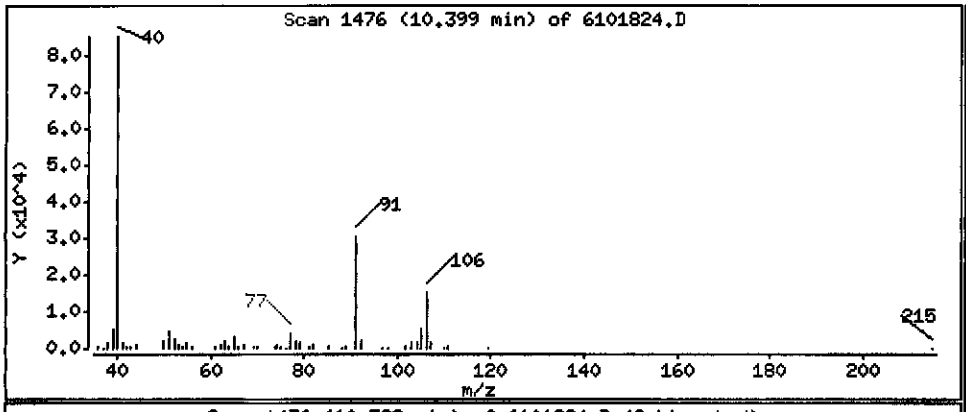

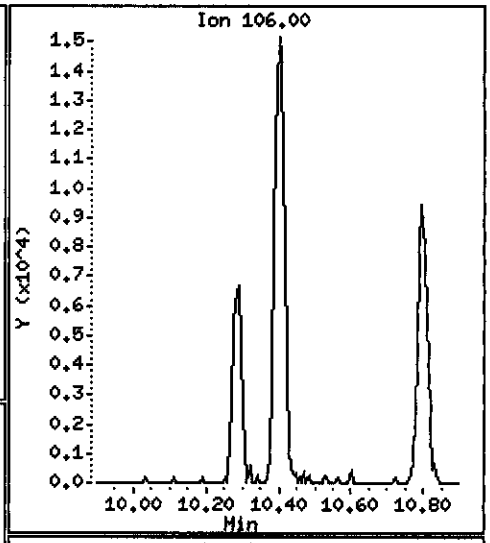

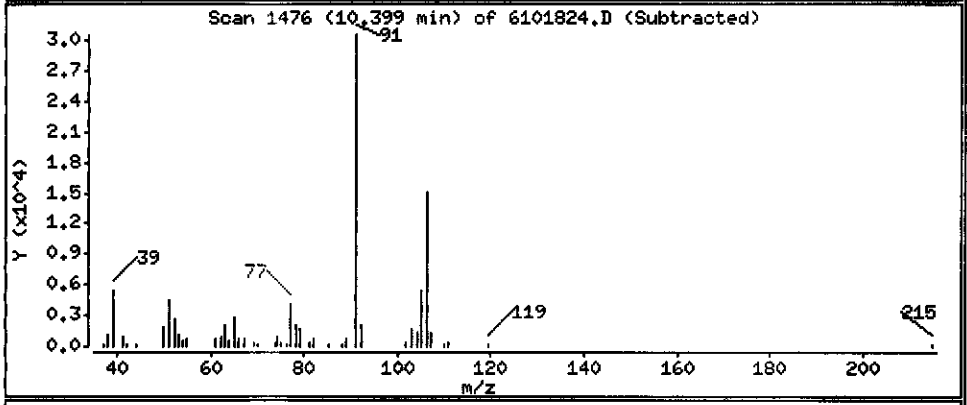

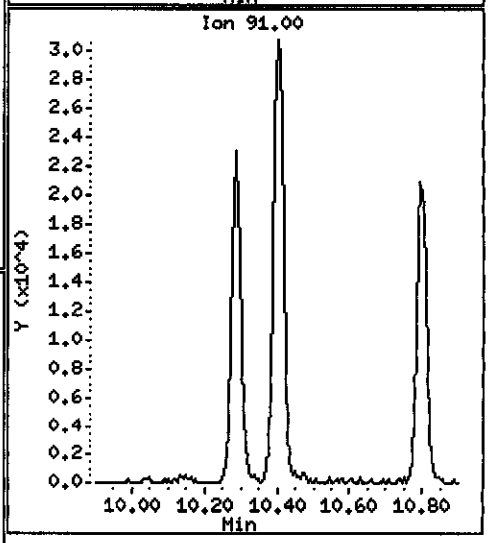

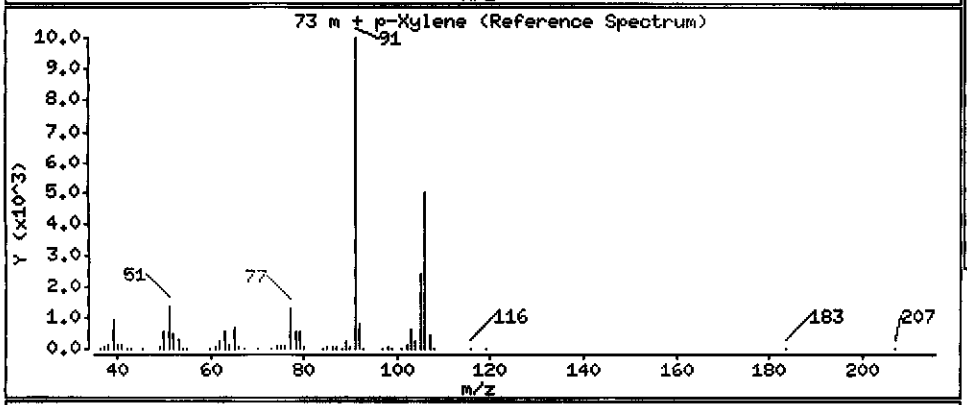

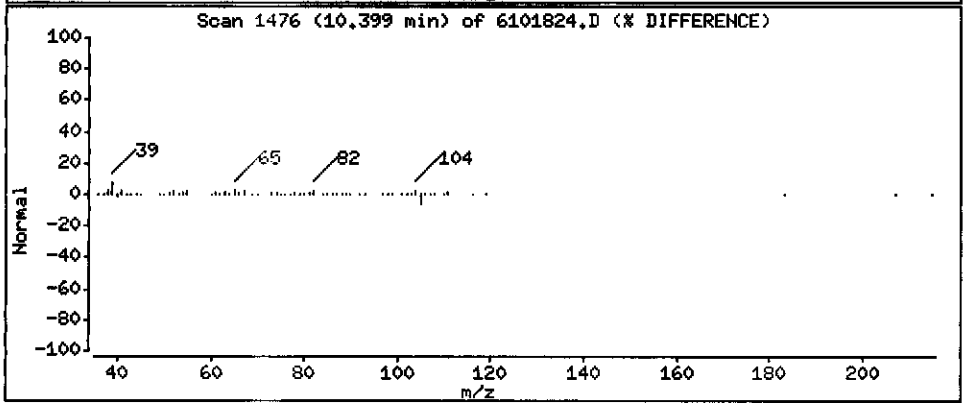

Data File: \\pitsvr06\d\chem\hp6.i\6101808d.b\6101824.D

Date : 18-OCT-2008 19:42

Client ID: RFI-24-1008 Instrument: hp6.i

Sample Info: c8j160331-019 5ml

Purge Volume: 5.0 Operator: 403794

Column phase: DB 624 Column diameter: 0.20

74 Xylene-o Concentration: 0.6201 UG/L

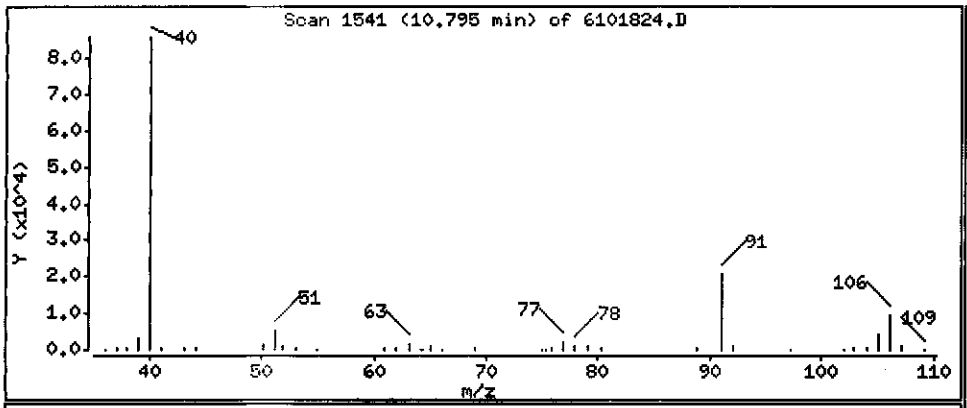

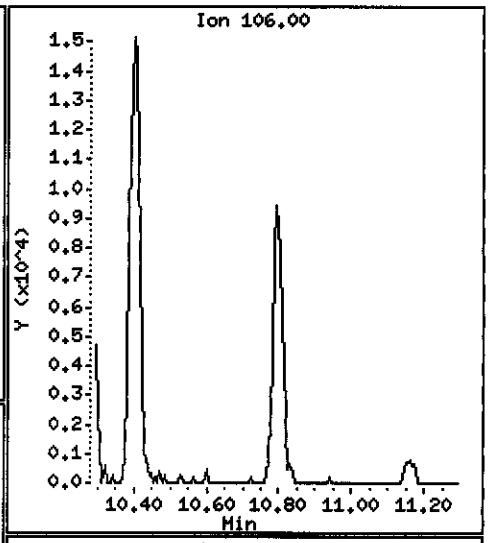

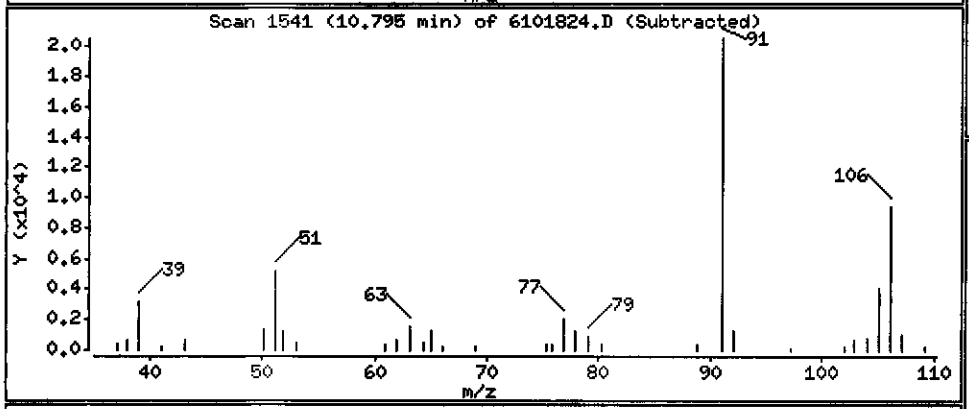

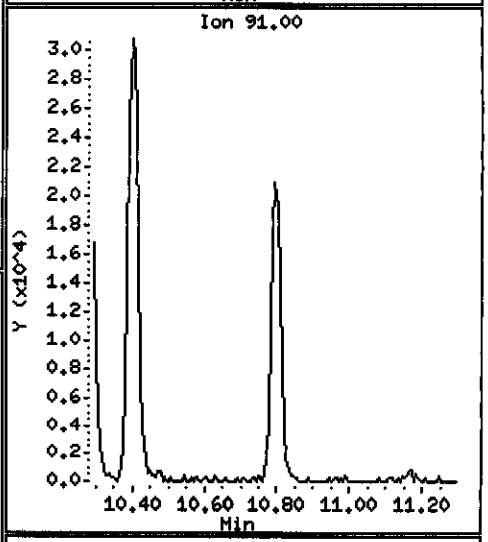

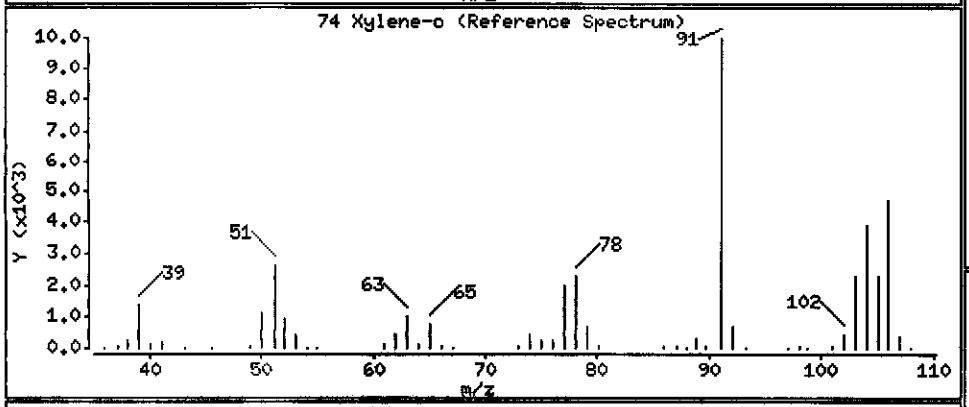

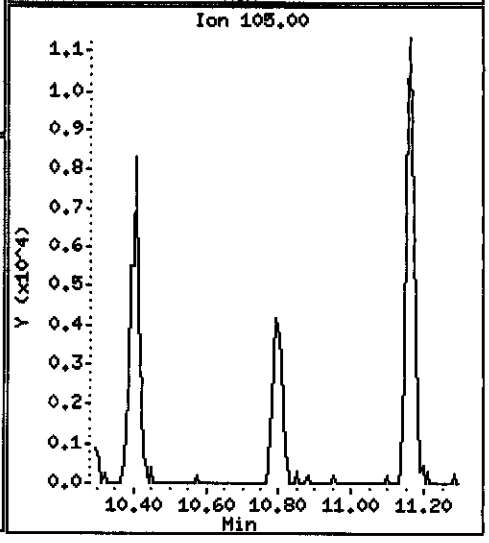

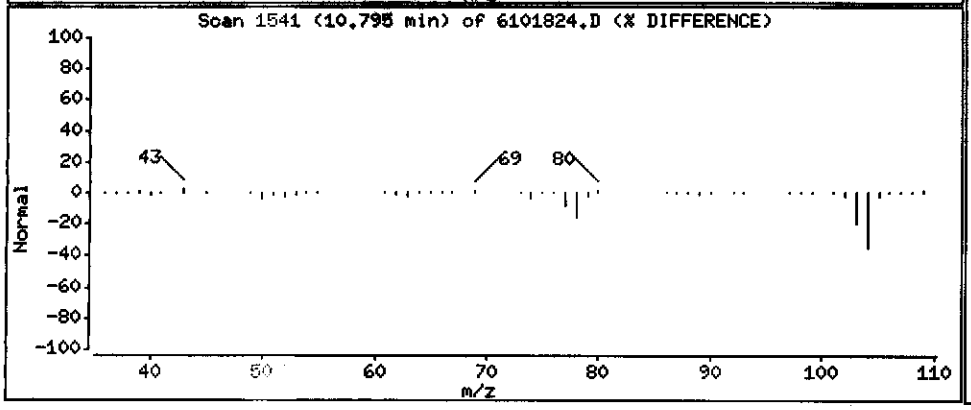

Data File: \\pitsvr06\d\chem\hp6.i\6101808d.b\6101824.D

Date : 18-OCT-2008 19:42

Client ID: RFI-24-1008

Instrument: hp6.i

Sample Info: c8j160331-019 5ml

Purge Volume: 5.0

Operator: 403794

Column phase: DB 624

Column diameter: 0.20

78 Isopropylbenzene

Concentration: 0.2447 UG/L

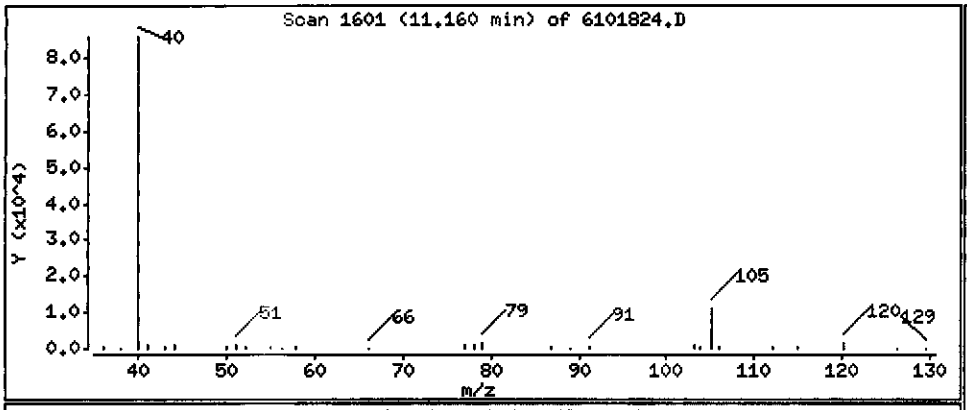

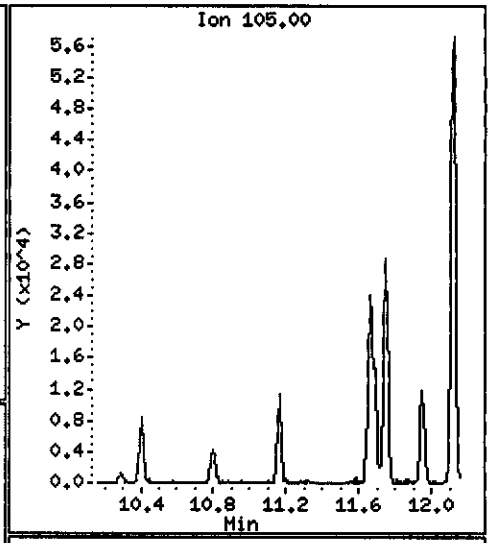

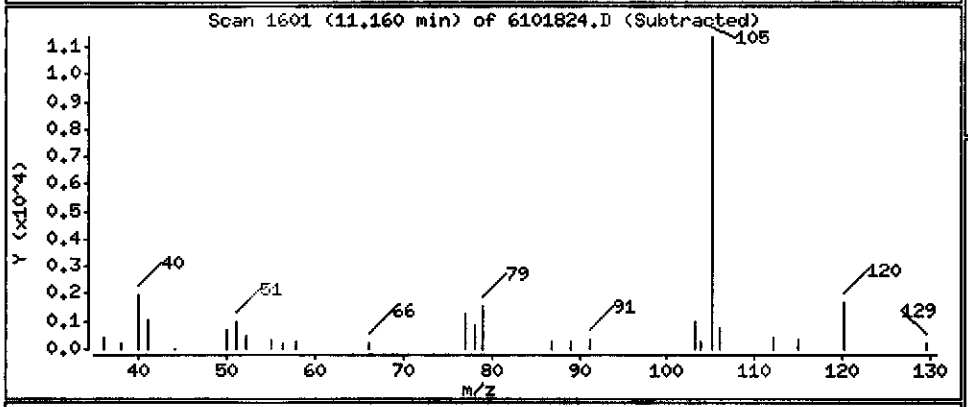

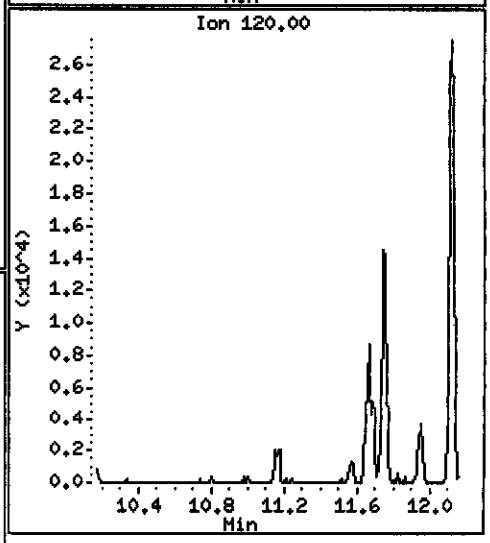

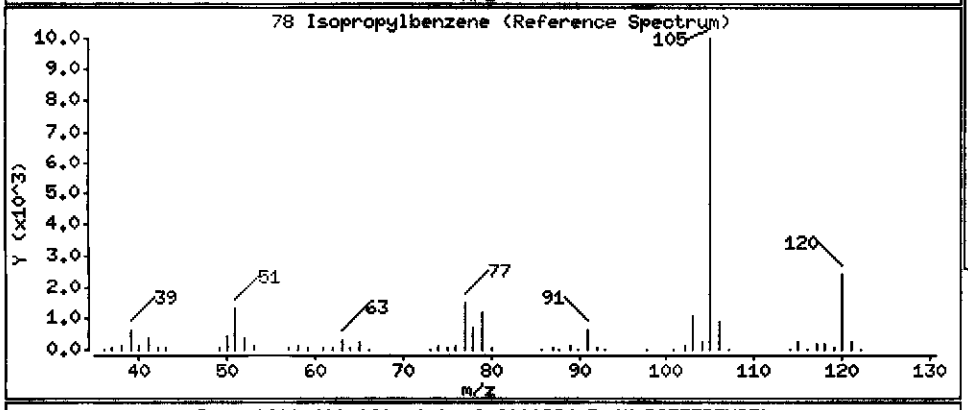

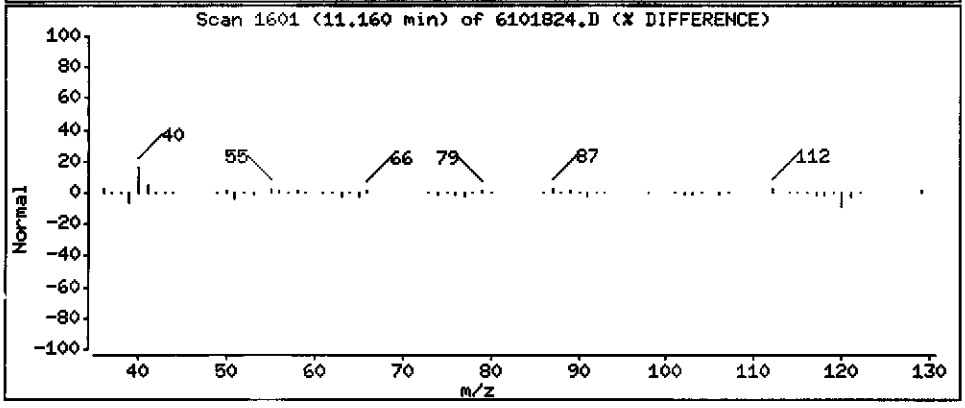

Data File: \\pitsvr06\d\chem\hp6.i\6101808d.b\6101824.D

Date : 18-OCT-2008 19:42

Client ID: RFI-24-1008 Instrument: hp6.i

Sample Info: c8j160331-019 5ml

Purge Volume: 5.0 Operator: 403794

Column phase: DB 624 Column diameter: 0.20

86 1,3,5-Trimethylbenzene Concentration: 0.7872 UG/L

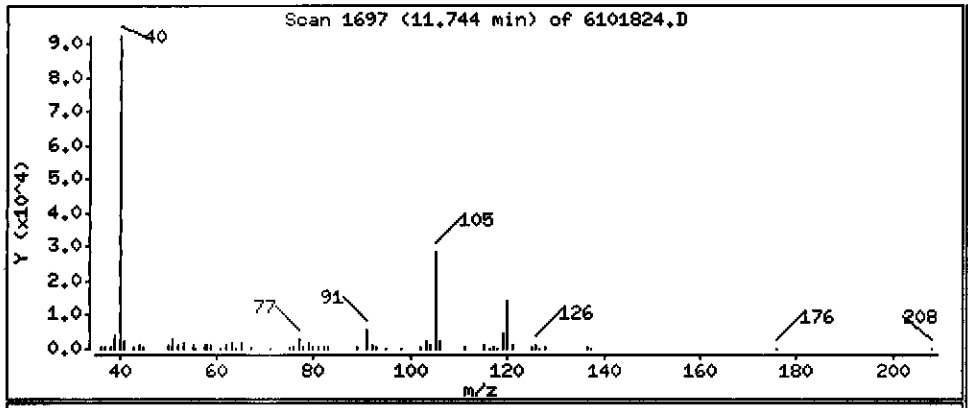

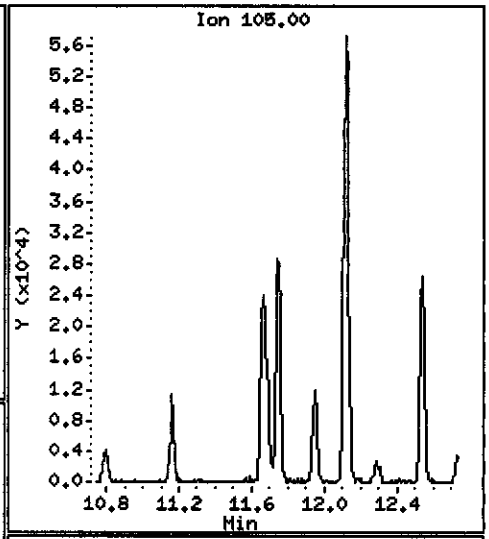

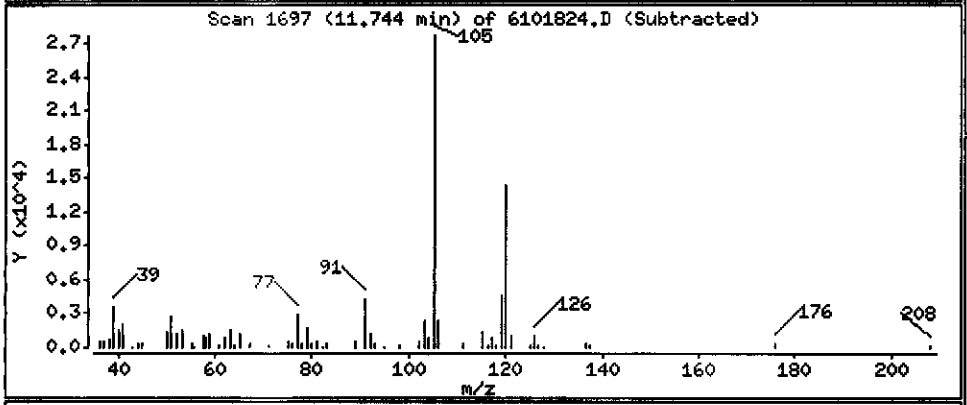

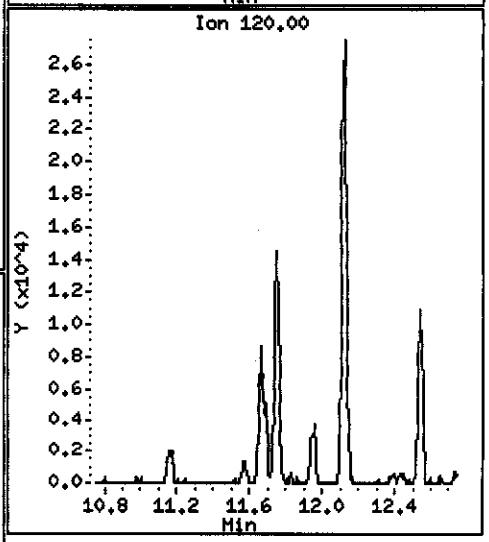

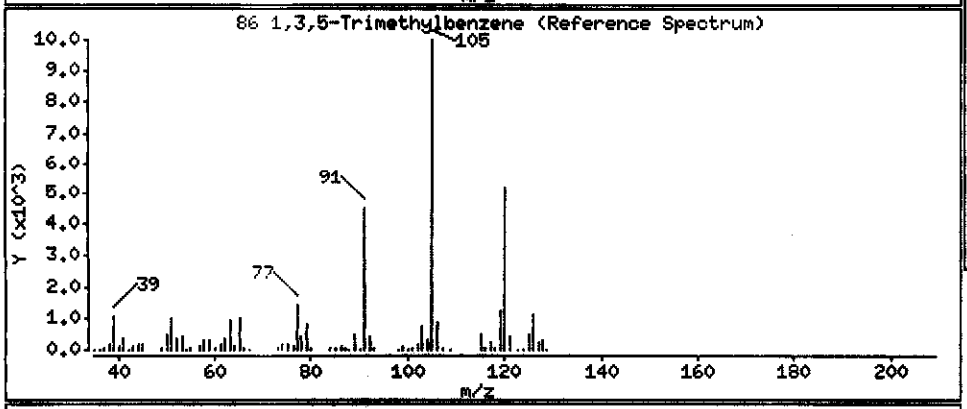

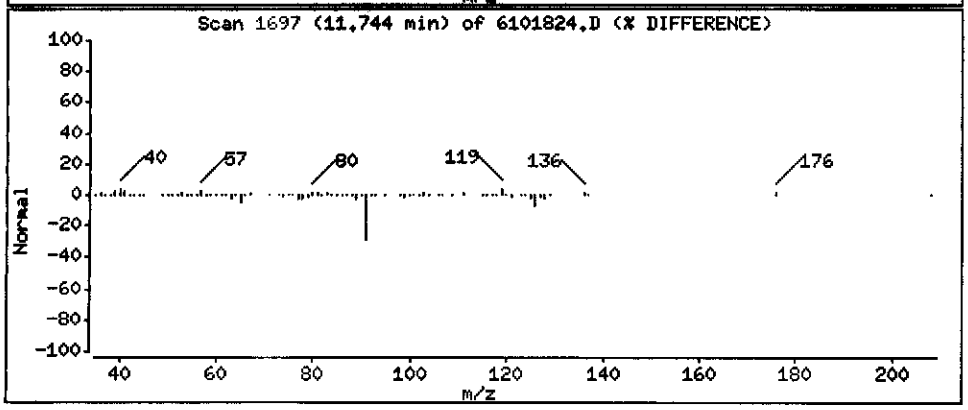

Data File: \\pitsvr06\d\chem\hp6.i\6101808d.b\6101824.D

Date : 18-OCT-2008 19:42

Client ID: RFI-24-1008

Instrument: hp6.i

Sample Info: c8j160331-019 5ml

Purge Volume: 5.0

Operator: 403794

Column phase: DB 624

Column diameter: 0.20

88 1,2,4-Trimethylbenzene

Concentration: 1.640 UG/L

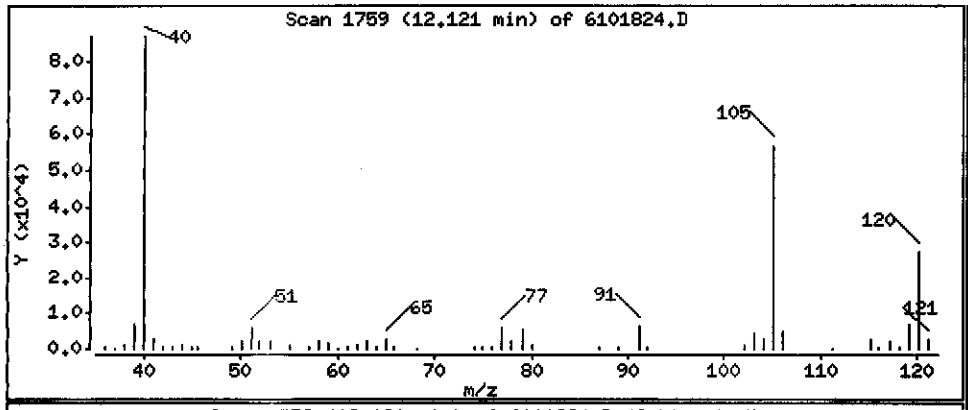

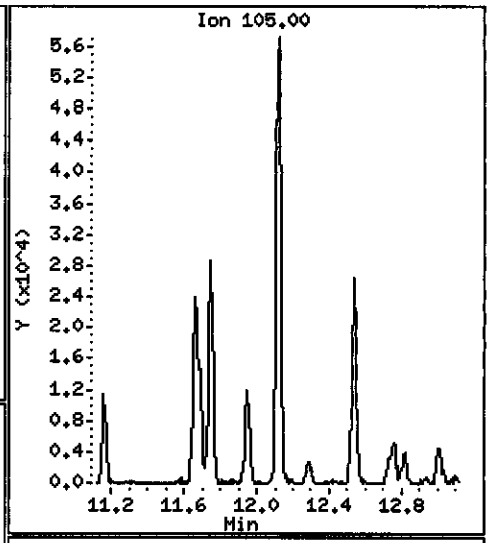

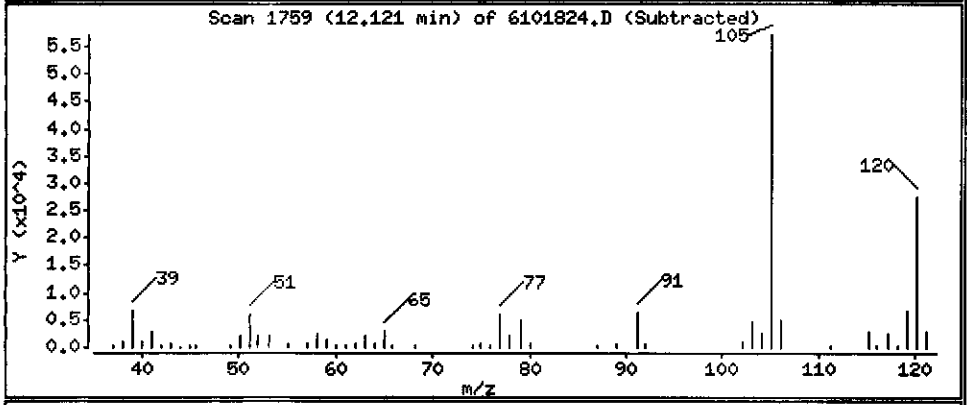

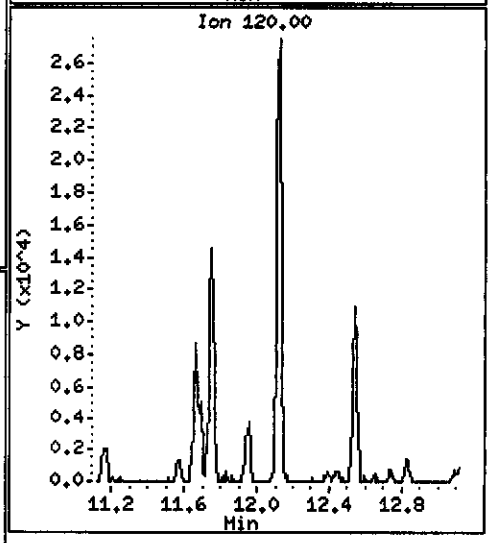

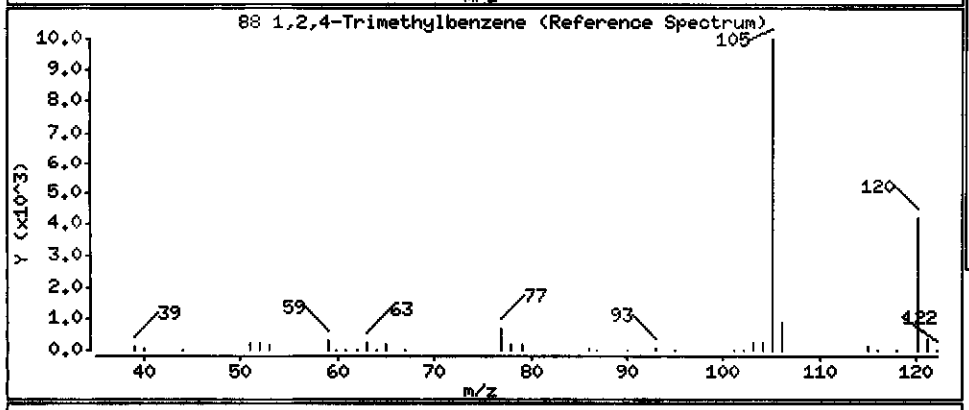

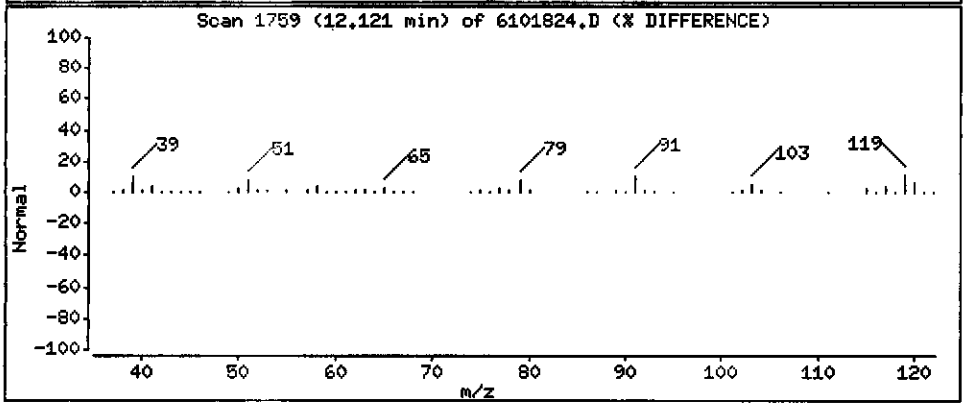

Data File: \\pitsvr06\d\chem\hp6.i\6101808d.b\6101824.D

Date : 18-OCT-2008 19:42

Client ID: RFI-24-1008 Instrument: hp6.i

Sample Info: c8j160331-019 5ml

Purge Volume: 5.0 Operator: 403794

Column phase: DB 624 Column diameter: 0.20

104 Cyclohexane Concentration: 0.2747 UG/L

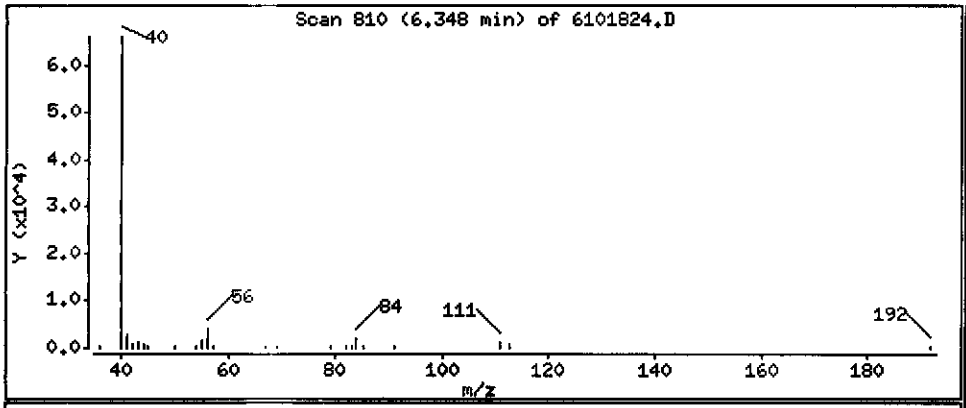

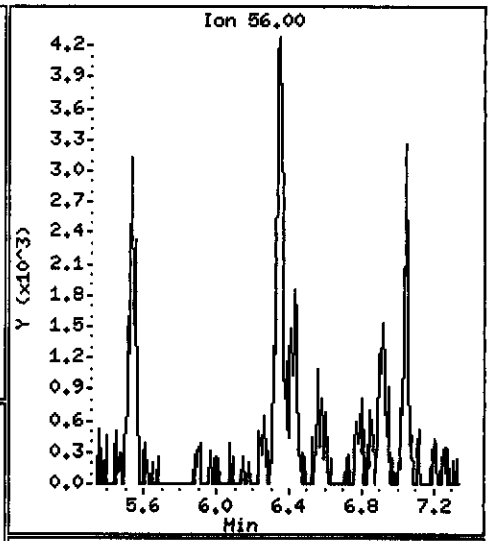

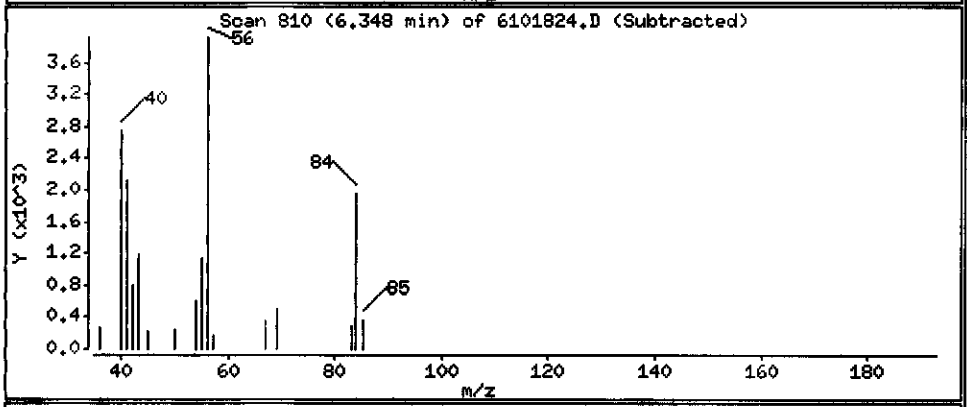

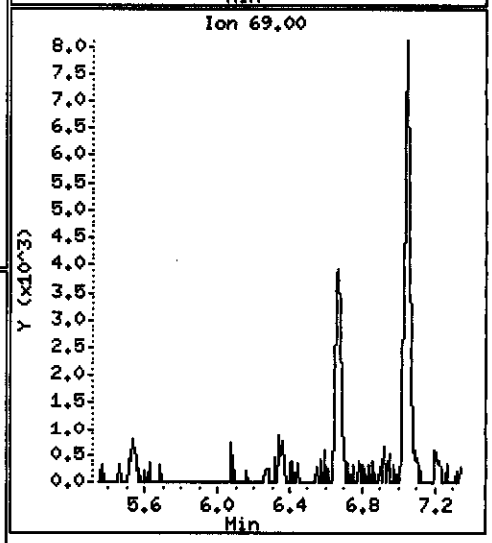

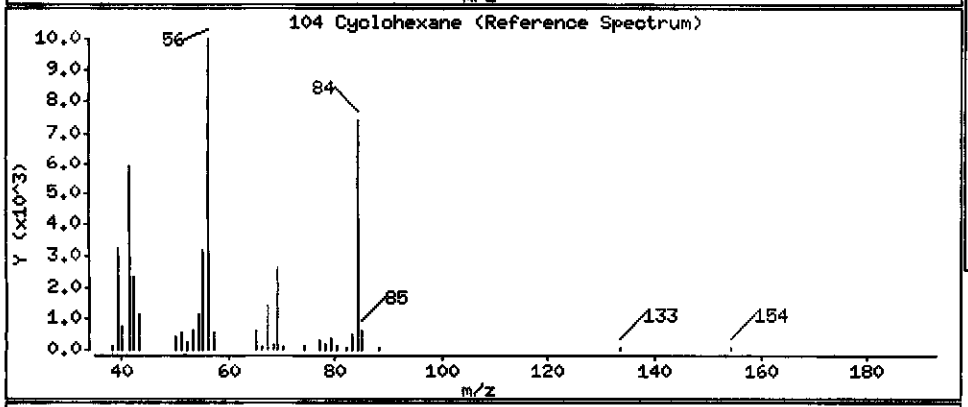

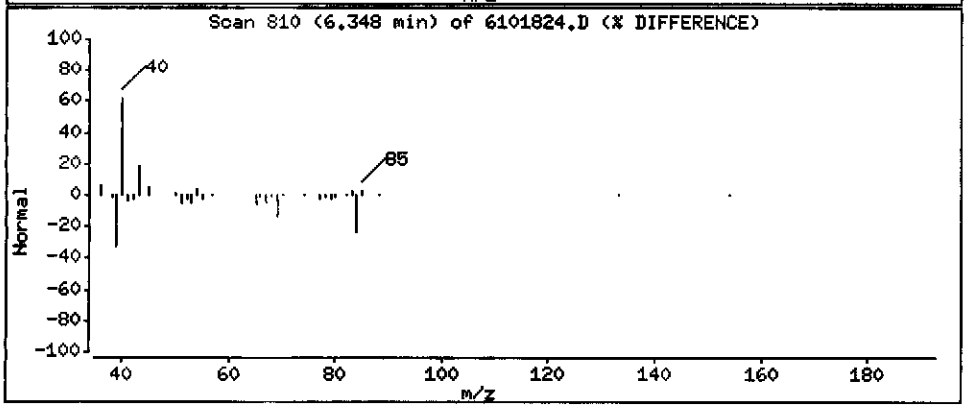

Data File: \\pitsvr06\d\chem\hp6.i\6101808d.b\6101824.D

Date : 18-OCT-2008 19:42

Client ID: RFI-24-1008 Instrument: hp6.i

Sample Info: c8j160331-019 5ml

Purge Volume: 5.0 Operator: 403794

Column phase: DB 624 Column diameter: 0.20

105 Methyl Cyclohexane Concentration: 0.4857 UG/L

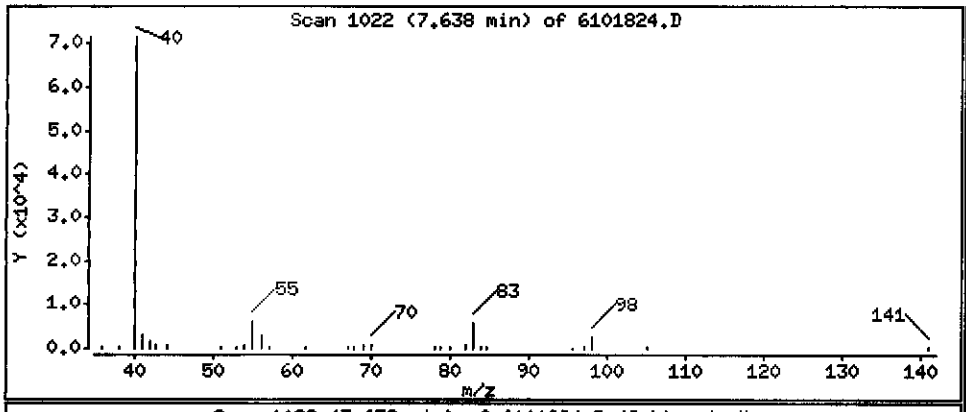

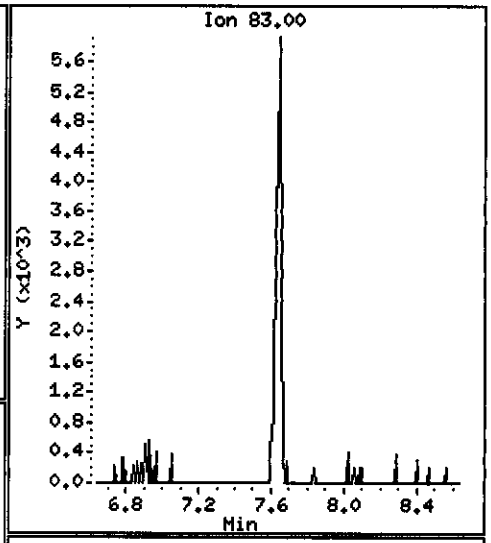

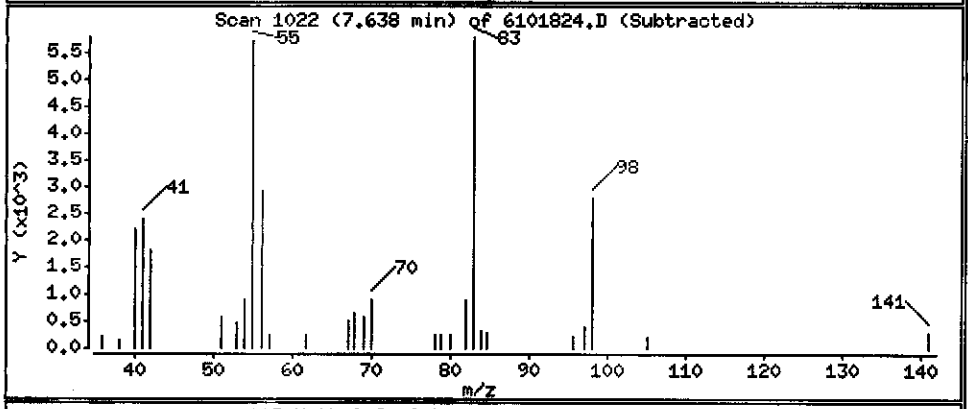

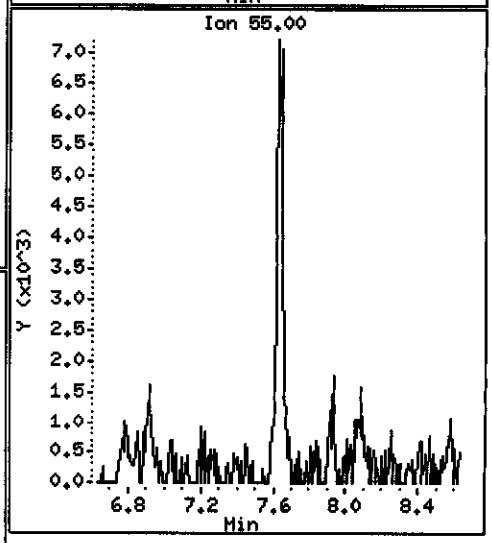

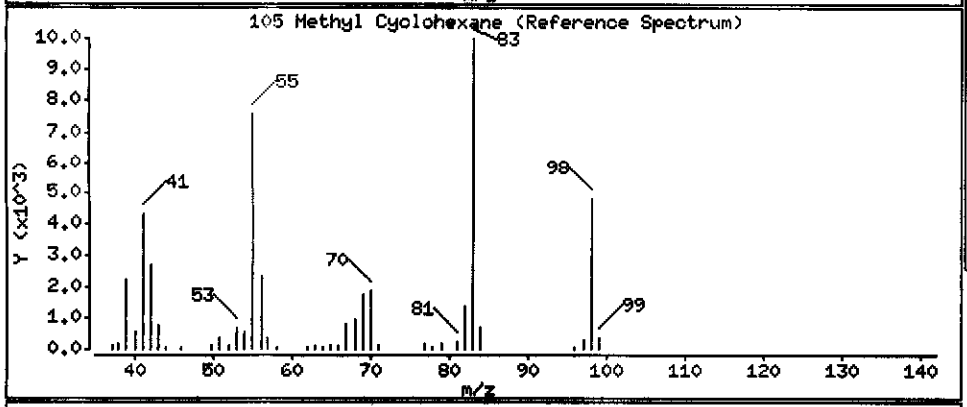

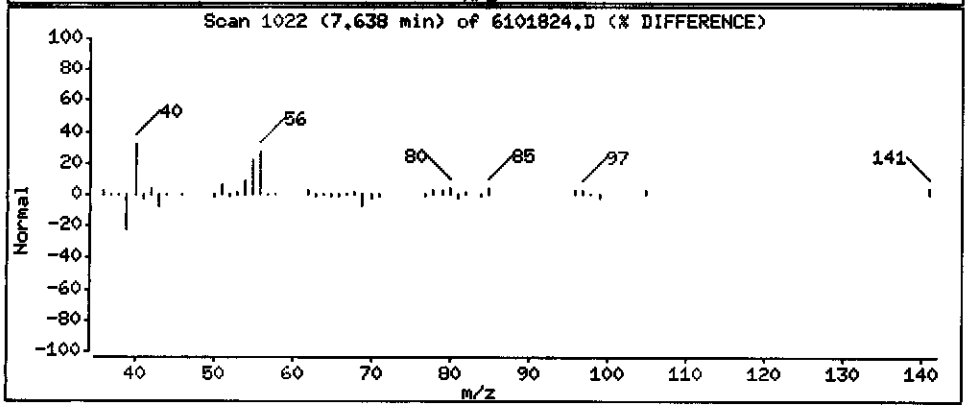

MACTEC Engineering and Consulting Inc

Client Sample ID: ICM-103-1008

GC/MS Volatiles

Lot-Sample #...: C8J160331-020	**Work Order #...:** K02VN1AM	**Matrix.....:** WATER
Date Sampled...: 10/15/08	**Date Received..:** 10/16/08	**MS Run #.....:** 8292038
Prep Date.....: 10/18/08	**Analysis Date..:** 10/18/08	
Prep Batch #...: 8292073	**Analysis Time..:** 20:06	
Dilution Factor: 1	**Initial Wgt/Vol:** 5 mL	**Final Wgt/Vol..:** 5 mL
Analyst ID.....: 403794	**Instrument ID..:** HP6	
	Method.....: SW846 8260B	

PARAMETER	RESULT	REPORTING LIMIT	UNITS	MDL
Acetone	**3.8 J**	**5.0**	**ug/L**	**2.5**
Benzene	**1.4**	**1.0**	**ug/L**	**0.27**
Bromodichloromethane	ND	1.0	ug/L	0.20
Bromoform	ND	1.0	ug/L	0.25
Bromomethane	ND	1.0	ug/L	0.30
2-Butanone	ND	5.0	ug/L	0.50
Carbon disulfide	**0.25 J**	**1.0**	**ug/L**	**0.20**
Carbon tetrachloride	ND	1.0	ug/L	0.30
Chlorobenzene	**1.1**	**1.0**	**ug/L**	**0.23**
Chloroethane	ND	1.0	ug/L	0.25
Chloroform	ND	1.0	ug/L	0.24
Chloromethane	ND	1.0	ug/L	0.27
Cyclohexane	ND	1.0	ug/L	0.30
Dibromochloromethane	ND	1.0	ug/L	0.16
1,2-Dibromo-3-chloro-propane	ND	1.0	ug/L	0.24
1,2-Dibromoethane	ND	1.0	ug/L	0.23
1,3-Dichlorobenzene	ND	1.0	ug/L	0.16
1,4-Dichlorobenzene	**0.43 J**	**1.0**	**ug/L**	**0.18**
1,2-Dichlorobenzene	**0.23 J**	**1.0**	**ug/L**	**0.22**
Dichlorodifluoromethane	ND	1.0	ug/L	0.26
1,1-Dichloroethane	ND	1.0	ug/L	0.24
1,2-Dichloroethane	ND	1.0	ug/L	0.21
1,1-Dichloroethene	ND	1.0	ug/L	0.28
cis-1,2-Dichloroethene	ND	1.0	ug/L	0.27
trans-1,2-Dichloroethene	ND	1.0	ug/L	0.27
1,2-Dichloropropane	ND	1.0	ug/L	0.18
cis-1,3-Dichloropropene	ND	1.0	ug/L	0.19
trans-1,3-Dichloropropene	ND	1.0	ug/L	0.18
Ethylbenzene	**0.28 J**	**1.0**	**ug/L**	**0.18**
2-Hexanone	ND	5.0	ug/L	0.53
Isopropylbenzene	ND	1.0	ug/L	0.22
Methyl acetate	ND	1.0	ug/L	0.10
Methylene chloride	ND	1.0	ug/L	0.32
Methylcyclohexane	**0.54 J**	**1.0**	**ug/L**	**0.32**
4-Methyl-2-pentanone	ND	5.0	ug/L	0.23
Methyl tert-butyl ether	ND	1.0	ug/L	0.20

(Continued on next page)

MACTEC Engineering and Consulting Inc

Client Sample ID: ICM-103-1008

GC/MS Volatiles

Lot-Sample #...: C8J160331-020 **Work Order #...:** K02VN1AM **Matrix.....:** WATER

PARAMETER	RESULT	REPORTING LIMIT	UNITS	MDL
Styrene	ND	1.0	ug/L	0.22
1,1,2,2-Tetrachloroethane	ND	1.0	ug/L	0.15
1,2,4-Trichloro-benzene	ND	1.0	ug/L	0.15
Tetrachloroethene	ND	1.0	ug/L	0.24
1,1,1-Trichloroethane	ND	1.0	ug/L	0.25
1,1,2-Trichloroethane	ND	1.0	ug/L	0.20
Trichloroethene	ND	1.0	ug/L	0.29
Trichlorofluoromethane	ND	1.0	ug/L	0.080
1,1,2-Trichloro-1,2,2-trifluoroethane	ND	1.0	ug/L	0.30
Toluene	**0.27 J**	**1.0**	**ug/L**	**0.23**
Vinyl chloride	ND	1.0	ug/L	0.29
Xylenes (total)	**1.5 J**	**3.0**	**ug/L**	**0.62**

SURROGATE	PERCENT RECOVERY	RECOVERY LIMITS
Toluene-d8	103	(71 - 118)
1,2-Dichloroethane-d4	108	(64 - 135)
4-Bromofluorobenzene	100	(70 - 118)
Dibromofluoromethane	98	(70 - 128)

NOTE(S):

J Estimated result. Result is less than RL.

Data File: \\pitsvr06\d\chem\hp6.i\6101808d.b\6101825.D
Date : 18-OCT-2008 20:06
Client ID: ICM-103-1008
Sample Info: c8j160331-020 5ml
Purge Volume: 5.0
Column phase: DB 624

Instrument: hp6.i
Operator: 403794
Column diameter: 0.20

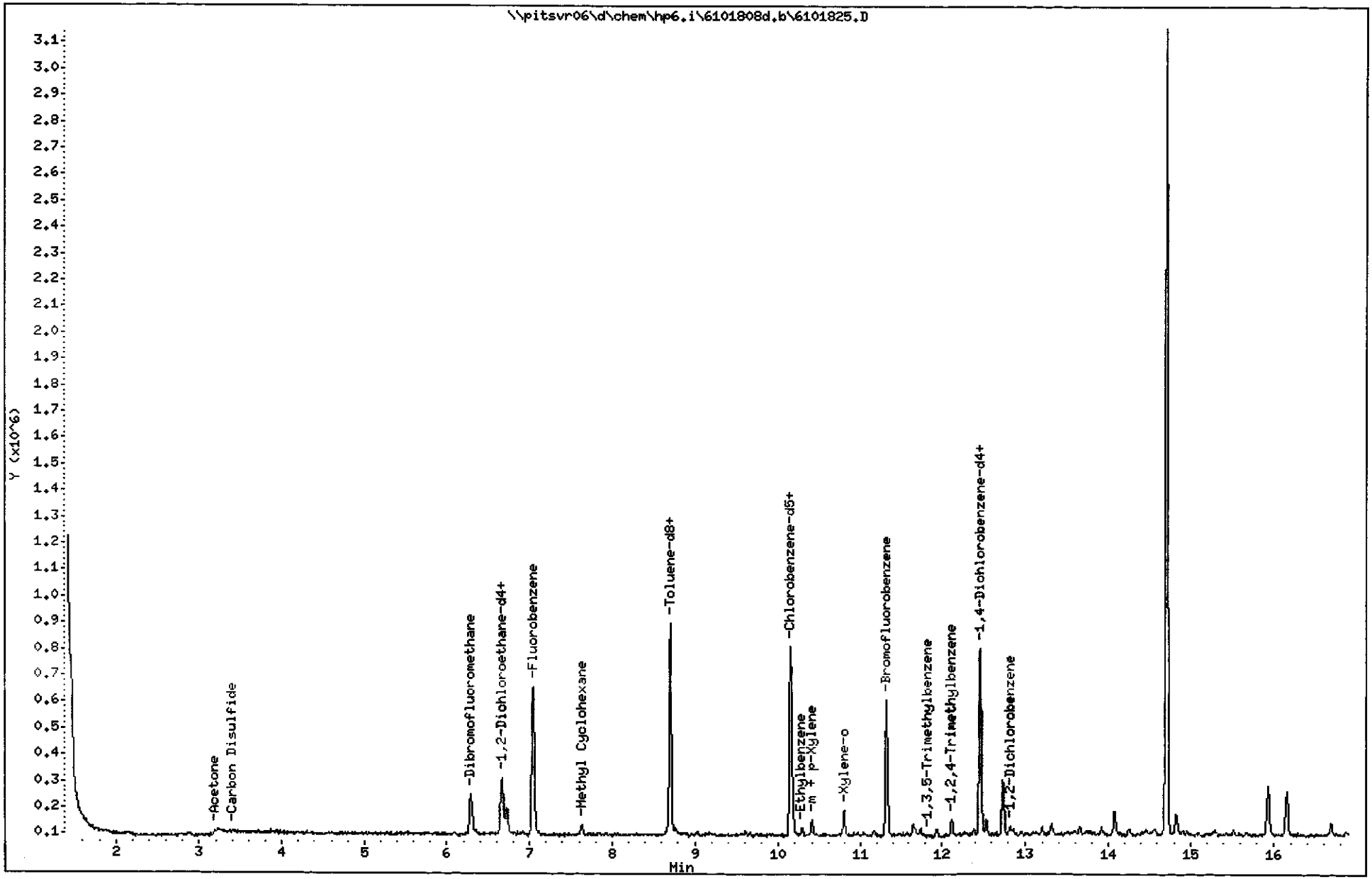

TestAmerica Pittsburgh

VOLATILE REPORT SW-846 Method

Data file : \\pitsvr06\d\chem\hp6.i\6101808d.b\6101825.D
Lab Smp Id: k02vn1am Client Smp ID: ICM-103-1008
Inj Date : 18-OCT-2008 20:06
Operator : 403794 Inst ID: hp6.i
Smp Info : c8j160331-020 5ml
Misc Info : k02vn1am,6101808d.b,8260ee.m,1-42.sub
Comment :
Method : \\PITSVR06\D\chem\hp6.i\6101808d.b\8260ee.m
Meth Date : 18-Oct-2008 10:18 DavernA Quant Type: ISTD
Cal Date : 06-OCT-2008 12:30 Cal File: 1D61006.D
Als bottle: 20
Dil Factor: 1.00000
Integrator: HP RTE Compound Sublist: 1-42.sub
Target Version: 4.14
Processing Host: PITSVR06

Concentration Formula: Amt * DF * 1/Vo*Vt * CpndVariable

Name	Value	Description
DF	1.000	Dilution Factor
Vo	5.000	Sample Volume
Vt	1.000	mg/L conversion (1.0 if no conversion)
Cpnd Variable		Local Compound Variable

Compounds	QUANT SIG MASS	RT	EXP RT	REL RT	RESPONSE	CONCENTRATIONS ON-COLUMN (ng)	CONCENTRATIONS FINAL (UG/L)
* 46 Fluorobenzene	96	7.043	7.041	(1.000)	522588	50.0000	
* 69 Chlorobenzene-d5	119	10.145	10.143	(1.000)	128247	50.0000	
* 92 1,4-Dichlorobenzene-d4	152	12.463	12.461	(1.000)	204719	50.0000	
$ 39 Dibromofluoromethane	113	6.288	6.286	(0.893)	118694	49.0522	9.810
$ 43 1,2-Dichloroethane-d4	65	6.659	6.657	(0.946)	177229	53.7989	10.76
$ 59 Toluene-d8	98	8.703	8.701	(0.858)	509426	51.3319	10.27
$ 80 Bromofluorobenzene	95	11.313	11.311	(0.908)	201677	49.9967	9.999
1 Dichlorodifluoromethane	85	Compound Not Detected.					
2 Chloromethane	50	Compound Not Detected.					
3 Vinyl Chloride	62	Compound Not Detected.					
4 Bromomethane	94	Compound Not Detected.					
5 Chloroethane	64	Compound Not Detected.					
6 Trichlorofluoromethane	101	Compound Not Detected.					
12 1,1-Dichloroethene	96	Compound Not Detected.					
13 Acetone	43	3.234	3.238	(0.459)	25360	18.7936	3.759
15 Carbon Disulfide	76	3.411	3.403	(0.484)	9142	1.26829	0.2536
18 Methylene Chloride	84	Compound Not Detected.					
19 trans-1,2-Dichloroethene	96	Compound Not Detected.					
20 Methyl tert-butyl ether	73	Compound Not Detected.					
24 1,1-Dichloroethane	63	Compound Not Detected.					
27 2,2-Dichloropropane	77	Compound Not Detected.					
28 cis-1,2-dichloroethene	96	Compound Not Detected.					

Compounds	QUANT SIG MASS	RT	EXP RT	REL RT	RESPONSE	CONCENTRATIONS ON-COLUMN (ng)	CONCENTRATIONS FINAL (UG/L)
M 29 1,2-Dichloroethene (total)	96	Compound Not Detected.					
30 Bromochloromethane	128	Compound Not Detected.					
31 2-Butanone	43	Compound Not Detected.					
37 Chloroform	83	Compound Not Detected.					
38 1,1,1-Trichloroethane	97	Compound Not Detected.					
40 1,1-Dichloropropene	75	Compound Not Detected.					
41 Carbon Tetrachloride	117	Compound Not Detected.					
42 Benzene	78	6.720	6.712	(0.954)	85883	7.18524	1.437
45 1,2-Dichloroethane	62	Compound Not Detected.					
47 Trichloroethene	130	Compound Not Detected.					
49 1,2-Dichloropropane	63	Compound Not Detected.					
50 Dibromomethane	93	Compound Not Detected.					
53 Bromodichloromethane	83	Compound Not Detected.					
57 cis-1,3-Dichloropropene	75	Compound Not Detected.					
58 4-Methyl-2-Pentanone	43	Compound Not Detected.					
60 Toluene	91	8.770	8.768	(0.864)	16903	1.34346	0.2687
61 trans-1,3-Dichloropropene	75	Compound Not Detected.					
63 1,3-Dichloropropane	76	Compound Not Detected.					
64 1,1,2-Trichloroethane	97	Compound Not Detected.					
65 Tetrachloroethene	164	Compound Not Detected.					
66 2-Hexanone	43	Compound Not Detected.					
67 Dibromochloromethane	129	Compound Not Detected.					
68 1,2-Dibromoethane	107	Compound Not Detected.					
70 Chlorobenzene	112	10.176	10.174	(1.003)	48122	5.65903	1.132
71 1,1,1,2-Tetrachloroethane	131	Compound Not Detected.					
72 Ethylbenzene	106	10.291	10.283	(1.014)	6297	1.39031	0.2781
73 m + p-Xylene	106	10.401	10.399	(1.025)	15356	2.74285	0.5486
74 Xylene-o	106	10.796	10.794	(1.064)	26805	4.95558	0.9911
M 75 Xylenes (total)	106				42161	7.69843	1.540
76 Styrene	104	Compound Not Detected.					
77 Bromoform	173	Compound Not Detected.					
78 Isopropylbenzene	105	Compound Not Detected.					
79 Bromobenzene	156	Compound Not Detected.					
83 1,1,2,2-Tetrachloroethane	83	Compound Not Detected.					
84 1,2,3-Trichloropropane	110	Compound Not Detected.					
86 1,3,5-Trimethylbenzene	105	11.751	11.743	(0.943)	13130	1.10817	0.2216
88 1,2,4-Trimethylbenzene	105	12.122	12.120	(0.973)	35564	2.97647	0.5953
90 4-Isopropyltoluene	119	Compound Not Detected.					
91 1,3-Dichlorobenzene	146	Compound Not Detected.					
93 1,4-Dichlorobenzene	146	12.481	12.485	(1.001)	15105	2.13791	0.4276
95 1,2-Dichlorobenzene	146	12.858	12.856	(1.032)	7521	1.16918	0.2338
96 1,2-Dibromo-3-chloropropane	157	Compound Not Detected.					
97 1,2,4-Trichlorobenzene	180	Compound Not Detected.					
101 1,1,2-trichlorotrifluoroethane	101	Compound Not Detected.					
102 Methyl acetate	43	Compound Not Detected.					
104 Cyclohexane	56	Compound Not Detected.					
105 Methyl Cyclohexane	83	7.633	7.637	(1.084)	12620	2.72406	0.5448

Data File: \\pitsvr06\d\chem\hp6.i\6101808d.b\6101825.D

Date : 18-OCT-2008 20:06

Client ID: ICM-103-1008

Instrument: hp6.i

Sample Info: c8j160331-020 5ml

Purge Volume: 5.0

Operator: 403794

Column phase: DB 624

Column diameter: 0.20

13 Acetone

Concentration: 3.759 UG/L

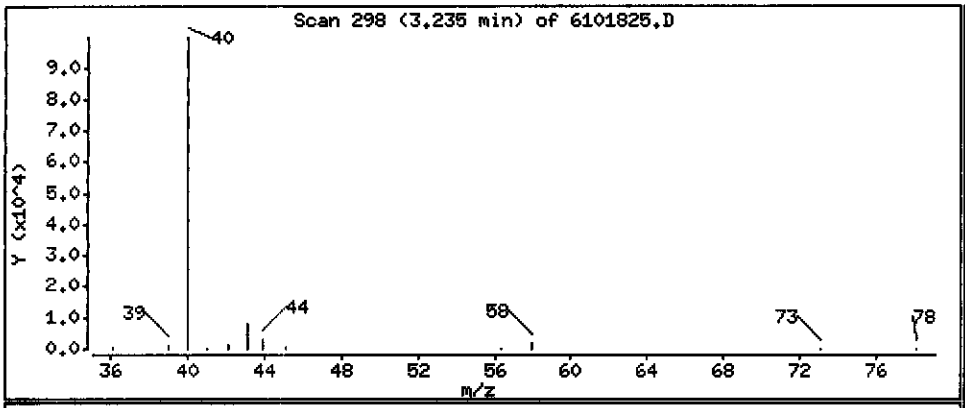

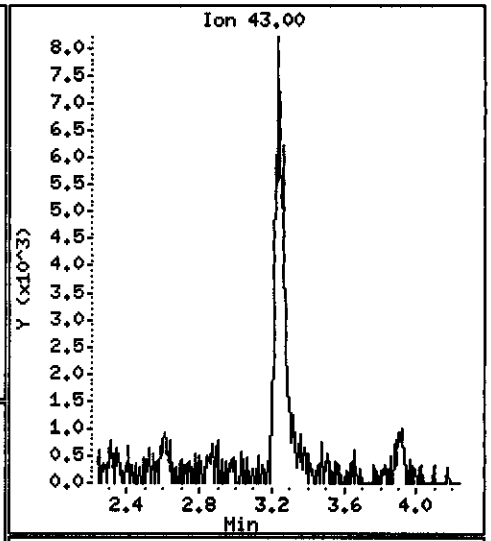

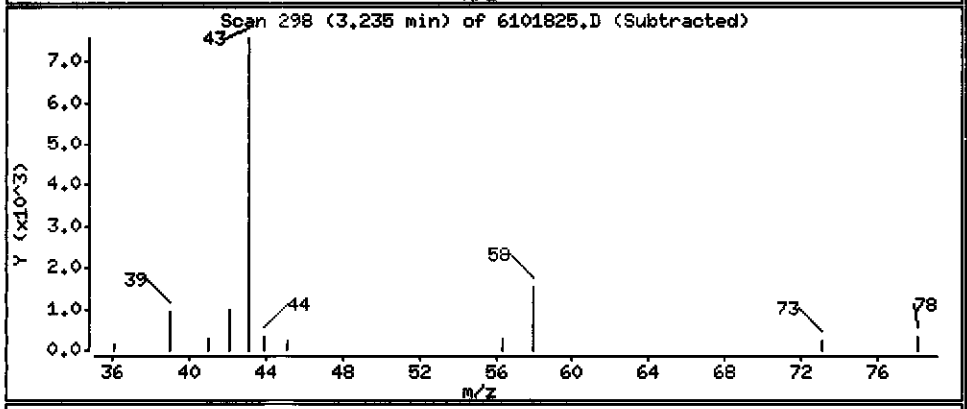

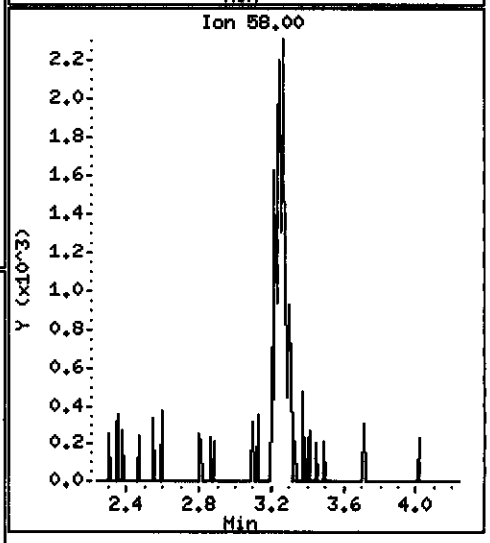

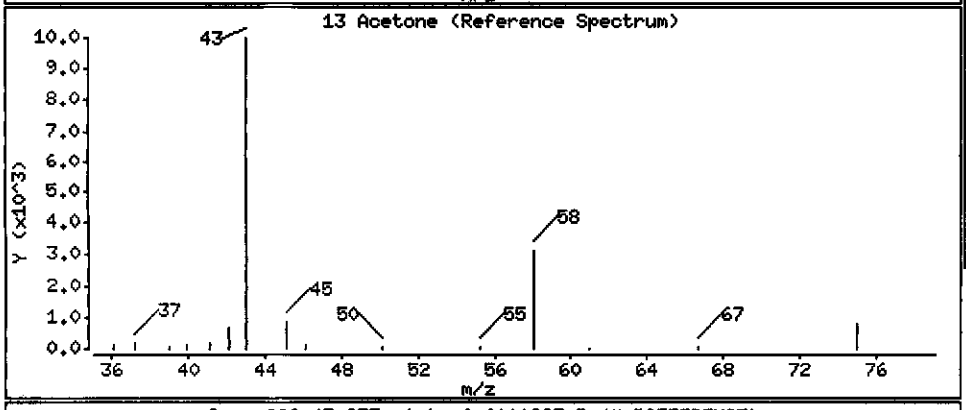

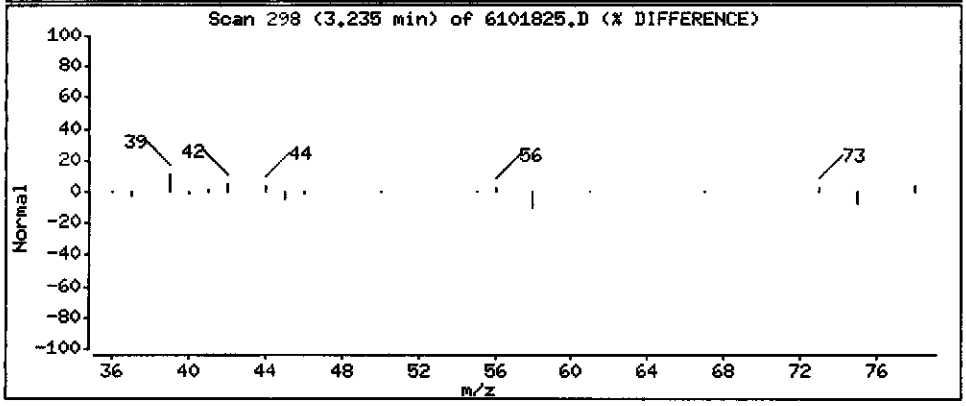

Data File: \\pitsvr06\d\chem\hp6.i\6101808d.b\6101825.D

Date : 18-OCT-2008 20:06

Client ID: ICM-103-1008

Instrument: hp6.i

Sample Info: c8j160331-020 5ml

Purge Volume: 5.0

Operator: 403794

Column phase: DB 624

Column diameter: 0.20

15 Carbon Disulfide

Concentration: 0.2536 UG/L

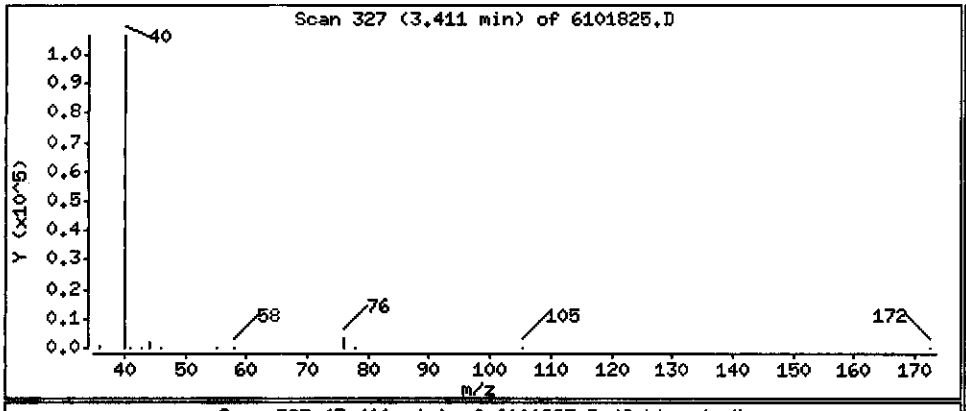

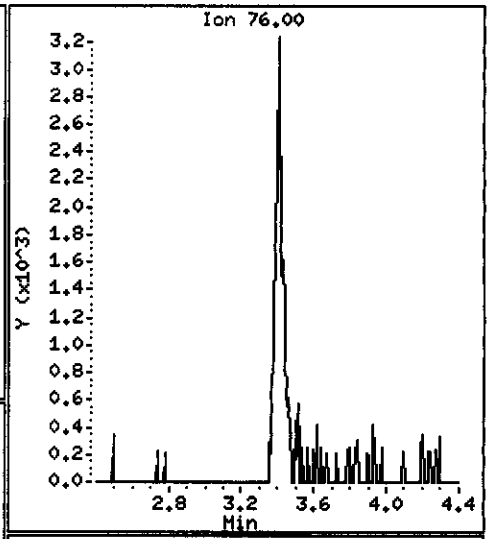

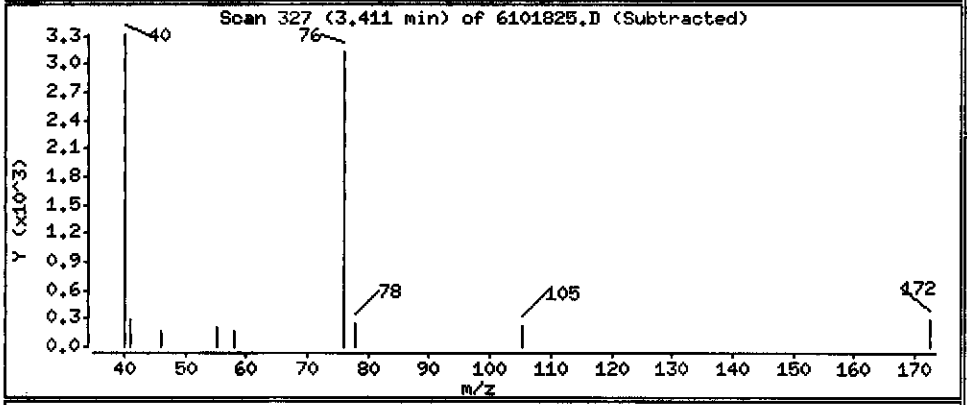

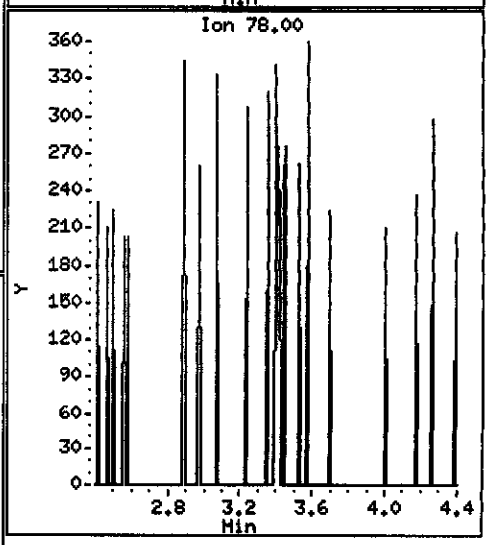

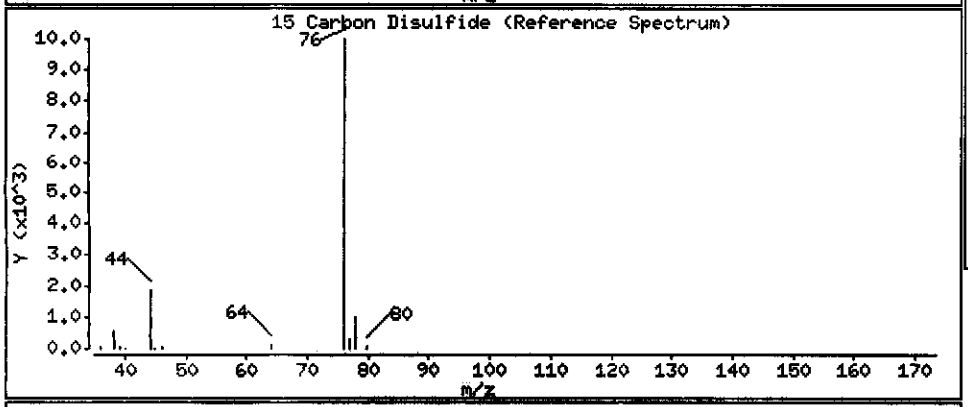

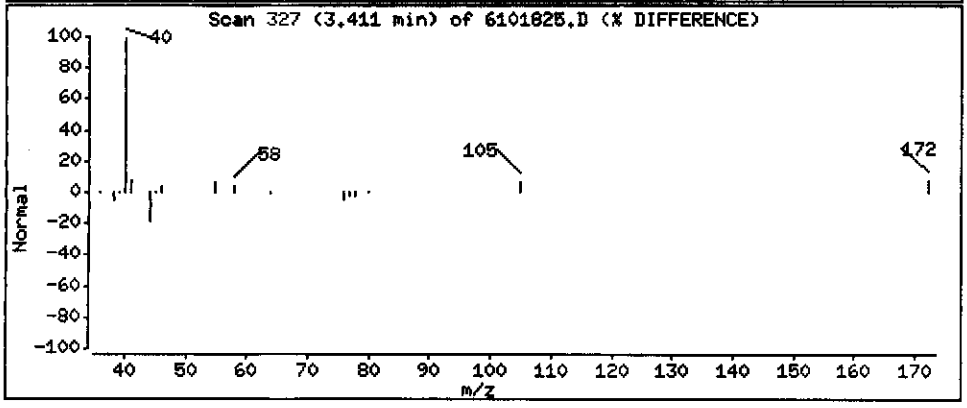

Data File: \\pitsvr06\d\chem\hp6.i\6101808d.b\6101825.D

Date : 18-OCT-2008 20:06

Client ID: ICM-103-1008 Instrument: hp6.i

Sample Info: c8j160331-020 5ml

Purge Volume: 5.0 Operator: 403794

Column phase: DB 624 Column diameter: 0.20

42 Benzene Concentration: 1.437 UG/L

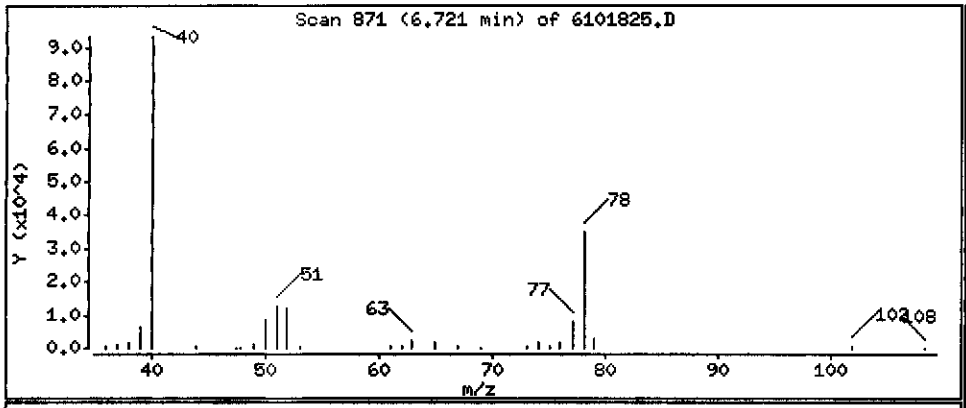

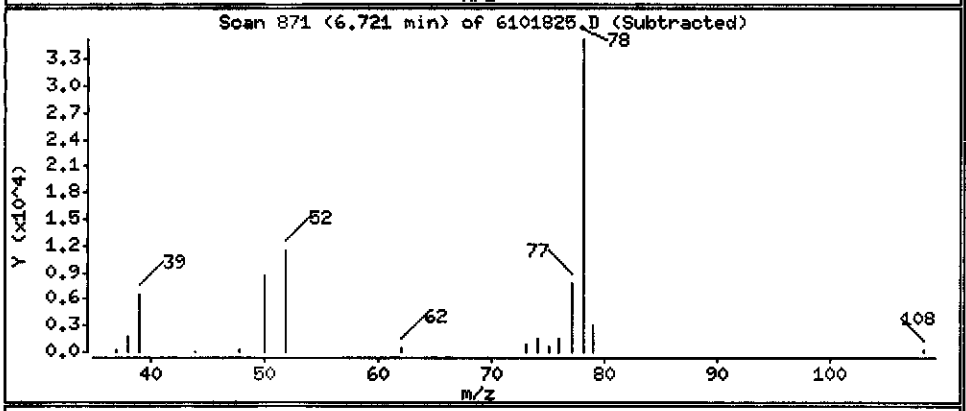

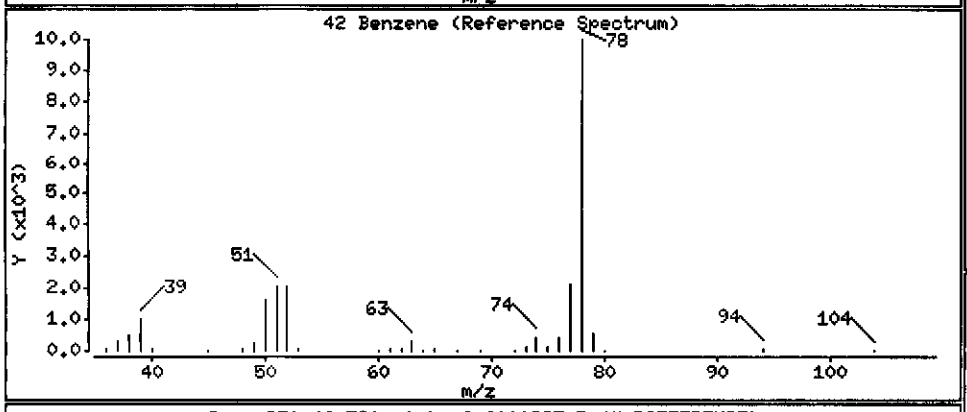

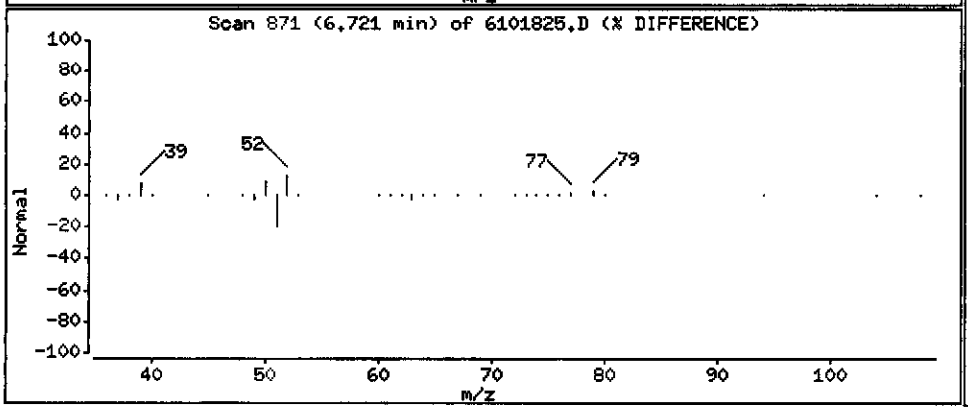

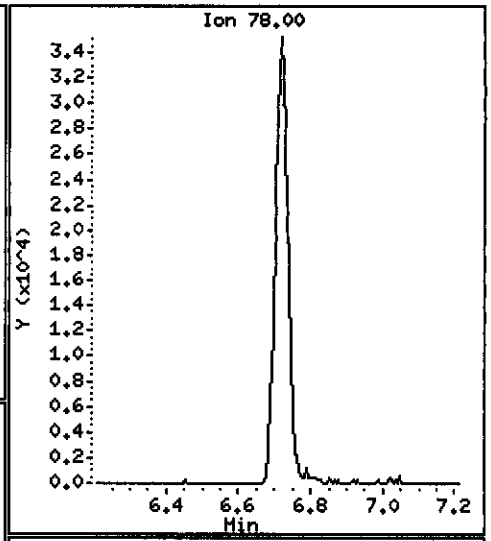

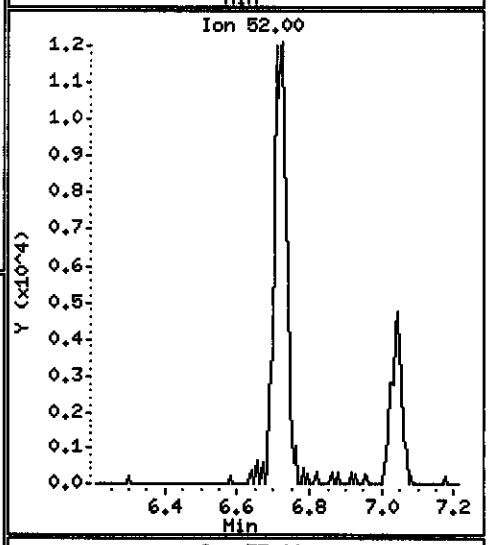

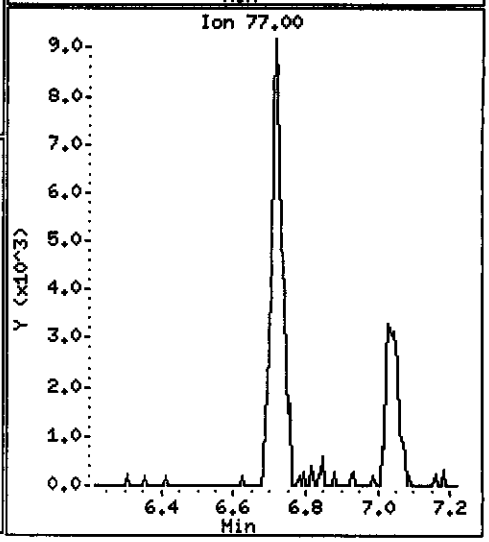

Data File: \\pitsvr06\d\chem\hp6.i\6101808d.b\6101825.D

Date : 18-OCT-2008 20:06

Client ID: ICM-103-1008 Instrument: hp6.i

Sample Info: c8j160331-020 5ml

Purge Volume: 5.0 Operator: 403794

Column phase: DB 624 Column diameter: 0.20

60 Toluene Concentration: 0.2687 UG/L

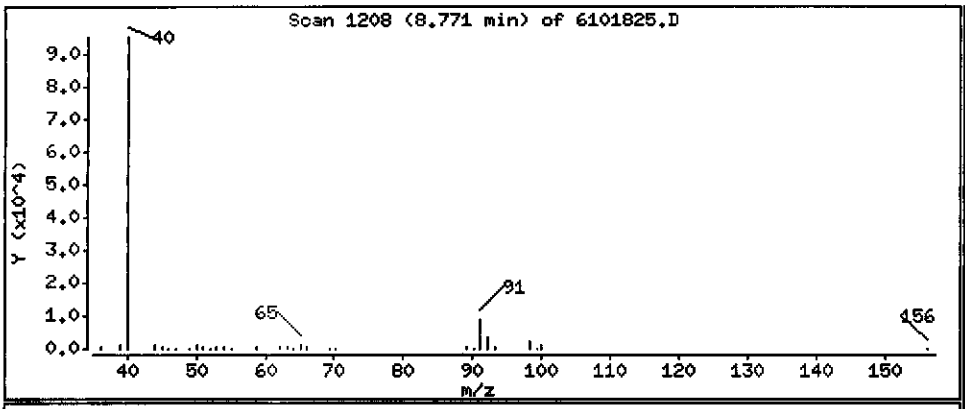

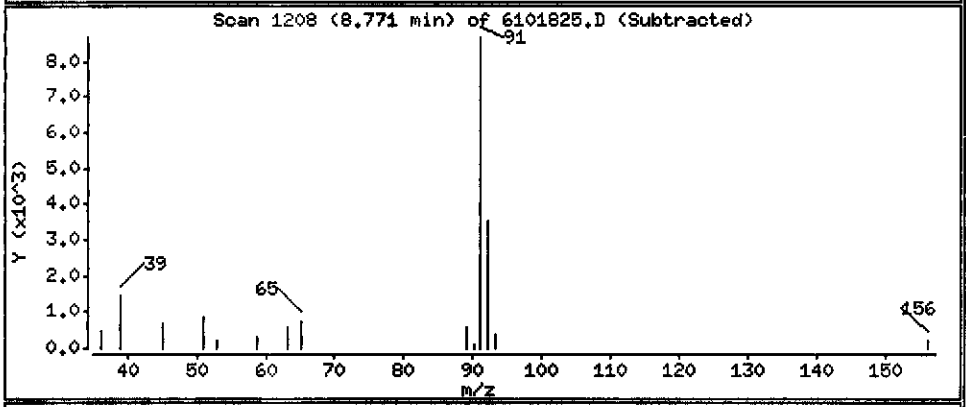

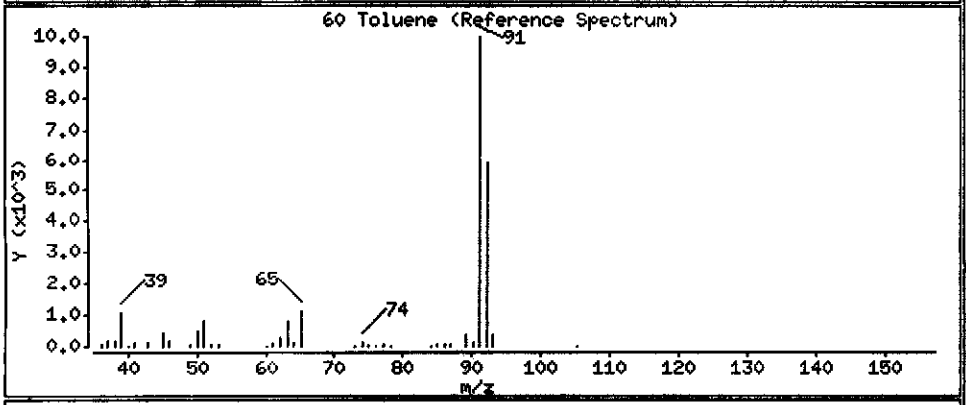

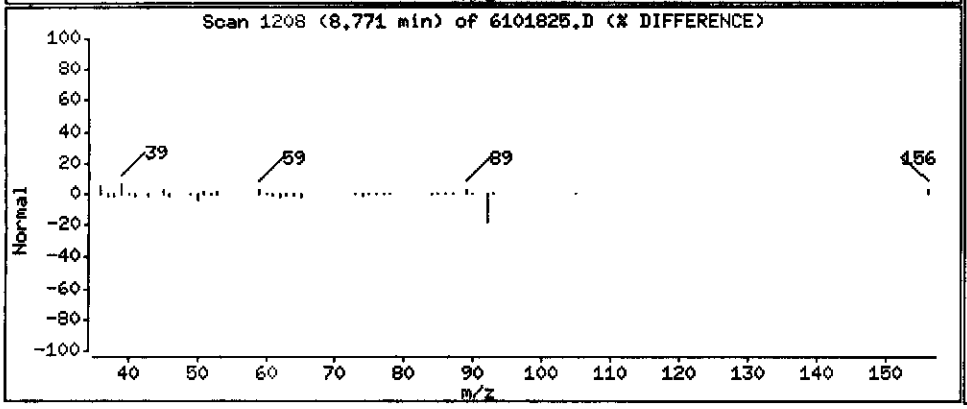

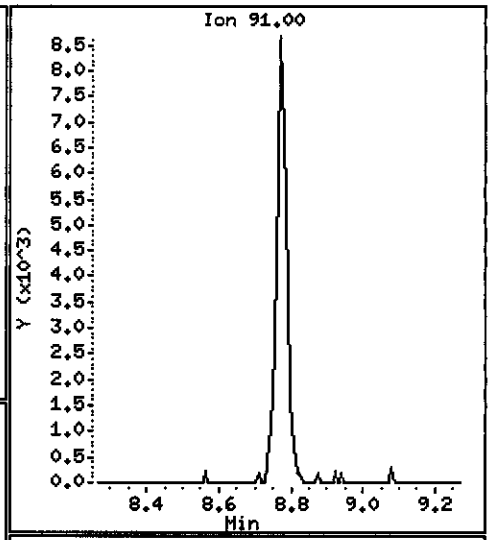

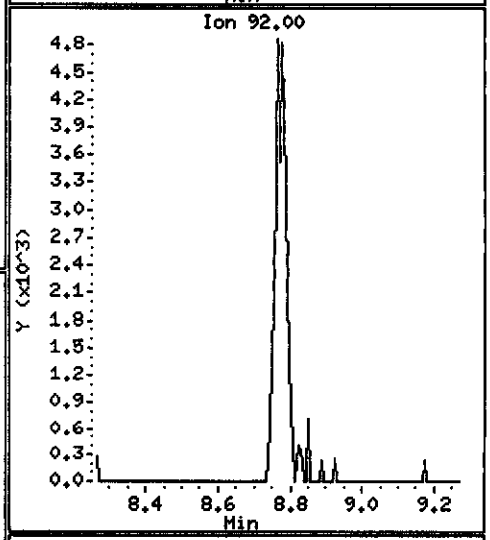

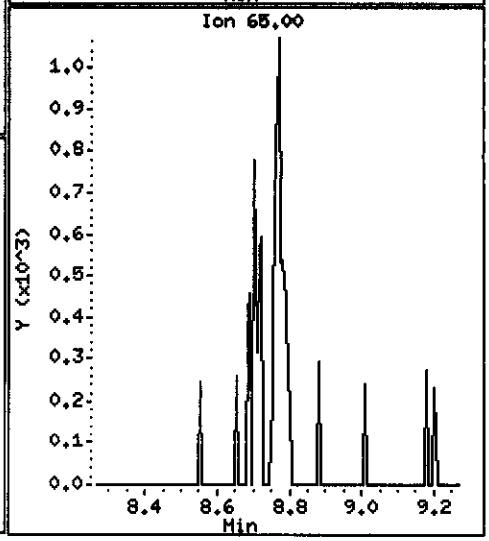

Data File: \\pitsvr06\d\chem\hp6.i\6101808d.b\6101825.D

Date : 18-OCT-2008 20:06

Client ID: ICM-103-1008

Instrument: hp6.i

Sample Info: c8j160331-020 5ml

Purge Volume: 5.0

Operator: 403794

Column phase: DB 624

Column diameter: 0.20

70 Chlorobenzene

Concentration: 1.132 UG/L

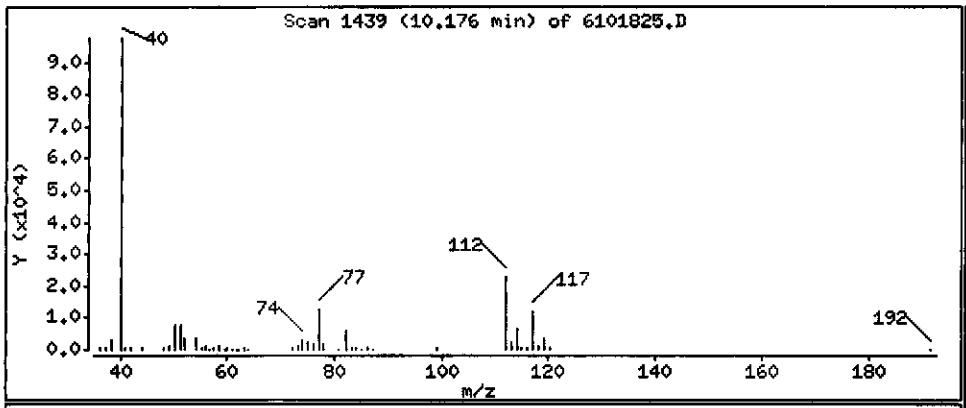

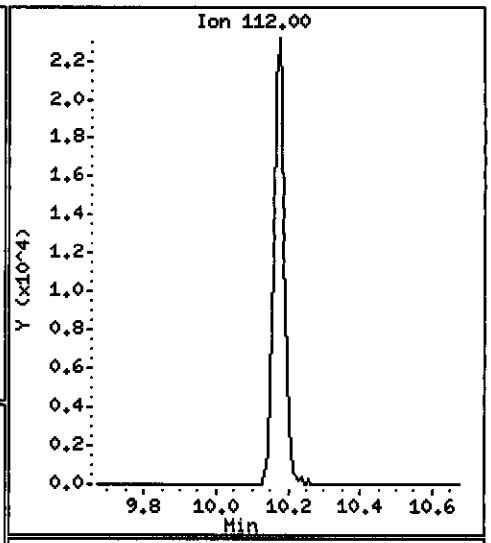

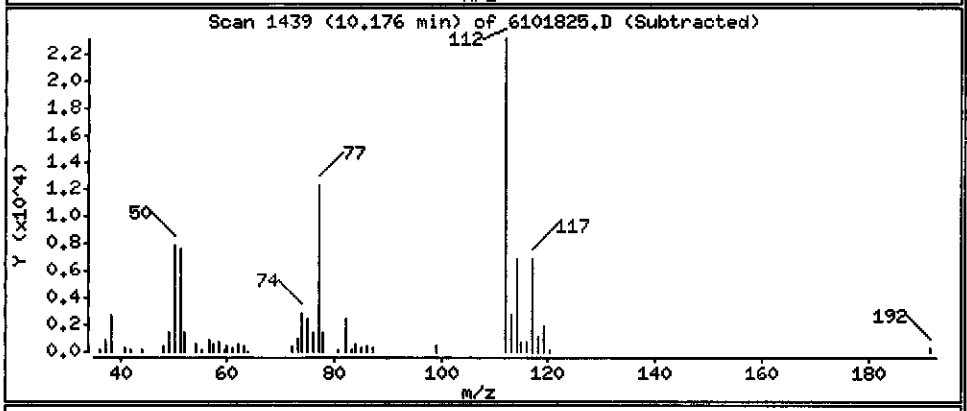

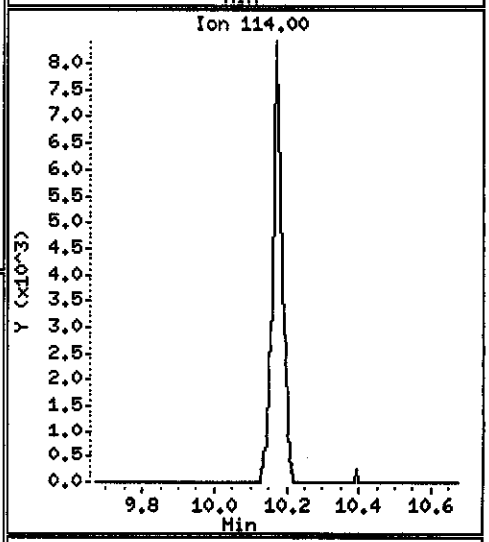

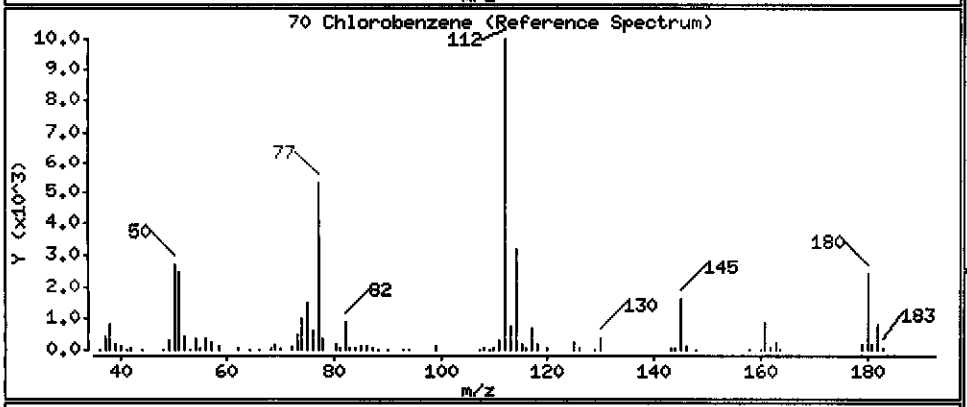

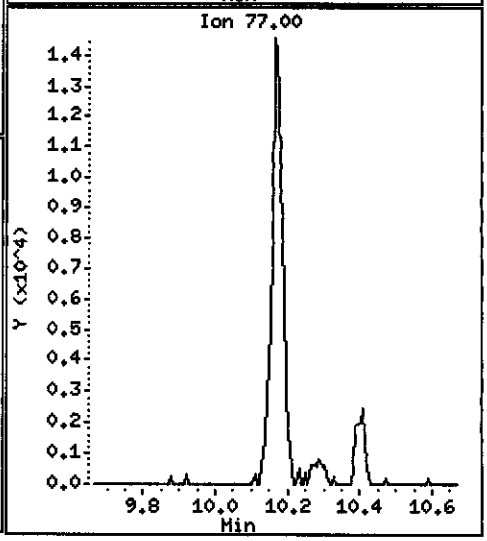

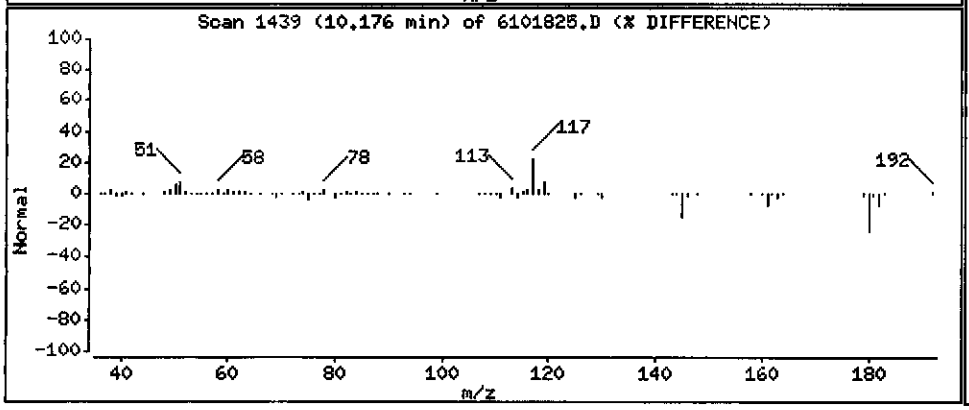

Data File: \\pitsvr06\d\chem\hp6.i\6101808d.b\6101825.D

Date : 18-OCT-2008 20:06

Client ID: ICM-103-1008 Instrument: hp6.i

Sample Info: c8j160331-020 5ml

Purge Volume: 5.0 Operator: 403794

Column phase: DB 624 Column diameter: 0.20

72 Ethylbenzene Concentration: 0.2781 UG/L

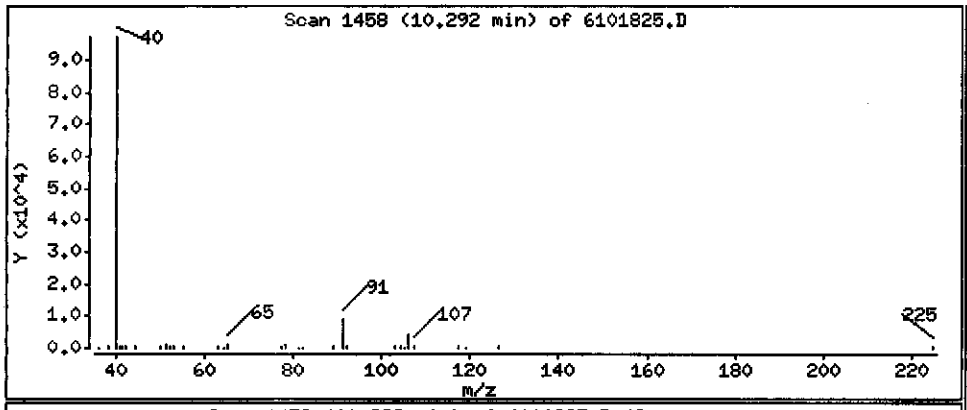

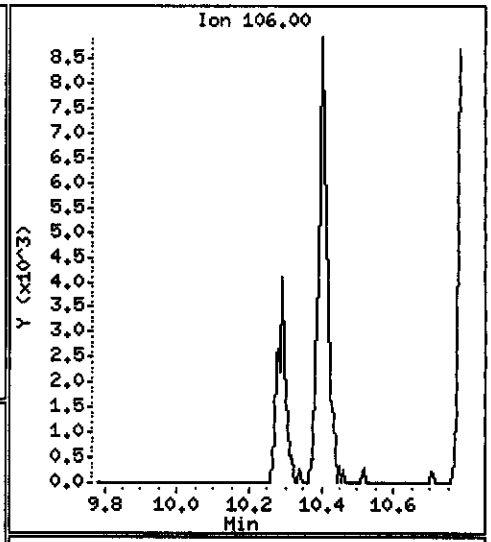

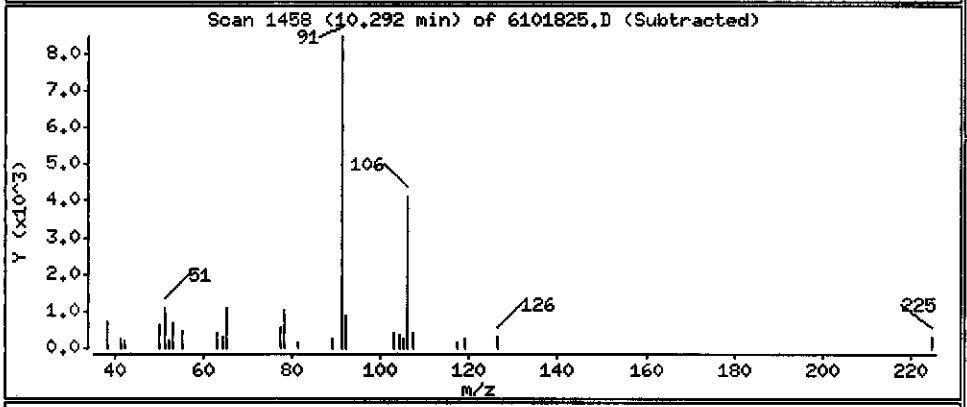

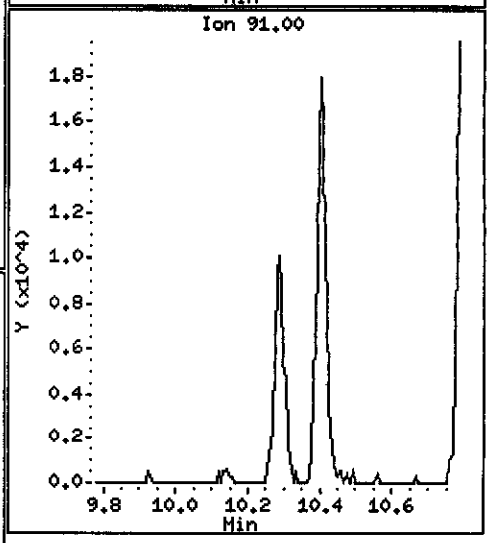

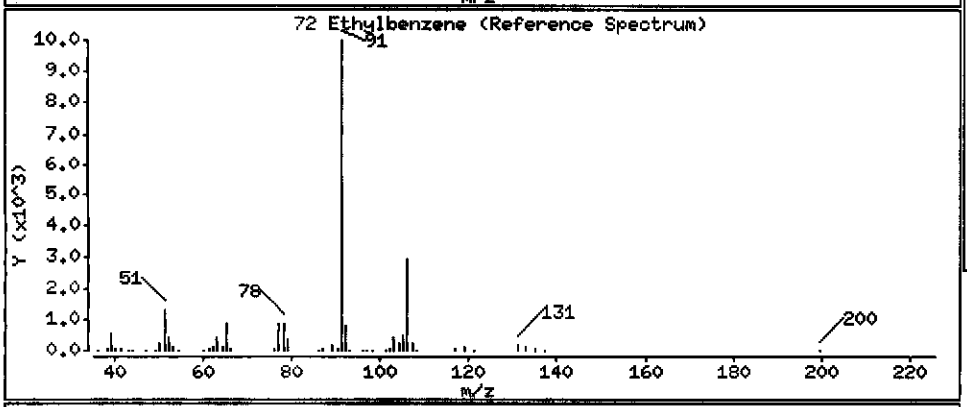

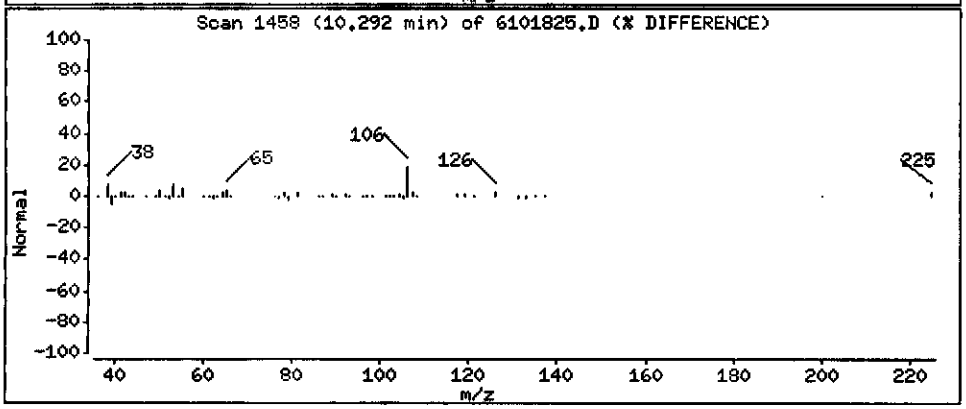

Data File: \\pitsvr06\d\chem\hp6.i\6101808d.b\6101825.D

Date : 18-OCT-2008 20:06

Client ID: ICM-103-1008

Instrument: hp6.i

Sample Info: c8j160331-020 5ml

Purge Volume: 5.0

Operator: 403794

Column phase: DB 624

Column diameter: 0.20

73 m + p-Xylene

Concentration: 0.5486 UG/L

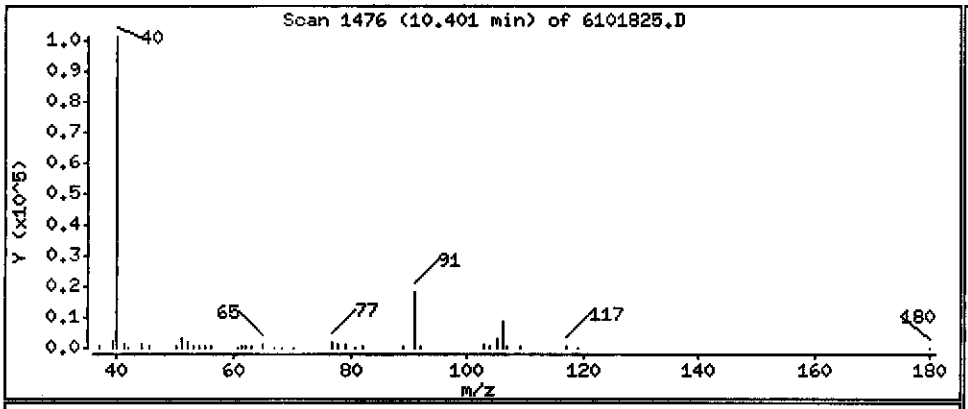

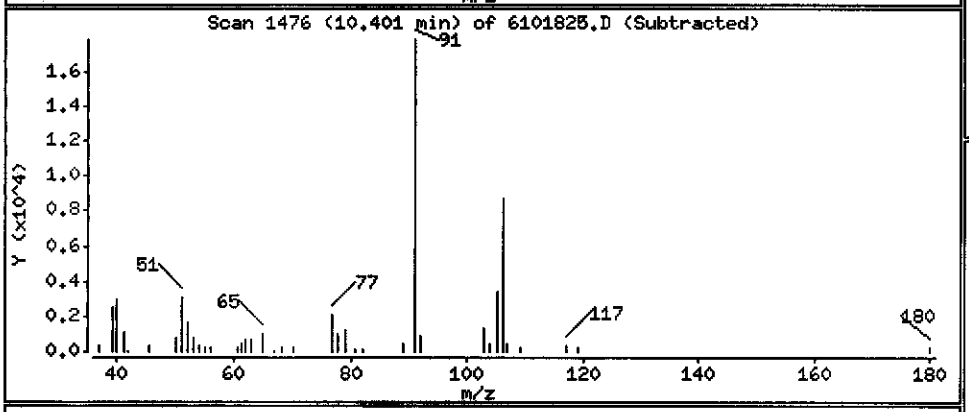

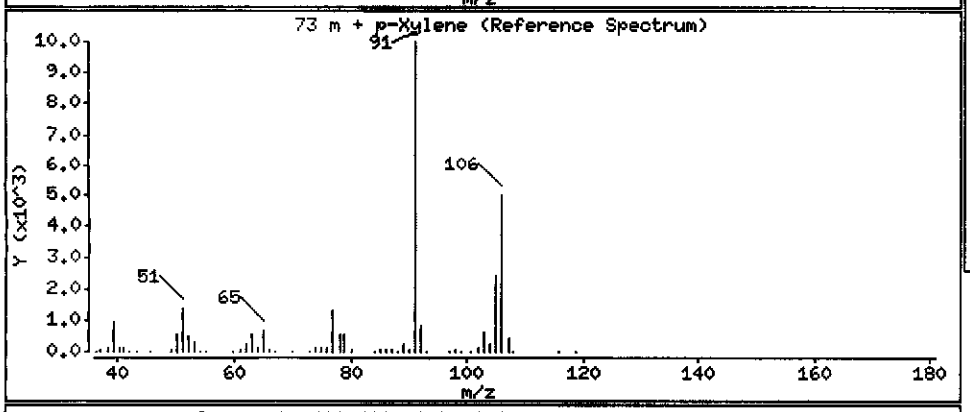

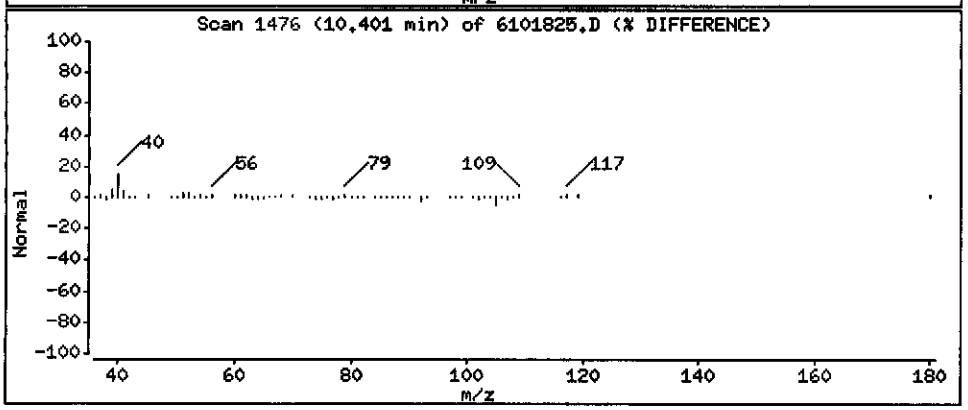

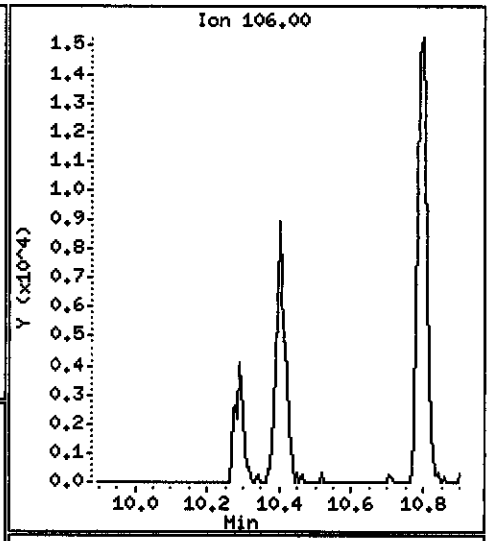

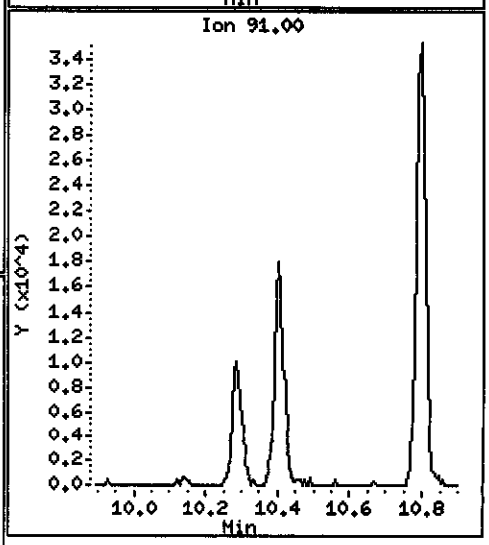

Data File: \\pitsvr06\d\chem\hp6.i\6101808d.b\6101825.D

Date : 18-OCT-2008 20:06

Client ID: ICM-103-1008 Instrument: hp6.i

Sample Info: c8j160331-020 5ml

Purge Volume: 5.0 Operator: 403794

Column phase: DB 624 Column diameter: 0.20

74 Xylene-o Concentration: 0.9911 UG/L

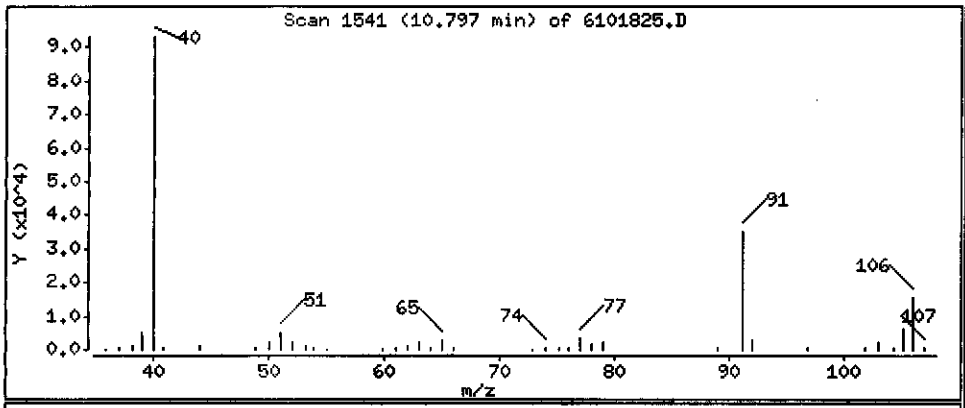

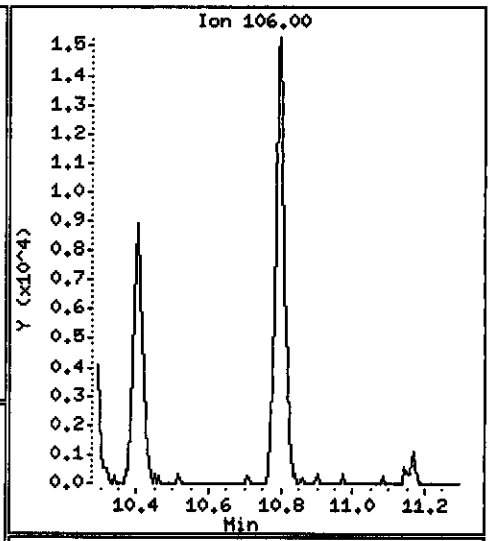

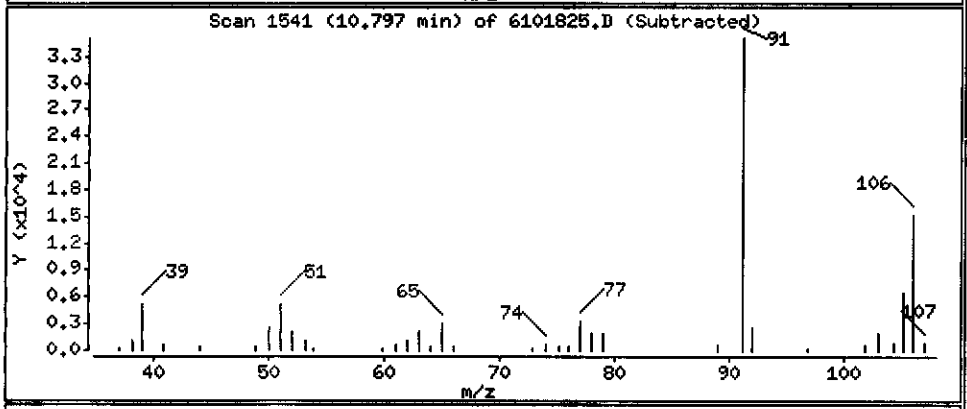

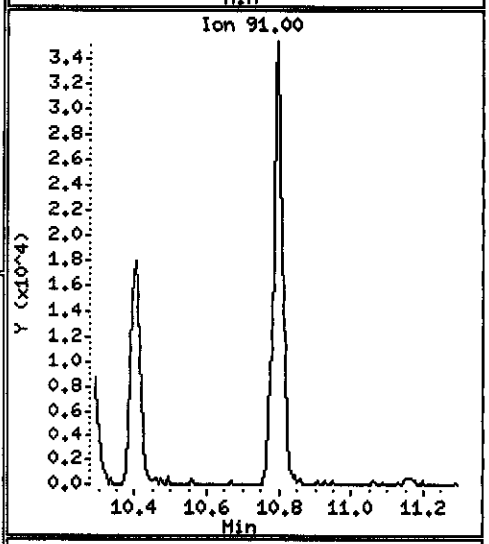

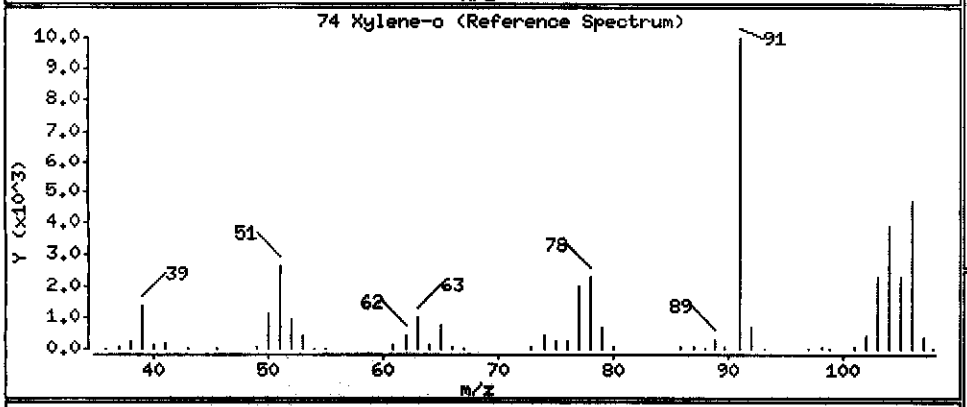

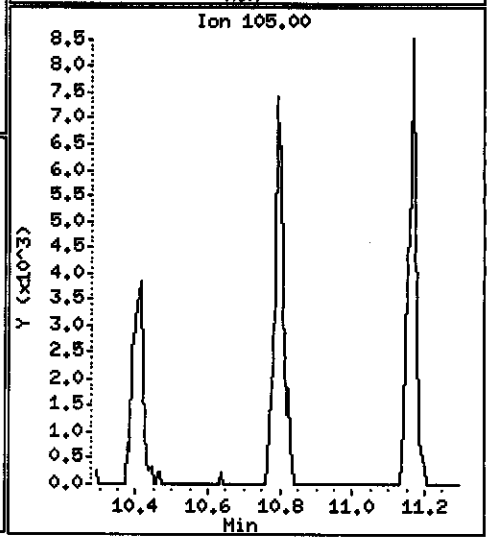

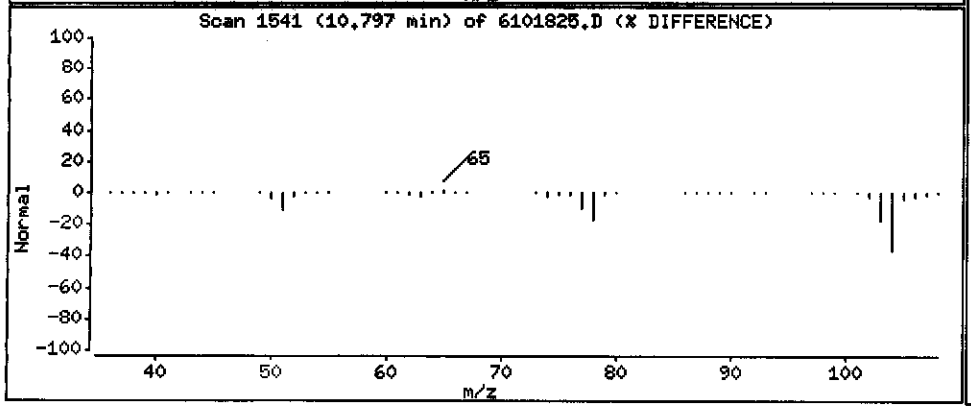

Data File: \\pitsvr06\d\chem\hp6.i\6101808d.b\6101825.D

Date : 18-OCT-2008 20:06

Client ID: ICM-103-1008

Instrument: hp6.i

Sample Info: c8j160331-020 5ml

Purge Volume: 5.0

Operator: 403794

Column phase: DB 624

Column diameter: 0.20

86 1,3,5-Trimethylbenzene

Concentration: 0.2216 UG/L

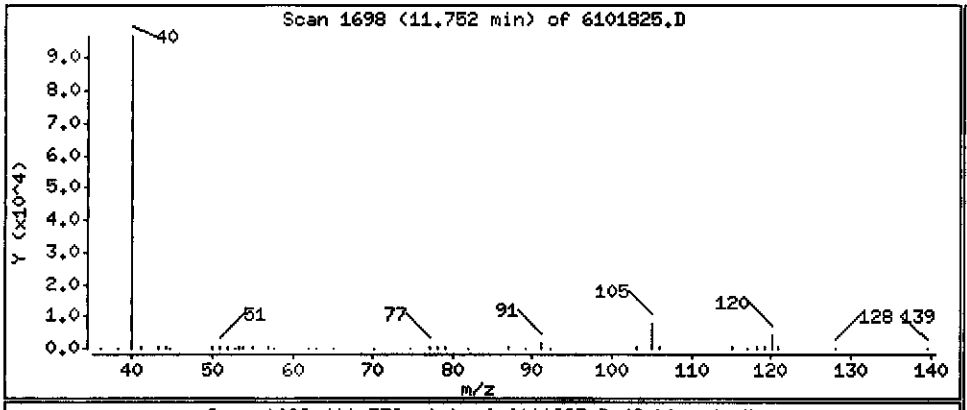

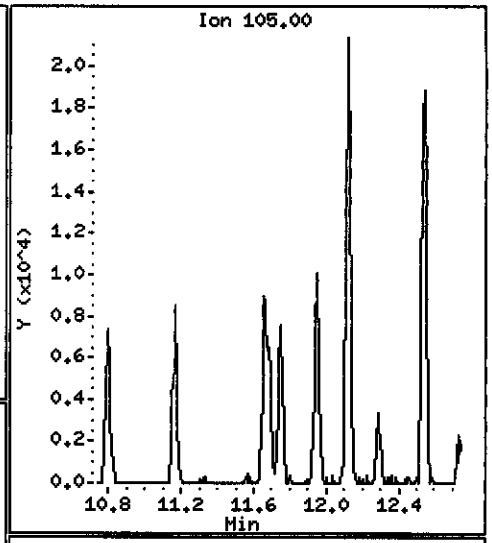

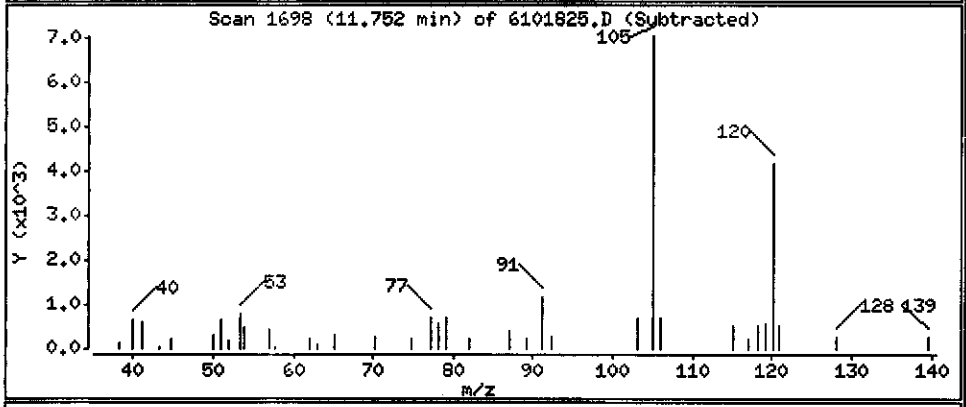

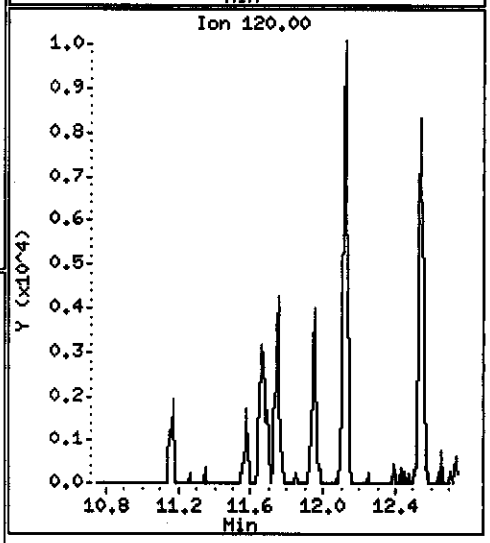

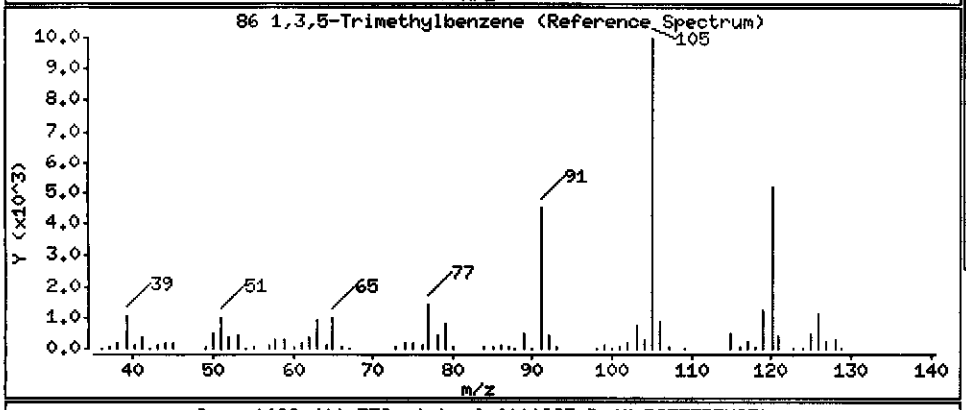

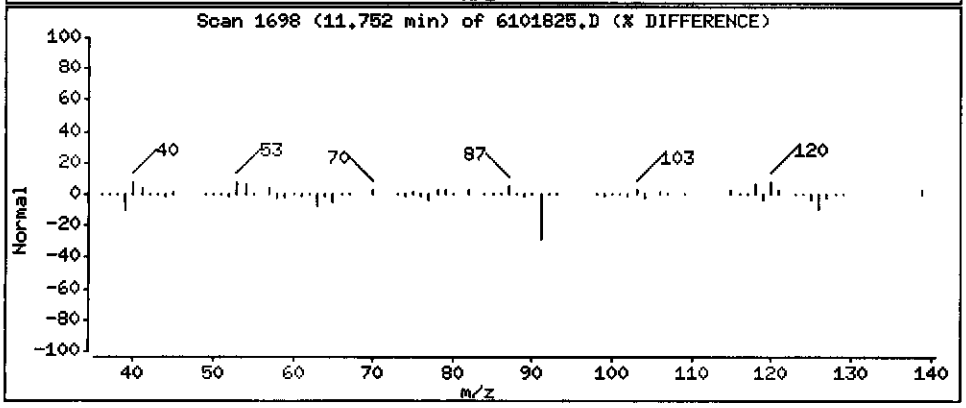

Data File: \\pitsvr06\d\chem\hp6.i\6101808d.b\6101825.D

Date : 18-OCT-2008 20:06

Client ID: ICM-103-1008

Instrument: hp6.i

Sample Info: c8j160331-020 5ml

Purge Volume: 5.0

Operator: 403794

Column phase: DB 624

Column diameter: 0.20

88 1,2,4-Trimethylbenzene

Concentration: 0.5953 UG/L

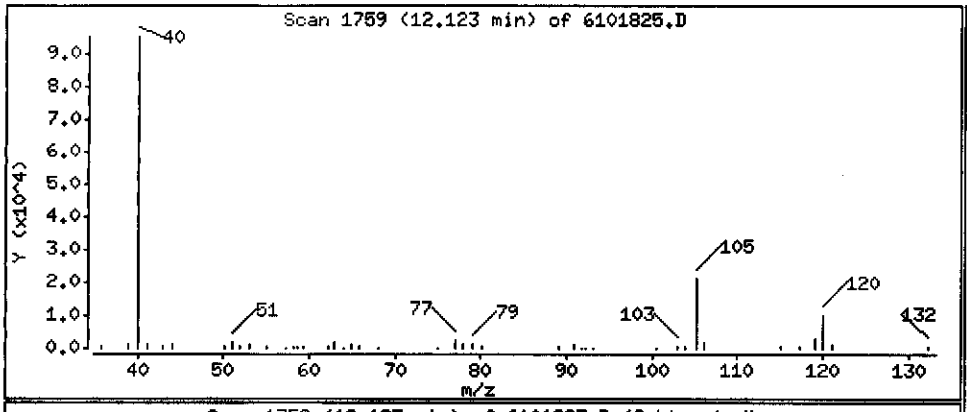

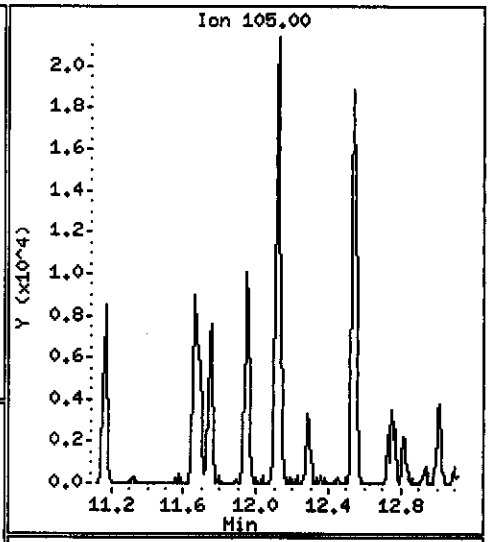

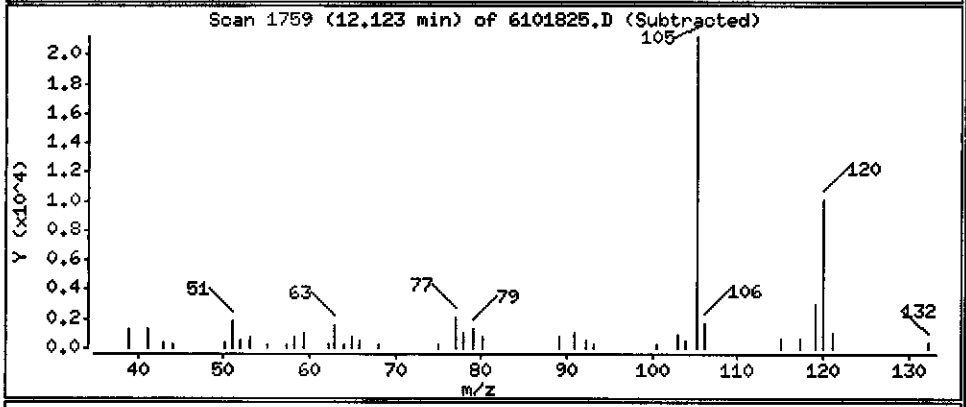

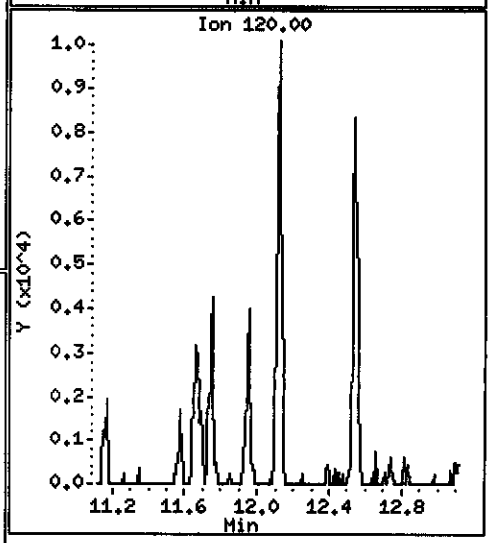

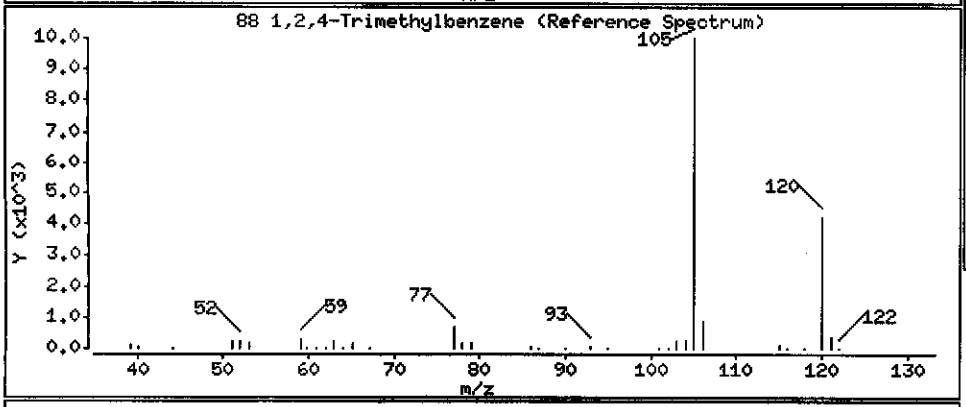

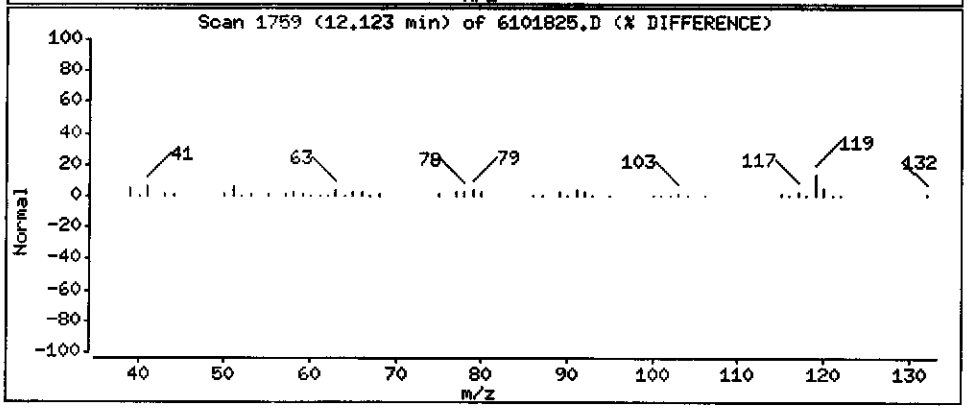

Data File: \\pitsvr06\d\chem\hp6.i\6101808d.b\6101825.D

Date : 18-OCT-2008 20:06

Client ID: ICM-103-1008

Instrument: hp6.i

Sample Info: c8j160331-020 5ml

Purge Volume: 5.0

Operator: 403794

Column phase: DB 624

Column diameter: 0.20

93 1,4-Dichlorobenzene

Concentration: 0.4276 UG/L

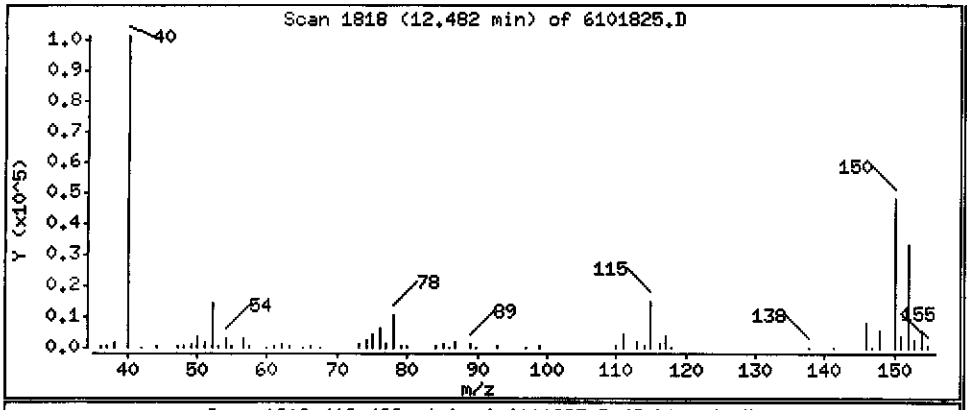

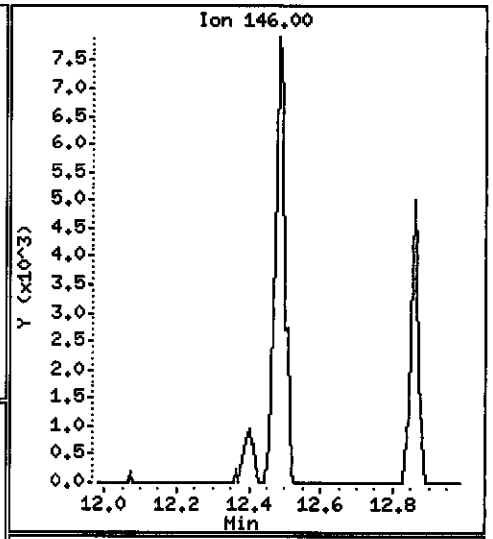

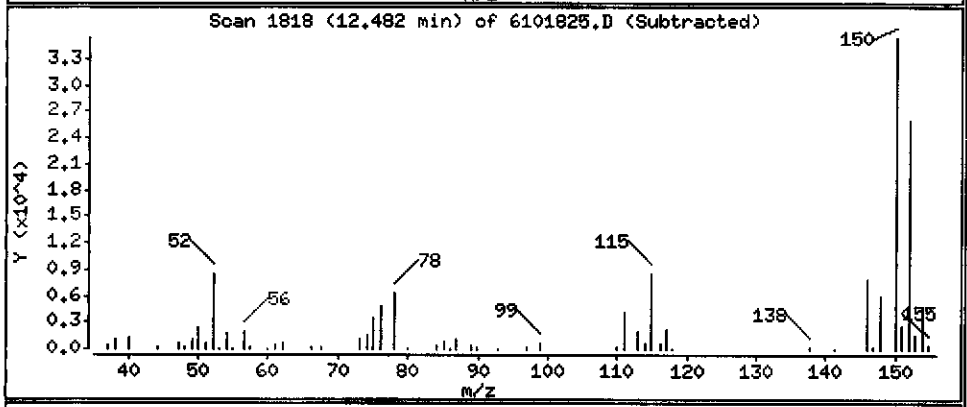

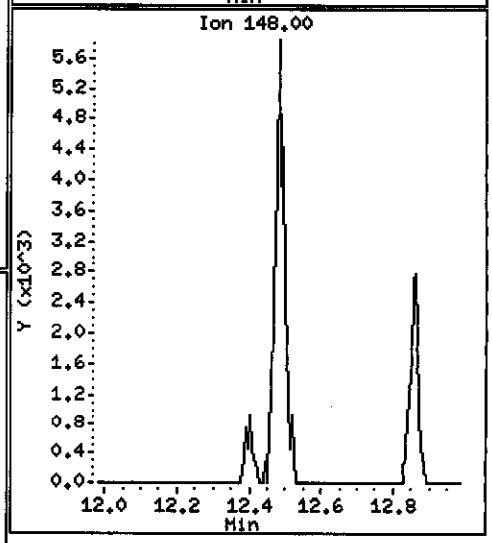

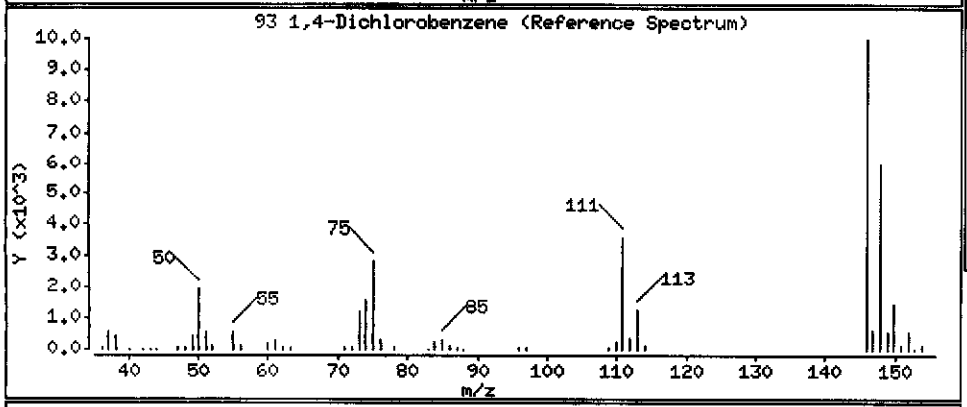

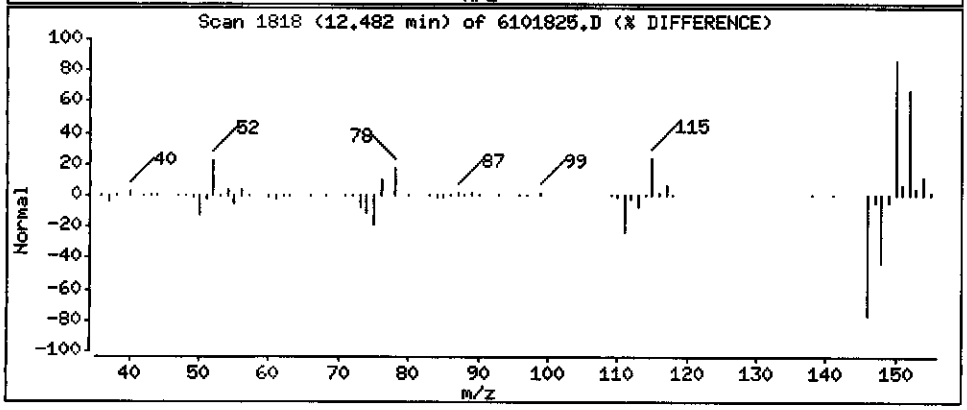

Data File: \\pitsvr06\d\chem\hp6.i\6101808d.b\6101825.D

Date : 18-OCT-2008 20:06

Client ID: ICM-103-1008

Instrument: hp6.i

Sample Info: c8j160331-020 5ml

Purge Volume: 5.0

Operator: 403794

Column phase: DB 624

Column diameter: 0.20

95 1,2-Dichlorobenzene

Concentration: 0.2338 UG/L

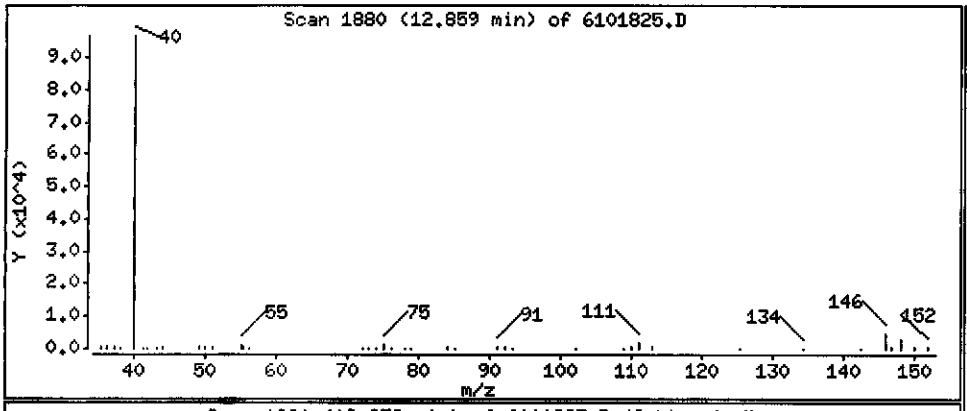

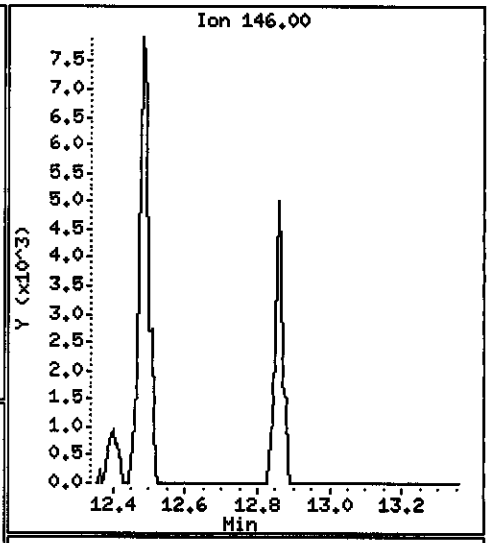

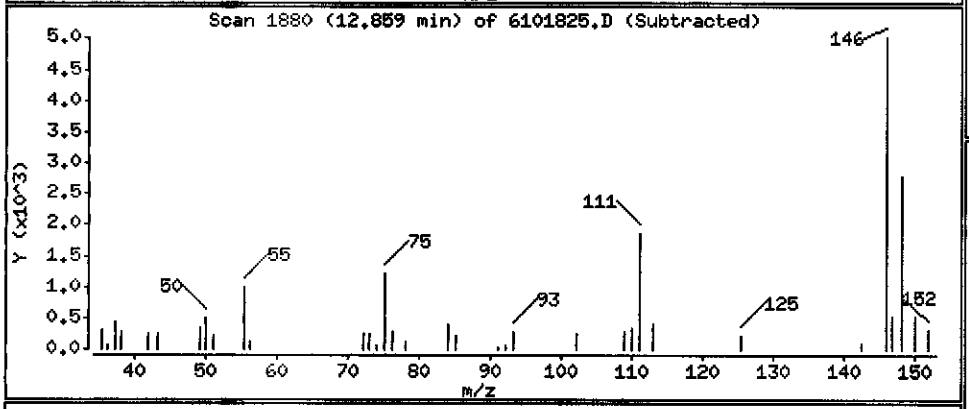

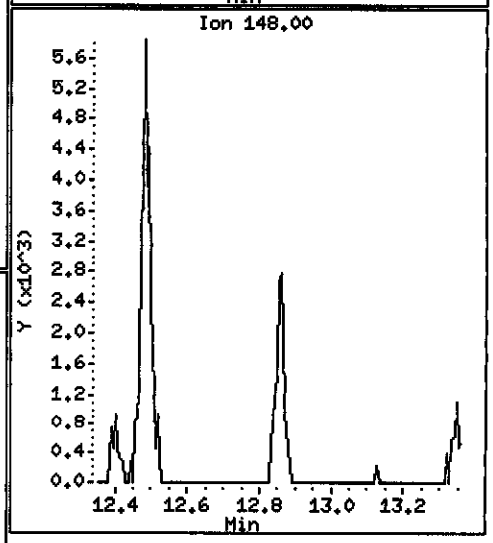

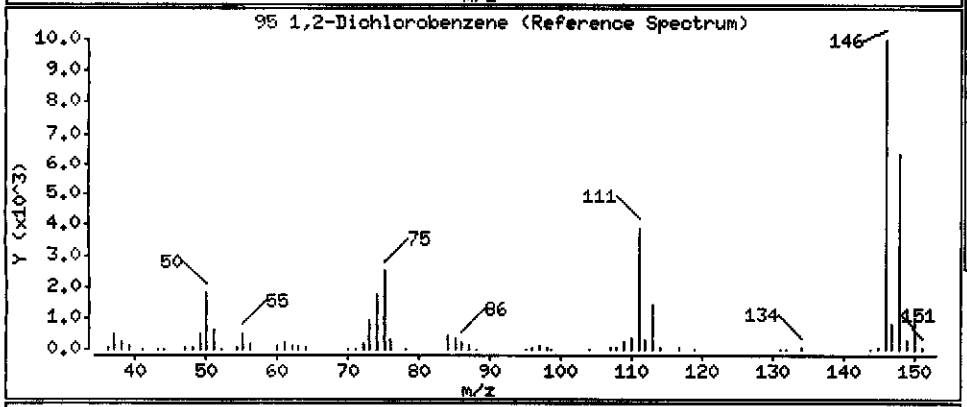

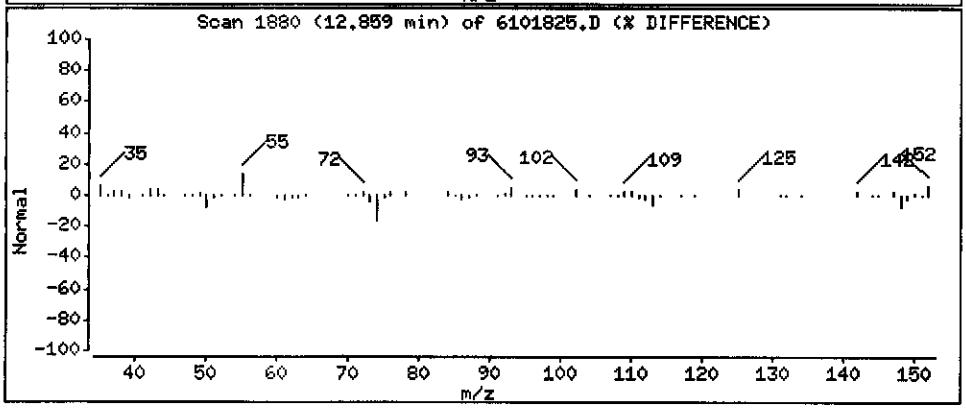

Data File: \\pitsvr06\d\chem\hp6.i\6101808d.b\6101825.D

Date : 18-OCT-2008 20:06

Client ID: ICM-103-1008

Instrument: hp6.i

Sample Info: c8j160331-020 5ml

Purge Volume: 5.0

Operator: 403794

Column phase: DB 624

Column diameter: 0.20

105 Methyl Cyclohexane

Concentration: 0.5448 UG/L

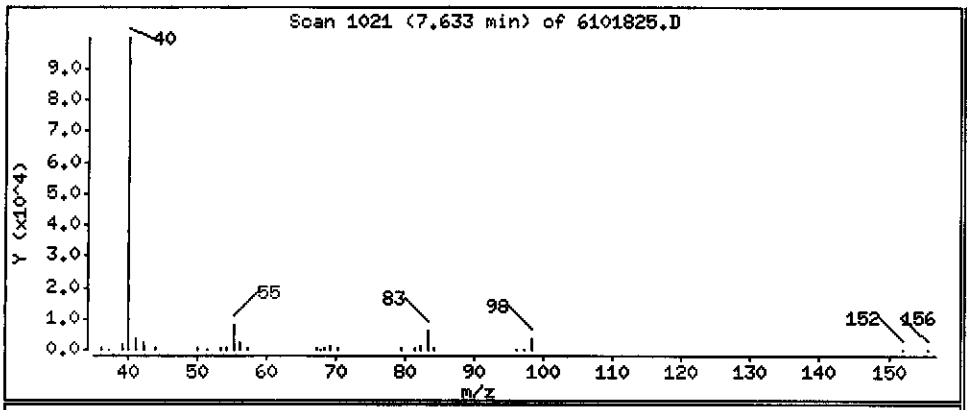

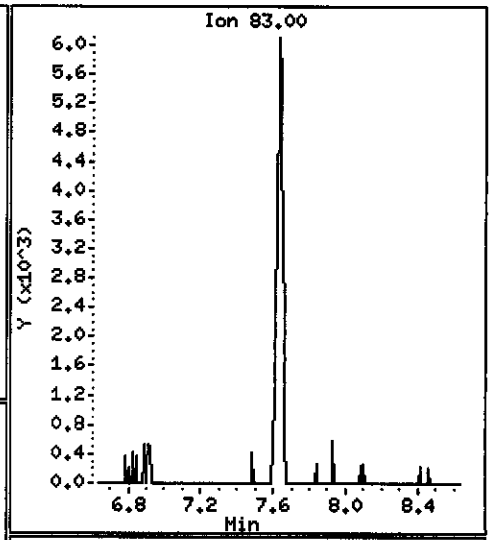

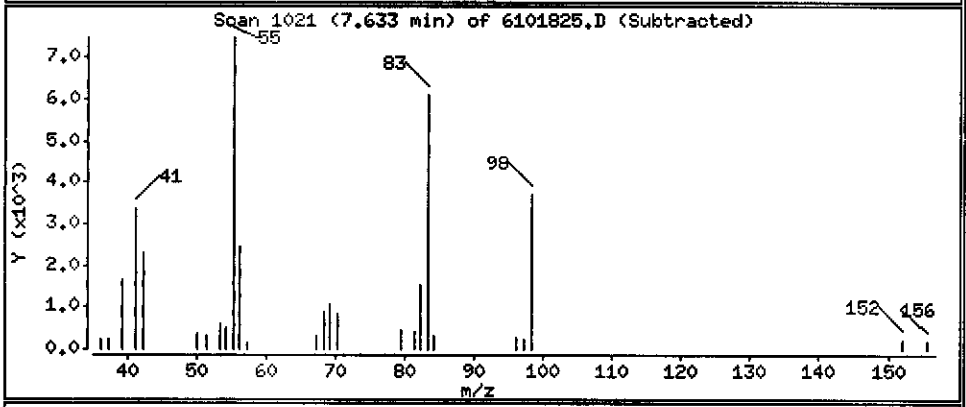

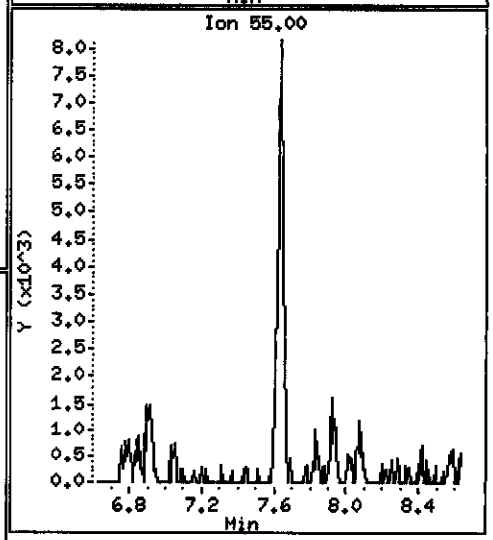

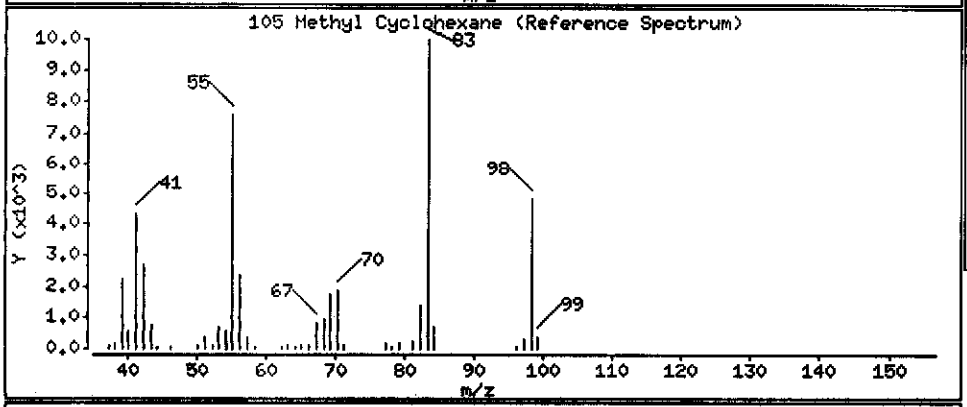

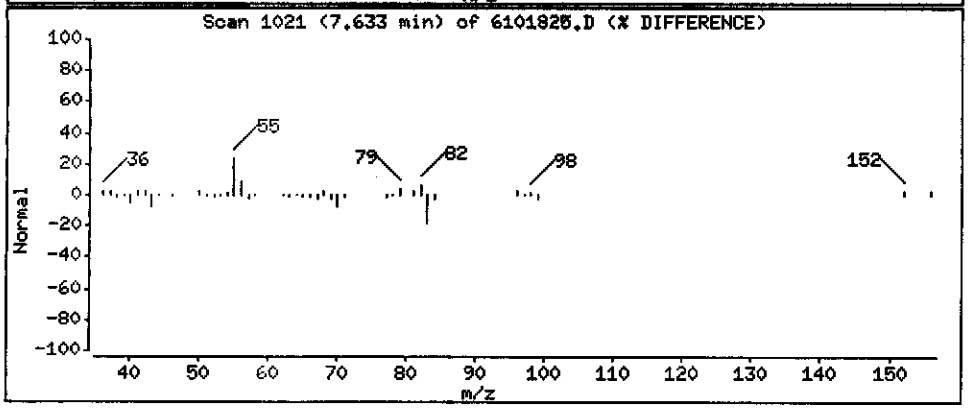

MACTEC Engineering and Consulting Inc

Client Sample ID: MW6-R-R-1008

GC/MS Volatiles

Lot-Sample #...: C8J160331-021	**Work Order #...:** K02VP1AM	**Matrix.....:** WATER
Date Sampled...: 10/15/08	**Date Received..:** 10/16/08	**MS Run #.....:** 8294142
Prep Date.....: 10/20/08	**Analysis Date..:** 10/20/08	
Prep Batch #...: 8294240	**Analysis Time..:** 12:14	
Dilution Factor: 25	**Initial Wgt/Vol:** 5 mL	**Final Wgt/Vol..:** 5 mL
Analyst ID.....: 001562	**Instrument ID..:** HP6	
	Method.....: SW846 8260B	

PARAMETER	RESULT	REPORTING LIMIT	UNITS	MDL
Acetone	ND	120	ug/L	62
Benzene	**26**	**25**	**ug/L**	**6.8**
Bromodichloromethane	ND	25	ug/L	5.0
Bromoform	ND	25	ug/L	6.1
Bromomethane	ND	25	ug/L	7.6
2-Butanone	ND	120	ug/L	12
Carbon disulfide	ND	25	ug/L	4.9
Carbon tetrachloride	ND	25	ug/L	7.6
Chlorobenzene	**310**	**25**	**ug/L**	**5.6**
Chloroethane	ND	25	ug/L	6.2
Chloroform	ND	25	ug/L	6.0
Chloromethane	ND	25	ug/L	6.7
Cyclohexane	ND	25	ug/L	7.4
Dibromochloromethane	ND	25	ug/L	4.1
1,2-Dibromo-3-chloro-propane	ND	25	ug/L	6.0
1,2-Dibromoethane	ND	25	ug/L	5.7
1,3-Dichlorobenzene	ND	25	ug/L	4.1
1,4-Dichlorobenzene	ND	25	ug/L	4.4
1,2-Dichlorobenzene	ND	25	ug/L	5.4
Dichlorodifluoromethane	ND	25	ug/L	6.5
1,1-Dichloroethane	ND	25	ug/L	6.1
1,2-Dichloroethane	ND	25	ug/L	5.4
1,1-Dichloroethene	ND	25	ug/L	7.0
cis-1,2-Dichloroethene	ND	25	ug/L	6.8
trans-1,2-Dichloroethene	ND	25	ug/L	6.8
1,2-Dichloropropane	ND	25	ug/L	4.5
cis-1,3-Dichloropropene	ND	25	ug/L	4.9
trans-1,3-Dichloropropene	ND	25	ug/L	4.6
Ethylbenzene	ND	25	ug/L	4.5
2-Hexanone	ND	120	ug/L	13
Isopropylbenzene	ND	25	ug/L	5.6
Methyl acetate	ND	25	ug/L	2.6
Methylene chloride	ND	25	ug/L	7.9
Methylcyclohexane	ND	25	ug/L	7.9
4-Methyl-2-pentanone	ND	120	ug/L	5.6
Methyl tert-butyl ether	ND	25	ug/L	5.0

(Continued on next page)

MACTEC Engineering and Consulting Inc

Client Sample ID: MW6-R-R-1008

GC/MS Volatiles

Lot-Sample #...: C8J160331-021 **Work Order #...:** K02VP1AM **Matrix.....:** WATER

PARAMETER	RESULT	REPORTING LIMIT	UNITS	MDL
Styrene	ND	25	ug/L	5.4
1,1,2,2-Tetrachloroethane	ND	25	ug/L	3.8
1,2,4-Trichloro-benzene	ND	25	ug/L	3.8
Tetrachloroethene	ND	25	ug/L	5.9
1,1,1-Trichloroethane	ND	25	ug/L	6.3
1,1,2-Trichloroethane	ND	25	ug/L	4.9
Trichloroethene	ND	25	ug/L	7.3
Trichlorofluoromethane	ND	25	ug/L	2.0
1,1,2-Trichloro-1,2,2-trifluoroethane	ND	25	ug/L	7.5
Toluene	ND	25	ug/L	5.8
Vinyl chloride	ND	25	ug/L	7.3
Xylenes (total)	ND	75	ug/L	15

SURROGATE	PERCENT RECOVERY	RECOVERY LIMITS
Toluene-d8	101	(71 - 118)
1,2-Dichloroethane-d4	110	(64 - 135)
4-Bromofluorobenzene	98	(70 - 118)
Dibromofluoromethane	97	(70 - 128)

Data File: \\pitsvr06\d\chem\hp6.i\6102008d.b\61020008.D
Date : 20-OCT-2008 12:14
Client ID: MW6-R-R-1008
Sample Info: C8J160331-021 25x 1ml/25ml)/5ml
Purge Volume: 5.0
Column phase: DB 624

Instrument: hp6.i
Operator: 001562
Column diameter: 0.20

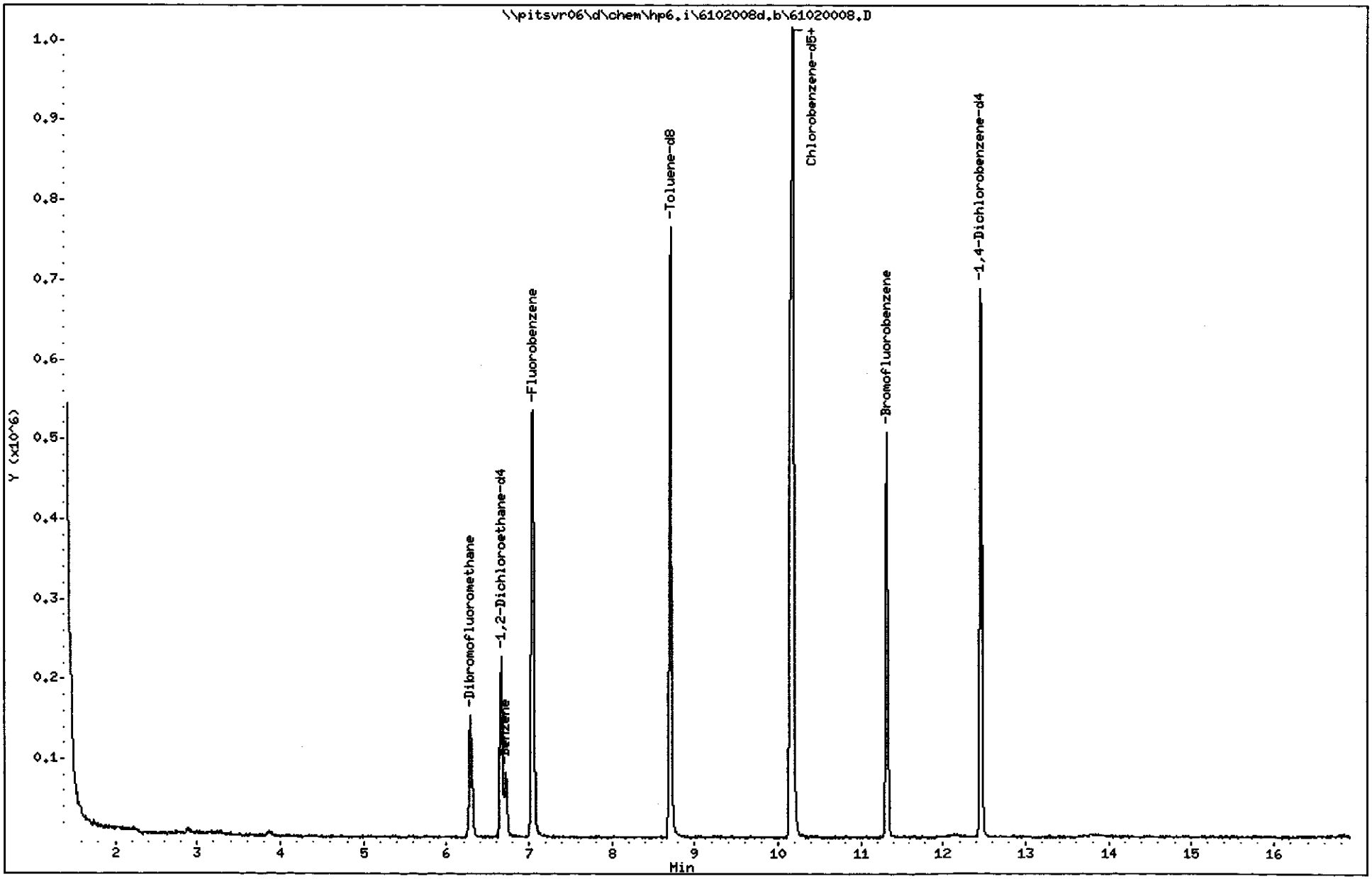

TestAmerica Pittsburgh

VOLATILE REPORT SW-846 Method

Data file : \\pitsvr06\d\chem\hp6.i\6102008d.b\61020008.D
Lab Smp Id: k02vp1am Client Smp ID: MW6-R-R-1008
Inj Date : 20-OCT-2008 12:14
Operator : 001562 Inst ID: hp6.i
Smp Info : C8J160331-021 25x 1ml/25ml)/5ml
Misc Info : k02vp1am,6102008d.b,8260ee.m,1-42.sub
Comment :
Method : \\PITSVR06\D\chem\hp6.i\6102008d.b\8260ee.m
Meth Date : 20-Oct-2008 08:35 hp6.i Quant Type: ISTD
Cal Date : 06-OCT-2008 12:30 Cal File: 1D61006.D
Als bottle: 7
Dil Factor: 25.00000
Integrator: HP RTE Compound Sublist: 1-42.sub
Target Version: 4.14
Processing Host: PITSVR06

Concentration Formula: Amt * DF * 1/Vo*Vt * CpndVariable

Name	Value	Description
DF	25.000	Dilution Factor
Vo	5.000	Sample Volume
Vt	1.000	mg/L conversion (1.0 if no conversion)
Cpnd Variable		Local Compound Variable

Compounds	QUANT SIG MASS	RT	EXP RT	REL RT	RESPONSE	CONCENTRATIONS ON-COLUMN (ng)	CONCENTRATIONS FINAL (UG/L)
* 46 Fluorobenzene	96	7.045	7.036	(1.000)	520772	50.0000	
* 69 Chlorobenzene-d5	119	10.147	10.138	(1.000)	128777	50.0000	
* 92 1,4-Dichlorobenzene-d4	152	12.465	12.462	(1.000)	207310	50.0000	
$ 39 Dibromofluoromethane	113	6.284	6.288	(0.892)	116616	48.3615	9.672
$ 43 1,2-Dichloroethane-d4	65	6.662	6.665	(0.946)	181254	55.2126	11.04
$ 59 Toluene-d8	98	8.706	8.703	(0.858)	504460	50.6223	10.12
$ 80 Bromofluorobenzene	95	11.315	11.313	(0.908)	200558	49.0979	9.820
1 Dichlorodifluoromethane	85	Compound Not Detected.					
2 Chloromethane	50	Compound Not Detected.					
3 Vinyl Chloride	62	Compound Not Detected.					
4 Bromomethane	94	Compound Not Detected.					
5 Chloroethane	64	Compound Not Detected.					
6 Trichlorofluoromethane	101	Compound Not Detected.					
12 1,1-Dichloroethene	96	Compound Not Detected.					
13 Acetone	43	Compound Not Detected.					
15 Carbon Disulfide	76	Compound Not Detected.					
18 Methylene Chloride	84	Compound Not Detected.					
19 trans-1,2-Dichloroethene	96	Compound Not Detected.					
20 Methyl tert-butyl ether	73	Compound Not Detected.					
24 1,1-Dichloroethane	63	Compound Not Detected.					
27 2,2-Dichloropropane	77	Compound Not Detected.					
28 cis-1,2-dichloroethene	96	Compound Not Detected.					

	Compounds	QUANT SIG MASS	RT	EXP RT	REL RT	RESPONSE	CONCENTRATIONS ON-COLUMN (ng)	CONCENTRATIONS FINAL (UG/L)
M	29 1,2-Dichloroethene (total)	96	Compound Not Detected.					
	30 Bromochloromethane	128	Compound Not Detected.					
	31 2-Butanone	43	Compound Not Detected.					
	37 Chloroform	83	Compound Not Detected.					
	38 1,1,1-Trichloroethane	97	Compound Not Detected.					
	40 1,1-Dichloropropene	75	Compound Not Detected.					
	41 Carbon Tetrachloride	117	Compound Not Detected.					
	42 Benzene	78	6.722	6.720	(0.954)	61579	5.16985	25.85
	45 1,2-Dichloroethane	62	Compound Not Detected.					
	47 Trichloroethene	130	Compound Not Detected.					
	49 1,2-Dichloropropane	63	Compound Not Detected.					
	50 Dibromomethane	93	Compound Not Detected.					
	53 Bromodichloromethane	83	Compound Not Detected.					
	57 cis-1,3-Dichloropropene	75	Compound Not Detected.					
	58 4-Methyl-2-Pentanone	43	Compound Not Detected.					
	60 Toluene	91	Compound Not Detected.					
	61 trans-1,3-Dichloropropene	75	Compound Not Detected.					
	63 1,3-Dichloropropane	76	Compound Not Detected.					
	64 1,1,2-Trichloroethane	97	Compound Not Detected.					
	65 Tetrachloroethene	164	Compound Not Detected.					
	66 2-Hexanone	43	Compound Not Detected.					
	67 Dibromochloromethane	129	Compound Not Detected.					
	68 1,2-Dibromoethane	107	Compound Not Detected.					
	70 Chlorobenzene	112	10.172	10.175	(1.002)	533590	62.4906	312.4
	71 1,1,1,2-Tetrachloroethane	131	Compound Not Detected.					
	72 Ethylbenzene	106	Compound Not Detected.					
	73 m + p-Xylene	106	Compound Not Detected.					
	74 Xylene-o	106	Compound Not Detected.					
M	75 Xylenes (total)	106	Compound Not Detected.					
	76 Styrene	104	Compound Not Detected.					
	77 Bromoform	173	Compound Not Detected.					
	78 Isopropylbenzene	105	Compound Not Detected.					
	79 Bromobenzene	156	Compound Not Detected.					
	83 1,1,2,2-Tetrachloroethane	83	Compound Not Detected.					
	84 1,2,3-Trichloropropane	110	Compound Not Detected.					
	86 1,3,5-Trimethylbenzene	105	Compound Not Detected.					
	88 1,2,4-Trimethylbenzene	105	Compound Not Detected.					
	90 4-Isopropyltoluene	119	Compound Not Detected.					
	91 1,3-Dichlorobenzene	146	Compound Not Detected.					
	93 1,4-Dichlorobenzene	146	Compound Not Detected.					
	95 1,2-Dichlorobenzene	146	Compound Not Detected.					
	96 1,2-Dibromo-3-chloropropane	157	Compound Not Detected.					
	97 1,2,4-Trichlorobenzene	180	Compound Not Detected.					
	101 1,1,2-trichlorotrifluoroethane	101	Compound Not Detected.					
	102 Methyl acetate	43	Compound Not Detected.					
	104 Cyclohexane	56	Compound Not Detected.					
	105 Methyl Cyclohexane	83	Compound Not Detected.					

Data File: \\pitsvr06\d\chem\hp6.i\6102008d.b\61020008.D

Date : 20-OCT-2008 12:14

Client ID: MW6-R-R-1008

Instrument: hp6.i

Sample Info: C8J160331-021 25x 1ml/25ml)/5ml

Purge Volume: 5.0

Operator: 001562

Column phase: DB 624

Column diameter: 0.20

42 Benzene

Concentration: 25.85 UG/L

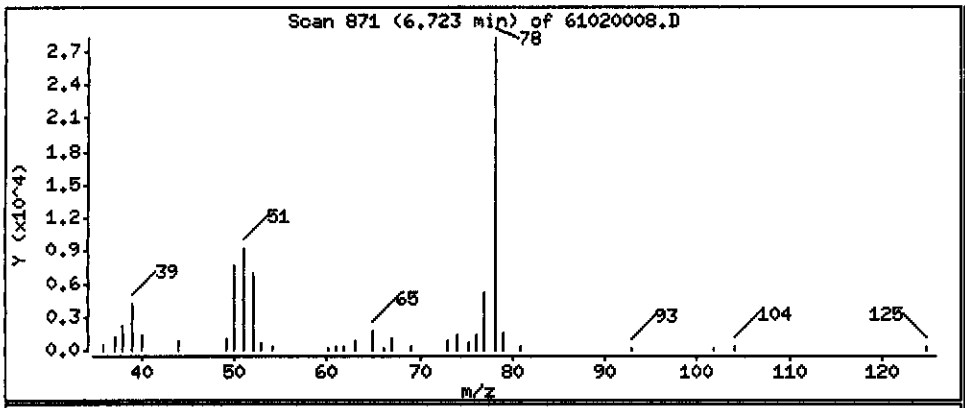

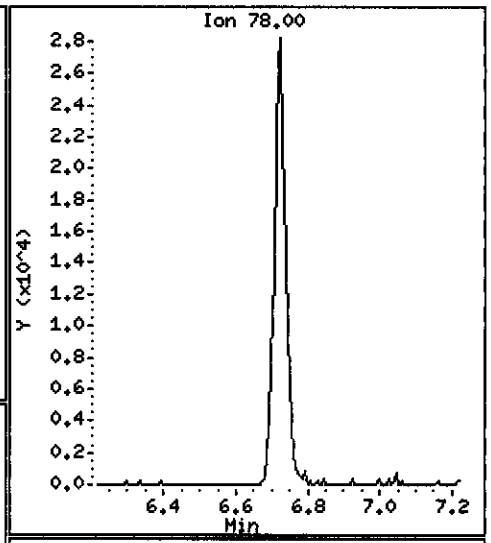

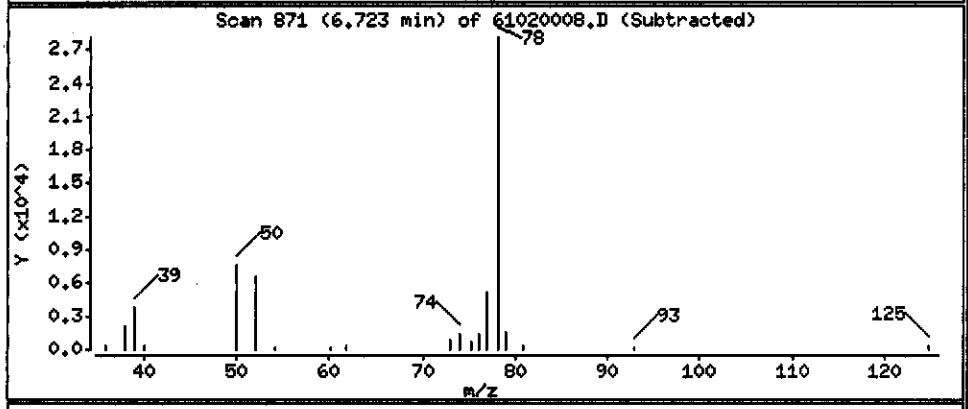

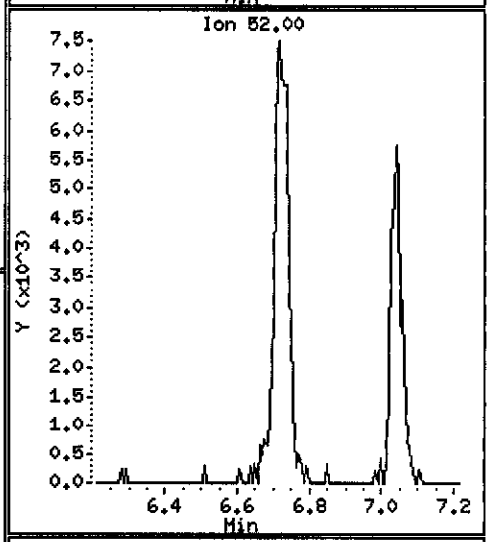

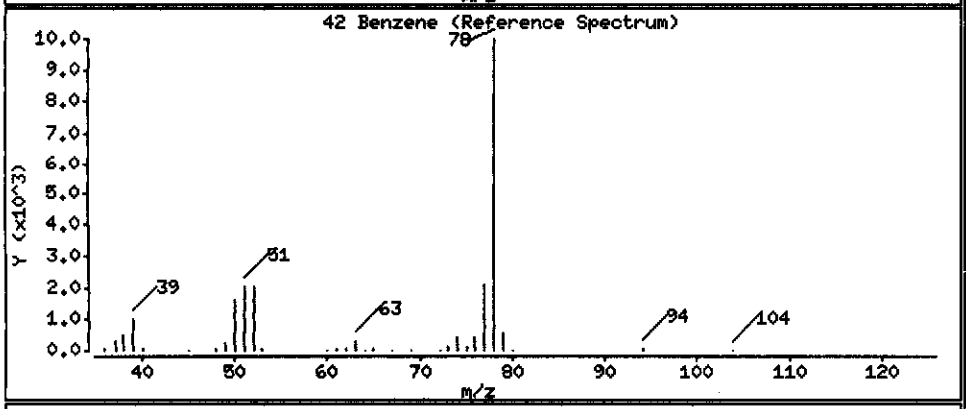

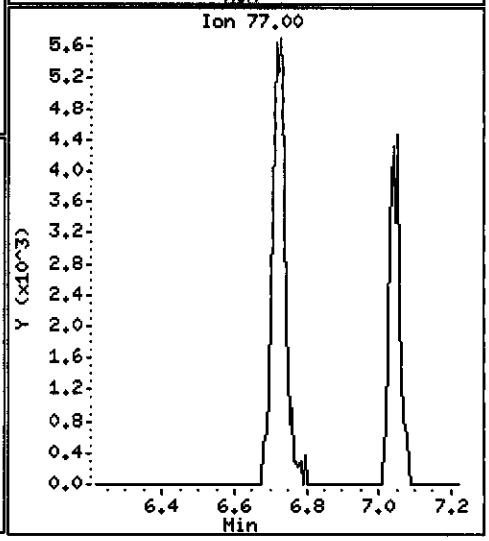

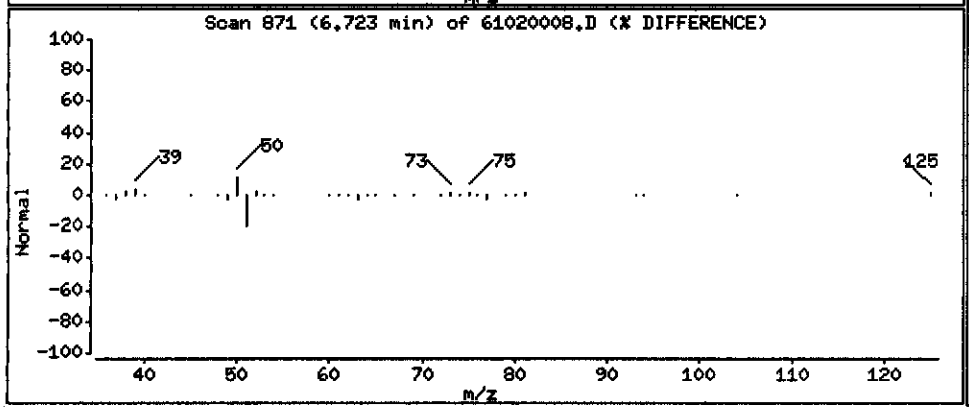

Data File: \\pitsvr06\d\chem\hp6.i\6102008d.b\61020008.D

Date : 20-OCT-2008 12:14

Client ID: MW6-R-R-1008 Instrument: hp6.i

Sample Info: C8J160331-021 25x 1ml/25ml)/5ml

Purge Volume: 5.0 Operator: 001562

Column phase: DB 624 Column diameter: 0.20

70 Chlorobenzene Concentration: 312.4 UG/L

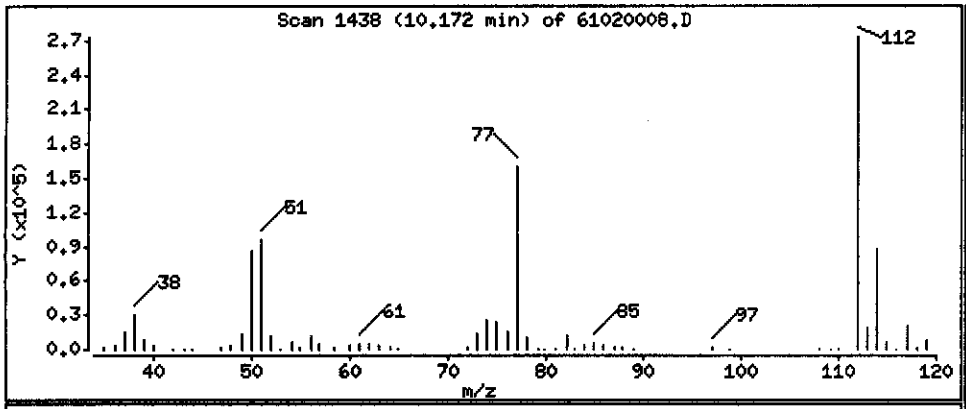

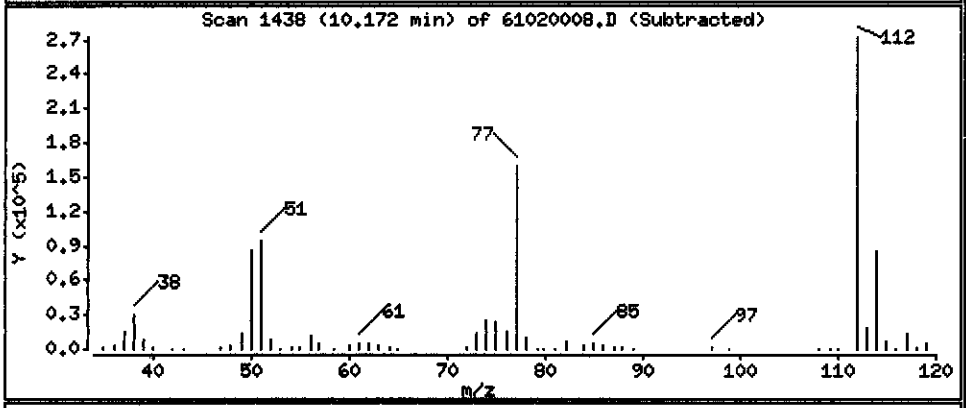

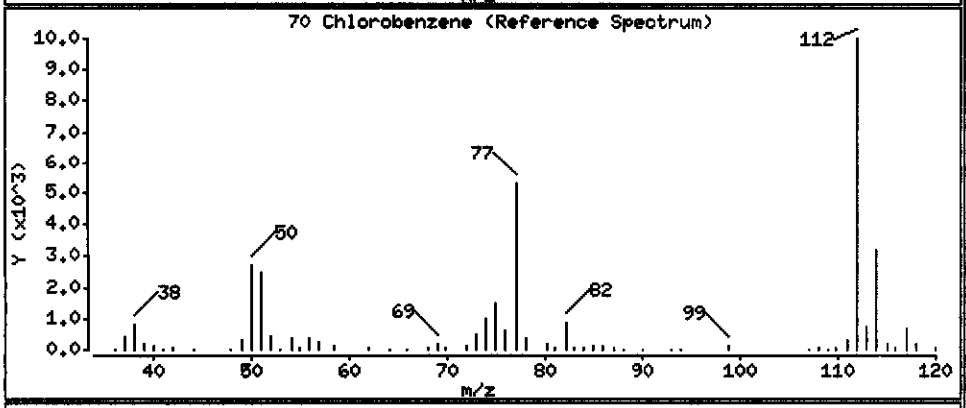

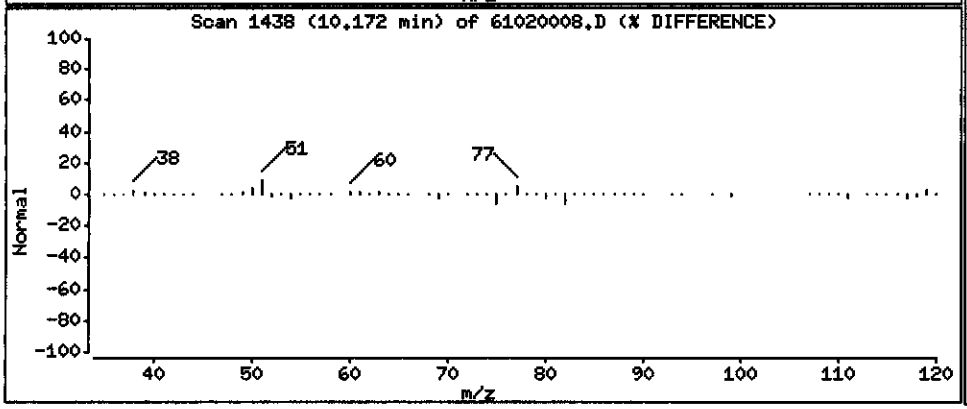

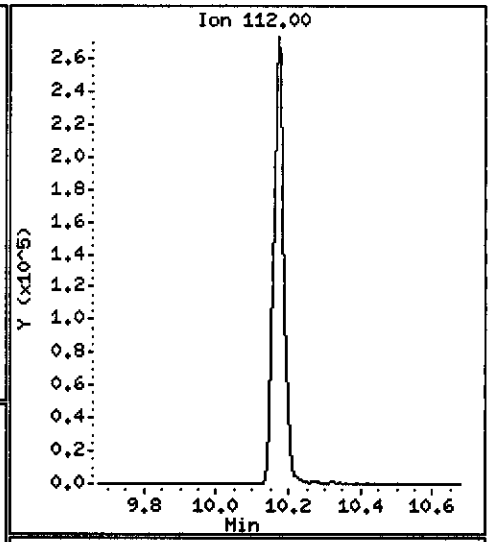

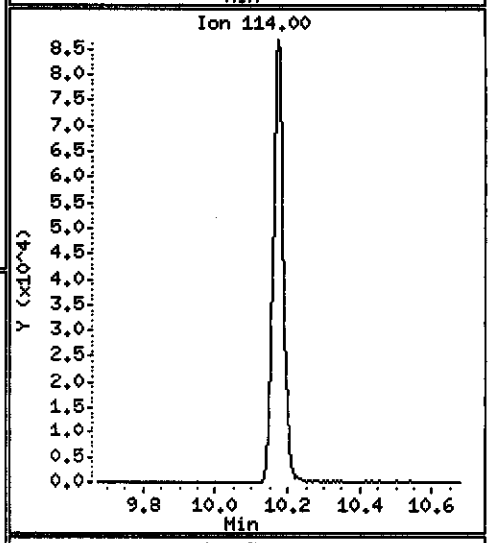

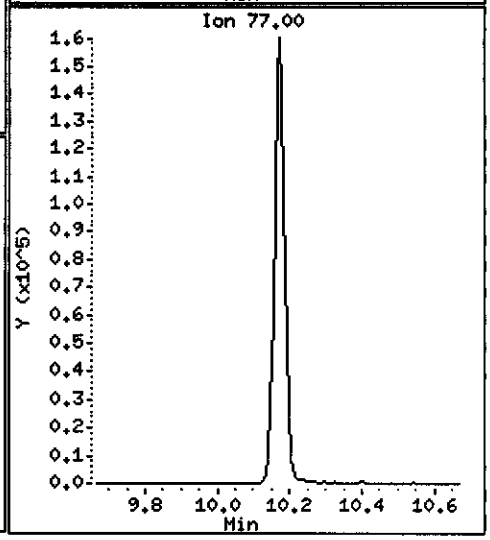

MACTEC Engineering and Consulting Inc

Client Sample ID: ICM-101-1008

GC/MS Volatiles

Lot-Sample #...: C8J160331-022	**Work Order #...:** K02VT1AM	**Matrix.....:** WATER
Date Sampled...: 10/15/08	**Date Received..:** 10/16/08	**MS Run #.....:** 8294142
Prep Date.....: 10/20/08	**Analysis Date..:** 10/20/08	
Prep Batch #...: 8294240	**Analysis Time..:** 12:38	
Dilution Factor: 200	**Initial Wgt/Vol:** 5 mL	**Final Wgt/Vol..:** 5 mL
Analyst ID.....: 001562	**Instrument ID..:** HP6	
	Method.....: SW846 8260B	

PARAMETER	RESULT	REPORTING LIMIT	UNITS	MDL
Acetone	ND	1000	ug/L	500
Benzene	**6900**	**200**	**ug/L**	**55**
Bromodichloromethane	ND	200	ug/L	40
Bromoform	ND	200	ug/L	49
Bromomethane	ND	200	ug/L	61
2-Butanone	ND	1000	ug/L	100
Carbon disulfide	ND	200	ug/L	39
Carbon tetrachloride	ND	200	ug/L	61
Chlorobenzene	**6400**	**200**	**ug/L**	**45**
Chloroethane	ND	200	ug/L	50
Chloroform	ND	200	ug/L	48
Chloromethane	ND	200	ug/L	53
Cyclohexane	ND	200	ug/L	59
Dibromochloromethane	ND	200	ug/L	33
1,2-Dibromo-3-chloro-propane	ND	200	ug/L	48
1,2-Dibromoethane	ND	200	ug/L	46
1,3-Dichlorobenzene	ND	200	ug/L	33
1,4-Dichlorobenzene	**140 J**	**200**	**ug/L**	**36**
1,2-Dichlorobenzene	**44 J**	**200**	**ug/L**	**44**
Dichlorodifluoromethane	ND	200	ug/L	52
1,1-Dichloroethane	ND	200	ug/L	49
1,2-Dichloroethane	ND	200	ug/L	43
1,1-Dichloroethene	ND	200	ug/L	56
cis-1,2-Dichloroethene	ND	200	ug/L	55
trans-1,2-Dichloroethene	ND	200	ug/L	54
1,2-Dichloropropane	ND	200	ug/L	36
cis-1,3-Dichloropropene	ND	200	ug/L	39
trans-1,3-Dichloropropene	ND	200	ug/L	37
Ethylbenzene	ND	200	ug/L	36
2-Hexanone	ND	1000	ug/L	110
Isopropylbenzene	ND	200	ug/L	45
Methyl acetate	ND	200	ug/L	20
Methylene chloride	ND	200	ug/L	64
Methylcyclohexane	ND	200	ug/L	63
4-Methyl-2-pentanone	ND	1000	ug/L	45
Methyl tert-butyl ether	ND	200	ug/L	40

(Continued on next page)

MACTEC Engineering and Consulting Inc

Client Sample ID: ICM-101-1008

GC/MS Volatiles

Lot-Sample #...: C8J160331-022 **Work Order #...:** K02VT1AM **Matrix.....:** WATER

PARAMETER	RESULT	REPORTING LIMIT	UNITS	MDL
Styrene	ND	200	ug/L	44
1,1,2,2-Tetrachloroethane	ND	200	ug/L	31
1,2,4-Trichloro-benzene	ND	200	ug/L	30
Tetrachloroethene	ND	200	ug/L	47
1,1,1-Trichloroethane	ND	200	ug/L	50
1,1,2-Trichloroethane	ND	200	ug/L	39
Trichloroethene	ND	200	ug/L	59
Trichlorofluoromethane	ND	200	ug/L	16
1,1,2-Trichloro-1,2,2-trifluoroethane	ND	200	ug/L	60
Toluene	ND	200	ug/L	47
Vinyl chloride	ND	200	ug/L	58
Xylenes (total)	ND	600	ug/L	120

SURROGATE	PERCENT RECOVERY	RECOVERY LIMITS
Toluene-d8	104	(71 - 118)
1,2-Dichloroethane-d4	110	(64 - 135)
4-Bromofluorobenzene	104	(70 - 118)
Dibromofluoromethane	99	(70 - 128)

NOTE(S):

J Estimated result. Result is less than RL.

Data File: \\pitsvr06\d\chem\hp6.i\6102008d.b\61020009.D

Date : 20-OCT-2008 12:38

Client ID: ICM-101-1008

Instrument: hp6.i

Sample Info: C8J160331-022 200x 125ul/25ml)/5ml

Purge Volume: 5.0

Operator: 001562

Column phase: DB 624

Column diameter: 0.20

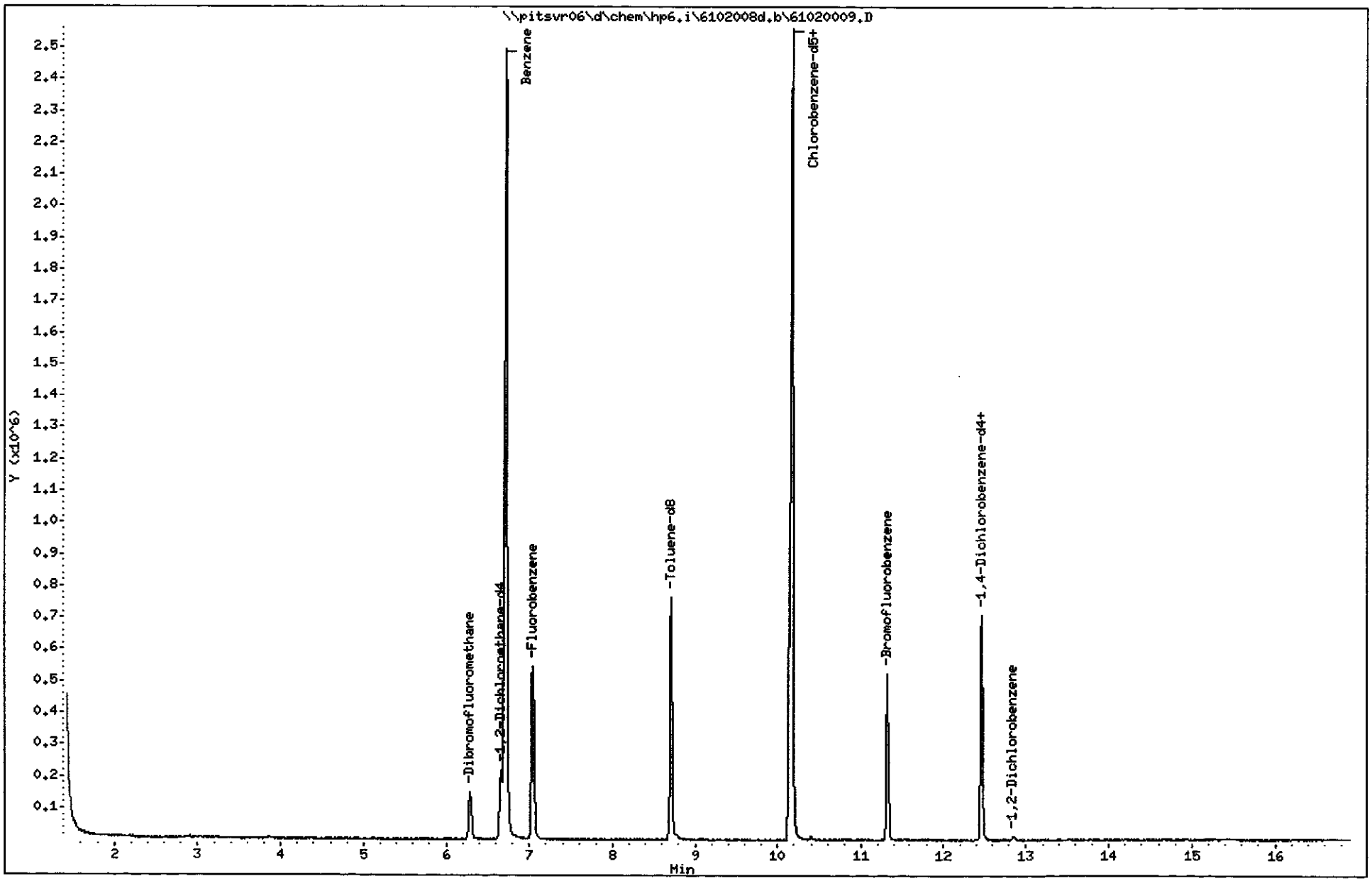

TestAmerica Pittsburgh

VOLATILE REPORT SW-846 Method

Data file : \\pitsvr06\d\chem\hp6.i\6102008d.b\61020009.D
Lab Smp Id: k02vt1am Client Smp ID: ICM-101-1008
Inj Date : 20-OCT-2008 12:38
Operator : 001562 Inst ID: hp6.i
Smp Info : C8J160331-022 200x 125ul/25ml)/5ml
Misc Info : k02vt1am,6102008d.b,8260ee.m,1-42.sub
Comment :
Method : \\PITSVR06\D\chem\hp6.i\6102008d.b\8260ee.m
Meth Date : 20-Oct-2008 08:35 hp6.i Quant Type: ISTD
Cal Date : 06-OCT-2008 12:30 Cal File: 1D61006.D
Als bottle: 8
Dil Factor: 200.00000
Integrator: HP RTE Compound Sublist: 1-42.sub
Target Version: 4.14
Processing Host: PITSVR06

Concentration Formula: Amt * DF * 1/Vo*Vt * CpndVariable

Name	Value	Description
DF	200.000	Dilution Factor
Vo	5.000	Sample Volume
Vt	1.000	mg/L conversion (1.0 if no conversion)
Cpnd Variable		Local Compound Variable

	Compounds	QUANT SIG MASS	RT	EXP RT	REL RT	RESPONSE	CONCENTRATIONS ON-COLUMN (ng)	CONCENTRATIONS FINAL (UG/L)
* 46	Fluorobenzene	96	7.042	7.036	(1.000)	514883	50.0000	
* 69	Chlorobenzene-d5	119	10.145	10.138	(1.000)	127783	50.0000	
* 92	1,4-Dichlorobenzene-d4	152	12.462	12.462	(1.000)	192566	50.0000	
$ 39	Dibromofluoromethane	113	6.288	6.288	(0.893)	118170	49.5665	9.913
$ 43	1,2-Dichloroethane-d4	65	6.665	6.665	(0.946)	178075	54.8646	10.97
$ 59	Toluene-d8	98	8.703	8.703	(0.858)	514358	52.0170	10.40
$ 80	Bromofluorobenzene	95	11.313	11.313	(0.908)	197759	52.1194	10.42
1	Dichlorodifluoromethane	85	Compound Not Detected.					
2	Chloromethane	50	Compound Not Detected.					
3	Vinyl Chloride	62	Compound Not Detected.					
4	Bromomethane	94	Compound Not Detected.					
5	Chloroethane	64	Compound Not Detected.					
6	Trichlorofluoromethane	101	Compound Not Detected.					
12	1,1-Dichloroethene	96	Compound Not Detected.					
13	Acetone	43	Compound Not Detected.					
15	Carbon Disulfide	76	Compound Not Detected.					
18	Methylene Chloride	84	Compound Not Detected.					
19	trans-1,2-Dichloroethene	96	Compound Not Detected.					
20	Methyl tert-butyl ether	73	Compound Not Detected.					
24	1,1-Dichloroethane	63	Compound Not Detected.					
27	2,2-Dichloropropane	77	Compound Not Detected.					
28	cis-1,2-dichloroethene	96	Compound Not Detected.					

	Compounds	QUANT SIG MASS	RT	EXP RT	REL RT	RESPONSE	CONCENTRATIONS ON-COLUMN (ng)	CONCENTRATIONS FINAL (UG/L)
M	29 1,2-Dichloroethene (total)	96	Compound Not Detected.					
	30 Bromochloromethane	128	Compound Not Detected.					
	31 2-Butanone	43	Compound Not Detected.					
	37 Chloroform	83	Compound Not Detected.					
	38 1,1,1-Trichloroethane	97	Compound Not Detected.					
	40 1,1-Dichloropropene	75	Compound Not Detected.					
	41 Carbon Tetrachloride	117	Compound Not Detected.					
	42 Benzene	78	6.720	6.720	(0.954)	2044931	173.645	6946
	45 1,2-Dichloroethane	62	Compound Not Detected.					
	47 Trichloroethene	130	Compound Not Detected.					
	49 1,2-Dichloropropane	63	Compound Not Detected.					
	50 Dibromomethane	93	Compound Not Detected.					
	53 Bromodichloromethane	83	Compound Not Detected.					
	57 cis-1,3-Dichloropropene	75	Compound Not Detected.					
	58 4-Methyl-2-Pentanone	43	Compound Not Detected.					
	60 Toluene	91	Compound Not Detected.					
	61 trans-1,3-Dichloropropene	75	Compound Not Detected.					
	63 1,3-Dichloropropane	76	Compound Not Detected.					
	64 1,1,2-Trichloroethane	97	Compound Not Detected.					
	65 Tetrachloroethene	164	Compound Not Detected.					
	66 2-Hexanone	43	Compound Not Detected.					
	67 Dibromochloromethane	129	Compound Not Detected.					
	68 1,2-Dibromoethane	107	Compound Not Detected.					
	70 Chlorobenzene	112	10.169	10.175	(1.002)	1352255	159.599	6384
	71 1,1,1,2-Tetrachloroethane	131	Compound Not Detected.					
	72 Ethylbenzene	106	Compound Not Detected.					
	73 m + p-Xylene	106	Compound Not Detected.					
	74 Xylene-o	106	Compound Not Detected.					
M	75 Xylenes (total)	106	Compound Not Detected.					
	76 Styrene	104	Compound Not Detected.					
	77 Bromoform	173	Compound Not Detected.					
	78 Isopropylbenzene	105	Compound Not Detected.					
	79 Bromobenzene	156	Compound Not Detected.					
	83 1,1,2,2-Tetrachloroethane	83	Compound Not Detected.					
	84 1,2,3-Trichloropropane	110	Compound Not Detected.					
	86 1,3,5-Trimethylbenzene	105	Compound Not Detected.					
	88 1,2,4-Trimethylbenzene	105	Compound Not Detected.					
	90 4-Isopropyltoluene	119	Compound Not Detected.					
	91 1,3-Dichlorobenzene	146	Compound Not Detected.					
	93 1,4-Dichlorobenzene	146	12.487	12.487	(1.002)	23753	3.57410	143.0
	95 1,2-Dichlorobenzene	146	12.864	12.858	(1.032)	6714	1.10960	44.38
	96 1,2-Dibromo-3-chloropropane	157	Compound Not Detected.					
	97 1,2,4-Trichlorobenzene	180	Compound Not Detected.					
	101 1,1,2-trichlorotrifluoroethane	101	Compound Not Detected.					
	102 Methyl acetate	43	Compound Not Detected.					
	104 Cyclohexane	56	Compound Not Detected.					
	105 Methyl Cyclohexane	83	Compound Not Detected.					

Data File: \\pitsvr06\d\chem\hp6.i\6102008d.b\61020009.D

Date : 20-OCT-2008 12:38

Client ID: ICM-101-1008 Instrument: hp6.i

Sample Info: C8J160331-022 200x 125ul/25ml)/5ml

Purge Volume: 5.0 Operator: 001562

Column phase: DB 624 Column diameter: 0.20

42 Benzene Concentration: 6946 UG/L

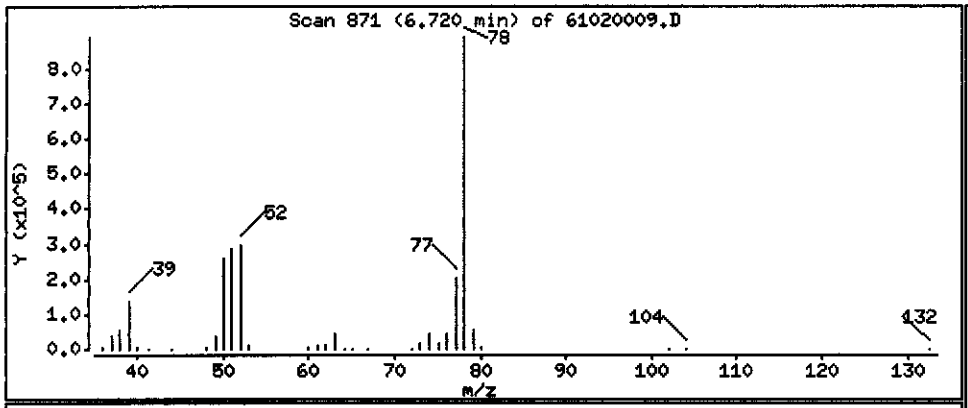

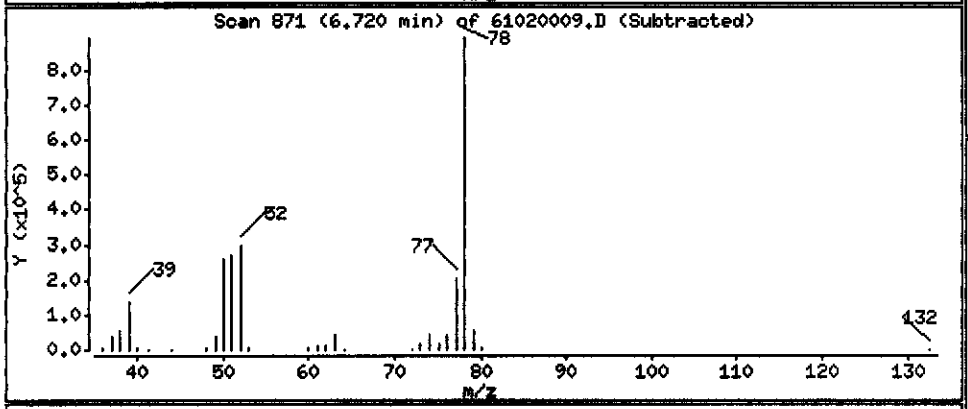

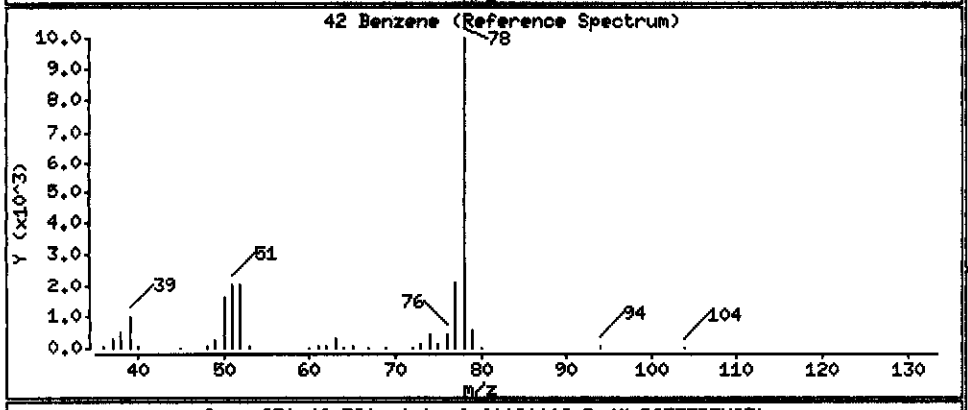

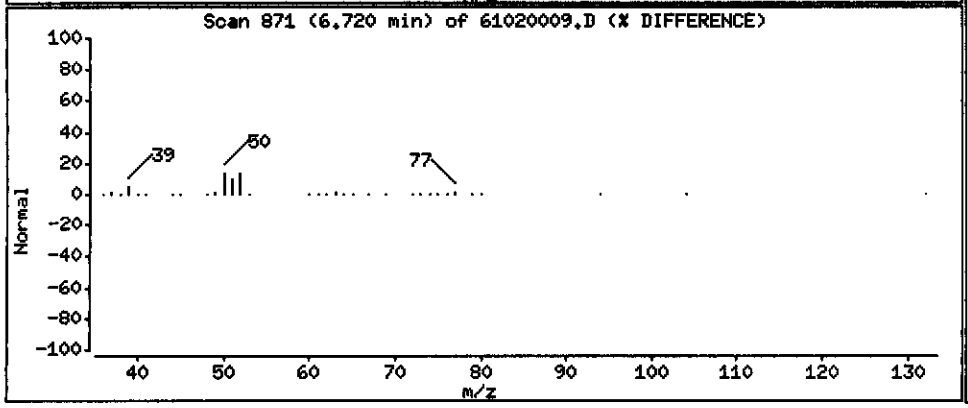

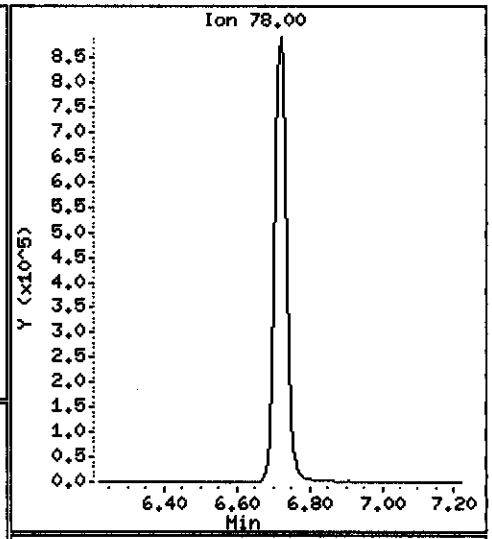

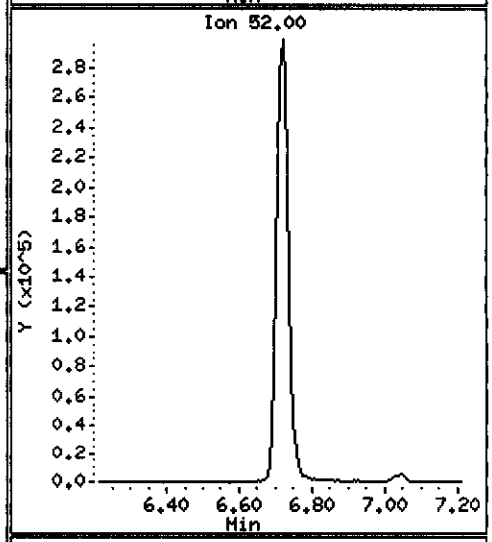

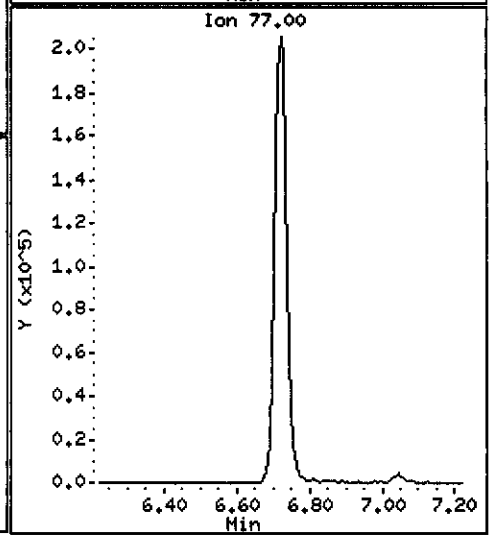

Data File: \\pitsvr06\d\chem\hp6.i\6102008d.b\61020009.D

Date : 20-OCT-2008 12:38

Client ID: ICM-101-1008 Instrument: hp6.i

Sample Info: C8J160331-022 200x 125ul/25ml)/5ml

Purge Volume: 5.0 Operator: 001562

Column phase: DB 624 Column diameter: 0.20

70 Chlorobenzene Concentration: 6384 UG/L

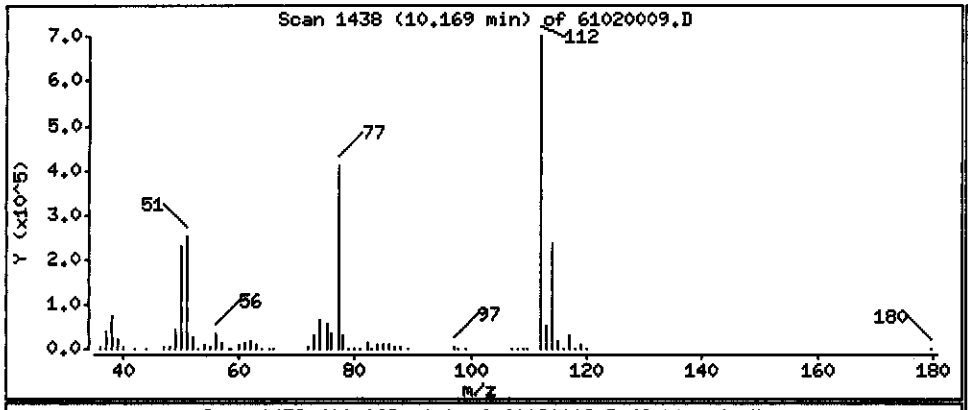

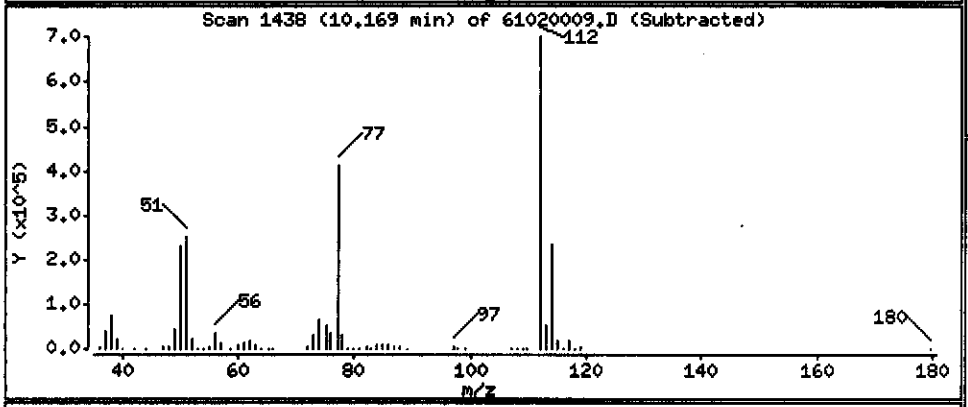

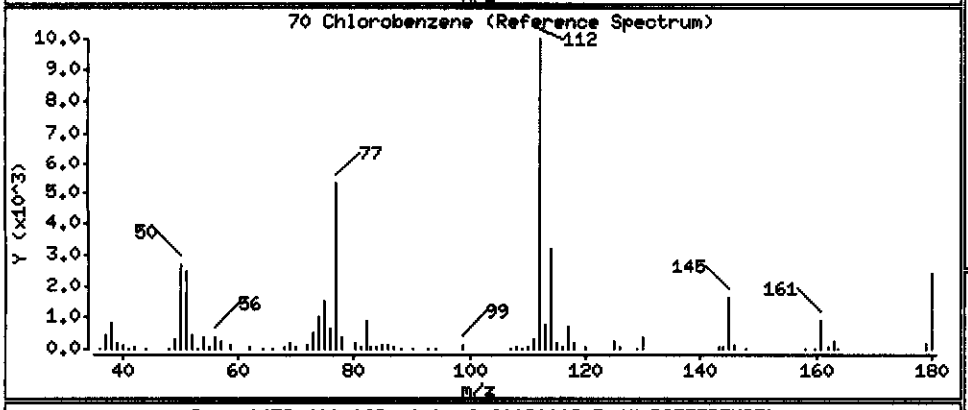

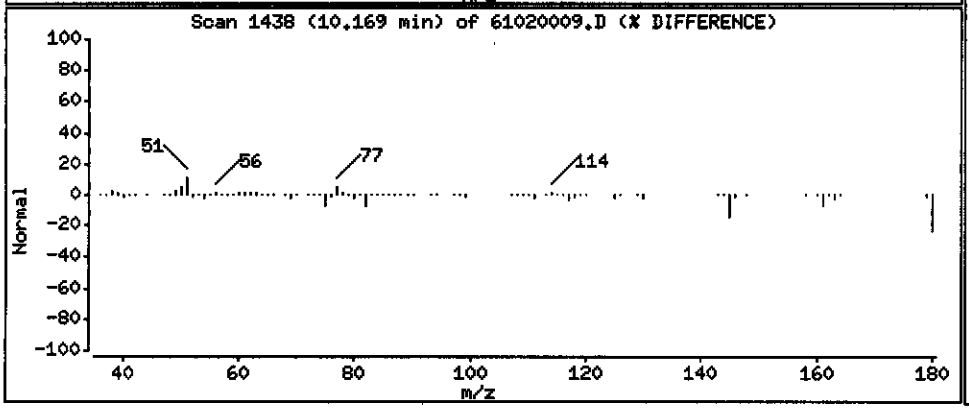

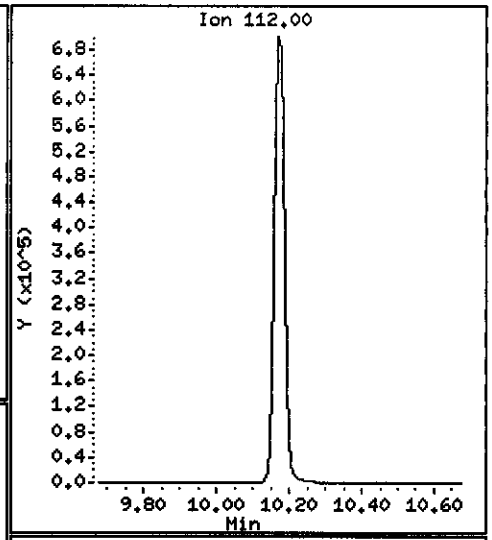

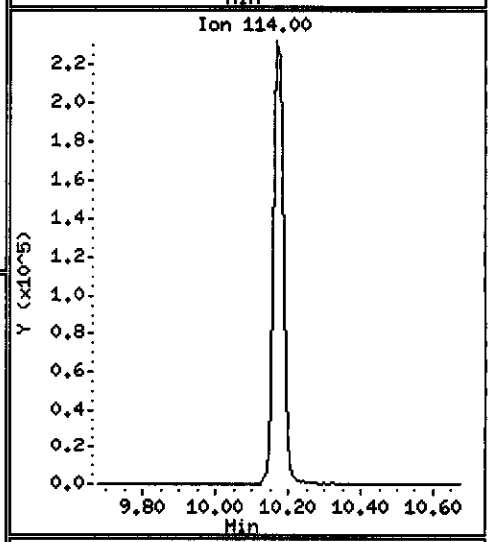

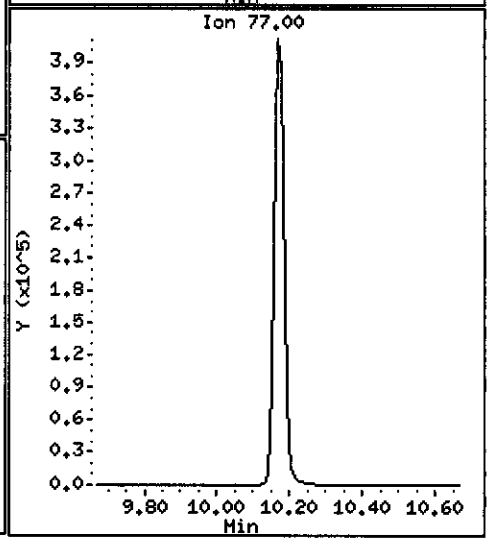

Data File: \\pitsvr06\d\chem\hp6.i\6102008d.b\61020009.D

Date : 20-OCT-2008 12:38

Client ID: ICM-101-1008 Instrument: hp6.i

Sample Info: C8J160331-022 200x 125ul/25ml)/5ml

Purge Volume: 5.0 Operator: 001562

Column phase: DB 624 Column diameter: 0.20

93 1,4-Dichlorobenzene Concentration: 143.0 UG/L

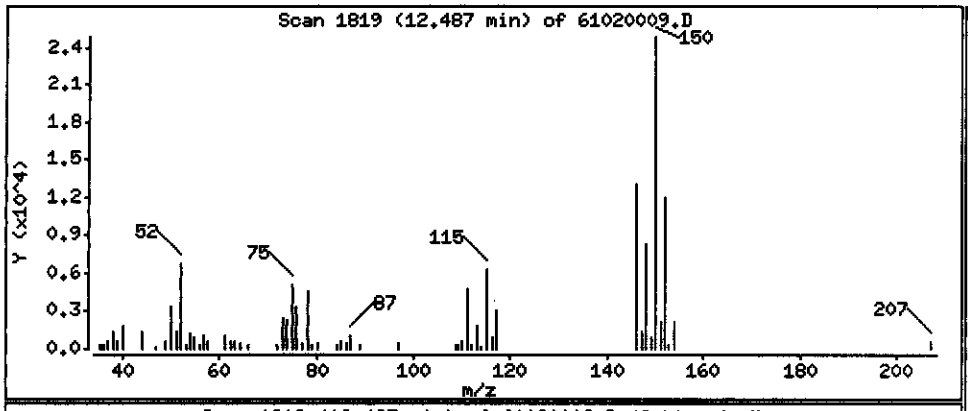

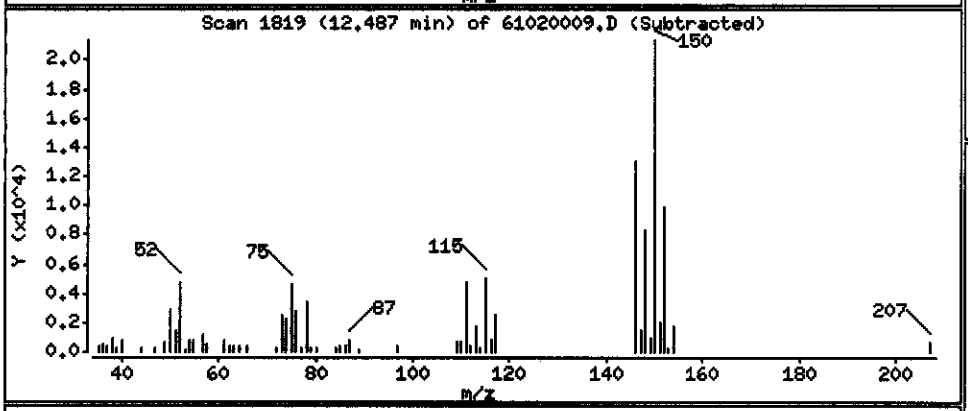

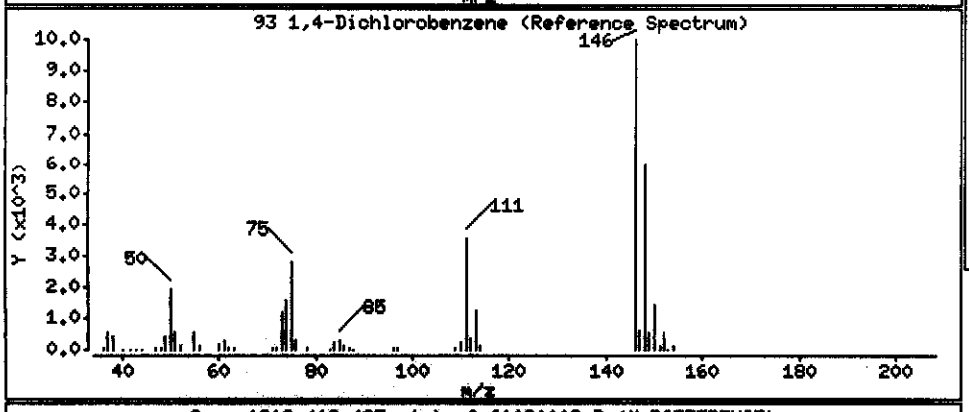

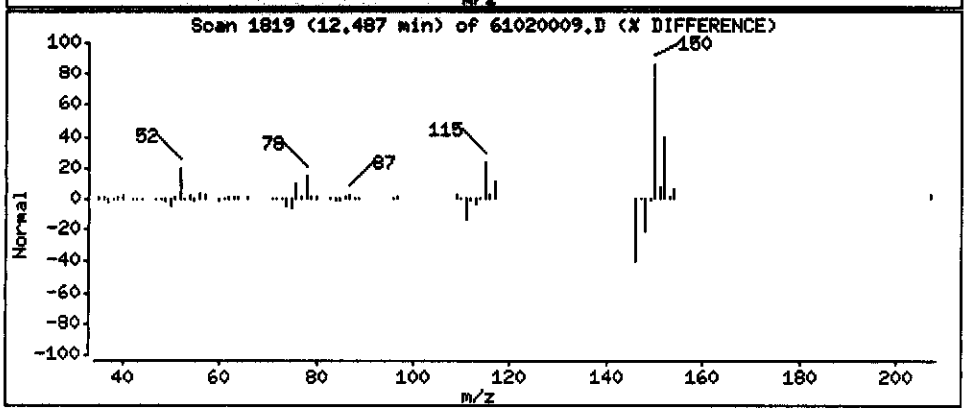

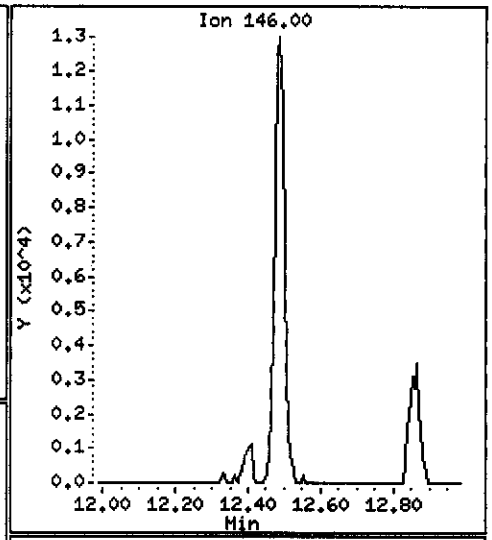

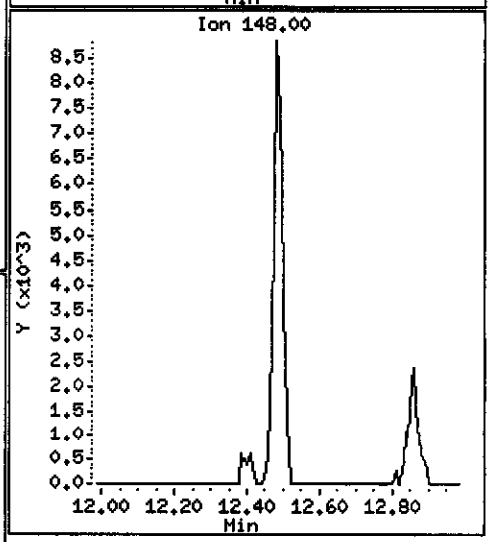

Data File: \\pitsvr06\d\chem\hp6.i\6102008d.b\61020009.D

Date : 20-OCT-2008 12:38

Client ID: ICM-101-1008 Instrument: hp6.i

Sample Info: C8J160331-022 200x 125ul/25ml)/5ml

Purge Volume: 5.0 Operator: 001562

Column phase: DB 624 Column diameter: 0.20

95 1,2-Dichlorobenzene Concentration: 44.38 UG/L

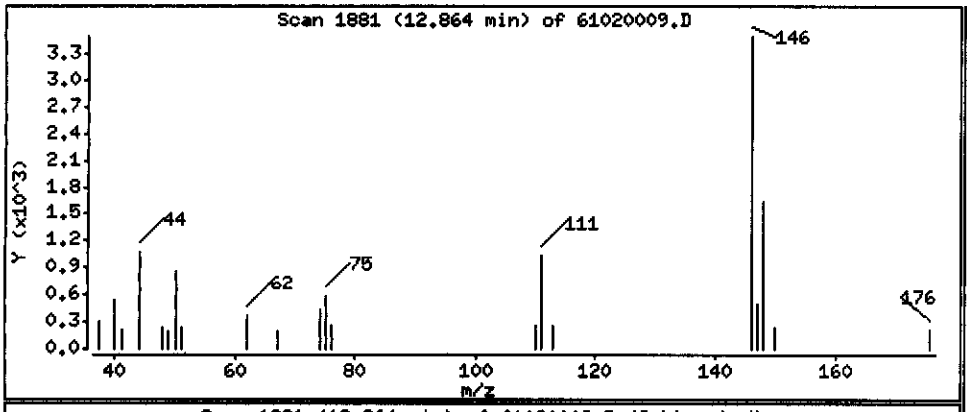

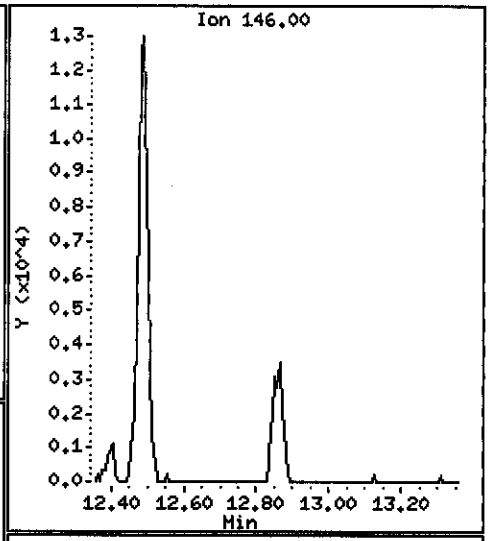

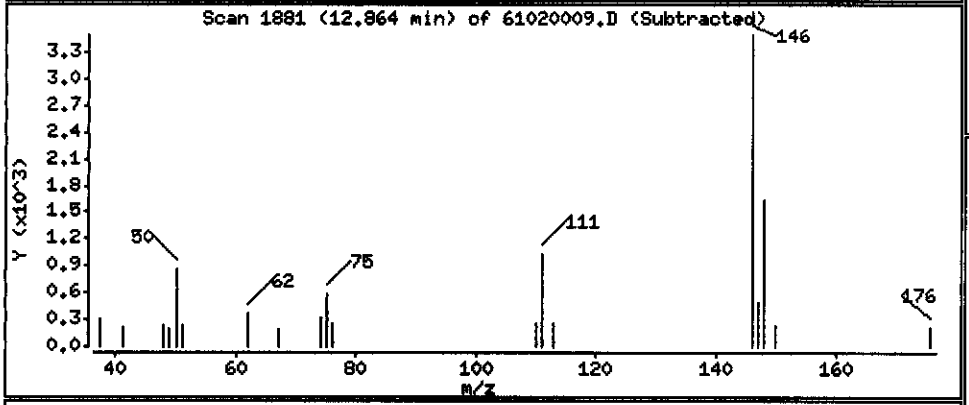

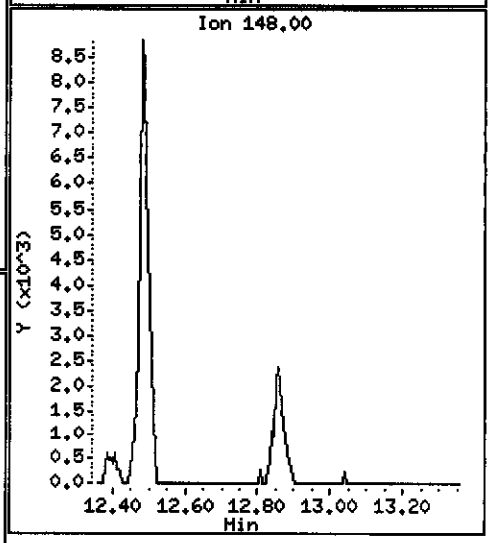

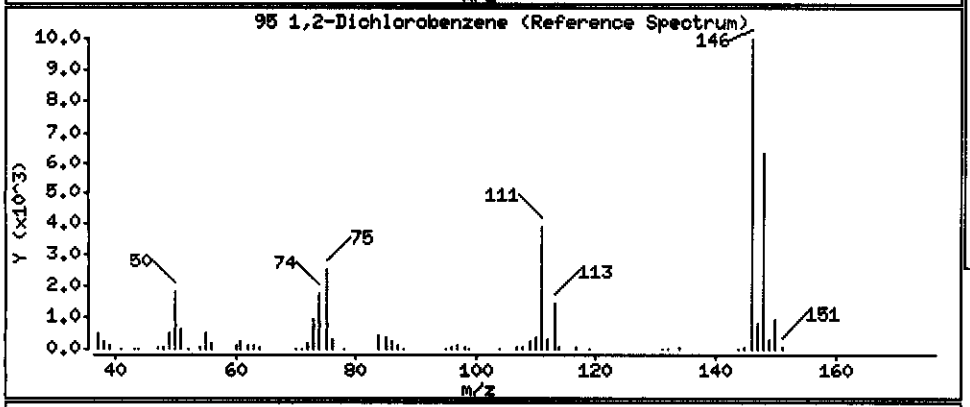

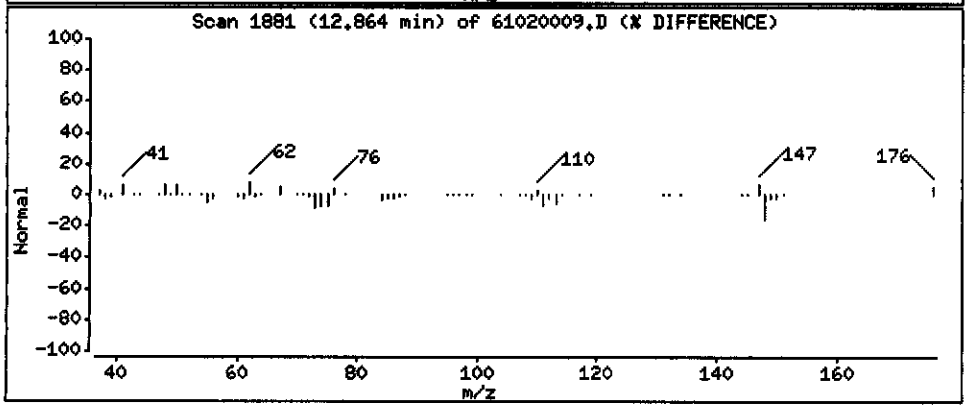

MACTEC Engineering and Consulting Inc

Client Sample ID: TRIP BLANK

GC/MS Volatiles

Lot-Sample #...: C8J160331-023	**Work Order #...:** K02VV1AA	**Matrix.....:** WATER
Date Sampled...: 10/15/08	**Date Received..:** 10/16/08	**MS Run #.....:** 8292038
Prep Date.....: 10/18/08	**Analysis Date..:** 10/18/08	
Prep Batch #...: 8292073	**Analysis Time..:** 14:35	
Dilution Factor: 1	**Initial Wgt/Vol:** 5 mL	**Final Wgt/Vol..:** 5 mL
Analyst ID.....: 403794	**Instrument ID..:** HP6	
	Method.....: SW846 8260B	

PARAMETER	RESULT	REPORTING LIMIT	UNITS	MDL
Acetone	ND	5.0	ug/L	2.5
Benzene	ND	1.0	ug/L	0.27
Bromodichloromethane	ND	1.0	ug/L	0.20
Bromoform	ND	1.0	ug/L	0.25
Bromomethane	ND	1.0	ug/L	0.30
2-Butanone	ND	5.0	ug/L	0.50
Carbon disulfide	ND	1.0	ug/L	0.20
Carbon tetrachloride	ND	1.0	ug/L	0.30
Chlorobenzene	ND	1.0	ug/L	0.23
Chloroethane	ND	1.0	ug/L	0.25
Chloroform	ND	1.0	ug/L	0.24
Chloromethane	ND	1.0	ug/L	0.27
Cyclohexane	ND	1.0	ug/L	0.30
Dibromochloromethane	ND	1.0	ug/L	0.16
1,2-Dibromo-3-chloro-propane	ND	1.0	ug/L	0.24
1,2-Dibromoethane	ND	1.0	ug/L	0.23
1,3-Dichlorobenzene	ND	1.0	ug/L	0.16
1,4-Dichlorobenzene	ND	1.0	ug/L	0.18
1,2-Dichlorobenzene	ND	1.0	ug/L	0.22
Dichlorodifluoromethane	ND	1.0	ug/L	0.26
1,1-Dichloroethane	ND	1.0	ug/L	0.24
1,2-Dichloroethane	ND	1.0	ug/L	0.21
1,1-Dichloroethene	ND	1.0	ug/L	0.28
cis-1,2-Dichloroethene	ND	1.0	ug/L	0.27
trans-1,2-Dichloroethene	ND	1.0	ug/L	0.27
1,2-Dichloropropane	ND	1.0	ug/L	0.18
cis-1,3-Dichloropropene	ND	1.0	ug/L	0.19
trans-1,3-Dichloropropene	ND	1.0	ug/L	0.18
Ethylbenzene	ND	1.0	ug/L	0.18
2-Hexanone	ND	5.0	ug/L	0.53
Isopropylbenzene	ND	1.0	ug/L	0.22
Methyl acetate	ND	1.0	ug/L	0.10
Methylene chloride	**0.46 J**	**1.0**	**ug/L**	**0.32**
Methylcyclohexane	ND	1.0	ug/L	0.32
4-Methyl-2-pentanone	ND	5.0	ug/L	0.23
Methyl tert-butyl ether	ND	1.0	ug/L	0.20

(Continued on next page)

MACTEC Engineering and Consulting Inc

Client Sample ID: TRIP BLANK

GC/MS Volatiles

Lot-Sample #...: C8J160331-023 **Work Order #...:** K02VV1AA **Matrix.....:** WATER

PARAMETER	RESULT	REPORTING LIMIT	UNITS	MDL
Styrene	ND	1.0	ug/L	0.22
1,1,2,2-Tetrachloroethane	ND	1.0	ug/L	0.15
1,2,4-Trichloro-benzene	ND	1.0	ug/L	0.15
Tetrachloroethene	ND	1.0	ug/L	0.24
1,1,1-Trichloroethane	ND	1.0	ug/L	0.25
1,1,2-Trichloroethane	ND	1.0	ug/L	0.20
Trichloroethene	ND	1.0	ug/L	0.29
Trichlorofluoromethane	ND	1.0	ug/L	0.080
1,1,2-Trichloro-1,2,2-trifluoroethane	ND	1.0	ug/L	0.30
Toluene	ND	1.0	ug/L	0.23
Vinyl chloride	ND	1.0	ug/L	0.29
Xylenes (total)	ND	3.0	ug/L	0.62

SURROGATE	PERCENT RECOVERY	RECOVERY LIMITS
Toluene-d8	102	(71 - 118)
1,2-Dichloroethane-d4	113	(64 - 135)
4-Bromofluorobenzene	103	(70 - 118)
Dibromofluoromethane	101	(70 - 128)

NOTE(S):

J Estimated result. Result is less than RL.

Data File: \\pitsvr06\d\chem\hp6.i\6101808d.b\6101811.D
Date : 18-OCT-2008 14:35
Client ID: TRIP BLANK
Sample Info: c8j160331-023 5ml
Purge Volume: 5.0
Column phase: DB 624

Instrument: hp6.i
Operator: 403794
Column diameter: 0.20

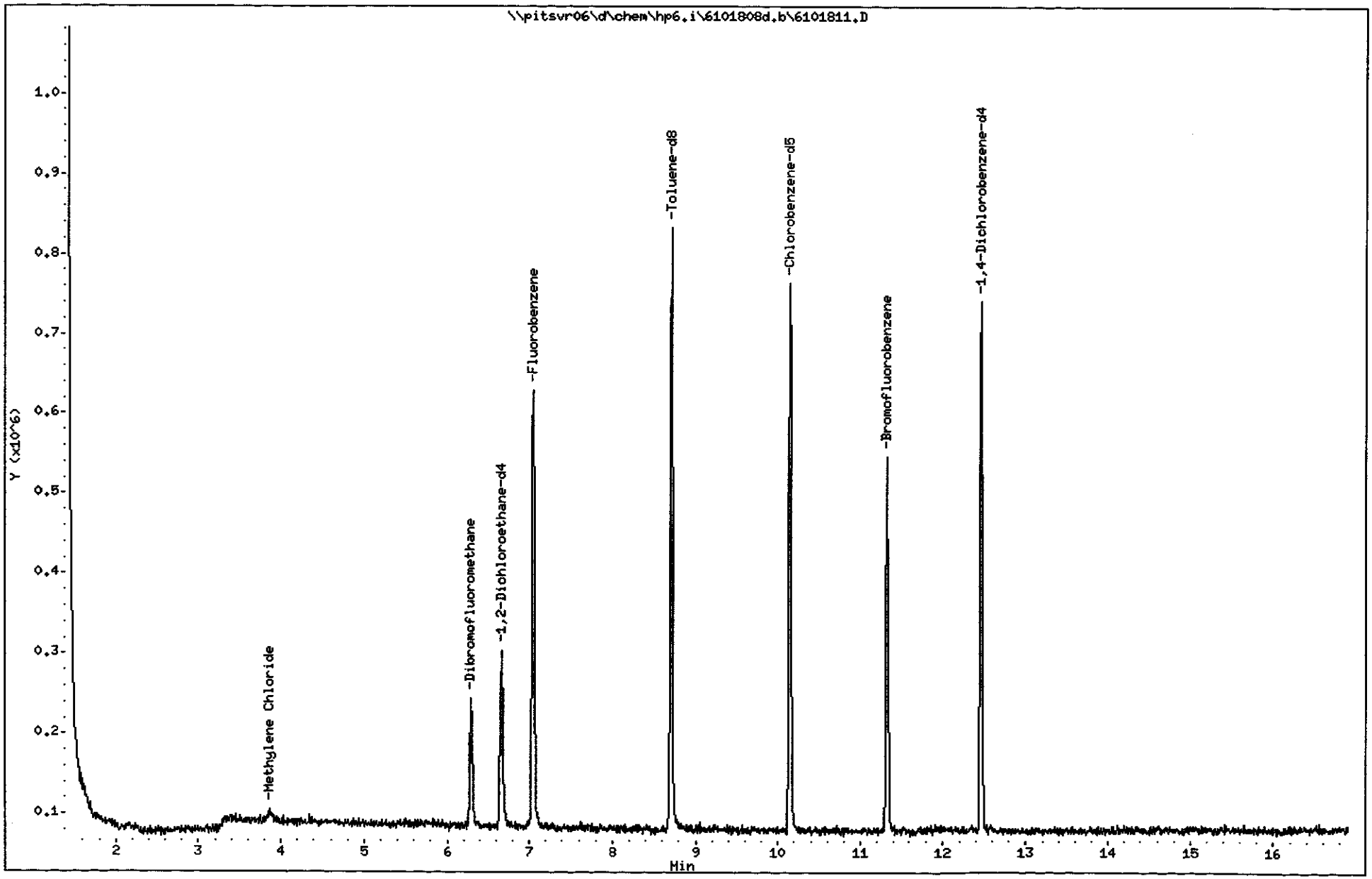

TestAmerica Pittsburgh

VOLATILE REPORT SW-846 Method

Data file : \\pitsvr06\d\chem\hp6.i\6101808d.b\6101811.D
Lab Smp Id: k02vv1aa Client Smp ID: TRIP BLANK
Inj Date : 18-OCT-2008 14:35
Operator : 403794 Inst ID: hp6.i
Smp Info : c8j160331-023 5ml
Misc Info : k02vv1aa,6101808d.b,8260ee.m,1-42.sub
Comment :
Method : \\PITSVR06\D\chem\hp6.i\6101808d.b\8260ee.m
Meth Date : 18-Oct-2008 10:18 DavernA Quant Type: ISTD
Cal Date : 06-OCT-2008 12:30 Cal File: 1D61006.D
Als bottle: 6
Dil Factor: 1.00000
Integrator: HP RTE Compound Sublist: 1-42.sub
Target Version: 4.14
Processing Host: PITSVR06

Concentration Formula: Amt * DF * 1/Vo*Vt * CpndVariable

Name	Value	Description
DF	1.000	Dilution Factor
Vo	5.000	Sample Volume
Vt	1.000	mg/L conversion (1.0 if no conversion)
Cpnd Variable		Local Compound Variable

Compounds	QUANT SIG MASS	RT	EXP RT	REL RT	RESPONSE	CONCENTRATIONS ON-COLUMN (ng)	CONCENTRATIONS FINAL (UG/L)
* 46 Fluorobenzene	96	7.042	7.041	(1.000)	507067	50.0000	
* 69 Chlorobenzene-d5	119	10.145	10.143	(1.000)	125845	50.0000	
* 92 1,4-Dichlorobenzene-d4	152	12.463	12.461	(1.000)	185303	50.0000	
$ 39 Dibromofluoromethane	113	6.294	6.286	(0.894)	118192	50.3399	10.07
$ 43 1,2-Dichloroethane-d4	65	6.665	6.657	(0.946)	180099	56.3435	11.27
$ 59 Toluene-d8	98	8.709	8.701	(0.858)	498154	51.1541	10.23
$ 80 Bromofluorobenzene	95	11.313	11.311	(0.908)	187292	51.2955	10.26
1 Dichlorodifluoromethane	85	Compound Not Detected.					
2 Chloromethane	50	Compound Not Detected.					
3 Vinyl Chloride	62	Compound Not Detected.					
4 Bromomethane	94	Compound Not Detected.					
5 Chloroethane	64	Compound Not Detected.					
6 Trichlorofluoromethane	101	Compound Not Detected.					
12 1,1-Dichloroethene	96	Compound Not Detected.					
13 Acetone	43	Compound Not Detected.					
15 Carbon Disulfide	76	Compound Not Detected.					
18 Methylene Chloride	84	3.861	3.853	(0.548)	6932	2.27930	0.4558
19 trans-1,2-Dichloroethene	96	Compound Not Detected.					
20 Methyl tert-butyl ether	73	Compound Not Detected.					
24 1,1-Dichloroethane	63	Compound Not Detected.					
27 2,2-Dichloropropane	77	Compound Not Detected.					
28 cis-1,2-dichloroethene	96	Compound Not Detected.					

	Compounds	QUANT SIG MASS	RT	EXP RT	REL RT	RESPONSE	CONCENTRATIONS ON-COLUMN (ng)	CONCENTRATIONS FINAL (UG/L)
M	29 1,2-Dichloroethene (total)	96	Compound Not Detected.					
	30 Bromochloromethane	128	Compound Not Detected.					
	31 2-Butanone	43	Compound Not Detected.					
	37 Chloroform	83	Compound Not Detected.					
	38 1,1,1-Trichloroethane	97	Compound Not Detected.					
	40 1,1-Dichloropropene	75	Compound Not Detected.					
	41 Carbon Tetrachloride	117	Compound Not Detected.					
	42 Benzene	78	Compound Not Detected.					
	45 1,2-Dichloroethane	62	Compound Not Detected.					
	47 Trichloroethene	130	Compound Not Detected.					
	49 1,2-Dichloropropane	63	Compound Not Detected.					
	50 Dibromomethane	93	Compound Not Detected.					
	53 Bromodichloromethane	83	Compound Not Detected.					
	57 cis-1,3-Dichloropropene	75	Compound Not Detected.					
	58 4-Methyl-2-Pentanone	43	Compound Not Detected.					
	60 Toluene	91	Compound Not Detected.					
	61 trans-1,3-Dichloropropene	75	Compound Not Detected.					
	63 1,3-Dichloropropane	76	Compound Not Detected.					
	64 1,1,2-Trichloroethane	97	Compound Not Detected.					
	65 Tetrachloroethene	164	Compound Not Detected.					
	66 2-Hexanone	43	Compound Not Detected.					
	67 Dibromochloromethane	129	Compound Not Detected.					
	68 1,2-Dibromoethane	107	Compound Not Detected.					
	70 Chlorobenzene	112	Compound Not Detected.					
	71 1,1,1,2-Tetrachloroethane	131	Compound Not Detected.					
	72 Ethylbenzene	106	Compound Not Detected.					
	73 m + p-Xylene	106	Compound Not Detected.					
	74 Xylene-o	106	Compound Not Detected.					
M	75 Xylenes (total)	106	Compound Not Detected.					
	76 Styrene	104	Compound Not Detected.					
	77 Bromoform	173	Compound Not Detected.					
	78 Isopropylbenzene	105	Compound Not Detected.					
	79 Bromobenzene	156	Compound Not Detected.					
	83 1,1,2,2-Tetrachloroethane	83	Compound Not Detected.					
	84 1,2,3-Trichloropropane	110	Compound Not Detected.					
	86 1,3,5-Trimethylbenzene	105	Compound Not Detected.					
	88 1,2,4-Trimethylbenzene	105	Compound Not Detected.					
	90 4-Isopropyltoluene	119	Compound Not Detected.					
	91 1,3-Dichlorobenzene	146	Compound Not Detected.					
	93 1,4-Dichlorobenzene	146	Compound Not Detected.					
	95 1,2-Dichlorobenzene	146	Compound Not Detected.					
	96 1,2-Dibromo-3-chloropropane	157	Compound Not Detected.					
	97 1,2,4-Trichlorobenzene	180	Compound Not Detected.					
	101 1,1,2-trichlorotrifluoroethane	101	Compound Not Detected.					
	102 Methyl acetate	43	Compound Not Detected.					
	104 Cyclohexane	56	Compound Not Detected.					
	105 Methyl Cyclohexane	83	Compound Not Detected.					

Data File: \\pitsvr06\d\chem\hp6.i\6101808d.b\6101811.D

Date : 18-OCT-2008 14:35

Client ID: TRIP BLANK

Instrument: hp6.i

Sample Info: c8j160331-023 5ml

Purge Volume: 5.0

Operator: 403794

Column phase: DB 624

Column diameter: 0.20

18 Methylene Chloride

Concentration: 0.4558 UG/L

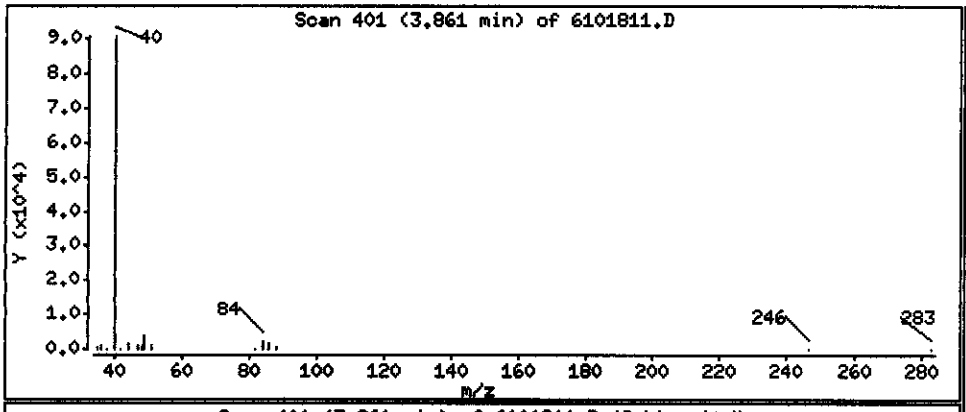

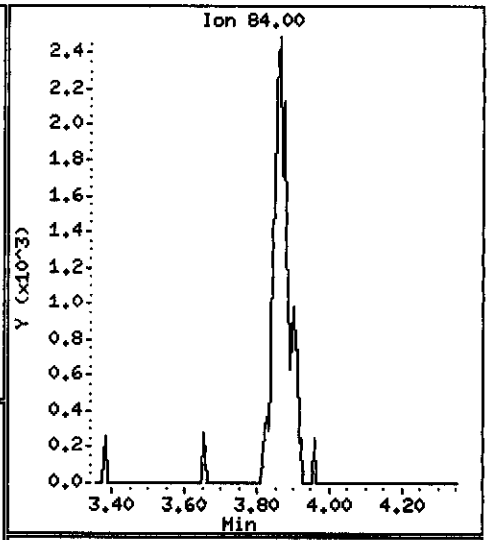

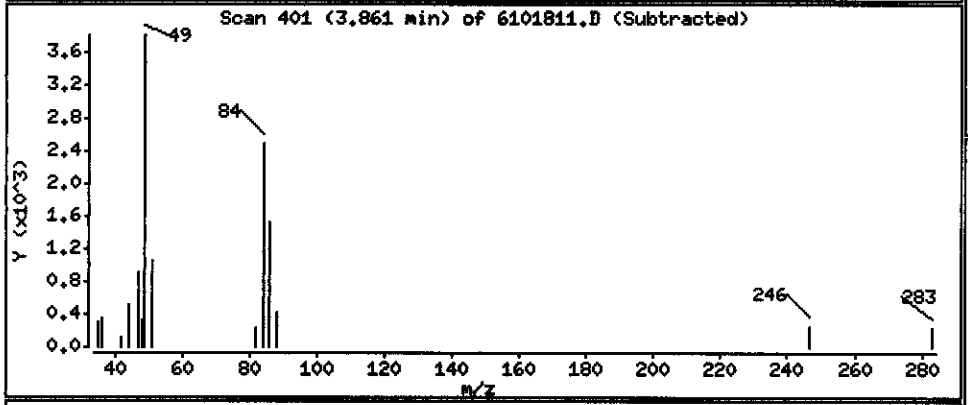

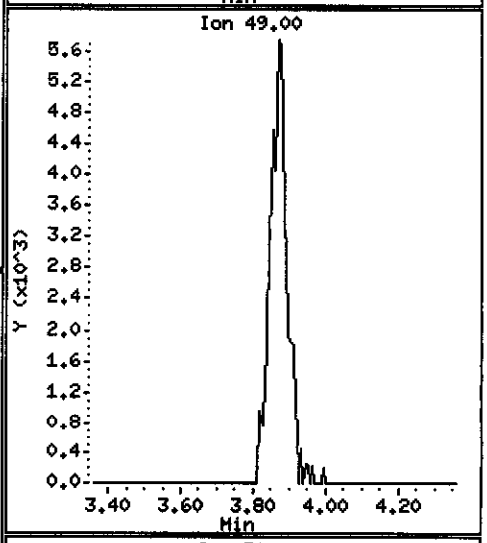

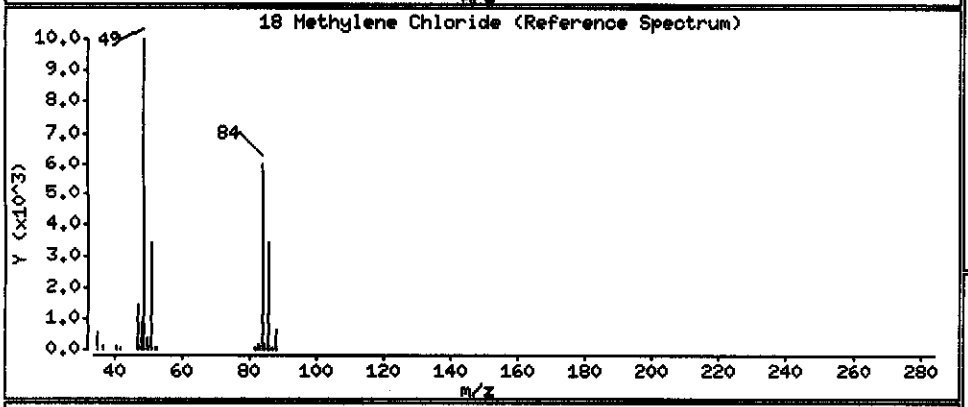

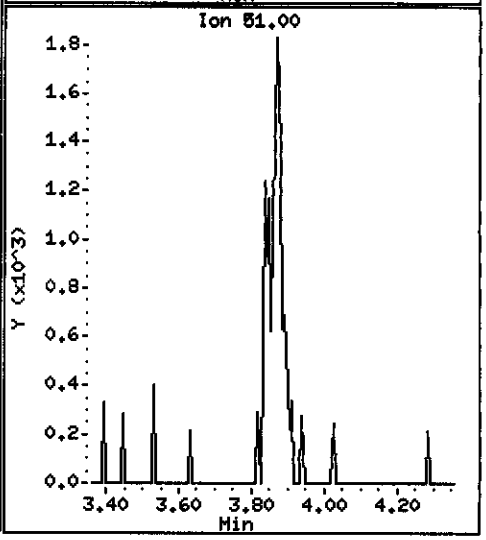

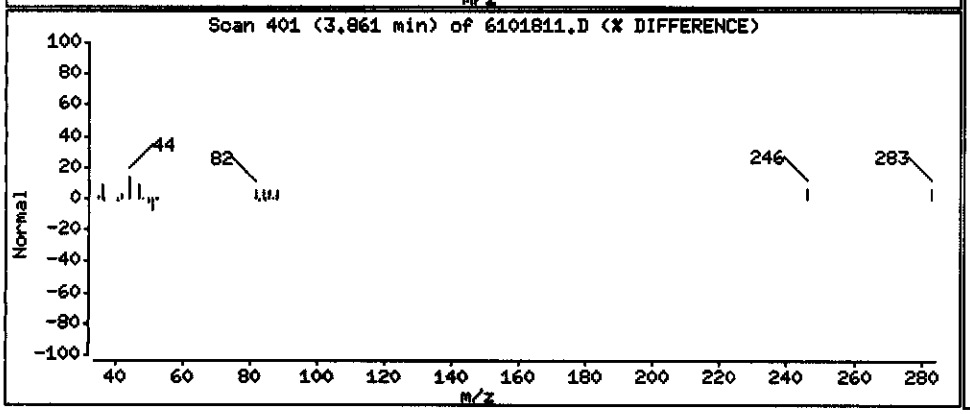

GC/MS VOLATILE
CALIBRATION DATA

TestAmerica Pittsburgh

INITIAL CALIBRATION DATA

Start Cal Date : 06-OCT-2008 10:55
End Cal Date : 06-OCT-2008 13:42
Quant Method : ISTD
Origin : Disabled
Target Version : 4.14
Integrator : HP RTE
Method file : \\pitsvr06\d\chem\hp6.i\6100608d.b\8260ee.m
Last Edit : 06-Oct-2008 14:15 hp6.i
Curve Type : Average

Calibration File Names:
Level 1: \\pitsvr06\d\chem\hp6.i\6100608d.b\2A61006.D
Level 2: \\pitsvr06\d\chem\hp6.i\6100608d.b\1B61006.D
Level 3: \\pitsvr06\d\chem\hp6.i\6100608d.b\1C61006.D
Level 4: \\pitsvr06\d\chem\hp6.i\6100608d.b\1D61006.D
Level 5: \\pitsvr06\d\chem\hp6.i\6100608d.b\1E61006.D
Level 6: \\pitsvr06\d\chem\hp6.i\6100608d.b\1F61006.D
Level 7: \\pitsvr06\d\chem\hp6.i\6100608d.b\1G61006.D

Compound	1.000 Level 1	5.000 Level 2	10.000 Level 3	15.000 Level 4	20.000 Level 5	35.000 Level 6	40.000 Level 7	RRF	% RSD
1 Dichlorodifluoromethane	1.35978	1.31583	1.36627	1.28697	1.28897	1.18501	1.02463	1.26107	9.546
157 2-Chlorobenzotrifluoride	1.76490	1.75716	1.63284	1.56321	1.57528	1.49763	1.43745	1.60407	7.708
158 3-Chlorobenzotrifluoride	1.95940	1.89422	1.72881	1.68908	1.64898	1.54356	1.47544	1.70564	10.246
159 4-Chlorobenzotrifluoride	1.90649	1.68661	1.54563	1.49188	1.47155	1.39103	1.34951	1.54896	12.383
160 3-Chlorotoluene	1.11646	1.01736	0.94755	0.93216	1.01251	0.94292	0.93413	0.98616	6.881
161 2,4-Dichlorobenzotrifluoride	0.70516	0.70905	0.65313	0.59955	0.65506	0.63431	0.62469	0.65442	6.195
162 2,5-Dichlorobenzotrifluoride	0.79314	0.81238	0.73285	0.71203	0.72378	0.72967	0.71311	0.74528	5.421
163 3,4-Dichlorobenzotrifluoride	0.75593	0.77345	0.72138	0.69435	0.70977	0.72262	0.70015	0.72538	4.023

TestAmerica Pittsburgh

INITIAL CALIBRATION DATA

Start Cal Date : 06-OCT-2008 10:55
End Cal Date : 06-OCT-2008 13:42
Quant Method : ISTD
Origin : Disabled
Target Version : 4.14
Integrator : HP RTE
Method file : \\pitsvr06\d\chem\hp6.i\6100608d.b\8260ee.m
Last Edit : 06-Oct-2008 14:15 hp6.i
Curve Type : Average

Compound	1.000 Level 1	5.000 Level 2	10.000 Level 3	15.000 Level 4	20.000 Level 5	35.000 Level 6	40.000 Level 7	RRF	% RSD	
164 Dichlorotoluene(2,4+2,5+2,6)	1.30661	1.45290	1.34202	1.29622	1.34648	1.36620	1.34405	1.35064	3.791	
165 Dichlorotoluene(2,3+3,4)	1.34347	1.52861	1.45595	1.41099	1.47627	1.48433	1.47546	1.45358	4.119	
166 1,3,5-Trichlorobenzene	1.07887	1.12235	0.99457	0.97977	1.02459	1.02358	1.01264	1.03377	4.831	
167 2,3,6-Trichlorotoluene	0.32573	0.40596	0.38348	0.41351	0.42610	0.41743	0.41476	0.39814	8.692	
168 2,4,5-Trichlorotoluene	0.38022	0.41770	0.44162	0.45456	0.48636	0.48028	0.48517	0.44942	8.843	
2 Chloromethane	0.73337	0.68824	0.67701	0.62719	0.67375	0.66074	0.61240	0.66753	5.994	
3 Vinyl Chloride	0.50319	0.46851	0.45188	0.42392	0.45867	0.43834	0.39857	0.44901	7.445	
4 Bromomethane	0.09459	0.08724	0.07917	0.07410	0.07532	0.06505	0.06353	0.07700	14.561	
5 Chloroethane	0.16184	0.15691	0.15662	0.14334	0.14982	0.14490	0.13465	0.14973	6.320	
6 Trichlorofluoromethane	0.29107	0.28625	0.27140	0.26183	0.28224	0.26246	0.24595	0.27160	5.906	
7 Dichlorofluoromethane	+++++	+++++	+++++	+++++	+++++	+++++	+++++	+++++	+++++	<-

TestAmerica Pittsburgh

INITIAL CALIBRATION DATA

Start Cal Date : 06-OCT-2008 10:55
End Cal Date : 06-OCT-2008 13:42
Quant Method : ISTD
Origin : Disabled
Target Version : 4.14
Integrator : HP RTE
Method file : \\pitsvr06\d\chem\hp6.i\6100608d.b\8260ee.m
Last Edit : 06-Oct-2008 14:15 hp6.i
Curve Type : Average

Compound	1.000 Level 1	5.000 Level 2	10.000 Level 3	15.000 Level 4	20.000 Level 5	35.000 Level 6	40.000 Level 7	RRF	% RSD	
8 Ethyl Ether	*****	*****	*****	*****	*****	*****	*****	*****	*****	<-
9 Ethanol	*****	*****	*****	*****	*****	*****	*****	*****	*****	<-
11 Acrolein	*****	*****	*****	*****	*****	*****	*****	*****	*****	<-
12 1,1-Dichloroethene	0.22786	0.22270	0.21223	0.20708	0.22761	0.21286	0.19400	0.21490	5.697	
13 Acetone	0.12744	0.13993	0.12162	0.11788	0.13817	0.12852	0.13020	0.12911	6.210	
14 Iodomethane	*****	*****	*****	*****	*****	*****	*****	*****	*****	<-
15 Carbon Disulfide	0.68035	0.66914	0.66726	0.65870	0.73084	0.73148	0.68985	0.68966	4.355	
16 3-Chloro-1-propene	*****	*****	*****	*****	*****	*****	*****	*****	*****	<-
17 Acetonitrile	0.03490	0.03081	0.03026	0.02925	0.03207	0.03193	0.03175	0.03157	5.667	
18 Methylene Chloride	0.35440	0.30839	0.29098	0.27644	0.29860	0.29006	0.28035	0.29989	8.772	
19 trans-1,2-Dichloroethene	0.31609	0.29624	0.28872	0.27085	0.29267	0.28734	0.26728	0.28846	5.664	

TestAmerica Pittsburgh

INITIAL CALIBRATION DATA

Start Cal Date : 06-OCT-2008 10:55
End Cal Date : 06-OCT-2008 13:42
Quant Method : ISTD
Origin : Disabled
Target Version : 4.14
Integrator : HP RTE
Method file : \\pitsvr06\d\chem\hp6.i\6100608d.b\8260ee.m
Last Edit : 06-Oct-2008 14:15 hp6.i
Curve Type : Average

Compound	1.000 Level 1	5.000 Level 2	10.000 Level 3	15.000 Level 4	20.000 Level 5	35.000 Level 6	40.000 Level 7	RRF	% RSD	
20 Methyl tert-butyl ether	0.76681	0.69720	0.68868	0.66727	0.74068	0.74595	0.73134	0.71970	4.978	
21 tert-Butyl Alcohol	*****	*****	*****	*****	*****	*****	*****	*****	*****	<-
22 Acrylonitrile	*****	*****	*****	*****	*****	*****	*****	*****	*****	<-
23 Hexane	*****	*****	*****	*****	*****	*****	*****	*****	*****	<-
24 1,1-Dichloroethane	0.63945	0.62913	0.61431	0.59713	0.64887	0.62751	0.59415	0.62151	3.323	
25 Isopropyl Ether	*****	*****	*****	*****	*****	*****	*****	*****	*****	<-
26 2-Chloro-1,3-butadiene	*****	*****	*****	*****	*****	*****	*****	*****	*****	<-
27 2,2-Dichloropropane	0.23369	0.24076	0.25998	0.23768	0.27155	0.27567	0.25845	0.25397	6.603	
28 cis-1,2-dichloroethene	0.33567	0.31604	0.31199	0.30056	0.31810	0.30925	0.29605	0.31252	4.141	
M 29 1,2-Dichloroethene (total)	0.32588	0.30614	0.30036	0.28570	0.30538	0.29830	0.28166	0.30049	4.858	
30 Bromochloromethane	0.15584	0.15105	0.14527	0.13685	0.15042	0.15088	0.14634	0.14809	4.082	

TestAmerica Pittsburgh

INITIAL CALIBRATION DATA

Start Cal Date : 06-OCT-2008 10:55
End Cal Date : 06-OCT-2008 13:42
Quant Method : ISTD
Origin : Disabled
Target Version : 4.14
Integrator : HP RTE
Method file : \\pitsvr06\d\chem\hp6.i\6100608d.b\8260ee.m
Last Edit : 06-Oct-2008 14:15 hp6.i
Curve Type : Average

Compound	1.000 Level 1	5.000 Level 2	10.000 Level 3	15.000 Level 4	20.000 Level 5	35.000 Level 6	40.000 Level 7	RRF	% RSD	
31 2-Butanone	0.18967	0.19074	0.19524	0.18388	0.20169	0.20421	0.20623	0.19595	4.268	
32 Vinyl Acetate	+++++	+++++	+++++	+++++	+++++	+++++	+++++	+++++	+++++	<-
33 Ethyl Acetate	+++++	+++++	+++++	+++++	+++++	+++++	+++++	+++++	+++++	<-
34 Propionitrile	+++++	+++++	+++++	+++++	+++++	+++++	+++++	+++++	+++++	<-
35 Tetrahydrofuran	+++++	+++++	+++++	+++++	+++++	+++++	+++++	+++++	+++++	<-
36 Methacrylonitrile	+++++	+++++	+++++	+++++	+++++	+++++	+++++	+++++	+++++	<-
37 Chloroform	0.49452	0.44957	0.45040	0.43063	0.46508	0.44974	0.43203	0.45314	4.800	
38 1,1,1-Trichloroethane	0.32804	0.34175	0.35355	0.33242	0.36677	0.35505	0.33320	0.34440	4.176	
40 1,1-Dichloropropene	0.36623	0.39483	0.37986	0.35574	0.38869	0.36786	0.34580	0.37129	4.741	
41 Carbon Tetrachloride	0.24550	0.26025	0.25898	0.25493	0.28118	0.28686	0.26541	0.26473	5.517	
42 Benzene	1.24121	1.17007	1.14083	1.07733	1.16801	1.13920	1.06862	1.14361	5.156	

TestAmerica Pittsburgh

INITIAL CALIBRATION DATA

Start Cal Date : 06-OCT-2008 10:55
End Cal Date : 06-OCT-2008 13:42
Quant Method : ISTD
Origin : Disabled
Target Version : 4.14
Integrator : HP RTE
Method file : \\pitsvr06\d\chem\hp6.i\6100608d.b\8260ee.m
Last Edit : 06-Oct-2008 14:15 hp6.i
Curve Type : Average

Compound	1.000 Level 1	5.000 Level 2	10.000 Level 3	15.000 Level 4	20.000 Level 5	35.000 Level 6	40.000 Level 7	RRF	% RSD	
44 Isobutanol	+++++	+++++	+++++	+++++	+++++	+++++	+++++	+++++	+++++	<-
45 1,2-Dichloroethane	0.51326	0.45506	0.45145	0.44121	0.47303	0.46344	0.45712	0.46494	5.049	
47 Trichloroethene	0.32603	0.31325	0.30402	0.29019	0.31106	0.29647	0.28318	0.30346	4.850	
48 n-Butanol	+++++	+++++	+++++	+++++	+++++	+++++	+++++	+++++	+++++	<-
49 1,2-Dichloropropane	0.38523	0.35315	0.34664	0.33508	0.36253	0.35729	0.34378	0.35482	4.561	
50 Dibromomethane	0.15292	0.15243	0.14345	0.14280	0.15504	0.15059	0.15269	0.14999	3.246	
51 Methyl methacrylate	+++++	+++++	+++++	+++++	+++++	+++++	+++++	+++++	+++++	<-
52 1,4-Dioxane	+++++	+++++	+++++	+++++	+++++	+++++	+++++	+++++	+++++	<-
53 Bromodichloromethane	0.24205	0.26762	0.26505	0.26193	0.28821	0.30213	0.29278	0.27425	7.638	
54 2-Nitropropane	+++++	+++++	+++++	+++++	+++++	+++++	+++++	+++++	+++++	<-
55 2-Methylfuran	+++++	+++++	+++++	+++++	+++++	+++++	+++++	+++++	+++++	<-

TestAmerica Pittsburgh

INITIAL CALIBRATION DATA

Start Cal Date : 06-OCT-2008 10:55
End Cal Date : 06-OCT-2008 13:42
Quant Method : ISTD
Origin : Disabled
Target Version : 4.14
Integrator : HP RTE
Method file : \\pitsvr06\d\chem\hp6.i\6100608d.b\8260ee.m
Last Edit : 06-Oct-2008 14:15 hp6.i
Curve Type : Average

Compound	1.000 Level 1	5.000 Level 2	10.000 Level 3	15.000 Level 4	20.000 Level 5	35.000 Level 6	RRF	% RSD	
	40.000 Level 7								
56 2-Chloroethyl vinyl ether	+++++	+++++	+++++	+++++	+++++	+++++			
	+++++						+++++	+++++	<-
57 cis-1,3-Dichloropropene	0.29365	0.30986	0.33648	0.33684	0.37782	0.40214			
	0.38843						0.34932	11.750	
58 4-Methyl-2-Pentanone	1.51085	1.61304	1.58909	1.59567	1.65479	1.58177			
	1.57801						1.58903	2.723	
60 Toluene	5.54461	5.16593	4.93777	4.89728	4.92416	4.54078			
	4.32632						4.90526	8.096	
61 trans-1,3-Dichloropropene	0.95628	1.13743	1.15476	1.19553	1.29896	1.28468			
	1.30908						1.19096	10.491	
62 Ethyl methacrylate	+++++	+++++	+++++	+++++	+++++	+++++			
	+++++						+++++	+++++	<-
63 1,3-Dichloropropane	1.88459	1.79808	1.68589	1.65393	1.66197	1.57947			
	1.53716						1.68587	7.147	
64 1,1,2-Trichloroethane	1.04590	0.99097	0.94177	0.93132	0.92066	0.86656			
	0.86320						0.93720	6.956	
65 Tetrachloroethene	0.99758	0.91722	0.88455	0.89175	0.88770	0.79771			
	0.74099						0.87393	9.489	
66 2-Hexanone	0.93517	1.01673	1.08885	1.10426	1.15682	1.09895			
	1.09692						1.07110	6.780	
67 Dibromochloromethane	0.62690	0.68911	0.69235	0.71603	0.78109	0.77556			
	0.79646						0.72536	8.511	

TestAmerica Pittsburgh

INITIAL CALIBRATION DATA

Start Cal Date : 06-OCT-2008 10:55
End Cal Date : 06-OCT-2008 13:42
Quant Method : ISTD
Origin : Disabled
Target Version : 4.14
Integrator : HP RTE
Method file : \\pitsvr06\d\chem\hp6.i\6100608d.b\8260ee.m
Last Edit : 06-Oct-2008 14:15 hp6.i
Curve Type : Average

Compound	1.000 Level 1	5.000 Level 2	10.000 Level 3	15.000 Level 4	20.000 Level 5	35.000 Level 6	40.000 Level 7	RRF	% RSD
68 1,2-Dibromoethane	0.87283	0.93628	0.94779	0.92115	0.93361	0.88850	0.87113	0.91018	3.519
70 Chlorobenzene	3.93112	3.44361	3.38332	3.25811	3.29182	3.00186	2.89736	3.31531	10.132
71 1,1,1,2-Tetrachloroethane	0.74838	0.90234	0.92626	0.95112	0.98637	0.95476	0.93522	0.91492	8.517
72 Ethylbenzene	1.91514	1.85161	1.79139	1.75635	1.84416	1.64974	1.55234	1.76582	7.148
73 m + p-Xylene	2.38553	2.35521	2.25258	2.18926	2.20897	1.99417	1.89335	2.18272	8.276
74 Xylene-o	2.11268	2.22311	2.21335	2.15991	2.18736	1.98880	1.87670	2.10884	6.154
M 75 Xylenes (total)	2.29458	2.31117	2.23951	2.17947	2.20177	1.99238	1.88780	2.15810	7.365
76 Styrene	3.65098	3.71480	3.70107	3.63373	3.72581	3.37342	3.30267	3.58607	4.848
77 Bromoform	0.31154	0.33110	0.33968	0.35364	0.37656	0.39777	0.40353	0.35912	9.664
78 Isopropylbenzene	5.65386	5.53316	5.44755	5.32536	5.49593	5.02435	4.68468	5.30927	6.407
79 Bromobenzene	0.84081	0.88086	0.85241	0.80054	0.84835	0.83236	0.82007	0.83934	3.039

TestAmerica Pittsburgh

INITIAL CALIBRATION DATA

Start Cal Date : 06-OCT-2008 10:55
End Cal Date : 06-OCT-2008 13:42
Quant Method : ISTD
Origin : Disabled
Target Version : 4.14
Integrator : HP RTE
Method file : \\pitsvr06\d\chem\hp6.i\6100608d.b\8260ee.m
Last Edit : 06-Oct-2008 14:15 hp6.i
Curve Type : Average

Compound	1.000 Level 1	5.000 Level 2	10.000 Level 3	15.000 Level 4	20.000 Level 5	35.000 Level 6	40.000 Level 7	RRF	% RSD
81 n-Propylbenzene	1.07714	1.00320	0.98987	0.94933	1.00010	0.95666	0.90288	0.98274	5.551
82 2-Chlorotoluene	0.94275	0.90412	0.87691	0.83412	0.86006	0.84619	0.81621	0.86862	5.004
83 1,1,2,2-Tetrachloroethane	0.91708	0.79694	0.76733	0.72689	0.75757	0.77232	0.76512	0.78618	7.802
84 1,2,3-Trichloropropane	0.26436	0.25389	0.26702	0.23219	0.25508	0.25616	0.25107	0.25425	4.445
85 4-Chlorotoluene	1.05200	0.99225	0.92867	0.90362	0.92813	0.91472	0.88165	0.94300	6.251
86 1,3,5-Trimethylbenzene	2.95850	2.97165	2.96265	2.82208	2.97481	2.85138	2.71560	2.89381	3.463
87 tert-Butylbenzene	2.69545	2.50832	2.42268	2.31143	2.47406	2.38632	2.24060	2.43412	6.054
88 1,2,4-Trimethylbenzene	2.95908	3.01214	2.94364	2.82070	2.96691	2.90679	2.81839	2.91824	2.546
89 sec-Butylbenzene	3.46786	3.45538	3.36583	3.25444	3.49137	3.31656	3.12096	3.35320	3.999
90 4-Isopropyltoluene	3.03520	2.90332	2.94135	2.85243	3.03330	2.91653	2.71654	2.91410	3.774
91 1,3-Dichlorobenzene	1.87438	1.63064	1.66234	1.55830	1.66602	1.62461	1.56956	1.65512	6.359

TestAmerica Pittsburgh

INITIAL CALIBRATION DATA

Start Cal Date : 06-OCT-2008 10:55
End Cal Date : 06-OCT-2008 13:42
Quant Method : ISTD
Origin : Disabled
Target Version : 4.14
Integrator : HP RTE
Method file : \\pitsvr06\d\chem\hp6.i\6100608d.b\8260ee.m
Last Edit : 06-Oct-2008 14:15 hp6.i
Curve Type : Average

Compound	1.000 Level 1	5.000 Level 2	10.000 Level 3	15.000 Level 4	20.000 Level 5	35.000 Level 6	40.000 Level 7	RRF	% RSD	
93 1,4-Dichlorobenzene	1.91722	1.72646	1.73337	1.61642	1.73153	1.72385	1.63041	1.72561	5.688	
94 n-Butylbenzene	2.43098	2.31948	2.35310	2.26526	2.44082	2.35385	2.20259	2.33801	3.649	
95 1,2-Dichlorobenzene	1.74188	1.60551	1.54525	1.47544	1.57571	1.55310	1.50082	1.57110	5.540	
96 1,2-Dibromo-3-chloropropane	0.08158	0.09635	0.09245	0.09547	0.09910	0.11225	0.11467	0.09884	11.585	
97 1,2,4-Trichlorobenzene	0.87047	0.83751	0.86379	0.81258	0.88202	0.88663	0.85478	0.85825	3.038	
98 Hexachlorobutadiene	0.34657	0.32577	0.30486	0.28221	0.31417	0.29142	0.27526	0.30575	8.262	
99 Naphthalene	1.86189	2.01734	2.14168	2.04808	2.17578	2.29541	2.27093	2.11587	7.202	
100 1,2,3-Trichlorobenzene	0.71435	0.70326	0.71744	0.69163	0.72041	0.73882	0.71465	0.71436	2.048	
101 1,1,2-trichlorotrifluoroethan	0.24955	0.21983	0.22219	0.20378	0.25734	0.21994	0.21032	0.22614	8.780	
102 Methyl acetate	0.36110	0.33709	0.33242	0.30822	0.33756	0.33475	0.33872	0.33569	4.594	
103 t-1,4-Dichloro-2-butene	+++++	+++++	+++++	+++++	+++++	+++++	+++++	+++++	+++++	<-

TestAmerica Pittsburgh

INITIAL CALIBRATION DATA

Start Cal Date : 06-OCT-2008 10:55
End Cal Date : 06-OCT-2008 13:42
Quant Method : ISTD
Origin : Disabled
Target Version : 4.14
Integrator : HP RTE
Method file : \\pitsvr06\d\chem\hp6.i\6100608d.b\8260ee.m
Last Edit : 06-Oct-2008 14:15 hp6.i
Curve Type : Average

Compound	1.000 Level 1 / 40.000 Level 7	5.000 Level 2	10.000 Level 3	15.000 Level 4	20.000 Level 5	35.000 Level 6	RRF	% RSD	
104 Cyclohexane	0.79658 0.71475	0.78034	0.77187	0.72947	0.81835	0.77383	0.76931	4.705	
105 Methyl Cyclohexane	0.44044 0.41016	0.45418	0.45234	0.42761	0.47160	0.44645	0.44325	4.478	
155 n-heptane	+++++ +++++	+++++	+++++	+++++	+++++	+++++	+++++	+++++	<-
156 cyclohexanol	+++++ +++++	+++++	+++++	+++++	+++++	+++++	+++++	+++++	<-
$ 39 Dibromofluoromethane	0.22975 0.22806	0.24014	0.22844	0.22705	0.22945	0.23773	0.23152	2.243	
$ 43 1,2-Dichloroethane-d4	0.32300 0.31160	0.31947	0.31076	0.30575	0.31077	0.32497	0.31519	2.302	
$ 59 Toluene-d8	4.11159 3.47403	4.09263	3.87732	4.04753	3.75678	3.72426	3.86916	6.064	
$ 80 Bromofluorobenzene	1.08166 0.95687	0.98396	0.96081	0.96463	0.95504	0.99348	0.98521	4.559	

Data File: \\pitsvr06\d\chem\hp6.i\61006008d.b\2A61006.D
Date : 06-OCT-2008 11:42
Client ID: VSTD1
Sample Info: VSTD1 5ml
Purge Volume: 5.0
Column phase: DB 624
Instrument: hp6.i
Operator: 001562
Column diameter: 0.20
\\pitsvr06\d\chem\hp6.i\61006008d.b\2A61006.D
Y (x10^5)
Hin
-Chloromethane+
-Vinyl Chloride
-Bromomethane
-Chloroethane
-Trichlorofluoromethane
-1,1-Dichloroethene+
-Carbon Disulfide
-Acetonitrile
-Methyl acetate
-Methylene Chloride
-trans-1,2-Dichloroethene+
-1,1-Dichloroethane
-2,2-Dichloropropane+
2-Butanone
-Bromochloromethane
-1,1-Dichloroethene (total
-Dibromofluoromethane+
Cyclohexane
-1,1-Dichloropropene+
-1,2-Dichloroethane-d4
Benzene+
-Fluorobenzene
-Trichloroethene
-1,2-Dichloropropane+
-Dibromomethane
-Bromodichloromethane
-cis-1,3-Dichloropropene
-4-Methyl-2-Pentanone
-Toluene-d8
Toluene
-trans-1,3-Dichloropropene
-1,1,2-Trichloroethane
-1,3-Dichloropropane+
-2-Hexanone
-Dibromochloromethane
-1,2-Dibromoethane
-4-Chlorobenzotrifluoride
1,1,1,2-Tetrachloroethane+
-m + p-Xylene
Chlorobenzene-d5+
-Xylene-o+
-Bromoform
2-Chlorobenzotrifluoride
-Isopropylbenzene
-Bromofluorobenzene
1,2,3-Trichloropropane
-n-Propylbenzene
-3-Chlorobenzotrifluoride
-4-Chlorotoluene+
-tert-Butylbenzene
-3,4-Dichlorobenzotrifluor
-sec-Butylbenzene
-1,3-Dichlorobenzene
-2,5-Dichlorobenzotrifluor
1,4-Dichlorobenzene-d4+
-n-Butylbenzene+
-1,2-Dibromo-3-chloropropa
-Dichlorotoluene(2,4+2,5+2
-1,3,5-Trichlorobenzene
-Dichlorotoluene(2,3+3,4)
-1,2,4-Trichlorobenzene
-Hexachlorobutadiene
-Naphthalene
-1,2,3-Trichlorobenzene
-2,4,5-Trichlorotoluene
-2,3,6-Trichlorotoluene

TestAmerica Pittsburgh

VOLATILE REPORT SW-846 Method

Data file : \\pitsvr06\d\chem\hp6.i\6100608d.b\2A61006.D
Lab Smp Id: vstd1 Client Smp ID: VSTD1
Inj Date : 06-OCT-2008 11:42
Operator : 001562 Inst ID: hp6.i
Smp Info : VSTD1 5ml
Misc Info : vstd1,6100608d.b,8260ee.m,1-dwlistee.sub
Comment :
Method : \\pitsvr06\d\chem\hp6.i\6100608d.b\8260ee.m
Meth Date : 06-Oct-2008 15:11 hp6.i Quant Type: ISTD
Cal Date : 29-SEP-2008 21:42 Cal File: 3A60929N.D
Als bottle: 3 Calibration Sample, Level: 1
Dil Factor: 1.00000
Integrator: HP RTE Compound Sublist: 1-dwlistee.sub
Target Version: 4.14

Concentration Formula: Amt * DF * 1/Vo*Vt * CpndVariable

Name	Value	Description
DF	1.000	Dilution Factor
Vo	5.000	Sample Volume
Vt	1.000	mg/L conversion (1.0 if no conversion)
Cpnd Variable		Local Compound Variable

Compounds	QUANT SIG MASS	RT	EXP RT	REL RT	RESPONSE	AMOUNTS CAL-AMT (ng)	AMOUNTS ON-COL (ng)
* 46 Fluorobenzene	96	7.042	7.042	(1.000)	538323	50.0000	
* 69 Chlorobenzene-d5	119	10.144	10.144	(1.000)	128330	50.0000	
* 92 1,4-Dichlorobenzene-d4	152	12.462	12.462	(1.000)	190495	50.0000	
$ 39 Dibromofluoromethane	113	6.294	6.294	(0.894)	12368	5.00000	4.962
$ 43 1,2-Dichloroethane-d4	65	6.665	6.665	(0.946)	17388	5.00000	5.124
$ 59 Toluene-d8	98	8.709	8.709	(0.858)	52764	5.00000	5.313
$ 80 Bromofluorobenzene	95	11.312	11.312	(0.908)	20605	5.00000	5.489
2 Chloromethane	50	1.652	1.652	(0.235)	39479	5.00000	5.493
3 Vinyl Chloride	62	1.773	1.773	(0.252)	27088	5.00000	5.603
4 Bromomethane	94	2.108	2.108	(0.299)	5092	5.00000	6.142
5 Chloroethane	64	2.236	2.236	(0.318)	8712	5.00000	5.404
6 Trichlorofluoromethane	101	2.504	2.504	(0.356)	15669	5.00000	5.358
1 Dichlorodifluoromethane	85	1.506	1.506	(0.148)	17450	5.00000	5.391
12 1,1-Dichloroethene	96	3.136	3.136	(0.445)	12266	5.00000	5.301
13 Acetone	43	3.234	3.234	(0.459)	34301	25.0000	24.68
15 Carbon Disulfide	76	3.398	3.398	(0.483)	36625	5.00000	4.932
17 Acetonitrile	40	3.641	3.641	(0.517)	37578	100.000	110.6
18 Methylene Chloride	84	3.848	3.848	(0.546)	19078	5.00000	5.909
19 trans-1,2-Dichloroethene	96	4.292	4.292	(0.610)	17016	5.00000	5.479
20 Methyl tert-butyl ether	73	4.316	4.316	(0.613)	41279	5.00000	5.327
24 1,1-Dichloroethane	63	4.900	4.900	(0.696)	34423	5.00000	5.144
27 2,2-Dichloropropane	77	5.667	5.667	(0.805)	12580	5.00000	4.601
28 cis-1,2-dichloroethene	96	5.691	5.691	(0.808)	18070	5.00000	5.370

	Compounds	QUANT SIG MASS	RT	EXP RT	REL RT	RESPONSE	AMOUNTS CAL-AMT (ng)	AMOUNTS ON-COL (ng)
M	29 1,2-Dichloroethene (total)	96				35086	10.0000	10.85
	30 Bromochloromethane	128	5.977	5.977	(0.849)	8389	5.00000	5.261
	31 2-Butanone	43	5.740	5.740	(0.815)	51051	25.0000	24.20
	37 Chloroform	83	6.105	6.105	(0.867)	26621	5.00000	5.456
	38 1,1,1-Trichloroethane	97	6.287	6.287	(0.893)	17659	5.00000	4.762
	40 1,1-Dichloropropene	75	6.488	6.488	(0.921)	19715	5.00000	4.932
	41 Carbon Tetrachloride	117	6.476	6.476	(0.920)	13216	5.00000	4.637
	42 Benzene	78	6.719	6.719	(0.954)	66817	5.00000	5.427
	45 1,2-Dichloroethane	62	6.750	6.750	(0.959)	27630	5.00000	5.520
	47 Trichloroethene	130	7.437	7.437	(1.056)	17551	5.00000	5.372
	49 1,2-Dichloropropane	63	7.674	7.674	(1.090)	20738	5.00000	5.429
	50 Dibromomethane	93	7.802	7.802	(1.108)	8232	5.00000	5.098
	53 Bromodichloromethane	83	7.973	7.973	(1.132)	13030	5.00000	4.413
	57 cis-1,3-Dichloropropene	75	8.435	8.435	(1.198)	15808	5.00000	4.203
	58 4-Methyl-2-Pentanone	43	8.605	8.605	(0.848)	96944	25.0000	23.77
	60 Toluene	91	8.769	8.769	(0.864)	71154	5.00000	5.652
	61 trans-1,3-Dichloropropene	75	9.007	9.007	(0.888)	12272	5.00000	4.015
	63 1,3-Dichloropropane	76	9.341	9.341	(0.921)	24185	5.00000	5.589
	64 1,1,2-Trichloroethane	97	9.177	9.177	(0.905)	13422	5.00000	5.580
	65 Tetrachloroethene	164	9.311	9.311	(0.918)	12802	5.00000	5.707
	66 2-Hexanone	43	9.445	9.445	(0.931)	60005	25.0000	21.83
	67 Dibromochloromethane	129	9.573	9.573	(0.944)	8045	5.00000	4.321
	68 1,2-Dibromoethane	107	9.682	9.682	(0.954)	11201	5.00000	4.795
	70 Chlorobenzene	112	10.169	10.169	(1.002)	50448	5.00000	5.929
	71 1,1,1,2-Tetrachloroethane	131	10.254	10.254	(1.011)	9604	5.00000	4.090
	72 Ethylbenzene	106	10.290	10.290	(1.014)	24577	5.00000	5.423
	73 m + p-Xylene	106	10.406	10.406	(1.026)	61227	10.0000	10.93
	74 Xylene-o	106	10.795	10.795	(1.064)	27112	5.00000	5.009
M	75 Xylenes (total)	106				88339	15.0000	15.94
	76 Styrene	104	10.807	10.807	(1.065)	46853	5.00000	5.090
	77 Bromoform	173	11.002	11.002	(1.085)	3998	5.00000	4.338
	78 Isopropylbenzene	105	11.160	11.160	(1.100)	72556	5.00000	5.324
	79 Bromobenzene	156	11.464	11.464	(0.920)	16017	5.00000	5.009
	81 n-Propylbenzene	120	11.580	11.580	(0.929)	20519	5.00000	5.480
	82 2-Chlorotoluene	126	11.653	11.653	(0.935)	17959	5.00000	5.427
	83 1,1,2,2-Tetrachloroethane	83	11.464	11.464	(0.920)	17470	5.00000	5.832
	84 1,2,3-Trichloropropane	110	11.507	11.507	(0.923)	5036	5.00000	5.199
	85 4-Chlorotoluene	126	11.763	11.763	(0.944)	20040	5.00000	5.578
	86 1,3,5-Trimethylbenzene	105	11.744	11.744	(0.942)	56358	5.00000	5.112
	87 tert-Butylbenzene	119	12.073	12.073	(0.969)	51347	5.00000	5.537
	88 1,2,4-Trimethylbenzene	105	12.121	12.121	(0.973)	56369	5.00000	5.070
	89 sec-Butylbenzene	105	12.292	12.292	(0.986)	66061	5.00000	5.171
	90 4-Isopropyltoluene	119	12.432	12.432	(0.998)	57819	5.00000	5.208
	91 1,3-Dichlorobenzene	146	12.395	12.395	(0.995)	35706	5.00000	5.662
	93 1,4-Dichlorobenzene	146	12.486	12.486	(1.002)	36522	5.00000	5.555
	94 n-Butylbenzene	91	12.845	12.845	(1.031)	46309	5.00000	5.199
	95 1,2-Dichlorobenzene	146	12.858	12.858	(1.032)	33182	5.00000	5.544
	96 1,2-Dibromo-3-chloropropane	157	13.624	13.624	(1.093)	1554	5.00000	4.127
	97 1,2,4-Trichlorobenzene	180	14.464	14.464	(1.161)	16582	5.00000	5.071
	98 Hexachlorobutadiene	225	14.634	14.634	(1.174)	6602	5.00000	5.668
	99 Naphthalene	128	14.713	14.713	(1.181)	35468	5.00000	4.400
	100 1,2,3-Trichlorobenzene	180	14.950	14.950	(1.200)	13608	5.00000	5.000
	101 1,1,2-trichlorotrifluoroethane	101	3.185	3.185	(0.452)	13434	5.00000	5.518
	102 Methyl acetate	43	3.738	3.738	(0.531)	19439	5.00000	5.378

Compounds	QUANT SIG MASS	RT	EXP RT	REL RT	RESPONSE	AMOUNTS CAL-AMT (ng)	AMOUNTS ON-COL (ng)
104 Cyclohexane	56	6.342	6.342	(0.901)	42882	5.00000	5.177
105 Methyl Cyclohexane	83	7.638	7.638	(1.085)	23710	5.00000	4.968
157 2-Chlorobenzotrifluoride	180	11.057	11.057	(1.090)	22649	5.00000	5.501
158 3-Chlorobenzotrifluoride	180	10.157	10.157	(1.001)	25145	5.00000	5.744
159 4-Chlorobenzotrifluoride	180	10.217	10.217	(1.007)	24466	5.00000	6.154
160 3-Chlorotoluene	126	11.714	11.714	(0.940)	21268	5.00000	5.661
161 2,4-Dichlorobenzotrifluoride	214	12.535	12.535	(1.006)	13433	5.00000	5.388
162 2,5-Dichlorobenzotrifluoride	214	12.590	12.590	(1.010)	15109	5.00000	5.321
163 3,4-Dichlorobenzotrifluoride	214	12.182	12.182	(0.978)	14400	5.00000	5.210
164 Dichlorotoluene(2,4+2,5+2,6)	125	13.782	13.782	(1.106)	74671	15.0000	14.51
165 Dichlorotoluene(2,3+3,4)	125	14.202	14.202	(1.140)	51185	10.0000	9.242
166 1,3,5-Trichlorobenzene	180	13.843	13.843	(1.111)	20552	5.00000	5.218
167 2,3,6-Trichlorotoluene	159	15.899	15.899	(1.276)	6205	5.00000	4.091
168 2,4,5-Trichlorotoluene	159	15.778	15.778	(1.266)	7243	5.00000	4.230



Data File: \\pitsvr06\d\chem\hp6.i\61006d8d.b\1B61006.D
Date : 06-OCT-2008 10:55
Client ID: VSTD5
Sample Info: VSTD5 5ml
Purge Volume: 5.0
Column phase: DB 624

Instrument: hp6.i
Operator: 001562
Column diameter: 0.20

TestAmerica Pittsburgh

VOLATILE REPORT SW-846 Method

Data file : \\pitsvr06\d\chem\hp6.i\6100608d.b\1B61006.D
Lab Smp Id: vstd5 Client Smp ID: VSTD5
Inj Date : 06-OCT-2008 10:55
Operator : 001562 Inst ID: hp6.i
Smp Info : VSTD5 5ml
Misc Info : vstd5,6100608d.b,8260ee.m,1-dwlistee.sub
Comment :
Method : \\pitsvr06\d\chem\hp6.i\6100608d.b\8260ee.m
Meth Date : 06-Oct-2008 15:09 fergusond Quant Type: ISTD
Cal Date : 29-SEP-2008 21:42 Cal File: 3A60929N.D
Als bottle: 4 Calibration Sample, Level: 2
Dil Factor: 1.00000
Integrator: HP RTE Compound Sublist: 1-dwlistee.sub
Target Version: 4.14

Concentration Formula: Amt * DF * 1/Vo*Vt * CpndVariable

Name	Value	Description
DF	1.000	Dilution Factor
Vo	5.000	Sample Volume
Vt	1.000	mg/L conversion (1.0 if no conversion)
Cpnd Variable		Local Compound Variable

Compounds	QUANT SIG MASS	RT	EXP RT	REL RT	RESPONSE	AMOUNTS CAL-AMT (ng)	AMOUNTS ON-COL (ng)
* 46 Fluorobenzene	96	7.041	7.041	(1.000)	546438	50.0000	
* 69 Chlorobenzene-d5	119	10.144	10.144	(1.000)	131059	50.0000	
* 92 1,4-Dichlorobenzene-d4	152	12.461	12.461	(1.000)	199060	50.0000	
$ 39 Dibromofluoromethane	113	6.287	6.287	(0.893)	65611	25.0000	25.93
$ 43 1,2-Dichloroethane-d4	65	6.658	6.658	(0.946)	87284	25.0000	25.34
$ 59 Toluene-d8	98	8.702	8.702	(0.858)	268188	25.0000	26.44
$ 80 Bromofluorobenzene	95	11.312	11.312	(0.908)	97934	25.0000	24.97
2 Chloromethane	50	1.657	1.657	(0.235)	188041	25.0000	25.78
3 Vinyl Chloride	62	1.773	1.773	(0.252)	128006	25.0000	26.08
4 Bromomethane	94	2.107	2.107	(0.299)	23836	25.0000	28.32
5 Chloroethane	64	2.235	2.235	(0.317)	42871	25.0000	26.20
6 Trichlorofluoromethane	101	2.509	2.509	(0.356)	78208	25.0000	26.35
1 Dichlorodifluoromethane	85	1.493	1.493	(0.147)	86226	25.0000	26.08(M)
12 1,1-Dichloroethene	96	3.135	3.135	(0.445)	60845	25.0000	25.91
13 Acetone	43	3.239	3.239	(0.460)	76463	50.0000	54.19
15 Carbon Disulfide	76	3.397	3.397	(0.482)	182822	25.0000	24.26
17 Acetonitrile	40	3.640	3.640	(0.517)	168358	500.000	488.0
18 Methylene Chloride	84	3.859	3.859	(0.548)	84259	25.0000	25.71
19 trans-1,2-Dichloroethene	96	4.291	4.291	(0.609)	80938	25.0000	25.67
20 Methyl tert-butyl ether	73	4.309	4.309	(0.612)	190487	25.0000	24.22
24 1,1-Dichloroethane	63	4.900	4.900	(0.696)	171890	25.0000	25.31
27 2,2-Dichloropropane	77	5.678	5.678	(0.806)	65781	25.0000	23.70
28 cis-1,2-dichloroethene	96	5.684	5.684	(0.807)	86349	25.0000	25.28

	Compounds	QUANT SIG MASS	RT	EXP RT	REL RT	RESPONSE	AMOUNTS CAL-AMT (ng)	AMOUNTS ON-COL (ng)
M	29 1,2-Dichloroethene (total)	96				167287	50.0000	50.96
	30 Bromochloromethane	128	5.976	5.976	(0.849)	41271	25.0000	25.50
	31 2-Butanone	43	5.745	5.745	(0.816)	104227	50.0000	48.67
	37 Chloroform	83	6.104	6.104	(0.867)	122830	25.0000	24.80
	38 1,1,1-Trichloroethane	97	6.287	6.287	(0.893)	93373	25.0000	24.81
	40 1,1-Dichloropropene	75	6.481	6.481	(0.921)	107874	25.0000	26.58
	41 Carbon Tetrachloride	117	6.481	6.481	(0.921)	71104	25.0000	24.58
	42 Benzene	78	6.719	6.719	(0.954)	319684	25.0000	25.58
	45 1,2-Dichloroethane	62	6.743	6.743	(0.958)	124332	25.0000	24.47
	47 Trichloroethene	130	7.436	7.436	(1.056)	85587	25.0000	25.81
	49 1,2-Dichloropropane	63	7.674	7.674	(1.090)	96488	25.0000	24.88
	50 Dibromomethane	93	7.795	7.795	(1.107)	41648	25.0000	25.41
	53 Bromodichloromethane	83	7.972	7.972	(1.132)	73120	25.0000	24.40
	57 cis-1,3-Dichloropropene	75	8.434	8.434	(1.198)	84661	25.0000	22.18
	58 4-Methyl-2-Pentanone	43	8.604	8.604	(0.848)	211404	50.0000	50.76
	60 Toluene	91	8.769	8.769	(0.864)	338521	25.0000	26.33
	61 trans-1,3-Dichloropropene	75	9.000	9.000	(0.887)	74535	25.0000	23.88
	63 1,3-Dichloropropane	76	9.347	9.347	(0.921)	117827	25.0000	26.66
	64 1,1,2-Trichloroethane	97	9.182	9.182	(0.905)	64938	25.0000	26.43
	65 Tetrachloroethene	164	9.316	9.316	(0.918)	60105	25.0000	26.24
	66 2-Hexanone	43	9.444	9.444	(0.931)	133251	50.0000	47.46
	67 Dibromochloromethane	129	9.572	9.572	(0.944)	45157	25.0000	23.75
	68 1,2-Dibromoethane	107	9.675	9.675	(0.954)	61354	25.0000	25.72
	70 Chlorobenzene	112	10.168	10.168	(1.002)	225658	25.0000	25.97
	71 1,1,1,2-Tetrachloroethane	131	10.253	10.253	(1.011)	59130	25.0000	24.66
	72 Ethylbenzene	106	10.283	10.283	(1.014)	121335	25.0000	26.21
	73 m + p-Xylene	106	10.399	10.399	(1.025)	308671	50.0000	53.95
	74 Xylene-o	106	10.794	10.794	(1.064)	145679	25.0000	26.35
M	75 Xylenes (total)	106				454350	75.0000	80.30
	76 Styrene	104	10.807	10.807	(1.065)	243429	25.0000	25.90
	77 Bromoform	173	10.989	10.989	(1.083)	21697	25.0000	23.05
	78 Isopropylbenzene	105	11.159	11.159	(1.100)	362585	25.0000	26.05
	79 Bromobenzene	156	11.464	11.464	(0.920)	87672	25.0000	26.24
	81 n-Propylbenzene	120	11.573	11.573	(0.929)	99848	25.0000	25.52
	82 2-Chlorotoluene	126	11.652	11.652	(0.935)	89987	25.0000	26.02
	83 1,1,2,2-Tetrachloroethane	83	11.458	11.458	(0.919)	79319	25.0000	25.34
	84 1,2,3-Trichloropropane	110	11.500	11.500	(0.923)	25270	25.0000	24.96
	85 4-Chlorotoluene	126	11.762	11.762	(0.944)	98759	25.0000	26.30
	86 1,3,5-Trimethylbenzene	105	11.743	11.743	(0.942)	295768	25.0000	25.67
	87 tert-Butylbenzene	119	12.072	12.072	(0.969)	249653	25.0000	25.76
	88 1,2,4-Trimethylbenzene	105	12.121	12.121	(0.973)	299798	25.0000	25.80
	89 sec-Butylbenzene	105	12.291	12.291	(0.986)	343914	25.0000	25.76
	90 4-Isopropyltoluene	119	12.437	12.437	(0.998)	288967	25.0000	24.91
	91 1,3-Dichlorobenzene	146	12.394	12.394	(0.995)	162298	25.0000	24.63
	93 1,4-Dichlorobenzene	146	12.486	12.486	(1.002)	171835	25.0000	25.01
	94 n-Butylbenzene	91	12.845	12.845	(1.031)	230858	25.0000	24.80
	95 1,2-Dichlorobenzene	146	12.857	12.857	(1.032)	159796	25.0000	25.55
	96 1,2-Dibromo-3-chloropropane	157	13.635	13.635	(1.094)	9590	25.0000	24.37
	97 1,2,4-Trichlorobenzene	180	14.463	14.463	(1.161)	83357	25.0000	24.40
	98 Hexachlorobutadiene	225	14.633	14.633	(1.174)	32424	25.0000	26.64
	99 Naphthalene	128	14.712	14.712	(1.181)	200786	25.0000	23.84
	100 1,2,3-Trichlorobenzene	180	14.949	14.949	(1.200)	69995	25.0000	24.61
	101 1,1,2-trichlorotrifluoroethane	101	3.196	3.196	(0.454)	60061	25.0000	24.30
	102 Methyl acetate	43	3.732	3.732	(0.530)	92100	25.0000	25.10

Compounds	QUANT SIG MASS	RT	EXP RT	REL RT	RESPONSE	AMOUNTS CAL-AMT (ng)	AMOUNTS ON-COL (ng)
104 Cyclohexane	56	6.341	6.341	(0.901)	213204	25.0000	25.36
105 Methyl Cyclohexane	83	7.631	7.631	(1.084)	124091	25.0000	25.62
157 2-Chlorobenzotrifluoride	180	11.056	11.056	(1.090)	115146	25.0000	27.39
158 3-Chlorobenzotrifluoride	180	10.162	10.162	(1.002)	124127	25.0000	27.76
159 4-Chlorobenzotrifluoride	180	10.217	10.217	(1.007)	110523	25.0000	27.22
160 3-Chlorotoluene	126	11.713	11.713	(0.940)	101258	25.0000	25.79
161 2,4-Dichlorobenzotrifluoride	214	12.540	12.540	(1.006)	70572	25.0000	27.09
162 2,5-Dichlorobenzotrifluoride	214	12.589	12.589	(1.010)	80856	25.0000	27.25
163 3,4-Dichlorobenzotrifluoride	214	12.188	12.188	(0.978)	76981	25.0000	26.66
164 Dichlorotoluene(2,4+2,5+2,6)	125	13.775	13.775	(1.105)	433820	75.0000	80.68
165 Dichlorotoluene(2,3+3,4)	125	14.201	14.201	(1.140)	304286	50.0000	52.58
166 1,3,5-Trichlorobenzene	180	13.842	13.842	(1.111)	111707	25.0000	27.14
167 2,3,6-Trichlorotoluene	159	15.905	15.905	(1.276)	40405	25.0000	25.49
168 2,4,5-Trichlorotoluene	159	15.771	15.771	(1.266)	41574	25.0000	23.24

QC Flag Legend

M - Compound response manually integrated.

Data File Name: 1B61006.D
Inj. Date and Time: 06-OCT-2008 10:55
Instrument ID: hp6.i
Client ID: VSTD5
Compound Name: Dichlorodifluoromethane
CAS #: 2037-26-5
Report Date: 10/06/2008

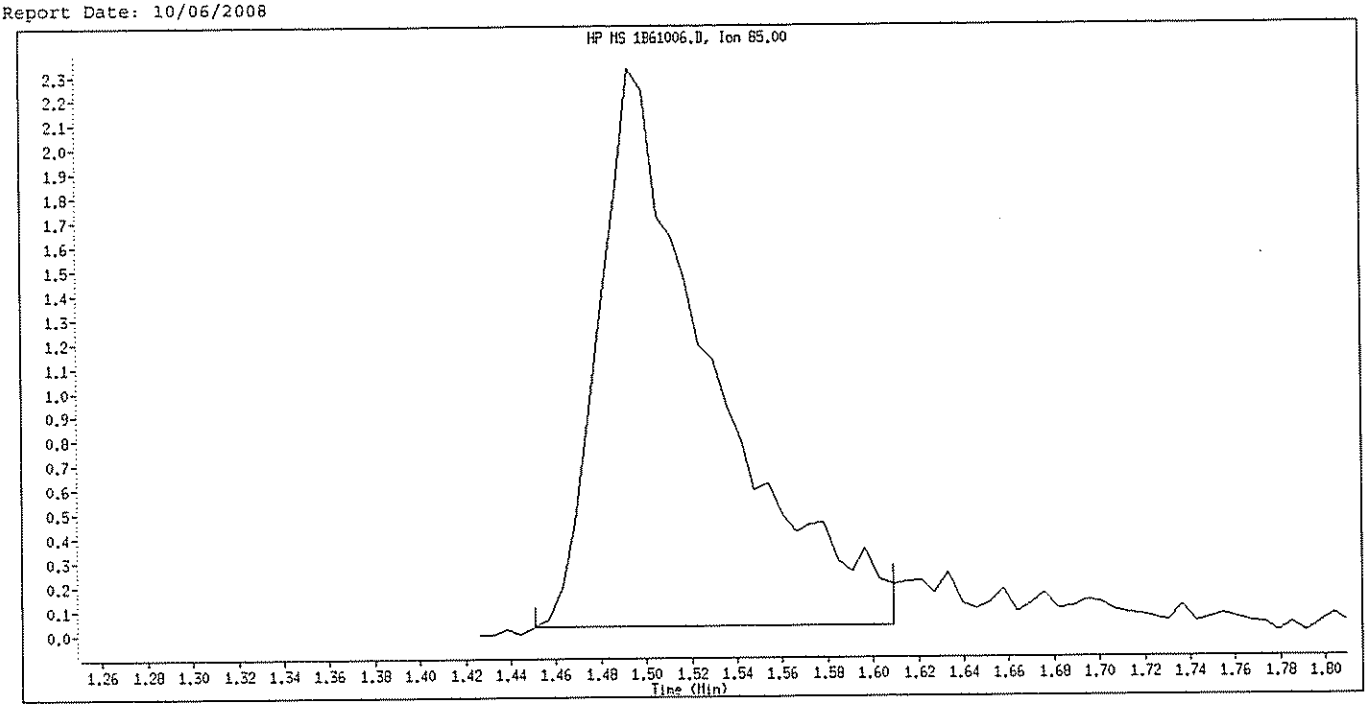

Original Integration

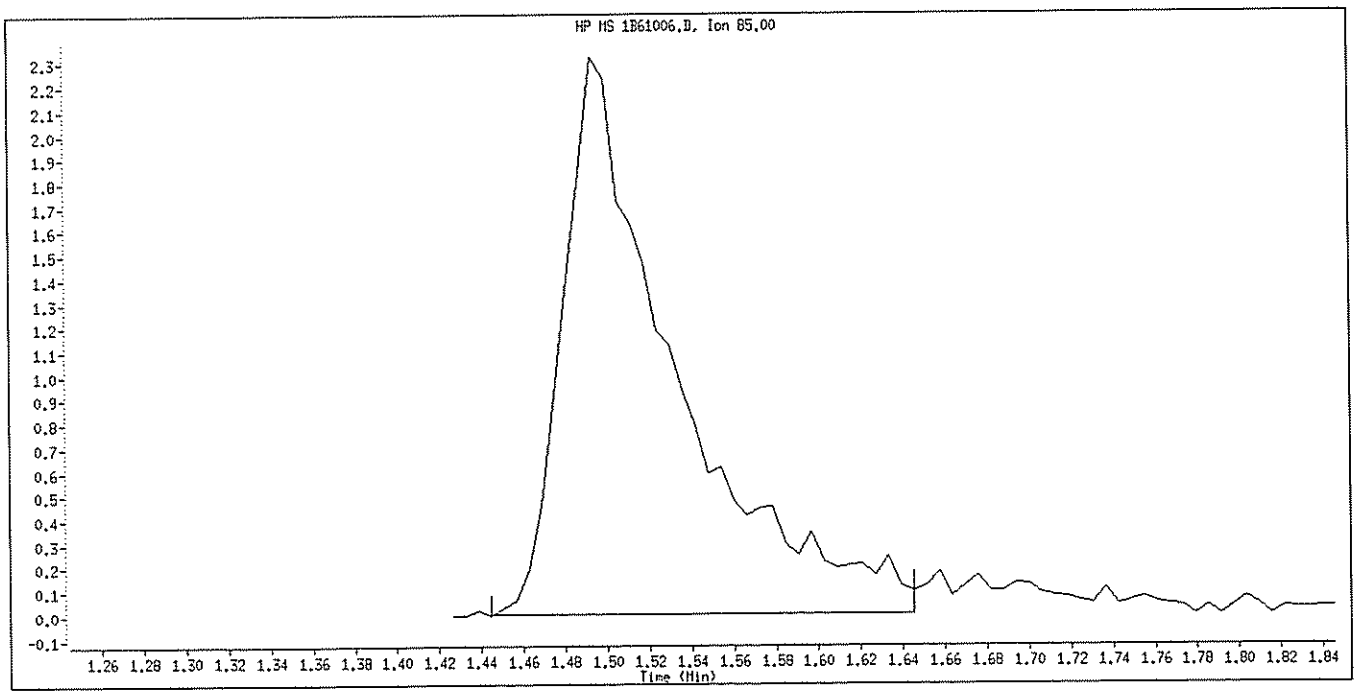

Manual Integration

Manually Integrated By: fergusond
Manual Integration Reason: Peak Integrated Incorrectly

Data File: \\pitsvr06\d\chem\hp6.i\61006d.b\1C61006.D
Date : 06-OCT-2008 12:07
Client ID: VSTD10
Sample Info: VSTD10 5ml
Purge Volume: 5.0
Column phase: DB 624

Instrument: hp6.i
Operator: 001562
Column diameter: 0.20

TestAmerica Pittsburgh

VOLATILE REPORT SW-846 Method

Data file : \\pitsvr06\d\chem\hp6.i\6100608d.b\1C61006.D
Lab Smp Id: vstd10 Client Smp ID: VSTD10
Inj Date : 06-OCT-2008 12:07
Operator : 001562 Inst ID: hp6.i
Smp Info : VSTD10 5ml
Misc Info : vstd10,6100608d.b,8260ee.m,1-dwlistee.sub
Comment :
Method : \\pitsvr06\d\chem\hp6.i\6100608d.b\8260ee.m
Meth Date : 06-Oct-2008 15:09 fergusond Quant Type: ISTD
Cal Date : 29-SEP-2008 21:42 Cal File: 3A60929N.D
Als bottle: 4 Calibration Sample, Level: 3
Dil Factor: 1.00000
Integrator: HP RTE Compound Sublist: 1-dwlistee.sub
Target Version: 4.14

Concentration Formula: Amt * DF * 1/Vo*Vt * CpndVariable

Name	Value	Description
DF	1.000	Dilution Factor
Vo	5.000	Sample Volume
Vt	1.000	mg/L conversion (1.0 if no conversion)
Cpnd Variable		Local Compound Variable

Compounds	QUANT SIG MASS	RT	EXP RT	REL RT	RESPONSE	AMOUNTS CAL-AMT (ng)	AMOUNTS ON-COL (ng)
* 46 Fluorobenzene	96	7.041	7.041	(1.000)	586772	50.0000	
* 69 Chlorobenzene-d5	119	10.143	10.143	(1.000)	142285	50.0000	
* 92 1,4-Dichlorobenzene-d4	152	12.461	12.461	(1.000)	217426	50.0000	
$ 39 Dibromofluoromethane	113	6.286	6.286	(0.893)	134044	50.0000	49.34
$ 43 1,2-Dichloroethane-d4	65	6.657	6.657	(0.946)	182348	50.0000	49.30
$ 59 Toluene-d8	98	8.702	8.702	(0.858)	551685	50.0000	50.10
$ 80 Bromofluorobenzene	95	11.311	11.311	(0.908)	208904	50.0000	48.76
2 Chloromethane	50	1.657	1.657	(0.235)	397252	50.0000	50.71
3 Vinyl Chloride	62	1.779	1.779	(0.253)	265149	50.0000	50.32
4 Bromomethane	94	2.095	2.095	(0.298)	46453	50.0000	51.41
5 Chloroethane	64	2.229	2.229	(0.317)	91900	50.0000	52.30
6 Trichlorofluoromethane	101	2.509	2.509	(0.356)	159248	50.0000	49.96
1 Dichlorodifluoromethane	85	1.499	1.499	(0.148)	194400	50.0000	54.17(M)
12 1,1-Dichloroethene	96	3.141	3.141	(0.446)	124532	50.0000	49.38
13 Acetone	43	3.245	3.245	(0.461)	142730	100.000	94.20
15 Carbon Disulfide	76	3.397	3.397	(0.482)	391527	50.0000	48.38
17 Acetonitrile	40	3.634	3.634	(0.516)	355169	1000.00	958.7
18 Methylene Chloride	84	3.847	3.847	(0.546)	170740	50.0000	48.51
19 trans-1,2-Dichloroethene	96	4.291	4.291	(0.609)	169415	50.0000	50.05
20 Methyl tert-butyl ether	73	4.315	4.315	(0.613)	404098	50.0000	47.84
24 1,1-Dichloroethane	63	4.905	4.905	(0.697)	360457	50.0000	49.42
27 2,2-Dichloropropane	77	5.672	5.672	(0.806)	152549	50.0000	51.18
28 cis-1,2-dichloroethene	96	5.684	5.684	(0.807)	183067	50.0000	49.91

	Compounds	QUANT SIG MASS	RT	EXP RT	REL RT	RESPONSE	AMOUNTS CAL-AMT (ng)	AMOUNTS ON-COL (ng)
M	29 1,2-Dichloroethene (total)	96				352482	100.000	99.96
	30 Bromochloromethane	128	5.982	5.982	(0.850)	85239	50.0000	49.05
	31 2-Butanone	43	5.733	5.733	(0.814)	229123	100.000	99.64
	37 Chloroform	83	6.098	6.098	(0.866)	264285	50.0000	49.70
	38 1,1,1-Trichloroethane	97	6.286	6.286	(0.893)	207451	50.0000	51.33
	40 1,1-Dichloropropene	75	6.481	6.481	(0.921)	222893	50.0000	51.16
	41 Carbon Tetrachloride	117	6.475	6.475	(0.920)	151964	50.0000	48.91
	42 Benzene	78	6.712	6.712	(0.953)	669405	50.0000	49.88
	45 1,2-Dichloroethane	62	6.749	6.749	(0.959)	264899	50.0000	48.55
	47 Trichloroethene	130	7.436	7.436	(1.056)	178388	50.0000	50.09
	49 1,2-Dichloropropane	63	7.673	7.673	(1.090)	203398	50.0000	48.85
	50 Dibromomethane	93	7.795	7.795	(1.107)	84172	50.0000	47.82
	53 Bromodichloromethane	83	7.972	7.972	(1.132)	155523	50.0000	48.32
	57 cis-1,3-Dichloropropene	75	8.434	8.434	(1.198)	197435	50.0000	48.16
	58 4-Methyl-2-Pentanone	43	8.604	8.604	(0.848)	452207	100.000	100.0
	60 Toluene	91	8.768	8.768	(0.864)	702571	50.0000	50.33
	61 trans-1,3-Dichloropropene	75	9.000	9.000	(0.887)	164305	50.0000	48.48
	63 1,3-Dichloropropane	76	9.346	9.346	(0.921)	239877	50.0000	50.00
	64 1,1,2-Trichloroethane	97	9.182	9.182	(0.905)	134000	50.0000	50.24
	65 Tetrachloroethene	164	9.316	9.316	(0.918)	125858	50.0000	50.61
	66 2-Hexanone	43	9.438	9.438	(0.930)	309854	100.000	101.6
	67 Dibromochloromethane	129	9.571	9.571	(0.944)	98511	50.0000	47.72
	68 1,2-Dibromoethane	107	9.681	9.681	(0.954)	134856	50.0000	52.06
	70 Chlorobenzene	112	10.174	10.174	(1.003)	481395	50.0000	51.02
	71 1,1,1,2-Tetrachloroethane	131	10.259	10.259	(1.011)	131793	50.0000	50.62
	72 Ethylbenzene	106	10.283	10.283	(1.014)	254888	50.0000	50.72
	73 m + p-Xylene	106	10.399	10.399	(1.025)	641018	100.000	103.2
	74 Xylene-o	106	10.794	10.794	(1.064)	314926	50.0000	52.48
M	75 Xylenes (total)	106				955944	150.000	155.7
	76 Styrene	104	10.806	10.806	(1.065)	526607	50.0000	51.60
	77 Bromoform	173	10.989	10.989	(1.083)	48331	50.0000	47.29
	78 Isopropylbenzene	105	11.159	11.159	(1.100)	775105	50.0000	51.30
	79 Bromobenzene	156	11.457	11.457	(0.919)	185337	50.0000	50.78
	81 n-Propylbenzene	120	11.567	11.567	(0.928)	215224	50.0000	50.36
	82 2-Chlorotoluene	126	11.652	11.652	(0.935)	190664	50.0000	50.48
	83 1,1,2,2-Tetrachloroethane	83	11.457	11.457	(0.919)	166838	50.0000	48.80
	84 1,2,3-Trichloropropane	110	11.500	11.500	(0.923)	58057	50.0000	52.51
	85 4-Chlorotoluene	126	11.762	11.762	(0.944)	201916	50.0000	49.24
	86 1,3,5-Trimethylbenzene	105	11.749	11.749	(0.943)	644157	50.0000	51.19
	87 tert-Butylbenzene	119	12.072	12.072	(0.969)	526754	50.0000	49.76
	88 1,2,4-Trimethylbenzene	105	12.114	12.114	(0.972)	640024	50.0000	50.44
	89 sec-Butylbenzene	105	12.291	12.291	(0.986)	731818	50.0000	50.19
	90 4-Isopropyltoluene	119	12.431	12.431	(0.998)	639526	50.0000	50.47
	91 1,3-Dichlorobenzene	146	12.394	12.394	(0.995)	361437	50.0000	50.22
	93 1,4-Dichlorobenzene	146	12.485	12.485	(1.002)	376879	50.0000	50.22
	94 n-Butylbenzene	91	12.844	12.844	(1.031)	511626	50.0000	50.32
	95 1,2-Dichlorobenzene	146	12.857	12.857	(1.032)	335978	50.0000	49.18
	96 1,2-Dibromo-3-chloropropane	157	13.635	13.635	(1.094)	20100	50.0000	46.77
	97 1,2,4-Trichlorobenzene	180	14.463	14.463	(1.161)	187810	50.0000	50.32
	98 Hexachlorobutadiene	225	14.633	14.633	(1.174)	66285	50.0000	49.85
	99 Naphthalene	128	14.712	14.712	(1.181)	465657	50.0000	50.61
	100 1,2,3-Trichlorobenzene	180	14.949	14.949	(1.200)	155991	50.0000	50.22
	101 1,1,2-trichlorotrifluoroethane	101	3.190	3.190	(0.453)	130372	50.0000	49.13
	102 Methyl acetate	43	3.737	3.737	(0.531)	195053	50.0000	49.51

Compounds	QUANT SIG MASS	RT	EXP RT	REL RT	RESPONSE	AMOUNTS CAL-AMT (ng)	AMOUNTS ON-COL (ng)
104 Cyclohexane	56	6.341	6.341	(0.901)	452912	50.0000	50.17
105 Methyl Cyclohexane	83	7.631	7.631	(1.084)	265421	50.0000	51.02
157 2-Chlorobenzotrifluoride	180	11.056	11.056	(1.090)	232329	50.0000	50.90
158 3-Chlorobenzotrifluoride	180	10.162	10.162	(1.002)	245984	50.0000	50.68
159 4-Chlorobenzotrifluoride	180	10.216	10.216	(1.007)	219920	50.0000	49.89
160 3-Chlorotoluene	126	11.713	11.713	(0.940)	206023	50.0000	48.04
161 2,4-Dichlorobenzotrifluoride	214	12.540	12.540	(1.006)	142007	50.0000	49.90
162 2,5-Dichlorobenzotrifluoride	214	12.589	12.589	(1.010)	159340	50.0000	49.16
163 3,4-Dichlorobenzotrifluoride	214	12.187	12.187	(0.978)	156846	50.0000	49.72
164 Dichlorotoluene(2,4+2,5+2,6)	125	13.781	13.781	(1.106)	875373	150.000	149.0
165 Dichlorotoluene(2,3+3,4)	125	14.195	14.195	(1.139)	633122	100.000	100.2
166 1,3,5-Trichlorobenzene	180	13.848	13.848	(1.111)	216246	50.0000	48.10
167 2,3,6-Trichlorotoluene	159	15.904	15.904	(1.276)	83378	50.0000	48.16
168 2,4,5-Trichlorotoluene	159	15.777	15.777	(1.266)	96020	50.0000	49.13

QC Flag Legend

M - Compound response manually integrated.

Data File Name: 1C61006.D
Inj. Date and Time: 06-OCT-2008 12:07
Instrument ID: hp6.i
Client ID: VSTD10
Compound Name: Dichlorodifluoromethane
CAS #: 2037-26-5
Report Date: 10/06/2008

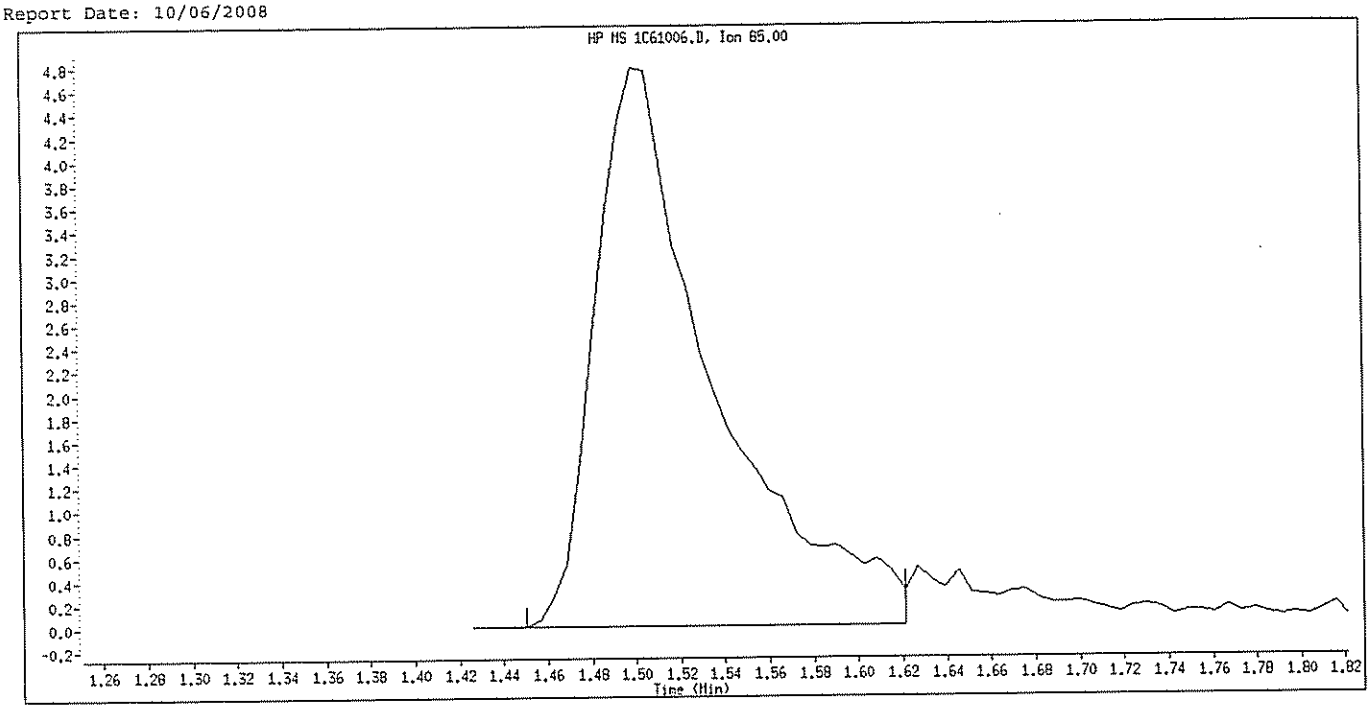

Original Integration

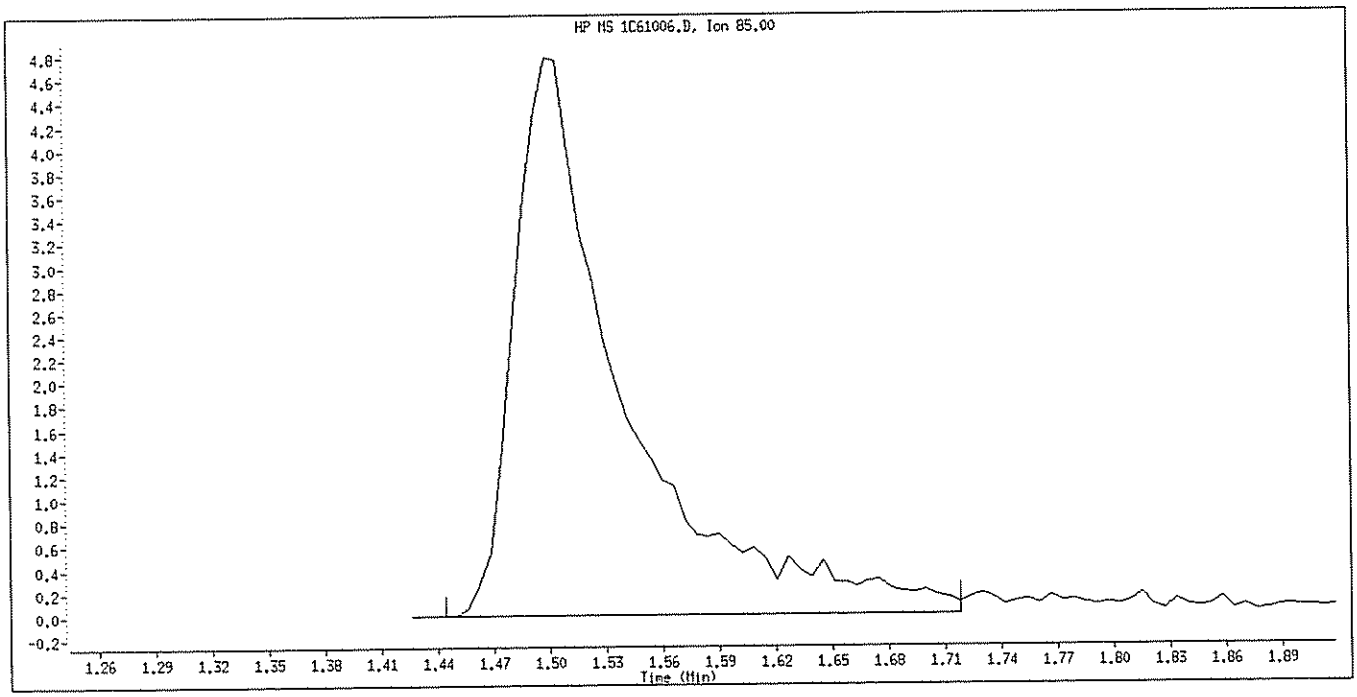

Manual Integration

Manually Integrated By: fergusond
Manual Integration Reason: Peak Integrated Incorrectly


Y (x10^6)
Data File: \\pitsvr06\d\chem\hp6.i\61006d8.b\1D61006.D
Date : 06-OCT-2008 12:30
Client ID: VSTD15
Sample Info: VSTD15 5ml
Purge Volume: 5.0
Column phase: DB 624
Instrument: hp6.i
Operator: 001562
Column diameter: 0.20
\\pitsvr06\d\chem\hp6.i\61006d8.b\1D61006.D
Hin
-Chloromethane
-Vinyl Chloride
-Bromomethane
-Chloroethane
-Trichlorofluoromethane
-1,1-Dichloroethene+
-Carbon Disulfide
-Acetonitrile+
-Methylene Chloride
-trans-1,2-Dichloroethene+
-1,1-Dichloroethane
-2,2-Dichloropropane+
-Bromochloromethane
-1,2-Dichloroethene (total
-Dibromofluoromethane+
-1,1-Dichloropropene+
-1,2-Dichloroethane-d4
-Benzene+
-Fluorobenzene
-Trichloroethene
-1,2-Dichloropropane+
-Dibromomethane
-Bromodichloromethane
-cis-1,3-Dichloropropene
-4-Methyl-2-Pentanone
-Toluene
-trans-1,3-Dichloropropene
-1,1,2-Trichloroethane
-1,3-Dichloropropane+
-2-Hexanone
-Dibromochloromethane
-1,2-Dibromoethane
-Chlorobenzene-d5+
-1,1,1,2-Tetrachloroethane+
m + p-Xylene
-Xylene-o+
-Bromoform
-2-Chlorobenzotrifluoride
-Isopropylbenzene
-Bromofluorobenzene
-Bromobenzene+
-n-Propylbenzene
-4-Chlorotoluene+
-tert-Butylbenzene
-sec-Butylbenzene
-n-Butylbenzene+
-1,2-Dibromo-3-chloropropa
-1,3,5-Trichlorobenzene
-Dichlorotoluene(2,4+2,5+2
-Dichlorotoluene(2,3+3,4)
-1,2,4-Trichlorobenzene
-Hexachlorobutadiene
-Naphthalene
-1,2,3-Trichlorobenzene
-2,4,5-Trichlorotoluene
-2,3,6-Trichlorotoluene

TestAmerica Pittsburgh

VOLATILE REPORT SW-846 Method

Data file : \\pitsvr06\d\chem\hp6.i\6100608d.b\1D61006.D
Lab Smp Id: vstd15 Client Smp ID: VSTD15
Inj Date : 06-OCT-2008 12:30
Operator : 001562 Inst ID: hp6.i
Smp Info : VSTD15 5ml
Misc Info : vstd15,6100608d.b,8260ee.m,1-dwlistee.sub
Comment :
Method : \\pitsvr06\d\chem\hp6.i\6100608d.b\8260ee.m
Meth Date : 06-Oct-2008 15:09 fergusond Quant Type: ISTD
Cal Date : 29-SEP-2008 21:42 Cal File: 3A60929N.D
Als bottle: 4 Calibration Sample, Level: 4
Dil Factor: 1.00000
Integrator: HP RTE Compound Sublist: 1-dwlistee.sub
Target Version: 4.14

Concentration Formula: Amt * DF * 1/Vo*Vt * CpndVariable

Name	Value	Description
DF	1.000	Dilution Factor
Vo	5.000	Sample Volume
Vt	1.000	mg/L conversion (1.0 if no conversion)
Cpnd Variable		Local Compound Variable

Compounds	QUANT SIG MASS	RT	EXP RT	REL RT	RESPONSE	AMOUNTS CAL-AMT (ng)	AMOUNTS ON-COL (ng)
* 46 Fluorobenzene	96	7.041	7.041	(1.000)	600287	50.0000	
* 69 Chlorobenzene-d5	119	10.144	10.144	(1.000)	140609	50.0000	
* 92 1,4-Dichlorobenzene-d4	152	12.461	12.461	(1.000)	220072	50.0000	
$ 39 Dibromofluoromethane	113	6.281	6.281	(0.892)	204439	75.0000	73.55
$ 43 1,2-Dichloroethane-d4	65	6.658	6.658	(0.946)	275310	75.0000	72.75
$ 59 Toluene-d8	98	8.702	8.702	(0.858)	853678	75.0000	78.46
$ 80 Bromofluorobenzene	95	11.312	11.312	(0.908)	318431	75.0000	73.43
2 Chloromethane	50	1.657	1.657	(0.235)	564738	75.0000	70.47
3 Vinyl Chloride	62	1.779	1.779	(0.253)	381711	75.0000	70.81
4 Bromomethane	94	2.101	2.101	(0.298)	66726	75.0000	72.18
5 Chloroethane	64	2.235	2.235	(0.317)	129066	75.0000	71.80
6 Trichlorofluoromethane	101	2.503	2.503	(0.355)	235762	75.0000	72.30
1 Dichlorodifluoromethane	85	1.499	1.499	(0.148)	271439	75.0000	76.54
12 1,1-Dichloroethene	96	3.142	3.142	(0.446)	186458	75.0000	72.27
13 Acetone	43	3.245	3.245	(0.461)	212279	150.000	137.0
15 Carbon Disulfide	76	3.397	3.397	(0.483)	593110	75.0000	71.63
17 Acetonitrile	40	3.640	3.640	(0.517)	526683	1500.00	1390
18 Methylene Chloride	84	3.853	3.853	(0.547)	248919	75.0000	69.14
19 trans-1,2-Dichloroethene	96	4.285	4.285	(0.609)	243879	75.0000	70.42
20 Methyl tert-butyl ether	73	4.316	4.316	(0.613)	600826	75.0000	69.54
24 1,1-Dichloroethane	63	4.906	4.906	(0.697)	537670	75.0000	72.06
27 2,2-Dichloropropane	77	5.672	5.672	(0.806)	214013	75.0000	70.19
28 cis-1,2-dichloroethene	96	5.684	5.684	(0.807)	270630	75.0000	72.13

	Compounds	QUANT SIG MASS	RT	EXP RT	REL RT	RESPONSE	AMOUNTS CAL-AMT (ng)	AMOUNTS ON-COL (ng)
M	29 1,2-Dichloroethene (total)	96				514509	150.000	142.5
	30 Bromochloromethane	128	5.983	5.983	(0.850)	123228	75.0000	69.31
	31 2-Butanone	43	5.733	5.733	(0.814)	331143	150.000	140.8
	37 Chloroform	83	6.098	6.098	(0.866)	387748	75.0000	71.27
	38 1,1,1-Trichloroethane	97	6.287	6.287	(0.893)	299325	75.0000	72.39
	40 1,1-Dichloropropene	75	6.487	6.487	(0.921)	320321	75.0000	71.86
	41 Carbon Tetrachloride	117	6.481	6.481	(0.921)	229543	75.0000	72.22
	42 Benzene	78	6.719	6.719	(0.954)	970059	75.0000	70.65
	45 1,2-Dichloroethane	62	6.749	6.749	(0.959)	397280	75.0000	71.17
	47 Trichloroethene	130	7.436	7.436	(1.056)	261295	75.0000	71.72
	49 1,2-Dichloropropane	63	7.674	7.674	(1.090)	301720	75.0000	70.83
	50 Dibromomethane	93	7.789	7.789	(1.106)	128583	75.0000	71.40
	53 Bromodichloromethane	83	7.972	7.972	(1.132)	235851	75.0000	71.63
	57 cis-1,3-Dichloropropene	75	8.434	8.434	(1.198)	303302	75.0000	72.32
	58 4-Methyl-2-Pentanone	43	8.604	8.604	(0.848)	673097	150.000	150.6
	60 Toluene	91	8.769	8.769	(0.864)	1032902	75.0000	74.88
	61 trans-1,3-Dichloropropene	75	9.000	9.000	(0.887)	252153	75.0000	75.29
	63 1,3-Dichloropropane	76	9.347	9.347	(0.921)	348837	75.0000	73.58
	64 1,1,2-Trichloroethane	97	9.182	9.182	(0.905)	196427	75.0000	74.53
	65 Tetrachloroethene	164	9.322	9.322	(0.919)	188082	75.0000	76.53
	66 2-Hexanone	43	9.438	9.438	(0.930)	465808	150.000	154.6
	67 Dibromochloromethane	129	9.566	9.566	(0.943)	151021	75.0000	74.04
	68 1,2-Dibromoethane	107	9.681	9.681	(0.954)	194284	75.0000	75.90
	70 Chlorobenzene	112	10.174	10.174	(1.003)	687179	75.0000	73.70
	71 1,1,1,2-Tetrachloroethane	131	10.253	10.253	(1.011)	200605	75.0000	77.97
	72 Ethylbenzene	106	10.284	10.284	(1.014)	370438	75.0000	74.60
	73 m + p-Xylene	106	10.399	10.399	(1.025)	923487	150.000	150.4
	74 Xylene-o	106	10.795	10.795	(1.064)	455554	75.0000	76.82
M	75 Xylenes (total)	106				1379041	225.000	227.3
	76 Styrene	104	10.807	10.807	(1.065)	766402	75.0000	76.00
	77 Bromoform	173	10.989	10.989	(1.083)	74588	75.0000	73.86
	78 Isopropylbenzene	105	11.160	11.160	(1.100)	1123190	75.0000	75.23
	79 Bromobenzene	156	11.458	11.458	(0.919)	264264	75.0000	71.53
	81 n-Propylbenzene	120	11.567	11.567	(0.928)	313380	75.0000	72.45
	82 2-Chlorotoluene	126	11.652	11.652	(0.935)	275350	75.0000	72.02
	83 1,1,2,2-Tetrachloroethane	83	11.458	11.458	(0.919)	239953	75.0000	69.34
	84 1,2,3-Trichloropropane	110	11.500	11.500	(0.923)	76648	75.0000	68.49
	85 4-Chlorotoluene	126	11.762	11.762	(0.944)	298292	75.0000	71.87
	86 1,3,5-Trimethylbenzene	105	11.744	11.744	(0.942)	931591	75.0000	73.14
	87 tert-Butylbenzene	119	12.072	12.072	(0.969)	763020	75.0000	71.22
	88 1,2,4-Trimethylbenzene	105	12.121	12.121	(0.973)	931134	75.0000	72.49
	89 sec-Butylbenzene	105	12.291	12.291	(0.986)	1074316	75.0000	72.79
	90 4-Isopropyltoluene	119	12.431	12.431	(0.998)	941610	75.0000	73.41
	91 1,3-Dichlorobenzene	146	12.394	12.394	(0.995)	514407	75.0000	70.61
	93 1,4-Dichlorobenzene	146	12.486	12.486	(1.002)	533593	75.0000	70.25
	94 n-Butylbenzene	91	12.845	12.845	(1.031)	747780	75.0000	72.67
	95 1,2-Dichlorobenzene	146	12.857	12.857	(1.032)	487055	75.0000	70.43
	96 1,2-Dibromo-3-chloropropane	157	13.636	13.636	(1.094)	31517	75.0000	72.45
	97 1,2,4-Trichlorobenzene	180	14.463	14.463	(1.161)	268240	75.0000	71.01
	98 Hexachlorobutadiene	225	14.639	14.639	(1.175)	93159	75.0000	69.22
	99 Naphthalene	128	14.706	14.706	(1.180)	676089	75.0000	72.60
	100 1,2,3-Trichlorobenzene	180	14.950	14.950	(1.200)	228314	75.0000	72.61
	101 1,1,2-trichlorotrifluoroethane	101	3.190	3.190	(0.453)	183494	75.0000	67.59
	102 Methyl acetate	43	3.732	3.732	(0.530)	277527	75.0000	68.86

Compounds	QUANT SIG MASS	RT	EXP RT	REL RT	RESPONSE	AMOUNTS CAL-AMT (ng)	AMOUNTS ON-COL (ng)
104 Cyclohexane	56	6.341	6.341	(0.901)	656840	75.0000	71.12
105 Methyl Cyclohexane	83	7.631	7.631	(1.084)	385029	75.0000	72.35
157 2-Chlorobenzotrifluoride	180	11.056	11.056	(1.090)	329702	75.0000	73.09
158 3-Chlorobenzotrifluoride	180	10.162	10.162	(1.002)	356250	75.0000	74.27
159 4-Chlorobenzotrifluoride	180	10.217	10.217	(1.007)	314658	75.0000	72.24
160 3-Chlorotoluene	126	11.713	11.713	(0.940)	307715	75.0000	70.89
161 2,4-Dichlorobenzotrifluoride	214	12.541	12.541	(1.006)	197915	75.0000	68.71
162 2,5-Dichlorobenzotrifluoride	214	12.589	12.589	(1.010)	235048	75.0000	71.65
163 3,4-Dichlorobenzotrifluoride	214	12.182	12.182	(0.978)	229211	75.0000	71.79
164 Dichlorotoluene(2,4+2,5+2,6)	125	13.782	13.782	(1.106)	1283676	225.000	215.9
165 Dichlorotoluene(2,3+3,4)	125	14.195	14.195	(1.139)	931557	150.000	145.6
166 1,3,5-Trichlorobenzene	180	13.848	13.848	(1.111)	323431	75.0000	71.08
167 2,3,6-Trichlorotoluene	159	15.905	15.905	(1.276)	136503	75.0000	77.90
168 2,4,5-Trichlorotoluene	159	15.771	15.771	(1.266)	150055	75.0000	75.86

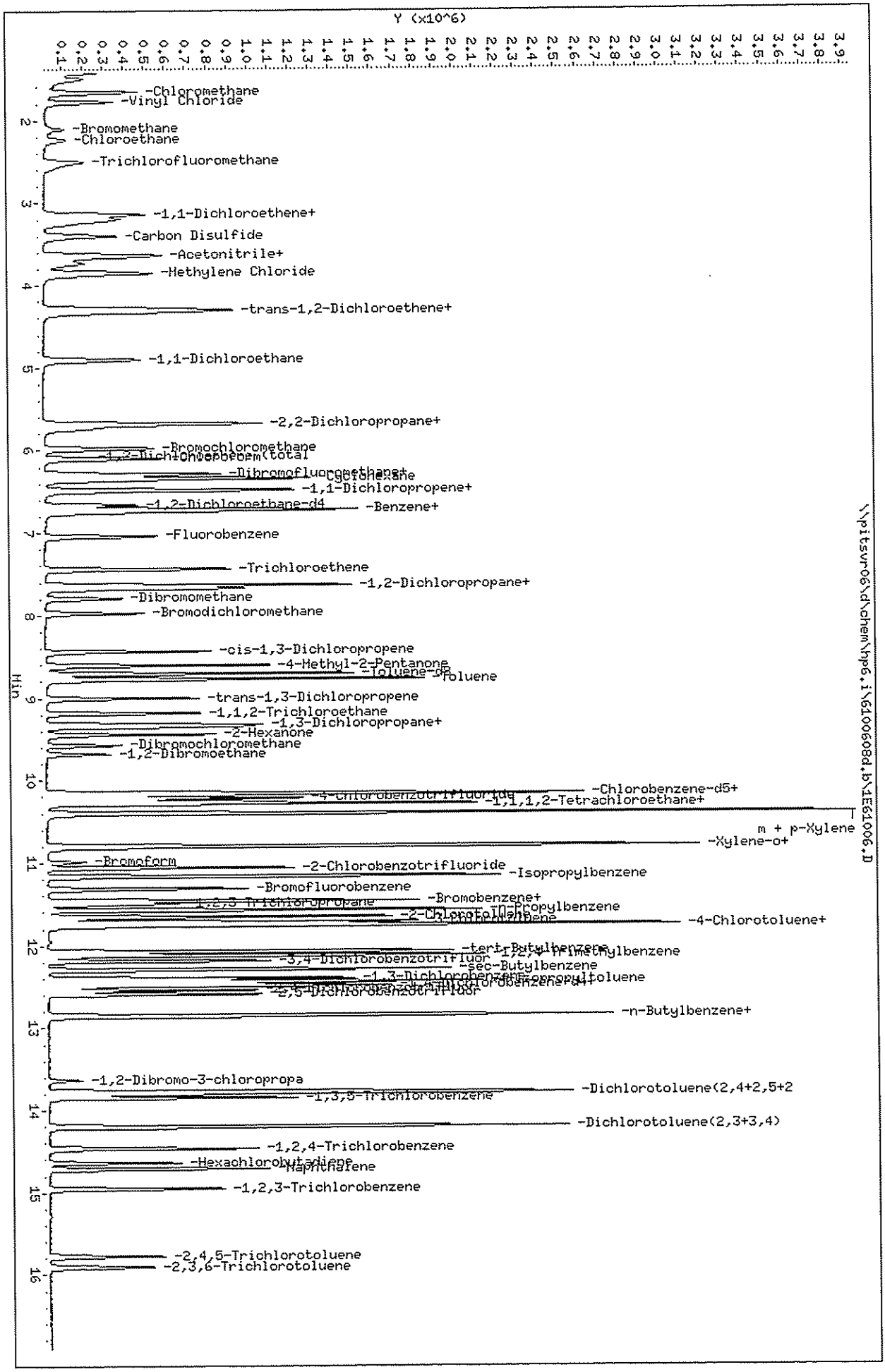

Data File: \\pitsvr06\d\chem\hp6.i\61006008d.b\1E61006.D
Date : 06-OCT-2008 12:55
Client ID: VSTD20
Sample Info: VSTD20 5ml
Purge Volume: 5.0
Column phase: DB 624

\\pitsvr06\d\chem\hp6.i\61006008d.b\1E61006.D

Instrument: hp6.i
Operator: 001562
Column diameter: 0.20

TestAmerica Pittsburgh

VOLATILE REPORT SW-846 Method

Data file : \\pitsvr06\d\chem\hp6.i\6100608d.b\1E61006.D
Lab Smp Id: vstd20 Client Smp ID: VSTD20
Inj Date : 06-OCT-2008 12:55
Operator : 001562 Inst ID: hp6.i
Smp Info : VSTD20 5ml
Misc Info : vstd20,6100608d.b,8260ee.m,1-dwlistee.sub
Comment :
Method : \\pitsvr06\d\chem\hp6.i\6100608d.b\8260ee.m
Meth Date : 06-Oct-2008 15:09 fergusond Quant Type: ISTD
Cal Date : 29-SEP-2008 21:42 Cal File: 3A60929N.D
Als bottle: 4 Calibration Sample, Level: 5
Dil Factor: 1.00000
Integrator: HP RTE Compound Sublist: 1-dwlistee.sub
Target Version: 4.14

Concentration Formula: Amt * DF * 1/Vo*Vt * CpndVariable

Name	Value	Description
DF	1.000	Dilution Factor
Vo	5.000	Sample Volume
Vt	1.000	mg/L conversion (1.0 if no conversion)
Cpnd Variable		Local Compound Variable

Compounds	QUANT SIG MASS	RT	EXP RT	REL RT	RESPONSE	AMOUNTS CAL-AMT (ng)	AMOUNTS ON-COL (ng)
* 46 Fluorobenzene	96	7.037	7.037	(1.000)	542534	50.0000	
* 69 Chlorobenzene-d5	119	10.145	10.145	(1.000)	135607	50.0000	
* 92 1,4-Dichlorobenzene-d4	152	12.463	12.463	(1.000)	205351	50.0000	
$ 39 Dibromofluoromethane	113	6.282	6.282	(0.893)	248964	100.000	99.10
$ 43 1,2-Dichloroethane-d4	65	6.660	6.660	(0.946)	337207	100.000	98.60
$ 59 Toluene-d8	98	8.704	8.704	(0.858)	1018890	100.000	97.10
$ 80 Bromofluorobenzene	95	11.307	11.307	(0.907)	392237	100.000	96.94
2 Chloromethane	50	1.659	1.659	(0.236)	731063	100.000	100.9
3 Vinyl Chloride	62	1.775	1.775	(0.252)	497687	100.000	102.2
4 Bromomethane	94	2.103	2.103	(0.299)	81722	100.000	97.81
5 Chloroethane	64	2.237	2.237	(0.318)	162568	100.000	100.1
6 Trichlorofluoromethane	101	2.498	2.498	(0.355)	306248	100.000	103.9
1 Dichlorodifluoromethane	85	1.495	1.495	(0.147)	349587	100.000	102.2
12 1,1-Dichloroethene	96	3.137	3.137	(0.446)	246968	100.000	105.9
13 Acetone	43	3.241	3.241	(0.461)	299846	200.000	214.0
15 Carbon Disulfide	76	3.399	3.399	(0.483)	793014	100.000	106.0
17 Acetonitrile	40	3.636	3.636	(0.517)	695924	2000.00	2032
18 Methylene Chloride	84	3.855	3.855	(0.548)	324002	100.000	99.57
19 trans-1,2-Dichloroethene	96	4.287	4.287	(0.609)	317569	100.000	101.5
20 Methyl tert-butyl ether	73	4.311	4.311	(0.613)	803693	100.000	102.9
24 1,1-Dichloroethane	63	4.901	4.901	(0.697)	704068	100.000	104.4
27 2,2-Dichloropropane	77	5.668	5.668	(0.805)	294655	100.000	106.9
28 cis-1,2-dichloroethene	96	5.680	5.680	(0.807)	345157	100.000	101.8

	Compounds	QUANT SIG MASS	RT	EXP RT	REL RT	RESPONSE	AMOUNTS CAL-AMT (ng)	AMOUNTS ON-COL (ng)
M	29 1,2-Dichloroethene (total)	96				662726	200.000	203.2
	30 Bromochloromethane	128	5.978	5.978	(0.850)	163216	100.000	101.6
	31 2-Butanone	43	5.735	5.735	(0.815)	437700	200.000	205.9
	37 Chloroform	83	6.100	6.100	(0.867)	504640	100.000	102.6
	38 1,1,1-Trichloroethane	97	6.282	6.282	(0.893)	397972	100.000	106.5
	40 1,1-Dichloropropene	75	6.483	6.483	(0.921)	421751	100.000	104.7
	41 Carbon Tetrachloride	117	6.477	6.477	(0.920)	305102	100.000	106.2
	42 Benzene	78	6.714	6.714	(0.954)	1267369	100.000	102.1
	45 1,2-Dichloroethane	62	6.745	6.745	(0.959)	513272	100.000	101.7
	47 Trichloroethene	130	7.438	7.438	(1.057)	337521	100.000	102.5
	49 1,2-Dichloropropane	63	7.675	7.675	(1.091)	393374	100.000	102.2
	50 Dibromomethane	93	7.791	7.791	(1.107)	168228	100.000	103.4
	53 Bromodichloromethane	83	7.974	7.974	(1.133)	312731	100.000	105.1
	57 cis-1,3-Dichloropropene	75	8.436	8.436	(1.199)	409959	100.000	108.2
	58 4-Methyl-2-Pentanone	43	8.606	8.606	(0.848)	897603	200.000	208.3
	60 Toluene	91	8.771	8.771	(0.864)	1335501	100.000	100.4
	61 trans-1,3-Dichloropropene	75	9.002	9.002	(0.887)	352297	100.000	109.1
	63 1,3-Dichloropropane	76	9.348	9.348	(0.921)	450749	100.000	98.58
	64 1,1,2-Trichloroethane	97	9.178	9.178	(0.905)	249695	100.000	98.24
	65 Tetrachloroethene	164	9.318	9.318	(0.918)	240757	100.000	101.6
	66 2-Hexanone	43	9.440	9.440	(0.930)	627490	200.000	216.0
	67 Dibromochloromethane	129	9.574	9.574	(0.944)	211843	100.000	107.7
	68 1,2-Dibromoethane	107	9.677	9.677	(0.954)	253208	100.000	102.6
	70 Chlorobenzene	112	10.170	10.170	(1.002)	892788	100.000	99.29
	71 1,1,1,2-Tetrachloroethane	131	10.255	10.255	(1.011)	267516	100.000	107.8
	72 Ethylbenzene	106	10.285	10.285	(1.014)	500163	100.000	104.4
	73 m + p-Xylene	106	10.401	10.401	(1.025)	1198208	200.000	202.4
	74 Xylene-o	106	10.796	10.796	(1.064)	593244	100.000	103.7
M	75 Xylenes (total)	106				1791452	300.000	306.1
	76 Styrene	104	10.808	10.808	(1.065)	1010493	100.000	103.9
	77 Bromoform	173	10.991	10.991	(1.083)	102127	100.000	104.8
	78 Isopropylbenzene	105	11.161	11.161	(1.100)	1490572	100.000	103.5
	79 Bromobenzene	156	11.459	11.459	(0.919)	348418	100.000	101.1
	81 n-Propylbenzene	120	11.569	11.569	(0.928)	410745	100.000	101.8
	82 2-Chlorotoluene	126	11.654	11.654	(0.935)	353227	100.000	99.01
	83 1,1,2,2-Tetrachloroethane	83	11.459	11.459	(0.919)	311136	100.000	96.36
	84 1,2,3-Trichloropropane	110	11.496	11.496	(0.922)	104762	100.000	100.3
	85 4-Chlorotoluene	126	11.764	11.764	(0.944)	381183	100.000	98.42
	86 1,3,5-Trimethylbenzene	105	11.745	11.745	(0.942)	1221762	100.000	102.8
	87 tert-Butylbenzene	119	12.068	12.068	(0.968)	1016103	100.000	101.6
	88 1,2,4-Trimethylbenzene	105	12.116	12.116	(0.972)	1218516	100.000	101.7
	89 sec-Butylbenzene	105	12.287	12.287	(0.986)	1433911	100.000	104.1
	90 4-Isopropyltoluene	119	12.433	12.433	(0.998)	1245781	100.000	104.1
	91 1,3-Dichlorobenzene	146	12.396	12.396	(0.995)	684237	100.000	100.6
	93 1,4-Dichlorobenzene	146	12.481	12.481	(1.001)	711144	100.000	100.3
	94 n-Butylbenzene	91	12.840	12.840	(1.030)	1002449	100.000	104.4
	95 1,2-Dichlorobenzene	146	12.853	12.853	(1.031)	647149	100.000	100.3
	96 1,2-Dibromo-3-chloropropane	157	13.631	13.631	(1.094)	40700	100.000	100.3
	97 1,2,4-Trichlorobenzene	180	14.465	14.465	(1.161)	362246	100.000	102.8
	98 Hexachlorobutadiene	225	14.635	14.635	(1.174)	129029	100.000	102.8
	99 Naphthalene	128	14.708	14.708	(1.180)	893597	100.000	102.8
	100 1,2,3-Trichlorobenzene	180	14.951	14.951	(1.200)	295872	100.000	100.8
	101 1,1,2-trichlorotrifluoroethane	101	3.192	3.192	(0.454)	279232	100.000	113.8
	102 Methyl acetate	43	3.733	3.733	(0.531)	366274	100.000	100.6

Compounds	QUANT SIG MASS	RT	EXP RT	REL RT	RESPONSE	AMOUNTS CAL-AMT (ng)	AMOUNTS ON-COL (ng)
104 Cyclohexane	56	6.343	6.343	(0.901)	887960	100.000	106.4
105 Methyl Cyclohexane	83	7.633	7.633	(1.085)	511721	100.000	106.4
157 2-Chlorobenzotrifluoride	180	11.058	11.058	(1.090)	427238	100.000	98.20
158 3-Chlorobenzotrifluoride	180	10.158	10.158	(1.001)	447226	100.000	96.68
159 4-Chlorobenzotrifluoride	180	10.218	10.218	(1.007)	399106	100.000	95.00
160 3-Chlorotoluene	126	11.715	11.715	(0.940)	415841	100.000	102.7
161 2,4-Dichlorobenzotrifluoride	214	12.542	12.542	(1.006)	269033	100.000	100.1
162 2,5-Dichlorobenzotrifluoride	214	12.591	12.591	(1.010)	297256	100.000	97.11
163 3,4-Dichlorobenzotrifluoride	214	12.183	12.183	(0.978)	291503	100.000	97.85
164 Dichlorotoluene(2,4+2,5+2,6)	125	13.777	13.777	(1.105)	1659004	300.000	299.1
165 Dichlorotoluene(2,3+3,4)	125	14.197	14.197	(1.139)	1212613	200.000	203.1
166 1,3,5-Trichlorobenzene	180	13.844	13.844	(1.111)	420801	100.000	99.11
167 2,3,6-Trichlorotoluene	159	15.906	15.906	(1.276)	175000	100.000	107.0
168 2,4,5-Trichlorotoluene	159	15.773	15.773	(1.266)	199748	100.000	108.2

Data File: \\pitsvr06\d\chem\hp6.i\6100608d.b\1F61006.D
Date : 06-OCT-2008 13:18
Client ID: VSTD35
Sample Info: VSTD35 5ml
Purge Volume: 5.0
Column phase: DB 624

Instrument: hp6.i
Operator: 001562
Column diameter: 0.20

\\pitsvr06\d\chem\hp6.i\6100608d.b\1F61006.D

Y (x10^6)

Hin

-Chloromethane
-Vinyl Chloride
-Bromomethane
-Chloroethane
-Trichlorofluoromethane
-1,1-Dichloroethene+
-Carbon Disulfide
-Acetonitrile+
-Methylene Chloride
-trans-1,2-Dichloroethene+
-1,1-Dichloroethane
-2,2-Dichloropropane+
-Bromochloromethane
-1,2-Dichloroethane (total
-Chloroform
-Dibromofluoromethane+
-Cyclohexane
-1,1-Dichloropropene+
-1,2-Dichloroethane-d4
-Benzene+
-Fluorobenzene
-Trichloroethene
-1,2-Dichloropropane+
-Dibromomethane
-Bromodichloromethane
-cis-1,3-Dichloropropene
-4-Methyl-2-Pentanone
-Toluene-d8
-Toluene
-trans-1,3-Dichloropropene
-1,1,2-Trichloroethane
-1,3-Dichloropropane+
-2-Hexanone
-Dibromochloromethane
-1,2-Dibromoethane
-Chlorobenzene-d5+
-4-Chlorofluorobenzotrifluoride
1,1,1,2-Tetrachloroethane+
m + p-Xylene
-Xylene-o+
-Bromoform
-2-Chlorobenzotrifluoride
-Isopropylbenzene
-Bromofluorobenzene
-Bromobenzene+
-n-Propylbenzene
-2-Chlorotoluene
-4-Chlorotoluene+
-tert-Butylbenzene
-1,2,4-Trimethylbenzene
-3,4-Dichlorobenzotrifluor
-sec-Butylbenzene
-1,3-Dichlorobenzene
-p-Isopropyltoluene
-2,5-Dichlorobenzotrifluor
-n-Butylbenzene+
-1,2-Dibromo-3-chloropropa
-Dichlorotoluene(2,4+2,5+2
-1,3,5-Trichlorobenzene
-Dichlorotoluene(2,3+3,4)
-1,2,4-Trichlorobenzene
-Hexachlorobutadiene
-Naphthalene
-1,2,3-Trichlorobenzene
-2,4,5-Trichlorotoluene
-2,3,6-Trichlorotoluene

TestAmerica Pittsburgh

VOLATILE REPORT SW-846 Method

Data file : \\pitsvr06\d\chem\hp6.i\6100608d.b\1F61006.D
Lab Smp Id: vstd35 Client Smp ID: VSTD35
Inj Date : 06-OCT-2008 13:18
Operator : 001562 Inst ID: hp6.i
Smp Info : VSTD35 5ml
Misc Info : vstd35,6100608d.b,8260ee.m,1-dwlistee.sub
Comment :
Method : \\pitsvr06\d\chem\hp6.i\6100608d.b\8260ee.m
Meth Date : 06-Oct-2008 15:09 fergusond Quant Type: ISTD
Cal Date : 29-SEP-2008 21:42 Cal File: 3A60929N.D
Als bottle: 4 Calibration Sample, Level: 6
Dil Factor: 1.00000
Integrator: HP RTE Compound Sublist: 1-dwlistee.sub
Target Version: 4.14

Concentration Formula: Amt * DF * 1/Vo*Vt * CpndVariable

Name	Value	Description
DF	1.000	Dilution Factor
Vo	5.000	Sample Volume
Vt	1.000	mg/L conversion (1.0 if no conversion)
Cpnd Variable		Local Compound Variable

Compounds	QUANT SIG MASS	RT	EXP RT	REL RT	RESPONSE	AMOUNTS CAL-AMT (ng)	AMOUNTS ON-COL (ng)
* 46 Fluorobenzene	96	7.041	7.041	(1.000)	550223	50.0000	
* 69 Chlorobenzene-d5	119	10.143	10.143	(1.000)	146602	50.0000	
* 92 1,4-Dichlorobenzene-d4	152	12.461	12.461	(1.000)	209888	50.0000	
$ 39 Dibromofluoromethane	113	6.286	6.286	(0.893)	457811	175.000	179.7
$ 43 1,2-Dichloroethane-d4	65	6.658	6.658	(0.946)	625815	175.000	180.4
$ 59 Toluene-d8	98	8.702	8.702	(0.858)	1910942	175.000	168.4
$ 80 Bromofluorobenzene	95	11.311	11.311	(0.908)	729819	175.000	176.5
2 Chloromethane	50	1.657	1.657	(0.235)	1272433	175.000	173.2
3 Vinyl Chloride	62	1.779	1.779	(0.253)	844152	175.000	170.8
4 Bromomethane	94	2.101	2.101	(0.298)	125275	175.000	147.8
5 Chloroethane	64	2.223	2.223	(0.316)	279042	175.000	169.4
6 Trichlorofluoromethane	101	2.503	2.503	(0.355)	505447	175.000	169.1
1 Dichlorodifluoromethane	85	1.499	1.499	(0.148)	608035	175.000	164.4
12 1,1-Dichloroethene	96	3.135	3.135	(0.445)	409920	175.000	173.3
13 Acetone	43	3.245	3.245	(0.461)	494991	350.000	348.4
15 Carbon Disulfide	76	3.403	3.403	(0.483)	1408673	175.000	185.6
17 Acetonitrile	40	3.634	3.634	(0.516)	1229793	3500.00	3540
18 Methylene Chloride	84	3.847	3.847	(0.546)	558594	175.000	169.3
19 trans-1,2-Dichloroethene	96	4.285	4.285	(0.609)	553363	175.000	174.3
20 Methyl tert-butyl ether	73	4.321	4.321	(0.614)	1436532	175.000	181.4
24 1,1-Dichloroethane	63	4.905	4.905	(0.697)	1208450	175.000	176.7
27 2,2-Dichloropropane	77	5.672	5.672	(0.806)	530871	175.000	190.0
28 cis-1,2-dichloroethene	96	5.684	5.684	(0.807)	595557	175.000	173.2

	Compounds	QUANT SIG MASS	RT	EXP RT	REL RT	RESPONSE	AMOUNTS CAL-AMT (ng)	AMOUNTS ON-COL (ng)
M	29 1,2-Dichloroethene (total)	96				1148920	350.000	347.5
	30 Bromochloromethane	128	5.970	5.970	(0.848)	290558	175.000	178.3
	31 2-Butanone	43	5.733	5.733	(0.814)	786511	350.000	364.7
	37 Chloroform	83	6.098	6.098	(0.866)	866109	175.000	173.7
	38 1,1,1-Trichloroethane	97	6.286	6.286	(0.893)	683745	175.000	180.4
	40 1,1-Dichloropropene	75	6.481	6.481	(0.921)	708415	175.000	173.4
	41 Carbon Tetrachloride	117	6.475	6.475	(0.920)	552422	175.000	189.6
	42 Benzene	78	6.718	6.718	(0.954)	2193843	175.000	174.3
	45 1,2-Dichloroethane	62	6.743	6.743	(0.958)	892480	175.000	174.4
	47 Trichloroethene	130	7.436	7.436	(1.056)	570928	175.000	171.0
	49 1,2-Dichloropropane	63	7.673	7.673	(1.090)	688070	175.000	176.2
	50 Dibromomethane	93	7.795	7.795	(1.107)	290010	175.000	175.7
	53 Bromodichloromethane	83	7.972	7.972	(1.132)	581833	175.000	192.8
	57 cis-1,3-Dichloropropene	75	8.434	8.434	(1.198)	774435	175.000	201.5
	58 4-Methyl-2-Pentanone	43	8.604	8.604	(0.848)	1623238	350.000	348.4
	60 Toluene	91	8.768	8.768	(0.864)	2329905	175.000	162.0
	61 trans-1,3-Dichloropropene	75	9.000	9.000	(0.887)	659179	175.000	188.8
	63 1,3-Dichloropropane	76	9.346	9.346	(0.921)	810439	175.000	164.0
	64 1,1,2-Trichloroethane	97	9.182	9.182	(0.905)	444636	175.000	161.8
	65 Tetrachloroethene	164	9.322	9.322	(0.919)	409311	175.000	159.7
	66 2-Hexanone	43	9.438	9.438	(0.930)	1127759	350.000	359.1
	67 Dibromochloromethane	129	9.572	9.572	(0.944)	397945	175.000	187.1
	68 1,2-Dibromoethane	107	9.681	9.681	(0.954)	455895	175.000	170.8
	70 Chlorobenzene	112	10.174	10.174	(1.003)	1540276	175.000	158.4
	71 1,1,1,2-Tetrachloroethane	131	10.253	10.253	(1.011)	489894	175.000	182.6
	72 Ethylbenzene	106	10.283	10.283	(1.014)	846494	175.000	163.5
	73 m + p-Xylene	106	10.399	10.399	(1.025)	2046447	350.000	319.8
	74 Xylene-o	106	10.794	10.794	(1.064)	1020467	175.000	165.0
M	75 Xylenes (total)	106				3066914	525.000	484.8
	76 Styrene	104	10.806	10.806	(1.065)	1730927	175.000	164.6
	77 Bromoform	173	10.989	10.989	(1.083)	204099	175.000	193.8
	78 Isopropylbenzene	105	11.165	11.165	(1.101)	2578029	175.000	165.6
	79 Bromobenzene	156	11.457	11.457	(0.919)	611460	175.000	173.5
	81 n-Propylbenzene	120	11.573	11.573	(0.929)	702772	175.000	170.4
	82 2-Chlorotoluene	126	11.652	11.652	(0.935)	621619	175.000	170.5
	83 1,1,2,2-Tetrachloroethane	83	11.457	11.457	(0.919)	567354	175.000	171.9
	84 1,2,3-Trichloropropane	110	11.500	11.500	(0.923)	188175	175.000	176.3
	85 4-Chlorotoluene	126	11.762	11.762	(0.944)	671961	175.000	169.8
	86 1,3,5-Trimethylbenzene	105	11.749	11.749	(0.943)	2094647	175.000	172.4
	87 tert-Butylbenzene	119	12.072	12.072	(0.969)	1753010	175.000	171.6
	88 1,2,4-Trimethylbenzene	105	12.120	12.120	(0.973)	2135351	175.000	174.3
	89 sec-Butylbenzene	105	12.291	12.291	(0.986)	2436368	175.000	173.1
	90 4-Isopropyltoluene	119	12.437	12.437	(0.998)	2142508	175.000	175.1
	91 1,3-Dichlorobenzene	146	12.394	12.394	(0.995)	1193455	175.000	171.8
	93 1,4-Dichlorobenzene	146	12.485	12.485	(1.002)	1266351	175.000	174.8
	94 n-Butylbenzene	91	12.844	12.844	(1.031)	1729157	175.000	176.2
	95 1,2-Dichlorobenzene	146	12.857	12.857	(1.032)	1140922	175.000	173.0
	96 1,2-Dibromo-3-chloropropane	157	13.635	13.635	(1.094)	82459	175.000	198.7
	97 1,2,4-Trichlorobenzene	180	14.463	14.463	(1.161)	651329	175.000	180.8
	98 Hexachlorobutadiene	225	14.639	14.639	(1.175)	214077	175.000	166.8
	99 Naphthalene	128	14.706	14.706	(1.180)	1686224	175.000	189.8
	100 1,2,3-Trichlorobenzene	180	14.949	14.949	(1.200)	542742	175.000	181.0
	101 1,1,2-trichlorotrifluoroethane	101	3.196	3.196	(0.454)	423557	175.000	170.2
	102 Methyl acetate	43	3.731	3.731	(0.530)	644658	175.000	174.5

Compounds	QUANT SIG MASS	RT	EXP RT	REL RT	RESPONSE	AMOUNTS CAL-AMT (ng)	AMOUNTS ON-COL (ng)
104 Cyclohexane	56	6.341	6.341	(0.901)	1490223	175.000	176.0
105 Methyl Cyclohexane	83	7.631	7.631	(1.084)	859773	175.000	176.3
157 2-Chlorobenzotrifluoride	180	11.056	11.056	(1.090)	768445	175.000	163.4
158 3-Chlorobenzotrifluoride	180	10.162	10.162	(1.002)	792014	175.000	158.4
159 4-Chlorobenzotrifluoride	180	10.216	10.216	(1.007)	713749	175.000	157.2
160 3-Chlorotoluene	126	11.713	11.713	(0.940)	692673	175.000	167.3
161 2,4-Dichlorobenzotrifluoride	214	12.540	12.540	(1.006)	465968	175.000	169.6
162 2,5-Dichlorobenzotrifluoride	214	12.589	12.589	(1.010)	536024	175.000	171.3
163 3,4-Dichlorobenzotrifluoride	214	12.187	12.187	(0.978)	530842	175.000	174.3
164 Dichlorotoluene(2,4+2,5+2,6)	125	13.781	13.781	(1.106)	3010863	525.000	531.0
165 Dichlorotoluene(2,3+3,4)	125	14.195	14.195	(1.139)	2180797	350.000	357.4
166 1,3,5-Trichlorobenzene	180	13.848	13.848	(1.111)	751928	175.000	173.3
167 2,3,6-Trichlorotoluene	159	15.904	15.904	(1.276)	306647	175.000	183.5
168 2,4,5-Trichlorotoluene	159	15.771	15.771	(1.266)	352817	175.000	187.0

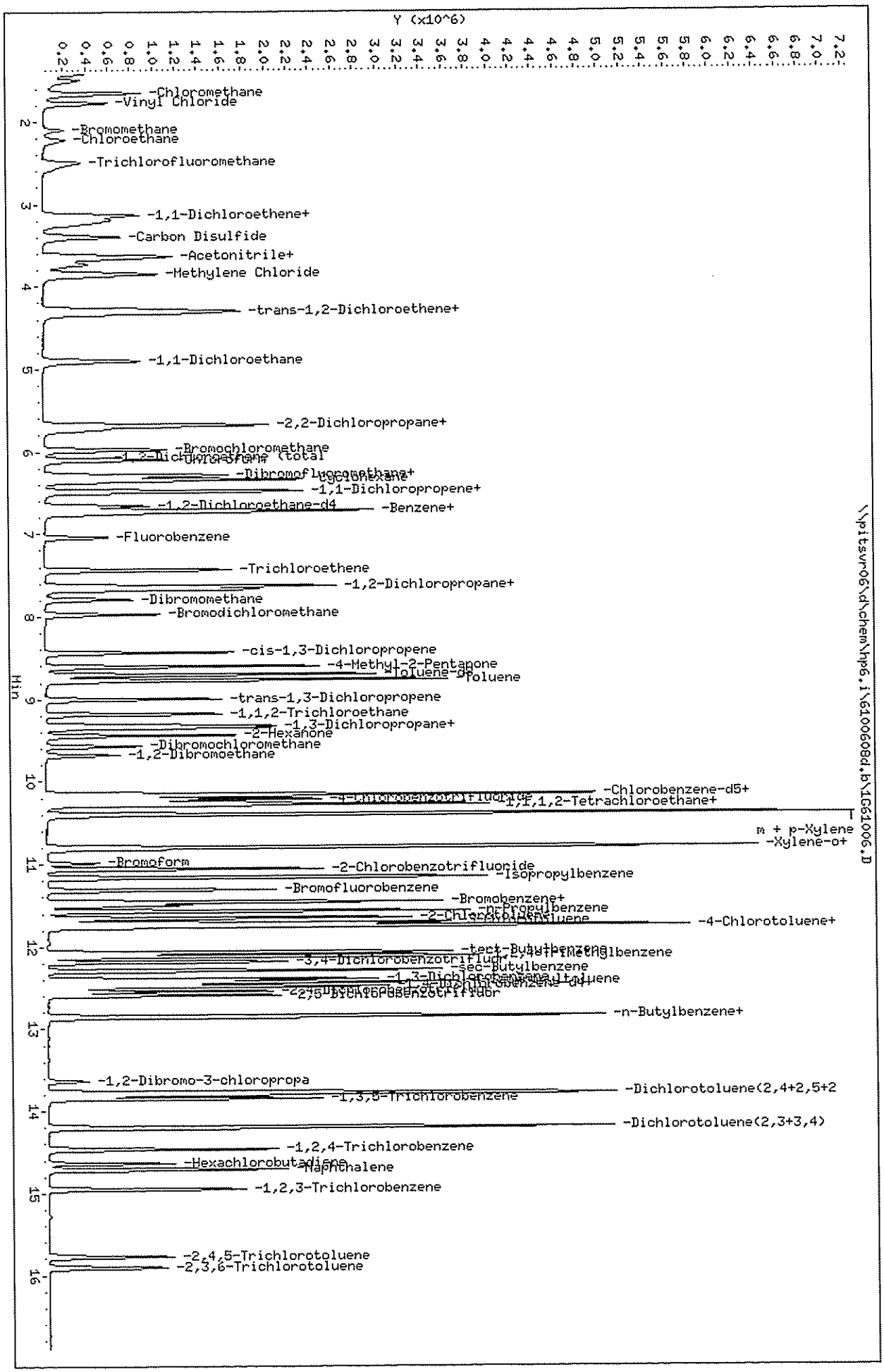

Data File: \\pitsvr06\d\chem\hp6.i\61006d8d.b\1G61006.D
Date : 06-OCT-2008 13:42
Client ID: VSTD40
Sample Info: VSTD40 5ml
Purge Volume: 5.0
Column phase: DB 624

\\pitsvr06\d\chem\hp6.i\61006d8d.b\1G61006.D

Instrument: hp6.i
Operator: 001562
Column diameter: 0.20

TestAmerica Pittsburgh

VOLATILE REPORT SW-846 Method

Data file : \\pitsvr06\d\chem\hp6.i\6100608d.b\1G61006.D
Lab Smp Id: vstd40 Client Smp ID: VSTD40
Inj Date : 06-OCT-2008 13:42
Operator : 001562 Inst ID: hp6.i
Smp Info : VSTD40 5ml
Misc Info : vstd40,6100608d.b,8260ee.m,1-dwlistee.sub
Comment :
Method : \\pitsvr06\d\chem\hp6.i\6100608d.b\8260ee.m
Meth Date : 06-Oct-2008 15:09 fergusond Quant Type: ISTD
Cal Date : 29-SEP-2008 21:42 Cal File: 3A60929N.D
Als bottle: 4 Calibration Sample, Level: 7
Dil Factor: 1.00000
Integrator: HP RTE Compound Sublist: 1-dwlistee.sub
Target Version: 4.14

Concentration Formula: Amt * DF * 1/Vo*Vt * CpndVariable

Name	Value	Description
DF	1.000	Dilution Factor
Vo	5.000	Sample Volume
Vt	1.000	mg/L conversion (1.0 if no conversion)
Cpnd Variable		Local Compound Variable

Compounds	QUANT SIG MASS	RT	EXP RT	REL RT	RESPONSE	AMOUNTS CAL-AMT (ng)	AMOUNTS ON-COL (ng)
* 46 Fluorobenzene	96	7.041	7.041	(1.000)	565883	50.0000	
* 69 Chlorobenzene-d5	119	10.143	10.143	(1.000)	150026	50.0000	
* 92 1,4-Dichlorobenzene-d4	152	12.461	12.461	(1.000)	210977	50.0000	
$ 39 Dibromofluoromethane	113	6.286	6.286	(0.893)	516214	200.000	197.0
$ 43 1,2-Dichloroethane-d4	65	6.657	6.657	(0.946)	705323	200.000	197.7
$ 59 Toluene-d8	98	8.702	8.702	(0.858)	2084781	200.000	179.6
$ 80 Bromofluorobenzene	95	11.311	11.311	(0.908)	807510	200.000	194.2
2 Chloromethane	50	1.657	1.657	(0.235)	1386177	200.000	183.5
3 Vinyl Chloride	62	1.772	1.772	(0.252)	902166	200.000	177.5
4 Bromomethane	94	2.101	2.101	(0.298)	143812	200.000	165.0
5 Chloroethane	64	2.223	2.223	(0.316)	304786	200.000	179.9
6 Trichlorofluoromethane	101	2.496	2.496	(0.355)	556719	200.000	181.1
1 Dichlorodifluoromethane	85	1.499	1.499	(0.148)	614886	200.000	162.5
12 1,1-Dichloroethene	96	3.141	3.141	(0.446)	439128	200.000	180.5
13 Acetone	43	3.239	3.239	(0.460)	589420	400.000	403.4
15 Carbon Disulfide	76	3.397	3.397	(0.482)	1561488	200.000	200.0
17 Acetonitrile	40	3.634	3.634	(0.516)	1437275	4000.00	4023
18 Methylene Chloride	84	3.847	3.847	(0.546)	634584	200.000	187.0
19 trans-1,2-Dichloroethene	96	4.285	4.285	(0.609)	605000	200.000	185.3
20 Methyl tert-butyl ether	73	4.315	4.315	(0.613)	1655412	200.000	203.2
24 1,1-Dichloroethane	63	4.905	4.905	(0.697)	1344884	200.000	191.2
27 2,2-Dichloropropane	77	5.672	5.672	(0.806)	585007	200.000	203.5
28 cis-1,2-dichloroethene	96	5.684	5.684	(0.807)	670108	200.000	189.4

	Compounds	QUANT SIG MASS	RT	EXP RT	REL RT	RESPONSE	AMOUNTS CAL-AMT (ng)	AMOUNTS ON-COL (ng)
M	29 1,2-Dichloroethene (total)	96				1275108	400.000	374.8
	30 Bromochloromethane	128	5.976	5.976	(0.849)	331237	200.000	197.6
	31 2-Butanone	43	5.733	5.733	(0.814)	933606	400.000	421.0
	37 Chloroform	83	6.098	6.098	(0.866)	977911	200.000	190.7
	38 1,1,1-Trichloroethane	97	6.286	6.286	(0.893)	754216	200.000	193.5
	40 1,1-Dichloropropene	75	6.481	6.481	(0.921)	782719	200.000	186.3
	41 Carbon Tetrachloride	117	6.475	6.475	(0.920)	600764	200.000	200.5
	42 Benzene	78	6.718	6.718	(0.954)	2418849	200.000	186.9
	45 1,2-Dichloroethane	62	6.749	6.749	(0.959)	1034701	200.000	196.6
	47 Trichloroethene	130	7.436	7.436	(1.056)	640987	200.000	186.6
	49 1,2-Dichloropropane	63	7.673	7.673	(1.090)	778162	200.000	193.8
	50 Dibromomethane	93	7.795	7.795	(1.107)	345629	200.000	203.6
	53 Bromodichloromethane	83	7.972	7.972	(1.132)	662725	200.000	213.5
	57 cis-1,3-Dichloropropene	75	8.434	8.434	(1.198)	879222	200.000	222.4
	58 4-Methyl-2-Pentanone	43	8.604	8.604	(0.848)	1893942	400.000	397.2
	60 Toluene	91	8.768	8.768	(0.864)	2596241	200.000	176.4
	61 trans-1,3-Dichloropropene	75	9.000	9.000	(0.887)	785584	200.000	219.8
	63 1,3-Dichloropropane	76	9.346	9.346	(0.921)	922458	200.000	182.4
	64 1,1,2-Trichloroethane	97	9.182	9.182	(0.905)	518012	200.000	184.2
	65 Tetrachloroethene	164	9.322	9.322	(0.919)	444674	200.000	169.6
	66 2-Hexanone	43	9.438	9.438	(0.930)	1316537	400.000	409.6
	67 Dibromochloromethane	129	9.571	9.571	(0.944)	477959	200.000	219.6
	68 1,2-Dibromoethane	107	9.681	9.681	(0.954)	522766	200.000	191.4
	70 Chlorobenzene	112	10.174	10.174	(1.003)	1738718	200.000	174.8
	71 1,1,1,2-Tetrachloroethane	131	10.253	10.253	(1.011)	561230	200.000	204.4
	72 Ethylbenzene	106	10.283	10.283	(1.014)	931563	200.000	175.8
	73 m + p-Xylene	106	10.399	10.399	(1.025)	2272408	400.000	347.0
	74 Xylene-o	106	10.794	10.794	(1.064)	1126214	200.000	178.0
M	75 Xylenes (total)	106				3398622	600.000	525.0
	76 Styrene	104	10.806	10.806	(1.065)	1981944	200.000	184.2
	77 Bromoform	173	10.989	10.989	(1.083)	242160	200.000	224.7
	78 Isopropylbenzene	105	11.159	11.159	(1.100)	2811297	200.000	176.5
	79 Bromobenzene	156	11.457	11.457	(0.919)	692064	200.000	195.4
	81 n-Propylbenzene	120	11.573	11.573	(0.929)	761945	200.000	183.7
	82 2-Chlorotoluene	126	11.652	11.652	(0.935)	688810	200.000	187.9
	83 1,1,2,2-Tetrachloroethane	83	11.457	11.457	(0.919)	645688	200.000	194.6
	84 1,2,3-Trichloropropane	110	11.500	11.500	(0.923)	211881	200.000	197.5
	85 4-Chlorotoluene	126	11.762	11.762	(0.944)	744031	200.000	187.0
	86 1,3,5-Trimethylbenzene	105	11.743	11.743	(0.942)	2291713	200.000	187.7
	87 tert-Butylbenzene	119	12.072	12.072	(0.969)	1890862	200.000	184.1
	88 1,2,4-Trimethylbenzene	105	12.120	12.120	(0.973)	2378465	200.000	193.2
	89 sec-Butylbenzene	105	12.291	12.291	(0.986)	2633802	200.000	186.1
	90 4-Isopropyltoluene	119	12.431	12.431	(0.998)	2292513	200.000	186.4
	91 1,3-Dichlorobenzene	146	12.394	12.394	(0.995)	1324562	200.000	189.7
	93 1,4-Dichlorobenzene	146	12.485	12.485	(1.002)	1375920	200.000	189.0
	94 n-Butylbenzene	91	12.844	12.844	(1.031)	1858782	200.000	188.4
	95 1,2-Dichlorobenzene	146	12.857	12.857	(1.032)	1266553	200.000	191.0
	96 1,2-Dibromo-3-chloropropane	157	13.635	13.635	(1.094)	96767	200.000	232.0
	97 1,2,4-Trichlorobenzene	180	14.463	14.463	(1.161)	721352	200.000	199.2
	98 Hexachlorobutadiene	225	14.639	14.639	(1.175)	232291	200.000	180.0
	99 Naphthalene	128	14.712	14.712	(1.181)	1916452	200.000	214.6
	100 1,2,3-Trichlorobenzene	180	14.949	14.949	(1.200)	603097	200.000	200.1
	101 1,1,2-trichlorotrifluoroethane	101	3.196	3.196	(0.454)	476075	200.000	186.0
	102 Methyl acetate	43	3.731	3.731	(0.530)	766698	200.000	201.8

Compounds	QUANT SIG MASS	RT	EXP RT	REL RT	RESPONSE	AMOUNTS CAL-AMT (ng)	AMOUNTS ON-COL (ng)
104 Cyclohexane	56	6.341	6.341	(0.901)	1617860	200.000	185.8
105 Methyl Cyclohexane	83	7.631	7.631	(1.084)	928399	200.000	185.1
157 2-Chlorobenzotrifluoride	180	11.056	11.056	(1.090)	862617	200.000	179.2
158 3-Chlorobenzotrifluoride	180	10.162	10.162	(1.002)	885420	200.000	173.0
159 4-Chlorobenzotrifluoride	180	10.216	10.216	(1.007)	809849	200.000	174.2
160 3-Chlorotoluene	126	11.713	11.713	(0.940)	788321	200.000	189.4
161 2,4-Dichlorobenzotrifluoride	214	12.540	12.540	(1.006)	527179	200.000	190.9
162 2,5-Dichlorobenzotrifluoride	214	12.589	12.589	(1.010)	601800	200.000	191.4
163 3,4-Dichlorobenzotrifluoride	214	12.187	12.187	(0.978)	590859	200.000	193.0
164 Dichlorotoluene(2,4+2,5+2,6)	125	13.781	13.781	(1.106)	3402773	600.000	597.1
165 Dichlorotoluene(2,3+3,4)	125	14.201	14.201	(1.140)	2490297	400.000	406.0
166 1,3,5-Trichlorobenzene	180	13.848	13.848	(1.111)	854578	200.000	195.9
167 2,3,6-Trichlorotoluene	159	15.904	15.904	(1.276)	350016	200.000	208.3
168 2,4,5-Trichlorotoluene	159	15.771	15.771	(1.266)	409443	200.000	215.9

TestAmerica Pittsburgh

CONTINUING CALIBRATION COMPOUNDS

Instrument ID: hp6.i Injection Date: 06-OCT-2008 16:11
Lab File ID: 61006005.D Init. Cal. Date(s): 06-OCT-2008 06-OCT-2008
Analysis Type: WATER Init. Cal. Times: 10:55 13:42
Lab Sample ID: ver10 Quant Type: ISTD
Method: \\pitsvr06\d\chem\hp6.i\6100608d.b\8260ee.m

COMPOUND	RRF / AMOUNT	RF10	MIN RRF	%D / %DRIFT	MAX %D / %DRIFT	CURVE TYPE	
$ 39 Dibromofluoromethane	0.23152	0.24603	0.010	-6.26916	25.00000	Averaged	
$ 43 1,2-Dichloroethane-d4	0.31519	0.34390	0.010	-9.10742	25.00000	Averaged	
$ 59 Toluene-d8	3.86916	4.39602	0.010	-13.61693	25.00000	Averaged	
$ 80 Bromofluorobenzene	0.98521	1.06414	0.010	-8.01192	25.00000	Averaged	
2 Chloromethane	0.66753	0.67460	0.100	-1.06001	25.00000	Averaged	
3 Vinyl Chloride	0.44901	0.44155	0.010	1.66182	20.00000	Averaged	
4 Bromomethane	0.07700	0.09173	0.010	-19.13071	25.00000	Averaged	
5 Chloroethane	0.14973	0.16807	0.010	-12.25300	25.00000	Averaged	
6 Trichlorofluoromethane	0.27160	0.26727	0.010	1.59552	25.00000	Averaged	
1 Dichlorodifluoromethane	1.26107	1.24911	0.010	0.94819	25.00000	Averaged	
12 1,1-Dichloroethene	0.21490	0.21016	0.010	2.20532	20.00000	Averaged	
13 Acetone	0.12911	0.18933	0.010	-46.64325	25.00000	Averaged	<-
15 Carbon Disulfide	0.68966	0.70420	0.010	-2.10824	25.00000	Averaged	
17 Acetonitrile	0.03157	0.03373	0.010	-6.85410	25.00000	Averaged	
18 Methylene Chloride	0.29989	0.32247	0.010	-7.52803	25.00000	Averaged	
19 trans-1,2-Dichloroethene	0.28846	0.29093	0.010	-0.85734	25.00000	Averaged	
20 Methyl tert-butyl ether	0.71970	0.78946	0.010	-9.69316	25.00000	Averaged	
24 1,1-Dichloroethane	0.62151	0.62428	0.100	-0.44576	25.00000	Averaged	
27 2,2-Dichloropropane	0.25397	0.27722	0.010	-9.15635	25.00000	Averaged	
28 cis-1,2-dichloroethene	0.31252	0.32088	0.010	-2.67294	25.00000	Averaged	
M 29 1,2-Dichloroethene (total)	0.30049	0.30590	0.010	-1.80149	25.00000	Averaged	
30 Bromochloromethane	0.14809	0.15278	0.010	-3.16608	25.00000	Averaged	
31 2-Butanone	0.19595	0.22992	0.010	-17.33361	25.00000	Averaged	
37 Chloroform	0.45314	0.45272	0.010	0.09199	20.00000	Averaged	
38 1,1,1-Trichloroethane	0.34440	0.34377	0.010	0.18349	25.00000	Averaged	
40 1,1-Dichloropropene	0.37129	0.37635	0.010	-1.36333	25.00000	Averaged	
41 Carbon Tetrachloride	0.26473	0.27708	0.010	-4.66394	25.00000	Averaged	
42 Benzene	1.14361	1.17037	0.010	-2.34024	25.00000	Averaged	
45 1,2-Dichloroethane	0.46494	0.47664	0.010	-2.51665	25.00000	Averaged	
47 Trichloroethene	0.30346	0.31230	0.010	-2.91377	25.00000	Averaged	
49 1,2-Dichloropropane	0.35482	0.37421	0.010	-5.46506	20.00000	Averaged	
50 Dibromomethane	0.14999	0.15385	0.010	-2.57588	25.00000	Averaged	
53 Bromodichloromethane	0.27425	0.27453	0.010	-0.09959	25.00000	Averaged	
57 cis-1,3-Dichloropropene	0.34932	0.36918	0.010	-5.68494	25.00000	Averaged	
58 4-Methyl-2-Pentanone	1.58903	1.64361	0.010	-3.43457	25.00000	Averaged	
60 Toluene	4.90526	5.16950	0.010	-5.38685	20.00000	Averaged	
61 trans-1,3-Dichloropropene	1.19096	1.31058	0.010	-10.04355	25.00000	Averaged	
63 1,3-Dichloropropane	1.68587	1.79798	0.010	-6.65011	25.00000	Averaged	
64 1,1,2-Trichloroethane	0.93720	1.02318	0.010	-9.17482	25.00000	Averaged	
65 Tetrachloroethene	0.87393	0.93722	0.010	-7.24209	25.00000	Averaged	
66 2-Hexanone	1.07110	1.23547	0.010	-15.34589	25.00000	Averaged	
67 Dibromochloromethane	0.72536	0.75608	0.010	-4.23525	25.00000	Averaged	
68 1,2-Dibromoethane	0.91018	0.99293	0.010	-9.09133	25.00000	Averaged	

TestAmerica Pittsburgh

CONTINUING CALIBRATION COMPOUNDS

Instrument ID: hp6.i Injection Date: 06-OCT-2008 16:11
Lab File ID: 61006005.D Init. Cal. Date(s): 06-OCT-2008 06-OCT-2008
Analysis Type: WATER Init. Cal. Times: 10:55 13:42
Lab Sample ID: ver10 Quant Type: ISTD
Method: \\pitsvr06\d\chem\hp6.i\6100608d.b\8260ee.m

COMPOUND	RRF / AMOUNT	RF10	MIN RRF	%D / %DRIFT	MAX %D / %DRIFT	CURVE TYPE
70 Chlorobenzene	3.31531	3.53593	0.300	-6.65454	25.00000	Averaged
71 1,1,1,2-Tetrachloroethane	0.91492	1.01101	0.010	-10.50272	25.00000	Averaged
72 Ethylbenzene	1.76582	1.81502	0.010	-2.78647	20.00000	Averaged
73 m + p-Xylene	2.18272	2.26183	0.010	-3.62441	25.00000	Averaged
74 Xylene-o	2.10884	2.23325	0.010	-5.89918	25.00000	Averaged
M 75 Xylenes (total)	2.15810	2.25231	0.010	-4.36536	25.00000	Averaged
76 Styrene	3.58607	3.73400	0.010	-4.12524	25.00000	Averaged
77 Bromoform	0.35912	0.33633	0.100	6.34604	25.00000	Averaged
78 Isopropylbenzene	5.30927	5.42996	0.010	-2.27317	25.00000	Averaged
79 Bromobenzene	0.83934	0.86616	0.010	-3.19499	25.00000	Averaged
81 n-Propylbenzene	0.98274	0.96566	0.010	1.73824	25.00000	Averaged
82 2-Chlorotoluene	0.86862	0.87268	0.010	-0.46725	25.00000	Averaged
83 1,1,2,2-Tetrachloroethane	0.78618	0.77685	0.300	1.18669	25.00000	Averaged
84 1,2,3-Trichloropropane	0.25425	0.25193	0.010	0.91271	25.00000	Averaged
85 4-Chlorotoluene	0.94300	0.91836	0.010	2.61385	25.00000	Averaged
86 1,3,5-Trimethylbenzene	2.89381	2.94692	0.010	-1.83541	25.00000	Averaged
87 tert-Butylbenzene	2.43412	2.39994	0.010	1.40449	25.00000	Averaged
88 1,2,4-Trimethylbenzene	2.91824	2.93462	0.010	-0.56163	25.00000	Averaged
89 sec-Butylbenzene	3.35320	3.36559	0.010	-0.36968	25.00000	Averaged
90 4-Isopropyltoluene	2.91410	2.82275	0.010	3.13468	25.00000	Averaged
91 1,3-Dichlorobenzene	1.65512	1.68364	0.010	-1.72328	25.00000	Averaged
93 1,4-Dichlorobenzene	1.72561	1.75177	0.010	-1.51617	25.00000	Averaged
94 n-Butylbenzene	2.33801	2.35257	0.010	-0.62280	25.00000	Averaged
95 1,2-Dichlorobenzene	1.57110	1.61873	0.010	-3.03153	25.00000	Averaged
96 1,2-Dibromo-3-chloropropane	0.09884	0.09416	0.010	4.72954	25.00000	Averaged
97 1,2,4-Trichlorobenzene	0.85825	0.90545	0.010	-5.49888	25.00000	Averaged
98 Hexachlorobutadiene	0.30575	0.30906	0.010	-1.08188	25.00000	Averaged
99 Naphthalene	2.11587	2.17791	0.010	-2.93220	25.00000	Averaged
100 1,2,3-Trichlorobenzene	0.71436	0.75263	0.010	-5.35615	25.00000	Averaged
101 1,1,2-trichlorotrifluoroeth	0.22614	0.21186	0.010	6.31408	25.00000	Averaged
102 Methyl acetate	0.33569	0.34937	0.010	-4.07342	25.00000	Averaged
104 Cyclohexane	0.76931	0.77170	0.010	-0.30998	25.00000	Averaged
105 Methyl Cyclohexane	0.44325	0.43242	0.010	2.44482	25.00000	Averaged
157 2-Chlorobenzotrifluoride	1.60407	1.62283	0.010	-1.16995	25.00000	Averaged
158 3-Chlorobenzotrifluoride	1.70564	1.78541	0.010	-4.67681	25.00000	Averaged
159 4-Chlorobenzotrifluoride	1.54896	1.65853	0.010	-7.07349	25.00000	Averaged
160 3-Chlorotoluene	0.98616	0.98209	0.010	0.41286	25.00000	Averaged
161 2,4-Dichlorobenzotrifluorid	0.65442	0.65904	0.010	-0.70646	25.00000	Averaged
162 2,5-Dichlorobenzotrifluorid	0.74528	0.74936	0.010	-0.54784	25.00000	Averaged
163 3,4-Dichlorobenzotrifluorid	0.72538	0.74689	0.010	-2.96639	25.00000	Averaged
164 Dichlorotoluene(2,4+2,5+2,6	1.35064	1.43135	0.010	-5.97538	25.00000	Averaged
165 Dichlorotoluene(2,3+3,4)	1.45358	1.52739	0.010	-5.07758	25.00000	Averaged
166 1,3,5-Trichlorobenzene	1.03377	1.06698	0.010	-3.21312	25.00000	Averaged

TestAmerica Pittsburgh

CONTINUING CALIBRATION COMPOUNDS

Instrument ID: hp6.i Injection Date: 06-OCT-2008 16:11
Lab File ID: 61006005.D Init. Cal. Date(s): 06-OCT-2008 06-OCT-2008
Analysis Type: WATER Init. Cal. Times: 10:55 13:42
Lab Sample ID: ver10 Quant Type: ISTD
Method: \\pitsvr06\d\chem\hp6.i\6100608d.b\8260ee.m

COMPOUND	RRF / AMOUNT	RF10	MIN RRF	%D / %DRIFT	MAX %D / %DRIFT	CURVE TYPE
167 2,3,6-Trichlorotoluene	0.39814	0.41895	0.010	-5.22685	25.00000	Averaged
168 2,4,5-Trichlorotoluene	0.44942	0.47003	0.010	-4.58564	25.00000	Averaged



Data File: \\pitsvr06\d\chem\hp6.i\61006008d.b\61006005.D
Date : 06-OCT-2008 16:11
Client ID: Verification
Sample Info: VSTD10 Verification
Purge Volume: 5.0
Column phase: DB 624

\\pitsvr06\d\chem\hp6.i\61006008d.b\61006005.D

Instrument: hp6.i
Operator: 001562
Column diameter: 0.20

TestAmerica Pittsburgh

VOLATILE REPORT SW-846 Method

Data file : \\pitsvr06\d\chem\hp6.i\6100608d.b\61006005.D
Lab Smp Id: ver10 Client Smp ID: Verification
Inj Date : 06-OCT-2008 16:11
Operator : 001562 Inst ID: hp6.i
Smp Info : VSTD10 Verification
Misc Info : ver10,6100608d.b,8260ee.m,1-dwlistee.sub
Comment :
Method : \\pitsvr06\d\chem\hp6.i\6100608d.b\8260ee.m
Meth Date : 06-Oct-2008 16:32 hp6.i Quant Type: ISTD
Cal Date : 06-OCT-2008 11:42 Cal File: 2A61006.D
Als bottle: 8 Continuing Calibration Sample
Dil Factor: 1.00000
Integrator: HP RTE Compound Sublist: 1-dwlistee.sub
Target Version: 4.14

Concentration Formula: Amt * DF * 1/Vo*Vt * CpndVariable

Name	Value	Description
DF	1.000	Dilution Factor
Vo	5.000	Sample Volume
Vt	1.000	mg/L conversion (1.0 if no conversion)
Cpnd Variable		Local Compound Variable

Compounds	QUANT SIG MASS	RT	EXP RT	REL RT	RESPONSE	AMOUNTS CAL-AMT (ng)	AMOUNTS ON-COL (ng)
* 46 Fluorobenzene	96	7.040	7.040	(1.000)	539772	50.0000	
* 69 Chlorobenzene-d5	119	10.143	10.143	(1.000)	126475	50.0000	
* 92 1,4-Dichlorobenzene-d4	152	12.461	12.461	(1.000)	195151	50.0000	
$ 39 Dibromofluoromethane	113	6.286	6.286	(0.893)	132800	50.0000	53.13
$ 43 1,2-Dichloroethane-d4	65	6.663	6.663	(0.946)	185625	50.0000	54.55
$ 59 Toluene-d8	98	8.701	8.701	(0.858)	555987	50.0000	56.81
$ 80 Bromofluorobenzene	95	11.311	11.311	(0.908)	207668	50.0000	54.00
2 Chloromethane	50	1.657	1.657	(0.235)	364132	50.0000	50.53
3 Vinyl Chloride	62	1.772	1.772	(0.252)	238336	50.0000	49.17
4 Bromomethane	94	2.113	2.113	(0.300)	49514	50.0000	59.56
5 Chloroethane	64	2.241	2.241	(0.318)	90720	50.0000	56.13
6 Trichlorofluoromethane	101	2.502	2.502	(0.355)	144263	50.0000	49.20
1 Dichlorodifluoromethane	85	1.498	1.498	(0.148)	157981	50.0000	49.52
12 1,1-Dichloroethene	96	3.141	3.141	(0.446)	113441	50.0000	48.90
13 Acetone	43	3.244	3.244	(0.461)	204387	100.000	146.6
15 Carbon Disulfide	76	3.403	3.403	(0.483)	380107	50.0000	51.05
17 Acetonitrile	40	3.646	3.646	(0.518)	364139	1000.00	1068
18 Methylene Chloride	84	3.847	3.847	(0.546)	174058	50.0000	53.76
19 trans-1,2-Dichloroethene	96	4.285	4.285	(0.609)	157036	50.0000	50.43
20 Methyl tert-butyl ether	73	4.315	4.315	(0.613)	426131	50.0000	54.85
24 1,1-Dichloroethane	63	4.905	4.905	(0.697)	336967	50.0000	50.22
27 2,2-Dichloropropane	77	5.672	5.672	(0.806)	149637	50.0000	54.58
28 cis-1,2-dichloroethene	96	5.690	5.690	(0.808)	173200	50.0000	51.34

	Compounds	QUANT SIG MASS	RT	EXP RT	REL RT	RESPONSE	AMOUNTS CAL-AMT (ng)	AMOUNTS ON-COL (ng)
M	29 1,2-Dichloroethene (total)	96				330236	100.000	101.8
	30 Bromochloromethane	128	5.976	5.976	(0.849)	82467	50.0000	51.58
	31 2-Butanone	43	5.733	5.733	(0.814)	248204	100.000	117.3
	37 Chloroform	83	6.098	6.098	(0.866)	244366	50.0000	49.95
	38 1,1,1-Trichloroethane	97	6.286	6.286	(0.893)	185555	50.0000	49.91
	40 1,1-Dichloropropene	75	6.487	6.487	(0.921)	203142	50.0000	50.68
	41 Carbon Tetrachloride	117	6.475	6.475	(0.920)	149558	50.0000	52.33
	42 Benzene	78	6.718	6.718	(0.954)	631733	50.0000	51.17
	45 1,2-Dichloroethane	62	6.742	6.742	(0.958)	257277	50.0000	51.26
	47 Trichloroethene	130	7.442	7.442	(1.057)	168570	50.0000	51.46
	49 1,2-Dichloropropane	63	7.673	7.673	(1.090)	201987	50.0000	52.73
	50 Dibromomethane	93	7.795	7.795	(1.107)	83046	50.0000	51.29
	53 Bromodichloromethane	83	7.971	7.971	(1.132)	148182	50.0000	50.05
	57 cis-1,3-Dichloropropene	75	8.440	8.440	(1.199)	199271	50.0000	52.84
	58 4-Methyl-2-Pentanone	43	8.604	8.604	(0.848)	415751	100.000	103.4
	60 Toluene	91	8.768	8.768	(0.864)	653813	50.0000	52.69
	61 trans-1,3-Dichloropropene	75	9.005	9.005	(0.888)	165755	50.0000	55.02
	63 1,3-Dichloropropane	76	9.346	9.346	(0.921)	227400	50.0000	53.32
	64 1,1,2-Trichloroethane	97	9.182	9.182	(0.905)	129407	50.0000	54.59
	65 Tetrachloroethene	164	9.316	9.316	(0.918)	118535	50.0000	53.62
	66 2-Hexanone	43	9.443	9.443	(0.931)	312512	100.000	115.3
	67 Dibromochloromethane	129	9.571	9.571	(0.944)	95625	50.0000	52.12
	68 1,2-Dibromoethane	107	9.681	9.681	(0.954)	125581	50.0000	54.54
	70 Chlorobenzene	112	10.173	10.173	(1.003)	447207	50.0000	53.33
	71 1,1,1,2-Tetrachloroethane	131	10.259	10.259	(1.011)	127868	50.0000	55.25(Q)
	72 Ethylbenzene	106	10.283	10.283	(1.014)	229555	50.0000	51.39
	73 m + p-Xylene	106	10.405	10.405	(1.026)	572131	100.000	103.6
	74 Xylene-o	106	10.794	10.794	(1.064)	282450	50.0000	52.95
M	75 Xylenes (total)	106				854581	150.000	156.6
	76 Styrene	104	10.806	10.806	(1.065)	472258	50.0000	52.06
	77 Bromoform	173	10.989	10.989	(1.083)	42537	50.0000	46.83
	78 Isopropylbenzene	105	11.165	11.165	(1.101)	686754	50.0000	51.14
	79 Bromobenzene	156	11.463	11.463	(0.920)	169032	50.0000	51.60
	81 n-Propylbenzene	120	11.573	11.573	(0.929)	188449	50.0000	49.13
	82 2-Chlorotoluene	126	11.652	11.652	(0.935)	170305	50.0000	50.23
	83 1,1,2,2-Tetrachloroethane	83	11.457	11.457	(0.919)	151603	50.0000	49.41
	84 1,2,3-Trichloropropane	110	11.494	11.494	(0.922)	49165	50.0000	49.54
	85 4-Chlorotoluene	126	11.761	11.761	(0.944)	179218	50.0000	48.69
	86 1,3,5-Trimethylbenzene	105	11.749	11.749	(0.943)	575095	50.0000	50.92
	87 tert-Butylbenzene	119	12.071	12.071	(0.969)	468350	50.0000	49.30
	88 1,2,4-Trimethylbenzene	105	12.120	12.120	(0.973)	572695	50.0000	50.28
	89 sec-Butylbenzene	105	12.291	12.291	(0.986)	656799	50.0000	50.18
	90 4-Isopropyltoluene	119	12.437	12.437	(0.998)	550862	50.0000	48.43
	91 1,3-Dichlorobenzene	146	12.394	12.394	(0.995)	328565	50.0000	50.86
	93 1,4-Dichlorobenzene	146	12.485	12.485	(1.002)	341860	50.0000	50.76
	94 n-Butylbenzene	91	12.844	12.844	(1.031)	459107	50.0000	50.31
	95 1,2-Dichlorobenzene	146	12.856	12.856	(1.032)	315897	50.0000	51.52
	96 1,2-Dibromo-3-chloropropane	157	13.641	13.641	(1.095)	18376	50.0000	47.64
	97 1,2,4-Trichlorobenzene	180	14.462	14.462	(1.161)	176699	50.0000	52.75
	98 Hexachlorobutadiene	225	14.633	14.633	(1.174)	60313	50.0000	50.54
	99 Naphthalene	128	14.712	14.712	(1.181)	425022	50.0000	51.47
	100 1,2,3-Trichlorobenzene	180	14.949	14.949	(1.200)	146876	50.0000	52.68
	101 1,1,2-trichlorotrifluoroethane	101	3.196	3.196	(0.454)	114355	50.0000	46.84
	102 Methyl acetate	43	3.737	3.737	(0.531)	188579	50.0000	52.04

Compounds	QUANT SIG MASS	RT	EXP RT	REL RT	RESPONSE	AMOUNTS CAL-AMT (ng)	AMOUNTS ON-COL (ng)
104 Cyclohexane	56	6.341	6.341	(0.901)	416541	50.0000	50.15
105 Methyl Cyclohexane	83	7.631	7.631	(1.084)	233407	50.0000	48.78
157 2-Chlorobenzotrifluoride	180	11.056	11.056	(1.090)	205248	50.0000	50.58
158 3-Chlorobenzotrifluoride	180	10.161	10.161	(1.002)	225810	50.0000	52.34
159 4-Chlorobenzotrifluoride	180	10.216	10.216	(1.007)	209762	50.0000	53.54
160 3-Chlorotoluene	126	11.719	11.719	(0.940)	191655	50.0000	49.79
161 2,4-Dichlorobenzotrifluoride	214	12.540	12.540	(1.006)	128613	50.0000	50.35
162 2,5-Dichlorobenzotrifluoride	214	12.589	12.589	(1.010)	146239	50.0000	50.27
163 3,4-Dichlorobenzotrifluoride	214	12.187	12.187	(0.978)	145757	50.0000	51.48
164 Dichlorotoluene(2,4+2,5+2,6)	125	13.781	13.781	(1.106)	837986	150.000	159.0
165 Dichlorotoluene(2,3+3,4)	125	14.201	14.201	(1.140)	596143	100.000	105.1
166 1,3,5-Trichlorobenzene	180	13.848	13.848	(1.111)	208223	50.0000	51.61
167 2,3,6-Trichlorotoluene	159	15.904	15.904	(1.276)	81758	50.0000	52.61
168 2,4,5-Trichlorotoluene	159	15.770	15.770	(1.266)	91726	50.0000	52.29

QC Flag Legend

Q - Qualifier signal failed the ratio test.

TestAmerica Pittsburgh

CONTINUING CALIBRATION COMPOUNDS

Instrument ID: hp6.i Injection Date: 18-OCT-2008 09:33
Lab File ID: 1C61018.D Init. Cal. Date(s): 13-AUG-2008 06-OCT-2008
Analysis Type: WATER Init. Cal. Times: 07:17 13:42
Lab Sample ID: vstd10 Quant Type: ISTD
Method: \\pitsvr06\d\chem\hp6.i\6101808d.b\8260ee.m

COMPOUND	RRF / AMOUNT	RF10	MIN RRF	%D / %DRIFT	MAX %D / %DRIFT	CURVE TYPE	
$ 39 Dibromofluoromethane	0.23152	0.23772	0.010	-2.68150	25.00000	Averaged	
$ 43 1,2-Dichloroethane-d4	0.31519	0.35304	0.010	-12.00854	25.00000	Averaged	
$ 59 Toluene-d8	3.86916	4.13581	0.010	-6.89159	25.00000	Averaged	
$ 80 Bromofluorobenzene	0.98521	1.14720	0.010	-16.44299	25.00000	Averaged	
2 Chloromethane	0.66753	0.73574	0.100	-10.21845	25.00000	Averaged	
3 Vinyl Chloride	0.44901	0.40345	0.010	10.14793	20.00000	Averaged	
4 Bromomethane	0.07700	0.10204	0.010	-32.52246	25.00000	Averaged	<-f
5 Chloroethane	0.14973	0.16620	0.010	-11.00091	25.00000	Averaged	
6 Trichlorofluoromethane	0.27160	0.24711	0.010	9.01726	25.00000	Averaged	
1 Dichlorodifluoromethane	1.26107	0.94802	0.010	24.82402	25.00000	Averaged	
12 1,1-Dichloroethene	0.21490	0.19595	0.010	8.82117	20.00000	Averaged	
13 Acetone	0.12911	0.14600	0.010	-13.08740	25.00000	Averaged	
15 Carbon Disulfide	0.68966	0.57981	0.010	15.92863	25.00000	Averaged	
18 Methylene Chloride	0.29989	0.30195	0.010	-0.68741	25.00000	Averaged	
19 trans-1,2-Dichloroethene	0.28846	0.27897	0.010	3.28871	25.00000	Averaged	
20 Methyl tert-butyl ether	0.71970	0.64657	0.010	10.16183	25.00000	Averaged	
24 1,1-Dichloroethane	0.62151	0.65104	0.100	-4.75174	25.00000	Averaged	
27 2,2-Dichloropropane	0.25397	0.24819	0.010	2.27335	25.00000	Averaged	
28 cis-1,2-dichloroethene	0.31252	0.31266	0.010	-0.04305	25.00000	Averaged	
M 29 1,2-Dichloroethene (total)	0.30049	0.29581	0.010	1.55612	25.00000	Averaged	
30 Bromochloromethane	0.14809	0.15427	0.010	-4.16984	25.00000	Averaged	
31 2-Butanone	0.19595	0.19768	0.010	-0.88216	25.00000	Averaged	
37 Chloroform	0.45314	0.49276	0.010	-8.74361	20.00000	Averaged	
38 1,1,1-Trichloroethane	0.34440	0.34975	0.010	-1.55407	25.00000	Averaged	
40 1,1-Dichloropropene	0.37129	0.32042	0.010	13.69874	25.00000	Averaged	
41 Carbon Tetrachloride	0.26473	0.25578	0.010	3.38035	25.00000	Averaged	
42 Benzene	1.14361	1.09154	0.010	4.55291	25.00000	Averaged	
45 1,2-Dichloroethane	0.46494	0.53311	0.010	-14.66279	25.00000	Averaged	
47 Trichloroethene	0.30346	0.29931	0.010	1.36704	25.00000	Averaged	
49 1,2-Dichloropropane	0.35482	0.37053	0.010	-4.42747	20.00000	Averaged	
50 Dibromomethane	0.14999	0.15997	0.010	-6.65387	25.00000	Averaged	
53 Bromodichloromethane	0.27425	0.30197	0.010	-10.10687	25.00000	Averaged	
57 cis-1,3-Dichloropropene	0.34932	0.35191	0.010	-0.74325	25.00000	Averaged	
58 4-Methyl-2-Pentanone	1.58903	1.63484	0.010	-2.88296	25.00000	Averaged	
60 Toluene	4.90526	5.02628	0.010	-2.46700	20.00000	Averaged	
61 trans-1,3-Dichloropropene	1.19096	1.30320	0.010	-9.42390	25.00000	Averaged	
63 1,3-Dichloropropane	1.68587	1.79714	0.010	-6.59993	25.00000	Averaged	
64 1,1,2-Trichloroethane	0.93720	0.99488	0.010	-6.15460	25.00000	Averaged	
65 Tetrachloroethene	0.87393	0.89517	0.010	-2.43004	25.00000	Averaged	
66 2-Hexanone	1.07110	1.09917	0.010	-2.62036	25.00000	Averaged	
67 Dibromochloromethane	0.72536	0.82565	0.010	-13.82669	25.00000	Averaged	
68 1,2-Dibromoethane	0.91018	0.95369	0.010	-4.77946	25.00000	Averaged	

TestAmerica Pittsburgh

CONTINUING CALIBRATION COMPOUNDS

Instrument ID: hp6.i Injection Date: 18-OCT-2008 09:33
Lab File ID: 1C61018.D Init. Cal. Date(s): 13-AUG-2008 06-OCT-2008
Analysis Type: WATER Init. Cal. Times: 07:17 13:42
Lab Sample ID: vstd10 Quant Type: ISTD
Method: \\pitsvr06\d\chem\hp6.i\6101808d.b\8260ee.m

COMPOUND	RRF / AMOUNT	RF10	MIN RRF	%D / %DRIFT	MAX %D / %DRIFT	CURVE TYPE	
70 Chlorobenzene	3.31531	3.51510	0.300	-6.02610	25.00000	Averaged	
71 1,1,1,2-Tetrachloroethane	0.91492	1.08741	0.010	-18.85240	25.00000	Averaged	
72 Ethylbenzene	1.76582	1.84500	0.010	-4.48384	20.00000	Averaged	
73 m + p-Xylene	2.18272	2.26802	0.010	-3.90789	25.00000	Averaged	
74 Xylene-o	2.10884	2.25854	0.010	-7.09864	25.00000	Averaged	
M 75 Xylenes (total)	2.15810	2.26486	0.010	-4.94720	25.00000	Averaged	
76 Styrene	3.58607	3.83147	0.010	-6.84306	25.00000	Averaged	
77 Bromoform	0.35912	0.43759	0.100	-21.85153	25.00000	Averaged	
78 Isopropylbenzene	5.30927	5.78120	0.010	-8.88871	25.00000	Averaged	
79 Bromobenzene	0.83934	0.85257	0.010	-1.57639	25.00000	Averaged	
81 n-Propylbenzene	0.98274	0.98429	0.010	-0.15742	25.00000	Averaged	
82 2-Chlorotoluene	0.86862	0.84385	0.010	2.85187	25.00000	Averaged	
83 1,1,2,2-Tetrachloroethane	0.78618	0.69120	0.300	12.08104	25.00000	Averaged	
84 1,2,3-Trichloropropane	0.25425	0.23978	0.010	5.69459	25.00000	Averaged	
85 4-Chlorotoluene	0.94300	0.94958	0.010	-0.69742	25.00000	Averaged	
86 1,3,5-Trimethylbenzene	2.89381	3.03630	0.010	-4.92396	25.00000	Averaged	
87 tert-Butylbenzene	2.43412	2.43433	0.010	-0.00868	25.00000	Averaged	
88 1,2,4-Trimethylbenzene	2.91824	2.97698	0.010	-2.01310	25.00000	Averaged	
89 sec-Butylbenzene	3.35320	3.51613	0.010	-4.85898	25.00000	Averaged	
90 4-Isopropyltoluene	2.91410	3.15890	0.010	-8.40082	25.00000	Averaged	
91 1,3-Dichlorobenzene	1.65512	1.71243	0.010	-3.46246	25.00000	Averaged	
93 1,4-Dichlorobenzene	1.72561	1.76722	0.010	-2.41152	25.00000	Averaged	
94 n-Butylbenzene	2.33801	2.76791	0.010	-18.38713	25.00000	Averaged	
95 1,2-Dichlorobenzene	1.57110	1.62448	0.010	-3.39720	25.00000	Averaged	
96 1,2-Dibromo-3-chloropropane	0.09884	0.08385	0.010	15.16430	25.00000	Averaged	
97 1,2,4-Trichlorobenzene	0.85825	1.06076	0.010	-23.59497	25.00000	Averaged	
98 Hexachlorobutadiene	0.30575	0.50828	0.010	-66.23957	25.00000	Averaged	<-NJ9
99 Naphthalene	2.11587	1.86084	0.010	12.05323	25.00000	Averaged	
100 1,2,3-Trichlorobenzene	0.71436	0.86619	0.010	-21.25271	25.00000	Averaged	
101 1,1,2-trichlorotrifluoroeth	0.22614	0.16185	0.010	28.42865	25.00000	Averaged	<-2
102 Methyl acetate	0.33569	0.33788	0.010	-0.65033	25.00000	Averaged	
104 Cyclohexane	0.76931	0.63041	0.010	18.05544	25.00000	Averaged	
105 Methyl Cyclohexane	0.44325	0.36789	0.010	17.00251	25.00000	Averaged	
157 2-Chlorobenzotrifluoride	1.60407	1.78811	0.010	-11.47336	25.00000	Averaged	
158 3-Chlorobenzotrifluoride	1.70564	1.75451	0.010	-2.86518	25.00000	Averaged	
159 4-Chlorobenzotrifluoride	1.54896	1.59066	0.010	-2.69188	25.00000	Averaged	
160 3-Chlorotoluene	0.98616	0.92115	0.010	6.59148	25.00000	Averaged	
161 2,4-Dichlorobenzotrifluorid	0.65442	0.71892	0.010	-9.85613	25.00000	Averaged	
162 2,5-Dichlorobenzotrifluorid	0.74528	0.84640	0.010	-13.56764	25.00000	Averaged	
163 3,4-Dichlorobenzotrifluorid	0.72538	0.81681	0.010	-12.60502	25.00000	Averaged	
164 Dichlorotoluene(2,4+2,5+2,6	1.35064	1.54166	0.010	-14.14282	25.00000	Averaged	
165 Dichlorotoluene(2,3+3,4)	1.45358	1.59342	0.010	-9.62020	25.00000	Averaged	
166 1,3,5-Trichlorobenzene	1.03377	1.23462	0.010	-19.42939	25.00000	Averaged	

TestAmerica Pittsburgh

CONTINUING CALIBRATION COMPOUNDS

Instrument ID: hp6.i Injection Date: 18-OCT-2008 09:33
Lab File ID: 1C61018.D Init. Cal. Date(s): 13-AUG-2008 06-OCT-2008
Analysis Type: WATER Init. Cal. Times: 07:17 13:42
Lab Sample ID: vstd10 Quant Type: ISTD
Method: \\pitsvr06\d\chem\hp6.i\6101808d.b\8260ee.m

COMPOUND	RRF / AMOUNT	RF10	MIN RRF	%D / %DRIFT	MAX %D / %DRIFT	CURVE TYPE	
167 2,3,6-Trichlorotoluene	0.39814	0.56281	0.010	-41.36013	25.00000	Averaged	<-NA
168 2,4,5-Trichlorotoluene	0.44942	0.60177	0.010	-33.90049	25.00000	Averaged	<-NA

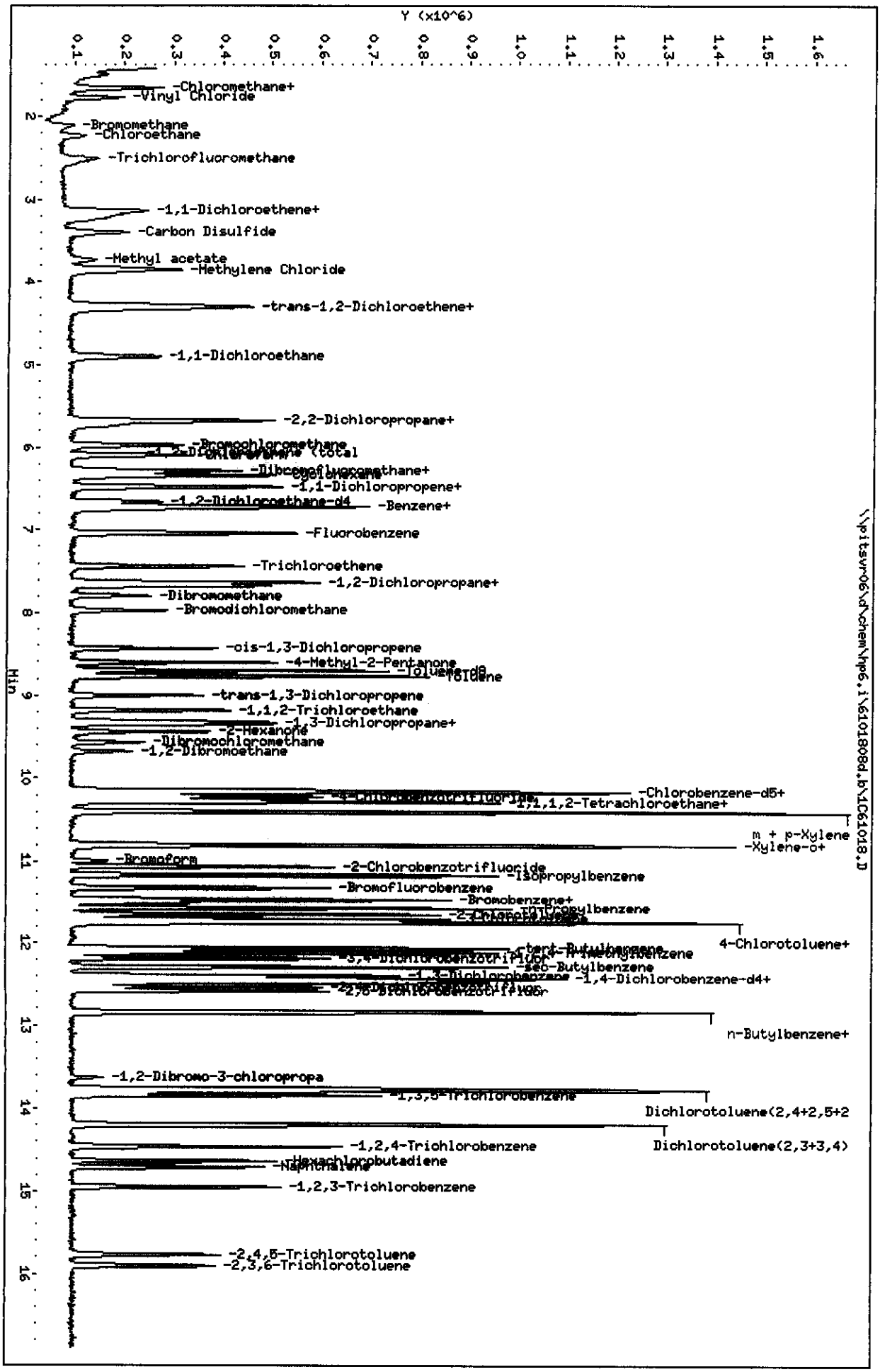

Data File: \\pitsvr06\d\chem\hp6.i\61018d.b\1C61018.D
Date : 18-OCT-2008 09:33
Client ID: VSTD10
Sample Info: VSTD10 5ml
Purge Volume: 5.0
Column phase: DB 624

Instrument: hp6.i
Operator: 403794
Column diameter: 0.20

TestAmerica Pittsburgh

VOLATILE REPORT SW-846 Method

Data file : \\pitsvr06\d\chem\hp6.i\6101808d.b\1C61018.D
Lab Smp Id: vstd10 Client Smp ID: VSTD10
Inj Date : 18-OCT-2008 09:33
Operator : 403794 Inst ID: hp6.i
Smp Info : VSTD10 5ml
Misc Info : vstd10,6101808d.b,8260ee.m,4-dwlistee.sub
Comment :
Method : \\pitsvr06\d\chem\hp6.i\6101808d.b\8260ee.m
Meth Date : 18-Oct-2008 10:18 DavernA Quant Type: ISTD
Cal Date : 06-OCT-2008 12:30 Cal File: 1D61006.D
Als bottle: 2 Continuing Calibration Sample
Dil Factor: 1.00000
Integrator: HP RTE Compound Sublist: 4-dwlistee.sub
Target Version: 4.14

Concentration Formula: Amt * DF * 1/Vo*Vt * CpndVariable

Name	Value	Description
DF	1.000	Dilution Factor
Vo	5.000	Sample Volume
Vt	1.000	mg/L conversion (1.0 if no conversion)
Cpnd Variable		Local Compound Variable

	Compounds	QUANT SIG MASS	RT	EXP RT	REL RT	RESPONSE	AMOUNTS CAL-AMT (ng)	AMOUNTS ON-COL (ng)
*	46 Fluorobenzene	96	7.041	7.041	(1.000)	430142	50.0000	
*	69 Chlorobenzene-d5	119	10.143	10.143	(1.000)	101113	50.0000	
*	92 1,4-Dichlorobenzene-d4	152	12.461	12.461	(1.000)	175648	50.0000	
$	39 Dibromofluoromethane	113	6.286	6.286	(0.893)	102255	50.0000	51.34
$	43 1,2-Dichloroethane-d4	65	6.657	6.657	(0.946)	151857	50.0000	56.00
$	59 Toluene-d8	98	8.701	8.701	(0.858)	418184	50.0000	53.44
$	80 Bromofluorobenzene	95	11.311	11.311	(0.908)	201504	50.0000	58.22
	2 Chloromethane	50	1.657	1.657	(0.235)	316472	50.0000	55.11
	3 Vinyl Chloride	62	1.772	1.772	(0.252)	173539	50.0000	44.93
	4 Bromomethane	94	2.113	2.113	(0.300)	43893	50.0000	66.26
	5 Chloroethane	64	2.241	2.241	(0.318)	71488	50.0000	55.50
	6 Trichlorofluoromethane	101	2.508	2.508	(0.356)	106292	50.0000	45.49
	1 Dichlorodifluoromethane	85	1.499	1.499	(0.148)	95857	50.0000	37.59
	12 1,1-Dichloroethene	96	3.141	3.141	(0.446)	84285	50.0000	45.59
	13 Acetone	43	3.238	3.238	(0.460)	125605	100.000	113.1
	15 Carbon Disulfide	76	3.403	3.403	(0.483)	249399	50.0000	42.04
	18 Methylene Chloride	84	3.853	3.853	(0.547)	129882	50.0000	50.34
	19 trans-1,2-Dichloroethene	96	4.297	4.297	(0.610)	119997	50.0000	48.36
	20 Methyl tert-butyl ether	73	4.315	4.315	(0.613)	278116	50.0000	44.92
	24 1,1-Dichloroethane	63	4.905	4.905	(0.697)	280039	50.0000	52.38
	27 2,2-Dichloropropane	77	5.672	5.672	(0.806)	106759	50.0000	48.86
	28 cis-1,2-dichloroethene	96	5.684	5.684	(0.807)	134487	50.0000	50.02
M	29 1,2-Dichloroethene (total)	96				254484	100.000	98.38

	Compounds	QUANT SIG MASS	RT	EXP RT	REL RT	RESPONSE	AMOUNTS CAL-AMT (ng)	ON-COL (ng)
	30 Bromochloromethane	128	5.976	5.976	(0.849)	66357	50.0000	52.08
	31 2-Butanone	43	5.739	5.739	(0.815)	170060	100.000	100.9
	37 Chloroform	83	6.098	6.098	(0.866)	211956	50.0000	54.37
	38 1,1,1-Trichloroethane	97	6.280	6.280	(0.892)	150442	50.0000	50.78
	40 1,1-Dichloropropene	75	6.487	6.487	(0.921)	137828	50.0000	43.15
	41 Carbon Tetrachloride	117	6.481	6.481	(0.921)	110022	50.0000	48.31
	42 Benzene	78	6.712	6.712	(0.953)	469517	50.0000	47.72
	45 1,2-Dichloroethane	62	6.743	6.743	(0.958)	229314	50.0000	57.33
	47 Trichloroethene	130	7.436	7.436	(1.056)	128745	50.0000	49.32
	49 1,2-Dichloropropane	63	7.667	7.667	(1.089)	159379	50.0000	52.21
	50 Dibromomethane	93	7.795	7.795	(1.107)	68810	50.0000	53.33
	53 Bromodichloromethane	83	7.971	7.971	(1.132)	129891	50.0000	55.05
	57 cis-1,3-Dichloropropene	75	8.434	8.434	(1.198)	151373	50.0000	50.37
	58 4-Methyl-2-Pentanone	43	8.604	8.604	(0.848)	330608	100.000	102.9
	60 Toluene	91	8.768	8.768	(0.864)	508222	50.0000	51.23
	61 trans-1,3-Dichloropropene	75	8.999	8.999	(0.887)	131770	50.0000	54.71
	63 1,3-Dichloropropane	76	9.346	9.346	(0.921)	181714	50.0000	53.30
	64 1,1,2-Trichloroethane	97	9.182	9.182	(0.905)	100595	50.0000	53.08
	65 Tetrachloroethene	164	9.316	9.316	(0.918)	90513	50.0000	51.22
	66 2-Hexanone	43	9.437	9.437	(0.930)	222280	100.000	102.6
	67 Dibromochloromethane	129	9.571	9.571	(0.944)	83484	50.0000	56.91
	68 1,2-Dibromoethane	107	9.681	9.681	(0.954)	96430	50.0000	52.39
	70 Chlorobenzene	112	10.174	10.174	(1.003)	355422	50.0000	53.01
	71 1,1,1,2-Tetrachloroethane	131	10.259	10.259	(1.011)	109951	50.0000	59.43 (Q)
	72 Ethylbenzene	106	10.283	10.283	(1.014)	186553	50.0000	52.24
	73 m + p-Xylene	106	10.399	10.399	(1.025)	458653	100.000	103.9
	74 Xylene-o	106	10.794	10.794	(1.064)	228368	50.0000	53.55
M	75 Xylenes (total)	106				687021	150.000	157.4
	76 Styrene	104	10.806	10.806	(1.065)	387411	50.0000	53.42
	77 Bromoform	173	10.989	10.989	(1.083)	44246	50.0000	60.92
	78 Isopropylbenzene	105	11.159	11.159	(1.100)	584554	50.0000	54.44
	79 Bromobenzene	156	11.457	11.457	(0.919)	149753	50.0000	50.79
	81 n-Propylbenzene	120	11.573	11.573	(0.929)	172888	50.0000	50.08
	82 2-Chlorotoluene	126	11.652	11.652	(0.935)	148221	50.0000	48.57
	83 1,1,2,2-Tetrachloroethane	83	11.457	11.457	(0.919)	121408	50.0000	43.96
	84 1,2,3-Trichloropropane	110	11.500	11.500	(0.923)	42116	50.0000	47.15
	85 4-Chlorotoluene	126	11.761	11.761	(0.944)	166792	50.0000	50.35
	86 1,3,5-Trimethylbenzene	105	11.743	11.743	(0.942)	533320	50.0000	52.46
	87 tert-Butylbenzene	119	12.072	12.072	(0.969)	427586	50.0000	50.00
	88 1,2,4-Trimethylbenzene	105	12.120	12.120	(0.973)	522901	50.0000	51.01
	89 sec-Butylbenzene	105	12.291	12.291	(0.986)	617601	50.0000	52.43
	90 4-Isopropyltoluene	119	12.437	12.437	(0.998)	554855	50.0000	54.20
	91 1,3-Dichlorobenzene	146	12.394	12.394	(0.995)	300785	50.0000	51.73
	93 1,4-Dichlorobenzene	146	12.485	12.485	(1.002)	310409	50.0000	51.20
	94 n-Butylbenzene	91	12.844	12.844	(1.031)	486177	50.0000	59.19
	95 1,2-Dichlorobenzene	146	12.856	12.856	(1.032)	285336	50.0000	51.70
	96 1,2-Dibromo-3-chloropropane	157	13.635	13.635	(1.094)	14728	50.0000	42.42
	97 1,2,4-Trichlorobenzene	180	14.462	14.462	(1.161)	186320	50.0000	61.80
	98 Hexachlorobutadiene	225	14.639	14.639	(1.175)	89278	50.0000	83.12
	99 Naphthalene	128	14.712	14.712	(1.181)	326853	50.0000	43.97
	100 1,2,3-Trichlorobenzene	180	14.949	14.949	(1.200)	152144	50.0000	60.63
	101 1,1,2-trichlorotrifluoroethane	101	3.190	3.190	(0.453)	69618	50.0000	35.78
	102 Methyl acetate	43	3.731	3.731	(0.530)	145335	50.0000	50.32
	104 Cyclohexane	56	6.341	6.341	(0.901)	271166	50.0000	40.97

Compounds	QUANT SIG MASS	RT	EXP RT	REL RT	RESPONSE	AMOUNTS CAL-AMT (ng)	AMOUNTS ON-COL (ng)
105 Methyl Cyclohexane	83	7.637	7.637	(1.085)	158245	50.0000	41.50
157 2-Chlorobenzotrifluoride	180	11.056	11.056	(1.090)	180801	50.0000	55.74
158 3-Chlorobenzotrifluoride	180	10.161	10.161	(1.002)	177404	50.0000	51.43
159 4-Chlorobenzotrifluoride	180	10.216	10.216	(1.007)	160836	50.0000	51.34
160 3-Chlorotoluene	126	11.719	11.719	(0.940)	161799	50.0000	46.70
161 2,4-Dichlorobenzotrifluoride	214	12.540	12.540	(1.006)	126277	50.0000	54.93
162 2,5-Dichlorobenzotrifluoride	214	12.589	12.589	(1.010)	148668	50.0000	56.78
163 3,4-Dichlorobenzotrifluoride	214	12.187	12.187	(0.978)	143471	50.0000	56.30
164 Dichlorotoluene(2,4+2,5+2,6)	125	13.781	13.781	(1.106)	812368	150.000	171.2
165 Dichlorotoluene(2,3+3,4)	125	14.201	14.201	(1.140)	559762	100.000	109.6
166 1,3,5-Trichlorobenzene	180	13.848	13.848	(1.111)	216859	50.0000	59.71
167 2,3,6-Trichlorotoluene	159	15.910	15.910	(1.277)	98856	50.0000	70.68
168 2,4,5-Trichlorotoluene	159	15.776	15.776	(1.266)	105700	50.0000	66.95

QC Flag Legend

Q - Qualifier signal failed the ratio test.

TestAmerica Pittsburgh

CONTINUING CALIBRATION COMPOUNDS

Instrument ID: hp6.i Injection Date: 20-OCT-2008 08:14
Lab File ID: CC61020B.D Init. Cal. Date(s): 13-AUG-2008 06-OCT-2008
Analysis Type: WATER Init. Cal. Times: 07:17 13:42
Lab Sample ID: vstd10 Quant Type: ISTD
Method: \\pitsvr06\d\chem\hp6.i\6102008d.b\8260ee.m

COMPOUND	RRF / AMOUNT	RF10	MIN RRF	%D / %DRIFT	MAX %D / %DRIFT	CURVE TYPE	
$ 39 Dibromofluoromethane	0.23152	0.24818	0.010	-7.19910	25.00000	Averaged	
$ 43 1,2-Dichloroethane-d4	0.31519	0.38530	0.010	-22.24342	25.00000	Averaged	
$ 59 Toluene-d8	3.86916	4.23367	0.010	-9.42077	25.00000	Averaged	
$ 80 Bromofluorobenzene	0.98521	1.04681	0.010	-6.25267	25.00000	Averaged	
2 Chloromethane	0.66753	0.71393	0.100	-6.95115	25.00000	Averaged	
3 Vinyl Chloride	0.44901	0.43464	0.010	3.20029	20.00000	Averaged	
4 Bromomethane	0.07700	0.09143	0.010	-18.74238	25.00000	Averaged	
5 Chloroethane	0.14973	0.16483	0.010	-10.08740	25.00000	Averaged	
6 Trichlorofluoromethane	0.27160	0.29288	0.010	-7.83441	25.00000	Averaged	
1 Dichlorodifluoromethane	1.26107	1.23378	0.010	2.16391	25.00000	Averaged	
12 1,1-Dichloroethene	0.21490	0.20898	0.010	2.75713	20.00000	Averaged	
13 Acetone	0.12911	0.16150	0.010	-25.09263	25.00000	Averaged	<-
15 Carbon Disulfide	0.68966	0.62941	0.010	8.73587	25.00000	Averaged	
18 Methylene Chloride	0.29989	0.27600	0.010	7.96763	25.00000	Averaged	
19 trans-1,2-Dichloroethene	0.28846	0.27370	0.010	5.11612	25.00000	Averaged	
20 Methyl tert-butyl ether	0.71970	0.69561	0.010	3.34809	25.00000	Averaged	
24 1,1-Dichloroethane	0.62151	0.61120	0.100	1.65772	25.00000	Averaged	
27 2,2-Dichloropropane	0.25397	0.30091	0.010	-18.48174	25.00000	Averaged	
28 cis-1,2-dichloroethene	0.31252	0.29323	0.010	6.17341	25.00000	Averaged	
M 29 1,2-Dichloroethene (total)	0.30049	0.28346	0.010	5.66594	25.00000	Averaged	
30 Bromochloromethane	0.14809	0.13765	0.010	7.05420	25.00000	Averaged	
31 2-Butanone	0.19595	0.22363	0.010	-14.12537	25.00000	Averaged	
37 Chloroform	0.45314	0.46701	0.010	-3.06104	20.00000	Averaged	
38 1,1,1-Trichloroethane	0.34440	0.37353	0.010	-8.46036	25.00000	Averaged	
40 1,1-Dichloropropene	0.37129	0.34273	0.010	7.69125	25.00000	Averaged	
41 Carbon Tetrachloride	0.26473	0.28054	0.010	-5.97103	25.00000	Averaged	
42 Benzene	1.14361	1.01863	0.010	10.92857	25.00000	Averaged	
45 1,2-Dichloroethane	0.46494	0.51351	0.010	-10.44661	25.00000	Averaged	
47 Trichloroethene	0.30346	0.28619	0.010	5.69014	25.00000	Averaged	
49 1,2-Dichloropropane	0.35482	0.33875	0.010	4.52786	20.00000	Averaged	
50 Dibromomethane	0.14999	0.15145	0.010	-0.97087	25.00000	Averaged	
53 Bromodichloromethane	0.27425	0.29863	0.010	-8.88790	25.00000	Averaged	
57 cis-1,3-Dichloropropene	0.34932	0.35161	0.010	-0.65748	25.00000	Averaged	
58 4-Methyl-2-Pentanone	1.58903	1.83066	0.010	-15.20596	25.00000	Averaged	
60 Toluene	4.90526	4.69793	0.010	4.22668	20.00000	Averaged	
61 trans-1,3-Dichloropropene	1.19096	1.33300	0.010	-11.92655	25.00000	Averaged	
63 1,3-Dichloropropane	1.68587	1.67991	0.010	0.35390	25.00000	Averaged	
64 1,1,2-Trichloroethane	0.93720	0.98206	0.010	-4.78728	25.00000	Averaged	
65 Tetrachloroethene	0.87393	0.93538	0.010	-7.03114	25.00000	Averaged	
66 2-Hexanone	1.07110	1.26410	0.010	-18.01926	25.00000	Averaged	
67 Dibromochloromethane	0.72536	0.82166	0.010	-13.27650	25.00000	Averaged	
68 1,2-Dibromoethane	0.91018	0.95298	0.010	-4.70221	25.00000	Averaged	

TestAmerica Pittsburgh

CONTINUING CALIBRATION COMPOUNDS

Instrument ID: hp6.i Injection Date: 20-OCT-2008 08:14
Lab File ID: CC61020B.D Init. Cal. Date(s): 13-AUG-2008 06-OCT-2008
Analysis Type: WATER Init. Cal. Times: 07:17 13:42
Lab Sample ID: vstd10 Quant Type: ISTD
Method: \\pitsvr06\d\chem\hp6.i\6102008d.b\8260ee.m

COMPOUND	RRF / AMOUNT	RF10	MIN RRF	%D / %DRIFT	MAX %D / %DRIFT	CURVE TYPE
70 Chlorobenzene	3.31531	3.10118	0.300	6.45889	25.00000	Averaged
71 1,1,1,2-Tetrachloroethane	0.91492	1.04601	0.010	-14.32789	25.00000	Averaged
72 Ethylbenzene	1.76582	1.66238	0.010	5.85766	20.00000	Averaged
73 m + p-Xylene	2.18272	2.07993	0.010	4.70924	25.00000	Averaged
74 Xylene-o	2.10884	2.02669	0.010	3.89569	25.00000	Averaged
M 75 Xylenes (total)	2.15810	2.06219	0.010	4.44425	25.00000	Averaged
76 Styrene	3.58607	3.40204	0.010	5.13187	25.00000	Averaged
77 Bromoform	0.35912	0.43243	0.100	-20.41414	25.00000	Averaged
78 Isopropylbenzene	5.30927	5.09700	0.010	3.99812	25.00000	Averaged
79 Bromobenzene	0.83934	0.86636	0.010	-3.21904	25.00000	Averaged
81 n-Propylbenzene	0.98274	0.93010	0.010	5.35666	25.00000	Averaged
82 2-Chlorotoluene	0.86862	0.81612	0.010	6.04460	25.00000	Averaged
83 1,1,2,2-Tetrachloroethane	0.78618	0.73405	0.300	6.63056	25.00000	Averaged
84 1,2,3-Trichloropropane	0.25425	0.25722	0.010	-1.16548	25.00000	Averaged
85 4-Chlorotoluene	0.94300	0.85836	0.010	8.97579	25.00000	Averaged
86 1,3,5-Trimethylbenzene	2.89381	2.69945	0.010	6.71636	25.00000	Averaged
87 tert-Butylbenzene	2.43412	2.26980	0.010	6.75083	25.00000	Averaged
88 1,2,4-Trimethylbenzene	2.91824	2.80163	0.010	3.99567	25.00000	Averaged
89 sec-Butylbenzene	3.35320	3.06640	0.010	8.55289	25.00000	Averaged
90 4-Isopropyltoluene	2.91410	2.78248	0.010	4.51637	25.00000	Averaged
91 1,3-Dichlorobenzene	1.65512	1.61407	0.010	2.48050	25.00000	Averaged
93 1,4-Dichlorobenzene	1.72561	1.65951	0.010	3.83067	25.00000	Averaged
94 n-Butylbenzene	2.33801	2.23248	0.010	4.51376	25.00000	Averaged
95 1,2-Dichlorobenzene	1.57110	1.53102	0.010	2.55107	25.00000	Averaged
96 1,2-Dibromo-3-chloropropane	0.09884	0.10824	0.010	-9.51323	25.00000	Averaged
97 1,2,4-Trichlorobenzene	0.85825	0.88842	0.010	-3.51497	25.00000	Averaged
98 Hexachlorobutadiene	0.30575	0.33046	0.010	-8.08311	25.00000	Averaged
99 Naphthalene	2.11587	2.02496	0.010	4.29679	25.00000	Averaged
100 1,2,3-Trichlorobenzene	0.71436	0.73825	0.010	-3.34400	25.00000	Averaged
101 1,1,2-trichlorotrifluoroeth	0.22614	0.20214	0.010	10.61171	25.00000	Averaged
102 Methyl acetate	0.33569	0.34349	0.010	-2.32391	25.00000	Averaged
104 Cyclohexane	0.76931	0.77776	0.010	-1.09841	25.00000	Averaged
105 Methyl Cyclohexane	0.44325	0.38158	0.010	13.91499	25.00000	Averaged
157 2-Chlorobenzotrifluoride	1.60407	1.74960	0.010	-9.07245	25.00000	Averaged
158 3-Chlorobenzotrifluoride	1.70564	1.82824	0.010	-7.18788	25.00000	Averaged
159 4-Chlorobenzotrifluoride	1.54896	1.64706	0.010	-6.33318	25.00000	Averaged
160 3-Chlorotoluene	0.98616	0.94331	0.010	4.34530	25.00000	Averaged
161 2,4-Dichlorobenzotrifluorid	0.65442	0.67167	0.010	-2.63534	25.00000	Averaged
162 2,5-Dichlorobenzotrifluorid	0.74528	0.74900	0.010	-0.49869	25.00000	Averaged
163 3,4-Dichlorobenzotrifluorid	0.72538	0.74982	0.010	-3.37045	25.00000	Averaged
164 Dichlorotoluene(2,4+2,5+2,6	1.35064	1.33386	0.010	1.24232	25.00000	Averaged
165 Dichlorotoluene(2,3+3,4)	1.45358	1.43354	0.010	1.37915	25.00000	Averaged
166 1,3,5-Trichlorobenzene	1.03377	1.06403	0.010	-2.92770	25.00000	Averaged

TestAmerica Pittsburgh

CONTINUING CALIBRATION COMPOUNDS

Instrument ID: hp6.i Injection Date: 20-OCT-2008 08:14
Lab File ID: CC61020B.D Init. Cal. Date(s): 13-AUG-2008 06-OCT-2008
Analysis Type: WATER Init. Cal. Times: 07:17 13:42
Lab Sample ID: vstd10 Quant Type: ISTD
Method: \\pitsvr06\d\chem\hp6.i\6102008d.b\8260ee.m

COMPOUND	RRF / AMOUNT	RF10	MIN RRF	%D / %DRIFT	MAX %D / %DRIFT	CURVE TYPE
167 2,3,6-Trichlorotoluene	0.39814	0.41843	0.010	-5.09728	25.00000	Averaged
168 2,4,5-Trichlorotoluene	0.44942	0.44596	0.010	0.76918	25.00000	Averaged


Y (x10^6)
0.1
0.2
0.3
0.4
0.5
0.6
0.7
0.8
0.9
1.0
1.1
1.2
1.3
1.4
1.5
Min
2
3
4
5
6
7
8
9
10
11
12
13
14
15
16
-Chloromethane+
-Vinyl Chloride
-Bromomethane
-Chloroethane
-Trichlorofluoromethane
-1,1-Dichloroethene+
-Carbon Disulfide
-Methyl acetate
-Methylene Chloride
-trans-1,2-Dichloroethene+
-1,1-Dichloroethane
-2,2-Dichloropropane+
-Bromochloromethane
-1,1-Dichloropropene+
-1,2-Dichloroethane-d4
-Benzene+
-Fluorobenzene
-Trichloroethene
-Dibromomethane
-Bromodichloromethane
-cis-1,3-Dichloropropene
-4-Methyl-2-Peptanone
-trans-1,3-Dichloropropene
-1,1,2-Trichloroethane
-2-Hexanone
-Dibromochloromethane
-1,2-Dibromoethane
-Chlorobenzene-d5+
1,1,1,2-Tetrachloroethane+
m + p-Xylene
-Xylene-o+
-Bromoform
-2-Chlorobenzotrifluoride
-Isopropylbenzene
-Bromofluorobenzene
-Bromobenzene+
-4-Chlorotoluene+
-n-Butylbenzene+
-1,2-Dibromo-3-chloropropa
-Dichlorotoluene(2,4+2,5+2
-Dichlorotoluene(2,3+3,4)
-1,2,4-Trichlorobenzene
-1,2,3-Trichlorobenzene
-2,4,5-Trichlorotoluene
-2,3,6-Trichlorotoluene
Data File: \\pitsvr06\d\chem\hp6.i\61020008d.b\CC61020B.D
Date : 20-OCT-2008 08:14
Client ID: VSTD10
Sample Info: VSTD10 5ml
Purge Volume: 5.0
Column phase: DB 624
Instrument: hp6.i
Operator: 001562
Column diameter: 0.20
\\pitsvr06\d\chem\hp6.i\61020008d.b\CC61020B.D

TestAmerica Pittsburgh

VOLATILE REPORT SW-846 Method

Data file : \\pitsvr06\d\chem\hp6.i\6102008d.b\CC61020B.D
Lab Smp Id: vstd10 Client Smp ID: VSTD10
Inj Date : 20-OCT-2008 08:14
Operator : 001562 Inst ID: hp6.i
Smp Info : VSTD10 5ml
Misc Info : vstd10,6102008d.b,8260ee.m,4-dwlistee.sub
Comment :
Method : \\pitsvr06\d\chem\hp6.i\6102008d.b\8260ee.m
Meth Date : 20-Oct-2008 08:35 hp6.i Quant Type: ISTD
Cal Date : 06-OCT-2008 12:30 Cal File: 1D61006.D
Als bottle: 1 Continuing Calibration Sample
Dil Factor: 1.00000
Integrator: HP RTE Compound Sublist: 4-dwlistee.sub
Target Version: 4.14

Concentration Formula: Amt * DF * 1/Vo*Vt * CpndVariable

Name	Value	Description
DF	1.000	Dilution Factor
Vo	5.000	Sample Volume
Vt	1.000	mg/L conversion (1.0 if no conversion)
Cpnd Variable		Local Compound Variable

	Compounds	QUANT SIG MASS	RT	EXP RT	REL RT	RESPONSE	AMOUNTS CAL-AMT (ng)	AMOUNTS ON-COL (ng)
* 46	Fluorobenzene	96	7.036	7.036	(1.000)	458525	50.0000	
* 69	Chlorobenzene-d5	119	10.138	10.138	(1.000)	108321	50.0000	
* 92	1,4-Dichlorobenzene-d4	152	12.462	12.462	(1.000)	168006	50.0000	
$ 39	Dibromofluoromethane	113	6.288	6.288	(0.894)	113798	50.0000	53.60
$ 43	1,2-Dichloroethane-d4	65	6.665	6.665	(0.947)	176669	50.0000	61.12
$ 59	Toluene-d8	98	8.703	8.703	(0.858)	458595	50.0000	54.71
$ 80	Bromofluorobenzene	95	11.313	11.313	(0.908)	175870	50.0000	53.13
2	Chloromethane	50	1.658	1.658	(0.236)	327354	50.0000	53.48
3	Vinyl Chloride	62	1.780	1.780	(0.253)	199294	50.0000	48.40
4	Bromomethane	94	2.102	2.102	(0.299)	41924	50.0000	59.37
5	Chloroethane	64	2.230	2.230	(0.317)	75578	50.0000	55.04
6	Trichlorofluoromethane	101	2.516	2.516	(0.358)	134292	50.0000	53.92
1	Dichlorodifluoromethane	85	1.500	1.500	(0.148)	133644	50.0000	48.92(M)
12	1,1-Dichloroethene	96	3.149	3.149	(0.448)	95822	50.0000	48.62
13	Acetone	43	3.240	3.240	(0.461)	148107	100.000	125.1
15	Carbon Disulfide	76	3.404	3.404	(0.484)	288601	50.0000	45.63
18	Methylene Chloride	84	3.854	3.854	(0.548)	126551	50.0000	46.02
19	trans-1,2-Dichloroethene	96	4.292	4.292	(0.610)	125498	50.0000	47.44
20	Methyl tert-butyl ether	73	4.323	4.323	(0.614)	318953	50.0000	48.32
24	1,1-Dichloroethane	63	4.907	4.907	(0.697)	280252	50.0000	49.17
27	2,2-Dichloropropane	77	5.673	5.673	(0.806)	137973	50.0000	59.24
28	cis-1,2-dichloroethene	96	5.685	5.685	(0.808)	134453	50.0000	46.91
M 29	1,2-Dichloroethene (total)	96				259951	100.000	94.36

	Compounds	QUANT SIG MASS	RT	EXP RT	REL RT	RESPONSE	AMOUNTS CAL-AMT (ng)	AMOUNTS ON-COL (ng)
	30 Bromochloromethane	128	5.983	5.983	(0.850)	63114	50.0000	46.47
	31 2-Butanone	43	5.734	5.734	(0.815)	205079	100.000	114.1
	37 Chloroform	83	6.099	6.099	(0.867)	214135	50.0000	51.53
	38 1,1,1-Trichloroethane	97	6.288	6.288	(0.894)	171275	50.0000	54.23
	40 1,1-Dichloropropene	75	6.482	6.482	(0.921)	157150	50.0000	46.15
	41 Carbon Tetrachloride	117	6.476	6.476	(0.920)	128633	50.0000	52.98
	42 Benzene	78	6.720	6.720	(0.955)	467066	50.0000	44.54
	45 1,2-Dichloroethane	62	6.750	6.750	(0.959)	235457	50.0000	55.22
	47 Trichloroethene	130	7.437	7.437	(1.057)	131225	50.0000	47.15
	49 1,2-Dichloropropane	63	7.669	7.669	(1.090)	155326	50.0000	47.74
	50 Dibromomethane	93	7.790	7.790	(1.107)	69442	50.0000	50.48
	53 Bromodichloromethane	83	7.973	7.973	(1.133)	136929	50.0000	54.44
	57 cis-1,3-Dichloropropene	75	8.435	8.435	(1.199)	161224	50.0000	50.33
	58 4-Methyl-2-Pentanone	43	8.605	8.605	(0.849)	396598	100.000	115.2
	60 Toluene	91	8.770	8.770	(0.865)	508885	50.0000	47.89
	61 trans-1,3-Dichloropropene	75	9.001	9.001	(0.888)	144392	50.0000	55.96
	63 1,3-Dichloropropane	76	9.348	9.348	(0.922)	181969	50.0000	49.82
	64 1,1,2-Trichloroethane	97	9.177	9.177	(0.905)	106378	50.0000	52.39
	65 Tetrachloroethene	164	9.317	9.317	(0.919)	101321	50.0000	53.52
	66 2-Hexanone	43	9.439	9.439	(0.931)	273858	100.000	118.0
	67 Dibromochloromethane	129	9.573	9.573	(0.944)	89003	50.0000	56.64
	68 1,2-Dibromoethane	107	9.682	9.682	(0.955)	103228	50.0000	52.35
	70 Chlorobenzene	112	10.175	10.175	(1.004)	335923	50.0000	46.77
	71 1,1,1,2-Tetrachloroethane	131	10.254	10.254	(1.011)	113305	50.0000	57.16(Q)
	72 Ethylbenzene	106	10.284	10.284	(1.014)	180071	50.0000	47.07
	73 m + p-Xylene	106	10.400	10.400	(1.026)	450601	100.000	95.29
	74 Xylene-o	106	10.795	10.795	(1.065)	219533	50.0000	48.05
M	75 Xylenes (total)	106				670134	150.000	143.3
	76 Styrene	104	10.808	10.808	(1.066)	368512	50.0000	47.43
	77 Bromoform	173	10.990	10.990	(1.084)	46841	50.0000	60.21
	78 Isopropylbenzene	105	11.160	11.160	(1.101)	552112	50.0000	48.00
	79 Bromobenzene	156	11.459	11.459	(0.919)	145554	50.0000	51.61
	81 n-Propylbenzene	120	11.574	11.574	(0.929)	156262	50.0000	47.32
	82 2-Chlorotoluene	126	11.653	11.653	(0.935)	137113	50.0000	46.98
	83 1,1,2,2-Tetrachloroethane	83	11.459	11.459	(0.919)	123325	50.0000	46.68
	84 1,2,3-Trichloropropane	110	11.495	11.495	(0.922)	43214	50.0000	50.58
	85 4-Chlorotoluene	126	11.763	11.763	(0.944)	144210	50.0000	45.51
	86 1,3,5-Trimethylbenzene	105	11.744	11.744	(0.942)	453524	50.0000	46.64
	87 tert-Butylbenzene	119	12.073	12.073	(0.969)	381340	50.0000	46.62
	88 1,2,4-Trimethylbenzene	105	12.116	12.116	(0.972)	470691	50.0000	48.00
	89 sec-Butylbenzene	105	12.292	12.292	(0.986)	515174	50.0000	45.72
	90 4-Isopropyltoluene	119	12.432	12.432	(0.998)	467474	50.0000	47.74
	91 1,3-Dichlorobenzene	146	12.395	12.395	(0.995)	271173	50.0000	48.76
	93 1,4-Dichlorobenzene	146	12.487	12.487	(1.002)	278807	50.0000	48.08
	94 n-Butylbenzene	91	12.839	12.839	(1.030)	375070	50.0000	47.74
	95 1,2-Dichlorobenzene	146	12.858	12.858	(1.032)	257221	50.0000	48.72
	96 1,2-Dibromo-3-chloropropane	157	13.636	13.636	(1.094)	18185	50.0000	54.76
	97 1,2,4-Trichlorobenzene	180	14.464	14.464	(1.161)	149260	50.0000	51.76
	98 Hexachlorobutadiene	225	14.634	14.634	(1.174)	55520	50.0000	54.04
	99 Naphthalene	128	14.713	14.713	(1.181)	340205	50.0000	47.85
	100 1,2,3-Trichlorobenzene	180	14.950	14.950	(1.200)	124031	50.0000	51.67
	101 1,1,2-trichlorotrifluoroethane	101	3.191	3.191	(0.454)	92686	50.0000	44.69
	102 Methyl acetate	43	3.733	3.733	(0.531)	157501	50.0000	51.16
	104 Cyclohexane	56	6.342	6.342	(0.901)	356624	50.0000	50.55

Compounds	QUANT SIG MASS	RT	EXP RT	REL RT	RESPONSE	AMOUNTS CAL-AMT (ng)	AMOUNTS ON-COL (ng)
105 Methyl Cyclohexane	83	7.632	7.632	(1.085)	174962	50.0000	43.04
157 2-Chlorobenzotrifluoride	180	11.057	11.057	(1.091)	189518	50.0000	54.54
158 3-Chlorobenzotrifluoride	180	10.157	10.157	(1.002)	198037	50.0000	53.59
159 4-Chlorobenzotrifluoride	180	10.218	10.218	(1.008)	178411	50.0000	53.17
160 3-Chlorotoluene	126	11.714	11.714	(0.940)	158481	50.0000	47.83
161 2,4-Dichlorobenzotrifluoride	214	12.541	12.541	(1.006)	112844	50.0000	51.32
162 2,5-Dichlorobenzotrifluoride	214	12.590	12.590	(1.010)	125836	50.0000	50.25
163 3,4-Dichlorobenzotrifluoride	214	12.182	12.182	(0.978)	125975	50.0000	51.68
164 Dichlorotoluene(2,4+2,5+2,6)	125	13.776	13.776	(1.105)	672290	150.000	148.1
165 Dichlorotoluene(2,3+3,4)	125	14.196	14.196	(1.139)	481685	100.000	98.62
166 1,3,5-Trichlorobenzene	180	13.849	13.849	(1.111)	178764	50.0000	51.46
167 2,3,6-Trichlorotoluene	159	15.906	15.906	(1.276)	70299	50.0000	52.55
168 2,4,5-Trichlorotoluene	159	15.772	15.772	(1.266)	74924	50.0000	49.62

QC Flag Legend

Q - Qualifier signal failed the ratio test.
M - Compound response manually integrated.

Data File Name: CC61020B.D
Inj. Date and Time: 20-OCT-2008 08:14
Instrument ID: hp6.i
Client ID: VSTD10
Compound Name: Dichlorodifluoromethane
CAS #: 75-71-8
Report Date: 10/20/2008

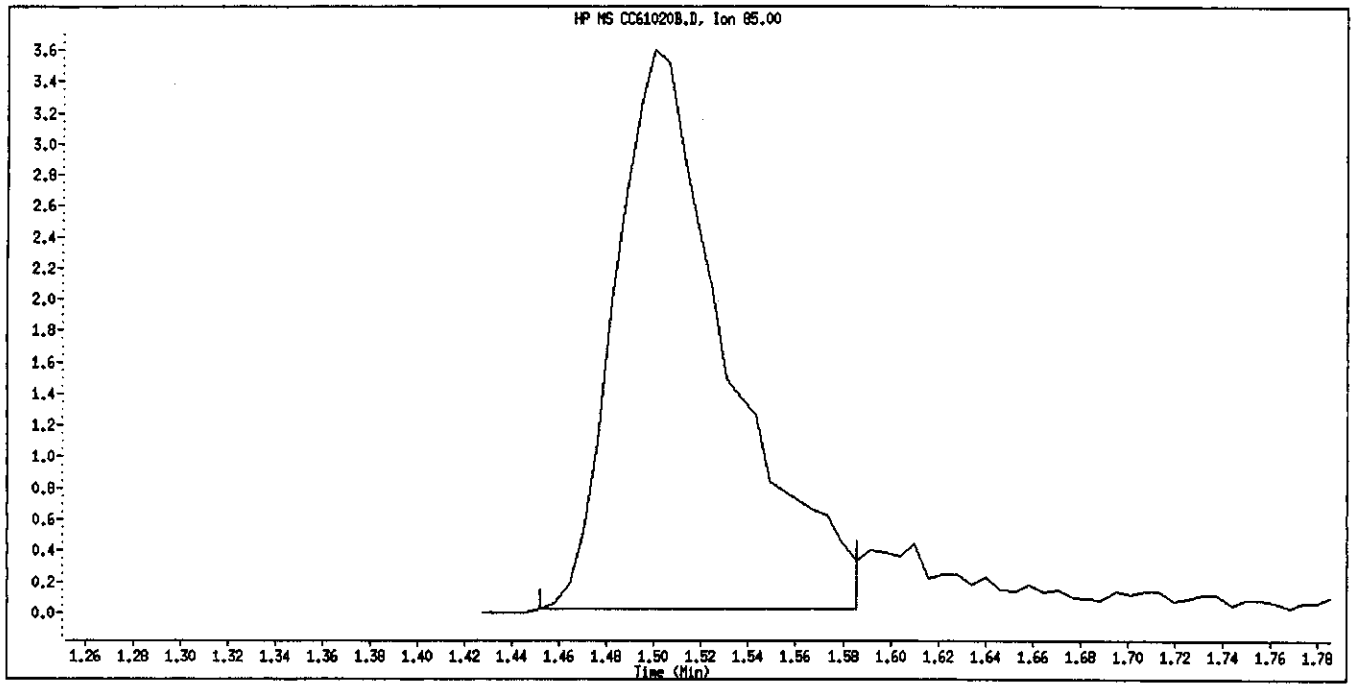

Original Integration

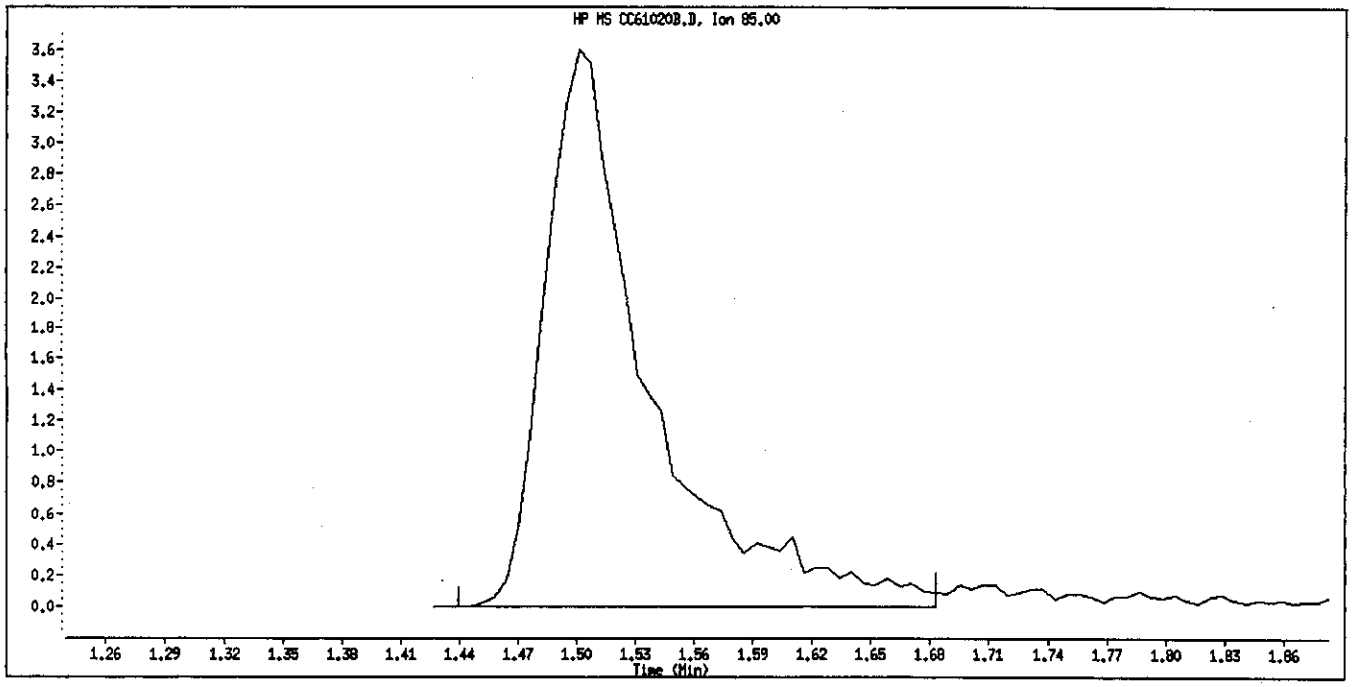

Manual Integration

Manually Integrated By: fergusond
Manual Integration Reason: Peak Integrated Incorrectly

GC/MS VOLATILE
QC DATA

Data File: \\pitsvr06\d\chem\hp6.i\6100608d.b\BF61006B.D

Date : 06-OCT-2008 09:42

Client ID: 25NGBFB

Instrument: hp6.i

Sample Info: BFB 1ul

Volume Injected (uL): 1.0

Operator: 001562

Column phase: DB624 20m

Column diameter: 0.20

1 bfb

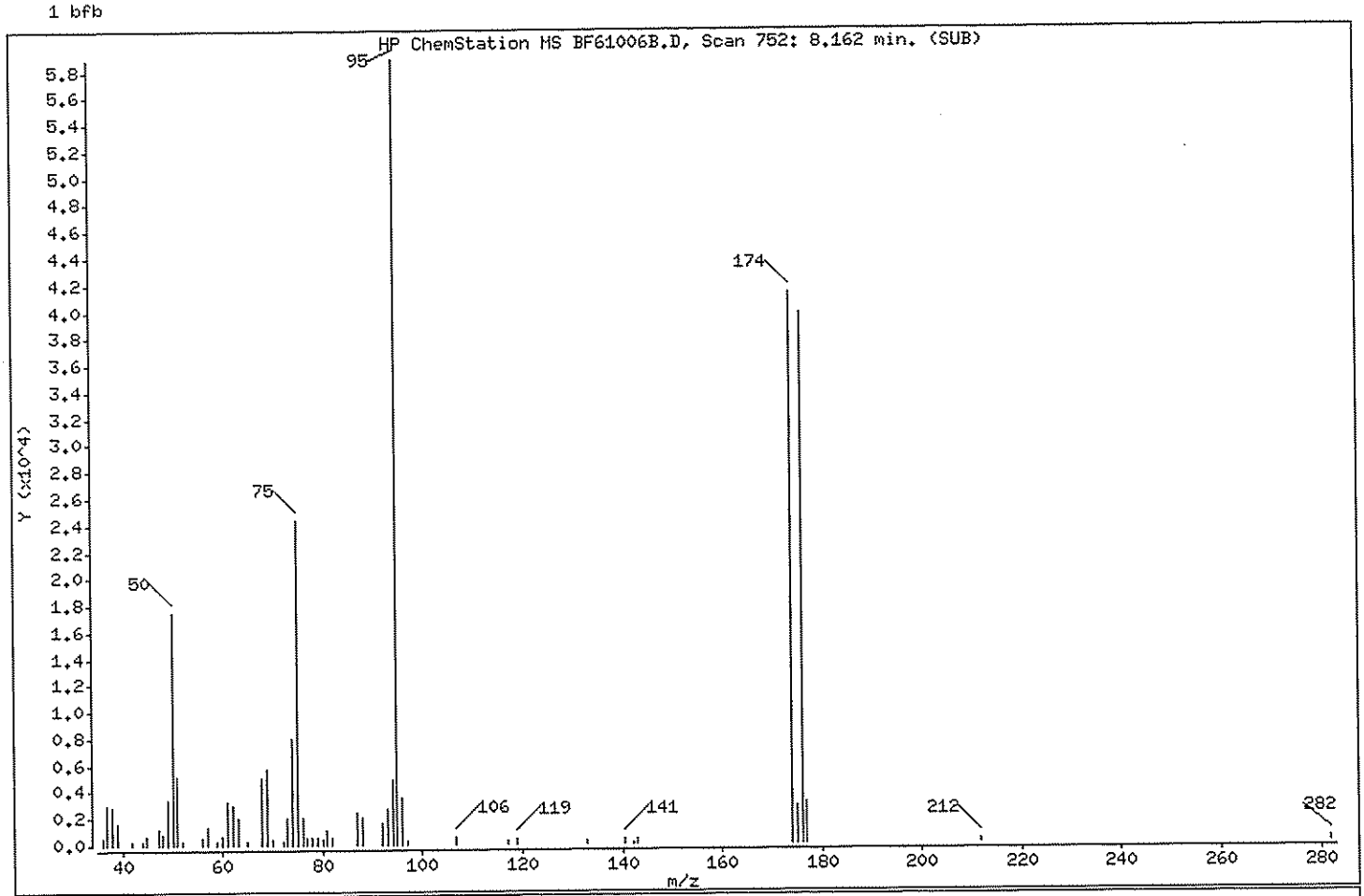

m/e	ION ABUNDANCE CRITERIA	% RELATIVE ABUNDANCE
95	Base Peak, 100% relative abundance	100.00
50	15.00 - 40.00% of mass 95	29.65
75	30.00 - 60.00% of mass 95	41.44
96	5.00 - 9.00% of mass 95	5.92
173	Less than 2.00% of mass 174	0.00 (0.00)
174	50.00 - 100.00% of mass 95	70.09
175	5.00 - 9.00% of mass 174	4.93 (7.03)
176	95.00 - 101.00% of mass 174	67.48 (96.28)
177	5.00 - 9.00% of mass 176	5.18 (7.67)

Data File: \\pitsvr06\d\chem\hp6.i\6100608d.b\BF61006B.D

Date : 06-OCT-2008 09:42

Client ID: 25NGBFB

Instrument: hp6.i

Sample Info: BFB 1ul

Volume Injected (uL): 1.0

Operator: 001562

Column phase: DB624 20m

Column diameter: 0.20

Data File: BF61006B.D

Spectrum: HP ChemStation MS BF61006B.D, Scan 752: 8.162 min. (SUB)

Location of Maximum: 95.00

Number of points: 56

m/z	Y	m/z	Y	m/z	Y	m/z	Y
36.10	563	58.90	209	77.80	484	118.90	350
37.00	3014	59.80	629	78.90	558	133.00	267
38.10	2864	61.00	3218	80.00	455	140.70	447
39.10	1624	62.10	3040	80.90	1144	142.40	203
42.00	238	63.10	1977	81.80	487	143.00	360
44.00	280	65.10	224	87.00	2383	174.00	41280
44.90	662	68.00	4958	88.00	2043	175.00	2904
47.20	1251	69.10	5734	92.10	1620	176.00	39744
48.20	800	69.90	377	92.90	2748	177.00	3050
49.00	3426	72.00	302	94.10	4814	211.80	259
50.10	17464	72.90	2074	95.00	58896	282.00	209
51.00	5179	74.00	8034	96.00	3484		
52.10	279	75.00	24408	97.00	328		
56.00	516	76.10	2090	106.60	542		
57.00	1352	77.00	572	117.00	218		

Data File: \\pitsvr06\d\chem\hp6.i\6100608d.b\BF61006B.D
Date : 06-OCT-2008 09:42
Client ID: 25NGBFB
Sample Info: BFB 1ul
Volume Injected (uL): 1.0
Column phase: DB624 20m

Instrument: hp6.i

Operator: 001562
Column diameter: 0.20

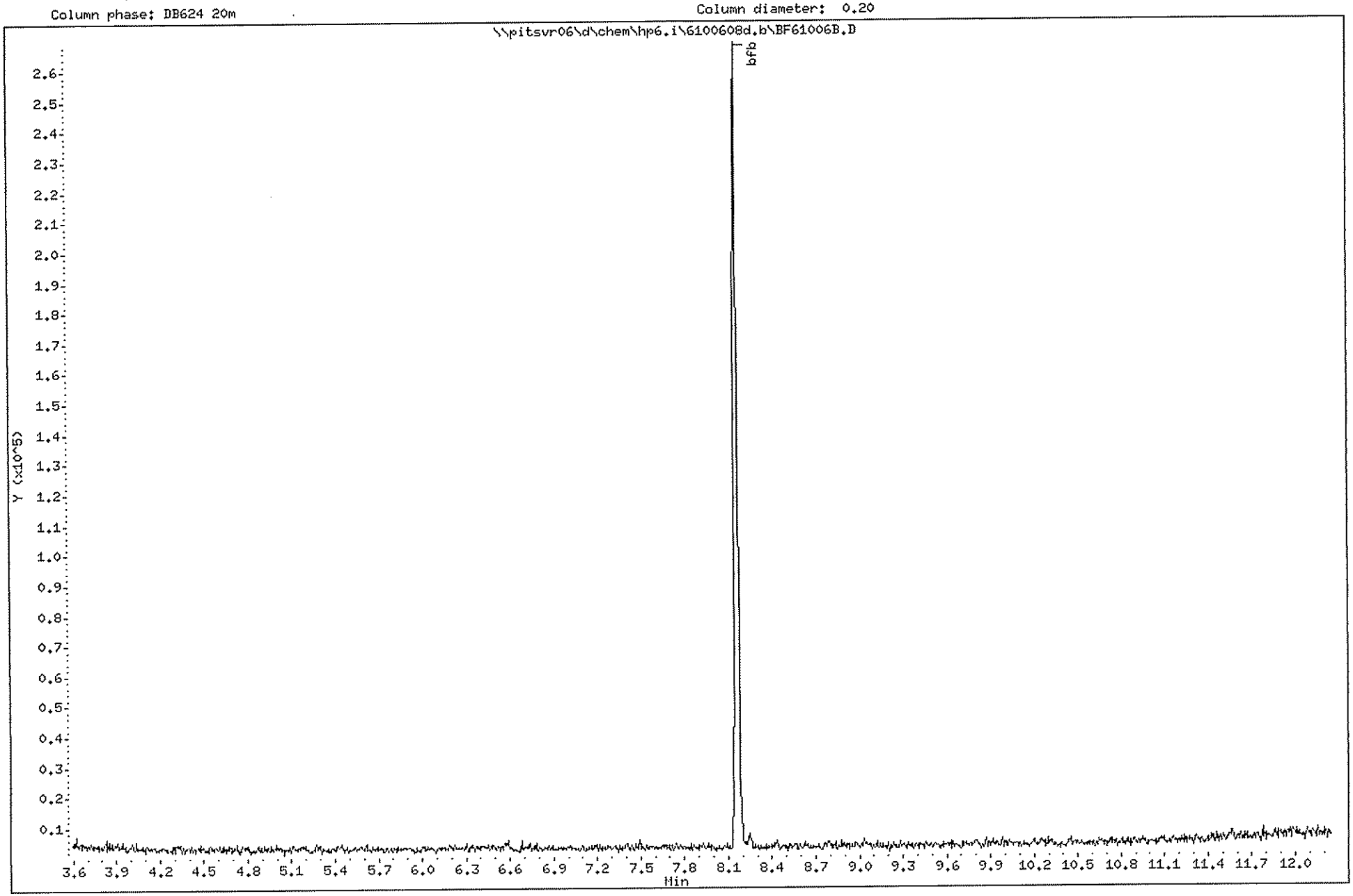

(1001 - 1374)
1329
C8J160331

Data File: \\PITSVR06\D\chem\hp6.i\6101808d.b\BF61018.D

Date : 18-OCT-2008 08:25

Client ID: 25NGBFB

Instrument: hp6.i

Sample Info: BFB 1ul

Volume Injected (uL): 1.0

Operator: 403794

Column phase: DB624 20m

Column diameter: 0.20

1 bfb

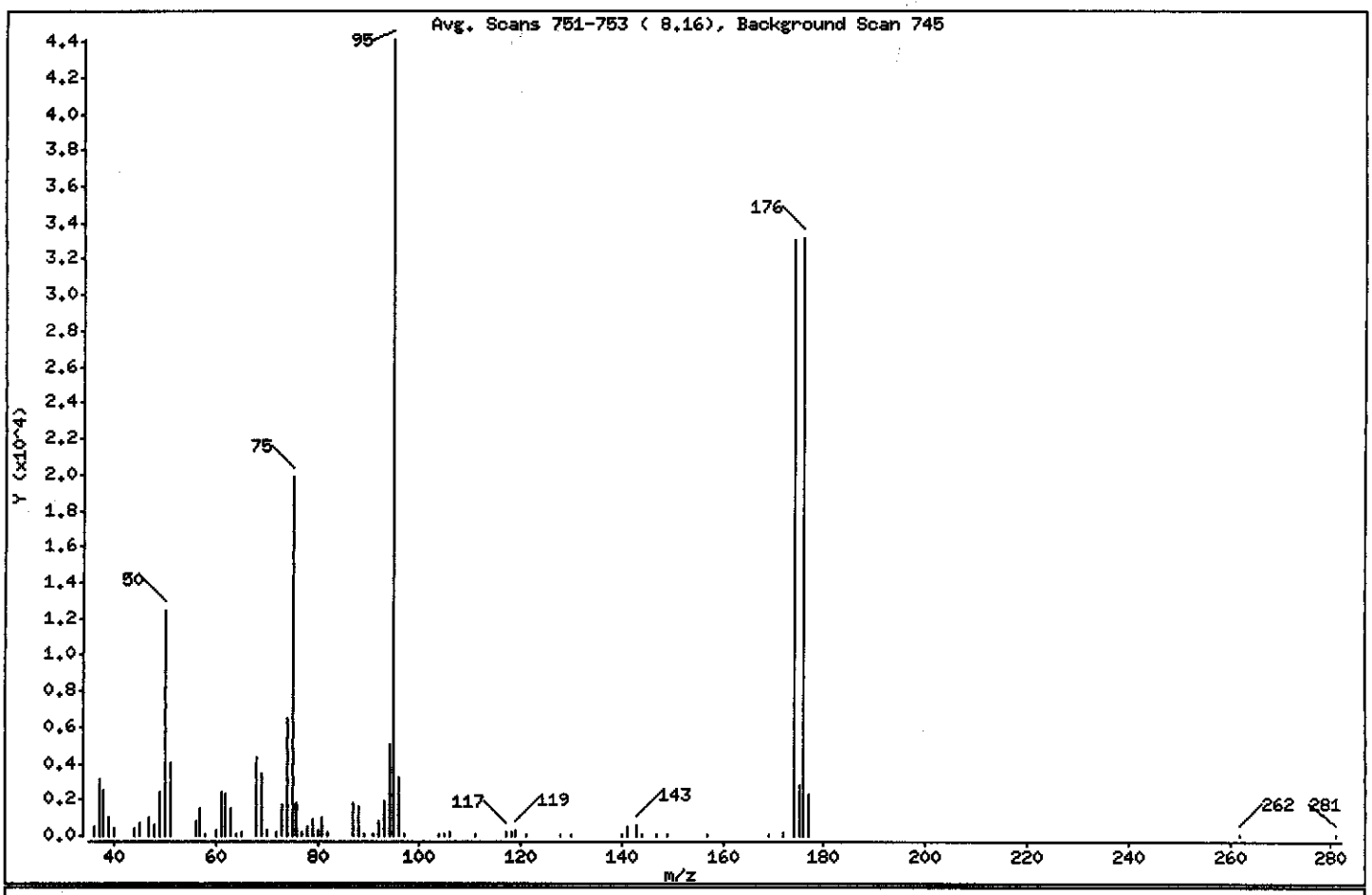

m/e	ION ABUNDANCE CRITERIA	% RELATIVE ABUNDANCE
95	Base Peak, 100% relative abundance	100.00
50	15.00 - 40.00% of mass 95	28.28
75	30.00 - 60.00% of mass 95	45.06
96	5.00 - 9.00% of mass 95	7.39
173	Less than 2.00% of mass 174	0.00 (0.00)
174	50.00 - 100.00% of mass 95	75.00
175	5.00 - 9.00% of mass 174	6.53 (8.71)
176	95.00 - 101.00% of mass 174	75.09 (100.12)
177	5.00 - 9.00% of mass 176	5.26 (7.00)

Data File: \\PITSVR06\D\chem\hp6.i\6101808d.b\BF61018.D

Page 1

Date : 18-OCT-2008 08:25

Client ID: 25NGBFB

Instrument: hp6.i

Sample Info: BFB 1ul

Volume Injected (uL): 1.0

Operator: 403794

Column phase: DB624 20m

Column diameter: 0.20

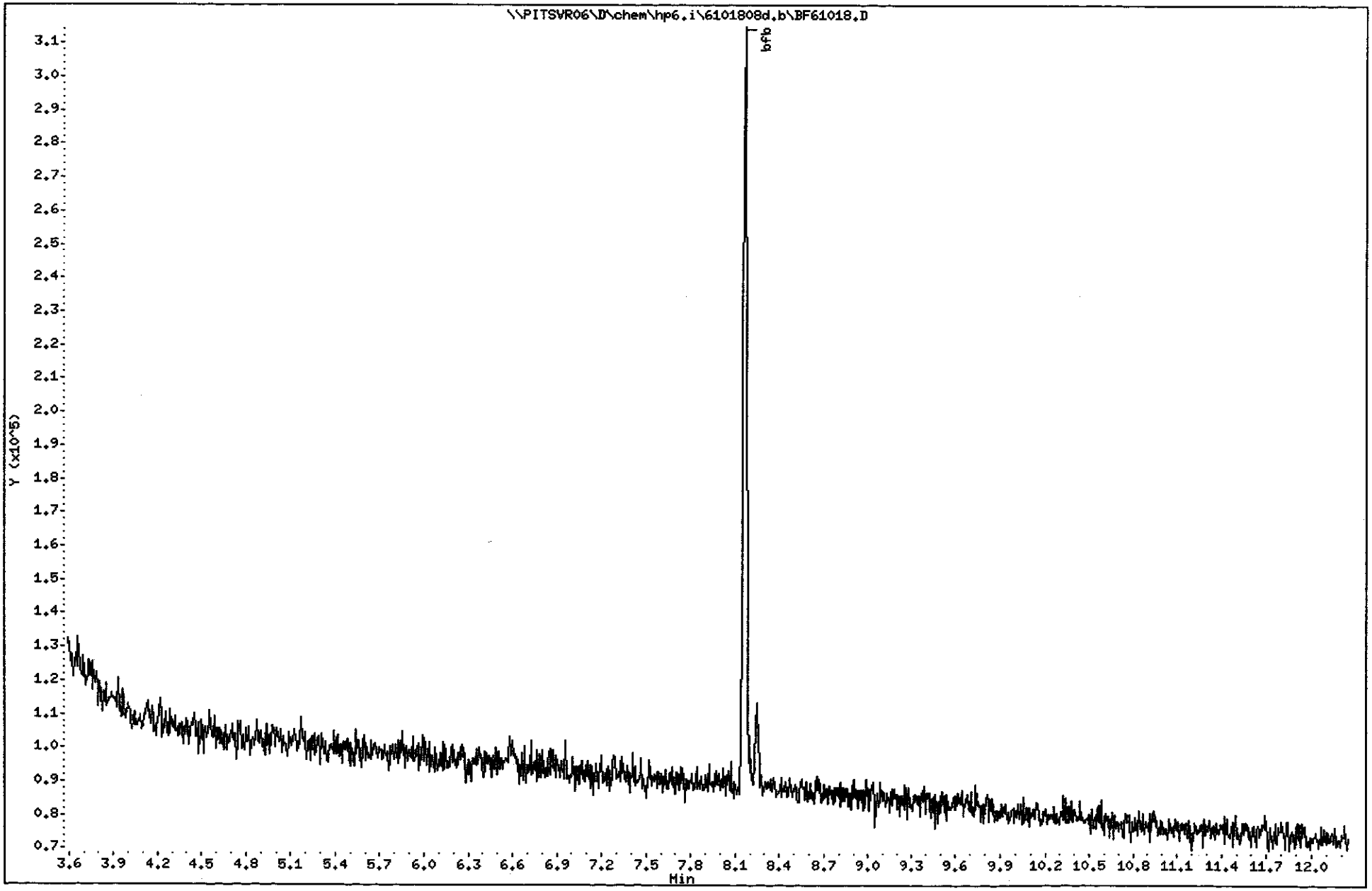

(1001 - 1374)
1331
C8J160331

Date : 18-OCT-2008 08:25

Client ID: 25NGBFB Instrument: hp6.i

Sample Info: BFB 1ul

Volume Injected (uL): 1.0 Operator: 403794

Column phase: DB624 20m Column diameter: 0.20

Data File: BF61018.D
Spectrum: Avg. Scans 751-753 (8.16), Background Scan 745
Location of Maximum: 95.00
Number of points: 70

m/z	Y	m/z	Y	m/z	Y	m/z	Y
36.00	524	63.00	1517	88.00	1604	130.00	85
37.00	3184	64.00	123	89.00	84	140.00	137
38.00	2557	65.00	178	91.00	92	141.00	457
39.00	965	68.00	4393	92.00	851	143.00	605
40.00	360	69.00	3467	93.00	1901	144.00	117
44.00	444	70.00	336	94.00	5042	147.00	86
45.00	760	72.00	188	95.00	44120	149.00	100
47.00	965	73.00	1700	96.00	3261	157.00	81
48.00	578	74.00	6509	97.00	116	169.00	108
49.00	2398	75.00	19880	104.00	89	172.00	226
50.00	12477	76.00	1795	105.00	80	174.00	33088
51.00	4013	77.00	218	106.00	221	175.00	2881
56.00	839	78.00	458	111.00	109	176.00	33128
57.00	1525	79.00	942	117.00	232	177.00	2320
58.00	66	80.00	339	118.00	240	262.00	84
60.00	331	81.00	975	119.00	314	281.00	79
61.00	2413	82.00	178	121.00	67		
62.00	2371	87.00	1826	128.00	114		

Data File: \\PITSVR06\D\chem\hp6.i\6102008d.b\BF61020.D

Date : 20-OCT-2008 06:56

Client ID: 25NGBFB

Instrument: hp6.i

Sample Info: BFB 1ul

Volume Injected (uL): 1.0

Operator: 001562

Column phase: DB624 20m

Column diameter: 0.20

1 bfb

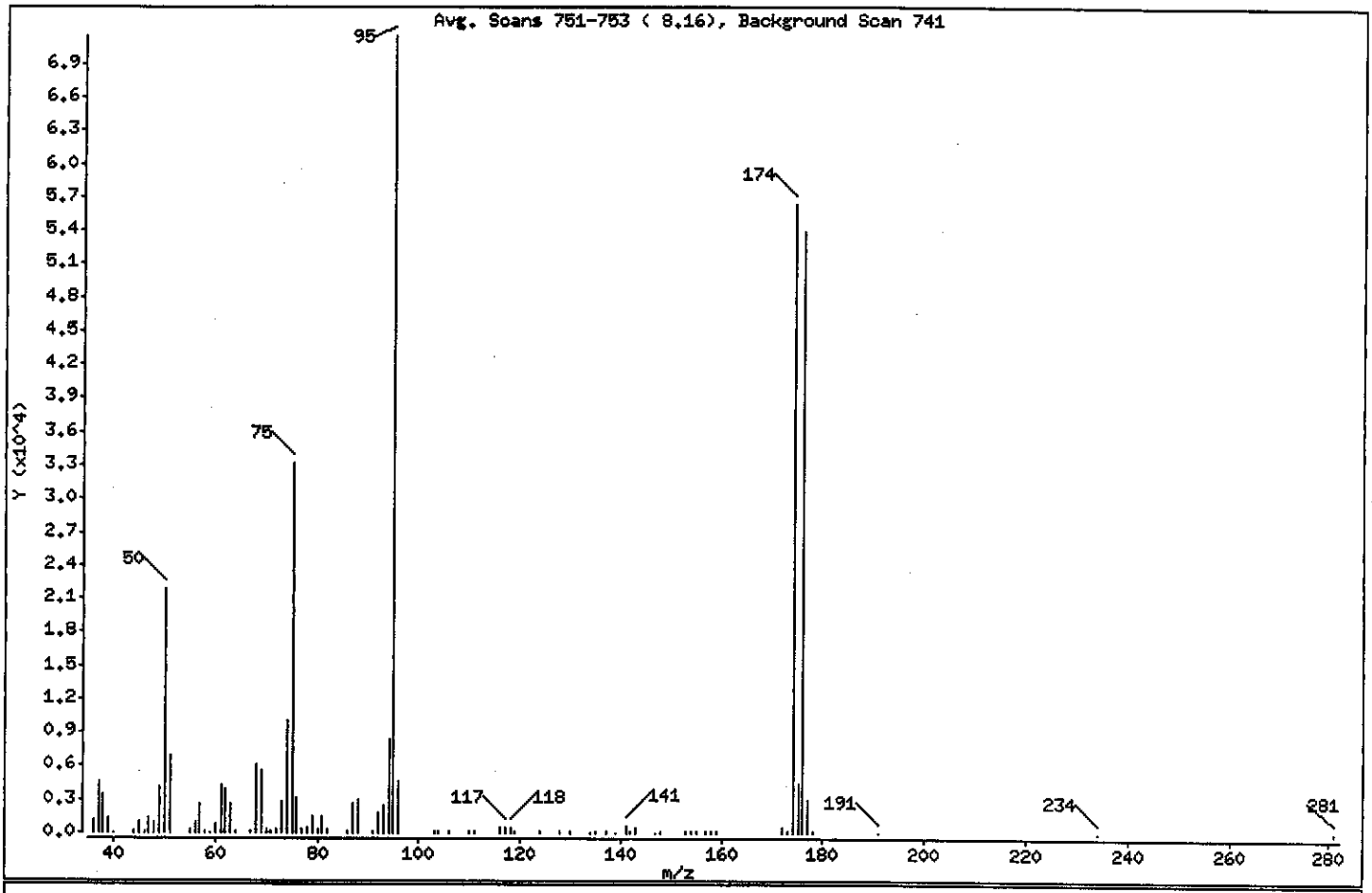

m/e	ION ABUNDANCE CRITERIA	% RELATIVE ABUNDANCE
95	Base Peak, 100% relative abundance	100.00
50	15.00 - 40.00% of mass 95	30.58
75	30.00 - 60.00% of mass 95	46.35
96	5.00 - 9.00% of mass 95	6.45
173	Less than 2.00% of mass 174	0.15 (0.19)
174	50.00 - 100.00% of mass 95	78.76
175	5.00 - 9.00% of mass 174	6.24 (7.92)
176	95.00 - 101.00% of mass 174	75.30 (95.61)
177	5.00 - 9.00% of mass 176	4.22 (5.60)

Data File: \\PITSVR06\D\chem\hp6.i\6102008d.b\BF61020.D

Date : 20-OCT-2008 06:56

Client ID: 25NGBFB

Instrument: hp6.i

Sample Info: BFB 1ul

Volume Injected (uL): 1.0

Operator: 001562

Column phase: DB624 20m

Column diameter: 0.20

Data File: BF61020.D
Spectrum: Avg. Scans 751-753 (8.16), Background Scan 741
Location of Maximum: 95.00
Number of points: 85

m/z	Y	m/z	Y	m/z	Y	m/z	Y
36.00	1188	64.00	170	93.00	2513	143.00	511
37.00	4536	67.00	127	94.00	8311	147.00	70
38.00	3386	68.00	6103	95.00	71424	148.00	116
39.00	1379	69.00	5659	96.00	4610	153.00	83
40.00	49	70.00	308	103.00	132	154.00	91
44.00	145	71.00	122	104.00	218	155.00	206
45.00	1017	72.00	320	106.00	113	157.00	199
46.00	83	73.00	2846	110.00	98	158.00	164
47.00	1380	74.00	9961	111.00	189	159.00	105
48.00	1050	75.00	33104	116.00	417	172.00	466
49.00	4093	76.00	3153	117.00	540	173.00	109
50.00	21840	77.00	308	118.00	462	174.00	56256
51.00	6857	78.00	473	119.00	218	175.00	4454
55.00	299	79.00	1428	124.00	145	176.00	53784
56.00	1037	80.00	310	128.00	216	177.00	3011
57.00	2616	81.00	1404	130.00	116	178.00	99
58.00	141	82.00	283	134.00	77	191.00	68
59.00	68	86.00	88	135.00	132	234.00	74
60.00	854	87.00	2640	137.00	169	281.00	93
61.00	4327	88.00	2903	139.00	81		
62.00	3930	91.00	231	141.00	639		
63.00	2568	92.00	1801	142.00	114		

Data File: \\PITSVR06\D\chem\hp6.i\6102008d.b\BF61020.D

Date : 20-OCT-2008 06:56

Client ID: 25NGBFB

Sample Info: BFB 1ul

Volume Injected (uL): 1.0

Column phase: DB624 20m

Instrument: hp6.i

Operator: 001562

Column diameter: 0.20

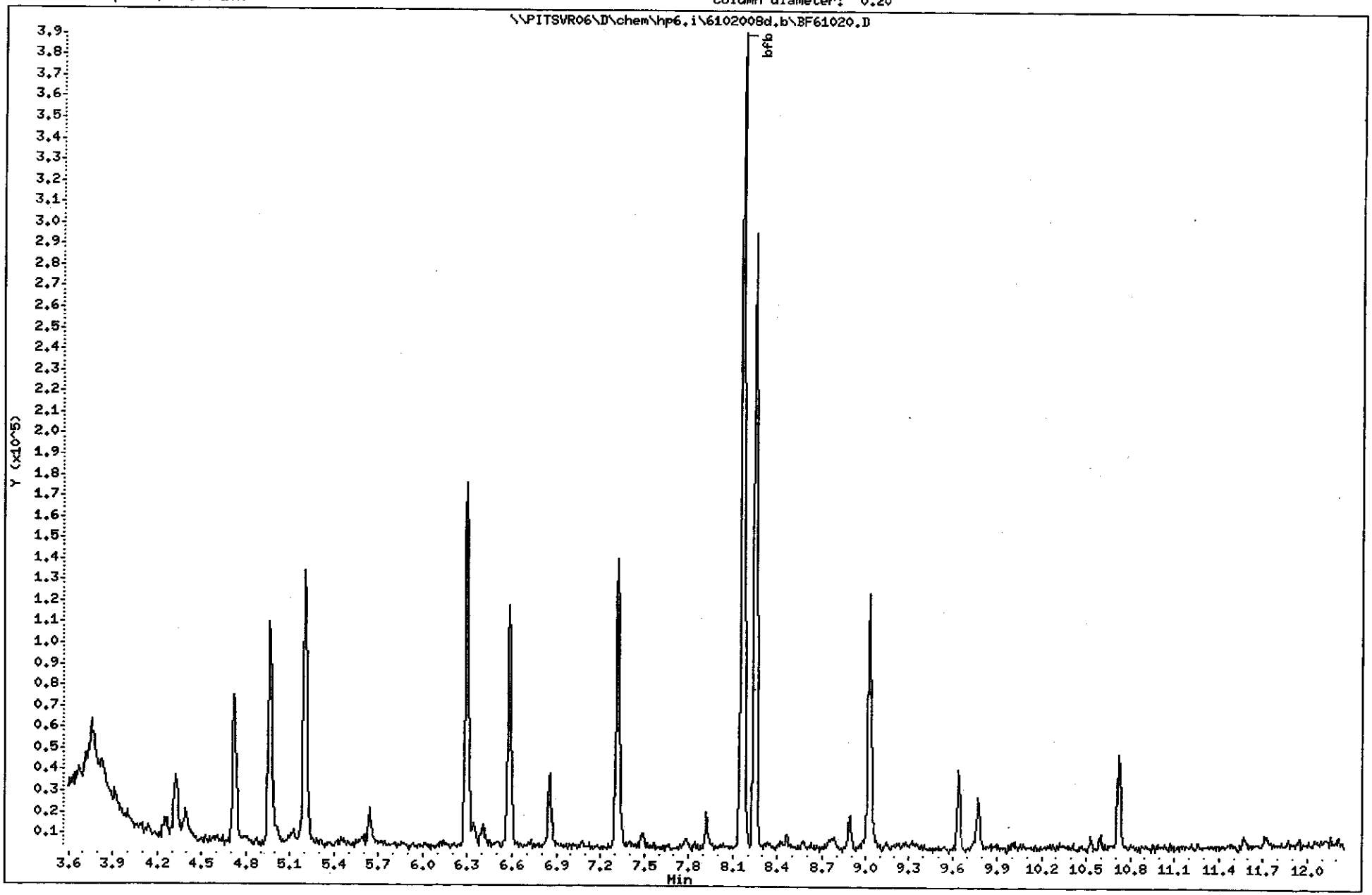

(1001 - 1374)
1335
C8J160331

METHOD BLANK REPORT

GC/MS Volatiles

Client Lot #...: C8J160331 **Work Order #...:** K051W1AA **Matrix.....:** WATER
MB Lot-Sample #: C8J180000-073

Prep Date.....: 10/18/08 **Analysis Time..:** 10:11
Analysis Date..: 10/18/08 **Prep Batch #...:** 8292073 **Final Wgt/Vol..:** 5 mL
Dilution Factor: 1 **Initial Wgt/Vol:** 5 mL **Instrument ID..:** HP6
Analyst ID.....: 403794

PARAMETER	RESULT	REPORTING LIMIT	UNITS	METHOD
Acetone	ND	5.0	ug/L	SW846 8260B
Benzene	ND	1.0	ug/L	SW846 8260B
Bromodichloromethane	ND	1.0	ug/L	SW846 8260B
Bromoform	ND	1.0	ug/L	SW846 8260B
Bromomethane	ND	1.0	ug/L	SW846 8260B
2-Butanone	ND	5.0	ug/L	SW846 8260B
Carbon disulfide	ND	1.0	ug/L	SW846 8260B
Carbon tetrachloride	ND	1.0	ug/L	SW846 8260B
Chlorobenzene	ND	1.0	ug/L	SW846 8260B
Chloroethane	ND	1.0	ug/L	SW846 8260B
Chloroform	ND	1.0	ug/L	SW846 8260B
Chloromethane	ND	1.0	ug/L	SW846 8260B
Cyclohexane	ND	1.0	ug/L	SW846 8260B
Dibromochloromethane	ND	1.0	ug/L	SW846 8260B
1,2-Dibromo-3-chloro-propane	ND	1.0	ug/L	SW846 8260B
1,2-Dibromoethane	ND	1.0	ug/L	SW846 8260B
1,3-Dichlorobenzene	ND	1.0	ug/L	SW846 8260B
1,4-Dichlorobenzene	ND	1.0	ug/L	SW846 8260B
1,2-Dichlorobenzene	ND	1.0	ug/L	SW846 8260B
Dichlorodifluoromethane	ND	1.0	ug/L	SW846 8260B
1,1-Dichloroethane	ND	1.0	ug/L	SW846 8260B
1,2-Dichloroethane	ND	1.0	ug/L	SW846 8260B
1,1-Dichloroethene	ND	1.0	ug/L	SW846 8260B
cis-1,2-Dichloroethene	ND	1.0	ug/L	SW846 8260B
trans-1,2-Dichloroethene	ND	1.0	ug/L	SW846 8260B
1,2-Dichloropropane	ND	1.0	ug/L	SW846 8260B
cis-1,3-Dichloropropene	ND	1.0	ug/L	SW846 8260B
trans-1,3-Dichloropropene	ND	1.0	ug/L	SW846 8260B
Ethylbenzene	ND	1.0	ug/L	SW846 8260B
2-Hexanone	ND	5.0	ug/L	SW846 8260B
Isopropylbenzene	ND	1.0	ug/L	SW846 8260B
Methyl acetate	ND	1.0	ug/L	SW846 8260B
Methylene chloride	ND	1.0	ug/L	SW846 8260B
Methylcyclohexane	ND	1.0	ug/L	SW846 8260B
4-Methyl-2-pentanone	ND	5.0	ug/L	SW846 8260B
Methyl tert-butyl ether	ND	1.0	ug/L	SW846 8260B
Styrene	ND	1.0	ug/L	SW846 8260B
1,1,2,2-Tetrachloroethane	ND	1.0	ug/L	SW846 8260B
1,2,4-Trichloro-benzene	ND	1.0	ug/L	SW846 8260B

(Continued on next page)

METHOD BLANK REPORT

GC/MS Volatiles

Client Lot #...: C8J160331 **Work Order #...:** K051W1AA **Matrix.....:** WATER

PARAMETER	RESULT	REPORTING LIMIT	UNITS	METHOD
Tetrachloroethene	ND	1.0	ug/L	SW846 8260B
1,1,1-Trichloroethane	ND	1.0	ug/L	SW846 8260B
1,1,2-Trichloroethane	ND	1.0	ug/L	SW846 8260B
Trichloroethene	ND	1.0	ug/L	SW846 8260B
Trichlorofluoromethane	ND	1.0	ug/L	SW846 8260B
1,1,2-Trichloro-1,2,2-trifluoroethane	ND	1.0	ug/L	SW846 8260B
Toluene	ND	1.0	ug/L	SW846 8260B
Vinyl chloride	ND	1.0	ug/L	SW846 8260B
Xylenes (total)	ND	3.0	ug/L	SW846 8260B

SURROGATE	PERCENT RECOVERY	RECOVERY LIMITS
Toluene-d8	105	(71 - 118)
1,2-Dichloroethane-d4	113	(64 - 135)
4-Bromofluorobenzene	100	(70 - 118)
Dibromofluoromethane	101	(70 - 128)

NOTE(S):

Calculations are performed before rounding to avoid round-off errors in calculated results.

Data File: \\pitsvr06\d\chem\hp6.i\6101808d.b\6101801.D

Date : 18-OCT-2008 10:11

Client ID: INTRA-LAB BLANK

Instrument: hp6.i

Sample Info: VBLK 5ml

Purge Volume: 5.0

Operator: 403794

Column phase: DB 624

Column diameter: 0.20

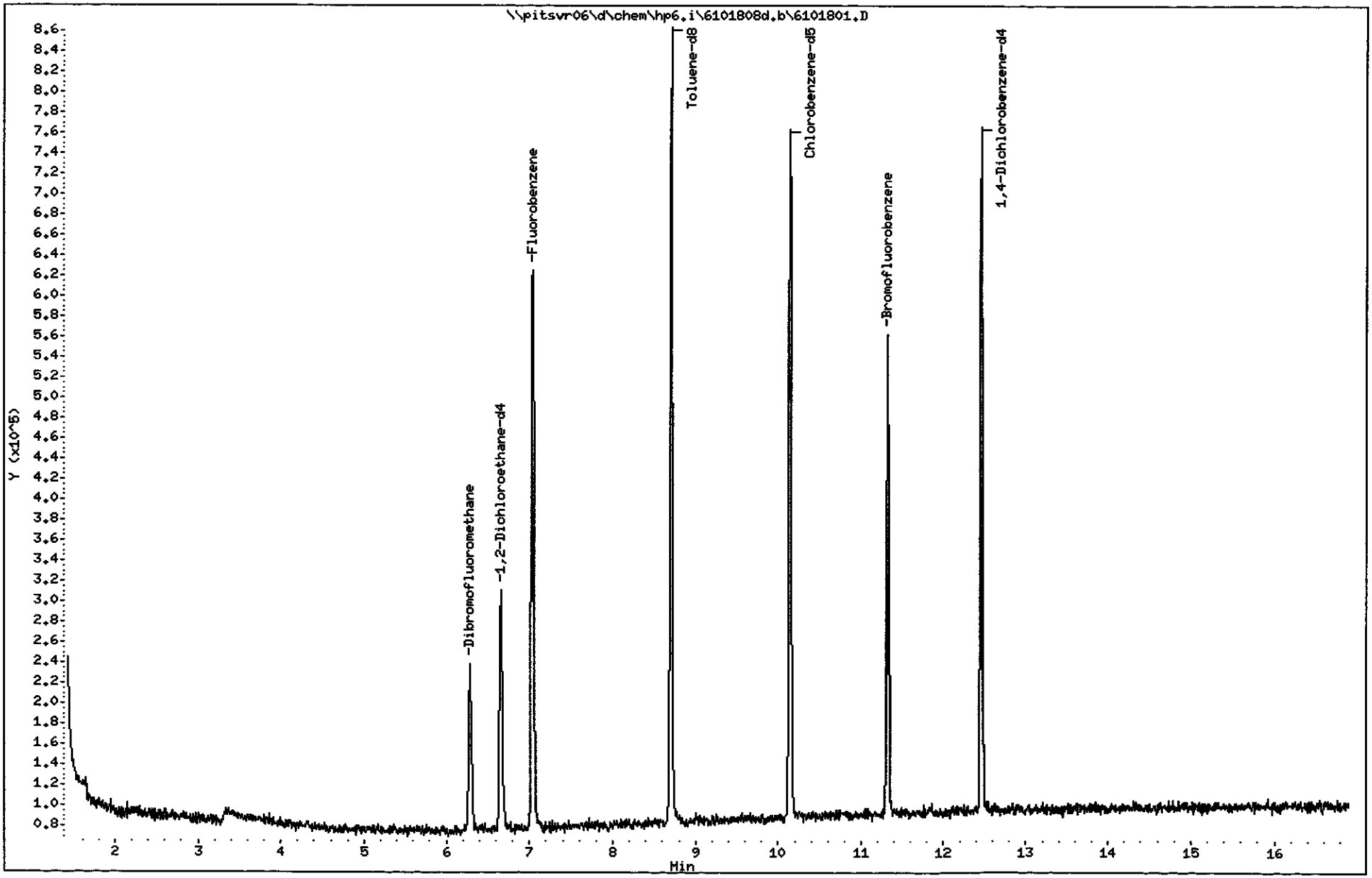

(1001 - 1374)
1338
C8J160331

TestAmerica Pittsburgh

VOLATILE REPORT SW-846 Method

Data file : \\pitsvr06\d\chem\hp6.i\6101808d.b\6101801.D
Lab Smp Id: k051w1aa Client Smp ID: INTRA-LAB BLANK
Inj Date : 18-OCT-2008 10:11
Operator : 403794 Inst ID: hp6.i
Smp Info : VBLK 5ml
Misc Info : k051w1aa,6101808d.b,8260ee.m,4-dwlistw.sub
Comment :
Method : \\PITSVR06\D\chem\hp6.i\6101808d.b\8260ee.m
Meth Date : 18-Oct-2008 10:18 DavernA Quant Type: ISTD
Cal Date : 06-OCT-2008 12:30 Cal File: 1D61006.D
Als bottle: 3
Dil Factor: 1.00000
Integrator: HP RTE Compound Sublist: 4-dwlistw.sub
Target Version: 4.14
Processing Host: PITSVR06

Concentration Formula: Amt * DF * 1/Vo*Vt * CpndVariable

Name	Value	Description
DF	1.000	Dilution Factor
Vo	5.000	Sample Volume
Vt	1.000	mg/L conversion (1.0 if no conversion)
Cpnd Variable		Local Compound Variable

Compounds	QUANT SIG MASS	RT	EXP RT	REL RT	RESPONSE	CONCENTRATIONS ON-COLUMN (ng)	CONCENTRATIONS FINAL (UG/L)
* 46 Fluorobenzene	96	7.041	7.041	(1.000)	531785	50.0000	
* 69 Chlorobenzene-d5	119	10.143	10.143	(1.000)	124970	50.0000	
* 92 1,4-Dichlorobenzene-d4	152	12.461	12.461	(1.000)	191104	50.0000	
$ 39 Dibromofluoromethane	113	6.287	6.286	(0.893)	124026	50.3693	10.07
$ 43 1,2-Dichloroethane-d4	65	6.664	6.657	(0.946)	189125	56.4171	11.28
$ 59 Toluene-d8	98	8.702	8.701	(0.858)	505709	52.2935	10.46
$ 80 Bromofluorobenzene	95	11.311	11.311	(0.908)	188357	50.0213	10.00
2 Chloromethane	50	Compound Not Detected.					
3 Vinyl Chloride	62	Compound Not Detected.					
4 Bromomethane	94	Compound Not Detected.					
5 Chloroethane	64	Compound Not Detected.					
6 Trichlorofluoromethane	101	Compound Not Detected.					
1 Dichlorodifluoromethane	85	Compound Not Detected.					
12 1,1-Dichloroethene	96	Compound Not Detected.					
13 Acetone	43	Compound Not Detected.					
15 Carbon Disulfide	76	Compound Not Detected.					
18 Methylene Chloride	84	Compound Not Detected.					
19 trans-1,2-Dichloroethene	96	Compound Not Detected.					
20 Methyl tert-butyl ether	73	Compound Not Detected.					
24 1,1-Dichloroethane	63	Compound Not Detected.					
27 2,2-Dichloropropane	77	Compound Not Detected.					
28 cis-1,2-dichloroethene	96	Compound Not Detected.					

	Compounds	QUANT SIG MASS	RT	EXP RT	REL RT	RESPONSE	CONCENTRATIONS ON-COLUMN (ng)	CONCENTRATIONS FINAL (UG/L)
M	29 1,2-Dichloroethene (total)	96	Compound Not Detected.					
	30 Bromochloromethane	128	Compound Not Detected.					
	31 2-Butanone	43	Compound Not Detected.					
	37 Chloroform	83	Compound Not Detected.					
	38 1,1,1-Trichloroethane	97	Compound Not Detected.					
	40 1,1-Dichloropropene	75	Compound Not Detected.					
	41 Carbon Tetrachloride	117	Compound Not Detected.					
	42 Benzene	78	Compound Not Detected.					
	45 1,2-Dichloroethane	62	Compound Not Detected.					
	47 Trichloroethene	130	Compound Not Detected.					
	49 1,2-Dichloropropane	63	Compound Not Detected.					
	50 Dibromomethane	93	Compound Not Detected.					
	53 Bromodichloromethane	83	Compound Not Detected.					
	57 cis-1,3-Dichloropropene	75	Compound Not Detected.					
	58 4-Methyl-2-Pentanone	43	Compound Not Detected.					
	60 Toluene	91	Compound Not Detected.					
	61 trans-1,3-Dichloropropene	75	Compound Not Detected.					
	63 1,3-Dichloropropane	76	Compound Not Detected.					
	64 1,1,2-Trichloroethane	97	Compound Not Detected.					
	65 Tetrachloroethene	164	Compound Not Detected.					
	66 2-Hexanone	43	Compound Not Detected.					
	67 Dibromochloromethane	129	Compound Not Detected.					
	68 1,2-Dibromoethane	107	Compound Not Detected.					
	70 Chlorobenzene	112	Compound Not Detected.					
	71 1,1,1,2-Tetrachloroethane	131	Compound Not Detected.					
	72 Ethylbenzene	106	Compound Not Detected.					
	73 m + p-Xylene	106	Compound Not Detected.					
	74 Xylene-o	106	Compound Not Detected.					
M	75 Xylenes (total)	106	Compound Not Detected.					
	76 Styrene	104	Compound Not Detected.					
	77 Bromoform	173	Compound Not Detected.					
	78 Isopropylbenzene	105	Compound Not Detected.					
	79 Bromobenzene	156	Compound Not Detected.					
	81 n-Propylbenzene	120	Compound Not Detected.					
	82 2-Chlorotoluene	126	Compound Not Detected.					
	83 1,1,2,2-Tetrachloroethane	83	Compound Not Detected.					
	84 1,2,3-Trichloropropane	110	Compound Not Detected.					
	85 4-Chlorotoluene	126	Compound Not Detected.					
	86 1,3,5-Trimethylbenzene	105	Compound Not Detected.					
	87 tert-Butylbenzene	119	Compound Not Detected.					
	88 1,2,4-Trimethylbenzene	105	Compound Not Detected.					
	89 sec-Butylbenzene	105	Compound Not Detected.					
	90 4-Isopropyltoluene	119	Compound Not Detected.					
	91 1,3-Dichlorobenzene	146	Compound Not Detected.					
	93 1,4-Dichlorobenzene	146	Compound Not Detected.					
	94 n-Butylbenzene	91	Compound Not Detected.					
	95 1,2-Dichlorobenzene	146	Compound Not Detected.					
	96 1,2-Dibromo-3-chloropropane	157	Compound Not Detected.					
	97 1,2,4-Trichlorobenzene	180	Compound Not Detected.					
	98 Hexachlorobutadiene	225	Compound Not Detected.					
	99 Naphthalene	128	Compound Not Detected.					
	100 1,2,3-Trichlorobenzene	180	Compound Not Detected.					
	101 1,1,2-trichlorotrifluoroethane	101	Compound Not Detected.					
	102 Methyl acetate	43	Compound Not Detected.					

Compounds	QUANT SIG MASS	RT	EXP RT	REL RT	RESPONSE	CONCENTRATIONS ON-COLUMN (ng)	CONCENTRATIONS FINAL (UG/L)
104 Cyclohexane	56	Compound Not Detected.					
105 Methyl Cyclohexane	83	Compound Not Detected.					

METHOD BLANK REPORT

GC/MS Volatiles

Client Lot #...: C8J160331 **Work Order #...:** K07EG1AA **Matrix.....:** WATER
MB Lot-Sample #: C8J200000-240

Prep Date.....: 10/20/08 **Analysis Time..:** 09:00
Analysis Date..: 10/20/08 **Prep Batch #...:** 8294240 **Final Wgt/Vol..:** 5 mL
Dilution Factor: 1 **Initial Wgt/Vol:** 5 mL **Instrument ID..:** HP6
Analyst ID.....: 001562

PARAMETER	RESULT	REPORTING LIMIT	UNITS	METHOD
Acetone	ND	5.0	ug/L	SW846 8260B
Benzene	ND	1.0	ug/L	SW846 8260B
Bromodichloromethane	ND	1.0	ug/L	SW846 8260B
Bromoform	ND	1.0	ug/L	SW846 8260B
Bromomethane	ND	1.0	ug/L	SW846 8260B
2-Butanone	ND	5.0	ug/L	SW846 8260B
Carbon disulfide	ND	1.0	ug/L	SW846 8260B
Carbon tetrachloride	ND	1.0	ug/L	SW846 8260B
Chlorobenzene	ND	1.0	ug/L	SW846 8260B
Chloroethane	ND	1.0	ug/L	SW846 8260B
Chloroform	ND	1.0	ug/L	SW846 8260B
Chloromethane	ND	1.0	ug/L	SW846 8260B
Cyclohexane	ND	1.0	ug/L	SW846 8260B
Dibromochloromethane	ND	1.0	ug/L	SW846 8260B
1,2-Dibromo-3-chloro-propane	ND	1.0	ug/L	SW846 8260B
1,2-Dibromoethane	ND	1.0	ug/L	SW846 8260B
1,3-Dichlorobenzene	ND	1.0	ug/L	SW846 8260B
1,4-Dichlorobenzene	ND	1.0	ug/L	SW846 8260B
1,2-Dichlorobenzene	ND	1.0	ug/L	SW846 8260B
Dichlorodifluoromethane	ND	1.0	ug/L	SW846 8260B
1,1-Dichloroethane	ND	1.0	ug/L	SW846 8260B
1,2-Dichloroethane	ND	1.0	ug/L	SW846 8260B
1,1-Dichloroethene	ND	1.0	ug/L	SW846 8260B
cis-1,2-Dichloroethene	ND	1.0	ug/L	SW846 8260B
trans-1,2-Dichloroethene	ND	1.0	ug/L	SW846 8260B
1,2-Dichloropropane	ND	1.0	ug/L	SW846 8260B
cis-1,3-Dichloropropene	ND	1.0	ug/L	SW846 8260B
trans-1,3-Dichloropropene	ND	1.0	ug/L	SW846 8260B
Ethylbenzene	ND	1.0	ug/L	SW846 8260B
2-Hexanone	ND	5.0	ug/L	SW846 8260B
Isopropylbenzene	ND	1.0	ug/L	SW846 8260B
Methyl acetate	ND	1.0	ug/L	SW846 8260B
Methylene chloride	ND	1.0	ug/L	SW846 8260B
Methylcyclohexane	ND	1.0	ug/L	SW846 8260B
4-Methyl-2-pentanone	ND	5.0	ug/L	SW846 8260B
Methyl tert-butyl ether	ND	1.0	ug/L	SW846 8260B
Styrene	ND	1.0	ug/L	SW846 8260B
1,1,2,2-Tetrachloroethane	ND	1.0	ug/L	SW846 8260B
1,2,4-Trichloro-benzene	ND	1.0	ug/L	SW846 8260B

(Continued on next page)

METHOD BLANK REPORT

GC/MS Volatiles

Client Lot #...: C8J160331 **Work Order #...:** K07EG1AA **Matrix.....:** WATER

PARAMETER	RESULT	REPORTING LIMIT	UNITS	METHOD
Tetrachloroethene	ND	1.0	ug/L	SW846 8260B
1,1,1-Trichloroethane	ND	1.0	ug/L	SW846 8260B
1,1,2-Trichloroethane	ND	1.0	ug/L	SW846 8260B
Trichloroethene	ND	1.0	ug/L	SW846 8260B
Trichlorofluoromethane	ND	1.0	ug/L	SW846 8260B
1,1,2-Trichloro-1,2,2-trifluoroethane	ND	1.0	ug/L	SW846 8260B
Toluene	ND	1.0	ug/L	SW846 8260B
Vinyl chloride	ND	1.0	ug/L	SW846 8260B
Xylenes (total)	ND	3.0	ug/L	SW846 8260B

SURROGATE	PERCENT RECOVERY	RECOVERY LIMITS
Toluene-d8	107	(71 - 118)
1,2-Dichloroethane-d4	108	(64 - 135)
4-Bromofluorobenzene	102	(70 - 118)
Dibromofluoromethane	98	(70 - 128)

NOTE(S):

Calculations are performed before rounding to avoid round-off errors in calculated results.

Data File: \\pitsvr06\d\chem\hp6.i\6102008d.b\61020001.D
Date : 20-OCT-2008 09:00
Client ID: INTRA-LAB BLANK
Instrument: hp6.i
Sample Info: VBLK 5ml
Purge Volume: 5.0
Operator: 001562
Column phase: DB 624
Column diameter: 0.20

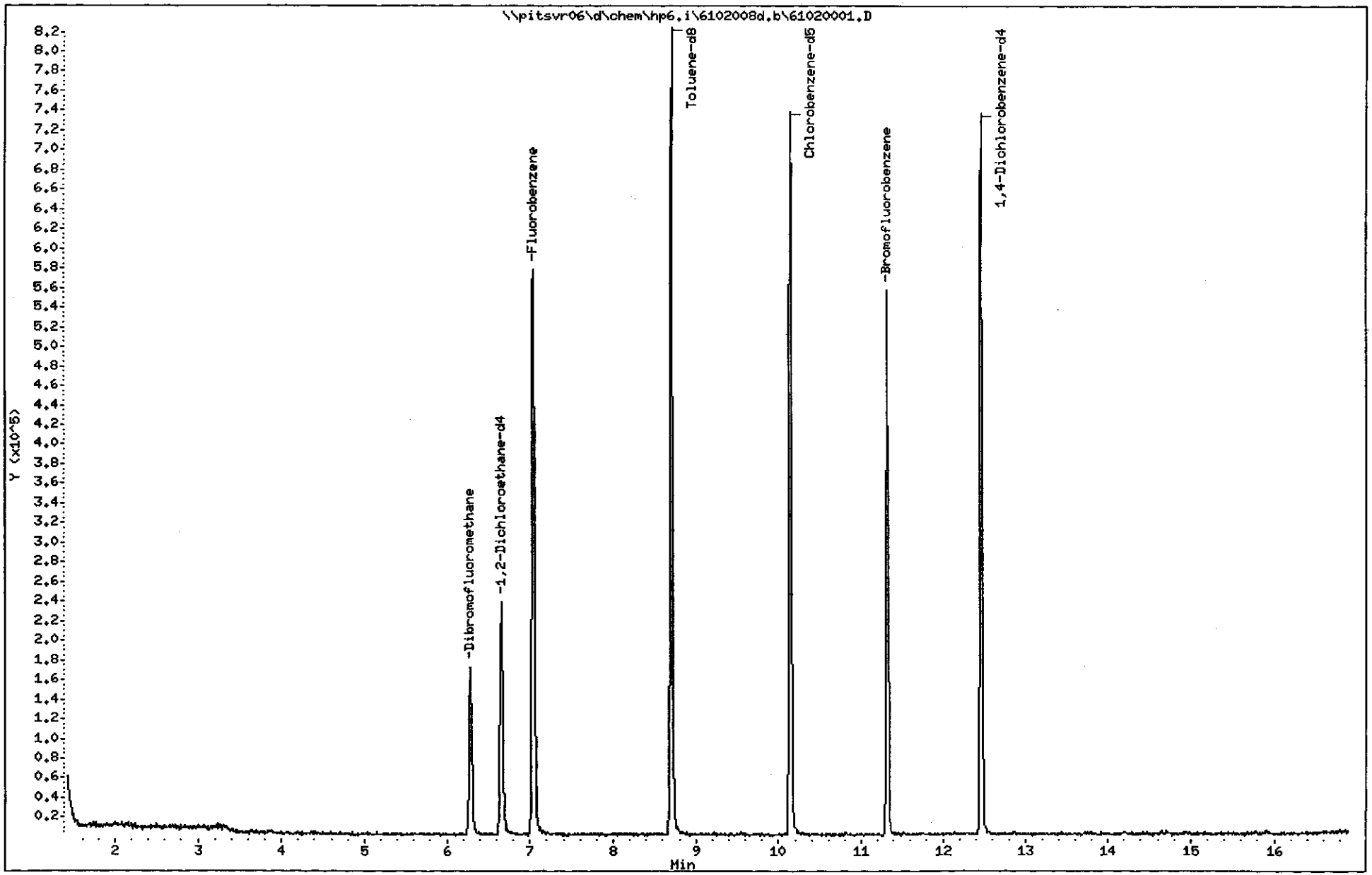

TestAmerica Pittsburgh

VOLATILE REPORT SW-846 Method

Data file : \\pitsvr06\d\chem\hp6.i\6102008d.b\61020001.D
Lab Smp Id: k07eg1aa Client Smp ID: INTRA-LAB BLANK
Inj Date : 20-OCT-2008 09:00
Operator : 001562 Inst ID: hp6.i
Smp Info : VBLK 5ml
Misc Info : k07eg1aa,6102008d.b,8260ee.m,4-dwlistee.sub
Comment :
Method : \\PITSVR06\D\chem\hp6.i\6102008d.b\8260ee.m
Meth Date : 20-Oct-2008 08:35 hp6.i Quant Type: ISTD
Cal Date : 06-OCT-2008 12:30 Cal File: 1D61006.D
Als bottle: 1
Dil Factor: 1.00000
Integrator: HP RTE Compound Sublist: 4-dwlistee.sub
Target Version: 4.14
Processing Host: PITSVR06

Concentration Formula: Amt * DF * 1/Vo*Vt * CpndVariable

Name	Value	Description
DF	1.000	Dilution Factor
Vo	5.000	Sample Volume
Vt	1.000	mg/L conversion (1.0 if no conversion)
Cpnd Variable		Local Compound Variable

	Compounds	QUANT SIG MASS	RT	EXP RT	REL RT	RESPONSE	CONCENTRATIONS ON-COLUMN (ng)	CONCENTRATIONS FINAL (UG/L)
*	46 Fluorobenzene	96	7.041	7.036	(1.000)	555673	50.0000	
*	69 Chlorobenzene-d5	119	10.150	10.138	(1.000)	130229	50.0000	
*	92 1,4-Dichlorobenzene-d4	152	12.461	12.462	(1.000)	209372	50.0000	
$	39 Dibromofluoromethane	113	6.287	6.288	(0.893)	125688	48.8499	9.770
$	43 1,2-Dichloroethane-d4	65	6.658	6.665	(0.946)	189741	54.1677	10.83
$	59 Toluene-d8	98	8.702	8.703	(0.857)	540612	53.6452	10.73
$	80 Bromofluorobenzene	95	11.311	11.313	(0.908)	210015	50.9067	10.18
	2 Chloromethane	50	Compound Not Detected.					
	3 Vinyl Chloride	62	Compound Not Detected.					
	4 Bromomethane	94	Compound Not Detected.					
	5 Chloroethane	64	Compound Not Detected.					
	6 Trichlorofluoromethane	101	Compound Not Detected.					
	1 Dichlorodifluoromethane	85	Compound Not Detected.					
	12 1,1-Dichloroethene	96	Compound Not Detected.					
	13 Acetone	43	Compound Not Detected.					
	15 Carbon Disulfide	76	Compound Not Detected.					
	18 Methylene Chloride	84	Compound Not Detected.					
	19 trans-1,2-Dichloroethene	96	Compound Not Detected.					
	20 Methyl tert-butyl ether	73	Compound Not Detected.					
	24 1,1-Dichloroethane	63	Compound Not Detected.					
	27 2,2-Dichloropropane	77	Compound Not Detected.					
	28 cis-1,2-dichloroethene	96	Compound Not Detected.					

	Compounds	QUANT SIG MASS	RT	EXP RT	REL RT	RESPONSE	CONCENTRATIONS ON-COLUMN (ng)	CONCENTRATIONS FINAL (UG/L)
M	29 1,2-Dichloroethene (total)	96	Compound Not Detected.					
	30 Bromochloromethane	128	Compound Not Detected.					
	31 2-Butanone	43	Compound Not Detected.					
	37 Chloroform	83	Compound Not Detected.					
	38 1,1,1-Trichloroethane	97	Compound Not Detected.					
	40 1,1-Dichloropropene	75	Compound Not Detected.					
	41 Carbon Tetrachloride	117	Compound Not Detected.					
	42 Benzene	78	Compound Not Detected.					
	45 1,2-Dichloroethane	62	Compound Not Detected.					
	47 Trichloroethene	130	Compound Not Detected.					
	49 1,2-Dichloropropane	63	Compound Not Detected.					
	50 Dibromomethane	93	Compound Not Detected.					
	53 Bromodichloromethane	83	Compound Not Detected.					
	57 cis-1,3-Dichloropropene	75	Compound Not Detected.					
	58 4-Methyl-2-Pentanone	43	Compound Not Detected.					
	60 Toluene	91	Compound Not Detected.					
	61 trans-1,3-Dichloropropene	75	Compound Not Detected.					
	63 1,3-Dichloropropane	76	Compound Not Detected.					
	64 1,1,2-Trichloroethane	97	Compound Not Detected.					
	65 Tetrachloroethene	164	Compound Not Detected.					
	66 2-Hexanone	43	Compound Not Detected.					
	67 Dibromochloromethane	129	Compound Not Detected.					
	68 1,2-Dibromoethane	107	Compound Not Detected.					
	70 Chlorobenzene	112	Compound Not Detected.					
	71 1,1,1,2-Tetrachloroethane	131	Compound Not Detected.					
	72 Ethylbenzene	106	Compound Not Detected.					
	73 m + p-Xylene	106	Compound Not Detected.					
	74 Xylene-o	106	Compound Not Detected.					
M	75 Xylenes (total)	106	Compound Not Detected.					
	76 Styrene	104	Compound Not Detected.					
	77 Bromoform	173	Compound Not Detected.					
	78 Isopropylbenzene	105	Compound Not Detected.					
	79 Bromobenzene	156	Compound Not Detected.					
	81 n-Propylbenzene	120	Compound Not Detected.					
	82 2-Chlorotoluene	126	Compound Not Detected.					
	83 1,1,2,2-Tetrachloroethane	83	Compound Not Detected.					
	84 1,2,3-Trichloropropane	110	Compound Not Detected.					
	85 4-Chlorotoluene	126	Compound Not Detected.					
	86 1,3,5-Trimethylbenzene	105	Compound Not Detected.					
	87 tert-Butylbenzene	119	Compound Not Detected.					
	88 1,2,4-Trimethylbenzene	105	Compound Not Detected.					
	89 sec-Butylbenzene	105	Compound Not Detected.					
	90 4-Isopropyltoluene	119	Compound Not Detected.					
	91 1,3-Dichlorobenzene	146	Compound Not Detected.					
	93 1,4-Dichlorobenzene	146	Compound Not Detected.					
	94 n-Butylbenzene	91	Compound Not Detected.					
	95 1,2-Dichlorobenzene	146	Compound Not Detected.					
	96 1,2-Dibromo-3-chloropropane	157	Compound Not Detected.					
	97 1,2,4-Trichlorobenzene	180	Compound Not Detected.					
	98 Hexachlorobutadiene	225	Compound Not Detected.					
	99 Naphthalene	128	Compound Not Detected.					
	100 1,2,3-Trichlorobenzene	180	Compound Not Detected.					
	101 1,1,2-trichlorotrifluoroethane	101	Compound Not Detected.					
	102 Methyl acetate	43	Compound Not Detected.					

Compounds	QUANT SIG MASS	RT	EXP RT	REL RT	RESPONSE	CONCENTRATIONS ON-COLUMN (ng)	CONCENTRATIONS FINAL (UG/L)
104 Cyclohexane	56	Compound Not Detected.					
105 Methyl Cyclohexane	83	Compound Not Detected.					
157 2-Chlorobenzotrifluoride	180	Compound Not Detected.					
158 3-Chlorobenzotrifluoride	180	Compound Not Detected.					
159 4-Chlorobenzotrifluoride	180	Compound Not Detected.					
160 3-Chlorotoluene	126	Compound Not Detected.					
161 2,4-Dichlorobenzotrifluoride	214	Compound Not Detected.					
162 2,5-Dichlorobenzotrifluoride	214	Compound Not Detected.					
163 3,4-Dichlorobenzotrifluoride	214	Compound Not Detected.					
164 Dichlorotoluene(2,4+2,5+2,6)	125	Compound Not Detected.					
165 Dichlorotoluene(2,3+3,4)	125	Compound Not Detected.					
166 1,3,5-Trichlorobenzene	180	Compound Not Detected.					
167 2,3,6-Trichlorotoluene	159	Compound Not Detected.					
168 2,4,5-Trichlorotoluene	159	Compound Not Detected.					

LABORATORY CONTROL SAMPLE EVALUATION REPORT

GC/MS Volatiles

Client Lot #...: C8J160331 **Work Order #...:** K051W1AC **Matrix.....:** WATER
LCS Lot-Sample#: C8J180000-073
Prep Date.....: 10/18/08 **Analysis Date..:** 10/18/08
Prep Batch #...: 8292073 **Analysis Time..:** 11:09
Dilution Factor: 1 **Initial Wgt/Vol:** 5 mL **Final Wgt/Vol..:** 5 mL
Analyst ID.....: 403794 **Instrument ID..:** HP6

PARAMETER	PERCENT RECOVERY	RECOVERY LIMITS	METHOD
Benzene	**91**	**(80 - 120)**	**SW846 8260B**
Chlorobenzene	**99**	**(80 - 120)**	**SW846 8260B**
1,1-Dichloroethene	**103**	**(65 - 136)**	**SW846 8260B**
Trichloroethene	**97**	**(73 - 120)**	**SW846 8260B**
Toluene	**101**	**(80 - 123)**	**SW846 8260B**

SURROGATE	PERCENT RECOVERY	RECOVERY LIMITS
Toluene-d8	101	(71 - 118)
1,2-Dichloroethane-d4	91	(64 - 135)
4-Bromofluorobenzene	103	(70 - 118)
Dibromofluoromethane	87	(70 - 128)

NOTE(S):

Calculations are performed before rounding to avoid round-off errors in calculated results.

Bold print denotes control parameters

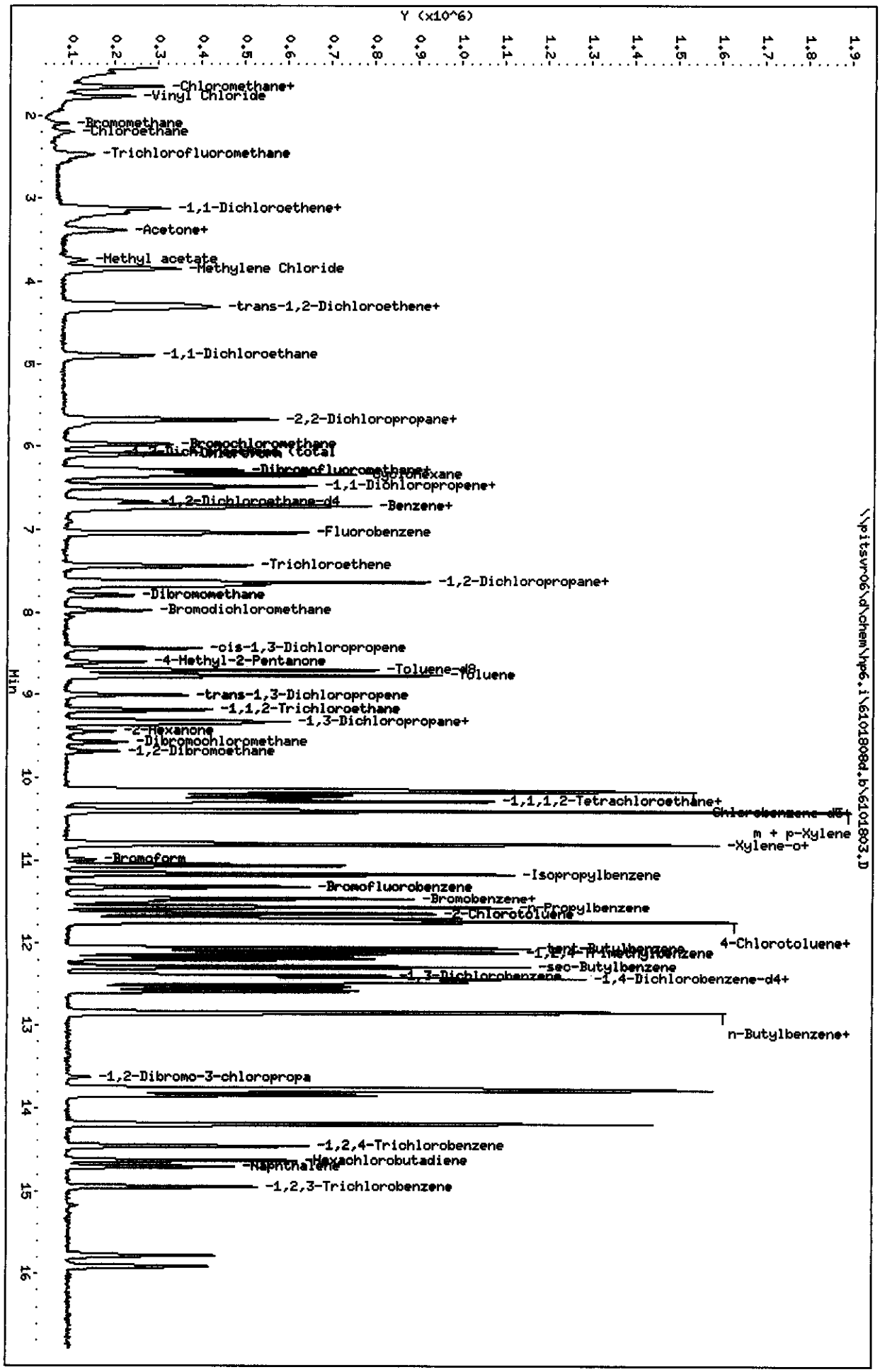

Data File: \\pitsvr06\d\chem\hp6.i\6101808d.b\6101803.D
Date : 18-OCT-2008 11:09
Client ID: INTRA-LAB CHECK
Sample Info: blkms 5ml
Purge Volume: 5.0
Column phase: DB 624

Instrument: hp6.i
Operator: 403794
Column diameter: 0.20

TestAmerica Pittsburgh

VOLATILE REPORT SW-846 Method

Data file : \\pitsvr06\d\chem\hp6.i\6101808d.b\6101803.D
Lab Smp Id: k051w1ac Client Smp ID: INTRA-LAB CHECK
Inj Date : 18-OCT-2008 11:09
Operator : 403794 Inst ID: hp6.i
Smp Info : blkms 5ml
Misc Info : k051w1ac,6101808d.b,8260ee.m,4-dwlistw.sub
Comment :
Method : \\PITSVR06\D\chem\hp6.i\6101808d.b\8260ee.m
Meth Date : 18-Oct-2008 10:18 DavernA Quant Type: ISTD
Cal Date : 06-OCT-2008 12:30 Cal File: 1D61006.D
Als bottle: 5
Dil Factor: 1.00000
Integrator: HP RTE Compound Sublist: 4-dwlistw.sub
Target Version: 4.14
Processing Host: PITSVR06

Concentration Formula: Amt * DF * 1/Vo*Vt * CpndVariable

Name	Value	Description
DF	1.000	Dilution Factor
Vo	5.000	Sample Volume
Vt	1.000	mg/L conversion (1.0 if no conversion)
Cpnd Variable		Local Compound Variable

Compounds	QUANT SIG MASS	RT	EXP RT	REL RT	RESPONSE	CONCENTRATIONS ON-COLUMN (ng)	CONCENTRATIONS FINAL (UG/L)
* 46 Fluorobenzene	96	7.038	7.041	(1.000)	533566	50.0000	
* 69 Chlorobenzene-d5	119	10.141	10.143	(1.000)	122969	50.0000	
* 92 1,4-Dichlorobenzene-d4	152	12.465	12.461	(1.000)	210126	50.0000	
$ 39 Dibromofluoromethane	113	6.284	6.286	(0.893)	107034	43.3235	8.665
$ 43 1,2-Dichloroethane-d4	65	6.661	6.657	(0.946)	152751	45.4145	9.083
$ 59 Toluene-d8	98	8.699	8.701	(0.858)	481625	50.6135	10.12
$ 80 Bromofluorobenzene	95	11.309	11.311	(0.907)	213393	51.5399	10.31
2 Chloromethane	50	1.655	1.657	(0.235)	348309	48.8965	9.779
3 Vinyl Chloride	62	1.770	1.772	(0.252)	234697	48.9815	9.796
4 Bromomethane	94	2.093	2.113	(0.297)	32935	40.0816	8.016
5 Chloroethane	64	2.196	2.241	(0.312)	50304	31.4840	6.297
6 Trichlorofluoromethane	101	2.470	2.508	(0.351)	126394	43.6092	8.722
1 Dichlorodifluoromethane	85	1.484	1.499	(0.146)	118556	38.2261	7.645
12 1,1-Dichloroethene	96	3.121	3.141	(0.443)	117912	51.4157	10.28
13 Acetone	43	3.255	3.238	(0.462)	62996	45.7240	9.145
15 Carbon Disulfide	76	3.382	3.403	(0.481)	307347	41.7615	8.352
18 Methylene Chloride	84	3.845	3.853	(0.546)	148153	46.2946	9.259
19 trans-1,2-Dichloroethene	96	4.283	4.297	(0.608)	144772	47.0311	9.406
20 Methyl tert-butyl ether	73	4.325	4.315	(0.615)	317926	41.3956	8.279
24 1,1-Dichloroethane	63	4.897	4.905	(0.696)	320525	48.3279	9.666
27 2,2-Dichloropropane	77	5.670	5.672	(0.806)	131163	48.3965	9.679
28 cis-1,2-dichloroethene	96	5.688	5.684	(0.808)	158478	47.5192	9.504

	Compounds	QUANT SIG MASS	RT	EXP RT	REL RT	RESPONSE	CONCENTRATIONS ON-COLUMN (ng)	CONCENTRATIONS FINAL (UG/L)
M	29 1,2-Dichloroethene (total)	96				303250	94.5503	18.91
	30 Bromochloromethane	128	5.980	5.976	(0.850)	71048	44.9574	8.991
	31 2-Butanone	43	5.737	5.739	(0.815)	76813	36.7342	7.347
	37 Chloroform	83	6.102	6.098	(0.867)	237590	49.1337	9.827
	38 1,1,1-Trichloroethane	97	6.284	6.280	(0.893)	186143	50.6487	10.13
	40 1,1-Dichloropropene	75	6.479	6.487	(0.920)	192255	48.5234	9.705
	41 Carbon Tetrachloride	117	6.479	6.481	(0.920)	138973	49.1938	9.839
	42 Benzene	78	6.710	6.712	(0.953)	556042	45.5630	9.113
	45 1,2-Dichloroethane	62	6.740	6.743	(0.958)	247072	49.7977	9.960
	47 Trichloroethene	130	7.434	7.436	(1.056)	157340	48.5875	9.717
	49 1,2-Dichloropropane	63	7.671	7.667	(1.090)	173747	45.8875	9.178
	50 Dibromomethane	93	7.793	7.795	(1.107)	69298	43.2952	8.659
	53 Bromodichloromethane	83	7.969	7.971	(1.132)	132057	45.1222	9.024
	57 cis-1,3-Dichloropropene	75	8.432	8.434	(1.198)	165078	44.2844	8.857
	58 4-Methyl-2-Pentanone	43	8.602	8.604	(0.848)	150300	38.4592	7.692
	60 Toluene	91	8.766	8.768	(0.864)	609847	50.5514	10.11
	61 trans-1,3-Dichloropropene	75	9.003	8.999	(0.888)	130172	44.4421	8.888
	63 1,3-Dichloropropane	76	9.344	9.346	(0.921)	181410	43.7533	8.751
	64 1,1,2-Trichloroethane	97	9.180	9.182	(0.905)	106714	46.2983	9.260
	65 Tetrachloroethene	164	9.314	9.316	(0.918)	119412	55.5579	11.11
	66 2-Hexanone	43	9.441	9.437	(0.931)	93502	35.4949	7.099
	67 Dibromochloromethane	129	9.569	9.571	(0.944)	78535	44.0236	8.805
	68 1,2-Dibromoethane	107	9.679	9.681	(0.954)	93691	41.8546	8.371
	70 Chlorobenzene	112	10.171	10.174	(1.003)	403596	49.4990	9.900
	71 1,1,1,2-Tetrachloroethane	131	10.257	10.259	(1.011)	116288	51.6803	10.34(Q)
	72 Ethylbenzene	106	10.287	10.283	(1.014)	216730	49.9054	9.981
	73 m + p-Xylene	106	10.403	10.399	(1.026)	536803	99.9978	20.00
	74 Xylene-o	106	10.792	10.794	(1.064)	257318	49.6135	9.923
M	75 Xylenes (total)	106				794121	149.611	29.92
	76 Styrene	104	10.810	10.806	(1.066)	432518	49.0411	9.808
	77 Bromoform	173	10.987	10.989	(1.083)	35802	40.5364	8.107
	78 Isopropylbenzene	105	11.163	11.159	(1.101)	693681	53.1251	10.62
	79 Bromobenzene	156	11.461	11.457	(0.919)	164293	46.5768	9.315
	81 n-Propylbenzene	120	11.571	11.573	(0.928)	196049	47.4697	9.494
	82 2-Chlorotoluene	126	11.656	11.652	(0.935)	169189	46.3479	9.270
	83 1,1,2,2-Tetrachloroethane	83	11.461	11.457	(0.919)	113922	34.4807	6.896
	84 1,2,3-Trichloropropane	110	11.504	11.500	(0.923)	38182	35.7340	7.147
	85 4-Chlorotoluene	126	11.765	11.761	(0.944)	192363	48.5398	9.708
	86 1,3,5-Trimethylbenzene	105	11.747	11.743	(0.942)	591170	48.6108	9.722
	87 tert-Butylbenzene	119	12.069	12.072	(0.968)	533536	52.1568	10.43
	88 1,2,4-Trimethylbenzene	105	12.118	12.120	(0.972)	602488	49.1268	9.825
	89 sec-Butylbenzene	105	12.288	12.291	(0.986)	759015	53.8619	10.77
	90 4-Isopropyltoluene	119	12.434	12.437	(0.998)	661862	54.0448	10.81
	91 1,3-Dichlorobenzene	146	12.398	12.394	(0.995)	327643	47.1043	9.421
	93 1,4-Dichlorobenzene	146	12.483	12.485	(1.001)	341381	47.0747	9.415
	94 n-Butylbenzene	91	12.842	12.844	(1.030)	597529	60.8138	12.16
	95 1,2-Dichlorobenzene	146	12.854	12.856	(1.031)	312664	47.3547	9.471
	96 1,2-Dibromo-3-chloropropane	157	13.639	13.635	(1.094)	12501	30.0963	6.019
	97 1,2,4-Trichlorobenzene	180	14.466	14.462	(1.161)	194418	53.9028	10.78
	98 Hexachlorobutadiene	225	14.637	14.639	(1.174)	106406	82.8113	16.56
	99 Naphthalene	128	14.710	14.712	(1.180)	322922	36.3160	7.263
	100 1,2,3-Trichlorobenzene	180	14.953	14.949	(1.200)	148180	49.3582	9.872
	101 1,1,2-trichlorotrifluoroethane	101	3.188	3.190	(0.453)	117247	48.5862	9.717
	102 Methyl acetate	43	3.735	3.731	(0.531)	135299	37.7688	7.554

Compounds	QUANT SIG MASS	RT	EXP RT	REL RT	RESPONSE	CONCENTRATIONS ON-COLUMN (ng)	CONCENTRATIONS FINAL (UG/L)
104 Cyclohexane	56	6.339	6.341	(0.901)	460035	56.0363	11.21
105 Methyl Cyclohexane	83	7.635	7.637	(1.085)	261134	55.2067	11.04

QC Flag Legend

Q - Qualifier signal failed the ratio test.

LABORATORY CONTROL SAMPLE EVALUATION REPORT

GC/MS Volatiles

Client Lot #...: C8J160331 **Work Order #...:** K07EG1AC **Matrix.....:** WATER
LCS Lot-Sample#: C8J200000-240
Prep Date.....: 10/20/08 **Analysis Date..:** 10/20/08
Prep Batch #...: 8294240 **Analysis Time..:** 10:26
Dilution Factor: 1 **Initial Wgt/Vol:** 5 mL **Final Wgt/Vol..:** 5 mL
Analyst ID.....: 001562 **Instrument ID..:** HP6

PARAMETER	PERCENT RECOVERY	RECOVERY LIMITS	METHOD
Benzene	**92**	**(80 - 120)**	**SW846 8260B**
Chlorobenzene	**91**	**(80 - 120)**	**SW846 8260B**
1,1-Dichloroethene	**96**	**(65 - 136)**	**SW846 8260B**
Trichloroethene	**98**	**(73 - 120)**	**SW846 8260B**
Toluene	**94**	**(80 - 123)**	**SW846 8260B**

SURROGATE	PERCENT RECOVERY	RECOVERY LIMITS
Toluene-d8	103	(71 - 118)
1,2-Dichloroethane-d4	110	(64 - 135)
4-Bromofluorobenzene	100	(70 - 118)
Dibromofluoromethane	101	(70 - 128)

NOTE(S):

Calculations are performed before rounding to avoid round-off errors in calculated results.

Bold print denotes control parameters

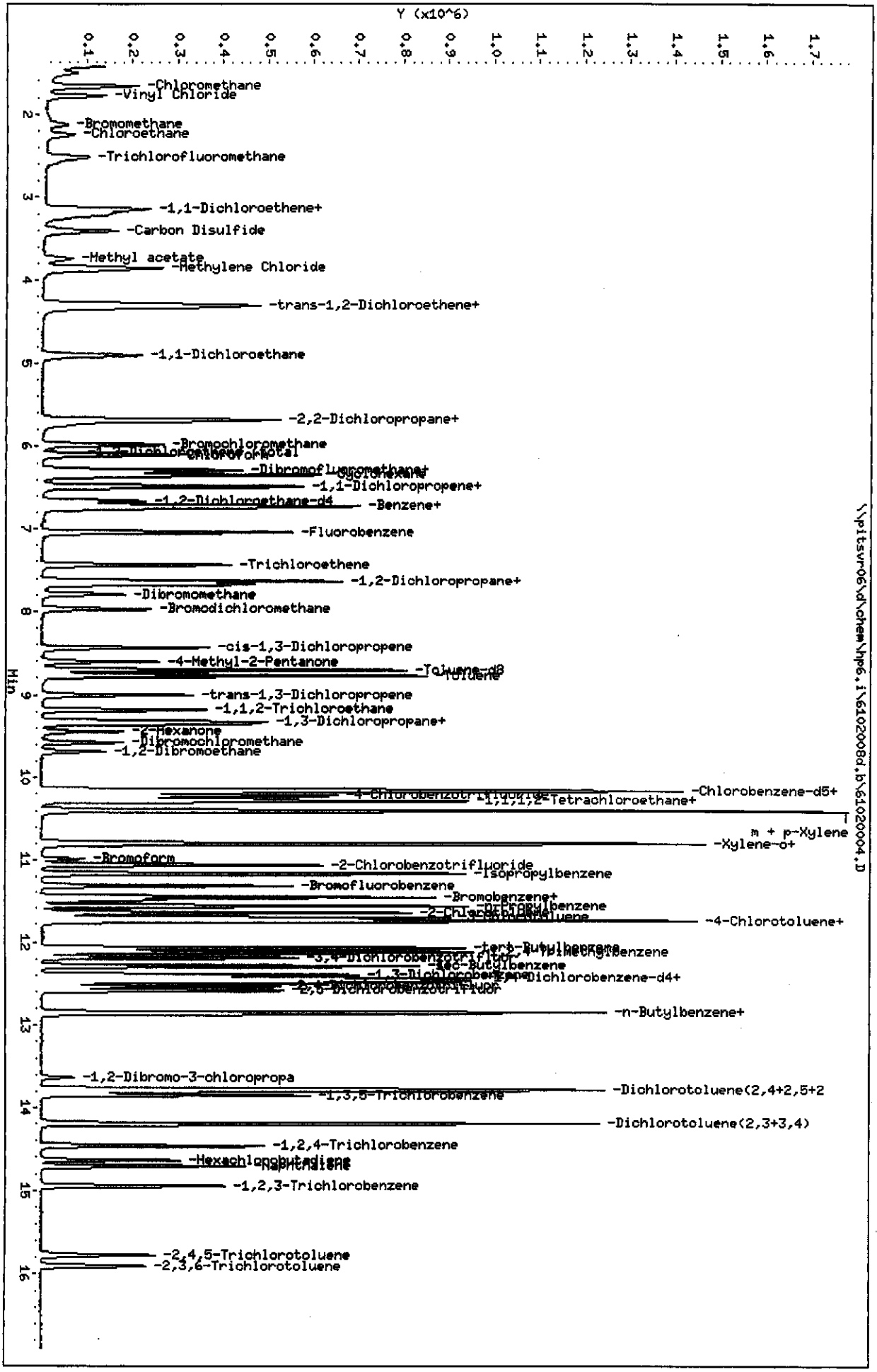

Data File: \\pitsvr06\d\chem\hp6.i\61020008d.b\61020004.D
Date : 20-OCT-2008 10:26
Client ID: INTRA-LAB BHECK
Sample Info: BLKMS 5ml
Purge Volume: 5.0
Column phase: DB 624

Instrument: hp6.i
Operator: 001562
Column diameter: 0.20

TestAmerica Pittsburgh

VOLATILE REPORT SW-846 Method

Data file : \\pitsvr06\d\chem\hp6.i\6102008d.b\61020004.D
Lab Smp Id: k07eg1ac Client Smp ID: INTRA-LAB BHECK
Inj Date : 20-OCT-2008 10:26
Operator : 001562 Inst ID: hp6.i
Smp Info : BLKMS 5ml
Misc Info : k07eg1ac,6102008d.b,8260ee.m,4-dwlistee.sub
Comment :
Method : \\PITSVR06\D\chem\hp6.i\6102008d.b\8260ee.m
Meth Date : 20-Oct-2008 08:35 hp6.i Quant Type: ISTD
Cal Date : 06-OCT-2008 12:30 Cal File: 1D61006.D
Als bottle: 3
Dil Factor: 1.00000
Integrator: HP RTE Compound Sublist: 4-dwlistee.sub
Target Version: 4.14
Processing Host: PITSVR06

Concentration Formula: Amt * DF * 1/Vo*Vt * CpndVariable

Name	Value	Description
DF	1.000	Dilution Factor
Vo	5.000	Sample Volume
Vt	1.000	mg/L conversion (1.0 if no conversion)
Cpnd Variable		Local Compound Variable

Compounds	QUANT SIG MASS	RT	EXP RT	REL RT	RESPONSE	CONCENTRATIONS ON-COLUMN (ng)	CONCENTRATIONS FINAL (UG/L)
* 46 Fluorobenzene	96	7.043	7.036	(1.000)	523957	50.0000	
* 69 Chlorobenzene-d5	119	10.140	10.138	(1.000)	131347	50.0000	
* 92 1,4-Dichlorobenzene-d4	152	12.458	12.462	(1.000)	222778	50.0000	
$ 39 Dibromofluoromethane	113	6.289	6.288	(0.893)	122882	50.6503	10.13
$ 43 1,2-Dichloroethane-d4	65	6.666	6.665	(0.946)	181685	55.0075	11.00
$ 59 Toluene-d8	98	8.704	8.703	(0.858)	521168	51.2756	10.26
$ 80 Bromofluorobenzene	95	11.314	11.313	(0.908)	219905	50.0963	10.02
2 Chloromethane	50	1.666	1.658	(0.237)	327037	46.7522	9.350
3 Vinyl Chloride	62	1.781	1.780	(0.253)	201205	42.7618	8.552
4 Bromomethane	94	2.128	2.102	(0.302)	49989	61.9519	12.39
5 Chloroethane	64	2.250	2.230	(0.319)	81892	52.1941	10.44
6 Trichlorofluoromethane	101	2.517	2.516	(0.357)	146007	51.3001	10.26
1 Dichlorodifluoromethane	85	1.501	1.500	(0.148)	114629	34.6024	6.920
12 1,1-Dichloroethene	96	3.150	3.149	(0.447)	107543	47.7543	9.551
13 Acetone	43	3.247	3.240	(0.461)	83314	61.5803	12.32
15 Carbon Disulfide	76	3.406	3.404	(0.484)	349463	48.3549	9.671
18 Methylene Chloride	84	3.862	3.854	(0.548)	149173	47.4682	9.494
19 trans-1,2-Dichloroethene	96	4.294	4.292	(0.610)	146704	48.5328	9.706
20 Methyl tert-butyl ether	73	4.318	4.323	(0.613)	385862	51.1627	10.23
24 1,1-Dichloroethane	63	4.908	4.907	(0.697)	325658	50.0024	10.00
27 2,2-Dichloropropane	77	5.675	5.673	(0.806)	154307	57.9803	11.60
28 cis-1,2-dichloroethene	96	5.687	5.685	(0.807)	159633	48.7434	9.749

	Compounds	QUANT SIG MASS	RT	EXP RT	REL RT	RESPONSE	CONCENTRATIONS ON-COLUMN (ng)	CONCENTRATIONS FINAL (UG/L)
M	29 1,2-Dichloroethene (total)	96				306337	97.2761	19.46
	30 Bromochloromethane	128	5.979	5.983	(0.849)	76323	49.1809	9.836
	31 2-Butanone	43	5.736	5.734	(0.814)	108883	53.0260	10.60
	37 Chloroform	83	6.101	6.099	(0.866)	241671	50.8943	10.18
	38 1,1,1-Trichloroethane	97	6.289	6.288	(0.893)	203594	56.4130	11.28
	40 1,1-Dichloropropene	75	6.490	6.482	(0.921)	188890	48.5484	9.710
	41 Carbon Tetrachloride	117	6.478	6.476	(0.920)	160381	57.8129	11.56
	42 Benzene	78	6.721	6.720	(0.954)	551105	45.9867	9.197
	45 1,2-Dichloroethane	62	6.745	6.750	(0.958)	271540	55.7329	11.15
	47 Trichloroethene	130	7.439	7.437	(1.056)	155486	48.8955	9.779
	49 1,2-Dichloropropane	63	7.676	7.669	(1.090)	180618	48.5770	9.715(Q)
	50 Dibromomethane	93	7.798	7.790	(1.107)	79027	50.2790	10.06
	53 Bromodichloromethane	83	7.974	7.973	(1.132)	156194	54.3483	10.87
	57 cis-1,3-Dichloropropene	75	8.437	8.435	(1.198)	187685	51.2724	10.25
	58 4-Methyl-2-Pentanone	43	8.601	8.605	(0.848)	218678	52.3868	10.48
	60 Toluene	91	8.771	8.770	(0.865)	605681	47.0036	9.401
	61 trans-1,3-Dichloropropene	75	9.002	9.001	(0.888)	157691	50.4034	10.08
	63 1,3-Dichloropropane	76	9.349	9.348	(0.922)	205567	46.4172	9.283
	64 1,1,2-Trichloroethane	97	9.185	9.177	(0.906)	121417	49.3172	9.863
	65 Tetrachloroethene	164	9.319	9.317	(0.919)	114311	49.7922	9.958
	66 2-Hexanone	43	9.440	9.439	(0.931)	144613	51.3958	10.28
	67 Dibromochloromethane	129	9.574	9.573	(0.944)	102097	53.5810	10.72
	68 1,2-Dibromoethane	107	9.678	9.682	(0.954)	112109	46.8880	9.378
	70 Chlorobenzene	112	10.170	10.175	(1.003)	396434	45.5194	9.104
	71 1,1,1,2-Tetrachloroethane	131	10.256	10.254	(1.011)	129587	53.9172	10.78(Q)
	72 Ethylbenzene	106	10.286	10.284	(1.014)	208008	44.8419	8.968
	73 m + p-Xylene	106	10.402	10.400	(1.026)	517849	90.3138	18.06
	74 Xylene-o	106	10.797	10.795	(1.065)	256770	46.3500	9.270
M	75 Xylenes (total)	106				774619	136.664	27.33
	76 Styrene	104	10.809	10.808	(1.066)	432552	45.9166	9.183
	77 Bromoform	173	10.992	10.990	(1.084)	52834	56.0051	11.20
	78 Isopropylbenzene	105	11.162	11.160	(1.101)	635126	45.5381	9.108
	79 Bromobenzene	156	11.460	11.459	(0.920)	170314	45.5416	9.108
	81 n-Propylbenzene	120	11.576	11.574	(0.929)	179087	40.9000	8.180
	82 2-Chlorotoluene	126	11.655	11.653	(0.936)	159169	41.1267	8.225
	83 1,1,2,2-Tetrachloroethane	83	11.454	11.459	(0.919)	142638	40.7203	8.144
	84 1,2,3-Trichloropropane	110	11.503	11.495	(0.923)	46942	41.4374	8.287
	85 4-Chlorotoluene	126	11.764	11.763	(0.944)	186505	44.3889	8.878
	86 1,3,5-Trimethylbenzene	105	11.746	11.744	(0.943)	545126	42.2790	8.456
	87 tert-Butylbenzene	119	12.068	12.073	(0.969)	452030	41.6795	8.336
	88 1,2,4-Trimethylbenzene	105	12.117	12.116	(0.973)	540872	41.5979	8.320
	89 sec-Butylbenzene	105	12.287	12.292	(0.986)	591773	39.6090	7.922
	90 4-Isopropyltoluene	119	12.433	12.432	(0.998)	510592	39.3249	7.865
	91 1,3-Dichlorobenzene	146	12.397	12.395	(0.995)	319561	43.3333	8.667
	93 1,4-Dichlorobenzene	146	12.482	12.487	(1.002)	314891	40.9558	8.191
	94 n-Butylbenzene	91	12.841	12.839	(1.031)	440786	42.3135	8.463
	95 1,2-Dichlorobenzene	146	12.853	12.858	(1.032)	301887	43.1258	8.625
	96 1,2-Dibromo-3-chloropropane	157	13.632	13.636	(1.094)	19788	44.9343	8.987
	97 1,2,4-Trichlorobenzene	180	14.465	14.464	(1.161)	167718	43.8593	8.772
	98 Hexachlorobutadiene	225	14.636	14.634	(1.175)	62958	46.2149	9.243
	99 Naphthalene	128	14.709	14.713	(1.181)	378180	40.1150	8.023
	100 1,2,3-Trichlorobenzene	180	14.946	14.950	(1.200)	140340	44.0919	8.818
	101 1,1,2-trichlorotrifluoroethane	101	3.199	3.191	(0.454)	102473	43.2428	8.648
	102 Methyl acetate	43	3.740	3.733	(0.531)	174216	49.5244	9.905

Compounds	QUANT SIG MASS	RT	EXP RT	REL RT	RESPONSE	CONCENTRATIONS ON-COLUMN (ng)	CONCENTRATIONS FINAL (UG/L)
104 Cyclohexane	56	6.344	6.342	(0.901)	414323	51.3937	10.28
105 Methyl Cyclohexane	83	7.634	7.632	(1.084)	201100	43.2946	8.659
157 2-Chlorobenzotrifluoride	180	11.059	11.057	(1.091)	212961	50.5391	10.11
158 3-Chlorobenzotrifluoride	180	10.158	10.157	(1.002)	224048	50.0038	10.00
159 4-Chlorobenzotrifluoride	180	10.213	10.218	(1.007)	205502	50.5040	10.10
160 3-Chlorotoluene	126	11.716	11.714	(0.940)	180420	41.0616	8.212
161 2,4-Dichlorobenzotrifluoride	214	12.543	12.541	(1.007)	130597	44.7893	8.958
162 2,5-Dichlorobenzotrifluoride	214	12.585	12.590	(1.010)	156812	47.2234	9.445
163 3,4-Dichlorobenzotrifluoride	214	12.184	12.182	(0.978)	146890	45.4493	9.090
164 Dichlorotoluene(2,4+2,5+2,6)	125	13.784	13.776	(1.106)	790820	131.412	26.28
165 Dichlorotoluene(2,3+3,4)	125	14.198	14.196	(1.140)	572662	88.4212	17.68
166 1,3,5-Trichlorobenzene	180	13.845	13.849	(1.111)	205501	44.6158	8.923
167 2,3,6-Trichlorotoluene	159	15.907	15.906	(1.277)	77862	43.8925	8.778
168 2,4,5-Trichlorotoluene	159	15.773	15.772	(1.266)	85300	42.5988	8.520

QC Flag Legend

Q - Qualifier signal failed the ratio test.

MATRIX SPIKE SAMPLE EVALUATION REPORT

GC/MS Volatiles

Client Lot #...:	C8J160331	**Work Order #...:**	K02TX1CD-MS	**Matrix.....:**	WATER
MS Lot-Sample #:	C8J160331-001		K02TX1CE-MSD		
Date Sampled...:	10/14/08	**Date Received..:**	10/16/08	**MS Run #.....:**	8292038
Prep Date.....:	10/18/08	**Analysis Date..:**	10/18/08		
Prep Batch #...:	8292073	**Analysis Time..:**	11:33		
Dilution Factor:	1	**Initial Wgt/Vol:**	5 mL	**Final Wgt/Vol..:**	5 mL
Analyst ID.....:	403794	**Instrument ID..:**	HP6		

PARAMETER	PERCENT RECOVERY	RECOVERY LIMITS	RPD	RPD LIMITS	METHOD
Benzene	**94**	**(80 - 120)**			**SW846 8260B**
	91	**(80 - 120)**	**3.3**	**(0-32)**	**SW846 8260B**
Chlorobenzene	**99**	**(80 - 120)**			**SW846 8260B**
	97	**(80 - 120)**	**1.8**	**(0-29)**	**SW846 8260B**
1,1-Dichloroethene	**104**	**(65 - 136)**			**SW846 8260B**
	101	**(65 - 136)**	**2.6**	**(0-35)**	**SW846 8260B**
Trichloroethene	**97**	**(73 - 120)**			**SW846 8260B**
	94	**(73 - 120)**	**3.2**	**(0-35)**	**SW846 8260B**
Toluene	**100**	**(80 - 123)**			**SW846 8260B**
	98	**(80 - 123)**	**2.3**	**(0-35)**	**SW846 8260B**

SURROGATE	PERCENT RECOVERY	RECOVERY LIMITS
Toluene-d8	105	(71 - 118)
	100	(71 - 118)
1,2-Dichloroethane-d4	96	(64 - 135)
	90	(64 - 135)
4-Bromofluorobenzene	105	(70 - 118)
	101	(70 - 118)
Dibromofluoromethane	95	(70 - 128)
	85	(70 - 128)

NOTE(S):

Calculations are performed before rounding to avoid round-off errors in calculated results.

Bold print denotes control parameters

Data File: \\pitsvr06\d\chem\hp6.i\6101808d.b\6101804.D

Date : 18-OCT-2008 11:33

Client ID: RFI-18-1008

Instrument: hp6.i

Sample Info: c8j160331-001ms 5ml

Purge Volume: 5.0

Operator: 403794

Column phase: DB 624

Column diameter: 0.20

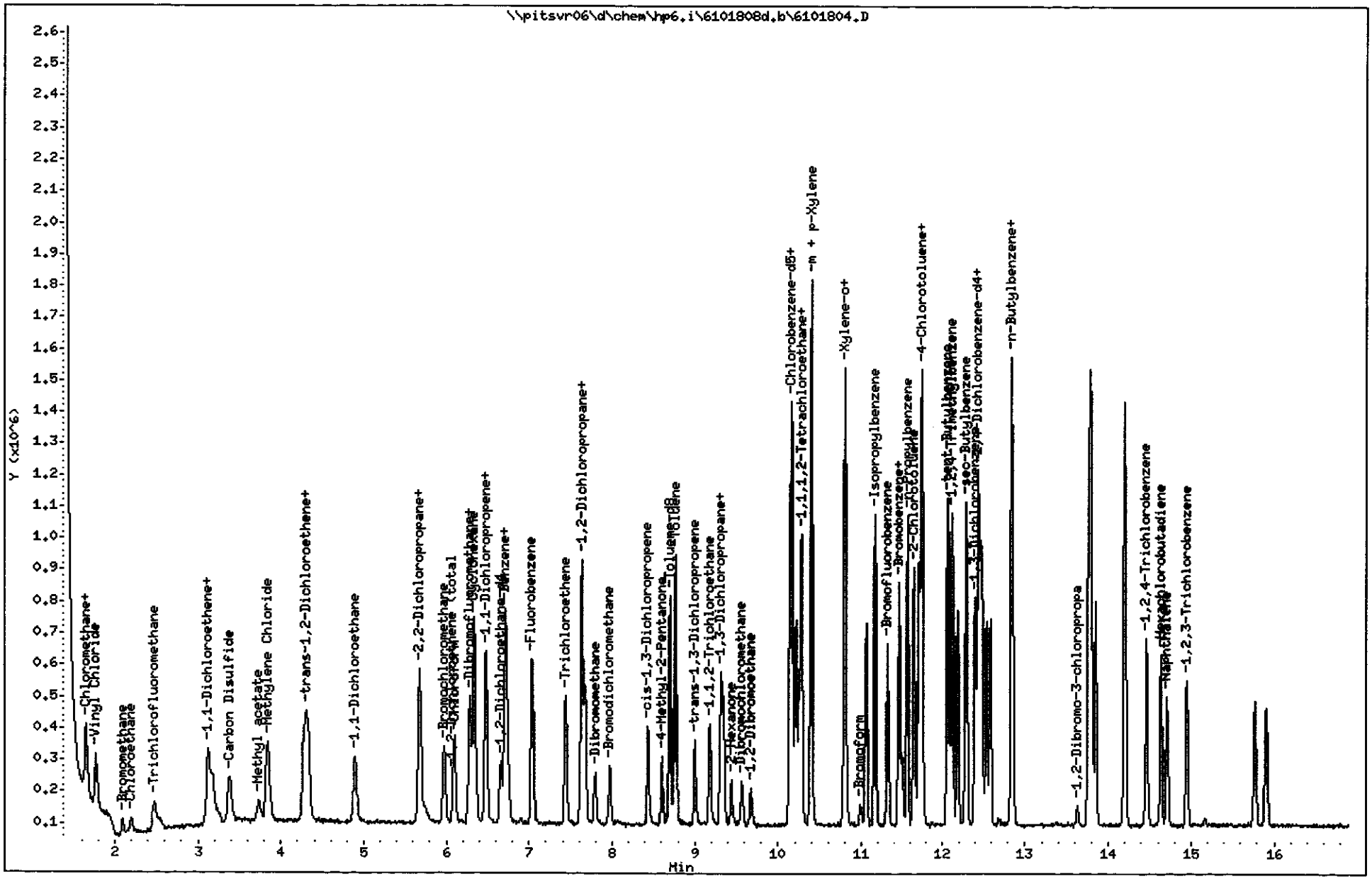

TestAmerica Pittsburgh

VOLATILE REPORT SW-846 Method

Data file : \\pitsvr06\d\chem\hp6.i\6101808d.b\6101804.D
Lab Smp Id: k02tx1cd Client Smp ID: RFI-18-1008
Inj Date : 18-OCT-2008 11:33
Operator : 403794 Inst ID: hp6.i
Smp Info : c8j160331-001ms 5ml
Misc Info : k02tx1cd,6101808d.b,8260ee.m,4-dwlistw.sub
Comment :
Method : \\PITSVR06\D\chem\hp6.i\6101808d.b\8260ee.m
Meth Date : 18-Oct-2008 10:18 DavernA Quant Type: ISTD
Cal Date : 06-OCT-2008 12:30 Cal File: 1D61006.D
Als bottle: 6
Dil Factor: 1.00000
Integrator: HP RTE Compound Sublist: 4-dwlistw.sub
Target Version: 4.14
Processing Host: PITSVR06

Concentration Formula: Amt * DF * 1/Vo*Vt * CpndVariable

Name	Value	Description
DF	1.000	Dilution Factor
Vo	5.000	Sample Volume
Vt	1.000	mg/L conversion (1.0 if no conversion)
Cpnd Variable		Local Compound Variable

	Compounds	QUANT SIG MASS	RT	EXP RT	REL RT	RESPONSE	CONCENTRATIONS ON-COLUMN (ng)	CONCENTRATIONS FINAL (UG/L)
*	46 Fluorobenzene	96	7.035	7.041	(1.000)	495408	50.0000	
*	69 Chlorobenzene-d5	119	10.143	10.143	(1.000)	116503	50.0000	
*	92 1,4-Dichlorobenzene-d4	152	12.461	12.461	(1.000)	201246	50.0000	
$	39 Dibromofluoromethane	113	6.286	6.286	(0.894)	108773	47.4185	9.484
$	43 1,2-Dichloroethane-d4	65	6.657	6.657	(0.946)	149847	47.9825	9.596
$	59 Toluene-d8	98	8.702	8.701	(0.858)	471650	52.3162	10.46
$	80 Bromofluorobenzene	95	11.311	11.311	(0.908)	207610	52.3557	10.47
	2 Chloromethane	50	1.657	1.657	(0.236)	342124	51.7275	10.34
	3 Vinyl Chloride	62	1.772	1.772	(0.252)	228780	51.4242	10.28
	4 Bromomethane	94	2.095	2.113	(0.298)	40463	53.0360	10.61
	5 Chloroethane	64	2.204	2.241	(0.313)	55089	37.1345	7.427
	6 Trichlorofluoromethane	101	2.484	2.508	(0.353)	123673	45.9571	9.191
	1 Dichlorodifluoromethane	85	1.499	1.499	(0.148)	122253	41.6059	8.321
	12 1,1-Dichloroethene	96	3.123	3.141	(0.444)	110291	51.7968	10.36
	13 Acetone	43	3.251	3.238	(0.462)	61247	47.8785	9.576
	15 Carbon Disulfide	76	3.385	3.403	(0.481)	296172	43.3427	8.668
	18 Methylene Chloride	84	3.841	3.853	(0.546)	139737	47.0280	9.406
	19 trans-1,2-Dichloroethene	96	4.285	4.297	(0.609)	140916	49.3044	9.861
	20 Methyl tert-butyl ether	73	4.328	4.315	(0.615)	331045	46.4238	9.285
	24 1,1-Dichloroethane	63	4.899	4.905	(0.696)	311738	50.6234	10.12
	27 2,2-Dichloropropane	77	5.672	5.672	(0.806)	124929	49.6467	9.929
	28 cis-1,2-dichloroethene	96	5.684	5.684	(0.808)	150516	48.6080	9.722

	Compounds	QUANT SIG MASS	RT	EXP RT	REL RT	RESPONSE	CONCENTRATIONS ON-COLUMN (ng)	CONCENTRATIONS FINAL (UG/L)
M	29 1,2-Dichloroethene (total)	96				291432	97.9125	19.58
	30 Bromochloromethane	128	5.976	5.976	(0.850)	67199	45.7970	9.159
	31 2-Butanone	43	5.739	5.739	(0.816)	84578	43.5631	8.713
	37 Chloroform	83	6.098	6.098	(0.867)	227252	50.6156	10.12
	38 1,1,1-Trichloroethane	97	6.280	6.280	(0.893)	185184	54.2688	10.85
	40 1,1-Dichloropropene	75	6.481	6.487	(0.921)	189112	51.4064	10.28
	41 Carbon Tetrachloride	117	6.475	6.481	(0.920)	138194	52.6858	10.54
	42 Benzene	78	6.712	6.712	(0.954)	535147	47.2284	9.446
	45 1,2-Dichloroethane	62	6.743	6.743	(0.958)	239389	51.9655	10.39
	47 Trichloroethene	130	7.436	7.436	(1.057)	145612	48.4292	9.686
	49 1,2-Dichloropropane	63	7.673	7.667	(1.091)	168359	47.8893	9.578(Q)
	50 Dibromomethane	93	7.795	7.795	(1.108)	69246	46.5949	9.319
	53 Bromodichloromethane	83	7.972	7.971	(1.133)	125001	46.0010	9.200
	57 cis-1,3-Dichloropropene	75	8.434	8.434	(1.199)	148132	42.7992	8.560
	58 4-Methyl-2-Pentanone	43	8.610	8.604	(0.849)	165317	44.6496	8.930
	60 Toluene	91	8.768	8.768	(0.864)	573295	50.1590	10.03
	61 trans-1,3-Dichloropropene	75	9.000	8.999	(0.887)	123529	44.5148	8.903
	63 1,3-Dichloropropane	76	9.346	9.346	(0.921)	180746	46.0126	9.202
	64 1,1,2-Trichloroethane	97	9.182	9.182	(0.905)	99353	45.4971	9.099
	65 Tetrachloroethene	164	9.316	9.316	(0.918)	114913	56.4320	11.29
	66 2-Hexanone	43	9.444	9.437	(0.931)	112904	45.2389	9.048
	67 Dibromochloromethane	129	9.571	9.571	(0.944)	74282	43.9506	8.790
	68 1,2-Dibromoethane	107	9.675	9.681	(0.954)	95755	45.1508	9.030
	70 Chlorobenzene	112	10.174	10.174	(1.003)	382119	49.4660	9.893
	71 1,1,1,2-Tetrachloroethane	131	10.259	10.259	(1.011)	109625	51.4231	10.28(Q)
	72 Ethylbenzene	106	10.283	10.283	(1.014)	198857	48.3312	9.666
	73 m + p-Xylene	106	10.399	10.399	(1.025)	512131	100.697	20.14
	74 Xylene-o	106	10.794	10.794	(1.064)	245867	50.0367	10.01
M	75 Xylenes (total)	106				757998	150.733	30.15
	76 Styrene	104	10.806	10.806	(1.065)	411365	49.2313	9.846
	77 Bromoform	173	10.989	10.989	(1.083)	34911	41.7214	8.344
	78 Isopropylbenzene	105	11.159	11.159	(1.100)	662740	53.5724	10.71
	79 Bromobenzene	156	11.463	11.457	(0.920)	155518	46.0345	9.207
	81 n-Propylbenzene	120	11.573	11.573	(0.929)	190813	48.2405	9.648
	82 2-Chlorotoluene	126	11.652	11.652	(0.935)	166895	47.7369	9.547
	83 1,1,2,2-Tetrachloroethane	83	11.457	11.457	(0.919)	117989	37.2875	7.457
	84 1,2,3-Trichloropropane	110	11.500	11.500	(0.923)	37364	36.5114	7.302
	85 4-Chlorotoluene	126	11.762	11.761	(0.944)	171719	45.2426	9.048
	86 1,3,5-Trimethylbenzene	105	11.743	11.743	(0.942)	565420	48.5449	9.709
	87 tert-Butylbenzene	119	12.072	12.072	(0.969)	512531	52.3143	10.46
	88 1,2,4-Trimethylbenzene	105	12.114	12.120	(0.972)	576953	49.1205	9.824
	89 sec-Butylbenzene	105	12.291	12.291	(0.986)	733109	54.3190	10.86
	90 4-Isopropyltoluene	119	12.437	12.437	(0.998)	647285	55.1867	11.04
	91 1,3-Dichlorobenzene	146	12.394	12.394	(0.995)	318550	47.8179	9.564
	93 1,4-Dichlorobenzene	146	12.485	12.485	(1.002)	336089	48.3899	9.678
	94 n-Butylbenzene	91	12.844	12.844	(1.031)	585761	62.2467	12.45
	95 1,2-Dichlorobenzene	146	12.857	12.856	(1.032)	303904	48.0590	9.612
	96 1,2-Dibromo-3-chloropropane	157	13.635	13.635	(1.094)	13724	34.4986	6.900
	97 1,2,4-Trichlorobenzene	180	14.463	14.462	(1.161)	197320	57.1213	11.42
	98 Hexachlorobutadiene	225	14.639	14.639	(1.175)	110422	89.7287	17.94
	99 Naphthalene	128	14.712	14.712	(1.181)	358010	42.0386	8.408
	100 1,2,3-Trichlorobenzene	180	14.949	14.949	(1.200)	160906	55.9622	11.19
	101 1,1,2-trichlorotrifluoroethane	101	3.178	3.190	(0.452)	112904	50.3902	10.08
	102 Methyl acetate	43	3.744	3.731	(0.532)	155012	46.6046	9.321

Compounds	QUANT SIG MASS	RT	EXP RT	REL RT	RESPONSE	CONCENTRATIONS ON-COLUMN (ng)	CONCENTRATIONS FINAL (UG/L)
104 Cyclohexane	56	6.335	6.341	(0.901)	451420	59.2222	11.84
105 Methyl Cyclohexane	83	7.631	7.637	(1.085)	260289	59.2665	11.85

QC Flag Legend

Q - Qualifier signal failed the ratio test.

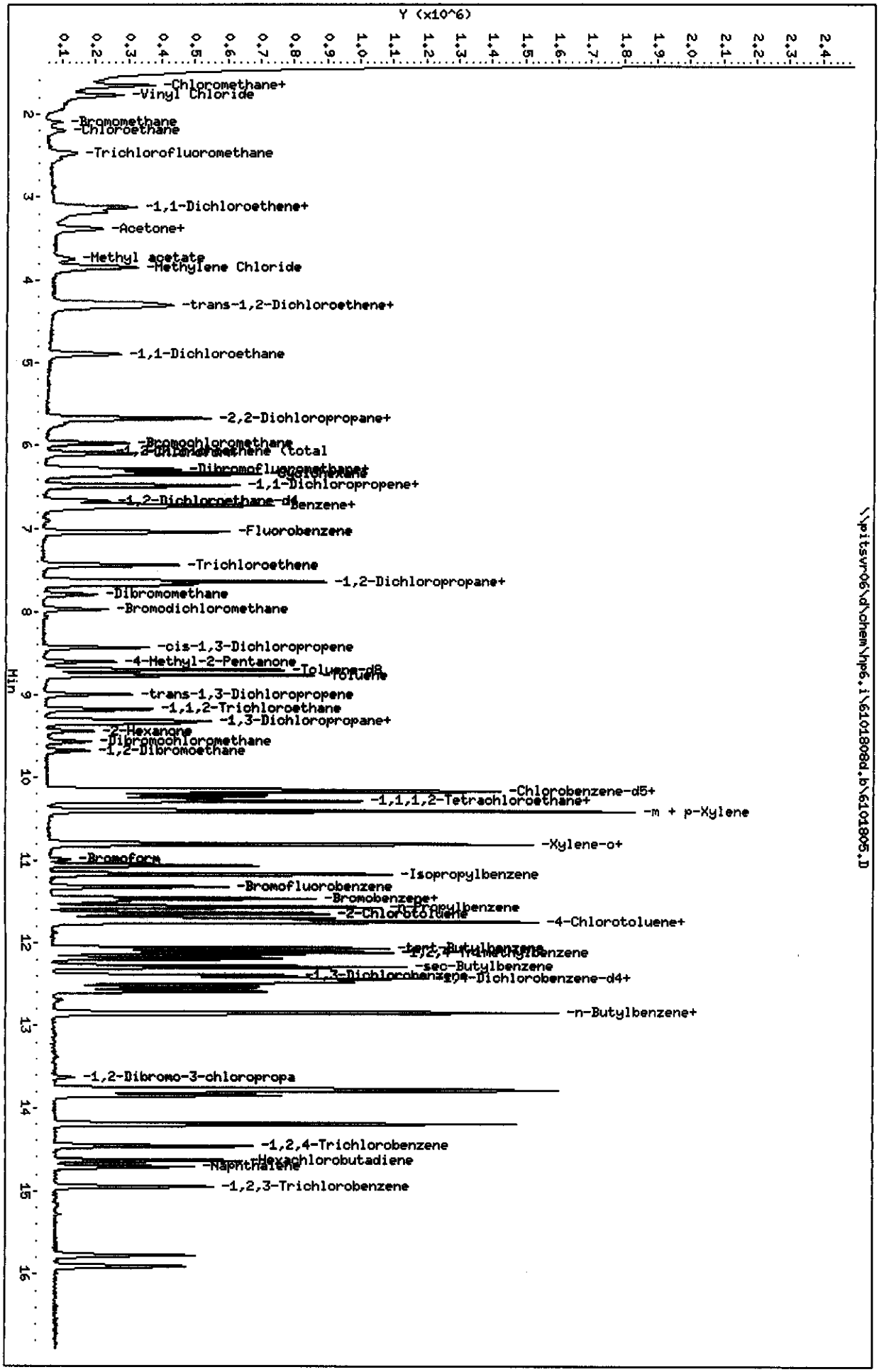

Data File: \\pitsvr06\d\chem\hp6.i\6101808d.b\6101805.D
Date : 18-OCT-2008 12:00
Client ID: RFI-18-1008
Sample Info: c8j160331-001msd 5ml
Purge Volume: 5.0
Column phase: DB 624

Instrument: hp6.i
Operator: 403794
Column diameter: 0.20

TestAmerica Pittsburgh

VOLATILE REPORT SW-846 Method

Data file : \\pitsvr06\d\chem\hp6.i\6101808d.b\6101805.D
Lab Smp Id: k02tx1ce Client Smp ID: RFI-18-1008
Inj Date : 18-OCT-2008 12:00
Operator : 403794 Inst ID: hp6.i
Smp Info : c8j160331-001msd 5ml
Misc Info : k02tx1ce,6101808d.b,8260ee.m,4-dwlistw.sub
Comment :
Method : \\PITSVR06\D\chem\hp6.i\6101808d.b\8260ee.m
Meth Date : 18-Oct-2008 10:18 DavernA Quant Type: ISTD
Cal Date : 06-OCT-2008 12:30 Cal File: 1D61006.D
Als bottle: 7
Dil Factor: 1.00000
Integrator: HP RTE Compound Sublist: 4-dwlistw.sub
Target Version: 4.14
Processing Host: PITSVR06

Concentration Formula: Amt * DF * 1/Vo*Vt * CpndVariable

Name	Value	Description
DF	1.000	Dilution Factor
Vo	5.000	Sample Volume
Vt	1.000	mg/L conversion (1.0 if no conversion)
Cpnd Variable		Local Compound Variable

	Compounds	QUANT SIG MASS	RT	EXP RT	REL RT	RESPONSE	CONCENTRATIONS ON-COLUMN (ng)	CONCENTRATIONS FINAL (UG/L)
*	46 Fluorobenzene	96	7.037	7.041	(1.000)	526177	50.0000	
*	69 Chlorobenzene-d5	119	10.145	10.143	(1.000)	120612	50.0000	
*	92 1,4-Dichlorobenzene-d4	152	12.463	12.461	(1.000)	207856	50.0000	
$	39 Dibromofluoromethane	113	6.282	6.286	(0.893)	103174	42.3475	8.470
$	43 1,2-Dichloroethane-d4	65	6.659	6.657	(0.946)	148901	44.8915	8.978
$	59 Toluene-d8	98	8.704	8.701	(0.858)	468325	50.1776	10.04
$	80 Bromofluorobenzene	95	11.313	11.311	(0.908)	207468	50.6561	10.13
	2 Chloromethane	50	1.653	1.657	(0.235)	336805	47.9455	9.589
	3 Vinyl Chloride	62	1.774	1.772	(0.252)	233921	49.5051	9.901
	4 Bromomethane	94	2.103	2.113	(0.299)	35612	43.9481	8.790
	5 Chloroethane	64	2.206	2.241	(0.314)	54578	34.6387	6.928
	6 Trichlorofluoromethane	101	2.474	2.508	(0.352)	125264	43.8263	8.765
	1 Dichlorodifluoromethane	85	1.507	1.499	(0.149)	126531	41.5948	8.319
	12 1,1-Dichloroethene	96	3.125	3.141	(0.444)	114146	50.4725	10.09
	13 Acetone	43	3.253	3.238	(0.462)	66314	48.8082	9.762
	15 Carbon Disulfide	76	3.387	3.403	(0.481)	303565	41.8268	8.365
	18 Methylene Chloride	84	3.843	3.853	(0.546)	148097	46.9270	9.385
	19 trans-1,2-Dichloroethene	96	4.275	4.297	(0.608)	146866	48.3814	9.676
	20 Methyl tert-butyl ether	73	4.317	4.315	(0.614)	341430	45.0803	9.016
	24 1,1-Dichloroethane	63	4.901	4.905	(0.697)	326667	49.9457	9.989
	27 2,2-Dichloropropane	77	5.668	5.672	(0.805)	131200	49.0899	9.818
	28 cis-1,2-dichloroethene	96	5.680	5.684	(0.807)	156255	47.5106	9.502

	Compounds	QUANT SIG MASS	RT	EXP RT	REL RT	RESPONSE	CONCENTRATIONS ON-COLUMN (ng)	CONCENTRATIONS FINAL (UG/L)
M	29 1,2-Dichloroethene (total)	96				303121	95.8920	19.18
	30 Bromochloromethane	128	5.972	5.976	(0.849)	70393	45.1684	9.034
	31 2-Butanone	43	5.735	5.739	(0.815)	85319	41.3750	8.275
	37 Chloroform	83	6.094	6.098	(0.866)	226323	47.4610	9.492
	38 1,1,1-Trichloroethane	97	6.282	6.280	(0.893)	189031	52.1568	10.43
	40 1,1-Dichloropropene	75	6.483	6.487	(0.921)	198851	50.8929	10.18
	41 Carbon Tetrachloride	117	6.471	6.481	(0.920)	143189	51.3979	10.28
	42 Benzene	78	6.714	6.712	(0.954)	549695	45.6755	9.135
	45 1,2-Dichloroethane	62	6.745	6.743	(0.959)	243520	49.7710	9.954
	47 Trichloroethene	130	7.438	7.436	(1.057)	149741	46.8902	9.378
	49 1,2-Dichloropropane	63	7.669	7.667	(1.090)	172237	46.1275	9.226
	50 Dibromomethane	93	7.791	7.795	(1.107)	71275	45.1557	9.031
	53 Bromodichloromethane	83	7.974	7.971	(1.133)	123016	42.6233	8.525
	57 cis-1,3-Dichloropropene	75	8.436	8.434	(1.199)	159384	43.3573	8.671
	58 4-Methyl-2-Pentanone	43	8.606	8.604	(0.848)	176312	45.9969	9.199
	60 Toluene	91	8.770	8.768	(0.864)	579800	48.9999	9.800
	61 trans-1,3-Dichloropropene	75	9.002	8.999	(0.887)	128314	44.6639	8.933
	63 1,3-Dichloropropane	76	9.342	9.346	(0.921)	184967	45.4830	9.097
	64 1,1,2-Trichloroethane	97	9.184	9.182	(0.905)	101566	44.9259	8.985
	65 Tetrachloroethene	164	9.318	9.316	(0.918)	119278	56.5800	11.32
	66 2-Hexanone	43	9.440	9.437	(0.930)	123670	47.8645	9.573
	67 Dibromochloromethane	129	9.573	9.571	(0.944)	75287	43.0276	8.606
	68 1,2-Dibromoethane	107	9.677	9.681	(0.954)	98631	44.9225	8.984
	70 Chlorobenzene	112	10.170	10.174	(1.002)	388446	48.5720	9.714
	71 1,1,1,2-Tetrachloroethane	131	10.255	10.259	(1.011)	110837	50.2204	10.04(Q)
	72 Ethylbenzene	106	10.285	10.283	(1.014)	212378	49.8589	9.972
	73 m + p-Xylene	106	10.401	10.399	(1.025)	512260	97.2907	19.46
	74 Xylene-o	106	10.796	10.794	(1.064)	248796	48.9079	9.782
M	75 Xylenes (total)	106				761056	146.199	29.24
	76 Styrene	104	10.808	10.806	(1.065)	406082	46.9434	9.389
	77 Bromoform	173	10.991	10.989	(1.083)	34821	40.1962	8.039
	78 Isopropylbenzene	105	11.161	11.159	(1.100)	669287	52.2585	10.45
	79 Bromobenzene	156	11.459	11.457	(0.919)	160532	46.0076	9.202
	81 n-Propylbenzene	120	11.569	11.573	(0.928)	192079	47.0163	9.403
	82 2-Chlorotoluene	126	11.654	11.652	(0.935)	163153	45.1825	9.036
	83 1,1,2,2-Tetrachloroethane	83	11.459	11.457	(0.919)	117748	36.0279	7.206
	84 1,2,3-Trichloropropane	110	11.502	11.500	(0.923)	38394	36.3248	7.265(Q)
	85 4-Chlorotoluene	126	11.764	11.761	(0.944)	188187	48.0047	9.601
	86 1,3,5-Trimethylbenzene	105	11.745	11.743	(0.942)	570039	47.3851	9.477
	87 tert-Butylbenzene	119	12.068	12.072	(0.968)	520039	51.3926	10.28
	88 1,2,4-Trimethylbenzene	105	12.116	12.120	(0.972)	574327	47.3420	9.468
	89 sec-Butylbenzene	105	12.287	12.291	(0.986)	752917	54.0126	10.80
	90 4-Isopropyltoluene	119	12.433	12.437	(0.998)	642802	53.0617	10.61
	91 1,3-Dichlorobenzene	146	12.396	12.394	(0.995)	329753	47.9254	9.585
	93 1,4-Dichlorobenzene	146	12.481	12.485	(1.001)	340394	47.4512	9.490
	94 n-Butylbenzene	91	12.840	12.844	(1.030)	587222	60.4175	12.08
	95 1,2-Dichlorobenzene	146	12.859	12.856	(1.032)	299238	45.8163	9.163
	96 1,2-Dibromo-3-chloropropane	157	13.637	13.635	(1.094)	13557	32.9951	6.599
	97 1,2,4-Trichlorobenzene	180	14.465	14.462	(1.161)	202283	56.6959	11.34
	98 Hexachlorobutadiene	225	14.641	14.639	(1.175)	112149	88.2340	17.65
	99 Naphthalene	128	14.708	14.712	(1.180)	365792	41.5865	8.317
	100 1,2,3-Trichlorobenzene	180	14.951	14.949	(1.200)	167064	56.2562	11.25
	101 1,1,2-trichlorotrifluoroethane	101	3.180	3.190	(0.452)	117371	49.3206	9.864
	102 Methyl acetate	43	3.739	3.731	(0.531)	156200	44.2157	8.843

Compounds	QUANT SIG MASS	RT	EXP RT	REL RT	RESPONSE	CONCENTRATIONS ON-COLUMN (ng)	CONCENTRATIONS FINAL (UG/L)
104 Cyclohexane	56	6.337	6.341	(0.901)	463651	57.2699	11.45
105 Methyl Cyclohexane	83	7.633	7.637	(1.085)	273824	58.7025	11.74

QC Flag Legend

Q - Qualifier signal failed the ratio test.

GC/MS VOLATILE
MISCELLANEOUS

TestAmerica Pittsburgh

GCMS Volatile Run Log

Logbook ID: MV2852

Method:	Balance ID: 40019078	Inst ID: HP6	Analyst: DLF	Reviewed by: KLG	Date: 10/7/08
Standard: VOA0923-08 BFB	Standard: VOA1025-08 VOA	Standard: VOA0990-08 SURR	Standard: VOA1026-08 MS/LCS	Standard: VOA0989-08 INT	
Standard: VOA0937-08 C.A.	Standard: VOA1008-08 KETONES	Standard: VOA1022-08 ACETO	Standard: VOA0984-08 ACRTO	Methanol Lot#:	

Date	File ID	Lot No./Sample No.	Vol./Wt.	pH	TrayPos.	Pass/Fail	Comments	Residual Chlorine Yes/No (624)
	BFB TUNE							
10/6/08	1. BF61006	BFB	1µl			X	1757 EM 2224	
	2. BF61006B	BFB	1µl				✓ 09:42	
	3. IA61006	VSTD1	5ml				- PREP WRONG	
	4. IB61006	VSTD5	5ml			✓		
	5. 61006001	blank	5ml				ok	
	6. 2A61006	VSTD1	5ml			✓		
	7. IC61006	VSTD10				✓		
	8. ID61006	VSTD15				✓		
	9. IE61006	VSTD20				✓		
	10. IF61006	VSTD35				✓		
	11. IG61006	VSTD40	5ml			✓		
	12. 61006002	blank	5ml					
	13. 003	blank	5ml				ok	
	14. 004	VSTD10 VERIFICATION	5ml				✓ 16:11 NON DOD	
	15. 005	VSTD10 VERIFICATION	5ml					
	16.							
	17.							
	18.					KLG		
	19.					10/10/08		
	20.							
	21.							
	22.							

(1) Internal outside QC limits (2) Surrogate outside control limits

(1001 - 1374) 1368 C8J160331

TestAmerica Pittsburgh

GCMS Volatile Run Log

Logbook ID: MV2969

Method:	Balance ID:	Inst ID:	Analyst:	Reviewed by:	Date:
8260BLL	40019078	HP6	ALD		10/19/8

Standard:		Standard:		Standard:		Standard:		Standard:	
VOA0993-08	BFB	VOA1053-08	VOA	VOA0990-08	SURR	VOA1055-08	MS/LCS	VOA0989-08	INT
Standard:		Standard:		Standard:		Standard:		Methanol Lot#:	
VOA1047-08	EE	VOA1008-08	Ketones						

Date		File ID	Lot No./Sample No.	Vol./Wt.	pH	TrayPos.	Pass/Fail	Comments	Residual Chlorine Yes/No (624)
10/18/08	1.	BFG61018	BFB	1µL			✓	8:25	
	2.	CCG61018	VSTD10	5mL				VC, 1,1-DCE↓	
	3.	ICG61018	VSTD10	5mL			✓		
	4.	G101801	VBLK	5mL			✓		
	5.	02	C8J160331-001	5mL	1		✓		
	6.	03	BLKMS	5mL			✓		
	7.	04	001MS	5mL	1		✓		
	8.	05	001MSD	5mL	1		✓		
	9.	06	C8J160331-002	↓	1		✓		
	10.	07	003	5mL	1		✓		
	11.	08	004 (300X)	83µL/25mL)/5mL	1		✓		
	12.	09	005 (100X)	250µL/25mL)/5mL	1		✓		
	13.	10	006 (25X)	1mL/25mL)/5mL	1		✓		
	14.	11	023	5mL	1		✓		
	15.	12	007	5mL	1		✓		
	16.	13	008 (5X)	5mL/25mL)/5mL	1		✓		
	17.	14	009 (300X)	83µL/25mL)/5mL	1		✓		
	18.	15	010 (25X)	1mL/25mL)/5mL	1		✓		
	19.	16	011	5mL	1		✓		
	20.	17	012 (25X)	1mL/25mL)/5mL	1		✓		
	21.	18	013 (200X)	125µL/25mL)/5mL	1		✓		
	22.	19	C8J160331-014	5mL	1		✓		

(1) Internal outside QC limits (2) Surrogate outside control limits

(1001 - 1374)
1369
C8J160331

TestAmerica Pittsburgh

GCMS Volatile Run Log

Logbook ID: MV2969

Method: 8260BLL	Balance ID: 40019078	Inst ID: HP6	Analyst: ALD	Reviewed by: PJ	Date: 10/19/08
Standard: BFB	Standard: VOA	Standard: SURR	Standard: MS/LCS	Standard: INT	
Standard: *see pg. 30	Standard:	Standard:	Standard:	Methanol Lot#:	

Date	File ID	Lot No./Sample No.	Vol./Wt.	pH	TrayPos.	Pass/Fail	Comments	Residual Chlorine Yes/No (624)
10/18/08	1. 5101820	C8J160331-015	5mL	1		✓		
	2. 21	016 (25X)	1mL/25mL)/5mL	1		✓		
	3. 22	017 (25X)	↓	1		✓	NRR 25X - OVER 20 SAMPLES	
	4. 23	018	5mL	1		✓		
	5. 24	019	5mL	1		✓		
	6. 25	C8J160331-020	5mL	1		✓	20:06	
	7. 26	VBLK	↓					
	8. 27	VBLK						
	9. 28	VBLK	5mL					
	10.							
	11.							
	12.							
	13.							
	14.							
	15.							
	16.							
	17.							
	18.							
	19.							
	20.							
	21.							
	22.							

(1) Internal outside QC limits (2) Surrogate outside control limits

(1001 - 1374) 1370 C8J160331

TestAmerica Pittsburgh

GCMS Volatile Run Log

Logbook ID: MV2969

Method:	Balance ID: 40019078	Inst ID: HP6	Analyst: DLZ	Reviewed by:	Date:
8260bLL					

Standard:	Standard:	Standard:	Standard:	Standard:
VOA0993-08 BFB	VOA1053-08 VOA	VOA0990 SURR	VOA1055-08 MS/LCS	VOA0989-08 INT
Standard:	Standard:	Standard:	Standard:	Methanol Lot#:
VOA1047-08 C-A.	VOA1008-08 KETONES			

Date		File ID	Lot No./Sample No.	Vol./Wt.	pH	TrayPos.	Pass/Fail	Comments	Residual Chlorine Yes/No (624)
10/20/08	1.	BF61020	BFB	1µl			✓	06:56	
	2.	CC61020	VSTD10	5ml			x↑		
	3.	CC61020B	VSTD10	5ml			✓		
	4.	61020001	VBLK	5ml			✓		
	5.	61020002	C8J170270-001	5ml	7		✓		
	6.	003	↓ 002		7		✓		
	7.	004	BLKMS				✓		
	8.	005	C8J170270-002MS		7		✓		
	9.	006	↓ 002MSD	5ml	7		✓		
	10.	007	C8J160331-017 (25x)	1ml/25ml)/5ml	1		✓		
	11.	008	021 (25x)	1ml/25ml)/5ml	2		✓		
	12.	009	022 (200x)	125µl/25ml)/5ml	3		✓		
	13.	010	C8J150355-005	5ml	7		✓		
	14.	011	001		7		✓		
	15.	012	002		7		✓		
	16.	013	003		7		✓		
	17.	014	C8J150355-004	5ml	7		✓		
	18.	015	blank	5ml			✓		
	19.	016	C8J180191-001 (2000x)	(12.5ml/25ml)/5mL				to dilute try 1000x	
	20.	017	-002 (12.5x)	(2mL/25mL)/5mL			✓		
	21.	018	-006	5mL			✓		
	22.	019	-003				✓		

(1) Internal outside QC limits (2) Surrogate outside control limits

(1001 - 1374) 1371 C8J160331

TestAmerica Pittsburgh

GCMS Volatile Run Log

Logbook ID: MV2969

Method: 8260B	Balance ID: 40019078	Inst ID: HP6	Analyst: mmc	Reviewed by:	Date:
Standard: BFB	Standard: VOA	Standard: SURR	Standard: MS/LCS	Standard: INT	
Standard:	Standard:	Standard:	Standard:	Methanol Lot#:	

Date		File ID	Lot No./Sample No.	Vol./Wt.	pH	TrayPos.	Pass/Fail	Comments	Residual Chlorine Yes/No (624).
10/20/08	1.	61020020	C8J180191 -004 (200x)	~~5mL~~ (12.5mL+25mL)/5mL				to dilute try 200x	
	2.	↓ 021	↓ -005	~~5mL~~ 5mL			✓	17:23	
	3.								
	4.							mmc 10/20/08	
	5.								
	6.								
	7.								
	8.								
	9.								
	10.								
	11.								
	12.								
	13.								
	14.								
	15.								
	16.								
	17.								
	18.								
	19.								
	20.								
	21.								
	22.								

(1) Internal outside QC limits (2) Surrogate outside control limits

(1001 - 1374)
1372
C8J160331

REQUESTED BY: **STEFFYA**

METHOD: QK Volatile Organics, GC/MS (8260B)

STORAGE LOCATION	WORK ORDER #	PICKED CNTR#	CONTROL #	CLIENT #	ANALYSIS	LOTID	SMP#	SFX	MATRIX DESCRIPTION	QTY RCVD	QTY REQD
3A,B,CLP1	K02TX-1-AA	___ ___ ___	538830	357557	I-25-QK	C8J160331	001		WATER	0	9 1
3A,B,CLP1	K02T0-1-AM	___ ___ ___	538831	357557	I-25-QK	C8J160331	002		WATER	0	9 1
3A,B,CLP1	K02T1-1-AM	___ ___ ___	538832	357557	I-25-QK	C8J160331	003		WATER	0	9 1
3A,B,CLP1	K02T2-1-AM	___ ___ ___	538833	357557	I-25-QK	C8J160331	004		WATER	0	9 1
3A,B,CLP1	K02T3-1-AM	___ ___ ___	538834	357557	I-25-QK	C8J160331	005		WATER	0	9 1
3A,B,CLP1	K02T4-1-AM	___ ___ ___	538835	357557	I-25-QK	C8J160331	006		WATER	0	9 1
3A,B,CLP1	K02T5-1-AM	___ ___ ___	538836	357557	I-25-QK	C8J160331	007		WATER	0	9 1
3A,B,CLP1	K02T6-1-AM	___ ___ ___	538837	357557	I-25-QK	C8J160331	008		WATER	0	8 1
3A,B,CLP1	K02T7-1-AM	___ ___ ___	538838	357557	I-25-QK	C8J160331	009		WATER	0	9 1
3A,B,CLP1	K02T8-1-AM	___ ___ ___	538839	357557	I-25-QK	C8J160331	010		WATER	0	9 1
3A,B,CLP1	K02T9-1-AM	___ ___ ___	538840	357557	I-25-QK	C8J160331	011		WATER	0	9 1
3A,B,CLP1	K02VA-1-AM	___ ___ ___	538841	357557	I-25-QK	C8J160331	012		WATER	0	9 1
3A,B,CLP1	K02VC-1-AM	___ ___ ___	538842	357557	I-25-QK	C8J160331	013		WATER	0	9 1
3A,B,CLP1	K02VD-1-AM	___ ___ ___	538843	357557	I-25-QK	C8J160331	014		WATER	0	9 1
3A,B,CLP1	K02VE-1-AM	___ ___ ___	538844	357557	I-25-QK	C8J160331	015		WATER	0	9 1
3A,B,CLP1	K02VH-1-AM	___ ___ ___	538845	357557	I-25-QK	C8J160331	016		WATER	0	9 1
3A,B,CLP1	K02VJ-1-AM	___ ___ ___	538846	357557	I-25-QK	C8J160331	017		WATER	0	9 1
3A,B,CLP1	K02VK-1-AM	___ ___ ___	538847	357557	I-25-QK	C8J160331	018		WATER	0	9 1
3A,B,CLP1	K02VM-1-AM	___ ___ ___	538848	357557	I-25-QK	C8J160331	019		WATER	0	9 1
3A,B,CLP1	K02VN-1-AM	___ ___ ___	538849	357557	I-25-QK	C8J160331	020		WATER	0	9 1
3A,B,CLP1	K02VP-1-AM	___ ___ ___	538850	357557	I-25-QK	C8J160331	021		WATER	0	9 1
3A,B,CLP1	K02VT-1-AM	___ ___ ___	538851	357557	I-25-QK	C8J160331	022		WATER	0	9 1
3A,B,CLP1	K02VV-1-AA	___ ___ ___	538852	357557	I-25-QK	C8J160331	023		WATER	0	1 1

REQUESTED BY: **STEFFYA**

METHOD: QK Volatile Organics, GC/MS (8260B)

STORAGE LOCATION	WORK ORDER #	PICKED CNTR#	CONTROL #	CLIENT #	ANALYSIS	LOTID	SMP#	SFX	MATRIX DESCRIPTION	QTY RCVD	QTY REQD

RELINQUISHED BY	RECEIVED BY	DATE/TIME
CLPI	Amanda T. Davis	10/17/08 12:00
Amanda T. Davis	CLPI	10/17/08 20:00
CLPI	Amanda T. Davis	10/18/08 8:00
Amanda T. Davis	CLPI	10/18/08 16:00
CLPI	Don Ferguson	10/20/08 06:45
Don Ferguson	CLPI	10/20/08 15:30

***** END OF REPORT *****

GC/MS SEMIVOLATILE DATA

GC/MS SEMIVOLATILE
QC SUMMARY

SW846 8270C SURROGATE RECOVERY

Lab Name: TestAmerica Laboratories, Inc. Client: MACTEC Engineering and Consulting Inc

Lab Code: TALPIT SDG No:

Lot #: C8J160331

Extraction: XXI494201

	CLIENT ID.	SRG01	SRG02	SRG03	SRG04	SRG05	SRG06	TOT OUT
01	INTRA-LAB QC	74	64	77	50	63	84	00
02	RFI-18-1008	55	67	55	51	54	59	00
03	RFI-28-1008	83	53	83	64	74	84	00
04	RFI-35-1008	68	56	68	56	64	69	00
05	EW-1-1008	82	53	74	90	109	75	00
06	EW-1-1008 RE-1	79	54	81	56	73	73	00
07	EW-2-1008	67	33	65	40	36	64	00
08	EW-2-1008 RE-1	0 D	0 D	0 D	0 D	0 D	0 D	06
09	EW-3-1008	59	31	63	47	44	66	00
10	EW-3-1008 RE-1	0 D	0 D	0 D	0 D	0 D	0 D	06
11	EW-4-1008	4.5*	44	68	46	26	76	01
12	EW-4-1008 RE-1	0 D	0 D	0 D	0 D	0 D	0 D	06
13	EW-5-1008	65	28	62	50	49	58	00
14	EW-5-1008 RE-1	0 D	0 D	0 D	0 D	0 D	0 D	06
15	DUPLICATE EW-1-1008	63	40	56	71	74	67	00
16	DUPLICATE EW-1-1008 RE-1	58	41	61	52	53	64	00
17	RFI-22-1008	62	49	62	58	65	66	00
18	ICM-105-1008	37	35	44	12	18	55	00
19	RFI-31-1008	74	34	41	50	60	322*	01
20	RFI-20-1008	76	34	69	59	60	69	00
21	RFI-30-1008	62	33	62	46	50	56	00
22	ICM-102-1008	69	50	71	44	51	68	00
23	RFI-25-1008	73	56	75	42	58	72	00
24	RFI-27-1008	84	82	84	47	72	81	00
25	ICM-104-1008	0 D	0 D	0 D	0 D	0 D	0 D	06
26	ICM-104-1008 RE-1	0 D	0 D	0 D	0 D	0 D	0 D	06
27	RFI-24-1008	0 D	0 D	0 D	0 D	0 D	0 D	06

\# Column to be used to flag recovery values
* Values outside of required QC Limits
D System monitoring Compound diluted out

FORM II

SW846 8270C SURROGATE RECOVERY

Lab Name: TestAmerica Laboratories, Inc. Client: MACTEC Engineering and Consulting Inc

Lab Code: TALPIT SDG No:

Lot #: C8J160331

Extraction: XXI494201

	CLIENT ID.	SRG01	SRG02	SRG03	SRG04	SRG05	SRG06	TOT OUT
01	ICM-103-1008	41	21	40	26	31	38	00
02	MW6-R-R-1008	63	62	67	60	63	67	00
03	ICM-101-1008	102	25	89	52	37	105	00
04	ICM-101-1008 RE-1	0 D	0 D	0 D	0 D	0 D	0 D	06
05	METHOD BLK. K07531AA	79	88	78	74	78	77	00
06	METHOD BLK. K07551AA	74	109	78	33	52	87	00
07	LCS K07531AC	81	96	81	70	69	74	00
08	LCS K07551AC	70	79	73	33	55	82	00
09	LAB MS/MSD D	61	36	60	32	43	62	00
10	LCSD K07531AD	76	90	79	74	73	83	00
11	LAB MS/MSD S	62	37	60	34	44	66	00

SURROGATES		QC LIMITS
SRG01	= Nitrobenzene-d5	(23-112)
SRG02	= Terphenyl-d14	(10-132)
SRG03	= 2-Fluorobiphenyl	(19-107)
SRG04	= 2-Fluorophenol	(10-111)
SRG05	= Phenol-d5	(15-112)
SRG06	= 2,4,6-Tribromophenol	(16-122)

\# Column to be used to flag recovery values
* Values outside of required QC Limits
D System monitoring Compound diluted out

FORM II

SW846 8270C CHECK SAMPLE RECOVERY

Lab Name: TestAmerica Laboratories, Inc. Client: MACTEC Engineering and Consulting Inc

Lab Code: TALPIT SDG No:

Lot #: C8J210000 WO #: K07531AC
BATCH: 8295020

COMPOUND	SPIKE ADDED (ug/L)	SAMPLE CONCENT. (ug/L)	% REC	QC LIMITS REC	QUAL
Phenol	20.0	15.7	78	32 - 95	
2-Chlorophenol	20.0	15.9	79	31 - 99	
1,4-Dichlorobenzene	20.0	15.9	79	34 - 93	
N-Nitrosodi-n-propylamine	20.0	15.6	78	34 - 101	
1,2,4-Trichlorobenzene	20.0	16.3	81	34 - 96	
4-Chloro-3-methylphenol	20.0	17.1	86	35 - 104	
Acenaphthene	20.0	15.9	80	35 - 99	
4-Nitrophenol	20.0	17.1	85	29 - 115	
2,4-Dinitrotoluene	20.0	17.8	89	37 - 115	
Pentachlorophenol	20.0	16.8	84	15 - 111	
Pyrene	20.0	17.6	88	35 - 106	
4-Methylphenol	40.0	30.6	76	32 - 100	
Hexachloroethane	20.0	16.0	80	32 - 94	
Naphthalene	20.0	15.9	79	35 - 97	
4-Bromophenyl phenyl ethe	20.0	16.6	83	37 - 104	
Butyl benzyl phthalate	20.0	18.2	91	36 - 108	

NOTES(S):

* Values outside of QC limits

Spike Recovery: 0 out of 16 outside limits

COMMENTS:

FORM III

SW846 8270C CHECK SAMPLE RECOVERY

Lab Name: TestAmerica Laboratories, Inc. Client: MACTEC Engineering and Consulting Inc

Lab Code: TALPIT SDG No:

Lot #: C8J210000 WO #: K07551AC
BATCH: 8295022

COMPOUND	SPIKE ADDED (ug/L)	SAMPLE CONCENT. (ug/L)	% REC	QC LIMITS REC	QUAL
Phenol	20.0	10.0	50	32- 95	
2-Chlorophenol	20.0	9.50	47	31- 99	
1,4-Dichlorobenzene	20.0	10.9	54	34- 93	
N-Nitrosodi-n-propylamine	20.0	12.0	60	34- 101	
1,2,4-Trichlorobenzene	20.0	11.6	58	34- 96	
4-Chloro-3-methylphenol	20.0	11.8	59	35- 104	
Acenaphthene	20.0	13.6	68	35- 99	
4-Nitrophenol	20.0	19.9	99	29- 115	
2,4-Dinitrotoluene	20.0	16.4	82	37- 115	
Pentachlorophenol	20.0	14.0	70	15- 111	
Pyrene	20.0	14.0	70	35- 106	
4-Methylphenol	40.0	20.6	51	32- 100	
Hexachloroethane	20.0	10.5	53	32- 94	
Naphthalene	20.0	12.0	60	35- 97	
4-Bromophenyl phenyl ethe	20.0	14.3	72	37- 104	
Butyl benzyl phthalate	20.0	14.4	72	36- 108	

NOTES(S):

* Values outside of QC limits

Spike Recovery: 0 out of 16 outside limits

COMMENTS:

FORM III

SW846 8270C CHECK SAMPLE DUPLICATE RECOVERY

Lab Name: TestAmerica Laboratories, Inc. Client: MACTEC Engineering and Consulting Inc

Lab Code: TALPIT SDG No:

Lot #: C8J210000 WO #: K07531AD
BATCH: 8295020

COMPOUND	SPIKE ADDED (ug/L)	SAMPLE CONCENT. (ug/L)	% REC	QC LIMITS REC	QUAL
4-Bromophenyl phenyl ethe	20.0	15.6	78	37- 104	
Butyl benzyl phthalate	20.0	17.3	87	36- 108	
Phenol	20.0	14.2	71	32- 95	
2-Chlorophenol	20.0	14.6	73	31- 99	
1,4-Dichlorobenzene	20.0	14.6	73	34- 93	
N-Nitrosodi-n-propylamine	20.0	14.5	72	34- 101	
1,2,4-Trichlorobenzene	20.0	15.4	77	34- 96	
4-Chloro-3-methylphenol	20.0	16.3	81	35- 104	
Acenaphthene	20.0	15.3	77	35- 99	
4-Nitrophenol	20.0	17.3	87	29- 115	
2,4-Dinitrotoluene	20.0	17.3	87	37- 115	
Pentachlorophenol	20.0	15.9	79	15- 111	
Pyrene	20.0	16.9	84	35- 106	
4-Methylphenol	40.0	28.6	72	32- 100	
Hexachloroethane	20.0	14.9	75	32- 94	
Naphthalene	20.0	15.0	75	35- 97	

NOTES(S):

* Values outside of QC limits

Spike Recovery: 0 out of 16 outside limits

COMMENTS:

FORM III

SW846 8270C MATRIX SPIKE/MATRIX SPIKE DUPLICATE RECOVERY

Lab Name: TestAmerica Laboratories, Inc. Client: MACTEC Engineering and Consulting Inc

Lab Code: TALPIT SDG No:

Matrix Spike ID: LAB MS/MSD

Lot #: C8J160299 WO #: K02KK1AF
BATCH: 8295022

COMPOUND	SPIKE ADDED (ug/L)	SAMPLE CONCENT. (ug/L)	MS CONCENT. (ug/L)	MS % REC	LIMITS REC	QUAL
Phenol	20.8	ND	8.64	41	32 - 95	
2-Chlorophenol	20.8	ND	8.75	42	31 - 99	
1,4-Dichlorobenzene	20.8	ND	10.9	52	34 - 93	
N-Nitrosodi-n-propylamine	20.8	ND	11.8	56	34 - 101	
1,2,4-Trichlorobenzene	20.8	ND	11.0	53	34 - 96	
4-Chloro-3-methylphenol	20.8	ND	11.0	53	35 - 104	
Acenaphthene	20.8	ND	12.4	59	35 - 99	
4-Nitrophenol	20.8	ND	9.90	48	29 - 115	
2,4-Dinitrotoluene	20.8	ND	13.9	67	37 - 115	
Pentachlorophenol	20.8	0.31	11.6	54	15 - 111	
Pyrene	20.8	2.2	13.6	55	35 - 106	
4-Methylphenol	41.7	ND	18.9	45	32 - 100	
Hexachloroethane	20.8	ND	10.3	50	32 - 94	
Naphthalene	20.8	ND	12.5	60	35 - 97	
4-Bromophenyl phenyl ethe	20.8	0.11	13.2	63	37 - 104	
Butyl benzyl phthalate	20.8	1.9	10.1	39	36 - 108	

NOTES(S):

Column to be used to flag recovery and RPD values with an asterisk
* Values outside of QC limits

RPD: 0 out of 0 outside limits
Spike Recovery: 0 out of 16 outside limits

COMMENTS:

FORM III

SW846 8270C MATRIX SPIKE/MATRIX SPIKE DUPLICATE RECOVERY

Lab Name: TestAmerica Laboratories, Inc. Client: MACTEC Engineering and Consulting Inc

Lab Code: TALPIT SDG No:

Matrix Spike ID: LAB MS/MSD

Lot #: C8J160299 WO #: K02KK1AG
BATCH: 8295022

COMPOUND	SPIKE ADDED (ug/L)	MSD CONCENT. (ug/L)	MSD % REC	% RPD		QC LIMITS RPD	QC LIMITS REC	QUAL
Phenol	22.2	9.01	41	4.1		39	32 - 95	
2-Chlorophenol	22.2	9.03	41	3.2		39	31 - 99	
1,4-Dichlorobenzene	22.2	11.2	50	2.3		41	34 - 93	
N-Nitrosodi-n-propylamine	22.2	12.6	57	6.7		43	34 - 101	
1,2,4-Trichlorobenzene	22.2	11.5	52	4.4		45	34 - 96	
4-Chloro-3-methylphenol	22.2	12.3	55	11		42	35 - 104	
Acenaphthene	22.2	13.3	60	7.4		41	35 - 99	
4-Nitrophenol	22.2	11.7	53	17		42	29 - 115	
2,4-Dinitrotoluene	22.2	15.5	70	10		39	37 - 115	
Pentachlorophenol	22.2	11.9	52	2.7		42	15 - 111	
Pyrene	22.2	14.7	56	7.5		42	35 - 106	
4-Methylphenol	44.4	19.9	45	5.2		41	32 - 100	
Hexachloroethane	22.2	10.7	48	3.7		39	32 - 94	
Naphthalene	22.2	13.0	58	3.7		43	35 - 97	
4-Bromophenyl phenyl ethe	22.2	13.8	61	3.8		40	37 - 104	
Butyl benzyl phthalate	22.2	11.2	42	10		40	36 - 108	

NOTES(S):

Column to be used to flag recovery and RPD values with an asterisk
* Values outside of QC limits

RPD: 0 out of 16 outside limits
Spike Recovery: 0 out of 16 outside limits

COMMENTS:

FORM III

SW846 8270C METHOD BLANK SUMMARY

BLANK WORKORDER NO.: K07531AA

Lab Name: TestAmerica Laboratories, Inc.

Lab Code: TALPIT

SDG Number:

Lab File ID: V1026001.

Lot Number: C8J160331

Date Analyzed: 10/26/08

Time Analyzed: 23:25

Matrix: WATER

Date Extracted:10/20/08

GC Column: DB5 ID: .25

Extraction Method:

Instrument ID: 731

Level:(low/med) LOW

THIS METHOD BLANK APPLIES TO THE FOLLOWING SAMPLES, LCS, LCSD, MS , MSD:

	CLIENT ID.	SAMPLE WORK ORDER #	LAB FILE ID	DATE ANALYZED	TIME ANALYZED
01	RFI-18-1008	K02TX1A9	V1028001.	10/28/08	03:59
02	RFI-28-1008	K02T01AL	V1026005.	10/27/08	00:50
03	RFI-35-1008	K02T11AL	V1026006.	10/27/08	01:12
04	EW-1-1008	K02T21AL	V1026007.	10/27/08	01:33
05	EW-1-1008	K02T22AL	V1028002.	10/28/08	04:19
06	EW-2-1008	K02T31AL	V1026008.	10/27/08	01:54
07	EW-2-1008	K02T32AL	V1028003.	10/28/08	04:39
08	EW-3-1008	K02T41AL	V1026009.	10/27/08	02:17
09	EW-3-1008	K02T42AL	V1029003.	10/29/08	05:01
10	EW-4-1008	K02T51AL	V1026010.	10/27/08	02:39
11	EW-4-1008	K02T52AL	V1028005.	10/28/08	05:19
12	EW-5-1008	K02T61AL	V1026011.	10/27/08	03:02
13	EW-5-1008	K02T62AL	V1028006.	10/28/08	05:39
14	DUPLICATE EW-1-1008	K02T71AL	V1026012.	10/27/08	03:24
15	DUPLICATE EW-1-1008	K02T72AL	V1028007.	10/28/08	05:59
16	RFI-22-1008	K02T81AL	V1026013.	10/27/08	03:47
17	ICM-105-1008	K02T91AL	V1026014.	10/27/08	04:10
18	RFI-31-1008	K02VA1AL	V1028008.	10/28/08	06:19
19	RFI-20-1008	K02VC1AL	V1026016.	10/27/08	04:55
20	RFI-30-1008	K02VD1AL	V1026017.	10/27/08	05:18
21	ICM-102-1008	K02VE1AL	V1026018.	10/27/08	05:41
22	RFI-25-1008	K02VH1AL	V1026019.	10/27/08	06:04
23	RFI-27-1008	K02VJ1AL	V1026020.	10/27/08	06:26
24	ICM-104-1008	K02VK1AL	V1026021.	10/27/08	06:48
25	ICM-104-1008	K02VK2AL	V1028009.	10/28/08	06:39
26	RFI-24-1008	K02VM1AL	V1026022.	10/27/08	07:11
27	ICM-103-1008	K02VN1AL	V1028010.	10/28/08	06:59
28	CHECK SAMPLE	K07531AC C	V1026002.	10/26/08	23:46
29	DUPLICATE CHECK	K07531AD L	V1026003.	10/27/08	00:08
30					

COMMENTS:

FORM IV

SW846 8270C METHOD BLANK SUMMARY

BLANK WORKORDER NO.: K07551AA

Lab Name: TestAmerica Laboratories, Inc.

Lab Code: TALPIT

SDG Number:

Lab File ID: S1024007.

Lot Number: C8J160331

Date Analyzed: 10/24/08

Time Analyzed: 18:40

Matrix: WATER

Date Extracted:10/20/08

GC Column: DB5MS ID: .25

Extraction Method:

Instrument ID: 71

Level:(low/med) LOW

THIS METHOD BLANK APPLIES TO THE FOLLOWING SAMPLES, LCS, LCSD, MS , MSD:

	CLIENT ID.	SAMPLE WORK ORDER #	LAB FILE ID	DATE ANALYZED	TIME ANALYZED
01	INTRA-LAB QC	K02KK1AE	S1024009.	10/24/08	19:22
02	LAB MS/MSD	K02KK1AF S	S1029002.	10/29/08	21:41
03	LAB MS/MSD	K02KK1AG D	S1029003.	10/29/08	22:02
04	MW6-R-R-1008	K02VP1AL	D1030029.	10/30/08	16:39
05	ICM-101-1008	K02VT1AL	S1024028.	10/25/08	02:07
06	ICM-101-1008	K02VT2AL	S1029001.	10/29/08	21:20
07	CHECK SAMPLE	K07551AC C	S1024008.	10/24/08	19:01
08					
09					
10					
11					
12					
13					
14					
15					
16					
17					
18					
19					
20					
21					
22					
23					
24					
25					
26					
27					
28					
29					
30					

COMMENTS:

FORM IV

FORM 5
SEMIVOLATILE ORGANIC INSTRUMENT PERFORMANCE CHECK
DECAFLUOROTRIPHENYLPHOSPHINE (DFTPP)

Lab Name: TESTAMERICA PITTSBURGH Contract:

Lab Code: TA Case No.: SAS No.: SDG No.: _____

Lab File ID: D1029DF1 DFTPP Injection Date: 10/29/08

Instrument ID: 732 DFTPP Injection Time: 1454

m/e	ION ABUNDANCE CRITERIA	% RELATIVE ABUNDANCE
51	30.0 - 60.0% of mass 198	49.1
68	Less than 2.0% of mass 69	0.0 (0.0)1
69	Mass 69 relative abundance	62.2
70	Less than 2.0% of mass 69	0.3 (0.4)1
127	40.0 - 60.0% of mass 198	59.5
197	Less than 1.0% of mass 198	0.0
198	Base Peak, 100% relative abundance	100.0
199	5.0 to 9.0% of mass 198	7.3
275	10.0 - 30.0% of mass 198	26.3
365	Greater than 1.0% of mass 198	2.98
441	Present, but less than mass 443	11.3
442	40.0 - 99.0% of mass 198	87.7
443	17.0 - 23.0% of mass 442	18.6 (21.2)2

1-Value is % mass 69 2-Value is % mass 442

THIS CHECK APPLIES TO THE FOLLOWING SAMPLES, MS, MSD, BLANKS, AND STANDARDS:

	EPA SAMPLE NO.	LAB SAMPLE ID	LAB FILE ID	DATE ANALYZED	TIME ANALYZED
01	SSTD0.4	SSTD0.4	D1029IC1	10/29/08	1529
02	SSTD2.0	SSTD2.0	D1029IC2	10/29/08	1551
03	SSTD4	SSTD4	D1029IC3	10/29/08	1612
04	SSTD10	SSTD10	D1029IC4	10/29/08	1634
05	SSTD20	SSTD20	D1029IC5	10/29/08	1655
06	SSTD40	SSTD40	D1029IC6	10/29/08	1714
07	SSTD80	SSTD80	D1029IC7	10/29/08	1736
08					
09					
10					
11					
12					
13					
14					
15					
16					
17					
18					
19					
20					
21					
22					

FORM 5
SEMIVOLATILE ORGANIC INSTRUMENT PERFORMANCE CHECK
DECAFLUOROTRIPHENYLPHOSPHINE (DFTPP)

Lab Name: Contract:

Lab Code: Case No.: SAS No.: SDG No.:

Lab File ID: S1029DF5 DFTPP Injection Date: 10/29/08

Instrument ID: 71 DFTPP Injection Time: 1633

m/e	ION ABUNDANCE CRITERIA	% RELATIVE ABUNDANCE
51	30.0 - 60.0% of mass 198	58.5
68	Less than 2.0% of mass 69	0.4 (1.1)1
69	Mass 69 relative abundance	35.8
70	Less than 2.0% of mass 69	0.2 (0.5)1
127	40.0 - 60.0% of mass 198	49.2
197	Less than 1.0% of mass 198	0.0
198	Base Peak, 100% relative abundance	100.0
199	5.0 to 9.0% of mass 198	6.2
275	10.0 - 30.0% of mass 198	17.6
365	Greater than 1.0% of mass 198	1.65
441	Present, but less than mass 443	11.0
442	40.0 - 100.0% of mass 198	70.8
443	17.0 - 23.0% of mass 442	13.1 (18.5)2

1-Value is % mass 69 2-Value is % mass 442

THIS CHECK APPLIES TO THE FOLLOWING SAMPLES, MS, MSD, BLANKS, AND STANDARDS:

	EPA SAMPLE NO.	LAB SAMPLE ID	LAB FILE ID	DATE ANALYZED	TIME ANALYZED
01	SSTD0.4	SSTD0.4	S1029CC1	10/29/08	1817
02	SSTD2.0	SSTD2.0	S1029CC2	10/29/08	1838
03	SSTD4.0	SSTD4.0	S1029CC3	10/29/08	1858
04	SSTD10	SSTD10	S1029CC4	10/29/08	1919
05	SSTD20	SSTD20	S1029CC5	10/29/08	1939
06	SSTD40	SSTD40	S1029CC6	10/29/08	1959
07	SSTD80	SSTD80	S1029CC7	10/29/08	2020
08					
09					
10					
11					
12					
13					
14					
15					
16					
17					
18					
19					
20					
21					
22					

FORM 5
SEMIVOLATILE ORGANIC INSTRUMENT PERFORMANCE CHECK
DECAFLUOROTRIPHENYLPHOSPHINE (DFTPP)

Lab Name: TESTAMERICA PITTSBURGH Contract:

Lab Code: TA Case No.: SAS No.: SDG No.: _____

Lab File ID: S1003DF2 DFTPP Injection Date: 10/03/08

Instrument ID: 71 DFTPP Injection Time: 1653

m/e	ION ABUNDANCE CRITERIA	% RELATIVE ABUNDANCE
51	30.0 - 60.0% of mass 198	43.9
68	Less than 2.0% of mass 69	0.0 (0.0)1
69	Mass 69 relative abundance	28.9
70	Less than 2.0% of mass 69	0.0 (0.0)1
127	40.0 - 60.0% of mass 198	43.2
197	Less than 1.0% of mass 198	0.1
198	Base Peak, 100% relative abundance	100.0
199	5.0 to 9.0% of mass 198	6.3
275	10.0 - 30.0% of mass 198	18.0
365	Greater than 1.0% of mass 198	1.69
441	Present, but less than mass 443	11.9
442	40.0 - 100.0% of mass 198	79.2
443	17.0 - 23.0% of mass 442	15.2 (19.1)2

1-Value is % mass 69 2-Value is % mass 442

THIS CHECK APPLIES TO THE FOLLOWING SAMPLES, MS, MSD, BLANKS, AND STANDARDS:

	EPA SAMPLE NO.	LAB SAMPLE ID	LAB FILE ID	DATE ANALYZED	TIME ANALYZED
01	SSTD0.4	SSTD0.4	S1003IC1	10/03/08	1929
02	SSTD2.0	SSTD2.0	S1003IC2	10/03/08	1949
03	SSTD4.0	SSTD4.0	S1003IC3	10/03/08	2009
04	SSTD10	SSTD10	S1003IC4	10/03/08	2030
05	SSTD20	SSTD20	S1003IC5	10/03/08	2050
06	SSTD40	SSTD40	S1003IC6	10/03/08	2110
07	SSTD80	SSTD80	S1003IC7	10/03/08	2130
08					
09					
10					
11					
12					
13					
14					
15					
16					
17					
18					
19					
20					
21					
22					

5B

SEMIVOLATILE ORGANIC GC/MS TUNING AND MASS CALIBRATION - DECAFLUOROTRIPHENYLPHOSPHINE (DFTPP)

Lab Name: TESTAMERICA PITTSBURGH Contract:

Lab Code: TA Case No.: SAS No.: SDG No.: _

Lab File ID: V1023DF1 DFTPP Injection Date: 10/22/08

Instrument ID: 731 DFTPP Injection Time: 2348

m/e	ION ABUNDANCE CRITERIA	% RELATIVE ABUNDANCE
51	30.0 - 60.0% of mass 198	35.3
68	Less than 2.0% of mass 69	0.3 (0.9)1
69	Mass 69 relative abundance	36.3
70	Less than 2.0% of mass 69	0.3 (0.8)1
127	40.0 - 60.0% of mass 198	48.8
197	Less than 1.0% of mass 198	0.0
198	Base Peak, 100% relative abundance	100.0
199	5.0 - 9.0% of mass 198	6.9
275	10.0 - 30.0% of mass 198	22.0
365	Greater than 1.0% of mass 198	2.2
441	Present, but less than mass 443	10.0
442	Greater than 40.0% of mass 198	69.5
443	17.0 - 23.0% of mass 442	13.8 (19.8)2

1-Value is % of mass 69 2-Value is % of mass 442

THIS TUNE APPLIES TO THE FOLLOWING SAMPLES, MS, MSD, BLANKS, AND STANDARDS:

	EPA SAMPLE NO.	LAB SAMPLE ID	LAB FILE ID	DATE ANALYZED	TIME ANALYZED
01	SSTD0.4	SSTD0.4	V1023IC1	10/23/08	0005
02	SSTD2.0	SSTD2.0	V1023IC2	10/23/08	0027
03	SSTD4.0	SSTD4.0	V1023IC3	10/23/08	0048
04	SSTD10	SSTD10	V1023IC4	10/23/08	0110
05	SSTD20	SSTD20	V1023IC5	10/23/08	0131
06	SSTD40	SSTD40	V1023IC6	10/23/08	0153
07	SSTD80	SSTD80	V1023IC7	10/23/08	0214
08					
09					
10					
11					
12					
13					
14					
15					
16					
17					
18					
19					
20					
21					
22					

FORM 5
SEMIVOLATILE ORGANIC INSTRUMENT PERFORMANCE CHECK
DECAFLUOROTRIPHENYLPHOSPHINE (DFTPP)

Lab Name: Contract:

Lab Code: Case No.: SAS No.: SDG No.: C8J160331

Lab File ID: V1026DF1 DFTPP Injection Date: 10/26/08

Instrument ID: 731 DFTPP Injection Time: 2247

m/e	ION ABUNDANCE CRITERIA	% RELATIVE ABUNDANCE
51	30.0 - 60.0% of mass 198	32.6
68	Less than 2.0% of mass 69	0.4 (1.3)1
69	Mass 69 relative abundance	34.1
70	Less than 2.0% of mass 69	0.0 (0.0)1
127	40.0 - 60.0% of mass 198	47.7
197	Less than 1.0% of mass 198	0.2
198	Base Peak, 100% relative abundance	100.0
199	5.0 to 9.0% of mass 198	7.2
275	10.0 - 30.0% of mass 198	21.6
365	Greater than 1.0% of mass 198	2.36
441	Present, but less than mass 443	11.0
442	Greater than 40.0% of mass 198	72.3
443	17.0 - 23.0% of mass 442	13.2 (18.2)2

1-Value is % mass 69 2-Value is % mass 442

THIS CHECK APPLIES TO THE FOLLOWING SAMPLES, MS, MSD, BLANKS, AND STANDARDS:

	EPA SAMPLE NO.	LAB SAMPLE ID	LAB FILE ID	DATE ANALYZED	TIME ANALYZED
01	SSTD4.0	SSTD4.0	V10260CC	10/26/08	2304
02	INTRA-LAB BL	K07531AA	V1026001	10/26/08	2325
03	INTRA-LAB CH	K07531AC	V1026002	10/26/08	2346
04	INTRA-LAB CH	K07531AD	V1026003	10/27/08	0008
05	RFI-28-1008	K02T01AL	V1026005	10/27/08	0050
06	RFI-35-1008	K02T11AL	V1026006	10/27/08	0112
07	EW-1-1008	K02T21AL	V1026007	10/27/08	0133
08	EW-2-1008	K02T31AL	V1026008	10/27/08	0154
09	EW-3-1008	K02T41AL	V1026009	10/27/08	0217
10	EW-4-1008	K02T51AL	V1026010	10/27/08	0239
11	EW-5-1008	K02T61AL	V1026011	10/27/08	0302
12	DUPLICATE EW	K02T71AL	V1026012	10/27/08	0324
13	RFI-22-1008	K02T81AL	V1026013	10/27/08	0347
14	ICM-105-1008	K02T91AL	V1026014	10/27/08	0410
15	RFI-20-1008	K02VC1AL	V1026016	10/27/08	0455
16	RFI-30-1008	K02VD1AL	V1026017	10/27/08	0518
17	ICM-102-1008	K02VE1AL	V1026018	10/27/08	0541
18	RFI-25-1008	K02VH1AL	V1026019	10/27/08	0604
19	RFI-27-1008	K02VJ1AL	V1026020	10/27/08	0626
20	ICM-104-1008	K02VK1AL	V1026021	10/27/08	0648
21	RFI-24-1008	K02VM1AL	V1026022	10/27/08	0711
22					

FORM 5
SEMIVOLATILE ORGANIC INSTRUMENT PERFORMANCE CHECK
DECAFLUOROTRIPHENYLPHOSPHINE (DFTPP)

Lab Name: TESTAMERICA PITTSBURGH Contract:

Lab Code: TA Case No.: SAS No.: SDG No.: C8J160331

Lab File ID: V1028DF1 DFTPP Injection Date: 10/27/08

Instrument ID: 731 DFTPP Injection Time: 2226

m/e	ION ABUNDANCE CRITERIA	% RELATIVE ABUNDANCE
51	30.0 - 60.0% of mass 198	32.8
68	Less than 2.0% of mass 69	0.4 (1.3)1
69	Mass 69 relative abundance	34.2
70	Less than 2.0% of mass 69	0.2 (0.6)1
127	40.0 - 60.0% of mass 198	47.6
197	Less than 1.0% of mass 198	0.0
198	Base Peak, 100% relative abundance	100.0
199	5.0 to 9.0% of mass 198	6.6
275	10.0 - 30.0% of mass 198	19.9
365	Greater than 1.0% of mass 198	2.30
441	Present, but less than mass 443	10.0
442	Greater than 40.0% of mass 198	68.2
443	17.0 - 23.0% of mass 442	13.0 (19.1)2

1-Value is % mass 69 2-Value is % mass 442

THIS CHECK APPLIES TO THE FOLLOWING SAMPLES, MS, MSD, BLANKS, AND STANDARDS:

	EPA SAMPLE NO.	LAB SAMPLE ID	LAB FILE ID	DATE ANALYZED	TIME ANALYZED
01	SSTD4.0	SSTD4.0	V10280CC	10/27/08	2240
02	RFI-18-1008	K02TX1A9	V1028001	10/28/08	0359
03	EW-1-1008DL	K02T22AL	V1028002	10/28/08	0419
04	EW-2-1008DL	K02T32AL	V1028003	10/28/08	0439
05	EW-4-1008DL	K02T52AL	V1028005	10/28/08	0519
06	EW-5-1008DL	K02T62AL	V1028006	10/28/08	0539
07	DUPLICATE EW	K02T72AL	V1028007	10/28/08	0559
08	RFI-31-1008	K02VA1AL	V1028008	10/28/08	0619
09	ICM-104-1008	K02VK2AL	V1028009	10/28/08	0639
10	ICM-103-1008	K02VN1AL	V1028010	10/28/08	0659
11					
12					
13					
14					
15					
16					
17					
18					
19					
20					
21					
22					

FORM 5
SEMIVOLATILE ORGANIC INSTRUMENT PERFORMANCE CHECK
DECAFLUOROTRIPHENYLPHOSPHINE (DFTPP)

Lab Name: TESTAMERICA PITTSBURGH Contract:

Lab Code: TA Case No.: SAS No.: SDG No.: C8J160331

Lab File ID: V1029DF1 DFTPP Injection Date: 10/29/08

Instrument ID: 731 DFTPP Injection Time: 0049

m/e	ION ABUNDANCE CRITERIA	% RELATIVE ABUNDANCE
51	30.0 - 60.0% of mass 198	32.9
68	Less than 2.0% of mass 69	0.3 (0.9)1
69	Mass 69 relative abundance	35.3
70	Less than 2.0% of mass 69	0.1 (0.3)1
127	40.0 - 60.0% of mass 198	48.7
197	Less than 1.0% of mass 198	0.4
198	Base Peak, 100% relative abundance	100.0
199	5.0 to 9.0% of mass 198	6.7
275	10.0 - 30.0% of mass 198	21.1
365	Greater than 1.0% of mass 198	2.12
441	Present, but less than mass 443	10.1
442	Greater than 40.0% of mass 198	66.1
443	17.0 - 23.0% of mass 442	13.0 (19.7)2

1-Value is % mass 69 2-Value is % mass 442

THIS CHECK APPLIES TO THE FOLLOWING SAMPLES, MS, MSD, BLANKS, AND STANDARDS:

	EPA SAMPLE NO.	LAB SAMPLE ID	LAB FILE ID	DATE ANALYZED	TIME ANALYZED
01	SSTD4.0	SSTD4.0	V10290CC	10/29/08	0104
02	EW-3-1008DL	K02T42AL	V1029003	10/29/08	0501
03					
04					
05					
06					
07					
08					
09					
10					
11					
12					
13					
14					
15					
16					
17					
18					
19					
20					
21					
22					

FORM 5
SEMIVOLATILE ORGANIC INSTRUMENT PERFORMANCE CHECK
DECAFLUOROTRIPHENYLPHOSPHINE (DFTPP)

Lab Name: Contract:

Lab Code: Case No.: SAS No.: SDG No.: C8J160331

Lab File ID: S1024DF3 DFTPP Injection Date: 10/24/08

Instrument ID: 71 DFTPP Injection Time: 1447

m/e	ION ABUNDANCE CRITERIA	% RELATIVE ABUNDANCE
51	30.0 - 60.0% of mass 198	53.1
68	Less than 2.0% of mass 69	0.0 (0.0)1
69	Mass 69 relative abundance	33.7
70	Less than 2.0% of mass 69	0.0 (0.0)1
127	40.0 - 60.0% of mass 198	49.1
197	Less than 1.0% of mass 198	0.0
198	Base Peak, 100% relative abundance	100.0
199	5.0 to 9.0% of mass 198	6.5
275	10.0 - 30.0% of mass 198	17.9
365	Greater than 1.0% of mass 198	2.01
441	Present, but less than mass 443	9.7
442	40.0 - 100.0% of mass 198	62.5
443	17.0 - 23.0% of mass 442	12.4 (19.8)2

1-Value is % mass 69 2-Value is % mass 442

THIS CHECK APPLIES TO THE FOLLOWING SAMPLES, MS, MSD, BLANKS, AND STANDARDS:

	EPA SAMPLE NO.	LAB SAMPLE ID	LAB FILE ID	DATE ANALYZED	TIME ANALYZED
01	SSTD4.0	SSTD4.0	S1024CCC	10/24/08	1548
02	INTRA-LAB BL	K07551AA	S1024007	10/24/08	1840
03	INTRA-LAB CH	K07551AC	S1024008	10/24/08	1901
04	ICM-101-1008	K02VT1AL	S1024028	10/25/08	0207
05					
06					
07					
08					
09					
10					
11					
12					
13					
14					
15					
16					
17					
18					
19					
20					
21					
22					

FORM 5
SEMIVOLATILE ORGANIC INSTRUMENT PERFORMANCE CHECK
DECAFLUOROTRIPHENYLPHOSPHINE (DFTPP)

Lab Name: Contract:

Lab Code: Case No.: SAS No.: SDG No.: C8J160331

Lab File ID: S1029DF5 DFTPP Injection Date: 10/29/08

Instrument ID: 71 DFTPP Injection Time: 1633

m/e	ION ABUNDANCE CRITERIA	% RELATIVE ABUNDANCE
51	30.0 - 60.0% of mass 198	58.5
68	Less than 2.0% of mass 69	0.4 (1.1)1
69	Mass 69 relative abundance	35.8
70	Less than 2.0% of mass 69	0.2 (0.5)1
127	40.0 - 60.0% of mass 198	49.2
197	Less than 1.0% of mass 198	0.0
198	Base Peak, 100% relative abundance	100.0
199	5.0 to 9.0% of mass 198	6.2
275	10.0 - 30.0% of mass 198	17.6
365	Greater than 1.0% of mass 198	1.65
441	Present, but less than mass 443	11.0
442	40.0 - 100.0% of mass 198	70.8
443	17.0 - 23.0% of mass 442	13.1 (18.5)2

1-Value is % mass 69 2-Value is % mass 442

THIS CHECK APPLIES TO THE FOLLOWING SAMPLES, MS, MSD, BLANKS, AND STANDARDS:

	EPA SAMPLE NO.	LAB SAMPLE ID	LAB FILE ID	DATE ANALYZED	TIME ANALYZED
01	SSTD4.0	SSTD4.0	S1029CC3	10/29/08	1858
02	ICM-101-1008	K02VT2AL	S1029001	10/29/08	2120
03					
04					
05					
06					
07					
08					
09					
10					
11					
12					
13					
14					
15					
16					
17					
18					
19					
20					
21					
22					

FORM 5
SEMIVOLATILE ORGANIC INSTRUMENT PERFORMANCE CHECK
DECAFLUOROTRIPHENYLPHOSPHINE (DFTPP)

Lab Name: Contract:

Lab Code: Case No.: SAS No.: SDG No.: C8J160331

Lab File ID: D1030DF8 DFTPP Injection Date: 10/30/08

Instrument ID: 732 DFTPP Injection Time: 1404

m/e	ION ABUNDANCE CRITERIA	% RELATIVE ABUNDANCE
51	30.0 - 60.0% of mass 198	50.6
68	Less than 2.0% of mass 69	0.0 (0.0)1
69	Mass 69 relative abundance	56.3
70	Less than 2.0% of mass 69	0.1 (0.3)1
127	40.0 - 60.0% of mass 198	58.6
197	Less than 1.0% of mass 198	0.0
198	Base Peak, 100% relative abundance	100.0
199	5.0 to 9.0% of mass 198	7.5
275	10.0 - 30.0% of mass 198	29.0
365	Greater than 1.0% of mass 198	3.76
441	Present, but less than mass 443	11.1
442	40.0 - 99.0% of mass 198	93.6
443	17.0 - 23.0% of mass 442	18.6 (19.9)2

1-Value is % mass 69 2-Value is % mass 442

THIS CHECK APPLIES TO THE FOLLOWING SAMPLES, MS, MSD, BLANKS, AND STANDARDS:

	EPA SAMPLE NO.	LAB SAMPLE ID	LAB FILE ID	DATE ANALYZED	TIME ANALYZED
01	SSTD4.0	SSTD4.0	D10300C1	10/30/08	1420
02	MW6-R-R-1008	K02VP1AL	D1030029	10/30/08	1639
03					
04					
05					
06					
07					
08					
09					
10					
11					
12					
13					
14					
15					
16					
17					
18					
19					
20					
21					
22					

FORM 8
SEMIVOLATILE INTERNAL STANDARD AREA AND RT SUMMARY

Lab Name: Contract:

Lab Code: Case No.: SAS No.: SDG No.: C8J160331

Lab File ID (Standard): V10260CC Date Analyzed: 10/26/08

Instrument ID: 731 Time Analyzed: 2304

		IS1 (DCB) AREA #	RT #	IS2 (NPT) AREA #	RT #	IS3 (ANT) AREA #	RT #
	12 HOUR STD	109699	4.41	474761	5.38	351180	6.73
	UPPER LIMIT	219398	4.91	949522	5.88	702360	7.23
	LOWER LIMIT	54850	3.91	237381	4.88	175590	6.23
	CLIENT SAMPLE NO.						
01	INTRA-LAB BL	113891	4.40	492661	5.38	377483	6.73
02	INTRA-LAB CH	109602	4.41	468568	5.38	357649	6.74
03	INTRA-LAB CH	117681	4.40	494494	5.38	371028	6.73
04	RFI-28-1008	105035	4.40	468964	5.38	358176	6.73
05	RFI-35-1008	116543	4.40	515133	5.38	378649	6.73
06	EW-1-1008	63500	4.41	436114	5.38	372953	6.73
07	EW-2-1008	107572	4.41	443898	5.38	357835	6.73
08	EW-3-1008	106215	4.40	454872	5.38	350230	6.73
09	EW-4-1008	98548	4.40	423865	5.38	327813	6.73
10	EW-5-1008	104757	4.40	422206	5.38	337089	6.72
11	DUPLICATE EW	70175	4.41	432053	5.37	354916	6.73
12	RFI-22-1008	91579	4.40	462894	5.37	365897	6.73
13	ICM-105-1008	102369	4.40	429482	5.38	338386	6.73
14	RFI-20-1008	109797	4.40	443490	5.38	355058	6.73
15	RFI-30-1008	115383	4.41	487570	5.38	352818	6.73
16	ICM-102-1008	104239	4.40	434442	5.37	332716	6.72
17	RFI-25-1008	107767	4.40	441509	5.37	337968	6.73
18	RFI-27-1008	108318	4.40	447008	5.37	348901	6.72
19	ICM-104-1008	109692	4.40	463552	5.38	348627	6.72
20	RFI-24-1008	109688	4.39	453208	5.37	342730	6.72
21							
22							

IS1 (DCB) = 1,4-Dichlorobenzene-d4
IS2 (NPT) = Naphthalene-d8
IS3 (ANT) = Acenaphthene-d10

AREA UPPER LIMIT = +100% of internal standard area
AREA LOWER LIMIT = - 50% of internal standard area
RT UPPER LIMIT = + 0.50 minutes of internal standard RT
RT LOWER LIMIT = - 0.50 minutes of internal standard RT

Column used to flag internal standard area values with an asterisk.
* Values outside of QC limits.

FORM 8
SEMIVOLATILE INTERNAL STANDARD AREA AND RT SUMMARY

Lab Name: Contract:

Lab Code: Case No.: SAS No.: SDG No.: C8J160331

Lab File ID (Standard): V10260CC Date Analyzed: 10/26/08

Instrument ID: 731 Time Analyzed: 2304

		IS4 (PHN) AREA #	RT #	IS5 (CRY) AREA #	RT #	IS6 (PRY) AREA #	RT #
	12 HOUR STD	690341	7.89	726178	9.94	772188	11.28
	UPPER LIMIT	1380682	8.39	1452356	10.44	1544376	11.78
	LOWER LIMIT	345171	7.39	363089	9.44	386094	10.78
	CLIENT SAMPLE NO.						
01	INTRA-LAB BL	725706	7.88	752436	9.94	800651	11.27
02	INTRA-LAB CH	706785	7.88	701187	9.94	831059	11.27
03	INTRA-LAB CH	741474	7.88	741829	9.93	877097	11.27
04	RFI-28-1008	705876	7.88	790630	9.93	892780	11.27
05	RFI-35-1008	748639	7.88	868276	9.93	921764	11.26
06	EW-1-1008	709207	7.88	820311	9.93	897819	11.27
07	EW-2-1008	714810	7.88	823631	9.93	925395	11.26
08	EW-3-1008	687836	7.88	809901	9.93	888334	11.26
09	EW-4-1008	668138	7.88	775924	9.92	869982	11.26
10	EW-5-1008	693744	7.87	800698	9.92	904442	11.26
11	DUPLICATE EW	718841	7.87	840572	9.93	923397	11.26
12	RFI-22-1008	720429	7.87	827049	9.93	935319	11.26
13	ICM-105-1008	633003	7.88	713916	9.93	844480	11.27
14	RFI-20-1008	717118	7.88	828704	9.93	934004	11.26
15	RFI-30-1008	736748	7.88	860651	9.93	972545	11.27
16	ICM-102-1008	660403	7.87	800155	9.92	892328	11.26
17	RFI-25-1008	689342	7.87	824371	9.93	915925	11.26
18	RFI-27-1008	705998	7.87	841393	9.92	924926	11.26
19	ICM-104-1008	677083	7.87	818552	9.93	936133	11.26
20	RFI-24-1008	677487	7.87	851516	9.92	959136	11.25
21							
22							

IS4 (PHN) = Phenanthrene-d10
IS5 (CRY) = Chrysene-d12
IS6 (PRY) = Perylene-d12

AREA UPPER LIMIT = +100% of internal standard area
AREA LOWER LIMIT = - 50% of internal standard area
RT UPPER LIMIT = + 0.50 minutes of internal standard RT
RT LOWER LIMIT = - 0.50 minutes of internal standard RT

Column used to flag internal standard area values with an asterisk.
* Values outside of QC limits.

FORM 8
SEMIVOLATILE INTERNAL STANDARD AREA AND RT SUMMARY

Lab Name: TESTAMERICA PITTSBURGH Contract:

Lab Code: TA Case No.: SAS No.: SDG No.: C8J160331

Lab File ID (Standard): V10280CC Date Analyzed: 10/27/08

Instrument ID: 731 Time Analyzed: 2240

		IS1 (DCB) AREA #	RT #	IS2 (NPT) AREA #	RT #	IS3 (ANT) AREA #	RT #
	12 HOUR STD	90089	4.39	410455	5.35	335705	6.70
	UPPER LIMIT	180178	4.89	820910	5.85	671410	7.20
	LOWER LIMIT	45045	3.89	205228	4.85	167853	6.20
	CLIENT SAMPLE NO.						
01	RFI-18-1008	95141	4.38	403812	5.34	321349	6.68
02	EW-1-1008DL	88330	4.38	400934	5.34	317912	6.68
03	EW-2-1008DL	89299	4.38	392495	5.34	316986	6.68
04	EW-4-1008DL	93358	4.38	415695	5.34	323211	6.68
05	EW-5-1008DL	94003	4.38	402991	5.34	320333	6.68
06	DUPLICATE EW	86890	4.38	399686	5.34	315078	6.68
07	RFI-31-1008	89037	4.38	375832	5.34	595901	6.68
08	ICM-104-1008	98058	4.38	418587	5.34	332339	6.68
09	ICM-103-1008	89132	4.38	382168	5.34	312317	6.67
10							
11							
12							
13							
14							
15							
16							
17							
18							
19							
20							
21							
22							

IS1 (DCB) = 1,4-Dichlorobenzene-d4
IS2 (NPT) = Naphthalene-d8
IS3 (ANT) = Acenaphthene-d10

AREA UPPER LIMIT = +100% of internal standard area
AREA LOWER LIMIT = - 50% of internal standard area
RT UPPER LIMIT = + 0.50 minutes of internal standard RT
RT LOWER LIMIT = - 0.50 minutes of internal standard RT

Column used to flag internal standard area values with an asterisk.
* Values outside of QC limits.

FORM 8
SEMIVOLATILE INTERNAL STANDARD AREA AND RT SUMMARY

Lab Name: TESTAMERICA PITTSBURGH Contract:

Lab Code: TA Case No.: SAS No.: SDG No.: C8J160331

Lab File ID (Standard): V10280CC Date Analyzed: 10/27/08

Instrument ID: 731 Time Analyzed: 2240

		IS4 (PHN) AREA #	RT #	IS5 (CRY) AREA #	RT #	IS6 (PRY) AREA #	RT #
	12 HOUR STD	684565	7.84	763003	9.87	837497	11.17
	UPPER LIMIT	1369130	8.34	1526006	10.37	1674994	11.67
	LOWER LIMIT	342283	7.34	381502	9.37	418749	10.67
	CLIENT SAMPLE NO.						
01	RFI-18-1008	666941	7.82	767176	9.86	867679	11.15
02	EW-1-1008DL	666234	7.82	811158	9.85	908197	11.14
03	EW-2-1008DL	668117	7.82	789084	9.86	918711	11.14
04	EW-4-1008DL	664786	7.82	830818	9.86	965211	11.14
05	EW-5-1008DL	661478	7.82	838756	9.85	974580	11.14
06	DUPLICATE EW	659603	7.82	818616	9.86	908392	11.14
07	RFI-31-1008	134929*	7.82	773451	9.85	900301	11.13
08	ICM-104-1008	679916	7.82	845916	9.85	952595	11.14
09	ICM-103-1008	638571	7.82	769797	9.85	883096	11.13
10							
11							
12							
13							
14							
15							
16							
17							
18							
19							
20							
21							
22							

IS4 (PHN) = Phenanthrene-d10
IS5 (CRY) = Chrysene-d12
IS6 (PRY) = Perylene-d12

AREA UPPER LIMIT = +100% of internal standard area
AREA LOWER LIMIT = - 50% of internal standard area
RT UPPER LIMIT = + 0.50 minutes of internal standard RT
RT LOWER LIMIT = - 0.50 minutes of internal standard RT

Column used to flag internal standard area values with an asterisk.
* Values outside of QC limits.

FORM 8
SEMIVOLATILE INTERNAL STANDARD AREA AND RT SUMMARY

Lab Name: TESTAMERICA PITTSBURGH Contract:

Lab Code: TA Case No.: SAS No.: SDG No.: C8J160331

Lab File ID (Standard): V10290CC Date Analyzed: 10/29/08

Instrument ID: 731 Time Analyzed: 0104

		IS1 (DCB) AREA #	RT #	IS2 (NPT) AREA #	RT #	IS3 (ANT) AREA #	RT #
	12 HOUR STD	86500	4.37	381015	5.35	284855	6.69
	UPPER LIMIT	173000	4.87	762030	5.85	569710	7.19
	LOWER LIMIT	43250	3.87	190508	4.85	142428	6.19
	CLIENT SAMPLE NO.						
01	EW-3-1008DL	97887	4.37	428539	5.34	315043	6.68
02							
03							
04							
05							
06							
07							
08							
09							
10							
11							
12							
13							
14							
15							
16							
17							
18							
19							
20							
21							
22							

IS1 (DCB) = 1,4-Dichlorobenzene-d4
IS2 (NPT) = Naphthalene-d8
IS3 (ANT) = Acenaphthene-d10

AREA UPPER LIMIT = +100% of internal standard area
AREA LOWER LIMIT = - 50% of internal standard area
RT UPPER LIMIT = + 0.50 minutes of internal standard RT
RT LOWER LIMIT = - 0.50 minutes of internal standard RT

Column used to flag internal standard area values with an asterisk.
* Values outside of QC limits.

FORM 8
SEMIVOLATILE INTERNAL STANDARD AREA AND RT SUMMARY

Lab Name: TESTAMERICA PITTSBURGH Contract:

Lab Code: TA Case No.: SAS No.: SDG No.: C8J160331

Lab File ID (Standard): V10290CC Date Analyzed: 10/29/08

Instrument ID: 731 Time Analyzed: 0104

		IS4(PHN) AREA #	RT #	IS5(CRY) AREA #	RT #	IS6(PRY) AREA #	RT #
	12 HOUR STD	569581	7.84	632071	9.87	685506	11.17
	UPPER LIMIT	1139162	8.34	1264142	10.37	1371012	11.67
	LOWER LIMIT	284791	7.34	316036	9.37	342753	10.67
	CLIENT SAMPLE NO.						
01	EW-3-1008DL	614192	7.82	685881	9.86	725434	11.15
02							
03							
04							
05							
06							
07							
08							
09							
10							
11							
12							
13							
14							
15							
16							
17							
18							
19							
20							
21							
22							

IS4 (PHN) = Phenanthrene-d10
IS5 (CRY) = Chrysene-d12
IS6 (PRY) = Perylene-d12

AREA UPPER LIMIT = +100% of internal standard area
AREA LOWER LIMIT = - 50% of internal standard area
RT UPPER LIMIT = + 0.50 minutes of internal standard RT
RT LOWER LIMIT = - 0.50 minutes of internal standard RT

Column used to flag internal standard area values with an asterisk.
* Values outside of QC limits.

FORM 8
SEMIVOLATILE INTERNAL STANDARD AREA AND RT SUMMARY

Lab Name: Contract:

Lab Code: Case No.: SAS No.: SDG No.: C8J160331

Lab File ID (Standard): S1024CCC Date Analyzed: 10/24/08

Instrument ID: 71 Time Analyzed: 1548

		IS1 (DCB) AREA #	RT #	IS2 (NPT) AREA #	RT #	IS3 (ANT) AREA #	RT #
	12 HOUR STD	258621	4.23	1005866	5.20	516599	6.53
	UPPER LIMIT	517242	4.73	2011732	5.70	1033198	7.03
	LOWER LIMIT	129311	3.73	502933	4.70	258300	6.03
	CLIENT SAMPLE NO.						
01	INTRA-LAB BL	270345	4.23	1089431	5.19	567988	6.52
02	INTRA-LAB CH	258283	4.23	979247	5.20	510621	6.52
03	ICM-101-1008	150370	4.27	737586	5.20	392396	6.53
04							
05							
06							
07							
08							
09							
10							
11							
12							
13							
14							
15							
16							
17							
18							
19							
20							
21							
22							

IS1 (DCB) = 1,4-Dichlorobenzene-d4
IS2 (NPT) = Naphthalene-d8
IS3 (ANT) = Acenaphthene-d10

AREA UPPER LIMIT = +100% of internal standard area
AREA LOWER LIMIT = - 50% of internal standard area
RT UPPER LIMIT = + 0.50 minutes of internal standard RT
RT LOWER LIMIT = - 0.50 minutes of internal standard RT

Column used to flag internal standard area values with an asterisk.
* Values outside of QC limits.

FORM 8
SEMIVOLATILE INTERNAL STANDARD AREA AND RT SUMMARY

Lab Name: Contract:

Lab Code: Case No.: SAS No.: SDG No.: C8J160331

Lab File ID (Standard): S1024CCC Date Analyzed: 10/24/08

Instrument ID: 71 Time Analyzed: 1548

		IS4 (PHN) AREA #	RT #	IS5 (CRY) AREA #	RT #	IS6 (PRY) AREA #	RT #
	12 HOUR STD	782031	7.65	479874	9.66	313715	10.82
	UPPER LIMIT	1564062	8.15	959748	10.16	627430	11.32
	LOWER LIMIT	391016	7.15	239937	9.16	156858	10.32
	CLIENT SAMPLE NO.						
01	INTRA-LAB BL	821899	7.65	476409	9.65	316637	10.80
02	INTRA-LAB CH	762917	7.64	510604	9.65	285693	10.80
03	ICM-101-1008	571556	7.65	354133	9.66	228937	10.82
04							
05							
06							
07							
08							
09							
10							
11							
12							
13							
14							
15							
16							
17							
18							
19							
20							
21							
22							

IS4 (PHN) = Phenanthrene-d10
IS5 (CRY) = Chrysene-d12
IS6 (PRY) = Perylene-d12

AREA UPPER LIMIT = +100% of internal standard area
AREA LOWER LIMIT = - 50% of internal standard area
RT UPPER LIMIT = + 0.50 minutes of internal standard RT
RT LOWER LIMIT = - 0.50 minutes of internal standard RT

Column used to flag internal standard area values with an asterisk.
* Values outside of QC limits.

FORM 8
SEMIVOLATILE INTERNAL STANDARD AREA AND RT SUMMARY

Lab Name: Contract:

Lab Code: Case No.: SAS No.: SDG No.: C8J160331

Lab File ID (Standard): S1029CC3 Date Analyzed: 10/29/08

Instrument ID: 71 Time Analyzed: 1858

		IS1 (DCB) AREA #	RT #	IS2 (NPT) AREA #	RT #	IS3 (ANT) AREA #	RT #
	12 HOUR STD	300788	4.29	1187331	5.24	637214	6.58
	UPPER LIMIT	601576	4.79	2374662	5.74	1274428	7.08
	LOWER LIMIT	150394	3.79	593666	4.74	318607	6.08
	CLIENT SAMPLE NO.						
01	ICM-101-1008	330336	4.29	1322222	5.24	733946	6.57
02							
03							
04							
05							
06							
07							
08							
09							
10							
11							
12							
13							
14							
15							
16							
17							
18							
19							
20							
21							
22							

IS1 (DCB) = 1,4-Dichlorobenzene-d4
IS2 (NPT) = Naphthalene-d8
IS3 (ANT) = Acenaphthene-d10

AREA UPPER LIMIT = +100% of internal standard area
AREA LOWER LIMIT = - 50% of internal standard area
RT UPPER LIMIT = + 0.50 minutes of internal standard RT
RT LOWER LIMIT = - 0.50 minutes of internal standard RT

Column used to flag internal standard area values with an asterisk.
* Values outside of QC limits.

FORM 8
SEMIVOLATILE INTERNAL STANDARD AREA AND RT SUMMARY

Lab Name: Contract:

Lab Code: Case No.: SAS No.: SDG No.: C8J160331

Lab File ID (Standard): S1029CC3 Date Analyzed: 10/29/08

Instrument ID: 71 Time Analyzed: 1858

		IS4 (PHN) AREA #	RT #	IS5 (CRY) AREA #	RT #	IS6 (PRY) AREA #	RT #
	12 HOUR STD	999135	7.70	777971	9.72	411738	10.91
	UPPER LIMIT	1998270	8.20	1555942	10.22	823476	11.41
	LOWER LIMIT	499568	7.20	388986	9.22	205869	10.41
	CLIENT SAMPLE NO.						
01	ICM-101-1008	1179061	7.70	757916	9.71	421927	10.91
02							
03							
04							
05							
06							
07							
08							
09							
10							
11							
12							
13							
14							
15							
16							
17							
18							
19							
20							
21							
22							

IS4 (PHN) = Phenanthrene-d10
IS5 (CRY) = Chrysene-d12
IS6 (PRY) = Perylene-d12

AREA UPPER LIMIT = +100% of internal standard area
AREA LOWER LIMIT = - 50% of internal standard area
RT UPPER LIMIT = + 0.50 minutes of internal standard RT
RT LOWER LIMIT = - 0.50 minutes of internal standard RT

Column used to flag internal standard area values with an asterisk.
* Values outside of QC limits.

FORM 8
SEMIVOLATILE INTERNAL STANDARD AREA AND RT SUMMARY

Lab Name: Contract:

Lab Code: Case No.: SAS No.: SDG No.: C8J160331

Lab File ID (Standard): D10300C1 Date Analyzed: 10/30/08

Instrument ID: 732 Time Analyzed: 1420

		IS1 (DCB) AREA	#	RT	#	IS2 (NPT) AREA	#	RT	#	IS3 (ANT) AREA	#	RT	#
	12 HOUR STD	82731		4.38		309644		5.36		186178		6.70	
	UPPER LIMIT	165462		4.88		619288		5.86		372356		7.20	
	LOWER LIMIT	41366		3.88		154822		4.86		93089		6.20	
	CLIENT SAMPLE NO.												
01	MW6-R-R-1008	102765		4.38		420034		5.36		232519		6.70	
02													
03													
04													
05													
06													
07													
08													
09													
10													
11													
12													
13													
14													
15													
16													
17													
18													
19													
20													
21													
22													

IS1 (DCB) = 1,4-Dichlorobenzene-d4
IS2 (NPT) = Naphthalene-d8
IS3 (ANT) = Acenaphthene-d10

AREA UPPER LIMIT = +100% of internal standard area
AREA LOWER LIMIT = - 50% of internal standard area
RT UPPER LIMIT = + 0.50 minutes of internal standard RT
RT LOWER LIMIT = - 0.50 minutes of internal standard RT

Column used to flag internal standard area values with an asterisk.
* Values outside of QC limits.

FORM 8
SEMIVOLATILE INTERNAL STANDARD AREA AND RT SUMMARY

Lab Name: Contract:

Lab Code: Case No.: SAS No.: SDG No.: C8J160331

Lab File ID (Standard): D10300C1 Date Analyzed: 10/30/08

Instrument ID: 732 Time Analyzed: 1420

		IS4 (PHN) AREA	#	RT	#	IS5 (CRY) AREA	#	RT	#	IS6 (PRY) AREA	#	RT	#
	12 HOUR STD	310618		8.28		376683		11.07		386855		12.40	
	UPPER LIMIT	621236		8.78		753366		11.57		773710		12.90	
	LOWER LIMIT	155309		7.78		188342		10.57		193428		11.90	
	CLIENT SAMPLE NO.												
01	MW6-R-R-1008	393815		8.30		427512		11.08		405945		12.41	
02													
03													
04													
05													
06													
07													
08													
09													
10													
11													
12													
13													
14													
15													
16													
17													
18													
19													
20													
21													
22													

IS4 (PHN) = Phenanthrene-d10
IS5 (CRY) = Chrysene-d12
IS6 (PRY) = Perylene-d12

AREA UPPER LIMIT = +100% of internal standard area
AREA LOWER LIMIT = - 50% of internal standard area
RT UPPER LIMIT = + 0.50 minutes of internal standard RT
RT LOWER LIMIT = - 0.50 minutes of internal standard RT

Column used to flag internal standard area values with an asterisk.
* Values outside of QC limits.

GC/MS SEMIVOLATILE
SAMPLE DATA

MACTEC Engineering and Consulting Inc

Client Sample ID: RFI-18-1008

GC/MS Semivolatiles

Lot-Sample #...:	C8J160331-001	**Work Order #...:**	K02TX1A9	**Matrix.....:**	WATER
Date Sampled...:	10/14/08 09:50	**Date Received..:**	10/16/08 09:30	**MS Run #.....:**	
Prep Date.....:	10/20/08	**Analysis Date..:**	10/28/08		
Prep Batch #...:	8295020	**Analysis Time..:**	03:59		
Dilution Factor:	0.98	**Initial Wgt/Vol:**	1020 mL	**Final Wgt/Vol..:**	1 mL
Analyst ID.....:	003200	**Instrument ID..:**	731		
		Method.....:	SW846 8270C		

PARAMETER	RESULT	REPORTING LIMIT	UNITS	MDL
Aniline	ND	0.98	ug/L	0.047
Acenaphthene	**0.064 J**	**0.20**	**ug/L**	**0.051**
Acenaphthylene	**0.047 J**	**0.20**	**ug/L**	**0.045**
Acetophenone	ND	0.98	ug/L	0.045
Anthracene	**0.059 J**	**0.20**	**ug/L**	**0.050**
Atrazine	ND	0.98	ug/L	0.038
Benzo(a)anthracene	ND	0.20	ug/L	0.040
Benzo(a)pyrene	ND	0.20	ug/L	0.043
Benzo(b)fluoranthene	ND	0.20	ug/L	0.031
Benzo(ghi)perylene	ND	0.20	ug/L	0.027
Benzo(k)fluoranthene	ND	0.20	ug/L	0.039
Benzaldehyde	ND	0.98	ug/L	0.053
1,1'-Biphenyl	ND	0.98	ug/L	0.059
bis(2-Chloroethoxy) methane	ND	0.98	ug/L	0.12
bis(2-Chloroethyl)-ether	ND	0.20	ug/L	0.045
bis(2-Ethylhexyl) phthalate	ND	0.98	ug/L	0.12
4-Bromophenyl phenyl ether	**0.071 J**	**0.98**	**ug/L**	**0.049**
Butyl benzyl phthalate	ND	0.98	ug/L	0.14
Caprolactam	ND	4.9	ug/L	0.18
Carbazole	**0.073 J**	**0.20**	**ug/L**	**0.051**
4-Chloroaniline	**0.093 J**	**0.98**	**ug/L**	**0.045**
4-Chloro-3-methylphenol	ND	0.98	ug/L	0.058
2-Chloronaphthalene	ND	0.20	ug/L	0.043
2-Chlorophenol	ND	0.98	ug/L	0.044
4-Chlorophenyl phenyl ether	ND	0.98	ug/L	0.042
Chrysene	ND	0.20	ug/L	0.035
Dibenz(a,h)anthracene	ND	0.20	ug/L	0.034
Dibenzofuran	**0.084 J**	**0.98**	**ug/L**	**0.052**
3,3'-Dichlorobenzidine	ND	0.98	ug/L	0.040
2,4-Dichlorophenol	ND	0.20	ug/L	0.048
Diethyl phthalate	ND	0.98	ug/L	0.24
2,4-Dimethylphenol	ND	0.98	ug/L	0.051

(Continued on next page)

MACTEC Engineering and Consulting Inc

Client Sample ID: RFI-18-1008

GC/MS Semivolatiles

Lot-Sample #...: C8J160331-001 **Work Order #...:** K02TX1A9 **Matrix.....:** WATER

PARAMETER	RESULT	REPORTING LIMIT	UNITS	MDL
Dimethyl phthalate	ND	0.98	ug/L	0.041
Di-n-butyl phthalate	**0.054 J**	**0.98**	**ug/L**	**0.045**
4,6-Dinitro-2-methylphenol	ND	4.9	ug/L	1.4
2,4-Dinitrophenol	ND	4.9	ug/L	1.3
2,4-Dinitrotoluene	ND	0.98	ug/L	0.044
2,6-Dinitrotoluene	ND	0.98	ug/L	0.050
Di-n-octyl phthalate	ND	0.98	ug/L	0.042
Fluoranthene	**0.055 J**	**0.20**	**ug/L**	**0.048**
Fluorene	**0.082 J**	**0.20**	**ug/L**	**0.053**
Hexachlorobenzene	ND	0.20	ug/L	0.043
Hexachlorobutadiene	ND	0.20	ug/L	0.037
Hexachlorocyclopentadiene	ND	0.98	ug/L	0.078
Hexachloroethane	ND	0.98	ug/L	0.043
Indeno(1,2,3-cd)pyrene	ND	0.20	ug/L	0.047
Isophorone	ND	0.98	ug/L	0.046
2-Methylnaphthalene	ND	0.20	ug/L	0.046
2-Methylphenol	ND	0.98	ug/L	0.050
4-Methylphenol	ND	0.98	ug/L	0.072
Naphthalene	ND	0.20	ug/L	0.042
2-Nitroaniline	ND	4.9	ug/L	0.047
3-Nitroaniline	ND	4.9	ug/L	0.039
4-Nitroaniline	ND	4.9	ug/L	0.025
Nitrobenzene	ND	0.20	ug/L	0.063
2-Nitrophenol	ND	0.98	ug/L	0.053
4-Nitrophenol	ND	4.9	ug/L	0.069
N-Nitrosodi-n-propylamine	ND	0.20	ug/L	0.058
N-Nitrosodiphenylamine	ND	0.20	ug/L	0.048
2,2'-oxybis (1-Chloropropane)	ND	0.20	ug/L	0.025
Pentachlorophenol	ND	0.98	ug/L	0.081
Phenanthrene	**0.089 J**	**0.20**	**ug/L**	**0.054**
Phenol	ND	0.20	ug/L	0.022
Pyrene	ND	0.20	ug/L	0.055
2,4,5-Trichlorophenol	ND	0.98	ug/L	0.061
2,4,6-Trichlorophenol	ND	0.98	ug/L	0.056

(Continued on next page)

MACTEC Engineering and Consulting Inc

Client Sample ID: RFI-18-1008

GC/MS Semivolatiles

Lot-Sample #...: C8J160331-001 **Work Order #...:** K02TX1A9 **Matrix.....:** WATER

SURROGATE	PERCENT RECOVERY	RECOVERY LIMITS
Nitrobenzene-d5	55	(23 - 112)
Terphenyl-d14	67	(10 - 132)
2-Fluorobiphenyl	55	(19 - 107)
2-Fluorophenol	51	(10 - 111)
Phenol-d5	54	(15 - 112)
2,4,6-Tribromophenol	59	(16 - 122)

NOTE(S):

J Estimated result. Result is less than RL.

Data File: \\PITSVR06\D\chem\731.i\V102808.b\V1028001.D
Date : 28-OCT-2008 03:59
Client ID: RFI-18-1008
Instrument: 731.i
Sample Info: C8J160331-001 10/20/08 h2o (8295020) 8270c
Volume Injected (uL): 2.0
Operator: 003200
Column phase: DB5-MS
Column diameter: 0.32

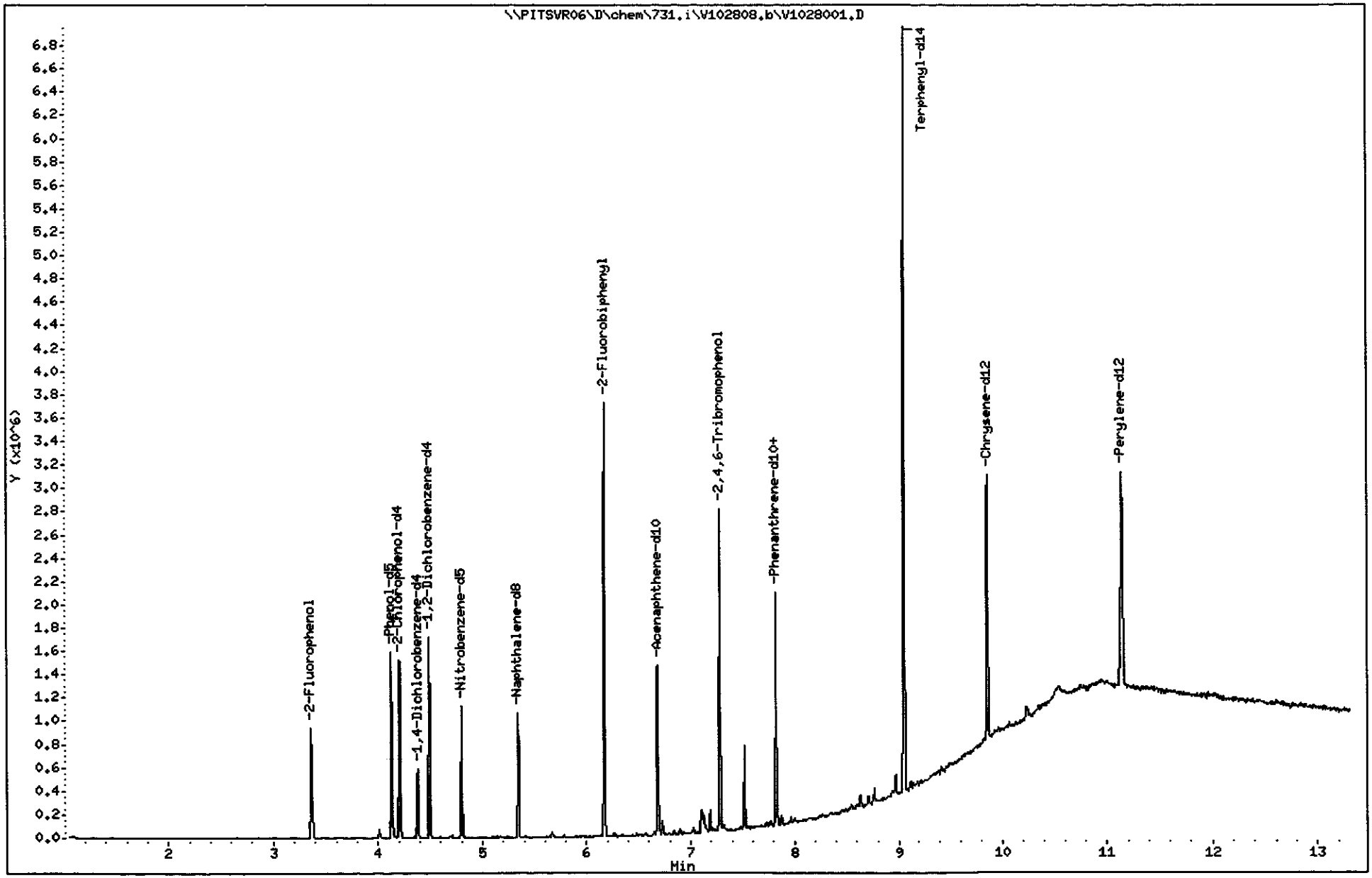

TestAmerica Pittsburgh

Semivolatile REPORT SW-846 Method 8270

Data file : \\PITSVR06\D\chem\731.i\V102808.b\V1028001.D
Lab Smp Id: K02TX1A9 Client Smp ID: RFI-18-1008
Inj Date : 28-OCT-2008 03:59
Operator : 003200 Inst ID: 731.i
Smp Info : C8J160331-001 10/20/08 h2o (8295020) 8270c
Misc Info : K02TX1A9,V102808.b,8270ll.m,padep.sub
Comment :
Method : \\PITSVR06\D\chem\731.i\V102808.b\8270ll.m
Meth Date : 27-Oct-2008 22:55 piccolinov Quant Type: ISTD
Cal Date : 23-OCT-2008 04:48 Cal File: V1023NC7.D
Als bottle: 3
Dil Factor: 1.00000
Integrator: HP RTE Compound Sublist: padep.sub
Target Version: 4.14
Processing Host: PITSVR06

Concentration Formula: Amt * DF * Uf * Vt/(Vo * Vi) * CpndVariable

Name	Value	Description
DF	1.000	Dilution Factor
Uf	1.000	ng unit correction factor
Vt	1000.000	Volume of final extract (uL)
Vo	1020.000	Volume of sample extracted (mL)
Vi	2.000	Volume injected (uL)
Cpnd Variable		Local Compound Variable

	Compounds	QUANT SIG MASS	RT	EXP RT	REL RT	RESPONSE	CONCENTRATIONS ON-COLUMN (NG)	CONCENTRATIONS FINAL (ug/L)
* 1	1,4-Dichlorobenzene-d4	152	4.382	4.387	(1.000)	95141	8.00000	
* 2	Naphthalene-d8	136	5.343	5.354	(1.000)	403812	8.00000	
* 3	Acenaphthene-d10	164	6.684	6.695	(1.000)	321349	8.00000	
* 4	Phenanthrene-d10	188	7.822	7.838	(1.000)	666941	8.00000	
* 5	Chrysene-d12	240	9.858	9.874	(1.000)	767176	8.00000	
* 6	Perylene-d12	264	11.145	11.167	(1.000)	867679	8.00000	
198	1,4-Dioxane	88	Compound Not Detected.					
10	N-Nitrosodimethylamine	74	Compound Not Detected.					
9	Pyridine	79	Compound Not Detected.					
16	Methyl methanesulfonate	80	Compound Not Detected.					
206	Benzaldehyde	77	Compound Not Detected.					
21	Aniline	93	Compound Not Detected.					
22	Phenol	94	Compound Not Detected.					
23	bis(2-Chloroethyl)ether	93	Compound Not Detected.					
24	2-Chlorophenol	128	Compound Not Detected.					
26	1,3-Dichlorobenzene	146	Compound Not Detected.					
27	1,4-Dichlorobenzene	146	Compound Not Detected.					
28	1,2-Dichlorobenzene	146	Compound Not Detected.					
29	Benzyl Alcohol	108	Compound Not Detected.					
30	2-Methylphenol	108	Compound Not Detected.					

Compounds	QUANT SIG MASS	RT	EXP RT	REL RT	RESPONSE	CONCENTRATIONS ON-COLUMN (NG)	CONCENTRATIONS FINAL (ug/L)
31 2,2'-oxybis(1-Chloropropane)	45	Compound Not Detected.					
37 Acetophenone	105	Compound Not Detected.					
32 N-Nitroso-di-n-propylamine	70	Compound Not Detected.					
192 4-Methylphenol	108	Compound Not Detected.					
34 Hexachloroethane	117	Compound Not Detected.					
35 Nitrobenzene	77	Compound Not Detected.					
41 Isophorone	82	Compound Not Detected.					
42 2-Nitrophenol	139	Compound Not Detected.					
43 2,4-Dimethylphenol	107	Compound Not Detected.					
44 bis(2-Chloroethoxy)methane	93	Compound Not Detected.					
48 2,4-Dichlorophenol	162	Compound Not Detected.					
49 Benzoic Acid	122	Compound Not Detected.					
50 1,2,4-Trichlorobenzene	180	Compound Not Detected.					
51 Naphthalene	128	Compound Not Detected.					
52 4-Chloroaniline	127	5.408	5.413	(1.012)	3825	0.19033	0.093298
54 2,6-Dichlorophenol	162	Compound Not Detected.					
56 Hexachlorobutadiene	224	Compound Not Detected.					
208 Caprolactam	113	Compound Not Detected.					
59 4-Chloro-3-Methylphenol	107	Compound Not Detected.					
62 2-Methylnaphthalene	142	5.888	5.899	(1.102)	3356	0.09058	0.044402
63 1-Methylnaphthalene	142	5.963	5.974	(1.116)	2989	0.08042	0.039421
64 Hexachlorocyclopentadiene	236	Compound Not Detected.					
66 2,4,6-Trichlorophenol	196	Compound Not Detected.					
67 2,4,5-Trichlorophenol	196	Compound Not Detected.					
209 1,1'-Biphenyl	154	6.246	6.257	(0.934)	1595	0.03111	0.015252
70 2-Chloronaphthalene	162	Compound Not Detected.					
73 2-Nitroaniline	65	Compound Not Detected.					
76 Dimethylphthalate	163	Compound Not Detected.					
78 2,6-Dinitrotoluene	165	Compound Not Detected.					
79 Acenaphthylene	152	6.572	6.588	(0.983)	6429	0.09502	0.046576
81 3-Nitroaniline	138	Compound Not Detected.					
82 Acenaphthene	153	6.706	6.722	(1.003)	5549	0.13134	0.064380
83 2,4-Dinitrophenol	184	Compound Not Detected.					
85 4-Nitrophenol	109	Compound Not Detected.					
86 Dibenzofuran	168	6.839	6.850	(1.023)	10699	0.17047	0.083562
87 2,4-Dinitrotoluene	165	Compound Not Detected.					
91 2,3,5,6-Tetrachlorophenol	231	Compound Not Detected.					
88 2,3,4,6-Tetrachlorophenol	231	Compound Not Detected.					
92 2-Naphthylamine	143	Compound Not Detected.					
93 Diethylphthalate	149	7.021	7.032	(1.050)	9036	0.19435	0.095271
94 Fluorene	166	7.101	7.117	(1.062)	8217	0.16687	0.081801
95 4-Chlorophenyl-phenylether	204	Compound Not Detected.					
96 4-Nitroaniline	138	Compound Not Detected.					
98 4,6-Dinitro-2-methylphenol	198	Compound Not Detected.					
99 N-Nitrosodiphenylamine (1)	169	Compound Not Detected.					
100 1,2-Diphenylhydrazine	77	Compound Not Detected.					
106 4-Bromophenyl-phenylether	248	7.480	7.497	(0.956)	2261	0.14513	0.071142
107 Hexachlorobenzene	283	Compound Not Detected.					
210 Atrazine	200	Compound Not Detected.					
111 Pentachlorophenol	265	Compound Not Detected.					
115 Phenanthrene	178	7.838	7.854	(1.002)	15335	0.18176	0.089099
116 Anthracene	178	7.881	7.897	(1.008)	10254	0.12021	0.058925
119 Carbazole	167	8.004	8.020	(1.023)	12282	0.14899	0.073035
120 Di-n-Butylphthalate	149	8.271	8.287	(1.057)	10971	0.11089	0.054359

Compounds	QUANT SIG MASS	RT	EXP RT	REL RT	RESPONSE	CONCENTRATIONS ON-COLUMN (NG)	CONCENTRATIONS FINAL (ug/L)
123 Fluoranthene	202	8.757	8.773	(1.120)	11313	0.11218	0.054988
124 Benzidine	184	Compound Not Detected.					
125 Pyrene	202	8.928	8.950	(0.906)	10702	0.09095	0.044582
131 Butylbenzylphthalate	149	Compound Not Detected.					
135 3,3'-Dichlorobenzidine	252	Compound Not Detected.					
136 Benzo(a)Anthracene	228	Compound Not Detected.					
137 Chrysene	228	Compound Not Detected.					
139 bis(2-ethylhexyl)Phthalate	149	Compound Not Detected.					
140 Di-n-octylphthalate	149	Compound Not Detected.					
141 Benzo(b)fluoranthene	252	Compound Not Detected.					
142 Benzo(k)fluoranthene	252	Compound Not Detected.					
143 7,12-dimethylbenz[a]anthracen	256	Compound Not Detected.					
146 Benzo(a)pyrene	252	Compound Not Detected.					
149 Indeno(1,2,3-cd)pyrene	276	Compound Not Detected.					
150 Dibenz(a,h)anthracene	278	Compound Not Detected.					
151 Benzo(g,h,i)perylene	276	Compound Not Detected.					
$ 154 Nitrobenzene-d5	82	4.804	4.809	(0.899)	308721	21.9572	10.763
$ 155 2-Fluorobiphenyl	172	6.171	6.182	(0.923)	1002515	21.9236	10.747
$ 156 Terphenyl-d14	244	9.046	9.062	(0.918)	2049045	26.9897	13.230
$ 157 Phenol-d5	99	4.131	4.126	(0.943)	489330	32.4195	15.892
$ 158 2-Fluorophenol	112	3.361	3.356	(0.767)	321770	30.5555	14.978
$ 159 2,4,6-Tribromophenol	330	7.288	7.299	(0.932)	277969	35.4578	17.381
$ 186 2-Chlorophenol-d4	132	4.211	4.211	(0.961)	460342	31.1296	15.260
$ 187 1,2-Dichlorobenzene-d4	152	4.494	4.500	(1.026)	253171	21.8508	10.711

Data File: \\PITSVR06\D\chem\731.i\V102808.b\V1028001.D

Date : 28-OCT-2008 03:59

Client ID: RFI-18-1008

Instrument: 731.i

Sample Info: C8J160331-001 10/20/08 h2o (8295020) 8270c

Volume Injected (uL): 2.0

Operator: 003200

Column phase: DB5-MS

Column diameter: 0.32

52 4-Chloroaniline

Concentration: 0.093298 ug/L

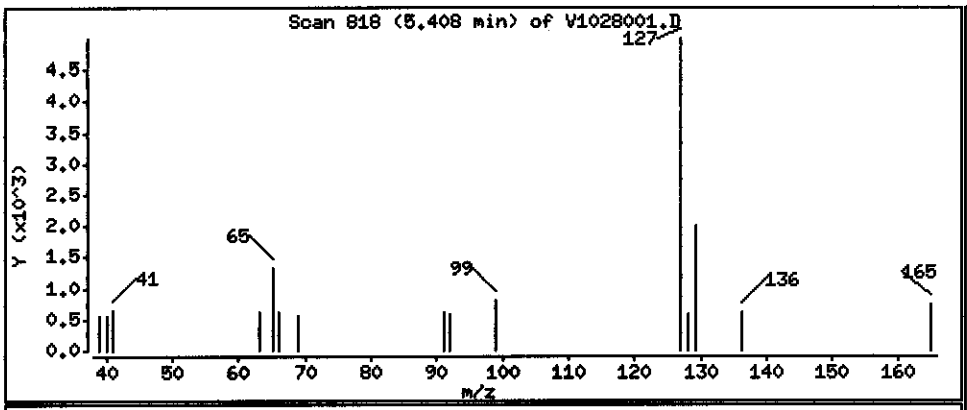

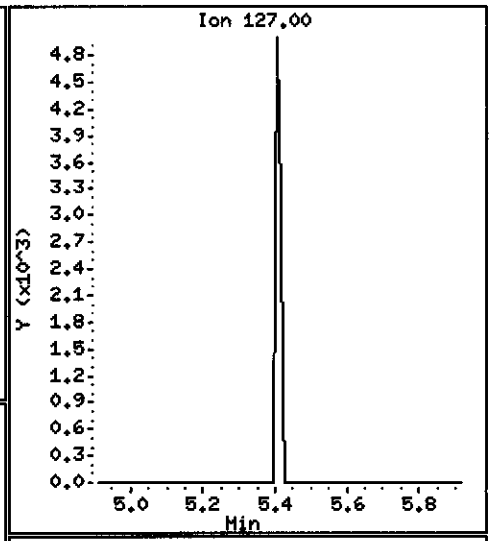

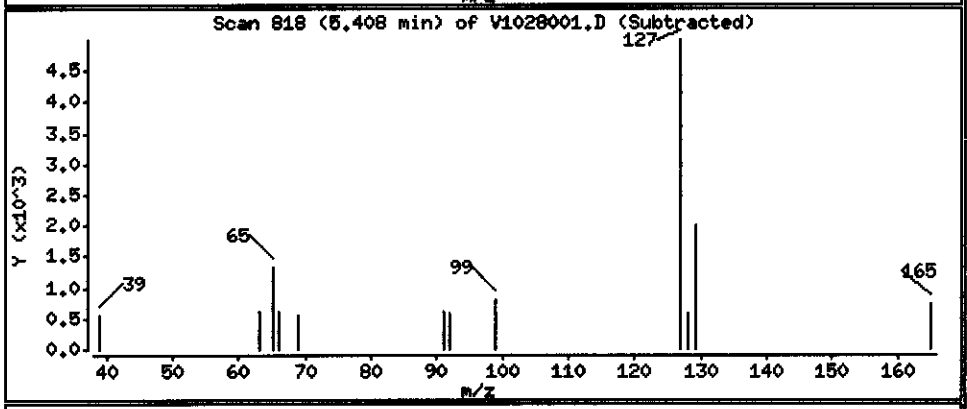

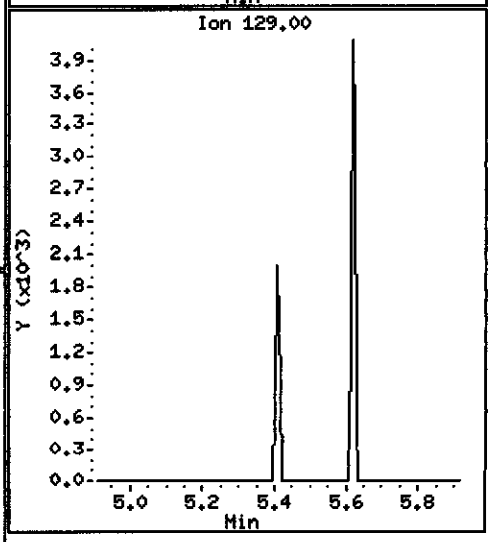

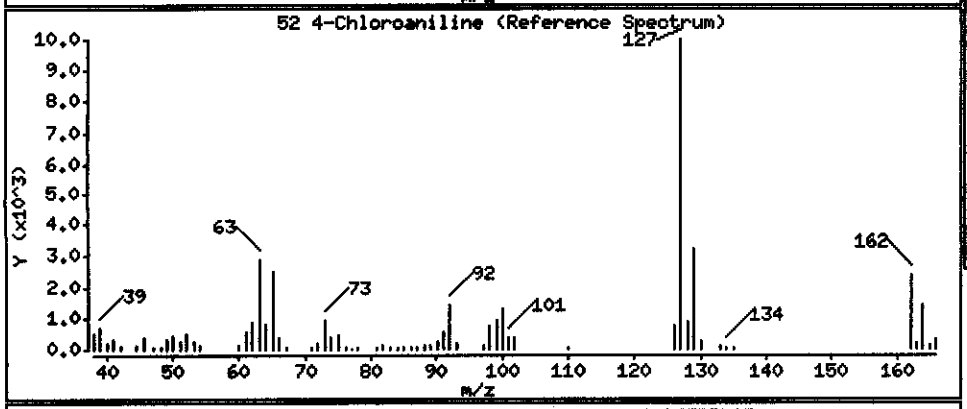

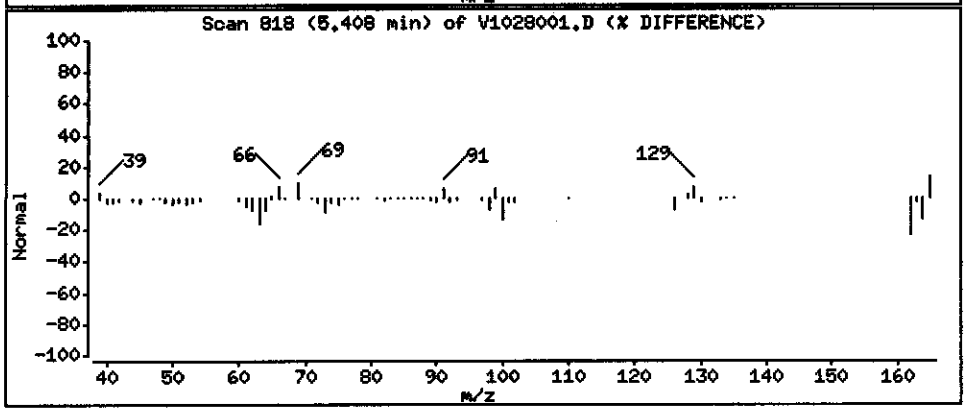

Data File: \\PITSVR06\D\chem\731.i\V102808.b\V1028001.D

Date : 28-OCT-2008 03:59

Client ID: RFI-18-1008

Instrument: 731.i

Sample Info: C8J160331-001 10/20/08 h2o (8295020) 8270c

Volume Injected (uL): 2.0

Operator: 003200

Column phase: DB5-MS

Column diameter: 0.32

62 2-Methylnaphthalene

Concentration: 0.044402 ug/L

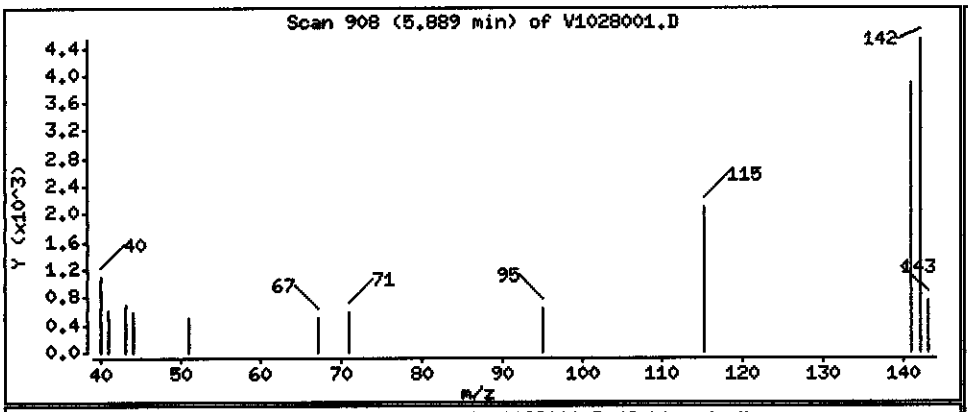

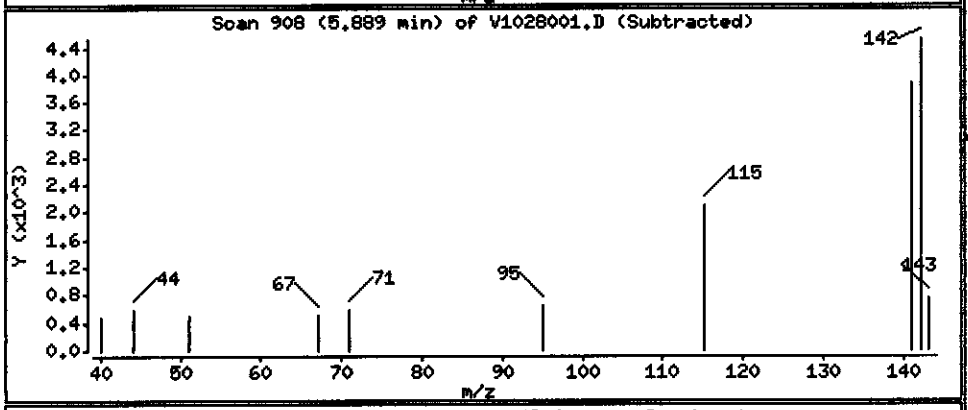

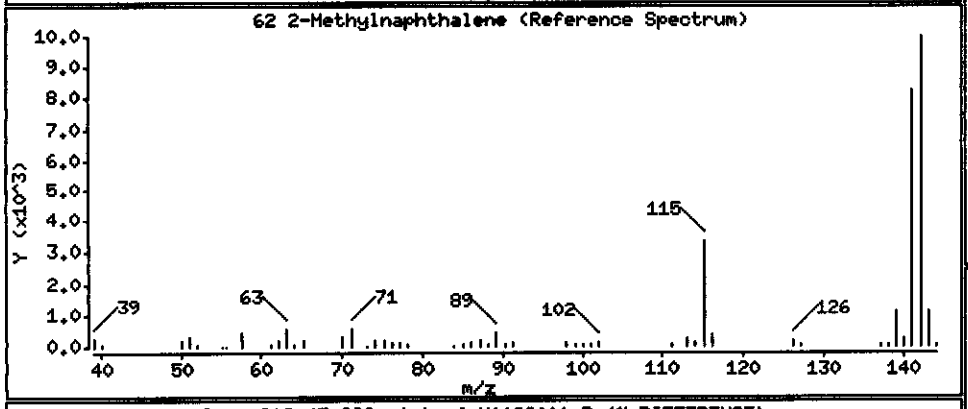

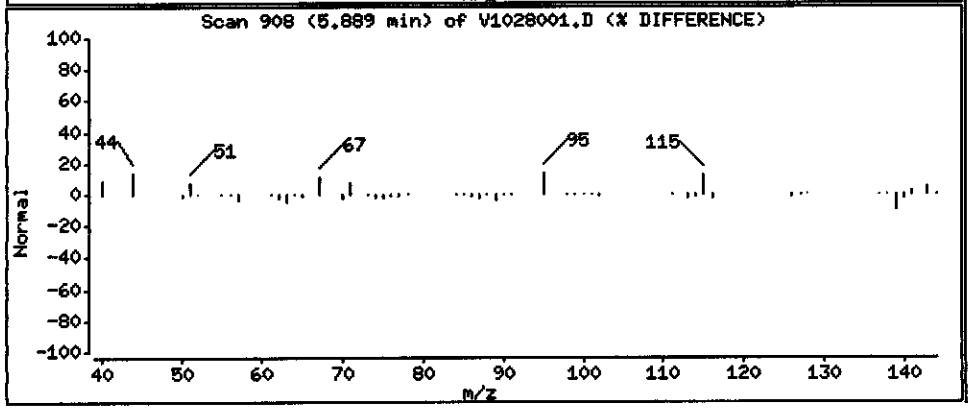

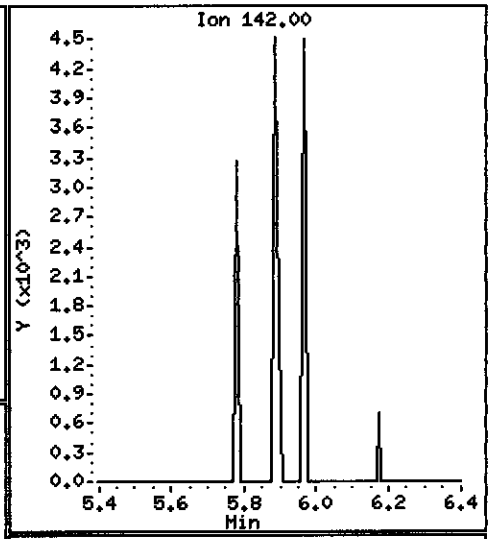

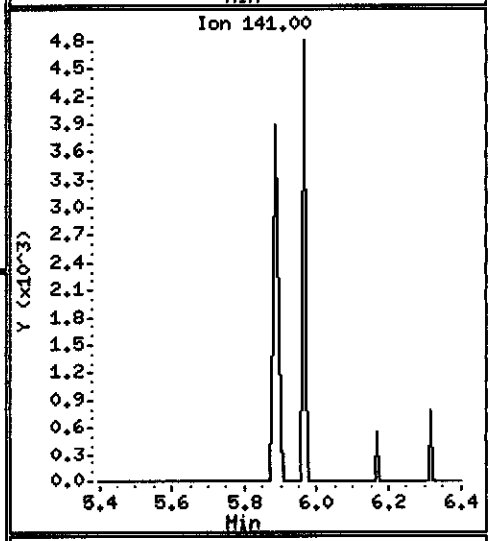

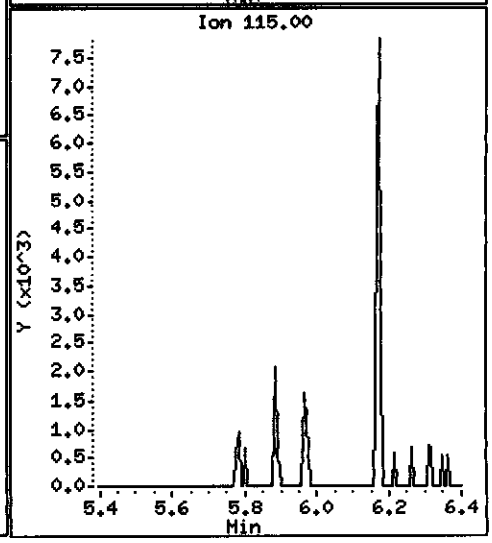

Data File: \\PITSVR06\D\chem\731.i\V102808.b\V1028001.D

Date : 28-OCT-2008 03:59

Client ID: RFI-18-1008

Instrument: 731.i

Sample Info: C8J160331-001 10/20/08 h2o (8295020) 8270c

Volume Injected (uL): 2.0

Operator: 003200

Column phase: DB5-MS

Column diameter: 0.32

63 1-Methylnaphthalene

Concentration: 0.039421 ug/L

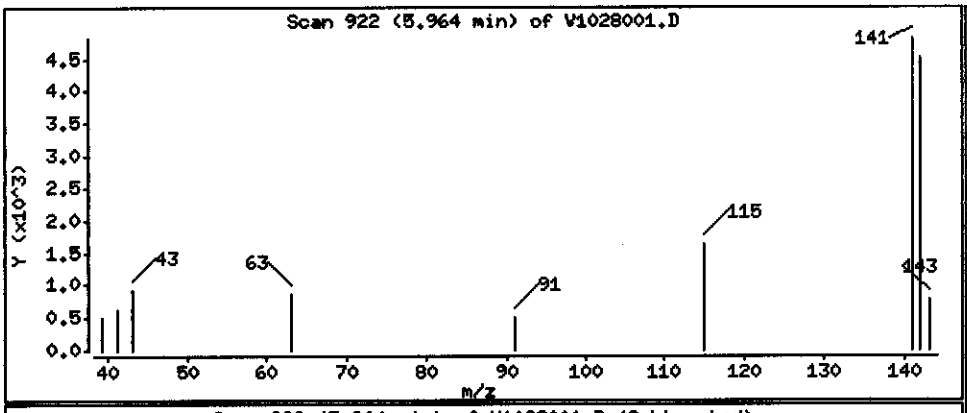

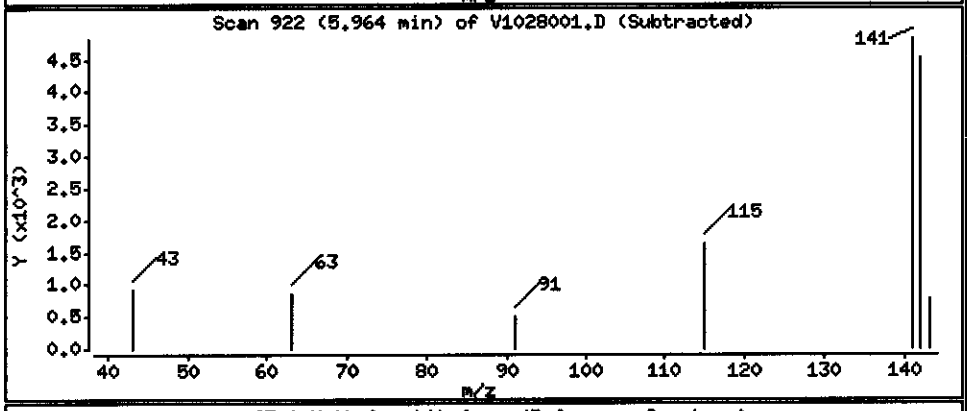

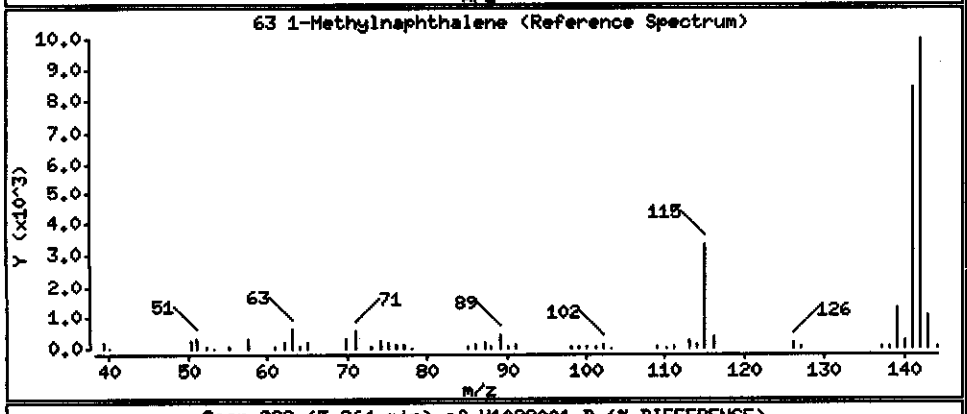

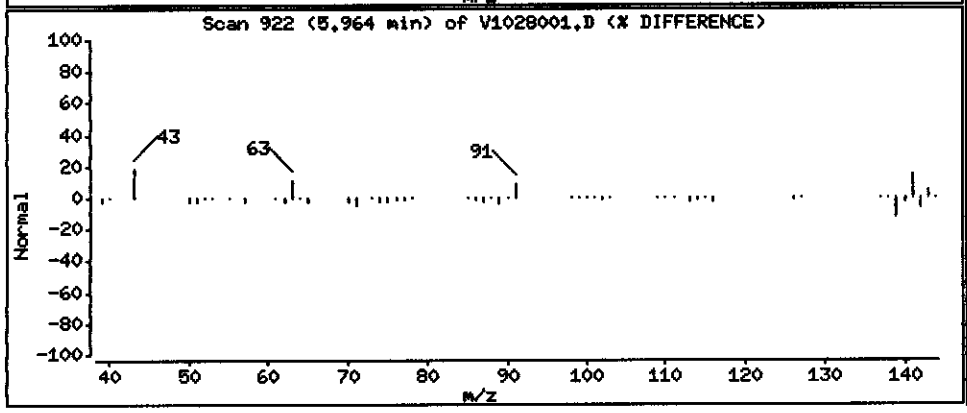

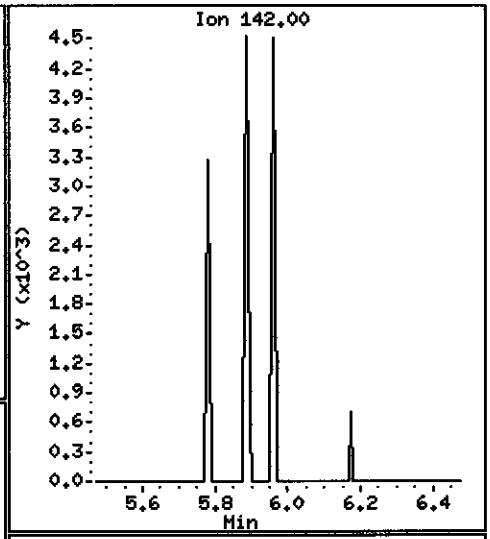

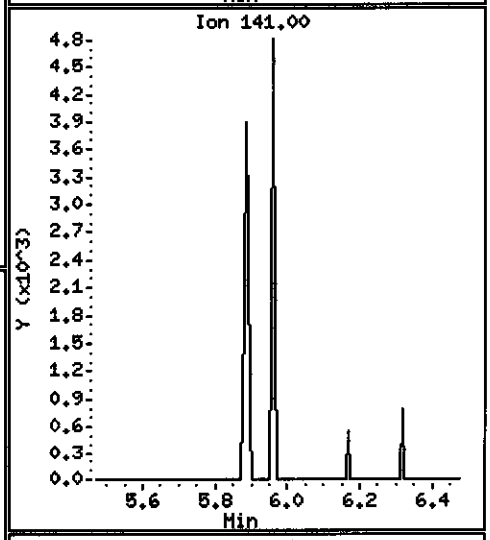

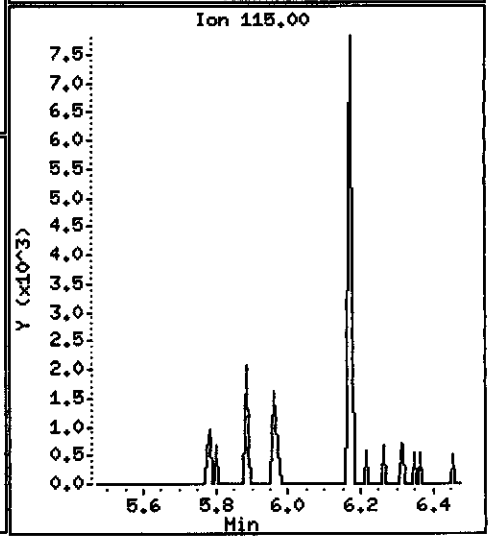

Data File: \\PITSVR06\D\chem\731.i\V102808.b\V1028001.D

Date : 28-OCT-2008 03:59

Client ID: RFI-18-1008

Instrument: 731.i

Sample Info: C8J160331-001 10/20/08 h2o (8295020) 8270c

Volume Injected (uL): 2.0

Operator: 003200

Column phase: DB5-MS

Column diameter: 0.32

209 1,1'-Biphenyl

Concentration: 0.015252 ug/L

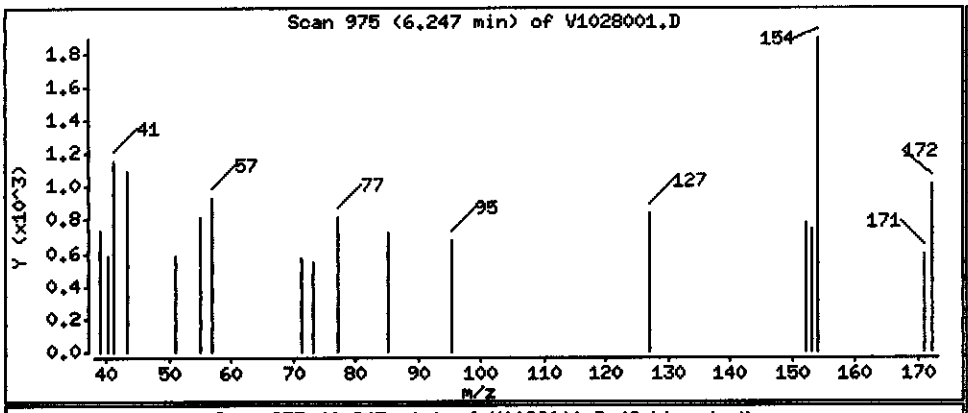

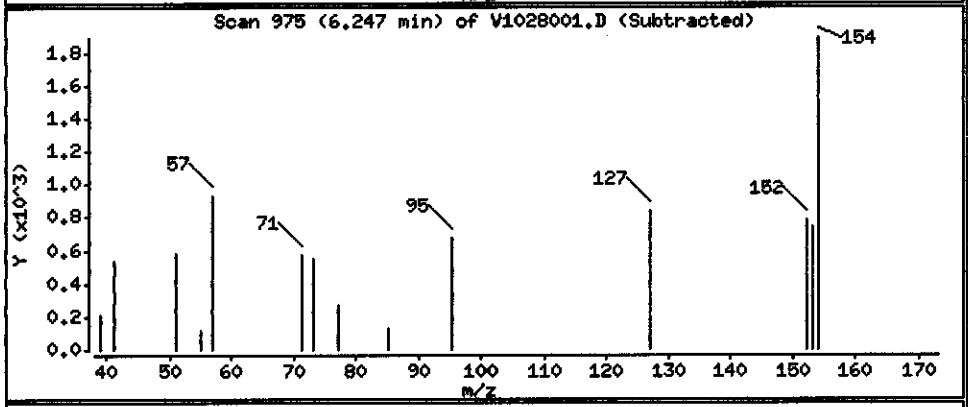

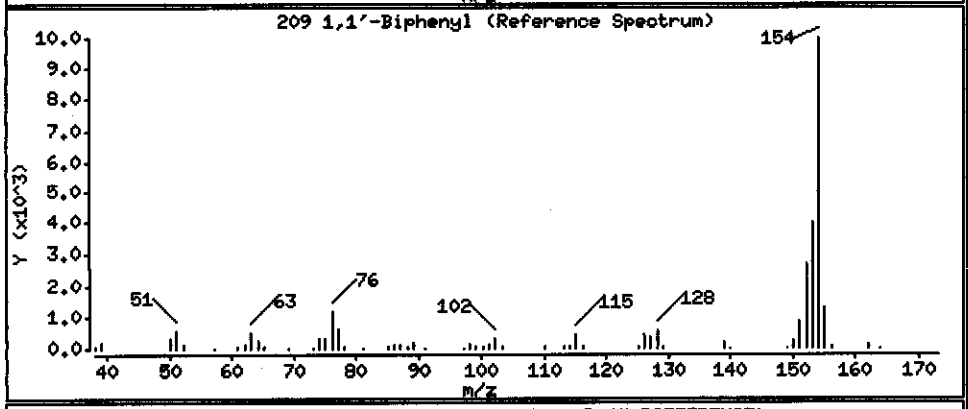

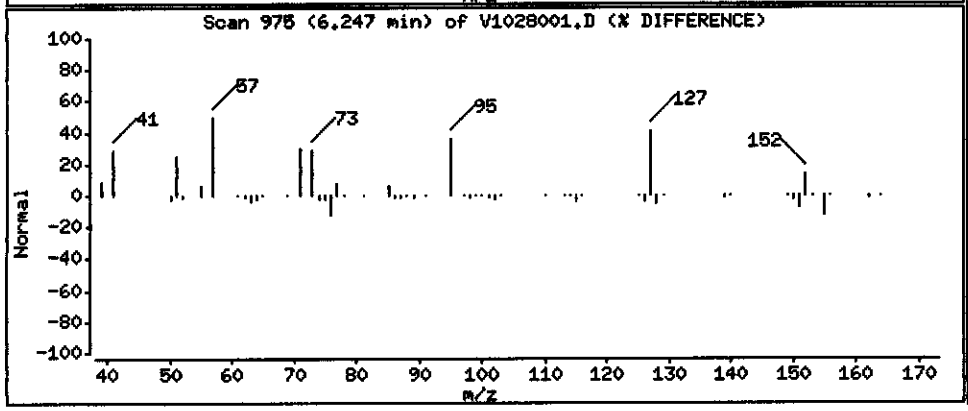

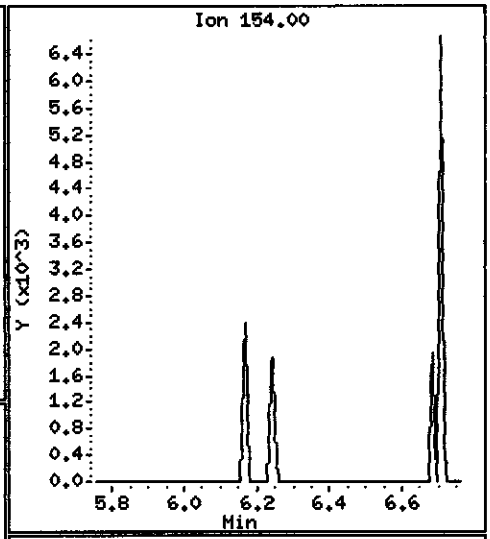

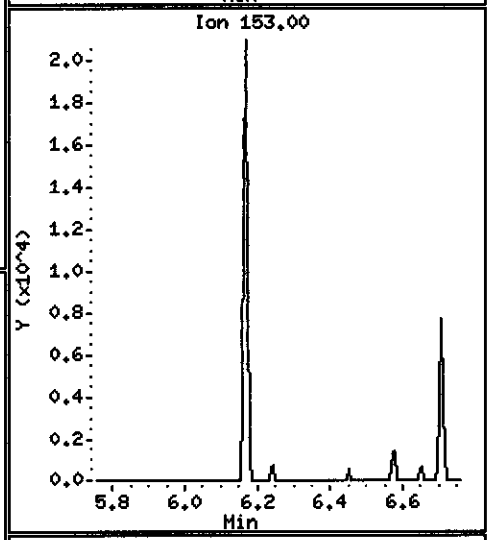

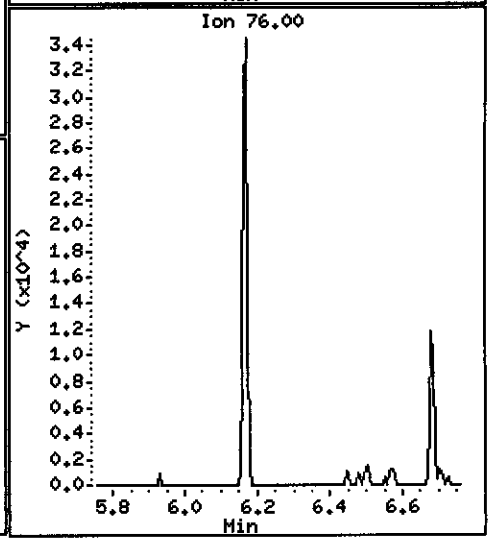

Data File: \\PITSVR06\D\chem\731.i\V102808.b\V1028001.D

Date : 28-OCT-2008 03:59

Client ID: RFI-18-1008

Instrument: 731.i

Sample Info: C8J160331-001 10/20/08 h2o (8295020) 8270c

Volume Injected (uL): 2.0

Operator: 003200

Column phase: DB5-MS

Column diameter: 0.32

79 Acenaphthylene

Concentration: 0.046576 ug/L

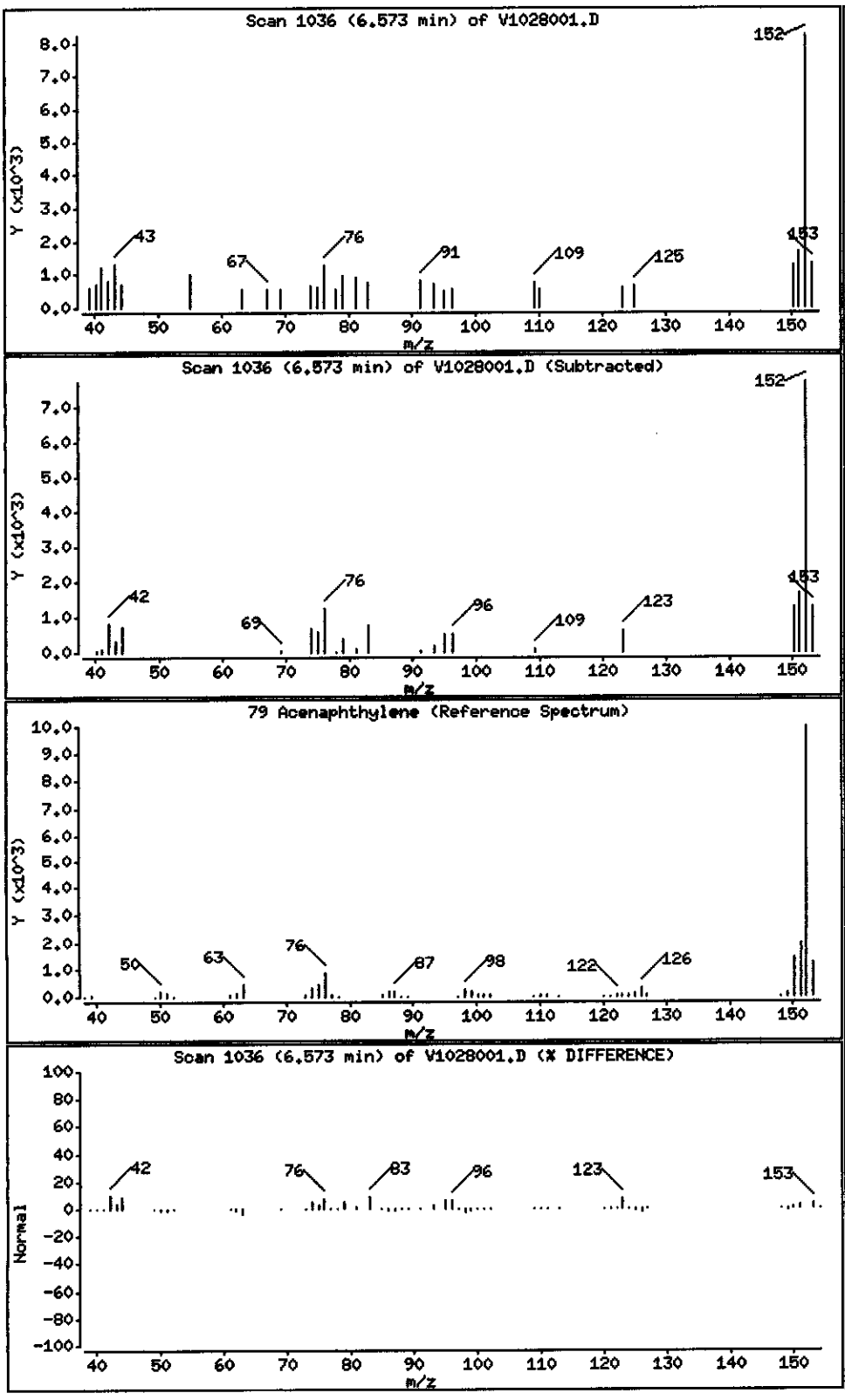

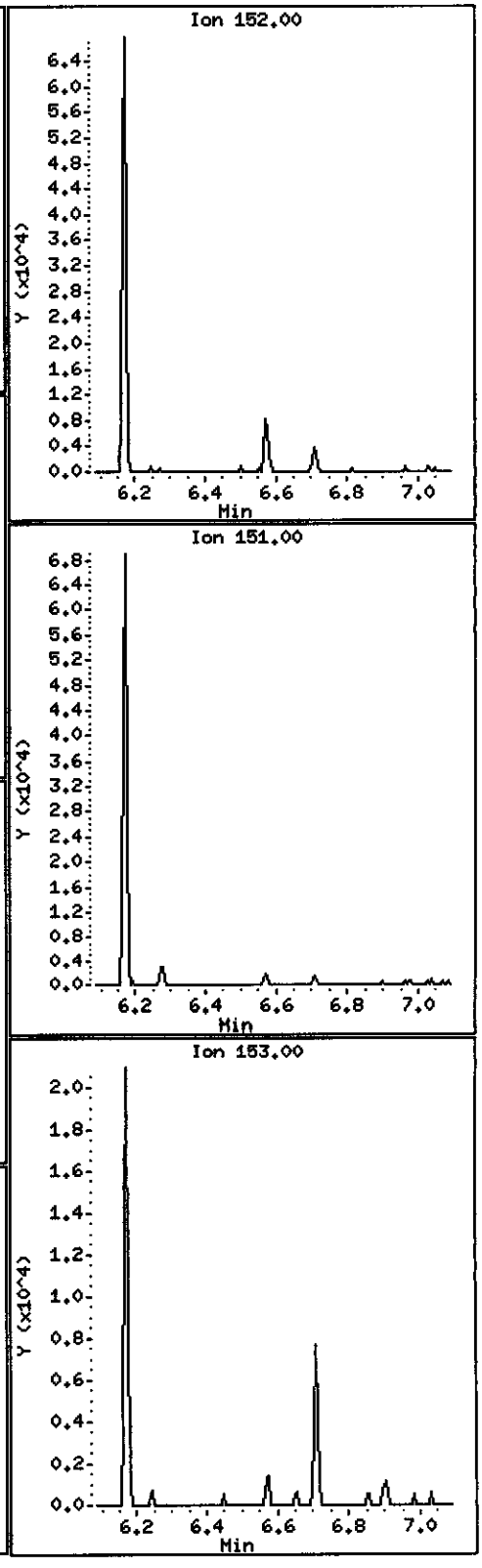

Data File: \\PITSVR06\D\chem\731.i\V102808.b\V1028001.D

Date : 28-OCT-2008 03:59

Client ID: RFI-18-1008

Instrument: 731.i

Sample Info: C8J160331-001 10/20/08 h2o (8295020) 8270c

Volume Injected (uL): 2.0

Operator: 003200

Column phase: DB5-MS

Column diameter: 0.32

82 Acenaphthene

Concentration: 0.064380 ug/L

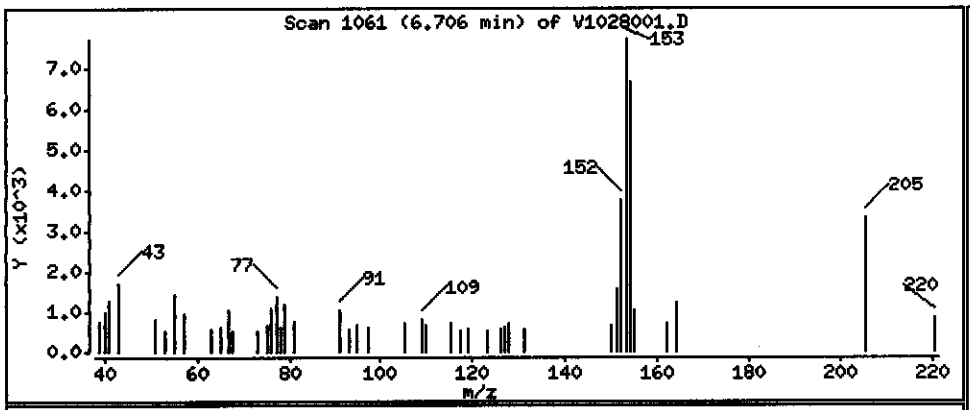

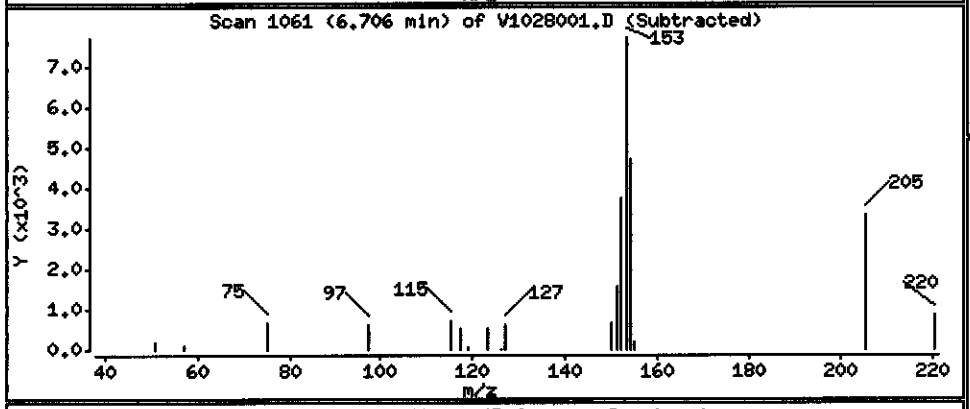

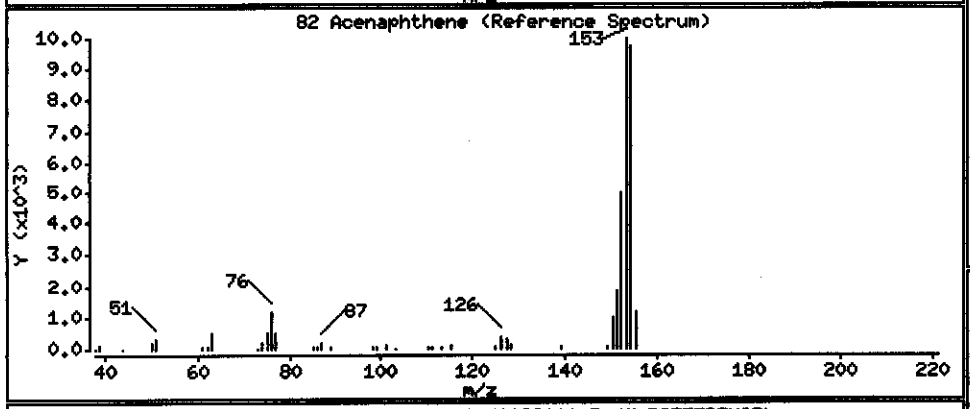

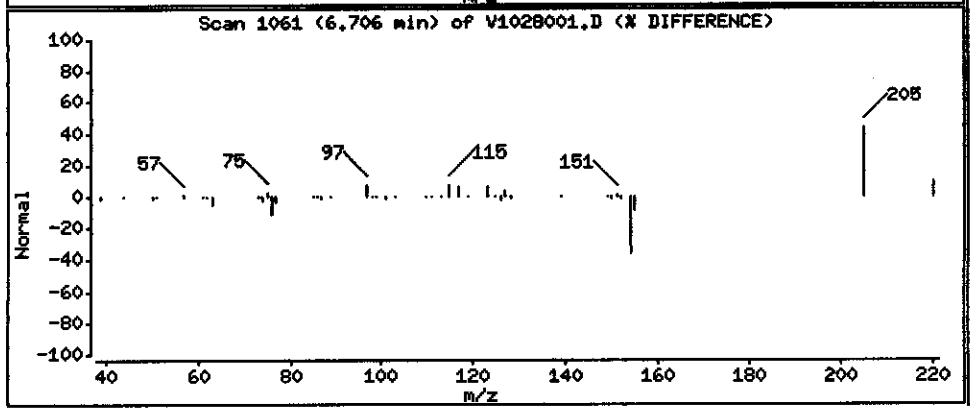

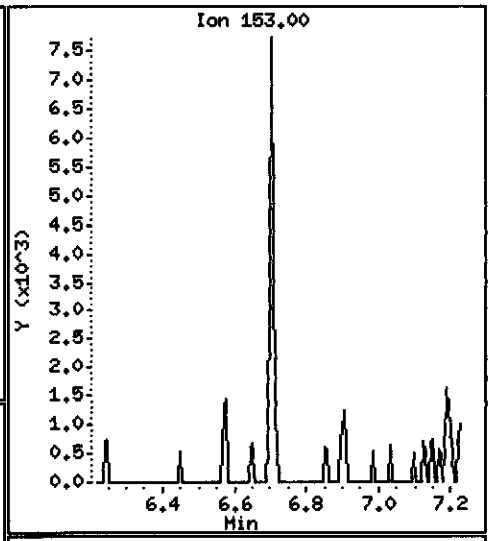

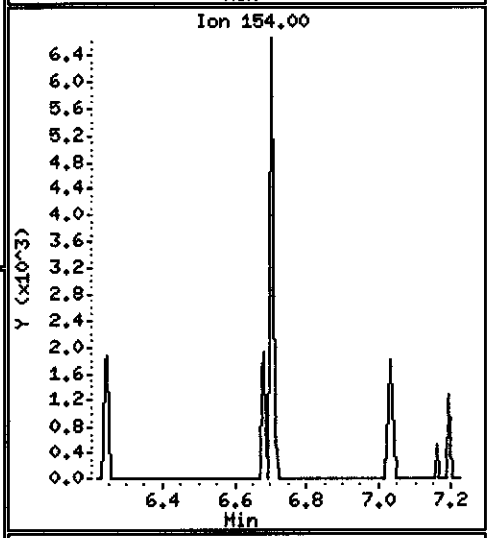

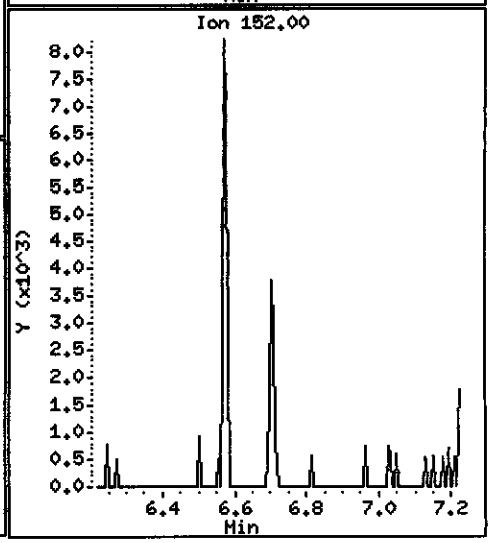

Data File: \\PITSVR06\D\chem\731.i\W102808.b\W1028001.D

Date : 28-OCT-2008 03:59

Client ID: RFI-18-1008

Instrument: 731.i

Sample Info: C8J160331-001 10/20/08 h2o (8295020) 8270c

Volume Injected (uL): 2.0

Operator: 003200

Column phase: DB5-MS

Column diameter: 0.32

86 Dibenzofuran

Concentration: 0.083562 ug/L

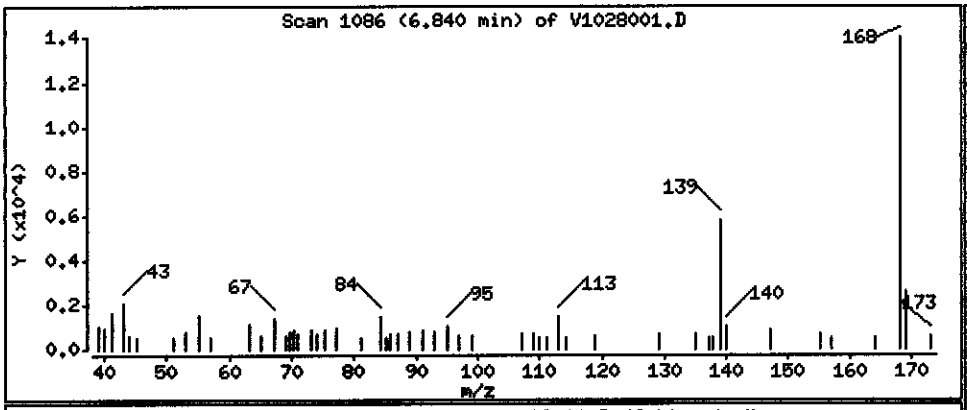

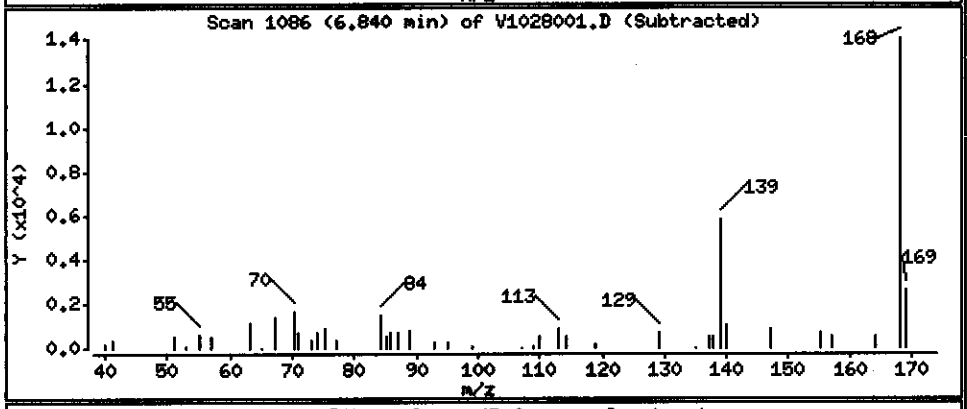

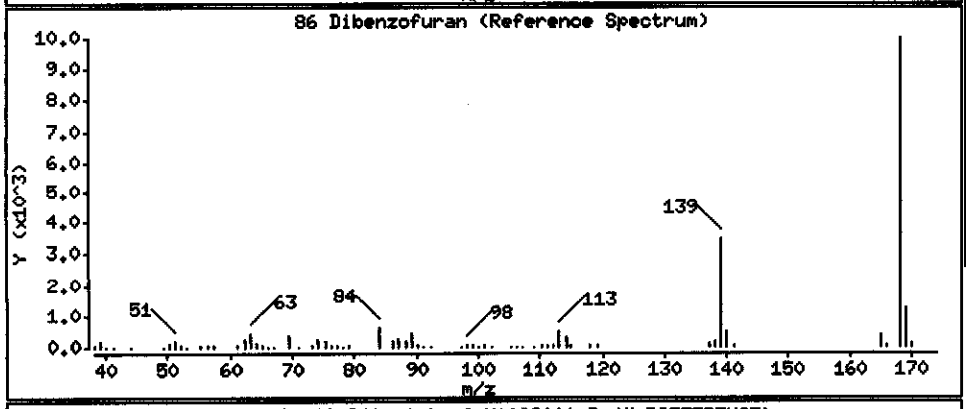

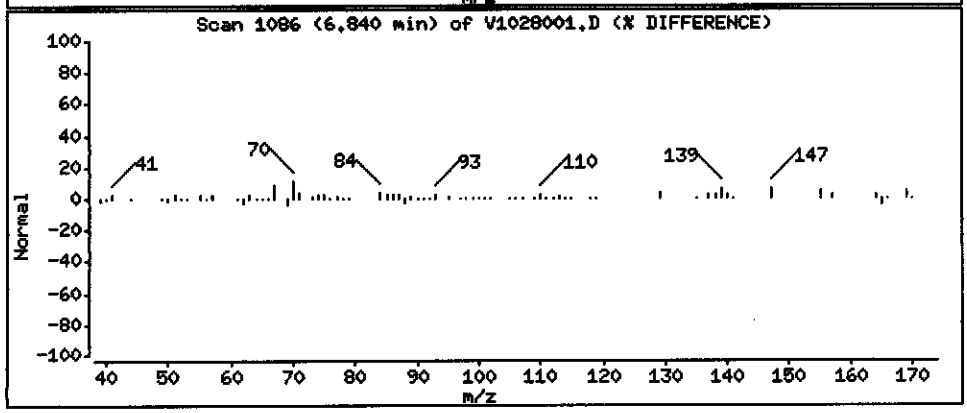

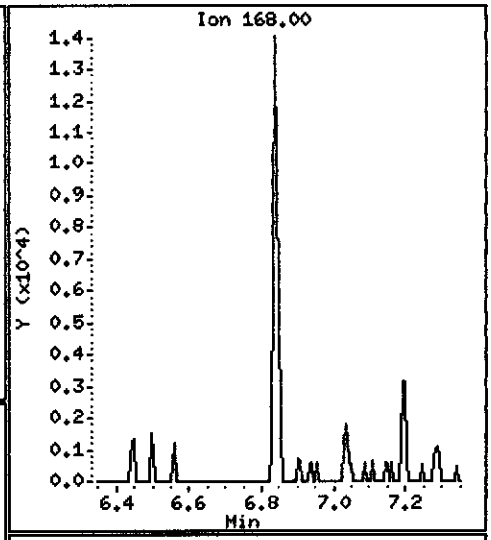

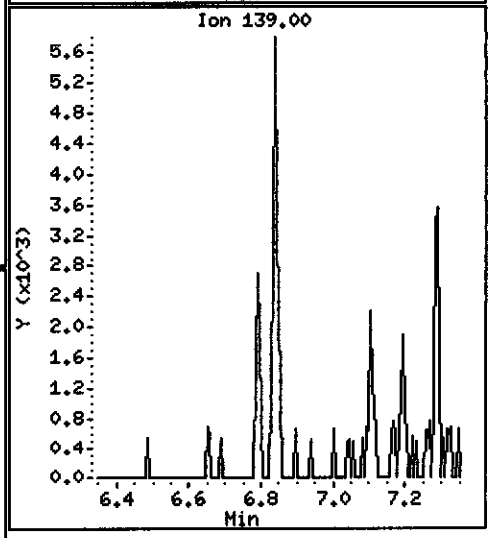

Data File: \\PITSVR06\D\chem\731.i\V102808.b\V1028001.D

Date : 28-OCT-2008 03:59

Client ID: RFI-18-1008

Instrument: 731.i

Sample Info: C8J160331-001 10/20/08 h2o (8295020) 8270c

Volume Injected (uL): 2.0

Operator: 003200

Column phase: DB5-MS

Column diameter: 0.32

93 Diethylphthalate

Concentration: 0.095271 ug/L

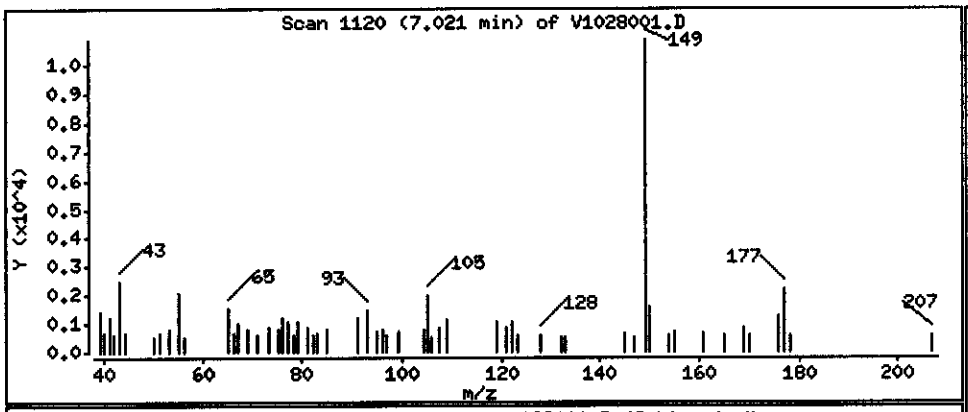

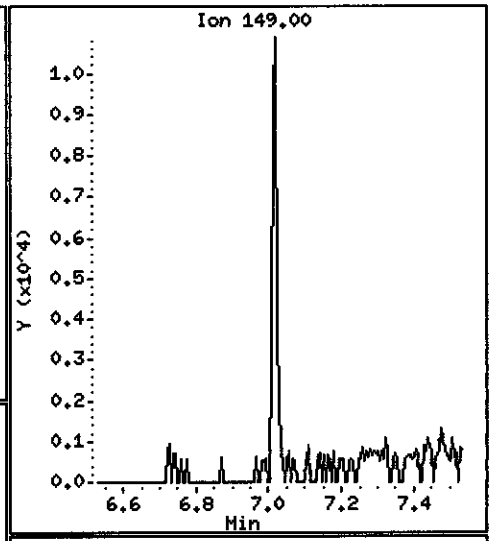

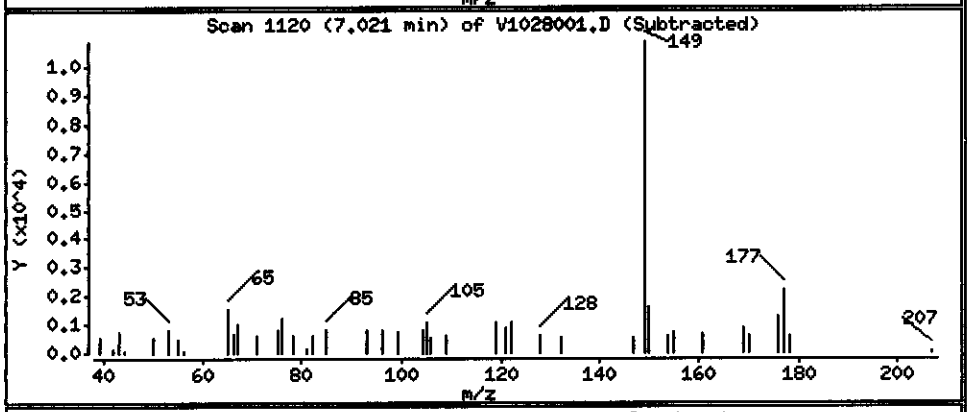

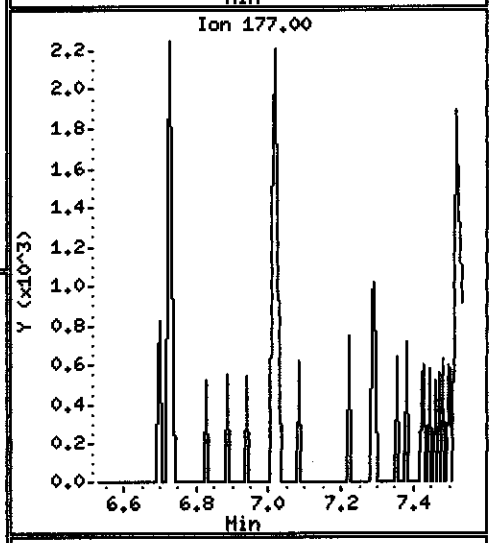

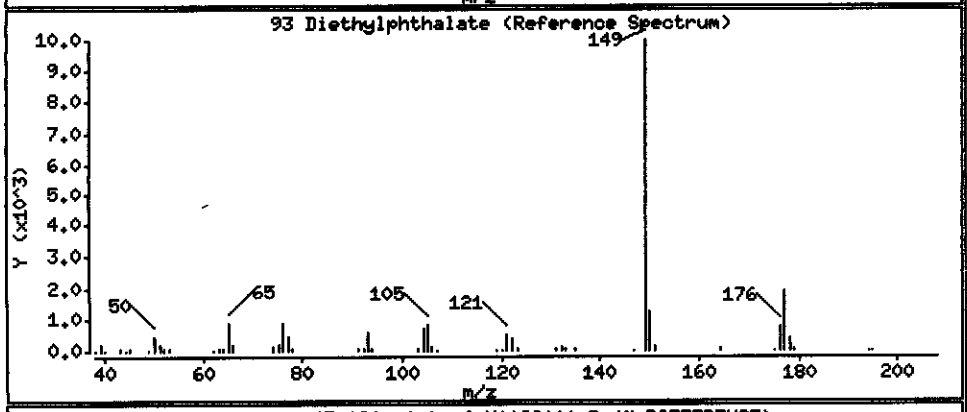

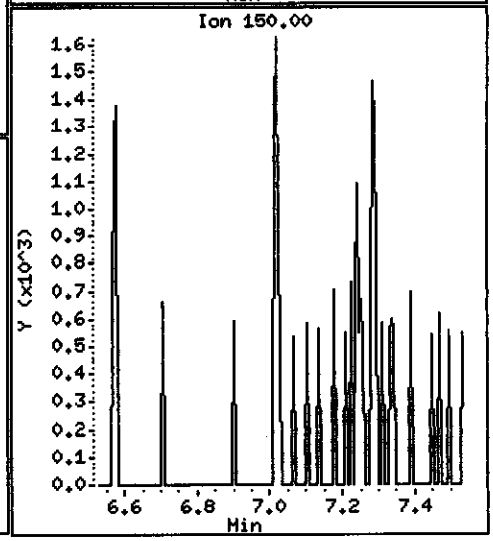

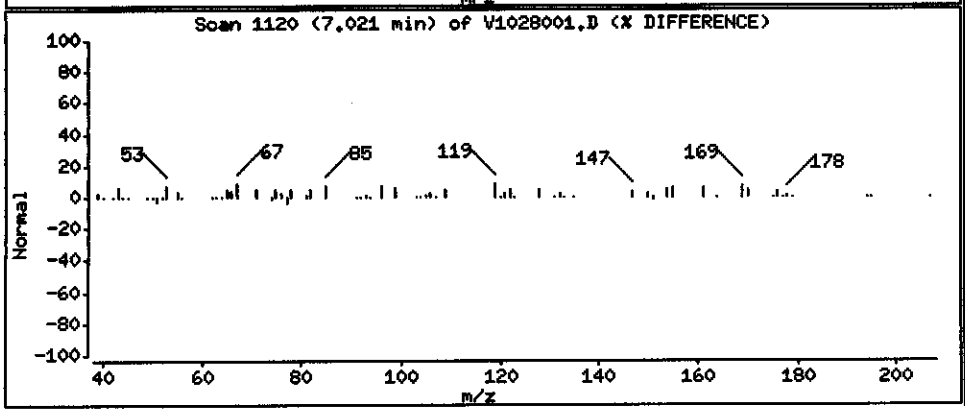

Data File: \\PITSVR06\D\chem\731.i\V102808.b\V1028001.D

Date : 28-OCT-2008 03:59

Client ID: RFI-18-1008

Instrument: 731.i

Sample Info: C8J160331-001 10/20/08 h2o (8295020) 8270c

Volume Injected (uL): 2.0

Operator: 003200

Column phase: DB5-MS

Column diameter: 0.32

94 Fluorene

Concentration: 0.081801 ug/L

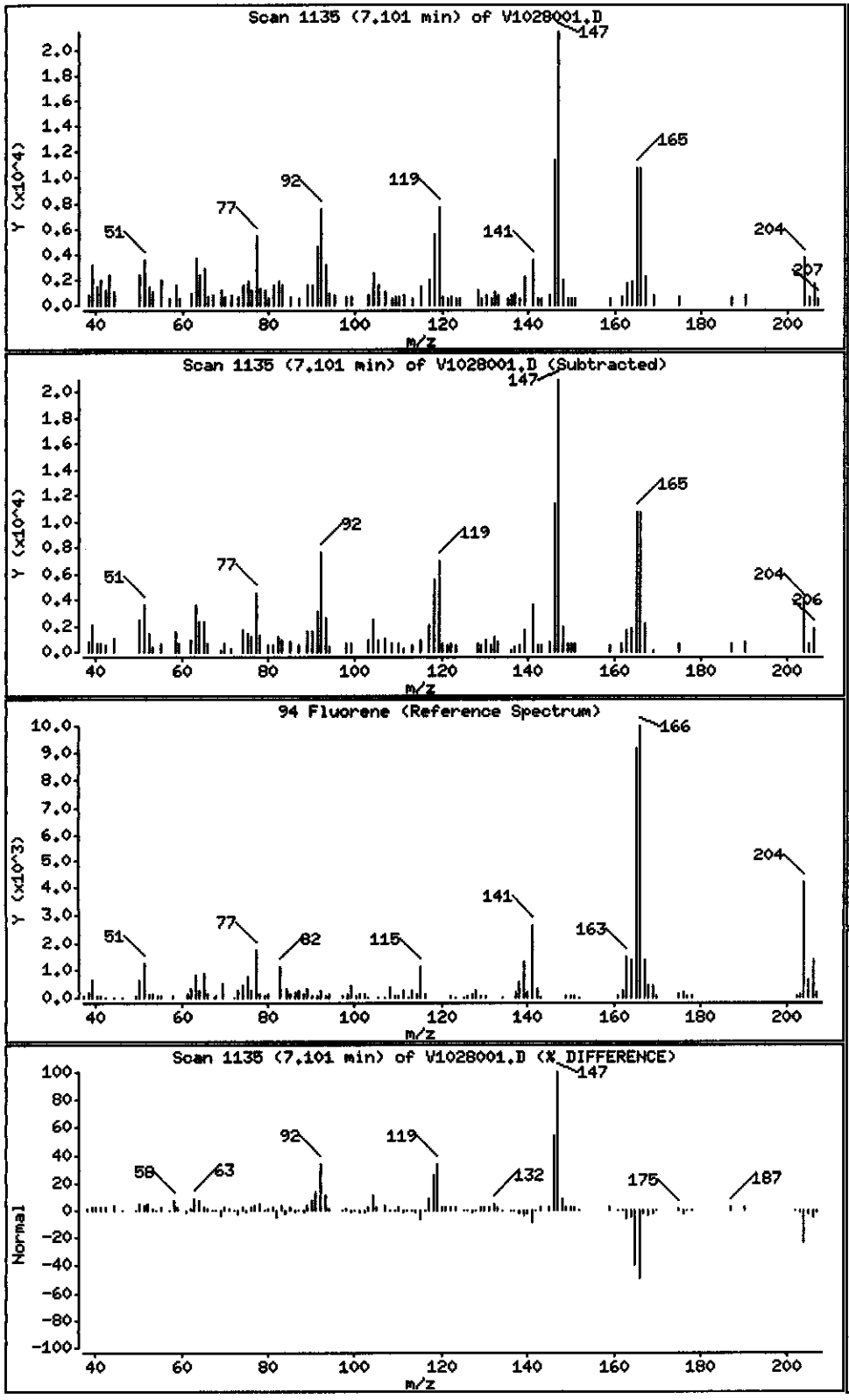

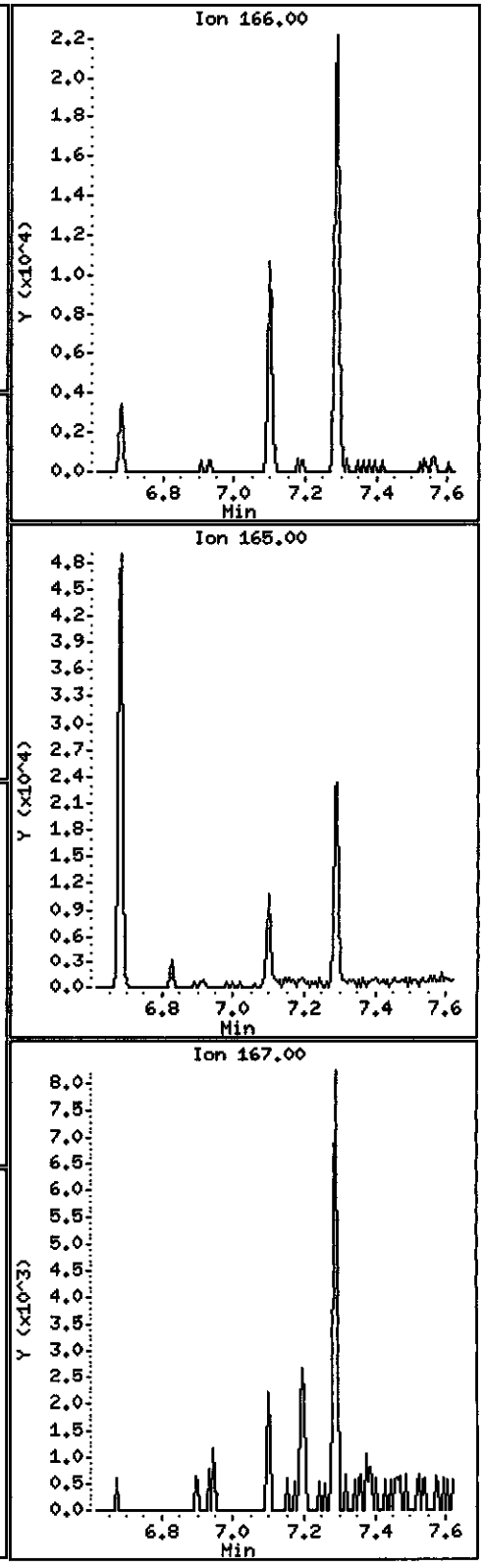

Data File: \\PITSVR06\D\chem\731.i\V102808.b\V1028001.D

Date : 28-OCT-2008 03:59

Client ID: RFI-18-1008

Instrument: 731.i

Sample Info: C8J160331-001 10/20/08 h2o (8295020) 8270c

Volume Injected (uL): 2.0

Operator: 003200

Column phase: DB5-MS

Column diameter: 0.32

106 4-Bromophenyl-phenylether

Concentration: 0.071142 ug/L

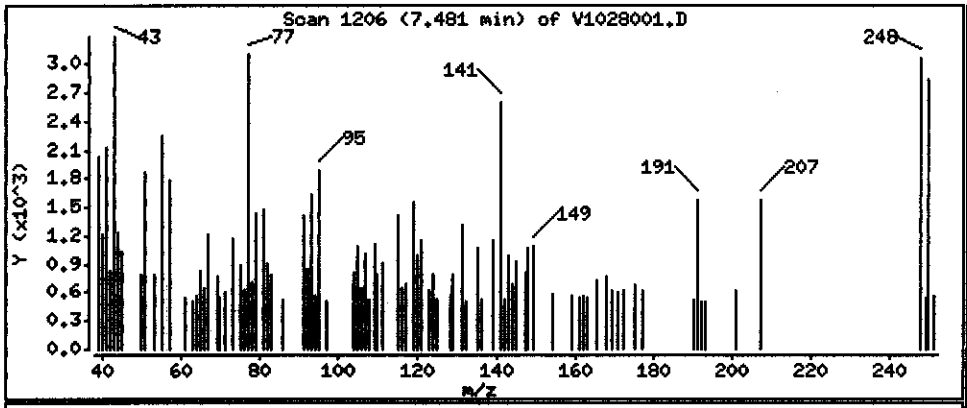

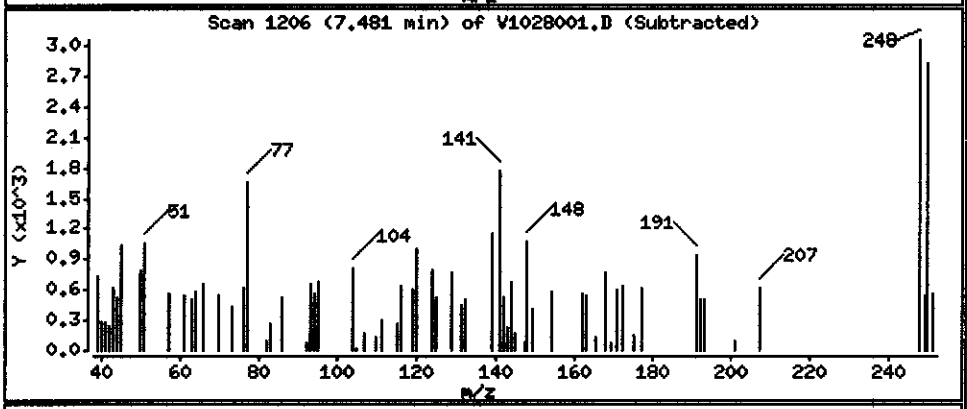

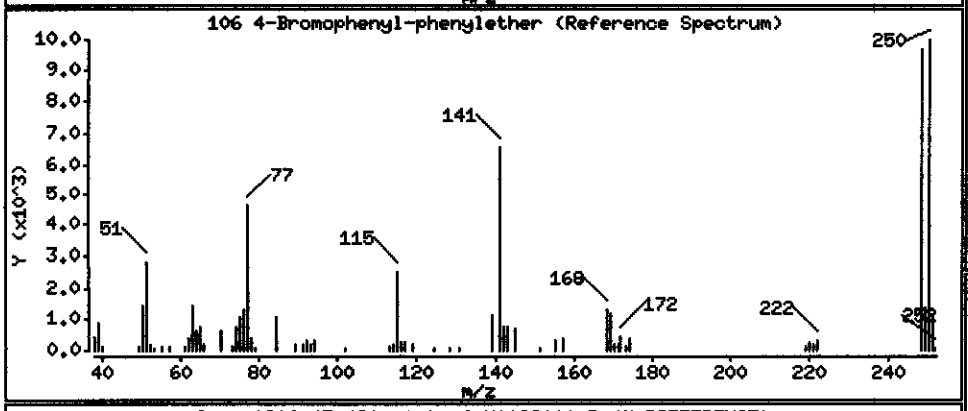

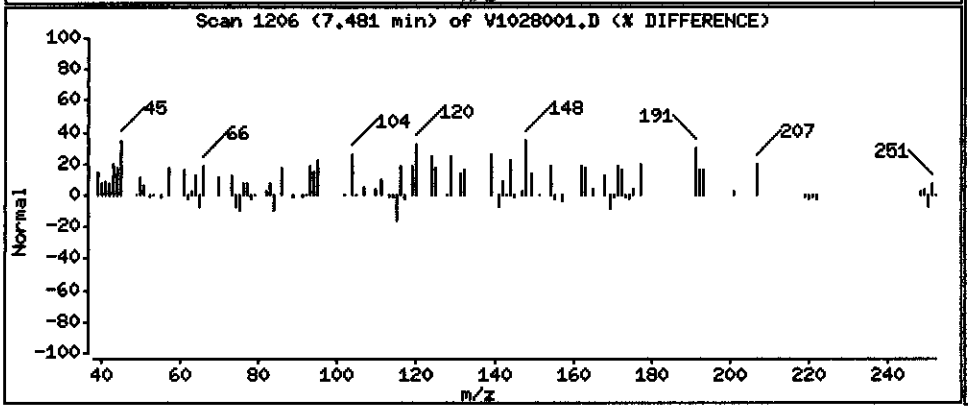

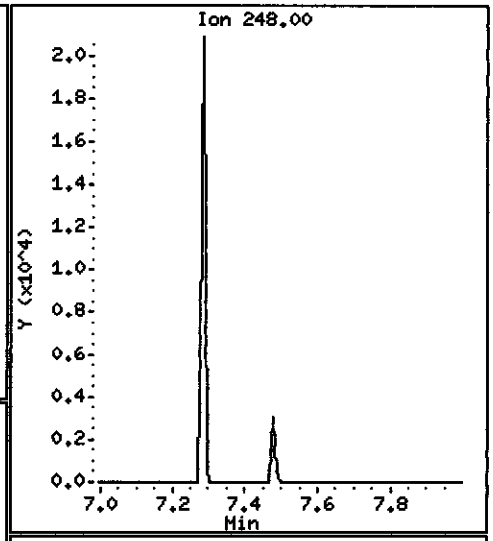

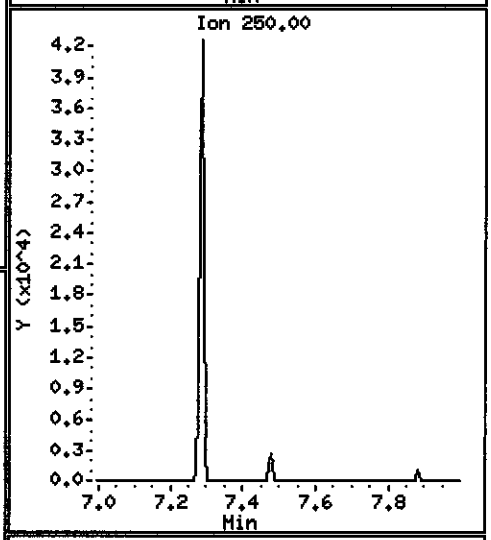

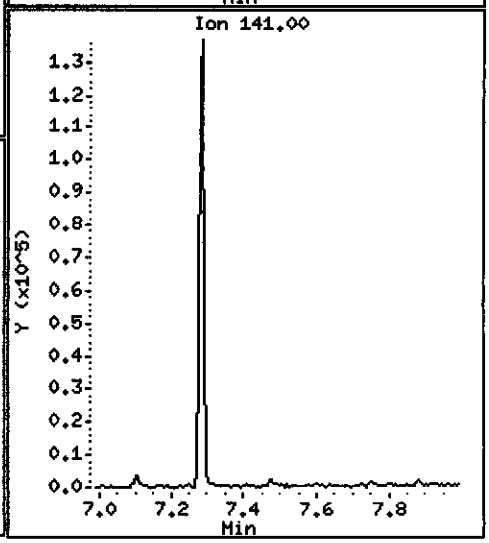

Data File: \\PITSVR06\D\chem\731.i\V102808.b\V1028001.D

Date : 28-OCT-2008 03:59

Client ID: RFI-18-1008

Instrument: 731.i

Sample Info: C8J160331-001 10/20/08 h2o (8295020) 8270c

Volume Injected (uL): 2.0

Operator: 003200

Column phase: DB5-MS

Column diameter: 0.32

115 Phenanthrene

Concentration: 0.089099 ug/L

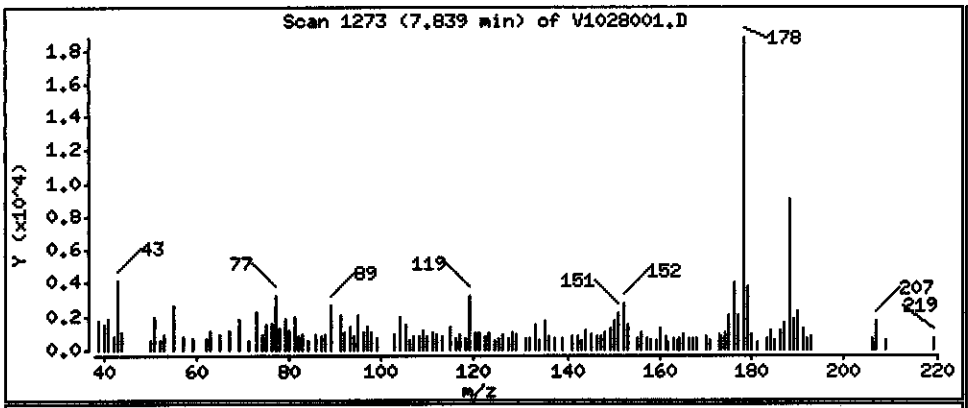

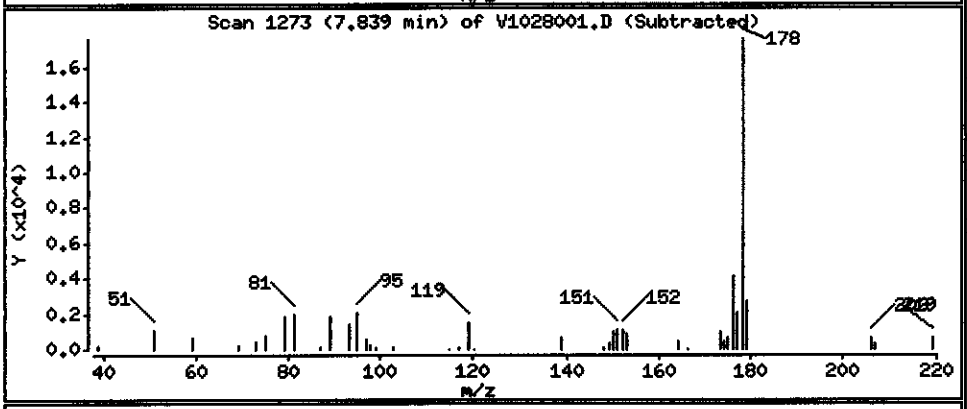

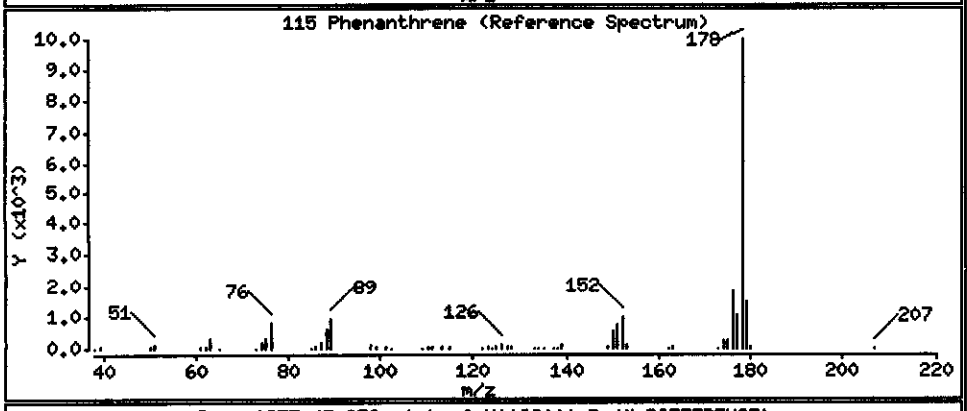

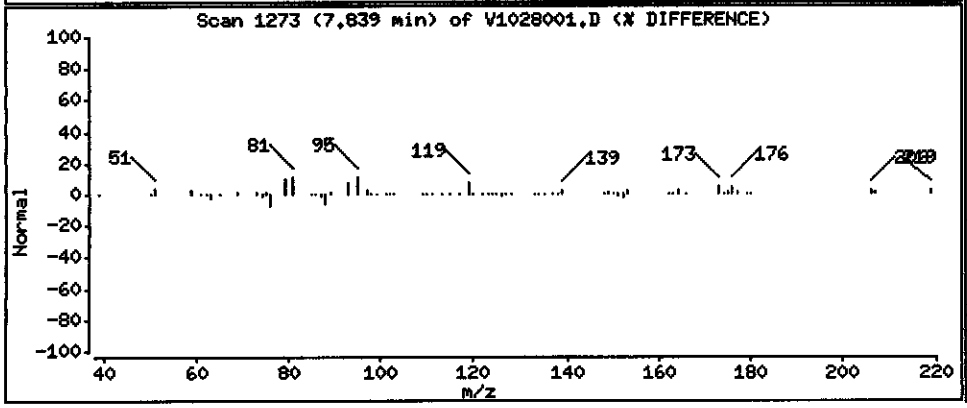

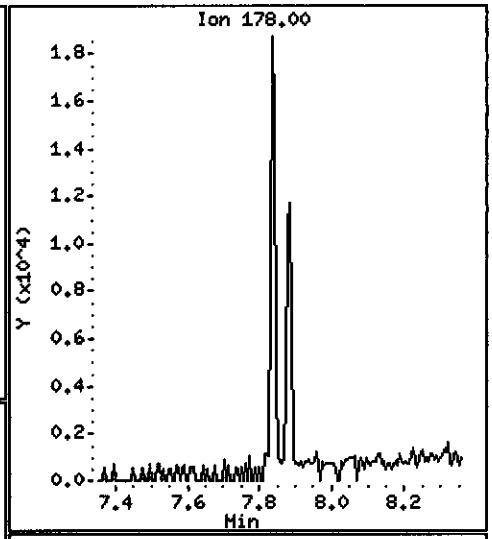

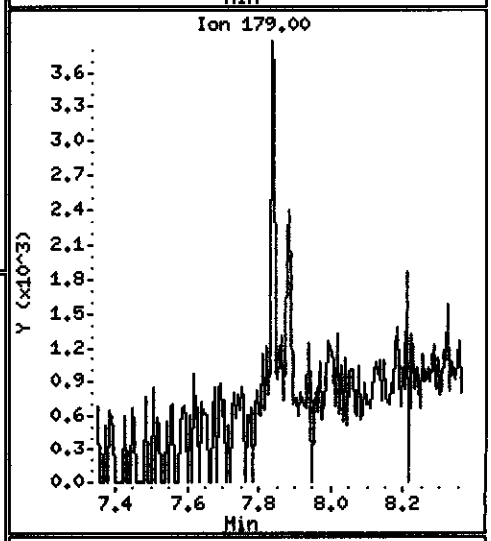

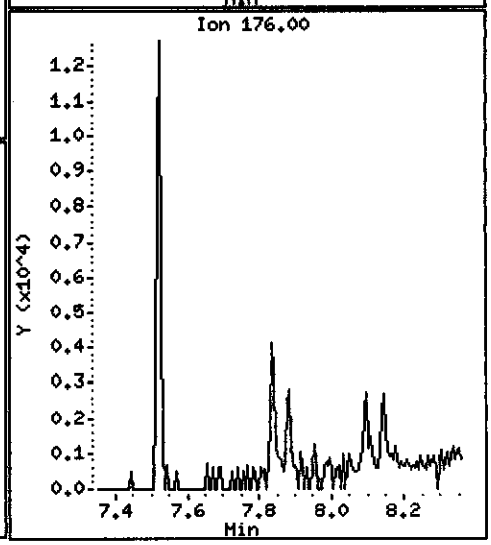

Data File: \\PITSVR06\D\chem\731.i\V102808.b\V1028001.D

Date : 28-OCT-2008 03:59

Client ID: RFI-18-1008

Instrument: 731.i

Sample Info: C8J160331-001 10/20/08 h2o (8295020) 8270c

Volume Injected (uL): 2.0

Operator: 003200

Column phase: DB5-MS

Column diameter: 0.32

116 Anthracene

Concentration: 0.058925 ug/L

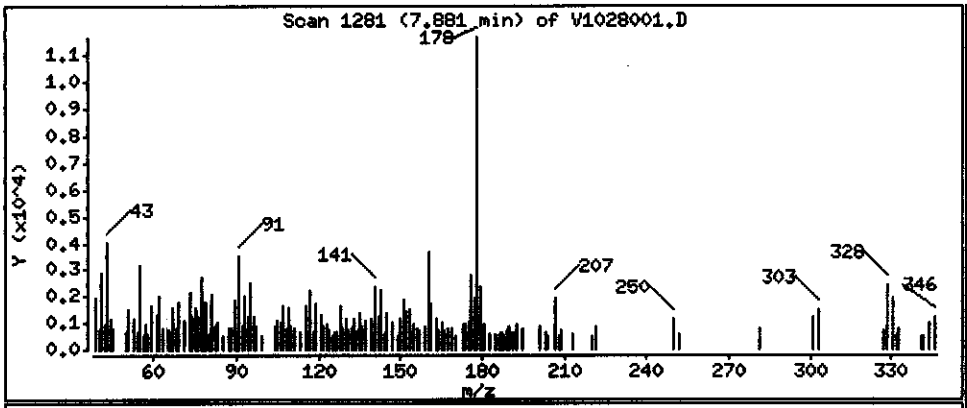

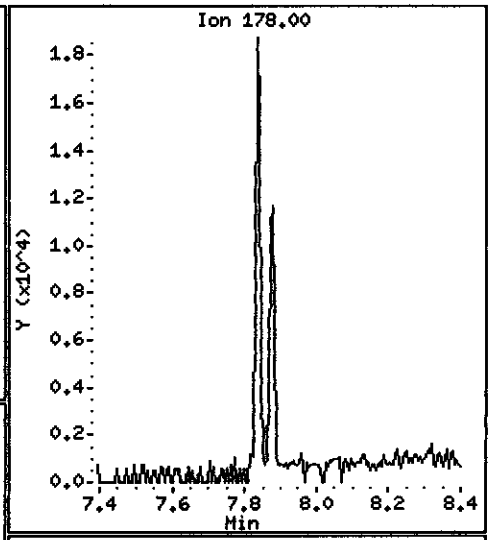

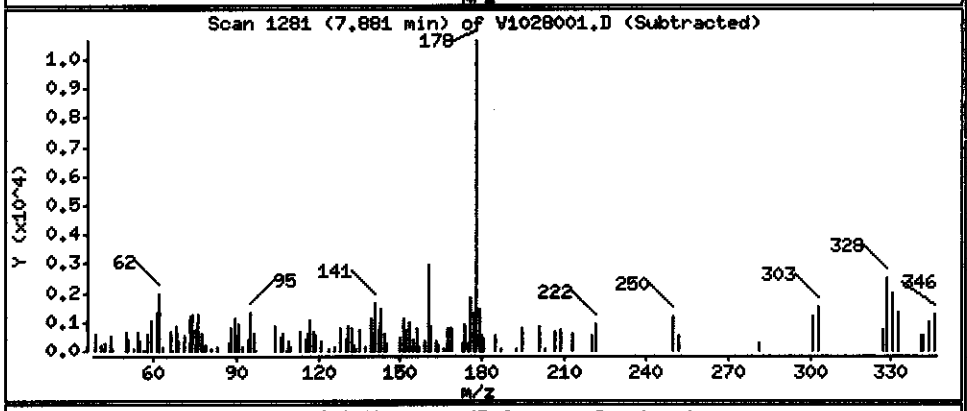

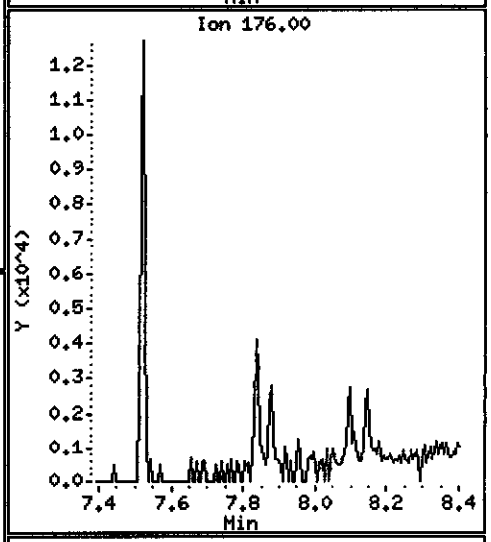

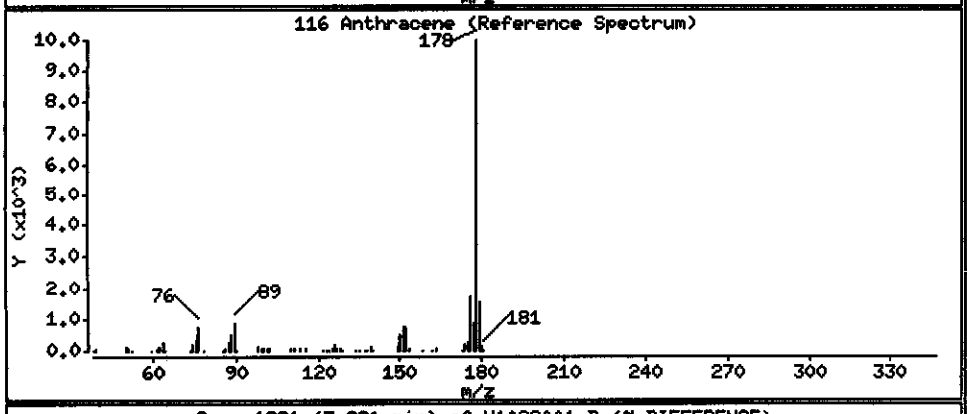

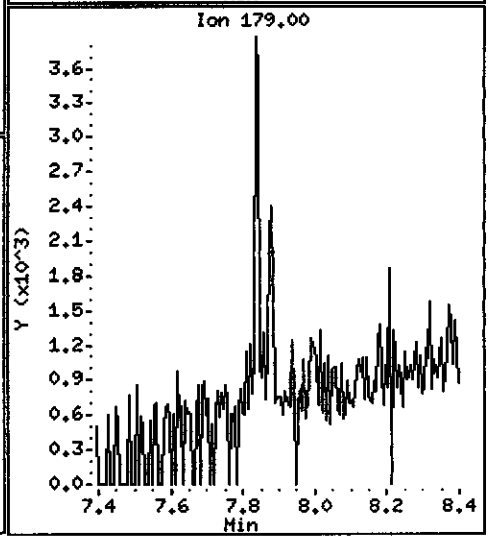

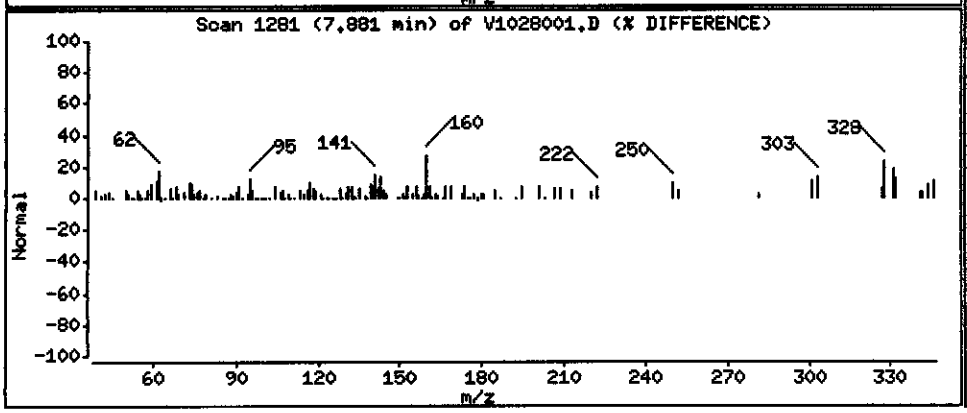

Data File: \\PITSVR06\D\chem\731.i\V102808.b\V1028001.D

Date : 28-OCT-2008 03:59

Client ID: RFI-18-1008

Instrument: 731.i

Sample Info: C8J160331-001 10/20/08 h2o (8295020) 8270c

Volume Injected (uL): 2.0

Operator: 003200

Column phase: DB5-MS

Column diameter: 0.32

119 Carbazole

Concentration: 0.073035 ug/L

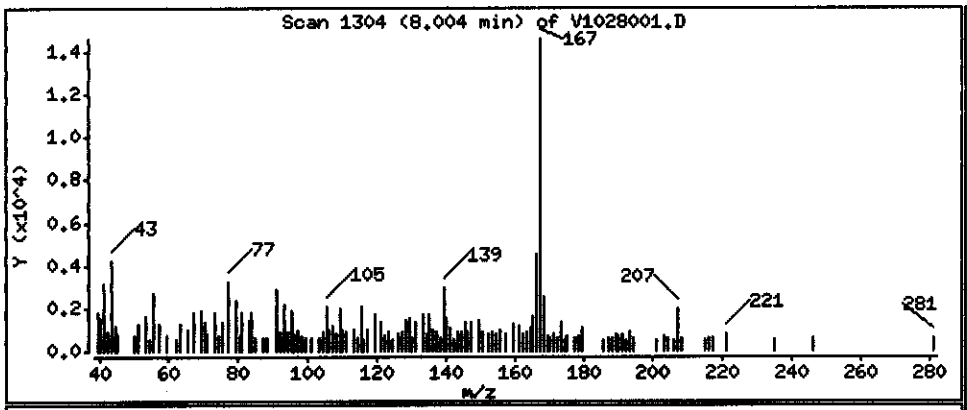

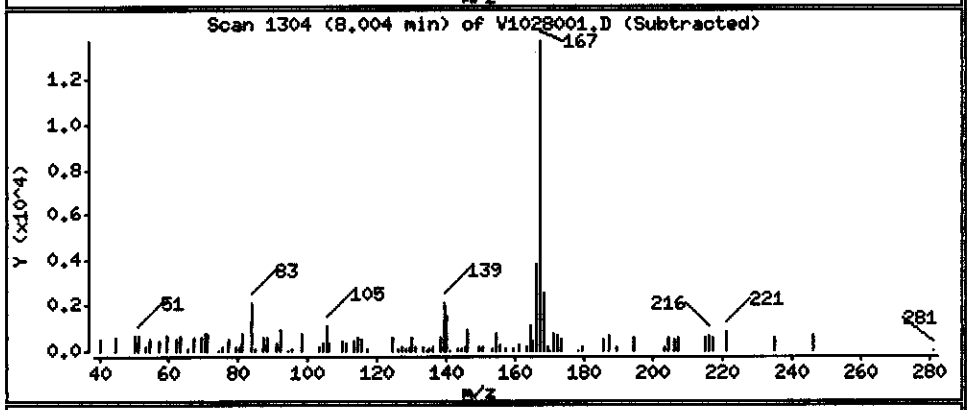

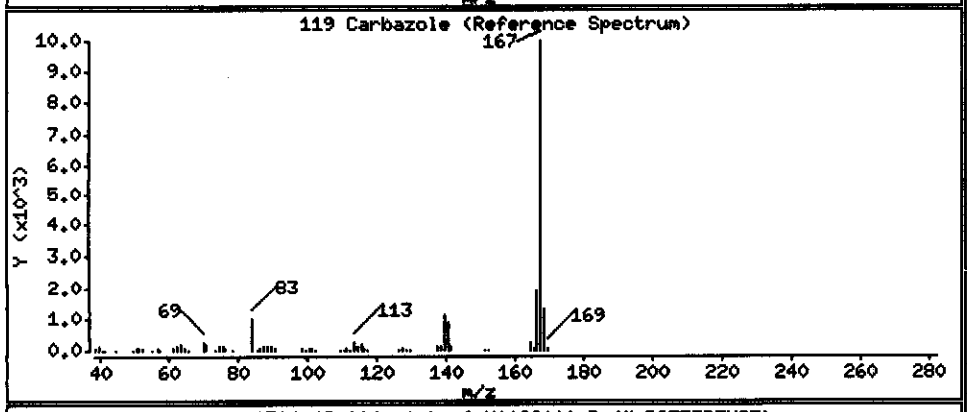

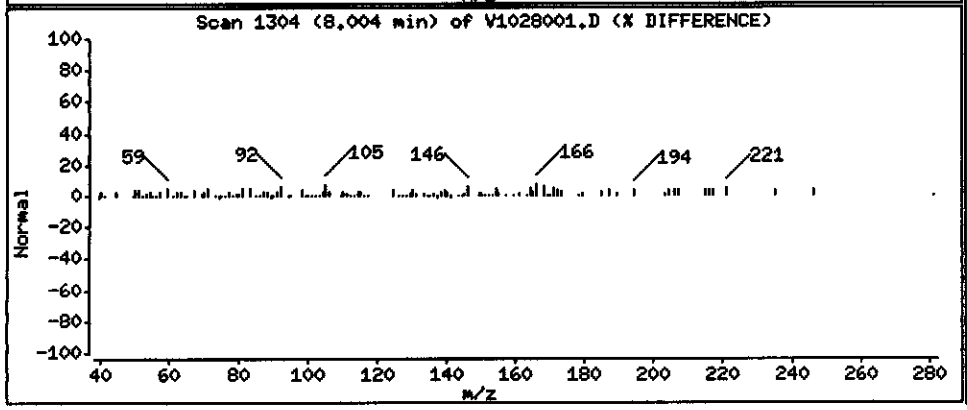

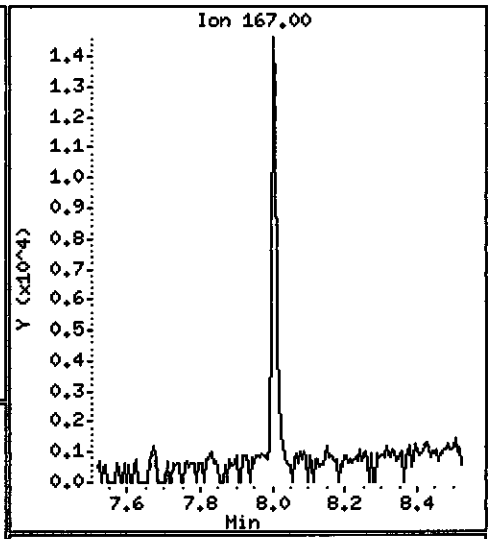

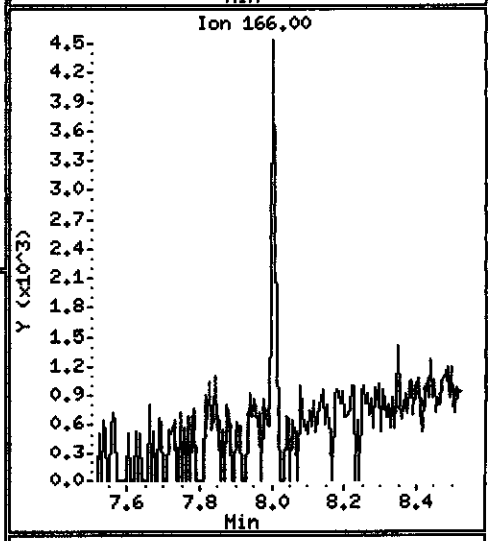

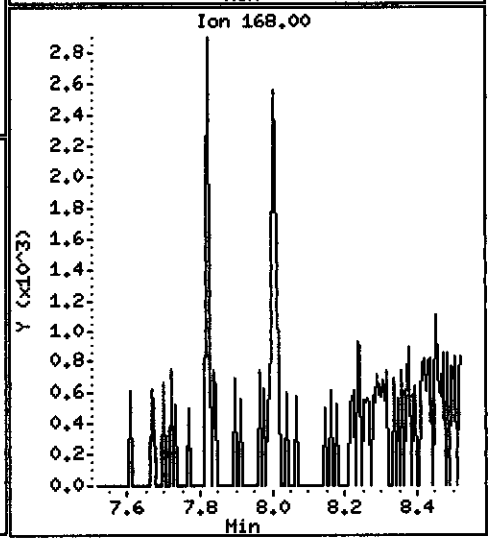

Data File: \\PITSVR06\D\chem\731.i\V102808.b\V1028001.D

Date : 28-OCT-2008 03:59

Client ID: RFI-18-1008

Instrument: 731.i

Sample Info: C8J160331-001 10/20/08 h2o (8295020) 8270c

Volume Injected (uL): 2.0

Operator: 003200

Column phase: DB5-MS

Column diameter: 0.32

120 Di-n-Butylphthalate

Concentration: 0.054359 ug/L

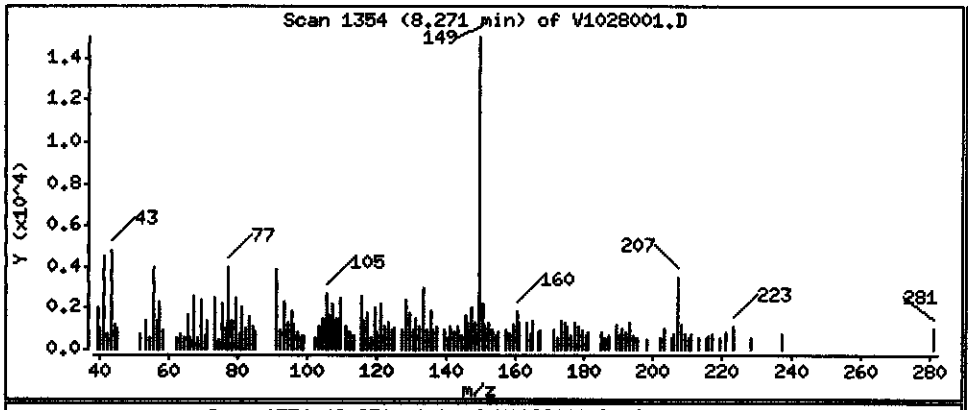

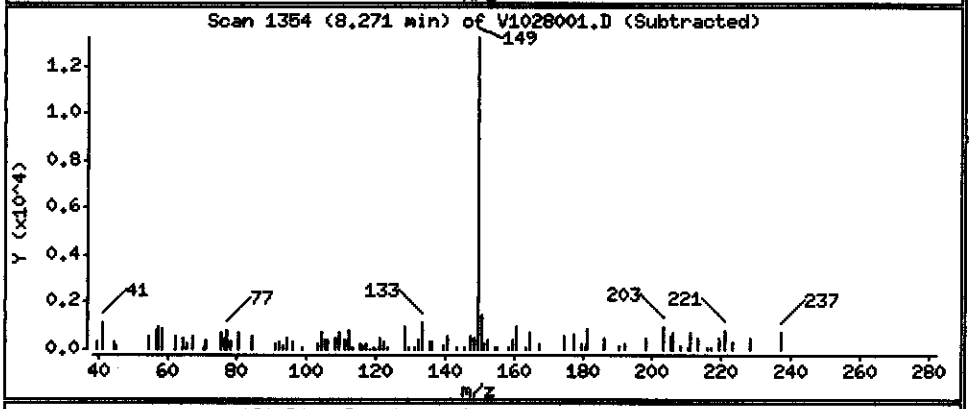

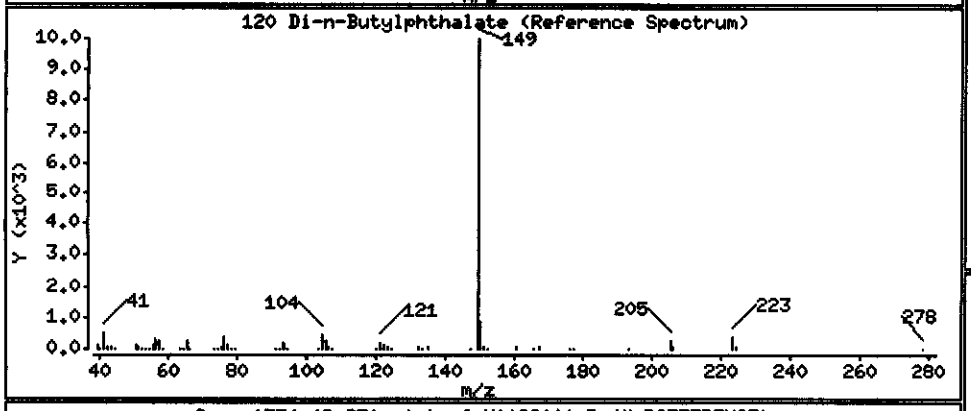

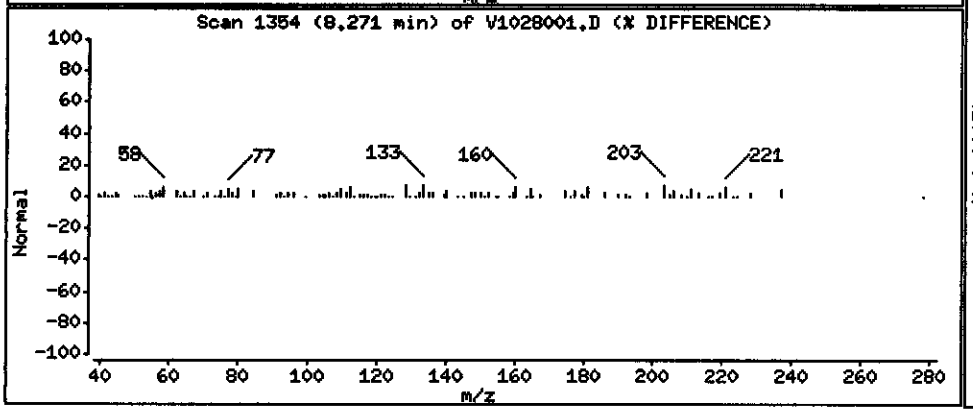

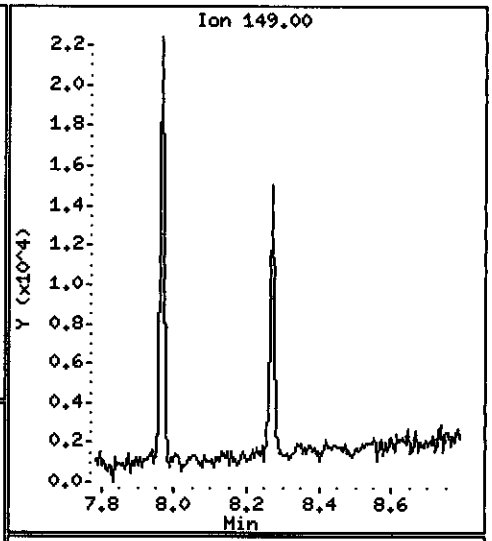

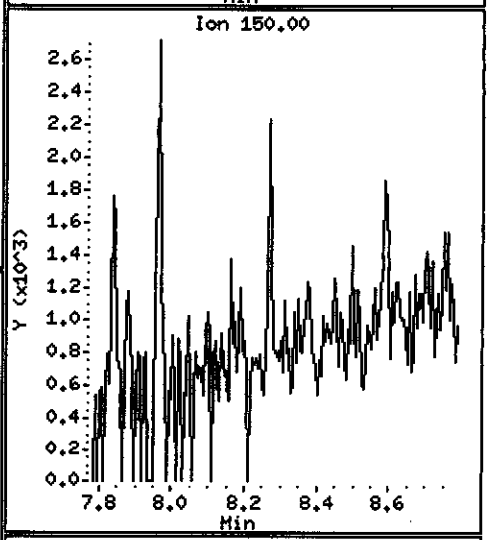

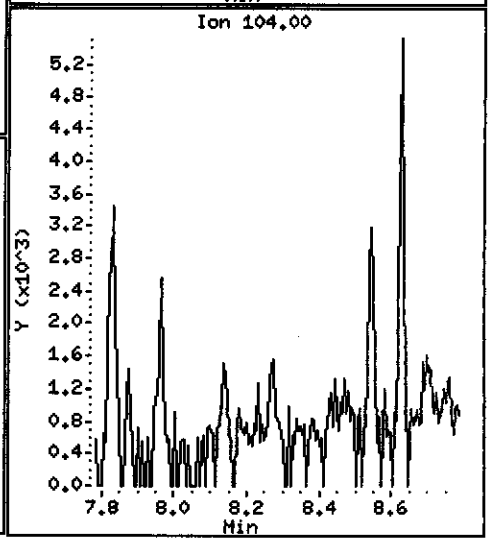

Data File: \\PITSVR06\D\chem\731.i\V102808.b\V1028001.D

Date : 28-OCT-2008 03:59

Client ID: RFI-18-1008

Instrument: 731.i

Sample Info: C8J160331-001 10/20/08 h2o (8295020) 8270c

Volume Injected (uL): 2.0

Operator: 003200

Column phase: DB5-MS

Column diameter: 0.32

123 Fluoranthene

Concentration: 0.054988 ug/L

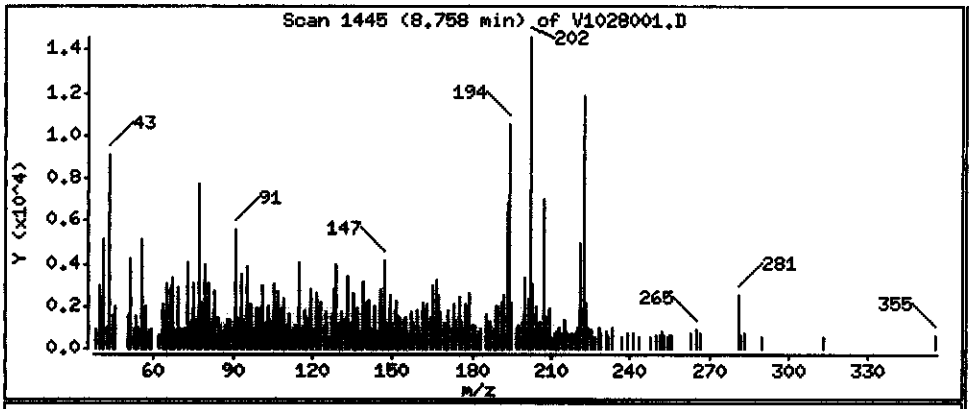

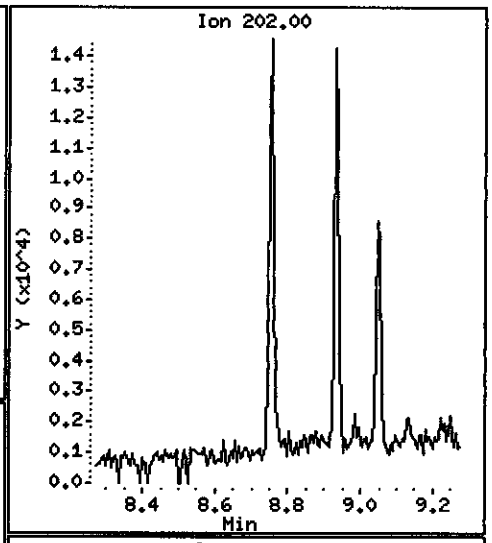

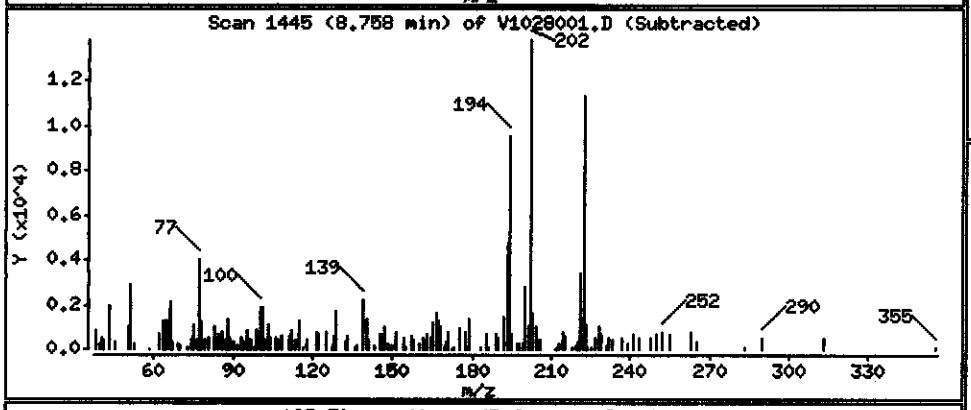

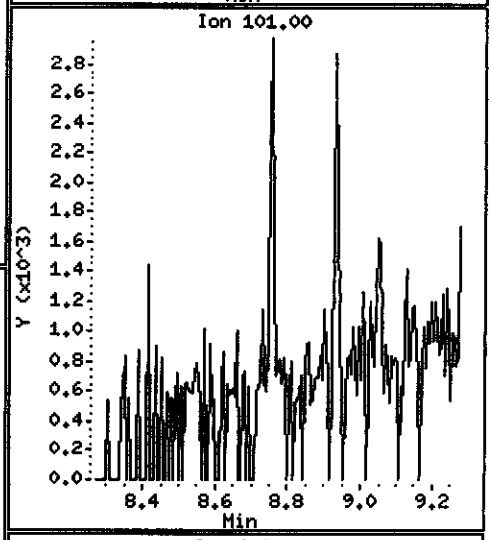

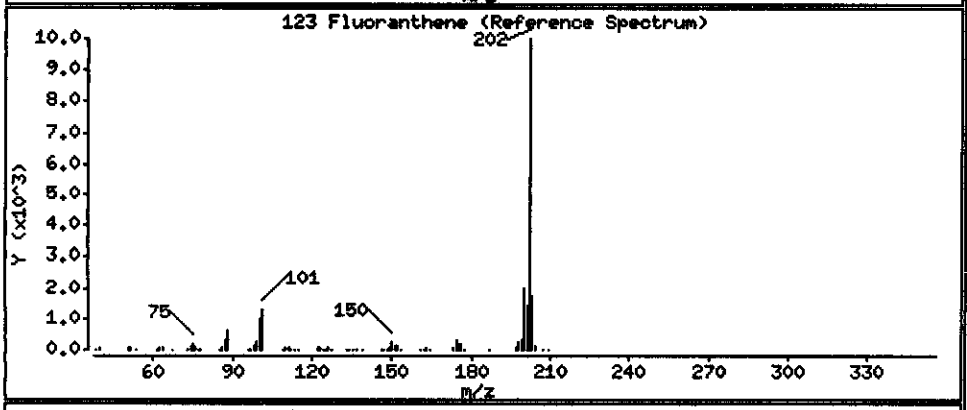

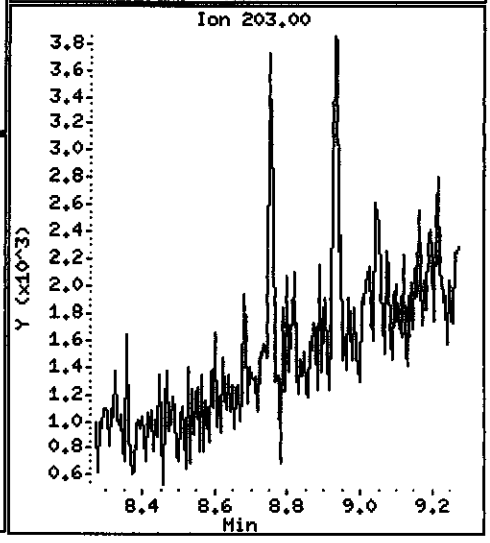

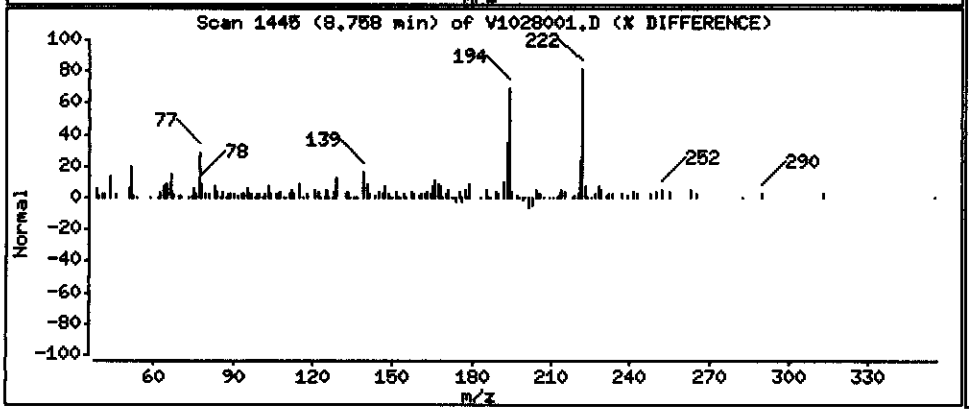

Data File: \\PITSVR06\D\chem\731.i\V102808.b\V1028001.D

Date : 28-OCT-2008 03:59

Client ID: RFI-18-1008

Instrument: 731.i

Sample Info: C8J160331-001 10/20/08 h2o (8295020) 8270c

Volume Injected (uL): 2.0

Operator: 003200

Column phase: DB5-MS

Column diameter: 0.32

125 Pyrene

Concentration: 0.044582 ug/L

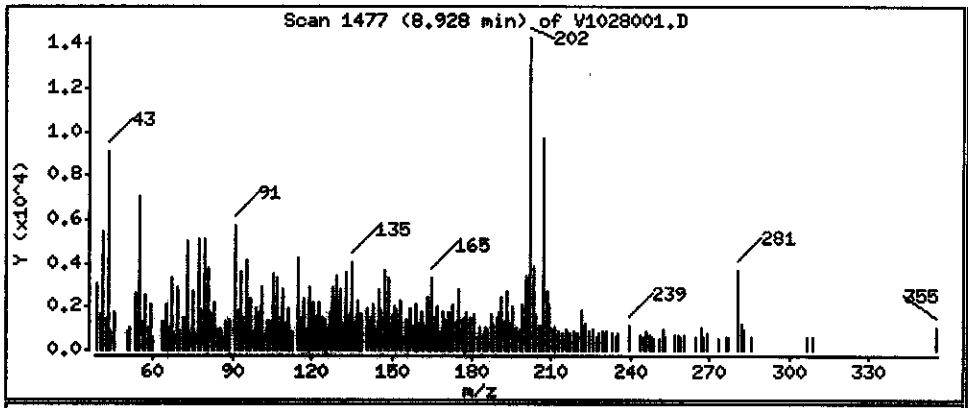

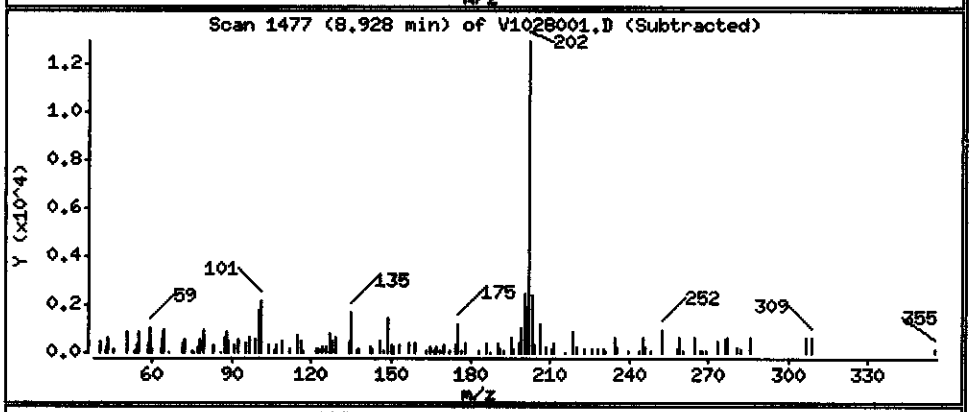

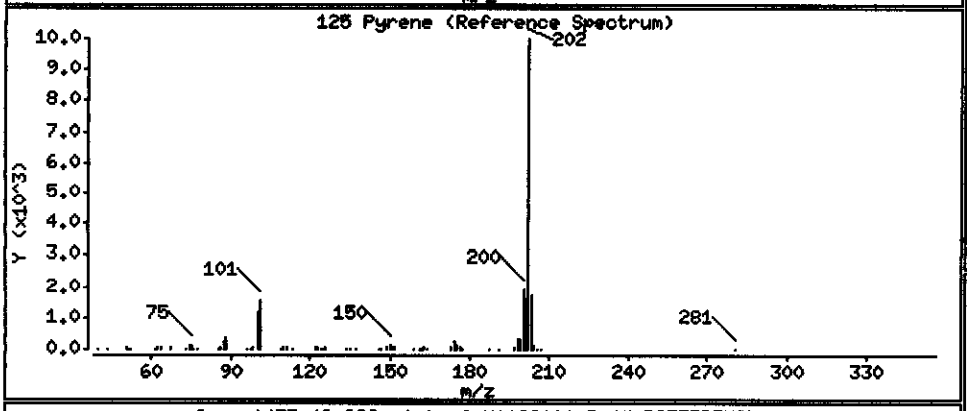

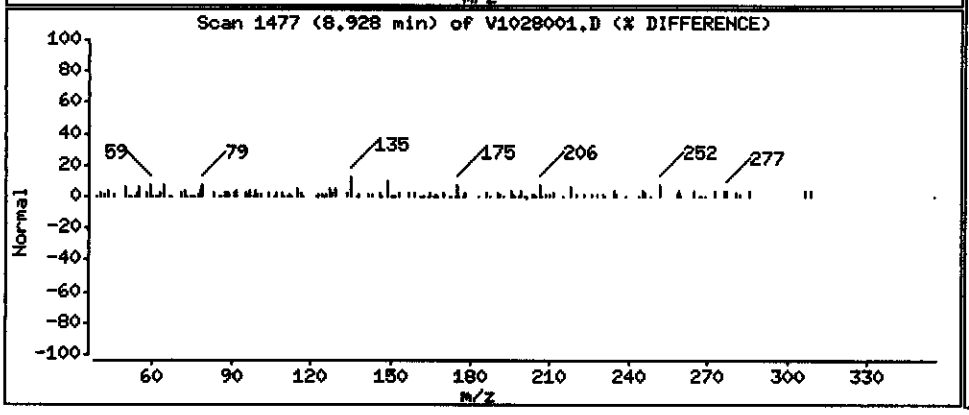

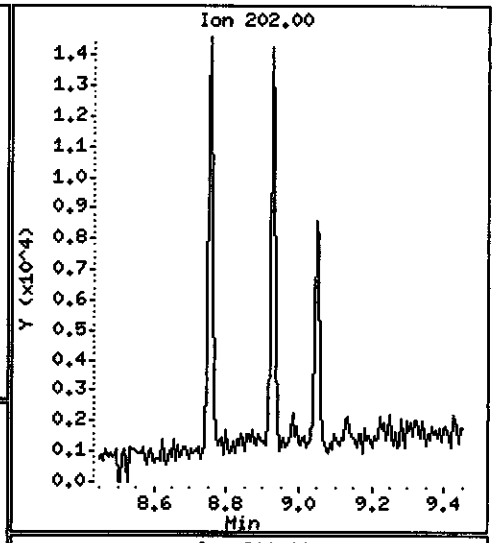

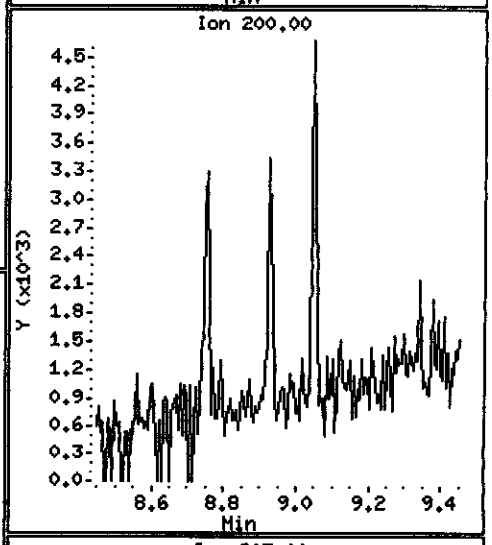

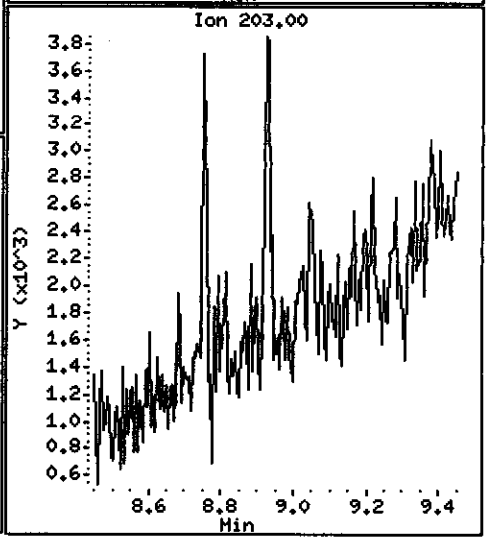

MACTEC Engineering and Consulting Inc

Client Sample ID: RFI-28-1008

GC/MS Semivolatiles

Lot-Sample #...:	C8J160331-002	**Work Order #...:**	K02T01AL	**Matrix.....:**	WATER
Date Sampled...:	10/14/08 11:20	**Date Received..:**	10/16/08 09:30	**MS Run #.....:**	
Prep Date.....:	10/20/08	**Analysis Date..:**	10/27/08		
Prep Batch #...:	8295020	**Analysis Time..:**	00:50		
Dilution Factor:	0.97	**Initial Wgt/Vol:**	1030 mL	**Final Wgt/Vol..:**	1 mL
Analyst ID.....:	003200	**Instrument ID..:**	731		
		Method.....:	SW846 8270C		

PARAMETER	RESULT	REPORTING LIMIT	UNITS	MDL
Aniline	**11**	**0.97**	**ug/L**	**0.047**
Acenaphthene	**0.23**	**0.19**	**ug/L**	**0.051**
Acenaphthylene	ND	0.19	ug/L	0.045
Acetophenone	ND	0.97	ug/L	0.045
Anthracene	**0.077 J**	**0.19**	**ug/L**	**0.049**
Atrazine	ND	0.97	ug/L	0.038
Benzo(a)anthracene	ND	0.19	ug/L	0.040
Benzo(a)pyrene	ND	0.19	ug/L	0.042
Benzo(b)fluoranthene	ND	0.19	ug/L	0.030
Benzo(ghi)perylene	ND	0.19	ug/L	0.027
Benzo(k)fluoranthene	ND	0.19	ug/L	0.038
Benzaldehyde	ND	0.97	ug/L	0.052
1,1'-Biphenyl	**0.076 J**	**0.97**	**ug/L**	**0.058**
bis(2-Chloroethoxy) methane	ND	0.97	ug/L	0.12
bis(2-Chloroethyl)-ether	ND	0.19	ug/L	0.045
bis(2-Ethylhexyl) phthalate	ND	0.97	ug/L	0.12
4-Bromophenyl phenyl ether	ND	0.97	ug/L	0.048
Butyl benzyl phthalate	ND	0.97	ug/L	0.13
Caprolactam	ND	4.8	ug/L	0.18
Carbazole	**0.068 J**	**0.19**	**ug/L**	**0.051**
4-Chloroaniline	**6.3**	**0.97**	**ug/L**	**0.045**
4-Chloro-3-methylphenol	ND	0.97	ug/L	0.057
2-Chloronaphthalene	ND	0.19	ug/L	0.043
2-Chlorophenol	ND	0.97	ug/L	0.044
4-Chlorophenyl phenyl ether	ND	0.97	ug/L	0.041
Chrysene	ND	0.19	ug/L	0.034
Dibenz(a,h)anthracene	ND	0.19	ug/L	0.034
Dibenzofuran	ND	0.97	ug/L	0.052
3,3'-Dichlorobenzidine	ND	0.97	ug/L	0.040
2,4-Dichlorophenol	**0.90**	**0.19**	**ug/L**	**0.047**
Diethyl phthalate	ND	0.97	ug/L	0.24
2,4-Dimethylphenol	ND	0.97	ug/L	0.050

(Continued on next page)

MACTEC Engineering and Consulting Inc

Client Sample ID: RFI-28-1008

GC/MS Semivolatiles

Lot-Sample #...: C8J160331-002 **Work Order #...:** K02T01AL **Matrix.....:** WATER

PARAMETER	RESULT	REPORTING LIMIT	UNITS	MDL
Dimethyl phthalate	ND	0.97	ug/L	0.041
Di-n-butyl phthalate	**0.091 J**	**0.97**	**ug/L**	**0.045**
4,6-Dinitro-2-methylphenol	ND	4.8	ug/L	1.4
2,4-Dinitrophenol	ND	4.8	ug/L	1.2
2,4-Dinitrotoluene	ND	0.97	ug/L	0.044
2,6-Dinitrotoluene	ND	0.97	ug/L	0.049
Di-n-octyl phthalate	ND	0.97	ug/L	0.041
Fluoranthene	ND	0.19	ug/L	0.048
Fluorene	ND	0.19	ug/L	0.053
Hexachlorobenzene	ND	0.19	ug/L	0.042
Hexachlorobutadiene	ND	0.19	ug/L	0.036
Hexachlorocyclopentadiene	ND	0.97	ug/L	0.078
Hexachloroethane	ND	0.97	ug/L	0.042
Indeno(1,2,3-cd)pyrene	ND	0.19	ug/L	0.046
Isophorone	ND	0.97	ug/L	0.046
2-Methylnaphthalene	ND	0.19	ug/L	0.045
2-Methylphenol	ND	0.97	ug/L	0.050
4-Methylphenol	ND	0.97	ug/L	0.071
Naphthalene	**1.2**	**0.19**	**ug/L**	**0.042**
2-Nitroaniline	ND	4.8	ug/L	0.046
3-Nitroaniline	ND	4.8	ug/L	0.039
4-Nitroaniline	ND	4.8	ug/L	0.025
Nitrobenzene	ND	0.19	ug/L	0.062
2-Nitrophenol	ND	0.97	ug/L	0.052
4-Nitrophenol	ND	4.8	ug/L	0.068
N-Nitrosodi-n-propylamine	ND	0.19	ug/L	0.058
N-Nitrosodiphenylamine	ND	0.19	ug/L	0.047
2,2'-oxybis (1-Chloropropane)	ND	0.19	ug/L	0.025
Pentachlorophenol	ND	0.97	ug/L	0.081
Phenanthrene	**0.14 J**	**0.19**	**ug/L**	**0.053**
Phenol	ND	0.19	ug/L	0.021
Pyrene	ND	0.19	ug/L	0.055
2,4,5-Trichlorophenol	ND	0.97	ug/L	0.061
2,4,6-Trichlorophenol	ND	0.97	ug/L	0.055

(Continued on next page)

MACTEC Engineering and Consulting Inc

Client Sample ID: RFI-28-1008

GC/MS Semivolatiles

Lot-Sample #...: C8J160331-002 **Work Order #...:** K02T01AL **Matrix.....:** WATER

SURROGATE	PERCENT RECOVERY	RECOVERY LIMITS
Nitrobenzene-d5	83	(23 - 112)
Terphenyl-d14	53	(10 - 132)
2-Fluorobiphenyl	83	(19 - 107)
2-Fluorophenol	64	(10 - 111)
Phenol-d5	74	(15 - 112)
2,4,6-Tribromophenol	84	(16 - 122)

NOTE(S):

J Estimated result. Result is less than RL.

Data File: \\PITSVR06\D\chem\731.i\V102608.b\V1026005.D
Date : 27-OCT-2008 00:50
Client ID: RFI-28-1008
Instrument: 731.i
Sample Info: C8J160331-002 10/20/08 h2o (8295020) 8270c
Volume Injected (uL): 2.0
Operator: 003200
Column phase: DB5-MS
Column diameter: 0.32

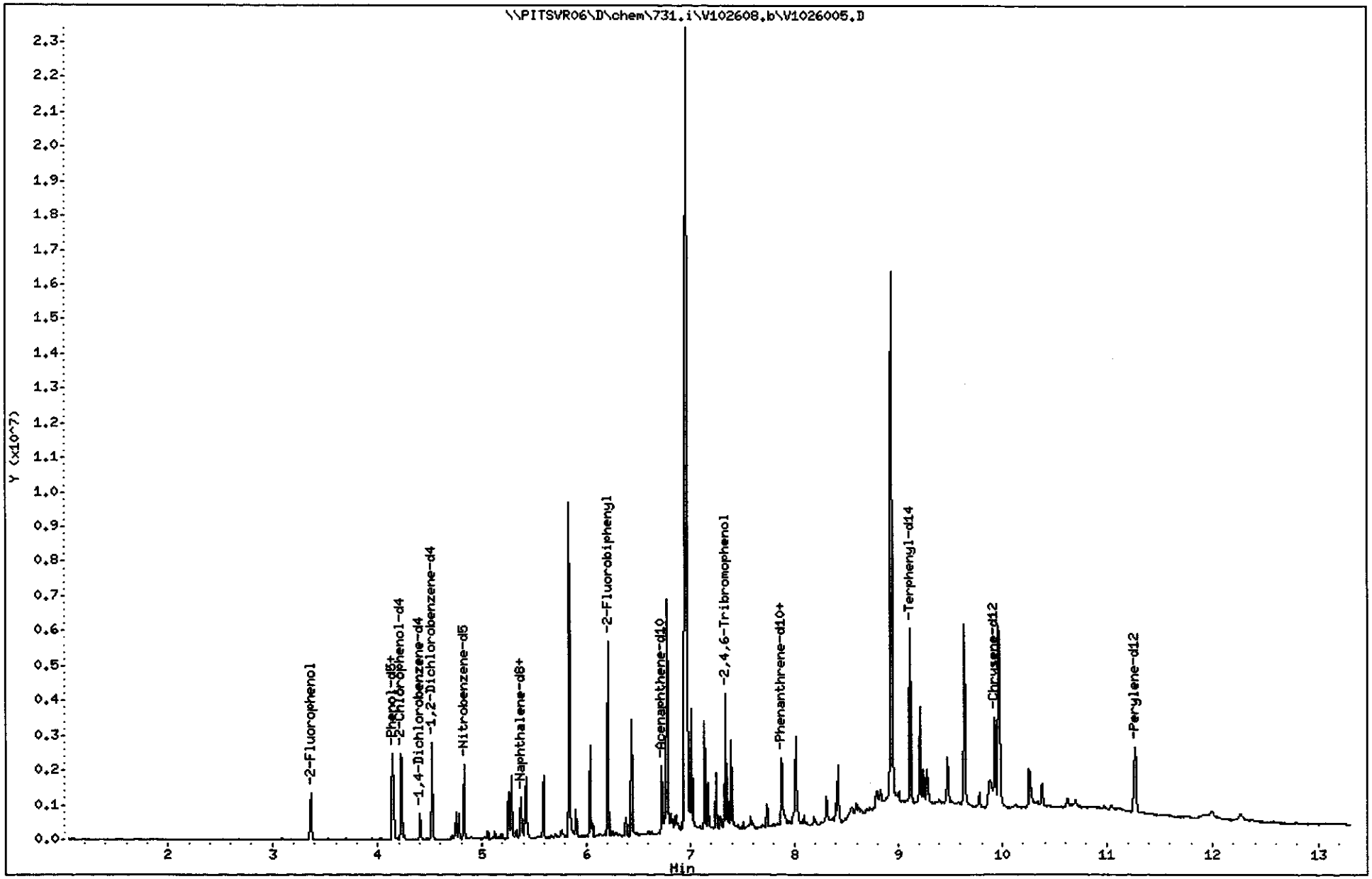

TestAmerica Pittsburgh

Semivolatile REPORT SW-846 Method 8270

Data file : \\PITSVR06\D\chem\731.i\V102608.b\V1026005.D
Lab Smp Id: K02T01AL Client Smp ID: RFI-28-1008
Inj Date : 27-OCT-2008 00:50
Operator : 003200 Inst ID: 731.i
Smp Info : C8J160331-002 10/20/08 h2o (8295020) 8270c
Misc Info : K02T01AL,V102608.b,8270ll.m,padep.sub
Comment :
Method : \\PITSVR06\D\chem\731.i\V102608.b\8270ll.m
Meth Date : 27-Oct-2008 01:04 piccolinov Quant Type: ISTD
Cal Date : 23-OCT-2008 04:48 Cal File: V1023NC7.D
Als bottle: 7
Dil Factor: 1.00000
Integrator: HP RTE Compound Sublist: padep.sub
Target Version: 4.14
Processing Host: PITSVR06

Concentration Formula: Amt * DF * Uf * Vt/(Vo * Vi) * CpndVariable

Name	Value	Description
DF	1.000	Dilution Factor
Uf	1.000	ng unit correction factor
Vt	1000.000	Volume of final extract (uL)
Vo	1030.000	Volume of sample extracted (mL)
Vi	2.000	Volume injected (uL)
Cpnd Variable		Local Compound Variable

	Compounds	QUANT SIG MASS	RT	EXP RT	REL RT	RESPONSE	CONCENTRATIONS ON-COLUMN (NG)	FINAL (ug/L)
* 1	1,4-Dichlorobenzene-d4	152	4.404	4.408	(1.000)	105035	8.00000	
* 2	Naphthalene-d8	136	5.376	5.381	(1.000)	468964	8.00000	
* 3	Acenaphthene-d10	164	6.728	6.732	(1.000)	358176	8.00000	
* 4	Phenanthrene-d10	188	7.877	7.886	(1.000)	705876	8.00000	
* 5	Chrysene-d12	240	9.928	9.937	(1.000)	790630	8.00000	
* 6	Perylene-d12	264	11.269	11.278	(1.000)	892780	8.00000	
198	1,4-Dioxane	88	Compound Not Detected.					
10	N-Nitrosodimethylamine	74	Compound Not Detected.					
9	Pyridine	79	Compound Not Detected.					
16	Methyl methanesulfonate	80	Compound Not Detected.					
206	Benzaldehyde	77	Compound Not Detected.					
21	Aniline	93	4.148	4.152	(0.942)	416033	22.0068	10.683
22	Phenol	94	Compound Not Detected.					
23	bis(2-Chloroethyl)ether	93	Compound Not Detected.					
24	2-Chlorophenol	128	Compound Not Detected.					
26	1,3-Dichlorobenzene	146	Compound Not Detected.					
27	1,4-Dichlorobenzene	146	Compound Not Detected.					
28	1,2-Dichlorobenzene	146	Compound Not Detected.					
29	Benzyl Alcohol	108	Compound Not Detected.					
30	2-Methylphenol	108	Compound Not Detected.					

Compounds	QUANT SIG MASS	RT	EXP RT	REL RT	RESPONSE	CONCENTRATIONS ON-COLUMN (NG)	FINAL (ug/L)
31 2,2'-oxybis(1-Chloropropane)	45	Compound Not Detected.					
37 Acetophenone	105	Compound Not Detected.					
32 N-Nitroso-di-n-propylamine	70	Compound Not Detected.					
192 4-Methylphenol	108	Compound Not Detected.					
34 Hexachloroethane	117	Compound Not Detected.					
35 Nitrobenzene	77	Compound Not Detected.					
41 Isophorone	82	Compound Not Detected.					
42 2-Nitrophenol	139	Compound Not Detected.					
43 2,4-Dimethylphenol	107	Compound Not Detected.					
44 bis(2-Chloroethoxy)methane	93	Compound Not Detected.					
48 2,4-Dichlorophenol	162	5.270	5.274	(0.980)	32165	1.84727	0.89673
49 Benzoic Acid	122	Compound Not Detected.					
50 1,2,4-Trichlorobenzene	180	Compound Not Detected.					
51 Naphthalene	128	5.392	5.397	(1.003)	148042	2.44899	1.1888
52 4-Chloroaniline	127	5.424	5.445	(1.009)	304768	13.0581	6.3389
54 2,6-Dichlorophenol	162	Compound Not Detected.					
56 Hexachlorobutadiene	224	Compound Not Detected.					
208 Caprolactam	113	Compound Not Detected.					
59 4-Chloro-3-Methylphenol	107	Compound Not Detected.					
62 2-Methylnaphthalene	142	Compound Not Detected.					
63 1-Methylnaphthalene	142	6.001	6.006	(1.116)	11618	0.26916	0.13066
64 Hexachlorocyclopentadiene	236	Compound Not Detected.					
66 2,4,6-Trichlorophenol	196	Compound Not Detected.					
67 2,4,5-Trichlorophenol	196	Compound Not Detected.					
209 1,1'-Biphenyl	154	6.290	6.294	(0.935)	8927	0.15623	0.075842
70 2-Chloronaphthalene	162	Compound Not Detected.					
73 2-Nitroaniline	65	Compound Not Detected.					
76 Dimethylphthalate	163	Compound Not Detected.					
78 2,6-Dinitrotoluene	165	Compound Not Detected.					
79 Acenaphthylene	152	Compound Not Detected.					
81 3-Nitroaniline	138	Compound Not Detected.					
82 Acenaphthene	153	6.755	6.759	(1.004)	21911	0.46527	0.22586
83 2,4-Dinitrophenol	184	Compound Not Detected.					
85 4-Nitrophenol	109	Compound Not Detected.					
86 Dibenzofuran	168	Compound Not Detected.					
87 2,4-Dinitrotoluene	165	Compound Not Detected.					
91 2,3,5,6-Tetrachlorophenol	231	Compound Not Detected.					
88 2,3,4,6-Tetrachlorophenol	231	Compound Not Detected.					
92 2-Naphthylamine	143	7.011	7.015	(1.042)	928055	36.1088	17.528
93 Diethylphthalate	149	Compound Not Detected.					
94 Fluorene	166	Compound Not Detected.					
95 4-Chlorophenyl-phenylether	204	Compound Not Detected.					
96 4-Nitroaniline	138	Compound Not Detected.					
98 4,6-Dinitro-2-methylphenol	198	Compound Not Detected.					
99 N-Nitrosodiphenylamine (1)	169	Compound Not Detected.					
100 1,2-Diphenylhydrazine	77	Compound Not Detected.					
106 4-Bromophenyl-phenylether	248	Compound Not Detected.					
107 Hexachlorobenzene	283	Compound Not Detected.					
210 Atrazine	200	Compound Not Detected.					
111 Pentachlorophenol	265	Compound Not Detected.					
115 Phenanthrene	178	7.898	7.902	(1.003)	26306	0.29460	0.14301
116 Anthracene	178	7.941	7.945	(1.008)	14274	0.15810	0.076749
119 Carbazole	167	8.063	8.068	(1.024)	12146	0.13922	0.067580
120 Di-n-Butylphthalate	149	8.331	8.340	(1.058)	19688	0.18803	0.091275
123 Fluoranthene	202	Compound Not Detected.					

Compounds	QUANT SIG MASS	RT	EXP RT	REL RT	RESPONSE	CONCENTRATIONS ON-COLUMN (NG)	CONCENTRATIONS FINAL (ug/L)
124 Benzidine	184	8.929	8.928	(0.899)	8146760	153.185	74.361
125 Pyrene	202	Compound Not Detected.					
131 Butylbenzylphthalate	149	Compound Not Detected.					
135 3,3'-Dichlorobenzidine	252	Compound Not Detected.					
136 Benzo(a)Anthracene	228	Compound Not Detected.					
137 Chrysene	228	Compound Not Detected.					
139 bis(2-ethylhexyl)Phthalate	149	Compound Not Detected.					
140 Di-n-octylphthalate	149	Compound Not Detected.					
141 Benzo(b)fluoranthene	252	Compound Not Detected.					
142 Benzo(k)fluoranthene	252	Compound Not Detected.					
143 7,12-dimethylbenz[a]anthracen	256	Compound Not Detected.					
146 Benzo(a)pyrene	252	Compound Not Detected.					
149 Indeno(1,2,3-cd)pyrene	276	Compound Not Detected.					
150 Dibenz(a,h)anthracene	278	Compound Not Detected.					
151 Benzo(g,h,i)perylene	276	Compound Not Detected.					
$ 154 Nitrobenzene-d5	82	4.826	4.830	(0.898)	543210	33.2674	16.149
$ 155 2-Fluorobiphenyl	172	6.210	6.219	(0.923)	1690258	33.1631	16.098
$ 156 Terphenyl-d14	244	9.116	9.120	(0.918)	1669880	21.3429	10.361
$ 157 Phenol-d5	99	4.137	4.141	(0.939)	738763	44.3347	21.522
$ 158 2-Fluorophenol	112	3.362	3.367	(0.763)	447782	38.5162	18.697
$ 159 2,4,6-Tribromophenol	330	7.337	7.346	(0.931)	415883	50.1239	24.332
$ 186 2-Chlorophenol-d4	132	4.222	4.227	(0.959)	729674	44.6947	21.696
$ 187 1,2-Dichlorobenzene-d4	152	4.516	4.520	(1.025)	416650	32.5730	15.812

Data File: \\PITSVR06\D\chem\731.i\V102608.b\V1026005.D

Date : 27-OCT-2008 00:50

Client ID: RFI-28-1008

Instrument: 731.i

Sample Info: C8J160331-002 10/20/08 h2o (8295020) 8270c

Volume Injected (uL): 2.0

Operator: 003200

Column phase: DB5-MS

Column diameter: 0.32

21 Aniline

Concentration: 10.683 ug/L

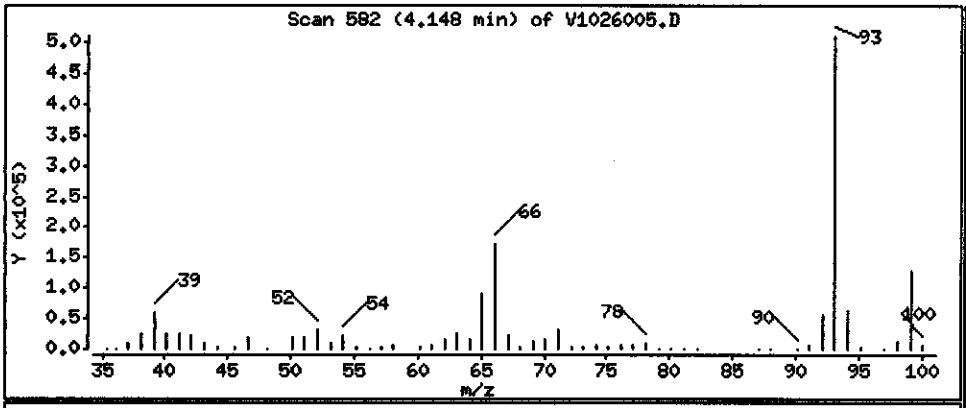

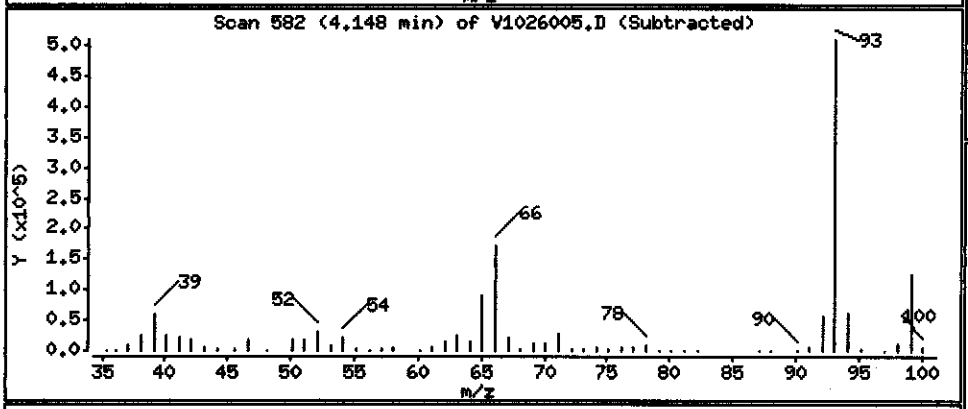

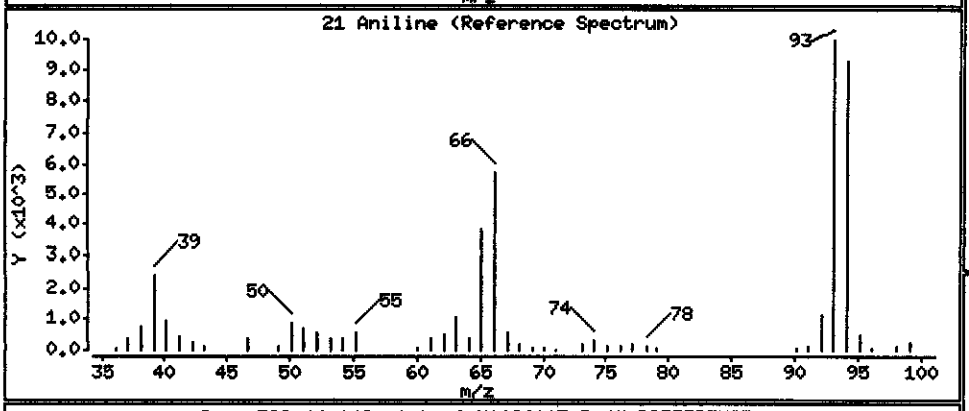

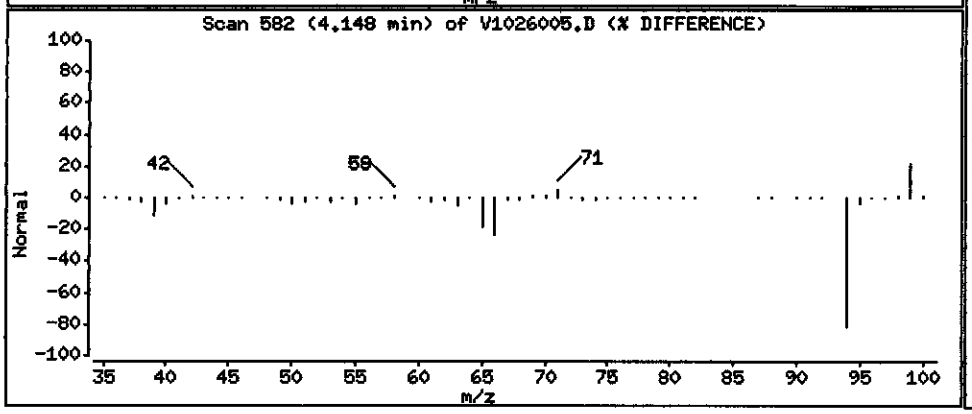

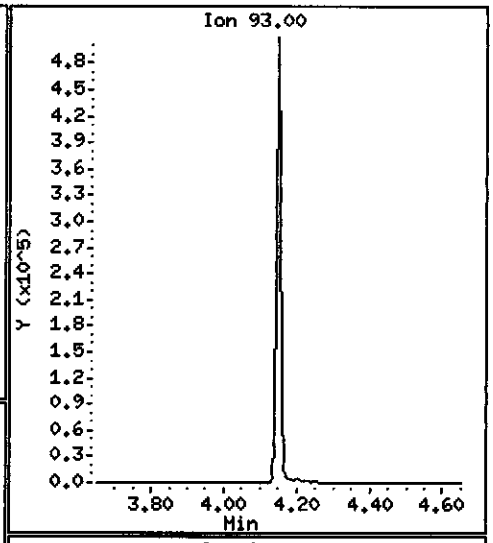

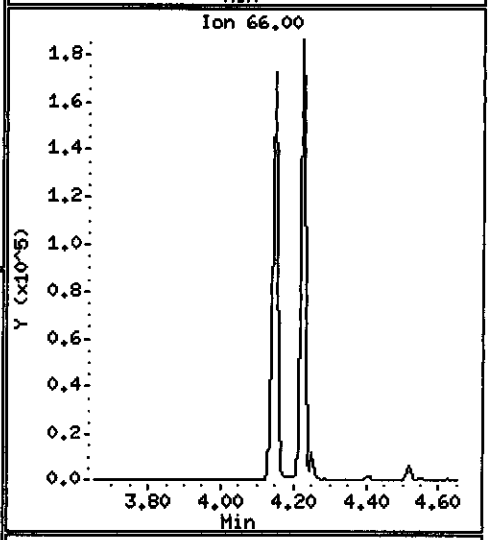

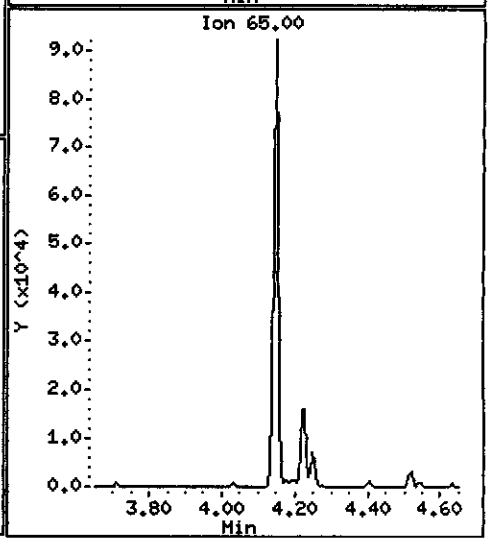

Data File: \\PITSVR06\D\chem\731.i\V102608.b\V1026005.D

Date : 27-OCT-2008 00:50

Client ID: RFI-28-1008

Instrument: 731.i

Sample Info: C8J160331-002 10/20/08 h2o (8295020) 8270c

Volume Injected (uL): 2.0

Operator: 003200

Column phase: DB5-MS

Column diameter: 0.32

48 2,4-Dichlorophenol

Concentration: 0.89673 ug/L

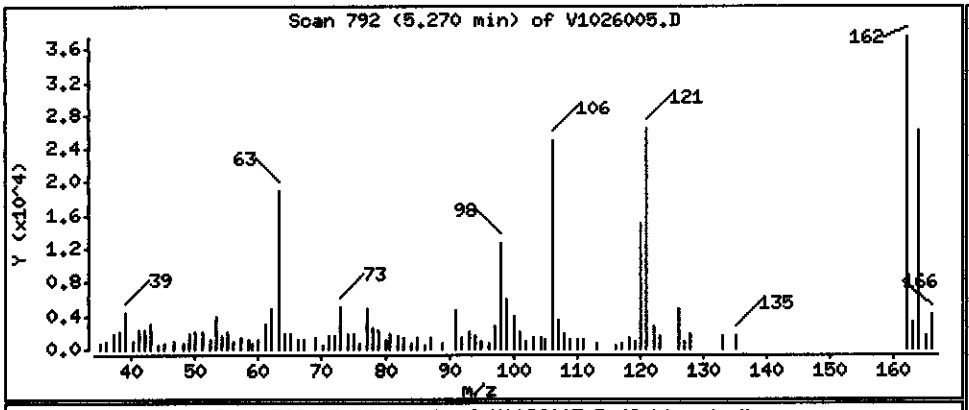

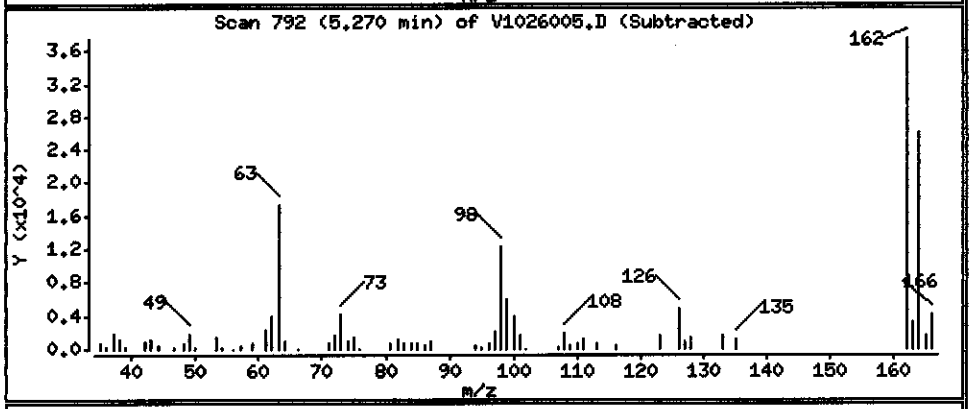

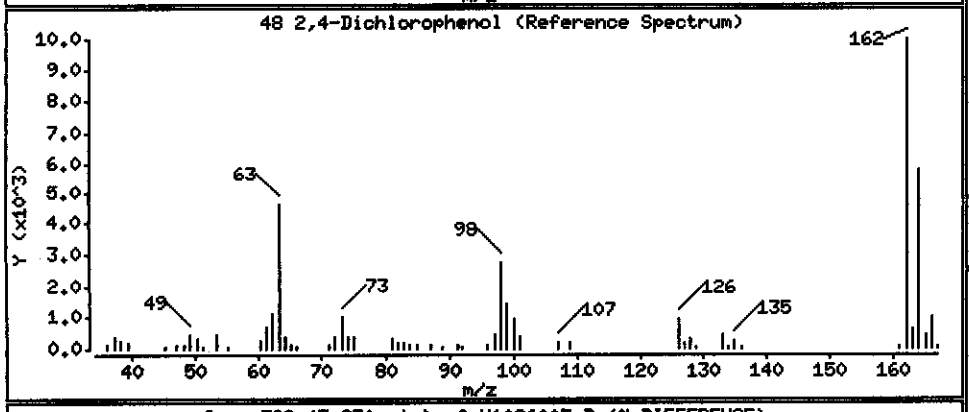

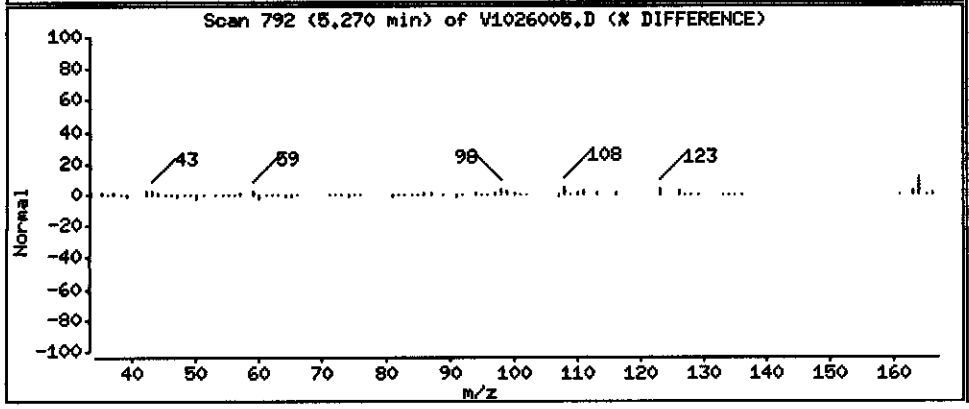

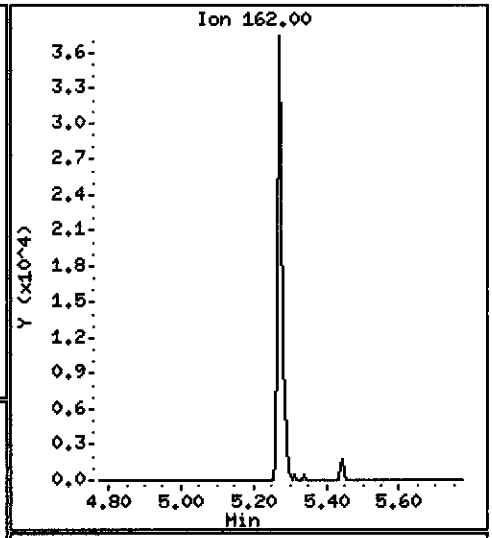

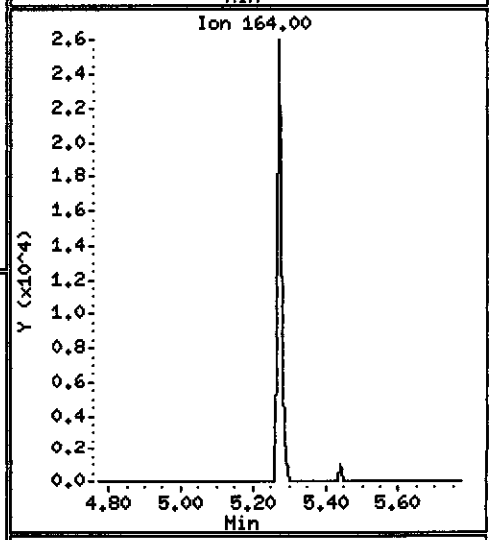

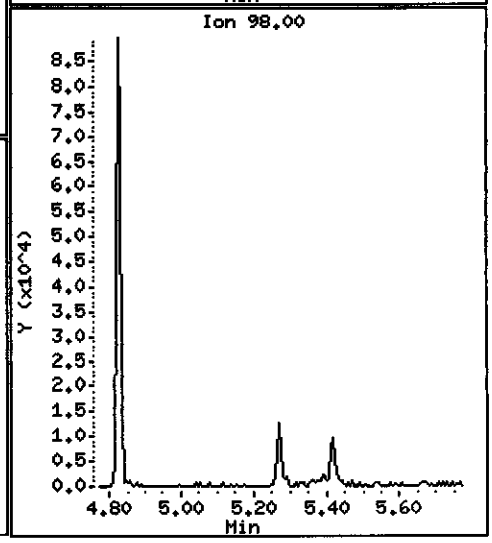

Data File: \\PITSVR06\D\chem\731.i\V102608.b\V1026005.D

Date : 27-OCT-2008 00:50

Client ID: RFI-28-1008 Instrument: 731.i

Sample Info: C8J160331-002 10/20/08 h2o (8295020) 8270c

Volume Injected (uL): 2.0 Operator: 003200

Column phase: DB5-MS Column diameter: 0.32

51 Naphthalene Concentration: 1.1888 ug/L

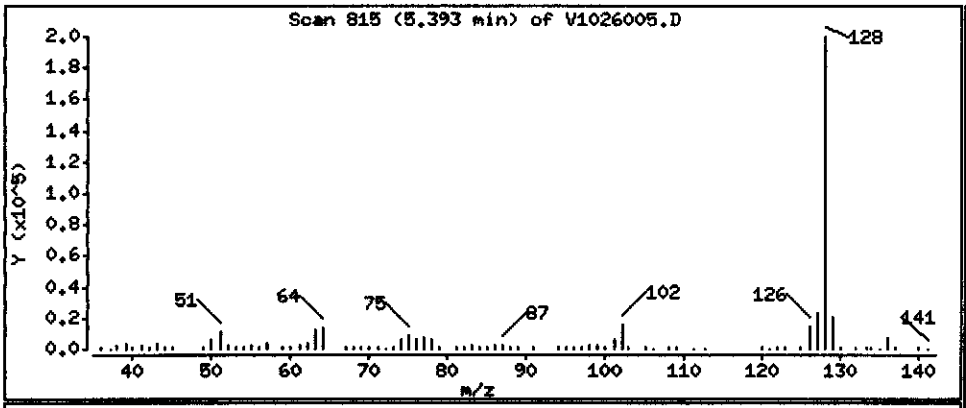

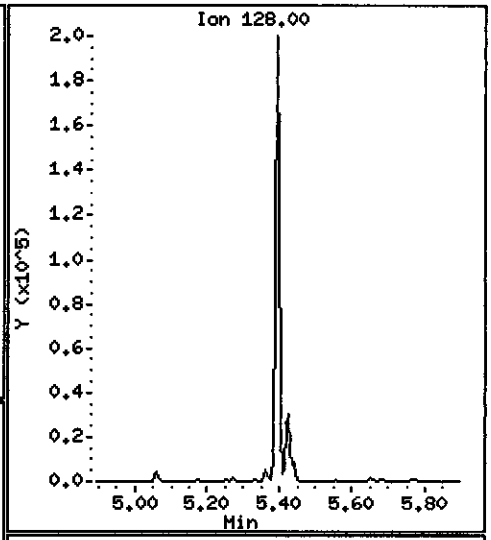

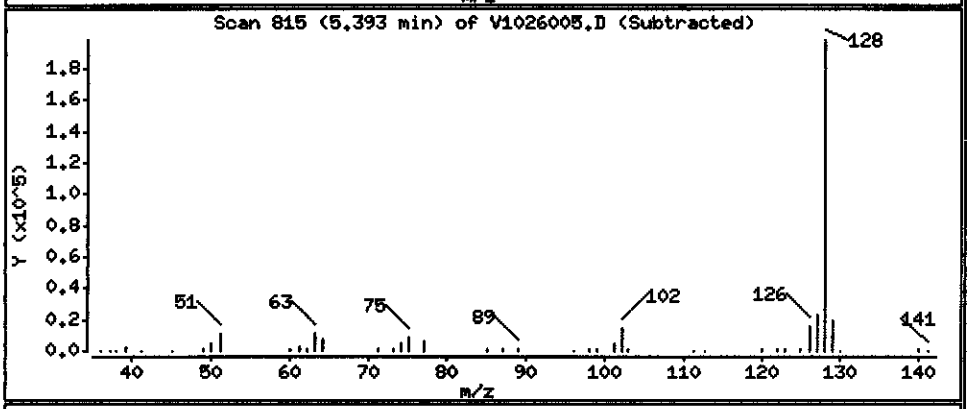

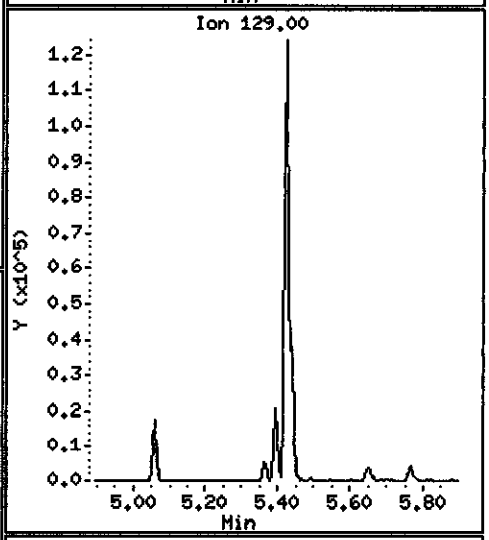

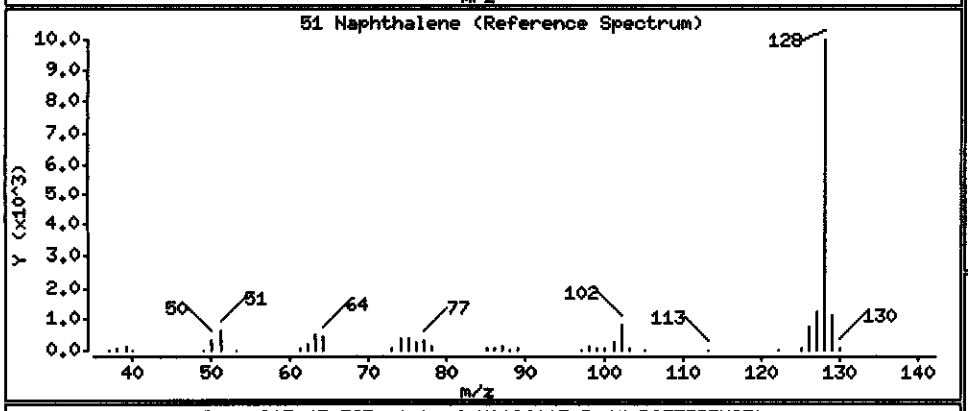

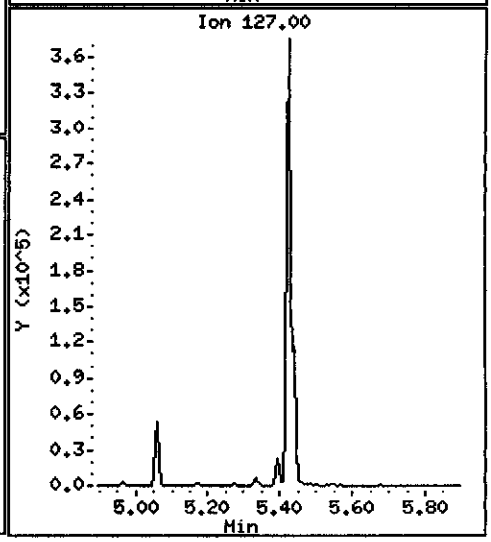

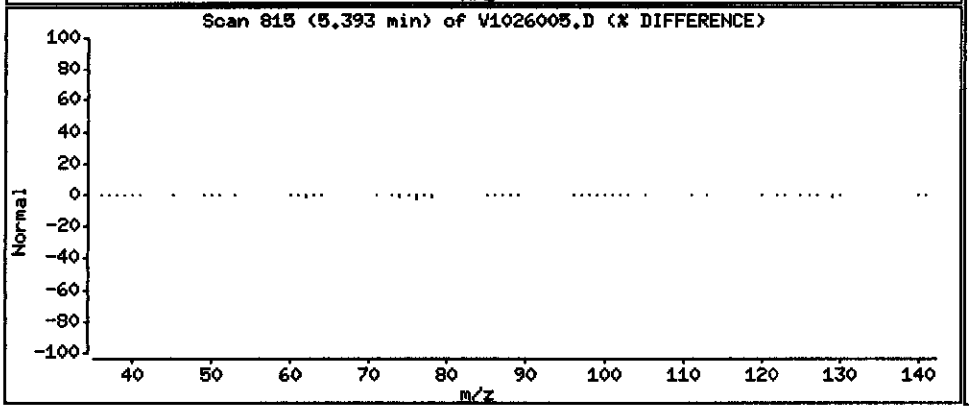

Data File: \\PITSVR06\D\chem\731.i\V102608.b\V1026005.D

Date : 27-OCT-2008 00:50

Client ID: RFI-28-1008 Instrument: 731.i

Sample Info: C8J160331-002 10/20/08 h2o (8295020) 8270c

Volume Injected (uL): 2.0 Operator: 003200

Column phase: DB5-MS Column diameter: 0.32

52 4-Chloroaniline Concentration: 6.3389 ug/L

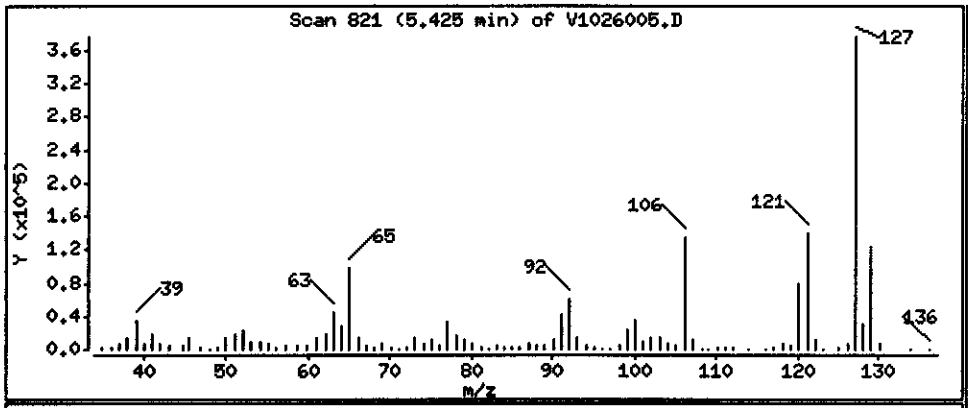

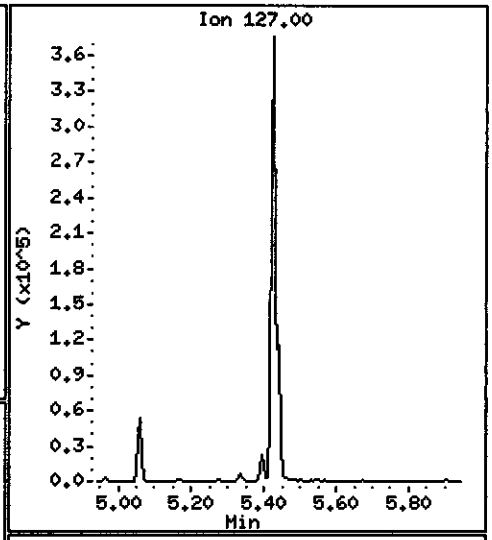

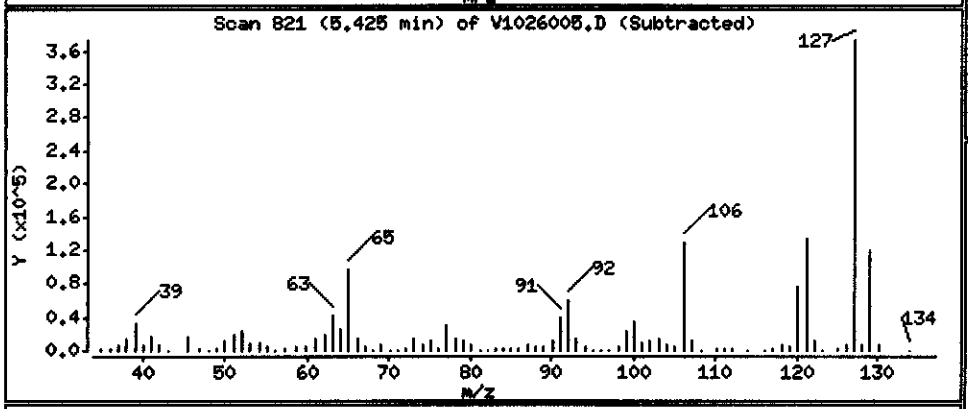

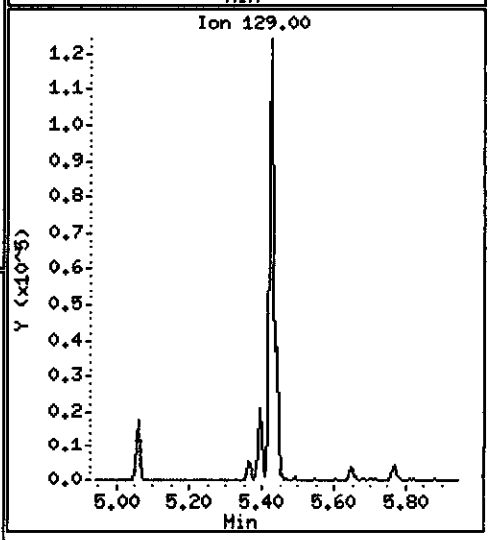

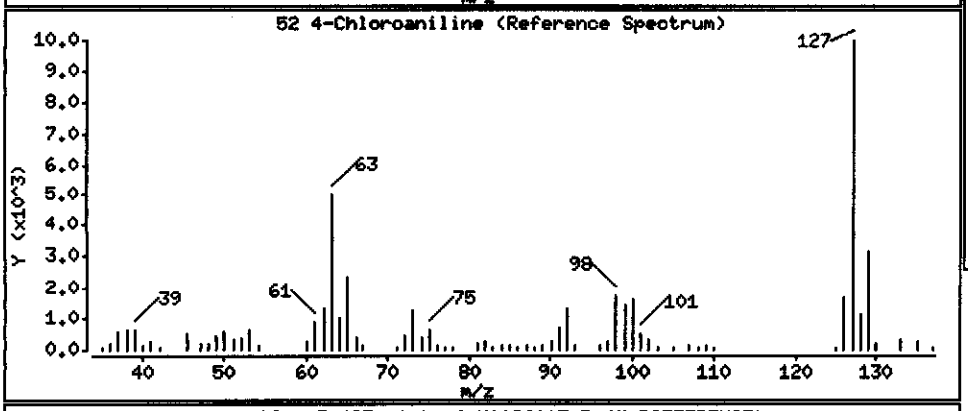

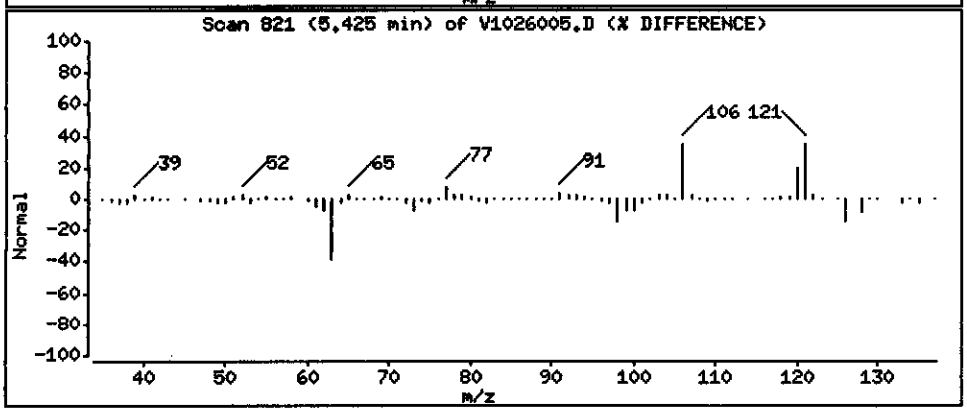

Data File: \\PITSVR06\D\chem\731.i\V102608.b\V1026005.D

Date : 27-OCT-2008 00:50

Client ID: RFI-28-1008

Instrument: 731.i

Sample Info: C8J160331-002 10/20/08 h2o (8295020) 8270c

Volume Injected (uL): 2.0

Operator: 003200

Column phase: DB5-MS

Column diameter: 0.32

63 1-Methylnaphthalene

Concentration: 0.13066 ug/L

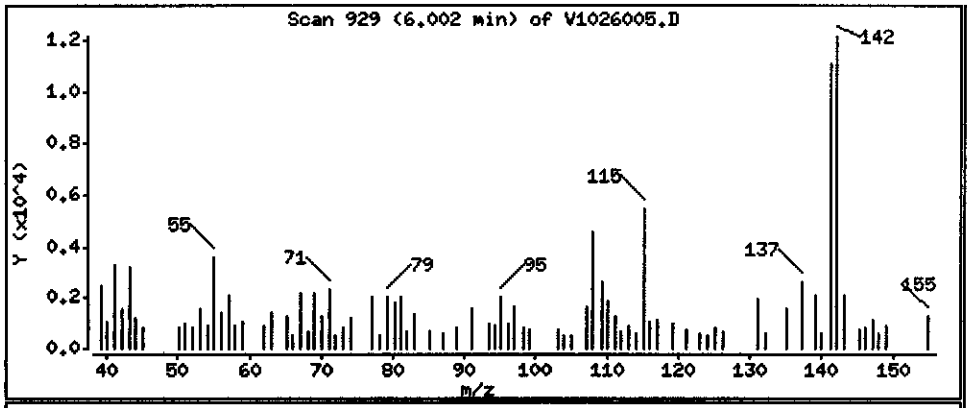

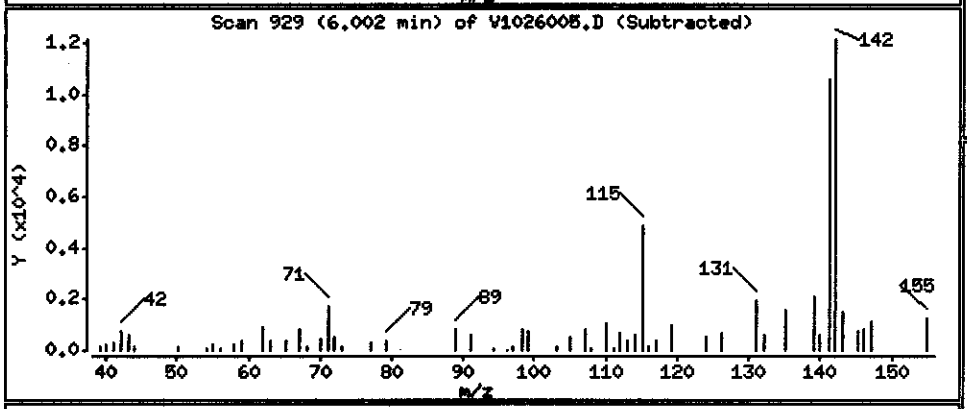

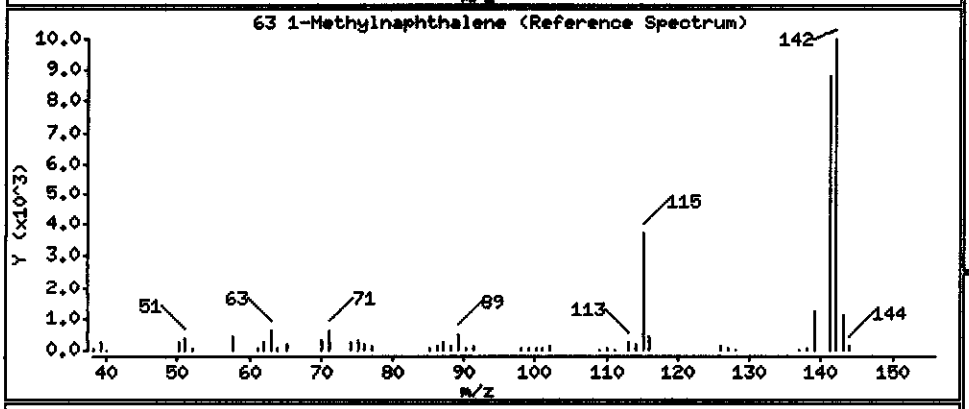

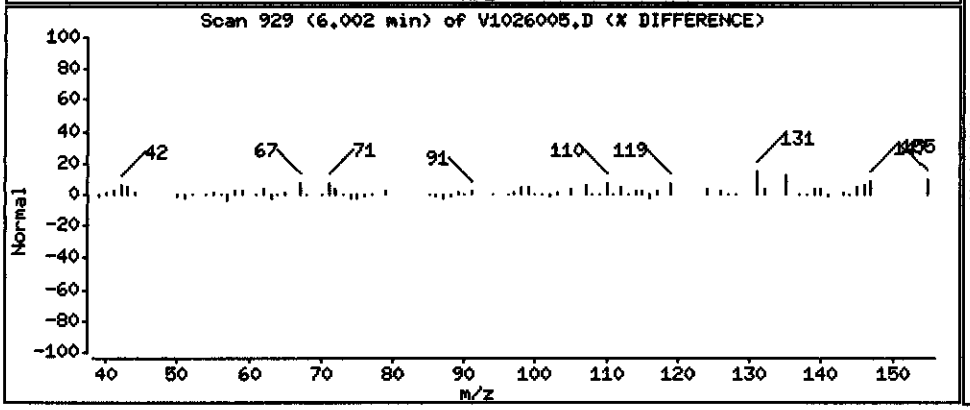

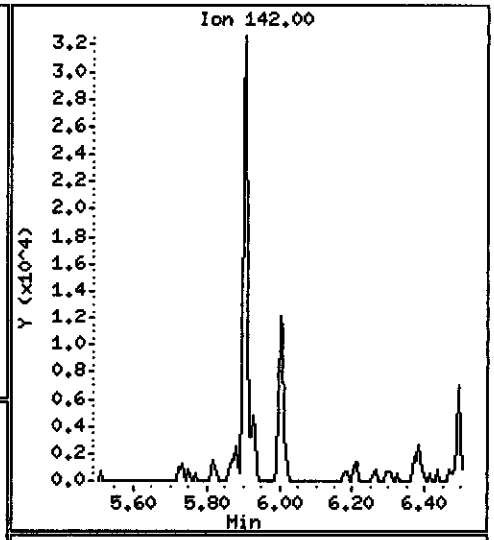

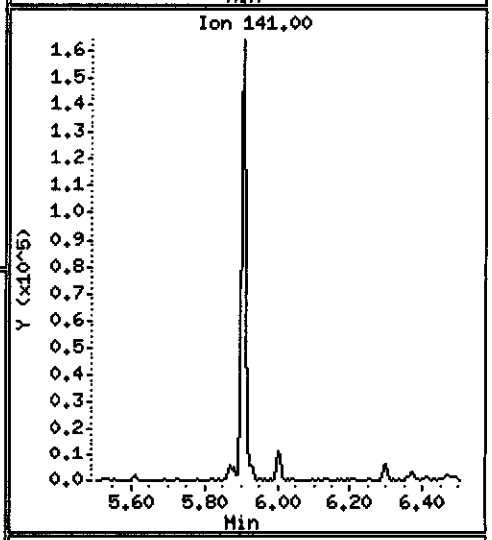

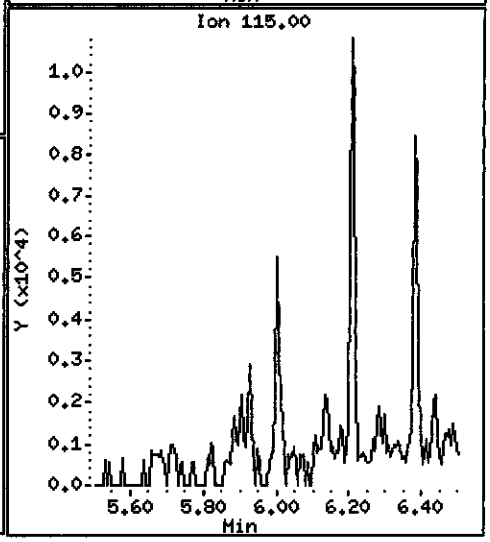

Data File: \\PITSVR06\D\chem\731.i\V102608.b\V1026005.D

Date : 27-OCT-2008 00:50

Client ID: RFI-28-1008

Instrument: 731.i

Sample Info: C8J160331-002 10/20/08 h2o (8295020) 8270c

Volume Injected (uL): 2.0

Operator: 003200

Column phase: DB5-MS

Column diameter: 0.32

209 1,1'-Biphenyl

Concentration: 0.075842 ug/L

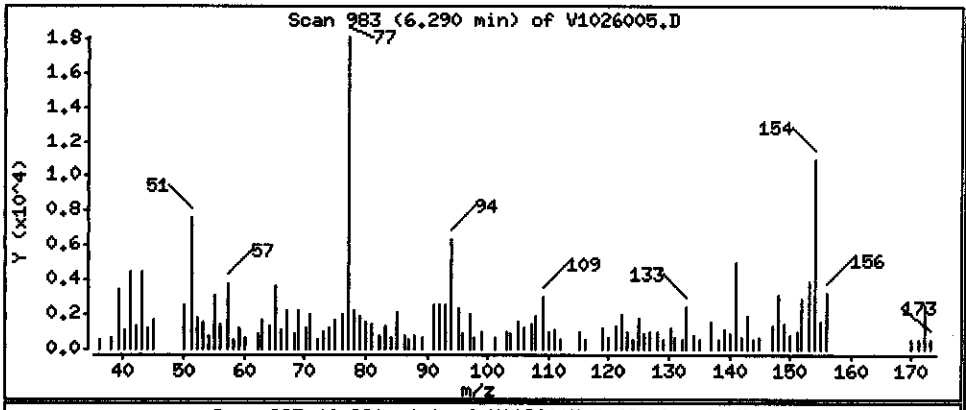

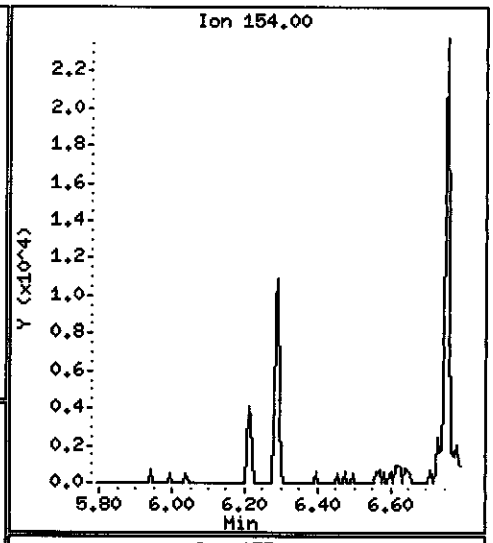

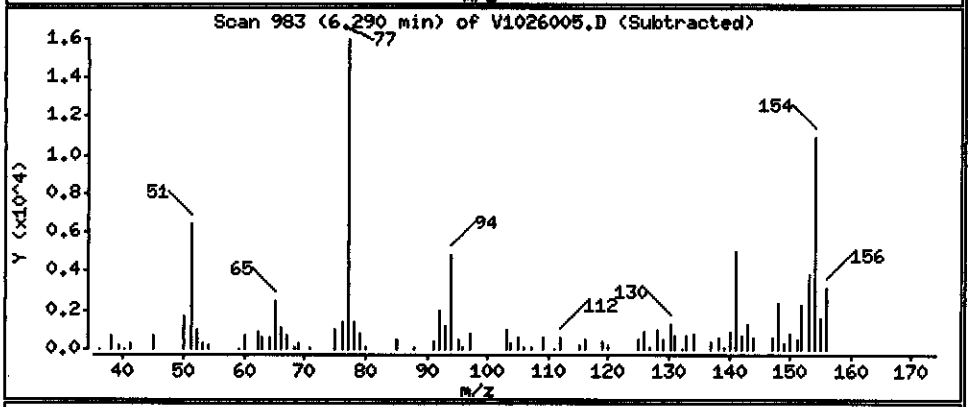

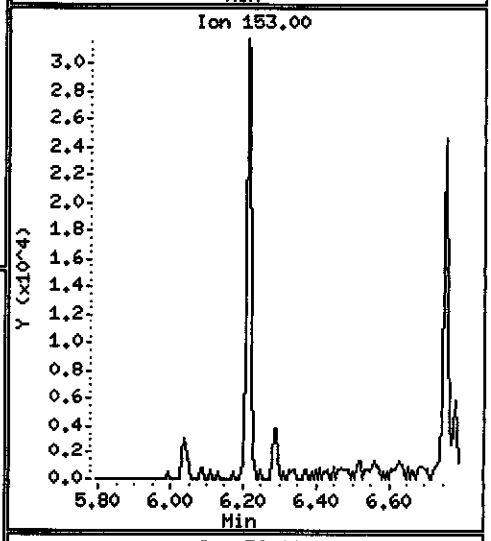

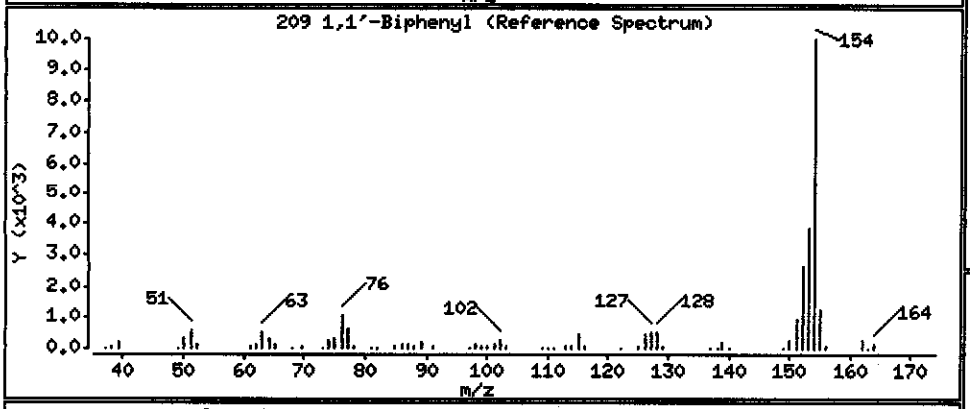

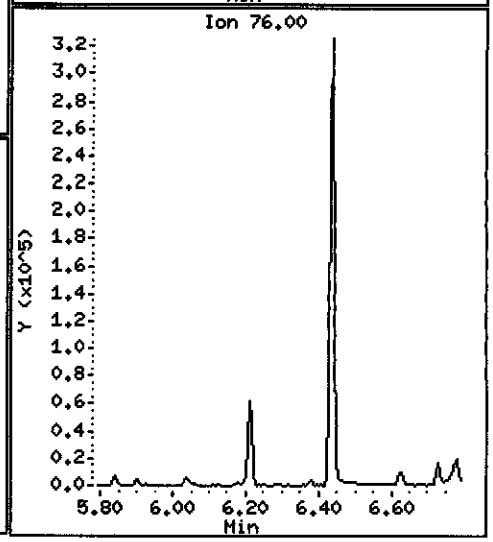

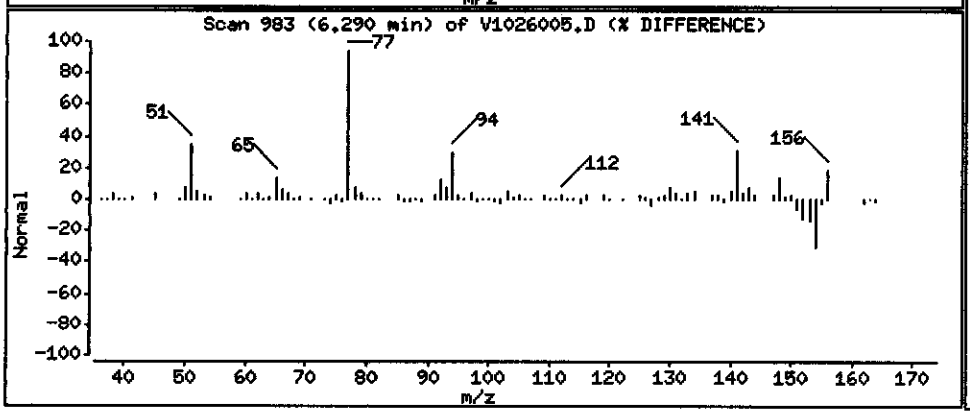

Data File: \\PITSVR06\D\chem\731.i\V102608.b\V1026005.D

Date : 27-OCT-2008 00:50

Client ID: RFI-28-1008 Instrument: 731.i

Sample Info: C8J160331-002 10/20/08 h2o (8295020) 8270c

Volume Injected (uL): 2.0 Operator: 003200

Column phase: DB5-MS Column diameter: 0.32

82 Acenaphthene Concentration: 0.22586 ug/L

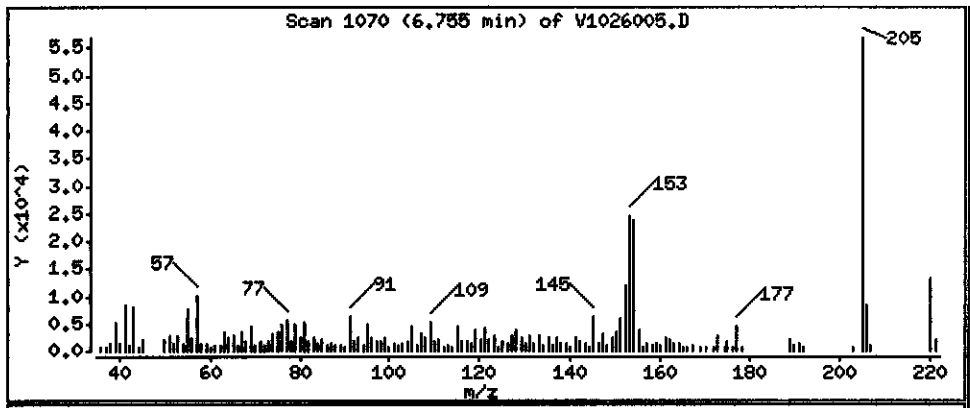

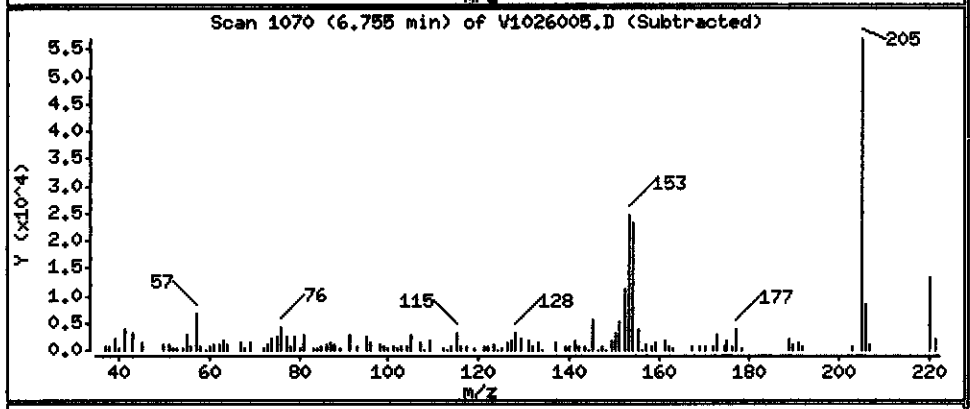

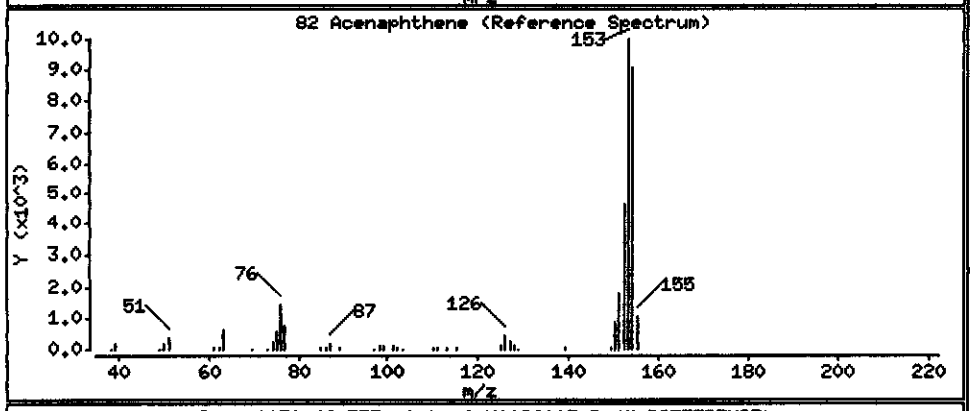

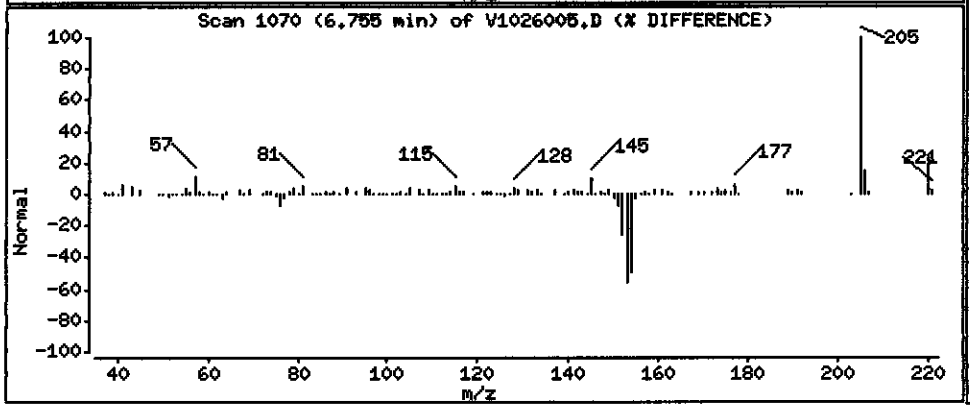

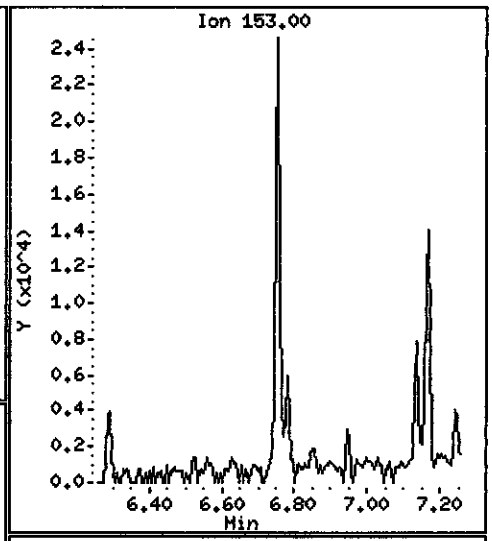

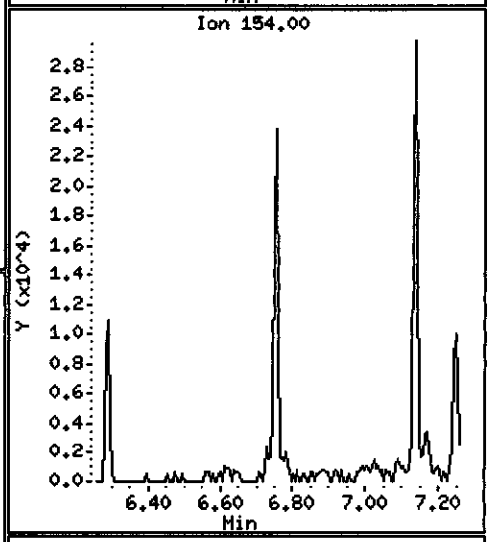

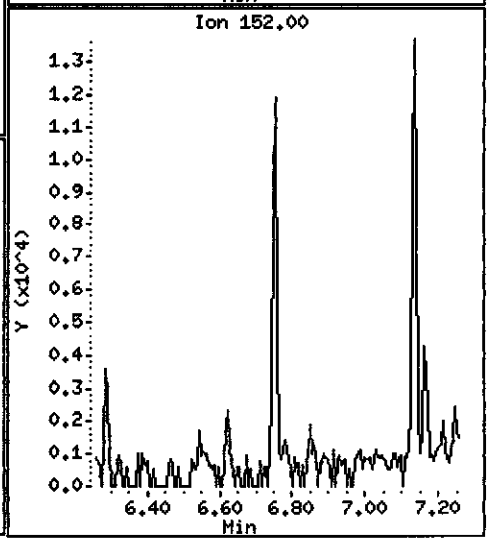

Data File: \\PITSVR06\D\chem\731.i\V102608.b\V1026005.D

Date : 27-OCT-2008 00:50

Client ID: RFI-28-1008

Instrument: 731.i

Sample Info: C8J160331-002 10/20/08 h2o (8295020) 8270c

Volume Injected (uL): 2.0

Operator: 003200

Column phase: DB5-MS

Column diameter: 0.32

92 2-Naphthylamine

Concentration: 17.528 ug/L

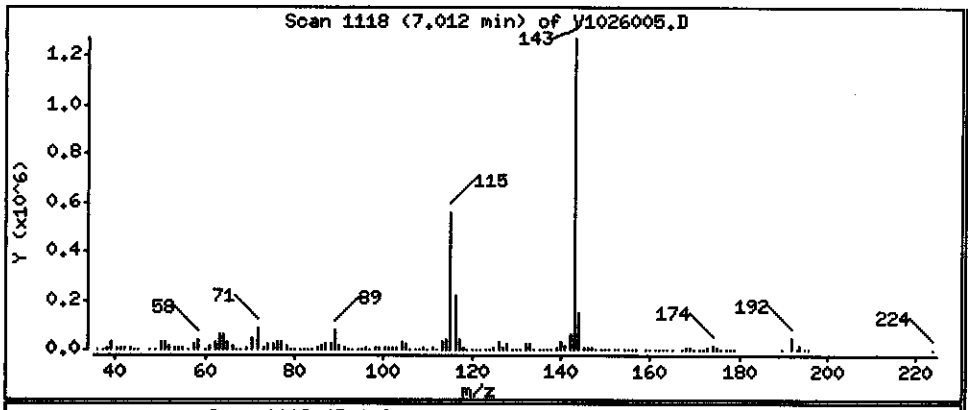

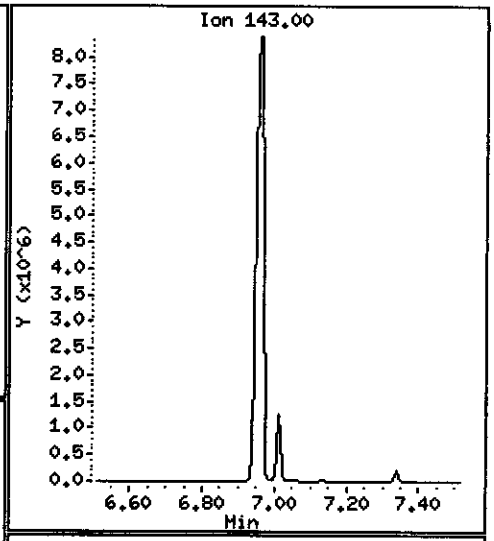

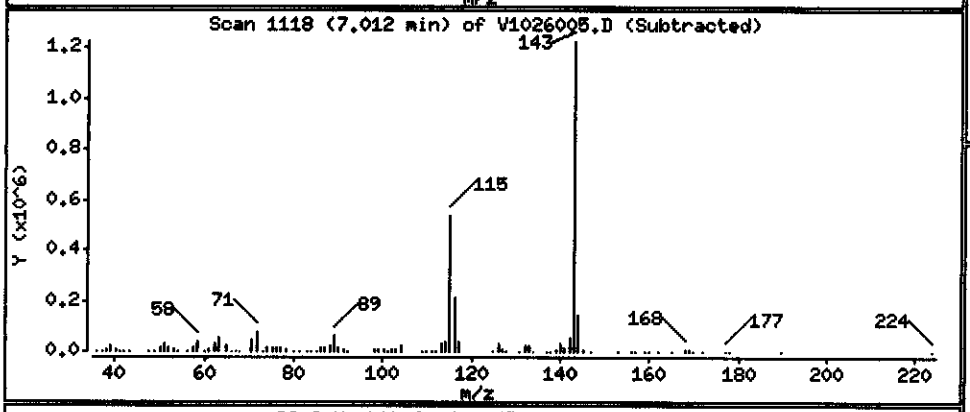

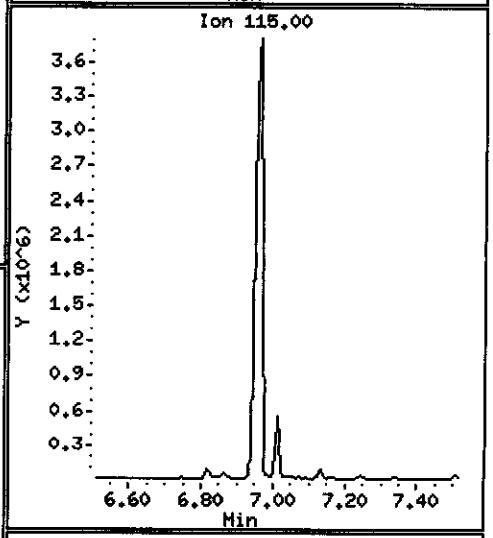

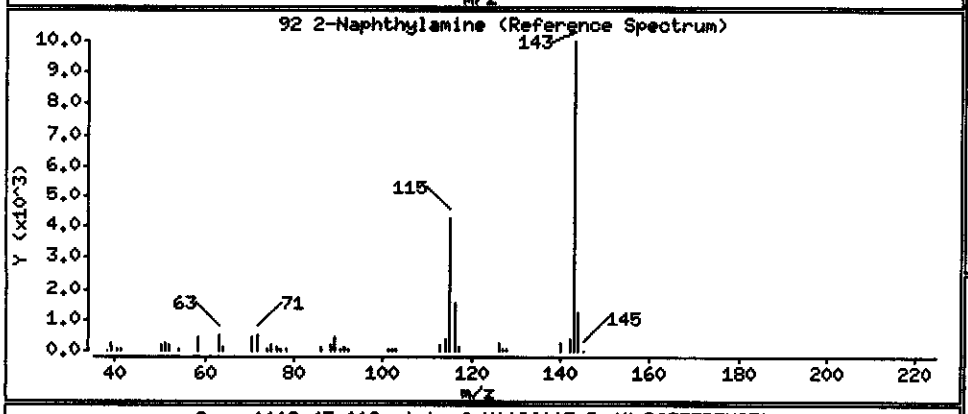

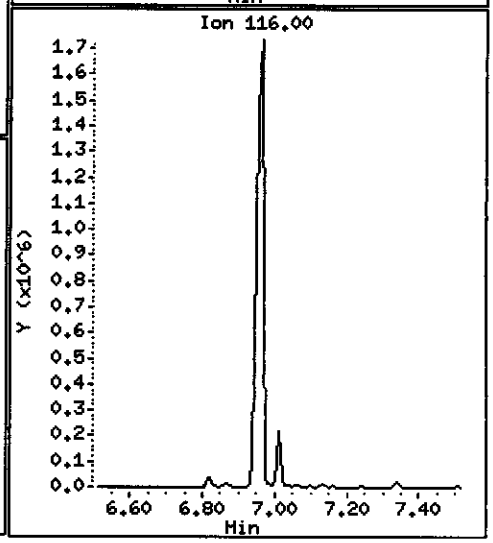

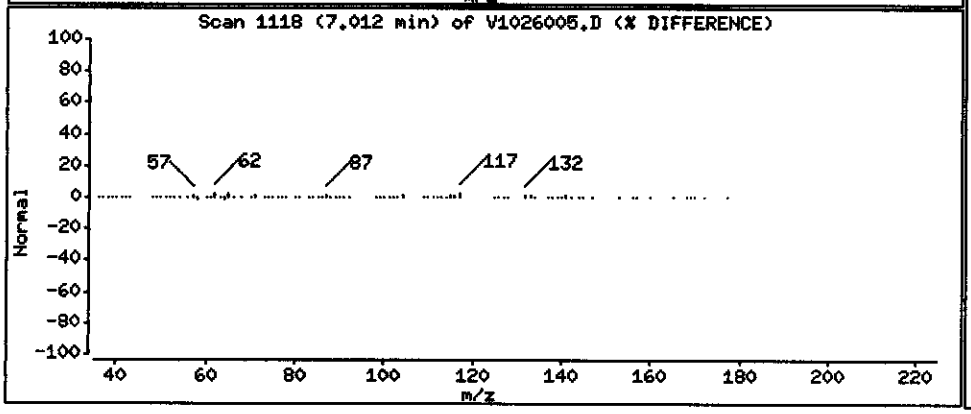

Data File: \\PITSVR06\D\chem\731.i\V102608.b\V1026005.D

Date : 27-OCT-2008 00:50

Client ID: RFI-28-1008

Instrument: 731.i

Sample Info: C8J160331-002 10/20/08 h2o (8295020) 8270c

Volume Injected (uL): 2.0

Operator: 003200

Column phase: DB5-MS

Column diameter: 0.32

115 Phenanthrene

Concentration: 0.14301 ug/L

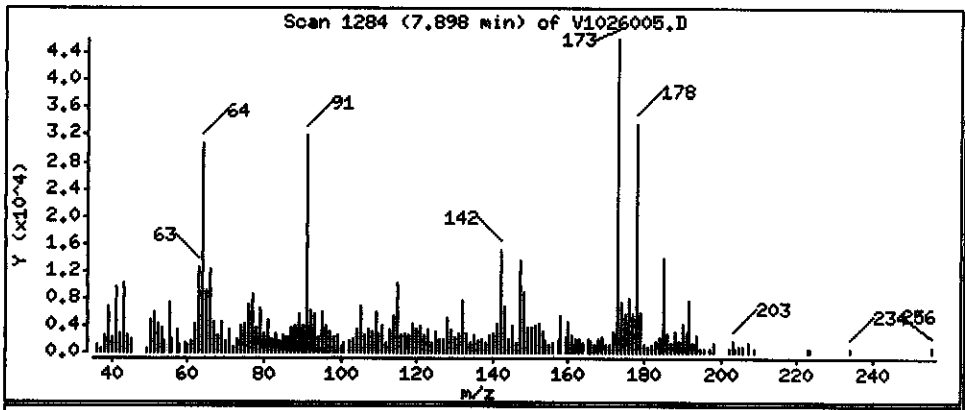

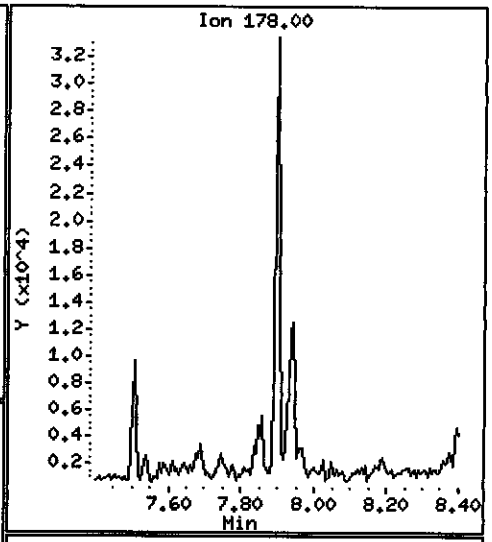

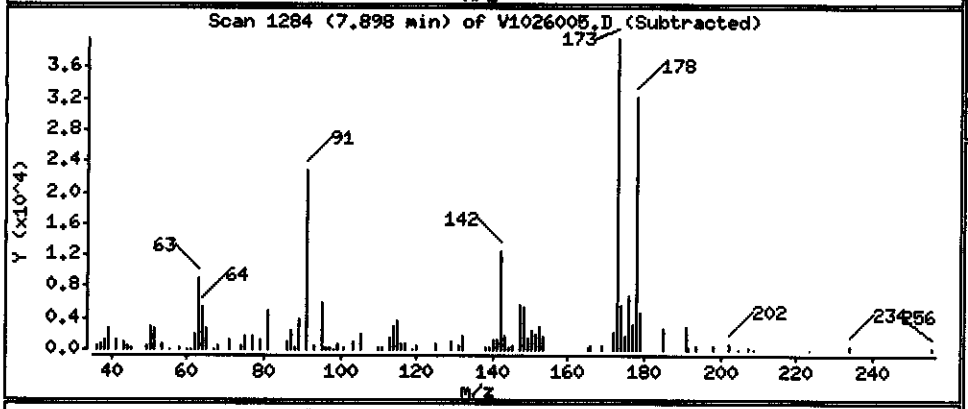

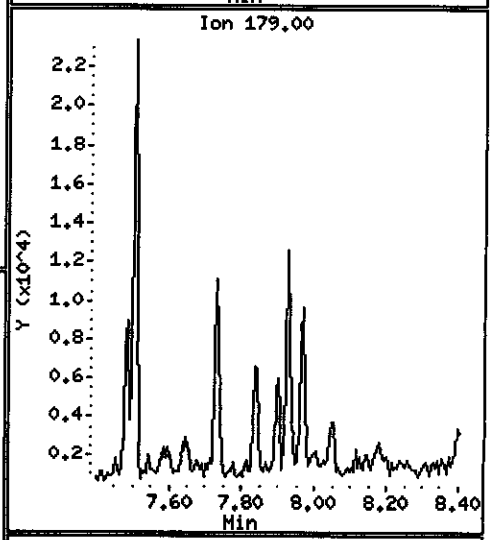

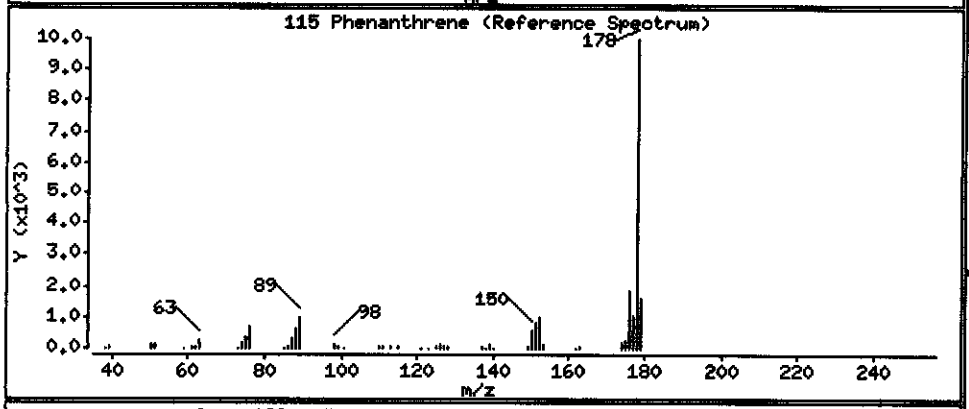

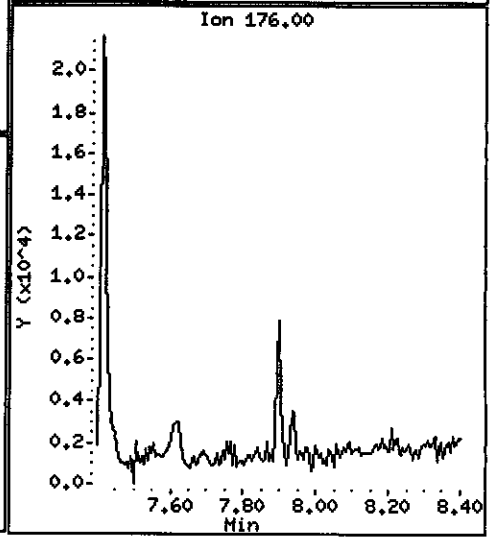

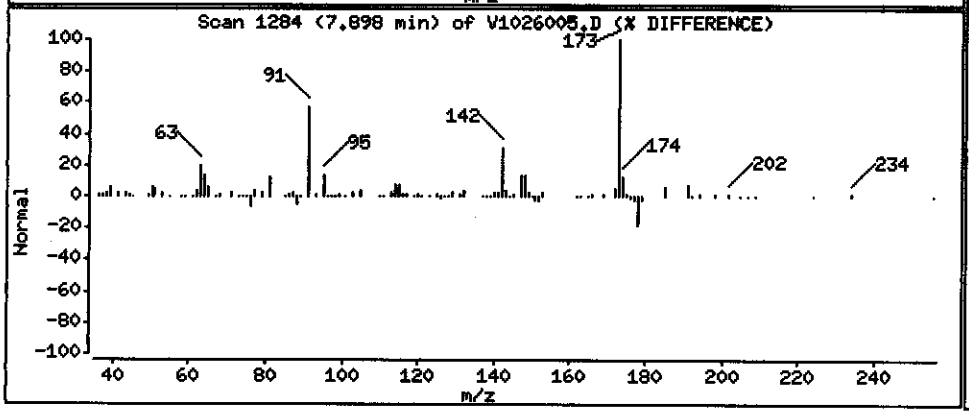

Data File: \\PITSVR06\D\chem\731.i\V102608.b\V1026005.D

Date : 27-OCT-2008 00:50

Client ID: RFI-28-1008

Instrument: 731.i

Sample Info: C8J160331-002 10/20/08 h2o (8295020) 8270c

Volume Injected (uL): 2.0

Operator: 003200

Column phase: DB5-MS

Column diameter: 0.32

116 Anthracene

Concentration: 0.076749 ug/L

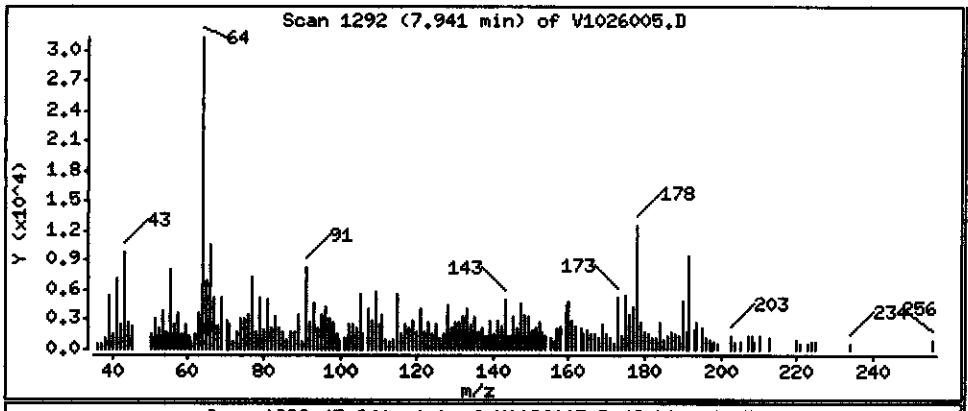

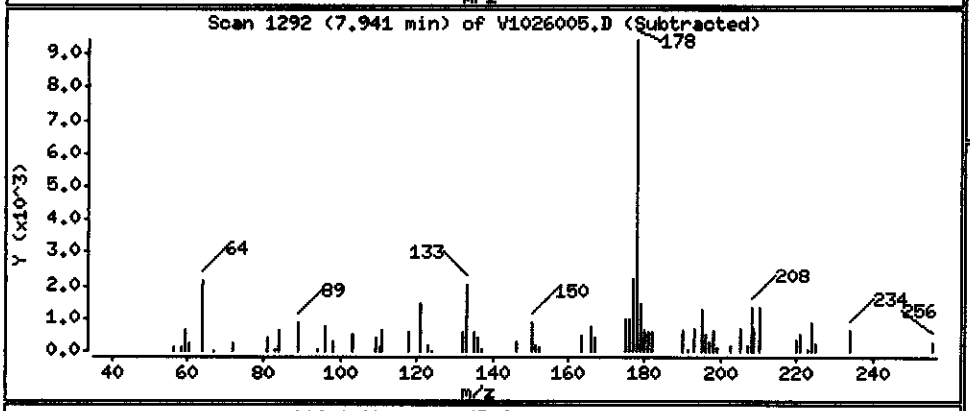

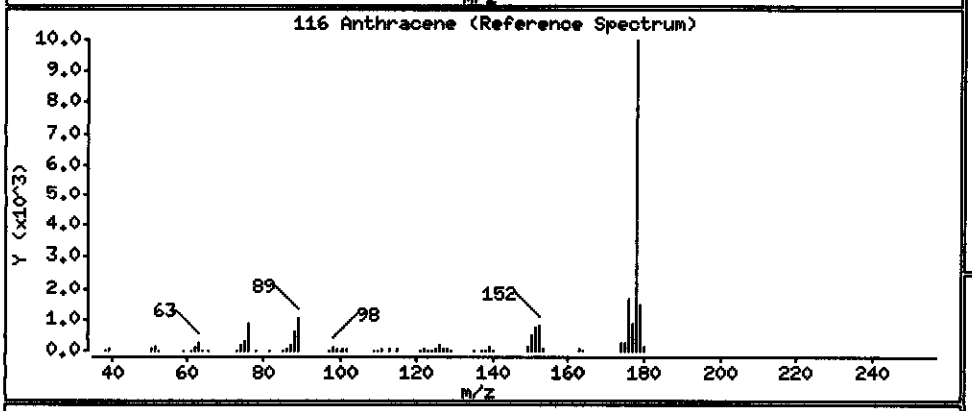

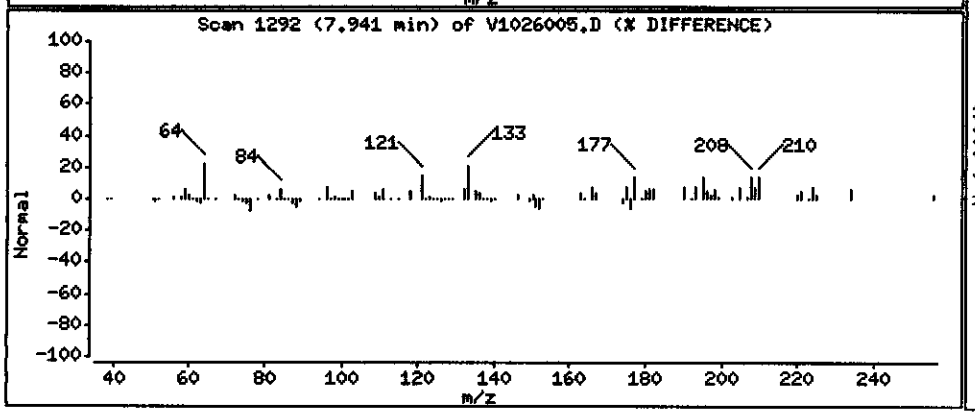

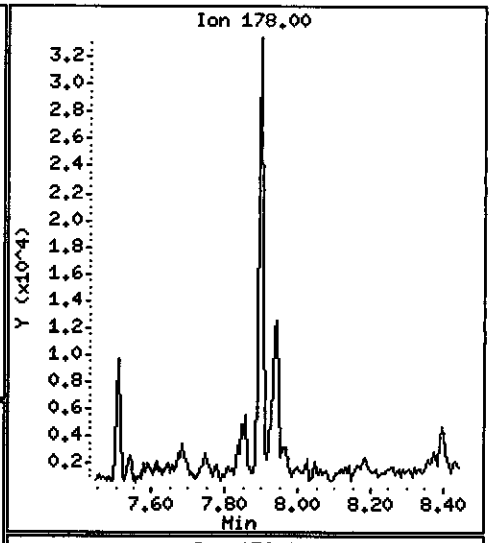

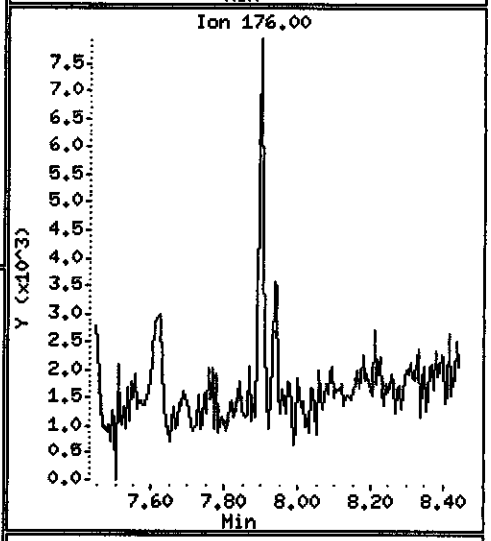

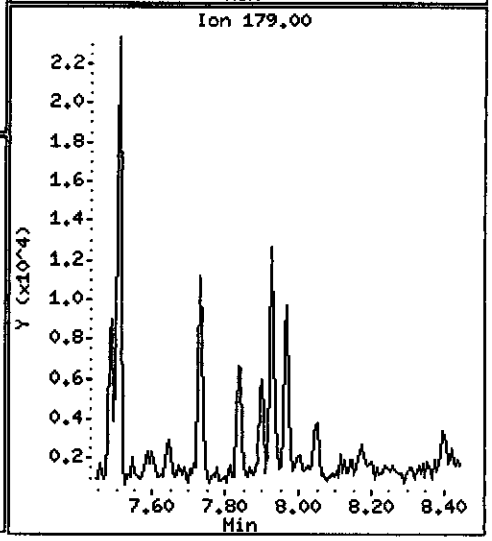

Data File: \\PITSVR06\D\chem\731.i\V102608.b\V1026005.D

Date : 27-OCT-2008 00:50

Client ID: RFI-28-1008

Instrument: 731.i

Sample Info: C8J160331-002 10/20/08 h2o (8295020) 8270c

Volume Injected (uL): 2.0

Operator: 003200

Column phase: DB5-MS

Column diameter: 0.32

119 Carbazole

Concentration: 0.067580 ug/L

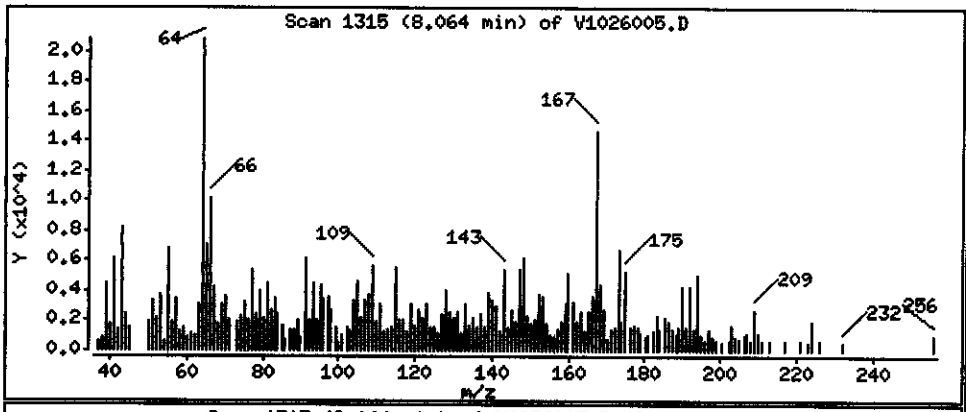

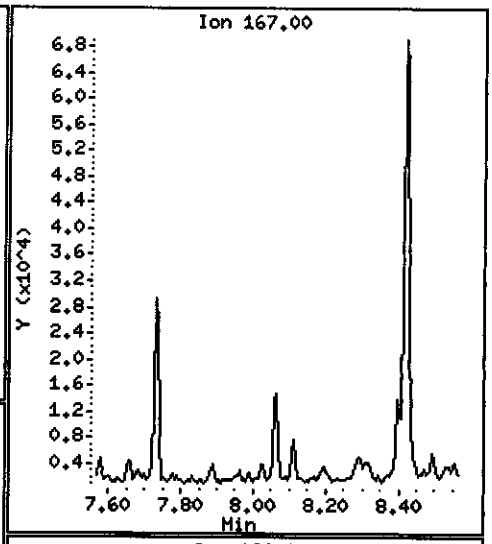

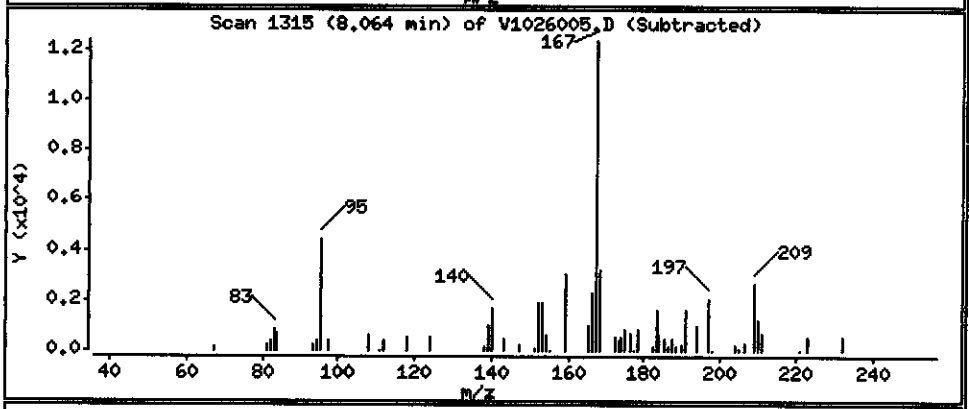

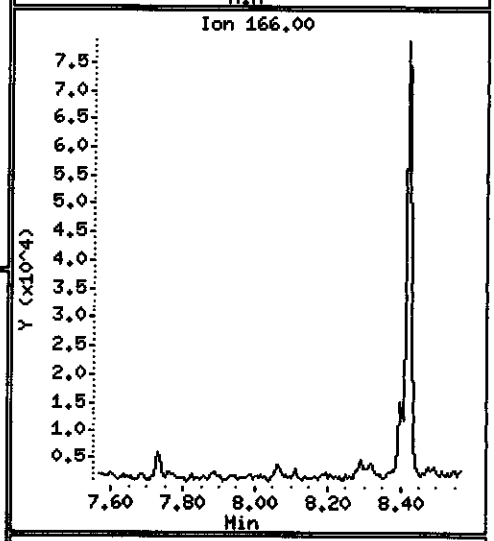

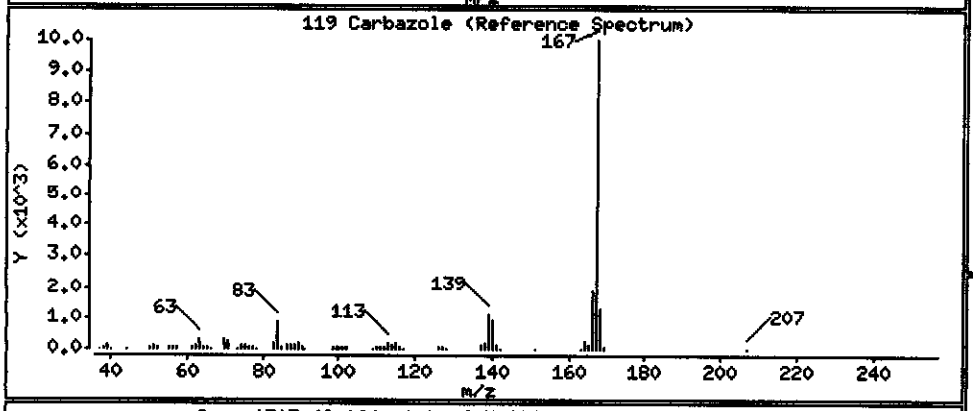

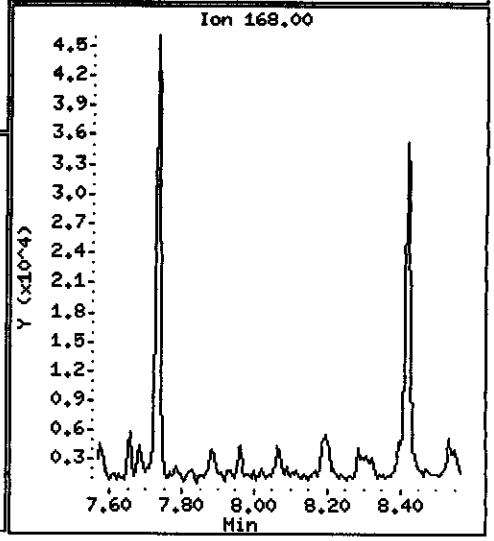

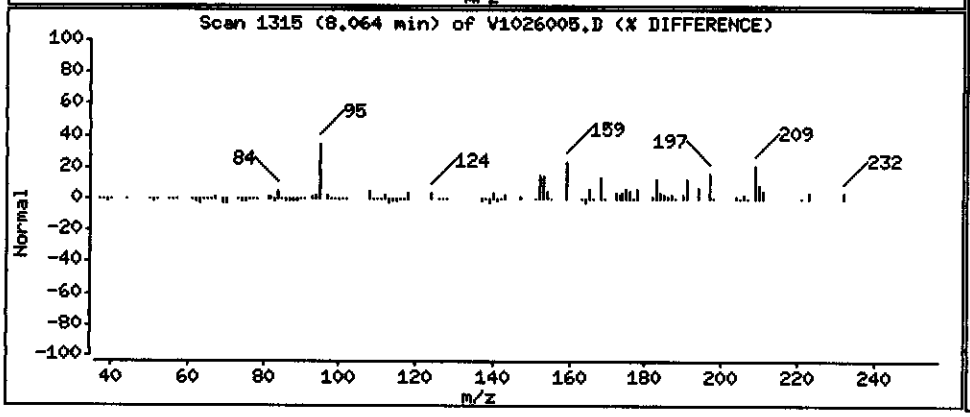

Data File: \\PITSVR06\D\chem\731.i\V102608.b\V1026005.D

Date : 27-OCT-2008 00:50

Client ID: RFI-28-1008

Instrument: 731.i

Sample Info: C8J160331-002 10/20/08 h2o (8295020) 8270c

Volume Injected (uL): 2.0

Operator: 003200

Column phase: DB5-MS

Column diameter: 0.32

120 Di-n-Butylphthalate

Concentration: 0.091275 ug/L

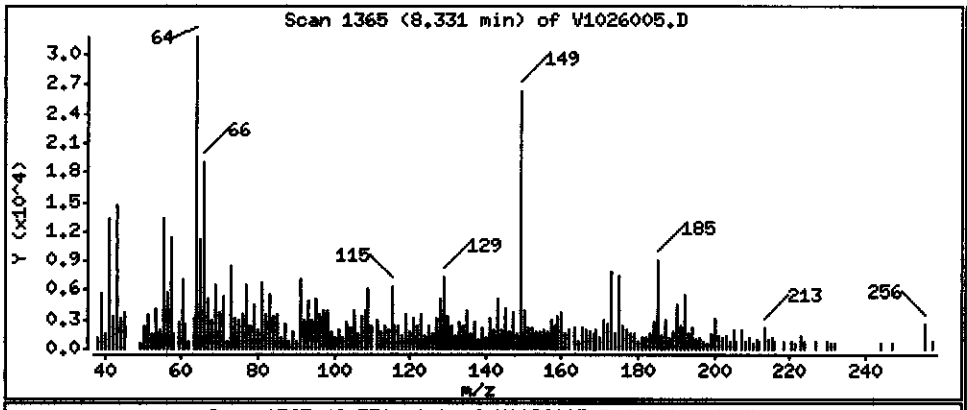

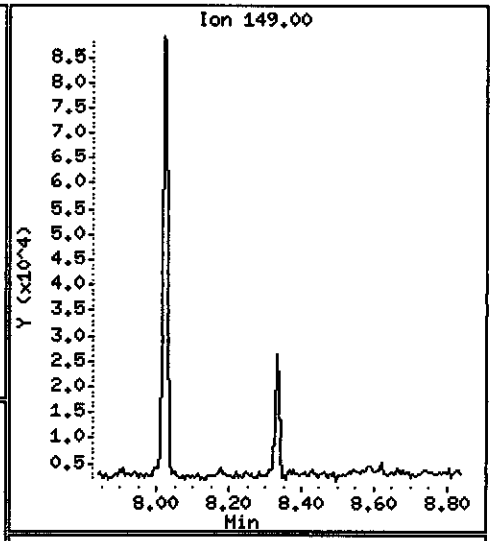

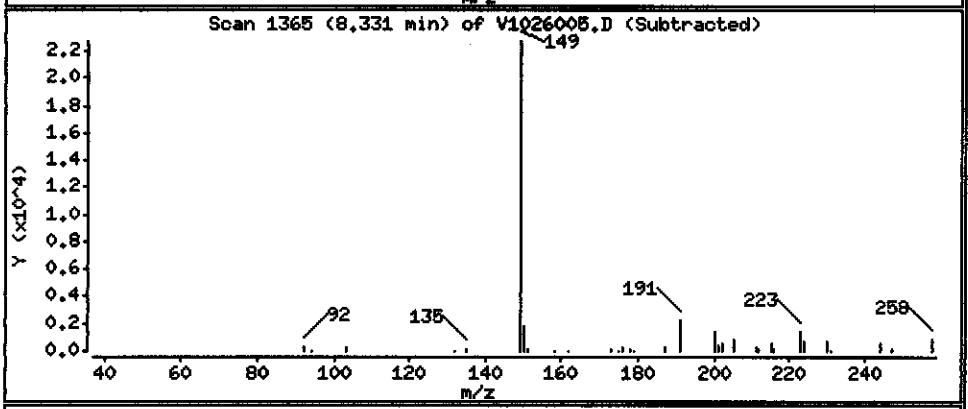

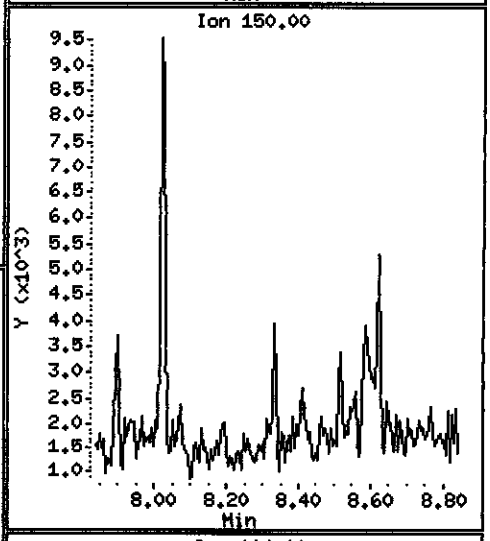

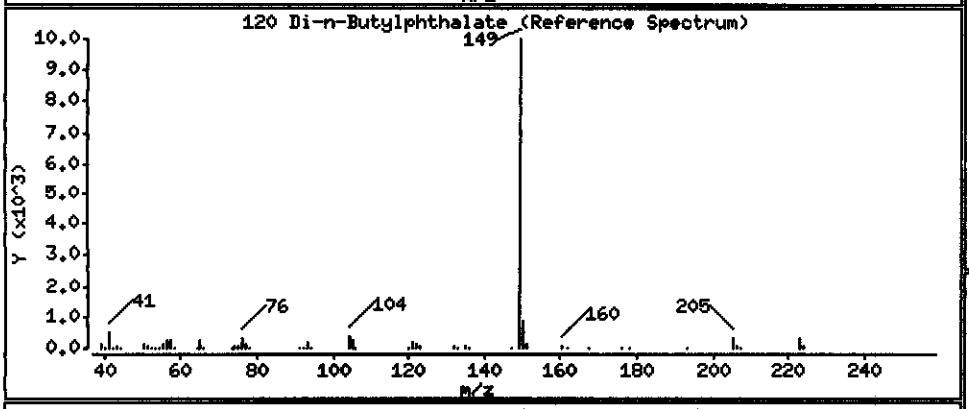

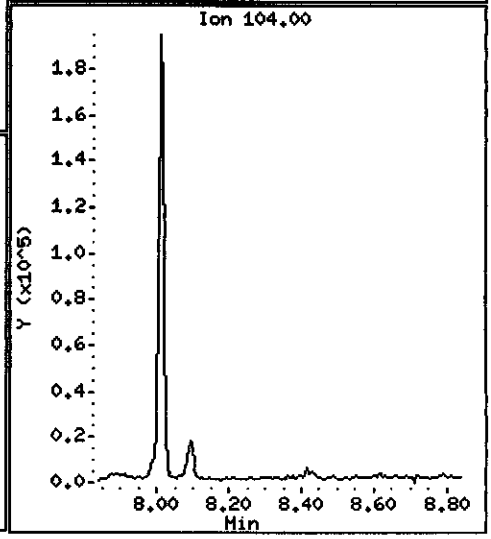

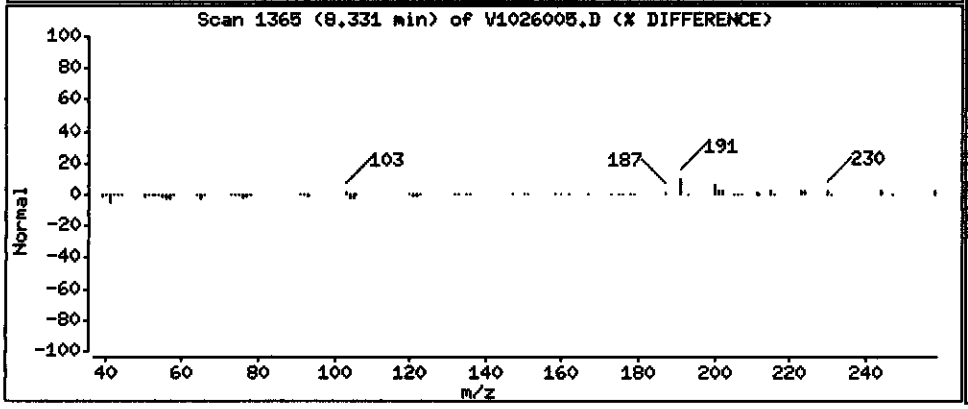

Data File: \\PITSVR06\D\chem\731.i\V102608.b\V1026005.D

Date : 27-OCT-2008 00:50

Client ID: RFI-28-1008

Instrument: 731.i

Sample Info: C8J160331-002 10/20/08 h2o (8295020) 8270c

Volume Injected (uL): 2.0

Operator: 003200

Column phase: DB5-MS

Column diameter: 0.32

124 Benzidine

Concentration: 74.361 ug/L

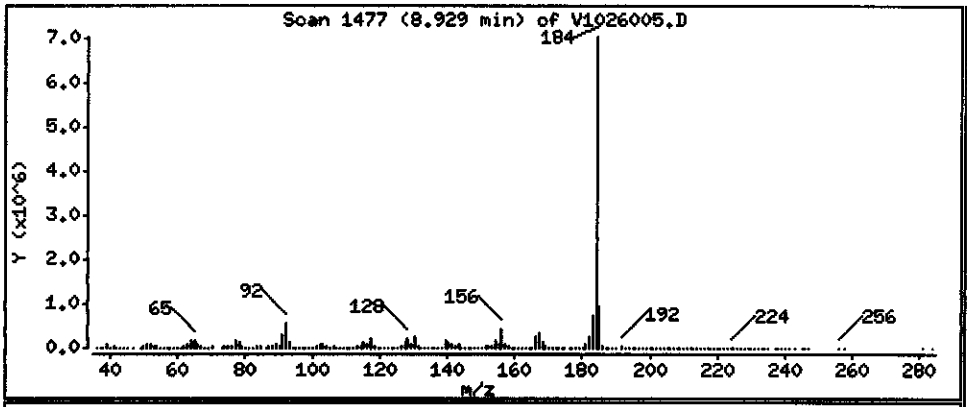

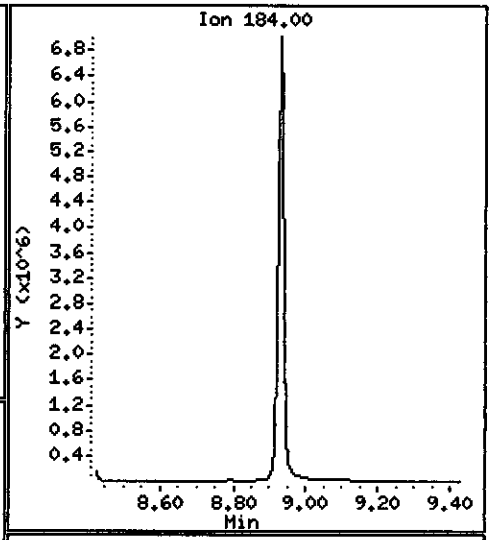

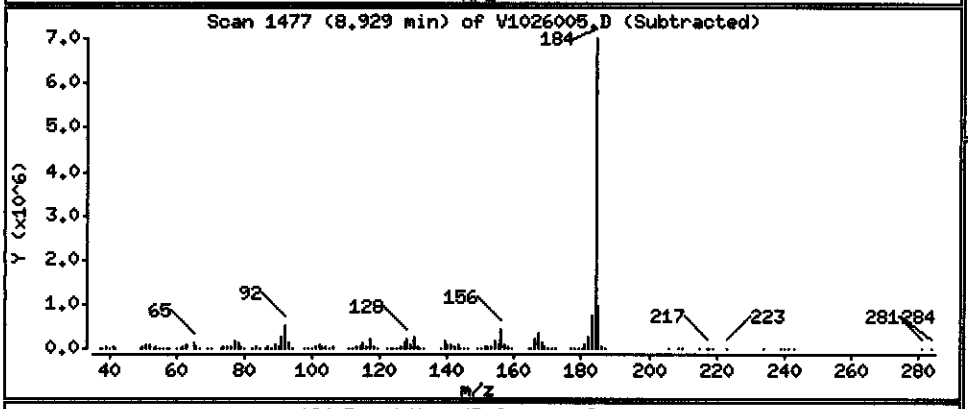

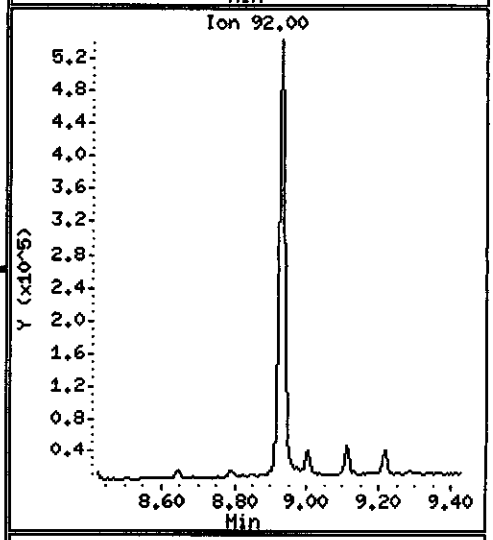

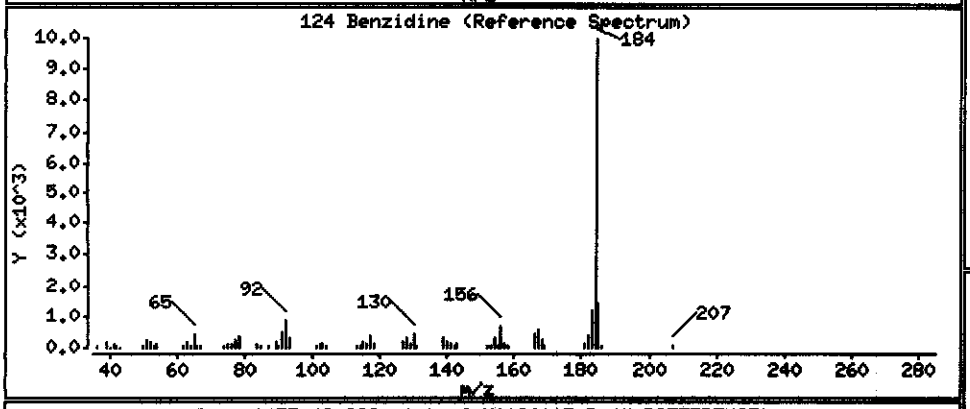

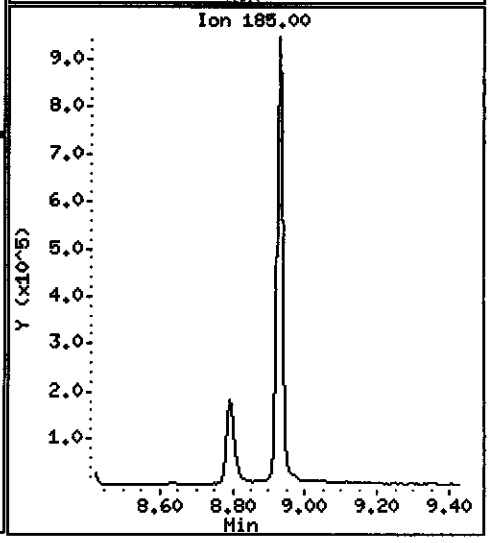

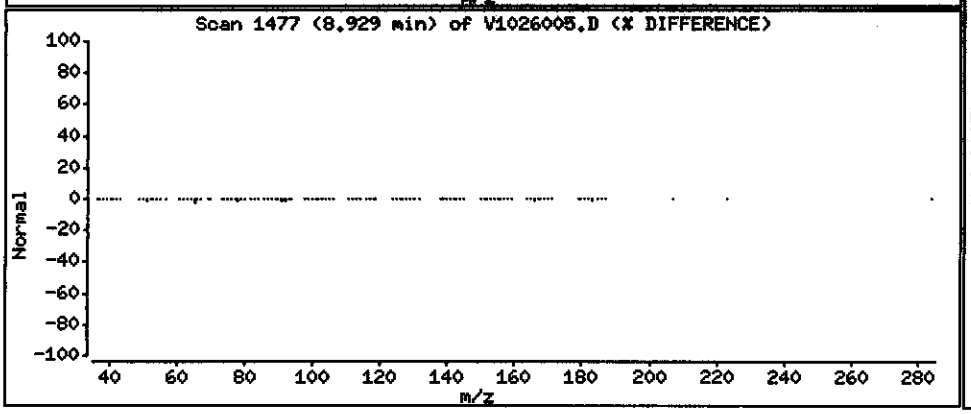

MACTEC Engineering and Consulting Inc

Client Sample ID: RFI-35-1008

GC/MS Semivolatiles

Lot-Sample #...:	C8J160331-003	**Work Order #...:**	K02T11AL	**Matrix.....:**	WATER
Date Sampled...:	10/14/08 13:55	**Date Received..:**	10/16/08 09:30	**MS Run #.....:**	
Prep Date.....:	10/20/08	**Analysis Date..:**	10/27/08		
Prep Batch #...:	8295020	**Analysis Time..:**	01:12		
Dilution Factor:	0.97	**Initial Wgt/Vol:**	1030 mL	**Final Wgt/Vol..:**	1 mL
Analyst ID.....:	003200	**Instrument ID..:**	731		
		Method.....:	SW846 8270C		

PARAMETER	RESULT	REPORTING LIMIT	UNITS	MDL
Aniline	ND	0.97	ug/L	0.047
Acenaphthene	ND	0.19	ug/L	0.051
Acenaphthylene	ND	0.19	ug/L	0.045
Acetophenone	ND	0.97	ug/L	0.045
Anthracene	ND	0.19	ug/L	0.049
Atrazine	ND	0.97	ug/L	0.038
Benzo(a)anthracene	ND	0.19	ug/L	0.040
Benzo(a)pyrene	ND	0.19	ug/L	0.042
Benzo(b)fluoranthene	ND	0.19	ug/L	0.030
Benzo(ghi)perylene	ND	0.19	ug/L	0.027
Benzo(k)fluoranthene	ND	0.19	ug/L	0.038
Benzaldehyde	ND	0.97	ug/L	0.052
1,1'-Biphenyl	ND	0.97	ug/L	0.058
bis(2-Chloroethoxy) methane	ND	0.97	ug/L	0.12
bis(2-Chloroethyl)-ether	ND	0.19	ug/L	0.045
bis(2-Ethylhexyl) phthalate	ND	0.97	ug/L	0.12
4-Bromophenyl phenyl ether	ND	0.97	ug/L	0.048
Butyl benzyl phthalate	ND	0.97	ug/L	0.13
Caprolactam	**0.21 J**	**4.8**	**ug/L**	**0.18**
Carbazole	ND	0.19	ug/L	0.051
4-Chloroaniline	ND	0.97	ug/L	0.045
4-Chloro-3-methylphenol	ND	0.97	ug/L	0.057
2-Chloronaphthalene	ND	0.19	ug/L	0.043
2-Chlorophenol	ND	0.97	ug/L	0.044
4-Chlorophenyl phenyl ether	ND	0.97	ug/L	0.041
Chrysene	ND	0.19	ug/L	0.034
Dibenz(a,h)anthracene	ND	0.19	ug/L	0.034
Dibenzofuran	ND	0.97	ug/L	0.052
3,3'-Dichlorobenzidine	ND	0.97	ug/L	0.040
2,4-Dichlorophenol	**1.6**	**0.19**	**ug/L**	**0.047**
Diethyl phthalate	ND	0.97	ug/L	0.24
2,4-Dimethylphenol	ND	0.97	ug/L	0.050

(Continued on next page)

MACTEC Engineering and Consulting Inc

Client Sample ID: RFI-35-1008

GC/MS Semivolatiles

Lot-Sample #...: C8J160331-003 **Work Order #...:** K02T11AL **Matrix.....:** WATER

PARAMETER	RESULT	REPORTING LIMIT	UNITS	MDL
Dimethyl phthalate	ND	0.97	ug/L	0.041
Di-n-butyl phthalate	**0.045 J**	**0.97**	**ug/L**	**0.045**
4,6-Dinitro-2-methylphenol	ND	4.8	ug/L	1.4
2,4-Dinitrophenol	ND	4.8	ug/L	1.2
2,4-Dinitrotoluene	ND	0.97	ug/L	0.044
2,6-Dinitrotoluene	ND	0.97	ug/L	0.049
Di-n-octyl phthalate	ND	0.97	ug/L	0.041
Fluoranthene	ND	0.19	ug/L	0.048
Fluorene	ND	0.19	ug/L	0.053
Hexachlorobenzene	ND	0.19	ug/L	0.042
Hexachlorobutadiene	ND	0.19	ug/L	0.036
Hexachlorocyclopentadiene	ND	0.97	ug/L	0.078
Hexachloroethane	ND	0.97	ug/L	0.042
Indeno(1,2,3-cd)pyrene	ND	0.19	ug/L	0.046
Isophorone	ND	0.97	ug/L	0.046
2-Methylnaphthalene	ND	0.19	ug/L	0.045
2-Methylphenol	ND	0.97	ug/L	0.050
4-Methylphenol	ND	0.97	ug/L	0.071
Naphthalene	ND	0.19	ug/L	0.042
2-Nitroaniline	ND	4.8	ug/L	0.046
3-Nitroaniline	ND	4.8	ug/L	0.039
4-Nitroaniline	ND	4.8	ug/L	0.025
Nitrobenzene	ND	0.19	ug/L	0.062
2-Nitrophenol	ND	0.97	ug/L	0.052
4-Nitrophenol	ND	4.8	ug/L	0.068
N-Nitrosodi-n-propylamine	ND	0.19	ug/L	0.058
N-Nitrosodiphenylamine	ND	0.19	ug/L	0.047
2,2'-oxybis (1-Chloropropane)	ND	0.19	ug/L	0.025
Pentachlorophenol	ND	0.97	ug/L	0.081
Phenanthrene	**0.086 J**	**0.19**	**ug/L**	**0.053**
Phenol	ND	0.19	ug/L	0.021
Pyrene	ND	0.19	ug/L	0.055
2,4,5-Trichlorophenol	ND	0.97	ug/L	0.061
2,4,6-Trichlorophenol	ND	0.97	ug/L	0.055

(Continued on next page)

MACTEC Engineering and Consulting Inc

Client Sample ID: RFI-35-1008

GC/MS Semivolatiles

Lot-Sample #...: C8J160331-003 **Work Order #...:** K02T11AL **Matrix.....:** WATER

SURROGATE	PERCENT RECOVERY	RECOVERY LIMITS
Nitrobenzene-d5	68	(23 - 112)
Terphenyl-d14	56	(10 - 132)
2-Fluorobiphenyl	68	(19 - 107)
2-Fluorophenol	56	(10 - 111)
Phenol-d5	64	(15 - 112)
2,4,6-Tribromophenol	69	(16 - 122)

NOTE(S):

J Estimated result. Result is less than RL.

Data File: \\PITSVR06\D\chem\731.i\V102608.b\V1026006.D
Date : 27-OCT-2008 01:12
Client ID: RFI-35-1008
Instrument: 731.i
Sample Info: C8J160331-003 10/20/08 h2o (8295020) 8270c
Volume Injected (uL): 2.0
Operator: 003200
Column phase: DB5-MS
Column diameter: 0.32

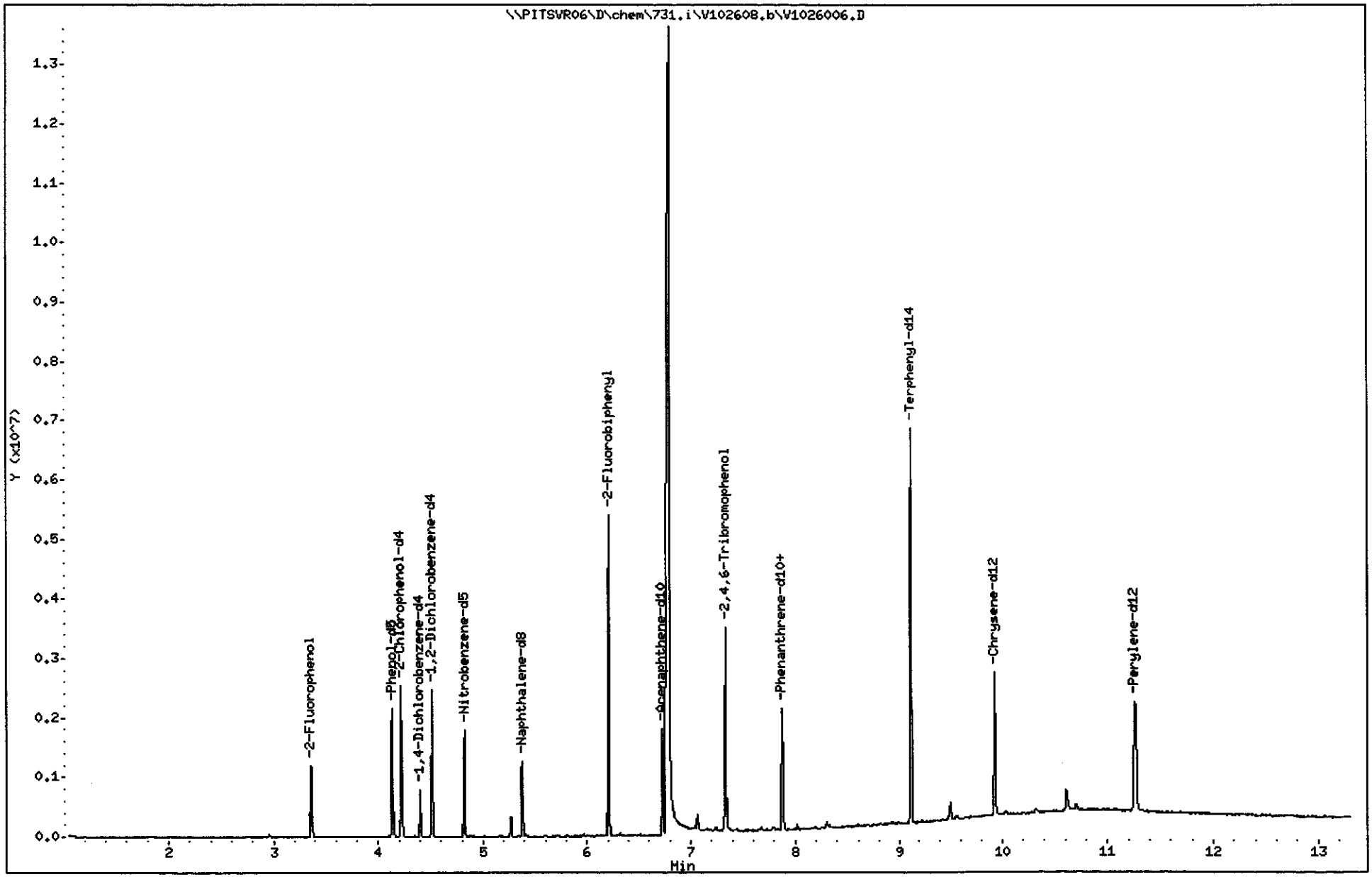

TestAmerica Pittsburgh

Semivolatile REPORT SW-846 Method 8270

Data file : \\PITSVR06\D\chem\731.i\V102608.b\V1026006.D
Lab Smp Id: K02T11AL Client Smp ID: RFI-35-1008
Inj Date : 27-OCT-2008 01:12
Operator : 003200 Inst ID: 731.i
Smp Info : C8J160331-003 10/20/08 h2o (8295020) 8270c
Misc Info : K02T11AL,V102608.b,8270ll.m,padep.sub
Comment :
Method : \\PITSVR06\D\chem\731.i\V102608.b\8270ll.m
Meth Date : 27-Oct-2008 01:04 piccolinov Quant Type: ISTD
Cal Date : 23-OCT-2008 04:48 Cal File: V1023NC7.D
Als bottle: 8
Dil Factor: 1.00000
Integrator: HP RTE Compound Sublist: padep.sub
Target Version: 4.14
Processing Host: PITSVR06

Concentration Formula: Amt * DF * Uf * Vt/(Vo * Vi) * CpndVariable

Name	Value	Description
DF	1.000	Dilution Factor
Uf	1.000	ng unit correction factor
Vt	1000.000	Volume of final extract (uL)
Vo	1030.000	Volume of sample extracted (mL)
Vi	2.000	Volume injected (uL)
Cpnd Variable		Local Compound Variable

	Compounds	QUANT SIG MASS	RT	EXP RT	REL RT	RESPONSE	CONCENTRATIONS ON-COLUMN (NG)	CONCENTRATIONS FINAL (ug/L)
* 1	1,4-Dichlorobenzene-d4	152	4.400	4.408	(1.000)	116543	8.00000	
* 2	Naphthalene-d8	136	5.378	5.381	(1.000)	515133	8.00000	
* 3	Acenaphthene-d10	164	6.730	6.732	(1.000)	378649	8.00000	
* 4	Phenanthrene-d10	188	7.878	7.886	(1.000)	748639	8.00000	
* 5	Chrysene-d12	240	9.930	9.937	(1.000)	868276	8.00000	
* 6	Perylene-d12	264	11.260	11.278	(1.000)	921764	8.00000	
198	1,4-Dioxane	88	Compound Not Detected.					
10	N-Nitrosodimethylamine	74	Compound Not Detected.					
9	Pyridine	79	Compound Not Detected.					
16	Methyl methanesulfonate	80	Compound Not Detected.					
206	Benzaldehyde	77	Compound Not Detected.					
21	Aniline	93	Compound Not Detected.					
22	Phenol	94	Compound Not Detected.					
23	bis(2-Chloroethyl)ether	93	Compound Not Detected.					
24	2-Chlorophenol	128	Compound Not Detected.					
26	1,3-Dichlorobenzene	146	Compound Not Detected.					
27	1,4-Dichlorobenzene	146	Compound Not Detected.					
28	1,2-Dichlorobenzene	146	Compound Not Detected.					
29	Benzyl Alcohol	108	Compound Not Detected.					
30	2-Methylphenol	108	Compound Not Detected.					

	Compounds	QUANT SIG MASS	RT	EXP RT	REL RT	RESPONSE	CONCENTRATIONS ON-COLUMN (NG)	FINAL (ug/L)
31	2,2'-oxybis(1-Chloropropane)	45	Compound Not Detected.					
37	Acetophenone	105	Compound Not Detected.					
32	N-Nitroso-di-n-propylamine	70	Compound Not Detected.					
192	4-Methylphenol	108	Compound Not Detected.					
34	Hexachloroethane	117	Compound Not Detected.					
35	Nitrobenzene	77	Compound Not Detected.					
41	Isophorone	82	Compound Not Detected.					
42	2-Nitrophenol	139	Compound Not Detected.					
43	2,4-Dimethylphenol	107	Compound Not Detected.					
44	bis(2-Chloroethoxy)methane	93	Compound Not Detected.					
48	2,4-Dichlorophenol	162	5.271	5.274	(0.980)	64241	3.35876	1.6305
49	Benzoic Acid	122	Compound Not Detected.					
50	1,2,4-Trichlorobenzene	180	Compound Not Detected.					
51	Naphthalene	128	Compound Not Detected.					
52	4-Chloroaniline	127	Compound Not Detected.					
54	2,6-Dichlorophenol	162	Compound Not Detected.					
56	Hexachlorobutadiene	224	Compound Not Detected.					
208	Caprolactam	113	5.715	5.685	(1.063)	2269	0.43701	0.21214
59	4-Chloro-3-Methylphenol	107	Compound Not Detected.					
62	2-Methylnaphthalene	142	Compound Not Detected.					
63	1-Methylnaphthalene	142	Compound Not Detected.					
64	Hexachlorocyclopentadiene	236	Compound Not Detected.					
66	2,4,6-Trichlorophenol	196	Compound Not Detected.					
67	2,4,5-Trichlorophenol	196	Compound Not Detected.					
209	1,1'-Biphenyl	154	Compound Not Detected.					
70	2-Chloronaphthalene	162	Compound Not Detected.					
73	2-Nitroaniline	65	Compound Not Detected.					
76	Dimethylphthalate	163	Compound Not Detected.					
78	2,6-Dinitrotoluene	165	Compound Not Detected.					
79	Acenaphthylene	152	Compound Not Detected.					
81	3-Nitroaniline	138	Compound Not Detected.					
82	Acenaphthene	153	Compound Not Detected.					
83	2,4-Dinitrophenol	184	Compound Not Detected.					
85	4-Nitrophenol	109	Compound Not Detected.					
86	Dibenzofuran	168	6.885	6.892	(1.023)	6003	0.08117	0.039404
87	2,4-Dinitrotoluene	165	Compound Not Detected.					
91	2,3,5,6-Tetrachlorophenol	231	Compound Not Detected.					
88	2,3,4,6-Tetrachlorophenol	231	Compound Not Detected.					
92	2-Naphthylamine	143	Compound Not Detected.					
93	Diethylphthalate	149	Compound Not Detected.					
94	Fluorene	166	7.152	7.159	(1.063)	5687	0.09802	0.047581
95	4-Chlorophenyl-phenylether	204	Compound Not Detected.					
96	4-Nitroaniline	138	Compound Not Detected.					
98	4,6-Dinitro-2-methylphenol	198	Compound Not Detected.					
99	N-Nitrosodiphenylamine (1)	169	Compound Not Detected.					
100	1,2-Diphenylhydrazine	77	Compound Not Detected.					
106	4-Bromophenyl-phenylether	248	Compound Not Detected.					
107	Hexachlorobenzene	283	Compound Not Detected.					
210	Atrazine	200	Compound Not Detected.					
111	Pentachlorophenol	265	Compound Not Detected.					
115	Phenanthrene	178	7.894	7.902	(1.002)	16807	0.17747	0.086151
116	Anthracene	178	7.937	7.945	(1.007)	4861	0.05077	0.024644
119	Carbazole	167	Compound Not Detected.					
120	Di-n-Butylphthalate	149	8.327	8.340	(1.057)	10254	0.09234	0.044823

Compounds	QUANT SIG MASS	RT	EXP RT	REL RT	RESPONSE	CONCENTRATIONS ON-COLUMN (NG)	CONCENTRATIONS FINAL (ug/L)
123 Fluoranthene	202	8.818	8.826	(1.119)	6736	0.05950	0.028885
124 Benzidine	184	8.904	8.928	(0.897)	12399	1.57410	0.76413
125 Pyrene	202	8.995	9.003	(0.906)	8684	0.06520	0.031653
131 Butylbenzylphthalate	149	9.486	9.499	(0.955)	11181	0.17926	0.087019
135 3,3'-Dichlorobenzidine	252	Compound Not Detected.					
136 Benzo(a)Anthracene	228	Compound Not Detected.					
137 Chrysene	228	Compound Not Detected.					
139 bis(2-ethylhexyl)Phthalate	149	Compound Not Detected.					
140 Di-n-octylphthalate	149	Compound Not Detected.					
141 Benzo(b)fluoranthene	252	Compound Not Detected.					
142 Benzo(k)fluoranthene	252	Compound Not Detected.					
143 7,12-dimethylbenz[a]anthracen	256	Compound Not Detected.					
146 Benzo(a)pyrene	252	Compound Not Detected.					
149 Indeno(1,2,3-cd)pyrene	276	Compound Not Detected.					
150 Dibenz(a,h)anthracene	278	Compound Not Detected.					
151 Benzo(g,h,i)perylene	276	Compound Not Detected.					
$ 154 Nitrobenzene-d5	82	4.828	4.830	(0.898)	484597	27.0179	13.115
$ 155 2-Fluorobiphenyl	172	6.211	6.219	(0.923)	1476155	27.3964	13.299
$ 156 Terphenyl-d14	244	9.112	9.120	(0.918)	1939135	22.5679	10.955
$ 157 Phenol-d5	99	4.139	4.141	(0.941)	711339	38.4736	18.676
$ 158 2-Fluorophenol	112	3.364	3.367	(0.765)	430888	33.4033	16.215
$ 159 2,4,6-Tribromophenol	330	7.339	7.346	(0.932)	365145	41.4950	20.143
$ 186 2-Chlorophenol-d4	132	4.224	4.227	(0.960)	690075	38.0953	18.493
$ 187 1,2-Dichlorobenzene-d4	152	4.518	4.520	(1.027)	374654	26.3976	12.814

Data File: \\PITSVR06\D\chem\731.i\V102608.b\V1026006.D

Date : 27-OCT-2008 01:12

Client ID: RFI-35-1008

Instrument: 731.i

Sample Info: C8J160331-003 10/20/08 h2o (8295020) 8270c

Volume Injected (uL): 2.0

Operator: 003200

Column phase: DB5-MS

Column diameter: 0.32

48 2,4-Dichlorophenol

Concentration: 1.6305 ug/L

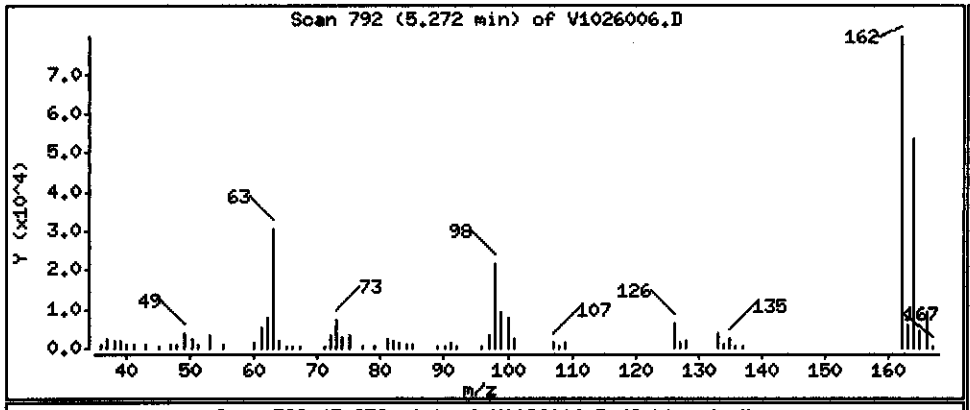

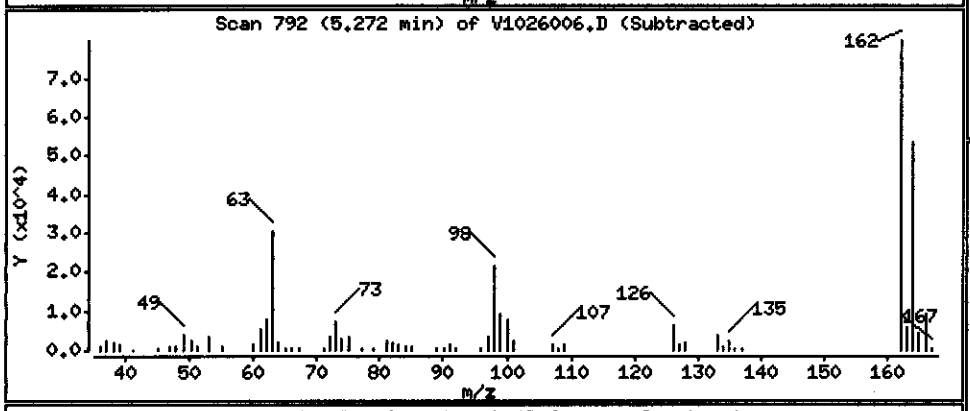

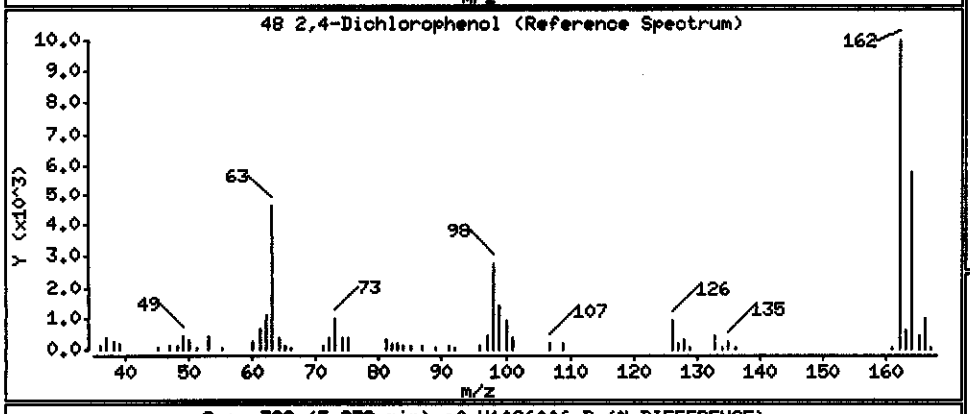

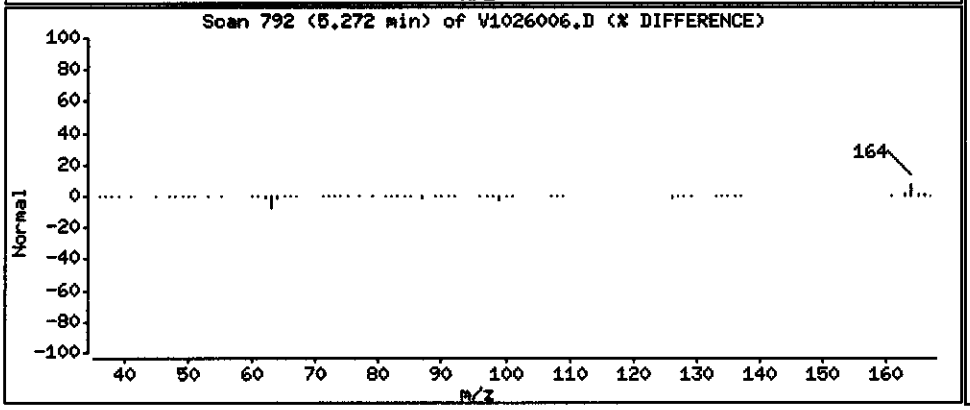

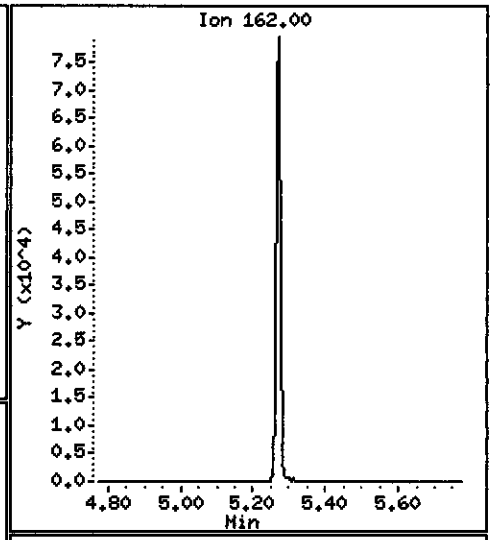

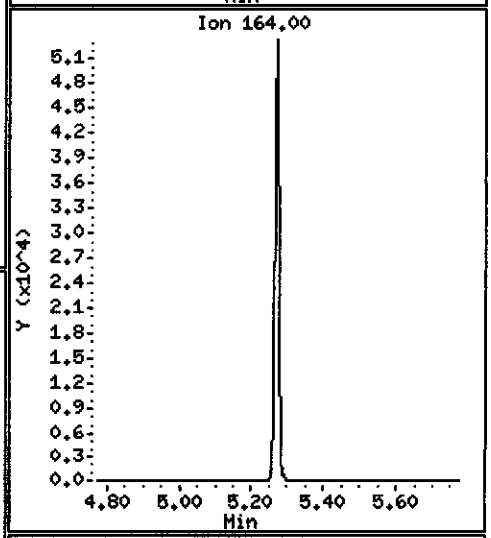

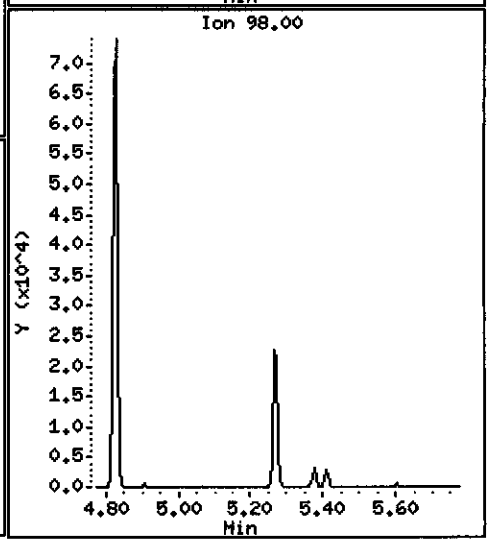

Data File: \\PITSVR06\D\chem\731.i\V102608.b\V1026006.D

Date : 27-OCT-2008 01:12

Client ID: RFI-35-1008

Instrument: 731.i

Sample Info: C8J160331-003 10/20/08 h2o (8295020) 8270c

Volume Injected (uL): 2.0

Operator: 003200

Column phase: DB5-MS

Column diameter: 0.32

208 Caprolactam

Concentration: 0.21214 ug/L

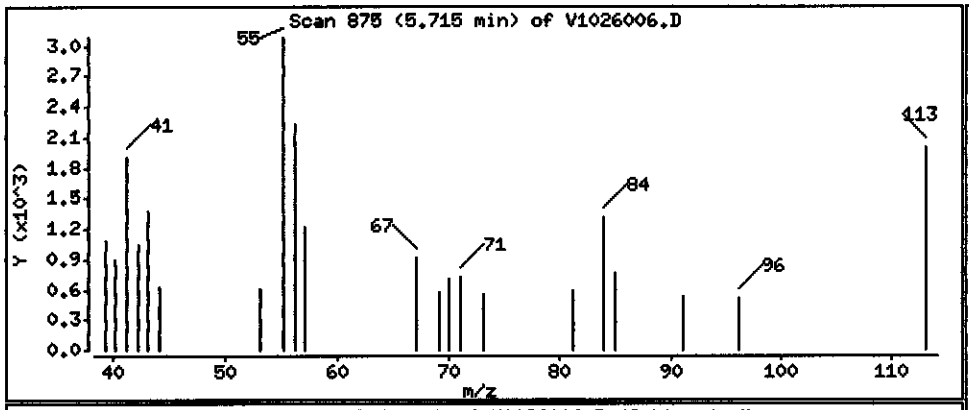

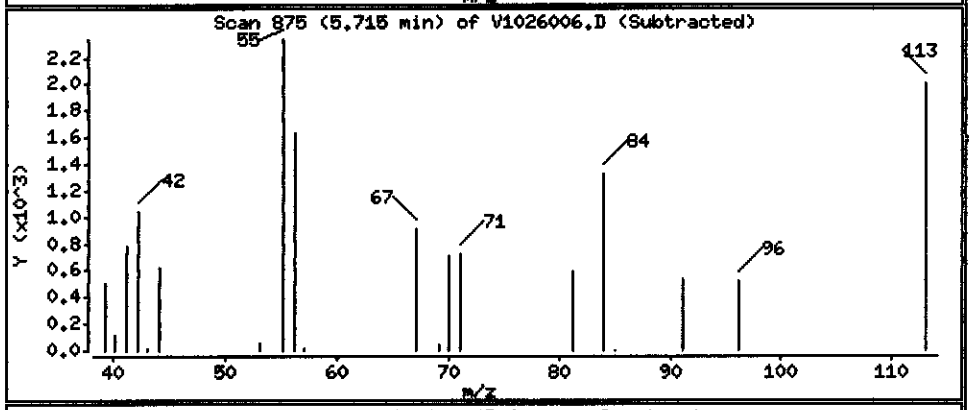

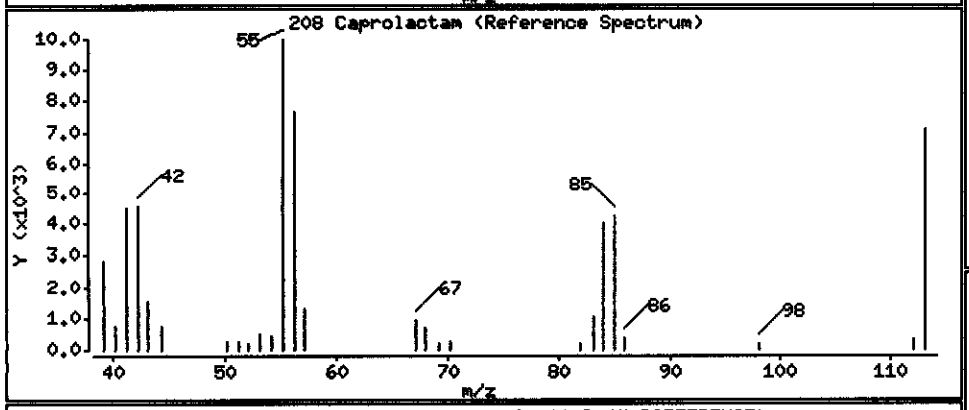

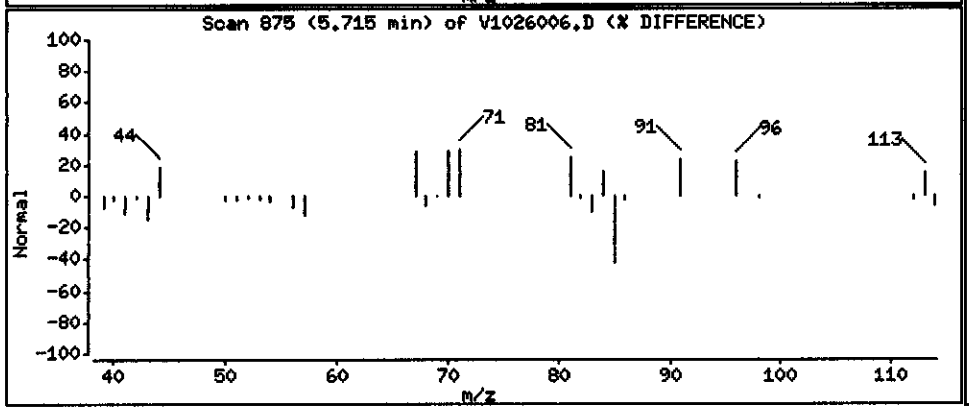

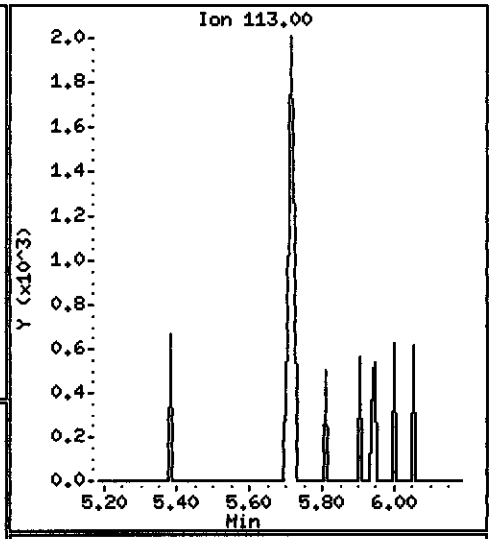

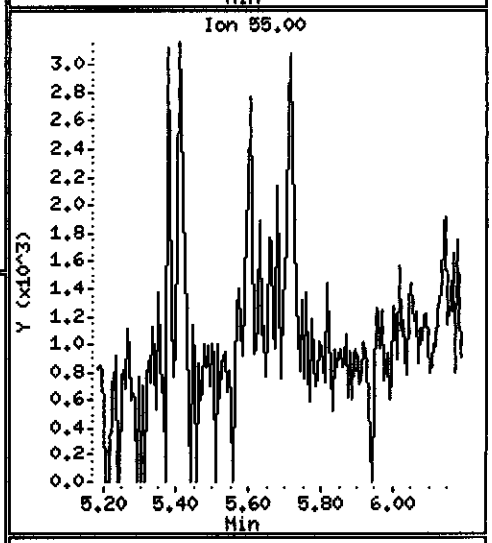

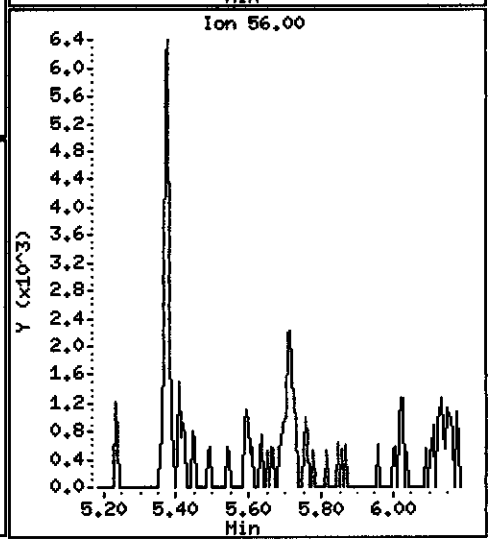

Data File: \\PITSVR06\D\chem\731.i\V102608.b\V1026006.D

Date : 27-OCT-2008 01:12

Client ID: RFI-35-1008

Instrument: 731.i

Sample Info: C8J160331-003 10/20/08 h2o (8295020) 8270c

Volume Injected (uL): 2.0

Operator: 003200

Column phase: DB5-MS

Column diameter: 0.32

86 Dibenzofuran

Concentration: 0.039404 ug/L

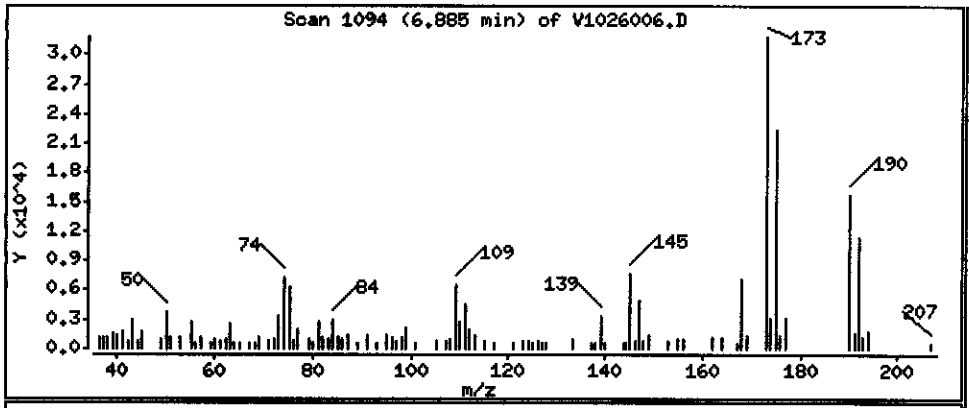

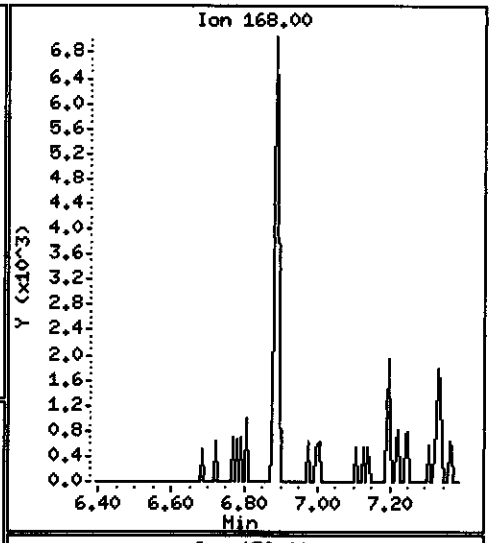

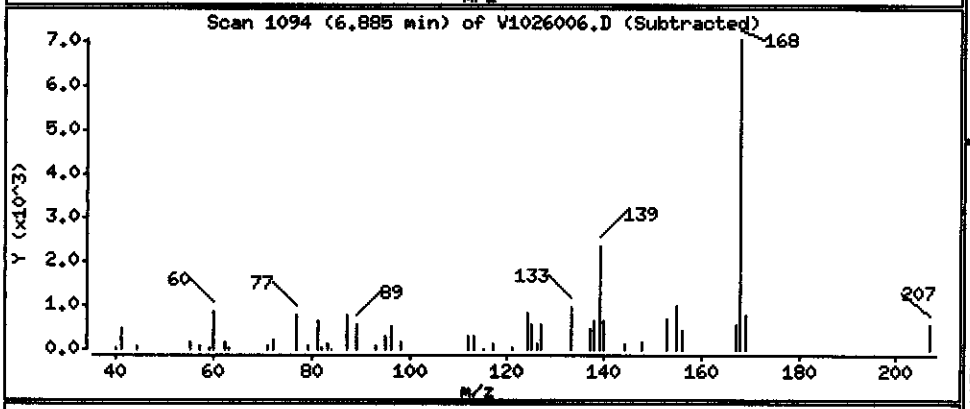

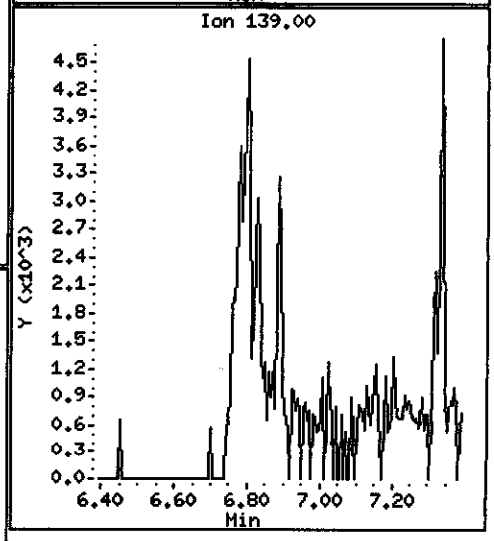

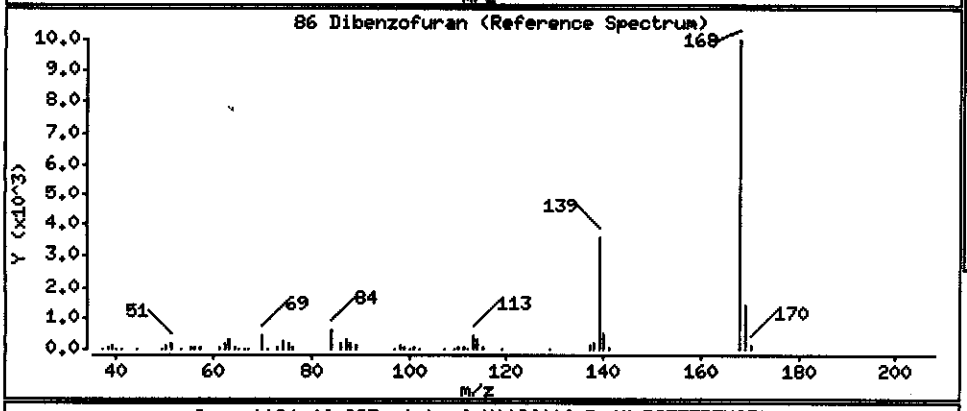

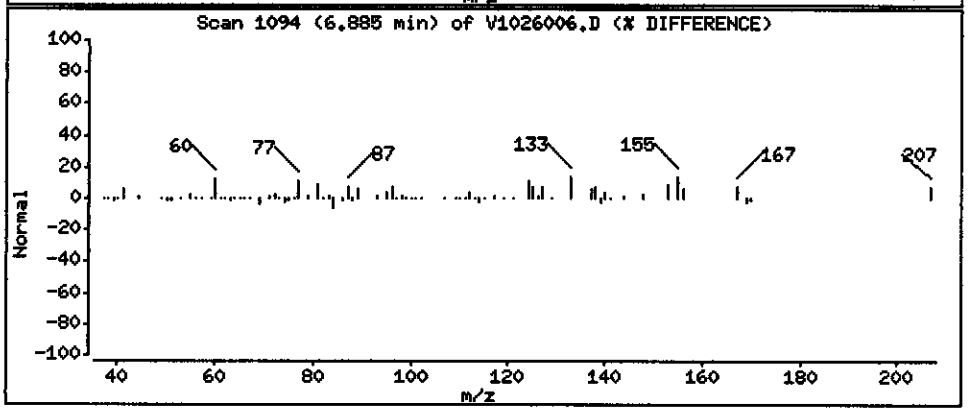

Data File: \\PITSVR06\D\chem\731.i\V102608.b\V1026006.D

Date : 27-OCT-2008 01:12

Client ID: RFI-35-1008

Instrument: 731.i

Sample Info: C8J160331-003 10/20/08 h2o (8295020) 8270c

Volume Injected (uL): 2.0

Operator: 003200

Column phase: DB5-MS

Column diameter: 0.32

94 Fluorene

Concentration: 0.047581 ug/L

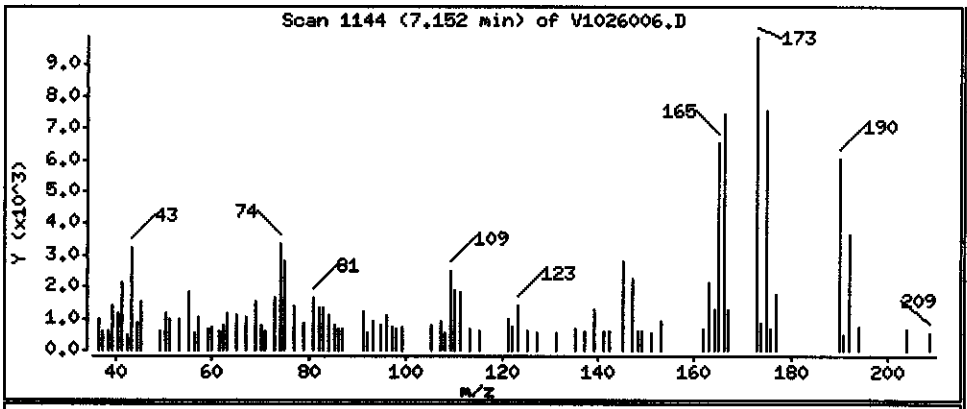

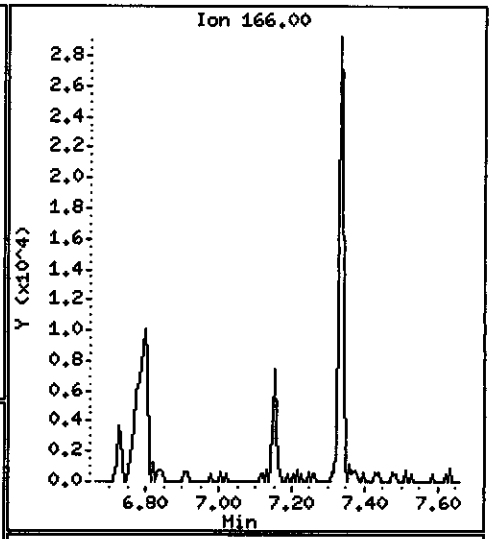

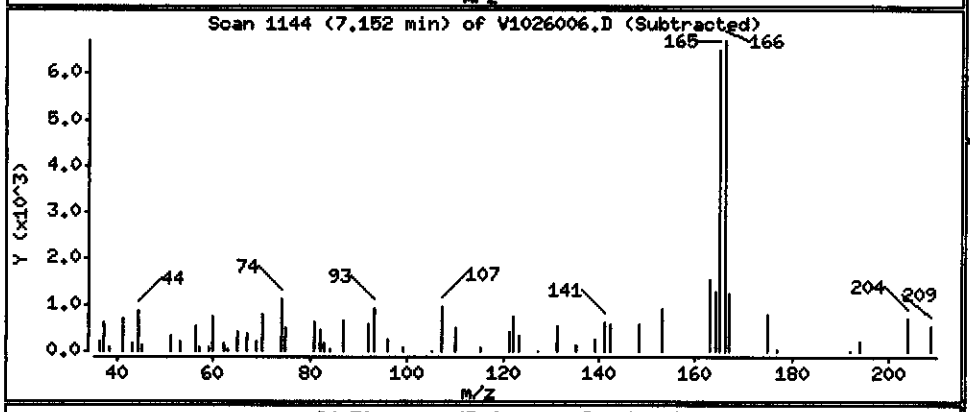

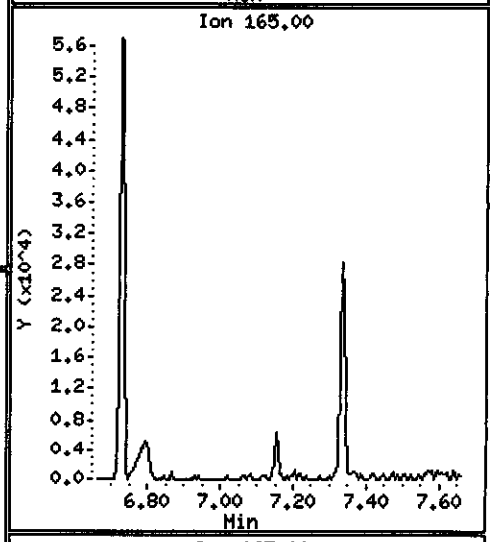

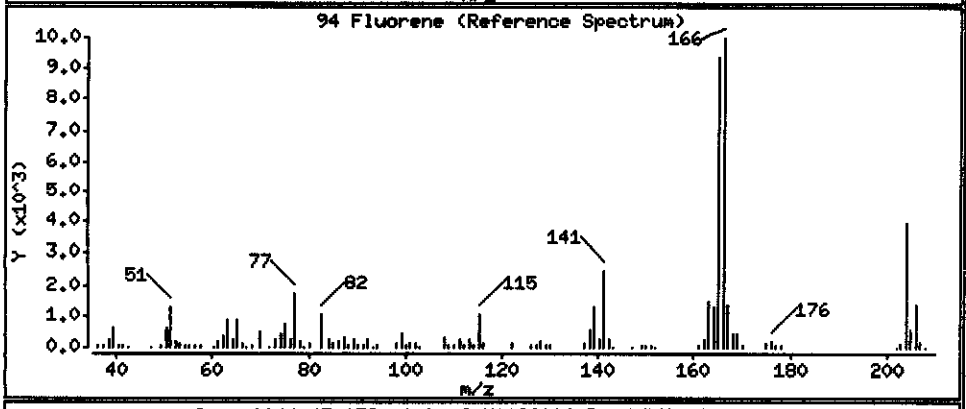

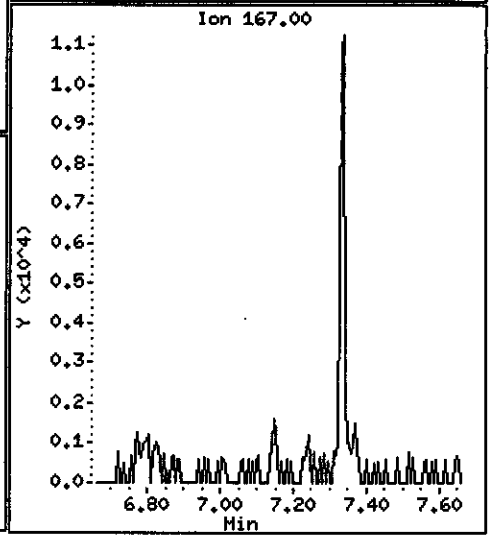

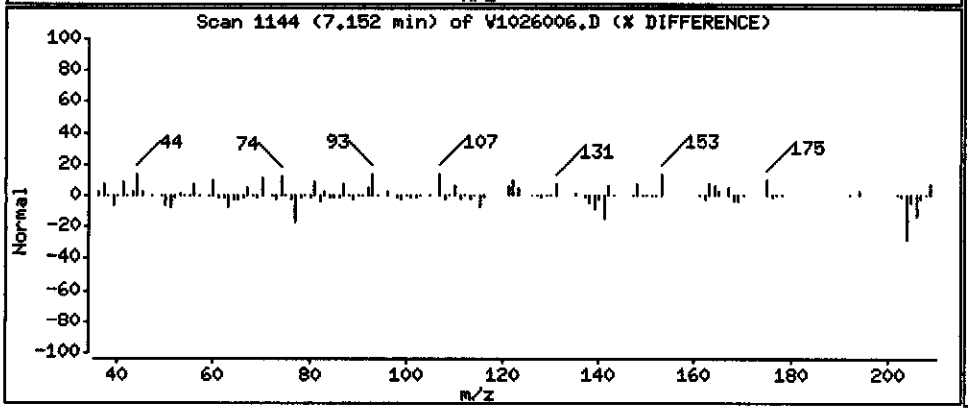

Data File: \\PITSVR06\D\chem\731.i\V102608.b\V1026006.D

Date : 27-OCT-2008 01:12

Client ID: RFI-35-1008

Instrument: 731.i

Sample Info: C8J160331-003 10/20/08 h2o (8295020) 8270c

Volume Injected (uL): 2.0

Operator: 003200

Column phase: DB5-MS

Column diameter: 0.32

115 Phenanthrene

Concentration: 0.086151 ug/L

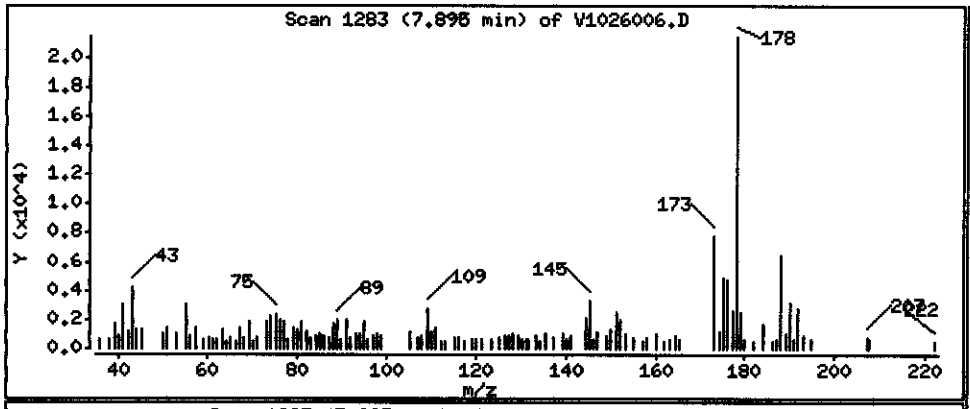

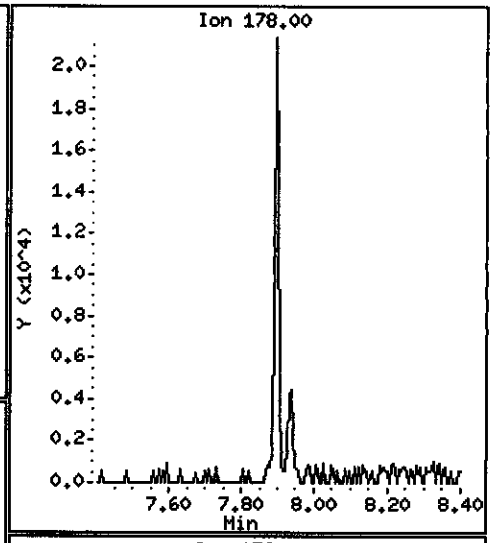

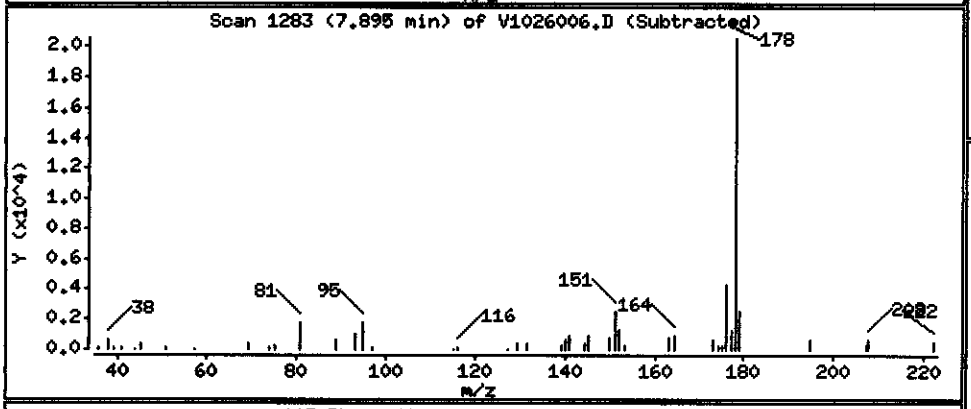

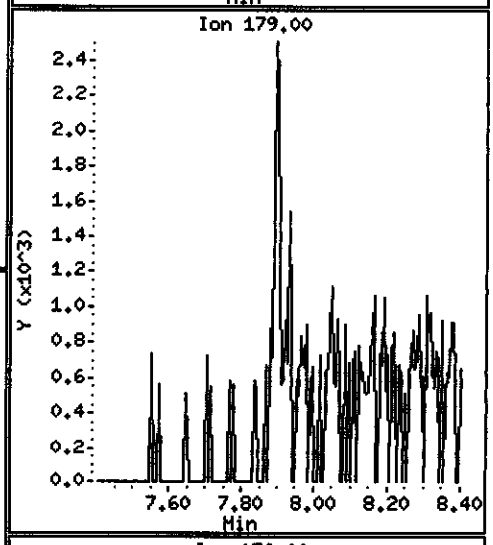

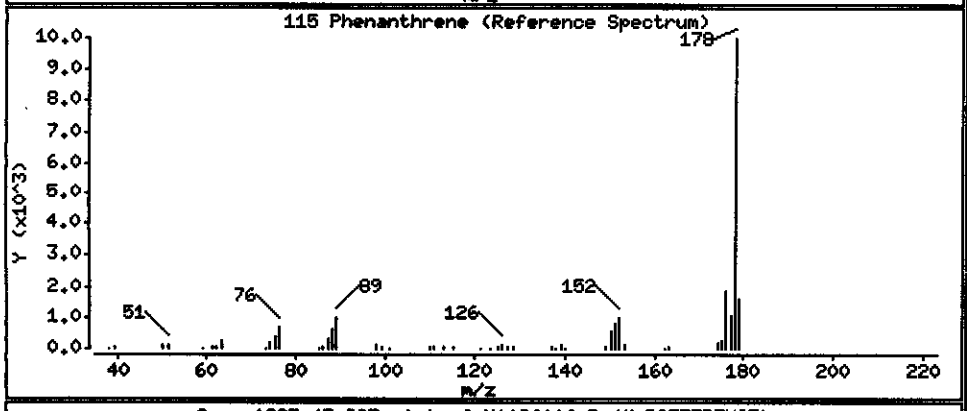

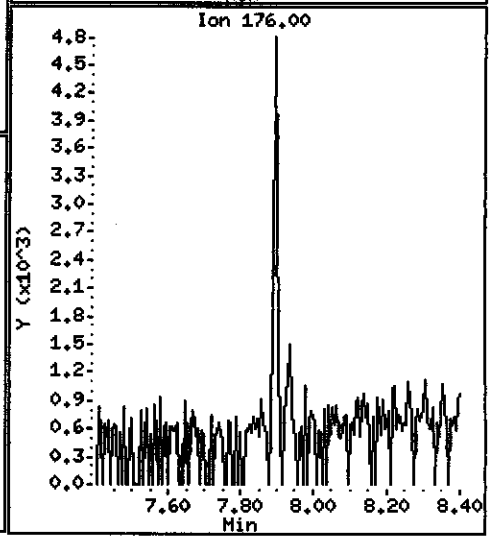

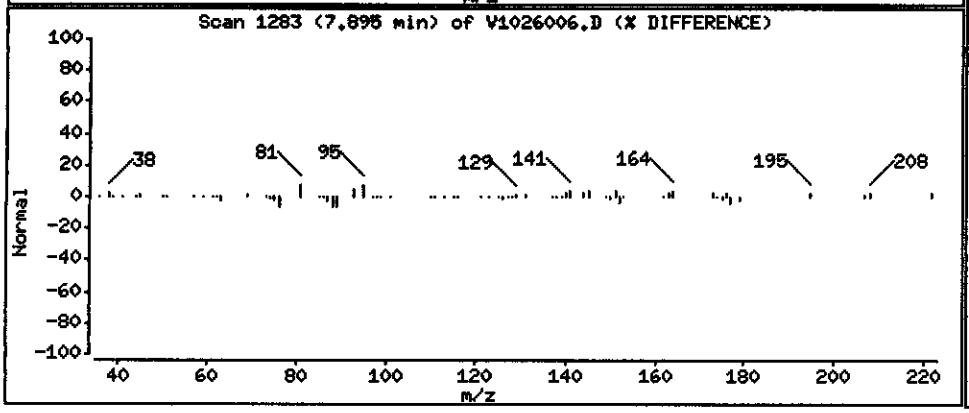

Data File: \\PITSVR06\D\chem\731.i\V102608.b\V1026006.D

Date : 27-OCT-2008 01:12

Client ID: RFI-35-1008

Instrument: 731.i

Sample Info: C8J160331-003 10/20/08 h2o (8295020) 8270c

Volume Injected (uL): 2.0

Operator: 003200

Column phase: DB5-MS

Column diameter: 0.32

116 Anthracene

Concentration: 0.024644 ug/L

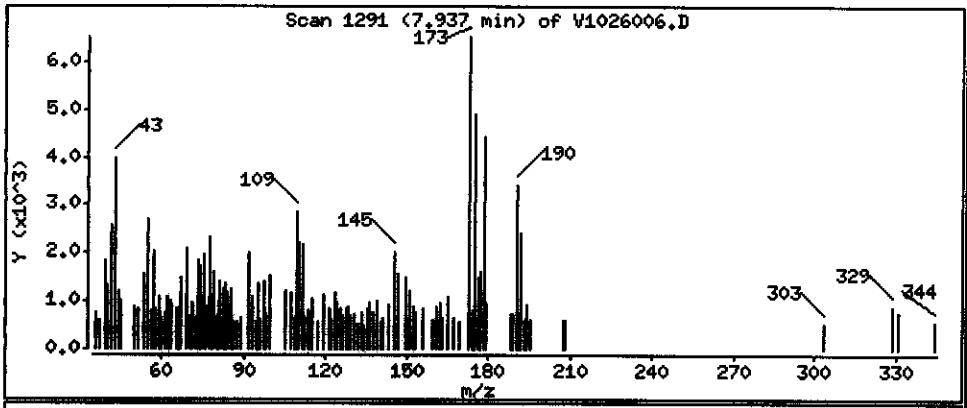

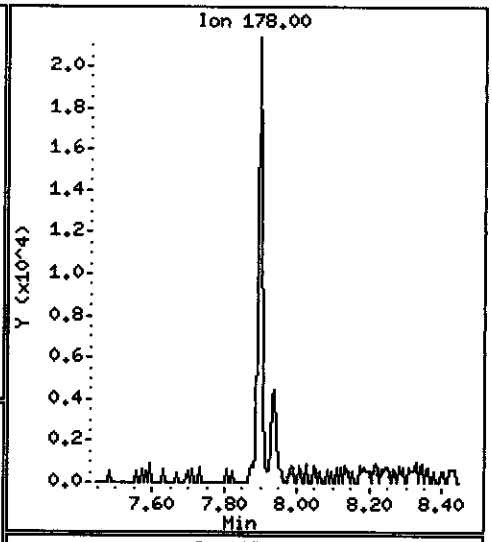

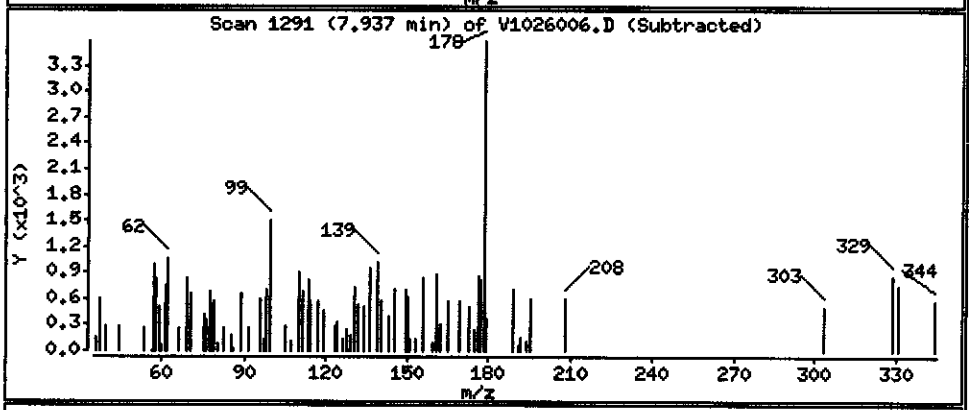

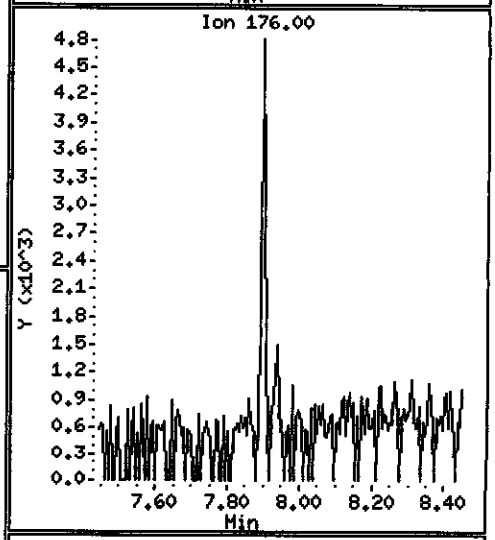

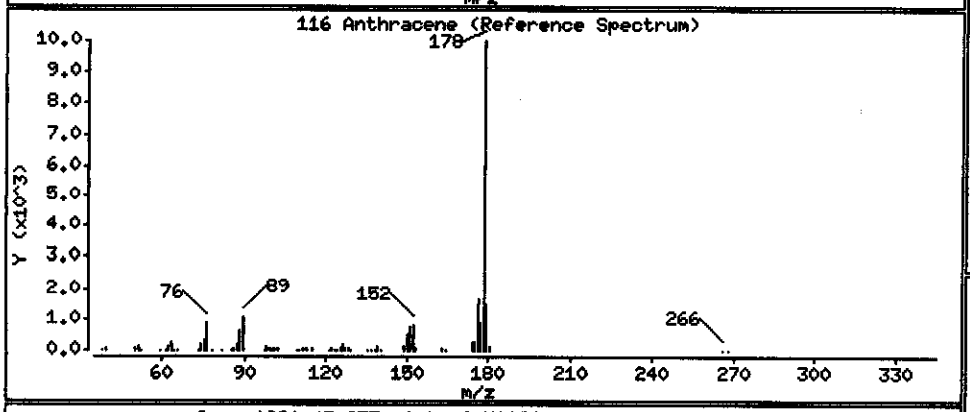

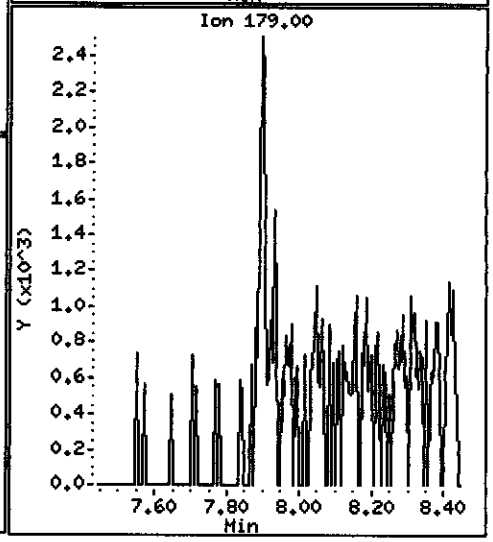

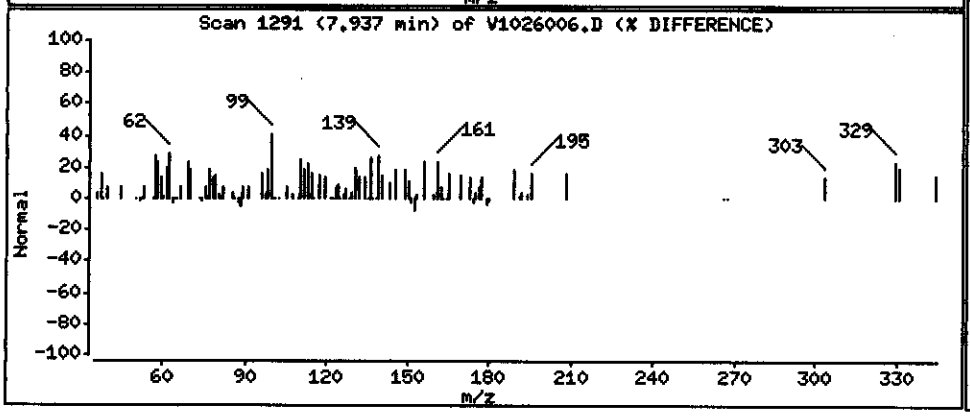

Data File: \\PITSVR06\D\chem\731.i\V102608.b\V1026006.D

Date : 27-OCT-2008 01:12

Client ID: RFI-35-1008

Instrument: 731.i

Sample Info: C8J160331-003 10/20/08 h2o (8295020) 8270c

Volume Injected (uL): 2.0

Operator: 003200

Column phase: DB5-MS

Column diameter: 0.32

120 Di-n-Butylphthalate

Concentration: 0.044823 ug/L

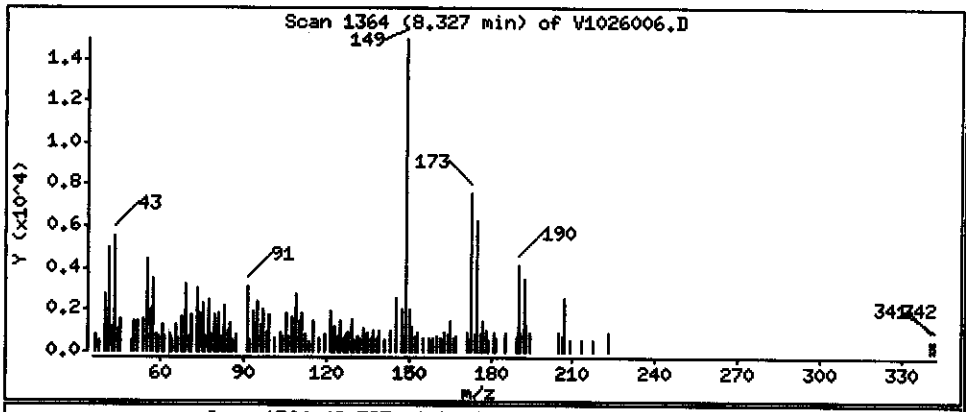

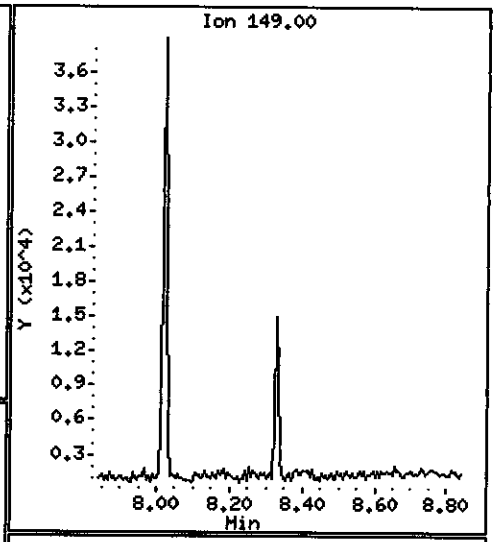

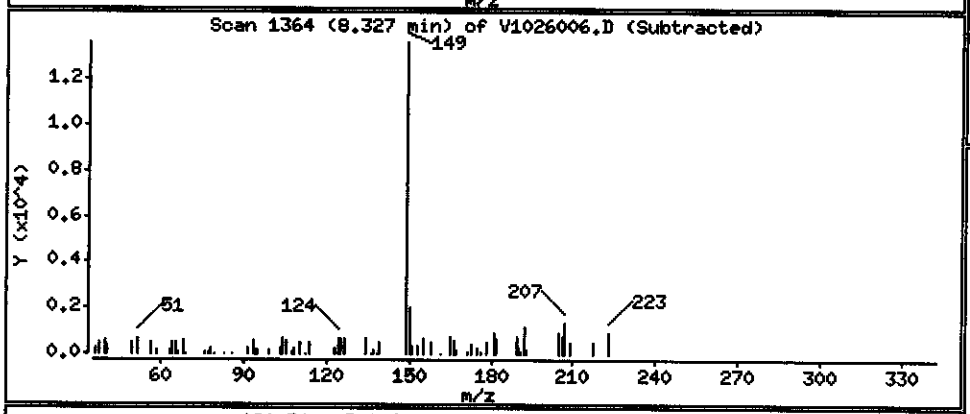

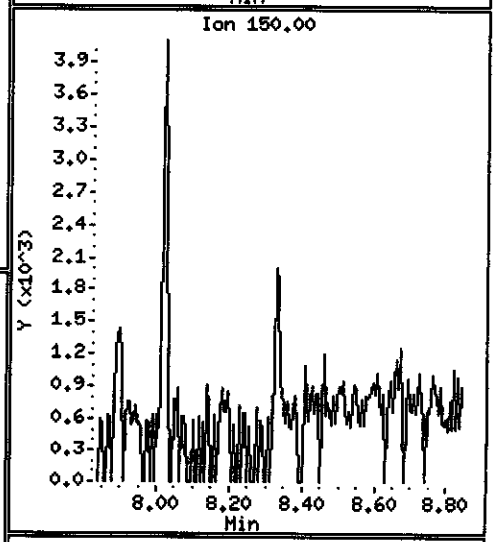

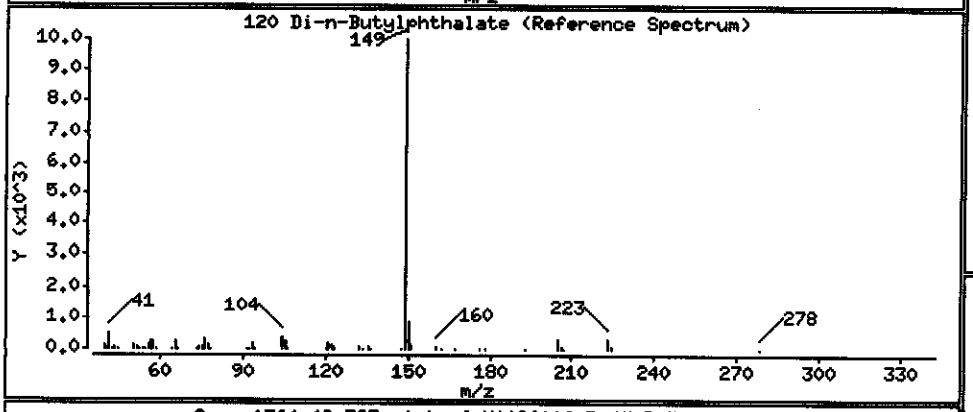

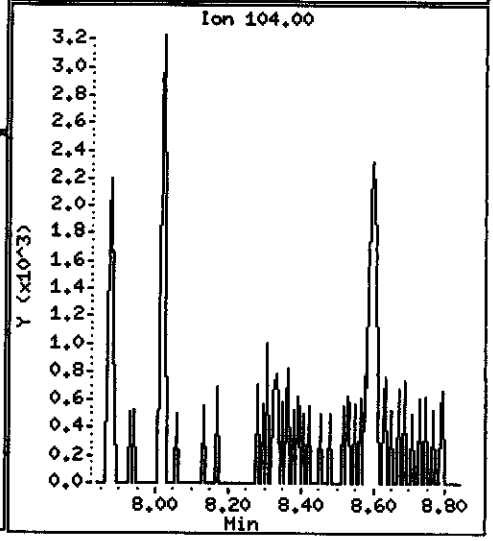

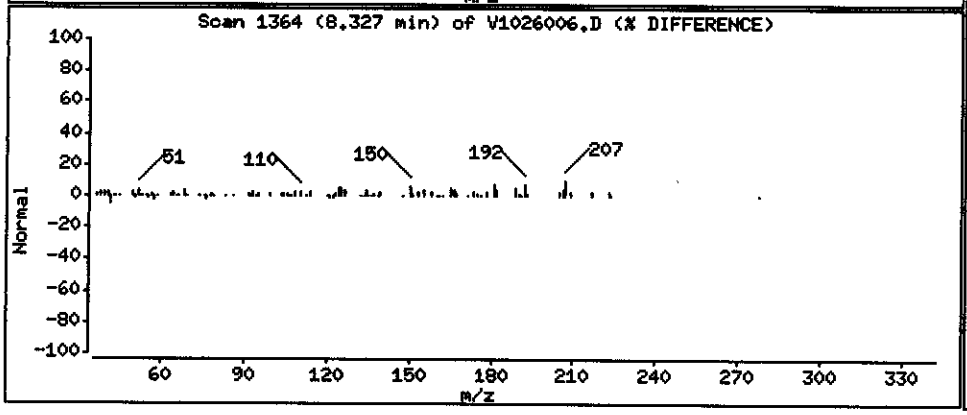

Data File: \\PITSVR06\D\chem\731.i\V102608.b\V1026006.D

Date : 27-OCT-2008 01:12

Client ID: RFI-35-1008

Instrument: 731.i

Sample Info: C8J160331-003 10/20/08 h2o (8295020) 8270c

Volume Injected (uL): 2.0

Operator: 003200

Column phase: DB5-MS

Column diameter: 0.32

123 Fluoranthene

Concentration: 0.028885 ug/L

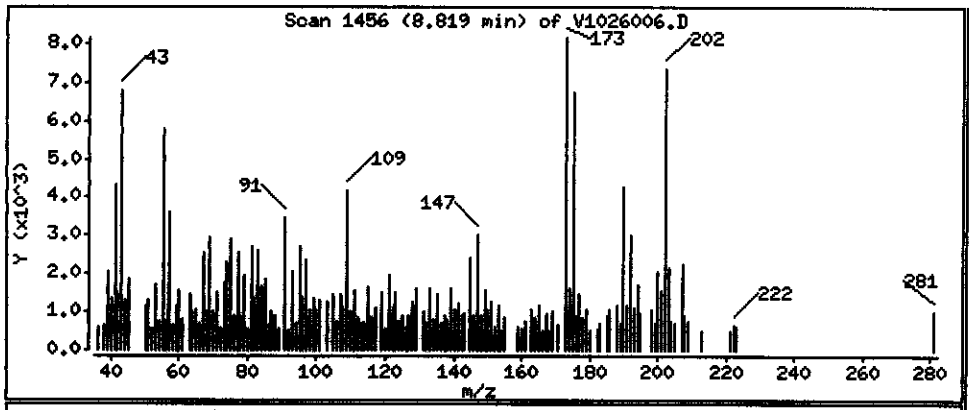

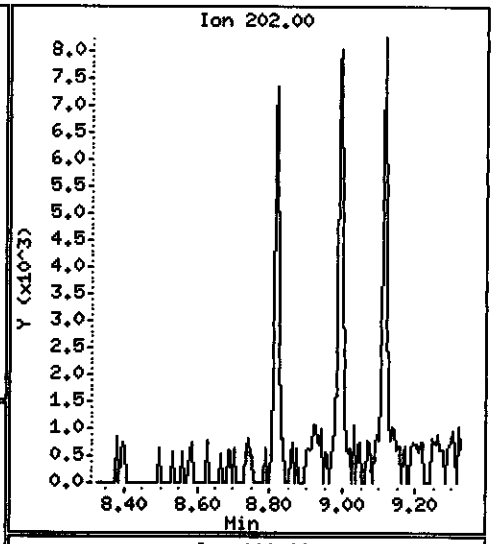

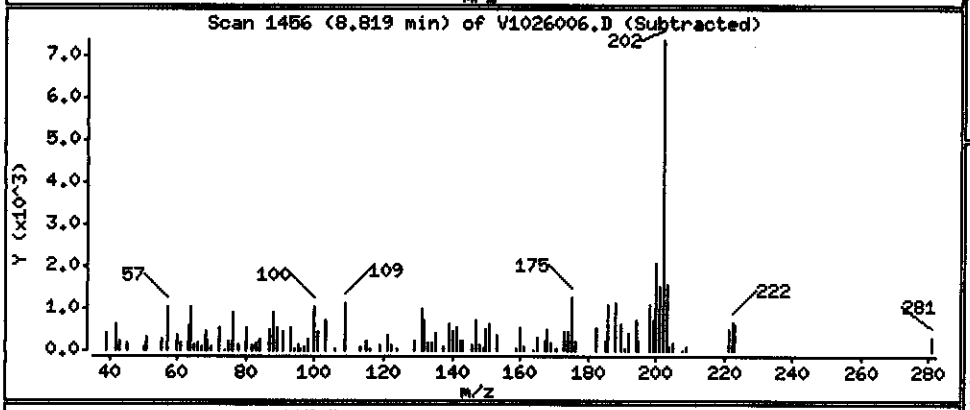

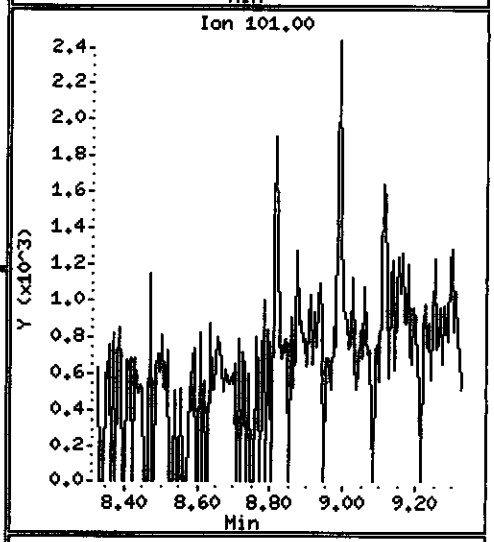

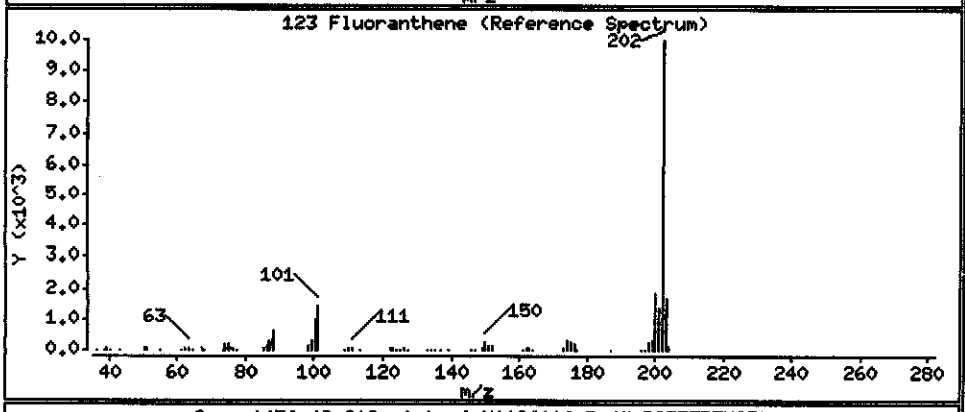

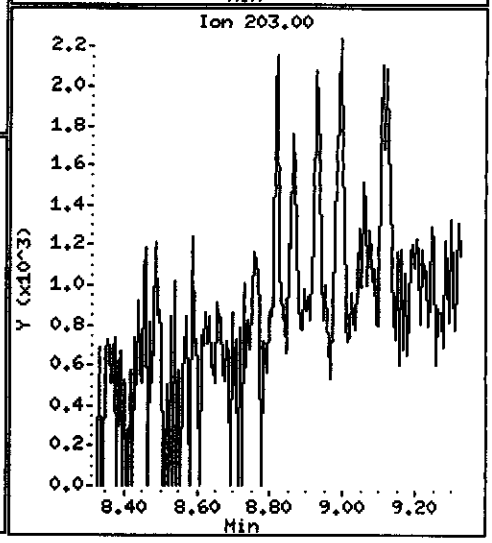

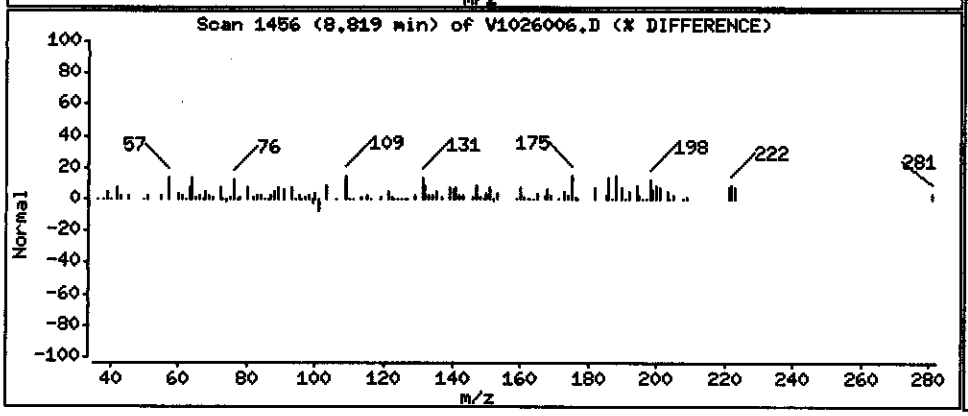

Data File: \\PITSVR06\D\chem\731.i\V102608.b\V1026006.D

Date : 27-OCT-2008 01:12

Client ID: RFI-35-1008

Instrument: 731.i

Sample Info: C8J160331-003 10/20/08 h2o (8295020) 8270c

Volume Injected (uL): 2.0

Operator: 003200

Column phase: DB5-MS

Column diameter: 0.32

124 Benzidine

Concentration: 0.76413 ug/L

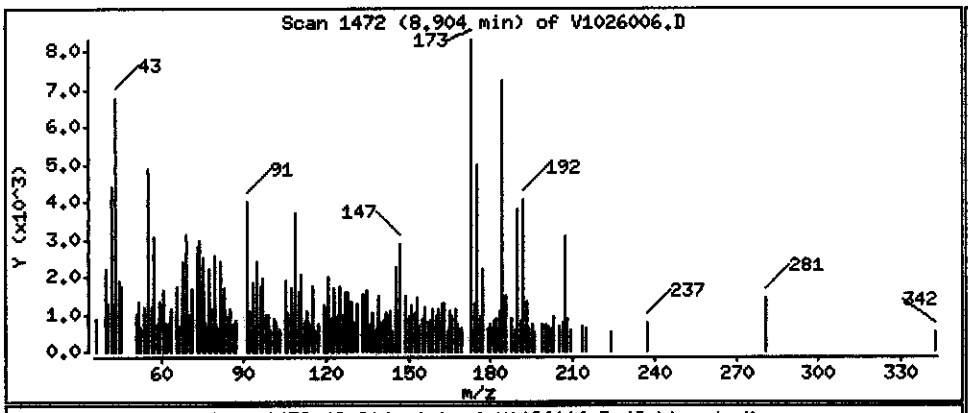

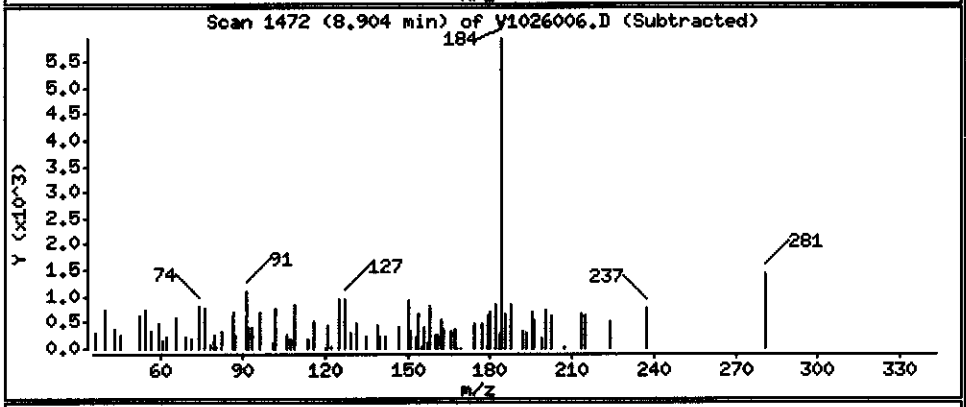

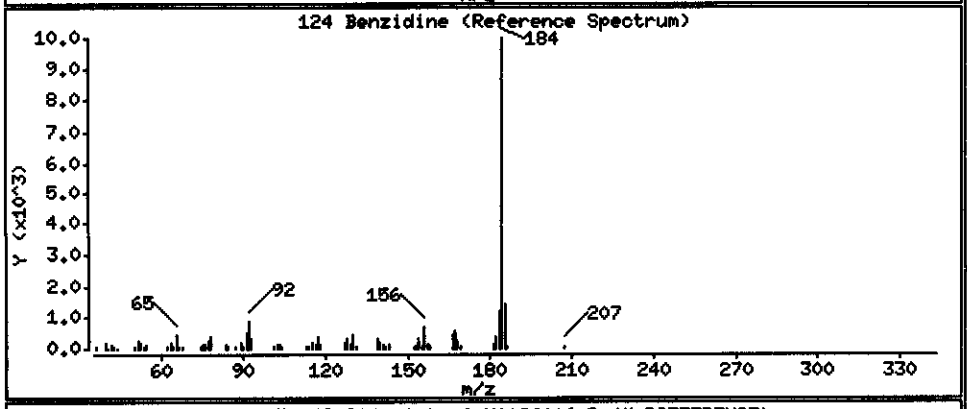

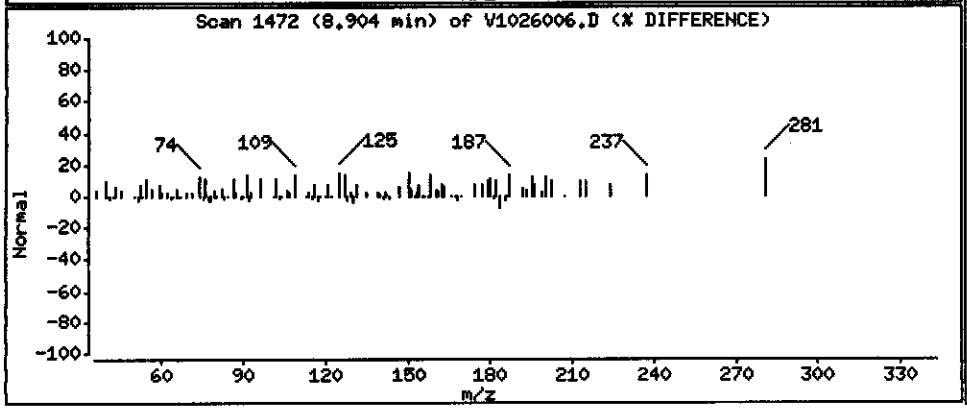

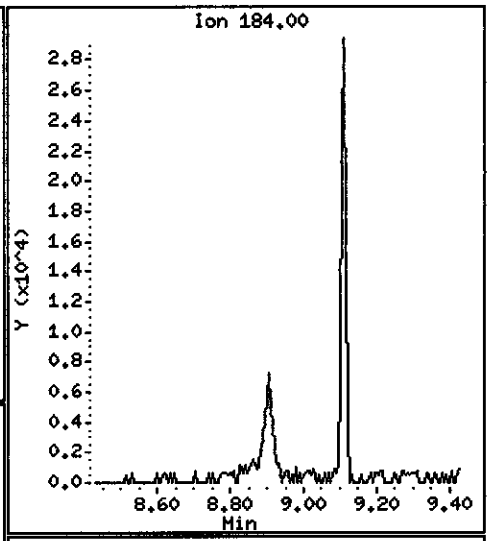

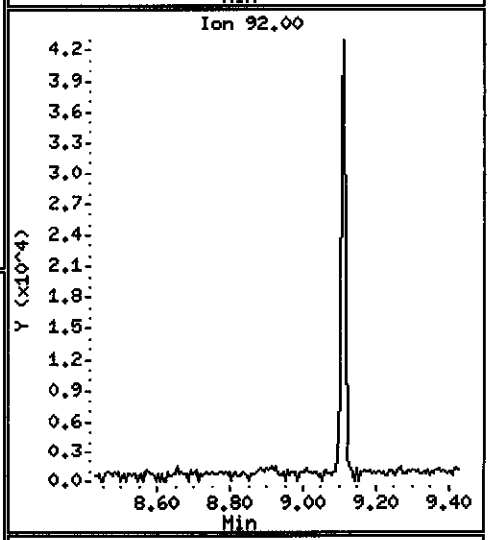

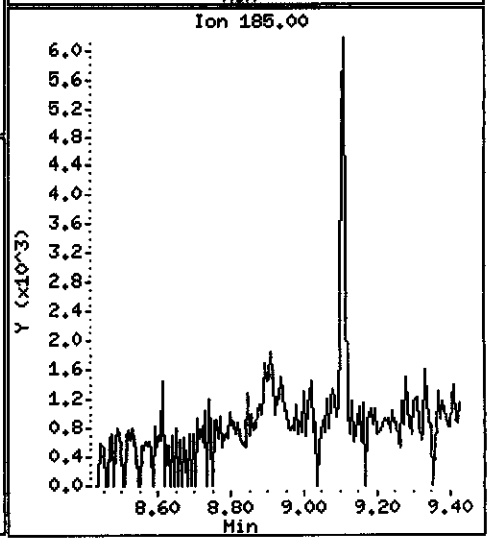

Data File: \\PITSVR06\D\chem\731.i\V102608.b\V1026006.D

Date : 27-OCT-2008 01:12

Client ID: RFI-35-1008

Instrument: 731.i

Sample Info: C8J160331-003 10/20/08 h2o (8295020) 8270c

Volume Injected (uL): 2.0

Operator: 003200

Column phase: DB5-MS

Column diameter: 0.32

125 Pyrene

Concentration: 0.031653 ug/L

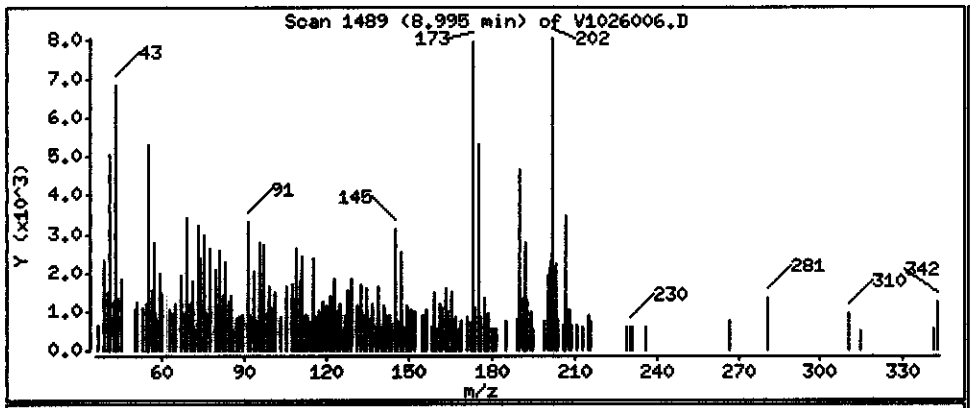

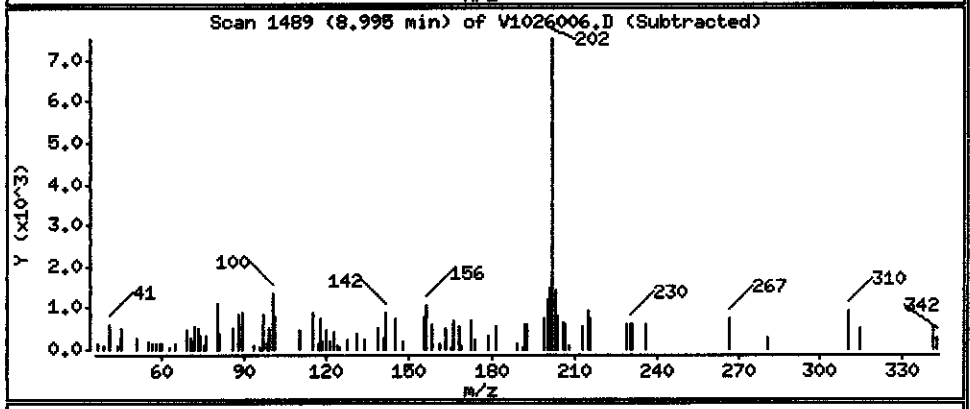

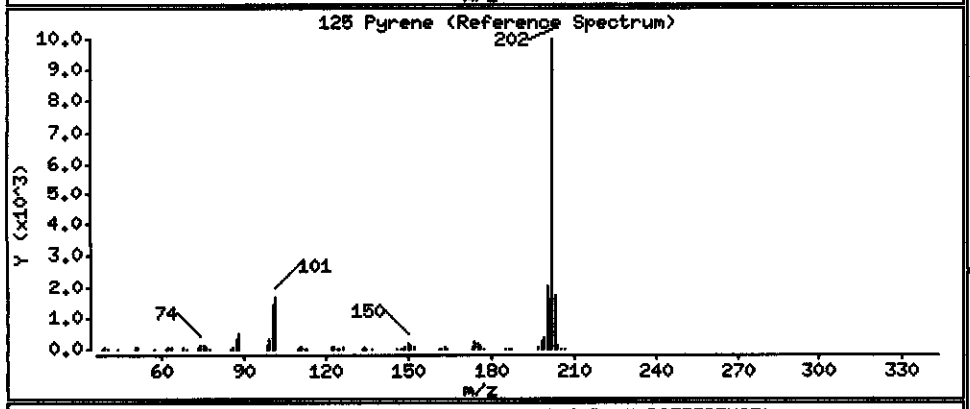

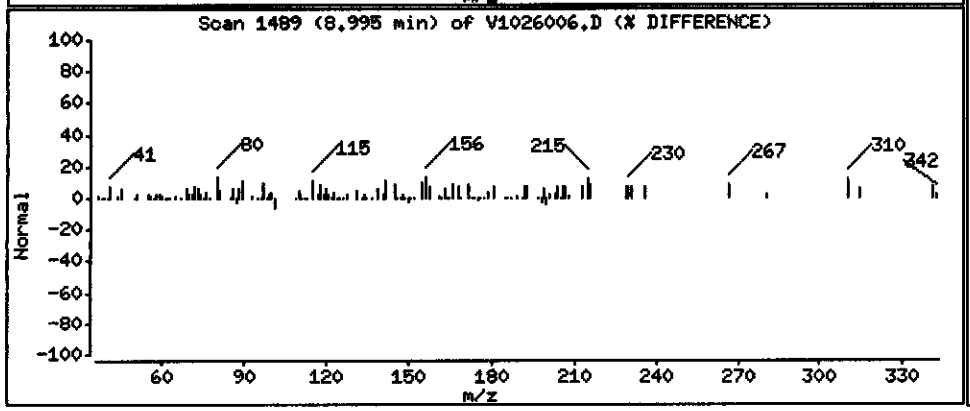

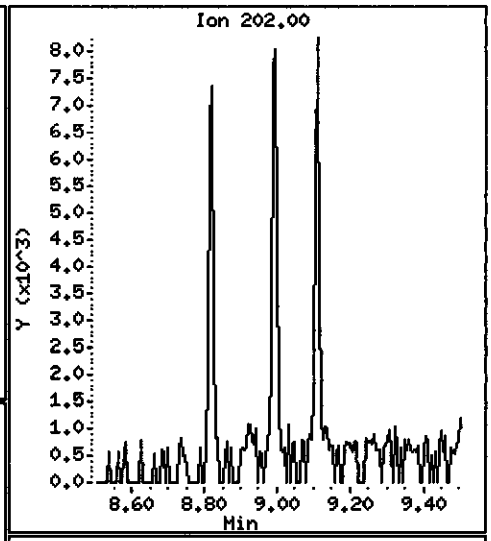

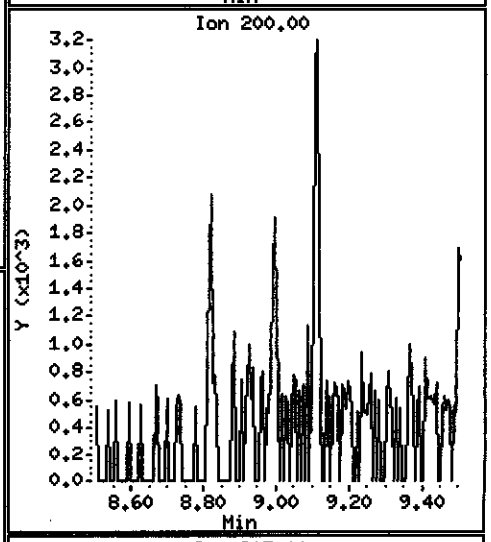

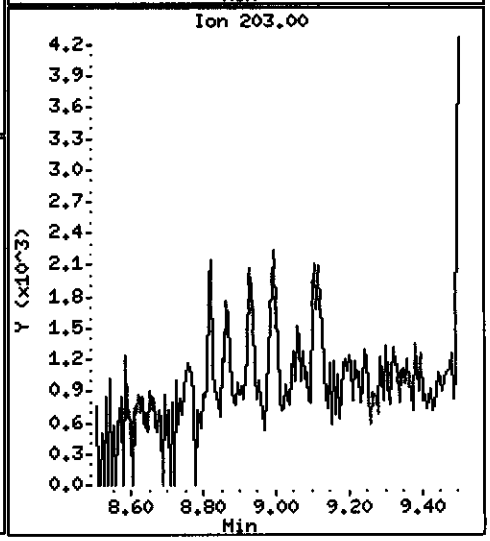

Data File: \\PITSVR06\D\chem\731.i\V102608.b\V1026006.D

Date : 27-OCT-2008 01:12

Client ID: RFI-35-1008

Instrument: 731.i

Sample Info: C8J160331-003 10/20/08 h2o (8295020) 8270c

Volume Injected (uL): 2.0

Operator: 003200

Column phase: DB5-MS

Column diameter: 0.32

131 Butylbenzylphthalate

Concentration: 0.087019 ug/L

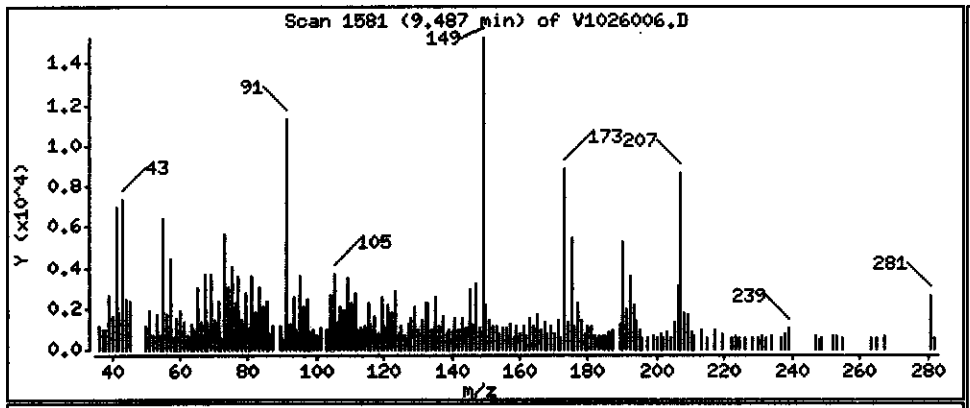

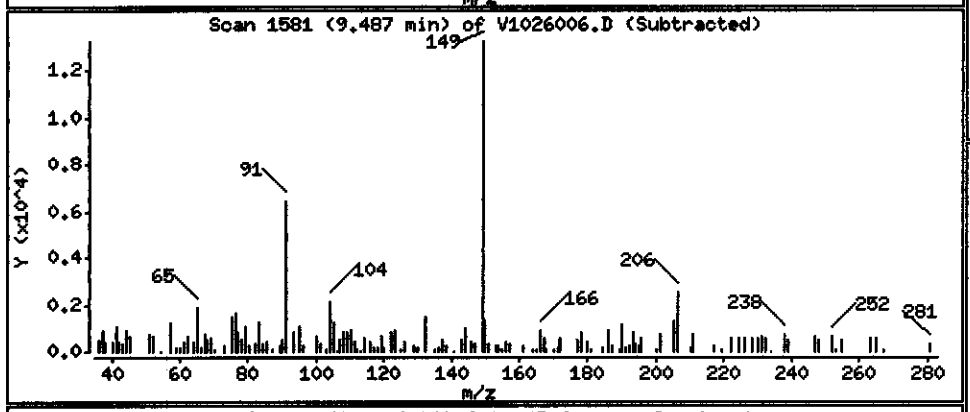

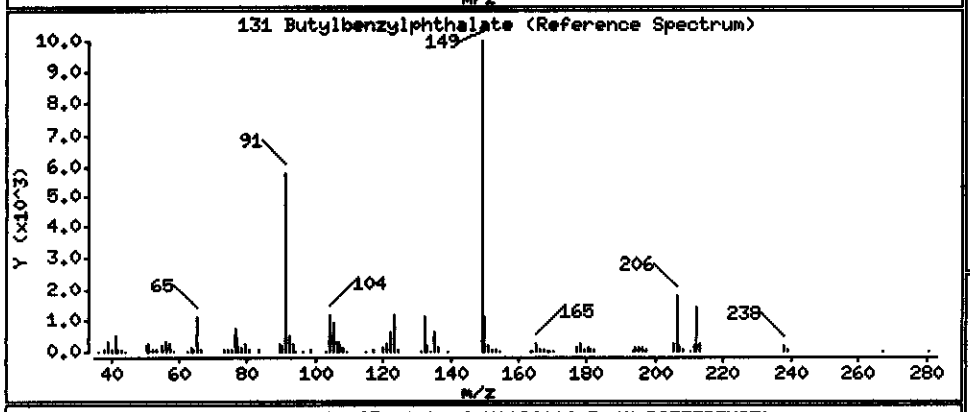

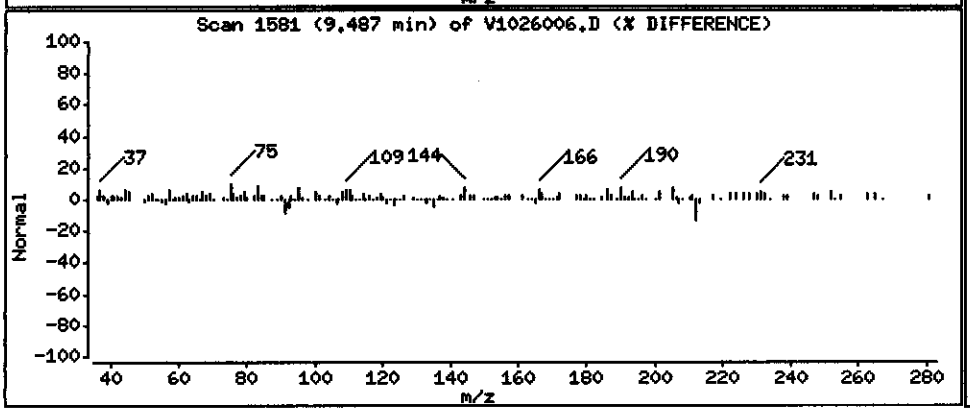

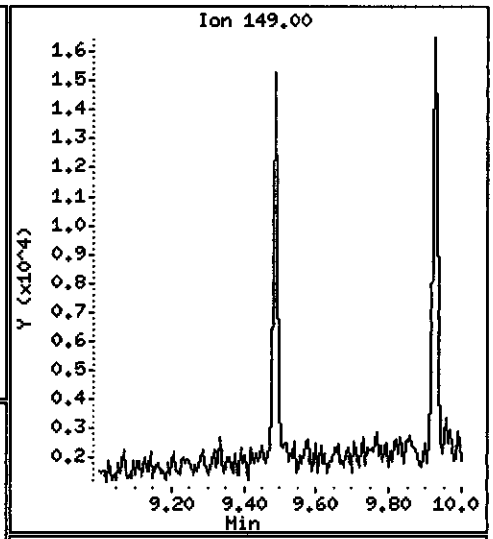

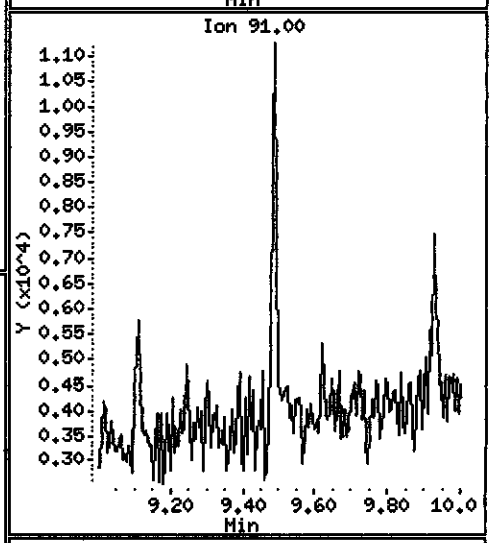

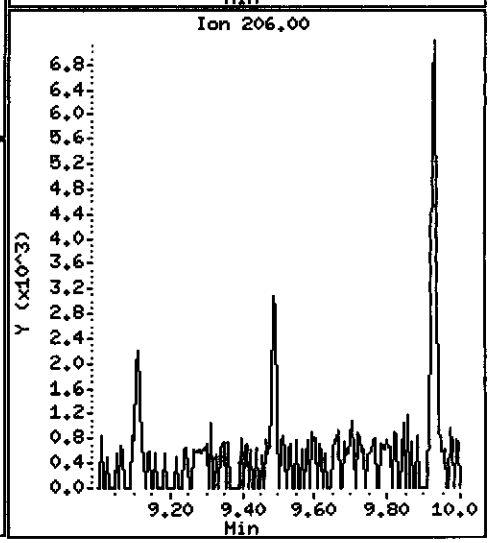

MACTEC Engineering and Consulting Inc

Client Sample ID: EW-1-1008

GC/MS Semivolatiles

Lot-Sample #...:	C8J160331-004	**Work Order #...:**	K02T21AL	**Matrix.....:**	WATER
Date Sampled...:	10/14/08 13:45	**Date Received..:**	10/16/08 09:30	**MS Run #.....:**	
Prep Date.....:	10/20/08	**Analysis Date..:**	10/27/08		
Prep Batch #...:	8295020	**Analysis Time..:**	01:33		
Dilution Factor:	0.97	**Initial Wgt/Vol:**	1030 mL	**Final Wgt/Vol..:**	1 mL
Analyst ID.....:	003200	**Instrument ID..:**	731		
		Method.....:	SW846 8270C		

PARAMETER	RESULT	REPORTING LIMIT	UNITS	MDL
Aniline	**70 E**	**0.97**	**ug/L**	**0.047**
Acenaphthene	**3.6**	**0.19**	**ug/L**	**0.051**
Acenaphthylene	ND	0.19	ug/L	0.045
Acetophenone	ND	0.97	ug/L	0.045
Anthracene	**0.19**	**0.19**	**ug/L**	**0.049**
Atrazine	ND	0.97	ug/L	0.038
Benzo(a)anthracene	ND	0.19	ug/L	0.040
Benzo(a)pyrene	ND	0.19	ug/L	0.042
Benzo(b)fluoranthene	ND	0.19	ug/L	0.030
Benzo(ghi)perylene	**0.033 J**	**0.19**	**ug/L**	**0.027**
Benzo(k)fluoranthene	ND	0.19	ug/L	0.038
Benzaldehyde	ND	0.97	ug/L	0.052
1,1'-Biphenyl	**0.37 J**	**0.97**	**ug/L**	**0.058**
bis(2-Chloroethoxy) methane	ND	0.97	ug/L	0.12
bis(2-Chloroethyl)-ether	ND	0.19	ug/L	0.045
bis(2-Ethylhexyl) phthalate	**0.29 J**	**0.97**	**ug/L**	**0.12**
4-Bromophenyl phenyl ether	ND	0.97	ug/L	0.048
Butyl benzyl phthalate	ND	0.97	ug/L	0.13
Caprolactam	ND	4.8	ug/L	0.18
Carbazole	**0.84**	**0.19**	**ug/L**	**0.051**
4-Chloroaniline	**96 E**	**0.97**	**ug/L**	**0.045**
4-Chloro-3-methylphenol	ND	0.97	ug/L	0.057
2-Chloronaphthalene	ND	0.19	ug/L	0.043
2-Chlorophenol	**27**	**0.97**	**ug/L**	**0.044**
4-Chlorophenyl phenyl ether	ND	0.97	ug/L	0.041
Chrysene	ND	0.19	ug/L	0.034
Dibenz(a,h)anthracene	ND	0.19	ug/L	0.034
Dibenzofuran	**0.58 J**	**0.97**	**ug/L**	**0.052**
3,3'-Dichlorobenzidine	ND	0.97	ug/L	0.040
2,4-Dichlorophenol	**4.0**	**0.19**	**ug/L**	**0.047**
Diethyl phthalate	ND	0.97	ug/L	0.24
2,4-Dimethylphenol	ND	0.97	ug/L	0.050

(Continued on next page)

MACTEC Engineering and Consulting Inc

Client Sample ID: EW-1-1008

GC/MS Semivolatiles

Lot-Sample #...: C8J160331-004 **Work Order #...:** K02T21AL **Matrix.....:** WATER

PARAMETER	RESULT	REPORTING LIMIT	UNITS	MDL
Dimethyl phthalate	ND	0.97	ug/L	0.041
Di-n-butyl phthalate	**0.078 J**	**0.97**	**ug/L**	**0.045**
4,6-Dinitro-2-methylphenol	ND	4.8	ug/L	1.4
2,4-Dinitrophenol	ND	4.8	ug/L	1.2
2,4-Dinitrotoluene	ND	0.97	ug/L	0.044
2,6-Dinitrotoluene	ND	0.97	ug/L	0.049
Di-n-octyl phthalate	ND	0.97	ug/L	0.041
Fluoranthene	**0.11 J**	**0.19**	**ug/L**	**0.048**
Fluorene	ND	0.19	ug/L	0.053
Hexachlorobenzene	ND	0.19	ug/L	0.042
Hexachlorobutadiene	ND	0.19	ug/L	0.036
Hexachlorocyclopentadiene	ND	0.97	ug/L	0.078
Hexachloroethane	ND	0.97	ug/L	0.042
Indeno(1,2,3-cd)pyrene	ND	0.19	ug/L	0.046
Isophorone	ND	0.97	ug/L	0.046
2-Methylnaphthalene	ND	0.19	ug/L	0.045
2-Methylphenol	ND	0.97	ug/L	0.050
4-Methylphenol	ND	0.97	ug/L	0.071
Naphthalene	ND	0.19	ug/L	0.042
2-Nitroaniline	ND	4.8	ug/L	0.046
3-Nitroaniline	ND	4.8	ug/L	0.039
4-Nitroaniline	ND	4.8	ug/L	0.025
Nitrobenzene	ND	0.19	ug/L	0.062
2-Nitrophenol	ND	0.97	ug/L	0.052
4-Nitrophenol	ND	4.8	ug/L	0.068
N-Nitrosodi-n-propylamine	ND	0.19	ug/L	0.058
N-Nitrosodiphenylamine	**29**	**0.19**	**ug/L**	**0.047**
2,2'-oxybis(1-Chloropropane)	ND	0.19	ug/L	0.025
Pentachlorophenol	ND	0.97	ug/L	0.081
Phenanthrene	ND	0.19	ug/L	0.053
Phenol	ND	0.19	ug/L	0.021
Pyrene	**0.079 J**	**0.19**	**ug/L**	**0.055**
2,4,5-Trichlorophenol	ND	0.97	ug/L	0.061
2,4,6-Trichlorophenol	ND	0.97	ug/L	0.055

(Continued on next page)

MACTEC Engineering and Consulting Inc

Client Sample ID: EW-1-1008

GC/MS Semivolatiles

Lot-Sample #...: C8J160331-004 **Work Order #...:** K02T21AL **Matrix.....:** WATER

SURROGATE	PERCENT RECOVERY	RECOVERY LIMITS
Nitrobenzene-d5	82	(23 - 112)
Terphenyl-d14	53	(10 - 132)
2-Fluorobiphenyl	74	(19 - 107)
2-Fluorophenol	90	(10 - 111)
Phenol-d5	109	(15 - 112)
2,4,6-Tribromophenol	75	(16 - 122)

NOTE(S):

E Estimated result. Result concentration exceeds the calibration range.

J Estimated result. Result is less than RL.

Data File: \\PITSVR06\D\chem\731.i\W102608.b\W1026007.D
Date : 27-OCT-2008 01:33
Client ID: EW-1-1008
Sample Info: C8J160331-004 10/20/08 h2o (8295020) 8270c
Volume Injected (uL): 2.0
Column phase: DB5-MS

Instrument: 731.i
Operator: 003200
Column diameter: 0.32

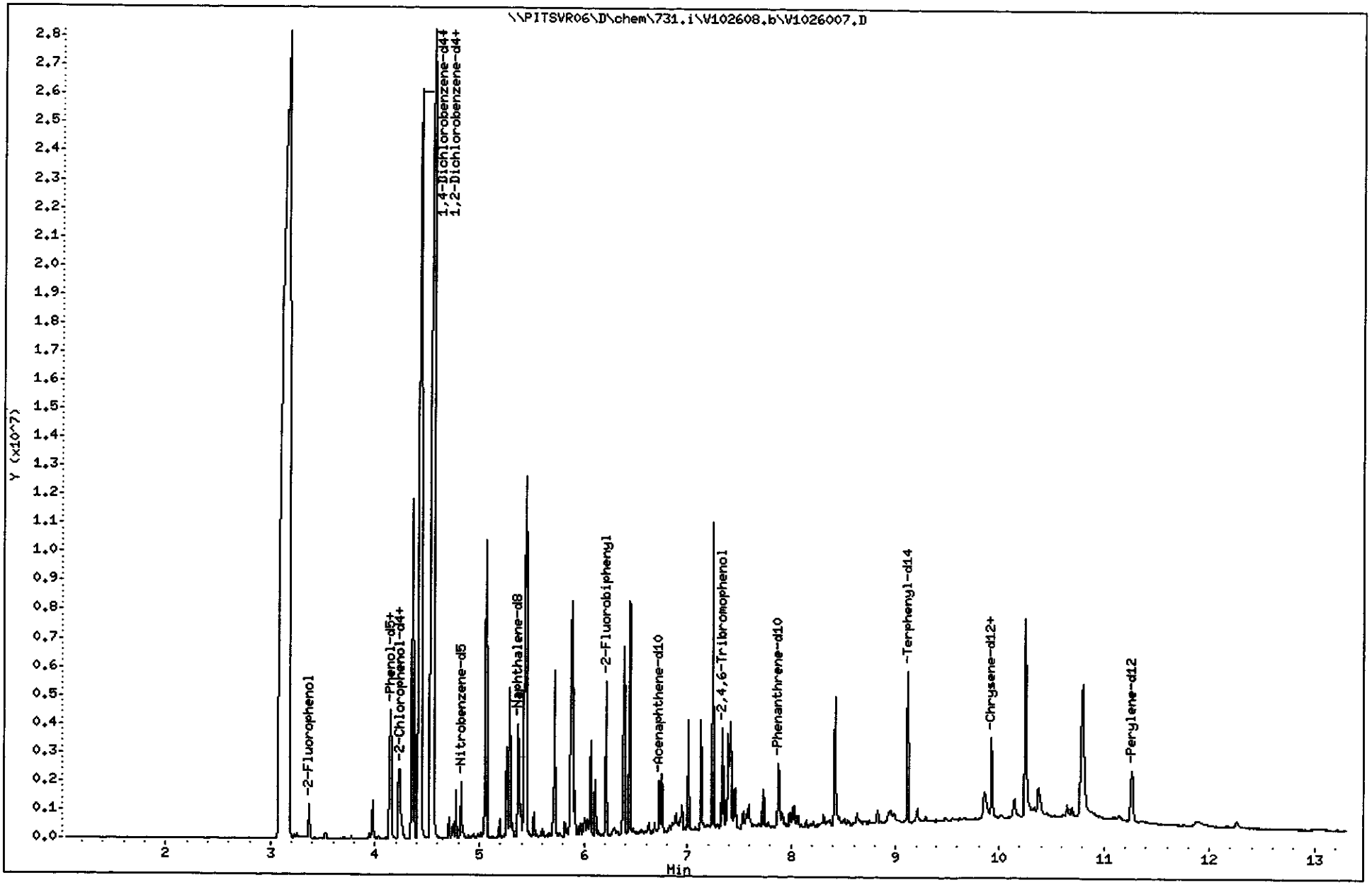

TestAmerica Pittsburgh

Semivolatile REPORT SW-846 Method 8270

Data file : \\PITSVR06\D\chem\731.i\V102608.b\V1026007.D
Lab Smp Id: K02T21AL Client Smp ID: EW-1-1008
Inj Date : 27-OCT-2008 01:33
Operator : 003200 Inst ID: 731.i
Smp Info : C8J160331-004 10/20/08 h2o (8295020) 8270c
Misc Info : K02T21AL,V102608.b,8270ll.m,padep.sub
Comment :
Method : \\PITSVR06\D\chem\731.i\V102608.b\8270ll.m
Meth Date : 27-Oct-2008 01:04 piccolinov Quant Type: ISTD
Cal Date : 23-OCT-2008 04:48 Cal File: V1023NC7.D
Als bottle: 9
Dil Factor: 1.00000
Integrator: HP RTE Compound Sublist: padep.sub
Target Version: 4.14
Processing Host: PITSVR06

Concentration Formula: Amt * DF * Uf * Vt/(Vo * Vi) * CpndVariable

Name	Value	Description
DF	1.000	Dilution Factor
Uf	1.000	ng unit correction factor
Vt	1000.000	Volume of final extract (uL)
Vo	1030.000	Volume of sample extracted (mL)
Vi	2.000	Volume injected (uL)
Cpnd Variable		Local Compound Variable

	Compounds	QUANT SIG MASS	RT	EXP RT	REL RT	RESPONSE	CONCENTRATIONS ON-COLUMN (NG)	CONCENTRATIONS FINAL (ug/L)
* 1	1,4-Dichlorobenzene-d4	152	4.409	4.408	(1.000)	63500	8.00000	
* 2	Naphthalene-d8	136	5.381	5.381	(1.000)	436114	8.00000	
* 3	Acenaphthene-d10	164	6.727	6.732	(1.000)	372953	8.00000	
* 4	Phenanthrene-d10	188	7.876	7.886	(1.000)	709207	8.00000	
* 5	Chrysene-d12	240	9.927	9.937	(1.000)	820311	8.00000	
* 6	Perylene-d12	264	11.268	11.278	(1.000)	897819	8.00000	
198	1,4-Dioxane	88	Compound Not Detected.					
10	N-Nitrosodimethylamine	74	Compound Not Detected.					
9	Pyridine	79	Compound Not Detected.					
16	Methyl methanesulfonate	80	Compound Not Detected.					
206	Benzaldehyde	77	Compound Not Detected.					
21	Aniline	93	4.152	4.152	(0.942)	1637519	143.277	69.552
22	Phenol	94	Compound Not Detected.					
23	bis(2-Chloroethyl)ether	93	Compound Not Detected.					
24	2-Chlorophenol	128	4.238	4.237	(0.961)	579303	56.6478	27.499
26	1,3-Dichlorobenzene	146	4.360	4.360	(0.989)	3928360	321.090	155.87
27	1,4-Dichlorobenzene	146	4.441	4.419	(1.007)	12470351	993.169	482.12
28	1,2-Dichlorobenzene	146	4.558	4.531	(1.034)	15074777	1255.75	609.59
29	Benzyl Alcohol	108	Compound Not Detected.					
30	2-Methylphenol	108	Compound Not Detected.					

Compounds	QUANT SIG MASS	RT	EXP RT	REL RT	RESPONSE	CONCENTRATIONS ON-COLUMN (NG)	CONCENTRATIONS FINAL (ug/L)
31 2,2'-oxybis(1-Chloropropane)	45	Compound Not Detected.					
37 Acetophenone	105	Compound Not Detected.					
32 N-Nitroso-di-n-propylamine	70	Compound Not Detected.					
192 4-Methylphenol	108	Compound Not Detected.					
34 Hexachloroethane	117	Compound Not Detected.					
35 Nitrobenzene	77	Compound Not Detected.					
41 Isophorone	82	Compound Not Detected.					
42 2-Nitrophenol	139	Compound Not Detected.					
43 2,4-Dimethylphenol	107	Compound Not Detected.					
44 bis(2-Chloroethoxy)methane	93	Compound Not Detected.					
48 2,4-Dichlorophenol	162	5.285	5.274	(0.982)	133427	8.24006	4.0000
49 Benzoic Acid	122	Compound Not Detected.					
50 1,2,4-Trichlorobenzene	180	5.338	5.338	(0.992)	7168	0.38493	0.18686
51 Naphthalene	128	Compound Not Detected.					
52 4-Chloroaniline	127	5.445	5.445	(1.012)	4276996	197.055	95.658
54 2,6-Dichlorophenol	162	Compound Not Detected.					
56 Hexachlorobutadiene	224	Compound Not Detected.					
208 Caprolactam	113	Compound Not Detected.					
59 4-Chloro-3-Methylphenol	107	Compound Not Detected.					
62 2-Methylnaphthalene	142	Compound Not Detected.					
63 1-Methylnaphthalene	142	6.006	6.006	(1.116)	149802	3.73192	1.8116
64 Hexachlorocyclopentadiene	236	Compound Not Detected.					
66 2,4,6-Trichlorophenol	196	Compound Not Detected.					
67 2,4,5-Trichlorophenol	196	Compound Not Detected.					
209 1,1'-Biphenyl	154	6.289	6.294	(0.935)	44980	0.75602	0.36700
70 2-Chloronaphthalene	162	Compound Not Detected.					
73 2-Nitroaniline	65	Compound Not Detected.					
76 Dimethylphthalate	163	Compound Not Detected.					
78 2,6-Dinitrotoluene	165	Compound Not Detected.					
79 Acenaphthylene	152	Compound Not Detected.					
81 3-Nitroaniline	138	Compound Not Detected.					
82 Acenaphthene	153	6.754	6.759	(1.004)	367157	7.48758	3.6347
83 2,4-Dinitrophenol	184	Compound Not Detected.					
85 4-Nitrophenol	109	Compound Not Detected.					
86 Dibenzofuran	168	6.887	6.892	(1.024)	86690	1.19011	0.57772
87 2,4-Dinitrotoluene	165	Compound Not Detected.					
91 2,3,5,6-Tetrachlorophenol	231	Compound Not Detected.					
88 2,3,4,6-Tetrachlorophenol	231	Compound Not Detected.					
92 2-Naphthylamine	143	7.010	7.015	(1.042)	1196295	44.7013	21.700
93 Diethylphthalate	149	Compound Not Detected.					
94 Fluorene	166	Compound Not Detected.					
95 4-Chlorophenyl-phenylether	204	Compound Not Detected.					
96 4-Nitroaniline	138	Compound Not Detected.					
98 4,6-Dinitro-2-methylphenol	198	Compound Not Detected.					
99 N-Nitrosodiphenylamine (1)	169	7.245	7.250	(0.920)	2591380	60.5043	29.371(H)
100 1,2-Diphenylhydrazine	77	Compound Not Detected.					
106 4-Bromophenyl-phenylether	248	Compound Not Detected.					
107 Hexachlorobenzene	283	Compound Not Detected.					
210 Atrazine	200	Compound Not Detected.					
111 Pentachlorophenol	265	Compound Not Detected.					
115 Phenanthrene	178	Compound Not Detected.					
116 Anthracene	178	7.934	7.945	(1.007)	35118	0.38715	0.18794
119 Carbazole	167	8.063	8.068	(1.024)	151607	1.72953	0.83958
120 Di-n-Butylphthalate	149	8.330	8.340	(1.058)	16870	0.16036	0.077843

Compounds	QUANT SIG MASS	RT	EXP RT	REL RT	RESPONSE	CONCENTRATIONS ON-COLUMN (NG)	FINAL (ug/L)
123 Fluoranthene	202	8.816	8.826	(1.119)	24137	0.22507	0.10926
124 Benzidine	184	8.933	8.928	(0.900)	295199	7.21346	3.5017
125 Pyrene	202	8.992	9.003	(0.906)	20536	0.16321	0.079230
131 Butylbenzylphthalate	149	9.484	9.499	(0.955)	10561	0.17922	0.087000
135 3,3'-Dichlorobenzidine	252	Compound Not Detected.					
136 Benzo(a)Anthracene	228	Compound Not Detected.					
137 Chrysene	228	Compound Not Detected.					
139 bis(2-ethylhexyl)Phthalate	149	9.927	9.937	(1.000)	49081	0.59647	0.28955
140 Di-n-octylphthalate	149	Compound Not Detected.					
141 Benzo(b)fluoranthene	252	Compound Not Detected.					
142 Benzo(k)fluoranthene	252	Compound Not Detected.					
143 7,12-dimethylbenz[a]anthracen	256	Compound Not Detected.					
146 Benzo(a)pyrene	252	Compound Not Detected.					
149 Indeno(1,2,3-cd)pyrene	276	Compound Not Detected.					
150 Dibenz(a,h)anthracene	278	Compound Not Detected.					
151 Benzo(g,h,i)perylene	276	13.025	13.047	(1.156)	9707	0.06739	0.032714
$ 154 Nitrobenzene-d5	82	4.831	4.830	(0.898)	496330	32.6860	15.867
$ 155 2-Fluorobiphenyl	172	6.214	6.219	(0.924)	1561402	29.4211	14.282
$ 156 Terphenyl-d14	244	9.110	9.120	(0.918)	1705909	21.0145	10.201
$ 157 Phenol-d5	99	4.141	4.141	(0.939)	660637	65.5785	31.834
$ 158 2-Fluorophenol	112	3.367	3.367	(0.764)	380834	54.1843	26.303
$ 159 2,4,6-Tribromophenol	330	7.341	7.346	(0.932)	375114	44.9979	21.844
$ 186 2-Chlorophenol-d4	132	4.227	4.227	(0.959)	644290	65.2783	31.688
$ 187 1,2-Dichlorobenzene-d4	152	4.526	4.520	(1.027)	183384	23.7142	11.512

QC Flag Legend

H - Operator selected an alternate compound hit.

Data File: \\PITSVR06\D\chem\731.i\V102608.b\V1026007.D

Date : 27-OCT-2008 01:33

Client ID: EW-1-1008

Instrument: 731.i

Sample Info: C8J160331-004 10/20/08 h2o (8295020) 8270c

Volume Injected (uL): 2.0

Operator: 003200

Column phase: DB5-MS

Column diameter: 0.32

21 Aniline

Concentration: 69.852 ug/L

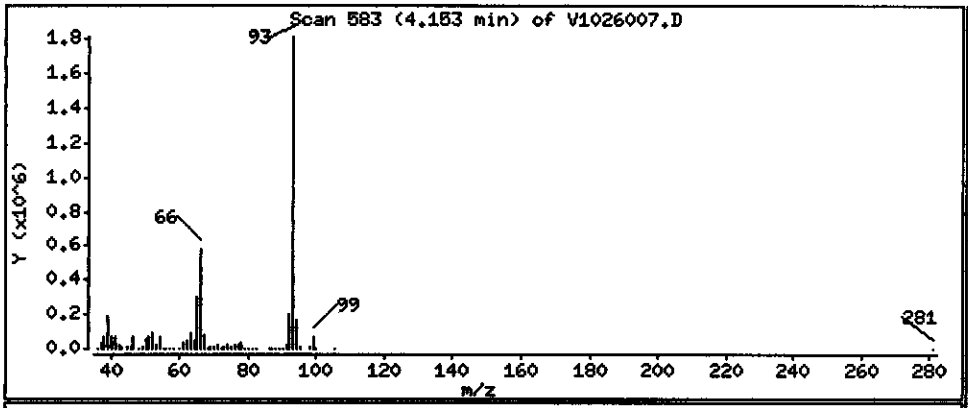

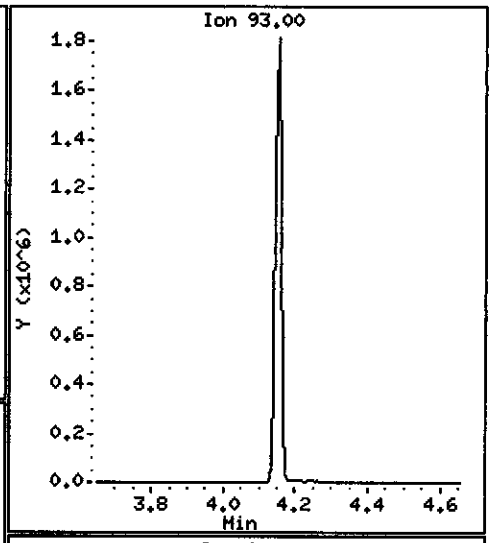

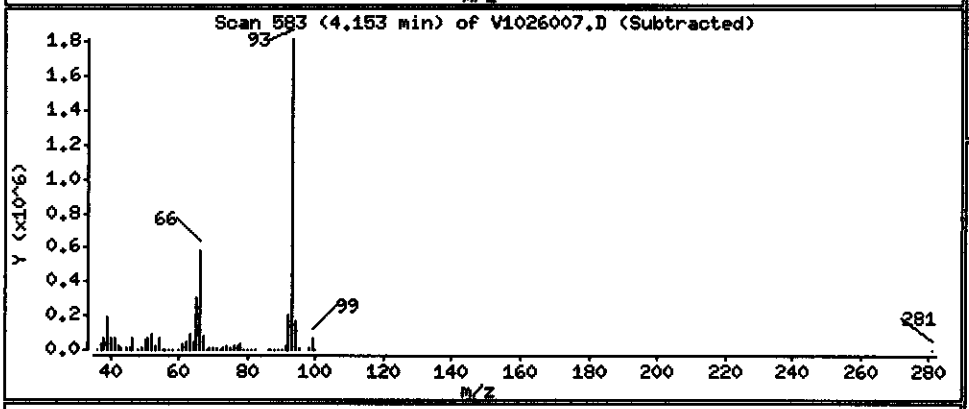

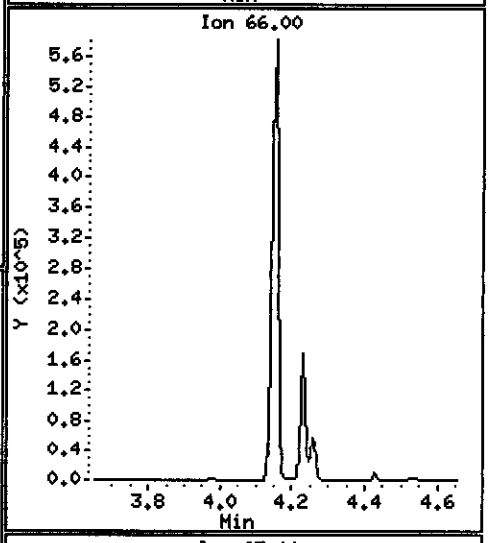

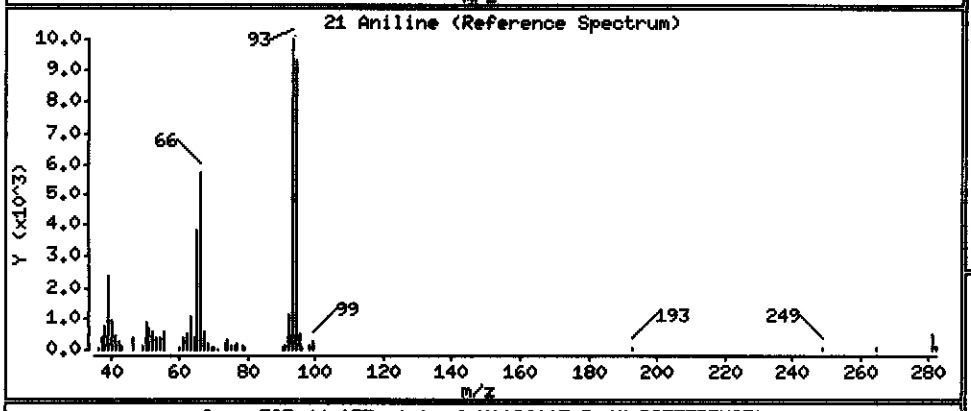

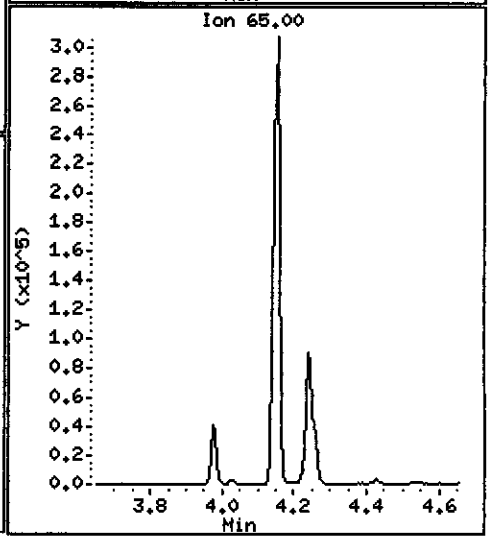

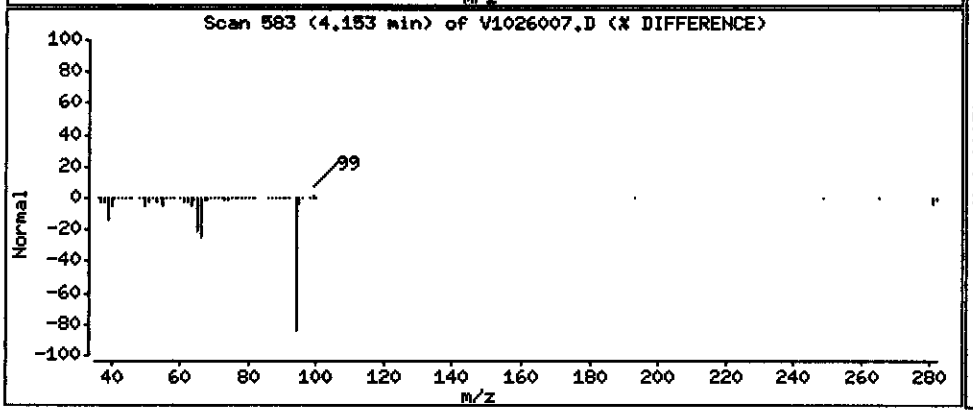

Data File: \\PITSVR06\D\chem\731.i\V102608.b\V1026007.D

Date : 27-OCT-2008 01:33

Client ID: EW-1-1008 Instrument: 731.i

Sample Info: C8J160331-004 10/20/08 h2o (8295020) 8270c

Volume Injected (uL): 2.0 Operator: 003200

Column phase: DB5-MS Column diameter: 0.32

24 2-Chlorophenol Concentration: 27.499 ug/L

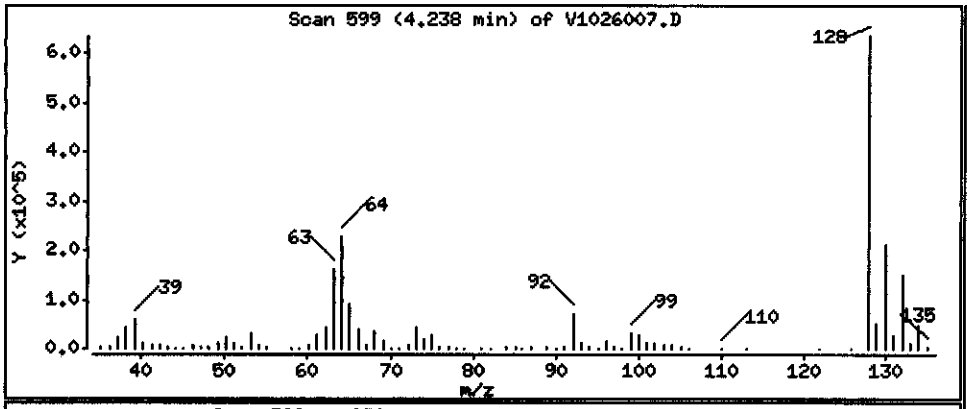

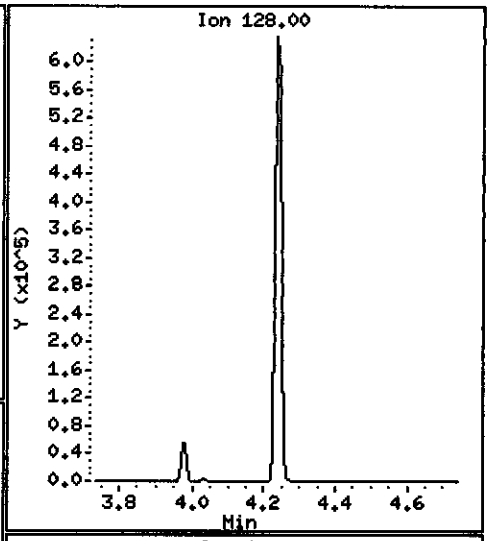

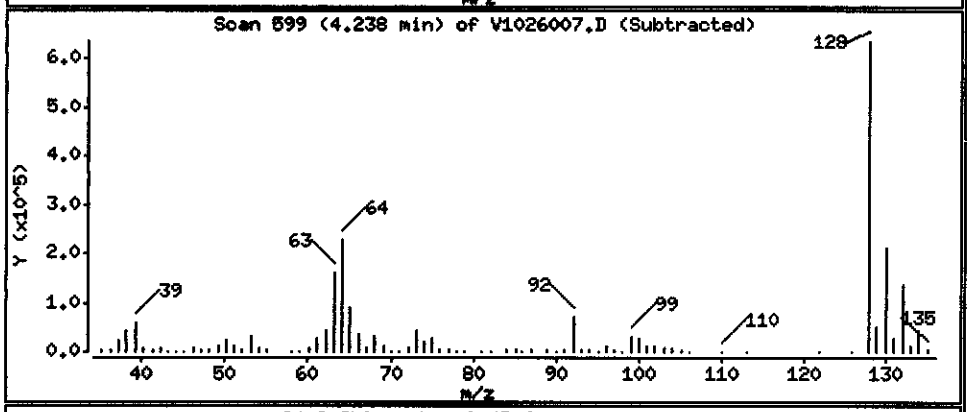

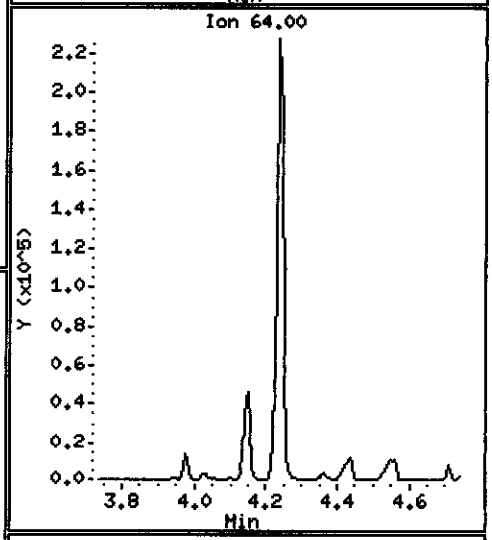

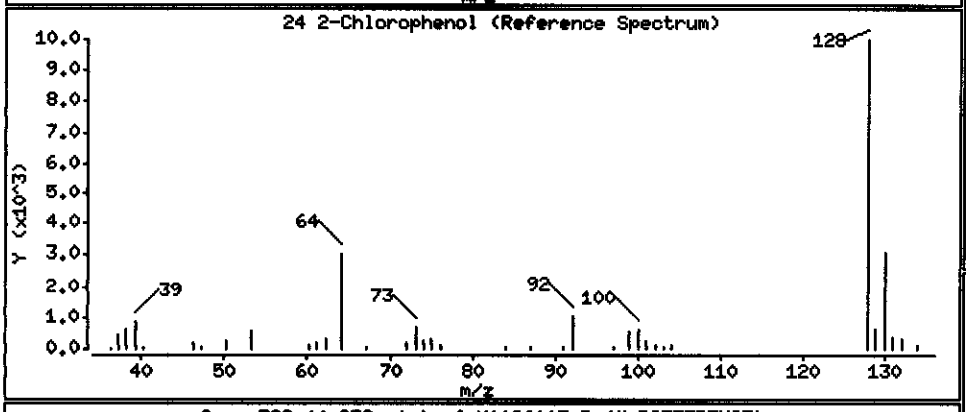

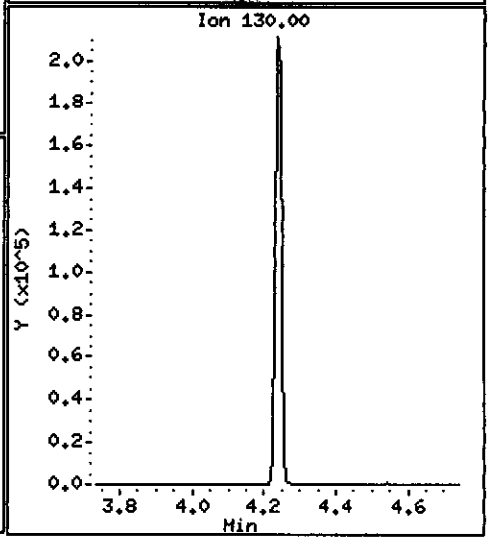

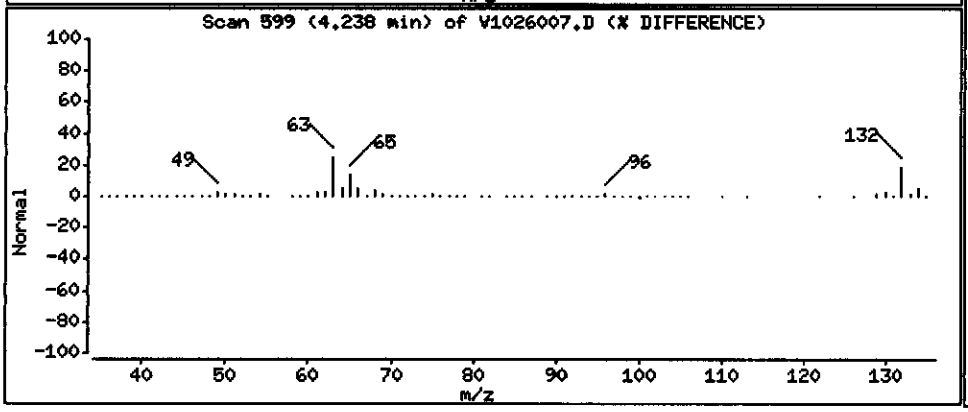

Data File: \\PITSVR06\D\chem\731.i\V102608.b\V1026007.D

Date : 27-OCT-2008 01:33

Client ID: EW-1-1008 Instrument: 731.i

Sample Info: C8J160331-004 10/20/08 h2o (8295020) 8270c

Volume Injected (uL): 2.0 Operator: 003200

Column phase: DB5-MS Column diameter: 0.32

26 1,3-Dichlorobenzene Concentration: 155.87 ug/L

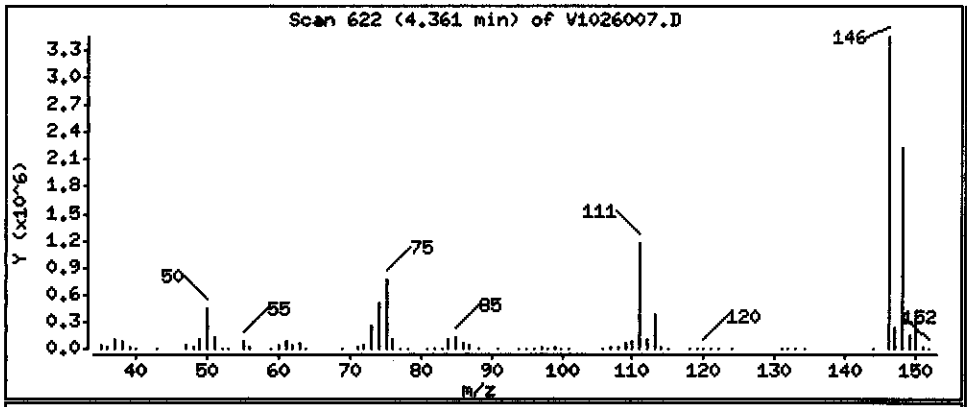

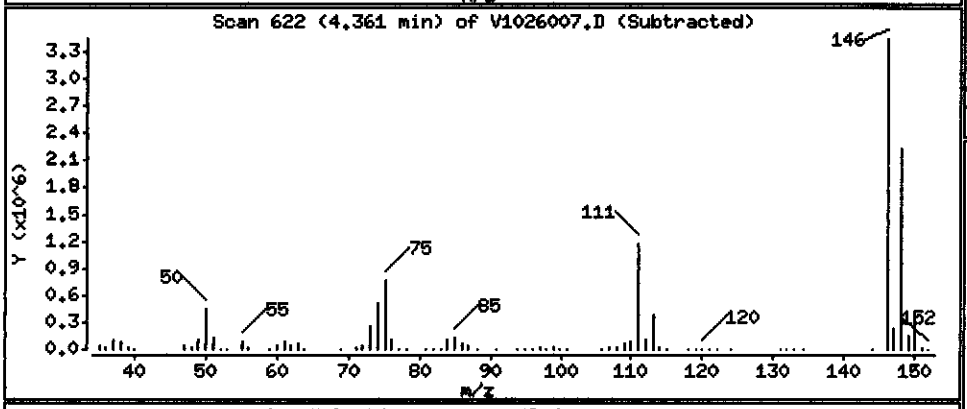

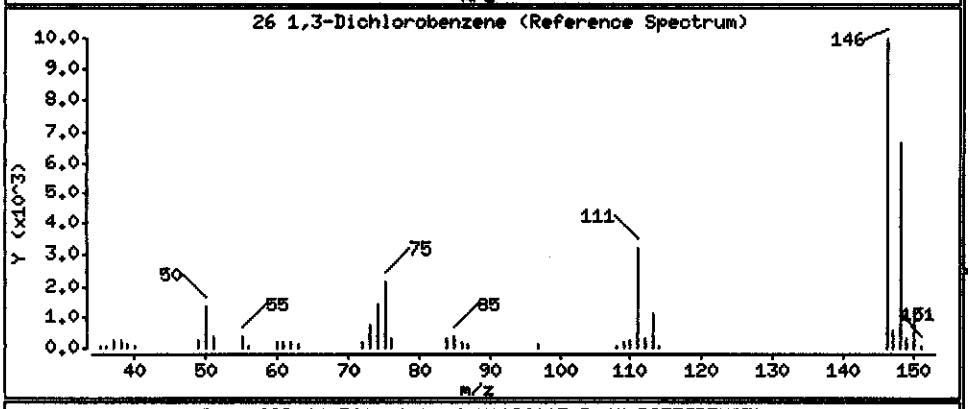

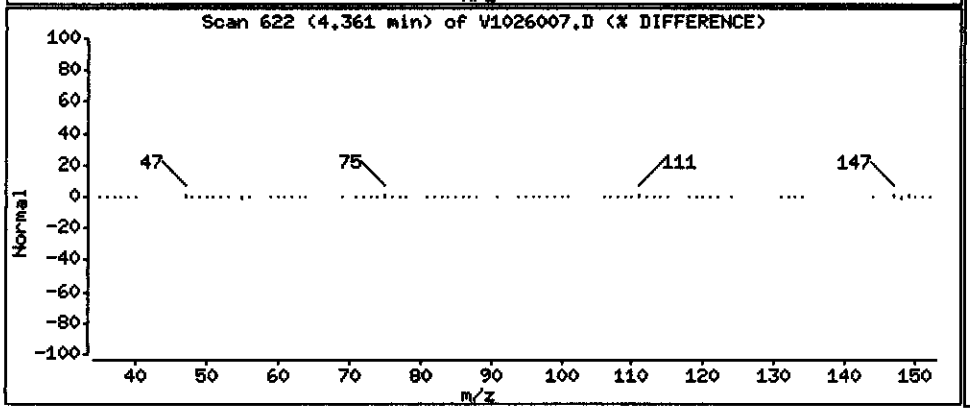

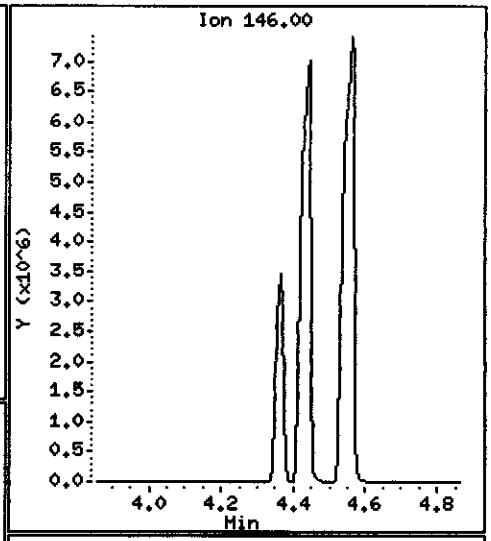

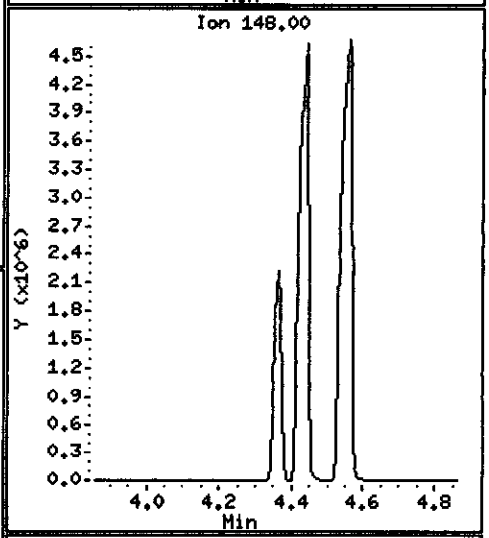

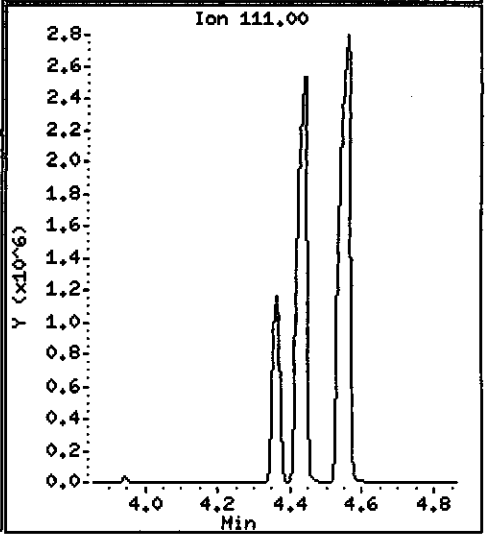

Data File: \\PITSVR06\D\chem\731.i\V102608.b\V1026007.D

Date : 27-OCT-2008 01:33

Client ID: EW-1-1008

Instrument: 731.i

Sample Info: C8J160331-004 10/20/08 h2o (8295020) 8270c

Volume Injected (uL): 2.0

Operator: 003200

Column phase: DB5-MS

Column diameter: 0.32

27 1,4-Dichlorobenzene

Concentration: 482.12 ug/L

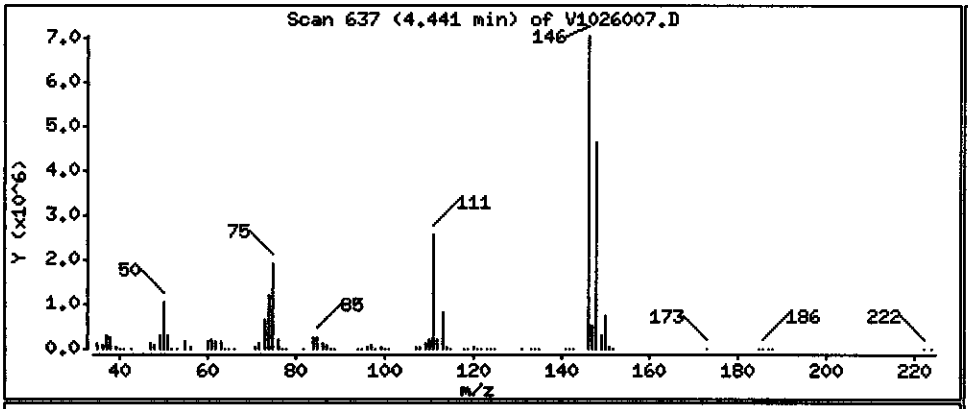

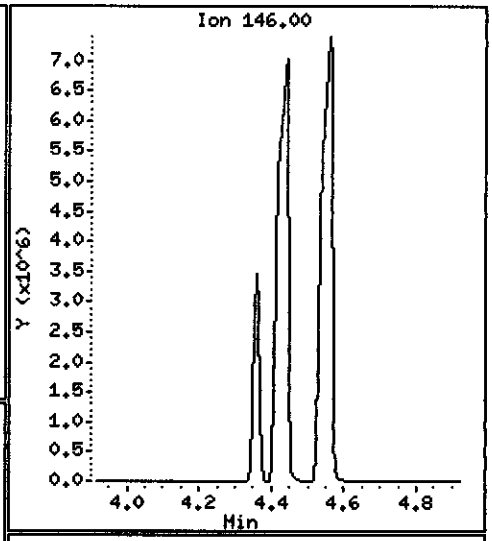

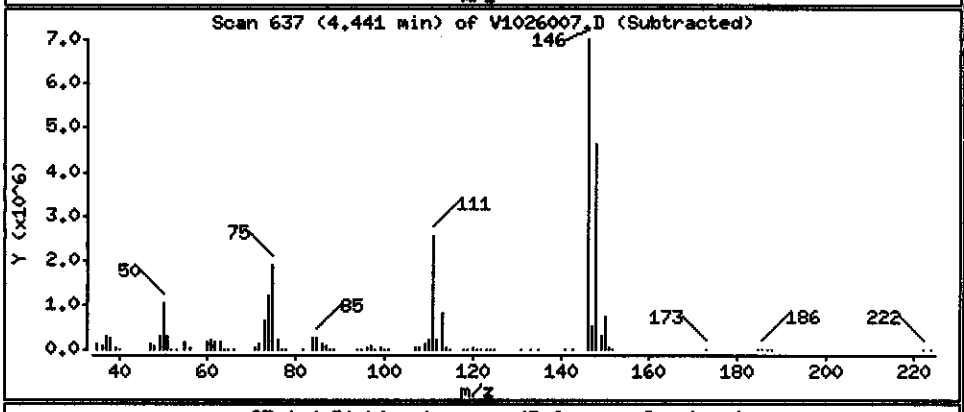

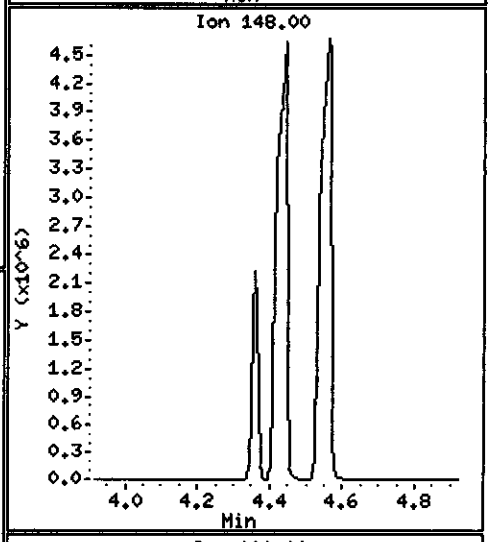

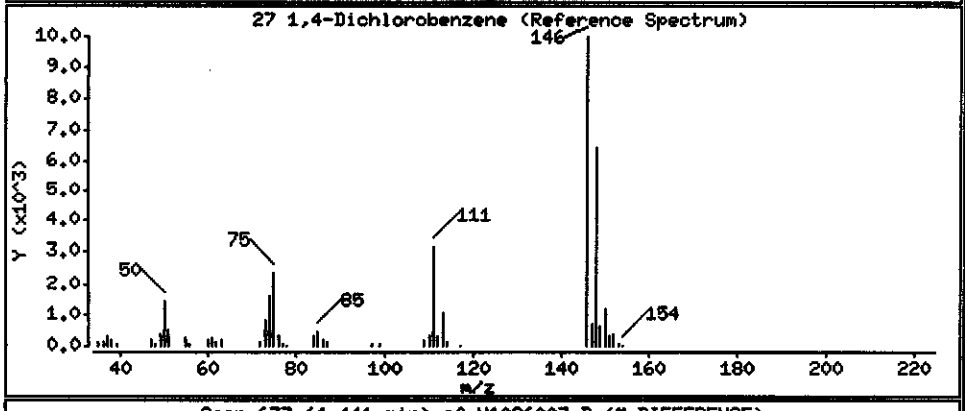

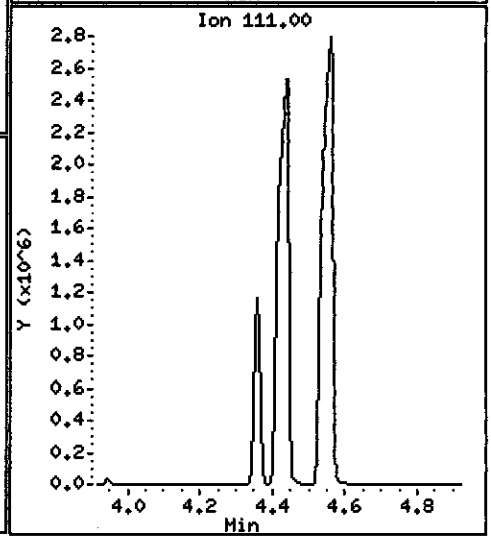

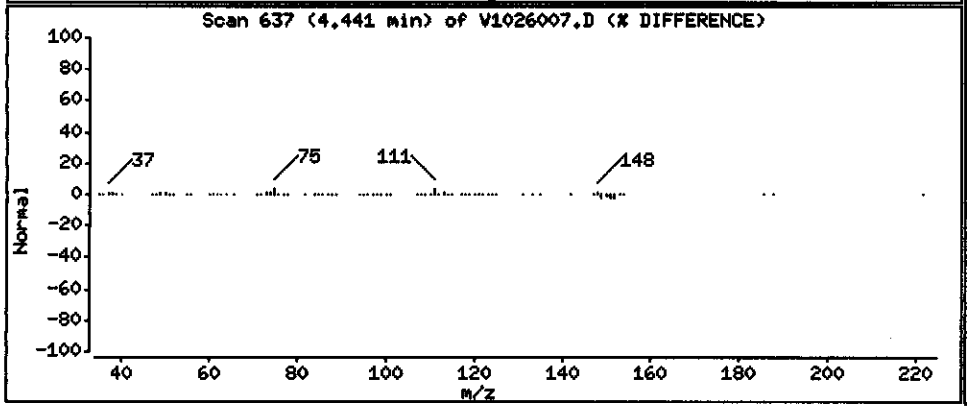

Data File: \\PITSVR06\D\chem\731.i\V102608.b\V1026007.D

Date : 27-OCT-2008 01:33

Client ID: EW-1-1008

Instrument: 731.i

Sample Info: C8J160331-004 10/20/08 h2o (8295020) 8270c

Volume Injected (uL): 2.0

Operator: 003200

Column phase: DB5-MS

Column diameter: 0.32

28 1,2-Dichlorobenzene

Concentration: 609.59 ug/L

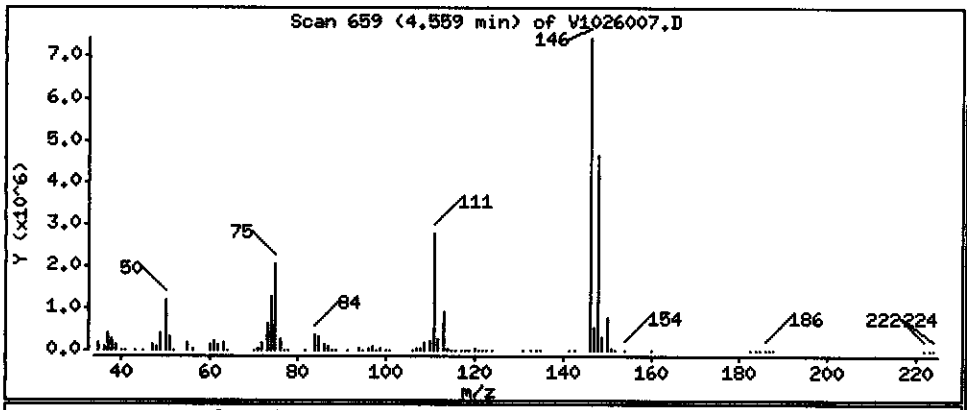

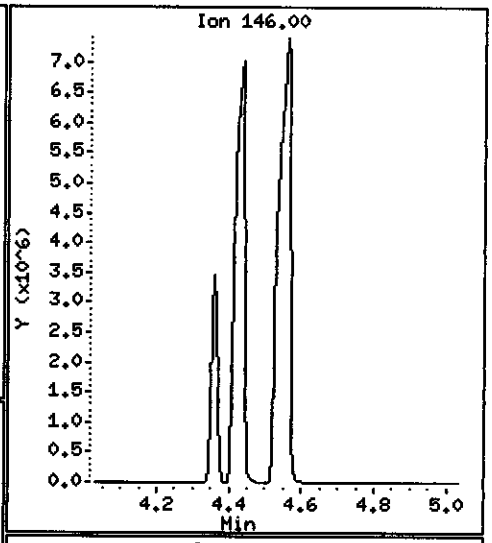

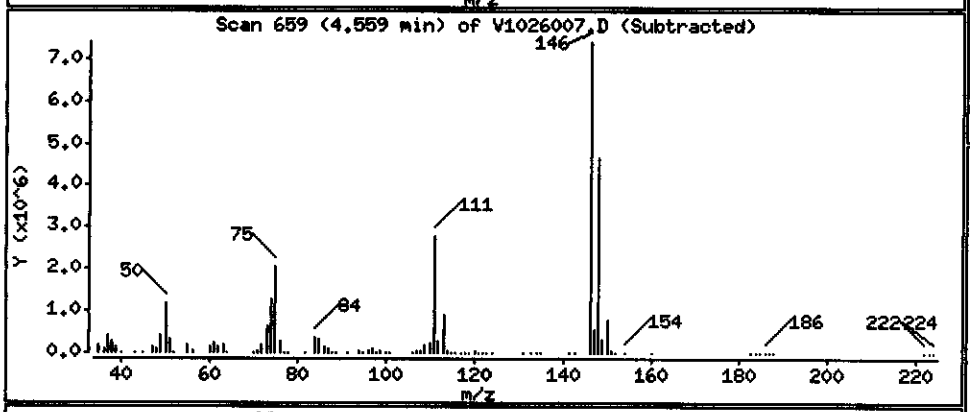

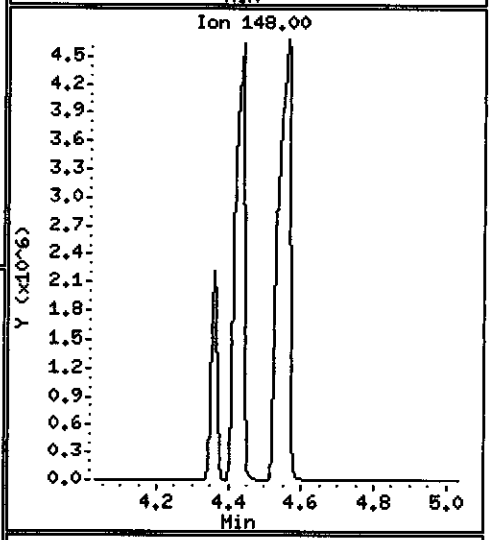

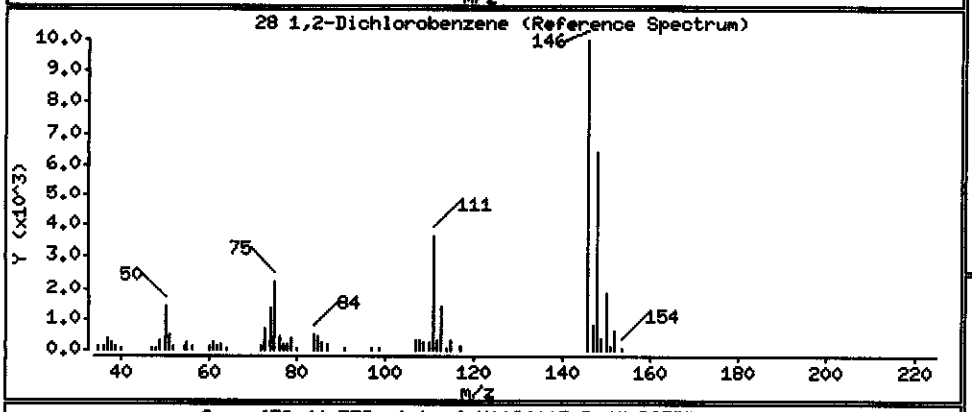

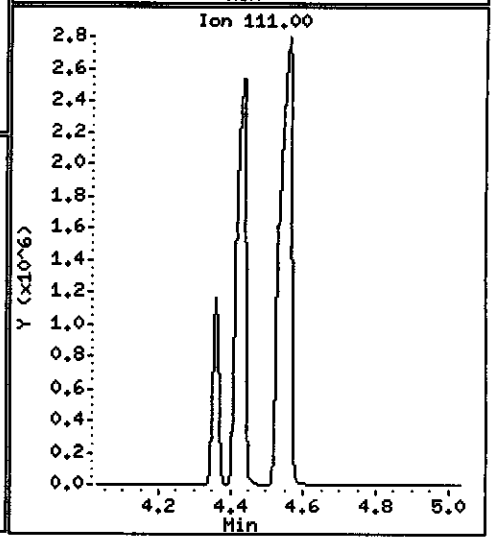

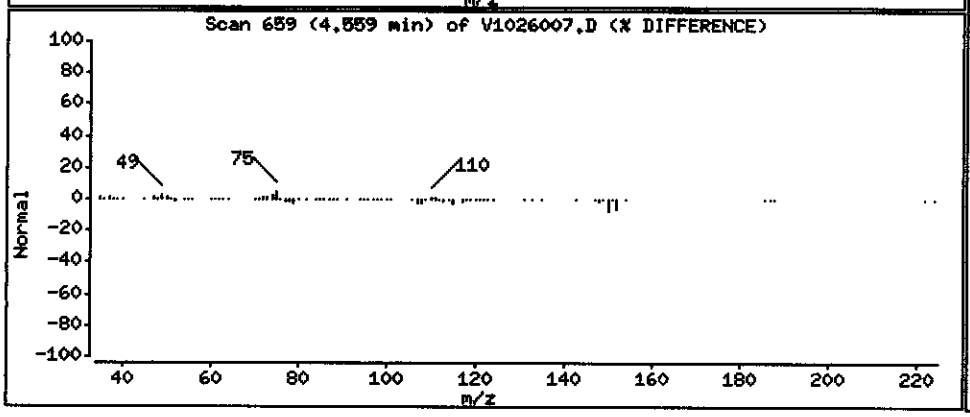

Data File: \\PITSVR06\D\chem\731.i\V102608.b\V1026007.D

Date : 27-OCT-2008 01:33

Client ID: EW-1-1008

Instrument: 731.i

Sample Info: C8J160331-004 10/20/08 h2o (8295020) 8270c

Volume Injected (uL): 2.0

Operator: 003200

Column phase: DB5-MS

Column diameter: 0.32

48 2,4-Dichlorophenol

Concentration: 4.0000 ug/L

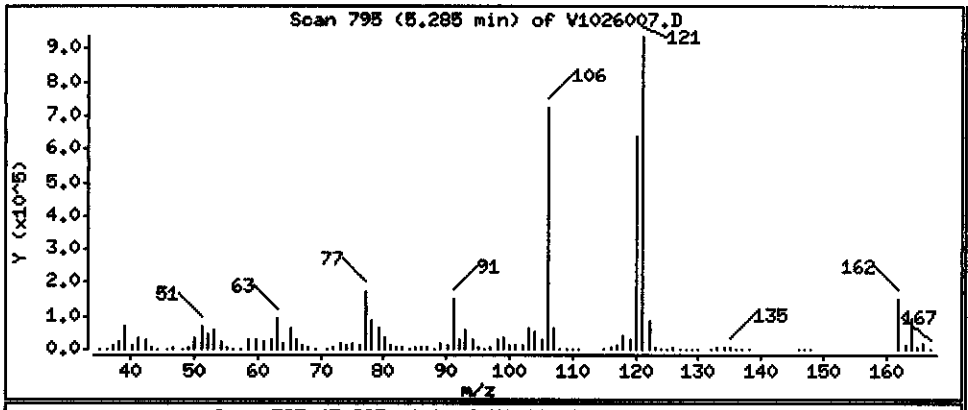

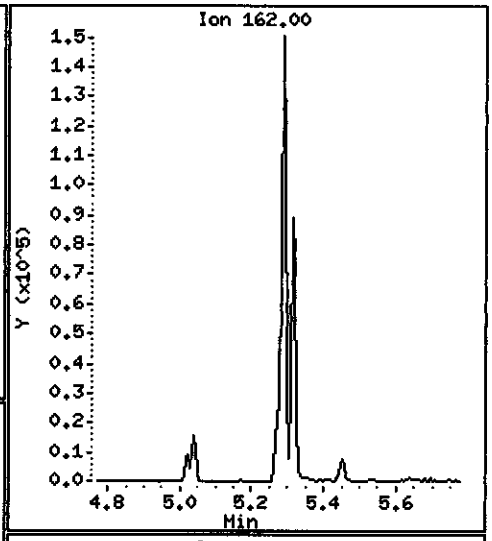

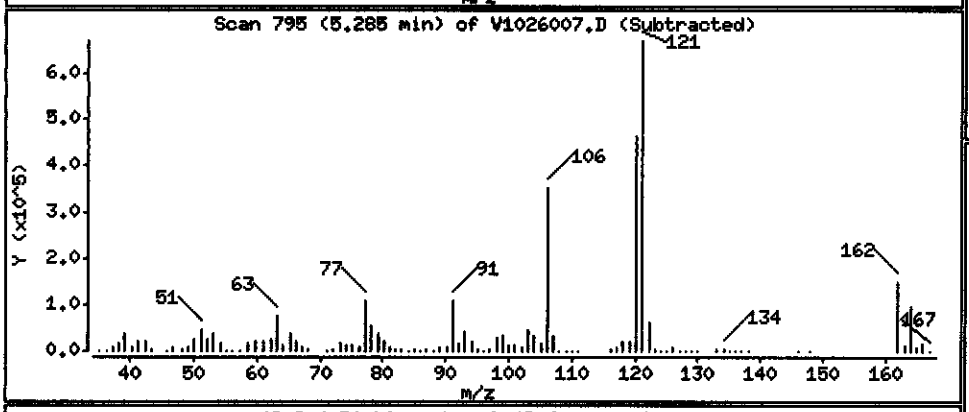

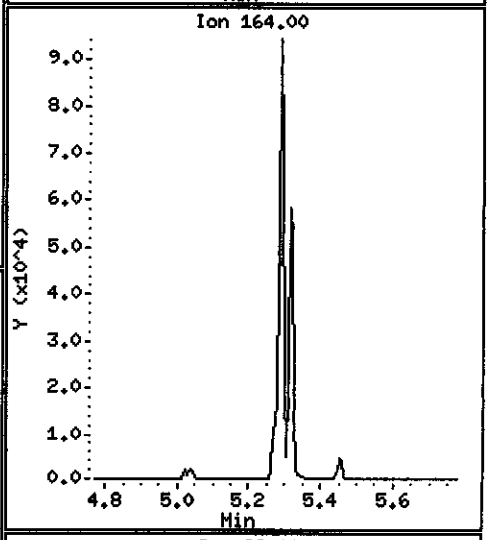

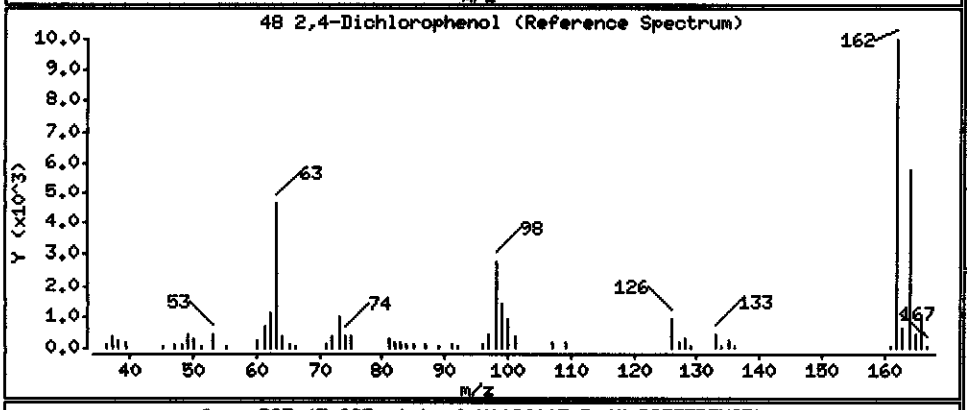

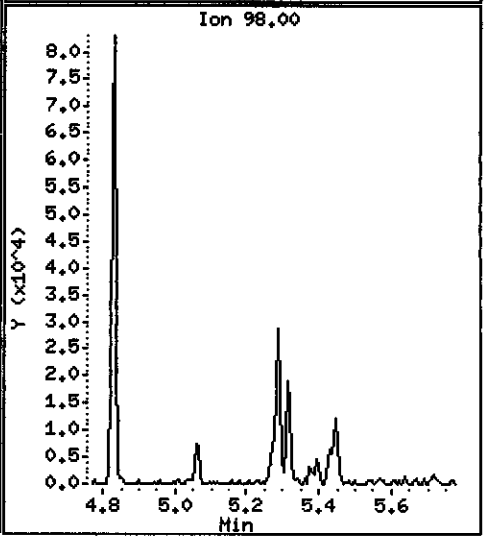

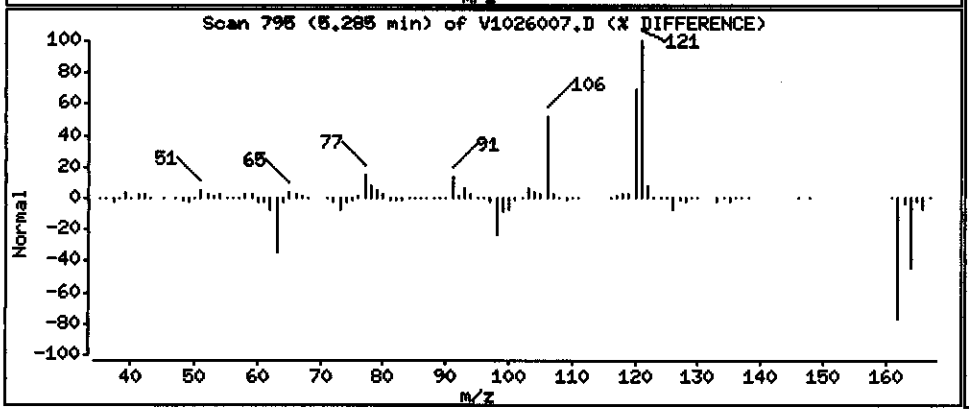

Data File: \\PITSVR06\D\chem\731.i\V102608.b\V1026007.D

Date : 27-OCT-2008 01:33

Client ID: EW-1-1008

Instrument: 731.i

Sample Info: C8J160331-004 10/20/08 h2o (8295020) 8270c

Volume Injected (uL): 2.0

Operator: 003200

Column phase: DB5-MS

Column diameter: 0.32

50 1,2,4-Trichlorobenzene

Concentration: 0.18686 ug/L

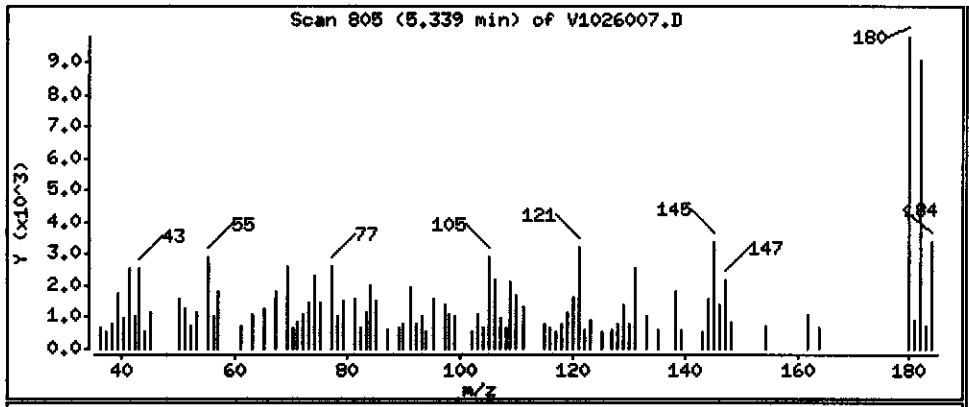

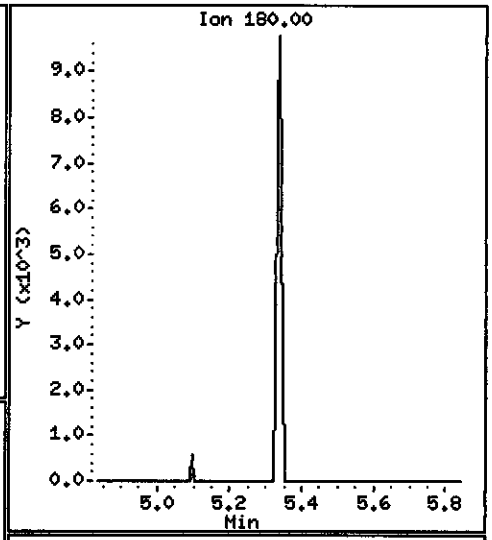

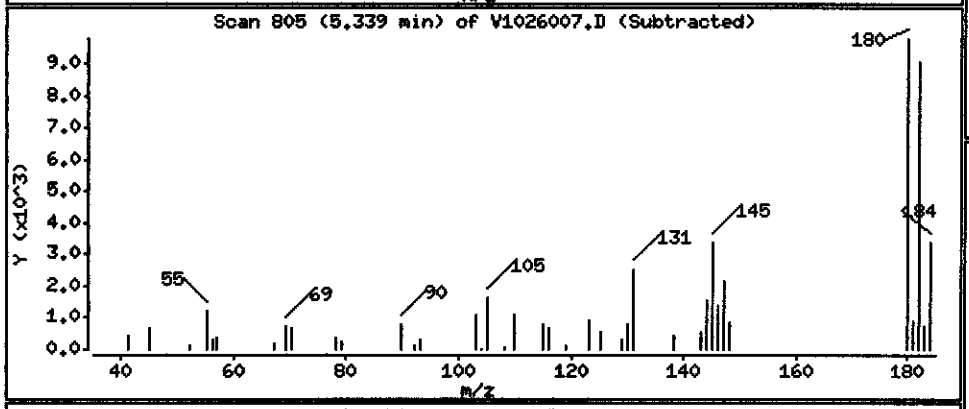

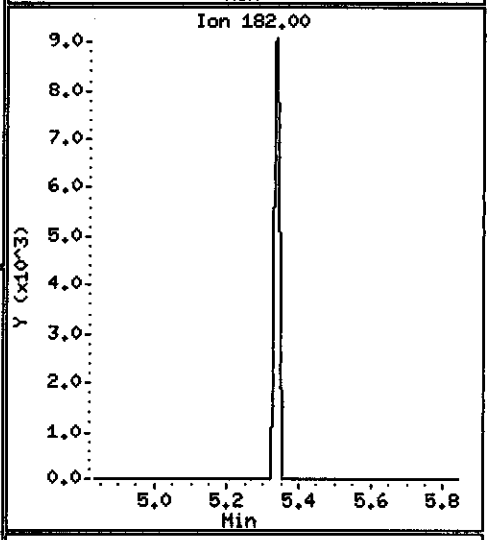

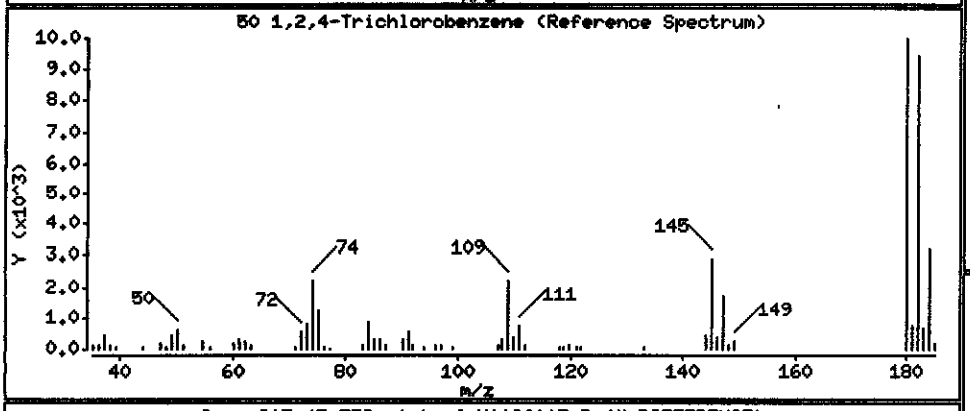

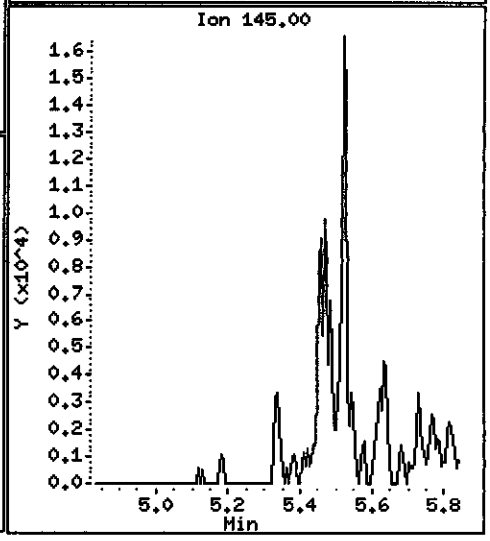

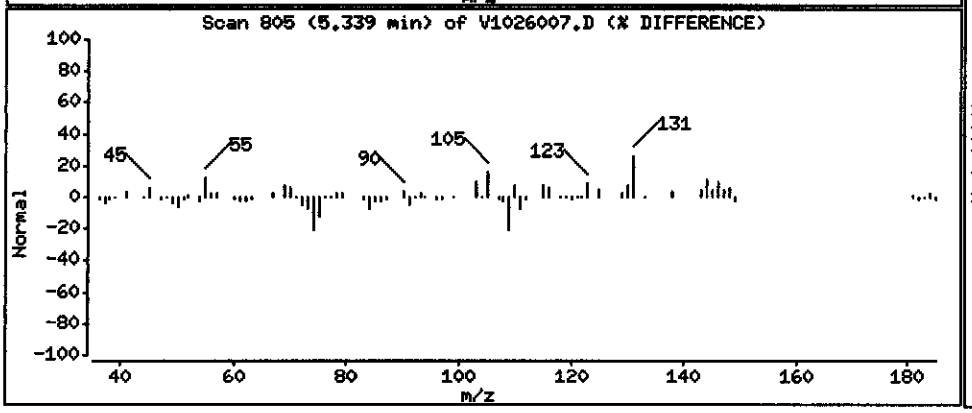

Data File: \\PITSVR06\D\chem\731.i\V102608.b\V1026007.D

Date : 27-OCT-2008 01:33

Client ID: EW-1-1008

Instrument: 731.i

Sample Info: C8J160331-004 10/20/08 h2o (8295020) 8270c

Volume Injected (uL): 2.0

Operator: 003200

Column phase: DB5-MS

Column diameter: 0.32

52 4-Chloroaniline

Concentration: 95.658 ug/L

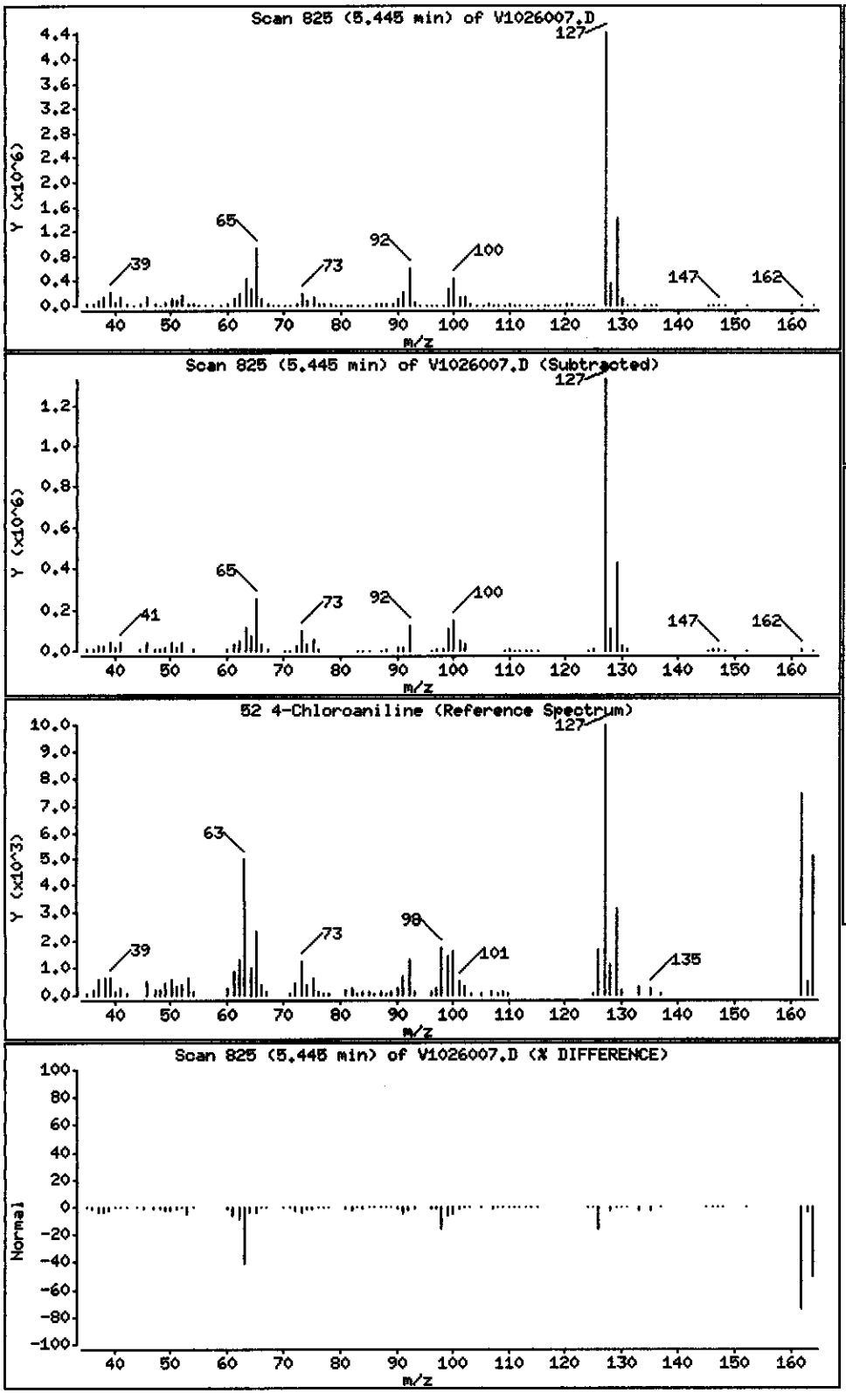

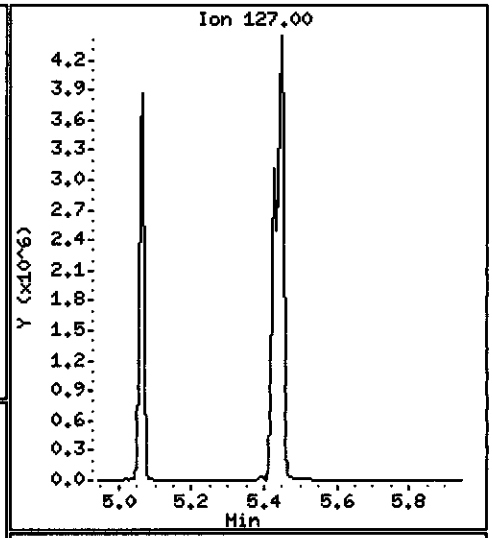

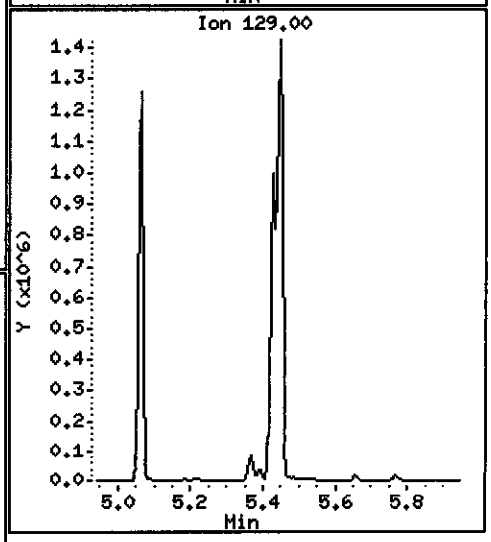

Data File: \\PITSVR06\D\chem\731.i\V102608.b\V1026007.D

Date : 27-OCT-2008 01:33

Client ID: EW-1-1008

Instrument: 731.i

Sample Info: C8J160331-004 10/20/08 h2o (8295020) 8270c

Volume Injected (uL): 2.0

Operator: 003200

Column phase: DB5-MS

Column diameter: 0.32

63 1-Methylnaphthalene

Concentration: 1.8116 ug/L

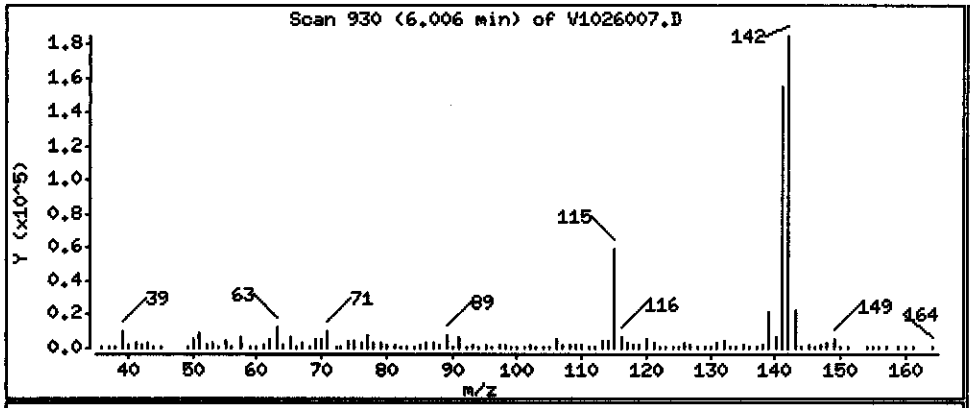

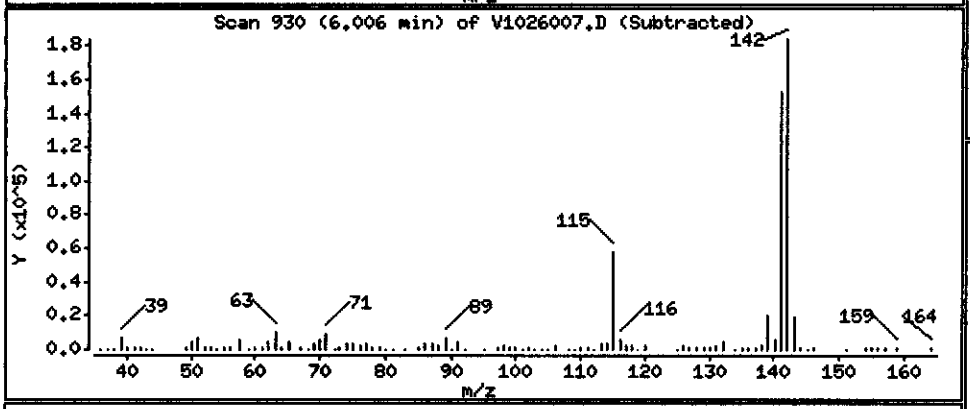

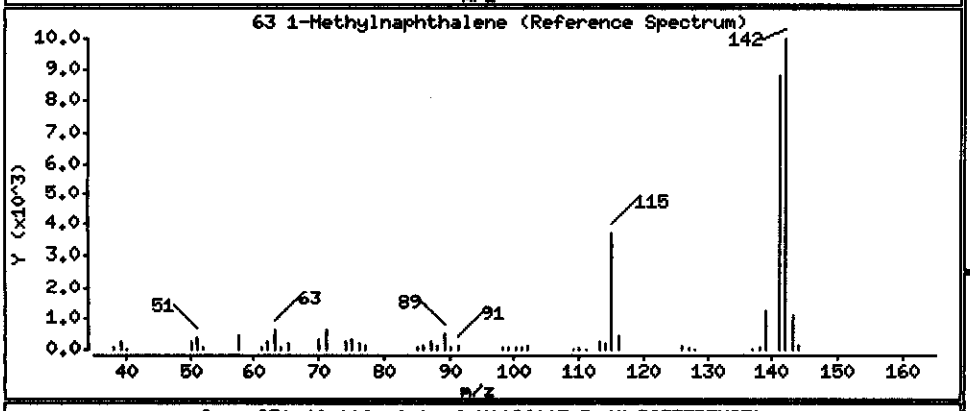

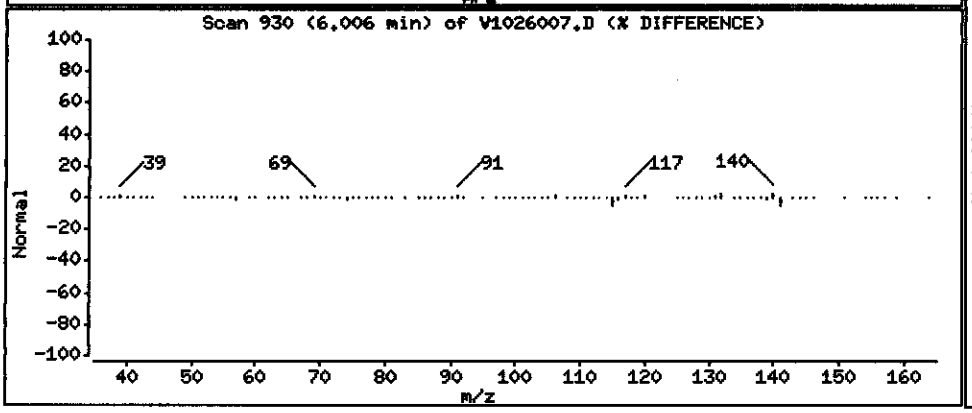

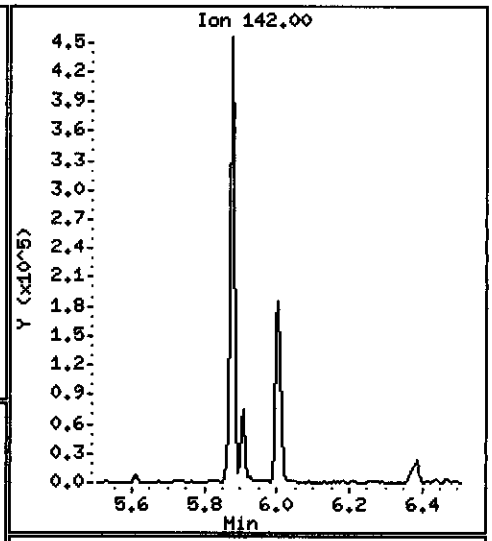

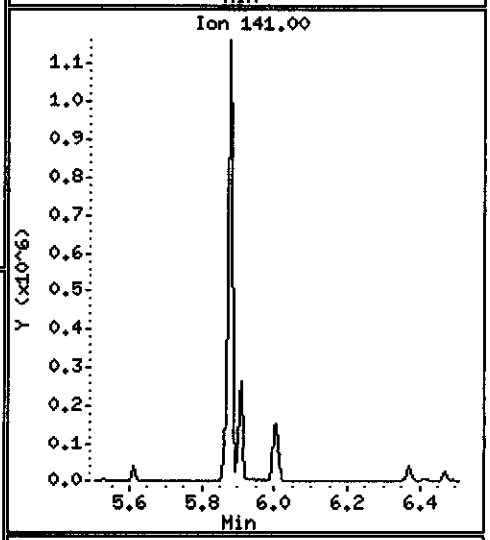

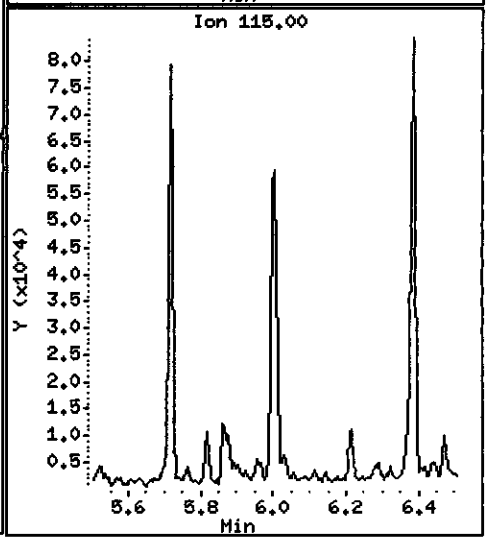

Data File: \\PITSVR06\D\chem\731.i\V102608.b\V1026007.D

Date : 27-OCT-2008 01:33

Client ID: EW-1-1008 Instrument: 731.i

Sample Info: C8J160331-004 10/20/08 h2o (8295020) 8270c

Volume Injected (uL): 2.0 Operator: 003200

Column phase: DB5-MS Column diameter: 0.32

209 1,1'-Biphenyl Concentration: 0.36700 ug/L

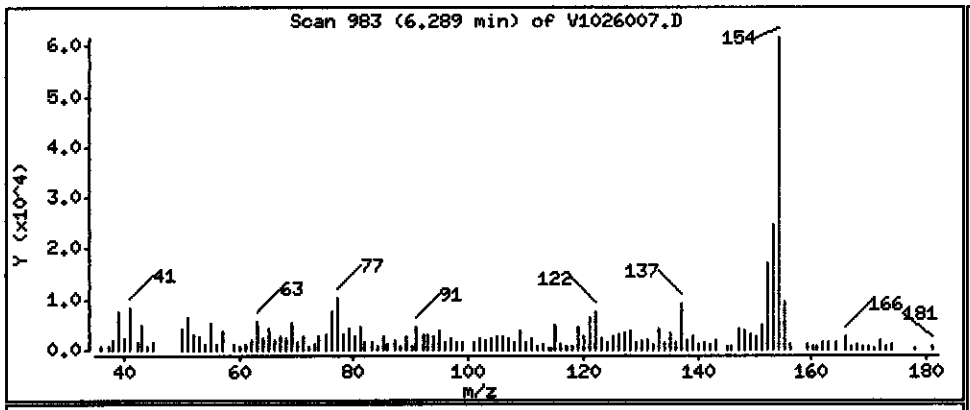

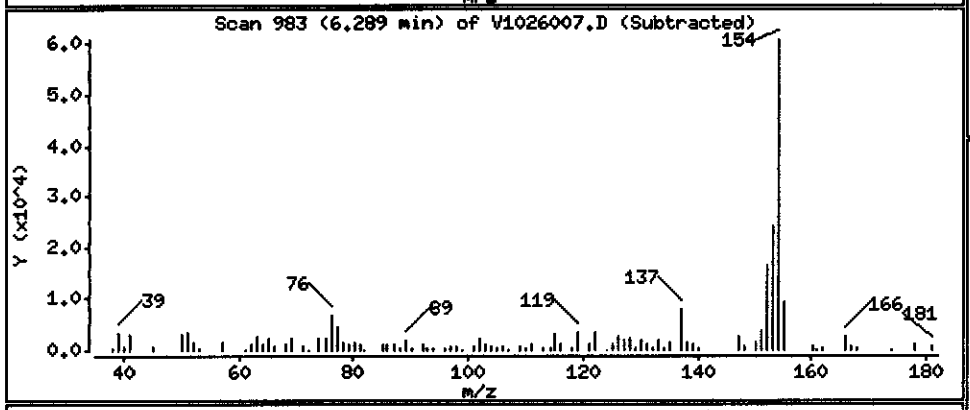

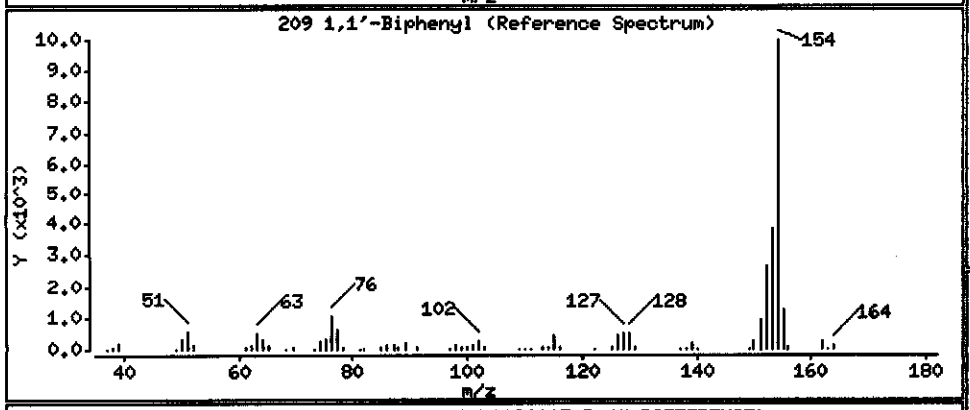

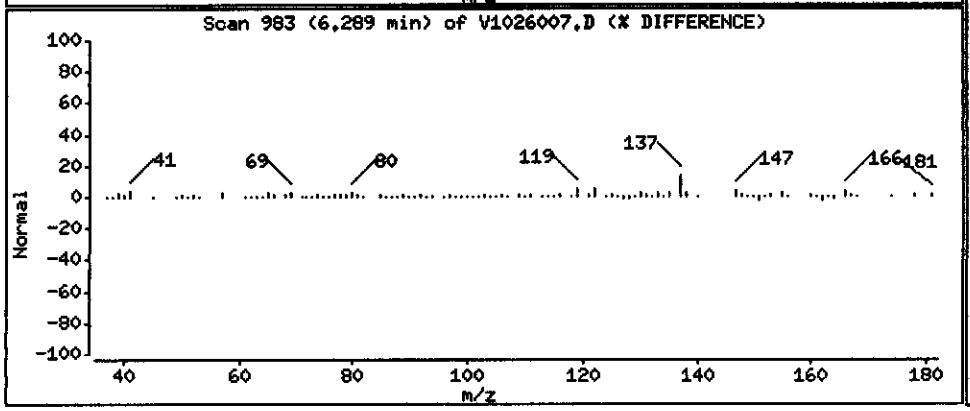

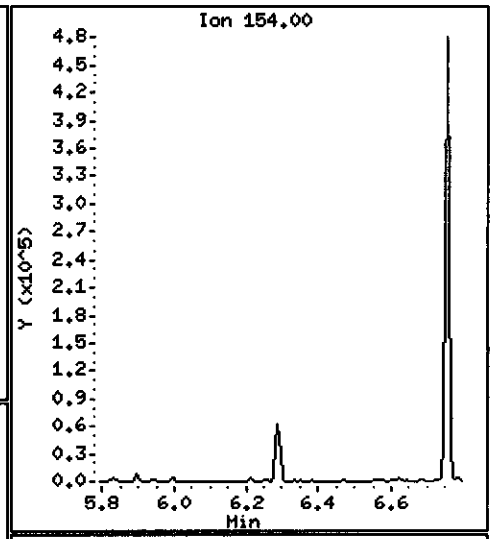

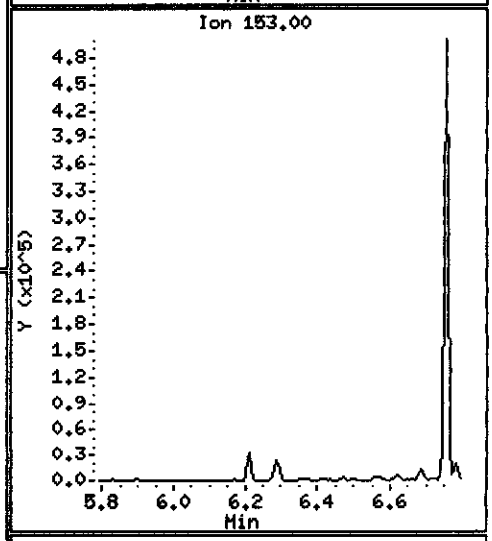

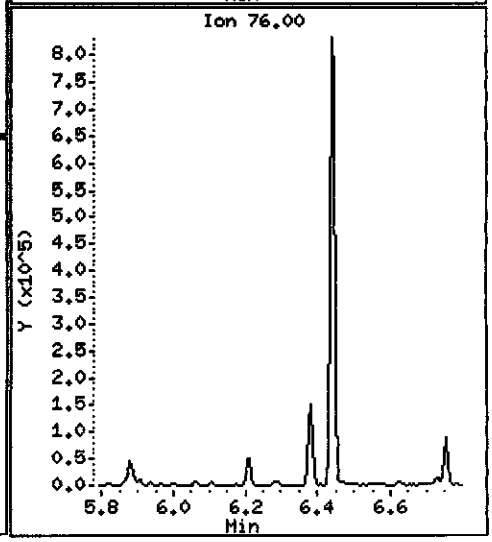

Data File: \\PITSVR06\D\chem\731.i\V102608.b\V1026007.D

Date : 27-OCT-2008 01:33

Client ID: EW-1-1008

Instrument: 731.i

Sample Info: C8J160331-004 10/20/08 h2o (8295020) 8270c

Volume Injected (uL): 2.0

Operator: 003200

Column phase: DB5-MS

Column diameter: 0.32

82 Acenaphthene

Concentration: 3.6347 ug/L

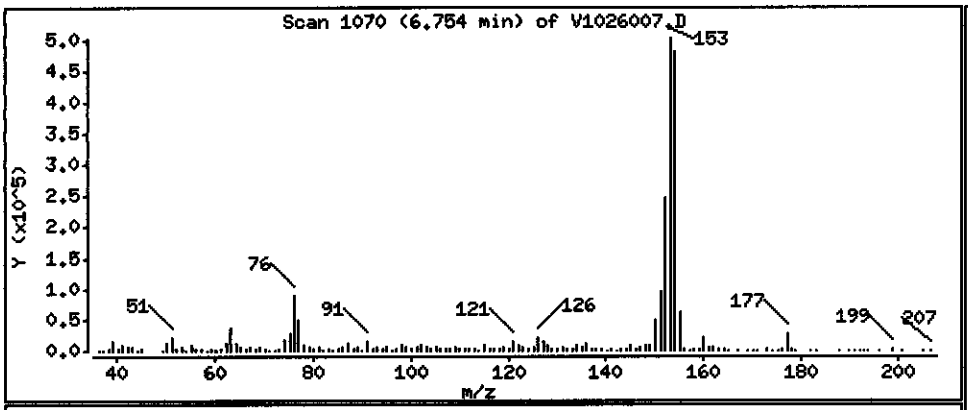

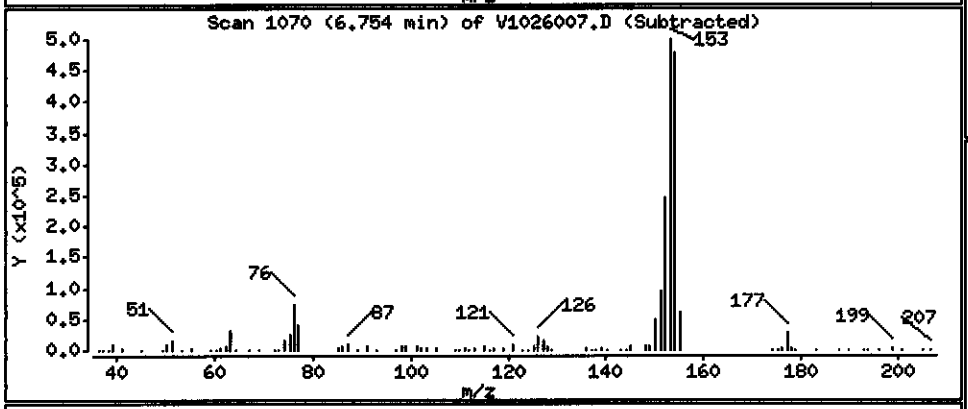

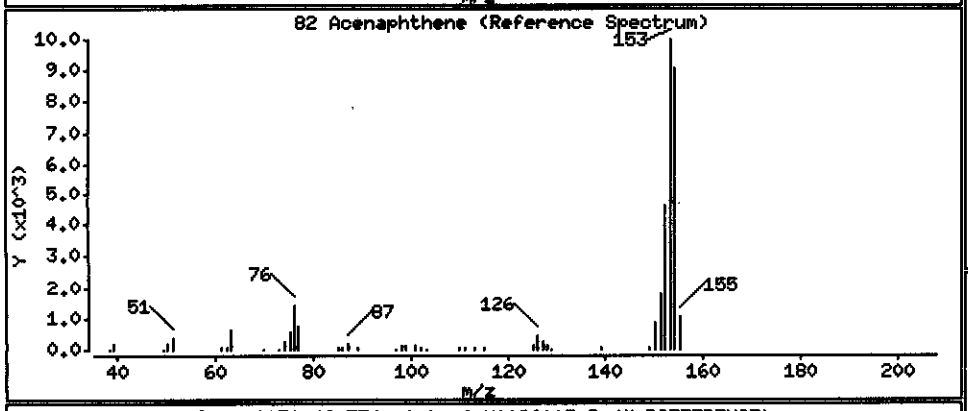

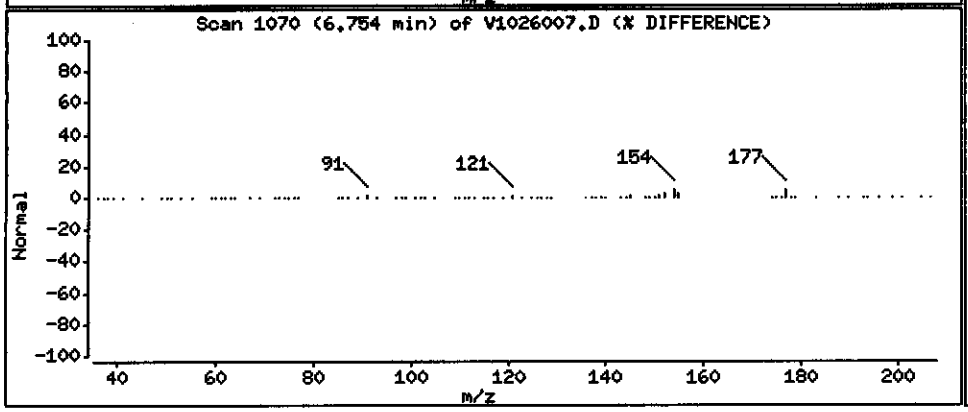

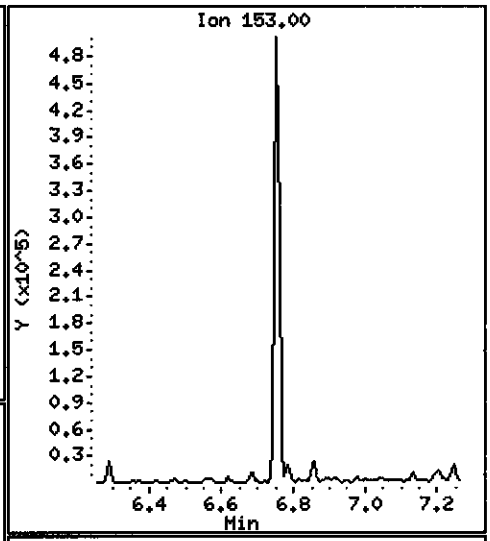

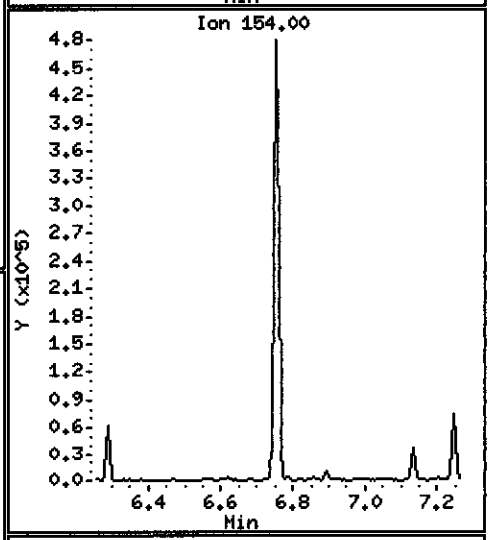

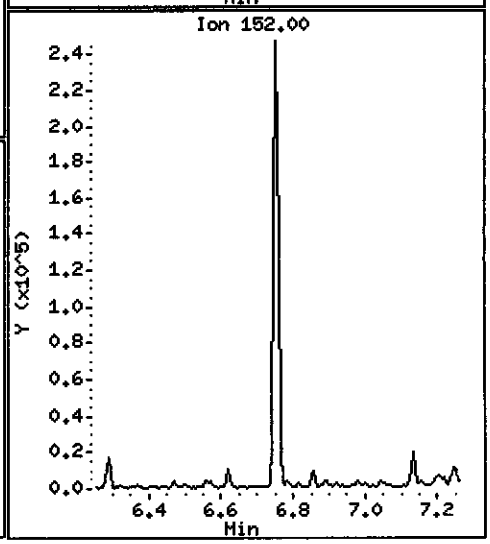

Data File: \\PITSVR06\D\chem\731.i\V102608.b\V1026007.D

Date : 27-OCT-2008 01:33

Client ID: EW-1-1008

Instrument: 731.i

Sample Info: C8J160331-004 10/20/08 h2o (8295020) 8270c

Volume Injected (uL): 2.0

Operator: 003200

Column phase: DB5-MS

Column diameter: 0.32

86 Dibenzofuran

Concentration: 0.57772 ug/L

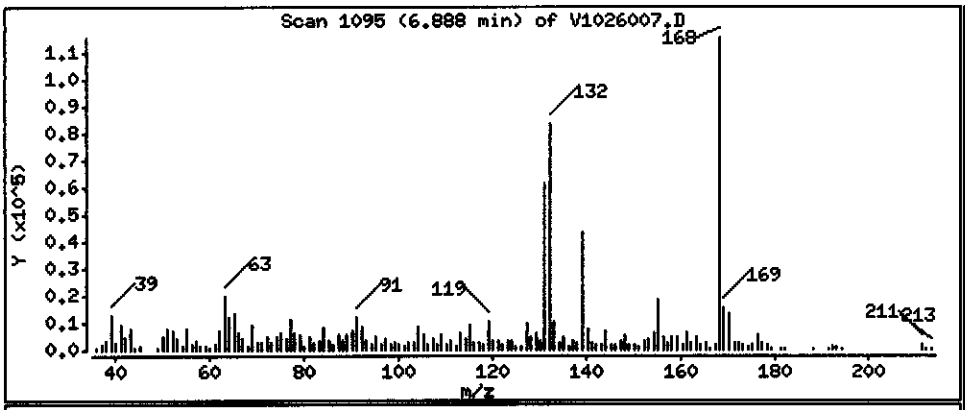

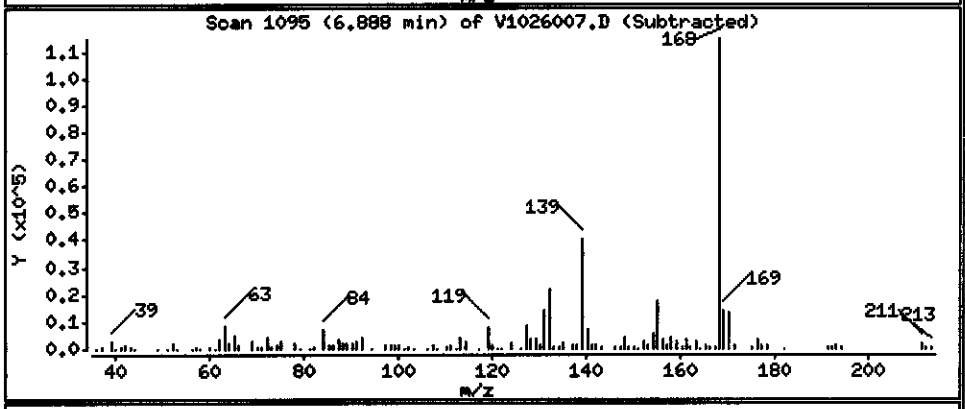

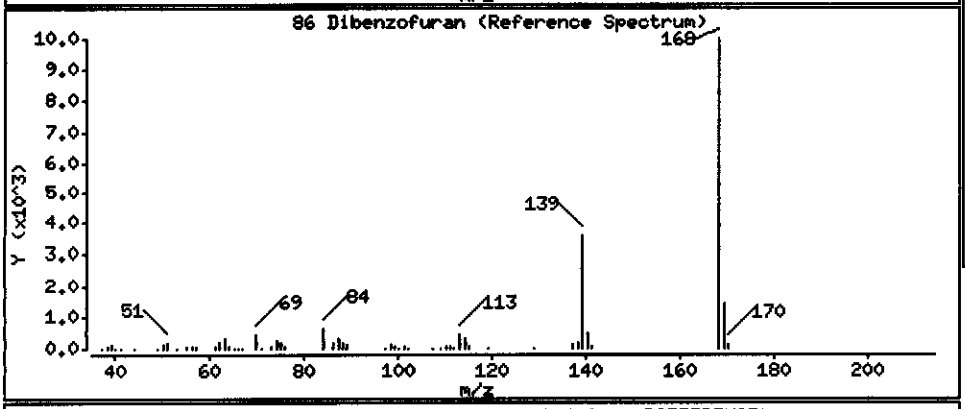

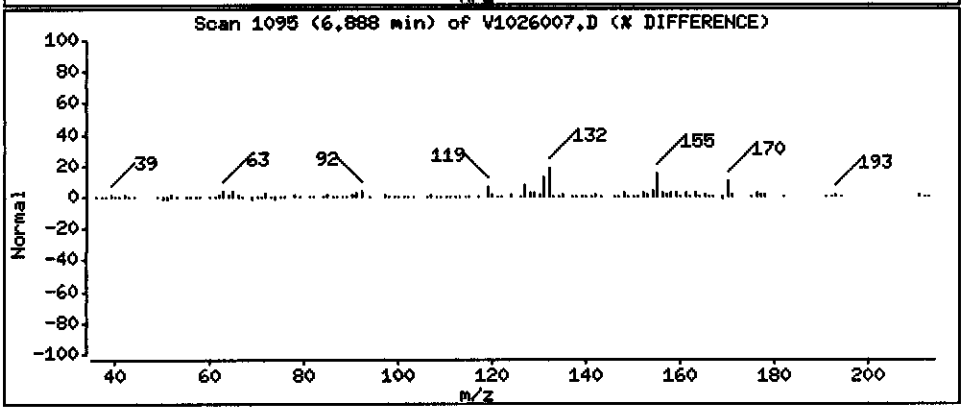

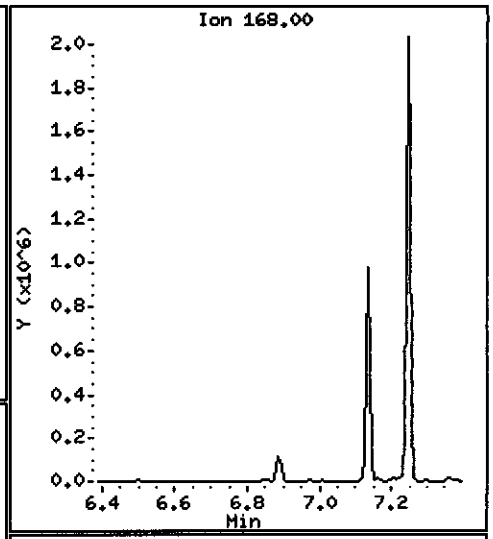

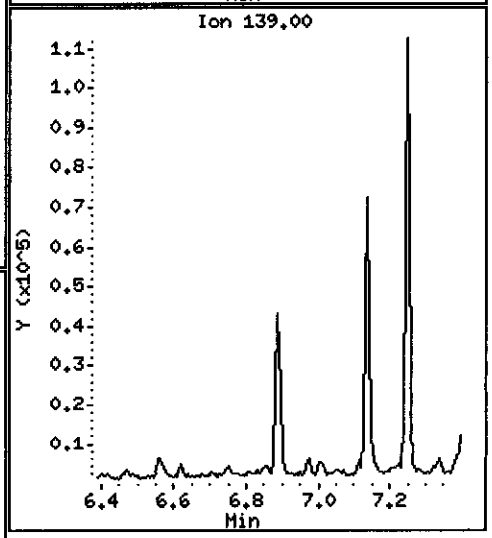

Data File: \\PITSVR06\D\chem\731.i\V102608.b\V1026007.D

Date : 27-OCT-2008 01:33

Client ID: EW-1-1008

Instrument: 731.i

Sample Info: C8J160331-004 10/20/08 h2o (8295020) 8270c

Volume Injected (uL): 2.0

Operator: 003200

Column phase: DB5-MS

Column diameter: 0.32

92 2-Naphthylamine

Concentration: 21.700 ug/L

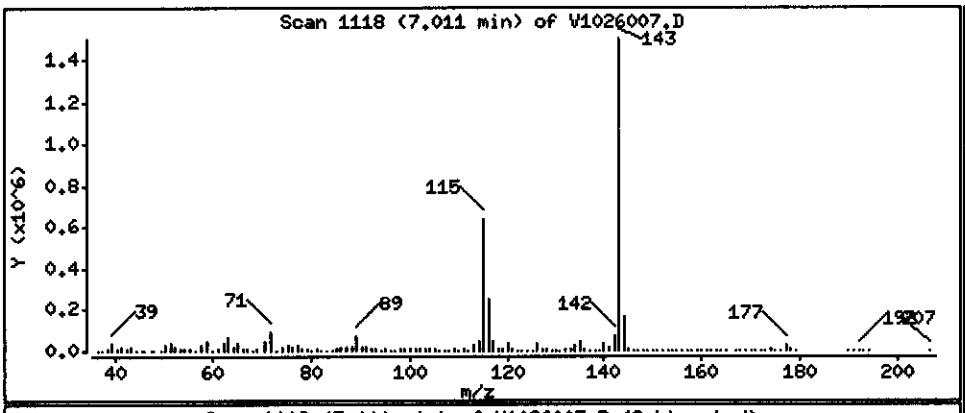

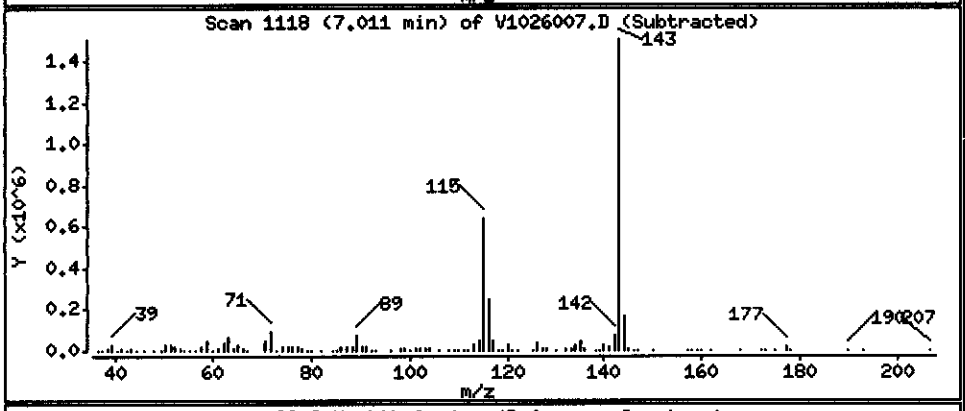

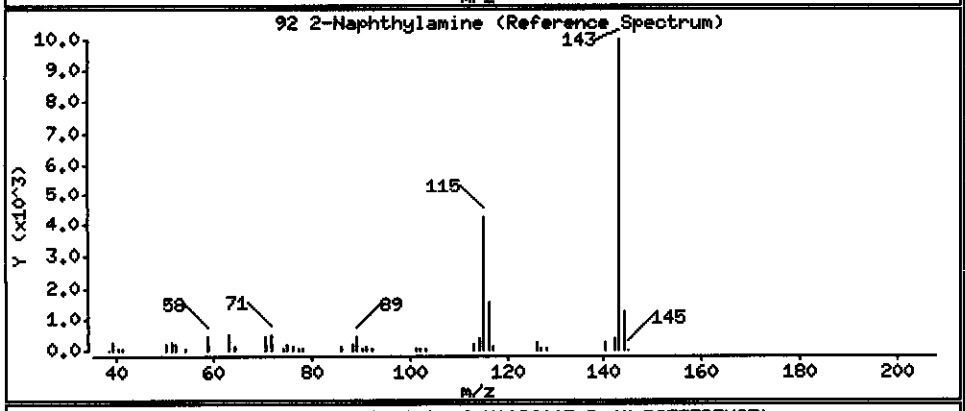

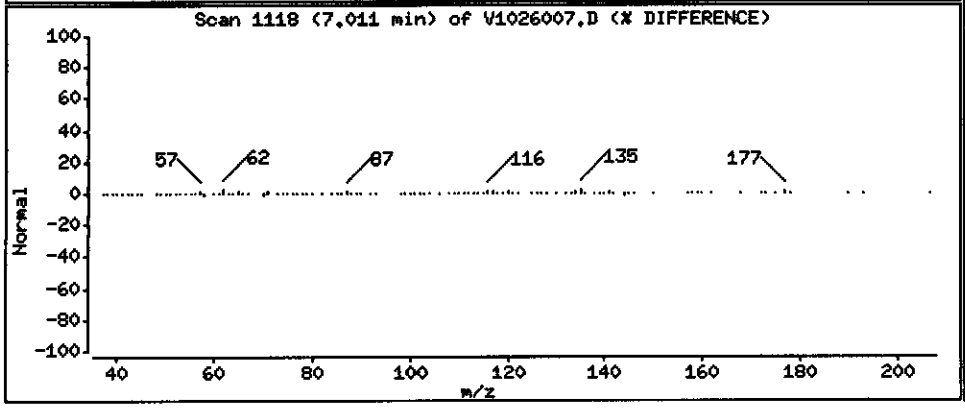

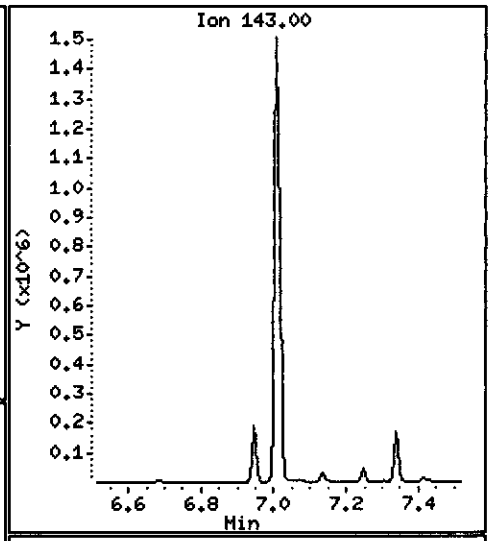

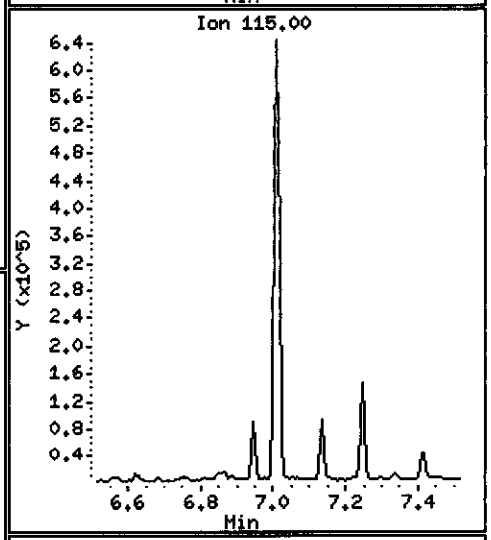

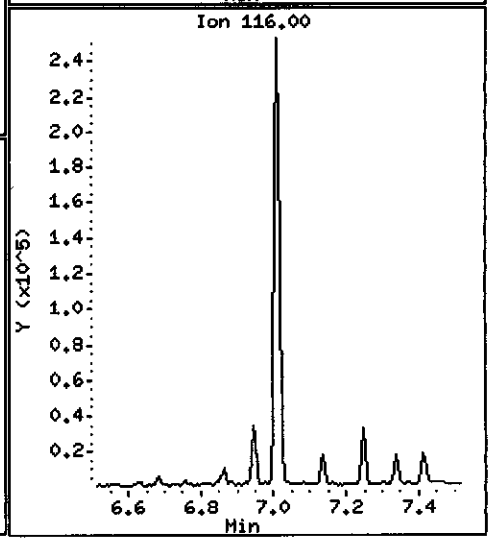

Data File: \\PITSVR06\D\chem\731.i\V102608.b\V1026007.D

Date : 27-OCT-2008 01:33

Client ID: EW-1-1008

Instrument: 731.i

Sample Info: C8J160331-004 10/20/08 h2o (8295020) 8270c

Volume Injected (uL): 2.0

Operator: 003200

Column phase: DB5-MS

Column diameter: 0.32

99 N-Nitrosodiphenylamine (1)

Concentration: 29.371 ug/L

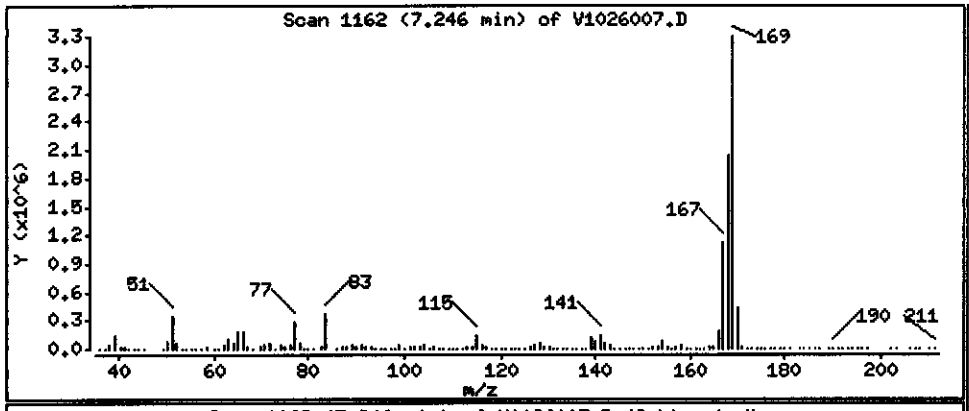

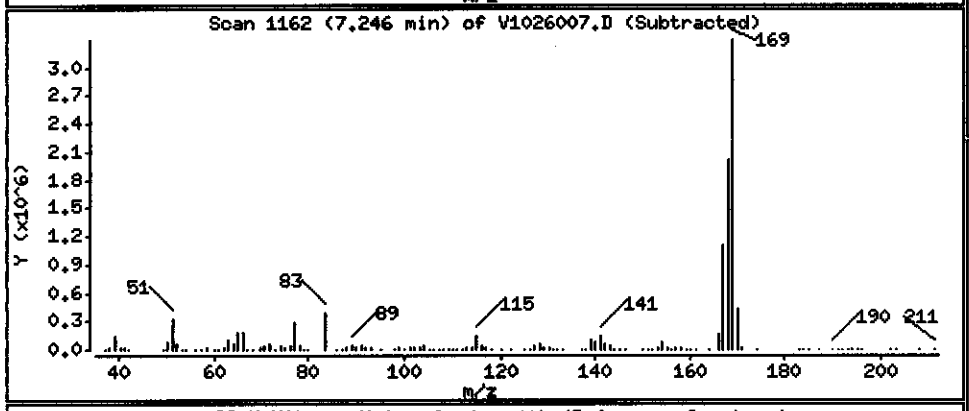

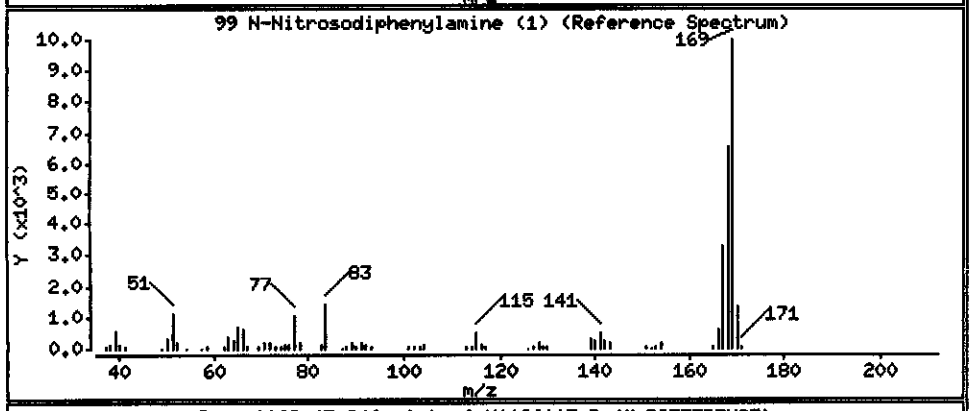

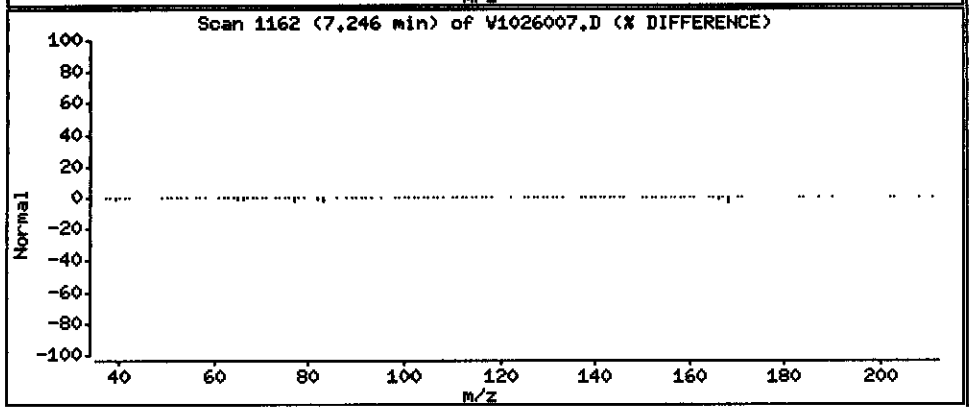

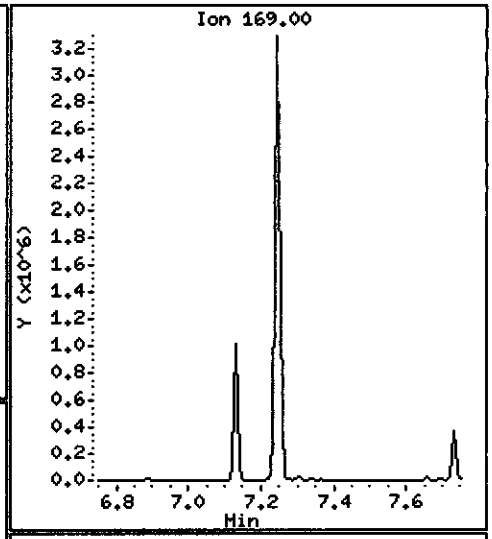

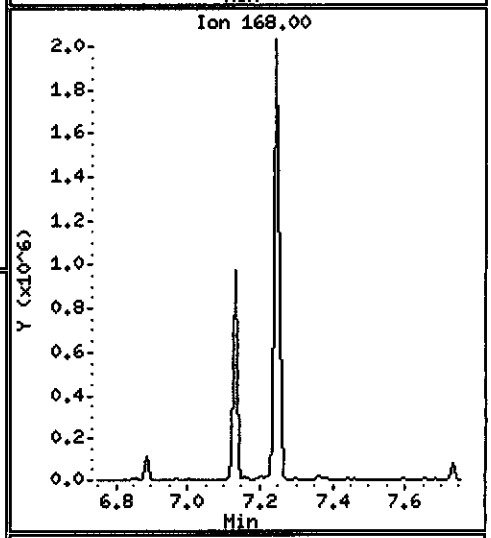

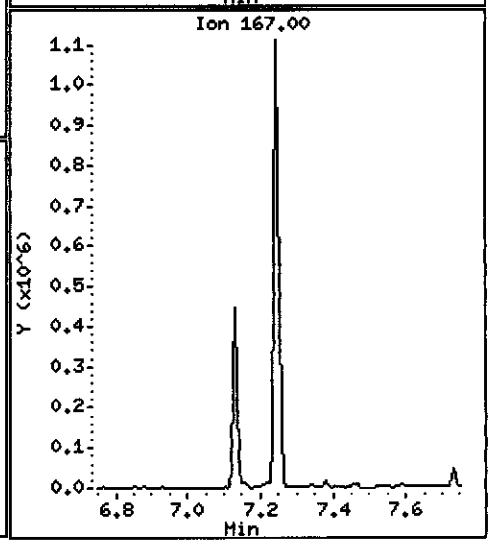

Data File: \\PITSVR06\D\chem\731.i\V102608.b\V1026007.D

Date : 27-OCT-2008 01:33

Client ID: EW-1-1008

Instrument: 731.i

Sample Info: C8J160331-004 10/20/08 h2o (8295020) 8270c

Volume Injected (uL): 2.0

Operator: 003200

Column phase: DB5-MS

Column diameter: 0.32

116 Anthracene

Concentration: 0.18794 ug/L

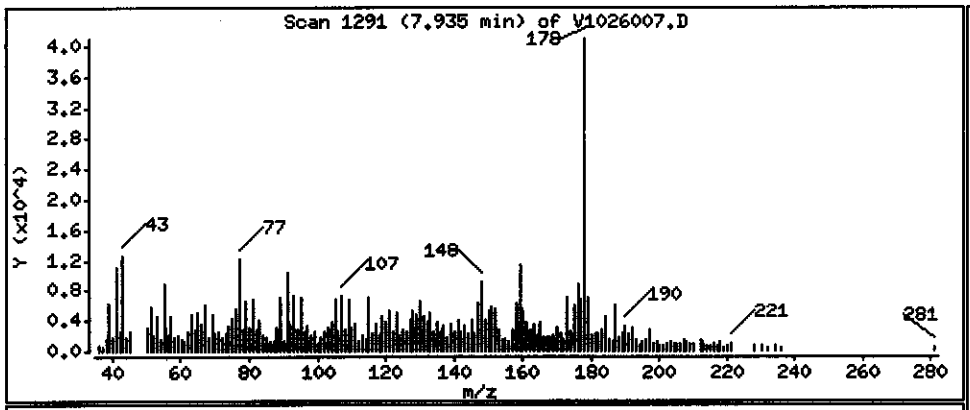

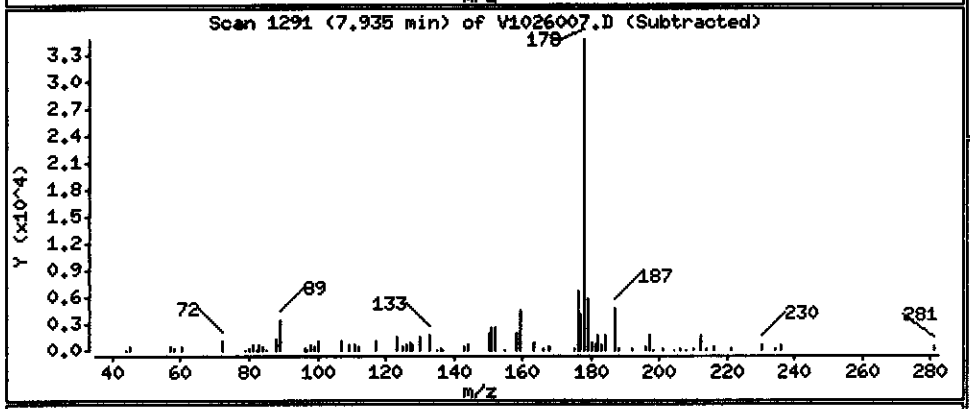

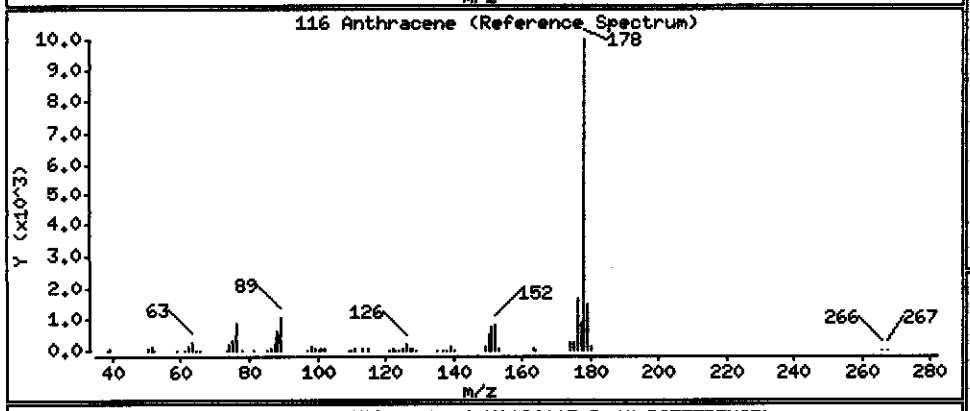

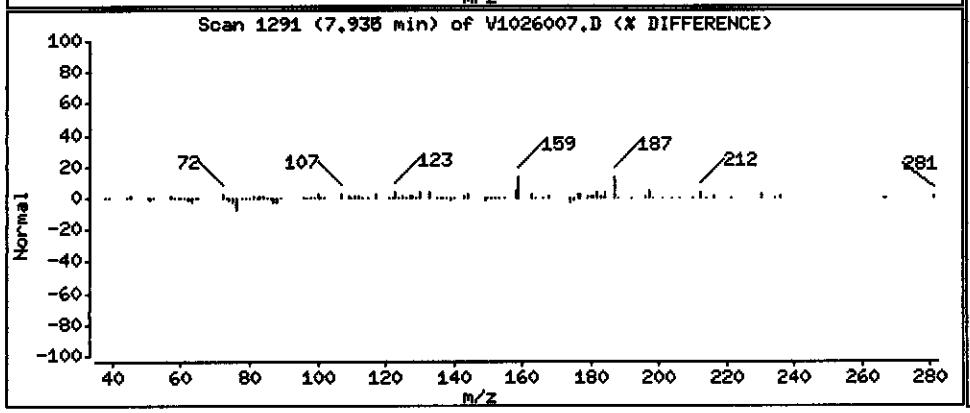

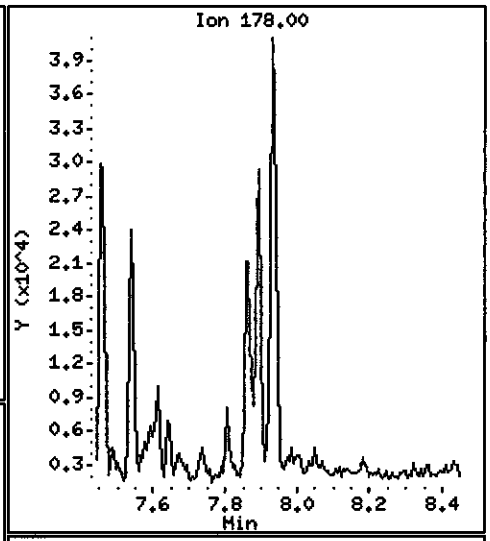

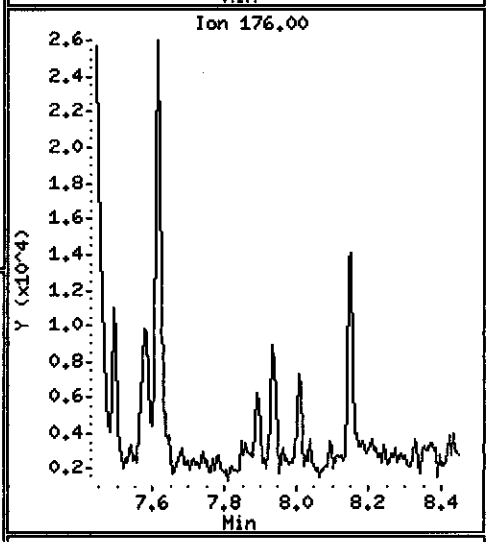

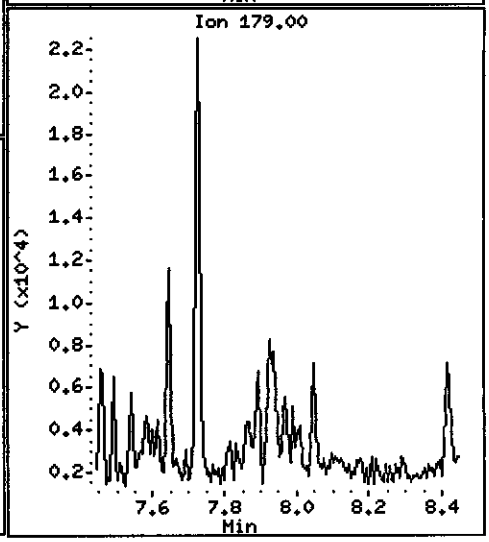

Data File: \\PITSVR06\D\chem\731.i\V102608.b\V1026007.D

Date : 27-OCT-2008 01:33

Client ID: EW-1-1008

Instrument: 731.i

Sample Info: C8J160331-004 10/20/08 h2o (8295020) 8270c

Volume Injected (uL): 2.0

Operator: 003200

Column phase: DB5-MS

Column diameter: 0.32

119 Carbazole

Concentration: 0.83958 ug/L

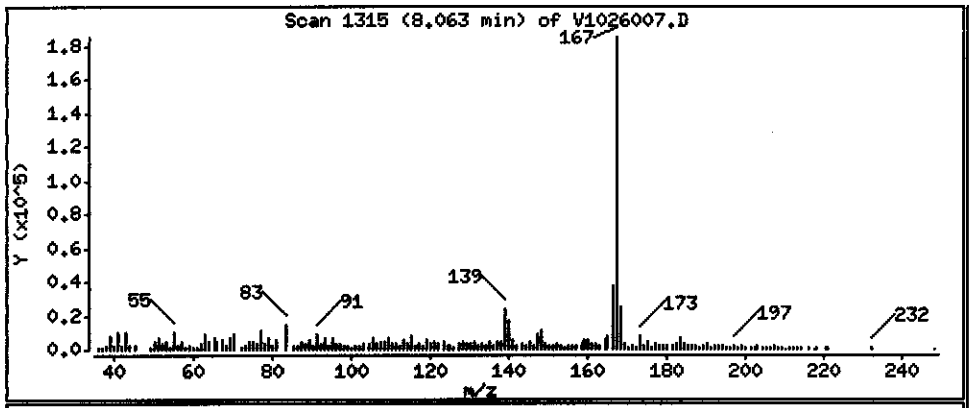

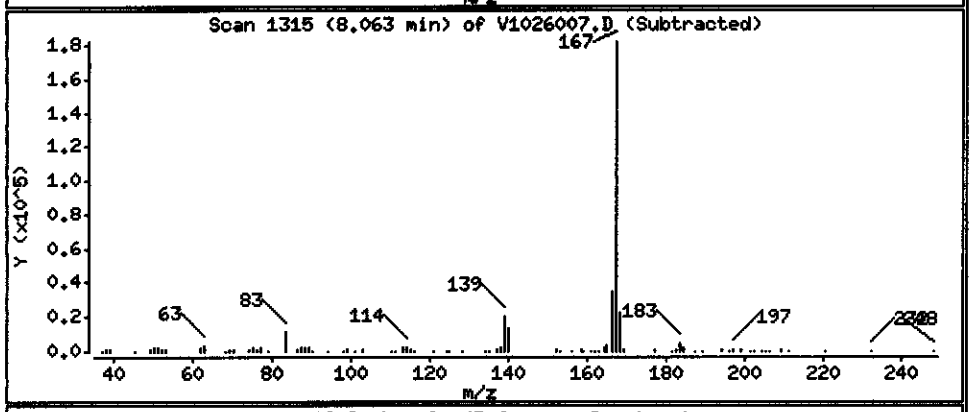

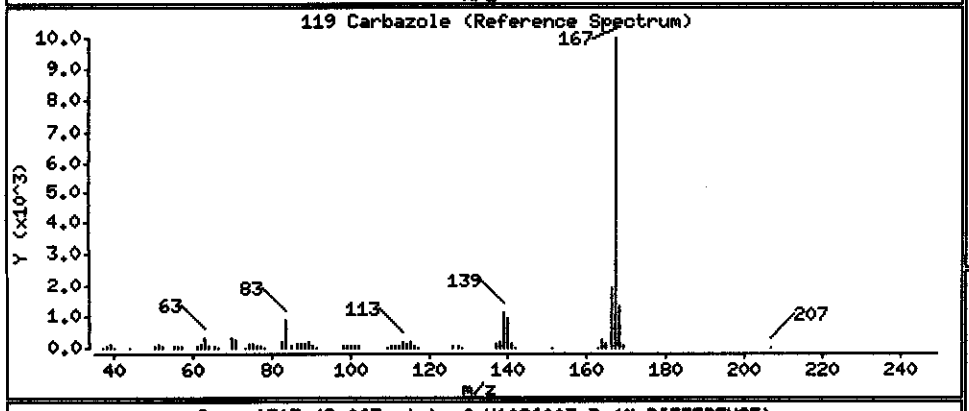

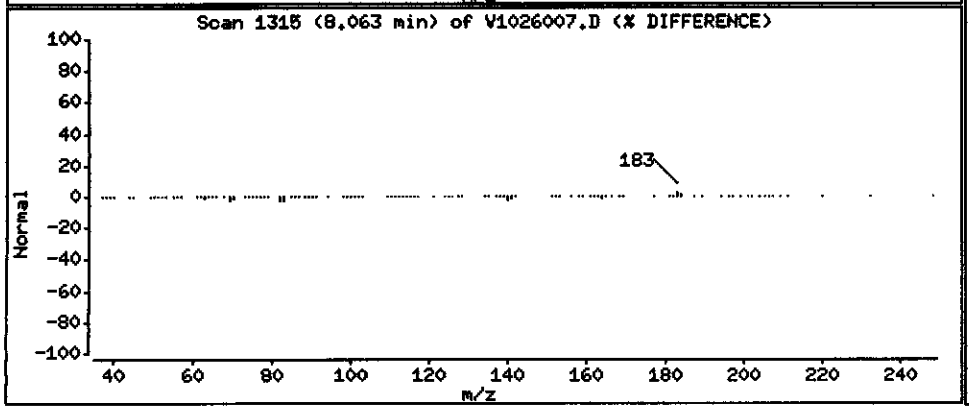

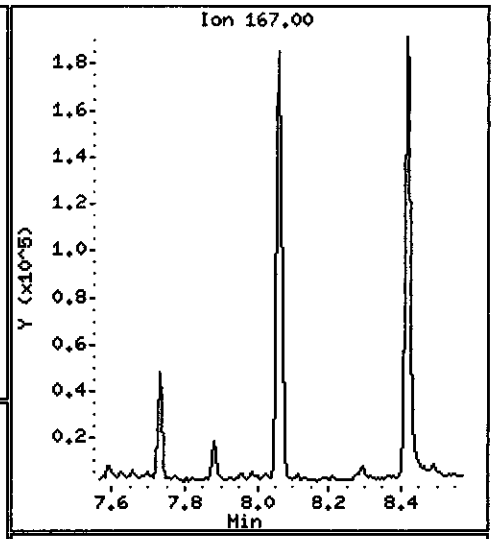

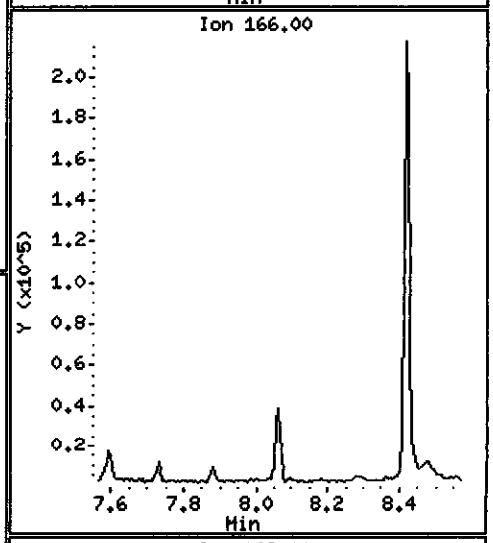

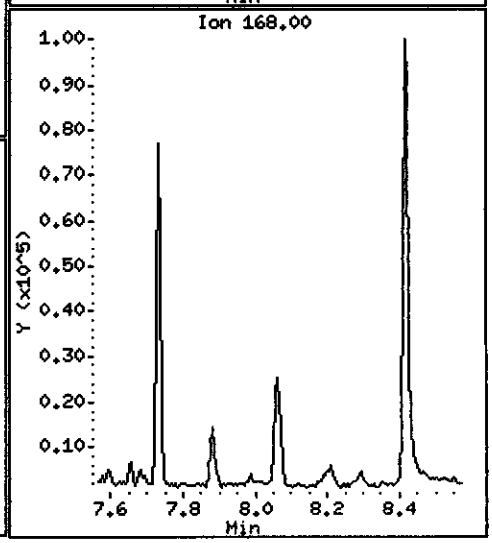

Data File: \\PITSVR06\D\chem\731.i\V102608.b\V1026007.D

Date : 27-OCT-2008 01:33

Client ID: EW-1-1008

Instrument: 731.i

Sample Info: C8J160331-004 10/20/08 h2o (8295020) 8270c

Volume Injected (uL): 2.0

Operator: 003200

Column phase: DB5-MS

Column diameter: 0.32

120 Di-n-Butylphthalate

Concentration: 0.077843 ug/L

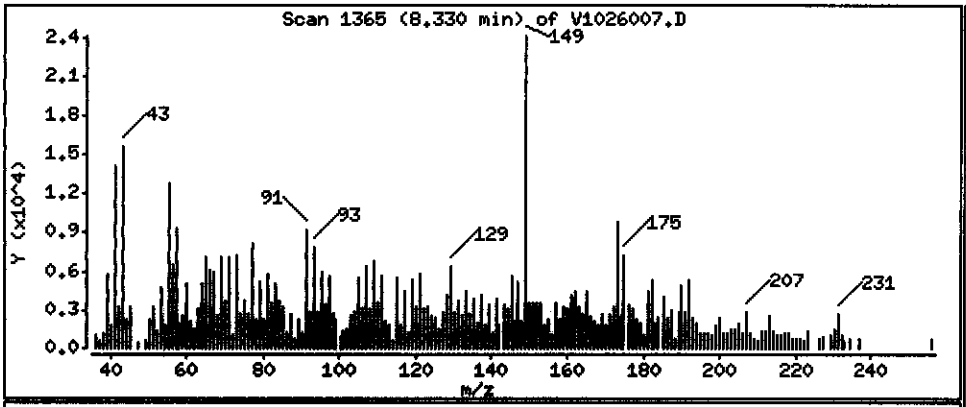

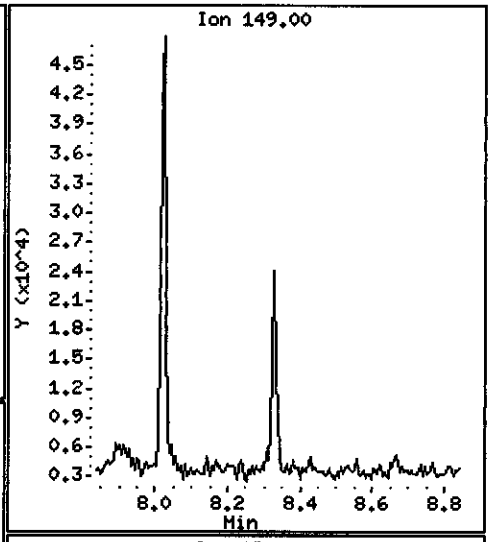

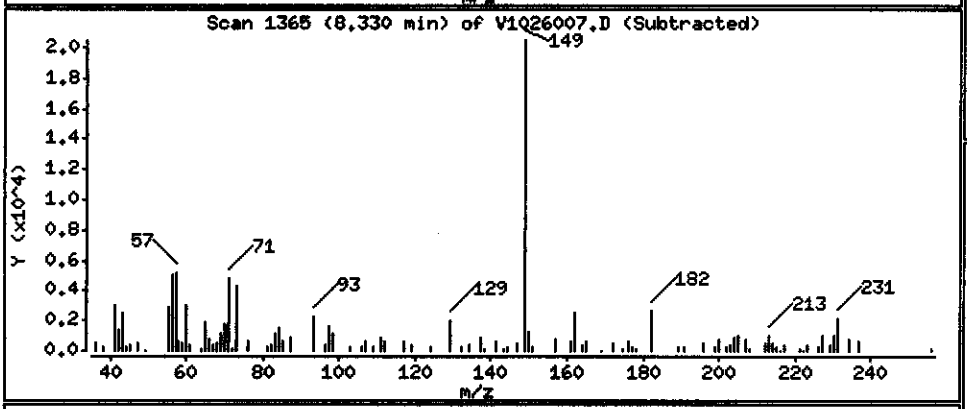

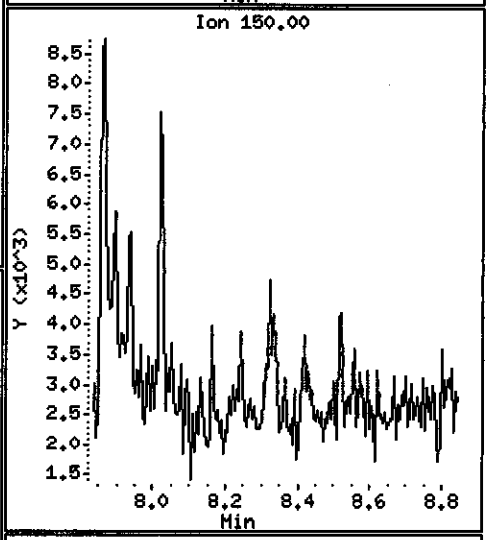

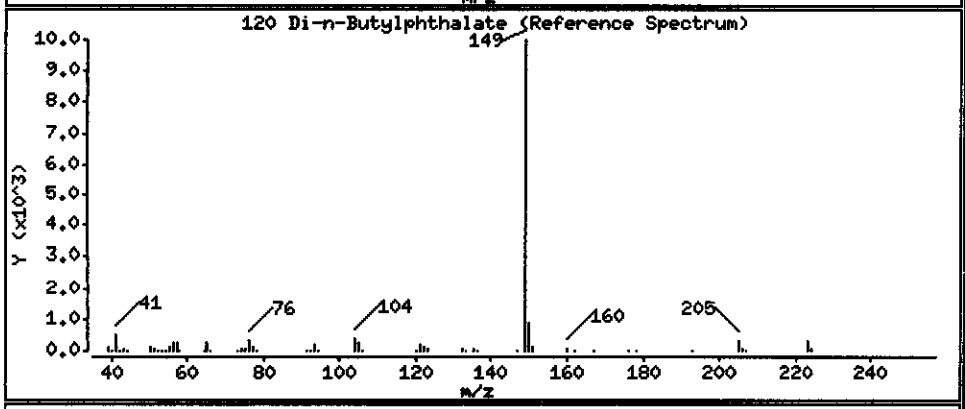

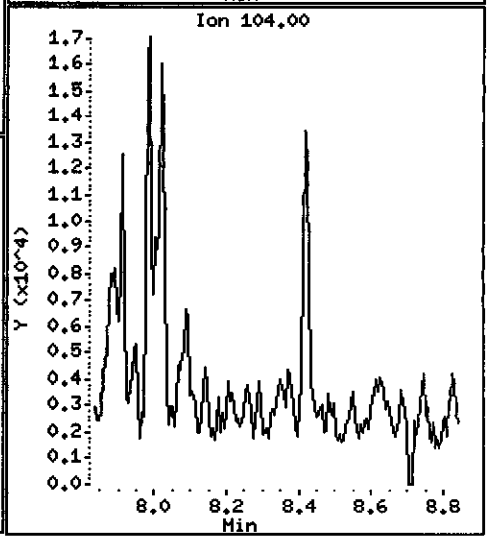

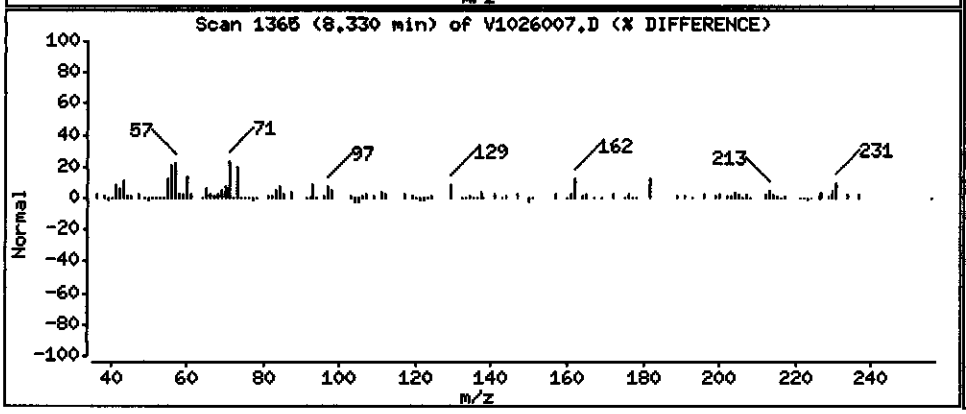

Data File: \\PITSVR06\D\chem\731.i\V102608.b\V1026007.D

Date : 27-OCT-2008 01:33

Client ID: EW-1-1008

Instrument: 731.i

Sample Info: C8J160331-004 10/20/08 h2o (8295020) 8270c

Volume Injected (uL): 2.0

Operator: 003200

Column phase: DB5-MS

Column diameter: 0.32

123 Fluoranthene

Concentration: 0.10926 ug/L

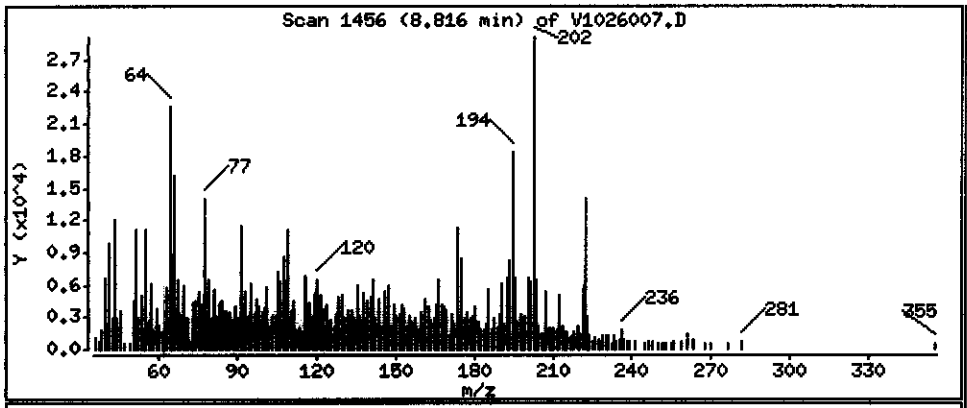

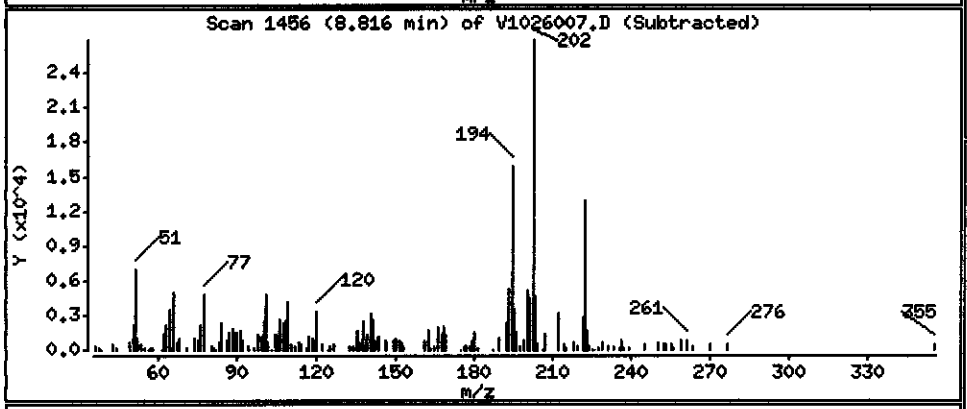

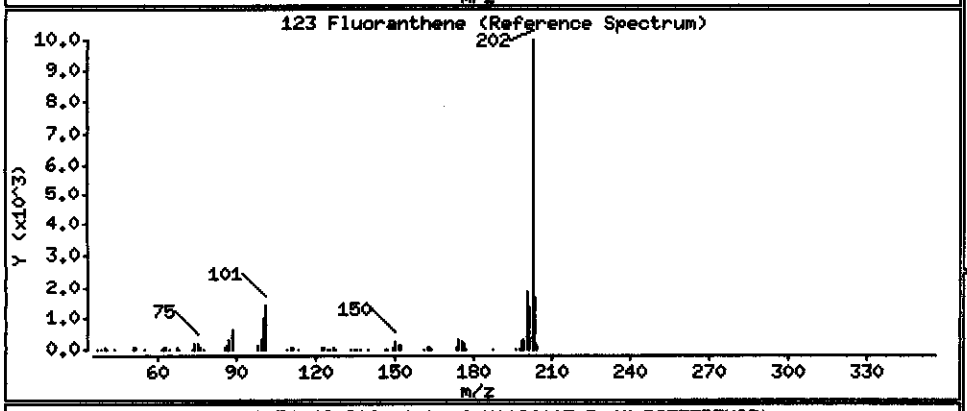

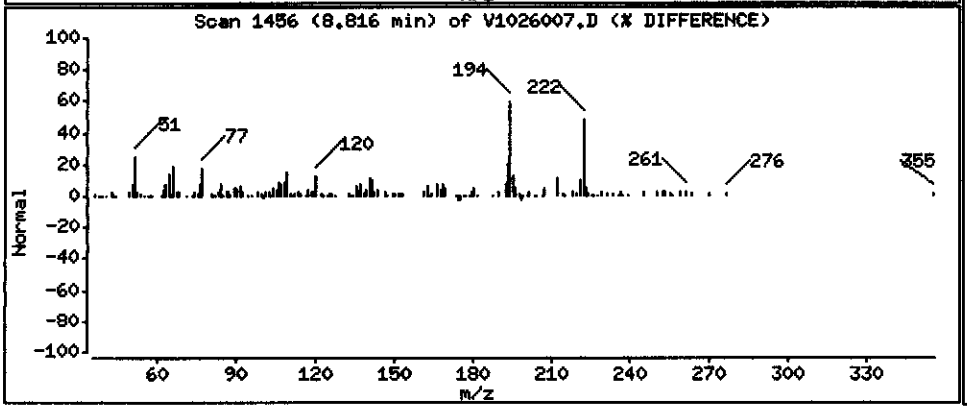

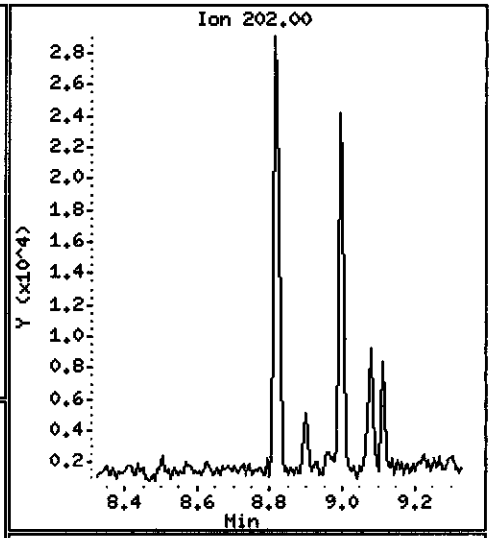

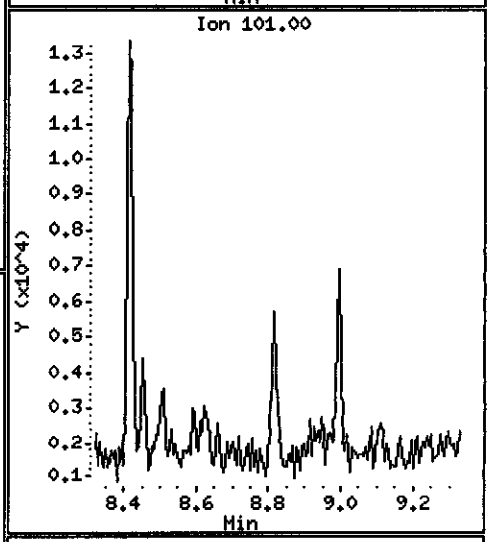

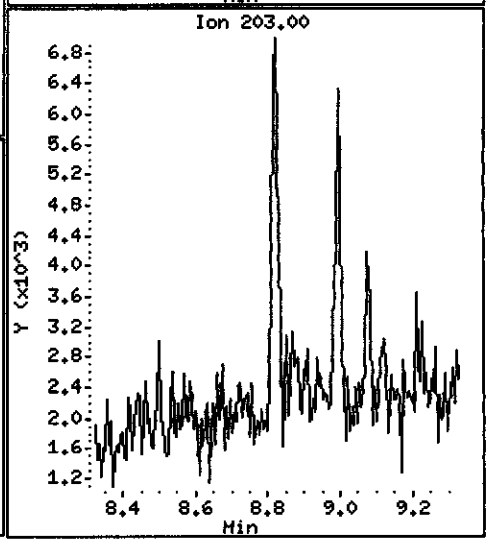

Data File: \\PITSVR06\D\chem\731.i\V102608.b\V1026007.D

Date : 27-OCT-2008 01:33

Client ID: EW-1-1008

Instrument: 731.i

Sample Info: C8J160331-004 10/20/08 h2o (8295020) 8270c

Volume Injected (uL): 2.0

Operator: 003200

Column phase: DB5-MS

Column diameter: 0.32

124 Benzidine

Concentration: 3.5017 ug/L

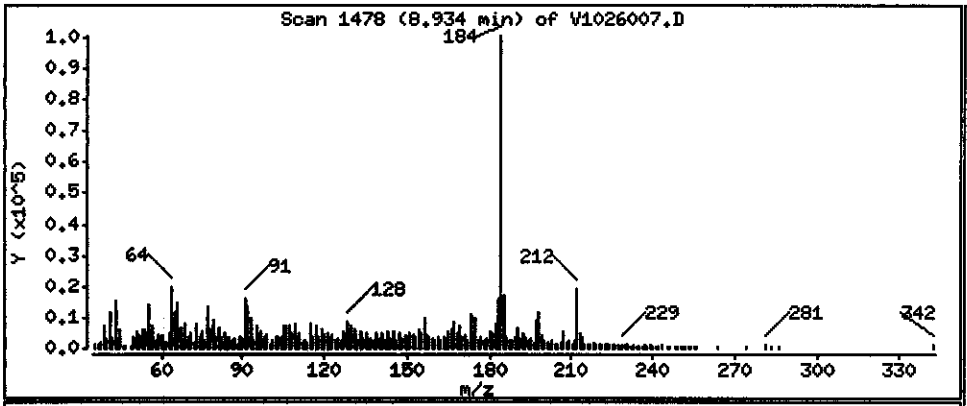

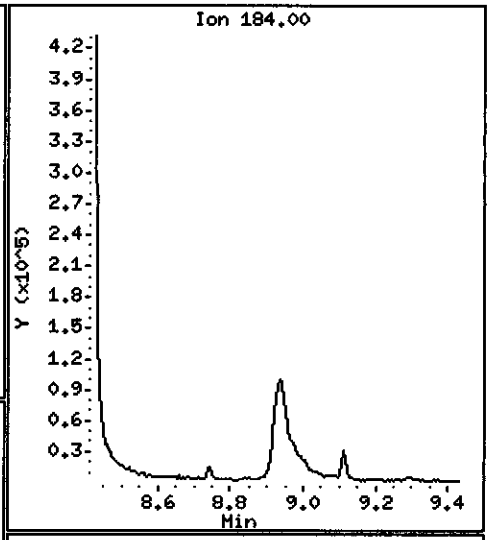

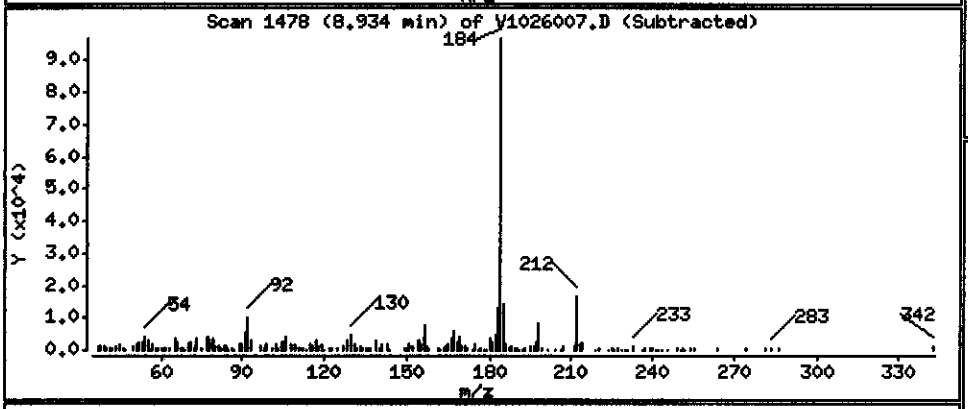

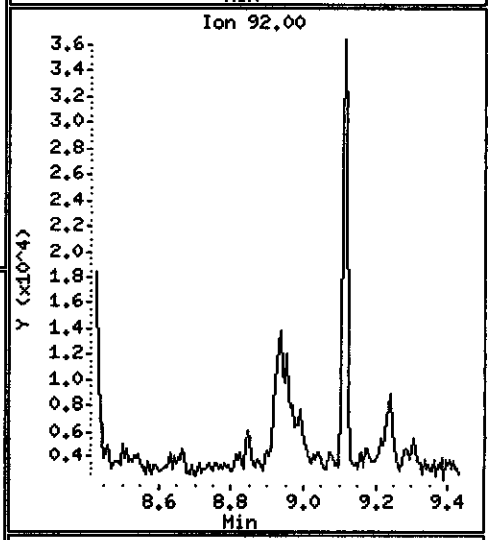

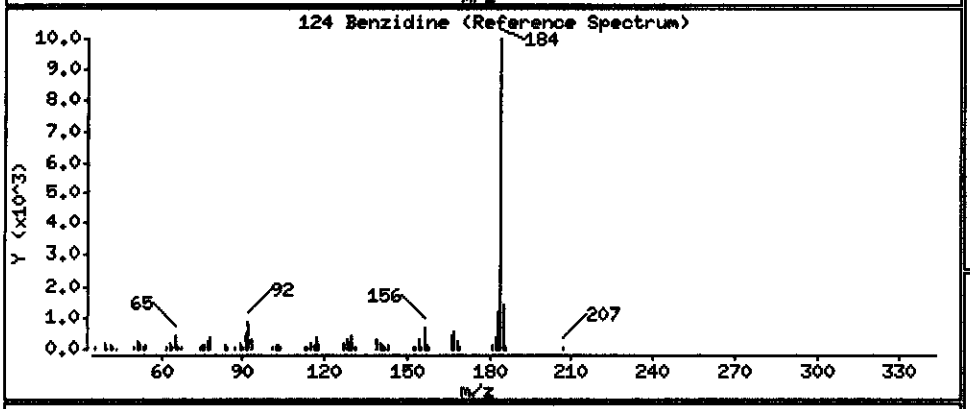

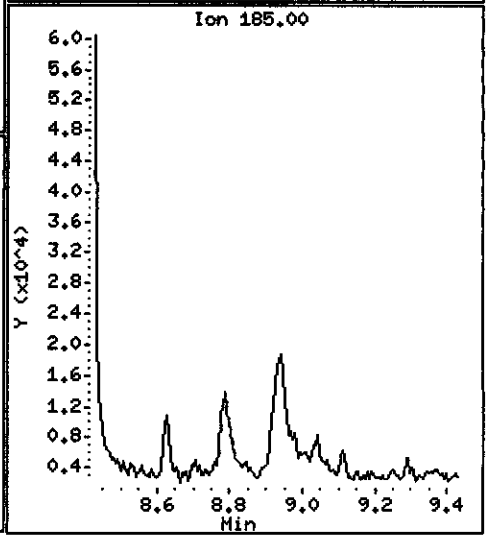

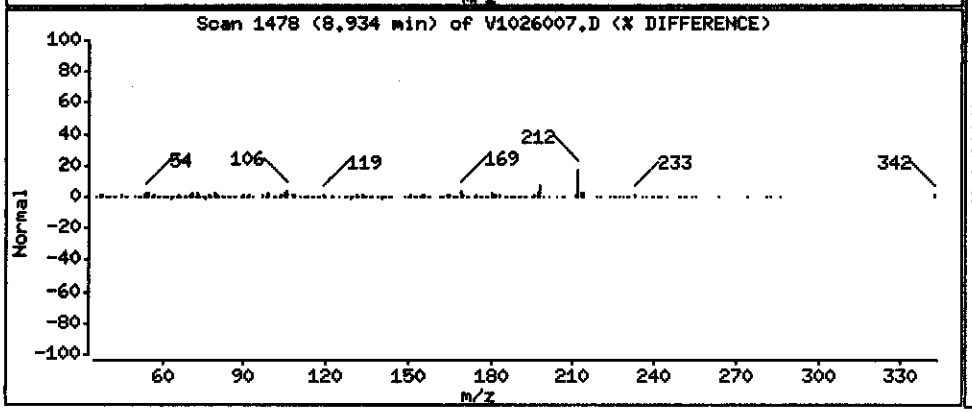

Data File: \\PITSVR06\D\chem\731.i\V102608.b\V1026007.D

Date : 27-OCT-2008 01:33

Client ID: EW-1-1008

Instrument: 731.i

Sample Info: C8J160331-004 10/20/08 h2o (8295020) 8270c

Volume Injected (uL): 2.0

Operator: 003200

Column phase: DB5-MS

Column diameter: 0.32

125 Pyrene

Concentration: 0.079230 ug/L

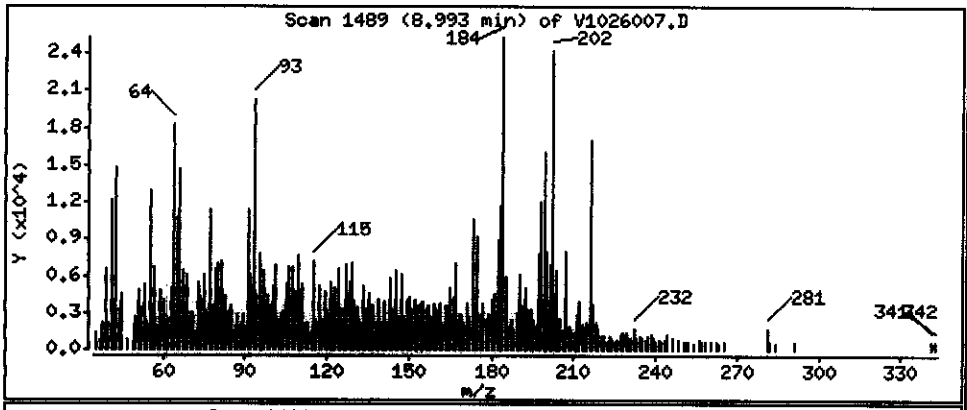

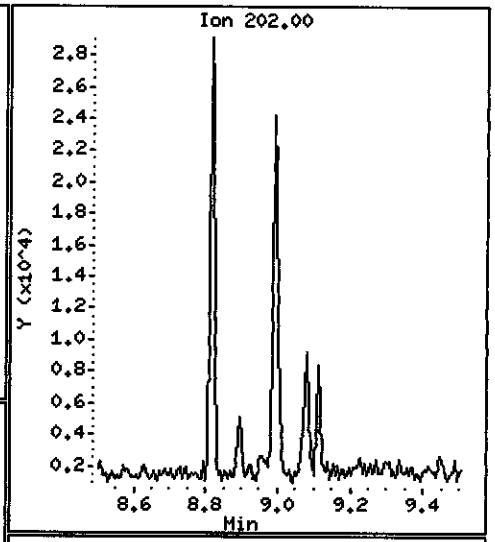

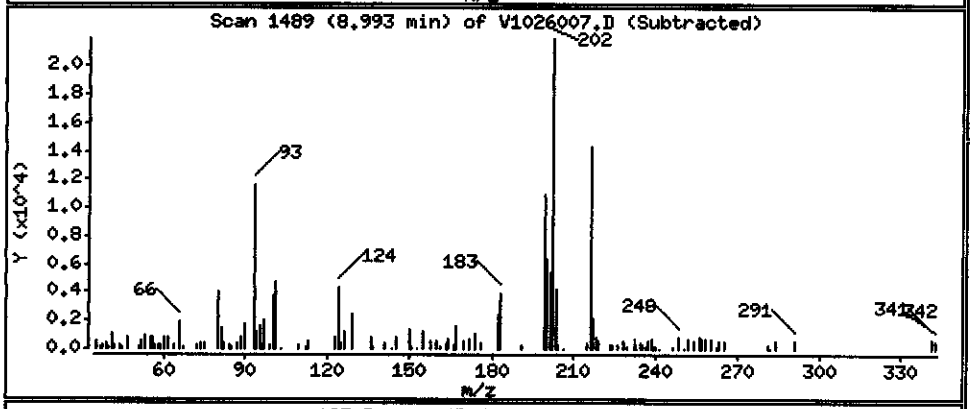

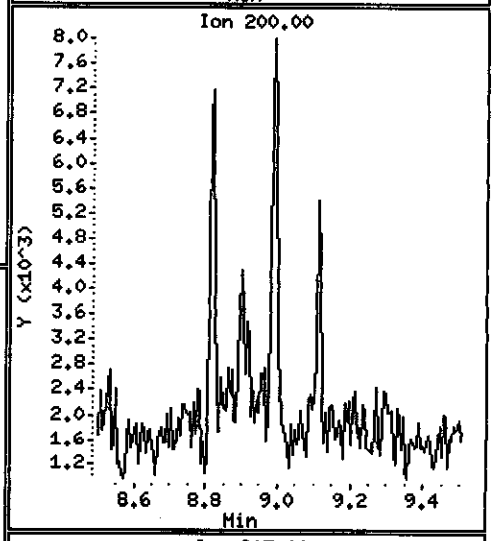

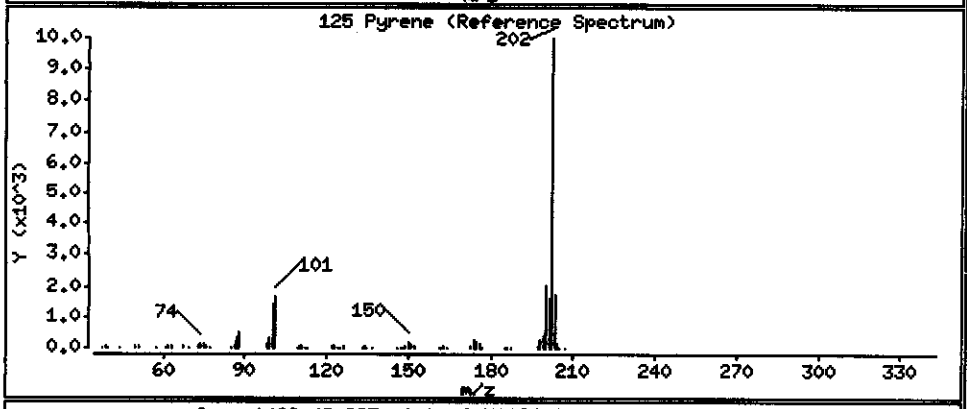

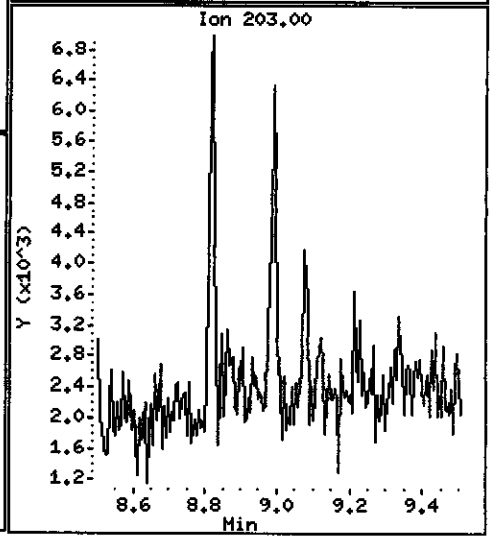

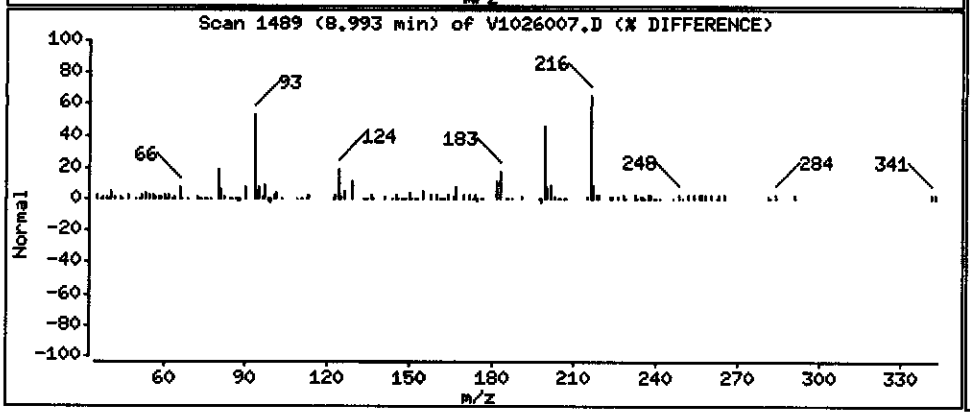

Data File: \\PITSVR06\D\chem\731.i\V102608.b\V1026007.D

Date : 27-OCT-2008 01:33

Client ID: EW-1-1008 Instrument: 731.i

Sample Info: C8J160331-004 10/20/08 h2o (8295020) 8270c

Volume Injected (uL): 2.0 Operator: 003200

Column phase: DB5-MS Column diameter: 0.32

131 Butylbenzylphthalate Concentration: 0.087000 ug/L

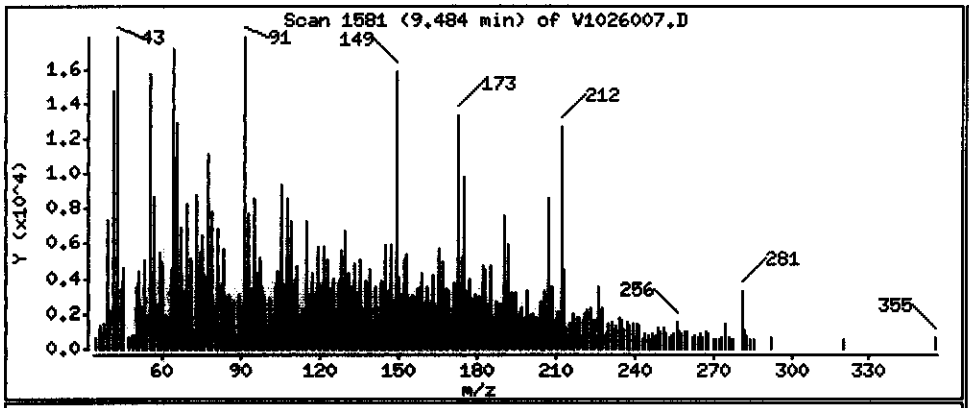

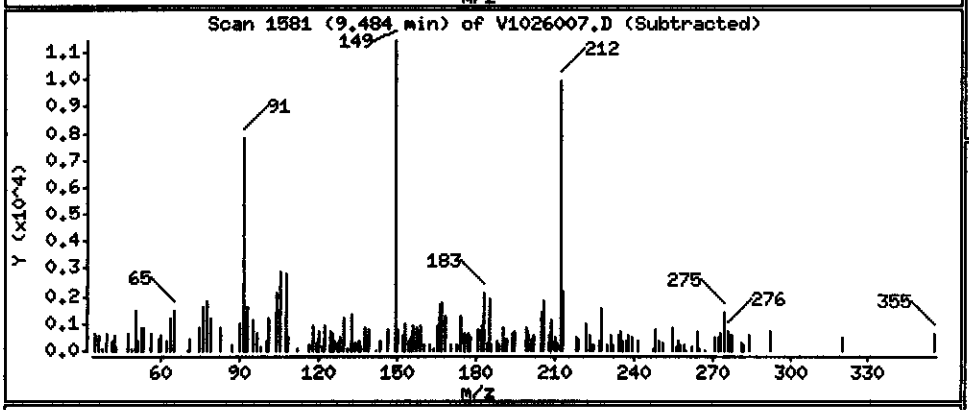

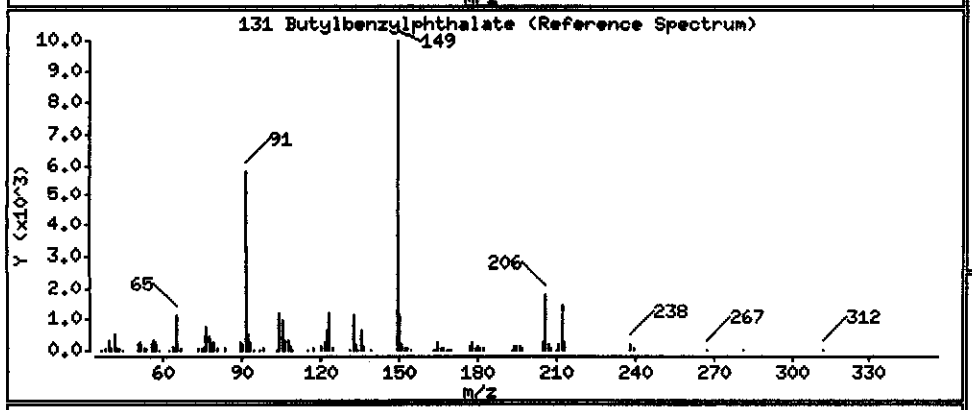

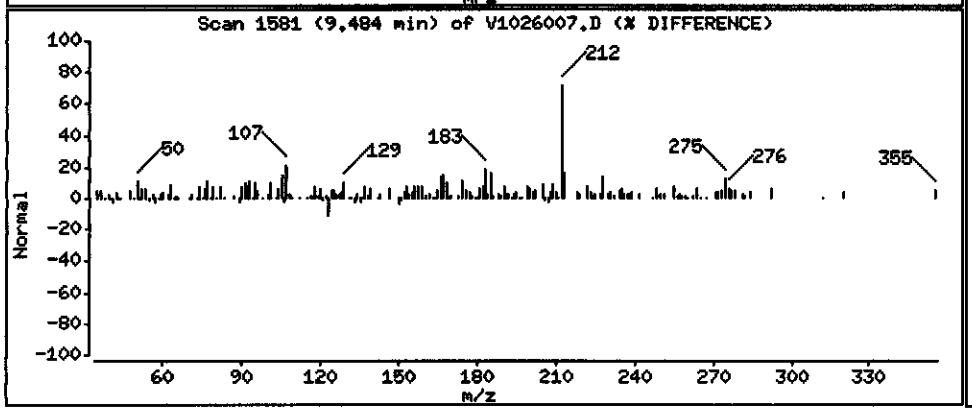

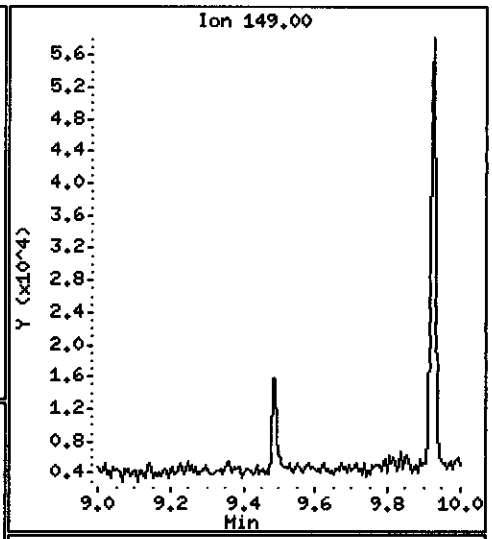

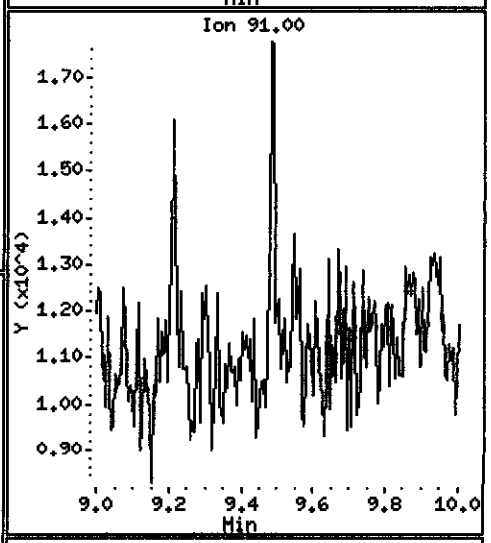

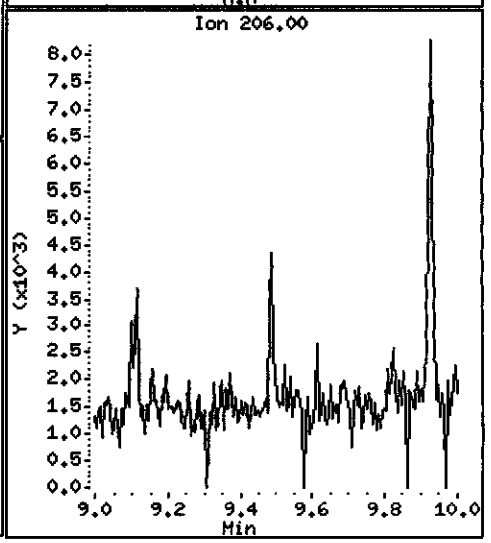

Data File: \\PITSVR06\D\chem\731.i\V102608.b\V1026007.D

Date : 27-OCT-2008 01:33

Client ID: EW-1-1008

Instrument: 731.i

Sample Info: C8J160331-004 10/20/08 h2o (8295020) 8270o

Volume Injected (uL): 2.0

Operator: 003200

Column phase: DB5-MS

Column diameter: 0.32

139 bis(2-ethylhexyl)Phthalate

Concentration: 0.28955 ug/L

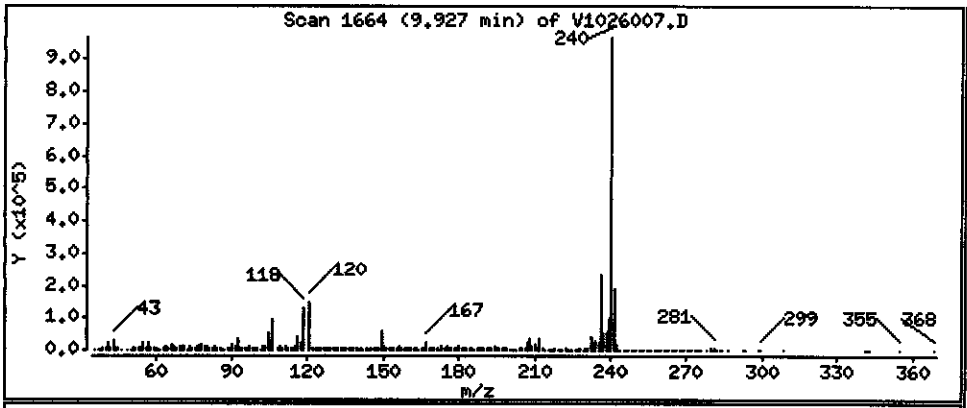

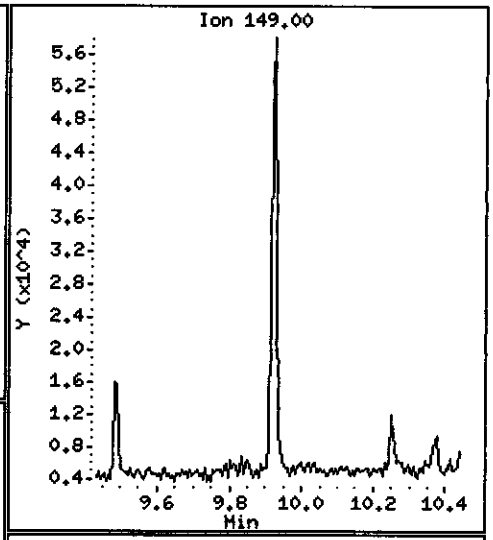

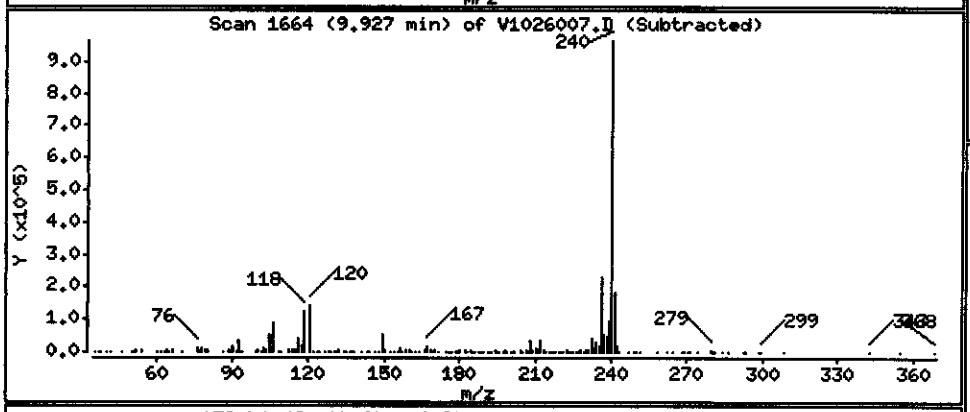

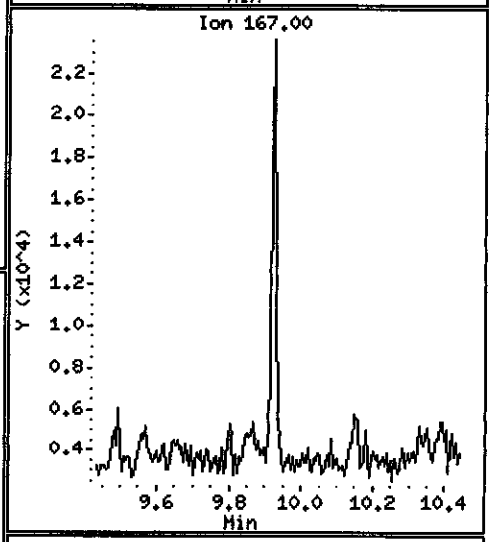

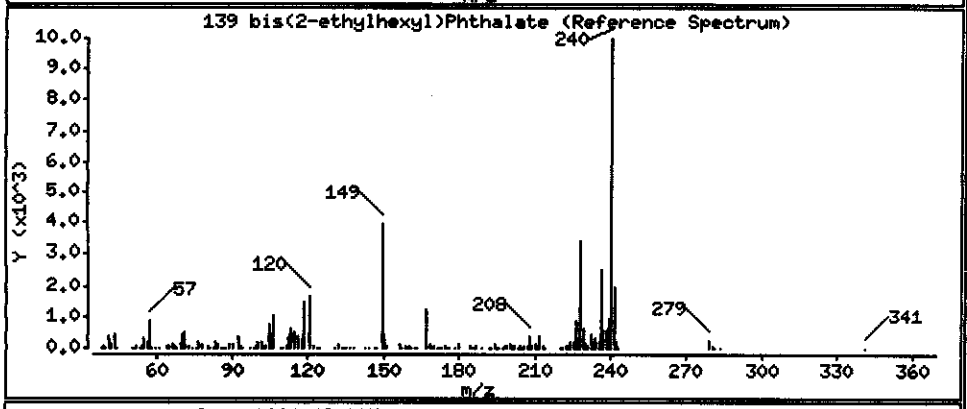

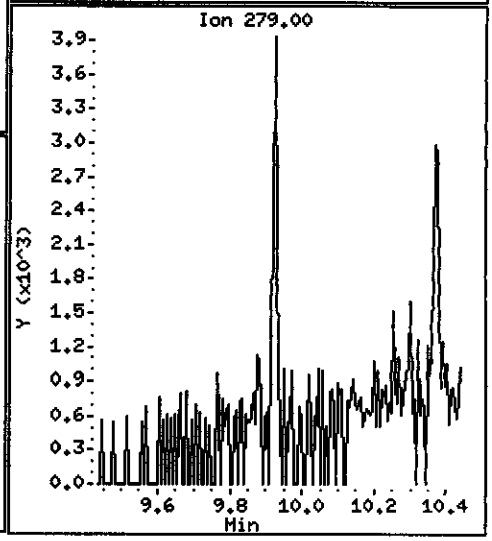

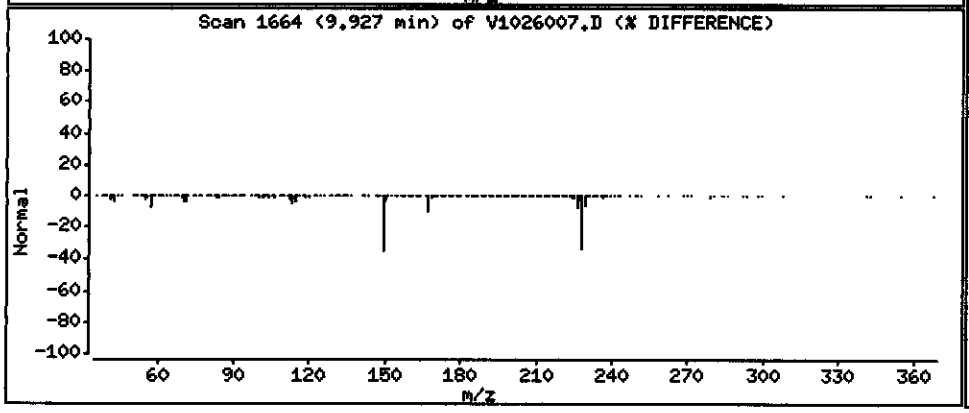

Data File: \\PITSVR06\D\chem\731.i\V102608.b\V1026007.D

Date : 27-OCT-2008 01:33

Client ID: EW-1-1008

Instrument: 731.i

Sample Info: C8J160331-004 10/20/08 h2o (8295020) 8270c

Volume Injected (uL): 2.0

Operator: 003200

Column phase: DB5-MS

Column diameter: 0.32

151 Benzo(g,h,i)perylene

Concentration: 0.032714 ug/L

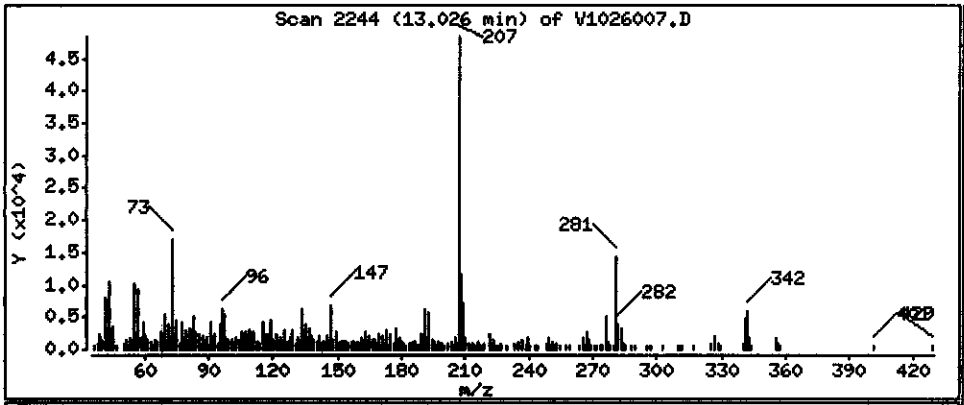

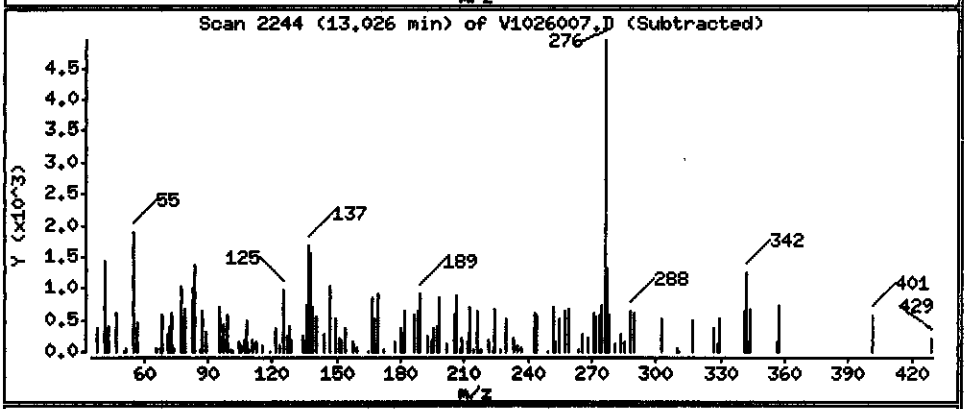

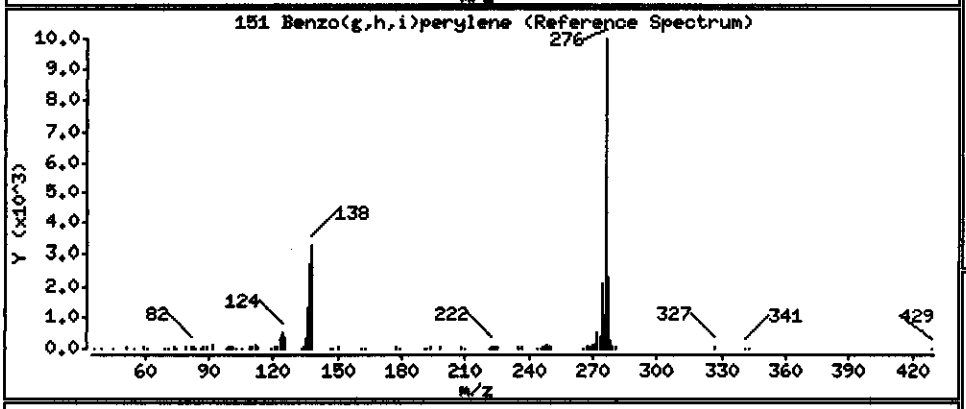

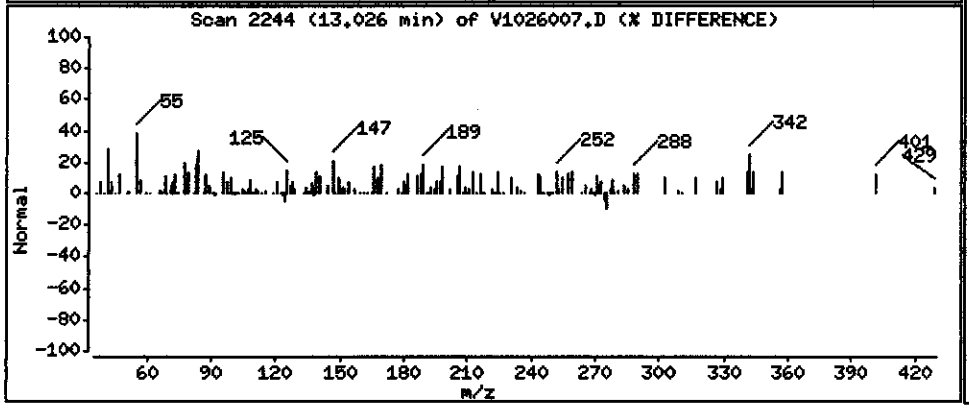

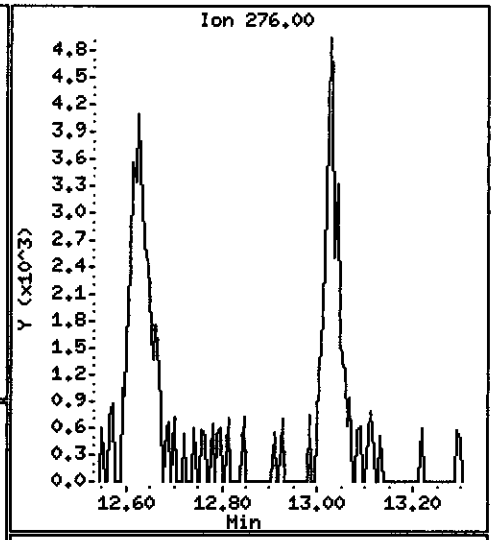

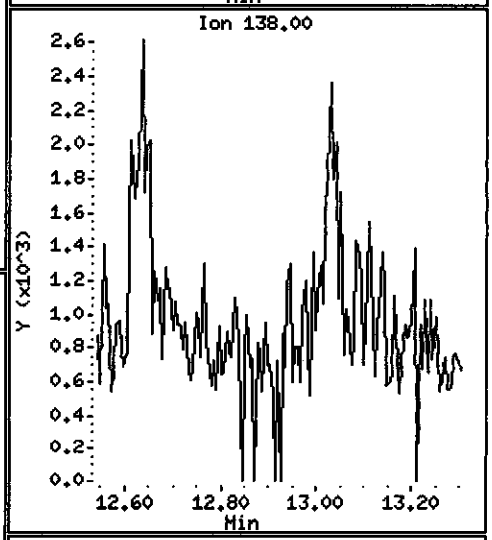

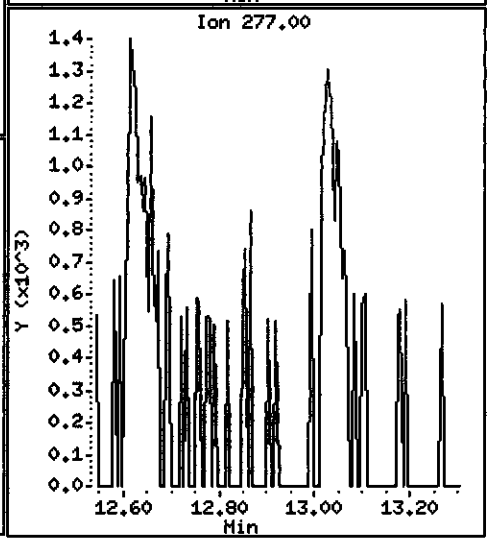

Data File Name: V1026007.D
Inj. Date and Time: 27-OCT-2008 01:33
Instrument ID: 731.i
Client ID: EW-1-1008
Compound Name: N-Nitrosodiphenylamine (1)
CAS #: 86-30-6
Report Date: 10/27/2008

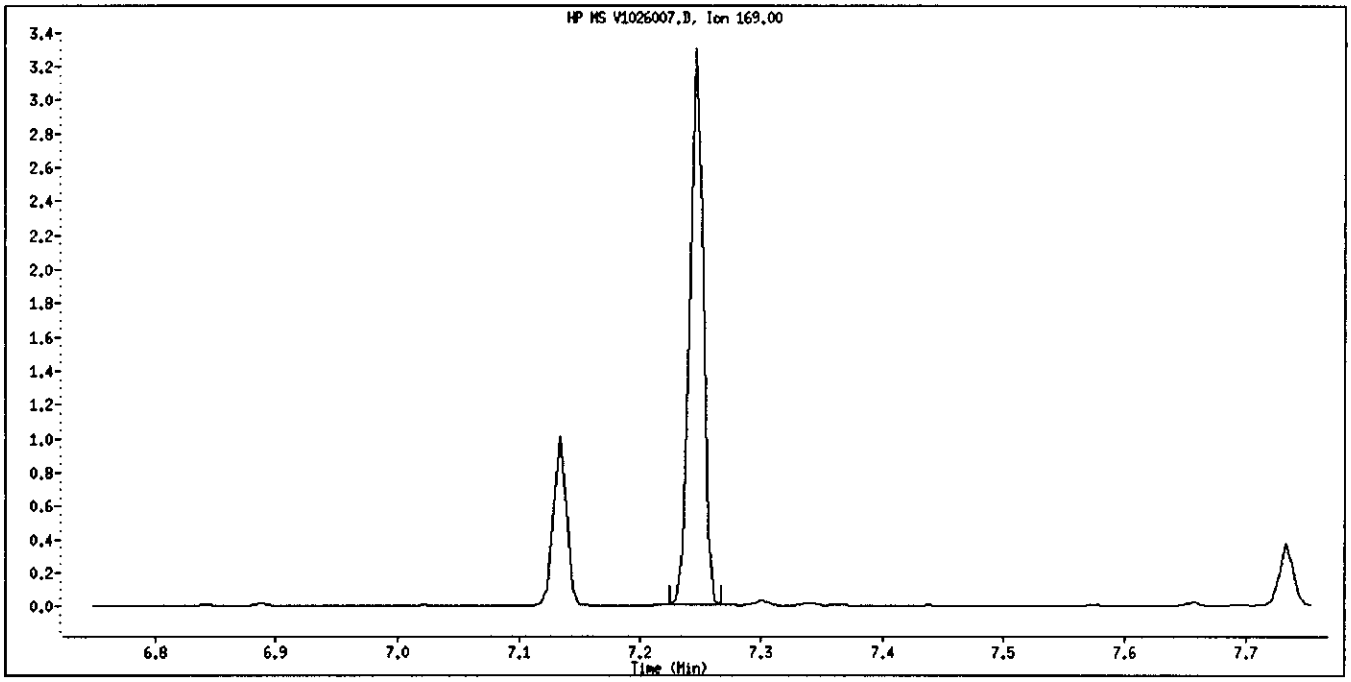

Original Integration

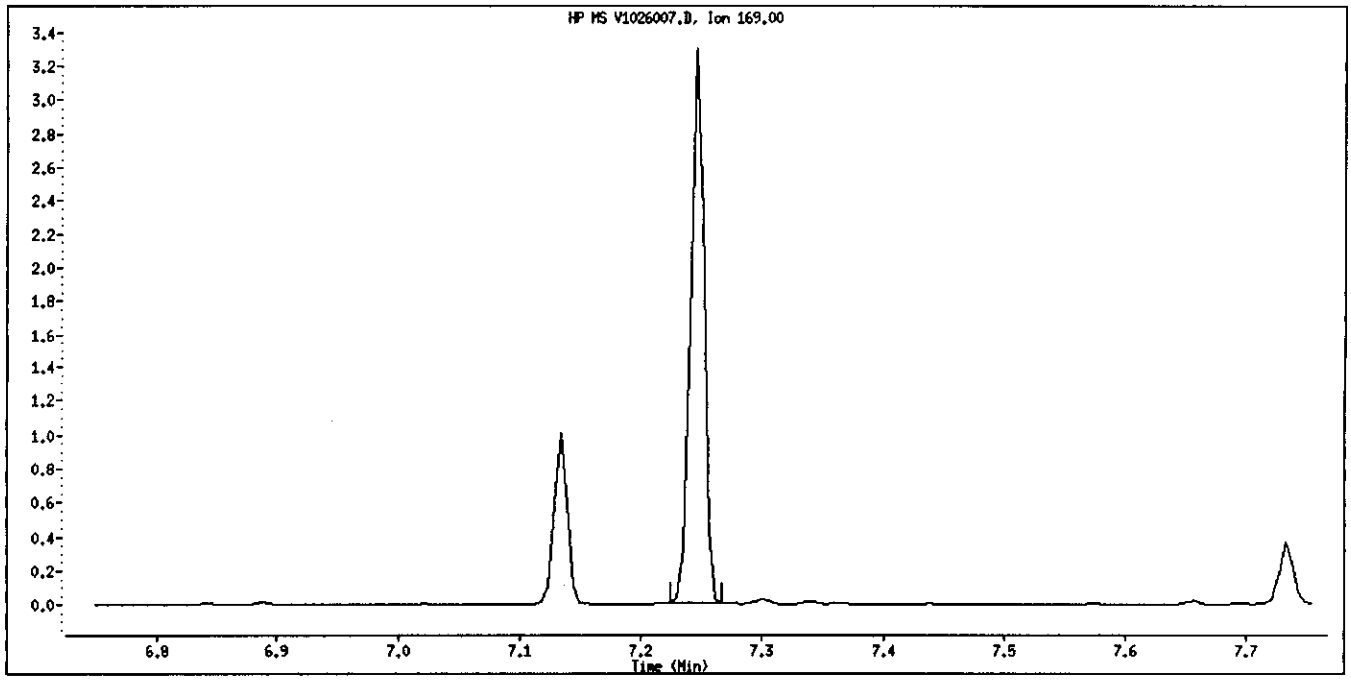

Manual Integration

Manually Integrated By: piccolinov
Manual Integration Reason: Peak Added Back

MACTEC Engineering and Consulting Inc

Client Sample ID: EW-1-1008 DL

GC/MS Semivolatiles

Lot-Sample #...:	C8J160331-004	**Work Order #...:**	K02T22AL	**Matrix.....:**	WATER
Date Sampled...:	10/14/08 13:45	**Date Received..:**	10/16/08 09:30	**MS Run #.....:**	
Prep Date.....:	10/20/08	**Analysis Date..:**	10/28/08		
Prep Batch #...:	8295020	**Analysis Time..:**	04:19		
Dilution Factor:	9.7	**Initial Wgt/Vol:**	1030 mL	**Final Wgt/Vol..:**	1 mL
Analyst ID.....:	003200	**Instrument ID..:**	731		
		Method.....:	SW846 8270C		

PARAMETER	RESULT	REPORTING LIMIT	UNITS	MDL
Aniline	**50**	**9.7**	**ug/L**	**0.47**
Acenaphthene	**4.0**	**1.9**	**ug/L**	**0.51**
Acenaphthylene	ND	1.9	ug/L	0.45
Acetophenone	ND	9.7	ug/L	0.45
Anthracene	ND	1.9	ug/L	0.49
Atrazine	ND	9.7	ug/L	0.38
Benzo(a)anthracene	ND	1.9	ug/L	0.40
Benzo(a)pyrene	ND	1.9	ug/L	0.42
Benzo(b)fluoranthene	ND	1.9	ug/L	0.30
Benzo(ghi)perylene	ND	1.9	ug/L	0.27
Benzo(k)fluoranthene	ND	1.9	ug/L	0.38
Benzaldehyde	ND	9.7	ug/L	0.52
1,1'-Biphenyl	ND	9.7	ug/L	0.58
bis(2-Chloroethoxy) methane	ND	9.7	ug/L	1.2
bis(2-Chloroethyl)-ether	ND	1.9	ug/L	0.45
bis(2-Ethylhexyl) phthalate	ND	9.7	ug/L	1.2
4-Bromophenyl phenyl ether	ND	9.7	ug/L	0.48
Butyl benzyl phthalate	ND	9.7	ug/L	1.3
Caprolactam	ND	48	ug/L	1.8
Carbazole	**0.98 J**	**1.9**	**ug/L**	**0.51**
4-Chloroaniline	**120**	**9.7**	**ug/L**	**0.45**
4-Chloro-3-methylphenol	ND	9.7	ug/L	0.57
2-Chloronaphthalene	ND	1.9	ug/L	0.43
2-Chlorophenol	**19**	**9.7**	**ug/L**	**0.44**
4-Chlorophenyl phenyl ether	ND	9.7	ug/L	0.41
Chrysene	ND	1.9	ug/L	0.34
Dibenz(a,h)anthracene	ND	1.9	ug/L	0.34
Dibenzofuran	**0.63 J**	**9.7**	**ug/L**	**0.52**
3,3'-Dichlorobenzidine	ND	9.7	ug/L	0.40
2,4-Dichlorophenol	**4.0**	**1.9**	**ug/L**	**0.47**
Diethyl phthalate	ND	9.7	ug/L	2.4
2,4-Dimethylphenol	ND	9.7	ug/L	0.50

(Continued on next page)

MACTEC Engineering and Consulting Inc

Client Sample ID: EW-1-1008 DL

GC/MS Semivolatiles

Lot-Sample #...: C8J160331-004 **Work Order #...:** K02T22AL **Matrix.....:** WATER

PARAMETER	RESULT	REPORTING LIMIT	UNITS	MDL
Dimethyl phthalate	ND	9.7	ug/L	0.41
Di-n-butyl phthalate	ND	9.7	ug/L	0.45
4,6-Dinitro-2-methylphenol	ND	48	ug/L	14
2,4-Dinitrophenol	ND	48	ug/L	12
2,4-Dinitrotoluene	ND	9.7	ug/L	0.44
2,6-Dinitrotoluene	ND	9.7	ug/L	0.49
Di-n-octyl phthalate	ND	9.7	ug/L	0.41
Fluoranthene	ND	1.9	ug/L	0.48
Fluorene	ND	1.9	ug/L	0.53
Hexachlorobenzene	ND	1.9	ug/L	0.42
Hexachlorobutadiene	ND	1.9	ug/L	0.36
Hexachlorocyclopentadiene	ND	9.7	ug/L	0.78
Hexachloroethane	ND	9.7	ug/L	0.42
Indeno(1,2,3-cd)pyrene	ND	1.9	ug/L	0.46
Isophorone	ND	9.7	ug/L	0.46
2-Methylnaphthalene	ND	1.9	ug/L	0.45
2-Methylphenol	ND	9.7	ug/L	0.50
4-Methylphenol	ND	9.7	ug/L	0.71
Naphthalene	ND	1.9	ug/L	0.42
2-Nitroaniline	ND	48	ug/L	0.46
3-Nitroaniline	ND	48	ug/L	0.39
4-Nitroaniline	ND	48	ug/L	0.25
Nitrobenzene	ND	1.9	ug/L	0.62
2-Nitrophenol	ND	9.7	ug/L	0.52
4-Nitrophenol	ND	48	ug/L	0.68
N-Nitrosodi-n-propylamine	ND	1.9	ug/L	0.58
N-Nitrosodiphenylamine	**32**	**1.9**	**ug/L**	**0.47**
2,2'-oxybis (1-Chloropropane)	ND	1.9	ug/L	0.25
Pentachlorophenol	ND	9.7	ug/L	0.81
Phenanthrene	ND	1.9	ug/L	0.53
Phenol	ND	1.9	ug/L	0.21
Pyrene	ND	1.9	ug/L	0.55
2,4,5-Trichlorophenol	ND	9.7	ug/L	0.61
2,4,6-Trichlorophenol	ND	9.7	ug/L	0.55

(Continued on next page)

MACTEC Engineering and Consulting Inc

Client Sample ID: EW-1-1008 DL

GC/MS Semivolatiles

Lot-Sample #...: C8J160331-004 **Work Order #...:** K02T22AL **Matrix.....:** WATER

SURROGATE	PERCENT RECOVERY	RECOVERY LIMITS
Nitrobenzene-d5	79	(23 - 112)
Terphenyl-d14	54	(10 - 132)
2-Fluorobiphenyl	81	(19 - 107)
2-Fluorophenol	56	(10 - 111)
Phenol-d5	73	(15 - 112)
2,4,6-Tribromophenol	73	(16 - 122)

NOTE(S):

J Estimated result. Result is less than RL.

Data File: \\PITSVR06\D\chem\731.i\W102808.b\W1028002.D
Date : 28-OCT-2008 04:19
Client ID: EW-1-1008DL
Sample Info: C8J160331-004 X10 10/20/08 h2o(8295020) 8270c
Volume Injected (uL): 2.0
Column phase: DB5-MS

Instrument: 731.i
Operator: 003200
Column diameter: 0.32

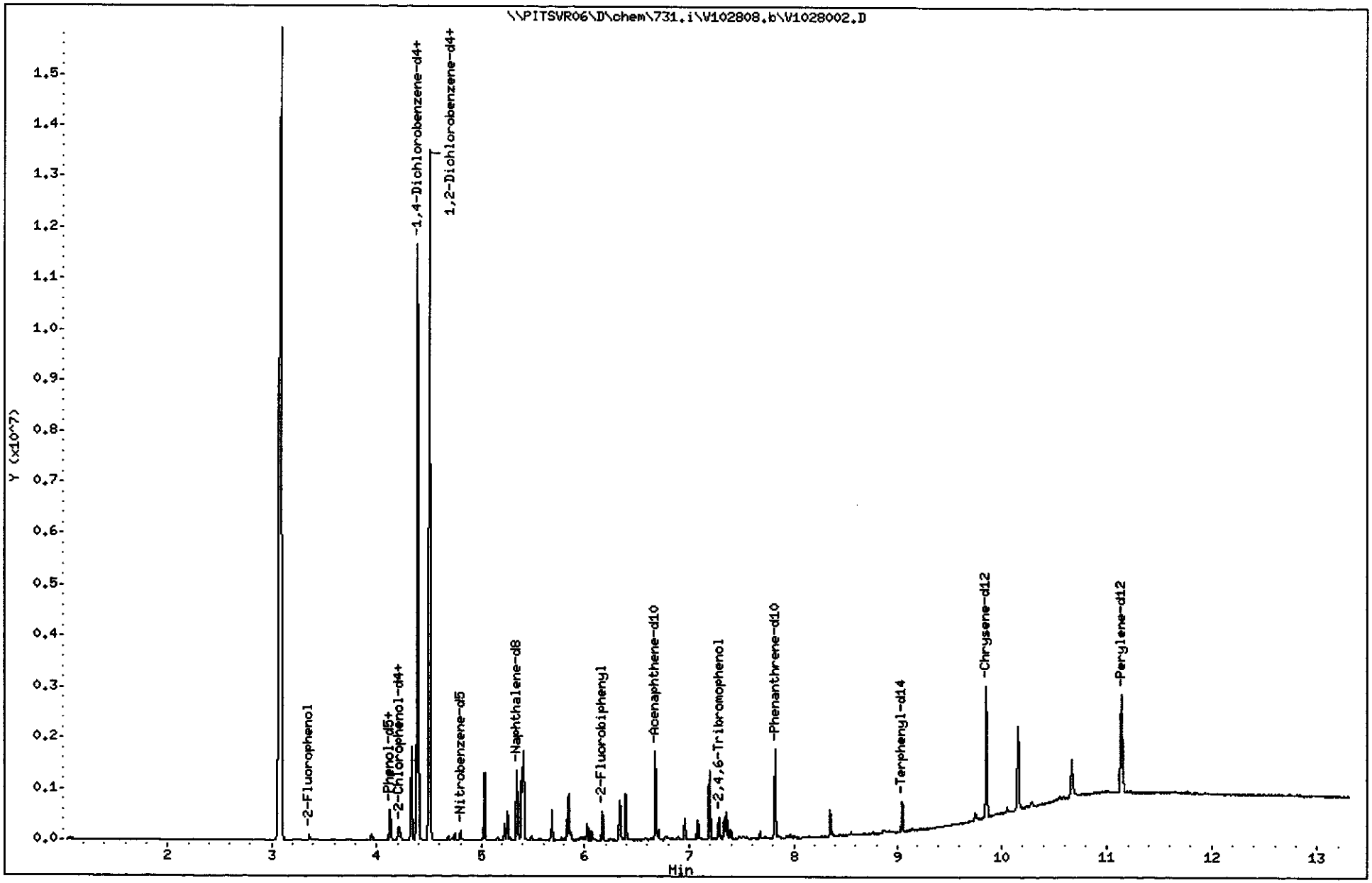

TestAmerica Pittsburgh

Semivolatile REPORT SW-846 Method 8270

Data file : \\PITSVR06\D\chem\731.i\V102808.b\V1028002.D
Lab Smp Id: K02T22AL Client Smp ID: EW-1-1008DL
Inj Date : 28-OCT-2008 04:19
Operator : 003200 Inst ID: 731.i
Smp Info : C8J160331-004 X10 10/20/08 h2o(8295020) 8270c
Misc Info : K02T22AL,V102808.b,827011.m,padep.sub
Comment :
Method : \\PITSVR06\D\chem\731.i\V102808.b\827011.m
Meth Date : 27-Oct-2008 22:55 piccolinov Quant Type: ISTD
Cal Date : 23-OCT-2008 04:48 Cal File: V1023NC7.D
Als bottle: 4
Dil Factor: 10.00000
Integrator: HP RTE Compound Sublist: padep.sub
Target Version: 4.14
Processing Host: PITSVR06

Concentration Formula: Amt * DF * Uf * Vt/(Vo * Vi) * CpndVariable

Name	Value	Description
DF	10.000	Dilution Factor
Uf	1.000	ng unit correction factor
Vt	1000.000	Volume of final extract (uL)
Vo	1030.000	Volume of sample extracted (mL)
Vi	2.000	Volume injected (uL)
Cpnd Variable		Local Compound Variable

	Compounds	QUANT SIG MASS	RT	EXP RT	REL RT	RESPONSE	CONCENTRATIONS ON-COLUMN (NG)	FINAL (ug/L)
* 1	1,4-Dichlorobenzene-d4	152	4.377	4.387	(1.000)	88330	8.00000	
* 2	Naphthalene-d8	136	5.344	5.354	(1.000)	400934	8.00000	
* 3	Acenaphthene-d10	164	6.679	6.695	(1.000)	317912	8.00000	
* 4	Phenanthrene-d10	188	7.822	7.838	(1.000)	666234	8.00000	
* 5	Chrysene-d12	240	9.852	9.874	(1.000)	811158	8.00000	
* 6	Perylene-d12	264	11.140	11.167	(1.000)	908197	8.00000	
198	1,4-Dioxane	88	Compound Not Detected.					
10	N-Nitrosodimethylamine	74	Compound Not Detected.					
9	Pyridine	79	Compound Not Detected.					
16	Methyl methanesulfonate	80	Compound Not Detected.					
206	Benzaldehyde	77	Compound Not Detected.					
21	Aniline	93	4.131	4.136	(0.944)	163551	10.2875	49.939
22	Phenol	94	Compound Not Detected.					
23	bis(2-Chloroethyl)ether	93	Compound Not Detected.					
24	2-Chlorophenol	128	4.217	4.222	(0.963)	54564	3.83574	18.620
26	1,3-Dichlorobenzene	146	4.334	4.339	(0.990)	479825	28.1945	136.87
27	1,4-Dichlorobenzene	146	4.393	4.398	(1.004)	3210936	183.841	892.43
28	1,2-Dichlorobenzene	146	4.505	4.510	(1.029)	3781410	226.449	1099.3
29	Benzyl Alcohol	108	Compound Not Detected.					
30	2-Methylphenol	108	Compound Not Detected.					

	Compounds	QUANT SIG MASS	RT	EXP RT	REL RT	RESPONSE	CONCENTRATIONS ON-COLUMN (NG)	CONCENTRATIONS FINAL (ug/L)
31	2,2'-oxybis(1-Chloropropane)	45	Compound Not Detected.					
37	Acetophenone	105	Compound Not Detected.					
32	N-Nitroso-di-n-propylamine	70	Compound Not Detected.					
192	4-Methylphenol	108	Compound Not Detected.					
34	Hexachloroethane	117	Compound Not Detected.					
35	Nitrobenzene	77	Compound Not Detected.					
41	Isophorone	82	Compound Not Detected.					
42	2-Nitrophenol	139	Compound Not Detected.					
43	2,4-Dimethylphenol	107	Compound Not Detected.					
44	bis(2-Chloroethoxy)methane	93	Compound Not Detected.					
48	2,4-Dichlorophenol	162	5.258	5.248	(0.984)	12392	0.83244	4.0410
49	Benzoic Acid	122	Compound Not Detected.					
50	1,2,4-Trichlorobenzene	180	Compound Not Detected.					
51	Naphthalene	128	Compound Not Detected.					
52	4-Chloroaniline	127	5.408	5.413	(1.012)	512051	25.6619	124.57
54	2,6-Dichlorophenol	162	Compound Not Detected.					
56	Hexachlorobutadiene	224	Compound Not Detected.					
208	Caprolactam	113	Compound Not Detected.					
59	4-Chloro-3-Methylphenol	107	Compound Not Detected.					
62	2-Methylnaphthalene	142	Compound Not Detected.					
63	1-Methylnaphthalene	142	5.963	5.974	(1.116)	13816	0.37439	1.8174
64	Hexachlorocyclopentadiene	236	Compound Not Detected.					
66	2,4,6-Trichlorophenol	196	Compound Not Detected.					
67	2,4,5-Trichlorophenol	196	Compound Not Detected.					
209	1,1'-Biphenyl	154	Compound Not Detected.					
70	2-Chloronaphthalene	162	Compound Not Detected.					
73	2-Nitroaniline	65	Compound Not Detected.					
76	Dimethylphthalate	163	Compound Not Detected.					
78	2,6-Dinitrotoluene	165	Compound Not Detected.					
79	Acenaphthylene	152	Compound Not Detected.					
81	3-Nitroaniline	138	Compound Not Detected.					
82	Acenaphthene	153	6.706	6.722	(1.004)	34815	0.83292	4.0433
83	2,4-Dinitrophenol	184	Compound Not Detected.					
85	4-Nitrophenol	109	Compound Not Detected.					
86	Dibenzofuran	168	6.834	6.850	(1.023)	8061	0.12982	0.63021
87	2,4-Dinitrotoluene	165	Compound Not Detected.					
91	2,3,5,6-Tetrachlorophenol	231	Compound Not Detected.					
88	2,3,4,6-Tetrachlorophenol	231	Compound Not Detected.					
92	2-Naphthylamine	143	6.957	6.973	(1.042)	116716	5.11634	24.837
93	Diethylphthalate	149	Compound Not Detected.					
94	Fluorene	166	Compound Not Detected.					
95	4-Chlorophenyl-phenylether	204	Compound Not Detected.					
96	4-Nitroaniline	138	Compound Not Detected.					
98	4,6-Dinitro-2-methylphenol	198	Compound Not Detected.					
99	N-Nitrosodiphenylamine (1)	169	7.192	7.208	(0.919)	267201	6.64109	32.238
100	1,2-Diphenylhydrazine	77	Compound Not Detected.					
106	4-Bromophenyl-phenylether	248	Compound Not Detected.					
107	Hexachlorobenzene	283	Compound Not Detected.					
210	Atrazine	200	Compound Not Detected.					
111	Pentachlorophenol	265	Compound Not Detected.					
115	Phenanthrene	178	Compound Not Detected.					
116	Anthracene	178	Compound Not Detected.					
119	Carbazole	167	8.004	8.020	(1.023)	16653	0.20223	0.98170
120	Di-n-Butylphthalate	149	Compound Not Detected.					

Compounds	QUANT SIG MASS	RT	EXP RT	REL RT	RESPONSE	CONCENTRATIONS ON-COLUMN (NG)	CONCENTRATIONS FINAL (ug/L)
123 Fluoranthene	202	8.752	8.773	(1.119)	3159	0.03136	0.15222
124 Benzidine	184	8.859	8.875	(0.899)	27744	1.90025	9.2245
125 Pyrene	202	8.928	8.950	(0.906)	3477	0.02795	0.13566
131 Butylbenzylphthalate	149	Compound Not Detected.					
135 3,3'-Dichlorobenzidine	252	Compound Not Detected.					
136 Benzo(a)Anthracene	228	Compound Not Detected.					
137 Chrysene	228	Compound Not Detected.					
139 bis(2-ethylhexyl)Phthalate	149	Compound Not Detected.					
140 Di-n-octylphthalate	149	Compound Not Detected.					
141 Benzo(b)fluoranthene	252	Compound Not Detected.					
142 Benzo(k)fluoranthene	252	Compound Not Detected.					
143 7,12-dimethylbenz[a]anthracen	256	Compound Not Detected.					
146 Benzo(a)pyrene	252	Compound Not Detected.					
149 Indeno(1,2,3-cd)pyrene	276	Compound Not Detected.					
150 Dibenz(a,h)anthracene	278	Compound Not Detected.					
151 Benzo(g,h,i)perylene	276	Compound Not Detected.					
$ 154 Nitrobenzene-d5	82	4.799	4.809	(0.898)	43930	3.14687	15.276
$ 155 2-Fluorobiphenyl	172	6.166	6.182	(0.923)	146654	3.24179	15.737
$ 156 Terphenyl-d14	244	9.040	9.062	(0.918)	173580	2.16240	10.497
$ 157 Phenol-d5	99	4.126	4.126	(0.943)	61202	4.36747	21.201
$ 158 2-Fluorophenol	112	3.362	3.356	(0.768)	33105	3.38608	16.437
$ 159 2,4,6-Tribromophenol	330	7.283	7.299	(0.931)	34255	4.37421	21.234
$ 186 2-Chlorophenol-d4	132	4.206	4.211	(0.961)	60150	4.38116	21.268
$ 187 1,2-Dichlorobenzene-d4	152	4.494	4.500	(1.027)	32292	3.00198	14.573

Data File: \\PITSVR06\D\chem\731.i\V102808.b\V1028002.D

Date : 28-OCT-2008 04:19

Client ID: EW-1-1008DL

Instrument: 731.i

Sample Info: C8J160331-004 X10 10/20/08 h2o(8295020) 8270c

Volume Injected (uL): 2.0

Operator: 003200

Column phase: DB5-MS

Column diameter: 0.32

21 Aniline

Concentration: 49.939 ug/L

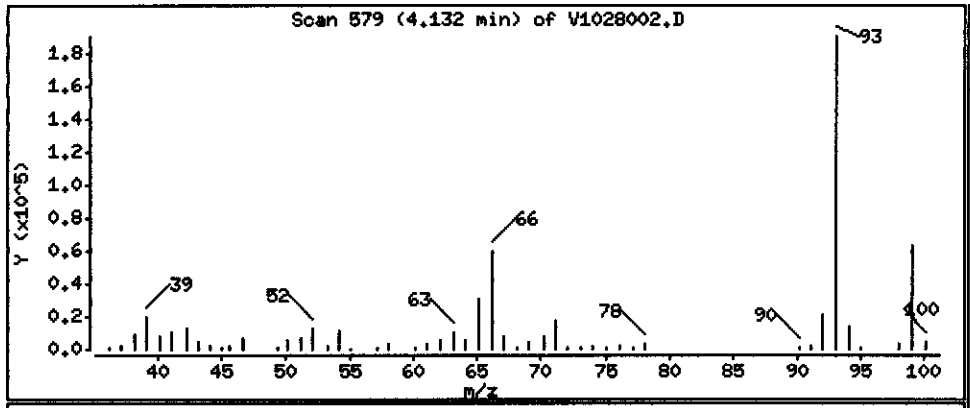

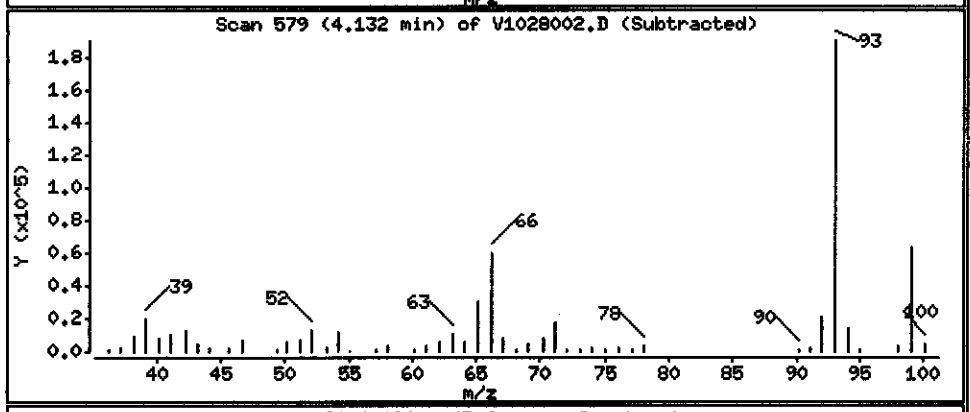

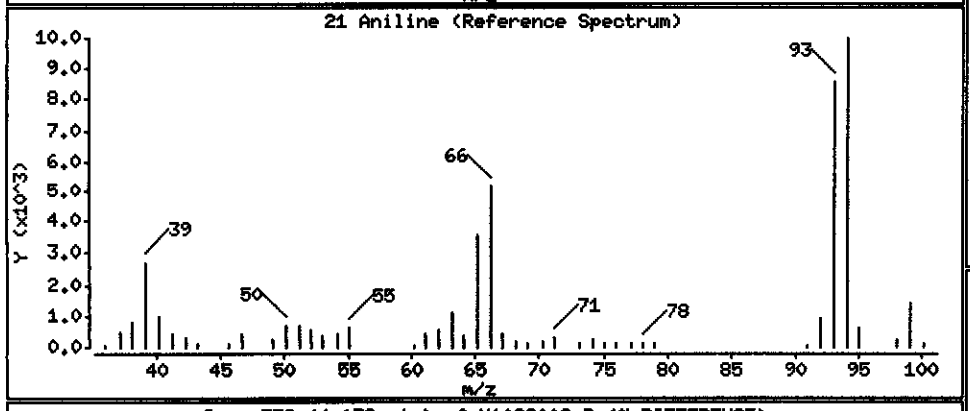

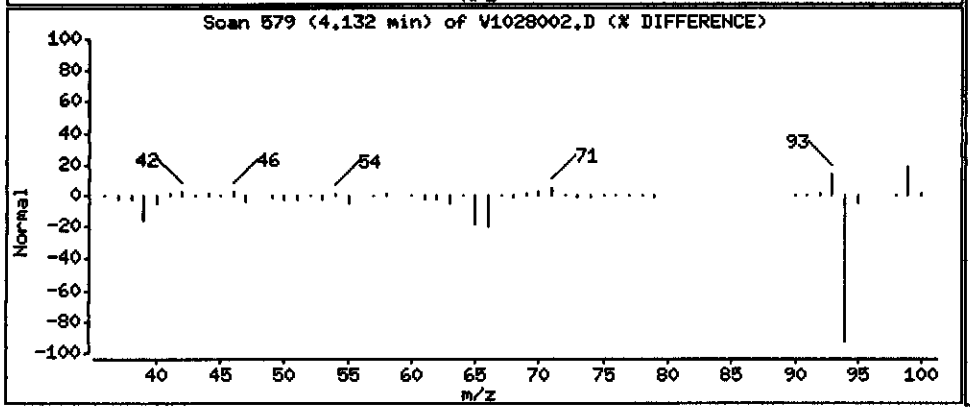

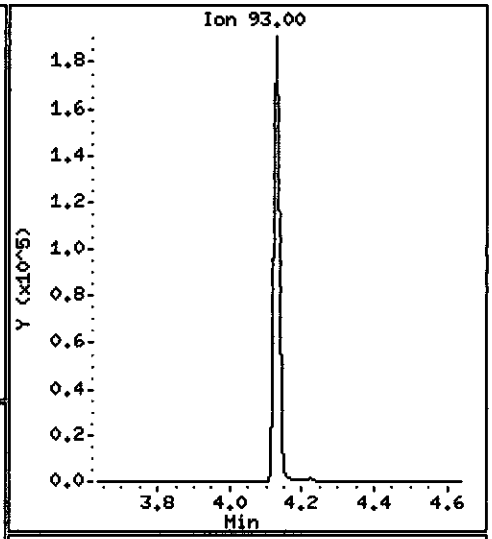

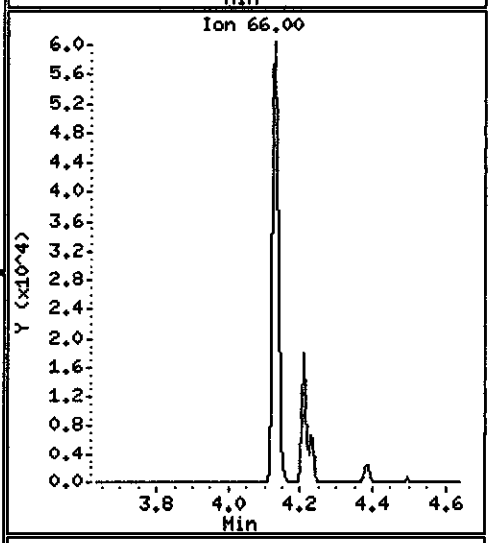

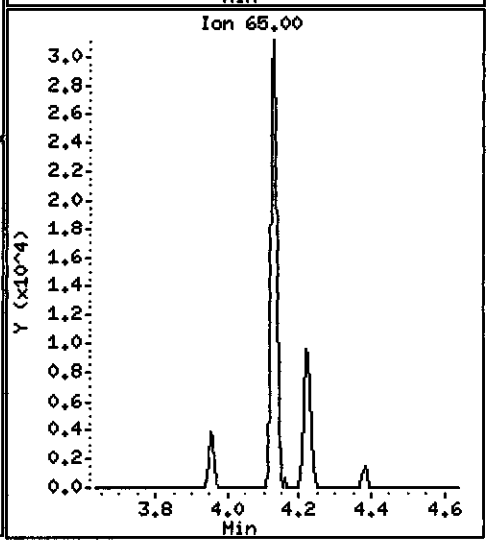

Data File: \\PITSVR06\D\chem\731.i\V102808.b\V1028002.D

Date : 28-OCT-2008 04:19

Client ID: EW-1-1008DL

Instrument: 731.i

Sample Info: C8J160331-004 X10 10/20/08 h2o(8295020) 8270c

Volume Injected (uL): 2.0

Operator: 003200

Column phase: DB5-MS

Column diameter: 0.32

24 2-Chlorophenol

Concentration: 18.620 ug/L

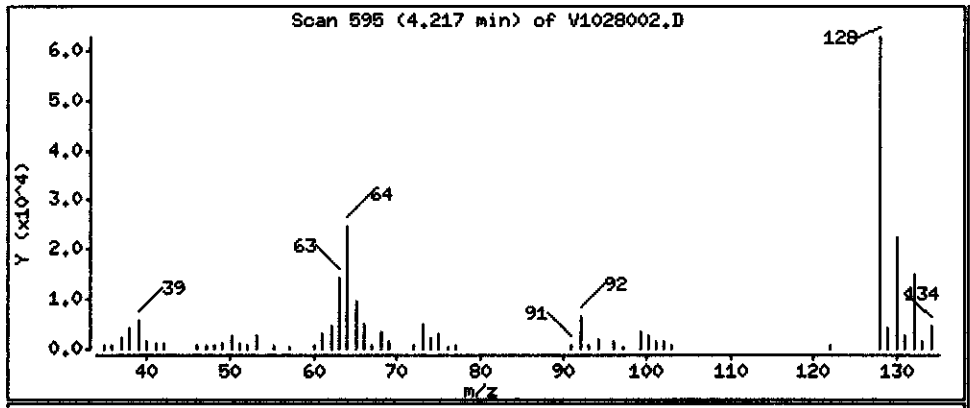

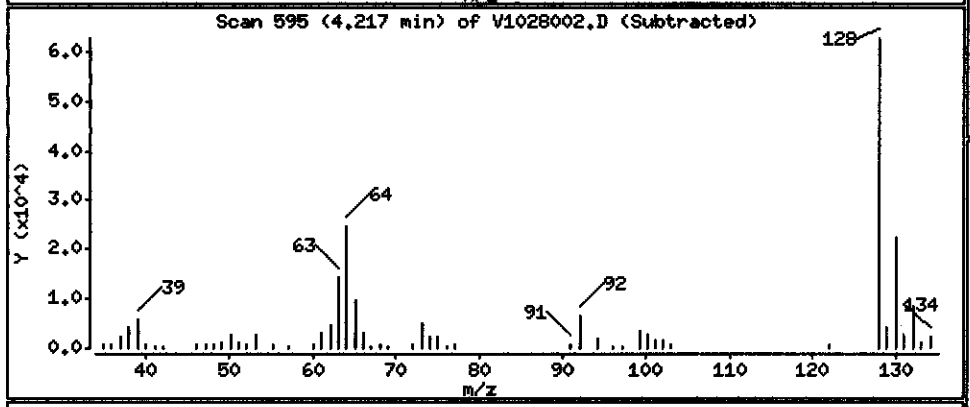

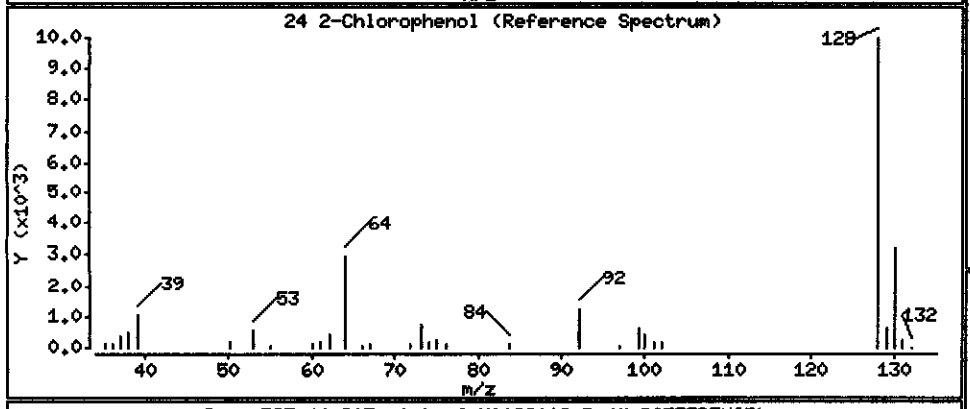

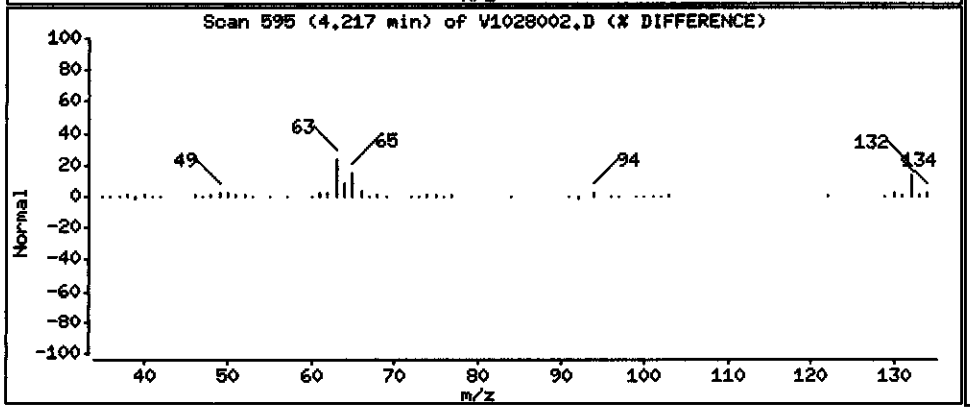

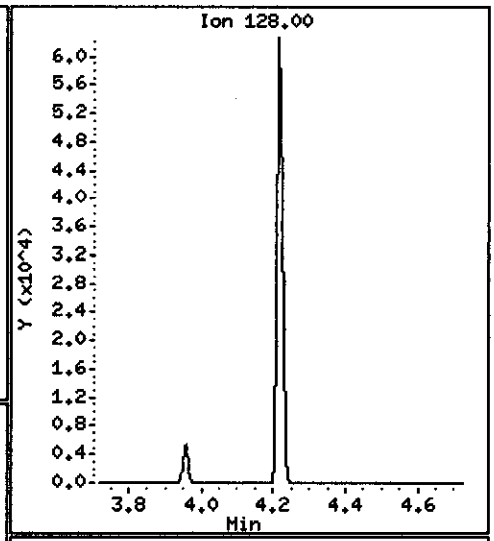

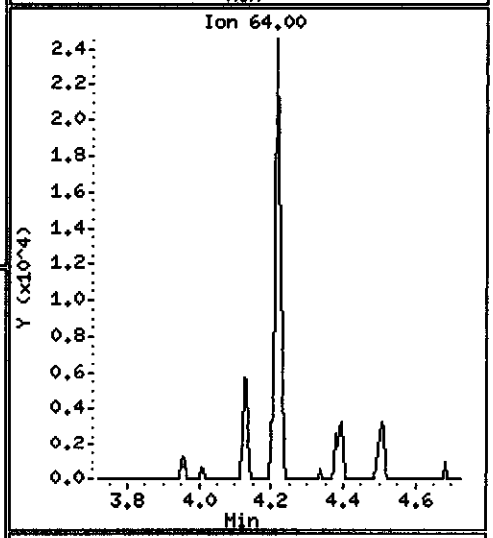

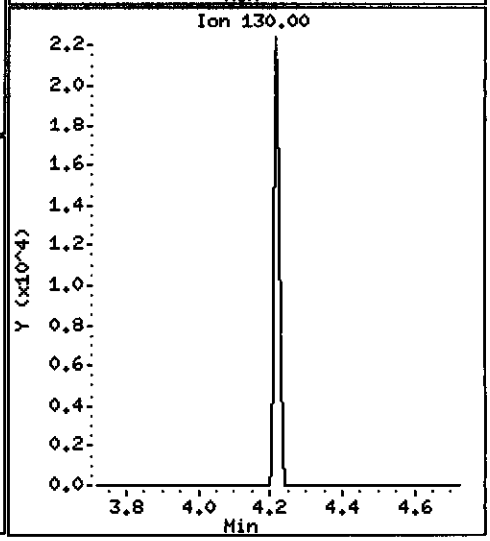

Data File: \\PITSVR06\D\chem\731.i\V102808.b\V1028002.D

Date : 28-OCT-2008 04:19

Client ID: EW-1-1008DL

Instrument: 731.i

Sample Info: C8J160331-004 X10 10/20/08 h2o(8295020) 8270c

Volume Injected (uL): 2.0

Operator: 003200

Column phase: DB5-MS

Column diameter: 0.32

26 1,3-Dichlorobenzene

Concentration: 136.87 ug/L

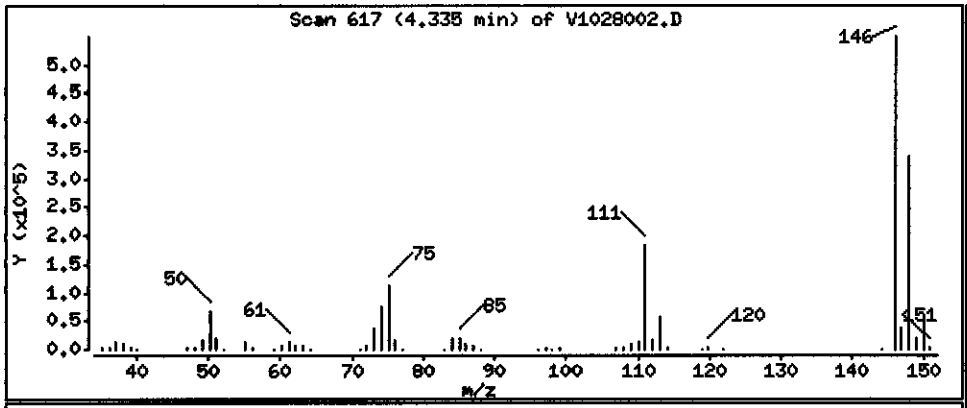

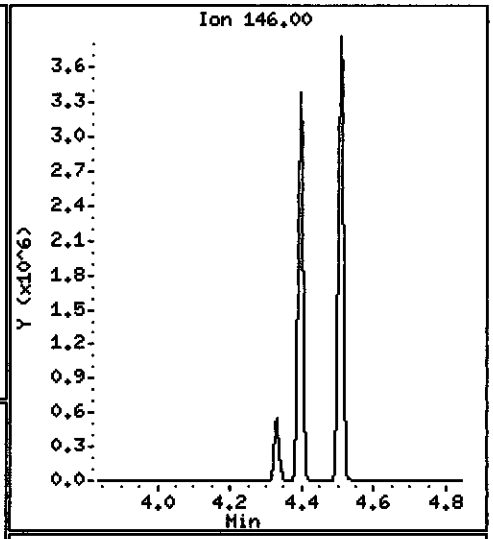

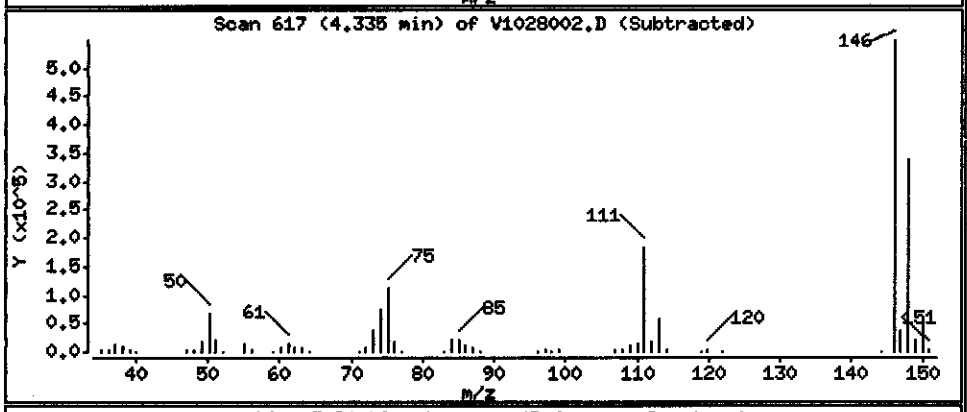

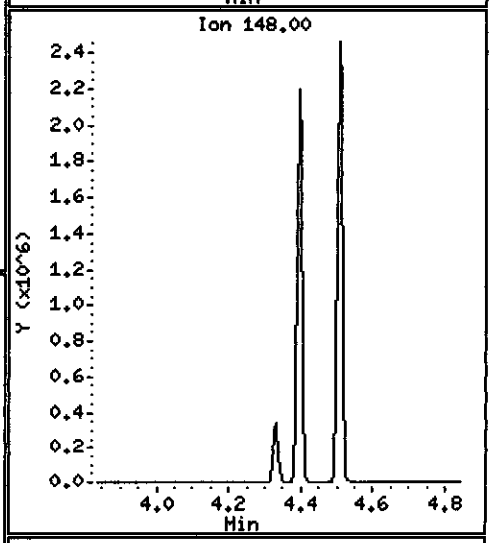

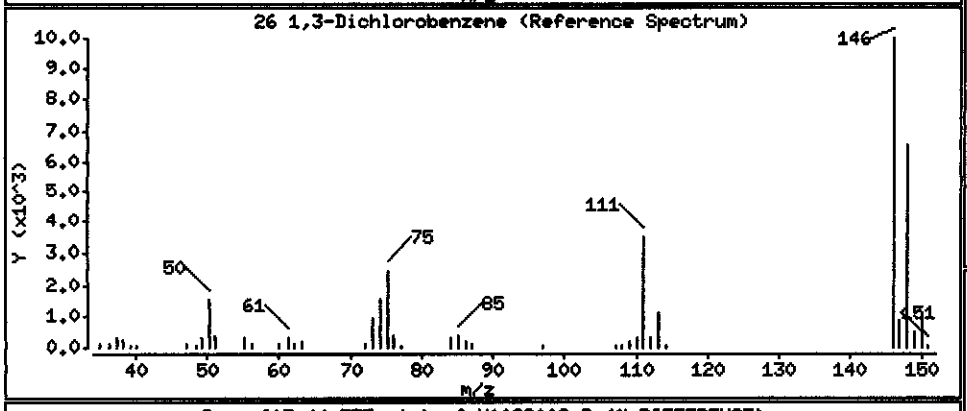

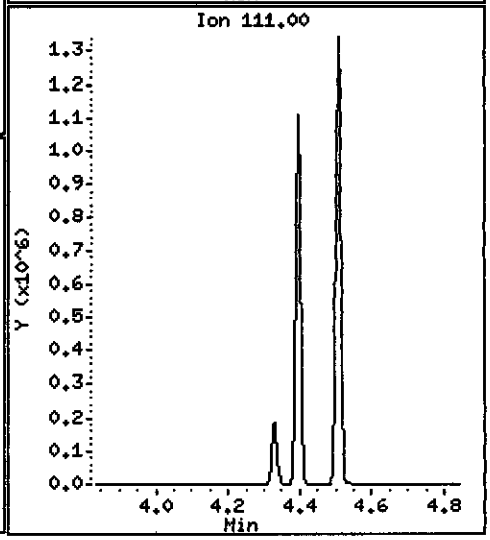

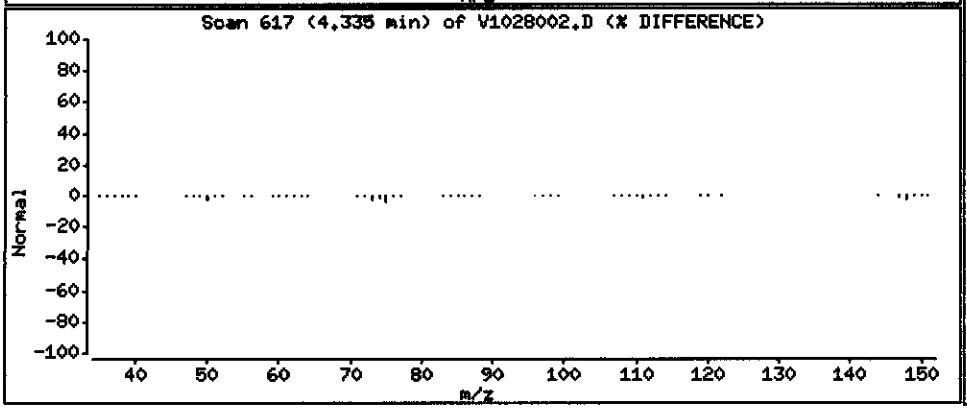

Data File: \\PITSVR06\D\chem\731.i\V102808.b\V1028002.D

Date : 28-OCT-2008 04:19

Client ID: EW-1-1008DL

Instrument: 731.i

Sample Info: C8J160331-004 X10 10/20/08 h2o(8295020) 8270c

Volume Injected (uL): 2.0

Operator: 003200

Column phase: DB5-MS

Column diameter: 0.32

27 1,4-Dichlorobenzene

Concentration: 892.43 ug/L

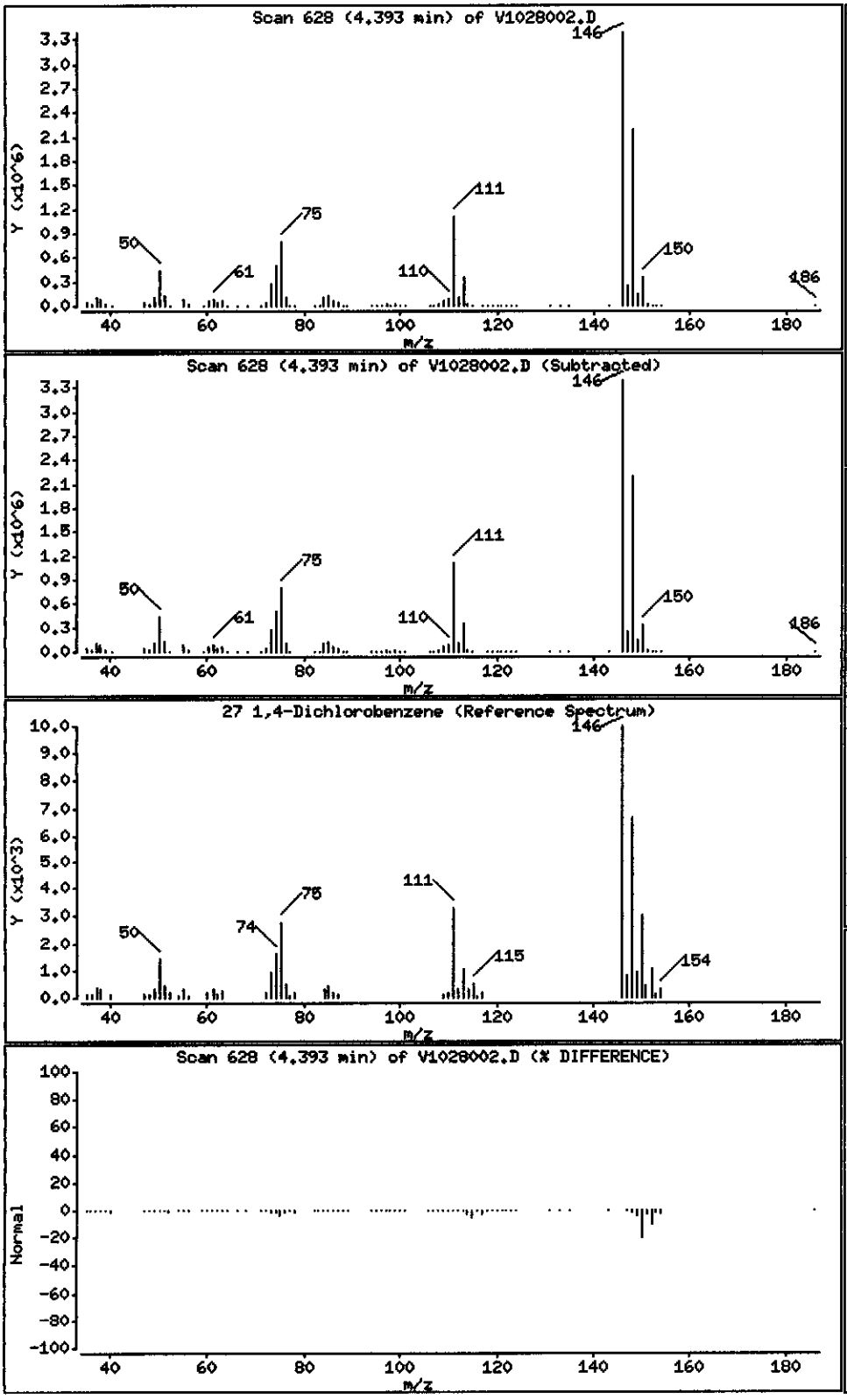

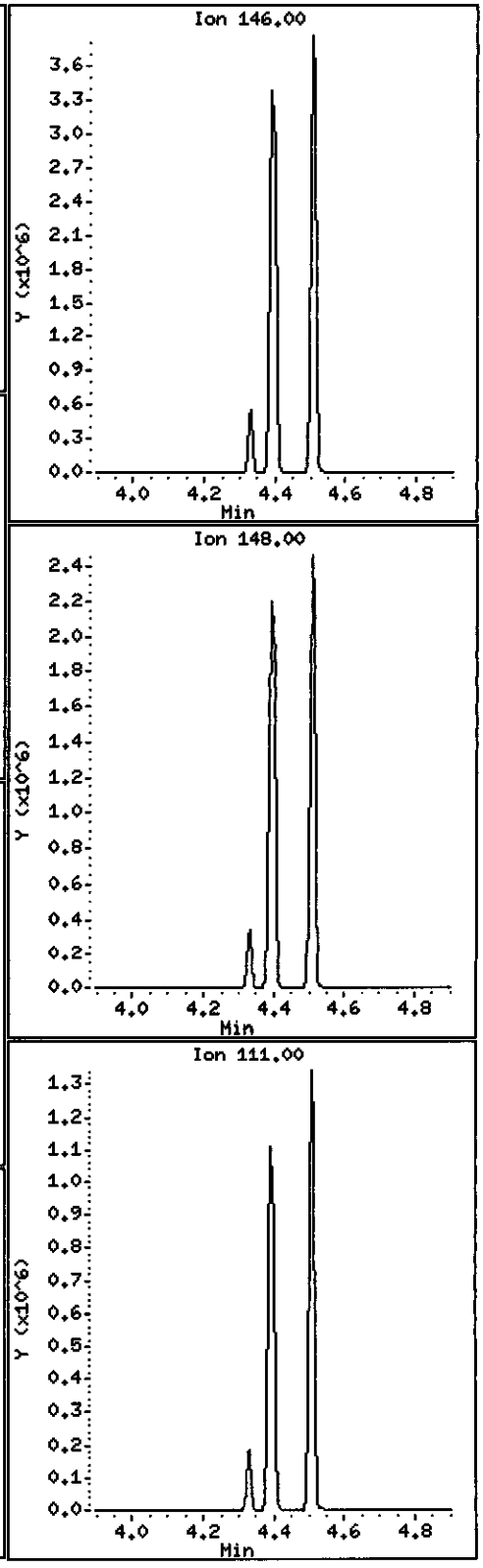

Data File: \\PITSVR06\D\chem\731.i\V102808.b\V1028002.D

Date : 28-OCT-2008 04:19

Client ID: EW-1-1008DL

Instrument: 731.i

Sample Info: C8J160331-004 X10 10/20/08 h2o(8295020) 8270c

Volume Injected (uL): 2.0

Operator: 003200

Column phase: DB5-MS

Column diameter: 0.32

28 1,2-Dichlorobenzene

Concentration: 1099.3 ug/L

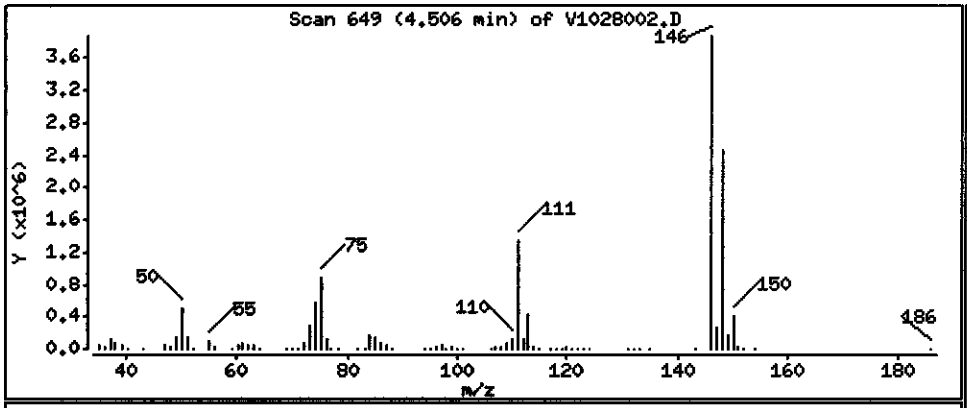

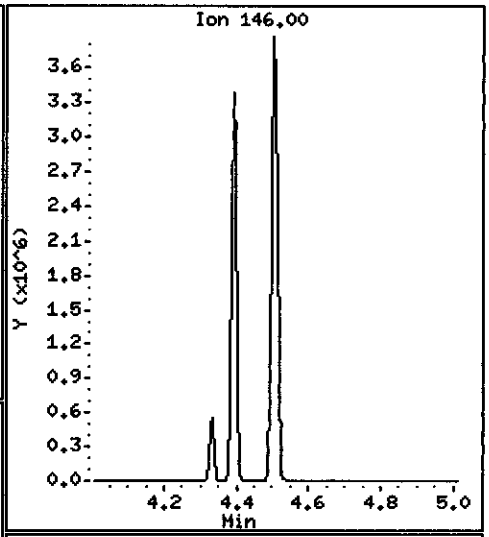

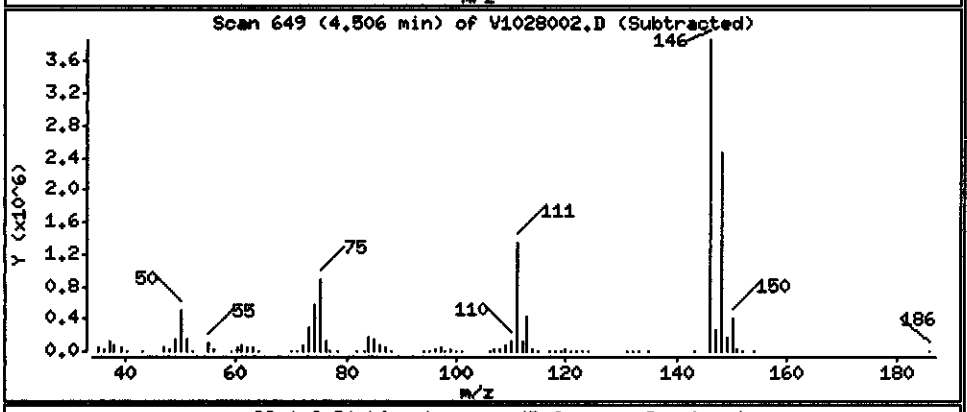

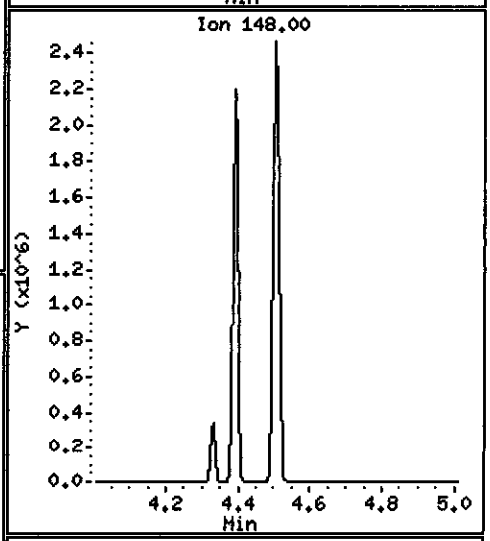

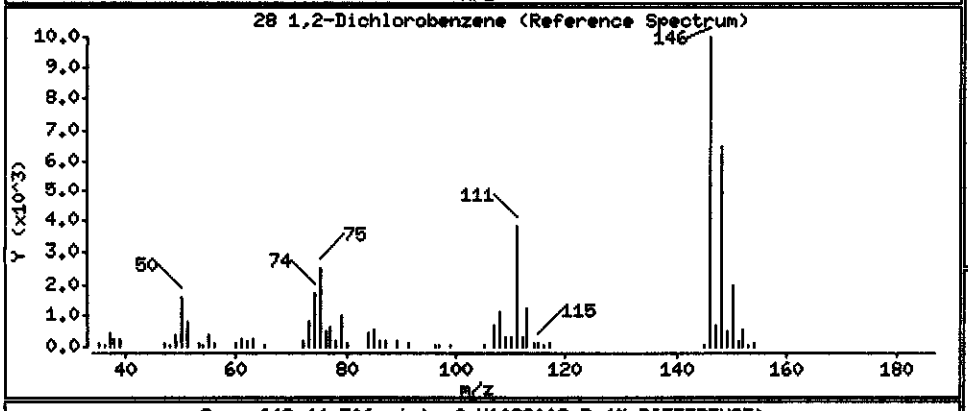

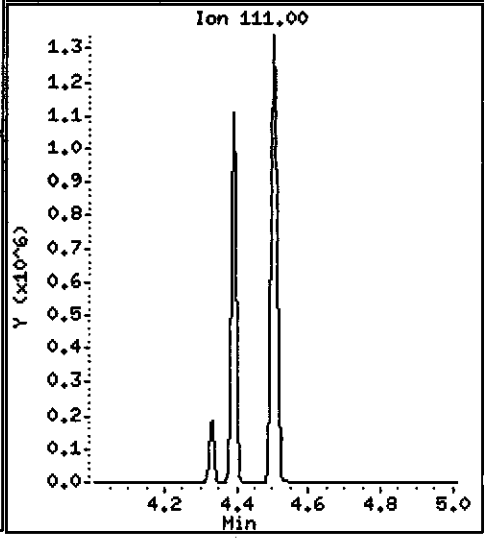

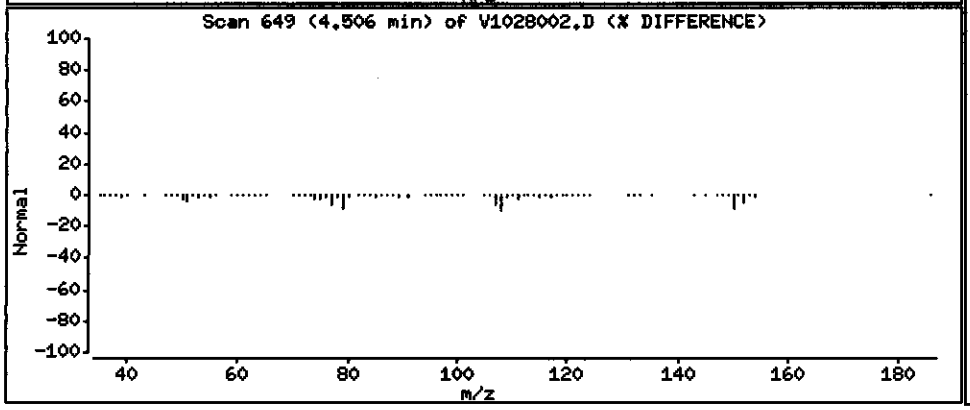

Data File: \\PITSVR06\D\chem\731.i\V102808.b\V1028002.D

Date : 28-OCT-2008 04:19

Client ID: EW-1-1008DL

Instrument: 731.i

Sample Info: C8J160331-004 X10 10/20/08 h2o(8295020) 8270c

Volume Injected (uL): 2.0

Operator: 003200

Column phase: DB5-MS

Column diameter: 0.32

48 2,4-Dichlorophenol

Concentration: 4.0410 ug/L

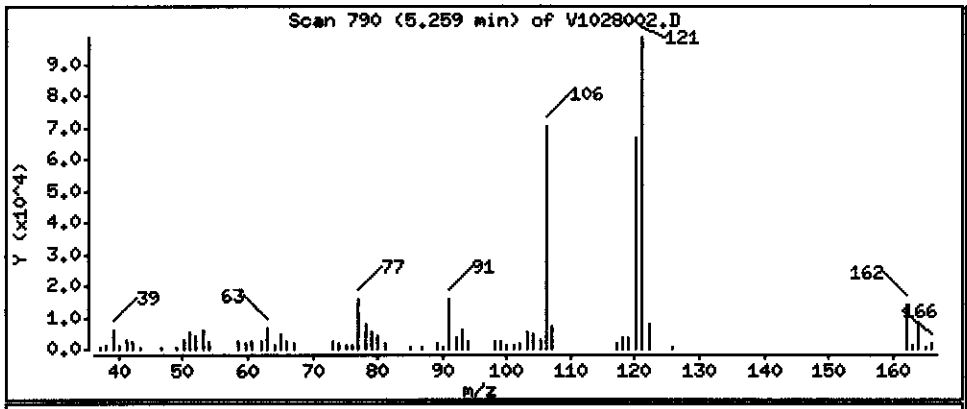

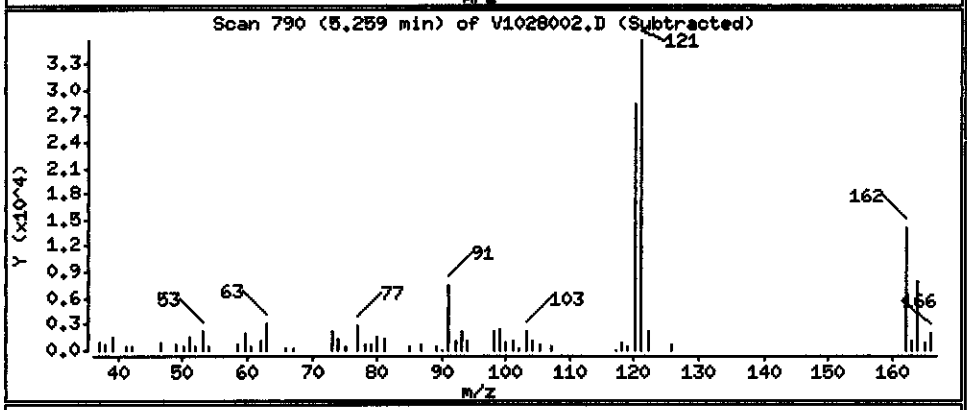

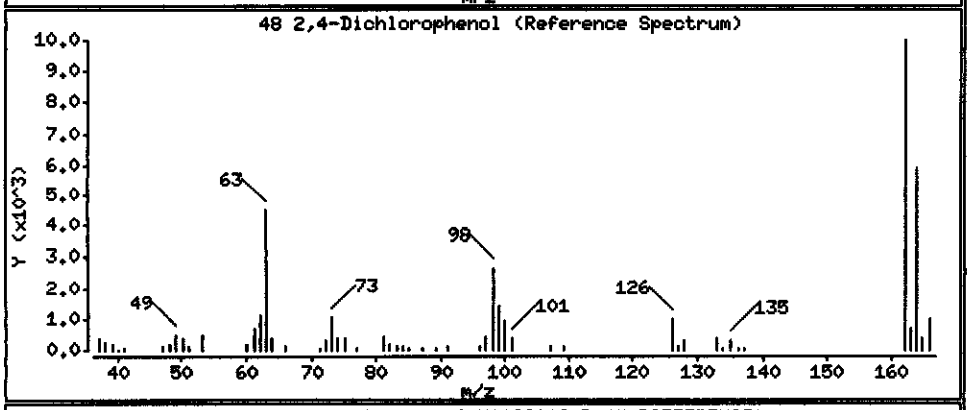

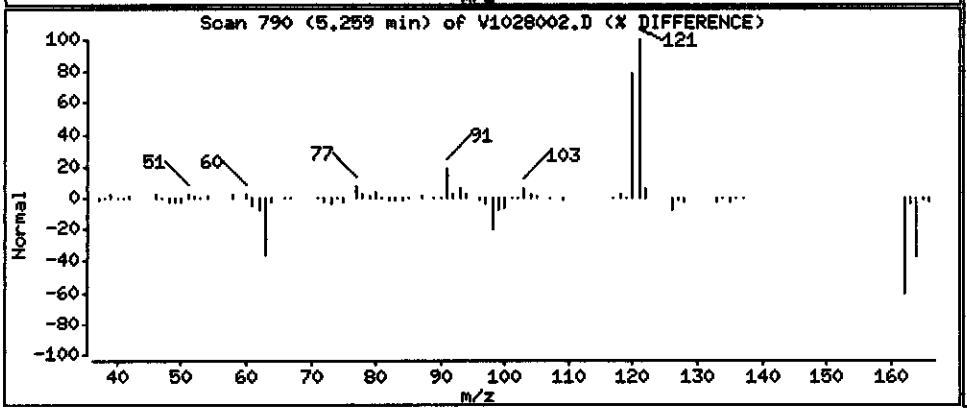

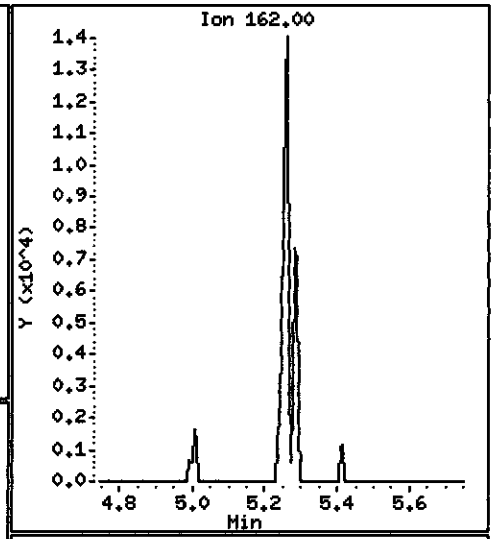

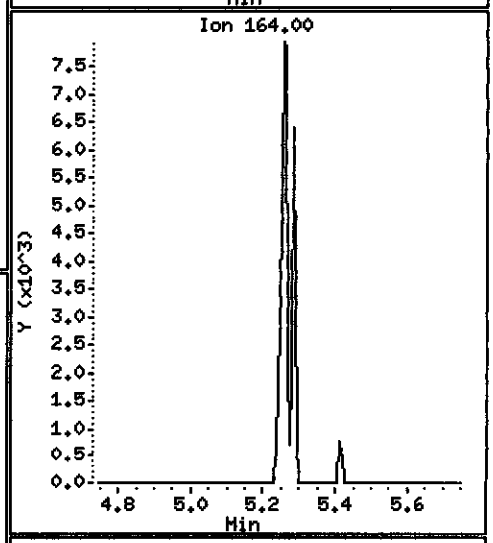

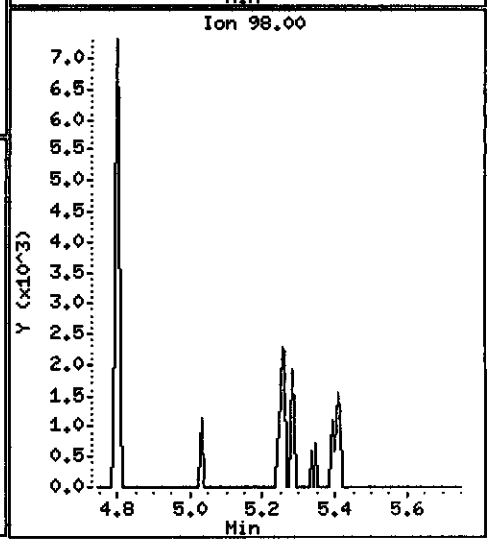

Data File: \\PITSVR06\D\chem\731.i\V102808.b\V1028002.D

Date : 28-OCT-2008 04:19

Client ID: EW-1-1008DL

Instrument: 731.i

Sample Info: C8J160331-004 X10 10/20/08 h2o(8295020) 8270c

Volume Injected (uL): 2.0

Operator: 003200

Column phase: DB5-MS

Column diameter: 0.32

52 4-Chloroaniline

Concentration: 124.57 ug/L

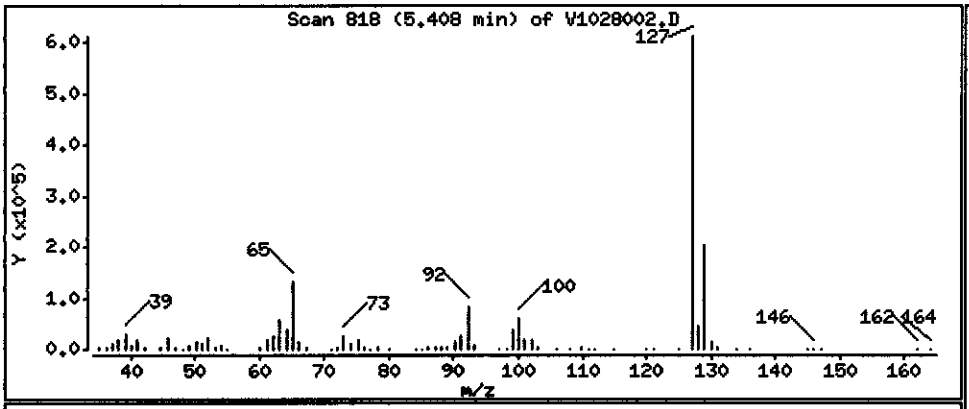

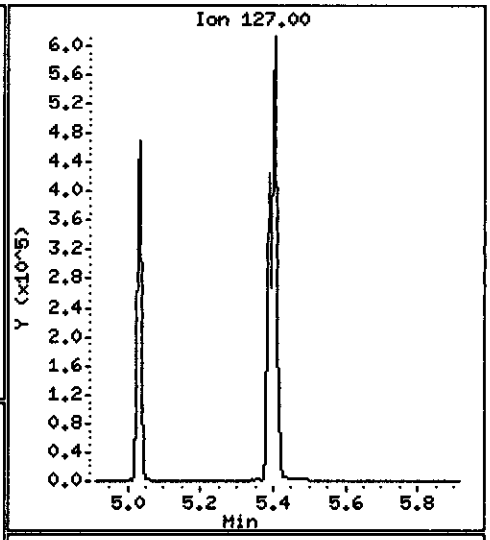

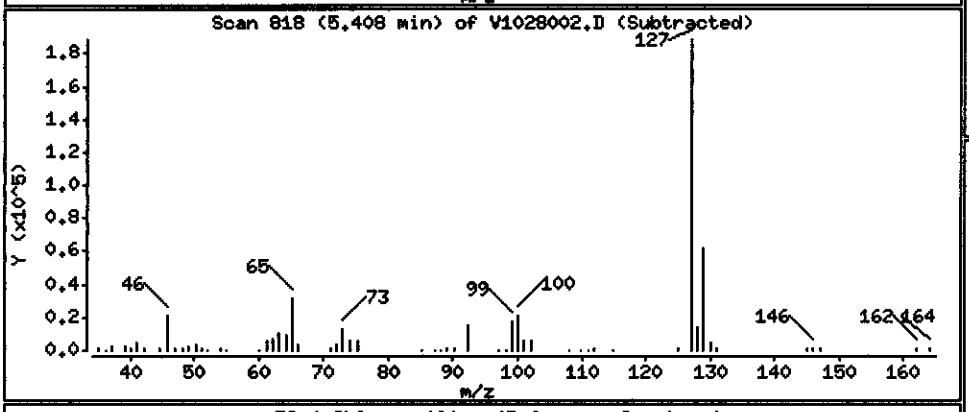

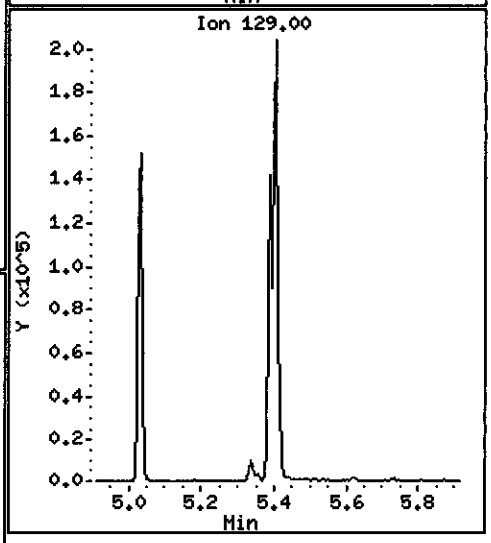

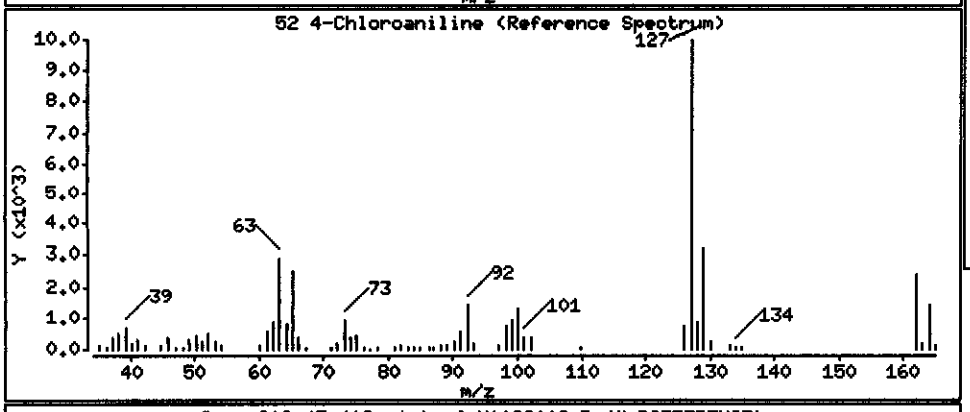

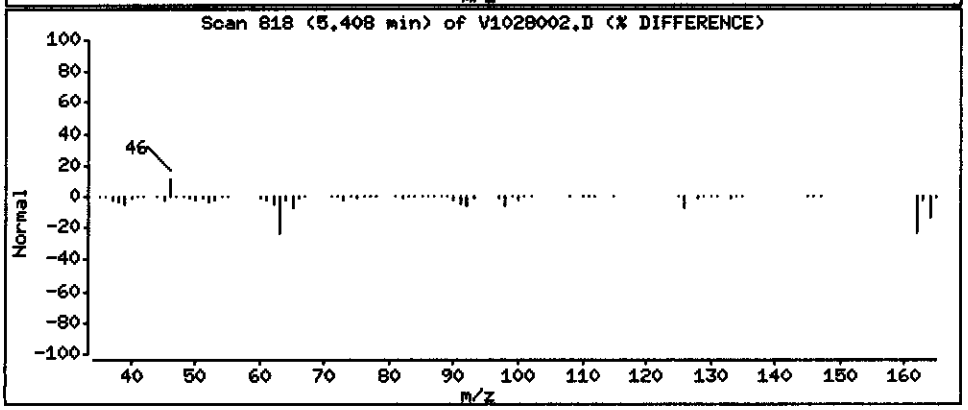

Data File: \\PITSVR06\D\chem\731.i\V102808.b\V1028002.D

Date : 28-OCT-2008 04:19

Client ID: EW-1-1008DL

Instrument: 731.i

Sample Info: C8J160331-004 X10 10/20/08 h2o(8295020) 8270c

Volume Injected (uL): 2.0

Operator: 003200

Column phase: DB5-MS

Column diameter: 0.32

63 1-Methylnaphthalene

Concentration: 1.8174 ug/L

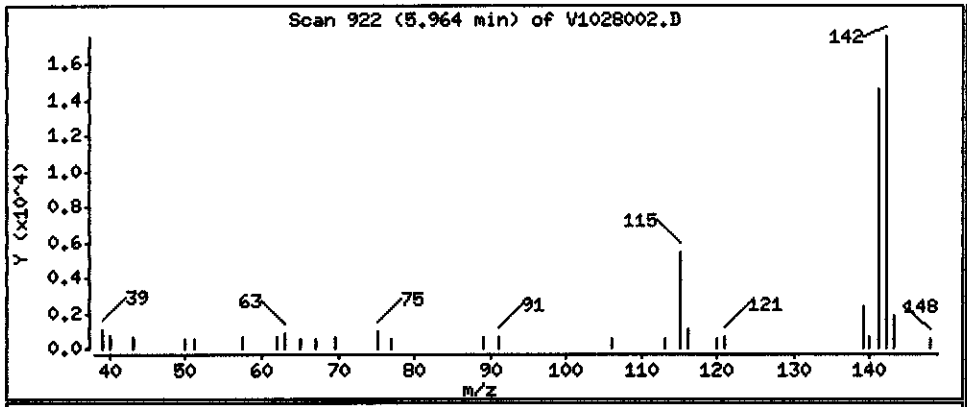

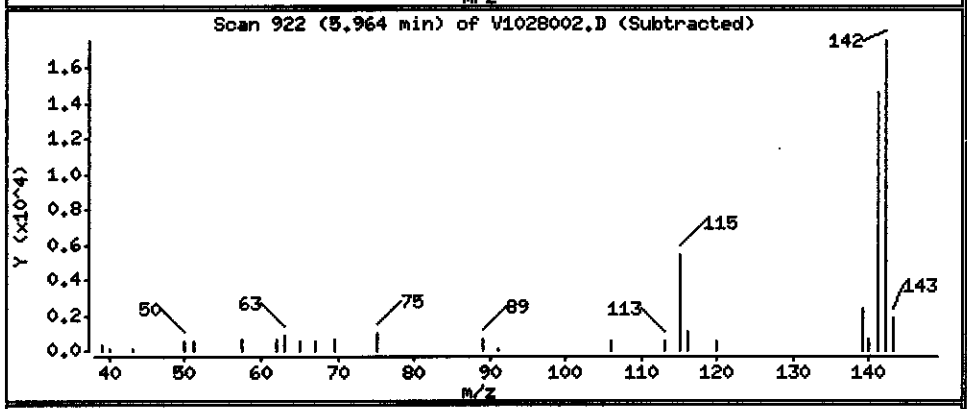

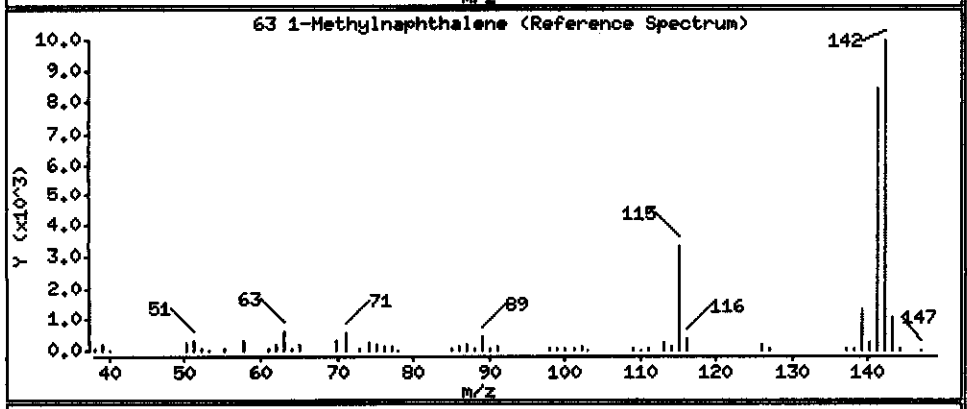

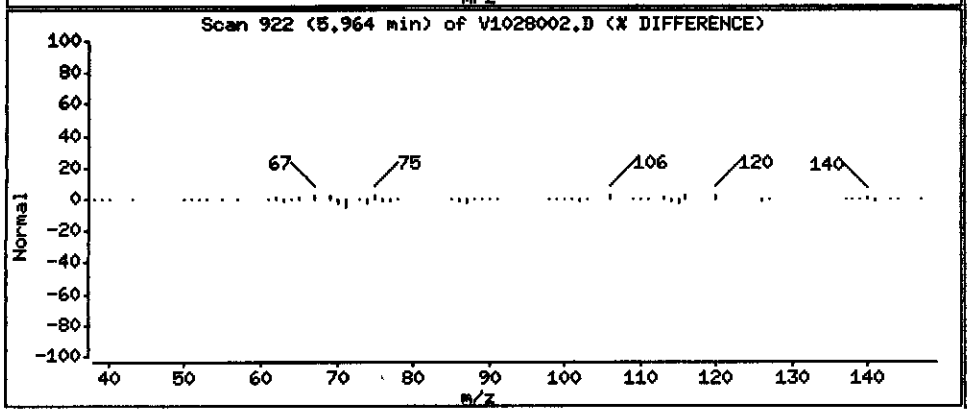

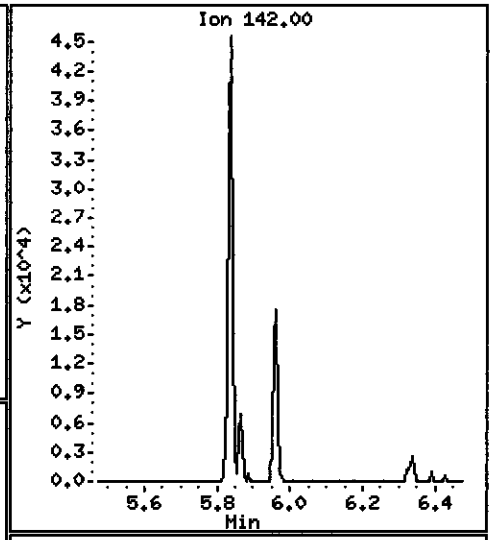

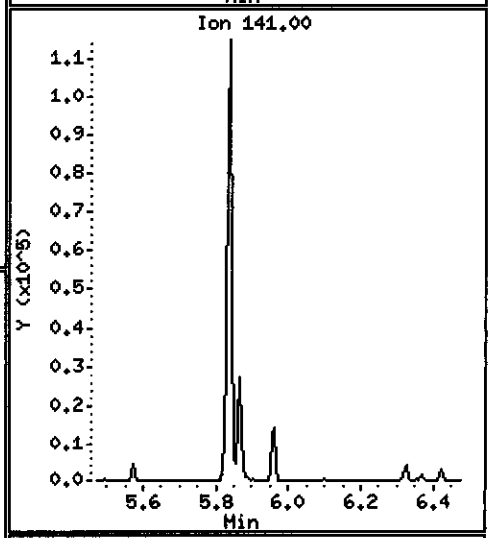

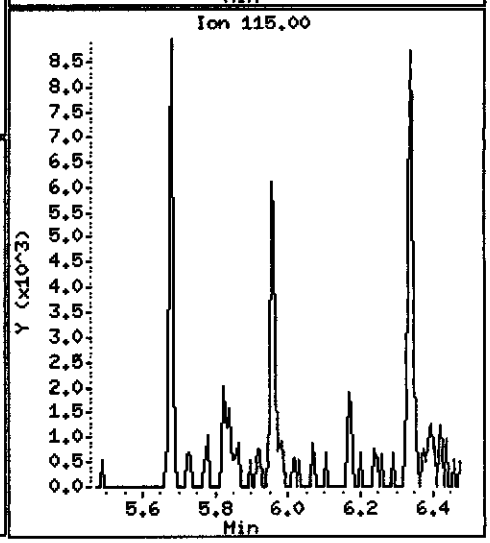

Data File: \\PITSVR06\D\chem\731.i\V102808.b\V1028002.D

Date : 28-OCT-2008 04:19

Client ID: EW-1-1008DL

Instrument: 731.i

Sample Info: C8J160331-004 X10 10/20/08 h2o(8295020) 8270c

Volume Injected (uL): 2.0

Operator: 003200

Column phase: DB5-MS

Column diameter: 0.32

82 Acenaphthene

Concentration: 4.0433 ug/L

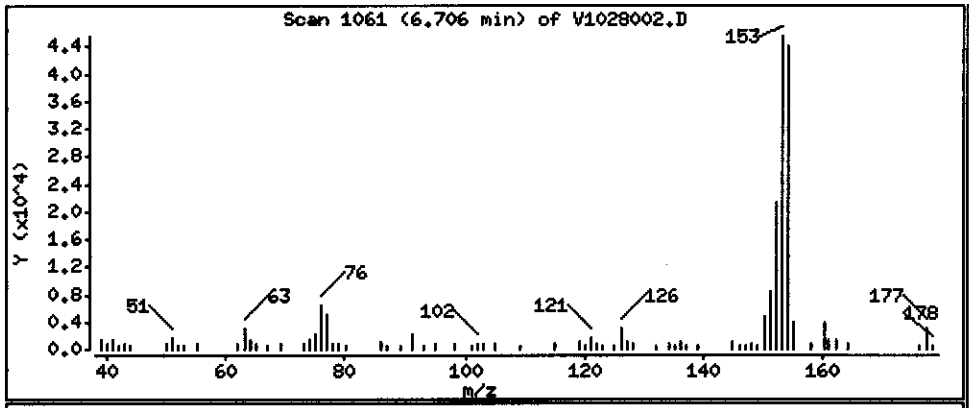

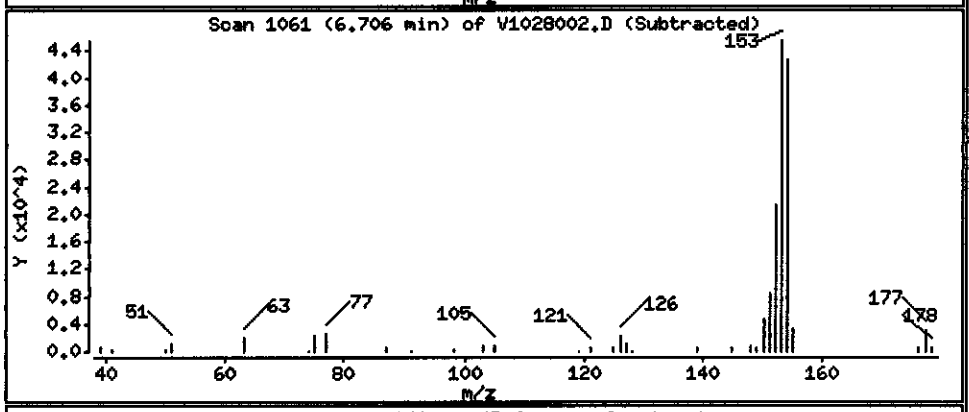

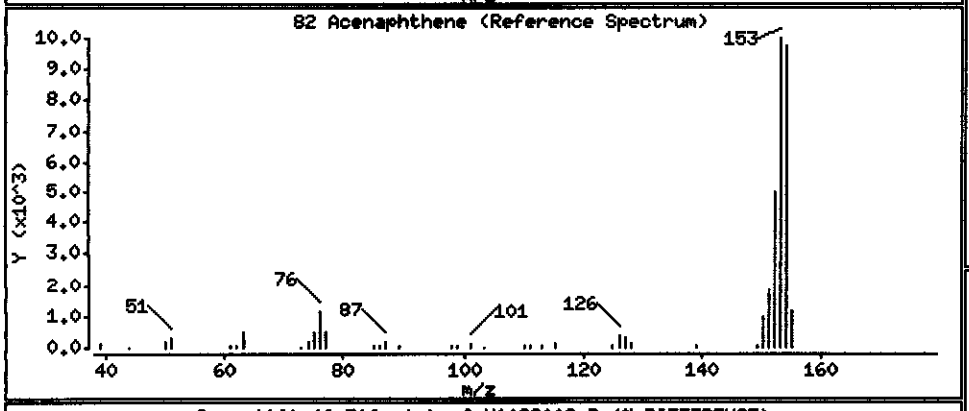

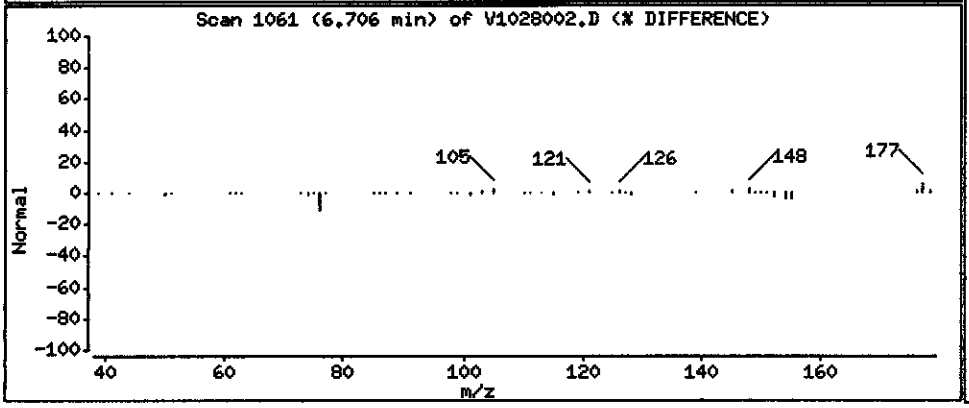

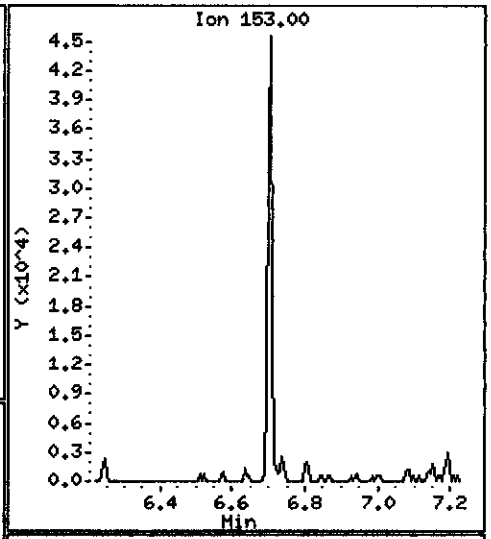

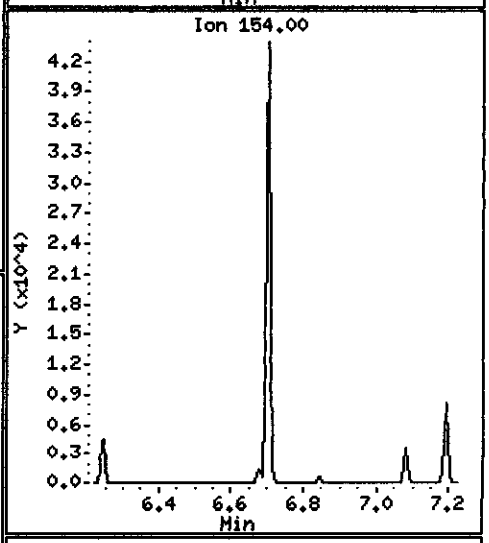

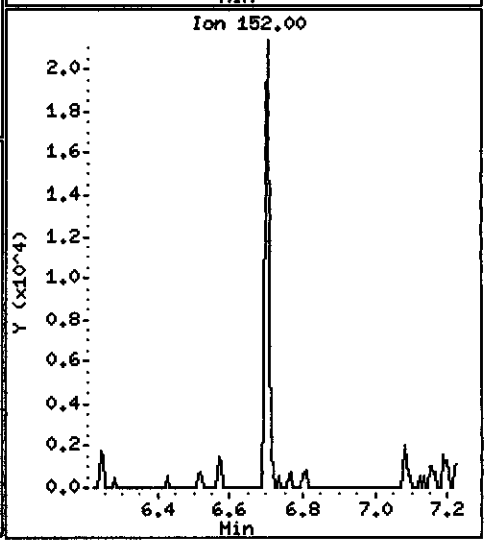

Data File: \\PITSVR06\D\chem\731.i\V102808.b\V1028002.D

Date : 28-OCT-2008 04:19

Client ID: EW-1-1008DL

Instrument: 731.i

Sample Info: C8J160331-004 X10 10/20/08 h2o(8295020) 8270c

Volume Injected (uL): 2.0

Operator: 003200

Column phase: DB5-MS

Column diameter: 0.32

86 Dibenzofuran

Concentration: 0.63021 ug/L

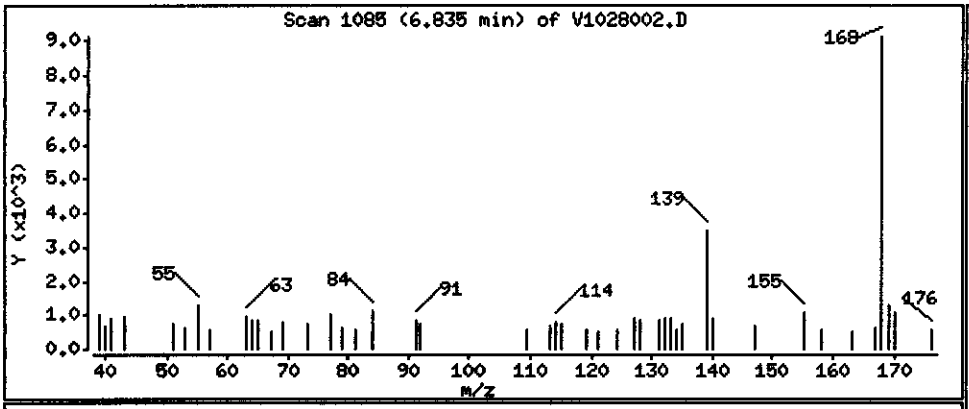

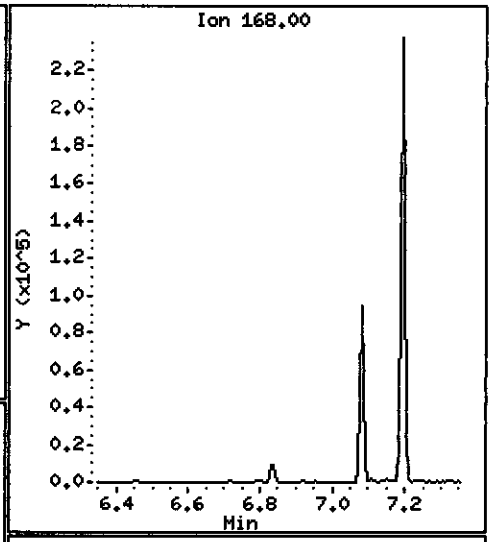

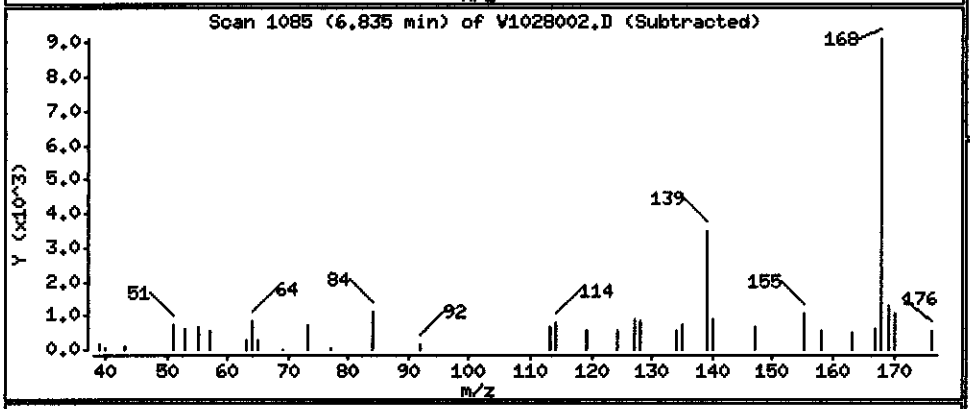

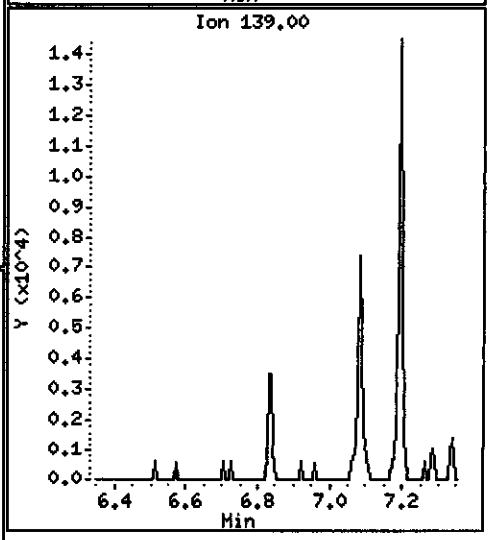

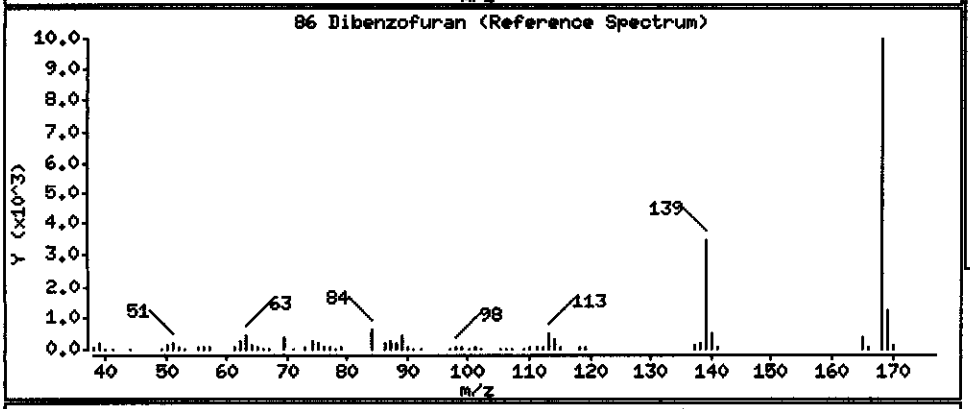

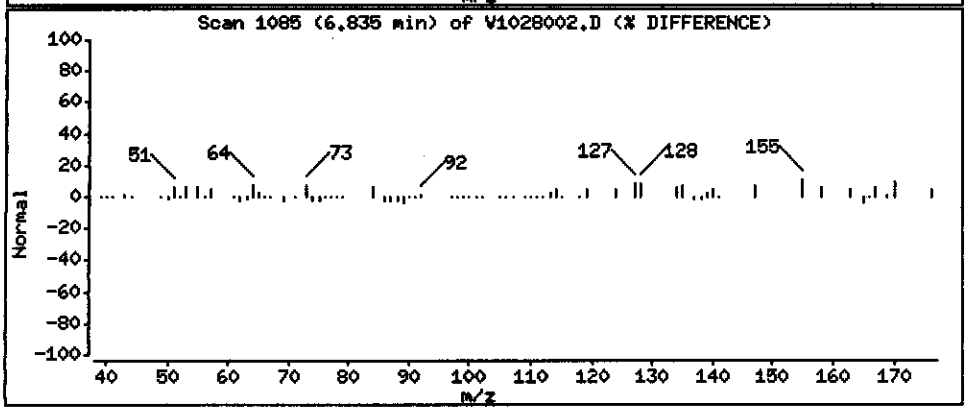

Data File: \\PITSVR06\D\chem\731.i\V102808.b\V1028002.D

Date : 28-OCT-2008 04:19

Client ID: EW-1-1008DL

Instrument: 731.i

Sample Info: C8J160331-004 X10 10/20/08 h2o(8295020) 8270c

Volume Injected (uL): 2.0

Operator: 003200

Column phase: DB5-MS

Column diameter: 0.32

92 2-Naphthylamine

Concentration: 24.837 ug/L

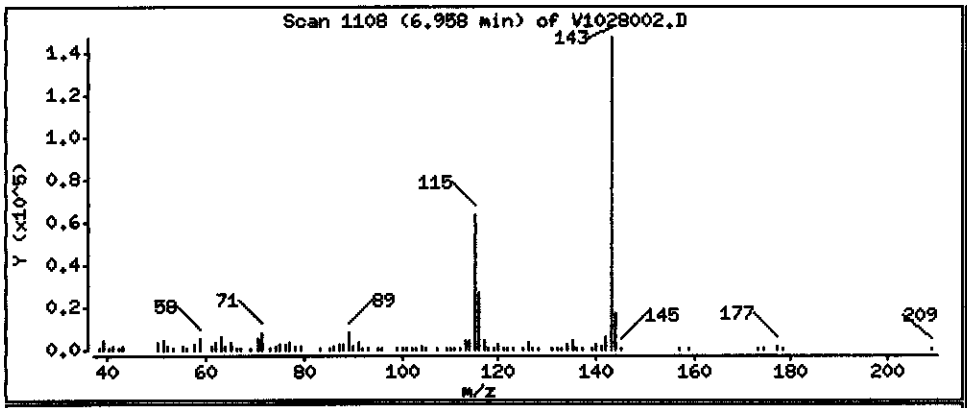

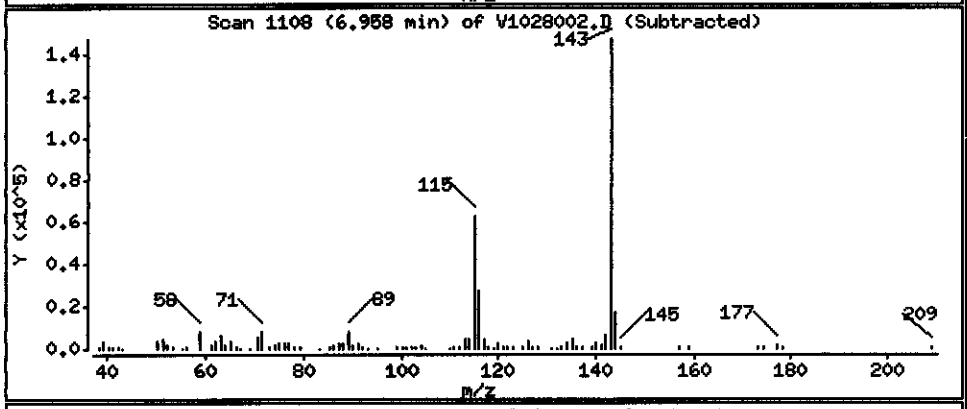

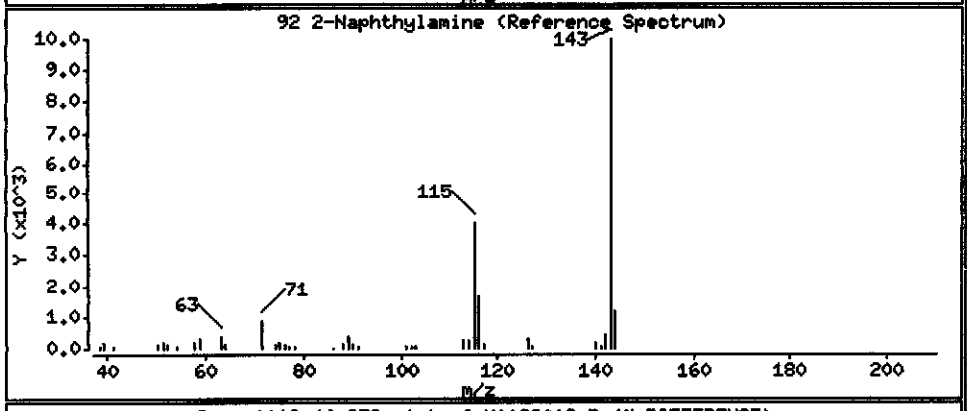

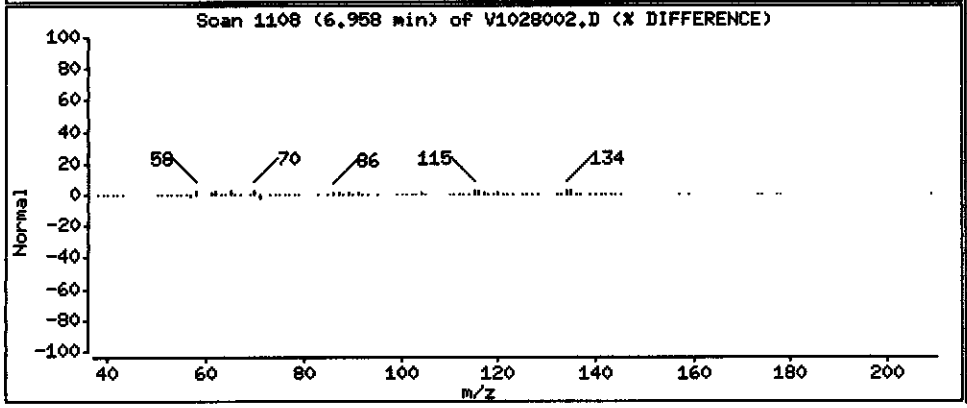

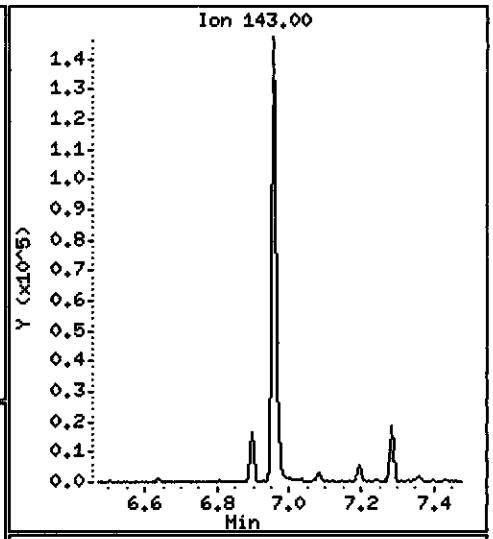

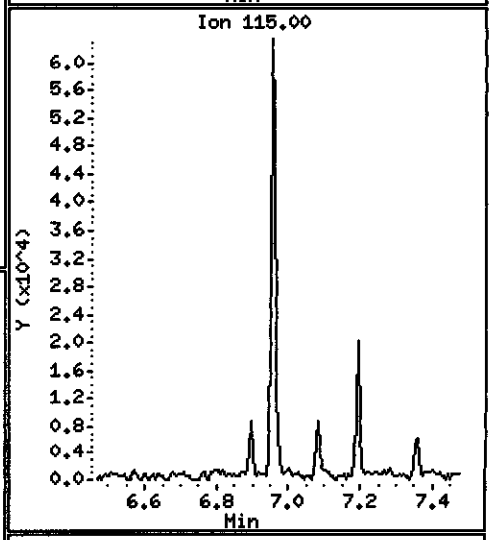

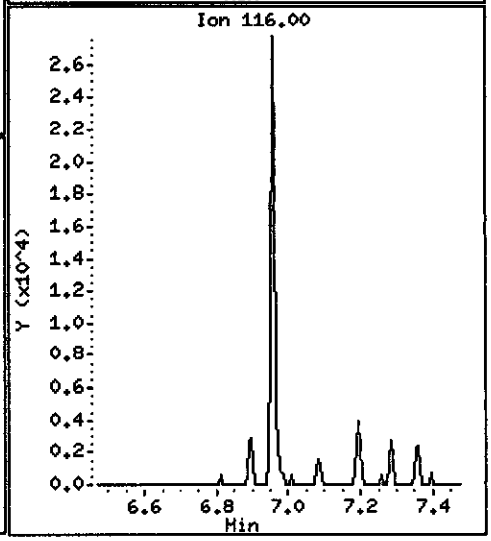

Data File: \\PITSVR06\D\chem\731.i\V102808.b\V1028002.D

Date : 28-OCT-2008 04:19

Client ID: EW-1-1008DL

Instrument: 731.i

Sample Info: C8J160331-004 X10 10/20/08 h2o(8295020) 8270c

Volume Injected (uL): 2.0

Operator: 003200

Column phase: DB5-MS

Column diameter: 0.32

99 N-Nitrosodiphenylamine (1)

Concentration: 32.238 ug/L

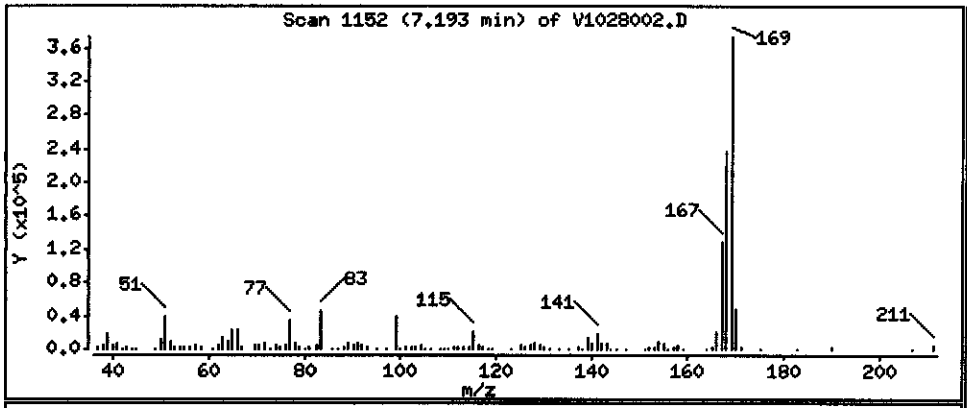

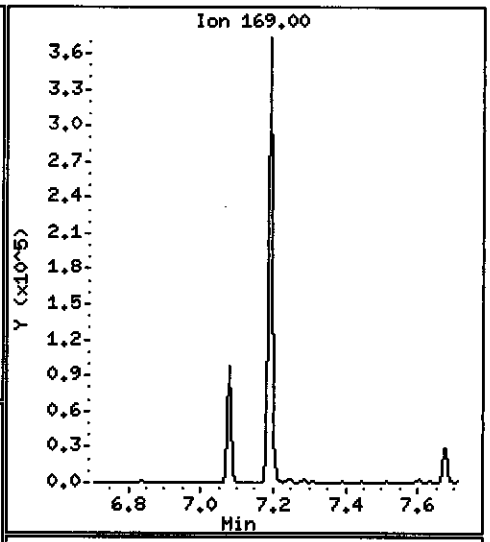

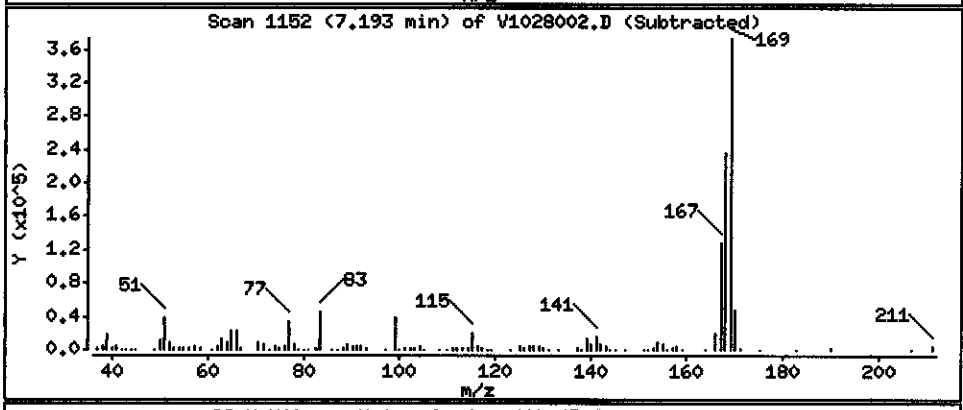

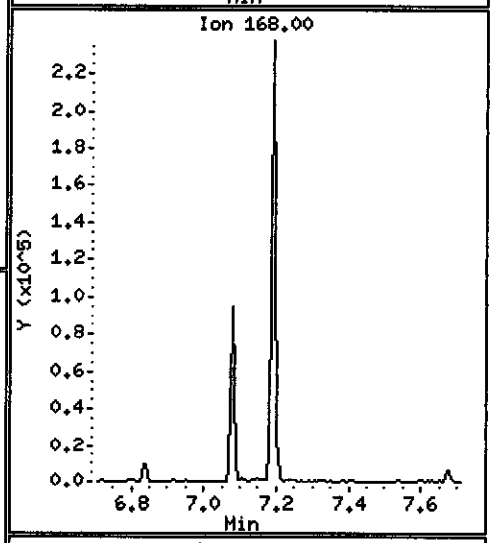

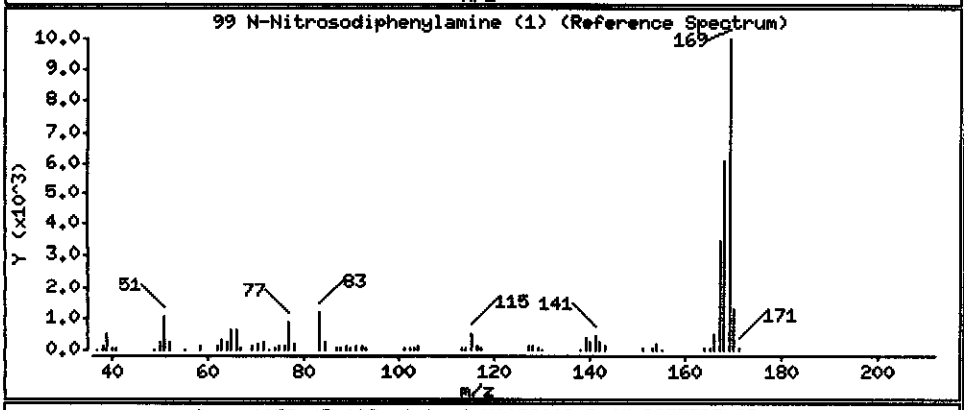

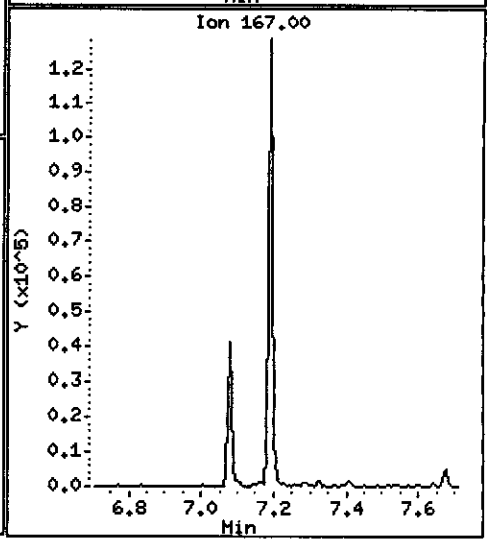

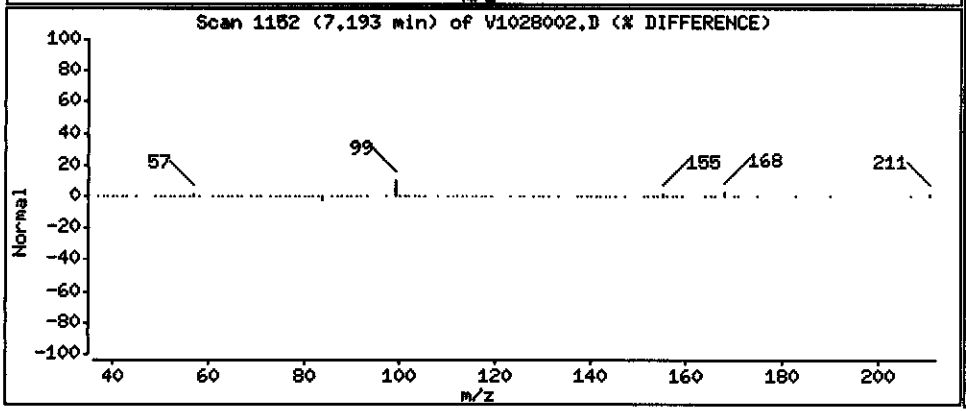

Data File: \\PITSVR06\D\chem\731.i\V102808.b\V1028002.D

Date : 28-OCT-2008 04:19

Client ID: EW-1-1008DL

Instrument: 731.i

Sample Info: C8J160331-004 X10 10/20/08 h2o(8295020) 8270c

Volume Injected (uL): 2.0

Operator: 003200

Column phase: DB5-MS

Column diameter: 0.32

119 Carbazole

Concentration: 0.98170 ug/L

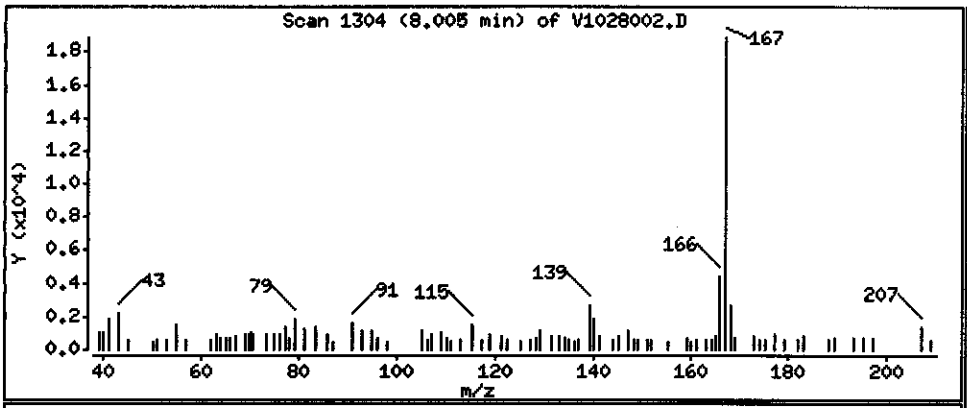

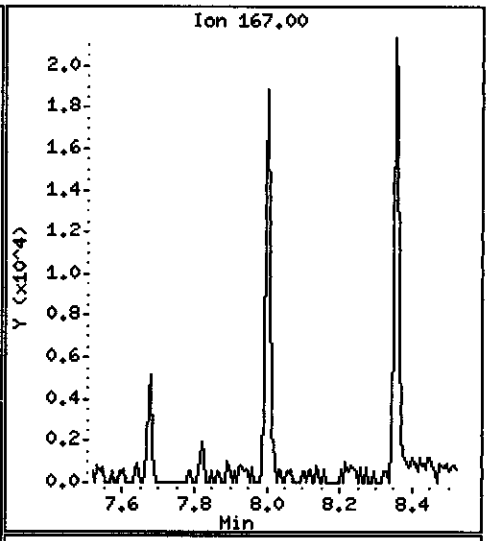

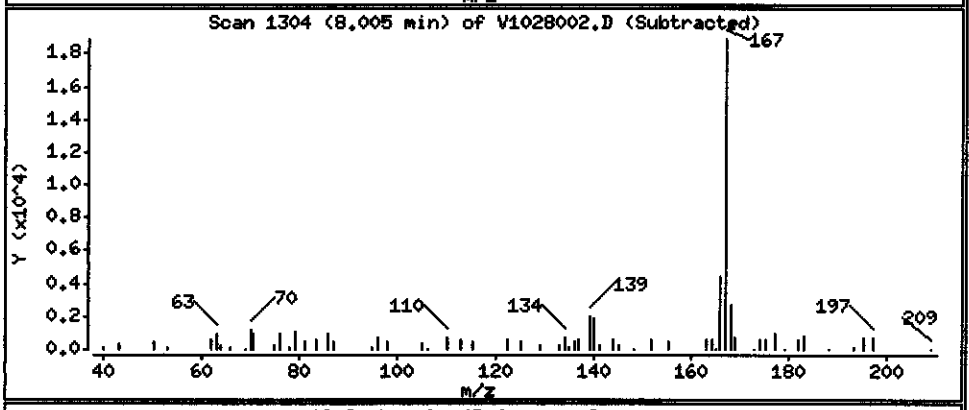

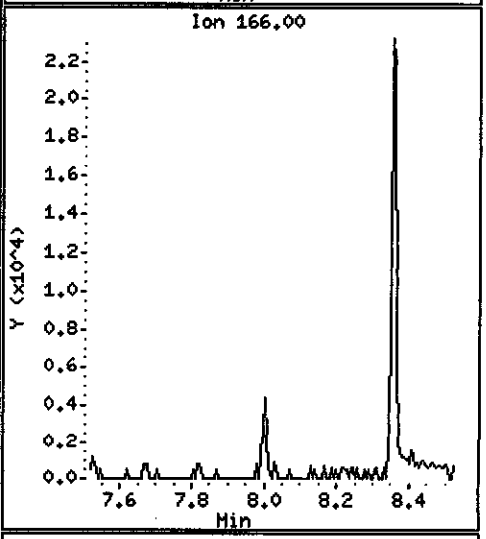

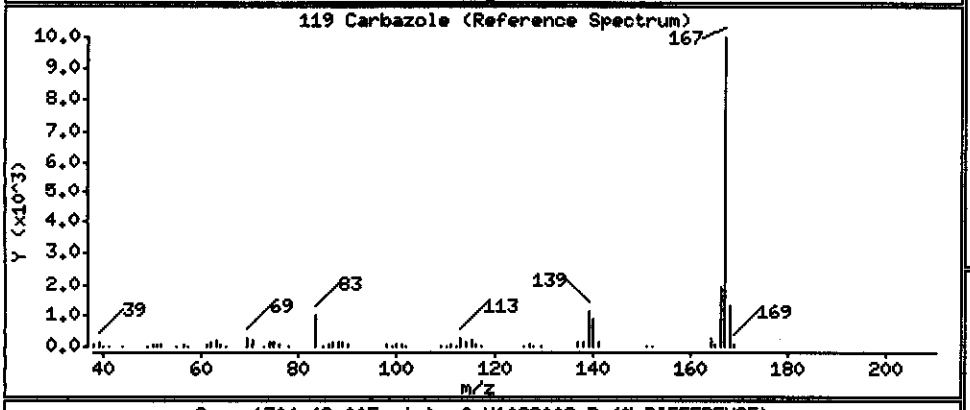

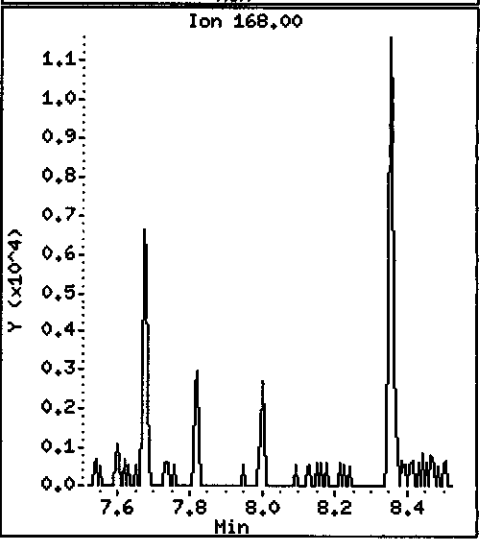

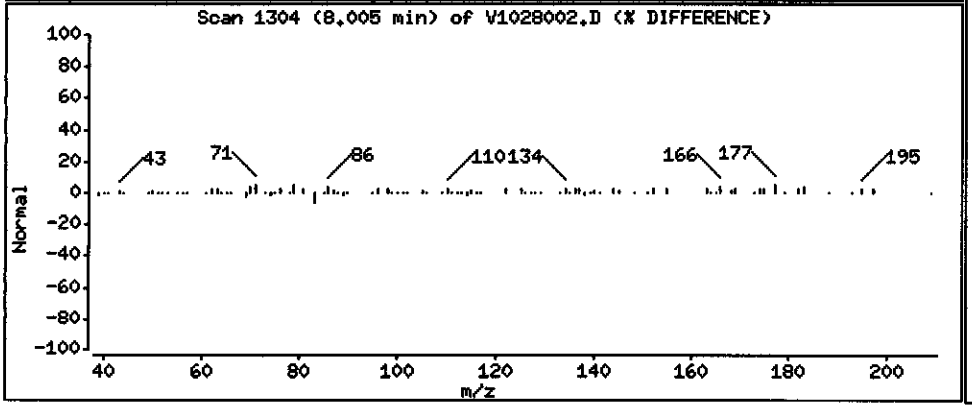

Data File: \\PITSVR06\D\chem\731.i\V102808.b\V1028002.D

Date : 28-OCT-2008 04:19

Client ID: EW-1-1008DL

Instrument: 731.i

Sample Info: C8J160331-004 X10 10/20/08 h2o(8295020) 8270c

Volume Injected (uL): 2.0

Operator: 003200

Column phase: DB5-MS

Column diameter: 0.32

123 Fluoranthene

Concentration: 0.15222 ug/L

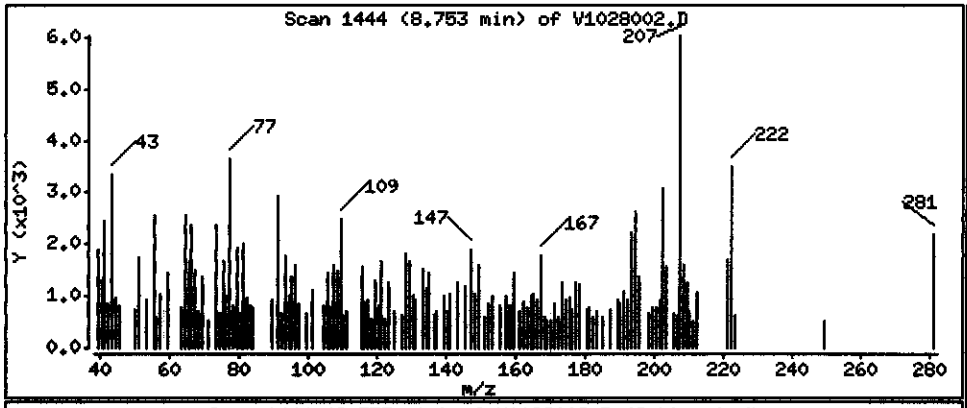

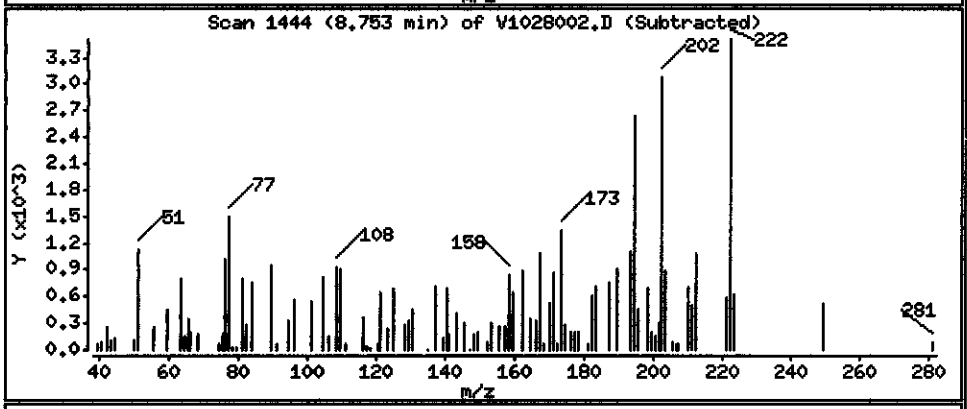

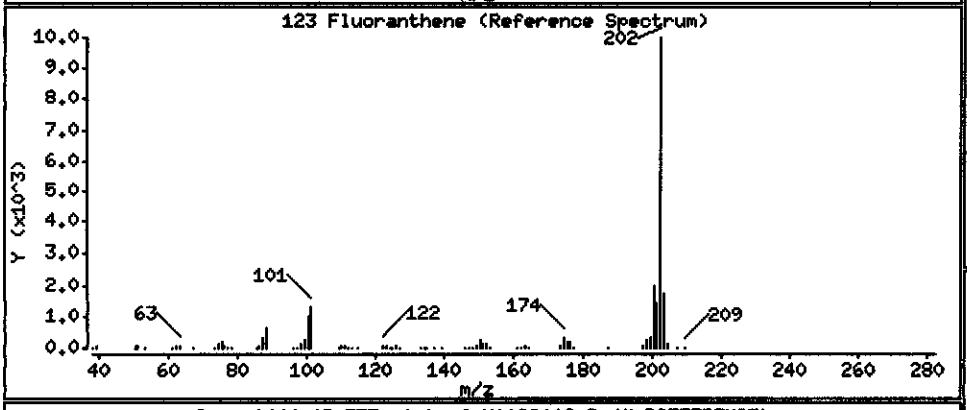

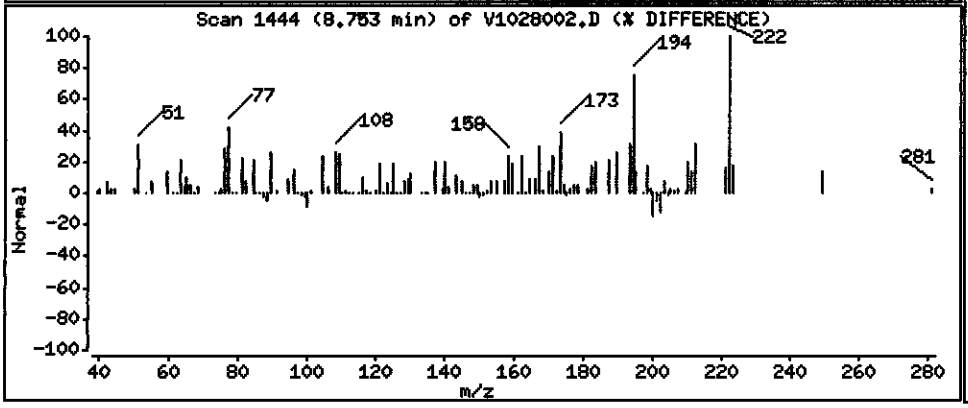

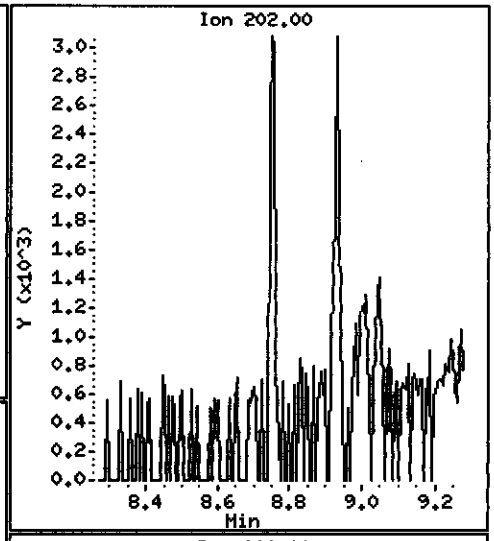

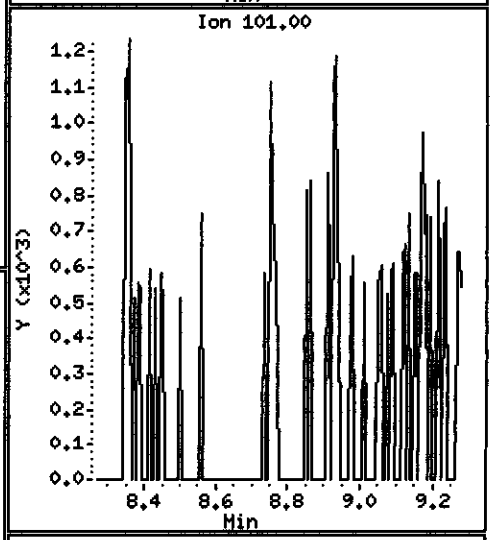

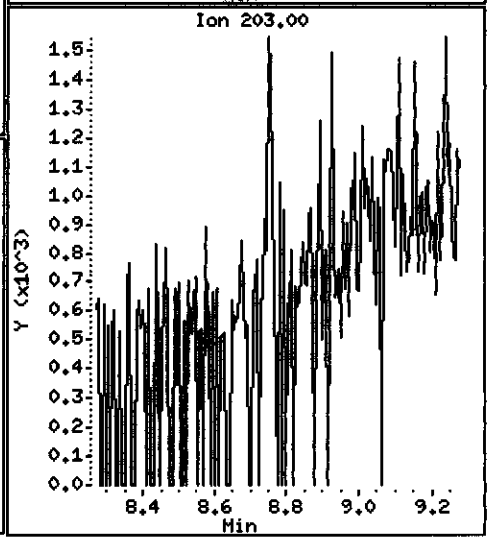

Data File: \\PITSVR06\D\chem\731.i\V102808.b\V1028002.D

Date : 28-OCT-2008 04:19

Client ID: EW-1-1008DL

Instrument: 731.i

Sample Info: C8J160331-004 X10 10/20/08 h2o(8295020) 8270c

Volume Injected (uL): 2.0

Operator: 003200

Column phase: DB5-MS

Column diameter: 0.32

124 Benzidine

Concentration: 9.2245 ug/L

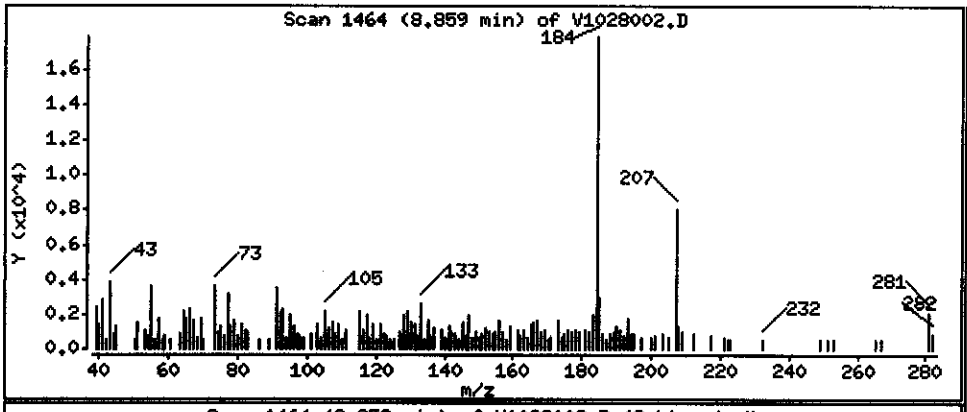

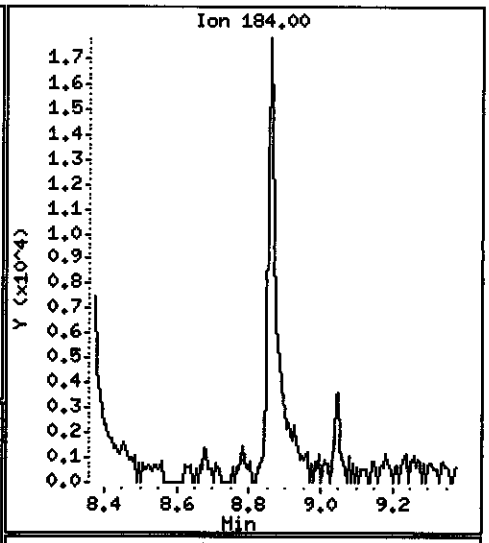

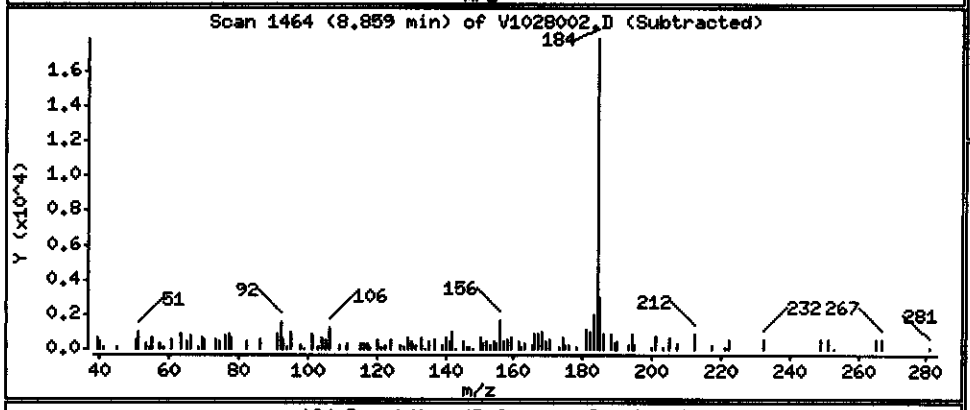

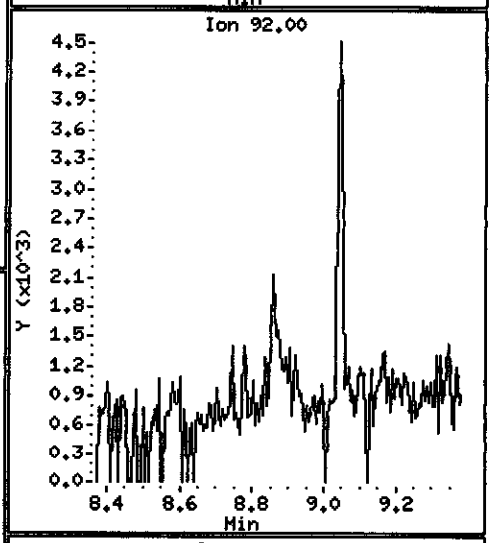

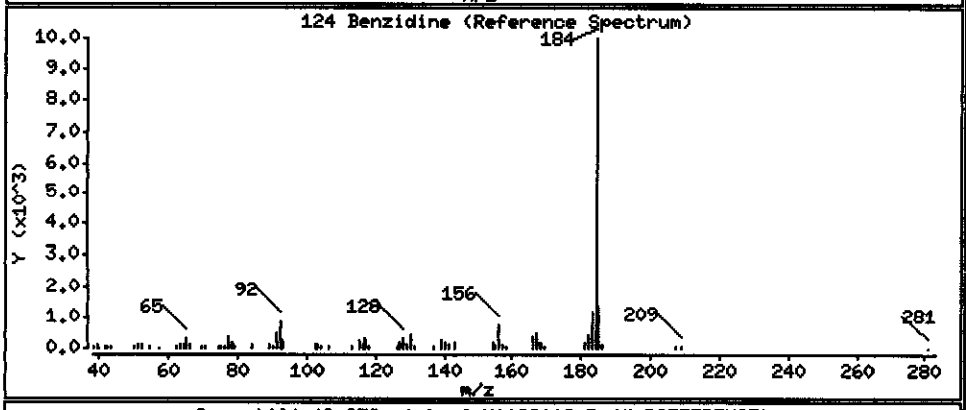

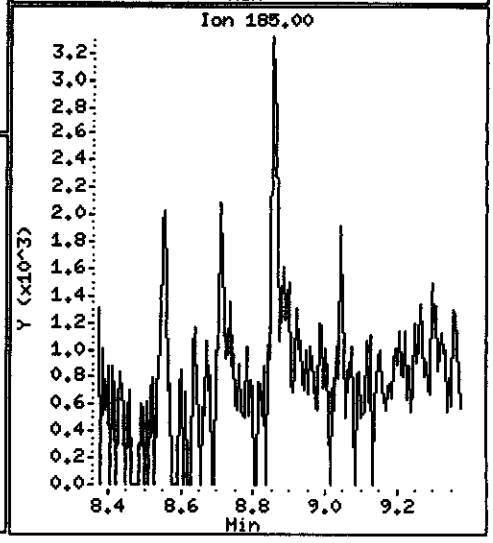

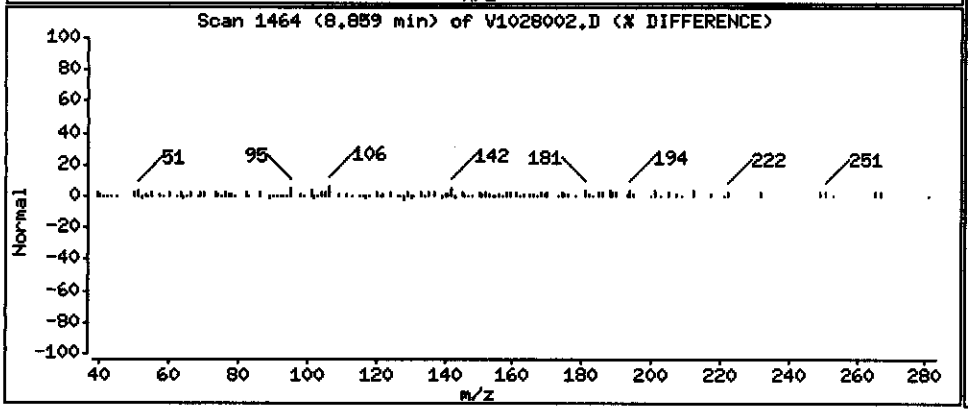

Data File: \\PITSVR06\D\chem\731.i\V102808.b\V1028002.D

Date : 28-OCT-2008 04:19

Client ID: EW-1-1008DL

Instrument: 731.i

Sample Info: C8J160331-004 X10 10/20/08 h2o(8295020) 8270c

Volume Injected (uL): 2.0

Operator: 003200

Column phase: DB5-MS

Column diameter: 0.32

125 Pyrene

Concentration: 0.13566 ug/L

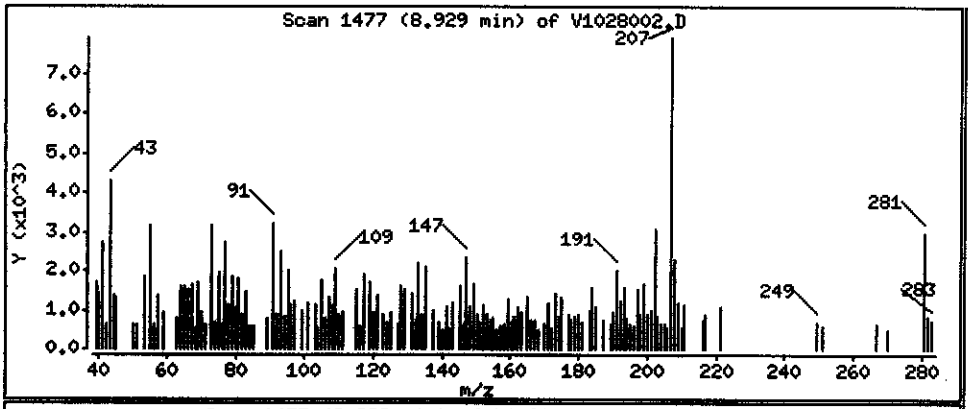

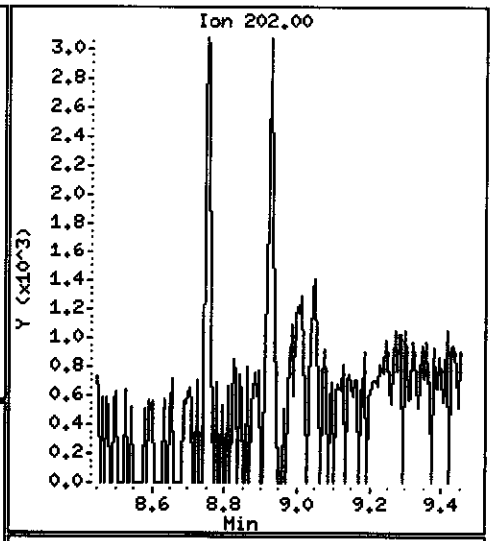

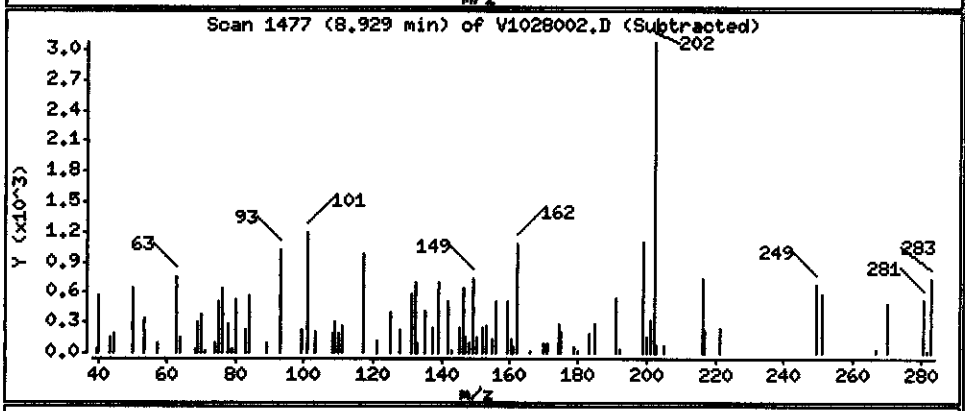

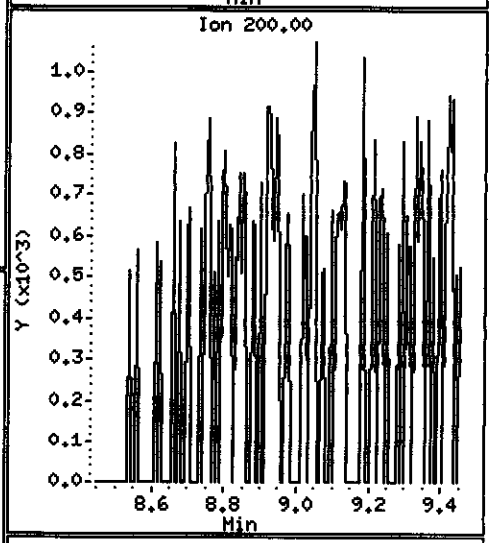

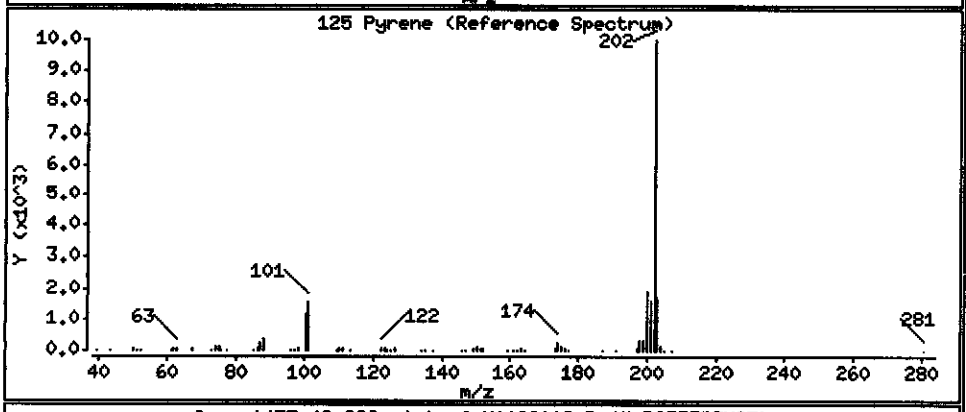

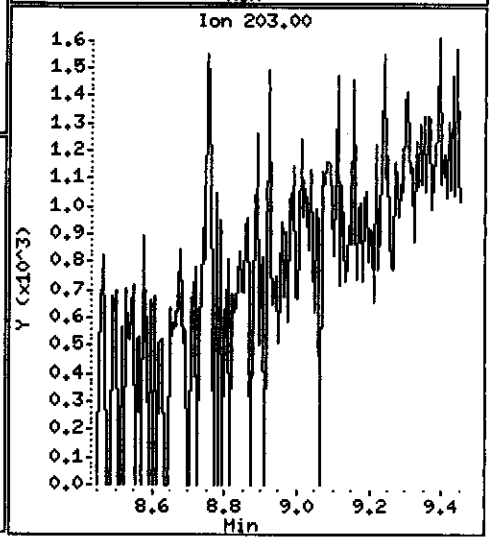

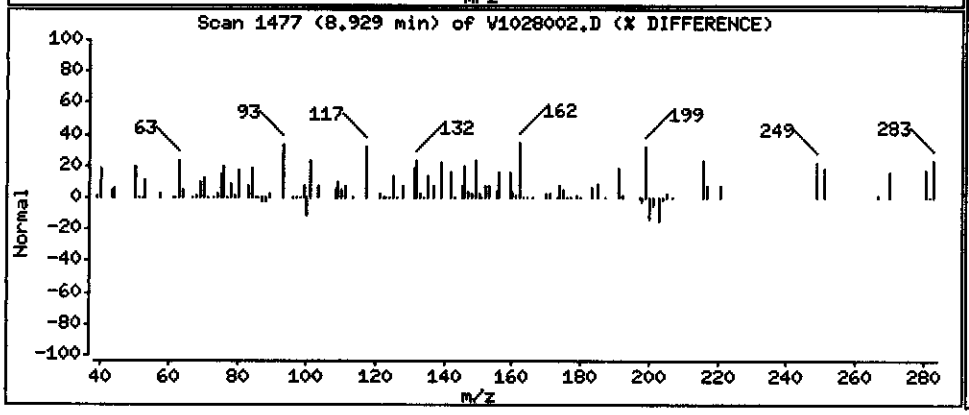

MACTEC Engineering and Consulting Inc

Client Sample ID: EW-2-1008

GC/MS Semivolatiles

Lot-Sample #...:	C8J160331-005	**Work Order #...:**	K02T31AL	**Matrix.....:**	WATER
Date Sampled...:	10/14/08 13:55	**Date Received..:**	10/16/08 09:30	**MS Run #.....:**	
Prep Date.....:	10/20/08	**Analysis Date..:**	10/27/08		
Prep Batch #...:	8295020	**Analysis Time..:**	01:54		
Dilution Factor:	0.96	**Initial Wgt/Vol:**	1040 mL	**Final Wgt/Vol..:**	1 mL
Analyst ID.....:	003200	**Instrument ID..:**	731		
		Method.....:	SW846 8270C		

PARAMETER	RESULT	REPORTING LIMIT	UNITS	MDL
Aniline	**400 E**	**0.96**	**ug/L**	**0.046**
Acenaphthene	**4.2**	**0.19**	**ug/L**	**0.050**
Acenaphthylene	ND	0.19	ug/L	0.044
Acetophenone	ND	0.96	ug/L	0.044
Anthracene	**0.32**	**0.19**	**ug/L**	**0.049**
Atrazine	ND	0.96	ug/L	0.037
Benzo(a)anthracene	ND	0.19	ug/L	0.039
Benzo(a)pyrene	ND	0.19	ug/L	0.042
Benzo(b)fluoranthene	ND	0.19	ug/L	0.030
Benzo(ghi)perylene	ND	0.19	ug/L	0.026
Benzo(k)fluoranthene	ND	0.19	ug/L	0.038
Benzaldehyde	ND	0.96	ug/L	0.052
1,1'-Biphenyl	**0.92 J**	**0.96**	**ug/L**	**0.058**
bis(2-Chloroethoxy) methane	ND	0.96	ug/L	0.12
bis(2-Chloroethyl)-ether	ND	0.19	ug/L	0.044
bis(2-Ethylhexyl) phthalate	ND	0.96	ug/L	0.11
4-Bromophenyl phenyl ether	ND	0.96	ug/L	0.048
Butyl benzyl phthalate	ND	0.96	ug/L	0.13
Caprolactam	ND	4.8	ug/L	0.18
Carbazole	**1.0**	**0.19**	**ug/L**	**0.050**
4-Chloroaniline	**38**	**0.96**	**ug/L**	**0.044**
4-Chloro-3-methylphenol	ND	0.96	ug/L	0.057
2-Chloronaphthalene	ND	0.19	ug/L	0.042
2-Chlorophenol	**7.2**	**0.96**	**ug/L**	**0.044**
4-Chlorophenyl phenyl ether	ND	0.96	ug/L	0.041
Chrysene	ND	0.19	ug/L	0.034
Dibenz(a,h)anthracene	ND	0.19	ug/L	0.033
Dibenzofuran	**0.51 J**	**0.96**	**ug/L**	**0.051**
3,3'-Dichlorobenzidine	ND	0.96	ug/L	0.039
2,4-Dichlorophenol	ND	0.19	ug/L	0.047
Diethyl phthalate	ND	0.96	ug/L	0.23
2,4-Dimethylphenol	ND	0.96	ug/L	0.050

(Continued on next page)

MACTEC Engineering and Consulting Inc

Client Sample ID: EW-2-1008

GC/MS Semivolatiles

Lot-Sample #...: C8J160331-005 **Work Order #...:** K02T31AL **Matrix.....:** WATER

PARAMETER	RESULT	REPORTING LIMIT	UNITS	MDL
Dimethyl phthalate	ND	0.96	ug/L	0.041
Di-n-butyl phthalate	**0.067 J**	**0.96**	**ug/L**	**0.045**
4,6-Dinitro-2-methylphenol	ND	4.8	ug/L	1.4
2,4-Dinitrophenol	ND	4.8	ug/L	1.2
2,4-Dinitrotoluene	ND	0.96	ug/L	0.043
2,6-Dinitrotoluene	ND	0.96	ug/L	0.049
Di-n-octyl phthalate	ND	0.96	ug/L	0.041
Fluoranthene	**0.097 J**	**0.19**	**ug/L**	**0.048**
Fluorene	ND	0.19	ug/L	0.052
Hexachlorobenzene	ND	0.19	ug/L	0.042
Hexachlorobutadiene	ND	0.19	ug/L	0.036
Hexachlorocyclopentadiene	ND	0.96	ug/L	0.077
Hexachloroethane	ND	0.96	ug/L	0.042
Indeno(1,2,3-cd)pyrene	ND	0.19	ug/L	0.046
Isophorone	ND	0.96	ug/L	0.045
2-Methylnaphthalene	ND	0.19	ug/L	0.045
2-Methylphenol	**5.5**	**0.96**	**ug/L**	**0.049**
4-Methylphenol	ND	0.96	ug/L	0.071
Naphthalene	**49 E**	**0.19**	**ug/L**	**0.041**
2-Nitroaniline	ND	4.8	ug/L	0.046
3-Nitroaniline	ND	4.8	ug/L	0.039
4-Nitroaniline	ND	4.8	ug/L	0.024
Nitrobenzene	ND	0.19	ug/L	0.061
2-Nitrophenol	ND	0.96	ug/L	0.052
4-Nitrophenol	ND	4.8	ug/L	0.067
N-Nitrosodi-n-propylamine	ND	0.19	ug/L	0.057
N-Nitrosodiphenylamine	**30**	**0.19**	**ug/L**	**0.047**
2,2'-oxybis(1-Chloropropane)	ND	0.19	ug/L	0.025
Pentachlorophenol	ND	0.96	ug/L	0.080
Phenanthrene	ND	0.19	ug/L	0.053
Phenol	ND	0.19	ug/L	0.021
Pyrene	**0.060 J**	**0.19**	**ug/L**	**0.054**
2,4,5-Trichlorophenol	ND	0.96	ug/L	0.060
2,4,6-Trichlorophenol	ND	0.96	ug/L	0.055

(Continued on next page)

MACTEC Engineering and Consulting Inc

Client Sample ID: EW-2-1008

GC/MS Semivolatiles

Lot-Sample #...: C8J160331-005 **Work Order #...:** K02T31AL **Matrix.....:** WATER

SURROGATE	PERCENT RECOVERY	RECOVERY LIMITS
Nitrobenzene-d5	67	(23 - 112)
Terphenyl-d14	33	(10 - 132)
2-Fluorobiphenyl	65	(19 - 107)
2-Fluorophenol	40	(10 - 111)
Phenol-d5	36	(15 - 112)
2,4,6-Tribromophenol	64	(16 - 122)

NOTE(S):

E Estimated result. Result concentration exceeds the calibration range.

J Estimated result. Result is less than RL.

Data File: \\PITSVR06\D\chem\731.i\V102608.b\V1026008.D
Date : 27-OCT-2008 01:54
Client ID: EW-2-1008
Sample Info: C8J160331-005 10/20/08 h2o (8295020) 8270c
Volume Injected (uL): 2.0
Column phase: DB5-MS

Instrument: 731.i
Operator: 003200
Column diameter: 0.32

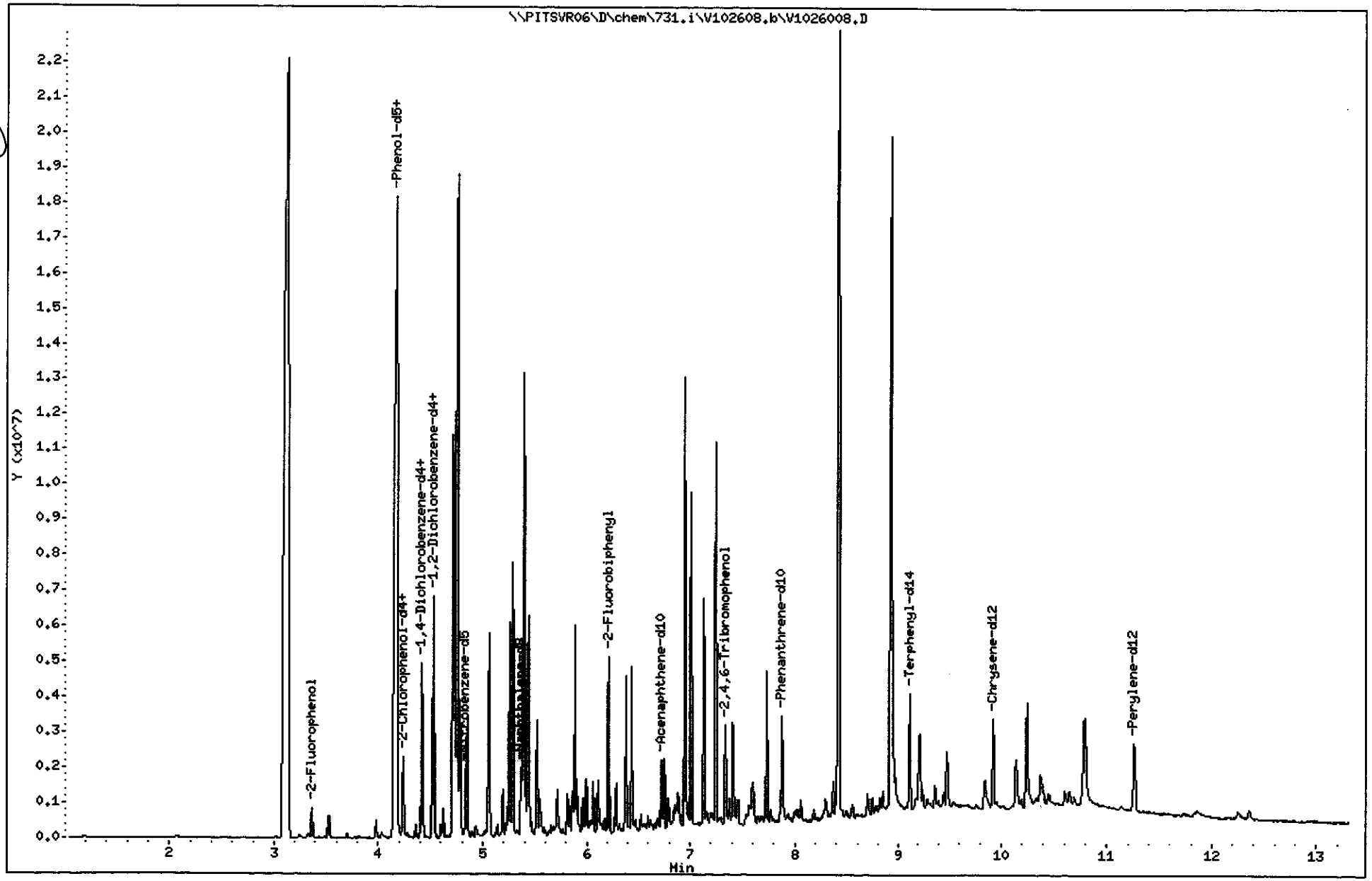

(2001 - 3460)
2153
C8J160331

TestAmerica Pittsburgh

Semivolatile REPORT SW-846 Method 8270

Data file : \\PITSVR06\D\chem\731.i\V102608.b\V1026008.D
Lab Smp Id: K02T31AL Client Smp ID: EW-2-1008
Inj Date : 27-OCT-2008 01:54
Operator : 003200 Inst ID: 731.i
Smp Info : C8J160331-005 10/20/08 h2o (8295020) 8270c
Misc Info : K02T31AL,V102608.b,8270ll.m,padep.sub
Comment :
Method : \\PITSVR06\D\chem\731.i\V102608.b\8270ll.m
Meth Date : 27-Oct-2008 01:04 piccolinov Quant Type: ISTD
Cal Date : 23-OCT-2008 04:48 Cal File: V1023NC7.D
Als bottle: 10
Dil Factor: 1.00000
Integrator: HP RTE Compound Sublist: padep.sub
Target Version: 4.14
Processing Host: PITSVR06

Concentration Formula: Amt * DF * Uf * Vt/(Vo * Vi) * CpndVariable

Name	Value	Description
DF	1.000	Dilution Factor
Uf	1.000	ng unit correction factor
Vt	1000.000	Volume of final extract (uL)
Vo	1040.000	Volume of sample extracted (mL)
Vi	2.000	Volume injected (uL)
Cpnd Variable		Local Compound Variable

	Compounds	QUANT SIG MASS	RT	EXP RT	REL RT	RESPONSE	CONCENTRATIONS ON-COLUMN (NG)	CONCENTRATIONS FINAL (ug/L)
* 1	1,4-Dichlorobenzene-d4	152	4.408	4.408	(1.000)	107572	8.00000	
* 2	Naphthalene-d8	136	5.380	5.381	(1.000)	443898	8.00000	
* 3	Acenaphthene-d10	164	6.726	6.732	(1.000)	357835	8.00000	
* 4	Phenanthrene-d10	188	7.875	7.886	(1.000)	714810	8.00000	
* 5	Chrysene-d12	240	9.926	9.937	(1.000)	823631	8.00000	
* 6	Perylene-d12	264	11.262	11.278	(1.000)	925395	8.00000	
198	1,4-Dioxane	88	Compound Not Detected.					
10	N-Nitrosodimethylamine	74	Compound Not Detected.					
9	Pyridine	79	Compound Not Detected.					
16	Methyl methanesulfonate	80	Compound Not Detected.					
206	Benzaldehyde	77	Compound Not Detected.					
21	Aniline	93	4.183	4.152	(0.949)	15998544	826.314	397.27
22	Phenol	94	Compound Not Detected.					
23	bis(2-Chloroethyl)ether	93	Compound Not Detected.					
24	2-Chlorophenol	128	4.248	4.237	(0.964)	259070	14.9544	7.1896
26	1,3-Dichlorobenzene	146	4.360	4.360	(0.989)	81180	3.91687	1.8831
27	1,4-Dichlorobenzene	146	4.419	4.419	(1.002)	1120067	52.6578	25.316
28	1,2-Dichlorobenzene	146	4.531	4.531	(1.028)	1573069	77.3524	37.189
29	Benzyl Alcohol	108	Compound Not Detected.					
30	2-Methylphenol	108	4.622	4.611	(1.048)	166012	11.4097	5.4854
31	2,2'-oxybis(1-Chloropropane)	45	Compound Not Detected.					

Compounds	QUANT SIG MASS	RT	EXP RT	REL RT	RESPONSE	CONCENTRATIONS ON-COLUMN (NG)	CONCENTRATIONS FINAL (ug/L)
37 Acetophenone	105	Compound Not Detected.					
32 N-Nitroso-di-n-propylamine	70	Compound Not Detected.					
192 4-Methylphenol	108	Compound Not Detected.					
34 Hexachloroethane	117	Compound Not Detected.					
35 Nitrobenzene	77	Compound Not Detected.					
41 Isophorone	82	Compound Not Detected.					
42 2-Nitrophenol	139	Compound Not Detected.					
43 2,4-Dimethylphenol	107	Compound Not Detected.					
44 bis(2-Chloroethoxy)methane	93	Compound Not Detected.					
48 2,4-Dichlorophenol	162	Compound Not Detected.					
49 Benzoic Acid	122	Compound Not Detected.					
50 1,2,4-Trichlorobenzene	180	5.337	5.338	(0.992)	3426	0.18075	0.086900
51 Naphthalene	128	5.396	5.397	(1.003)	5778008	100.980	48.548 ✓
52 4-Chloroaniline	127	5.444	5.445	(1.012)	1738702	78.7029	37.838
54 2,6-Dichlorophenol	162	Compound Not Detected.					
56 Hexachlorobutadiene	224	Compound Not Detected.					
208 Caprolactam	113	Compound Not Detected.					
59 4-Chloro-3-Methylphenol	107	Compound Not Detected.					
62 2-Methylnaphthalene	142	Compound Not Detected.					
63 1-Methylnaphthalene	142	6.005	6.006	(1.116)	192474	4.71089	2.2648
64 Hexachlorocyclopentadiene	236	Compound Not Detected.					
66 2,4,6-Trichlorophenol	196	Compound Not Detected.					
67 2,4,5-Trichlorophenol	196	Compound Not Detected.					
209 1,1'-Biphenyl	154	6.288	6.294	(0.935)	109284	1.91443	0.92040
70 2-Chloronaphthalene	162	Compound Not Detected.					
73 2-Nitroaniline	65	Compound Not Detected.					
76 Dimethylphthalate	163	Compound Not Detected.					
78 2,6-Dinitrotoluene	165	Compound Not Detected.					
79 Acenaphthylene	152	Compound Not Detected.					
81 3-Nitroaniline	138	Compound Not Detected.					
82 Acenaphthene	153	6.753	6.759	(1.004)	411641	8.74942	4.2064
83 2,4-Dinitrophenol	184	Compound Not Detected.					
85 4-Nitrophenol	109	Compound Not Detected.					
86 Dibenzofuran	168	6.887	6.892	(1.024)	74168	1.06122	0.51020
87 2,4-Dinitrotoluene	165	Compound Not Detected.					
91 2,3,5,6-Tetrachlorophenol	231	Compound Not Detected.					
88 2,3,4,6-Tetrachlorophenol	231	Compound Not Detected.					
92 2-Naphthylamine	143	7.009	7.015	(1.042)	3011994	117.303	56.395 ✓
93 Diethylphthalate	149	Compound Not Detected.					
94 Fluorene	166	Compound Not Detected.					
95 4-Chlorophenyl-phenylether	204	Compound Not Detected.					
96 4-Nitroaniline	138	Compound Not Detected.					
98 4,6-Dinitro-2-methylphenol	198	Compound Not Detected.					
99 N-Nitrosodiphenylamine (1)	169	7.245	7.250	(0.920)	2711891	62.8217	30.203
100 1,2-Diphenylhydrazine	77	Compound Not Detected.					
106 4-Bromophenyl-phenylether	248	Compound Not Detected.					
107 Hexachlorobenzene	283	Compound Not Detected.					
210 Atrazine	200	Compound Not Detected.					
111 Pentachlorophenol	265	Compound Not Detected.					
115 Phenanthrene	178	Compound Not Detected.					
116 Anthracene	178	7.934	7.945	(1.007)	59923	0.65543	0.31511
119 Carbazole	167	8.062	8.068	(1.024)	191544	2.16800	1.0423
120 Di-n-Butylphthalate	149	8.334	8.340	(1.058)	14855	0.14010	0.067354
123 Fluoranthene	202	8.820	8.826	(1.120)	21775	0.20145	0.096853

Compounds	QUANT SIG MASS	RT	EXP RT	REL RT	RESPONSE	CONCENTRATIONS ON-COLUMN (NG)	FINAL (ug/L)
124 Benzidine	184	8.927	8.928	(0.899)	10321046	181.556	87.286 ✓
125 Pyrene	202	8.997	9.003	(0.906)	15684	0.12415	0.059687
131 Butylbenzylphthalate	149	Compound Not Detected.					
135 3,3'-Dichlorobenzidine	252	Compound Not Detected.					
136 Benzo(a)Anthracene	228	Compound Not Detected.					
137 Chrysene	228	Compound Not Detected.					
139 bis(2-ethylhexyl)Phthalate	149	Compound Not Detected.					
140 Di-n-octylphthalate	149	Compound Not Detected.					
141 Benzo(b)fluoranthene	252	Compound Not Detected.					
142 Benzo(k)fluoranthene	252	Compound Not Detected.					
143 7,12-dimethylbenz[a]anthracen	256	Compound Not Detected.					
146 Benzo(a)pyrene	252	Compound Not Detected.					
149 Indeno(1,2,3-cd)pyrene	276	Compound Not Detected.					
150 Dibenz(a,h)anthracene	278	Compound Not Detected.					
151 Benzo(g,h,i)perylene	276	13.019	13.047	(1.156)	7727	0.05205	0.025022
$ 154 Nitrobenzene-d5	82	4.835	4.830	(0.899)	415683	26.8949	12.930
$ 155 2-Fluorobiphenyl	172	6.213	6.219	(0.924)	1326224	26.0455	12.522
$ 156 Terphenyl-d14	244	9.109	9.120	(0.918)	1068163	13.1053	6.3006
$ 157 Phenol-d5	99	4.151	4.141	(0.942)	367068	21.5090	10.341
$ 158 2-Fluorophenol	112	3.366	3.367	(0.764)	285749	23.9992	11.538
$ 159 2,4,6-Tribromophenol	330	7.341	7.346	(0.932)	323078	38.4520	18.486
$ 186 2-Chlorophenol-d4	132	4.237	4.227	(0.961)	488064	29.1903	14.034
$ 187 1,2-Dichlorobenzene-d4	152	4.520	4.520	(1.025)	307554	23.4770	11.287

Data File: \\PITSVR06\D\chem\731.i\V102608.b\V1026008.D

Date : 27-OCT-2008 01:54

Client ID: EW-2-1008

Instrument: 731.i

Sample Info: C8J160331-005 10/20/08 h2o (8295020) 8270c

Volume Injected (uL): 2.0

Operator: 003200

Column phase: DB5-MS

Column diameter: 0.32

21 Aniline

Concentration: 397.27 ug/L

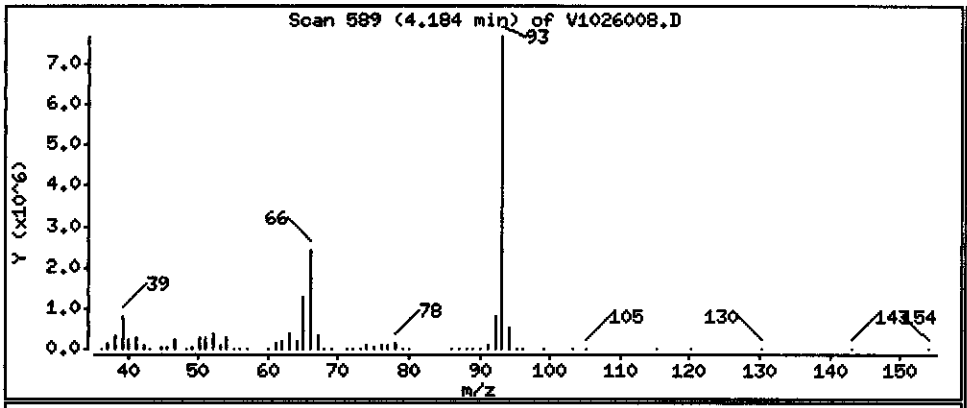

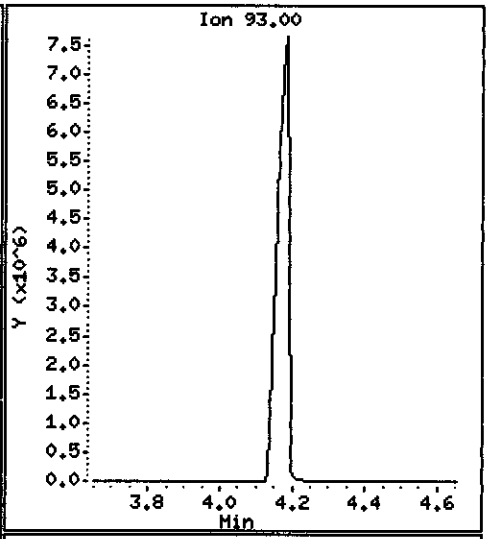

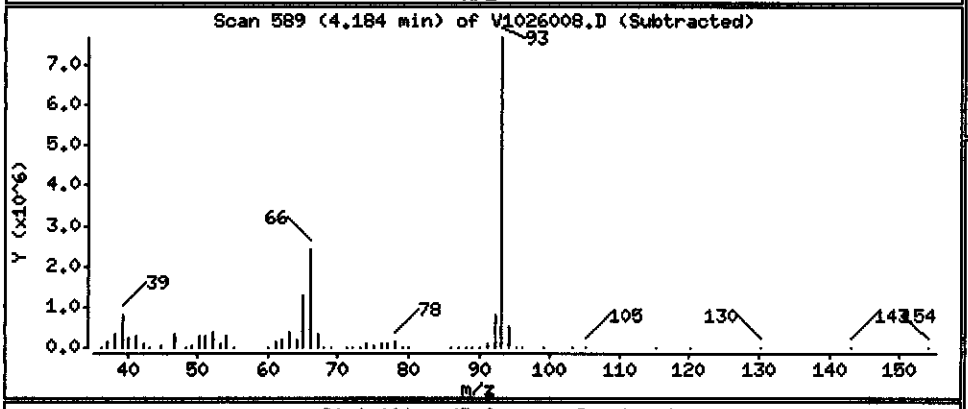

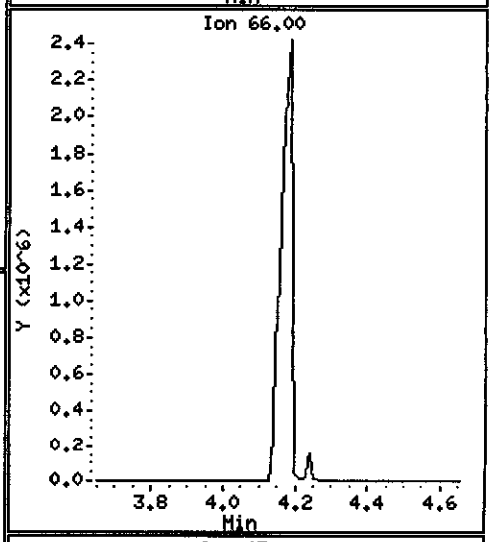

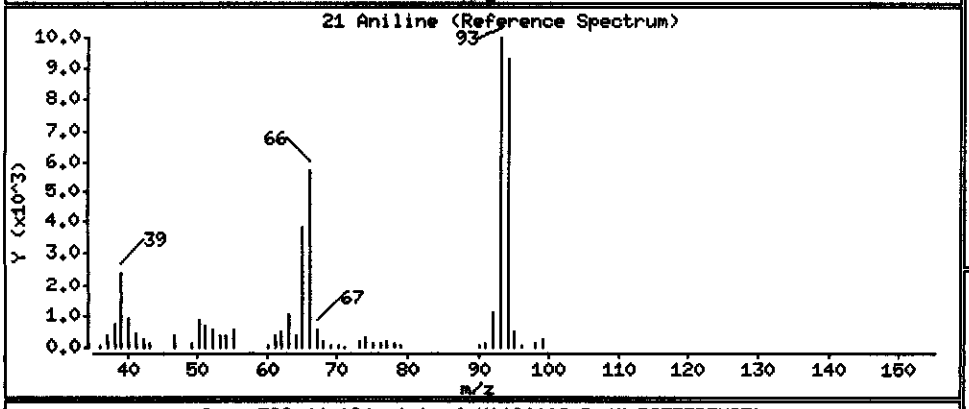

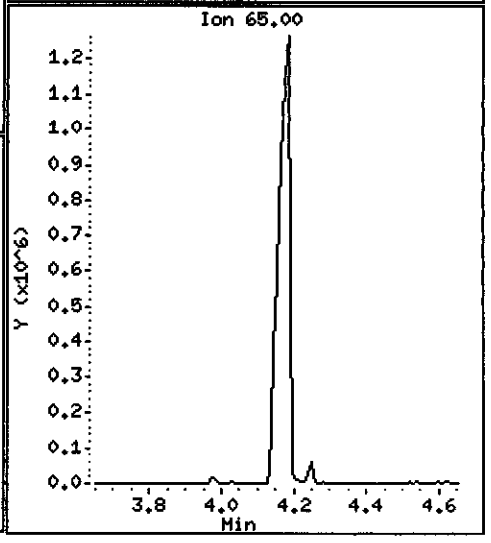

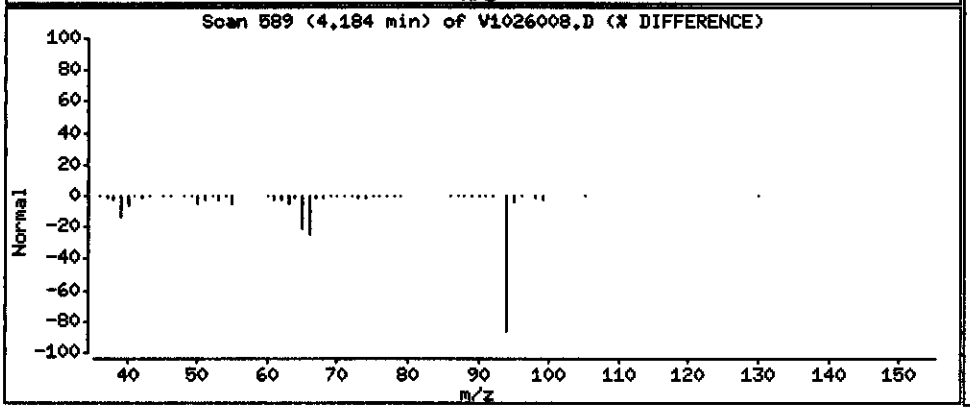

Data File: \\PITSVR06\D\chem\731.i\V102608.b\V1026008.D

Date : 27-OCT-2008 01:54

Client ID: EW-2-1008 Instrument: 731.i

Sample Info: C8J160331-005 10/20/08 h2o (8295020) 8270c

Volume Injected (uL): 2.0 Operator: 003200

Column phase: DB5-MS Column diameter: 0.32

24 2-Chlorophenol Concentration: 7.1896 ug/L

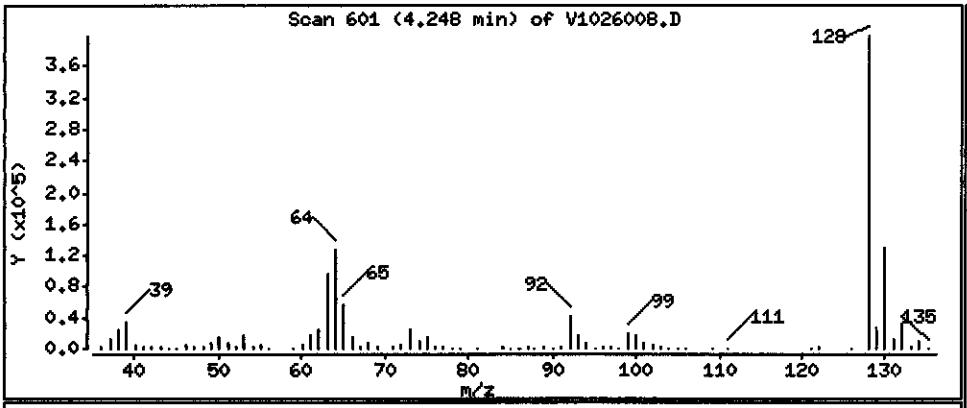

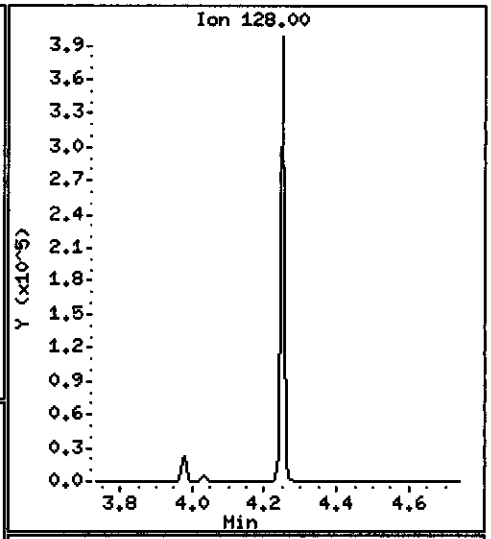

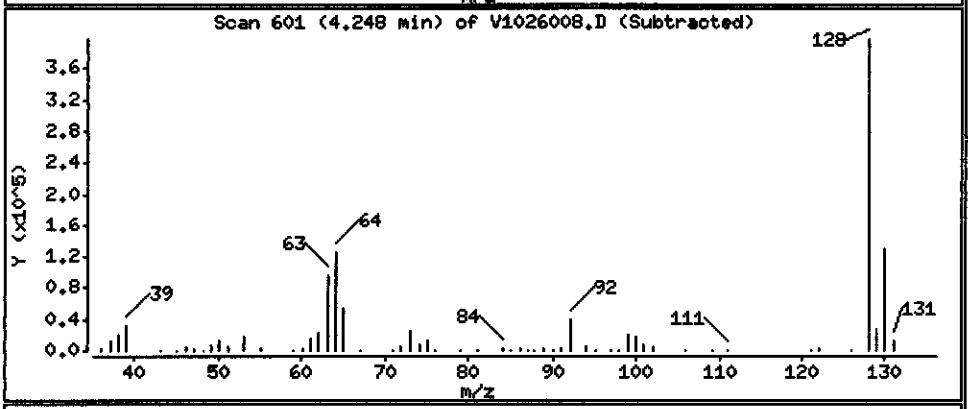

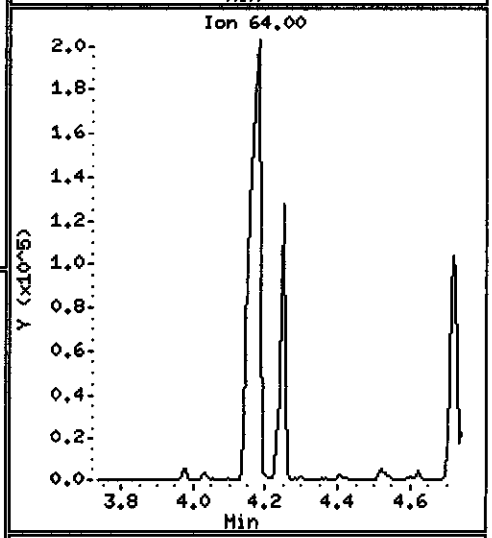

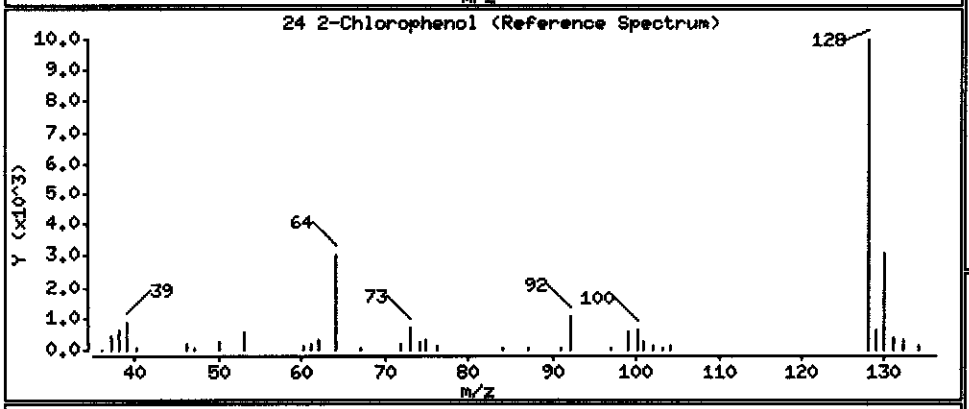

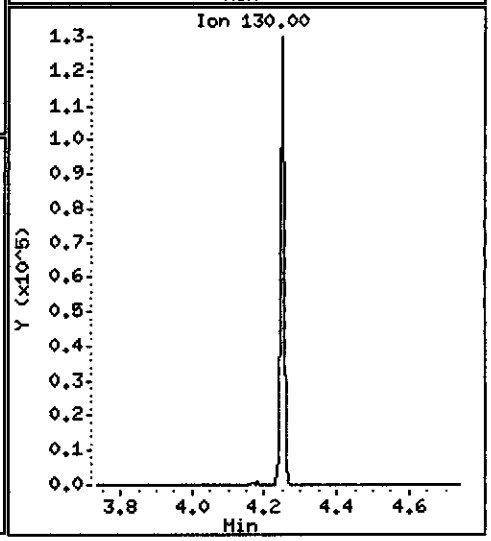

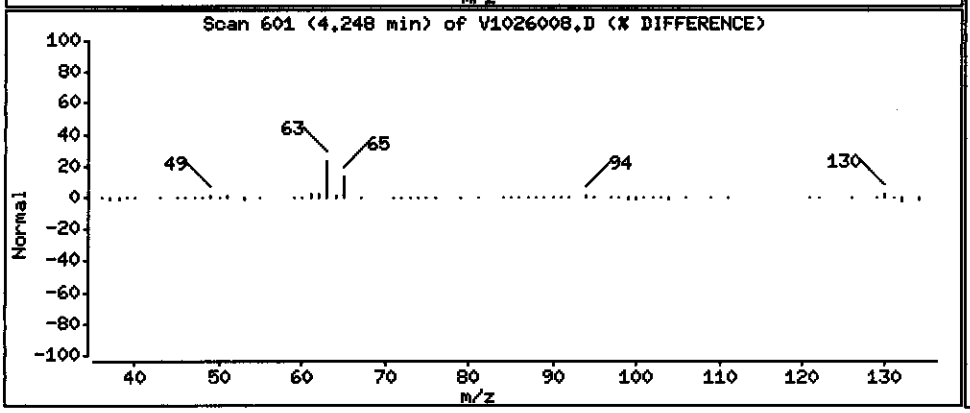

Data File: \\PITSVR06\D\chem\731.i\V102608.b\V1026008.D

Date : 27-OCT-2008 01:54

Client ID: EW-2-1008 Instrument: 731.i

Sample Info: C8J160331-005 10/20/08 h2o (8295020) 8270c

Volume Injected (uL): 2.0 Operator: 003200

Column phase: DB5-MS Column diameter: 0.32

26 1,3-Dichlorobenzene Concentration: 1.8831 ug/L

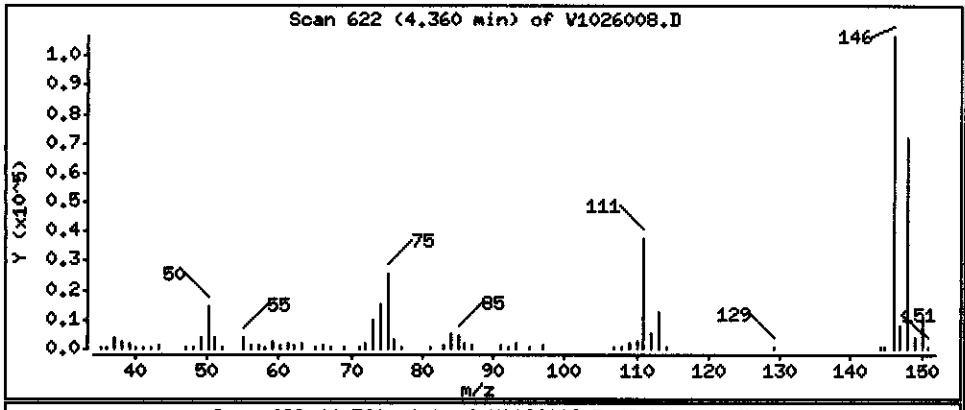

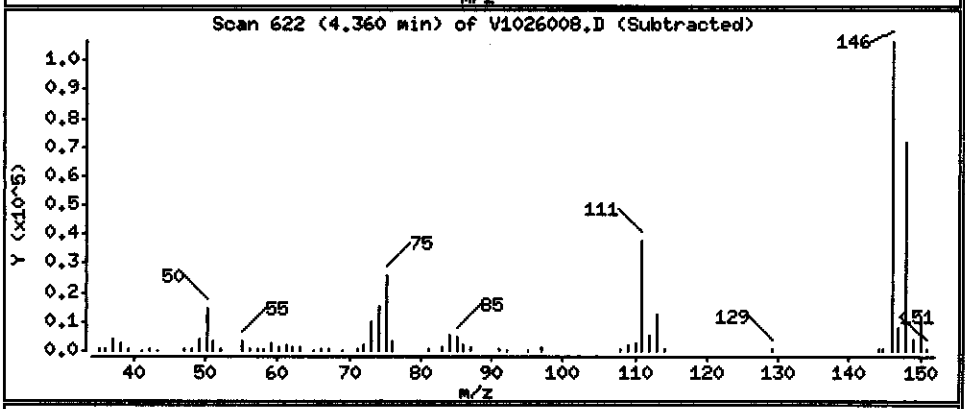

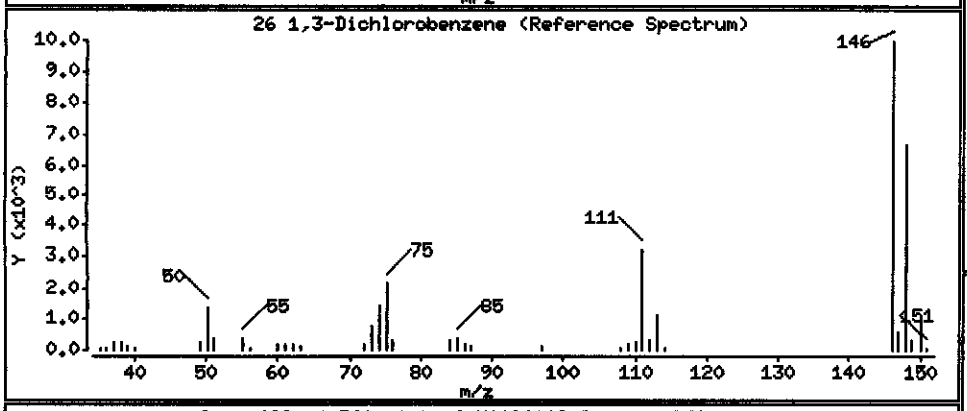

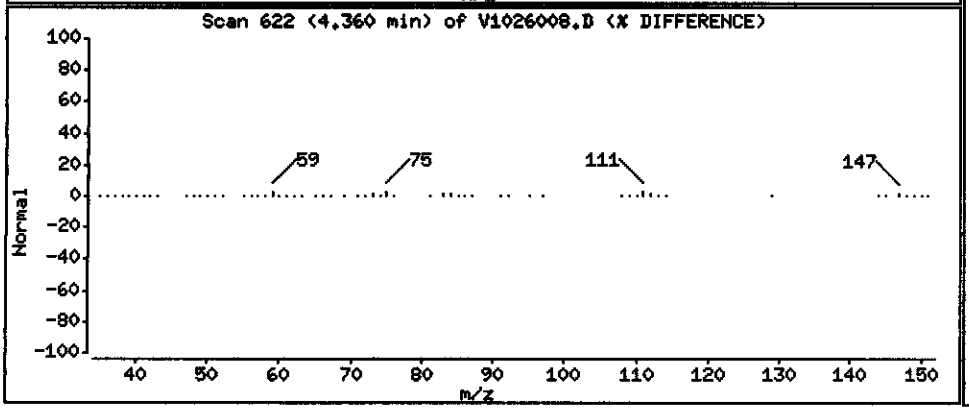

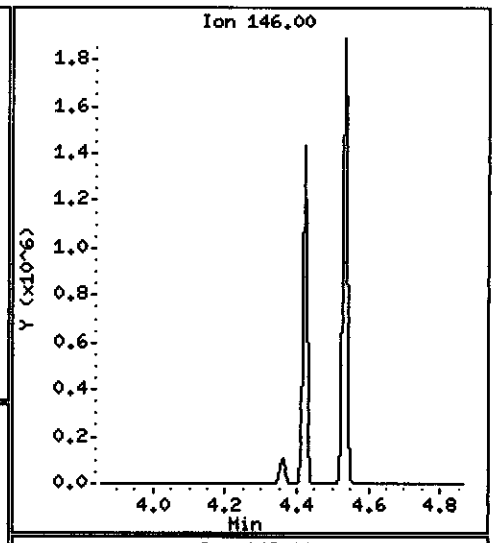

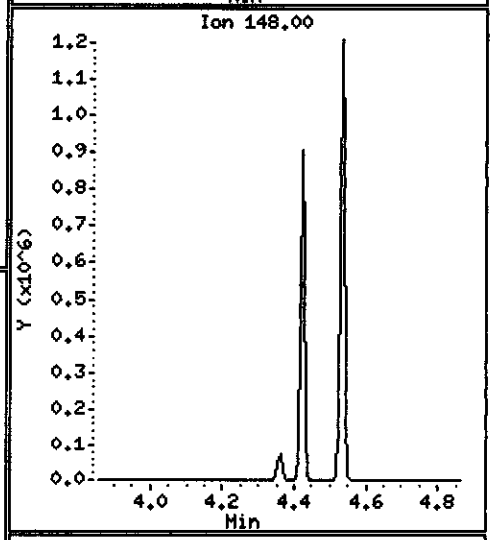

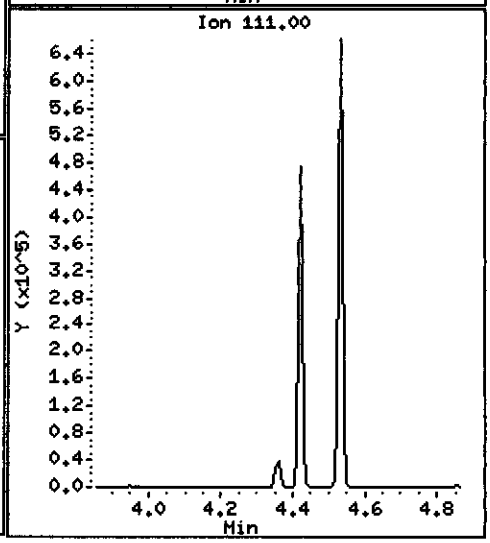

Data File: \\PITSVR06\D\chem\731.i\V102608.b\V1026008.D

Date : 27-OCT-2008 01:54

Client ID: EW-2-1008

Instrument: 731.i

Sample Info: C8J160331-005 10/20/08 h2o (8295020) 8270o

Volume Injected (uL): 2.0

Operator: 003200

Column phase: DB5-MS

Column diameter: 0.32

27 1,4-Dichlorobenzene

Concentration: 25.316 ug/L

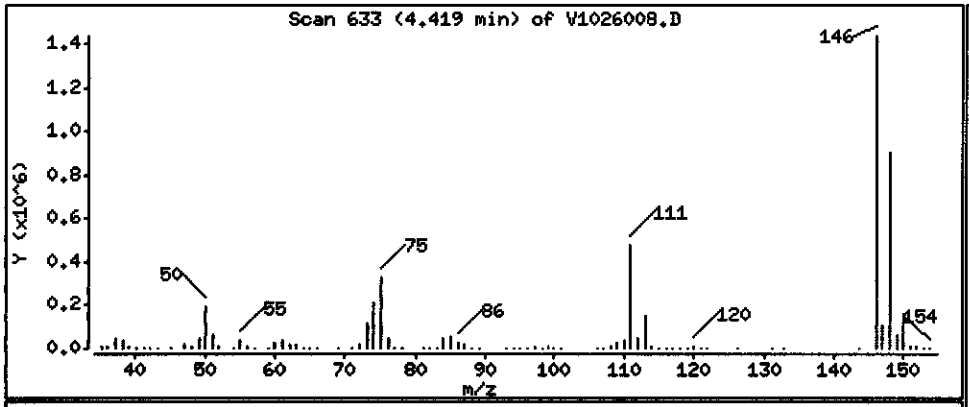

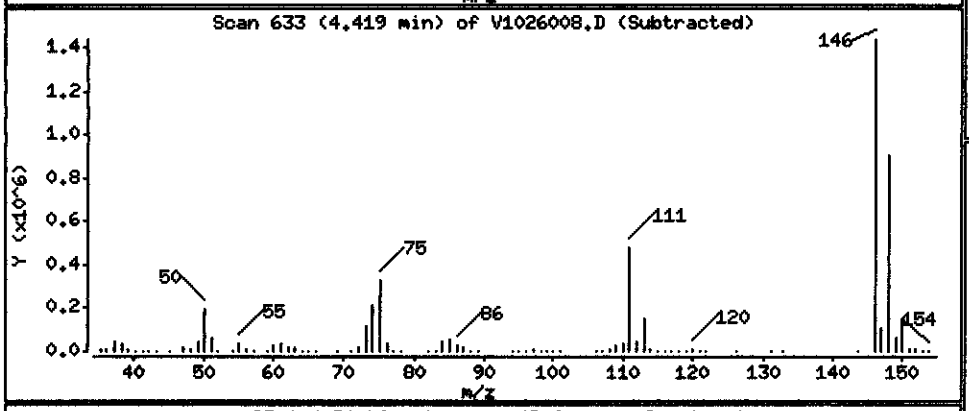

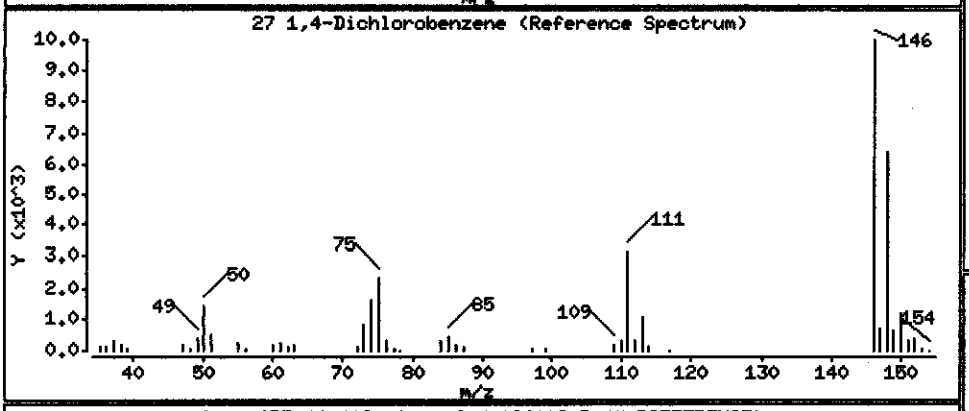

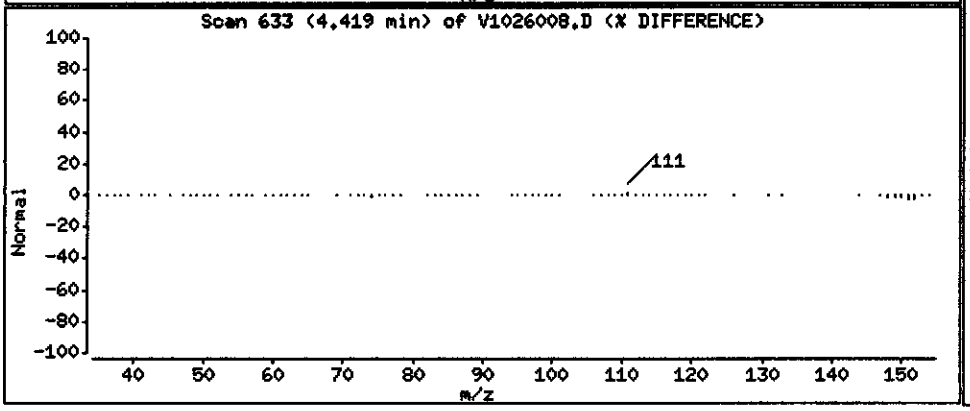

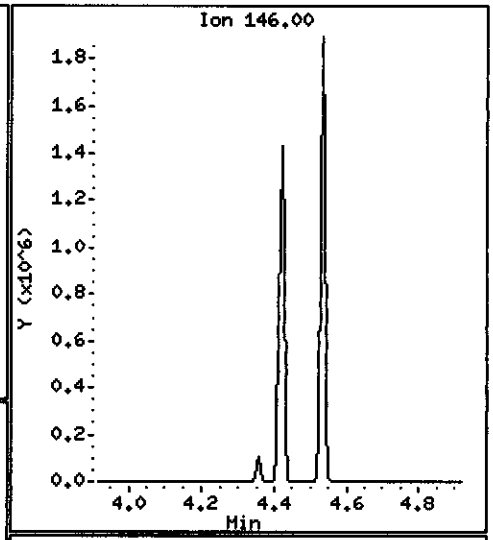

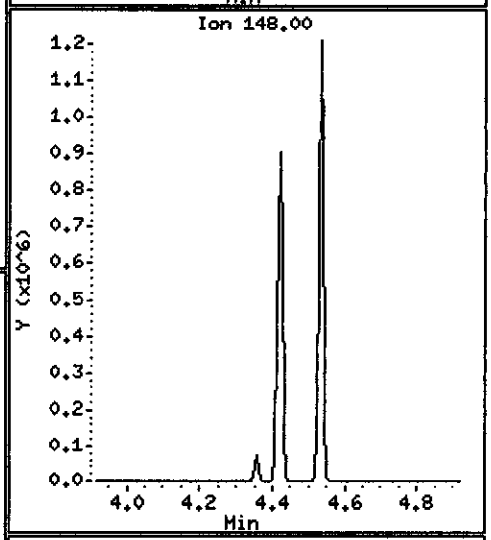

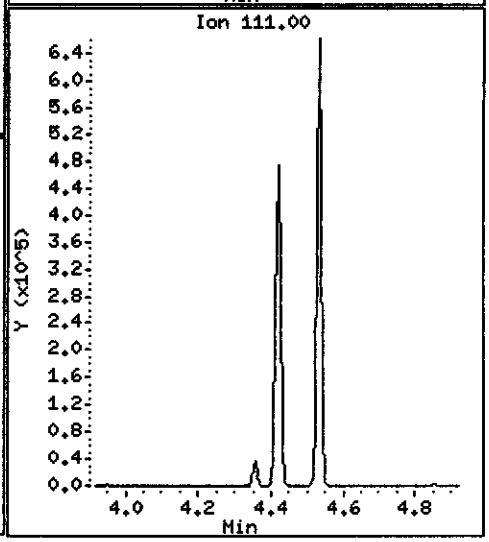

Data File: \\PITSVR06\D\chem\731.i\V102608.b\V1026008.D

Date : 27-OCT-2008 01:54

Client ID: EW-2-1008

Instrument: 731.i

Sample Info: C8J160331-005 10/20/08 h2o (8295020) 8270c

Volume Injected (uL): 2.0

Operator: 003200

Column phase: DB5-MS

Column diameter: 0.32

28 1,2-Dichlorobenzene

Concentration: 37.189 ug/L

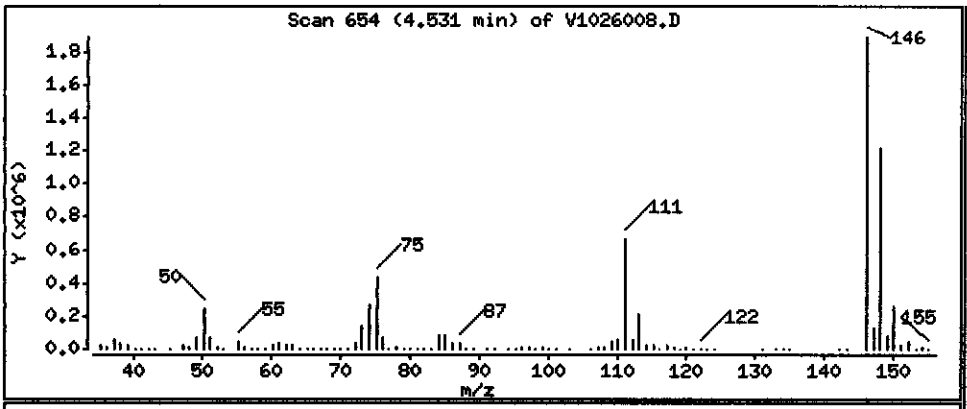

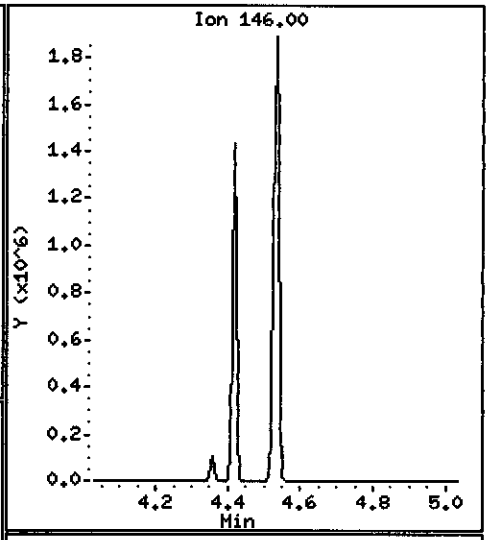

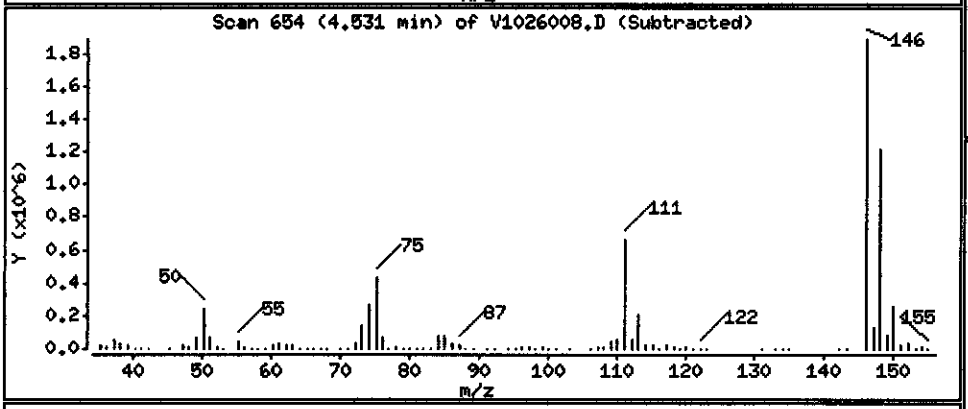

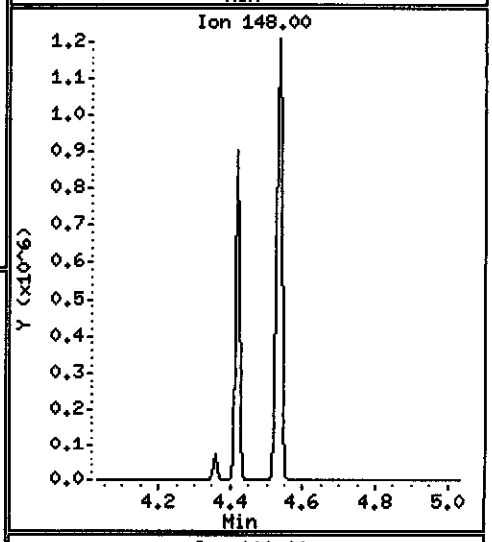

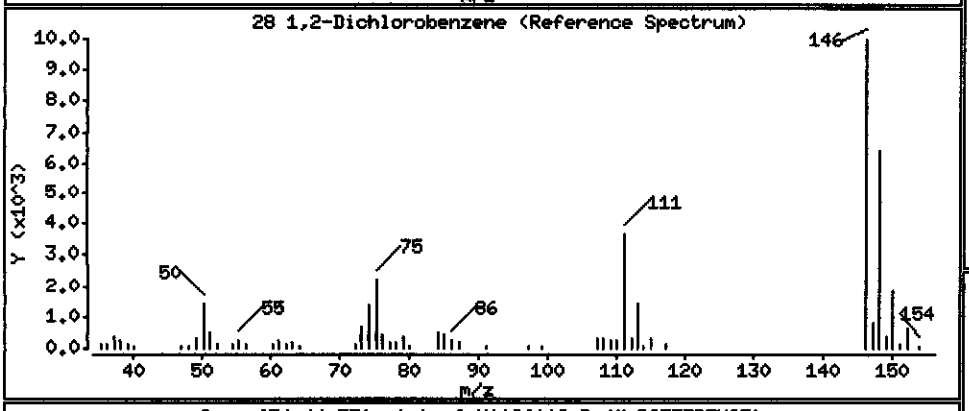

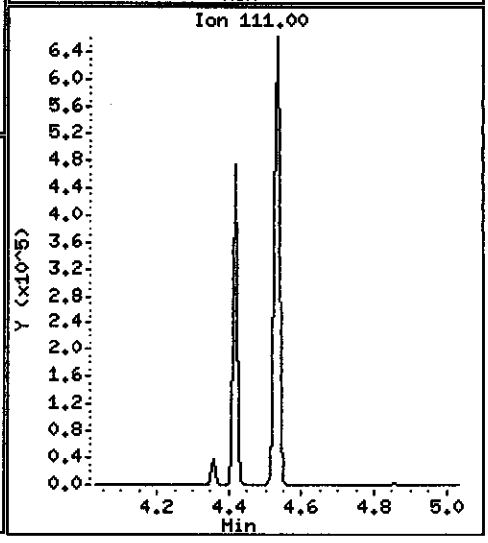

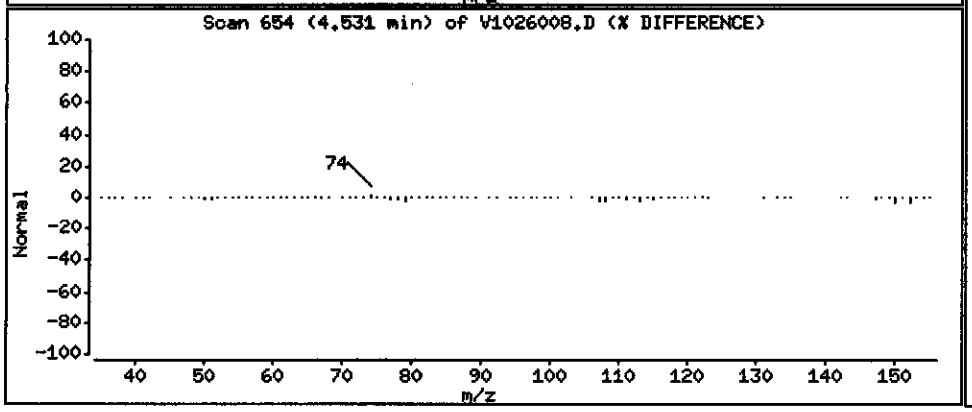

Data File: \\PITSVR06\D\chem\731.i\V102608.b\V1026008.D

Date : 27-OCT-2008 01:54

Client ID: EW-2-1008

Instrument: 731.i

Sample Info: C8J160331-005 10/20/08 h2o (8295020) 8270c

Volume Injected (uL): 2.0

Operator: 003200

Column phase: DB5-MS

Column diameter: 0.32

30 2-Methylphenol

Concentration: 5.4854 ug/L

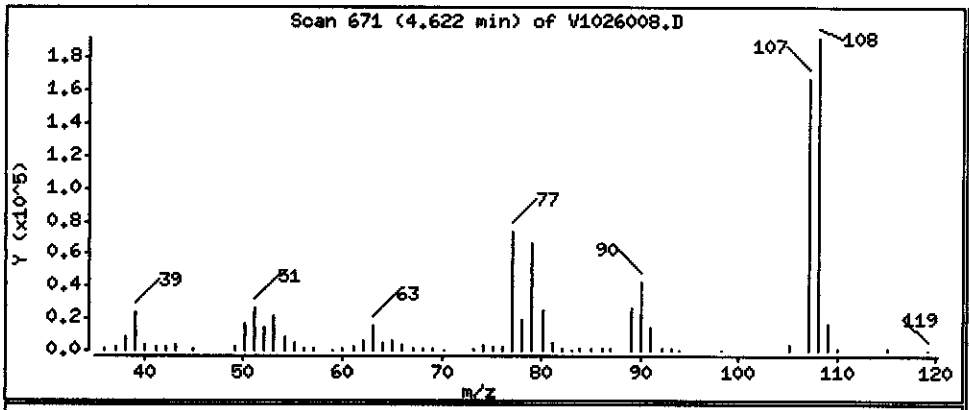

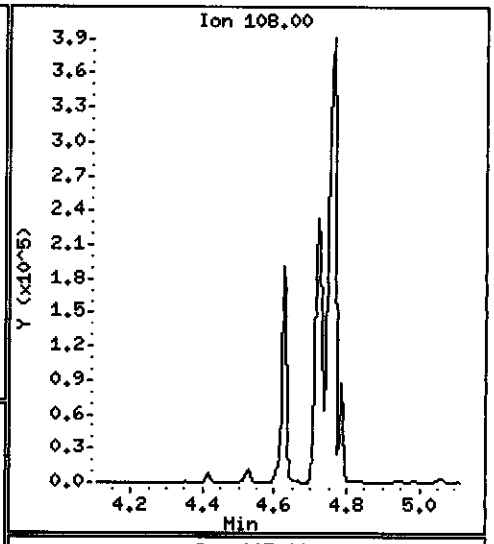

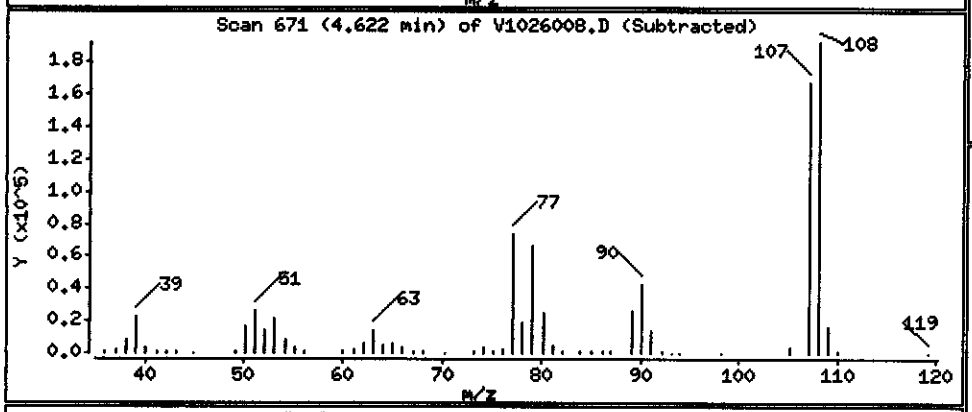

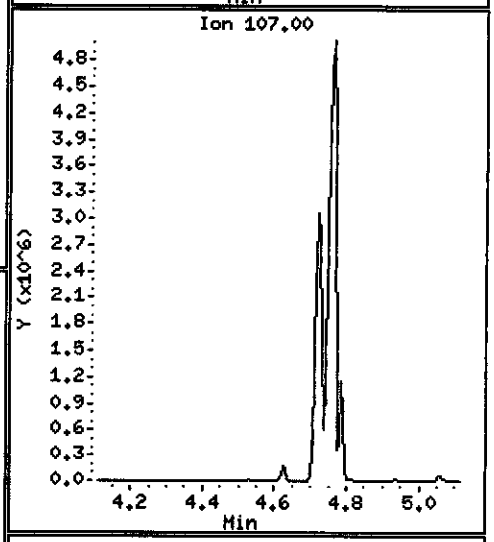

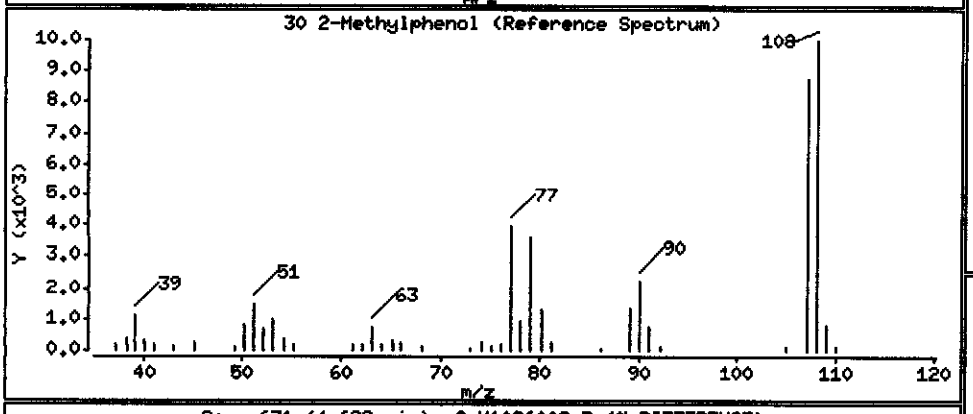

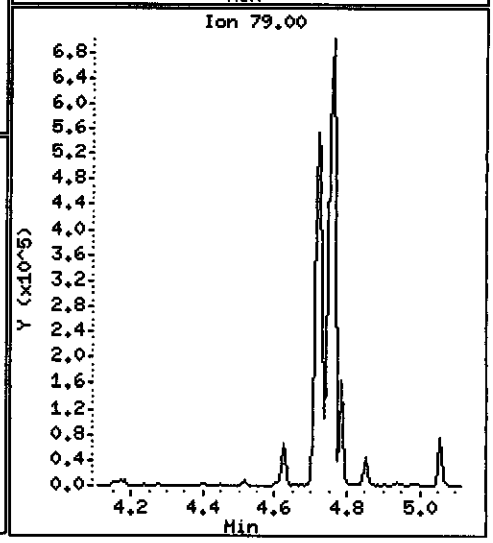

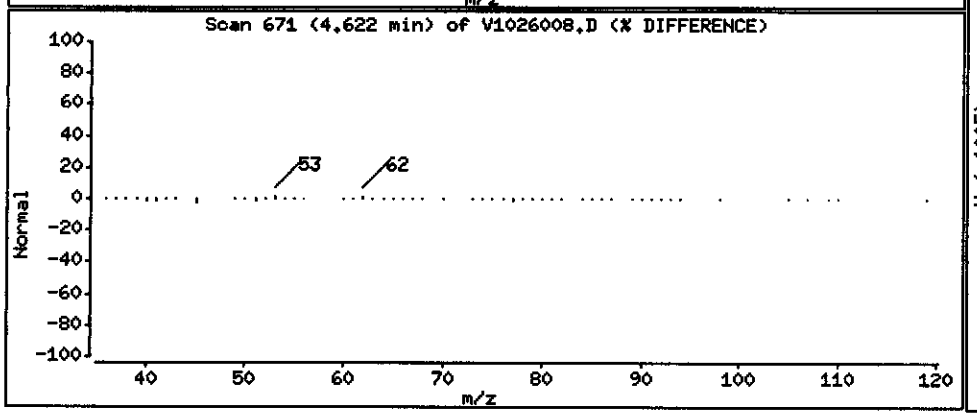

Data File: \\PITSVR06\D\chem\731.i\V102608.b\V1026008.D

Date : 27-OCT-2008 01:54

Client ID: EW-2-1008 Instrument: 731.i

Sample Info: C8J160331-005 10/20/08 h2o (8295020) 8270c

Volume Injected (uL): 2.0 Operator: 003200

Column phase: DB5-MS Column diameter: 0.32

50 1,2,4-Trichlorobenzene Concentration: 0.086900 ug/L

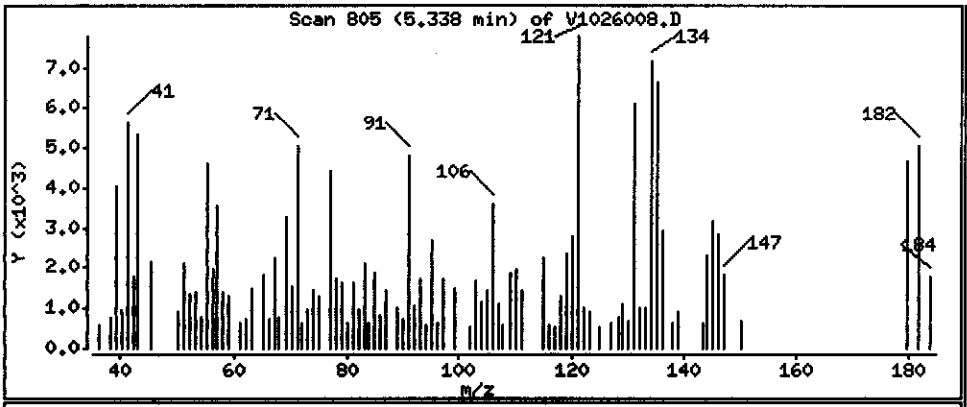

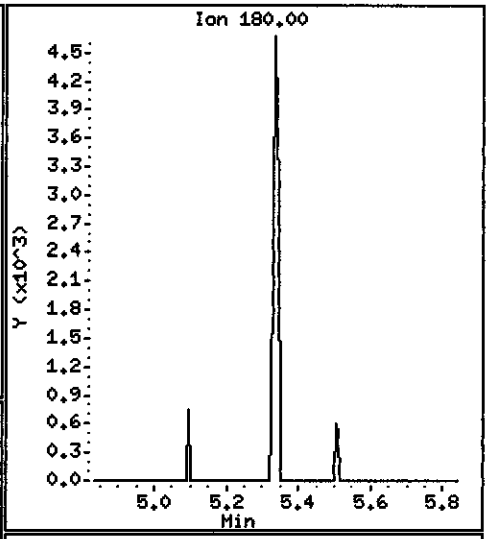

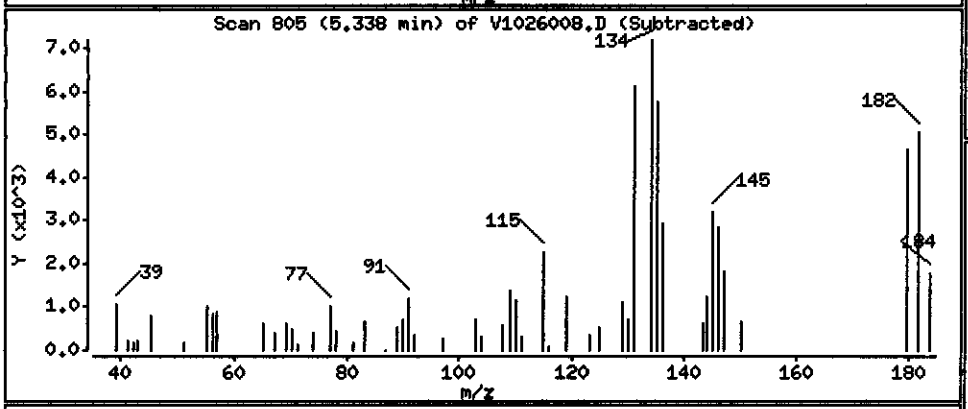

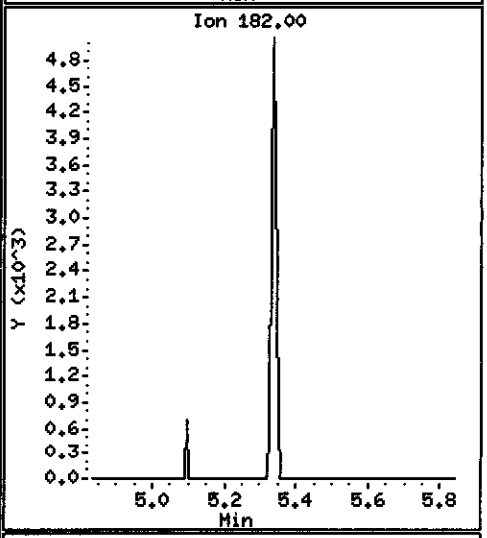

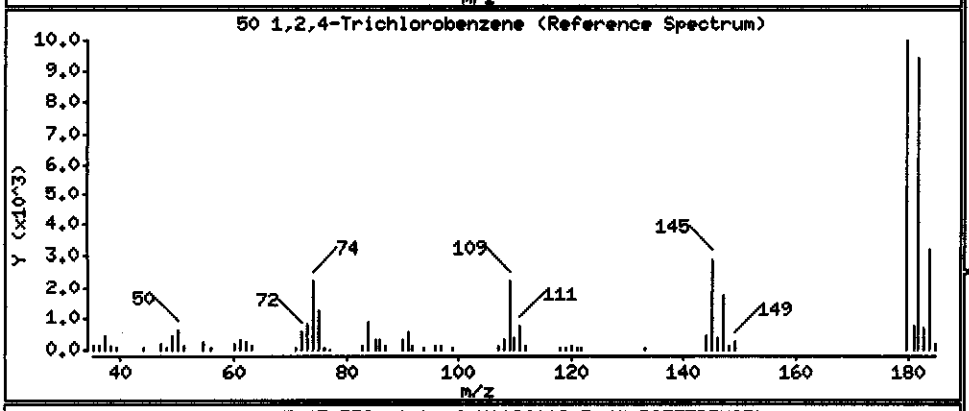

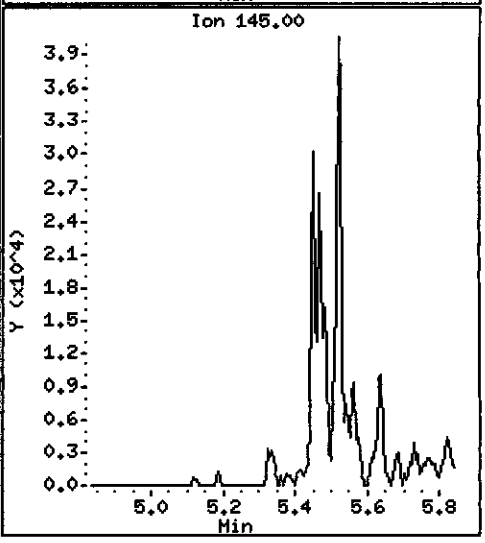

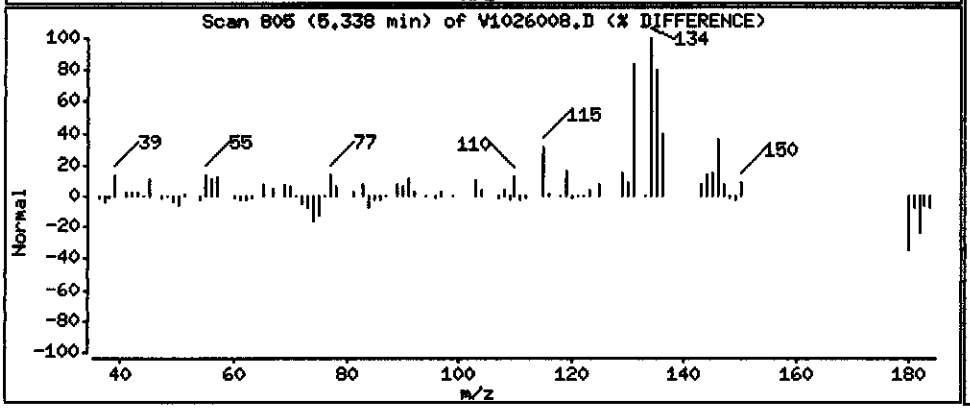

Data File: \\PITSVR06\D\chem\731.i\V102608.b\V1026008.D

Date : 27-OCT-2008 01:54

Client ID: EW-2-1008

Instrument: 731.i

Sample Info: C8J160331-005 10/20/08 h2o (8295020) 8270c

Volume Injected (uL): 2.0

Operator: 003200

Column phase: DB5-MS

Column diameter: 0.32

51 Naphthalene

Concentration: 48.548 ug/L

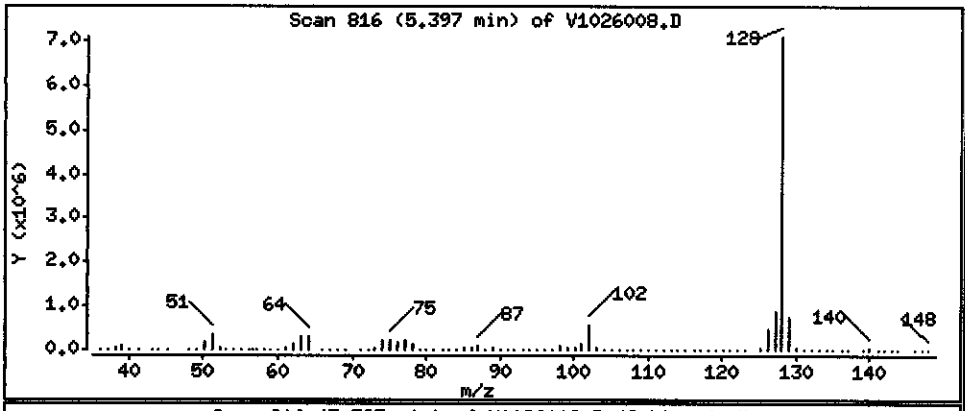

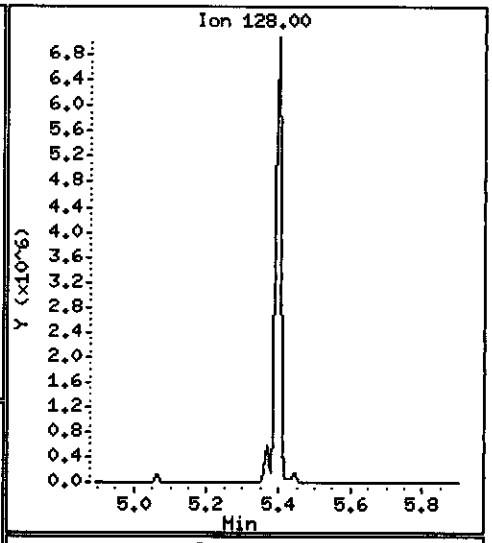

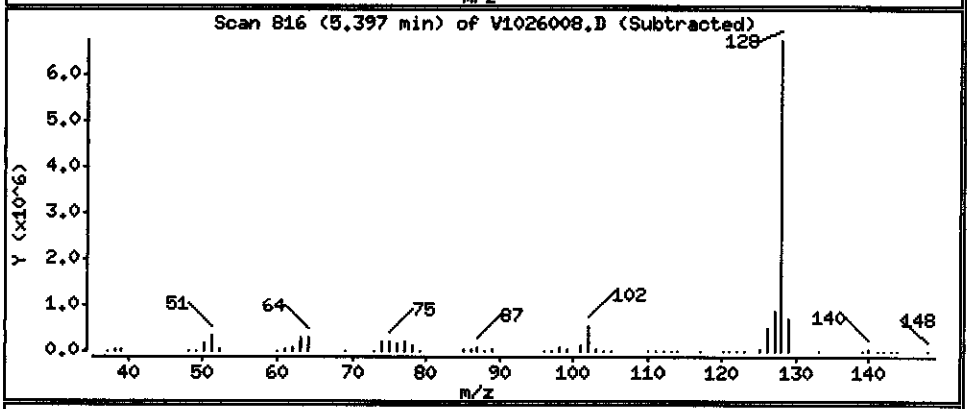

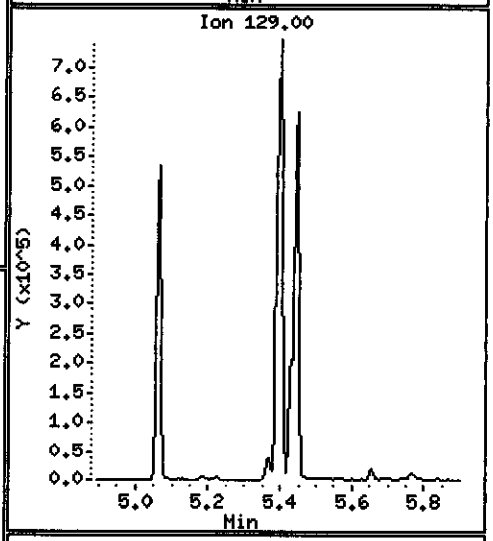

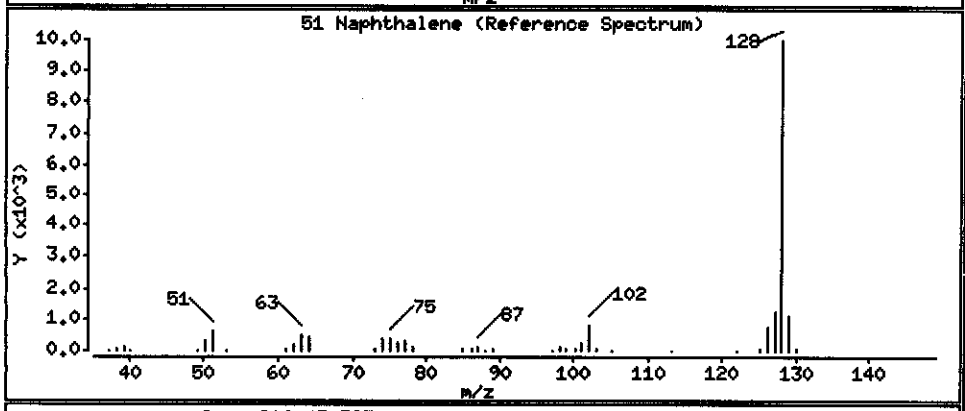

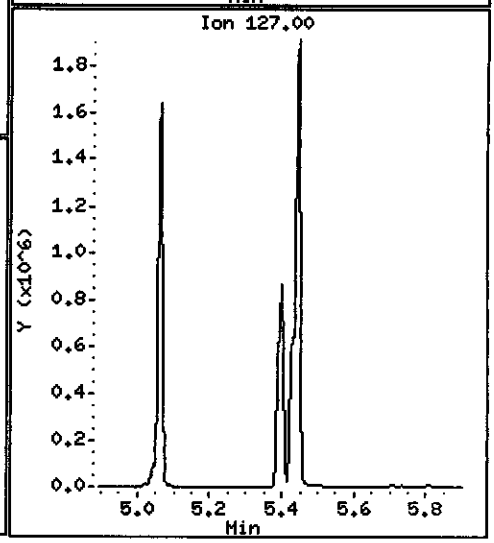

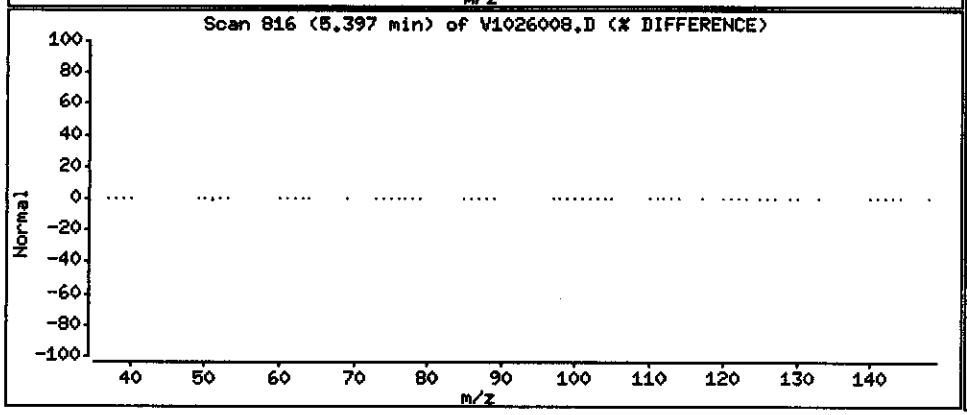

Data File: \\PITSVR06\D\chem\731.i\V102608.b\V1026008.D

Date : 27-OCT-2008 01:54

Client ID: EW-2-1008

Instrument: 731.i

Sample Info: C8J160331-005 10/20/08 h2o (8295020) 8270c

Volume Injected (uL): 2.0

Operator: 003200

Column phase: DB5-MS

Column diameter: 0.32

52 4-Chloroaniline

Concentration: 37.838 ug/L

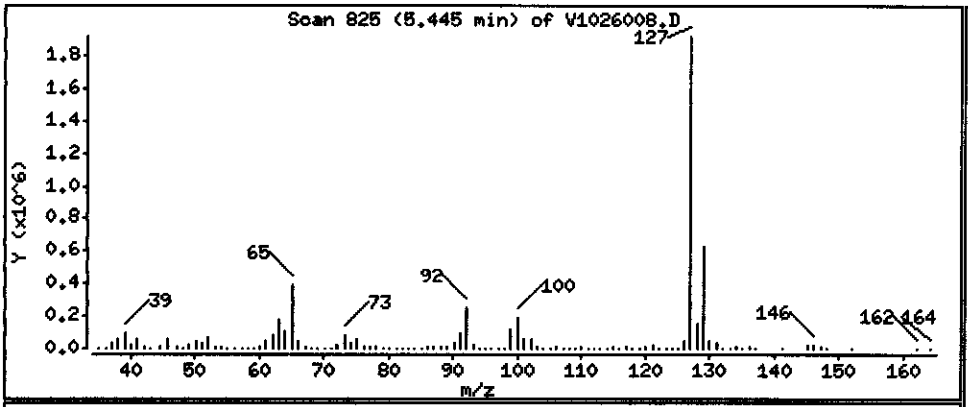

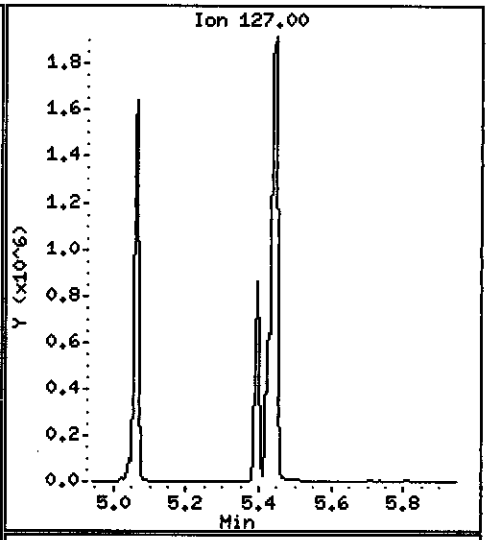

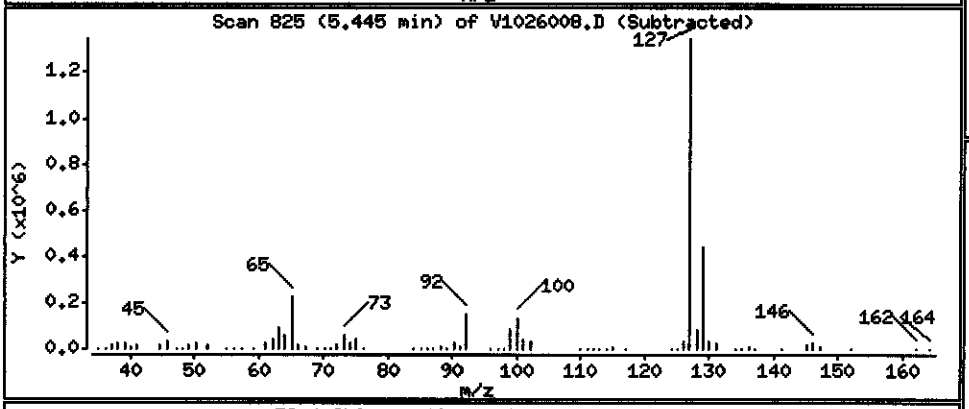

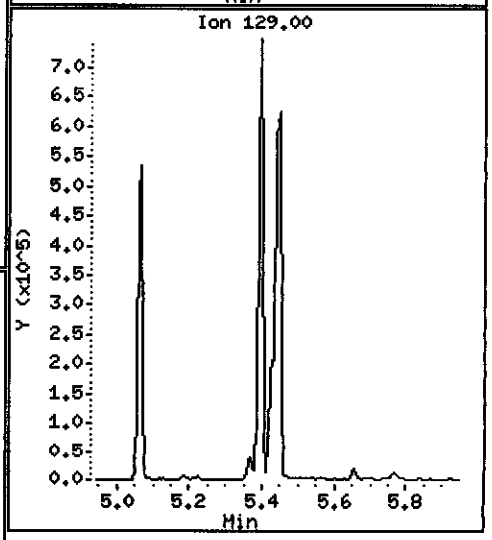

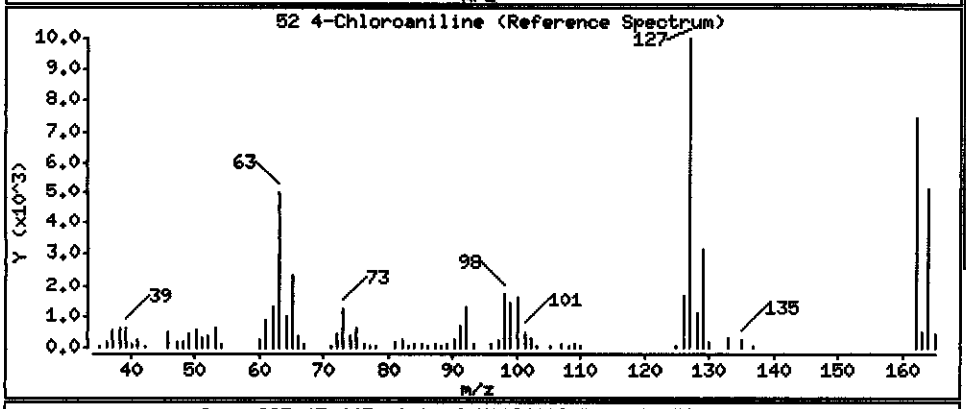

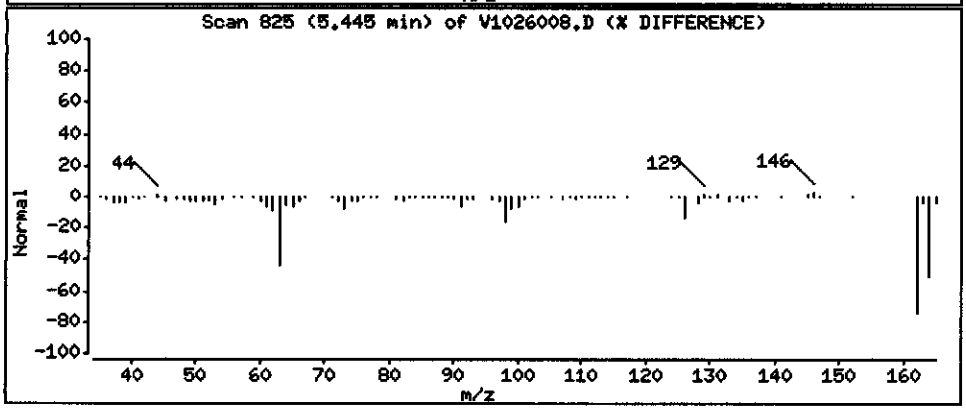

Data File: \\PITSVR06\D\chem\731.i\V102608.b\V1026008.D

Date : 27-OCT-2008 01:54

Client ID: EW-2-1008 Instrument: 731.i

Sample Info: C8J160331-005 10/20/08 h2o (8295020) 8270c

Volume Injected (uL): 2.0 Operator: 003200

Column phase: DB5-MS Column diameter: 0.32

63 1-Methylnaphthalene Concentration: 2.2648 ug/L

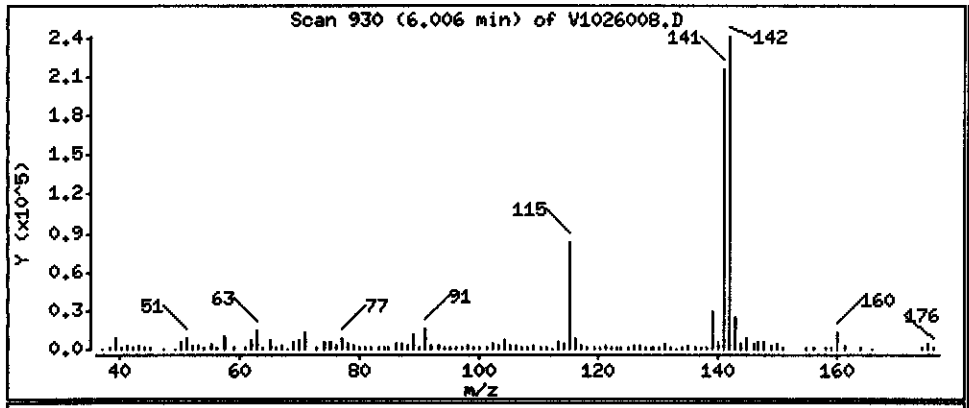

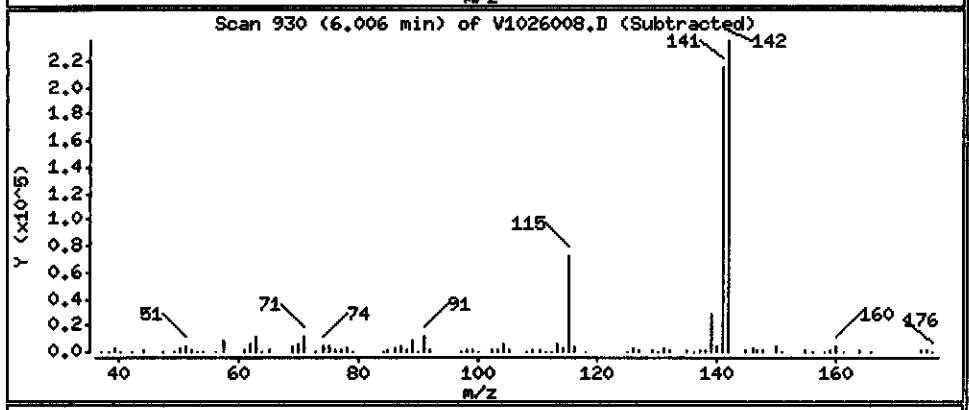

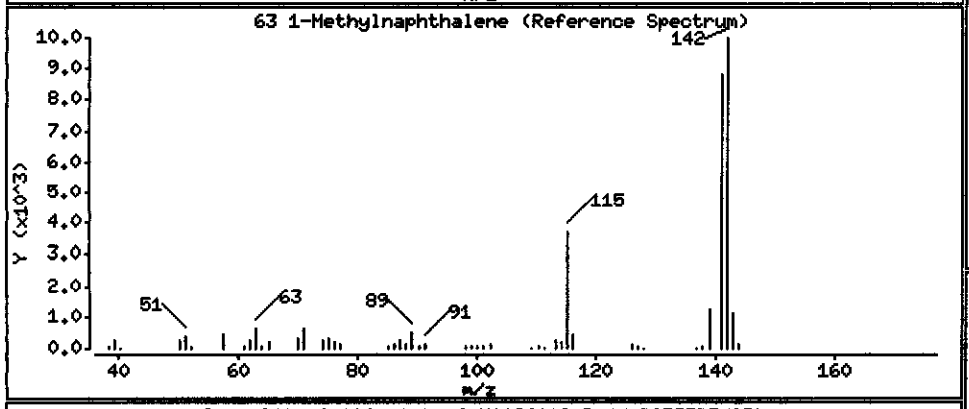

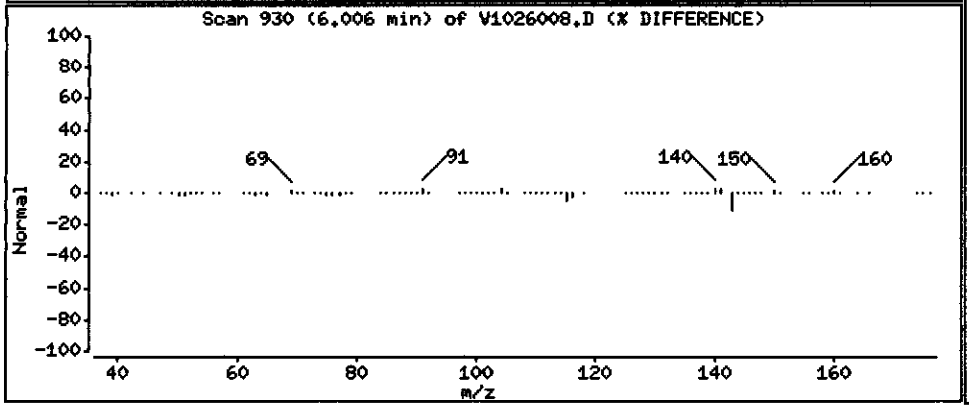

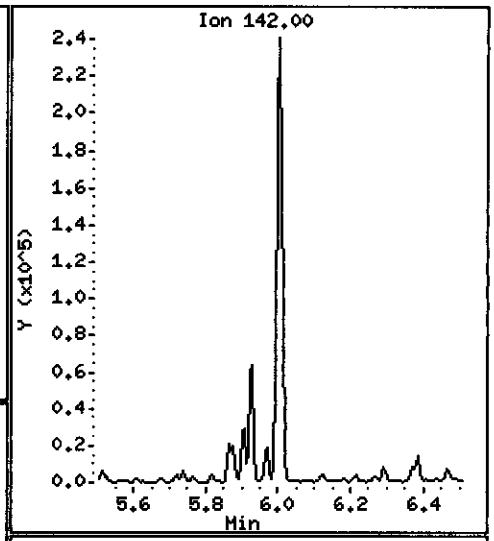

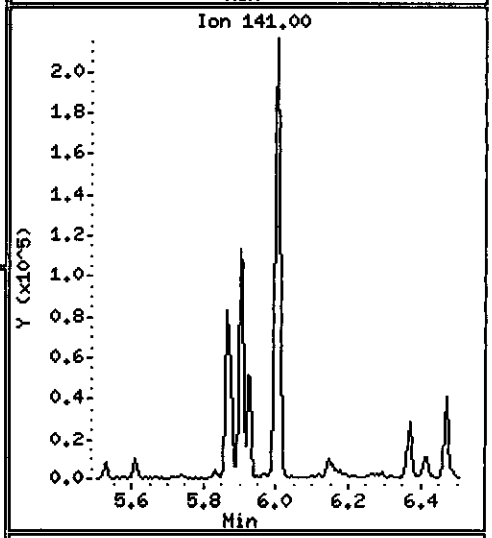

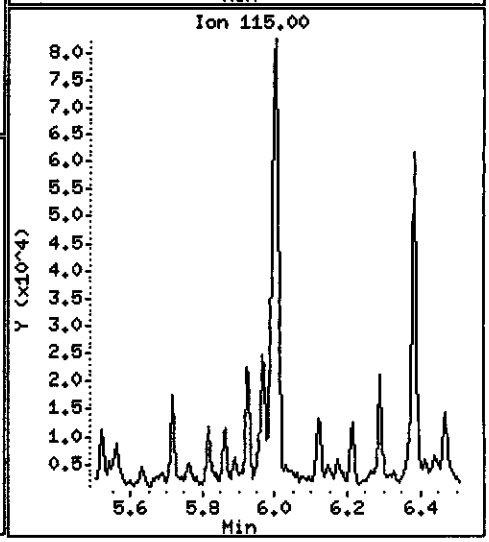

Data File: \\PITSVR06\D\chem\731.i\V102608.b\V1026008.D

Date : 27-OCT-2008 01:54

Client ID: EW-2-1008

Instrument: 731.i

Sample Info: C8J160331-005 10/20/08 h2o (8295020) 8270c

Volume Injected (uL): 2.0

Operator: 003200

Column phase: DB5-MS

Column diameter: 0.32

209 1,1'-Biphenyl

Concentration: 0.92040 ug/L

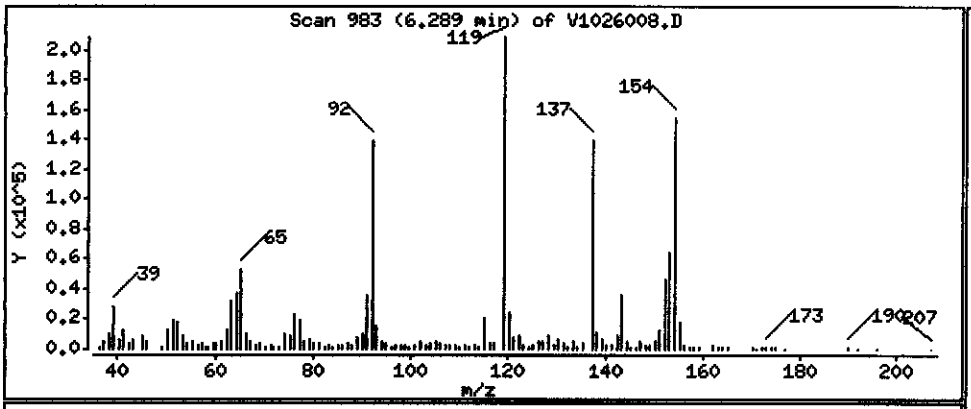

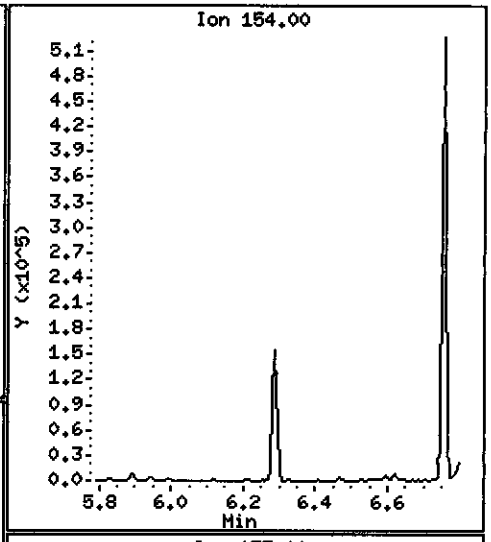

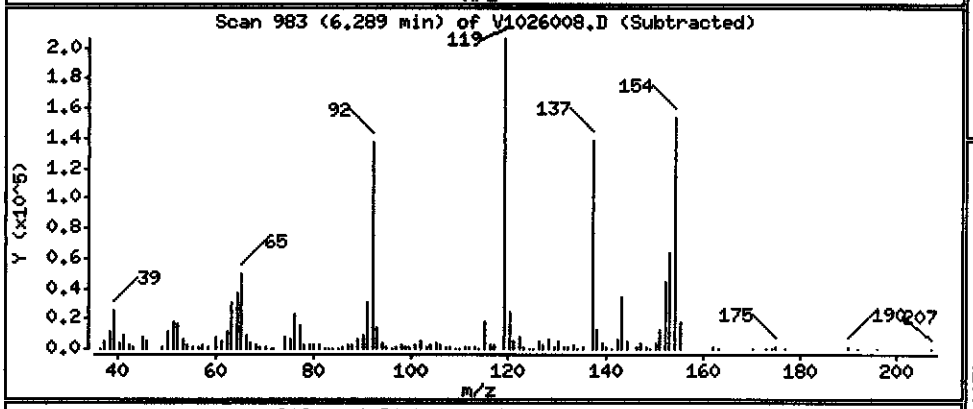

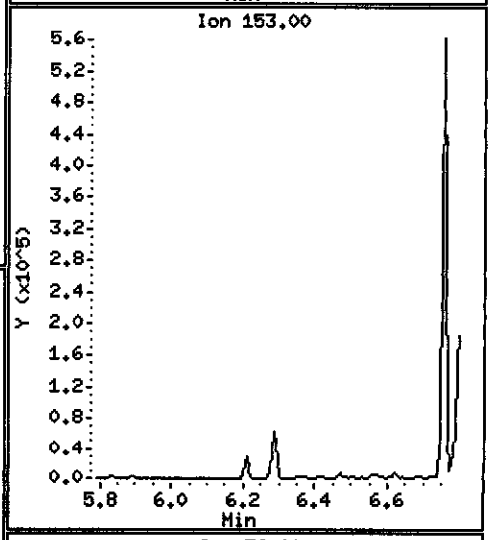

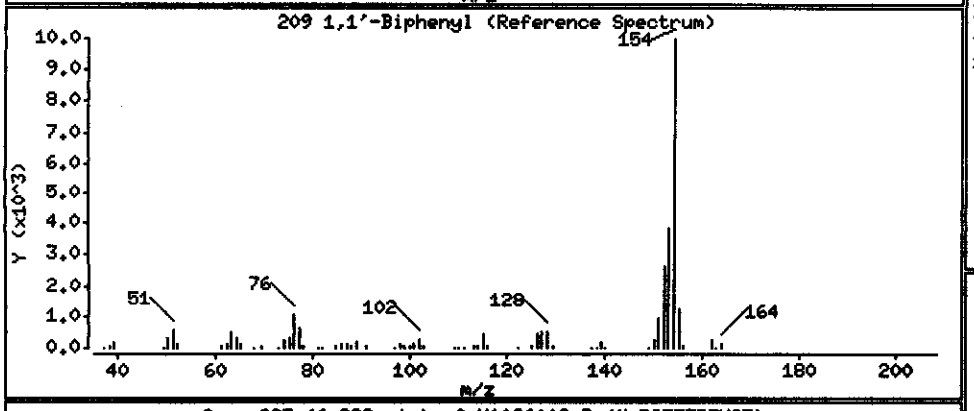

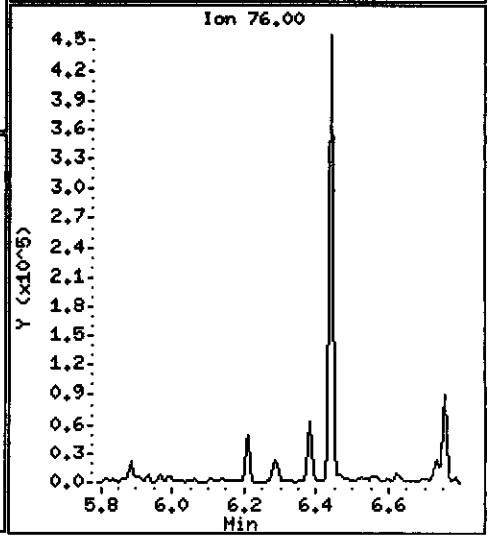

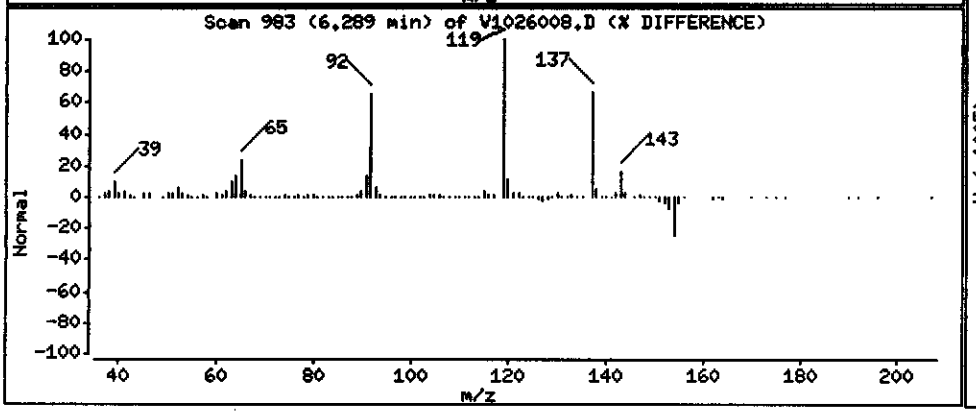

Data File: \\PITSVR06\D\chem\731.i\V102608.b\V1026008.D

Date : 27-OCT-2008 01:54

Client ID: EW-2-1008 Instrument: 731.i

Sample Info: C8J160331-005 10/20/08 h2o (8295020) 8270c

Volume Injected (uL): 2.0 Operator: 003200

Column phase: DB5-MS Column diameter: 0.32

82 Acenaphthene Concentration: 4.2064 ug/L

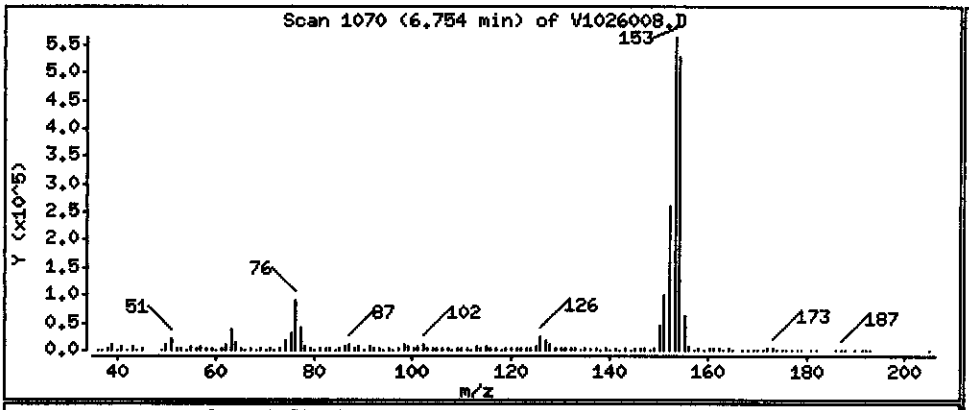

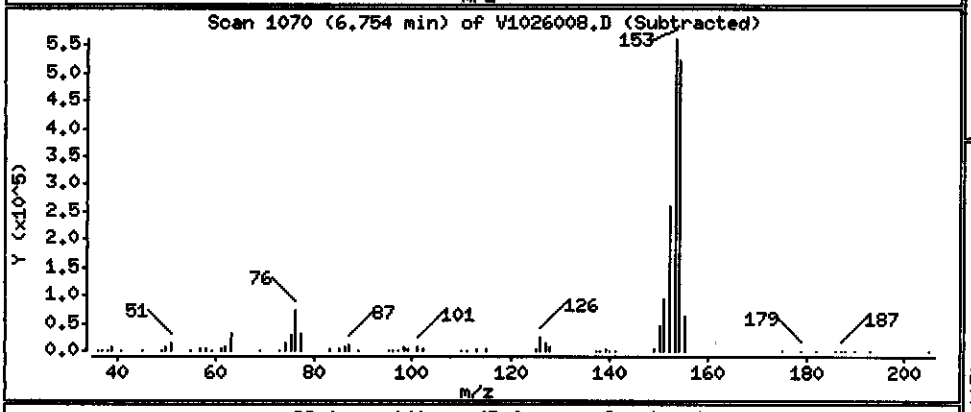

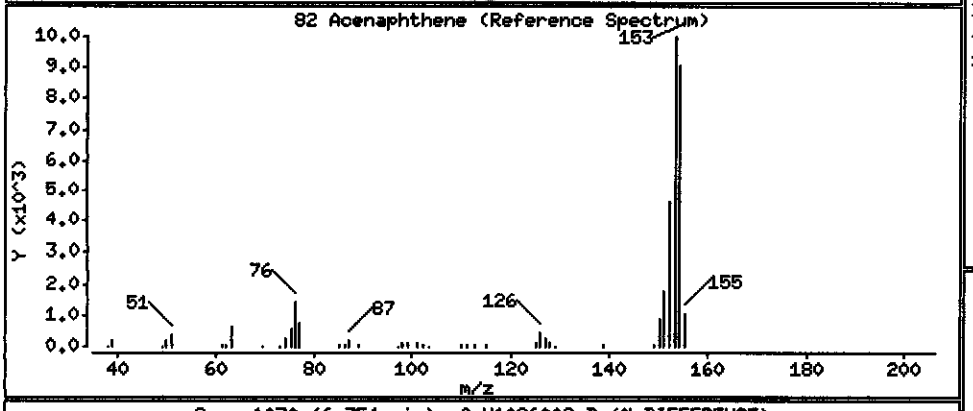

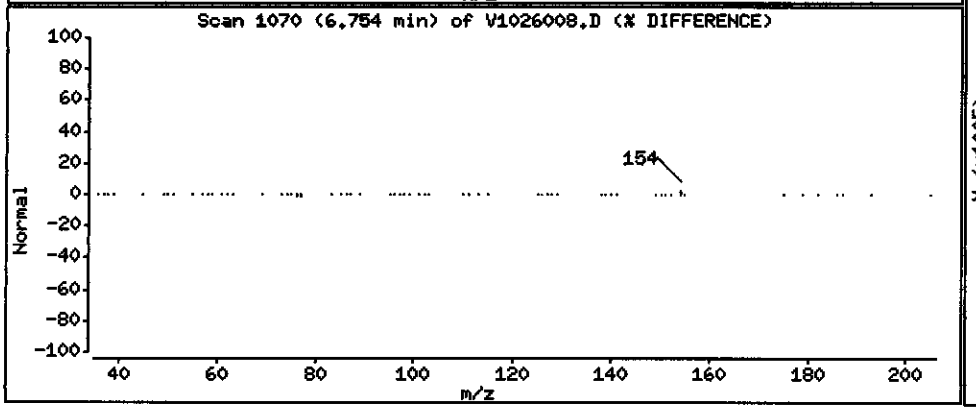

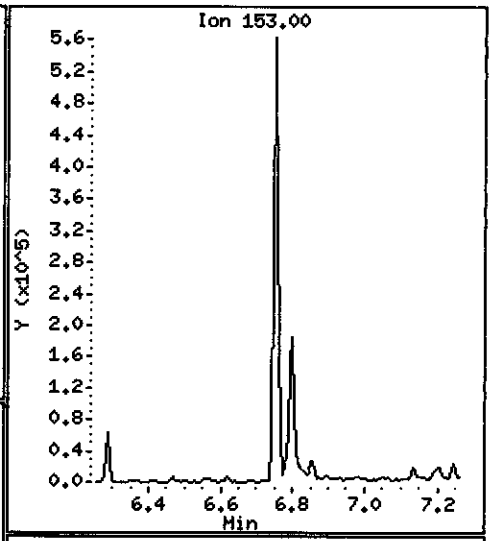

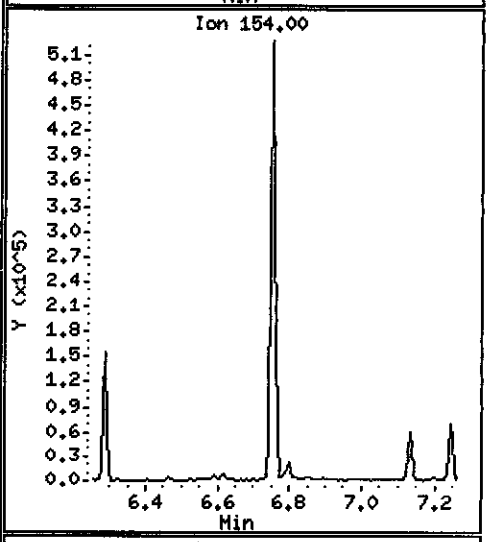

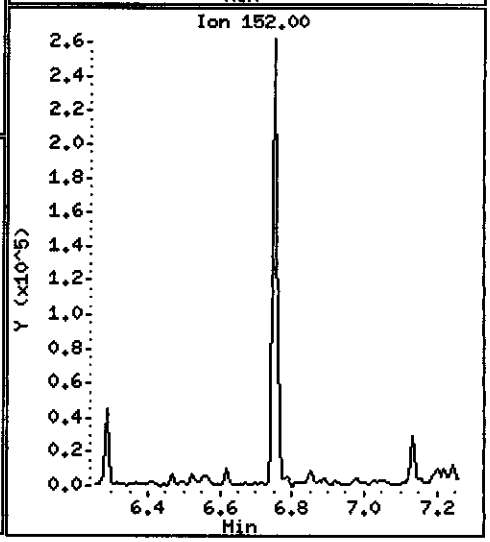

Data File: \\PITSVR06\D\chem\731.i\V102608.b\V1026008.D

Date : 27-OCT-2008 01:54

Client ID: EW-2-1008

Instrument: 731.i

Sample Info: C8J160331-005 10/20/08 h2o (8295020) 8270c

Volume Injected (uL): 2.0

Operator: 003200

Column phase: DB5-MS

Column diameter: 0.32

86 Dibenzofuran

Concentration: 0.51020 ug/L

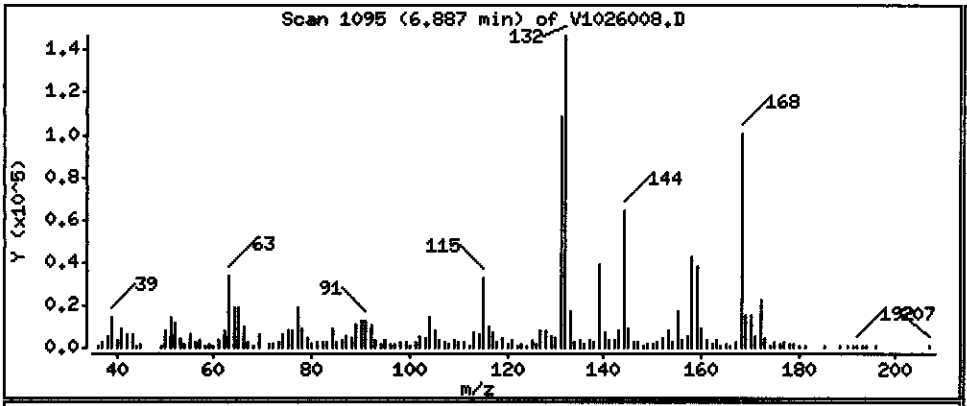

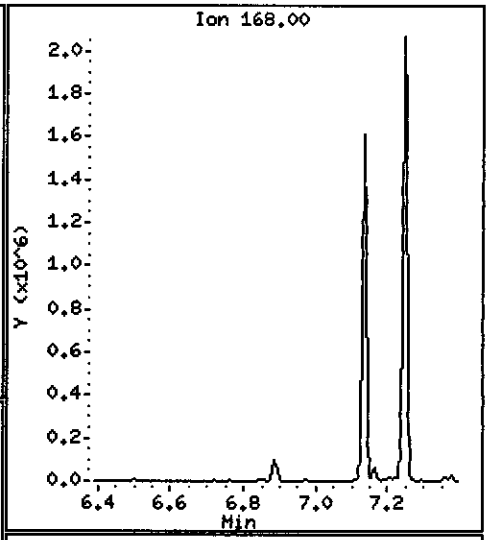

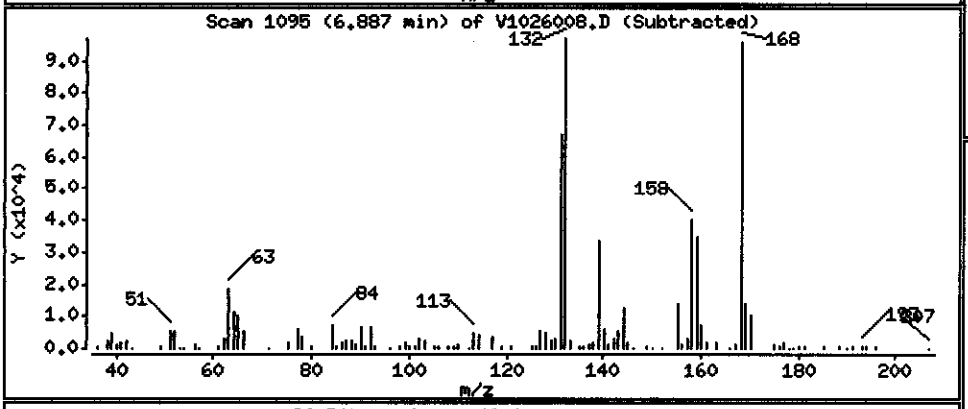

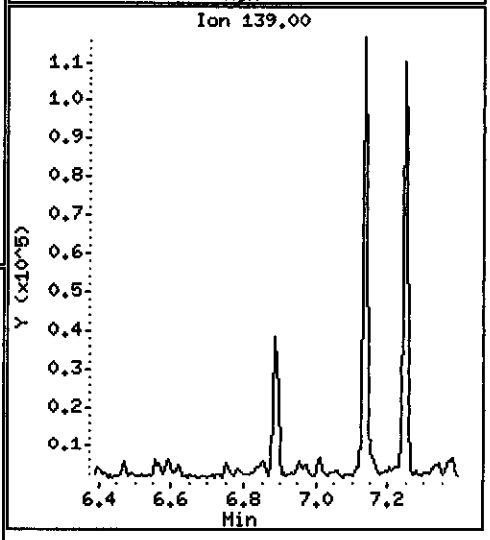

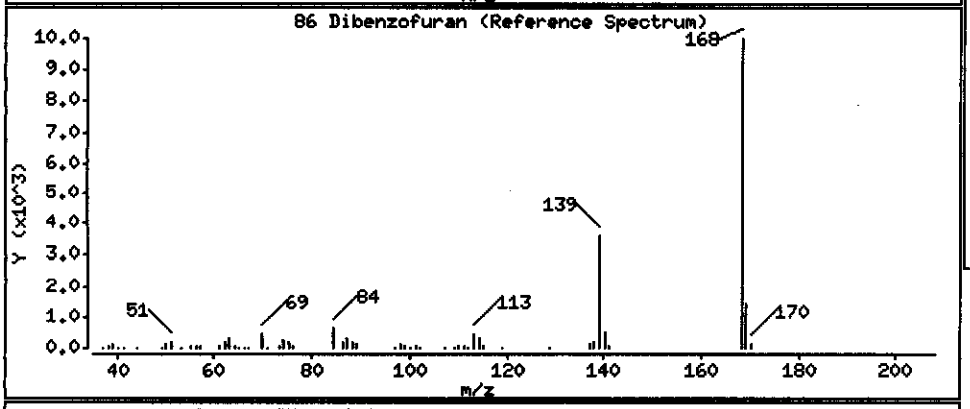

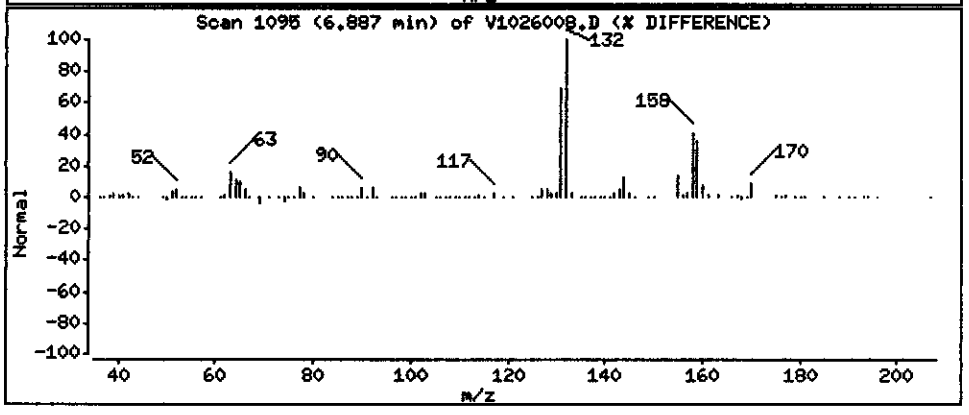

Data File: \\PITSVR06\D\chem\731.i\V102608.b\V1026008.D

Date : 27-OCT-2008 01:54

Client ID: EW-2-1008

Instrument: 731.i

Sample Info: C8J160331-005 10/20/08 h2o (8295020) 8270c

Volume Injected (uL): 2.0

Operator: 003200

Column phase: DB5-MS

Column diameter: 0.32

92 2-Naphthylamine

Concentration: 56.395 ug/L

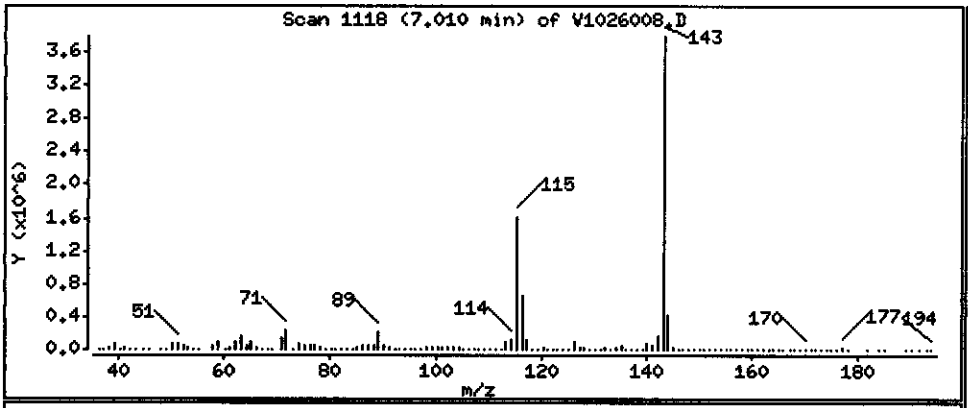

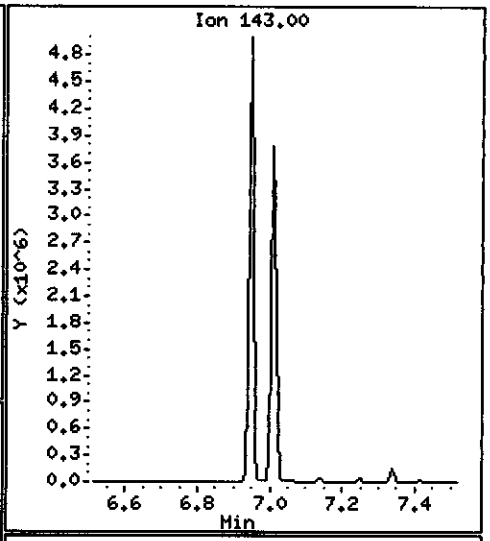

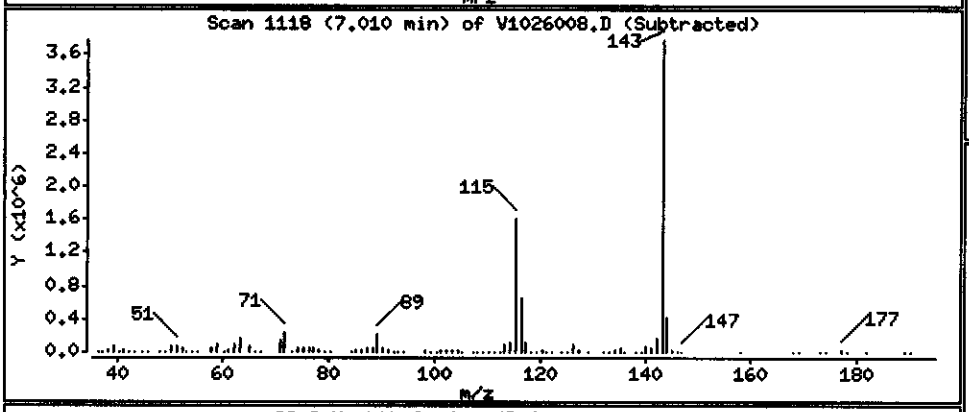

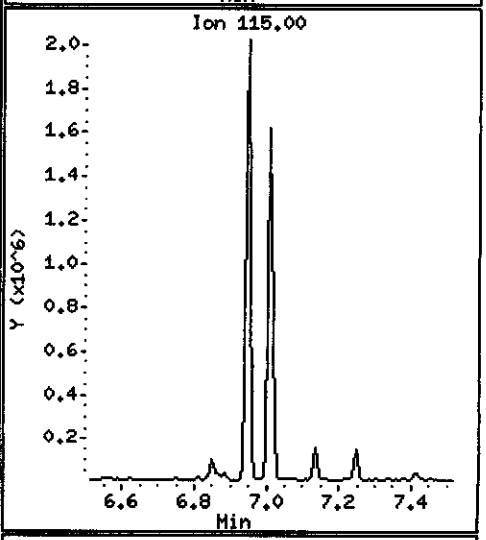

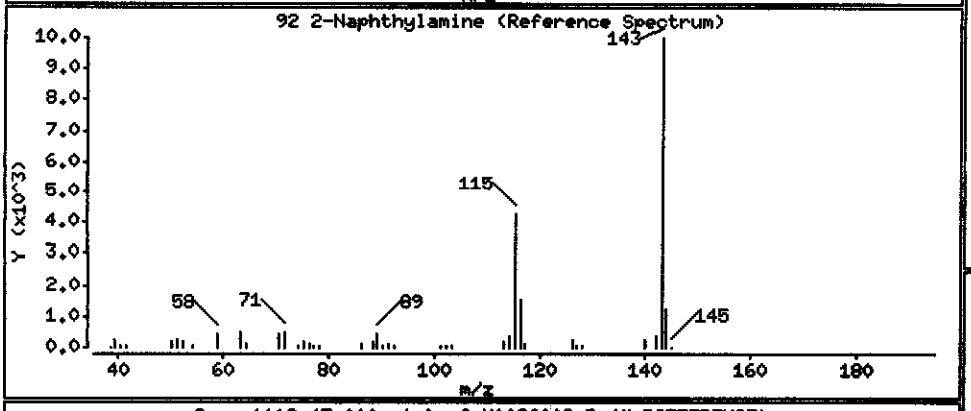

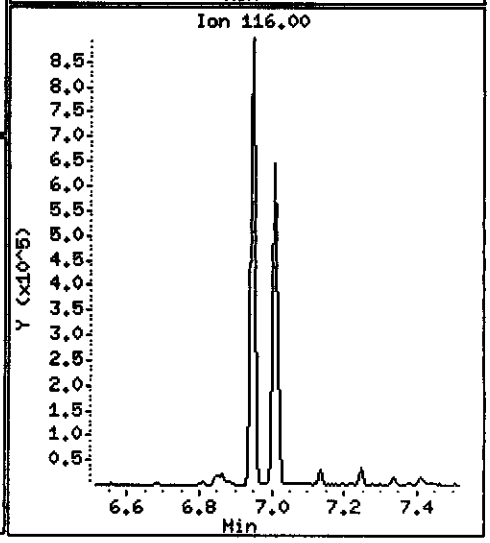

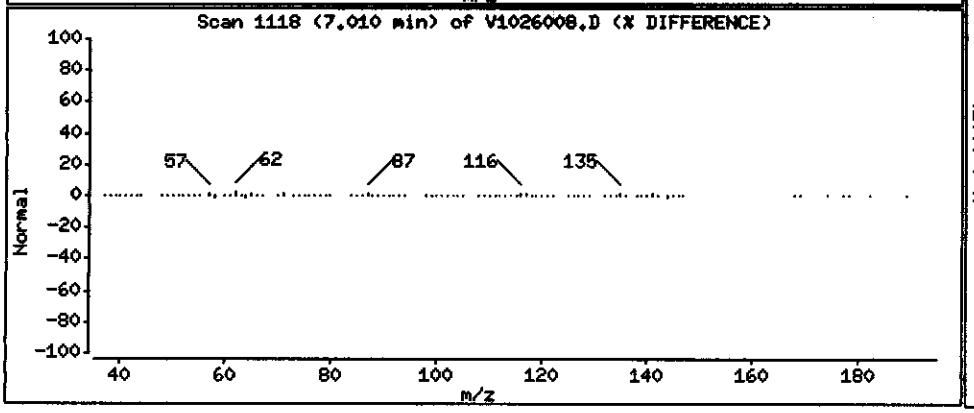

Data File: \\PITSVR06\D\chem\731.i\V102608.b\V1026008.D

Date : 27-OCT-2008 01:54

Client ID: EW-2-1008

Instrument: 731.i

Sample Info: C8J160331-005 10/20/08 h2o (8295020) 8270c

Volume Injected (uL): 2.0

Operator: 003200

Column phase: DB5-MS

Column diameter: 0.32

99 N-Nitrosodiphenylamine (1)

Concentration: 30.203 ug/L

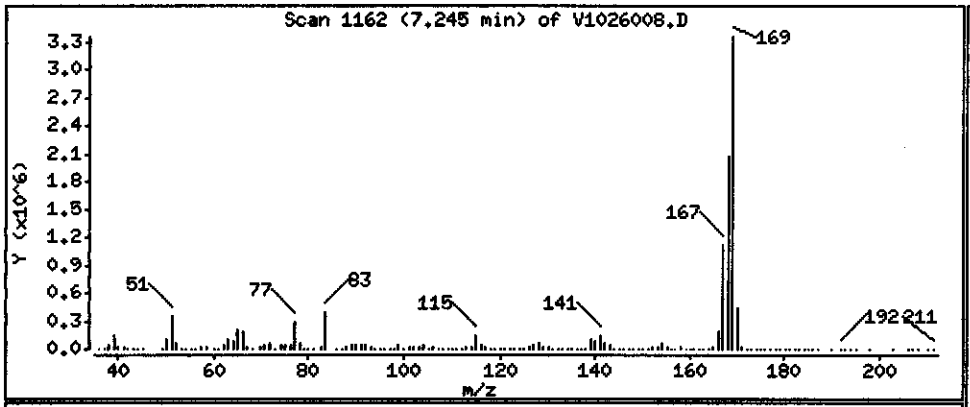

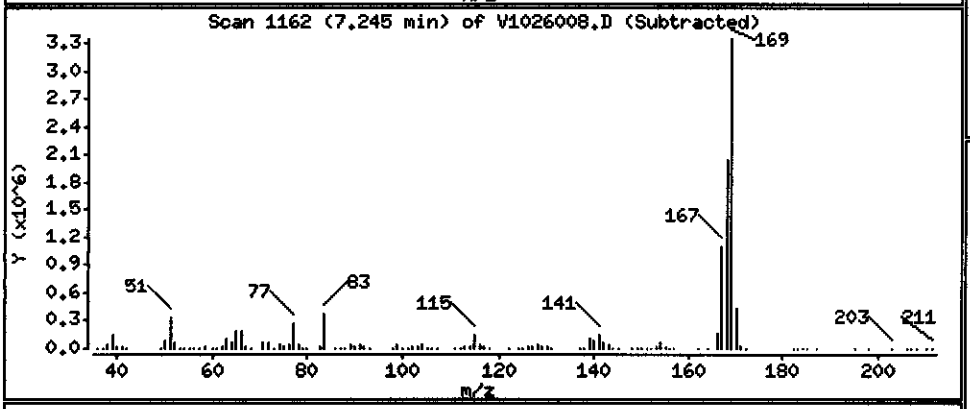

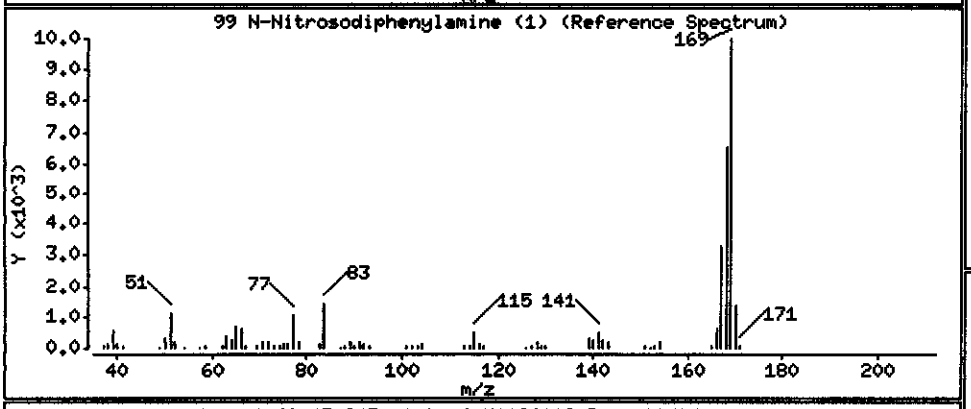

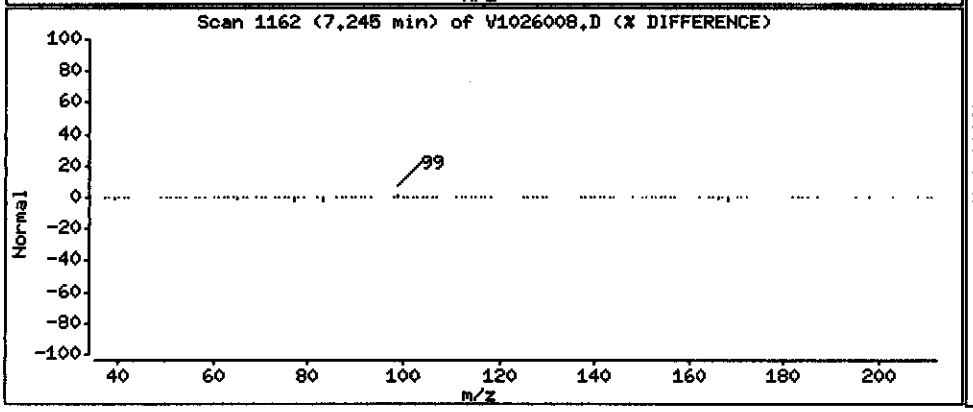

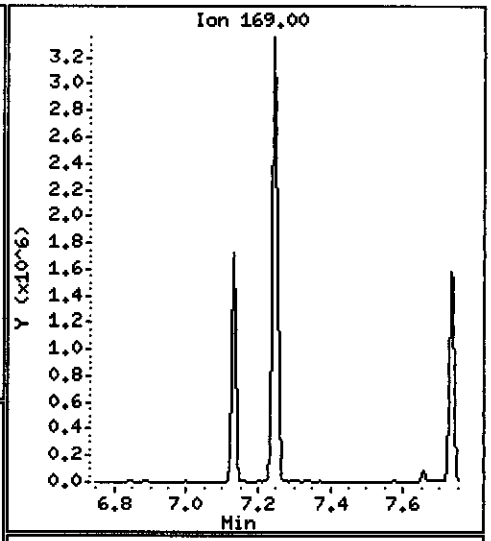

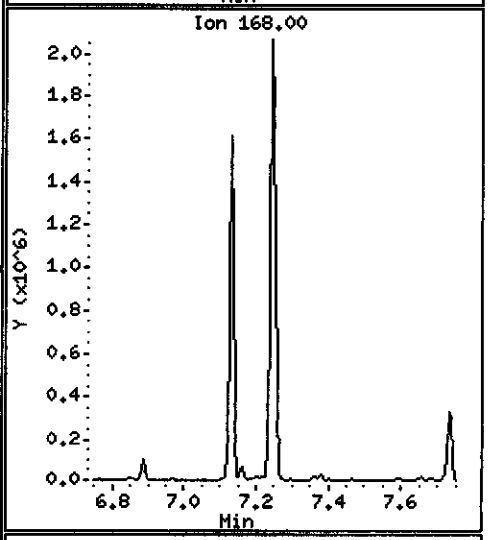

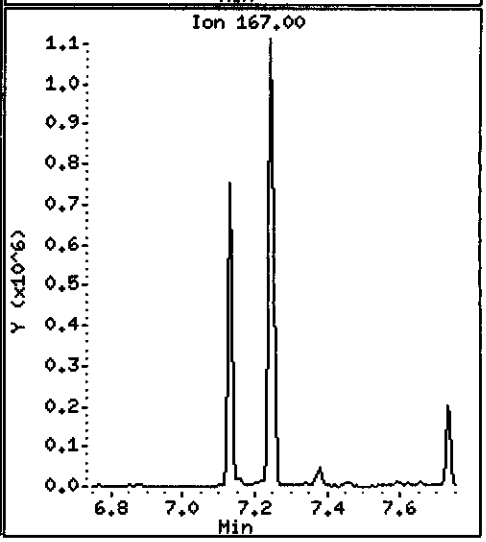

Data File: \\PITSVR06\D\chem\731.i\V102608.b\V1026008.D

Date : 27-OCT-2008 01:54

Client ID: EW-2-1008

Instrument: 731.i

Sample Info: C8J160331-005 10/20/08 h2o (8295020) 8270c

Volume Injected (uL): 2.0

Operator: 003200

Column phase: DB5-MS

Column diameter: 0.32

116 Anthracene

Concentration: 0.31511 ug/L

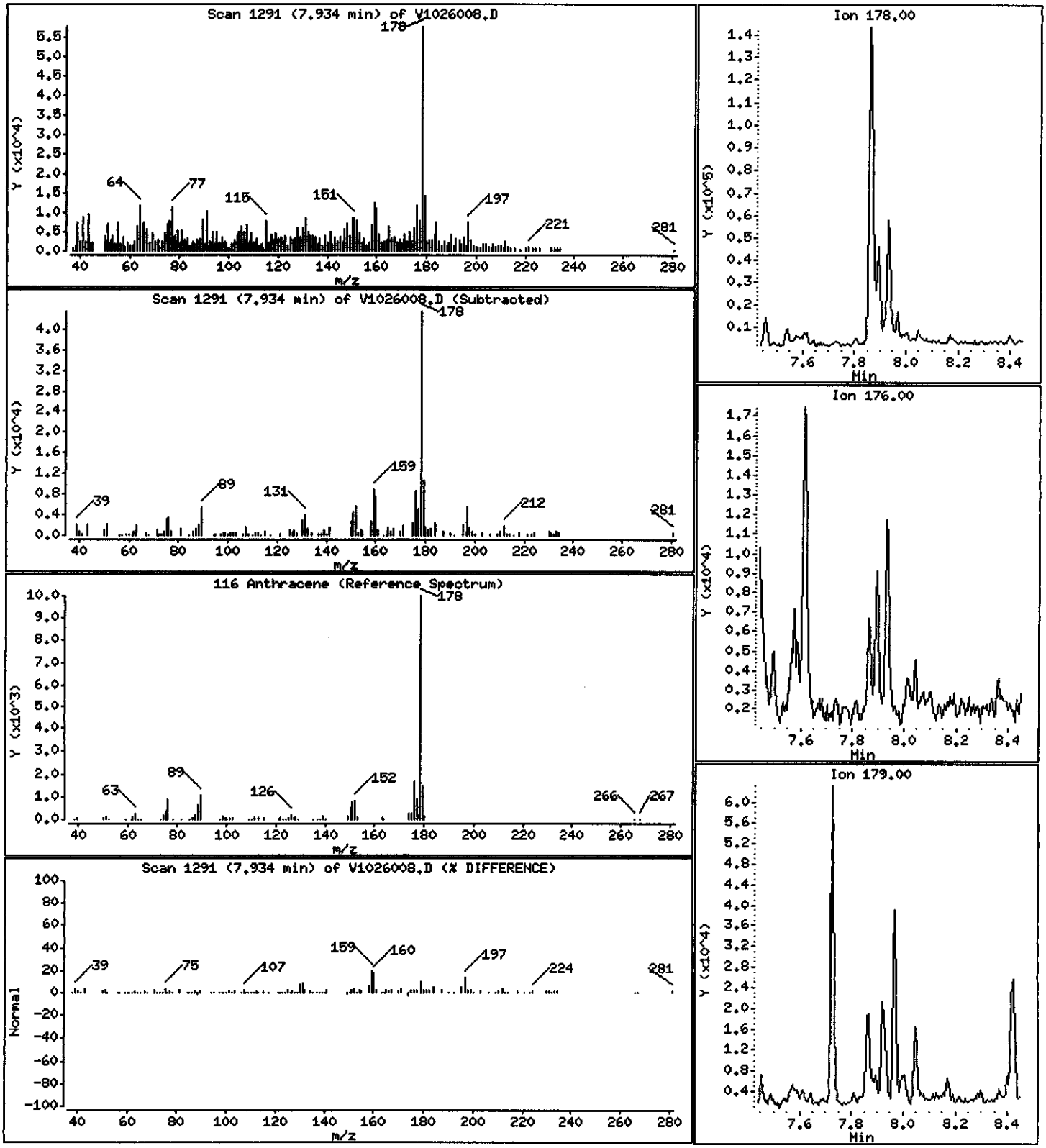

Data File: \\PITSVR06\D\chem\731.i\V102608.b\V1026008.D

Date : 27-OCT-2008 01:54

Client ID: EW-2-1008 Instrument: 731.i

Sample Info: C8J160331-005 10/20/08 h2o (8295020) 8270c

Volume Injected (uL): 2.0 Operator: 003200

Column phase: DB5-MS Column diameter: 0.32

119 Carbazole Concentration: 1.0423 ug/L

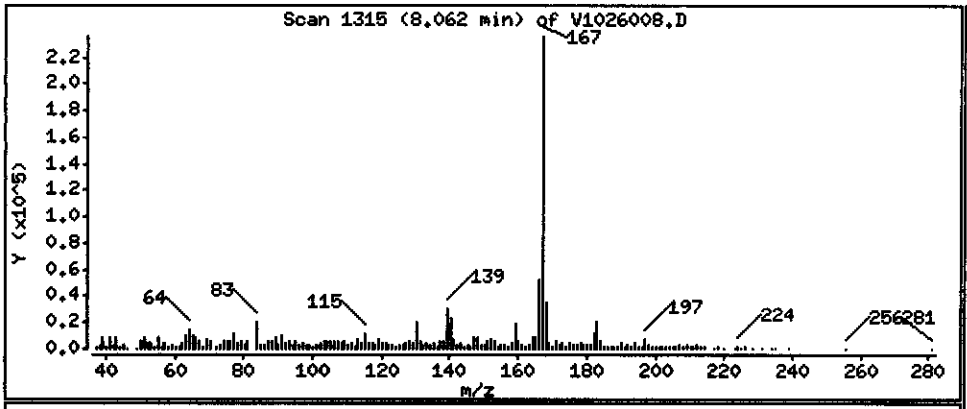

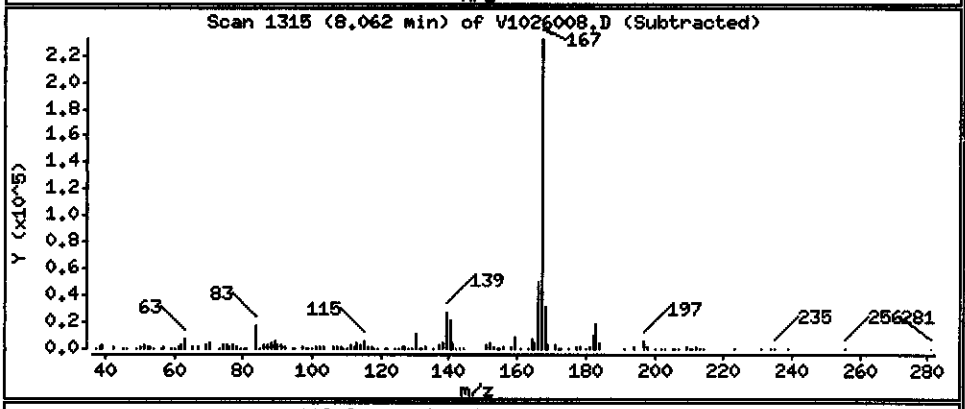

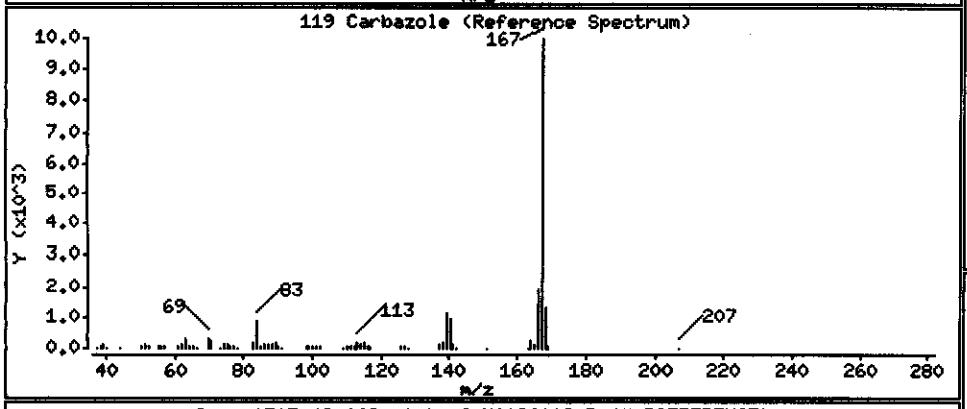

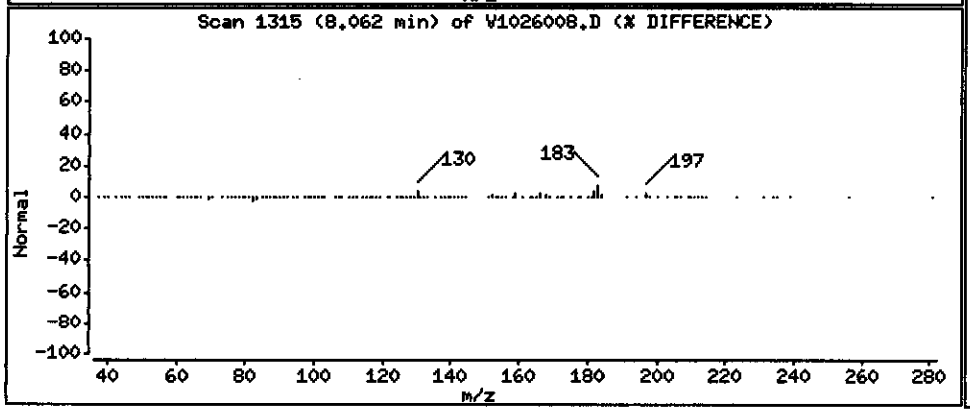

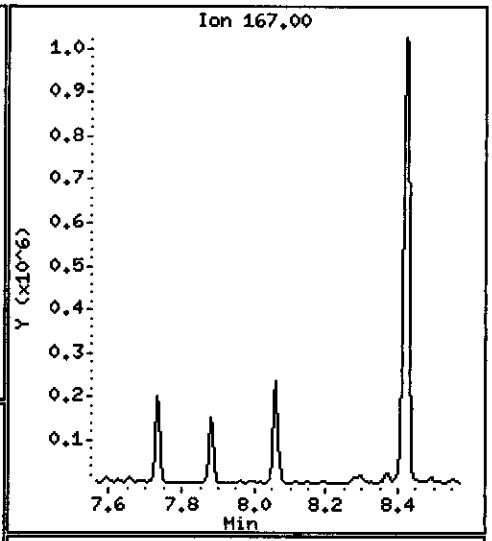

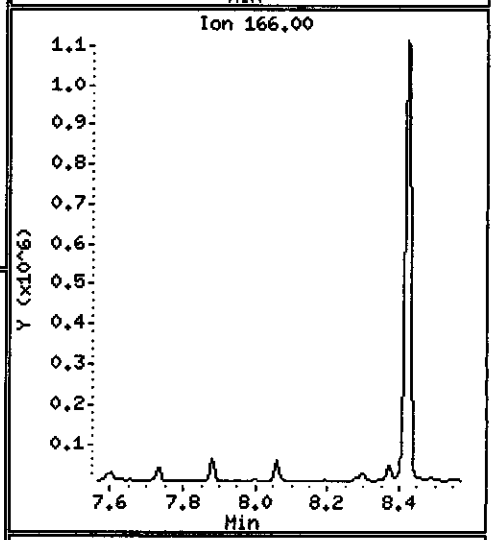

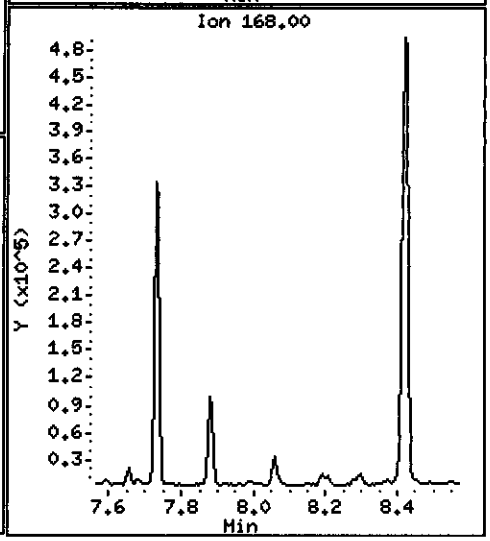

Data File: \\PITSVR06\D\chem\731.i\V102608.b\V1026008.D

Date : 27-OCT-2008 01:54

Client ID: EW-2-1008

Instrument: 731.i

Sample Info: C8J160331-005 10/20/08 h2o (8295020) 8270c

Volume Injected (uL): 2.0

Operator: 003200

Column phase: DB5-MS

Column diameter: 0.32

120 Di-n-Butylphthalate

Concentration: 0.067354 ug/L

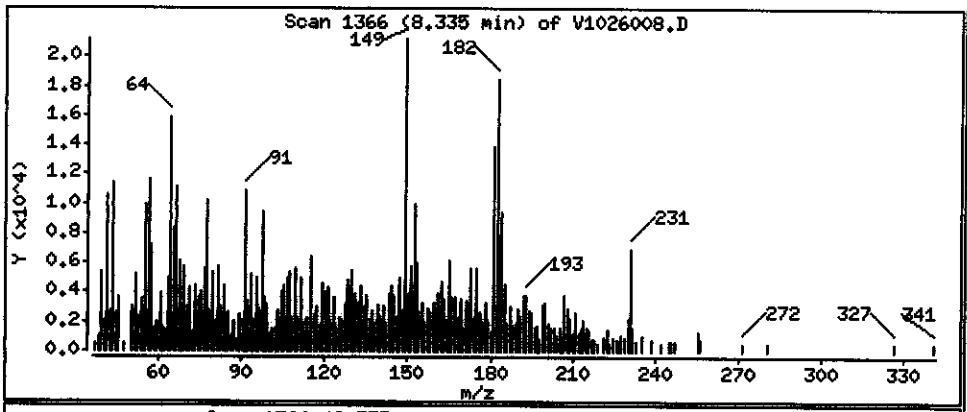

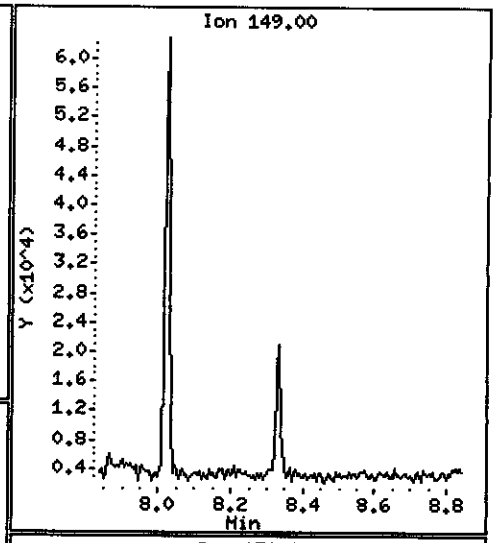

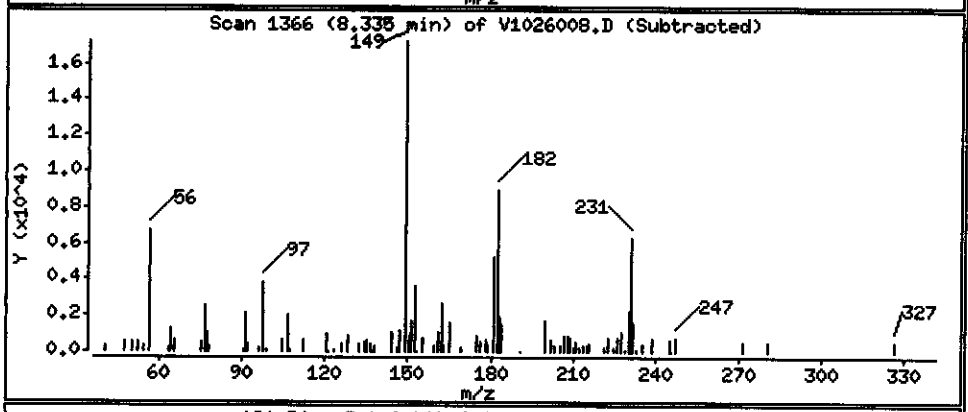

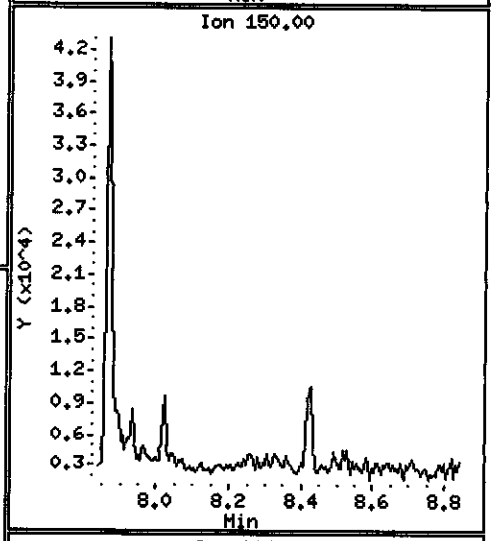

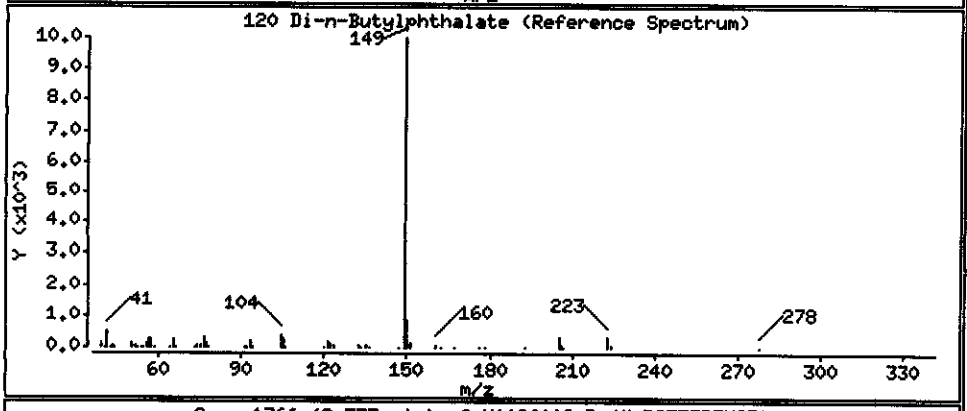

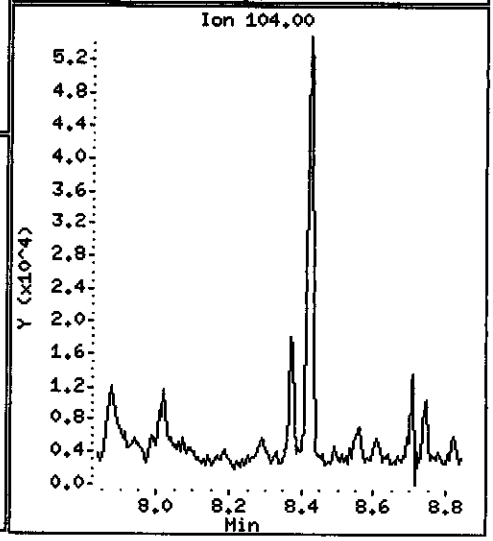

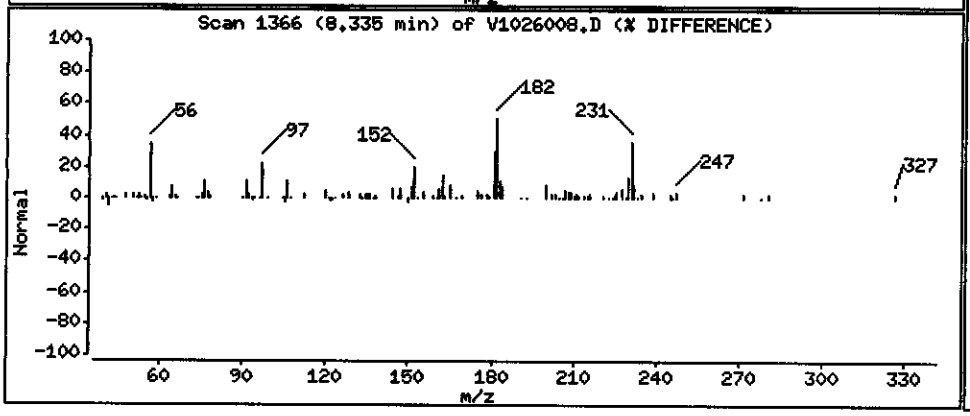

Data File: \\PITSVR06\D\chem\731.i\V102608.b\V1026008.D

Date : 27-OCT-2008 01:54

Client ID: EW-2-1008

Instrument: 731.i

Sample Info: C8J160331-005 10/20/08 h2o (8295020) 8270c

Volume Injected (uL): 2.0

Operator: 003200

Column phase: DB5-MS

Column diameter: 0.32

123 Fluoranthene

Concentration: 0.096853 ug/L

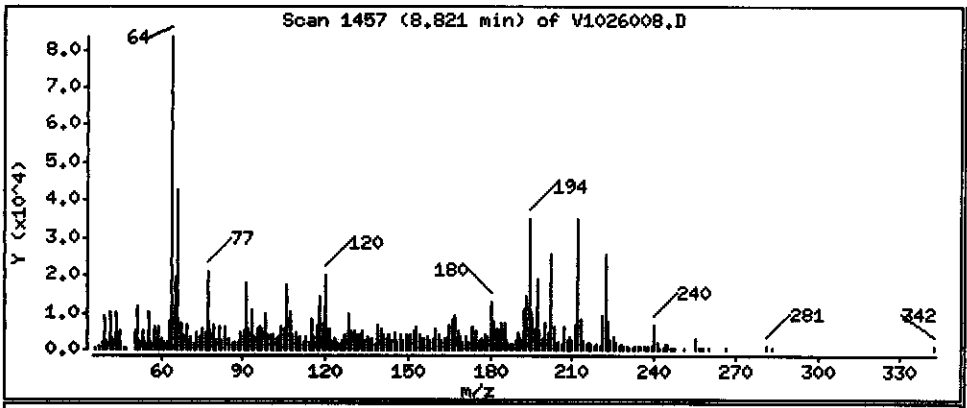

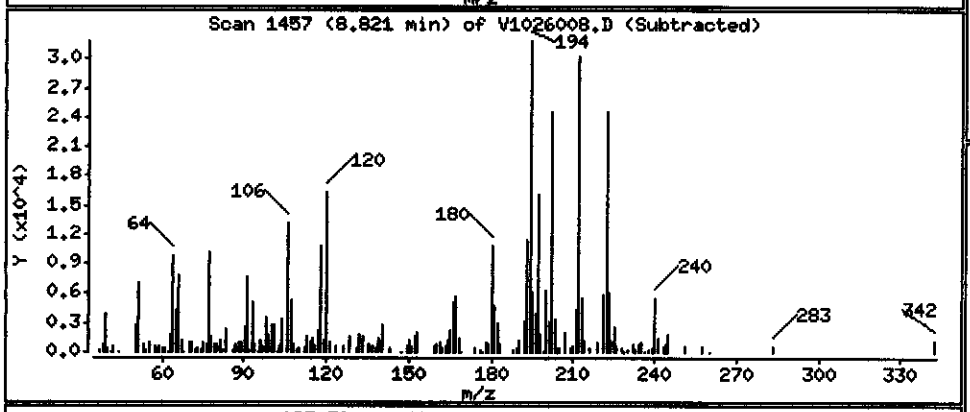

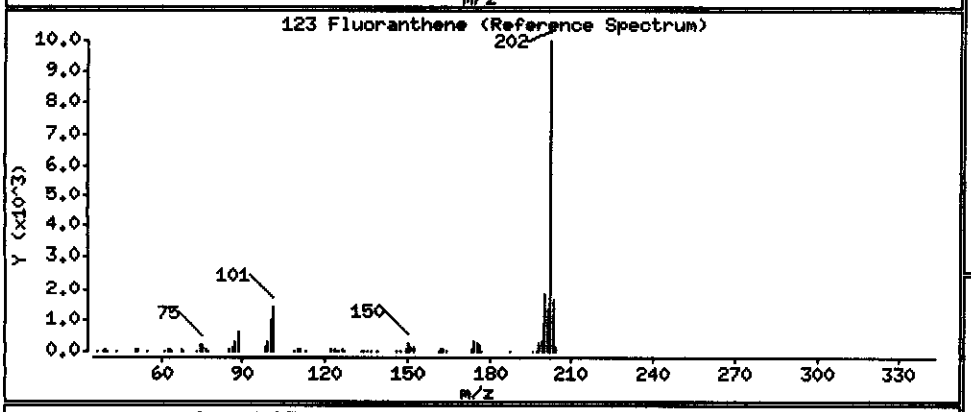

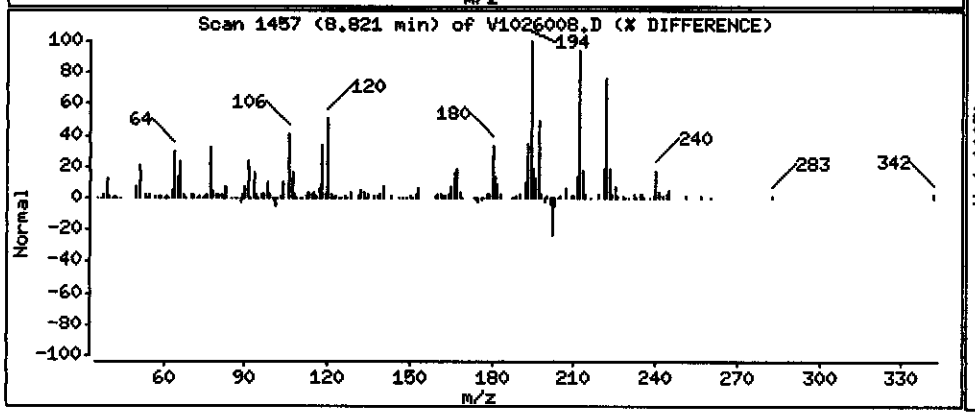

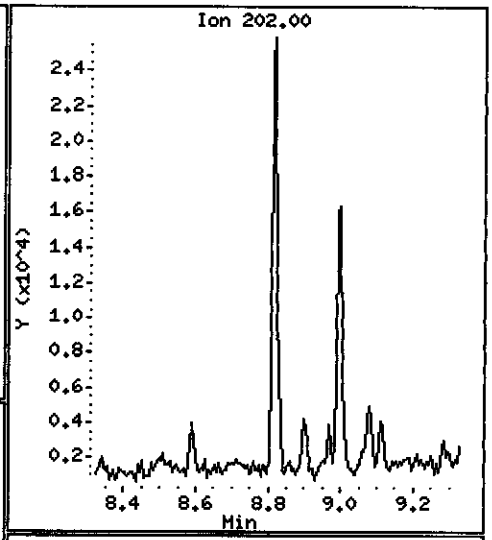

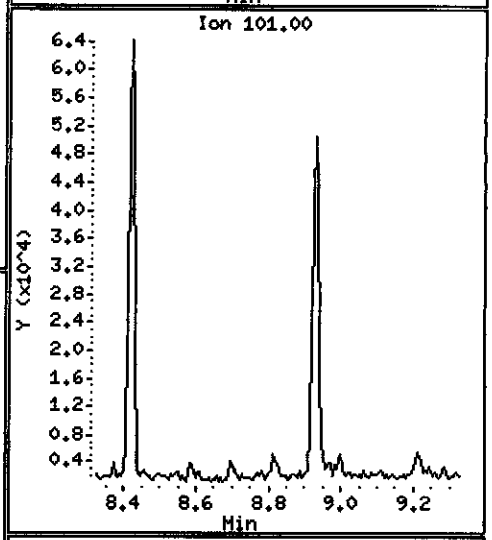

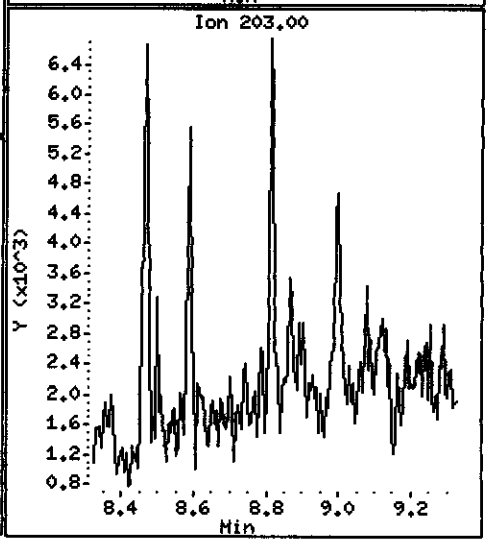

Data File: \\PITSVR06\D\chem\731.i\V102608.b\V1026008.D

Date : 27-OCT-2008 01:54

Client ID: EW-2-1008

Instrument: 731.i

Sample Info: C8J160331-005 10/20/08 h2o (8295020) 8270c

Volume Injected (uL): 2.0

Operator: 003200

Column phase: DB5-MS

Column diameter: 0.32

124 Benzidine

Concentration: 87.286 ug/L

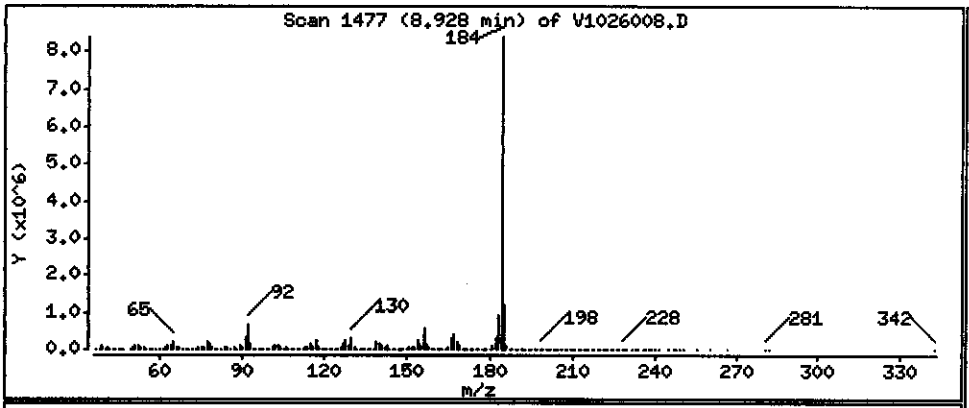

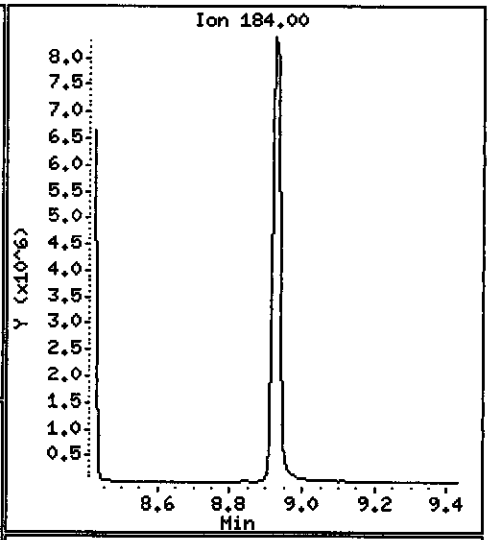

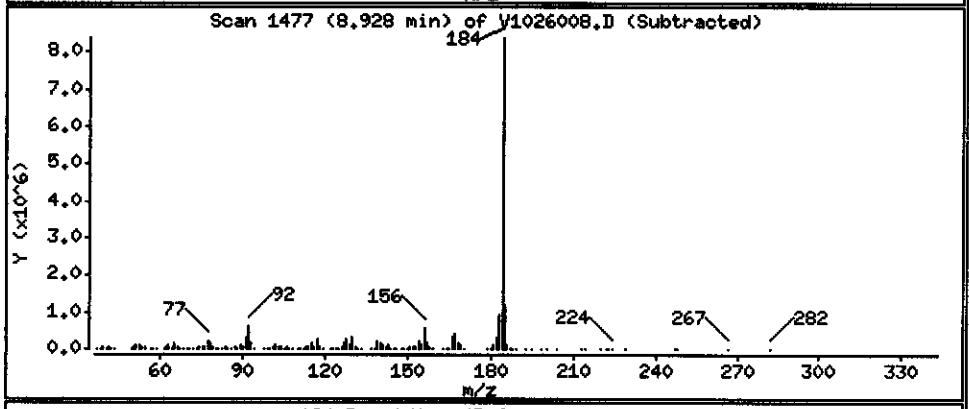

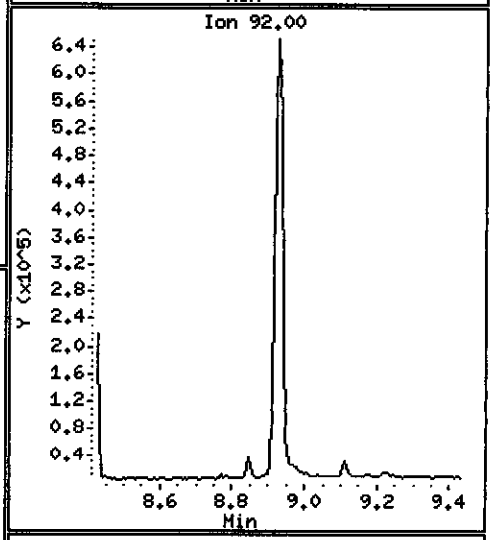

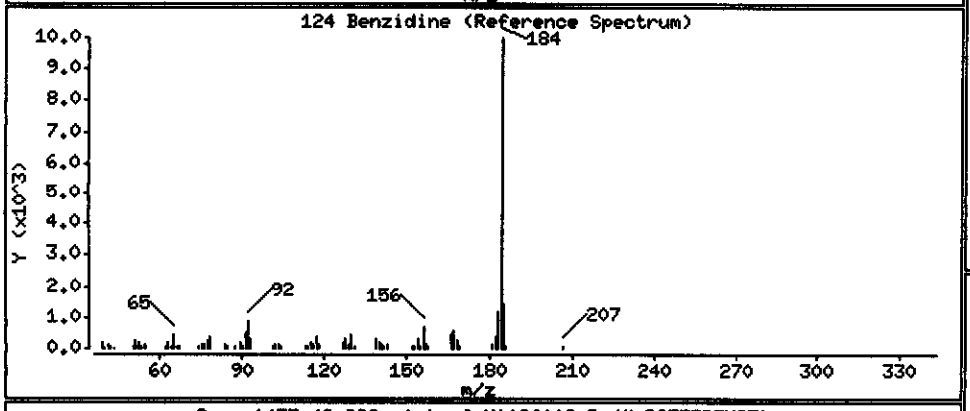

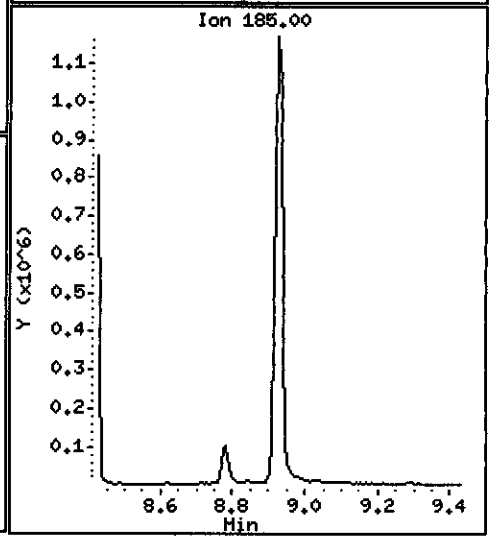

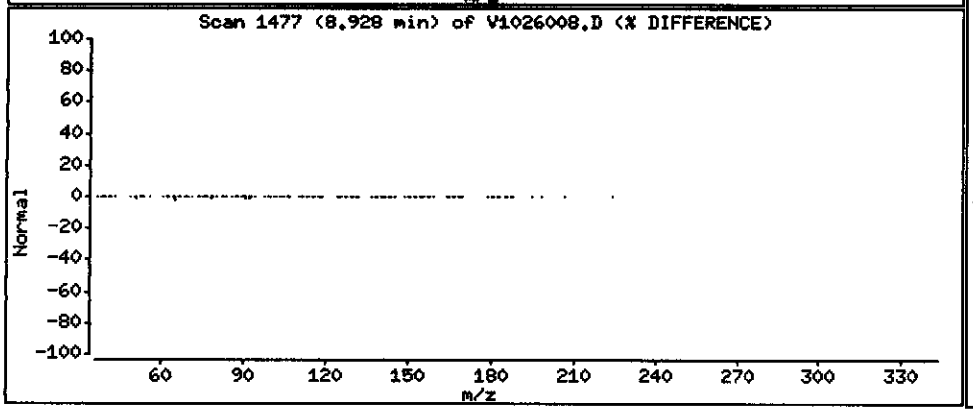

Data File: \\PITSVR06\D\chem\731.i\V102608.b\V1026008.D

Date : 27-OCT-2008 01:54

Client ID: EW-2-1008

Instrument: 731.i

Sample Info: C8J160331-005 10/20/08 h2o (8295020) 8270c

Volume Injected (uL): 2.0

Operator: 003200

Column phase: DB5-MS

Column diameter: 0.32

125 Pyrene

Concentration: 0.059687 ug/L

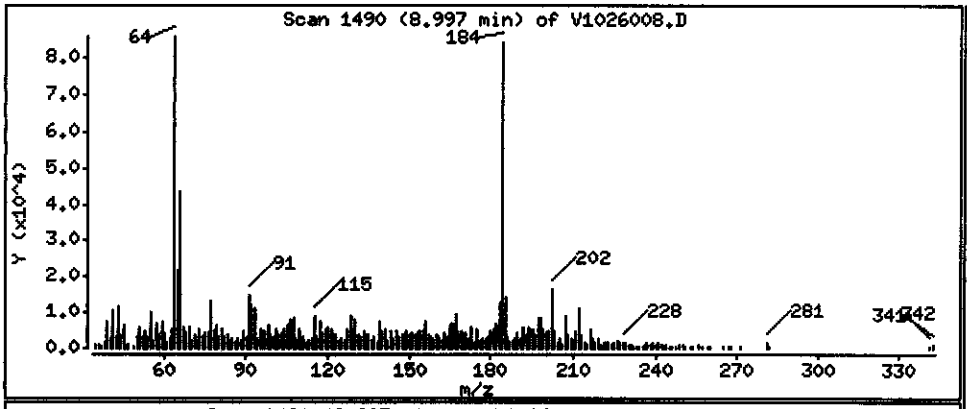

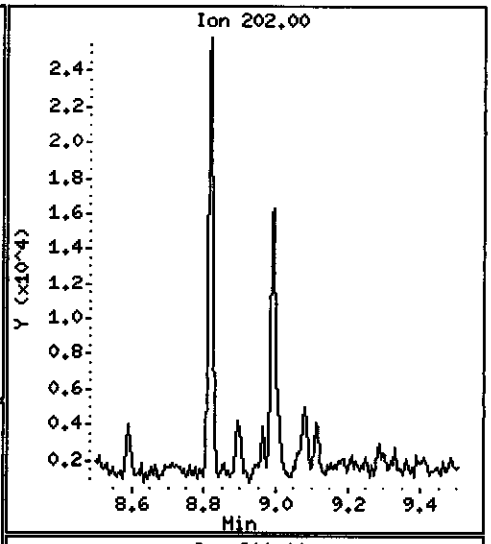

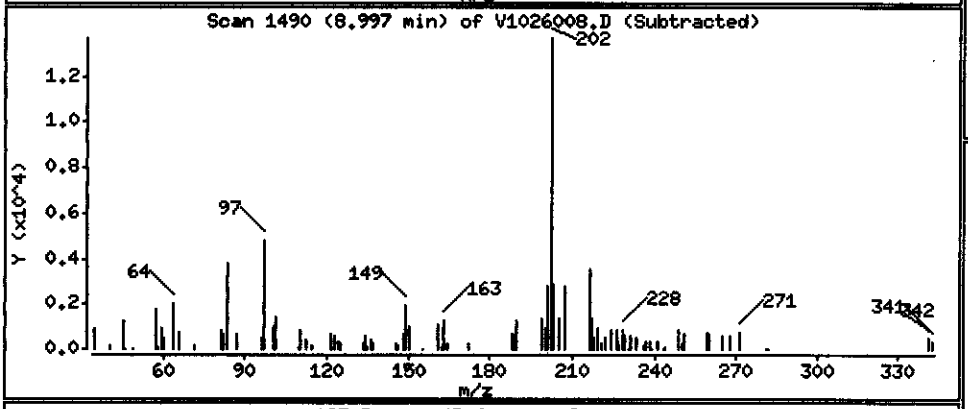

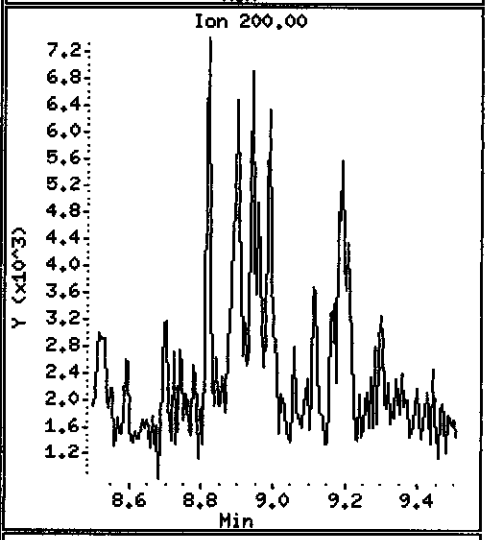

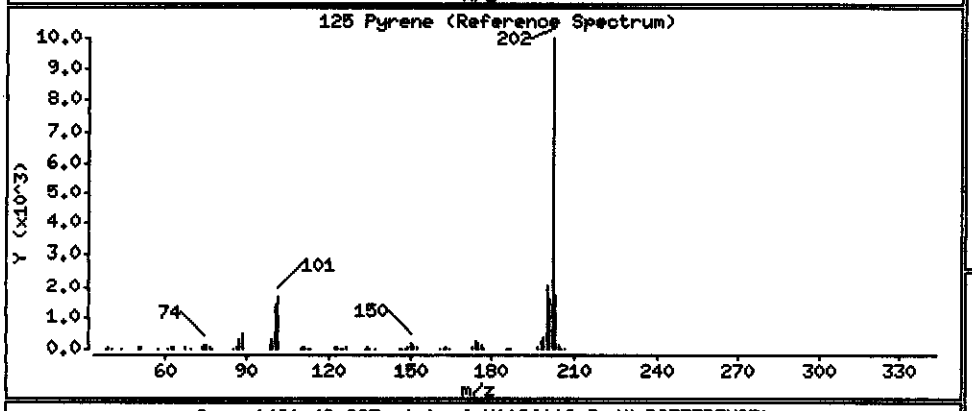

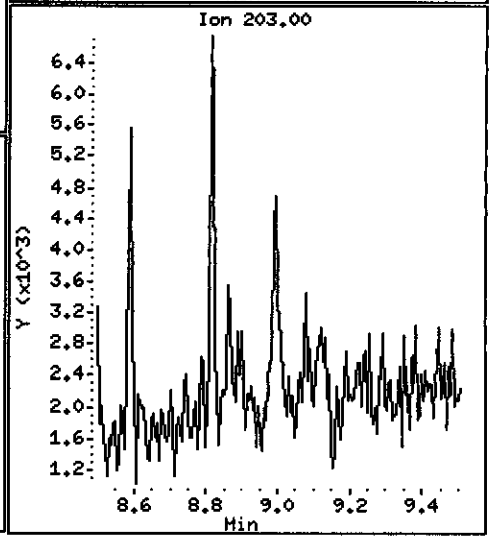

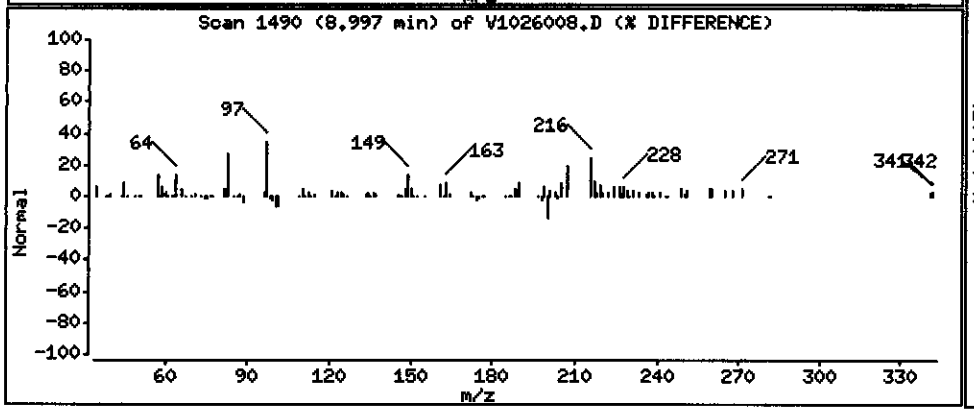

Data File: \\PITSVR06\D\chem\731.i\V102608.b\V1026008.D

Date : 27-OCT-2008 01:54

Client ID: EW-2-1008

Instrument: 731.i

Sample Info: C8J160331-005 10/20/08 h2o (8295020) 8270c

Volume Injected (uL): 2.0

Operator: 003200

Column phase: DB5-MS

Column diameter: 0.32

151 Benzo(g,h,i)perylene

Concentration: 0.025022 ug/L

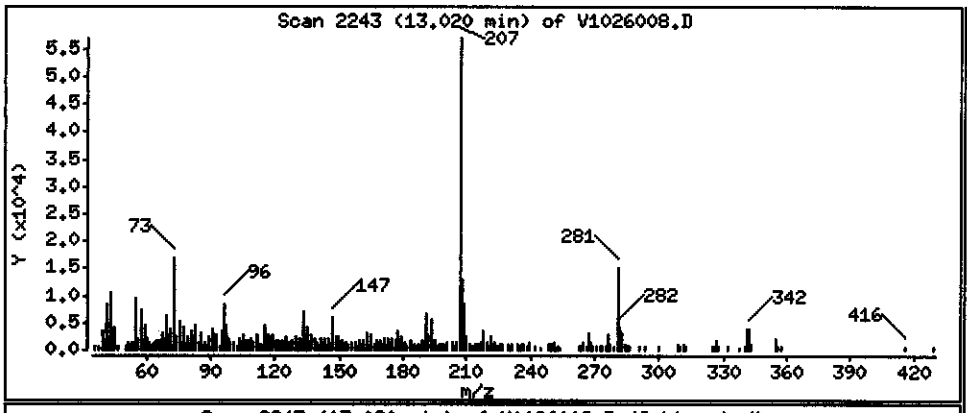

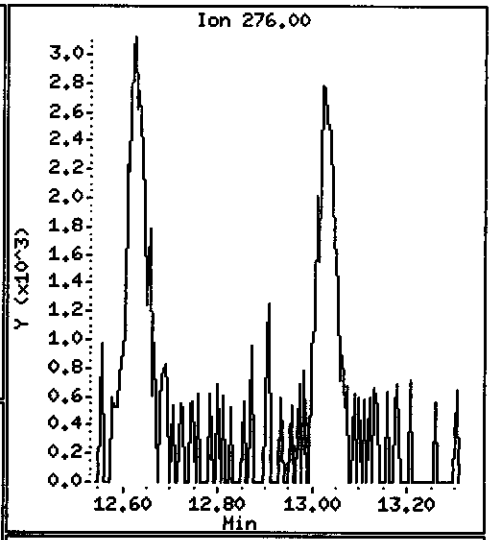

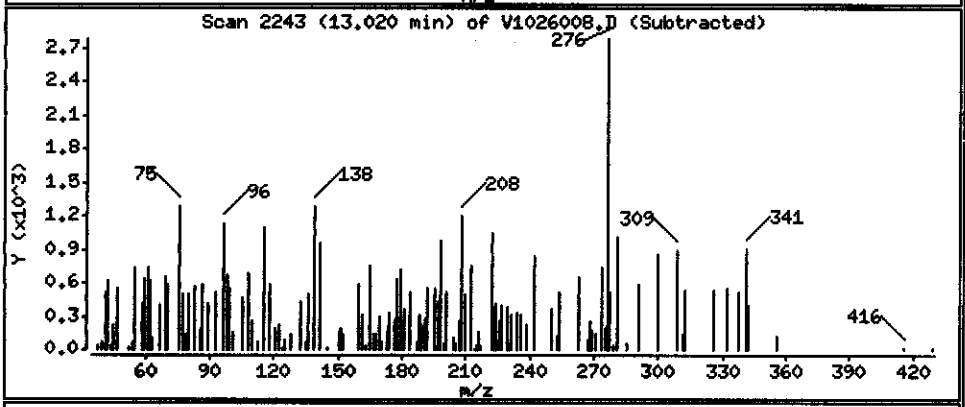

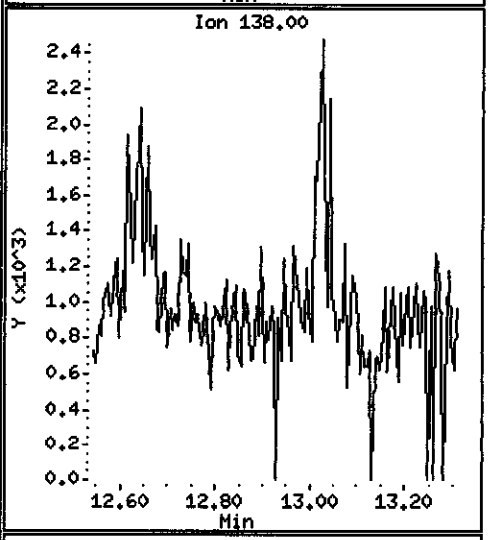

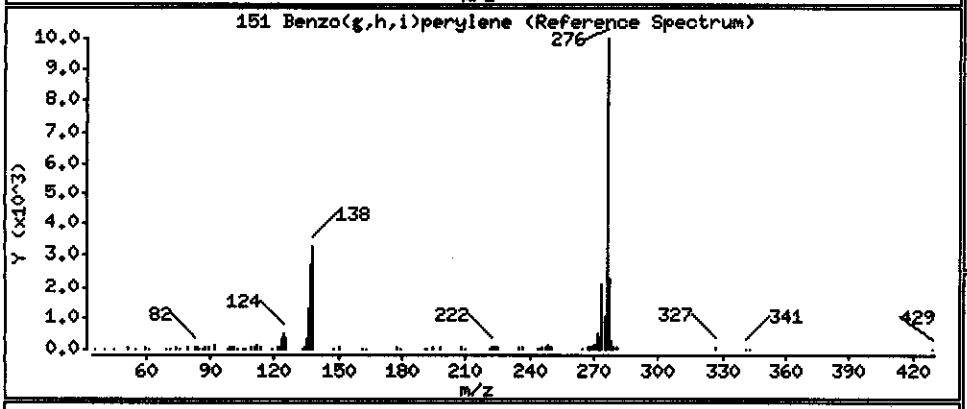

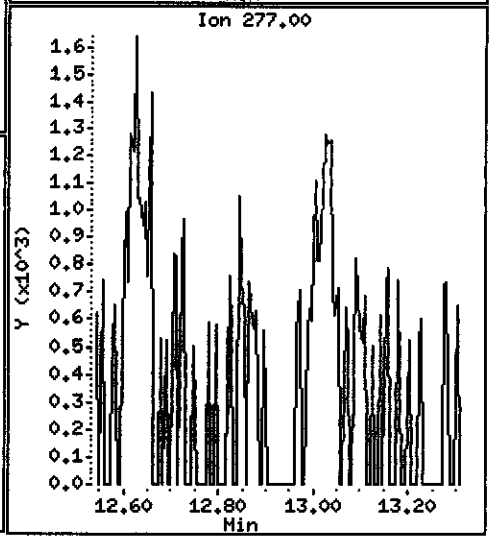

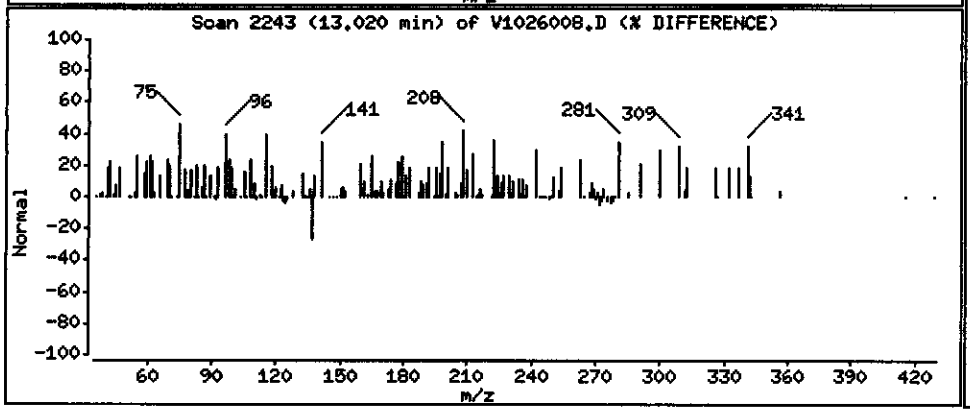

MACTEC Engineering and Consulting Inc

Client Sample ID: EW-2-1008 DV

GC/MS Semivolatiles

Lot-Sample #...:	C8J160331-005	**Work Order #...:**	K02T32AL	**Matrix.....:**	WATER
Date Sampled...:	10/14/08 13:55	**Date Received..:**	10/16/08 09:30	**MS Run #.....:**	
Prep Date.....:	10/20/08	**Analysis Date..:**	10/28/08		
Prep Batch #...:	8295020	**Analysis Time..:**	04:39		
Dilution Factor:	24	**Initial Wgt/Vol:**	1040 mL	**Final Wgt/Vol..:**	1 mL
Analyst ID.....:	003200	**Instrument ID..:**	731		
		Method.....:	SW846 8270C		

PARAMETER	RESULT	REPORTING LIMIT	UNITS	MDL
Aniline	**900**	**24**	**ug/L**	**1.2**
Acenaphthene	**4.4 J**	**4.8**	**ug/L**	**1.3**
Acenaphthylene	ND	4.8	ug/L	1.1
Acetophenone	ND	24	ug/L	1.1
Anthracene	ND	4.8	ug/L	1.2
Atrazine	ND	24	ug/L	0.94
Benzo(a)anthracene	ND	4.8	ug/L	0.99
Benzo(a)pyrene	ND	4.8	ug/L	1.1
Benzo(b)fluoranthene	ND	4.8	ug/L	0.75
Benzo(ghi)perylene	ND	4.8	ug/L	0.66
Benzo(k)fluoranthene	ND	4.8	ug/L	0.94
Benzaldehyde	ND	24	ug/L	1.3
1,1'-Biphenyl	ND	24	ug/L	1.4
bis(2-Chloroethoxy) methane	ND	24	ug/L	2.9
bis(2-Chloroethyl)-ether	ND	4.8	ug/L	1.1
bis(2-Ethylhexyl) phthalate	ND	24	ug/L	2.9
4-Bromophenyl phenyl ether	ND	24	ug/L	1.2
Butyl benzyl phthalate	ND	24	ug/L	3.3
Caprolactam	ND	120	ug/L	4.5
Carbazole	ND	4.8	ug/L	1.3
4-Chloroaniline	**51**	**24**	**ug/L**	**1.1**
4-Chloro-3-methylphenol	ND	24	ug/L	1.4
2-Chloronaphthalene	ND	4.8	ug/L	1.1
2-Chlorophenol	ND	24	ug/L	1.1
4-Chlorophenyl phenyl ether	ND	24	ug/L	1.0
Chrysene	ND	4.8	ug/L	0.85
Dibenz(a,h)anthracene	ND	4.8	ug/L	0.84
Dibenzofuran	ND	24	ug/L	1.3
3,3'-Dichlorobenzidine	ND	24	ug/L	0.98
2,4-Dichlorophenol	ND	4.8	ug/L	1.2
Diethyl phthalate	ND	24	ug/L	5.9
2,4-Dimethylphenol	ND	24	ug/L	1.2

(Continued on next page)

MACTEC Engineering and Consulting Inc

Client Sample ID: EW-2-1008 DL

GC/MS Semivolatiles

Lot-Sample #...: C8J160331-005 **Work Order #...:** K02T32AL **Matrix.....:** WATER

PARAMETER	RESULT	REPORTING LIMIT	UNITS	MDL
Dimethyl phthalate	ND	24	ug/L	1.0
Di-n-butyl phthalate	ND	24	ug/L	1.1
4,6-Dinitro-2-methylphenol	ND	120	ug/L	34
2,4-Dinitrophenol	ND	120	ug/L	31
2,4-Dinitrotoluene	ND	24	ug/L	1.1
2,6-Dinitrotoluene	ND	24	ug/L	1.2
Di-n-octyl phthalate	ND	24	ug/L	1.0
Fluoranthene	ND	4.8	ug/L	1.2
Fluorene	ND	4.8	ug/L	1.3
Hexachlorobenzene	ND	4.8	ug/L	1.0
Hexachlorobutadiene	ND	4.8	ug/L	0.90
Hexachlorocyclopentadiene	ND	24	ug/L	1.9
Hexachloroethane	ND	24	ug/L	1.0
Indeno(1,2,3-cd)pyrene	ND	4.8	ug/L	1.1
Isophorone	ND	24	ug/L	1.1
2-Methylnaphthalene	ND	4.8	ug/L	1.1
2-Methylphenol	**5.7 J**	**24**	**ug/L**	**1.2**
4-Methylphenol	ND	24	ug/L	1.8
Naphthalene	**63**	**4.8**	**ug/L**	**1.0**
2-Nitroaniline	ND	120	ug/L	1.1
3-Nitroaniline	ND	120	ug/L	0.96
4-Nitroaniline	ND	120	ug/L	0.61
Nitrobenzene	ND	4.8	ug/L	1.5
2-Nitrophenol	ND	24	ug/L	1.3
4-Nitrophenol	ND	120	ug/L	1.7
N-Nitrosodi-n-propylamine	ND	4.8	ug/L	1.4
N-Nitrosodiphenylamine	**32**	**4.8**	**ug/L**	**1.2**
2,2'-oxybis (1-Chloropropane)	ND	4.8	ug/L	0.62
Pentachlorophenol	ND	24	ug/L	2.0
Phenanthrene	ND	4.8	ug/L	1.3
Phenol	ND	4.8	ug/L	0.53
Pyrene	ND	4.8	ug/L	1.4
2,4,5-Trichlorophenol	ND	24	ug/L	1.5
2,4,6-Trichlorophenol	ND	24	ug/L	1.4

(Continued on next page)

MACTEC Engineering and Consulting Inc

Client Sample ID: EW-2-1008 DL

GC/MS Semivolatiles

Lot-Sample #...: C8J160331-005 **Work Order #...:** K02T32AL **Matrix.....:** WATER

SURROGATE	PERCENT RECOVERY	RECOVERY LIMITS
Nitrobenzene-d5	NC,DIL	(23 - 112)
Terphenyl-d14	NC,DIL	(10 - 132)
2-Fluorobiphenyl	NC,DIL	(19 - 107)
2-Fluorophenol	NC,DIL	(10 - 111)
Phenol-d5	NC,DIL	(15 - 112)
2,4,6-Tribromophenol	NC,DIL	(16 - 122)

NOTE(S):

NC The recovery and/or RPD were not calculated.

DIL The concentration is estimated or not reported due to dilution or the presence of interfering analytes.

J Estimated result. Result is less than RL.

Data File: \\PITSVR06\D\chem\731.i\V102808.b\V1028003.D
Date : 28-OCT-2008 04:39
Client ID: EW-2-1008DL
Instrument: 731.i
Sample Info: C8J160331-005 X25 10/20/08 h2o(8295020) 8270c
Volume Injected (uL): 2.0
Operator: 003200
Column phase: DB5-MS
Column diameter: 0.32

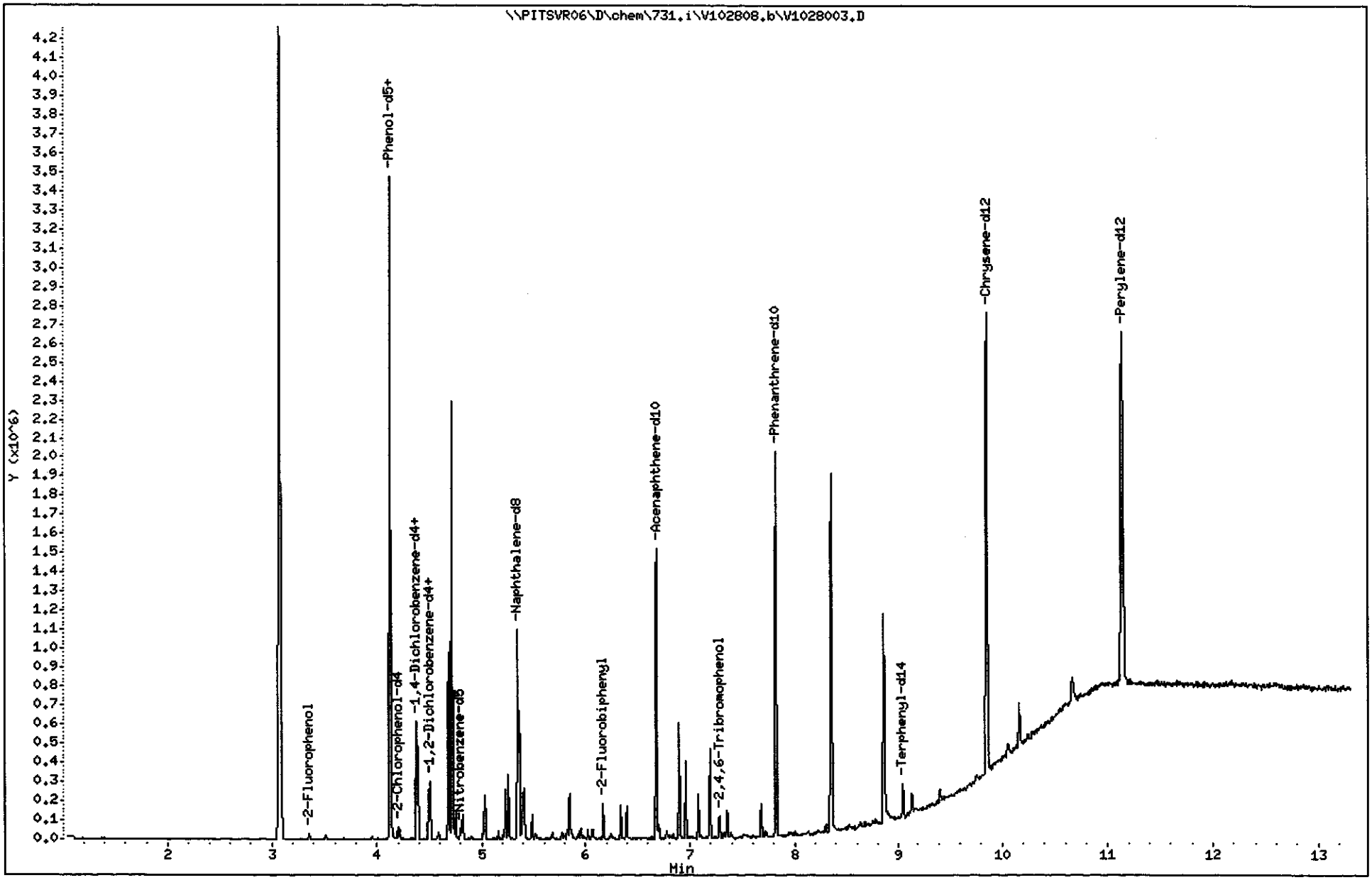

TestAmerica Pittsburgh

Semivolatile REPORT SW-846 Method 8270

Data file : \\PITSVR06\D\chem\731.i\V102808.b\V1028003.D
Lab Smp Id: K02T32AL Client Smp ID: EW-2-1008DL
Inj Date : 28-OCT-2008 04:39
Operator : 003200 Inst ID: 731.i
Smp Info : C8J160331-005 X25 10/20/08 h2o(8295020) 8270c
Misc Info : K02T32AL,V102808.b,8270ll.m,padep.sub
Comment :
Method : \\PITSVR06\D\chem\731.i\V102808.b\8270ll.m
Meth Date : 27-Oct-2008 22:55 piccolinov Quant Type: ISTD
Cal Date : 23-OCT-2008 04:48 Cal File: V1023NC7.D
Als bottle: 5
Dil Factor: 25.00000
Integrator: HP RTE Compound Sublist: padep.sub
Target Version: 4.14
Processing Host: PITSVR06

Concentration Formula: Amt * DF * Uf * Vt/(Vo * Vi) * CpndVariable

Name	Value	Description
DF	25.000	Dilution Factor
Uf	1.000	ng unit correction factor
Vt	1000.000	Volume of final extract (uL)
Vo	1040.000	Volume of sample extracted (mL)
Vi	2.000	Volume injected (uL)
Cpnd Variable		Local Compound Variable

Compounds	QUANT SIG MASS	RT	EXP RT	REL RT	RESPONSE	CONCENTRATIONS ON-COLUMN (NG)	CONCENTRATIONS FINAL (ug/L)
* 1 1,4-Dichlorobenzene-d4	152	4.379	4.387	(1.000)	89299	8.00000	
* 2 Naphthalene-d8	136	5.341	5.354	(1.000)	392495	8.00000	
* 3 Acenaphthene-d10	164	6.682	6.695	(1.000)	316986	8.00000	
* 4 Phenanthrene-d10	188	7.820	7.838	(1.000)	668117	8.00000	
* 5 Chrysene-d12	240	9.855	9.874	(1.000)	789084	8.00000	
* 6 Perylene-d12	264	11.137	11.167	(1.000)	918711	8.00000	
198 1,4-Dioxane	88	Compound Not Detected.					
10 N-Nitrosodimethylamine	74	Compound Not Detected.					
9 Pyridine	79	Compound Not Detected.					
16 Methyl methanesulfonate	80	Compound Not Detected.					
206 Benzaldehyde	77	Compound Not Detected.					
21 Aniline	93	4.128	4.136	(0.943)	1208246	75.1749	903.54
22 Phenol	94	Compound Not Detected.					
23 bis(2-Chloroethyl)ether	93	Compound Not Detected.					
24 2-Chlorophenol	128	Compound Not Detected.					
26 1,3-Dichlorobenzene	146	4.331	4.339	(0.989)	2469	0.14350	1.7248
27 1,4-Dichlorobenzene	146	4.390	4.398	(1.002)	41964	2.37656	28.564
28 1,2-Dichlorobenzene	146	4.502	4.510	(1.028)	64059	3.79454	45.607
29 Benzyl Alcohol	108	Compound Not Detected.					
30 2-Methylphenol	108	4.588	4.590	(1.048)	5765	0.47730	5.7367
31 2,2'-oxybis(1-Chloropropane)	45	Compound Not Detected.					

Compounds	QUANT SIG MASS	RT	EXP RT	REL RT	RESPONSE	CONCENTRATIONS ON-COLUMN (NG)	CONCENTRATIONS FINAL (ug/L)
37 Acetophenone	105	Compound Not Detected.					
32 N-Nitroso-di-n-propylamine	70	Compound Not Detected.					
192 4-Methylphenol	108	Compound Not Detected.					
34 Hexachloroethane	117	Compound Not Detected.					
35 Nitrobenzene	77	Compound Not Detected.					
41 Isophorone	82	Compound Not Detected.					
42 2-Nitrophenol	139	Compound Not Detected.					
43 2,4-Dimethylphenol	107	Compound Not Detected.					
44 bis(2-Chloroethoxy)methane	93	Compound Not Detected.					
48 2,4-Dichlorophenol	162	Compound Not Detected.					
49 Benzoic Acid	122	Compound Not Detected.					
50 1,2,4-Trichlorobenzene	180	Compound Not Detected.					
51 Naphthalene	128	5.357	5.370	(1.003)	264244	5.22292	62.775
52 4-Chloroaniline	127	5.405	5.413	(1.012)	83114	4.25490	51.140
54 2,6-Dichlorophenol	162	Compound Not Detected.					
56 Hexachlorobutadiene	224	Compound Not Detected.					
208 Caprolactam	113	Compound Not Detected.					
59 4-Chloro-3-Methylphenol	107	Compound Not Detected.					
62 2-Methylnaphthalene	142	Compound Not Detected.					
63 1-Methylnaphthalene	142	5.961	5.974	(1.116)	6949	0.19235	2.3120
64 Hexachlorocyclopentadiene	236	Compound Not Detected.					
66 2,4,6-Trichlorophenol	196	Compound Not Detected.					
67 2,4,5-Trichlorophenol	196	Compound Not Detected.					
209 1,1'-Biphenyl	154	Compound Not Detected.					
70 2-Chloronaphthalene	162	Compound Not Detected.					
73 2-Nitroaniline	65	Compound Not Detected.					
76 Dimethylphthalate	163	Compound Not Detected.					
78 2,6-Dinitrotoluene	165	Compound Not Detected.					
79 Acenaphthylene	152	Compound Not Detected.					
81 3-Nitroaniline	138	Compound Not Detected.					
82 Acenaphthene	153	6.703	6.722	(1.003)	15084	0.36193	4.3501
83 2,4-Dinitrophenol	184	Compound Not Detected.					
85 4-Nitrophenol	109	Compound Not Detected.					
86 Dibenzofuran	168	Compound Not Detected.					
87 2,4-Dinitrotoluene	165	Compound Not Detected.					
91 2,3,5,6-Tetrachlorophenol	231	Compound Not Detected.					
88 2,3,4,6-Tetrachlorophenol	231	Compound Not Detected.					
92 2-Naphthylamine	143	6.960	6.973	(1.042)	121227	5.32961	64.058
93 Diethylphthalate	149	Compound Not Detected.					
94 Fluorene	166	Compound Not Detected.					
95 4-Chlorophenyl-phenylether	204	Compound Not Detected.					
96 4-Nitroaniline	138	Compound Not Detected.					
98 4,6-Dinitro-2-methylphenol	198	Compound Not Detected.					
99 N-Nitrosodiphenylamine (1)	169	7.189	7.208	(0.919)	107961	2.67573	32.160
100 1,2-Diphenylhydrazine	77	Compound Not Detected.					
106 4-Bromophenyl-phenylether	248	Compound Not Detected.					
107 Hexachlorobenzene	283	Compound Not Detected.					
210 Atrazine	200	Compound Not Detected.					
111 Pentachlorophenol	265	Compound Not Detected.					
115 Phenanthrene	178	Compound Not Detected.					
116 Anthracene	178	Compound Not Detected.					
119 Carbazole	167	8.001	8.020	(1.023)	7437	0.09006	1.0824
120 Di-n-Butylphthalate	149	Compound Not Detected.					
123 Fluoranthene	202	Compound Not Detected.					

Compounds	QUANT SIG MASS	RT	EXP RT	REL RT	RESPONSE	CONCENTRATIONS ON-COLUMN (NG)	CONCENTRATIONS FINAL (ug/L)
124 Benzidine	184	8.856	8.875	(0.899)	427679	10.1703	122.24
125 Pyrene	202	Compound Not Detected.					
131 Butylbenzylphthalate	149	Compound Not Detected.					
135 3,3'-Dichlorobenzidine	252	Compound Not Detected.					
136 Benzo(a)Anthracene	228	Compound Not Detected.					
137 Chrysene	228	Compound Not Detected.					
139 bis(2-ethylhexyl)Phthalate	149	Compound Not Detected.					
140 Di-n-octylphthalate	149	Compound Not Detected.					
141 Benzo(b)fluoranthene	252	Compound Not Detected.					
142 Benzo(k)fluoranthene	252	Compound Not Detected.					
143 7,12-dimethylbenz[a]anthracen	256	Compound Not Detected.					
146 Benzo(a)pyrene	252	Compound Not Detected.					
149 Indeno(1,2,3-cd)pyrene	276	Compound Not Detected.					
150 Dibenz(a,h)anthracene	278	Compound Not Detected.					
151 Benzo(g,h,i)perylene	276	Compound Not Detected.					
$ 154 Nitrobenzene-d5	82	4.796	4.809	(0.898)	14700	1.07566	12.928
$ 155 2-Fluorobiphenyl	172	6.169	6.182	(0.923)	50615	1.12212	13.487
$ 156 Terphenyl-d14	244	9.043	9.062	(0.918)	45463	0.58220	6.9976
$ 157 Phenol-d5	99	4.128	4.126	(0.943)	16962	1.19730	14.391
$ 158 2-Fluorophenol	112	3.359	3.356	(0.767)	8890	0.89943	10.810
$ 159 2,4,6-Tribromophenol	330	7.286	7.299	(0.932)	9914	1.26241	15.173
$ 186 2-Chlorophenol-d4	132	4.203	4.211	(0.960)	17326	1.24828	15.003
$ 187 1,2-Dichlorobenzene-d4	152	4.492	4.500	(1.026)	12166	1.11872	13.446

Data File: \\PITSVR06\D\chem\731.i\V102808.b\V1028003.D

Date : 28-OCT-2008 04:39

Client ID: EW-2-1008DL

Instrument: 731.i

Sample Info: C8J160331-005 X25 10/20/08 h2o(8295020) 8270c

Volume Injected (uL): 2.0

Operator: 003200

Column phase: DB5-MS

Column diameter: 0.32

21 Aniline

Concentration: 903.54 ug/L

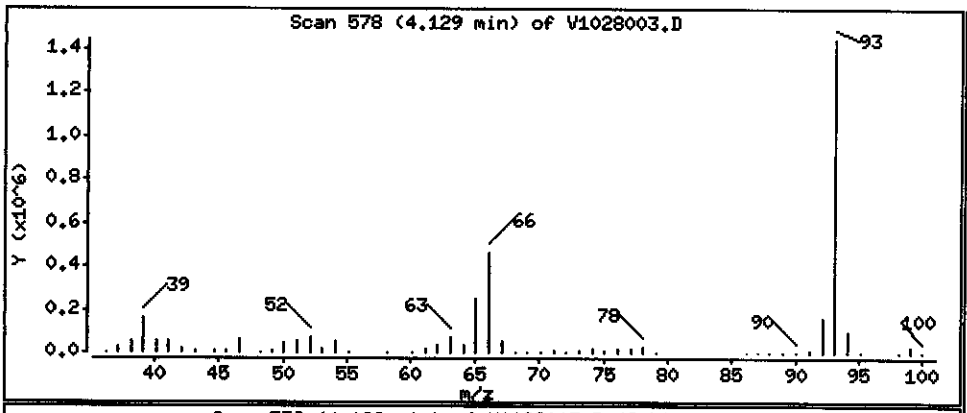

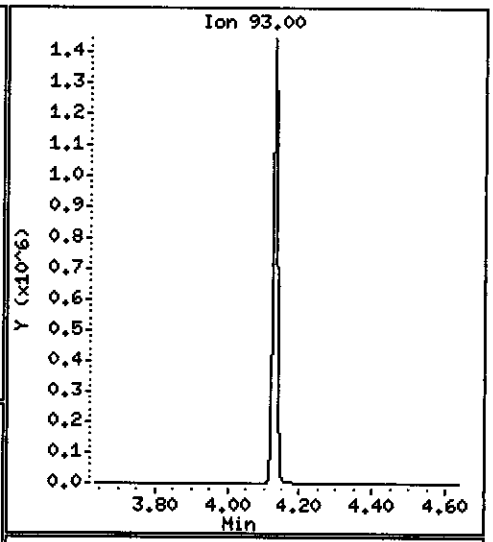

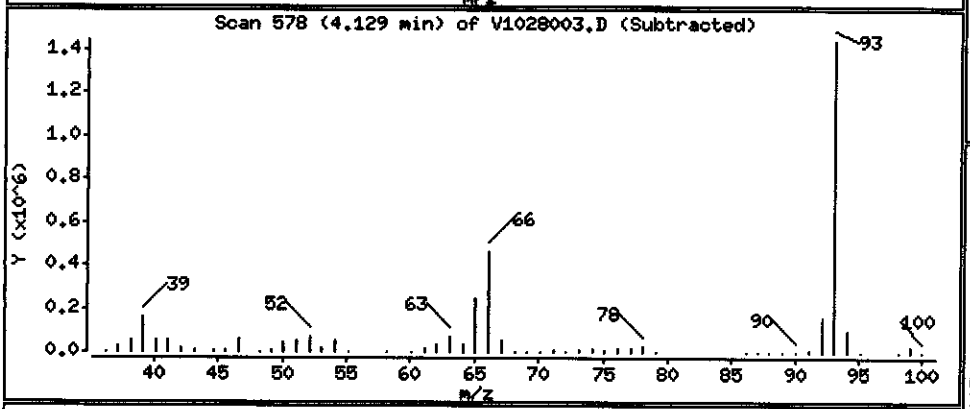

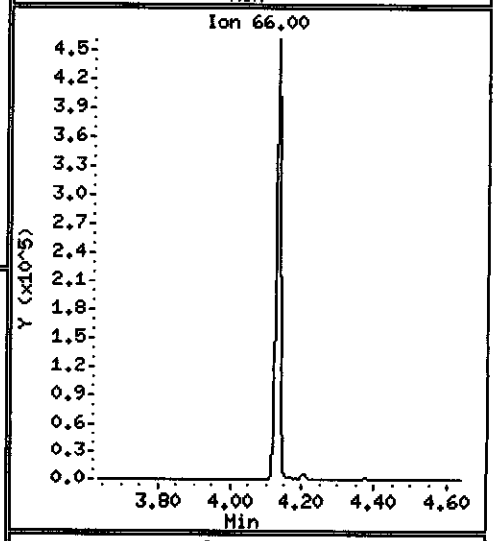

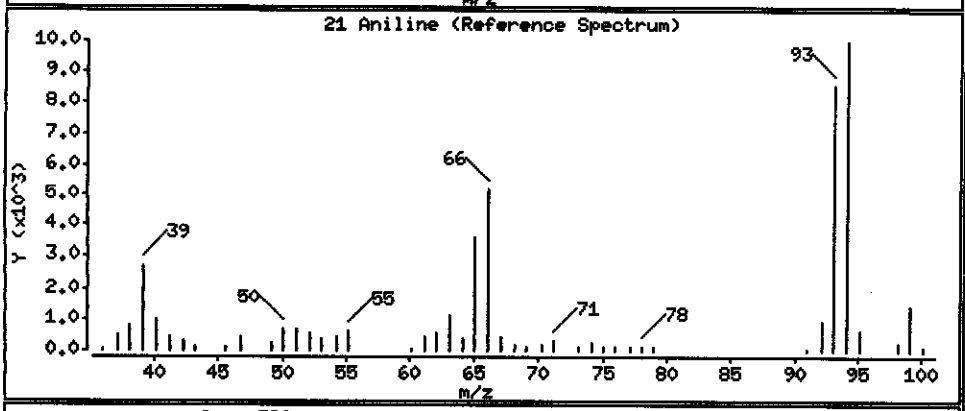

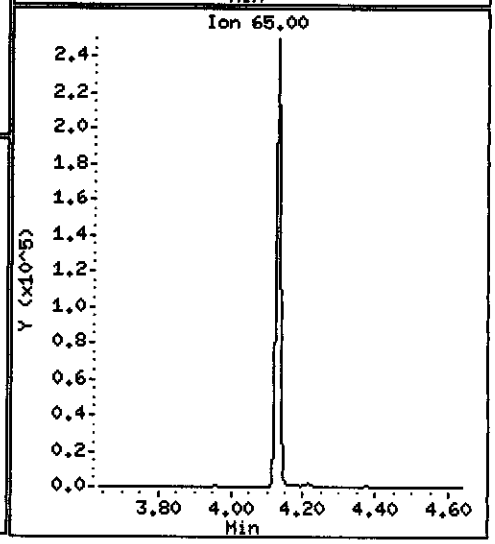

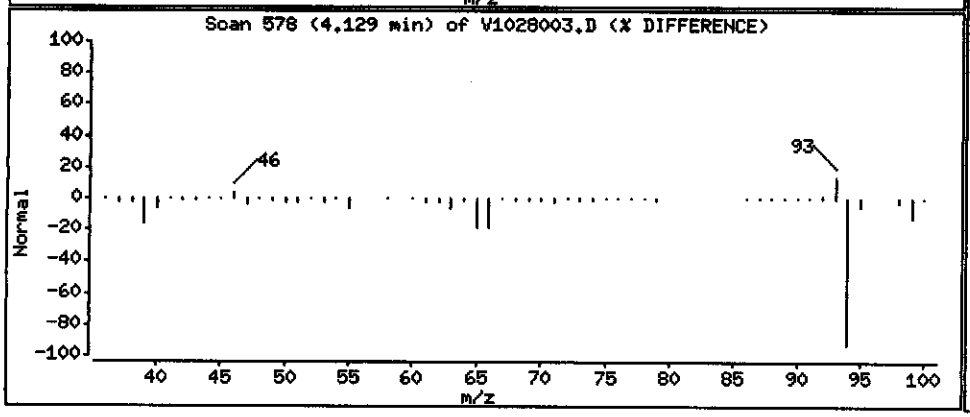

Data File: \\PITSVR06\D\chem\731.i\V102808.b\V1028003.D

Date : 28-OCT-2008 04:39

Client ID: EW-2-1008DL

Instrument: 731.i

Sample Info: C8J160331-005 X25 10/20/08 h2o(8295020) 8270c

Volume Injected (uL): 2.0

Operator: 003200

Column phase: DB5-MS

Column diameter: 0.32

26 1,3-Dichlorobenzene

Concentration: 1.7248 ug/L

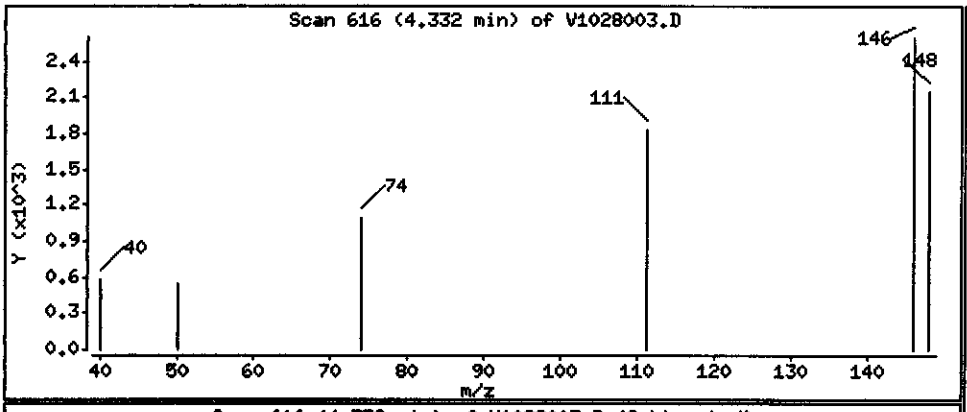

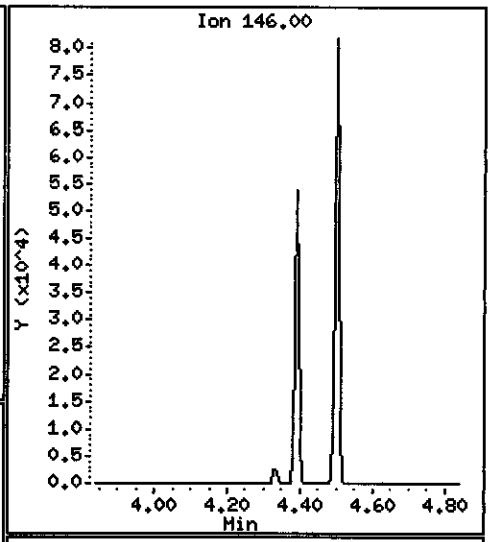

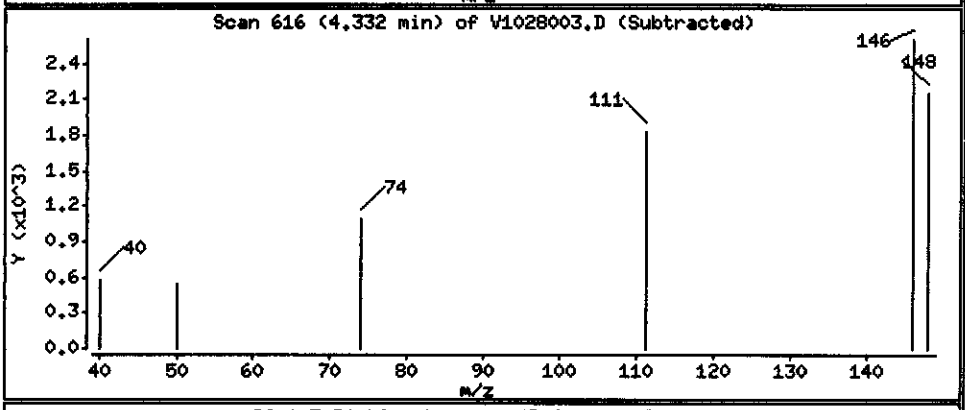

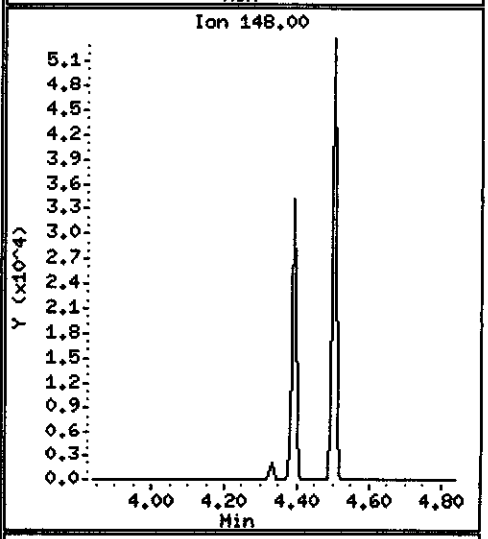

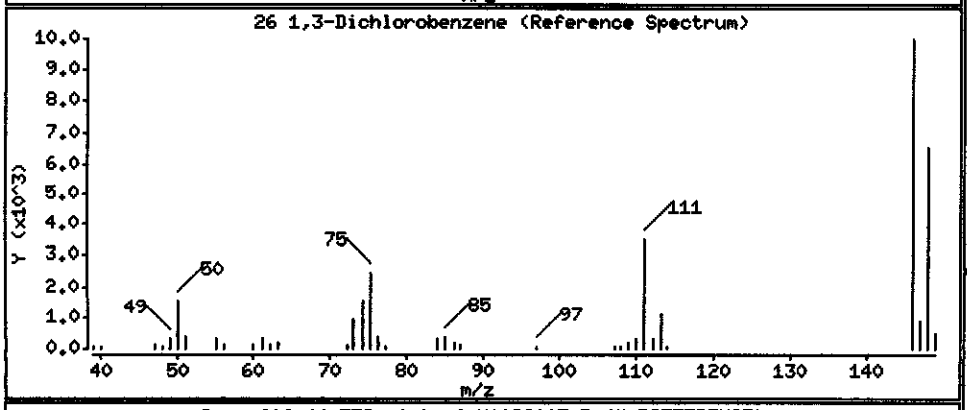

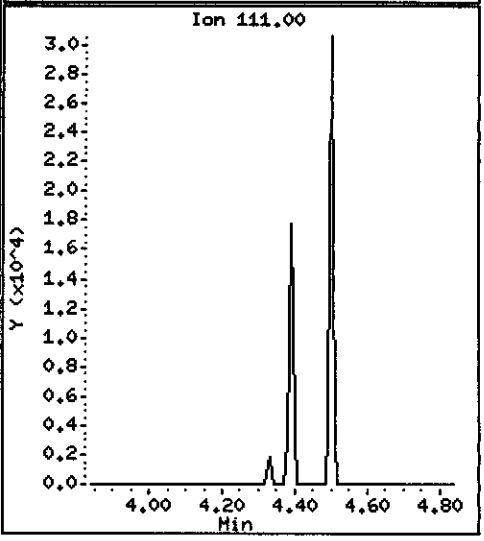

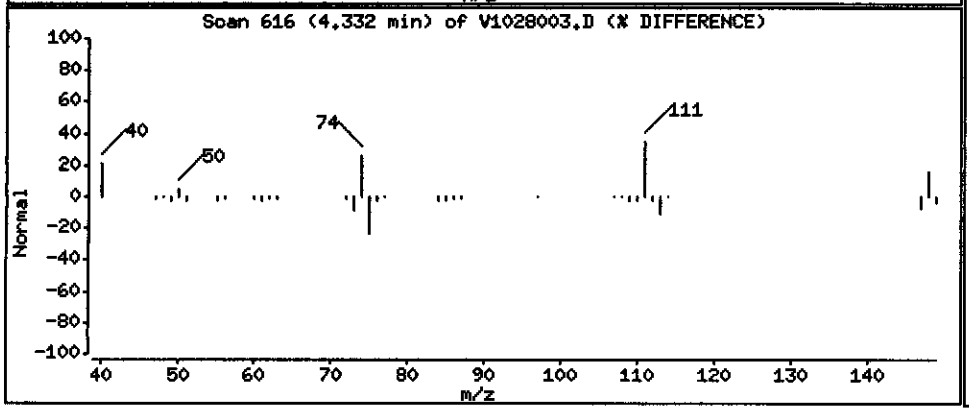

Data File: \\PITSVR06\D\chem\731.i\V102808.b\V1028003.D

Date : 28-OCT-2008 04:39

Client ID: EW-2-1008DL

Instrument: 731.i

Sample Info: C8J160331-005 X25 10/20/08 h2o(8295020) 8270c

Volume Injected (uL): 2.0

Operator: 003200

Column phase: DB5-MS

Column diameter: 0.32

27 1,4-Dichlorobenzene

Concentration: 28.564 ug/L

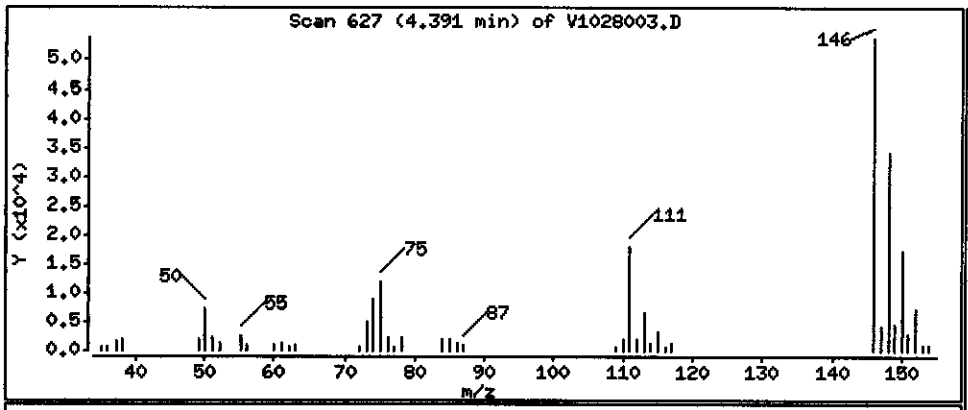

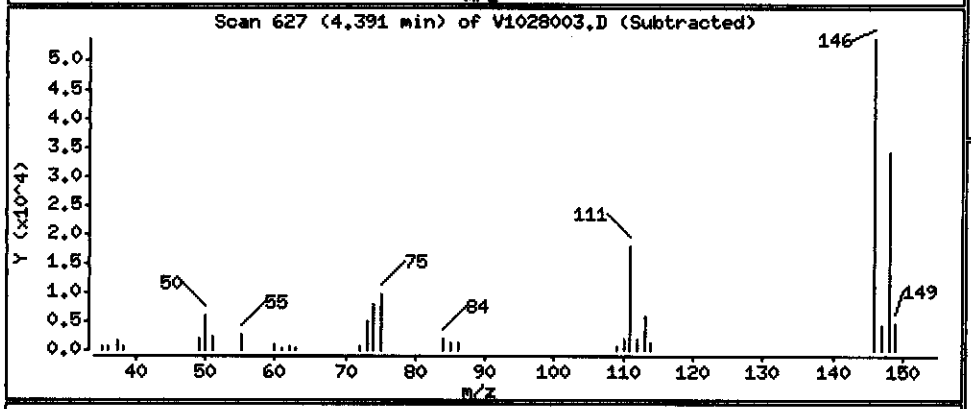

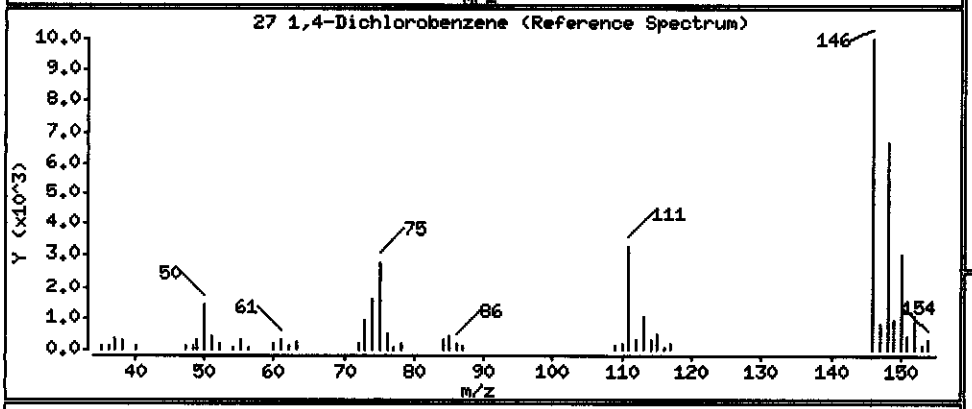

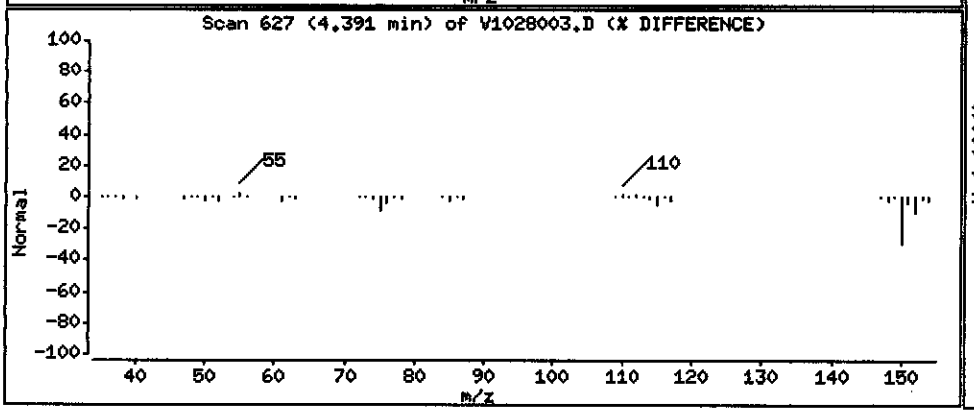

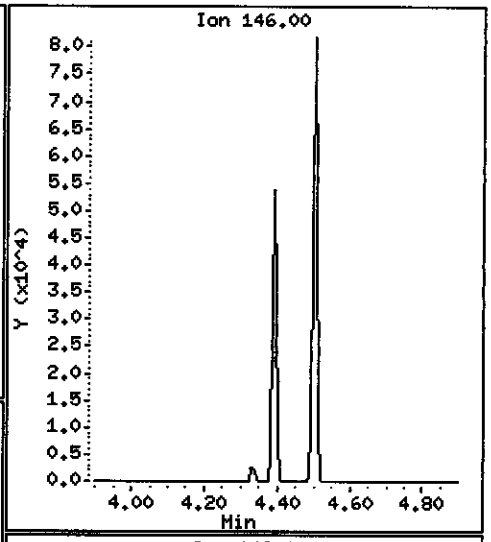

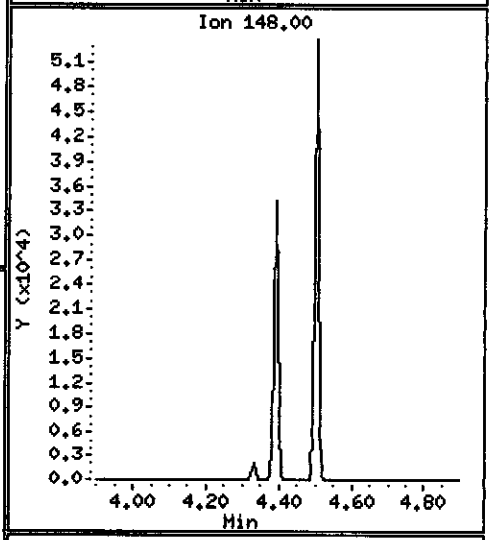

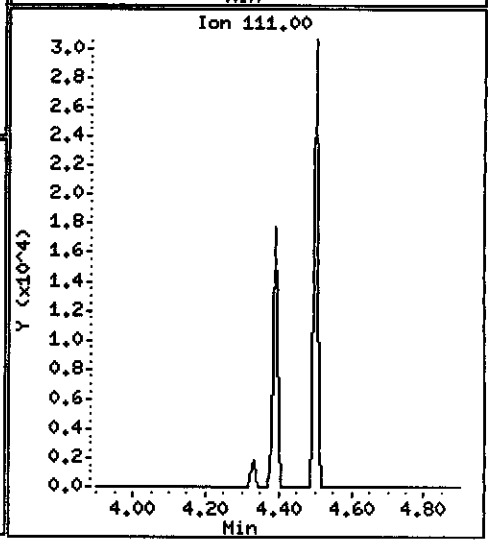

Data File: \\PITSVR06\D\chem\731.i\V102808.b\V1028003.D

Date : 28-OCT-2008 04:39

Client ID: EW-2-1008DL

Instrument: 731.i

Sample Info: C8J160331-005 X25 10/20/08 h2o(8295020) 8270c

Volume Injected (uL): 2.0

Operator: 003200

Column phase: DB5-MS

Column diameter: 0.32

28 1,2-Dichlorobenzene

Concentration: 45.607 ug/L

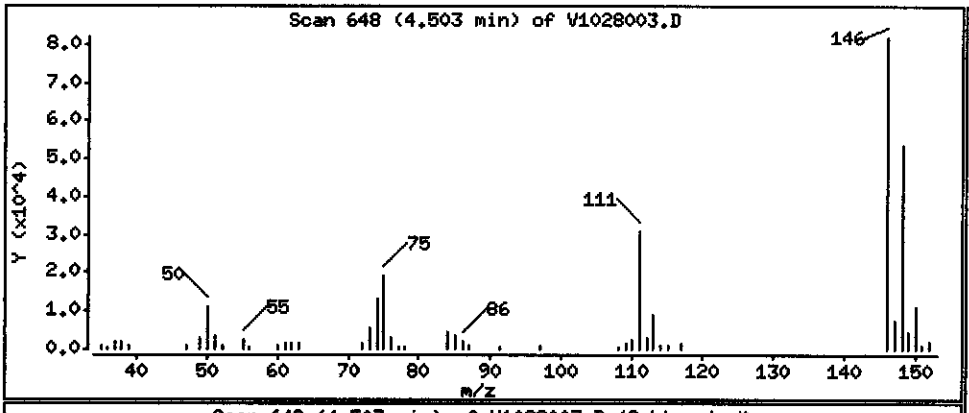

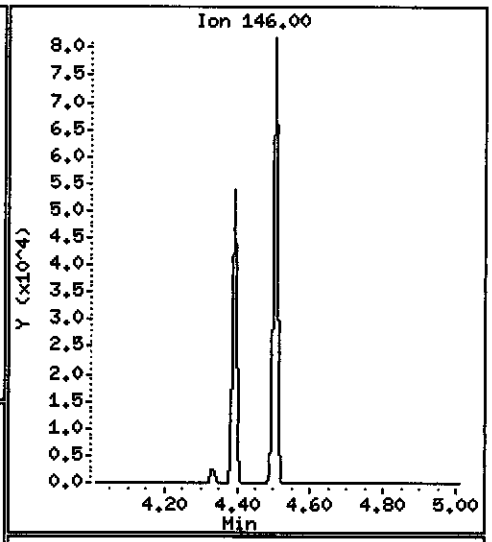

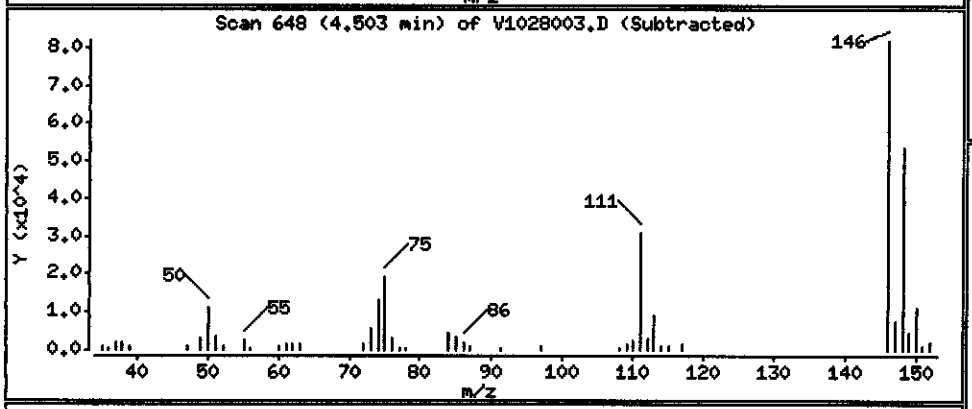

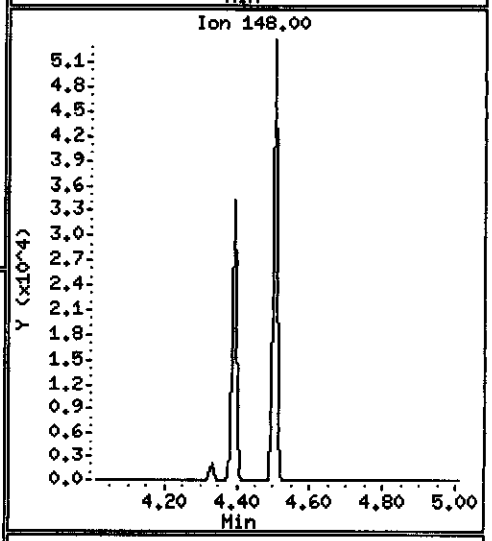

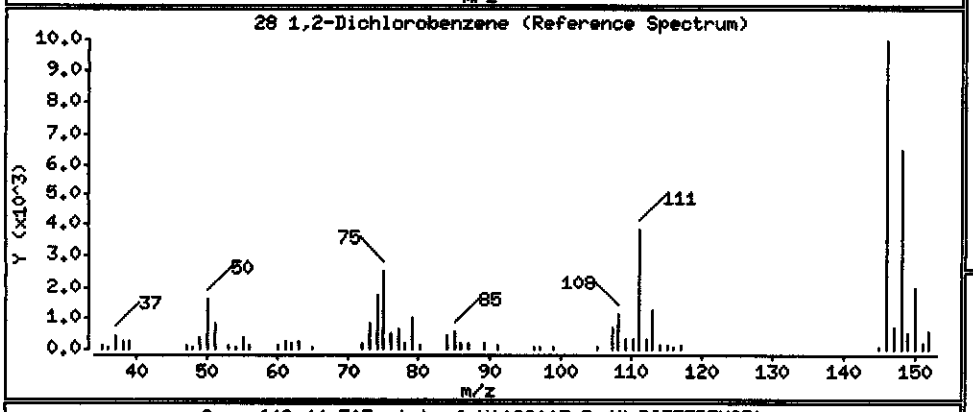

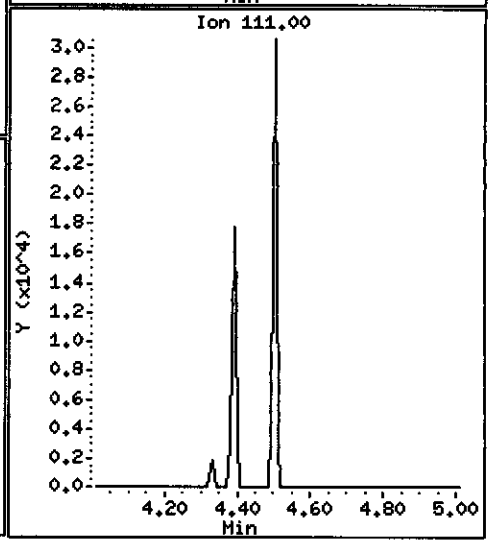

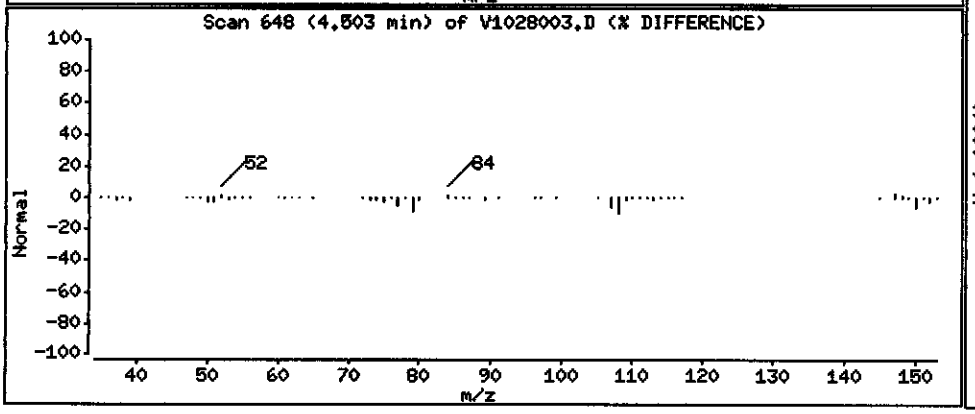

Data File: \\PITSVR06\D\chem\731.i\V102808.b\V1028003.D

Date : 28-OCT-2008 04:39

Client ID: EW-2-1008DL

Instrument: 731.i

Sample Info: C8J160331-005 X25 10/20/08 h2o(8295020) 8270c

Volume Injected (uL): 2.0

Operator: 003200

Column phase: DB5-MS

Column diameter: 0.32

30 2-Methylphenol

Concentration: 5.7367 ug/L

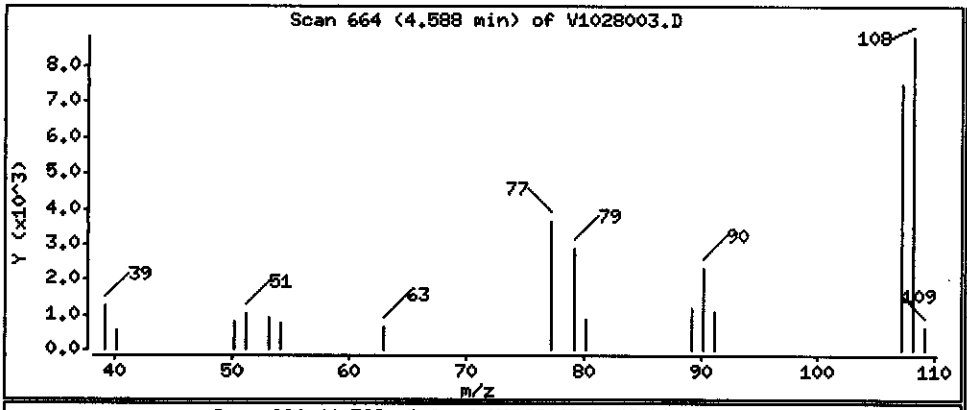

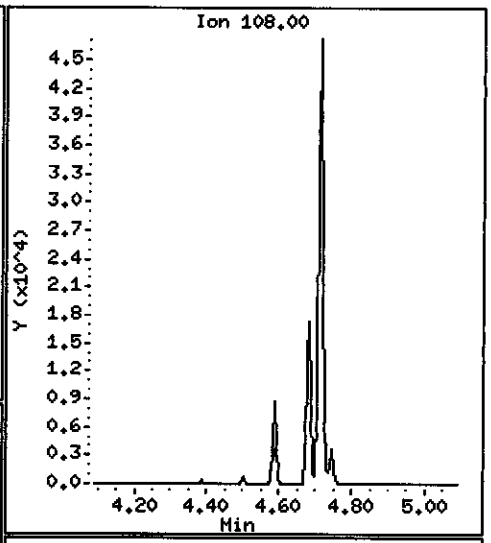

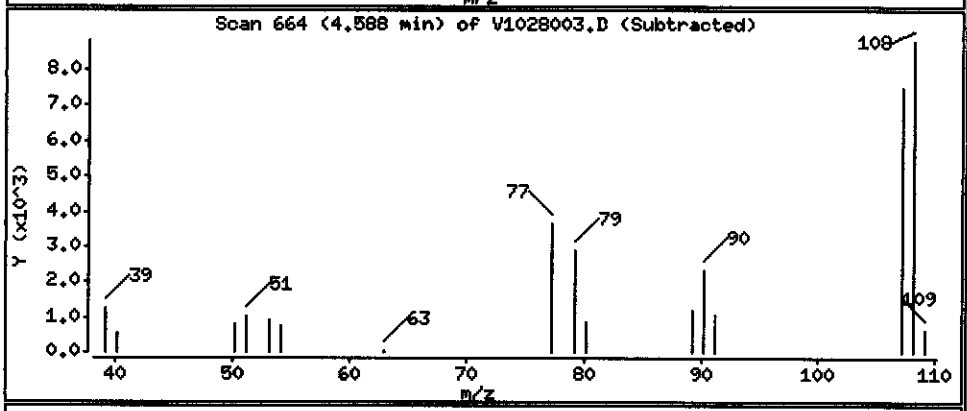

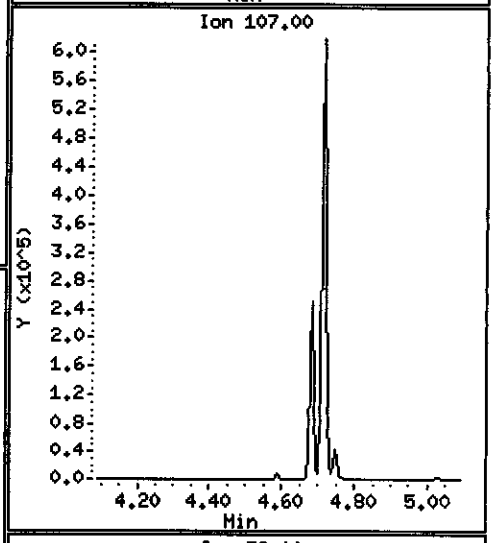

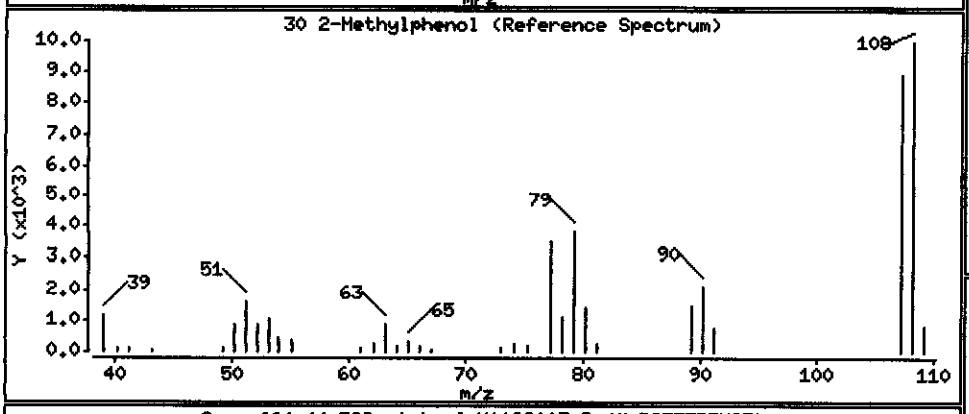

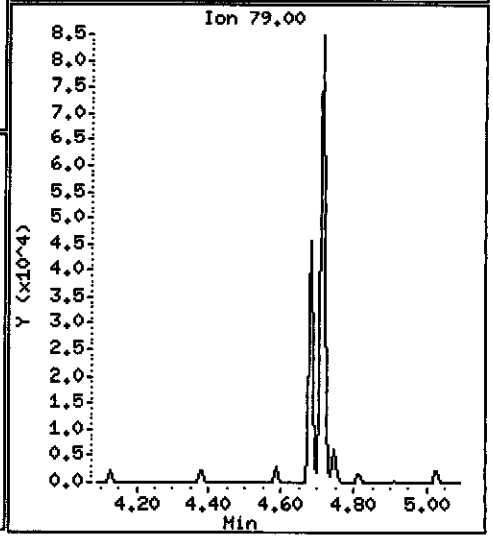

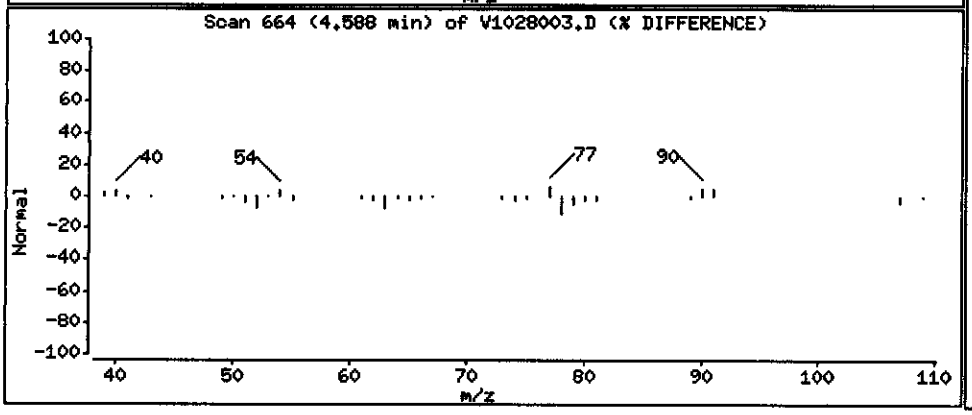

Data File: \\PITSVR06\D\chem\731.i\V102808.b\V1028003.D

Date : 28-OCT-2008 04:39

Client ID: EW-2-1008DL

Instrument: 731.i

Sample Info: C8J160331-005 X25 10/20/08 h2o(8295020) 8270c

Volume Injected (uL): 2.0

Operator: 003200

Column phase: DB5-MS

Column diameter: 0.32

51 Naphthalene

Concentration: 62.775 ug/L

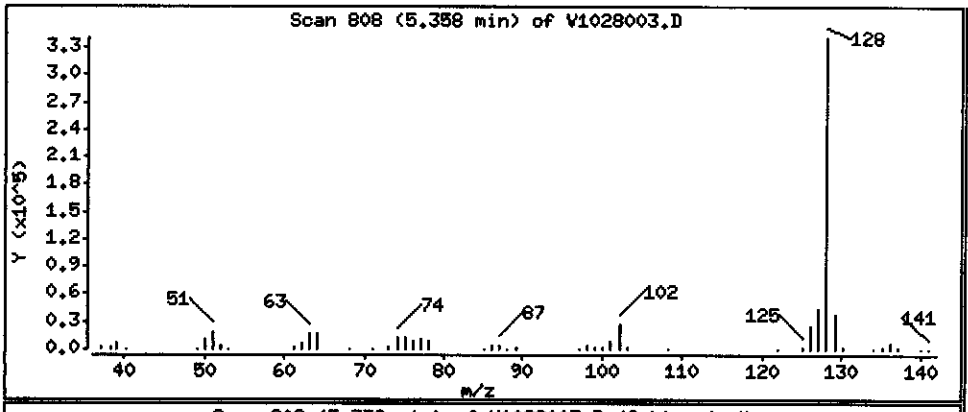

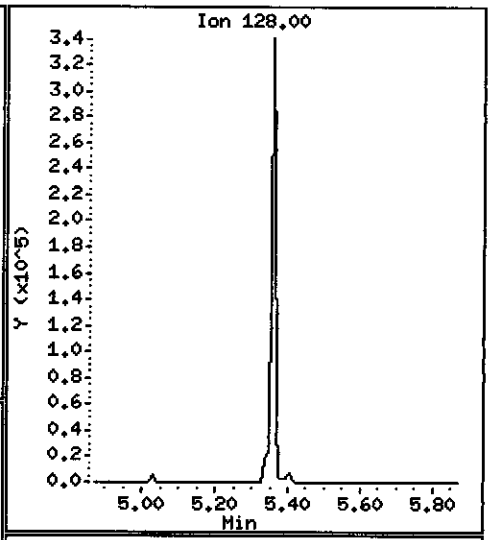

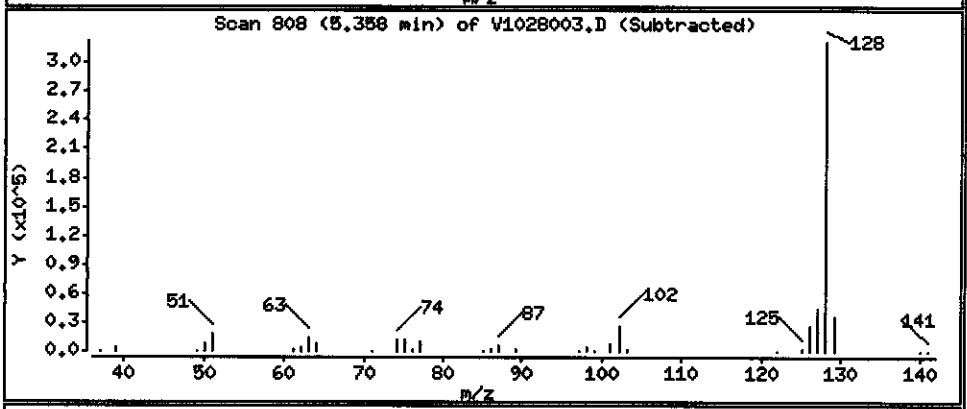

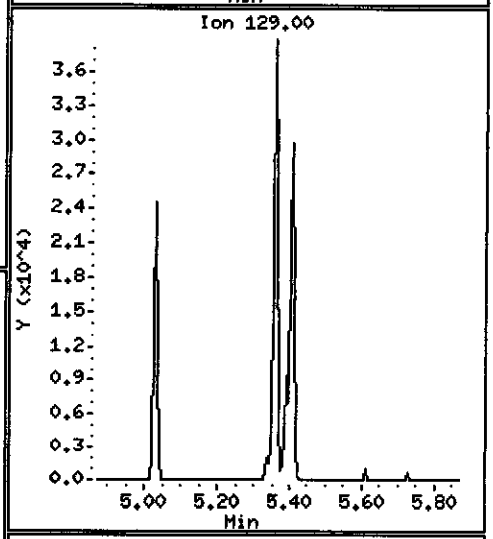

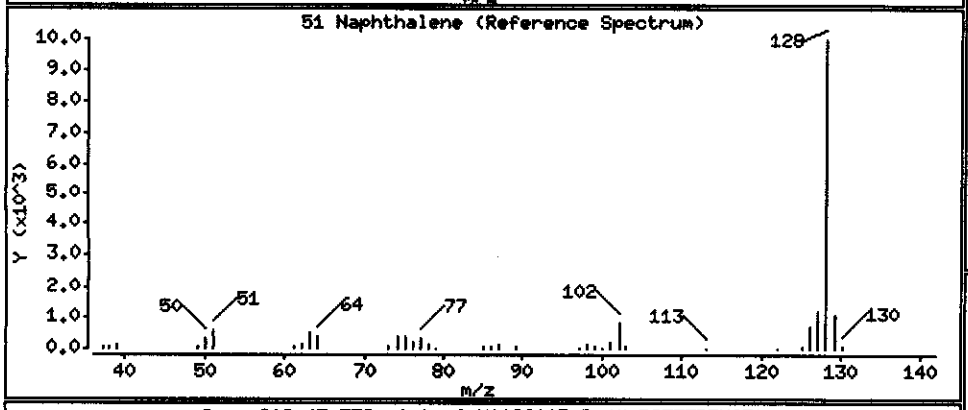

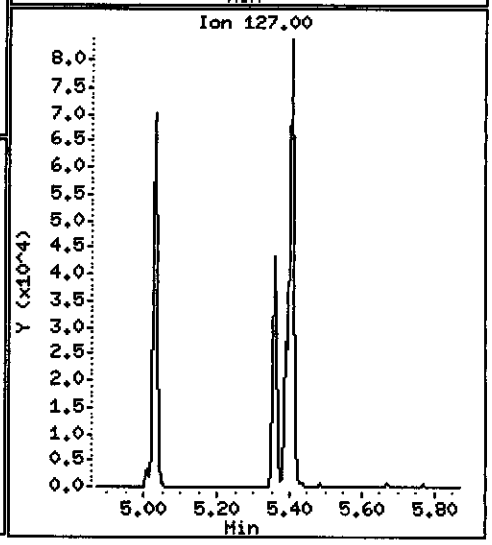

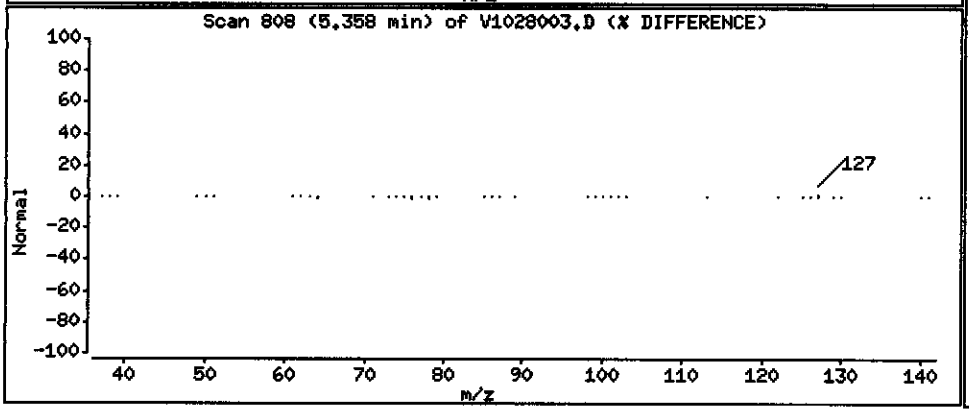

Data File: \\PITSVR06\D\chem\731.i\V102808.b\V1028003.D

Date : 28-OCT-2008 04:39

Client ID: EW-2-1008DL

Instrument: 731.i

Sample Info: C8J160331-005 X25 10/20/08 h2o(8295020) 8270c

Volume Injected (uL): 2.0

Operator: 003200

Column phase: DB5-MS

Column diameter: 0.32

52 4-Chloroaniline

Concentration: 51.140 ug/L

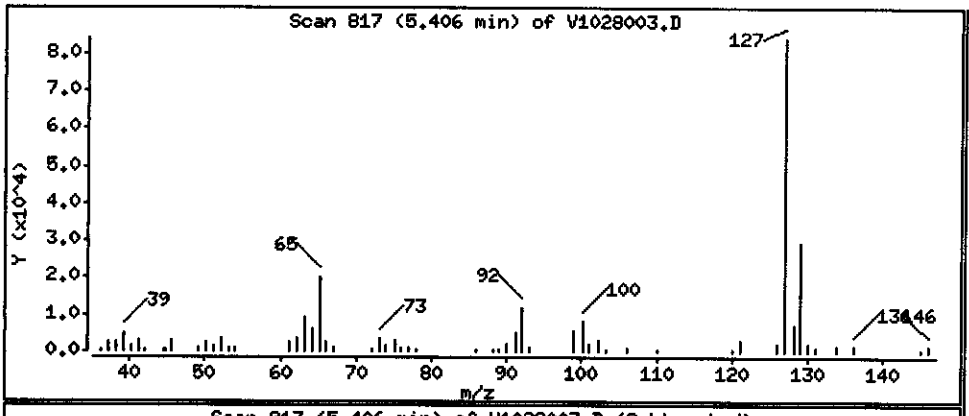

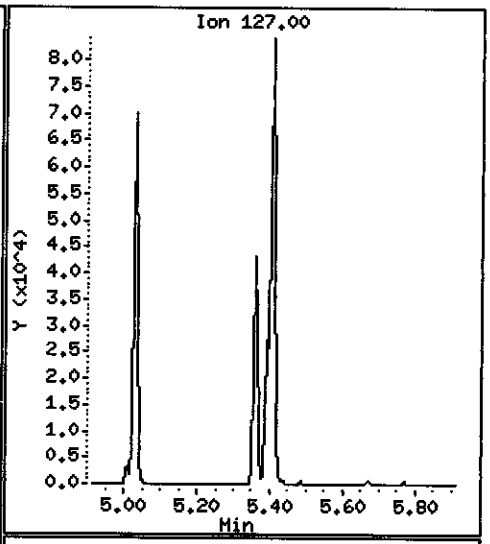

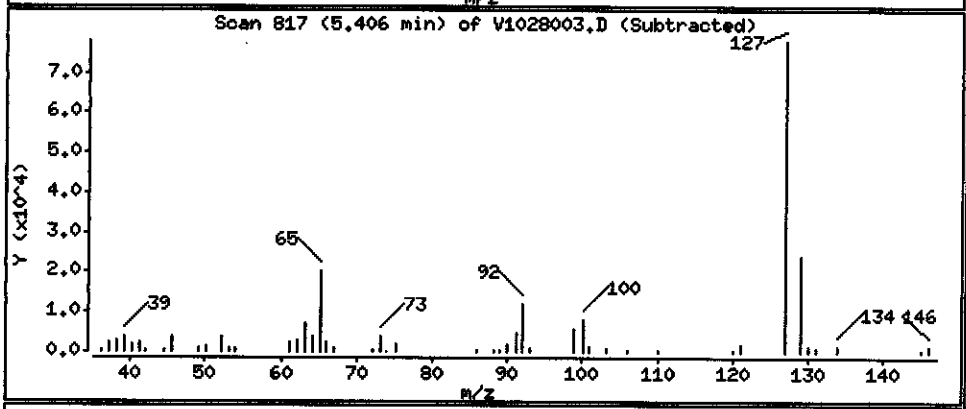

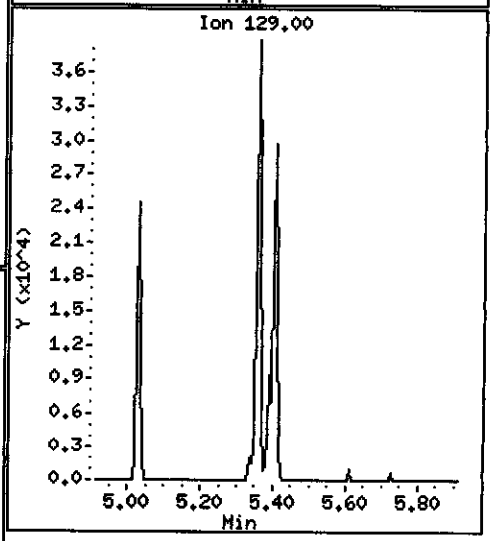

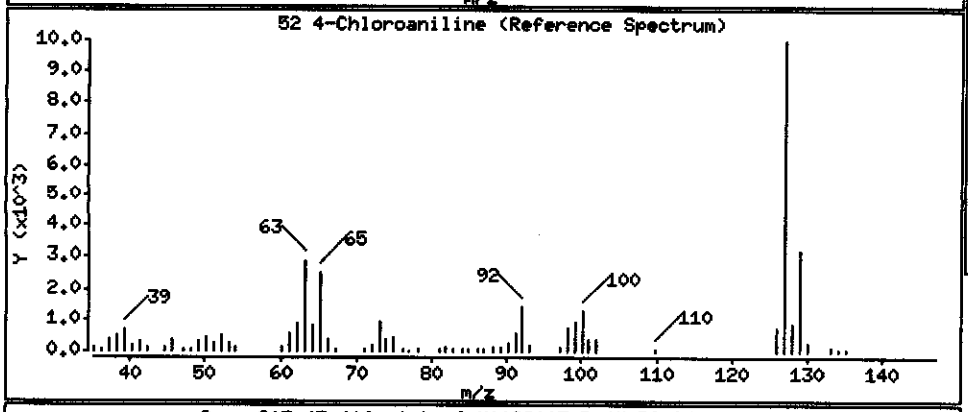

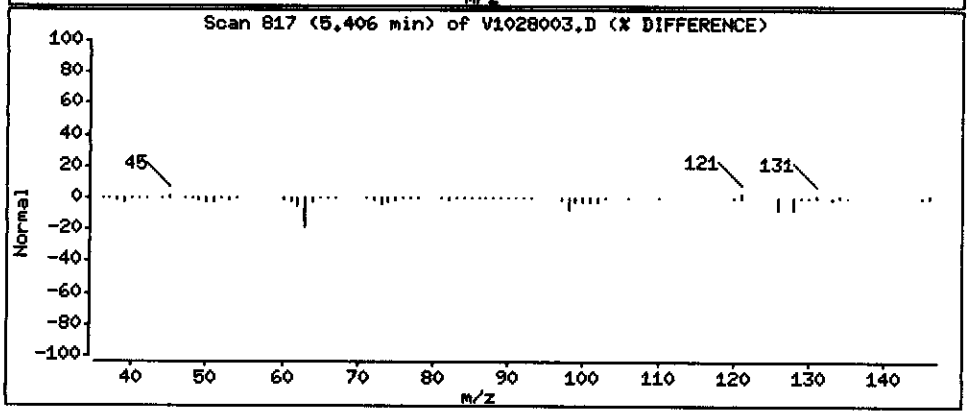

Data File: \\PITSVR06\D\chem\731.i\V102808.b\V1028003.D

Date : 28-OCT-2008 04:39

Client ID: EW-2-1008DL

Instrument: 731.i

Sample Info: C8J160331-005 X25 10/20/08 h2o(8295020) 8270c

Volume Injected (uL): 2.0

Operator: 003200

Column phase: DB5-MS

Column diameter: 0.32

63 1-Methylnaphthalene

Concentration: 2.3120 ug/L

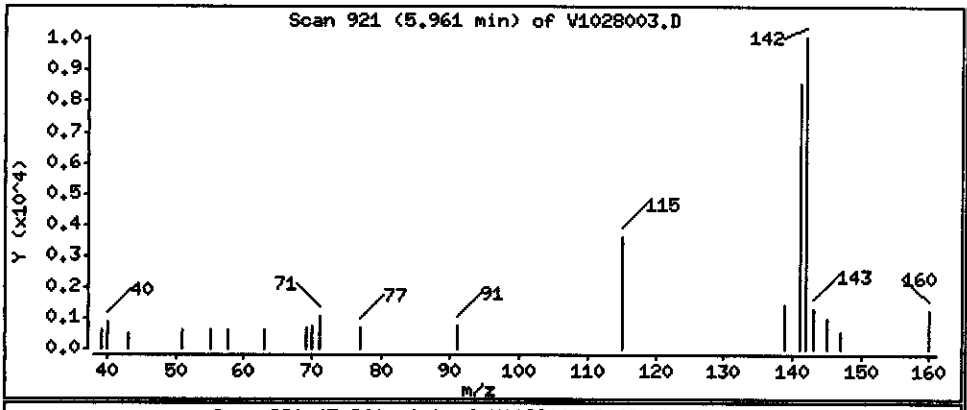

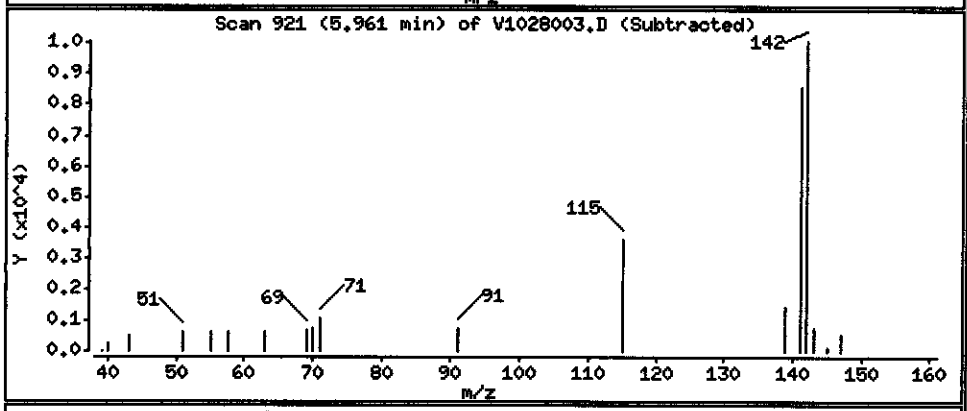

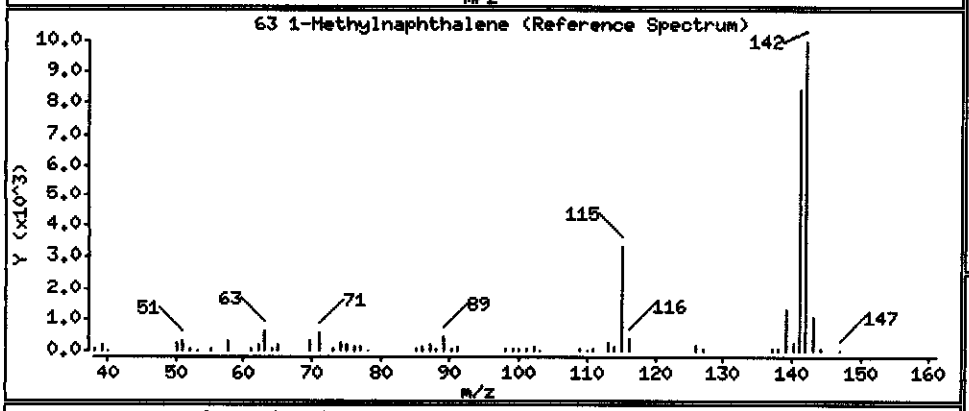

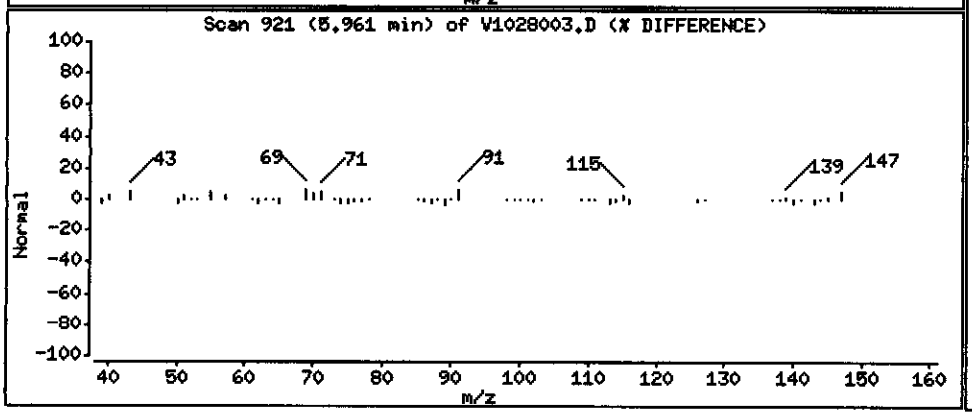

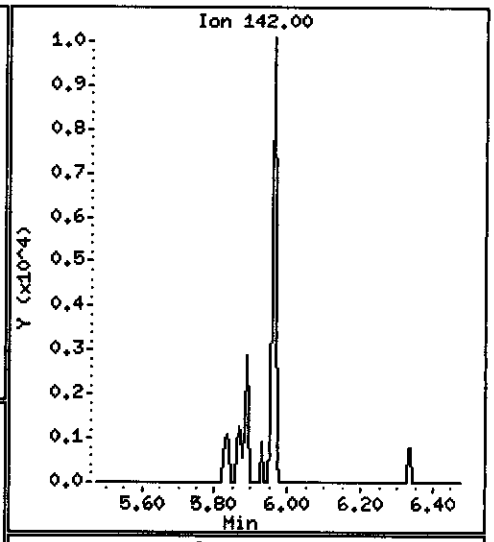

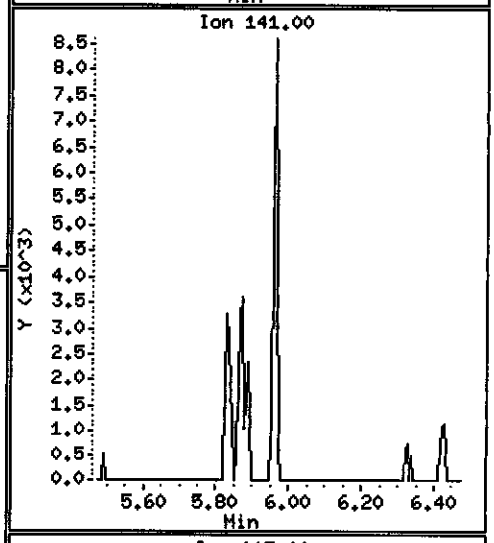

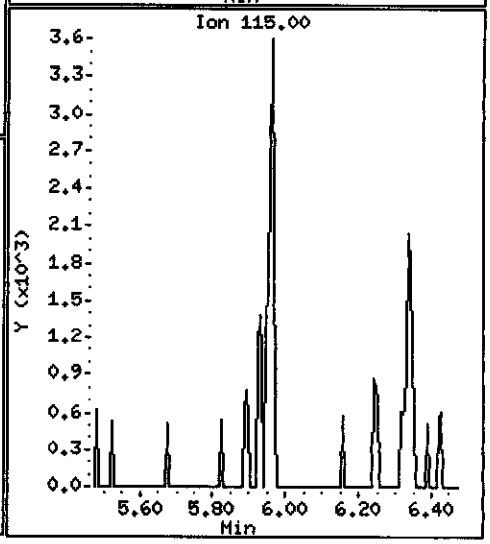

Data File: \\PITSVR06\D\chem\731.i\V102808.b\V1028003.D

Date : 28-OCT-2008 04:39

Client ID: EW-2-1008DL

Instrument: 731.i

Sample Info: C8J160331-005 X25 10/20/08 h2o(8295020) 8270c

Volume Injected (uL): 2.0

Operator: 003200

Column phase: DB5-MS

Column diameter: 0.32

82 Acenaphthene

Concentration: 4.3501 ug/L

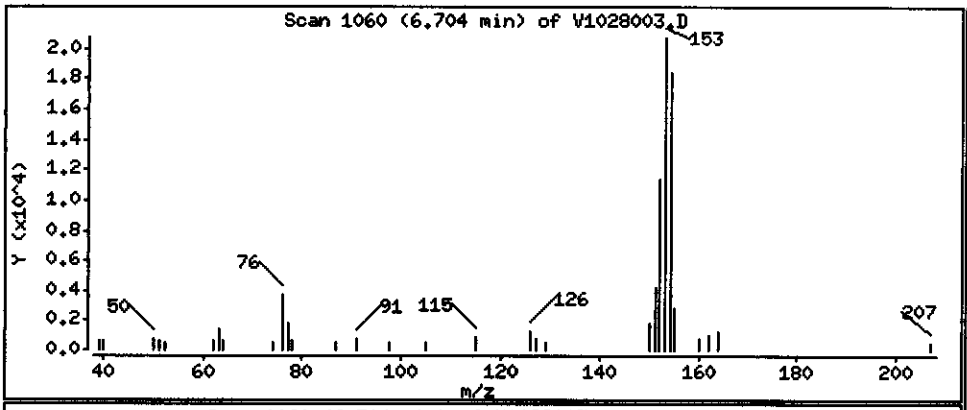

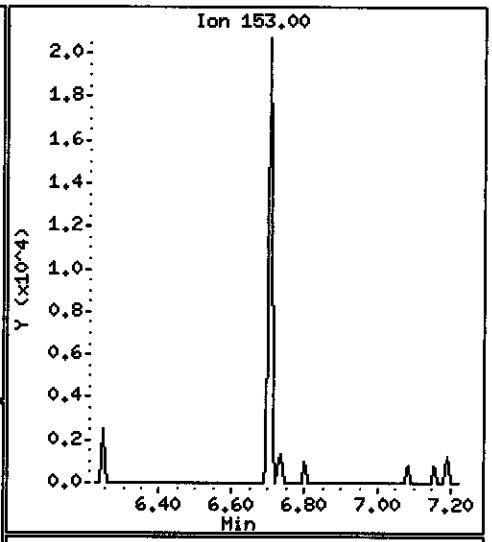

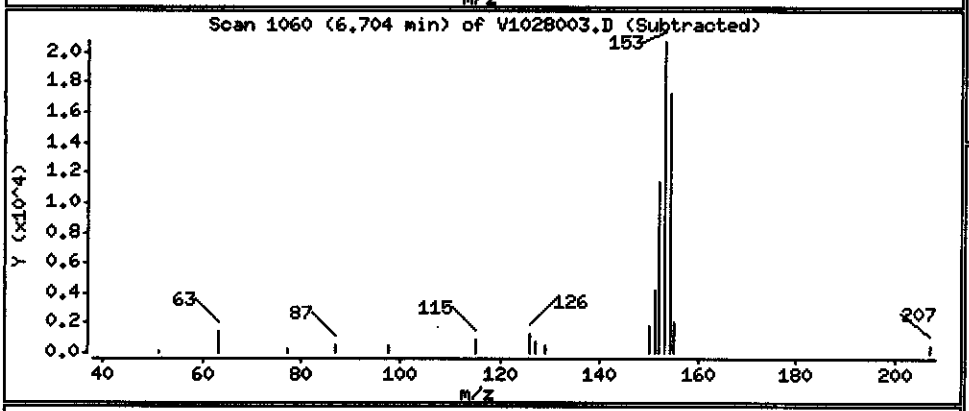

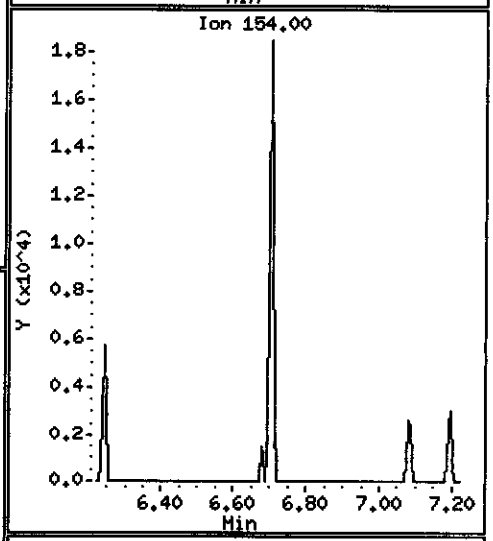

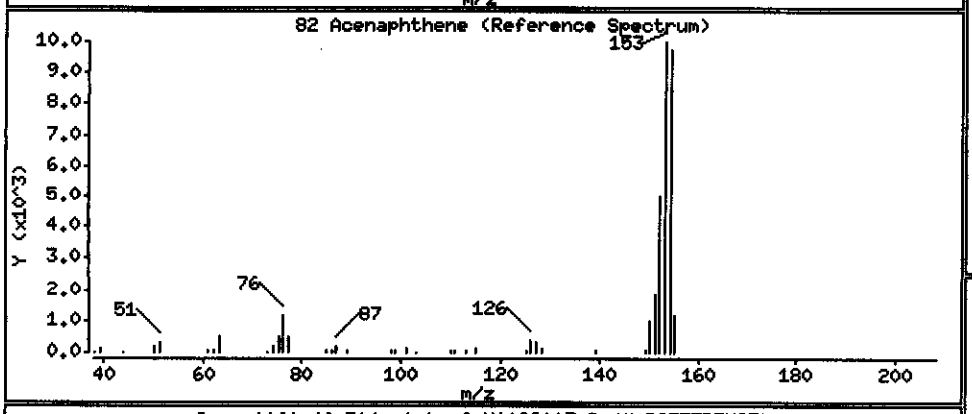

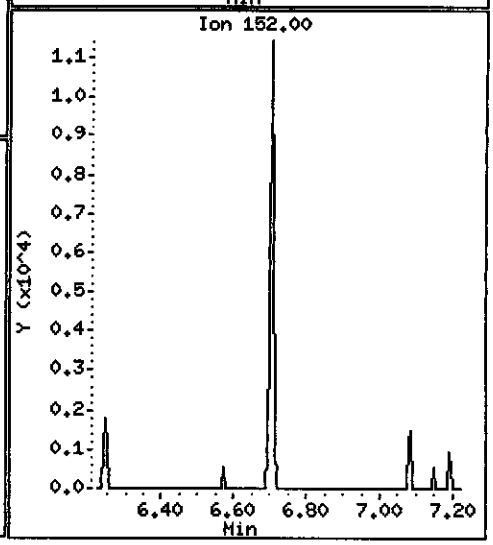

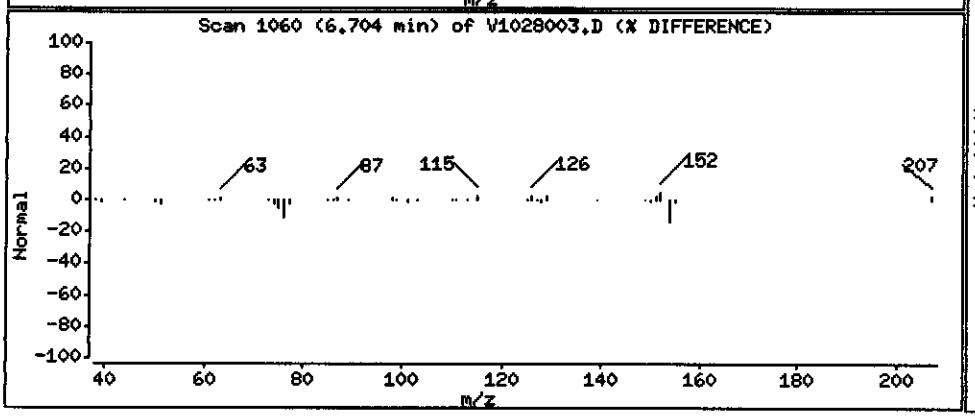

Data File: \\PITSVR06\D\chem\731.i\V102808.b\V1028003.D

Date : 28-OCT-2008 04:39

Client ID: EW-2-1008DL

Instrument: 731.i

Sample Info: C8J160331-005 X25 10/20/08 h2o(8295020) 8270c

Volume Injected (uL): 2.0

Operator: 003200

Column phase: DB5-MS

Column diameter: 0.32

92 2-Naphthylamine

Concentration: 64.058 ug/L

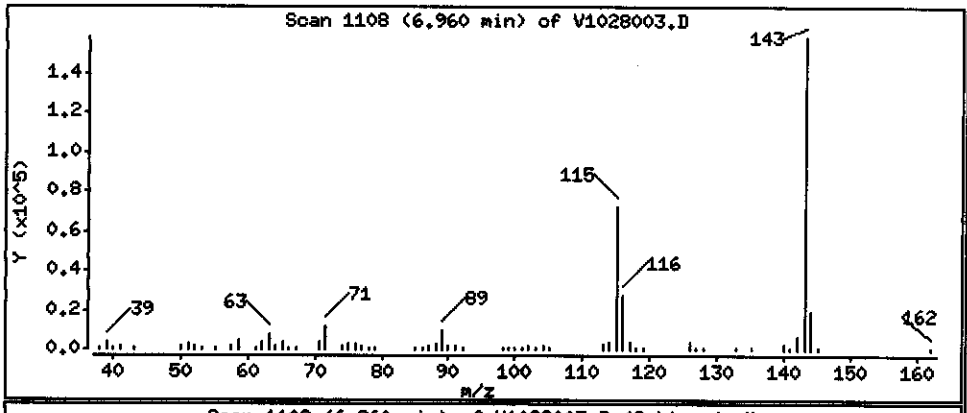

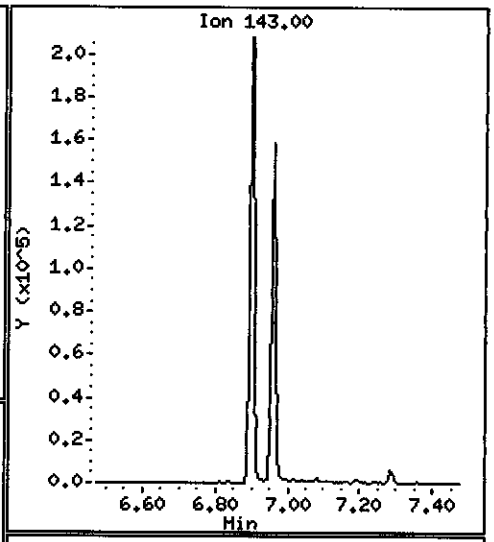

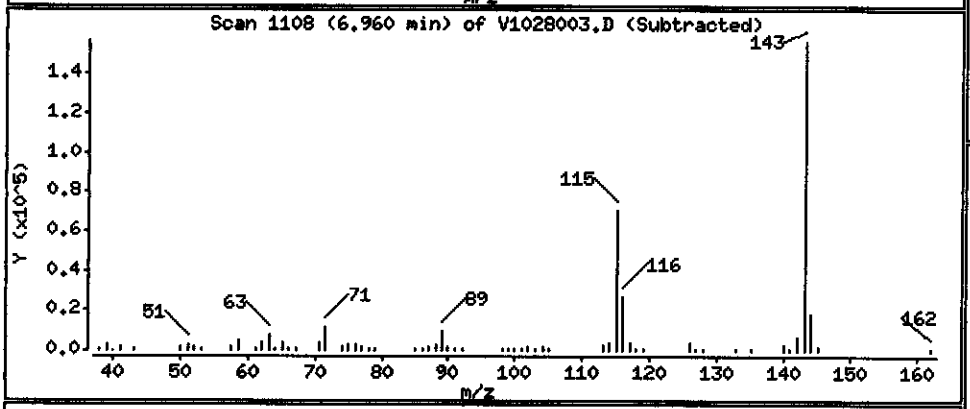

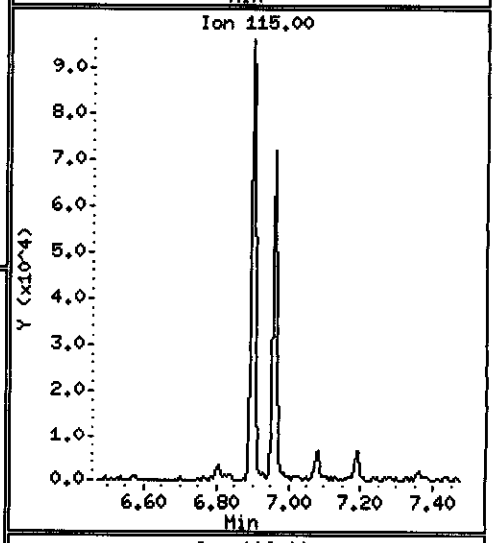

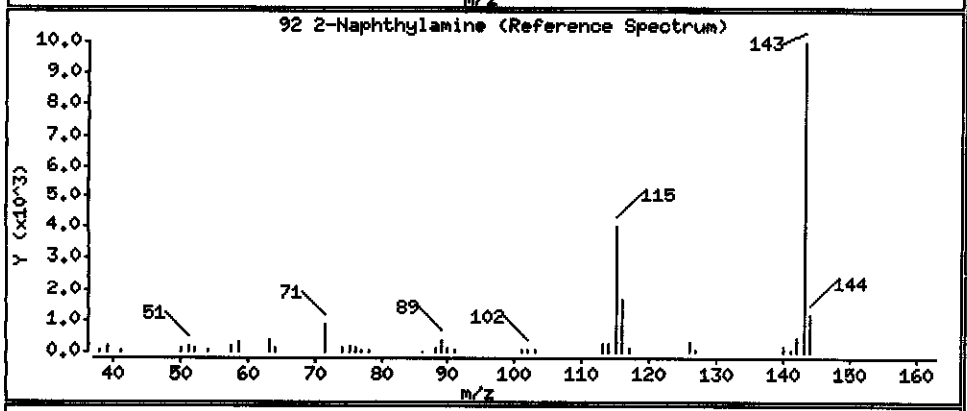

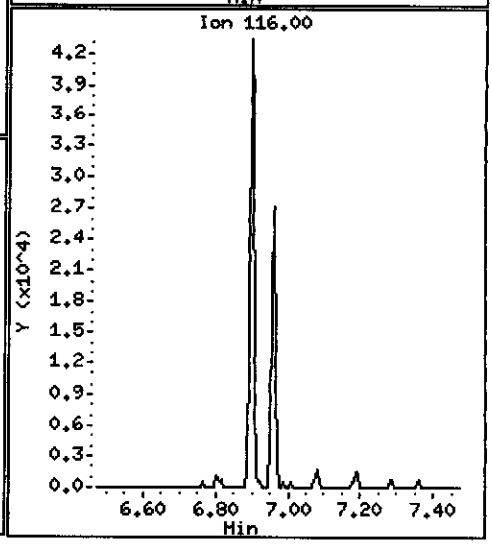

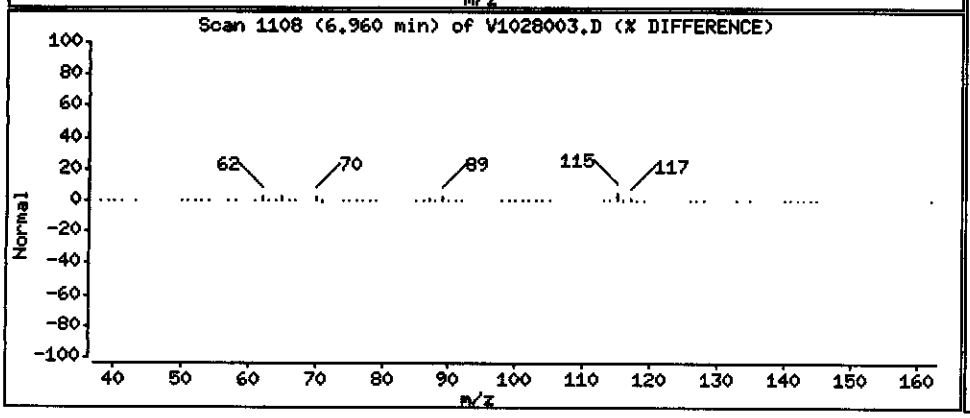

Data File: \\PITSVR06\D\chem\731.i\V102808.b\V1028003.D

Date : 28-OCT-2008 04:39

Client ID: EW-2-1008DL

Instrument: 731.i

Sample Info: C8J160331-005 X25 10/20/08 h2o(8295020) 8270c

Volume Injected (uL): 2.0

Operator: 003200

Column phase: DB5-MS

Column diameter: 0.32

99 N-Nitrosodiphenylamine (1)

Concentration: 32.160 ug/L

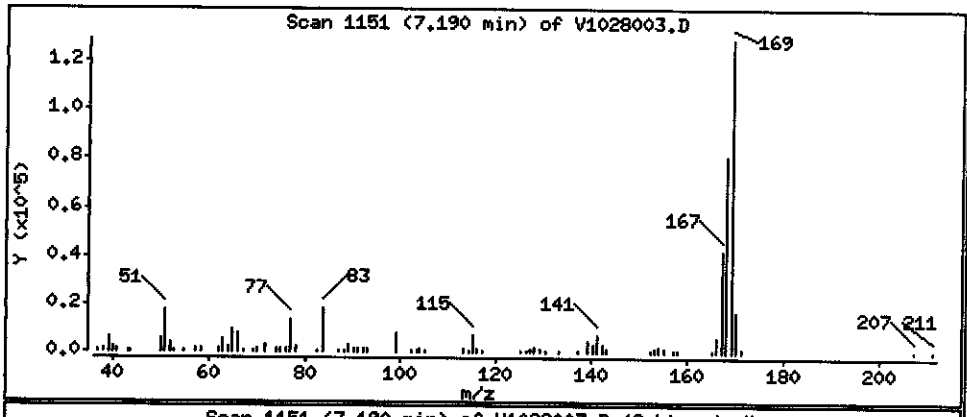

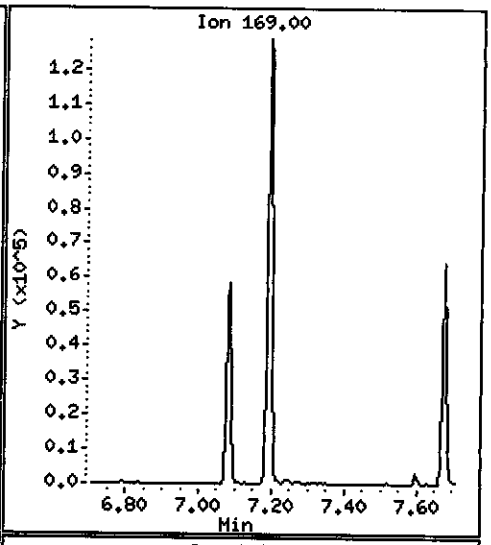

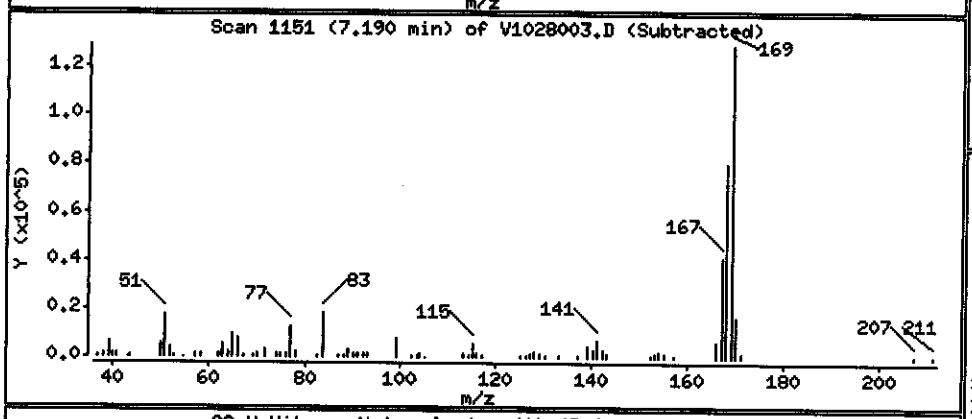

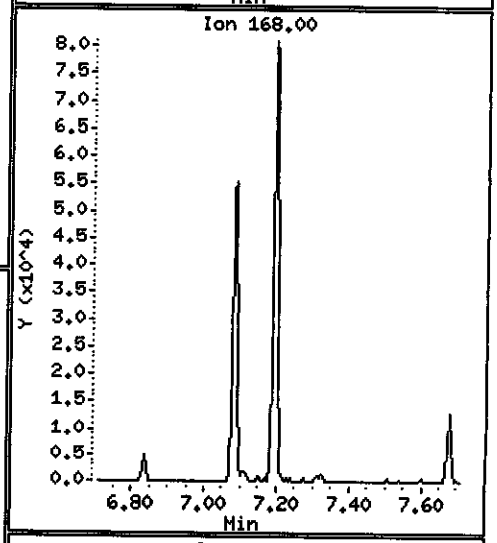

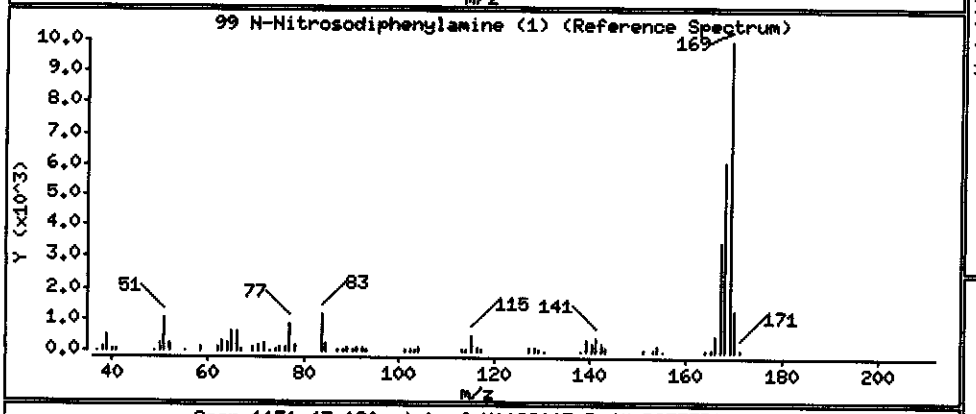

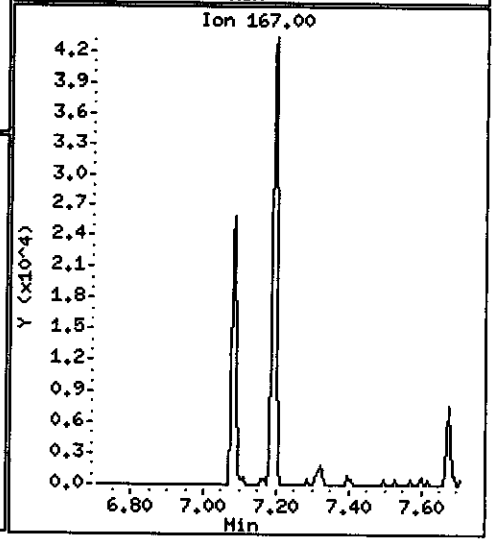

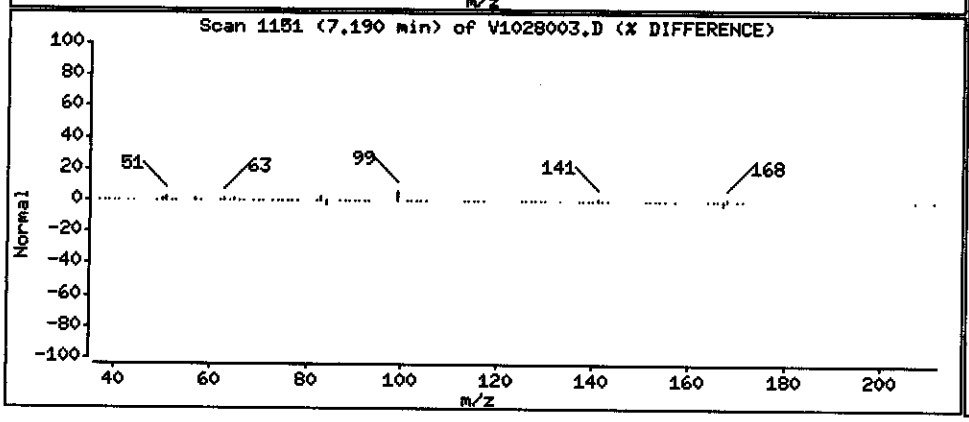

Data File: \\PITSVR06\D\chem\731.i\V102808.b\V1028003.D

Date : 28-OCT-2008 04:39

Client ID: EW-2-1008DL

Instrument: 731.i

Sample Info: C8J160331-005 X25 10/20/08 h2o(8295020) 8270c

Volume Injected (uL): 2.0

Operator: 003200

Column phase: DB5-MS

Column diameter: 0.32

119 Carbazole

Concentration: 1.0824 ug/L

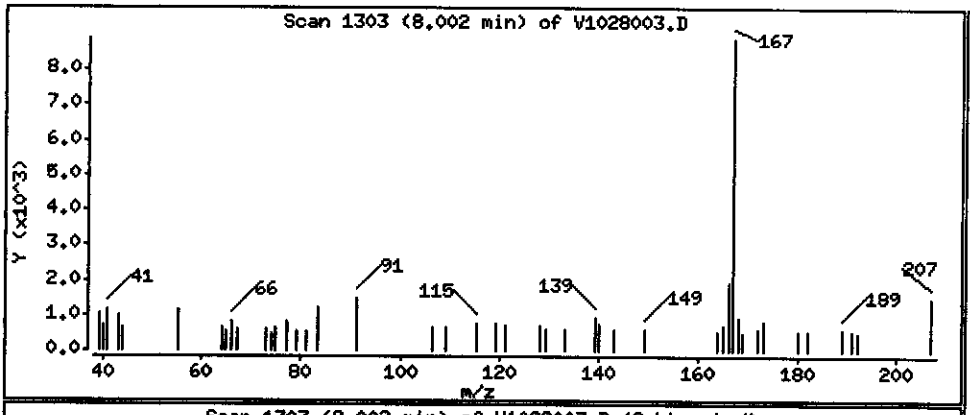

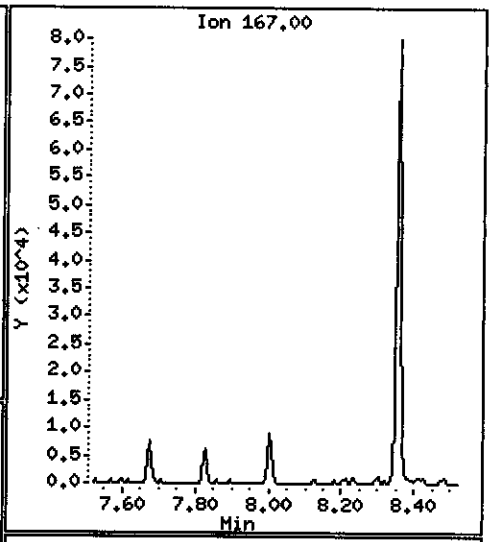

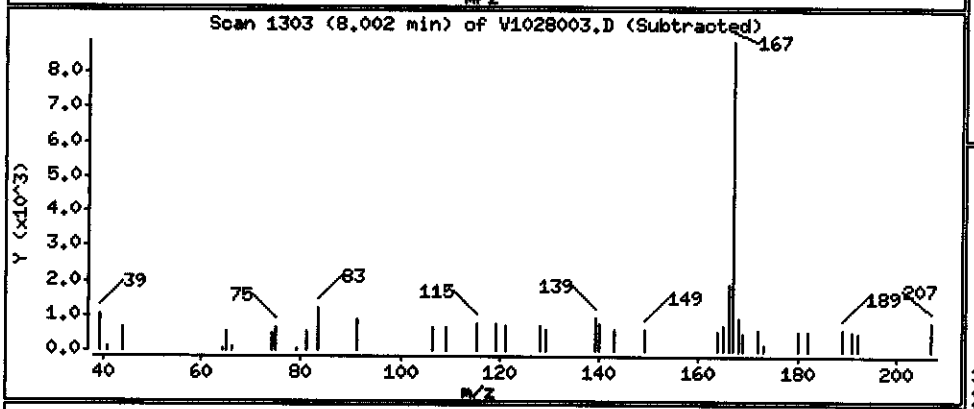

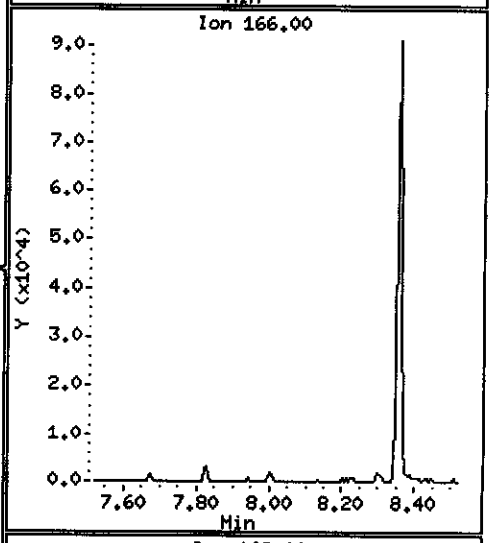

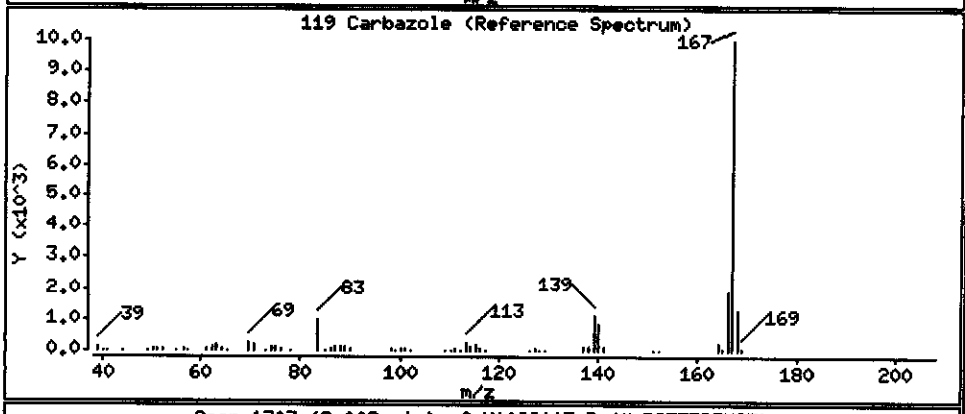

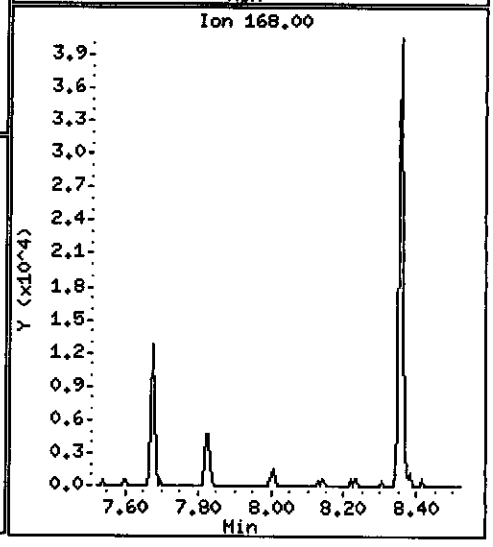

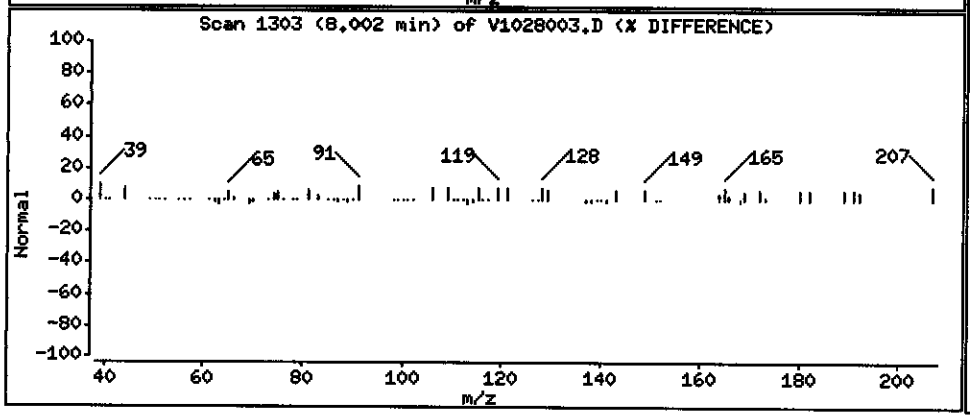

Data File: \\PITSVR06\D\chem\731.i\V102808.b\V1028003.D

Date : 28-OCT-2008 04:39

Client ID: EW-2-1008DL

Instrument: 731.i

Sample Info: C8J160331-005 X25 10/20/08 h2o(8295020) 8270c

Volume Injected (uL): 2.0

Operator: 003200

Column phase: DB5-MS

Column diameter: 0.32

124 Benzidine

Concentration: 122.24 ug/L

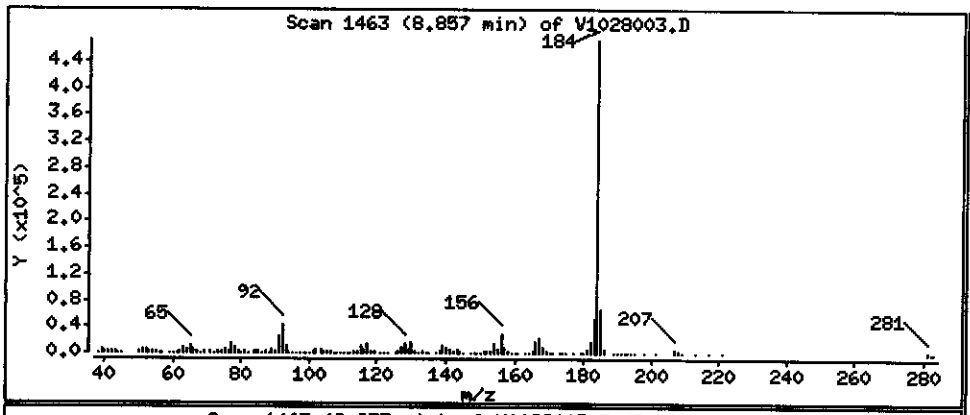

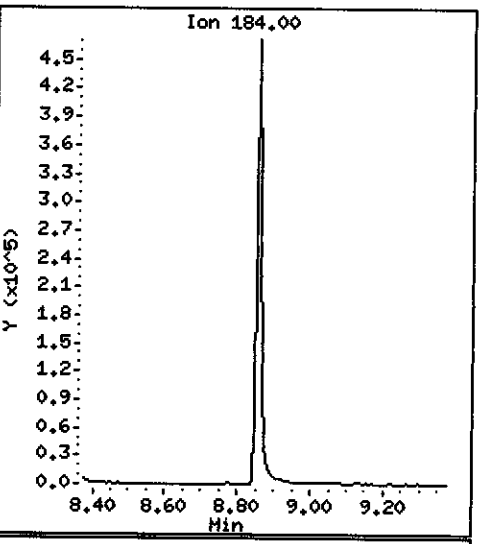

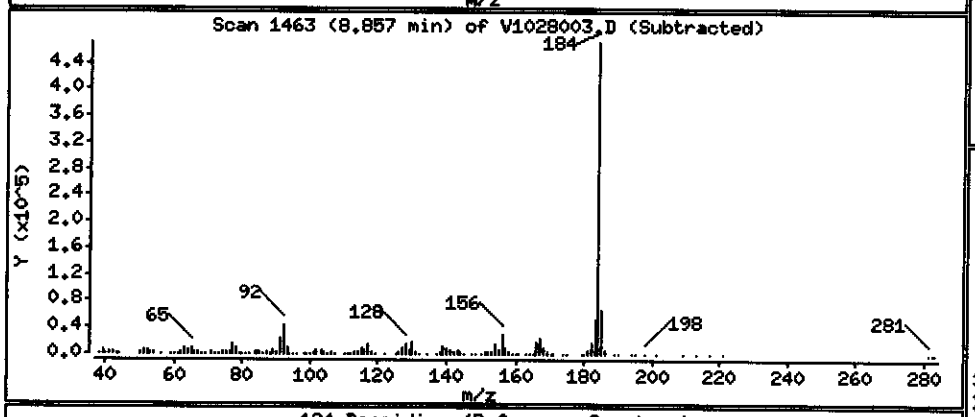

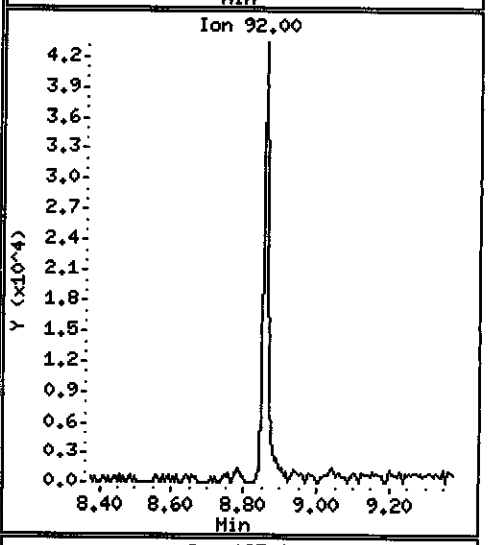

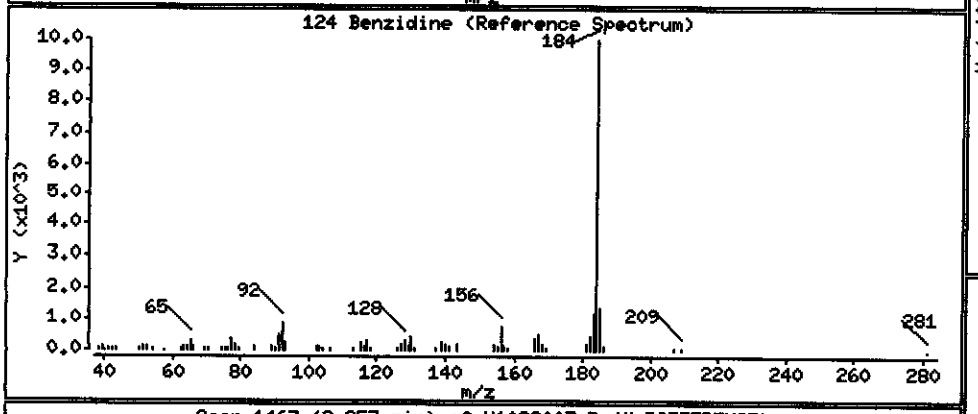

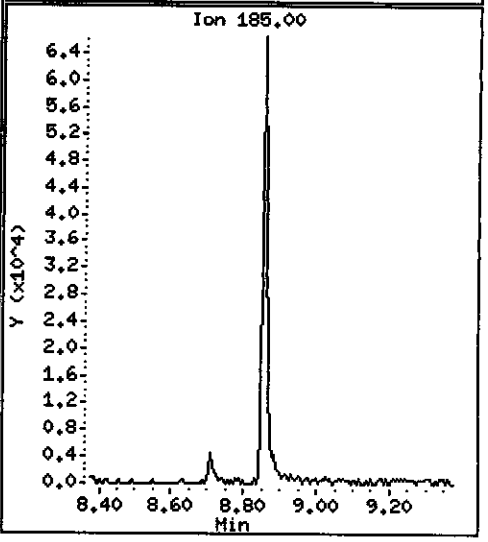

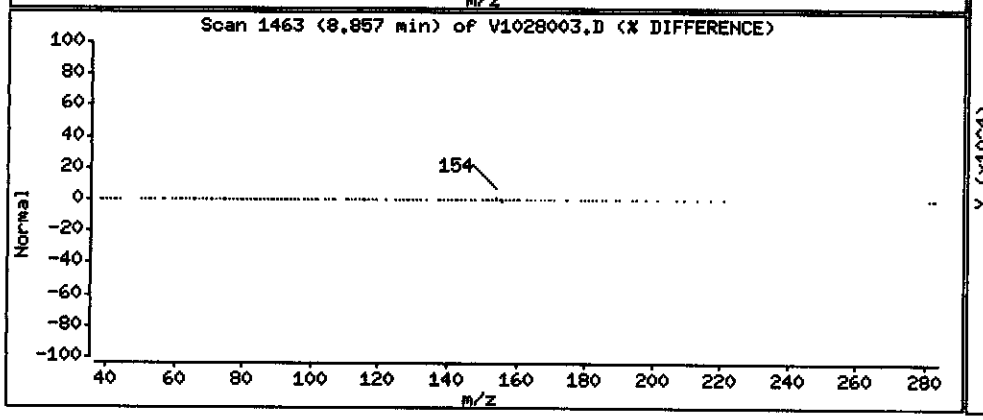

MACTEC Engineering and Consulting Inc

Client Sample ID: EW-3-1008

GC/MS Semivolatiles

Lot-Sample #...:	C8J160331-006	**Work Order #...:**	K02T41AL	**Matrix.....:**	WATER
Date Sampled...:	10/14/08 14:05	**Date Received..:**	10/16/08 09:30	**MS Run #.....:**	
Prep Date.....:	10/20/08	**Analysis Date..:**	10/27/08		
Prep Batch #...:	8295020	**Analysis Time..:**	02:17		
Dilution Factor:	9.6	**Initial Wgt/Vol:**	1040 mL	**Final Wgt/Vol..:**	1 mL
Analyst ID.....:	003200	**Instrument ID..:**	731		
		Method.....:	SW846 8270C		

PARAMETER	RESULT	REPORTING LIMIT	UNITS	MDL
Aniline	**3300 E**	**9.6**	**ug/L**	**0.46**
Acenaphthene	ND	1.9	ug/L	0.50
Acenaphthylene	ND	1.9	ug/L	0.44
Acetophenone	ND	9.6	ug/L	0.44
Anthracene	ND	1.9	ug/L	0.49
Atrazine	ND	9.6	ug/L	0.37
Benzo(a)anthracene	ND	1.9	ug/L	0.39
Benzo(a)pyrene	ND	1.9	ug/L	0.42
Benzo(b)fluoranthene	ND	1.9	ug/L	0.30
Benzo(ghi)perylene	ND	1.9	ug/L	0.26
Benzo(k)fluoranthene	ND	1.9	ug/L	0.38
Benzaldehyde	ND	9.6	ug/L	0.52
1,1'-Biphenyl	ND	9.6	ug/L	0.58
bis(2-Chloroethoxy) methane	ND	9.6	ug/L	1.2
bis(2-Chloroethyl)-ether	ND	1.9	ug/L	0.44
bis(2-Ethylhexyl) phthalate	ND	9.6	ug/L	1.1
4-Bromophenyl phenyl ether	ND	9.6	ug/L	0.48
Butyl benzyl phthalate	ND	9.6	ug/L	1.3
Caprolactam	ND	48	ug/L	1.8
Carbazole	**0.52 J**	**1.9**	**ug/L**	**0.50**
4-Chloroaniline	**98**	**9.6**	**ug/L**	**0.44**
4-Chloro-3-methylphenol	ND	9.6	ug/L	0.57
2-Chloronaphthalene	ND	1.9	ug/L	0.42
2-Chlorophenol	**0.61 J**	**9.6**	**ug/L**	**0.44**
4-Chlorophenyl phenyl ether	ND	9.6	ug/L	0.41
Chrysene	ND	1.9	ug/L	0.34
Dibenz(a,h)anthracene	ND	1.9	ug/L	0.33
Dibenzofuran	ND	9.6	ug/L	0.51
3,3'-Dichlorobenzidine	ND	9.6	ug/L	0.39
2,4-Dichlorophenol	ND	1.9	ug/L	0.47
Diethyl phthalate	ND	9.6	ug/L	2.3
2,4-Dimethylphenol	ND	9.6	ug/L	0.50

(Continued on next page)

MACTEC Engineering and Consulting Inc

Client Sample ID: EW-3-1008

GC/MS Semivolatiles

Lot-Sample #...: C8J160331-006 **Work Order #...:** K02T41AL **Matrix.....:** WATER

PARAMETER	RESULT	REPORTING LIMIT	UNITS	MDL
Dimethyl phthalate	ND	9.6	ug/L	0.41
Di-n-butyl phthalate	ND	9.6	ug/L	0.45
4,6-Dinitro-2-methylphenol	ND	48	ug/L	14
2,4-Dinitrophenol	ND	48	ug/L	12
2,4-Dinitrotoluene	ND	9.6	ug/L	0.43
2,6-Dinitrotoluene	ND	9.6	ug/L	0.49
Di-n-octyl phthalate	ND	9.6	ug/L	0.41
Fluoranthene	ND	1.9	ug/L	0.48
Fluorene	ND	1.9	ug/L	0.52
Hexachlorobenzene	ND	1.9	ug/L	0.42
Hexachlorobutadiene	ND	1.9	ug/L	0.36
Hexachlorocyclopentadiene	ND	9.6	ug/L	0.77
Hexachloroethane	ND	9.6	ug/L	0.42
Indeno(1,2,3-cd)pyrene	ND	1.9	ug/L	0.46
Isophorone	ND	9.6	ug/L	0.45
2-Methylnaphthalene	ND	1.9	ug/L	0.45
2-Methylphenol	ND	9.6	ug/L	0.49
4-Methylphenol	ND	9.6	ug/L	0.71
Naphthalene	**21**	**1.9**	**ug/L**	**0.41**
2-Nitroaniline	ND	48	ug/L	0.46
3-Nitroaniline	ND	48	ug/L	0.39
4-Nitroaniline	ND	48	ug/L	0.24
Nitrobenzene	ND	1.9	ug/L	0.61
2-Nitrophenol	ND	9.6	ug/L	0.52
4-Nitrophenol	ND	48	ug/L	0.67
N-Nitrosodi-n-propylamine	ND	1.9	ug/L	0.57
N-Nitrosodiphenylamine	**14**	**1.9**	**ug/L**	**0.47**
2,2'-oxybis (1-Chloropropane)	ND	1.9	ug/L	0.25
Pentachlorophenol	ND	9.6	ug/L	0.80
Phenanthrene	ND	1.9	ug/L	0.53
Phenol	ND	1.9	ug/L	0.21
Pyrene	ND	1.9	ug/L	0.54
2,4,5-Trichlorophenol	ND	9.6	ug/L	0.60
2,4,6-Trichlorophenol	ND	9.6	ug/L	0.55

(Continued on next page)

MACTEC Engineering and Consulting Inc

Client Sample ID: EW-3-1008

GC/MS Semivolatiles

Lot-Sample #...: C8J160331-006 **Work Order #...:** K02T41AL **Matrix.....:** WATER

SURROGATE	PERCENT RECOVERY	RECOVERY LIMITS
Nitrobenzene-d5	59	(23 - 112)
Terphenyl-d14	31	(10 - 132)
2-Fluorobiphenyl	63	(19 - 107)
2-Fluorophenol	47	(10 - 111)
Phenol-d5	44	(15 - 112)
2,4,6-Tribromophenol	66	(16 - 122)

NOTE(S):

E Estimated result. Result concentration exceeds the calibration range.

J Estimated result. Result is less than RL.

Data File: \\PITSVR06\D\chem\731.i\V102608.b\V1026009.D
Date : 27-OCT-2008 02:17
Client ID: EW-3-1008
Sample Info: C8J160331-006 X10 10/20/08 h2o(8295020) 8270c
Volume Injected (uL): 2.0
Column phase: DB5-MS

Instrument: 731.i

Operator: 003200
Column diameter: 0.32

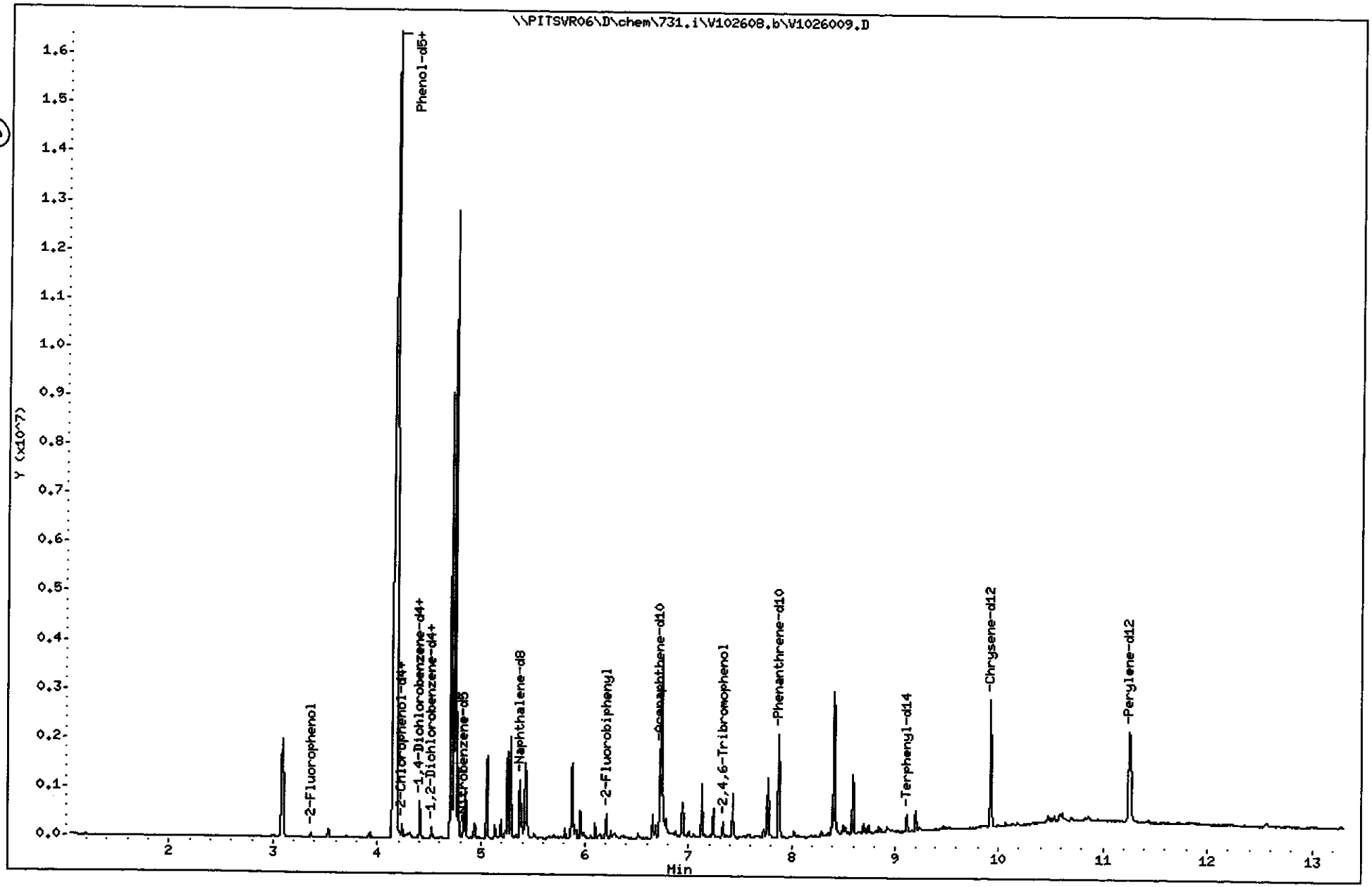

TestAmerica Pittsburgh

Semivolatile REPORT SW-846 Method 8270

Data file : \\PITSVR06\D\chem\731.i\V102608.b\V1026009.D
Lab Smp Id: K02T41AL Client Smp ID: EW-3-1008
Inj Date : 27-OCT-2008 02:17
Operator : 003200 Inst ID: 731.i
Smp Info : C8J160331-006 X10 10/20/08 h2o(8295020) 8270c
Misc Info : K02T41AL,V102608.b,8270ll.m,padep.sub
Comment :
Method : \\PITSVR06\D\chem\731.i\V102608.b\8270ll.m
Meth Date : 27-Oct-2008 01:04 piccolinov Quant Type: ISTD
Cal Date : 23-OCT-2008 04:48 Cal File: V1023NC7.D
Als bottle: 11
Dil Factor: 10.00000
Integrator: HP RTE Compound Sublist: padep.sub
Target Version: 4.14
Processing Host: PITSVR06

Concentration Formula: Amt * DF * Uf * Vt/(Vo * Vi) * CpndVariable

Name	Value	Description
DF	10.000	Dilution Factor
Uf	1.000	ng unit correction factor
Vt	1000.000	Volume of final extract (uL)
Vo	1040.000	Volume of sample extracted (mL)
Vi	2.000	Volume injected (uL)
Cpnd Variable		Local Compound Variable

	Compounds	QUANT SIG MASS	RT	EXP RT	REL RT	RESPONSE	CONCENTRATIONS ON-COLUMN (NG)	FINAL (ug/L)
* 1	1,4-Dichlorobenzene-d4	152	4.403	4.408	(1.000)	106215	8.00000	
* 2	Naphthalene-d8	136	5.376	5.381	(1.000)	454872	8.00000	
* 3	Acenaphthene-d10	164	6.727	6.732	(1.000)	350230	8.00000	
* 4	Phenanthrene-d10	188	7.876	7.886	(1.000)	687836	8.00000	
* 5	Chrysene-d12	240	9.927	9.937	(1.000)	809901	8.00000	
* 6	Perylene-d12	264	11.257	11.278	(1.000)	888334	8.00000	
198	1,4-Dioxane	88	Compound Not Detected.					
10	N-Nitrosodimethylamine	74	Compound Not Detected.					
9	Pyridine	79	Compound Not Detected.					
16	Methyl methanesulfonate	80	Compound Not Detected.					
206	Benzaldehyde	77	Compound Not Detected.					
21	Aniline	93	4.174	4.152	(0.948)	13050708	682.672	3282.1 ✓
22	Phenol	94	Compound Not Detected.					
23	bis(2-Chloroethyl)ether	93	Compound Not Detected.					
24	2-Chlorophenol	128	4.243	4.237	(0.964)	2187	0.12785	0.61468
26	1,3-Dichlorobenzene	146	Compound Not Detected.					
27	1,4-Dichlorobenzene	146	4.419	4.419	(1.004)	1296	0.06171	0.29667
28	1,2-Dichlorobenzene	146	4.526	4.531	(1.028)	3171	0.15792	0.75923
29	Benzyl Alcohol	108	Compound Not Detected.					
30	2-Methylphenol	108	Compound Not Detected.					

Compounds	QUANT SIG MASS	RT	EXP RT	REL RT	RESPONSE	CONCENTRATIONS ON-COLUMN (NG)	CONCENTRATIONS FINAL (ug/L)
31 2,2'-oxybis(1-Chloropropane)	45	Compound Not Detected.					
37 Acetophenone	105	Compound Not Detected.					
32 N-Nitroso-di-n-propylamine	70	Compound Not Detected.					
192 4-Methylphenol	108	Compound Not Detected.					
34 Hexachloroethane	117	Compound Not Detected.					
35 Nitrobenzene	77	Compound Not Detected.					
41 Isophorone	82	Compound Not Detected.					
42 2-Nitrophenol	139	Compound Not Detected.					
43 2,4-Dimethylphenol	107	Compound Not Detected.					
44 bis(2-Chloroethoxy)methane	93	Compound Not Detected.					
48 2,4-Dichlorophenol	162	Compound Not Detected.					
49 Benzoic Acid	122	Compound Not Detected.					
50 1,2,4-Trichlorobenzene	180	Compound Not Detected.					
51 Naphthalene	128	5.392	5.397	(1.003)	260195	4.43764	21.335
52 4-Chloroaniline	127	5.434	5.445	(1.011)	461329	20.3784	97.973
54 2,6-Dichlorophenol	162	Compound Not Detected.					
56 Hexachlorobutadiene	224	Compound Not Detected.					
208 Caprolactam	113	Compound Not Detected.					
59 4-Chloro-3-Methylphenol	107	Compound Not Detected.					
62 2-Methylnaphthalene	142	Compound Not Detected.					
63 1-Methylnaphthalene	142	6.001	6.006	(1.116)	5972	0.14264	0.68578
64 Hexachlorocyclopentadiene	236	Compound Not Detected.					
66 2,4,6-Trichlorophenol	196	Compound Not Detected.					
67 2,4,5-Trichlorophenol	196	Compound Not Detected.					
209 1,1'-Biphenyl	154	6.284	6.294	(0.934)	4565	0.08171	0.39282
70 2-Chloronaphthalene	162	Compound Not Detected.					
73 2-Nitroaniline	65	Compound Not Detected.					
76 Dimethylphthalate	163	Compound Not Detected.					
78 2,6-Dinitrotoluene	165	Compound Not Detected.					
79 Acenaphthylene	152	Compound Not Detected.					
81 3-Nitroaniline	138	Compound Not Detected.					
82 Acenaphthene	153	Compound Not Detected.					
83 2,4-Dinitrophenol	184	Compound Not Detected.					
85 4-Nitrophenol	109	Compound Not Detected.					
86 Dibenzofuran	168	Compound Not Detected.					
87 2,4-Dinitrotoluene	165	Compound Not Detected.					
91 2,3,5,6-Tetrachlorophenol	231	Compound Not Detected.					
88 2,3,4,6-Tetrachlorophenol	231	Compound Not Detected.					
92 2-Naphthylamine	143	7.005	7.015	(1.041)	34073	1.35579	6.5182
93 Diethylphthalate	149	Compound Not Detected.					
94 Fluorene	166	Compound Not Detected.					
95 4-Chlorophenyl-phenylether	204	Compound Not Detected.					
96 4-Nitroaniline	138	Compound Not Detected.					
98 4,6-Dinitro-2-methylphenol	198	Compound Not Detected.					
99 N-Nitrosodiphenylamine (1)	169	7.240	7.250	(0.919)	121032	2.91369	14.008
100 1,2-Diphenylhydrazine	77	Compound Not Detected.					
106 4-Bromophenyl-phenylether	248	Compound Not Detected.					
107 Hexachlorobenzene	283	Compound Not Detected.					
210 Atrazine	200	Compound Not Detected.					
111 Pentachlorophenol	265	Compound Not Detected.					
115 Phenanthrene	178	Compound Not Detected.					
116 Anthracene	178	Compound Not Detected.					
119 Carbazole	167	8.057	8.068	(1.023)	9205	0.10827	0.52054
120 Di-n-Butylphthalate	149	8.325	8.340	(1.057)	1790	0.01754	0.084343
123 Fluoranthene	202	Compound Not Detected.					

	Compounds	QUANT SIG MASS	RT	EXP RT	REL RT	RESPONSE	CONCENTRATIONS ON-COLUMN (NG)	CONCENTRATIONS FINAL (ug/L)
124	Benzidine	184	Compound Not Detected.					
125	Pyrene	202	Compound Not Detected.					
131	Butylbenzylphthalate	149	Compound Not Detected.					
135	3,3'-Dichlorobenzidine	252	Compound Not Detected.					
136	Benzo(a)Anthracene	228	Compound Not Detected.					
137	Chrysene	228	Compound Not Detected.					
139	bis(2-ethylhexyl)Phthalate	149	Compound Not Detected.					
140	Di-n-octylphthalate	149	Compound Not Detected.					
141	Benzo(b)fluoranthene	252	Compound Not Detected.					
142	Benzo(k)fluoranthene	252	Compound Not Detected.					
143	7,12-dimethylbenz[a]anthracen	256	Compound Not Detected.					
146	Benzo(a)pyrene	252	Compound Not Detected.					
149	Indeno(1,2,3-cd)pyrene	276	Compound Not Detected.					
150	Dibenz(a,h)anthracene	278	Compound Not Detected.					
151	Benzo(g,h,i)perylene	276	Compound Not Detected.					
$ 154	Nitrobenzene-d5	82	4.825	4.830	(0.898)	37439	2.36388	11.365
$ 155	2-Fluorobiphenyl	172	6.209	6.219	(0.923)	124820	2.50455	12.041
$ 156	Terphenyl-d14	244	9.110	9.120	(0.918)	99803	1.24524	5.9867
$ 157	Phenol-d5	99	4.147	4.141	(0.942)	44603	2.64698	12.726
$ 158	2-Fluorophenol	112	3.367	3.367	(0.765)	32877	2.79652	13.445
$ 159	2,4,6-Tribromophenol	330	7.336	7.346	(0.931)	31912	3.94704	18.976
$ 186	2-Chlorophenol-d4	132	4.232	4.227	(0.961)	54304	3.28933	15.814
$ 187	1,2-Dichlorobenzene-d4	152	4.516	4.520	(1.025)	29403	2.27314	10.928

Data File: \\PITSVR06\D\chem\731.i\V102608.b\V1026009.D

Date : 27-OCT-2008 02:17

Client ID: EW-3-1008

Instrument: 731.i

Sample Info: C8J160331-006 X10 10/20/08 h2o(8295020) 8270c

Volume Injected (uL): 2.0

Operator: 003200

Column phase: DB5-MS

Column diameter: 0.32

21 Aniline

Concentration: 3282.1 ug/L

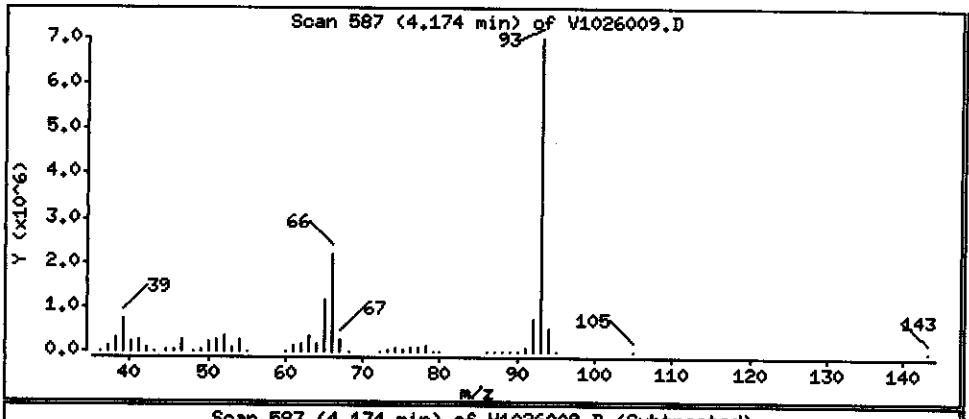

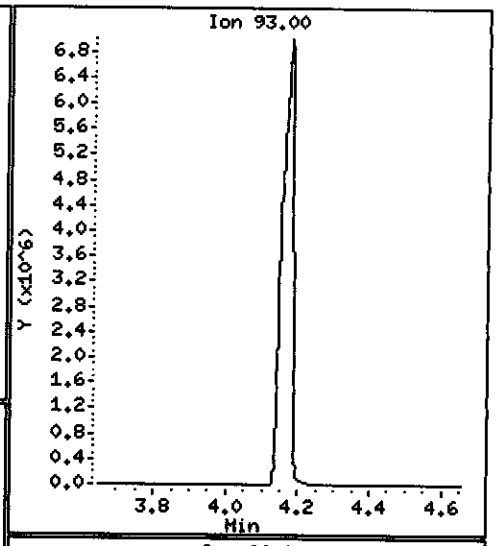

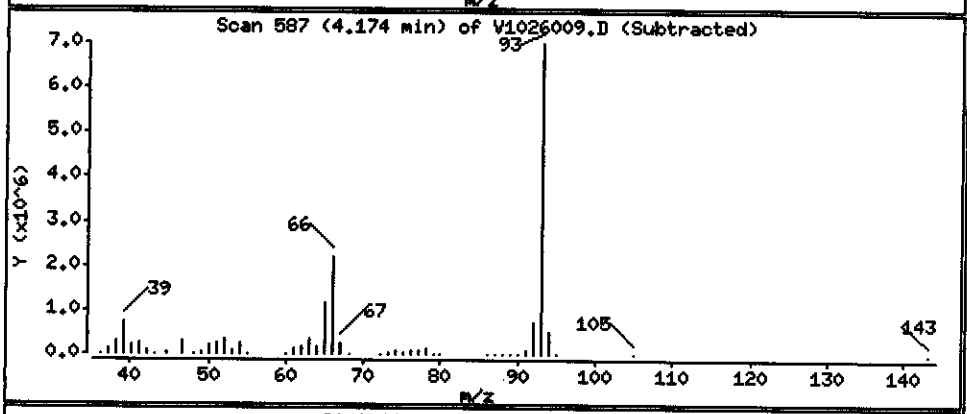

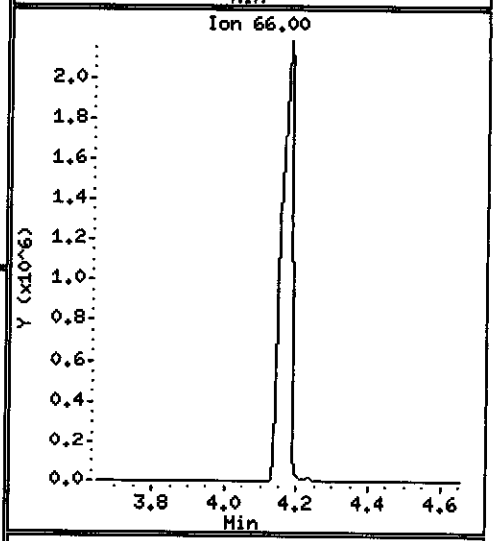

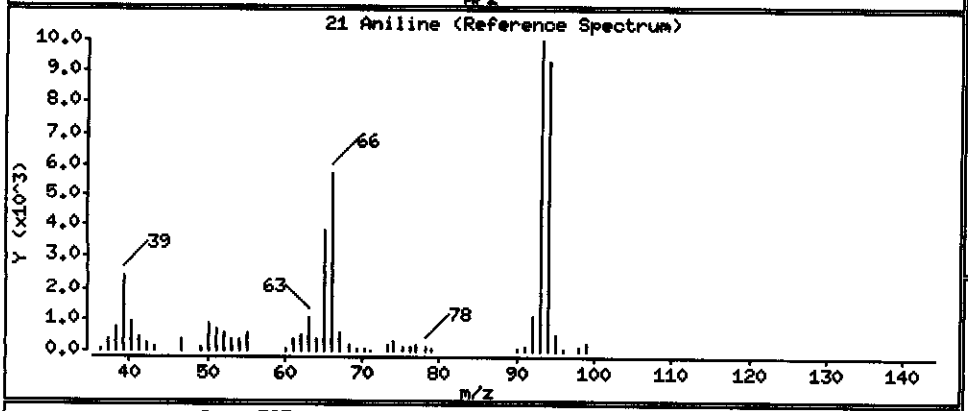

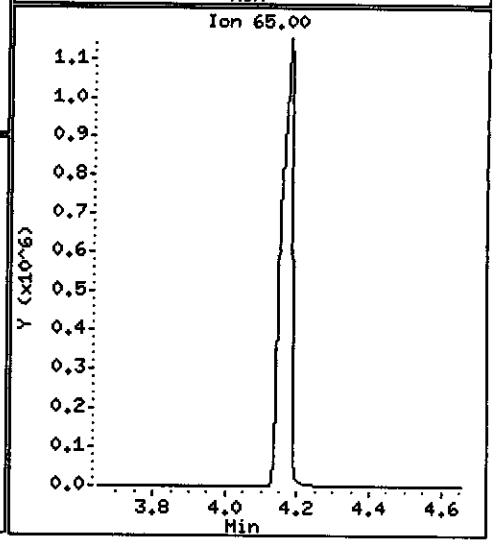

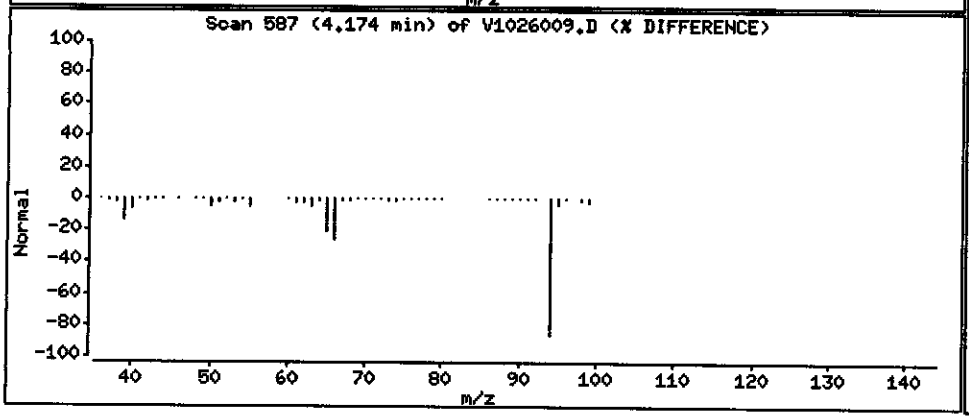

Data File: \\PITSVR06\D\chem\731.i\V102608.b\V1026009.D

Date : 27-OCT-2008 02:17

Client ID: EW-3-1008

Instrument: 731.i

Sample Info: C8J160331-006 X10 10/20/08 h2o(8295020) 8270c

Volume Injected (uL): 2.0

Operator: 003200

Column phase: DB5-MS

Column diameter: 0.32

24 2-Chlorophenol

Concentration: 0.61468 ug/L

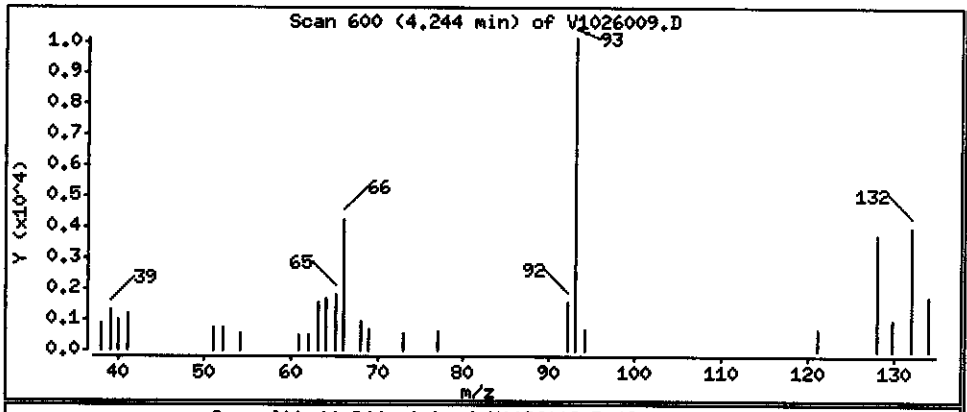

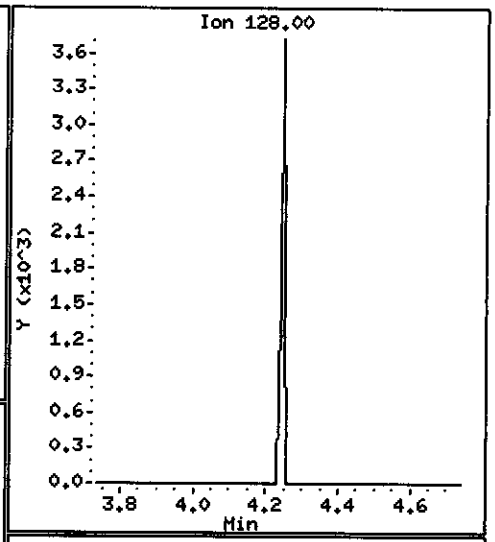

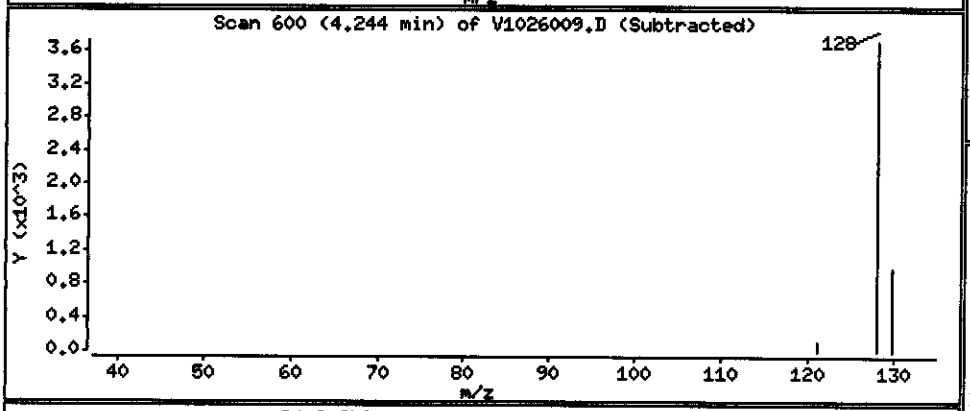

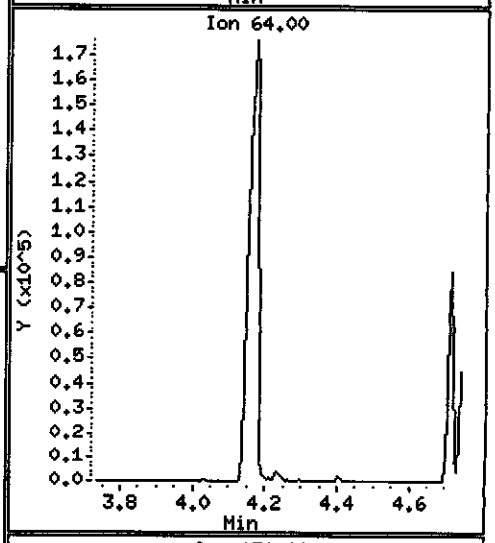

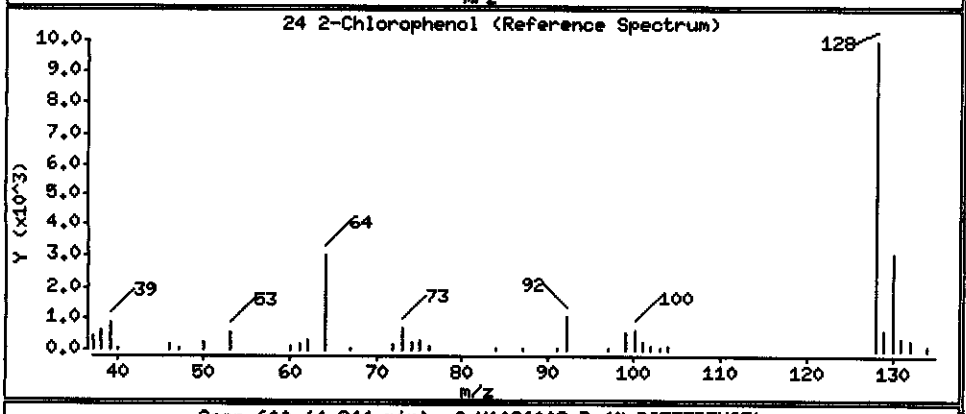

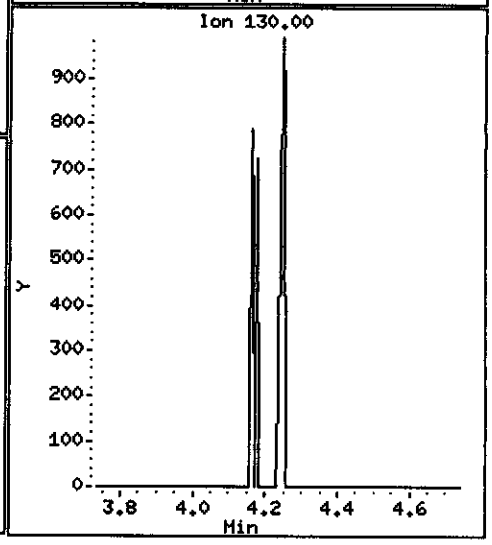

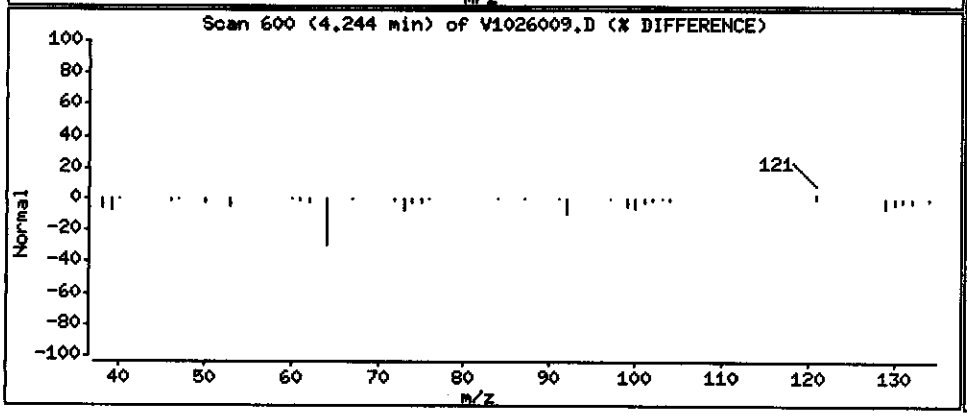

Data File: \\PITSVR06\D\chem\731.i\V102608.b\V1026009.D

Date : 27-OCT-2008 02:17

Client ID: EW-3-1008

Instrument: 731.i

Sample Info: C8J160331-006 X10 10/20/08 h2o(8295020) 8270c

Volume Injected (uL): 2.0

Operator: 003200

Column phase: DB5-MS

Column diameter: 0.32

27 1,4-Dichlorobenzene

Concentration: 0.29667 ug/L

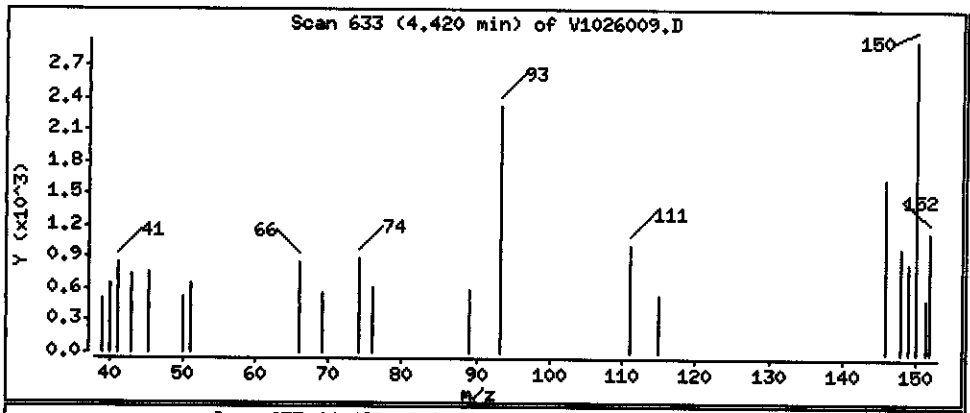

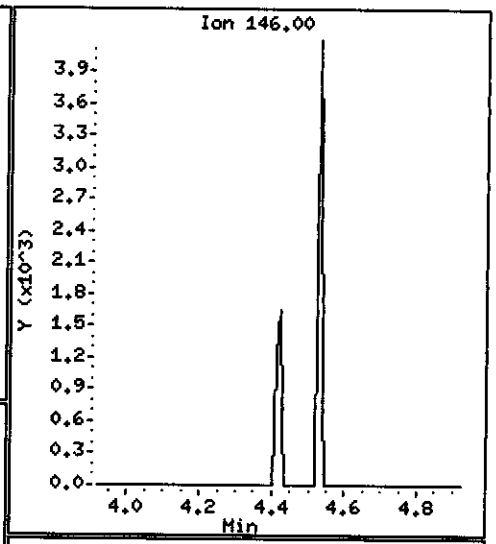

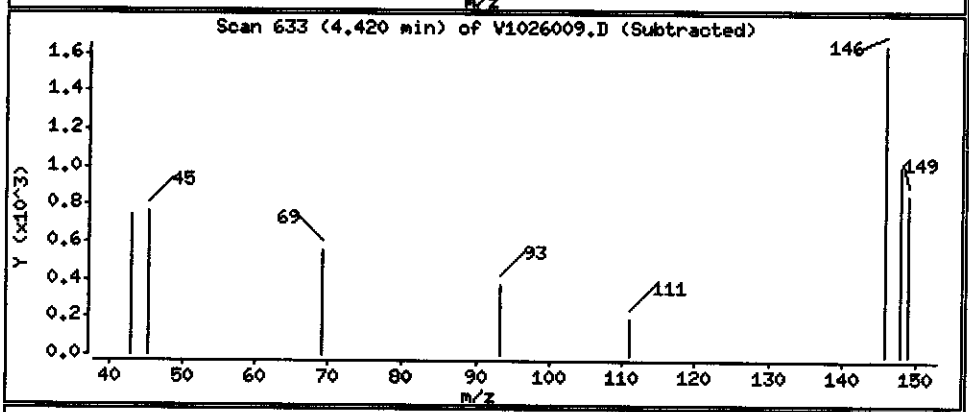

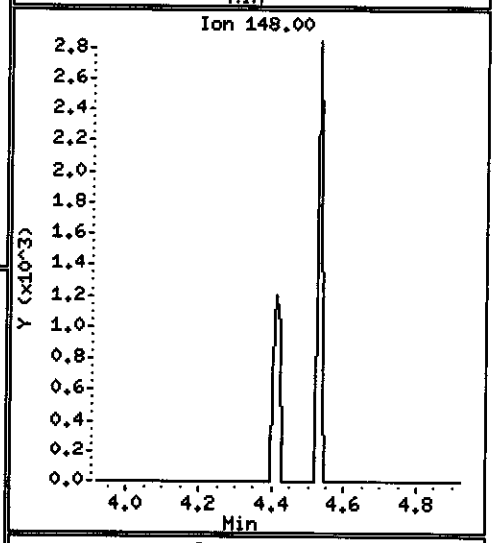

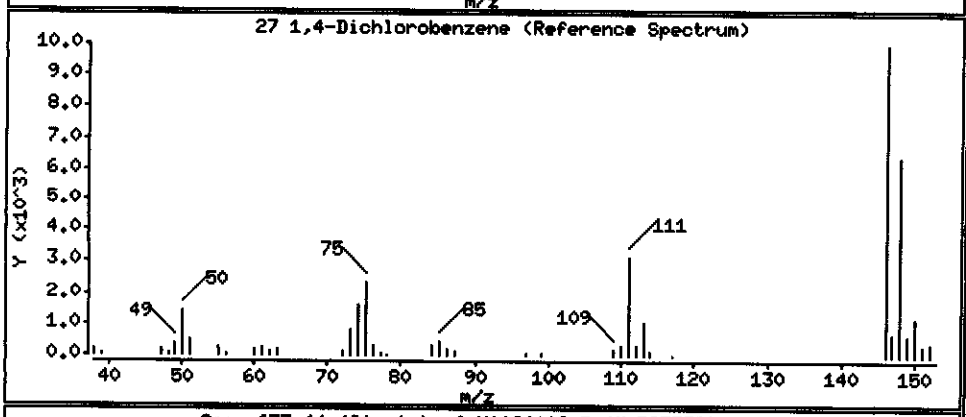

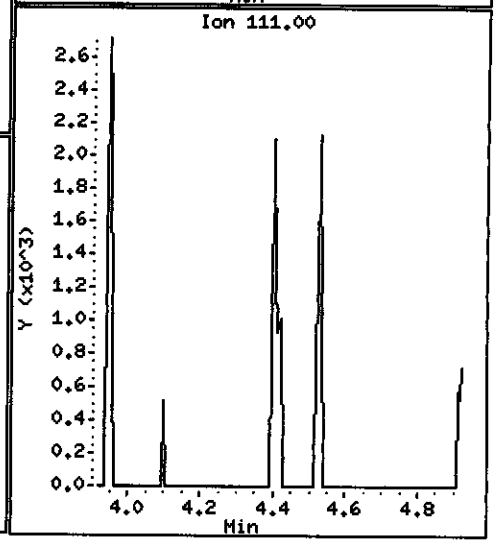

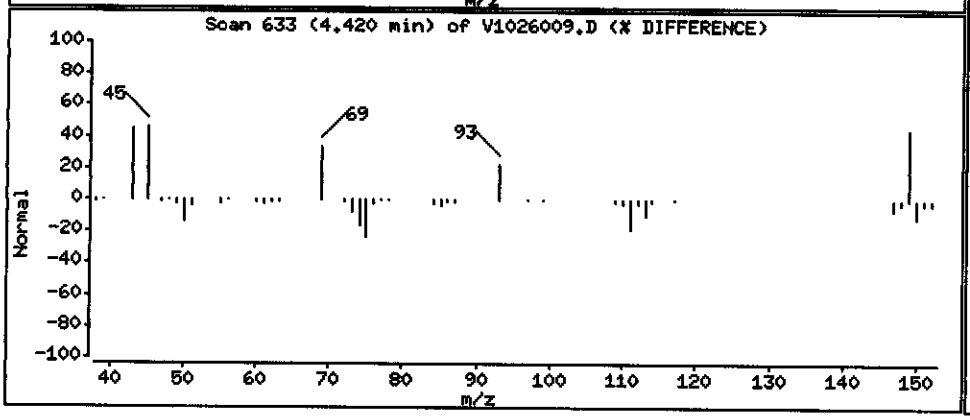

Data File: \\PITSVR06\D\chem\731.i\V102608.b\V1026009.D

Date : 27-OCT-2008 02:17

Client ID: EW-3-1008

Instrument: 731.i

Sample Info: C8J160331-006 X10 10/20/08 h2o(8295020) 8270c

Volume Injected (uL): 2.0

Operator: 003200

Column phase: DB5-MS

Column diameter: 0.32

28 1,2-Dichlorobenzene

Concentration: 0.75923 ug/L

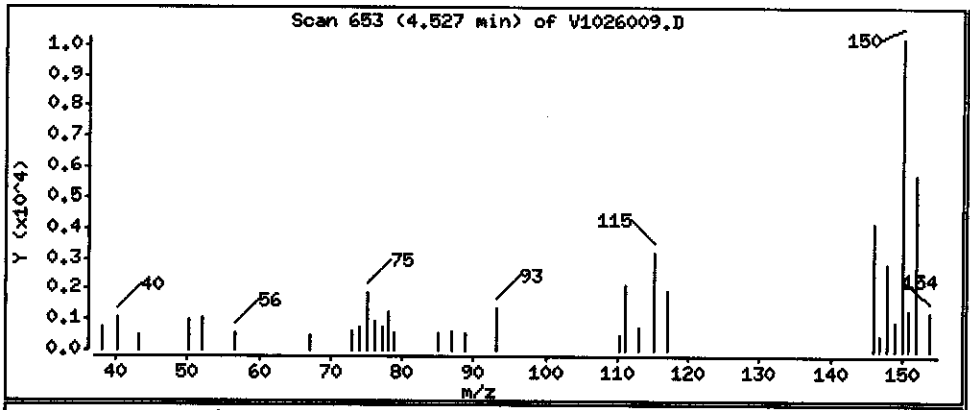

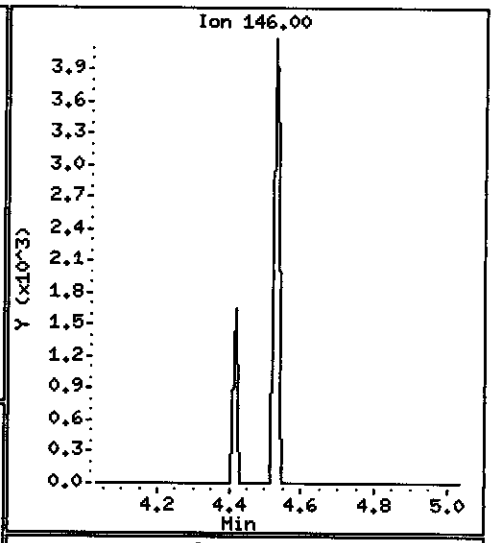

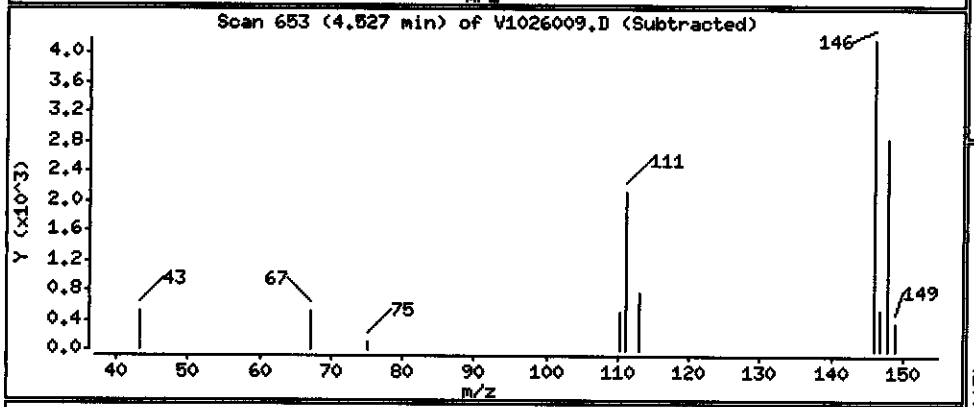

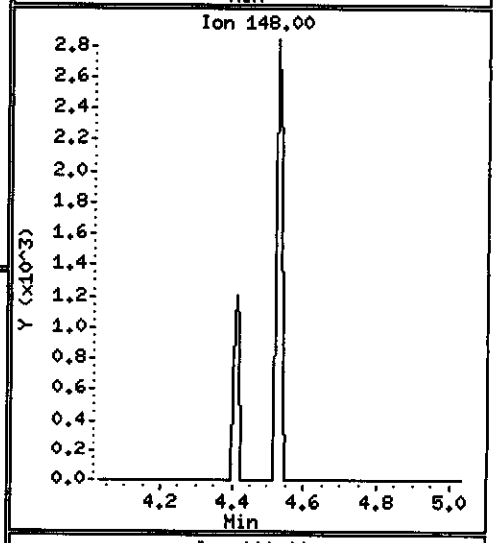

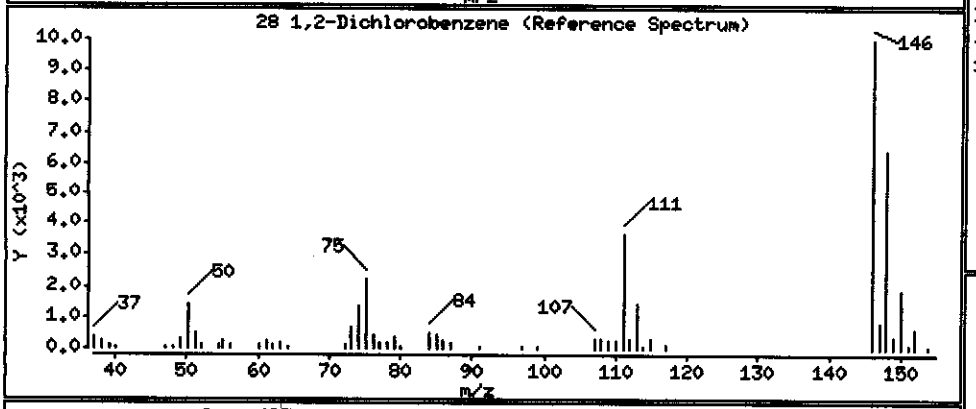

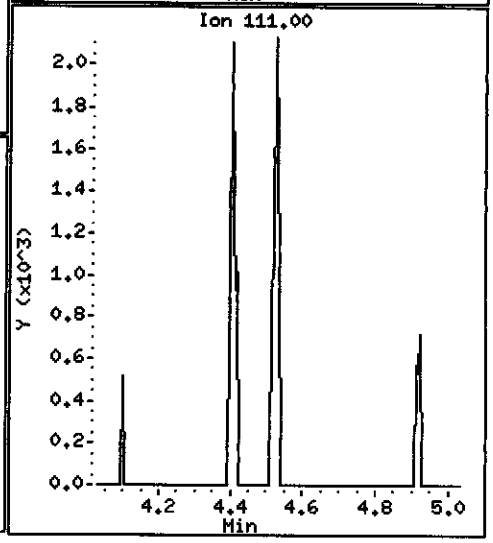

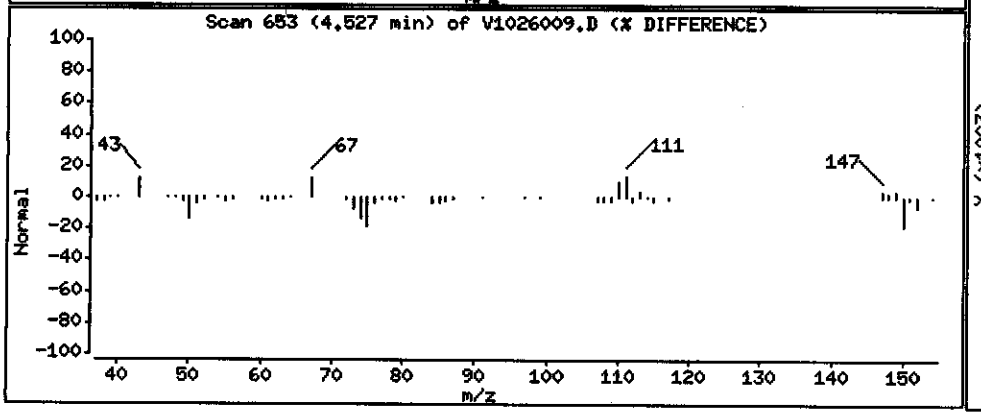

Data File: \\PITSVR06\D\chem\731.i\V102608.b\V1026009.D

Date : 27-OCT-2008 02:17

Client ID: EW-3-1008

Instrument: 731.i

Sample Info: C8J160331-006 X10 10/20/08 h2o(8295020) 8270c

Volume Injected (uL): 2.0

Operator: 003200

Column phase: DB5-MS

Column diameter: 0.32

51 Naphthalene

Concentration: 21.335 ug/L

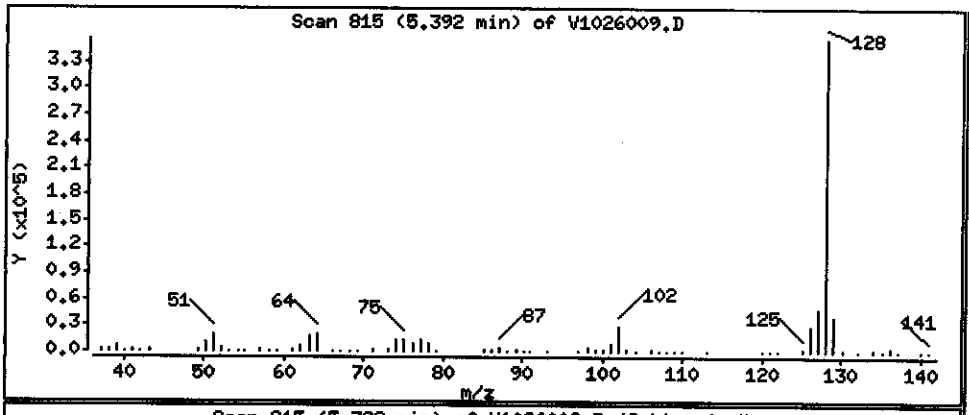

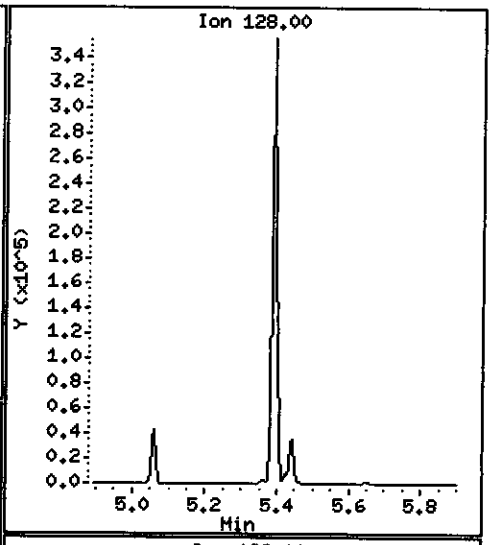

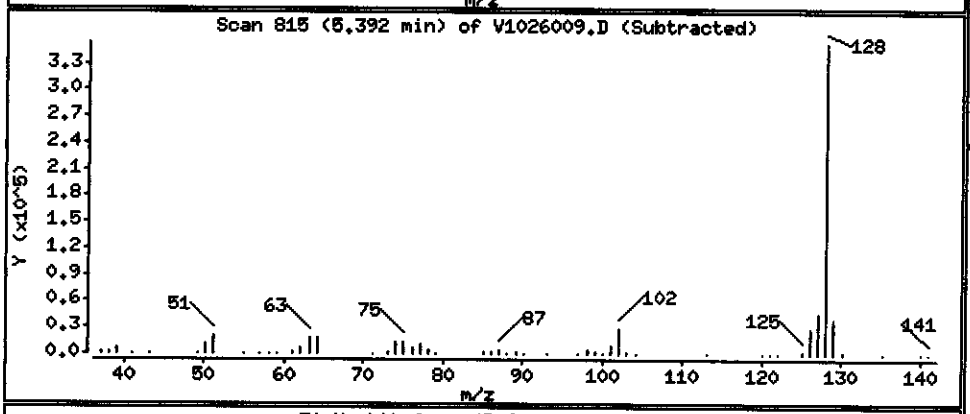

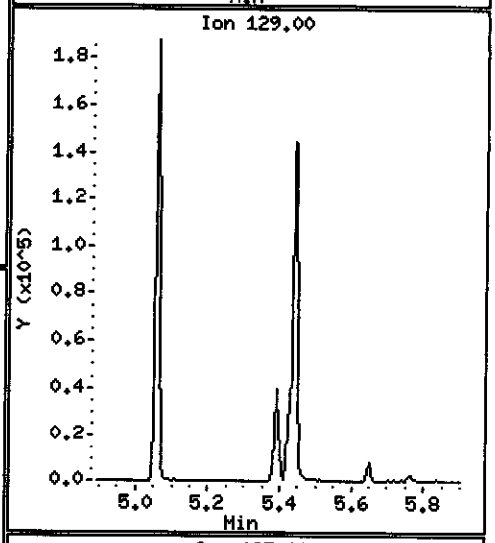

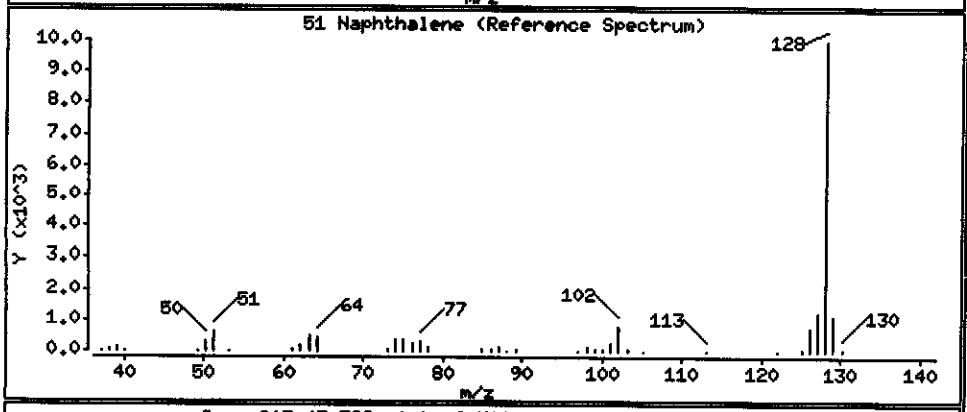

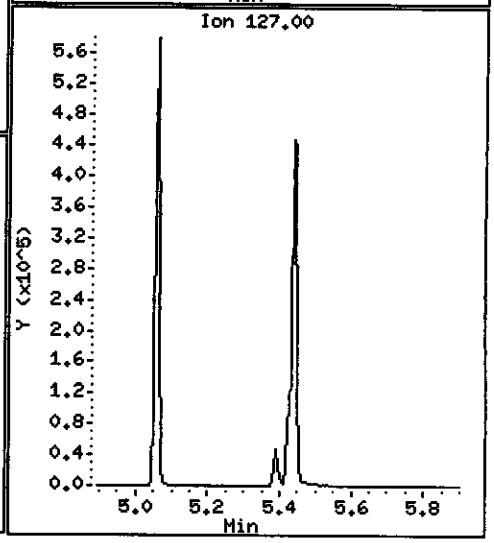

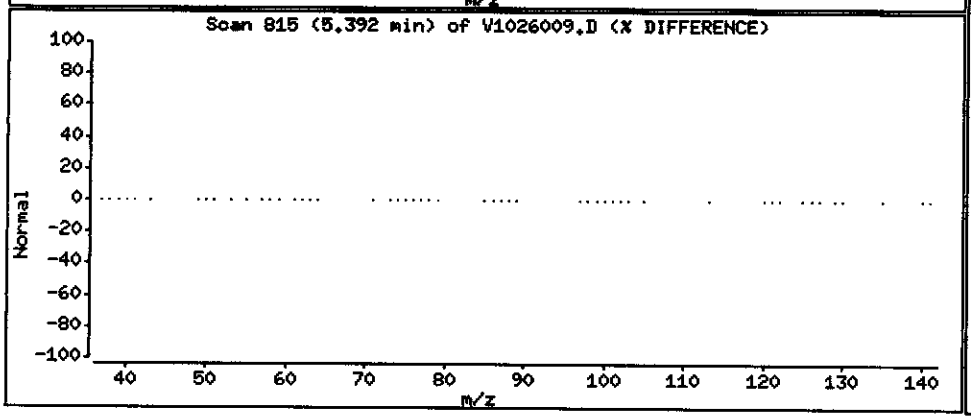

Data File: \\PITSVR06\D\chem\731.i\V102608.b\V1026009.D

Date : 27-OCT-2008 02:17

Client ID: EW-3-1008

Instrument: 731.i

Sample Info: C8J160331-006 X10 10/20/08 h2o(8295020) 8270c

Volume Injected (uL): 2.0

Operator: 003200

Column phase: DB5-MS

Column diameter: 0.32

52 4-Chloroaniline

Concentration: 97.973 ug/L

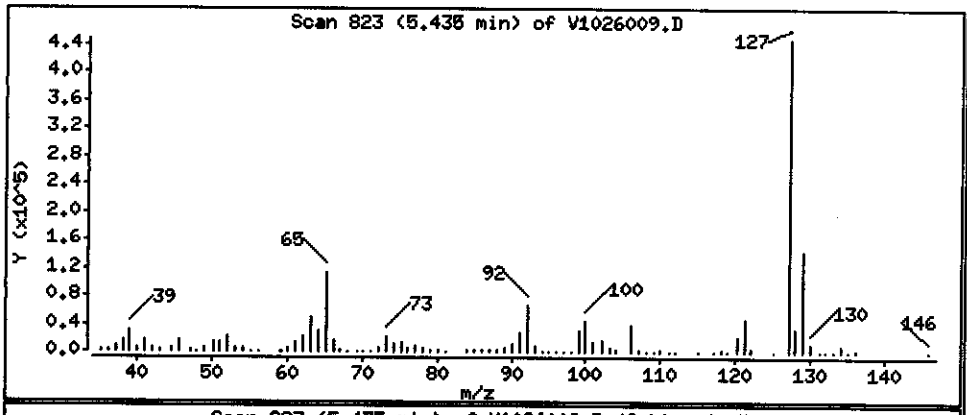

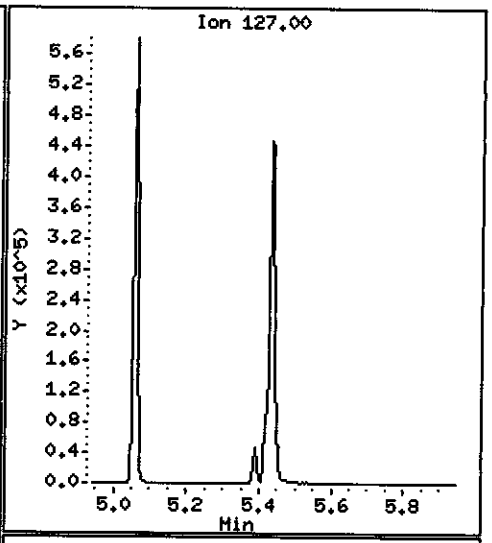

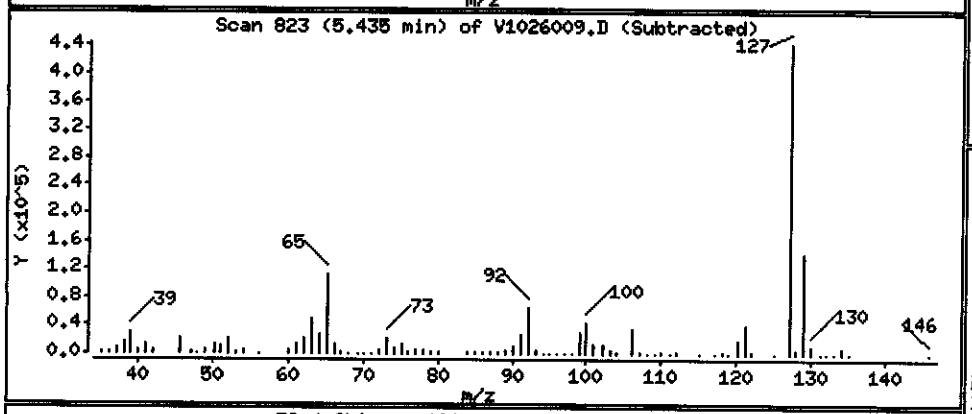

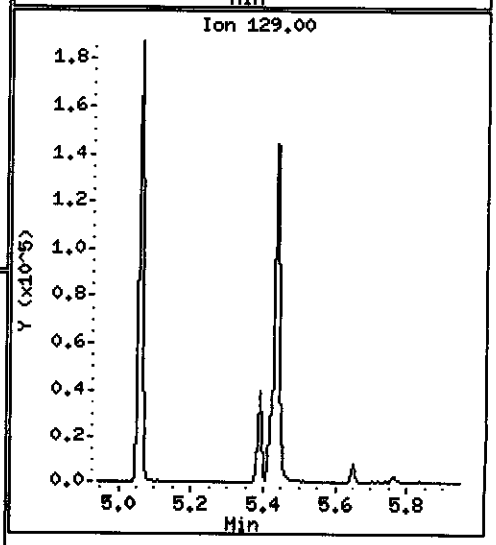

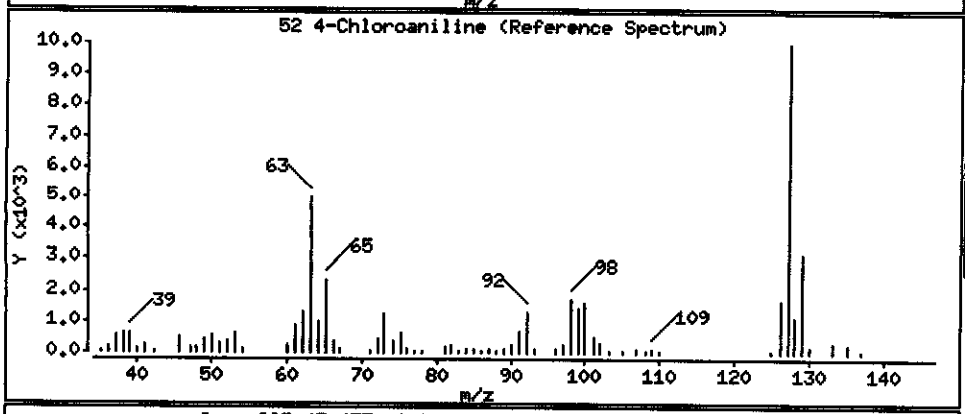

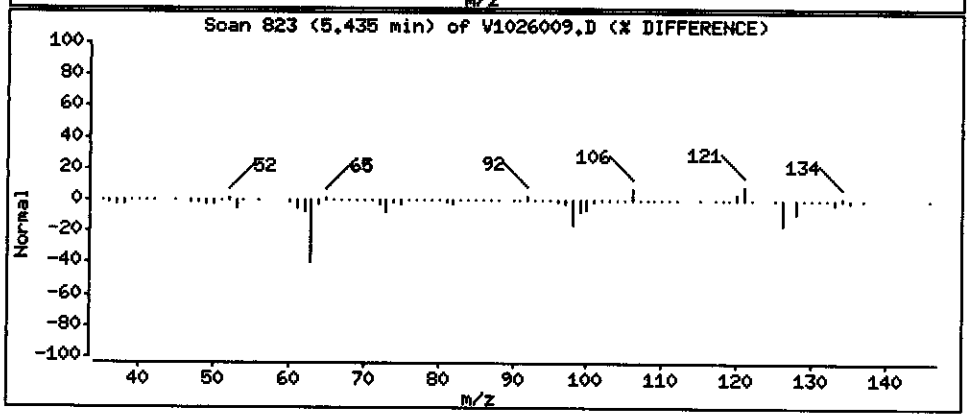

Data File: \\PITSVR06\D\chem\731.i\V102608.b\V1026009.D

Date : 27-OCT-2008 02:17

Client ID: EW-3-1008

Instrument: 731.i

Sample Info: C8J160331-006 X10 10/20/08 h2o(8295020) 8270c

Volume Injected (uL): 2.0

Operator: 003200

Column phase: DB5-MS

Column diameter: 0.32

63 1-Methylnaphthalene

Concentration: 0.68578 ug/L

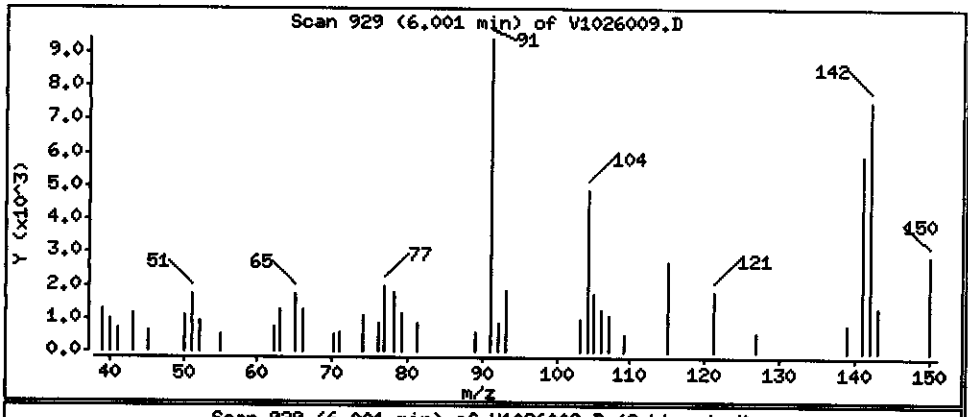

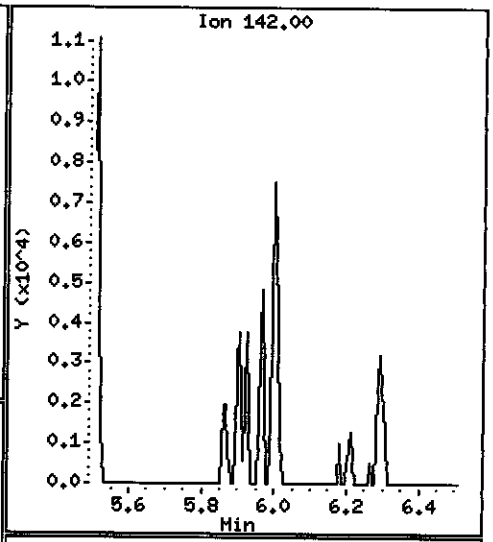

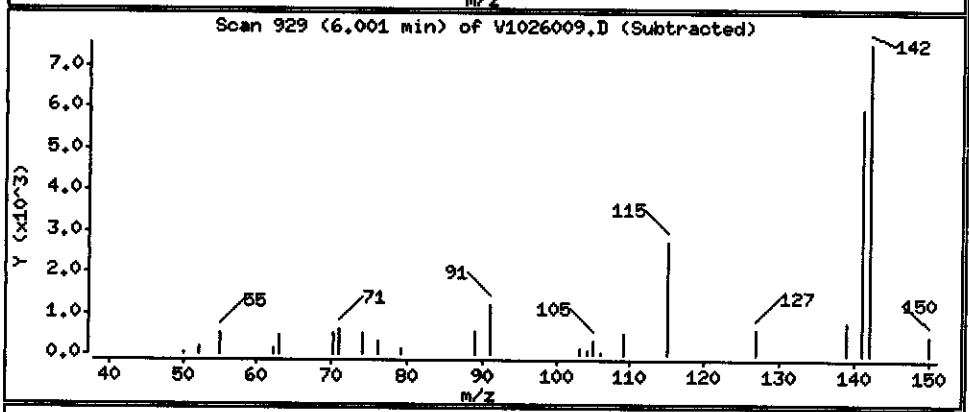

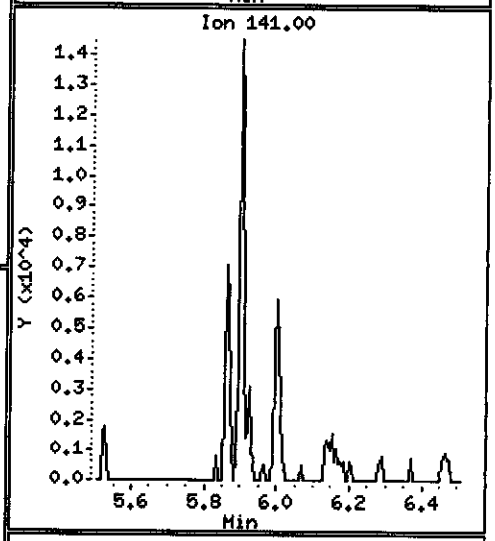

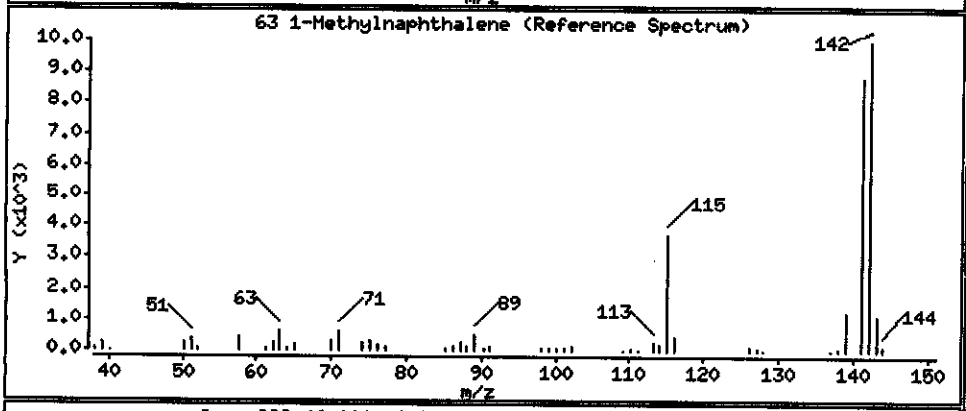

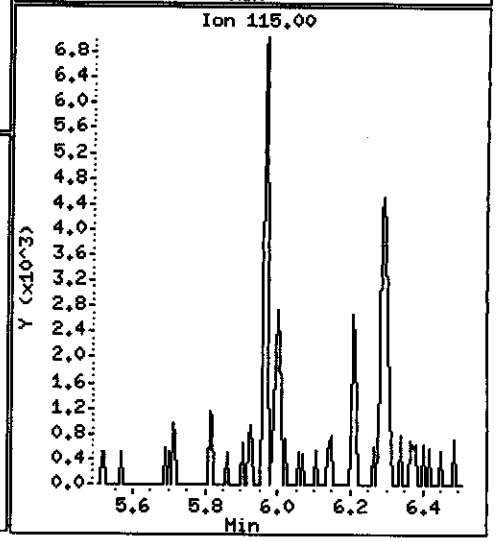

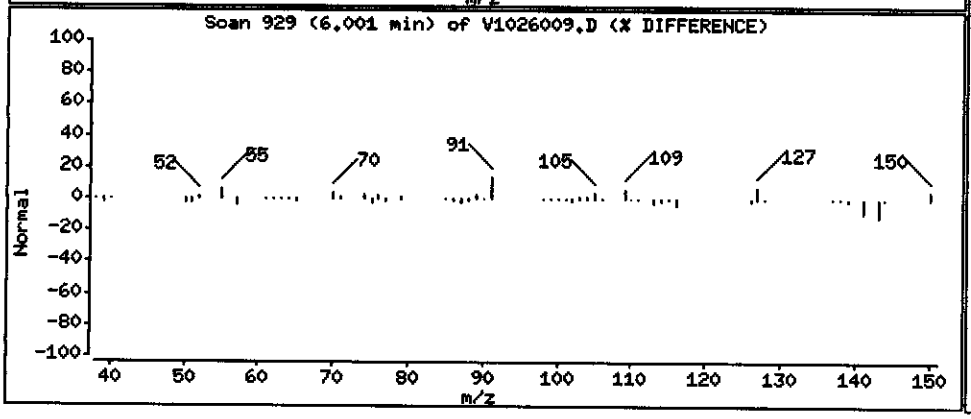

Data File: \\PITSVR06\D\chem\731.i\V102608.b\V1026009.D

Date : 27-OCT-2008 02:17

Client ID: EW-3-1008

Instrument: 731.i

Sample Info: C8J160331-006 X10 10/20/08 h2o(8295020) 8270c

Volume Injected (uL): 2.0

Operator: 003200

Column phase: DB5-MS

Column diameter: 0.32

209 1,1'-Biphenyl

Concentration: 0.39282 ug/L

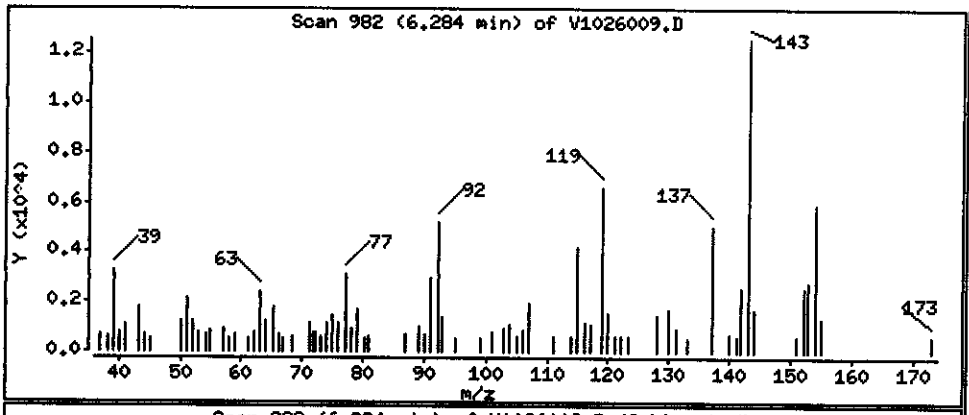

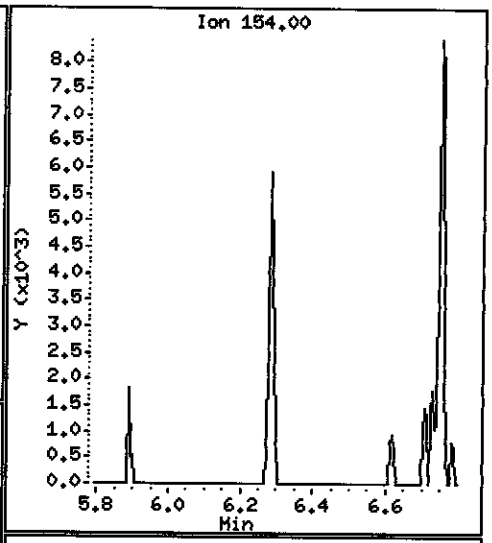

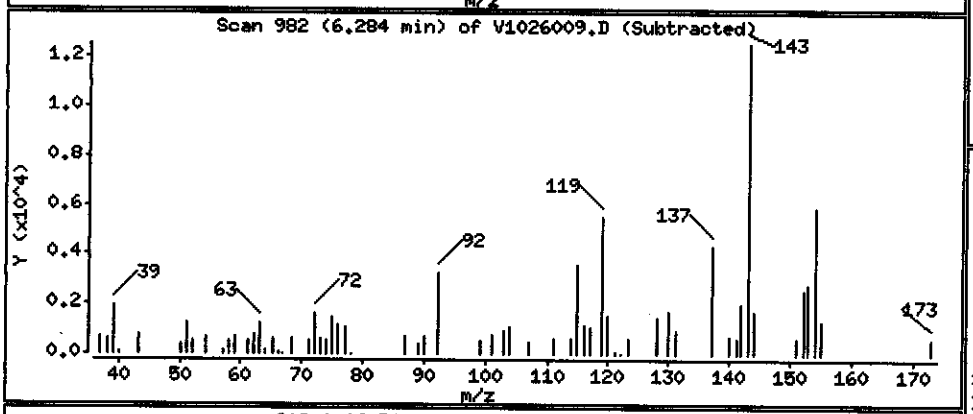

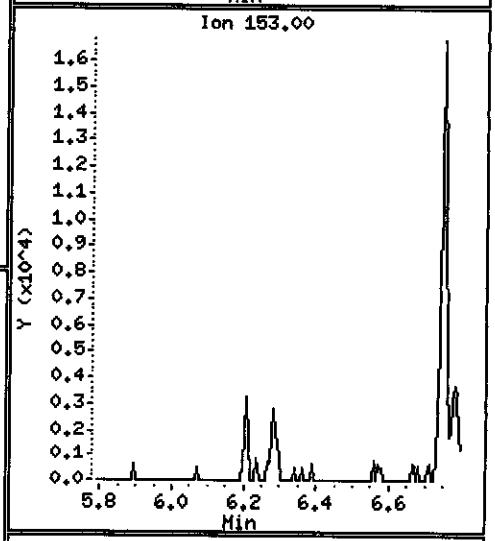

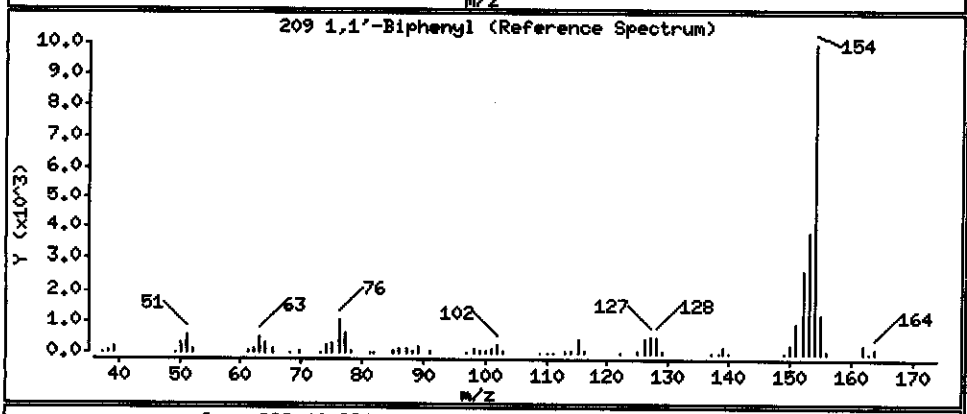

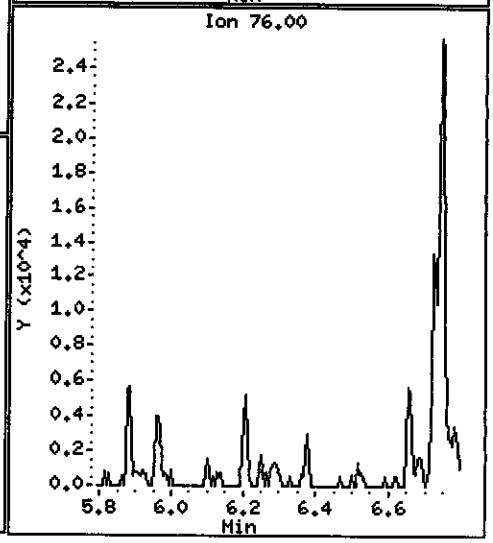

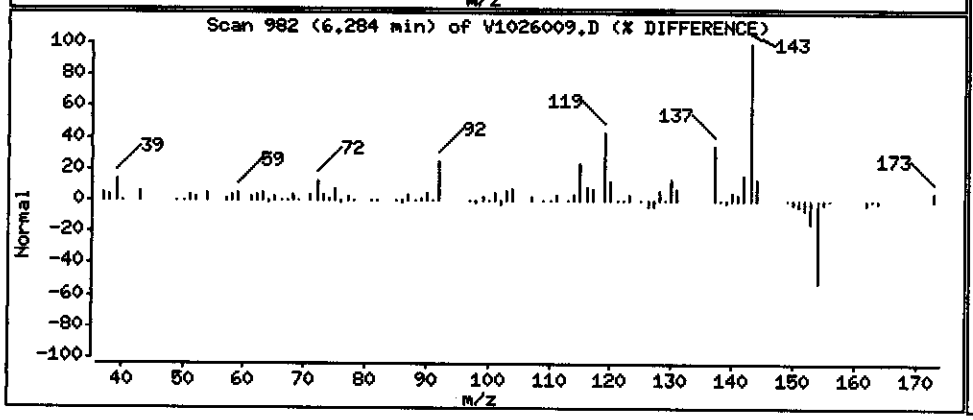

Data File: \\PITSVR06\D\chem\731.i\V102608.b\V1026009.D

Date : 27-OCT-2008 02:17

Client ID: EW-3-1008

Instrument: 731.i

Sample Info: C8J160331-006 X10 10/20/08 h2o(8295020) 8270c

Volume Injected (uL): 2.0

Operator: 003200

Column phase: DB5-MS

Column diameter: 0.32

92 2-Naphthylamine

Concentration: 6.5182 ug/L

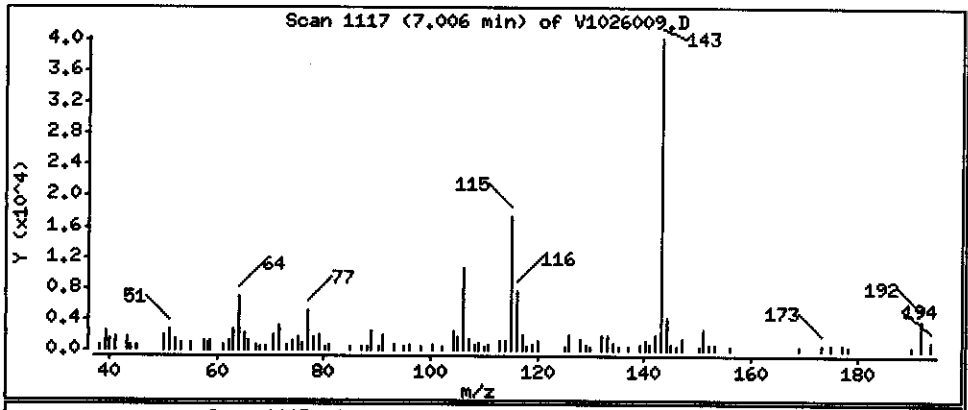

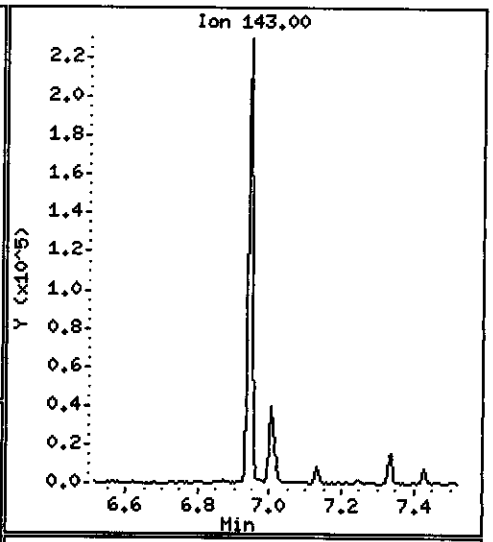

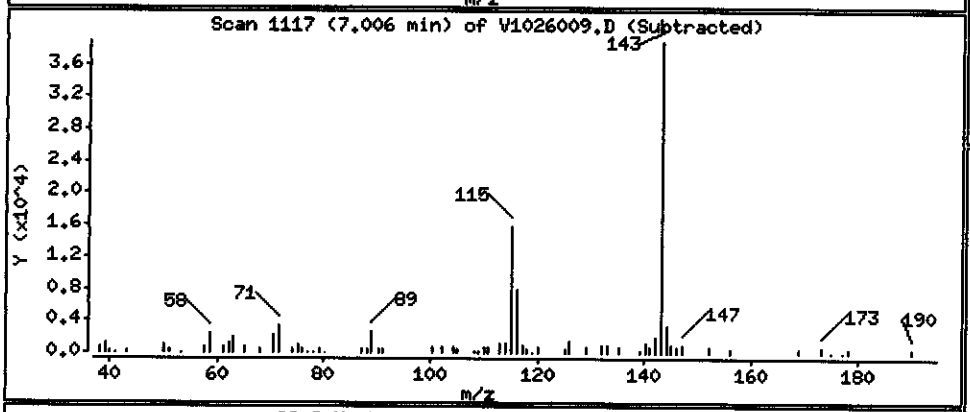

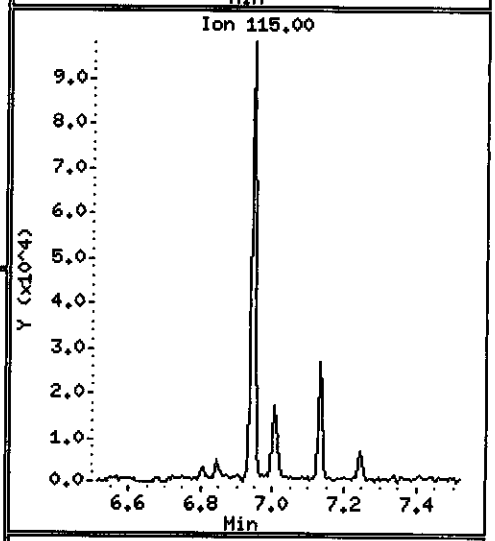

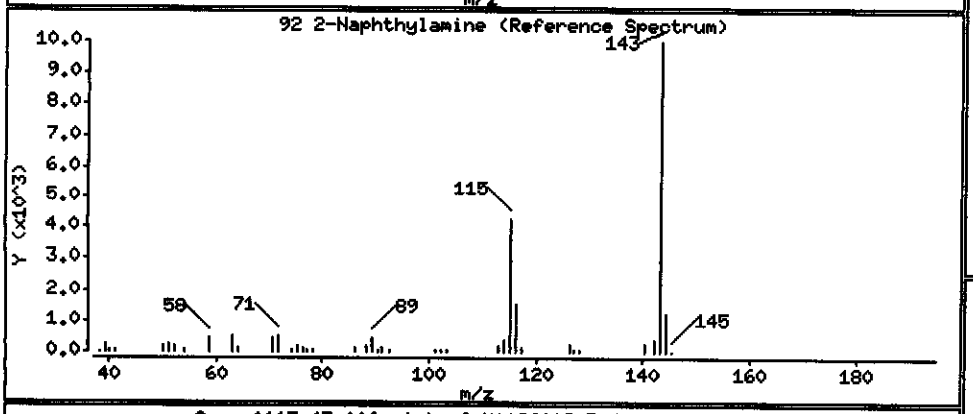

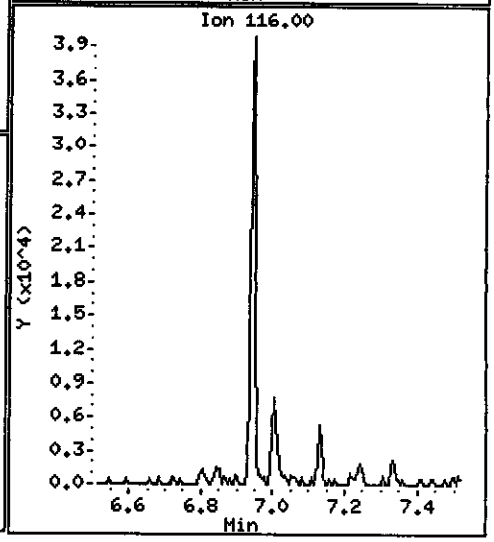

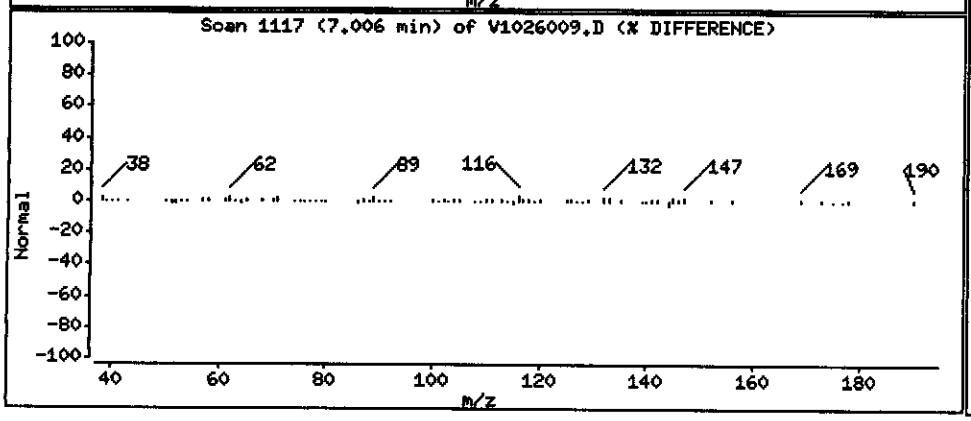

Data File: \\PITSVR06\D\chem\731.i\V102608.b\V1026009.D

Date : 27-OCT-2008 02:17

Client ID: EW-3-1008

Instrument: 731.i

Sample Info: C8J160331-006 X10 10/20/08 h2o(8295020) 8270c

Volume Injected (uL): 2.0

Operator: 003200

Column phase: DB5-MS

Column diameter: 0.32

99 N-Nitrosodiphenylamine (1)

Concentration: 14.008 ug/L

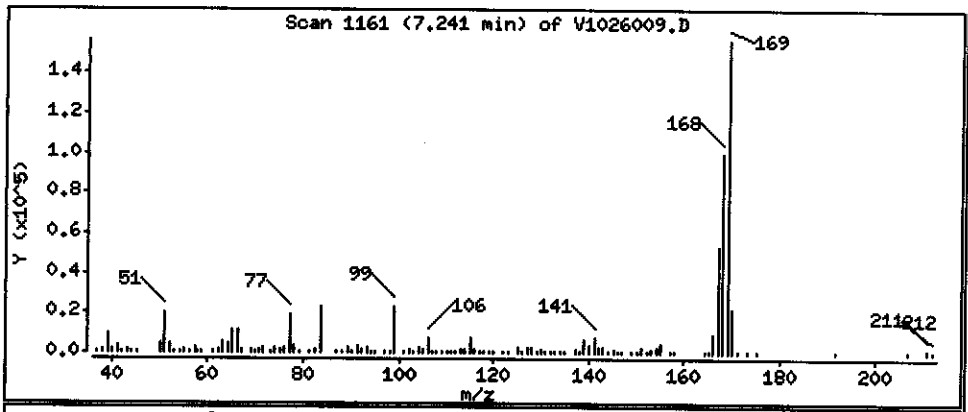

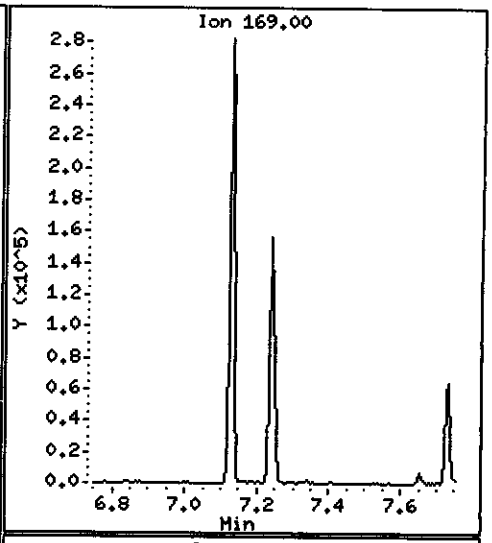

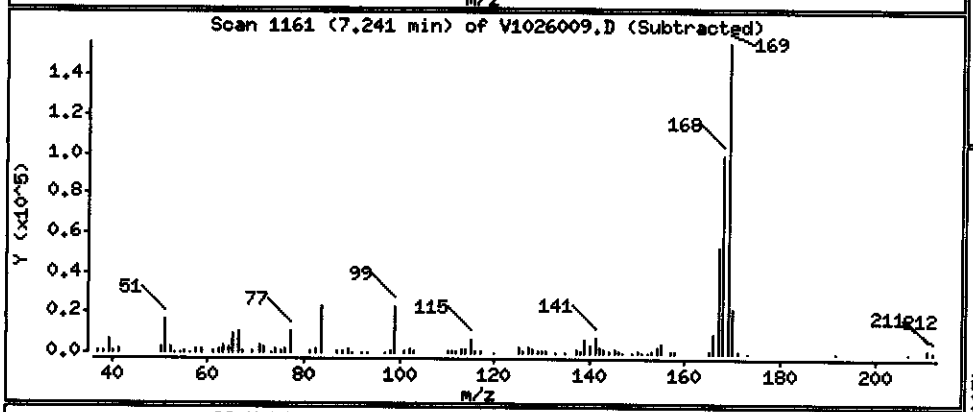

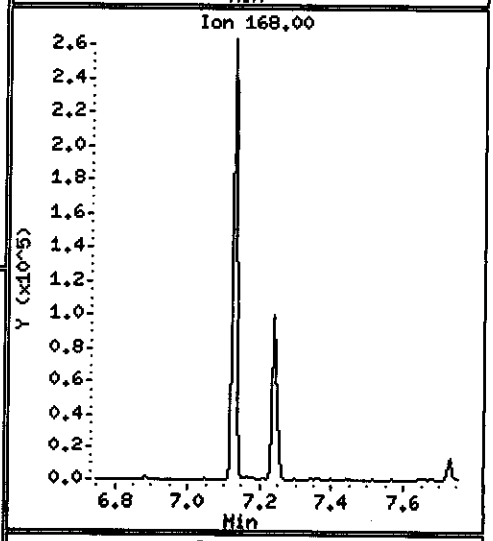

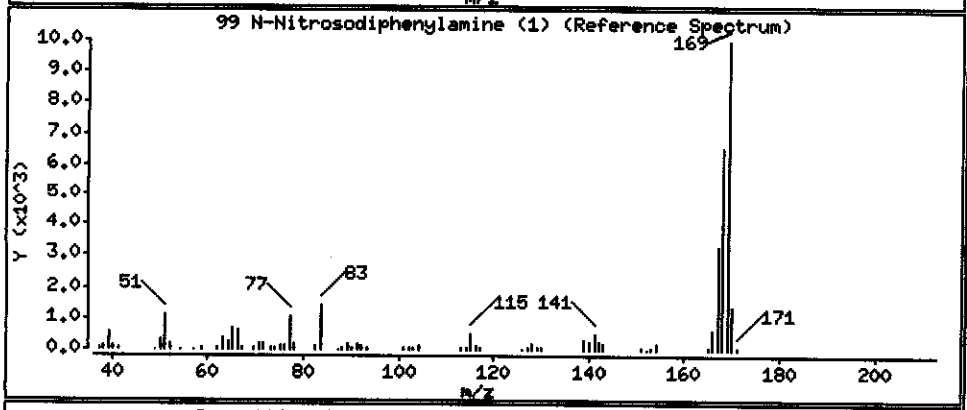

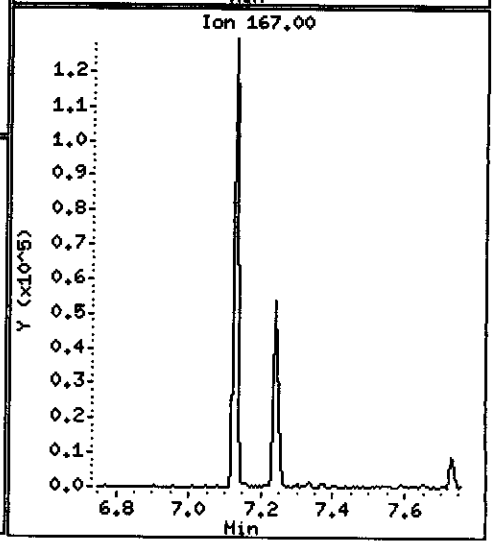

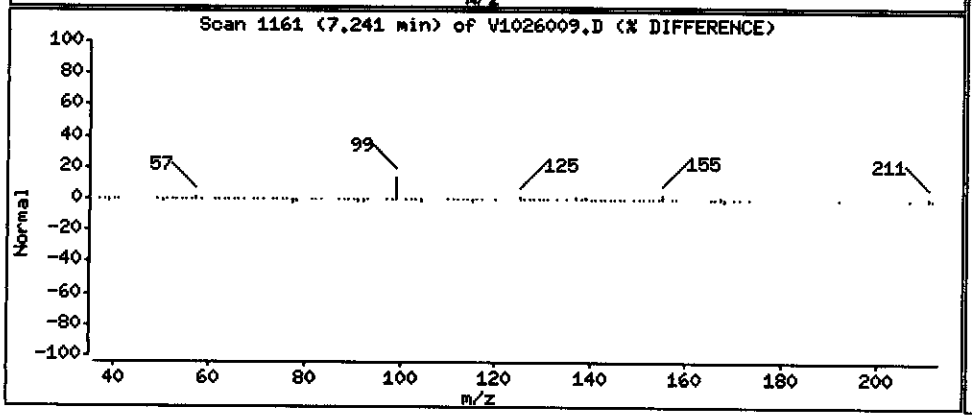

Data File: \\PITSVR06\D\ohem\731.i\V102608.b\V1026009.D

Date : 27-OCT-2008 02:17

Client ID: EW-3-1008

Instrument: 731.i

Sample Info: C8J160331-006 X10 10/20/08 h2o(8295020) 8270c

Volume Injected (uL): 2.0

Operator: 003200

Column phase: DB5-MS

Column diameter: 0.32

119 Carbazole

Concentration: 0.52054 ug/L

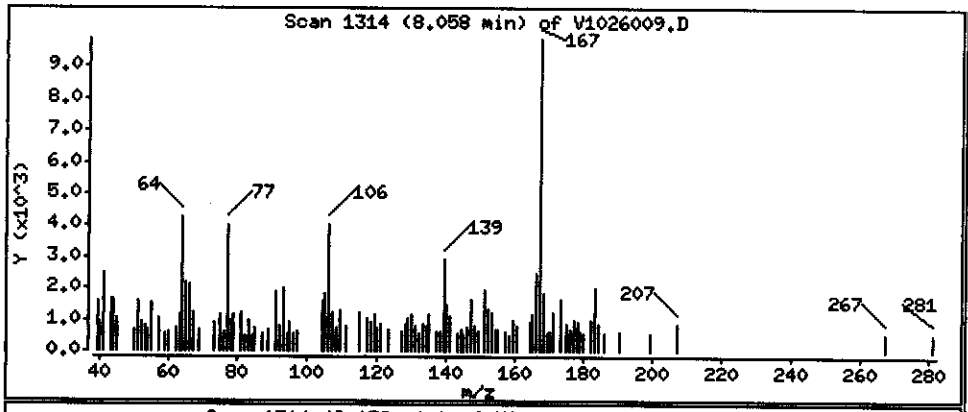

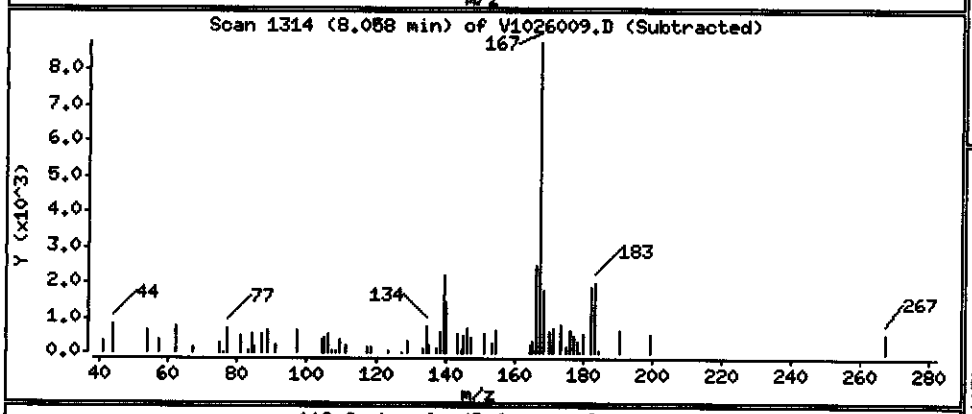

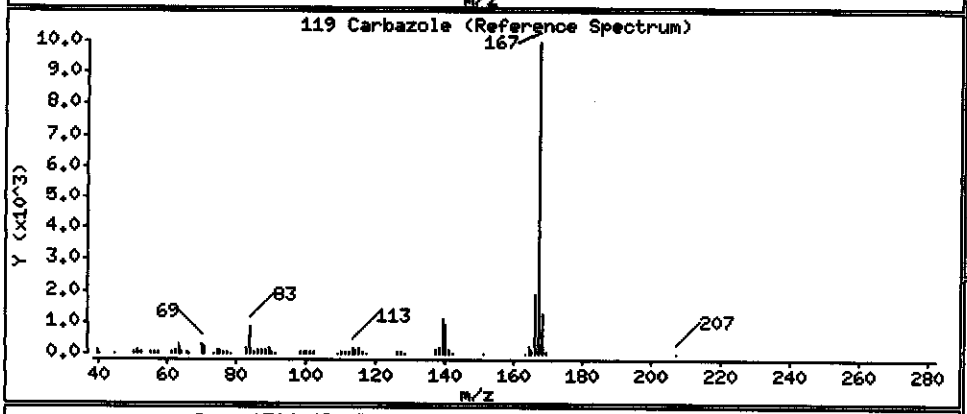

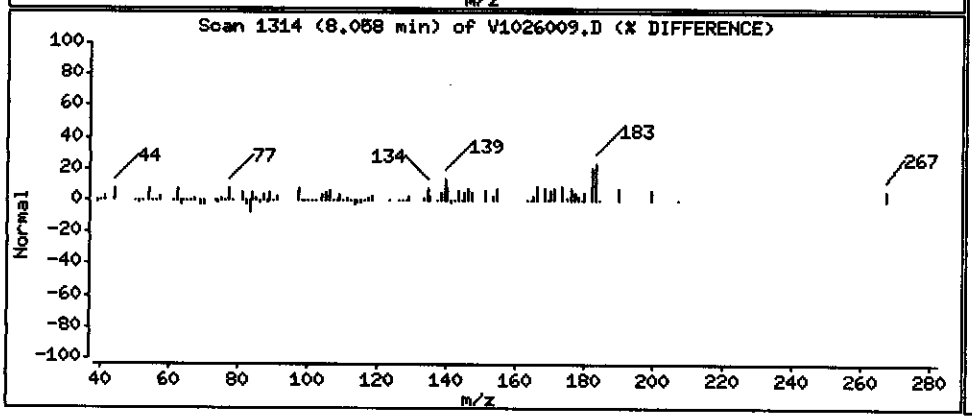

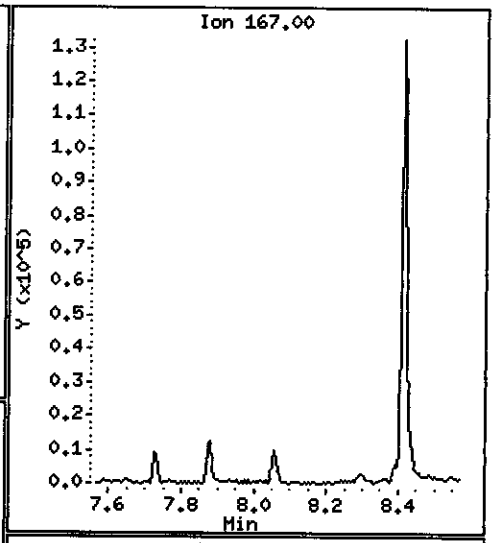

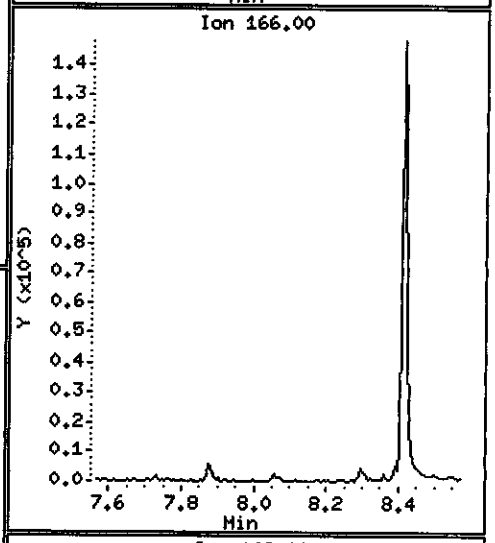

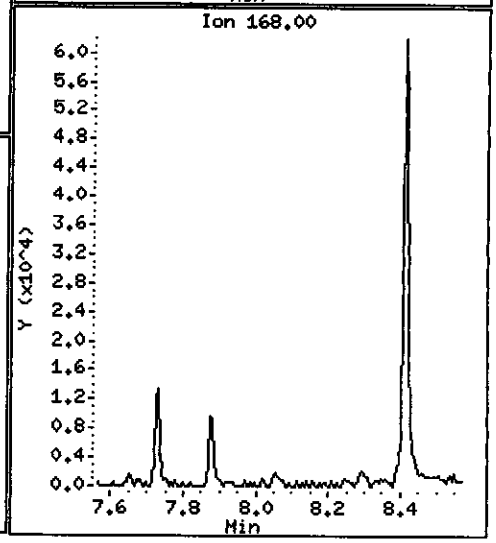

Data File: \\PITSVR06\D\chem\731.i\V102608.b\V1026009.D

Date : 27-OCT-2008 02:17

Client ID: EW-3-1008

Instrument: 731.i

Sample Info: C8J160331-006 X10 10/20/08 h2o(8295020) 8270c

Volume Injected (uL): 2.0

Operator: 003200

Column phase: DB5-MS

Column diameter: 0.32

120 Di-n-Butylphthalate

Concentration: 0.084343 ug/L

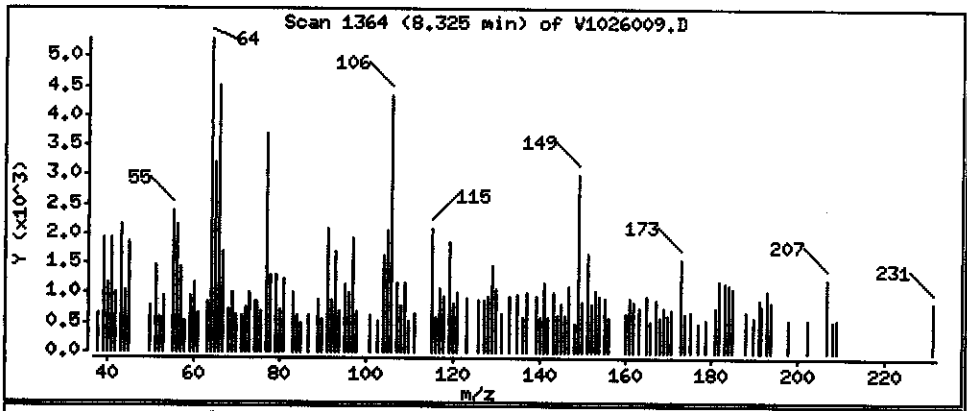

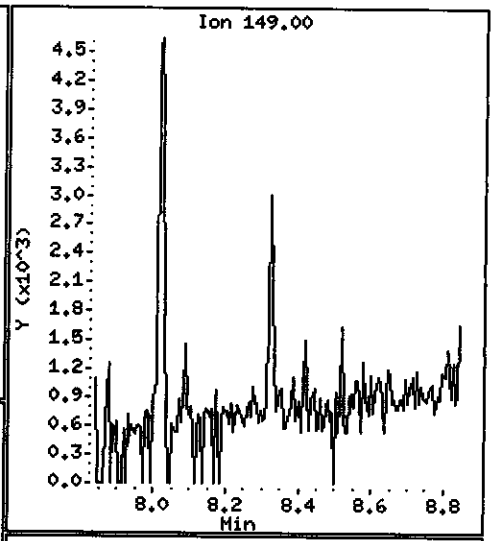

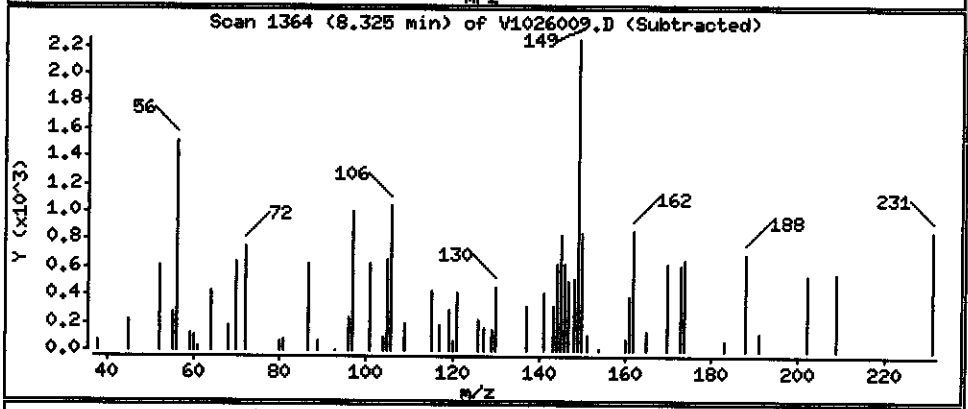

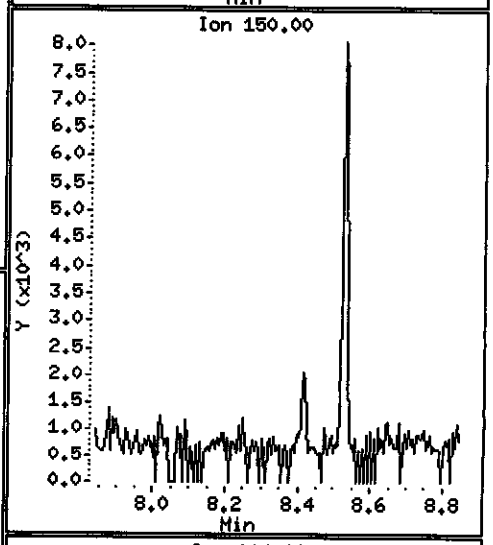

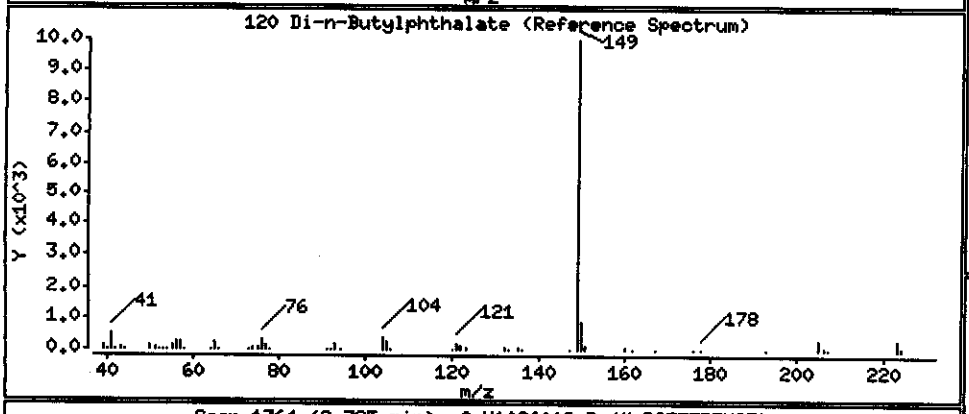

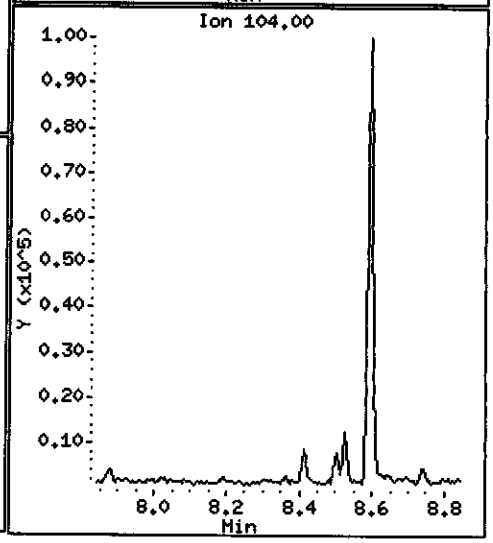

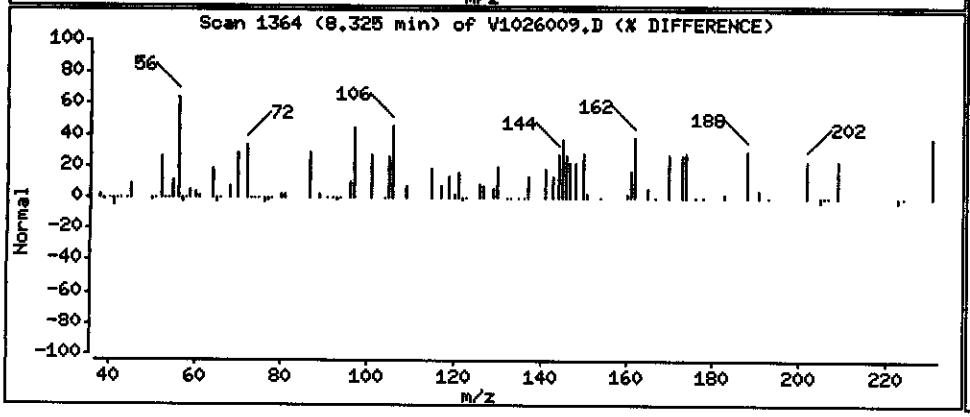

MACTEC Engineering and Consulting Inc

Client Sample ID: EW-3-1008DL

GC/MS Semivolatiles

Lot-Sample #...:	C8J160331-006	**Work Order #...:**	K02T42AL	**Matrix.....:**	WATER
Date Sampled...:	10/14/08 14:05	**Date Received..:**	10/16/08 09:30	**MS Run #.....:**	
Prep Date.....:	10/20/08	**Analysis Date..:**	10/29/08		
Prep Batch #...:	8295020	**Analysis Time..:**	05:01		
Dilution Factor:	480	**Initial Wgt/Vol:**	1040 mL	**Final Wgt/Vol..:**	1 mL
Analyst ID.....:	003200	**Instrument ID..:**	731		
		Method.....:	SW846 8270C		

PARAMETER	RESULT	REPORTING LIMIT	UNITS	MDL
Aniline	**7500**	**480**	**ug/L**	**23**
Acenaphthene	ND	96	ug/L	25
Acenaphthylene	ND	96	ug/L	22
Acetophenone	ND	480	ug/L	22
Anthracene	ND	96	ug/L	24
Atrazine	ND	480	ug/L	19
Benzo(a)anthracene	ND	96	ug/L	20
Benzo(a)pyrene	ND	96	ug/L	21
Benzo(b)fluoranthene	ND	96	ug/L	15
Benzo(ghi)perylene	ND	96	ug/L	13
Benzo(k)fluoranthene	ND	96	ug/L	19
Benzaldehyde	ND	480	ug/L	26
1,1'-Biphenyl	ND	480	ug/L	29
bis(2-Chloroethoxy) methane	ND	480	ug/L	58
bis(2-Chloroethyl)-ether	ND	96	ug/L	22
bis(2-Ethylhexyl) phthalate	ND	480	ug/L	57
4-Bromophenyl phenyl ether	ND	480	ug/L	24
Butyl benzyl phthalate	ND	480	ug/L	66
Caprolactam	ND	2400	ug/L	90
Carbazole	ND	96	ug/L	25
4-Chloroaniline	**96 J**	**480**	**ug/L**	**22**
4-Chloro-3-methylphenol	ND	480	ug/L	28
2-Chloronaphthalene	ND	96	ug/L	21
2-Chlorophenol	ND	480	ug/L	22
4-Chlorophenyl phenyl ether	ND	480	ug/L	20
Chrysene	ND	96	ug/L	17
Dibenz(a,h)anthracene	ND	96	ug/L	17
Dibenzofuran	ND	480	ug/L	26
3,3'-Dichlorobenzidine	ND	480	ug/L	20
2,4-Dichlorophenol	ND	96	ug/L	23
Diethyl phthalate	ND	480	ug/L	120
2,4-Dimethylphenol	ND	480	ug/L	25

(Continued on next page)

MACTEC Engineering and Consulting Inc

Client Sample ID: EW-3-1008 DL

GC/MS Semivolatiles

Lot-Sample #...: C8J160331-006 **Work Order #...:** K02T42AL **Matrix.....:** WATER

PARAMETER	RESULT	REPORTING LIMIT	UNITS	MDL
Dimethyl phthalate	ND	480	ug/L	20
Di-n-butyl phthalate	ND	480	ug/L	22
4,6-Dinitro-2-methylphenol	ND	2400	ug/L	680
2,4-Dinitrophenol	ND	2400	ug/L	610
2,4-Dinitrotoluene	ND	480	ug/L	22
2,6-Dinitrotoluene	ND	480	ug/L	24
Di-n-octyl phthalate	ND	480	ug/L	20
Fluoranthene	ND	96	ug/L	24
Fluorene	ND	96	ug/L	26
Hexachlorobenzene	ND	96	ug/L	21
Hexachlorobutadiene	ND	96	ug/L	18
Hexachlorocyclopenta-diene	ND	480	ug/L	38
Hexachloroethane	ND	480	ug/L	21
Indeno(1,2,3-cd)pyrene	ND	96	ug/L	23
Isophorone	ND	480	ug/L	23
2-Methylnaphthalene	ND	96	ug/L	22
2-Methylphenol	ND	480	ug/L	25
4-Methylphenol	ND	480	ug/L	35
Naphthalene	ND	96	ug/L	21
2-Nitroaniline	ND	2400	ug/L	23
3-Nitroaniline	ND	2400	ug/L	19
4-Nitroaniline	ND	2400	ug/L	12
Nitrobenzene	ND	96	ug/L	31
2-Nitrophenol	ND	480	ug/L	26
4-Nitrophenol	ND	2400	ug/L	34
N-Nitrosodi-n-propyl-amine	ND	96	ug/L	29
N-Nitrosodiphenylamine	ND	96	ug/L	23
2,2'-oxybis (1-Chloropropane)	ND	96	ug/L	12
Pentachlorophenol	ND	480	ug/L	40
Phenanthrene	ND	96	ug/L	26
Phenol	ND	96	ug/L	11
Pyrene	ND	96	ug/L	27
2,4,5-Trichloro-phenol	ND	480	ug/L	30
2,4,6-Trichloro-phenol	ND	480	ug/L	27

(Continued on next page)

MACTEC Engineering and Consulting Inc

Client Sample ID: EW-3-1008 DL

GC/MS Semivolatiles

Lot-Sample #...: C8J160331-006 **Work Order #...:** K02T42AL **Matrix.....:** WATER

SURROGATE	PERCENT RECOVERY	RECOVERY LIMITS
Nitrobenzene-d5	NC,DIL	(23 - 112)
Terphenyl-d14	NC,DIL	(10 - 132)
2-Fluorobiphenyl	NC,DIL	(19 - 107)
2-Fluorophenol	NC,DIL	(10 - 111)
Phenol-d5	NC,DIL	(15 - 112)
2,4,6-Tribromophenol	NC,DIL	(16 - 122)

NOTE(S):

NC The recovery and/or RPD were not calculated.

DIL The concentration is estimated or not reported due to dilution or the presence of interfering analytes.

J Estimated result. Result is less than RL.

Data File: \\PITSVR06\D\chem\731.i\V102908.b\V1029003.D
Date : 29-OCT-2008 05:01
Client ID: EW-3-1008DL
Sample Info: C8J160331-006 X500 10/20/08h2o(8295020) 8270c
Volume Injected (uL): 2.0
Column phase: DB5-MS

Instrument: 731.i

Operator: 003200
Column diameter: 0.32

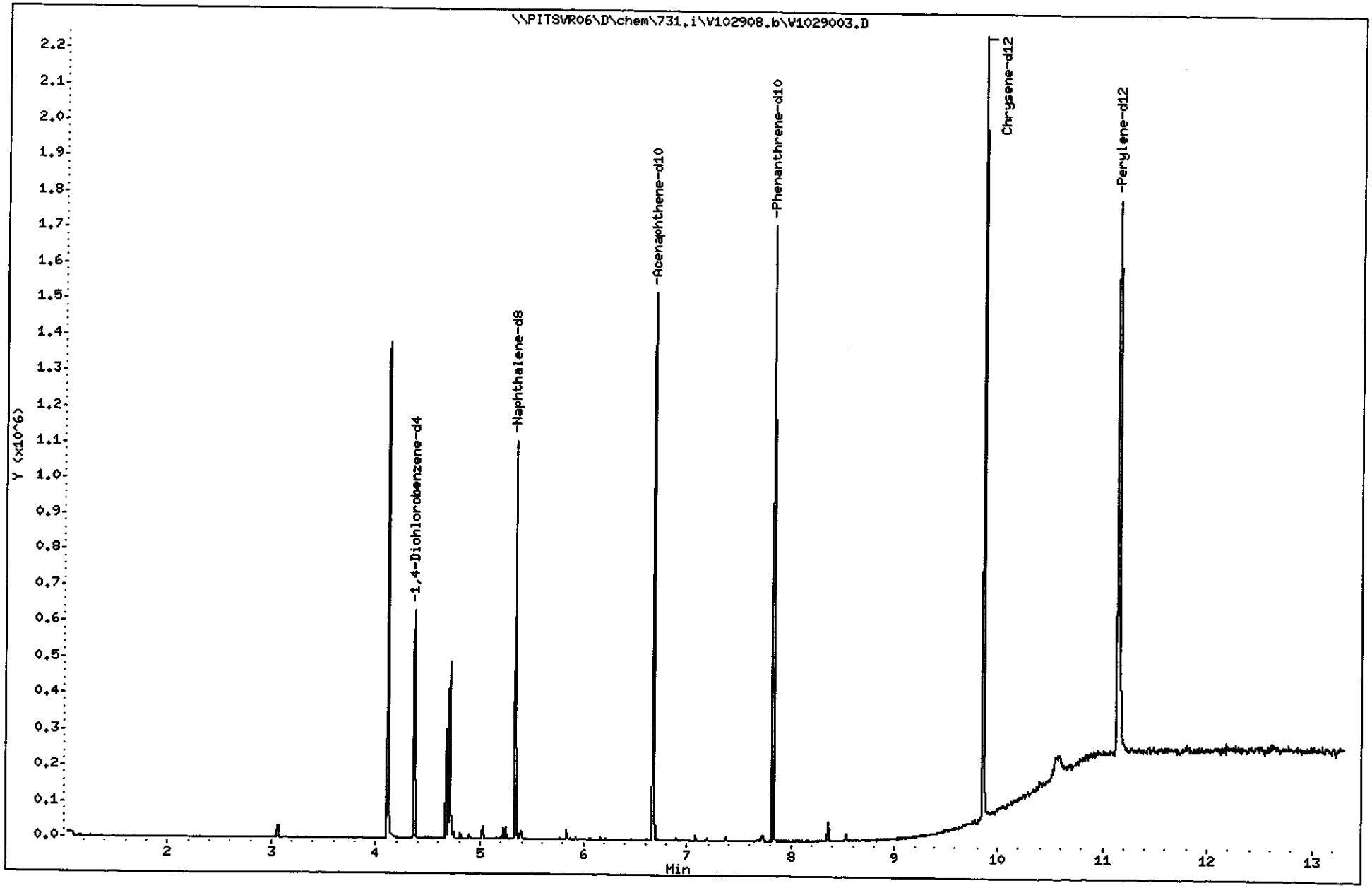

TestAmerica Pittsburgh

Semivolatile REPORT SW-846 Method 8270

Data file : \\PITSVR06\D\chem\731.i\V102908.b\V1029003.D
Lab Smp Id: K02T42AL Client Smp ID: EW-3-1008DL
Inj Date : 29-OCT-2008 05:01
Operator : 003200 Inst ID: 731.i
Smp Info : C8J160331-006 X500 10/20/08h2o(8295020) 8270c
Misc Info : K02T42AL,V102908.b,8270ll.m,padep.sub
Comment :
Method : \\PITSVR06\D\chem\731.i\V102908.b\8270ll.m
Meth Date : 29-Oct-2008 01:20 piccolinov Quant Type: ISTD
Cal Date : 23-OCT-2008 04:48 Cal File: V1023NC7.D
Als bottle: 5
Dil Factor: 500.00000
Integrator: HP RTE Compound Sublist: padep.sub
Target Version: 4.14
Processing Host: PITSVR06

Concentration Formula: Amt * DF * Uf * Vt/(Vo * Vi) * CpndVariable

Name	Value	Description
DF	500.000	Dilution Factor
Uf	1.000	ng unit correction factor
Vt	1000.000	Volume of final extract (uL)
Vo	1040.000	Volume of sample extracted (mL)
Vi	2.000	Volume injected (uL)
Cpnd Variable		Local Compound Variable

	Compounds	QUANT SIG MASS	RT	EXP RT	REL RT	RESPONSE	CONCENTRATIONS ON-COLUMN (NG)	CONCENTRATIONS FINAL (ug/L)
* 1	1,4-Dichlorobenzene-d4	152	4.371	4.374	(1.000)	97887	8.00000	
* 2	Naphthalene-d8	136	5.338	5.346	(1.000)	428539	8.00000	
* 3	Acenaphthene-d10	164	6.679	6.687	(1.000)	315043	8.00000	
* 4	Phenanthrene-d10	188	7.822	7.835	(1.000)	614192	8.00000	
* 5	Chrysene-d12	240	9.858	9.871	(1.000)	685881	8.00000	
* 6	Perylene-d12	264	11.145	11.169	(1.000)	725434	8.00000	
198	1,4-Dioxane	88	Compound Not Detected.					
10	N-Nitrosodimethylamine	74	Compound Not Detected.					
9	Pyridine	79	Compound Not Detected.					
16	Methyl methanesulfonate	80	Compound Not Detected.					
206	Benzaldehyde	77	Compound Not Detected.					
21	Aniline	93	4.120	4.122	(0.943)	548237	31.1177	7480.2
22	Phenol	94	Compound Not Detected.					
23	bis(2-Chloroethyl)ether	93	Compound Not Detected.					
24	2-Chlorophenol	128	Compound Not Detected.					
26	1,3-Dichlorobenzene	146	Compound Not Detected.					
27	1,4-Dichlorobenzene	146	Compound Not Detected.					
28	1,2-Dichlorobenzene	146	Compound Not Detected.					
29	Benzyl Alcohol	108	Compound Not Detected.					
30	2-Methylphenol	108	Compound Not Detected.					

Compounds	QUANT SIG MASS	RT	EXP RT	REL RT	RESPONSE	CONCENTRATIONS ON-COLUMN (NG)	CONCENTRATIONS FINAL (ug/L)
31 2,2'-oxybis(1-Chloropropane)	45	Compound Not Detected.					
37 Acetophenone	105	Compound Not Detected.					
32 N-Nitroso-di-n-propylamine	70	Compound Not Detected.					
192 4-Methylphenol	108	Compound Not Detected.					
34 Hexachloroethane	117	Compound Not Detected.					
35 Nitrobenzene	77	Compound Not Detected.					
41 Isophorone	82	Compound Not Detected.					
42 2-Nitrophenol	139	Compound Not Detected.					
43 2,4-Dimethylphenol	107	Compound Not Detected.					
44 bis(2-Chloroethoxy)methane	93	Compound Not Detected.					
48 2,4-Dichlorophenol	162	Compound Not Detected.					
49 Benzoic Acid	122	Compound Not Detected.					
50 1,2,4-Trichlorobenzene	180	Compound Not Detected.					
51 Naphthalene	128	Compound Not Detected.					
52 4-Chloroaniline	127	5.397	5.405	(1.011)	8473	0.39728	95.500
54 2,6-Dichlorophenol	162	Compound Not Detected.					
56 Hexachlorobutadiene	224	Compound Not Detected.					
208 Caprolactam	113	Compound Not Detected.					
59 4-Chloro-3-Methylphenol	107	Compound Not Detected.					
62 2-Methylnaphthalene	142	Compound Not Detected.					
63 1-Methylnaphthalene	142	Compound Not Detected.					
64 Hexachlorocyclopentadiene	236	Compound Not Detected.					
66 2,4,6-Trichlorophenol	196	Compound Not Detected.					
67 2,4,5-Trichlorophenol	196	Compound Not Detected.					
209 1,1'-Biphenyl	154	Compound Not Detected.					
70 2-Chloronaphthalene	162	Compound Not Detected.					
73 2-Nitroaniline	65	Compound Not Detected.					
76 Dimethylphthalate	163	Compound Not Detected.					
78 2,6-Dinitrotoluene	165	Compound Not Detected.					
79 Acenaphthylene	152	Compound Not Detected.					
81 3-Nitroaniline	138	Compound Not Detected.					
82 Acenaphthene	153	Compound Not Detected.					
83 2,4-Dinitrophenol	184	Compound Not Detected.					
85 4-Nitrophenol	109	Compound Not Detected.					
86 Dibenzofuran	168	Compound Not Detected.					
87 2,4-Dinitrotoluene	165	Compound Not Detected.					
91 2,3,5,6-Tetrachlorophenol	231	Compound Not Detected.					
88 2,3,4,6-Tetrachlorophenol	231	Compound Not Detected.					
92 2-Naphthylamine	143	Compound Not Detected.					
93 Diethylphthalate	149	Compound Not Detected.					
94 Fluorene	166	Compound Not Detected.					
95 4-Chlorophenyl-phenylether	204	Compound Not Detected.					
96 4-Nitroaniline	138	Compound Not Detected.					
98 4,6-Dinitro-2-methylphenol	198	Compound Not Detected.					
99 N-Nitrosodiphenylamine (1)	169	Compound Not Detected.					
100 1,2-Diphenylhydrazine	77	Compound Not Detected.					
106 4-Bromophenyl-phenylether	248	Compound Not Detected.					
107 Hexachlorobenzene	283	Compound Not Detected.					
210 Atrazine	200	Compound Not Detected.					
111 Pentachlorophenol	265	Compound Not Detected.					
115 Phenanthrene	178	Compound Not Detected.					
116 Anthracene	178	Compound Not Detected.					
119 Carbazole	167	Compound Not Detected.					
120 Di-n-Butylphthalate	149	Compound Not Detected.					

Compounds	QUANT SIG MASS	RT	EXP RT	REL RT	RESPONSE	CONCENTRATIONS ON-COLUMN (NG)	CONCENTRATIONS FINAL (ug/L)
123 Fluoranthene	202	Compound Not Detected.					
124 Benzidine	184	Compound Not Detected.					
125 Pyrene	202	Compound Not Detected.					
131 Butylbenzylphthalate	149	Compound Not Detected.					
135 3,3'-Dichlorobenzidine	252	Compound Not Detected.					
136 Benzo(a)Anthracene	228	Compound Not Detected.					
137 Chrysene	228	Compound Not Detected.					
139 bis(2-ethylhexyl)Phthalate	149	Compound Not Detected.					
140 Di-n-octylphthalate	149	Compound Not Detected.					
141 Benzo(b)fluoranthene	252	Compound Not Detected.					
142 Benzo(k)fluoranthene	252	Compound Not Detected.					
143 7,12-dimethylbenz[a]anthracen	256	Compound Not Detected.					
146 Benzo(a)pyrene	252	Compound Not Detected.					
149 Indeno(1,2,3-cd)pyrene	276	Compound Not Detected.					
150 Dibenz(a,h)anthracene	278	Compound Not Detected.					
151 Benzo(g,h,i)perylene	276	Compound Not Detected.					
$ 154 Nitrobenzene-d5	82	Compound Not Detected.					
$ 155 2-Fluorobiphenyl	172	Compound Not Detected.					
$ 156 Terphenyl-d14	244	Compound Not Detected.					
$ 157 Phenol-d5	99	Compound Not Detected.					
$ 158 2-Fluorophenol	112	Compound Not Detected.					
$ 159 2,4,6-Tribromophenol	329	Compound Not Detected.					
$ 186 2-Chlorophenol-d4	132	Compound Not Detected.					
$ 187 1,2-Dichlorobenzene-d4	152	Compound Not Detected.					

Data File: \\PITSVR06\D\chem\731.i\V102908.b\V1029003.D

Date : 29-OCT-2008 05:01

Client ID: EW-3-1008DL

Instrument: 731.i

Sample Info: C8J160331-006 X500 10/20/08h2o(8295020) 8270c

Volume Injected (uL): 2.0

Operator: 003200

Column phase: DB5-MS

Column diameter: 0.32

21 Aniline

Concentration: 7480.2 ug/L

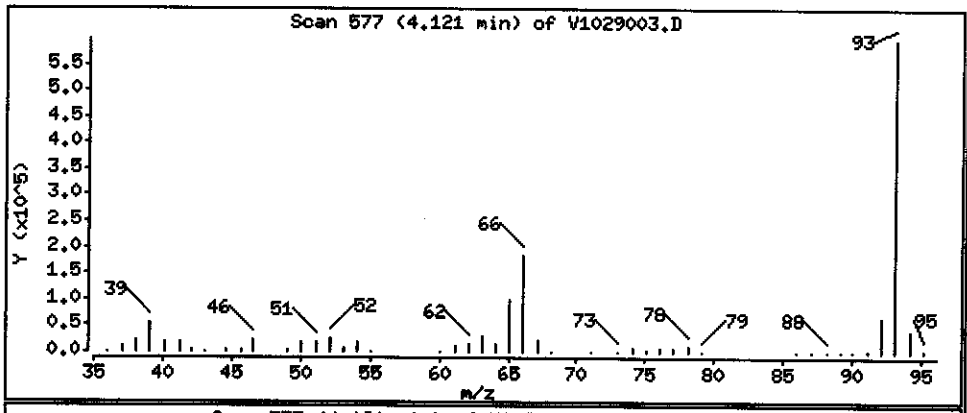

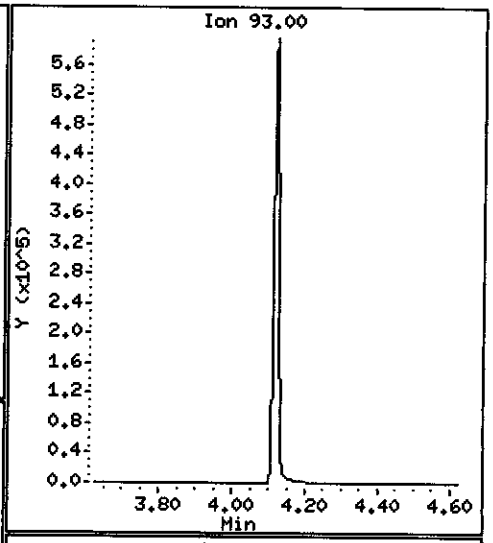

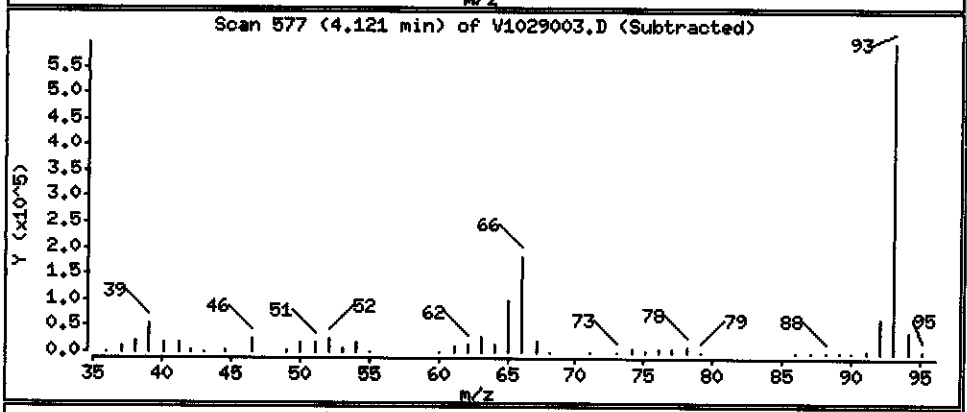

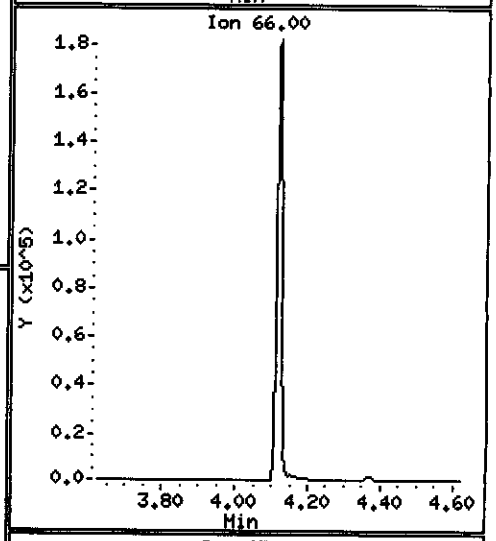

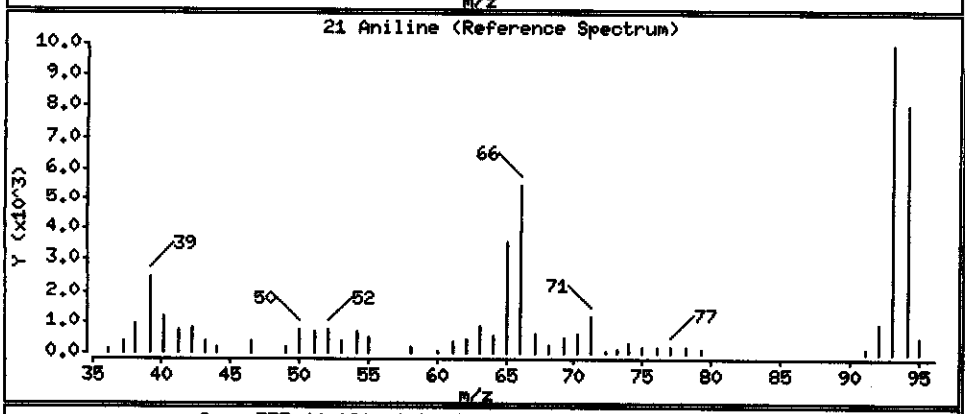

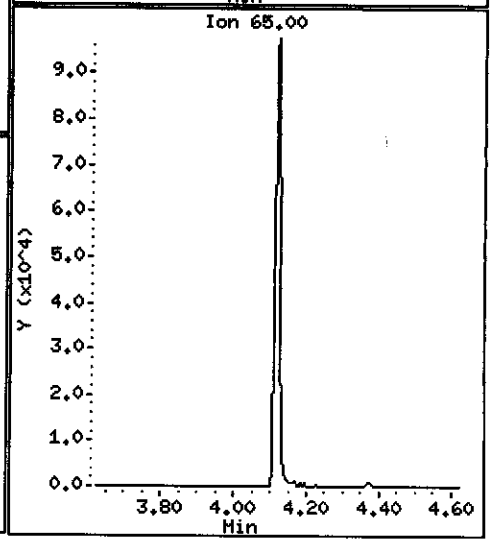

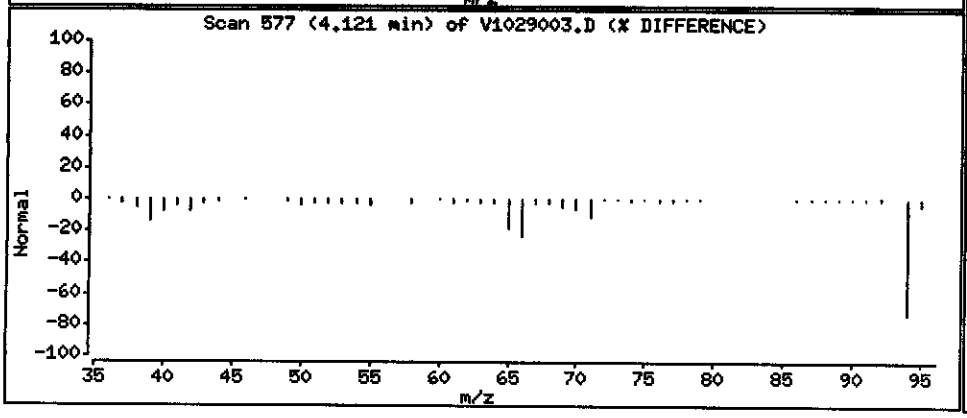

Data File: \\PITSVR06\D\chem\731.i\V102908.b\V1029003.D

Date : 29-OCT-2008 05:01

Client ID: EW-3-1008DL

Instrument: 731.i

Sample Info: C8J160331-006 X500 10/20/08h2o(8295020) 8270c

Volume Injected (uL): 2.0

Operator: 003200

Column phase: DB5-MS

Column diameter: 0.32

52 4-Chloroaniline

Concentration: 95.500 ug/L

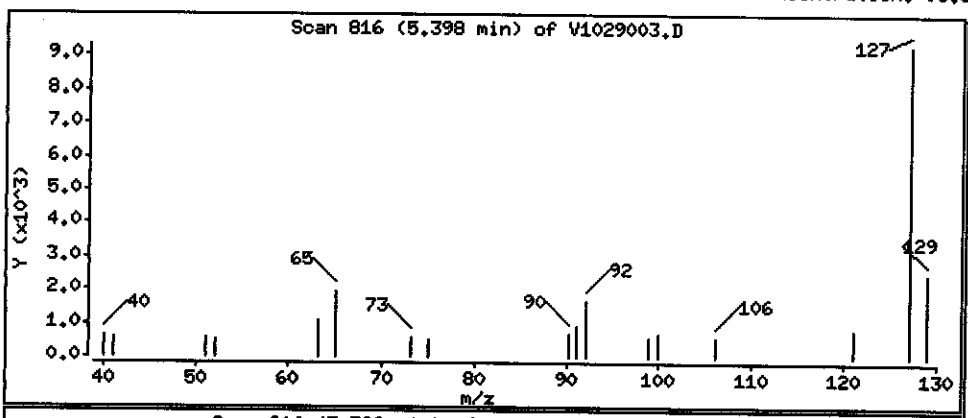

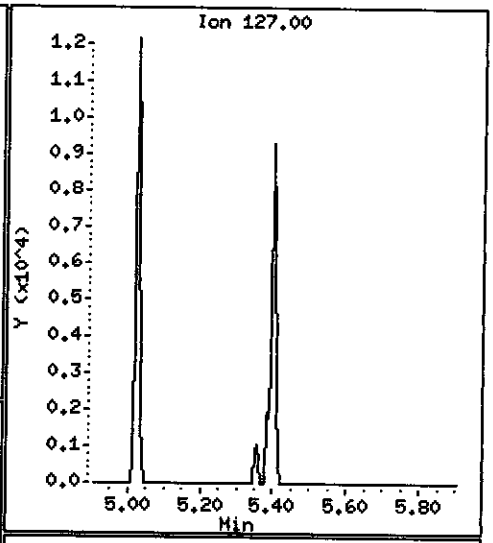

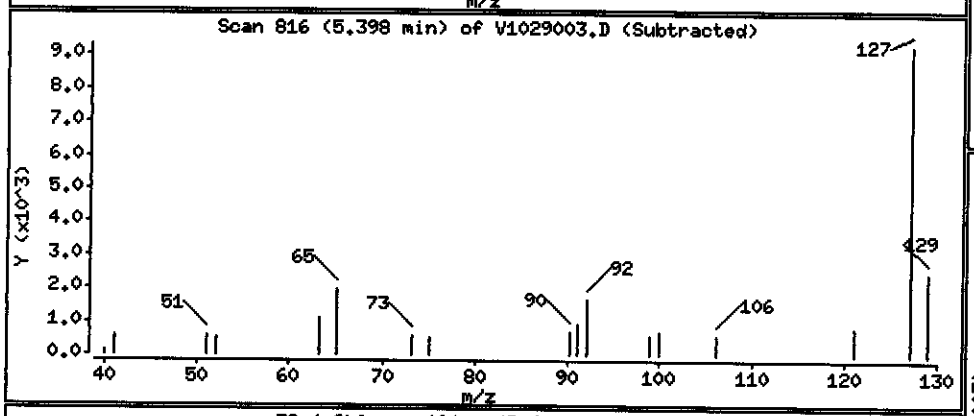

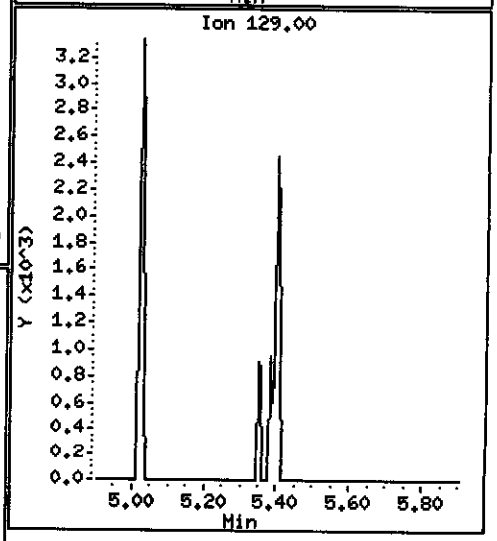

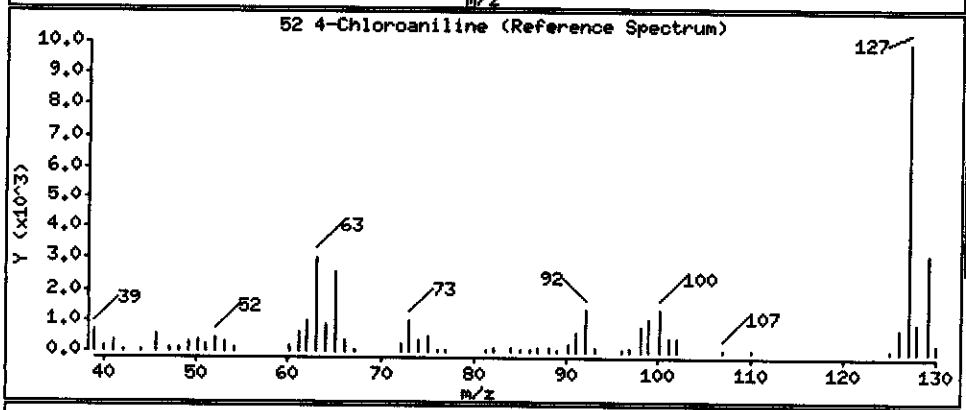

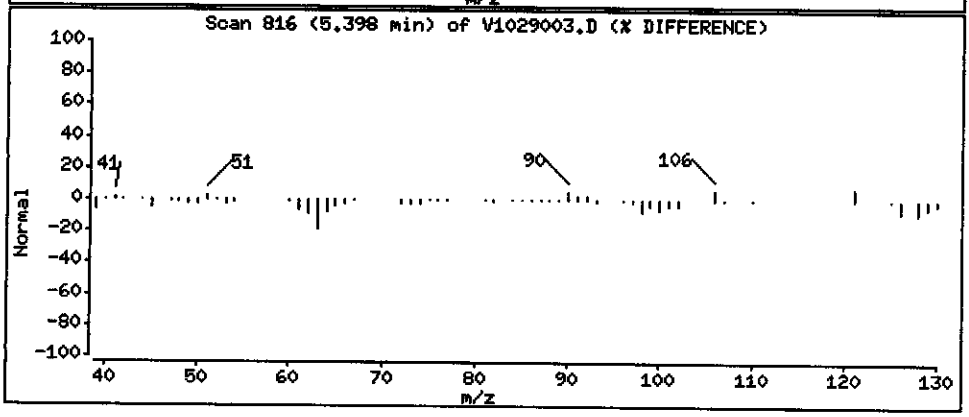

MACTEC Engineering and Consulting Inc

Client Sample ID: EW-4-1008

GC/MS Semivolatiles

Lot-Sample #...:	C8J160331-007	**Work Order #...:**	K02T51AL	**Matrix.....:**	WATER
Date Sampled...:	10/14/08 14:15	**Date Received..:**	10/16/08 09:30	**MS Run #.....:**	
Prep Date.....:	10/20/08	**Analysis Date..:**	10/27/08		
Prep Batch #...:	8295020	**Analysis Time..:**	02:39		
Dilution Factor:	9.9	**Initial Wgt/Vol:**	1010 mL	**Final Wgt/Vol..:**	1 mL
Analyst ID.....:	003200	**Instrument ID..:**	731		
		Method.....:	SW846 8270C		

PARAMETER	RESULT	REPORTING LIMIT	UNITS	MDL
Aniline	**7200 E**	**9.9**	**ug/L**	**0.48**
Acenaphthene	ND	2.0	ug/L	0.52
Acenaphthylene	ND	2.0	ug/L	0.46
Acetophenone	ND	9.9	ug/L	0.46
Anthracene	**1.8 J**	**2.0**	**ug/L**	**0.50**
Atrazine	ND	9.9	ug/L	0.39
Benzo(a)anthracene	ND	2.0	ug/L	0.41
Benzo(a)pyrene	ND	2.0	ug/L	0.43
Benzo(b)fluoranthene	ND	2.0	ug/L	0.31
Benzo(ghi)perylene	ND	2.0	ug/L	0.27
Benzo(k)fluoranthene	ND	2.0	ug/L	0.39
Benzaldehyde	ND	9.9	ug/L	0.54
1,1'-Biphenyl	**23**	**9.9**	**ug/L**	**0.60**
bis(2-Chloroethoxy) methane	ND	9.9	ug/L	1.2
bis(2-Chloroethyl)-ether	ND	2.0	ug/L	0.46
bis(2-Ethylhexyl) phthalate	ND	9.9	ug/L	1.2
4-Bromophenyl phenyl ether	ND	9.9	ug/L	0.49
Butyl benzyl phthalate	ND	9.9	ug/L	1.4
Caprolactam	ND	50	ug/L	1.9
Carbazole	**5.7**	**2.0**	**ug/L**	**0.52**
4-Chloroaniline	**25**	**9.9**	**ug/L**	**0.46**
4-Chloro-3-methylphenol	ND	9.9	ug/L	0.58
2-Chloronaphthalene	ND	2.0	ug/L	0.44
2-Chlorophenol	ND	9.9	ug/L	0.45
4-Chlorophenyl phenyl ether	ND	9.9	ug/L	0.42
Chrysene	ND	2.0	ug/L	0.35
Dibenz(a,h)anthracene	ND	2.0	ug/L	0.34
Dibenzofuran	**44**	**9.9**	**ug/L**	**0.53**
3,3'-Dichlorobenzidine	ND	9.9	ug/L	0.41
2,4-Dichlorophenol	ND	2.0	ug/L	0.48
Diethyl phthalate	ND	9.9	ug/L	2.4
2,4-Dimethylphenol	ND	9.9	ug/L	0.51

(Continued on next page)

MACTEC Engineering and Consulting Inc

Client Sample ID: EW-4-1008

GC/MS Semivolatiles

Lot-Sample #...: C8J160331-007 **Work Order #...:** K02T51AL **Matrix.....:** WATER

PARAMETER	RESULT	REPORTING LIMIT	UNITS	MDL
Dimethyl phthalate	ND	9.9	ug/L	0.42
Di-n-butyl phthalate	ND	9.9	ug/L	0.46
4,6-Dinitro-2-methylphenol	ND	50	ug/L	14
2,4-Dinitrophenol	ND	50	ug/L	13
2,4-Dinitrotoluene	ND	9.9	ug/L	0.45
2,6-Dinitrotoluene	ND	9.9	ug/L	0.50
Di-n-octyl phthalate	ND	9.9	ug/L	0.42
Fluoranthene	**0.93 J**	**2.0**	**ug/L**	**0.49**
Fluorene	**34**	**2.0**	**ug/L**	**0.54**
Hexachlorobenzene	ND	2.0	ug/L	0.43
Hexachlorobutadiene	ND	2.0	ug/L	0.37
Hexachlorocyclopentadiene	ND	9.9	ug/L	0.79
Hexachloroethane	ND	9.9	ug/L	0.43
Indeno(1,2,3-cd)pyrene	ND	2.0	ug/L	0.47
Isophorone	ND	9.9	ug/L	0.47
2-Methylnaphthalene	**65**	**2.0**	**ug/L**	**0.46**
2-Methylphenol	**1.9 J**	**9.9**	**ug/L**	**0.51**
4-Methylphenol	ND	9.9	ug/L	0.73
Naphthalene	**330**	**2.0**	**ug/L**	**0.43**
2-Nitroaniline	ND	50	ug/L	0.47
3-Nitroaniline	ND	50	ug/L	0.40
4-Nitroaniline	ND	50	ug/L	0.25
Nitrobenzene	ND	2.0	ug/L	0.63
2-Nitrophenol	ND	9.9	ug/L	0.53
4-Nitrophenol	ND	50	ug/L	0.69
N-Nitrosodi-n-propylamine	ND	2.0	ug/L	0.59
N-Nitrosodiphenylamine	**11**	**2.0**	**ug/L**	**0.48**
2,2'-oxybis(1-Chloropropane)	ND	2.0	ug/L	0.26
Pentachlorophenol	ND	9.9	ug/L	0.82
Phenanthrene	**11**	**2.0**	**ug/L**	**0.54**
Phenol	ND	2.0	ug/L	0.22
Pyrene	**0.62 J**	**2.0**	**ug/L**	**0.56**
2,4,5-Trichlorophenol	ND	9.9	ug/L	0.62
2,4,6-Trichlorophenol	ND	9.9	ug/L	0.56

(Continued on next page)

MACTEC Engineering and Consulting Inc

Client Sample ID: EW-4-1008

GC/MS Semivolatiles

Lot-Sample #...: C8J160331-007 **Work Order #...:** K02T51AL **Matrix.....:** WATER

SURROGATE	PERCENT RECOVERY	RECOVERY LIMITS
Nitrobenzene-d5	4.5 *	(23 - 112)
Terphenyl-d14	44	(10 - 132)
2-Fluorobiphenyl	68	(19 - 107)
2-Fluorophenol	46	(10 - 111)
Phenol-d5	26	(15 - 112)
2,4,6-Tribromophenol	76	(16 - 122)

NOTE(S):

* Surrogate recovery is outside stated control limits.

E Estimated result. Result concentration exceeds the calibration range.

J Estimated result. Result is less than RL.

Data File: \\PITSVR06\D\chem\731.i\V102608.b\V1026010.D
Date : 27-OCT-2008 02:39
Client ID: EW-4-1008
Sample Info: C8J160331-007 X10 10/20/08 h2o(8295020) 8270c
Volume Injected (uL): 2.0
Column phase: DB5-MS

Instrument: 731.i
Operator: 003200
Column diameter: 0.32

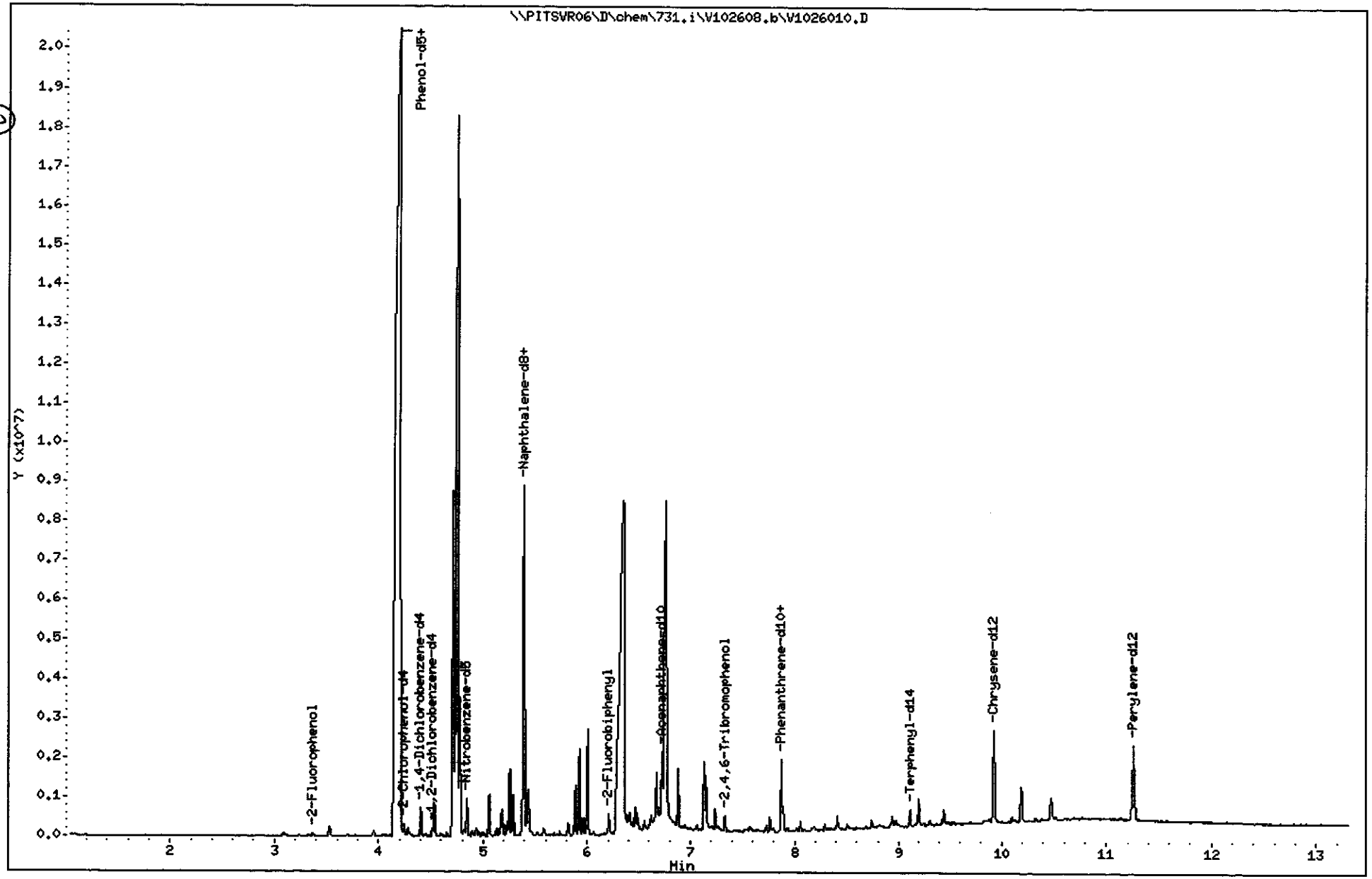

(2001 - 3460)
2230
C8J160331

TestAmerica Pittsburgh

Semivolatile REPORT SW-846 Method 8270

Data file : \\PITSVR06\D\chem\731.i\V102608.b\V1026010.D
Lab Smp Id: K02T51AL Client Smp ID: EW-4-1008
Inj Date : 27-OCT-2008 02:39
Operator : 003200 Inst ID: 731.i
Smp Info : C8J160331-007 X10 10/20/08 h2o(8295020) 8270c
Misc Info : K02T51AL,V102608.b,827011.m,padep.sub
Comment :
Method : \\PITSVR06\D\chem\731.i\V102608.b\827011.m
Meth Date : 27-Oct-2008 01:04 piccolinov Quant Type: ISTD
Cal Date : 23-OCT-2008 04:48 Cal File: V1023NC7.D
Als bottle: 12
Dil Factor: 10.00000
Integrator: HP RTE Compound Sublist: padep.sub
Target Version: 4.14
Processing Host: PITSVR06

Concentration Formula: Amt * DF * Uf * Vt/(Vo * Vi) * CpndVariable

Name	Value	Description
DF	10.000	Dilution Factor
Uf	1.000	ng unit correction factor
Vt	1000.000	Volume of final extract (uL)
Vo	1010.000	Volume of sample extracted (mL)
Vi	2.000	Volume injected (uL)
Cpnd Variable		Local Compound Variable

	Compounds	QUANT SIG MASS	RT	EXP RT	REL RT	RESPONSE	CONCENTRATIONS ON-COLUMN (NG)	CONCENTRATIONS FINAL (ug/L)
* 1	1,4-Dichlorobenzene-d4	152	4.403	4.408	(1.000)	98548	8.00000	
* 2	Naphthalene-d8	136	5.376	5.381	(1.000)	423865	8.00000	
* 3	Acenaphthene-d10	164	6.727	6.732	(1.000)	327813	8.00000	
* 4	Phenanthrene-d10	188	7.876	7.886	(1.000)	668138	8.00000	
* 5	Chrysene-d12	240	9.922	9.937	(1.000)	775924	8.00000	
* 6	Perylene-d12	264	11.257	11.278	(1.000)	869982	8.00000	
198	1,4-Dioxane	88	Compound Not Detected.					
10	N-Nitrosodimethylamine	74	Compound Not Detected.					
9	Pyridine	79	Compound Not Detected.					
16	Methyl methanesulfonate	80	Compound Not Detected.					
206	Benzaldehyde	77	Compound Not Detected.					
21	Aniline	93	4.200	4.152	(0.954)	25832337	1456.40	7209.9 ✓
22	Phenol	94	Compound Not Detected.					
23	bis(2-Chloroethyl)ether	93	Compound Not Detected.					
24	2-Chlorophenol	128	Compound Not Detected.					
26	1,3-Dichlorobenzene	146	Compound Not Detected.					
27	1,4-Dichlorobenzene	146	Compound Not Detected.					
28	1,2-Dichlorobenzene	146	Compound Not Detected.					
29	Benzyl Alcohol	108	Compound Not Detected.					
30	2-Methylphenol	108	4.622	4.611	(1.050)	5178	0.38846	1.9231
31	2,2'-oxybis(1-Chloropropane)	45	Compound Not Detected.					

Compounds	QUANT SIG MASS	RT	EXP RT	REL RT	RESPONSE	CONCENTRATIONS ON-COLUMN (NG)	CONCENTRATIONS FINAL (ug/L)
37 Acetophenone	105	Compound Not Detected.					
32 N-Nitroso-di-n-propylamine	70	Compound Not Detected.					
192 4-Methylphenol	108	Compound Not Detected.					
34 Hexachloroethane	117	Compound Not Detected.					
35 Nitrobenzene	77	Compound Not Detected.					
41 Isophorone	82	Compound Not Detected.					
42 2-Nitrophenol	139	Compound Not Detected.					
43 2,4-Dimethylphenol	107	Compound Not Detected.					
44 bis(2-Chloroethoxy)methane	93	Compound Not Detected.					
48 2,4-Dichlorophenol	162	Compound Not Detected.					
49 Benzoic Acid	122	5.178	5.172	(0.963)	120773	15.8612	78.521
50 1,2,4-Trichlorobenzene	180	Compound Not Detected.					
51 Naphthalene	128	5.392	5.397	(1.003)	3677245	67.3035	333.18
52 4-Chloroaniline	127	5.434	5.445	(1.011)	105436	4.99816	24.743
54 2,6-Dichlorophenol	162	Compound Not Detected.					
56 Hexachlorobutadiene	224	Compound Not Detected.					
208 Caprolactam	113	Compound Not Detected.					
59 4-Chloro-3-Methylphenol	107	Compound Not Detected.					
62 2-Methylnaphthalene	142	5.926	5.931	(1.102)	509178	13.0927	64.816
63 1-Methylnaphthalene	142	6.001	6.006	(1.116)	598433	15.3392	75.936
64 Hexachlorocyclopentadiene	236	Compound Not Detected.					
66 2,4,6-Trichlorophenol	196	Compound Not Detected.					
67 2,4,5-Trichlorophenol	196	Compound Not Detected.					
209 1,1'-Biphenyl	154	6.284	6.294	(0.934)	247338	4.72967	23.414
70 2-Chloronaphthalene	162	Compound Not Detected.					
73 2-Nitroaniline	65	Compound Not Detected.					
76 Dimethylphthalate	163	Compound Not Detected.					
78 2,6-Dinitrotoluene	165	Compound Not Detected.					
79 Acenaphthylene	152	Compound Not Detected.					
81 3-Nitroaniline	138	Compound Not Detected.					
82 Acenaphthene	153	Compound Not Detected.					
83 2,4-Dinitrophenol	184	Compound Not Detected.					
85 4-Nitrophenol	109	Compound Not Detected.					
86 Dibenzofuran	168	6.882	6.892	(1.023)	563608	8.80286	43.578
87 2,4-Dinitrotoluene	165	Compound Not Detected.					
91 2,3,5,6-Tetrachlorophenol	231	Compound Not Detected.					
88 2,3,4,6-Tetrachlorophenol	231	Compound Not Detected.					
92 2-Naphthylamine	143	7.010	7.015	(1.042)	3396	0.14437	0.71470
93 Diethylphthalate	149	Compound Not Detected.					
94 Fluorene	166	7.149	7.159	(1.063)	343329	6.83498	33.836
95 4-Chlorophenyl-phenylether	204	Compound Not Detected.					
96 4-Nitroaniline	138	Compound Not Detected.					
98 4,6-Dinitro-2-methylphenol	198	Compound Not Detected.					
99 N-Nitrosodiphenylamine (1)	169	7.240	7.250	(0.919)	89969	2.22974	11.038
100 1,2-Diphenylhydrazine	77	Compound Not Detected.					
106 4-Bromophenyl-phenylether	248	Compound Not Detected.					
107 Hexachlorobenzene	283	Compound Not Detected.					
210 Atrazine	200	Compound Not Detected.					
111 Pentachlorophenol	265	Compound Not Detected.					
115 Phenanthrene	178	7.892	7.902	(1.002)	184137	2.17863	10.785
116 Anthracene	178	7.935	7.945	(1.007)	30800	0.36042	1.7842
119 Carbazole	167	8.057	8.068	(1.023)	94552	1.14495	5.6681
120 Di-n-Butylphthalate	149	Compound Not Detected.					
123 Fluoranthene	202	8.816	8.826	(1.119)	18965	0.18771	0.92927

Compounds	QUANT SIG MASS	RT	EXP RT	REL RT	RESPONSE	CONCENTRATIONS ON-COLUMN (NG)	CONCENTRATIONS FINAL (ug/L)
124 Benzidine	184	8.918	8.928	(0.899)	40244	2.18929	10.838
125 Pyrene	202	8.992	9.003	(0.906)	14816	0.12449	0.61628
131 Butylbenzylphthalate	149	Compound Not Detected.					
135 3,3'-Dichlorobenzidine	252	Compound Not Detected.					
136 Benzo(a)Anthracene	228	Compound Not Detected.					
137 Chrysene	228	Compound Not Detected.					
139 bis(2-ethylhexyl)Phthalate	149	Compound Not Detected.					
140 Di-n-octylphthalate	149	Compound Not Detected.					
141 Benzo(b)fluoranthene	252	Compound Not Detected.					
142 Benzo(k)fluoranthene	252	Compound Not Detected.					
143 7,12-dimethylbenz[a]anthracen	256	Compound Not Detected.					
146 Benzo(a)pyrene	252	Compound Not Detected.					
149 Indeno(1,2,3-cd)pyrene	276	Compound Not Detected.					
150 Dibenz(a,h)anthracene	278	Compound Not Detected.					
151 Benzo(g,h,i)perylene	276	Compound Not Detected.					
$ 154 Nitrobenzene-d5	82	4.831	4.830	(0.899)	2627	0.17800	0.88119(R)
$ 155 2-Fluorobiphenyl	172	6.209	6.219	(0.923)	126032	2.70180	13.375
$ 156 Terphenyl-d14	244	9.110	9.120	(0.918)	134751	1.75491	8.6876
$ 157 Phenol-d5	99	4.168	4.141	(0.947)	24565	1.57124	7.7784
$ 158 2-Fluorophenol	112	3.367	3.367	(0.765)	29930	2.74391	13.584
$ 159 2,4,6-Tribromophenol	330	7.336	7.346	(0.931)	35887	4.56955	22.622
$ 186 2-Chlorophenol-d4	132	4.243	4.227	(0.964)	52202	3.40801	16.871
$ 187 1,2-Dichlorobenzene-d4	152	4.521	4.520	(1.027)	28160	2.34642	11.616

QC Flag Legend

R - Spike/Surrogate failed recovery limits.

Data File: \\PITSVR06\D\chem\731.i\V102608.b\V1026010.D

Date : 27-OCT-2008 02:39

Client ID: EW-4-1008

Instrument: 731.i

Sample Info: C8J160331-007 X10 10/20/08 h2o(8295020) 8270c

Volume Injected (uL): 2.0

Operator: 003200

Column phase: DB5-MS

Column diameter: 0.32

21 Aniline

Concentration: 7209.9 ug/L

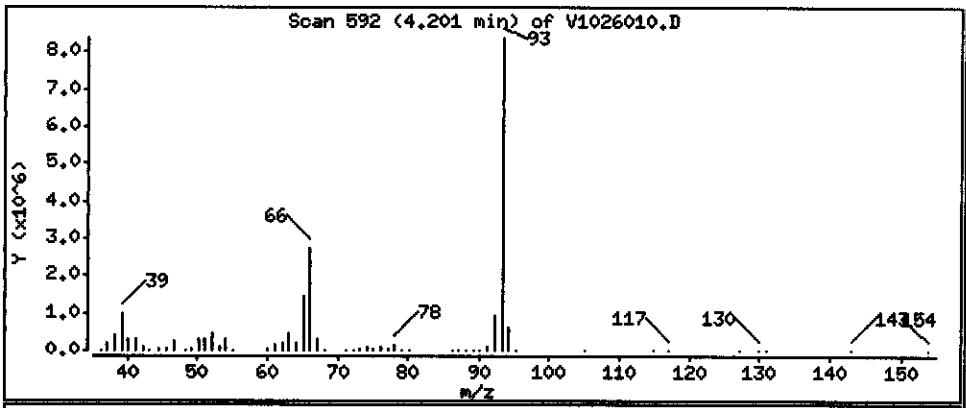

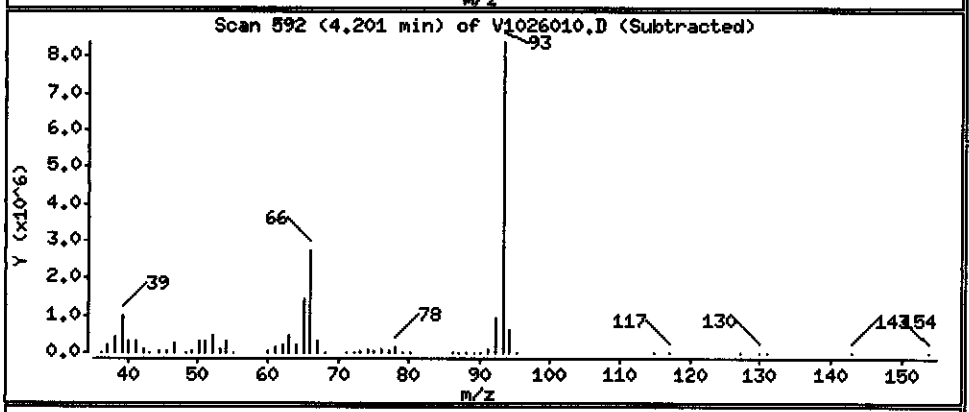

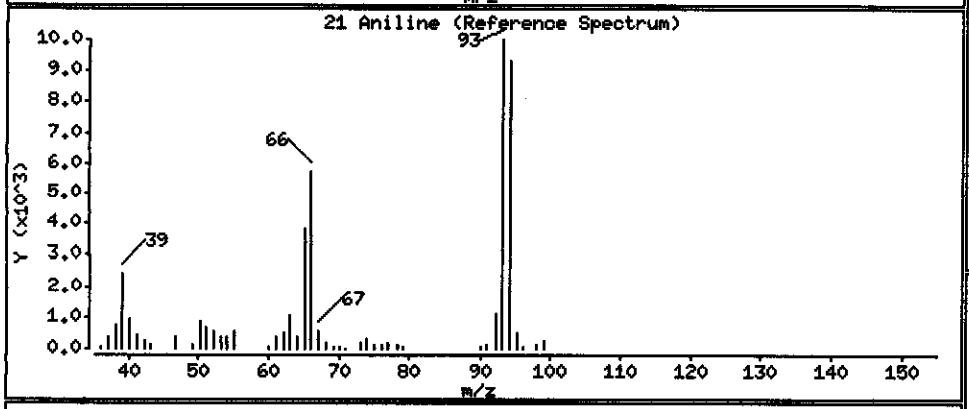

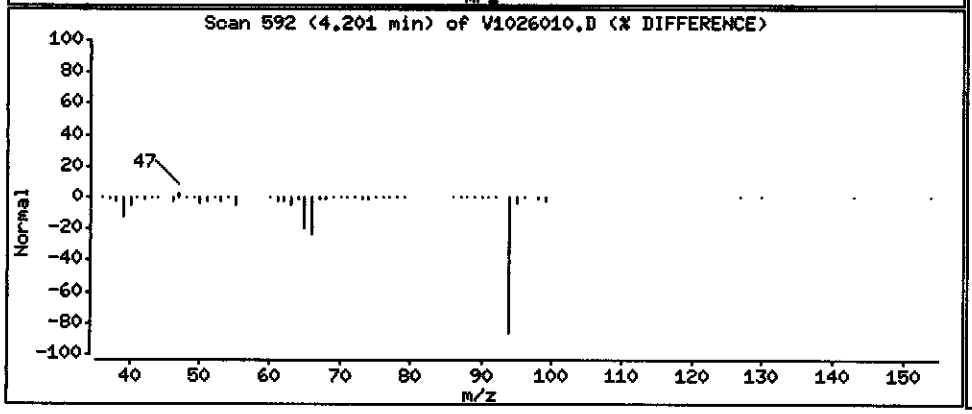

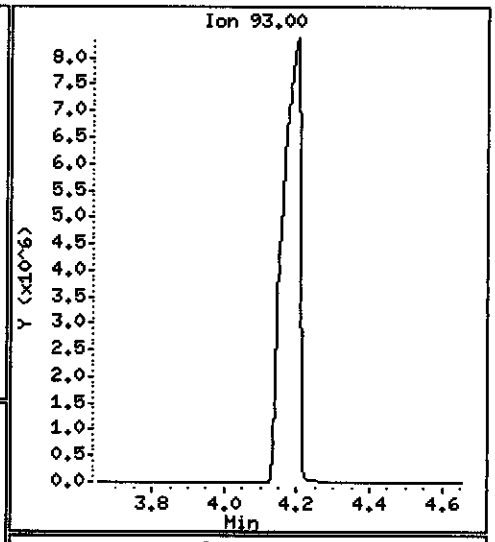

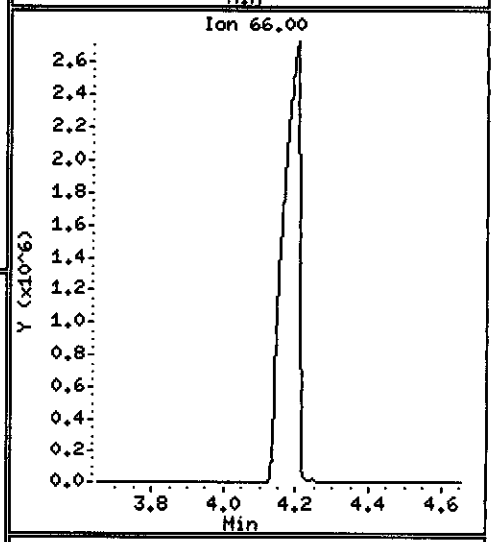

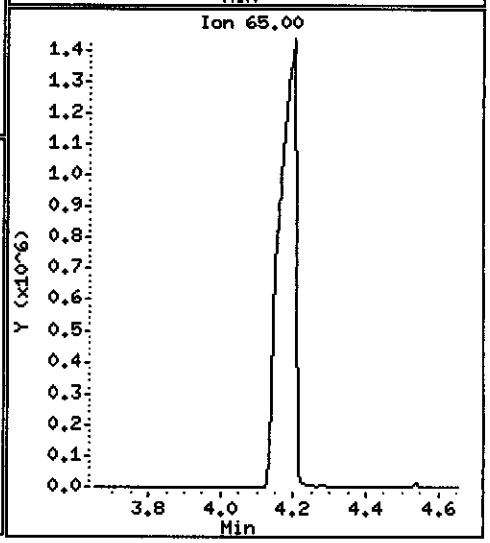

Data File: \\PITSVR06\D\chem\731.i\V102608.b\V1026010.D

Date : 27-OCT-2008 02:39

Client ID: EW-4-1008

Instrument: 731.i

Sample Info: C8J160331-007 X10 10/20/08 h2o(8295020) 8270c

Volume Injected (uL): 2.0

Operator: 003200

Column phase: DB5-MS

Column diameter: 0.32

30 2-Methylphenol

Concentration: 1.9231 ug/L

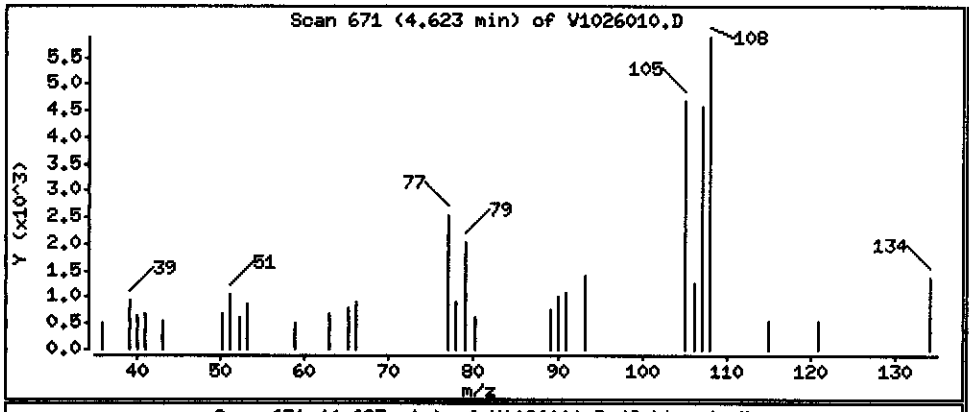

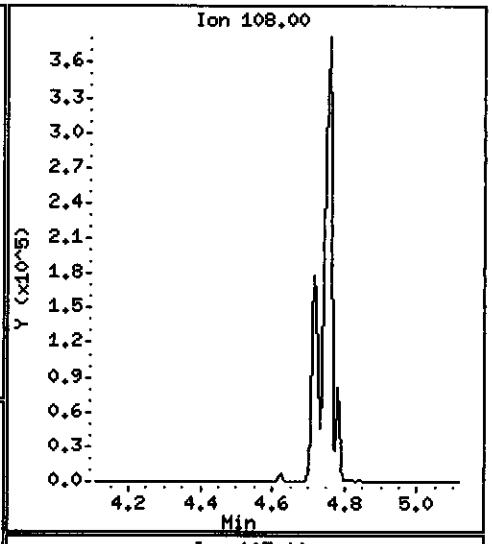

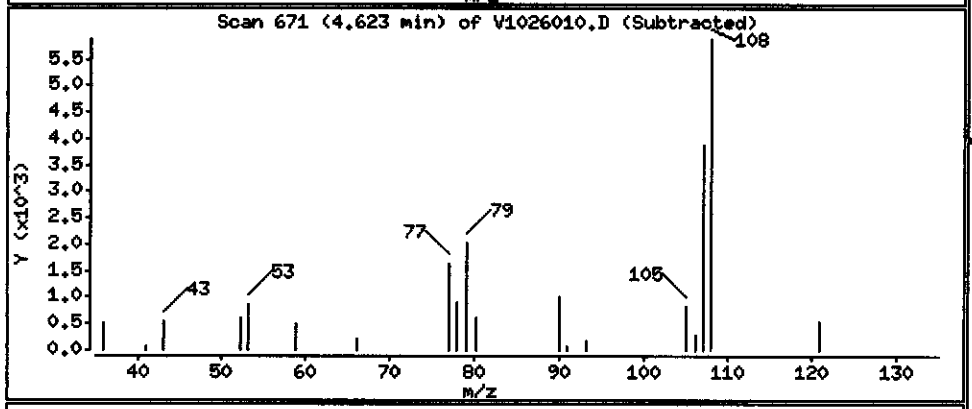

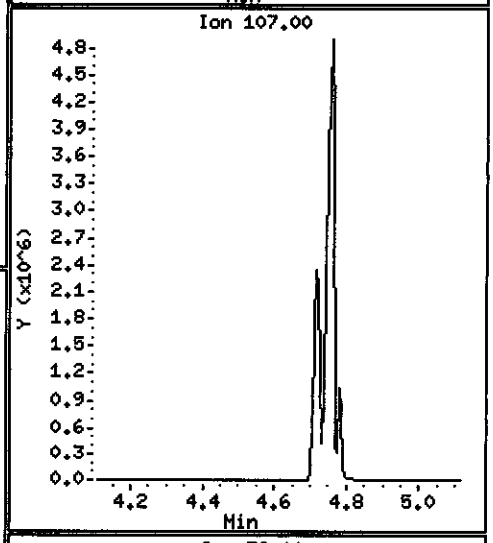

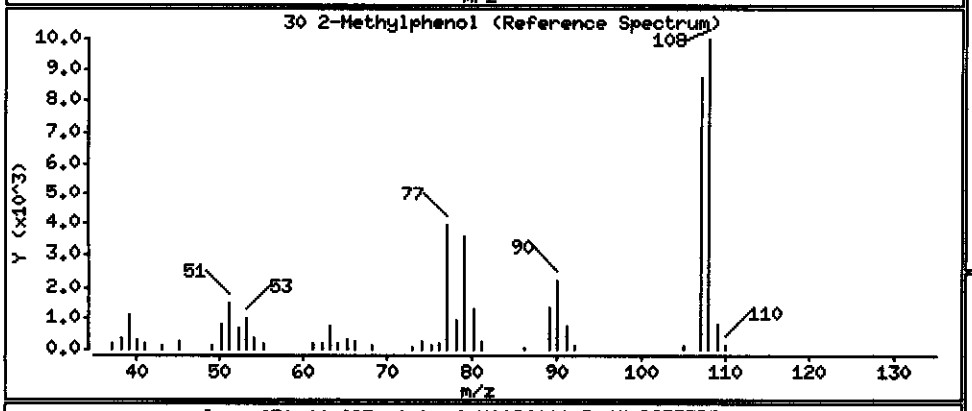

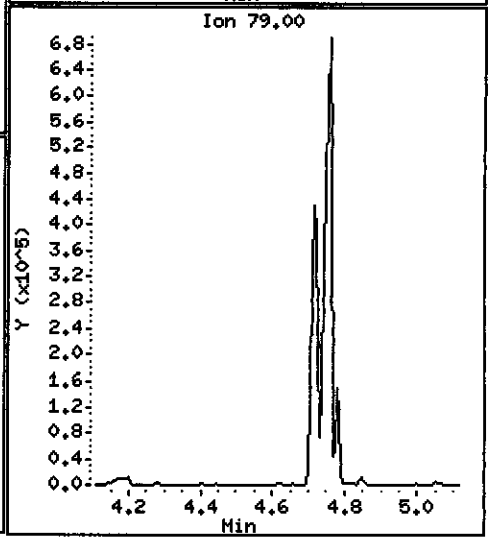

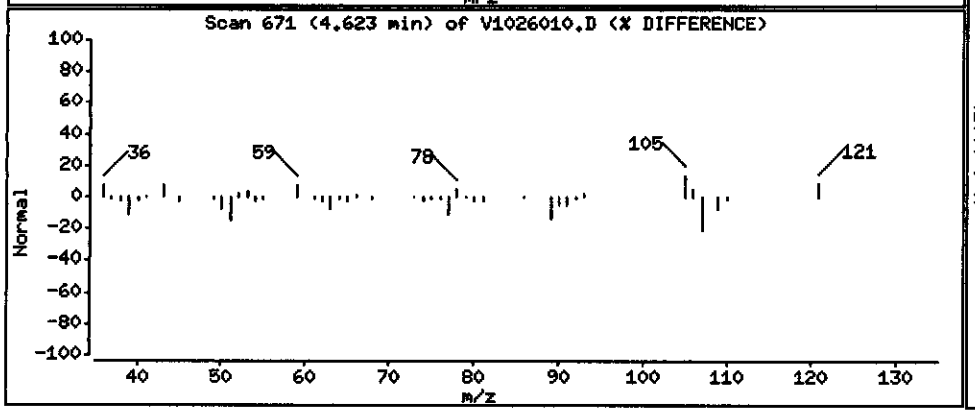

Data File: \\PITSVR06\D\chem\731.i\V102608.b\V1026010.D

Date : 27-OCT-2008 02:39

Client ID: EW-4-1008 Instrument: 731.i

Sample Info: C8J160331-007 X10 10/20/08 h2o(8295020) 8270c

Volume Injected (uL): 2.0 Operator: 003200

Column phase: DB5-MS Column diameter: 0.32

49 Benzoic Acid Concentration: 78.521 ug/L

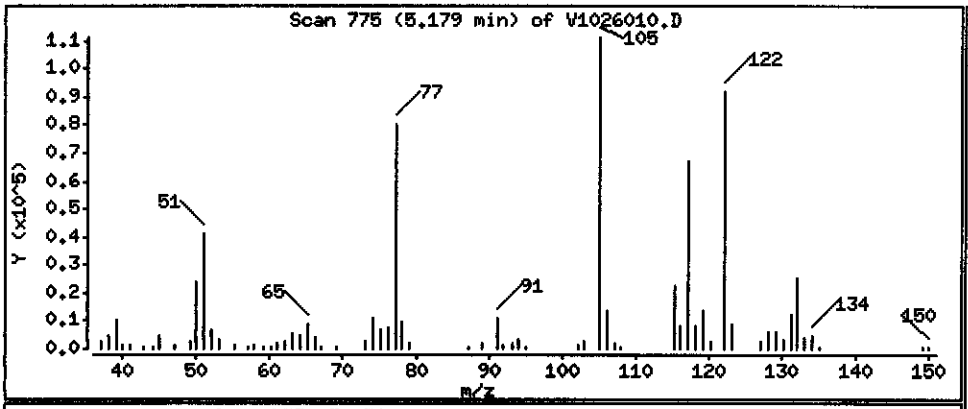

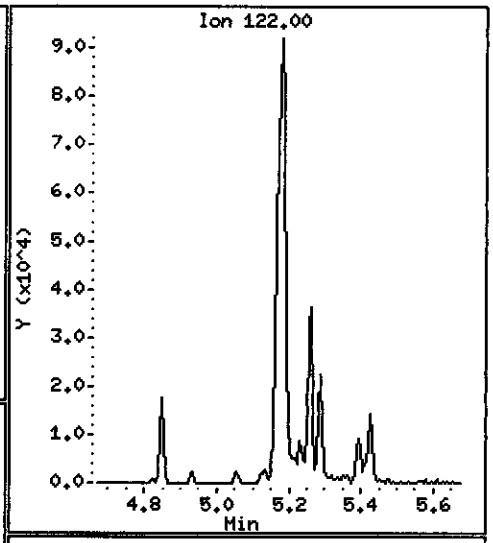

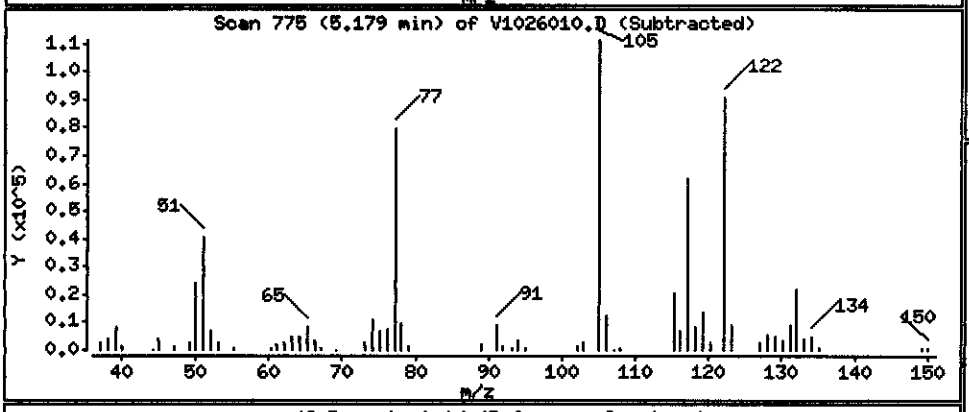

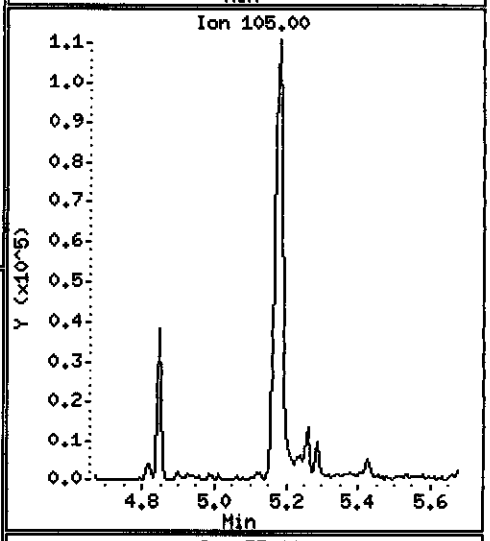

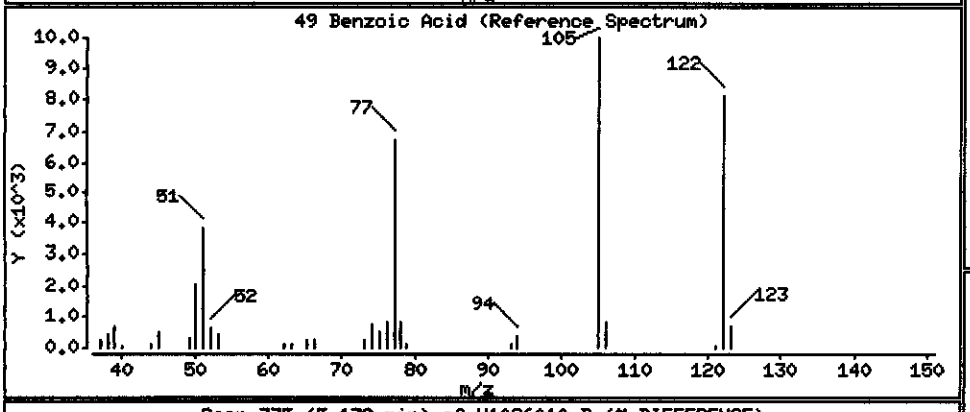

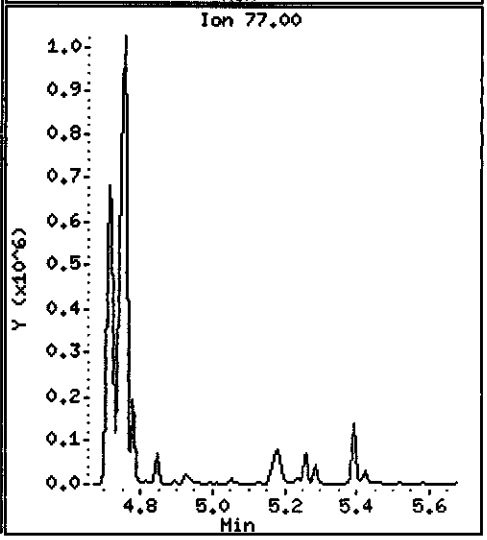

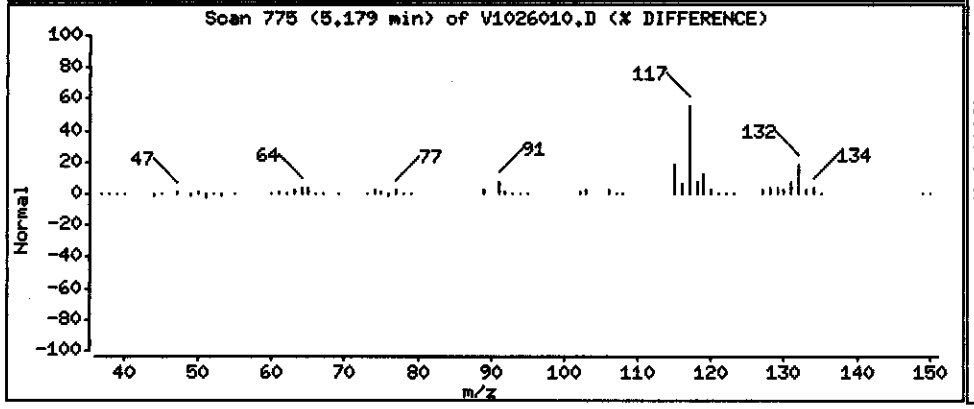

Data File: \\PITSVR06\D\chem\731.i\V102608.b\V1026010.D

Date : 27-OCT-2008 02:39

Client ID: EW-4-1008

Instrument: 731.i

Sample Info: C8J160331-007 X10 10/20/08 h2o(8295020) 8270c

Volume Injected (uL): 2.0

Operator: 003200

Column phase: DB5-MS

Column diameter: 0.32

51 Naphthalene

Concentration: 333.18 ug/L

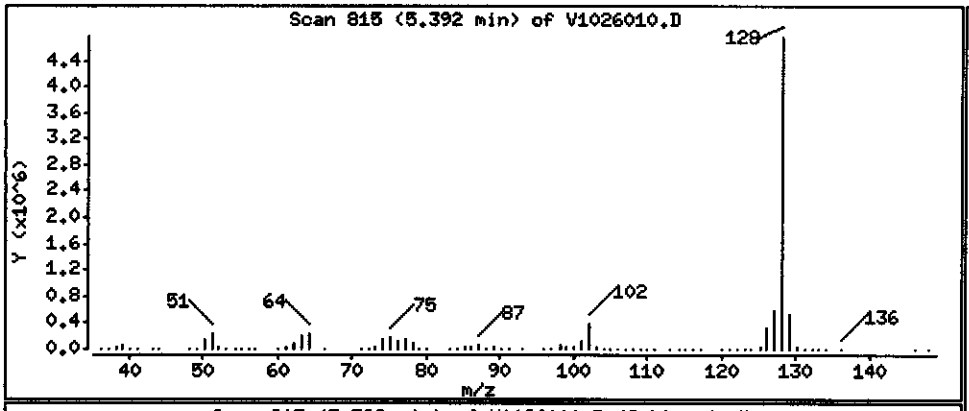

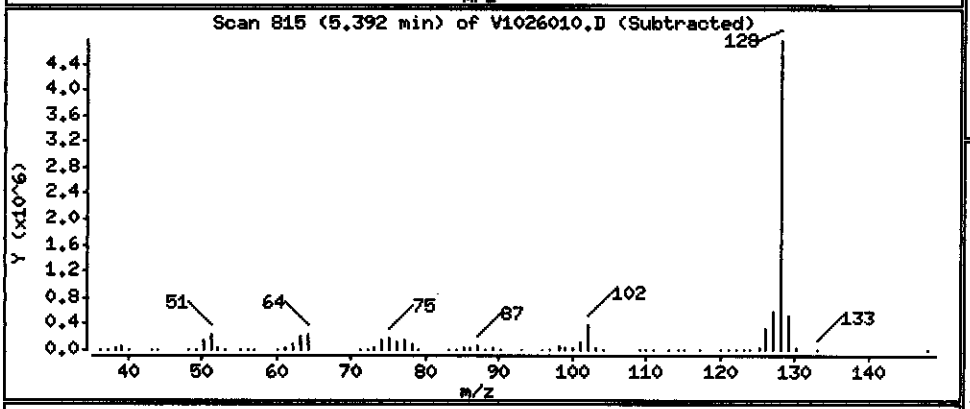

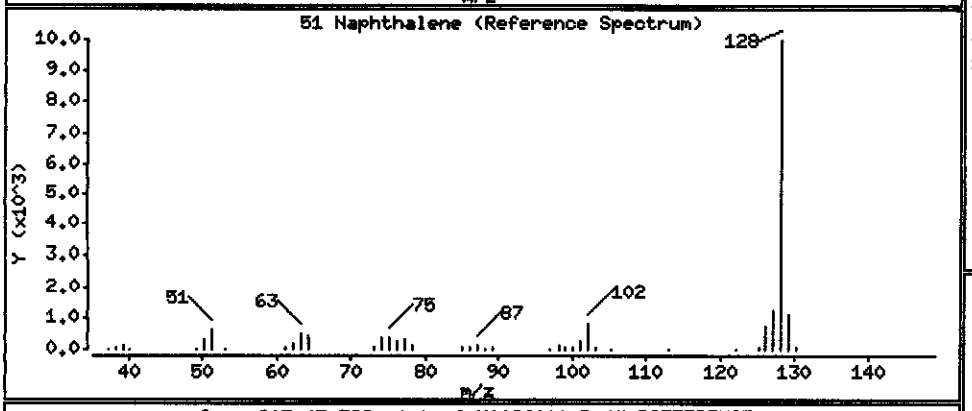

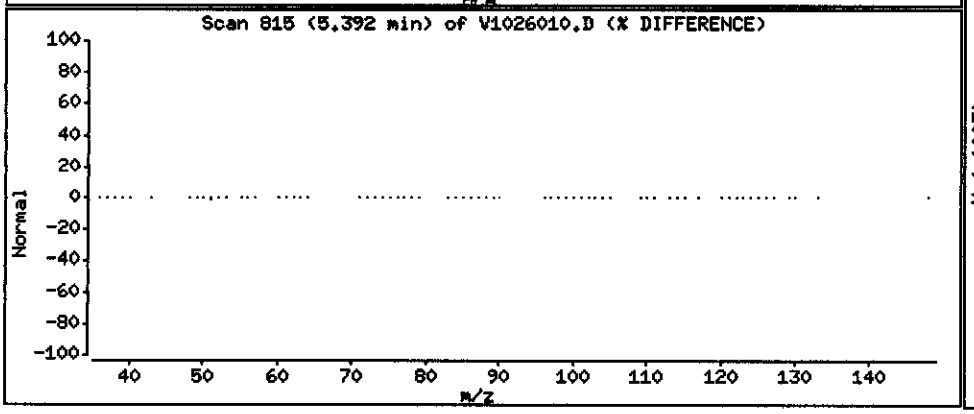

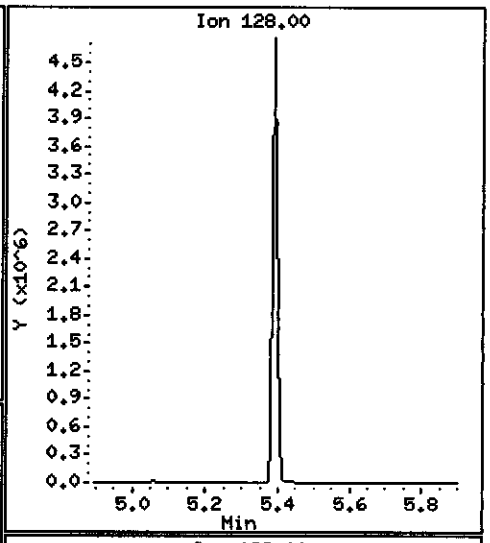

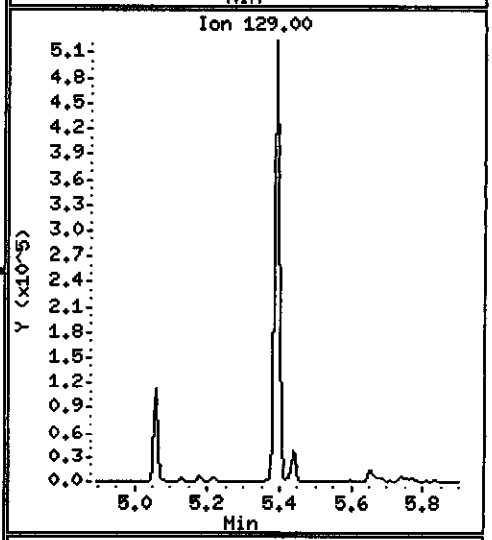

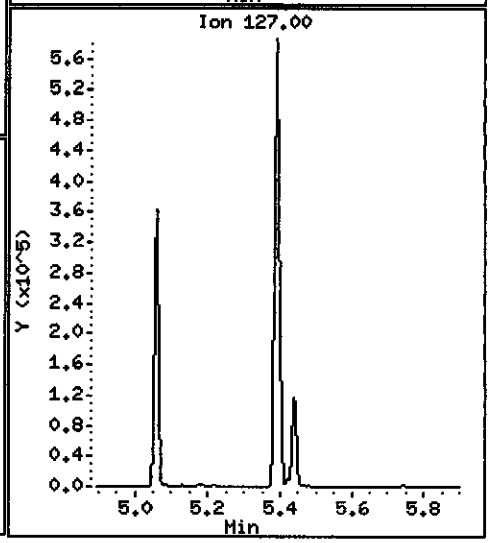

Data File: \\PITSVR06\D\chem\731.i\V102608.b\V1026010.D

Date : 27-OCT-2008 02:39

Client ID: EW-4-1008

Instrument: 731.i

Sample Info: C8J160331-007 X10 10/20/08 h2o(8295020) 8270c

Volume Injected (uL): 2.0

Operator: 003200

Column phase: DB5-MS

Column diameter: 0.32

52 4-Chloroaniline

Concentration: 24.743 ug/L

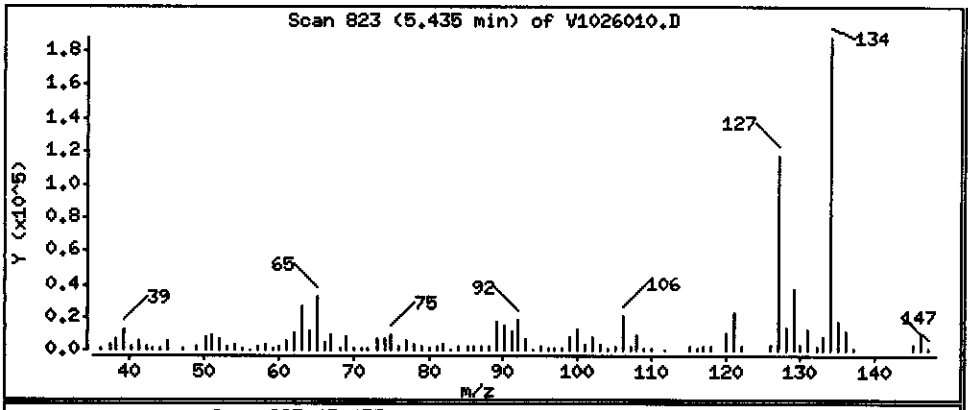

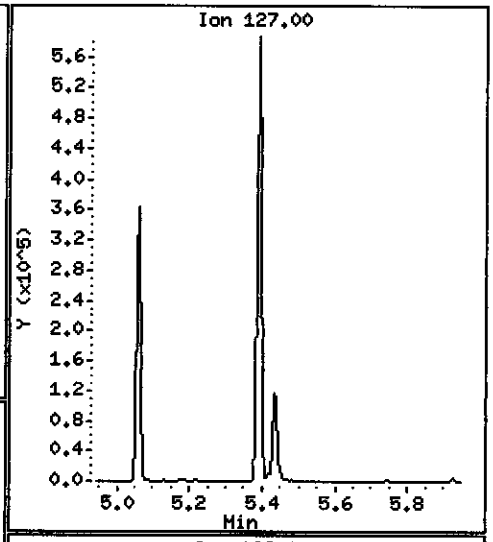

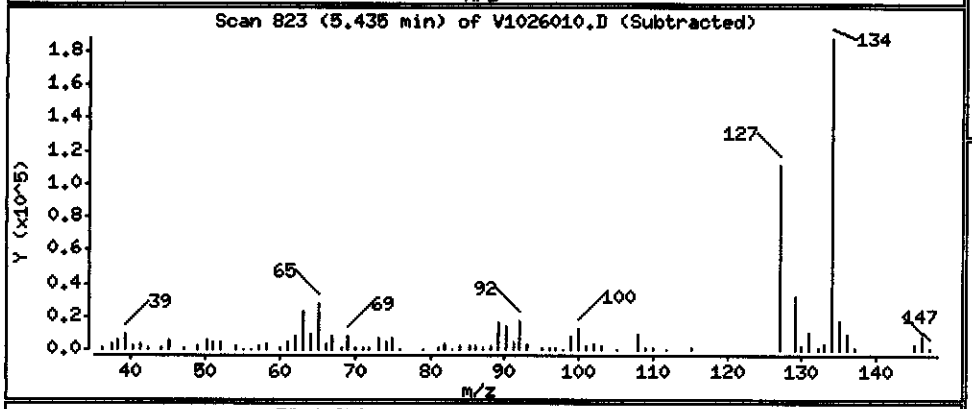

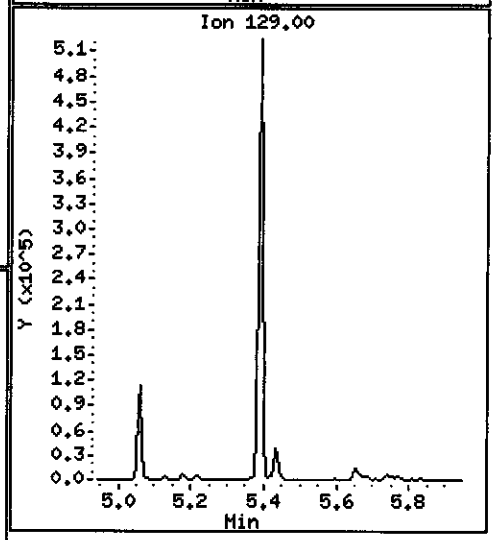

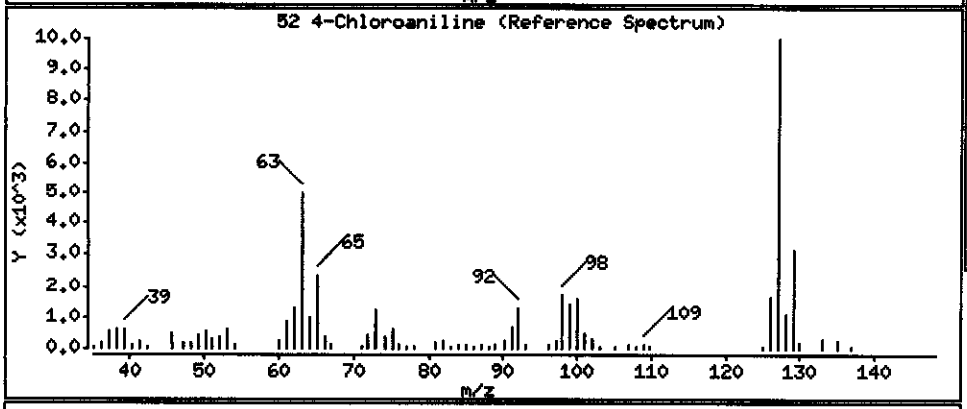

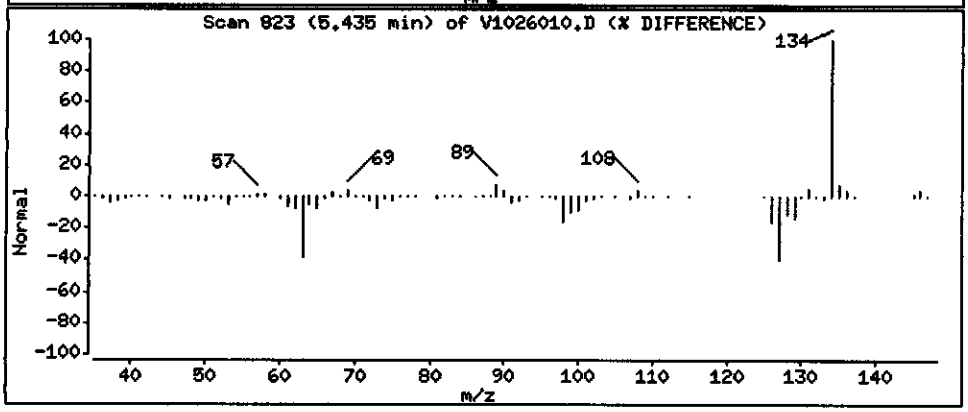

Data File: \\PITSVR06\D\chem\731.i\V102608.b\V1026010.D

Date : 27-OCT-2008 02:39

Client ID: EW-4-1008 Instrument: 731.i

Sample Info: C8J160331-007 X10 10/20/08 h2o(8295020) 8270c

Volume Injected (uL): 2.0 Operator: 003200

Column phase: DB5-MS Column diameter: 0.32

62 2-Methylnaphthalene Concentration: 64.816 ug/L

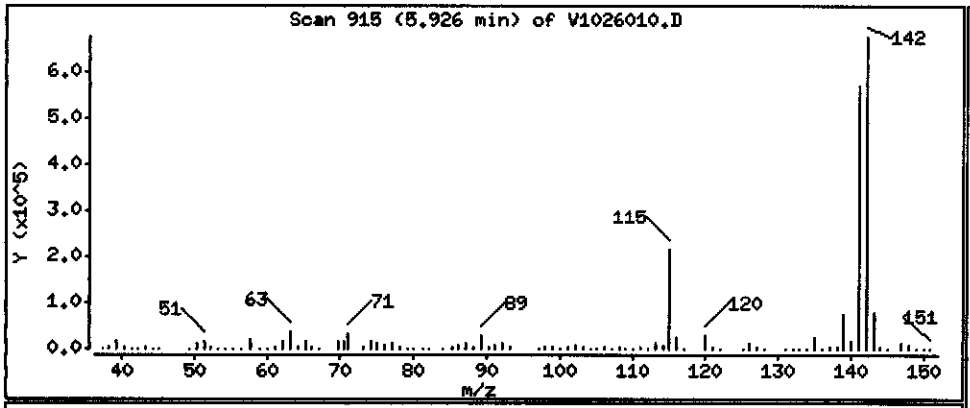

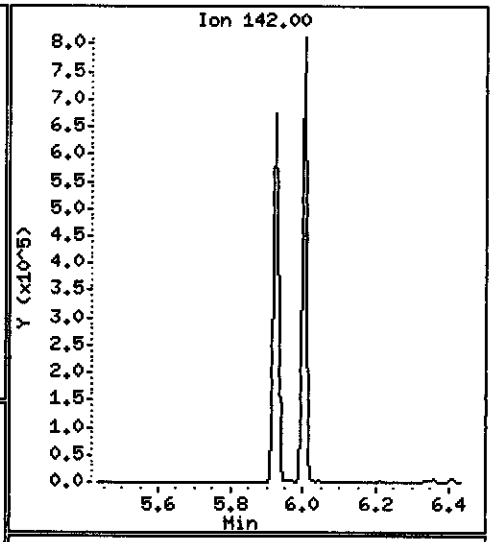

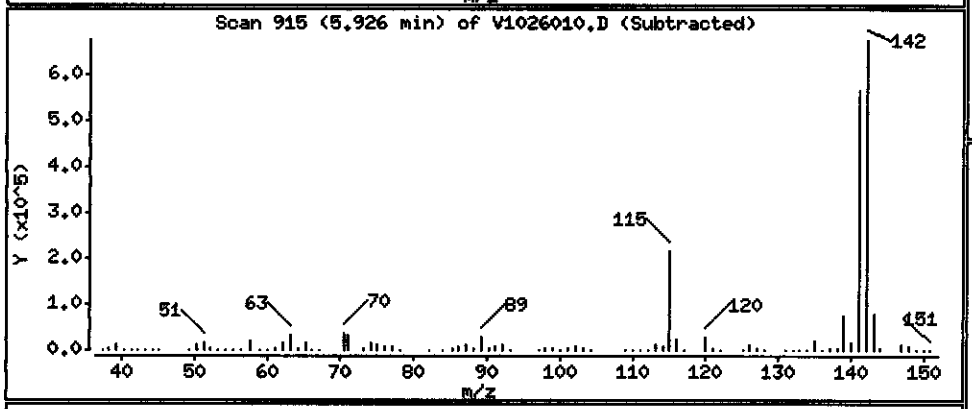

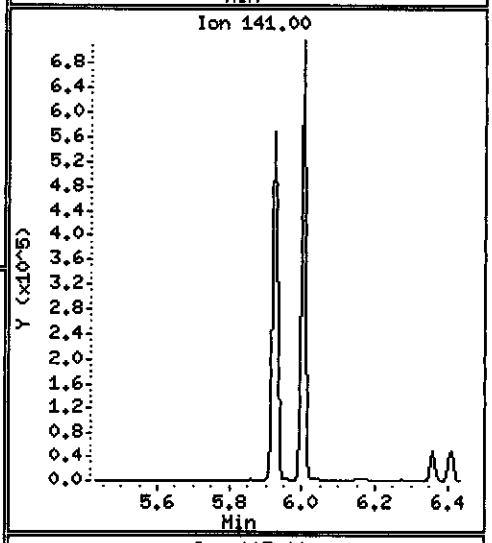

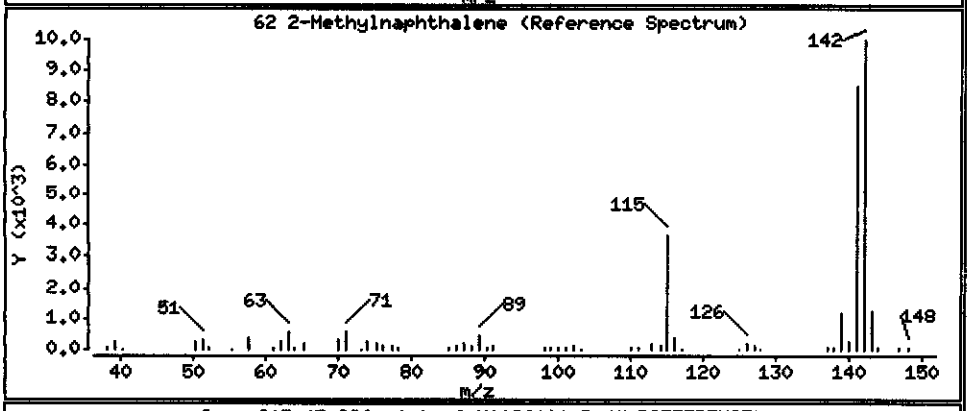

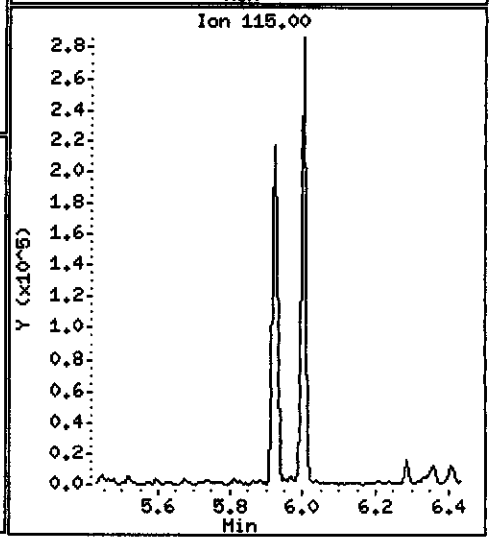

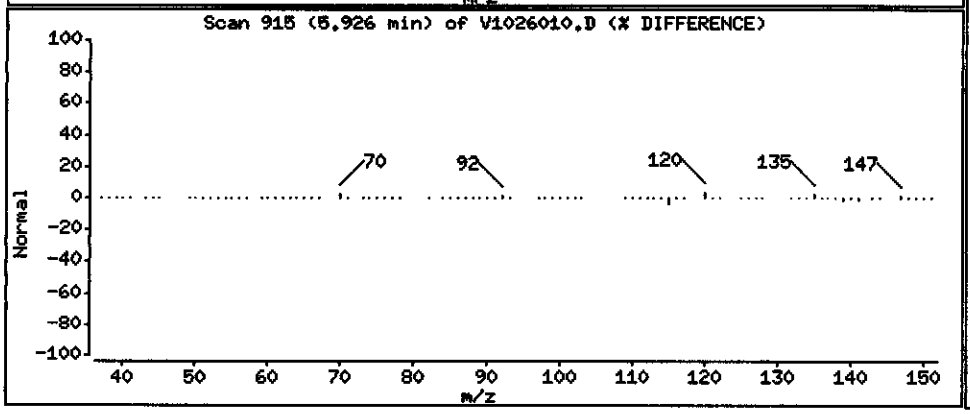

Data File: \\PITSVR06\D\chem\731.i\V102608.b\V1026010.D

Date : 27-OCT-2008 02:39

Client ID: EW-4-1008 Instrument: 731.i

Sample Info: C8J160331-007 X10 10/20/08 h2o(8295020) 8270c

Volume Injected (uL): 2.0 Operator: 003200

Column phase: DB5-MS Column diameter: 0.32

63 1-Methylnaphthalene Concentration: 75.936 ug/L

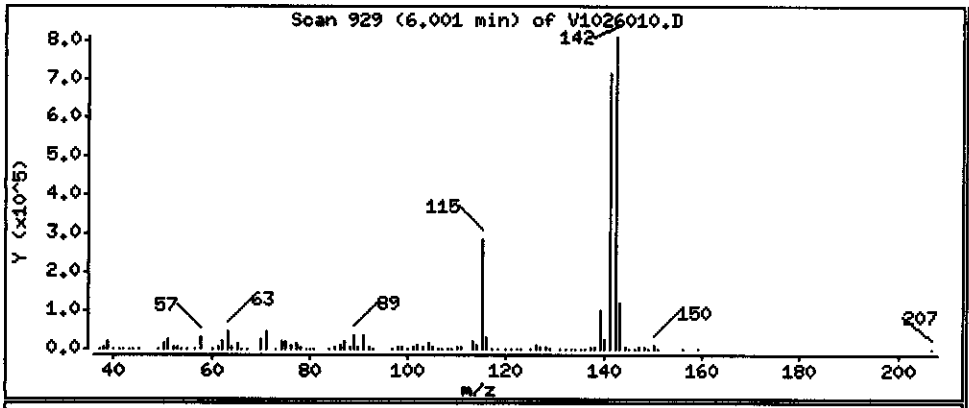

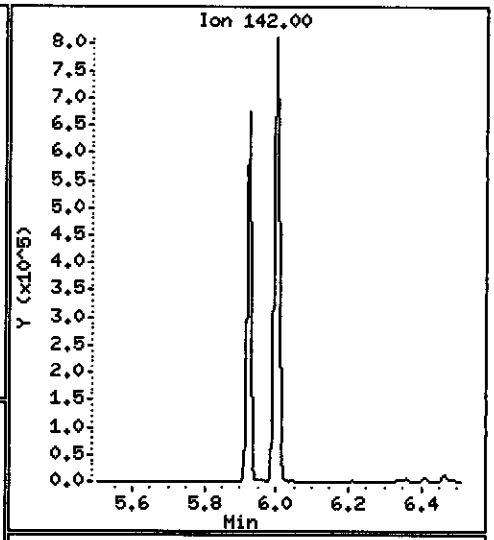

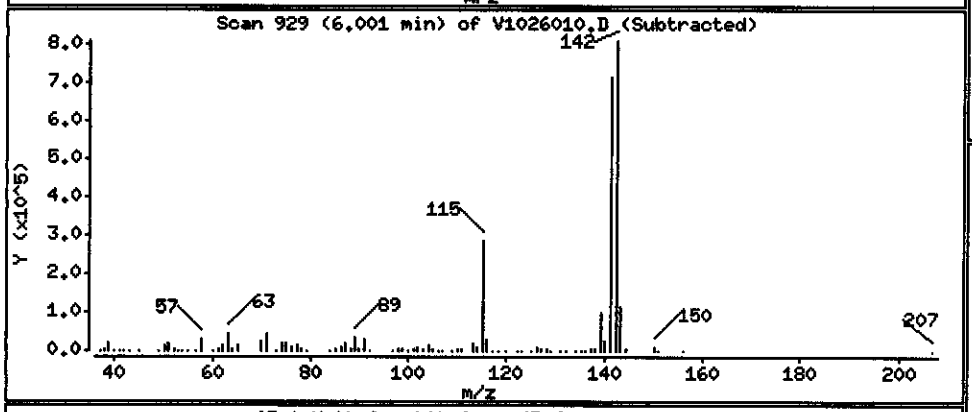

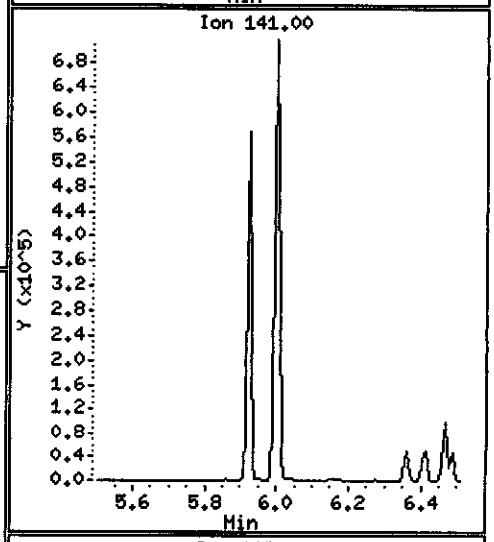

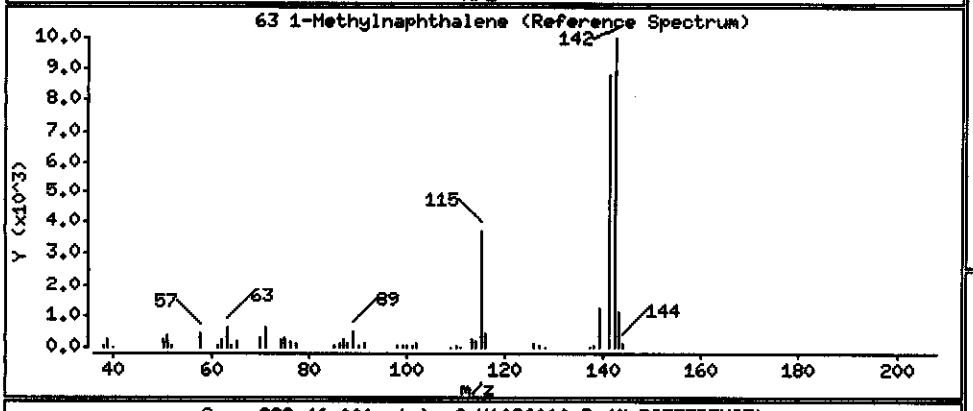

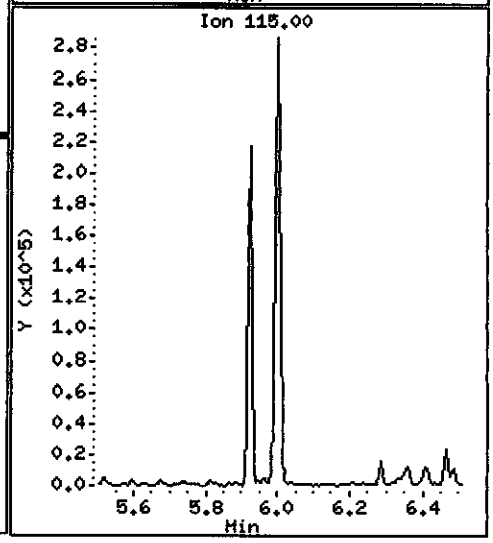

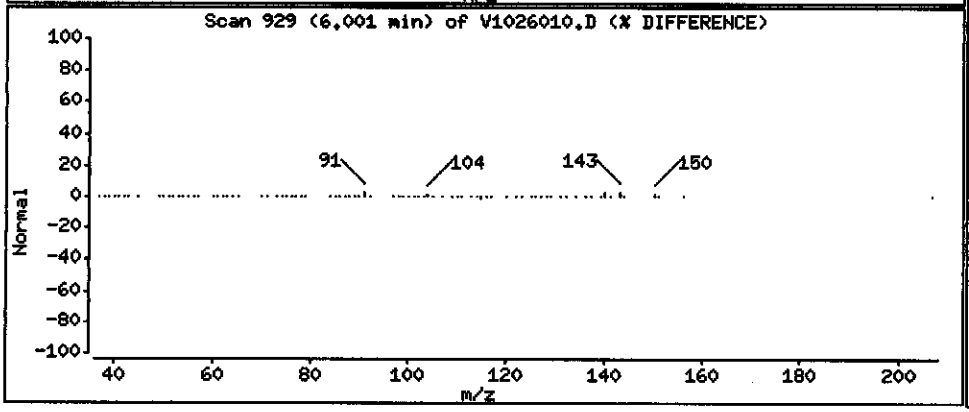

Data File: \\PITSVR06\D\chem\731.i\V102608.b\V1026010.D

Date : 27-OCT-2008 02:39

Client ID: EW-4-1008

Instrument: 731.i

Sample Info: C8J160331-007 X10 10/20/08 h2o(8295020) 8270c

Volume Injected (uL): 2.0

Operator: 003200

Column phase: DB5-MS

Column diameter: 0.32

209 1,1'-Biphenyl

Concentration: 23.414 ug/L

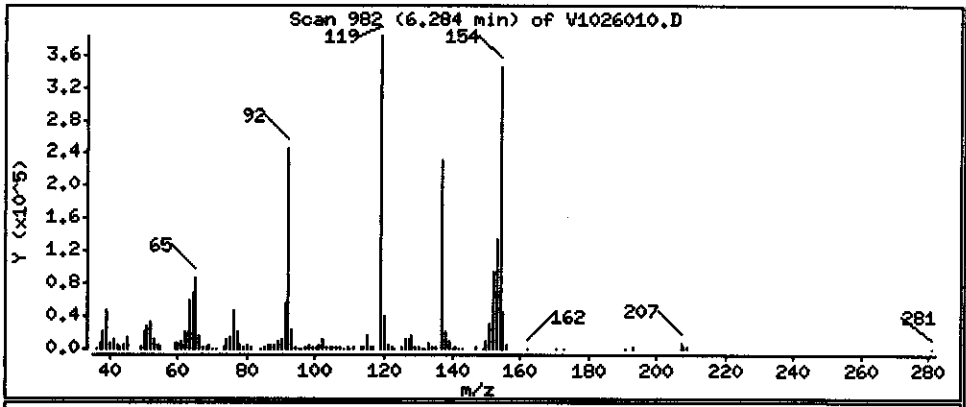

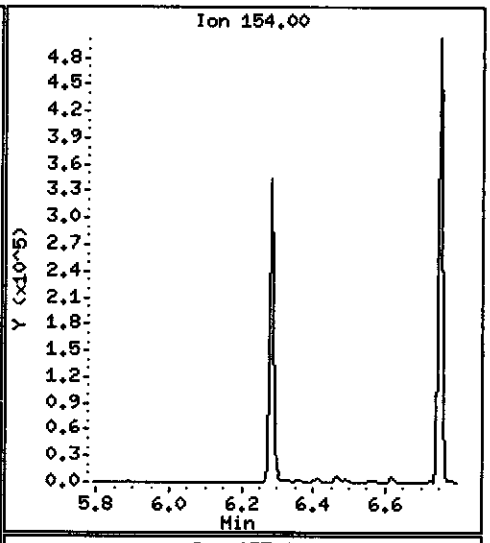

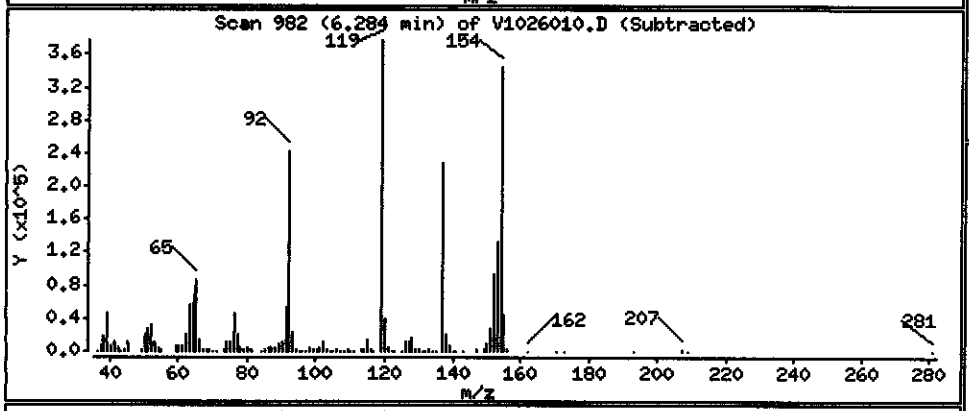

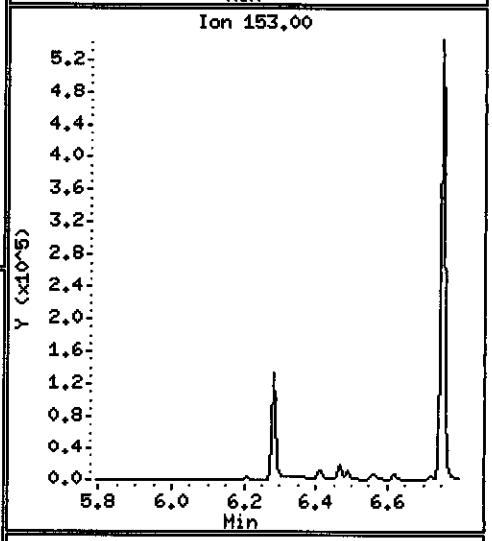

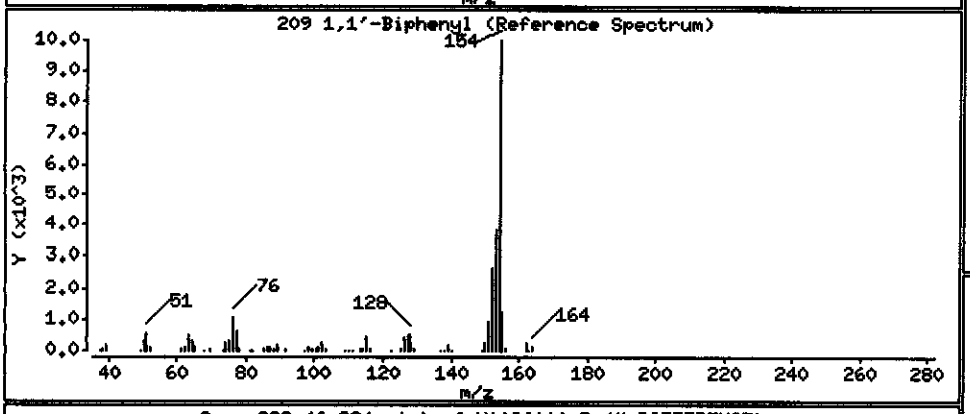

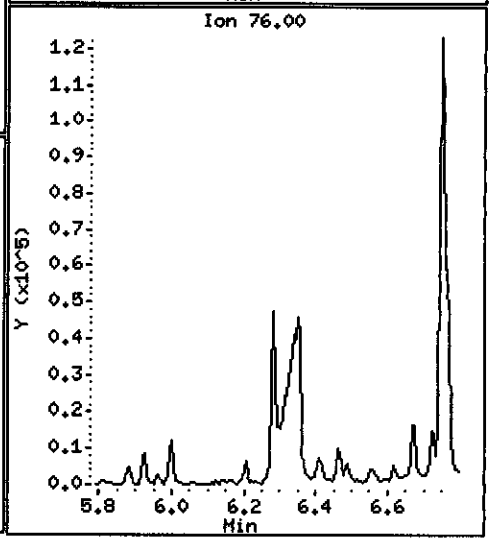

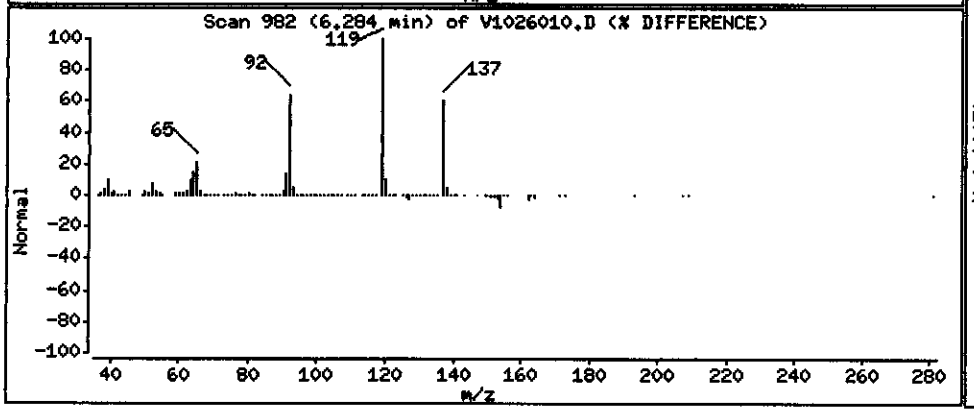

Data File: \\PITSVR06\D\chem\731.i\V102608.b\V1026010.D

Date : 27-OCT-2008 02:39

Client ID: EW-4-1008

Instrument: 731.i

Sample Info: C8J160331-007 X10 10/20/08 h2o(8295020) 8270c

Volume Injected (uL): 2.0

Operator: 003200

Column phase: DB5-MS

Column diameter: 0.32

86 Dibenzofuran

Concentration: 43.578 ug/L

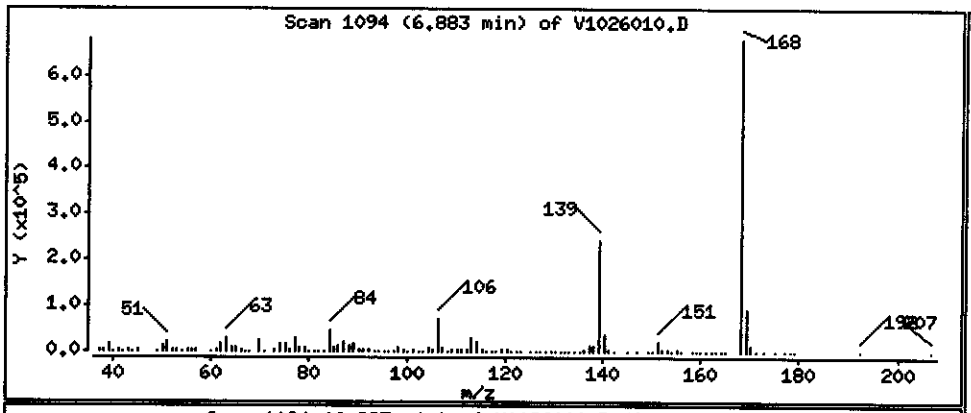

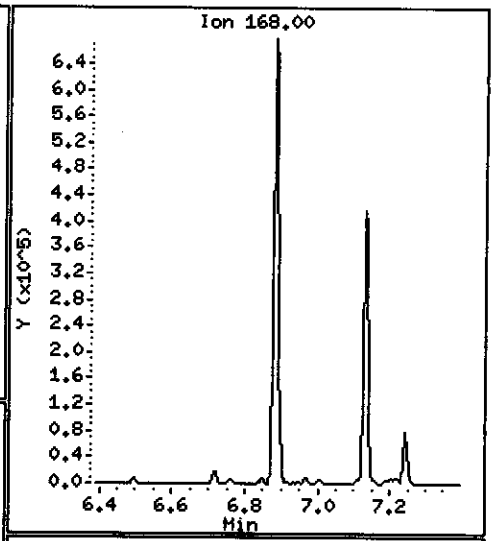

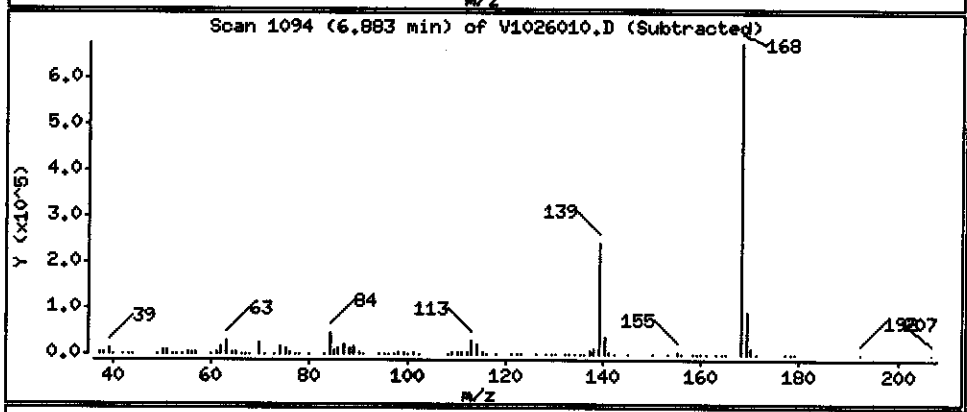

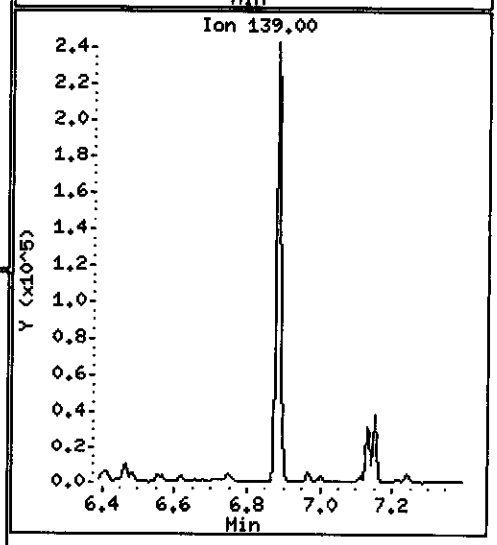

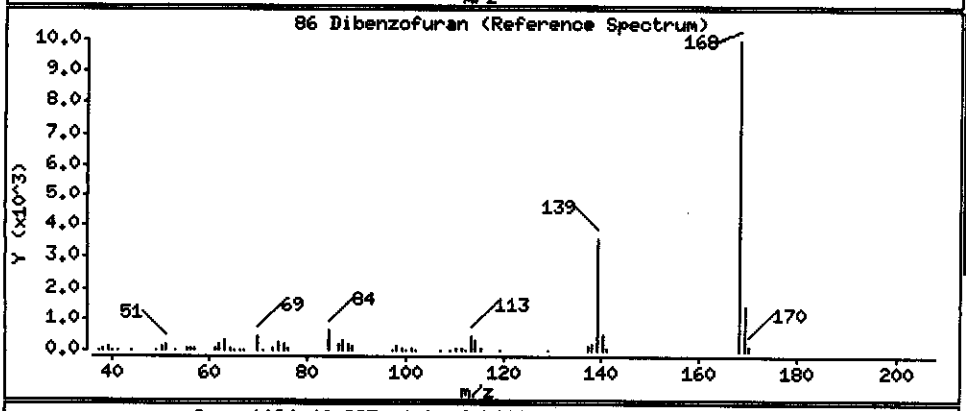

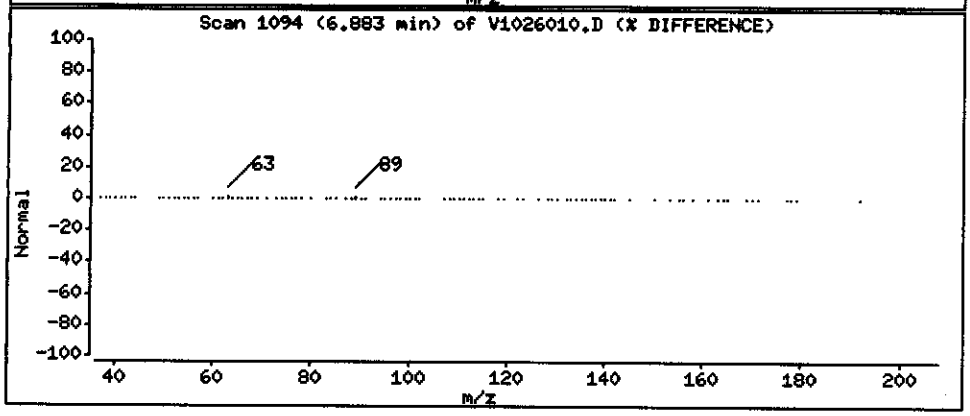

Data File: \\PITSVR06\D\chem\731.i\V102608.b\V1026010.D

Date : 27-OCT-2008 02:39

Client ID: EW-4-1008

Instrument: 731.i

Sample Info: C8J160331-007 X10 10/20/08 h2o(8295020) 8270c

Volume Injected (uL): 2.0

Operator: 003200

Column phase: DB5-MS

Column diameter: 0.32

92 2-Naphthylamine

Concentration: 0.71470 ug/L

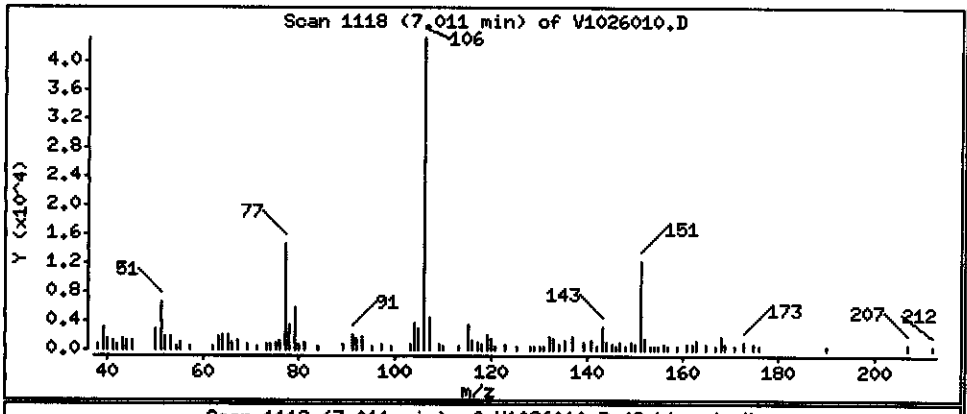

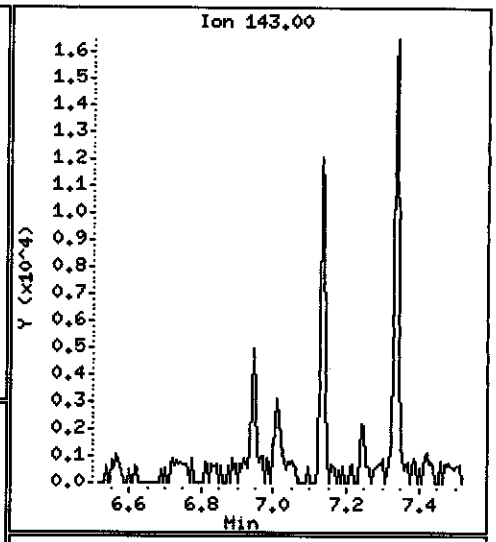

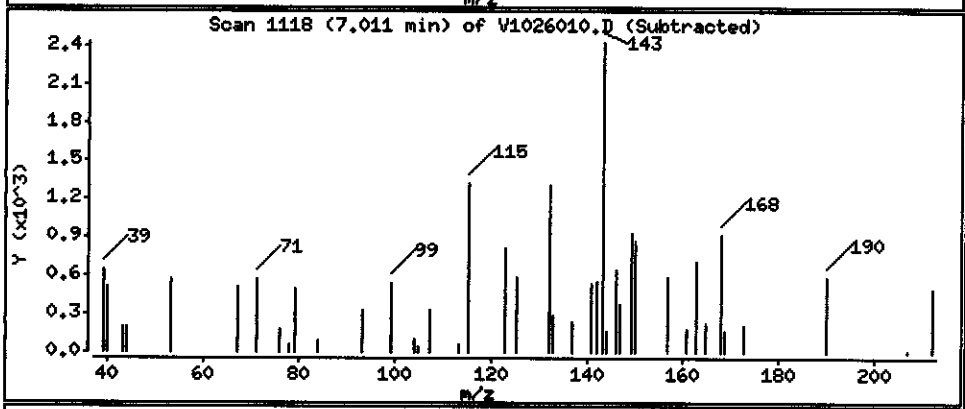

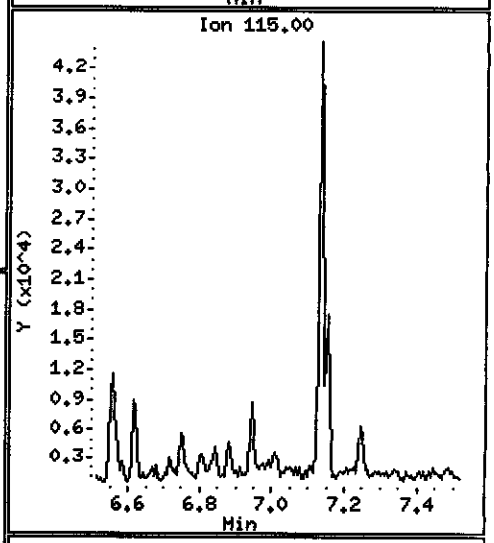

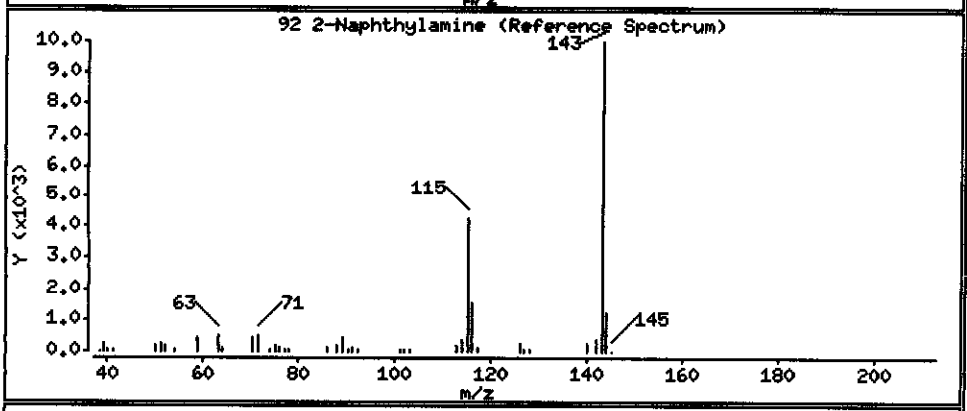

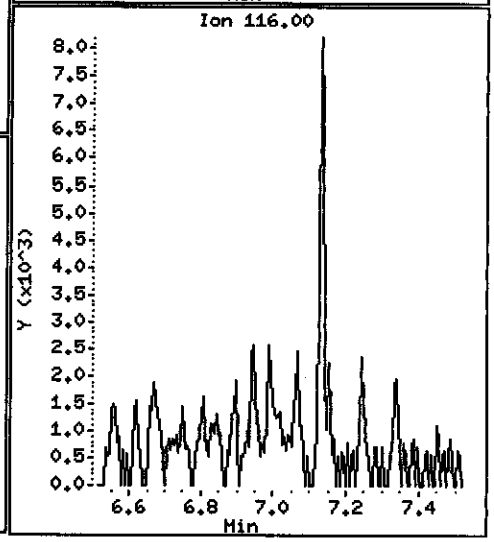

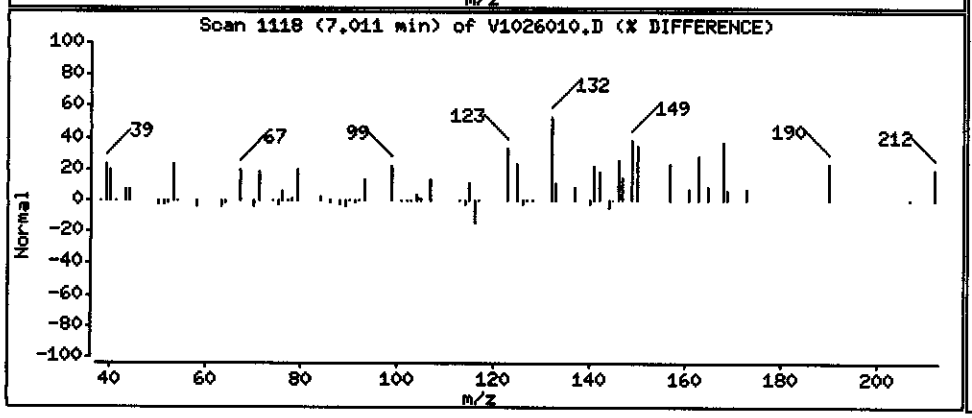

Data File: \\PITSVR06\D\chem\731.i\V102608.b\V1026010.D

Date : 27-OCT-2008 02:39

Client ID: EW-4-1008

Instrument: 731.i

Sample Info: C8J160331-007 X10 10/20/08 h2o(8295020) 8270c

Volume Injected (uL): 2.0

Operator: 003200

Column phase: DB5-MS

Column diameter: 0.32

94 Fluorene

Concentration: 33.836 ug/L

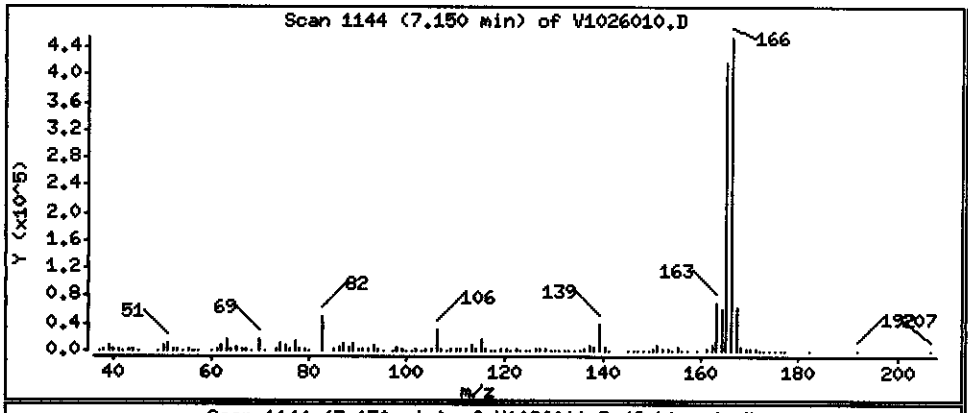

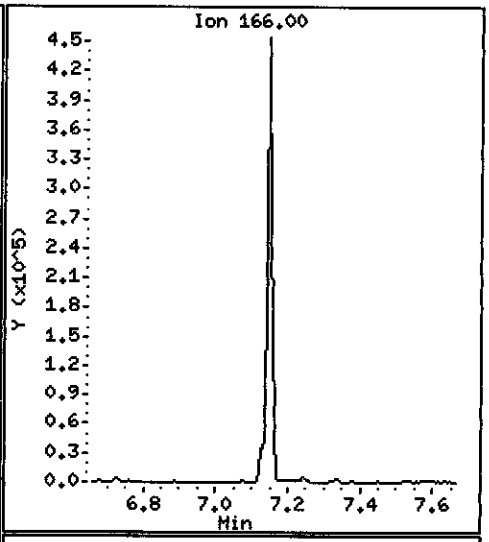

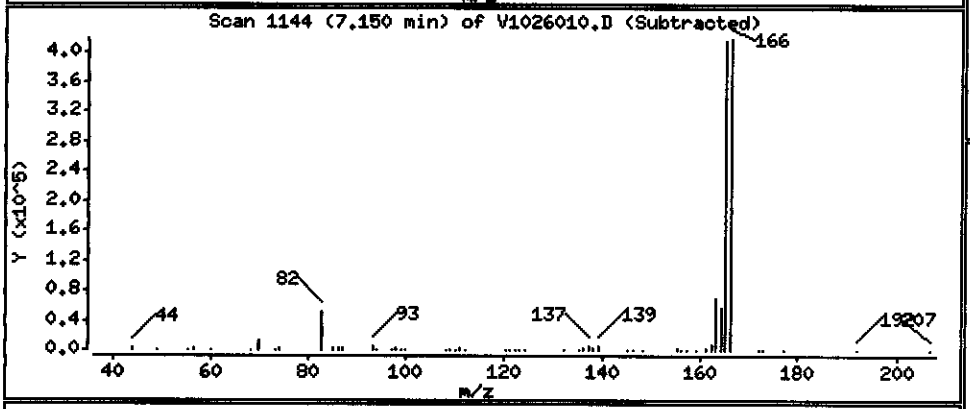

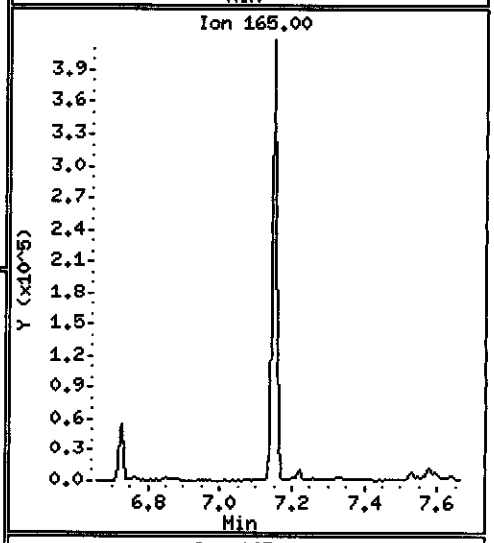

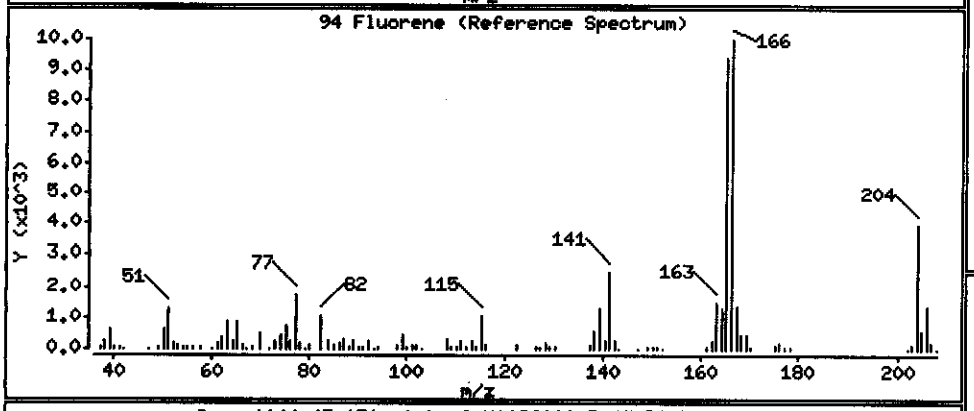

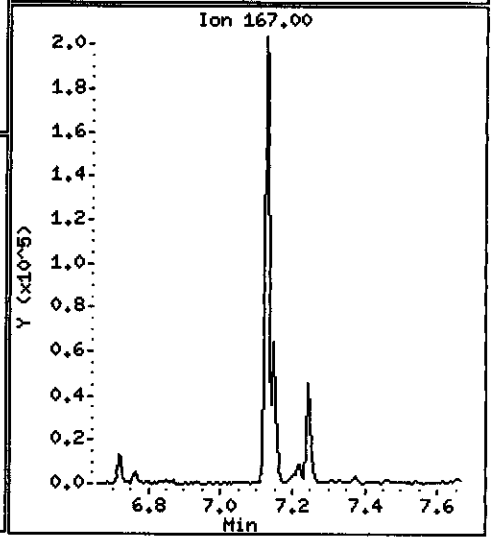

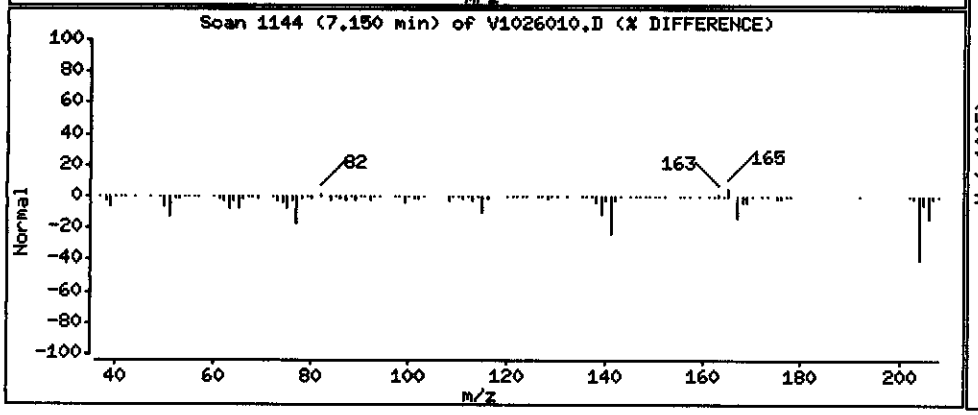

Data File: \\PITSVR06\D\chem\731.i\V102608.b\V1026010.D

Date : 27-OCT-2008 02:39

Client ID: EW-4-1008 Instrument: 731.i

Sample Info: C8J160331-007 X10 10/20/08 h2o(8295020) 8270c

Volume Injected (uL): 2.0 Operator: 003200

Column phase: DB5-MS Column diameter: 0.32

99 N-Nitrosodiphenylamine (1) Concentration: 11.038 ug/L

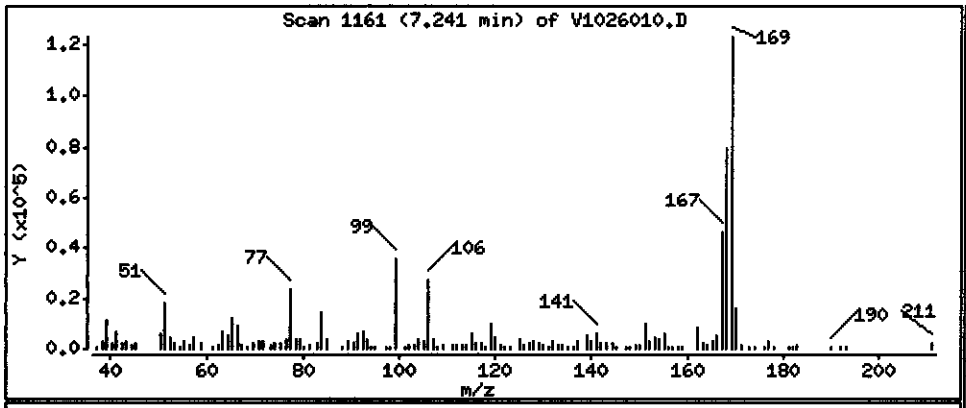

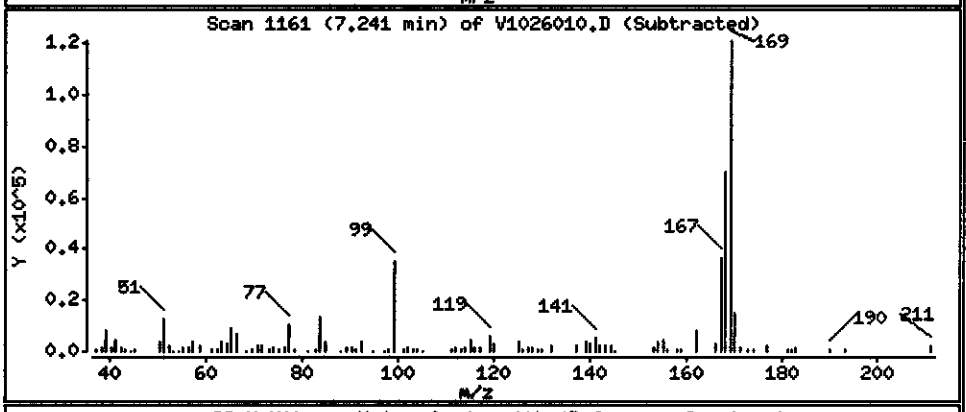

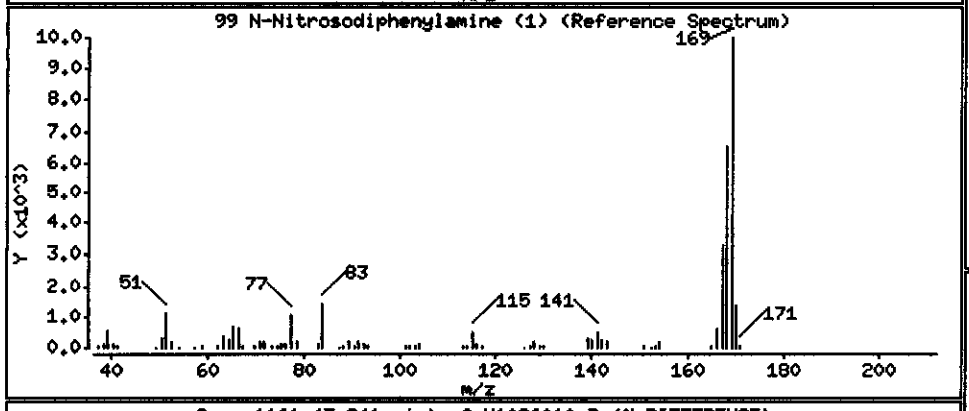

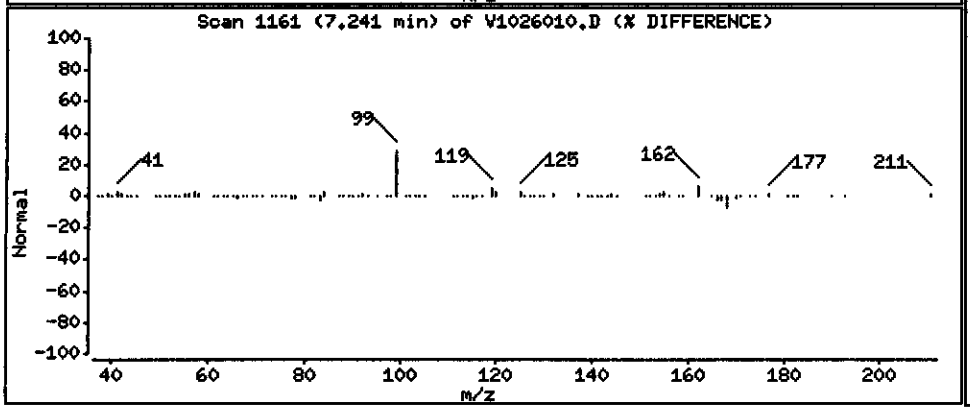

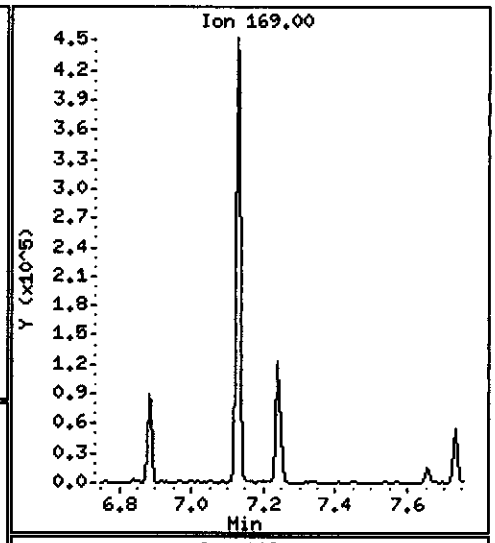

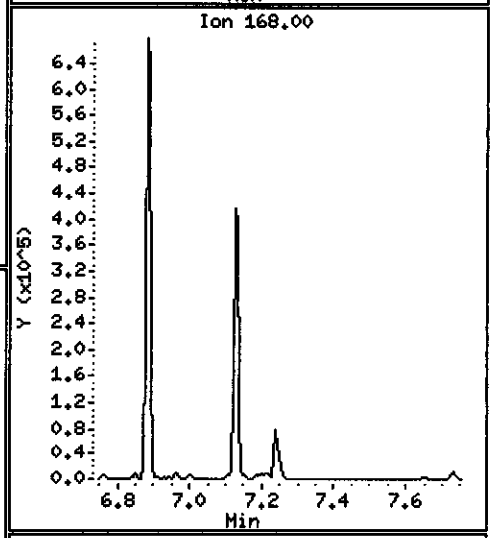

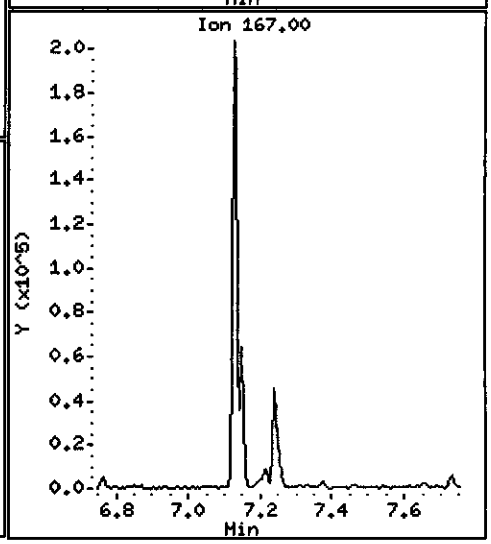

Data File: \\PITSVR06\D\chem\731.i\V102608.b\V1026010.D

Date : 27-OCT-2008 02:39

Client ID: EW-4-1008

Instrument: 731.i

Sample Info: C8J160331-007 X10 10/20/08 h2o(8295020) 8270c

Volume Injected (uL): 2.0

Operator: 003200

Column phase: DB5-MS

Column diameter: 0.32

115 Phenanthrene

Concentration: 10.785 ug/L

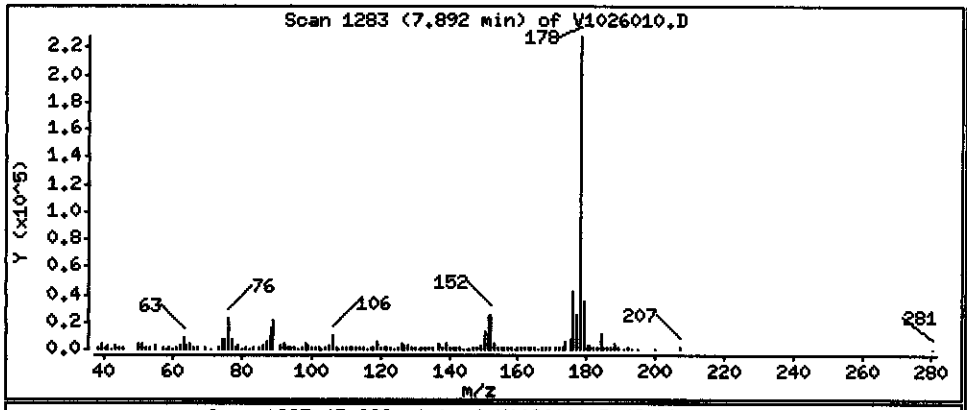

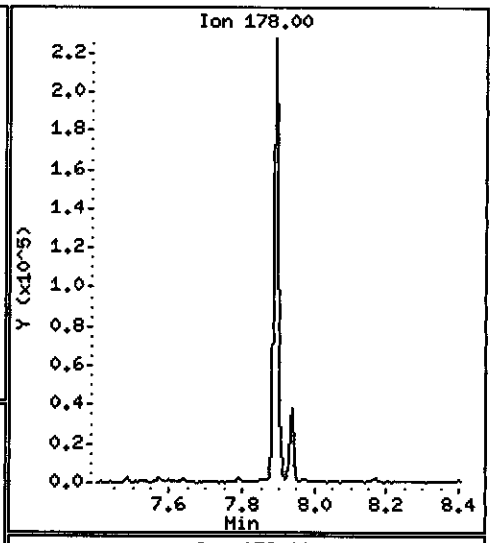

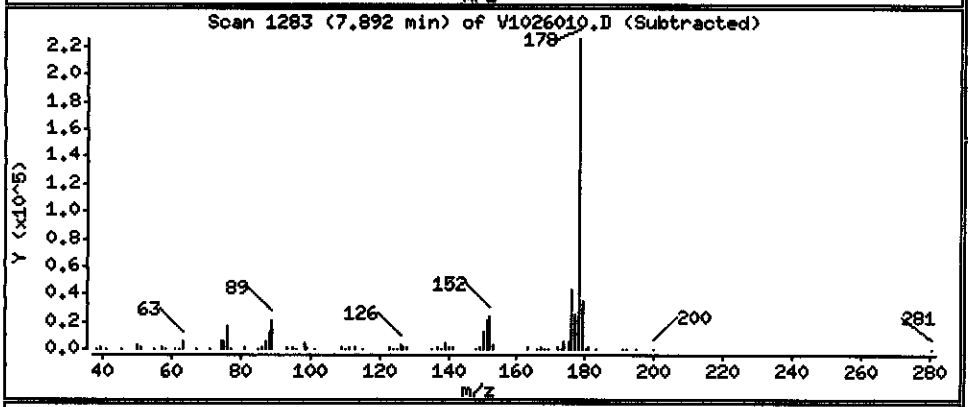

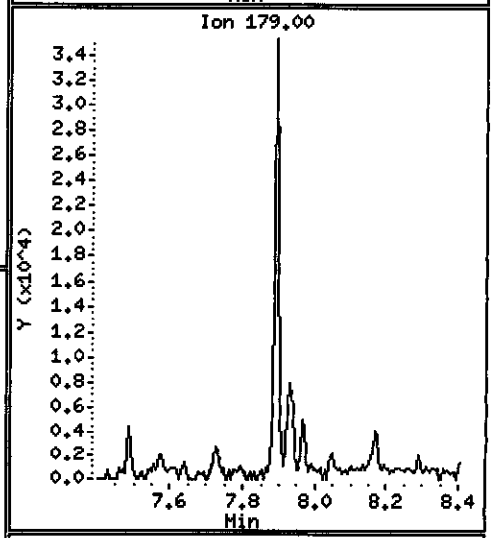

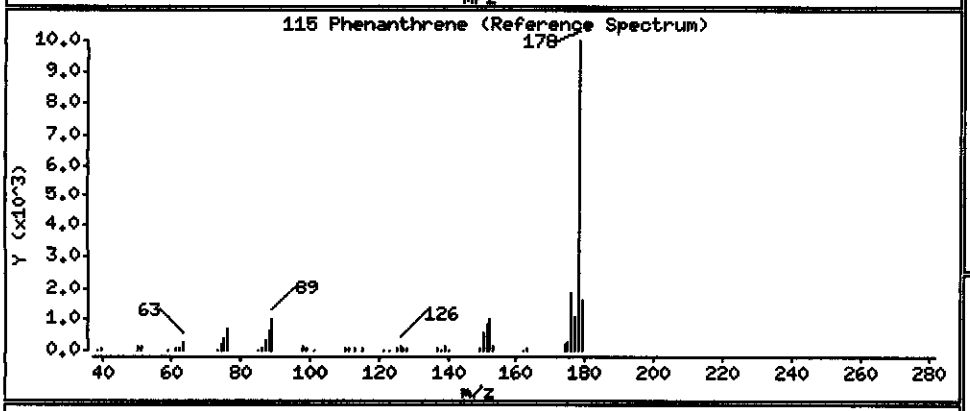

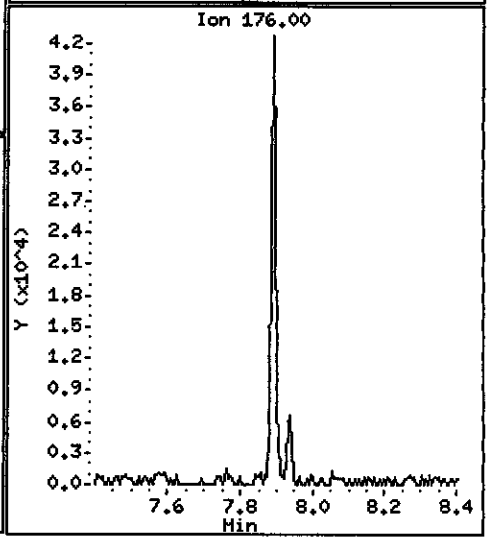

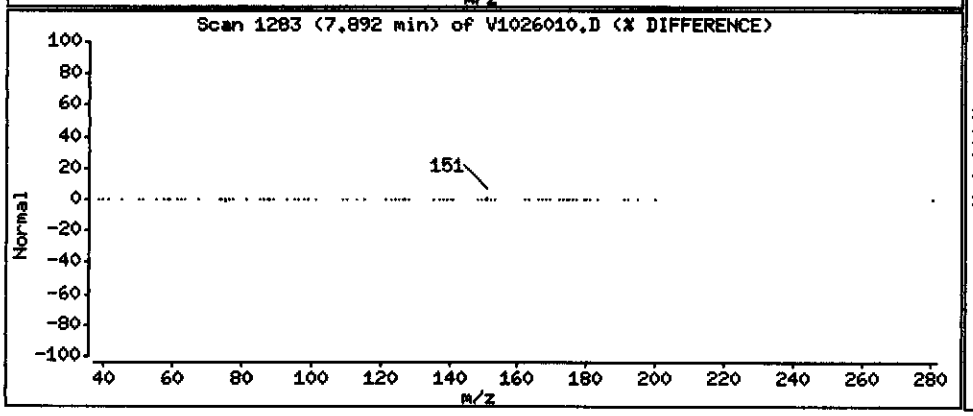

Data File: \\PITSVR06\D\chem\731.i\V102608.b\V1026010.D

Date : 27-OCT-2008 02:39

Client ID: EW-4-1008

Instrument: 731.i

Sample Info: C8J160331-007 X10 10/20/08 h2o(8295020) 8270c

Volume Injected (uL): 2.0

Operator: 003200

Column phase: DB5-MS

Column diameter: 0.32

116 Anthracene

Concentration: 1.7842 ug/L

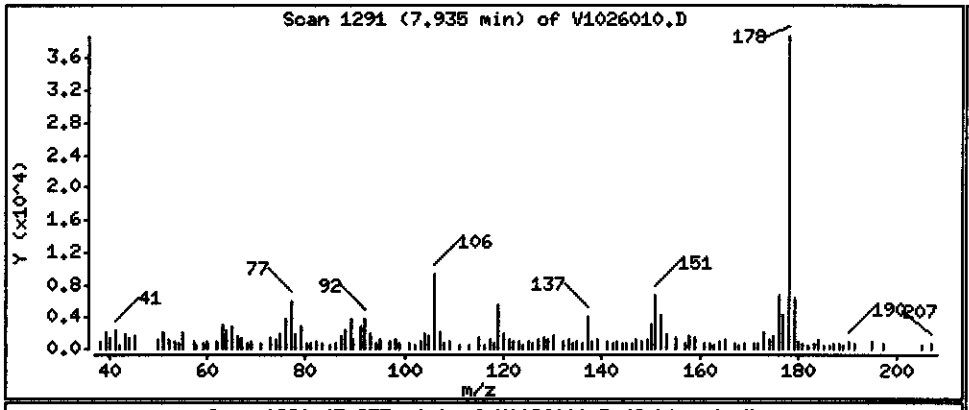

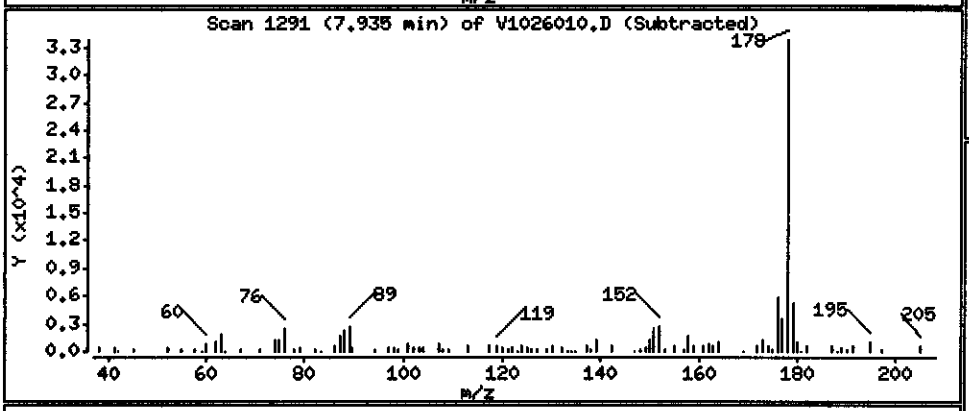

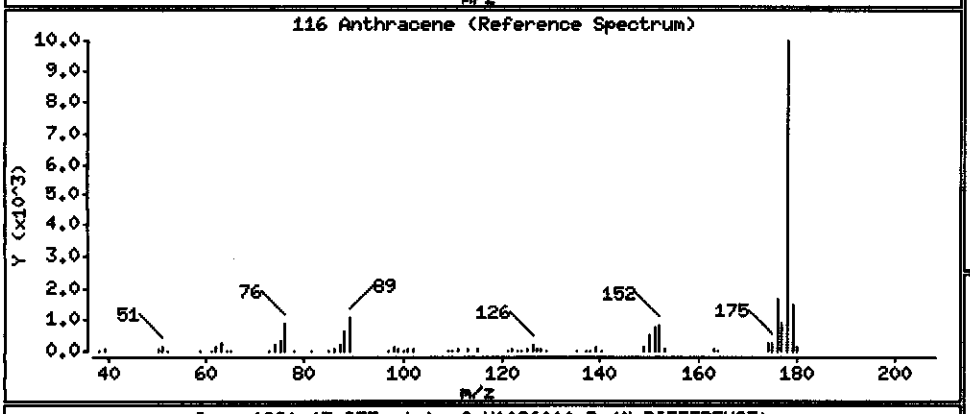

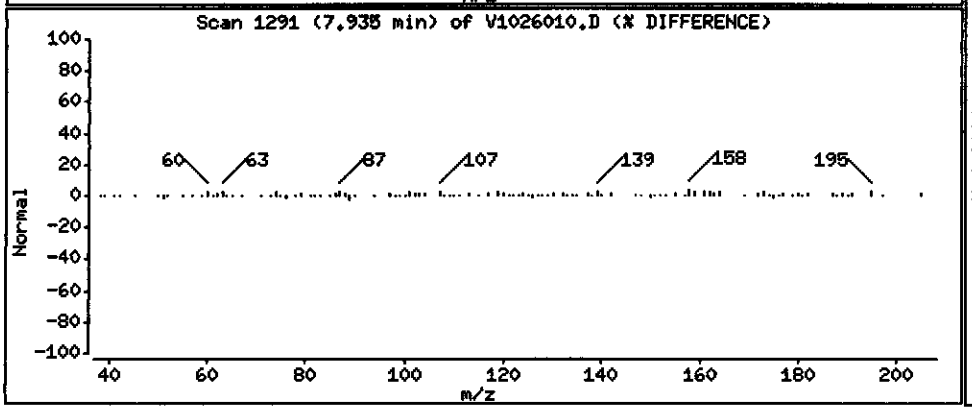

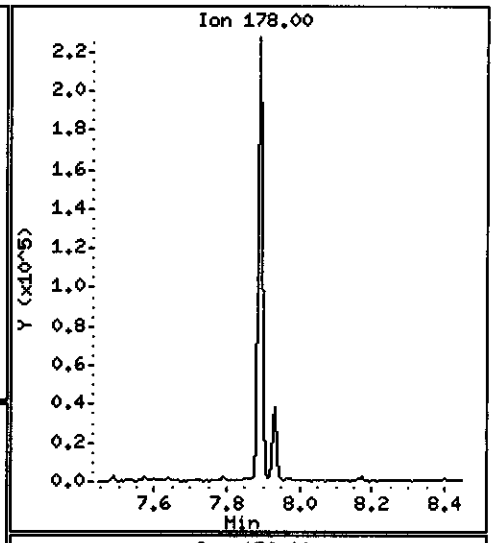

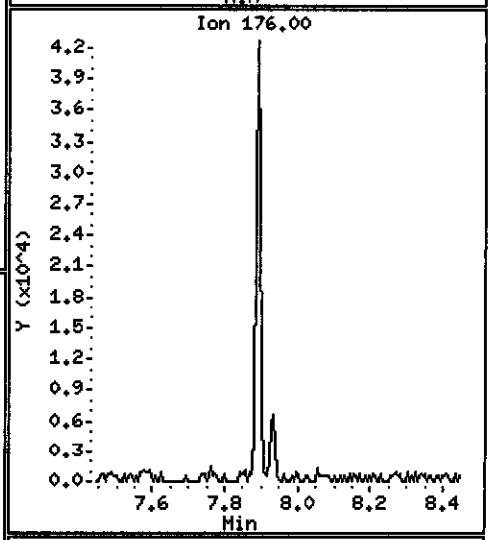

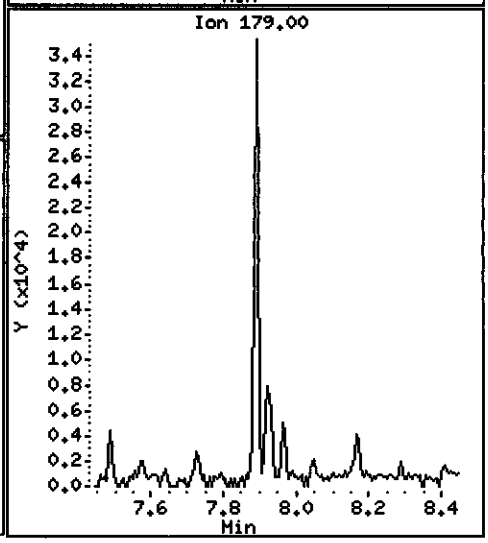

Data File: \\PITSVR06\D\chem\731.i\V102608.b\V1026010.D

Date : 27-OCT-2008 02:39

Client ID: EW-4-1008

Instrument: 731.i

Sample Info: C8J160331-007 X10 10/20/08 h2o(8295020) 8270c

Volume Injected (uL): 2.0

Operator: 003200

Column phase: DB5-MS

Column diameter: 0.32

119 Carbazole

Concentration: 5.6681 ug/L

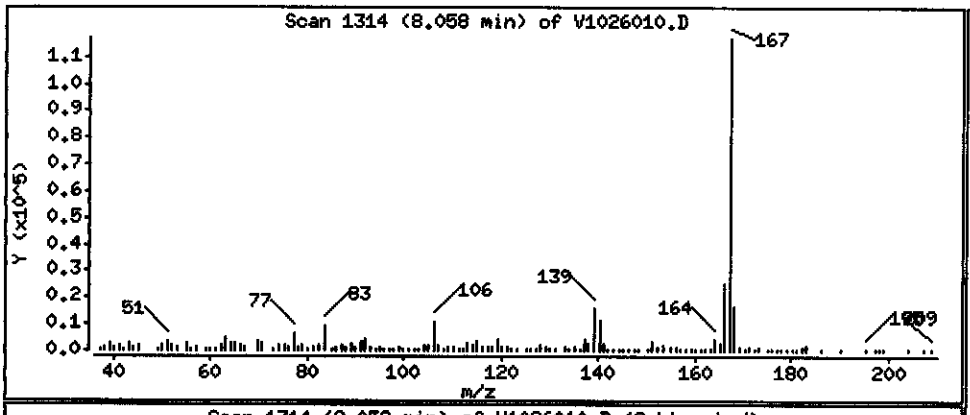

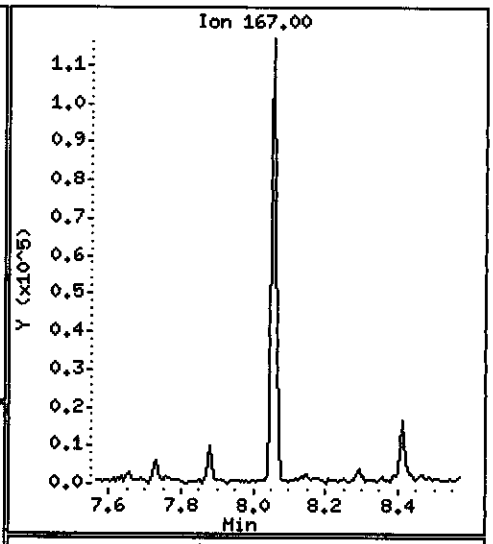

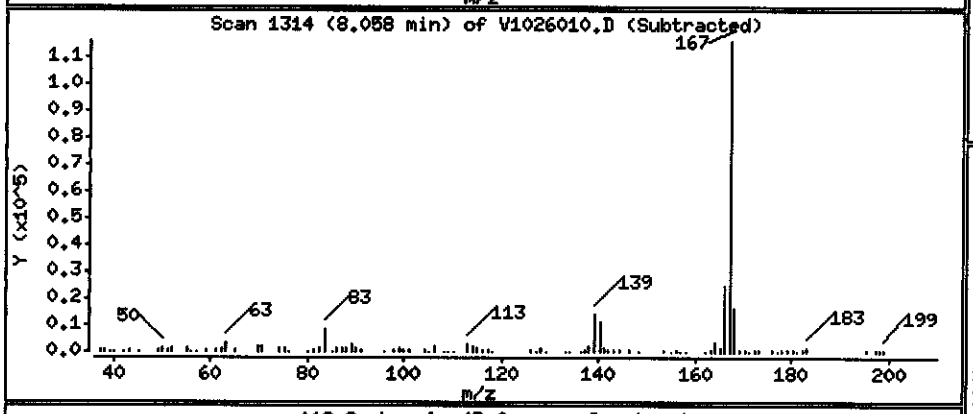

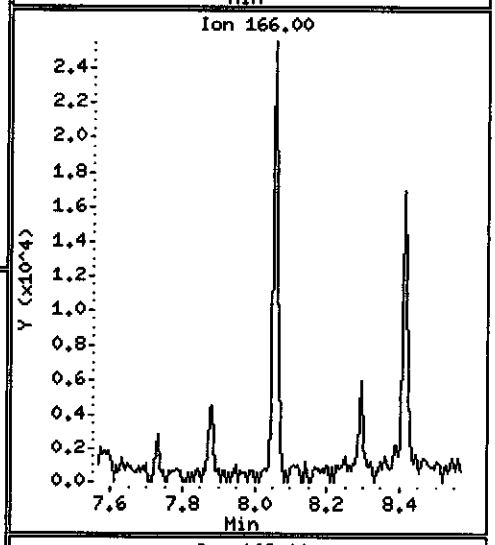

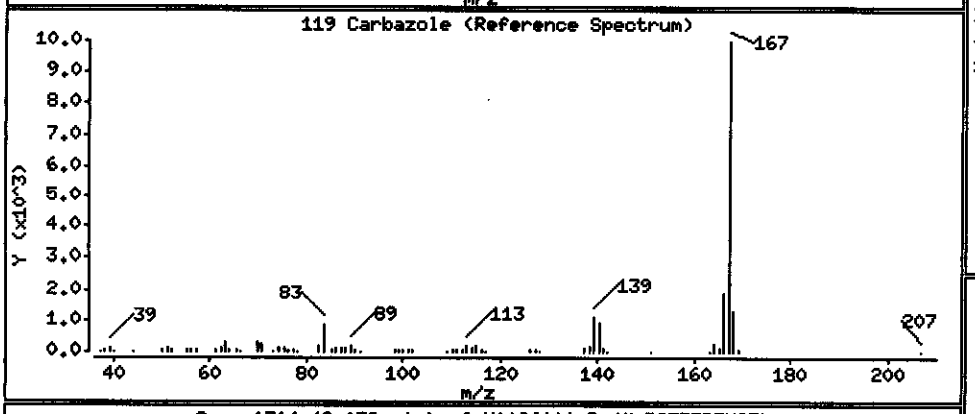

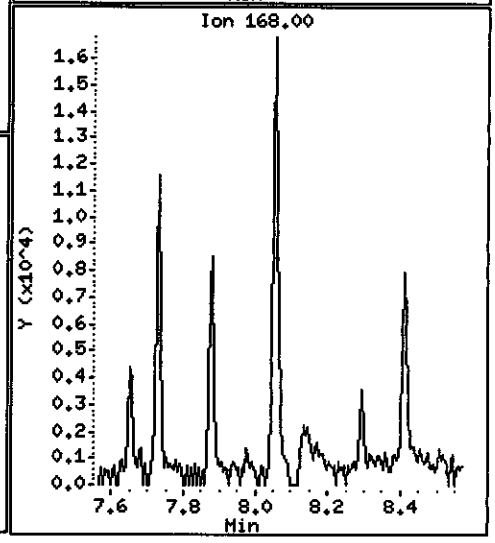

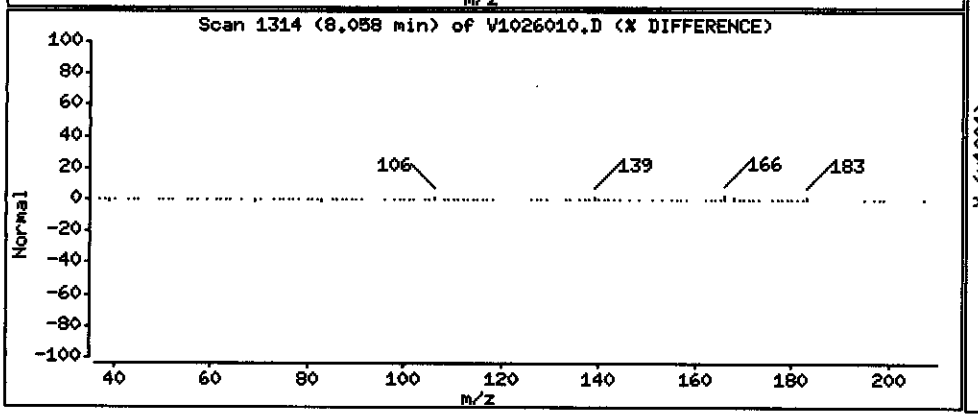

Data File: \\PITSVR06\D\chem\731.i\V102608.b\V1026010.D

Date : 27-OCT-2008 02:39

Client ID: EW-4-1008

Instrument: 731.i

Sample Info: C8J160331-007 X10 10/20/08 h2o(8295020) 8270c

Volume Injected (uL): 2.0

Operator: 003200

Column phase: DB5-MS

Column diameter: 0.32

123 Fluoranthene

Concentration: 0.92927 ug/L

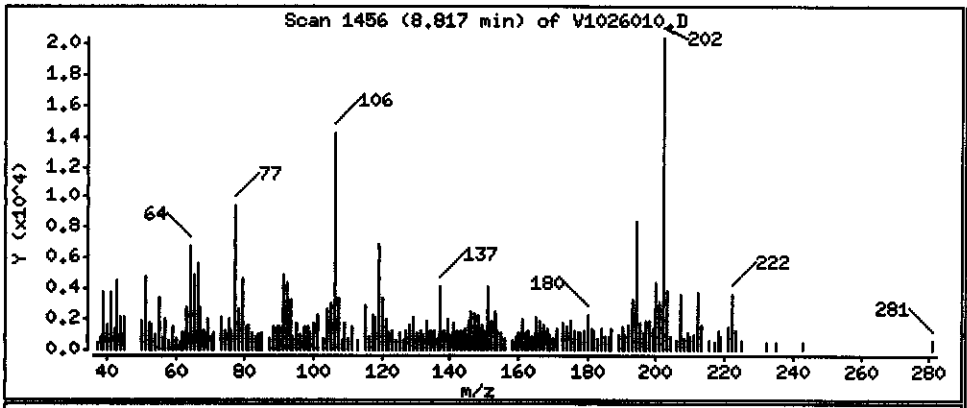

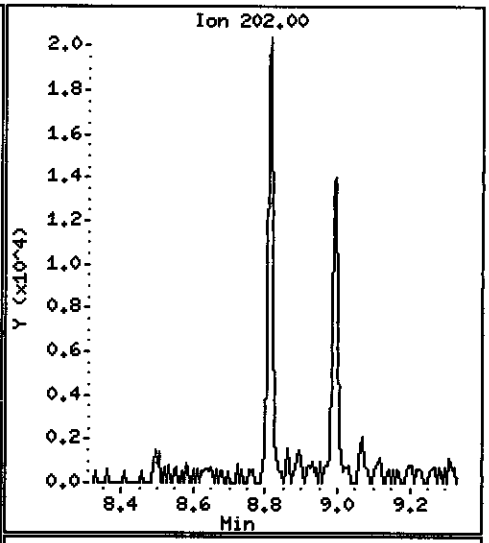

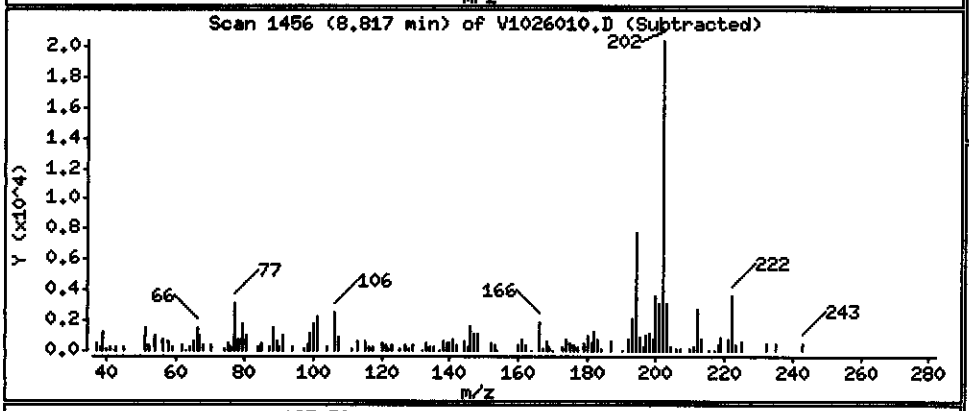

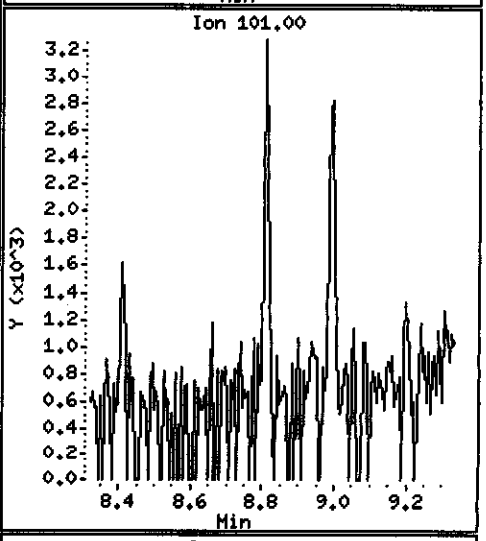

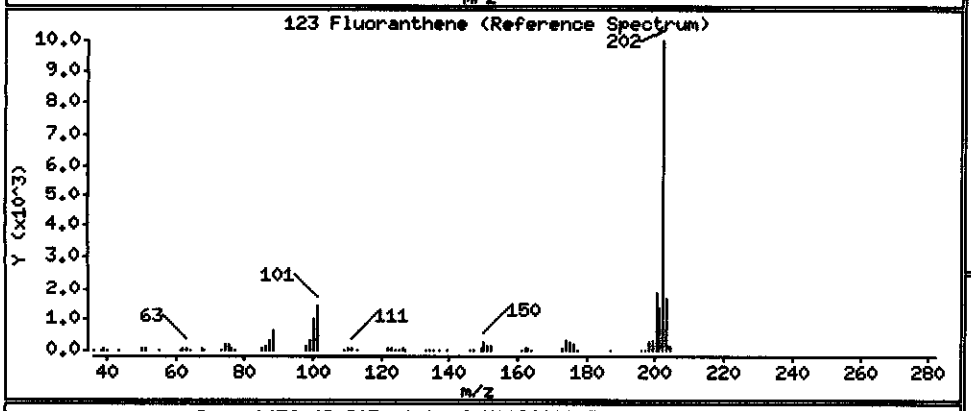

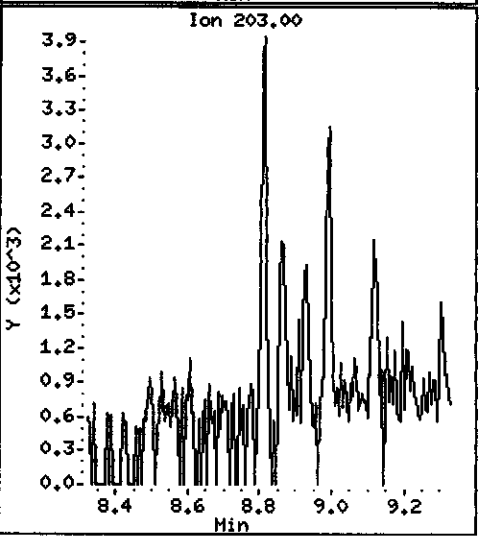

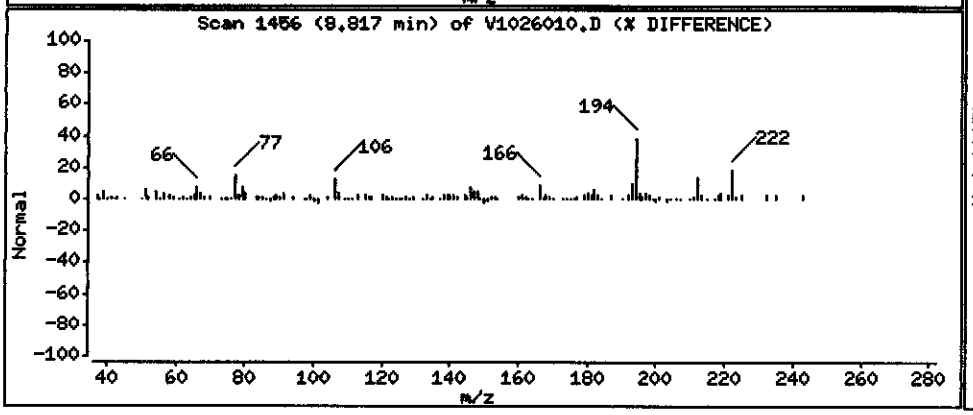

Data File: \\PITSVR06\D\chem\731.i\V102608.b\V1026010.D

Date : 27-OCT-2008 02:39

Client ID: EW-4-1008 Instrument: 731.i

Sample Info: C8J160331-007 X10 10/20/08 h2o(8295020) 8270c

Volume Injected (uL): 2.0 Operator: 003200

Column phase: DB5-MS Column diameter: 0.32

124 Benzidine Concentration: 10.838 ug/L

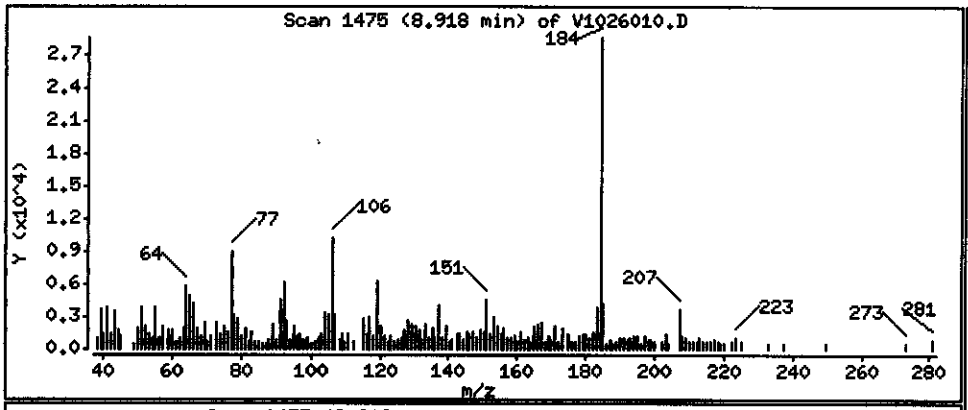

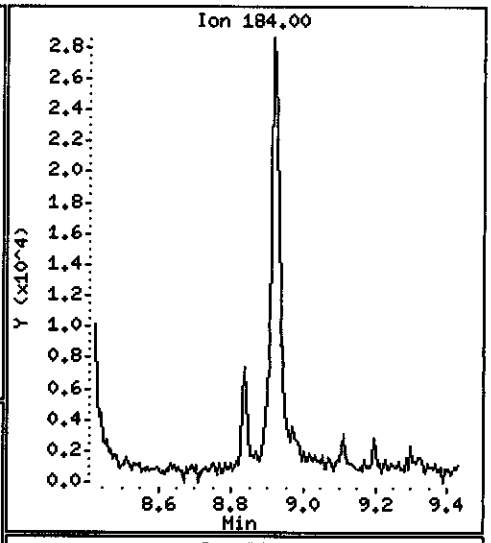

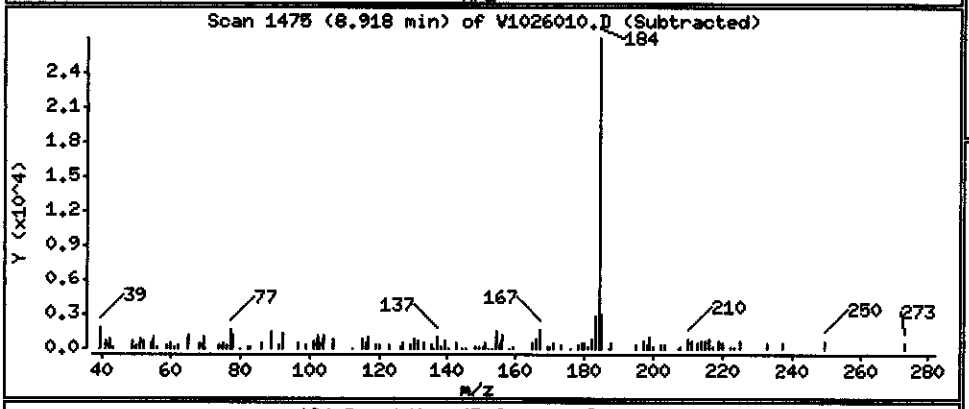

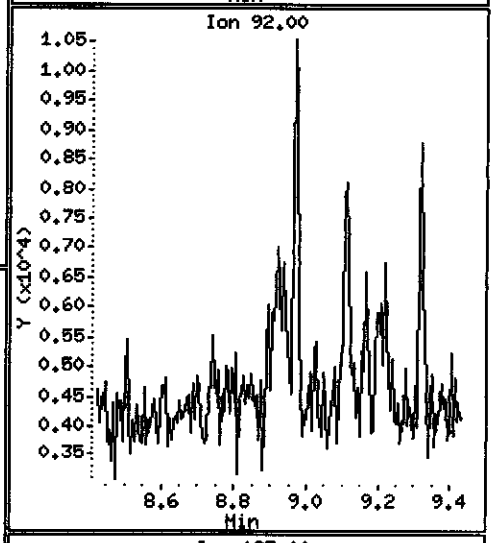

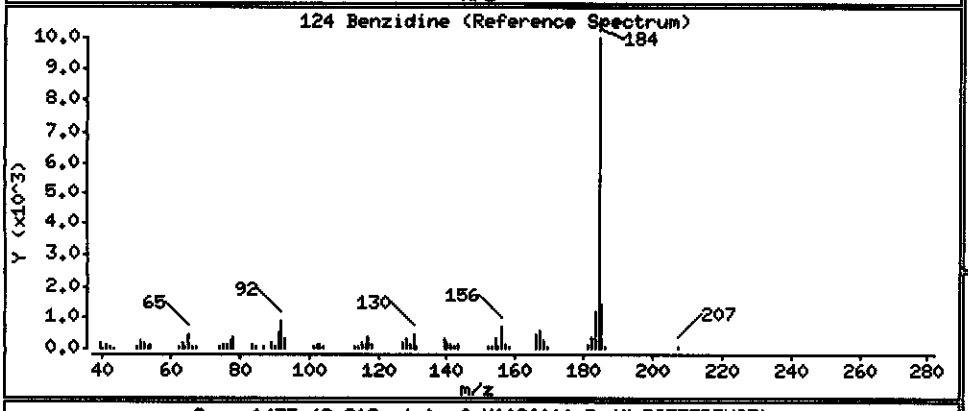

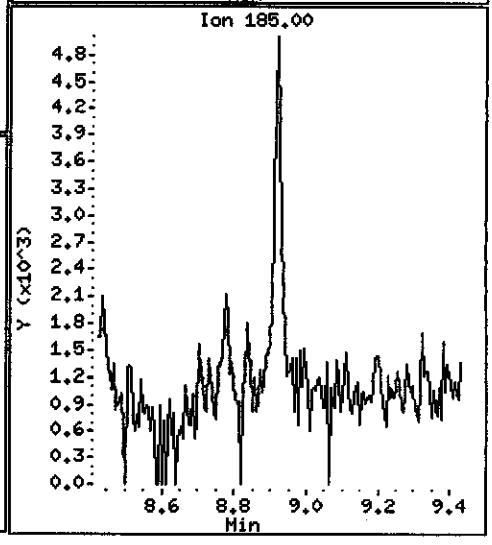

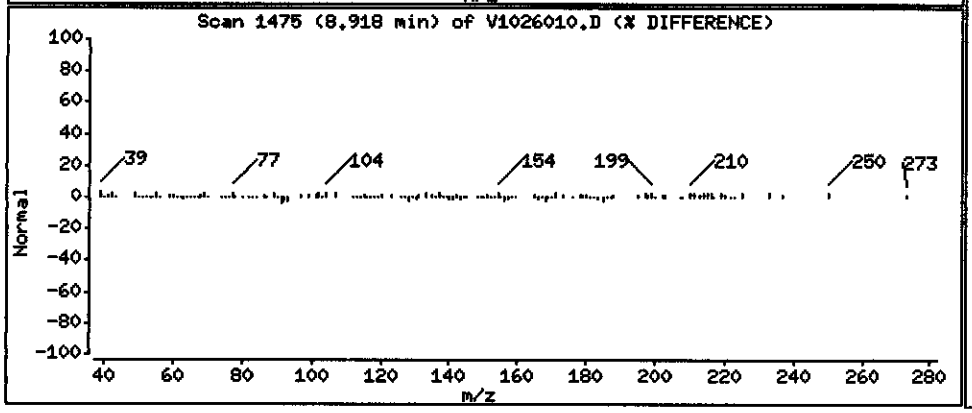

Data File: \\PITSVR06\D\chem\731.i\V102608.b\V1026010.D

Date : 27-OCT-2008 02:39

Client ID: EW-4-1008

Instrument: 731.i

Sample Info: C8J160331-007 X10 10/20/08 h2o(8295020) 8270c

Volume Injected (uL): 2.0

Operator: 003200

Column phase: DB5-MS

Column diameter: 0.32

125 Pyrene

Concentration: 0.61628 ug/L

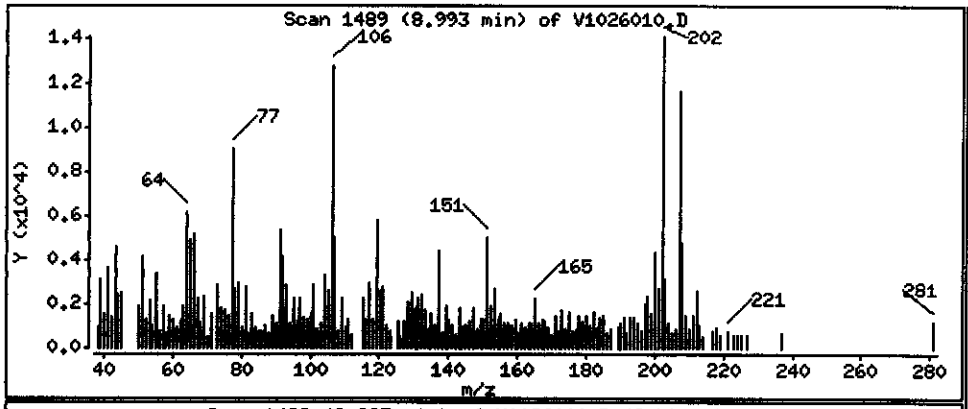

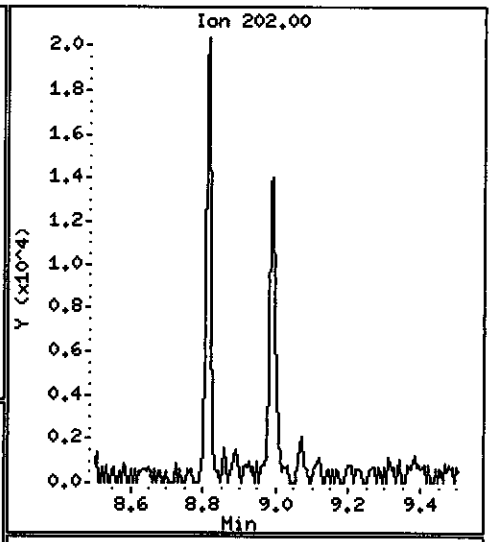

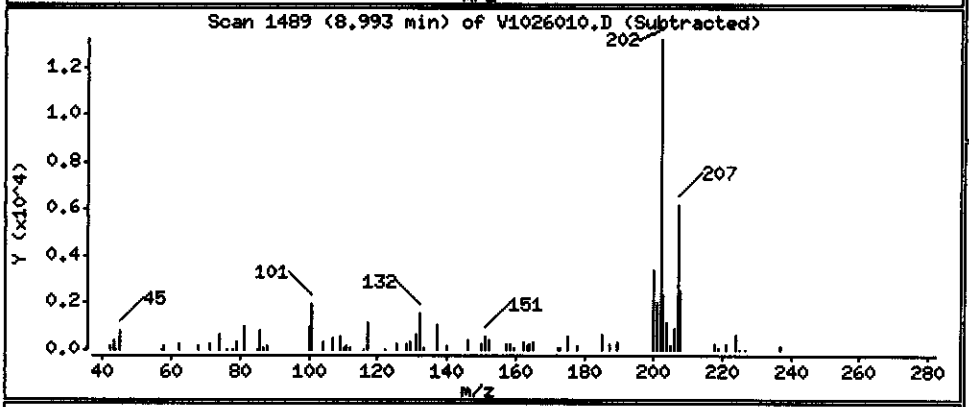

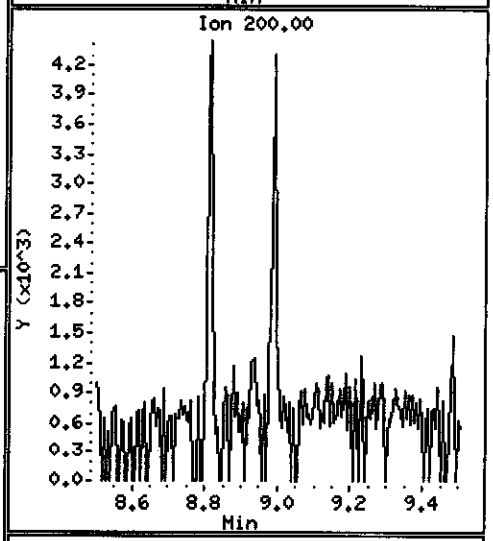

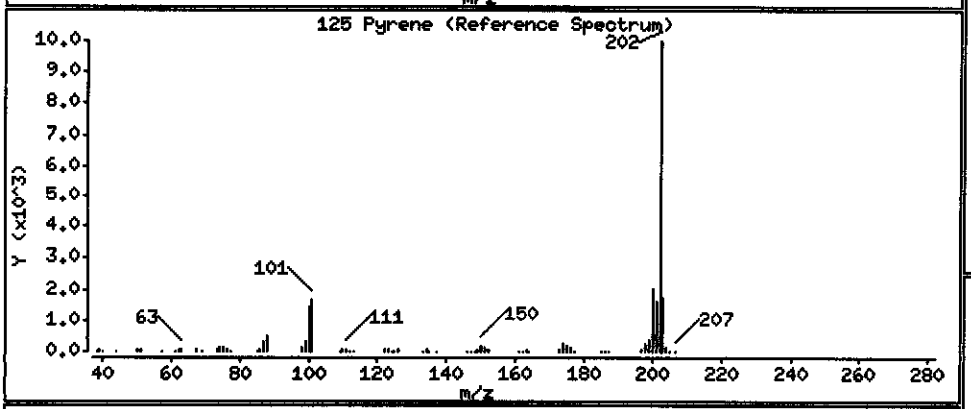

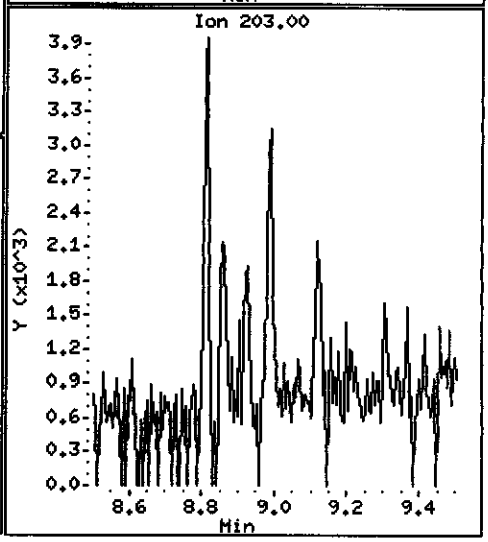

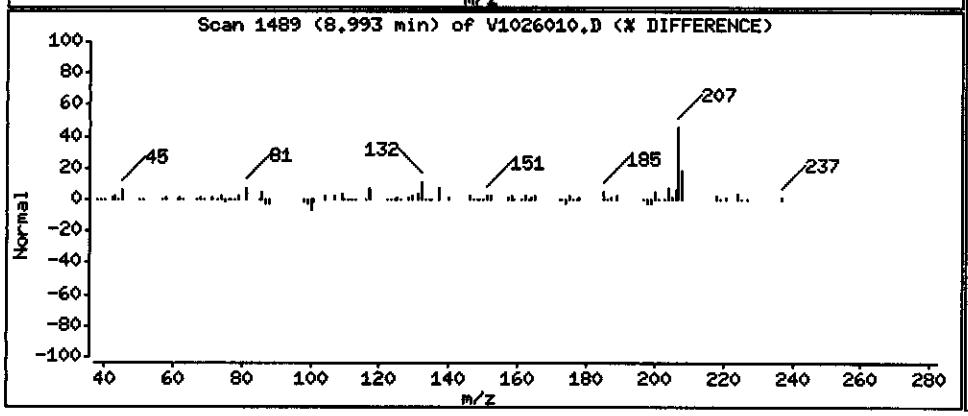

MACTEC Engineering and Consulting Inc

Client Sample ID: EW-4-1008 DV

GC/MS Semivolatiles

Lot-Sample #...:	C8J160331-007	**Work Order #...:**	K02T52AL	**Matrix.....:**	WATER
Date Sampled...:	10/14/08 14:15	**Date Received..:**	10/16/08 09:30	**MS Run #.....:**	
Prep Date.....:	10/20/08	**Analysis Date..:**	10/28/08		
Prep Batch #...:	8295020	**Analysis Time..:**	05:19		
Dilution Factor:	990	**Initial Wgt/Vol:**	1010 mL	**Final Wgt/Vol..:**	1 mL
Analyst ID.....:	003200	**Instrument ID..:**	731		
		Method.....:	SW846 8270C		

PARAMETER	RESULT	REPORTING LIMIT	UNITS	MDL
Aniline	**26000**	**990**	**ug/L**	**48**
Acenaphthene	**73 J**	**200**	**ug/L**	**52**
Acenaphthylene	ND	200	ug/L	46
Acetophenone	ND	990	ug/L	46
Anthracene	ND	200	ug/L	50
Atrazine	ND	990	ug/L	39
Benzo(a)anthracene	ND	200	ug/L	41
Benzo(a)pyrene	ND	200	ug/L	43
Benzo(b)fluoranthene	ND	200	ug/L	31
Benzo(ghi)perylene	ND	200	ug/L	27
Benzo(k)fluoranthene	ND	200	ug/L	39
Benzaldehyde	ND	990	ug/L	54
1,1'-Biphenyl	ND	990	ug/L	60
bis(2-Chloroethoxy) methane	ND	990	ug/L	120
bis(2-Chloroethyl)-ether	ND	200	ug/L	46
bis(2-Ethylhexyl) phthalate	ND	990	ug/L	120
4-Bromophenyl phenyl ether	ND	990	ug/L	49
Butyl benzyl phthalate	ND	990	ug/L	140
Caprolactam	ND	5000	ug/L	190
Carbazole	ND	200	ug/L	52
4-Chloroaniline	ND	990	ug/L	46
4-Chloro-3-methylphenol	ND	990	ug/L	58
2-Chloronaphthalene	ND	200	ug/L	44
2-Chlorophenol	ND	990	ug/L	45
4-Chlorophenyl phenyl ether	ND	990	ug/L	42
Chrysene	ND	200	ug/L	35
Dibenz(a,h)anthracene	ND	200	ug/L	34
Dibenzofuran	ND	990	ug/L	53
3,3'-Dichlorobenzidine	ND	990	ug/L	41
2,4-Dichlorophenol	ND	200	ug/L	48
Diethyl phthalate	ND	990	ug/L	240
2,4-Dimethylphenol	ND	990	ug/L	51

(Continued on next page)

MACTEC Engineering and Consulting Inc

Client Sample ID: EW-4-1008 DL

GC/MS Semivolatiles

Lot-Sample #...: C8J160331-007 **Work Order #...:** K02T52AL **Matrix.....:** WATER

PARAMETER	RESULT	REPORTING LIMIT	UNITS	MDL
Dimethyl phthalate	ND	990	ug/L	42
Di-n-butyl phthalate	ND	990	ug/L	46
4,6-Dinitro-2-methylphenol	ND	5000	ug/L	1400
2,4-Dinitrophenol	ND	5000	ug/L	1300
2,4-Dinitrotoluene	ND	990	ug/L	45
2,6-Dinitrotoluene	ND	990	ug/L	50
Di-n-octyl phthalate	ND	990	ug/L	42
Fluoranthene	ND	200	ug/L	49
Fluorene	ND	200	ug/L	54
Hexachlorobenzene	ND	200	ug/L	43
Hexachlorobutadiene	ND	200	ug/L	37
Hexachlorocyclopentadiene	ND	990	ug/L	79
Hexachloroethane	ND	990	ug/L	43
Indeno(1,2,3-cd)pyrene	ND	200	ug/L	47
Isophorone	ND	990	ug/L	47
2-Methylnaphthalene	**73 J**	**200**	**ug/L**	**46**
2-Methylphenol	ND	990	ug/L	51
4-Methylphenol	ND	990	ug/L	73
Naphthalene	**480**	**200**	**ug/L**	**43**
2-Nitroaniline	ND	5000	ug/L	47
3-Nitroaniline	ND	5000	ug/L	40
4-Nitroaniline	ND	5000	ug/L	25
Nitrobenzene	ND	200	ug/L	63
2-Nitrophenol	ND	990	ug/L	53
4-Nitrophenol	ND	5000	ug/L	69
N-Nitrosodi-n-propylamine	ND	200	ug/L	59
N-Nitrosodiphenylamine	ND	200	ug/L	48
2,2'-oxybis (1-Chloropropane)	ND	200	ug/L	26
Pentachlorophenol	ND	990	ug/L	82
Phenanthrene	ND	200	ug/L	54
Phenol	ND	200	ug/L	22
Pyrene	ND	200	ug/L	56
2,4,5-Trichlorophenol	ND	990	ug/L	62
2,4,6-Trichlorophenol	ND	990	ug/L	56

(Continued on next page)

MACTEC Engineering and Consulting Inc

Client Sample ID: EW-4-1008 DL

GC/MS Semivolatiles

Lot-Sample #...: C8J160331-007 **Work Order #...:** K02T52AL **Matrix.....:** WATER

SURROGATE	PERCENT RECOVERY	RECOVERY LIMITS
Nitrobenzene-d5	NC,DIL	(23 - 112)
Terphenyl-d14	NC,DIL	(10 - 132)
2-Fluorobiphenyl	NC,DIL	(19 - 107)
2-Fluorophenol	NC,DIL	(10 - 111)
Phenol-d5	NC,DIL	(15 - 112)
2,4,6-Tribromophenol	NC,DIL	(16 - 122)

NOTE(S):

NC The recovery and/or RPD were not calculated.

DIL The concentration is estimated or not reported due to dilution or the presence of interfering analytes.

J Estimated result. Result is less than RL.

Data File: \\PITSVR06\D\chem\731.i\V102808.b\V1028005.D
Date : 28-OCT-2008 05:19
Client ID: EW-4-1008DL
Sample Info: C8J160331-007 X1K 10/20/08 h2o(8295020) 8270c
Volume Injected (uL): 2.0
Column phase: DB5-MS

Instrument: 731.i
Operator: 003200
Column diameter: 0.32

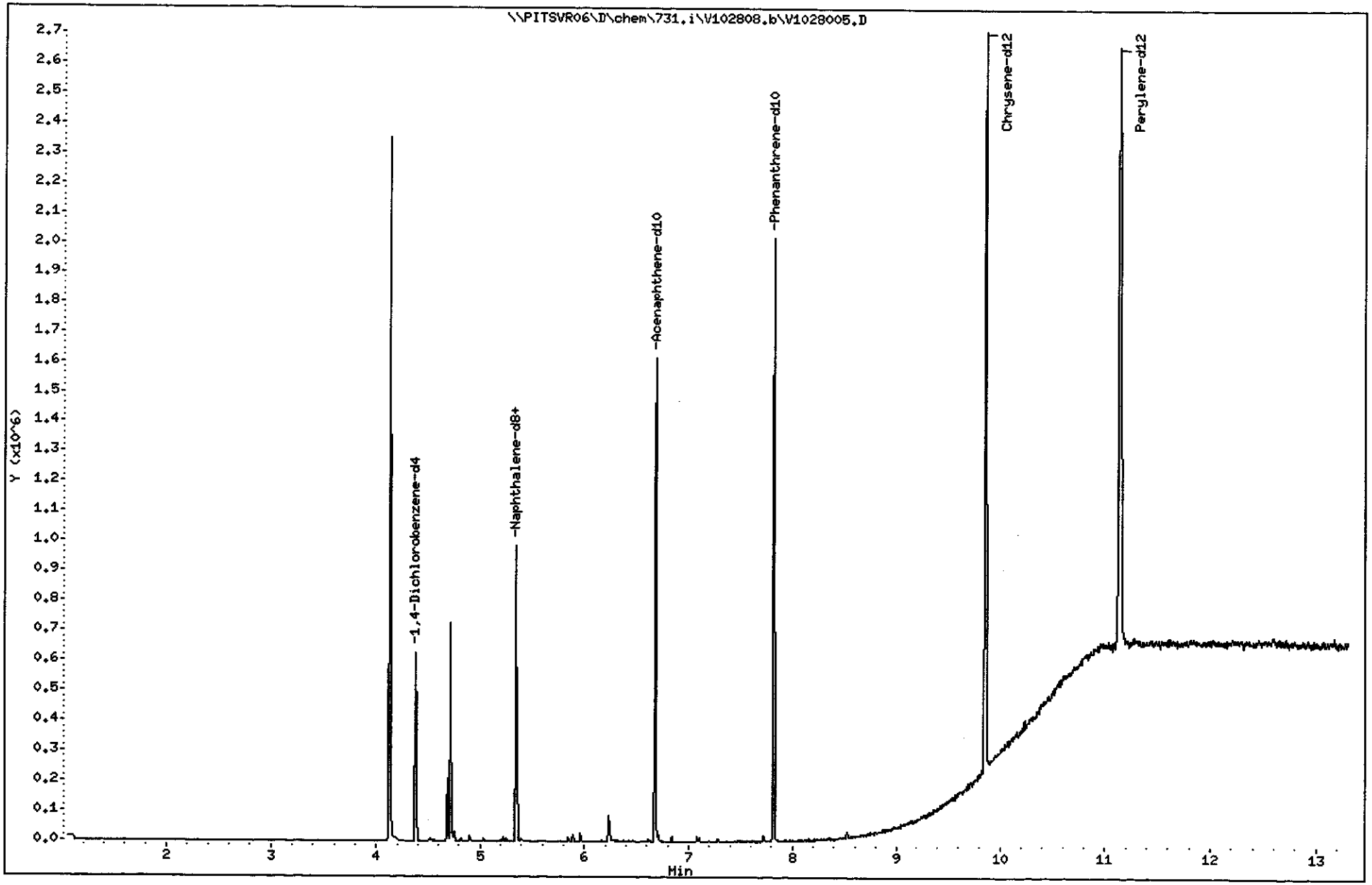

TestAmerica Pittsburgh

Semivolatile REPORT SW-846 Method 8270

Data file : \\PITSVR06\D\chem\731.i\V102808.b\V1028005.D
Lab Smp Id: K02T52AL Client Smp ID: EW-4-1008DL
Inj Date : 28-OCT-2008 05:19
Operator : 003200 Inst ID: 731.i
Smp Info : C8J160331-007 X1K 10/20/08 h2o(8295020) 8270c
Misc Info : K02T52AL,V102808.b,8270ll.m,padep.sub
Comment :
Method : \\PITSVR06\D\chem\731.i\V102808.b\8270ll.m
Meth Date : 27-Oct-2008 22:55 piccolinov Quant Type: ISTD
Cal Date : 23-OCT-2008 04:48 Cal File: V1023NC7.D
Als bottle: 7
Dil Factor: 1000.00000
Integrator: HP RTE Compound Sublist: padep.sub
Target Version: 4.14
Processing Host: PITSVR06

Concentration Formula: Amt * DF * Uf * Vt/(Vo * Vi) * CpndVariable

Name	Value	Description
DF	1000.000	Dilution Factor
Uf	1.000	ng unit correction factor
Vt	1000.000	Volume of final extract (uL)
Vo	1010.000	Volume of sample extracted (mL)
Vi	2.000	Volume injected (uL)
Cpnd Variable		Local Compound Variable

	Compounds	QUANT SIG MASS	RT	EXP RT	REL RT	RESPONSE	CONCENTRATIONS ON-COLUMN (NG)	CONCENTRATIONS FINAL (ug/L)
* 1	1,4-Dichlorobenzene-d4	152	4.379	4.387	(1.000)	93358	8.00000	
* 2	Naphthalene-d8	136	5.341	5.354	(1.000)	415695	8.00000	
* 3	Acenaphthene-d10	164	6.682	6.695	(1.000)	323211	8.00000	
* 4	Phenanthrene-d10	188	7.820	7.838	(1.000)	664786	8.00000	
* 5	Chrysene-d12	240	9.855	9.874	(1.000)	830818	8.00000	
* 6	Perylene-d12	264	11.142	11.167	(1.000)	965211	8.00000	
198	1,4-Dioxane	88	Compound Not Detected.					
10	N-Nitrosodimethylamine	74	Compound Not Detected.					
9	Pyridine	79	Compound Not Detected.					
16	Methyl methanesulfonate	80	Compound Not Detected.					
206	Benzaldehyde	77	Compound Not Detected.					
21	Aniline	93	4.128	4.136	(0.943)	892361	53.1072	26291
22	Phenol	94	Compound Not Detected.					
23	bis(2-Chloroethyl)ether	93	Compound Not Detected.					
24	2-Chlorophenol	128	Compound Not Detected.					
26	1,3-Dichlorobenzene	146	Compound Not Detected.					
27	1,4-Dichlorobenzene	146	Compound Not Detected.					
28	1,2-Dichlorobenzene	146	Compound Not Detected.					
29	Benzyl Alcohol	108	Compound Not Detected.					
30	2-Methylphenol	108	Compound Not Detected.					

Compounds	QUANT SIG MASS	RT	EXP RT	REL RT	RESPONSE	CONCENTRATIONS ON-COLUMN (NG)	CONCENTRATIONS FINAL (ug/L)
31 2,2'-oxybis(1-Chloropropane)	45	Compound Not Detected.					
37 Acetophenone	105	Compound Not Detected.					
32 N-Nitroso-di-n-propylamine	70	Compound Not Detected.					
192 4-Methylphenol	108	Compound Not Detected.					
34 Hexachloroethane	117	Compound Not Detected.					
35 Nitrobenzene	77	Compound Not Detected.					
41 Isophorone	82	Compound Not Detected.					
42 2-Nitrophenol	139	Compound Not Detected.					
43 2,4-Dimethylphenol	107	Compound Not Detected.					
44 bis(2-Chloroethoxy)methane	93	Compound Not Detected.					
48 2,4-Dichlorophenol	162	Compound Not Detected.					
49 Benzoic Acid	122	Compound Not Detected.					
50 1,2,4-Trichlorobenzene	180	Compound Not Detected.					
51 Naphthalene	128	5.357	5.370	(1.003)	51543	0.96192	476.20
52 4-Chloroaniline	127	Compound Not Detected.					
54 2,6-Dichlorophenol	162	Compound Not Detected.					
56 Hexachlorobutadiene	224	Compound Not Detected.					
208 Caprolactam	113	Compound Not Detected.					
59 4-Chloro-3-Methylphenol	107	Compound Not Detected.					
62 2-Methylnaphthalene	142	5.886	5.899	(1.102)	5590	0.14656	72.556
63 1-Methylnaphthalene	142	5.961	5.974	(1.116)	7131	0.18638	92.265
64 Hexachlorocyclopentadiene	236	Compound Not Detected.					
66 2,4,6-Trichlorophenol	196	Compound Not Detected.					
67 2,4,5-Trichlorophenol	196	Compound Not Detected.					
209 1,1'-Biphenyl	154	6.244	6.257	(0.934)	2572	0.04988	24.694
70 2-Chloronaphthalene	162	Compound Not Detected.					
73 2-Nitroaniline	65	Compound Not Detected.					
76 Dimethylphthalate	163	Compound Not Detected.					
78 2,6-Dinitrotoluene	165	Compound Not Detected.					
79 Acenaphthylene	152	Compound Not Detected.					
81 3-Nitroaniline	138	Compound Not Detected.					
82 Acenaphthene	153	6.703	6.722	(1.003)	6238	0.14679	72.669
83 2,4-Dinitrophenol	184	Compound Not Detected.					
85 4-Nitrophenol	109	Compound Not Detected.					
86 Dibenzofuran	168	Compound Not Detected.					
87 2,4-Dinitrotoluene	165	Compound Not Detected.					
91 2,3,5,6-Tetrachlorophenol	231	Compound Not Detected.					
88 2,3,4,6-Tetrachlorophenol	231	Compound Not Detected.					
92 2-Naphthylamine	143	Compound Not Detected.					
93 Diethylphthalate	149	Compound Not Detected.					
94 Fluorene	166	7.098	7.117	(1.062)	3794	0.07661	37.924
95 4-Chlorophenyl-phenylether	204	Compound Not Detected.					
96 4-Nitroaniline	138	Compound Not Detected.					
98 4,6-Dinitro-2-methylphenol	198	Compound Not Detected.					
99 N-Nitrosodiphenylamine (1)	169	Compound Not Detected.					
100 1,2-Diphenylhydrazine	77	Compound Not Detected.					
106 4-Bromophenyl-phenylether	248	Compound Not Detected.					
107 Hexachlorobenzene	283	Compound Not Detected.					
210 Atrazine	200	Compound Not Detected.					
111 Pentachlorophenol	265	Compound Not Detected.					
115 Phenanthrene	178	Compound Not Detected.					
116 Anthracene	178	Compound Not Detected.					
119 Carbazole	167	Compound Not Detected.					
120 Di-n-Butylphthalate	149	Compound Not Detected.					

Compounds	QUANT SIG MASS	RT	EXP RT	REL RT	RESPONSE	CONCENTRATIONS ON-COLUMN (NG)	CONCENTRATIONS FINAL (ug/L)
123 Fluoranthene	202	Compound Not Detected.					
124 Benzidine	184	Compound Not Detected.					
125 Pyrene	202	Compound Not Detected.					
131 Butylbenzylphthalate	149	Compound Not Detected.					
135 3,3'-Dichlorobenzidine	252	Compound Not Detected.					
136 Benzo(a)Anthracene	228	Compound Not Detected.					
137 Chrysene	228	Compound Not Detected.					
139 bis(2-ethylhexyl)Phthalate	149	Compound Not Detected.					
140 Di-n-octylphthalate	149	Compound Not Detected.					
141 Benzo(b)fluoranthene	252	Compound Not Detected.					
142 Benzo(k)fluoranthene	252	Compound Not Detected.					
143 7,12-dimethylbenz[a]anthracen	256	Compound Not Detected.					
146 Benzo(a)pyrene	252	Compound Not Detected.					
149 Indeno(1,2,3-cd)pyrene	276	Compound Not Detected.					
150 Dibenz(a,h)anthracene	278	Compound Not Detected.					
151 Benzo(g,h,i)perylene	276	Compound Not Detected.					
$ 154 Nitrobenzene-d5	82	Compound Not Detected.					
$ 155 2-Fluorobiphenyl	172	Compound Not Detected.					
$ 156 Terphenyl-d14	244	Compound Not Detected.					
$ 157 Phenol-d5	99	Compound Not Detected.					
$ 158 2-Fluorophenol	112	Compound Not Detected.					
$ 159 2,4,6-Tribromophenol	329	Compound Not Detected.					
$ 186 2-Chlorophenol-d4	132	Compound Not Detected.					
$ 187 1,2-Dichlorobenzene-d4	152	Compound Not Detected.					

Data File: \\PITSVR06\D\chem\731.i\V102808.b\V1028005.D

Date : 28-OCT-2008 05:19

Client ID: EW-4-1008DL

Instrument: 731.i

Sample Info: C8J160331-007 X1K 10/20/08 h2o(8295020) 8270c

Volume Injected (uL): 2.0

Operator: 003200

Column phase: DB5-MS

Column diameter: 0.32

21 Aniline

Concentration: 26291 ug/L

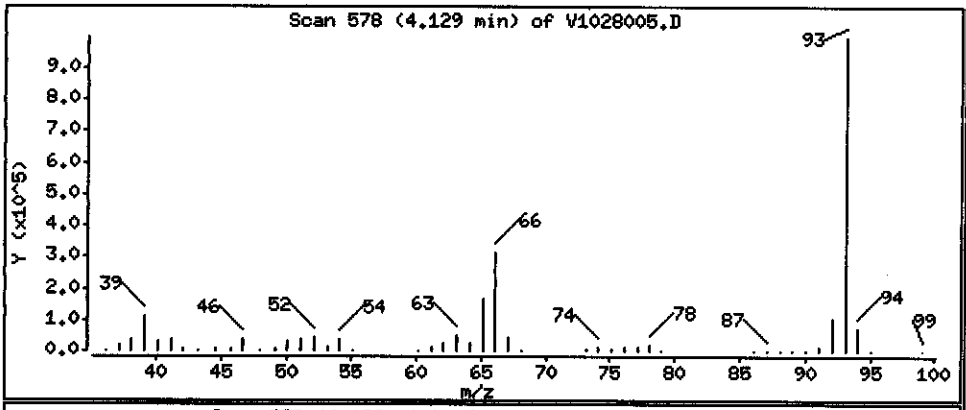

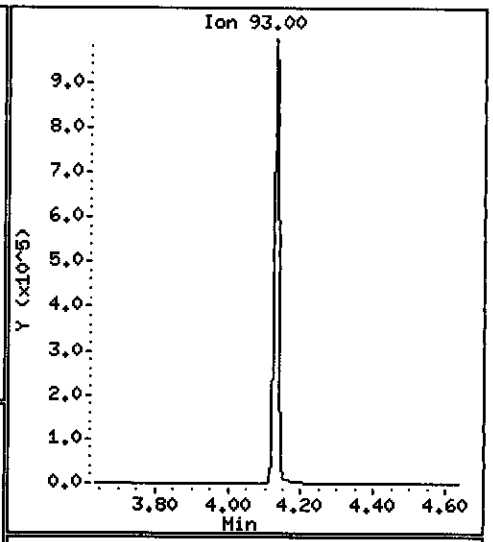

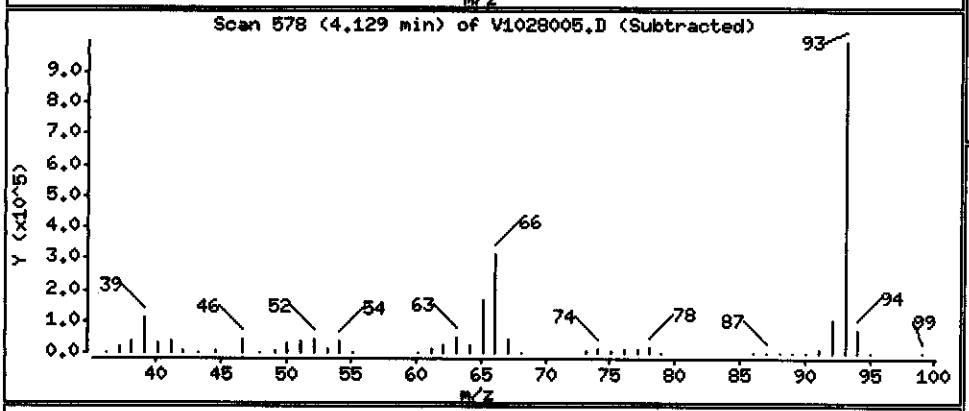

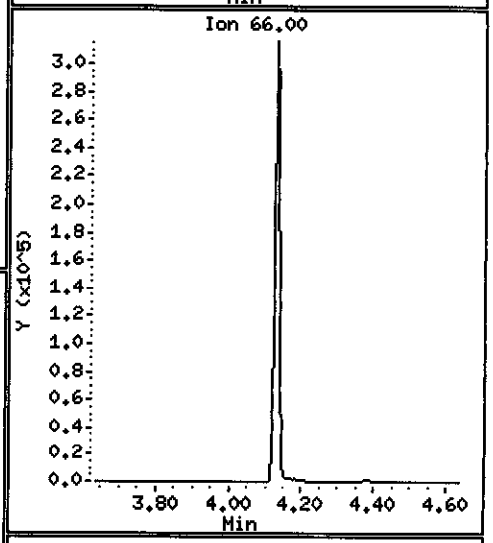

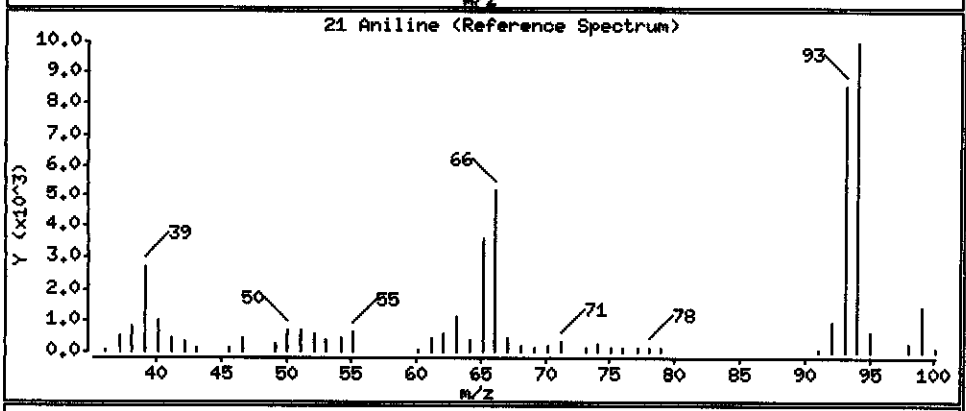

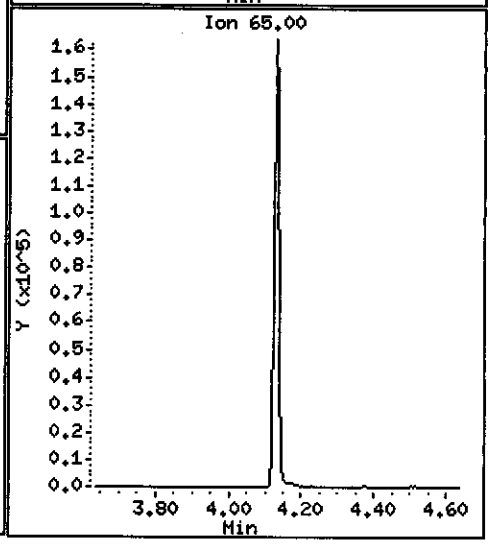

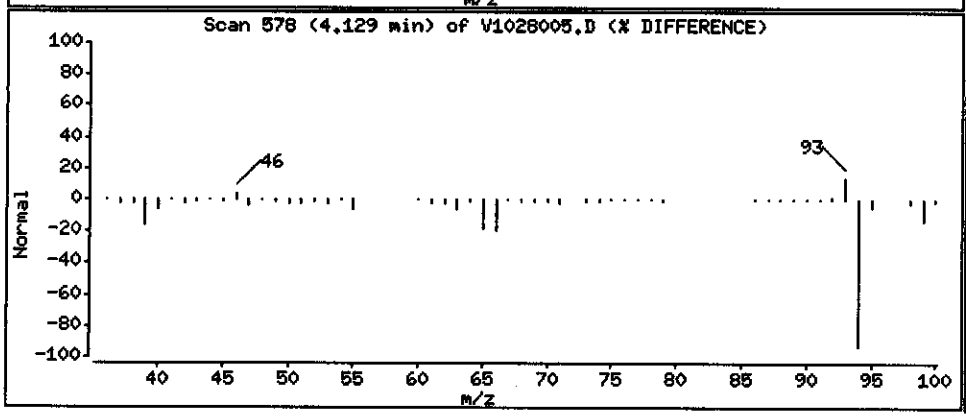

Data File: \\PITSVR06\D\chem\731.i\V102808.b\V1028005.D

Date : 28-OCT-2008 05:19

Client ID: EW-4-1008DL

Instrument: 731.i

Sample Info: C8J160331-007 X1K 10/20/08 h2o(8295020) 8270c

Volume Injected (uL): 2.0

Operator: 003200

Column phase: DB5-MS

Column diameter: 0.32

51 Naphthalene

Concentration: 476.20 ug/L

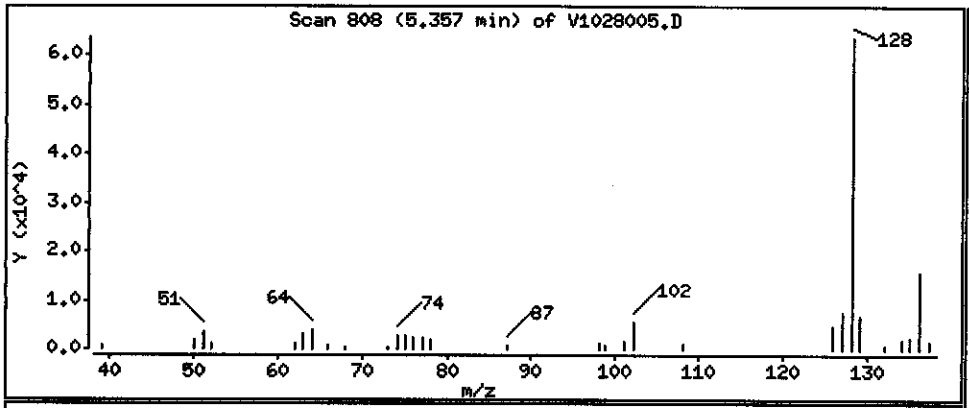

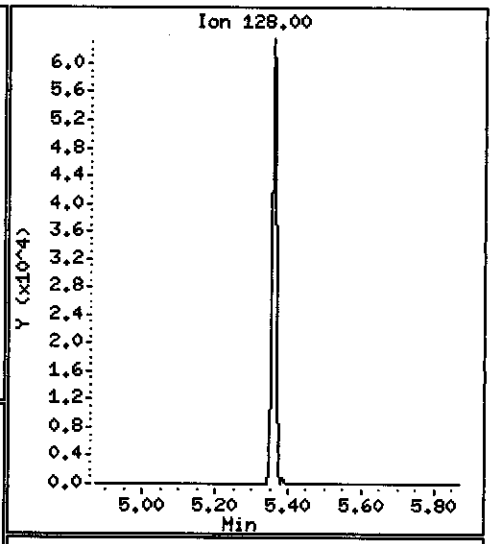

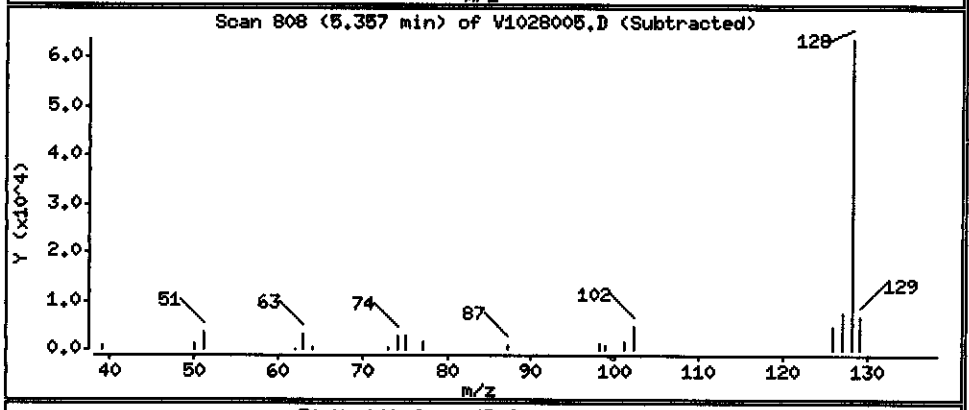

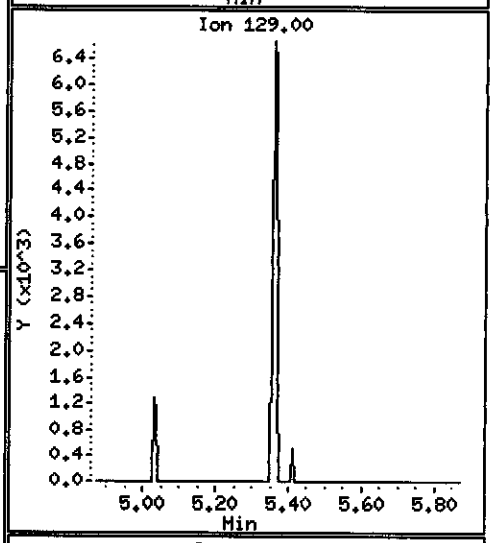

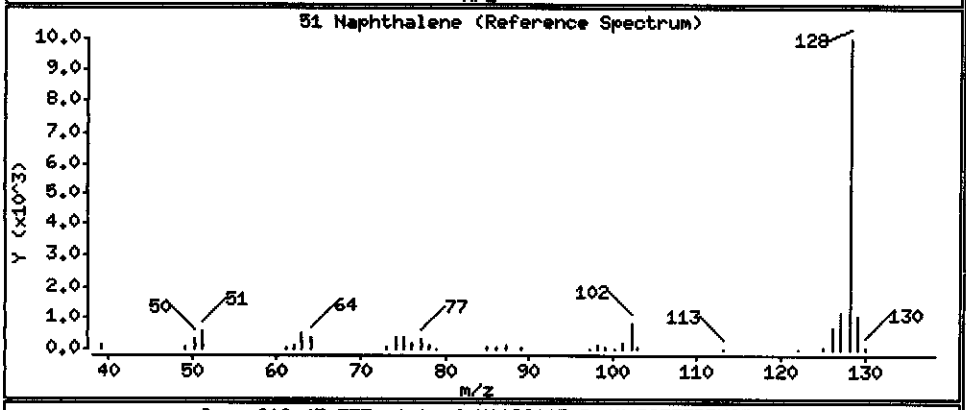

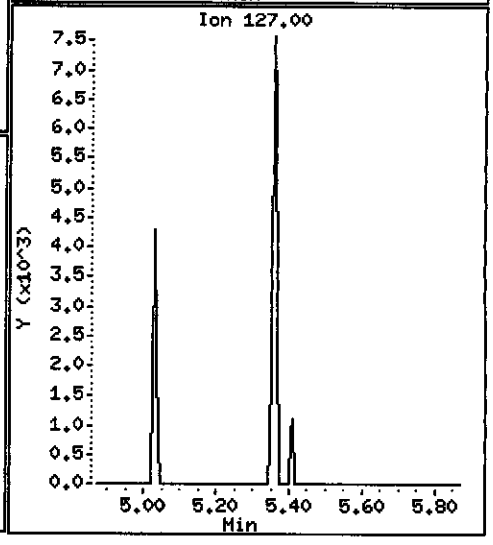

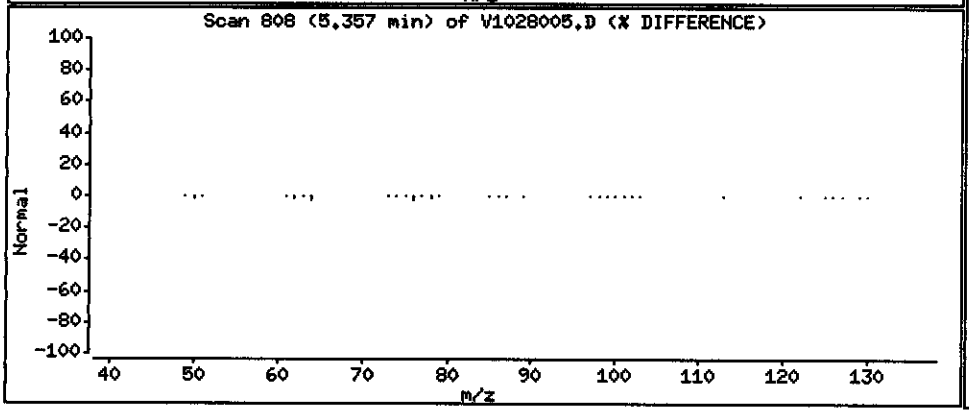

Data File: \\PITSVR06\D\chem\731.i\V102808.b\V1028005.D

Date : 28-OCT-2008 05:19

Client ID: EW-4-1008DL

Instrument: 731.i

Sample Info: C8J160331-007 X1K 10/20/08 h2o(8295020) 8270c

Volume Injected (uL): 2.0

Operator: 003200

Column phase: DB5-MS

Column diameter: 0.32

62 2-Methylnaphthalene

Concentration: 72.556 ug/L

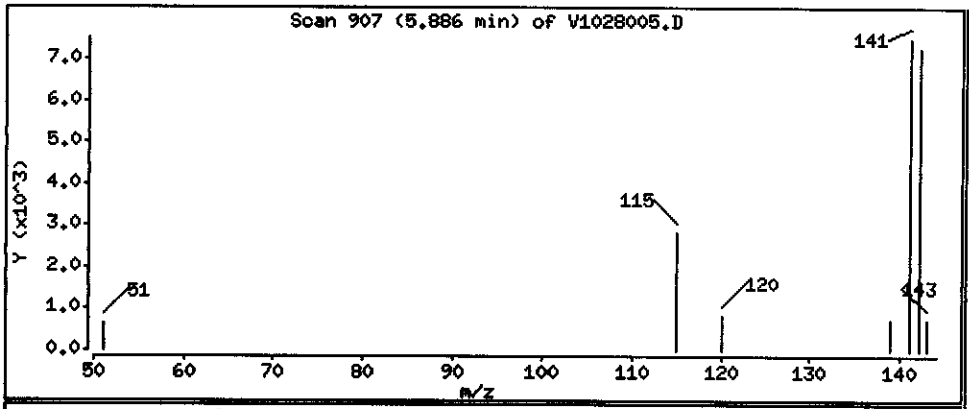

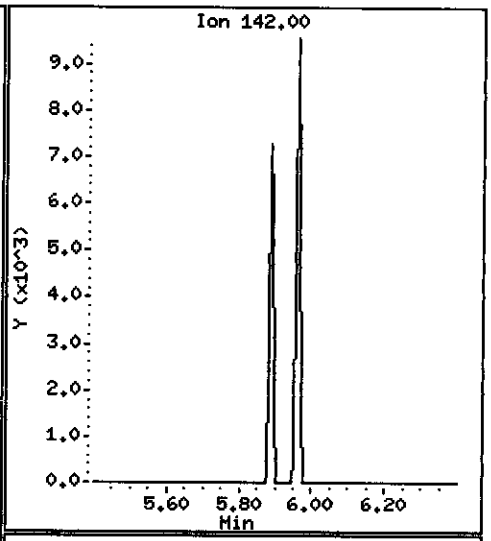

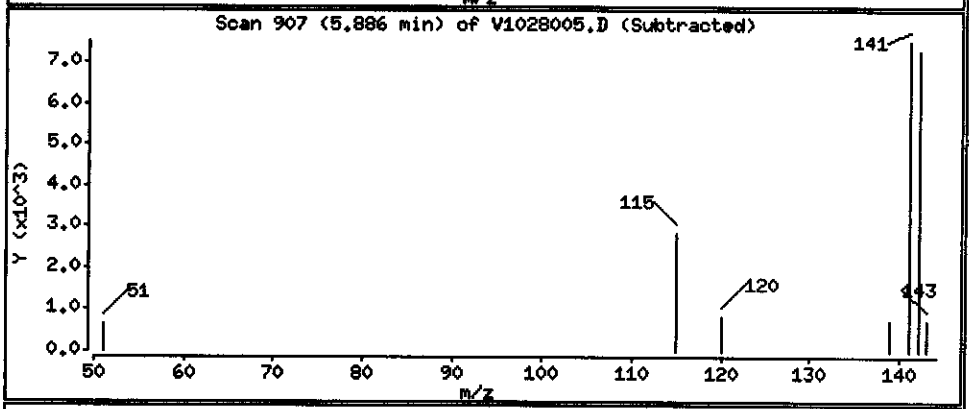

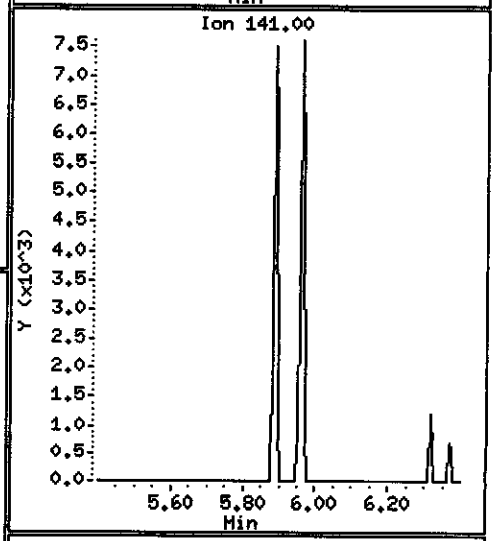

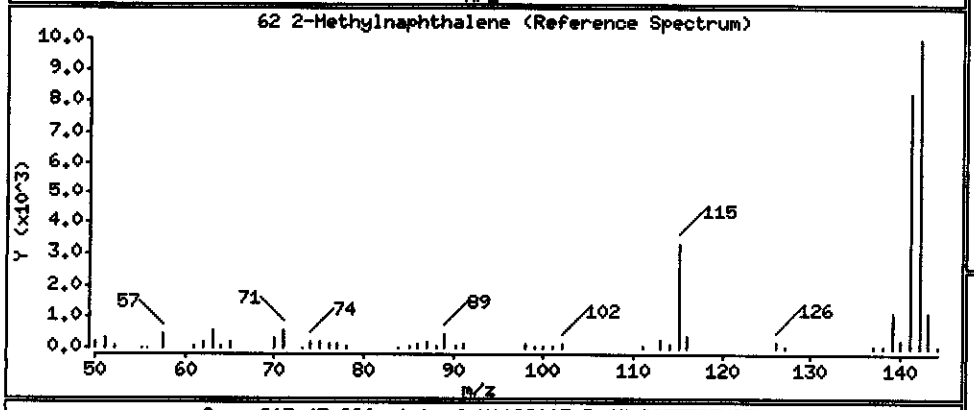

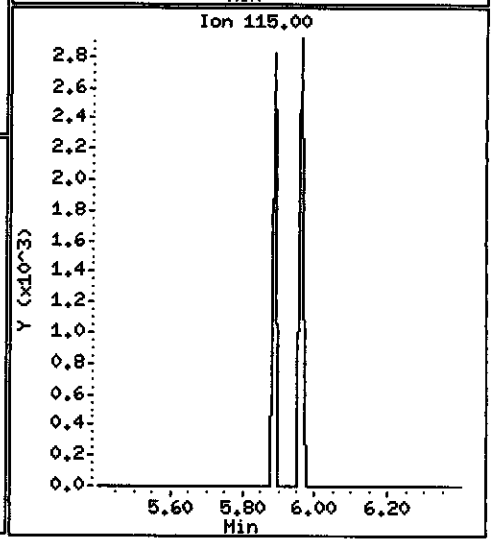

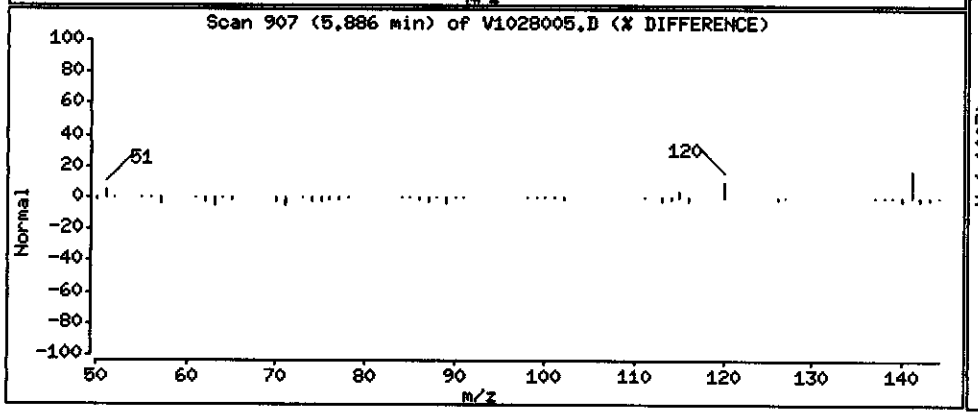

Data File: \\PITSVR06\D\chem\731.i\V102808.b\V1028005.D

Date : 28-OCT-2008 05:19

Client ID: EW-4-1008DL

Instrument: 731.i

Sample Info: C8J160331-007 X1K 10/20/08 h2o(8295020) 8270c

Volume Injected (uL): 2.0

Operator: 003200

Column phase: DB5-MS

Column diameter: 0.32

63 1-Methylnaphthalene

Concentration: 92.265 ug/L

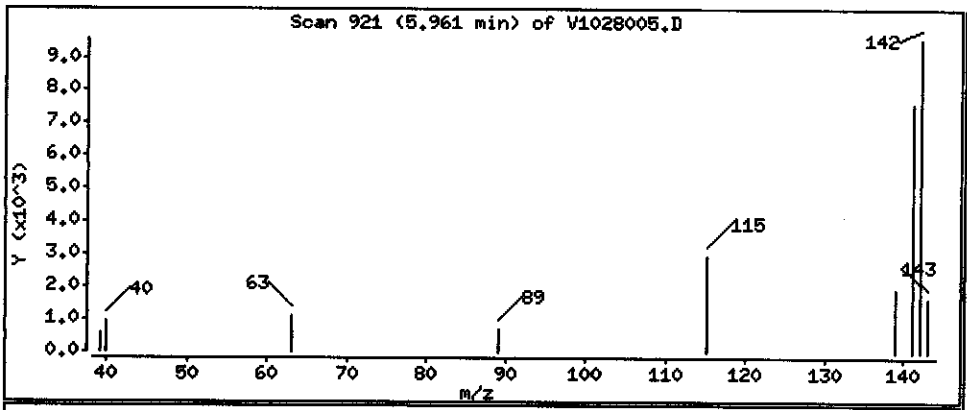

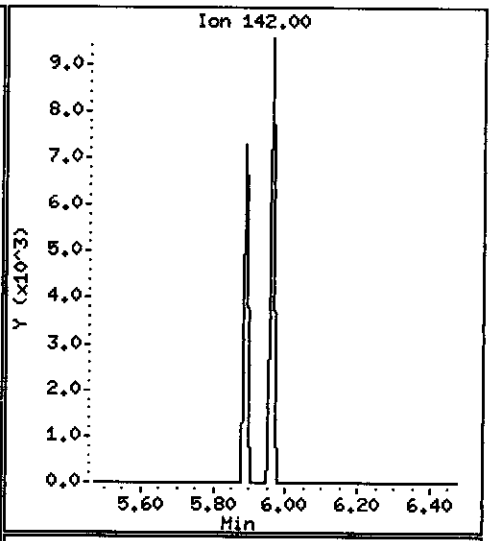

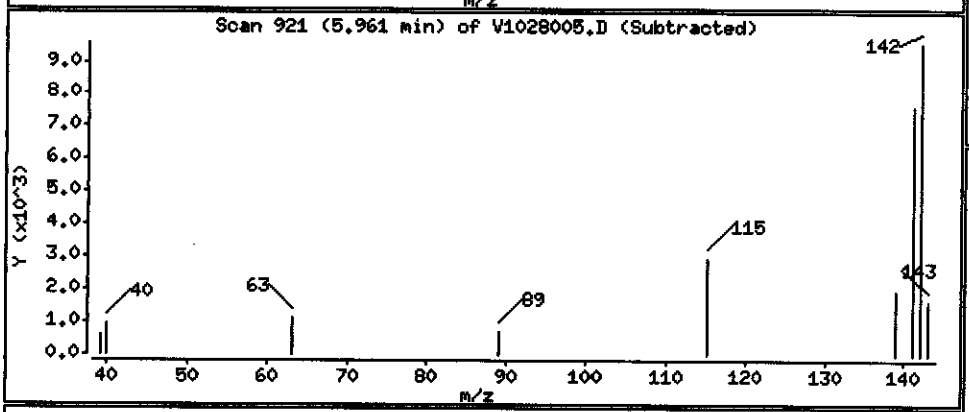

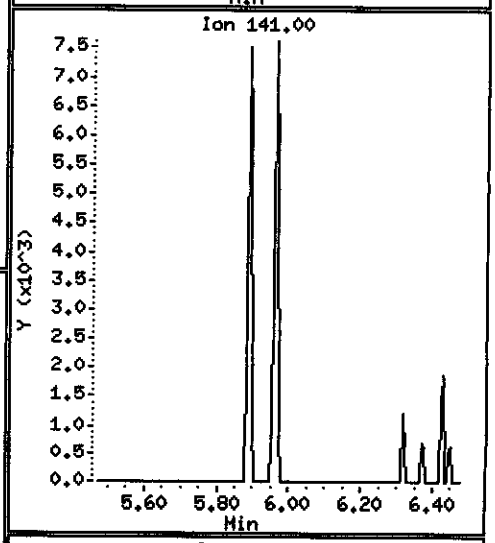

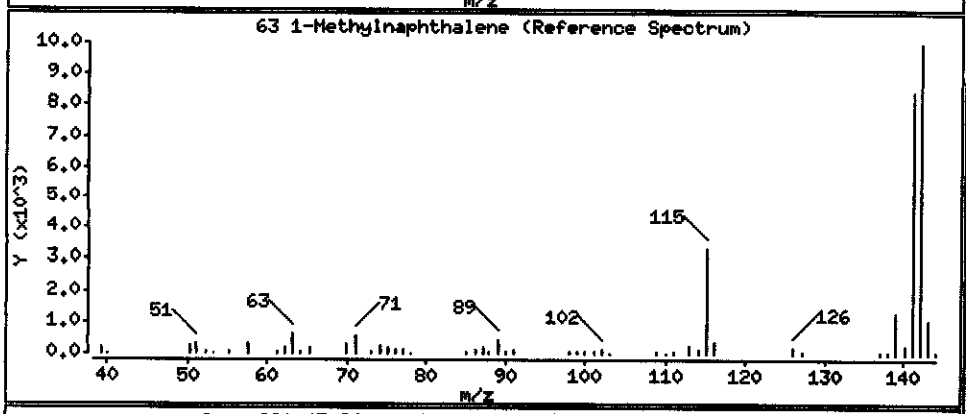

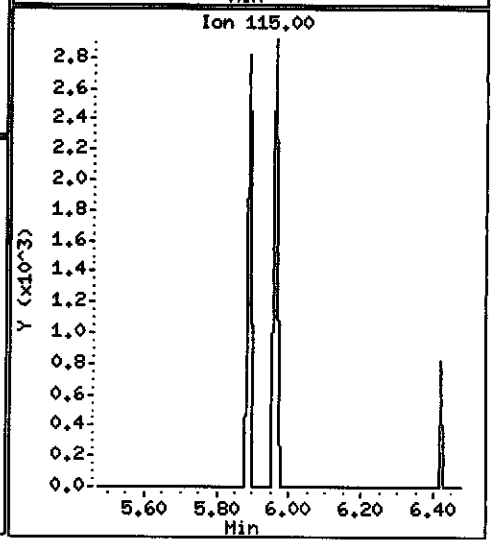

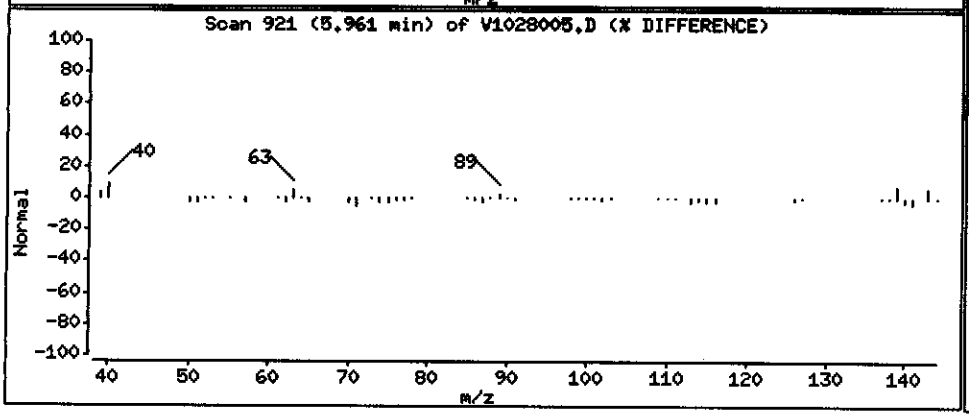

Data File: \\PITSVR06\D\chem\731.i\V102808.b\V1028005.D

Date : 28-OCT-2008 05:19

Client ID: EW-4-1008DL

Instrument: 731.i

Sample Info: C8J160331-007 X1K 10/20/08 h2o(8295020) 8270c

Volume Injected (uL): 2.0

Operator: 003200

Column phase: DB5-MS

Column diameter: 0.32

209 1,1'-Biphenyl

Concentration: 24.694 ug/L

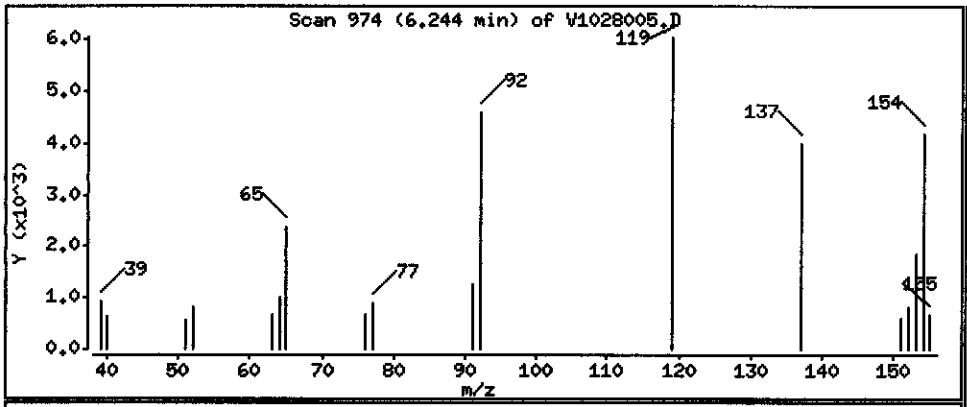

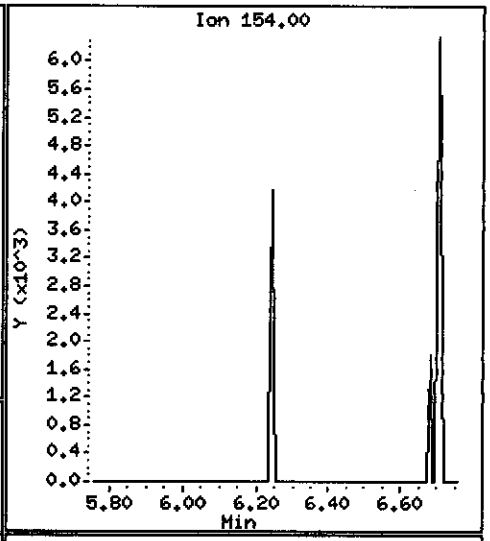

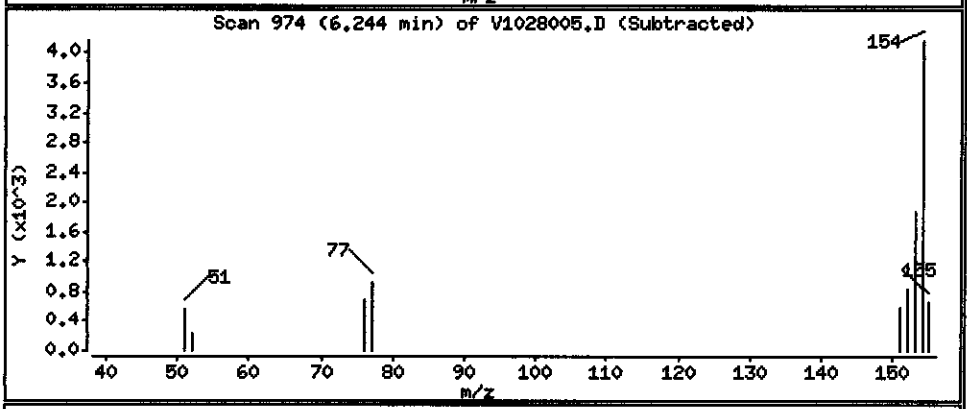

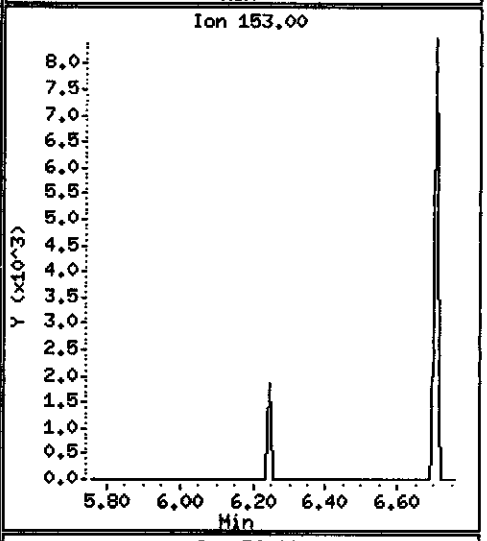

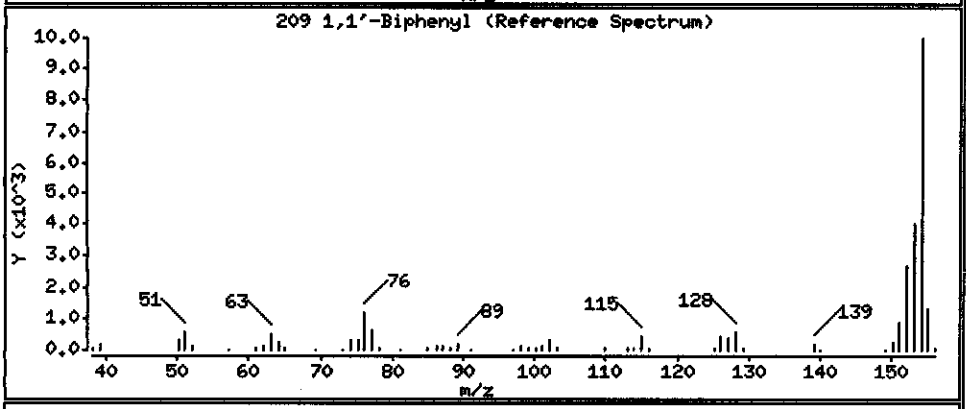

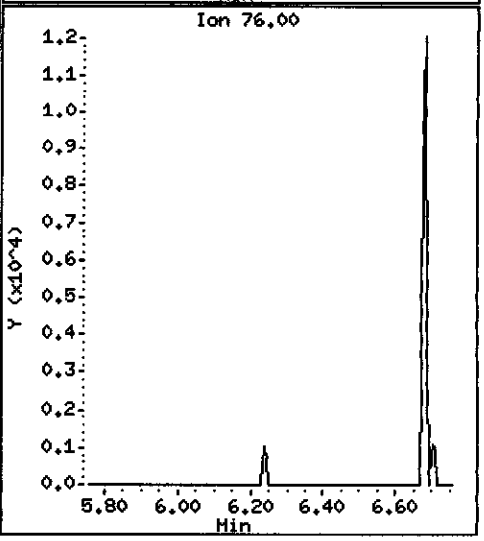

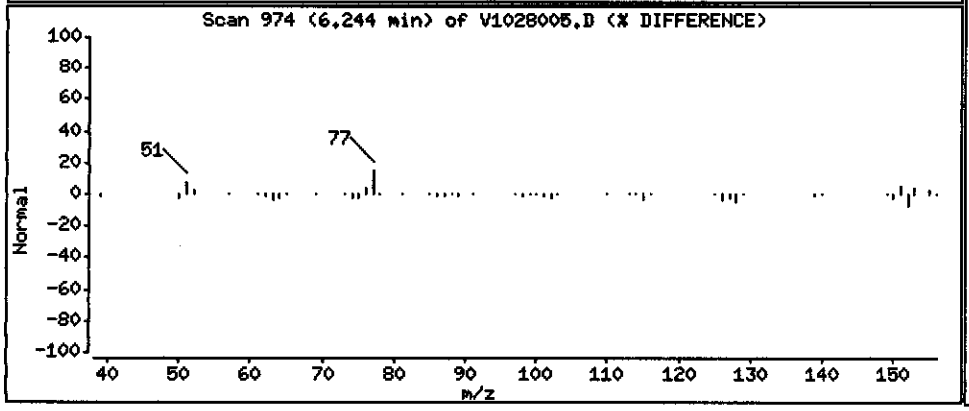

Data File: \\PITSVR06\D\chem\731.i\V102808.b\V1028005.D

Date : 28-OCT-2008 05:19

Client ID: EW-4-1008DL

Instrument: 731.i

Sample Info: C8J160331-007 X1K 10/20/08 h2o(8295020) 8270c

Volume Injected (uL): 2.0

Operator: 003200

Column phase: DB5-MS

Column diameter: 0.32

82 Acenaphthene

Concentration: 72.669 ug/L

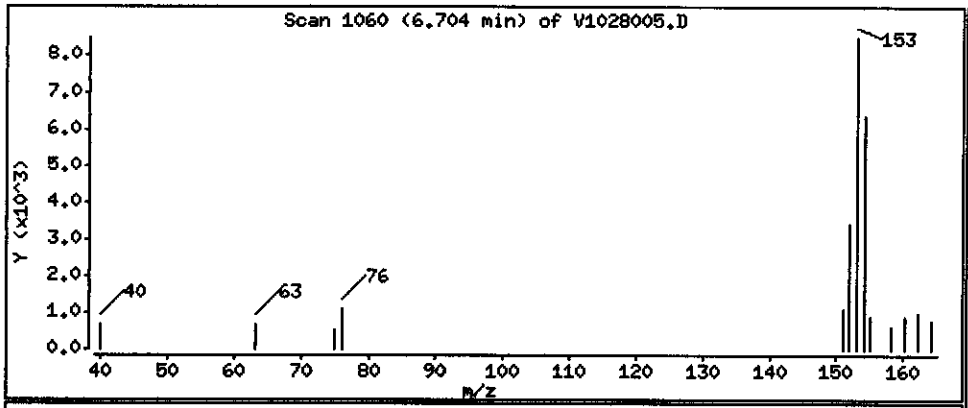

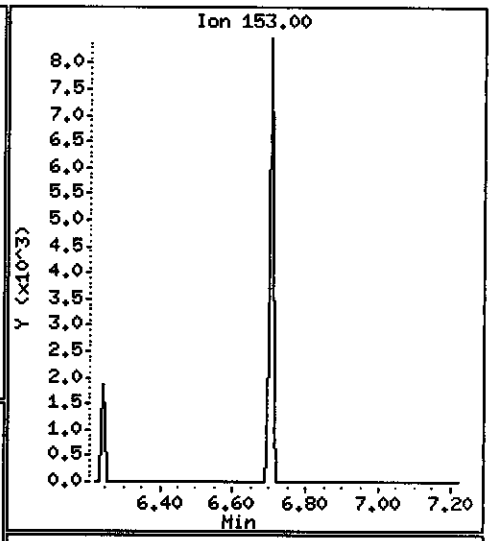

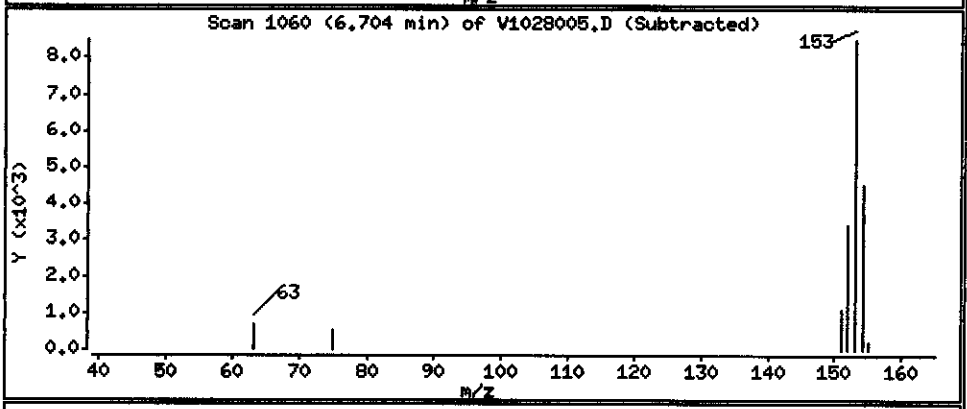

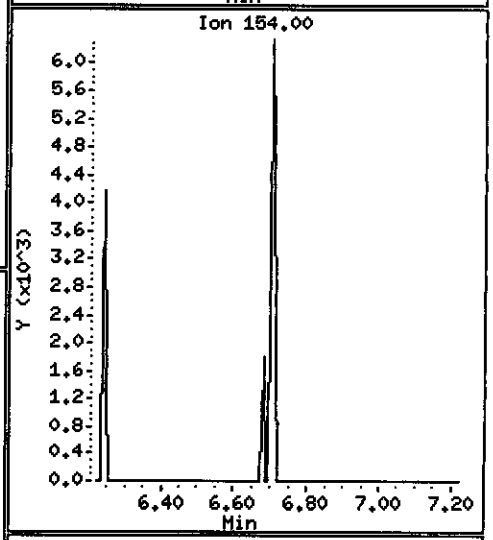

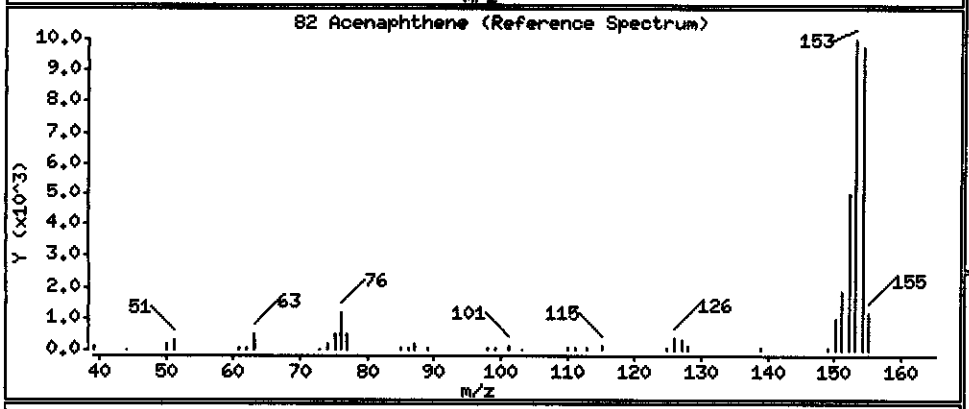

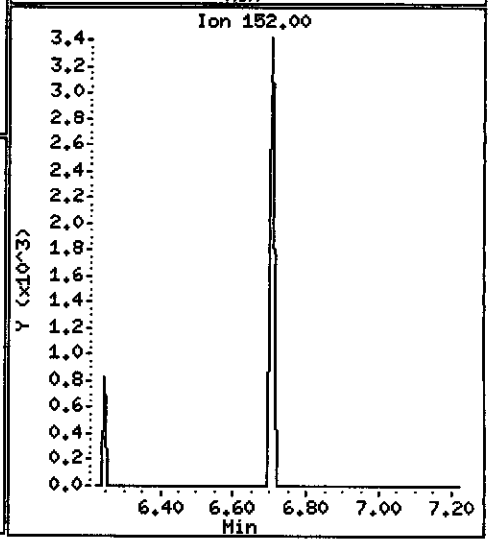

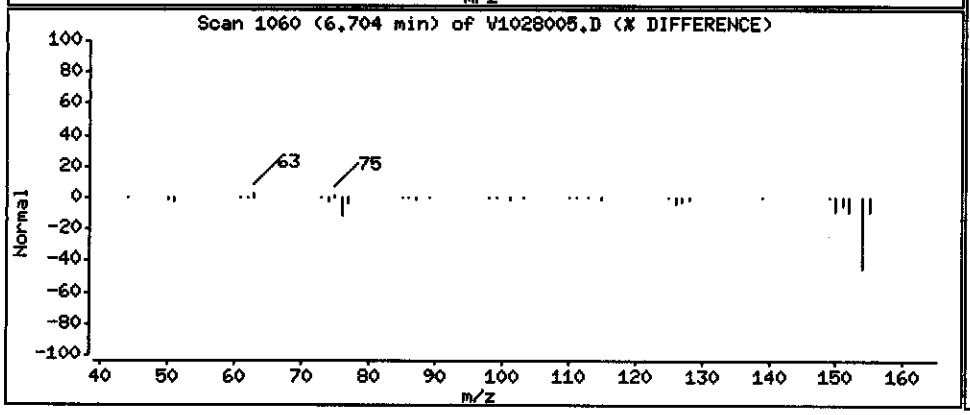

Data File: \\PITSVR06\D\chem\731.i\V102808.b\V1028005.D

Date : 28-OCT-2008 05:19

Client ID: EW-4-1008DL

Instrument: 731.i

Sample Info: C8J160331-007 X1K 10/20/08 h2o(8295020) 8270c

Volume Injected (uL): 2.0

Operator: 003200

Column phase: DB5-MS

Column diameter: 0.32

94 Fluorene

Concentration: 37.924 ug/L

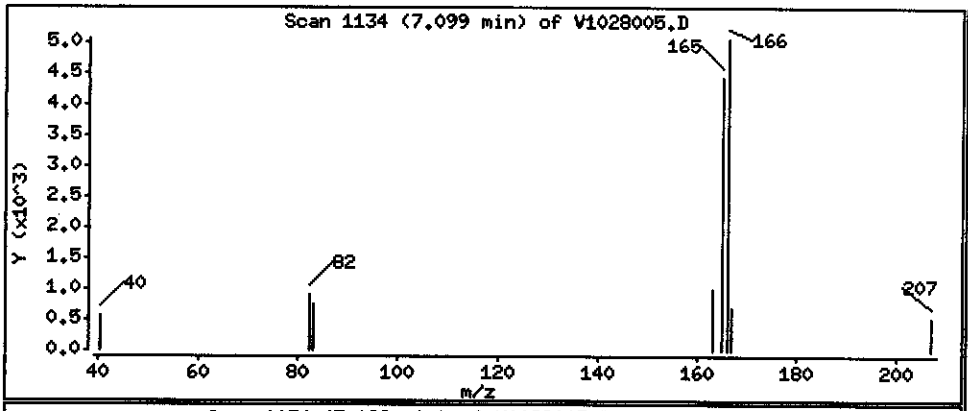

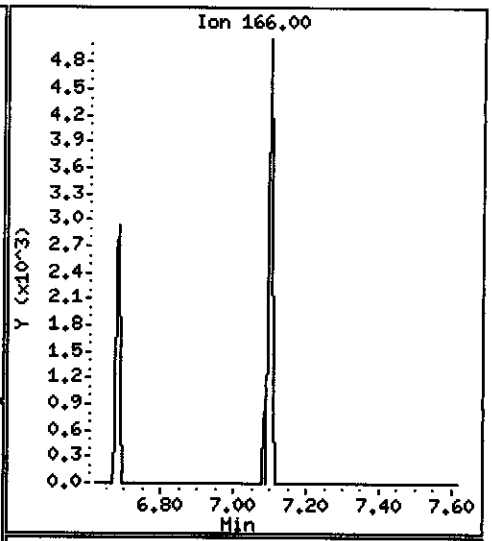

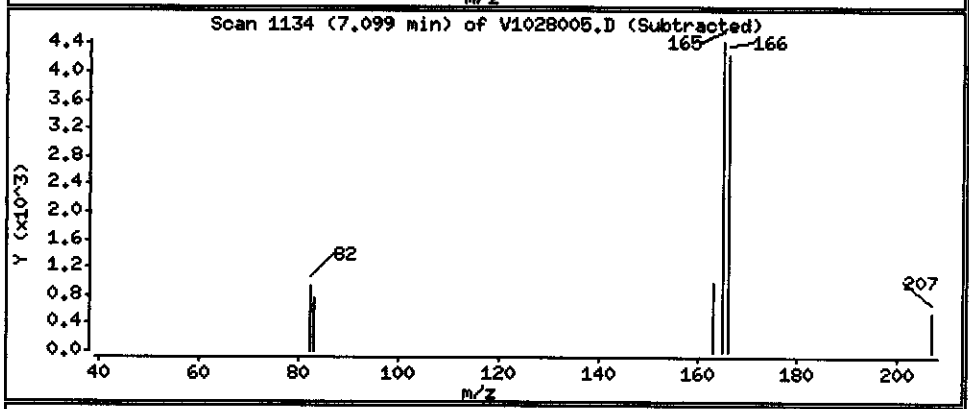

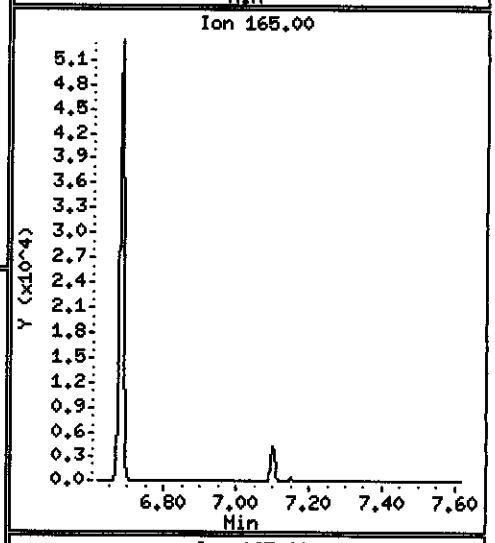

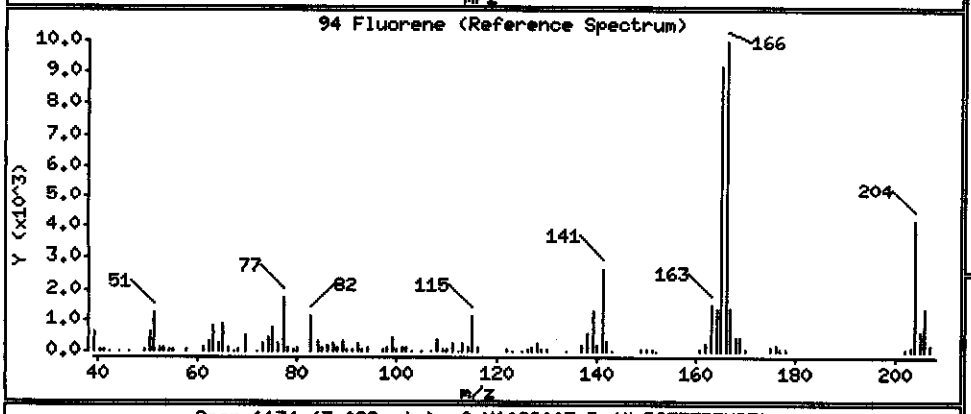

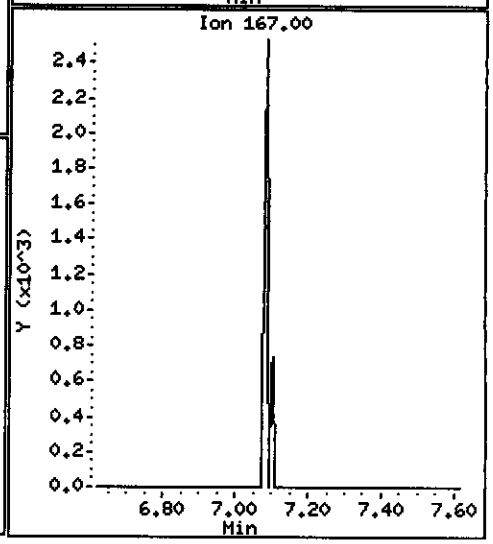

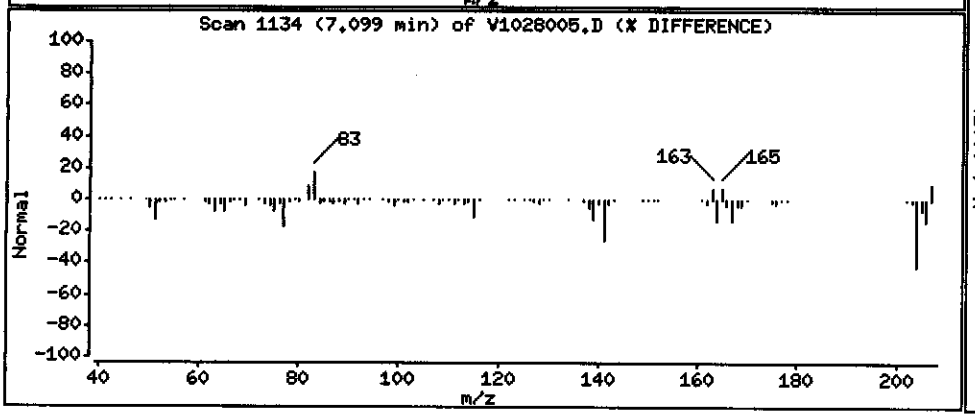

MACTEC Engineering and Consulting Inc

Client Sample ID: EW-5-1008

GC/MS Semivolatiles

Lot-Sample #...:	C8J160331-008	**Work Order #...:**	K02T61AL	**Matrix.....:**	WATER
Date Sampled...:	10/14/08 14:25	**Date Received..:**	10/16/08 09:30	**MS Run #.....:**	
Prep Date.....:	10/20/08	**Analysis Date..:**	10/27/08		
Prep Batch #...:	8295020	**Analysis Time..:**	03:02		
Dilution Factor:	1.94	**Initial Wgt/Vol:**	1030 mL	**Final Wgt/Vol..:**	1 mL
Analyst ID.....:	003200	**Instrument ID..:**	731		
		Method.....:	SW846 8270C		

PARAMETER	RESULT	REPORTING LIMIT	UNITS	MDL
Aniline	**94 E**	**1.9**	**ug/L**	**0.093**
Acenaphthene	**20**	**0.39**	**ug/L**	**0.10**
Acenaphthylene	ND	0.39	ug/L	0.090
Acetophenone	ND	1.9	ug/L	0.090
Anthracene	**2.1**	**0.39**	**ug/L**	**0.098**
Atrazine	ND	1.9	ug/L	0.076
Benzo(a)anthracene	**0.28 J**	**0.39**	**ug/L**	**0.080**
Benzo(a)pyrene	**0.16 J**	**0.39**	**ug/L**	**0.085**
Benzo(b)fluoranthene	**0.19 J**	**0.39**	**ug/L**	**0.061**
Benzo(ghi)perylene	**0.098 J**	**0.39**	**ug/L**	**0.053**
Benzo(k)fluoranthene	ND	0.39	ug/L	0.076
Benzaldehyde	ND	1.9	ug/L	0.10
1,1'-Biphenyl	**16**	**1.9**	**ug/L**	**0.12**
bis(2-Chloroethoxy) methane	ND	1.9	ug/L	0.24
bis(2-Chloroethyl)-ether	ND	0.39	ug/L	0.089
bis(2-Ethylhexyl) phthalate	**0.31 J**	**1.9**	**ug/L**	**0.23**
4-Bromophenyl phenyl ether	ND	1.9	ug/L	0.096
Butyl benzyl phthalate	ND	1.9	ug/L	0.27
Caprolactam	ND	9.7	ug/L	0.36
Carbazole	**0.73**	**0.39**	**ug/L**	**0.10**
4-Chloroaniline	ND	1.9	ug/L	0.090
4-Chloro-3-methylphenol	ND	1.9	ug/L	0.11
2-Chloronaphthalene	ND	0.39	ug/L	0.086
2-Chlorophenol	ND	1.9	ug/L	0.088
4-Chlorophenyl phenyl ether	ND	1.9	ug/L	0.083
Chrysene	**0.26 J**	**0.39**	**ug/L**	**0.069**
Dibenz(a,h)anthracene	ND	0.39	ug/L	0.068
Dibenzofuran	**20**	**1.9**	**ug/L**	**0.10**
3,3'-Dichlorobenzidine	ND	1.9	ug/L	0.080
2,4-Dichlorophenol	ND	0.39	ug/L	0.094
Diethyl phthalate	ND	1.9	ug/L	0.47
2,4-Dimethylphenol	ND	1.9	ug/L	0.10

(Continued on next page)

MACTEC Engineering and Consulting Inc

Client Sample ID: EW-5-1008

GC/MS Semivolatiles

Lot-Sample #...: C8J160331-008 **Work Order #...:** K02T61AL **Matrix.....:** WATER

PARAMETER	RESULT	REPORTING LIMIT	UNITS	MDL
Dimethyl phthalate	ND	1.9	ug/L	0.082
Di-n-butyl phthalate	ND	1.9	ug/L	0.090
4,6-Dinitro-2-methylphenol	ND	9.7	ug/L	2.8
2,4-Dinitrophenol	ND	9.7	ug/L	2.5
2,4-Dinitrotoluene	ND	1.9	ug/L	0.088
2,6-Dinitrotoluene	ND	1.9	ug/L	0.099
Di-n-octyl phthalate	ND	1.9	ug/L	0.083
Fluoranthene	**2.5**	**0.39**	**ug/L**	**0.096**
Fluorene	**14**	**0.39**	**ug/L**	**0.11**
Hexachlorobenzene	ND	0.39	ug/L	0.084
Hexachlorobutadiene	ND	0.39	ug/L	0.073
Hexachlorocyclopentadiene	ND	1.9	ug/L	0.16
Hexachloroethane	ND	1.9	ug/L	0.084
Indeno(1,2,3-cd)pyrene	ND	0.39	ug/L	0.092
Isophorone	ND	1.9	ug/L	0.092
2-Methylnaphthalene	**81 E**	**0.39**	**ug/L**	**0.091**
2-Methylphenol	ND	1.9	ug/L	0.099
4-Methylphenol	ND	1.9	ug/L	0.14
Naphthalene	**190 E**	**0.39**	**ug/L**	**0.083**
2-Nitroaniline	ND	9.7	ug/L	0.092
3-Nitroaniline	ND	9.7	ug/L	0.078
4-Nitroaniline	ND	9.7	ug/L	0.049
Nitrobenzene	ND	0.39	ug/L	0.12
2-Nitrophenol	ND	1.9	ug/L	0.10
4-Nitrophenol	ND	9.7	ug/L	0.14
N-Nitrosodi-n-propylamine	ND	0.39	ug/L	0.12
N-Nitrosodiphenylamine	ND	0.39	ug/L	0.095
2,2'-oxybis (1-Chloropropane)	ND	0.39	ug/L	0.050
Pentachlorophenol	ND	1.9	ug/L	0.16
Phenanthrene	**15**	**0.39**	**ug/L**	**0.11**
Phenol	ND	0.39	ug/L	0.043
Pyrene	**1.4**	**0.39**	**ug/L**	**0.11**
2,4,5-Trichlorophenol	ND	1.9	ug/L	0.12
2,4,6-Trichlorophenol	ND	1.9	ug/L	0.11

(Continued on next page)

MACTEC Engineering and Consulting Inc

Client Sample ID: EW-5-1008

GC/MS Semivolatiles

Lot-Sample #...: C8J160331-008 **Work Order #...:** K02T61AL **Matrix.....:** WATER

SURROGATE	PERCENT RECOVERY	RECOVERY LIMITS
Nitrobenzene-d5	65	(23 - 112)
Terphenyl-d14	28	(10 - 132)
2-Fluorobiphenyl	62	(19 - 107)
2-Fluorophenol	50	(10 - 111)
Phenol-d5	49	(15 - 112)
2,4,6-Tribromophenol	58	(16 - 122)

NOTE(S):

E Estimated result. Result concentration exceeds the calibration range.

J Estimated result. Result is less than RL.

Data File: \\PITSVR06\D\chem\731.i\V102608.b\V1026011.D
Date : 27-OCT-2008 03:02
Client ID: EW-5-1008
Sample Info: C8J160331-008 X2 10/20/08 h2o (8295020) 8270c
Volume Injected (uL): 2.0
Column phase: DB5-MS

Instrument: 731.i
Operator: 003200
Column diameter: 0.32

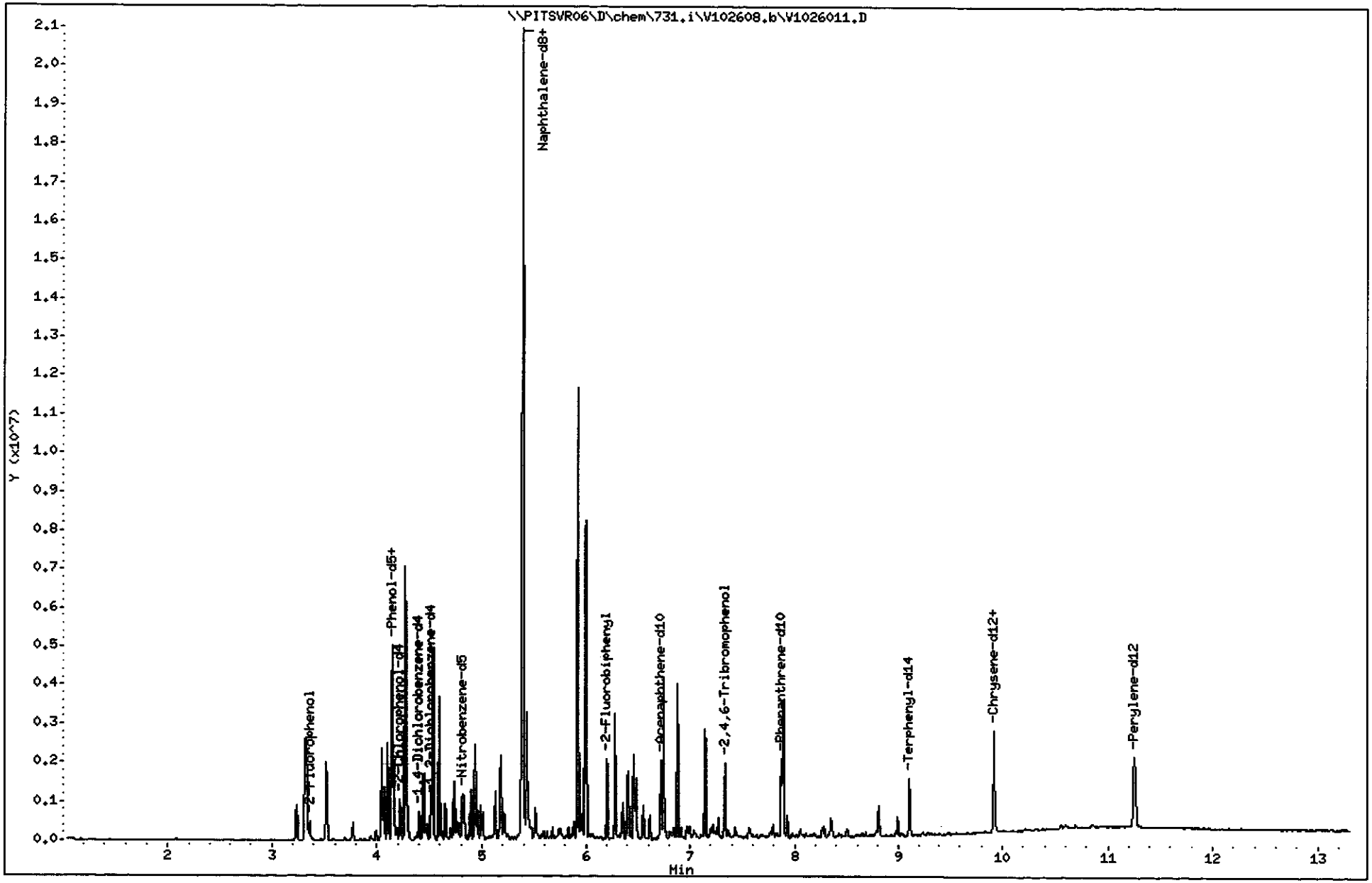

TestAmerica Pittsburgh

Semivolatile REPORT SW-846 Method 8270

Data file : \\PITSVR06\D\chem\731.i\V102608.b\V1026011.D
Lab Smp Id: K02T61AL Client Smp ID: EW-5-1008
Inj Date : 27-OCT-2008 03:02
Operator : 003200 Inst ID: 731.i
Smp Info : C8J160331-008 X2 10/20/08 h2o (8295020) 8270c
Misc Info : K02T61AL,V102608.b,8270ll.m,padep.sub
Comment :
Method : \\PITSVR06\D\chem\731.i\V102608.b\8270ll.m
Meth Date : 27-Oct-2008 01:04 piccolinov Quant Type: ISTD
Cal Date : 23-OCT-2008 04:48 Cal File: V1023NC7.D
Als bottle: 13
Dil Factor: 2.00000
Integrator: HP RTE Compound Sublist: padep.sub
Target Version: 4.14
Processing Host: PITSVR06

Concentration Formula: Amt * DF * Uf * Vt/(Vo * Vi) * CpndVariable

Name	Value	Description
DF	2.000	Dilution Factor
Uf	1.000	ng unit correction factor
Vt	1000.000	Volume of final extract (uL)
Vo	1030.000	Volume of sample extracted (mL)
Vi	2.000	Volume injected (uL)
Cpnd Variable		Local Compound Variable

	Compounds	QUANT SIG MASS	RT	EXP RT	REL RT	RESPONSE	CONCENTRATIONS ON-COLUMN (NG)	FINAL (ug/L)
* 1	1,4-Dichlorobenzene-d4	152	4.399	4.408	(1.000)	104757	8.00000	
* 2	Naphthalene-d8	136	5.376	5.381	(1.000)	422206	8.00000	
* 3	Acenaphthene-d10	164	6.722	6.732	(1.000)	337089	8.00000	
* 4	Phenanthrene-d10	188	7.871	7.886	(1.000)	693744	8.00000	
* 5	Chrysene-d12	240	9.922	9.937	(1.000)	800698	8.00000	
* 6	Perylene-d12	264	11.258	11.278	(1.000)	904442	8.00000	
198	1,4-Dioxane	88	Compound Not Detected.					
10	N-Nitrosodimethylamine	74	Compound Not Detected.					
9	Pyridine	79	Compound Not Detected.					
16	Methyl methanesulfonate	80	Compound Not Detected.					
206	Benzaldehyde	77	Compound Not Detected.					
21	Aniline	93	4.148	4.152	(0.943)	1833367	97.2368	94.405 ✓
22	Phenol	94	Compound Not Detected.					
23	bis(2-Chloroethyl)ether	93	Compound Not Detected.					
24	2-Chlorophenol	128	Compound Not Detected.					
26	1,3-Dichlorobenzene	146	Compound Not Detected.					
27	1,4-Dichlorobenzene	146	Compound Not Detected.					
28	1,2-Dichlorobenzene	146	Compound Not Detected.					
29	Benzyl Alcohol	108	Compound Not Detected.					
30	2-Methylphenol	108	Compound Not Detected.					

	Compounds	QUANT SIG MASS	RT	EXP RT	REL RT	RESPONSE	CONCENTRATIONS ON-COLUMN (NG)	CONCENTRATIONS FINAL (ug/L)	
31	2,2'-oxybis(1-Chloropropane)	45	Compound Not Detected.						
37	Acetophenone	105	Compound Not Detected.						
32	N-Nitroso-di-n-propylamine	70	Compound Not Detected.						
192	4-Methylphenol	108	Compound Not Detected.						
34	Hexachloroethane	117	Compound Not Detected.						
35	Nitrobenzene	77	Compound Not Detected.						
41	Isophorone	82	Compound Not Detected.						
42	2-Nitrophenol	139	Compound Not Detected.						
43	2,4-Dimethylphenol	107	Compound Not Detected.						
44	bis(2-Chloroethoxy)methane	93	Compound Not Detected.						
48	2,4-Dichlorophenol	162	Compound Not Detected.						
49	Benzoic Acid	122	Compound Not Detected.						
50	1,2,4-Trichlorobenzene	180	Compound Not Detected.						
51	Naphthalene	128	5.392	5.397	(1.003)	10760190	197.714	191.96	✓
52	4-Chloroaniline	127	Compound Not Detected.						
54	2,6-Dichlorophenol	162	Compound Not Detected.						
56	Hexachlorobutadiene	224	Compound Not Detected.						
208	Caprolactam	113	Compound Not Detected.						
59	4-Chloro-3-Methylphenol	107	Compound Not Detected.						
62	2-Methylnaphthalene	142	5.926	5.931	(1.102)	3218557	83.0855	80.666	✓
63	1-Methylnaphthalene	142	6.001	6.006	(1.116)	2236245	57.5452	55.869	
64	Hexachlorocyclopentadiene	236	Compound Not Detected.						
66	2,4,6-Trichlorophenol	196	Compound Not Detected.						
67	2,4,5-Trichlorophenol	196	Compound Not Detected.						
209	1,1'-Biphenyl	154	6.284	6.294	(0.935)	877807	16.3238	15.848	
70	2-Chloronaphthalene	162	Compound Not Detected.						
73	2-Nitroaniline	65	Compound Not Detected.						
76	Dimethylphthalate	163	Compound Not Detected.						
78	2,6-Dinitrotoluene	165	Compound Not Detected.						
79	Acenaphthylene	152	Compound Not Detected.						
81	3-Nitroaniline	138	Compound Not Detected.						
82	Acenaphthene	153	6.749	6.759	(1.004)	901092	20.3314	19.739	
83	2,4-Dinitrophenol	184	Compound Not Detected.						
85	4-Nitrophenol	109	Compound Not Detected.						
86	Dibenzofuran	168	6.883	6.892	(1.024)	1369861	20.8068	20.201	
87	2,4-Dinitrotoluene	165	Compound Not Detected.						
91	2,3,5,6-Tetrachlorophenol	231	Compound Not Detected.						
88	2,3,4,6-Tetrachlorophenol	231	Compound Not Detected.						
92	2-Naphthylamine	143	Compound Not Detected.						
93	Diethylphthalate	149	Compound Not Detected.						
94	Fluorene	166	7.144	7.159	(1.063)	723340	14.0040	13.596	
95	4-Chlorophenyl-phenylether	204	Compound Not Detected.						
96	4-Nitroaniline	138	Compound Not Detected.						
98	4,6-Dinitro-2-methylphenol	198	Compound Not Detected.						
99	N-Nitrosodiphenylamine (1)	169	Compound Not Detected.						
100	1,2-Diphenylhydrazine	77	Compound Not Detected.						
106	4-Bromophenyl-phenylether	248	Compound Not Detected.						
107	Hexachlorobenzene	283	Compound Not Detected.						
210	Atrazine	200	Compound Not Detected.						
111	Pentachlorophenol	265	Compound Not Detected.						
115	Phenanthrene	178	7.892	7.902	(1.003)	1344204	15.3170	14.871	
116	Anthracene	178	7.930	7.945	(1.007)	189015	2.13020	2.0682	
119	Carbazole	167	8.053	8.068	(1.023)	64072	0.74722	0.72546	
120	Di-n-Butylphthalate	149	Compound Not Detected.						

Compounds	QUANT SIG MASS	RT	EXP RT	REL RT	RESPONSE	CONCENTRATIONS ON-COLUMN (NG)	CONCENTRATIONS FINAL (ug/L)
123 Fluoranthene	202	8.811	8.826	(1.119)	269144	2.56563	2.4909
124 Benzidine	184	Compound Not Detected.					
125 Pyrene	202	8.987	9.003	(0.906)	182333	1.48462	1.4414
131 Butylbenzylphthalate	149	9.479	9.499	(0.955)	4351	0.07564	0.073441
135 3,3'-Dichlorobenzidine	252	Compound Not Detected.					
136 Benzo(a)Anthracene	228	9.917	9.932	(0.999)	33580	0.29028	0.28182
137 Chrysene	228	9.944	9.959	(1.002)	30963	0.26896	0.26112
139 bis(2-ethylhexyl)Phthalate	149	9.917	9.937	(0.999)	25322	0.31527	0.30609
140 Di-n-octylphthalate	149	Compound Not Detected.					
141 Benzo(b)fluoranthene	252	10.852	10.872	(0.964)	31135	0.19476	0.18909
142 Benzo(k)fluoranthene	252	Compound Not Detected.					
143 7,12-dimethylbenz[a]anthracen	256	Compound Not Detected.					
146 Benzo(a)pyrene	252	11.194	11.220	(0.994)	22145	0.16236	0.15763
149 Indeno(1,2,3-cd)pyrene	276	12.609	12.646	(1.120)	14083	0.08474	0.082276
150 Dibenz(a,h)anthracene	278	Compound Not Detected.					
151 Benzo(g,h,i)perylene	276	13.010	13.047	(1.156)	14674	0.10113	0.098182
$ 154 Nitrobenzene-d5	82	4.821	4.830	(0.897)	192052	13.0643	12.684
$ 155 2-Fluorobiphenyl	172	6.204	6.219	(0.923)	595994	12.4250	12.063
$ 156 Terphenyl-d14	244	9.105	9.120	(0.918)	445495	5.62231	5.4586
$ 157 Phenol-d5	99	4.137	4.141	(0.940)	245297	14.7598	14.330
$ 158 2-Fluorophenol	112	3.362	3.367	(0.764)	173765	14.9862	14.550
$ 159 2,4,6-Tribromophenol	330	7.331	7.346	(0.931)	141236	17.3200	16.816
$ 186 2-Chlorophenol-d4	132	4.222	4.227	(0.960)	272394	16.7292	16.242
$ 187 1,2-Dichlorobenzene-d4	152	4.516	4.520	(1.027)	158761	12.4446	12.082

Data File: \\PITSVR06\D\chem\731.i\V102608.b\V1026011.D

Date : 27-OCT-2008 03:02

Client ID: EW-5-1008 Instrument: 731.i

Sample Info: C8J160331-008 X2 10/20/08 h2o (8295020) 8270c

Volume Injected (uL): 2.0 Operator: 003200

Column phase: DB5-MS Column diameter: 0.32

21 Aniline Concentration: 94.405 ug/L

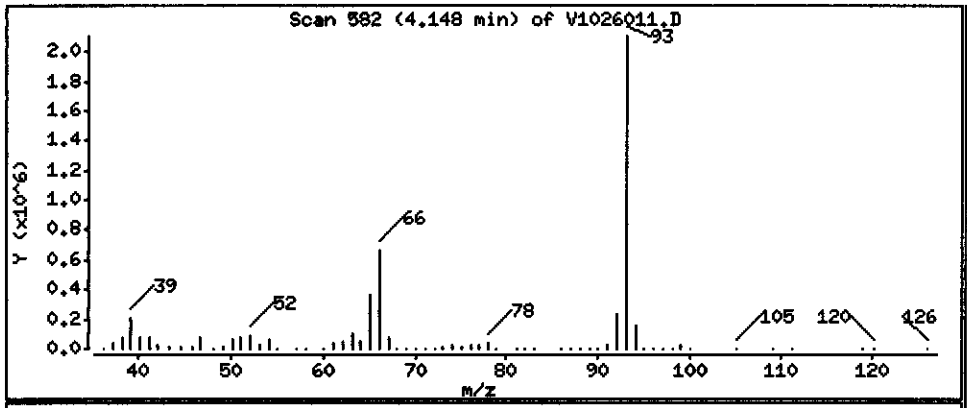

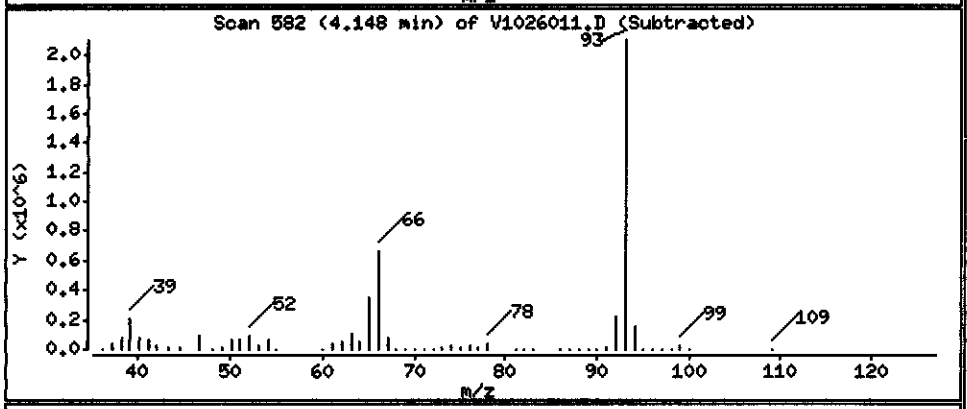

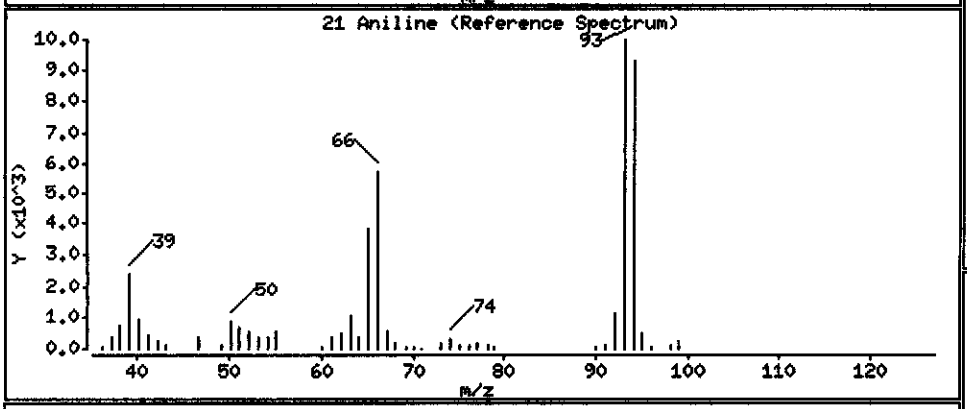

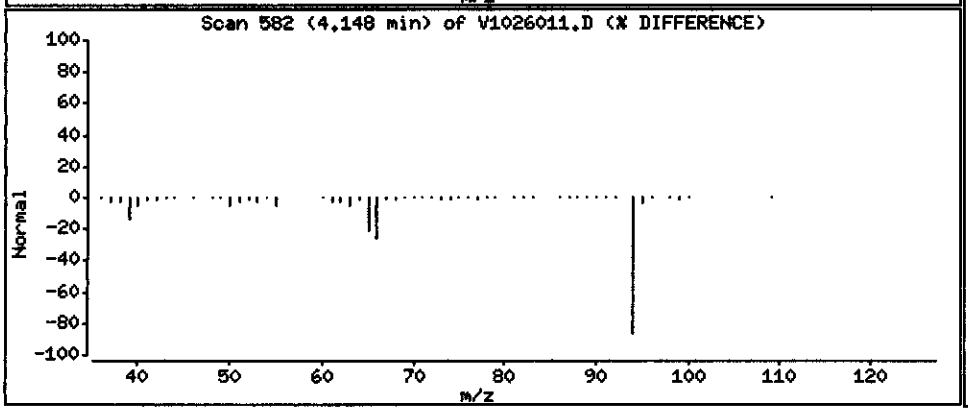

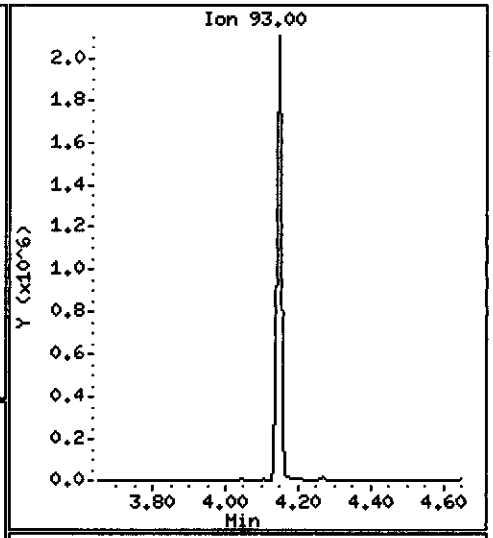

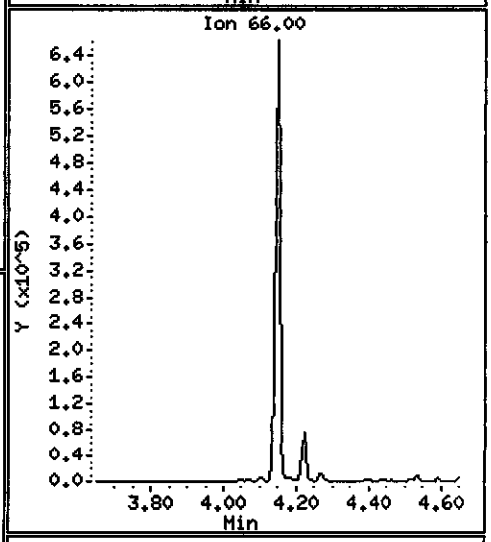

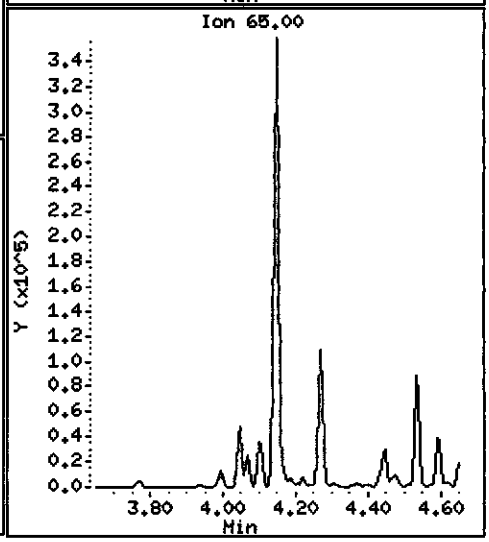

Data File: \\PITSVR06\D\chem\731.i\V102608.b\V1026011.D

Date : 27-OCT-2008 03:02

Client ID: EW-5-1008

Instrument: 731.i

Sample Info: C8J160331-008 X2 10/20/08 h2o (8295020) 8270c

Volume Injected (uL): 2.0

Operator: 003200

Column phase: DB5-MS

Column diameter: 0.32

51 Naphthalene

Concentration: 191.96 ug/L

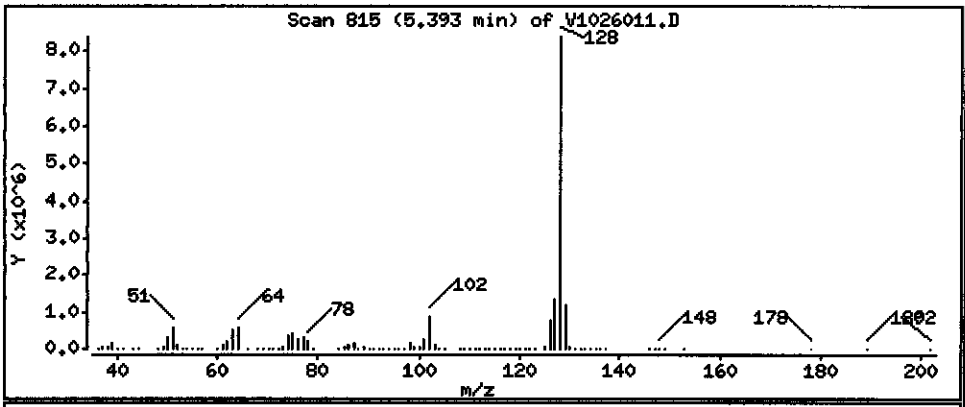

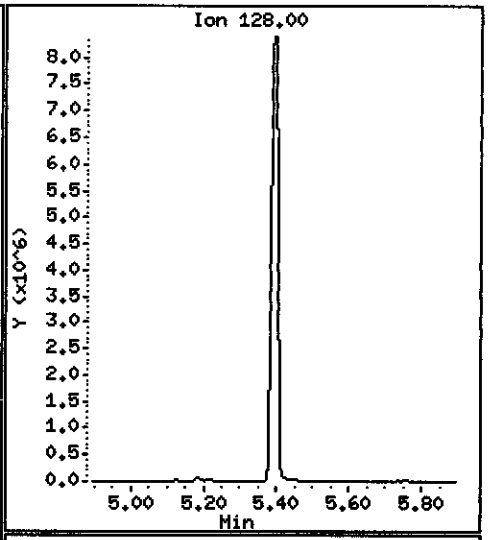

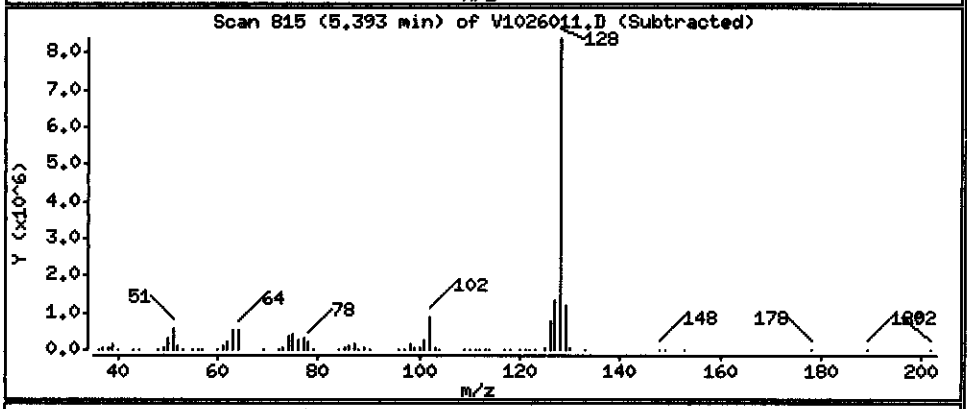

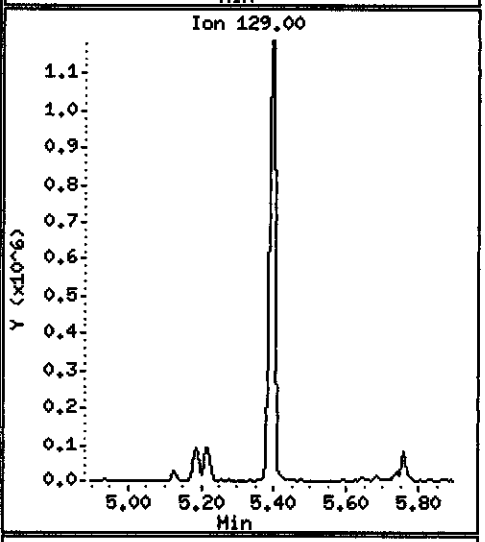

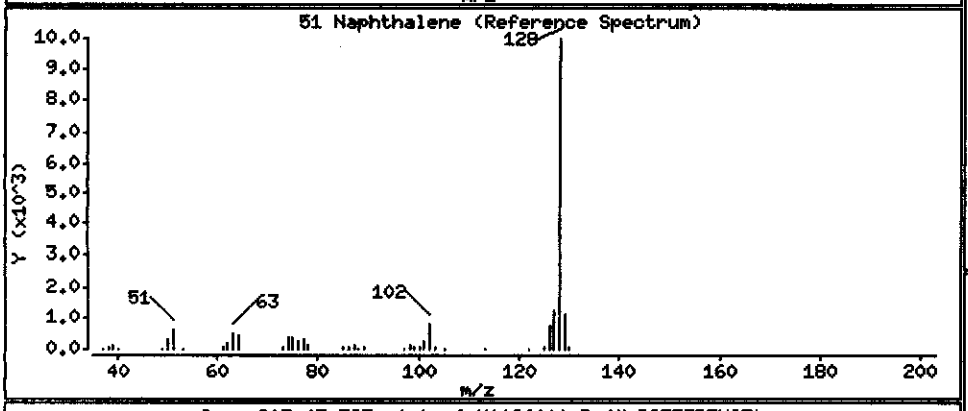

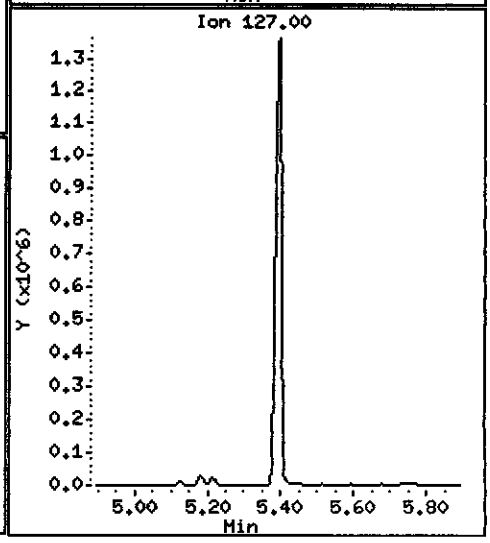

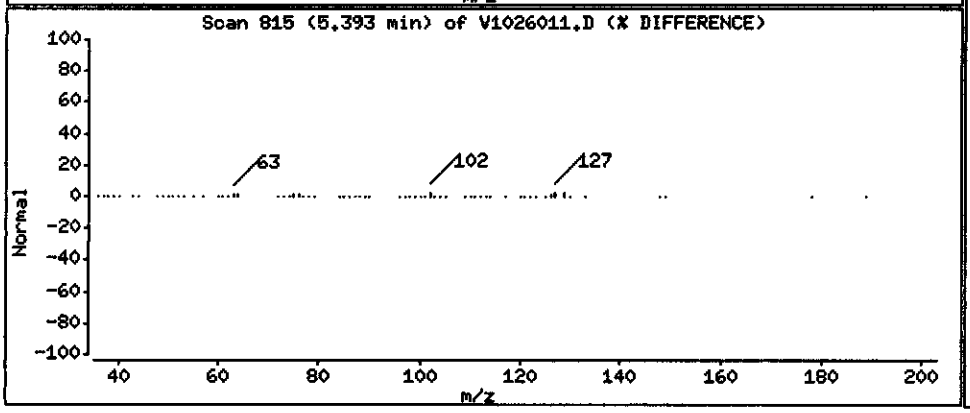

Data File: \\PITSVR06\D\chem\731.i\V102608.b\V1026011.D

Date : 27-OCT-2008 03:02

Client ID: EW-5-1008 Instrument: 731.i

Sample Info: C8J160331-008 X2 10/20/08 h2o (8295020) 8270c

Volume Injected (uL): 2.0 Operator: 003200

Column phase: DB5-MS Column diameter: 0.32

62 2-Methylnaphthalene Concentration: 80.666 ug/L

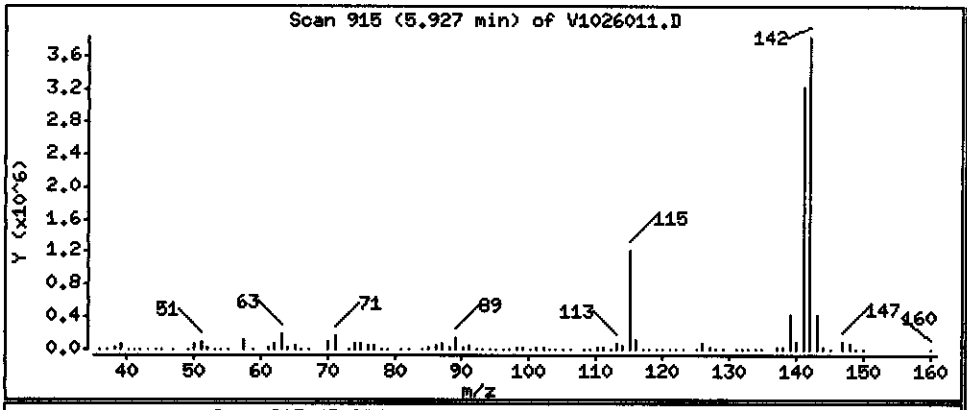

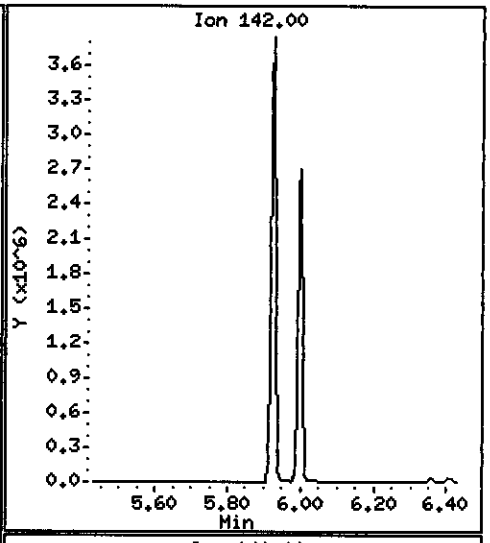

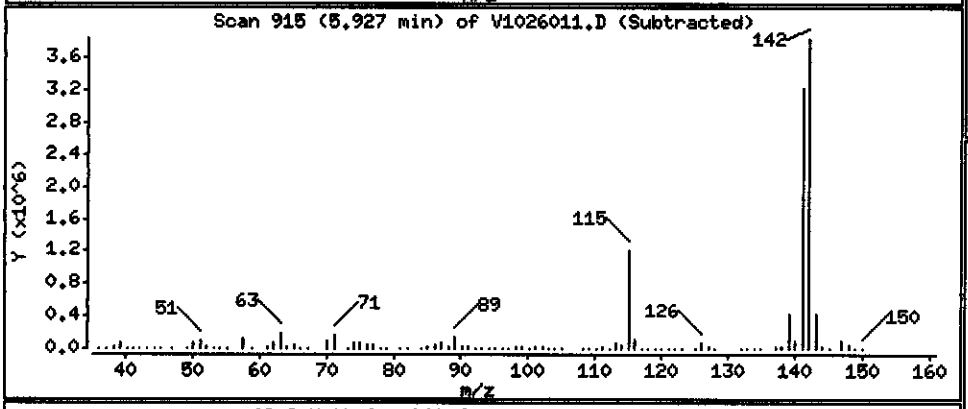

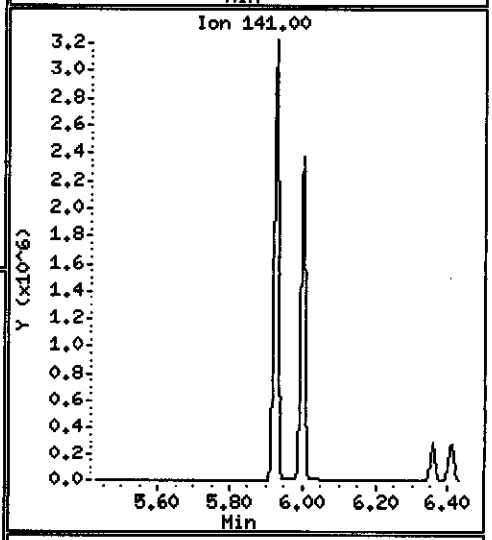

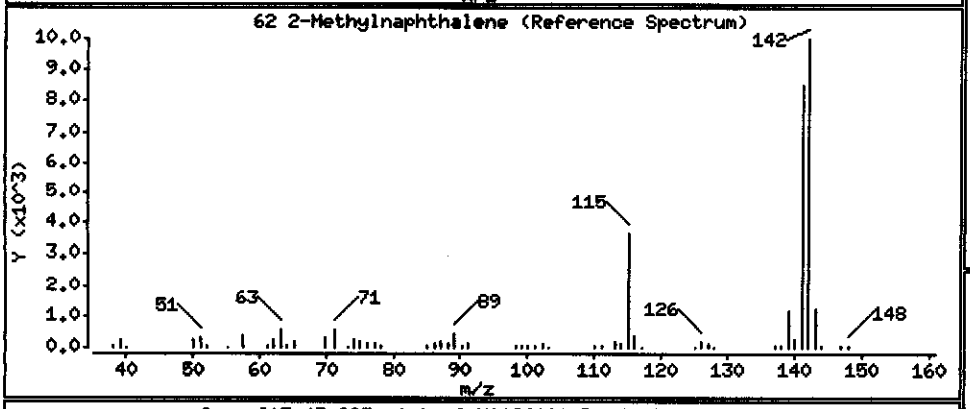

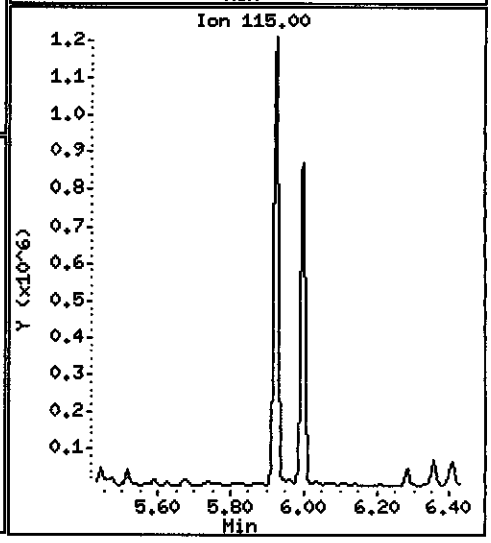

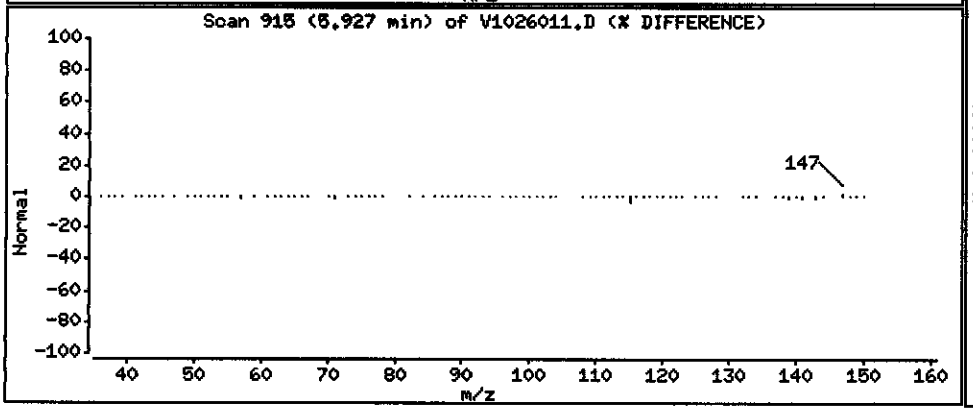

Data File: \\PITSVR06\D\chem\731.i\V102608.b\V1026011.D

Date : 27-OCT-2008 03:02

Client ID: EW-5-1008 Instrument: 731.i

Sample Info: C8J160331-008 X2 10/20/08 h2o (8295020) 8270c

Volume Injected (uL): 2.0 Operator: 003200

Column phase: DB5-MS Column diameter: 0.32

63 1-Methylnaphthalene Concentration: 55.869 ug/L

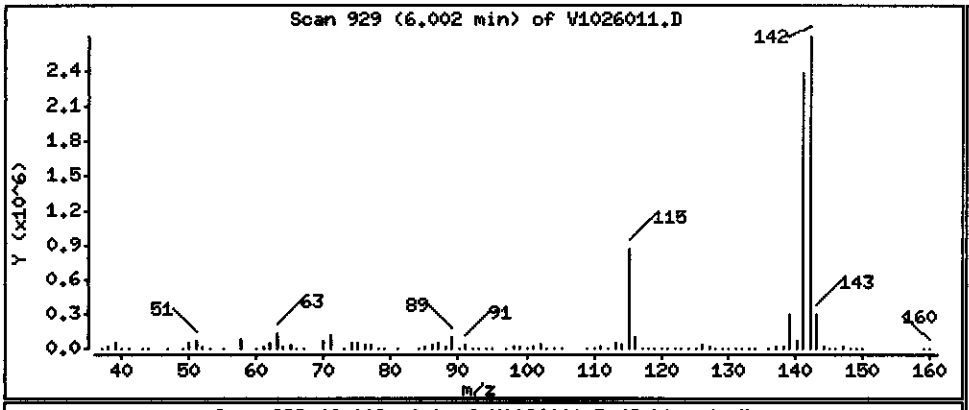

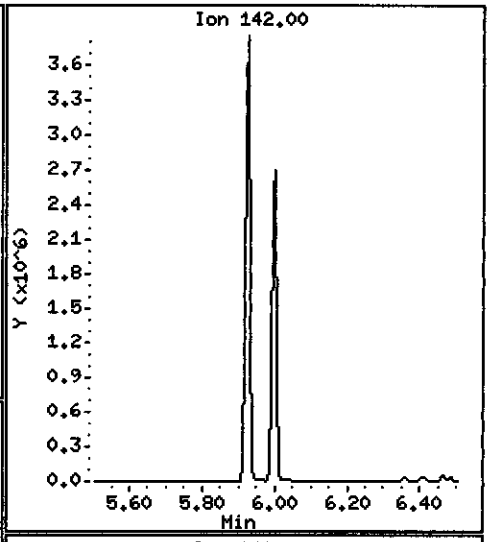

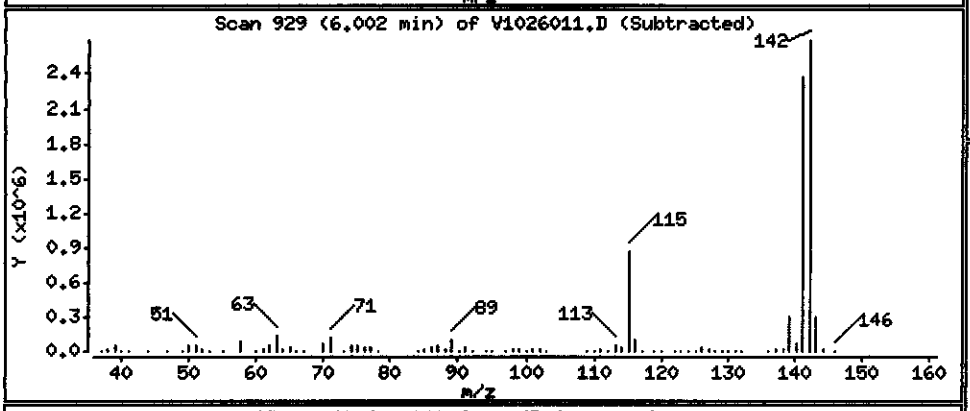

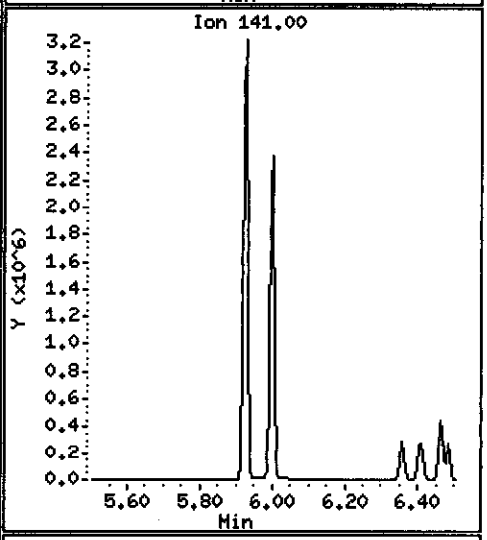

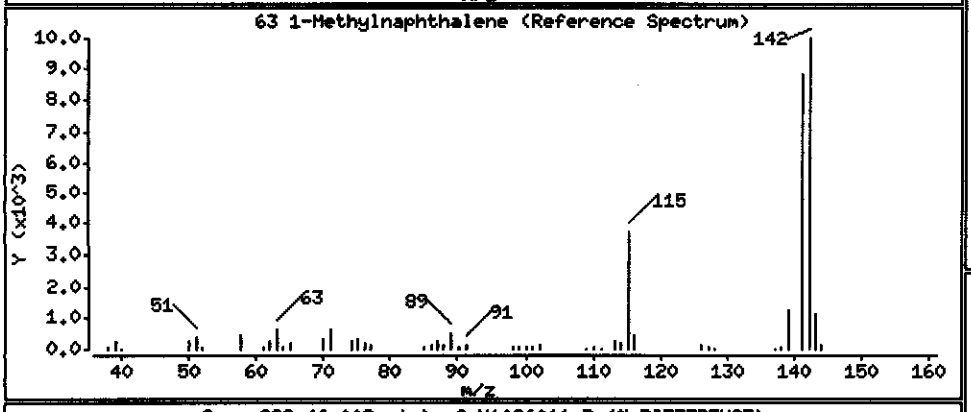

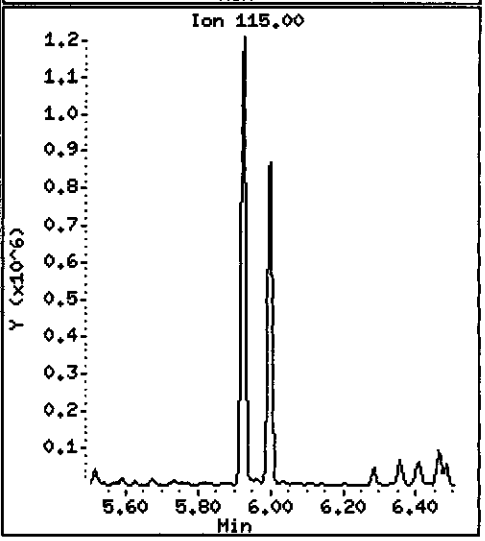

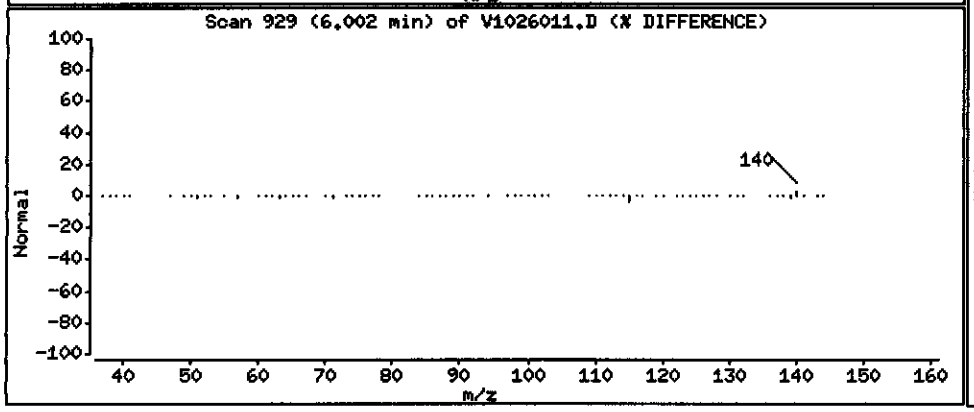

Data File: \\PITSVR06\D\chem\731.i\V102608.b\V1026011.D

Date : 27-OCT-2008 03:02

Client ID: EW-5-1008 Instrument: 731.i

Sample Info: C8J160331-008 X2 10/20/08 h2o (8295020) 8270c

Volume Injected (uL): 2.0 Operator: 003200

Column phase: DB5-MS Column diameter: 0.32

209 1,1'-Biphenyl Concentration: 15.848 ug/L

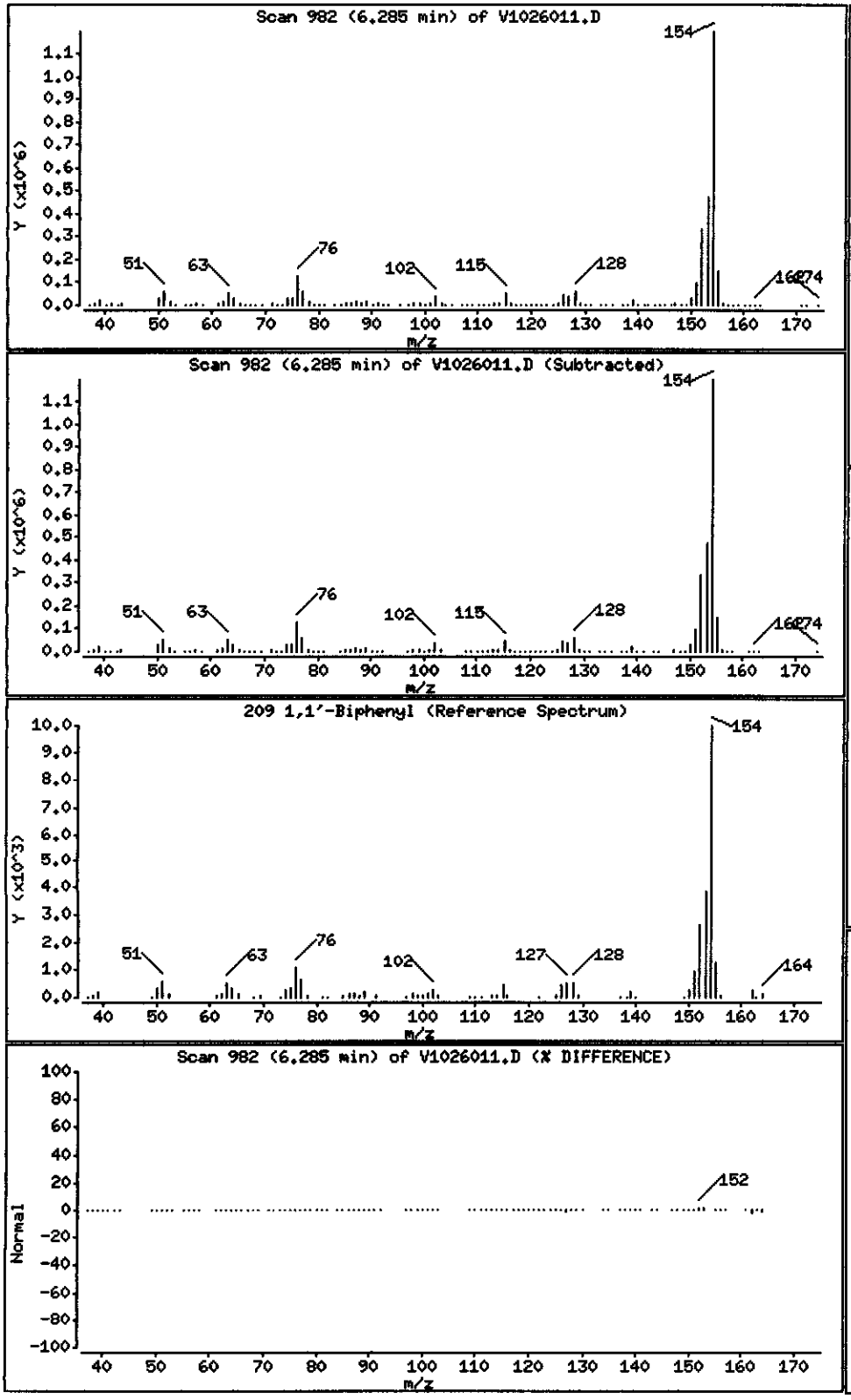

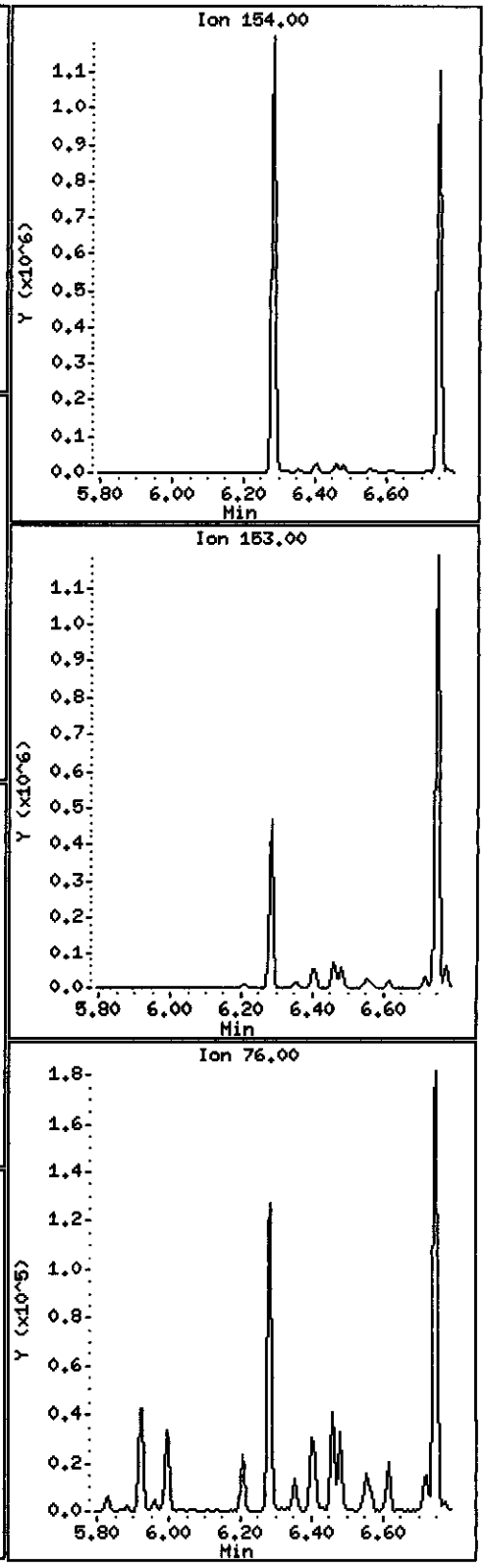

Data File: \\PITSVR06\D\chem\731.i\V102608.b\V1026011.D

Date : 27-OCT-2008 03:02

Client ID: EW-5-1008 Instrument: 731.i

Sample Info: C8J160331-008 X2 10/20/08 h2o (8295020) 8270c

Volume Injected (uL): 2.0 Operator: 003200

Column phase: DB5-MS Column diameter: 0.32

82 Acenaphthene Concentration: 19.739 ug/L

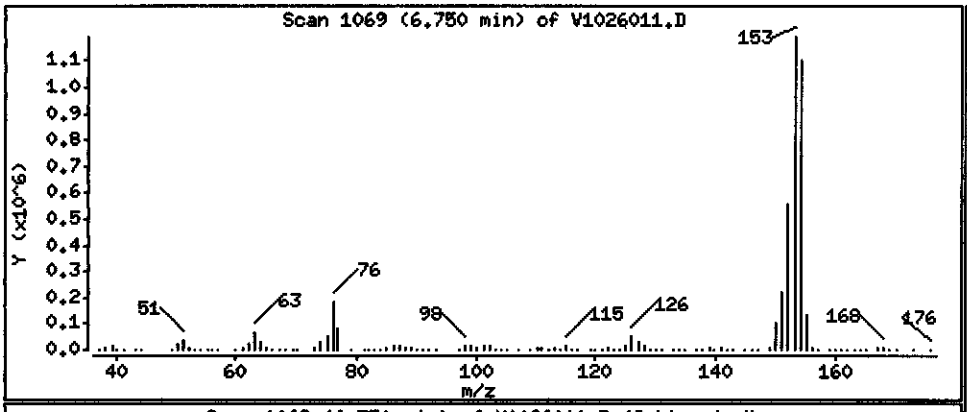

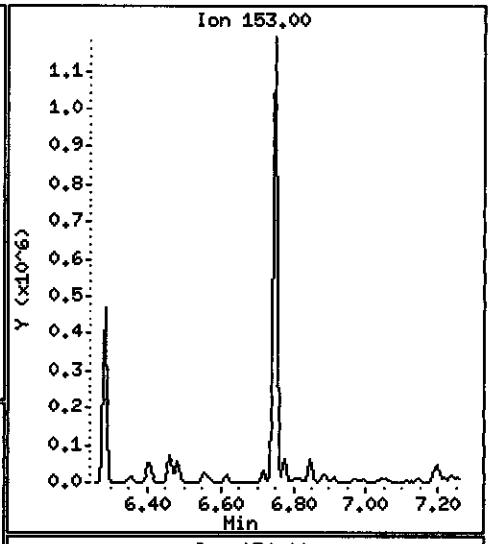

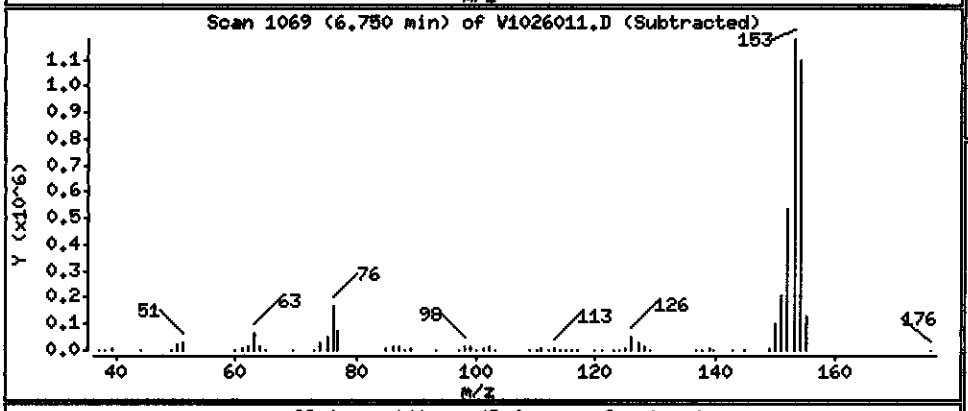

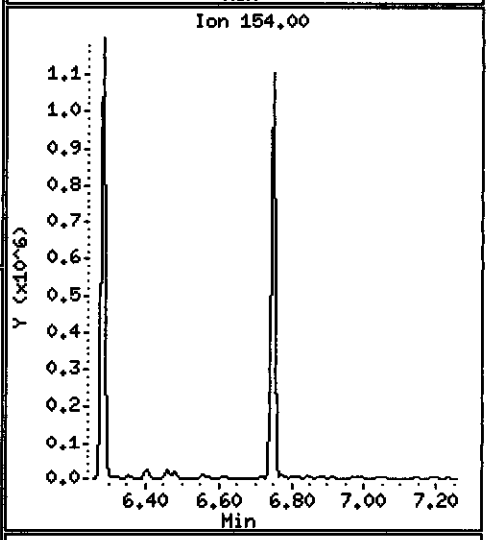

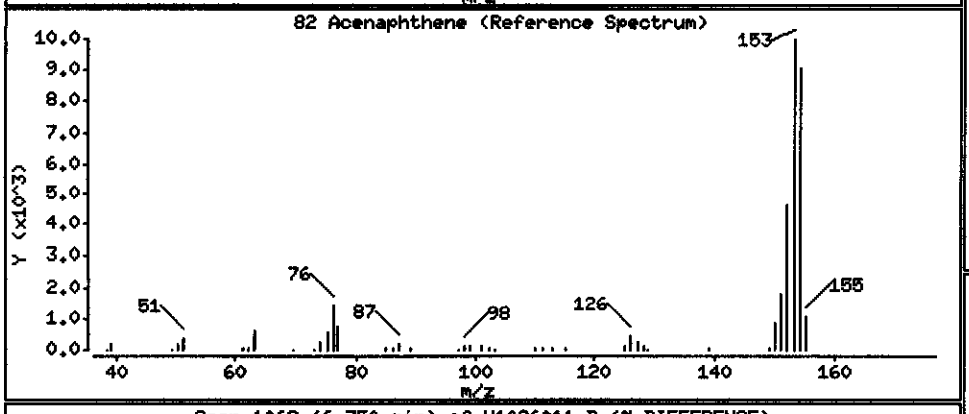

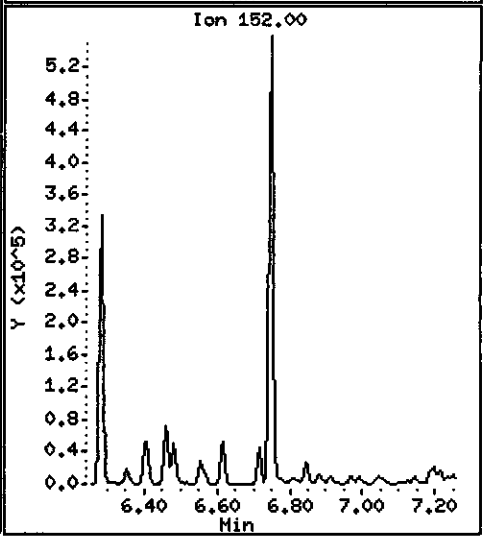

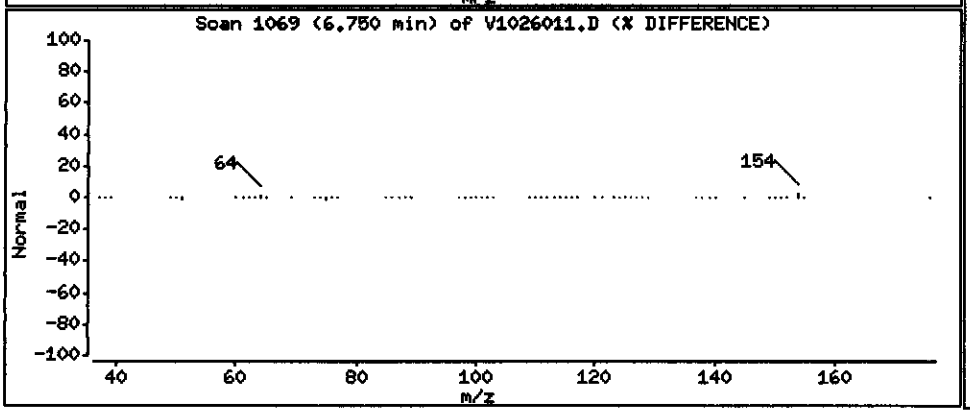

Data File: \\PITSVR06\D\chem\731.i\V102608.b\V1026011.D

Date : 27-OCT-2008 03:02

Client ID: EW-5-1008 Instrument: 731.i

Sample Info: C8J160331-008 X2 10/20/08 h2o (8295020) 8270c

Volume Injected (uL): 2.0 Operator: 003200

Column phase: DB5-MS Column diameter: 0.32

86 Dibenzofuran Concentration: 20.201 ug/L

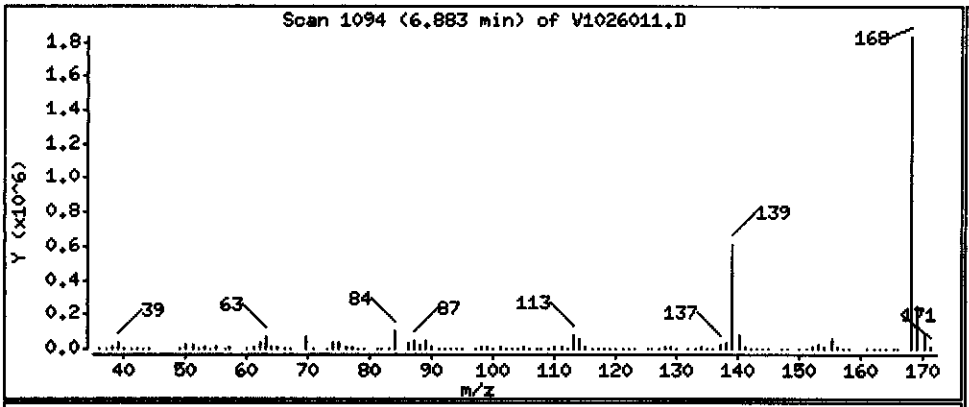

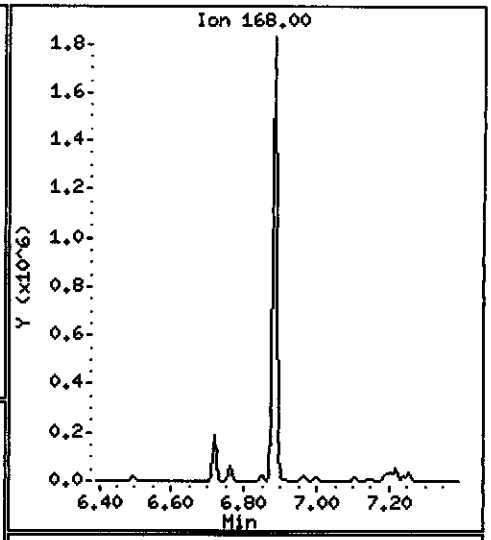

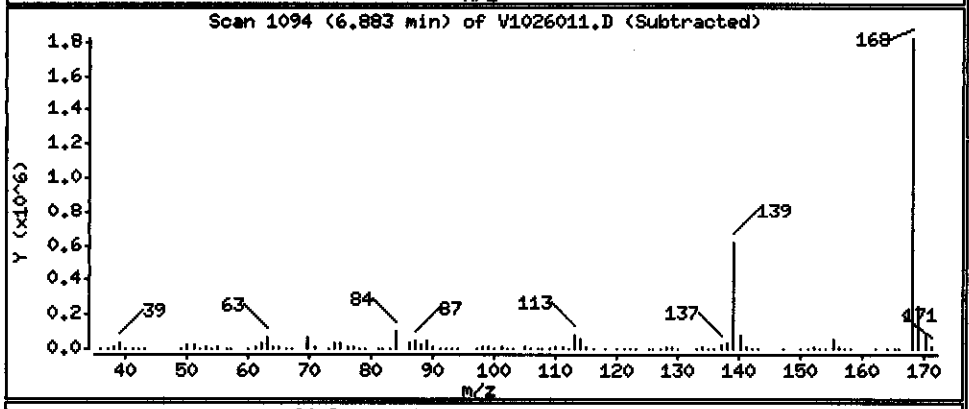

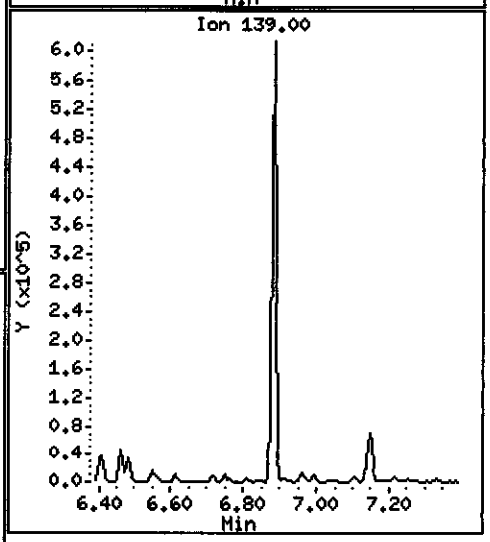

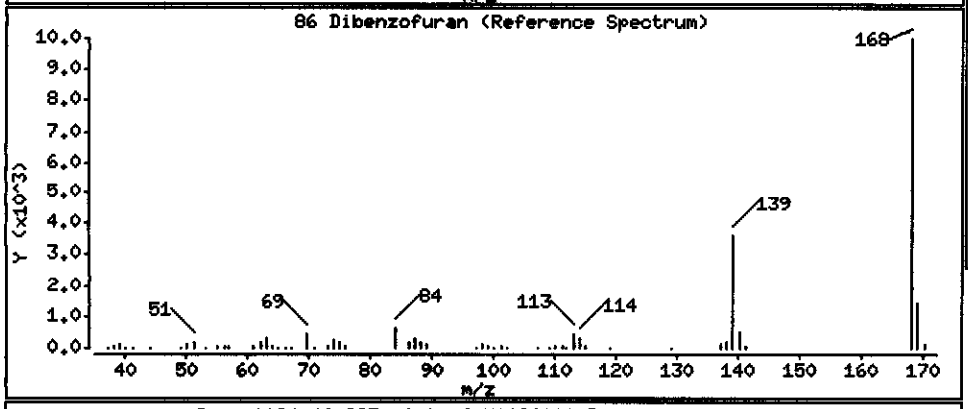

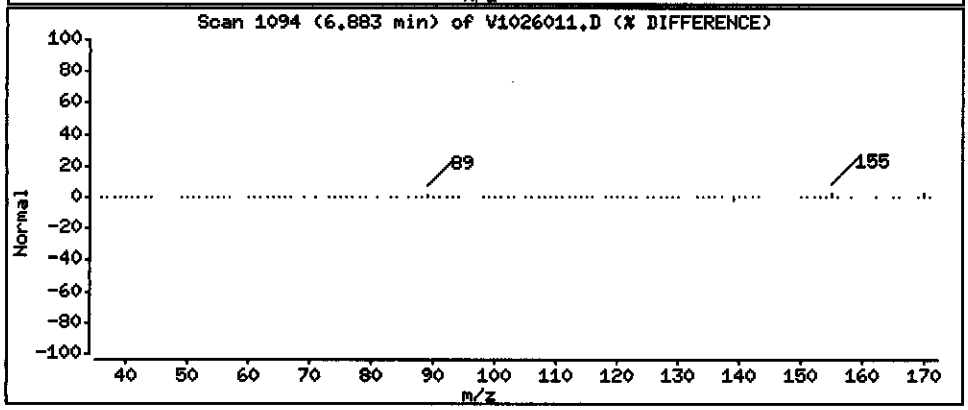

Data File: \\PITSVR06\D\chem\731.i\V102608.b\V1026011.D

Date : 27-OCT-2008 03:02

Client ID: EW-5-1008 Instrument: 731.i

Sample Info: C8J160331-008 X2 10/20/08 h2o (8295020) 8270c

Volume Injected (uL): 2.0 Operator: 003200

Column phase: DB5-MS Column diameter: 0.32

94 Fluorene Concentration: 13.596 ug/L

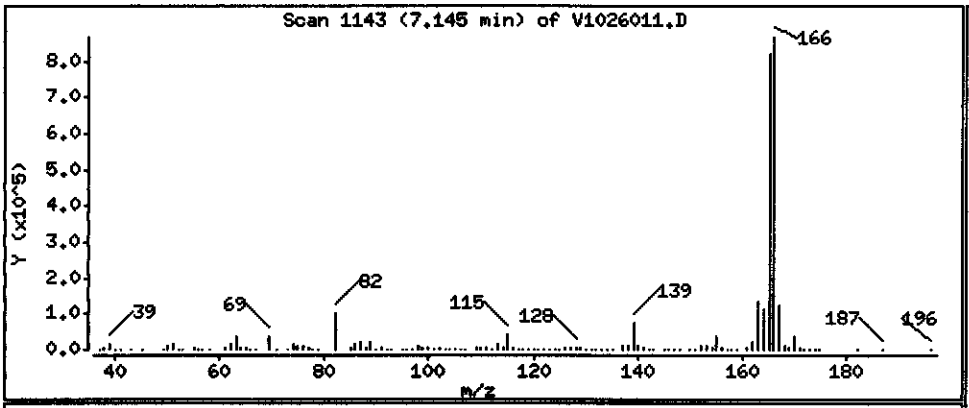

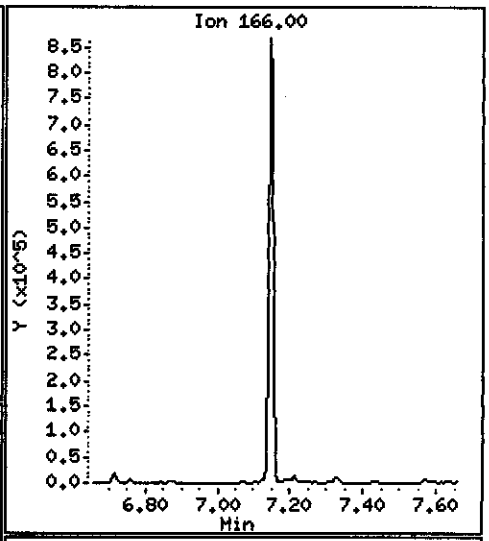

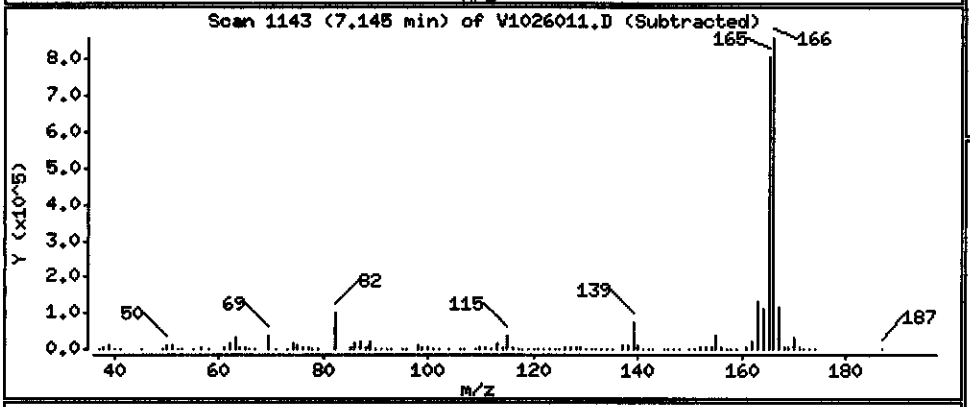

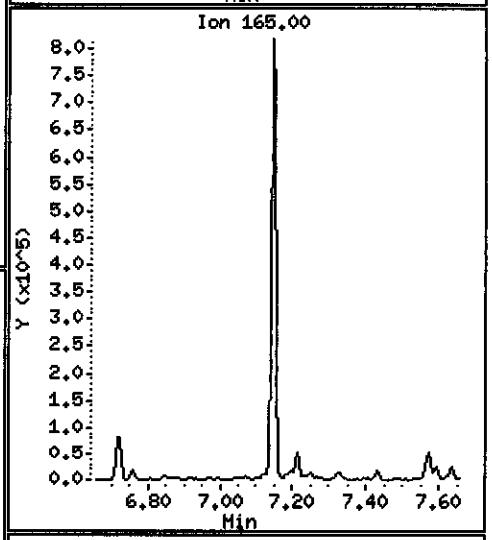

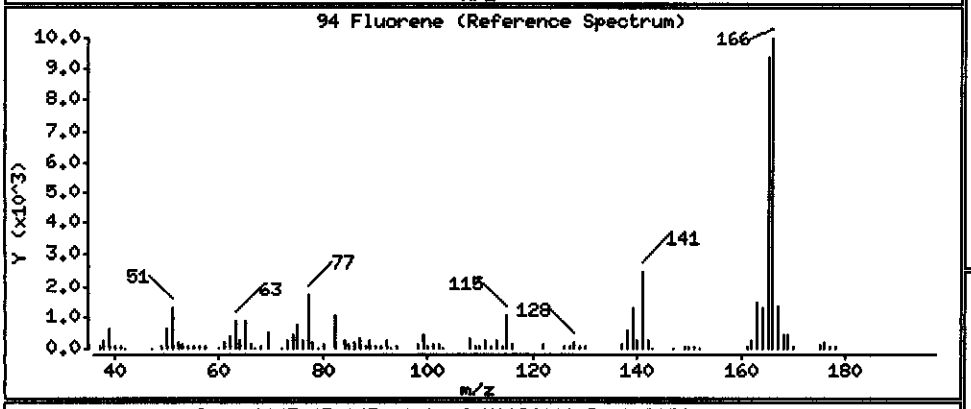

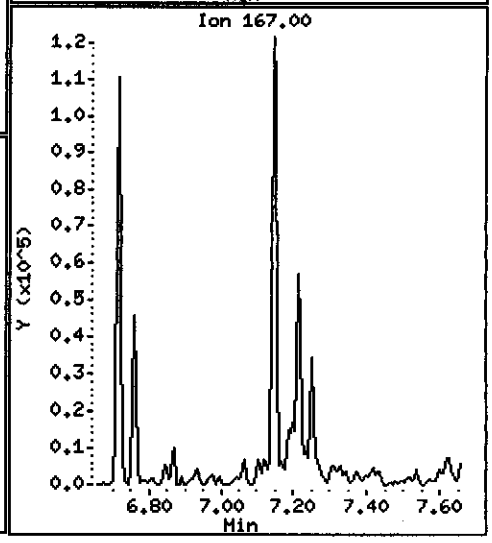

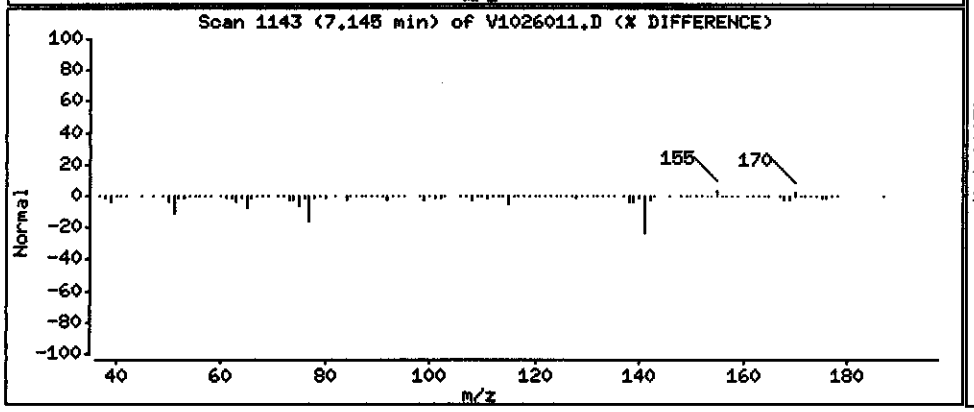

Data File: \\PITSVR06\D\chem\731.i\V102608.b\V1026011.D

Date : 27-OCT-2008 03:02

Client ID: EW-5-1008

Instrument: 731.i

Sample Info: C8J160331-008 X2 10/20/08 h2o (8295020) 8270c

Volume Injected (uL): 2.0

Operator: 003200

Column phase: DB5-MS

Column diameter: 0.32

115 Phenanthrene

Concentration: 14.871 ug/L

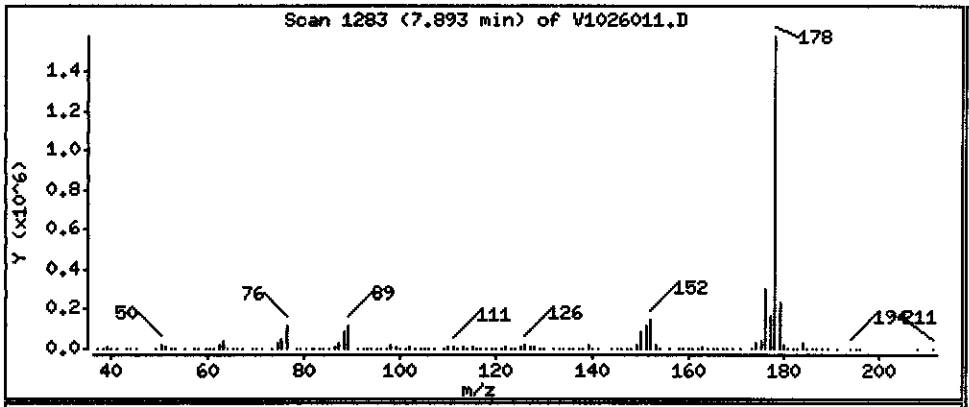

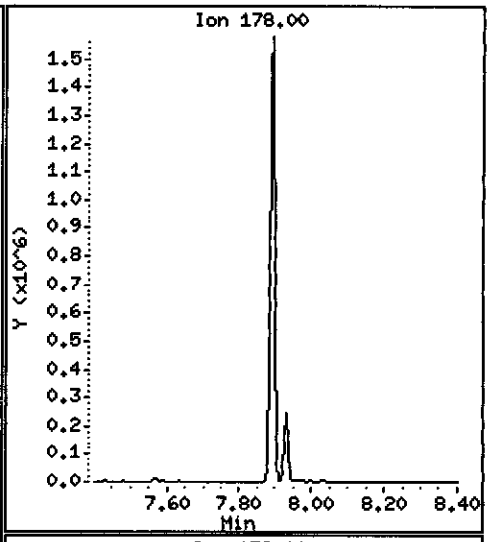

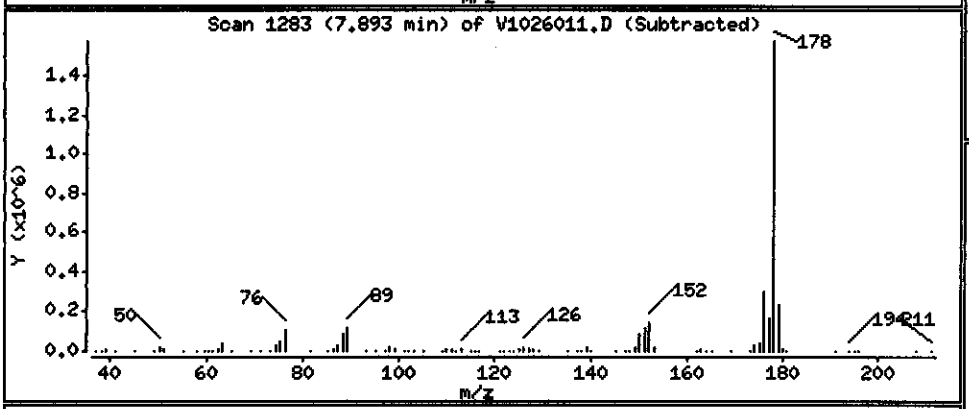

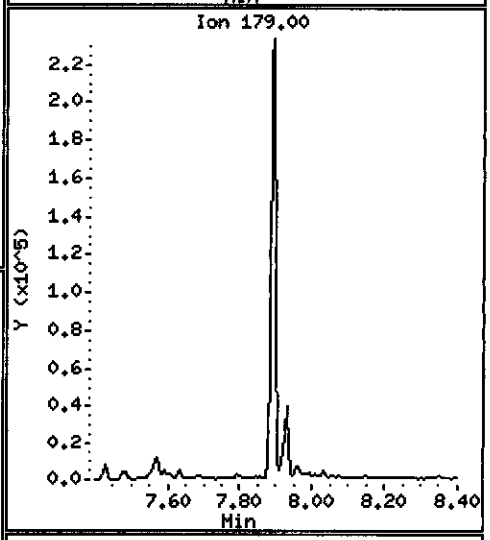

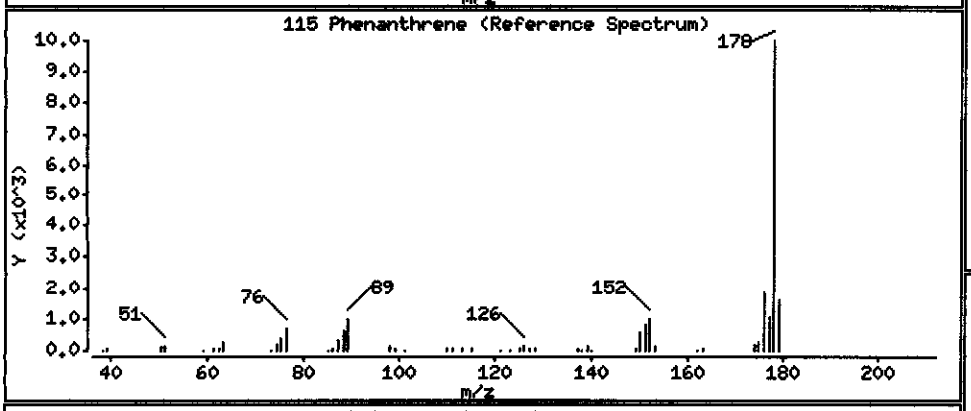

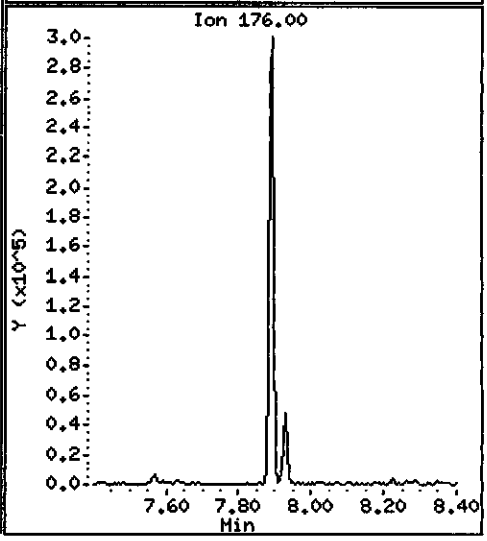

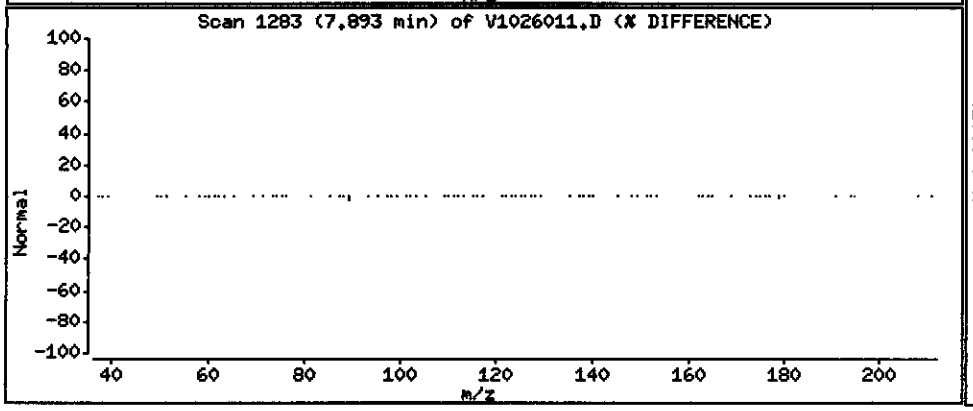

Data File: \\PITSVR06\D\chem\731.i\V102608.b\V1026011.D

Date : 27-OCT-2008 03:02

Client ID: EW-5-1008

Instrument: 731.i

Sample Info: C8J160331-008 X2 10/20/08 h2o (8295020) 8270c

Volume Injected (uL): 2.0

Operator: 003200

Column phase: DB5-MS

Column diameter: 0.32

116 Anthracene

Concentration: 2.0682 ug/L

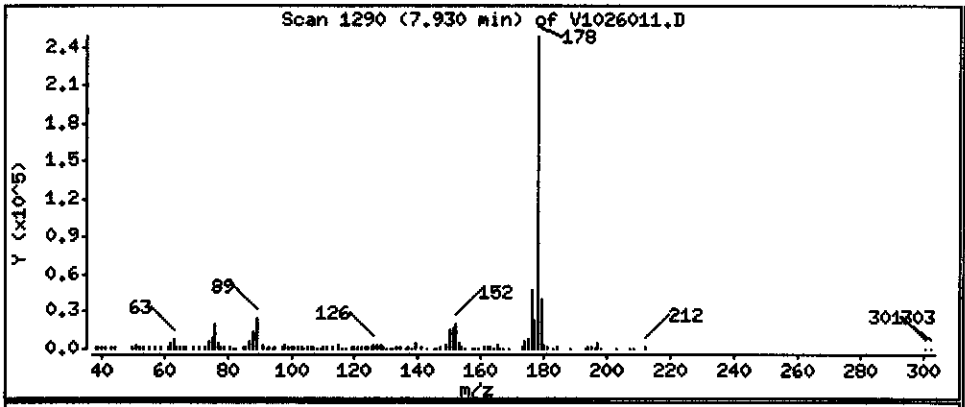

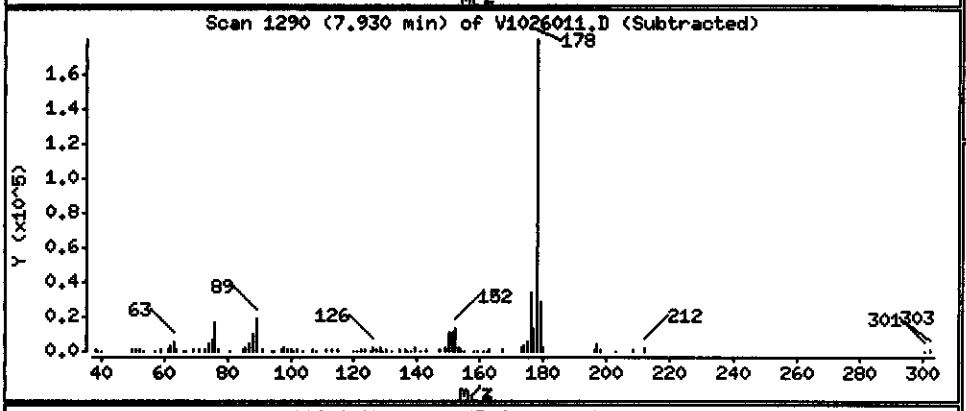

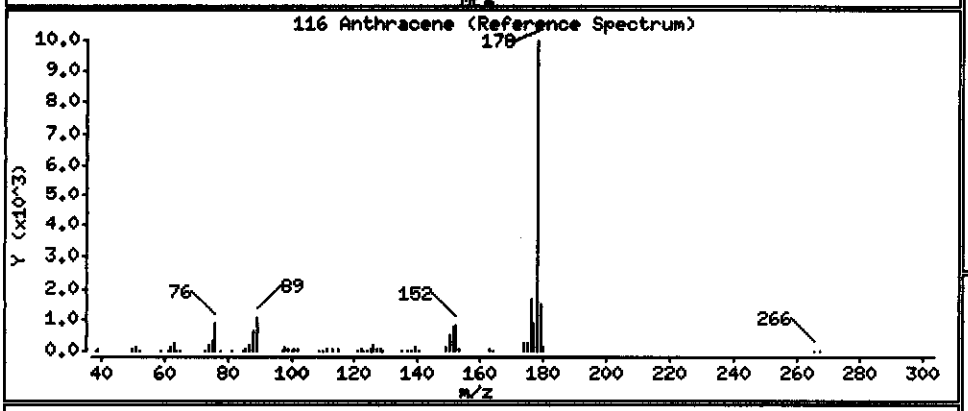

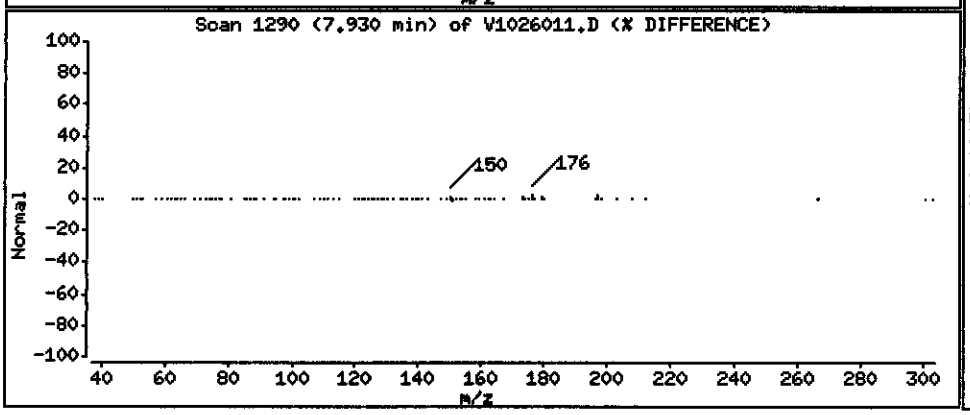

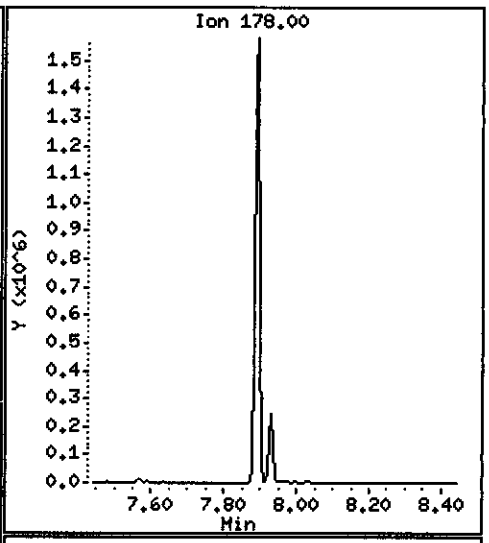

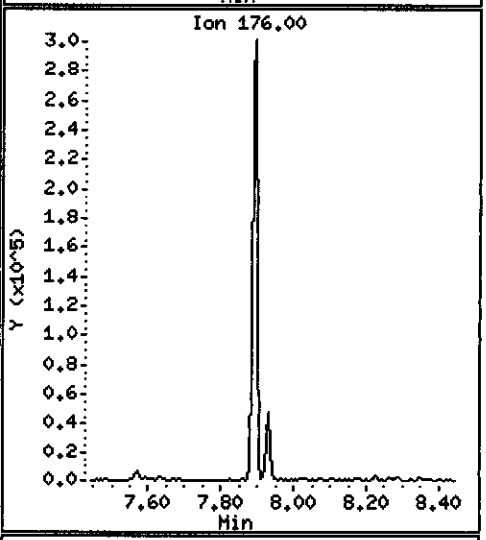

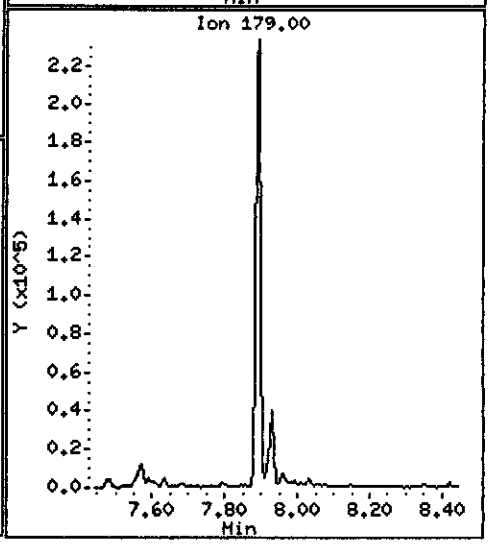

Data File: \\PITSVR06\D\chem\731.i\V102608.b\V1026011.D

Date : 27-OCT-2008 03:02

Client ID: EW-5-1008

Instrument: 731.i

Sample Info: C8J160331-008 X2 10/20/08 h2o (8295020) 8270c

Volume Injected (uL): 2.0

Operator: 003200

Column phase: DB5-MS

Column diameter: 0.32

119 Carbazole

Concentration: 0.72546 ug/L

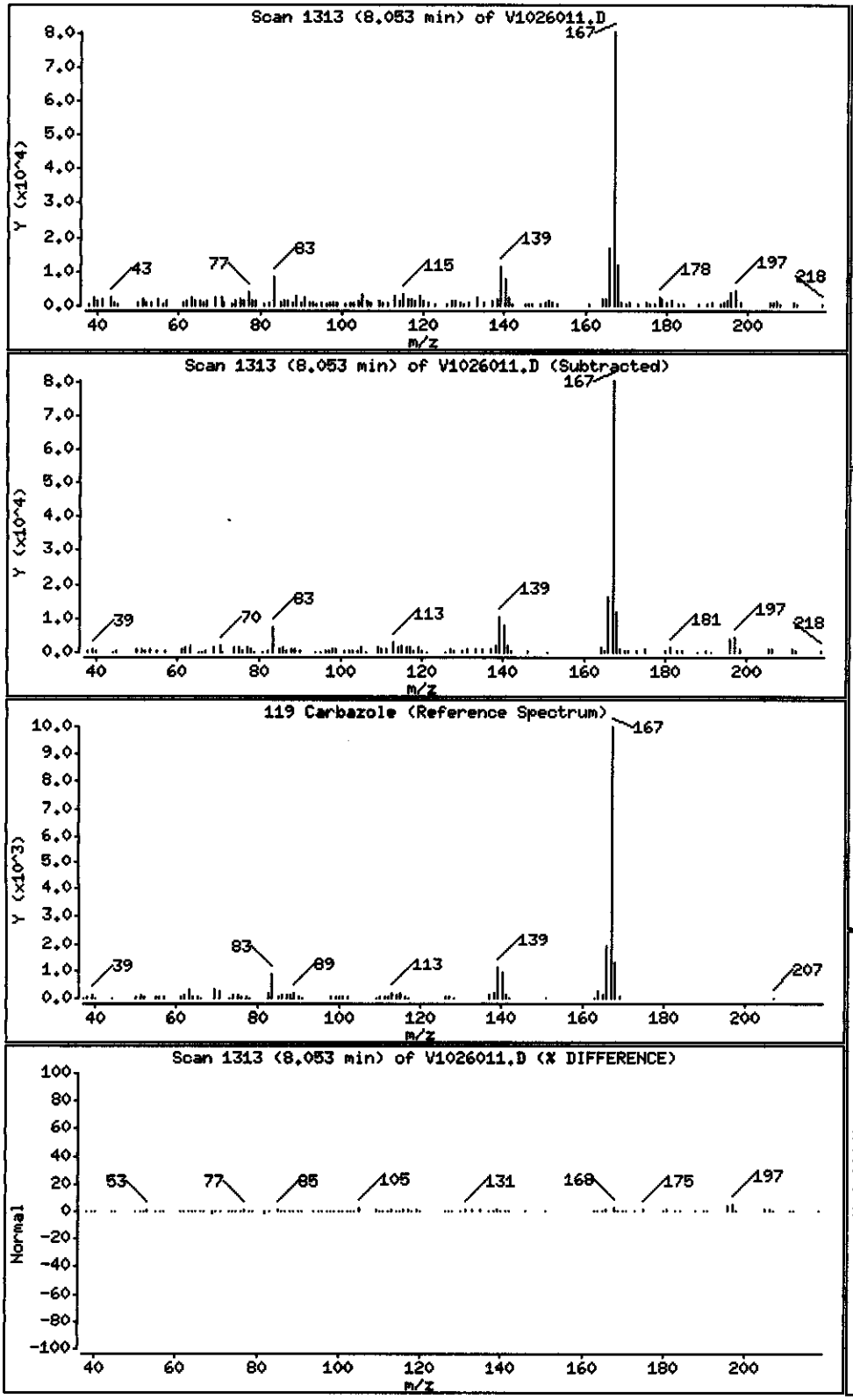

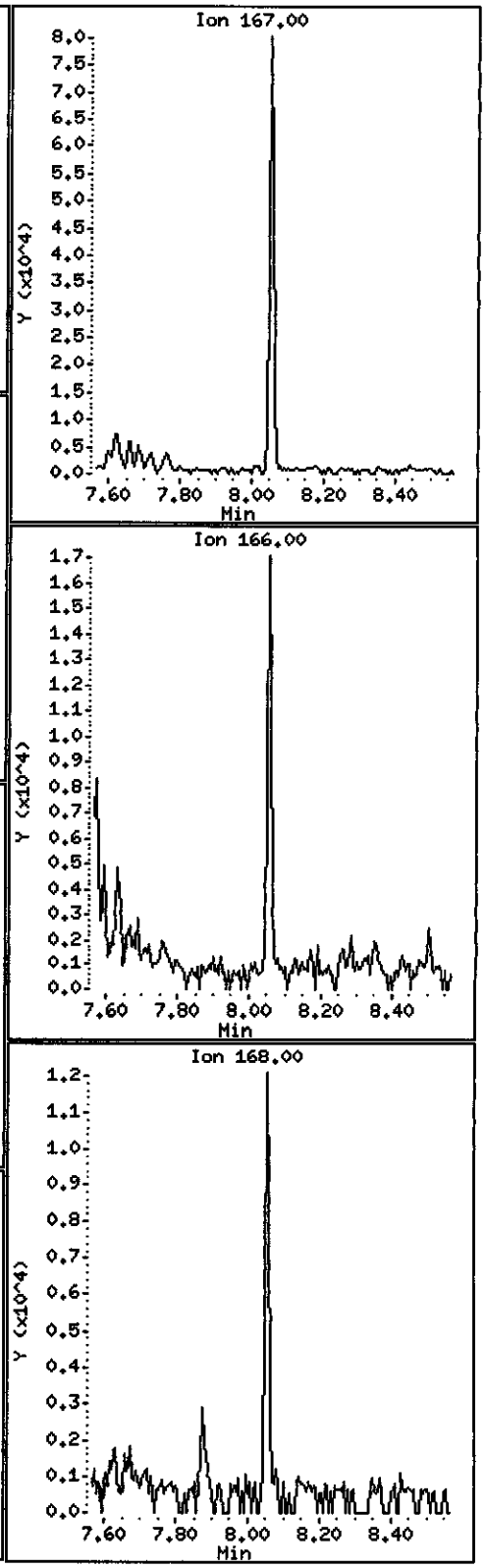

Data File: \\PITSVR06\D\chem\731.i\V102608.b\V1026011.D

Date : 27-OCT-2008 03:02

Client ID: EW-5-1008

Instrument: 731.i

Sample Info: C8J160331-008 X2 10/20/08 h2o (8295020) 8270c

Volume Injected (uL): 2.0

Operator: 003200

Column phase: DB5-MS

Column diameter: 0.32

123 Fluoranthene

Concentration: 2.4909 ug/L

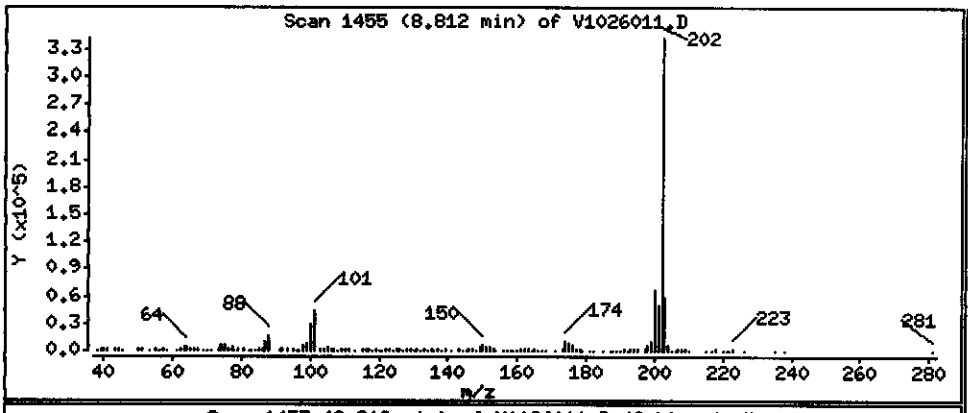

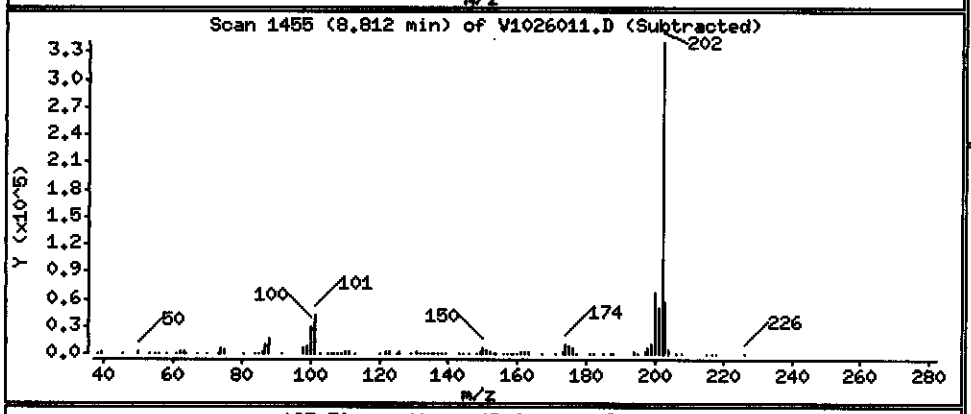

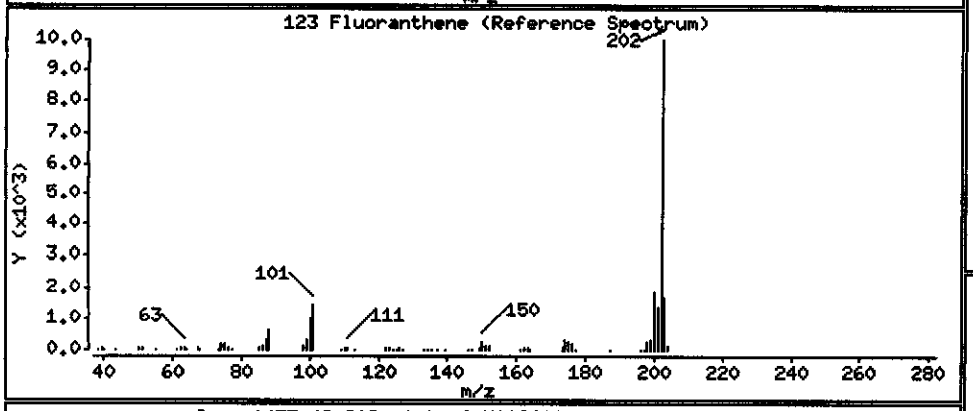

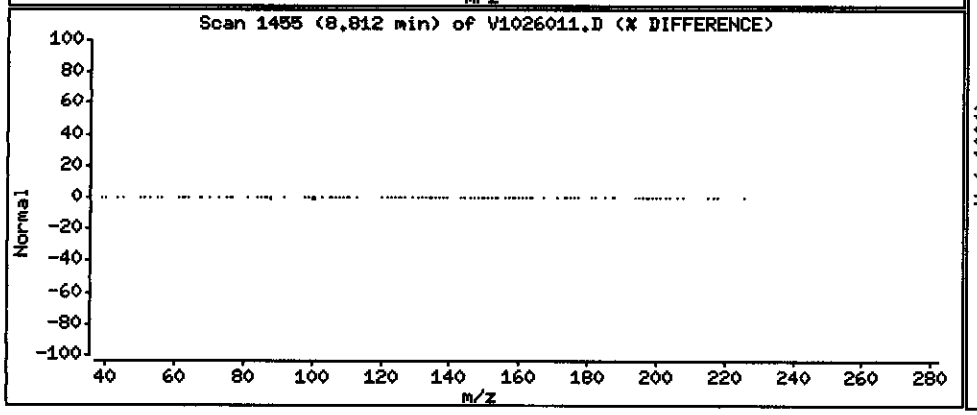

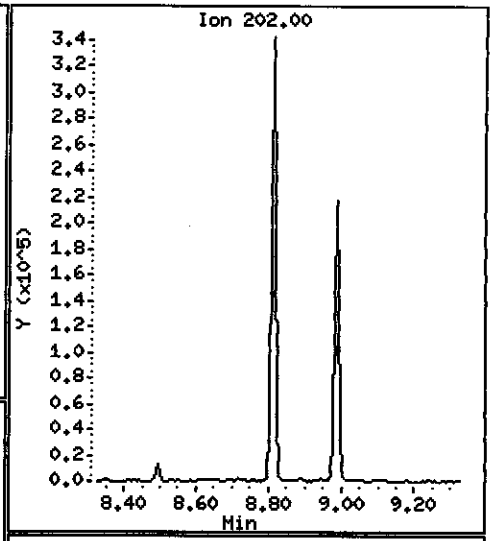

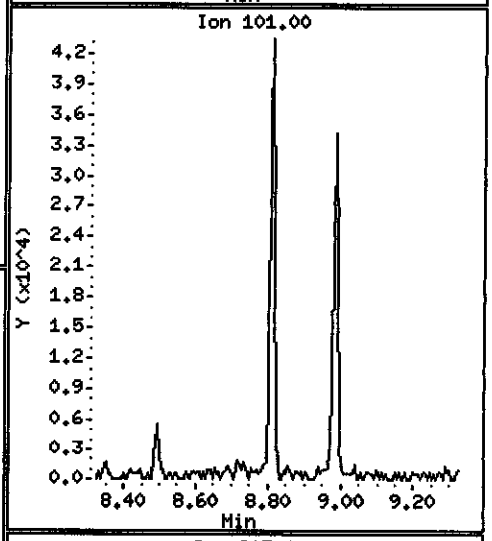

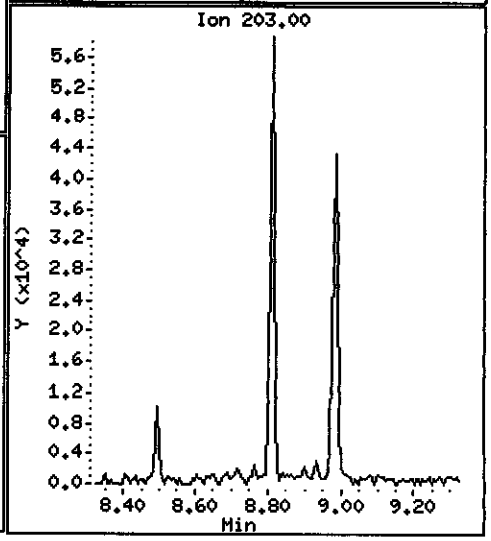

Data File: \\PITSVR06\D\chem\731.i\V102608.b\V1026011.D

Date : 27-OCT-2008 03:02

Client ID: EW-5-1008

Instrument: 731.i

Sample Info: C8J160331-008 X2 10/20/08 h2o (8295020) 8270c

Volume Injected (uL): 2.0

Operator: 003200

Column phase: DB5-MS

Column diameter: 0.32

125 Pyrene

Concentration: 1.4414 ug/L

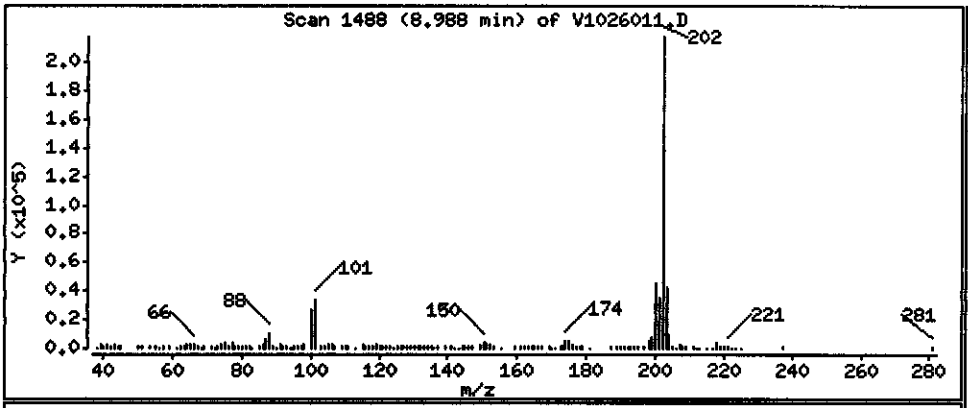

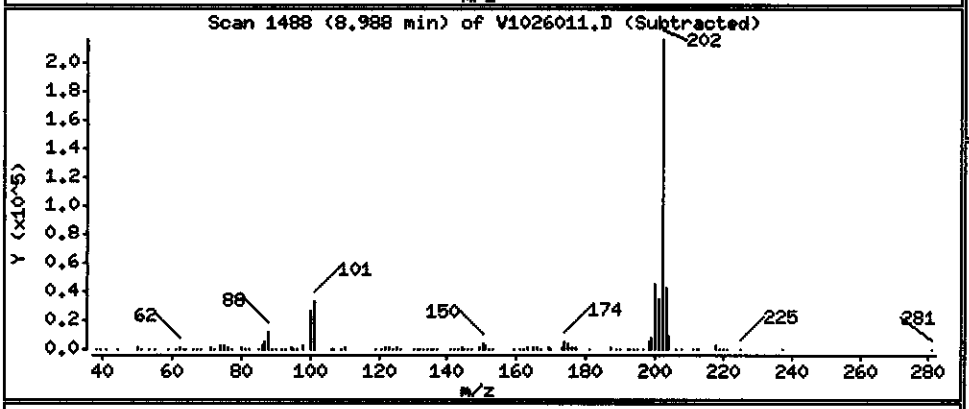

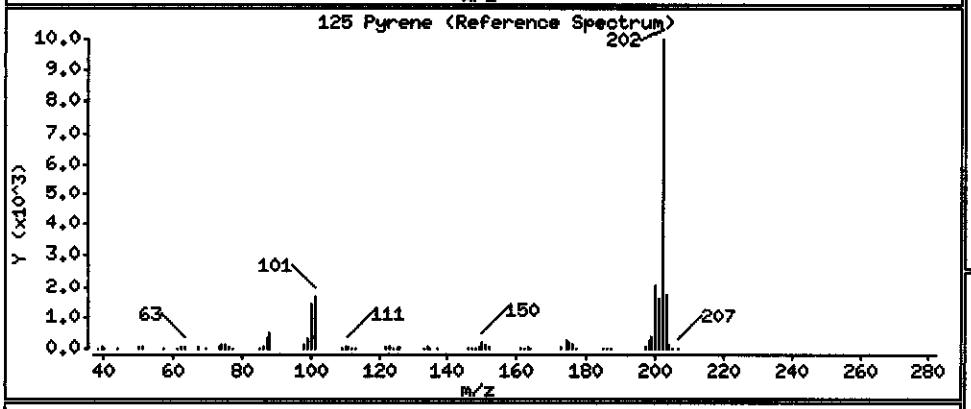

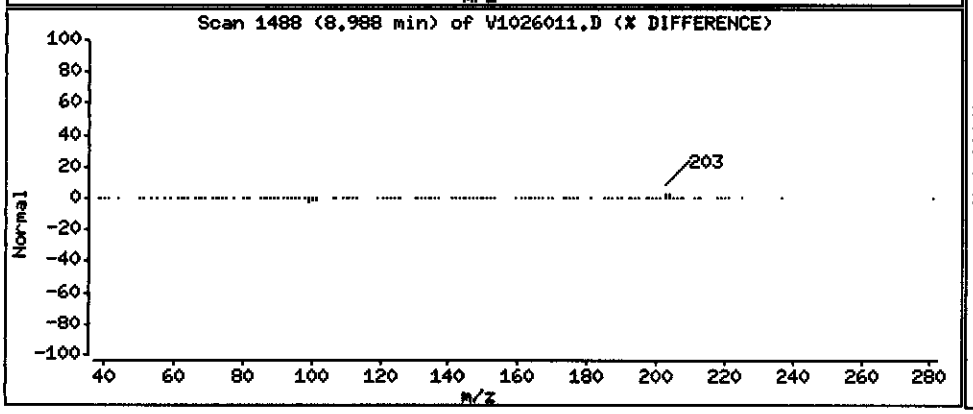

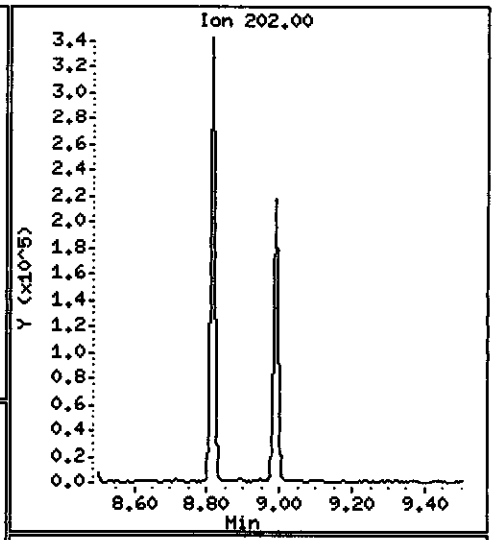

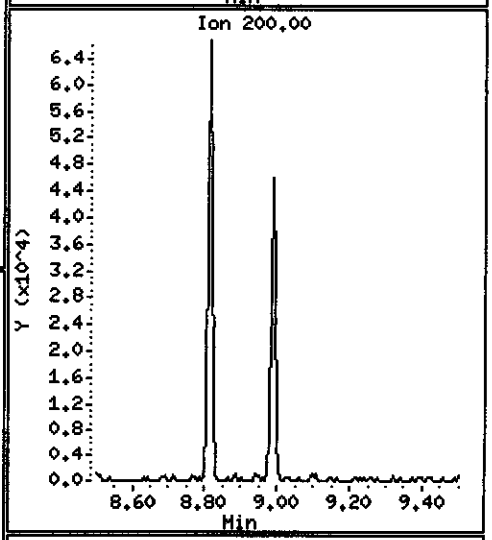

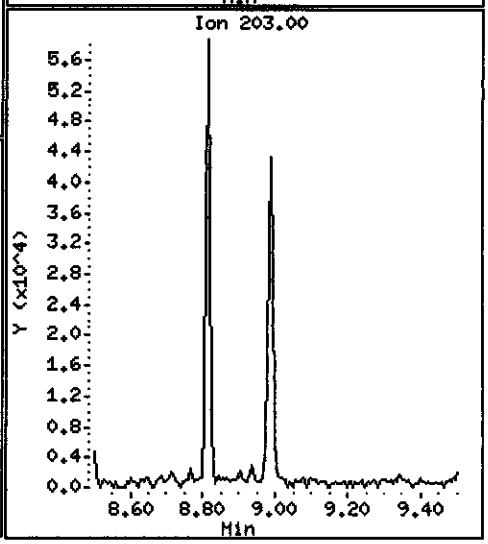

Data File: \\PITSVR06\D\chem\731.i\V102608.b\V1026011.D

Date : 27-OCT-2008 03:02

Client ID: EW-5-1008

Instrument: 731.i

Sample Info: C8J160331-008 X2 10/20/08 h2o (8295020) 8270c

Volume Injected (uL): 2.0

Operator: 003200

Column phase: DB5-MS

Column diameter: 0.32

131 Butylbenzylphthalate

Concentration: 0.073441 ug/L

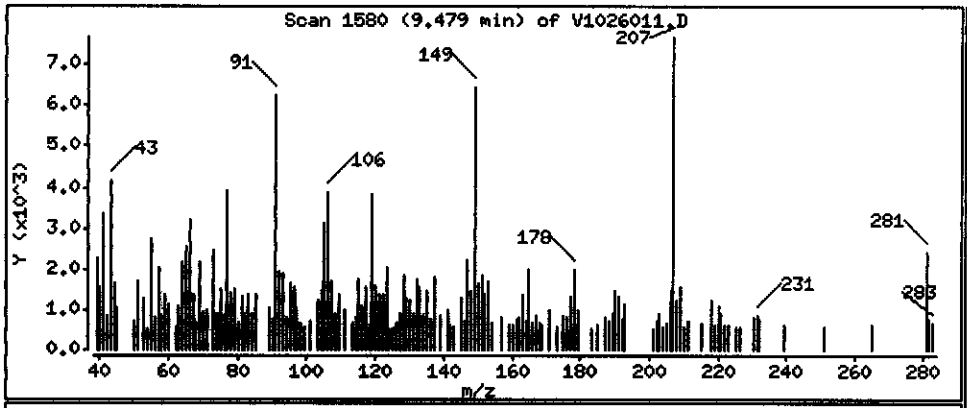

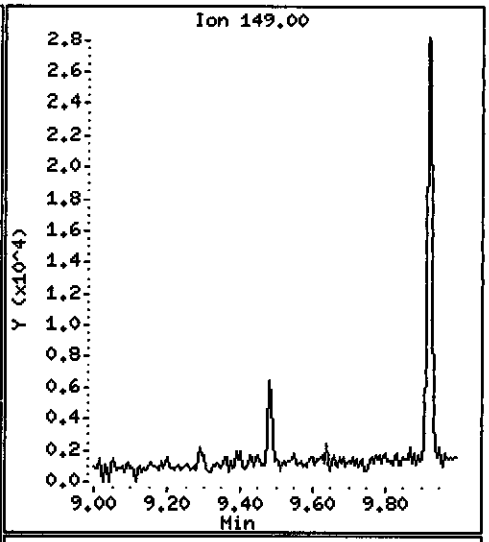

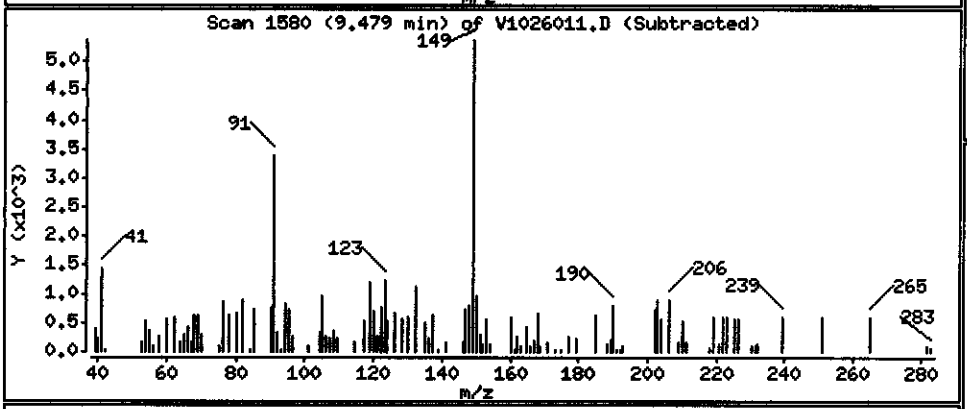

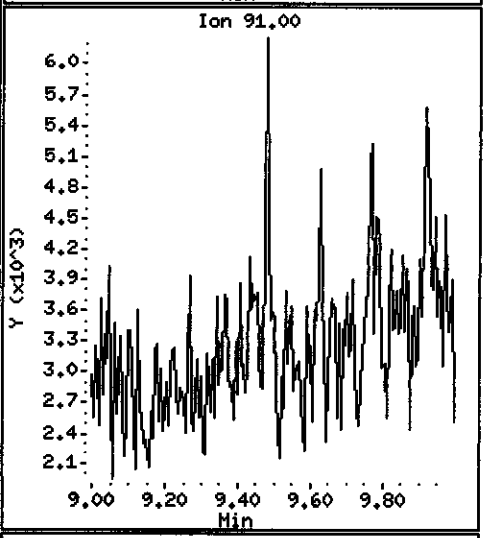

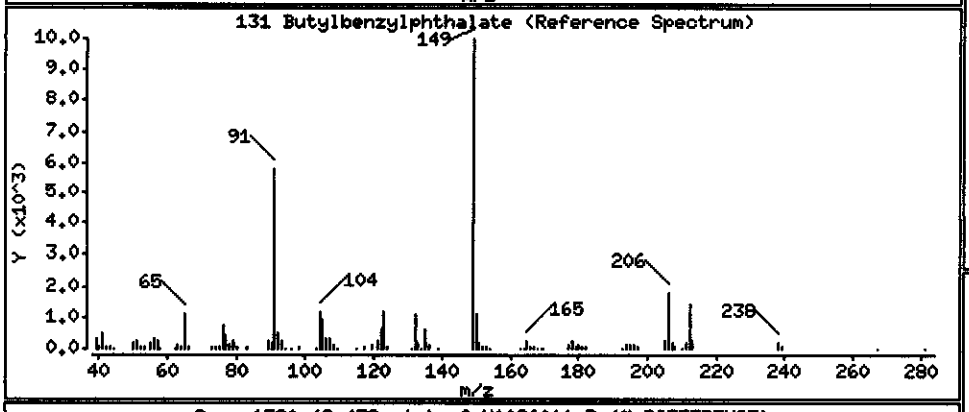

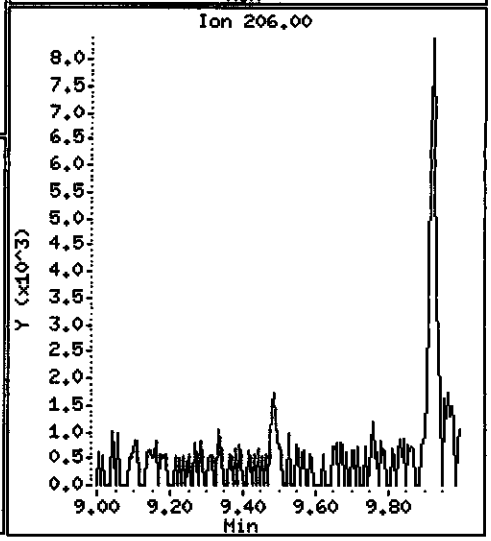

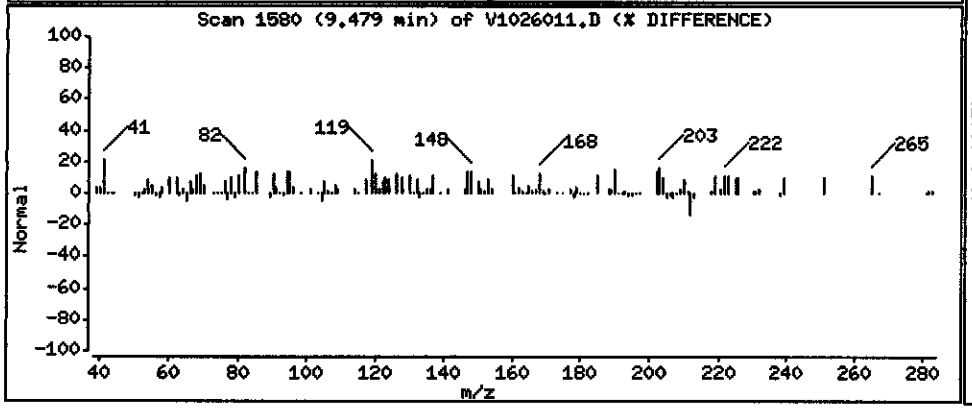

Data File: \\PITSVR06\D\chem\731.i\V102608.b\V1026011.D

Date : 27-OCT-2008 03:02

Client ID: EW-5-1008

Instrument: 731.i

Sample Info: C8J160331-008 X2 10/20/08 h2o (8295020) 8270c

Volume Injected (uL): 2.0

Operator: 003200

Column phase: DB5-MS

Column diameter: 0.32

136 Benzo(a)Anthracene

Concentration: 0.28182 ug/L

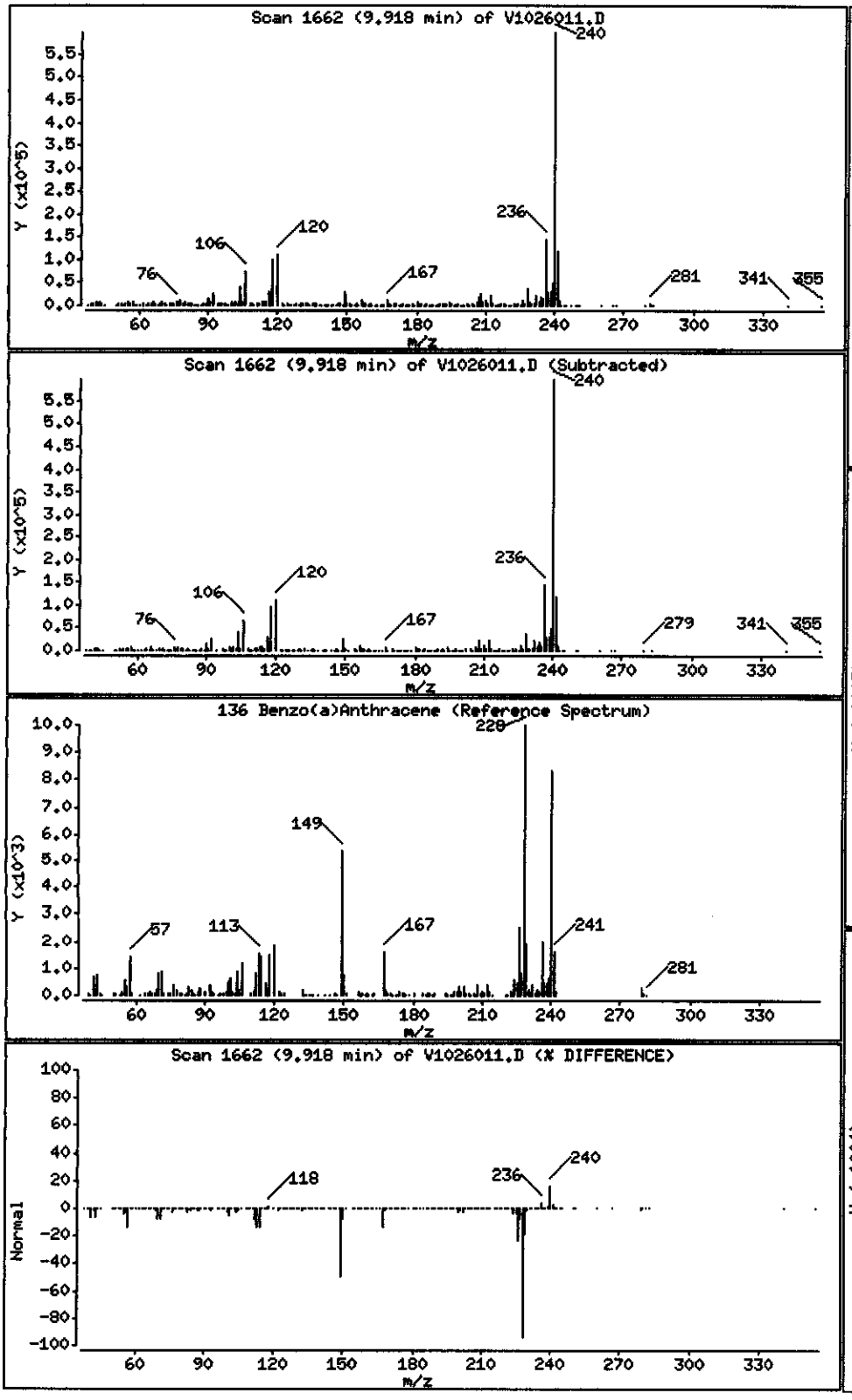

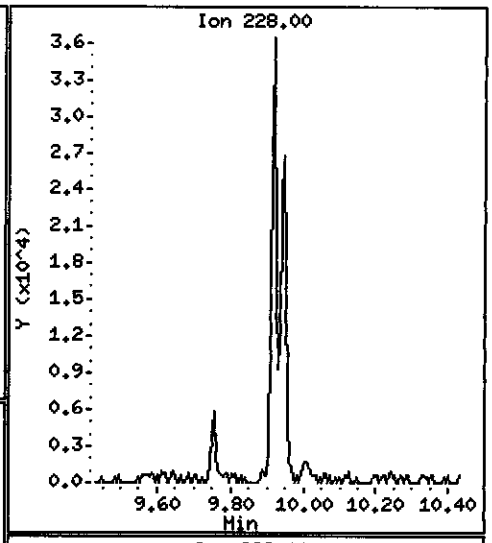

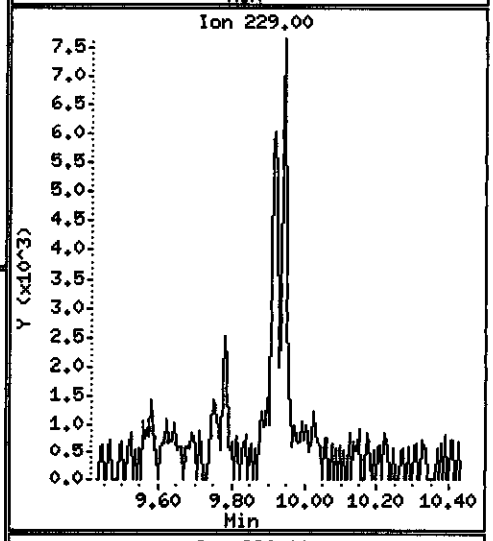

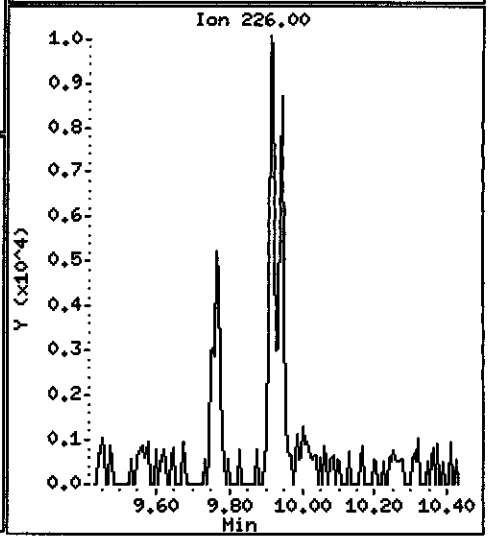

Data File: \\PITSVR06\D\chem\731.i\V102608.b\V1026011.D

Date : 27-OCT-2008 03:02

Client ID: EW-5-1008 Instrument: 731.i

Sample Info: C8J160331-008 X2 10/20/08 h2o (8295020) 8270c

Volume Injected (uL): 2.0 Operator: 003200

Column phase: DB5-MS Column diameter: 0.32

137 Chrysene Concentration: 0.26112 ug/L

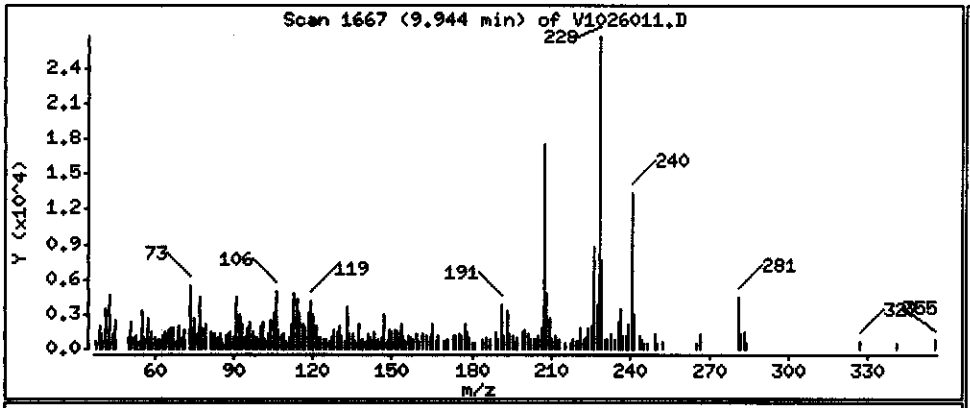

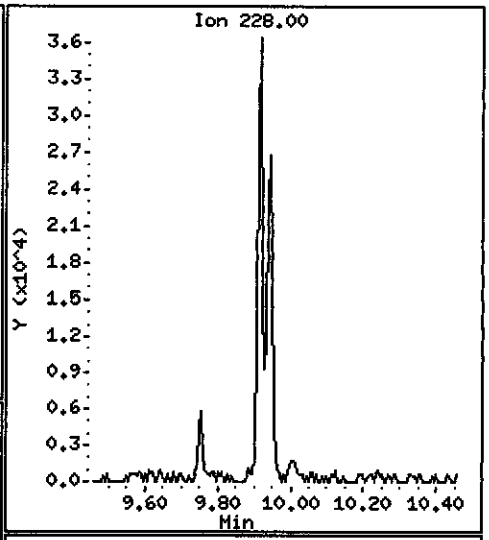

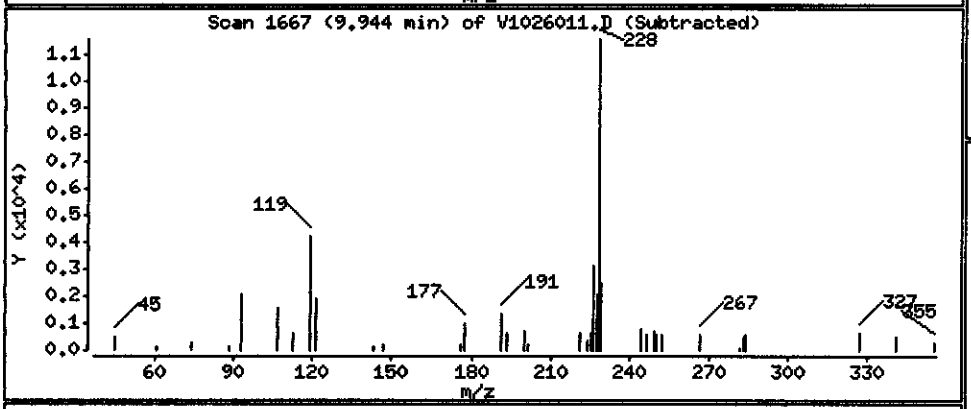

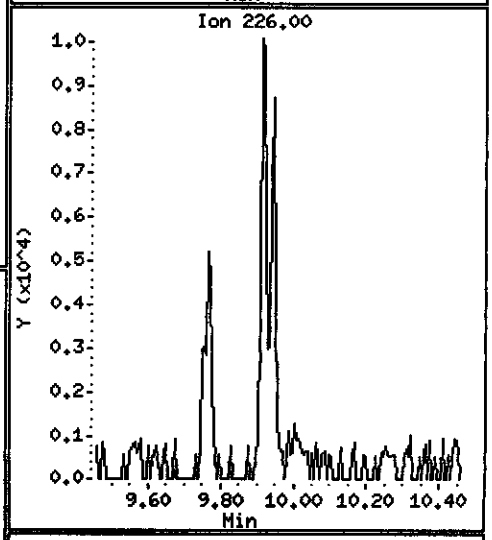

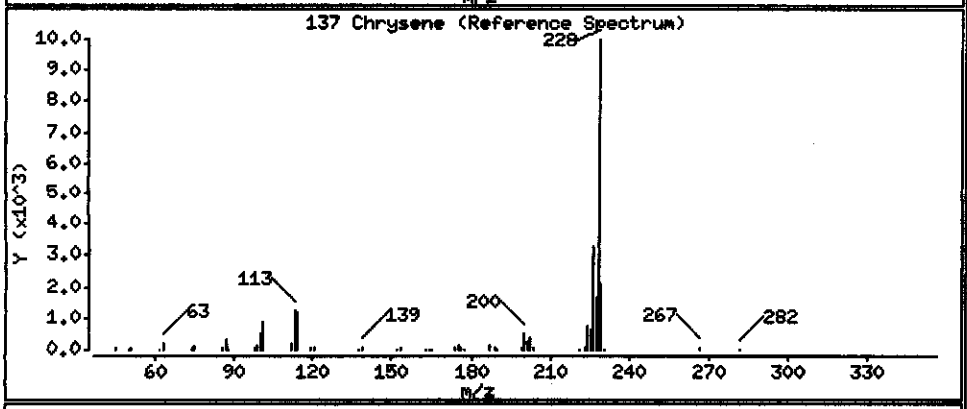

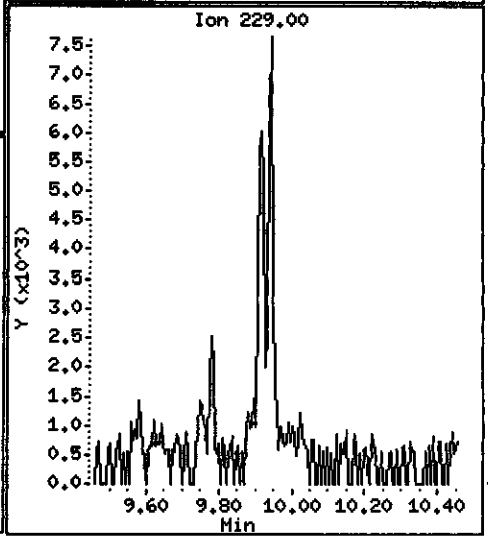

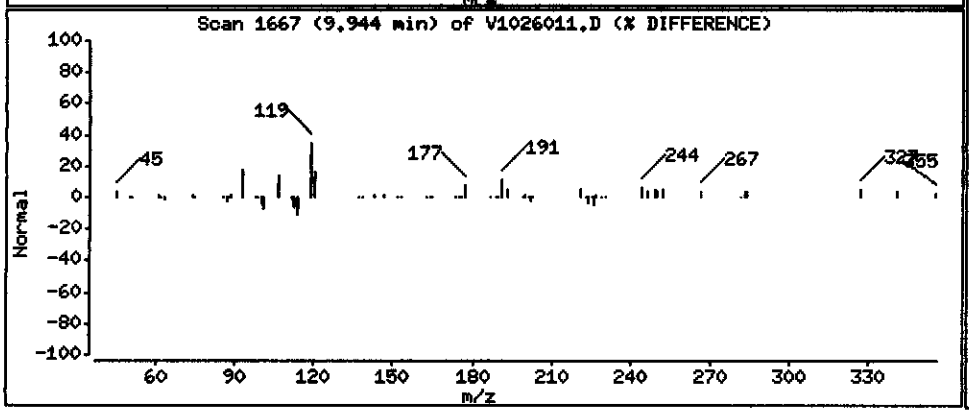

Data File: \\PITSVR06\D\chem\731.i\V102608.b\V1026011.D

Date : 27-OCT-2008 03:02

Client ID: EW-5-1008 Instrument: 731.i

Sample Info: C8J160331-008 X2 10/20/08 h2o (8295020) 8270c

Volume Injected (uL): 2.0 Operator: 003200

Column phase: DB5-MS Column diameter: 0.32

139 bis(2-ethylhexyl)Phthalate Concentration: 0.30609 ug/L

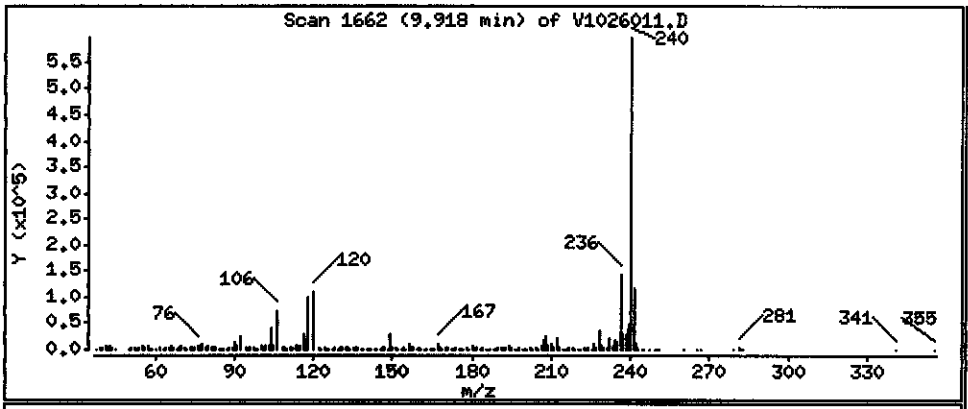

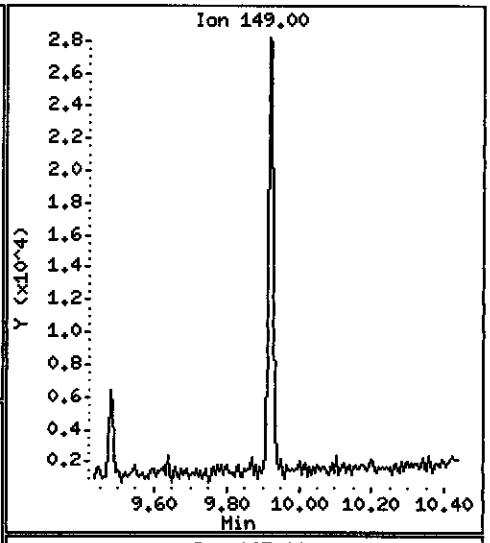

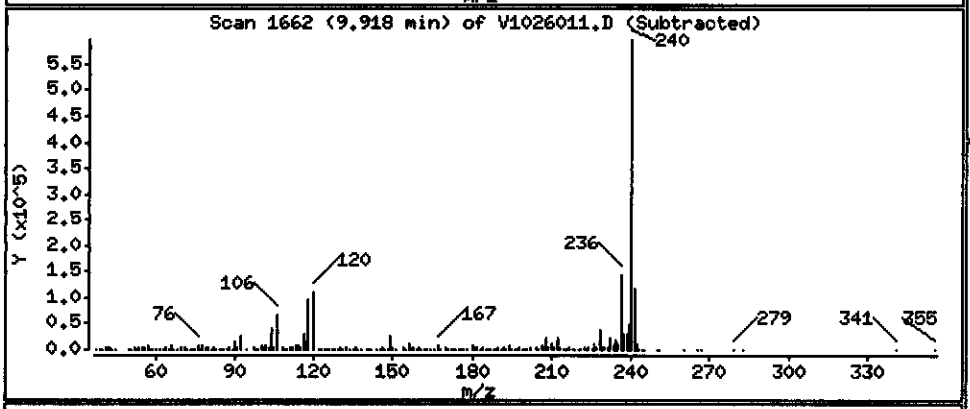

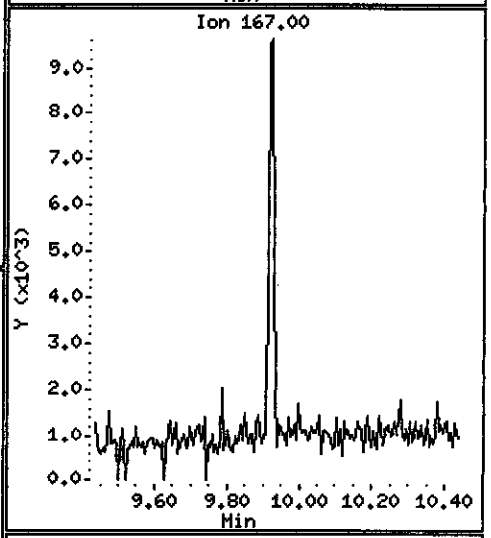

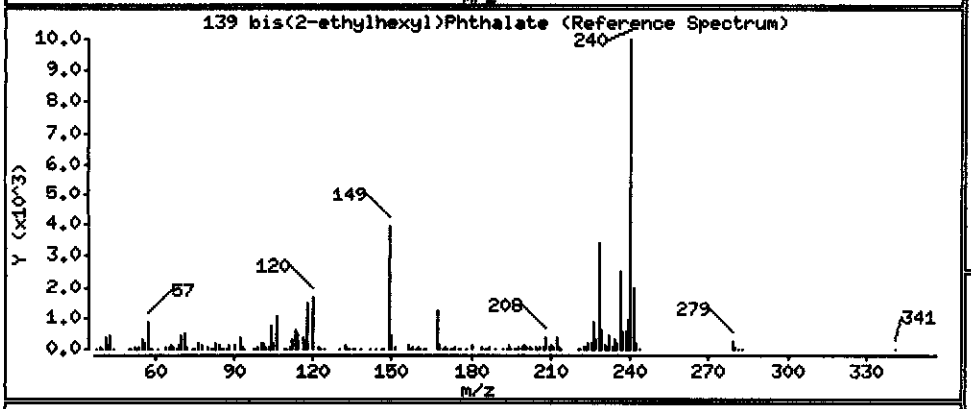

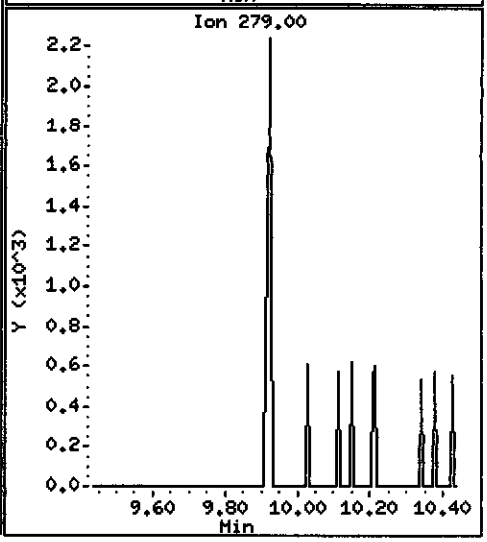

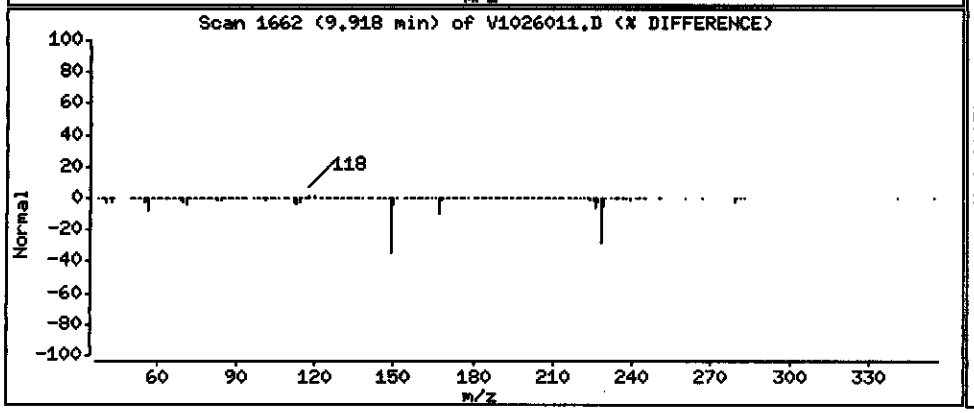

Data File: \\PITSVR06\D\chem\731.i\V102608.b\V1026011.D

Date : 27-OCT-2008 03:02

Client ID: EW-5-1008 Instrument: 731.i

Sample Info: C8J160331-008 X2 10/20/08 h2o (8295020) 8270c

Volume Injected (uL): 2.0 Operator: 003200

Column phase: DB5-MS Column diameter: 0.32

141 Benzo(b)fluoranthene Concentration: 0.18909 ug/L

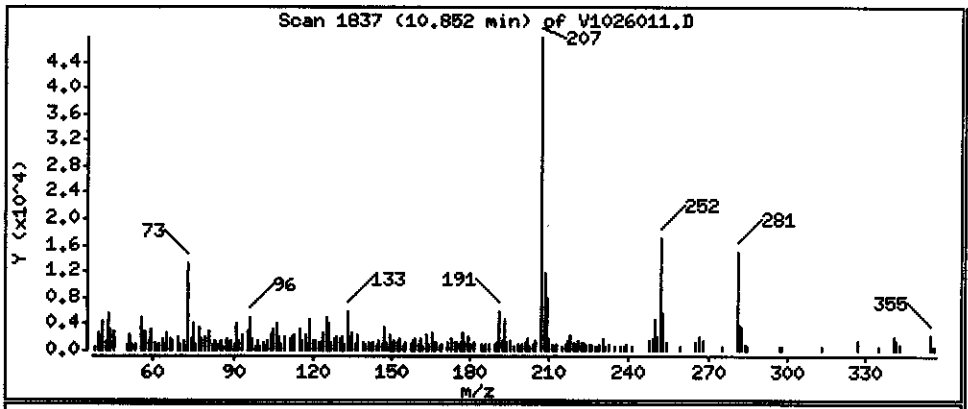

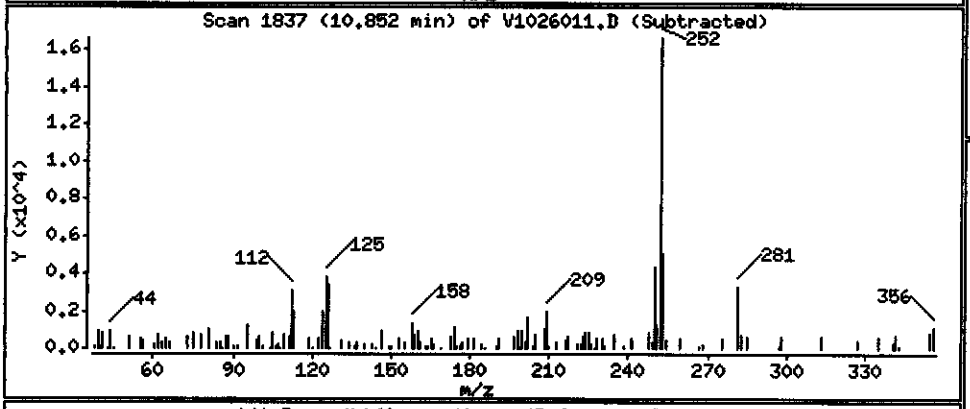

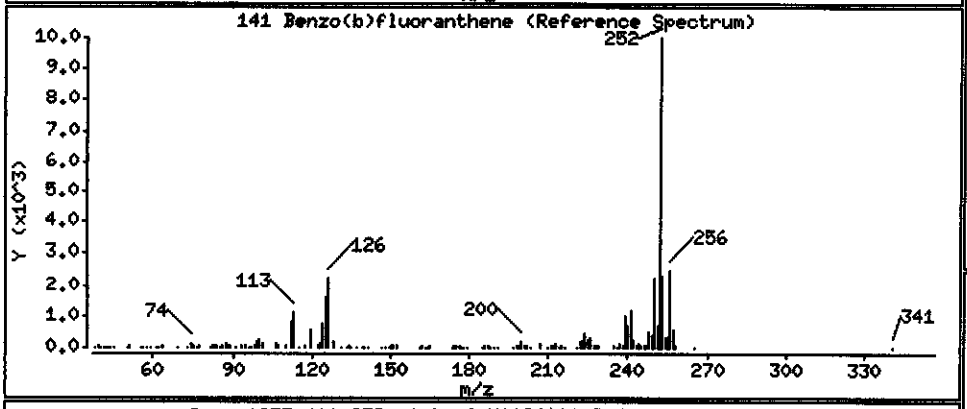

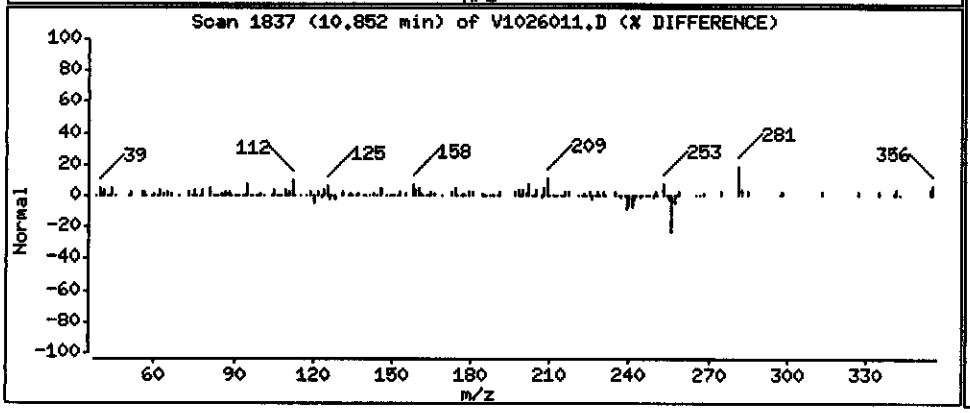

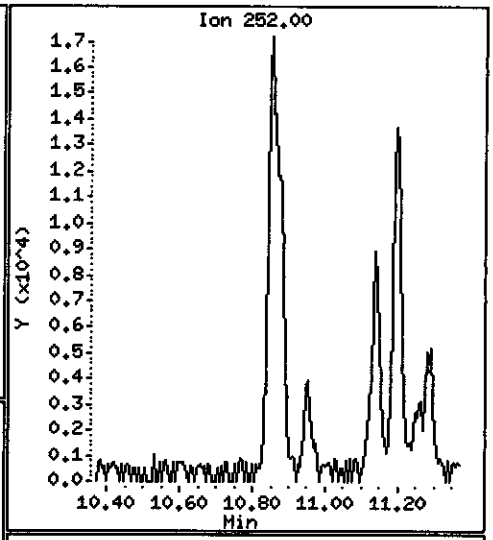

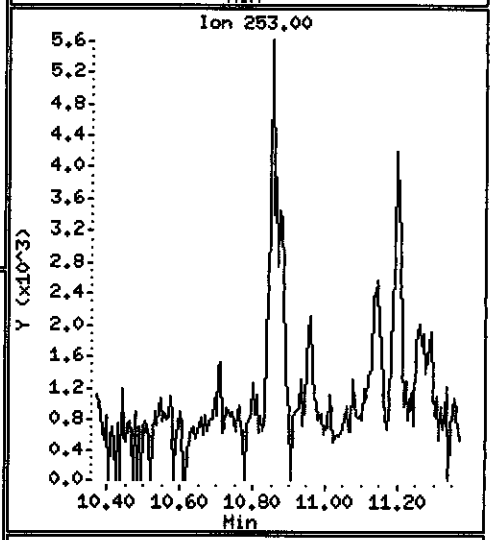

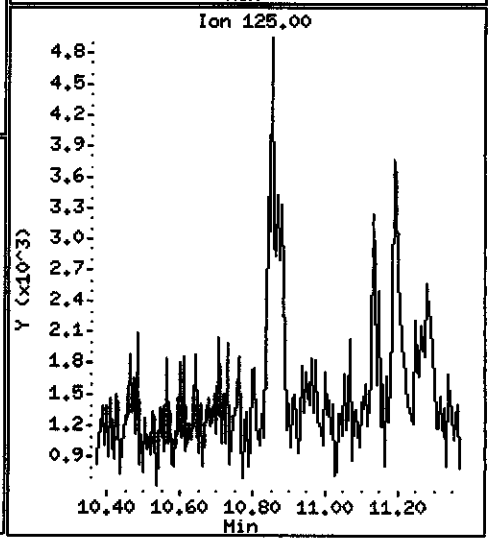

Data File: \\PITSVR06\D\chem\731.i\V102608.b\V1026011.D

Date : 27-OCT-2008 03:02

Client ID: EW-5-1008

Instrument: 731.i

Sample Info: C8J160331-008 X2 10/20/08 h2o (8295020) 8270c

Volume Injected (uL): 2.0

Operator: 003200

Column phase: DB5-MS

Column diameter: 0.32

146 Benzo(a)pyrene

Concentration: 0.15763 ug/L

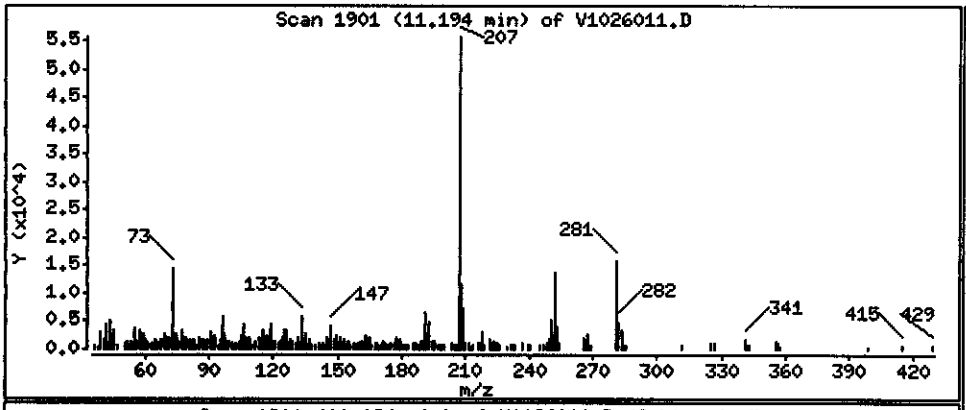

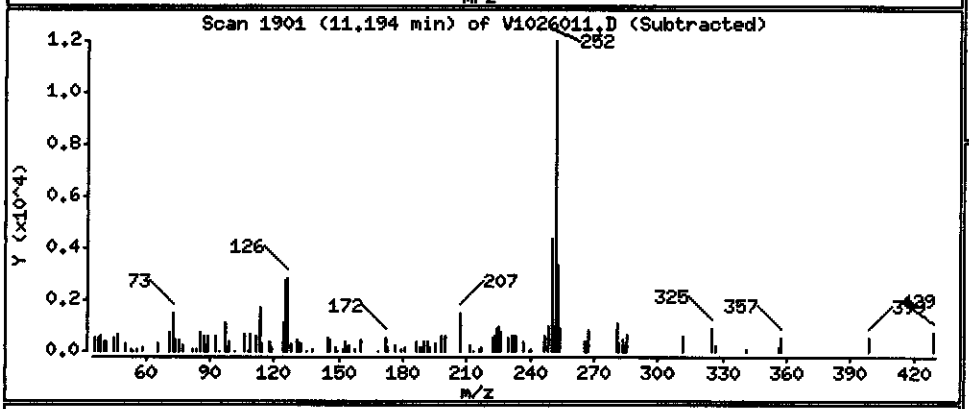

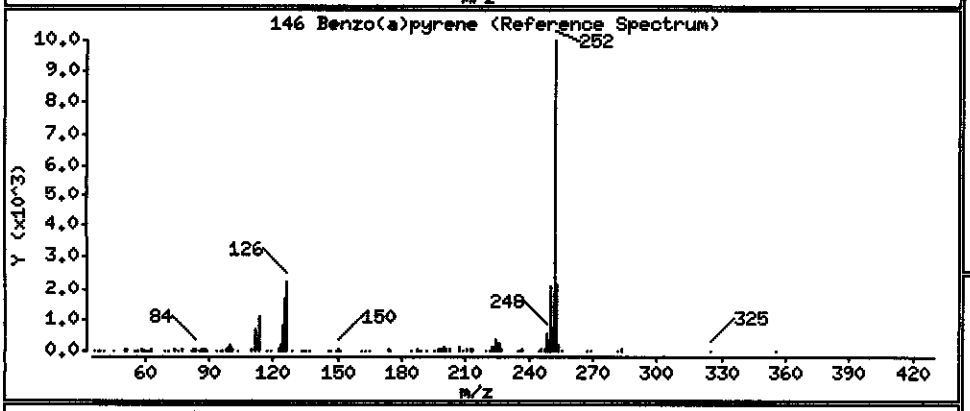

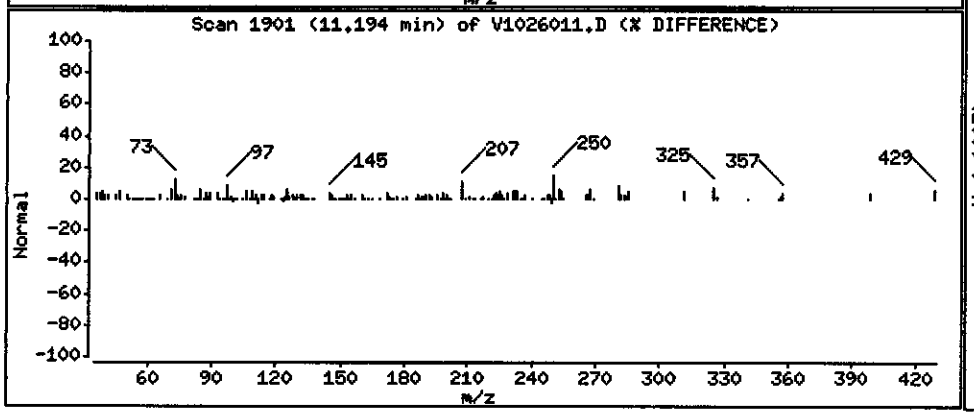

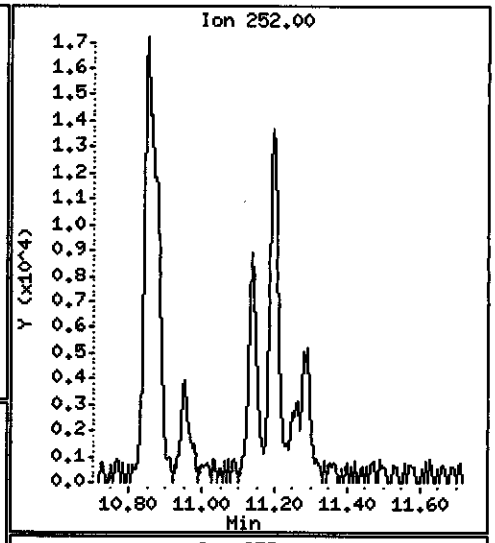

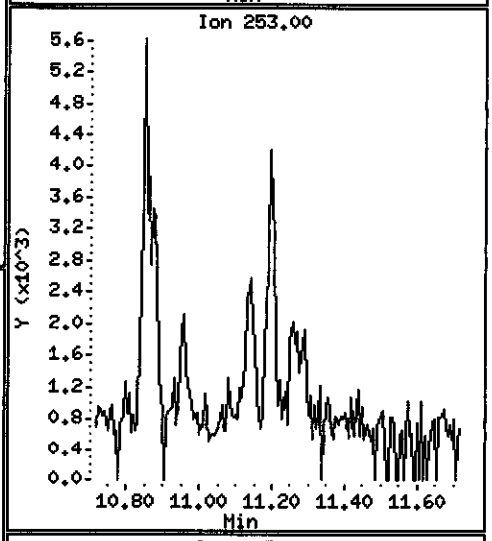

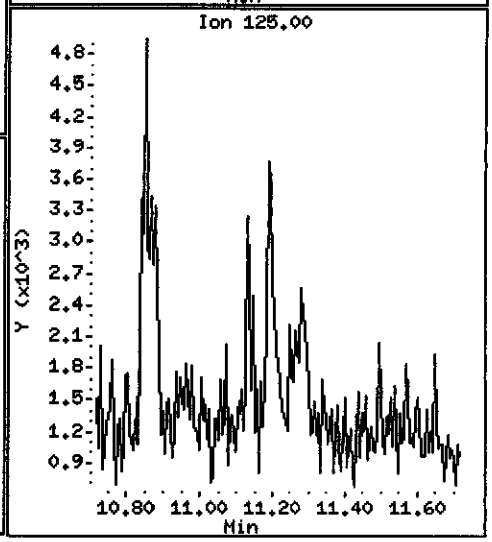

Data File: \\PITSVR06\D\chem\731.i\V102608.b\V1026011.D

Date : 27-OCT-2008 03:02

Client ID: EW-5-1008 Instrument: 731.i

Sample Info: C8J160331-008 X2 10/20/08 h2o (8295020) 8270c

Volume Injected (uL): 2.0 Operator: 003200

Column phase: DB5-MS Column diameter: 0.32

149 Indeno(1,2,3-cd)pyrene Concentration: 0.082276 ug/L

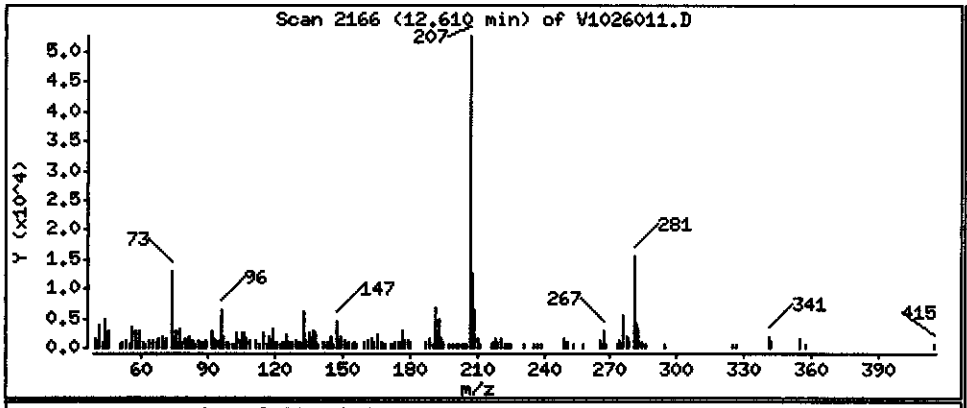

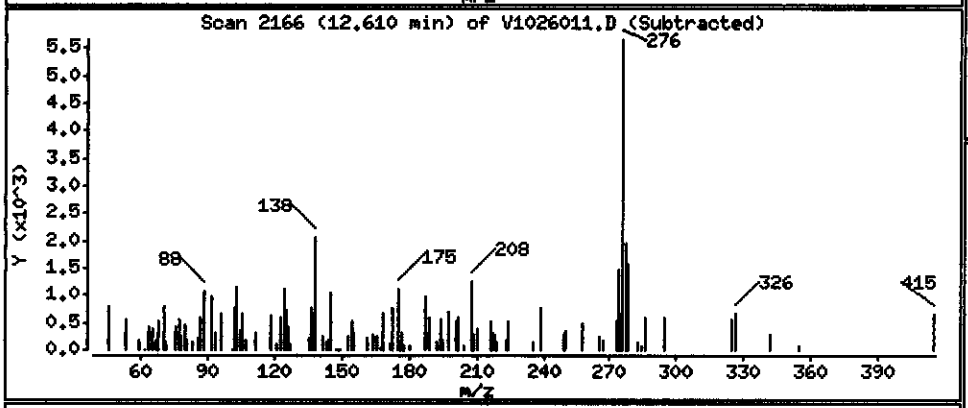

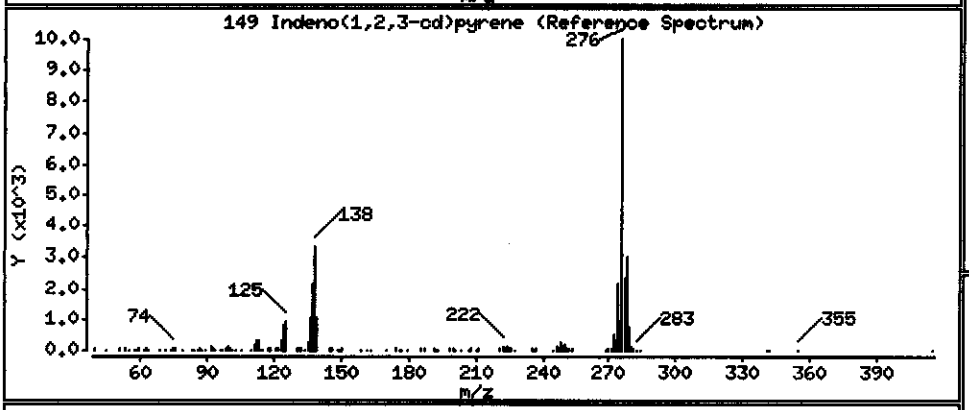

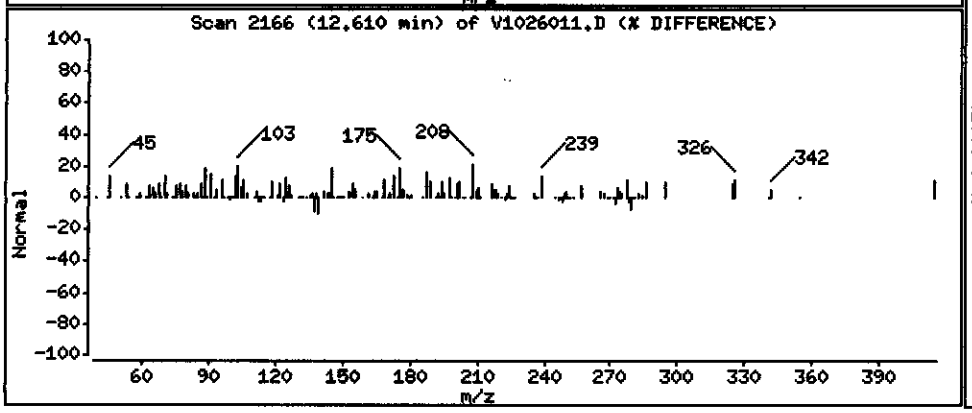

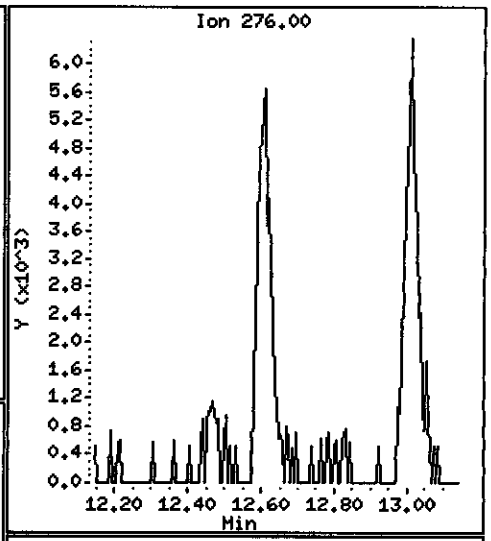

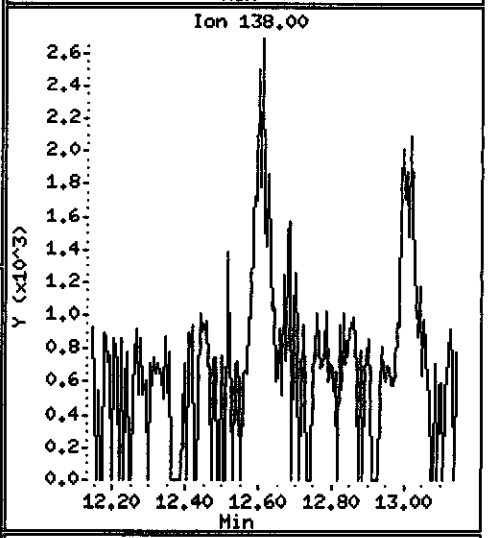

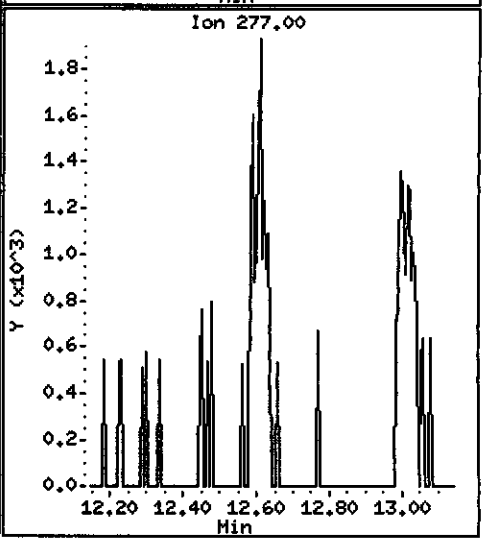

Data File: \\PITSVR06\D\chem\731.i\V102608.b\V1026011.D

Date : 27-OCT-2008 03:02

Client ID: EW-5-1008

Instrument: 731.i

Sample Info: C8J160331-008 X2 10/20/08 h2o (8295020) 8270c

Volume Injected (uL): 2.0

Operator: 003200

Column phase: DB5-MS

Column diameter: 0.32

151 Benzo(g,h,i)perylene

Concentration: 0.098182 ug/L

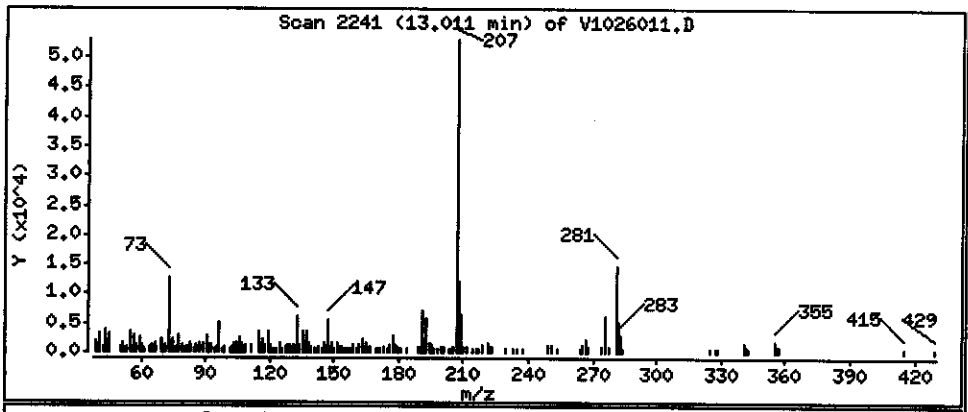

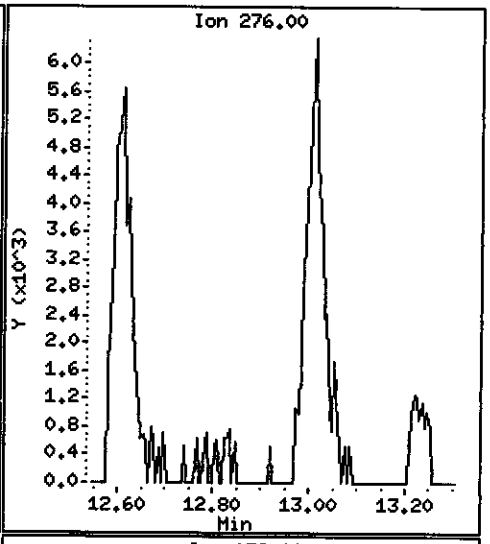

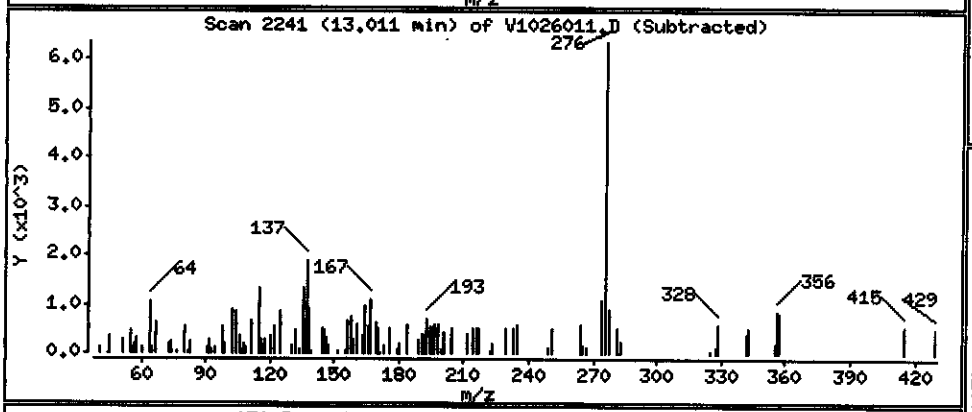

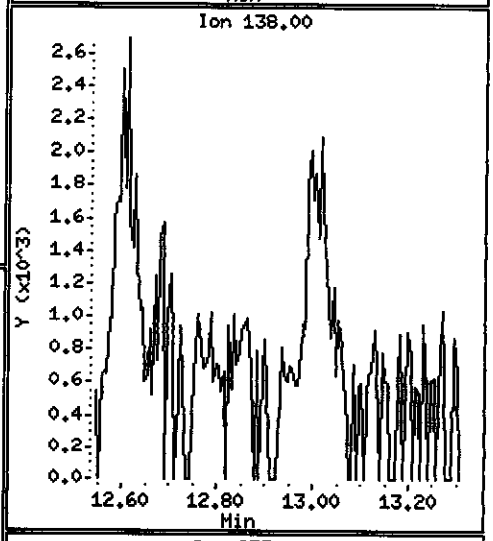

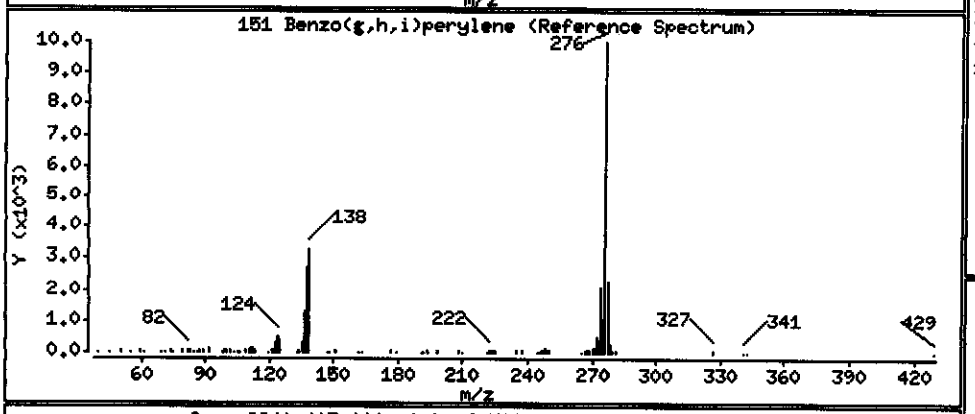

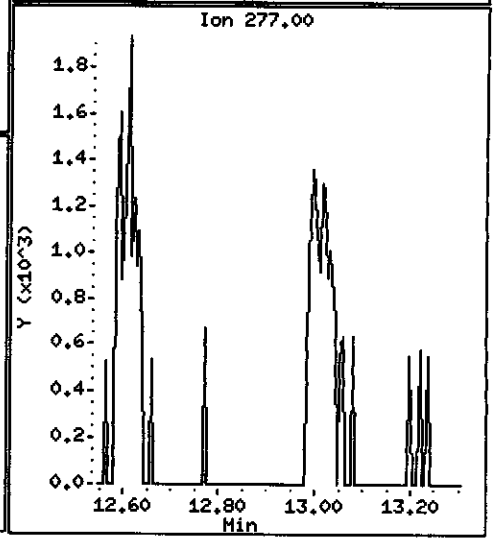

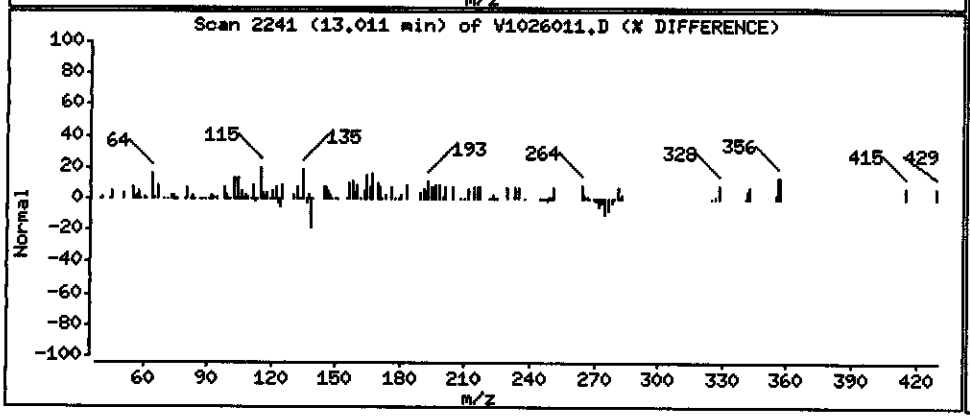

MACTEC Engineering and Consulting Inc

Client Sample ID: EW-5-1008 PV

GC/MS Semivolatiles

Lot-Sample #...:	C8J160331-008	**Work Order #...:**	K02T62AL	**Matrix.....:**	WATER
Date Sampled...:	10/14/08 14:25	**Date Received..:**	10/16/08 09:30	**MS Run #.....:**	
Prep Date.....:	10/20/08	**Analysis Date..:**	10/28/08		
Prep Batch #...:	8295020	**Analysis Time..:**	05:39		
Dilution Factor:	19.4	**Initial Wgt/Vol:**	1030 mL	**Final Wgt/Vol..:**	1 mL
Analyst ID.....:	003200	**Instrument ID..:**	731		
		Method.....:	SW846 8270C		

PARAMETER	RESULT	REPORTING LIMIT	UNITS	MDL
Aniline	**110**	**19**	**ug/L**	**0.93**
Acenaphthene	**21**	**3.9**	**ug/L**	**1.0**
Acenaphthylene	ND	3.9	ug/L	0.90
Acetophenone	ND	19	ug/L	0.90
Anthracene	**2.1 J**	**3.9**	**ug/L**	**0.98**
Atrazine	ND	19	ug/L	0.76
Benzo(a)anthracene	ND	3.9	ug/L	0.80
Benzo(a)pyrene	ND	3.9	ug/L	0.85
Benzo(b)fluoranthene	ND	3.9	ug/L	0.61
Benzo(ghi)perylene	ND	3.9	ug/L	0.53
Benzo(k)fluoranthene	ND	3.9	ug/L	0.76
Benzaldehyde	ND	19	ug/L	1.0
1,1'-Biphenyl	**17 J**	**19**	**ug/L**	**1.2**
bis(2-Chloroethoxy) methane	ND	19	ug/L	2.4
bis(2-Chloroethyl)-ether	ND	3.9	ug/L	0.89
bis(2-Ethylhexyl) phthalate	ND	19	ug/L	2.3
4-Bromophenyl phenyl ether	ND	19	ug/L	0.96
Butyl benzyl phthalate	ND	19	ug/L	2.7
Caprolactam	ND	97	ug/L	3.6
Carbazole	ND	3.9	ug/L	1.0
4-Chloroaniline	ND	19	ug/L	0.90
4-Chloro-3-methylphenol	ND	19	ug/L	1.1
2-Chloronaphthalene	ND	3.9	ug/L	0.86
2-Chlorophenol	ND	19	ug/L	0.88
4-Chlorophenyl phenyl ether	ND	19	ug/L	0.83
Chrysene	ND	3.9	ug/L	0.69
Dibenz(a,h)anthracene	ND	3.9	ug/L	0.68
Dibenzofuran	**22**	**19**	**ug/L**	**1.0**
3,3'-Dichlorobenzidine	ND	19	ug/L	0.80
2,4-Dichlorophenol	ND	3.9	ug/L	0.94
Diethyl phthalate	ND	19	ug/L	4.7
2,4-Dimethylphenol	ND	19	ug/L	1.0

(Continued on next page)

MACTEC Engineering and Consulting Inc

Client Sample ID: EW-5-1008 DL

GC/MS Semivolatiles

Lot-Sample #...: C8J160331-008 **Work Order #...:** K02T62AL **Matrix.....:** WATER

PARAMETER	RESULT	REPORTING LIMIT	UNITS	MDL
Dimethyl phthalate	ND	19	ug/L	0.82
Di-n-butyl phthalate	ND	19	ug/L	0.90
4,6-Dinitro-2-methylphenol	ND	97	ug/L	28
2,4-Dinitrophenol	ND	97	ug/L	25
2,4-Dinitrotoluene	ND	19	ug/L	0.88
2,6-Dinitrotoluene	ND	19	ug/L	0.99
Di-n-octyl phthalate	ND	19	ug/L	0.83
Fluoranthene	**2.6 J**	**3.9**	**ug/L**	**0.96**
Fluorene	**14**	**3.9**	**ug/L**	**1.1**
Hexachlorobenzene	ND	3.9	ug/L	0.84
Hexachlorobutadiene	ND	3.9	ug/L	0.73
Hexachlorocyclopentadiene	ND	19	ug/L	1.6
Hexachloroethane	ND	19	ug/L	0.84
Indeno(1,2,3-cd)pyrene	ND	3.9	ug/L	0.92
Isophorone	ND	19	ug/L	0.92
2-Methylnaphthalene	**98**	**3.9**	**ug/L**	**0.91**
2-Methylphenol	ND	19	ug/L	0.99
4-Methylphenol	ND	19	ug/L	1.4
Naphthalene	**420**	**3.9**	**ug/L**	**0.83**
2-Nitroaniline	ND	97	ug/L	0.92
3-Nitroaniline	ND	97	ug/L	0.78
4-Nitroaniline	ND	97	ug/L	0.49
Nitrobenzene	ND	3.9	ug/L	1.2
2-Nitrophenol	ND	19	ug/L	1.0
4-Nitrophenol	ND	97	ug/L	1.4
N-Nitrosodi-n-propylamine	ND	3.9	ug/L	1.2
N-Nitrosodiphenylamine	ND	3.9	ug/L	0.95
2,2'-oxybis(1-Chloropropane)	ND	3.9	ug/L	0.50
Pentachlorophenol	ND	19	ug/L	1.6
Phenanthrene	**16**	**3.9**	**ug/L**	**1.1**
Phenol	ND	3.9	ug/L	0.43
Pyrene	**1.5 J**	**3.9**	**ug/L**	**1.1**
2,4,5-Trichlorophenol	ND	19	ug/L	1.2
2,4,6-Trichlorophenol	ND	19	ug/L	1.1

(Continued on next page)

MACTEC Engineering and Consulting Inc

Client Sample ID: EW-5-1008 DL

GC/MS Semivolatiles

Lot-Sample #...: C8J160331-008 **Work Order #...:** K02T62AL **Matrix.....:** WATER

SURROGATE	PERCENT RECOVERY	RECOVERY LIMITS
Nitrobenzene-d5	NC,DIL	(23 - 112)
Terphenyl-d14	NC,DIL	(10 - 132)
2-Fluorobiphenyl	NC,DIL	(19 - 107)
2-Fluorophenol	NC,DIL	(10 - 111)
Phenol-d5	NC,DIL	(15 - 112)
2,4,6-Tribromophenol	NC,DIL	(16 - 122)

NOTE(S):

NC The recovery and/or RPD were not calculated.

DIL The concentration is estimated or not reported due to dilution or the presence of interfering analytes.

J Estimated result. Result is less than RL.

Data File: \\PITSVR06\D\chem\731.i\V102808.b\V1028006.D
Date : 28-OCT-2008 05:39
Client ID: EW-5-1008DL
Sample Info: C8J160331-008 X20 10/20/08 h2o(8295020) 8270c
Volume Injected (uL): 2.0
Column phase: DB5-MS

Instrument: 731.i
Operator: 003200
Column diameter: 0.32

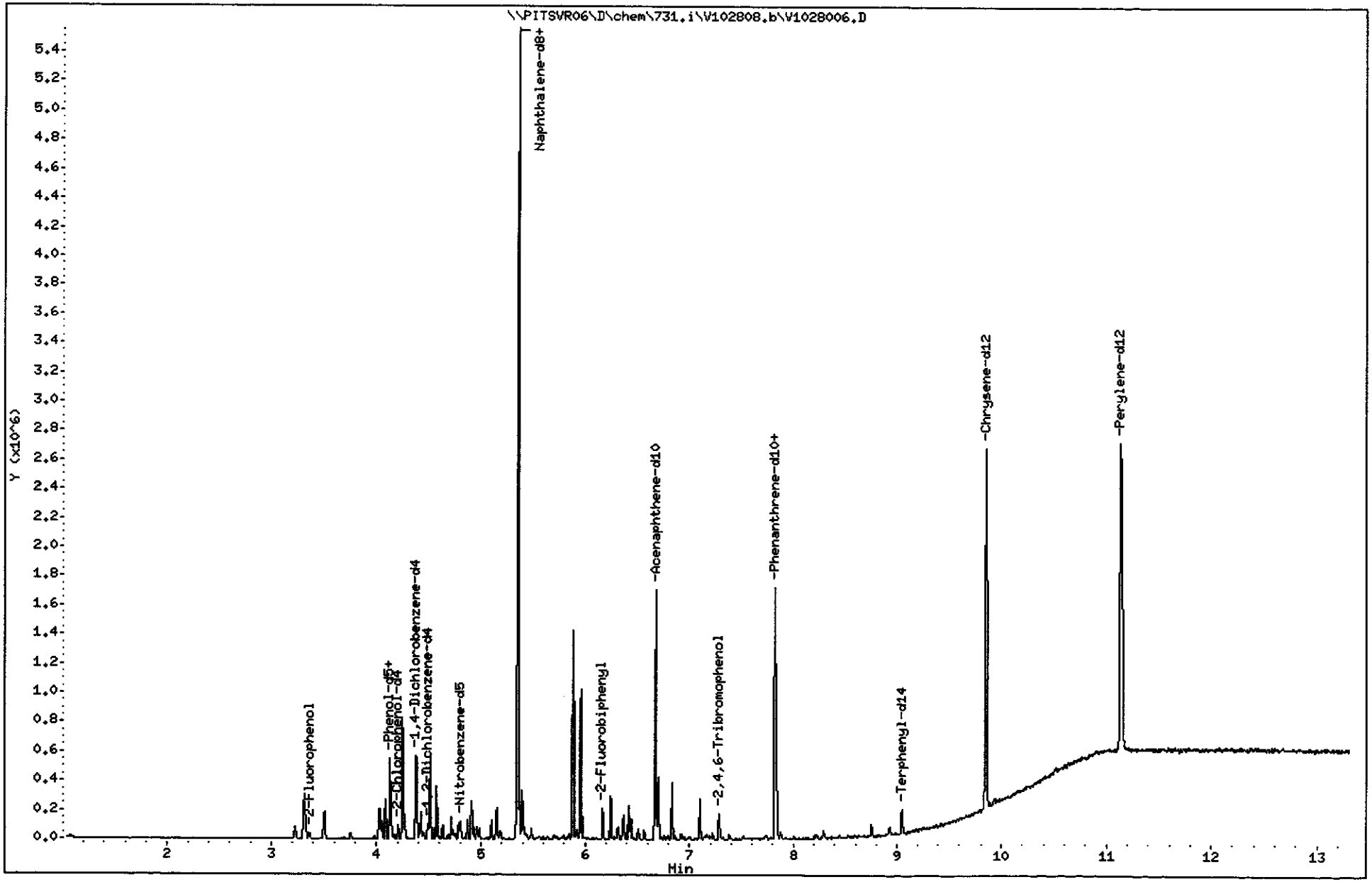

TestAmerica Pittsburgh

Semivolatile REPORT SW-846 Method 8270

Data file : \\PITSVR06\D\chem\731.i\V102808.b\V1028006.D
Lab Smp Id: K02T62AL Client Smp ID: EW-5-1008DL
Inj Date : 28-OCT-2008 05:39
Operator : 003200 Inst ID: 731.i
Smp Info : C8J160331-008 X20 10/20/08 h2o(8295020) 8270c
Misc Info : K02T62AL,V102808.b,827011.m,padep.sub
Comment :
Method : \\PITSVR06\D\chem\731.i\V102808.b\827011.m
Meth Date : 27-Oct-2008 22:55 piccolinov Quant Type: ISTD
Cal Date : 23-OCT-2008 04:48 Cal File: V1023NC7.D
Als bottle: 8
Dil Factor: 20.00000
Integrator: HP RTE Compound Sublist: padep.sub
Target Version: 4.14
Processing Host: PITSVR06

Concentration Formula: Amt * DF * Uf * Vt/(Vo * Vi) * CpndVariable

Name	Value	Description
DF	20.000	Dilution Factor
Uf	1.000	ng unit correction factor
Vt	1000.000	Volume of final extract (uL)
Vo	1030.000	Volume of sample extracted (mL)
Vi	2.000	Volume injected (uL)
Cpnd Variable		Local Compound Variable

	Compounds	QUANT SIG MASS	RT	EXP RT	REL RT	RESPONSE	CONCENTRATIONS ON-COLUMN (NG)	CONCENTRATIONS FINAL (ug/L)
* 1	1,4-Dichlorobenzene-d4	152	4.377	4.387	(1.000)	94003	8.00000	
* 2	Naphthalene-d8	136	5.344	5.354	(1.000)	402991	8.00000	
* 3	Acenaphthene-d10	164	6.679	6.695	(1.000)	320333	8.00000	
* 4	Phenanthrene-d10	188	7.822	7.838	(1.000)	661478	8.00000	
* 5	Chrysene-d12	240	9.852	9.874	(1.000)	838756	8.00000	
* 6	Perylene-d12	264	11.140	11.167	(1.000)	974580	8.00000	
198	1,4-Dioxane	88	Compound Not Detected.					
10	N-Nitrosodimethylamine	74	Compound Not Detected.					
9	Pyridine	79	Compound Not Detected.					
16	Methyl methanesulfonate	80	Compound Not Detected.					
206	Benzaldehyde	77	Compound Not Detected.					
21	Aniline	93	4.131	4.136	(0.944)	192168	11.3580	110.27
22	Phenol	94	Compound Not Detected.					
23	bis(2-Chloroethyl)ether	93	Compound Not Detected.					
24	2-Chlorophenol	128	Compound Not Detected.					
26	1,3-Dichlorobenzene	146	Compound Not Detected.					
27	1,4-Dichlorobenzene	146	Compound Not Detected.					
28	1,2-Dichlorobenzene	146	Compound Not Detected.					
29	Benzyl Alcohol	108	Compound Not Detected.					
30	2-Methylphenol	108	Compound Not Detected.					

	Compounds	QUANT SIG MASS	RT	EXP RT	REL RT	RESPONSE	CONCENTRATIONS ON-COLUMN (NG)	CONCENTRATIONS FINAL (ug/L)
31	2,2'-oxybis(1-Chloropropane)	45	Compound Not Detected.					
37	Acetophenone	105	Compound Not Detected.					
32	N-Nitroso-di-n-propylamine	70	Compound Not Detected.					
192	4-Methylphenol	108	Compound Not Detected.					
34	Hexachloroethane	117	Compound Not Detected.					
35	Nitrobenzene	77	Compound Not Detected.					
41	Isophorone	82	Compound Not Detected.					
42	2-Nitrophenol	139	Compound Not Detected.					
43	2,4-Dimethylphenol	107	Compound Not Detected.					
44	bis(2-Chloroethoxy)methane	93	Compound Not Detected.					
48	2,4-Dichlorophenol	162	Compound Not Detected.					
49	Benzoic Acid	122	Compound Not Detected.					
50	1,2,4-Trichlorobenzene	180	Compound Not Detected.					
51	Naphthalene	128	5.360	5.370	(1.003)	2236055	43.0457	417.92
52	4-Chloroaniline	127	Compound Not Detected.					
54	2,6-Dichlorophenol	162	Compound Not Detected.					
56	Hexachlorobutadiene	224	Compound Not Detected.					
208	Caprolactam	113	Compound Not Detected.					
59	4-Chloro-3-Methylphenol	107	Compound Not Detected.					
62	2-Methylnaphthalene	142	5.888	5.899	(1.102)	374315	10.1235	98.286
63	1-Methylnaphthalene	142	5.963	5.974	(1.116)	250914	6.76463	65.676
64	Hexachlorocyclopentadiene	236	Compound Not Detected.					
66	2,4,6-Trichlorophenol	196	Compound Not Detected.					
67	2,4,5-Trichlorophenol	196	Compound Not Detected.					
209	1,1'-Biphenyl	154	6.241	6.257	(0.934)	88810	1.73791	16.873
70	2-Chloronaphthalene	162	Compound Not Detected.					
73	2-Nitroaniline	65	Compound Not Detected.					
76	Dimethylphthalate	163	Compound Not Detected.					
78	2,6-Dinitrotoluene	165	Compound Not Detected.					
79	Acenaphthylene	152	Compound Not Detected.					
81	3-Nitroaniline	138	Compound Not Detected.					
82	Acenaphthene	153	6.706	6.722	(1.004)	91097	2.16295	20.999
83	2,4-Dinitrophenol	184	Compound Not Detected.					
85	4-Nitrophenol	109	Compound Not Detected.					
86	Dibenzofuran	168	6.839	6.850	(1.024)	140059	2.23863	21.734
87	2,4-Dinitrotoluene	165	Compound Not Detected.					
91	2,3,5,6-Tetrachlorophenol	231	Compound Not Detected.					
88	2,3,4,6-Tetrachlorophenol	231	Compound Not Detected.					
92	2-Naphthylamine	143	Compound Not Detected.					
93	Diethylphthalate	149	Compound Not Detected.					
94	Fluorene	166	7.101	7.117	(1.063)	71593	1.45855	14.161
95	4-Chlorophenyl-phenylether	204	Compound Not Detected.					
96	4-Nitroaniline	138	Compound Not Detected.					
98	4,6-Dinitro-2-methylphenol	198	Compound Not Detected.					
99	N-Nitrosodiphenylamine (1)	169	Compound Not Detected.					
100	1,2-Diphenylhydrazine	77	Compound Not Detected.					
106	4-Bromophenyl-phenylether	248	Compound Not Detected.					
107	Hexachlorobenzene	283	Compound Not Detected.					
210	Atrazine	200	Compound Not Detected.					
111	Pentachlorophenol	265	Compound Not Detected.					
115	Phenanthrene	178	7.838	7.854	(1.002)	138362	1.65352	16.054
116	Anthracene	178	7.876	7.897	(1.007)	18686	0.22086	2.1443
119	Carbazole	167	8.004	8.020	(1.023)	6332	0.07745	0.75192
120	Di-n-Butylphthalate	149	Compound Not Detected.					

Compounds	QUANT SIG MASS	RT	EXP RT	REL RT	RESPONSE	CONCENTRATIONS ON-COLUMN (NG)	CONCENTRATIONS FINAL (ug/L)
123 Fluoranthene	202	8.752	8.773	(1.119)	26549	0.26542	2.5769
124 Benzidine	184	Compound Not Detected.					
125 Pyrene	202	8.928	8.950	(0.906)	19635	0.15262	1.4818
131 Butylbenzylphthalate	149	Compound Not Detected.					
135 3,3'-Dichlorobenzidine	252	Compound Not Detected.					
136 Benzo(a)Anthracene	228	Compound Not Detected.					
137 Chrysene	228	Compound Not Detected.					
139 bis(2-ethylhexyl)Phthalate	149	Compound Not Detected.					
140 Di-n-octylphthalate	149	Compound Not Detected.					
141 Benzo(b)fluoranthene	252	Compound Not Detected.					
142 Benzo(k)fluoranthene	252	Compound Not Detected.					
143 7,12-dimethylbenz[a]anthracen	256	Compound Not Detected.					
146 Benzo(a)pyrene	252	Compound Not Detected.					
149 Indeno(1,2,3-cd)pyrene	276	Compound Not Detected.					
150 Dibenz(a,h)anthracene	278	Compound Not Detected.					
151 Benzo(g,h,i)perylene	276	Compound Not Detected.					
$ 154 Nitrobenzene-d5	82	4.799	4.809	(0.898)	17621	1.25582	12.192
$ 155 2-Fluorobiphenyl	172	6.166	6.182	(0.923)	59388	1.30285	12.649
$ 156 Terphenyl-d14	244	9.046	9.062	(0.918)	46558	0.56092	5.4458
$ 157 Phenol-d5	99	4.126	4.126	(0.943)	22346	1.49841	14.548
$ 158 2-Fluorophenol	112	3.356	3.356	(0.767)	15179	1.45886	14.164
$ 159 2,4,6-Tribromophenol	330	7.283	7.299	(0.931)	12308	1.58298	15.369
$ 186 2-Chlorophenol-d4	132	4.206	4.211	(0.961)	24669	1.68838	16.392
$ 187 1,2-Dichlorobenzene-d4	152	4.494	4.500	(1.027)	14514	1.26785	12.309

Data File: \\PITSVR06\D\chem\731.i\V102808.b\V1028006.D

Date : 28-OCT-2008 05:39

Client ID: EW-5-1008DL

Instrument: 731.i

Sample Info: C8J160331-008 X20 10/20/08 h2o(8295020) 8270c

Volume Injected (uL): 2.0

Operator: 003200

Column phase: DB5-MS

Column diameter: 0.32

21 Aniline

Concentration: 110.27 ug/L

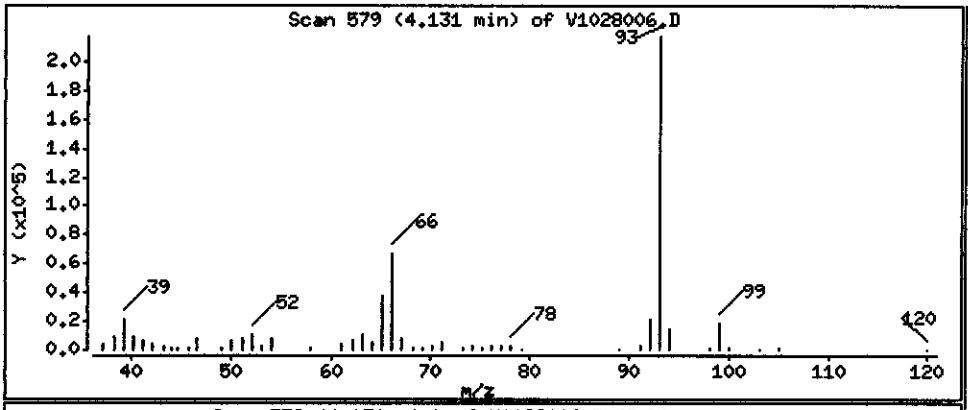

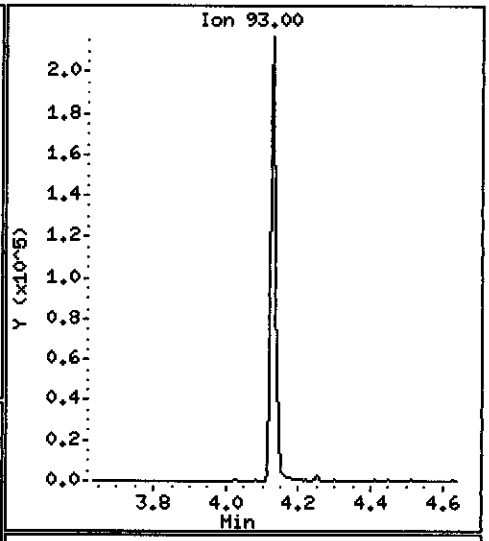

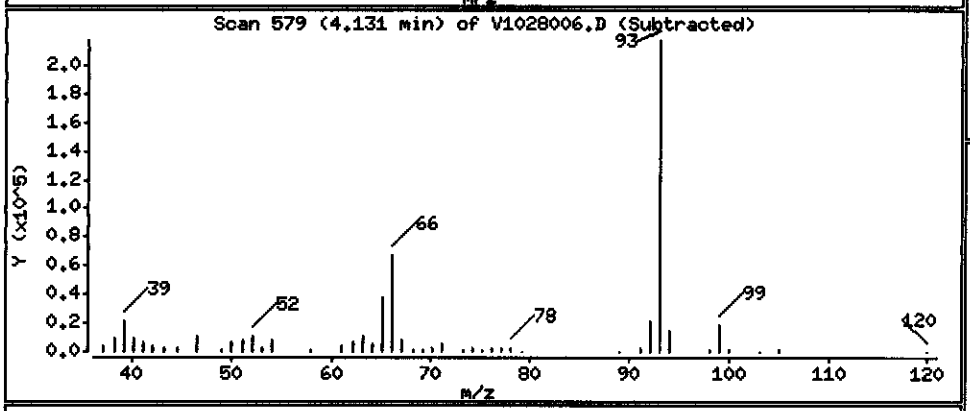

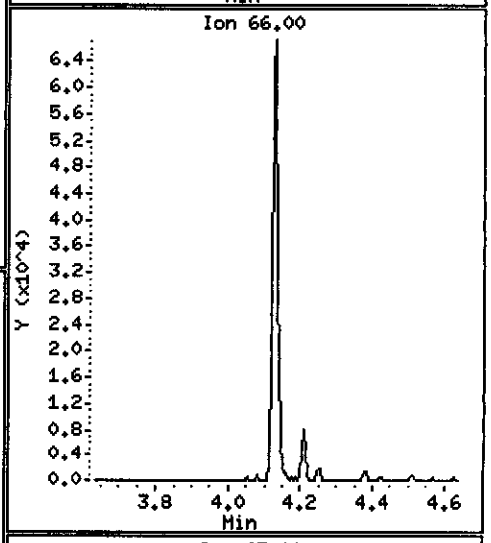

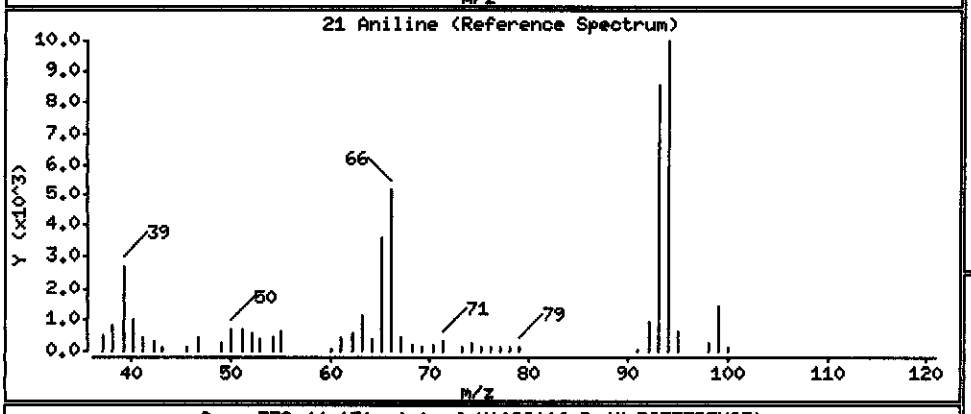

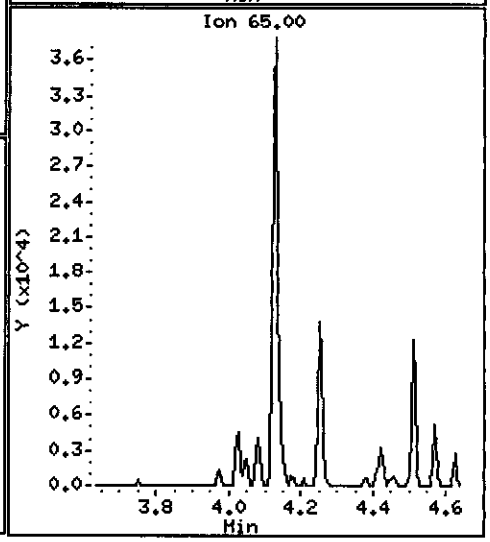

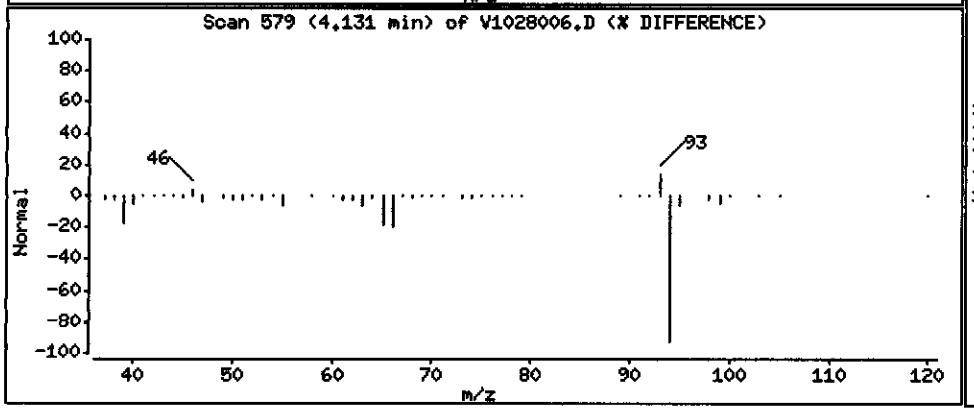

Data File: \\PITSVR06\D\chem\731.i\V102808.b\V1028006.D

Date : 28-OCT-2008 05:39

Client ID: EW-5-1008DL

Instrument: 731.i

Sample Info: C8J160331-008 X20 10/20/08 h2o(8295020) 8270c

Volume Injected (uL): 2.0

Operator: 003200

Column phase: DB5-MS

Column diameter: 0.32

51 Naphthalene

Concentration: 417.92 ug/L

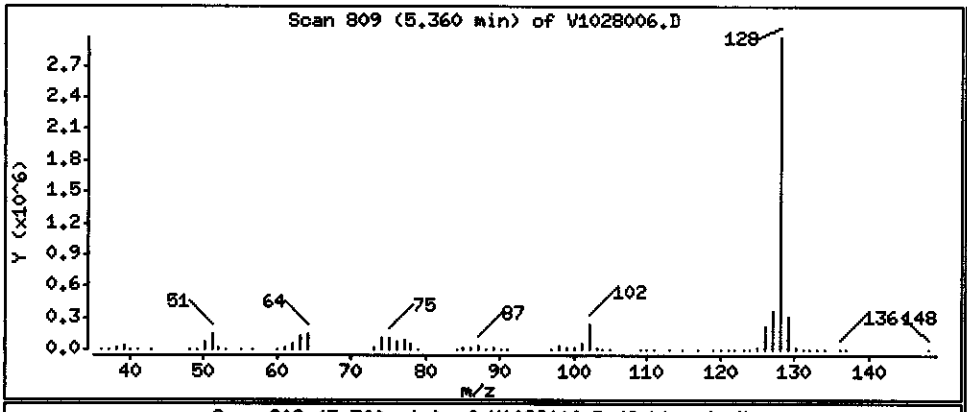

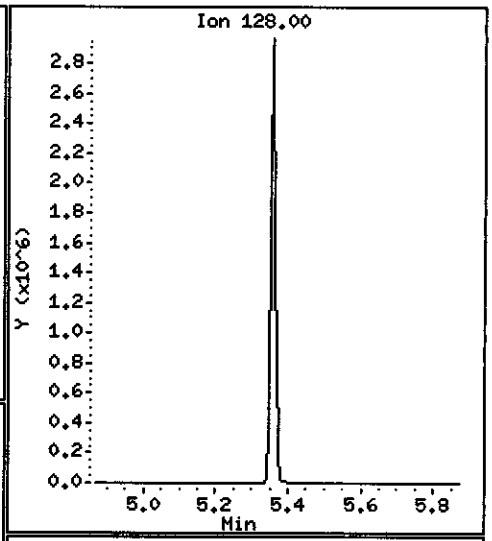

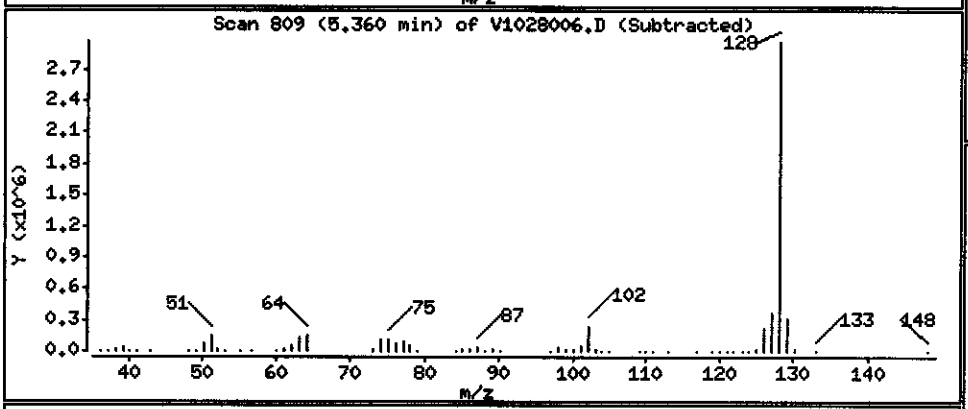

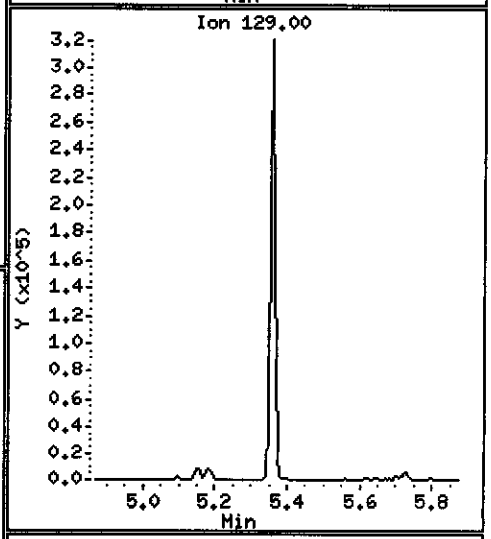

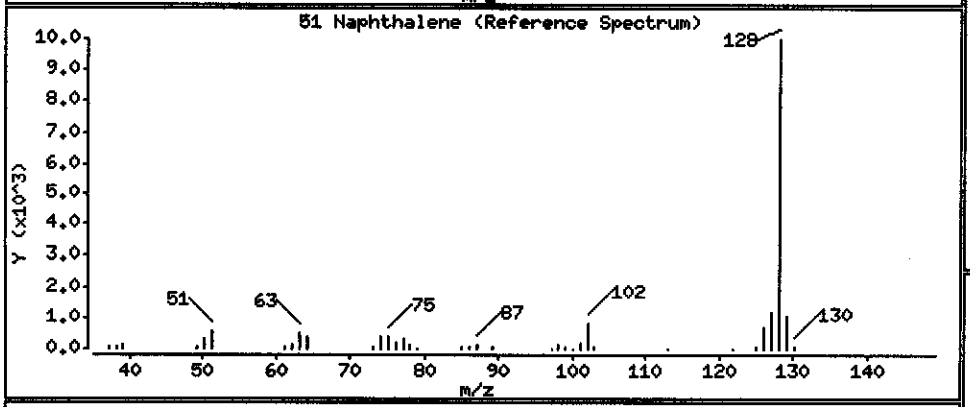

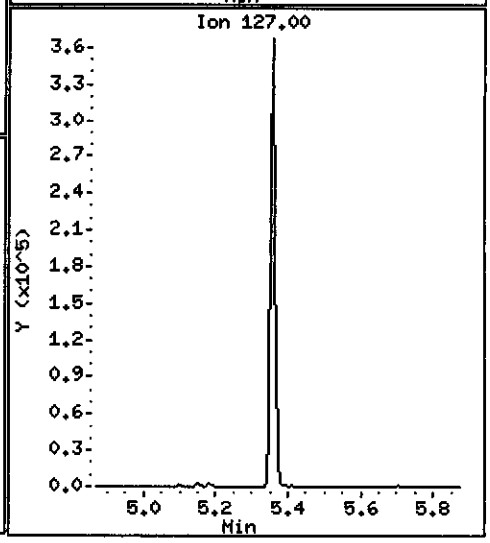

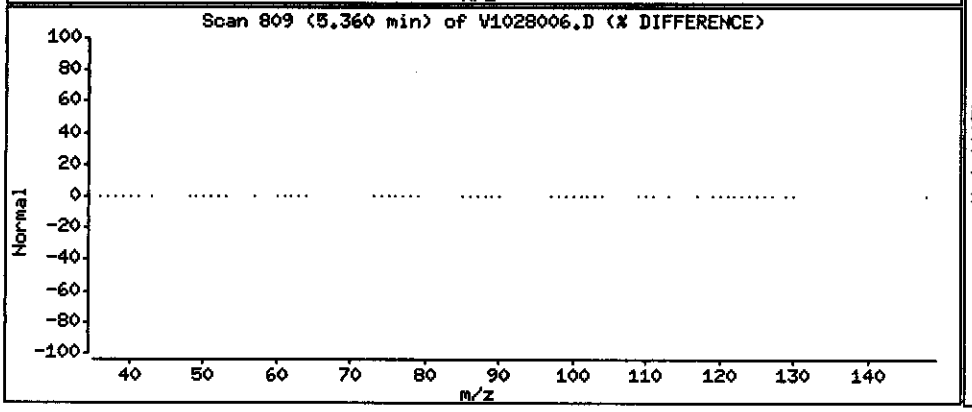

Data File: \\PITSVR06\D\chem\731.i\V102808.b\V1028006.D

Date : 28-OCT-2008 05:39

Client ID: EW-5-1008DL

Instrument: 731.i

Sample Info: C8J160331-008 X20 10/20/08 h2o(8295020) 8270c

Volume Injected (uL): 2.0

Operator: 003200

Column phase: DB5-MS

Column diameter: 0.32

62 2-Methylnaphthalene

Concentration: 98.286 ug/L

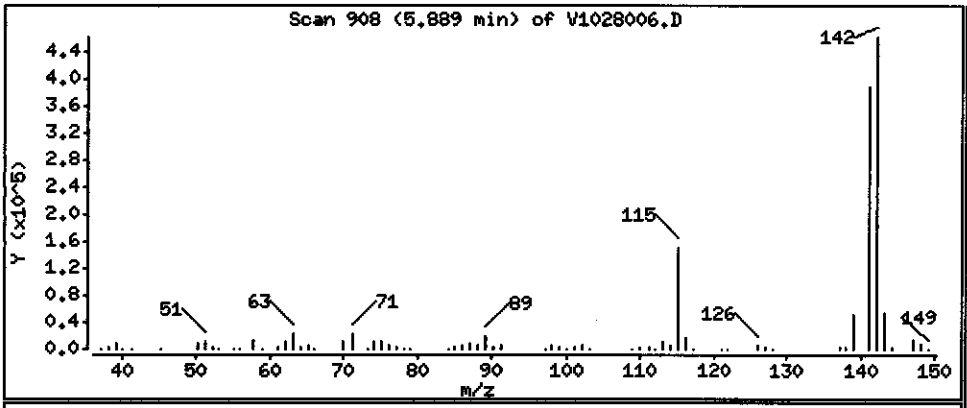

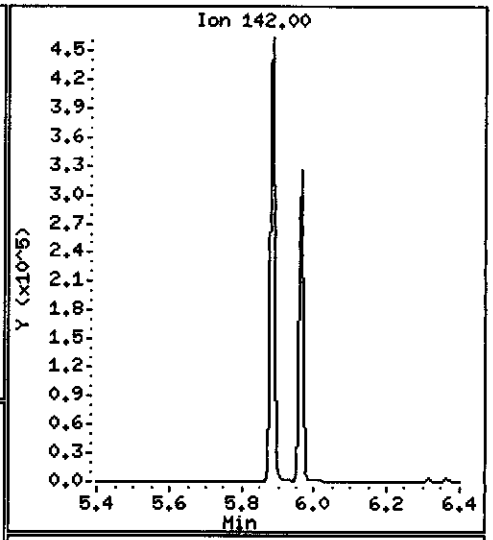

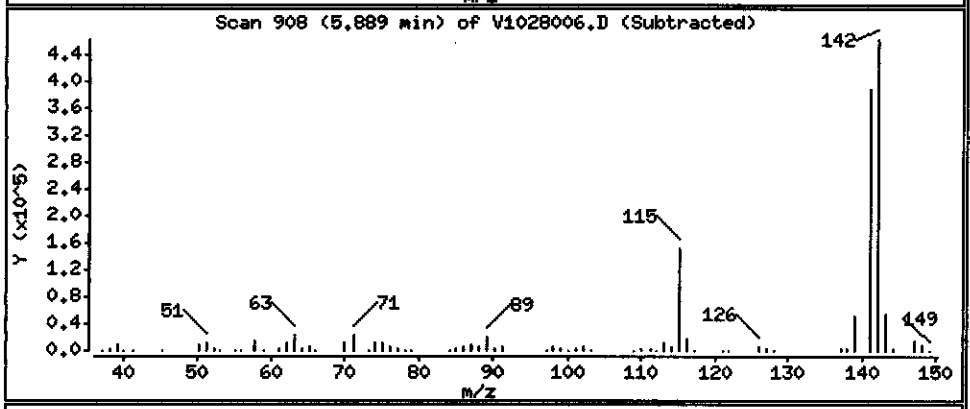

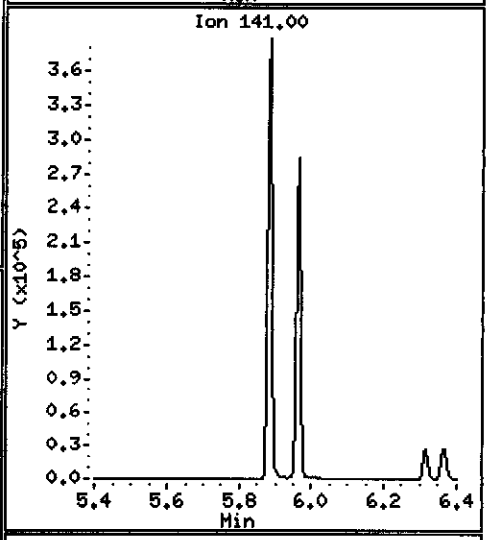

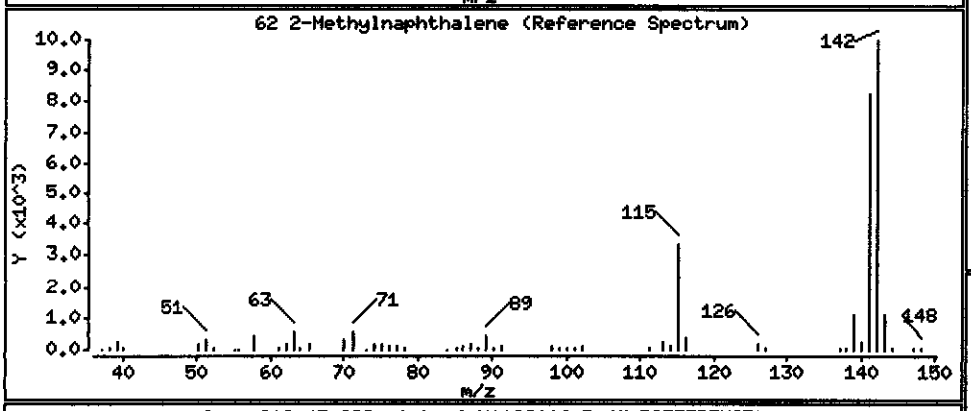

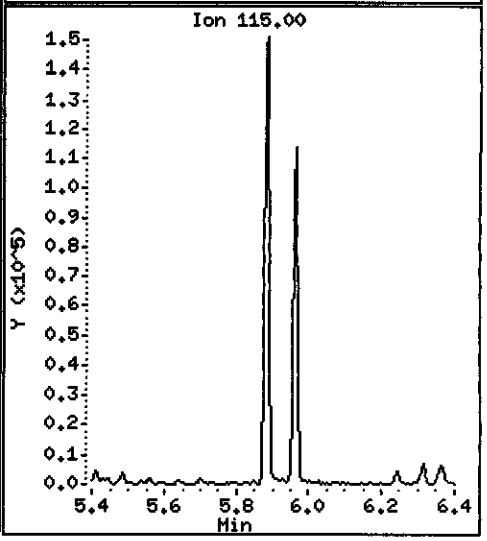

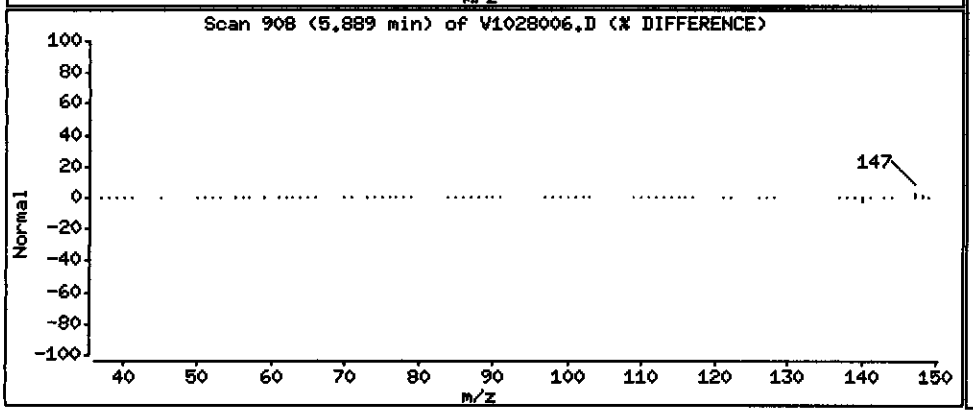

Data File: \\PITSVR06\D\chem\731.i\V102808.b\V1028006.D

Date : 28-OCT-2008 05:39

Client ID: EW-5-1008DL

Instrument: 731.i

Sample Info: C8J160331-008 X20 10/20/08 h2o(8295020) 8270c

Volume Injected (uL): 2.0

Operator: 003200

Column phase: DB5-MS

Column diameter: 0.32

63 1-Methylnaphthalene

Concentration: 65.676 ug/L

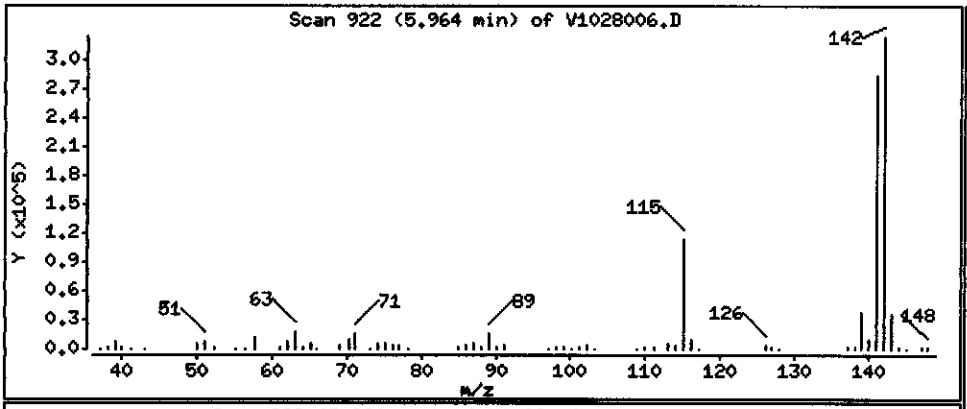

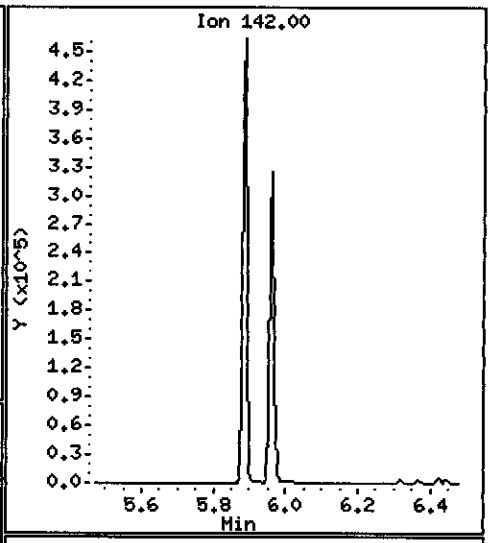

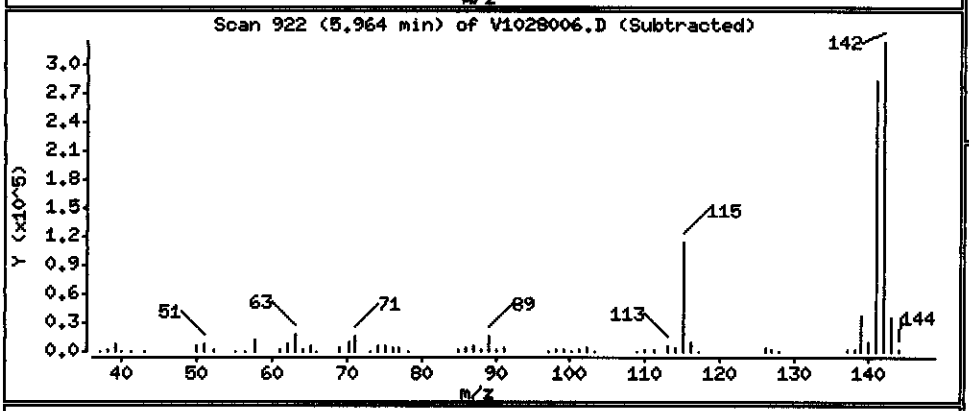

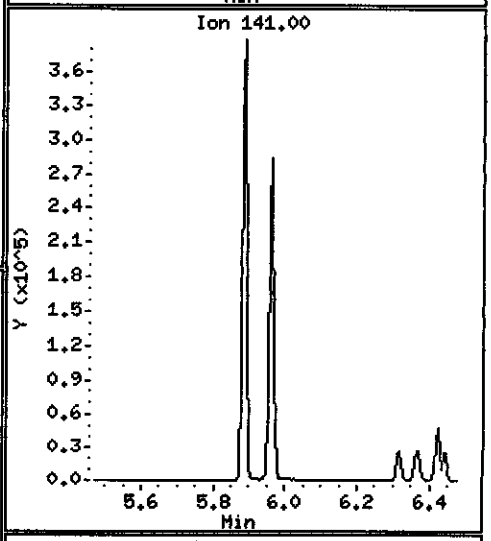

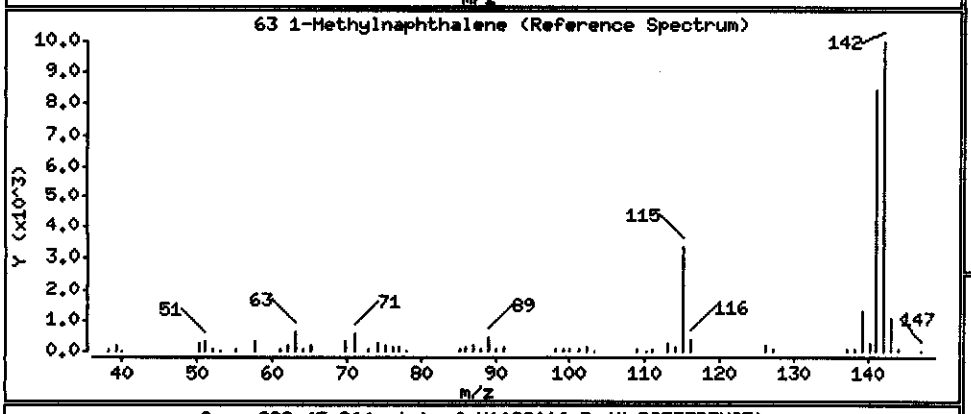

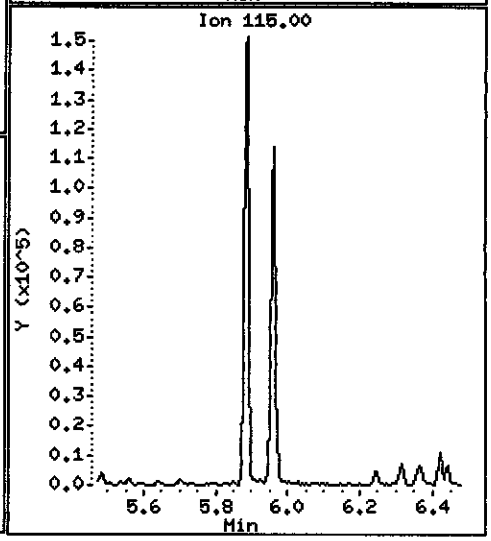

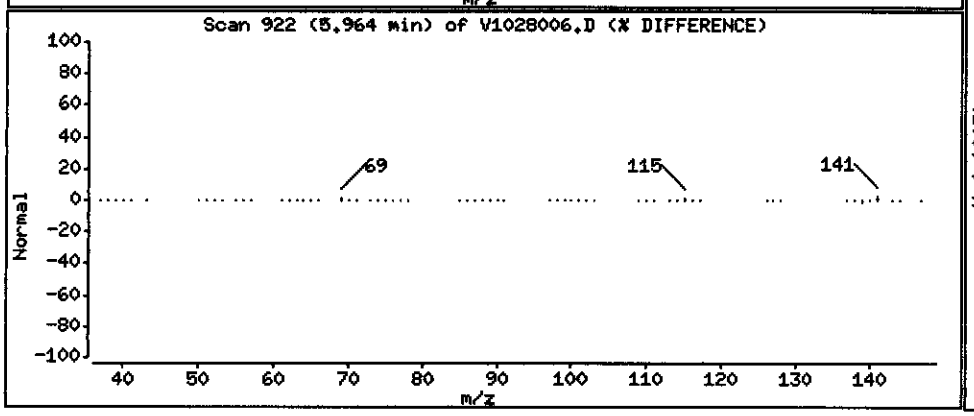

Data File: \\PITSVR06\D\chem\731.i\V102808.b\V1028006.D

Date : 28-OCT-2008 05:39

Client ID: EW-5-1008DL

Instrument: 731.i

Sample Info: C8J160331-008 X20 10/20/08 h2o(8295020) 8270c

Volume Injected (uL): 2.0

Operator: 003200

Column phase: DB5-MS

Column diameter: 0.32

209 1,1'-Biphenyl

Concentration: 16.873 ug/L

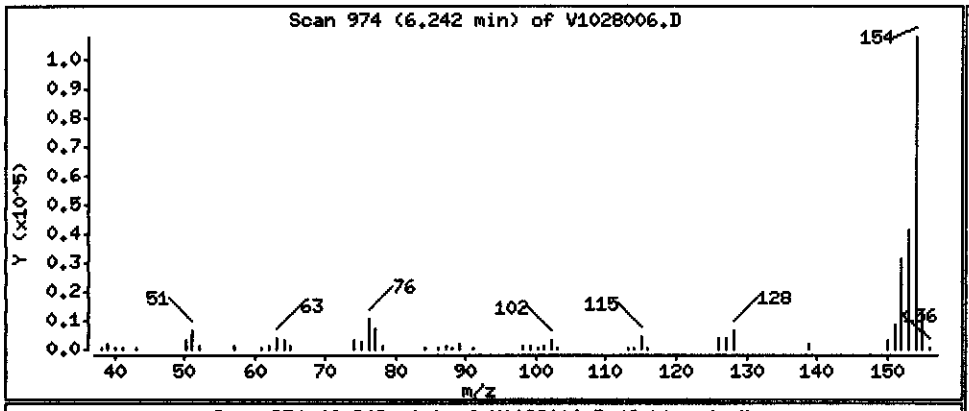

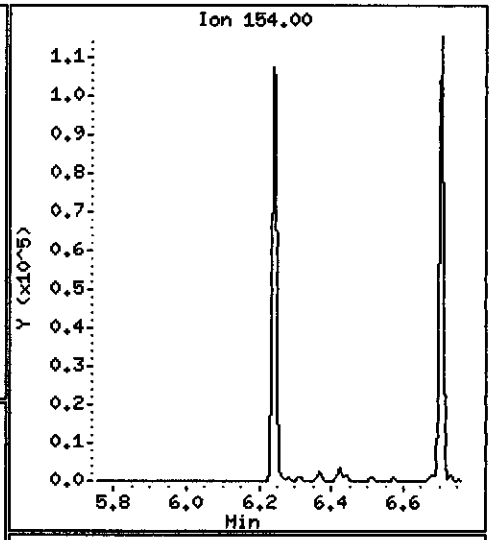

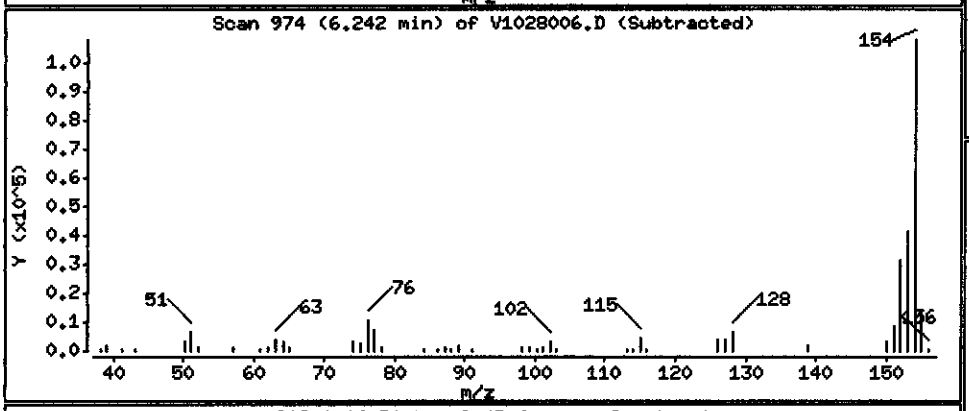

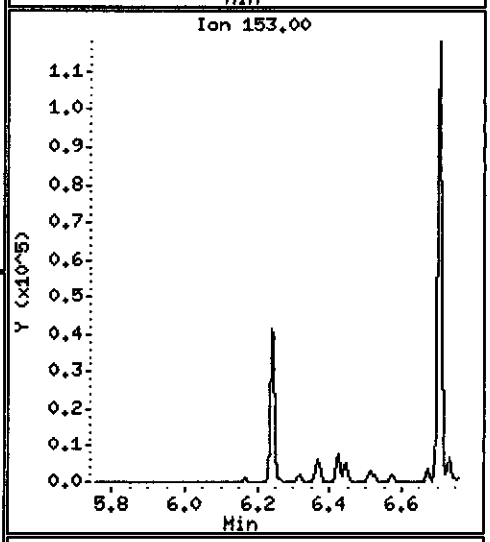

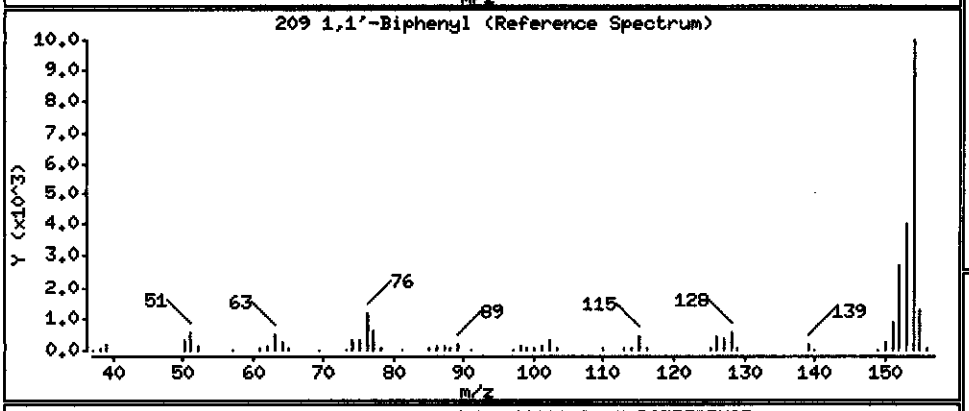

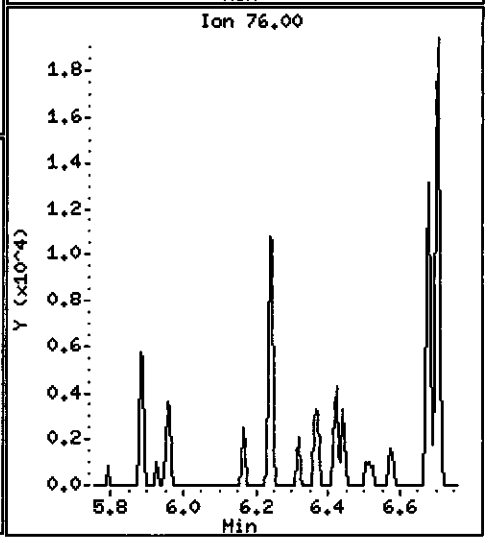

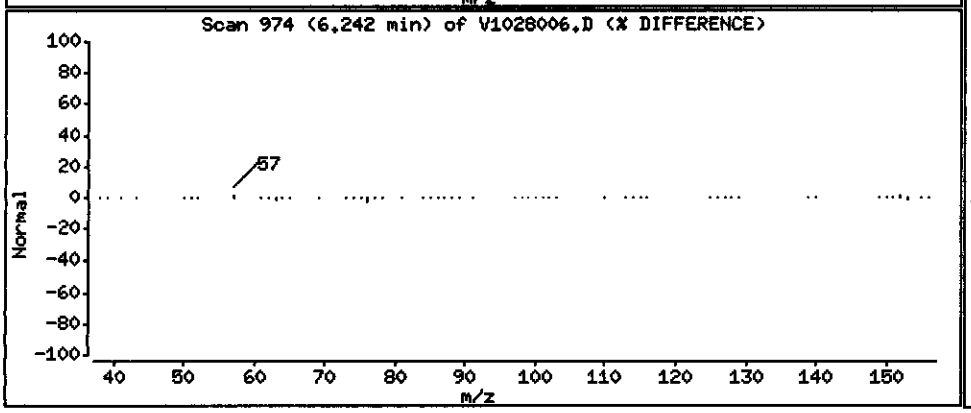

Data File: \\PITSVR06\D\chem\731.i\V102808.b\V1028006.D

Date : 28-OCT-2008 05:39

Client ID: EW-5-1008DL

Instrument: 731.i

Sample Info: C8J160331-008 X20 10/20/08 h2o(8295020) 8270c

Volume Injected (uL): 2.0

Operator: 003200

Column phase: DB5-MS

Column diameter: 0.32

82 Acenaphthene

Concentration: 20.999 ug/L

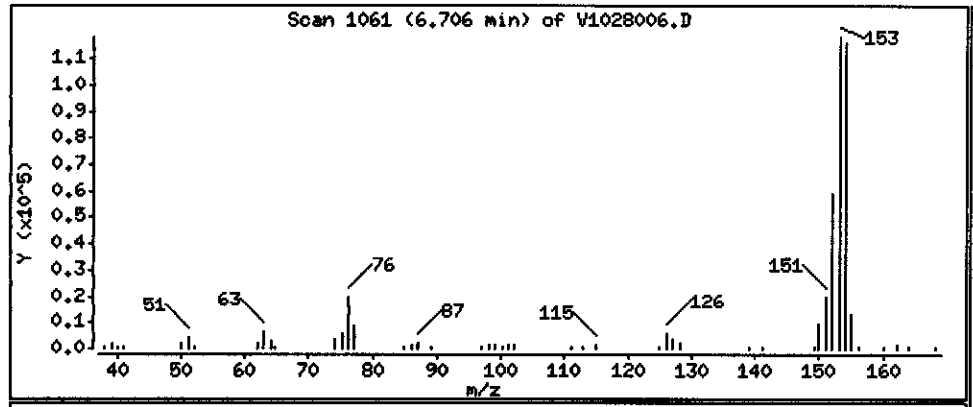

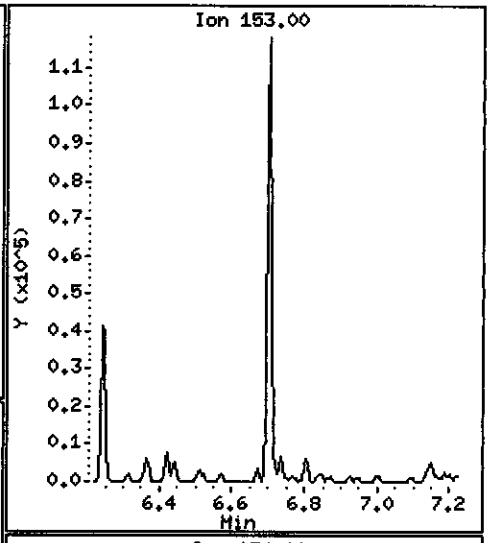

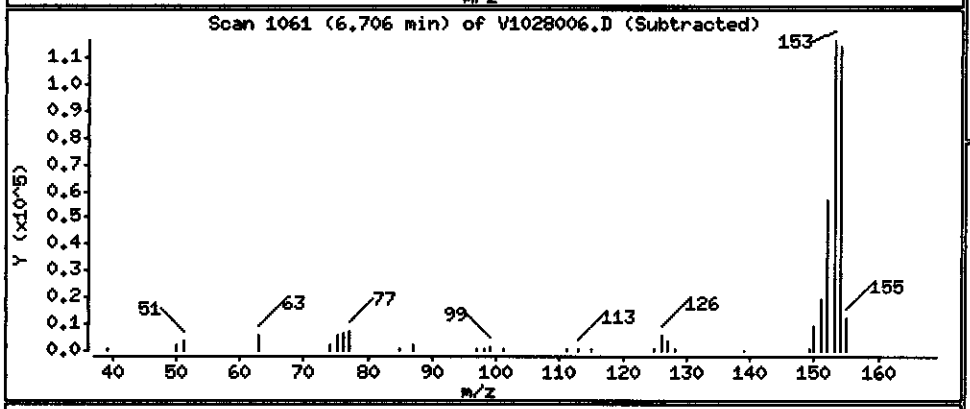

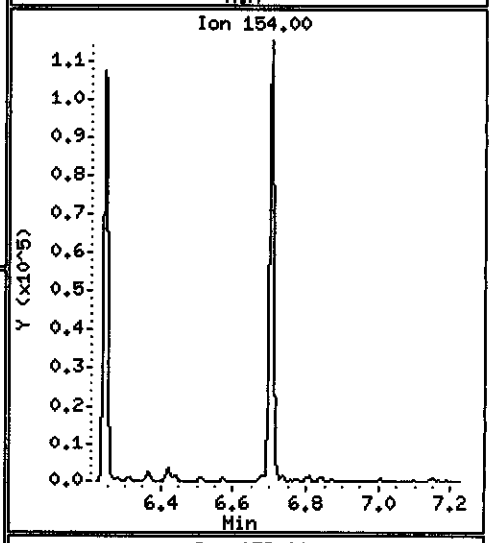

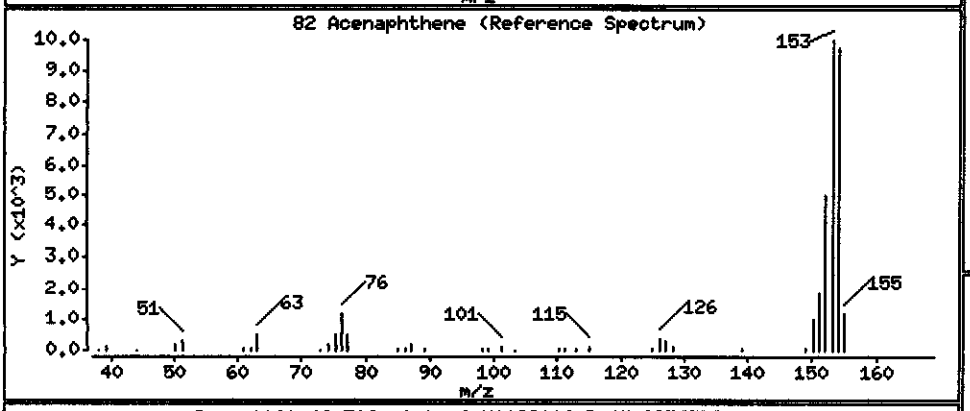

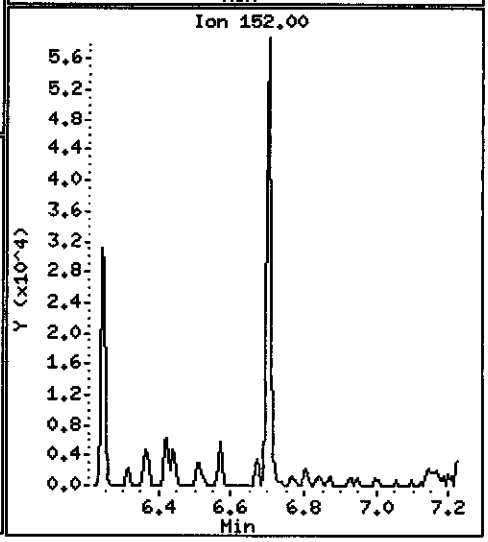

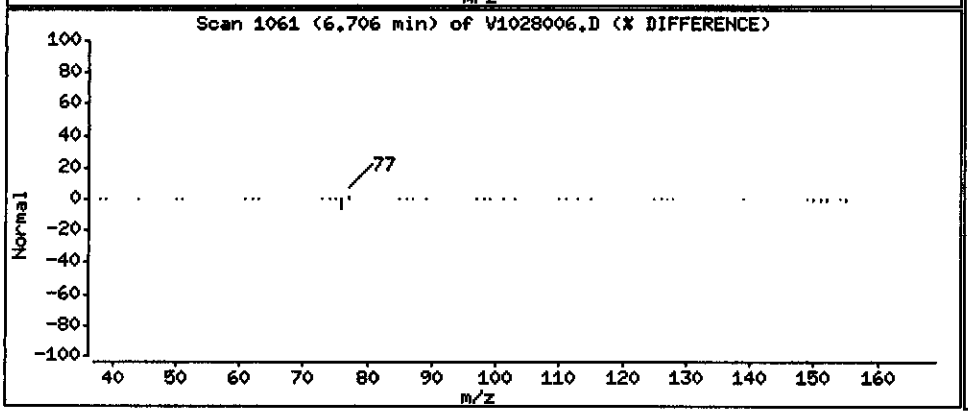

Data File: \\PITSVR06\D\chem\731.i\V102808.b\V1028006.D

Date : 28-OCT-2008 05:39

Client ID: EW-5-1008DL

Instrument: 731.i

Sample Info: C8J160331-008 X20 10/20/08 h2o(8295020) 8270c

Volume Injected (uL): 2.0

Operator: 003200

Column phase: DB5-MS

Column diameter: 0.32

86 Dibenzofuran

Concentration: 21.734 ug/L

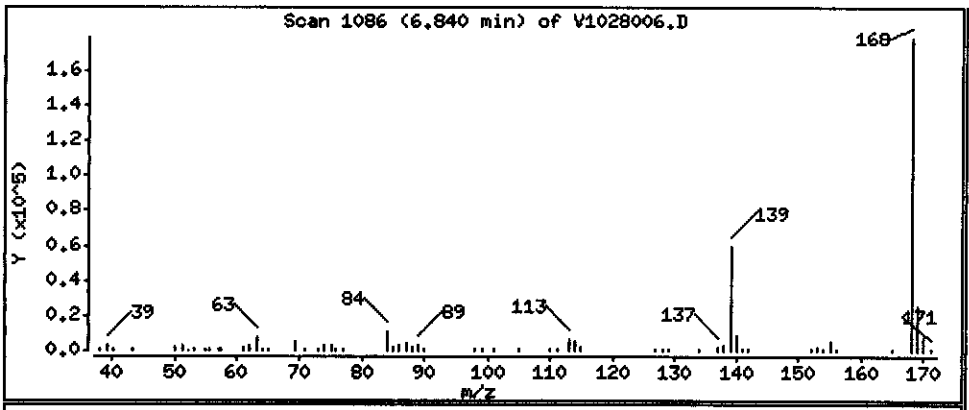

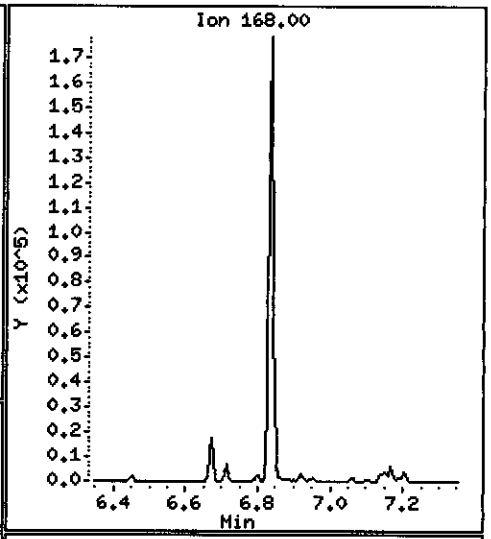

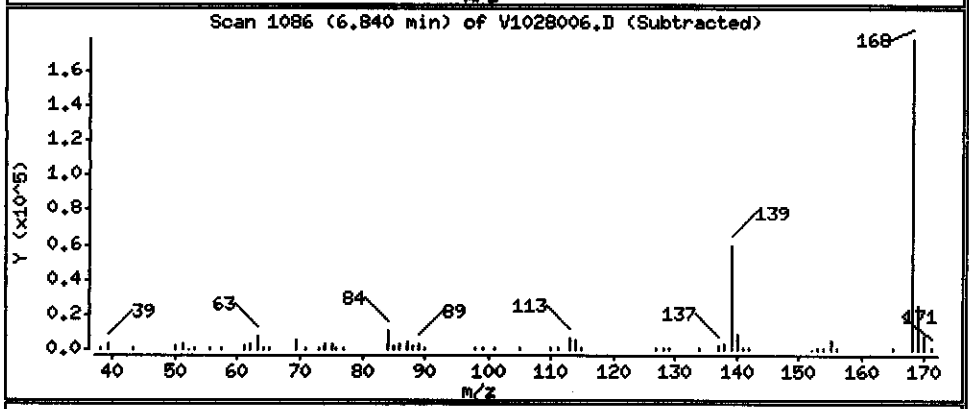

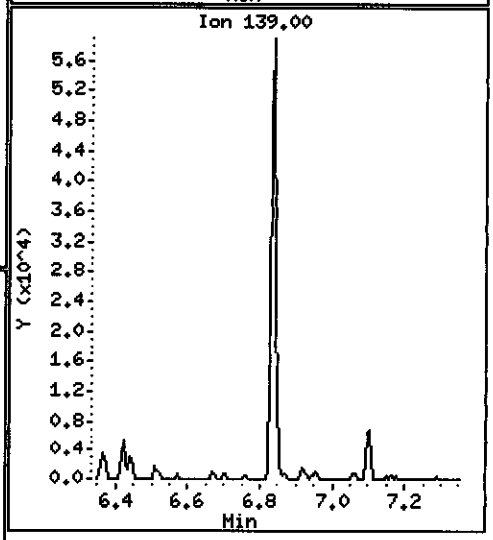

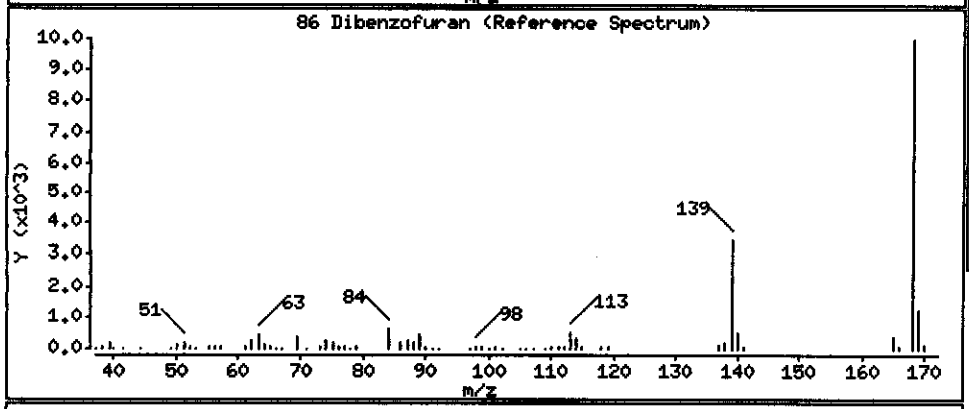

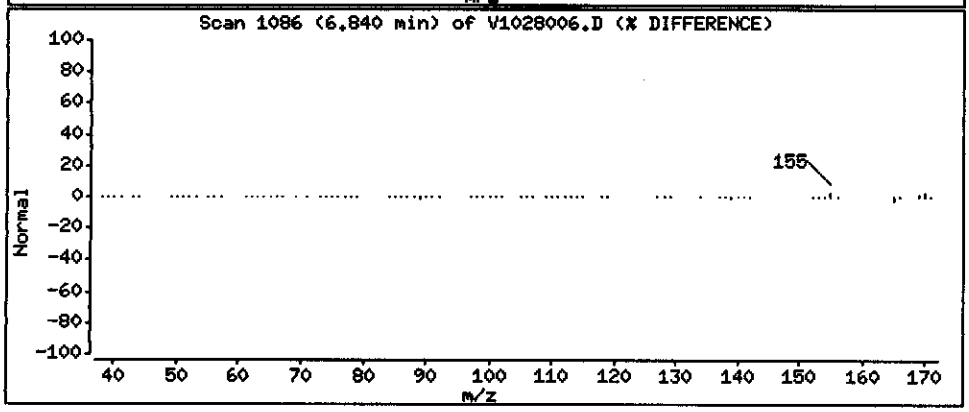

Data File: \\PITSVR06\D\chem\731.i\V102808.b\V1028006.D

Date : 28-OCT-2008 05:39

Client ID: EW-5-1008DL

Instrument: 731.i

Sample Info: C8J160331-008 X20 10/20/08 h2o(8295020) 8270c

Volume Injected (uL): 2.0

Operator: 003200

Column phase: DB5-MS

Column diameter: 0.32

94 Fluorene

Concentration: 14.161 ug/L

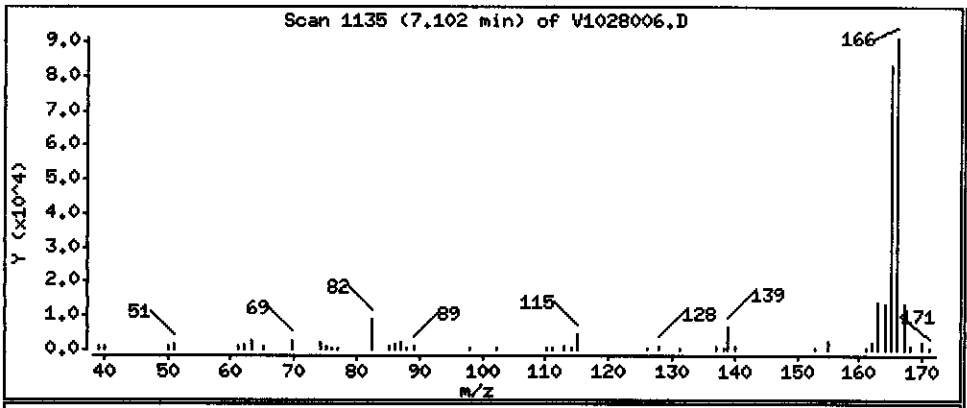

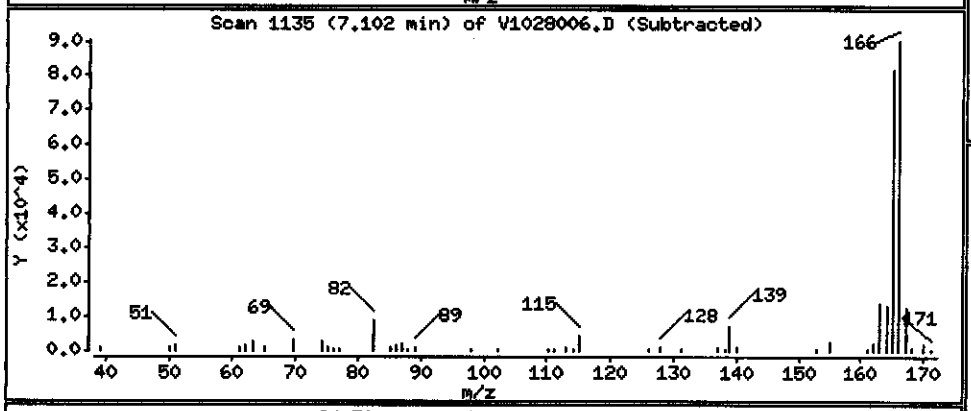

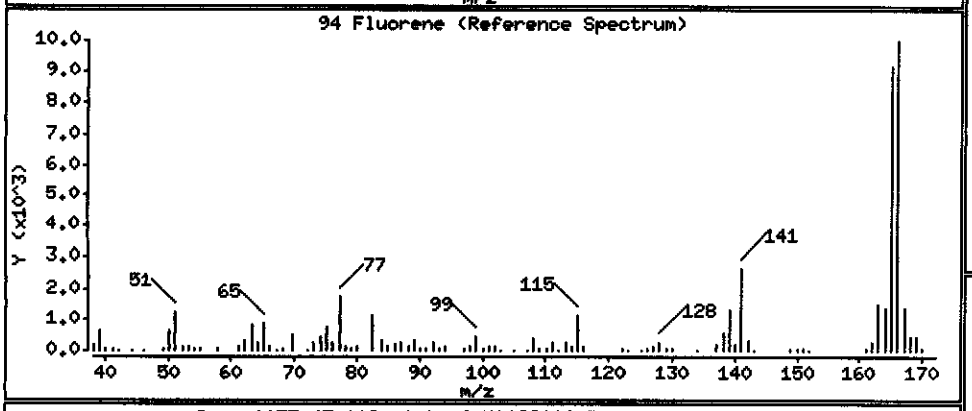

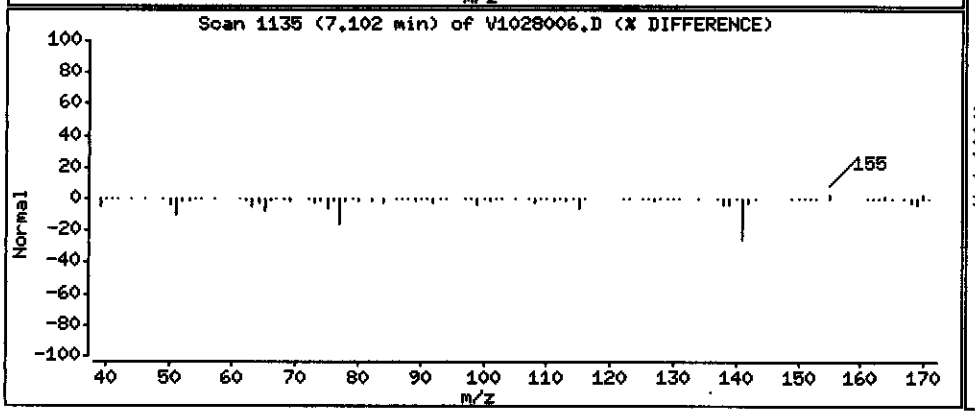

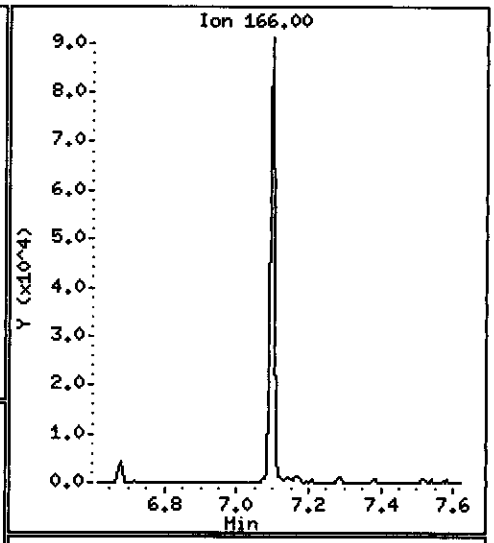

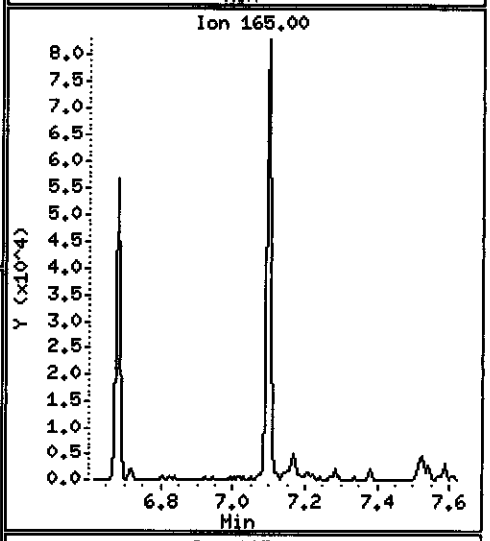

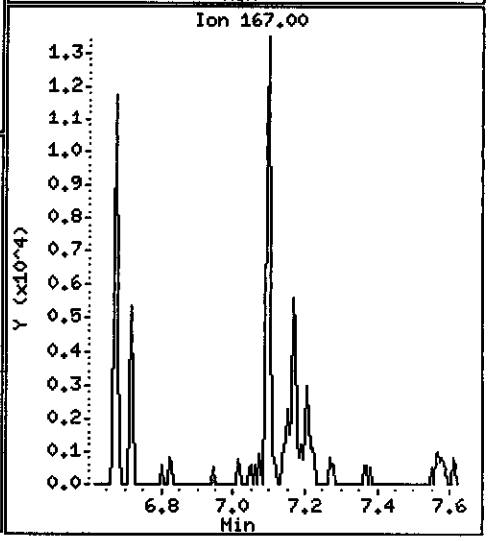

Data File: \\PITSVR06\D\chem\731.i\V102808.b\V1028006.D

Date : 28-OCT-2008 05:39

Client ID: EW-5-1008DL

Instrument: 731.i

Sample Info: C8J160331-008 X20 10/20/08 h2o(8295020) 8270c

Volume Injected (uL): 2.0

Operator: 003200

Column phase: DB5-MS

Column diameter: 0.32

115 Phenanthrene

Concentration: 16.054 ug/L

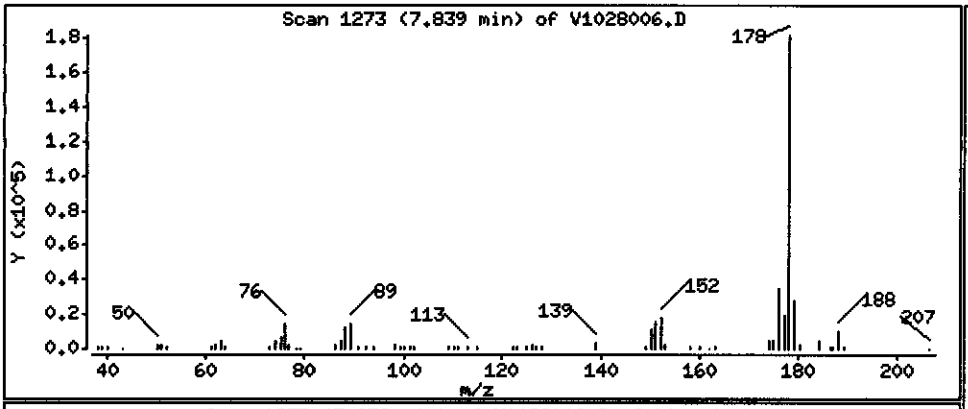

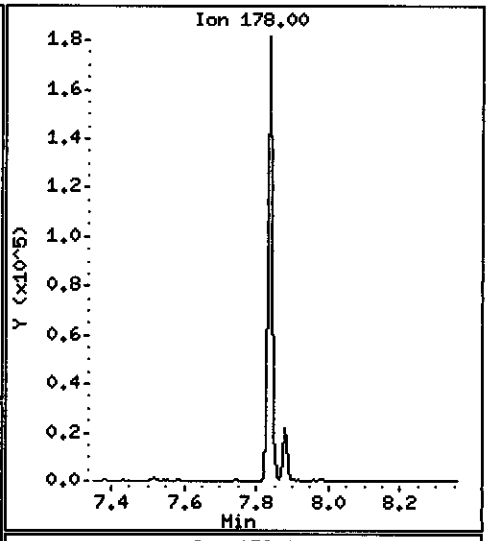

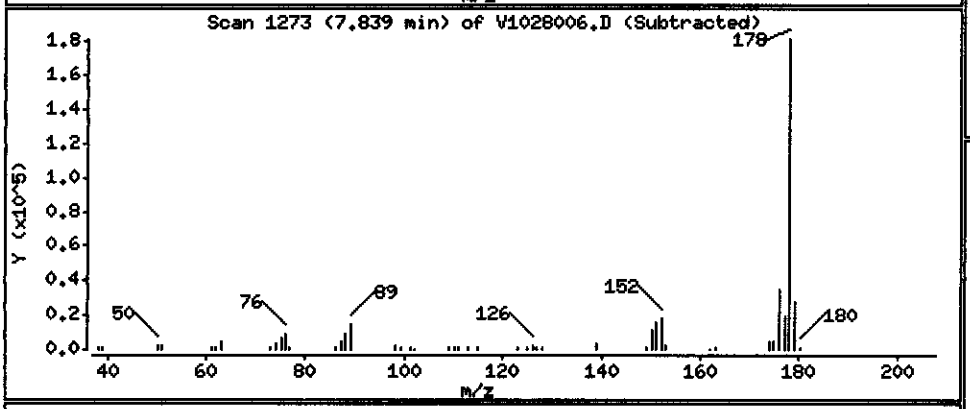

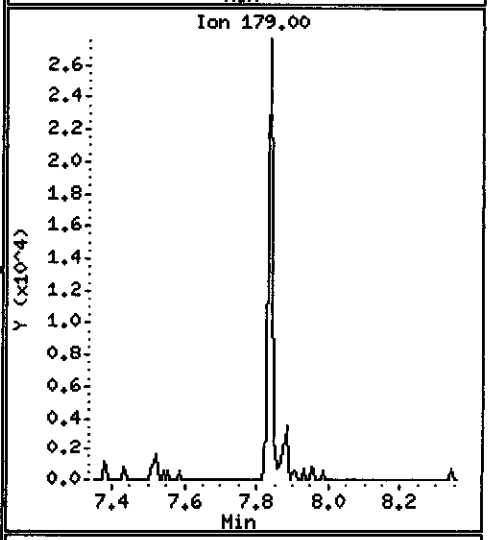

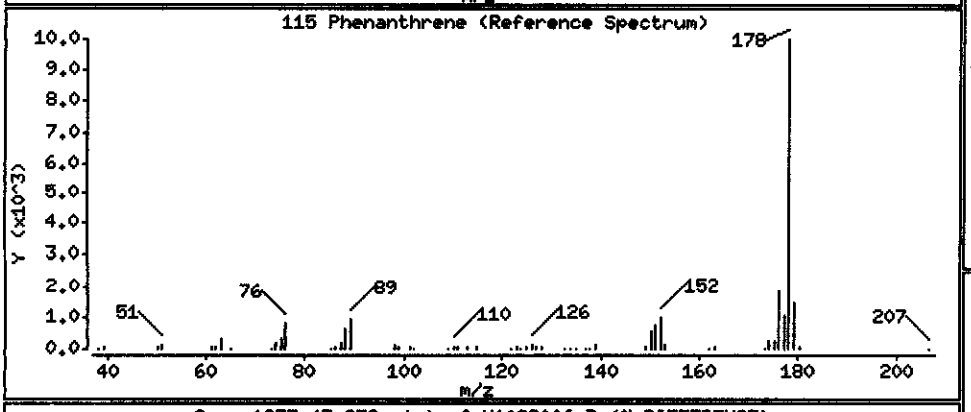

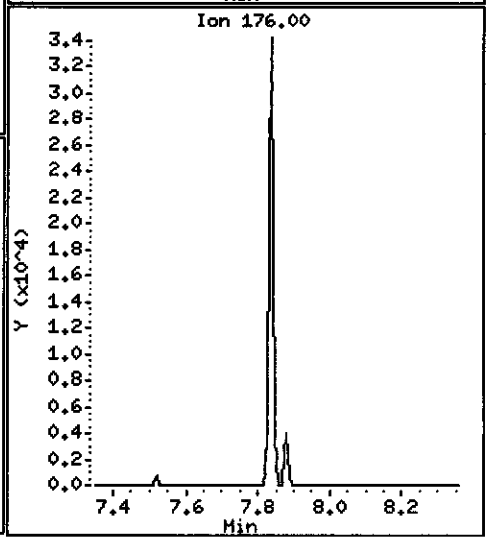

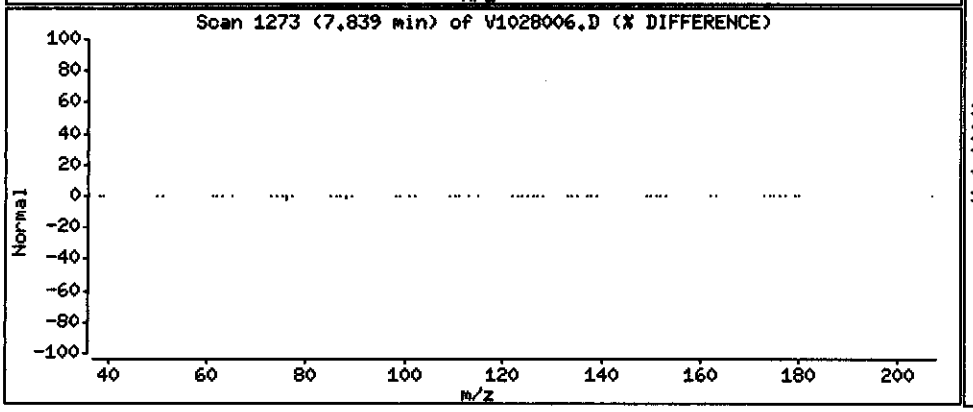

Data File: \\PITSVR06\D\chem\731.i\V102808.b\V1028006.D

Date : 28-OCT-2008 05:39

Client ID: EW-5-1008DL

Instrument: 731.i

Sample Info: C8J160331-008 X20 10/20/08 h2o(8295020) 8270c

Volume Injected (uL): 2.0

Operator: 003200

Column phase: DB5-MS

Column diameter: 0.32

116 Anthracene

Concentration: 2.1443 ug/L

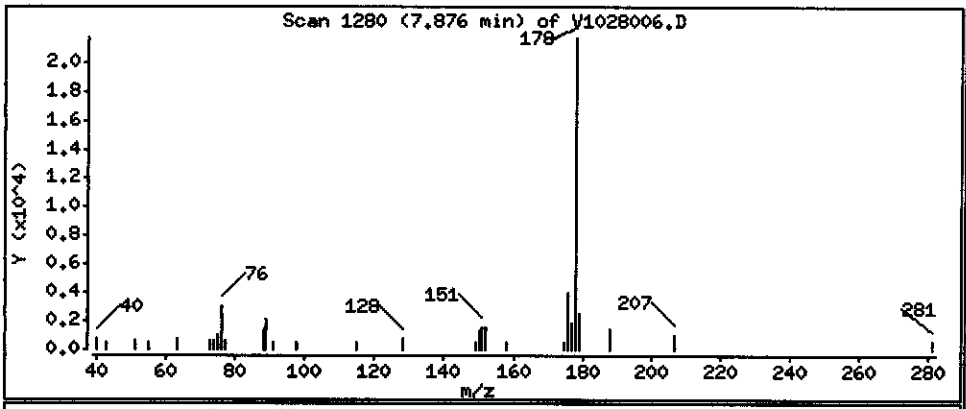

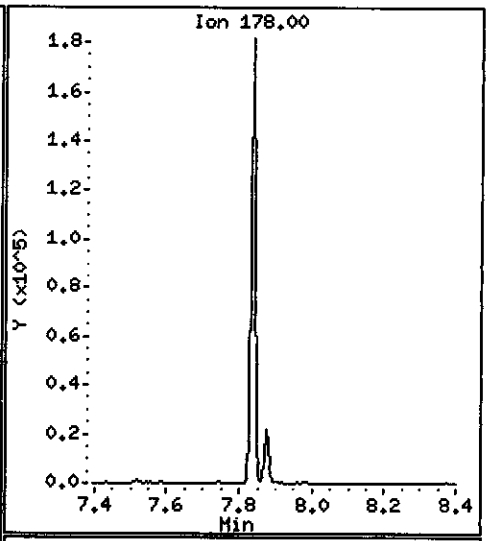

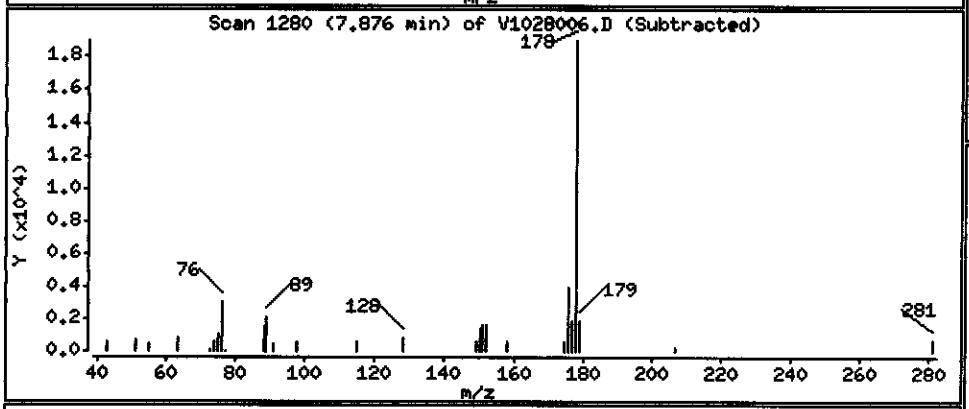

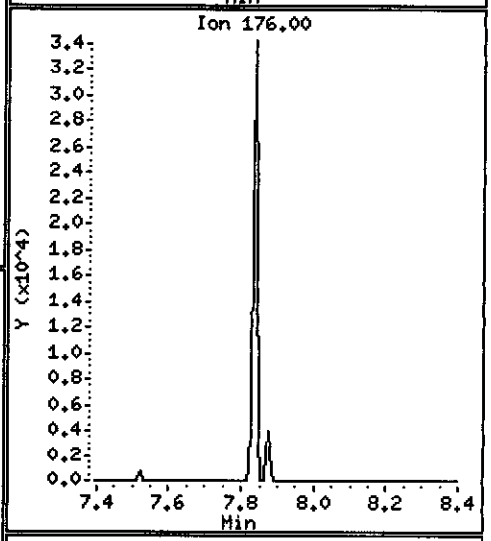

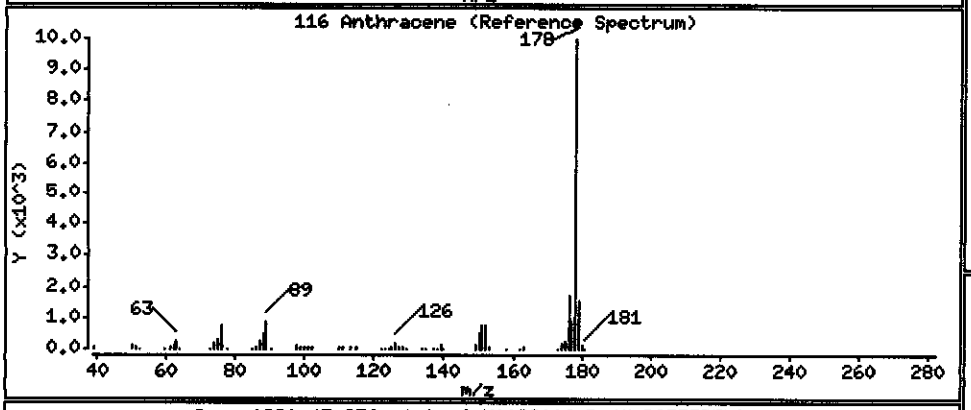

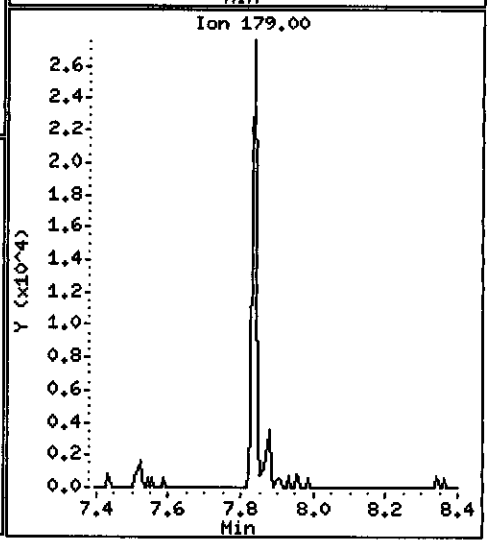

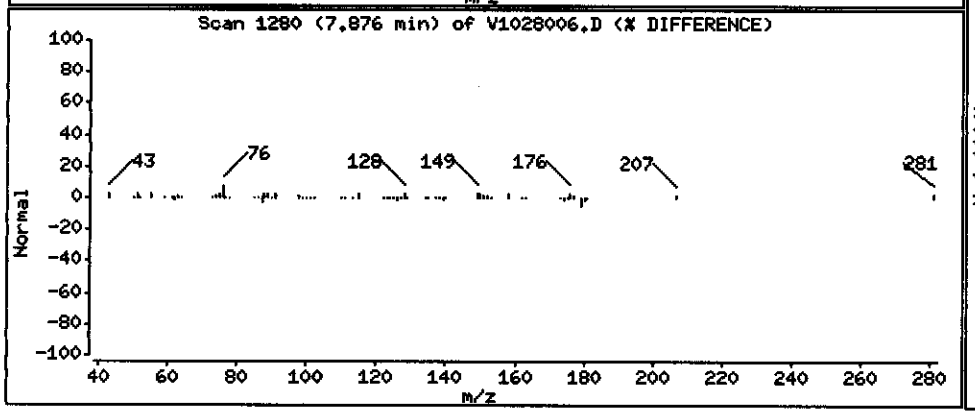

Data File: \\PITSVR06\D\chem\731.i\V102808.b\V1028006.D

Date : 28-OCT-2008 05:39

Client ID: EW-5-1008DL

Instrument: 731.i

Sample Info: C8J160331-008 X20 10/20/08 h2o(8295020) 8270c

Volume Injected (uL): 2.0

Operator: 003200

Column phase: DB5-MS

Column diameter: 0.32

119 Carbazole

Concentration: 0.75192 ug/L

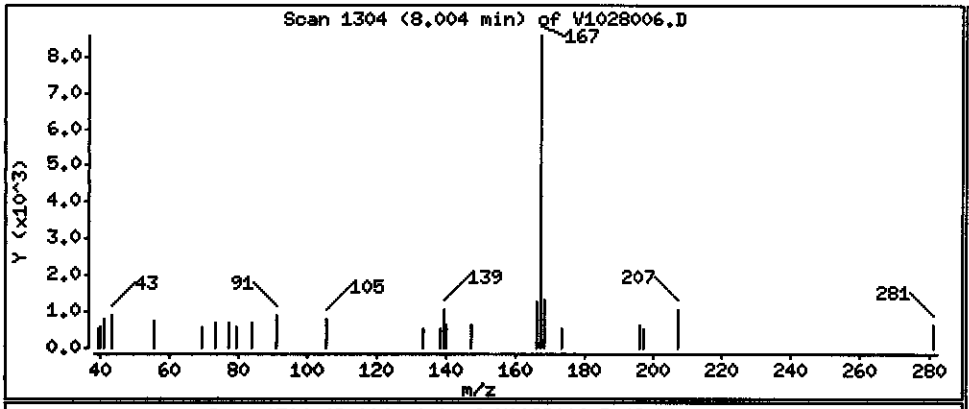

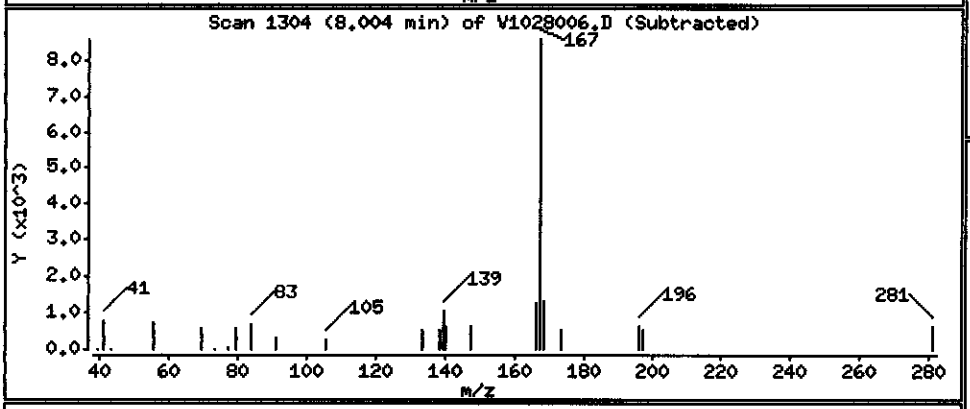

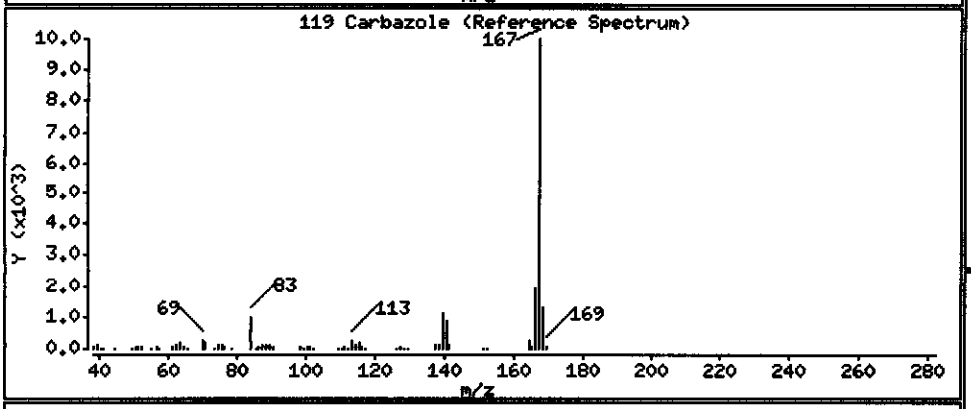

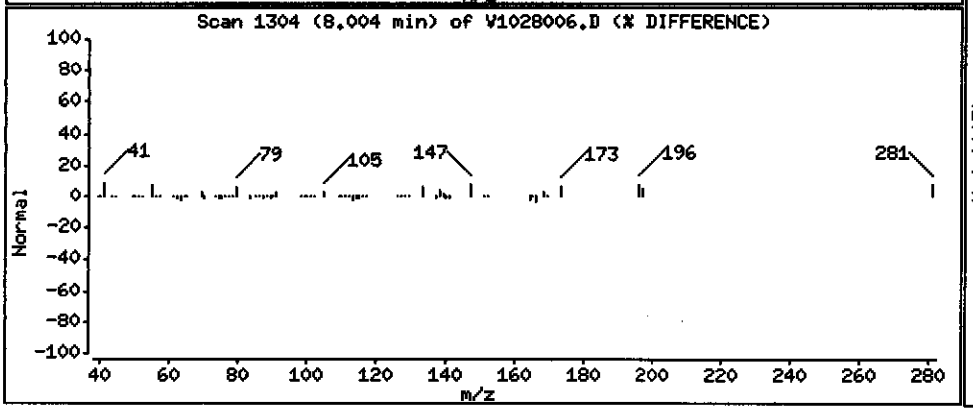

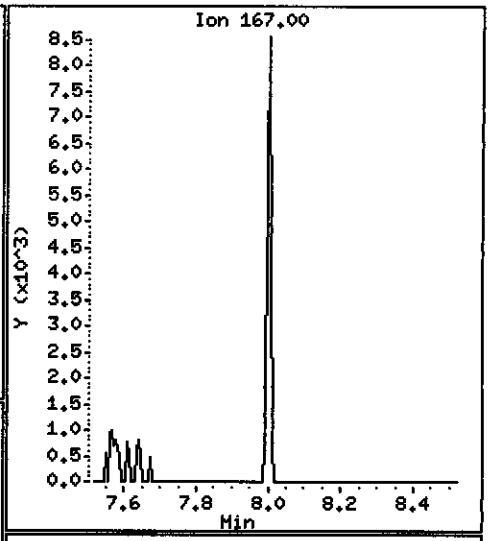

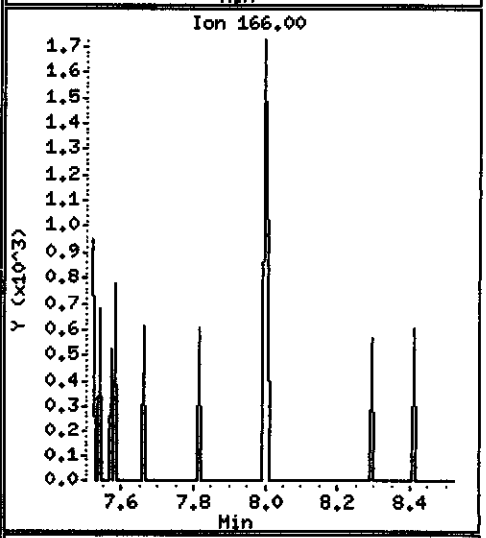

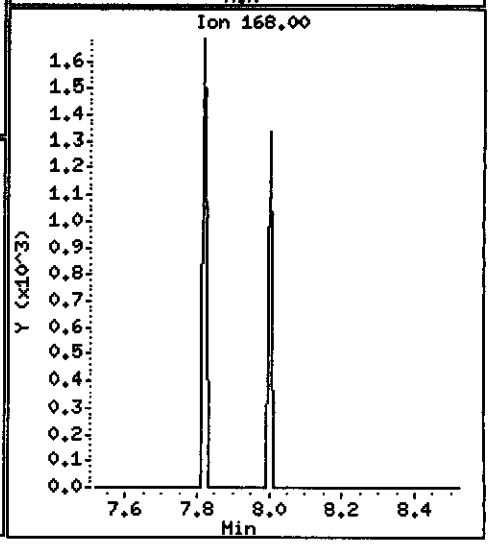

Data File: \\PITSVR06\D\chem\731.i\W102808.b\W1028006.D

Date : 28-OCT-2008 05:39

Client ID: EW-5-1008DL

Instrument: 731.i

Sample Info: C8J160331-008 X20 10/20/08 h2o(8295020) 8270c

Volume Injected (uL): 2.0

Operator: 003200

Column phase: DB5-MS

Column diameter: 0.32

123 Fluoranthene

Concentration: 2.5769 ug/L

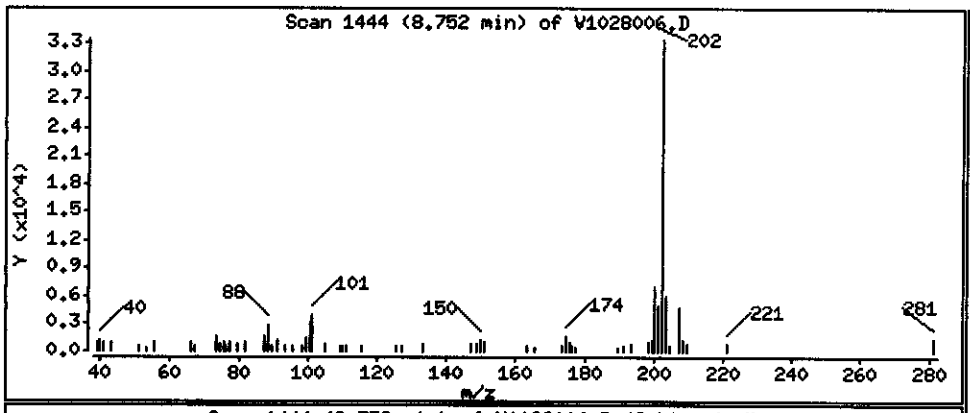

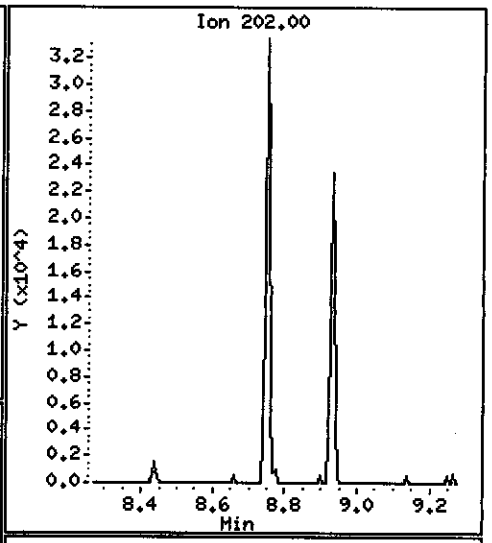

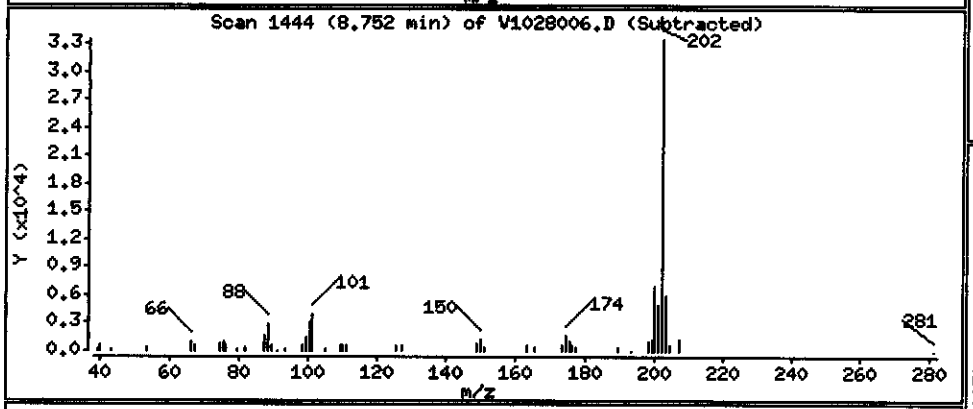

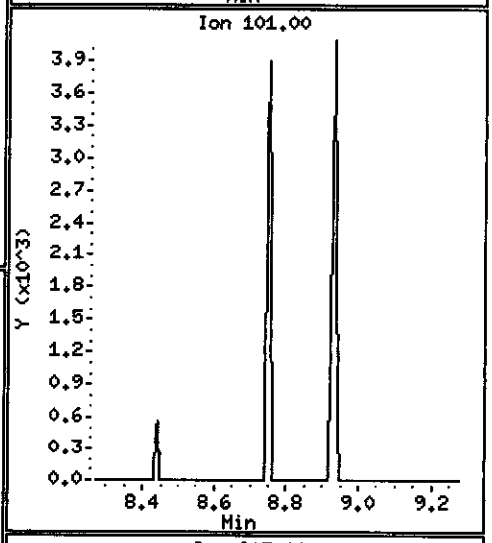

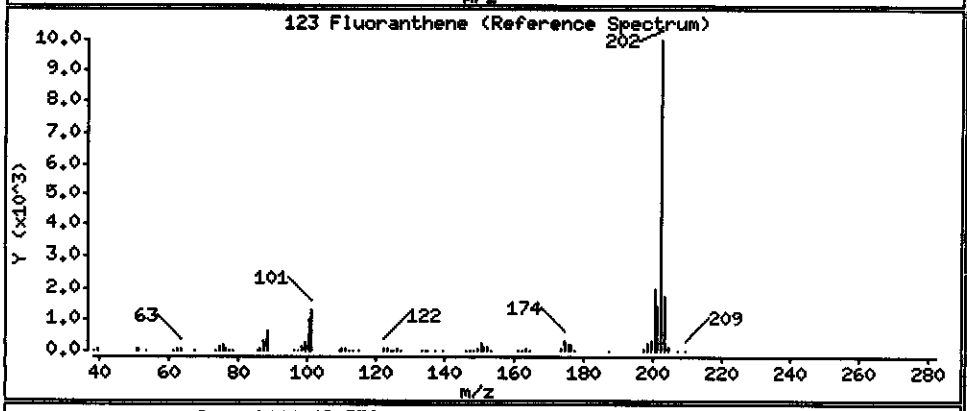

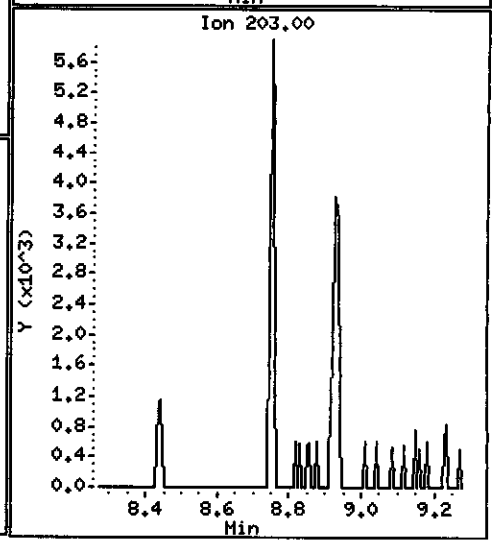

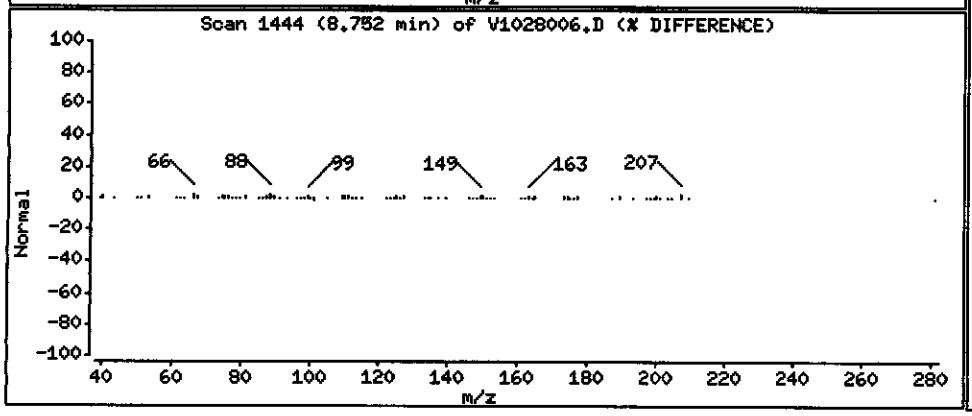

Data File: \\PITSVR06\D\chem\731.i\V102808.b\V1028006.D

Date : 28-OCT-2008 05:39

Client ID: EW-5-1008DL

Instrument: 731.i

Sample Info: C8J160331-008 X20 10/20/08 h2o(8295020) 8270o

Volume Injected (uL): 2.0

Operator: 003200

Column phase: DB5-MS

Column diameter: 0.32

125 Pyrene

Concentration: 1.4818 ug/L

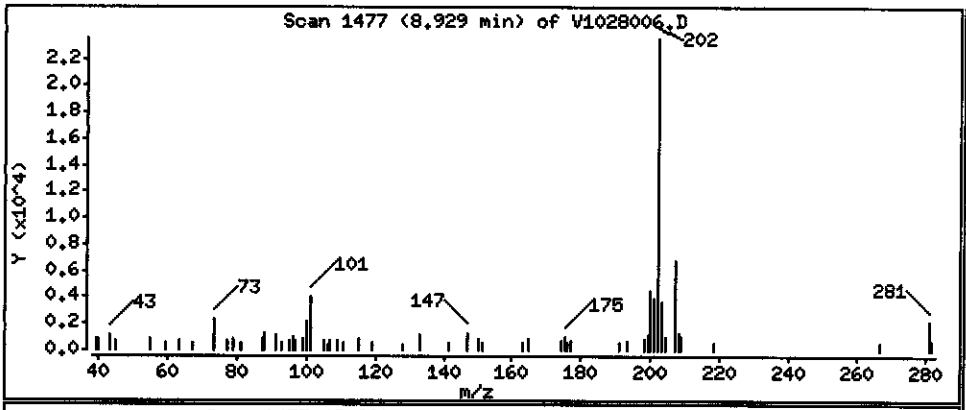

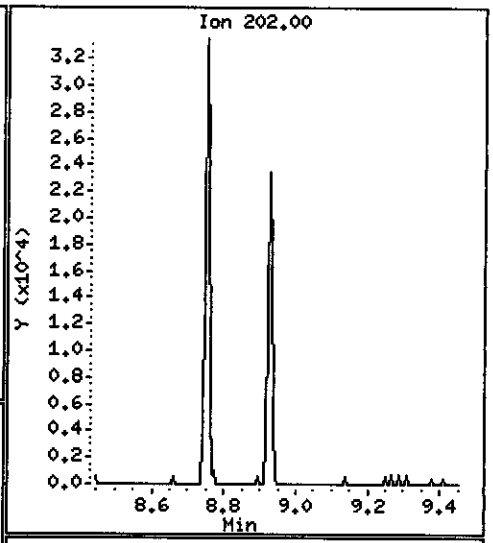

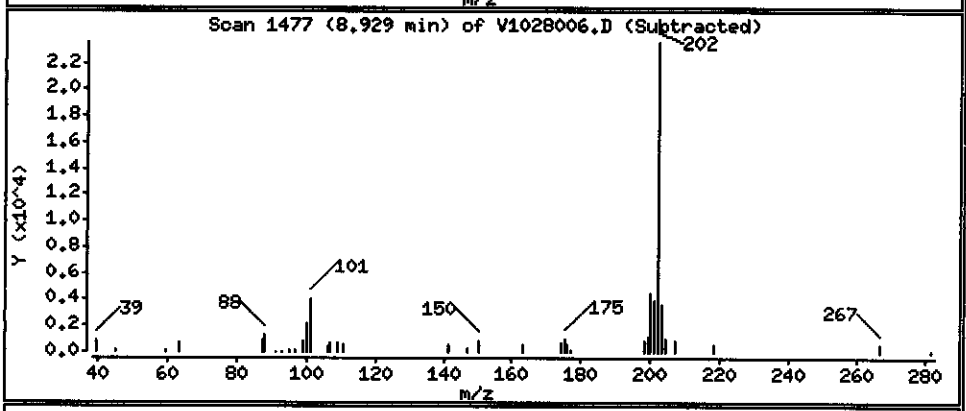

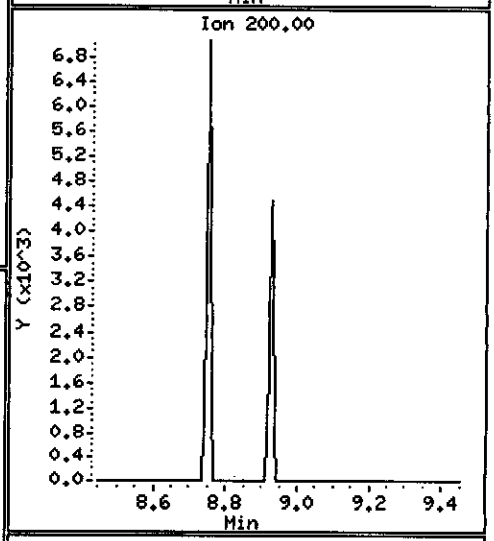

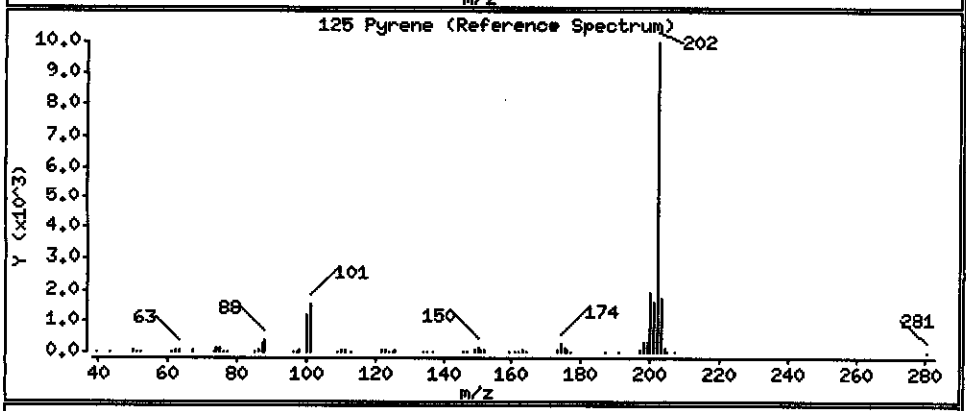

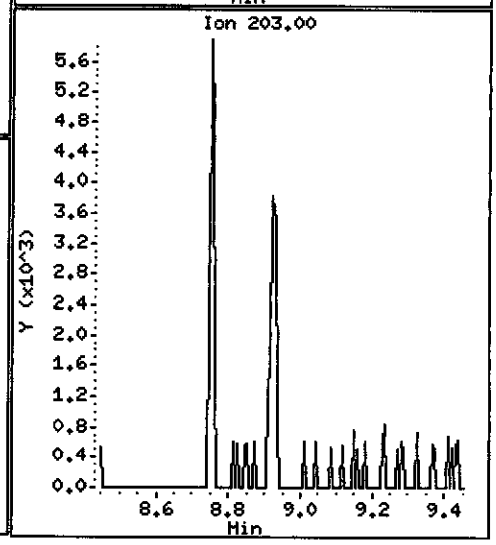

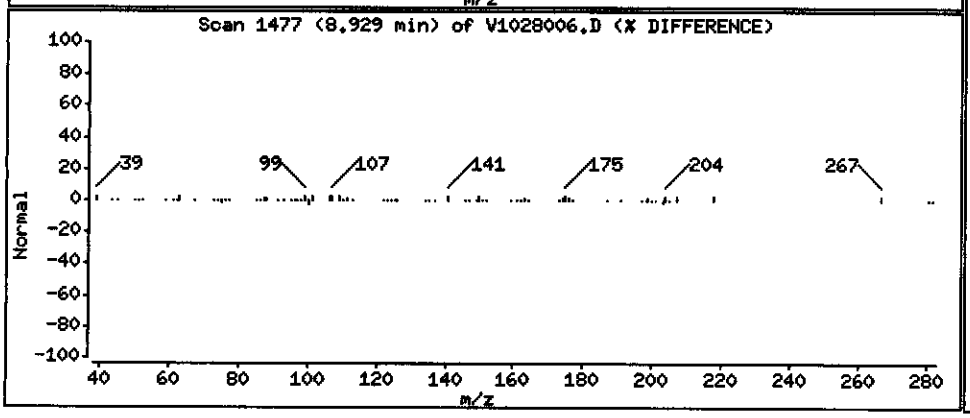

MACTEC Engineering and Consulting Inc

Client Sample ID: DUPLICATE EW-1-1008

GC/MS Semivolatiles

Lot-Sample #...:	C8J160331-009	**Work Order #...:**	K02T71AL	**Matrix.....:**	WATER
Date Sampled...:	10/14/08 13:45	**Date Received..:**	10/16/08 09:30	**MS Run #.....:**	
Prep Date.....:	10/20/08	**Analysis Date..:**	10/27/08		
Prep Batch #...:	8295020	**Analysis Time..:**	03:24		
Dilution Factor:	0.97	**Initial Wgt/Vol:**	1030 mL	**Final Wgt/Vol..:**	1 mL
Analyst ID.....:	003200	**Instrument ID..:**	731		
		Method.....:	SW846 8270C		

PARAMETER	RESULT	REPORTING LIMIT	UNITS	MDL
Aniline	**15**	**0.97**	**ug/L**	**0.047**
Acenaphthene	**3.0**	**0.19**	**ug/L**	**0.051**
Acenaphthylene	ND	0.19	ug/L	0.045
Acetophenone	ND	0.97	ug/L	0.045
Anthracene	**0.14 J**	**0.19**	**ug/L**	**0.049**
Atrazine	ND	0.97	ug/L	0.038
Benzo(a)anthracene	ND	0.19	ug/L	0.040
Benzo(a)pyrene	ND	0.19	ug/L	0.042
Benzo(b)fluoranthene	ND	0.19	ug/L	0.030
Benzo(ghi)perylene	ND	0.19	ug/L	0.027
Benzo(k)fluoranthene	ND	0.19	ug/L	0.038
Benzaldehyde	ND	0.97	ug/L	0.052
1,1'-Biphenyl	**0.29 J**	**0.97**	**ug/L**	**0.058**
bis(2-Chloroethoxy) methane	ND	0.97	ug/L	0.12
bis(2-Chloroethyl)-ether	ND	0.19	ug/L	0.045
bis(2-Ethylhexyl) phthalate	**0.26 J**	**0.97**	**ug/L**	**0.12**
4-Bromophenyl phenyl ether	ND	0.97	ug/L	0.048
Butyl benzyl phthalate	ND	0.97	ug/L	0.13
Caprolactam	ND	4.8	ug/L	0.18
Carbazole	**0.65**	**0.19**	**ug/L**	**0.051**
4-Chloroaniline	**70 E**	**0.97**	**ug/L**	**0.045**
4-Chloro-3-methylphenol	ND	0.97	ug/L	0.057
2-Chloronaphthalene	ND	0.19	ug/L	0.043
2-Chlorophenol	**23**	**0.97**	**ug/L**	**0.044**
4-Chlorophenyl phenyl ether	ND	0.97	ug/L	0.041
Chrysene	ND	0.19	ug/L	0.034
Dibenz(a,h)anthracene	ND	0.19	ug/L	0.034
Dibenzofuran	**0.49 J**	**0.97**	**ug/L**	**0.052**
3,3'-Dichlorobenzidine	ND	0.97	ug/L	0.040
2,4-Dichlorophenol	ND	0.19	ug/L	0.047
Diethyl phthalate	ND	0.97	ug/L	0.24
2,4-Dimethylphenol	ND	0.97	ug/L	0.050

(Continued on next page)

MACTEC Engineering and Consulting Inc

Client Sample ID: DUPLICATE EW-1-1008

GC/MS Semivolatiles

Lot-Sample #...: C8J160331-009 **Work Order #...:** K02T71AL **Matrix.....:** WATER

PARAMETER	RESULT	REPORTING LIMIT	UNITS	MDL
Dimethyl phthalate	ND	0.97	ug/L	0.041
Di-n-butyl phthalate	**0.072 J**	**0.97**	**ug/L**	**0.045**
4,6-Dinitro-2-methylphenol	ND	4.8	ug/L	1.4
2,4-Dinitrophenol	ND	4.8	ug/L	1.2
2,4-Dinitrotoluene	ND	0.97	ug/L	0.044
2,6-Dinitrotoluene	ND	0.97	ug/L	0.049
Di-n-octyl phthalate	ND	0.97	ug/L	0.041
Fluoranthene	**0.081 J**	**0.19**	**ug/L**	**0.048**
Fluorene	ND	0.19	ug/L	0.053
Hexachlorobenzene	ND	0.19	ug/L	0.042
Hexachlorobutadiene	ND	0.19	ug/L	0.036
Hexachlorocyclopentadiene	ND	0.97	ug/L	0.078
Hexachloroethane	ND	0.97	ug/L	0.042
Indeno(1,2,3-cd)pyrene	ND	0.19	ug/L	0.046
Isophorone	ND	0.97	ug/L	0.046
2-Methylnaphthalene	ND	0.19	ug/L	0.045
2-Methylphenol	ND	0.97	ug/L	0.050
4-Methylphenol	ND	0.97	ug/L	0.071
Naphthalene	ND	0.19	ug/L	0.042
2-Nitroaniline	ND	4.8	ug/L	0.046
3-Nitroaniline	ND	4.8	ug/L	0.039
4-Nitroaniline	ND	4.8	ug/L	0.025
Nitrobenzene	ND	0.19	ug/L	0.062
2-Nitrophenol	ND	0.97	ug/L	0.052
4-Nitrophenol	ND	4.8	ug/L	0.068
N-Nitrosodi-n-propylamine	ND	0.19	ug/L	0.058
N-Nitrosodiphenylamine	**23**	**0.19**	**ug/L**	**0.047**
2,2'-oxybis (1-Chloropropane)	ND	0.19	ug/L	0.025
Pentachlorophenol	ND	0.97	ug/L	0.081
Phenanthrene	**0.11 J**	**0.19**	**ug/L**	**0.053**
Phenol	ND	0.19	ug/L	0.021
Pyrene	**0.055 J**	**0.19**	**ug/L**	**0.055**
2,4,5-Trichlorophenol	ND	0.97	ug/L	0.061
2,4,6-Trichlorophenol	ND	0.97	ug/L	0.055

(Continued on next page)

MACTEC Engineering and Consulting Inc

Client Sample ID: DUPLICATE EW-1-1008

GC/MS Semivolatiles

Lot-Sample #...: C8J160331-009 **Work Order #...:** K02T71AL **Matrix.....:** WATER

SURROGATE	PERCENT RECOVERY	RECOVERY LIMITS
Nitrobenzene-d5	63	(23 - 112)
Terphenyl-d14	40	(10 - 132)
2-Fluorobiphenyl	56	(19 - 107)
2-Fluorophenol	71	(10 - 111)
Phenol-d5	74	(15 - 112)
2,4,6-Tribromophenol	67	(16 - 122)

NOTE(S):

J Estimated result. Result is less than RL.

E Estimated result. Result concentration exceeds the calibration range.

Data File: \\PITSVR06\D\chem\731.i\V102608.b\V1026012.D
Date : 27-OCT-2008 03:24
Client ID: DUPLICATE EW-1-1008
Sample Info: C8J160331-009 10/20/08 h2o (8295020) 8270c
Volume Injected (uL): 2.0
Column phase: DB5-MS

Instrument: 731.i
Operator: 003200
Column diameter: 0.32

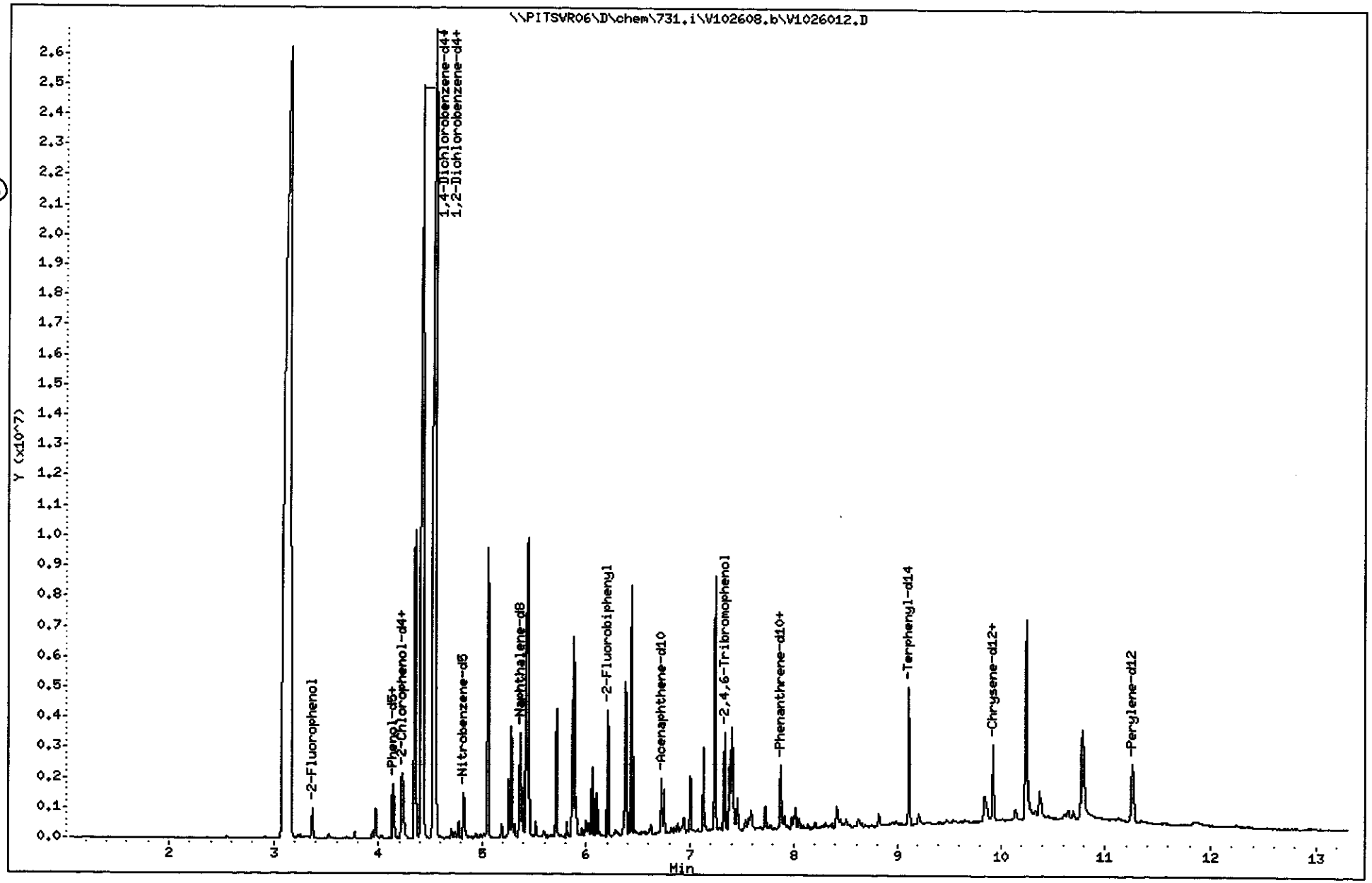

TestAmerica Pittsburgh

Semivolatile REPORT SW-846 Method 8270

Data file : \\PITSVR06\D\chem\731.i\V102608.b\V1026012.D
Lab Smp Id: K02T71AL Client Smp ID: DUPLICATE EW-1-1008
Inj Date : 27-OCT-2008 03:24
Operator : 003200 Inst ID: 731.i
Smp Info : C8J160331-009 10/20/08 h2o (8295020) 8270c
Misc Info : K02T71AL,V102608.b,827011.m,padep.sub
Comment :
Method : \\PITSVR06\D\chem\731.i\V102608.b\827011.m
Meth Date : 27-Oct-2008 01:04 piccolinov Quant Type: ISTD
Cal Date : 23-OCT-2008 04:48 Cal File: V1023NC7.D
Als bottle: 14
Dil Factor: 1.00000
Integrator: HP RTE Compound Sublist: padep.sub
Target Version: 4.14
Processing Host: PITSVR06

Concentration Formula: Amt * DF * Uf * Vt/(Vo * Vi) * CpndVariable

Name	Value	Description
DF	1.000	Dilution Factor
Uf	1.000	ng unit correction factor
Vt	1000.000	Volume of final extract (uL)
Vo	1030.000	Volume of sample extracted (mL)
Vi	2.000	Volume injected (uL)
Cpnd Variable		Local Compound Variable

	Compounds	QUANT SIG MASS	RT	EXP RT	REL RT	RESPONSE	CONCENTRATIONS ON-COLUMN (NG)	CONCENTRATIONS FINAL (ug/L)
* 1	1,4-Dichlorobenzene-d4	152	4.406	4.408	(1.000)	70175	8.00000	
* 2	Naphthalene-d8	136	5.373	5.381	(1.000)	432053	8.00000	
* 3	Acenaphthene-d10	164	6.725	6.732	(1.000)	354916	8.00000	
* 4	Phenanthrene-d10	188	7.873	7.886	(1.000)	718841	8.00000	
* 5	Chrysene-d12	240	9.925	9.937	(1.000)	840572	8.00000	
* 6	Perylene-d12	264	11.260	11.278	(1.000)	923397	8.00000	
198	1,4-Dioxane	88	Compound Not Detected.					
10	N-Nitrosodimethylamine	74	Compound Not Detected.					
9	Pyridine	79	Compound Not Detected.					
16	Methyl methanesulfonate	80	Compound Not Detected.					
206	Benzaldehyde	77	Compound Not Detected.					
21	Aniline	93	4.150	4.152	(0.942)	381082	30.1717	14.646
22	Phenol	94	Compound Not Detected.					
23	bis(2-Chloroethyl)ether	93	Compound Not Detected.					
24	2-Chlorophenol	128	4.235	4.237	(0.961)	525910	46.5350	22.590
26	1,3-Dichlorobenzene	146	4.358	4.360	(0.989)	3147057	232.762	112.99
27	1,4-Dichlorobenzene	146	4.433	4.419	(1.006)	10606493	764.377	371.06
28	1,2-Dichlorobenzene	146	4.550	4.531	(1.033)	12847971	968.450	470.12
29	Benzyl Alcohol	108	Compound Not Detected.					
30	2-Methylphenol	108	Compound Not Detected.					

	Compounds	QUANT SIG MASS	RT	EXP RT	REL RT	RESPONSE	CONCENTRATIONS ON-COLUMN (NG)	CONCENTRATIONS FINAL (ug/L)
31	2,2'-oxybis(1-Chloropropane)	45	Compound Not Detected.					
37	Acetophenone	105	Compound Not Detected.					
32	N-Nitroso-di-n-propylamine	70	Compound Not Detected.					
192	4-Methylphenol	108	Compound Not Detected.					
34	Hexachloroethane	117	Compound Not Detected.					
35	Nitrobenzene	77	Compound Not Detected.					
41	Isophorone	82	Compound Not Detected.					
42	2-Nitrophenol	139	Compound Not Detected.					
43	2,4-Dimethylphenol	107	Compound Not Detected.					
44	bis(2-Chloroethoxy)methane	93	Compound Not Detected.					
48	2,4-Dichlorophenol	162	Compound Not Detected.					
49	Benzoic Acid	122	Compound Not Detected.					
50	1,2,4-Trichlorobenzene	180	5.330	5.338	(0.992)	5713	0.30968	0.15033
51	Naphthalene	128	Compound Not Detected.					
52	4-Chloroaniline	127	5.443	5.445	(1.013)	3090386	143.722	69.768
54	2,6-Dichlorophenol	162	Compound Not Detected.					
56	Hexachlorobutadiene	224	Compound Not Detected.					
208	Caprolactam	113	Compound Not Detected.					
59	4-Chloro-3-Methylphenol	107	Compound Not Detected.					
62	2-Methylnaphthalene	142	Compound Not Detected.					
63	1-Methylnaphthalene	142	5.998	6.006	(1.116)	111397	2.80124	1.3598
64	Hexachlorocyclopentadiene	236	Compound Not Detected.					
66	2,4,6-Trichlorophenol	196	Compound Not Detected.					
67	2,4,5-Trichlorophenol	196	Compound Not Detected.					
209	1,1'-Biphenyl	154	6.287	6.294	(0.935)	33276	0.58772	0.28530
70	2-Chloronaphthalene	162	Compound Not Detected.					
73	2-Nitroaniline	65	Compound Not Detected.					
76	Dimethylphthalate	163	Compound Not Detected.					
78	2,6-Dinitrotoluene	165	Compound Not Detected.					
79	Acenaphthylene	152	Compound Not Detected.					
81	3-Nitroaniline	138	Compound Not Detected.					
82	Acenaphthene	153	6.751	6.759	(1.004)	290419	6.22362	3.0212
83	2,4-Dinitrophenol	184	Compound Not Detected.					
85	4-Nitrophenol	109	Compound Not Detected.					
86	Dibenzofuran	168	6.885	6.892	(1.024)	70455	1.01639	0.49339
87	2,4-Dinitrotoluene	165	Compound Not Detected.					
91	2,3,5,6-Tetrachlorophenol	231	Compound Not Detected.					
88	2,3,4,6-Tetrachlorophenol	231	Compound Not Detected.					
92	2-Naphthylamine	143	7.008	7.015	(1.042)	605336	23.7688	11.538
93	Diethylphthalate	149	Compound Not Detected.					
94	Fluorene	166	Compound Not Detected.					
95	4-Chlorophenyl-phenylether	204	Compound Not Detected.					
96	4-Nitroaniline	138	Compound Not Detected.					
98	4,6-Dinitro-2-methylphenol	198	Compound Not Detected.					
99	N-Nitrosodiphenylamine (1)	169	7.243	7.250	(0.920)	2055731	47.3545	22.988
100	1,2-Diphenylhydrazine	77	Compound Not Detected.					
106	4-Bromophenyl-phenylether	248	Compound Not Detected.					
107	Hexachlorobenzene	283	Compound Not Detected.					
210	Atrazine	200	Compound Not Detected.					
111	Pentachlorophenol	265	Compound Not Detected.					
115	Phenanthrene	178	7.889	7.902	(1.002)	21176	0.23287	0.11304
116	Anthracene	178	7.932	7.945	(1.007)	25684	0.27935	0.13561
119	Carbazole	167	8.055	8.068	(1.023)	118910	1.33834	0.64968
120	Di-n-Butylphthalate	149	8.327	8.340	(1.058)	15834	0.14849	0.072084

Compounds	QUANT SIG MASS	RT	EXP RT	REL RT	RESPONSE	CONCENTRATIONS ON-COLUMN (NG)	CONCENTRATIONS FINAL (ug/L)
123 Fluoranthene	202	8.814	8.826	(1.119)	18087	0.16640	0.080774
124 Benzidine	184	Compound Not Detected.					
125 Pyrene	202	8.990	9.003	(0.906)	14487	0.11236	0.054545
131 Butylbenzylphthalate	149	9.481	9.499	(0.955)	10608	0.17568	0.085280
135 3,3'-Dichlorobenzidine	252	Compound Not Detected.					
136 Benzo(a)Anthracene	228	Compound Not Detected.					
137 Chrysene	228	Compound Not Detected.					
139 bis(2-ethylhexyl)Phthalate	149	9.919	9.937	(0.999)	44492	0.52767	0.25615
140 Di-n-octylphthalate	149	Compound Not Detected.					
141 Benzo(b)fluoranthene	252	Compound Not Detected.					
142 Benzo(k)fluoranthene	252	Compound Not Detected.					
143 7,12-dimethylbenz[a]anthracen	256	Compound Not Detected.					
146 Benzo(a)pyrene	252	Compound Not Detected.					
149 Indeno(1,2,3-cd)pyrene	276	Compound Not Detected.					
150 Dibenz(a,h)anthracene	278	Compound Not Detected.					
151 Benzo(g,h,i)perylene	276	Compound Not Detected.					
$ 154 Nitrobenzene-d5	82	4.823	4.830	(0.898)	376304	25.0145	12.143
$ 155 2-Fluorobiphenyl	172	6.207	6.219	(0.923)	1139779	22.5680	10.955
$ 156 Terphenyl-d14	244	9.107	9.120	(0.918)	1320716	15.8773	7.7074
$ 157 Phenol-d5	99	4.139	4.141	(0.939)	493597	44.3366	21.523
$ 158 2-Fluorophenol	112	3.365	3.367	(0.764)	329680	42.4445	20.604
$ 159 2,4,6-Tribromophenol	330	7.334	7.346	(0.931)	341190	40.3800	19.602
$ 186 2-Chlorophenol-d4	132	4.225	4.227	(0.959)	536892	49.2227	23.894
$ 187 1,2-Dichlorobenzene-d4	152	4.524	4.520	(1.027)	147609	17.2723	8.3846

Data File: \\PITSVR06\D\chem\731.i\V102608.b\V1026012.D

Date : 27-OCT-2008 03:24

Client ID: DUPLICATE EW-1-1008

Instrument: 731.i

Sample Info: C8J160331-009 10/20/08 h2o (8295020) 8270c

Volume Injected (uL): 2.0

Operator: 003200

Column phase: DB5-MS

Column diameter: 0.32

21 Aniline

Concentration: 14.646 ug/L

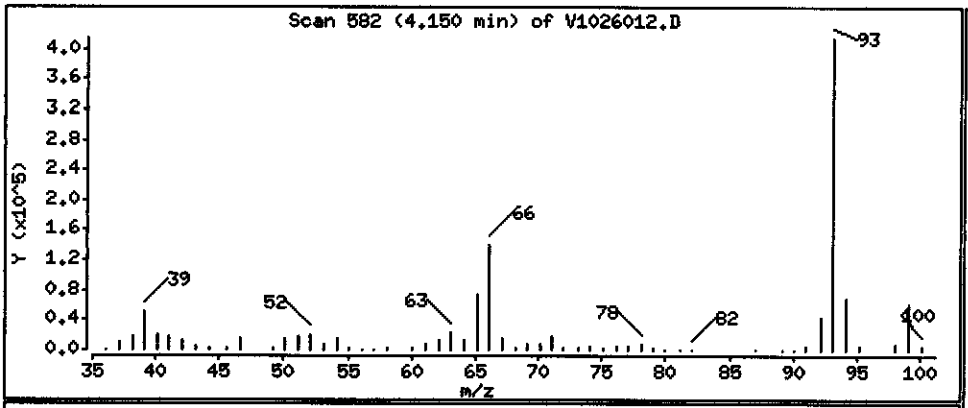

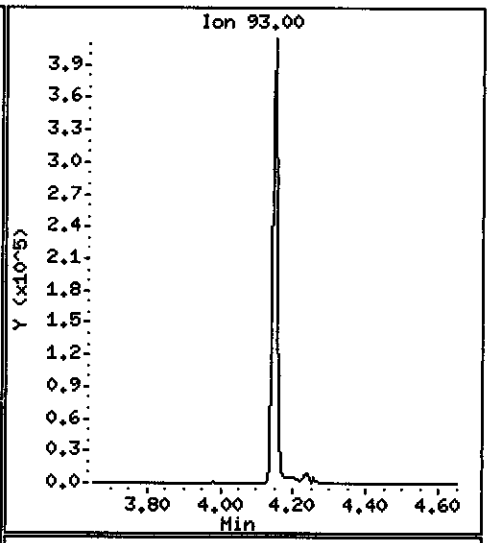

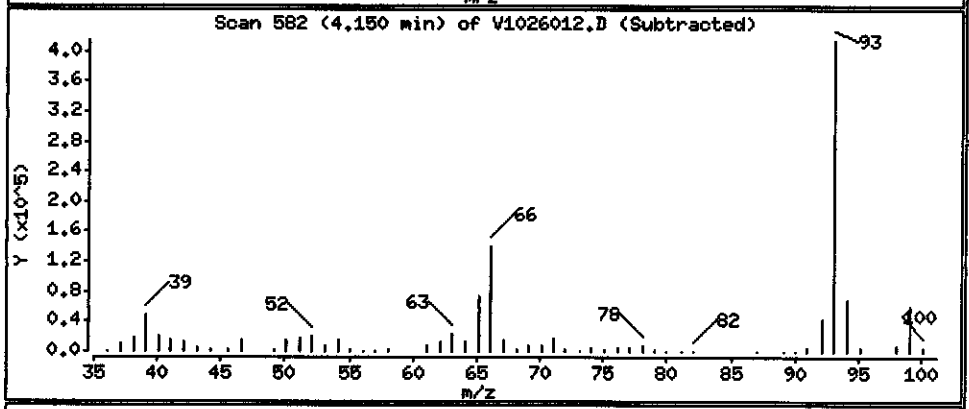

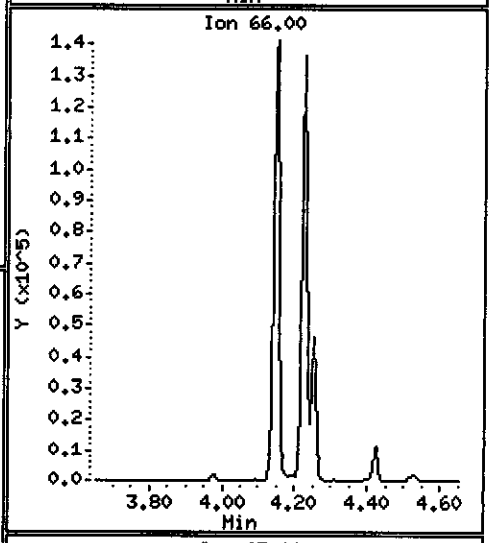

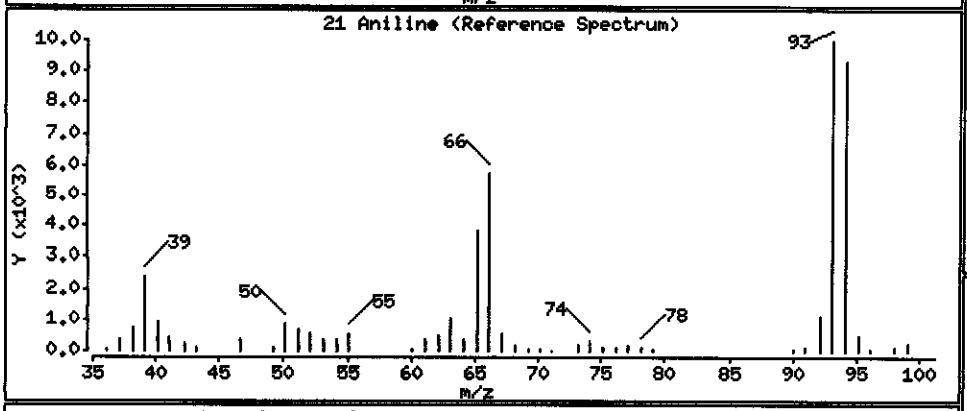

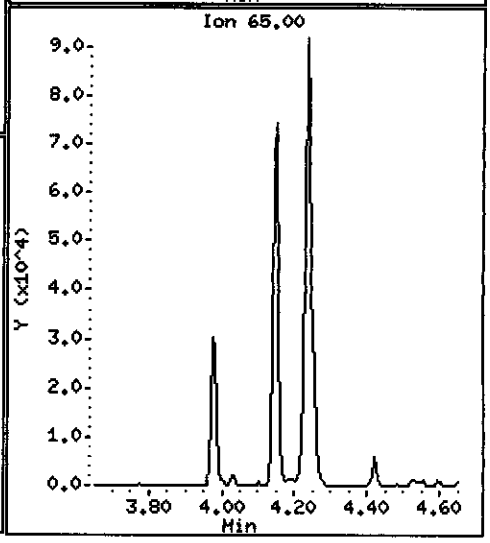

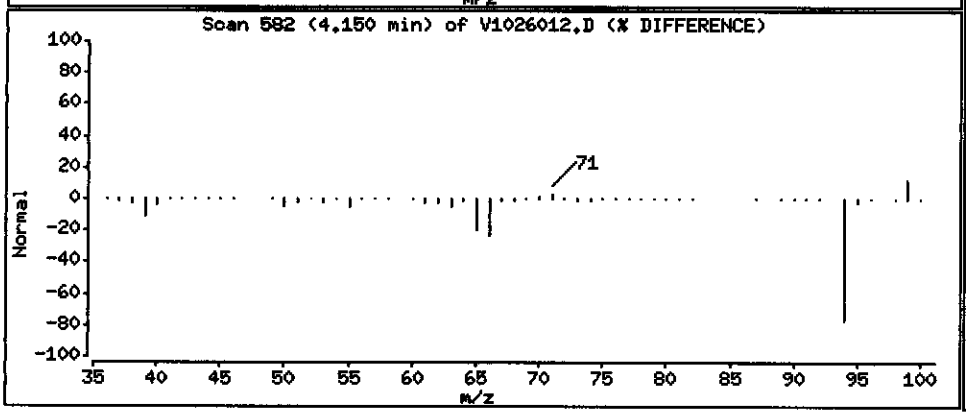

Data File: \\PITSVR06\D\chem\731.i\V102608.b\V1026012.D

Date : 27-OCT-2008 03:24

Client ID: DUPLICATE EW-1-1008

Instrument: 731.i

Sample Info: C8J160331-009 10/20/08 h2o (8295020) 8270c

Volume Injected (uL): 2.0

Operator: 003200

Column phase: DB5-MS

Column diameter: 0.32

24 2-Chlorophenol

Concentration: 22.590 ug/L

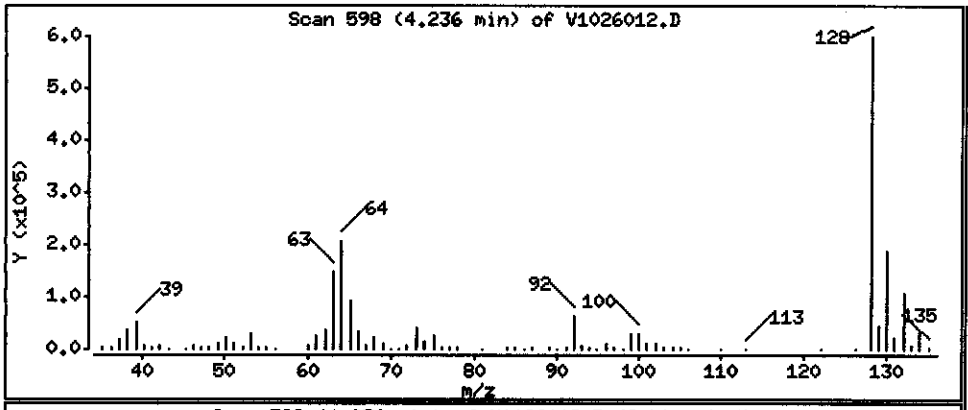

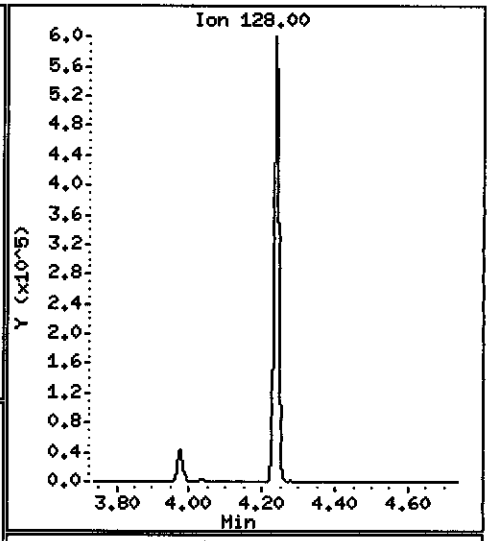

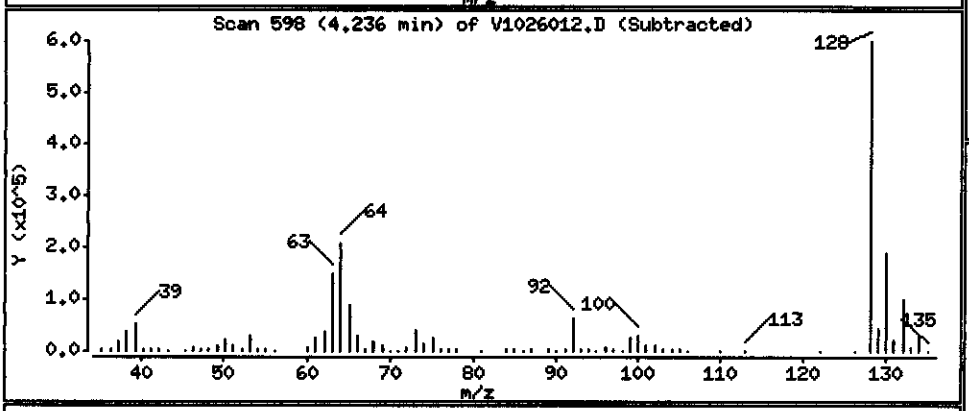

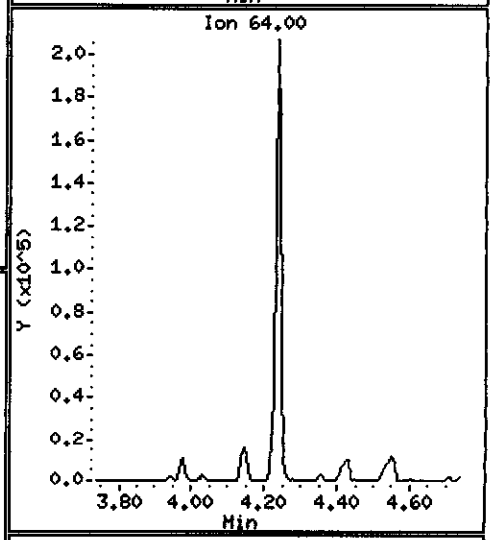

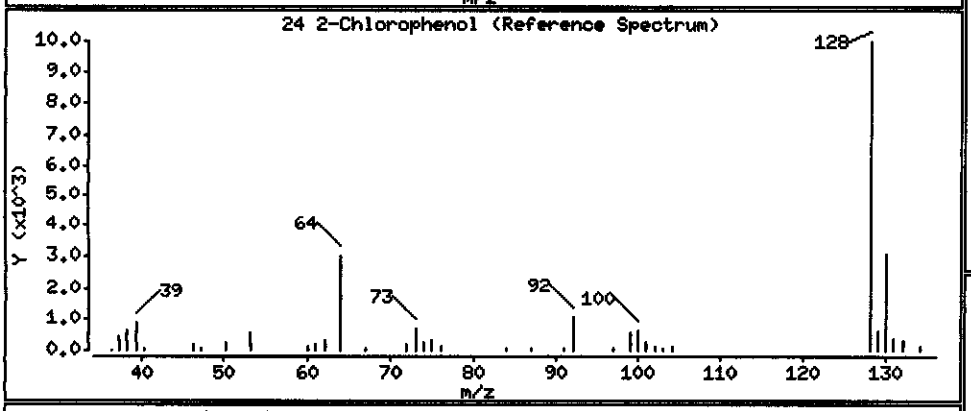

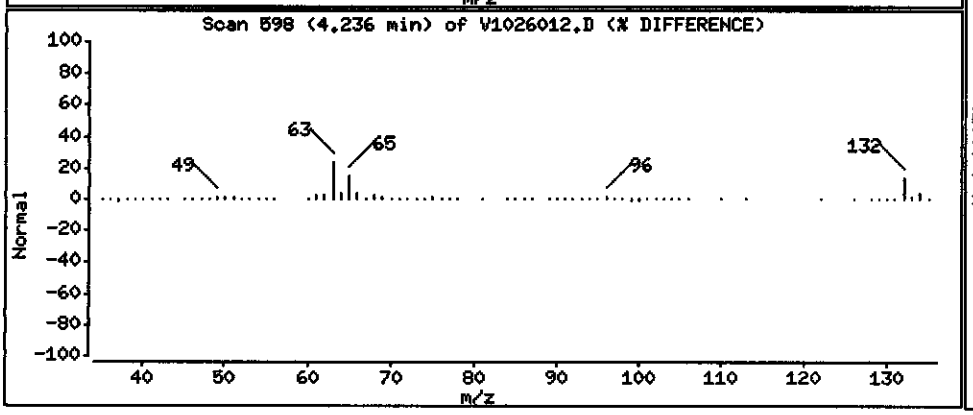

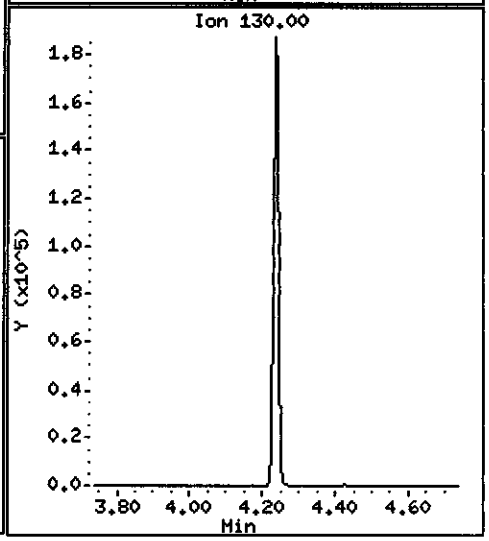

Data File: \\PITSVR06\D\chem\731.i\V102608.b\V1026012.D

Date : 27-OCT-2008 03:24

Client ID: DUPLICATE EW-1-1008

Instrument: 731.i

Sample Info: C8J160331-009 10/20/08 h2o (8295020) 8270c

Volume Injected (uL): 2.0

Operator: 003200

Column phase: DB5-MS

Column diameter: 0.32

26 1,3-Dichlorobenzene

Concentration: 112.99 ug/L

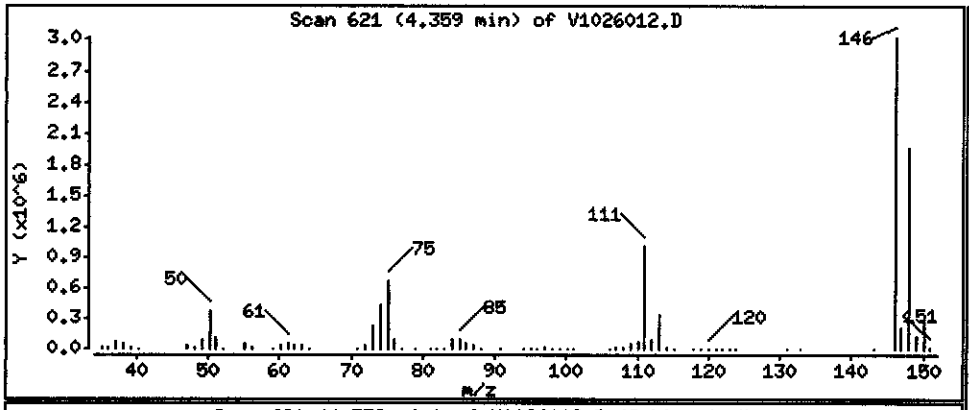

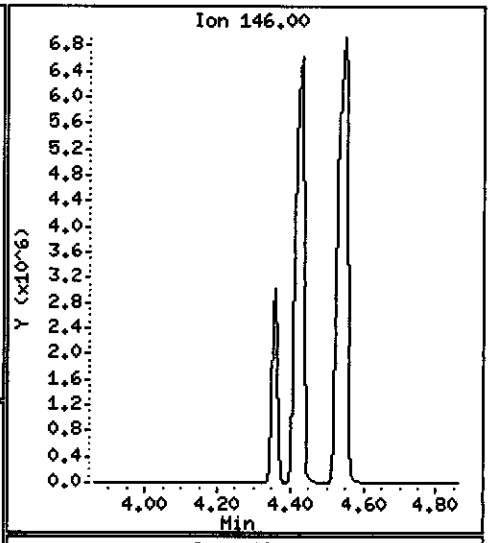

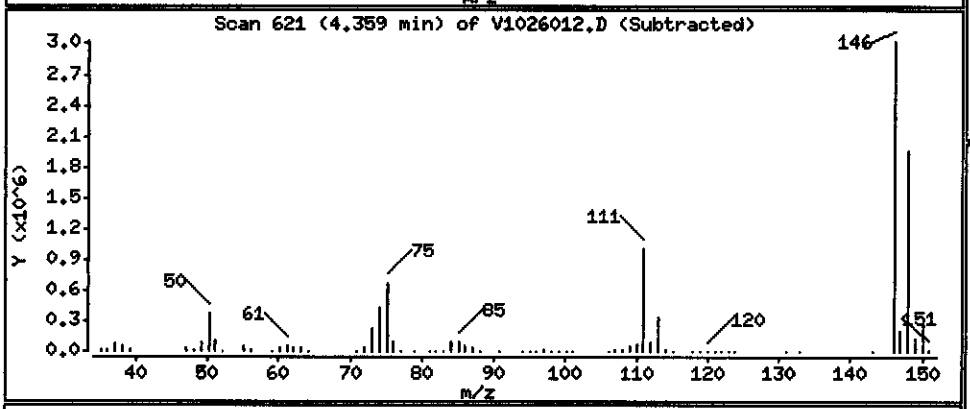

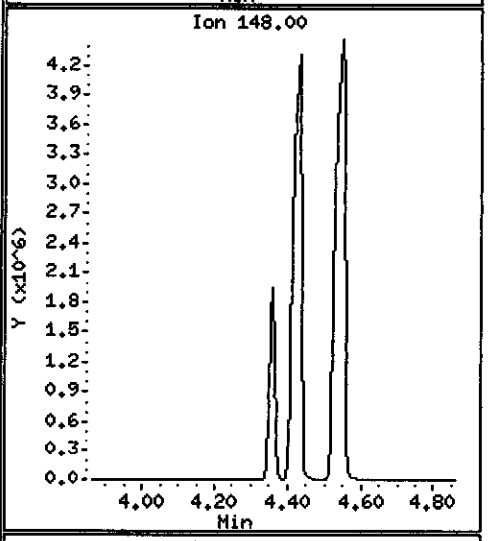

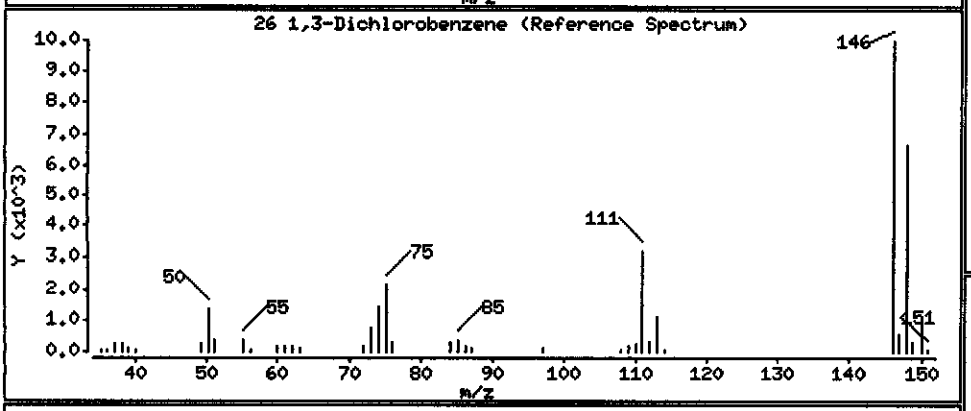

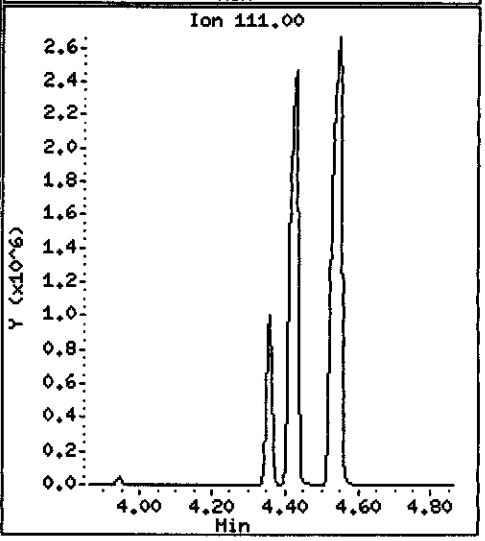

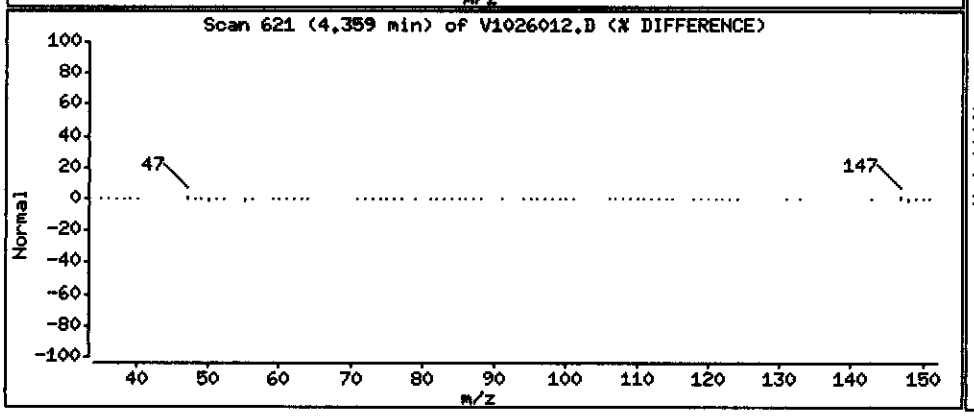

Data File: \\PITSVR06\D\chem\731.i\V102608.b\V1026012.D

Date : 27-OCT-2008 03:24

Client ID: DUPLICATE EW-1-1008 Instrument: 731.i

Sample Info: C8J160331-009 10/20/08 h2o (8295020) 8270c

Volume Injected (uL): 2.0 Operator: 003200

Column phase: DB5-MS Column diameter: 0.32

27 1,4-Dichlorobenzene Concentration: 371.06 ug/L

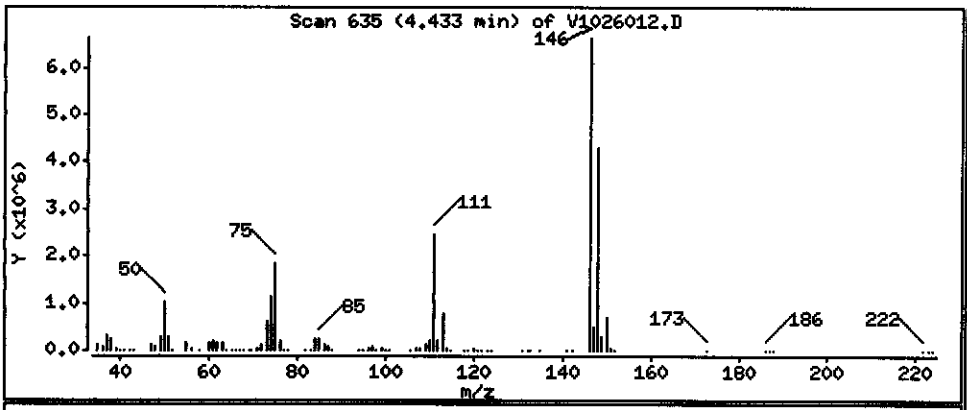

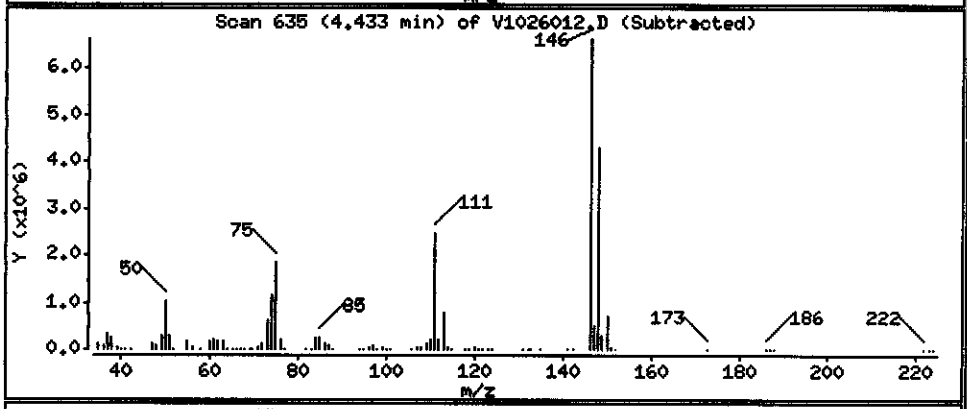

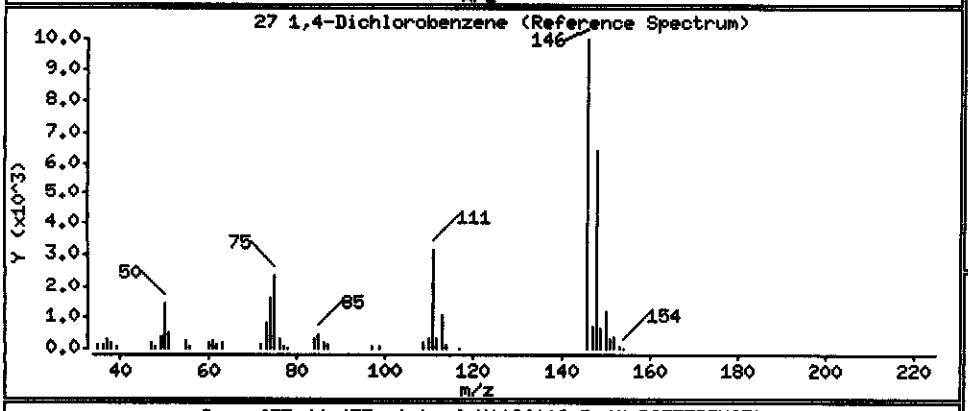

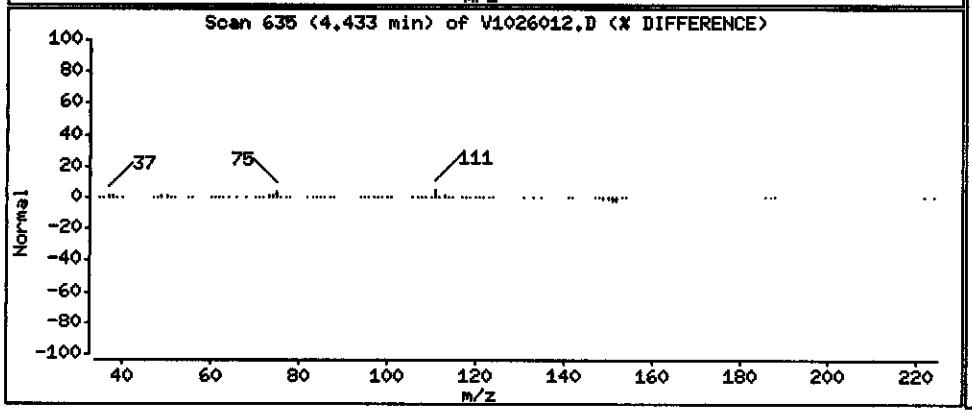

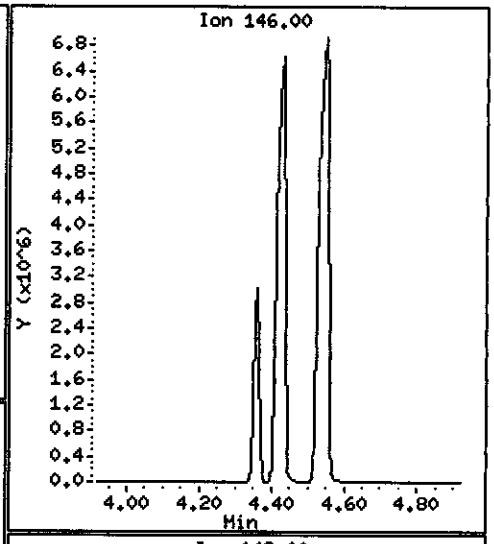

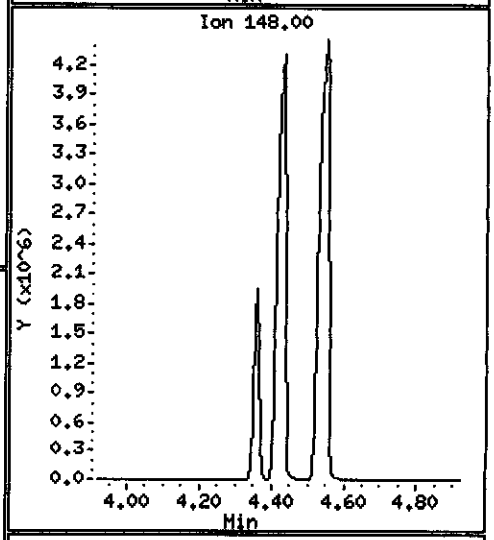

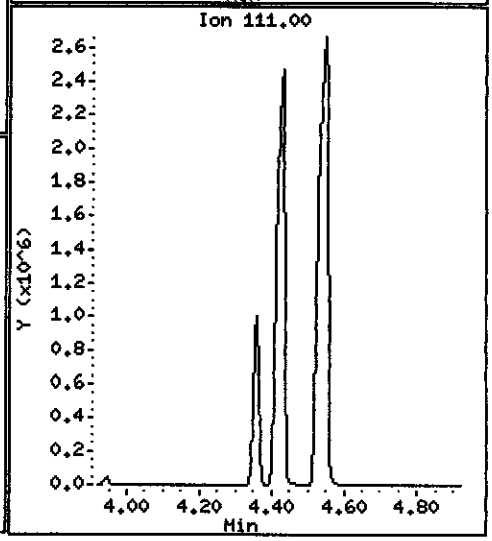

Data File: \\PITSVR06\D\chem\731.i\V102608.b\V1026012.D

Date : 27-OCT-2008 03:24

Client ID: DUPLICATE EW-1-1008

Instrument: 731.i

Sample Info: C8J160331-009 10/20/08 h2o (8295020) 8270c

Volume Injected (uL): 2.0

Operator: 003200

Column phase: DB5-MS

Column diameter: 0.32

28 1,2-Dichlorobenzene

Concentration: 470.12 ug/L

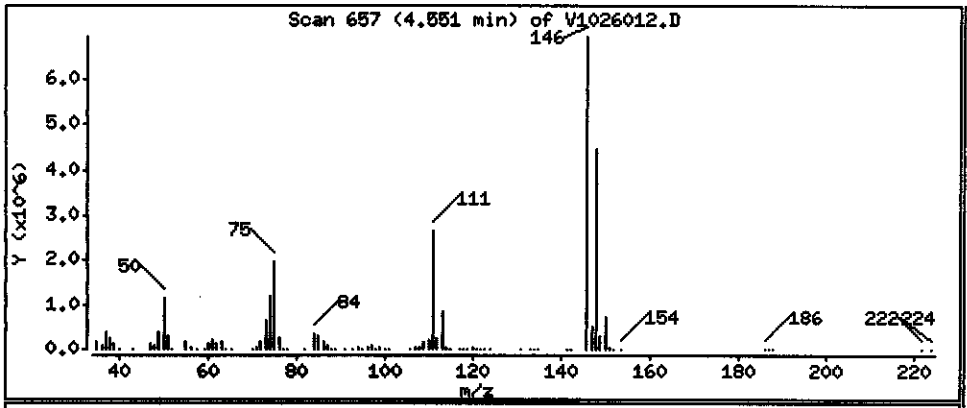

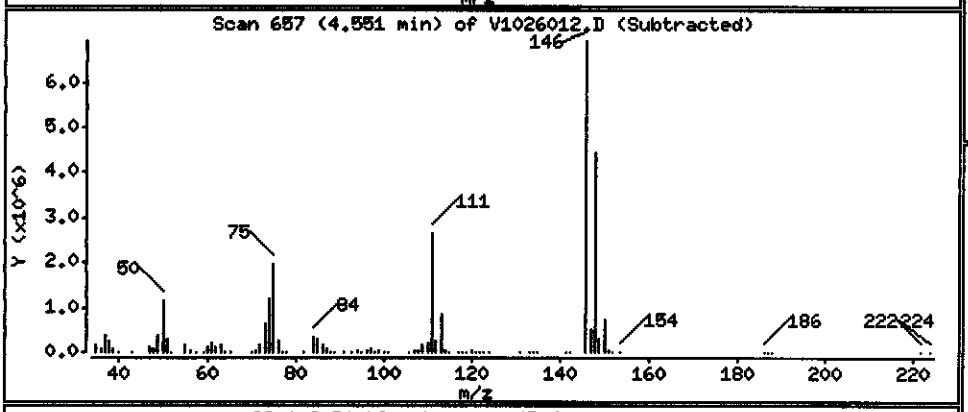

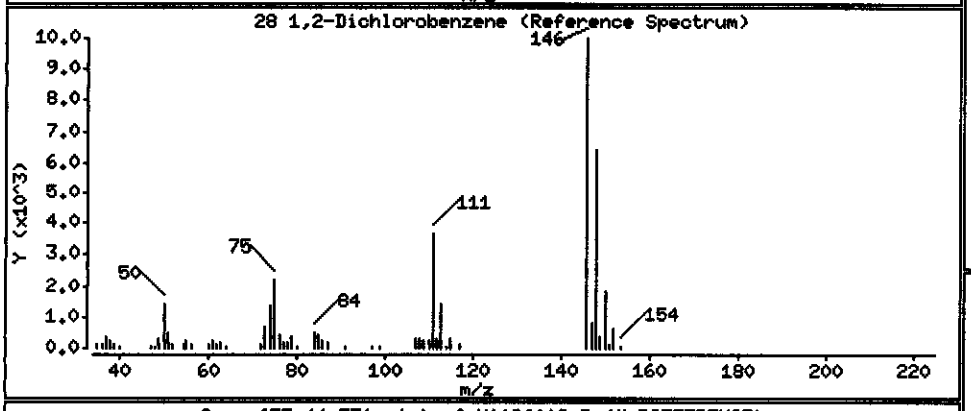

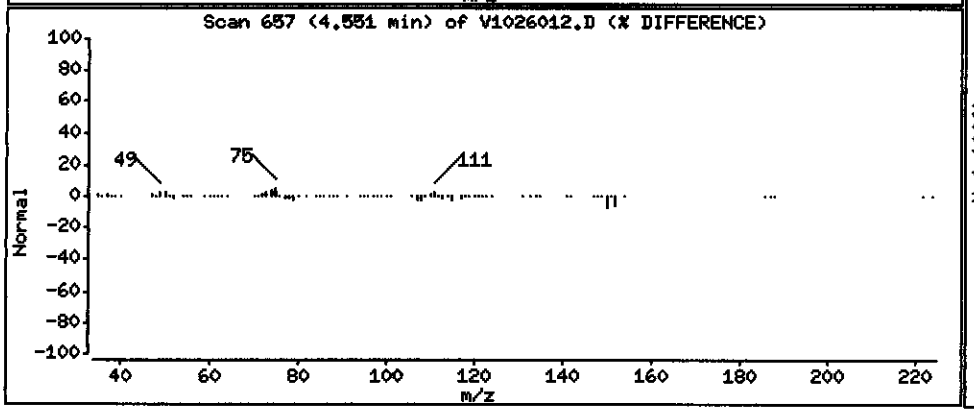

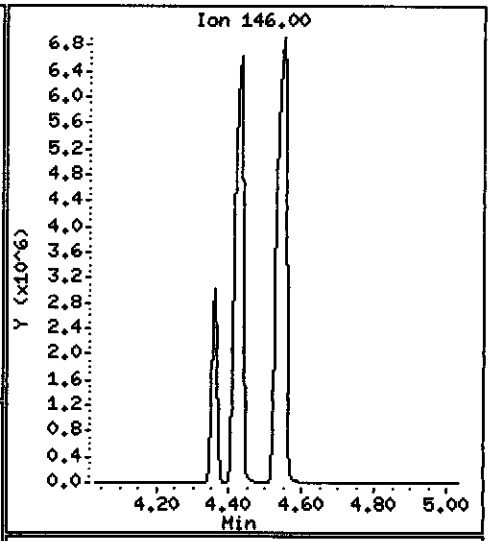

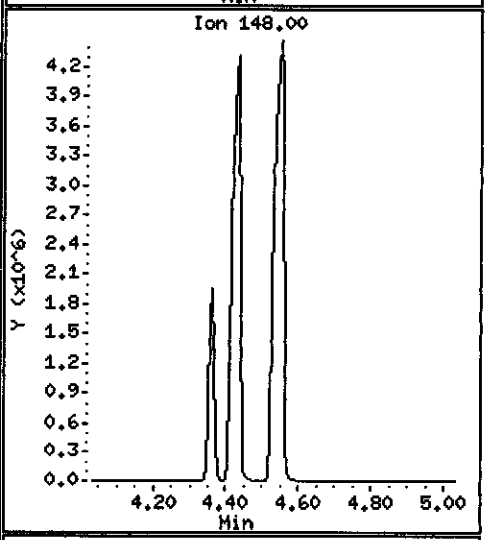

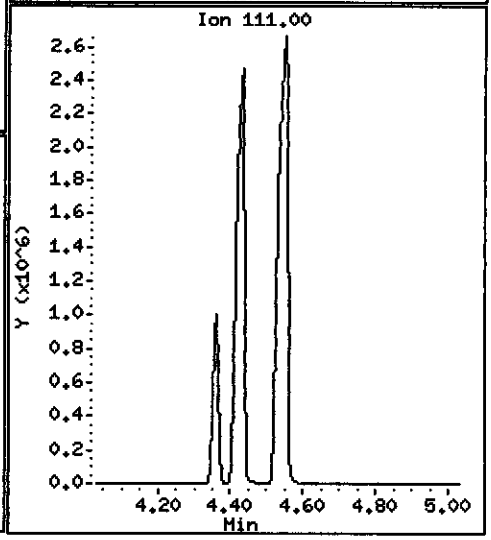

Data File: \\PITSVR06\D\chem\731.i\V102608.b\V1026012.D

Date : 27-OCT-2008 03:24

Client ID: DUPLICATE EW-1-1008

Instrument: 731.i

Sample Info: C8J160331-009 10/20/08 h2o (8295020) 8270c

Volume Injected (uL): 2.0

Operator: 003200

Column phase: DB5-MS

Column diameter: 0.32

50 1,2,4-Trichlorobenzene

Concentration: 0.15033 ug/L

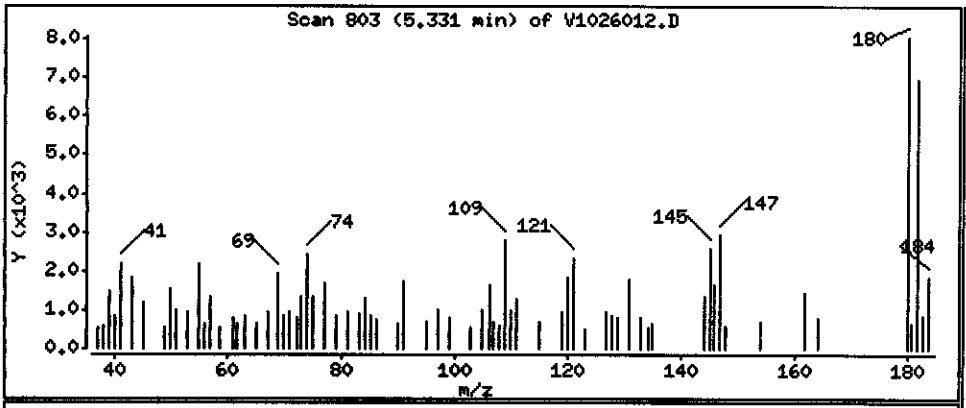

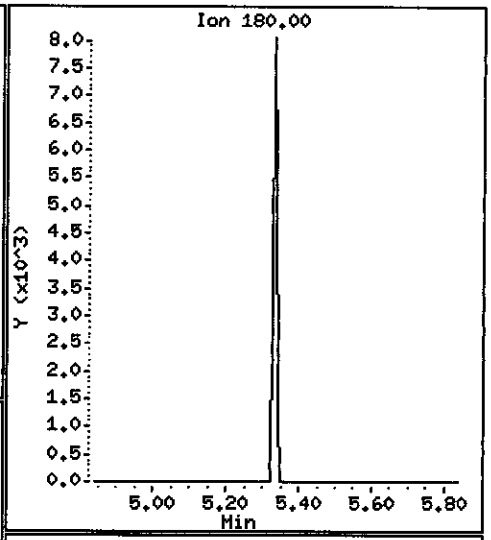

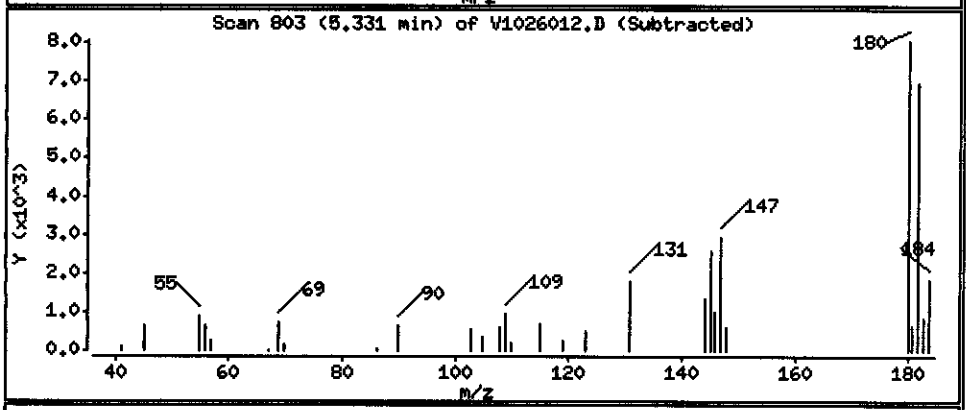

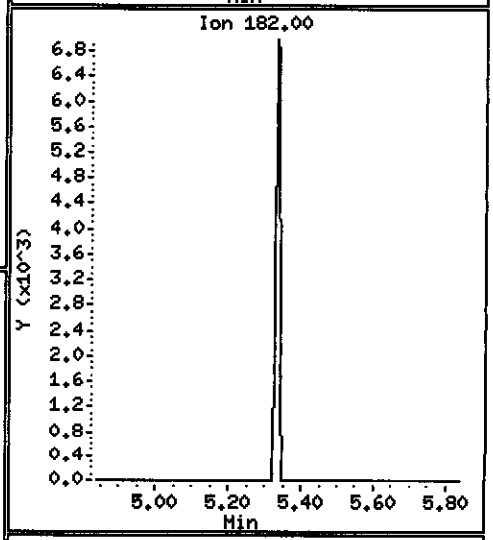

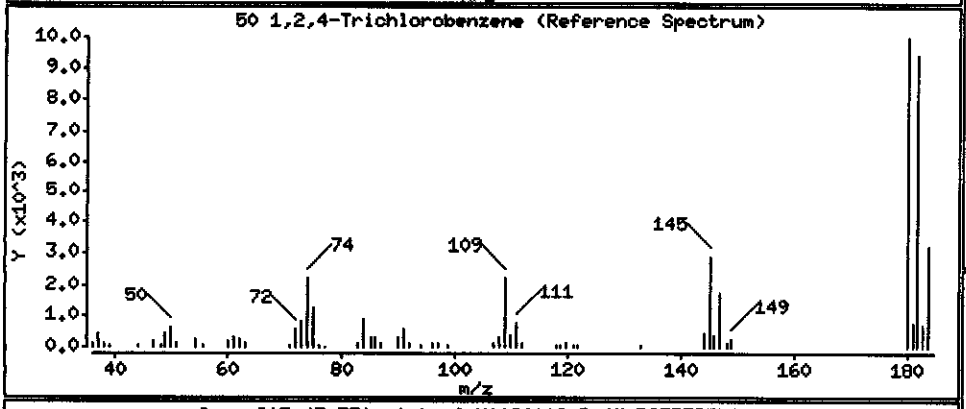

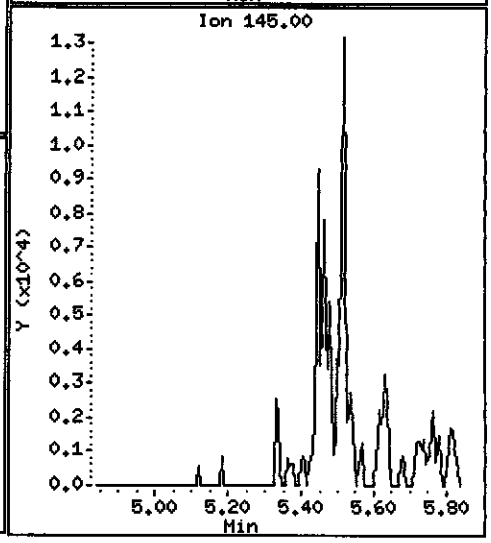

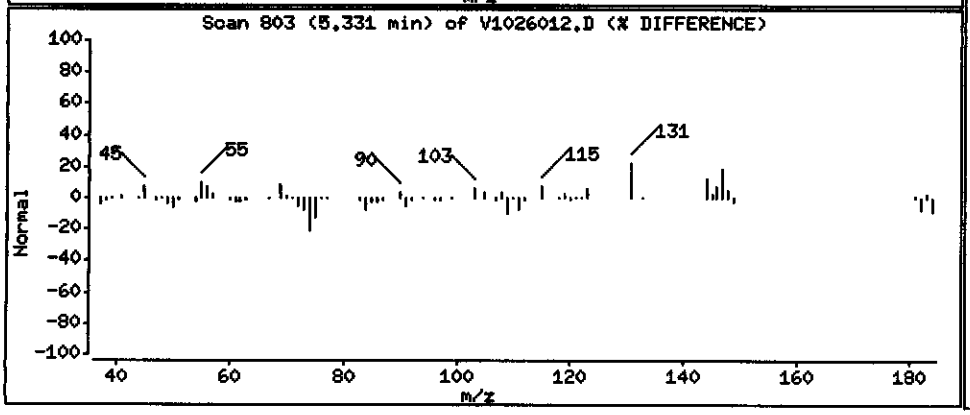

Data File: \\PITSVR06\D\chem\731.i\V102608.b\V1026012.D

Date : 27-OCT-2008 03:24

Client ID: DUPLICATE EW-1-1008 Instrument: 731.i

Sample Info: C8J160331-009 10/20/08 h2o (8295020) 8270c

Volume Injected (uL): 2.0 Operator: 003200

Column phase: DB5-MS Column diameter: 0.32

52 4-Chloroaniline Concentration: 69.768 ug/L

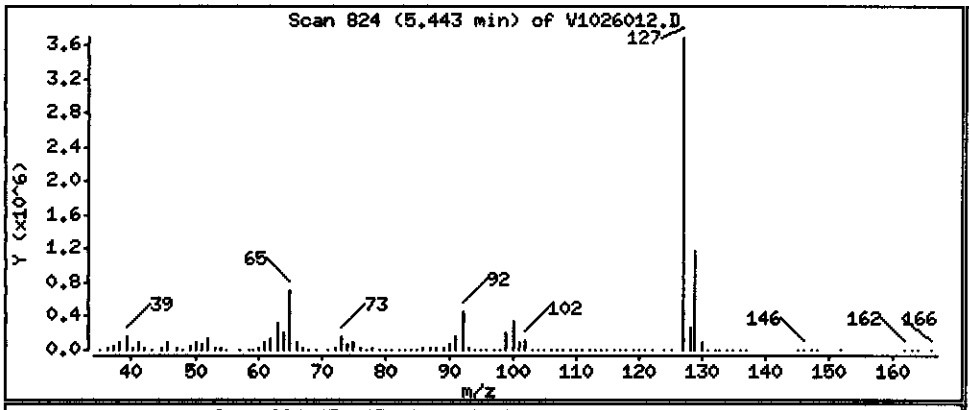

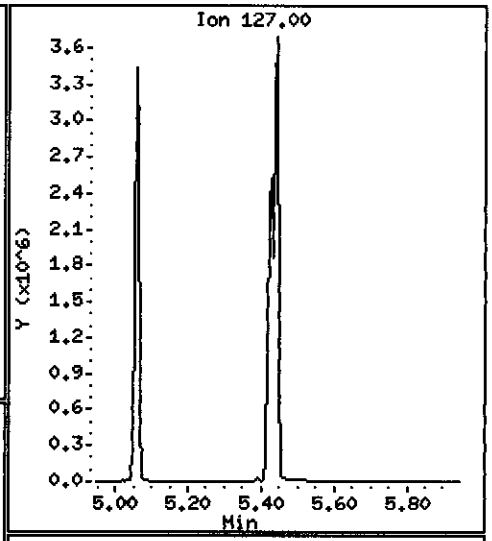

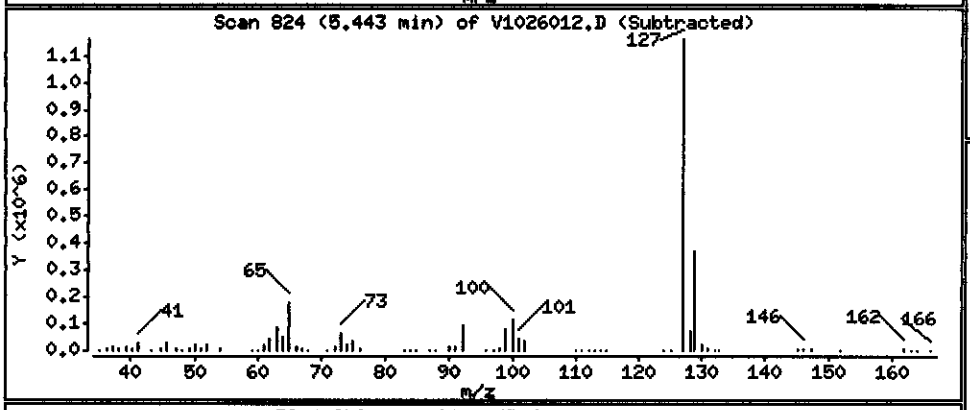

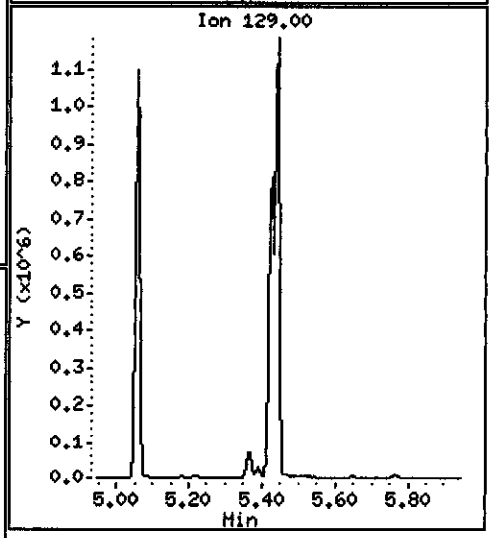

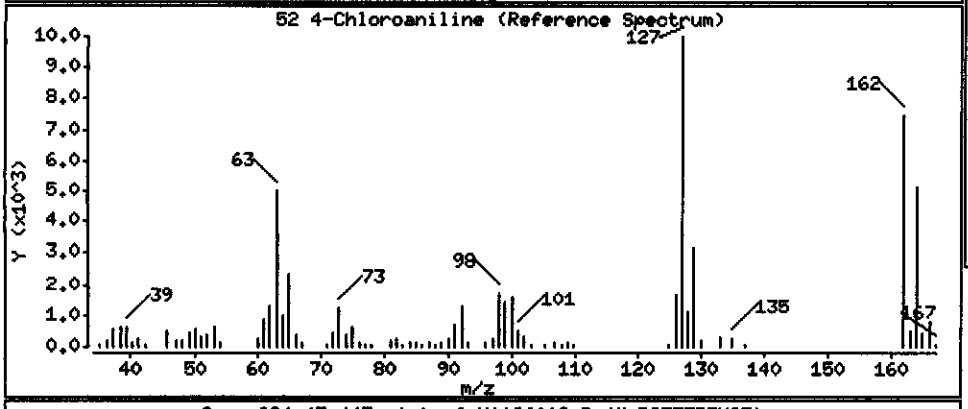

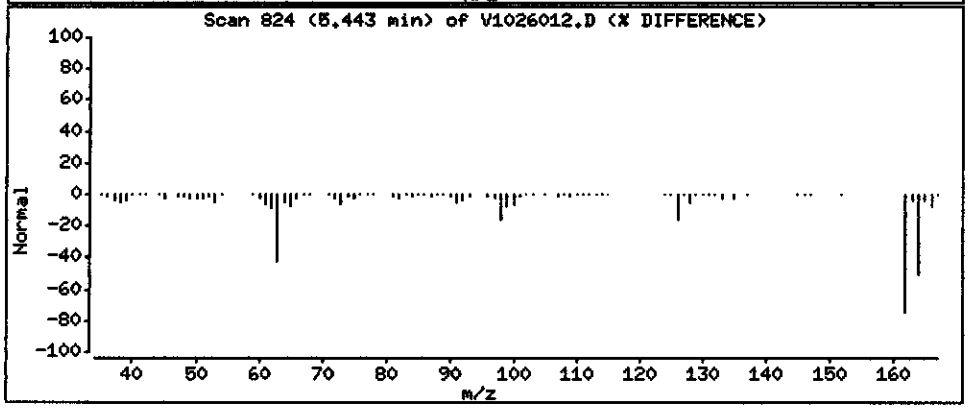

Data File: \\PITSVR06\D\chem\731.i\V102608.b\V1026012.D

Date : 27-OCT-2008 03:24

Client ID: DUPLICATE EW-1-1008

Instrument: 731.i

Sample Info: C8J160331-009 10/20/08 h2o (8295020) 8270c

Volume Injected (uL): 2.0

Operator: 003200

Column phase: DB5-MS

Column diameter: 0.32

63 1-Methylnaphthalene

Concentration: 1.3598 ug/L

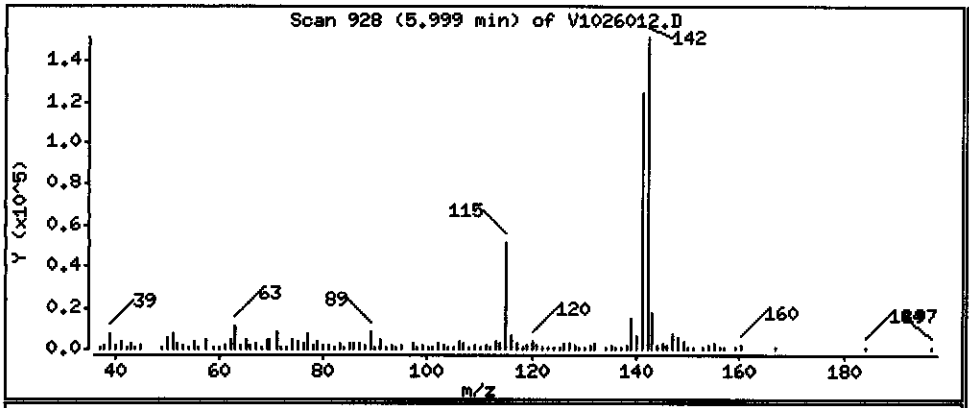

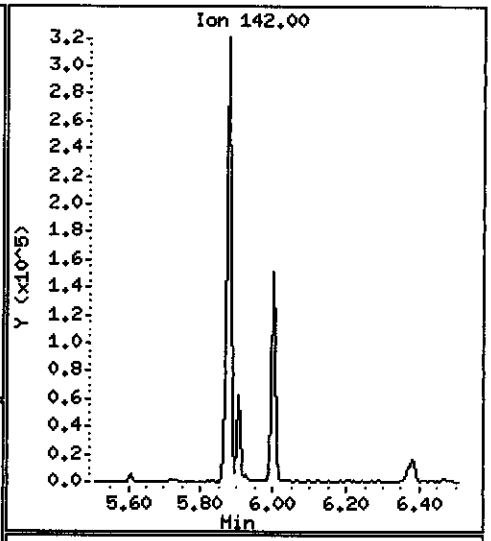

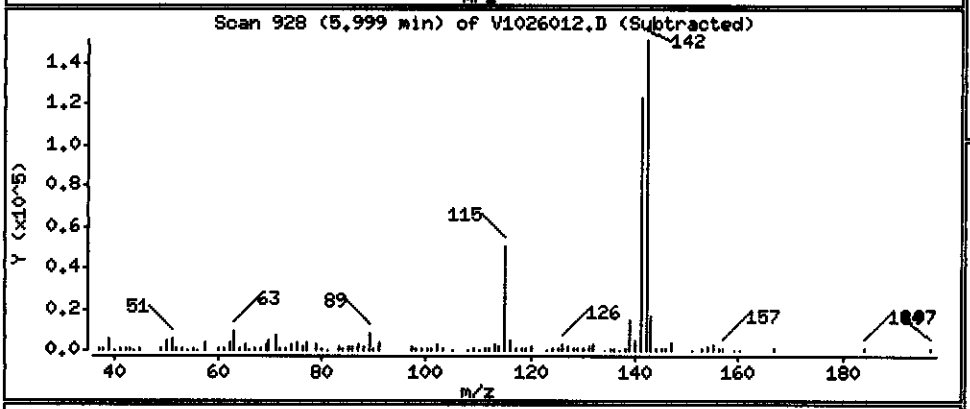

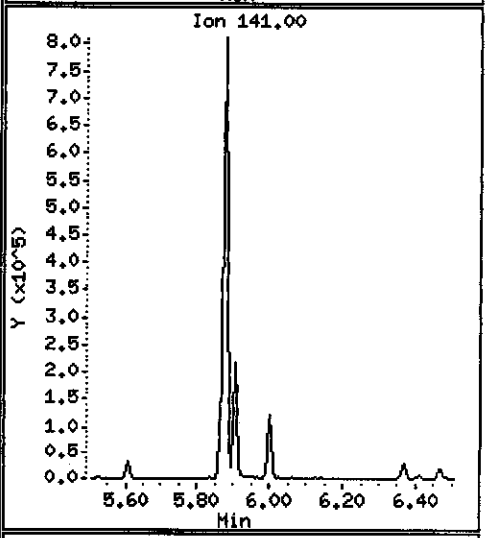

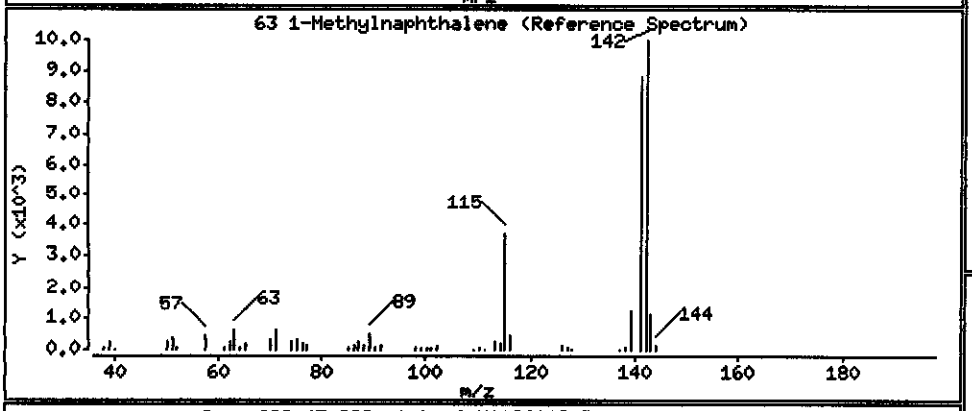

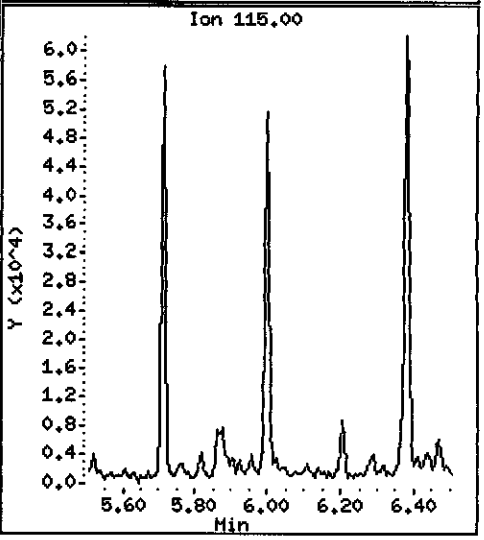

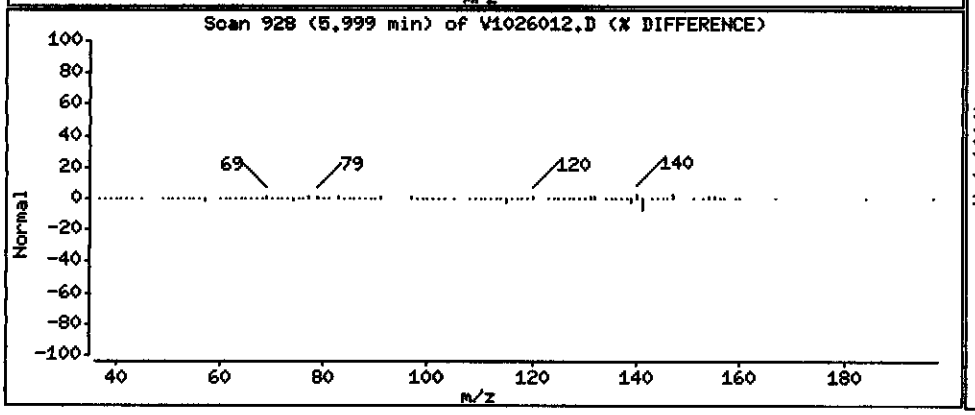

Data File: \\PITSVR06\D\chem\731.i\V102608.b\V1026012.D

Date : 27-OCT-2008 03:24

Client ID: DUPLICATE EW-1-1008

Instrument: 731.i

Sample Info: C8J160331-009 10/20/08 h2o (8295020) 8270c

Volume Injected (uL): 2.0

Operator: 003200

Column phase: DB5-MS

Column diameter: 0.32

209 1,1'-Biphenyl

Concentration: 0.28530 ug/L

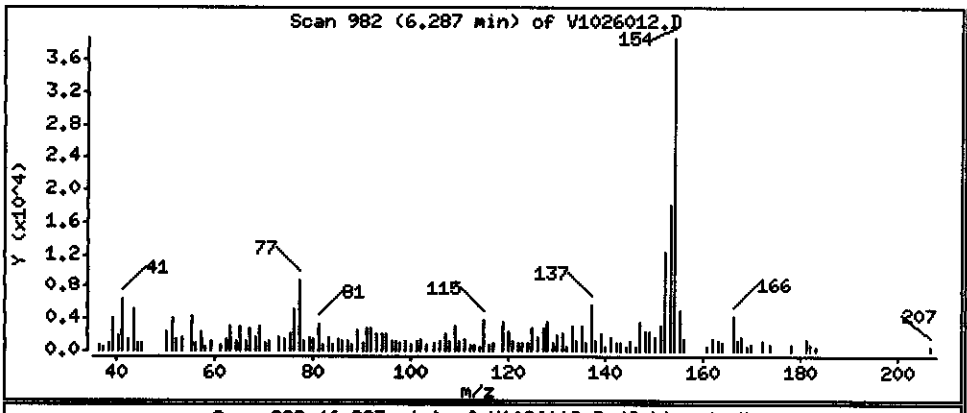

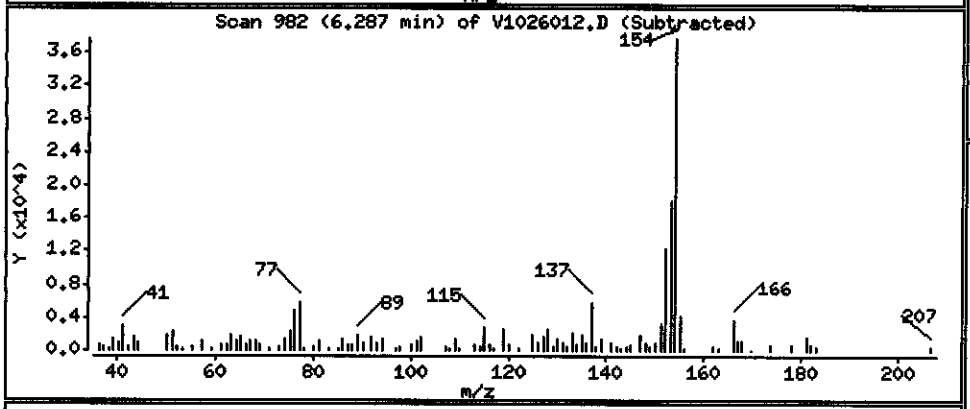

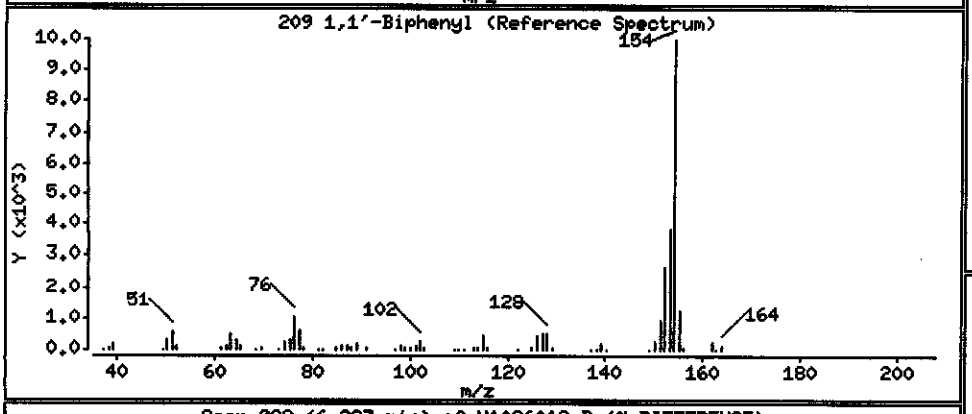

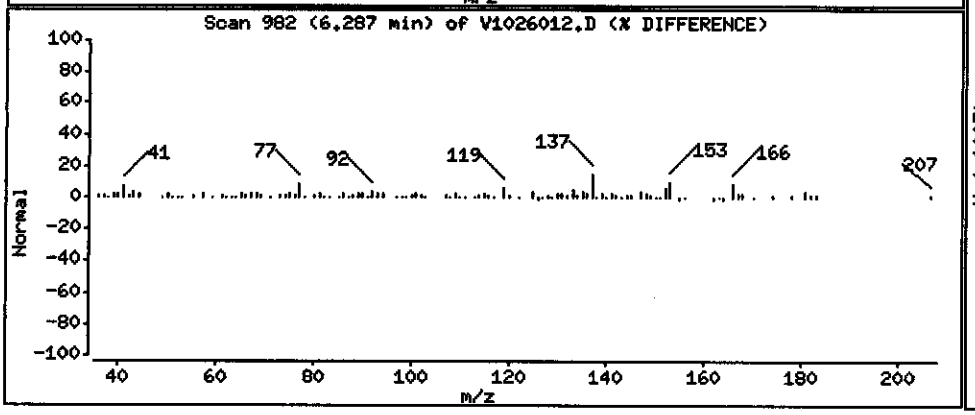

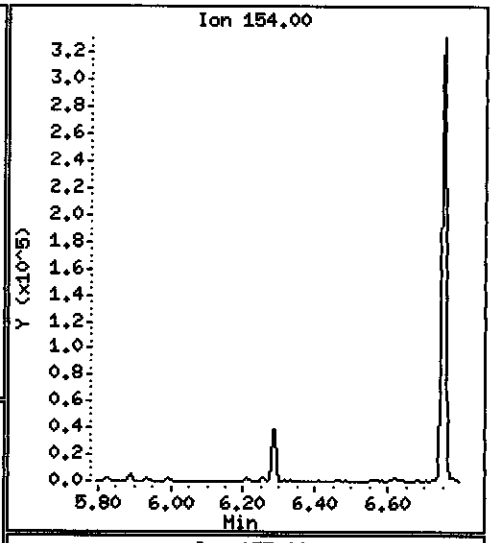

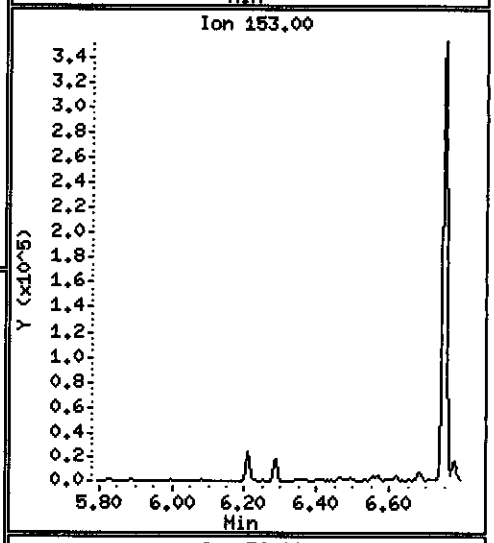

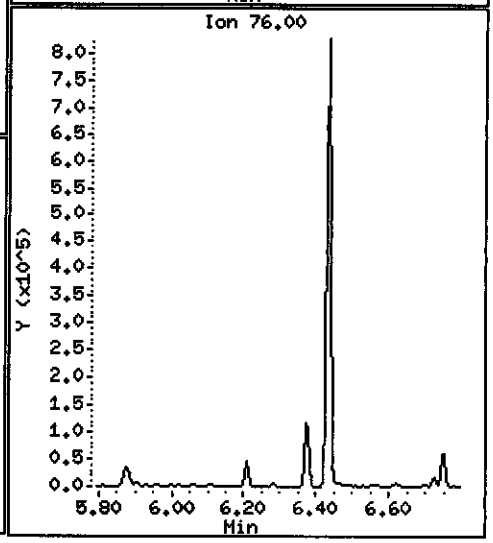

Data File: \\PITSVR06\D\chem\731.i\V102608.b\V1026012.D

Date : 27-OCT-2008 03:24

Client ID: DUPLICATE EW-1-1008

Instrument: 731.i

Sample Info: C8J160331-009 10/20/08 h2o (8295020) 8270c

Volume Injected (uL): 2.0

Operator: 003200

Column phase: DB5-MS

Column diameter: 0.32

82 Acenaphthene

Concentration: 3.0212 ug/L

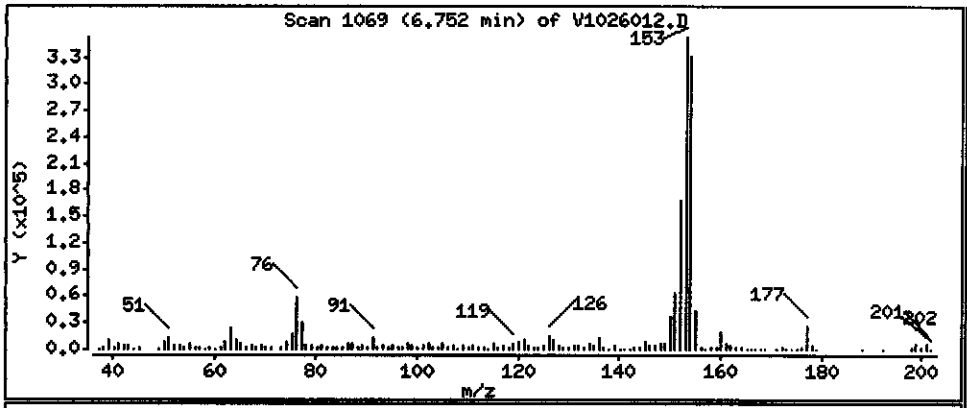

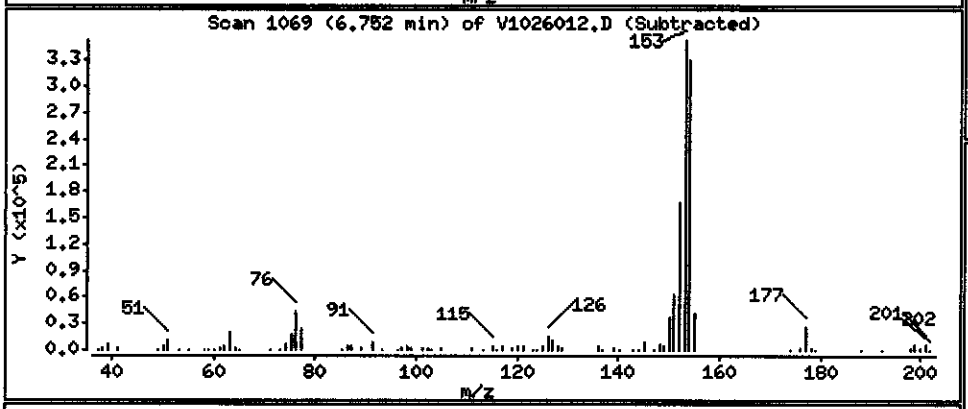

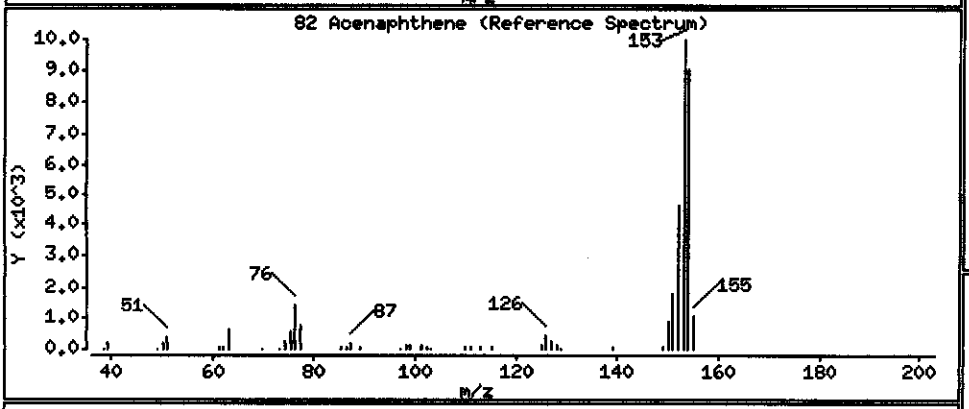

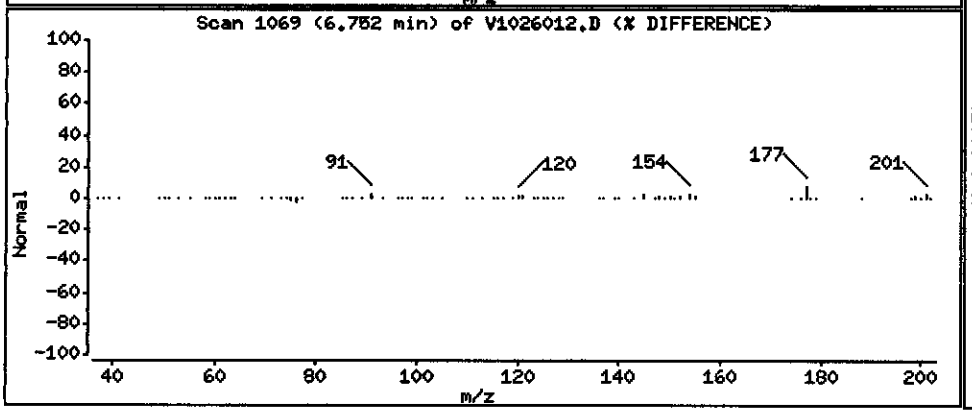

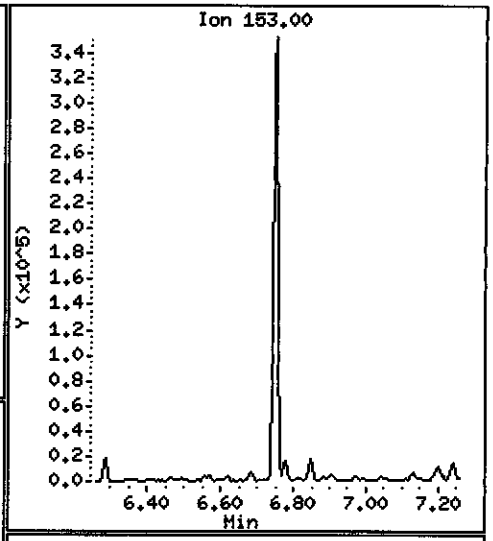

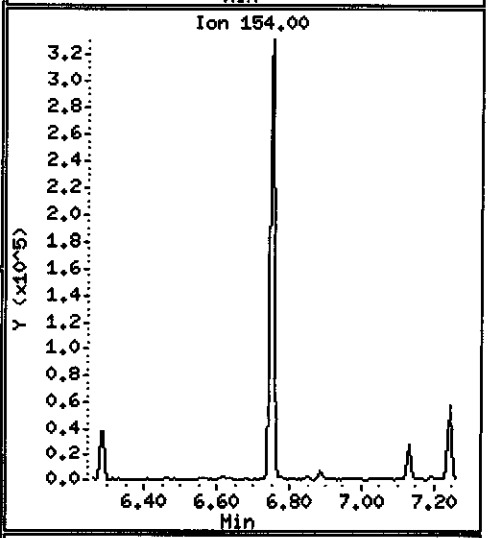

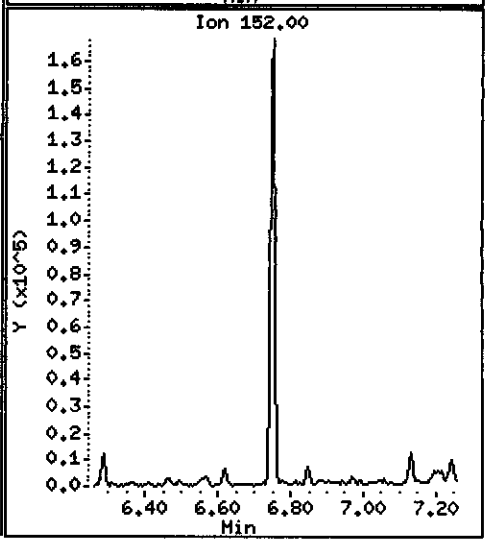

Data File: \\PITSVR06\D\chem\731.i\V102608.b\V1026012.D

Date : 27-OCT-2008 03:24

Client ID: DUPLICATE EW-1-1008

Instrument: 731.i

Sample Info: C8J160331-009 10/20/08 h2o (8295020) 8270c

Volume Injected (uL): 2.0

Operator: 003200

Column phase: DB5-MS

Column diameter: 0.32

86 Dibenzofuran

Concentration: 0.49339 ug/L

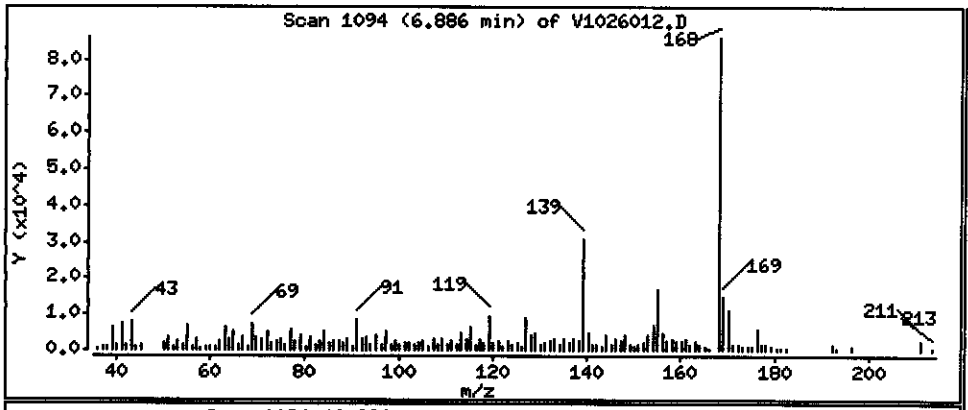

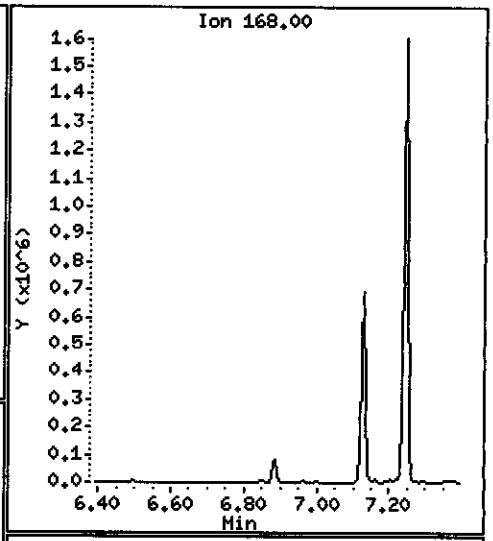

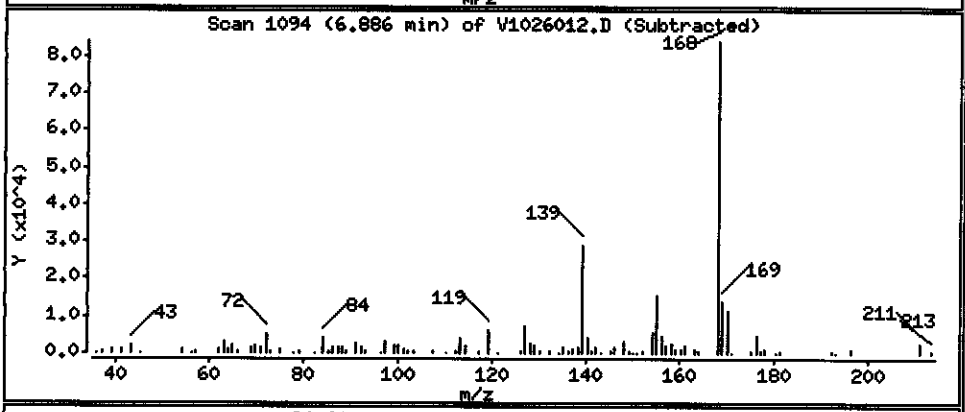

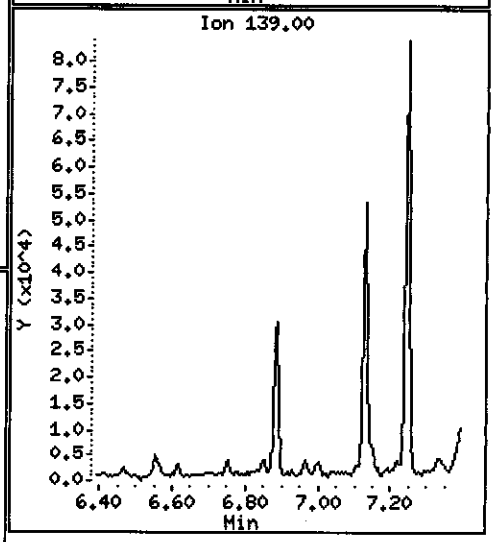

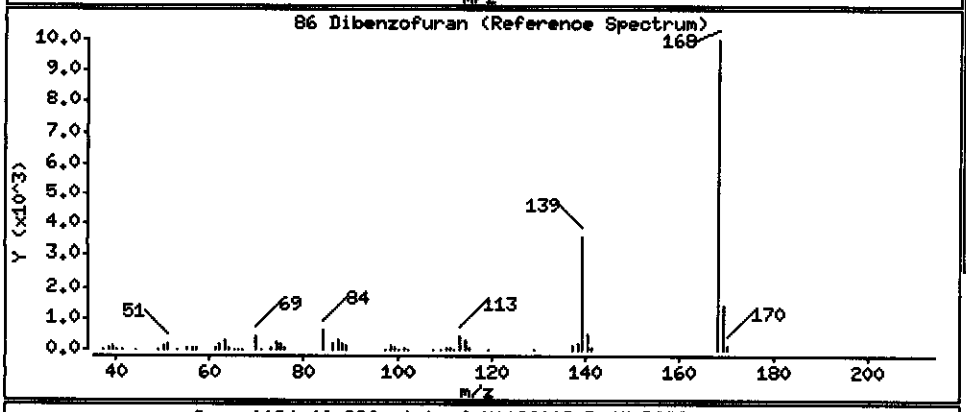

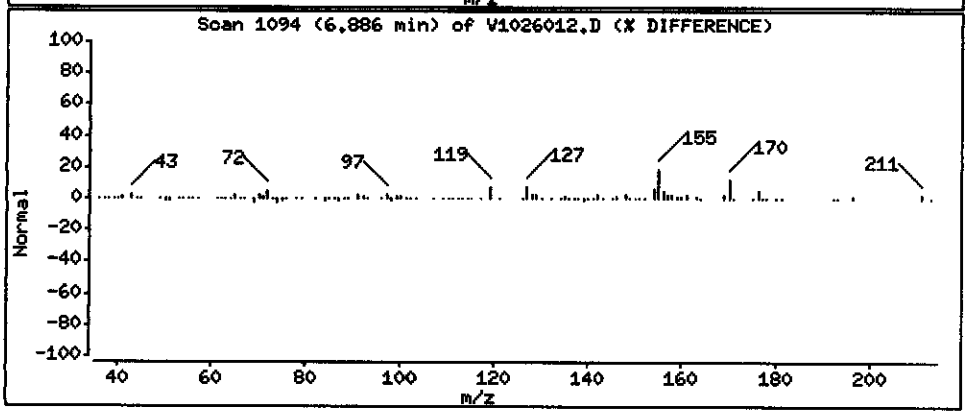

Data File: \\PITSVR06\D\chem\731.i\V102608.b\V1026012.D

Date : 27-OCT-2008 03:24

Client ID: DUPLICATE EW-1-1008

Instrument: 731.i

Sample Info: C8J160331-009 10/20/08 h2o (8295020) 8270c

Volume Injected (uL): 2.0

Operator: 003200

Column phase: DB5-MS

Column diameter: 0.32

92 2-Naphthylamine

Concentration: 11.538 ug/L

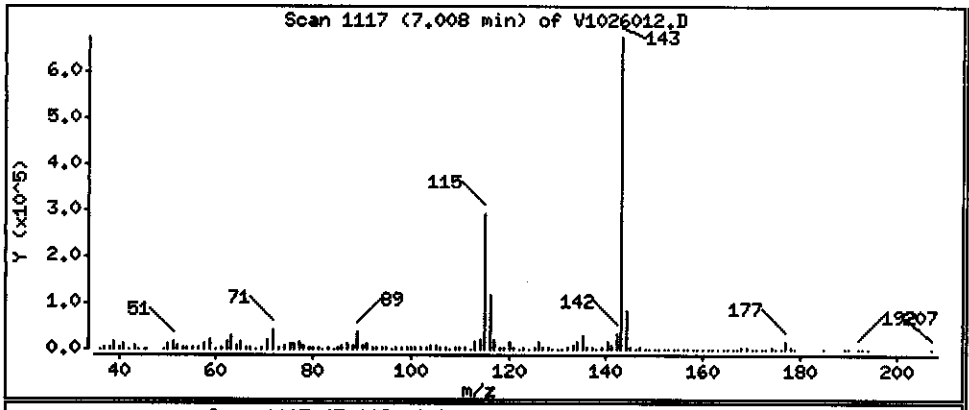

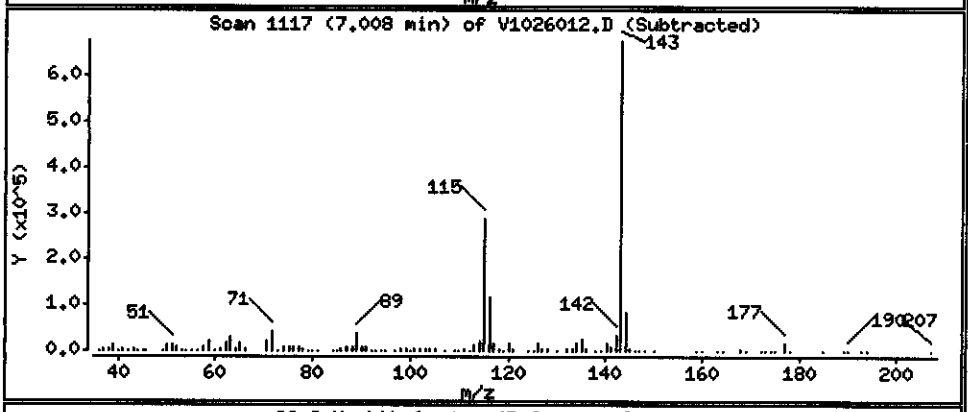

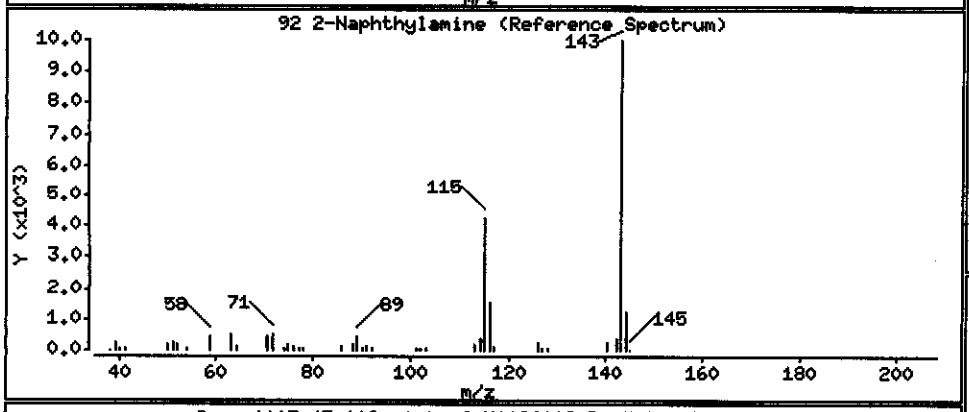

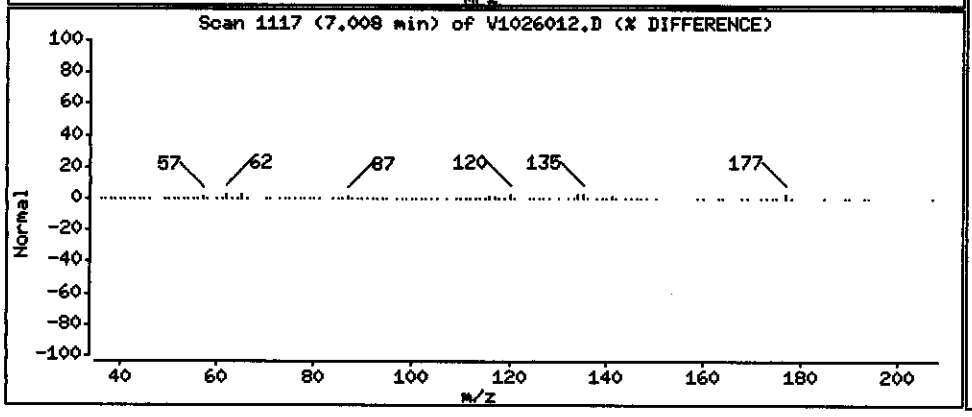

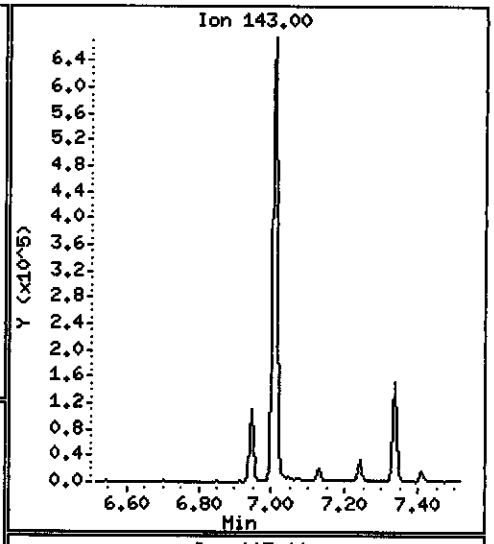

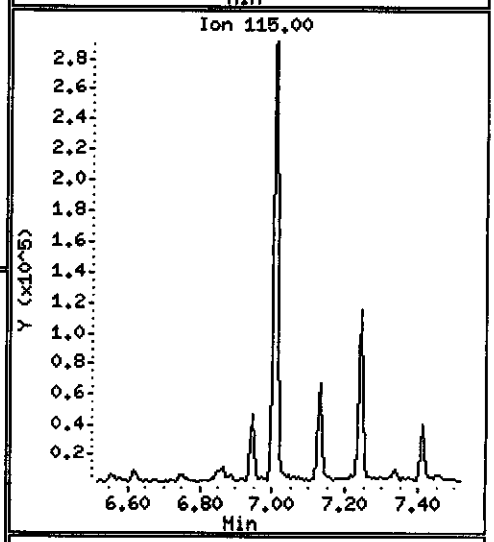

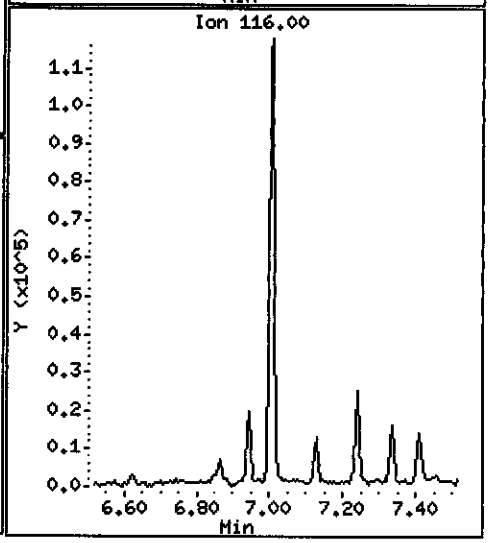

Data File: \\PITSVR06\D\chem\731.i\V102608.b\V1026012.D

Date : 27-OCT-2008 03:24

Client ID: DUPLICATE EW-1-1008

Instrument: 731.i

Sample Info: C8J160331-009 10/20/08 h2o (8296020) 8270c

Volume Injected (uL): 2.0

Operator: 003200

Column phase: DB5-MS

Column diameter: 0.32

99 N-Nitrosodiphenylamine (1)

Concentration: 22.988 ug/L

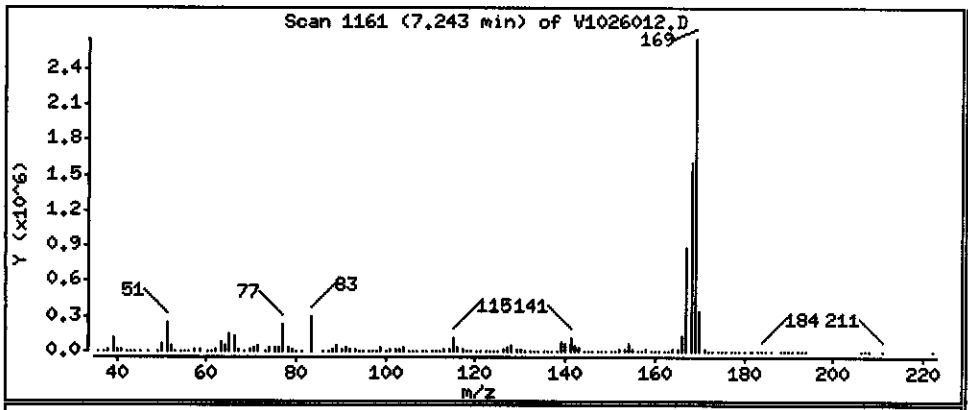

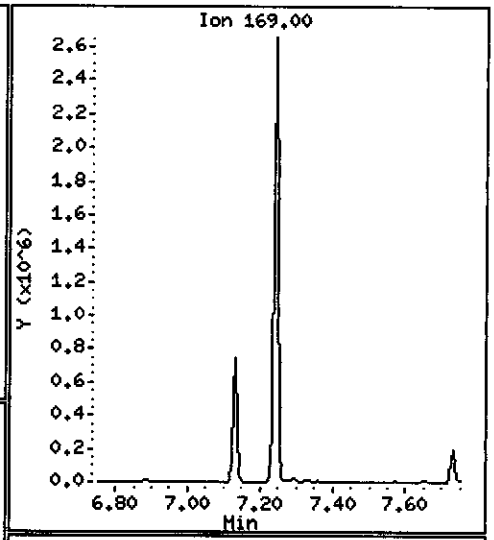

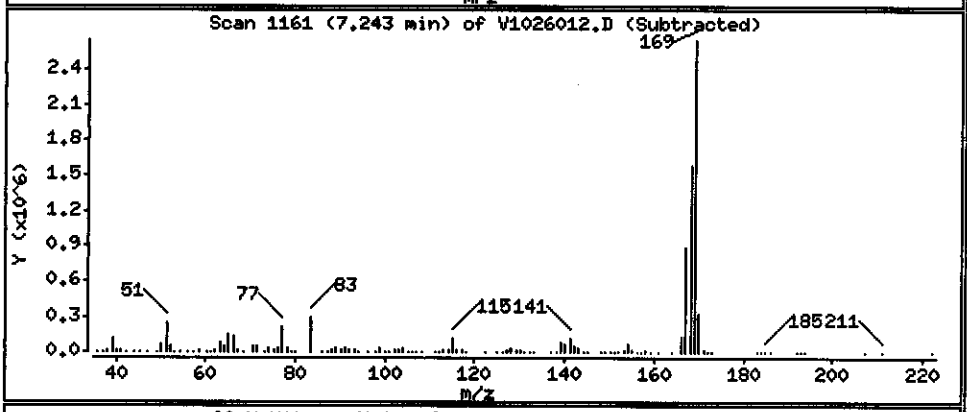

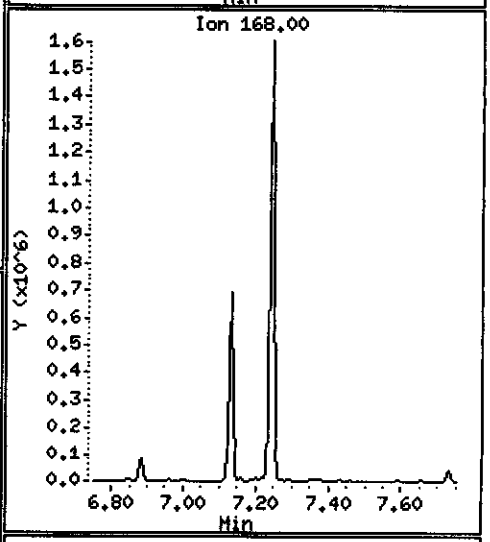

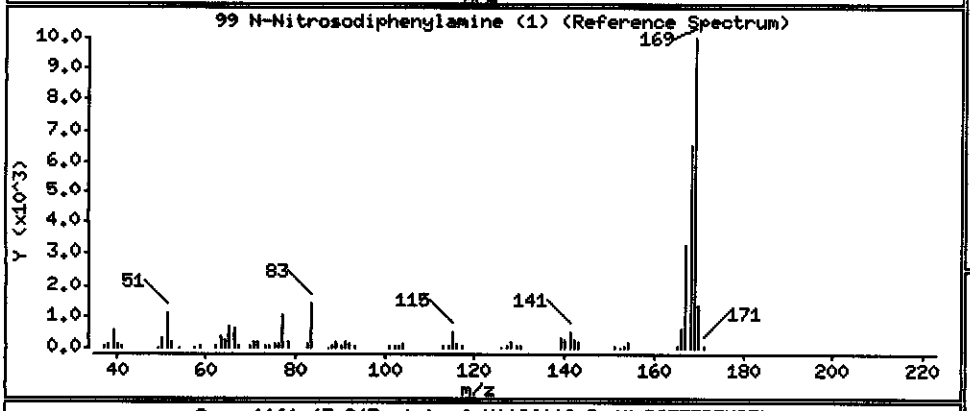

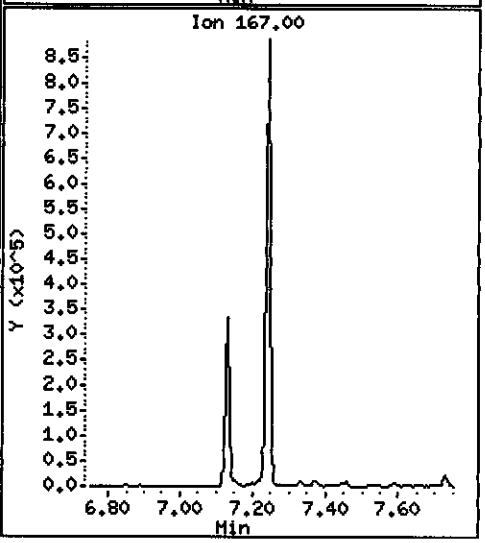

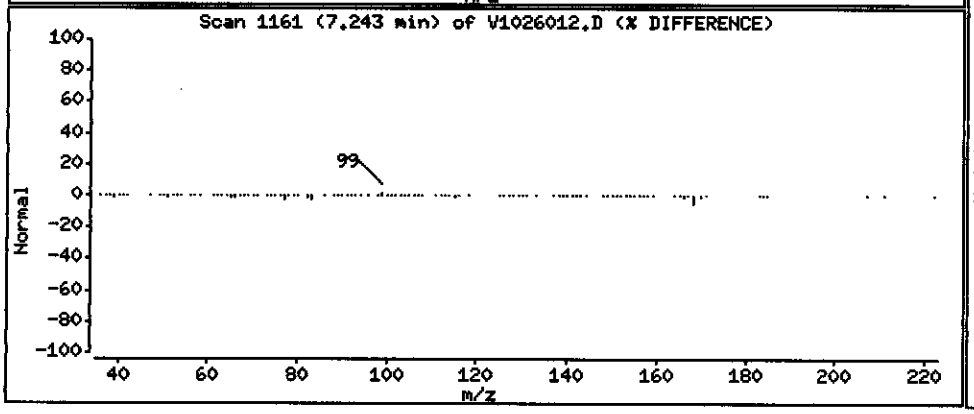

Data File: \\PITSVR06\D\chem\731.i\V102608.b\V1026012.D

Date : 27-OCT-2008 03:24

Client ID: DUPLICATE EW-1-1008

Instrument: 731.i

Sample Info: C8J160331-009 10/20/08 h2o (8295020) 8270c

Volume Injected (uL): 2.0

Operator: 003200

Column phase: DB5-MS

Column diameter: 0.32

115 Phenanthrene

Concentration: 0.11304 ug/L

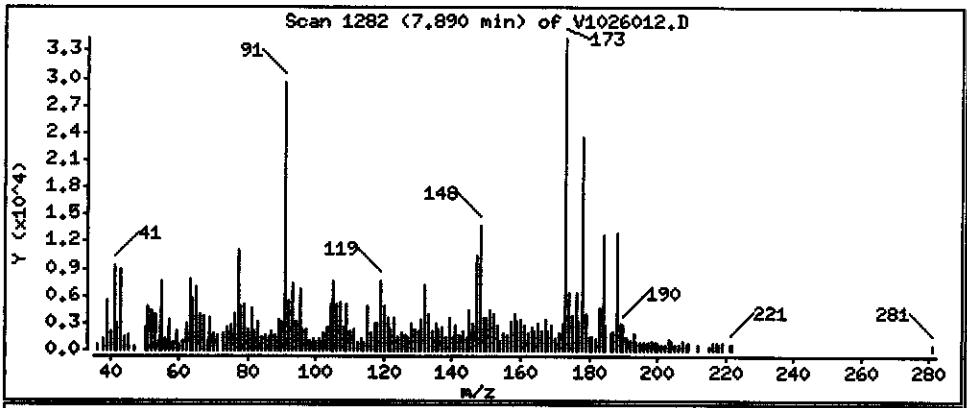

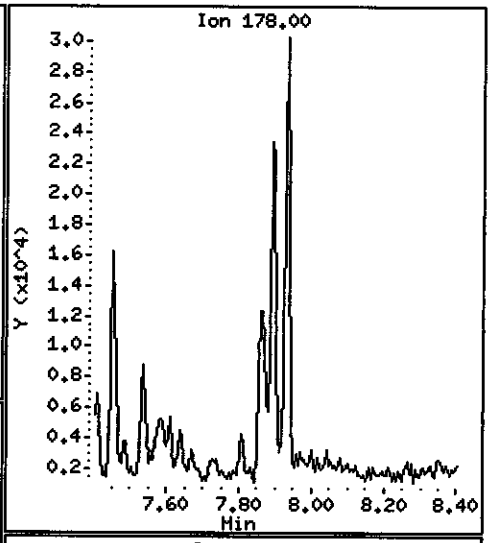

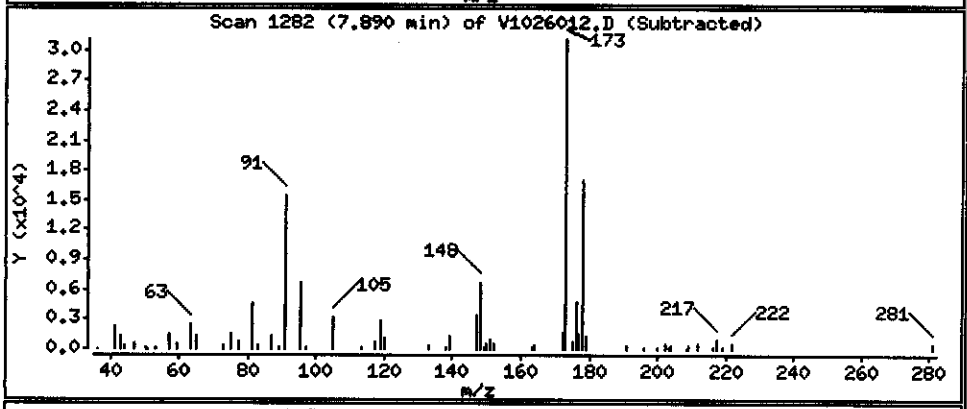

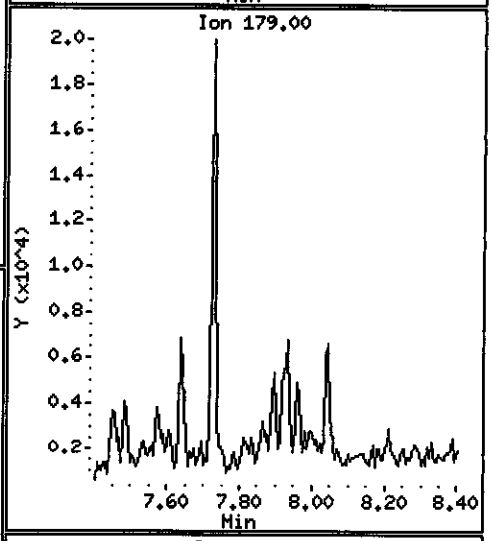

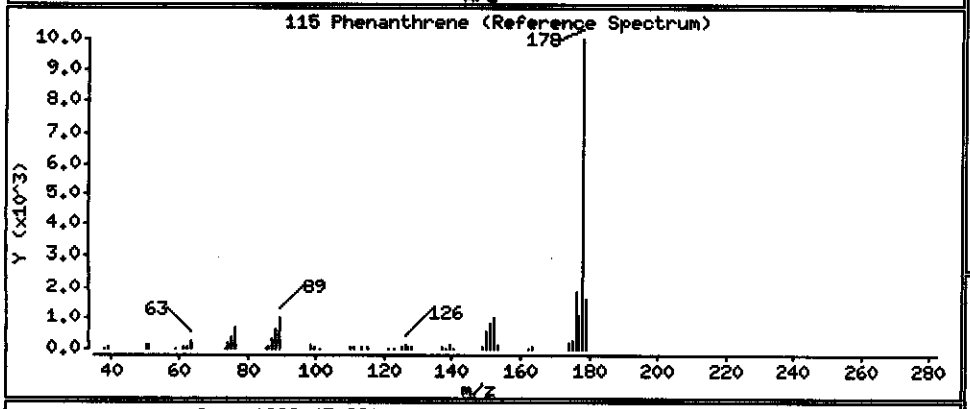

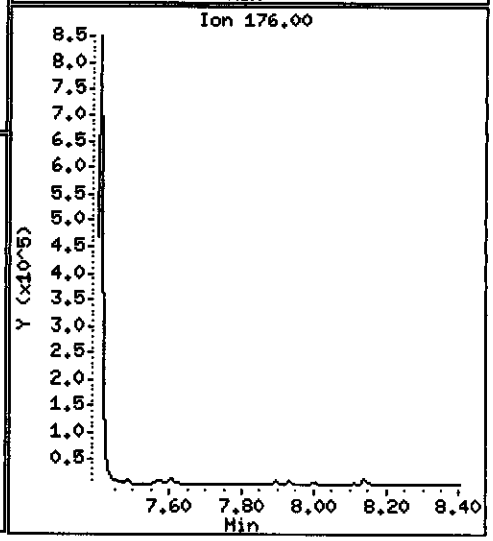

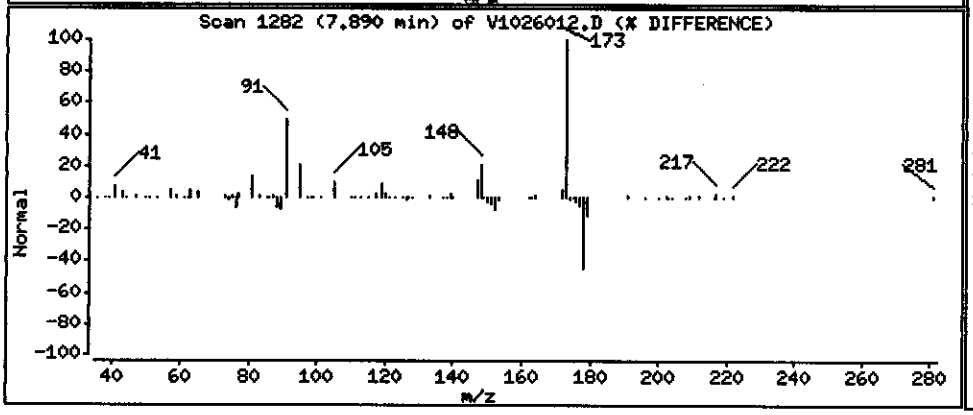

Data File: \\PITSVR06\D\chem\731.i\V102608.b\V1026012.D

Date : 27-OCT-2008 03:24

Client ID: DUPLICATE EW-1-1008

Instrument: 731.i

Sample Info: C8J160331-009 10/20/08 h2o (8295020) 8270c

Volume Injected (uL): 2.0

Operator: 003200

Column phase: DB5-MS

Column diameter: 0.32

116 Anthracene

Concentration: 0.13561 ug/L

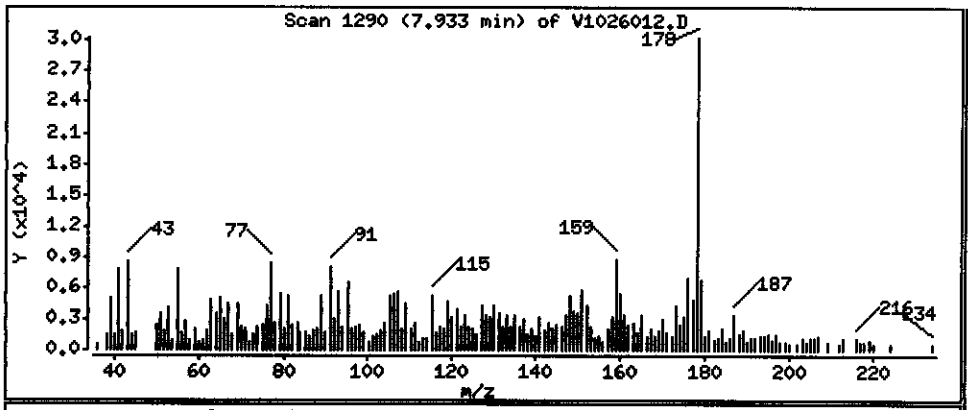

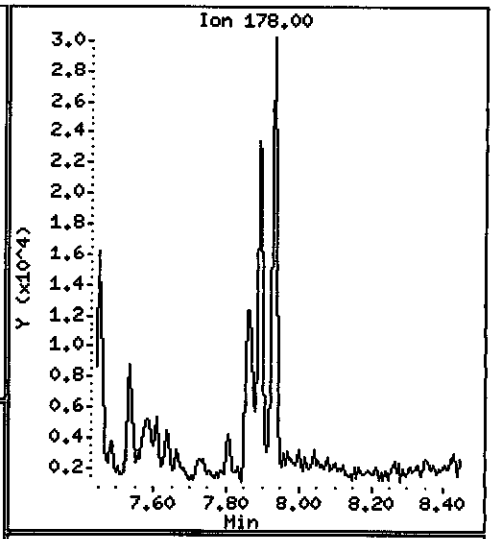

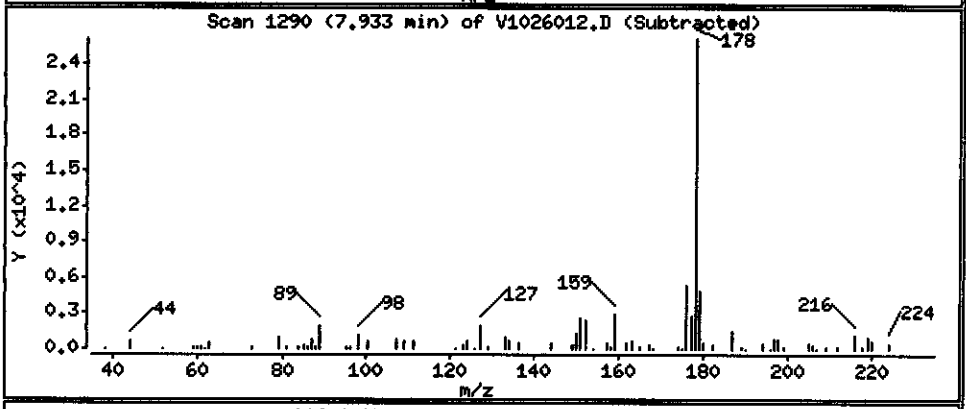

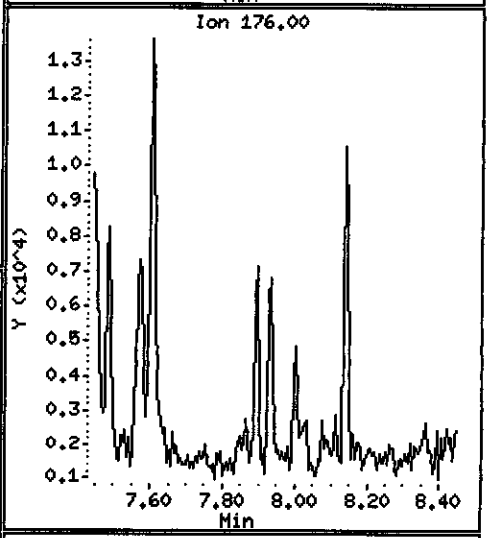

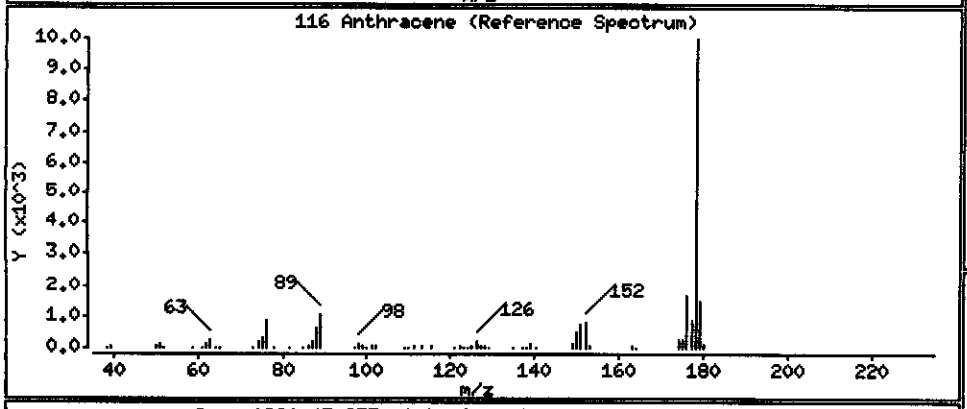

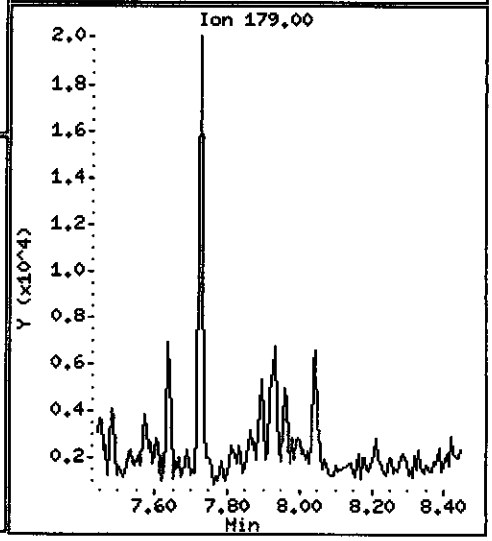

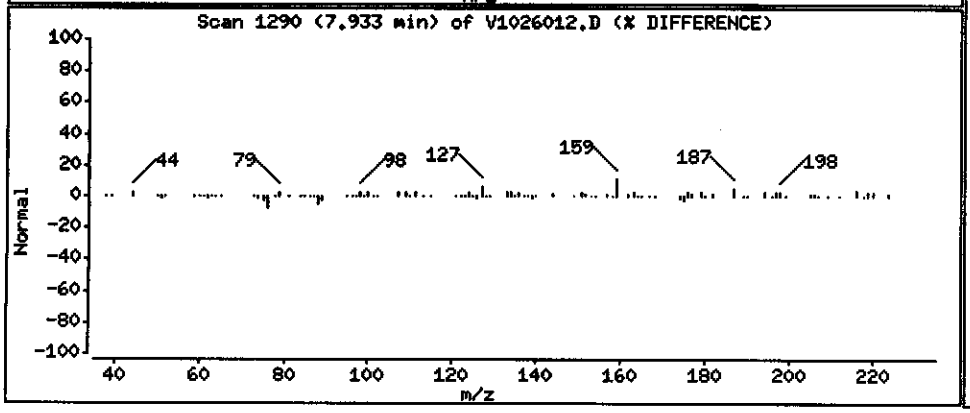

Data File: \\PITSVR06\D\chem\731.i\V102608.b\V1026012.D

Date : 27-OCT-2008 03:24

Client ID: DUPLICATE EW-1-1008

Instrument: 731.i

Sample Info: C8J160331-009 10/20/08 h2o (8295020) 8270c

Volume Injected (uL): 2.0

Operator: 003200

Column phase: DB5-MS

Column diameter: 0.32

119 Carbazole

Concentration: 0.64968 ug/L

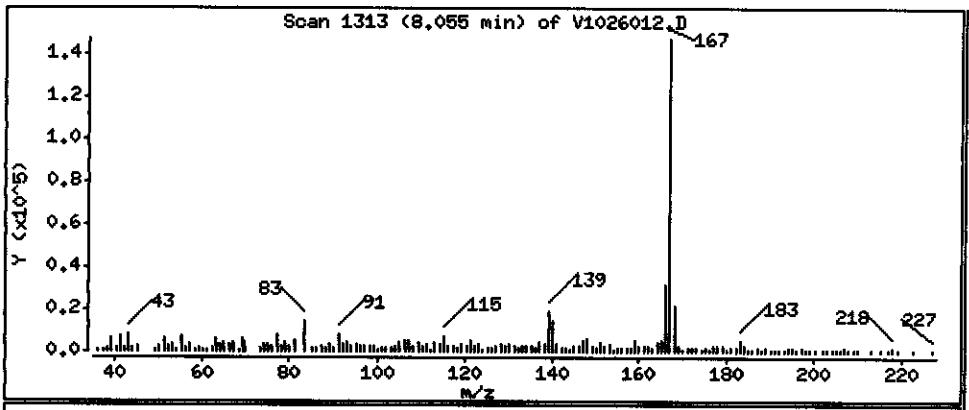

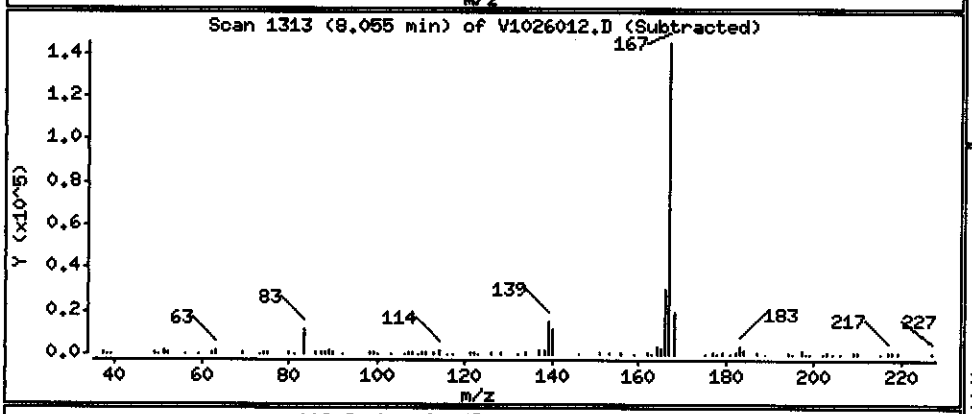

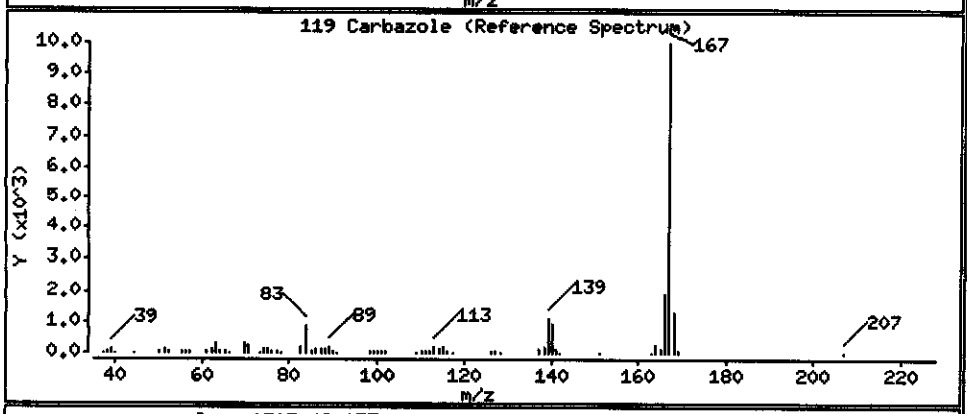

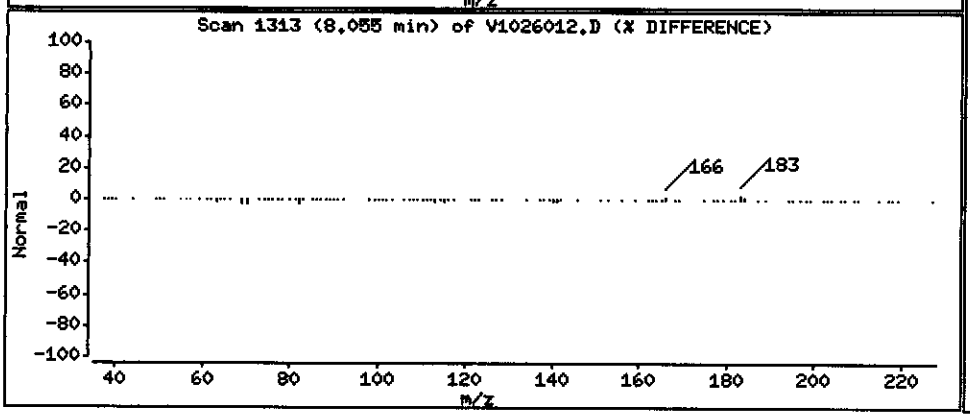

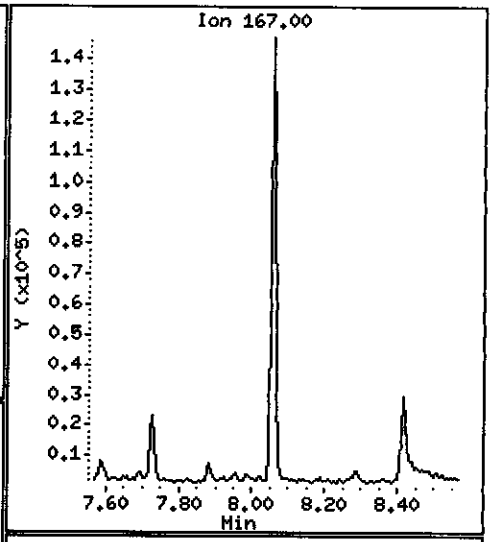

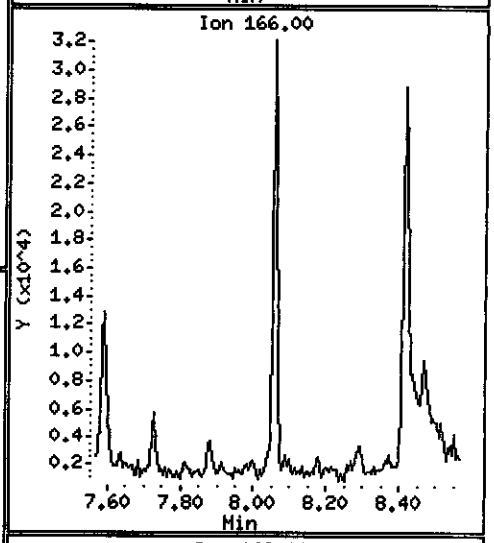

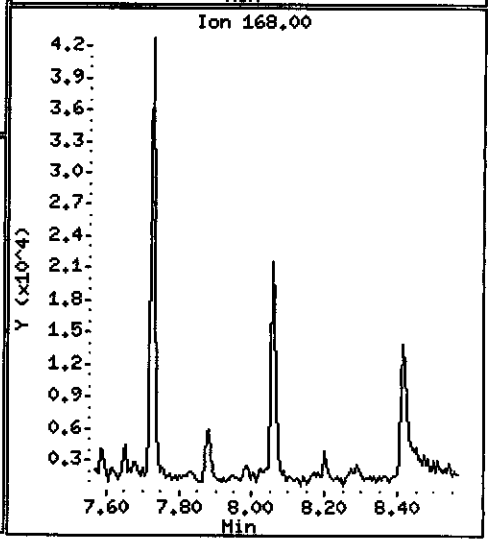

Data File: \\PITSVR06\D\chem\731.i\V102608.b\V1026012.D

Date : 27-OCT-2008 03:24

Client ID: DUPLICATE EW-1-1008

Instrument: 731.i

Sample Info: C8J160331-009 10/20/08 h2o (8295020) 8270c

Volume Injected (uL): 2.0

Operator: 003200

Column phase: DB5-MS

Column diameter: 0.32

120 Di-n-Butylphthalate

Concentration: 0.072084 ug/L

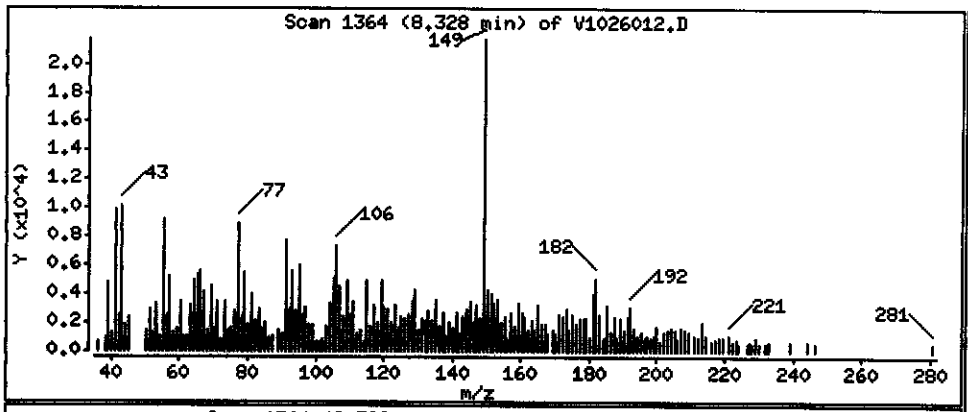

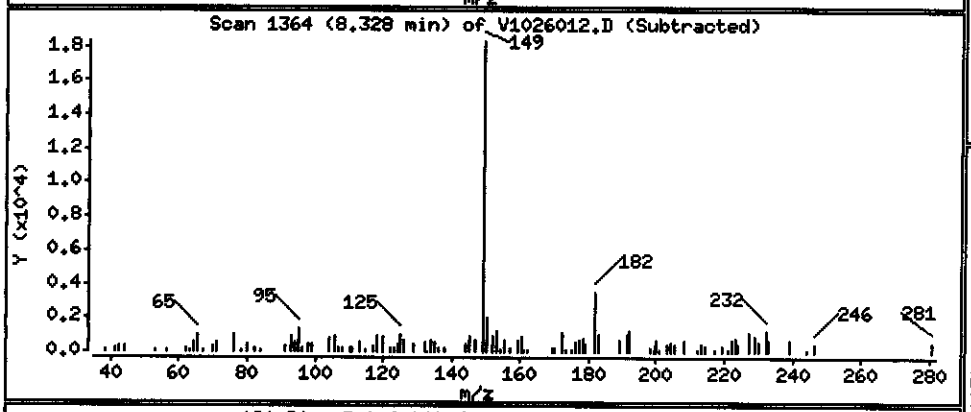

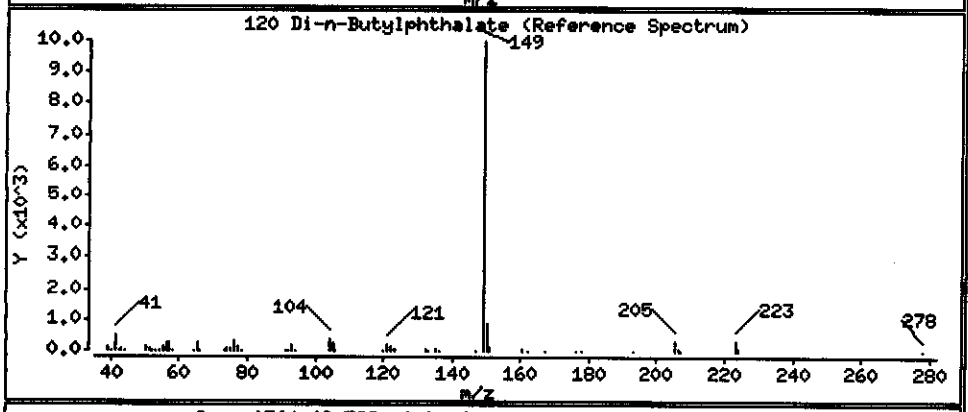

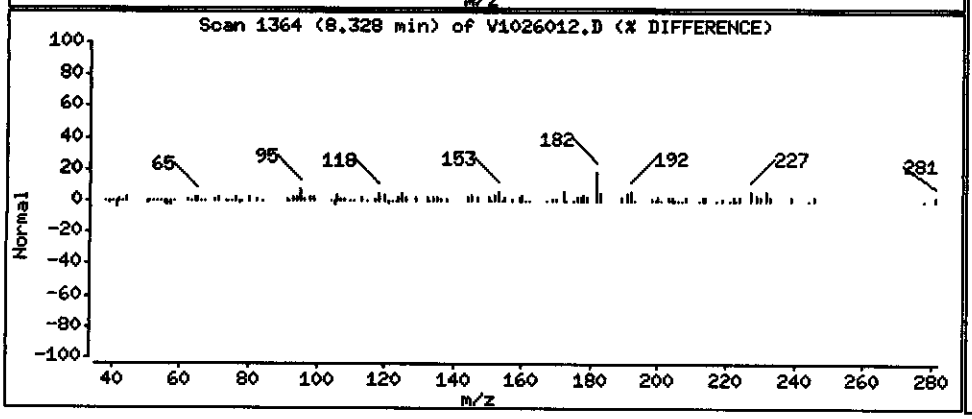

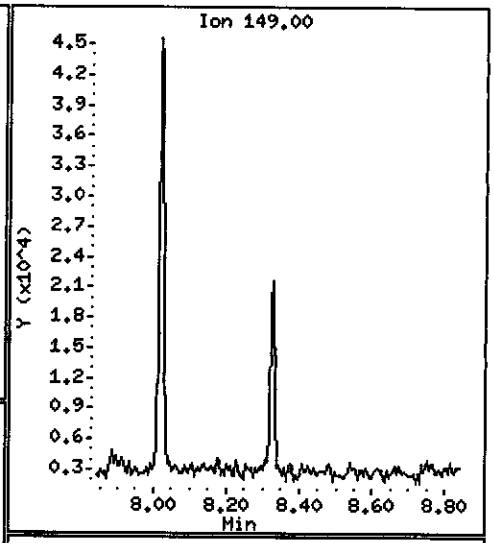

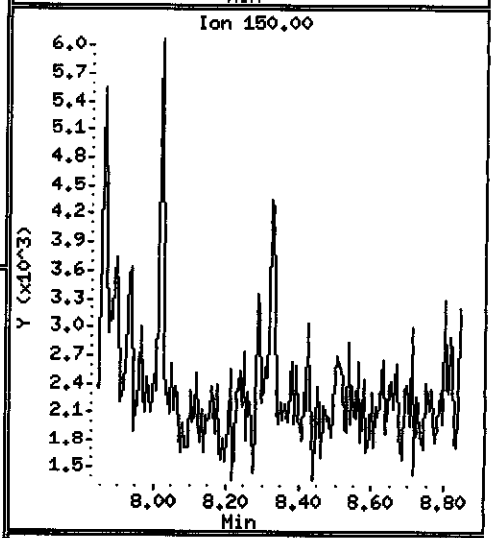

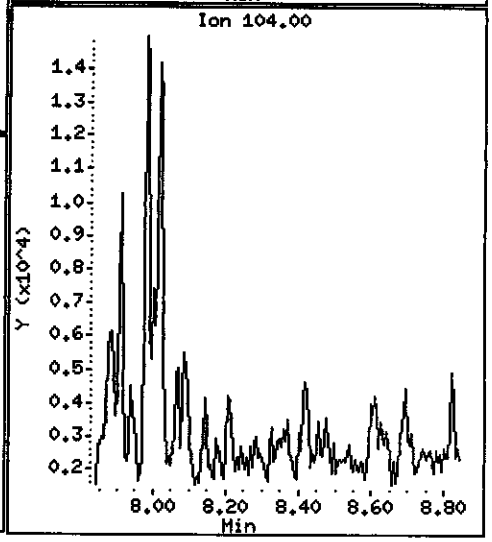

Data File: \\PITSVR06\D\chem\731.i\V102608.b\V1026012.D

Date : 27-OCT-2008 03:24

Client ID: DUPLICATE EW-1-1008

Instrument: 731.i

Sample Info: C8J160331-009 10/20/08 h2o (8295020) 8270c

Volume Injected (uL): 2.0

Operator: 003200

Column phase: DB5-MS

Column diameter: 0.32

123 Fluoranthene

Concentration: 0.080774 ug/L

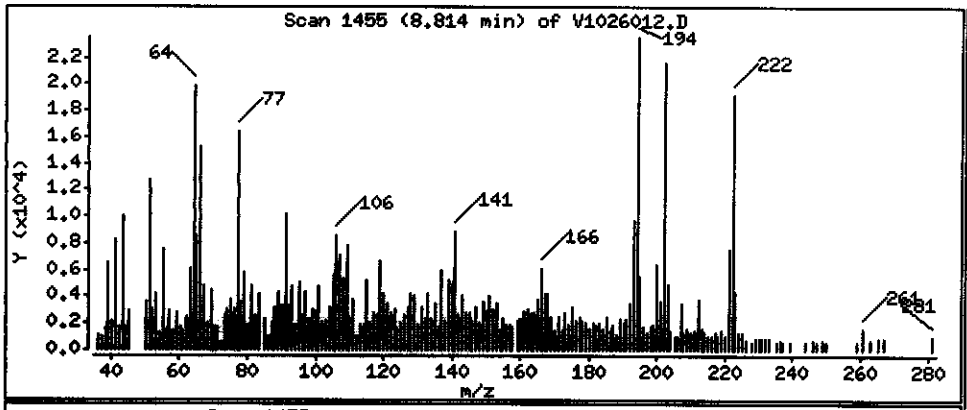

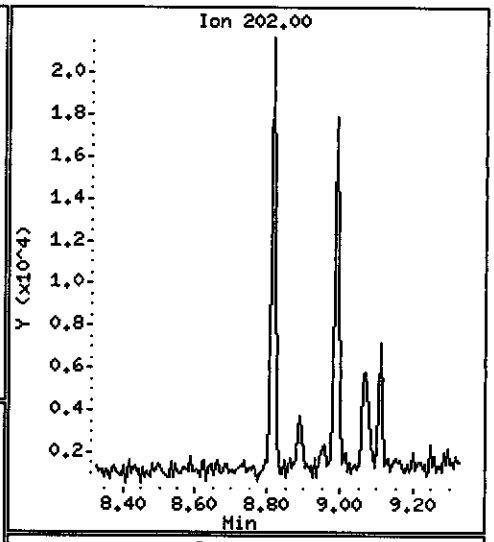

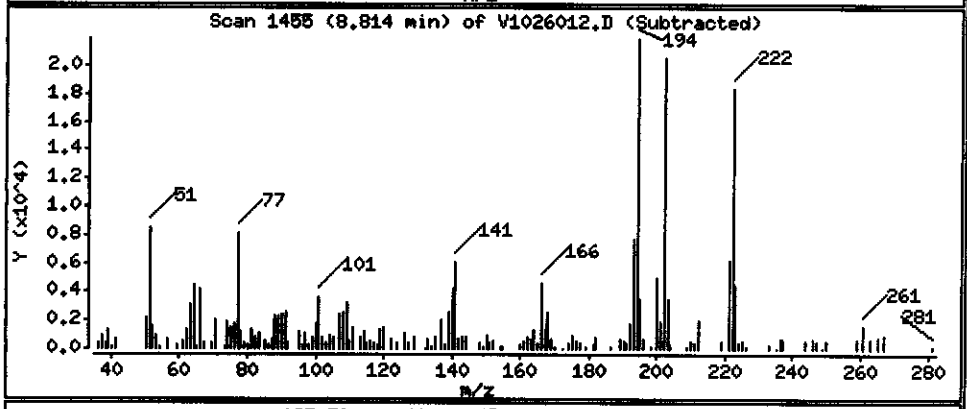

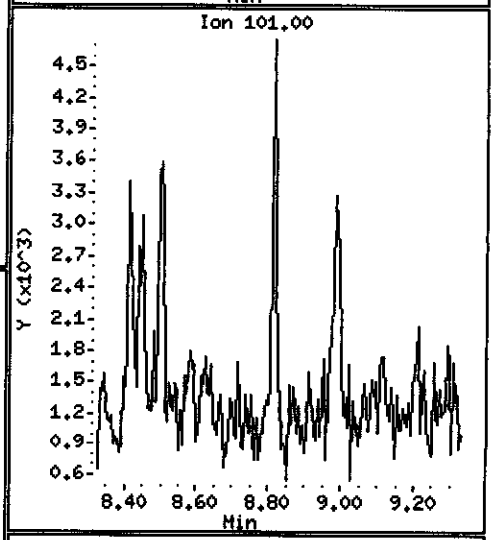

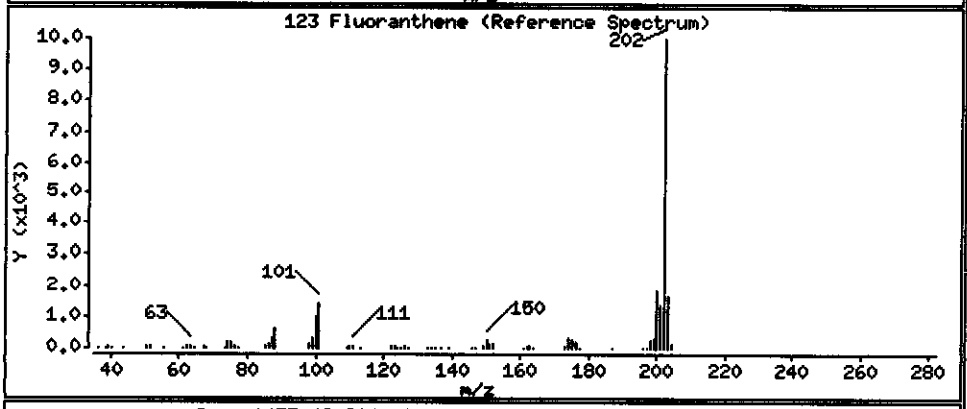

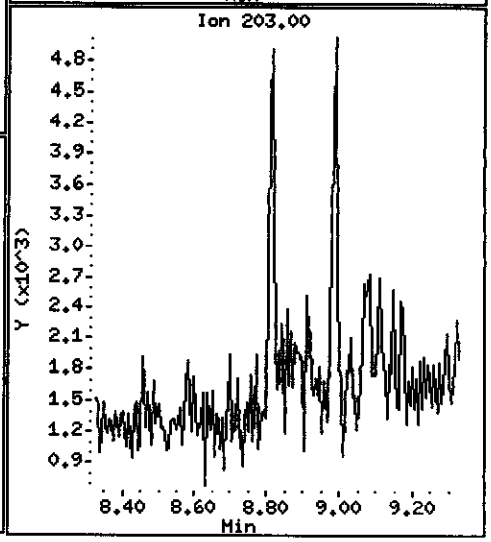

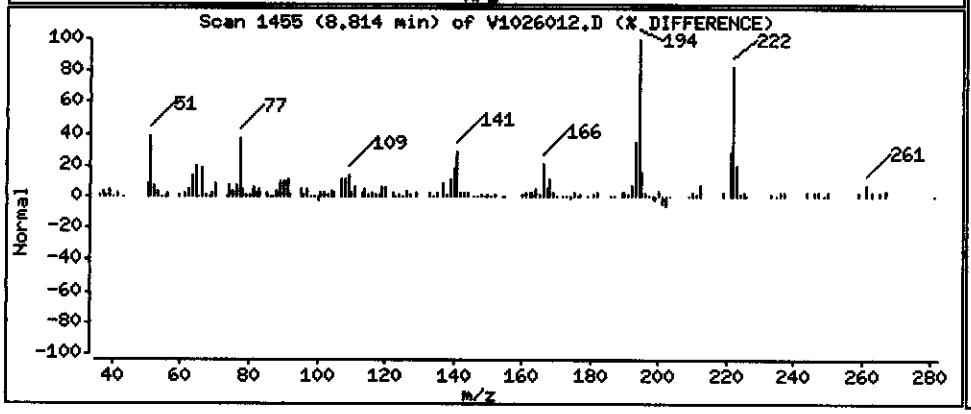

Data File: \\PITSVR06\D\chem\731.i\V102608.b\V1026012.D

Date : 27-OCT-2008 03:24

Client ID: DUPLICATE EW-1-1008

Instrument: 731.i

Sample Info: C8J160331-009 10/20/08 h2o (8295020) 8270c

Volume Injected (uL): 2.0

Operator: 003200

Column phase: DB5-MS

Column diameter: 0.32

125 Pyrene

Concentration: 0.054545 ug/L

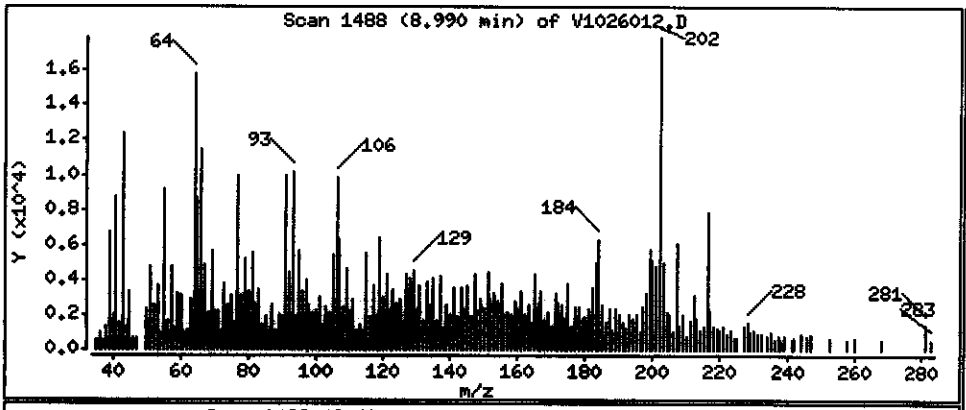

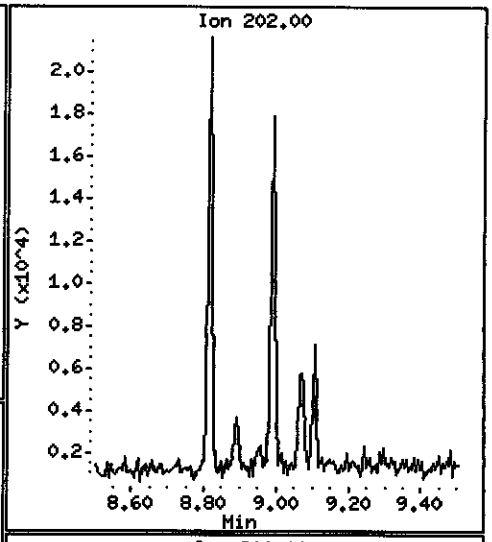

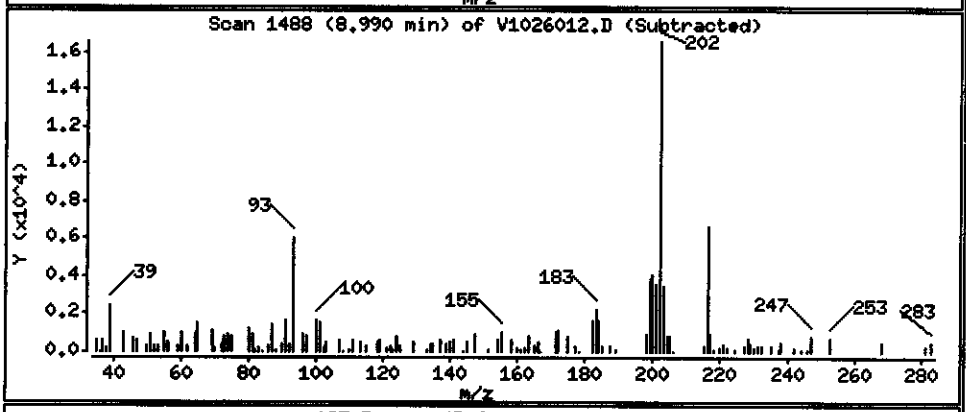

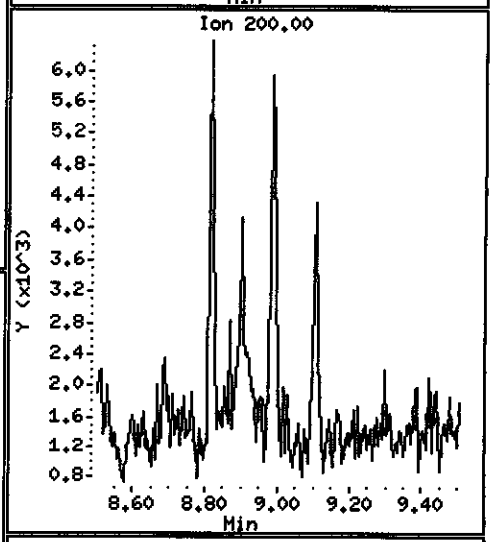

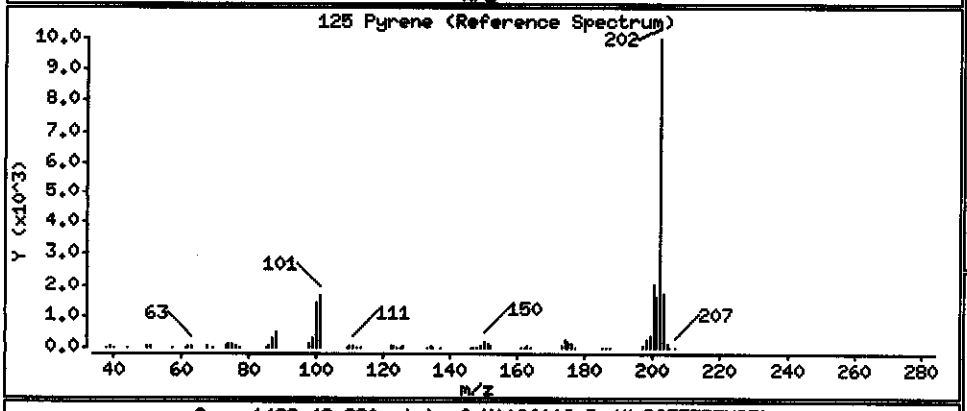

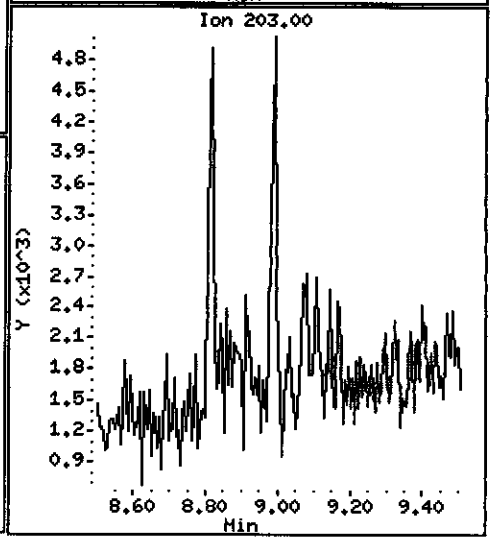

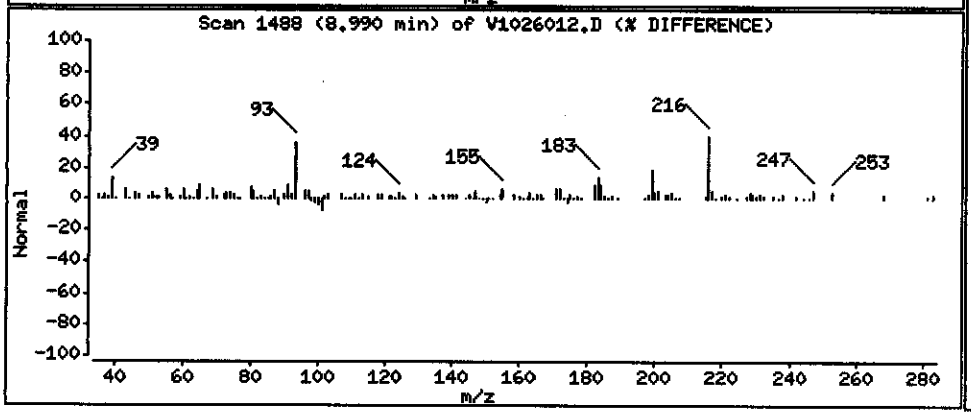

Data File: \\PITSVR06\D\chem\731.i\V102608.b\V1026012.D

Date : 27-OCT-2008 03:24

Client ID: DUPLICATE EW-1-1008

Instrument: 731.i

Sample Info: C8J160331-009 10/20/08 h2o (8295020) 8270c

Volume Injected (uL): 2.0

Operator: 003200

Column phase: DB5-MS

Column diameter: 0.32

131 Butylbenzylphthalate

Concentration: 0.085280 ug/L

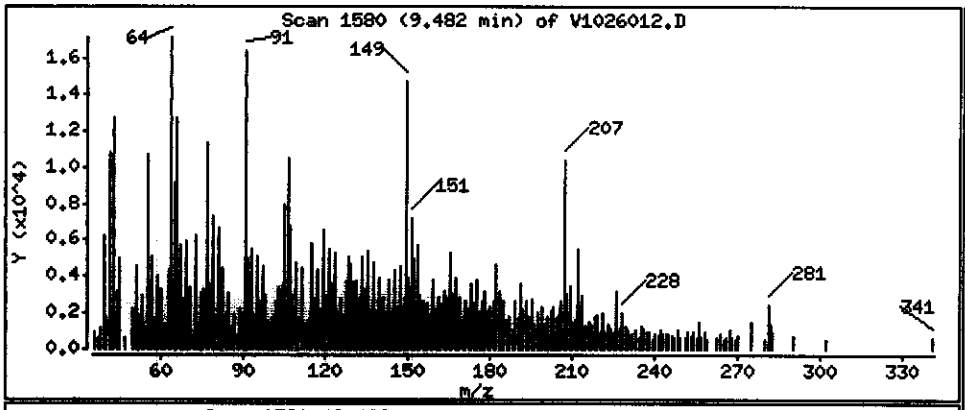

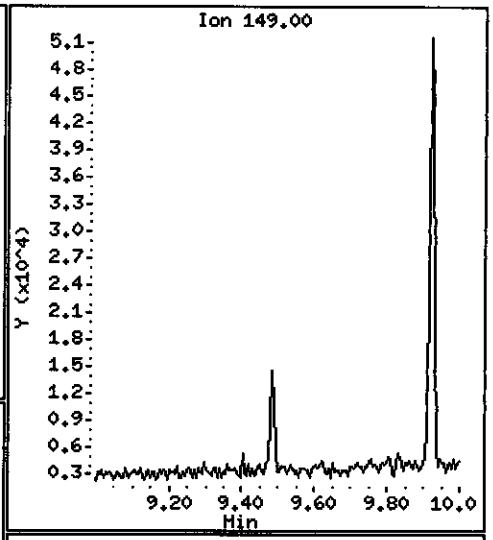

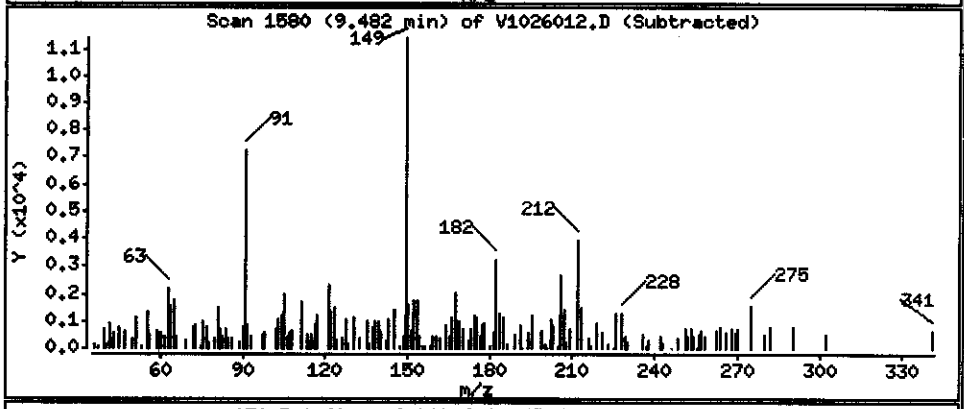

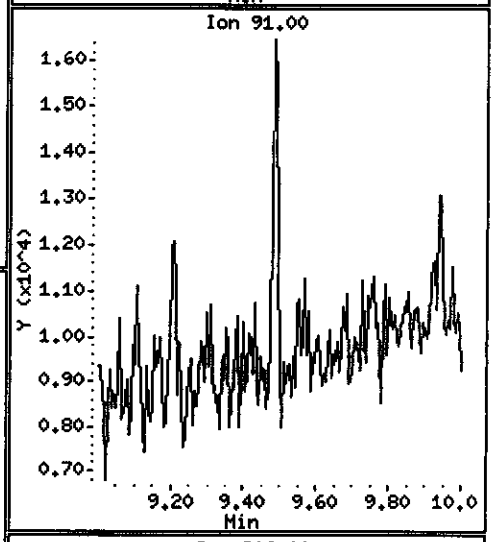

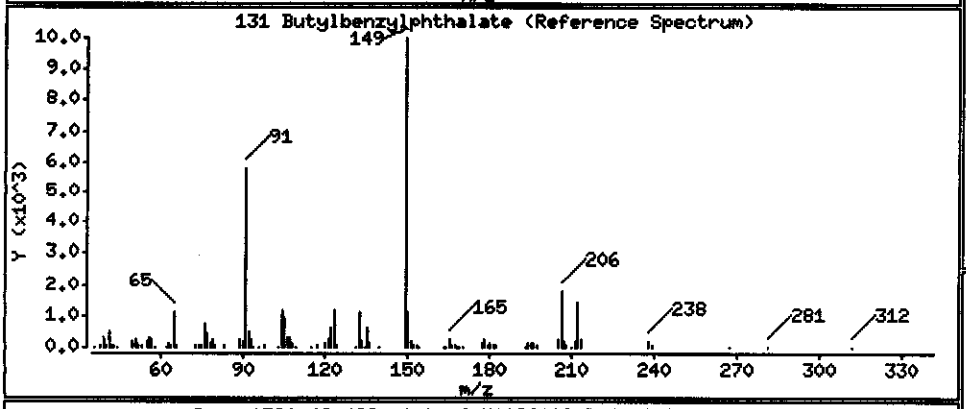

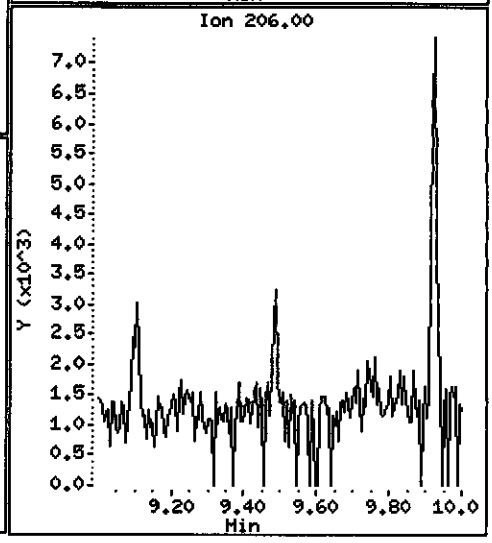

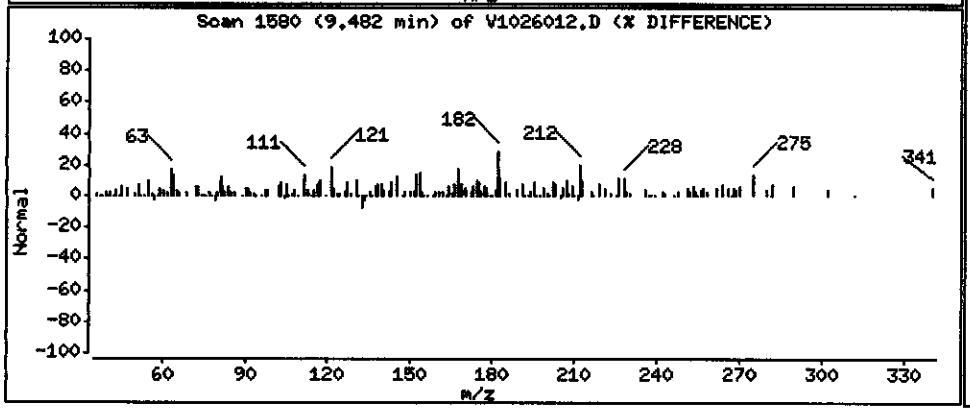

Data File: \\PITSVR06\D\chem\731.i\V102608.b\V1026012.D

Date : 27-OCT-2008 03:24

Client ID: DUPLICATE EW-1-1008

Instrument: 731.i

Sample Info: C8J160331-009 10/20/08 h2o (8295020) 8270c

Volume Injected (uL): 2.0

Operator: 003200

Column phase: DB5-MS

Column diameter: 0.32

139 bis(2-ethylhexyl)Phthalate

Concentration: 0.25615 ug/L

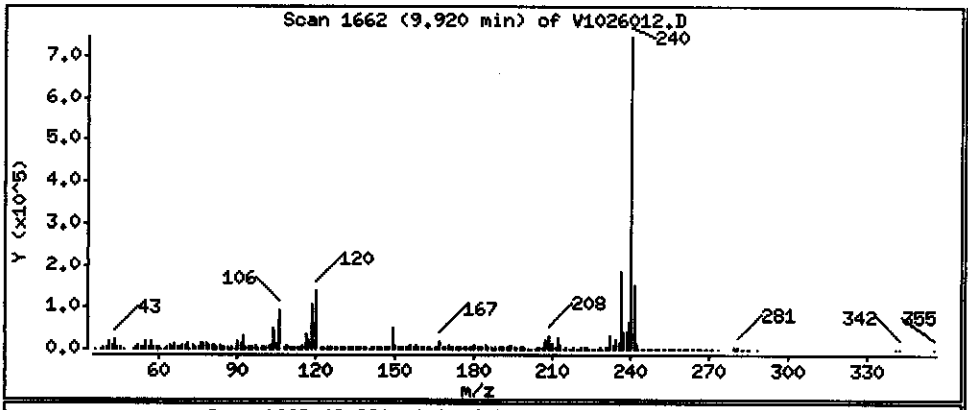

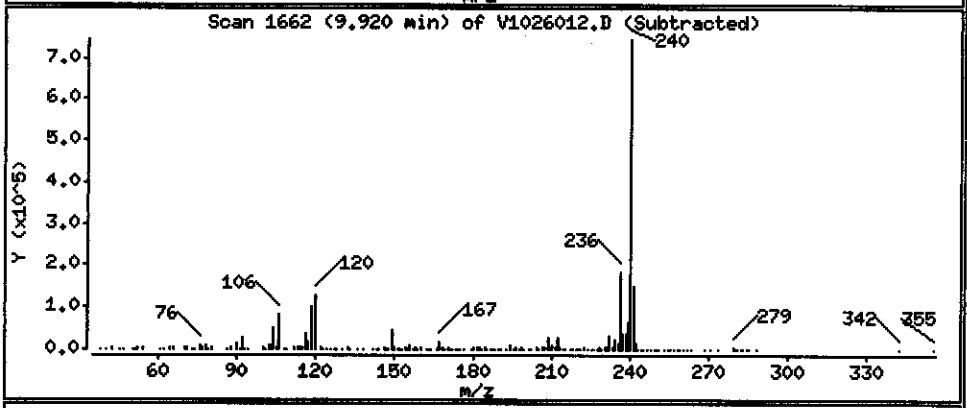

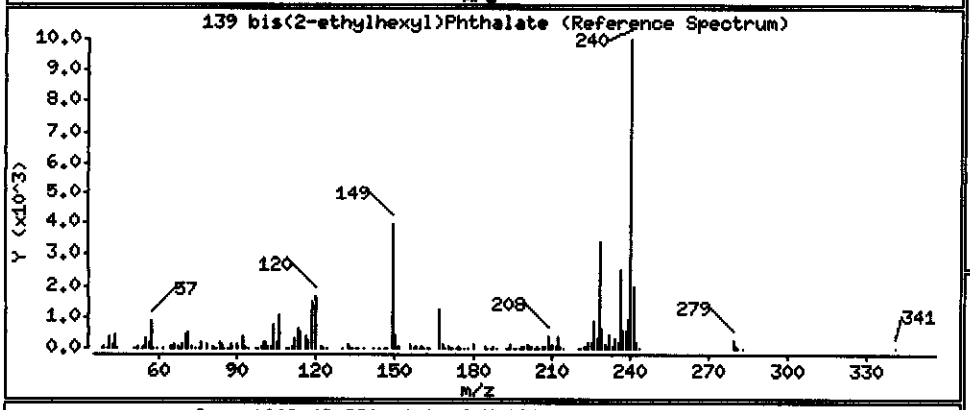

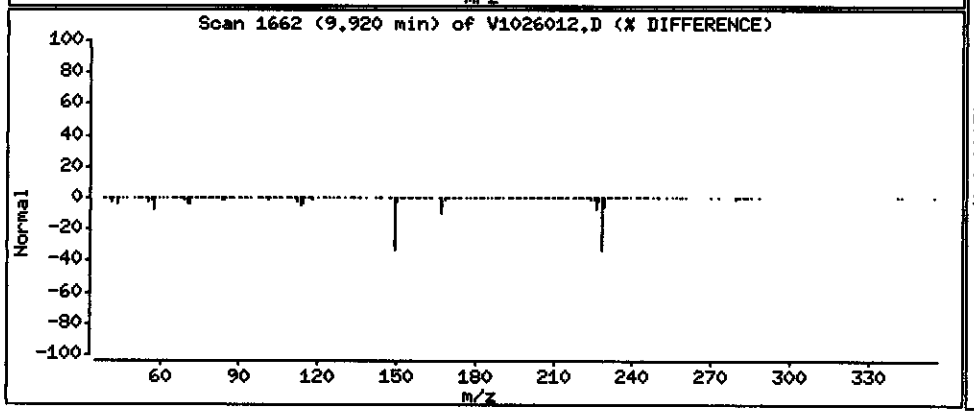

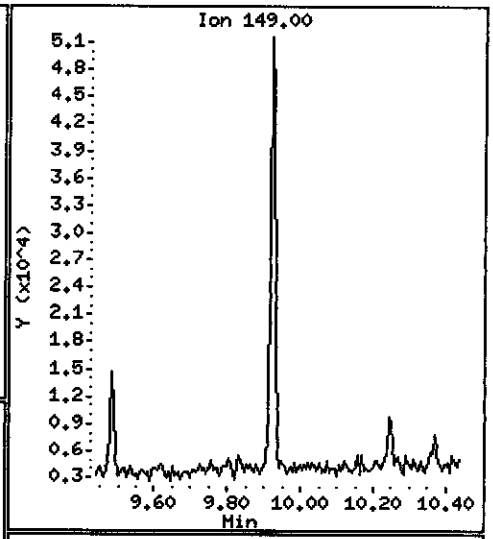

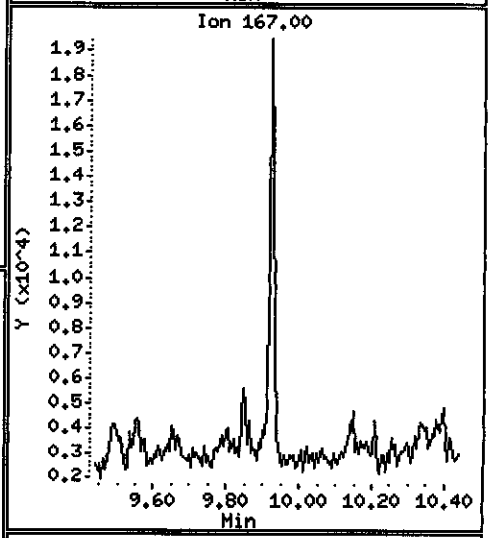

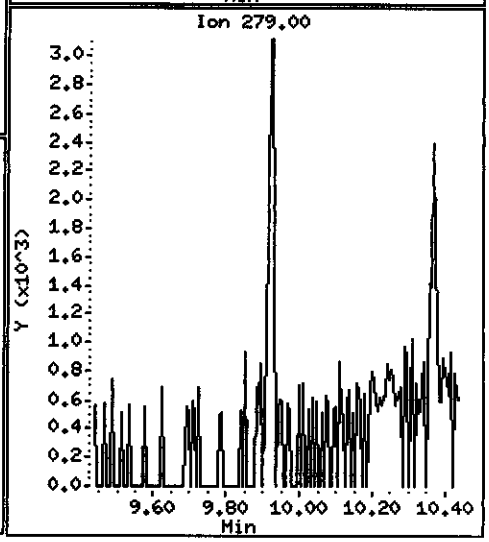

MACTEC Engineering and Consulting Inc

Client Sample ID: DUPLICATE EW-1-1008 DV

GC/MS Semivolatiles

Lot-Sample #...:	C8J160331-009	**Work Order #...:**	K02T72AL	**Matrix.....:**	WATER
Date Sampled...:	10/14/08 13:45	**Date Received..:**	10/16/08 09:30	**MS Run #.....:**	
Prep Date.....:	10/20/08	**Analysis Date..:**	10/28/08		
Prep Batch #...:	8295020	**Analysis Time..:**	05:59		
Dilution Factor:	9.7	**Initial Wgt/Vol:**	1030 mL	**Final Wgt/Vol..:**	1 mL
Analyst ID.....:	003200	**Instrument ID..:**	731		
		Method.....:	SW846 8270C		

PARAMETER	RESULT	REPORTING LIMIT	UNITS	MDL
Aniline	**10**	**9.7**	**ug/L**	**0.47**
Acenaphthene	**3.1**	**1.9**	**ug/L**	**0.51**
Acenaphthylene	ND	1.9	ug/L	0.45
Acetophenone	ND	9.7	ug/L	0.45
Anthracene	ND	1.9	ug/L	0.49
Atrazine	ND	9.7	ug/L	0.38
Benzo(a)anthracene	ND	1.9	ug/L	0.40
Benzo(a)pyrene	ND	1.9	ug/L	0.42
Benzo(b)fluoranthene	ND	1.9	ug/L	0.30
Benzo(ghi)perylene	ND	1.9	ug/L	0.27
Benzo(k)fluoranthene	ND	1.9	ug/L	0.38
Benzaldehyde	ND	9.7	ug/L	0.52
1,1'-Biphenyl	ND	9.7	ug/L	0.58
bis(2-Chloroethoxy) methane	ND	9.7	ug/L	1.2
bis(2-Chloroethyl)-ether	ND	1.9	ug/L	0.45
bis(2-Ethylhexyl) phthalate	ND	9.7	ug/L	1.2
4-Bromophenyl phenyl ether	ND	9.7	ug/L	0.48
Butyl benzyl phthalate	ND	9.7	ug/L	1.3
Caprolactam	ND	48	ug/L	1.8
Carbazole	**0.70 J**	**1.9**	**ug/L**	**0.51**
4-Chloroaniline	**88**	**9.7**	**ug/L**	**0.45**
4-Chloro-3-methylphenol	ND	9.7	ug/L	0.57
2-Chloronaphthalene	ND	1.9	ug/L	0.43
2-Chlorophenol	**17**	**9.7**	**ug/L**	**0.44**
4-Chlorophenyl phenyl ether	ND	9.7	ug/L	0.41
Chrysene	ND	1.9	ug/L	0.34
Dibenz(a,h)anthracene	ND	1.9	ug/L	0.34
Dibenzofuran	**0.53 J**	**9.7**	**ug/L**	**0.52**
3,3'-Dichlorobenzidine	ND	9.7	ug/L	0.40
2,4-Dichlorophenol	ND	1.9	ug/L	0.47
Diethyl phthalate	ND	9.7	ug/L	2.4
2,4-Dimethylphenol	ND	9.7	ug/L	0.50

(Continued on next page)

MACTEC Engineering and Consulting Inc

Client Sample ID: DUPLICATE EW-1-1008 DL

GC/MS Semivolatiles

Lot-Sample #...: C8J160331-009 **Work Order #...:** K02T72AL **Matrix.....:** WATER

PARAMETER	RESULT	REPORTING LIMIT	UNITS	MDL
Dimethyl phthalate	ND	9.7	ug/L	0.41
Di-n-butyl phthalate	ND	9.7	ug/L	0.45
4,6-Dinitro-2-methylphenol	ND	48	ug/L	14
2,4-Dinitrophenol	ND	48	ug/L	12
2,4-Dinitrotoluene	ND	9.7	ug/L	0.44
2,6-Dinitrotoluene	ND	9.7	ug/L	0.49
Di-n-octyl phthalate	ND	9.7	ug/L	0.41
Fluoranthene	ND	1.9	ug/L	0.48
Fluorene	ND	1.9	ug/L	0.53
Hexachlorobenzene	ND	1.9	ug/L	0.42
Hexachlorobutadiene	ND	1.9	ug/L	0.36
Hexachlorocyclopentadiene	ND	9.7	ug/L	0.78
Hexachloroethane	ND	9.7	ug/L	0.42
Indeno(1,2,3-cd)pyrene	ND	1.9	ug/L	0.46
Isophorone	ND	9.7	ug/L	0.46
2-Methylnaphthalene	ND	1.9	ug/L	0.45
2-Methylphenol	ND	9.7	ug/L	0.50
4-Methylphenol	ND	9.7	ug/L	0.71
Naphthalene	ND	1.9	ug/L	0.42
2-Nitroaniline	ND	48	ug/L	0.46
3-Nitroaniline	ND	48	ug/L	0.39
4-Nitroaniline	ND	48	ug/L	0.25
Nitrobenzene	ND	1.9	ug/L	0.62
2-Nitrophenol	ND	9.7	ug/L	0.52
4-Nitrophenol	ND	48	ug/L	0.68
N-Nitrosodi-n-propylamine	ND	1.9	ug/L	0.58
N-Nitrosodiphenylamine	**25**	**1.9**	**ug/L**	**0.47**
2,2'-oxybis(1-Chloropropane)	ND	1.9	ug/L	0.25
Pentachlorophenol	ND	9.7	ug/L	0.81
Phenanthrene	ND	1.9	ug/L	0.53
Phenol	ND	1.9	ug/L	0.21
Pyrene	ND	1.9	ug/L	0.55
2,4,5-Trichlorophenol	ND	9.7	ug/L	0.61
2,4,6-Trichlorophenol	ND	9.7	ug/L	0.55

(Continued on next page)

MACTEC Engineering and Consulting Inc

Client Sample ID: DUPLICATE EW-1-1008 DL

GC/MS Semivolatiles

Lot-Sample #...: C8J160331-009 **Work Order #...:** K02T72AL **Matrix.....:** WATER

SURROGATE	PERCENT RECOVERY	RECOVERY LIMITS
Nitrobenzene-d5	58	(23 - 112)
Terphenyl-d14	41	(10 - 132)
2-Fluorobiphenyl	61	(19 - 107)
2-Fluorophenol	52	(10 - 111)
Phenol-d5	53	(15 - 112)
2,4,6-Tribromophenol	64	(16 - 122)

NOTE(S):

J Estimated result. Result is less than RL.

Data File: \\PITSVR06\D\chem\731.i\V102808.b\V1028007.D
Date : 28-OCT-2008 05:59
Client ID: DUPLICATE EW-1-1008
Sample Info: C8J160331-009 X10 10/20/08 h2o(8295020) 8270c
Volume Injected (uL): 2.0
Column phase: DB5-MS

Instrument: 731.i
Operator: 003200
Column diameter: 0.32

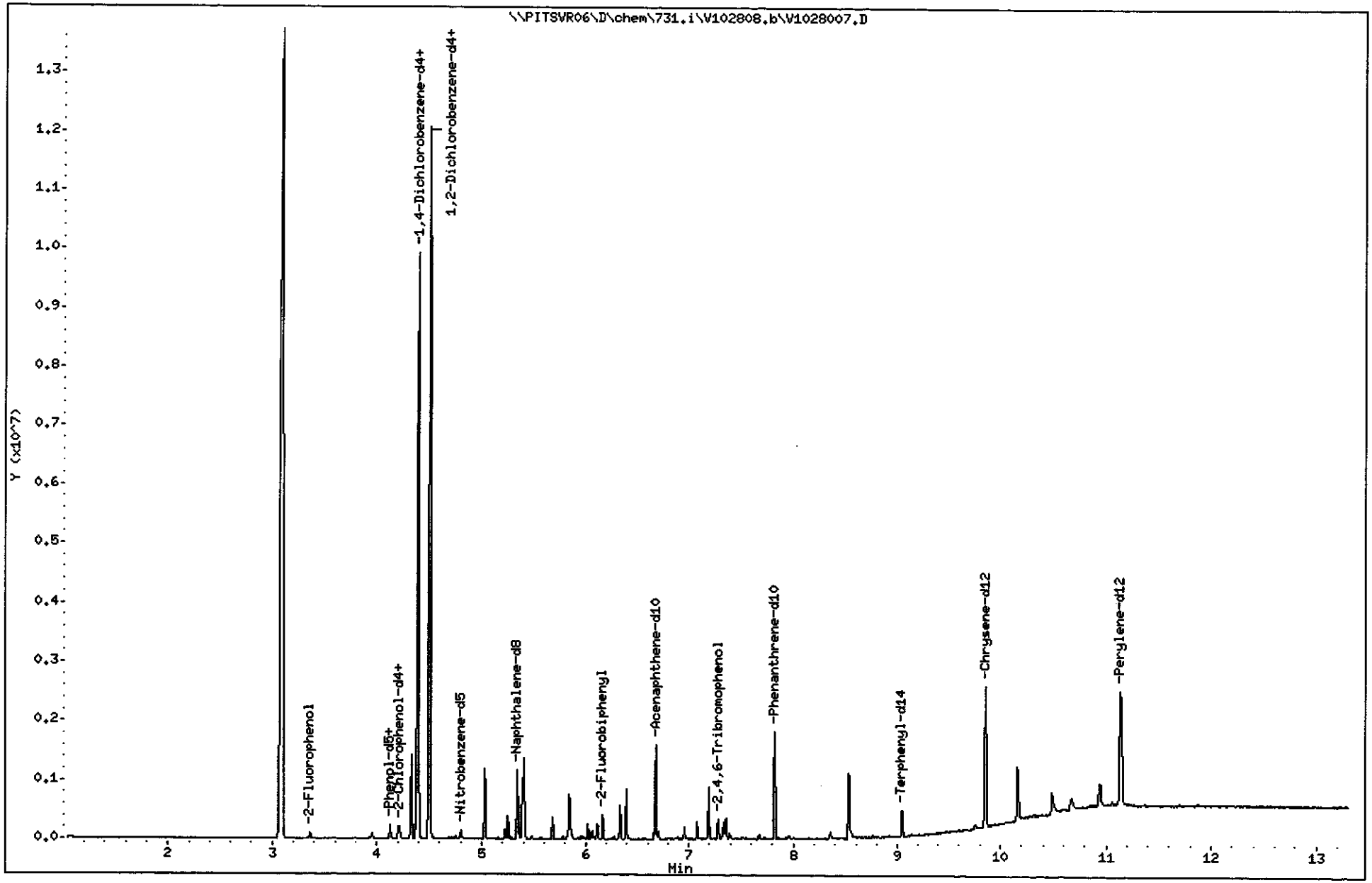

TestAmerica Pittsburgh

Semivolatile REPORT SW-846 Method 8270

Data file : \\PITSVR06\D\chem\731.i\V102808.b\V1028007.D
Lab Smp Id: K02T72AL Client Smp ID: DUPLICATE EW-1-1008
Inj Date : 28-OCT-2008 05:59
Operator : 003200 Inst ID: 731.i
Smp Info : C8J160331-009 X10 10/20/08 h2o(8295020) 8270c
Misc Info : K02T72AL,V102808.b,8270ll.m,padep.sub
Comment :
Method : \\PITSVR06\D\chem\731.i\V102808.b\8270ll.m
Meth Date : 27-Oct-2008 22:55 piccolinov Quant Type: ISTD
Cal Date : 23-OCT-2008 04:48 Cal File: V1023NC7.D
Als bottle: 9
Dil Factor: 10.00000
Integrator: HP RTE Compound Sublist: padep.sub
Target Version: 4.14
Processing Host: PITSVR06

Concentration Formula: Amt * DF * Uf * Vt/(Vo * Vi) * CpndVariable

Name	Value	Description
DF	10.000	Dilution Factor
Uf	1.000	ng unit correction factor
Vt	1000.000	Volume of final extract (uL)
Vo	1030.000	Volume of sample extracted (mL)
Vi	2.000	Volume injected (uL)
Cpnd Variable		Local Compound Variable

	Compounds	QUANT SIG MASS	RT	EXP RT	REL RT	RESPONSE	CONCENTRATIONS ON-COLUMN (NG)	CONCENTRATIONS FINAL (ug/L)
* 1	1,4-Dichlorobenzene-d4	152	4.377	4.387	(1.000)	86890	8.00000	
* 2	Naphthalene-d8	136	5.344	5.354	(1.000)	399686	8.00000	
* 3	Acenaphthene-d10	164	6.679	6.695	(1.000)	315078	8.00000	
* 4	Phenanthrene-d10	188	7.817	7.838	(1.000)	659603	8.00000	
* 5	Chrysene-d12	240	9.858	9.874	(1.000)	818616	8.00000	
* 6	Perylene-d12	264	11.140	11.167	(1.000)	908392	8.00000	
198	1,4-Dioxane	88	Compound Not Detected.					
10	N-Nitrosodimethylamine	74	Compound Not Detected.					
9	Pyridine	79	Compound Not Detected.					
16	Methyl methanesulfonate	80	Compound Not Detected.					
206	Benzaldehyde	77	Compound Not Detected.					
21	Aniline	93	4.131	4.136	(0.944)	33308	2.12982	10.339
22	Phenol	94	Compound Not Detected.					
23	bis(2-Chloroethyl)ether	93	Compound Not Detected.					
24	2-Chlorophenol	128	4.217	4.222	(0.963)	48487	3.46503	16.820
26	1,3-Dichlorobenzene	146	4.329	4.339	(0.989)	369876	22.0941	107.25
27	1,4-Dichlorobenzene	146	4.393	4.398	(1.004)	2622825	152.657	741.06
28	1,2-Dichlorobenzene	146	4.505	4.510	(1.029)	3173228	193.178	937.75
29	Benzyl Alcohol	108	Compound Not Detected.					
30	2-Methylphenol	108	Compound Not Detected.					

	Compounds	QUANT SIG MASS	RT	EXP RT	REL RT	RESPONSE	CONCENTRATIONS ON-COLUMN (NG)	CONCENTRATIONS FINAL (ug/L)
31	2,2'-oxybis(1-Chloropropane)	45	Compound Not Detected.					
37	Acetophenone	105	Compound Not Detected.					
32	N-Nitroso-di-n-propylamine	70	Compound Not Detected.					
192	4-Methylphenol	108	Compound Not Detected.					
34	Hexachloroethane	117	Compound Not Detected.					
35	Nitrobenzene	77	Compound Not Detected.					
41	Isophorone	82	Compound Not Detected.					
42	2-Nitrophenol	139	Compound Not Detected.					
43	2,4-Dimethylphenol	107	Compound Not Detected.					
44	bis(2-Chloroethoxy)methane	93	Compound Not Detected.					
48	2,4-Dichlorophenol	162	Compound Not Detected.					
49	Benzoic Acid	122	Compound Not Detected.					
50	1,2,4-Trichlorobenzene	180	Compound Not Detected.					
51	Naphthalene	128	Compound Not Detected.					
52	4-Chloroaniline	127	5.403	5.413	(1.011)	359204	18.0581	87.660
54	2,6-Dichlorophenol	162	Compound Not Detected.					
56	Hexachlorobutadiene	224	Compound Not Detected.					
208	Caprolactam	113	Compound Not Detected.					
59	4-Chloro-3-Methylphenol	107	Compound Not Detected.					
62	2-Methylnaphthalene	142	Compound Not Detected.					
63	1-Methylnaphthalene	142	5.958	5.974	(1.115)	9775	0.26571	1.2899
64	Hexachlorocyclopentadiene	236	Compound Not Detected.					
66	2,4,6-Trichlorophenol	196	Compound Not Detected.					
67	2,4,5-Trichlorophenol	196	Compound Not Detected.					
209	1,1'-Biphenyl	154	Compound Not Detected.					
70	2-Chloronaphthalene	162	Compound Not Detected.					
73	2-Nitroaniline	65	Compound Not Detected.					
76	Dimethylphthalate	163	Compound Not Detected.					
78	2,6-Dinitrotoluene	165	Compound Not Detected.					
79	Acenaphthylene	152	Compound Not Detected.					
81	3-Nitroaniline	138	Compound Not Detected.					
82	Acenaphthene	153	6.706	6.722	(1.004)	26459	0.63870	3.1005
83	2,4-Dinitrophenol	184	Compound Not Detected.					
85	4-Nitrophenol	109	Compound Not Detected.					
86	Dibenzofuran	168	6.834	6.850	(1.023)	6692	0.10875	0.52789
87	2,4-Dinitrotoluene	165	Compound Not Detected.					
91	2,3,5,6-Tetrachlorophenol	231	Compound Not Detected.					
88	2,3,4,6-Tetrachlorophenol	231	Compound Not Detected.					
92	2-Naphthylamine	143	6.957	6.973	(1.042)	58410	2.58348	12.541
93	Diethylphthalate	149	Compound Not Detected.					
94	Fluorene	166	Compound Not Detected.					
95	4-Chlorophenyl-phenylether	204	Compound Not Detected.					
96	4-Nitroaniline	138	Compound Not Detected.					
98	4,6-Dinitro-2-methylphenol	198	Compound Not Detected.					
99	N-Nitrosodiphenylamine (1)	169	7.192	7.208	(0.920)	206395	5.18137	25.152(MH)
100	1,2-Diphenylhydrazine	77	Compound Not Detected.					
106	4-Bromophenyl-phenylether	248	Compound Not Detected.					
107	Hexachlorobenzene	283	Compound Not Detected.					
210	Atrazine	200	Compound Not Detected.					
111	Pentachlorophenol	265	Compound Not Detected.					
115	Phenanthrene	178	Compound Not Detected.					
116	Anthracene	178	Compound Not Detected.					
119	Carbazole	167	8.004	8.020	(1.024)	11767	0.14433	0.70064
120	Di-n-Butylphthalate	149	Compound Not Detected.					

Compounds	QUANT SIG MASS	RT	EXP RT	REL RT	RESPONSE	CONCENTRATIONS ON-COLUMN (NG)	CONCENTRATIONS FINAL (ug/L)
123 Fluoranthene	202	Compound Not Detected.					
124 Benzidine	184	Compound Not Detected.					
125 Pyrene	202	Compound Not Detected.					
131 Butylbenzylphthalate	149	Compound Not Detected.					
135 3,3'-Dichlorobenzidine	252	Compound Not Detected.					
136 Benzo(a)Anthracene	228	Compound Not Detected.					
137 Chrysene	228	Compound Not Detected.					
139 bis(2-ethylhexyl)Phthalate	149	Compound Not Detected.					
140 Di-n-octylphthalate	149	Compound Not Detected.					
141 Benzo(b)fluoranthene	252	Compound Not Detected.					
142 Benzo(k)fluoranthene	252	Compound Not Detected.					
143 7,12-dimethylbenz[a]anthracen	256	Compound Not Detected.					
146 Benzo(a)pyrene	252	Compound Not Detected.					
149 Indeno(1,2,3-cd)pyrene	276	Compound Not Detected.					
150 Dibenz(a,h)anthracene	278	Compound Not Detected.					
151 Benzo(g,h,i)perylene	276	Compound Not Detected.					
$ 154 Nitrobenzene-d5	82	4.799	4.809	(0.898)	32066	2.30418	11.185
$ 155 2-Fluorobiphenyl	172	6.167	6.182	(0.923)	109064	2.43255	11.808
$ 156 Terphenyl-d14	244	9.041	9.062	(0.917)	132518	1.63582	7.9409
$ 157 Phenol-d5	99	4.126	4.126	(0.943)	44248	3.20994	15.582
$ 158 2-Fluorophenol	112	3.357	3.356	(0.767)	29793	3.09782	15.038
$ 159 2,4,6-Tribromophenol	330	7.283	7.299	(0.932)	29649	3.82410	18.564
$ 186 2-Chlorophenol-d4	132	4.206	4.211	(0.961)	51133	3.78611	18.379
$ 187 1,2-Dichlorobenzene-d4	152	4.494	4.500	(1.027)	24516	2.31686	11.247

QC Flag Legend

M - Compound response manually integrated.
H - Operator selected an alternate compound hit.

Data File: \\PITSVR06\D\chem\731.i\V102808.b\V1028007.D

Date : 28-OCT-2008 05:59

Client ID: DUPLICATE EW-1-1008

Instrument: 731.i

Sample Info: C8J160331-009 X10 10/20/08 h2o(8295020) 8270c

Volume Injected (uL): 2.0

Operator: 003200

Column phase: DB5-MS

Column diameter: 0.32

21 Aniline

Concentration: 10.339 ug/L

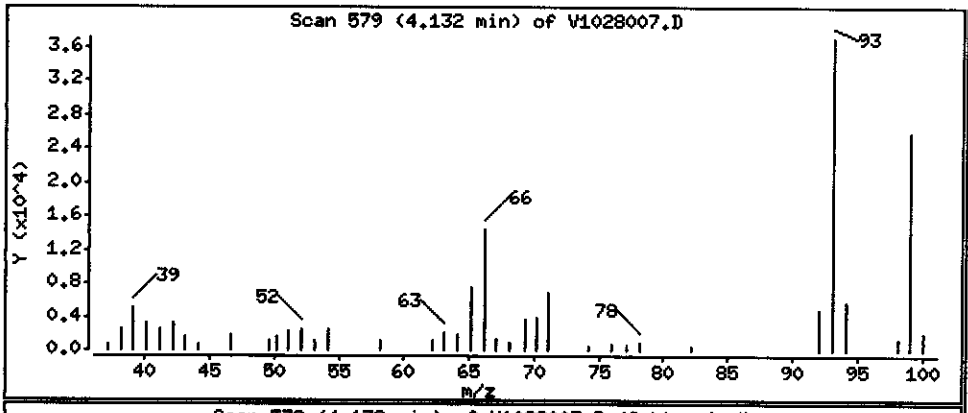

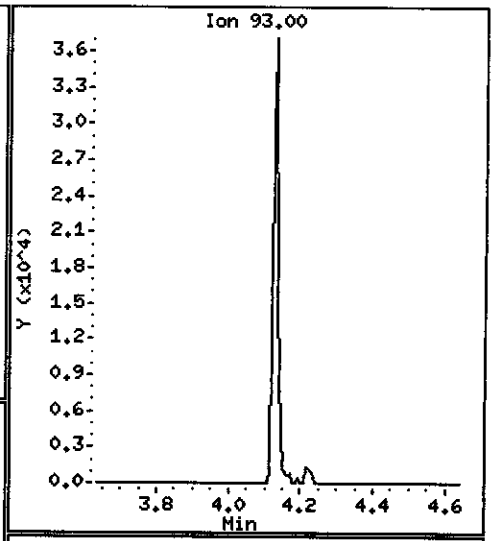

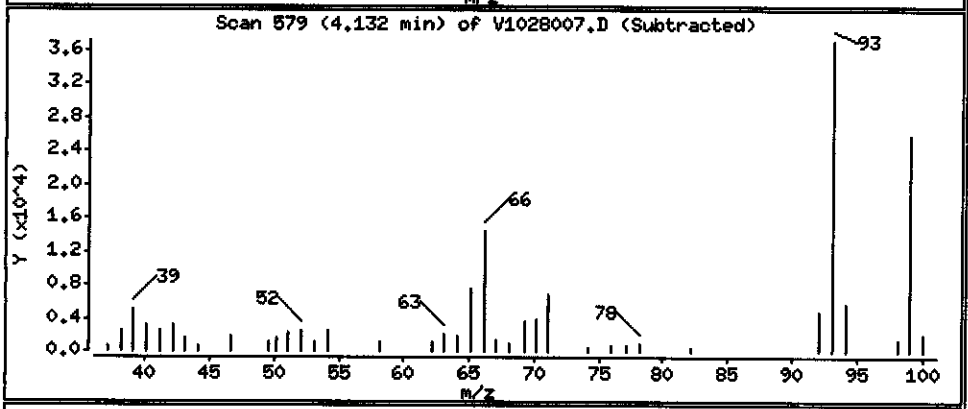

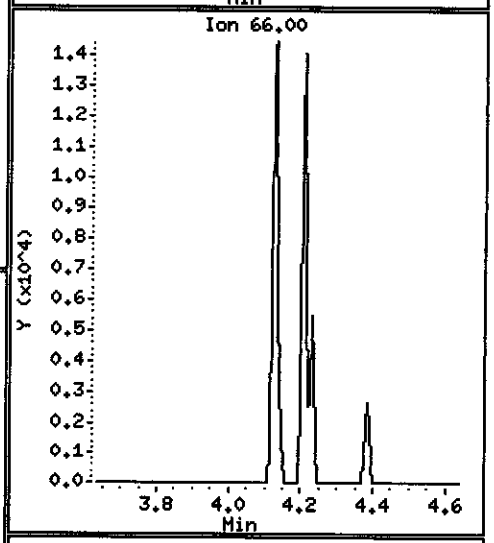

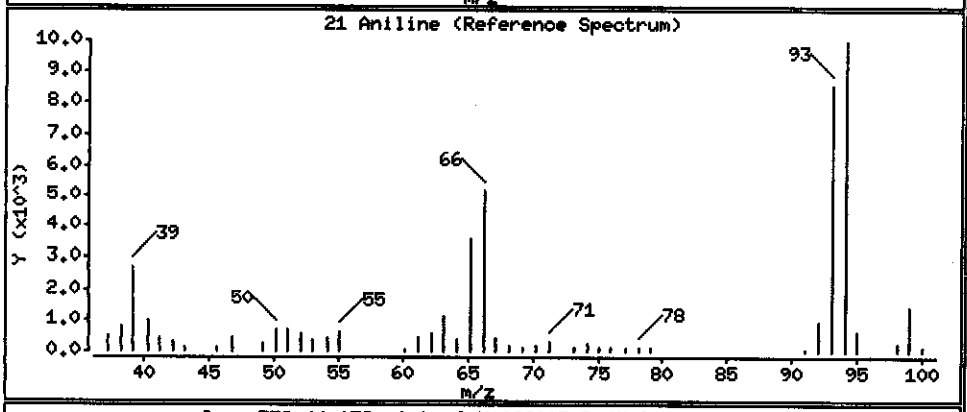

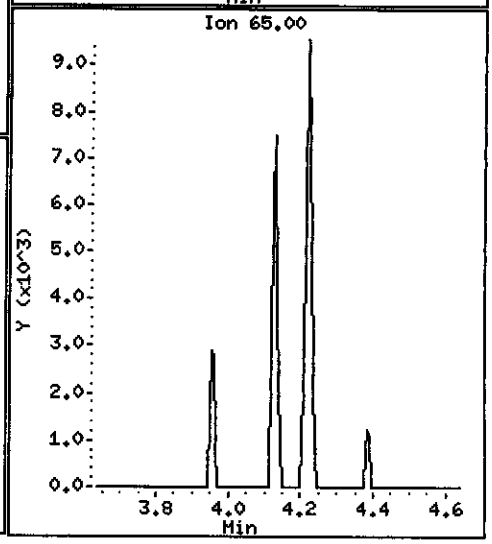

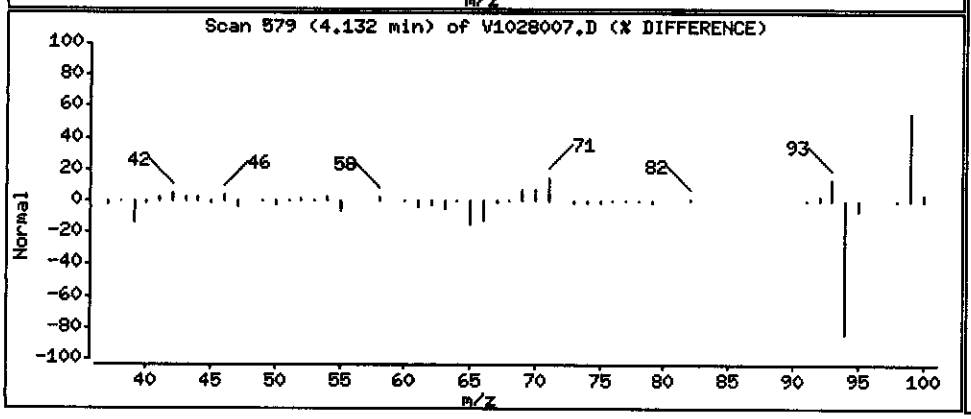

Data File: \\PITSVR06\D\chem\731.i\V102808.b\V1028007.D

Date : 28-OCT-2008 05:59

Client ID: DUPLICATE EW-1-1008

Instrument: 731.i

Sample Info: C8J160331-009 X10 10/20/08 h2o(8295020) 8270c

Volume Injected (uL): 2.0

Operator: 003200

Column phase: DB5-MS

Column diameter: 0.32

24 2-Chlorophenol

Concentration: 16.820 ug/L

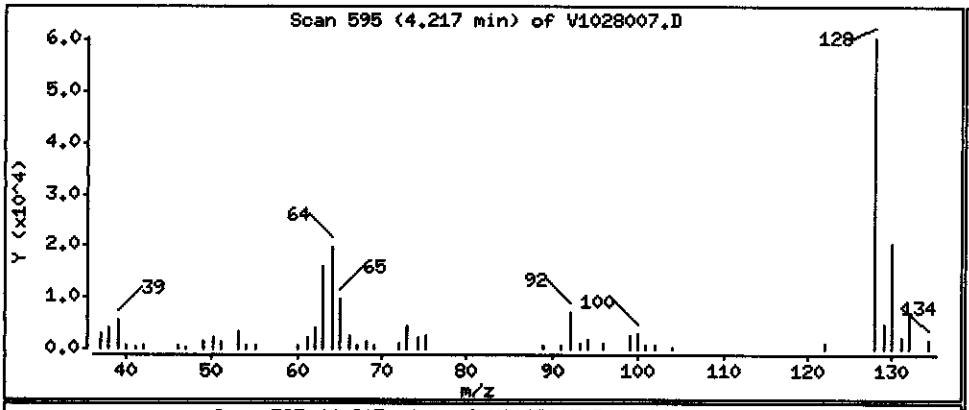

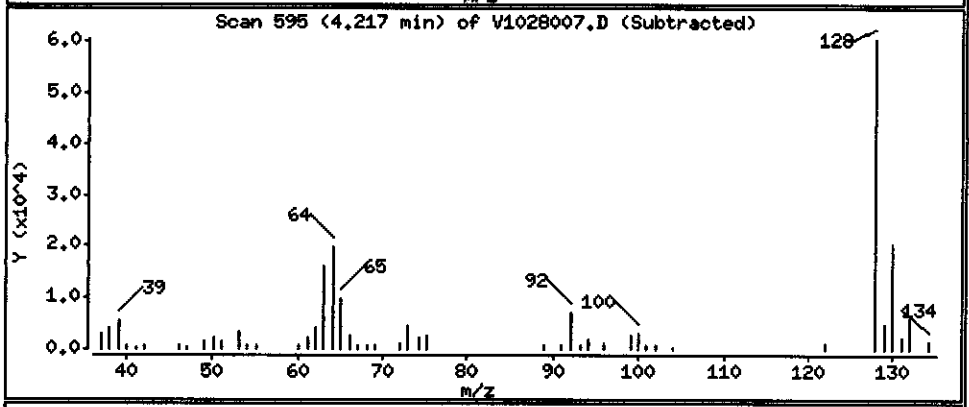

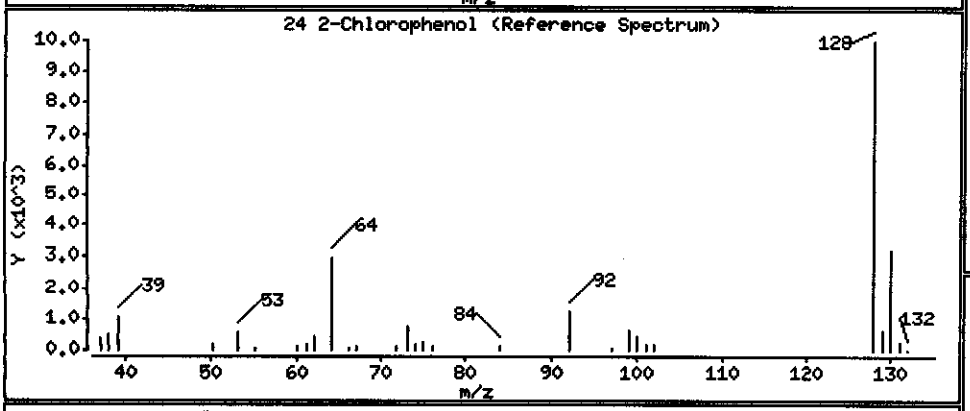

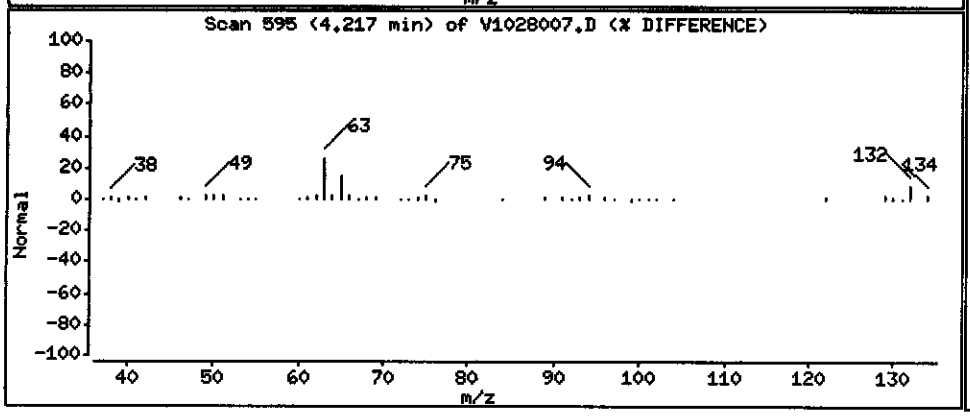

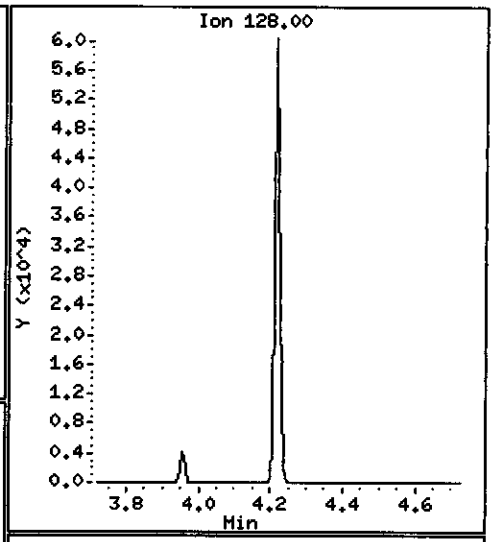

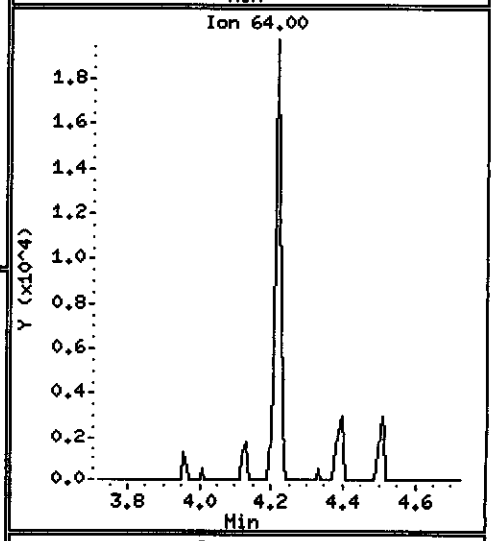

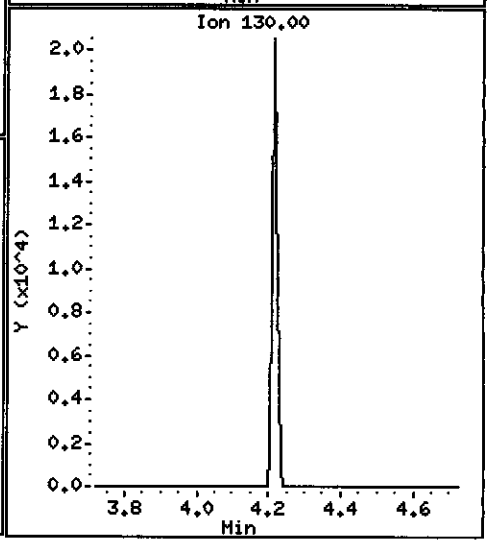

Data File: \\PITSVR06\D\chem\731.i\V102808.b\V1028007.D

Date : 28-OCT-2008 05:59

Client ID: DUPLICATE EW-1-1008

Instrument: 731.i

Sample Info: C8J160331-009 X10 10/20/08 h2o(8295020) 8270c

Volume Injected (uL): 2.0

Operator: 003200

Column phase: DB5-MS

Column diameter: 0.32

26 1,3-Dichlorobenzene

Concentration: 107.25 ug/L

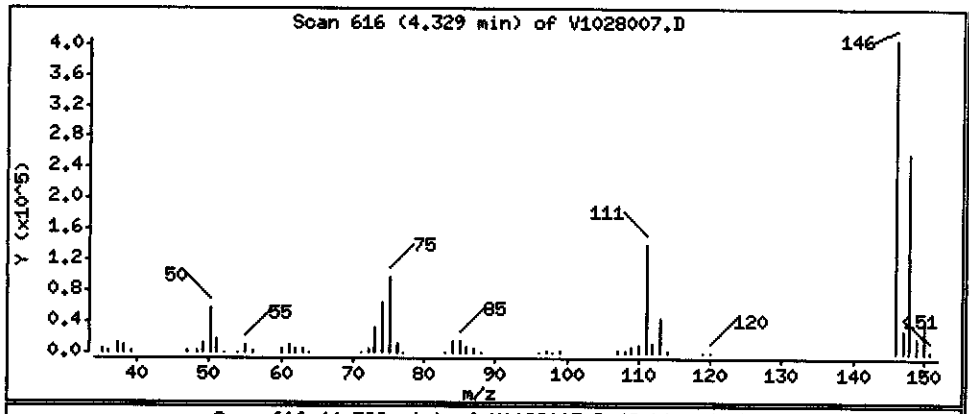

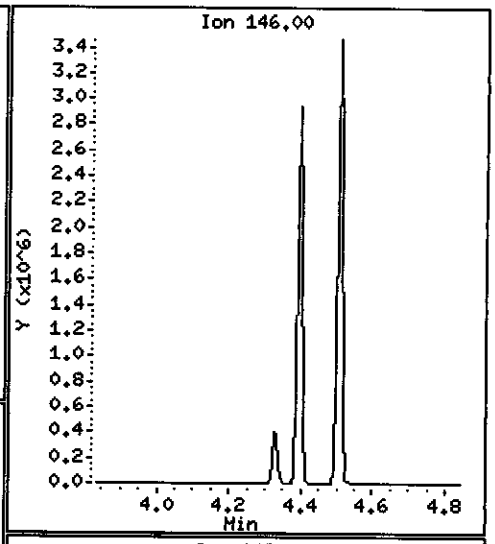

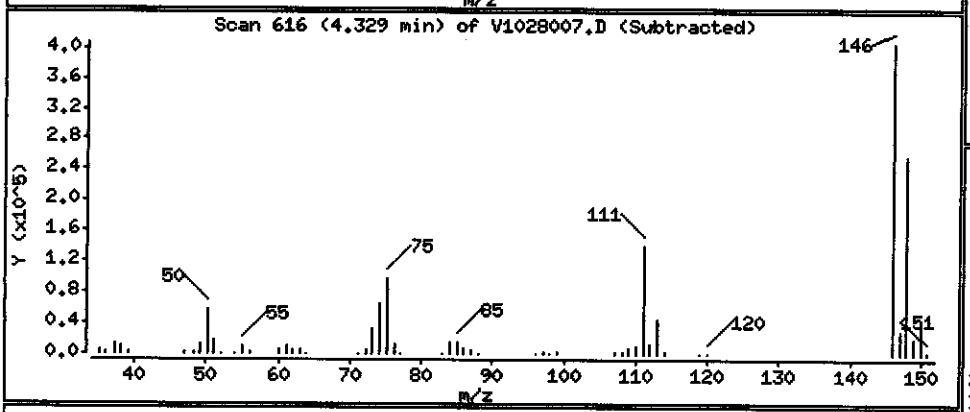

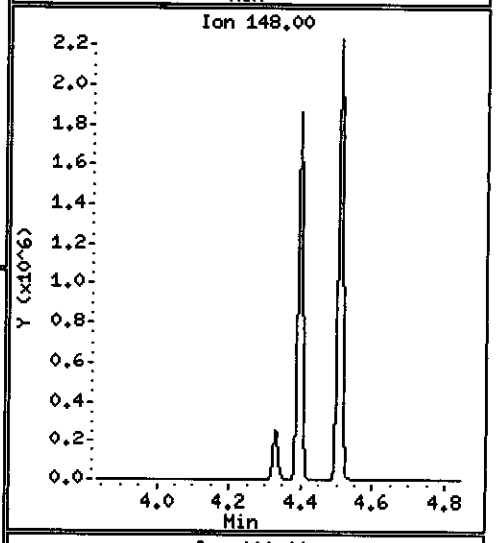

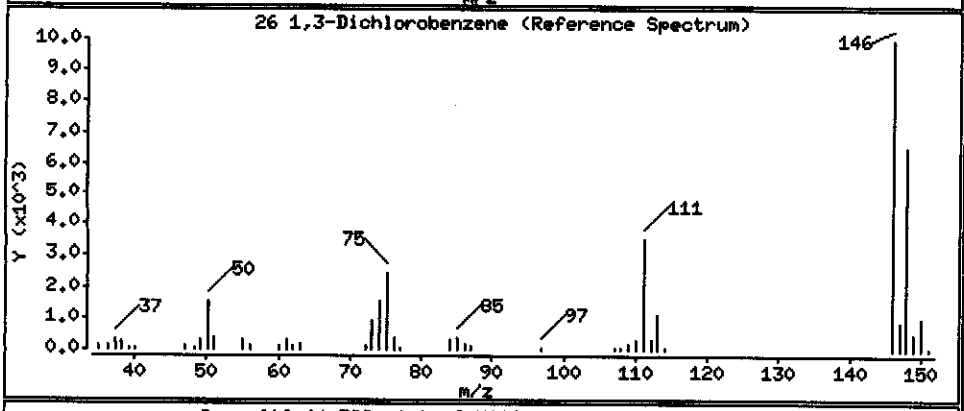

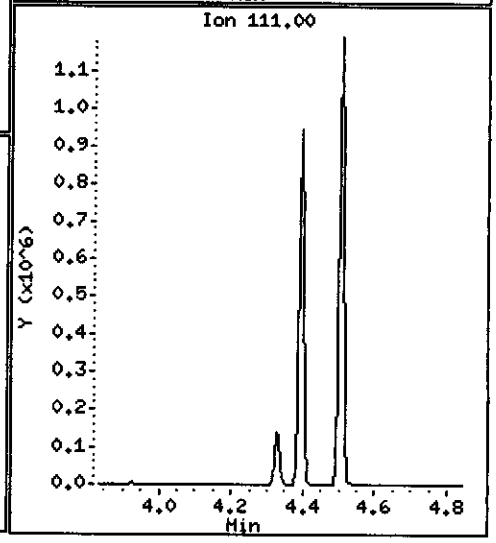

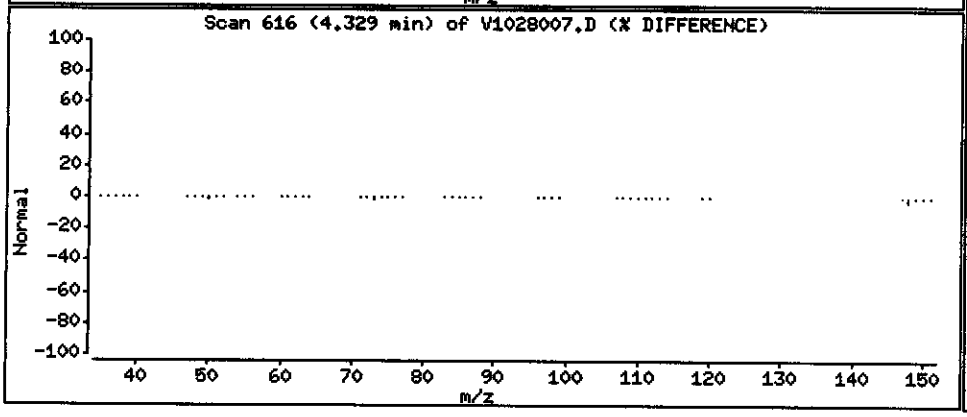

Data File: \\PITSVR06\D\chem\731.i\V102808.b\V1028007.D

Date : 28-OCT-2008 05:59

Client ID: DUPLICATE EW-1-1008

Instrument: 731.i

Sample Info: C8J160331-009 X10 10/20/08 h2o(8295020) 8270c

Volume Injected (uL): 2.0

Operator: 003200

Column phase: DB5-MS

Column diameter: 0.32

27 1,4-Dichlorobenzene

Concentration: 741.06 ug/L

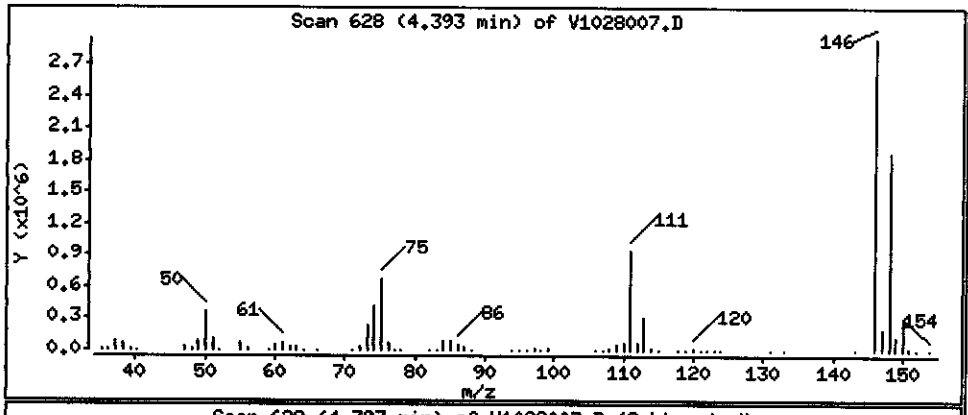

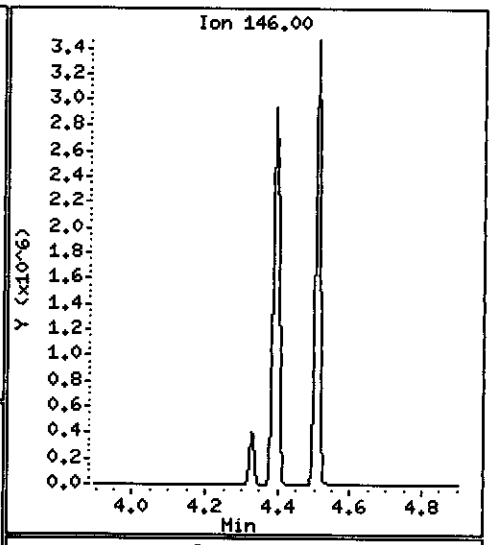

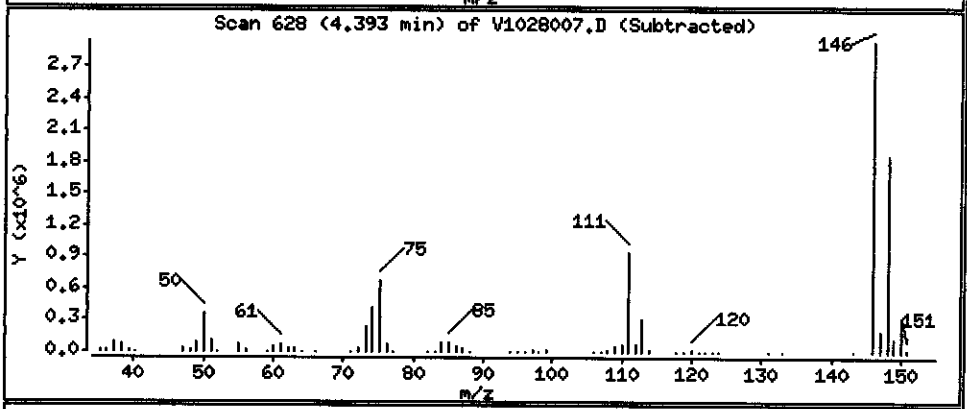

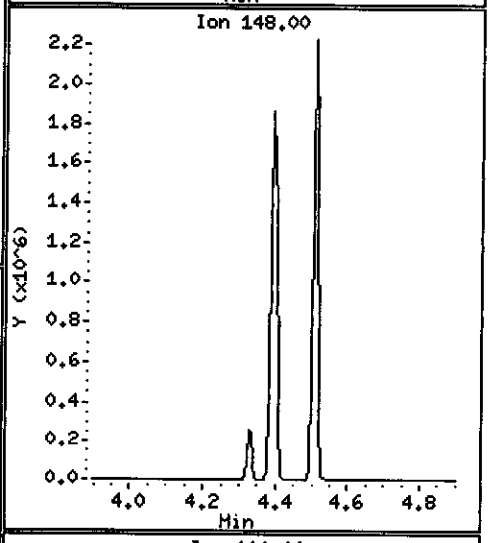

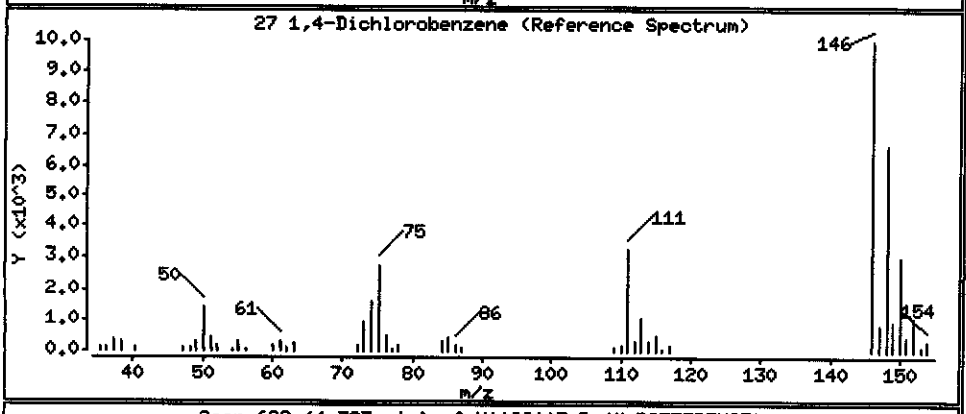

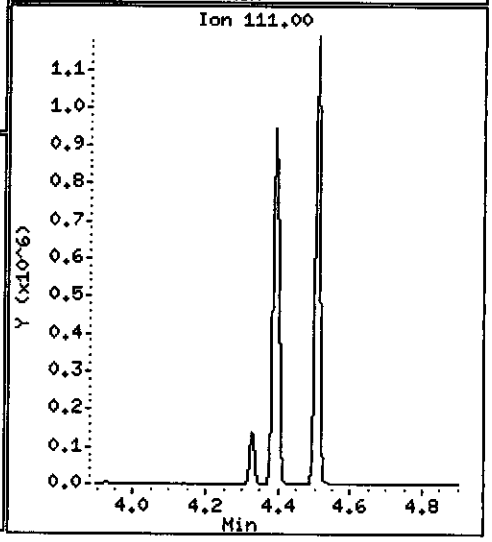

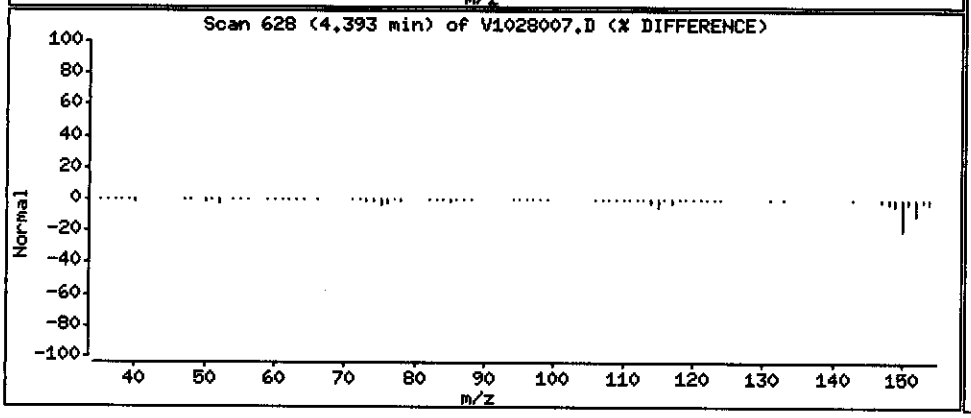

Data File: \\PITSVR06\D\chem\731.i\V102808.b\V1028007.D

Date : 28-OCT-2008 05:59

Client ID: DUPLICATE EW-1-1008

Instrument: 731.i

Sample Info: C8J160331-009 X10 10/20/08 h2o(8295020) 8270c

Volume Injected (uL): 2.0

Operator: 003200

Column phase: DB5-MS

Column diameter: 0.32

28 1,2-Dichlorobenzene

Concentration: 937.75 ug/L

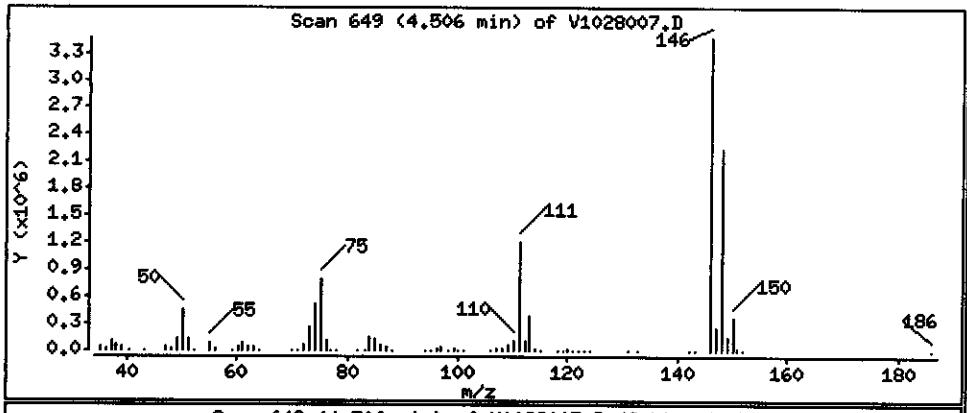

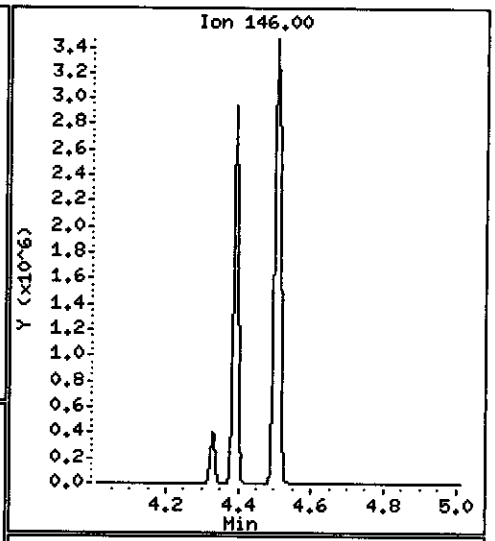

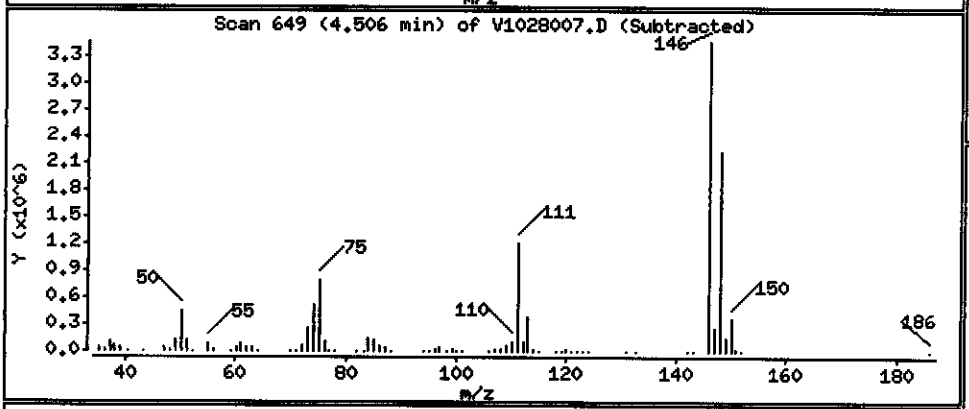

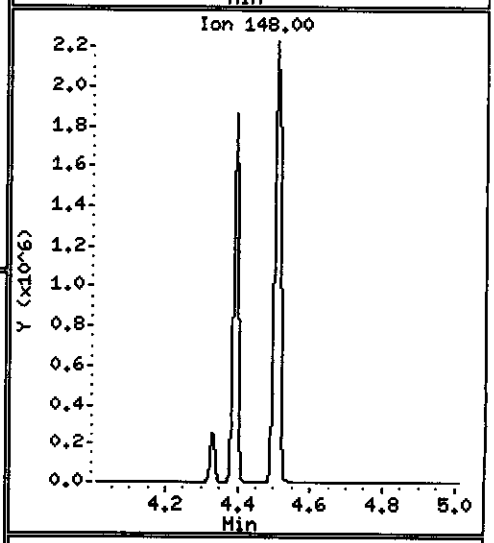

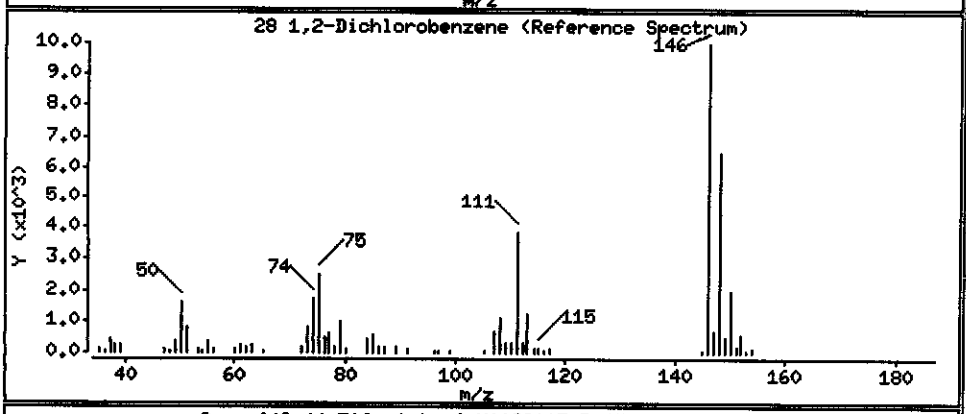

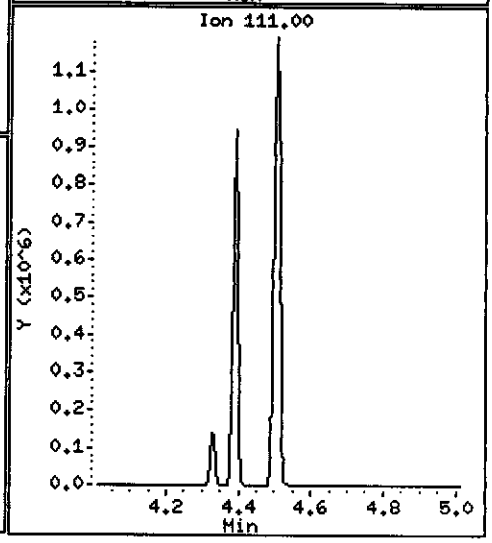

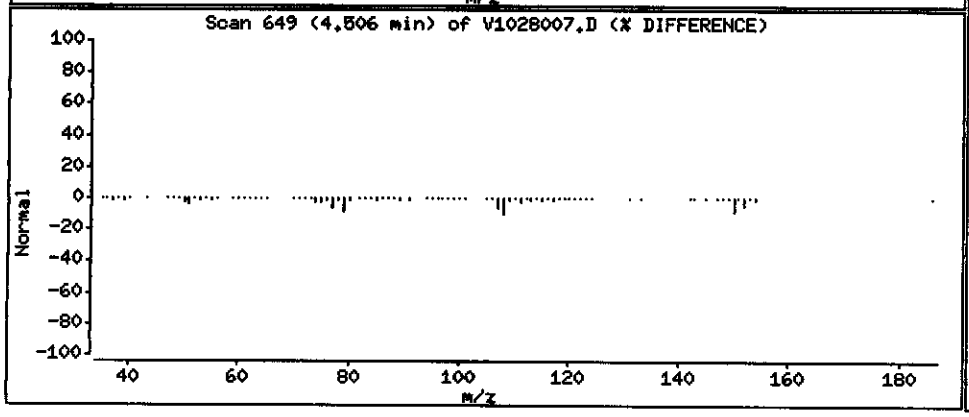

Data File: \\PITSVR06\D\chem\731.i\V102808.b\V1028007.D

Date : 28-OCT-2008 05:59

Client ID: DUPLICATE EW-1-1008

Instrument: 731.i

Sample Info: C8J160331-009 X10 10/20/08 h2o(8295020) 8270c

Volume Injected (uL): 2.0

Operator: 003200

Column phase: DB5-MS

Column diameter: 0.32

52 4-Chloroaniline

Concentration: 87.660 ug/L

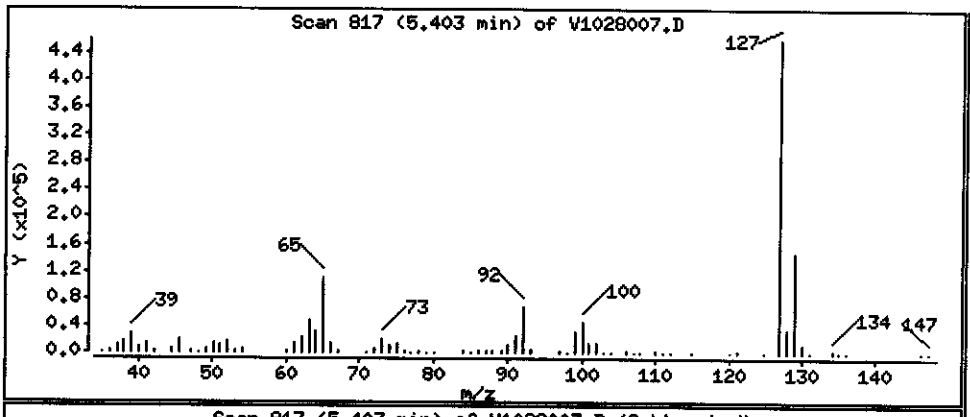

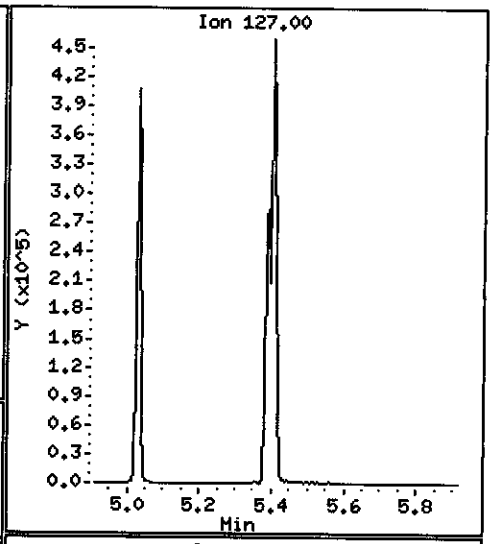

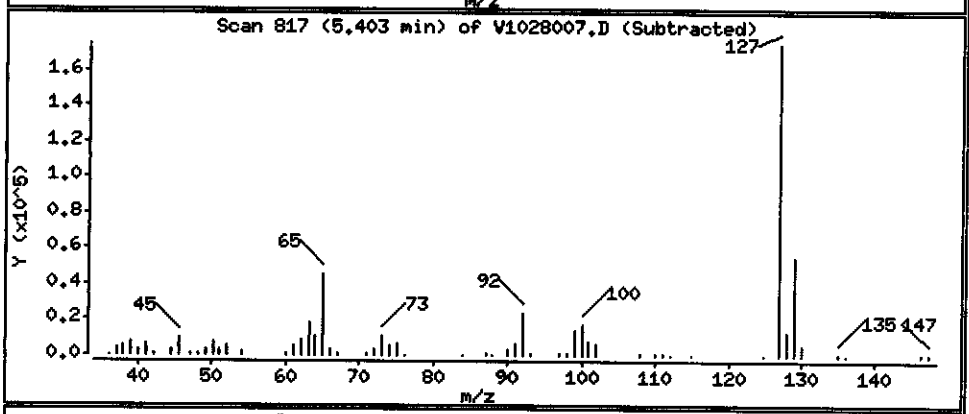

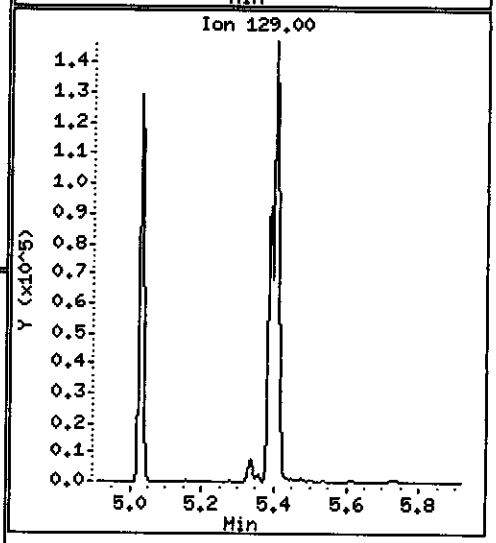

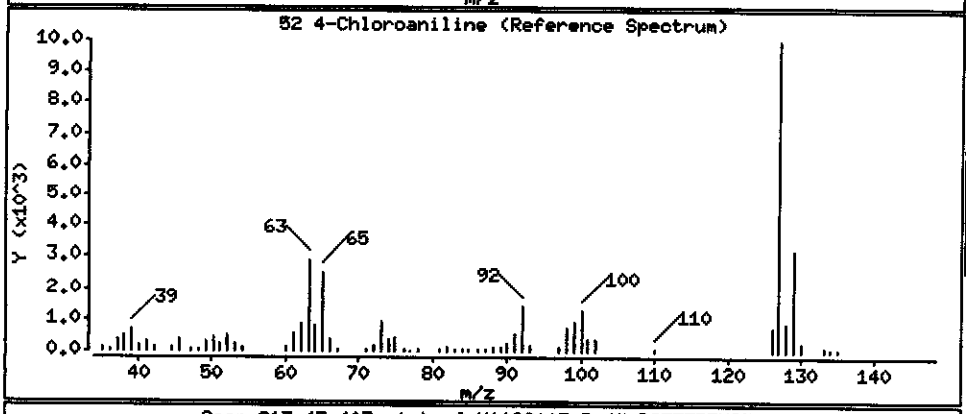

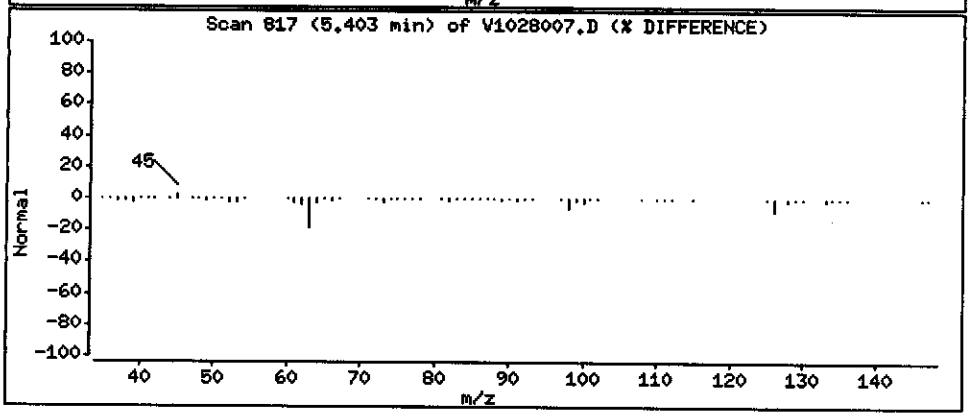

Data File: \\PITSVR06\D\chem\731.i\V102808.b\V1028007.D

Date : 28-OCT-2008 05:59

Client ID: DUPLICATE EW-1-1008

Instrument: 731.i

Sample Info: C8J160331-009 X10 10/20/08 h2o(8295020) 8270c

Volume Injected (uL): 2.0

Operator: 003200

Column phase: DB5-MS

Column diameter: 0.32

63 1-Methylnaphthalene

Concentration: 1.2899 ug/L

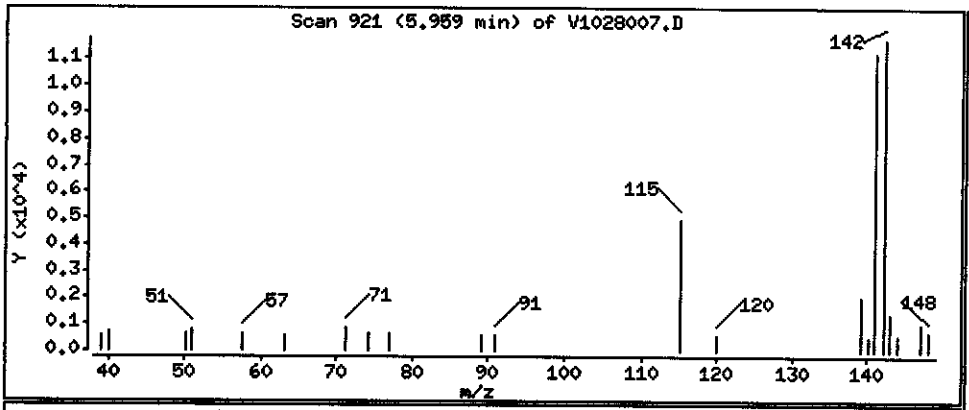

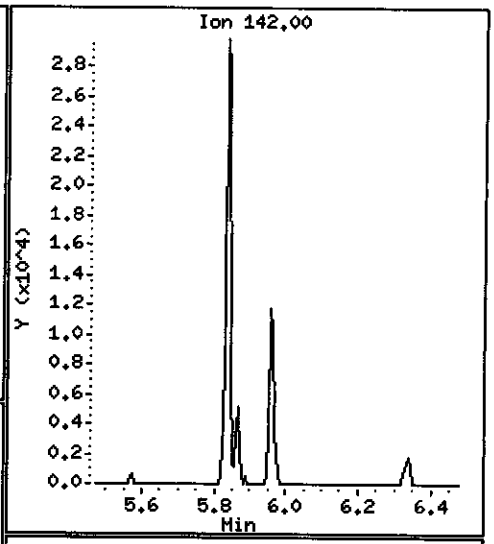

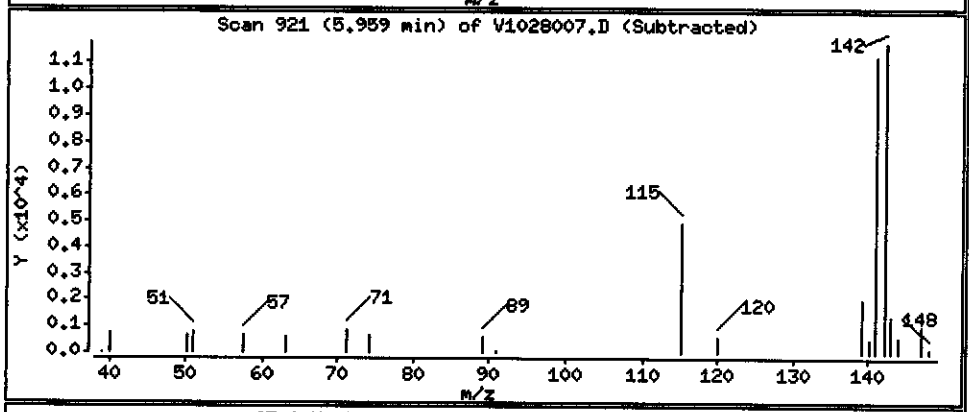

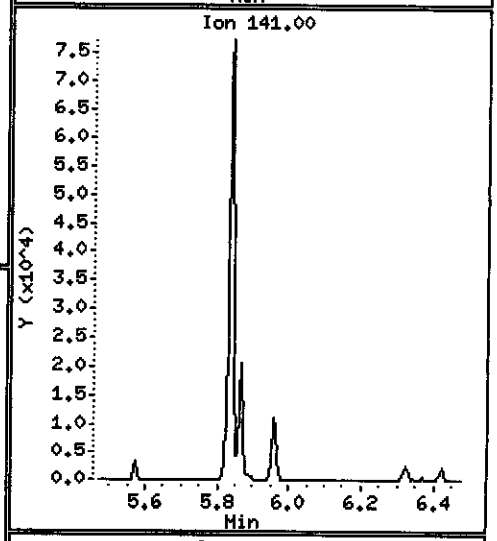

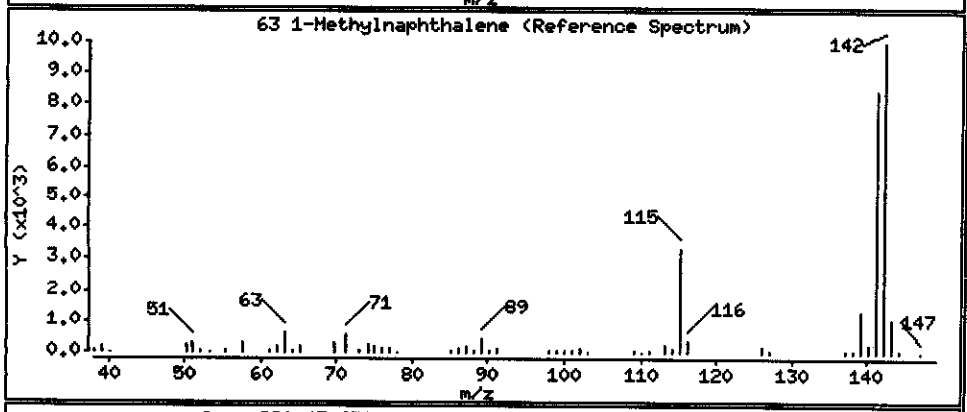

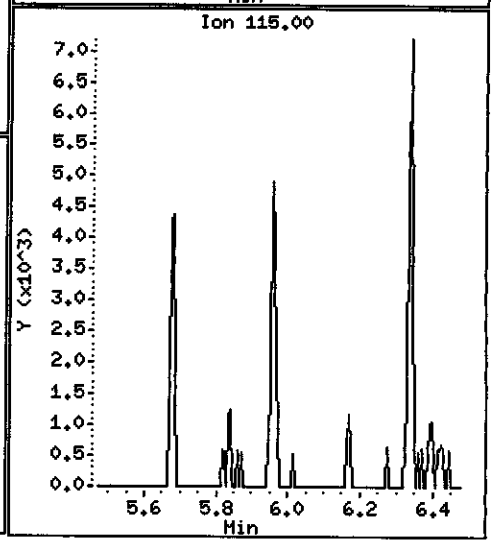

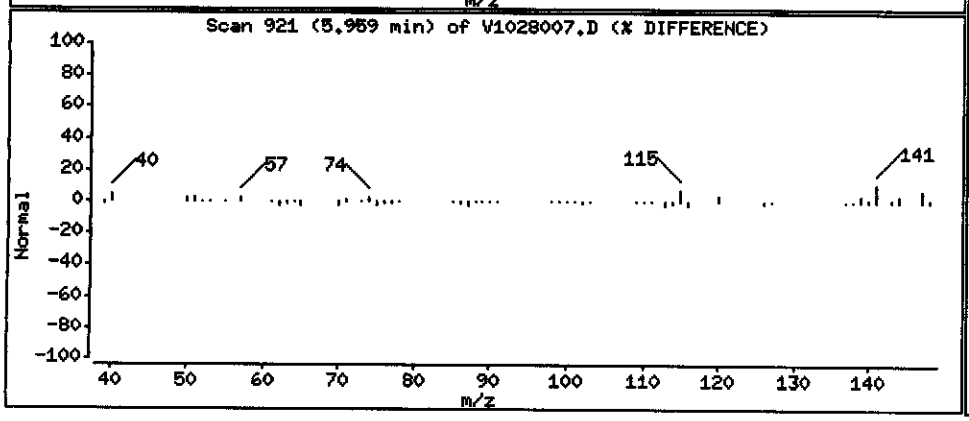

Data File: \\PITSVR06\D\chem\731.i\V102808.b\V1028007.D

Date : 28-OCT-2008 05:59

Client ID: DUPLICATE EW-1-1008

Instrument: 731.i

Sample Info: C8J160331-009 X10 10/20/08 h2o(8295020) 8270c

Volume Injected (uL): 2.0

Operator: 003200

Column phase: DB5-MS

Column diameter: 0.32

82 Acenaphthene

Concentration: 3.1005 ug/L

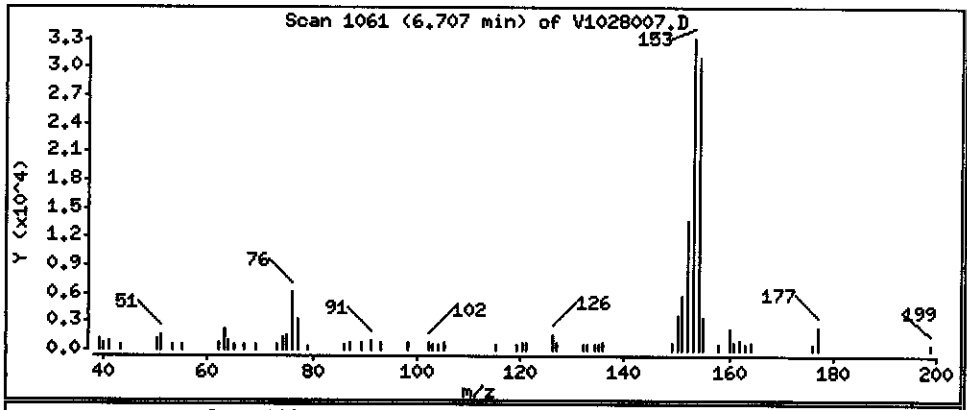

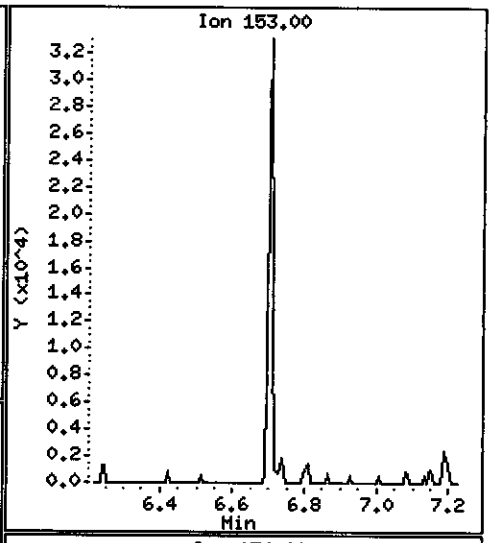

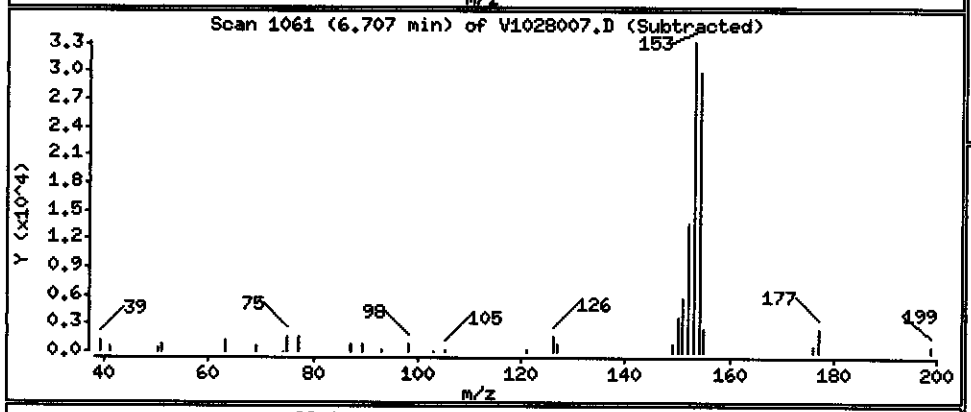

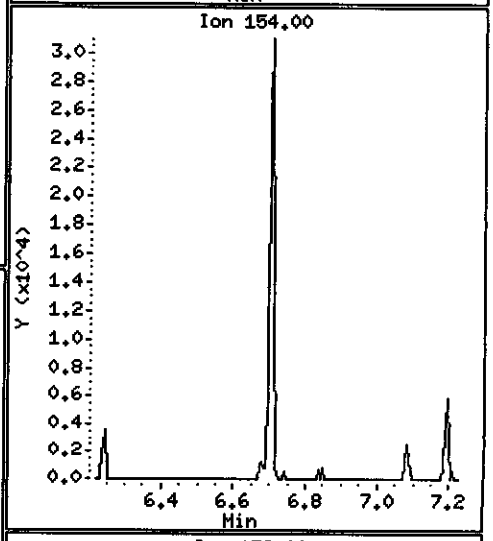

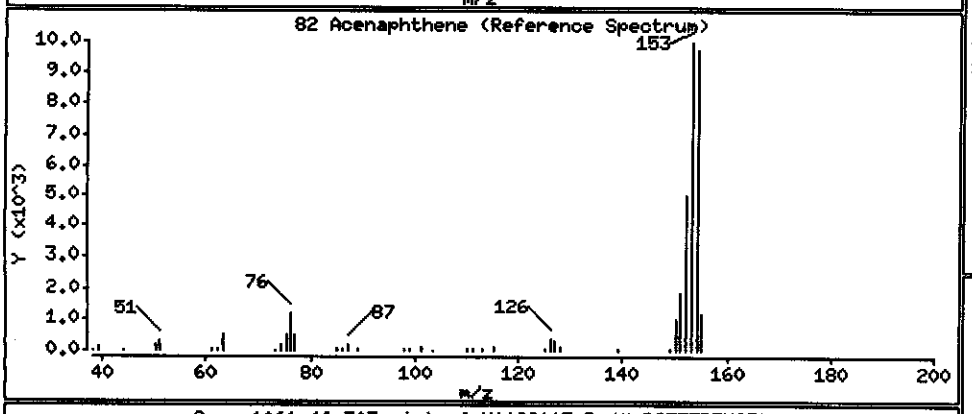

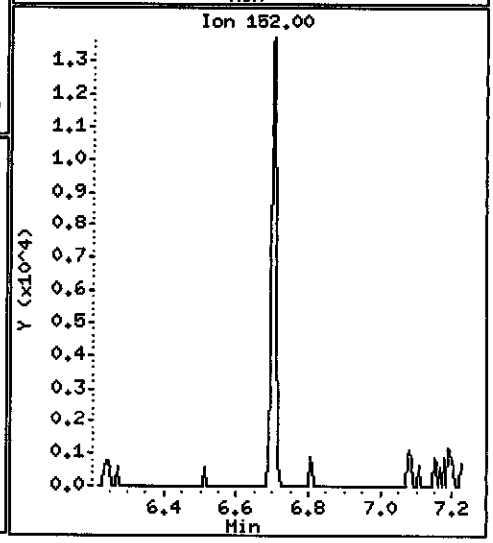

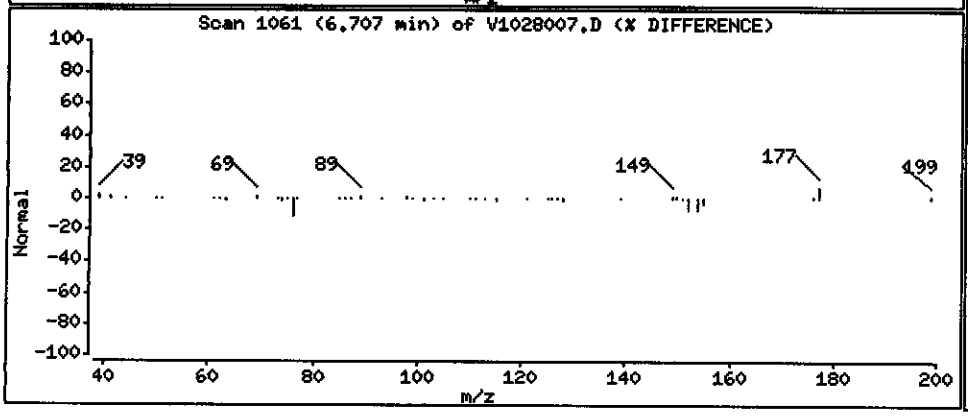

Data File: \\PITSVR06\D\chem\731.i\V102808.b\V1028007.D

Date : 28-OCT-2008 05:59

Client ID: DUPLICATE EW-1-1008

Instrument: 731.i

Sample Info: C8J160331-009 X10 10/20/08 h2o(8295020) 8270c

Volume Injected (uL): 2.0

Operator: 003200

Column phase: DB5-MS

Column diameter: 0.32

86 Dibenzofuran

Concentration: 0.52789 ug/L

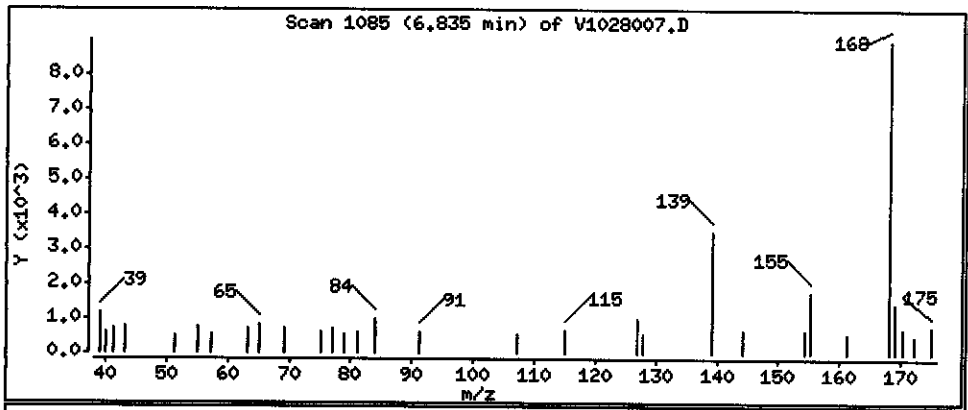

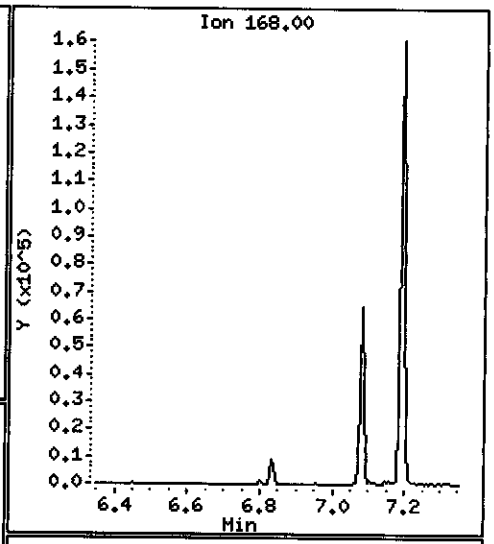

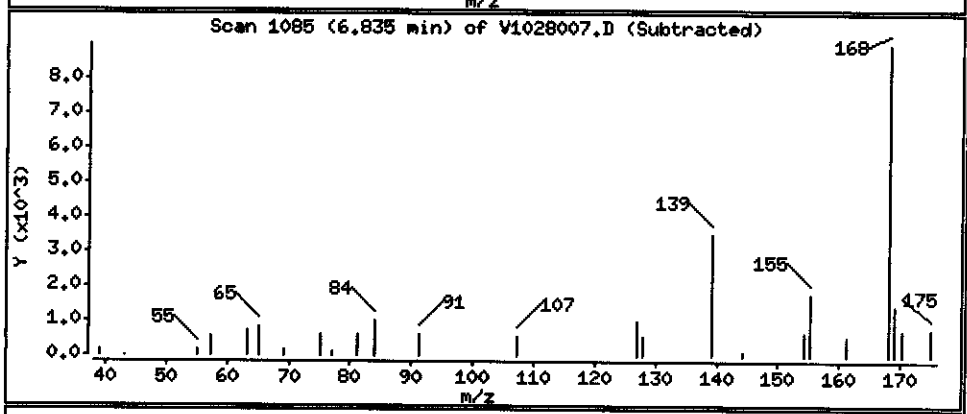

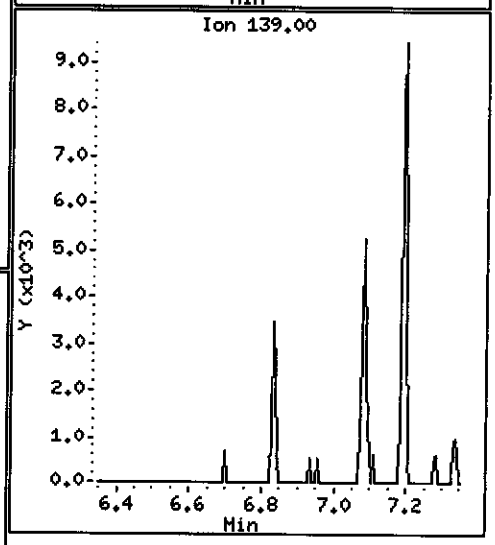

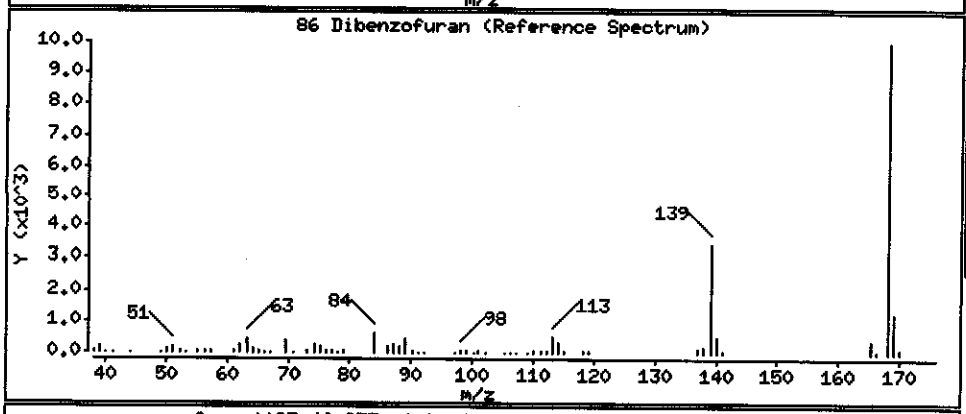

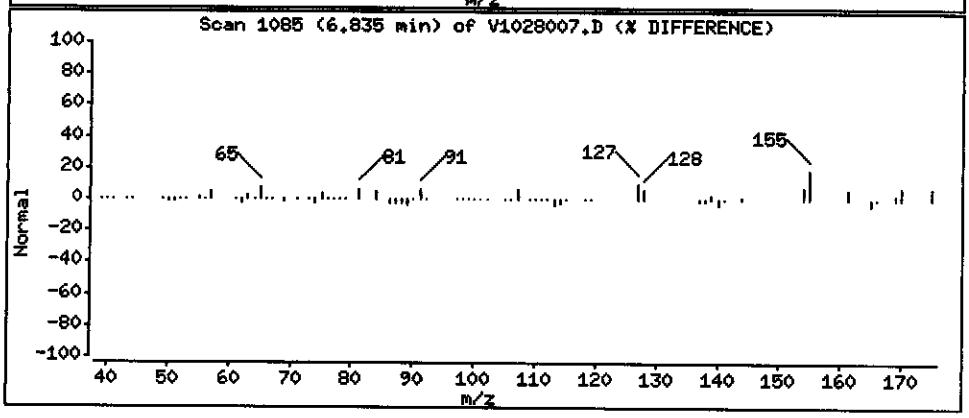

Data File: \\PITSVR06\D\chem\731.i\V102808.b\V1028007.D

Date : 28-OCT-2008 05:59

Client ID: DUPLICATE EW-1-1008

Instrument: 731.i

Sample Info: C8J160331-009 X10 10/20/08 h2o(8295020) 8270c

Volume Injected (uL): 2.0

Operator: 003200

Column phase: DB5-MS

Column diameter: 0.32

92 2-Naphthylamine

Concentration: 12.541 ug/L

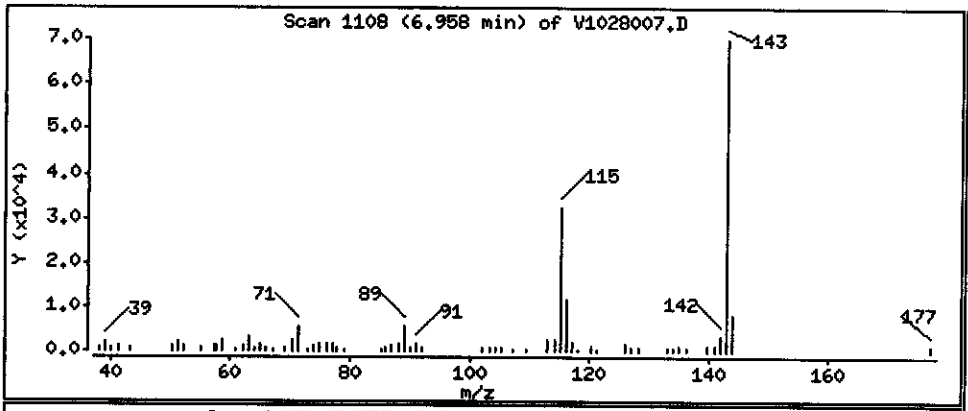

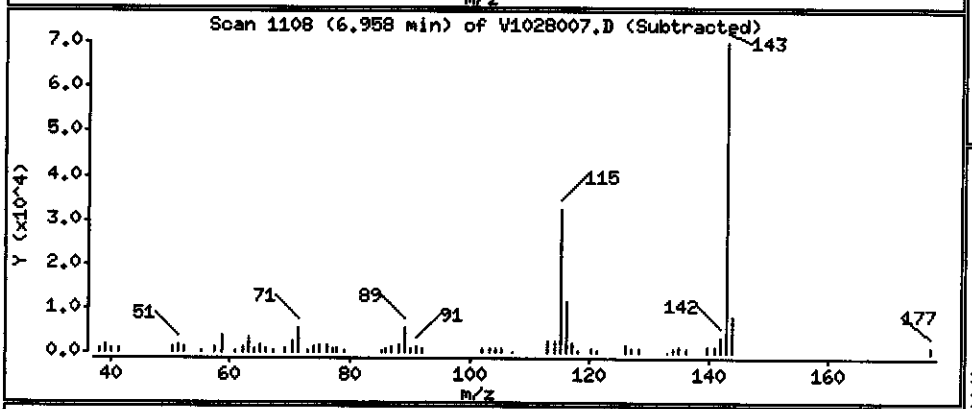

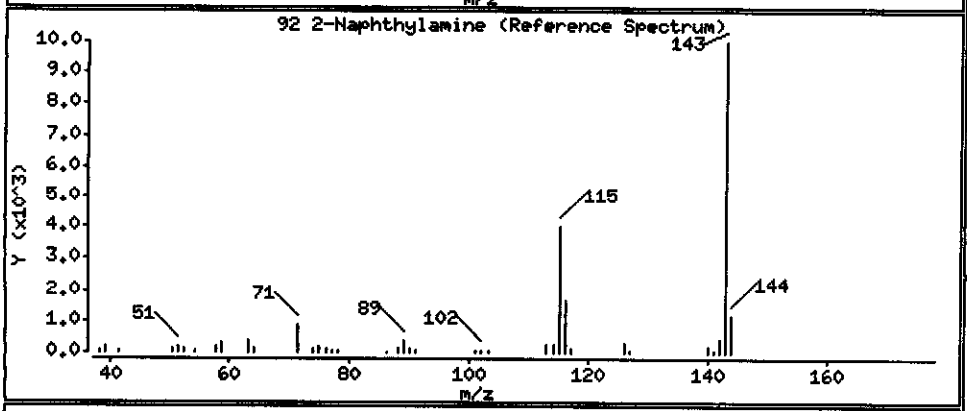

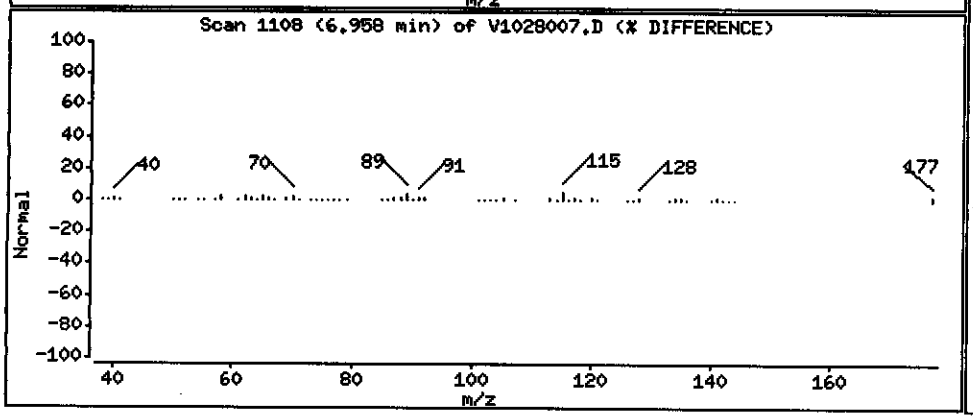

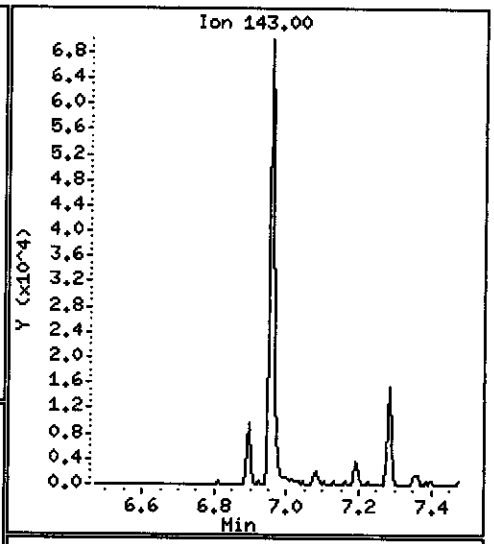

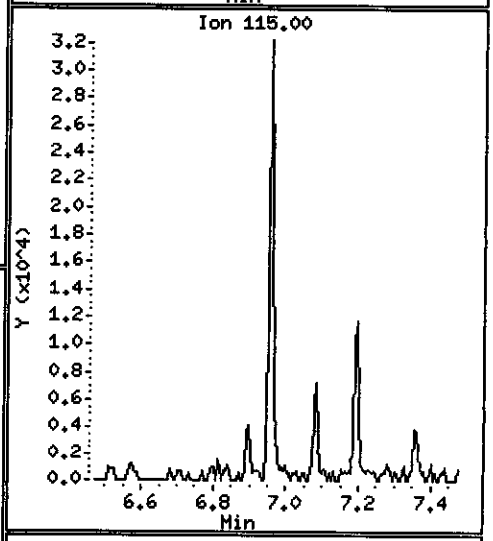

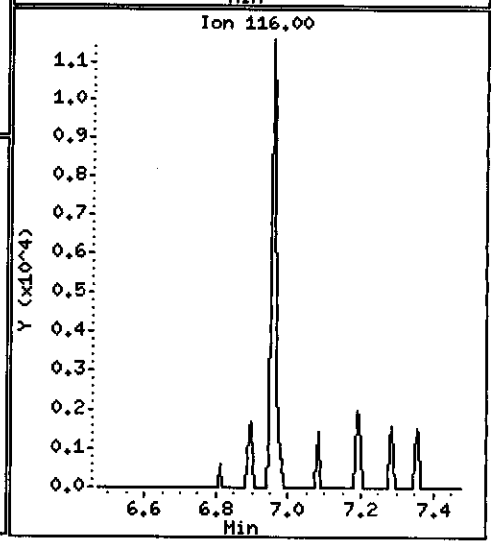

Data File: \\PITSVR06\D\chem\731.i\V102808.b\V1028007.D

Date : 28-OCT-2008 05:59

Client ID: DUPLICATE EW-1-1008

Instrument: 731.i

Sample Info: C8J160331-009 X10 10/20/08 h2o(8295020) 8270c

Volume Injected (uL): 2.0

Operator: 003200

Column phase: DB5-MS

Column diameter: 0.32

99 N-Nitrosodiphenylamine (1)

Concentration: 25.152 ug/L

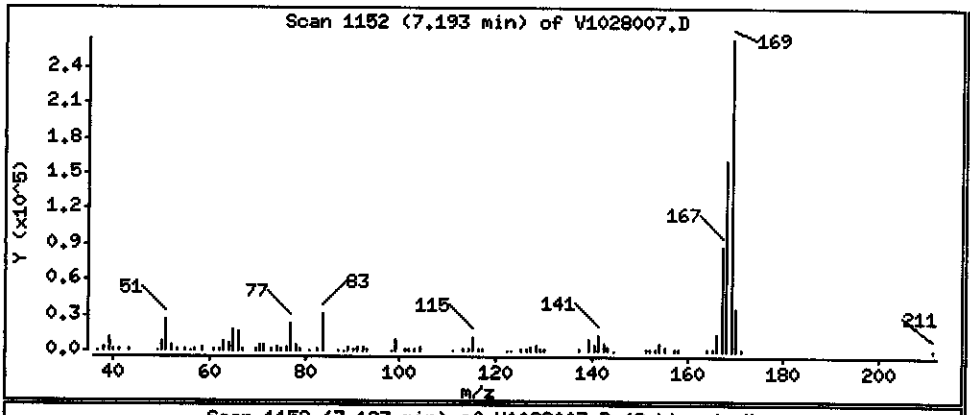

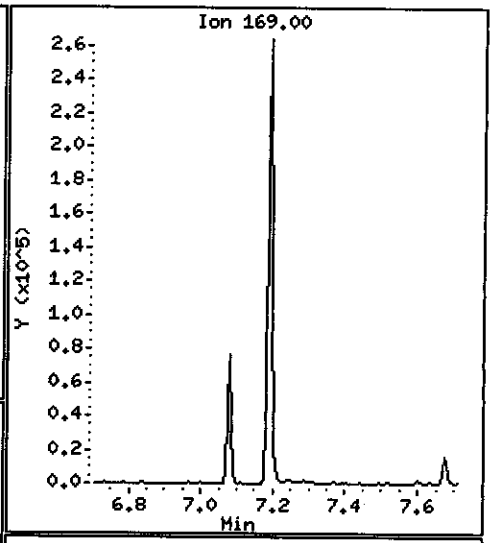

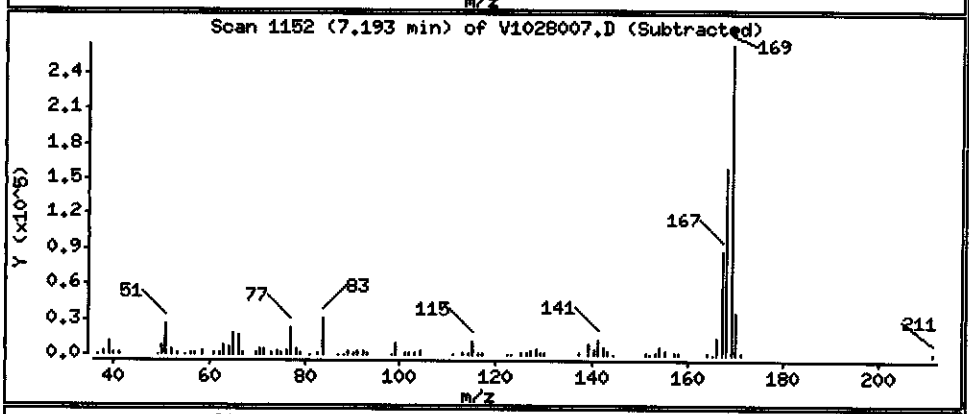

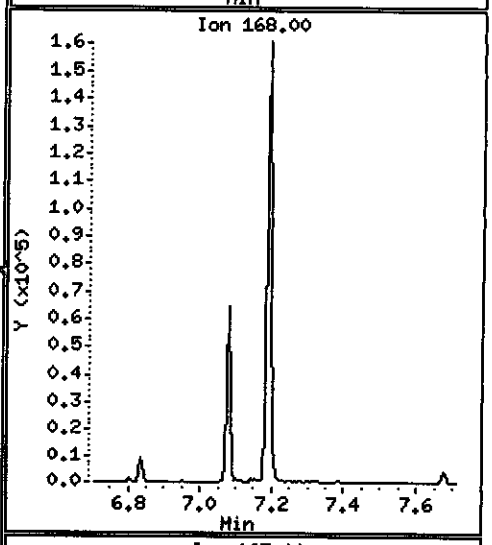

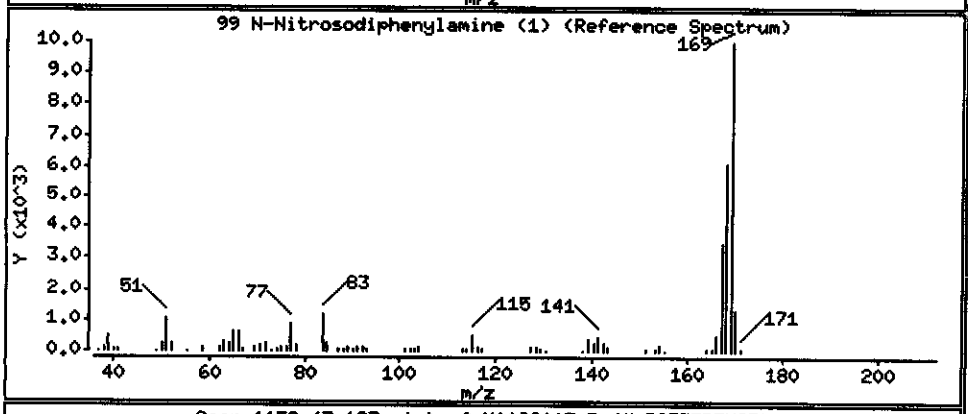

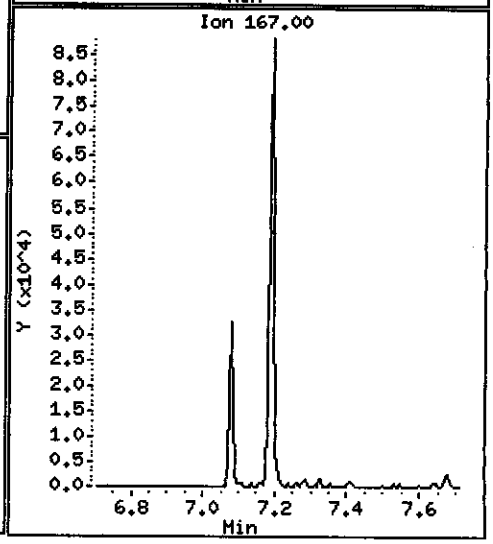

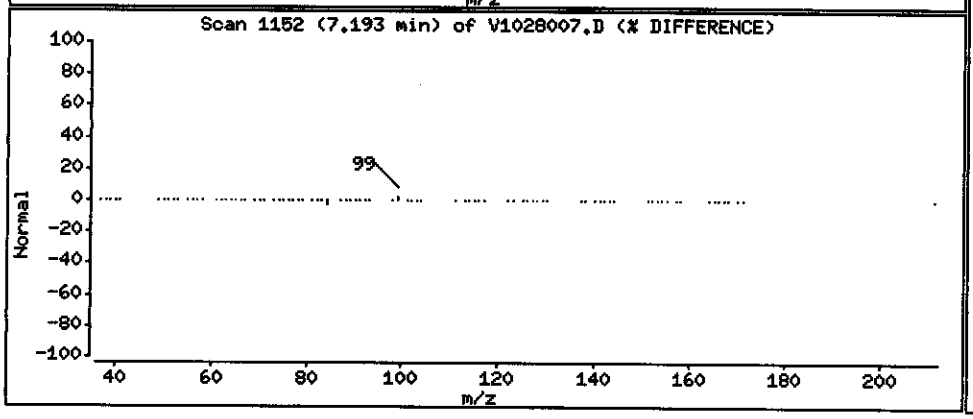

Data File: \\PITSVR06\D\chem\731.i\V102808.b\V1028007.D

Date : 28-OCT-2008 05:59

Client ID: DUPLICATE EW-1-1008

Instrument: 731.i

Sample Info: C8J160331-009 X10 10/20/08 h2o(8295020) 8270c

Volume Injected (uL): 2.0

Operator: 003200

Column phase: DB5-MS

Column diameter: 0.32

119 Carbazole

Concentration: 0.70064 ug/L

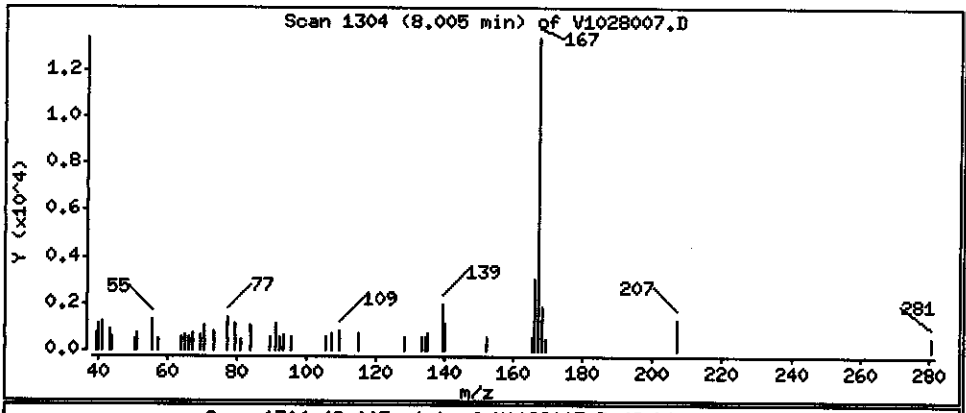

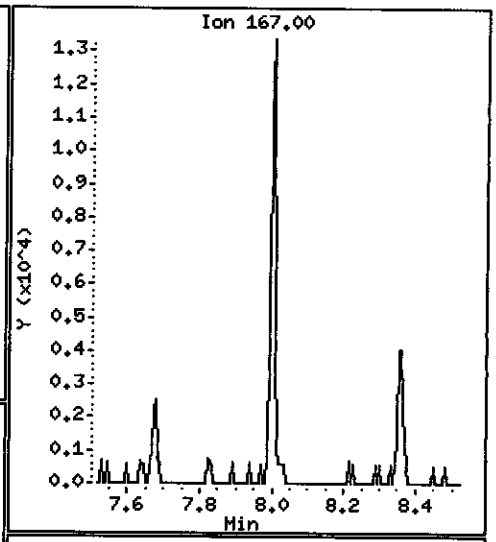

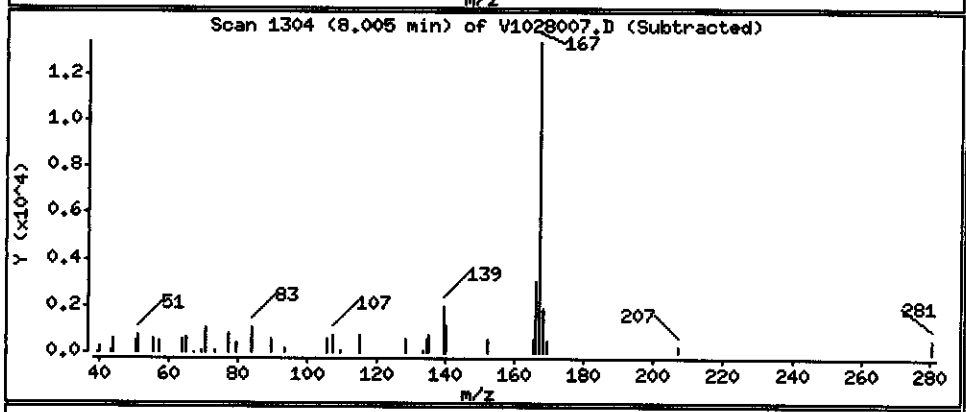

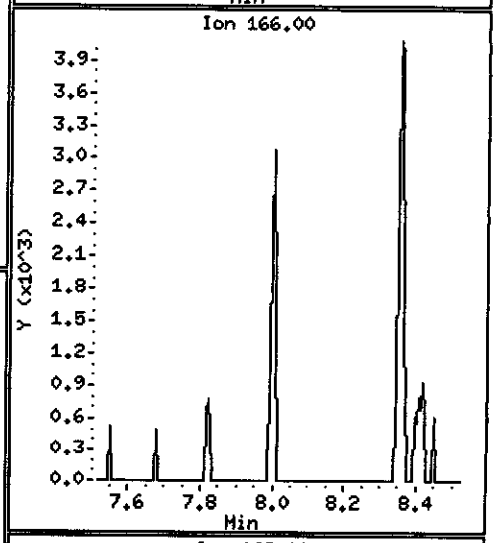

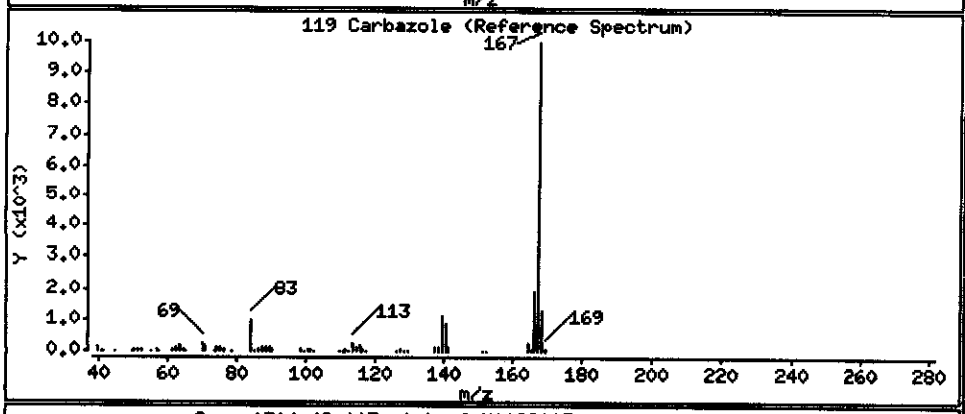

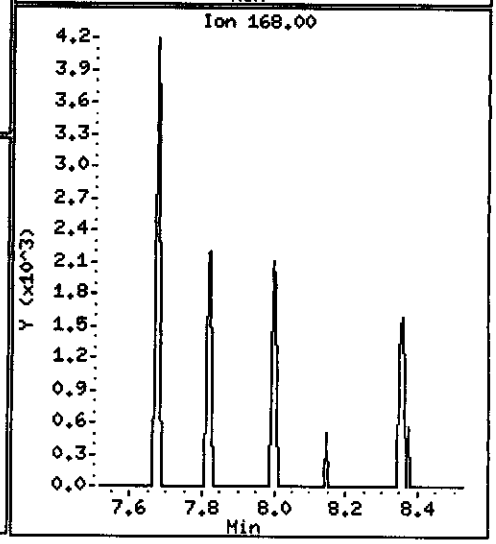

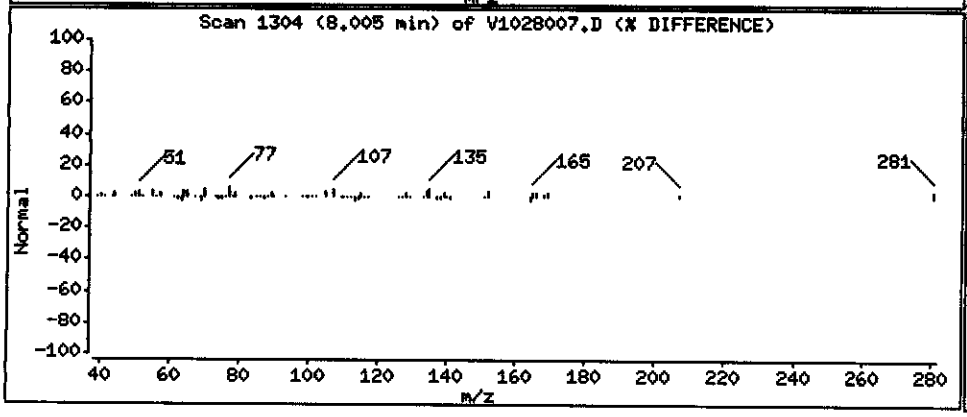

Data File Name: V1028007.D
Inj. Date and Time: 28-OCT-2008 05:59
Instrument ID: 731.i
Client ID: DUPLICATE EW-1-1008
Compound Name: N-Nitrosodiphenylamine (1)
CAS #: 86-30-6
Report Date: 10/28/2008

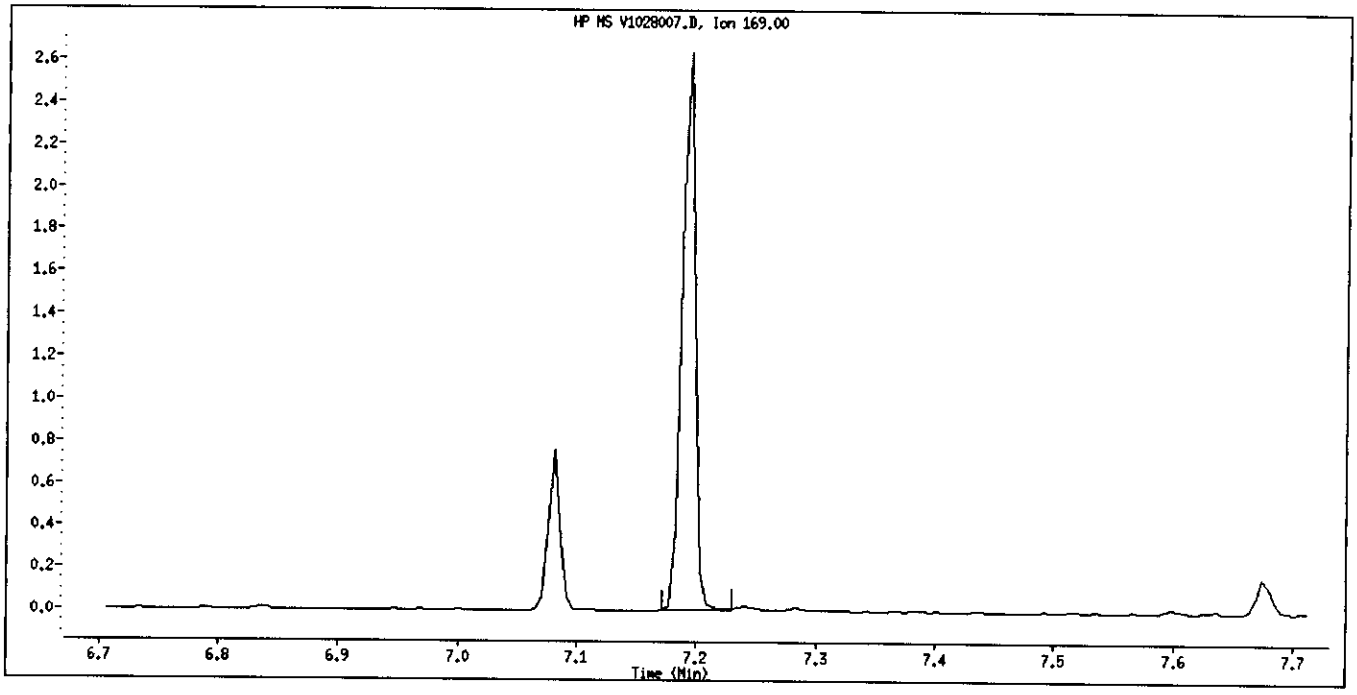

Original Integration

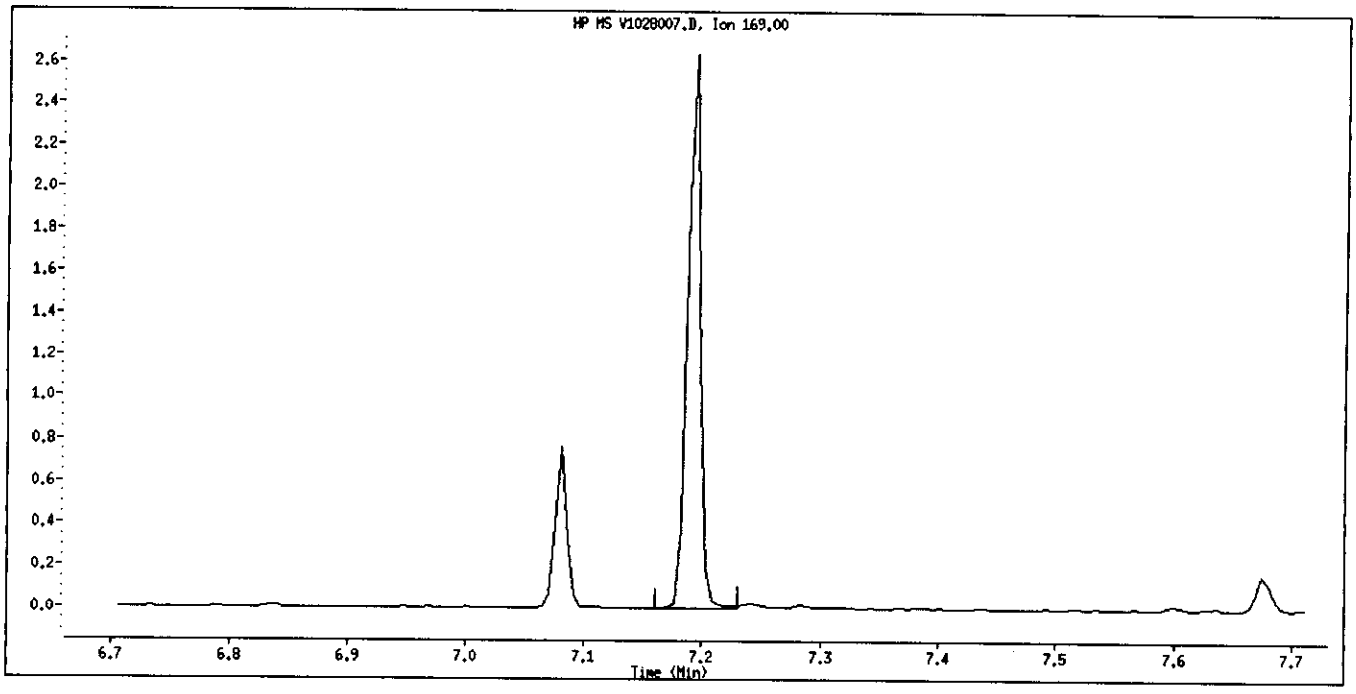

Manual Integration

Manually Integrated By: piccolinov
Manual Integration Reason: Poor Chromatography

MACTEC Engineering and Consulting Inc

Client Sample ID: RFI-22-1008

GC/MS Semivolatiles

Lot-Sample #...:	C8J160331-010	**Work Order #...:**	K02T81AL	**Matrix.....:**	WATER
Date Sampled...:	10/15/08 15:30	**Date Received..:**	10/16/08 09:30	**MS Run #.....:**	
Prep Date.....:	10/20/08	**Analysis Date..:**	10/27/08		
Prep Batch #...:	8295020	**Analysis Time..:**	03:47		
Dilution Factor:	0.99	**Initial Wgt/Vol:**	1010 mL	**Final Wgt/Vol..:**	1 mL
Analyst ID.....:	003200	**Instrument ID..:**	731		
		Method.....:	SW846 8270C		

PARAMETER	RESULT	REPORTING LIMIT	UNITS	MDL
Aniline	ND	0.99	ug/L	0.048
Acenaphthene	**9.7**	**0.20**	**ug/L**	**0.052**
Acenaphthylene	ND	0.20	ug/L	0.046
Acetophenone	ND	0.99	ug/L	0.046
Anthracene	**0.24**	**0.20**	**ug/L**	**0.050**
Atrazine	ND	0.99	ug/L	0.039
Benzo(a)anthracene	**0.68**	**0.20**	**ug/L**	**0.041**
Benzo(a)pyrene	**0.47**	**0.20**	**ug/L**	**0.043**
Benzo(b)fluoranthene	**0.71**	**0.20**	**ug/L**	**0.031**
Benzo(ghi)perylene	**0.73**	**0.20**	**ug/L**	**0.027**
Benzo(k)fluoranthene	**0.73**	**0.20**	**ug/L**	**0.039**
Benzaldehyde	**0.82 J**	**0.99**	**ug/L**	**0.054**
1,1'-Biphenyl	ND	0.99	ug/L	0.060
bis(2-Chloroethoxy) methane	ND	0.99	ug/L	0.12
bis(2-Chloroethyl)-ether	ND	0.20	ug/L	0.046
bis(2-Ethylhexyl) phthalate	**0.57 J**	**0.99**	**ug/L**	**0.12**
4-Bromophenyl phenyl ether	ND	0.99	ug/L	0.049
Butyl benzyl phthalate	**0.16 J**	**0.99**	**ug/L**	**0.14**
Caprolactam	ND	5.0	ug/L	0.19
Carbazole	**0.60**	**0.20**	**ug/L**	**0.052**
4-Chloroaniline	ND	0.99	ug/L	0.046
4-Chloro-3-methylphenol	ND	0.99	ug/L	0.058
2-Chloronaphthalene	ND	0.20	ug/L	0.044
2-Chlorophenol	**3.8**	**0.99**	**ug/L**	**0.045**
4-Chlorophenyl phenyl ether	ND	0.99	ug/L	0.042
Chrysene	**0.71**	**0.20**	**ug/L**	**0.035**
Dibenz(a,h)anthracene	**0.72**	**0.20**	**ug/L**	**0.034**
Dibenzofuran	**0.30 J**	**0.99**	**ug/L**	**0.053**
3,3'-Dichlorobenzidine	ND	0.99	ug/L	0.041
2,4-Dichlorophenol	**4.7**	**0.20**	**ug/L**	**0.048**
Diethyl phthalate	ND	0.99	ug/L	0.24
2,4-Dimethylphenol	ND	0.99	ug/L	0.051

(Continued on next page)

MACTEC Engineering and Consulting Inc

Client Sample ID: RFI-22-1008

GC/MS Semivolatiles

Lot-Sample #...: C8J160331-010 **Work Order #...:** K02T81AL **Matrix.....:** WATER

PARAMETER	RESULT	REPORTING LIMIT	UNITS	MDL
Dimethyl phthalate	ND	0.99	ug/L	0.042
Di-n-butyl phthalate	**0.063 J**	**0.99**	**ug/L**	**0.046**
4,6-Dinitro-2-methylphenol	ND	5.0	ug/L	1.4
2,4-Dinitrophenol	ND	5.0	ug/L	1.3
2,4-Dinitrotoluene	ND	0.99	ug/L	0.045
2,6-Dinitrotoluene	ND	0.99	ug/L	0.050
Di-n-octyl phthalate	**0.56 J**	**0.99**	**ug/L**	**0.042**
Fluoranthene	**0.38**	**0.20**	**ug/L**	**0.049**
Fluorene	**0.51**	**0.20**	**ug/L**	**0.054**
Hexachlorobenzene	**0.16 J**	**0.20**	**ug/L**	**0.043**
Hexachlorobutadiene	ND	0.20	ug/L	0.037
Hexachlorocyclopentadiene	ND	0.99	ug/L	0.079
Hexachloroethane	ND	0.99	ug/L	0.043
Indeno(1,2,3-cd)pyrene	**0.72**	**0.20**	**ug/L**	**0.047**
Isophorone	ND	0.99	ug/L	0.047
2-Methylnaphthalene	ND	0.20	ug/L	0.046
2-Methylphenol	ND	0.99	ug/L	0.051
4-Methylphenol	ND	0.99	ug/L	0.073
Naphthalene	ND	0.20	ug/L	0.043
2-Nitroaniline	ND	5.0	ug/L	0.047
3-Nitroaniline	ND	5.0	ug/L	0.040
4-Nitroaniline	ND	5.0	ug/L	0.025
Nitrobenzene	ND	0.20	ug/L	0.063
2-Nitrophenol	ND	0.99	ug/L	0.053
4-Nitrophenol	ND	5.0	ug/L	0.069
N-Nitrosodi-n-propylamine	ND	0.20	ug/L	0.059
N-Nitrosodiphenylamine	**0.48**	**0.20**	**ug/L**	**0.048**
2,2'-oxybis (1-Chloropropane)	ND	0.20	ug/L	0.026
Pentachlorophenol	ND	0.99	ug/L	0.082
Phenanthrene	**0.16 J**	**0.20**	**ug/L**	**0.054**
Phenol	ND	0.20	ug/L	0.022
Pyrene	**0.34**	**0.20**	**ug/L**	**0.056**
2,4,5-Trichlorophenol	ND	0.99	ug/L	0.062
2,4,6-Trichlorophenol	ND	0.99	ug/L	0.056

(Continued on next page)

MACTEC Engineering and Consulting Inc

Client Sample ID: RFI-22-1008

GC/MS Semivolatiles

Lot-Sample #...: C8J160331-010 **Work Order #...:** K02T81AL **Matrix.....:** WATER

SURROGATE	PERCENT RECOVERY	RECOVERY LIMITS
Nitrobenzene-d5	62	(23 - 112)
Terphenyl-d14	49	(10 - 132)
2-Fluorobiphenyl	62	(19 - 107)
2-Fluorophenol	58	(10 - 111)
Phenol-d5	65	(15 - 112)
2,4,6-Tribromophenol	66	(16 - 122)

NOTE(S):

J Estimated result. Result is less than RL.

Data File: \\PITSVR06\D\chem\731.i\V102608.b\V1026013.D
Date : 27-OCT-2008 03:47
Client ID: RFI-22-1008
Sample Info: C8J160331-010 10/20/08 h2o (8295020) 8270c
Volume Injected (uL): 2.0
Column phase: DB5-MS

Instrument: 731.i
Operator: 003200
Column diameter: 0.32

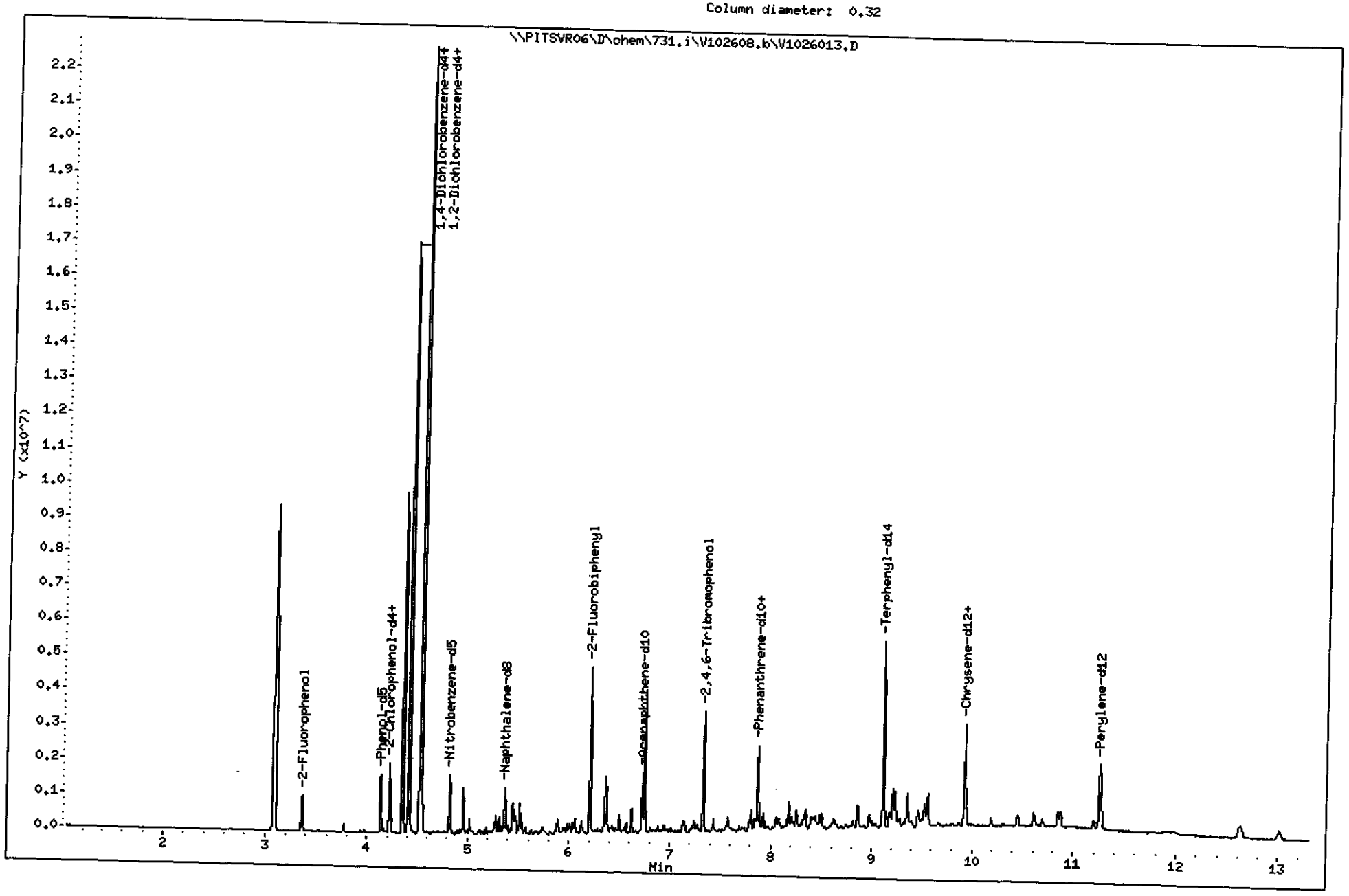

TestAmerica Pittsburgh

Semivolatile REPORT SW-846 Method 8270

Data file : \\PITSVR06\D\chem\731.i\V102608.b\V1026013.D
Lab Smp Id: K02T81AL Client Smp ID: RFI-22-1008
Inj Date : 27-OCT-2008 03:47
Operator : 003200 Inst ID: 731.i
Smp Info : C8J160331-010 10/20/08 h2o (8295020) 8270c
Misc Info : K02T81AL,V102608.b,8270ll.m,padep.sub
Comment :
Method : \\PITSVR06\D\chem\731.i\V102608.b\8270ll.m
Meth Date : 27-Oct-2008 01:04 piccolinov Quant Type: ISTD
Cal Date : 23-OCT-2008 04:48 Cal File: V1023NC7.D
Als bottle: 15
Dil Factor: 1.00000
Integrator: HP RTE Compound Sublist: padep.sub
Target Version: 4.14
Processing Host: PITSVR06

Concentration Formula: Amt * DF * Uf * Vt/(Vo * Vi) * CpndVariable

Name	Value	Description
DF	1.000	Dilution Factor
Uf	1.000	ng unit correction factor
Vt	1000.000	Volume of final extract (uL)
Vo	1010.000	Volume of sample extracted (mL)
Vi	2.000	Volume injected (uL)
Cpnd Variable		Local Compound Variable

Compounds	QUANT SIG MASS	RT	EXP RT	REL RT	RESPONSE	CONCENTRATIONS ON-COLUMN (NG)	CONCENTRATIONS FINAL (ug/L)
* 1 1,4-Dichlorobenzene-d4	152	4.401	4.408	(1.000)	91579	8.00000	
* 2 Naphthalene-d8	136	5.373	5.381	(1.000)	462894	8.00000	
* 3 Acenaphthene-d10	164	6.725	6.732	(1.000)	365897	8.00000	
* 4 Phenanthrene-d10	188	7.873	7.886	(1.000)	720429	8.00000	
* 5 Chrysene-d12	240	9.925	9.937	(1.000)	827049	8.00000	
* 6 Perylene-d12	264	11.260	11.278	(1.000)	935319	8.00000	
198 1,4-Dioxane	88	Compound Not Detected.					
10 N-Nitrosodimethylamine	74	Compound Not Detected.					
9 Pyridine	79	Compound Not Detected.					
16 Methyl methanesulfonate	80	Compound Not Detected.					
206 Benzaldehyde	77	4.059	4.061	(0.922)	2037	1.65545	0.81953
21 Aniline	93	Compound Not Detected.					
22 Phenol	94	Compound Not Detected.					
23 bis(2-Chloroethyl)ether	93	Compound Not Detected.					
24 2-Chlorophenol	128	4.235	4.237	(0.962)	114431	7.75887	3.8410
26 1,3-Dichlorobenzene	146	4.353	4.360	(0.989)	2862697	162.244	80.319
27 1,4-Dichlorobenzene	146	4.417	4.419	(1.004)	5563447	307.232	152.10
28 1,2-Dichlorobenzene	146	4.540	4.531	(1.032)	8754567	505.666	250.33
29 Benzyl Alcohol	108	Compound Not Detected.					
30 2-Methylphenol	108	Compound Not Detected.					

	Compounds	QUANT SIG MASS	RT	EXP RT	REL RT	RESPONSE	CONCENTRATIONS ON-COLUMN (NG)	CONCENTRATIONS FINAL (ug/L)
31	2,2'-oxybis(1-Chloropropane)	45	Compound Not Detected.					
37	Acetophenone	105	Compound Not Detected.					
32	N-Nitroso-di-n-propylamine	70	Compound Not Detected.					
192	4-Methylphenol	108	Compound Not Detected.					
34	Hexachloroethane	117	Compound Not Detected.					
35	Nitrobenzene	77	Compound Not Detected.					
41	Isophorone	82	Compound Not Detected.					
42	2-Nitrophenol	139	Compound Not Detected.					
43	2,4-Dimethylphenol	107	Compound Not Detected.					
44	bis(2-Chloroethoxy)methane	93	Compound Not Detected.					
48	2,4-Dichlorophenol	162	5.282	5.274	(0.983)	162347	9.44603	4.6762
49	Benzoic Acid	122	5.160	5.172	(0.960)	5951	3.39638	1.6814
50	1,2,4-Trichlorobenzene	180	5.331	5.338	(0.992)	12432	0.62898	0.31138
51	Naphthalene	128	Compound Not Detected.					
52	4-Chloroaniline	127	Compound Not Detected.					
54	2,6-Dichlorophenol	162	Compound Not Detected.					
56	Hexachlorobutadiene	224	Compound Not Detected.					
208	Caprolactam	113	Compound Not Detected.					
59	4-Chloro-3-Methylphenol	107	Compound Not Detected.					
62	2-Methylnaphthalene	142	Compound Not Detected.					
63	1-Methylnaphthalene	142	5.998	6.006	(1.116)	10736	0.25199	0.12474
64	Hexachlorocyclopentadiene	236	Compound Not Detected.					
66	2,4,6-Trichlorophenol	196	Compound Not Detected.					
67	2,4,5-Trichlorophenol	196	Compound Not Detected.					
209	1,1'-Biphenyl	154	Compound Not Detected.					
70	2-Chloronaphthalene	162	Compound Not Detected.					
73	2-Nitroaniline	65	Compound Not Detected.					
76	Dimethylphthalate	163	Compound Not Detected.					
78	2,6-Dinitrotoluene	165	Compound Not Detected.					
79	Acenaphthylene	152	Compound Not Detected.					
81	3-Nitroaniline	138	Compound Not Detected.					
82	Acenaphthene	153	6.746	6.759	(1.003)	938710	19.5126	9.6597
83	2,4-Dinitrophenol	184	Compound Not Detected.					
85	4-Nitrophenol	109	Compound Not Detected.					
86	Dibenzofuran	168	6.880	6.892	(1.023)	43888	0.61413	0.30402
87	2,4-Dinitrotoluene	165	Compound Not Detected.					
91	2,3,5,6-Tetrachlorophenol	231	Compound Not Detected.					
88	2,3,4,6-Tetrachlorophenol	231	Compound Not Detected.					
92	2-Naphthylamine	143	Compound Not Detected.					
93	Diethylphthalate	149	7.061	7.074	(1.050)	7467	0.14105	0.069828
94	Fluorene	166	7.147	7.159	(1.063)	57995	1.03439	0.51207
95	4-Chlorophenyl-phenylether	204	Compound Not Detected.					
96	4-Nitroaniline	138	Compound Not Detected.					
98	4,6-Dinitro-2-methylphenol	198	Compound Not Detected.					
99	N-Nitrosodiphenylamine (1)	169	7.238	7.250	(0.919)	42487	0.97655	0.48344
100	1,2-Diphenylhydrazine	77	Compound Not Detected.					
106	4-Bromophenyl-phenylether	248	Compound Not Detected.					
107	Hexachlorobenzene	284	7.569	7.582	(0.961)	6302	0.32964	0.16319
210	Atrazine	200	Compound Not Detected.					
111	Pentachlorophenol	265	Compound Not Detected.					
115	Phenanthrene	178	7.889	7.902	(1.002)	30002	0.32921	0.16297
116	Anthracene	178	7.932	7.945	(1.007)	44720	0.48533	0.24026
119	Carbazole	167	8.055	8.068	(1.023)	107624	1.20865	0.59834
120	Di-n-Butylphthalate	149	8.322	8.340	(1.057)	13694	0.12814	0.063436

Compounds	QUANT SIG MASS	RT	EXP RT	REL RT	RESPONSE	CONCENTRATIONS ON-COLUMN (NG)	CONCENTRATIONS FINAL (ug/L)
123 Fluoranthene	202	8.814	8.826	(1.119)	84663	0.77716	0.38473
124 Benzidine	184	Compound Not Detected.					
125 Pyrene	202	8.990	9.003	(0.906)	86319	0.68045	0.33685
131 Butylbenzylphthalate	149	9.481	9.499	(0.955)	19438	0.32717	0.16197
135 3,3'-Dichlorobenzidine	252	Compound Not Detected.					
136 Benzo(a)Anthracene	228	9.914	9.932	(0.999)	163869	1.37140	0.67891
137 Chrysene	228	9.946	9.959	(1.002)	170659	1.43519	0.71049
139 bis(2-ethylhexyl)Phthalate	149	9.919	9.937	(0.999)	95249	1.14811	0.56837
140 Di-n-octylphthalate	149	10.448	10.466	(0.928)	201644	1.13619	0.56247
141 Benzo(b)fluoranthene	252	10.849	10.872	(0.963)	235649	1.42541	0.70565
142 Benzo(k)fluoranthene	252	10.881	10.904	(0.966)	244690	1.48177	0.73355
143 7,12-dimethylbenz[a]anthracen	256	Compound Not Detected.					
146 Benzo(a)pyrene	252	11.196	11.220	(0.994)	132785	0.94138	0.46603
149 Indeno(1,2,3-cd)pyrene	276	12.612	12.646	(1.120)	249526	1.45194	0.71878
150 Dibenz(a,h)anthracene	278	12.633	12.667	(1.122)	211015	1.46162	0.72357
151 Benzo(g,h,i)perylene	276	13.013	13.047	(1.156)	220902	1.47211	0.72877
$ 154 Nitrobenzene-d5	82	4.823	4.830	(0.898)	396624	24.6087	12.182
$ 155 2-Fluorobiphenyl	172	6.207	6.219	(0.923)	1292014	24.8146	12.284
$ 156 Terphenyl-d14	244	9.107	9.120	(0.918)	1603899	19.5969	9.7014
$ 157 Phenol-d5	99	4.139	4.141	(0.941)	567397	39.0538	19.334
$ 158 2-Fluorophenol	112	3.365	3.367	(0.765)	353551	34.8793	17.267
$ 159 2,4,6-Tribromophenol	330	7.334	7.346	(0.931)	337410	39.8446	19.725
$ 186 2-Chlorophenol-d4	132	4.225	4.227	(0.960)	567884	39.8956	19.750
$ 187 1,2-Dichlorobenzene-d4	152	4.519	4.520	(1.027)	216984	19.4560	9.6317

Data File: \\PITSVR06\D\chem\731.i\V102608.b\V1026013.D

Date : 27-OCT-2008 03:47

Client ID: RFI-22-1008 Instrument: 731.i

Sample Info: C8J160331-010 10/20/08 h2o (8295020) 8270c

Volume Injected (uL): 2.0 Operator: 003200

Column phase: DB5-MS Column diameter: 0.32

206 Benzaldehyde Concentration: 0.81953 ug/L

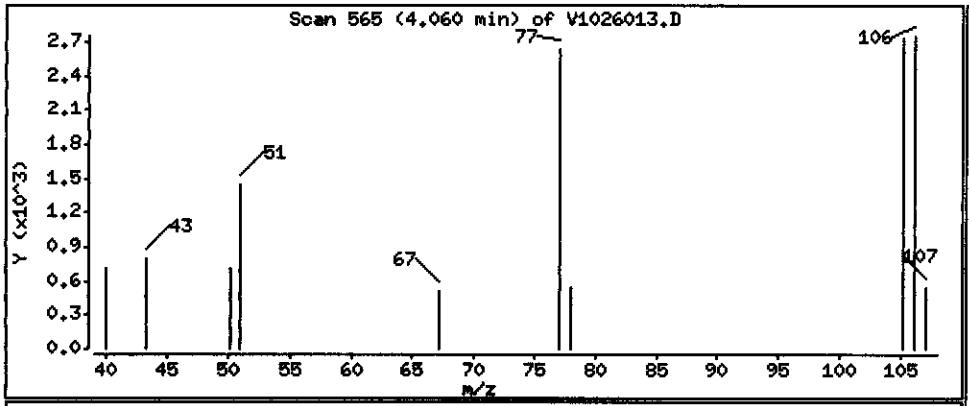

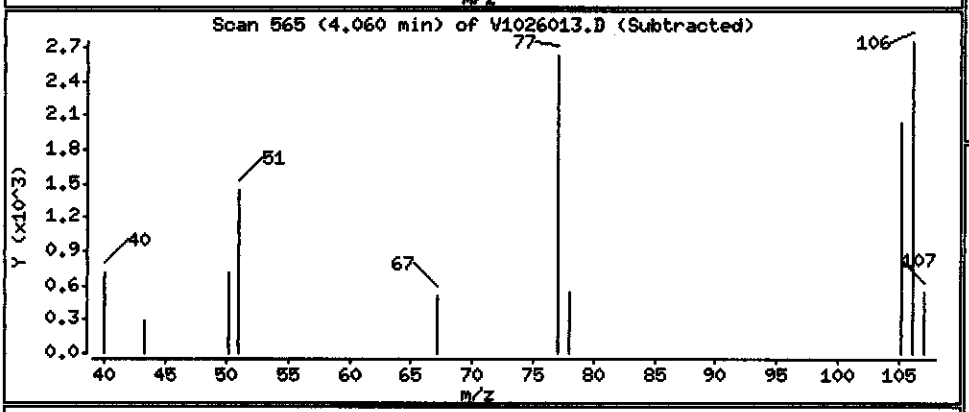

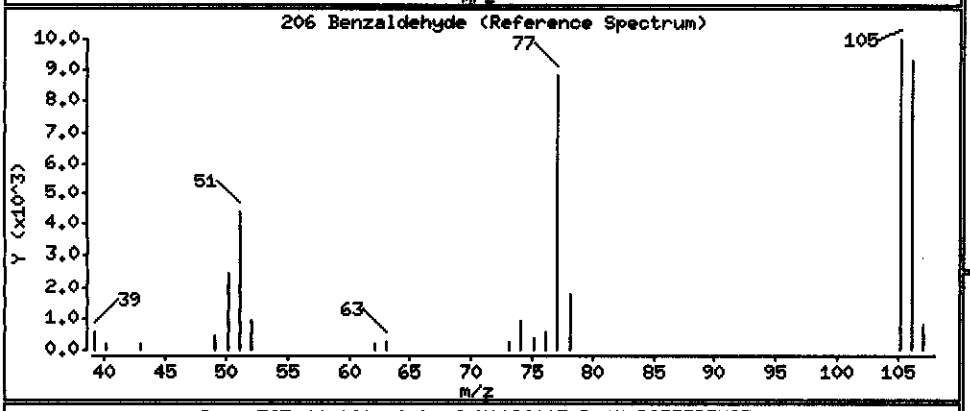

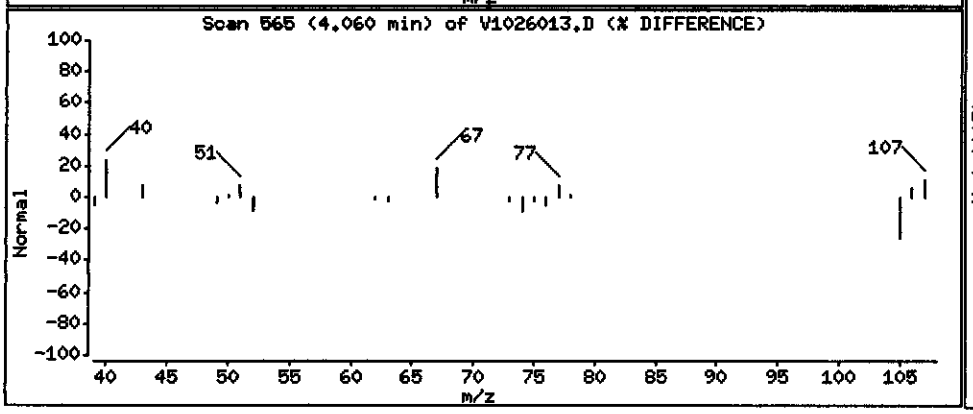

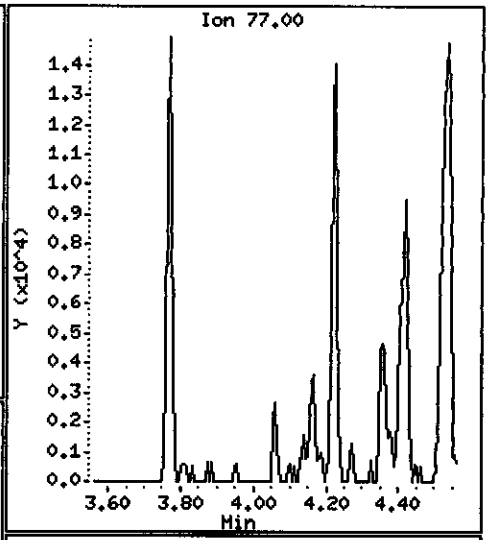

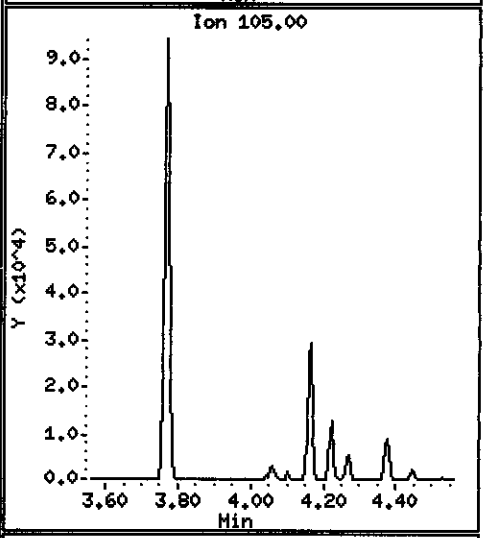

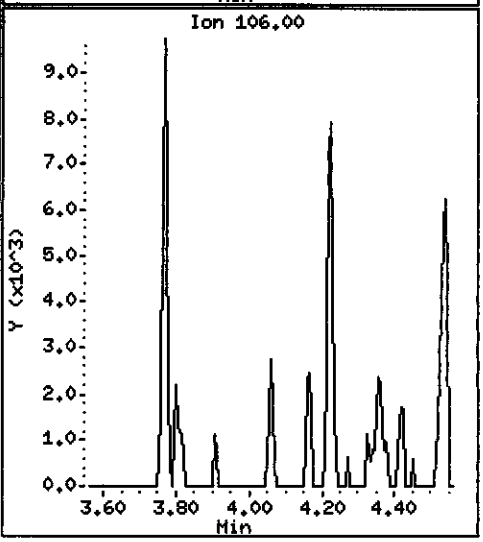

Data File: \\PITSVR06\D\chem\731.i\V102608.b\V1026013.D

Date : 27-OCT-2008 03:47

Client ID: RFI-22-1008 Instrument: 731.i

Sample Info: C8J160331-010 10/20/08 h2o (8295020) 8270c

Volume Injected (uL): 2.0 Operator: 003200

Column phase: DB5-MS Column diameter: 0.32

24 2-Chlorophenol Concentration: 3.8410 ug/L

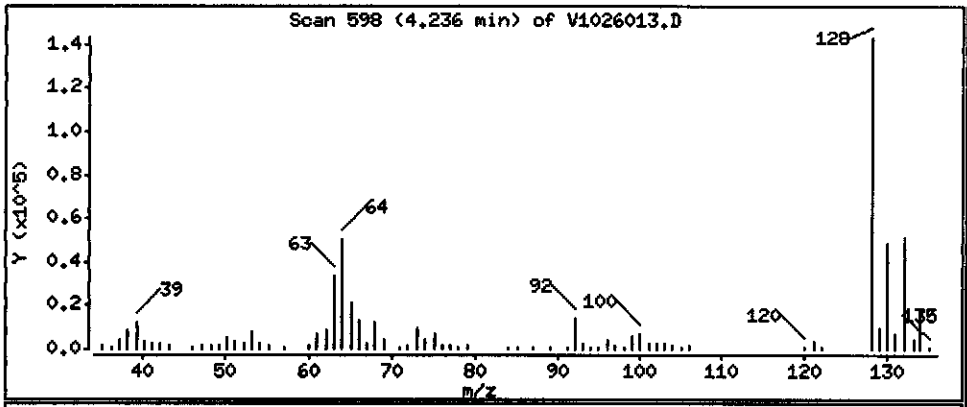

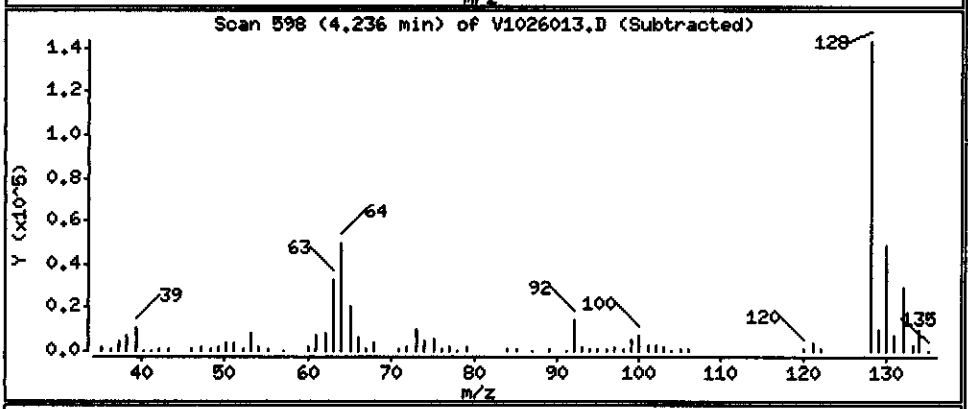

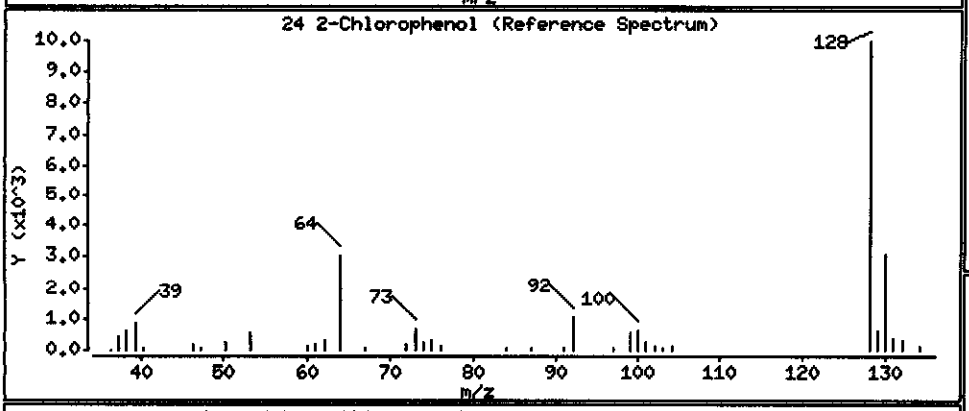

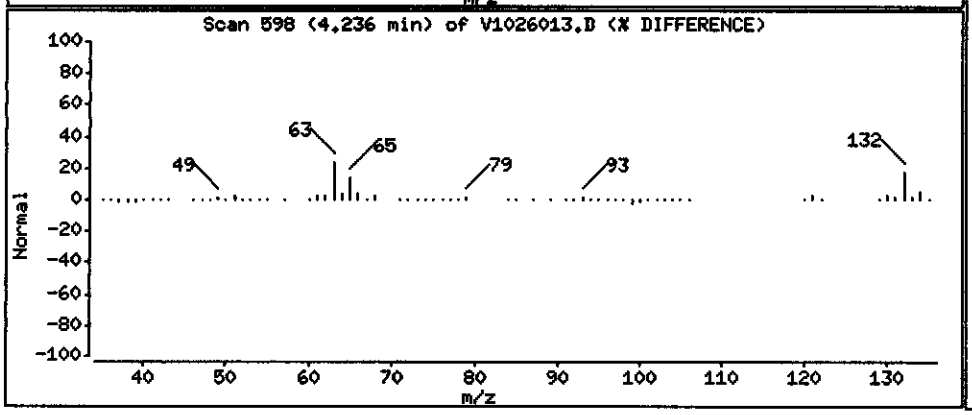

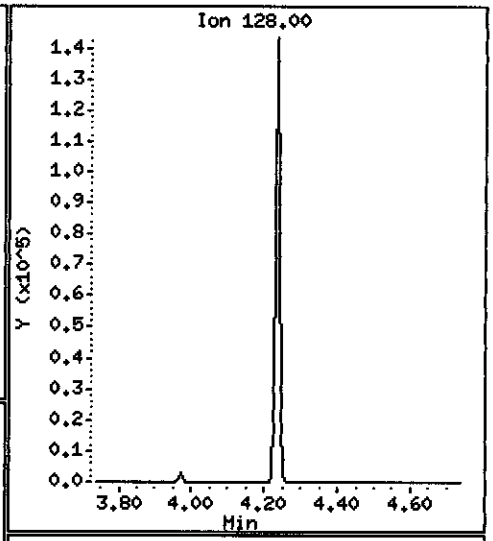

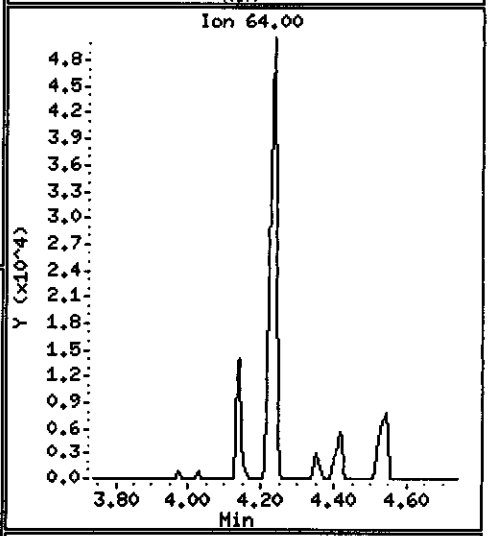

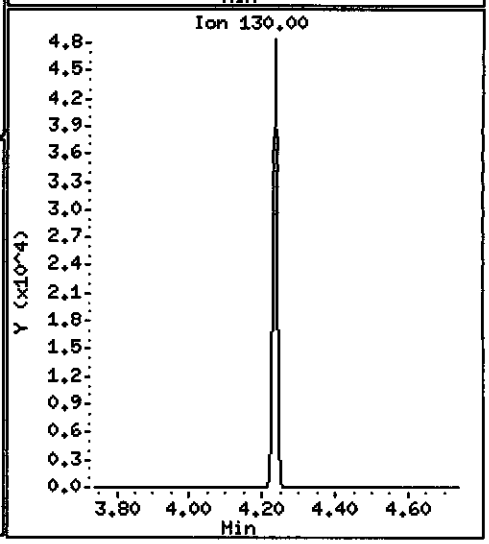

Data File: \\PITSVR06\D\chem\731.i\V102608.b\V1026013.D

Date : 27-OCT-2008 03:47

Client ID: RFI-22-1008 Instrument: 731.i

Sample Info: C8J160331-010 10/20/08 h2o (8295020) 8270c

Volume Injected (uL): 2.0 Operator: 003200

Column phase: DB5-MS Column diameter: 0.32

26 1,3-Dichlorobenzene Concentration: 80.319 ug/L

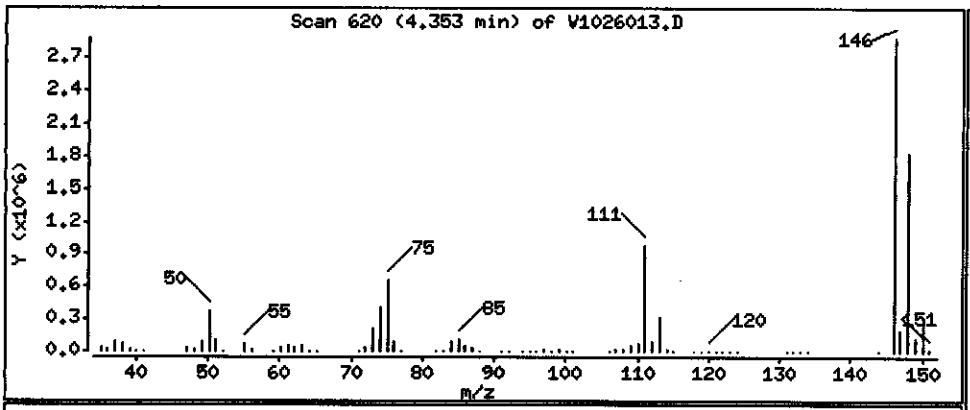

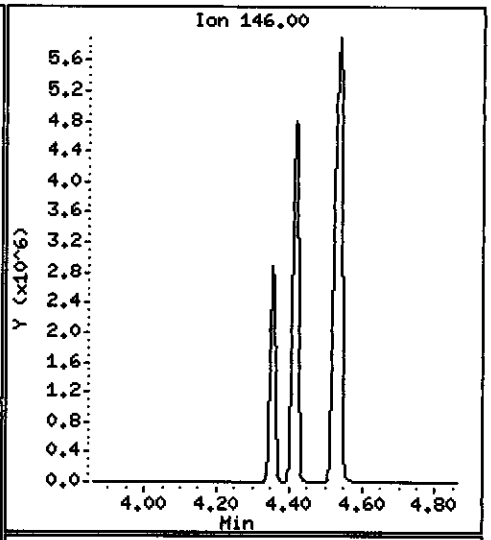

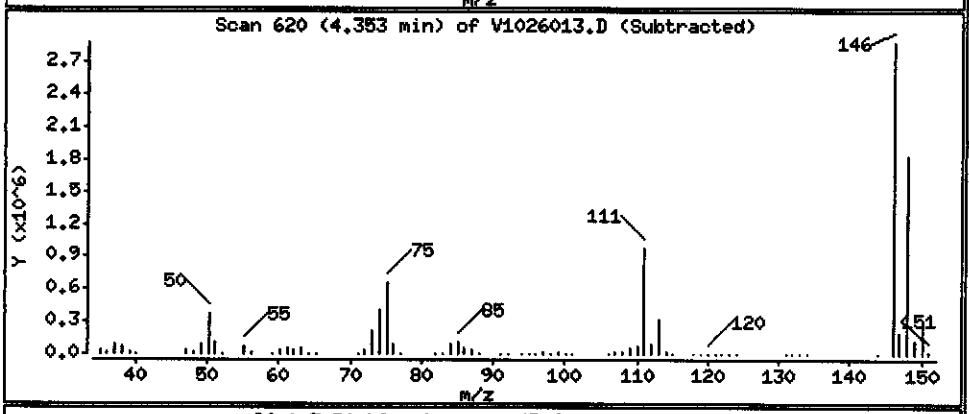

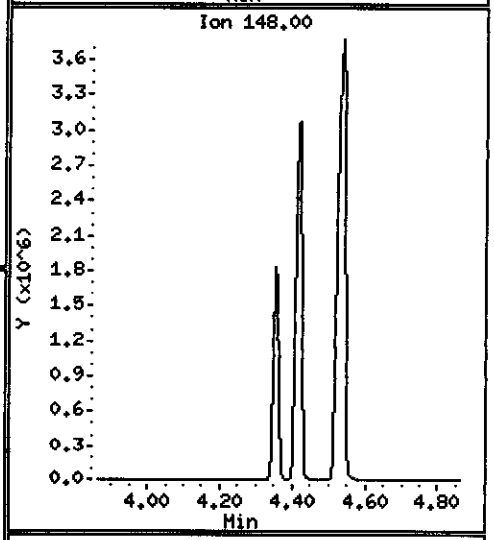

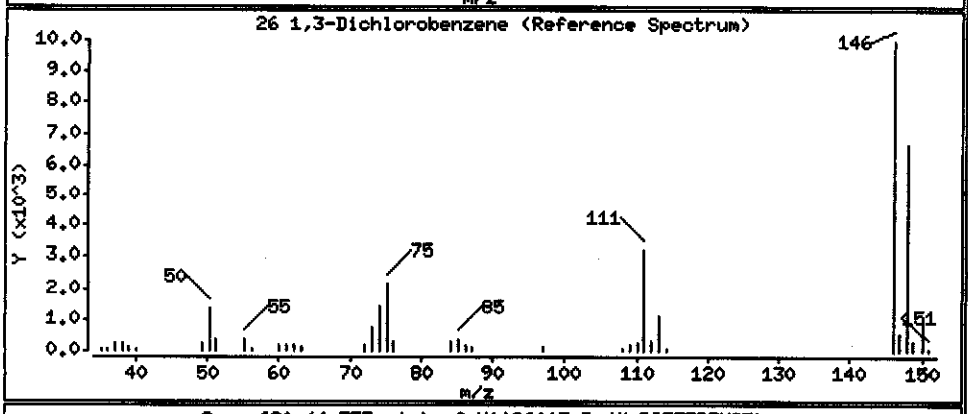

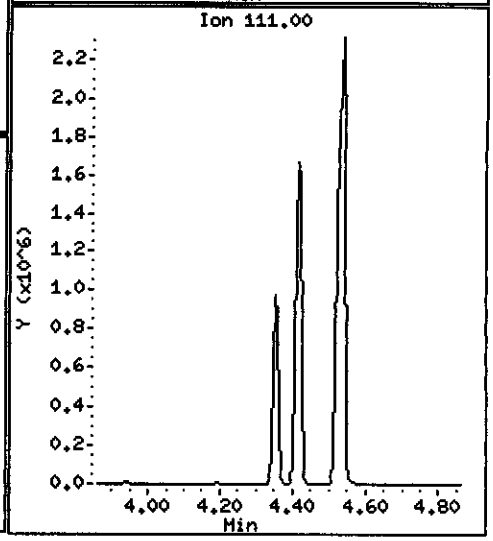

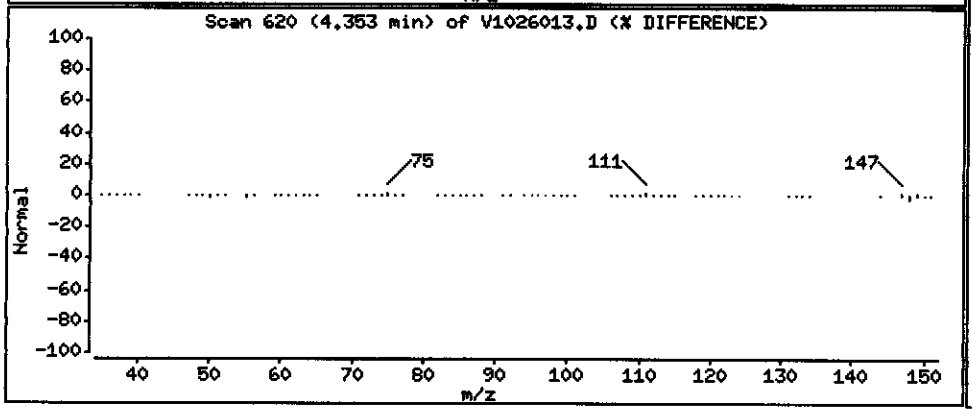

Data File: \\PITSVR06\D\chem\731.i\V102608.b\V1026013.D

Date : 27-OCT-2008 03:47

Client ID: RFI-22-1008

Instrument: 731.i

Sample Info: C8J160331-010 10/20/08 h2o (8295020) 8270c

Volume Injected (uL): 2.0

Operator: 003200

Column phase: DB5-MS

Column diameter: 0.32

27 1,4-Dichlorobenzene

Concentration: 152.10 ug/L

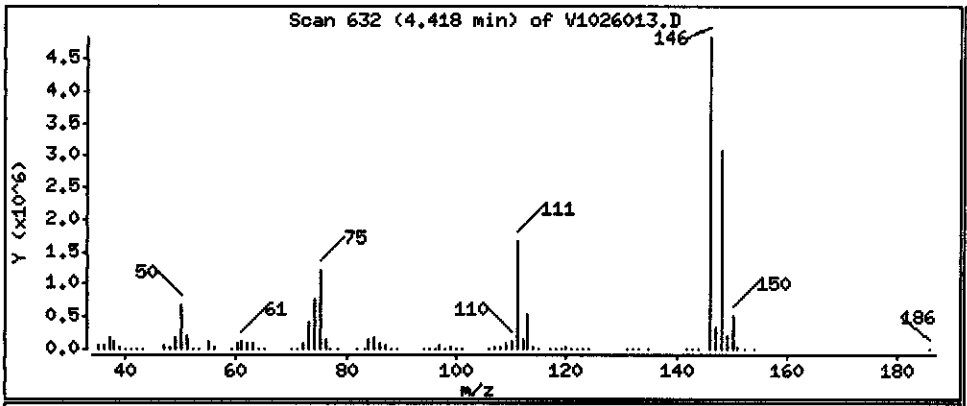

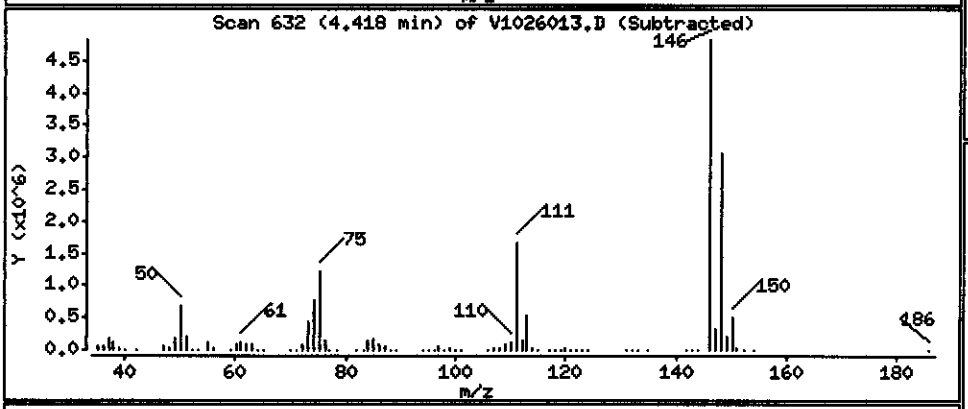

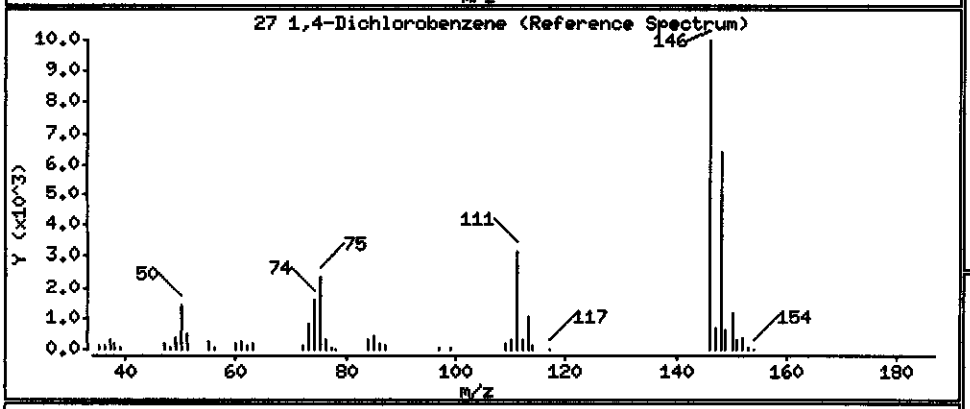

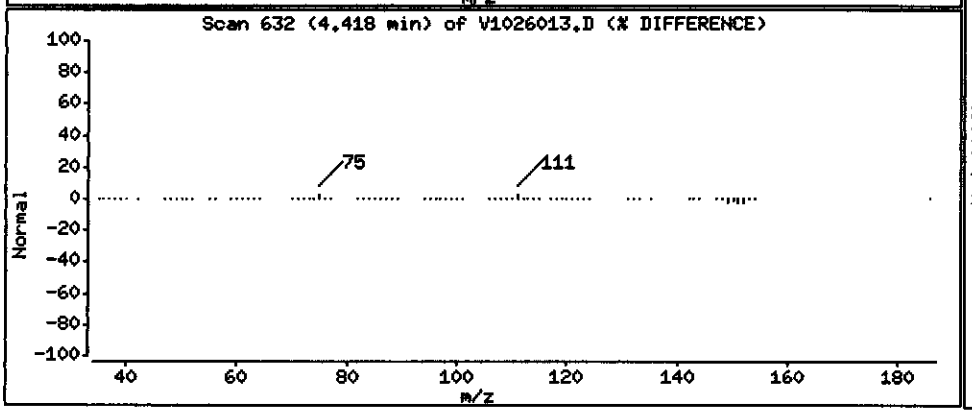

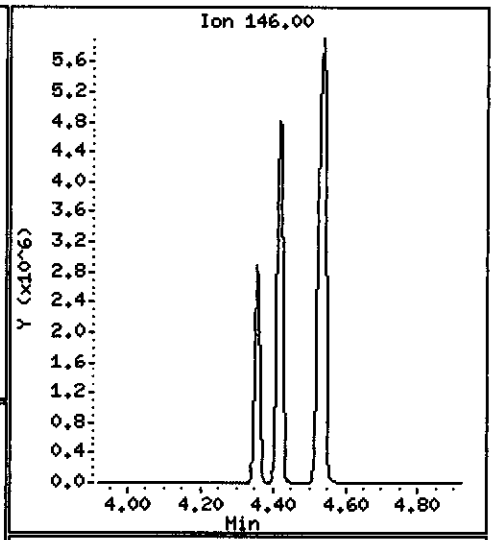

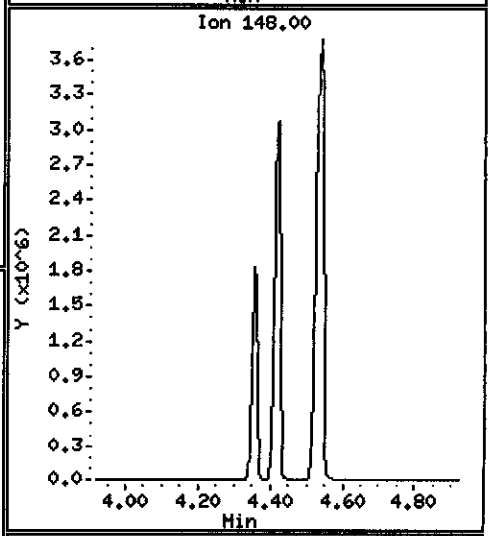

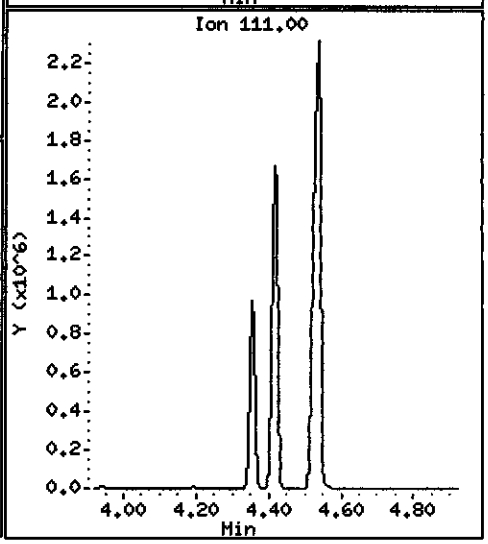

Data File: \\PITSVR06\D\chem\731.i\V102608.b\V1026013.D

Date : 27-OCT-2008 03:47

Client ID: RFI-22-1008

Instrument: 731.i

Sample Info: C8J160331-010 10/20/08 h2o (8295020) 8270c

Volume Injected (uL): 2.0

Operator: 003200

Column phase: DB5-MS

Column diameter: 0.32

28 1,2-Dichlorobenzene

Concentration: 250.33 ug/L

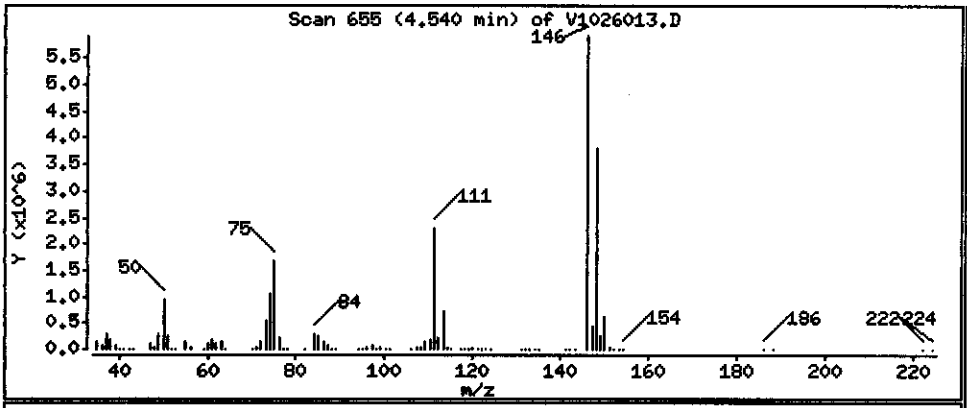

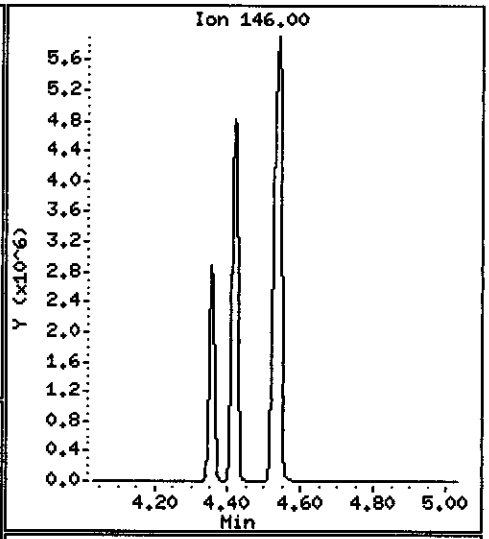

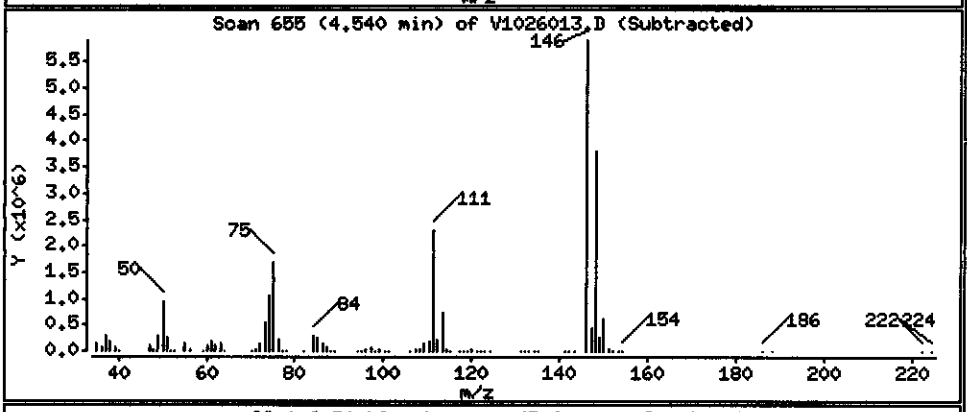

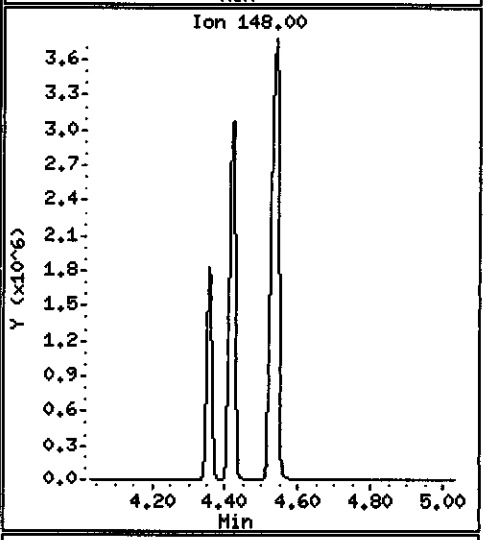

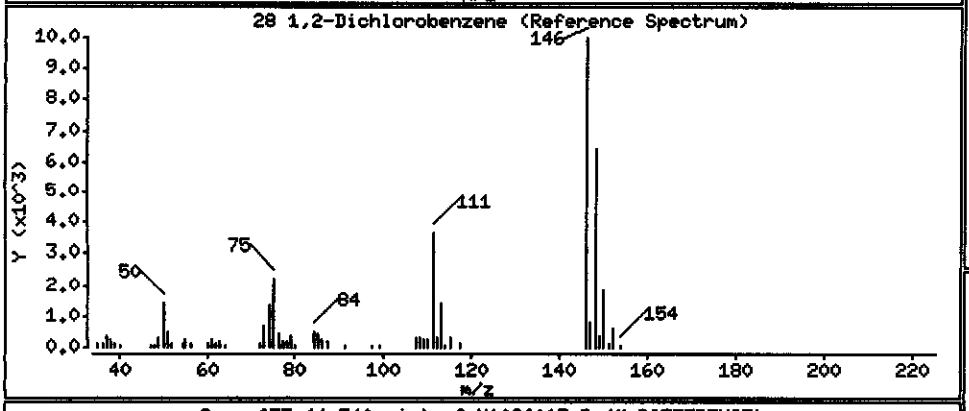

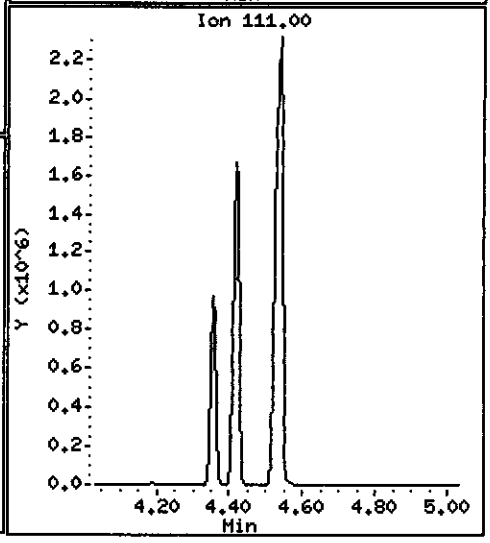

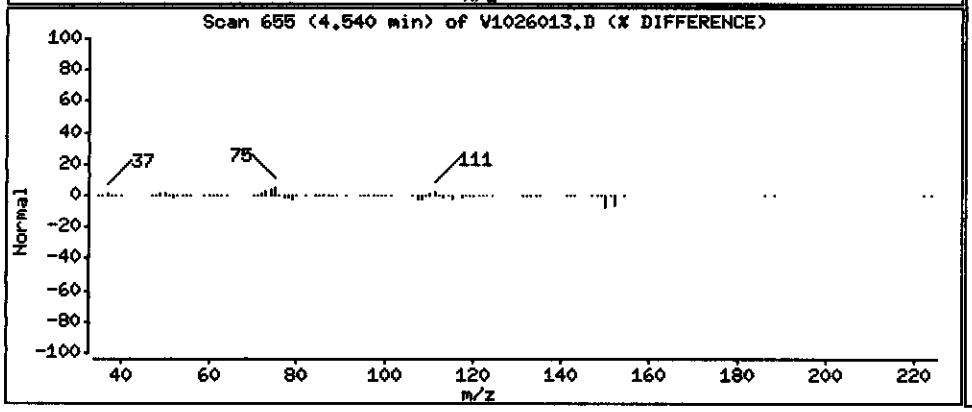

Data File: \\PITSVR06\D\chem\731.i\V102608.b\V1026013.D

Date : 27-OCT-2008 03:47

Client ID: RFI-22-1008

Instrument: 731.i

Sample Info: C8J160331-010 10/20/08 h2o (8295020) 8270c

Volume Injected (uL): 2.0

Operator: 003200

Column phase: DB5-MS

Column diameter: 0.32

48 2,4-Dichlorophenol

Concentration: 4.6762 ug/L

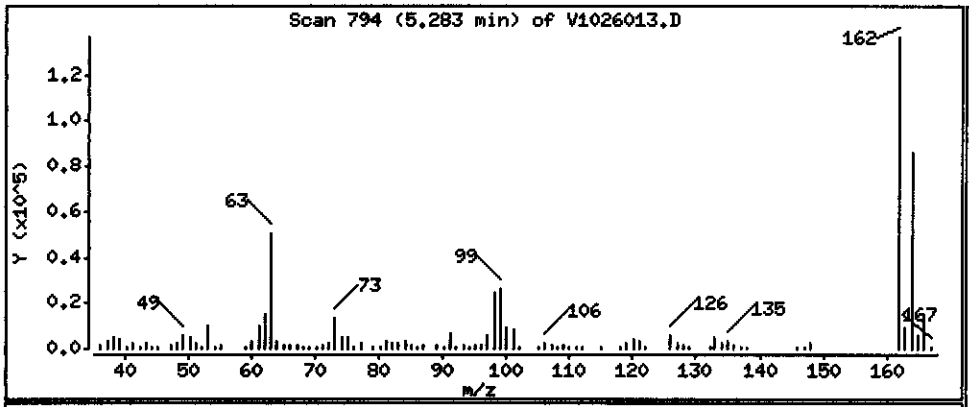

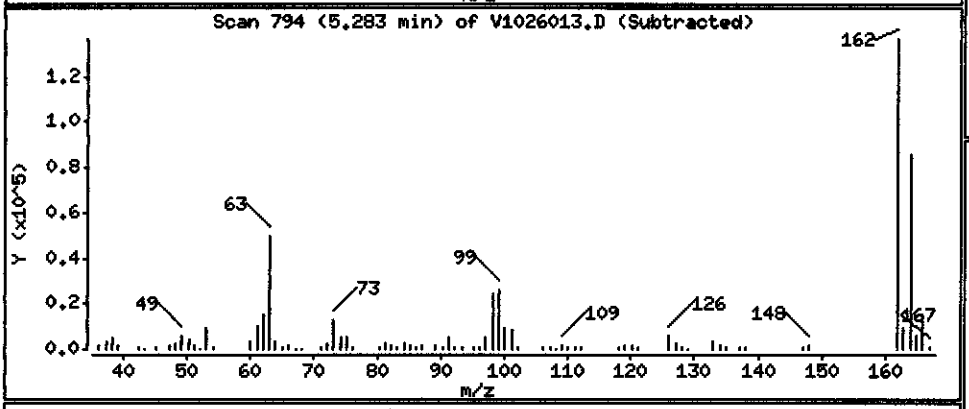

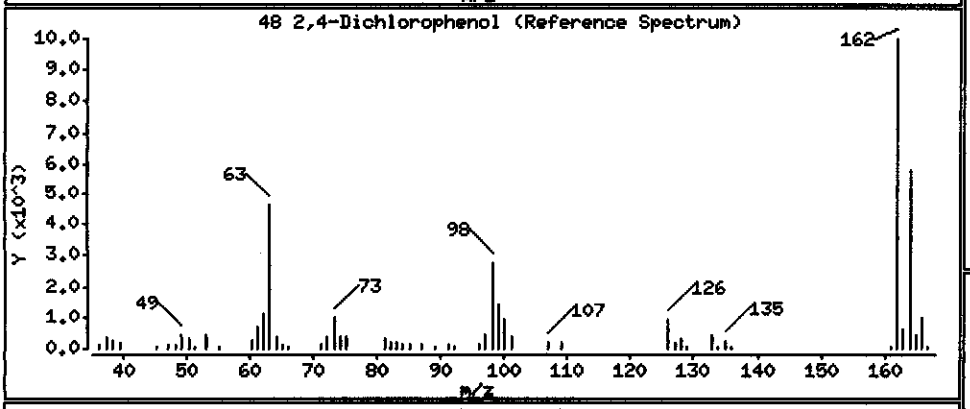

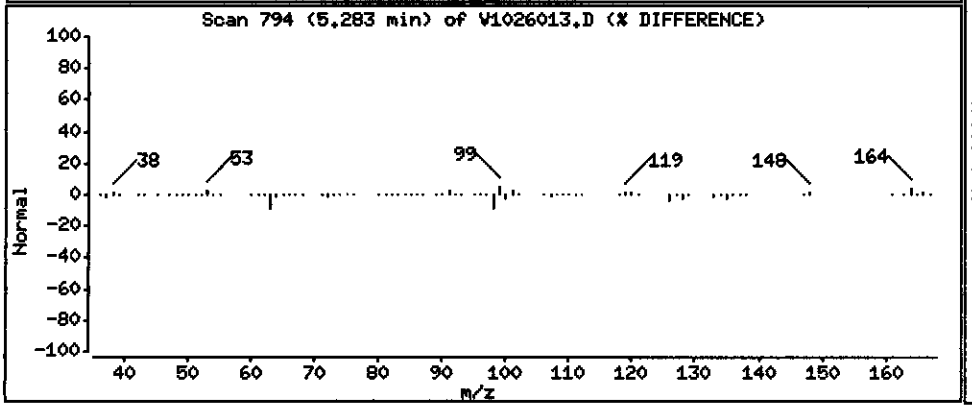

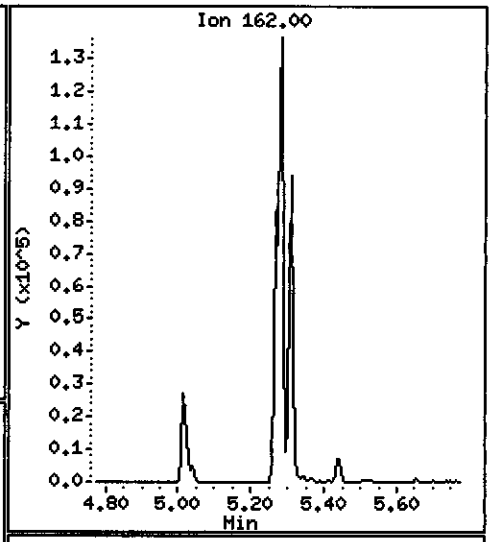

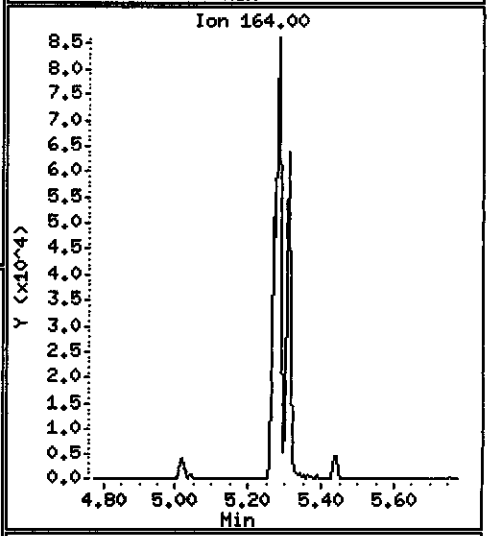

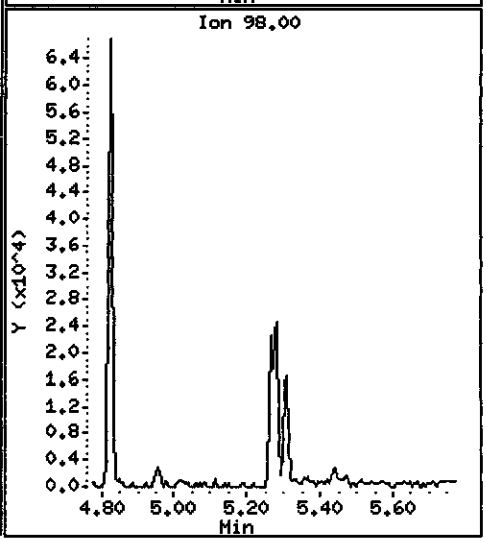

Data File: \\PITSVR06\D\chem\731.i\V102608.b\V1026013.D

Date : 27-OCT-2008 03:47

Client ID: RFI-22-1008 Instrument: 731.i

Sample Info: C8J160331-010 10/20/08 h2o (8295020) 8270c

Volume Injected (uL): 2.0 Operator: 003200

Column phase: DB5-MS Column diameter: 0.32

49 Benzoic Acid Concentration: 1.6814 ug/L

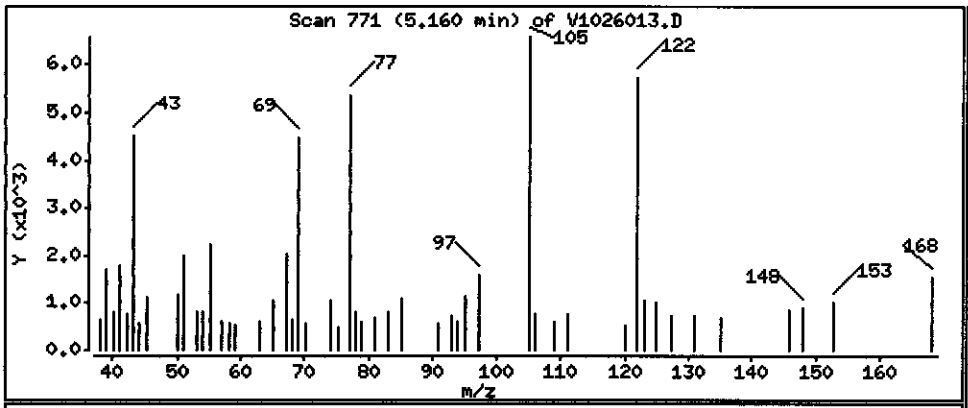

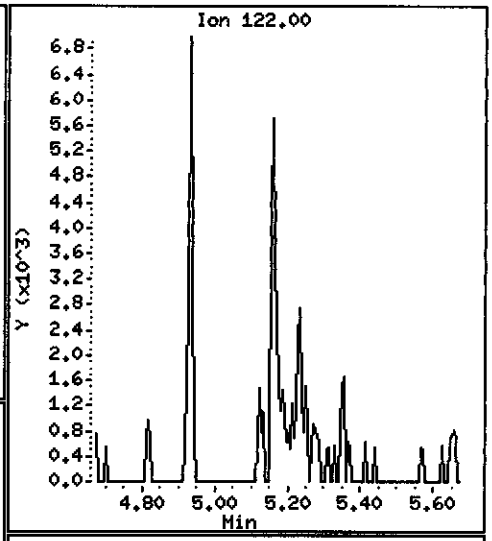

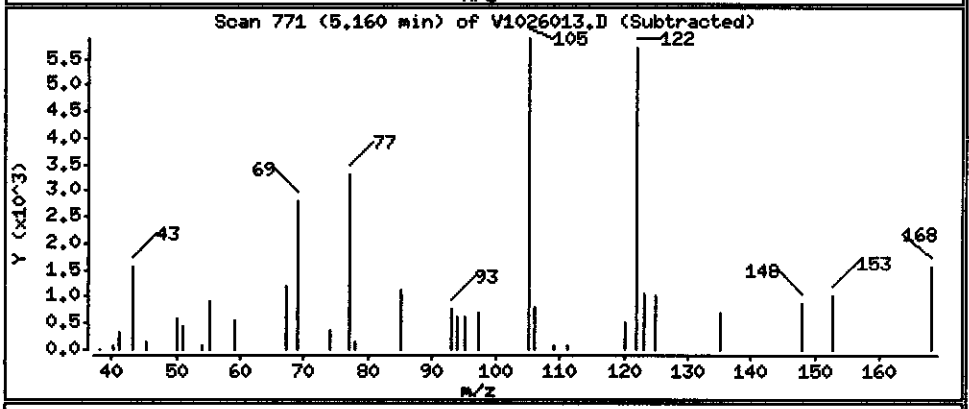

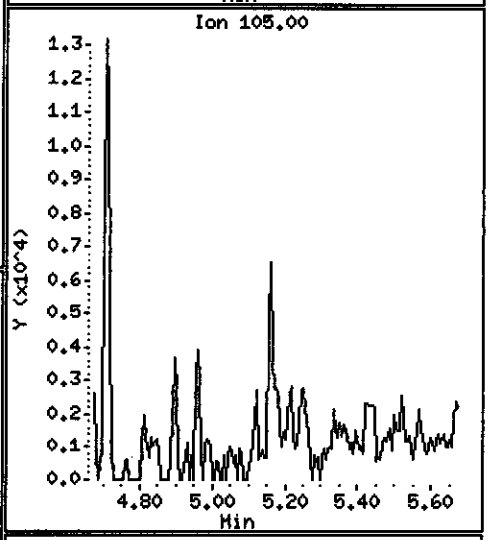

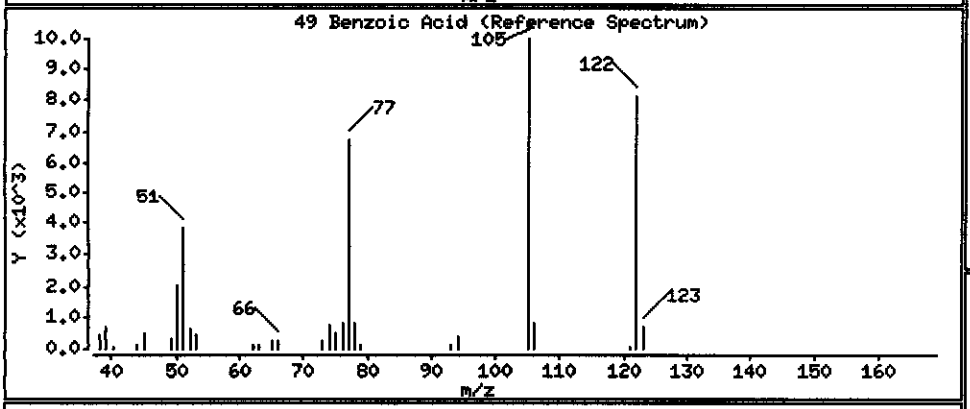

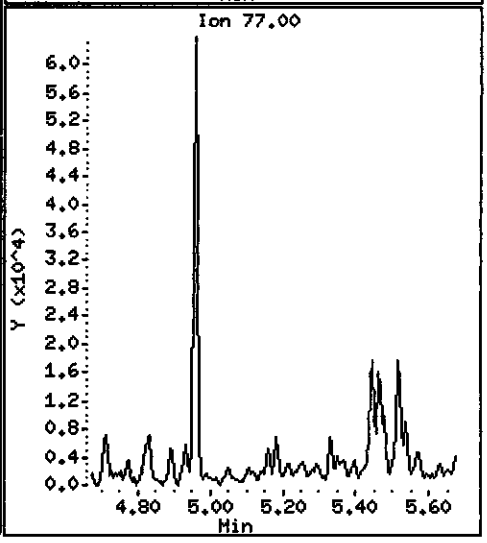

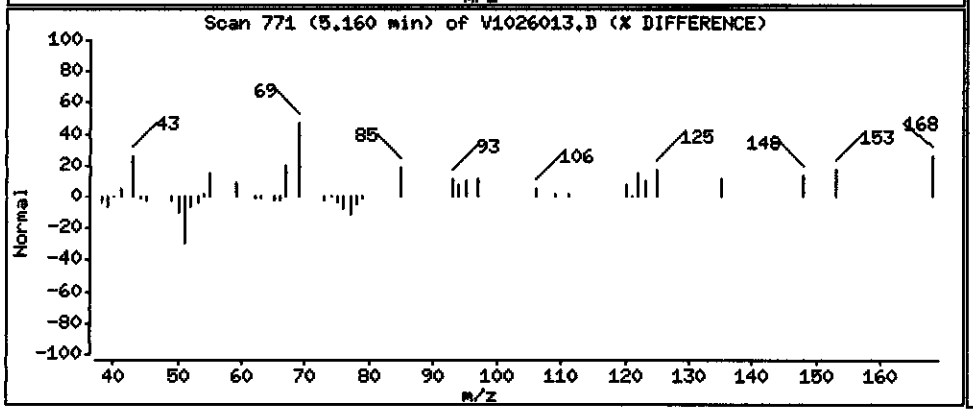

Data File: \\PITSVR06\D\chem\731.i\V102608.b\V1026013.D

Date : 27-OCT-2008 03:47

Client ID: RFI-22-1008

Instrument: 731.i

Sample Info: C8J160331-010 10/20/08 h2o (8295020) 8270c

Volume Injected (uL): 2.0

Operator: 003200

Column phase: DB5-MS

Column diameter: 0.32

50 1,2,4-Trichlorobenzene

Concentration: 0.31138 ug/L

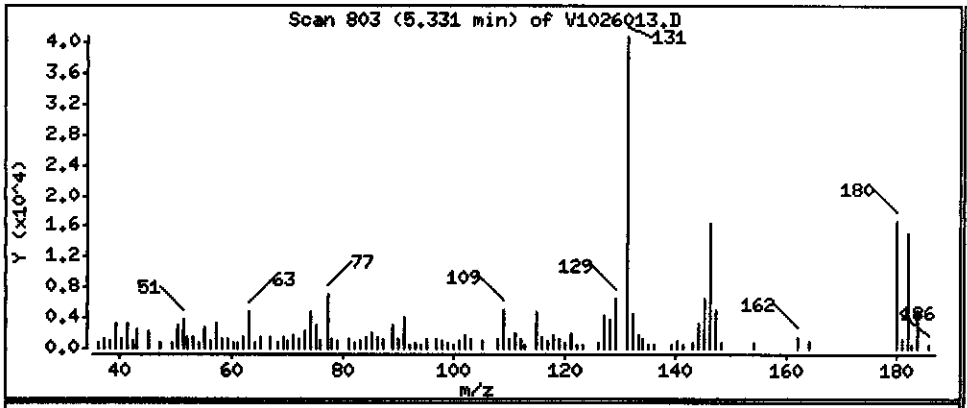

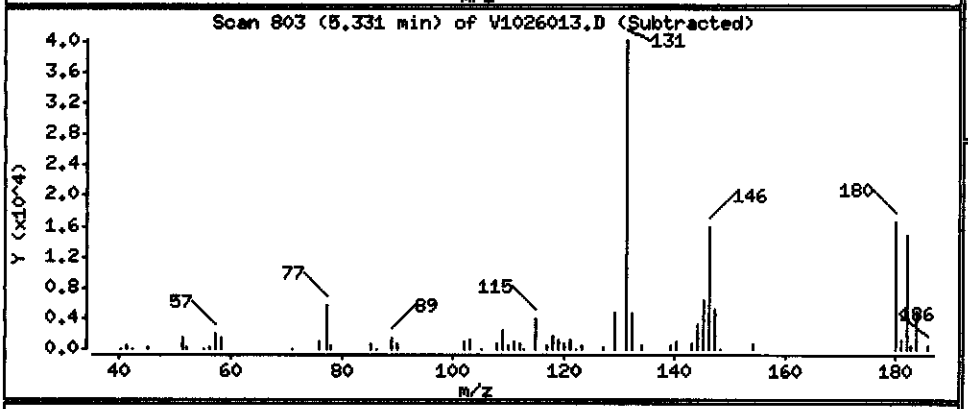

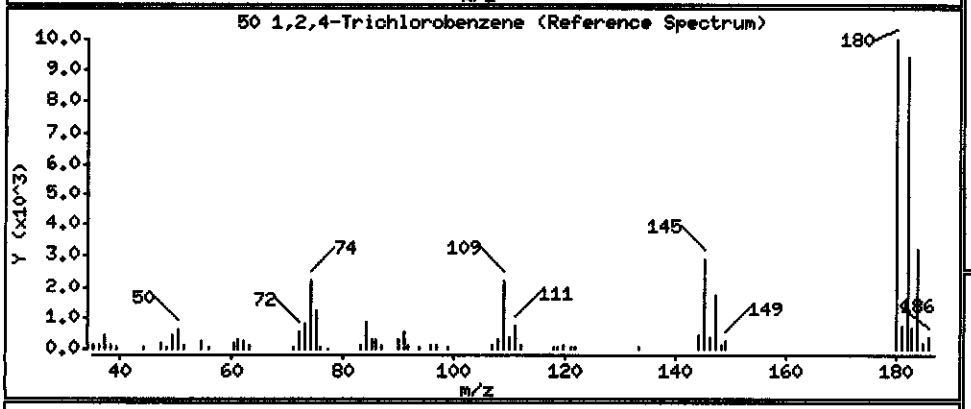

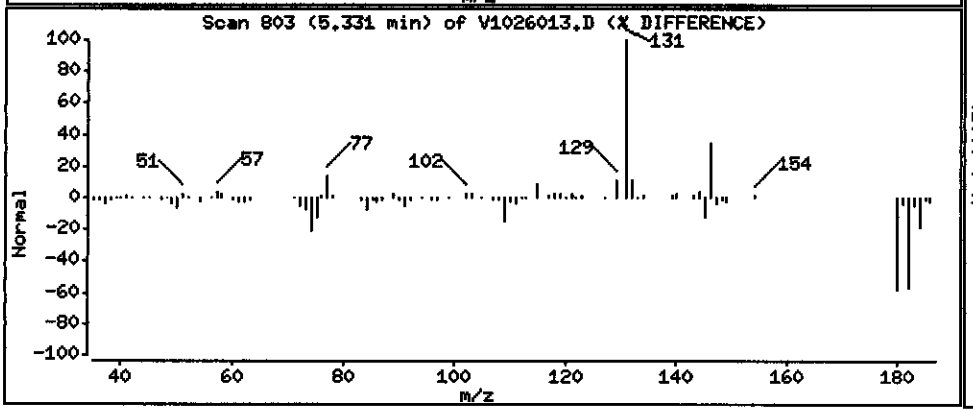

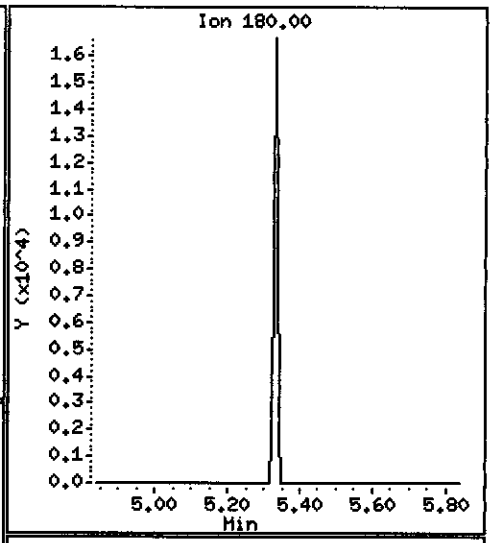

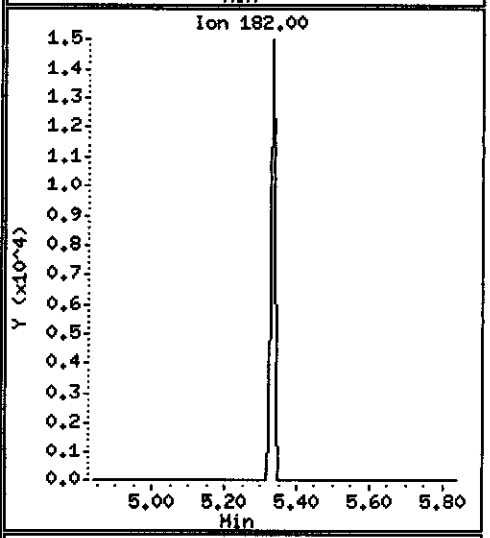

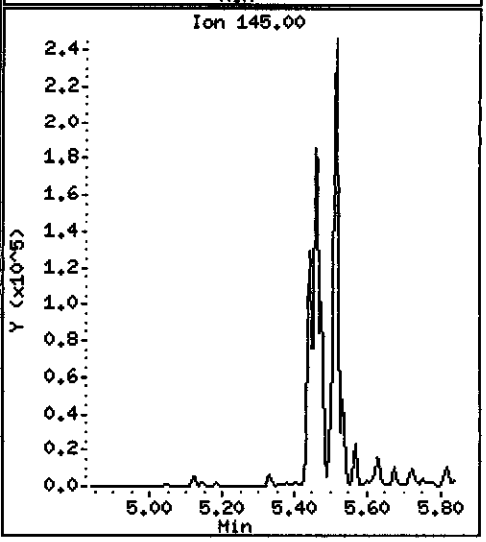

Data File: \\PITSVR06\D\chem\731.i\V102608.b\V1026013.D

Date : 27-OCT-2008 03:47

Client ID: RFI-22-1008

Instrument: 731.i

Sample Info: C8J160331-010 10/20/08 h2o (8295020) 8270c

Volume Injected (uL): 2.0

Operator: 003200

Column phase: DB5-MS

Column diameter: 0.32

63 1-Methylnaphthalene

Concentration: 0.12474 ug/L

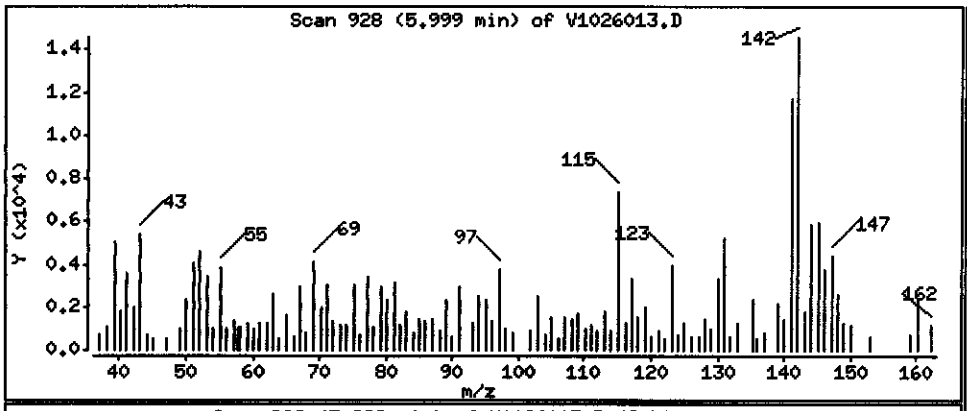

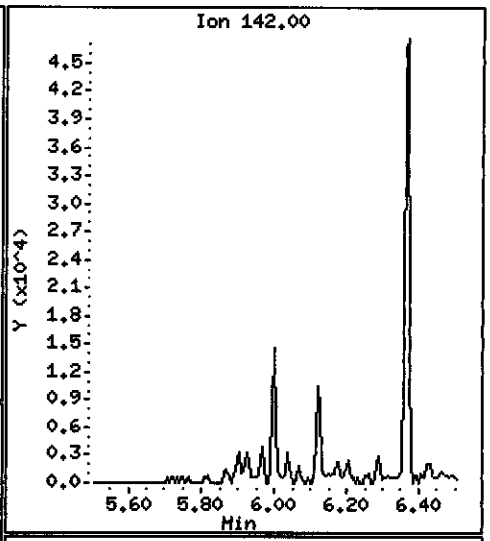

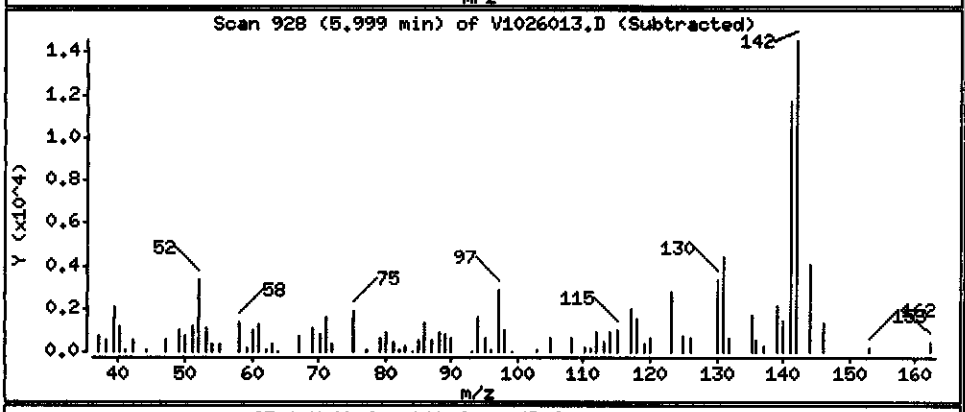

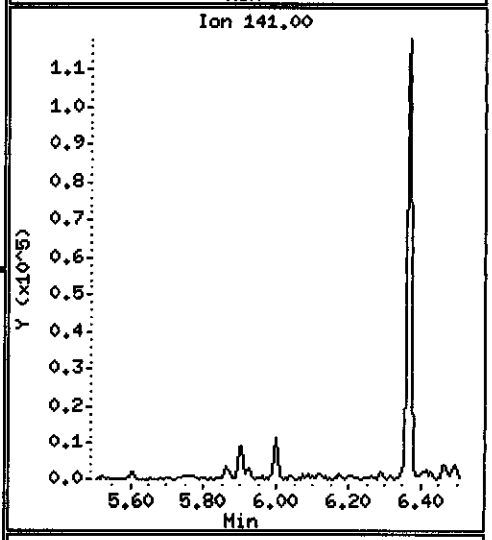

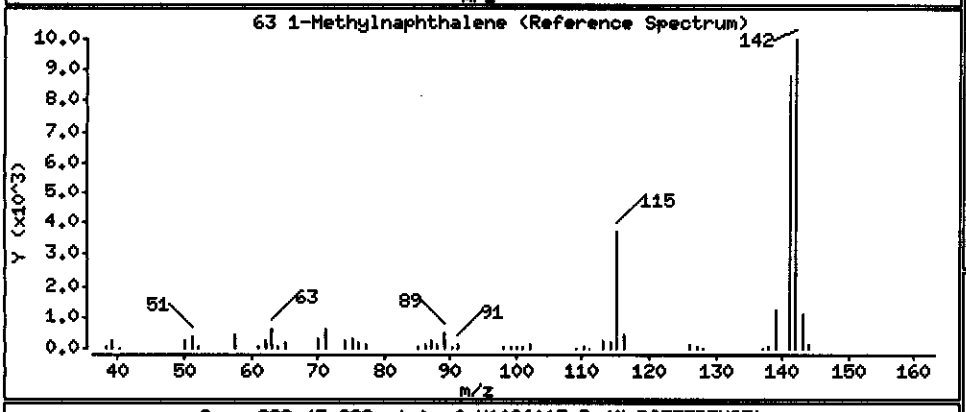

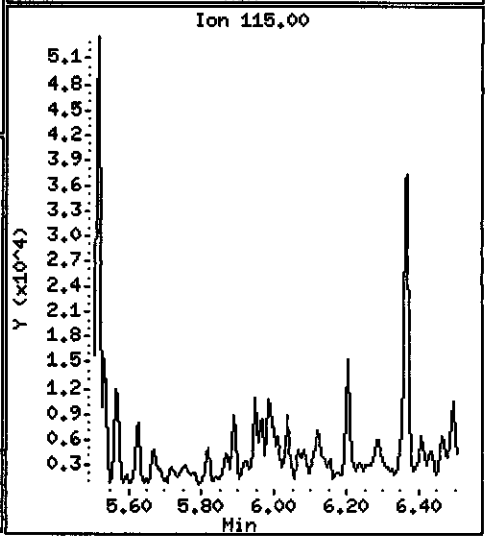

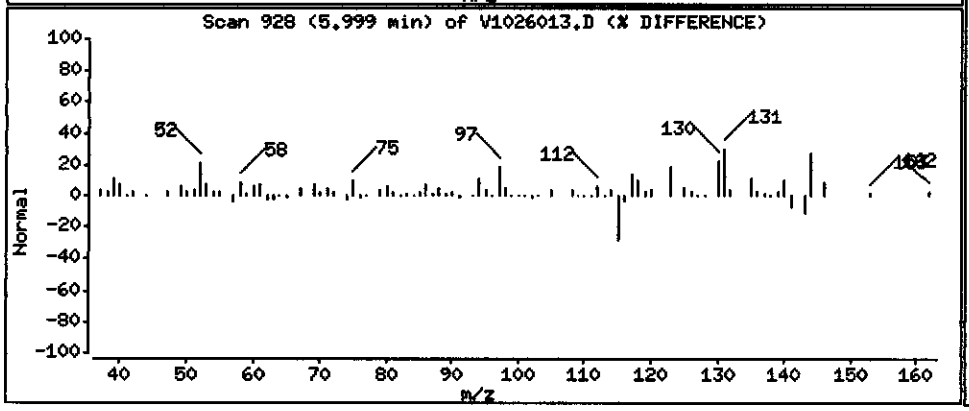

Data File: \\PITSVR06\D\chem\731.i\V102608.b\V1026013.D

Date : 27-OCT-2008 03:47

Client ID: RFI-22-1008

Instrument: 731.i

Sample Info: C8J160331-010 10/20/08 h2o (8295020) 8270c

Volume Injected (uL): 2.0

Operator: 003200

Column phase: DB5-MS

Column diameter: 0.32

82 Acenaphthene

Concentration: 9.6597 ug/L

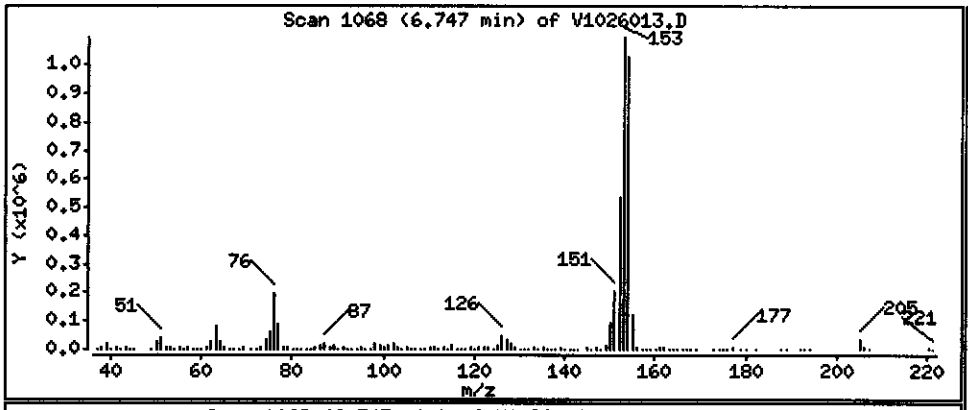

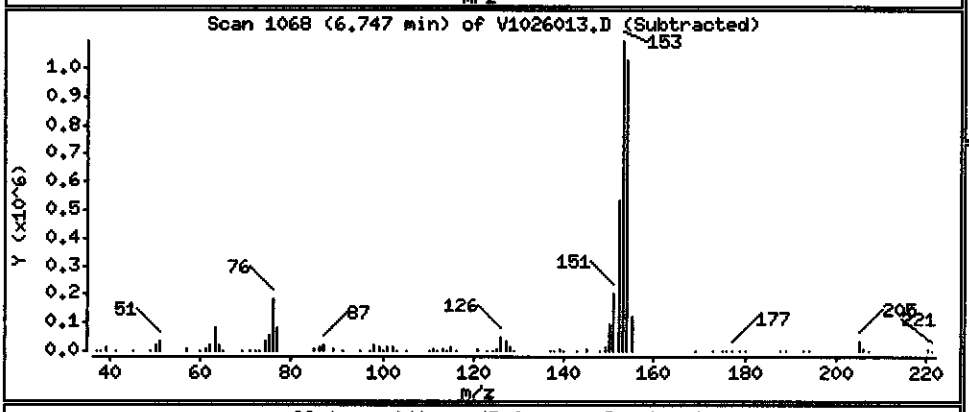

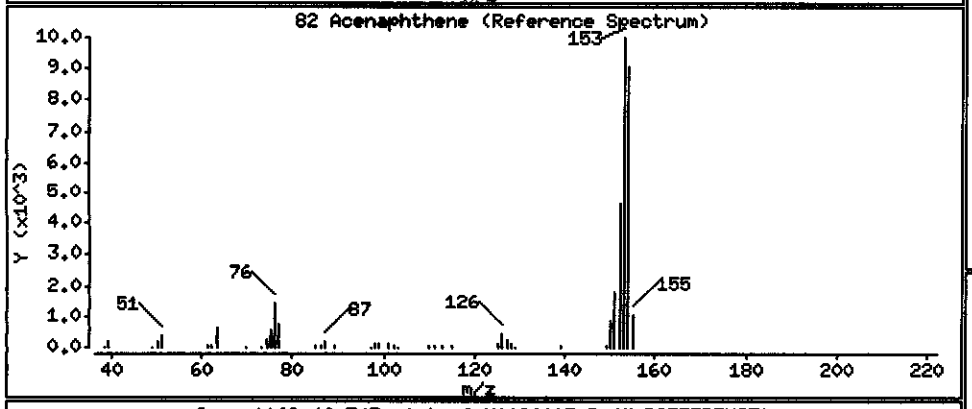

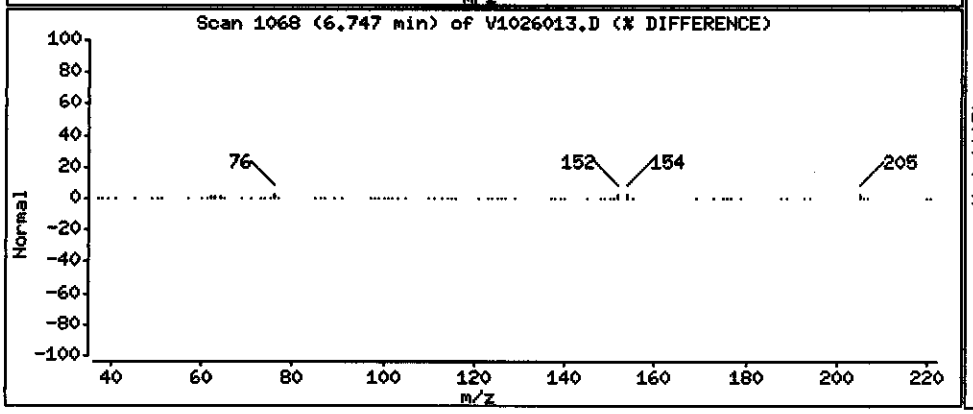

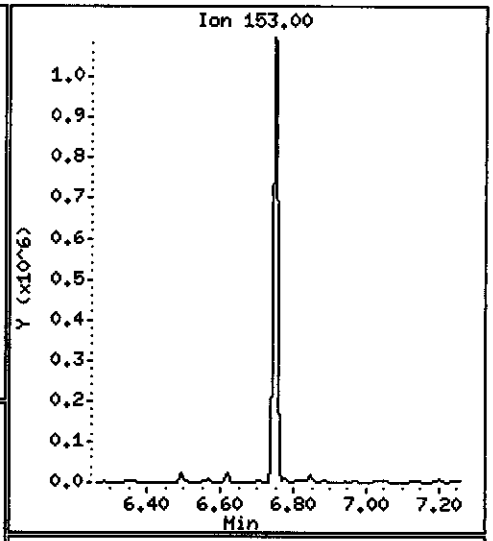

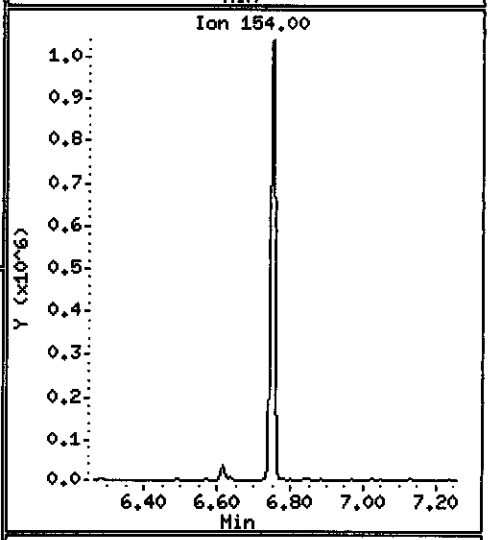

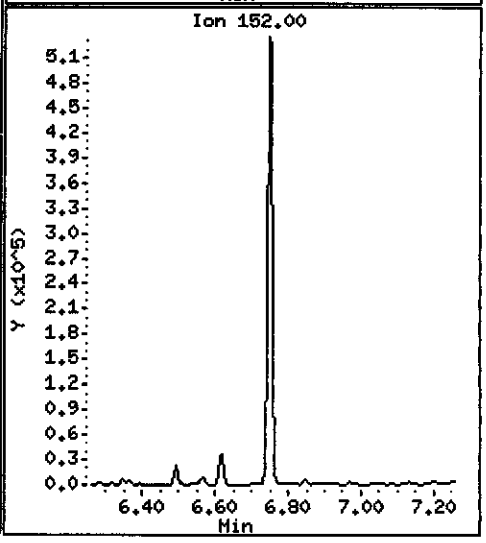

Data File: \\PITSVR06\D\chem\731.i\V102608.b\V1026013.D

Date : 27-OCT-2008 03:47

Client ID: RFI-22-1008

Instrument: 731.i

Sample Info: C8J160331-010 10/20/08 h2o (8295020) 8270c

Volume Injected (uL): 2.0

Operator: 003200

Column phase: DB5-MS

Column diameter: 0.32

86 Dibenzofuran

Concentration: 0.30402 ug/L

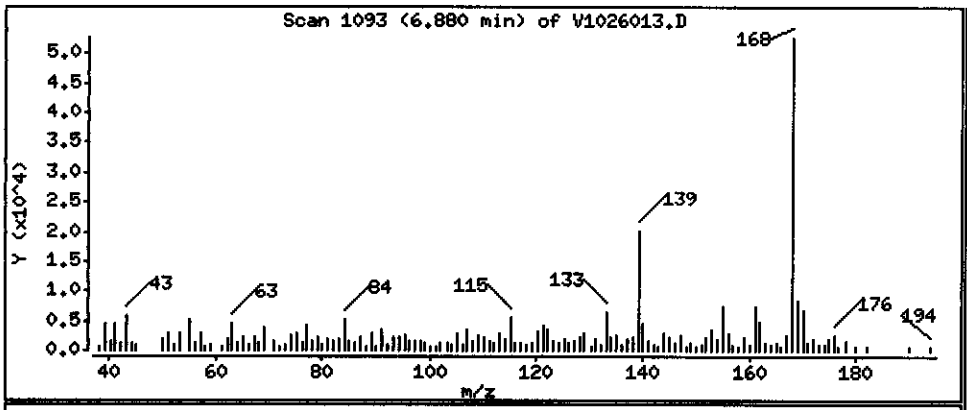

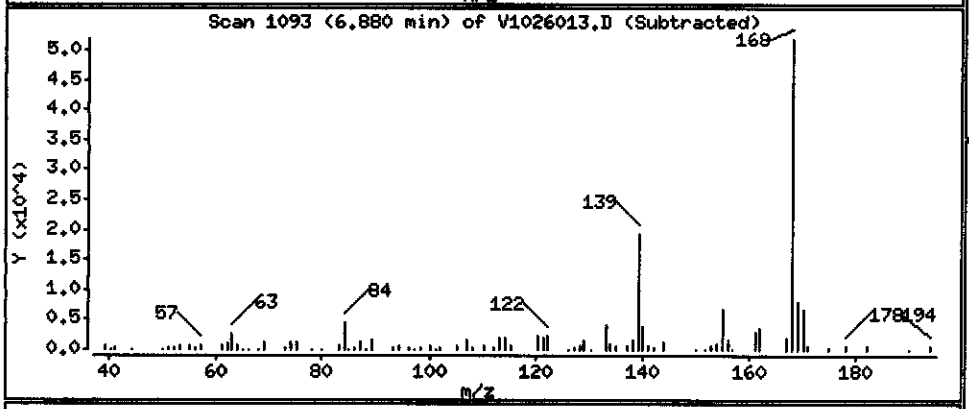

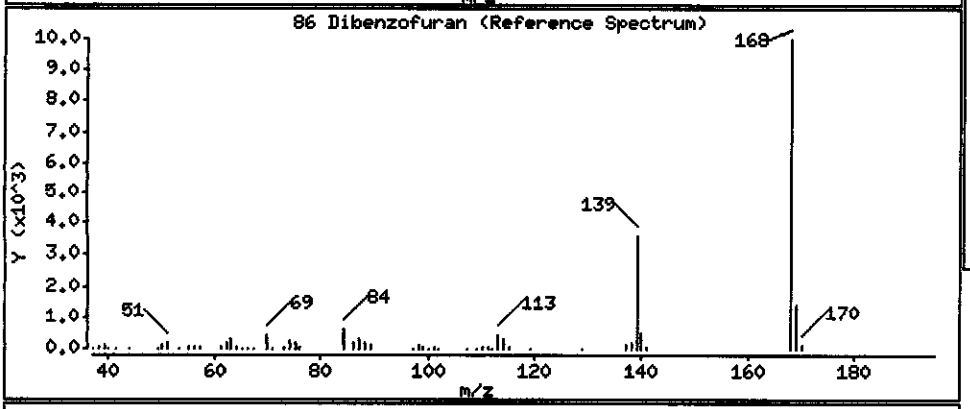

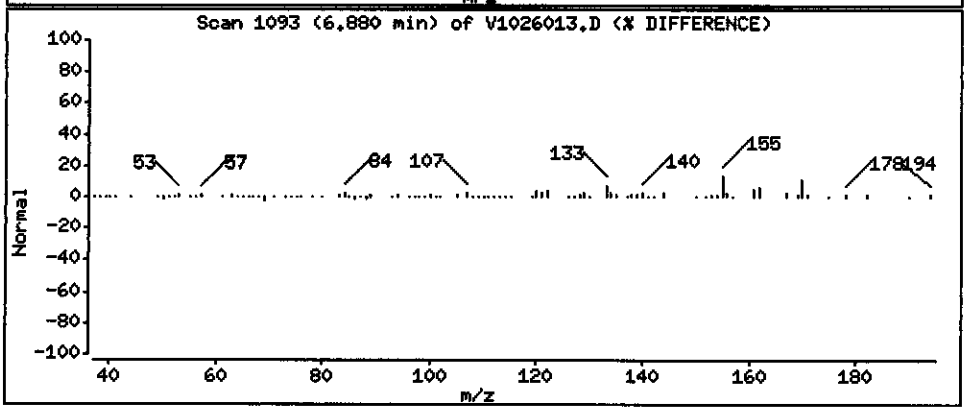

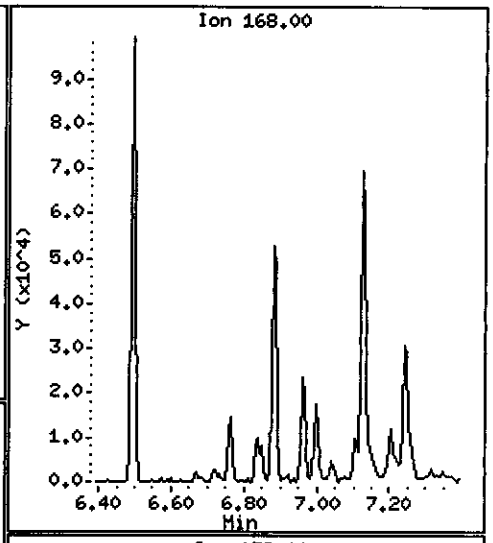

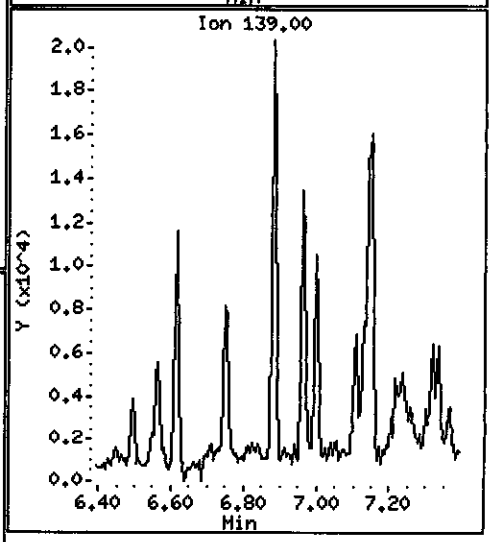

Data File: \\PITSVR06\D\chem\731.i\V102608.b\V1026013.D

Date : 27-OCT-2008 03:47

Client ID: RFI-22-1008

Instrument: 731.i

Sample Info: C8J160331-010 10/20/08 h2o (8295020) 8270c

Volume Injected (uL): 2.0

Operator: 003200

Column phase: DB5-MS

Column diameter: 0.32

93 Diethylphthalate

Concentration: 0.069828 ug/L

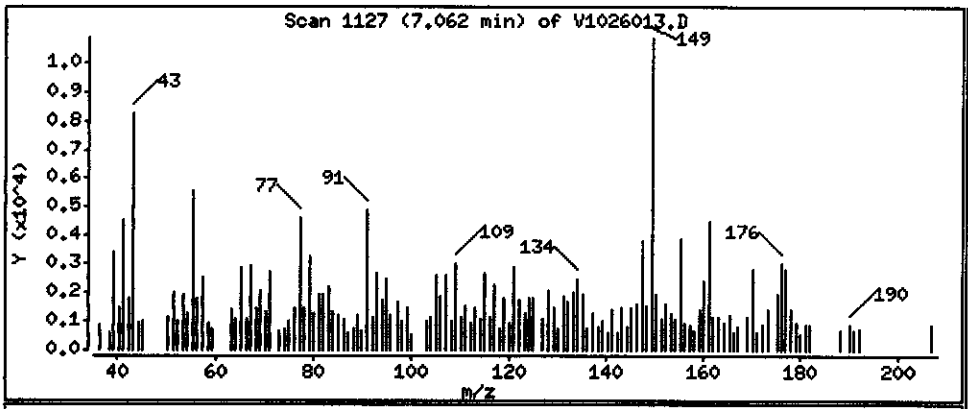

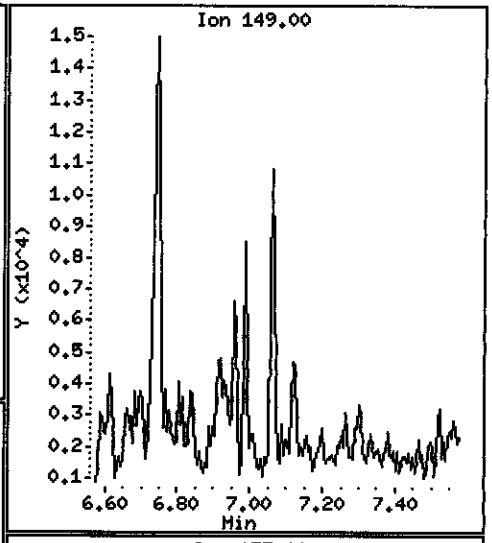

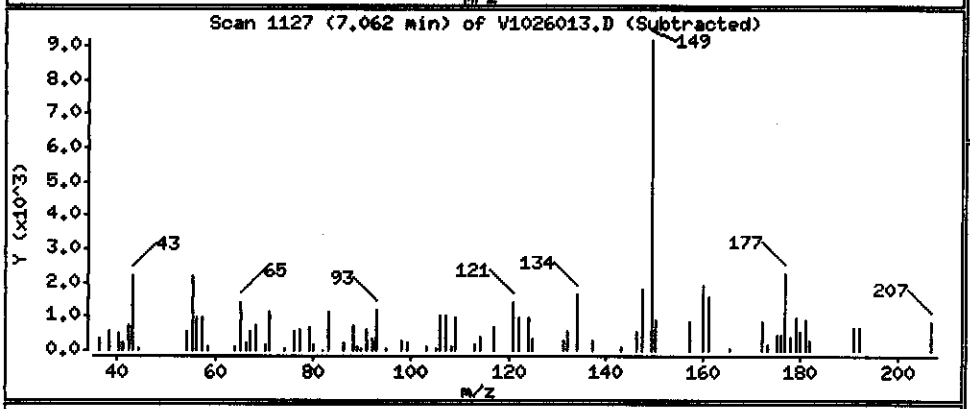

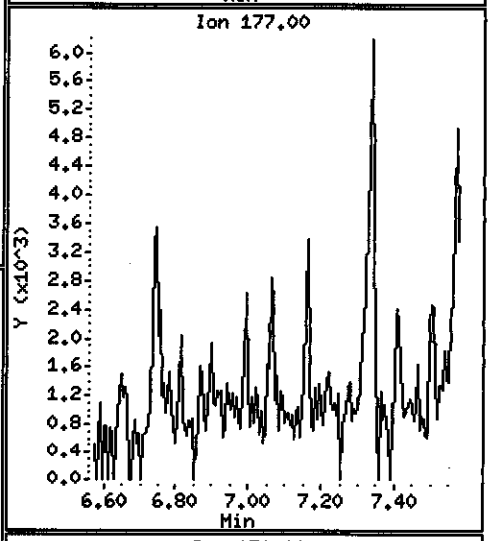

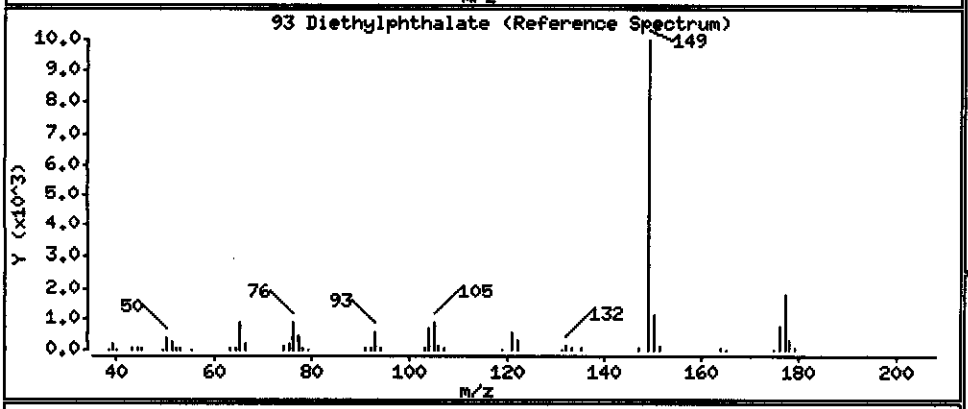

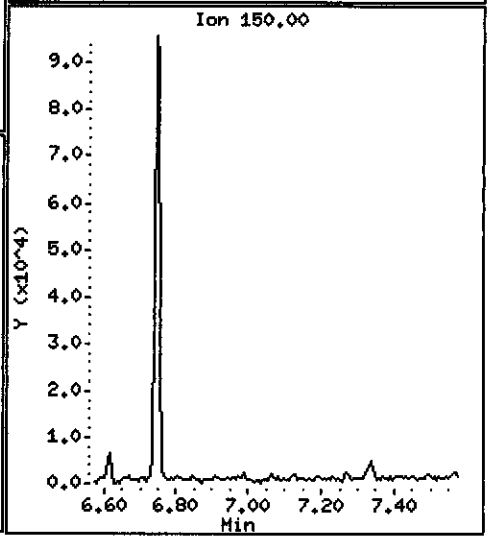

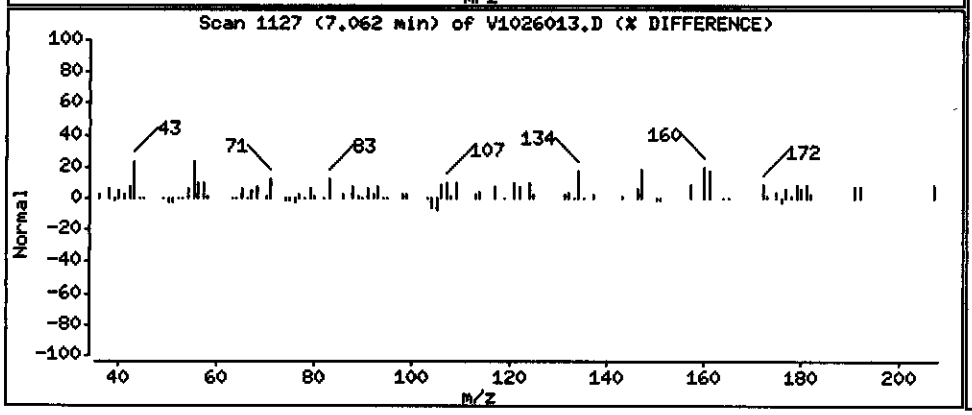

Data File: \\PITSVR06\D\chem\731.i\V102608.b\V1026013.D

Date : 27-OCT-2008 03:47

Client ID: RFI-22-1008

Instrument: 731.i

Sample Info: C8J160331-010 10/20/08 h2o (8295020) 8270c

Volume Injected (uL): 2.0

Operator: 003200

Column phase: DB5-MS

Column diameter: 0.32

94 Fluorene

Concentration: 0.51207 ug/L

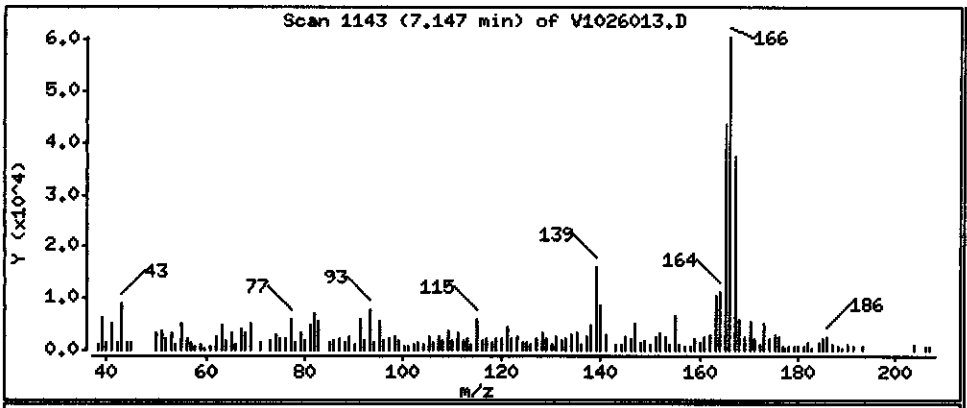

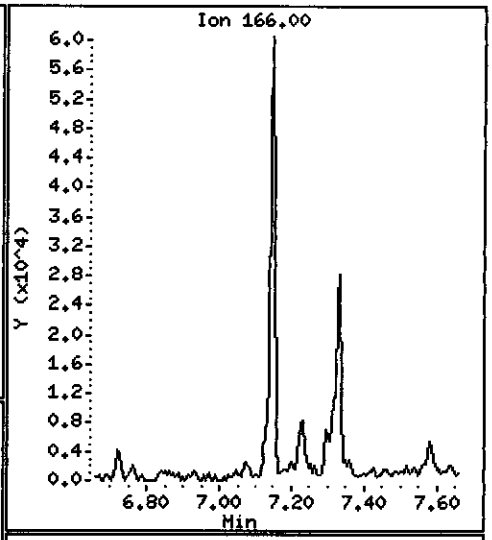

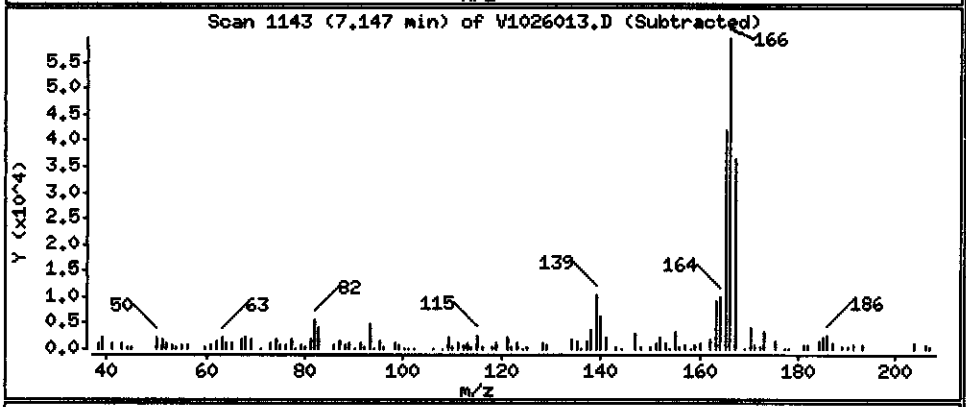

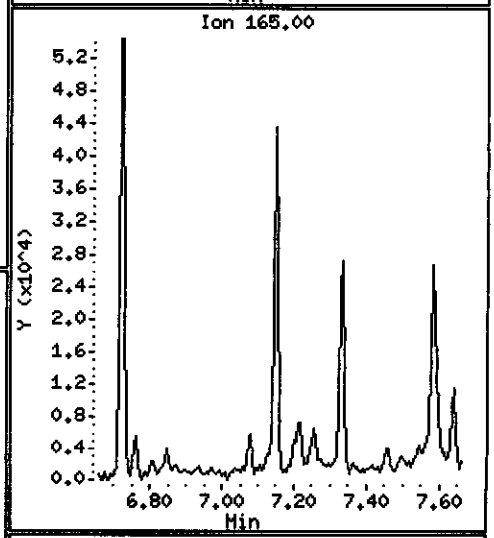

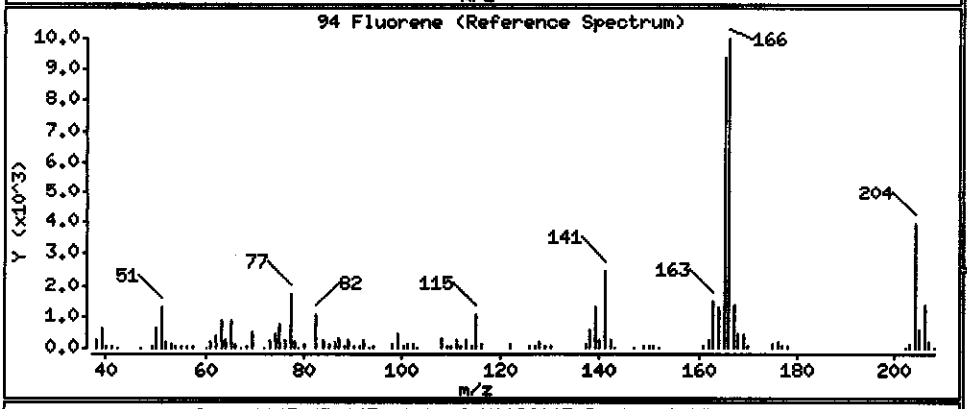

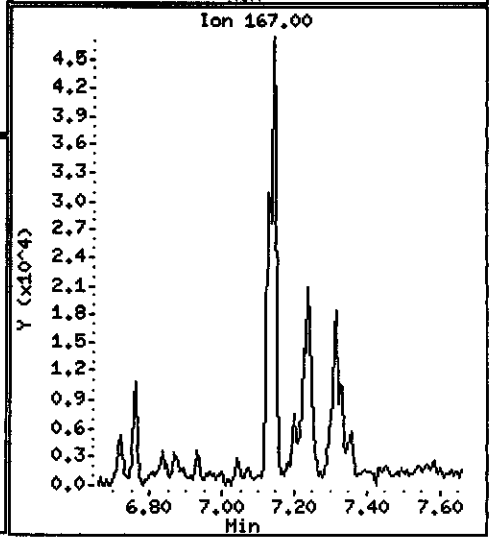

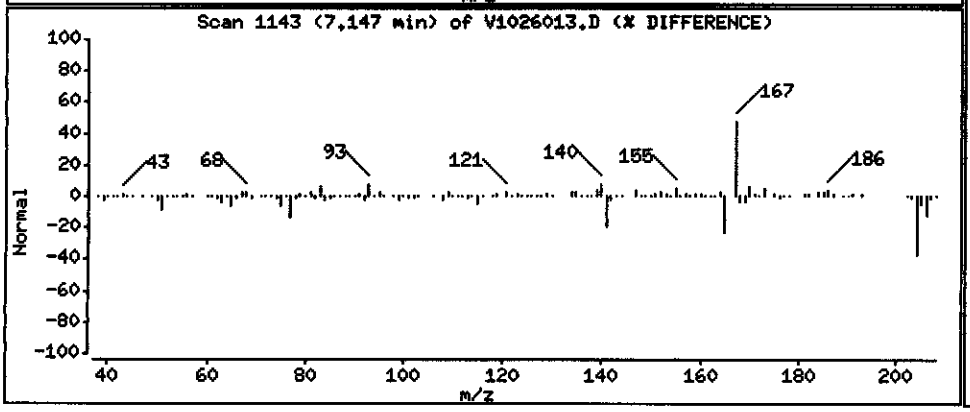

Data File: \\PITSVR06\D\chem\731.i\V102608.b\V1026013.D

Date : 27-OCT-2008 03:47

Client ID: RFI-22-1008

Instrument: 731.i

Sample Info: C8J160331-010 10/20/08 h2o (8295020) 8270c

Volume Injected (uL): 2.0

Operator: 003200

Column phase: DB5-MS

Column diameter: 0.32

99 N-Nitrosodiphenylamine (1)

Concentration: 0.48344 ug/L

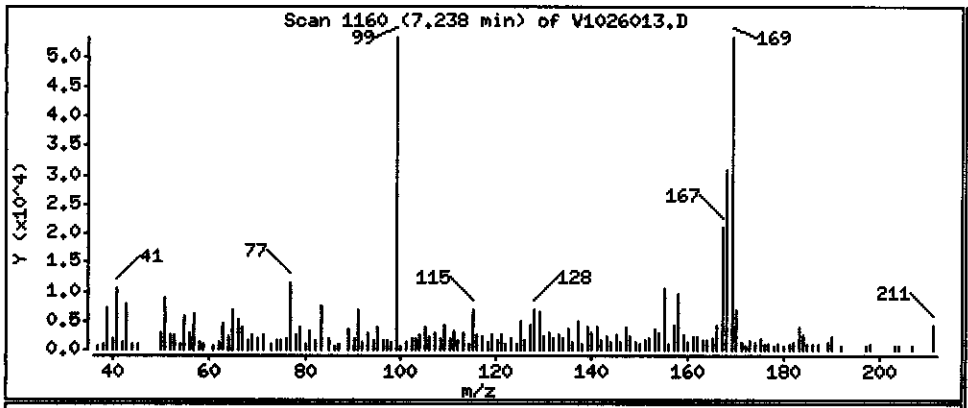

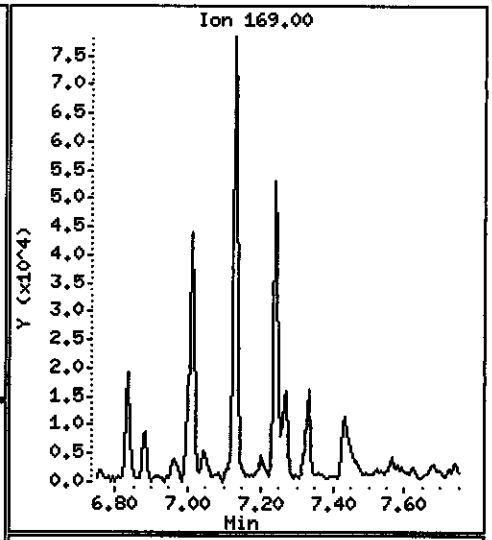

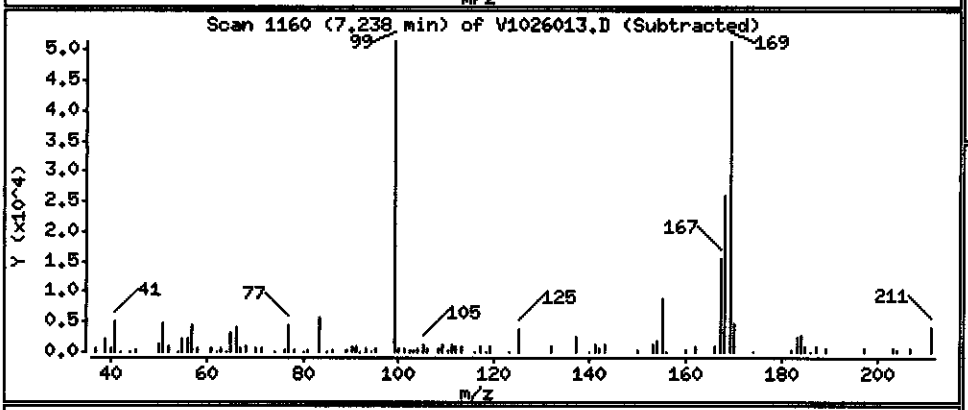

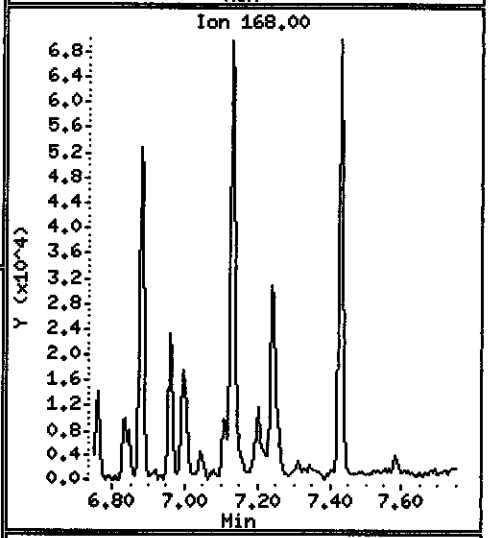

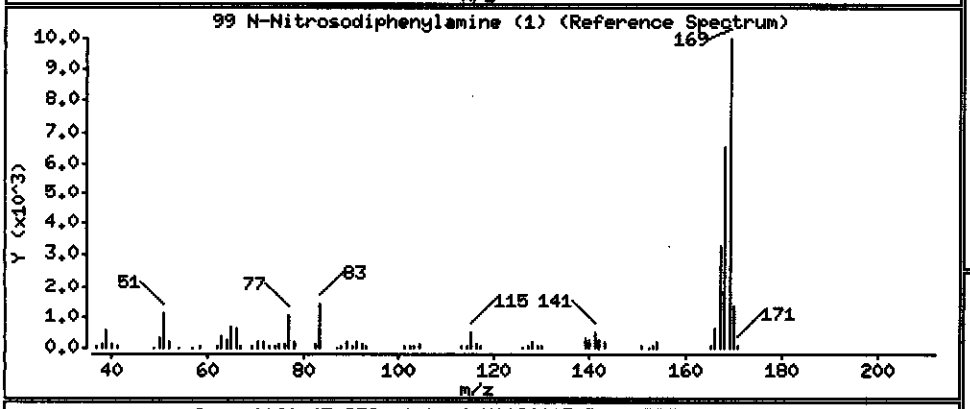

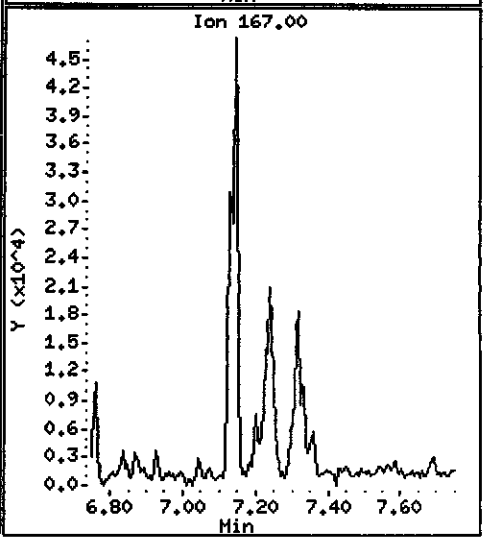

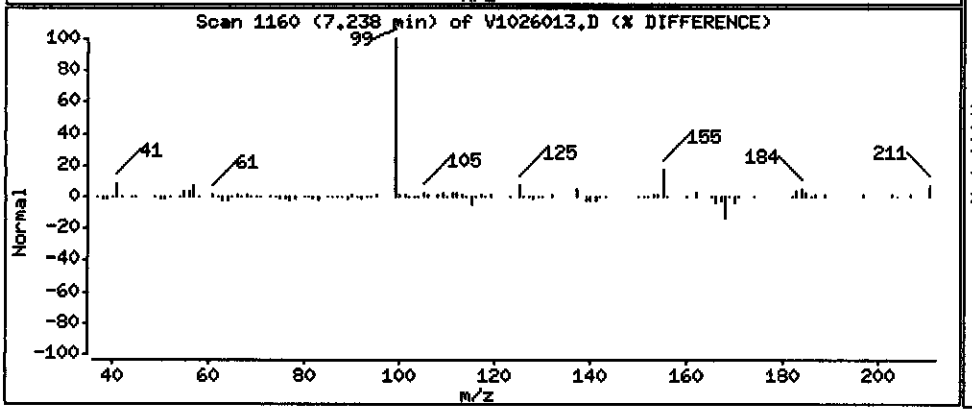

Data File: \\PITSVR06\D\chem\731.i\V102608.b\V1026013.D

Date : 27-OCT-2008 03:47

Client ID: RFI-22-1008 Instrument: 731.i

Sample Info: C8J160331-010 10/20/08 h2o (8295020) 8270c

Volume Injected (uL): 2.0 Operator: 003200

Column phase: DB5-MS Column diameter: 0.32

107 Hexachlorobenzene Concentration: 0.16319 ug/L

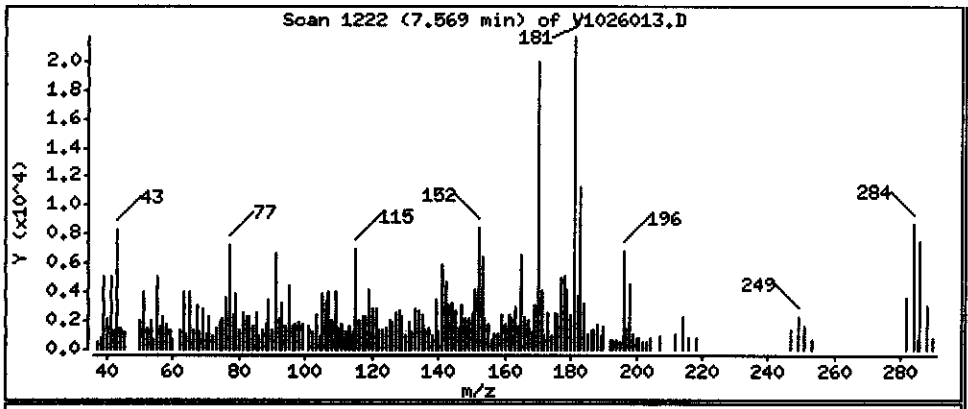

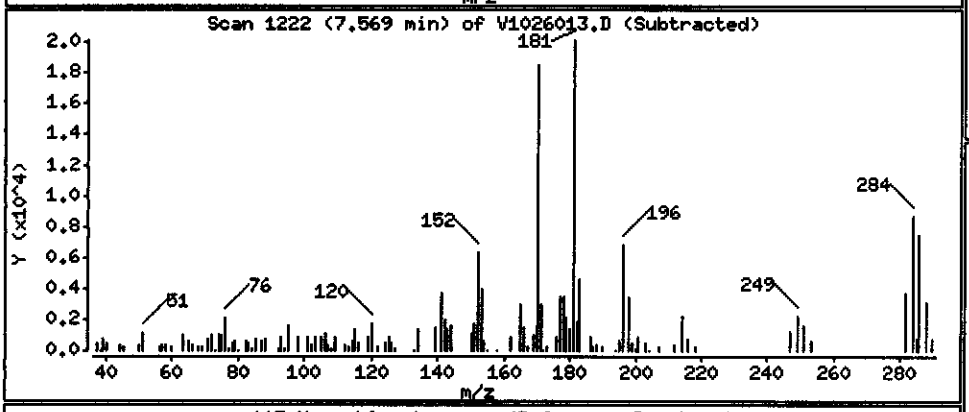

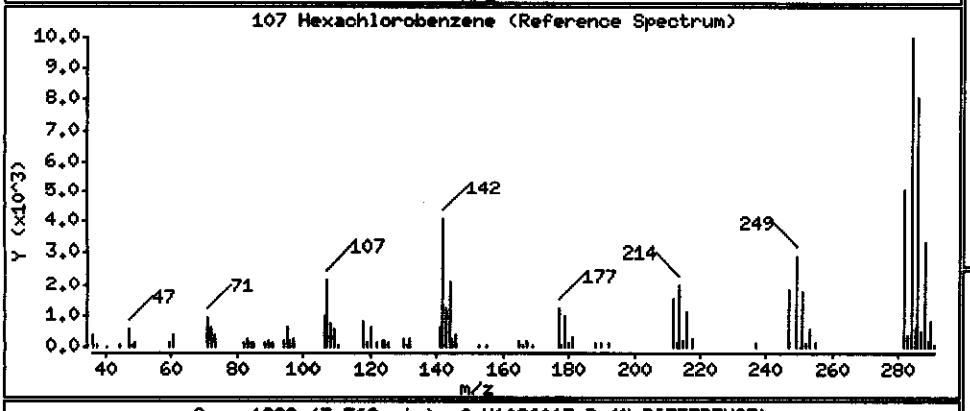

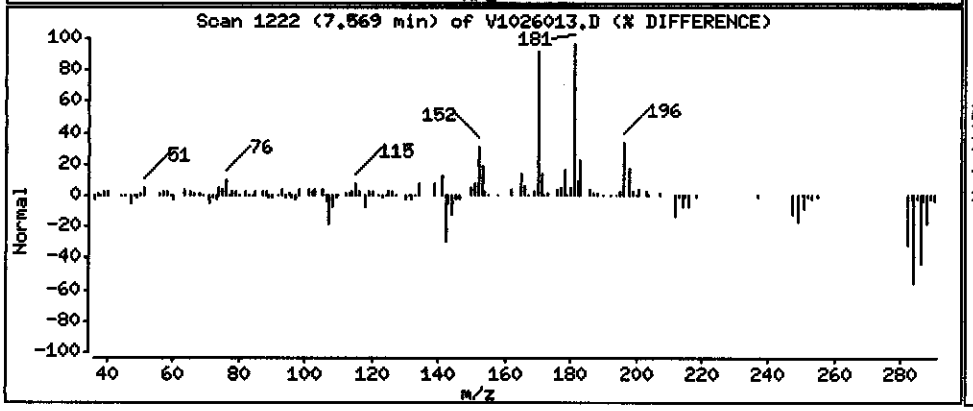

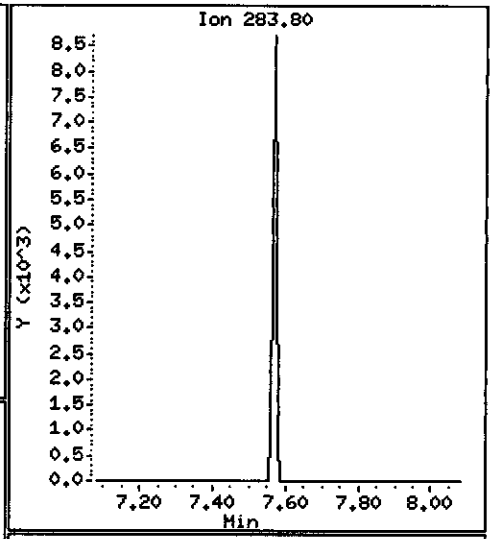

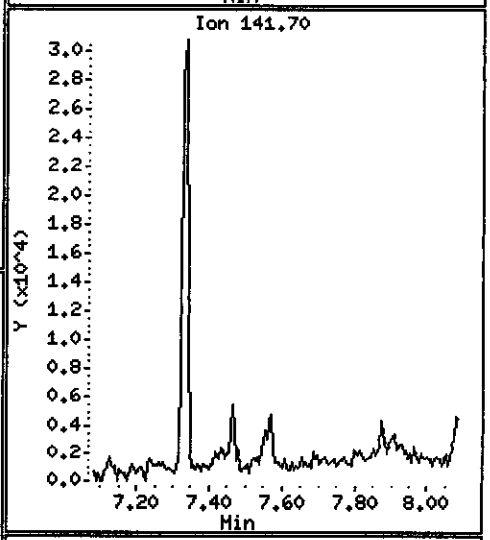

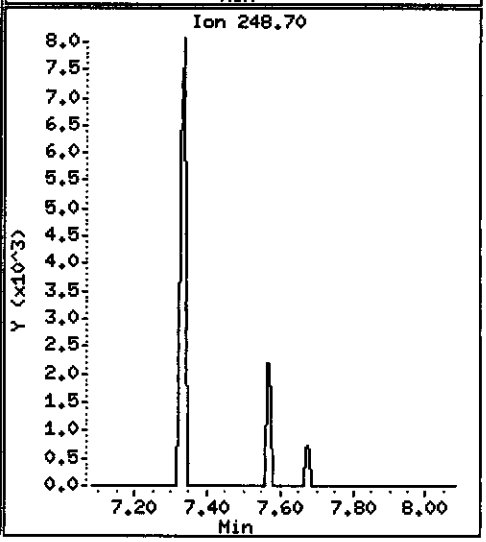

Data File: \\PITSVR06\D\chem\731.i\V102608.b\V1026013.D

Date : 27-OCT-2008 03:47

Client ID: RFI-22-1008

Instrument: 731.i

Sample Info: C8J160331-010 10/20/08 h2o (8295020) 8270c

Volume Injected (uL): 2.0

Operator: 003200

Column phase: DB5-MS

Column diameter: 0.32

115 Phenanthrene

Concentration: 0.16297 ug/L

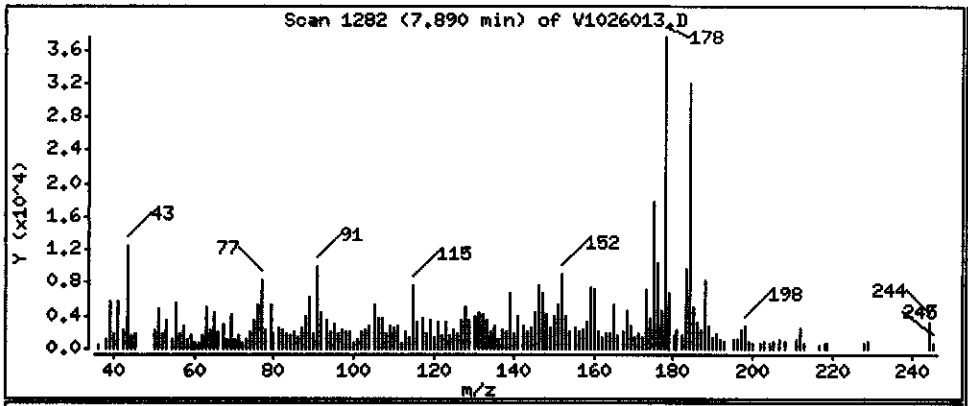

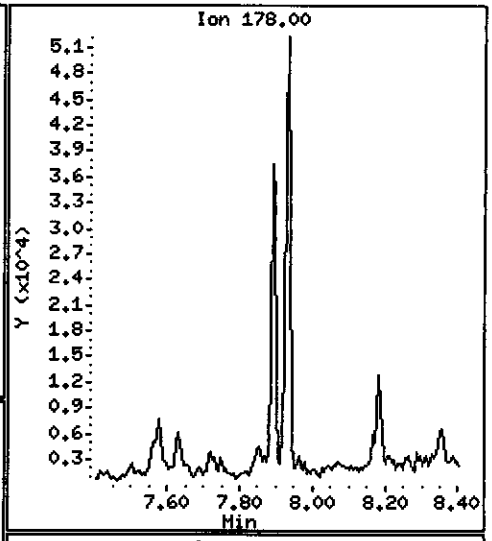

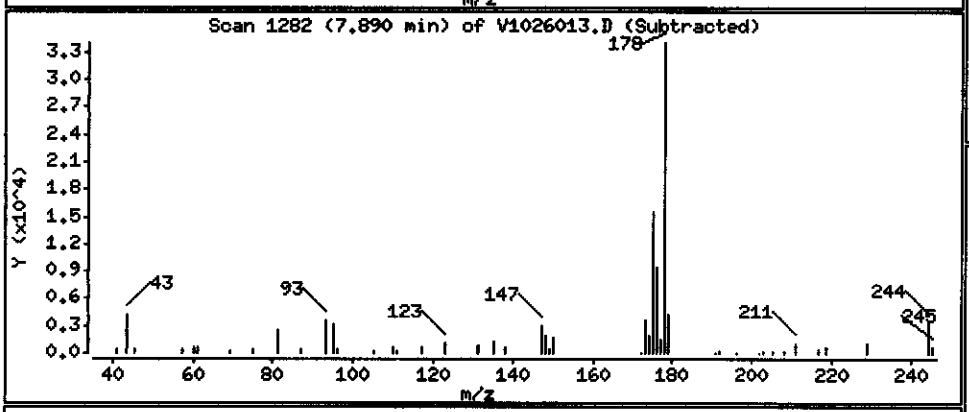

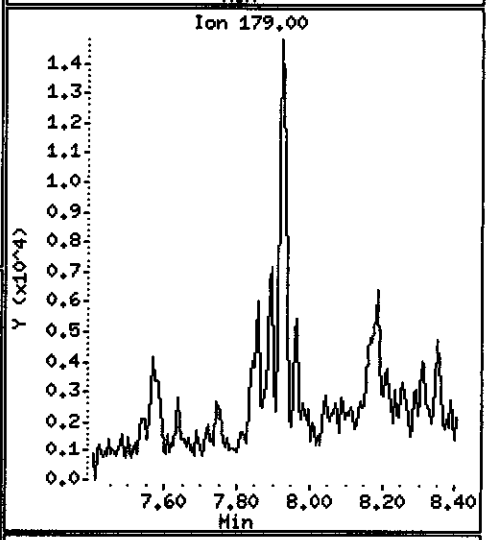

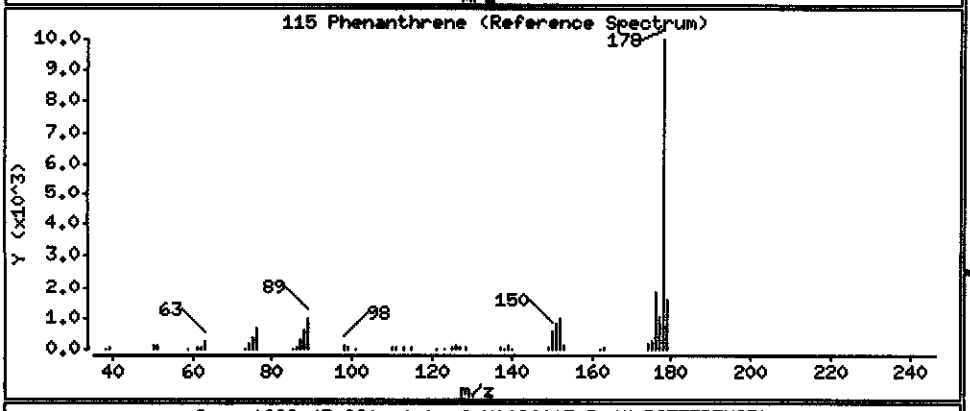

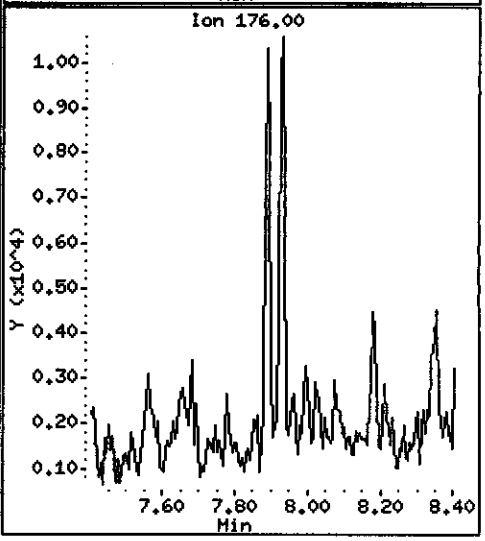

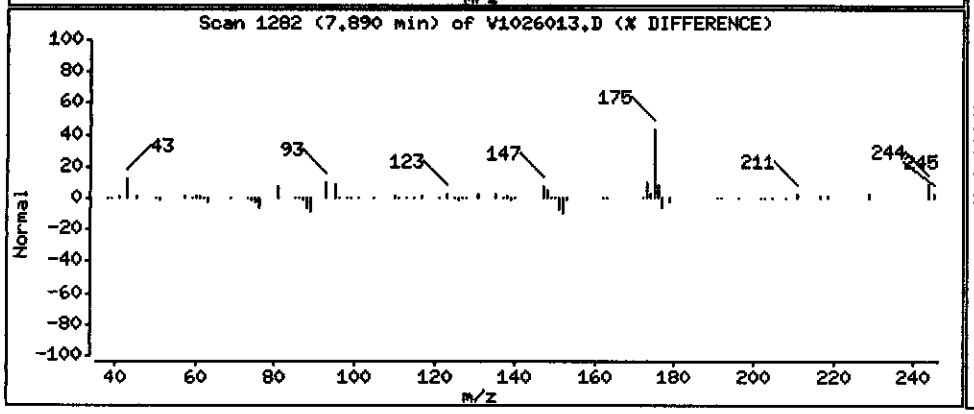

Data File: \\PITSVR06\D\chem\731.i\V102608.b\V1026013.D

Date : 27-OCT-2008 03:47

Client ID: RFI-22-1008

Instrument: 731.i

Sample Info: C8J160331-010 10/20/08 h2o (8295020) 8270c

Volume Injected (uL): 2.0

Operator: 003200

Column phase: DB5-MS

Column diameter: 0.32

116 Anthracene

Concentration: 0.24026 ug/L

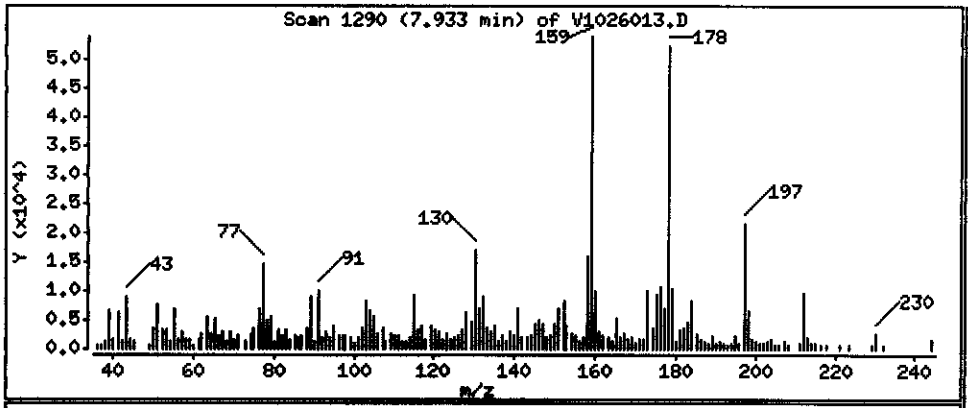

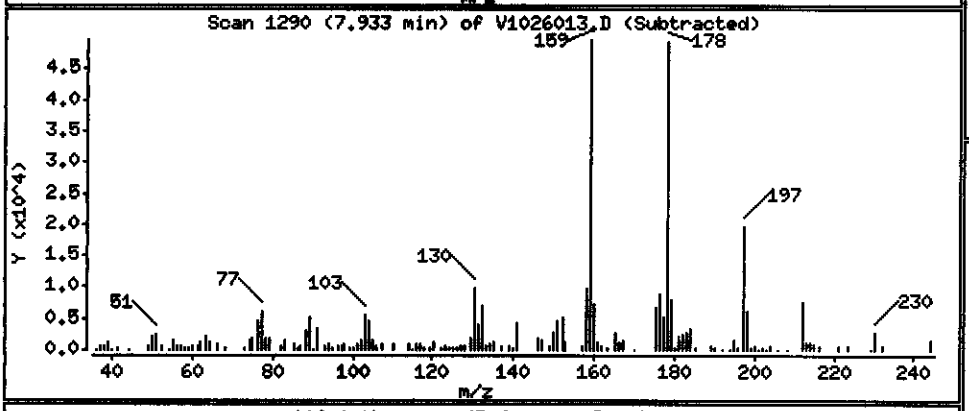

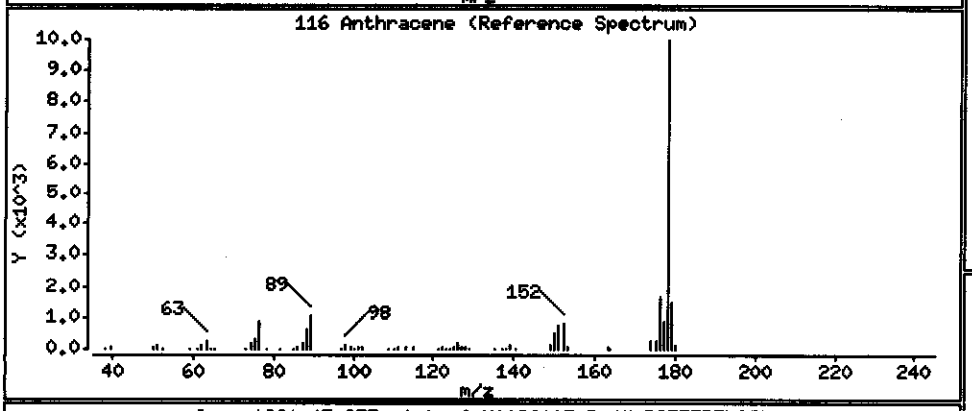

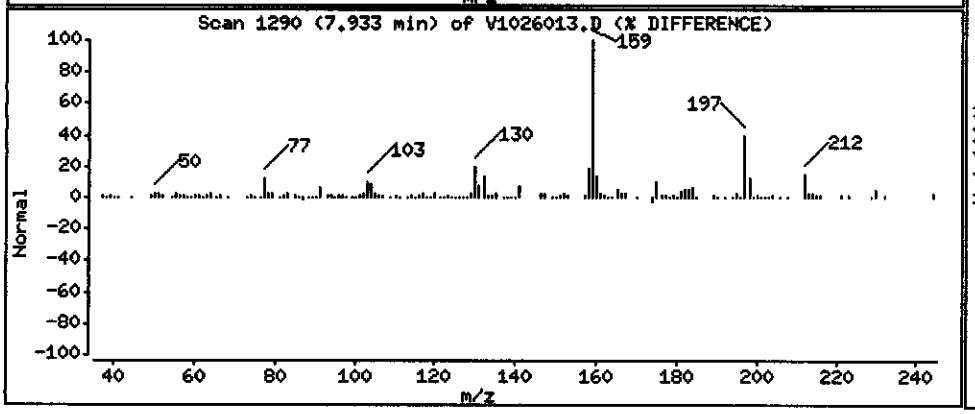

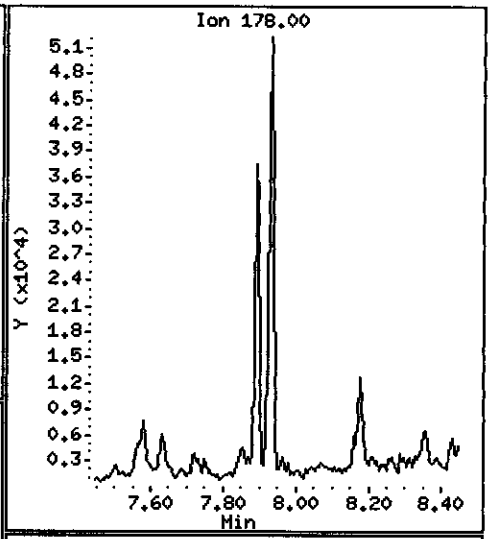

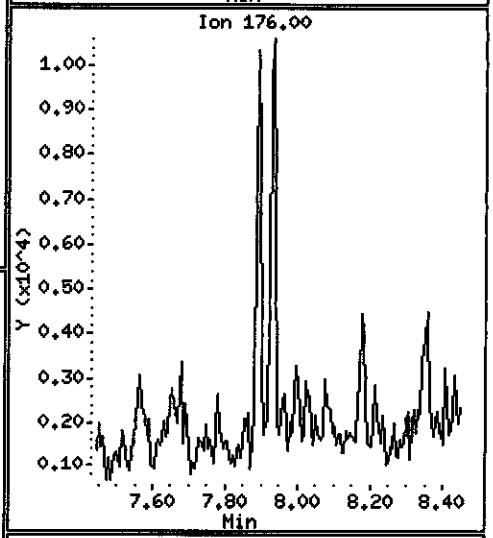

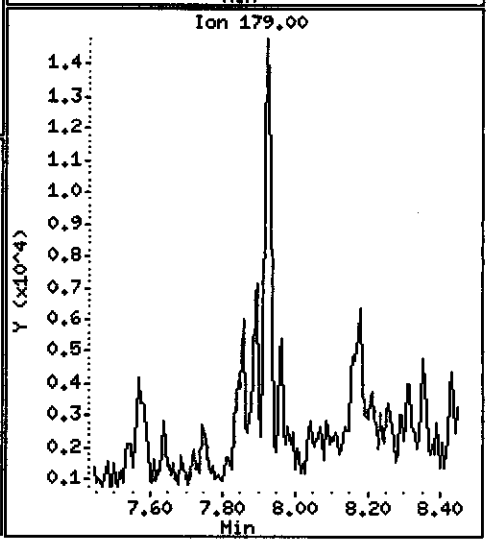

Data File: \\PITSVR06\D\chem\731.i\V102608.b\V1026013.D

Date : 27-OCT-2008 03:47

Client ID: RFI-22-1008

Instrument: 731.i

Sample Info: C8J160331-010 10/20/08 h2o (8295020) 8270c

Volume Injected (uL): 2.0

Operator: 003200

Column phase: DB5-MS

Column diameter: 0.32

119 Carbazole

Concentration: 0.59834 ug/L

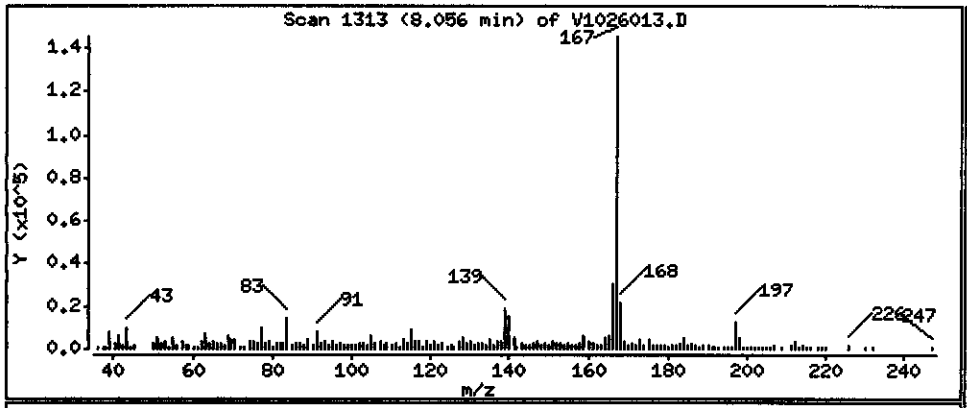

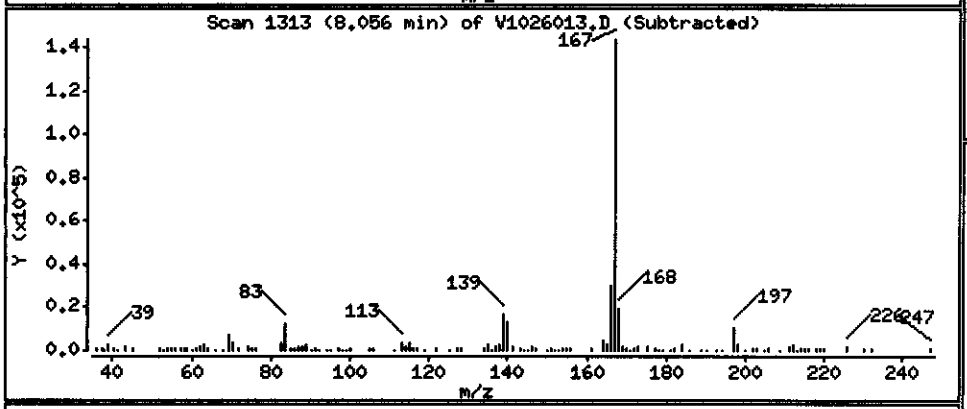

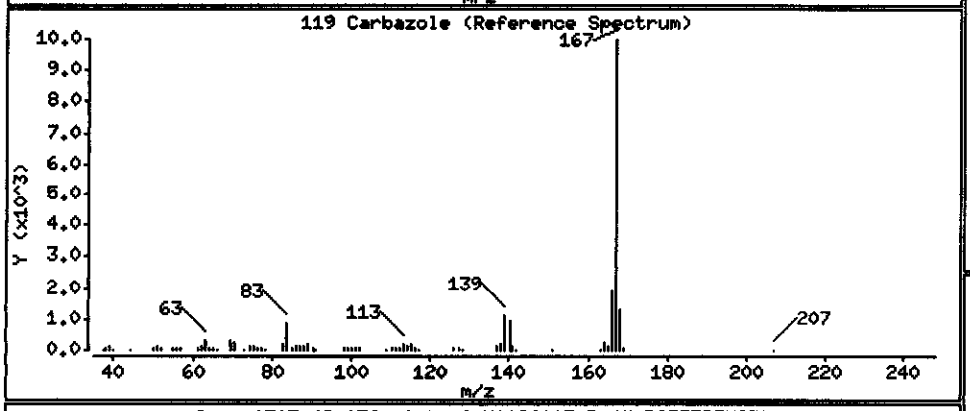

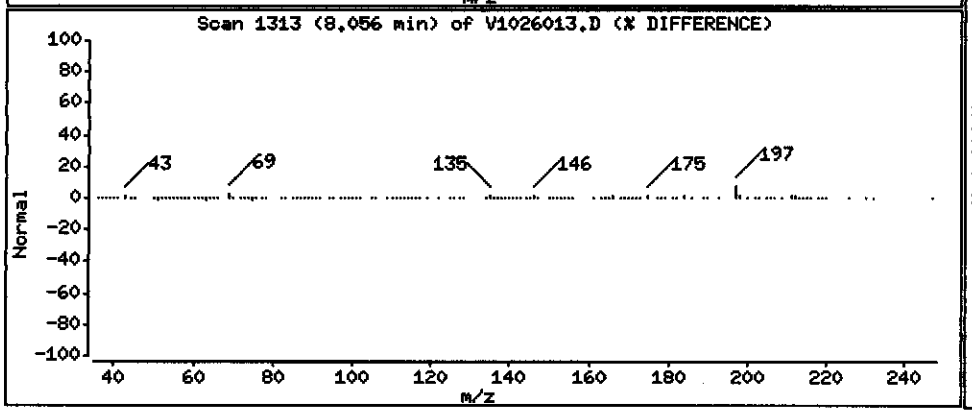

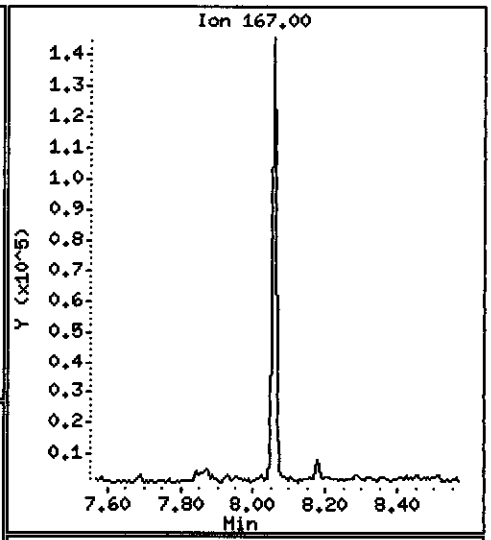

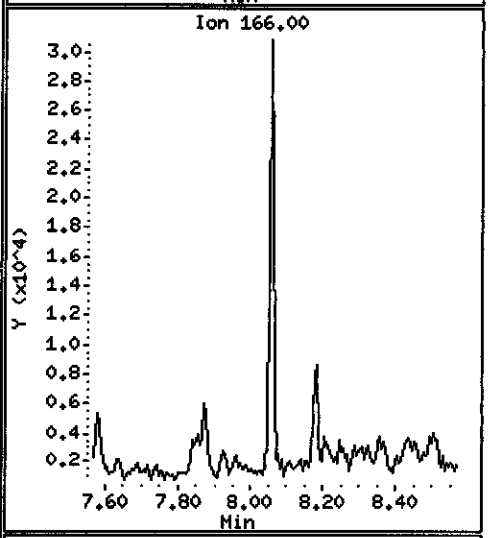

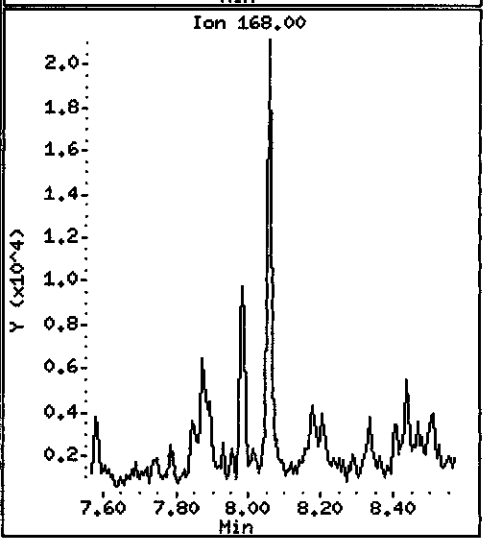

Data File: \\PITSVR06\D\chem\731.i\V102608.b\V1026013.D

Date : 27-OCT-2008 03:47

Client ID: RFI-22-1008

Instrument: 731.i

Sample Info: C8J160331-010 10/20/08 h2o (8295020) 8270c

Volume Injected (uL): 2.0

Operator: 003200

Column phase: DB5-MS

Column diameter: 0.32

120 Di-n-Butylphthalate

Concentration: 0.063436 ug/L

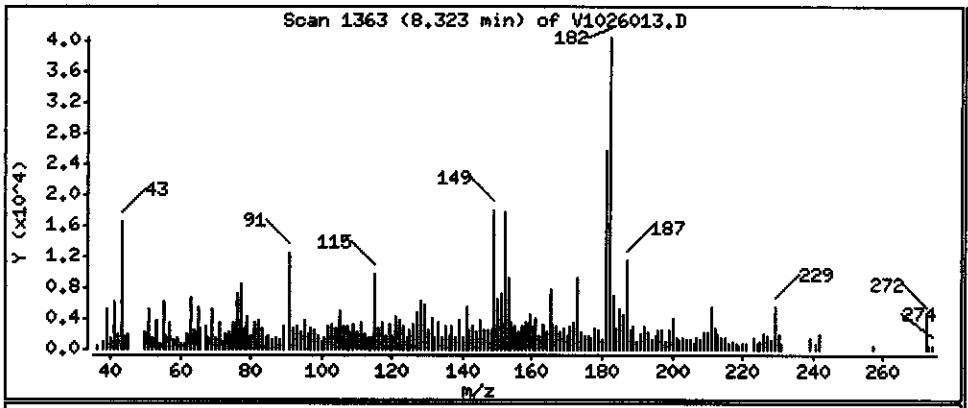

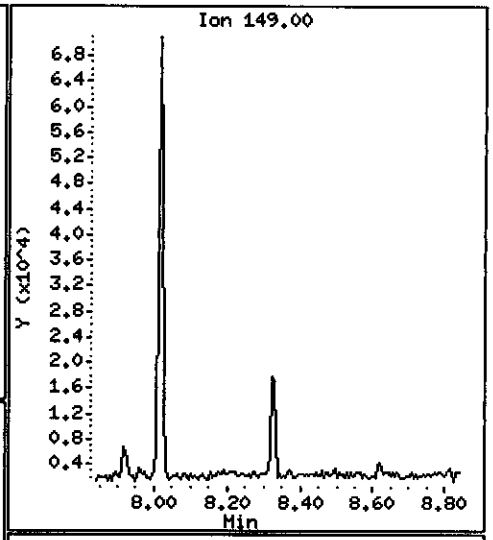

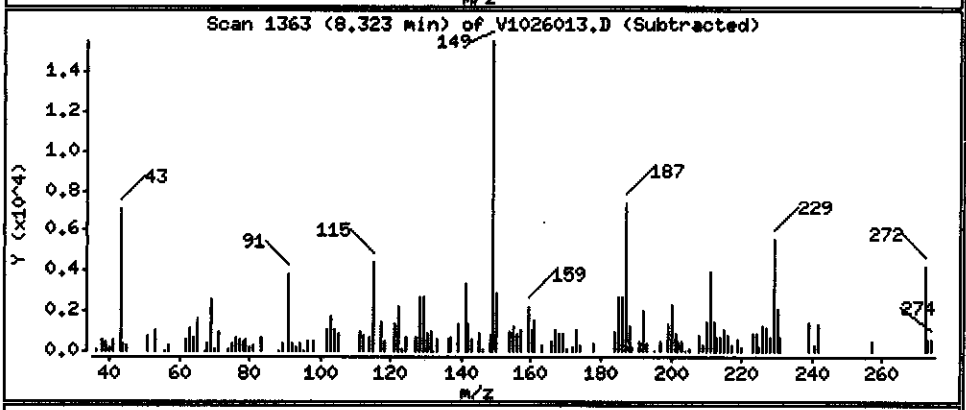

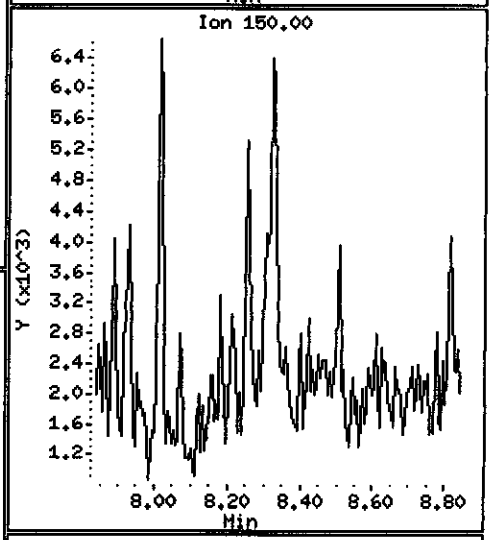

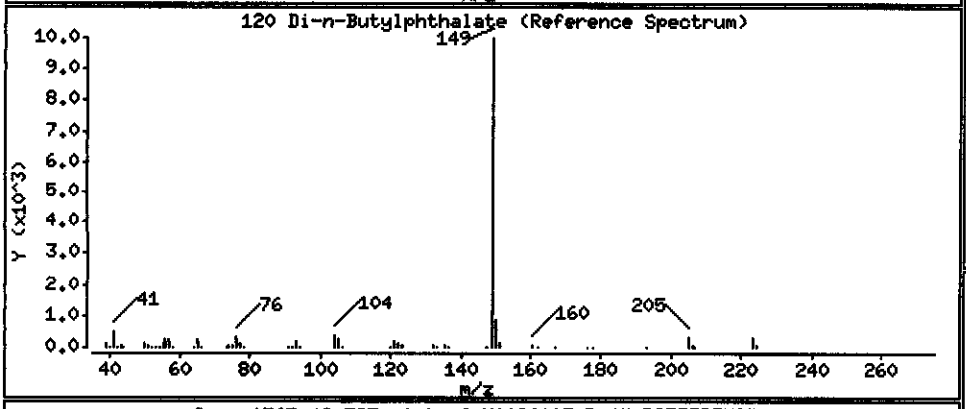

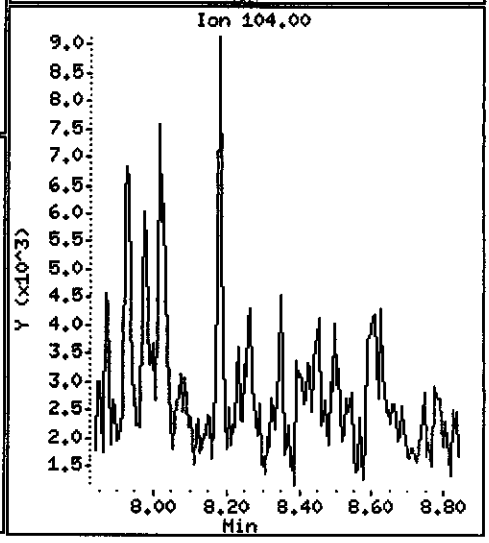

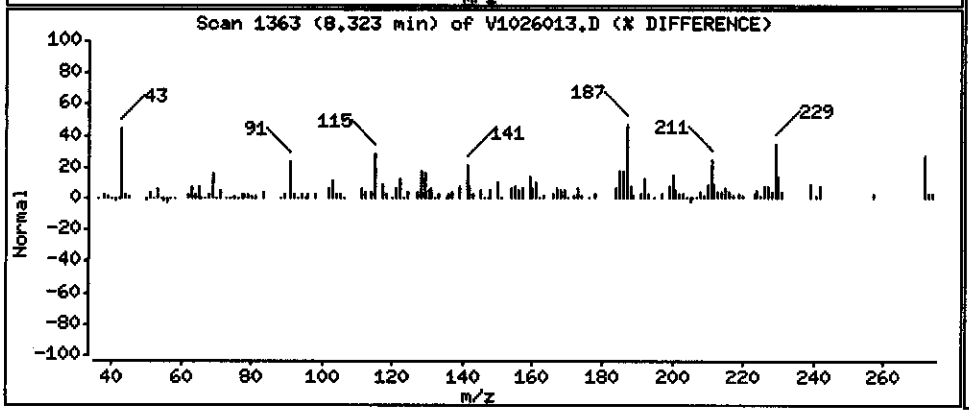

Data File: \\PITSVR06\D\chem\731.i\V102608.b\V1026013.D

Date : 27-OCT-2008 03:47

Client ID: RFI-22-1008

Instrument: 731.i

Sample Info: C8J160331-010 10/20/08 h2o (8295020) 8270c

Volume Injected (uL): 2.0

Operator: 003200

Column phase: DB5-MS

Column diameter: 0.32

123 Fluoranthene

Concentration: 0.38473 ug/L

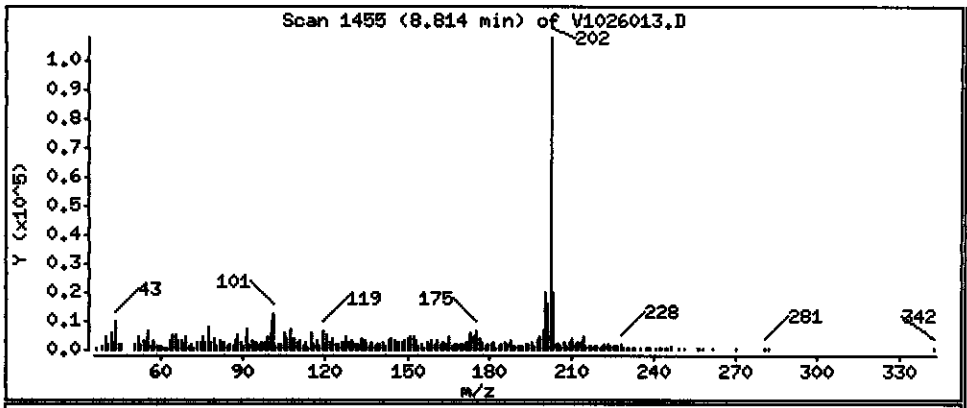

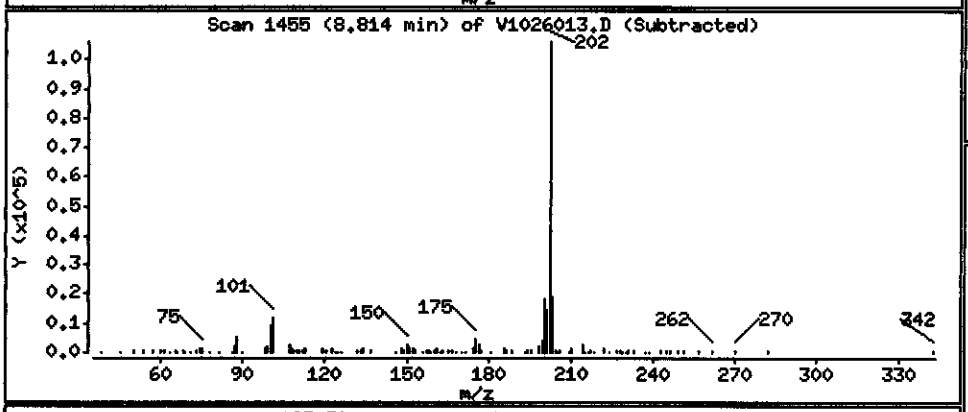

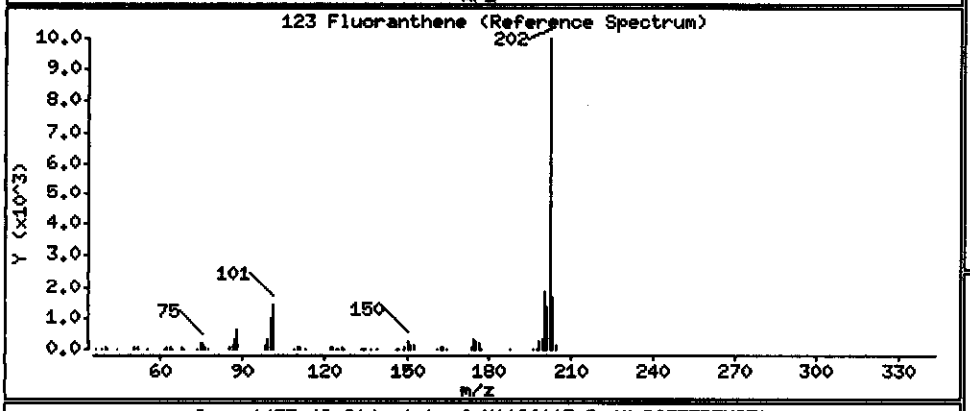

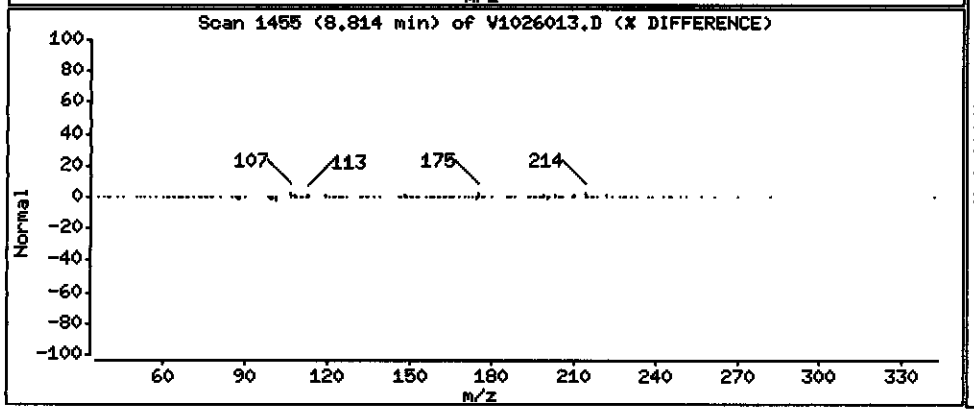

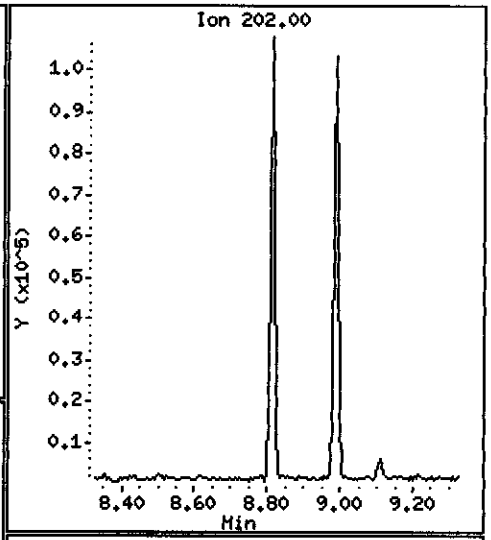

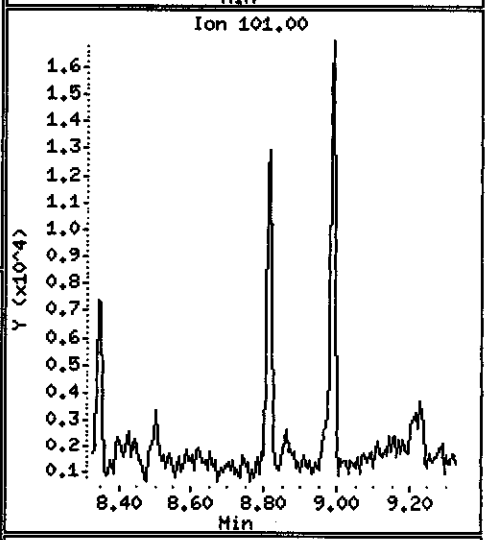

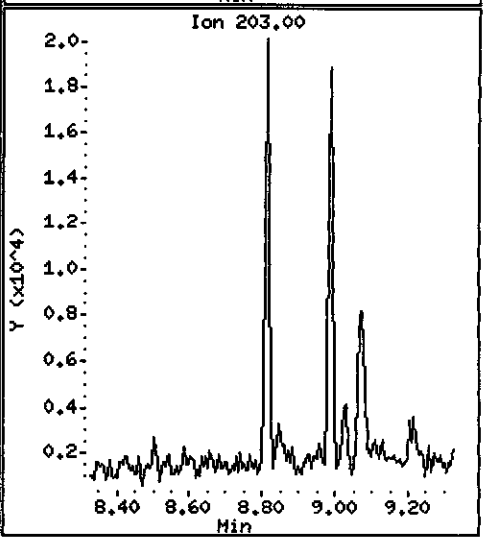

Data File: \\PITSVR06\D\chem\731.i\V102608.b\V1026013.D

Date : 27-OCT-2008 03:47

Client ID: RFI-22-1008

Instrument: 731.i

Sample Info: C8J160331-010 10/20/08 h2o (8295020) 8270c

Volume Injected (uL): 2.0

Operator: 003200

Column phase: DB5-MS

Column diameter: 0.32

125 Pyrene

Concentration: 0.33685 ug/L

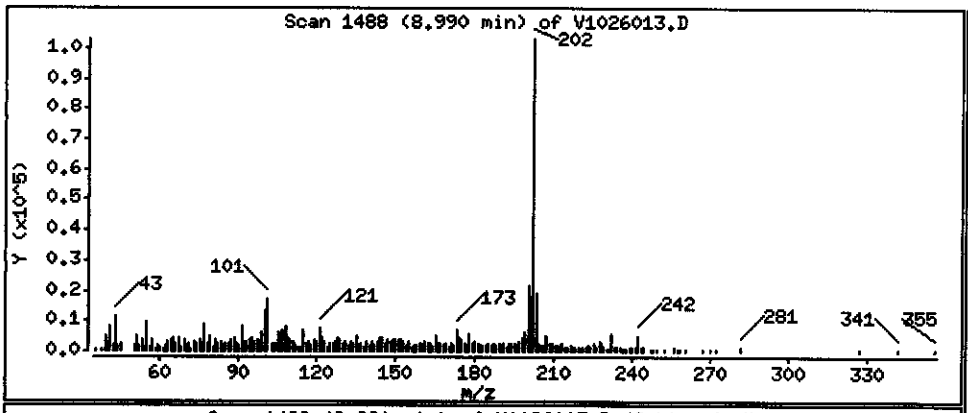

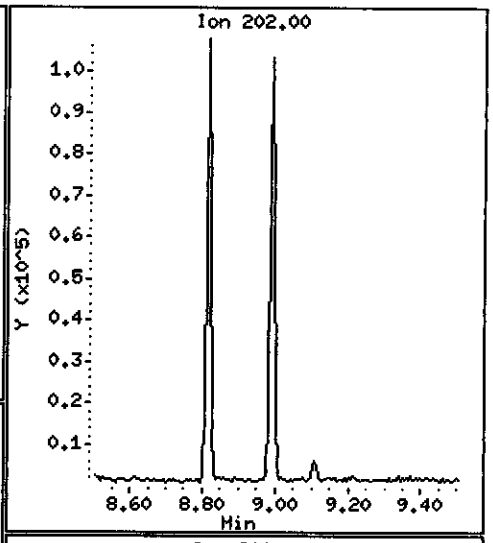

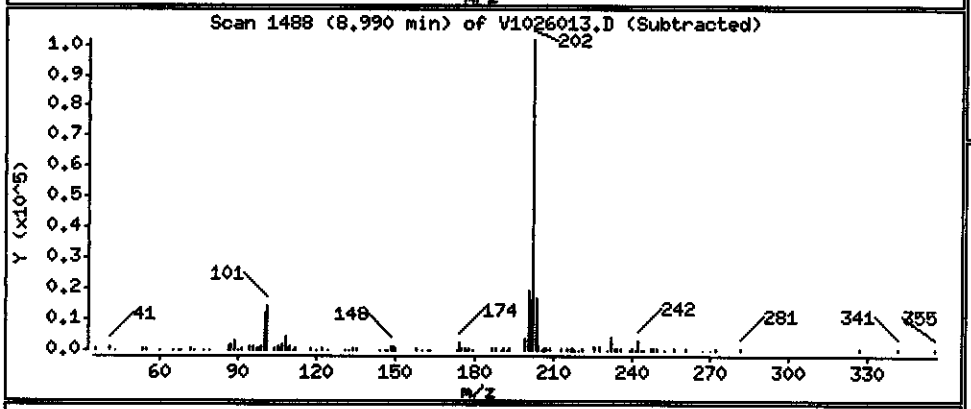

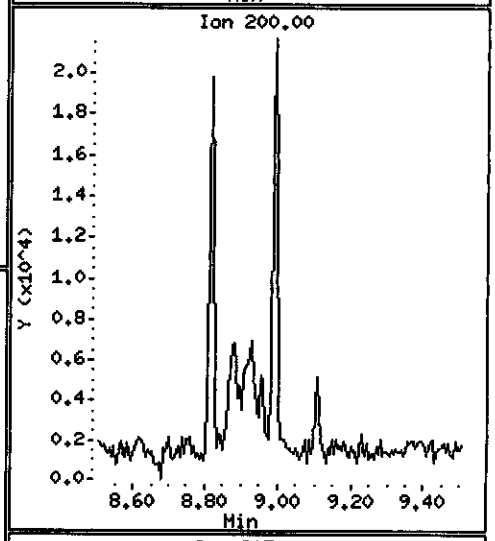

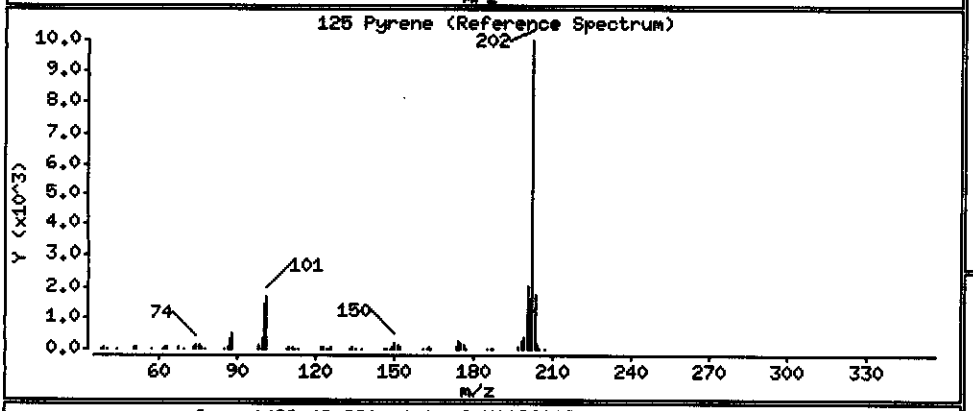

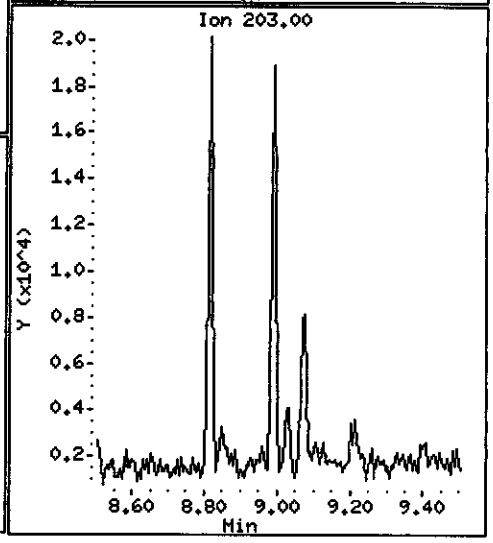

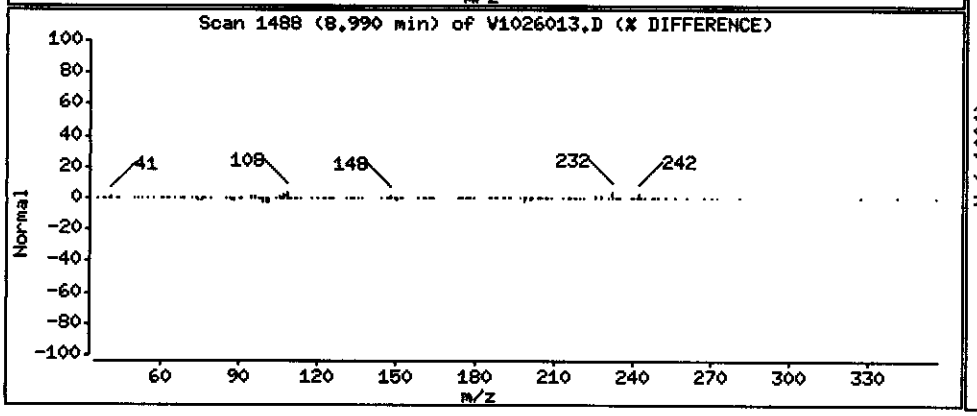

Data File: \\PITSVR06\D\chem\731.i\V102608.b\V1026013.D

Date : 27-OCT-2008 03:47

Client ID: RFI-22-1008

Instrument: 731.i

Sample Info: C8J160331-010 10/20/08 h2o (8295020) 8270c

Volume Injected (uL): 2.0

Operator: 003200

Column phase: DB5-MS

Column diameter: 0.32

131 Butylbenzylphthalate

Concentration: 0.16197 ug/L

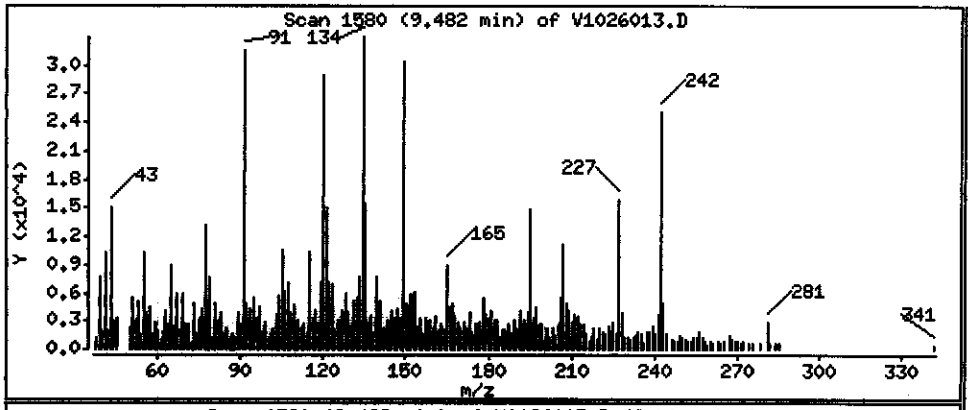

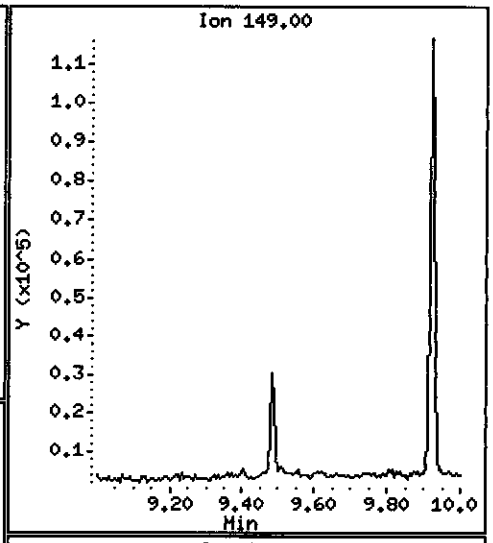

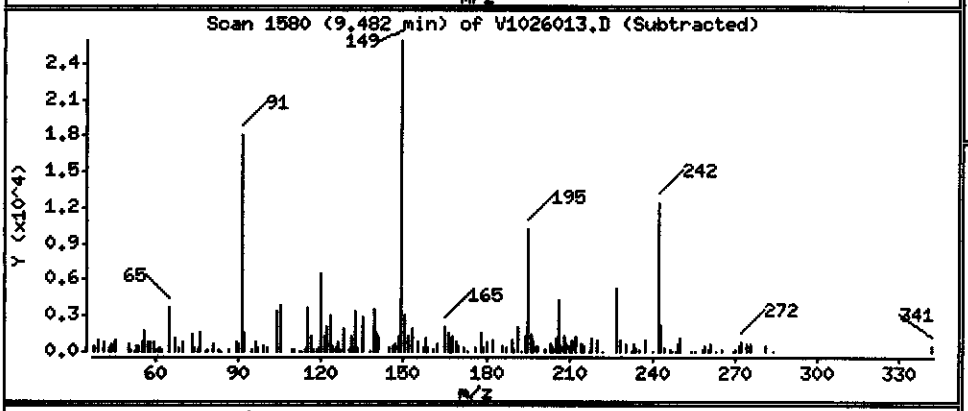

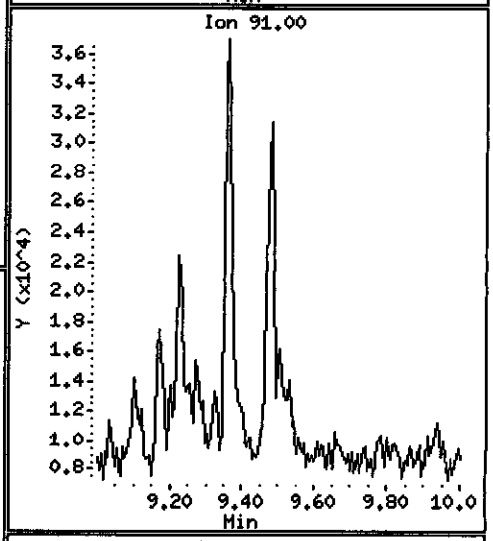

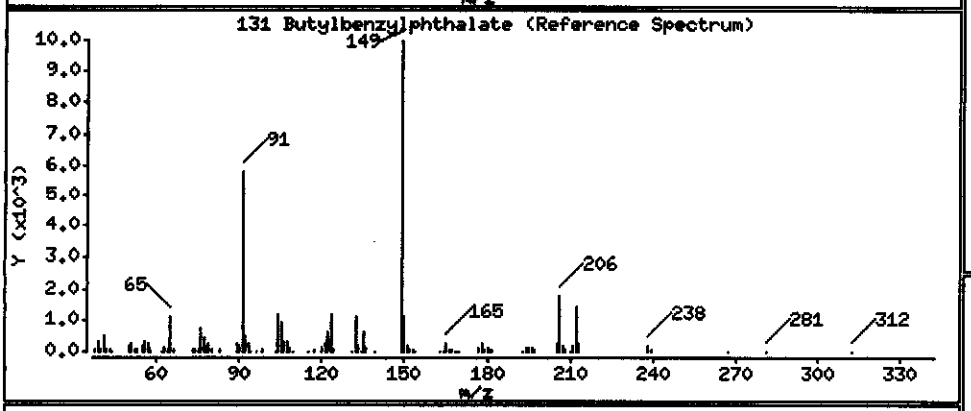

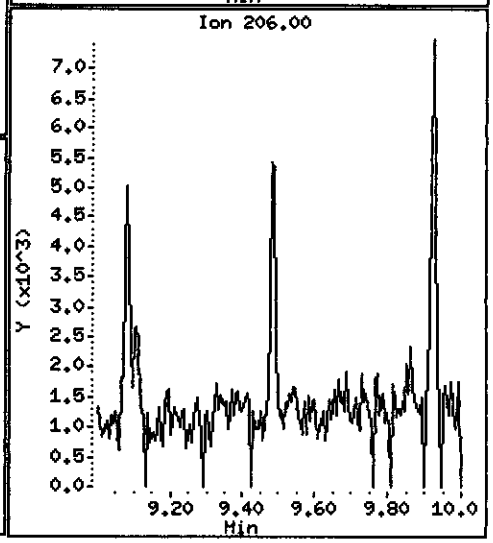

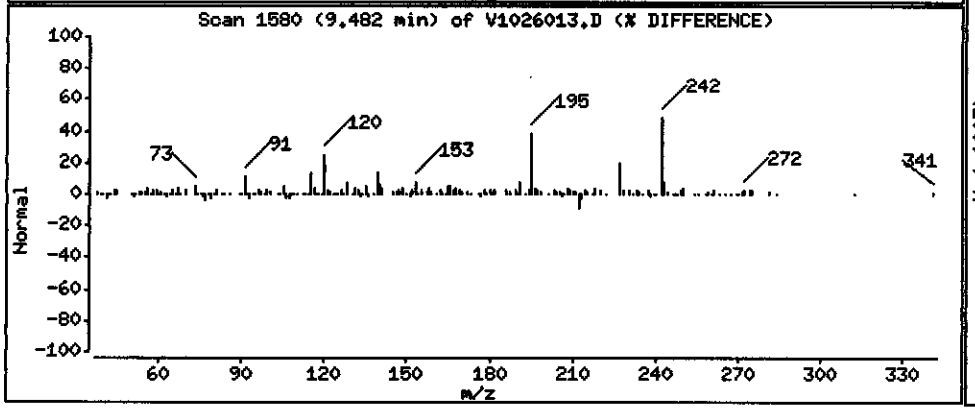

Data File: \\PITSVR06\D\chem\731.i\V102608.b\V1026013.D

Date : 27-OCT-2008 03:47

Client ID: RFI-22-1008

Instrument: 731.i

Sample Info: C8J160331-010 10/20/08 h2o (8295020) 8270c

Volume Injected (uL): 2.0

Operator: 003200

Column phase: DB5-MS

Column diameter: 0.32

136 Benzo(a)Anthracene

Concentration: 0.67891 ug/L

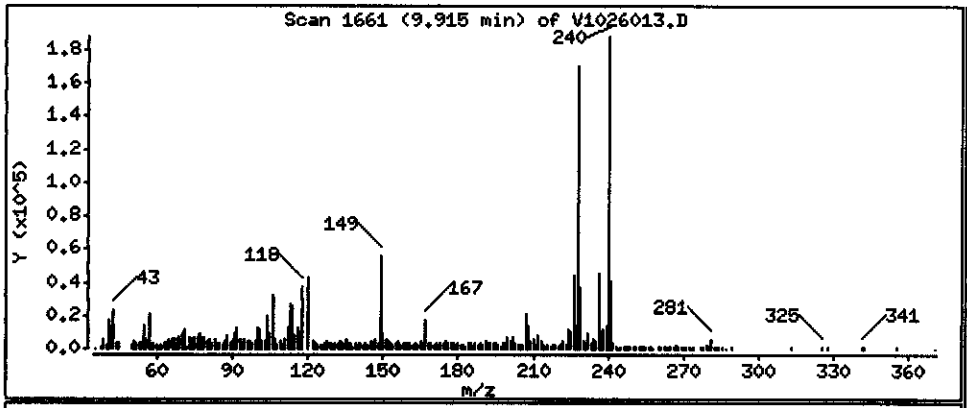

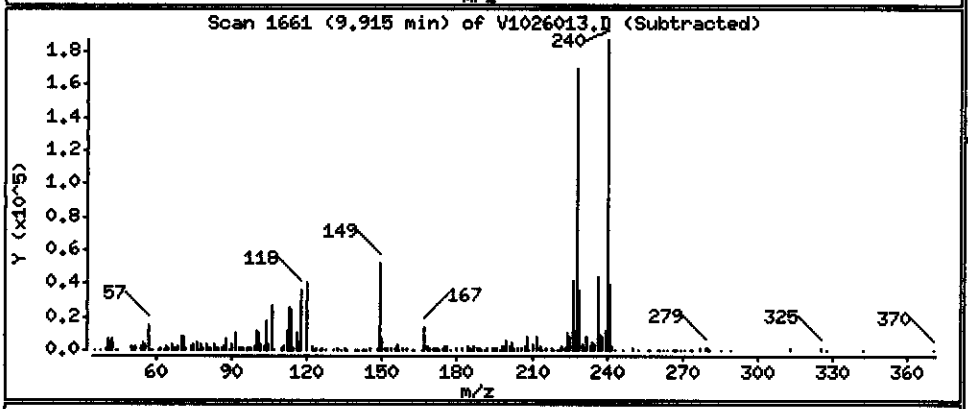

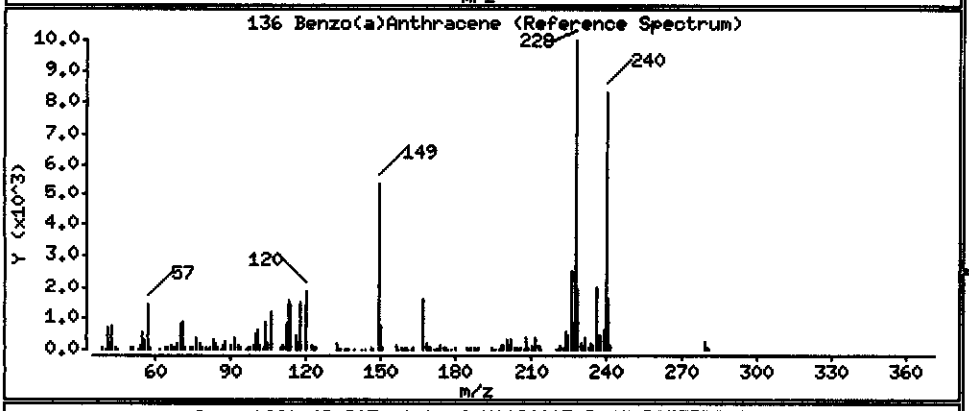

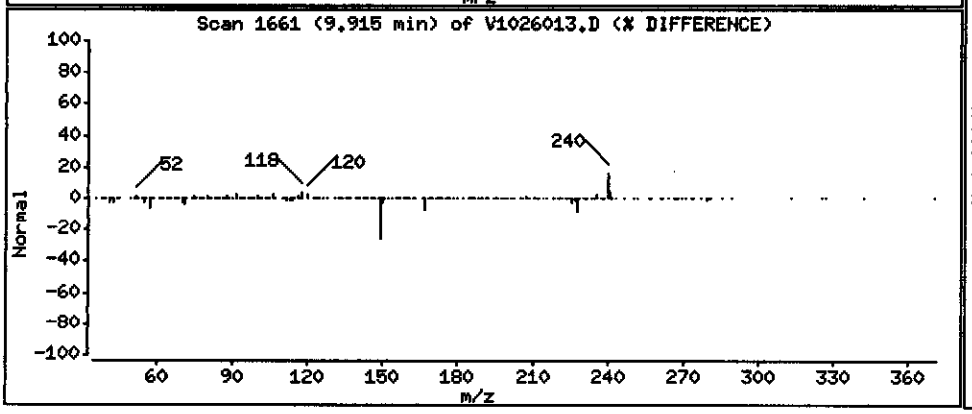

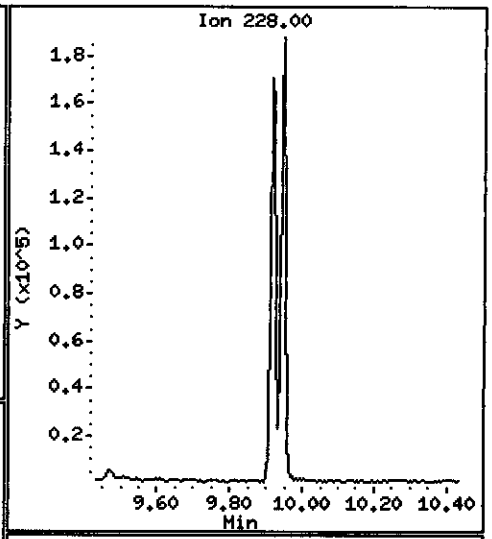

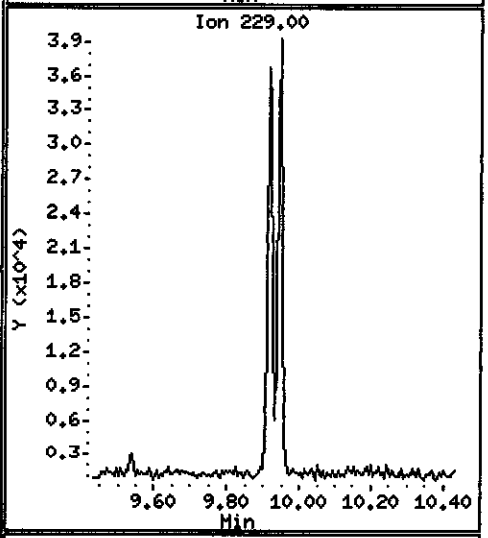

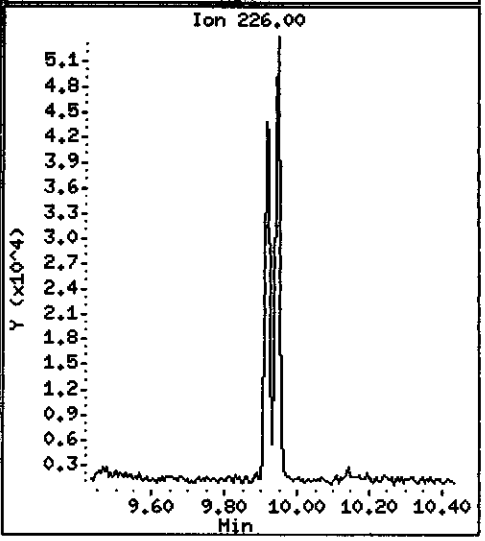

Data File: \\PITSVR06\D\chem\731.i\V102608.b\V1026013.D

Date : 27-OCT-2008 03:47

Client ID: RFI-22-1008

Instrument: 731.i

Sample Info: C8J160331-010 10/20/08 h2o (8295020) 8270c

Volume Injected (uL): 2.0

Operator: 003200

Column phase: DB5-MS

Column diameter: 0.32

137 Chrysene

Concentration: 0.71049 ug/L

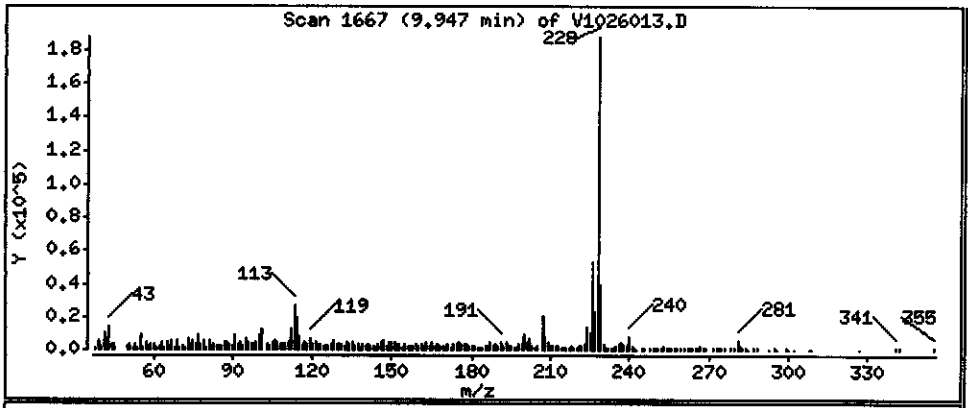

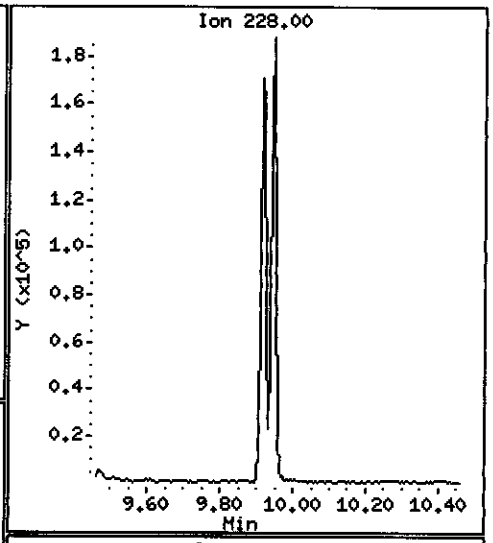

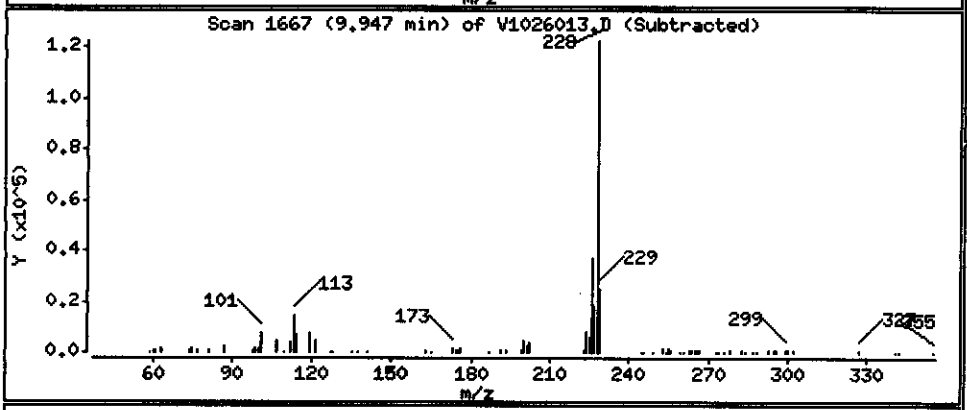

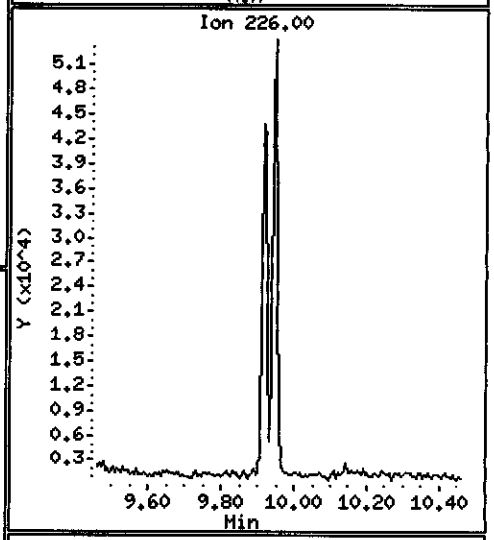

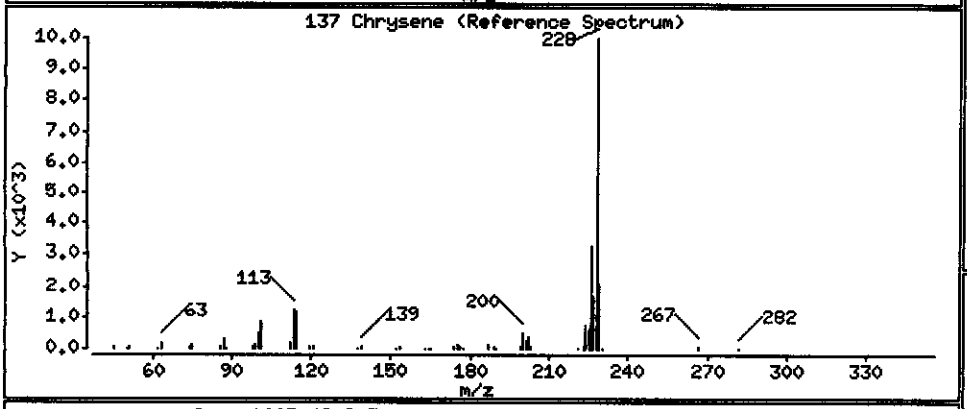

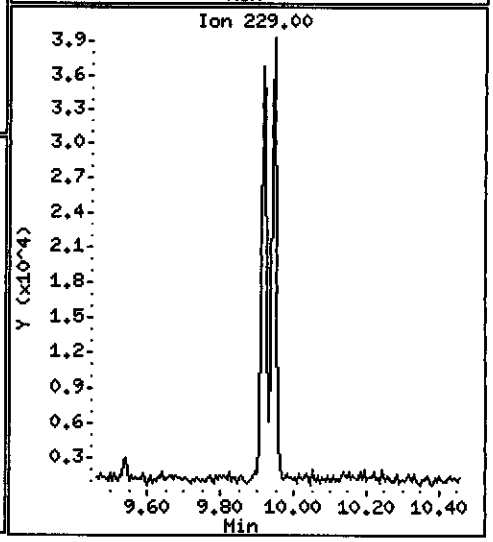

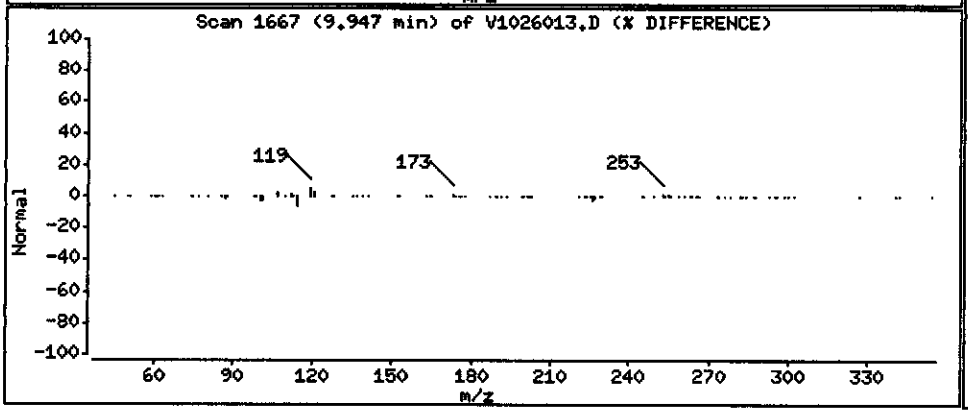

Data File: \\PITSVR06\D\chem\731.i\V102608.b\V1026013.D

Date : 27-OCT-2008 03:47

Client ID: RFI-22-1008

Instrument: 731.i

Sample Info: C8J160331-010 10/20/08 h2o (8295020) 8270c

Volume Injected (uL): 2.0

Operator: 003200

Column phase: DB5-MS

Column diameter: 0.32

139 bis(2-ethylhexyl)Phthalate

Concentration: 0.56837 ug/L

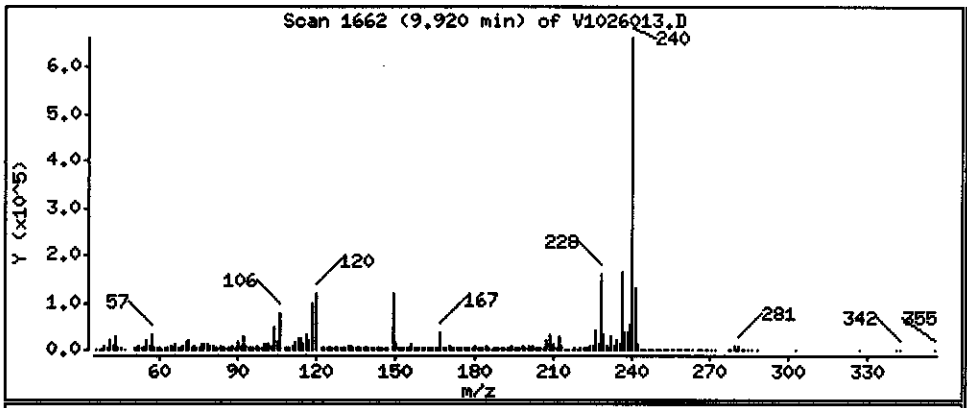

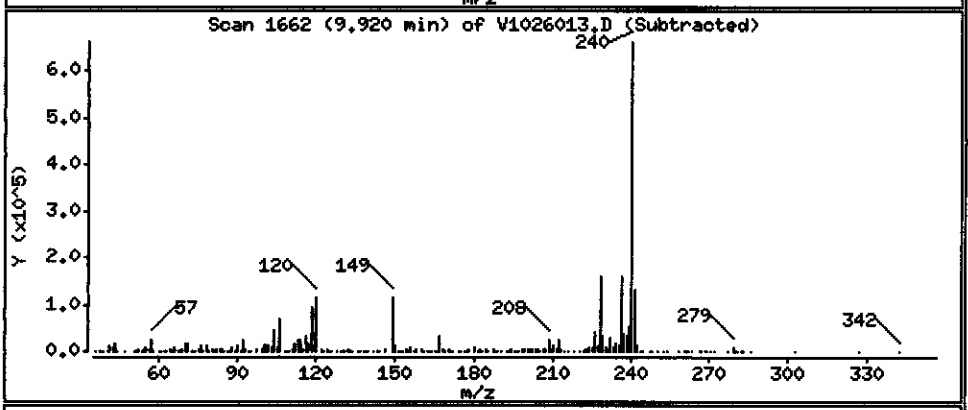

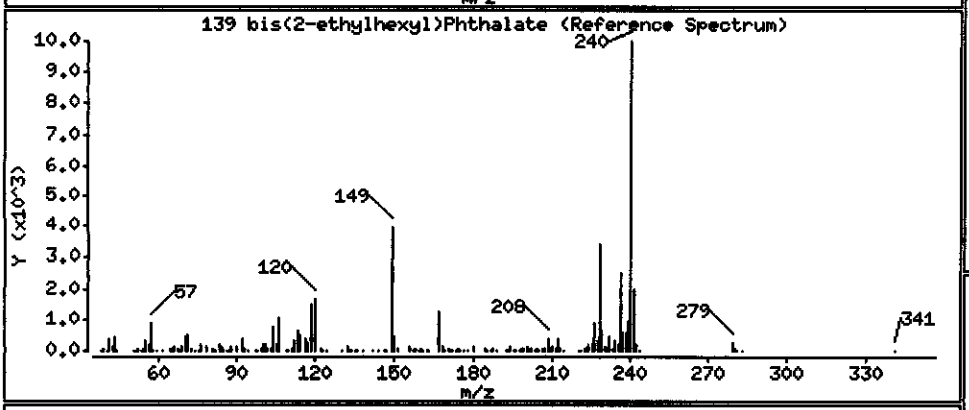

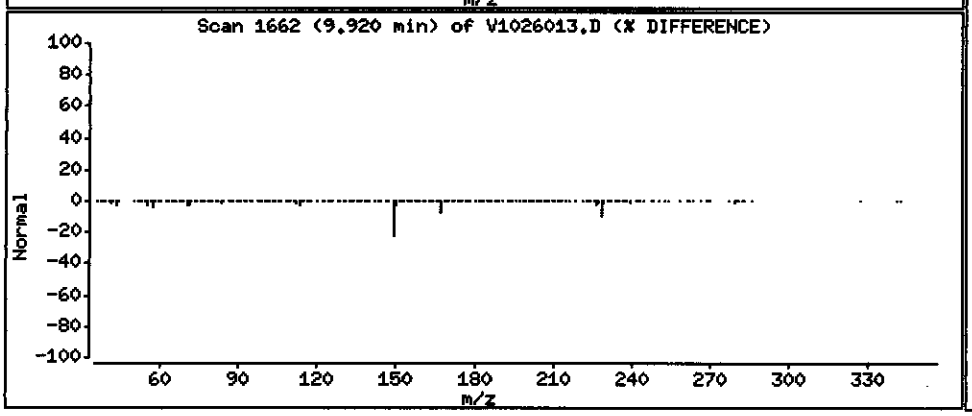

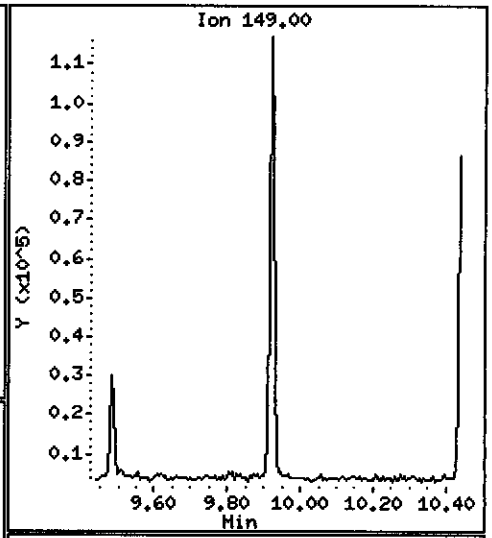

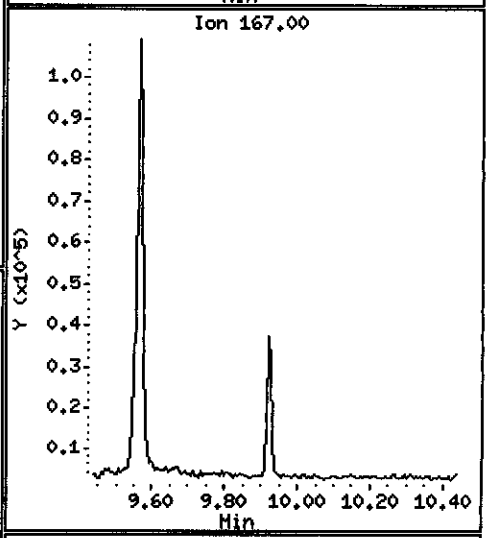

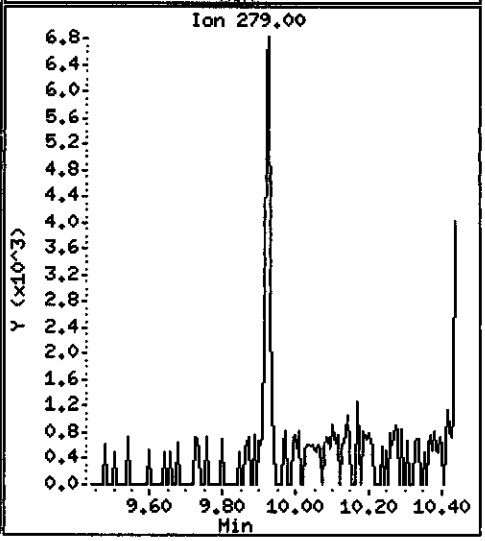

Data File: \\PITSVR06\D\chem\731.i\V102608.b\V1026013.D

Date : 27-OCT-2008 03:47

Client ID: RFI-22-1008

Instrument: 731.i

Sample Info: C8J160331-010 10/20/08 h2o (8295020) 8270c

Volume Injected (uL): 2.0

Operator: 003200

Column phase: DB5-MS

Column diameter: 0.32

140 Di-n-octylphthalate

Concentration: 0.56247 ug/L

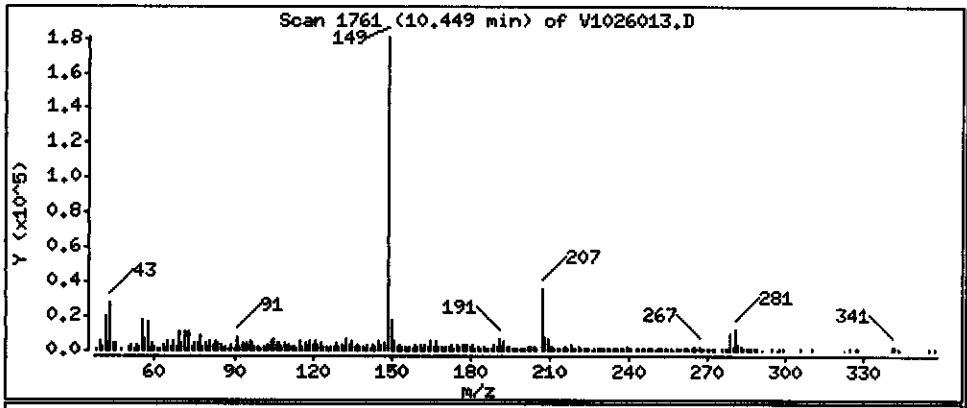

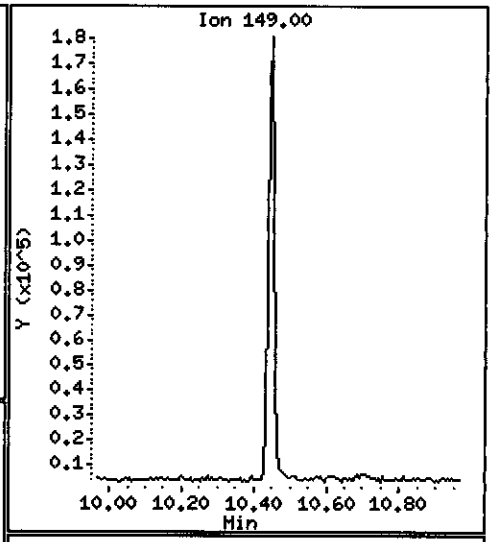

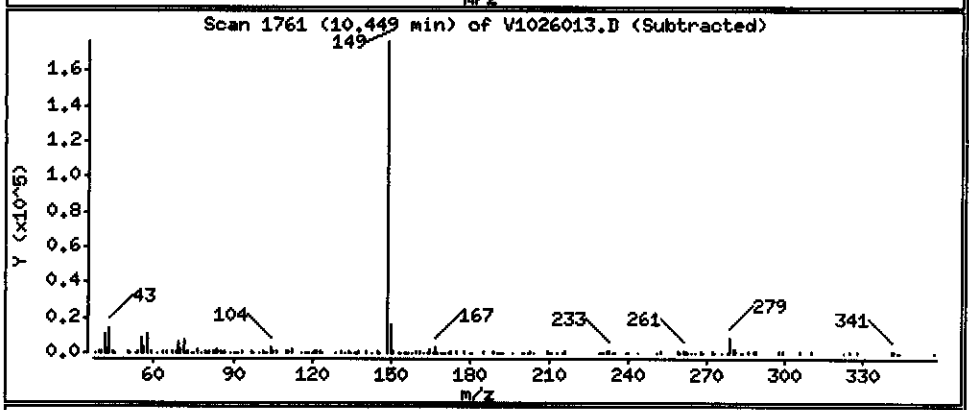

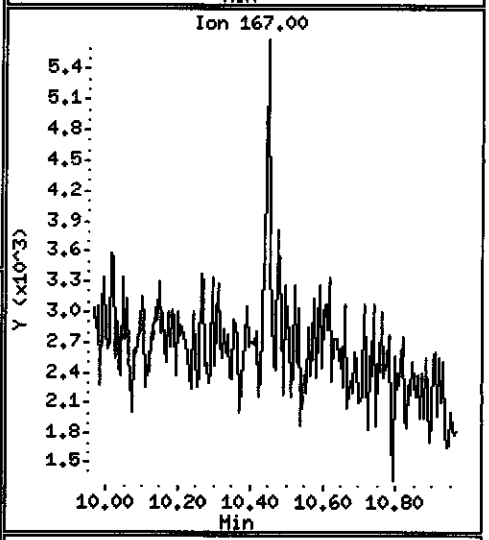

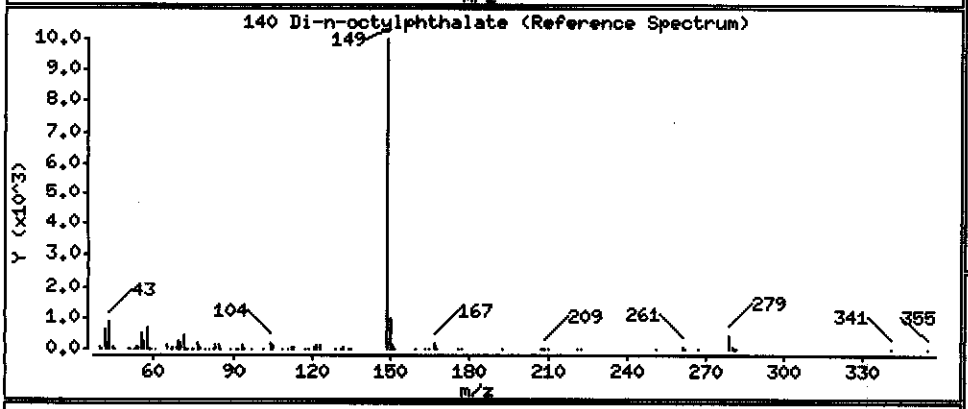

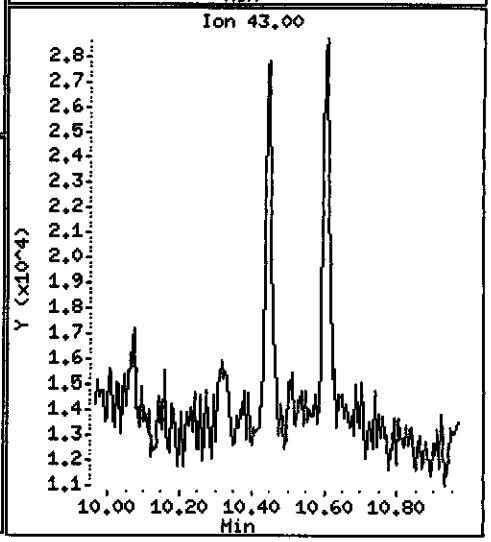

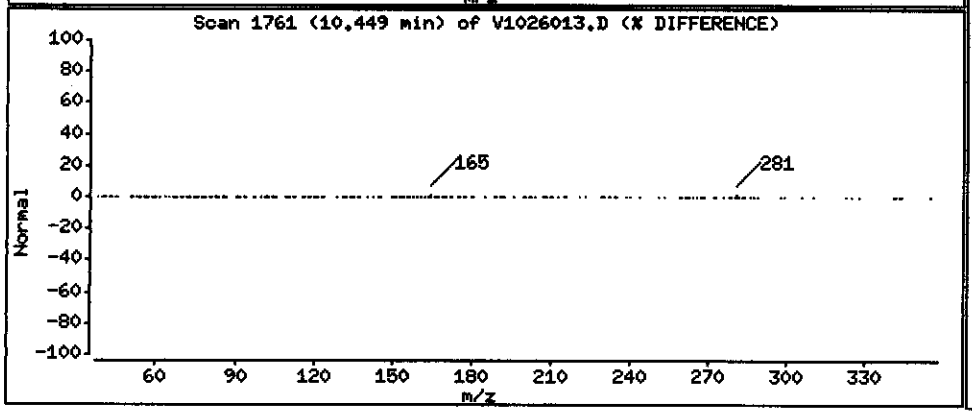

Data File: \\PITSVR06\D\chem\731.i\V102608.b\V1026013.D

Date : 27-OCT-2008 03:47

Client ID: RFI-22-1008

Instrument: 731.i

Sample Info: C8J160331-010 10/20/08 h2o (8295020) 8270c

Volume Injected (uL): 2.0

Operator: 003200

Column phase: DB5-MS

Column diameter: 0.32

141 Benzo(b)fluoranthene

Concentration: 0.70565 ug/L

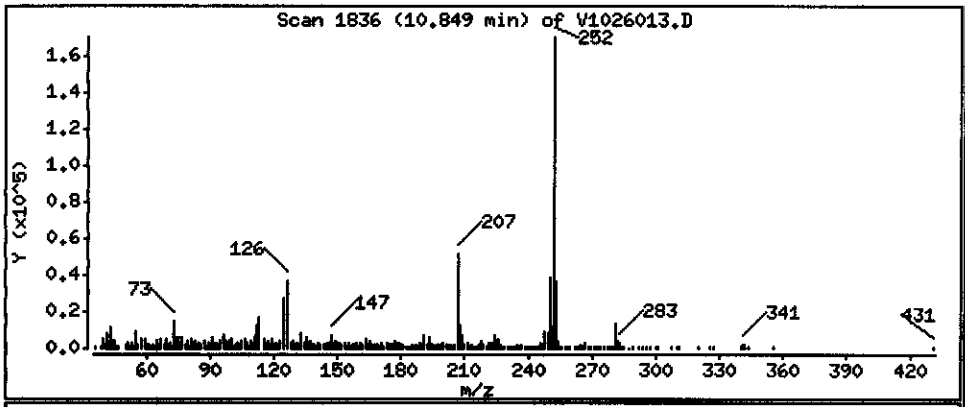

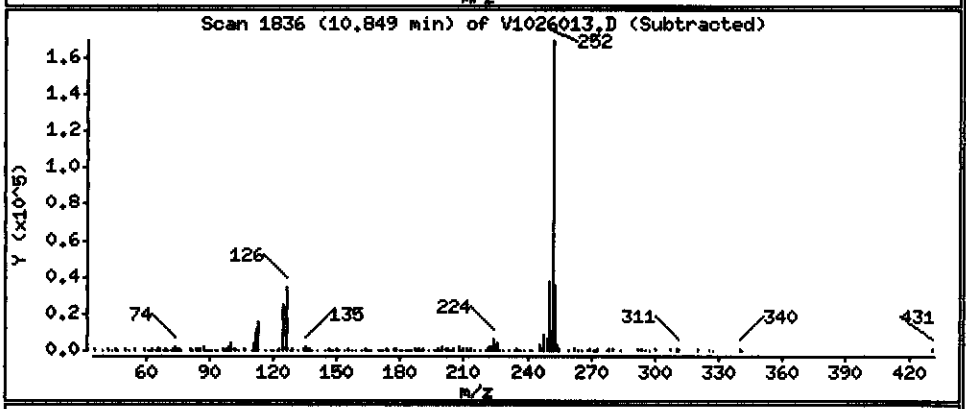

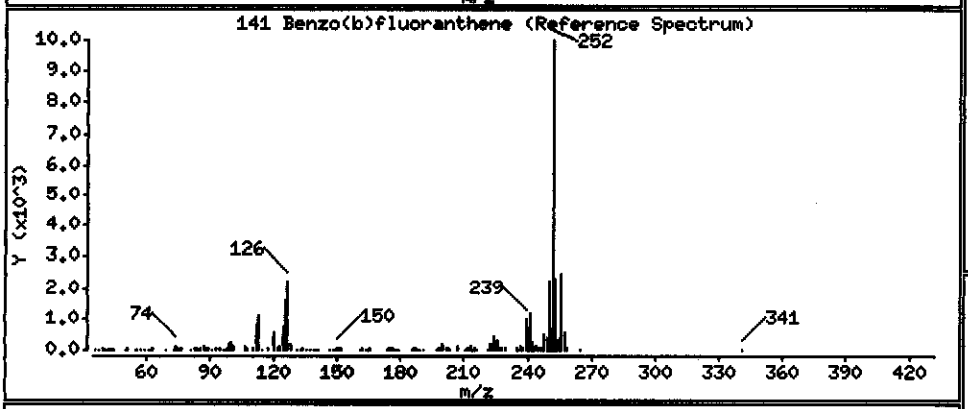

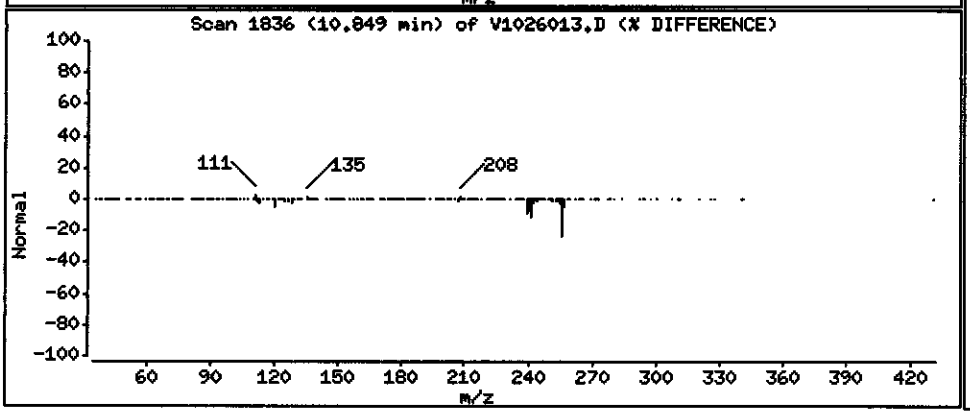

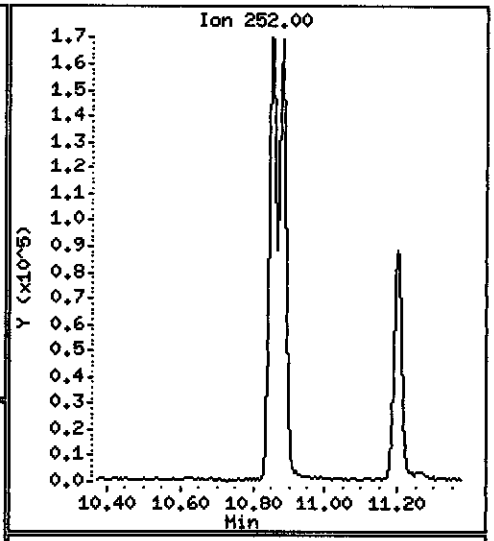

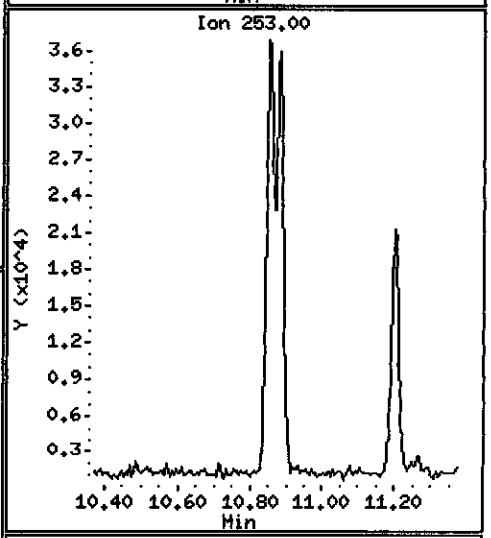

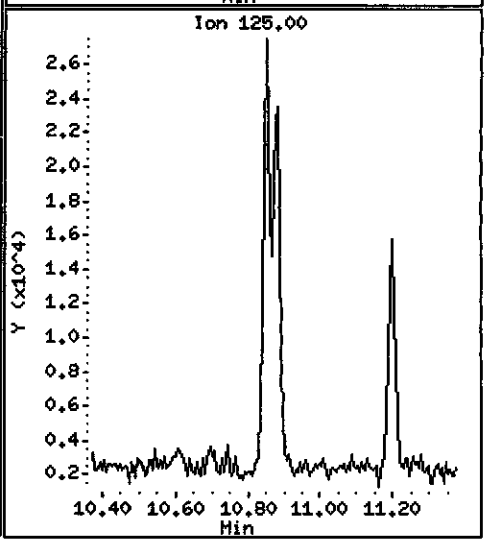

Data File: \\PITSVR06\D\chem\731.i\V102608.b\V1026013.D

Date : 27-OCT-2008 03:47

Client ID: RFI-22-1008

Instrument: 731.i

Sample Info: C8J160331-010 10/20/08 h2o (8295020) 8270c

Volume Injected (uL): 2.0

Operator: 003200

Column phase: DB5-MS

Column diameter: 0.32

142 Benzo(k)fluoranthene

Concentration: 0.73355 ug/L

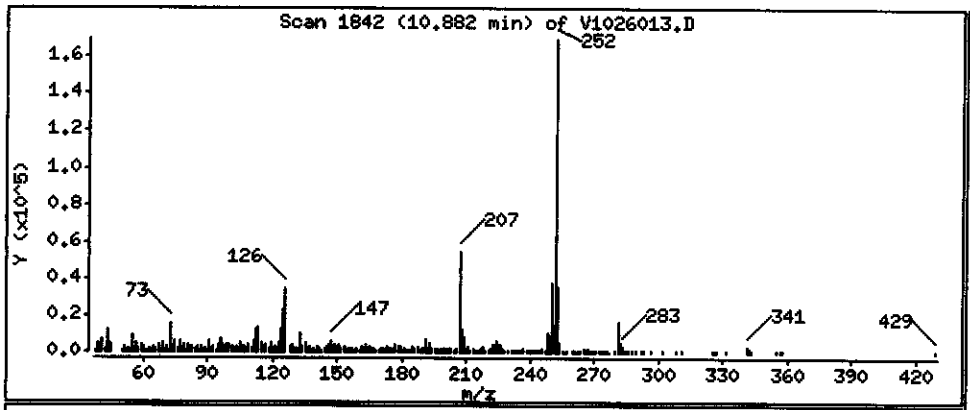

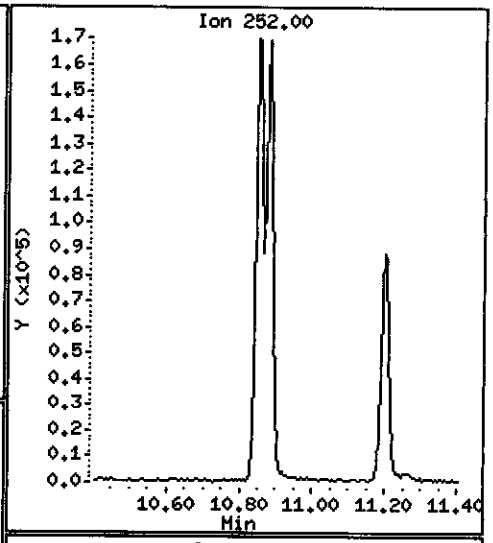

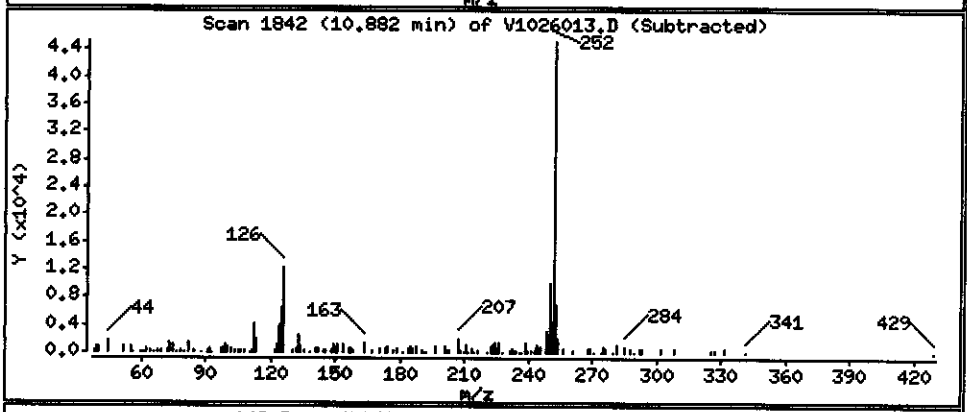

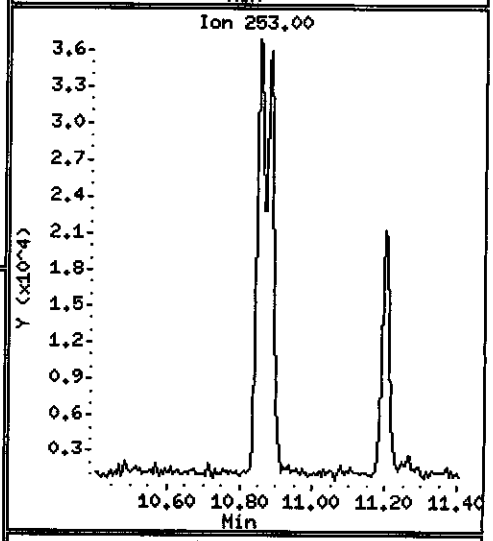

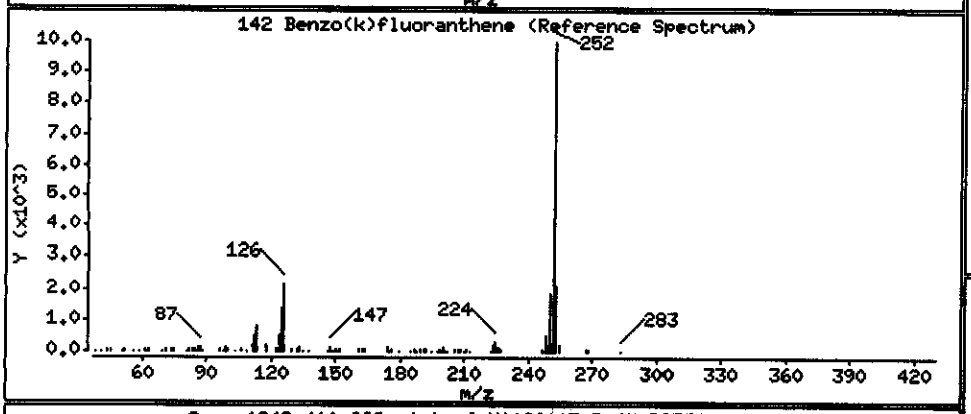

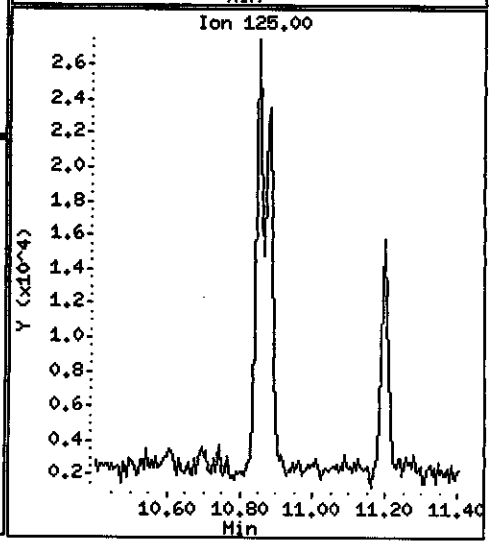

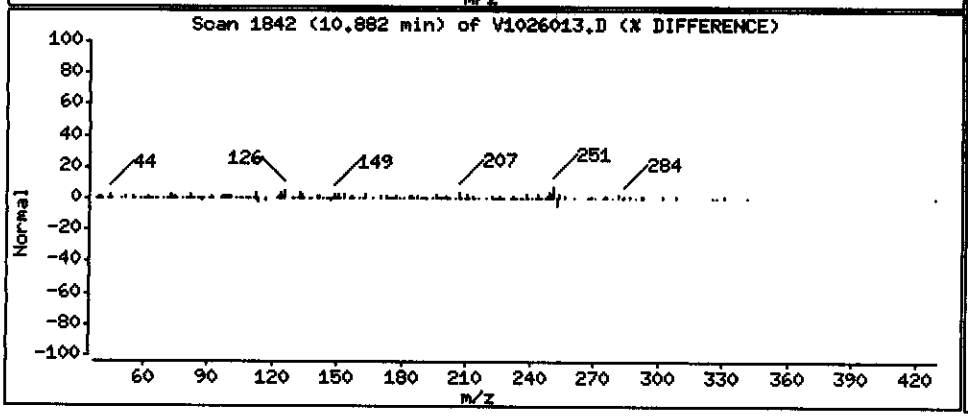

Data File: \\PITSVR06\D\chem\731.i\V102608.b\V1026013.D

Date : 27-OCT-2008 03:47

Client ID: RFI-22-1008

Instrument: 731.i

Sample Info: C8J160331-010 10/20/08 h2o (8295020) 8270c

Volume Injected (uL): 2.0

Operator: 003200

Column phase: DB5-MS

Column diameter: 0.32

146 Benzo(a)pyrene

Concentration: 0.46603 ug/L

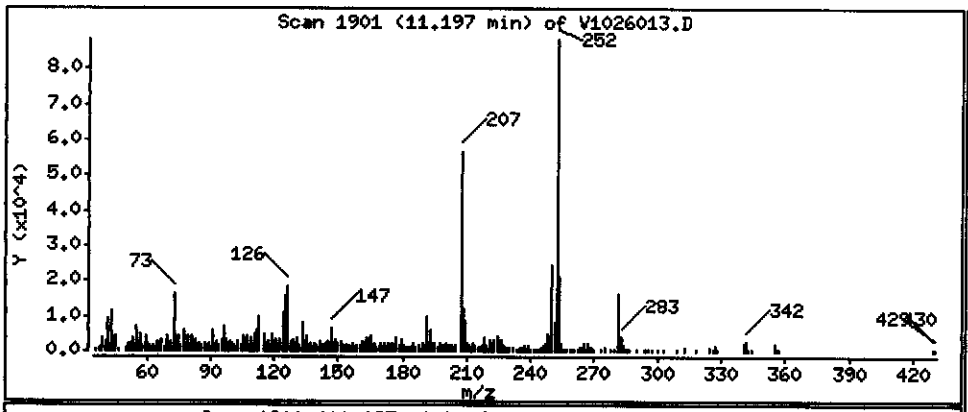

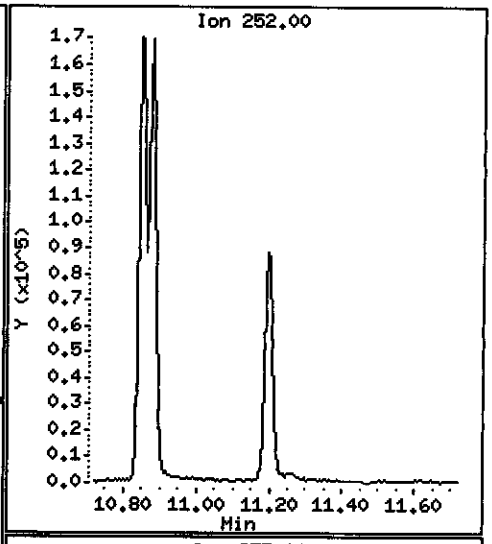

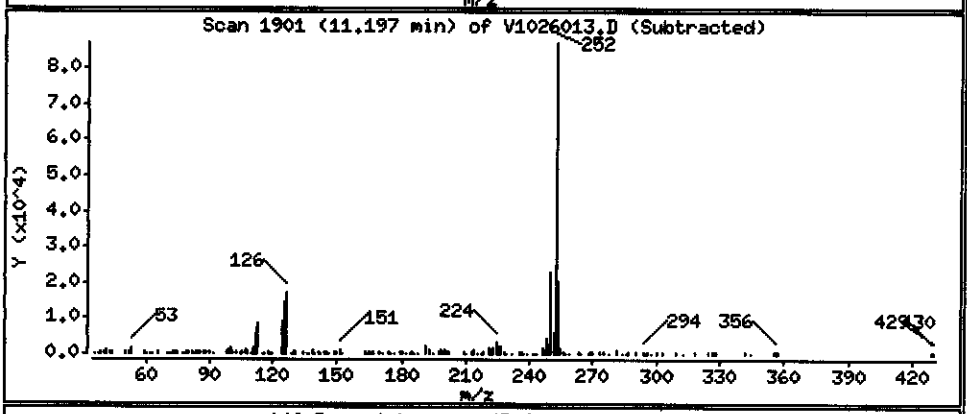

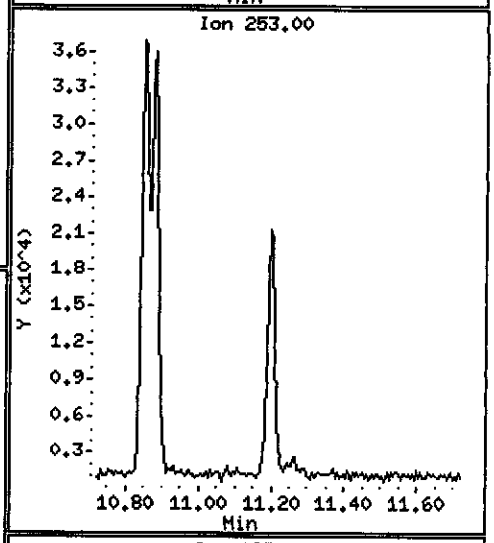

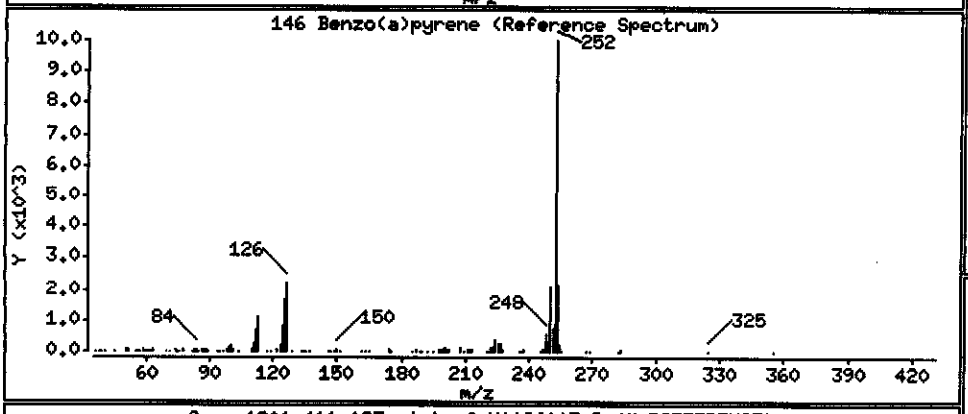

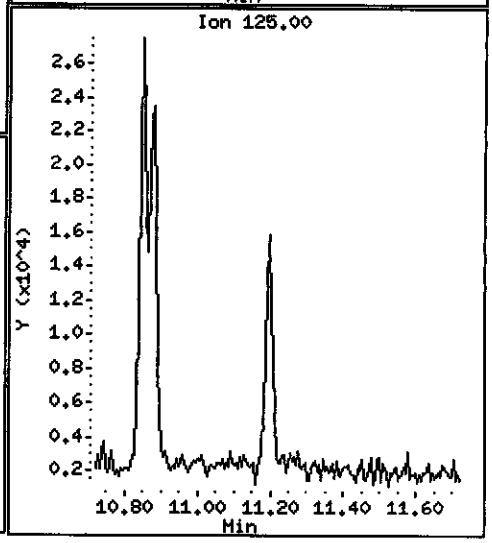

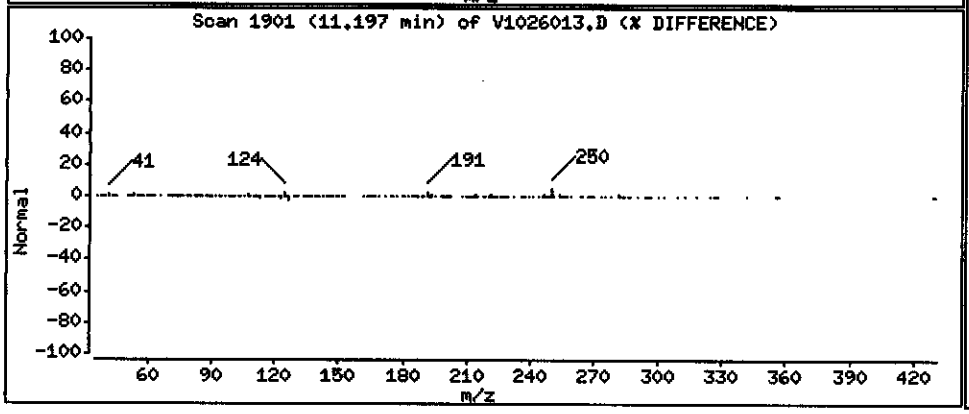

Data File: \\PITSVR06\D\chem\731.i\V102608.b\V1026013.D

Date : 27-OCT-2008 03:47

Client ID: RFI-22-1008

Instrument: 731.i

Sample Info: C8J160331-010 10/20/08 h2o (8295020) 8270c

Volume Injected (uL): 2.0

Operator: 003200

Column phase: DB5-MS

Column diameter: 0.32

149 Indeno(1,2,3-cd)pyrene

Concentration: 0.71878 ug/L

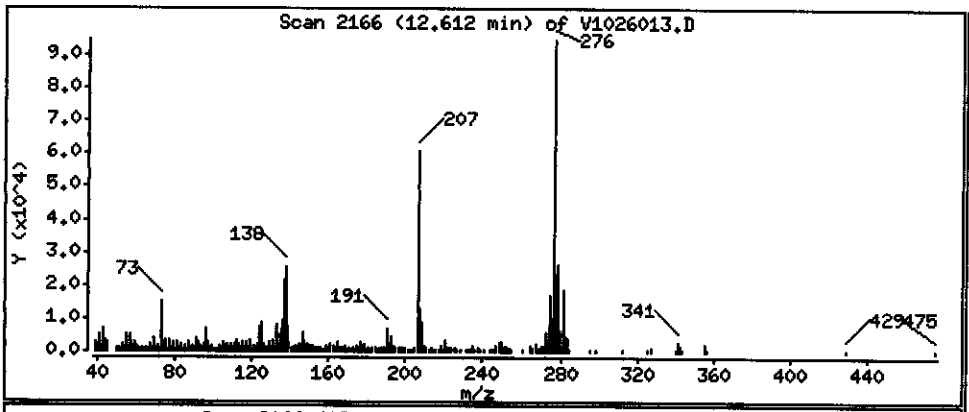

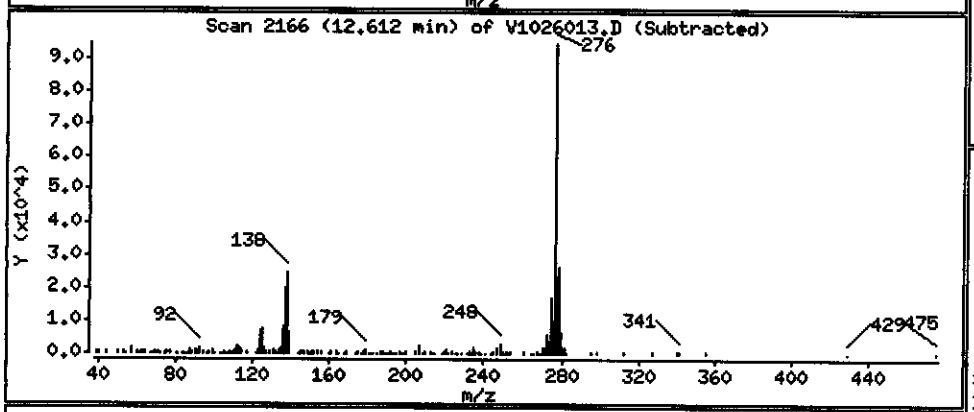

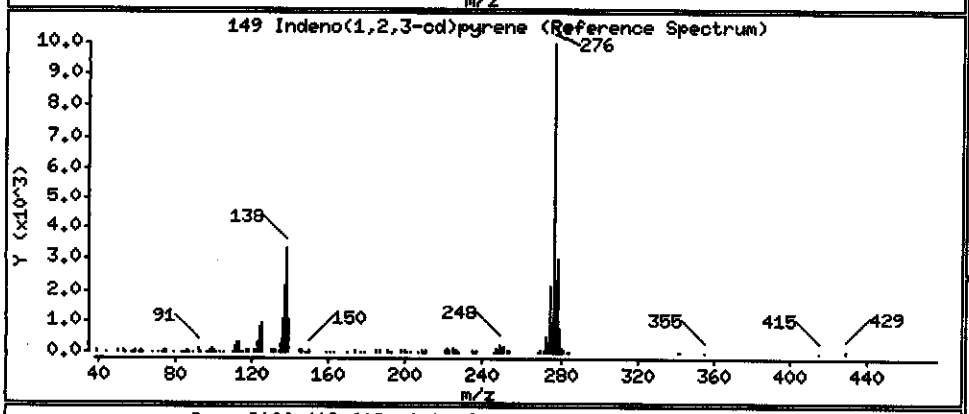

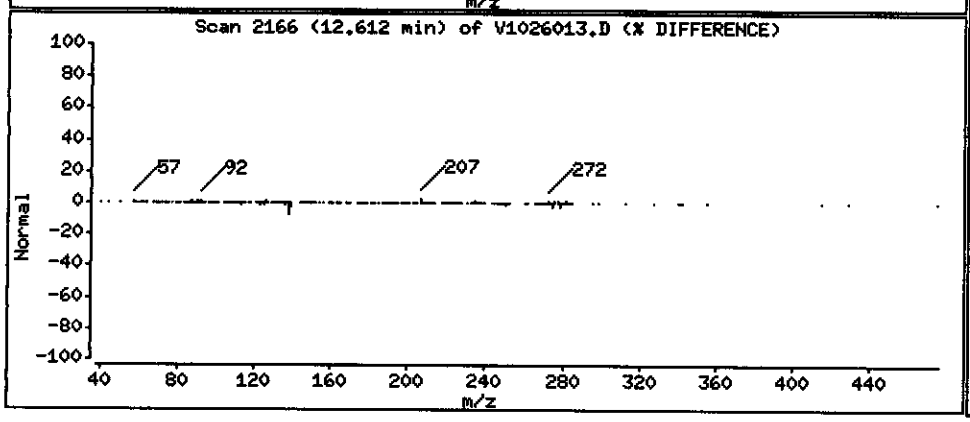

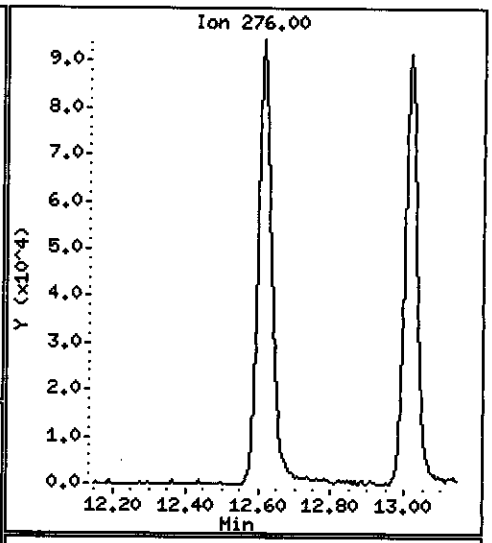

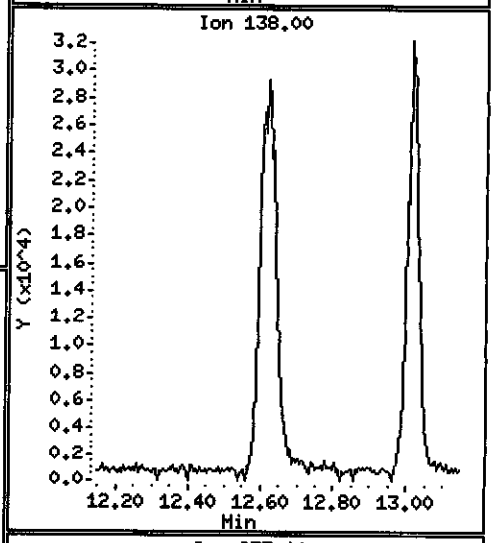

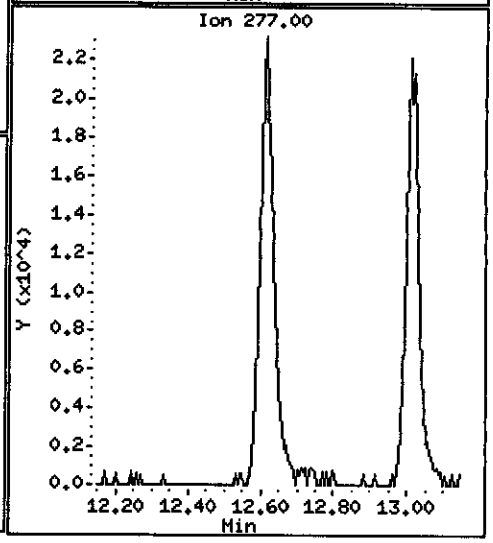

Data File: \\PITSVR06\D\chem\731.i\V102608.b\V1026013.D

Date : 27-OCT-2008 03:47

Client ID: RFI-22-1008

Instrument: 731.i

Sample Info: C8J160331-010 10/20/08 h2o (8295020) 8270c

Volume Injected (uL): 2.0

Operator: 003200

Column phase: DB5-MS

Column diameter: 0.32

150 Dibenz(a,h)anthracene

Concentration: 0.72357 ug/L

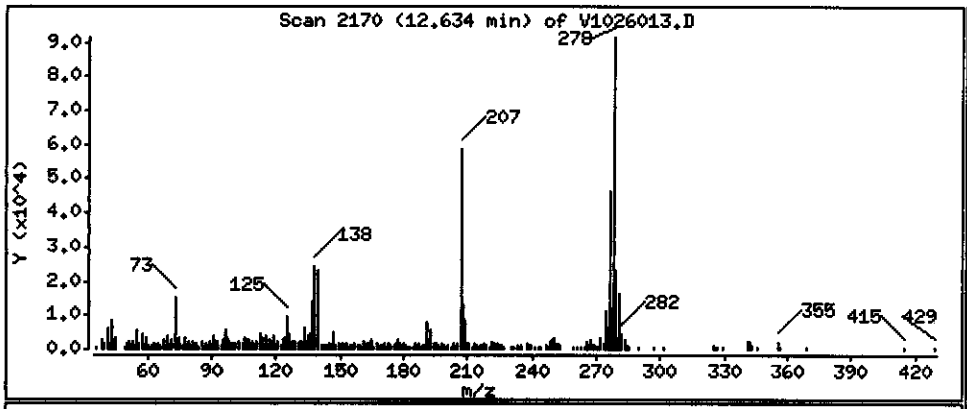

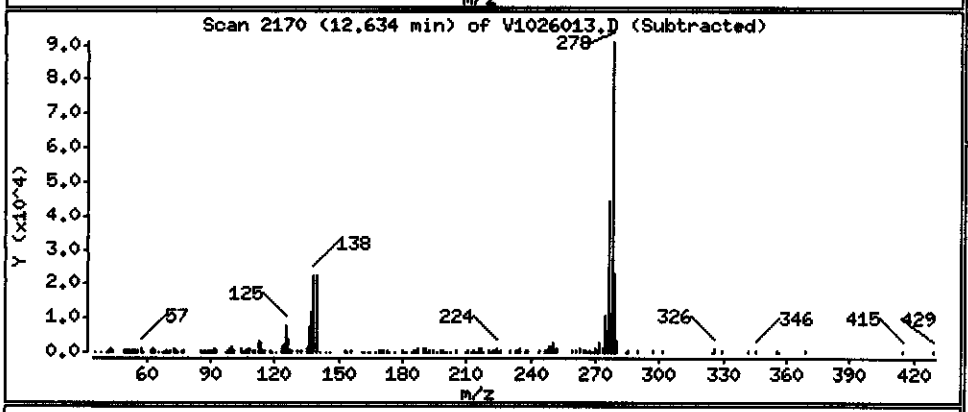

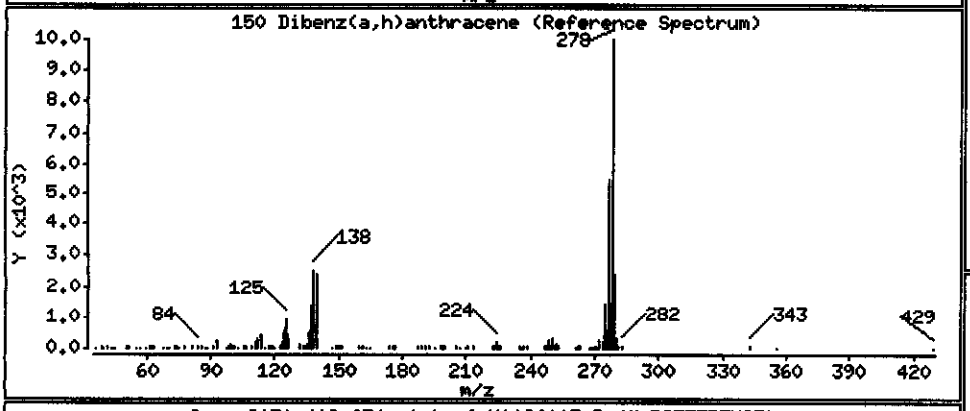

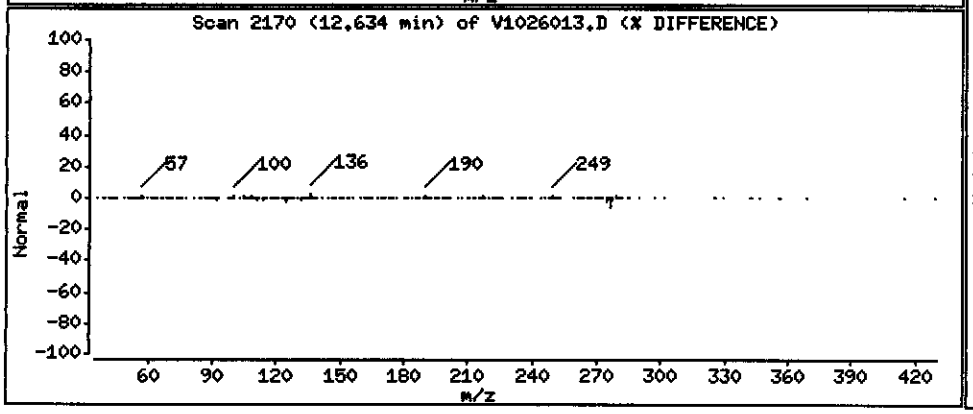

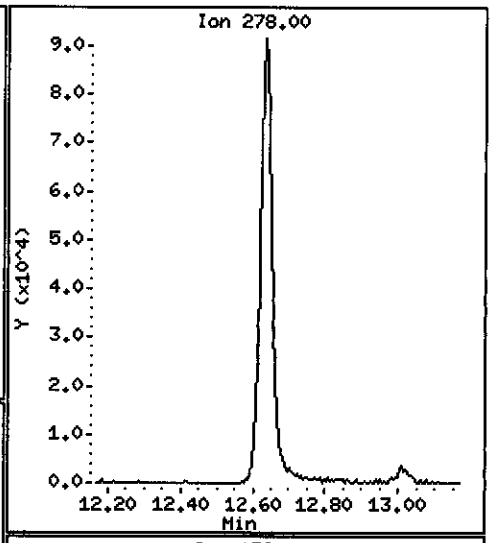

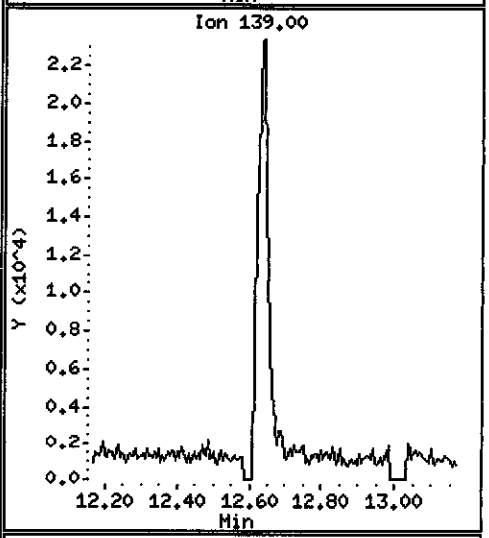

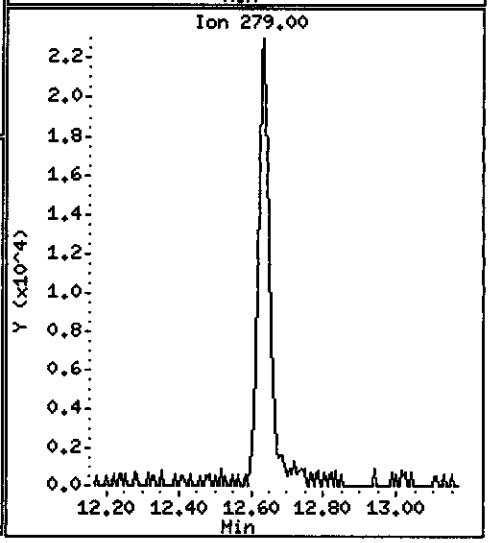

Data File: \\PITSVR06\D\chem\731.i\V102608.b\V1026013.D

Date : 27-OCT-2008 03:47

Client ID: RFI-22-1008

Instrument: 731.i

Sample Info: C8J160331-010 10/20/08 h2o (8295020) 8270c

Volume Injected (uL): 2.0

Operator: 003200

Column phase: DB5-MS

Column diameter: 0.32

151 Benzo(g,h,i)perylene

Concentration: 0.72877 ug/L

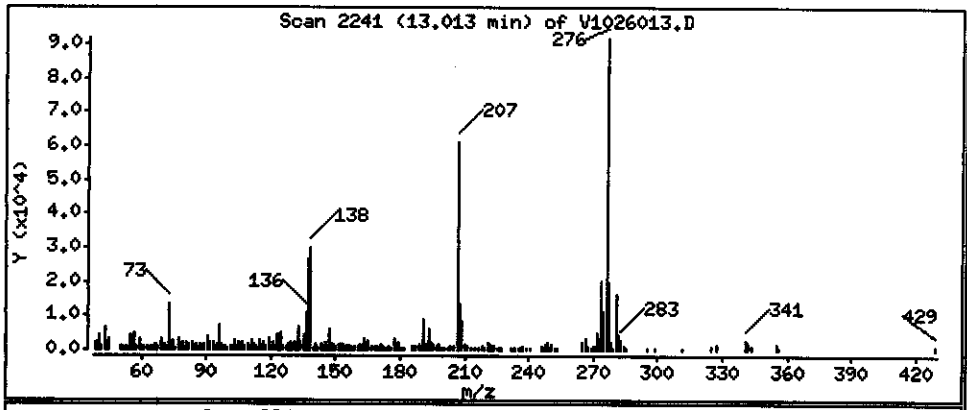

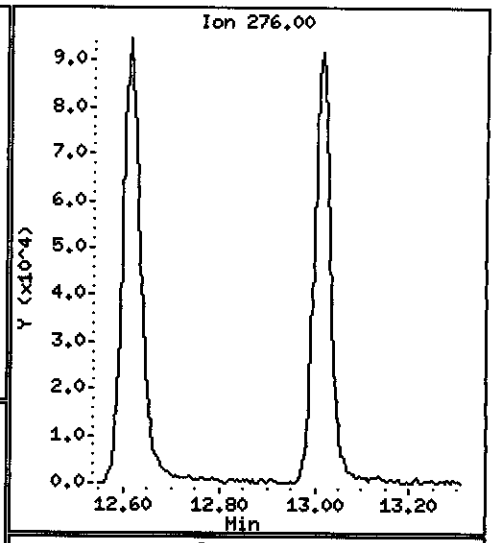

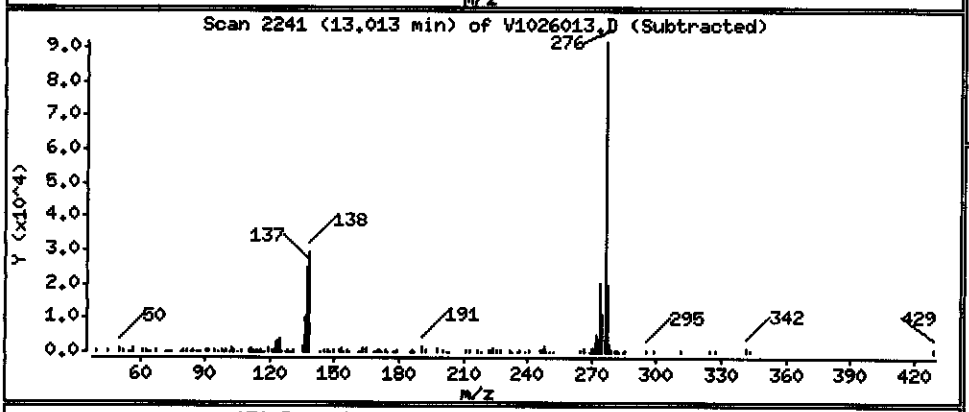

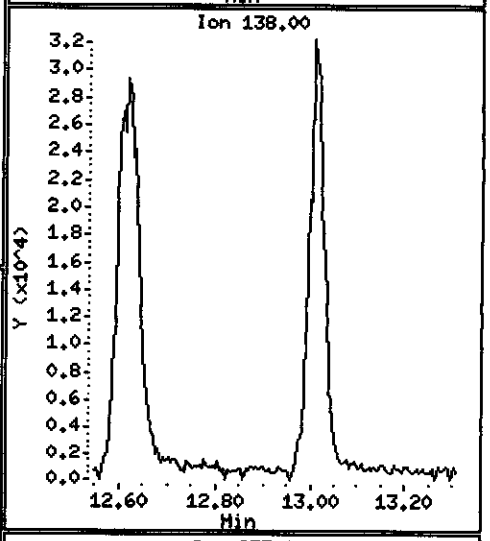

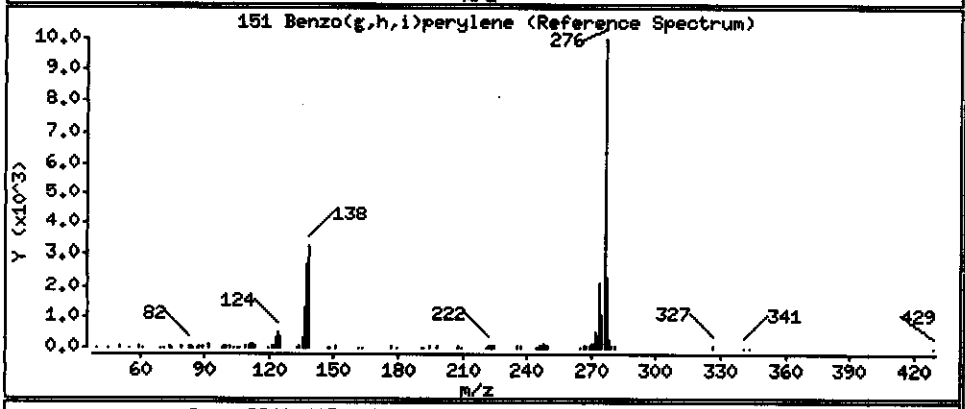

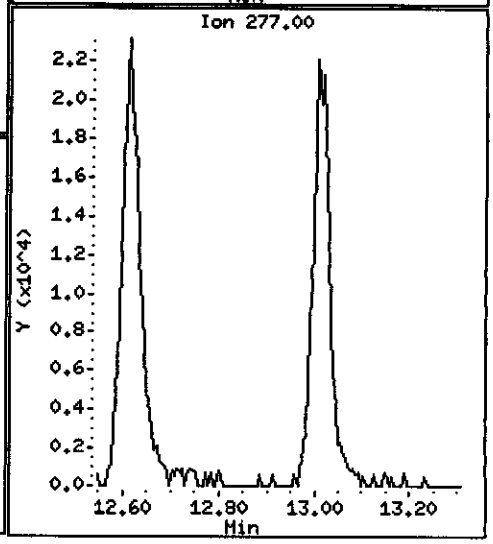

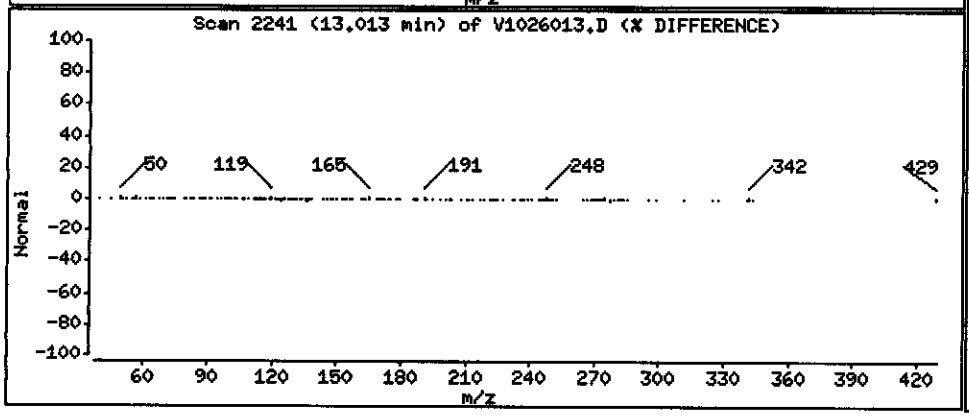

MACTEC Engineering and Consulting Inc

Client Sample ID: ICM-105-1008

GC/MS Semivolatiles

Lot-Sample #...:	C8J160331-011	**Work Order #...:**	K02T91AL	**Matrix.....:**	WATER
Date Sampled...:	10/15/08 14:40	**Date Received..:**	10/16/08 09:30	**MS Run #.....:**	
Prep Date.....:	10/20/08	**Analysis Date..:**	10/27/08		
Prep Batch #...:	8295020	**Analysis Time..:**	04:10		
Dilution Factor:	1	**Initial Wgt/Vol:**	1000 mL	**Final Wgt/Vol..:**	1 mL
Analyst ID.....:	003200	**Instrument ID..:**	731		
		Method.....:	SW846 8270C		

PARAMETER	RESULT	REPORTING LIMIT	UNITS	MDL
Aniline	**0.51 J**	**1.0**	**ug/L**	**0.048**
Acenaphthene	**13**	**0.20**	**ug/L**	**0.052**
Acenaphthylene	ND	0.20	ug/L	0.046
Acetophenone	**0.26 J**	**1.0**	**ug/L**	**0.046**
Anthracene	**0.88**	**0.20**	**ug/L**	**0.051**
Atrazine	ND	1.0	ug/L	0.039
Benzo(a)anthracene	ND	0.20	ug/L	0.041
Benzo(a)pyrene	ND	0.20	ug/L	0.044
Benzo(b)fluoranthene	ND	0.20	ug/L	0.031
Benzo(ghi)perylene	**0.066 J**	**0.20**	**ug/L**	**0.027**
Benzo(k)fluoranthene	ND	0.20	ug/L	0.039
Benzaldehyde	**0.84 J**	**1.0**	**ug/L**	**0.054**
1,1'-Biphenyl	**0.23 J**	**1.0**	**ug/L**	**0.060**
bis(2-Chloroethoxy) methane	ND	1.0	ug/L	0.12
bis(2-Chloroethyl)-ether	ND	0.20	ug/L	0.046
bis(2-Ethylhexyl) phthalate	ND	1.0	ug/L	0.12
4-Bromophenyl phenyl ether	ND	1.0	ug/L	0.050
Butyl benzyl phthalate	ND	1.0	ug/L	0.14
Caprolactam	ND	5.0	ug/L	0.19
Carbazole	**5.5**	**0.20**	**ug/L**	**0.052**
4-Chloroaniline	ND	1.0	ug/L	0.046
4-Chloro-3-methylphenol	ND	1.0	ug/L	0.059
2-Chloronaphthalene	ND	0.20	ug/L	0.044
2-Chlorophenol	ND	1.0	ug/L	0.045
4-Chlorophenyl phenyl ether	ND	1.0	ug/L	0.043
Chrysene	ND	0.20	ug/L	0.036
Dibenz(a,h)anthracene	**0.061 J**	**0.20**	**ug/L**	**0.035**
Dibenzofuran	**5.7**	**1.0**	**ug/L**	**0.053**
3,3'-Dichlorobenzidine	ND	1.0	ug/L	0.041
2,4-Dichlorophenol	ND	0.20	ug/L	0.049
Diethyl phthalate	ND	1.0	ug/L	0.24
2,4-Dimethylphenol	ND	1.0	ug/L	0.052

(Continued on next page)

MACTEC Engineering and Consulting Inc

Client Sample ID: ICM-105-1008

GC/MS Semivolatiles

Lot-Sample #...: C8J160331-011 **Work Order #...:** K02T91AL **Matrix.....:** WATER

PARAMETER	RESULT	REPORTING LIMIT	UNITS	MDL
Dimethyl phthalate	ND	1.0	ug/L	0.042
Di-n-butyl phthalate	ND	1.0	ug/L	0.046
4,6-Dinitro-2-methylphenol	ND	5.0	ug/L	1.4
2,4-Dinitrophenol	ND	5.0	ug/L	1.3
2,4-Dinitrotoluene	ND	1.0	ug/L	0.045
2,6-Dinitrotoluene	ND	1.0	ug/L	0.051
Di-n-octyl phthalate	ND	1.0	ug/L	0.043
Fluoranthene	**1.1**	**0.20**	**ug/L**	**0.049**
Fluorene	**13**	**0.20**	**ug/L**	**0.054**
Hexachlorobenzene	ND	0.20	ug/L	0.043
Hexachlorobutadiene	ND	0.20	ug/L	0.038
Hexachlorocyclopentadiene	ND	1.0	ug/L	0.080
Hexachloroethane	ND	1.0	ug/L	0.043
Indeno(1,2,3-cd)pyrene	ND	0.20	ug/L	0.048
Isophorone	ND	1.0	ug/L	0.047
2-Methylnaphthalene	ND	0.20	ug/L	0.047
2-Methylphenol	ND	1.0	ug/L	0.051
4-Methylphenol	ND	1.0	ug/L	0.074
Naphthalene	**0.11 J**	**0.20**	**ug/L**	**0.043**
2-Nitroaniline	ND	5.0	ug/L	0.048
3-Nitroaniline	ND	5.0	ug/L	0.040
4-Nitroaniline	ND	5.0	ug/L	0.025
Nitrobenzene	ND	0.20	ug/L	0.064
2-Nitrophenol	ND	1.0	ug/L	0.054
4-Nitrophenol	ND	5.0	ug/L	0.070
N-Nitrosodi-n-propylamine	ND	0.20	ug/L	0.059
N-Nitrosodiphenylamine	ND	0.20	ug/L	0.049
2,2'-oxybis (1-Chloropropane)	ND	0.20	ug/L	0.026
Pentachlorophenol	ND	1.0	ug/L	0.083
Phenanthrene	**0.74**	**0.20**	**ug/L**	**0.055**
Phenol	ND	0.20	ug/L	0.022
Pyrene	**0.61**	**0.20**	**ug/L**	**0.057**
2,4,5-Trichlorophenol	ND	1.0	ug/L	0.063
2,4,6-Trichlorophenol	ND	1.0	ug/L	0.057

(Continued on next page)

MACTEC Engineering and Consulting Inc

Client Sample ID: ICM-105-1008

GC/MS Semivolatiles

Lot-Sample #...: C8J160331-011 **Work Order #...:** K02T91AL **Matrix.....:** WATER

SURROGATE	PERCENT RECOVERY	RECOVERY LIMITS
Nitrobenzene-d5	37	(23 - 112)
Terphenyl-d14	35	(10 - 132)
2-Fluorobiphenyl	44	(19 - 107)
2-Fluorophenol	12	(10 - 111)
Phenol-d5	18	(15 - 112)
2,4,6-Tribromophenol	55	(16 - 122)

NOTE(S):

J Estimated result. Result is less than RL.

Data File: \\PITSVR06\D\chem\731.i\V102608.b\V1026014.D
Date : 27-OCT-2008 04:10
Client ID: ICM-105-1008
Sample Info: C8J160331-011 10/20/08 h2o (8295020) 8270c
Volume Injected (uL): 2.0
Column phase: DB5-MS

Instrument: 731.i
Operator: 003200
Column diameter: 0.32

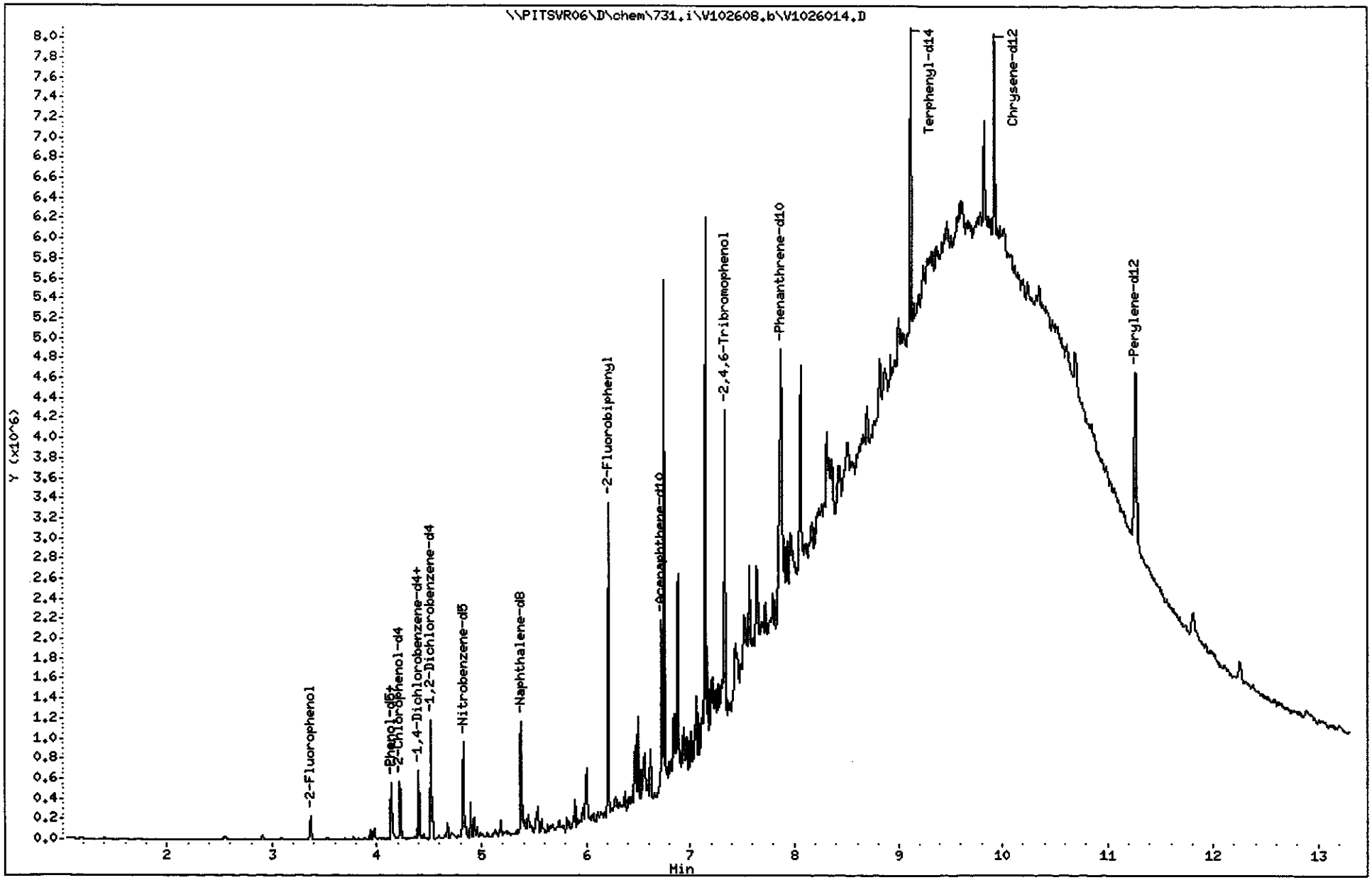

TestAmerica Pittsburgh

Semivolatile REPORT SW-846 Method 8270

Data file : \\PITSVR06\D\chem\731.i\V102608.b\V1026014.D
Lab Smp Id: K02T91AL Client Smp ID: ICM-105-1008
Inj Date : 27-OCT-2008 04:10
Operator : 003200 Inst ID: 731.i
Smp Info : C8J160331-011 10/20/08 h2o (8295020) 8270c
Misc Info : K02T91AL,V102608.b,8270ll.m,padep.sub
Comment :
Method : \\PITSVR06\D\chem\731.i\V102608.b\8270ll.m
Meth Date : 27-Oct-2008 01:04 piccolinov Quant Type: ISTD
Cal Date : 23-OCT-2008 04:48 Cal File: V1023NC7.D
Als bottle: 16
Dil Factor: 1.00000
Integrator: HP RTE Compound Sublist: padep.sub
Target Version: 4.14
Processing Host: PITSVR06

Concentration Formula: Amt * DF * Uf * Vt/(Vo * Vi) * CpndVariable

Name	Value	Description
DF	1.000	Dilution Factor
Uf	1.000	ng unit correction factor
Vt	1000.000	Volume of final extract (uL)
Vo	1000.000	Volume of sample extracted (mL)
Vi	2.000	Volume injected (uL)
Cpnd Variable		Local Compound Variable

	Compounds	QUANT SIG MASS	RT	EXP RT	REL RT	RESPONSE	CONCENTRATIONS ON-COLUMN (NG)	CONCENTRATIONS FINAL (ug/L)
* 1	1,4-Dichlorobenzene-d4	152	4.403	4.408	(1.000)	102369	8.00000	
* 2	Naphthalene-d8	136	5.376	5.381	(1.000)	429482	8.00000	
* 3	Acenaphthene-d10	164	6.727	6.732	(1.000)	338386	8.00000	
* 4	Phenanthrene-d10	188	7.876	7.886	(1.000)	633003	8.00000	
* 5	Chrysene-d12	240	9.927	9.937	(1.000)	713916	8.00000	
* 6	Perylene-d12	264	11.268	11.278	(1.000)	844480	8.00000	
198	1,4-Dioxane	88	Compound Not Detected.					
10	N-Nitrosodimethylamine	74	Compound Not Detected.					
9	Pyridine	79	Compound Not Detected.					
16	Methyl methanesulfonate	80	Compound Not Detected.					
206	Benzaldehyde	77	4.056	4.061	(0.921)	2439	1.67201	0.83600
21	Aniline	93	4.152	4.152	(0.943)	18924	1.02709	0.51354
22	Phenol	94	Compound Not Detected.					
23	bis(2-Chloroethyl)ether	93	Compound Not Detected.					
24	2-Chlorophenol	128	Compound Not Detected.					
26	1,3-Dichlorobenzene	146	Compound Not Detected.					
27	1,4-Dichlorobenzene	146	4.414	4.419	(1.002)	4477	0.22118	0.11059
28	1,2-Dichlorobenzene	146	4.526	4.531	(1.028)	5667	0.29283	0.14641
29	Benzyl Alcohol	108	Compound Not Detected.					
30	2-Methylphenol	108	Compound Not Detected.					

Compounds	QUANT SIG MASS	RT	EXP RT	REL RT	RESPONSE	CONCENTRATIONS ON-COLUMN (NG)	CONCENTRATIONS FINAL (ug/L)
31 2,2'-oxybis(1-Chloropropane)	45	Compound Not Detected.					
37 Acetophenone	105	4.713	4.718	(1.070)	10239	0.52014	0.26007
32 N-Nitroso-di-n-propylamine	70	Compound Not Detected.					
192 4-Methylphenol	108	Compound Not Detected.					
34 Hexachloroethane	117	Compound Not Detected.					
35 Nitrobenzene	77	Compound Not Detected.					
41 Isophorone	82	Compound Not Detected.					
42 2-Nitrophenol	139	Compound Not Detected.					
43 2,4-Dimethylphenol	107	Compound Not Detected.					
44 bis(2-Chloroethoxy)methane	93	Compound Not Detected.					
48 2,4-Dichlorophenol	162	Compound Not Detected.					
49 Benzoic Acid	122	5.167	5.172	(0.961)	10111	3.89489	1.9474
50 1,2,4-Trichlorobenzene	180	Compound Not Detected.					
51 Naphthalene	128	5.392	5.397	(1.003)	11857	0.21418	0.10709
52 4-Chloroaniline	127	Compound Not Detected.					
54 2,6-Dichlorophenol	162	Compound Not Detected.					
56 Hexachlorobutadiene	224	Compound Not Detected.					
208 Caprolactam	113	Compound Not Detected.					
59 4-Chloro-3-Methylphenol	107	Compound Not Detected.					
62 2-Methylnaphthalene	142	5.926	5.931	(1.102)	3495	0.08869	0.044347
63 1-Methylnaphthalene	142	6.001	6.006	(1.116)	102849	2.60177	1.3009
64 Hexachlorocyclopentadiene	236	Compound Not Detected.					
66 2,4,6-Trichlorophenol	196	Compound Not Detected.					
67 2,4,5-Trichlorophenol	196	Compound Not Detected.					
209 1,1'-Biphenyl	154	6.284	6.294	(0.934)	25265	0.46803	0.23401
70 2-Chloronaphthalene	162	Compound Not Detected.					
73 2-Nitroaniline	65	Compound Not Detected.					
76 Dimethylphthalate	163	Compound Not Detected.					
78 2,6-Dinitrotoluene	165	Compound Not Detected.					
79 Acenaphthylene	152	Compound Not Detected.					
81 3-Nitroaniline	138	Compound Not Detected.					
82 Acenaphthene	153	6.754	6.759	(1.004)	1140897	25.6435	12.822
83 2,4-Dinitrophenol	184	Compound Not Detected.					
85 4-Nitrophenol	109	Compound Not Detected.					
86 Dibenzofuran	168	6.887	6.892	(1.024)	755180	11.4264	5.7132
87 2,4-Dinitrotoluene	165	Compound Not Detected.					
91 2,3,5,6-Tetrachlorophenol	231	Compound Not Detected.					
88 2,3,4,6-Tetrachlorophenol	231	Compound Not Detected.					
92 2-Naphthylamine	143	Compound Not Detected.					
93 Diethylphthalate	149	Compound Not Detected.					
94 Fluorene	166	7.149	7.159	(1.063)	1365991	26.3444	13.172
95 4-Chlorophenyl-phenylether	204	Compound Not Detected.					
96 4-Nitroaniline	138	Compound Not Detected.					
98 4,6-Dinitro-2-methylphenol	198	Compound Not Detected.					
99 N-Nitrosodiphenylamine (1)	169	Compound Not Detected.					
100 1,2-Diphenylhydrazine	77	Compound Not Detected.					
106 4-Bromophenyl-phenylether	248	Compound Not Detected.					
107 Hexachlorobenzene	283	Compound Not Detected.					
210 Atrazine	200	Compound Not Detected.					
111 Pentachlorophenol	265	Compound Not Detected.					
115 Phenanthrene	178	7.892	7.902	(1.002)	117761	1.47063	0.73532
116 Anthracene	178	7.935	7.945	(1.007)	141967	1.75350	0.87675
119 Carbazole	167	8.063	8.068	(1.024)	862963	11.0298	5.5149
120 Di-n-Butylphthalate	149	Compound Not Detected.					

Compounds	QUANT SIG MASS	RT	EXP RT	REL RT	RESPONSE	CONCENTRATIONS ON-COLUMN (NG)	CONCENTRATIONS FINAL (ug/L)
123 Fluoranthene	202	8.816	8.826	(1.119)	209301	2.18662	1.0933
124 Benzidine	184	Compound Not Detected.					
125 Pyrene	202	8.992	9.003	(0.906)	134262	1.22610	0.61305
131 Butylbenzylphthalate	149	Compound Not Detected.					
135 3,3'-Dichlorobenzidine	252	Compound Not Detected.					
136 Benzo(a)Anthracene	228	Compound Not Detected.					
137 Chrysene	228	Compound Not Detected.					
139 bis(2-ethylhexyl)Phthalate	149	Compound Not Detected.					
140 Di-n-octylphthalate	149	Compound Not Detected.					
141 Benzo(b)fluoranthene	252	Compound Not Detected.					
142 Benzo(k)fluoranthene	252	Compound Not Detected.					
143 7,12-dimethylbenz[a]anthracen	256	Compound Not Detected.					
146 Benzo(a)pyrene	252	Compound Not Detected.					
149 Indeno(1,2,3-cd)pyrene	276	12.630	12.646	(1.121)	13232	0.08528	0.042638
150 Dibenz(a,h)anthracene	278	12.652	12.667	(1.123)	15997	0.12272	0.061362
151 Benzo(g,h,i)perylene	276	13.047	13.047	(1.158)	17802	0.13140	0.065698(M)
$ 154 Nitrobenzene-d5	82	4.825	4.830	(0.898)	222833	14.9013	7.4507(R)
$ 155 2-Fluorobiphenyl	172	6.209	6.219	(0.923)	838463	17.4129	8.7064
$ 156 Terphenyl-d14	244	9.110	9.120	(0.918)	994063	14.0704	7.0352
$ 157 Phenol-d5	99	4.136	4.141	(0.939)	172485	10.6208	5.3104(R)
$ 158 2-Fluorophenol	112	3.362	3.367	(0.763)	78715	6.94705	3.4735
$ 159 2,4,6-Tribromophenol	330	7.336	7.346	(0.931)	244254	32.8275	16.414
$ 186 2-Chlorophenol-d4	132	4.222	4.227	(0.959)	157737	9.91349	4.9567(R)
$ 187 1,2-Dichlorobenzene-d4	152	4.516	4.520	(1.025)	170451	13.6726	6.8363

QC Flag Legend

R - Spike/Surrogate failed recovery limits.
M - Compound response manually integrated.

Data File: \\PITSVR06\D\chem\731.i\V102608.b\V1026014.D

Date : 27-OCT-2008 04:10

Client ID: ICM-105-1008

Instrument: 731.i

Sample Info: C8J160331-011 10/20/08 h2o (8295020) 8270c

Volume Injected (uL): 2.0

Operator: 003200

Column phase: DB5-MS

Column diameter: 0.32

206 Benzaldehyde

Concentration: 0.83600 ug/L

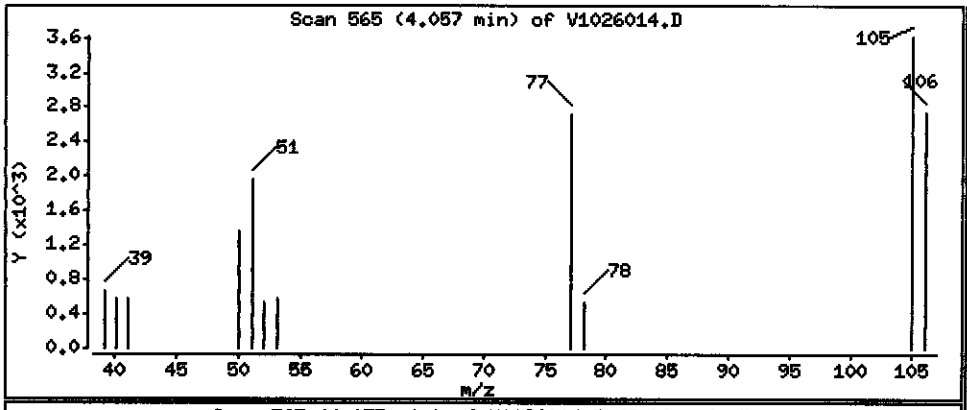

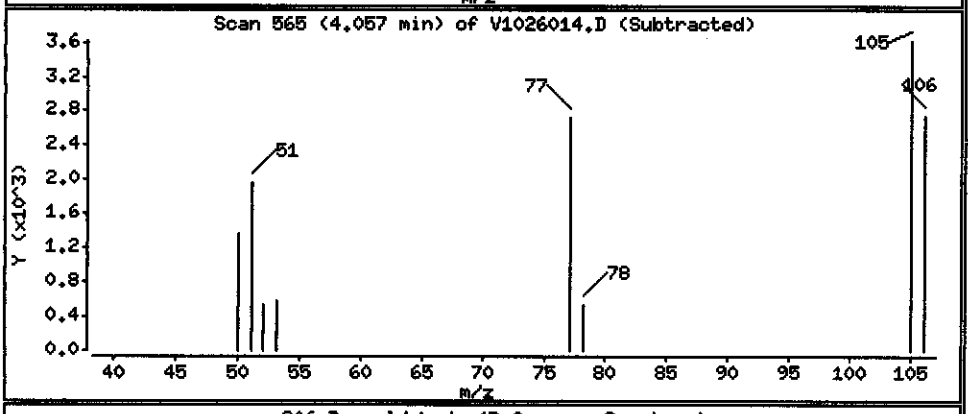

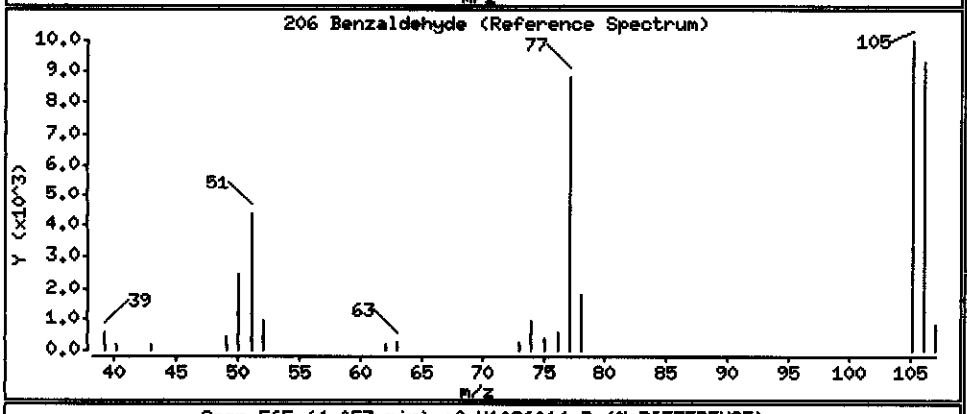

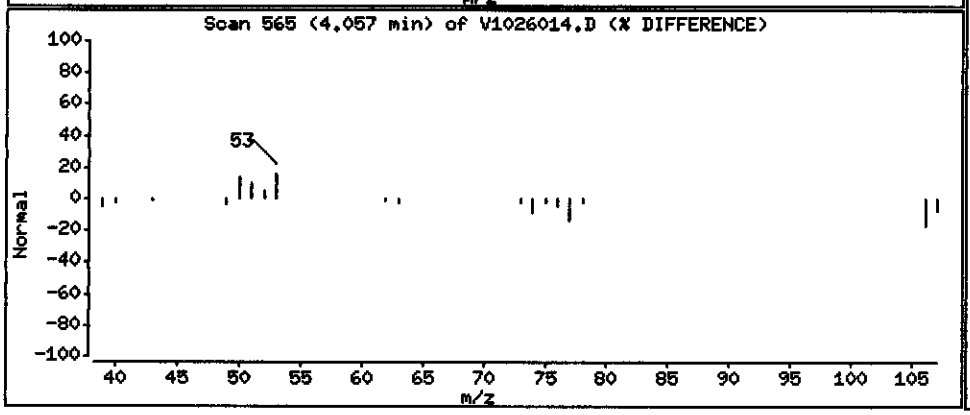

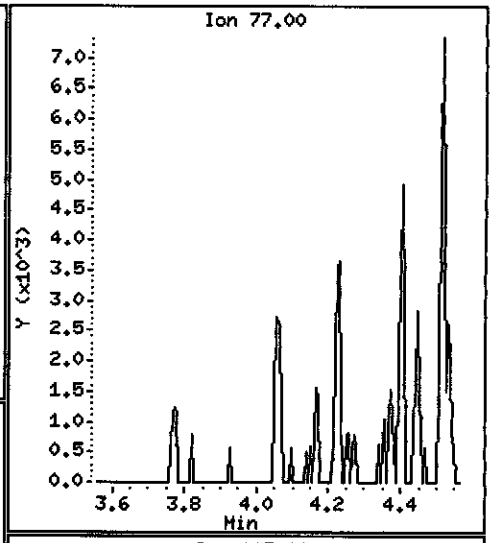

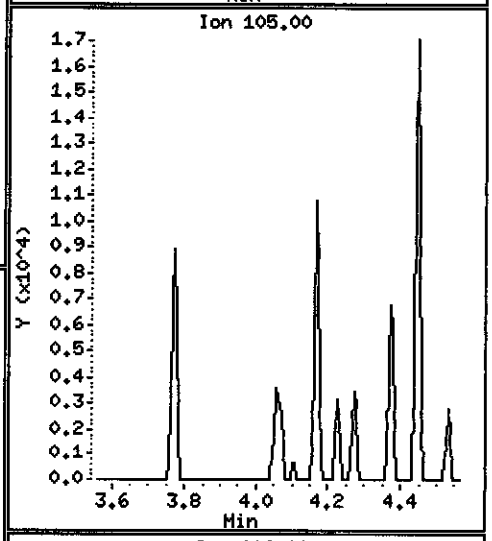

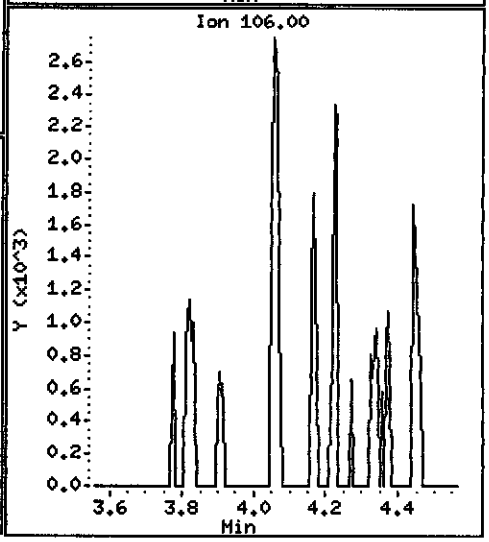

Data File: \\PITSVR06\D\chem\731.i\V102608.b\V1026014.D

Date : 27-OCT-2008 04:10

Client ID: ICM-105-1008

Instrument: 731.i

Sample Info: C8J160331-011 10/20/08 h2o (8295020) 8270c

Volume Injected (uL): 2.0

Operator: 003200

Column phase: DB5-MS

Column diameter: 0.32

21 Aniline

Concentration: 0.51354 ug/L

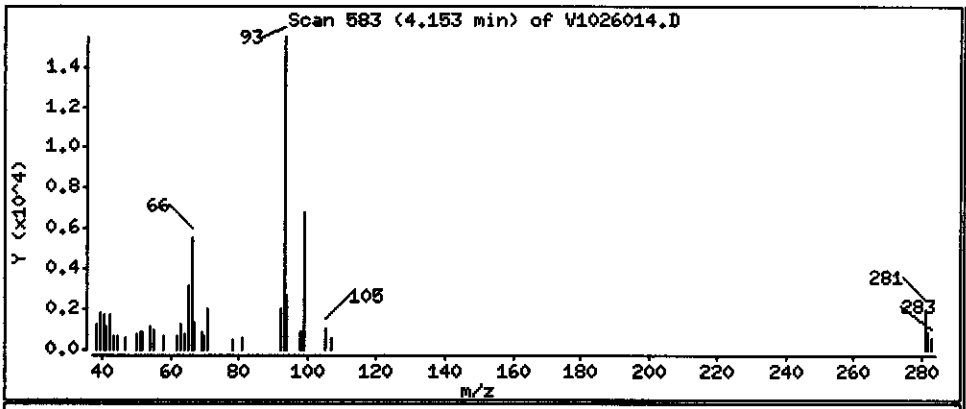

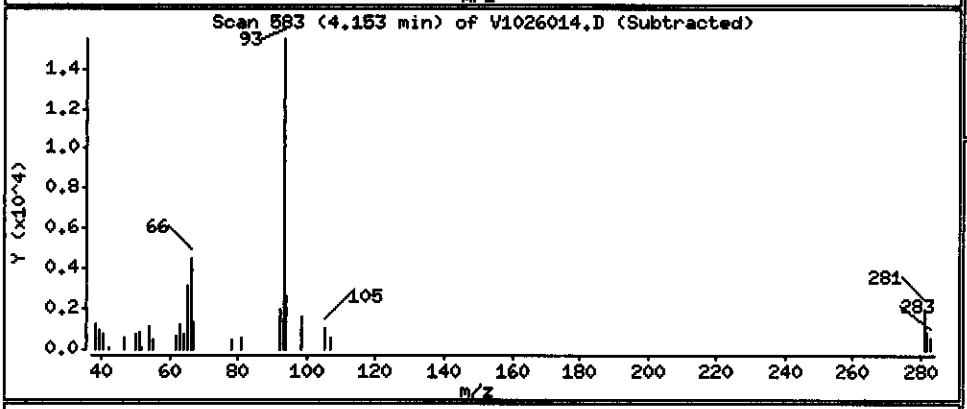

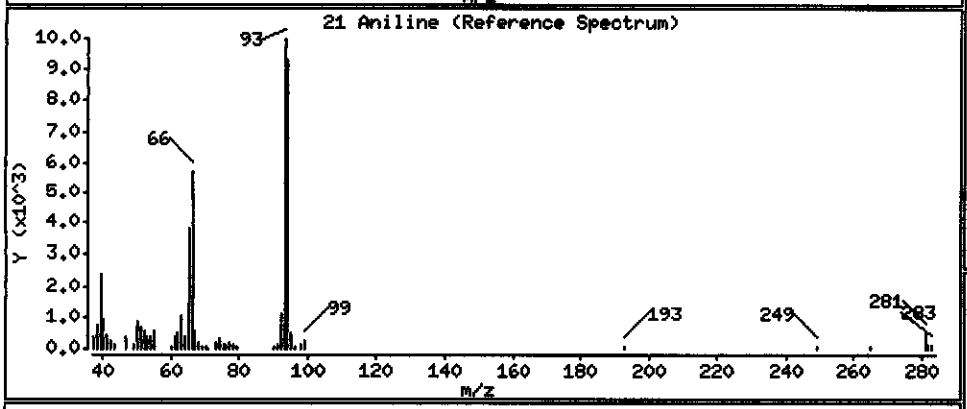

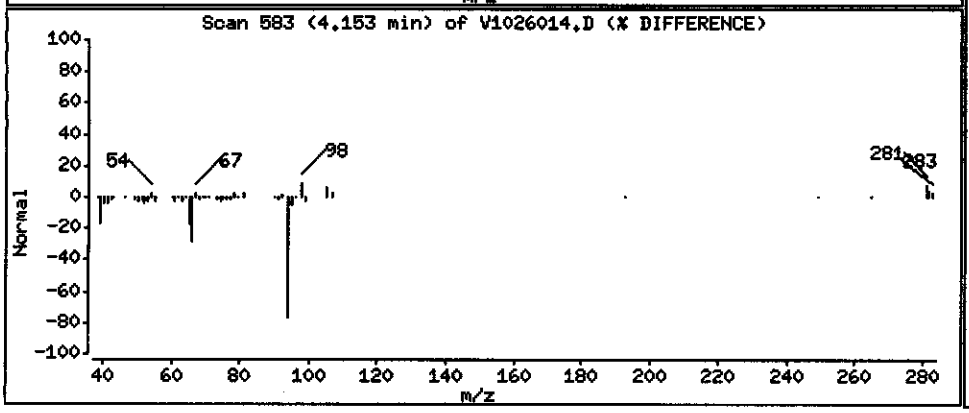

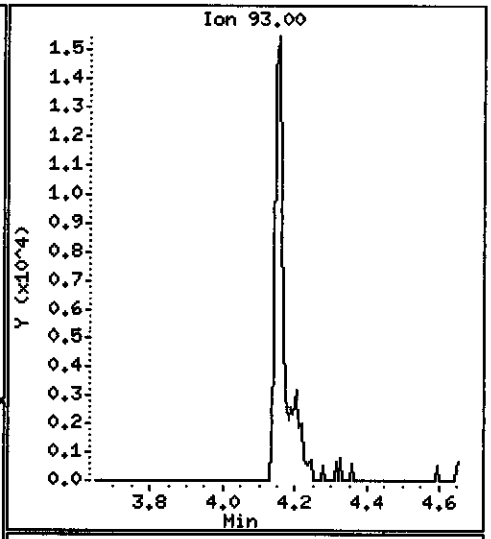

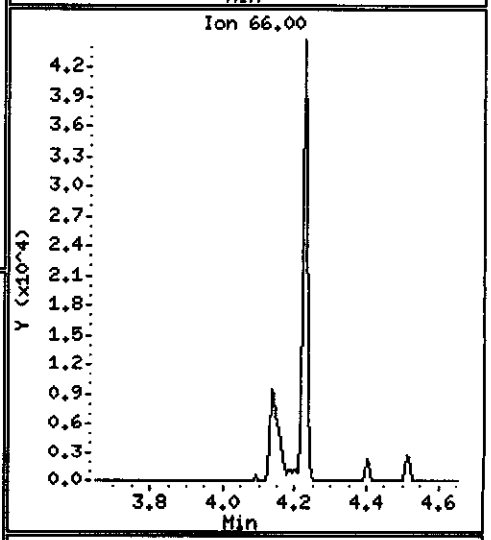

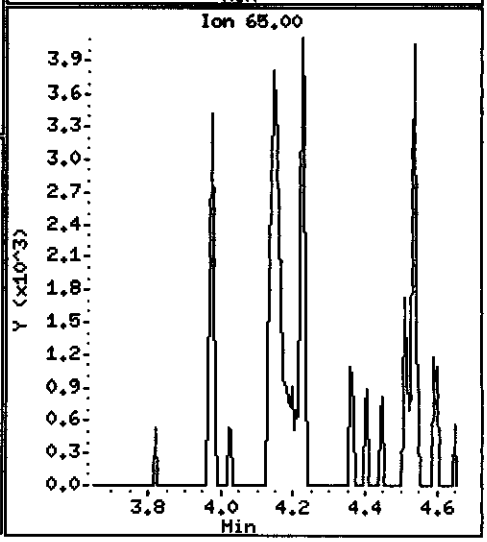

Data File: \\PITSVR06\D\chem\731.i\V102608.b\V1026014.D

Date : 27-OCT-2008 04:10

Client ID: ICM-105-1008

Instrument: 731.i

Sample Info: C8J160331-011 10/20/08 h2o (8295020) 8270c

Volume Injected (uL): 2.0

Operator: 003200

Column phase: DB5-MS

Column diameter: 0.32

27 1,4-Dichlorobenzene

Concentration: 0.11059 ug/L

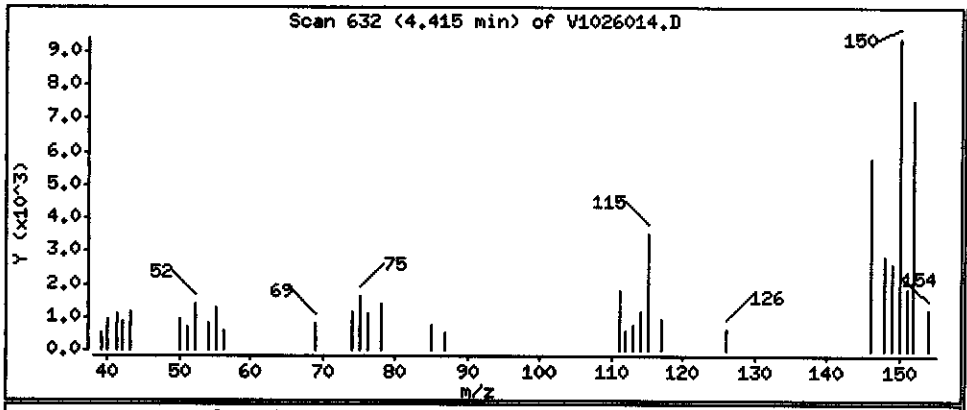

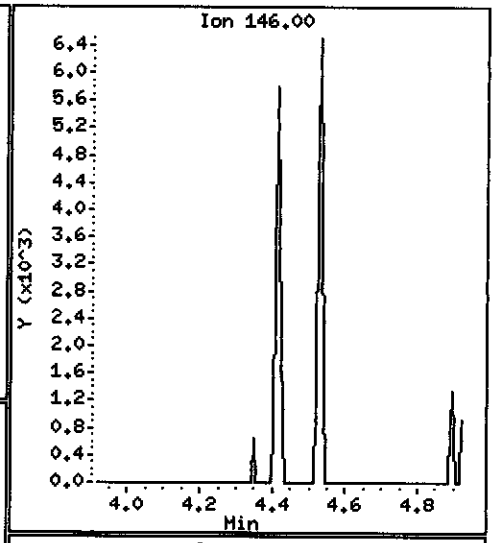

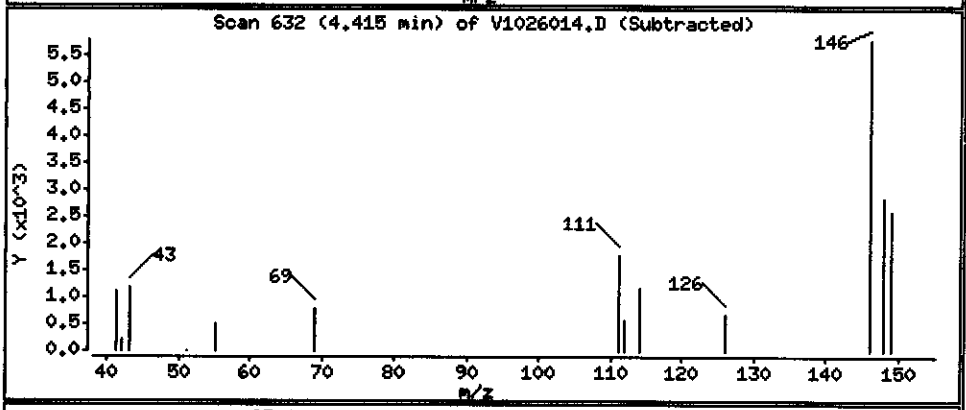

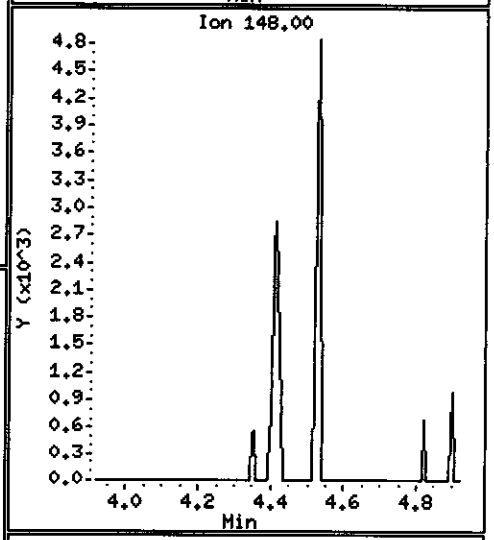

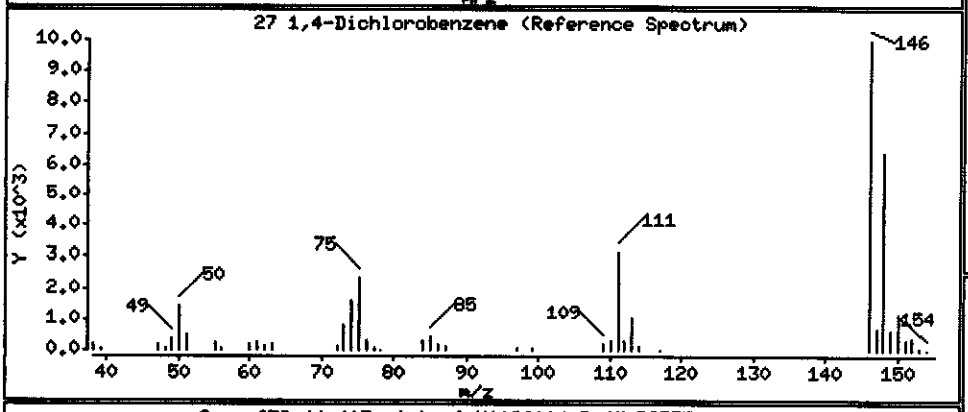

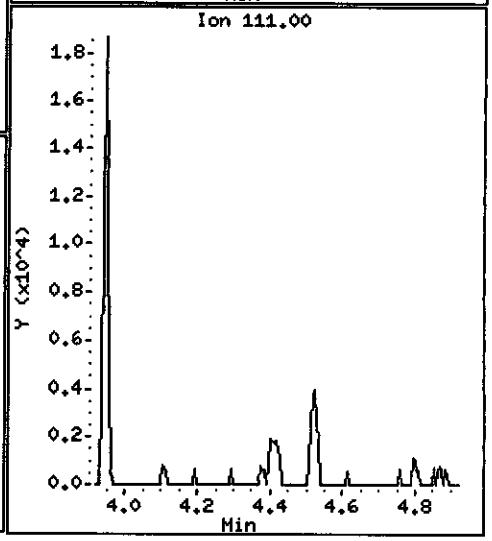

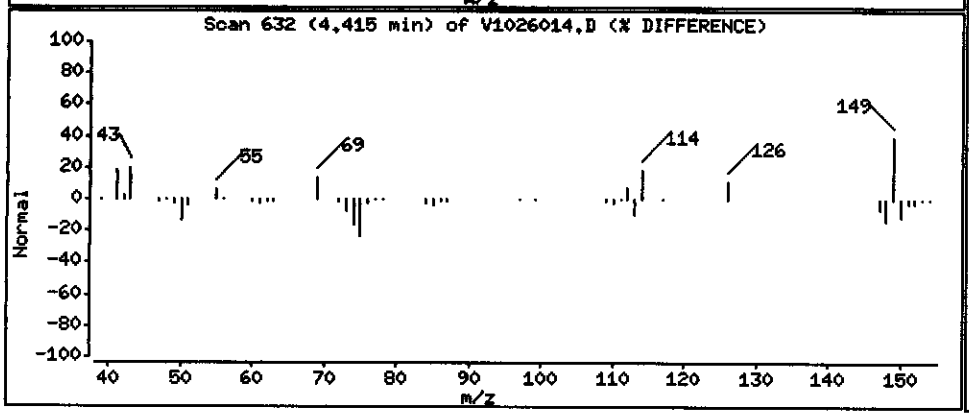

Data File: \\PITSVR06\D\chem\731.i\W102608.b\V1026014.D

Date : 27-OCT-2008 04:10

Client ID: ICM-105-1008

Instrument: 731.i

Sample Info: C8J160331-011 10/20/08 h2o (8295020) 8270c

Volume Injected (uL): 2.0

Operator: 003200

Column phase: DB5-MS

Column diameter: 0.32

28 1,2-Dichlorobenzene

Concentration: 0.14641 ug/L

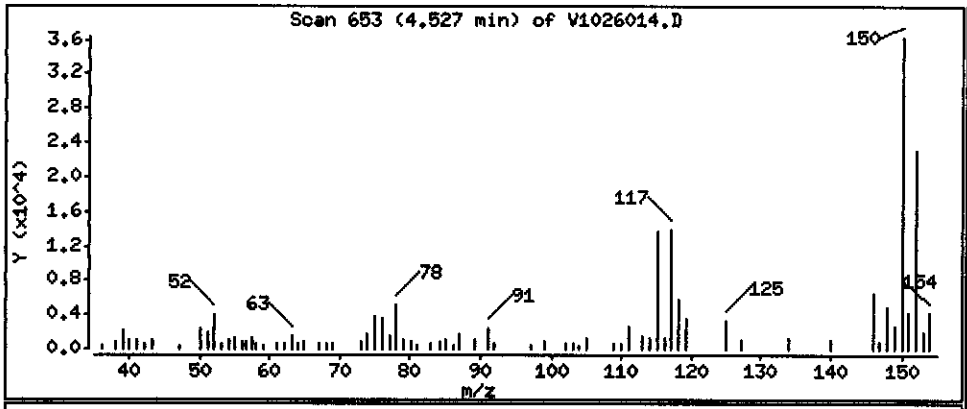

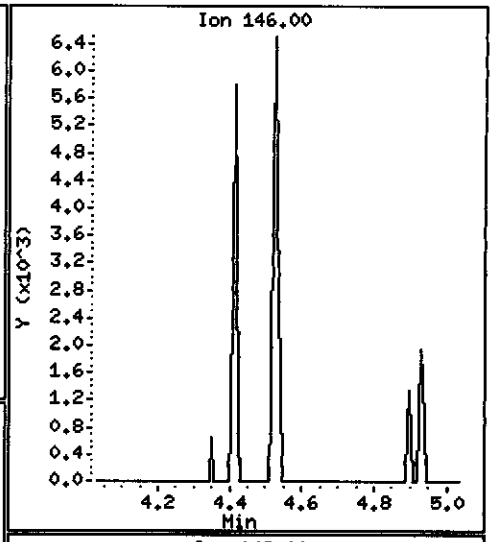

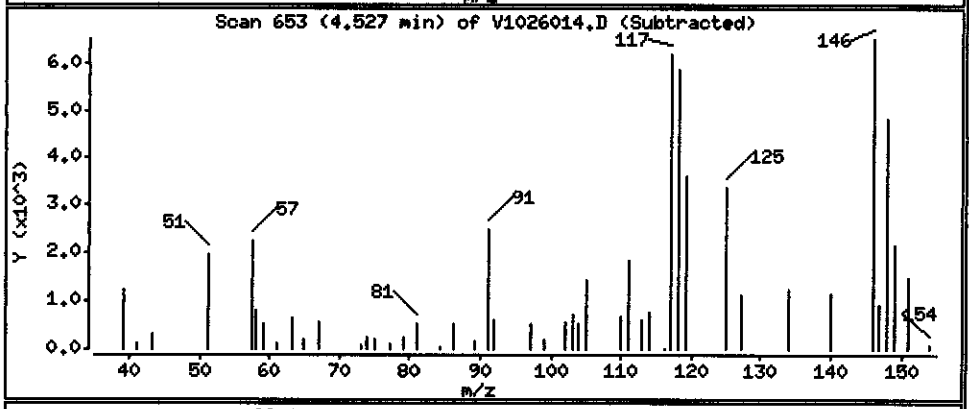

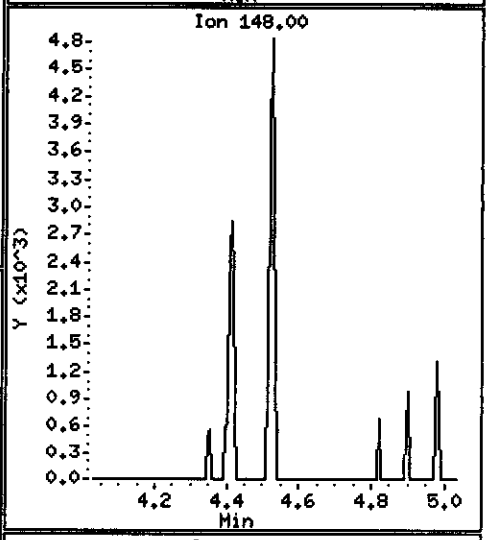

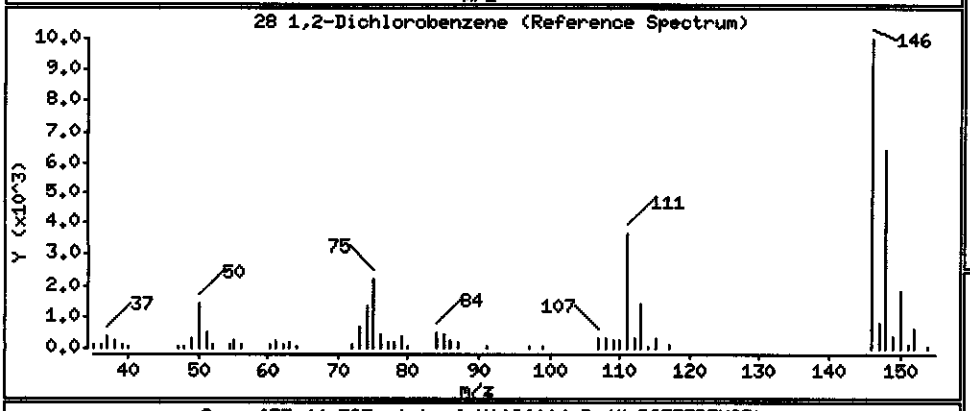

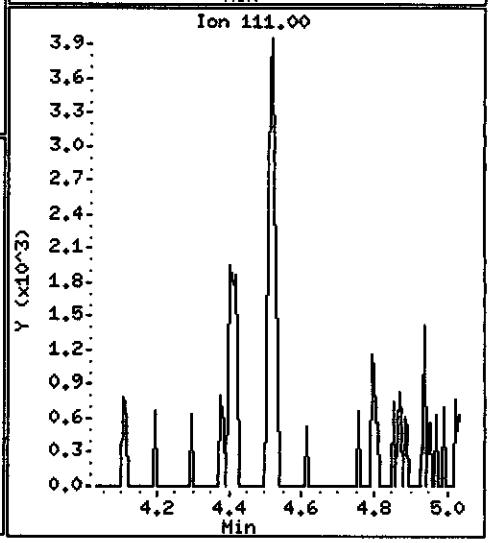

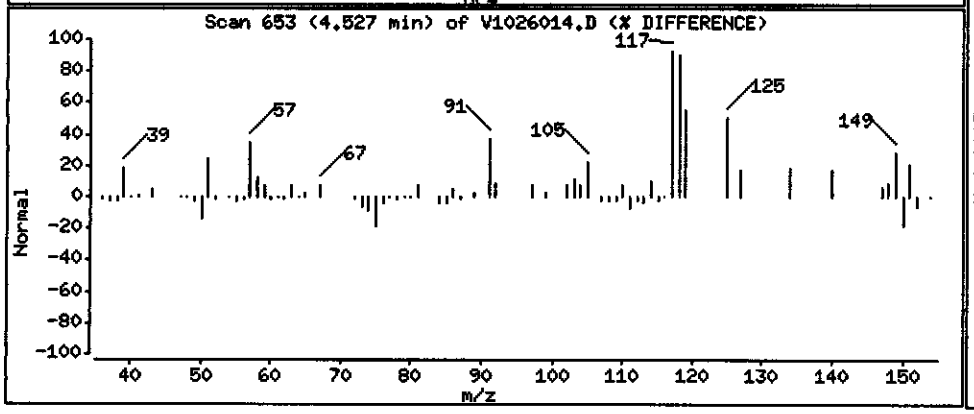

Data File: \\PITSVR06\D\chem\731.i\V102608.b\V1026014.D

Date : 27-OCT-2008 04:10

Client ID: ICM-105-1008

Instrument: 731.i

Sample Info: C8J160331-011 10/20/08 h2o (8295020) 8270c

Volume Injected (uL): 2.0

Operator: 003200

Column phase: DB5-MS

Column diameter: 0.32

37 Acetophenone

Concentration: 0.26007 ug/L

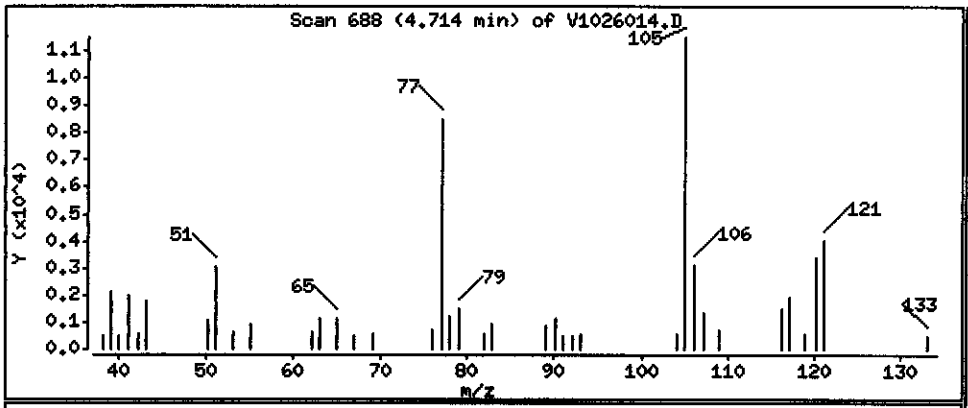

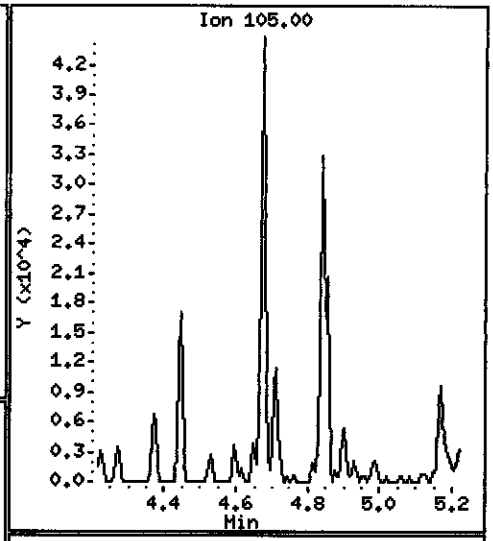

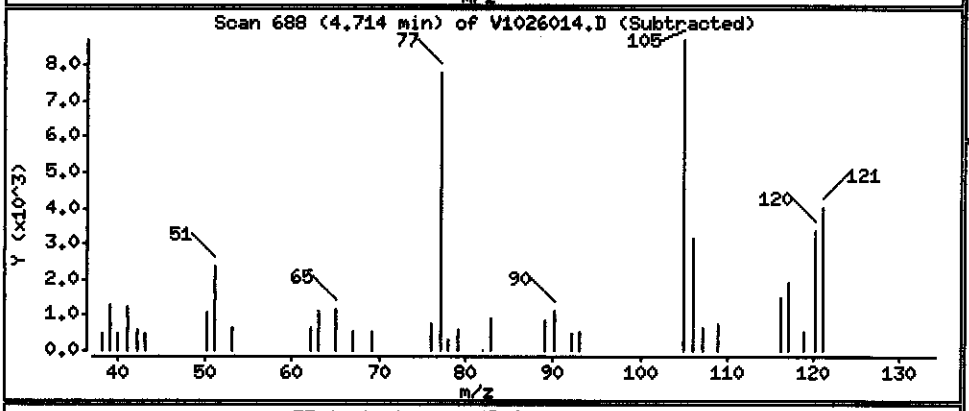

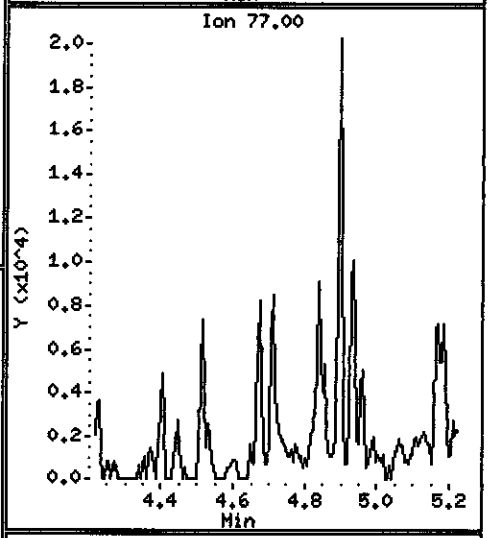

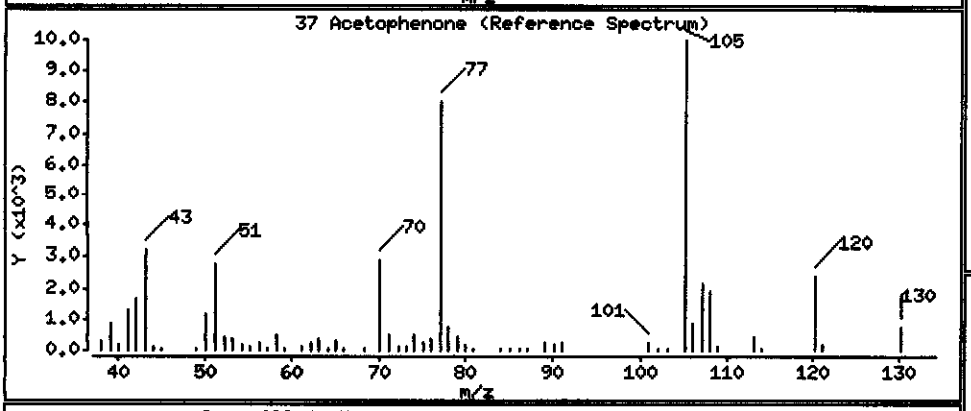

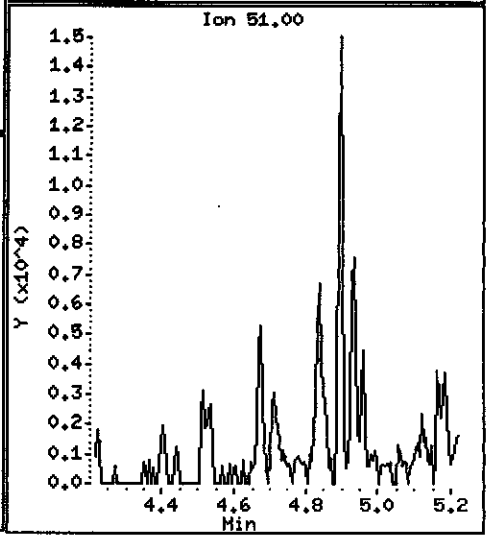

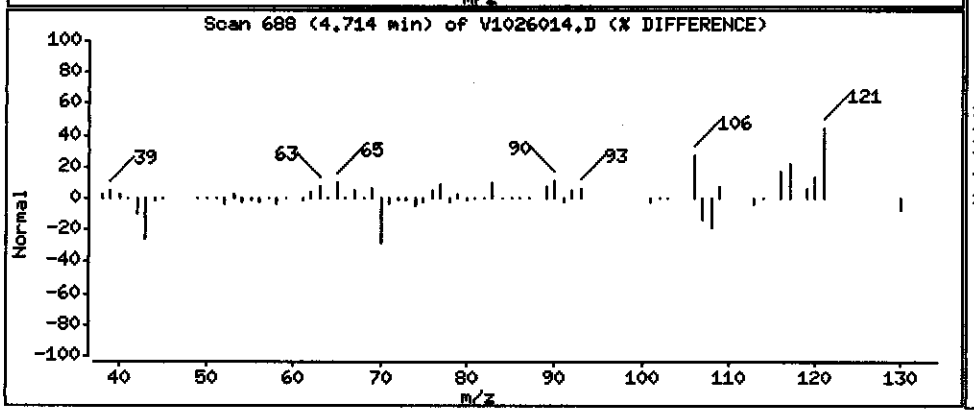

Data File: \\PITSVR06\D\chem\731.i\V102608.b\V1026014.D

Date : 27-OCT-2008 04:10

Client ID: ICM-105-1008

Instrument: 731.i

Sample Info: C8J160331-011 10/20/08 h2o (8295020) 8270c

Volume Injected (uL): 2.0

Operator: 003200

Column phase: DB5-MS

Column diameter: 0.32

49 Benzoic Acid

Concentration: 1.9474 ug/L

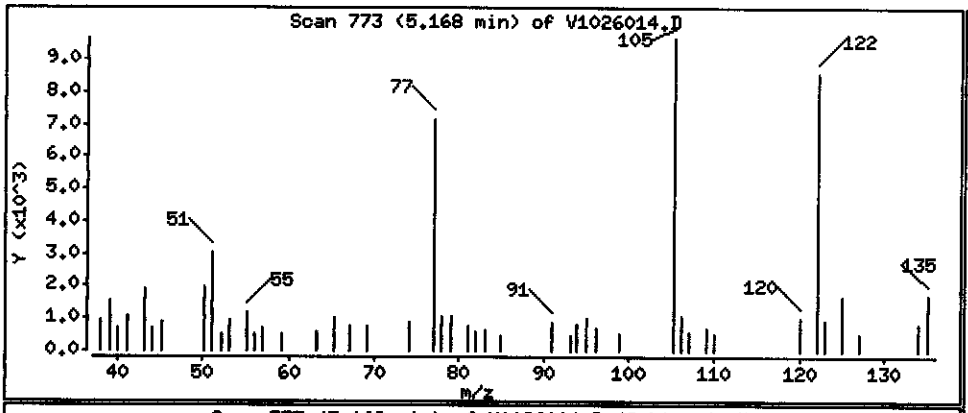

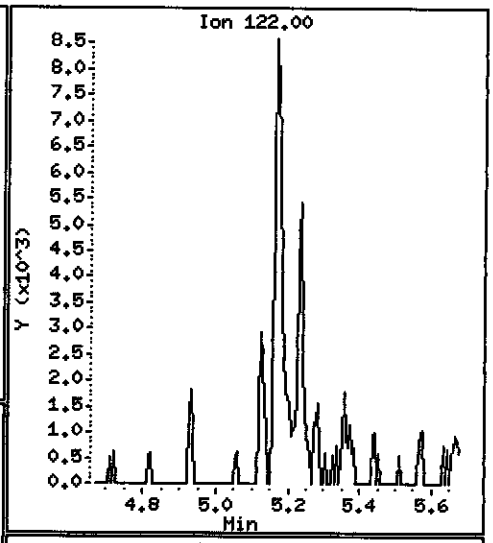

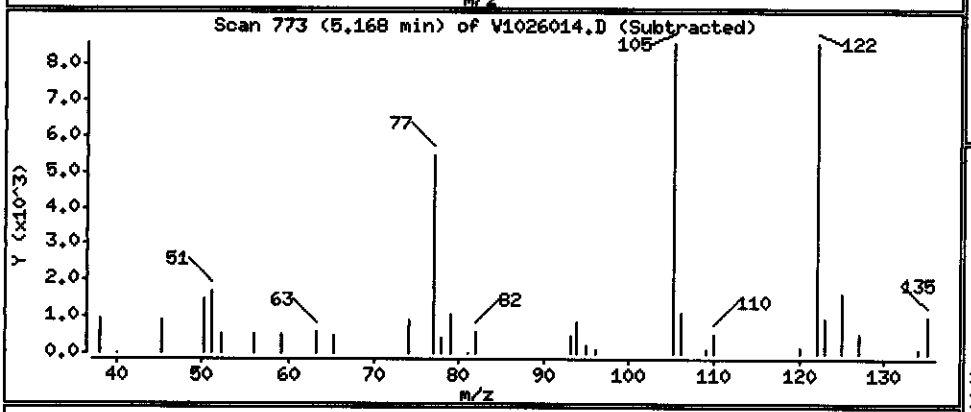

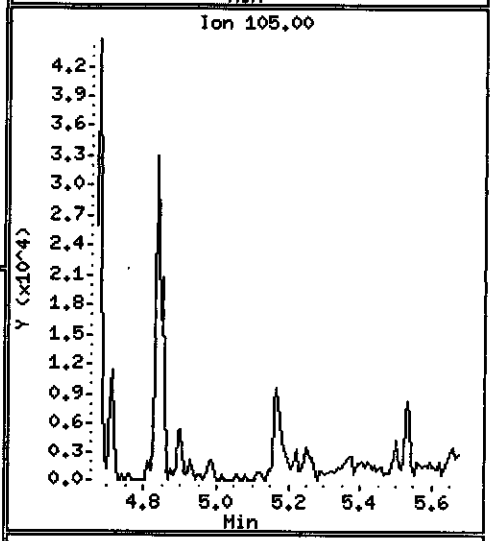

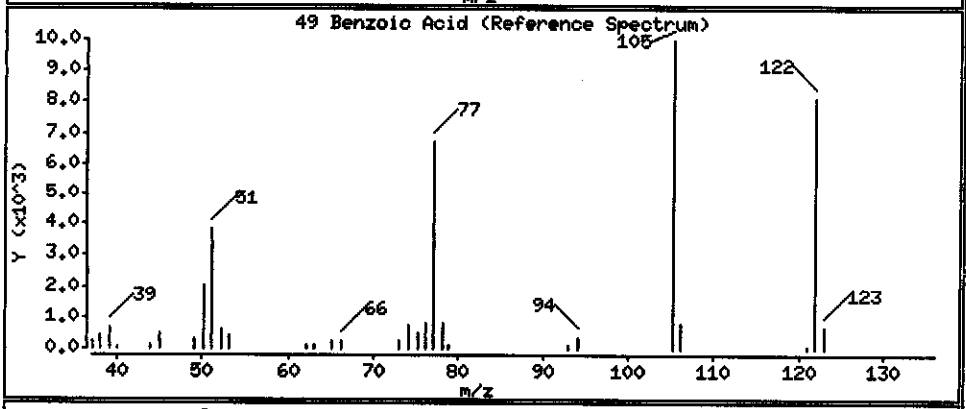

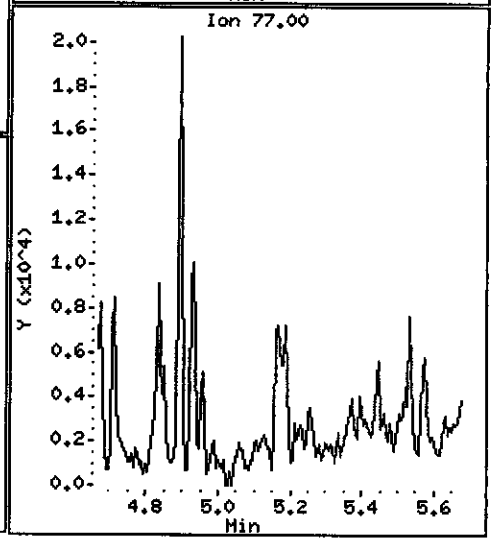

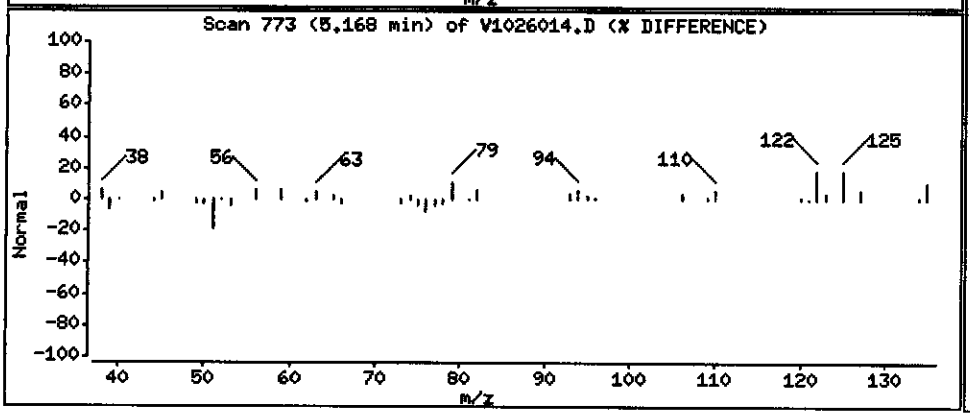

Data File: \\PITSVR06\D\chem\731.i\V102608.b\V1026014.D

Date : 27-OCT-2008 04:10

Client ID: ICM-105-1008

Instrument: 731.i

Sample Info: C8J160331-011 10/20/08 h2o (8295020) 8270c

Volume Injected (uL): 2.0

Operator: 003200

Column phase: DB5-MS

Column diameter: 0.32

51 Naphthalene

Concentration: 0.10709 ug/L

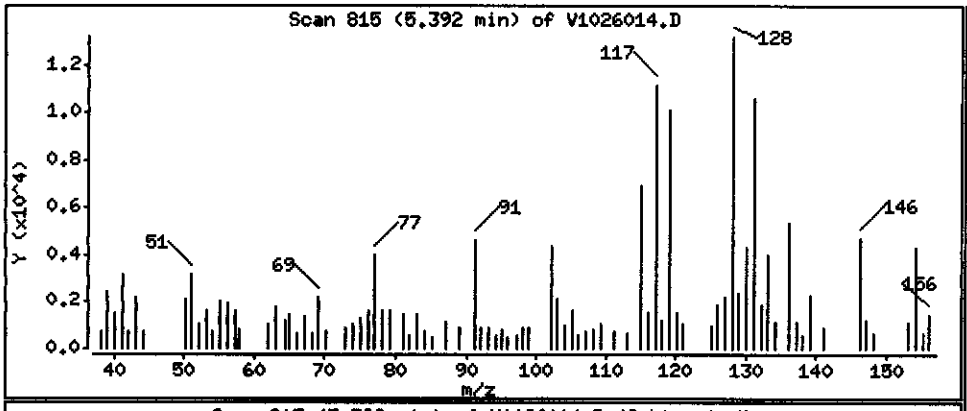

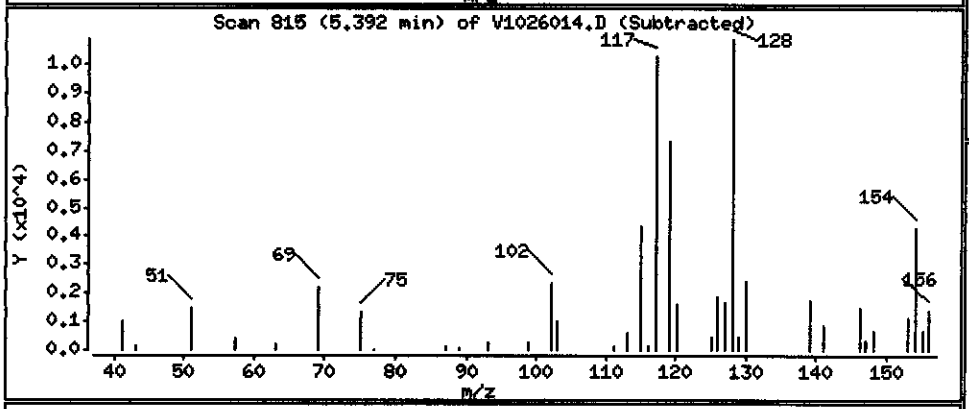

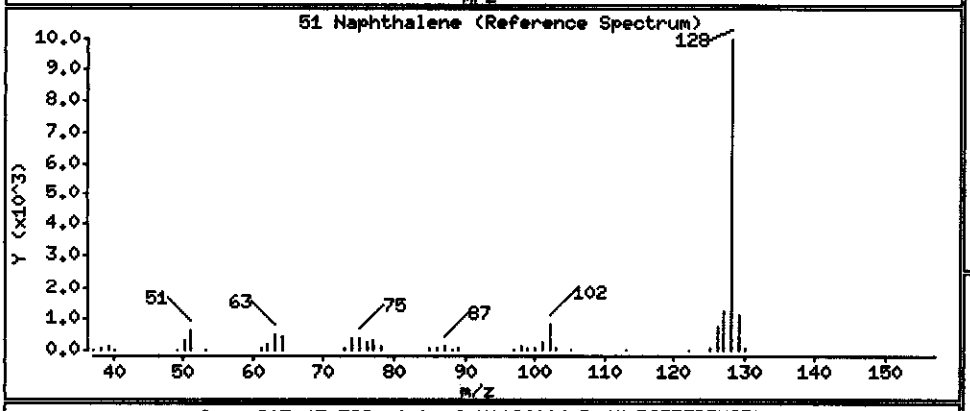

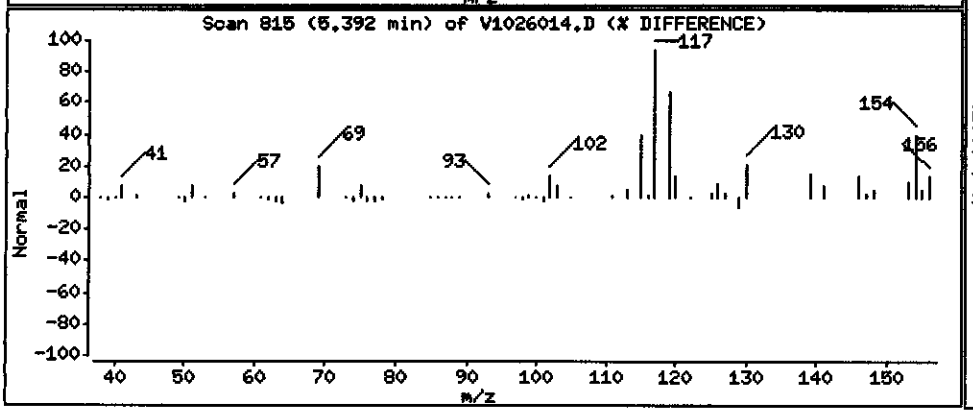

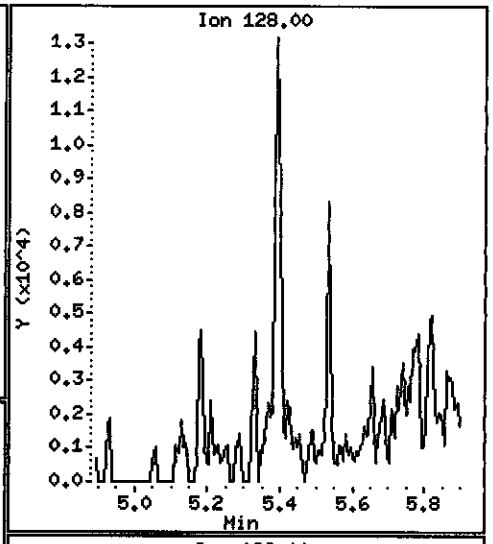

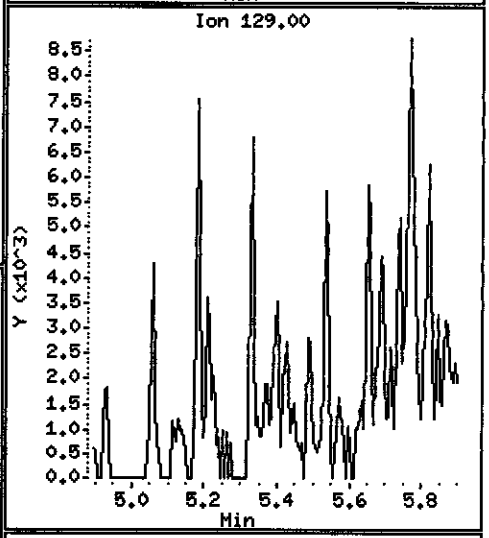

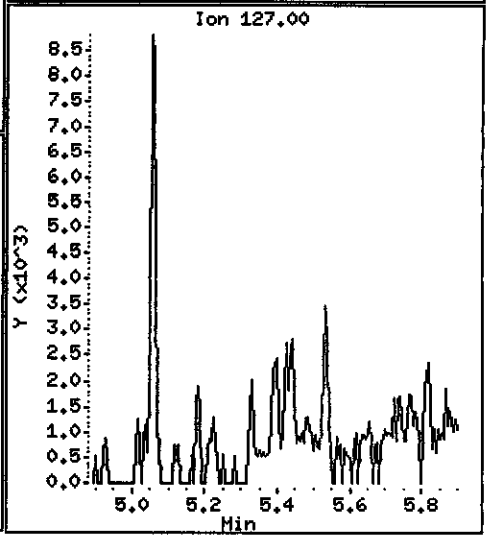

Data File: \\PITSVR06\D\chem\731.i\V102608.b\V1026014.D

Date : 27-OCT-2008 04:10

Client ID: ICM-105-1008

Instrument: 731.i

Sample Info: C8J160331-011 10/20/08 h2o (8295020) 8270c

Volume Injected (uL): 2.0

Operator: 003200

Column phase: DB5-MS

Column diameter: 0.32

62 2-Methylnaphthalene

Concentration: 0.044347 ug/L

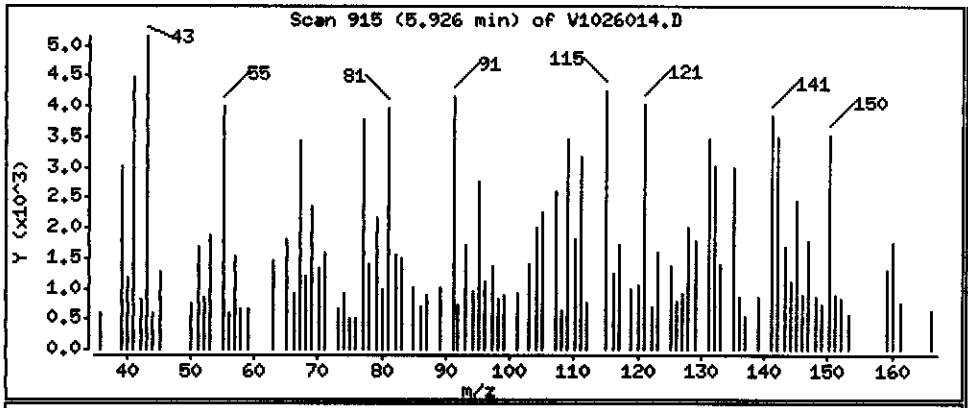

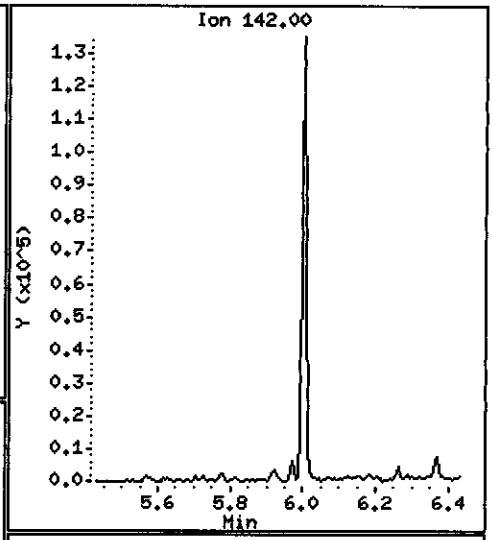

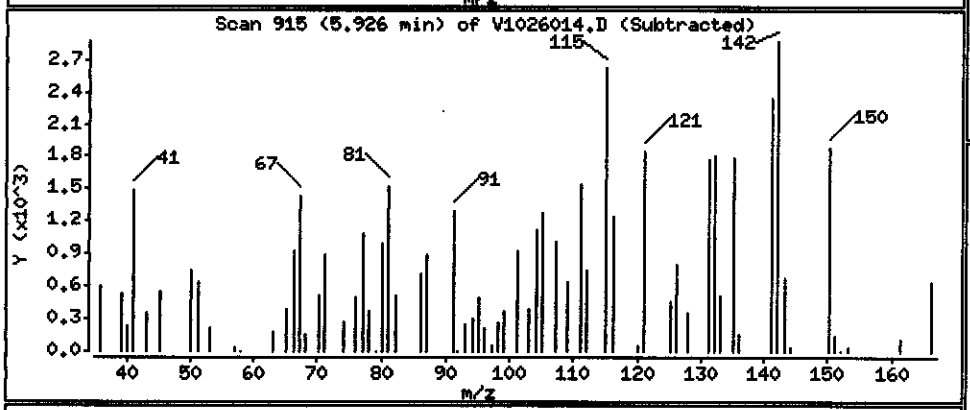

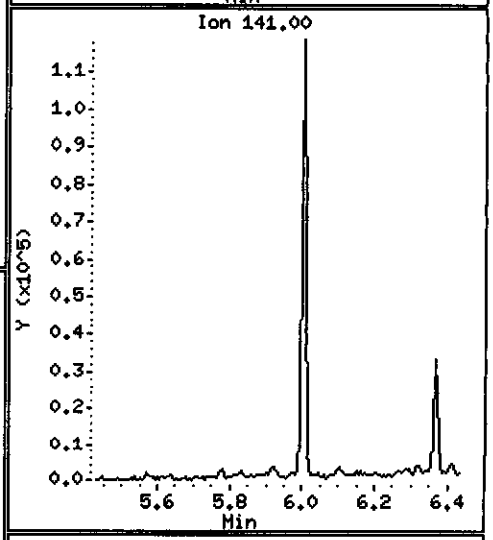

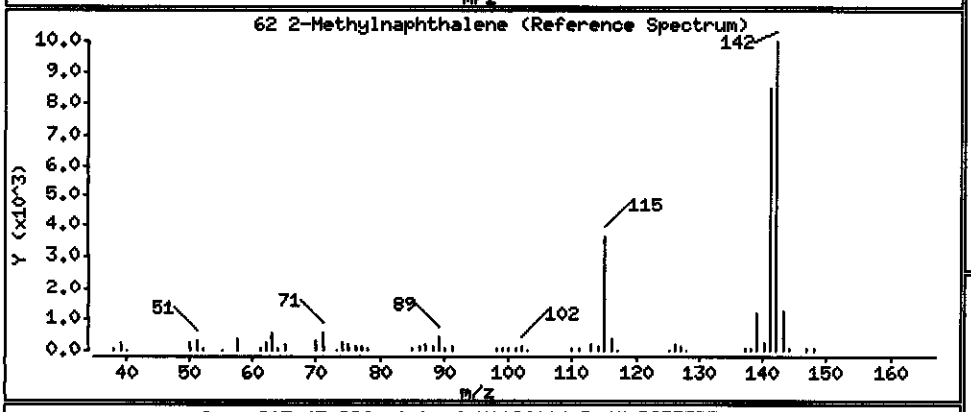

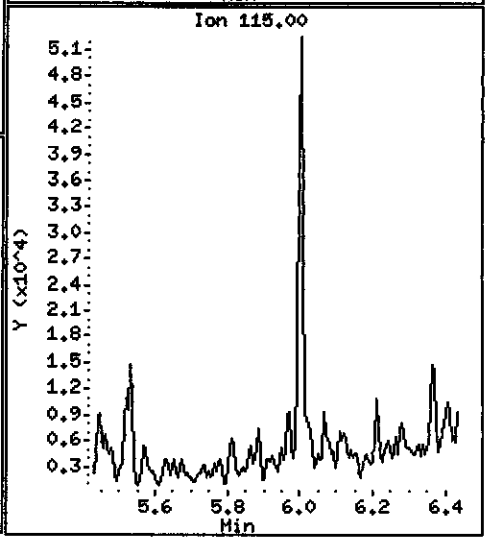

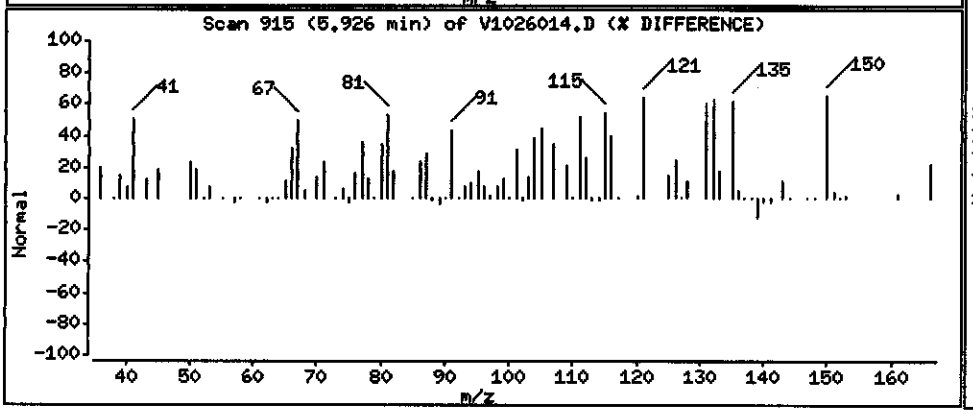

Data File: \\PITSVR06\D\chem\731.i\V102608.b\V1026014.D

Date : 27-OCT-2008 04:10

Client ID: ICM-105-1008

Instrument: 731.i

Sample Info: C8J160331-011 10/20/08 h2o (8295020) 8270c

Volume Injected (uL): 2.0

Operator: 003200

Column phase: DB5-MS

Column diameter: 0.32

63 1-Methylnaphthalene

Concentration: 1.3009 ug/L

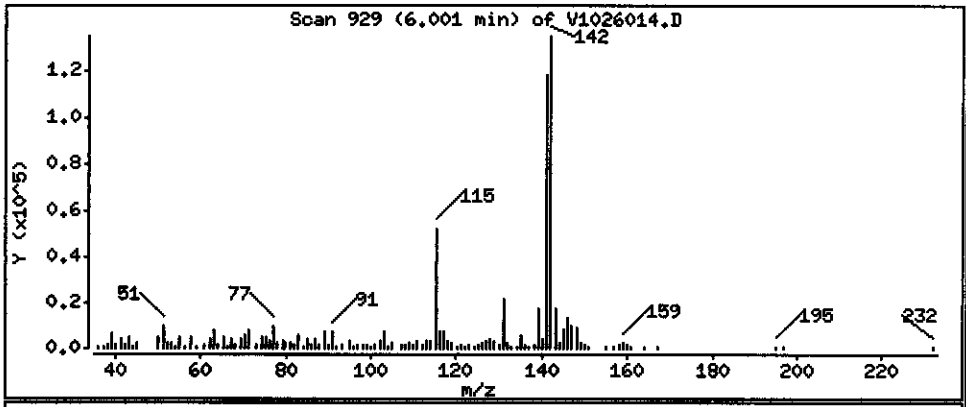

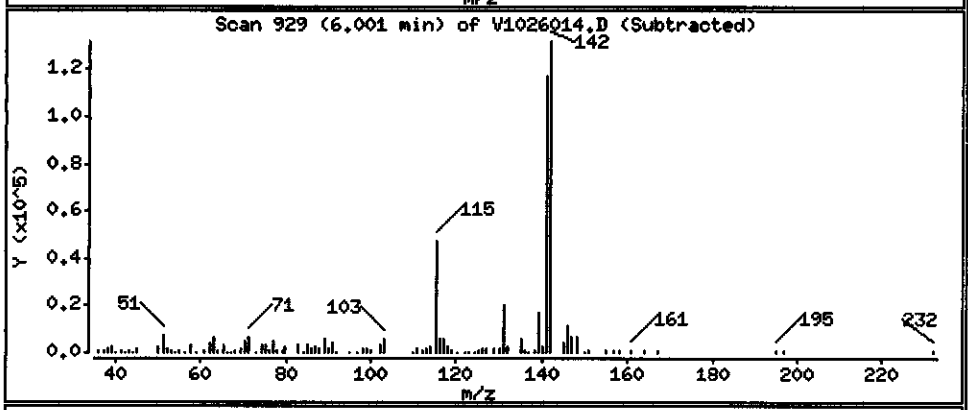

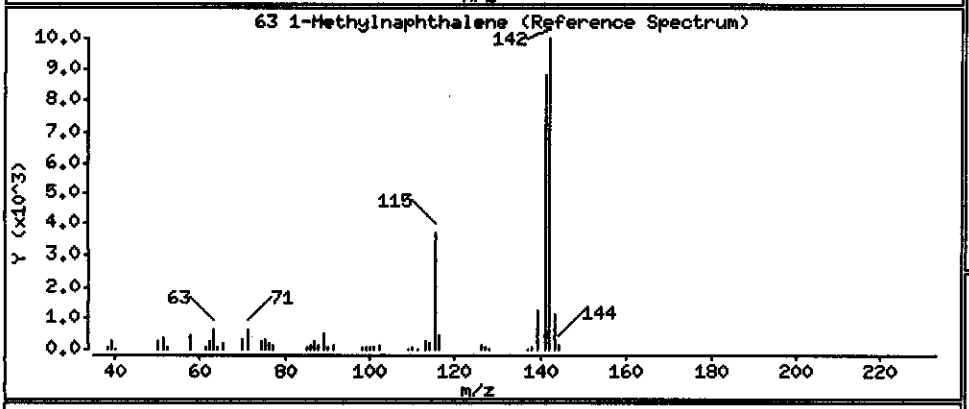

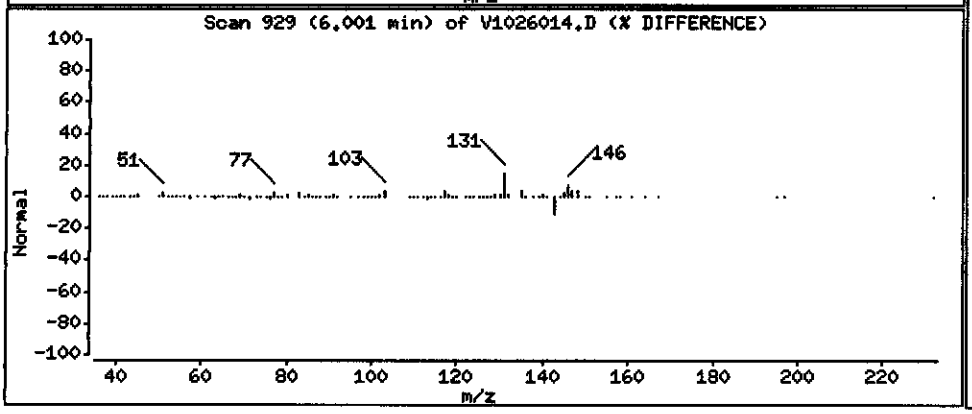

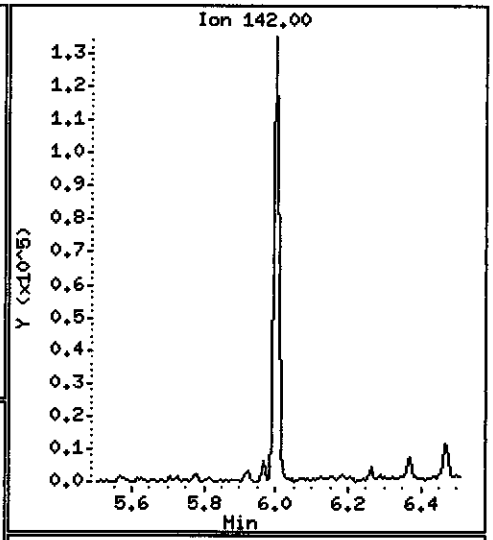

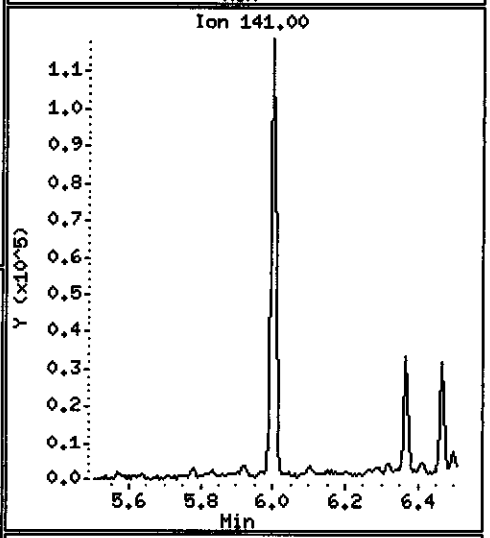

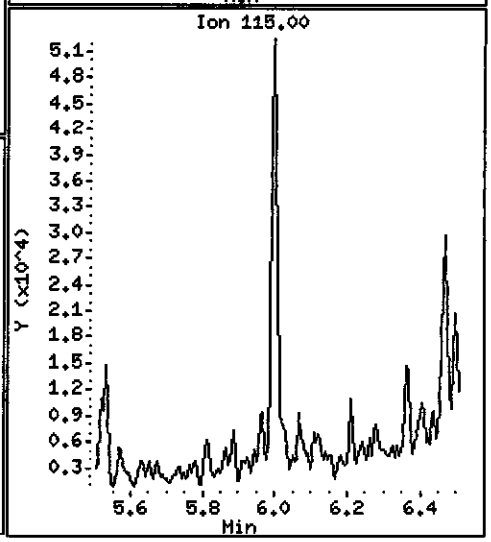

Data File: \\PITSVR06\D\chem\731.i\V102608.b\V1026014.D

Date : 27-OCT-2008 04:10

Client ID: ICM-105-1008

Instrument: 731.i

Sample Info: C8J160331-011 10/20/08 h2o (8295020) 8270c

Volume Injected (uL): 2.0

Operator: 003200

Column phase: DB5-MS

Column diameter: 0.32

209 1,1'-Biphenyl

Concentration: 0.23401 ug/L

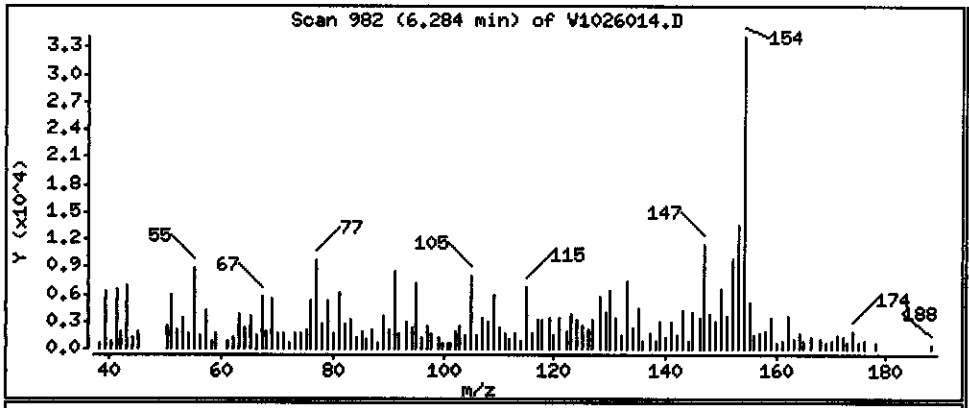

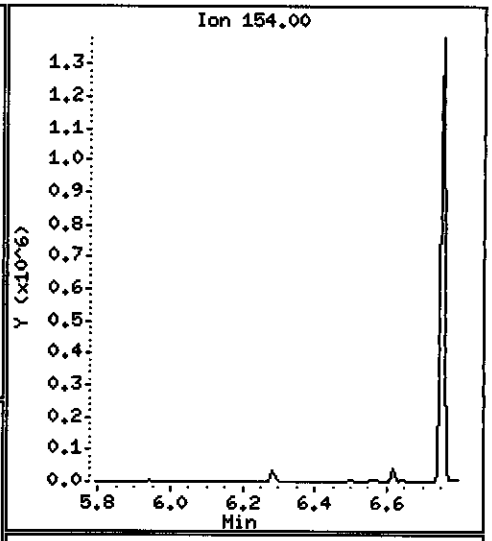

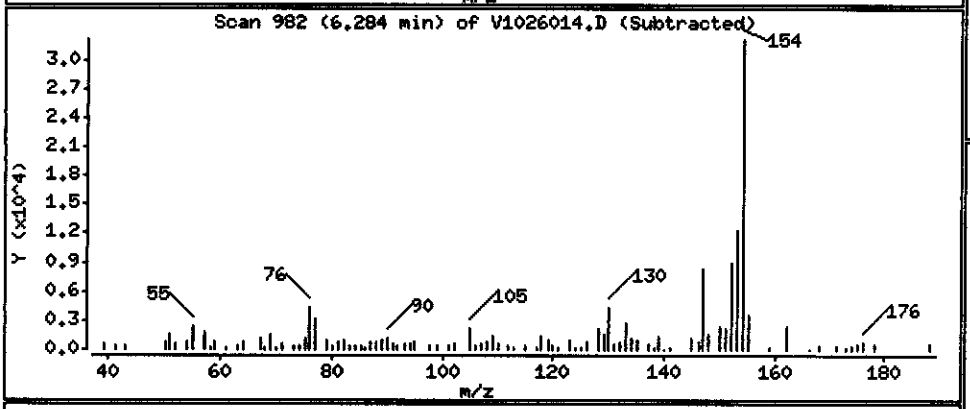

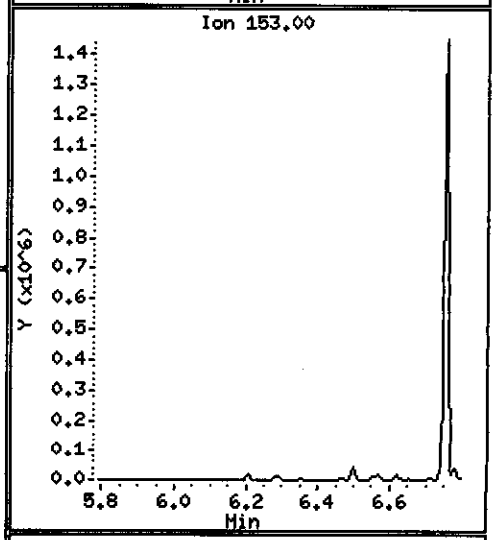

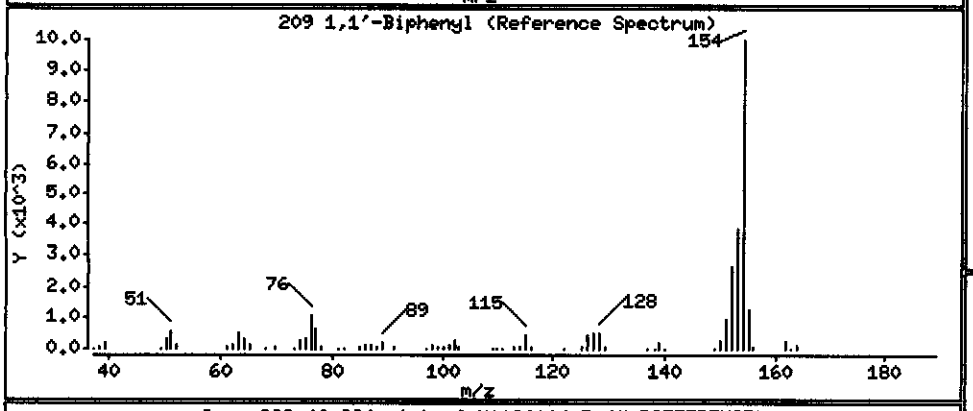

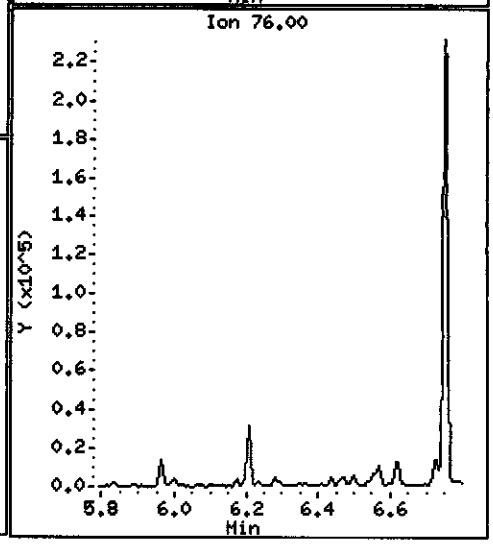

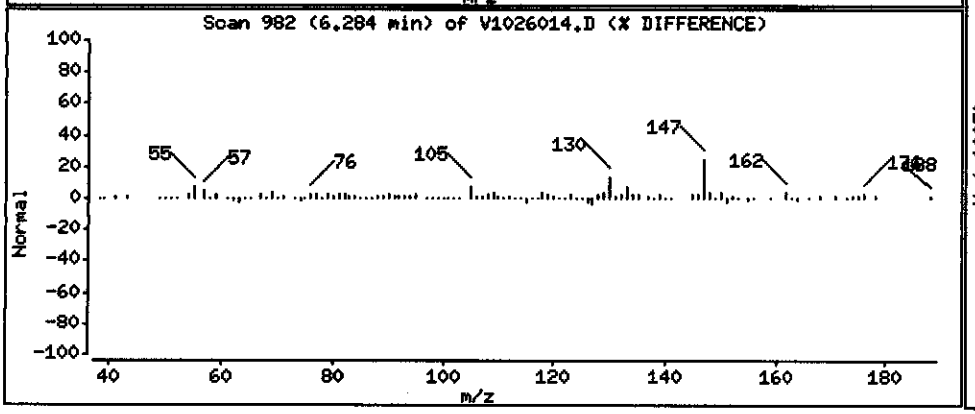

Data File: \\PITSVR06\D\chem\731.i\V102608.b\V1026014.D

Date : 27-OCT-2008 04:10

Client ID: ICM-105-1008

Instrument: 731.i

Sample Info: C8J160331-011 10/20/08 h2o (8295020) 8270c

Volume Injected (uL): 2.0

Operator: 003200

Column phase: DB5-MS

Column diameter: 0.32

82 Acenaphthene

Concentration: 12.822 ug/L

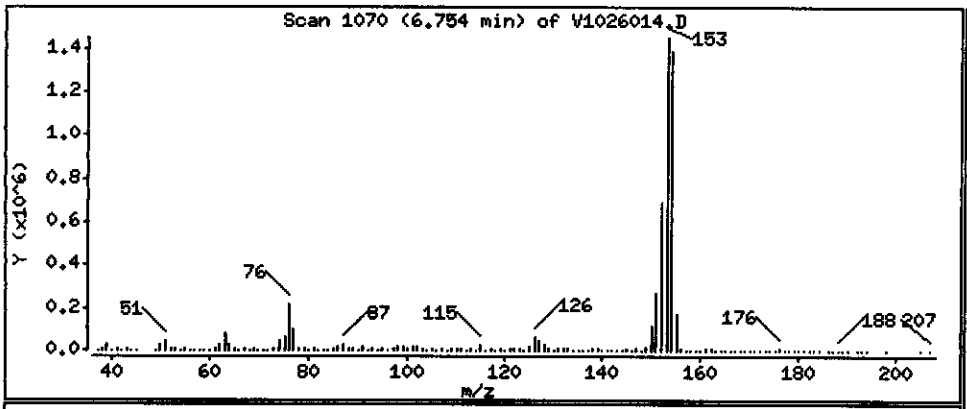

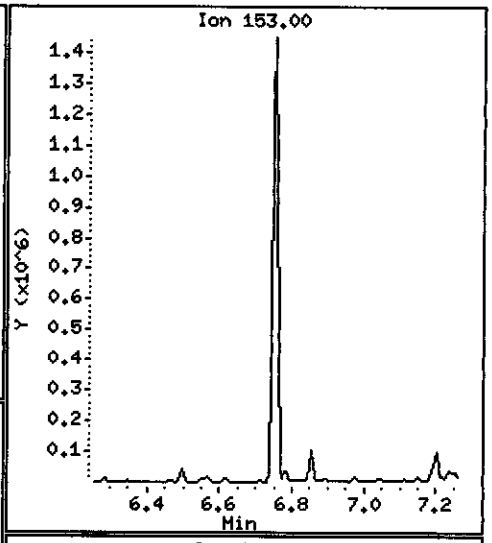

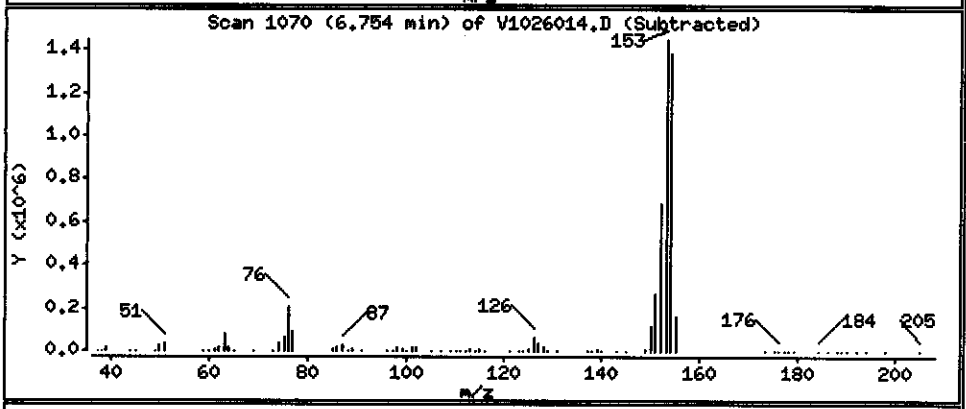

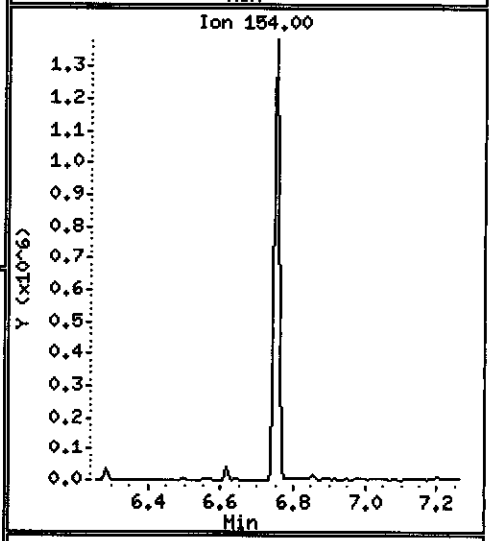

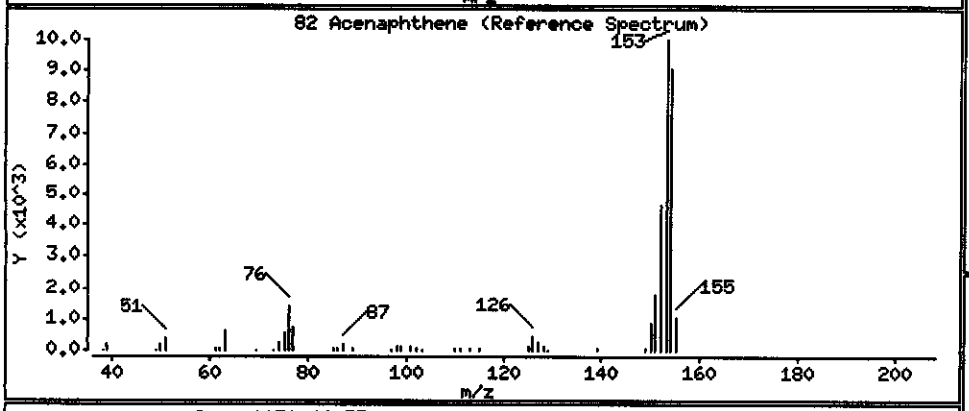

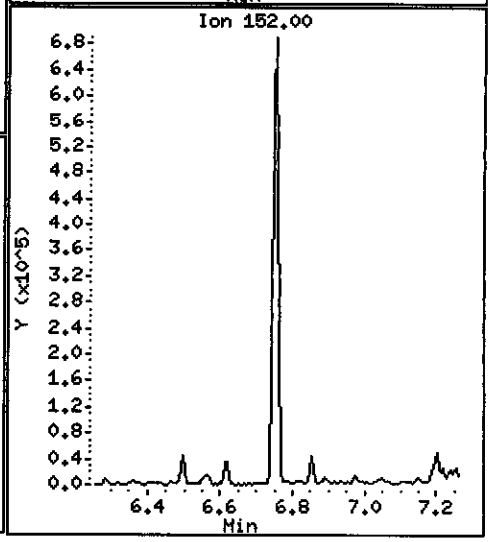

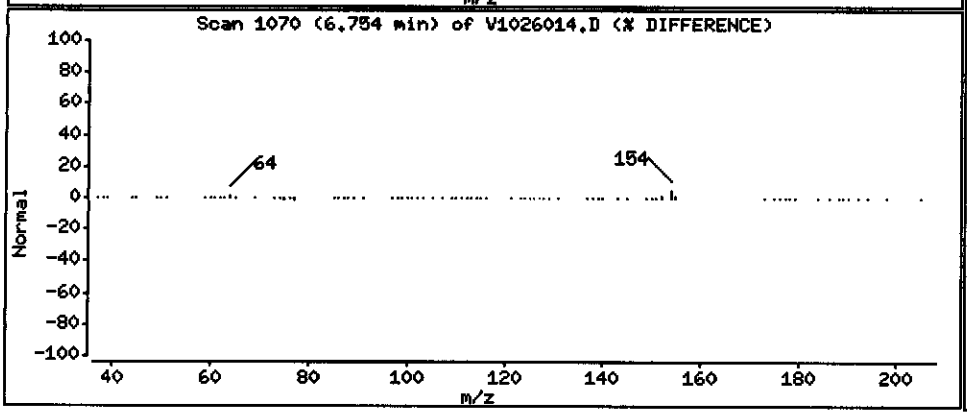

Data File: \\PITSVR06\D\chem\731.i\V102608.b\V1026014.D

Date : 27-OCT-2008 04:10

Client ID: ICM-105-1008

Instrument: 731.i

Sample Info: C8J160331-011 10/20/08 h2o (8295020) 8270c

Volume Injected (uL): 2.0

Operator: 003200

Column phase: DB5-MS

Column diameter: 0.32

86 Dibenzofuran

Concentration: 5.7132 ug/L

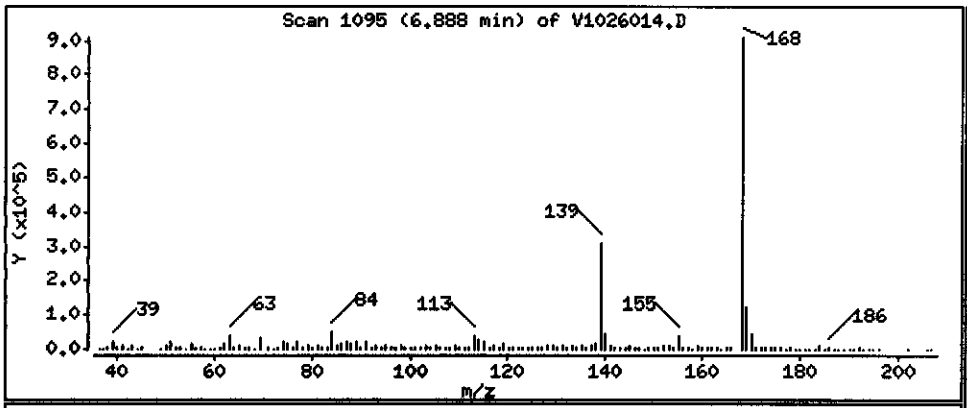

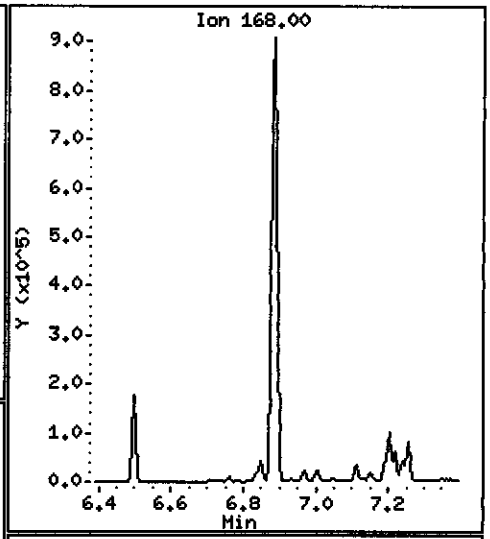

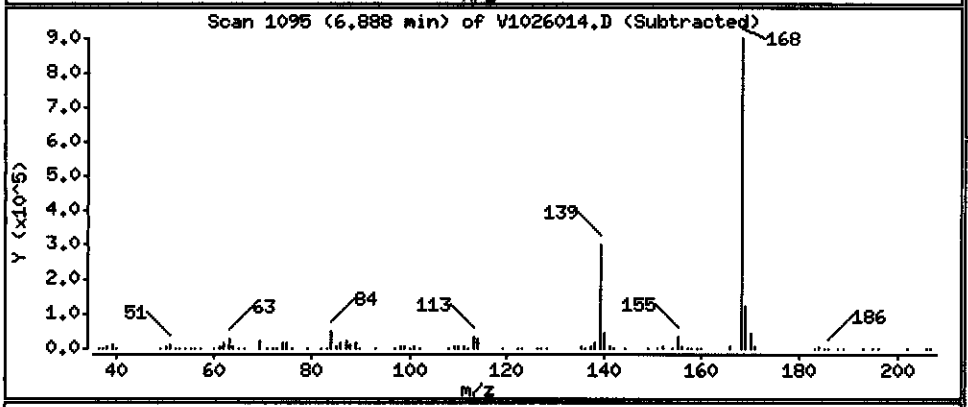

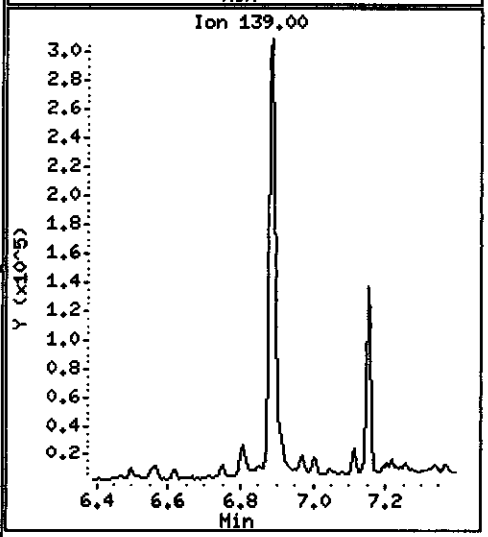

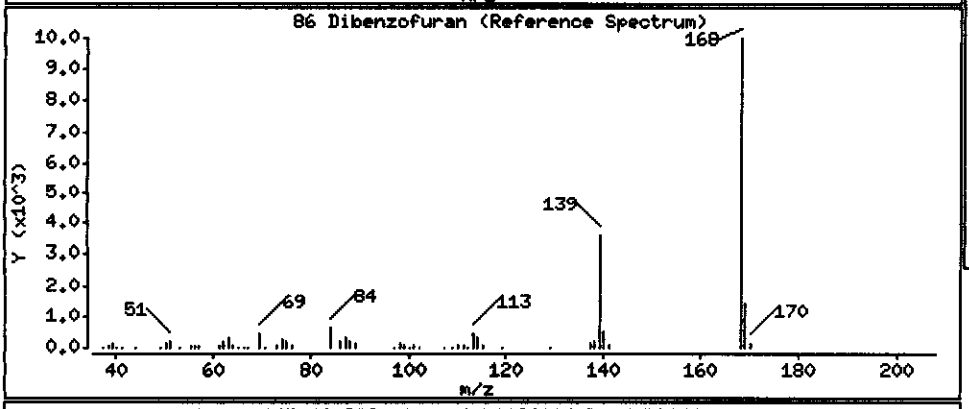

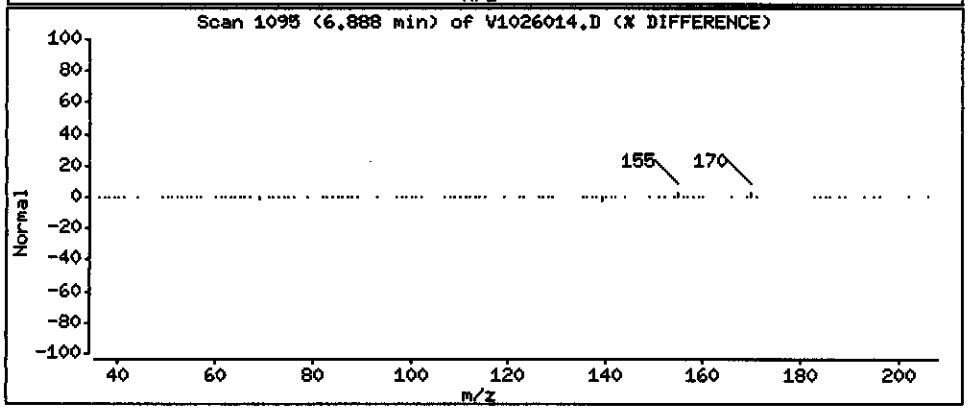

Data File: \\PITSVR06\D\chem\731.i\V102608.b\V1026014.D

Date : 27-OCT-2008 04:10

Client ID: ICM-105-1008

Instrument: 731.i

Sample Info: C8J160331-011 10/20/08 h2o (8295020) 8270c

Volume Injected (uL): 2.0

Operator: 003200

Column phase: DB5-MS

Column diameter: 0.32

94 Fluorene

Concentration: 13.172 ug/L

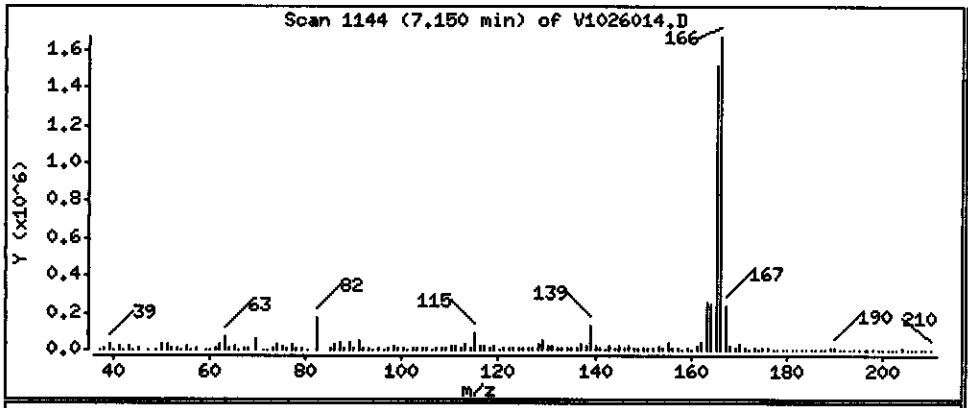

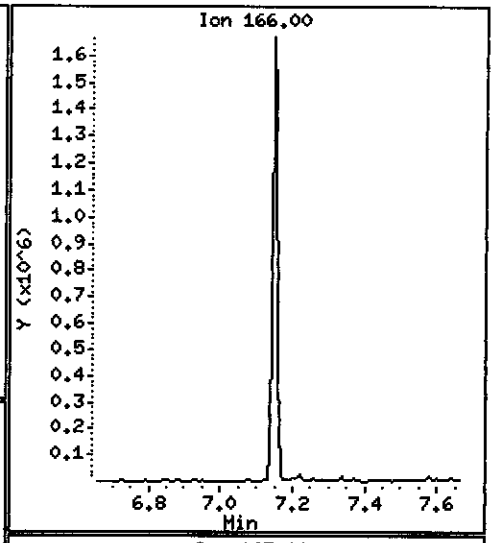

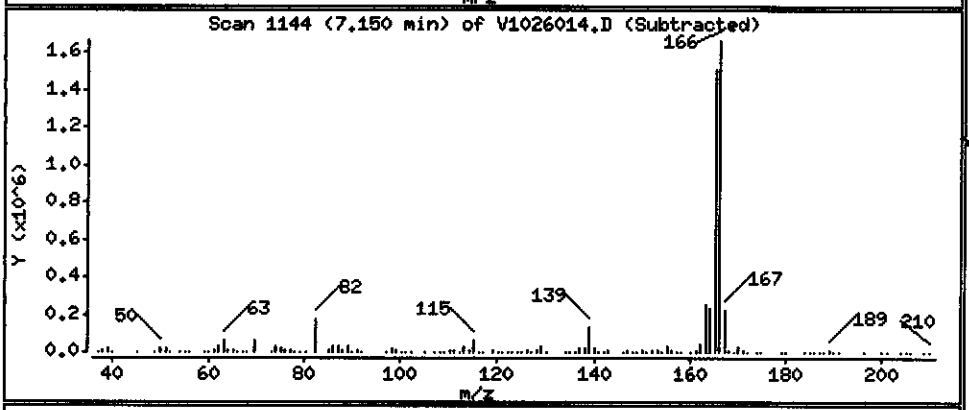

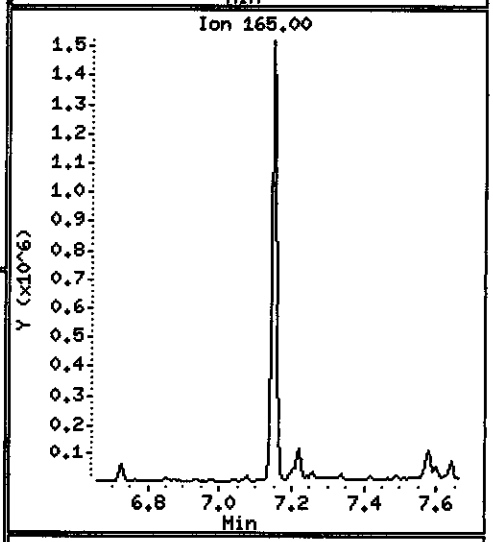

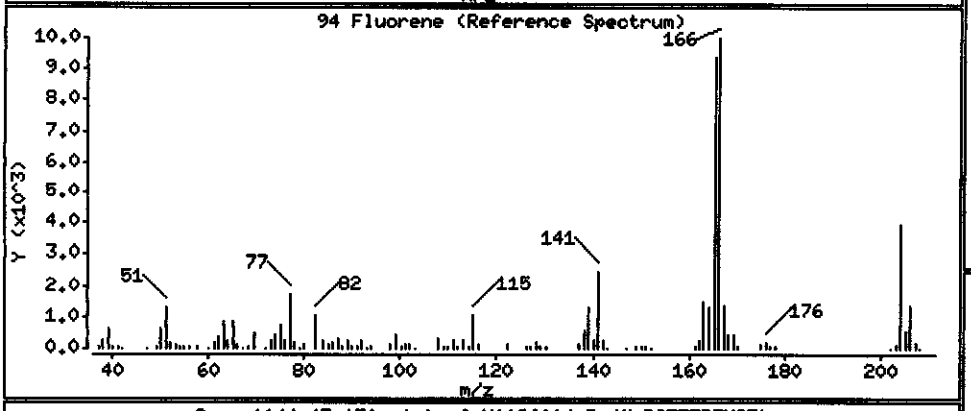

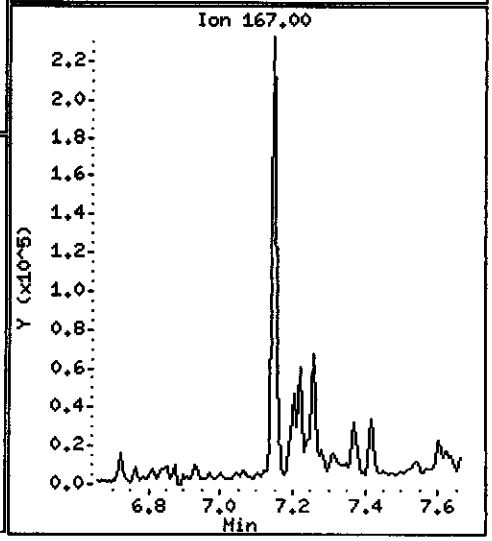

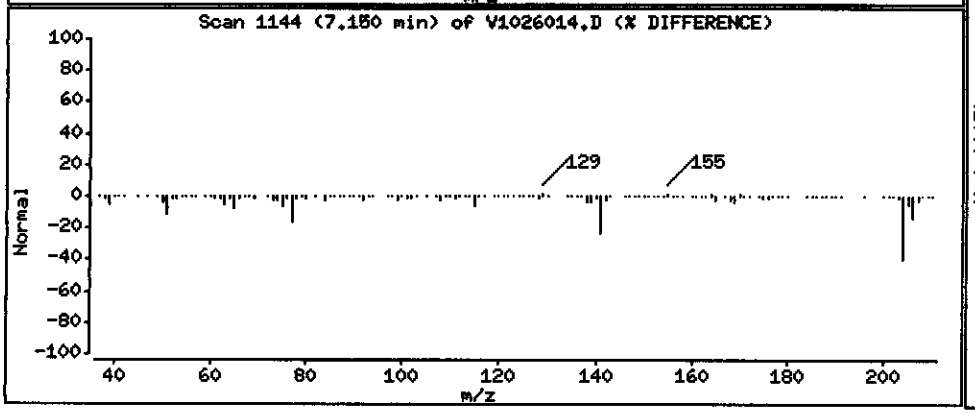

Data File: \\PITSVR06\D\chem\731.i\V102608.b\V1026014.D

Date : 27-OCT-2008 04:10

Client ID: ICM-105-1008

Instrument: 731.i

Sample Info: C8J160331-011 10/20/08 h2o (8295020) 8270c

Volume Injected (uL): 2.0

Operator: 003200

Column phase: DB5-MS

Column diameter: 0.32

115 Phenanthrene

Concentration: 0.73532 ug/L

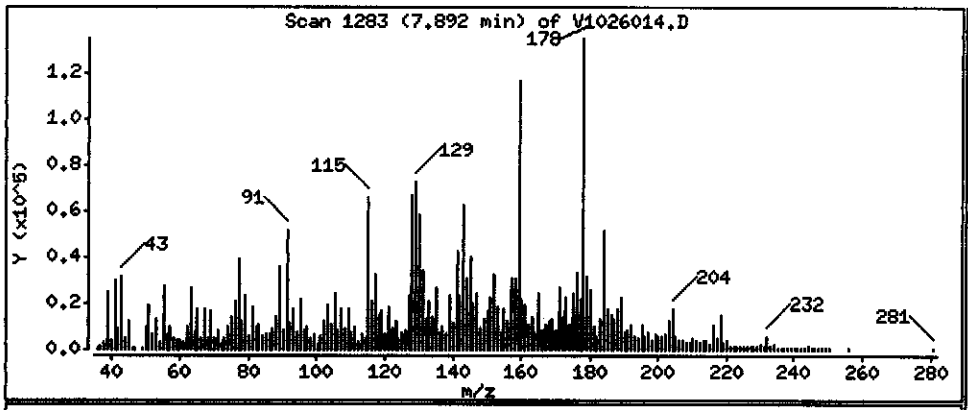

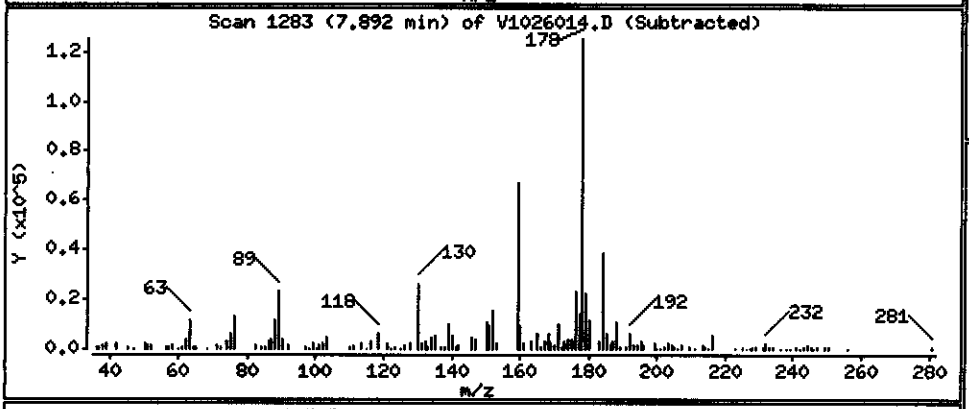

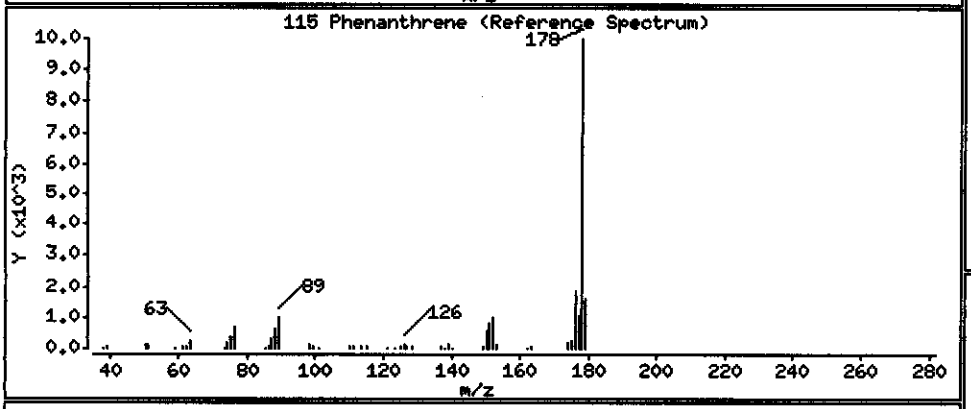

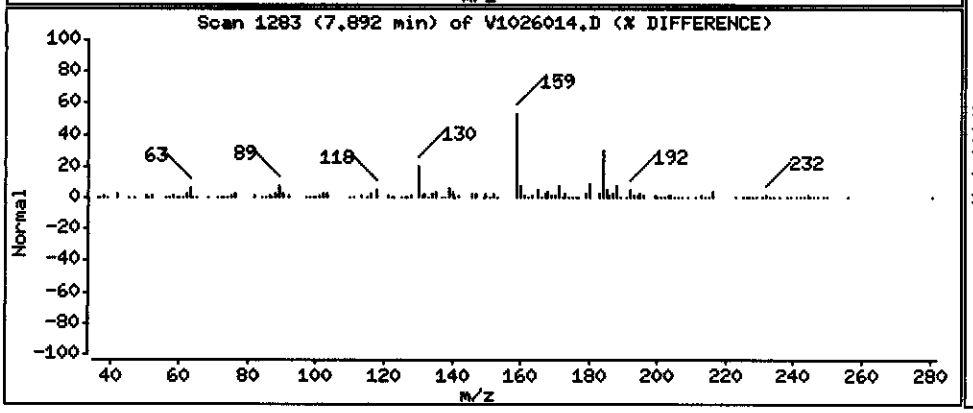

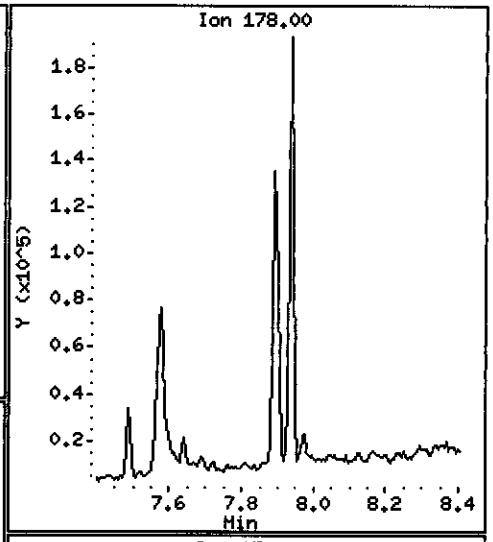

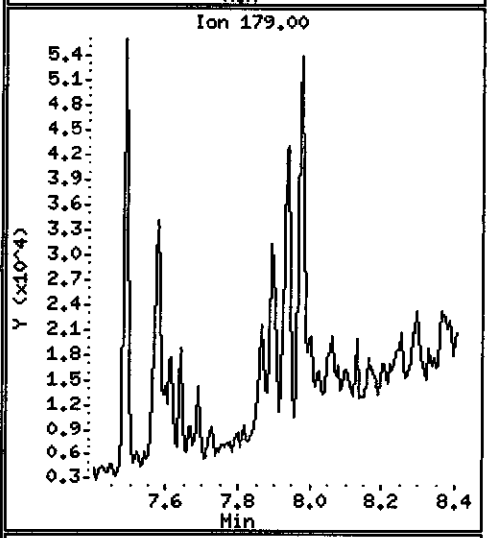

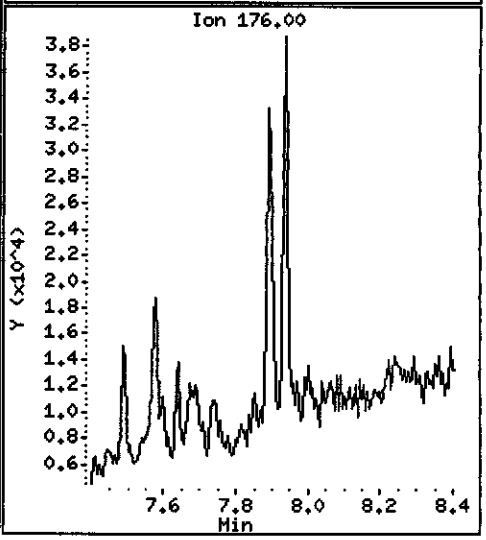

Data File: \\PITSVR06\D\chem\731.i\V102608.b\V1026014.D

Date : 27-OCT-2008 04:10

Client ID: ICM-105-1008

Instrument: 731.i

Sample Info: C8J160331-011 10/20/08 h2o (8295020) 8270c

Volume Injected (uL): 2.0

Operator: 003200

Column phase: DB5-MS

Column diameter: 0.32

116 Anthracene

Concentration: 0.87675 ug/L

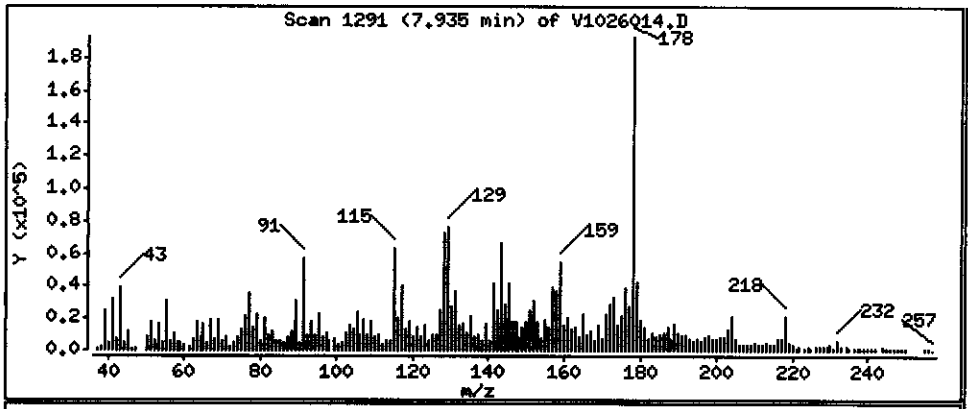

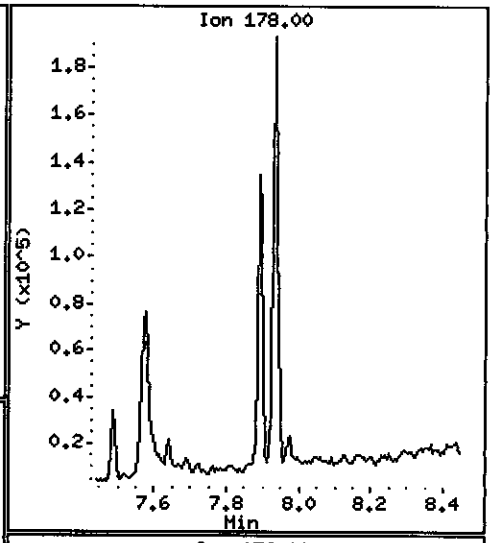

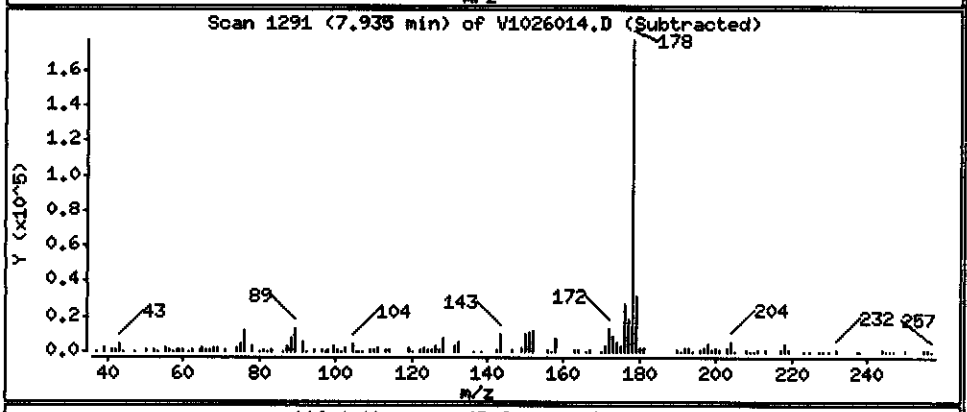

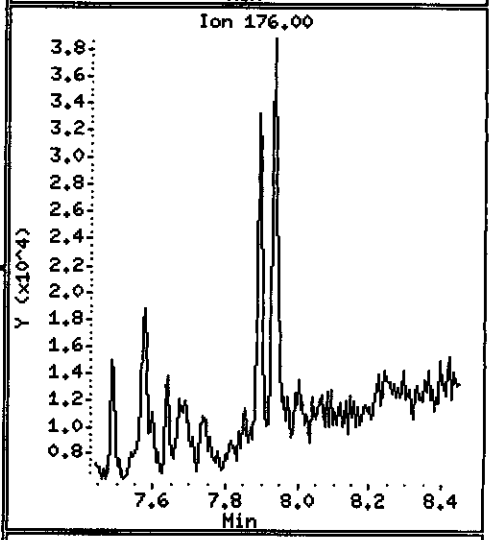

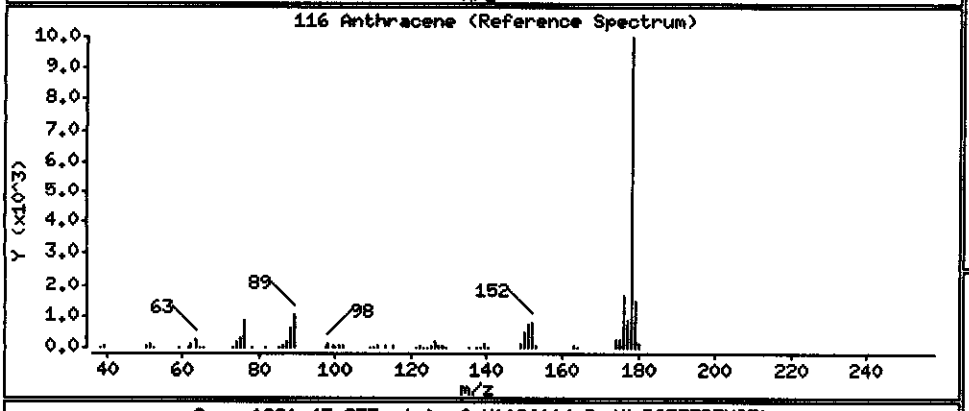

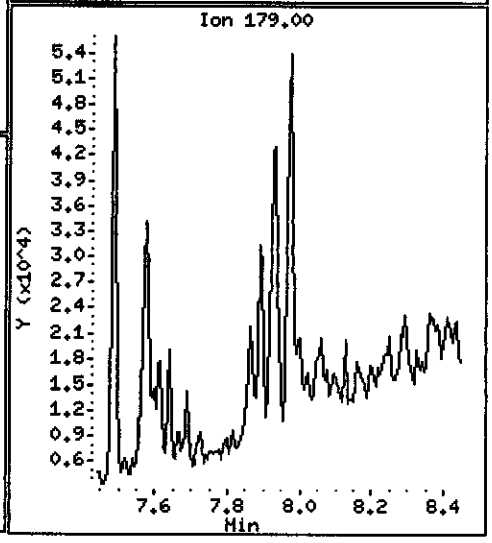

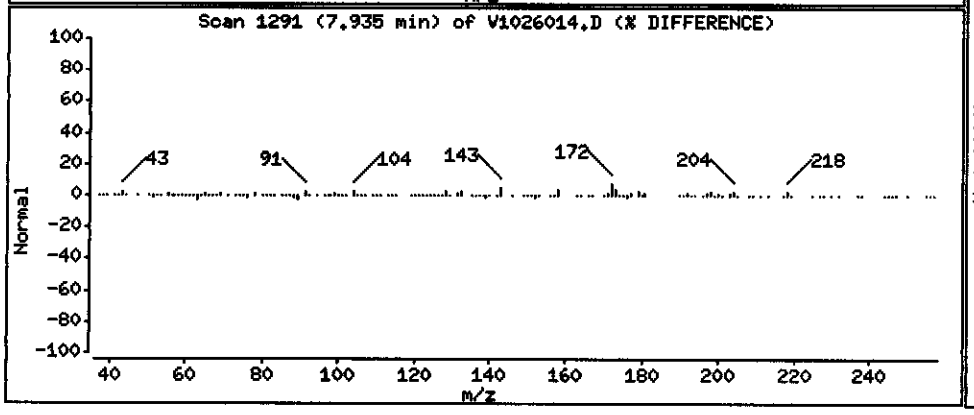

Data File: \\PITSVR06\D\chem\731.i\V102608.b\V1026014.D

Date : 27-OCT-2008 04:10

Client ID: ICM-105-1008

Instrument: 731.i

Sample Info: C8J160331-011 10/20/08 h2o (8295020) 8270c

Volume Injected (uL): 2.0

Operator: 003200

Column phase: DB5-MS

Column diameter: 0.32

119 Carbazole

Concentration: 5.5149 ug/L

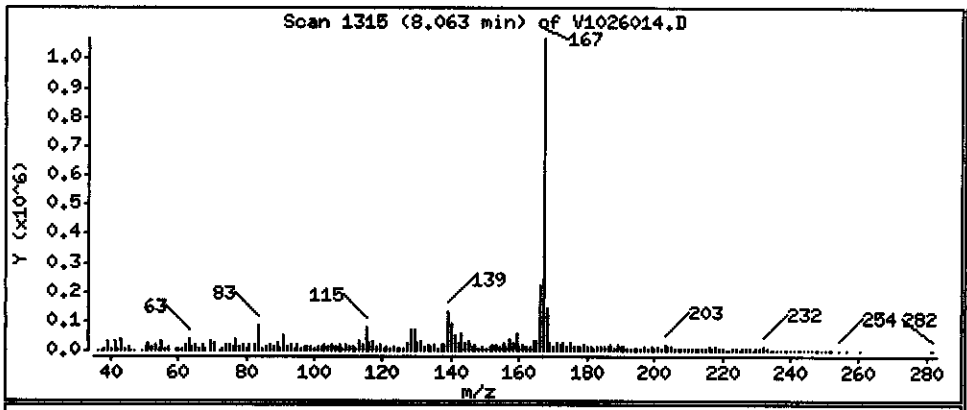

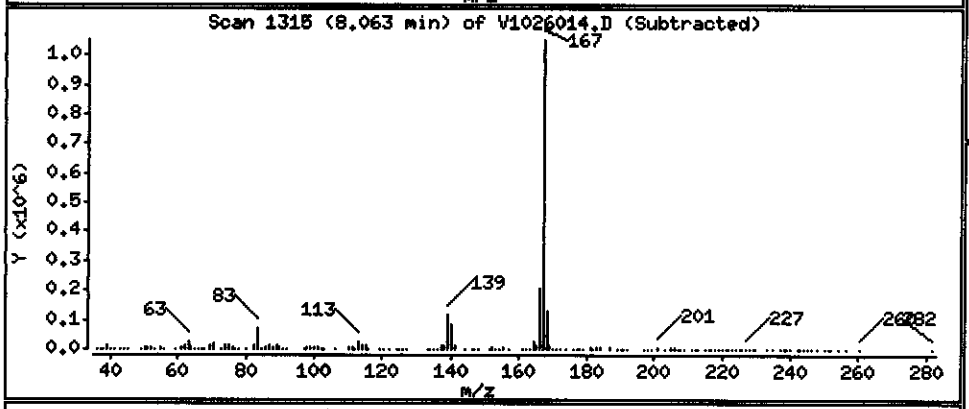

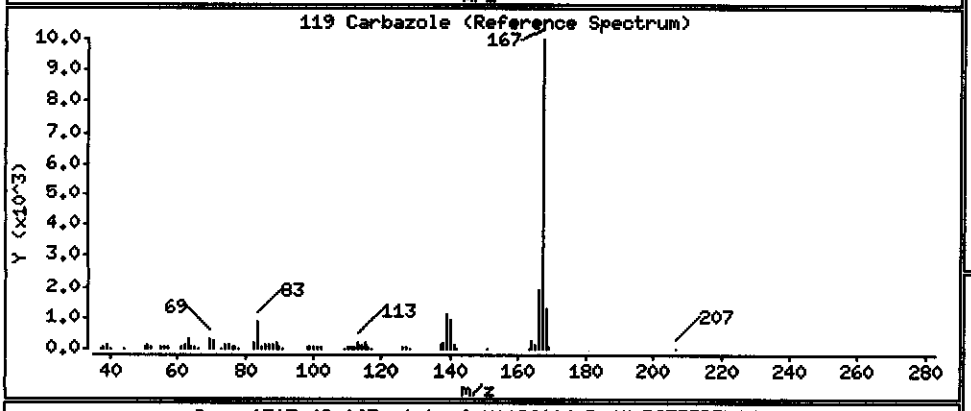

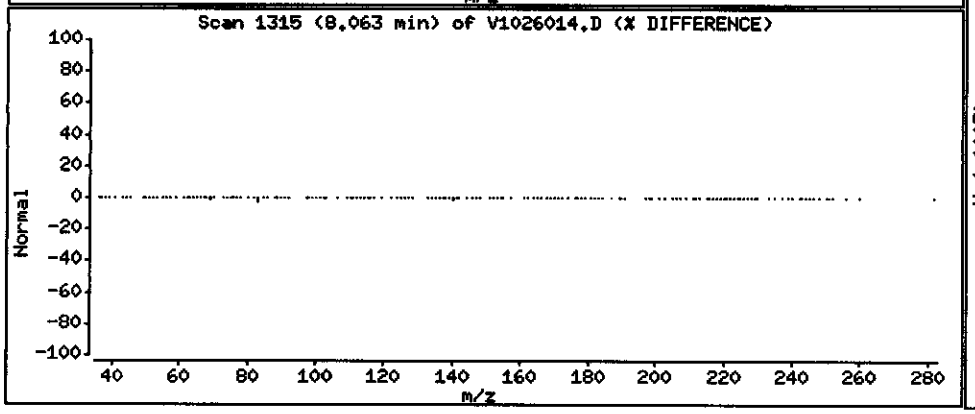

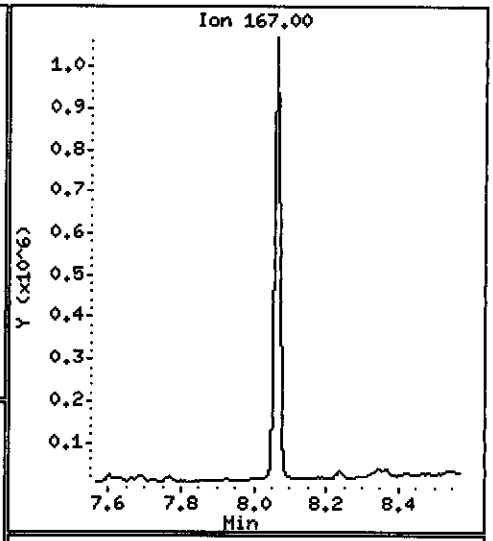

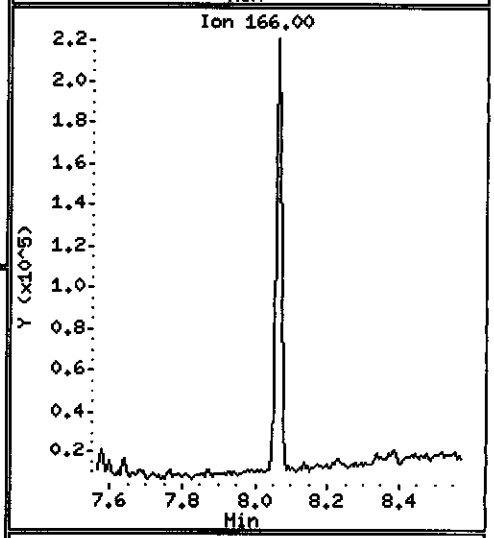

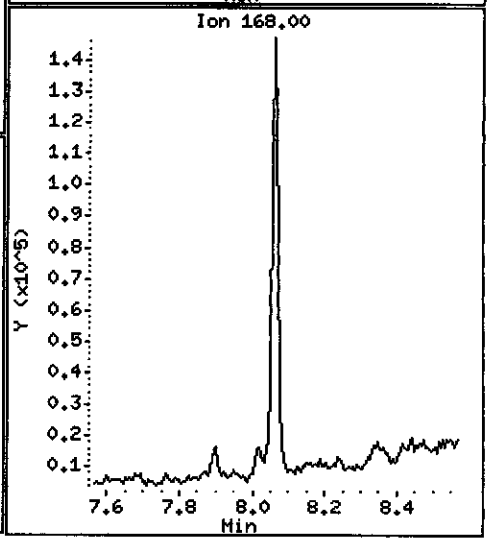

Data File: \\PITSVR06\D\chem\731.i\V102608.b\V1026014.D

Date : 27-OCT-2008 04:10

Client ID: ICM-105-1008

Instrument: 731.i

Sample Info: C8J160331-011 10/20/08 h2o (8295020) 8270c

Volume Injected (uL): 2.0

Operator: 003200

Column phase: DB5-MS

Column diameter: 0.32

123 Fluoranthene

Concentration: 1.0933 ug/L

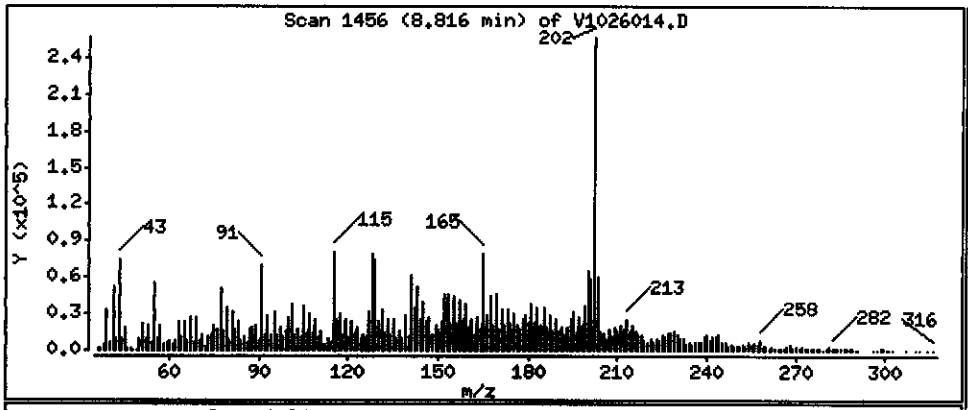

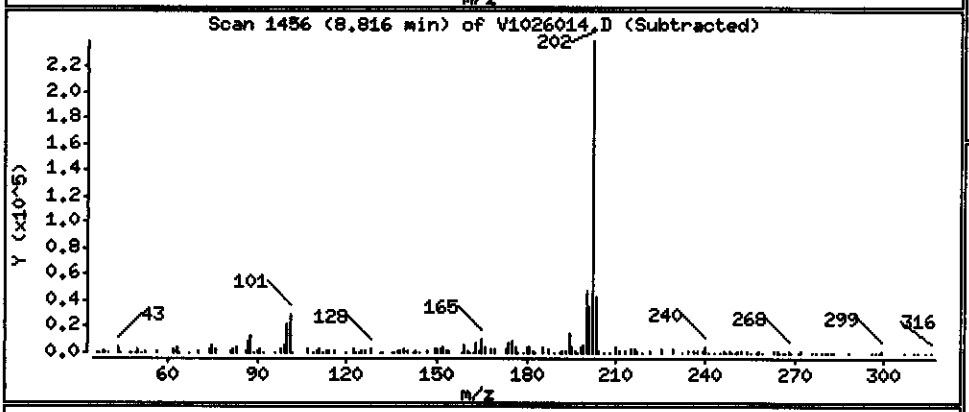

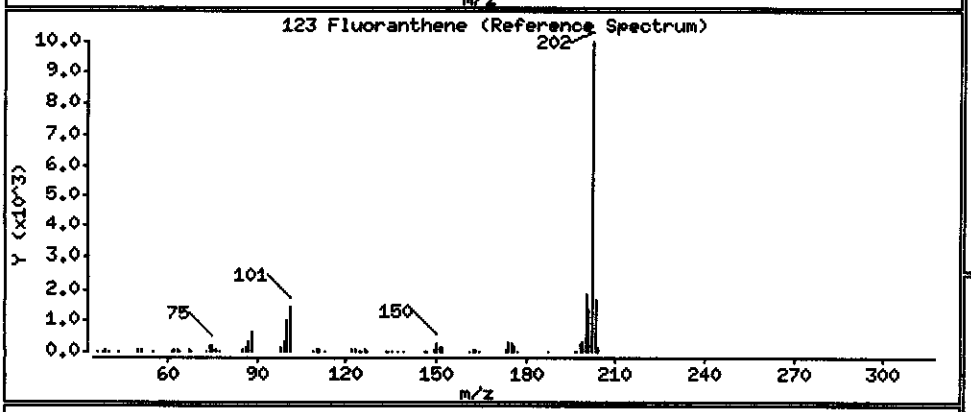

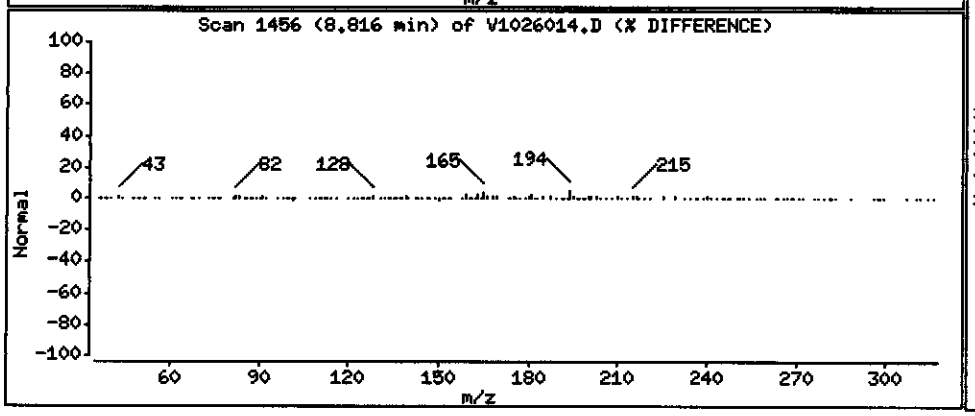

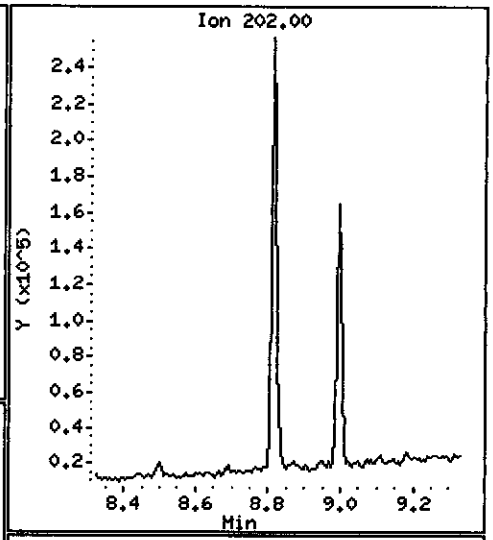

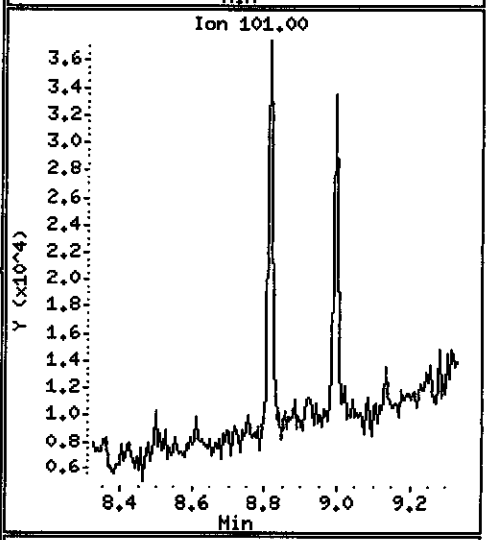

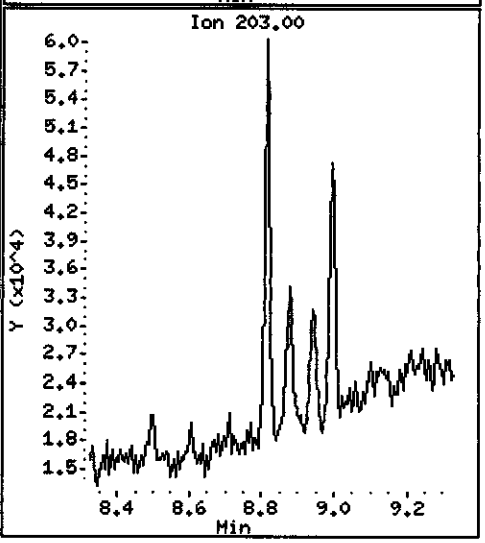

Data File: \\PITSVR06\D\chem\731.i\V102608.b\V1026014.D

Date : 27-OCT-2008 04:10

Client ID: ICM-105-1008

Instrument: 731.i

Sample Info: C8J160331-011 10/20/08 h2o (8295020) 8270c

Volume Injected (uL): 2.0

Operator: 003200

Column phase: DB5-MS

Column diameter: 0.32

125 Pyrene

Concentration: 0.61305 ug/L

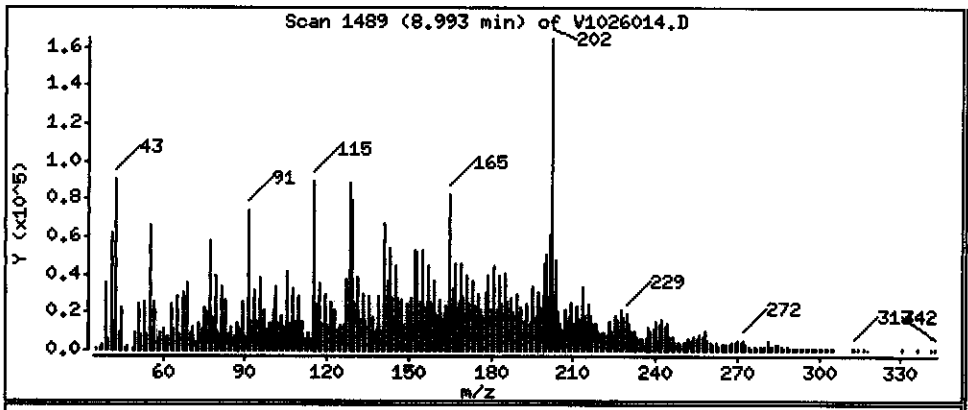

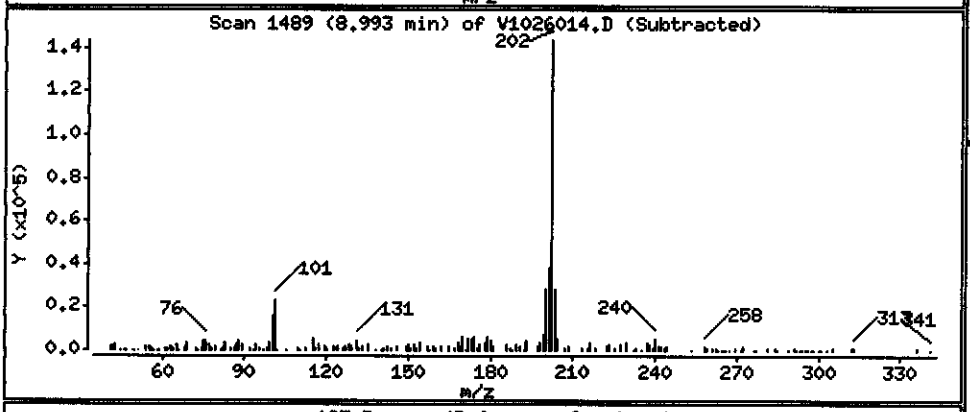

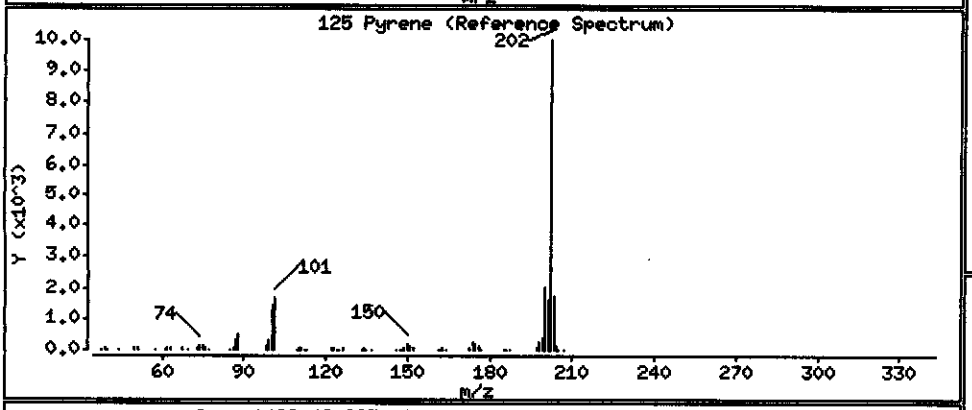

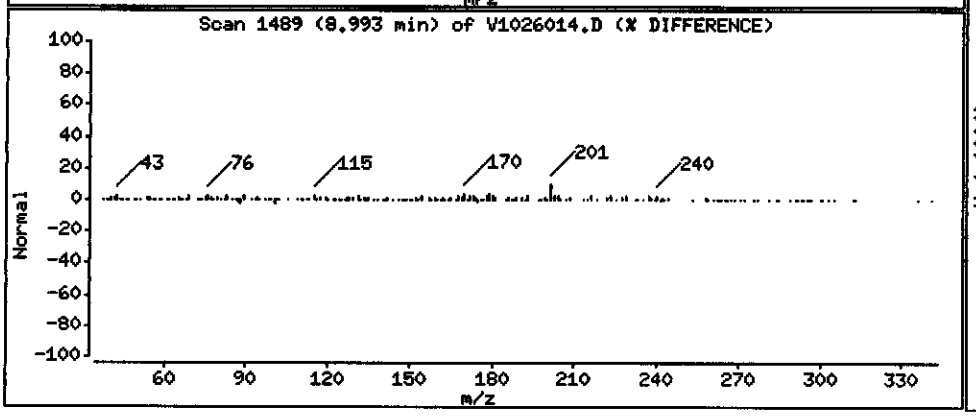

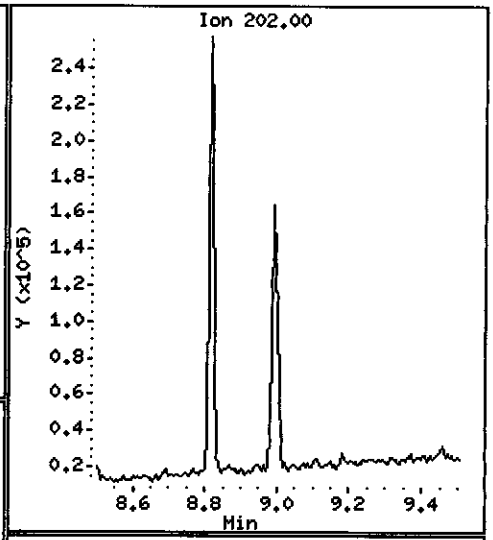

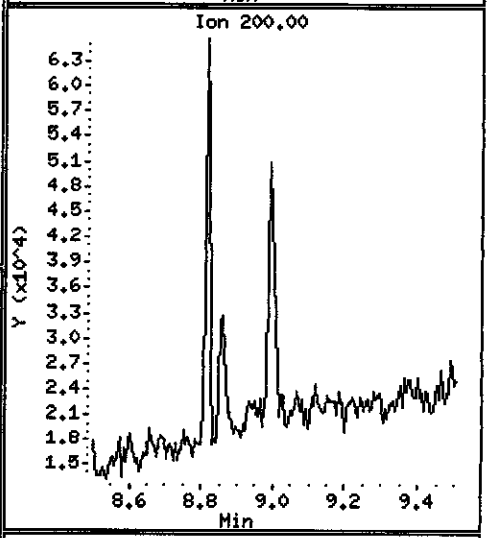

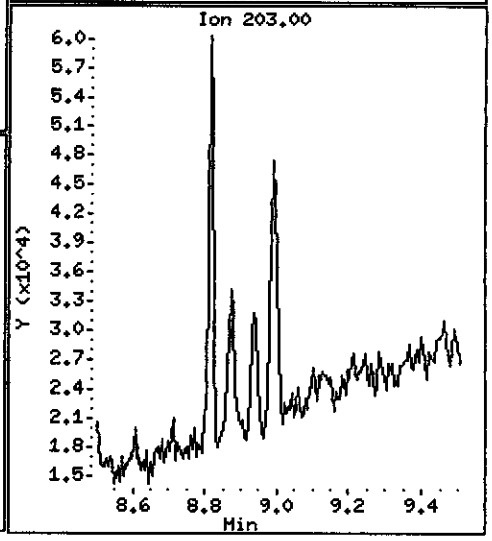

Data File: \\PITSVR06\D\chem\731.i\V102608.b\V1026014.D

Date : 27-OCT-2008 04:10

Client ID: ICM-105-1008

Instrument: 731.i

Sample Info: C8J160331-011 10/20/08 h2o (8295020) 8270c

Volume Injected (uL): 2.0

Operator: 003200

Column phase: DB5-MS

Column diameter: 0.32

149 Indeno(1,2,3-cd)pyrene

Concentration: 0.042638 ug/L

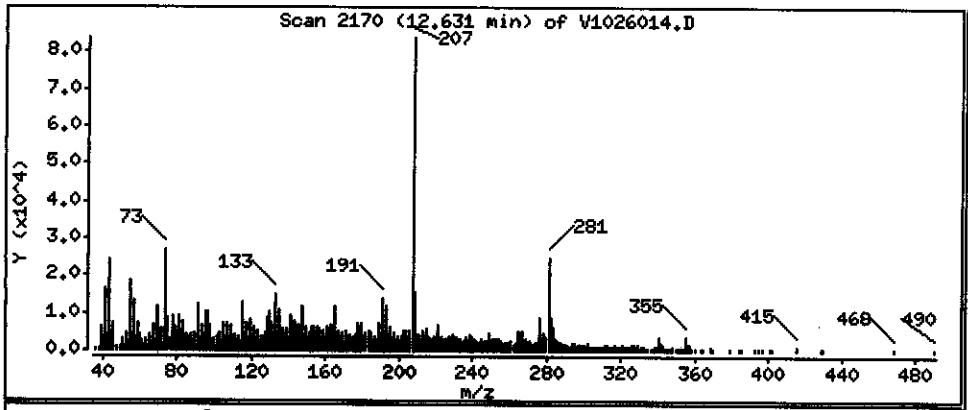

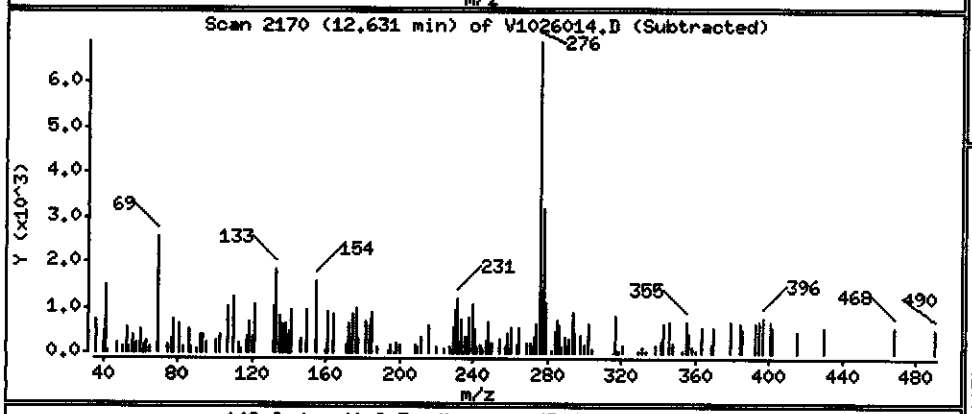

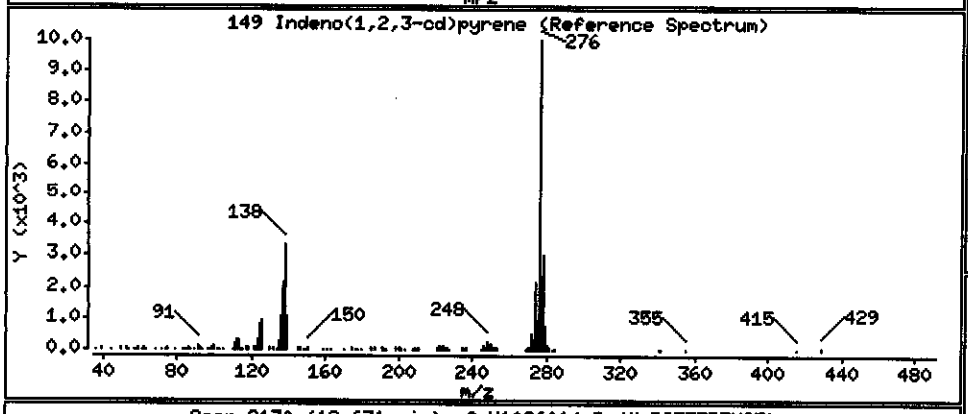

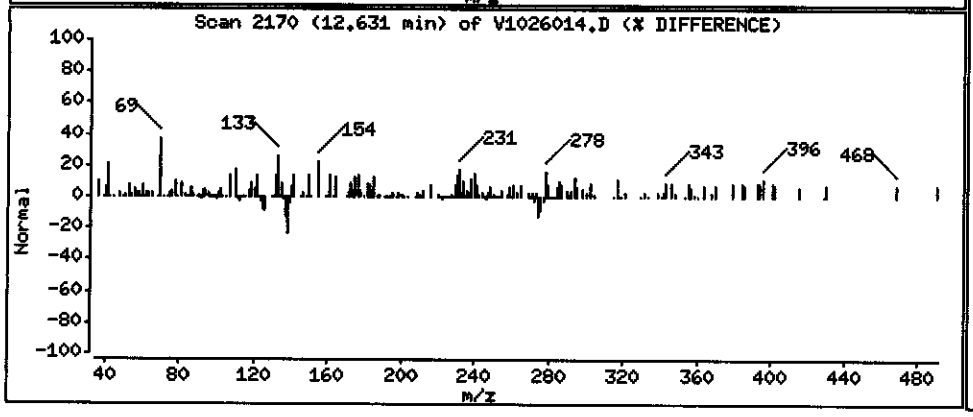

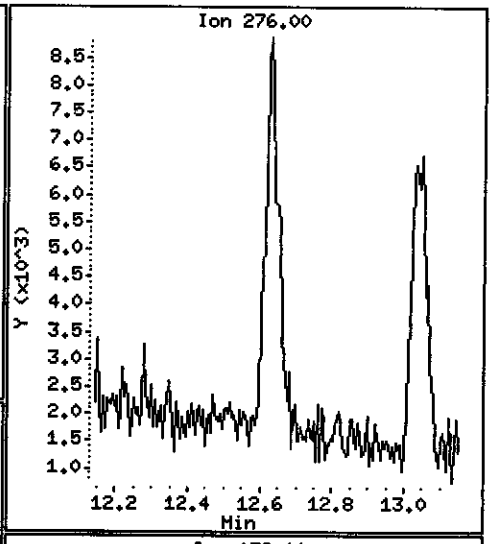

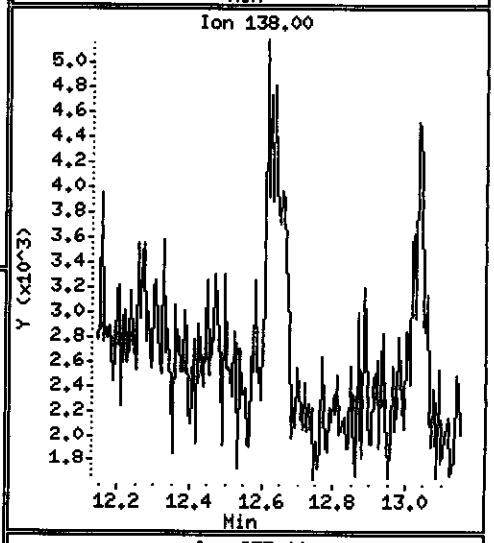

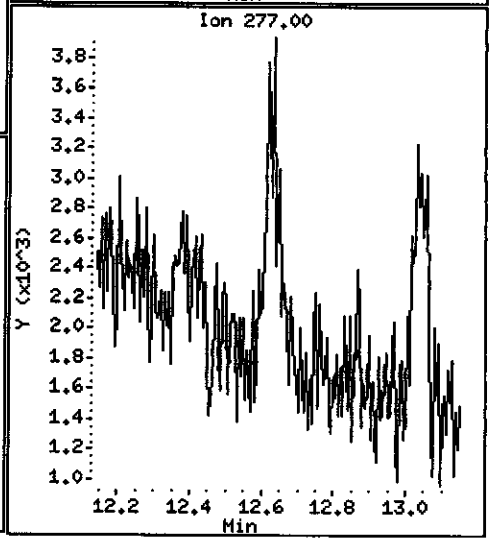

Data File: \\PITSVR06\D\chem\731.i\V102608.b\V1026014.D

Date : 27-OCT-2008 04:10

Client ID: ICM-105-1008

Instrument: 731.i

Sample Info: C8J160331-011 10/20/08 h2o (8295020) 8270c

Volume Injected (uL): 2.0

Operator: 003200

Column phase: DB5-MS

Column diameter: 0.32

150 Dibenz(a,h)anthracene

Concentration: 0.061362 ug/L

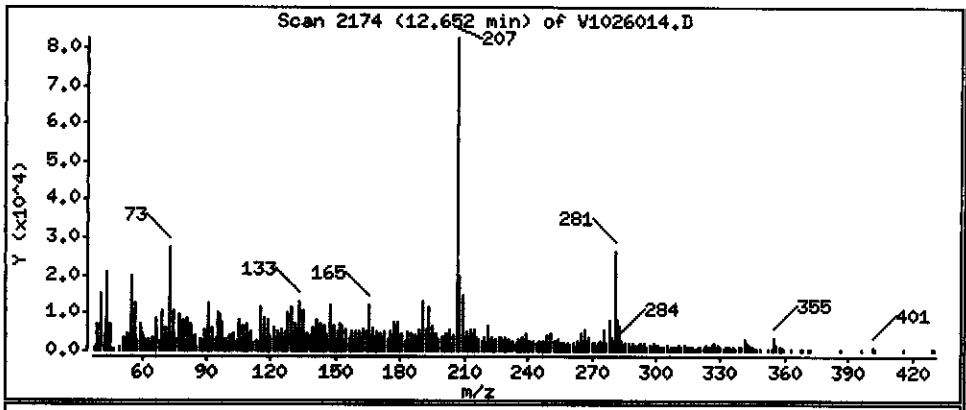

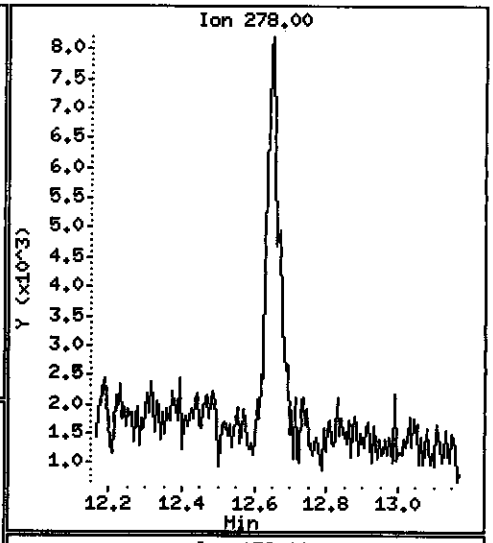

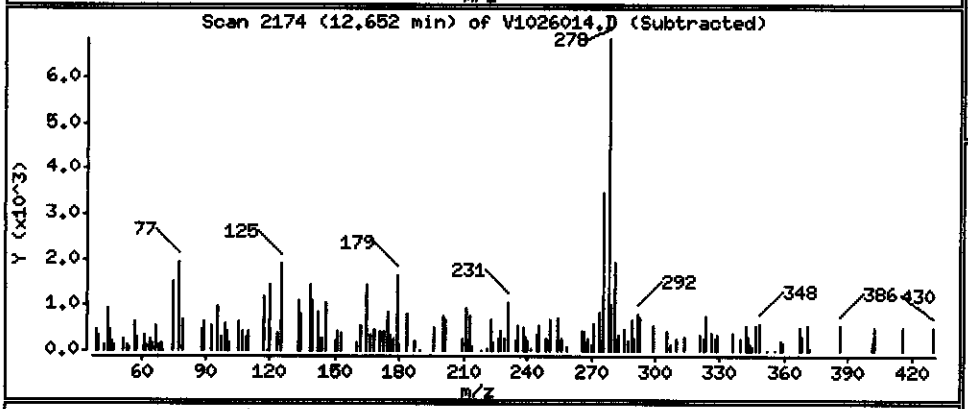

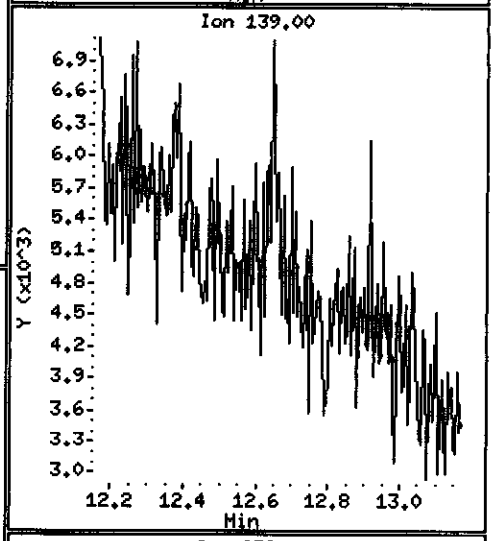

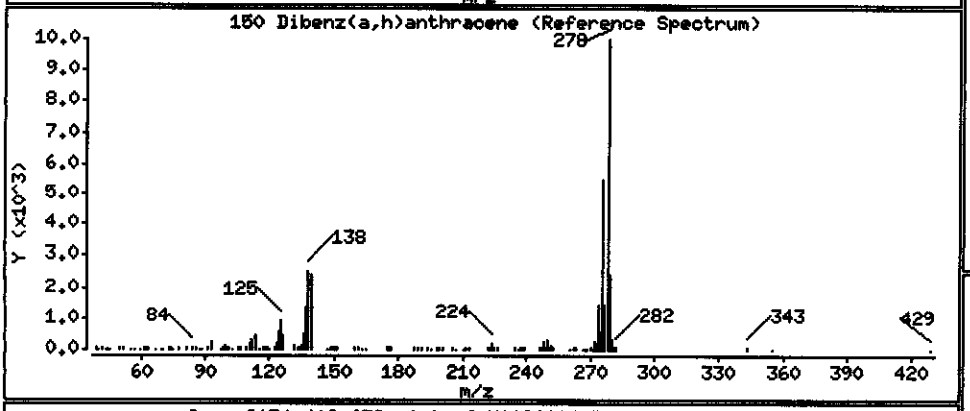

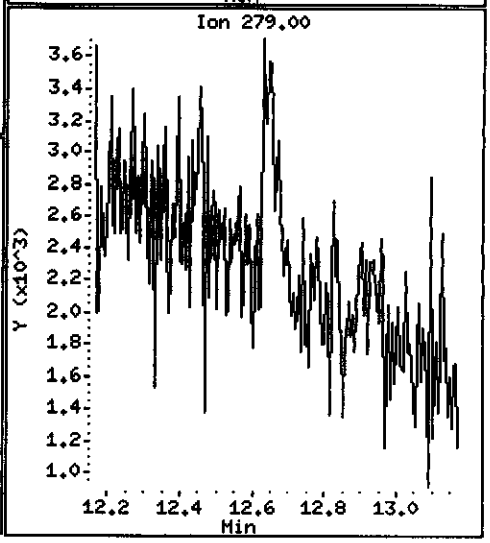

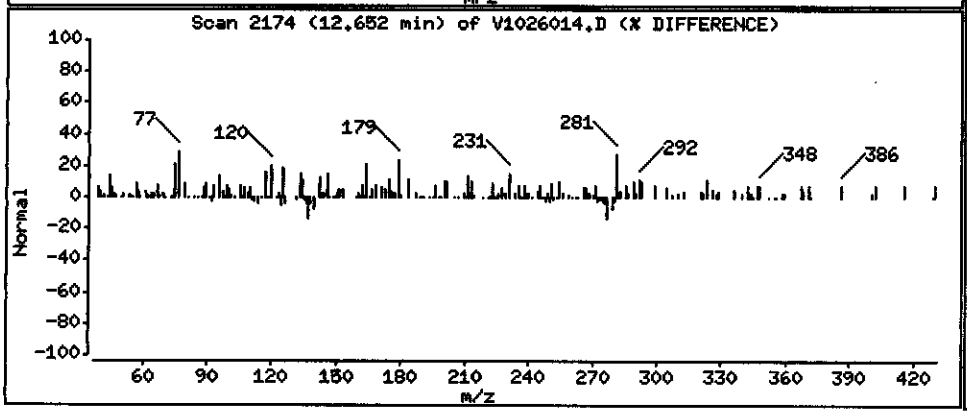

Data File: \\PITSVR06\D\chem\731.i\V102608.b\V1026014.D

Date : 27-OCT-2008 04:10

Client ID: ICM-105-1008

Instrument: 731.i

Sample Info: C8J160331-011 10/20/08 h2o (8295020) 8270c

Volume Injected (uL): 2.0

Operator: 003200

Column phase: DB5-MS

Column diameter: 0.32

151 Benzo(g,h,i)perylene

Concentration: 0.065698 ug/L

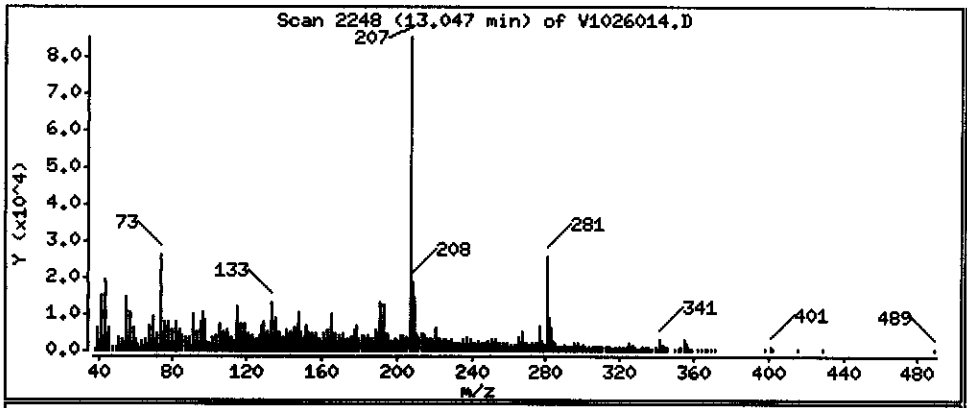

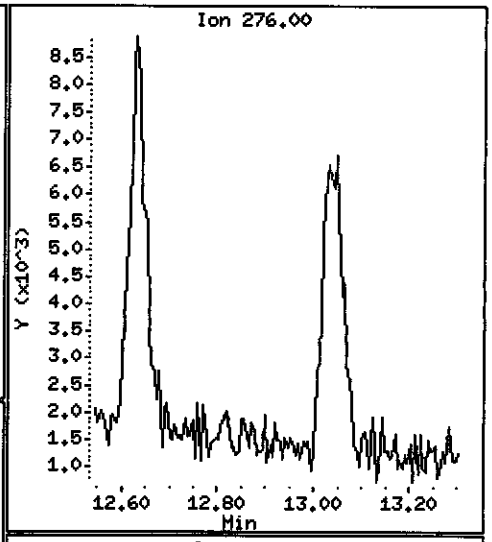

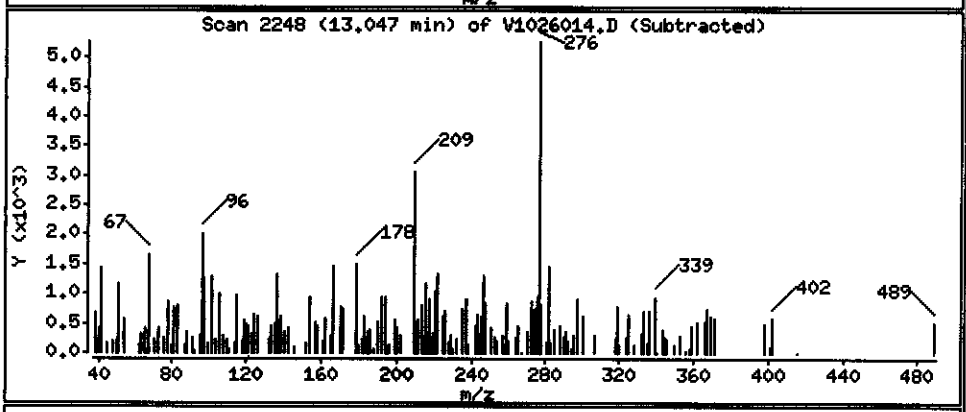

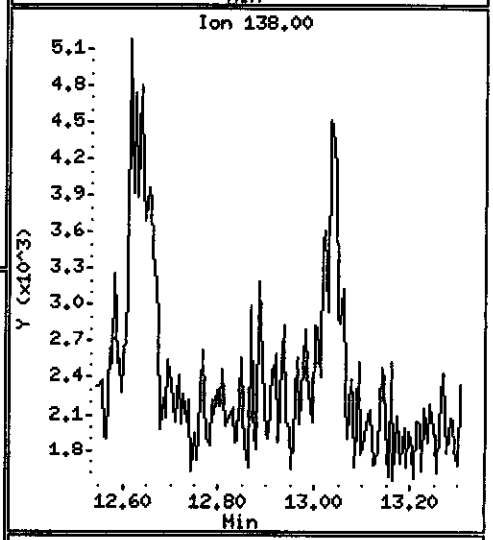

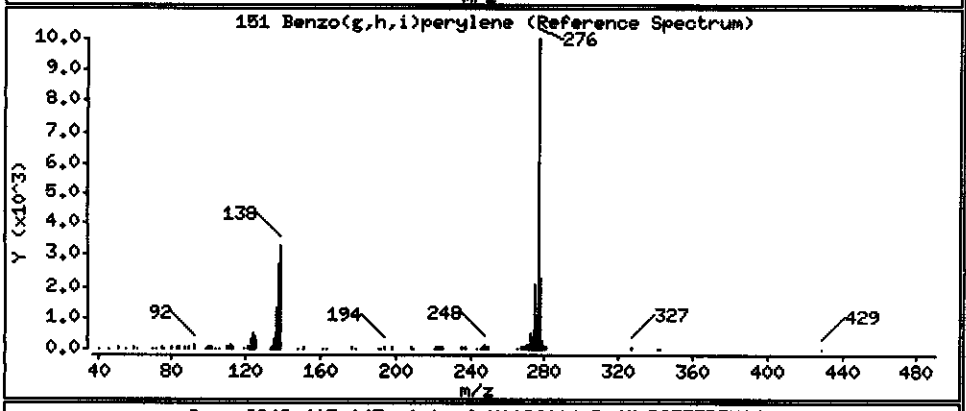

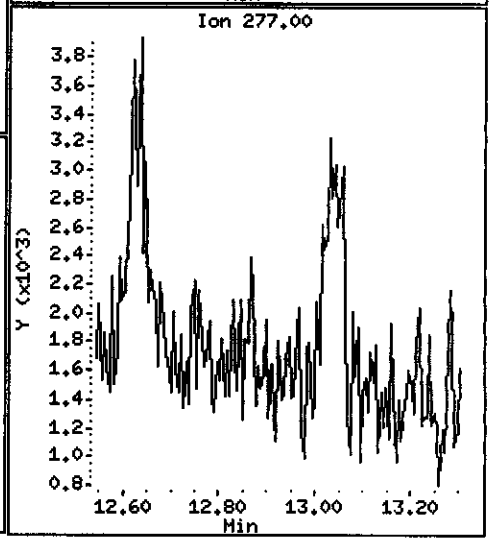

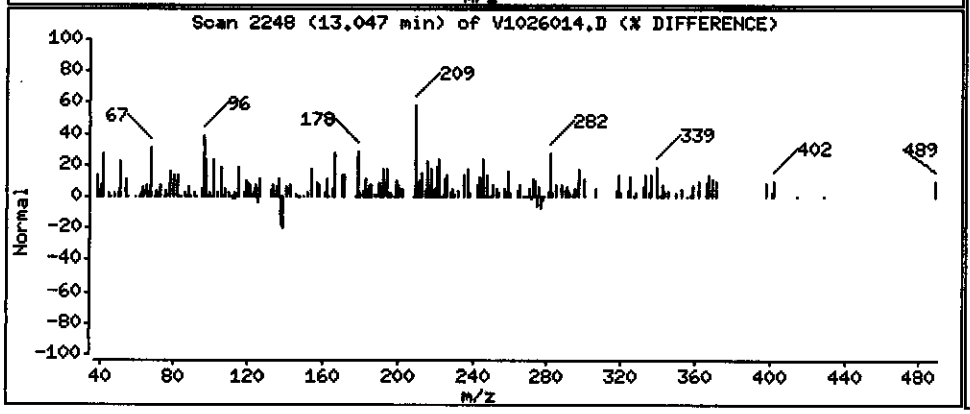

Data File Name: V1026014.D
Inj. Date and Time: 27-OCT-2008 04:10
Instrument ID: 731.i
Client ID: ICM-105-1008
Compound Name: Benzo(g,h,i)perylene
CAS #: 191-24-2
Report Date: 10/27/2008

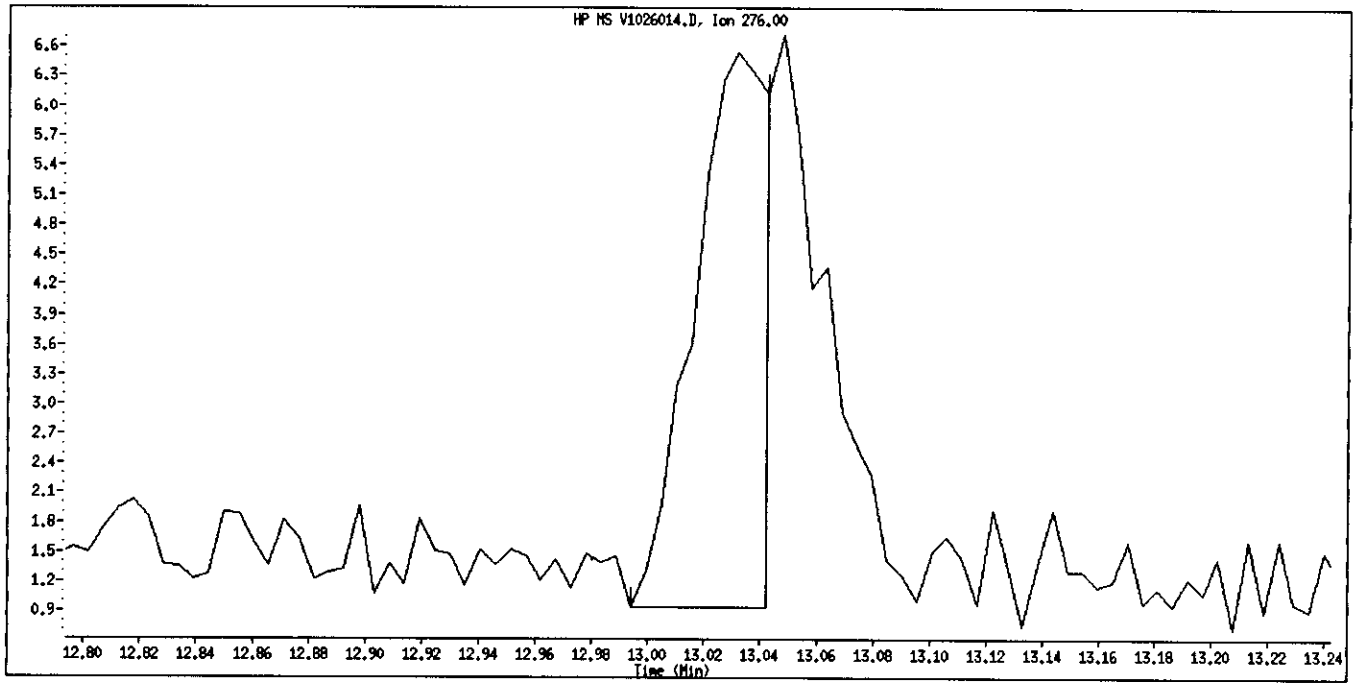

Original Integration

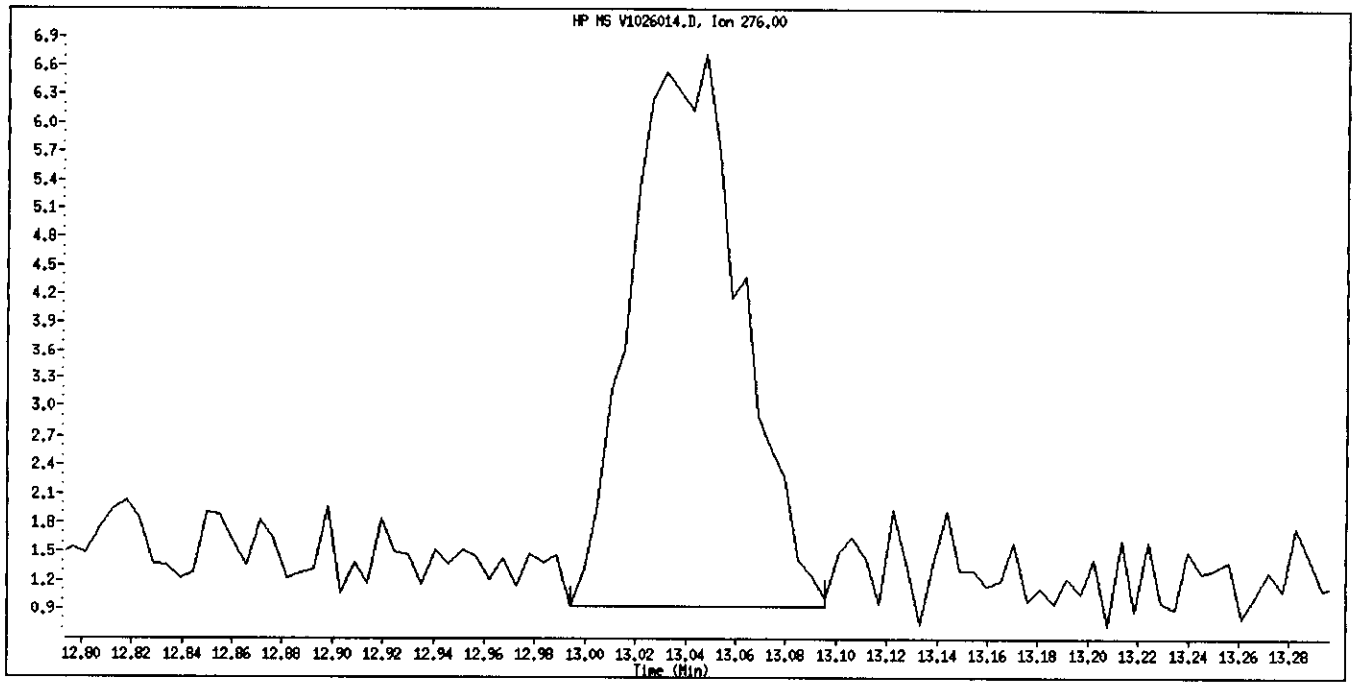

Manual Integration

Manually Integrated By: piccolinov
Manual Integration Reason: Poor Chromatography

MACTEC Engineering and Consulting Inc

Client Sample ID: RFI-31-1008

GC/MS Semivolatiles

Lot-Sample #...:	C8J160331-012	**Work Order #...:**	K02VA1AL	**Matrix.....:**	WATER
Date Sampled...:	10/15/08 13:35	**Date Received..:**	10/16/08 09:30	**MS Run #.....:**	
Prep Date.....:	10/20/08	**Analysis Date..:**	10/28/08		
Prep Batch #...:	8295020	**Analysis Time..:**	06:19		
Dilution Factor:	4.75	**Initial Wgt/Vol:**	950 mL	**Final Wgt/Vol..:**	1 mL
Analyst ID.....:	003200	**Instrument ID..:**	731		
		Method.....:	SW846 8270C		

PARAMETER	RESULT	REPORTING LIMIT	UNITS	MDL
Aniline	ND	4.8	ug/L	0.23
Acenaphthene	ND	0.95	ug/L	0.25
Acenaphthylene	ND	0.95	ug/L	0.22
Acetophenone	ND	4.8	ug/L	0.22
Anthracene	**1.4**	**0.95**	**ug/L**	**0.24**
Atrazine	ND	4.8	ug/L	0.19
Benzo(a)anthracene	ND	0.95	ug/L	0.20
Benzo(a)pyrene	ND	0.95	ug/L	0.21
Benzo(b)fluoranthene	ND	0.95	ug/L	0.15
Benzo(ghi)perylene	**0.18 J**	**0.95**	**ug/L**	**0.13**
Benzo(k)fluoranthene	ND	0.95	ug/L	0.19
Benzaldehyde	ND	4.8	ug/L	0.26
1,1'-Biphenyl	ND	4.8	ug/L	0.29
bis(2-Chloroethoxy) methane	ND	4.8	ug/L	0.58
bis(2-Chloroethyl)-ether	ND	0.95	ug/L	0.22
bis(2-Ethylhexyl) phthalate	ND	4.8	ug/L	0.57
4-Bromophenyl phenyl ether	ND	4.8	ug/L	0.24
Butyl benzyl phthalate	ND	4.8	ug/L	0.65
Caprolactam	ND	24	ug/L	0.89
Carbazole	ND	0.95	ug/L	0.25
4-Chloroaniline	ND	4.8	ug/L	0.22
4-Chloro-3-methylphenol	ND	4.8	ug/L	0.28
2-Chloronaphthalene	ND	0.95	ug/L	0.21
2-Chlorophenol	**1.6 J**	**4.8**	**ug/L**	**0.22**
4-Chlorophenyl phenyl ether	ND	4.8	ug/L	0.20
Chrysene	ND	0.95	ug/L	0.17
Dibenz(a,h)anthracene	ND	0.95	ug/L	0.17
Dibenzofuran	ND	4.8	ug/L	0.25
3,3'-Dichlorobenzidine	ND	4.8	ug/L	0.19
2,4-Dichlorophenol	**1.7**	**0.95**	**ug/L**	**0.23**
Diethyl phthalate	ND	4.8	ug/L	1.2
2,4-Dimethylphenol	ND	4.8	ug/L	0.25

(Continued on next page)

MACTEC Engineering and Consulting Inc

Client Sample ID: RFI-31-1008

GC/MS Semivolatiles

Lot-Sample #...: C8J160331-012 **Work Order #...:** K02VA1AL **Matrix.....:** WATER

PARAMETER	RESULT	REPORTING LIMIT	UNITS	MDL
Dimethyl phthalate	ND	4.8	ug/L	0.20
Di-n-butyl phthalate	ND	4.8	ug/L	0.22
4,6-Dinitro-2-methylphenol	ND	24	ug/L	6.7
2,4-Dinitrophenol	ND	24	ug/L	6.1
2,4-Dinitrotoluene	ND	4.8	ug/L	0.21
2,6-Dinitrotoluene	ND	4.8	ug/L	0.24
Di-n-octyl phthalate	ND	4.8	ug/L	0.20
Fluoranthene	ND	0.95	ug/L	0.24
Fluorene	ND	0.95	ug/L	0.26
Hexachlorobenzene	ND	0.95	ug/L	0.21
Hexachlorobutadiene	ND	0.95	ug/L	0.18
Hexachlorocyclopentadiene	ND	4.8	ug/L	0.38
Hexachloroethane	ND	4.8	ug/L	0.21
Indeno(1,2,3-cd)pyrene	ND	0.95	ug/L	0.23
Isophorone	ND	4.8	ug/L	0.23
2-Methylnaphthalene	ND	0.95	ug/L	0.22
2-Methylphenol	ND	4.8	ug/L	0.24
4-Methylphenol	ND	4.8	ug/L	0.35
Naphthalene	ND	0.95	ug/L	0.20
2-Nitroaniline	ND	24	ug/L	0.23
3-Nitroaniline	ND	24	ug/L	0.19
4-Nitroaniline	ND	24	ug/L	0.12
Nitrobenzene	ND	0.95	ug/L	0.30
2-Nitrophenol	ND	4.8	ug/L	0.26
4-Nitrophenol	ND	24	ug/L	0.33
N-Nitrosodi-n-propylamine	ND	0.95	ug/L	0.28
N-Nitrosodiphenylamine	ND	0.95	ug/L	0.23
2,2'-oxybis(1-Chloropropane)	ND	0.95	ug/L	0.12
Pentachlorophenol	ND	4.8	ug/L	0.39
Phenanthrene	**0.73 J**	**0.95**	**ug/L**	**0.26**
Phenol	**1.6**	**0.95**	**ug/L**	**0.11**
Pyrene	ND	0.95	ug/L	0.27
2,4,5-Trichlorophenol	**1.1 J**	**4.8**	**ug/L**	**0.30**
2,4,6-Trichlorophenol	ND	4.8	ug/L	0.27

(Continued on next page)

MACTEC Engineering and Consulting Inc

Client Sample ID: RFI-31-1008

GC/MS Semivolatiles

Lot-Sample #...: C8J160331-012 **Work Order #...:** K02VA1AL **Matrix.....:** WATER

SURROGATE	PERCENT RECOVERY	RECOVERY LIMITS
Nitrobenzene-d5	74	(23 - 112)
Terphenyl-d14	34	(10 - 132)
2-Fluorobiphenyl	41	(19 - 107)
2-Fluorophenol	50	(10 - 111)
Phenol-d5	60	(15 - 112)
2,4,6-Tribromophenol	322 *	(16 - 122)

NOTE(S):

* Surrogate recovery is outside stated control limits.

J Estimated result. Result is less than RL.

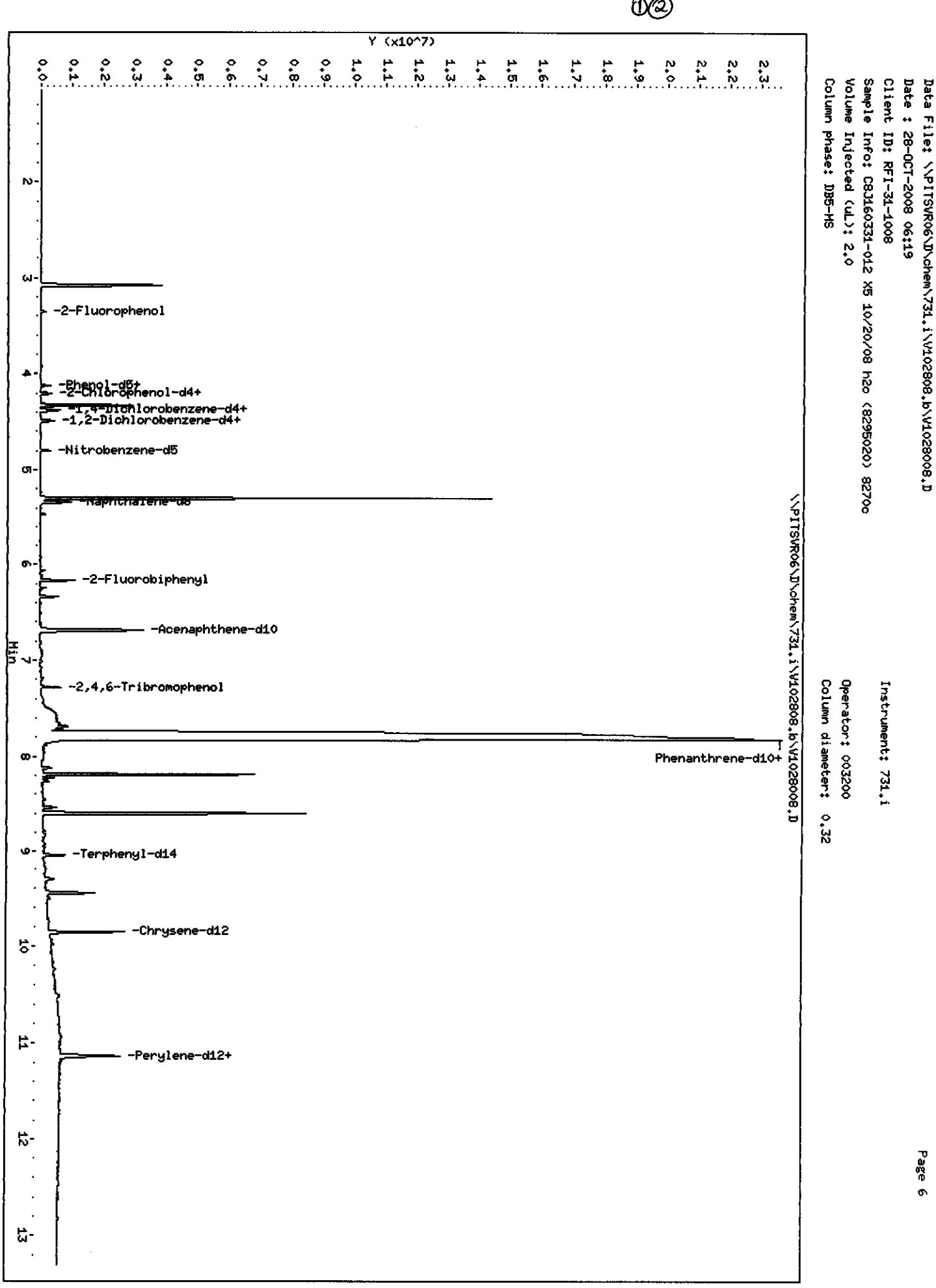
Data File: \\PITSVR06\D\chem\731.i\W102808.b\W102808.D
Date : 28-OCT-2008 06:19
Client ID: RFI-31-1008
Sample Info: C8J160331-012 X5 10/20/08 h2o (8295020) 8270c
Volume Injected (uL): 2.0
Column phase: DB5-MS
Instrument: 731.i
Operator: 003200
Column diameter: 0.32
Y (x10^7)
Min
-2-Fluorophenol
-Phenol-d5
-2-Chlorophenol-d4
-1,4-Dichlorobenzene-d4
-1,2-Dichlorobenzene-d4
-Nitrobenzene-d5
-Naphthalene-d8
-2-Fluorobiphenyl
-Acenaphthene-d10
-2,4,6-Tribromophenol
Phenanthrene-d10
-Terphenyl-d14
-Chrysene-d12
-Perylene-d12
\\PITSVR06\D\chem\731.i\W102808.b\W102808.D

TestAmerica Pittsburgh

Semivolatile REPORT SW-846 Method 8270

Data file : \\PITSVR06\D\chem\731.i\V102808.b\V1028008.D
Lab Smp Id: K02VA1AL Client Smp ID: RFI-31-1008
Inj Date : 28-OCT-2008 06:19
Operator : 003200 Inst ID: 731.i
Smp Info : C8J160331-012 X5 10/20/08 h2o (8295020) 8270c
Misc Info : K02VA1AL,V102808.b,8270ll.m,padep.sub
Comment :
Method : \\PITSVR06\D\chem\731.i\V102808.b\8270ll.m
Meth Date : 27-Oct-2008 22:55 piccolinov Quant Type: ISTD
Cal Date : 23-OCT-2008 04:48 Cal File: V1023NC7.D
Als bottle: 10
Dil Factor: 5.00000
Integrator: HP RTE Compound Sublist: padep.sub
Target Version: 4.14
Processing Host: PITSVR06

Concentration Formula: Amt * DF * Uf * Vt/(Vo * Vi) * CpndVariable

Name	Value	Description
DF	5.000	Dilution Factor
Uf	1.000	ng unit correction factor
Vt	1000.000	Volume of final extract (uL)
Vo	950.000	Volume of sample extracted (mL)
Vi	2.000	Volume injected (uL)
Cpnd Variable		Local Compound Variable

	Compounds	QUANT SIG MASS	RT	EXP RT	REL RT	RESPONSE	CONCENTRATIONS ON-COLUMN (NG)	CONCENTRATIONS FINAL (ug/L)
* 1	1,4-Dichlorobenzene-d4	152	4.376	4.387	(1.000)	89037	8.00000	
* 2	Naphthalene-d8	136	5.343	5.354	(1.000)	375832	8.00000	
* 3	Acenaphthene-d10	164	6.679	6.695	(1.000)	595901	8.00000	
* 4	Phenanthrene-d10	188	7.816	7.838	(1.000)	134929	8.00000	
* 5	Chrysene-d12	240	9.852	9.874	(1.000)	773451	8.00000	
* 6	Perylene-d12	264	11.134	11.167	(1.000)	900301	8.00000	
198	1,4-Dioxane	88	Compound Not Detected.					
10	N-Nitrosodimethylamine	74	Compound Not Detected.					
9	Pyridine	79	Compound Not Detected.					
16	Methyl methanesulfonate	80	Compound Not Detected.					
206	Benzaldehyde	77	Compound Not Detected.					
21	Aniline	93	Compound Not Detected.					
22	Phenol	94	4.136	4.136	(0.945)	8887	0.59157	1.5568
23	bis(2-Chloroethyl)ether	93	Compound Not Detected.					
24	2-Chlorophenol	128	4.216	4.222	(0.963)	8969	0.62550	1.6460
26	1,3-Dichlorobenzene	146	4.328	4.339	(0.989)	764526	44.5668	117.28
27	1,4-Dichlorobenzene	146	4.392	4.398	(1.004)	87382	4.96329	13.061
28	1,2-Dichlorobenzene	146	4.499	4.510	(1.028)	23762	1.41168	3.7150
29	Benzyl Alcohol	108	Compound Not Detected.					
30	2-Methylphenol	108	Compound Not Detected.					

Compounds	QUANT SIG MASS	RT	EXP RT	REL RT	RESPONSE	CONCENTRATIONS ON-COLUMN (NG)	CONCENTRATIONS FINAL (ug/L)
31 2,2'-oxybis(1-Chloropropane)	45	Compound Not Detected.					
37 Acetophenone	105	Compound Not Detected.					
32 N-Nitroso-di-n-propylamine	70	Compound Not Detected.					
192 4-Methylphenol	108	Compound Not Detected.					
34 Hexachloroethane	117	Compound Not Detected.					
35 Nitrobenzene	77	Compound Not Detected.					
41 Isophorone	82	Compound Not Detected.					
42 2-Nitrophenol	139	Compound Not Detected.					
43 2,4-Dimethylphenol	107	Compound Not Detected.					
44 bis(2-Chloroethoxy)methane	93	Compound Not Detected.					
48 2,4-Dichlorophenol	162	5.242	5.248	(0.981)	9126	0.65399	1.7210
49 Benzoic Acid	122	Compound Not Detected.					
50 1,2,4-Trichlorobenzene	180	5.300	5.312	(0.992)	2836014	176.723	465.06
51 Naphthalene	128	Compound Not Detected.					
52 4-Chloroaniline	127	Compound Not Detected.					
54 2,6-Dichlorophenol	162	Compound Not Detected.					
56 Hexachlorobutadiene	224	Compound Not Detected.					
208 Caprolactam	113	5.653	5.659	(1.058)	1108	0.29250	0.76973
59 4-Chloro-3-Methylphenol	107	Compound Not Detected.					
62 2-Methylnaphthalene	142	Compound Not Detected.					
63 1-Methylnaphthalene	142	Compound Not Detected.					
64 Hexachlorocyclopentadiene	236	Compound Not Detected.					
66 2,4,6-Trichlorophenol	196	Compound Not Detected.					
67 2,4,5-Trichlorophenol	196	6.128	6.140	(0.918)	10067	0.40033	1.0535
209 1,1'-Biphenyl	154	Compound Not Detected.					
70 2-Chloronaphthalene	162	Compound Not Detected.					
73 2-Nitroaniline	65	Compound Not Detected.					
76 Dimethylphthalate	163	Compound Not Detected.					
78 2,6-Dinitrotoluene	165	Compound Not Detected.					
79 Acenaphthylene	152	Compound Not Detected.					
81 3-Nitroaniline	138	Compound Not Detected.					
82 Acenaphthene	153	Compound Not Detected.					
83 2,4-Dinitrophenol	184	Compound Not Detected.					
85 4-Nitrophenol	109	Compound Not Detected.					
86 Dibenzofuran	168	6.834	6.850	(1.023)	2382	0.02047	0.053859
87 2,4-Dinitrotoluene	165	Compound Not Detected.					
91 2,3,5,6-Tetrachlorophenol	231	Compound Not Detected.					
88 2,3,4,6-Tetrachlorophenol	231	Compound Not Detected.					
92 2-Naphthylamine	143	Compound Not Detected.					
93 Diethylphthalate	149	7.015	7.032	(1.050)	26825	0.31114	0.81879
94 Fluorene	166	7.095	7.117	(1.062)	1709	0.01872	0.049254
95 4-Chlorophenyl-phenylether	204	Compound Not Detected.					
96 4-Nitroaniline	138	Compound Not Detected.					
98 4,6-Dinitro-2-methylphenol	198	Compound Not Detected.					
99 N-Nitrosodiphenylamine (1)	169	Compound Not Detected.					
100 1,2-Diphenylhydrazine	77	Compound Not Detected.					
106 4-Bromophenyl-phenylether	248	Compound Not Detected.					
107 Hexachlorobenzene	283	Compound Not Detected.					
210 Atrazine	200	Compound Not Detected.					
111 Pentachlorophenol	265	Compound Not Detected.					
115 Phenanthrene	178	7.838	7.854	(1.003)	4742	0.27782	0.73111
116 Anthracene	178	7.881	7.897	(1.008)	8987	0.52076	1.3704
119 Carbazole	167	Compound Not Detected.					
120 Di-n-Butylphthalate	149	Compound Not Detected.					

Compounds	QUANT SIG MASS	RT	EXP RT	REL RT	RESPONSE	CONCENTRATIONS ON-COLUMN (NG)	CONCENTRATIONS FINAL (ug/L)
123 Fluoranthene	202	Compound Not Detected.					
124 Benzidine	184	Compound Not Detected.					
125 Pyrene	202	8.928	8.950	(0.906)	8333	0.07024	0.18484
131 Butylbenzylphthalate	149	Compound Not Detected.					
135 3,3'-Dichlorobenzidine	252	Compound Not Detected.					
136 Benzo(a)Anthracene	228	Compound Not Detected.					
137 Chrysene	228	Compound Not Detected.					
139 bis(2-ethylhexyl)Phthalate	149	Compound Not Detected.					
140 Di-n-octylphthalate	149	Compound Not Detected.					
141 Benzo(b)fluoranthene	252	Compound Not Detected.					
142 Benzo(k)fluoranthene	252	Compound Not Detected.					
143 7,12-dimethylbenz[a]anthracen	256	Compound Not Detected.					
146 Benzo(a)pyrene	252	11.081	11.108	(0.995)	7263	0.05349	0.14077
149 Indeno(1,2,3-cd)pyrene	276	12.437	12.481	(1.117)	11585	0.07003	0.18430
150 Dibenz(a,h)anthracene	278	12.459	12.507	(1.119)	6462	0.04650	0.12237
151 Benzo(g,h,i)perylene	276	12.822	12.876	(1.152)	10139	0.07020	0.18472
$ 154 Nitrobenzene-d5	82	4.798	4.809	(0.898)	77247	5.90308	15.534
$ 155 2-Fluorobiphenyl	172	6.166	6.182	(0.923)	275878	3.25343	8.5616
$ 156 Terphenyl-d14	244	9.040	9.062	(0.918)	210710	2.75292	7.2445
$ 157 Phenol-d5	99	4.125	4.126	(0.943)	101746	7.20310	18.956
$ 158 2-Fluorophenol	112	3.356	3.356	(0.767)	59487	6.03619	15.885
$ 159 2,4,6-Tribromophenol	330	7.282	7.299	(0.932)	61319	38.6627	101.74(R)
$ 186 2-Chlorophenol-d4	132	4.205	4.211	(0.961)	105433	7.61846	20.048
$ 187 1,2-Dichlorobenzene-d4	152	4.488	4.500	(1.026)	61650	5.68569	14.962

QC Flag Legend

R - Spike/Surrogate failed recovery limits.

Data File: \\PITSVR06\D\chem\731.i\V102808.b\V1028008.D

Date : 28-OCT-2008 06:19

Client ID: RFI-31-1008

Instrument: 731.i

Sample Info: C8J160331-012 X5 10/20/08 h2o (8295020) 8270c

Volume Injected (uL): 2.0

Operator: 003200

Column phase: DB5-MS

Column diameter: 0.32

22 Phenol

Concentration: 1.5568 ug/L

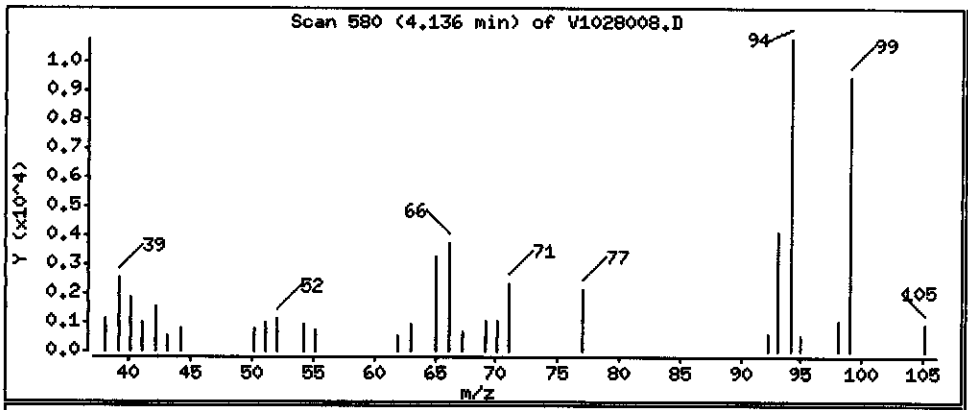

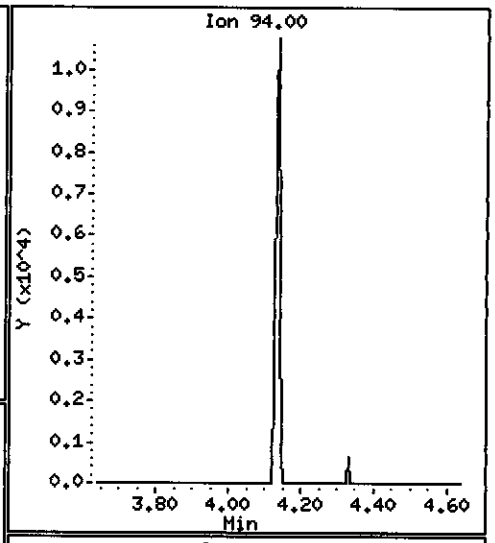

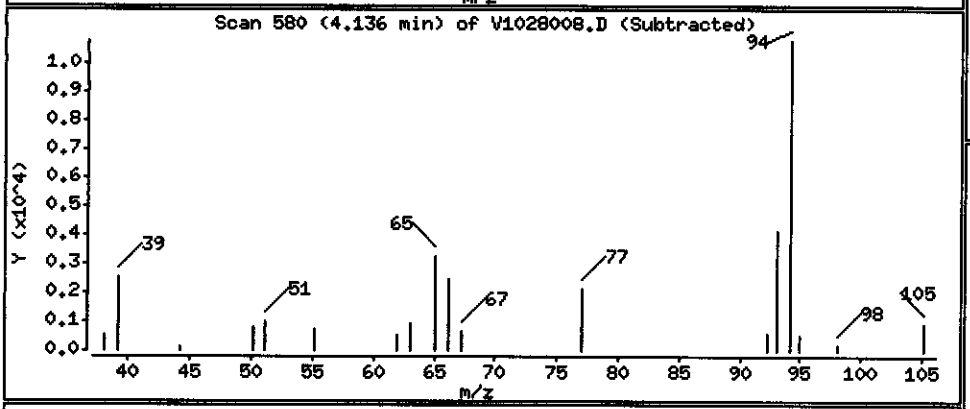

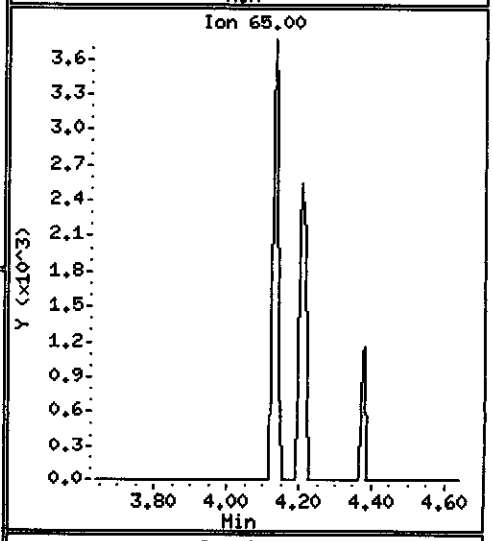

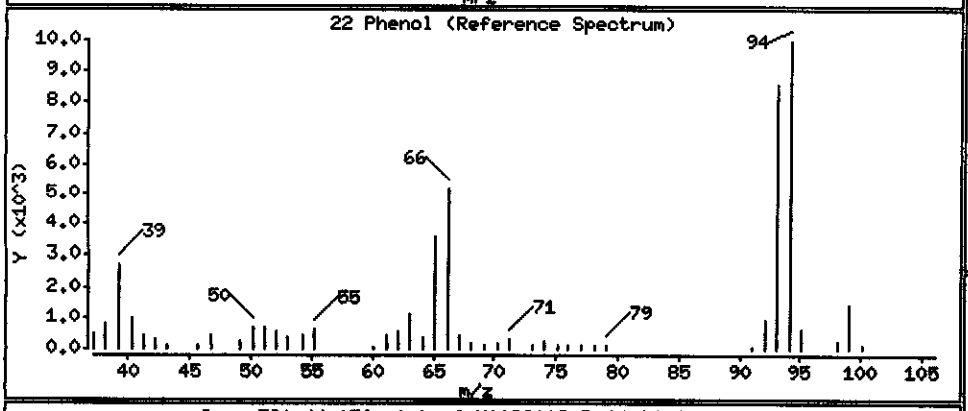

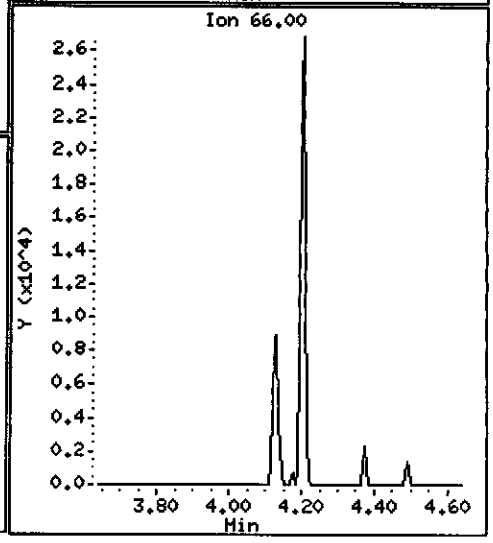

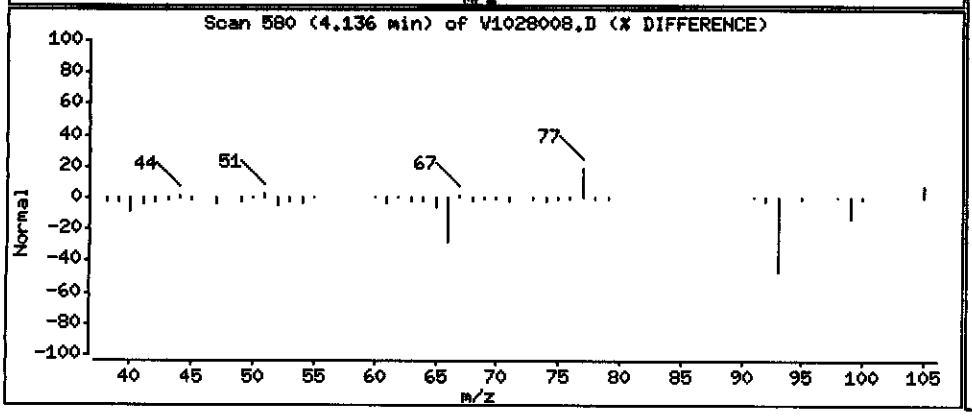

Data File: \\PITSVR06\D\chem\731.i\V102808.b\V1028008.D

Date : 28-OCT-2008 06:19

Client ID: RFI-31-1008

Instrument: 731.i

Sample Info: C8J160331-012 X5 10/20/08 h2o (8295020) 8270c

Volume Injected (uL): 2.0

Operator: 003200

Column phase: DB5-MS

Column diameter: 0.32

24 2-Chlorophenol

Concentration: 1.6460 ug/L

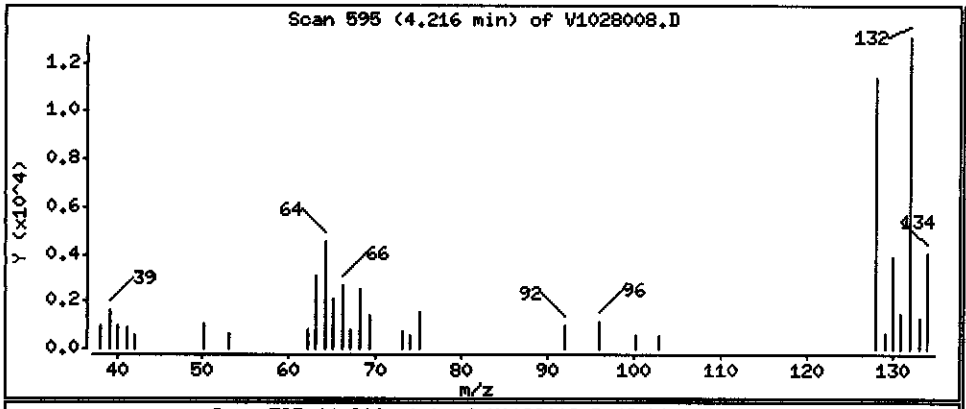

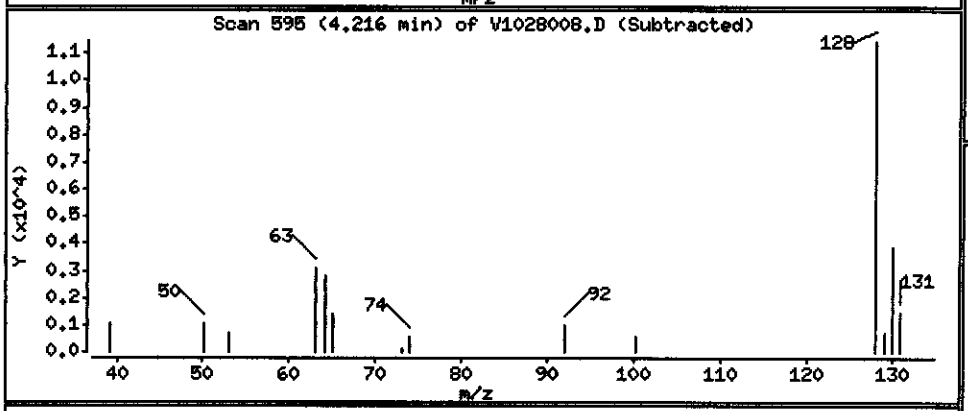

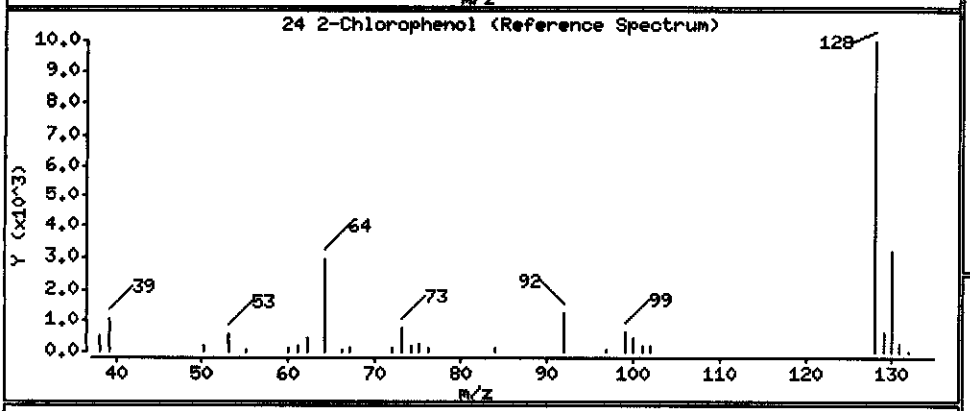

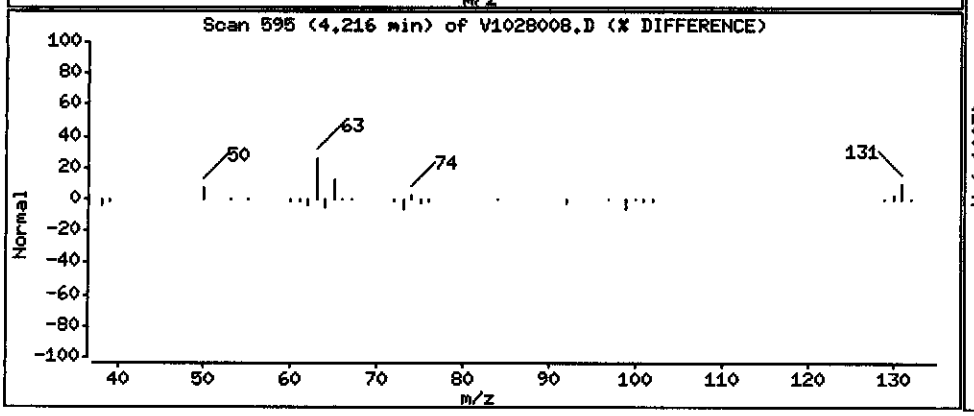

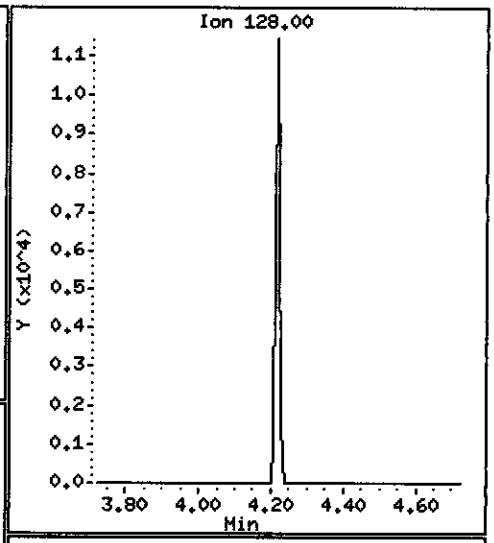

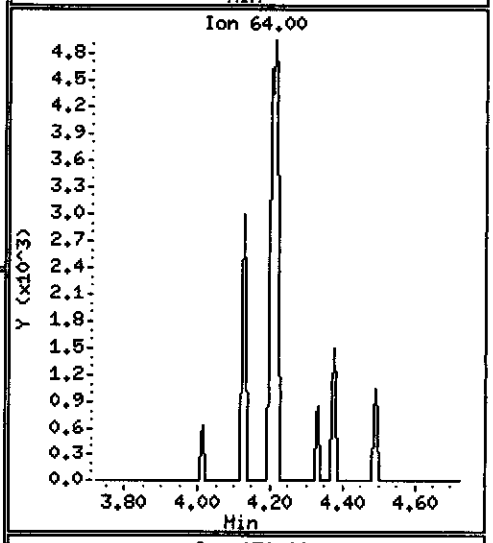

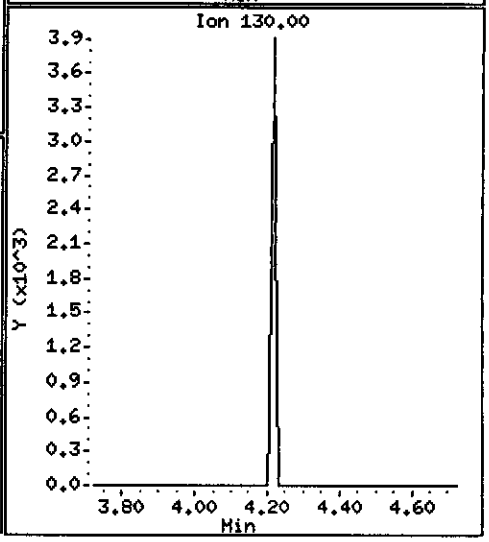

Data File: \\PITSVR06\D\chem\731.i\V102808.b\V1028008.D

Date : 28-OCT-2008 06:19

Client ID: RFI-31-1008

Instrument: 731.i

Sample Info: C8J160331-012 X5 10/20/08 h2o (8295020) 8270c

Volume Injected (uL): 2.0

Operator: 003200

Column phase: DB5-MS

Column diameter: 0.32

26 1,3-Dichlorobenzene

Concentration: 117.28 ug/L

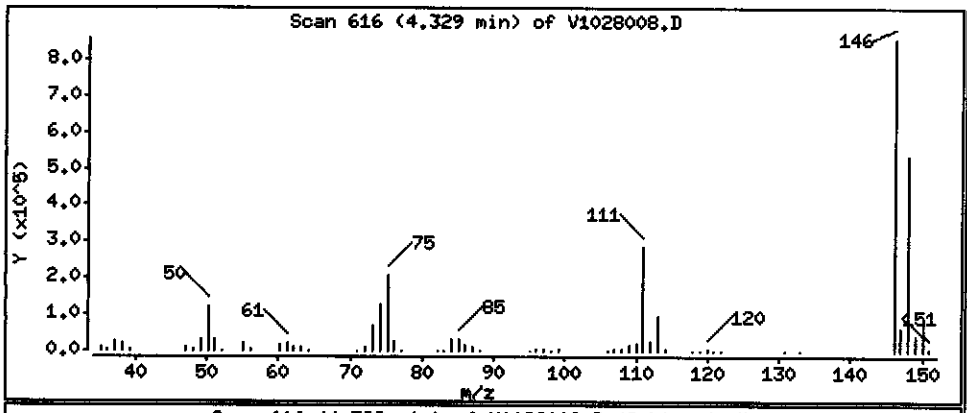

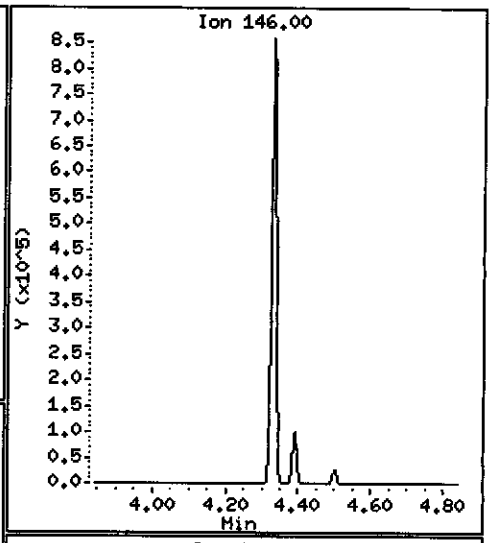

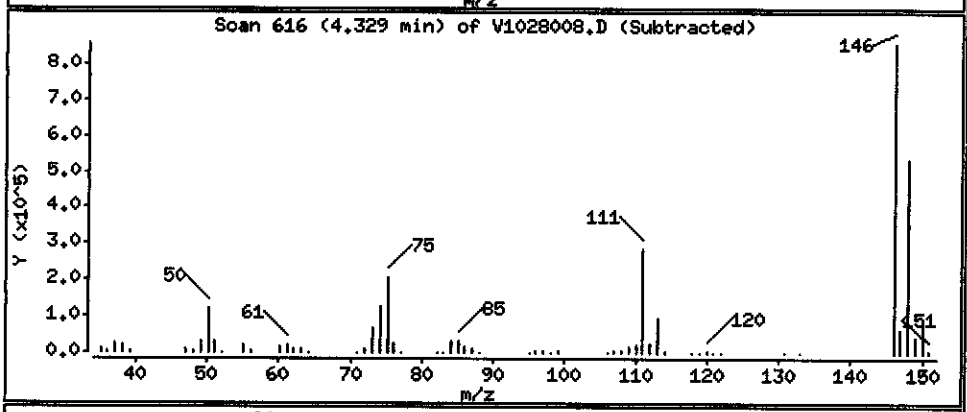

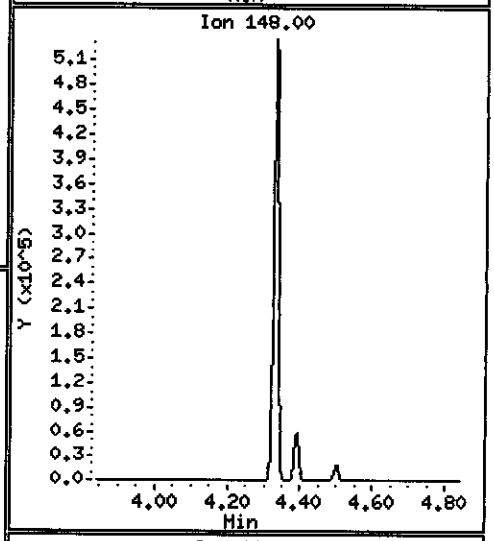

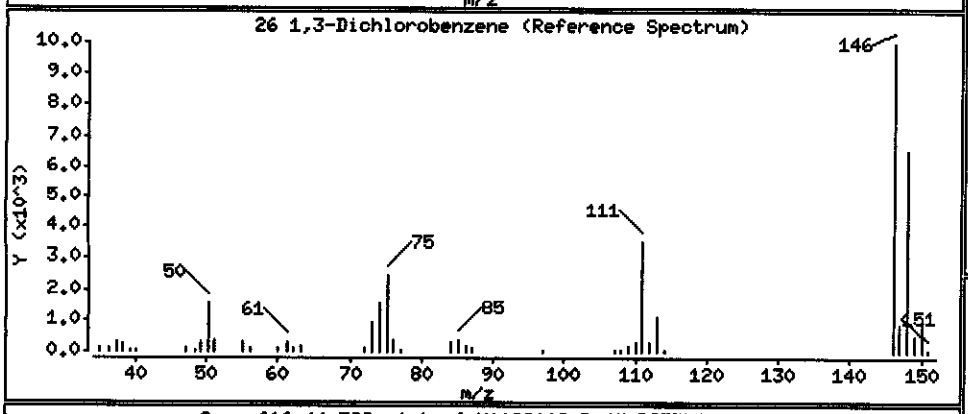

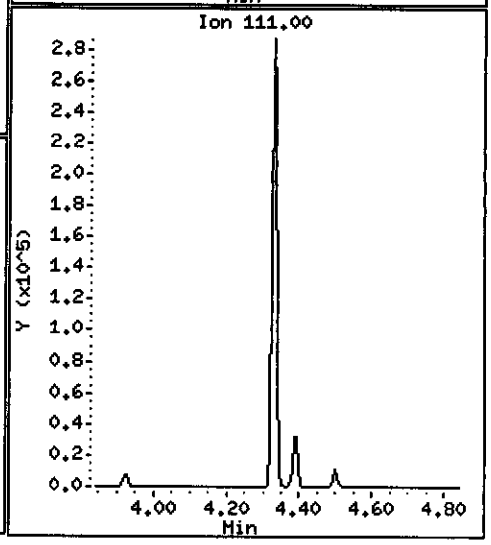

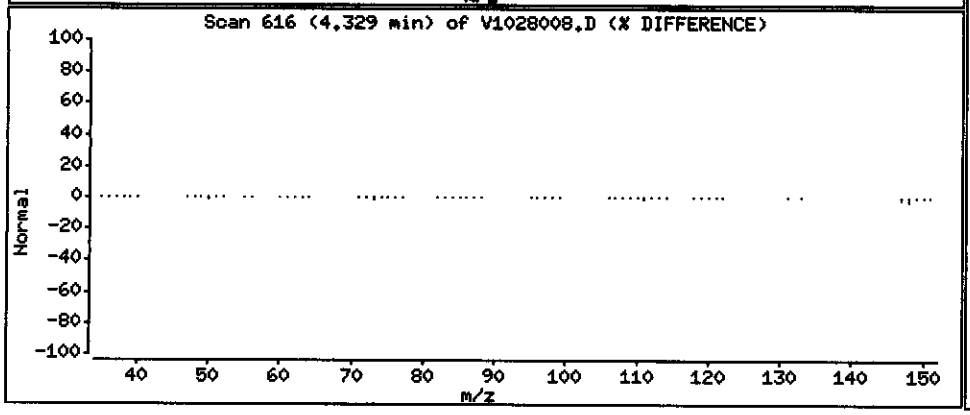

Data File: \\PITSVR06\D\chem\731.i\V102808.b\V1028008.D

Date : 28-OCT-2008 06:19

Client ID: RFI-31-1008

Instrument: 731.i

Sample Info: C8J160331-012 X5 10/20/08 h2o (8295020) 8270c

Volume Injected (uL): 2.0

Operator: 003200

Column phase: DB5-MS

Column diameter: 0.32

27 1,4-Dichlorobenzene

Concentration: 13.061 ug/L

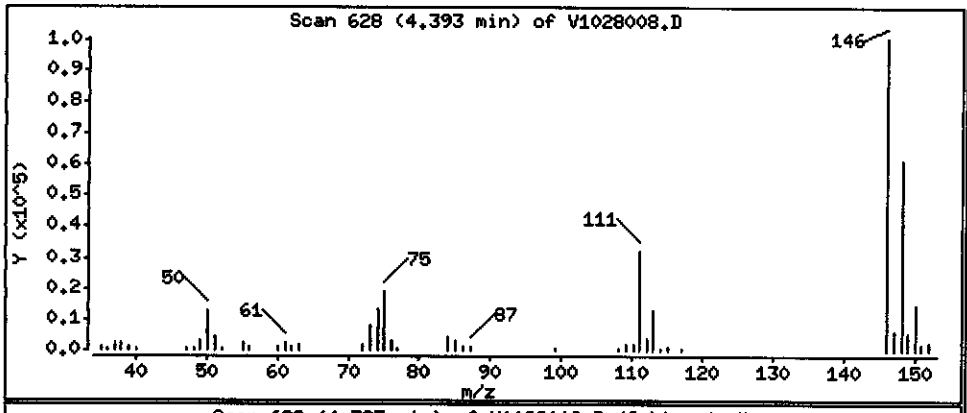

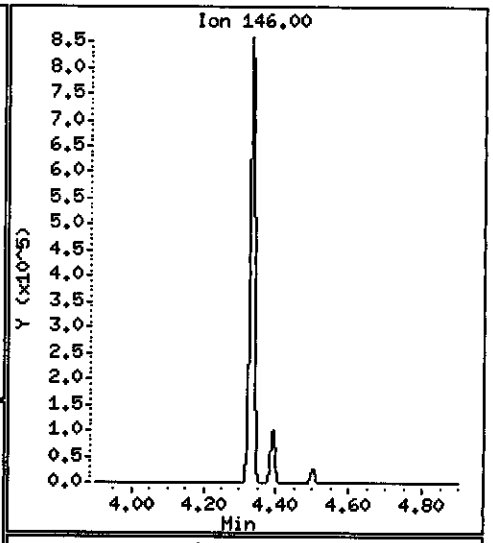

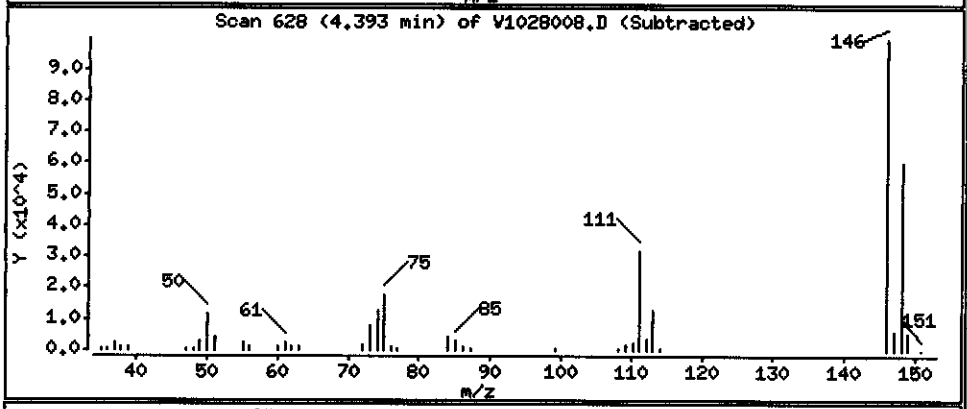

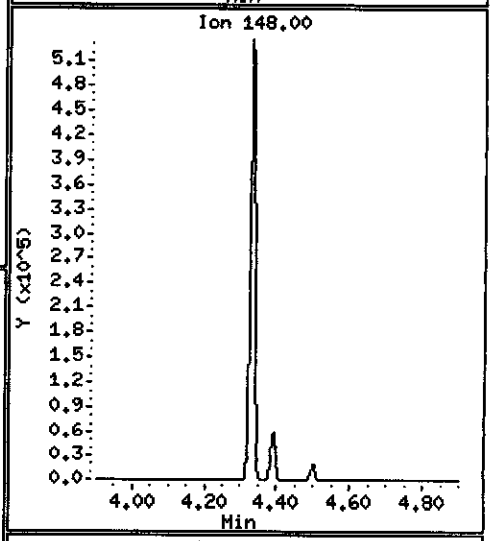

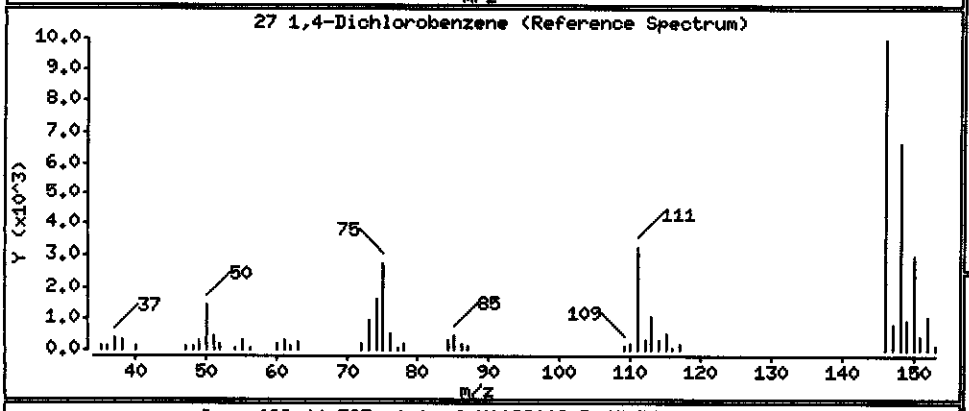

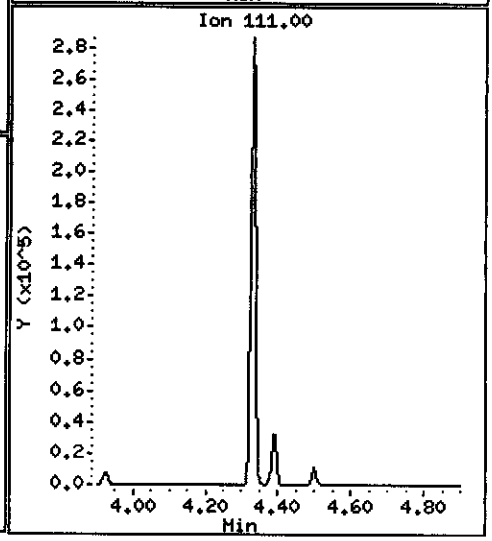

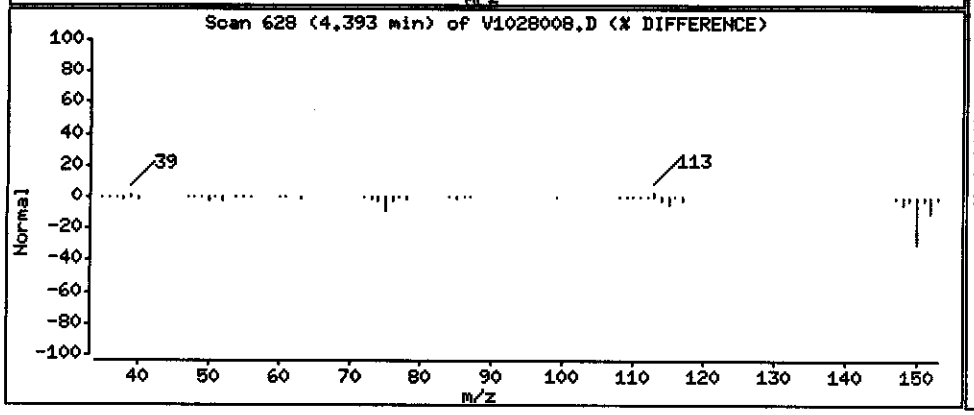

Data File: \\PITSVR06\D\chem\731.i\V102808.b\V1028008.D

Date : 28-OCT-2008 06:19

Client ID: RFI-31-1008

Instrument: 731.i

Sample Info: C8J160331-012 X5 10/20/08 h2o (8295020) 8270c

Volume Injected (uL): 2.0

Operator: 003200

Column phase: DB5-MS

Column diameter: 0.32

28 1,2-Dichlorobenzene

Concentration: 3.7150 ug/L

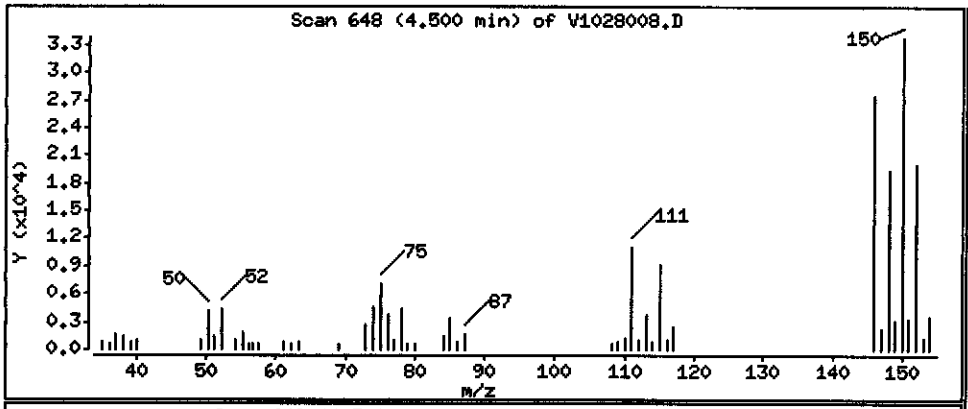

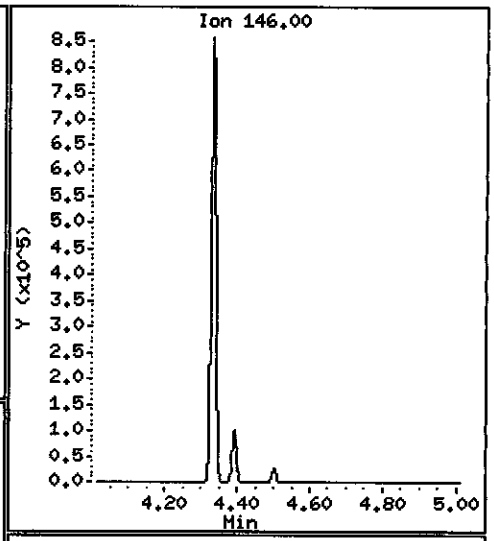

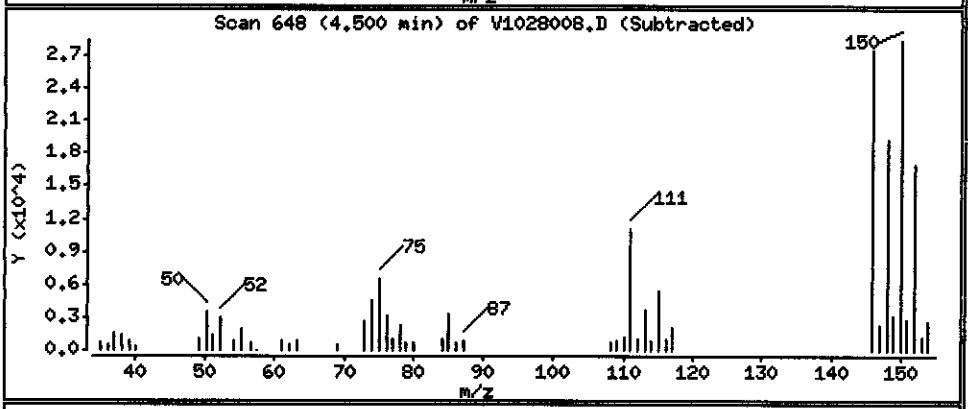

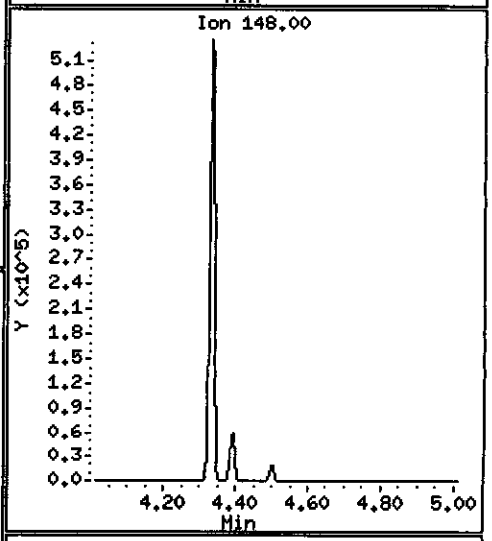

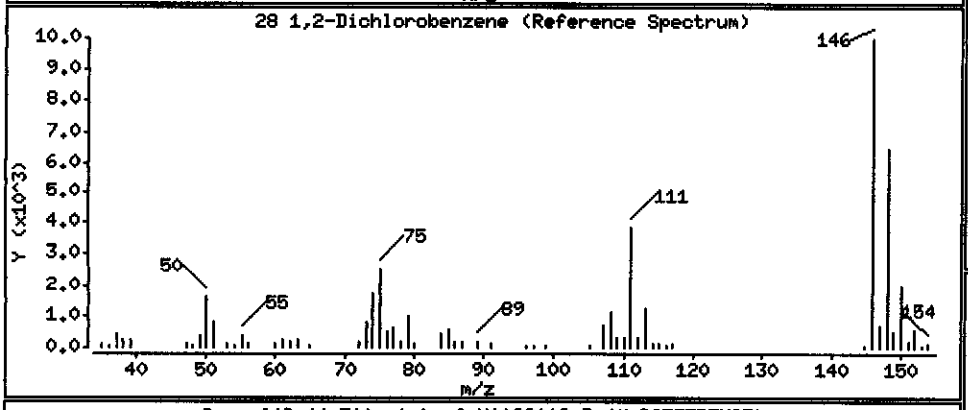

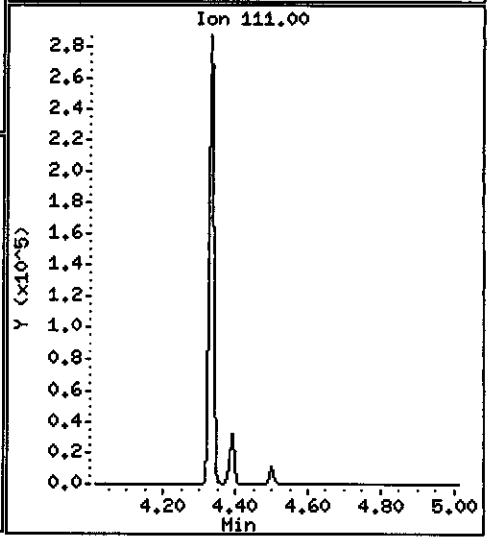

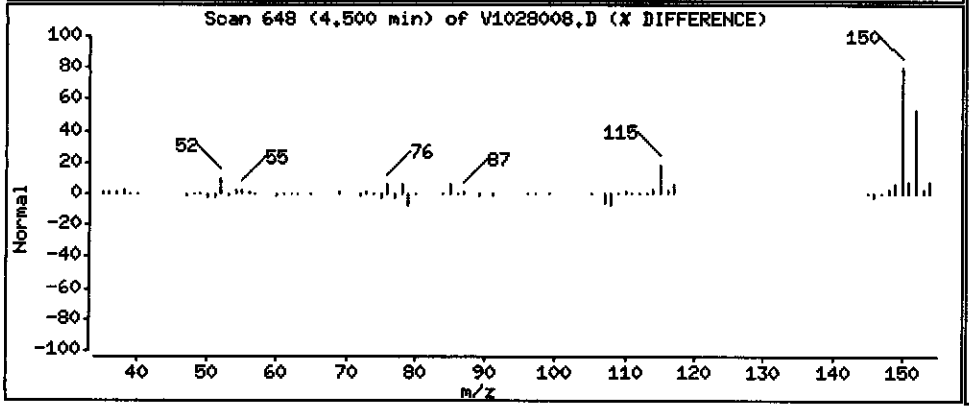

Data File: \\PITSVR06\D\chem\731.i\V102808.b\V1028008.D

Date : 28-OCT-2008 06:19

Client ID: RFI-31-1008

Instrument: 731.i

Sample Info: C8J160331-012 X5 10/20/08 h2o (8295020) 8270c

Volume Injected (uL): 2.0

Operator: 003200

Column phase: DB5-MS

Column diameter: 0.32

48 2,4-Dichlorophenol

Concentration: 1.7210 ug/L

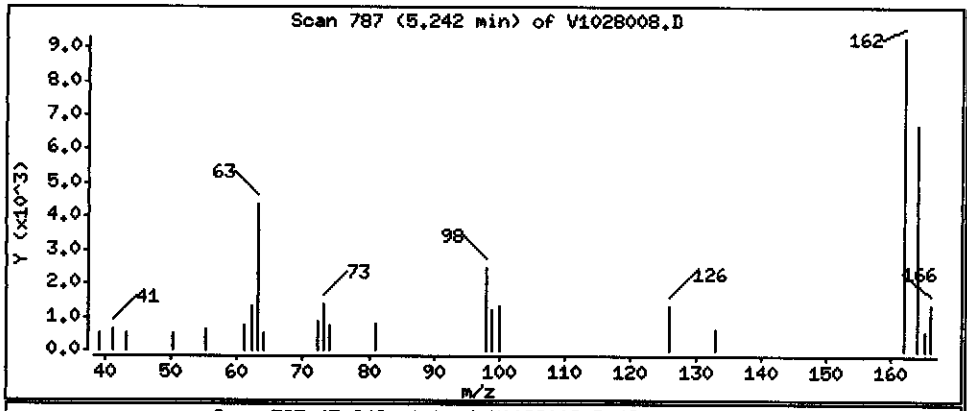

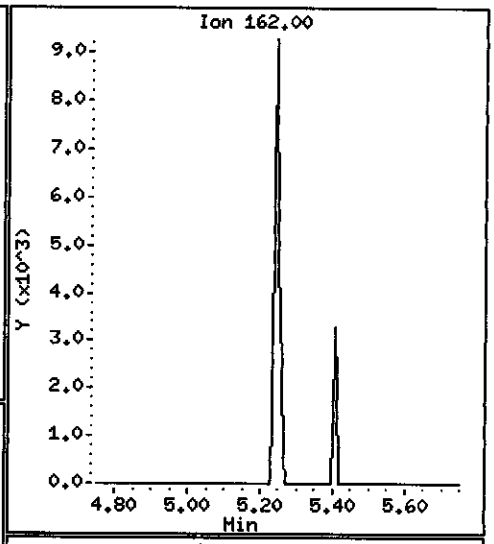

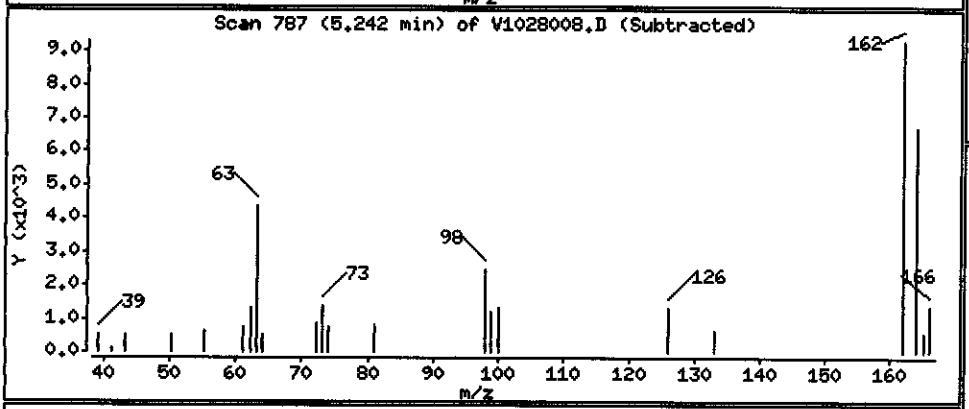

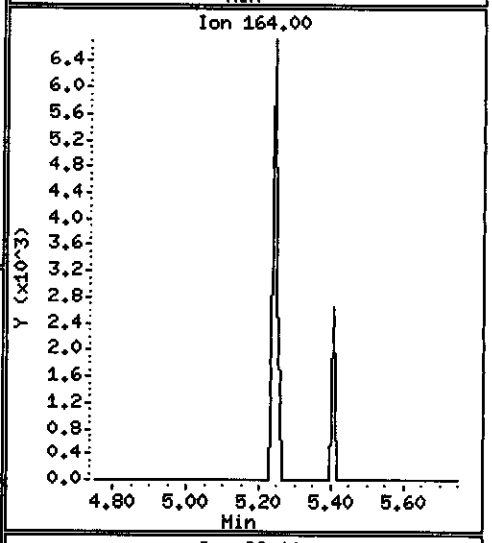

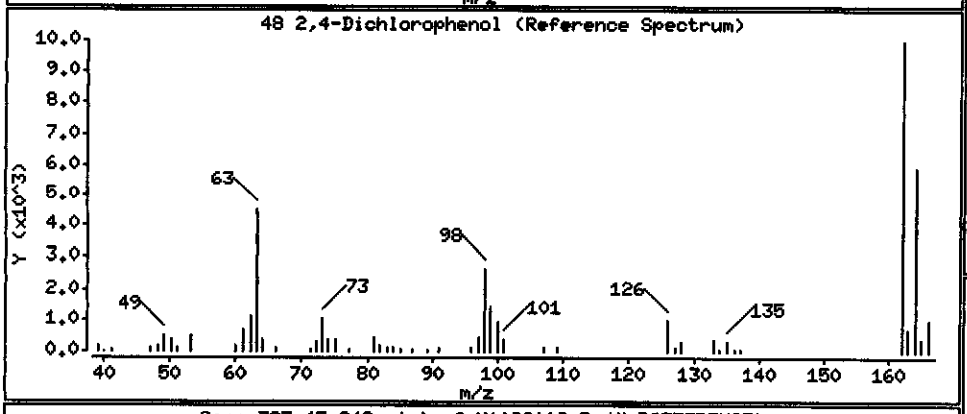

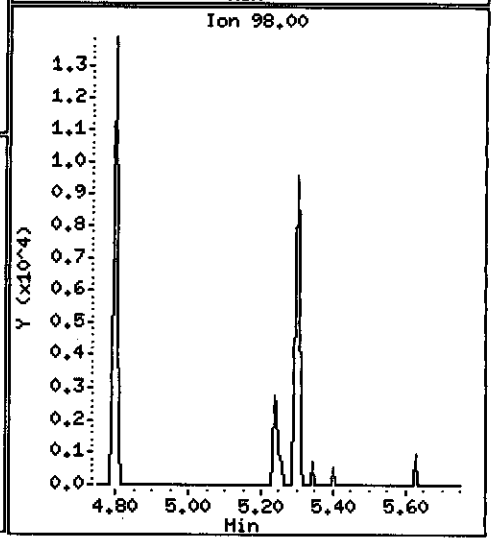

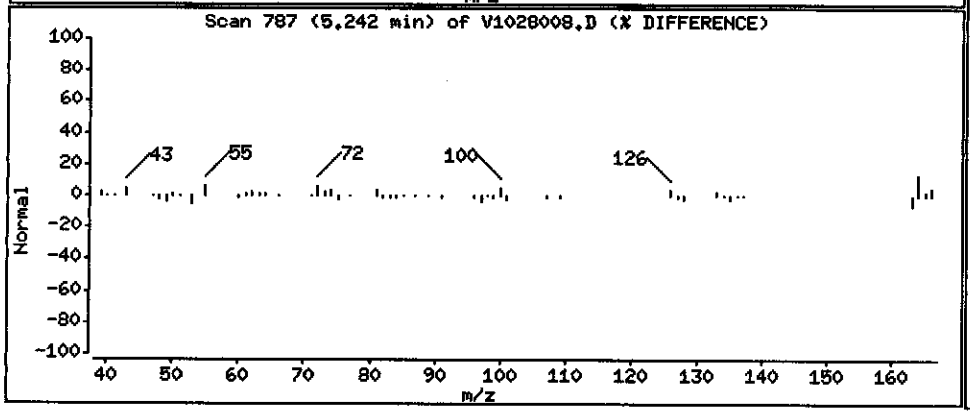

Data File: \\PITSVR06\D\chem\731.i\V102808.b\V1028008.D

Date : 28-OCT-2008 06:19

Client ID: RFI-31-1008

Instrument: 731.i

Sample Info: C8J160331-012 X5 10/20/08 h2o (8295020) 8270c

Volume Injected (uL): 2.0

Operator: 003200

Column phase: DB5-MS

Column diameter: 0.32

50 1,2,4-Trichlorobenzene

Concentration: 465.06 ug/L

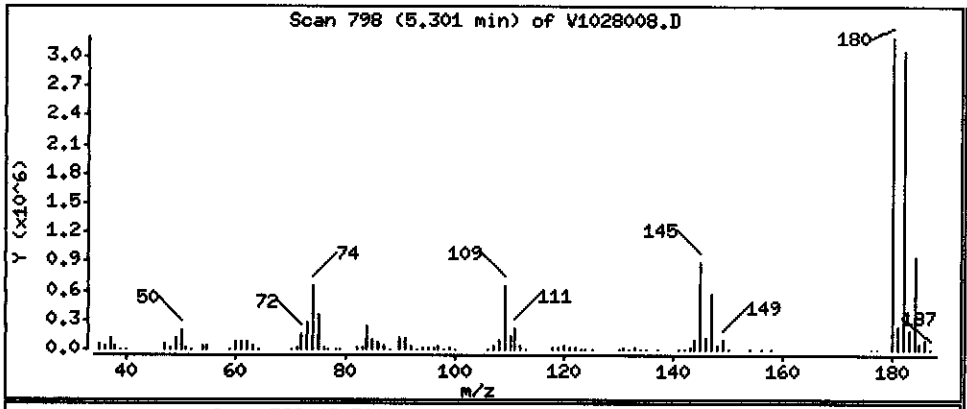

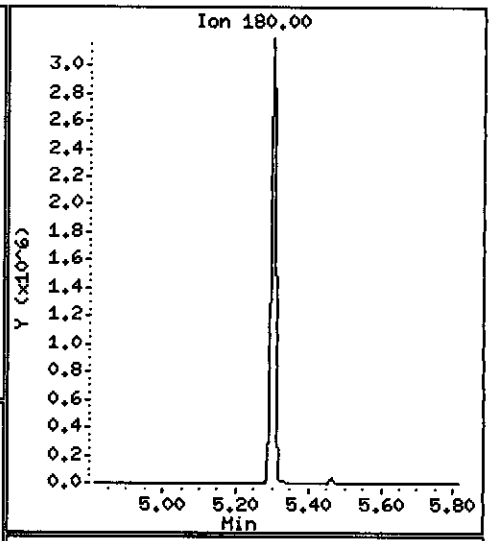

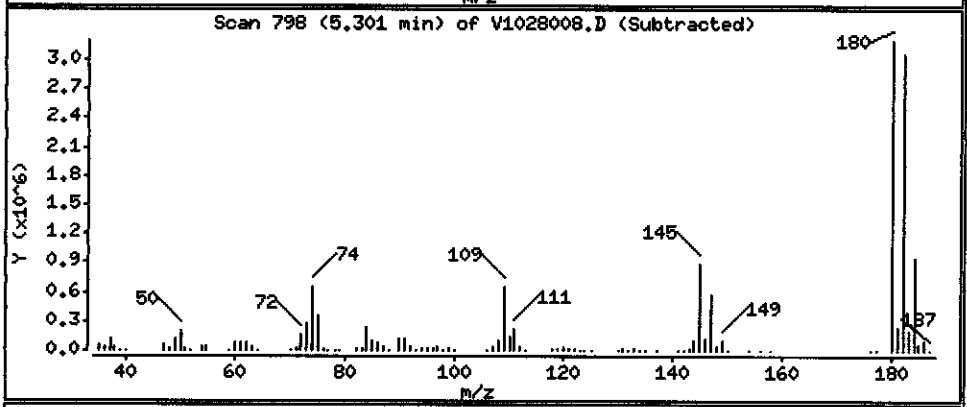

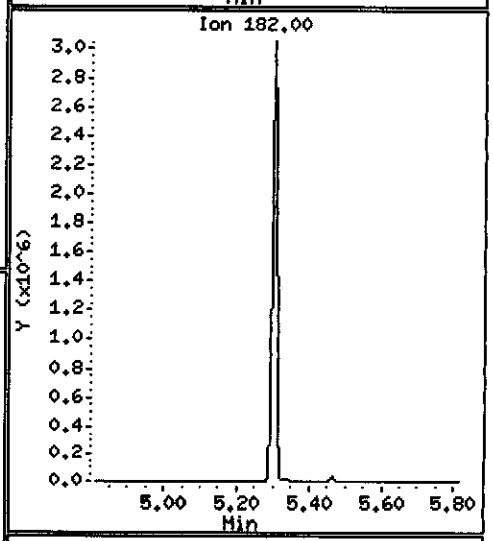

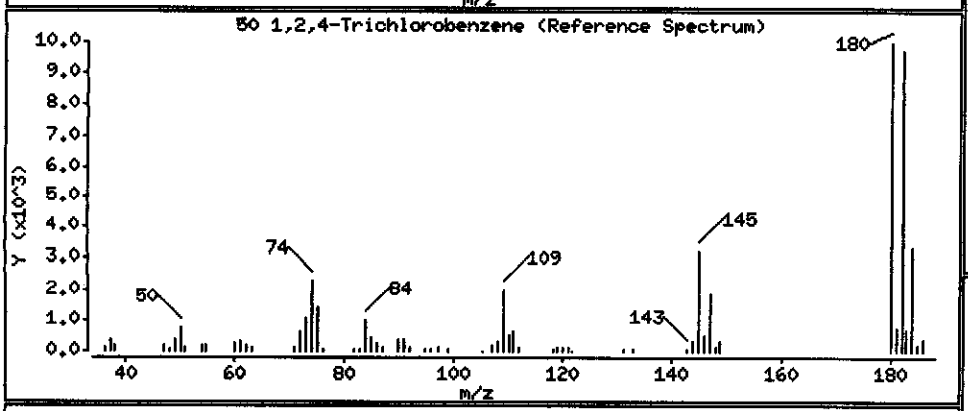

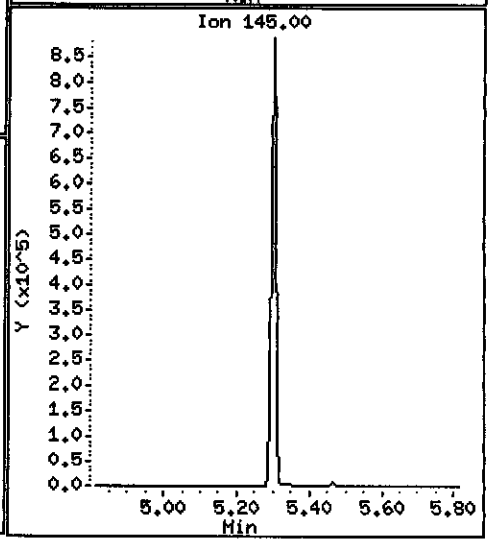

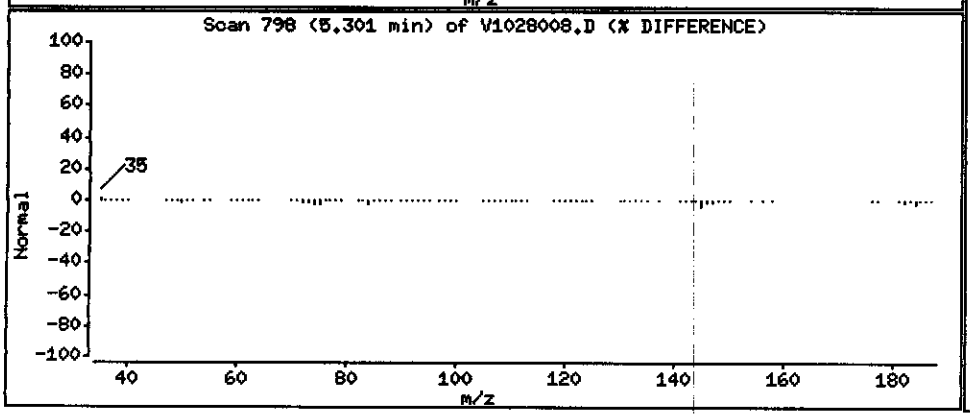

Data File: \\PITSVR06\D\chem\731.i\V102808.b\V1028008.D

Date : 28-OCT-2008 06:19

Client ID: RFI-31-1008

Instrument: 731.i

Sample Info: C8J160331-012 X5 10/20/08 h2o (8295020) 8270c

Volume Injected (uL): 2.0

Operator: 003200

Column phase: DB5-MS

Column diameter: 0.32

208 Caprolactam

Concentration: 0.76973 ug/L

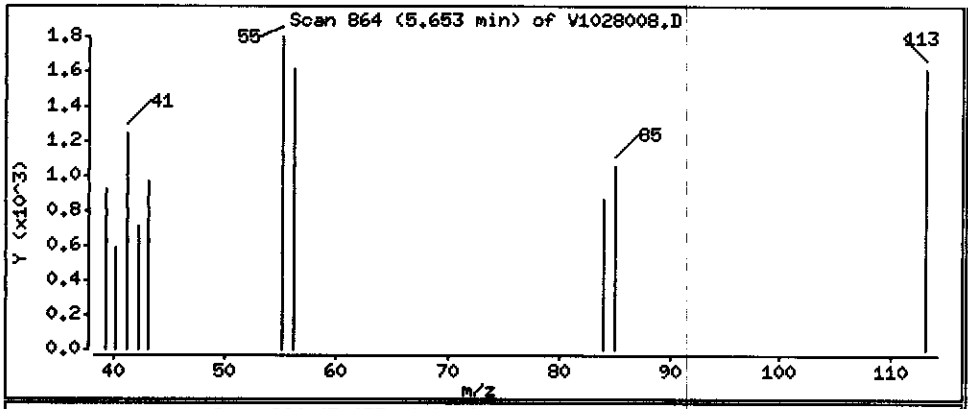

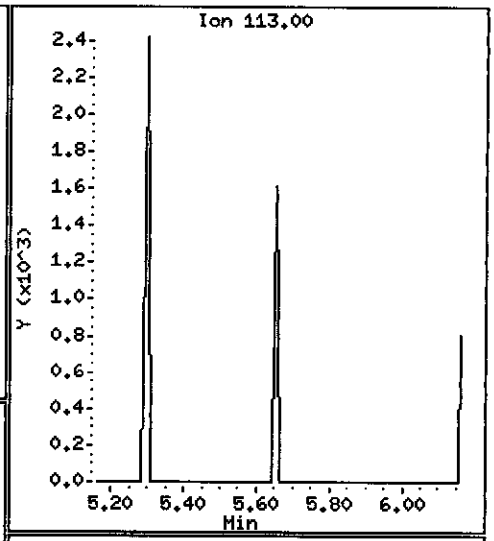

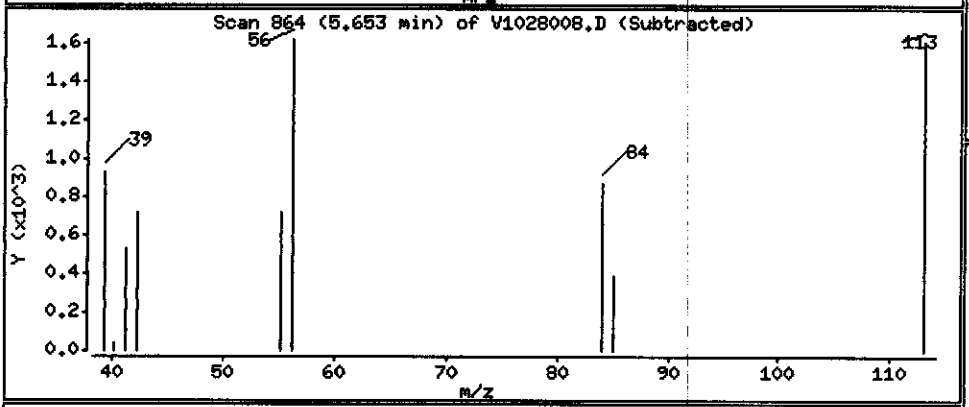

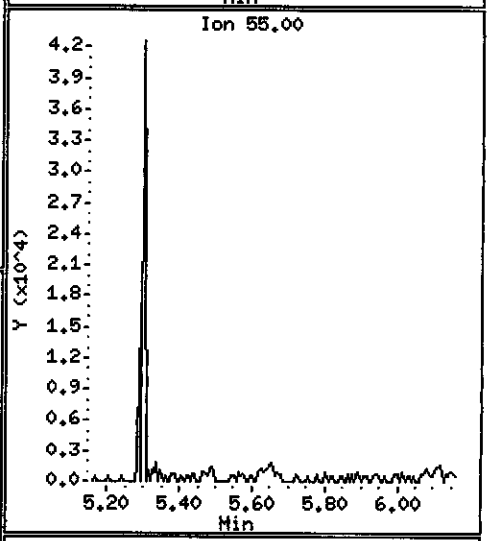

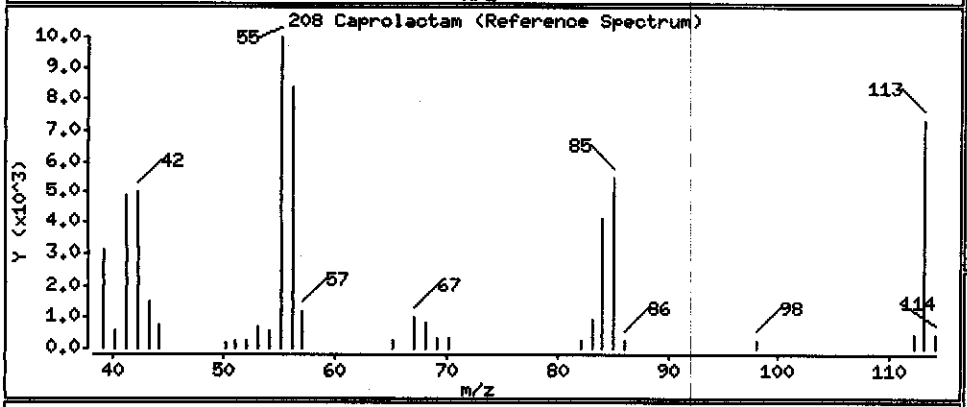

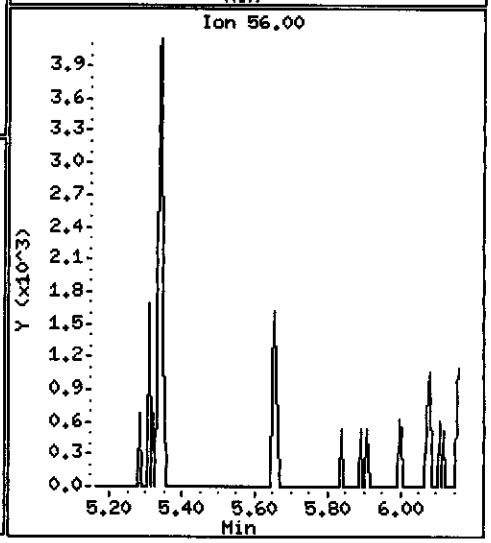

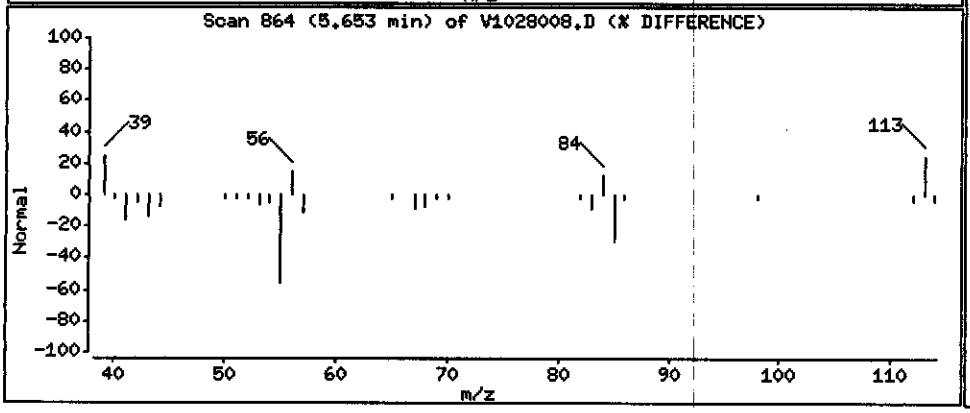

Data File: \\PITSVR06\D\chem\731.i\V102808.b\V1028008.D

Date : 28-OCT-2008 06:19

Client ID: RFI-31-1008

Instrument: 731.i

Sample Info: C8J160331-012 X5 10/20/08 h2o (8295020) 8270c

Volume Injected (uL): 2.0

Operator: 003200

Column phase: DB5-MS

Column diameter: 0.32

67 2,4,5-Trichlorophenol

Concentration: 1.0535 ug/L

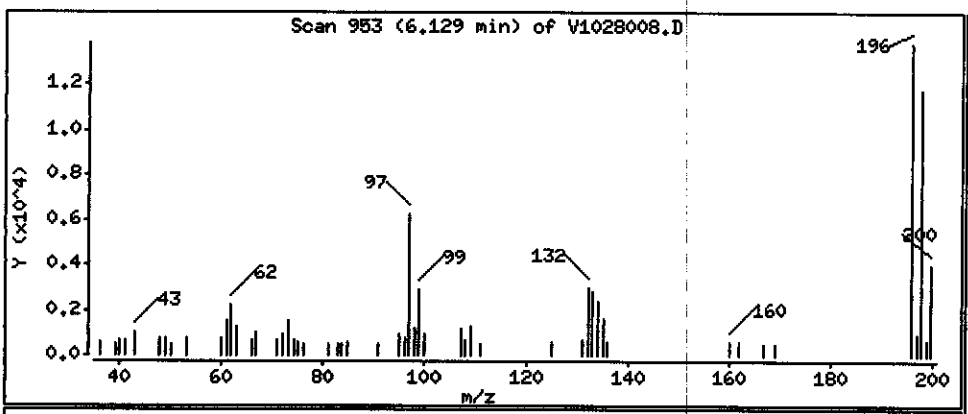

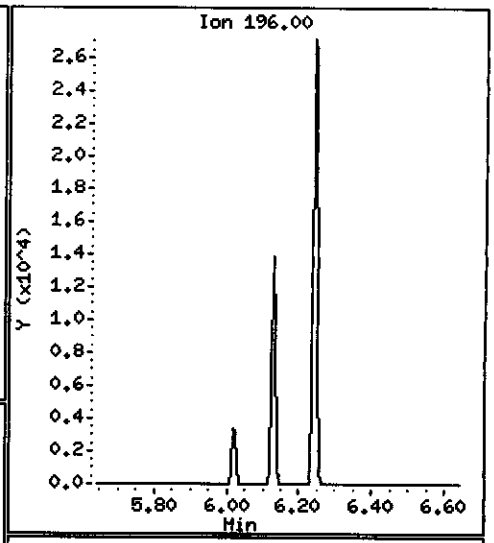

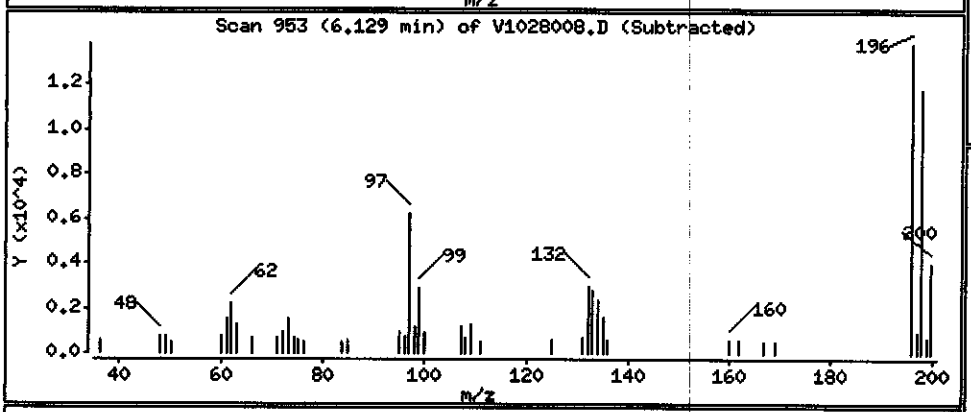

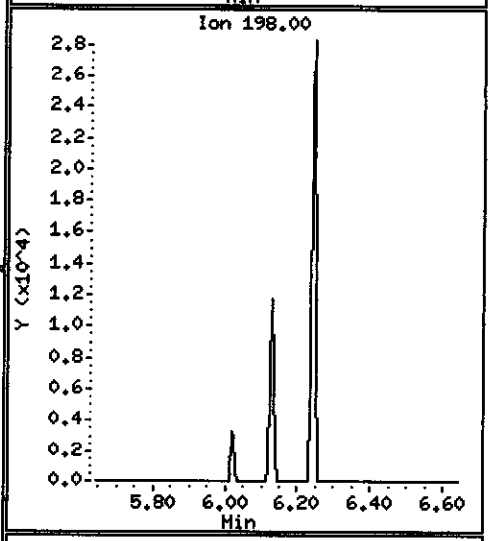

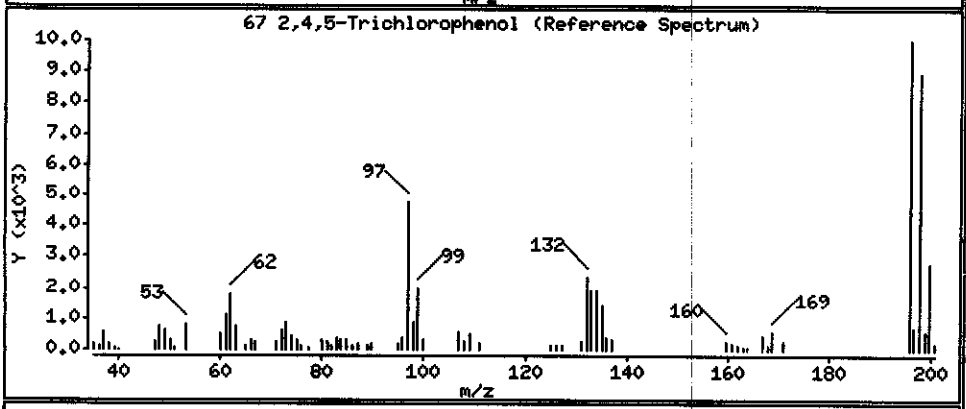

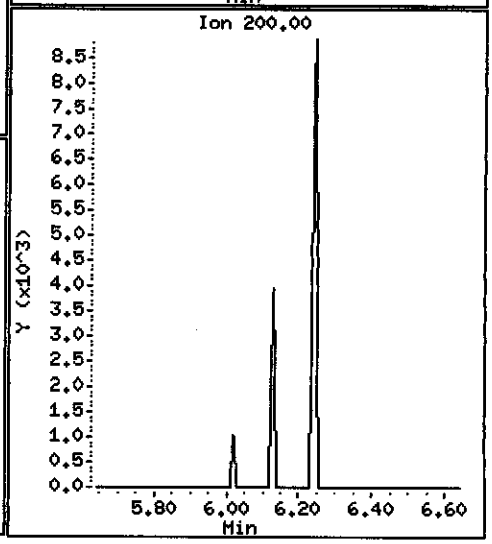

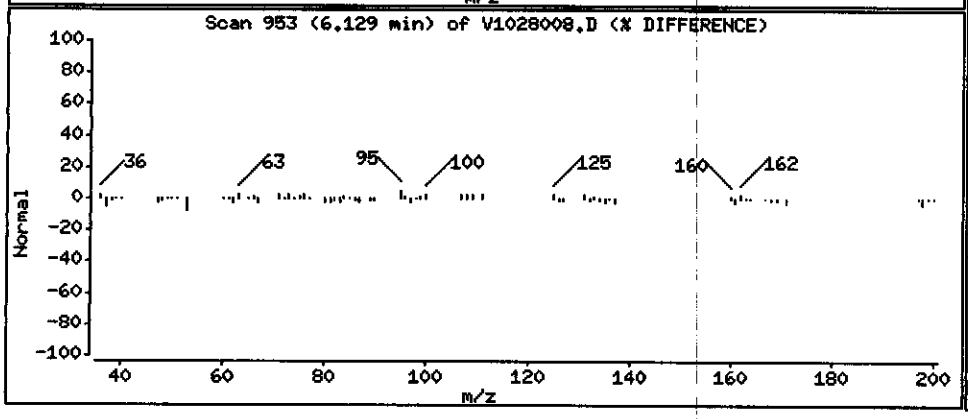

Data File: \\PITSVR06\D\chem\731.i\V102808.b\V1028008.D

Date : 28-OCT-2008 06:19

Client ID: RFI-31-1008

Instrument: 731.i

Sample Info: C8J160331-012 X5 10/20/08 h2o (8295020) 8270c

Volume Injected (uL): 2.0

Operator: 003200

Column phase: DB5-MS

Column diameter: 0.32

86 Dibenzofuran

Concentration: 0.053859 ug/L

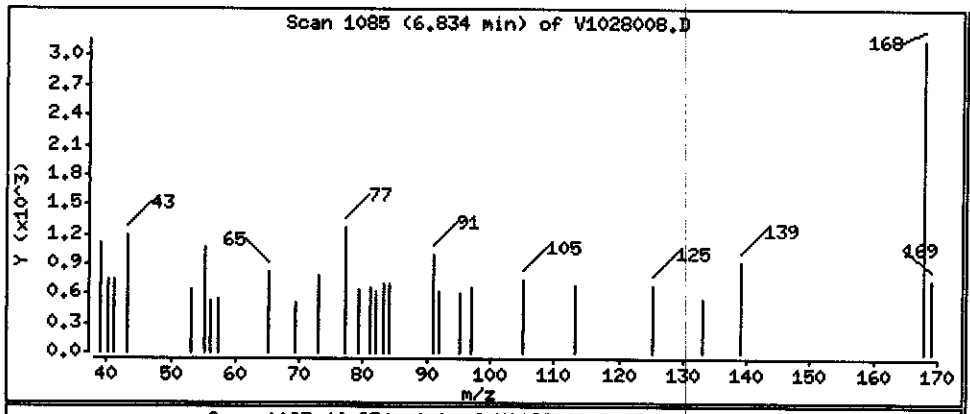

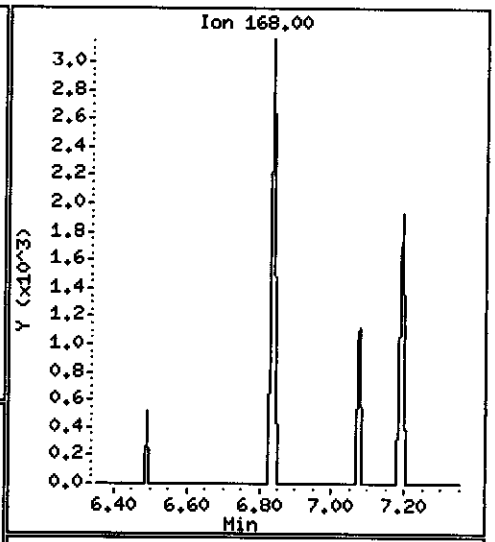

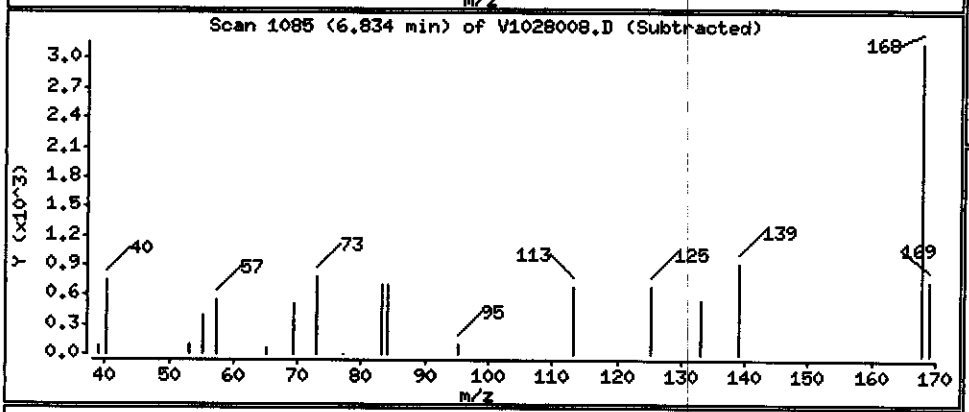

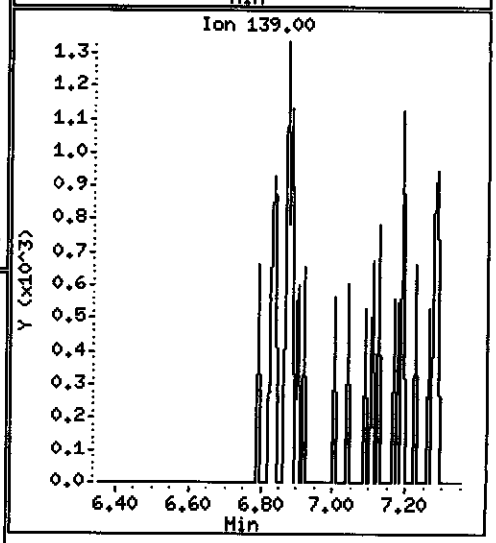

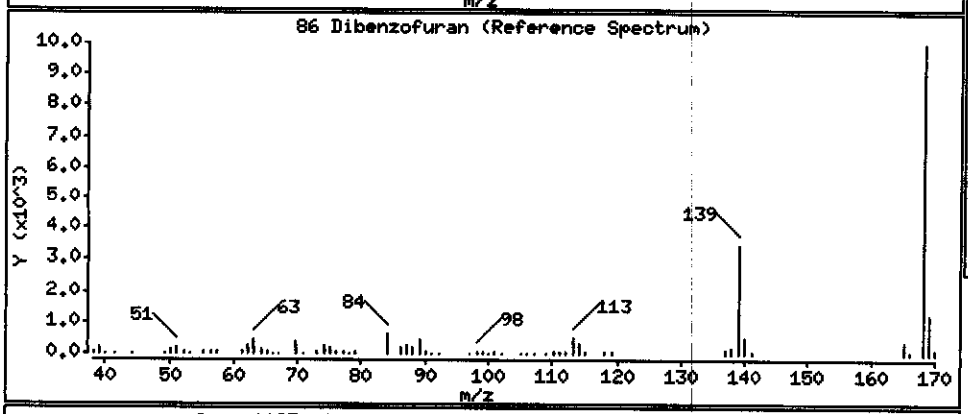

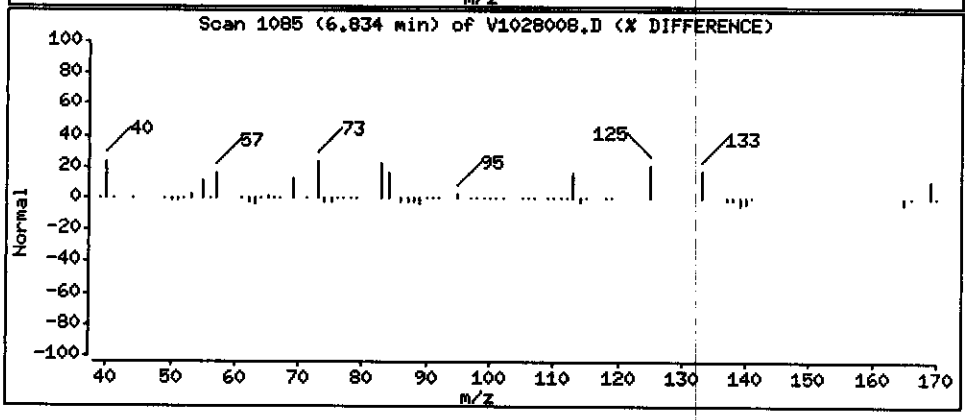

Data File: \\PITSVR06\D\chem\731.i\V102808.b\V1028008.D

Date : 28-OCT-2008 06:19

Client ID: RFI-31-1008

Instrument: 731.i

Sample Info: C8J160331-012 X5 10/20/08 h2o (8295020) 8270c

Volume Injected (uL): 2.0

Operator: 003200

Column phase: DB5-MS

Column diameter: 0.32

93 Diethylphthalate

Concentration: 0.81879 ug/L

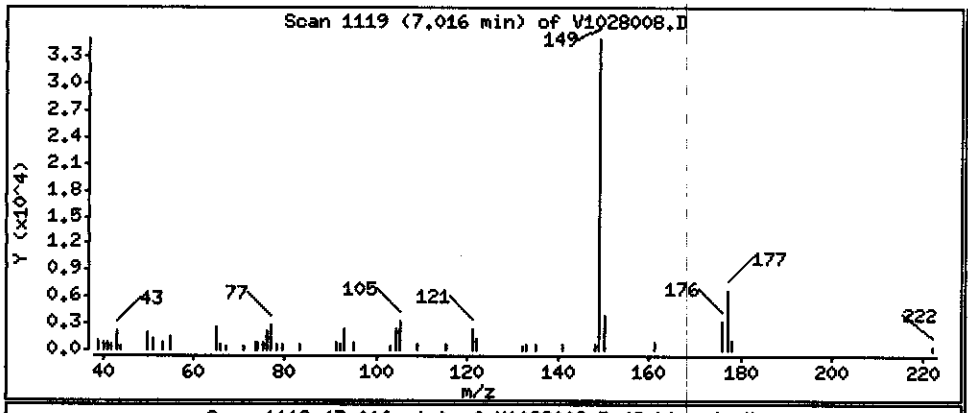

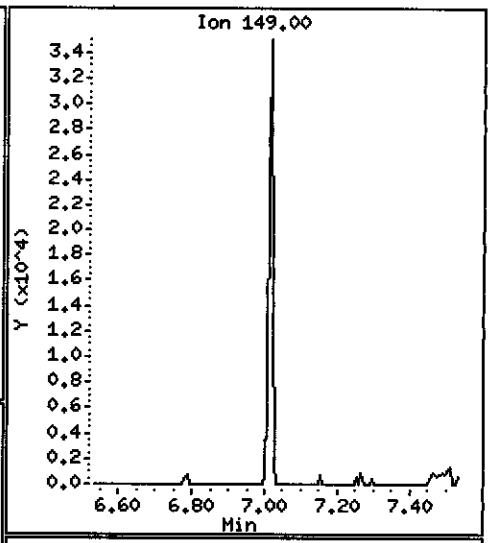

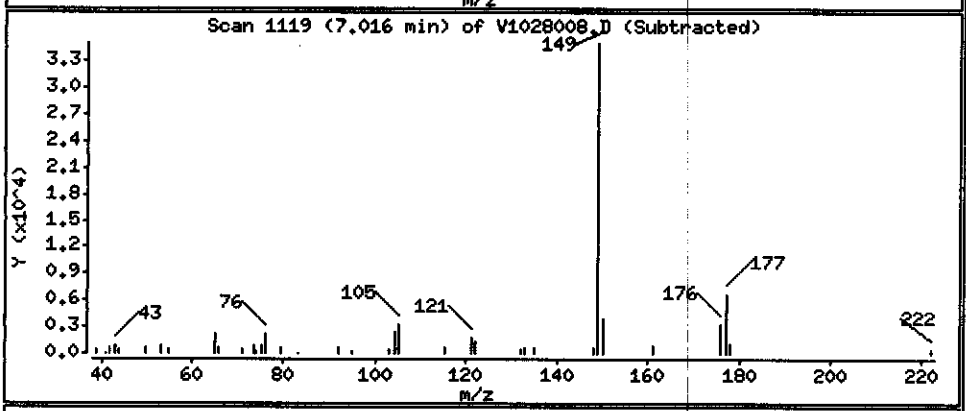

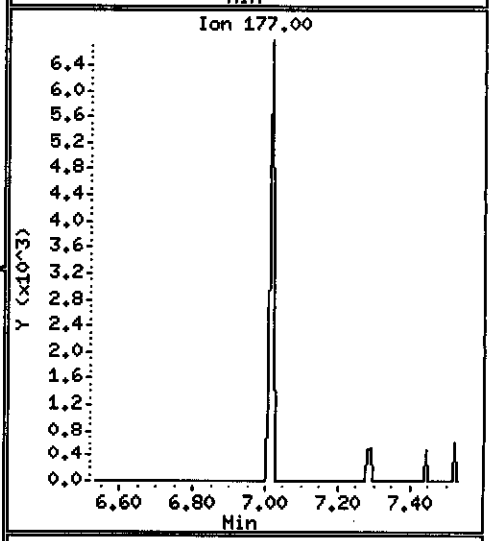

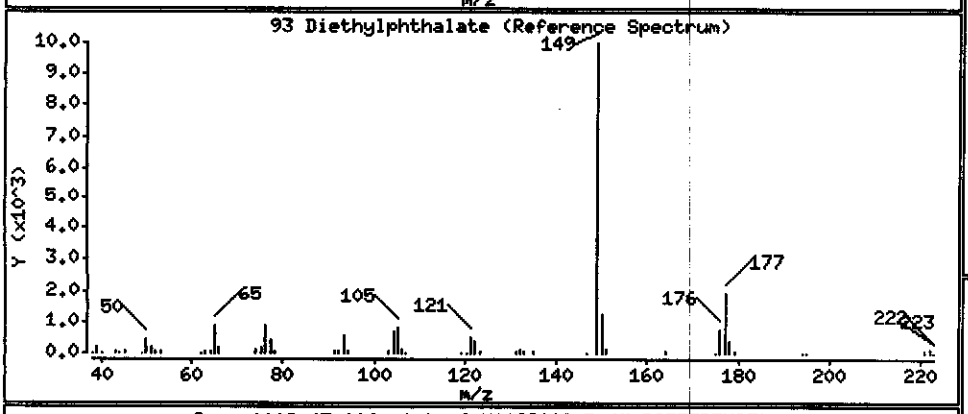

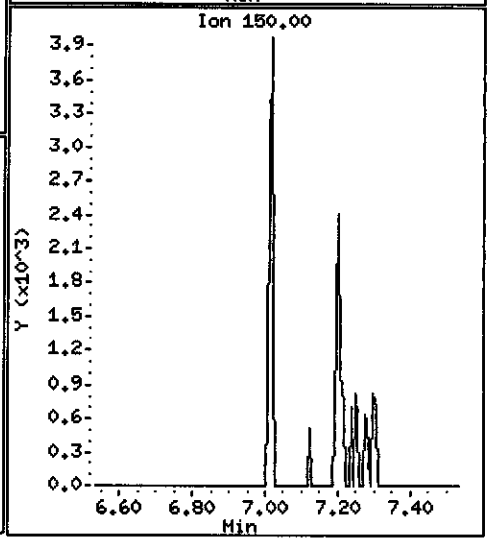

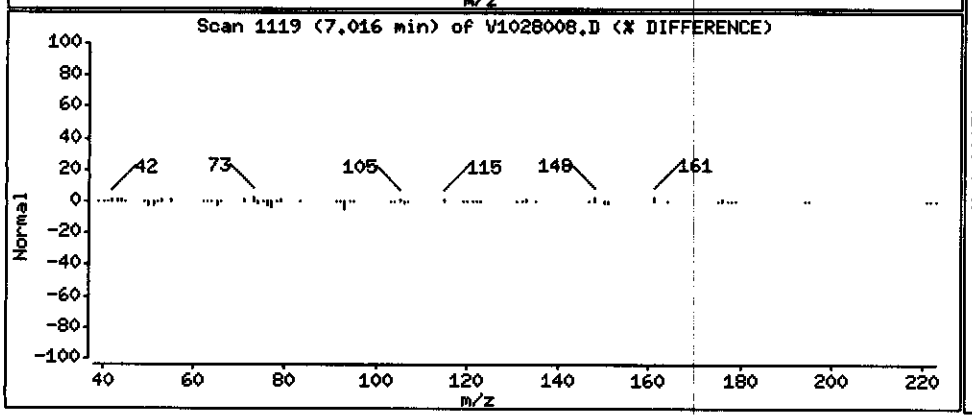

Data File: \\PITSVR06\D\chem\731.i\V102808.b\V1028008.D

Date : 28-OCT-2008 06:19

Client ID: RFI-31-1008

Instrument: 731.i

Sample Info: C8J160331-012 X5 10/20/08 h2o (8295020) 8270c

Volume Injected (uL): 2.0

Operator: 003200

Column phase: DB5-MS

Column diameter: 0.32

94 Fluorene

Concentration: 0.049254 ug/L

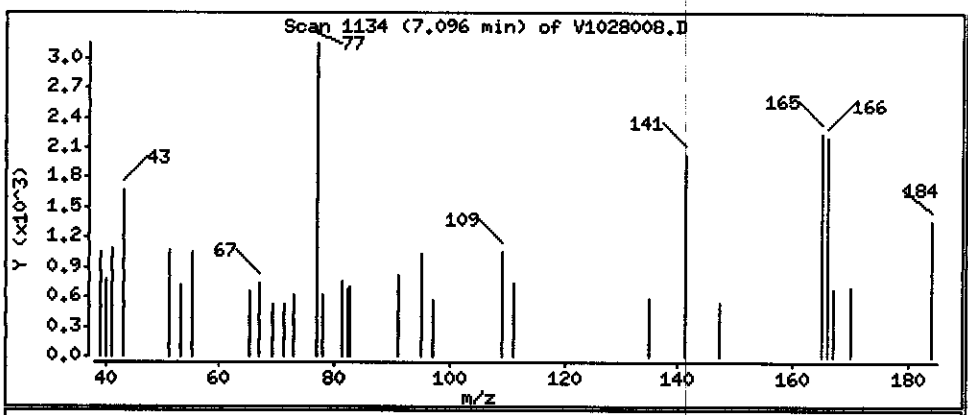

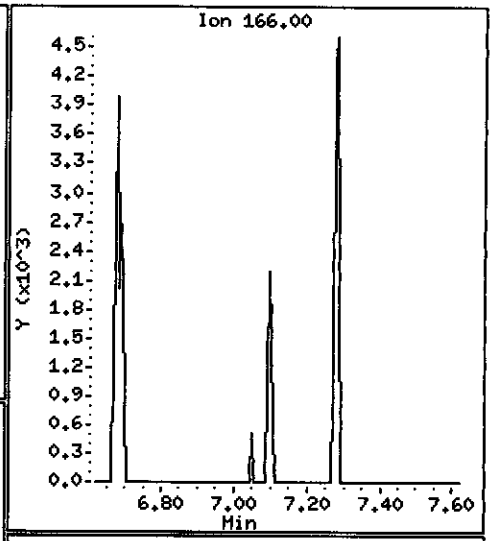

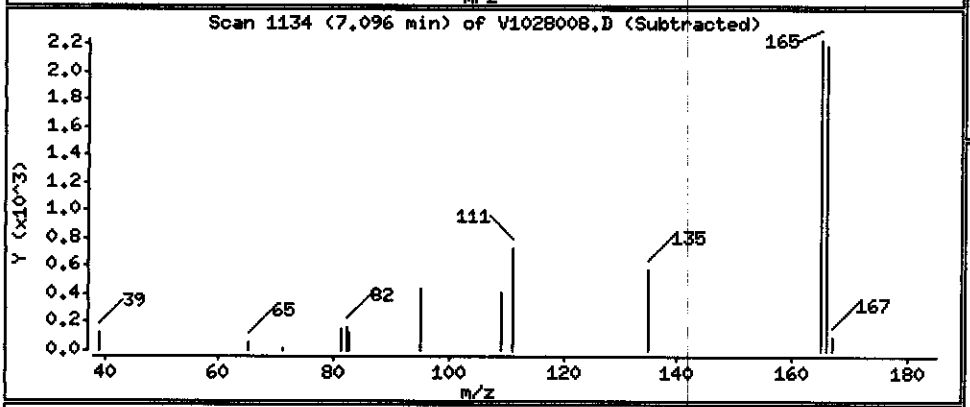

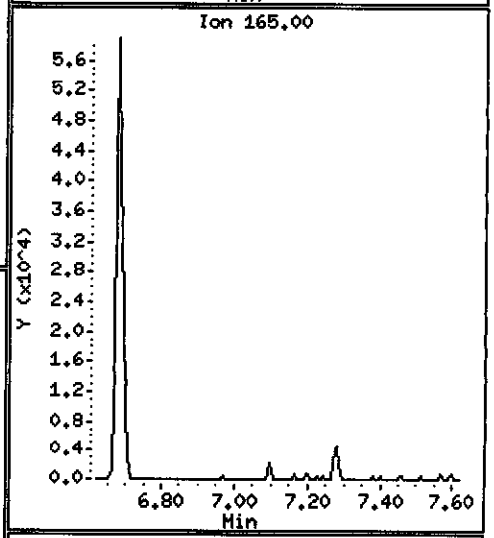

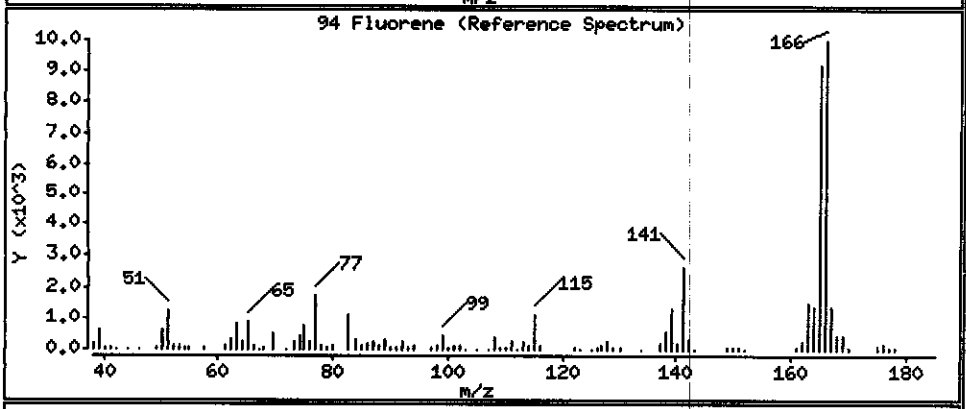

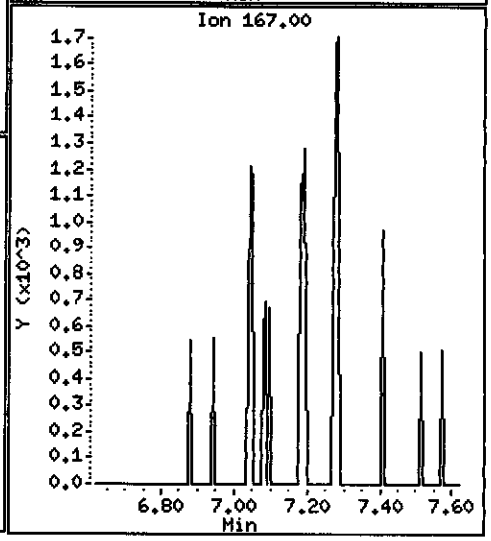

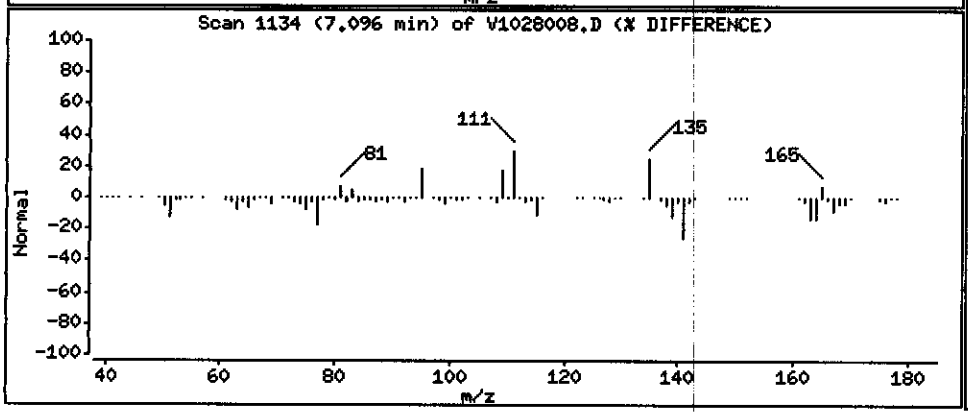

Data File: \\PITSVR06\D\chem\731.i\V102808.b\V1028008.D

Date : 28-OCT-2008 06:19

Client ID: RFI-31-1008

Instrument: 731.i

Sample Info: C8J160331-012 X5 10/20/08 h2o (8295020) 8270c

Volume Injected (uL): 2.0

Operator: 003200

Column phase: DB5-MS

Column diameter: 0.32

115 Phenanthrene

Concentration: 0.73111 ug/L

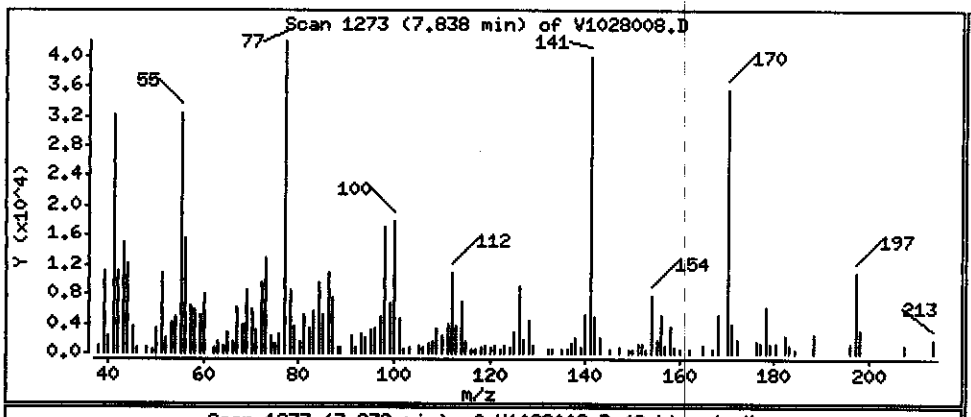

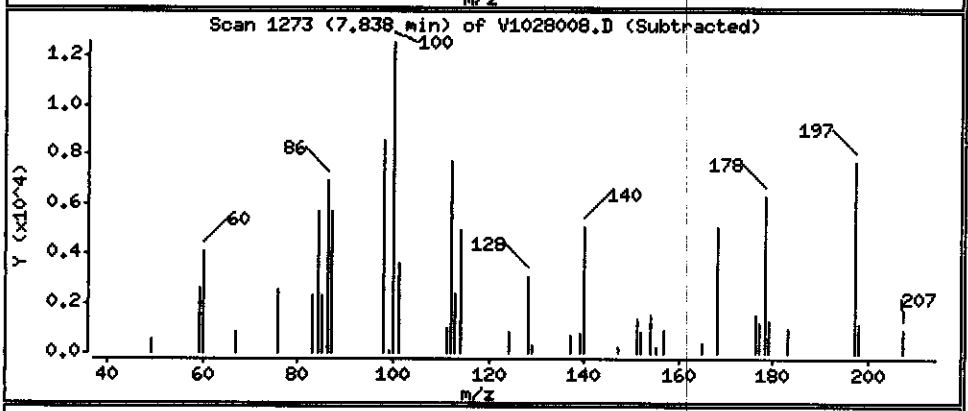

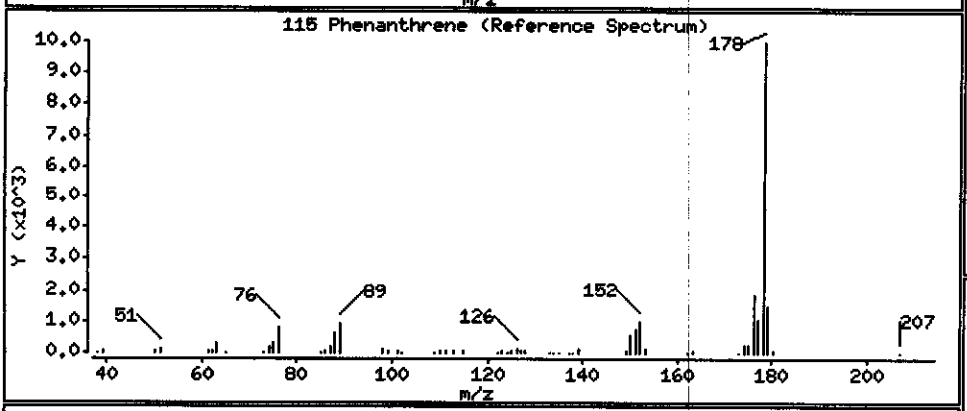

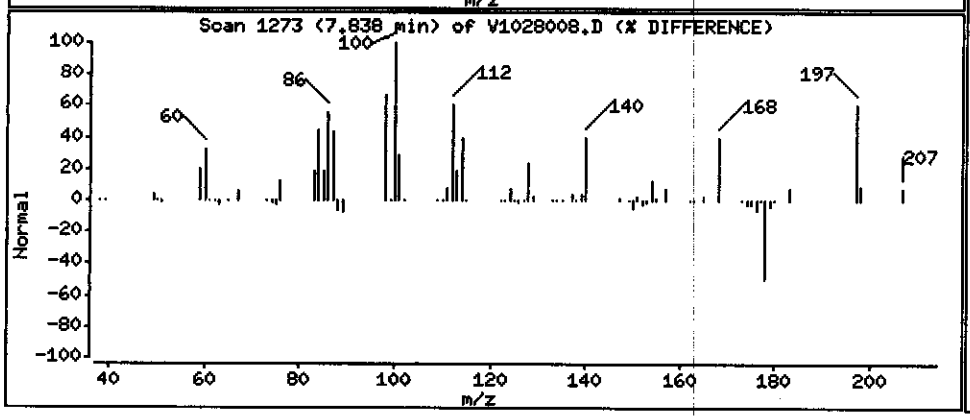

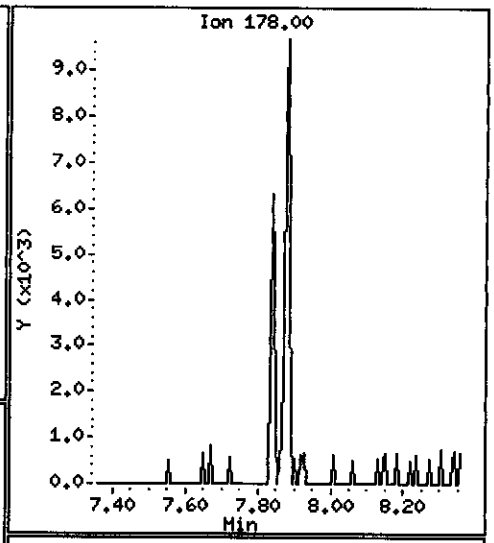

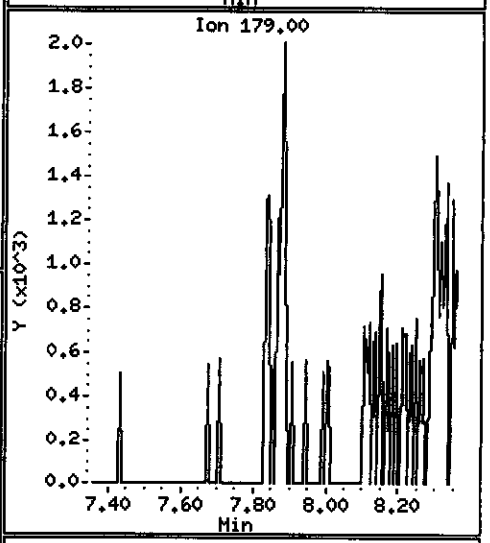

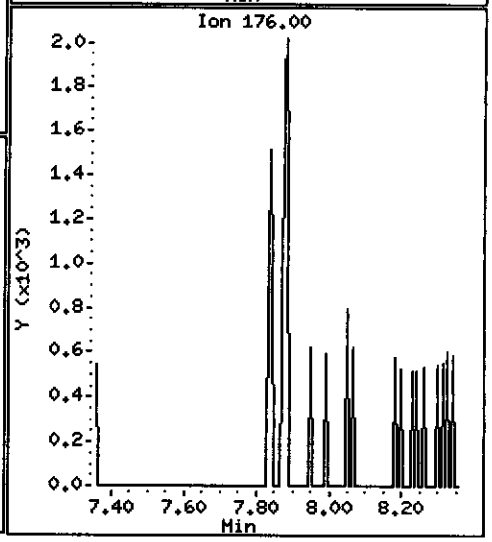

Data File: \\PITSVR06\D\chem\731.i\V102808.b\V1028008.D

Date : 28-OCT-2008 06:19

Client ID: RFI-31-1008

Instrument: 731.i

Sample Info: C8J160331-012 X5 10/20/08 h2o (8295020) 8270c

Volume Injected (uL): 2.0

Operator: 003200

Column phase: DB5-MS

Column diameter: 0.32

116 Anthracene

Concentration: 1.3704 ug/L

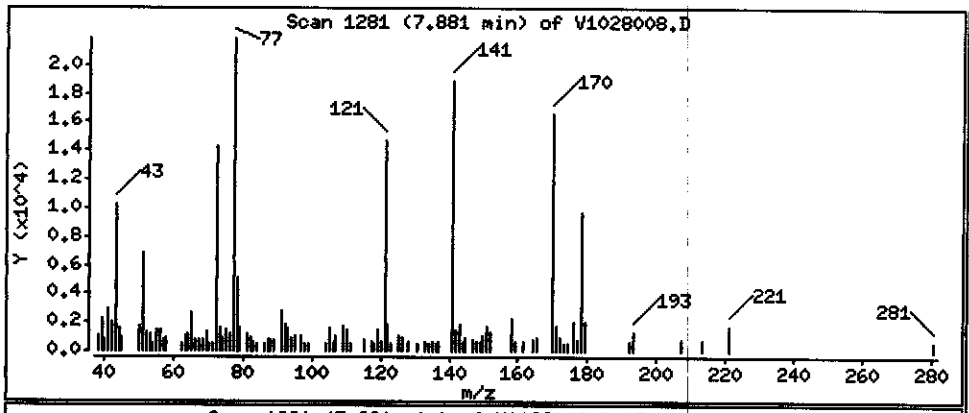

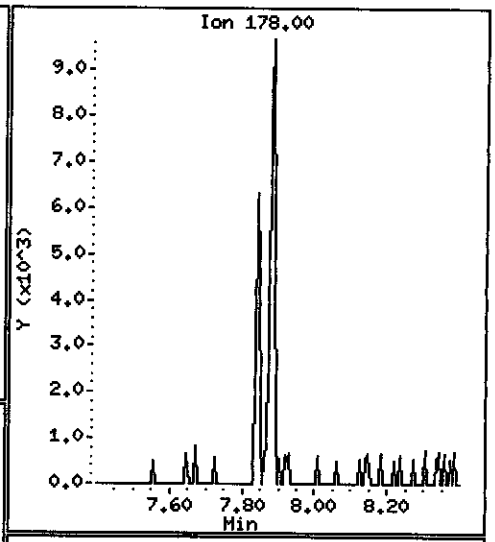

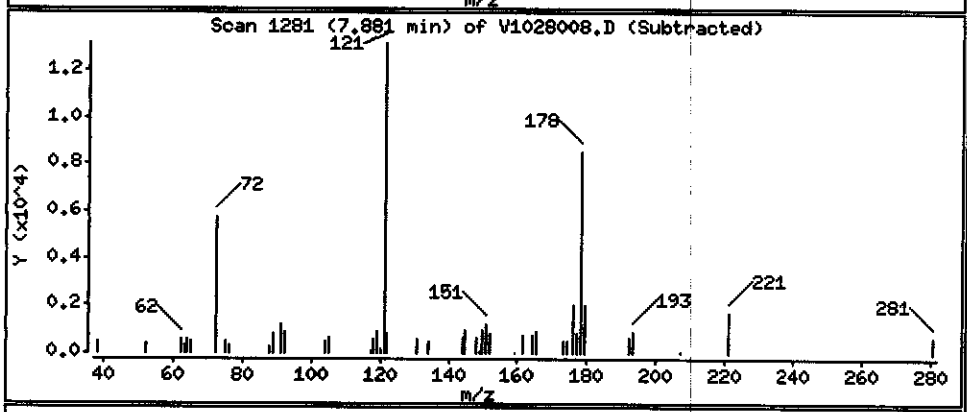

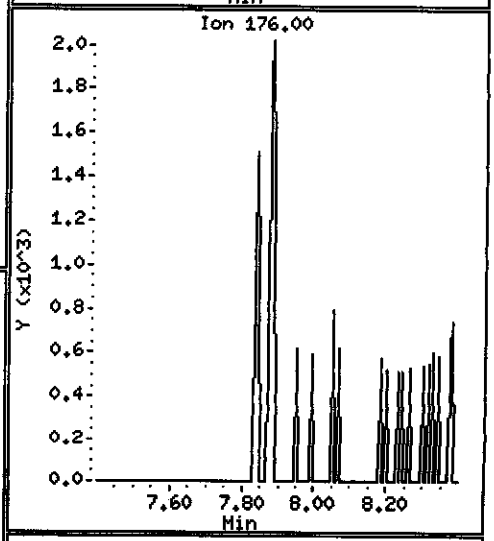

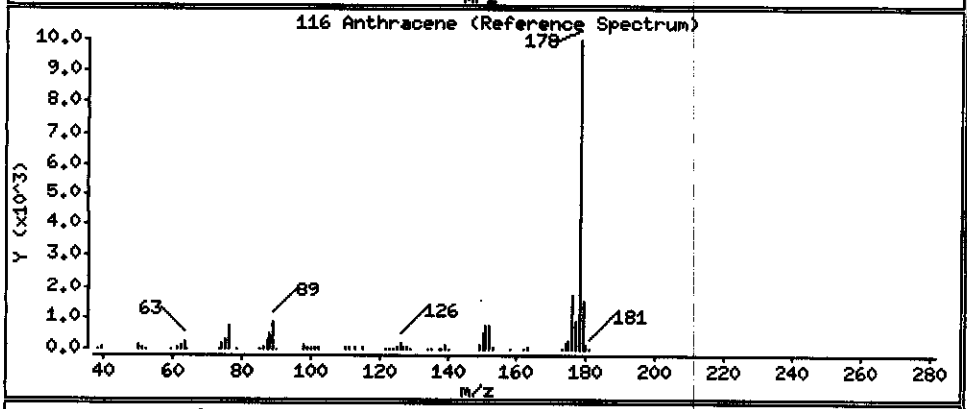

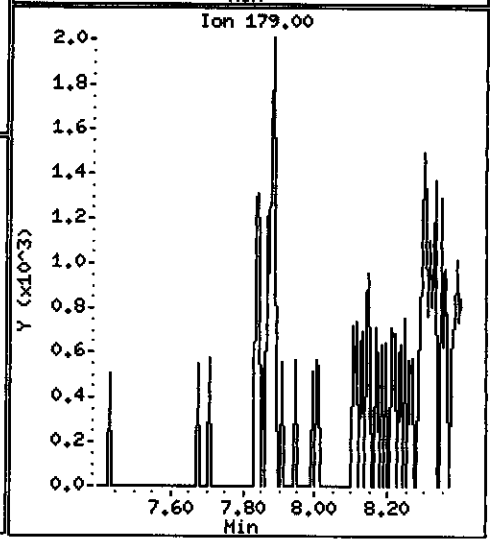

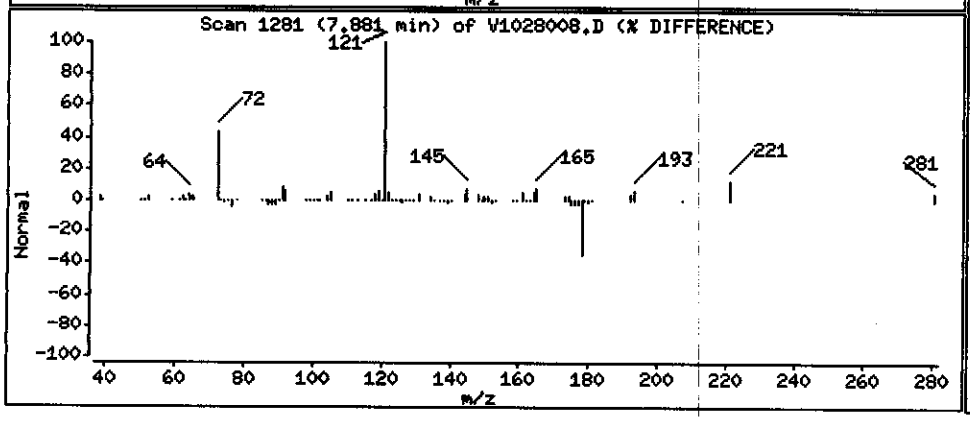

Data File: \\PITSVR06\D\chem\731.i\V102808.b\V1028008.D

Date : 28-OCT-2008 06:19

Client ID: RFI-31-1008

Instrument: 731.i

Sample Info: C8J160331-012 X5 10/20/08 h2o (8295020) 8270c

Volume Injected (uL): 2.0

Operator: 003200

Column phase: DB5-MS

Column diameter: 0.32

125 Pyrene

Concentration: 0.18484 ug/L

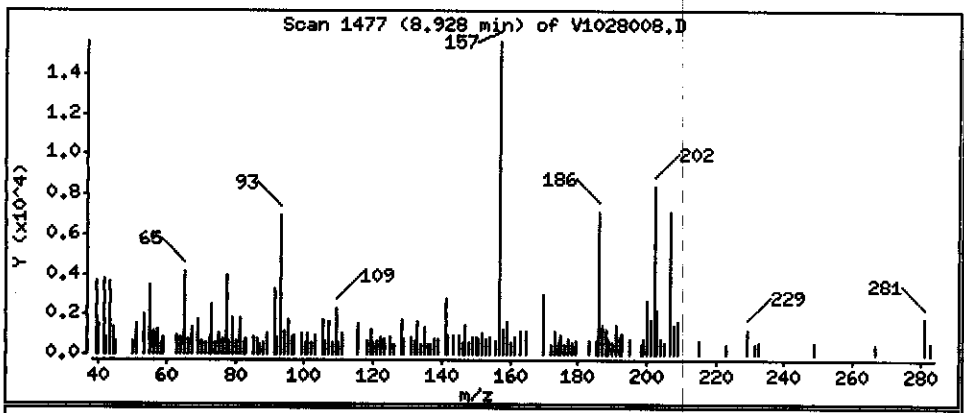

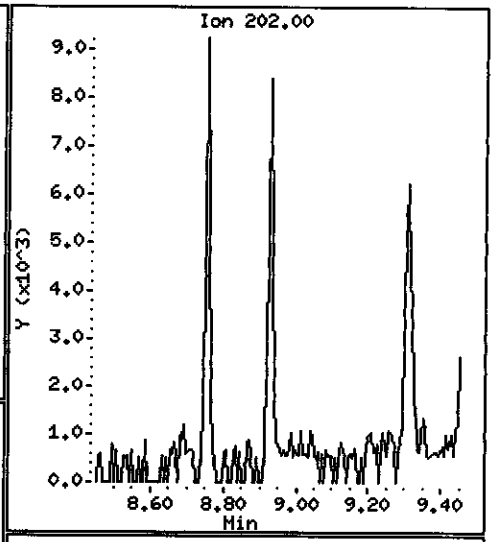

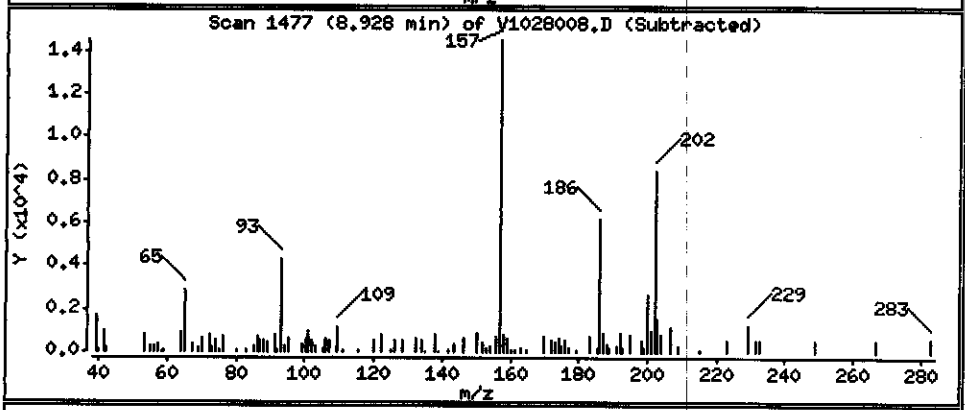

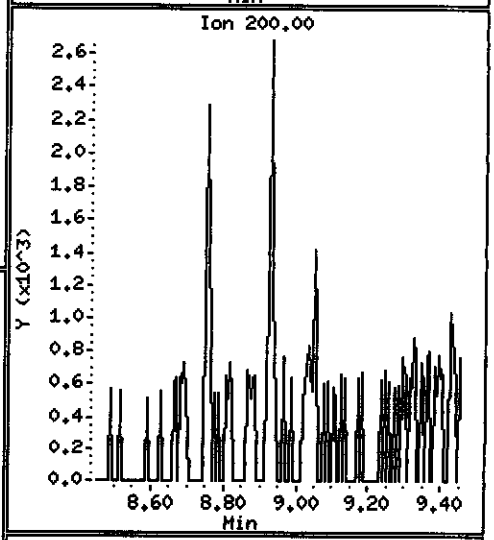

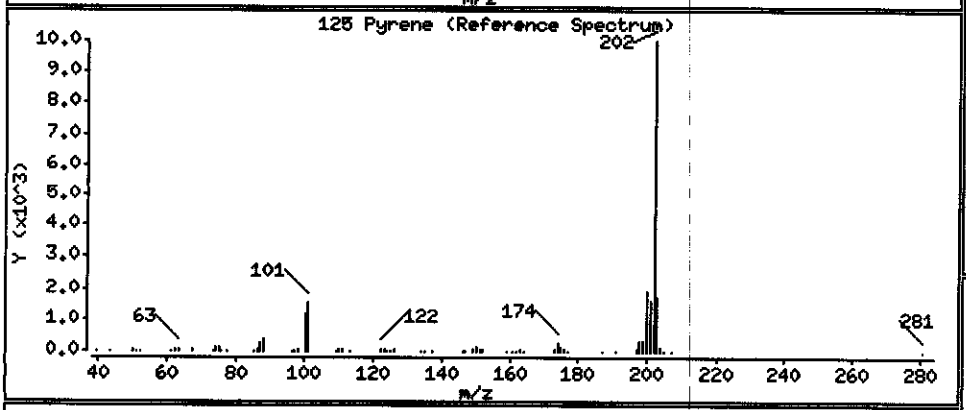

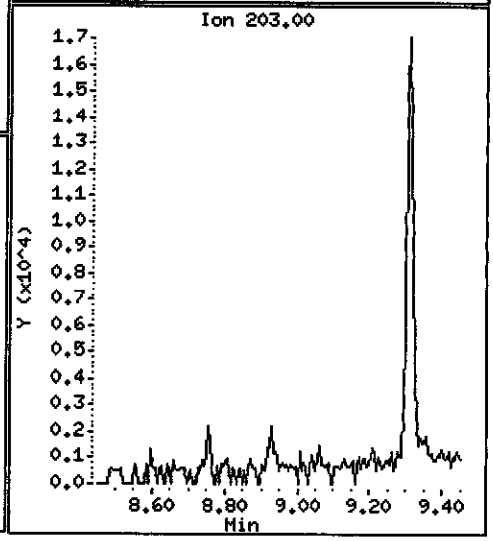

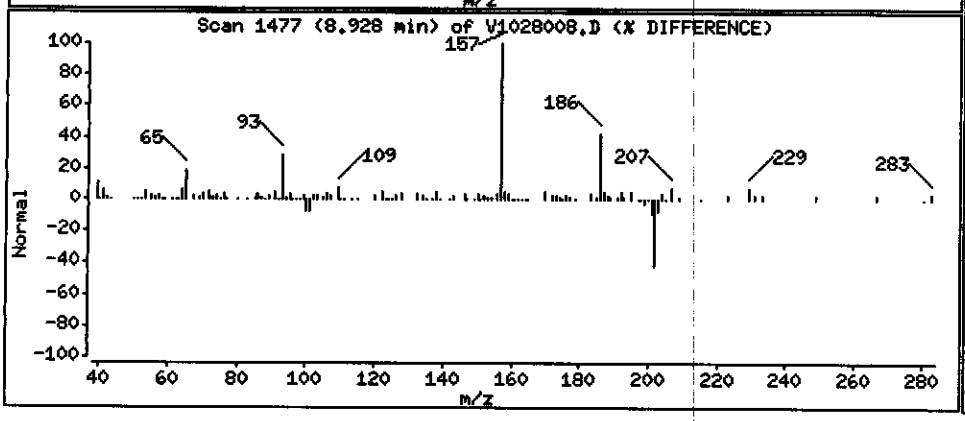

Data File: \\PITSVR06\D\chem\731.i\V102808.b\V1028008.D

Date : 28-OCT-2008 06:19

Client ID: RFI-31-1008

Instrument: 731.i

Sample Info: C8J160331-012 X5 10/20/08 h2o (8295020) 8270c

Volume Injected (uL): 2.0

Operator: 003200

Column phase: DB5-MS

Column diameter: 0.32

146 Benzo(a)pyrene

Concentration: 0.14077 ug/L

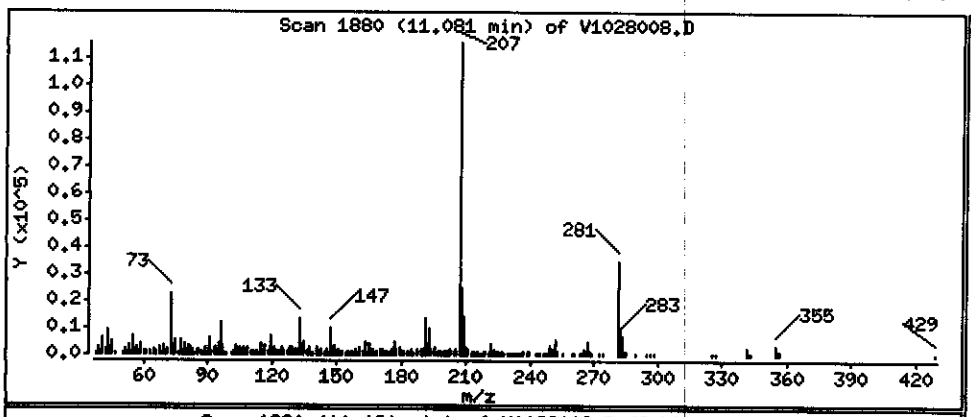

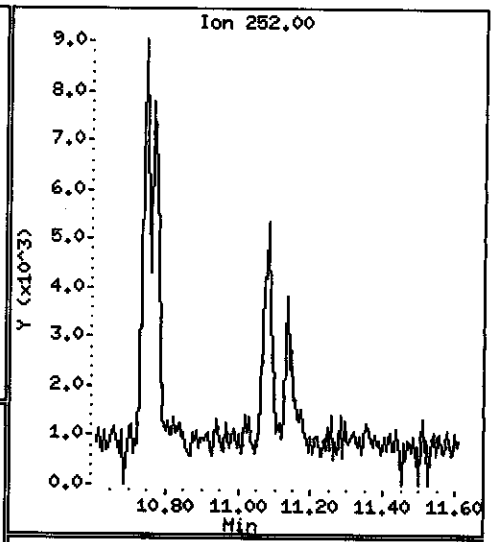

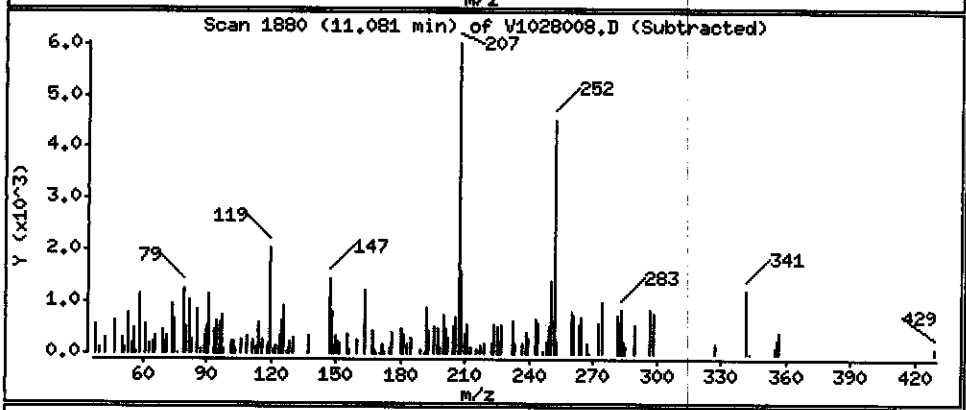

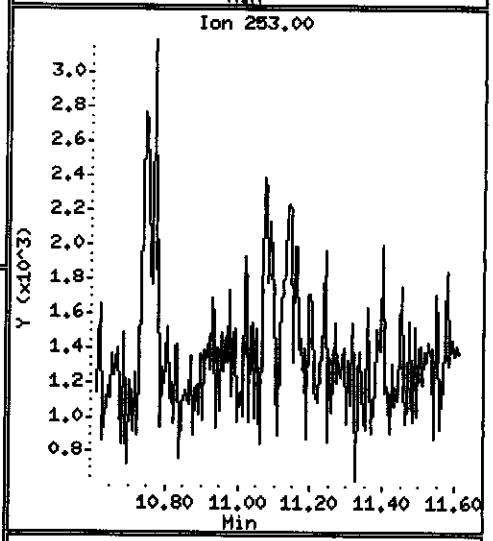

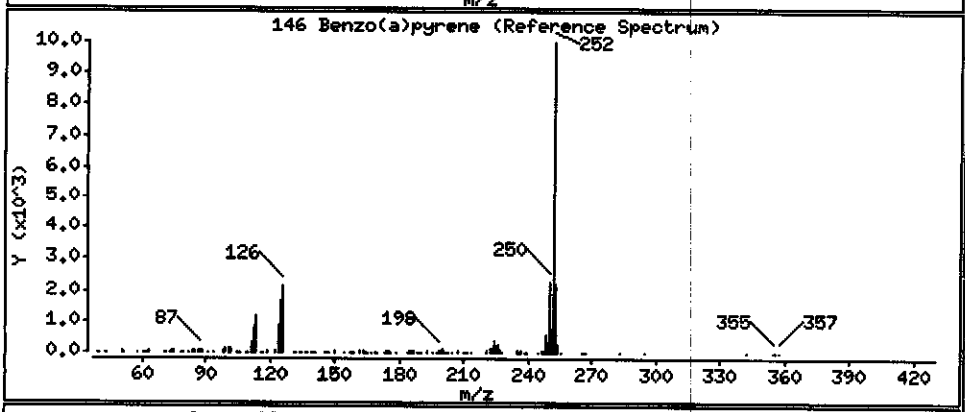

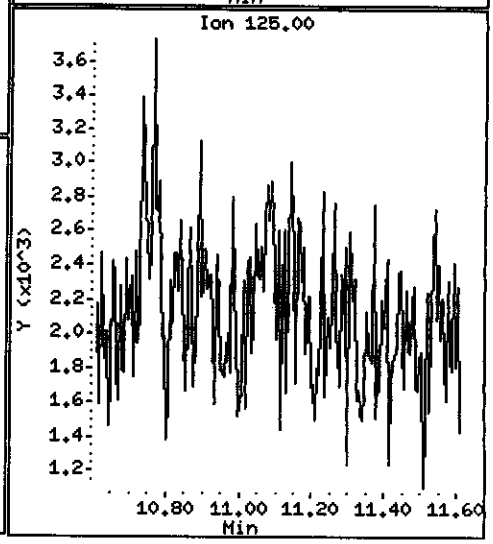

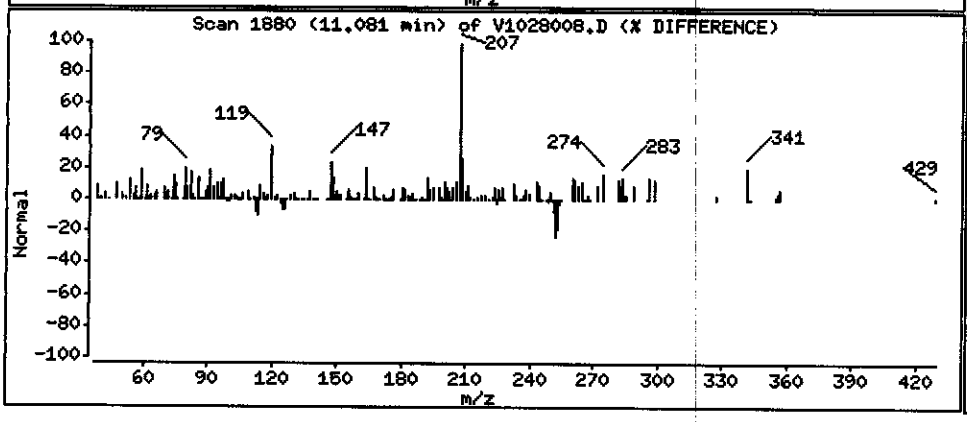

Data File: \\PITSVR06\D\chem\731.i\V102808.b\V1028008.D

Date : 28-OCT-2008 06:19

Client ID: RFI-31-1008

Instrument: 731.i

Sample Info: C8J160331-012 X5 10/20/08 h2o (8295020) 8270c

Volume Injected (uL): 2.0

Operator: 003200

Column phase: DB5-MS

Column diameter: 0.32

149 Indeno(1,2,3-cd)pyrene

Concentration: 0.18430 ug/L

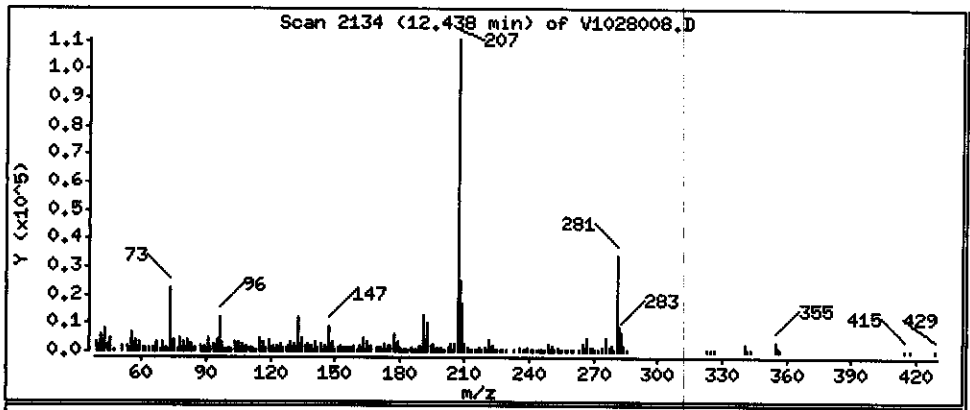

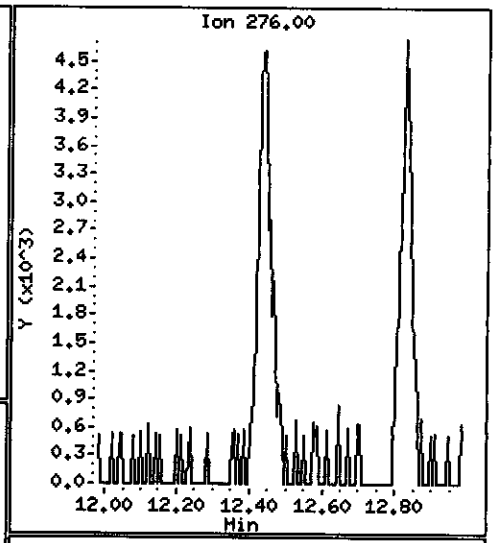

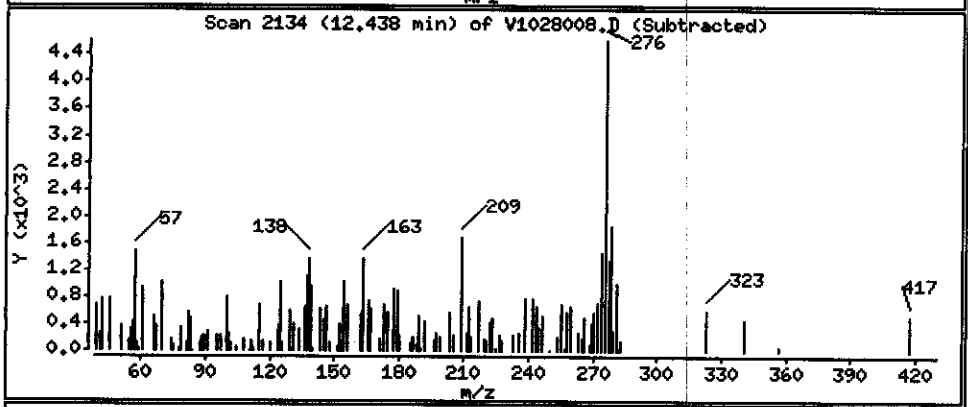

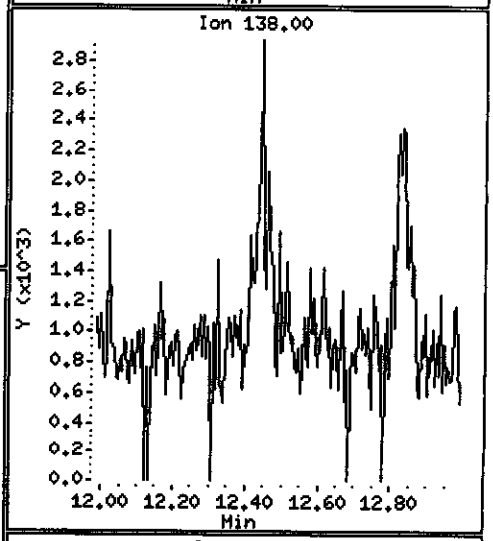

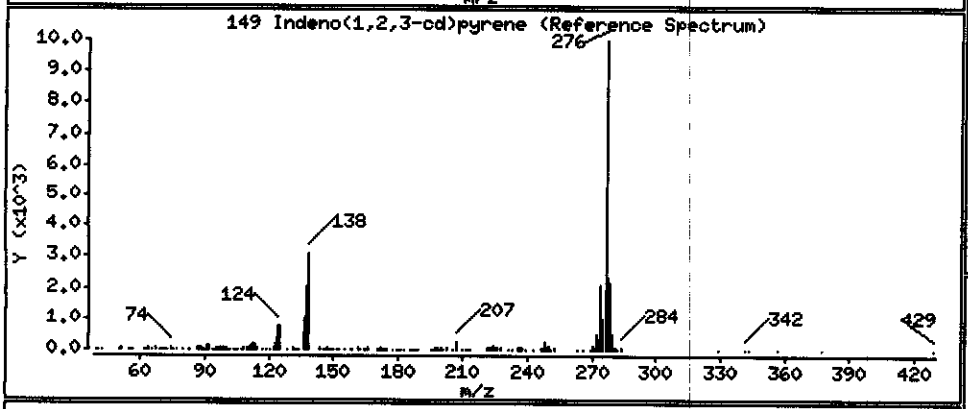

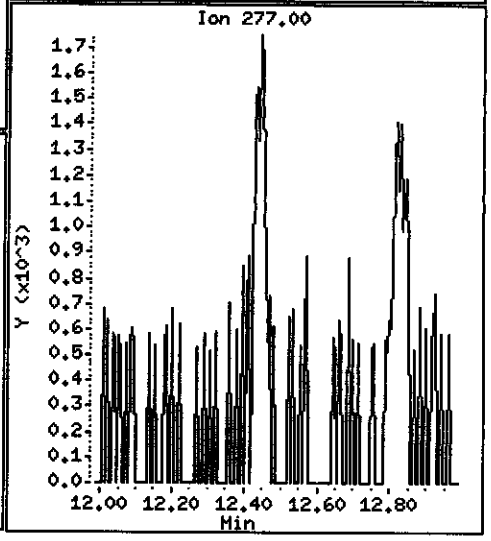

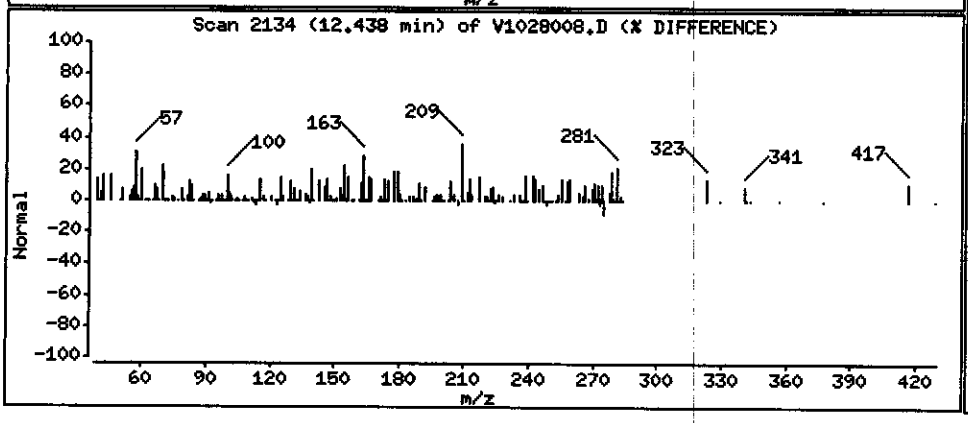

Data File: \\PITSVR06\D\chem\731.i\V102808.b\V1028008.D

Date : 28-OCT-2008 06:19

Client ID: RFI-31-1008

Instrument: 731.i

Sample Info: C8J160331-012 X5 10/20/08 h2o (8295020) 8270c

Volume Injected (uL): 2.0

Operator: 003200

Column phase: DB5-MS

Column diameter: 0.32

150 Dibenz(a,h)anthracene

Concentration: 0.12237 ug/L

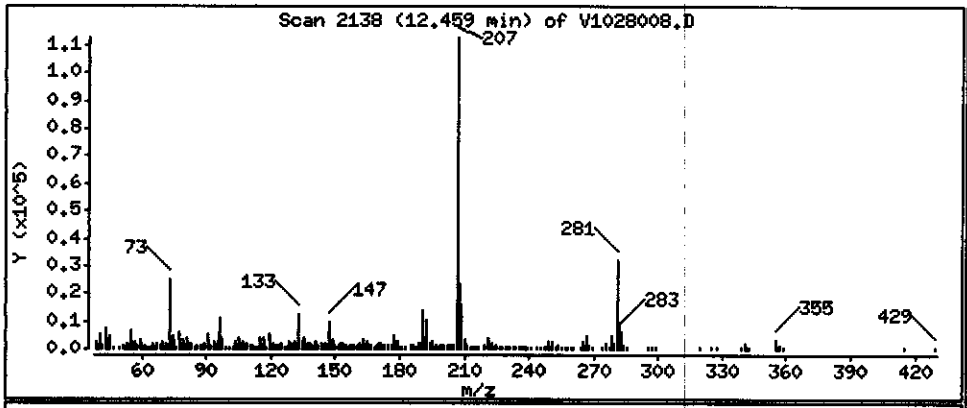

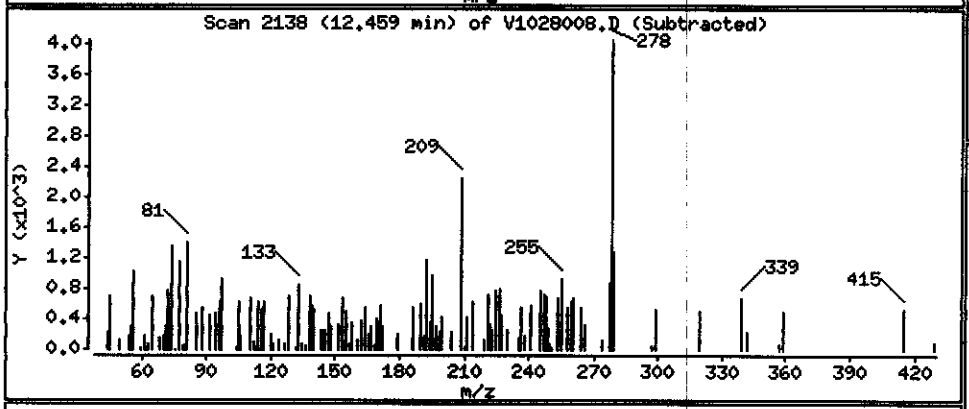

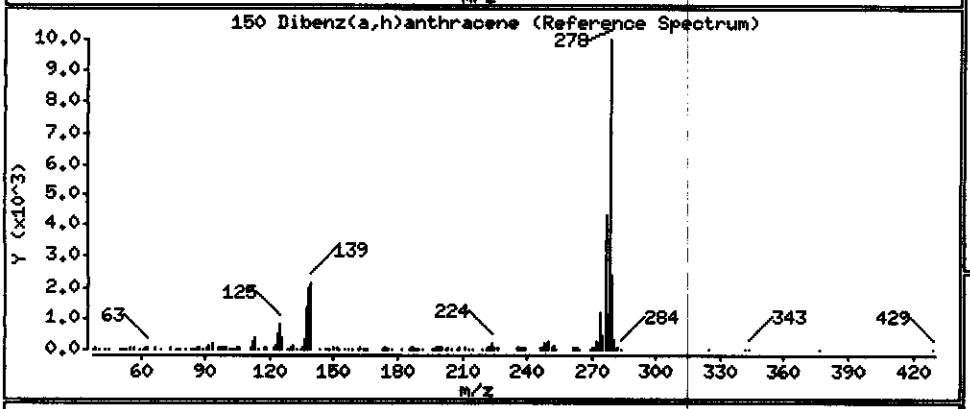

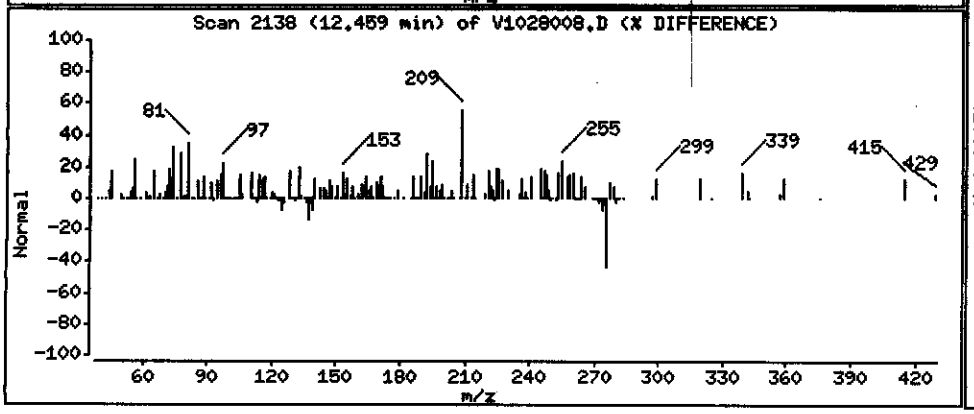

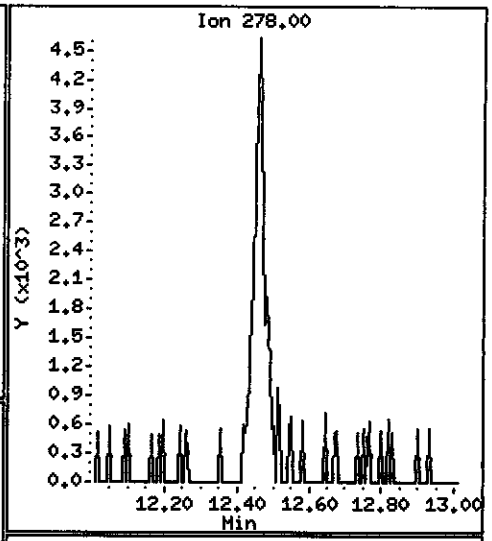

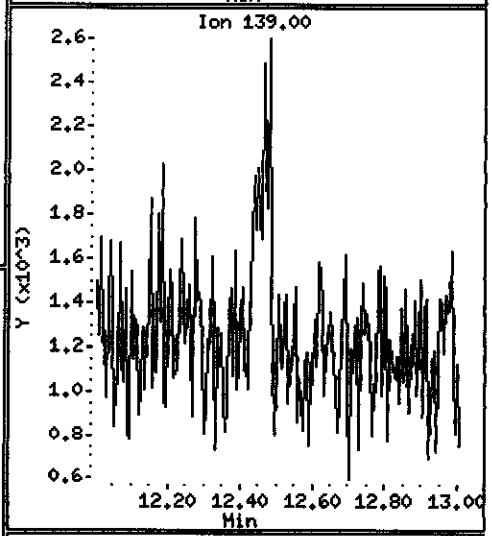

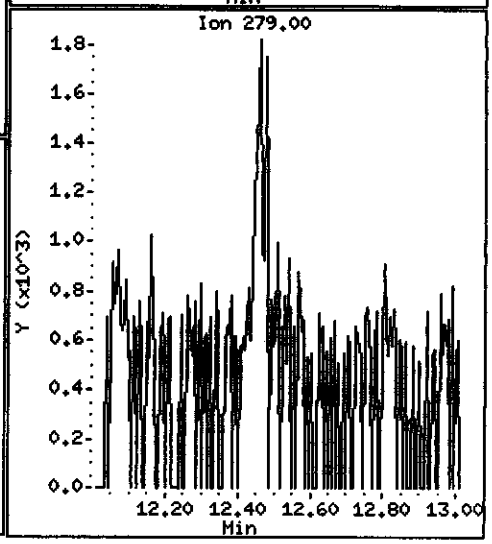

Data File: \\PITSVR06\D\chem\731.i\V102808.b\V1028008.D

Date : 28-OCT-2008 06:19

Client ID: RFI-31-1008

Instrument: 731.i

Sample Info: C8J160331-012 X5 10/20/08 h2o (8295020) 8270c

Volume Injected (uL): 2.0

Operator: 003200

Column phase: DB5-MS

Column diameter: 0.32

151 Benzo(g,h,i)perylene

Concentration: 0.18472 ug/L

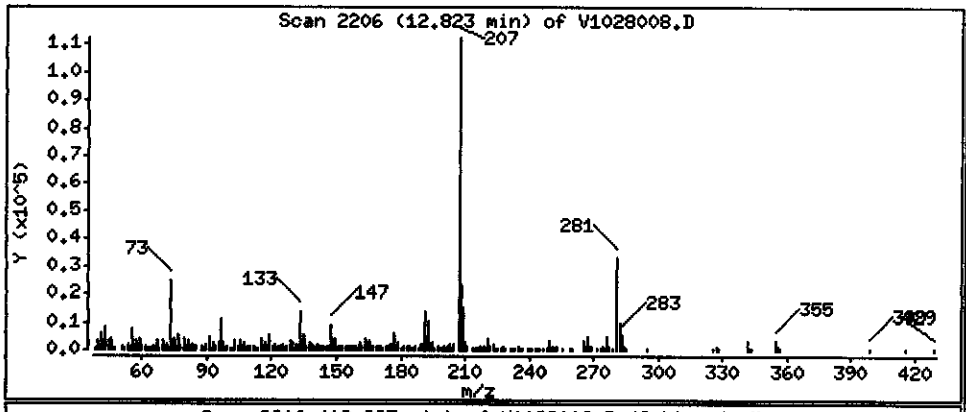

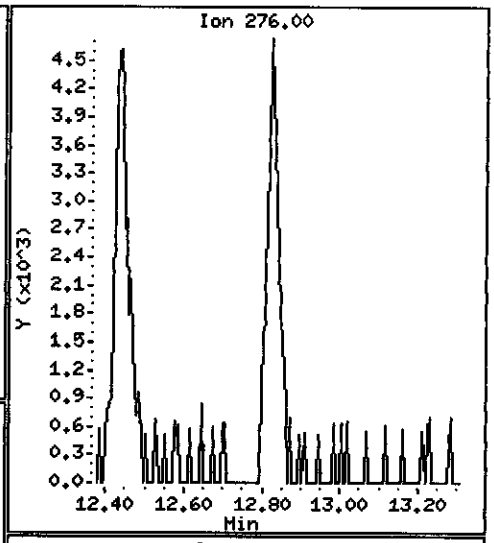

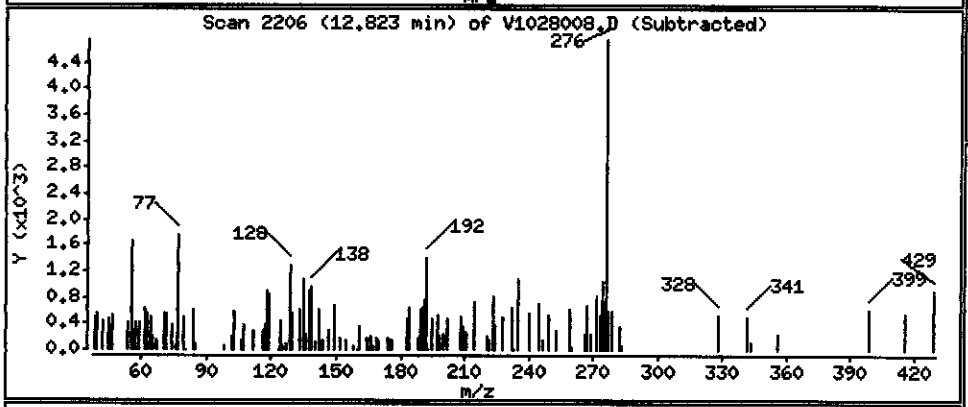

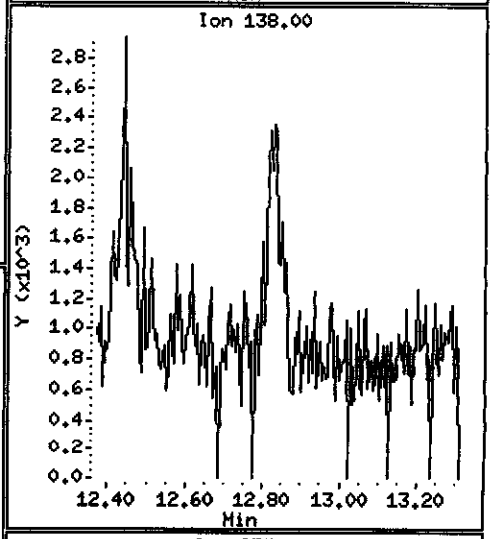

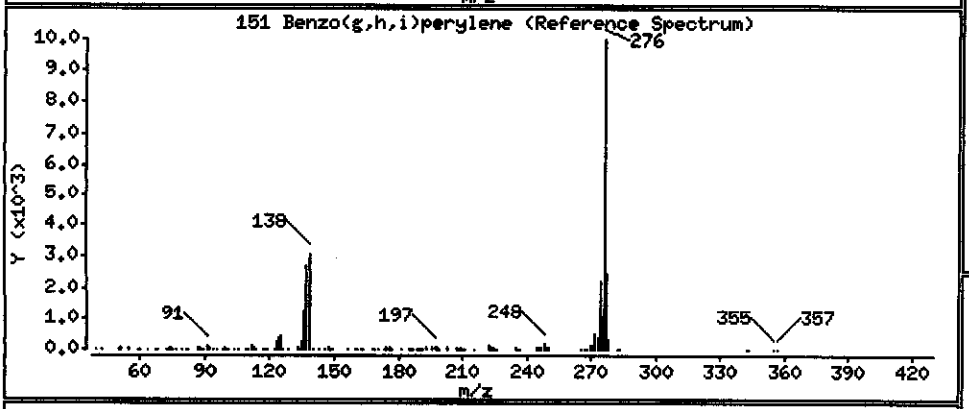

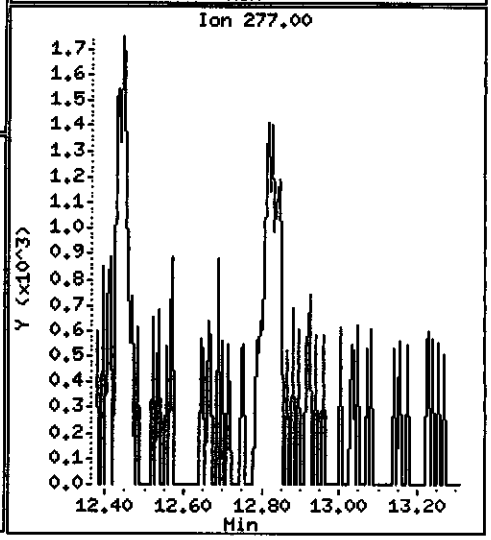

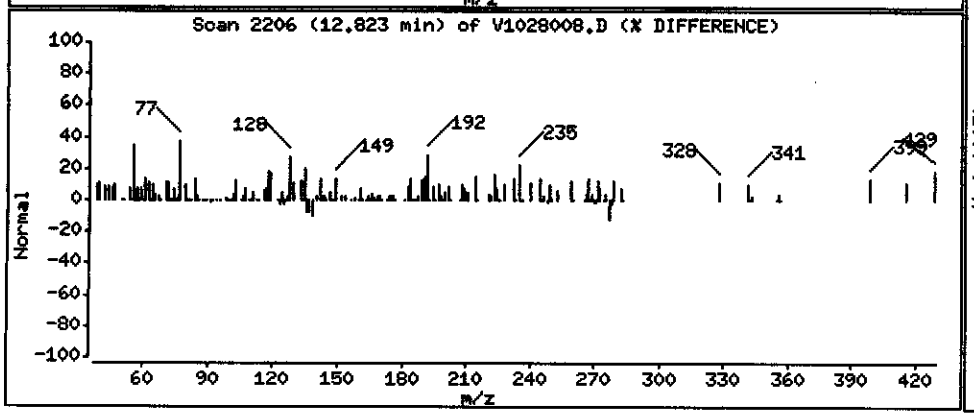

MACTEC Engineering and Consulting Inc

Client Sample ID: RFI-20-1008

GC/MS Semivolatiles

Lot-Sample #...:	C8J160331-013	**Work Order #...:**	K02VC1AL	**Matrix.....:**	WATER
Date Sampled...:	10/15/08 12:40	**Date Received..:**	10/16/08 09:30	**MS Run #.....:**	
Prep Date.....:	10/20/08	**Analysis Date..:**	10/27/08		
Prep Batch #...:	8295020	**Analysis Time..:**	04:55		
Dilution Factor:	0.96	**Initial Wgt/Vol:**	1040 mL	**Final Wgt/Vol..:**	1 mL
Analyst ID.....:	003200	**Instrument ID..:**	731		
		Method.....:	SW846 8270C		

PARAMETER	RESULT	REPORTING LIMIT	UNITS	MDL
Aniline	ND	0.96	ug/L	0.046
Acenaphthene	ND	0.19	ug/L	0.050
Acenaphthylene	ND	0.19	ug/L	0.044
Acetophenone	ND	0.96	ug/L	0.044
Anthracene	**0.057 J**	**0.19**	**ug/L**	**0.049**
Atrazine	ND	0.96	ug/L	0.037
Benzo(a)anthracene	ND	0.19	ug/L	0.039
Benzo(a)pyrene	ND	0.19	ug/L	0.042
Benzo(b)fluoranthene	ND	0.19	ug/L	0.030
Benzo(ghi)perylene	**0.027 J**	**0.19**	**ug/L**	**0.026**
Benzo(k)fluoranthene	ND	0.19	ug/L	0.038
Benzaldehyde	ND	0.96	ug/L	0.052
1,1'-Biphenyl	ND	0.96	ug/L	0.058
bis(2-Chloroethoxy) methane	ND	0.96	ug/L	0.12
bis(2-Chloroethyl)-ether	ND	0.19	ug/L	0.044
bis(2-Ethylhexyl) phthalate	ND	0.96	ug/L	0.11
4-Bromophenyl phenyl ether	ND	0.96	ug/L	0.048
Butyl benzyl phthalate	ND	0.96	ug/L	0.13
Caprolactam	**0.36 J**	**4.8**	**ug/L**	**0.18**
Carbazole	ND	0.19	ug/L	0.050
4-Chloroaniline	ND	0.96	ug/L	0.044
4-Chloro-3-methylphenol	ND	0.96	ug/L	0.057
2-Chloronaphthalene	ND	0.19	ug/L	0.042
2-Chlorophenol	**9.4**	**0.96**	**ug/L**	**0.044**
4-Chlorophenyl phenyl ether	ND	0.96	ug/L	0.041
Chrysene	ND	0.19	ug/L	0.034
Dibenz(a,h)anthracene	ND	0.19	ug/L	0.033
Dibenzofuran	**0.051 J**	**0.96**	**ug/L**	**0.051**
3,3'-Dichlorobenzidine	ND	0.96	ug/L	0.039
2,4-Dichlorophenol	**0.93**	**0.19**	**ug/L**	**0.047**
Diethyl phthalate	ND	0.96	ug/L	0.23
2,4-Dimethylphenol	ND	0.96	ug/L	0.050

(Continued on next page)

MACTEC Engineering and Consulting Inc

Client Sample ID: RFI-20-1008

GC/MS Semivolatiles

Lot-Sample #...: C8J160331-013 **Work Order #...:** K02VC1AL **Matrix.....:** WATER

PARAMETER	RESULT	REPORTING LIMIT	UNITS	MDL
Dimethyl phthalate	ND	0.96	ug/L	0.041
Di-n-butyl phthalate	**0.053 J**	**0.96**	**ug/L**	**0.045**
4,6-Dinitro-2-methylphenol	ND	4.8	ug/L	1.4
2,4-Dinitrophenol	ND	4.8	ug/L	1.2
2,4-Dinitrotoluene	ND	0.96	ug/L	0.043
2,6-Dinitrotoluene	ND	0.96	ug/L	0.049
Di-n-octyl phthalate	ND	0.96	ug/L	0.041
Fluoranthene	ND	0.19	ug/L	0.048
Fluorene	ND	0.19	ug/L	0.052
Hexachlorobenzene	ND	0.19	ug/L	0.042
Hexachlorobutadiene	ND	0.19	ug/L	0.036
Hexachlorocyclopentadiene	ND	0.96	ug/L	0.077
Hexachloroethane	ND	0.96	ug/L	0.042
Indeno(1,2,3-cd)pyrene	ND	0.19	ug/L	0.046
Isophorone	ND	0.96	ug/L	0.045
2-Methylnaphthalene	ND	0.19	ug/L	0.045
2-Methylphenol	ND	0.96	ug/L	0.049
4-Methylphenol	ND	0.96	ug/L	0.071
Naphthalene	ND	0.19	ug/L	0.041
2-Nitroaniline	ND	4.8	ug/L	0.046
3-Nitroaniline	ND	4.8	ug/L	0.039
4-Nitroaniline	ND	4.8	ug/L	0.024
Nitrobenzene	ND	0.19	ug/L	0.061
2-Nitrophenol	ND	0.96	ug/L	0.052
4-Nitrophenol	ND	4.8	ug/L	0.067
N-Nitrosodi-n-propylamine	ND	0.19	ug/L	0.057
N-Nitrosodiphenylamine	ND	0.19	ug/L	0.047
2,2'-oxybis (1-Chloropropane)	ND	0.19	ug/L	0.025
Pentachlorophenol	ND	0.96	ug/L	0.080
Phenanthrene	**0.14 J**	**0.19**	**ug/L**	**0.053**
Phenol	**0.59**	**0.19**	**ug/L**	**0.021**
Pyrene	ND	0.19	ug/L	0.054
2,4,5-Trichlorophenol	ND	0.96	ug/L	0.060
2,4,6-Trichlorophenol	ND	0.96	ug/L	0.055

(Continued on next page)

MACTEC Engineering and Consulting Inc

Client Sample ID: RFI-20-1008

GC/MS Semivolatiles

Lot-Sample #...: C8J160331-013 **Work Order #...:** K02VC1AL **Matrix.....:** WATER

SURROGATE	PERCENT RECOVERY	RECOVERY LIMITS
Nitrobenzene-d5	76	(23 - 112)
Terphenyl-d14	34	(10 - 132)
2-Fluorobiphenyl	69	(19 - 107)
2-Fluorophenol	59	(10 - 111)
Phenol-d5	60	(15 - 112)
2,4,6-Tribromophenol	69	(16 - 122)

NOTE(S):

J Estimated result. Result is less than RL.

Data File: \\PITSVR06\D\chem\731.i\V102608.b\V1026016.D
Date : 27-OCT-2008 04:55
Client ID: RFI-20-1008
Sample Info: C8J160331-013 10/20/08 h2o (8295020) 8270c
Volume Injected (uL): 2.0
Column phase: DB5-MS

Instrument: 731.i

Operator: 003200
Column diameter: 0.32

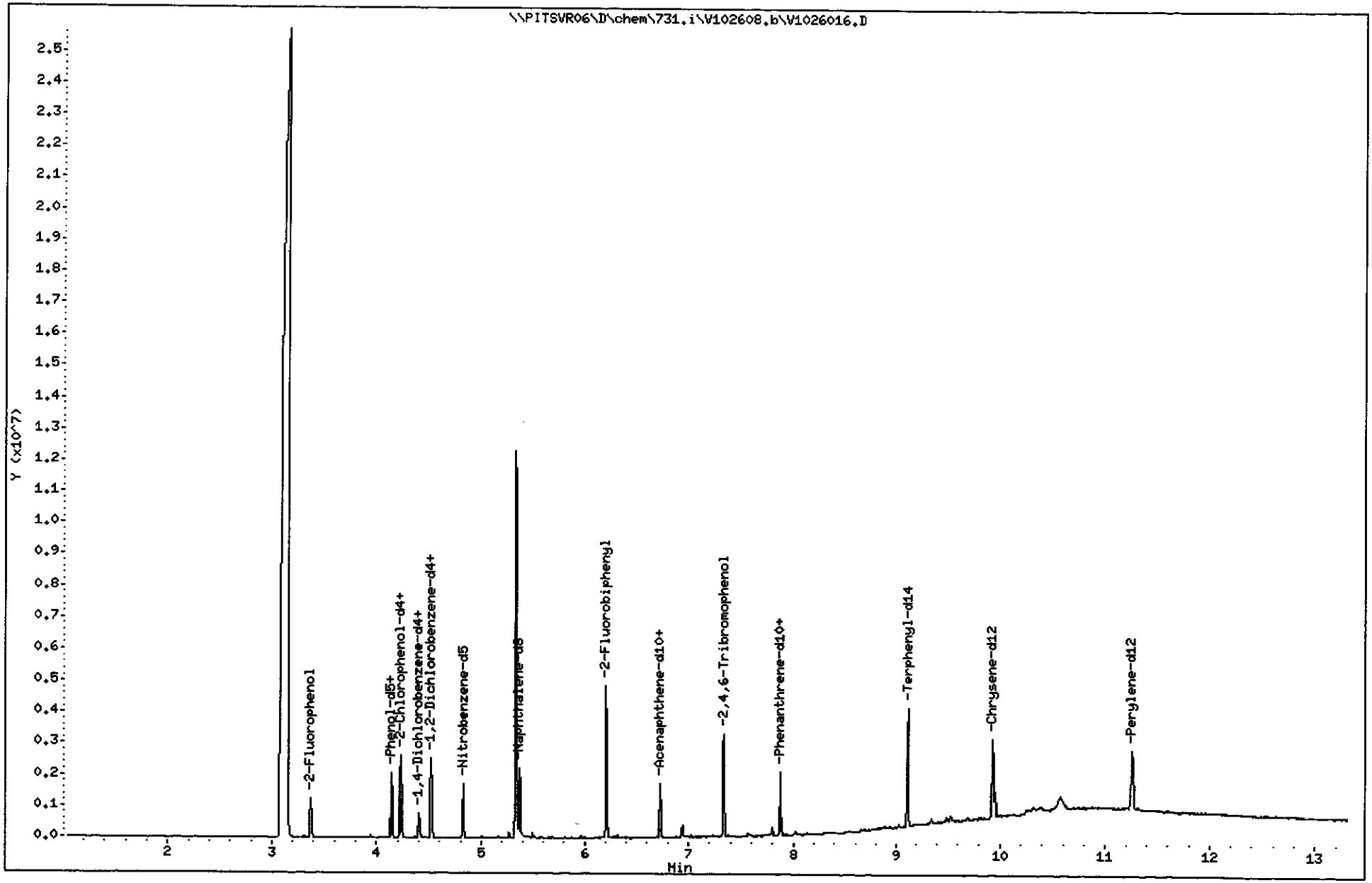

TestAmerica Pittsburgh

Semivolatile REPORT SW-846 Method 8270

Data file : \\PITSVR06\D\chem\731.i\V102608.b\V1026016.D
Lab Smp Id: K02VC1AL Client Smp ID: RFI-20-1008
Inj Date : 27-OCT-2008 04:55
Operator : 003200 Inst ID: 731.i
Smp Info : C8J160331-013 10/20/08 h2o (8295020) 8270c
Misc Info : K02VC1AL,V102608.b,8270ll.m,padep.sub
Comment :
Method : \\PITSVR06\D\chem\731.i\V102608.b\8270ll.m
Meth Date : 27-Oct-2008 01:04 piccolinov Quant Type: ISTD
Cal Date : 23-OCT-2008 04:48 Cal File: V1023NC7.D
Als bottle: 18
Dil Factor: 1.00000
Integrator: HP RTE Compound Sublist: padep.sub
Target Version: 4.14
Processing Host: PITSVR06

Concentration Formula: Amt * DF * Uf * Vt/(Vo * Vi) * CpndVariable

Name	Value	Description
DF	1.000	Dilution Factor
Uf	1.000	ng unit correction factor
Vt	1000.000	Volume of final extract (uL)
Vo	1040.000	Volume of sample extracted (mL)
Vi	2.000	Volume injected (uL)
Cpnd Variable		Local Compound Variable

	Compounds	QUANT SIG MASS	RT	EXP RT	REL RT	RESPONSE	CONCENTRATIONS ON-COLUMN (NG)	CONCENTRATIONS FINAL (ug/L)
* 1	1,4-Dichlorobenzene-d4	152	4.402	4.408	(1.000)	109797	8.00000	
* 2	Naphthalene-d8	136	5.375	5.381	(1.000)	443490	8.00000	
* 3	Acenaphthene-d10	164	6.726	6.732	(1.000)	355058	8.00000	
* 4	Phenanthrene-d10	188	7.875	7.886	(1.000)	717118	8.00000	
* 5	Chrysene-d12	240	9.926	9.937	(1.000)	828704	8.00000	
* 6	Perylene-d12	264	11.262	11.278	(1.000)	934004	8.00000	
198	1,4-Dioxane	88	Compound Not Detected.					
10	N-Nitrosodimethylamine	74	Compound Not Detected.					
9	Pyridine	79	Compound Not Detected.					
16	Methyl methanesulfonate	80	Compound Not Detected.					
206	Benzaldehyde	77	Compound Not Detected.					
21	Aniline	93	Compound Not Detected.					
22	Phenol	94	4.151	4.147	(0.943)	22788	1.23009	0.59139
23	bis(2-Chloroethyl)ether	93	Compound Not Detected.					
24	2-Chlorophenol	128	4.237	4.237	(0.962)	345440	19.5359	9.3922
26	1,3-Dichlorobenzene	146	4.354	4.360	(0.989)	5713	0.27006	0.12984
27	1,4-Dichlorobenzene	146	4.413	4.419	(1.002)	64610	2.97596	1.4308
28	1,2-Dichlorobenzene	146	4.525	4.531	(1.028)	288652	13.9062	6.6857
29	Benzyl Alcohol	108	Compound Not Detected.					
30	2-Methylphenol	108	Compound Not Detected.					

Compounds	QUANT SIG MASS	RT	EXP RT	REL RT	RESPONSE	CONCENTRATIONS ON-COLUMN (NG)	CONCENTRATIONS FINAL (ug/L)
31 2,2'-oxybis(1-Chloropropane)	45	Compound Not Detected.					
37 Acetophenone	105	Compound Not Detected.					
32 N-Nitroso-di-n-propylamine	70	Compound Not Detected.					
192 4-Methylphenol	108	Compound Not Detected.					
34 Hexachloroethane	117	Compound Not Detected.					
35 Nitrobenzene	77	Compound Not Detected.					
41 Isophorone	82	Compound Not Detected.					
42 2-Nitrophenol	139	Compound Not Detected.					
43 2,4-Dimethylphenol	107	Compound Not Detected.					
44 bis(2-Chloroethoxy)methane	93	Compound Not Detected.					
48 2,4-Dichlorophenol	162	5.273	5.274	(0.981)	31901	1.93734	0.93142
49 Benzoic Acid	122	5.161	5.172	(0.960)	6932	3.52588	1.6951
50 1,2,4-Trichlorobenzene	180	5.332	5.338	(0.992)	2477610	130.836	62.902
51 Naphthalene	128	Compound Not Detected.					
52 4-Chloroaniline	127	Compound Not Detected.					
54 2,6-Dichlorophenol	162	Compound Not Detected.					
56 Hexachlorobutadiene	224	Compound Not Detected.					
208 Caprolactam	113	5.690	5.685	(1.059)	3380	0.75615	0.36353
59 4-Chloro-3-Methylphenol	107	Compound Not Detected.					
62 2-Methylnaphthalene	142	5.925	5.931	(1.102)	2415	0.05935	0.028534
63 1-Methylnaphthalene	142	6.000	6.006	(1.116)	2504	0.06134	0.029492
64 Hexachlorocyclopentadiene	236	Compound Not Detected.					
66 2,4,6-Trichlorophenol	196	Compound Not Detected.					
67 2,4,5-Trichlorophenol	196	Compound Not Detected.					
209 1,1'-Biphenyl	154	6.283	6.294	(0.934)	3498	0.06176	0.029691
70 2-Chloronaphthalene	162	Compound Not Detected.					
73 2-Nitroaniline	65	Compound Not Detected.					
76 Dimethylphthalate	163	Compound Not Detected.					
78 2,6-Dinitrotoluene	165	Compound Not Detected.					
79 Acenaphthylene	152	Compound Not Detected.					
81 3-Nitroaniline	138	Compound Not Detected.					
82 Acenaphthene	153	6.748	6.759	(1.003)	3849	0.08245	0.039640
83 2,4-Dinitrophenol	184	Compound Not Detected.					
85 4-Nitrophenol	109	Compound Not Detected.					
86 Dibenzofuran	168	6.887	6.892	(1.024)	7352	0.10602	0.050970
87 2,4-Dinitrotoluene	165	Compound Not Detected.					
91 2,3,5,6-Tetrachlorophenol	231	Compound Not Detected.					
88 2,3,4,6-Tetrachlorophenol	231	Compound Not Detected.					
92 2-Naphthylamine	143	Compound Not Detected.					
93 Diethylphthalate	149	7.063	7.074	(1.050)	7119	0.13858	0.066626
94 Fluorene	166	7.148	7.159	(1.063)	5365	0.09861	0.047409
95 4-Chlorophenyl-phenylether	204	Compound Not Detected.					
96 4-Nitroaniline	138	Compound Not Detected.					
98 4,6-Dinitro-2-methylphenol	198	Compound Not Detected.					
99 N-Nitrosodiphenylamine (1)	169	Compound Not Detected.					
100 1,2-Diphenylhydrazine	77	Compound Not Detected.					
106 4-Bromophenyl-phenylether	248	Compound Not Detected.					
107 Hexachlorobenzene	283	Compound Not Detected.					
210 Atrazine	200	Compound Not Detected.					
111 Pentachlorophenol	265	Compound Not Detected.					
115 Phenanthrene	178	7.891	7.902	(1.002)	25782	0.28421	0.13664
116 Anthracene	178	7.934	7.945	(1.007)	10912	0.11897	0.057197
119 Carbazole	167	8.057	8.068	(1.023)	3289	0.03711	0.017840
120 Di-n-Butylphthalate	149	8.324	8.340	(1.057)	11653	0.10955	0.052666

Compounds	QUANT SIG MASS	RT	EXP RT	REL RT	RESPONSE	CONCENTRATIONS ON-COLUMN (NG)	CONCENTRATIONS FINAL (ug/L)
123 Fluoranthene	202	8.815	8.826	(1.119)	5096	0.04699	0.022594
124 Benzidine	184	Compound Not Detected.					
125 Pyrene	202	8.991	9.003	(0.906)	5605	0.04410	0.021200
131 Butylbenzylphthalate	149	9.483	9.499	(0.955)	11939	0.20055	0.096419
135 3,3'-Dichlorobenzidine	252	Compound Not Detected.					
136 Benzo(a)Anthracene	228	Compound Not Detected.					
137 Chrysene	228	Compound Not Detected.					
139 bis(2-ethylhexyl)Phthalate	149	Compound Not Detected.					
140 Di-n-octylphthalate	149	Compound Not Detected.					
141 Benzo(b)fluoranthene	252	Compound Not Detected.					
142 Benzo(k)fluoranthene	252	Compound Not Detected.					
143 7,12-dimethylbenz[a]anthracen	256	Compound Not Detected.					
146 Benzo(a)pyrene	252	Compound Not Detected.					
149 Indeno(1,2,3-cd)pyrene	276	Compound Not Detected.					
150 Dibenz(a,h)anthracene	278	Compound Not Detected.					
151 Benzo(g,h,i)perylene	276	13.025	13.047	(1.157)	8464	0.05648	0.027156
$ 154 Nitrobenzene-d5	82	4.825	4.830	(0.898)	467160	30.2533	14.545
$ 155 2-Fluorobiphenyl	172	6.208	6.219	(0.923)	1390305	27.5175	13.230
$ 156 Terphenyl-d14	244	9.109	9.120	(0.918)	1130422	13.7842	6.6270
$ 157 Phenol-d5	99	4.141	4.141	(0.941)	629894	36.1617	17.385
$ 158 2-Fluorophenol	112	3.371	3.367	(0.766)	429467	35.3387	16.990
$ 159 2,4,6-Tribromophenol	330	7.335	7.346	(0.931)	348865	41.3875	19.898
$ 186 2-Chlorophenol-d4	132	4.226	4.227	(0.960)	678336	39.7480	19.110
$ 187 1,2-Dichlorobenzene-d4	152	4.515	4.520	(1.025)	368422	27.5534	13.247

Data File: \\PITSVR06\D\chem\731.i\V102608.b\V1026016.D

Date : 27-OCT-2008 04:55

Client ID: RFI-20-1008

Instrument: 731.i

Sample Info: C8J160331-013 10/20/08 h2o (8295020) 8270c

Volume Injected (uL): 2.0

Operator: 003200

Column phase: DB5-MS

Column diameter: 0.32

22 Phenol

Concentration: 0.59139 ug/L

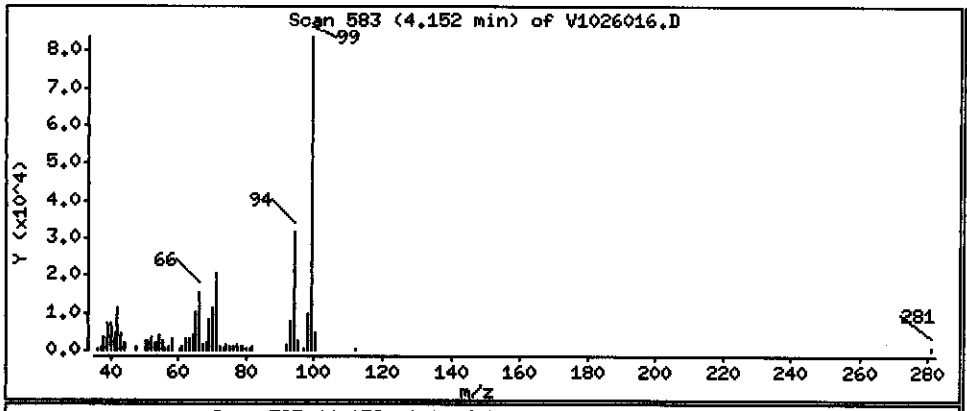

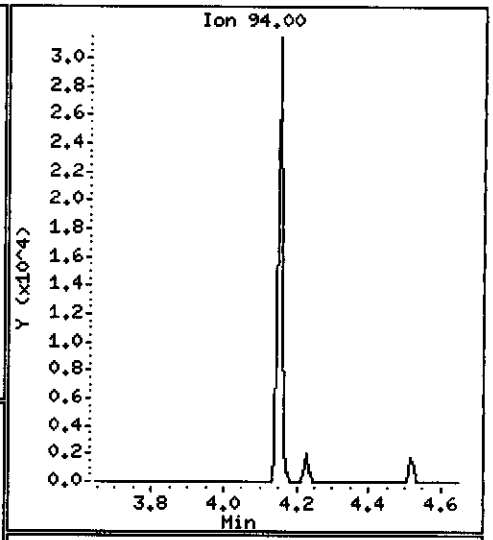

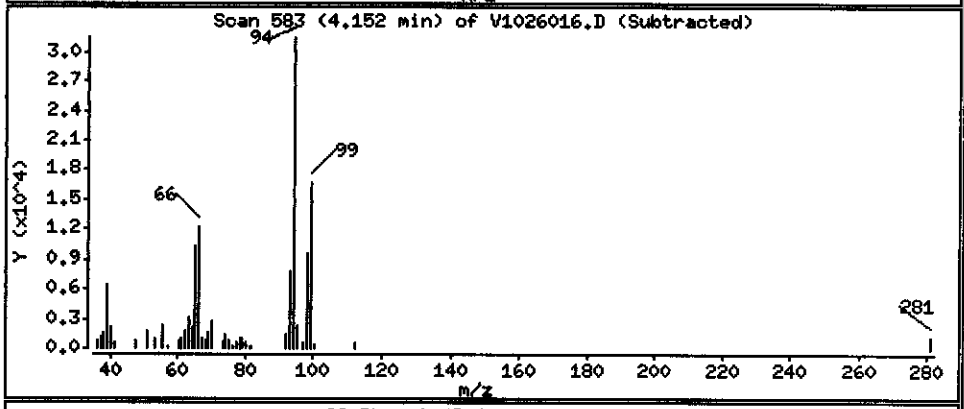

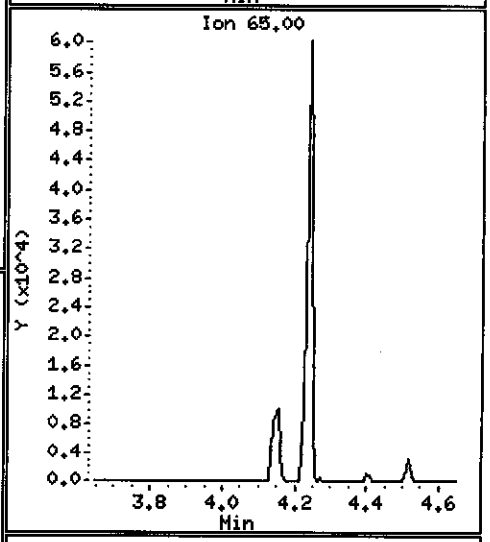

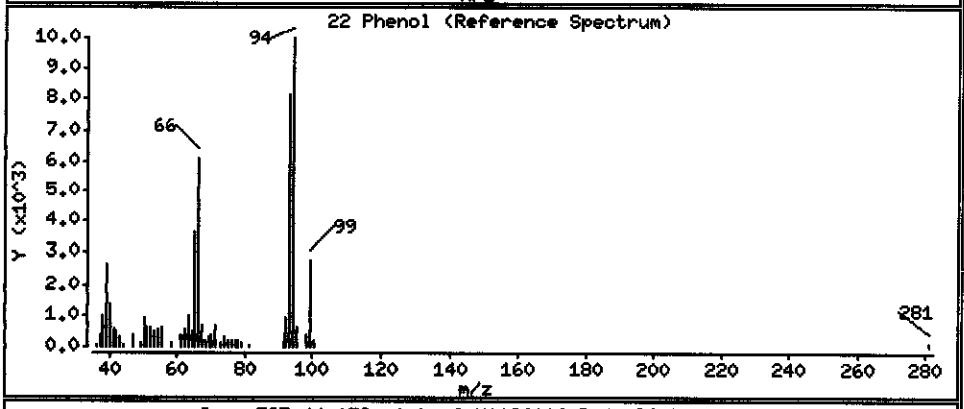

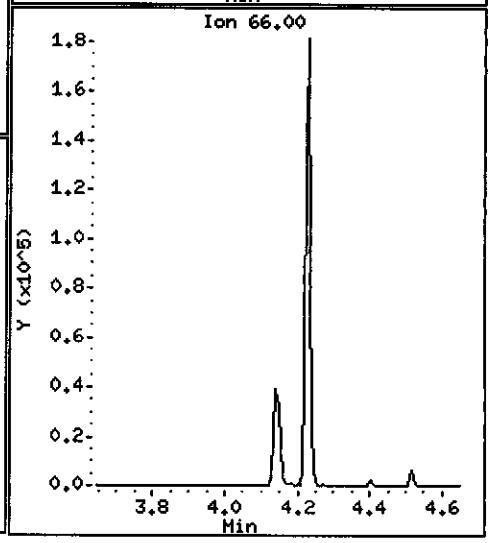

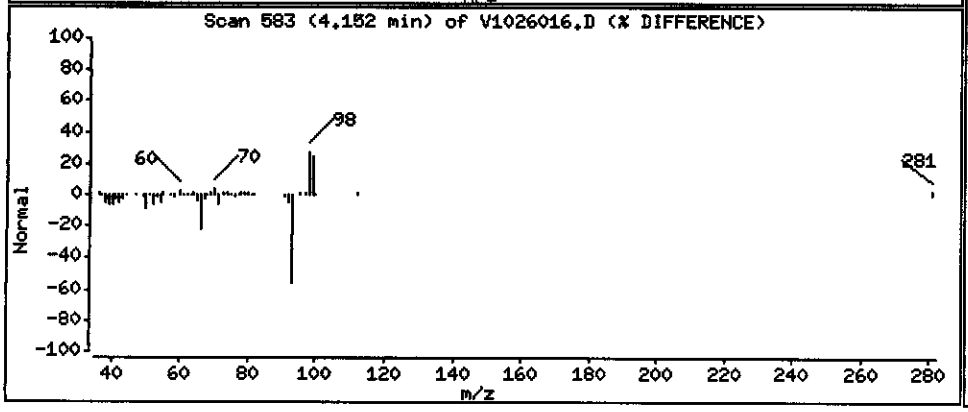

Data File: \\PITSVR06\D\chem\731.i\V102608.b\V1026016.D

Date : 27-OCT-2008 04:55

Client ID: RFI-20-1008

Instrument: 731.i

Sample Info: C8J160331-013 10/20/08 h2o (8295020) 8270c

Volume Injected (uL): 2.0

Operator: 003200

Column phase: DB5-MS

Column diameter: 0.32

24 2-Chlorophenol

Concentration: 9.3922 ug/L

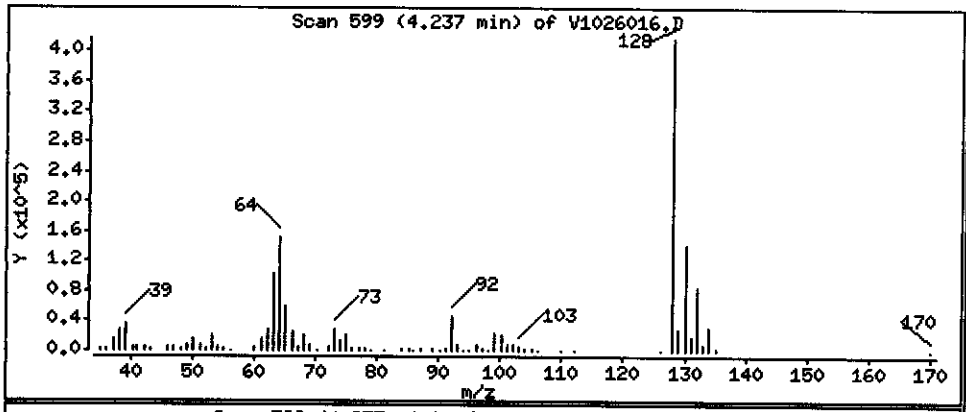

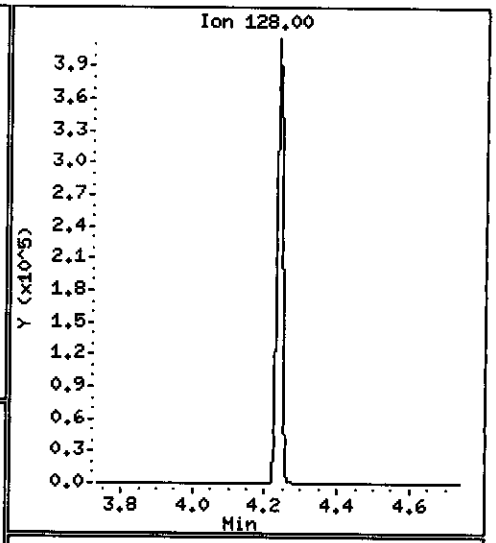

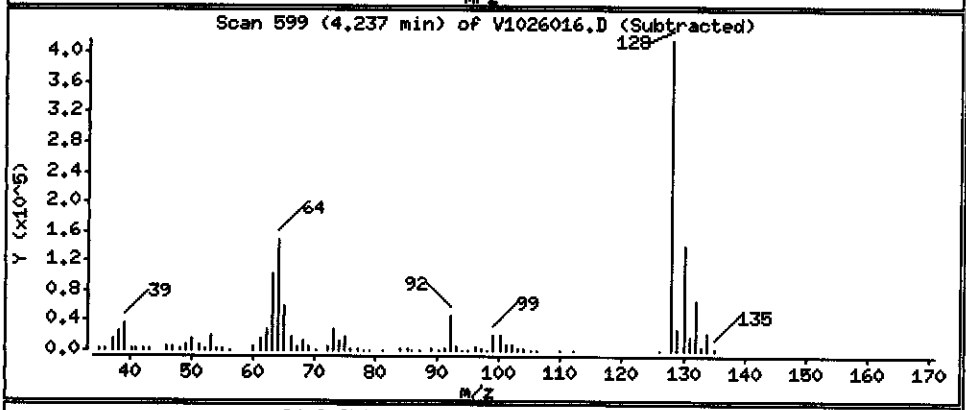

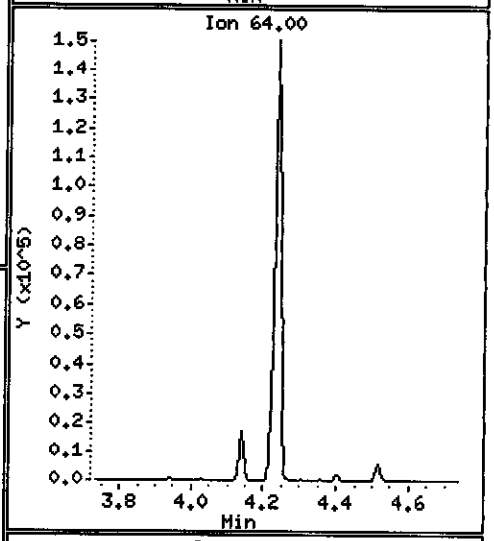

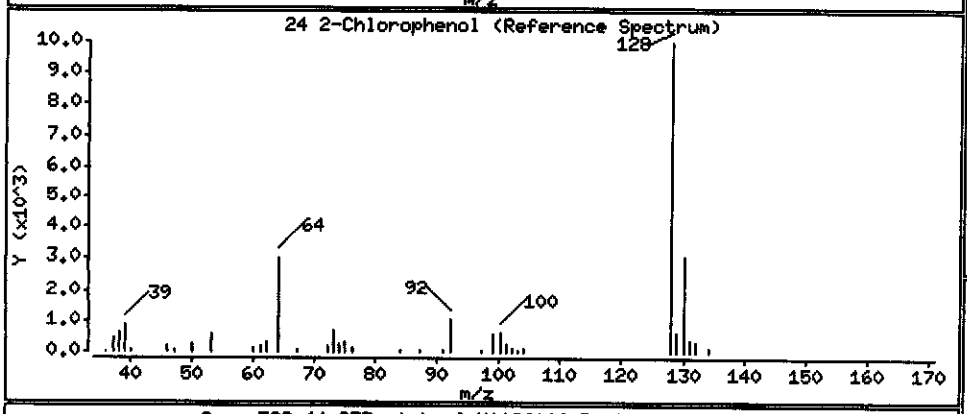

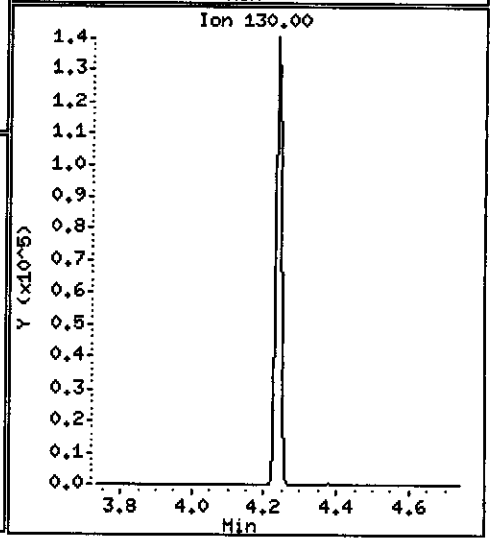

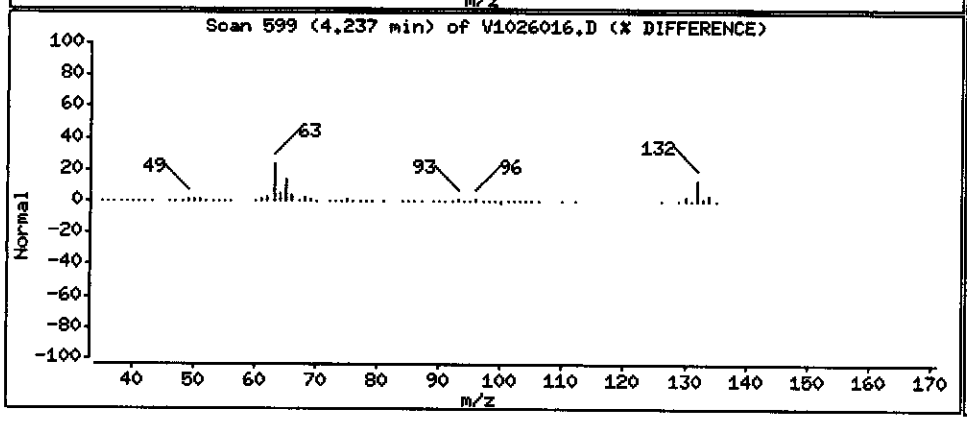

Data File: \\PITSVR06\D\chem\731.i\V102608.b\V1026016.D

Date : 27-OCT-2008 04:55

Client ID: RFI-20-1008

Instrument: 731.i

Sample Info: C8J160331-013 10/20/08 h2o (8295020) 8270c

Volume Injected (uL): 2.0

Operator: 003200

Column phase: DB5-MS

Column diameter: 0.32

26 1,3-Dichlorobenzene

Concentration: 0.12984 ug/L

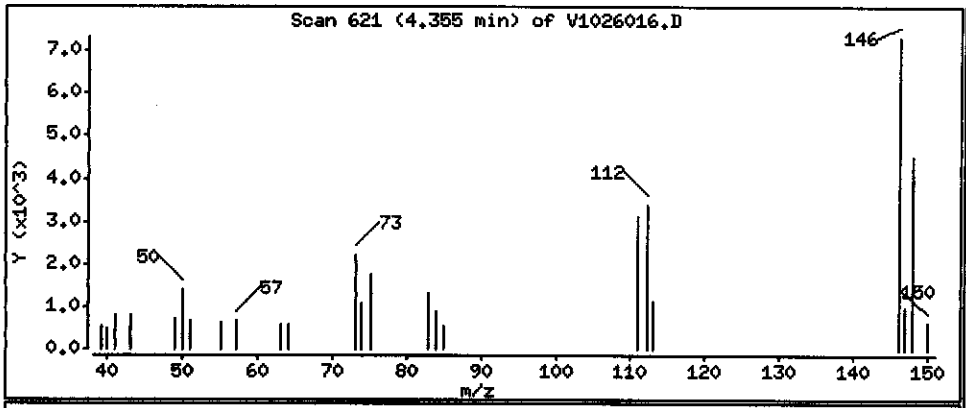

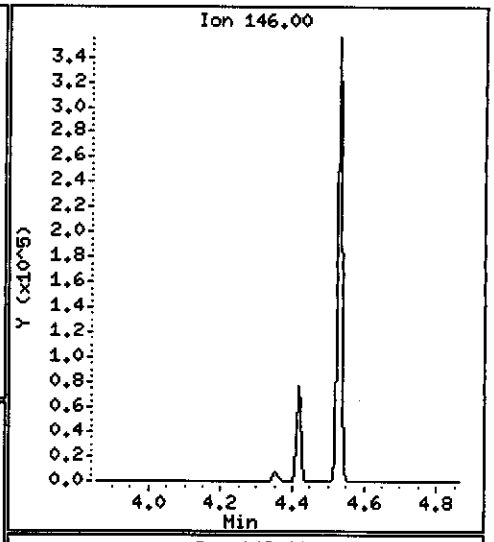

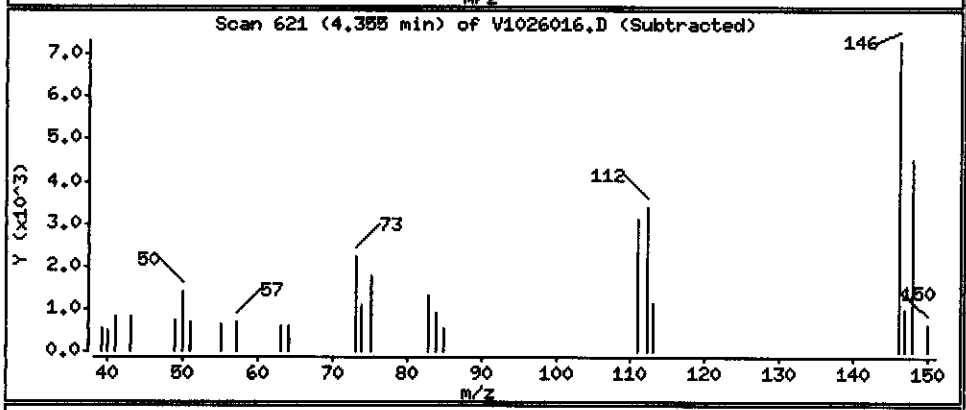

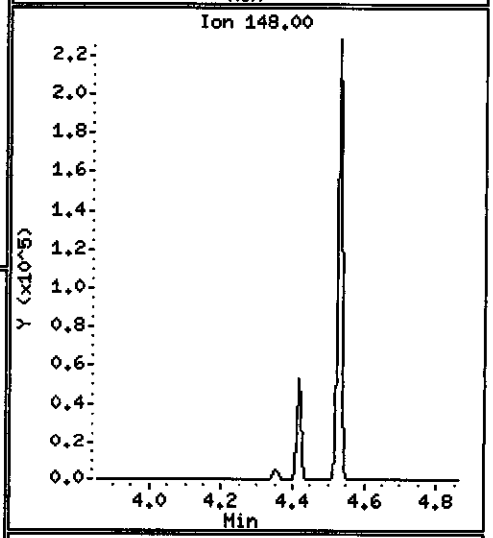

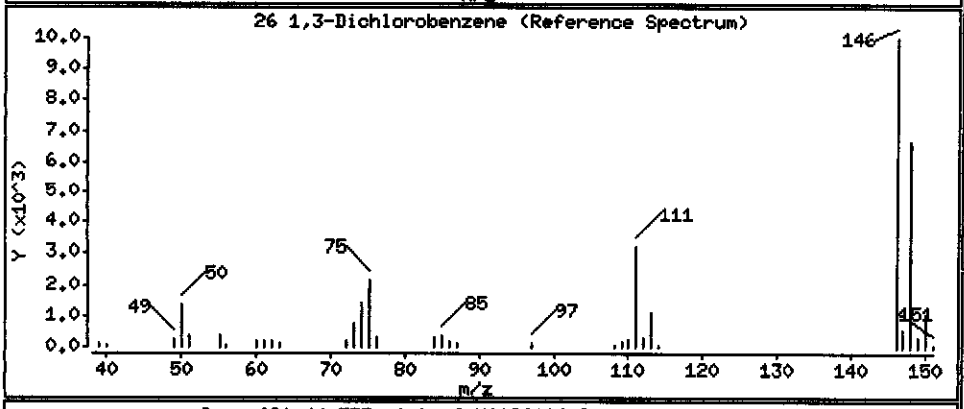

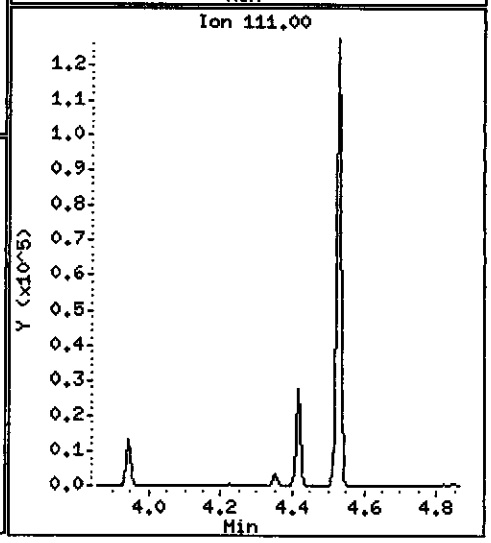

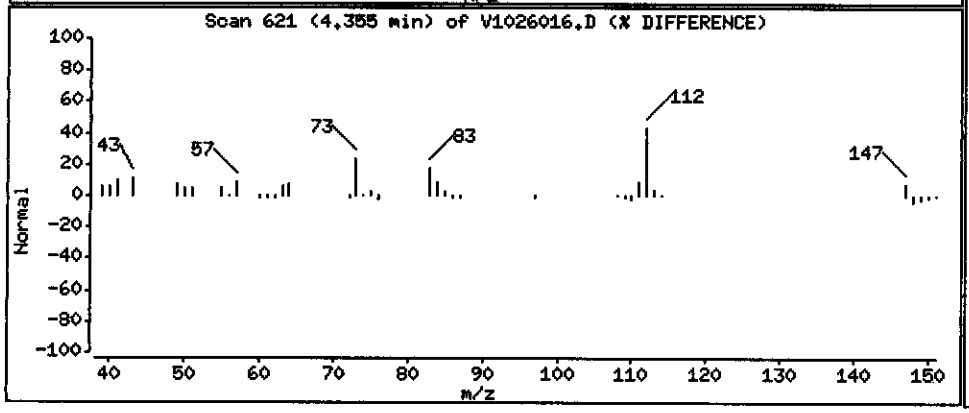

Data File: \\PITSVR06\D\chem\731.i\V102608.b\V1026016.D

Date : 27-OCT-2008 04:55

Client ID: RFI-20-1008

Instrument: 731.i

Sample Info: C8J160331-013 10/20/08 h2o (8295020) 8270c

Volume Injected (uL): 2.0

Operator: 003200

Column phase: DB5-MS

Column diameter: 0.32

27 1,4-Dichlorobenzene

Concentration: 1.4308 ug/L

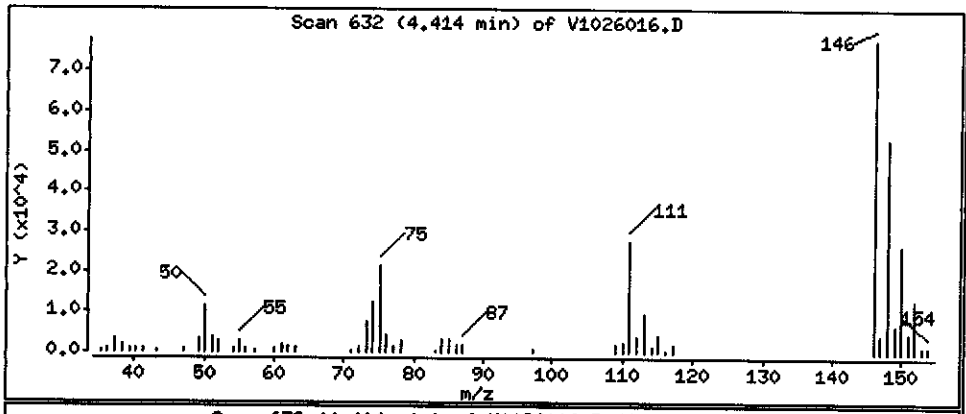

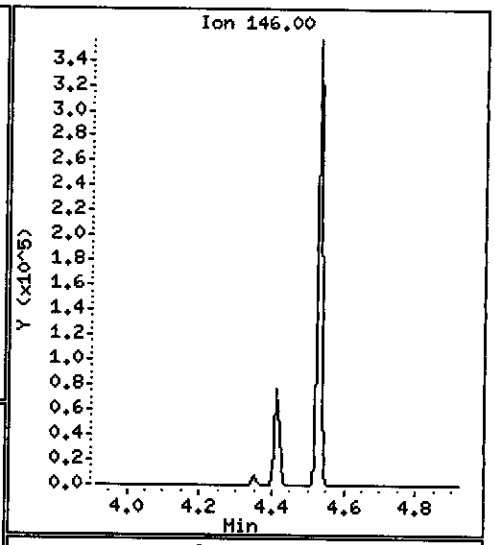

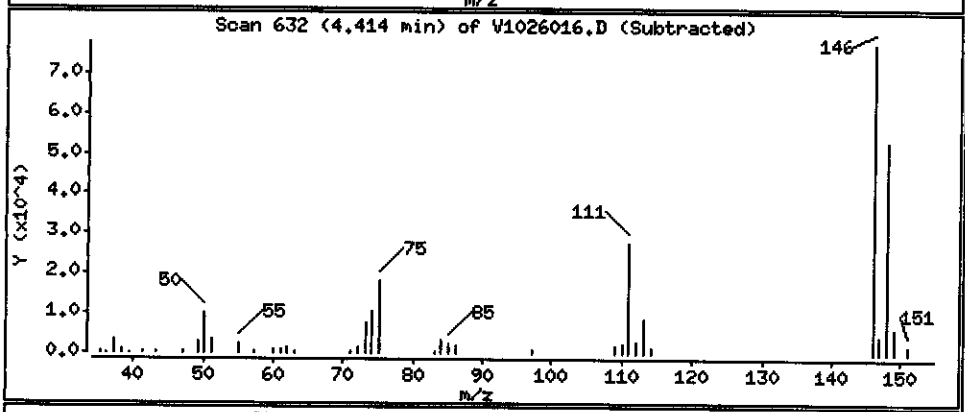

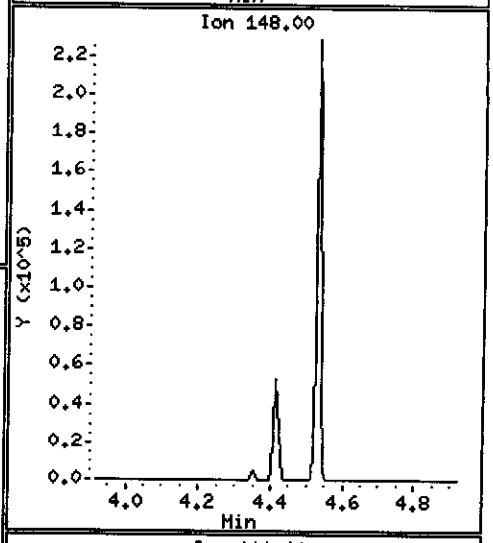

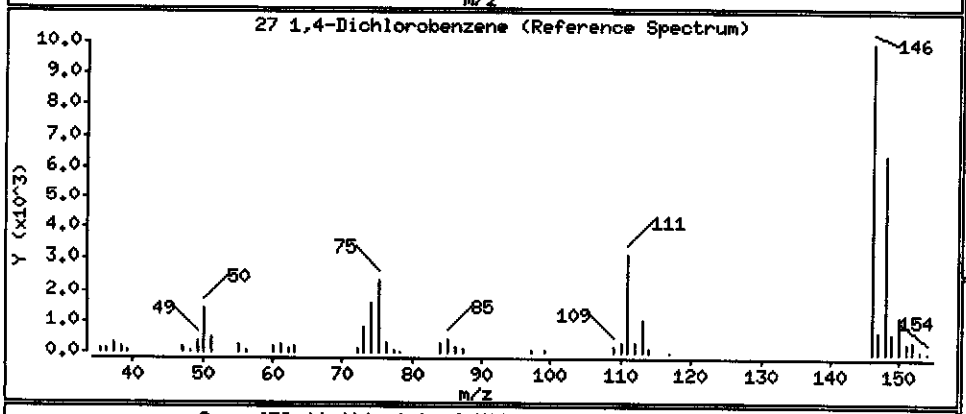

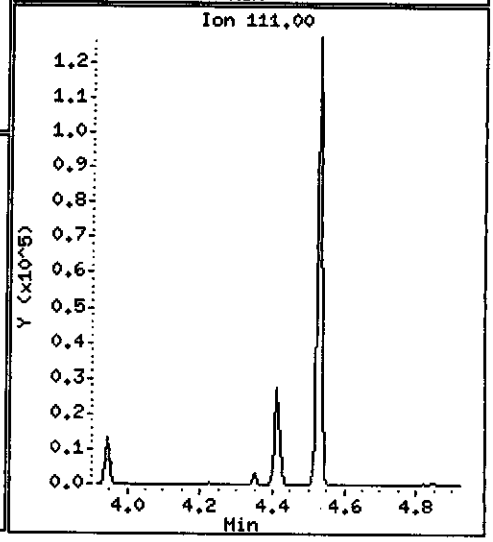

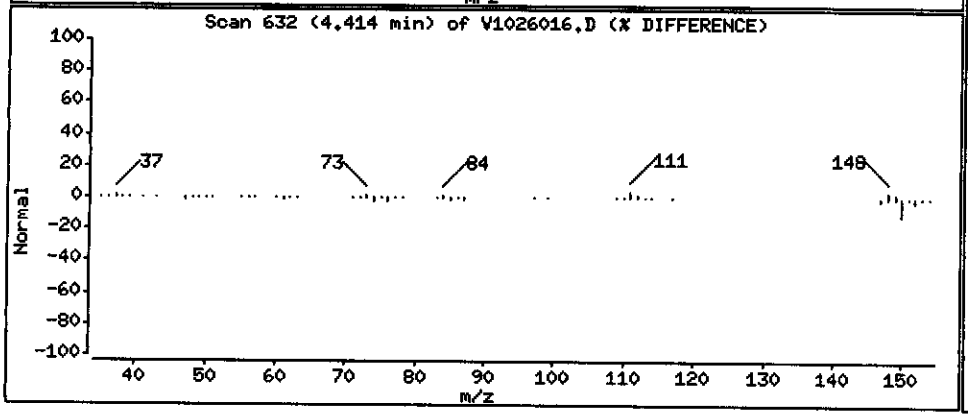

Data File: \\PITSVR06\D\chem\731.i\V102608.b\V1026016.D

Date : 27-OCT-2008 04:55

Client ID: RFI-20-1008

Instrument: 731.i

Sample Info: C8J160331-013 10/20/08 h2o (8295020) 8270c

Volume Injected (uL): 2.0

Operator: 003200

Column phase: DB5-MS

Column diameter: 0.32

28 1,2-Dichlorobenzene

Concentration: 6.6857 ug/L

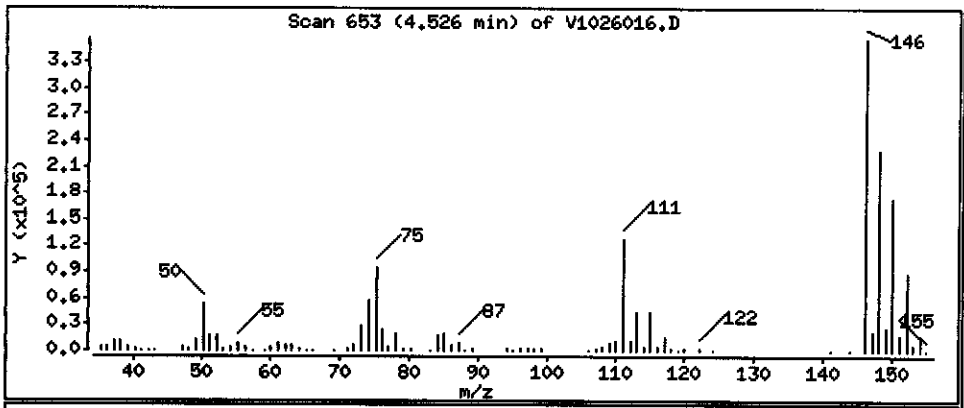

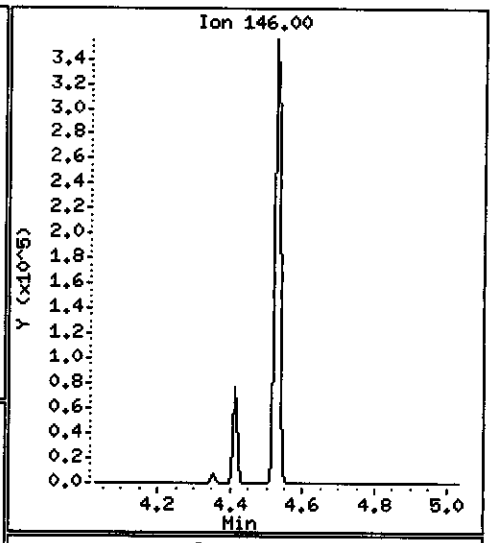

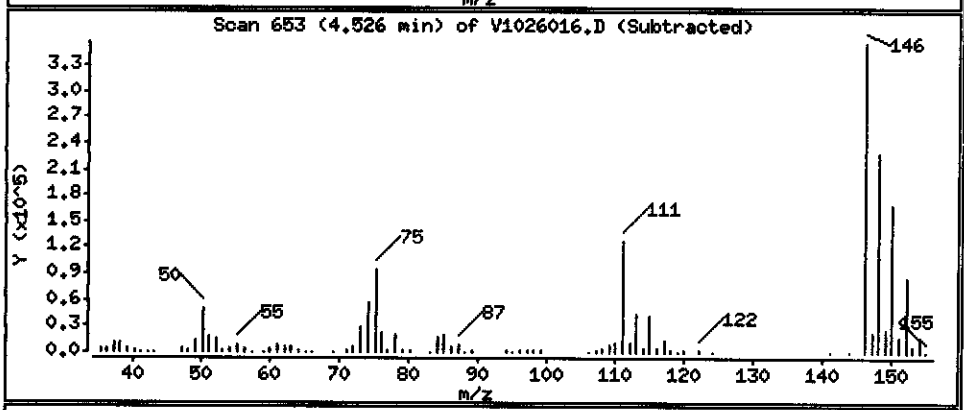

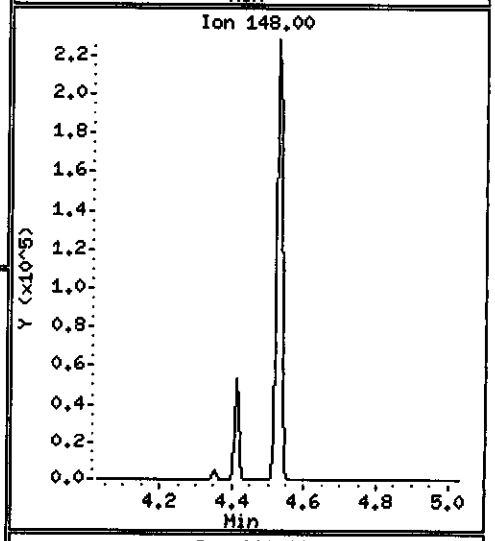

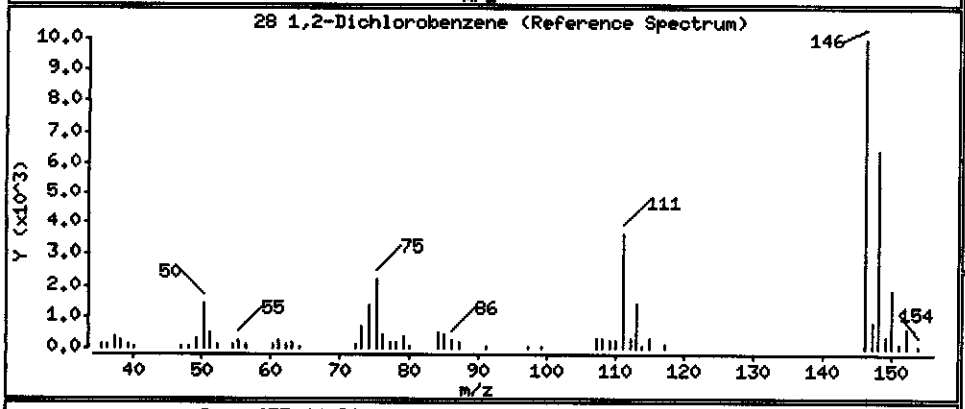

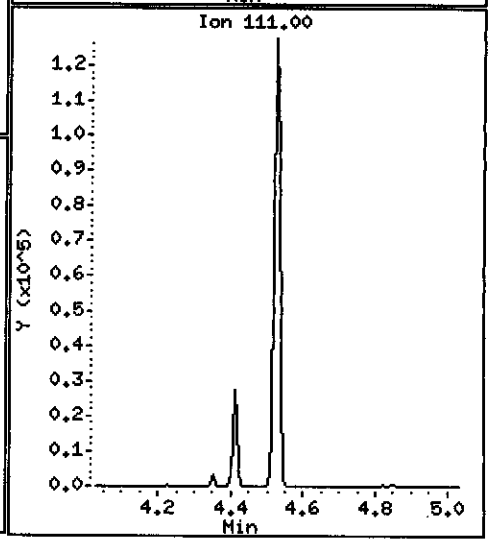

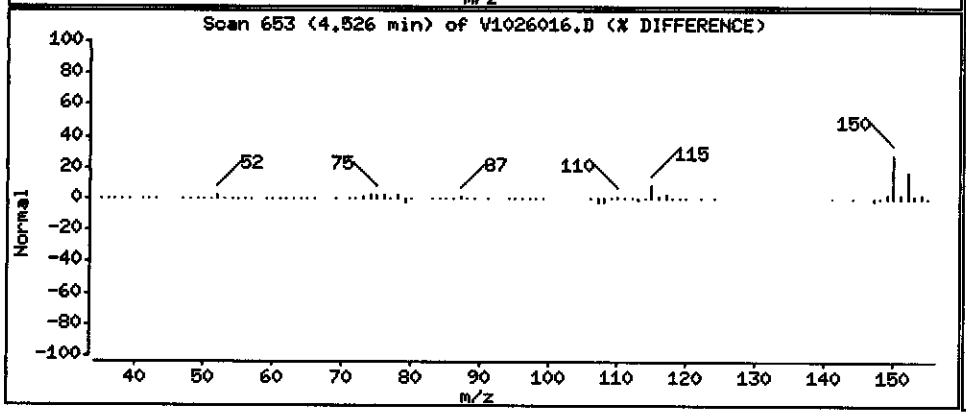

Data File: \\PITSVR06\D\chem\731.i\V102608.b\V1026016.D

Date : 27-OCT-2008 04:55

Client ID: RFI-20-1008

Instrument: 731.i

Sample Info: C8J160331-013 10/20/08 h2o (8295020) 8270c

Volume Injected (uL): 2.0

Operator: 003200

Column phase: DB5-MS

Column diameter: 0.32

48 2,4-Dichlorophenol

Concentration: 0.93142 ug/L

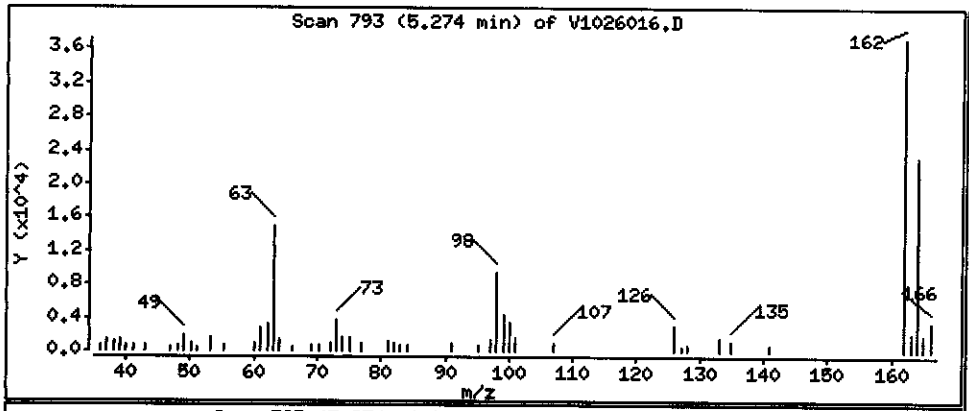

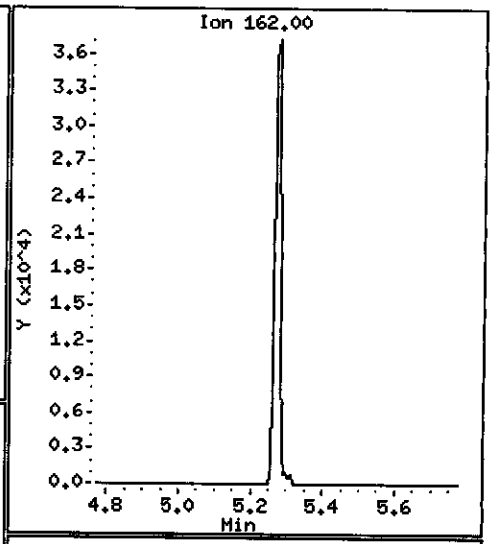

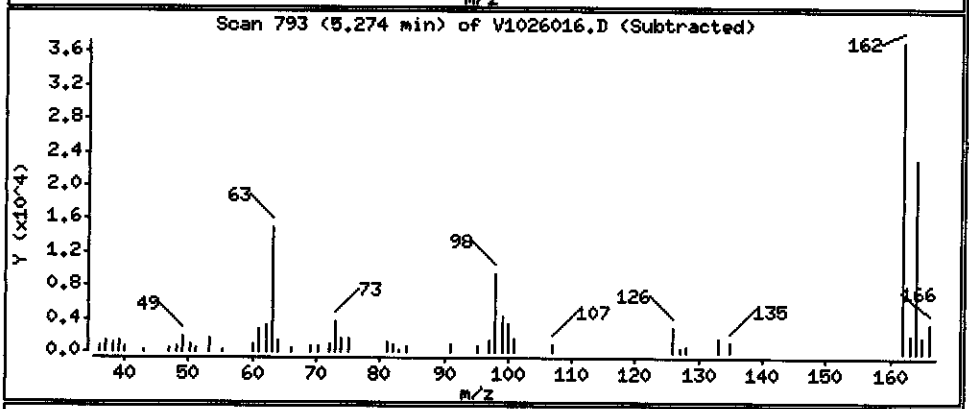

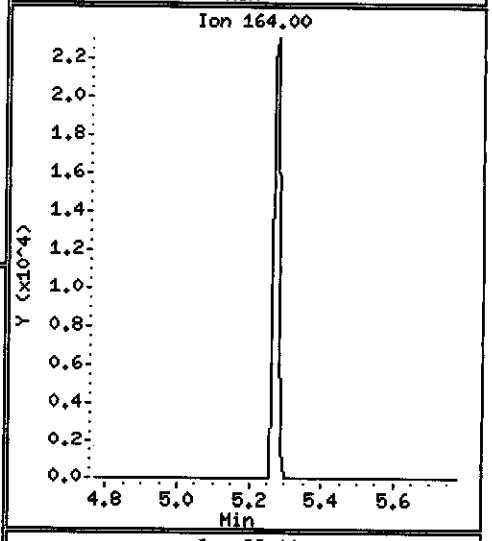

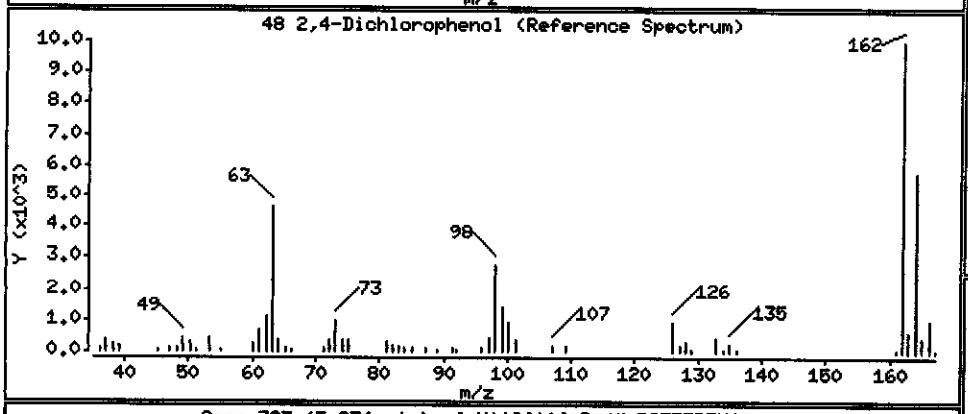

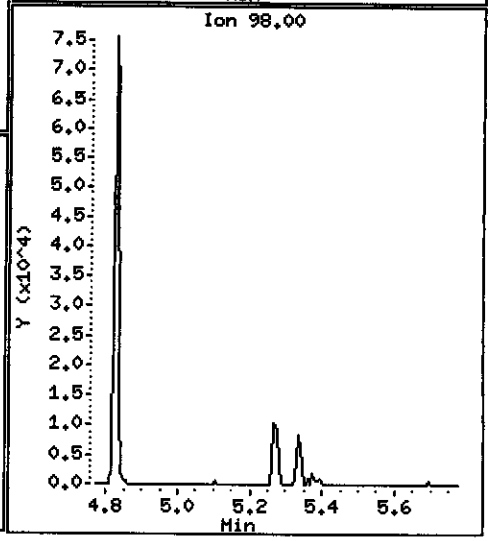

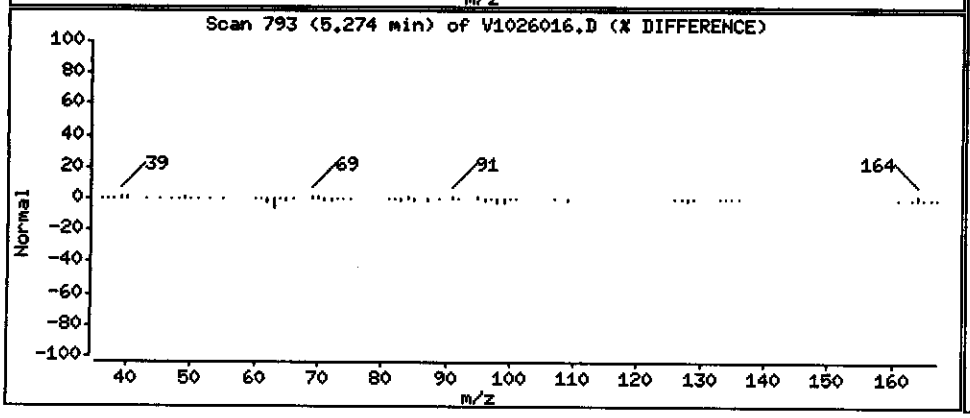

Data File: \\PITSVR06\D\chem\731.i\V102608.b\V1026016.D

Date : 27-OCT-2008 04:55

Client ID: RFI-20-1008

Instrument: 731.i

Sample Info: C8J160331-013 10/20/08 h2o (8295020) 8270c

Volume Injected (uL): 2.0

Operator: 003200

Column phase: DB5-MS

Column diameter: 0.32

49 Benzoic Acid

Concentration: 1.6951 ug/L

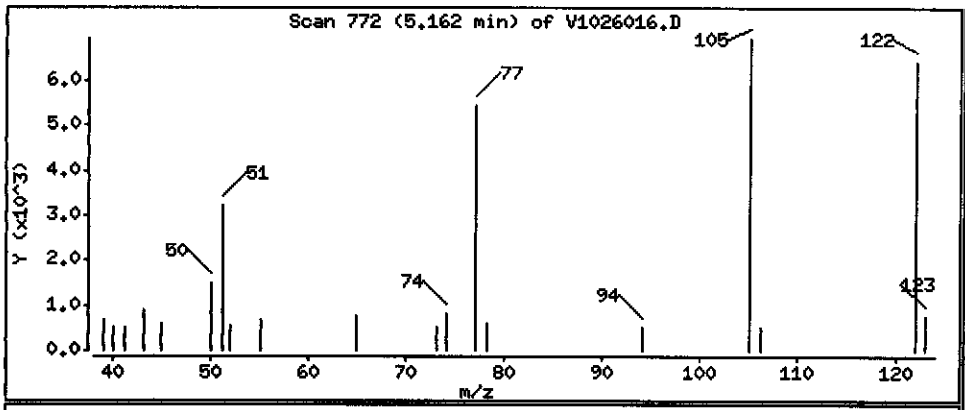

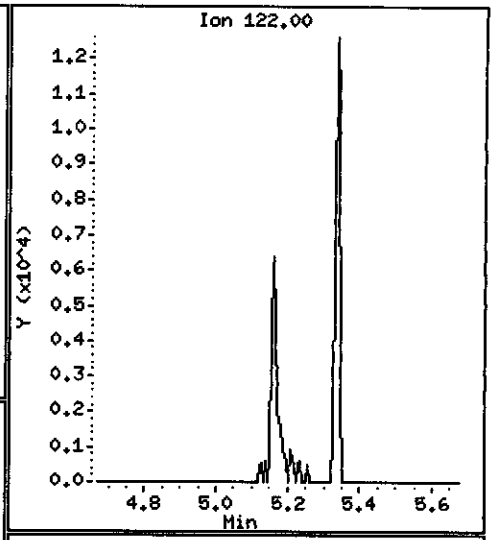

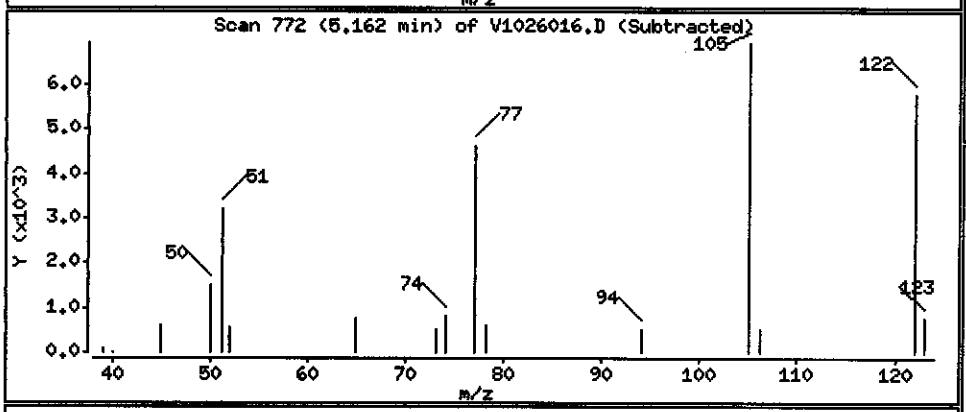

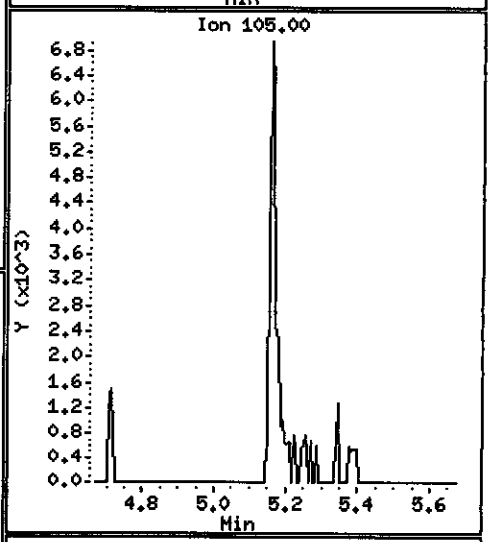

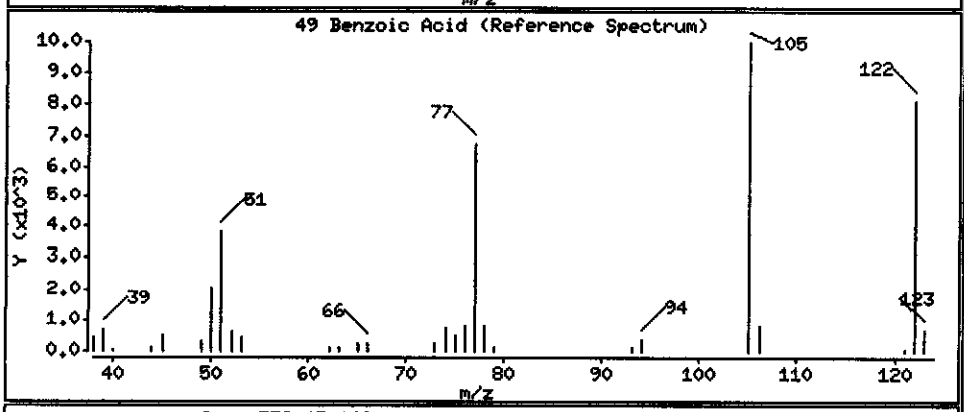

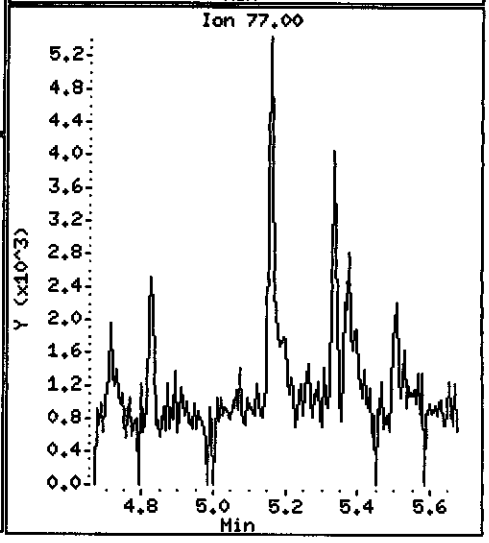

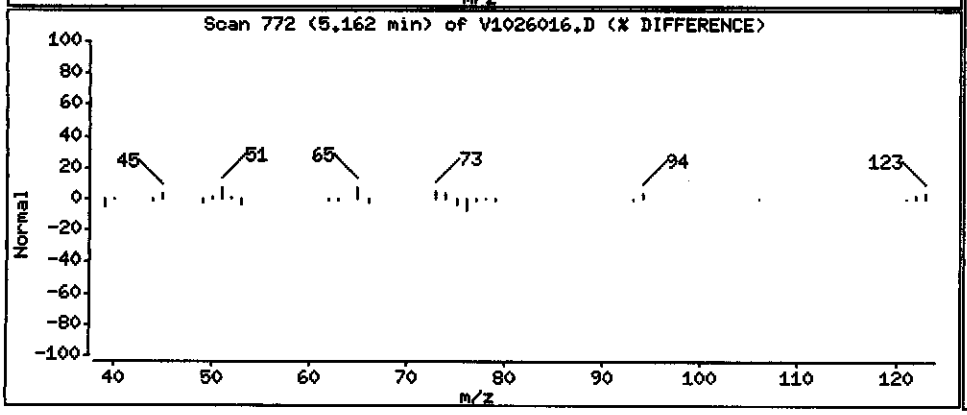

Data File: \\PITSVR06\D\chem\731.i\V102608.b\V1026016.D

Date : 27-OCT-2008 04:55

Client ID: RFI-20-1008

Instrument: 731.i

Sample Info: C8J160331-013 10/20/08 h2o (8295020) 8270c

Volume Injected (uL): 2.0

Operator: 003200

Column phase: DB5-MS

Column diameter: 0.32

50 1,2,4-Trichlorobenzene

Concentration: 62.902 ug/L

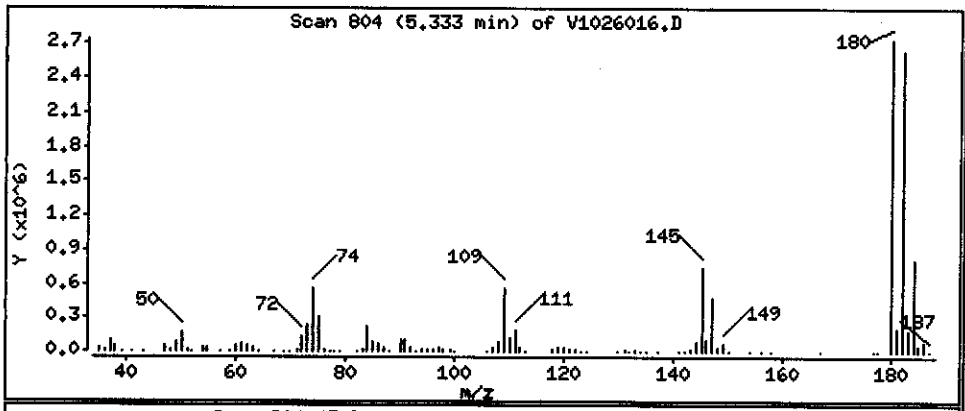

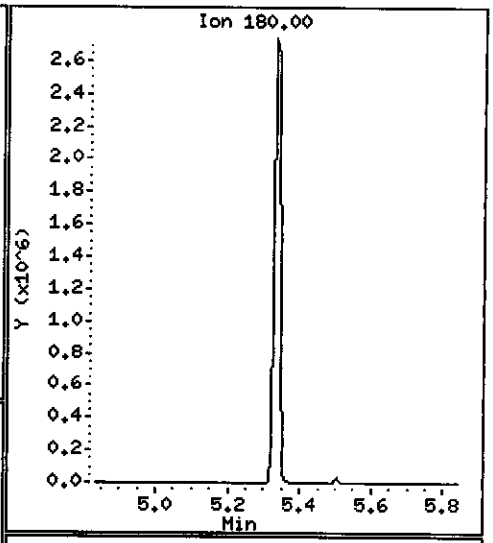

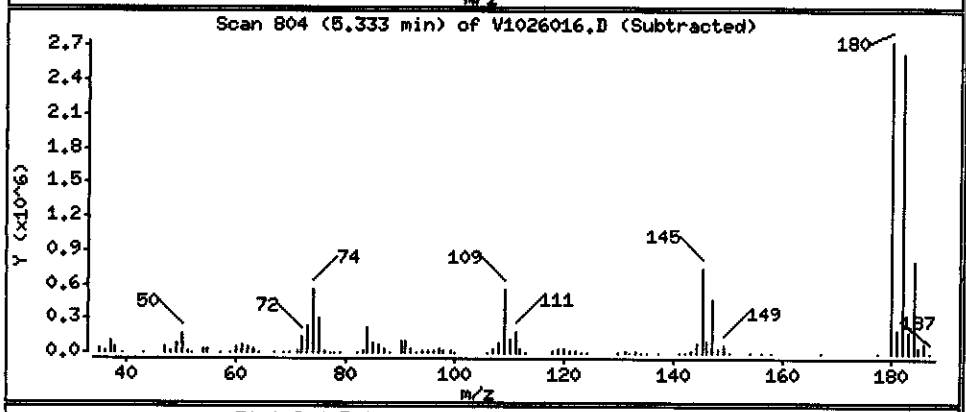

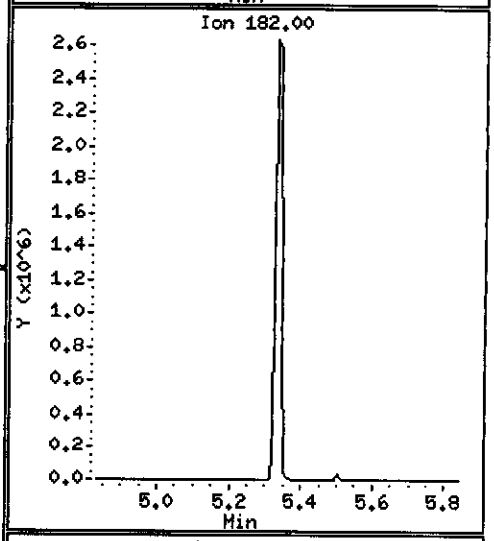

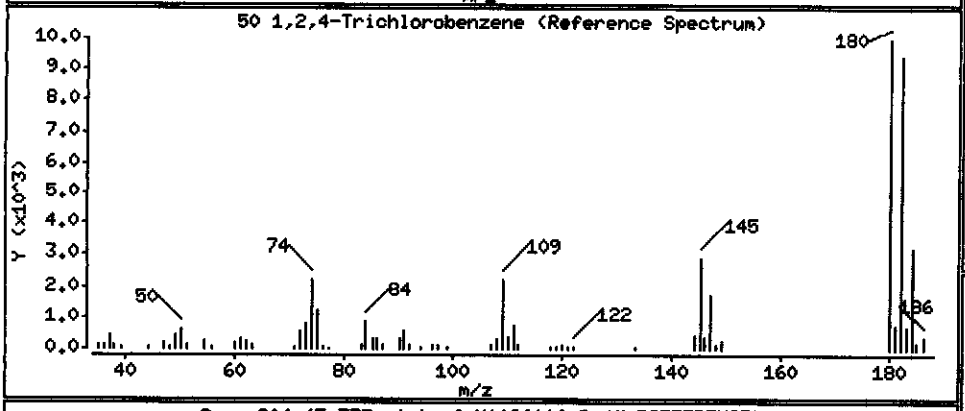

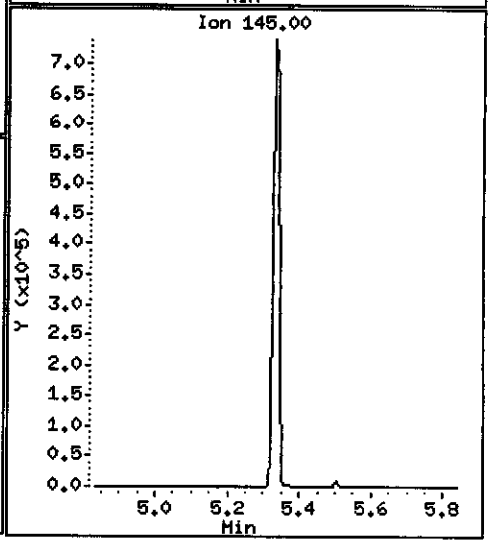

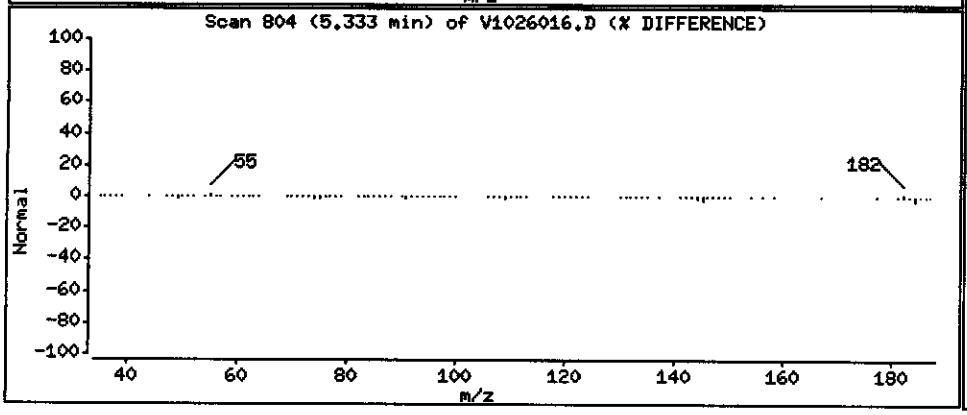

Data File: \\PITSVR06\D\chem\731.i\V102608.b\V1026016.D

Date : 27-OCT-2008 04:55

Client ID: RFI-20-1008

Instrument: 731.i

Sample Info: C8J160331-013 10/20/08 h2o (8295020) 8270c

Volume Injected (uL): 2.0

Operator: 003200

Column phase: DB5-MS

Column diameter: 0.32

208 Caprolactam

Concentration: 0.36353 ug/L

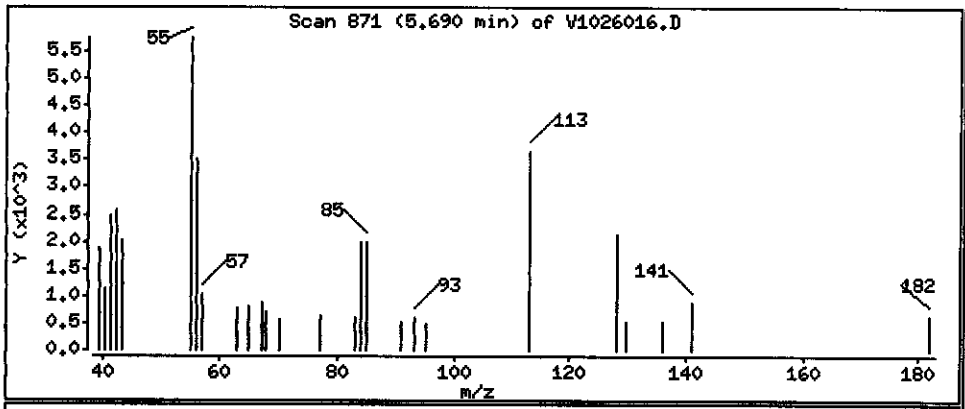

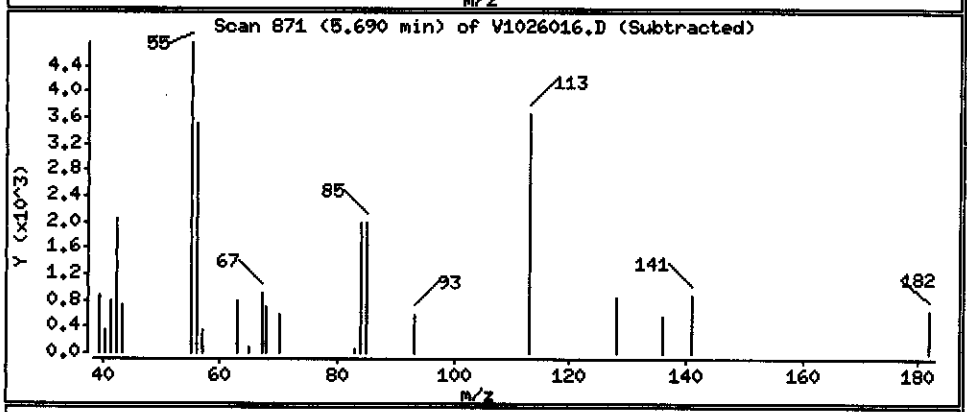

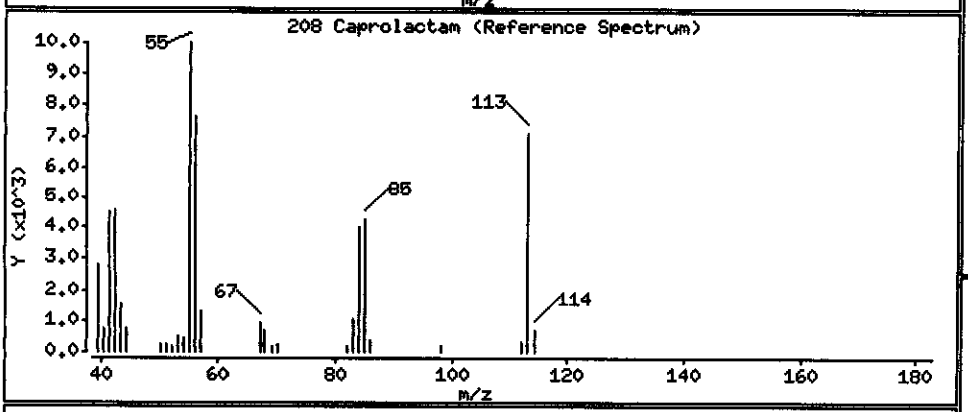

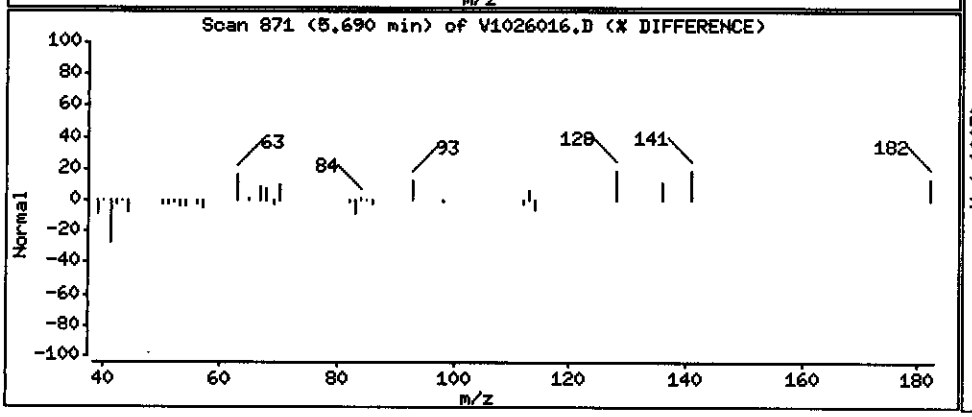

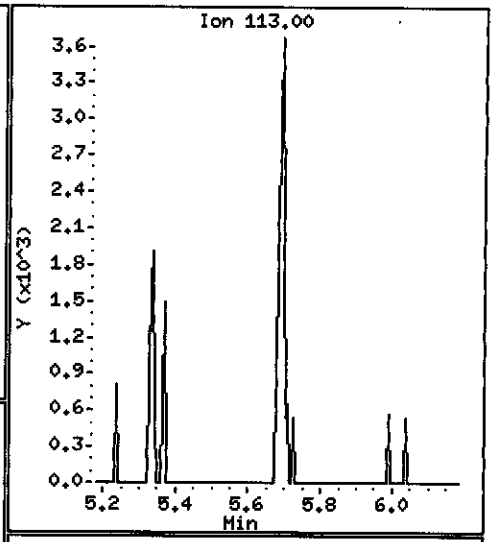

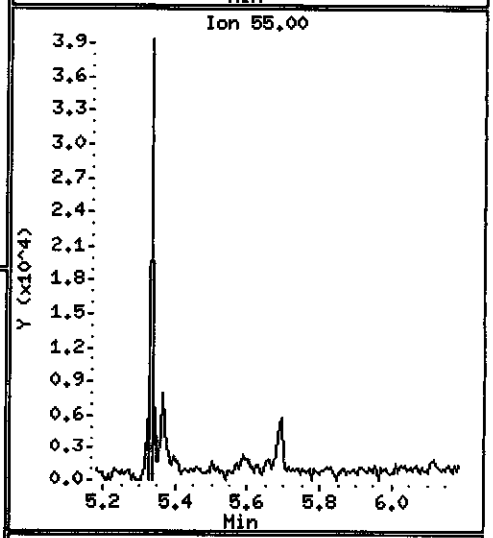

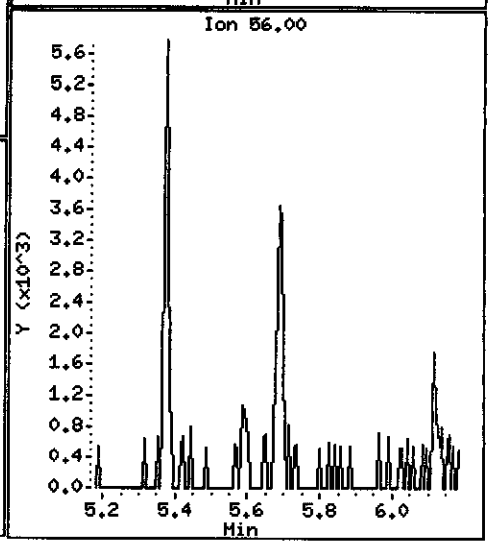

Data File: \\PITSVR06\D\chem\731.i\V102608.b\V1026016.D

Date : 27-OCT-2008 04:55

Client ID: RFI-20-1008

Instrument: 731.i

Sample Info: C8J160331-013 10/20/08 h2o (8295020) 8270c

Volume Injected (uL): 2.0

Operator: 003200

Column phase: DB5-MS

Column diameter: 0.32

62 2-Methylnaphthalene

Concentration: 0.028534 ug/L

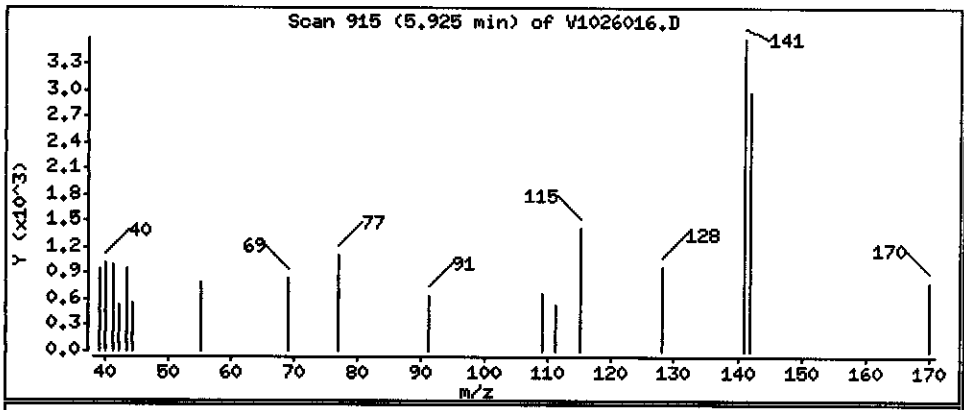

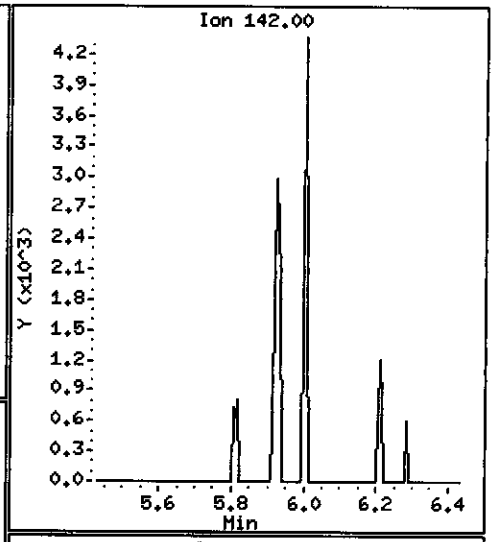

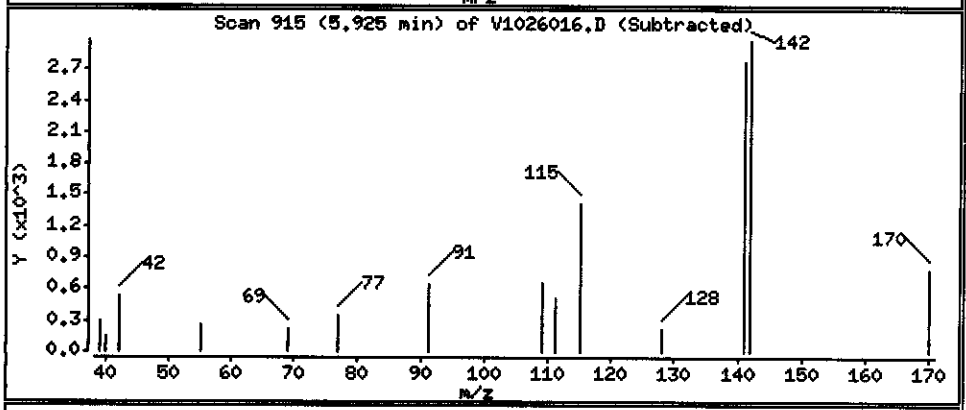

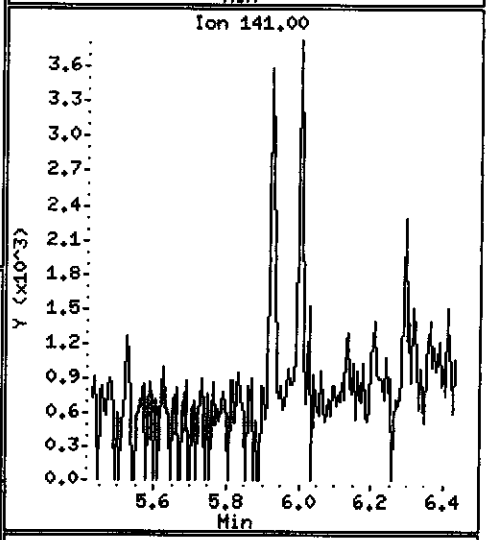

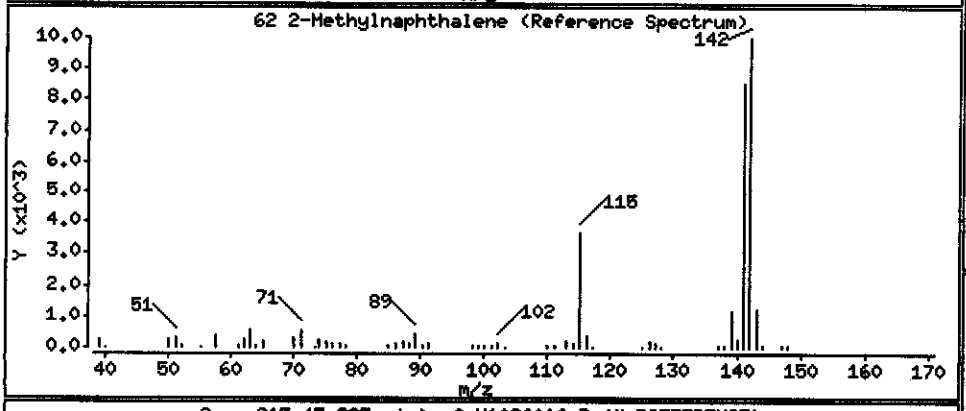

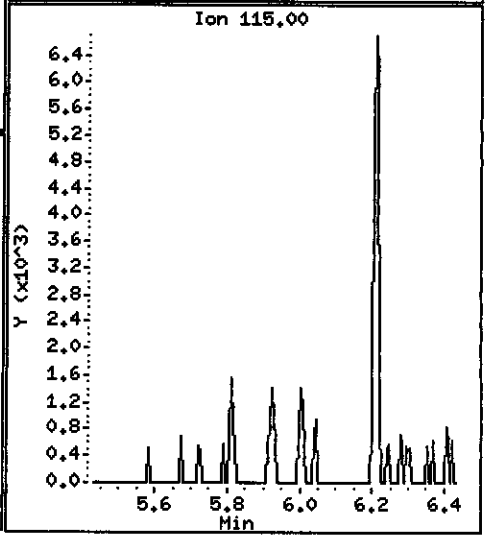

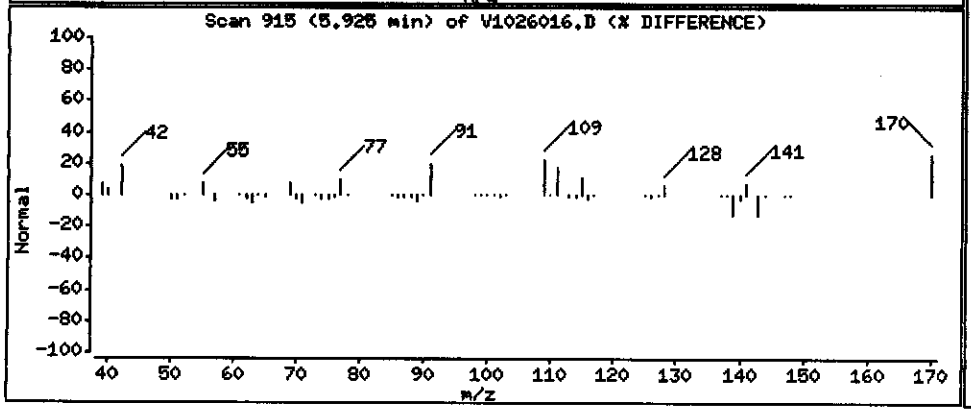

Data File: \\PITSVR06\D\chem\731.i\V102608.b\V1026016.D

Date : 27-OCT-2008 04:55

Client ID: RFI-20-1008

Instrument: 731.i

Sample Info: C8J160331-013 10/20/08 h2o (8295020) 8270c

Volume Injected (uL): 2.0

Operator: 003200

Column phase: DB5-MS

Column diameter: 0.32

63 1-Methylnaphthalene

Concentration: 0.029492 ug/L

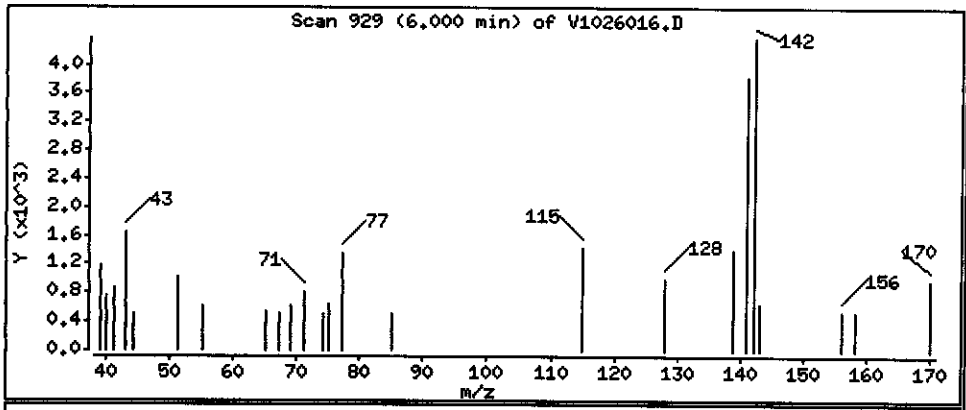

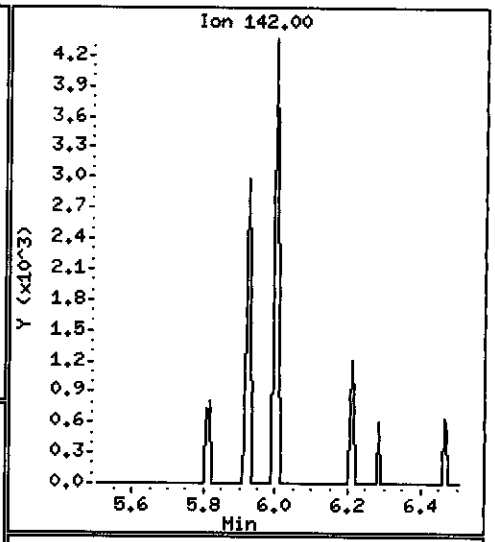

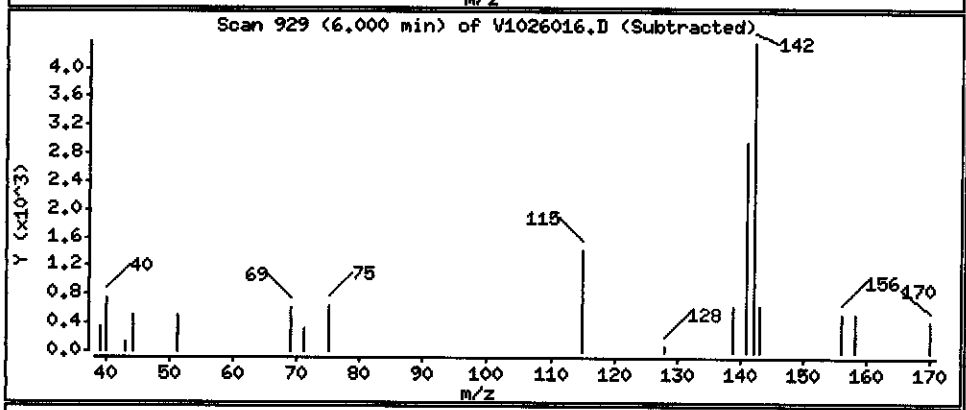

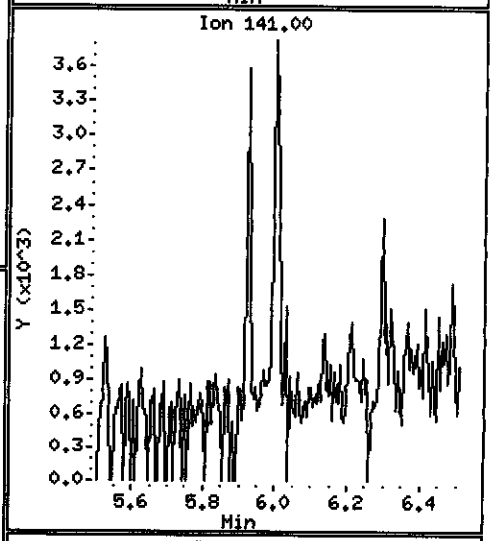

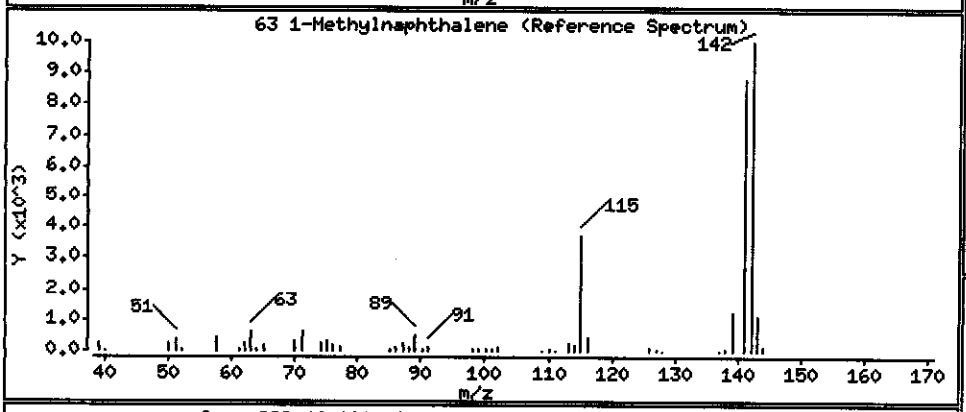

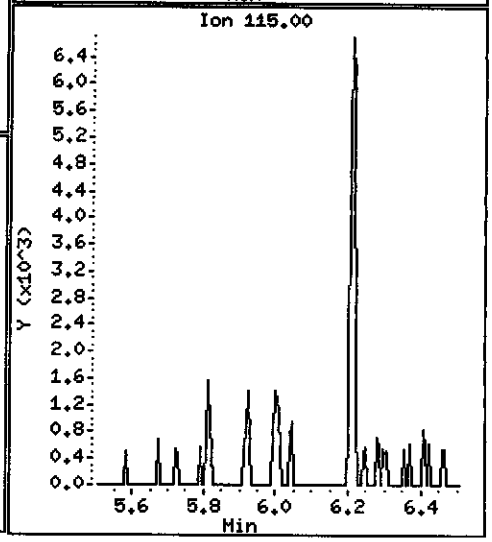

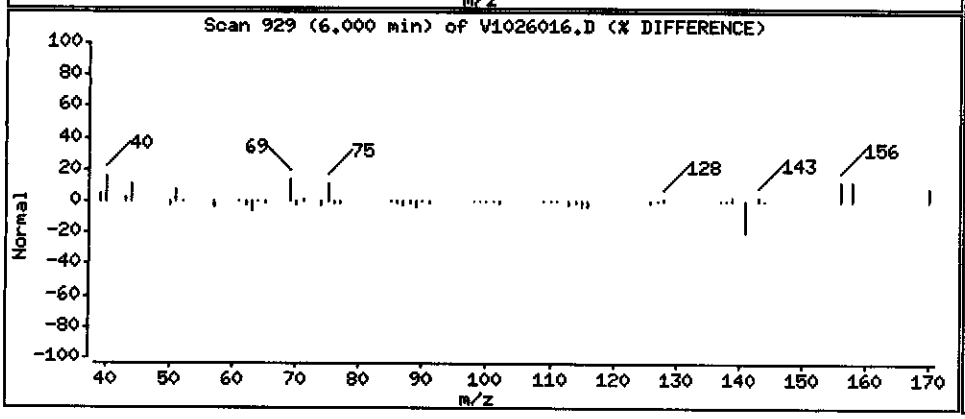

Data File: \\PITSVR06\D\chem\731.i\V102608.b\V1026016.D

Date : 27-OCT-2008 04:55

Client ID: RFI-20-1008

Instrument: 731.i

Sample Info: C8J160331-013 10/20/08 h2o (8295020) 8270c

Volume Injected (uL): 2.0

Operator: 003200

Column phase: DB5-MS

Column diameter: 0.32

209 1,1'-Biphenyl

Concentration: 0.029691 ug/L

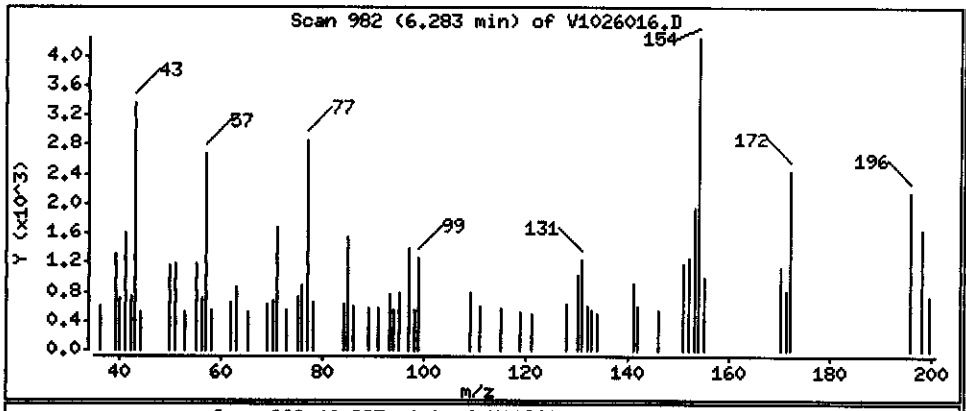

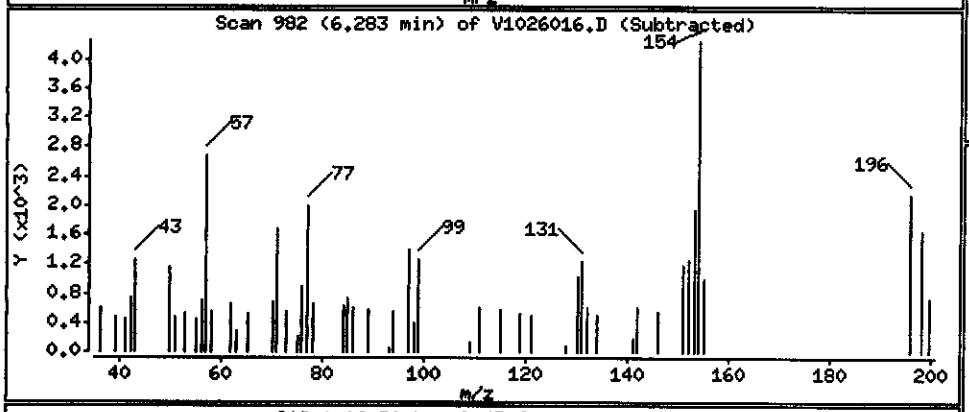

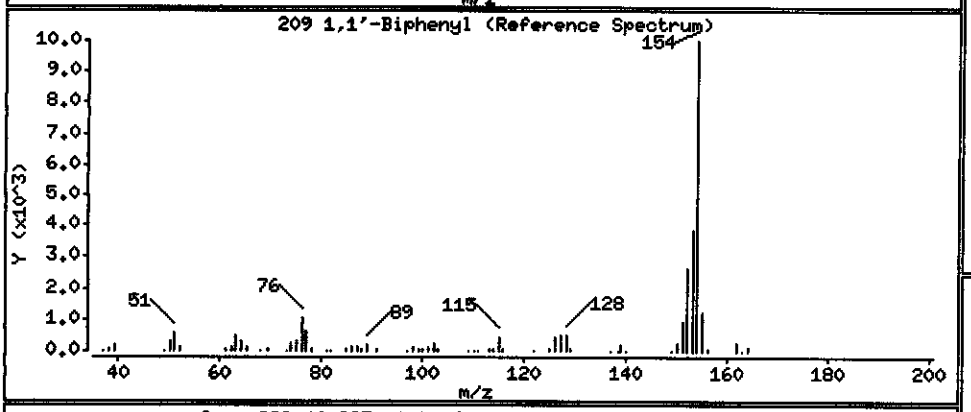

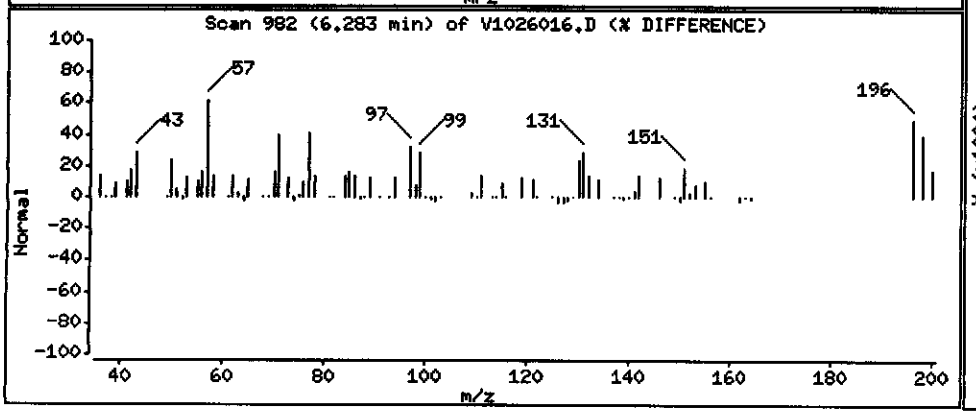

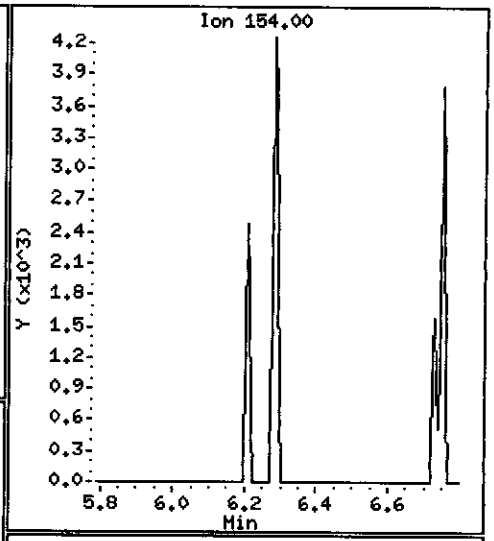

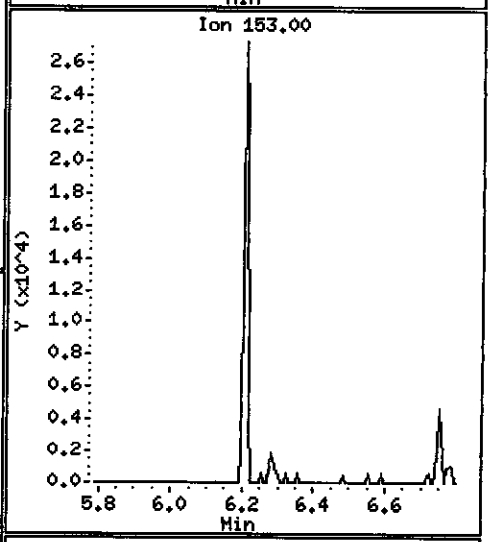

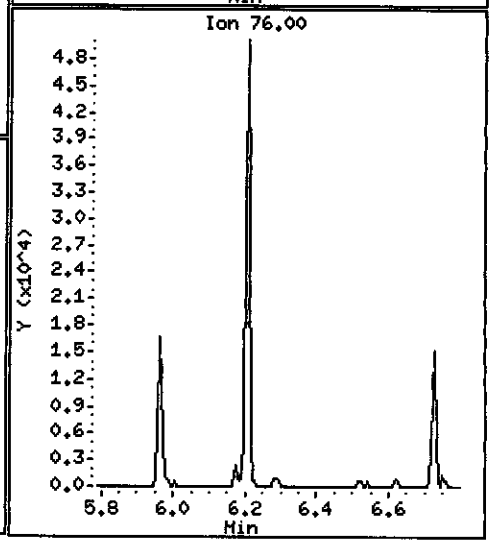

Data File: \\PITSVR06\D\chem\731.i\V102608.b\V1026016.D

Date : 27-OCT-2008 04:55

Client ID: RFI-20-1008

Instrument: 731.i

Sample Info: C8J160331-013 10/20/08 h2o (8295020) 8270c

Volume Injected (uL): 2.0

Operator: 003200

Column phase: DB5-MS

Column diameter: 0.32

82 Acenaphthene

Concentration: 0.039640 ug/L

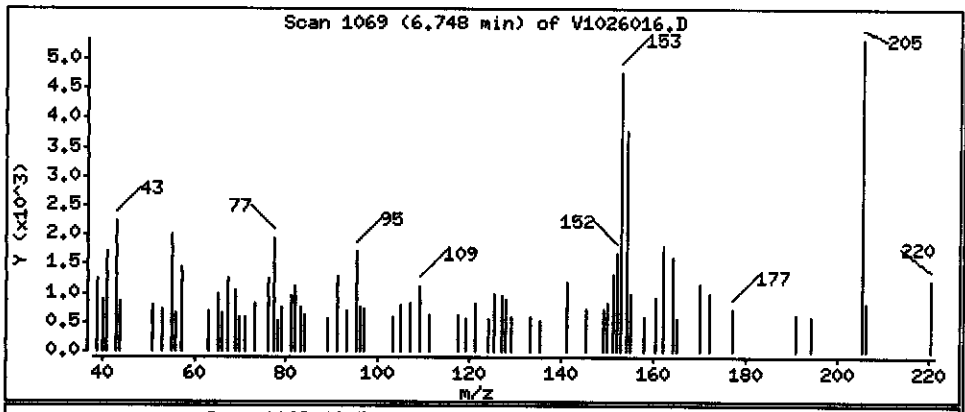

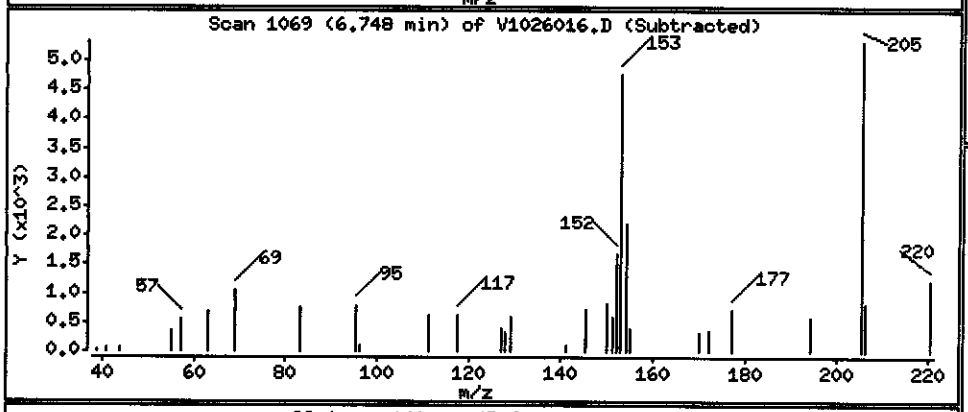

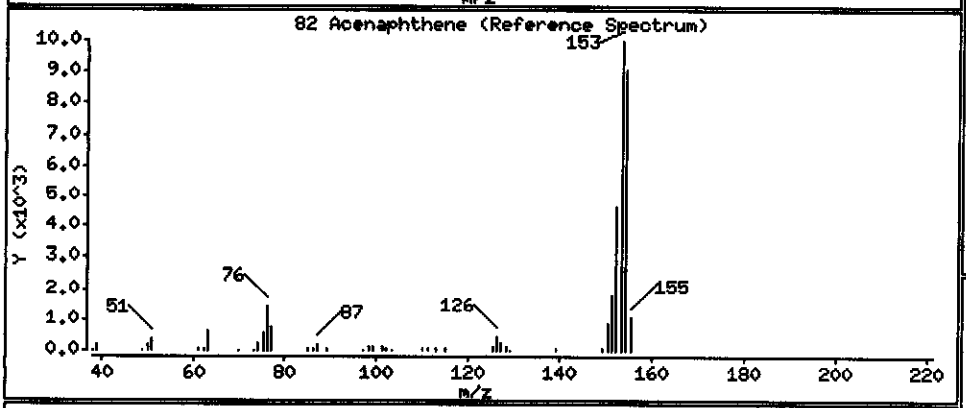

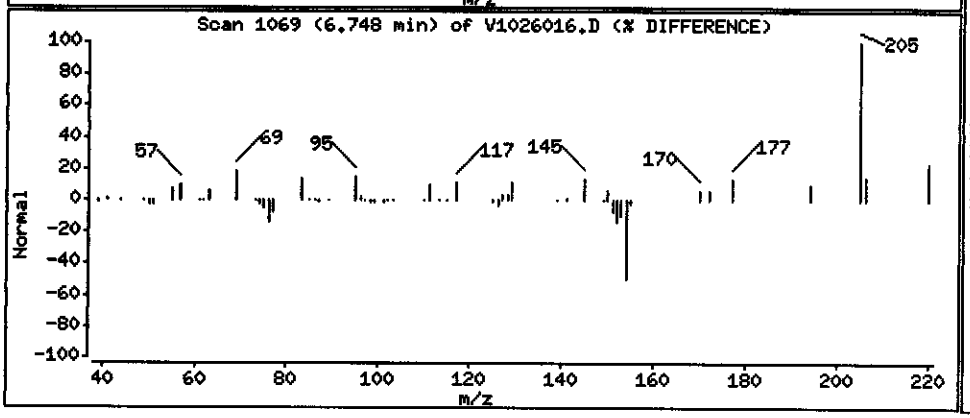

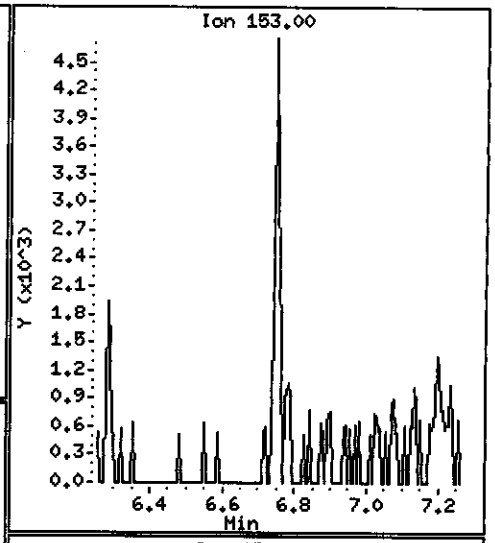

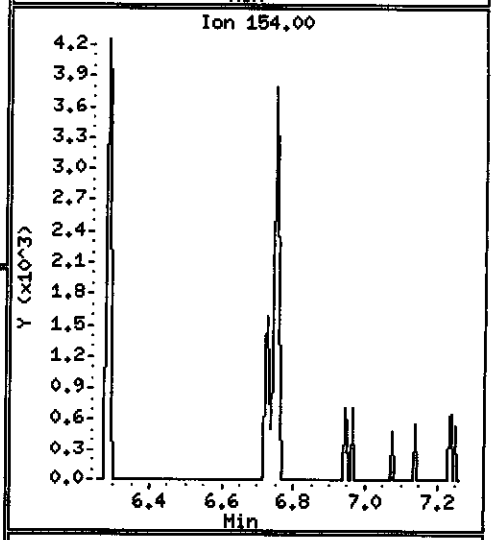

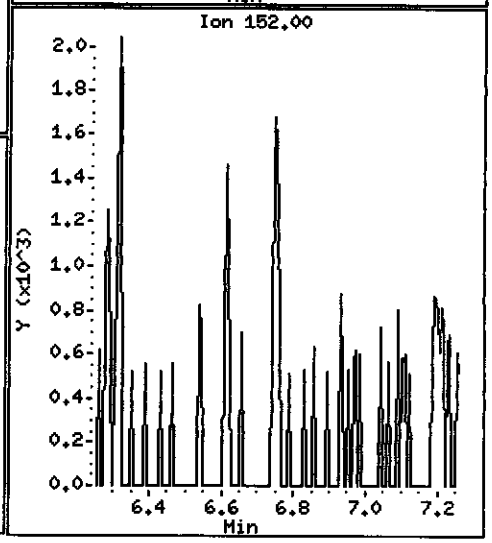

Data File: \\PITSVR06\D\chem\731.i\V102608.b\V1026016.D

Date : 27-OCT-2008 04:55

Client ID: RFI-20-1008

Instrument: 731.i

Sample Info: C8J160331-013 10/20/08 h2o (8295020) 8270c

Volume Injected (uL): 2.0

Operator: 003200

Column phase: DB5-MS

Column diameter: 0.32

86 Dibenzofuran

Concentration: 0.050970 ug/L

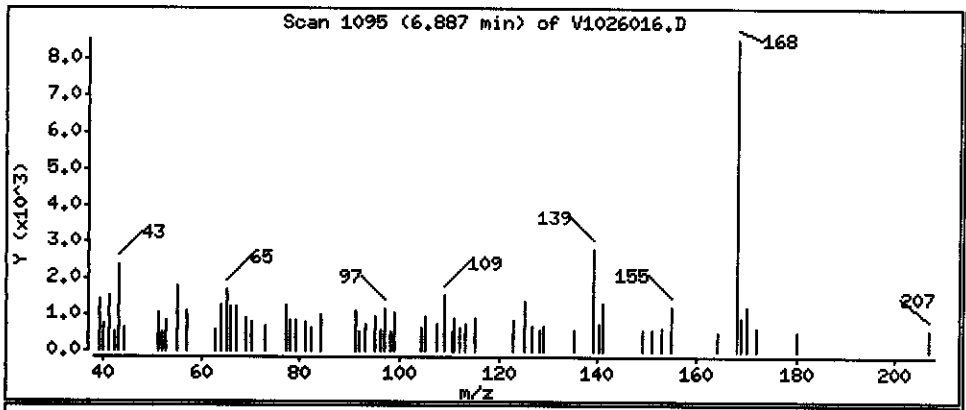

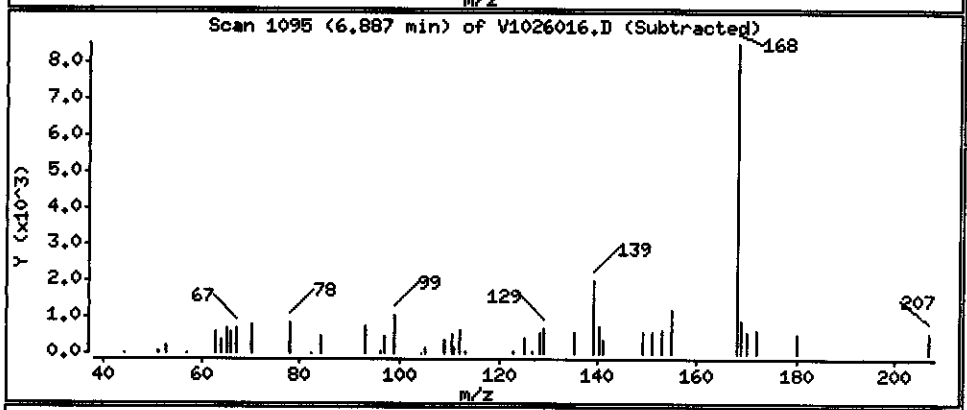

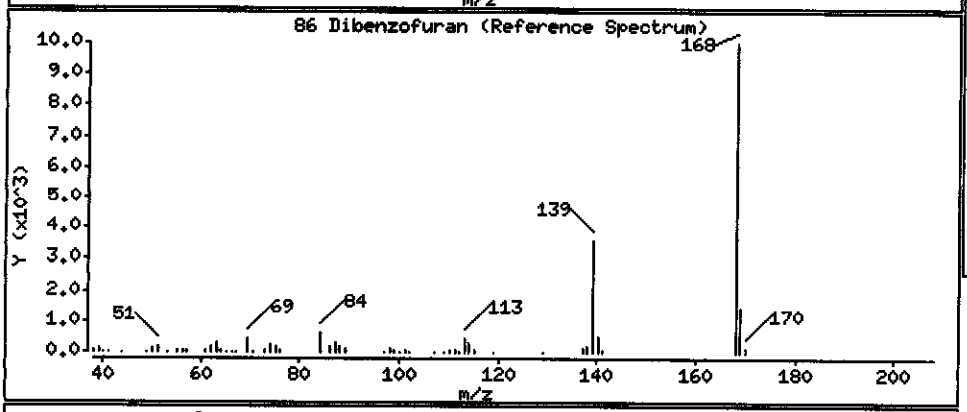

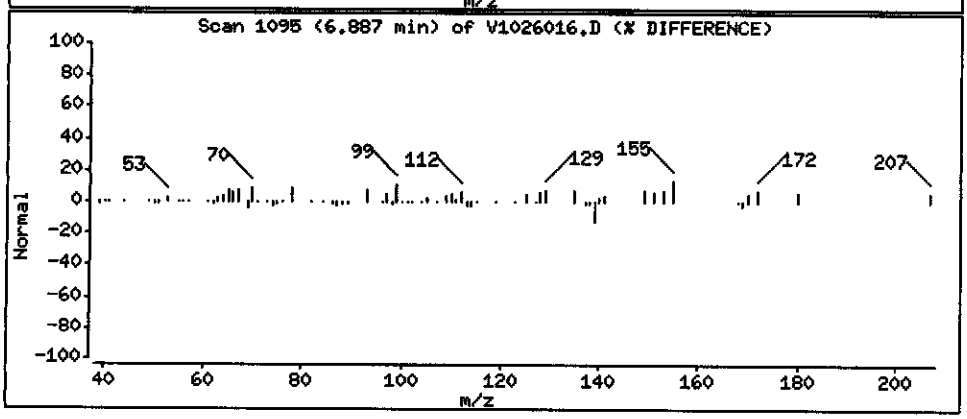

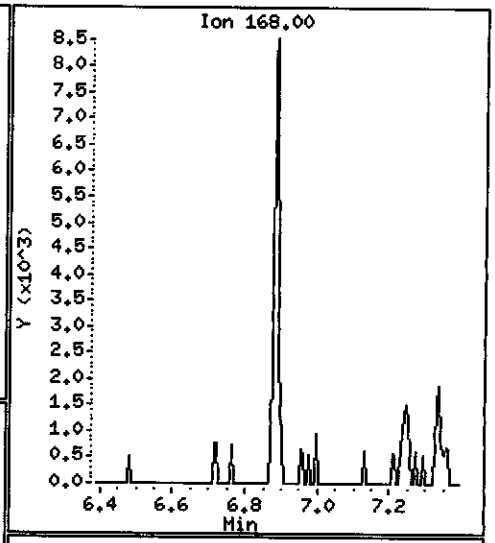

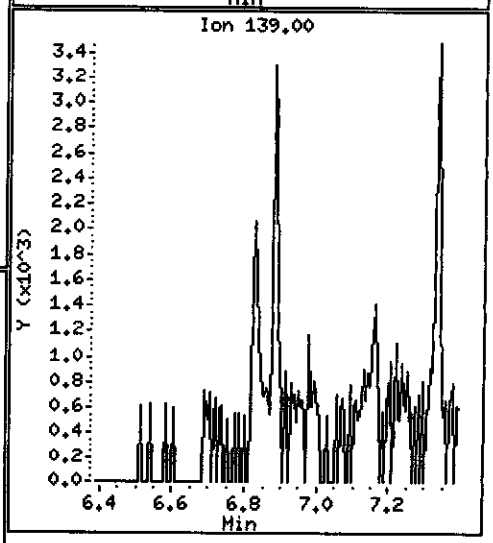

Data File: \\PITSVR06\D\chem\731.i\V102608.b\V1026016.D

Date : 27-OCT-2008 04:55

Client ID: RFI-20-1008

Instrument: 731.i

Sample Info: C8J160331-013 10/20/08 h2o (8295020) 8270c

Volume Injected (uL): 2.0

Operator: 003200

Column phase: DB5-MS

Column diameter: 0.32

93 Diethylphthalate

Concentration: 0.066626 ug/L

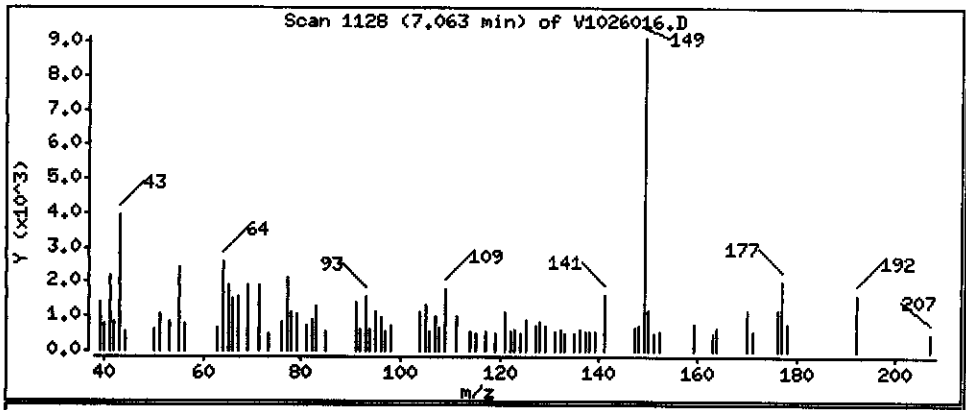

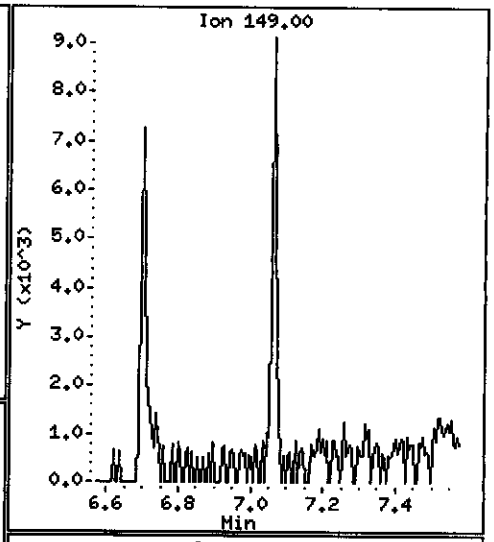

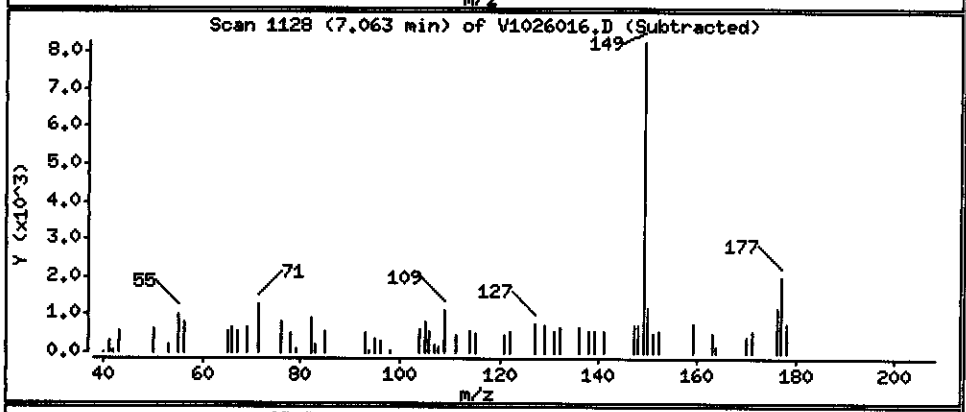

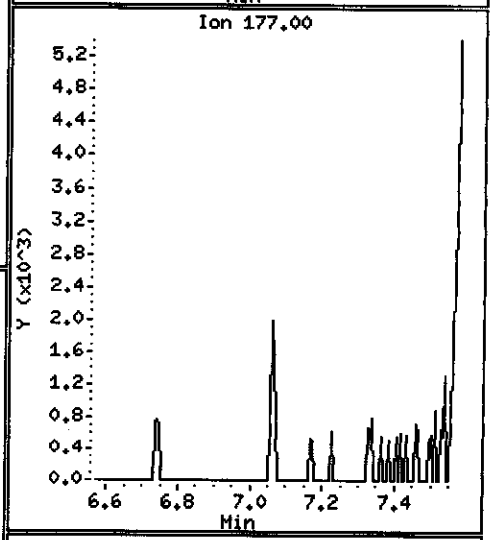

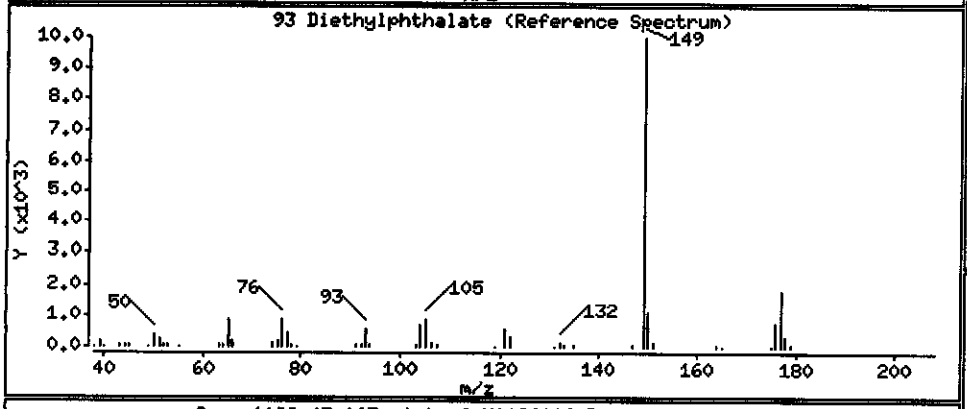

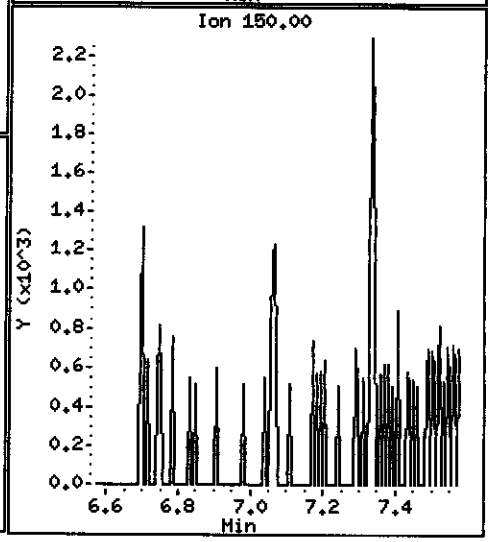

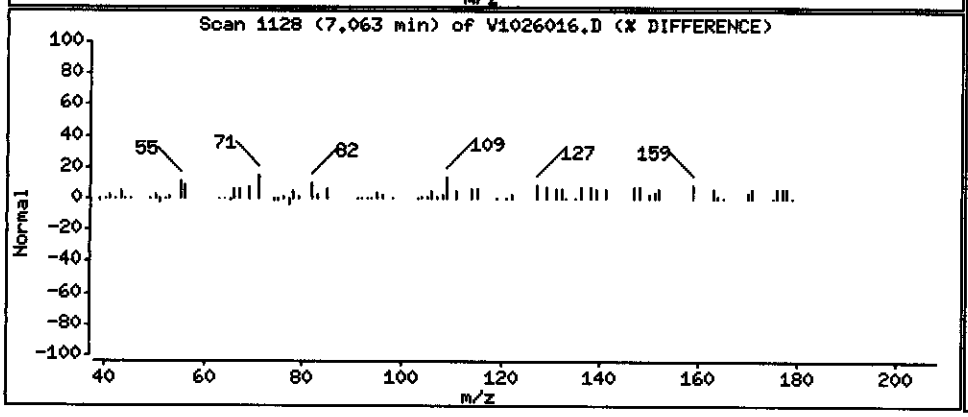

Data File: \\PITSVR06\D\chem\731.i\V102608.b\V1026016.D

Date : 27-OCT-2008 04:55

Client ID: RFI-20-1008

Instrument: 731.i

Sample Info: C8J160331-013 10/20/08 h2o (8295020) 8270c

Volume Injected (uL): 2.0

Operator: 003200

Column phase: DB5-MS

Column diameter: 0.32

94 Fluorene

Concentration: 0.047409 ug/L

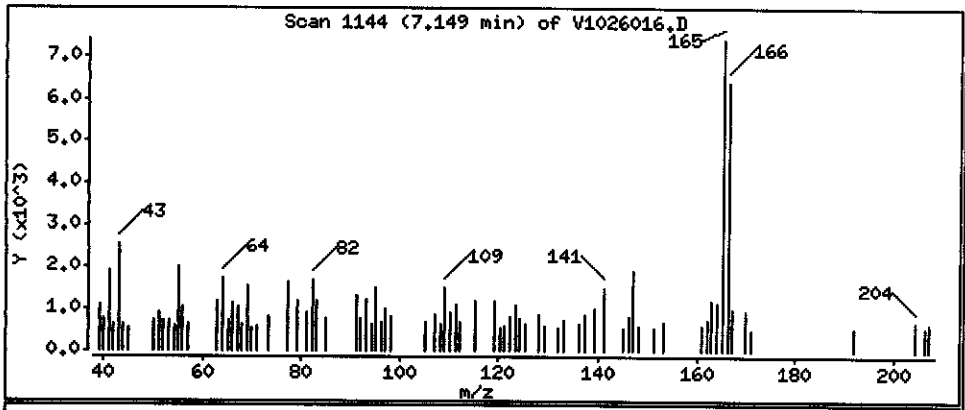

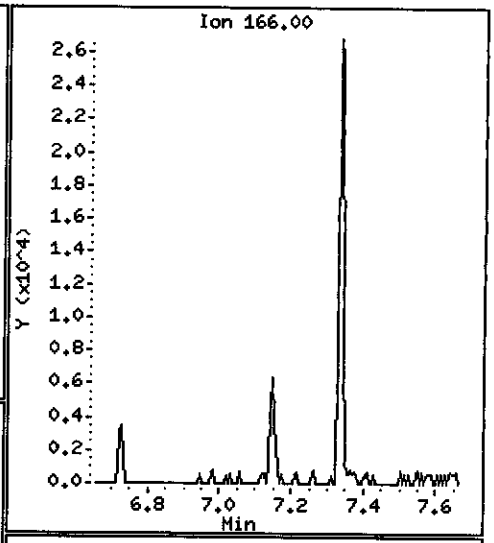

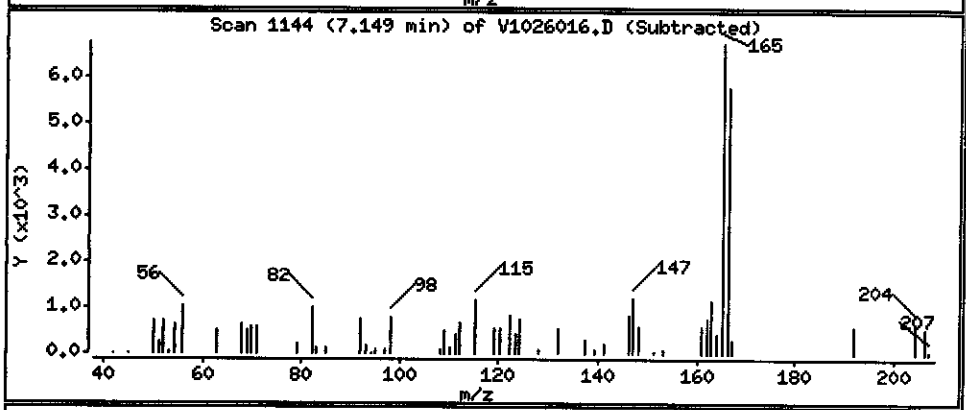

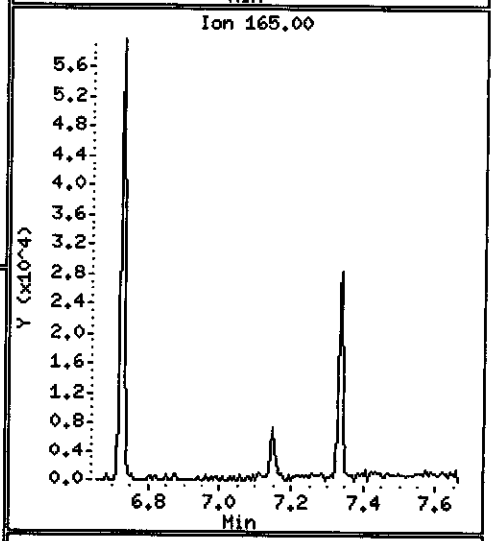

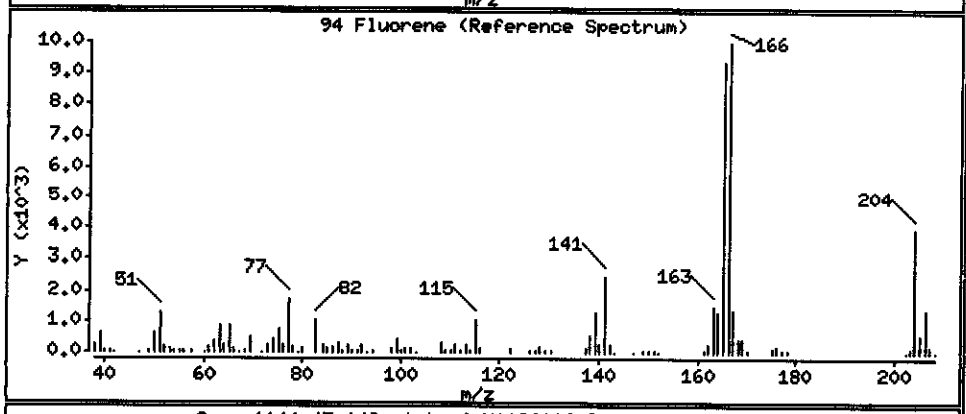

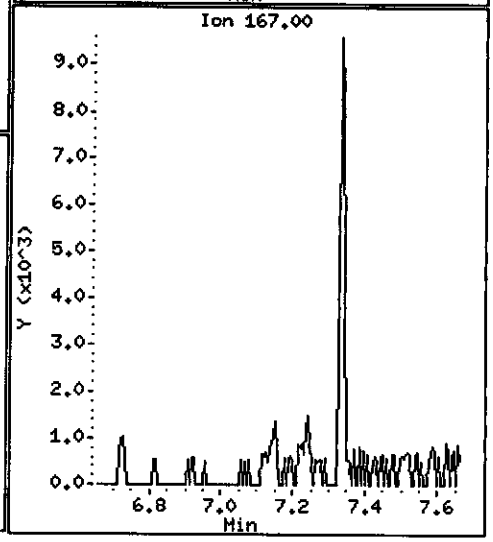

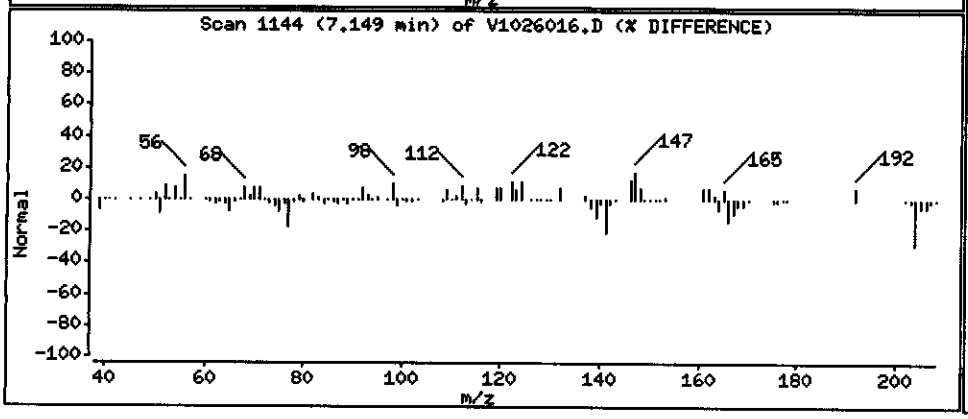

Data File: \\PITSVR06\D\chem\731.i\W102608.b\V1026016.D

Date : 27-OCT-2008 04:55

Client ID: RFI-20-1008

Instrument: 731.i

Sample Info: C8J160331-013 10/20/08 h2o (8295020) 8270c

Volume Injected (uL): 2.0

Operator: 003200

Column phase: DB5-MS

Column diameter: 0.32

115 Phenanthrene

Concentration: 0.13664 ug/L

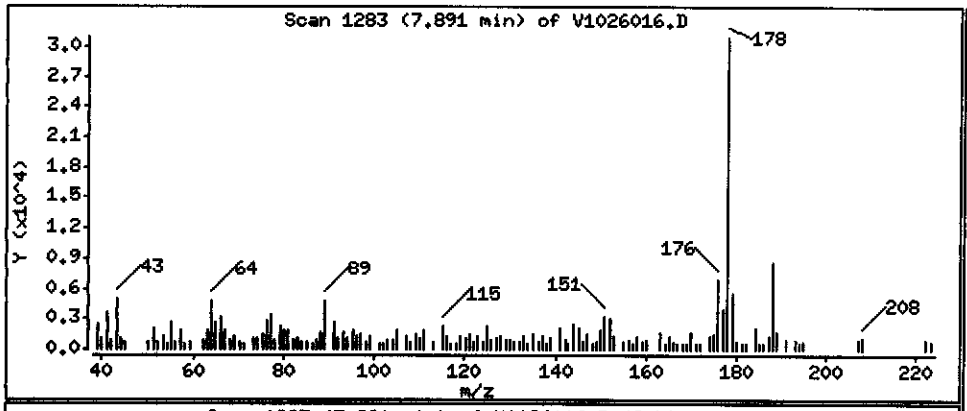

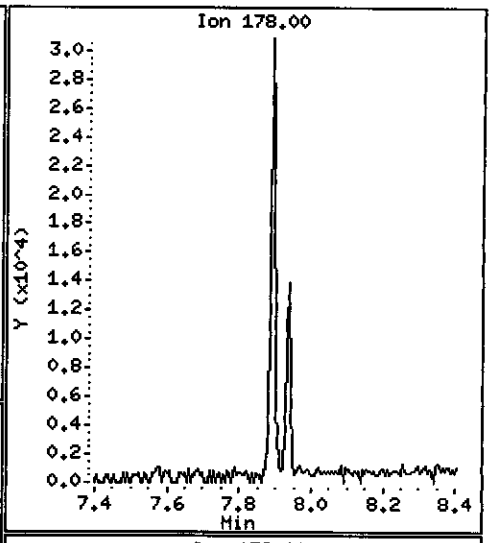

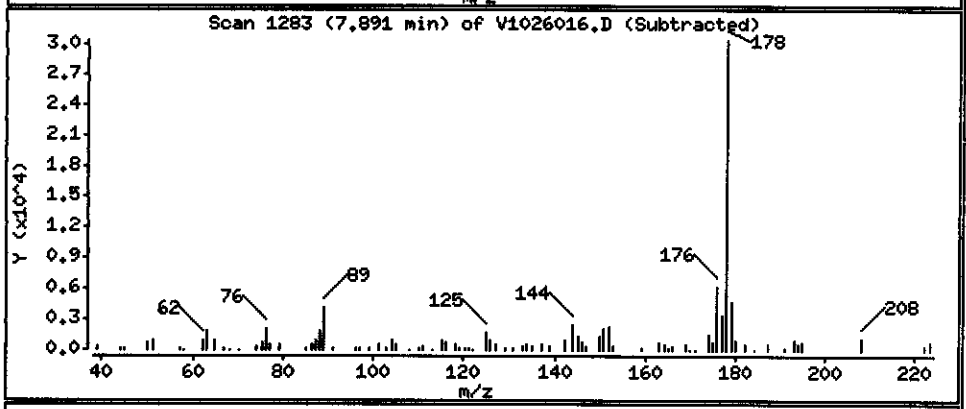

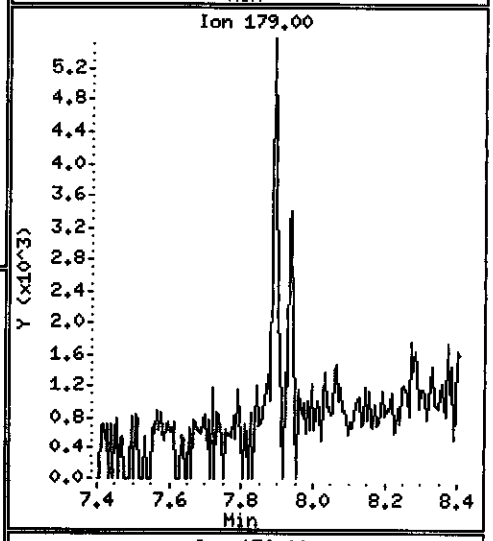

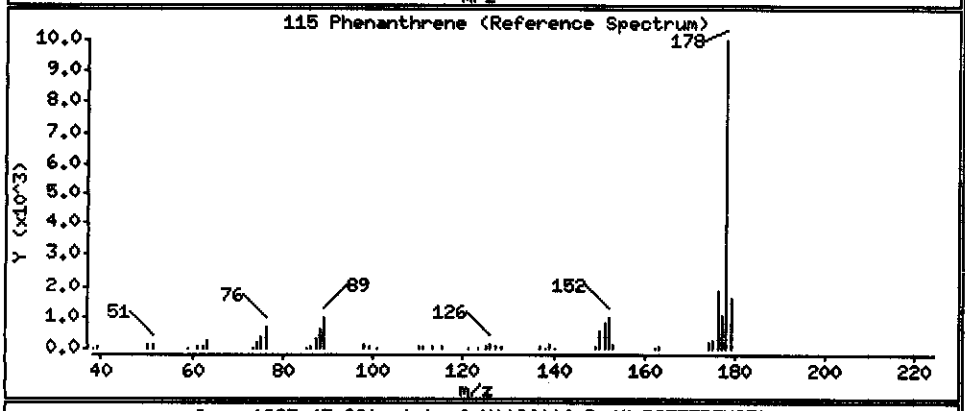

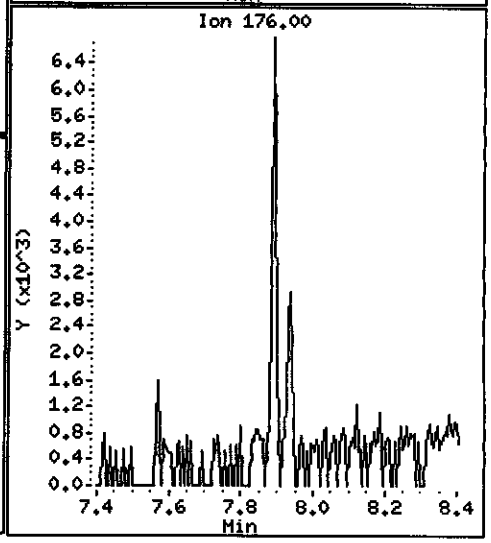

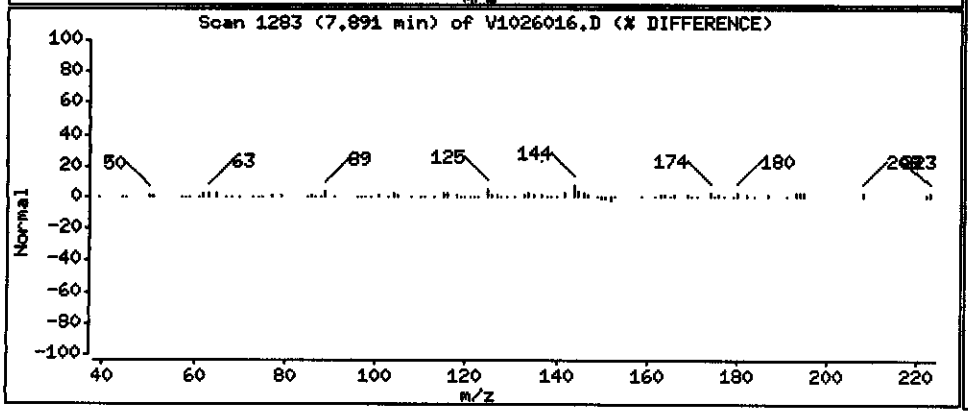

Data File: \\PITSVR06\D\chem\731.i\W102608.b\W1026016.D

Date : 27-OCT-2008 04:55

Client ID: RFI-20-1008 Instrument: 731.i

Sample Info: C8J160331-013 10/20/08 h2o (8295020) 8270c

Volume Injected (uL): 2.0 Operator: 003200

Column phase: DB5-MS Column diameter: 0.32

116 Anthracene Concentration: 0.057197 ug/L

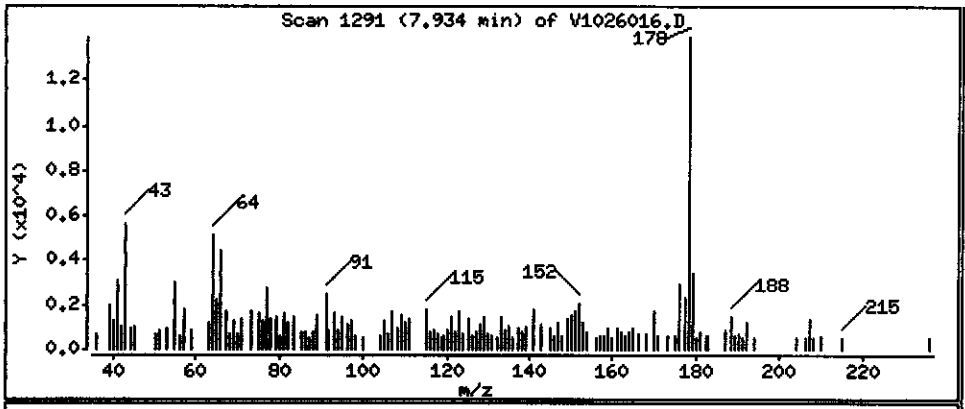

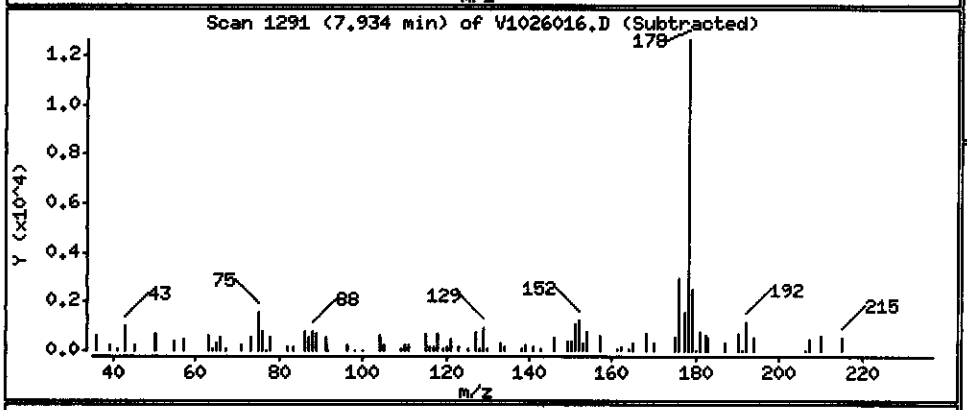

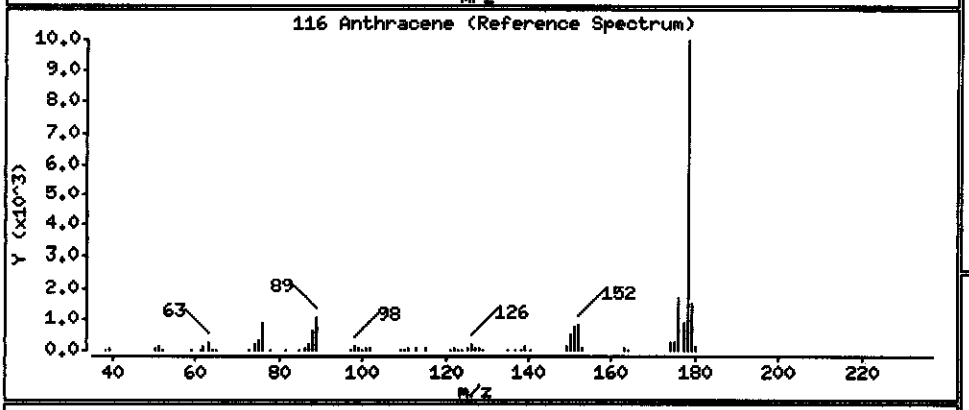

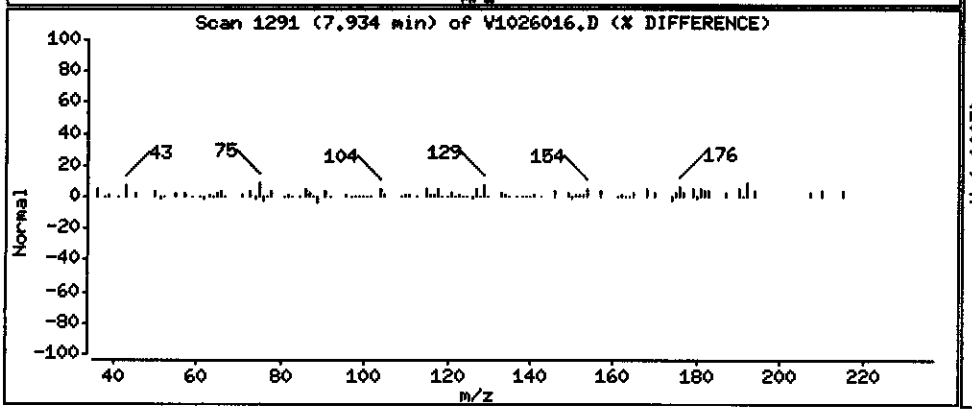

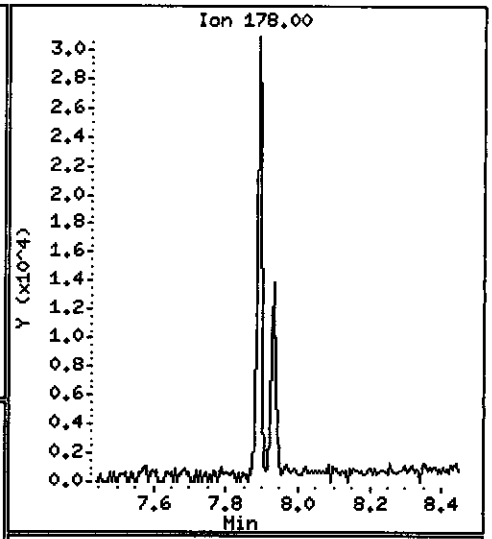

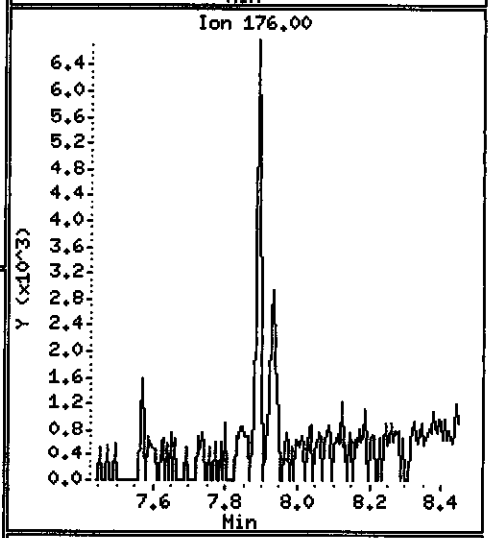

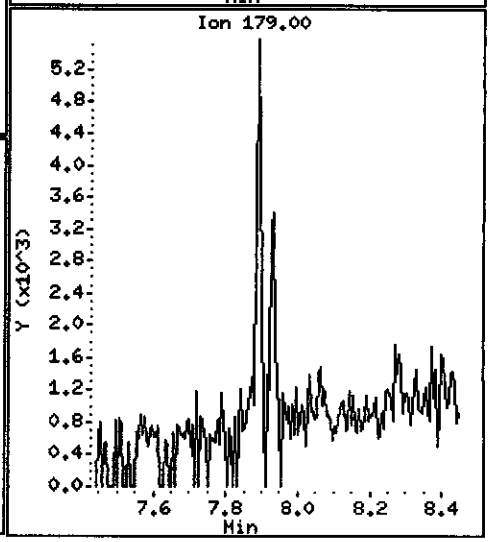

Data File: \\PITSVR06\D\chem\731.i\V102608.b\V1026016.D

Date : 27-OCT-2008 04:55

Client ID: RFI-20-1008

Instrument: 731.i

Sample Info: C8J160331-013 10/20/08 h2o (8295020) 8270c

Volume Injected (uL): 2.0

Operator: 003200

Column phase: DB5-MS

Column diameter: 0.32

119 Carbazole

Concentration: 0.017840 ug/L

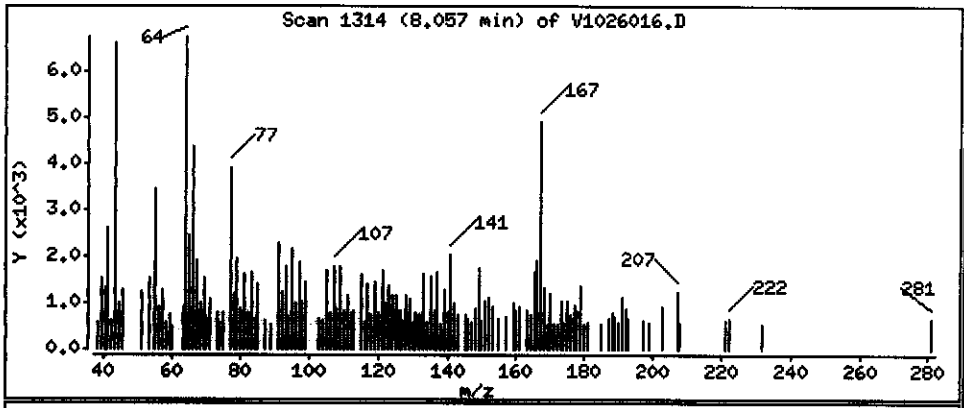

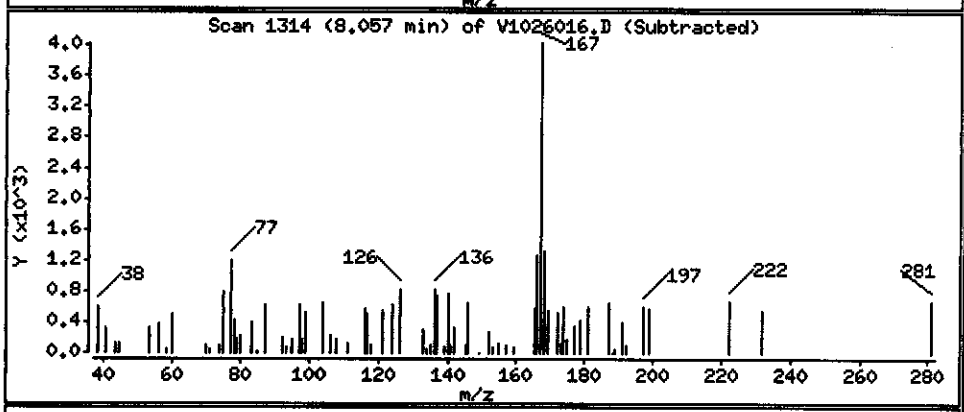

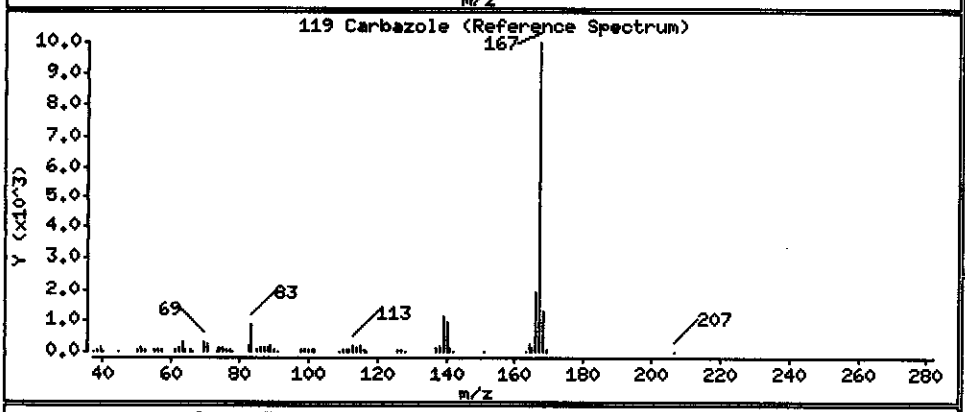

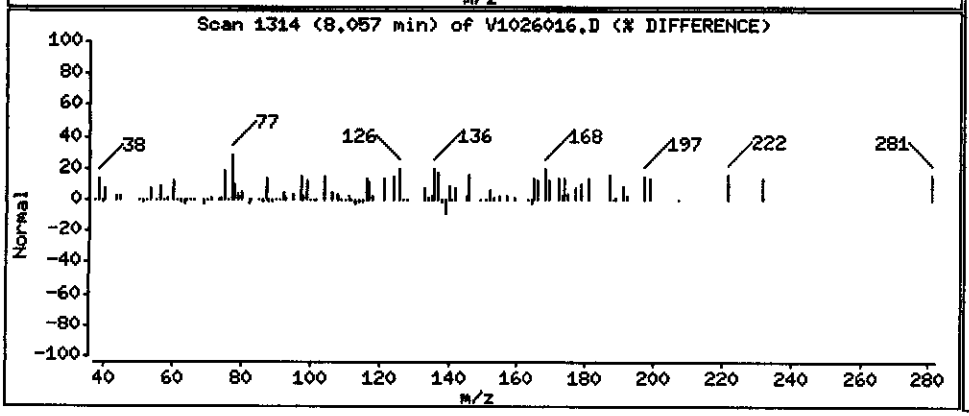

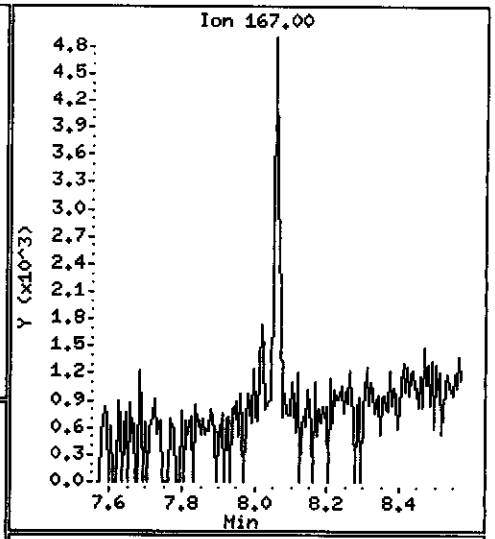

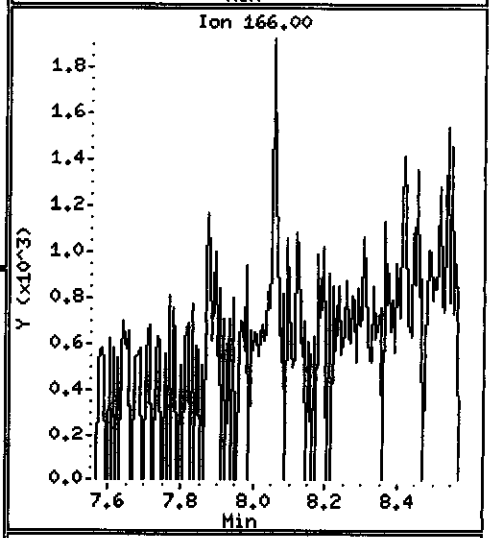

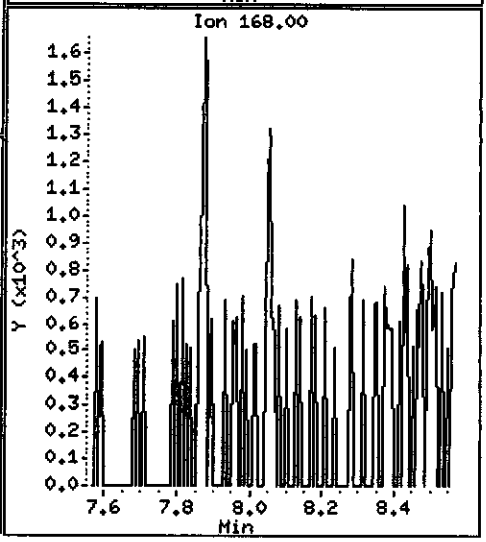

Data File: \\PITSVR06\D\chem\731.i\V102608.b\V1026016.D

Date : 27-OCT-2008 04:55

Client ID: RFI-20-1008

Instrument: 731.i

Sample Info: C8J160331-013 10/20/08 h2o (8295020) 8270c

Volume Injected (uL): 2.0

Operator: 003200

Column phase: DB5-MS

Column diameter: 0.32

120 Di-n-Butylphthalate

Concentration: 0.052666 ug/L

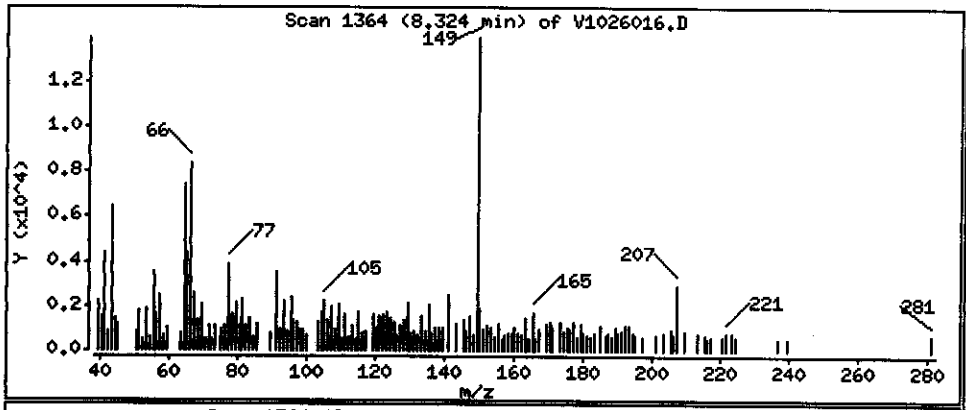

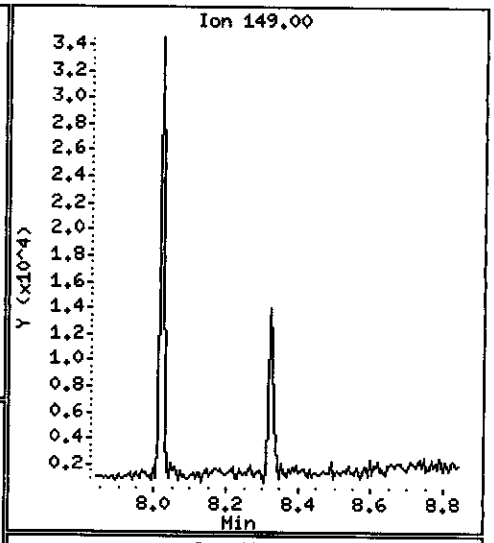

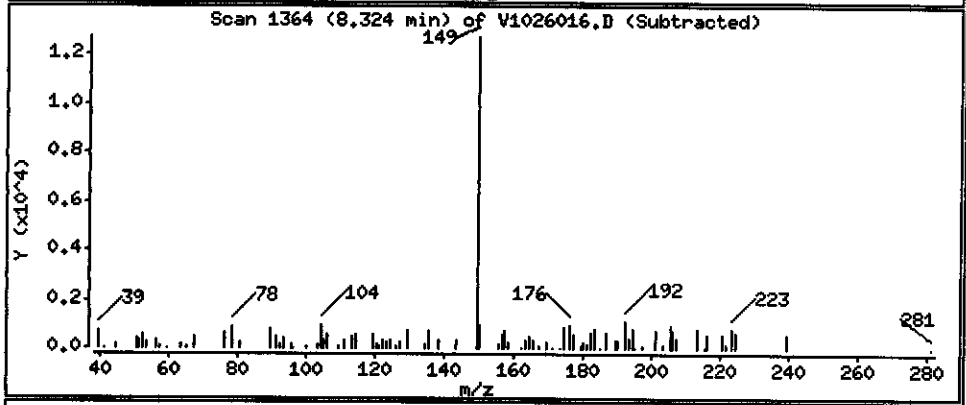

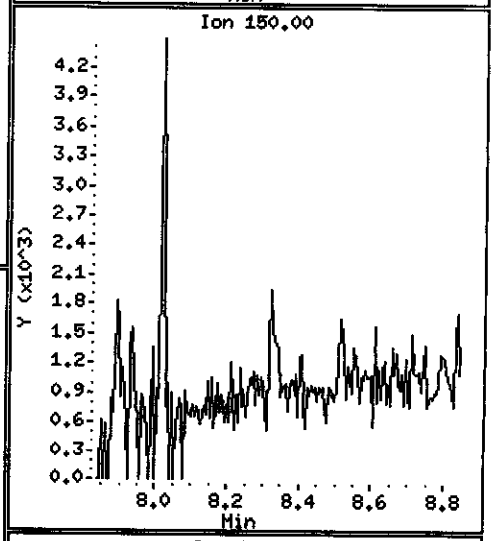

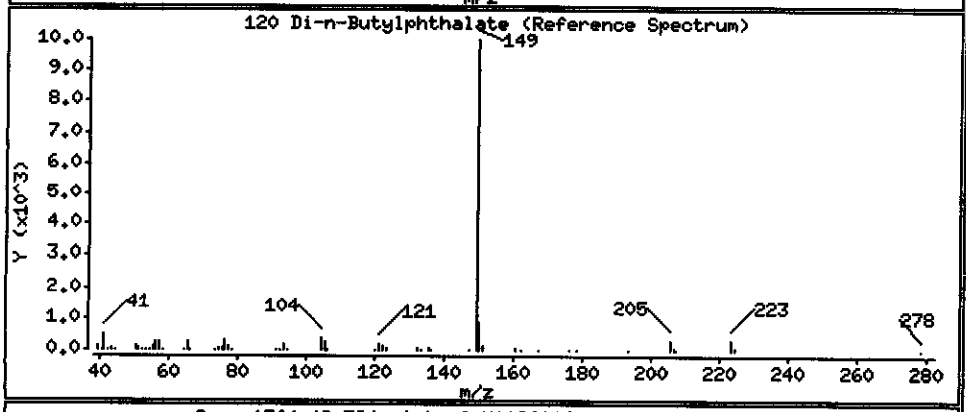

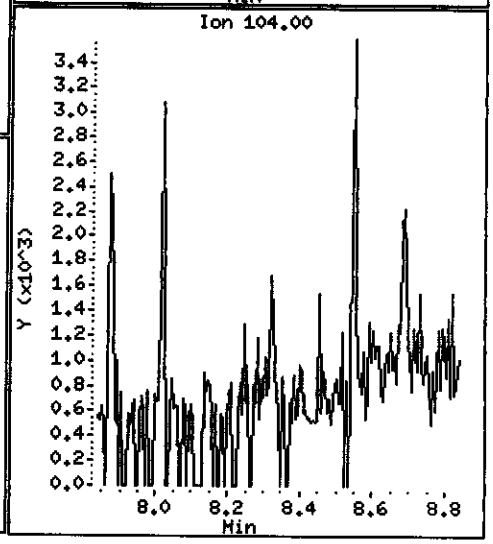

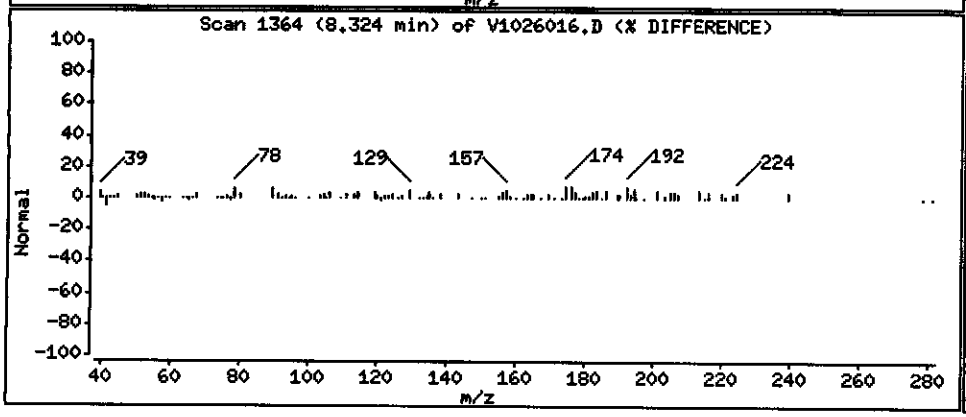

Data File: \\PITSVR06\D\chem\731.i\V102608.b\V1026016.D

Date : 27-OCT-2008 04:55

Client ID: RFI-20-1008

Instrument: 731.i

Sample Info: C8J160331-013 10/20/08 h2o (8295020) 8270c

Volume Injected (uL): 2.0

Operator: 003200

Column phase: DB5-MS

Column diameter: 0.32

123 Fluoranthene

Concentration: 0.022594 ug/L

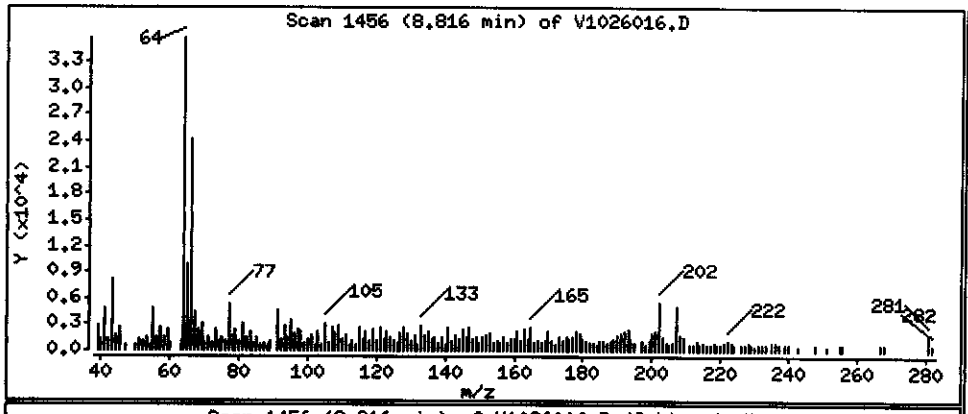

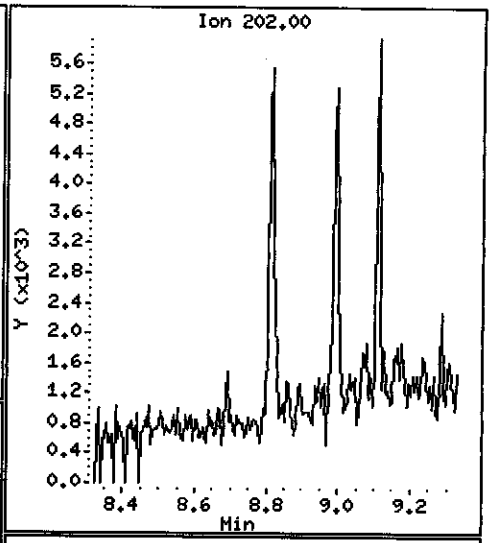

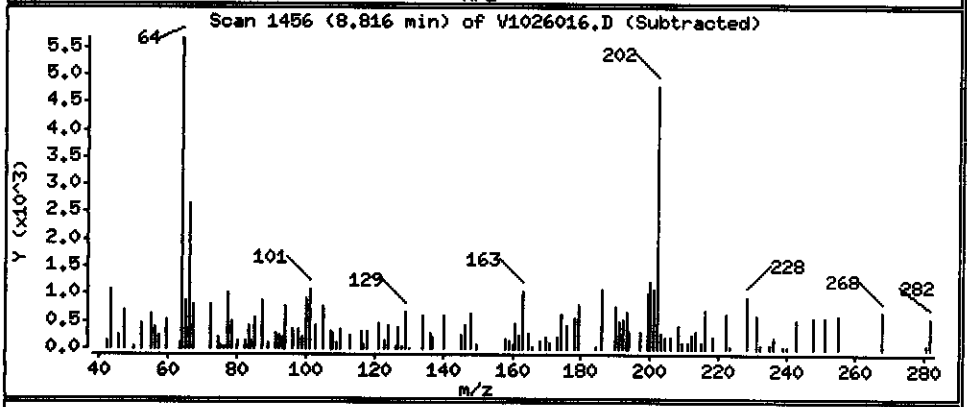

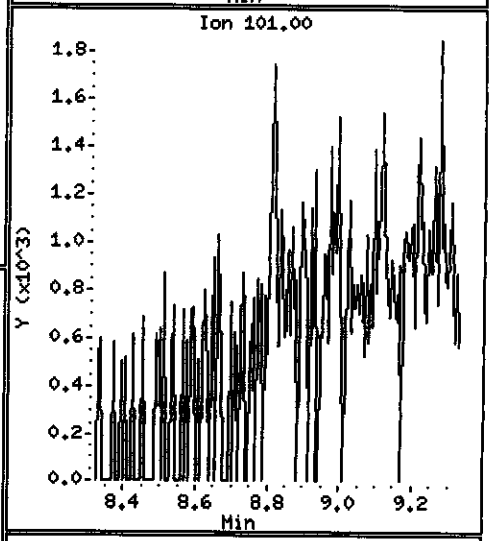

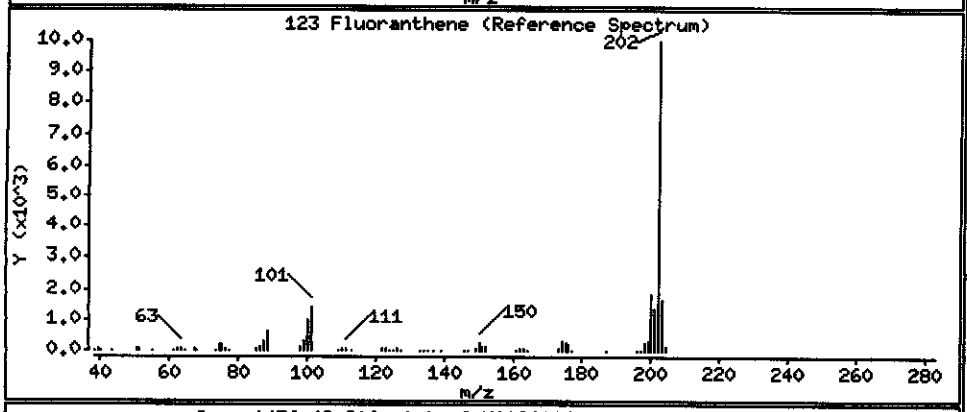

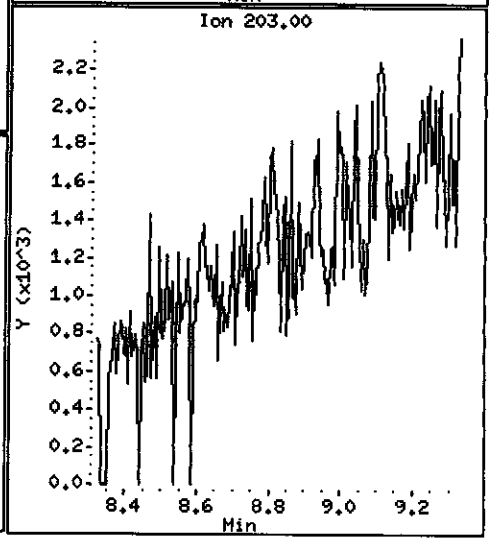

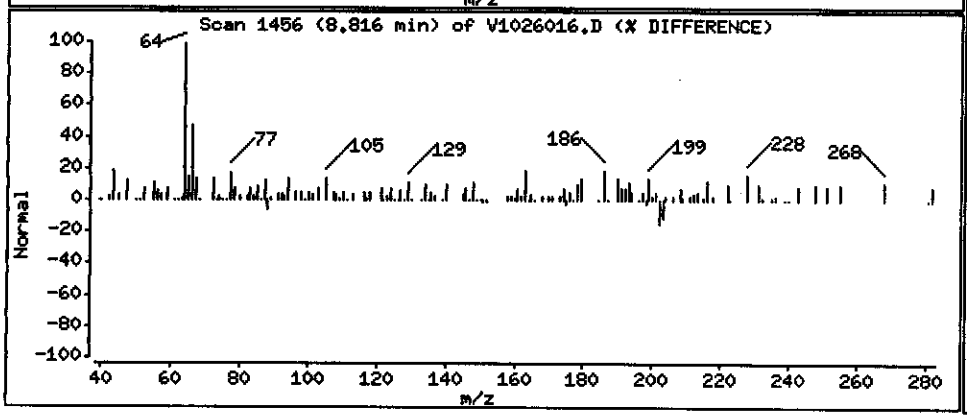

Data File: \\PITSVR06\D\chem\731.i\V102608.b\V1026016.D

Date : 27-OCT-2008 04:55

Client ID: RFI-20-1008

Instrument: 731.i

Sample Info: C8J160331-013 10/20/08 h2o (8295020) 8270c

Volume Injected (uL): 2.0

Operator: 003200

Column phase: DB5-MS

Column diameter: 0.32

125 Pyrene

Concentration: 0.021200 ug/L

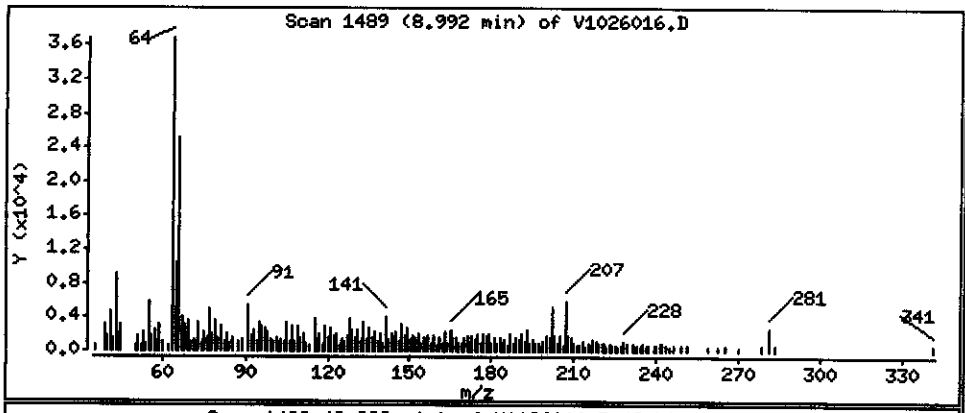

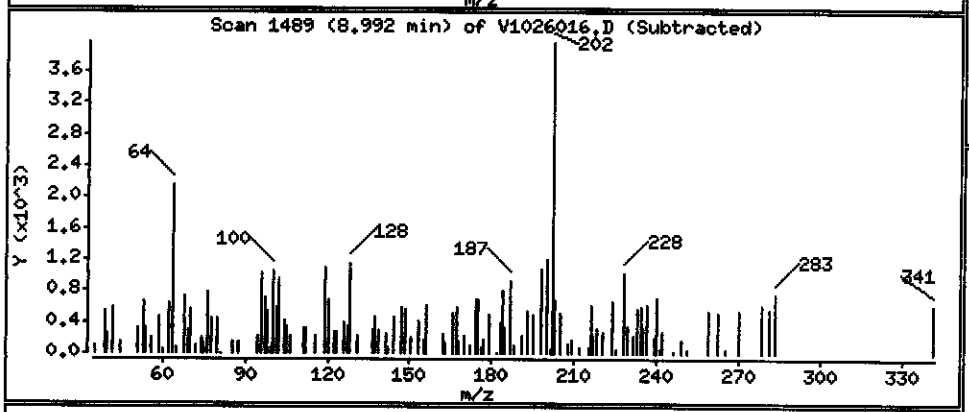

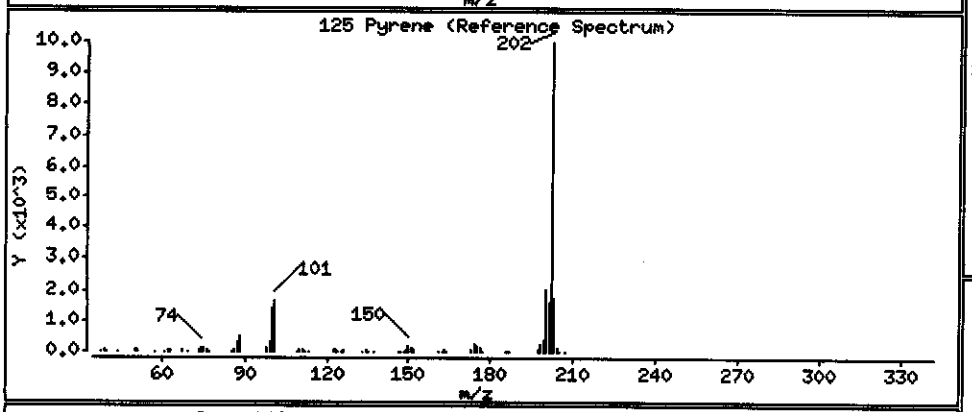

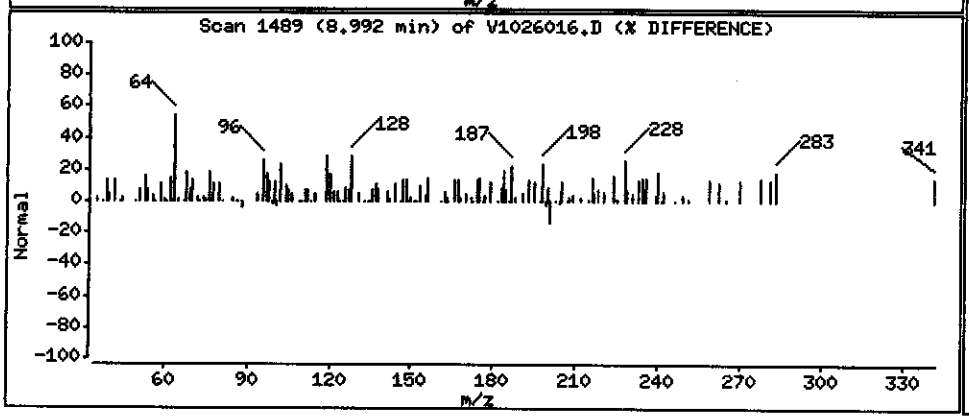

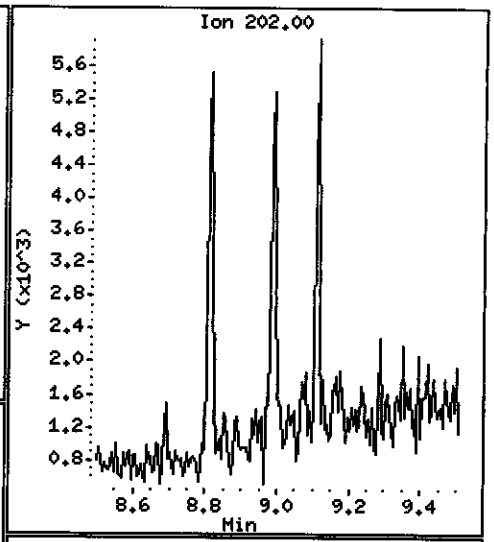

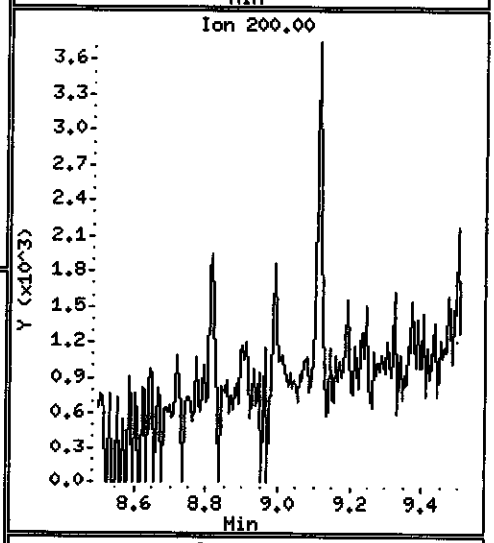

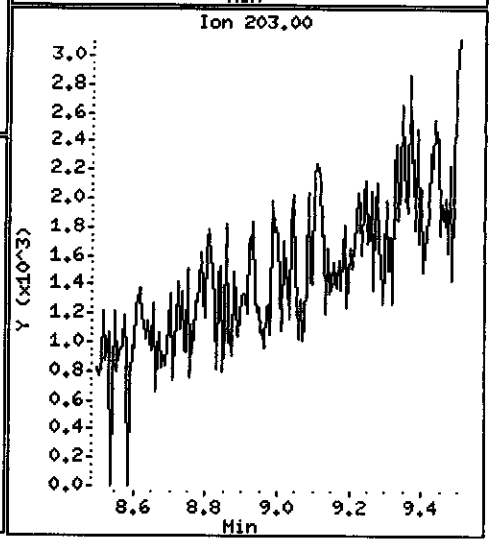

Data File: \\PITSVR06\D\chem\731.i\V102608.b\V1026016.D

Date : 27-OCT-2008 04:55

Client ID: RFI-20-1008

Instrument: 731.i

Sample Info: C8J160331-013 10/20/08 h2o (8295020) 8270c

Volume Injected (uL): 2.0

Operator: 003200

Column phase: DB5-MS

Column diameter: 0.32

131 Butylbenzylphthalate

Concentration: 0.096419 ug/L

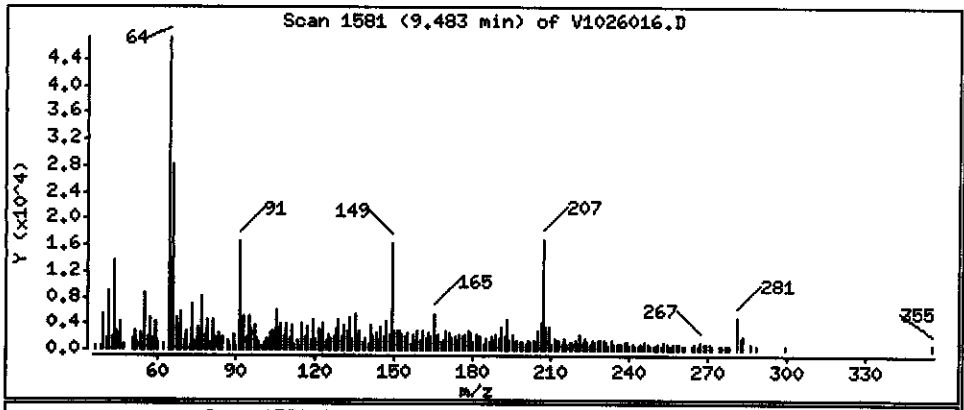

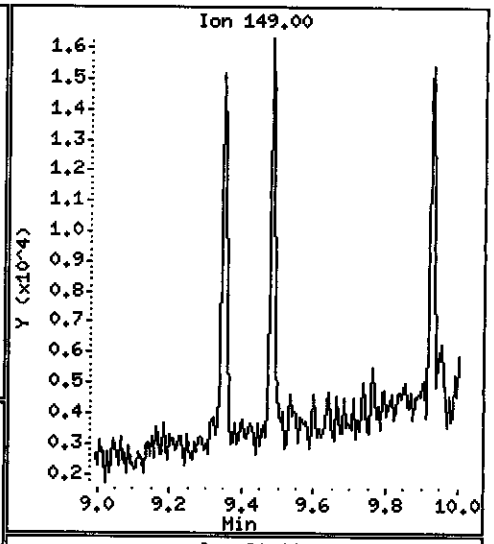

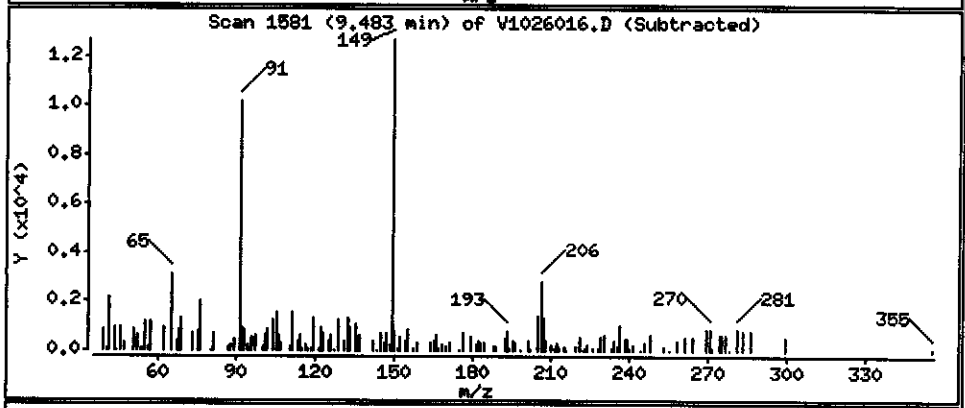

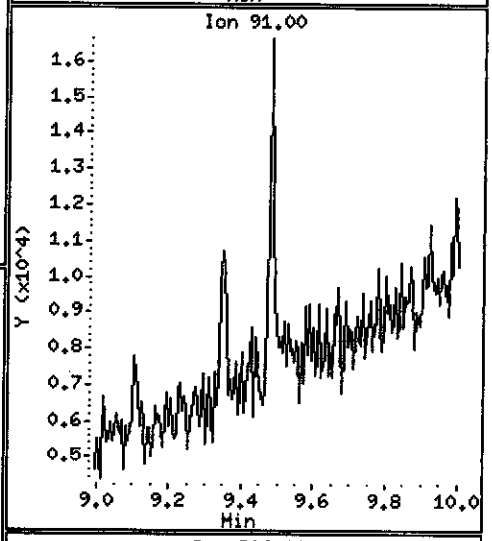

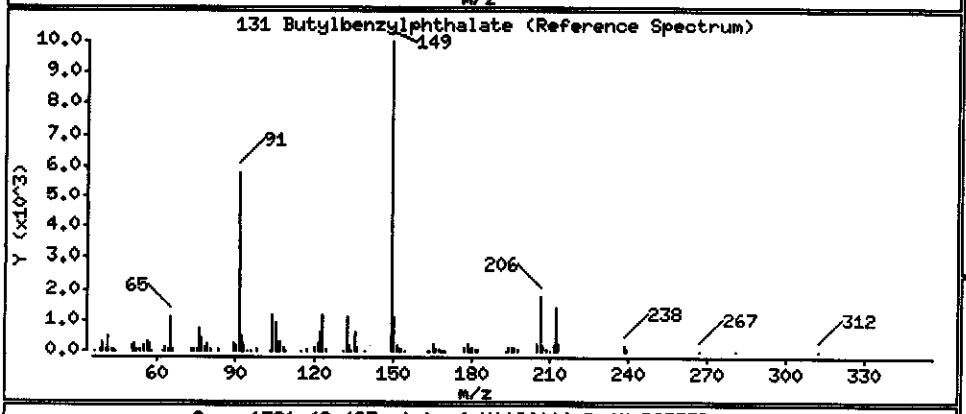

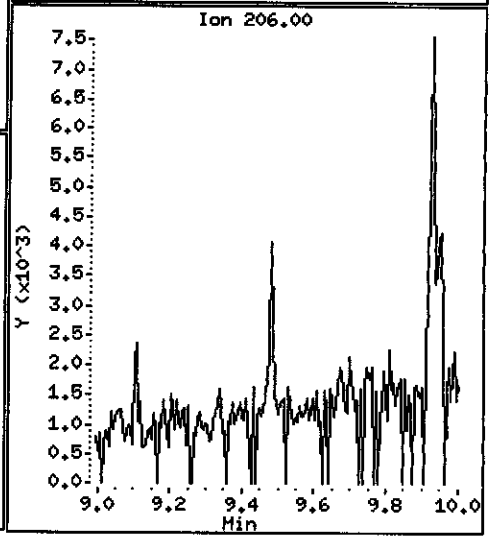

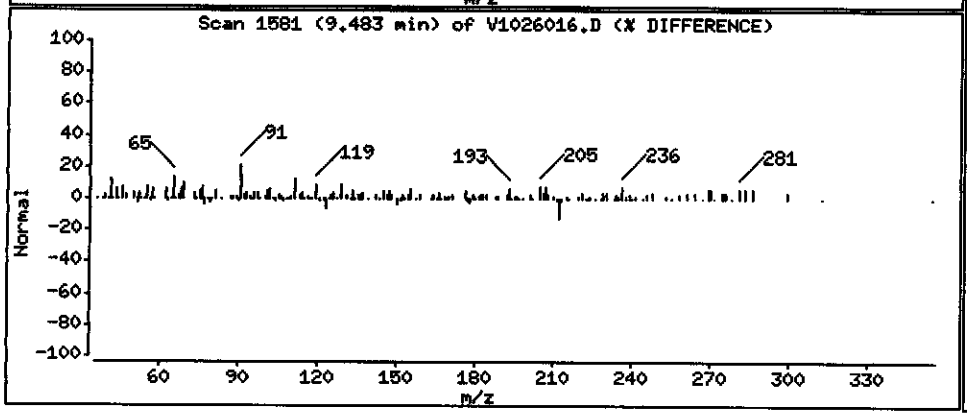

Data File: \\PITSVR06\D\chem\731.i\V102608.b\V1026016.D

Date : 27-OCT-2008 04:55

Client ID: RFI-20-1008

Instrument: 731.i

Sample Info: C8J160331-013 10/20/08 h2o (8295020) 8270c

Volume Injected (uL): 2.0

Operator: 003200

Column phase: DB5-MS

Column diameter: 0.32

151 Benzo(g,h,i)perylene

Concentration: 0.027156 ug/L

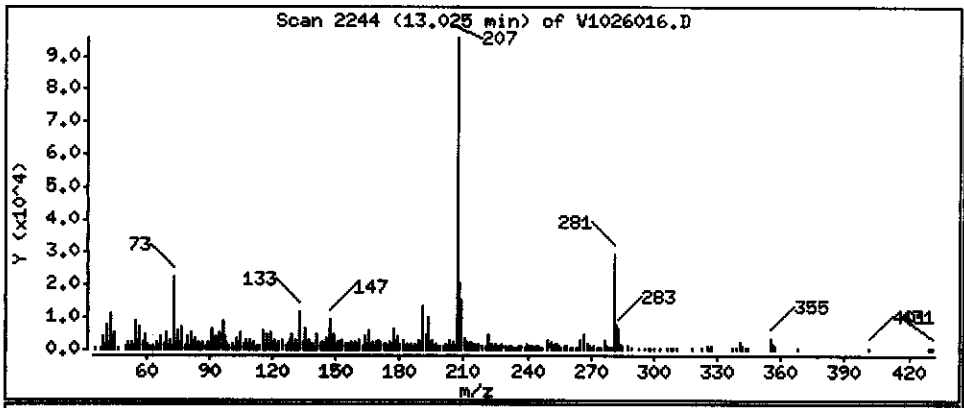

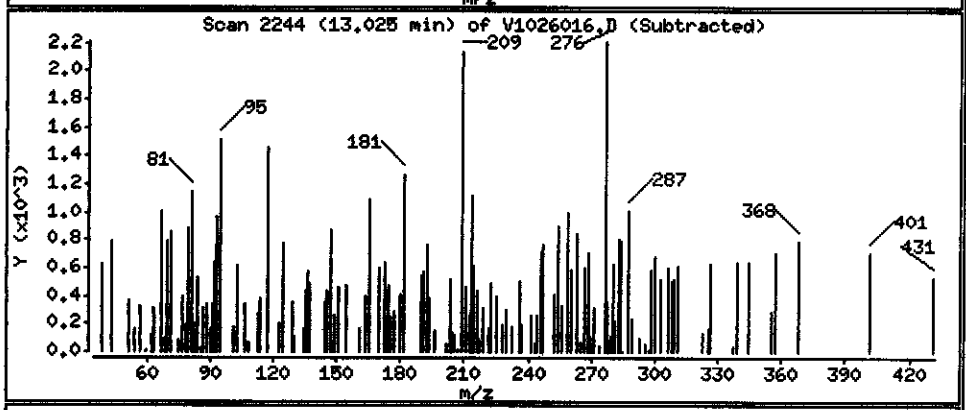

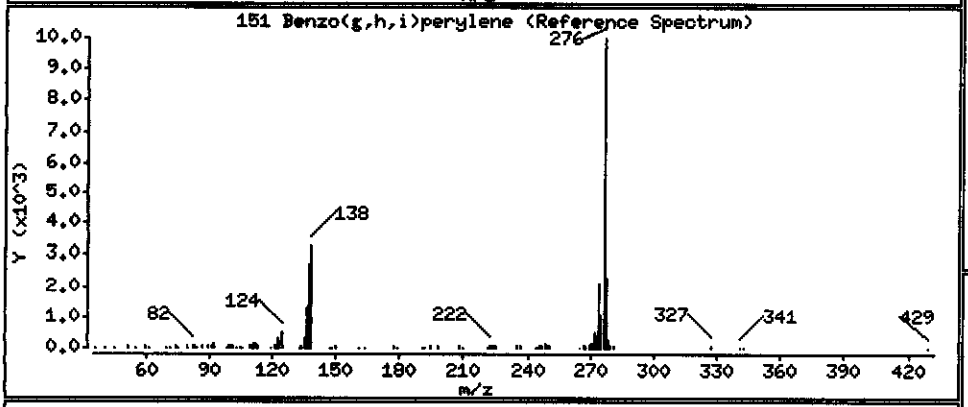

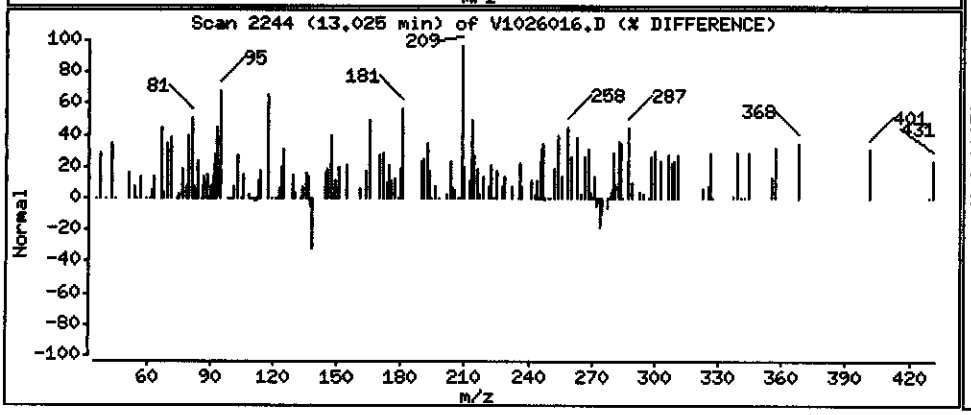

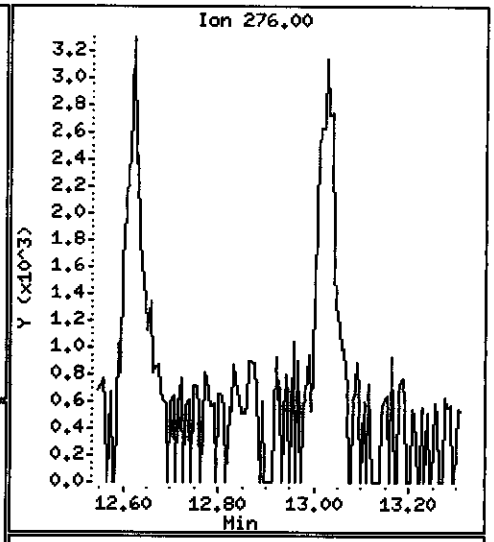

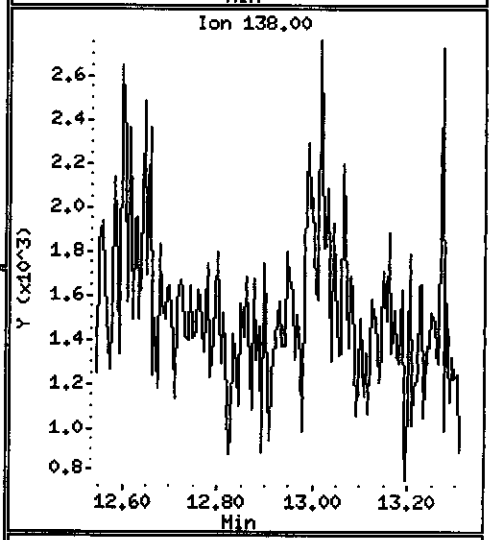

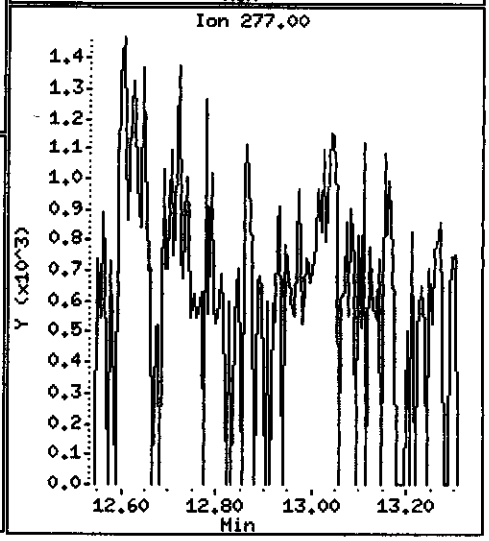

MACTEC Engineering and Consulting Inc

Client Sample ID: RFI-30-1008

GC/MS Semivolatiles

Lot-Sample #...:	C8J160331-014	**Work Order #...:**	K02VD1AL	**Matrix.....:**	WATER
Date Sampled...:	10/15/08 11:00	**Date Received..:**	10/16/08 09:30	**MS Run #.....:**	
Prep Date.....:	10/20/08	**Analysis Date..:**	10/27/08		
Prep Batch #...:	8295020	**Analysis Time..:**	05:18		
Dilution Factor:	0.97	**Initial Wgt/Vol:**	1030 mL	**Final Wgt/Vol..:**	1 mL
Analyst ID.....:	003200	**Instrument ID..:**	731		
		Method.....:	SW846 8270C		

PARAMETER	RESULT	REPORTING LIMIT	UNITS	MDL
Aniline	ND	0.97	ug/L	0.047
Acenaphthene	ND	0.19	ug/L	0.051
Acenaphthylene	ND	0.19	ug/L	0.045
Acetophenone	ND	0.97	ug/L	0.045
Anthracene	**0.053 J**	**0.19**	**ug/L**	**0.049**
Atrazine	ND	0.97	ug/L	0.038
Benzo(a)anthracene	**0.23**	**0.19**	**ug/L**	**0.040**
Benzo(a)pyrene	**0.13 J**	**0.19**	**ug/L**	**0.042**
Benzo(b)fluoranthene	**0.19**	**0.19**	**ug/L**	**0.030**
Benzo(ghi)perylene	**0.22**	**0.19**	**ug/L**	**0.027**
Benzo(k)fluoranthene	**0.26**	**0.19**	**ug/L**	**0.038**
Benzaldehyde	ND	0.97	ug/L	0.052
1,1'-Biphenyl	ND	0.97	ug/L	0.058
bis(2-Chloroethoxy) methane	ND	0.97	ug/L	0.12
bis(2-Chloroethyl)-ether	ND	0.19	ug/L	0.045
bis(2-Ethylhexyl) phthalate	**0.17 J**	**0.97**	**ug/L**	**0.12**
4-Bromophenyl phenyl ether	ND	0.97	ug/L	0.048
Butyl benzyl phthalate	ND	0.97	ug/L	0.13
Caprolactam	**0.22 J**	**4.8**	**ug/L**	**0.18**
Carbazole	ND	0.19	ug/L	0.051
4-Chloroaniline	ND	0.97	ug/L	0.045
4-Chloro-3-methylphenol	ND	0.97	ug/L	0.057
2-Chloronaphthalene	ND	0.19	ug/L	0.043
2-Chlorophenol	ND	0.97	ug/L	0.044
4-Chlorophenyl phenyl ether	ND	0.97	ug/L	0.041
Chrysene	**0.25**	**0.19**	**ug/L**	**0.034**
Dibenz(a,h)anthracene	**0.23**	**0.19**	**ug/L**	**0.034**
Dibenzofuran	ND	0.97	ug/L	0.052
3,3'-Dichlorobenzidine	ND	0.97	ug/L	0.040
2,4-Dichlorophenol	**0.28**	**0.19**	**ug/L**	**0.047**
Diethyl phthalate	ND	0.97	ug/L	0.24
2,4-Dimethylphenol	ND	0.97	ug/L	0.050

(Continued on next page)

MACTEC Engineering and Consulting Inc

Client Sample ID: RFI-30-1008

GC/MS Semivolatiles

Lot-Sample #...: C8J160331-014 **Work Order #...:** K02VD1AL **Matrix.....:** WATER

PARAMETER	RESULT	REPORTING LIMIT	UNITS	MDL
Dimethyl phthalate	ND	0.97	ug/L	0.041
Di-n-butyl phthalate	**0.065 J**	**0.97**	**ug/L**	**0.045**
4,6-Dinitro-2-methylphenol	ND	4.8	ug/L	1.4
2,4-Dinitrophenol	ND	4.8	ug/L	1.2
2,4-Dinitrotoluene	ND	0.97	ug/L	0.044
2,6-Dinitrotoluene	ND	0.97	ug/L	0.049
Di-n-octyl phthalate	**0.14 J**	**0.97**	**ug/L**	**0.041**
Fluoranthene	**0.11 J**	**0.19**	**ug/L**	**0.048**
Fluorene	ND	0.19	ug/L	0.053
Hexachlorobenzene	ND	0.19	ug/L	0.042
Hexachlorobutadiene	ND	0.19	ug/L	0.036
Hexachlorocyclopentadiene	ND	0.97	ug/L	0.078
Hexachloroethane	ND	0.97	ug/L	0.042
Indeno(1,2,3-cd)pyrene	**0.22**	**0.19**	**ug/L**	**0.046**
Isophorone	ND	0.97	ug/L	0.046
2-Methylnaphthalene	ND	0.19	ug/L	0.045
2-Methylphenol	ND	0.97	ug/L	0.050
4-Methylphenol	ND	0.97	ug/L	0.071
Naphthalene	**0.061 J**	**0.19**	**ug/L**	**0.042**
2-Nitroaniline	ND	4.8	ug/L	0.046
3-Nitroaniline	ND	4.8	ug/L	0.039
4-Nitroaniline	ND	4.8	ug/L	0.025
Nitrobenzene	ND	0.19	ug/L	0.062
2-Nitrophenol	ND	0.97	ug/L	0.052
4-Nitrophenol	ND	4.8	ug/L	0.068
N-Nitrosodi-n-propylamine	ND	0.19	ug/L	0.058
N-Nitrosodiphenylamine	ND	0.19	ug/L	0.047
2,2'-oxybis (1-Chloropropane)	ND	0.19	ug/L	0.025
Pentachlorophenol	ND	0.97	ug/L	0.081
Phenanthrene	**0.099 J**	**0.19**	**ug/L**	**0.053**
Phenol	ND	0.19	ug/L	0.021
Pyrene	**0.094 J**	**0.19**	**ug/L**	**0.055**
2,4,5-Trichlorophenol	ND	0.97	ug/L	0.061
2,4,6-Trichlorophenol	ND	0.97	ug/L	0.055

(Continued on next page)

MACTEC Engineering and Consulting Inc

Client Sample ID: RFI-30-1008

GC/MS Semivolatiles

Lot-Sample #...: C8J160331-014 **Work Order #...:** K02VD1AL **Matrix.....:** WATER

SURROGATE	PERCENT RECOVERY	RECOVERY LIMITS
Nitrobenzene-d5	62	(23 - 112)
Terphenyl-d14	33	(10 - 132)
2-Fluorobiphenyl	62	(19 - 107)
2-Fluorophenol	46	(10 - 111)
Phenol-d5	50	(15 - 112)
2,4,6-Tribromophenol	56	(16 - 122)

NOTE(S):

J Estimated result. Result is less than RL.

Data File: \\PITSVR06\D\chem\731.i\V102608.b\V1026017.D
Date : 27-OCT-2008 05:18
Client ID: RFI-30-1008
Sample Info: C8J160331-014 10/20/08 h2o (8295020) 8270c
Volume Injected (uL): 2.0
Column phase: DB5-MS

Instrument: 731.i
Operator: 003200
Column diameter: 0.32

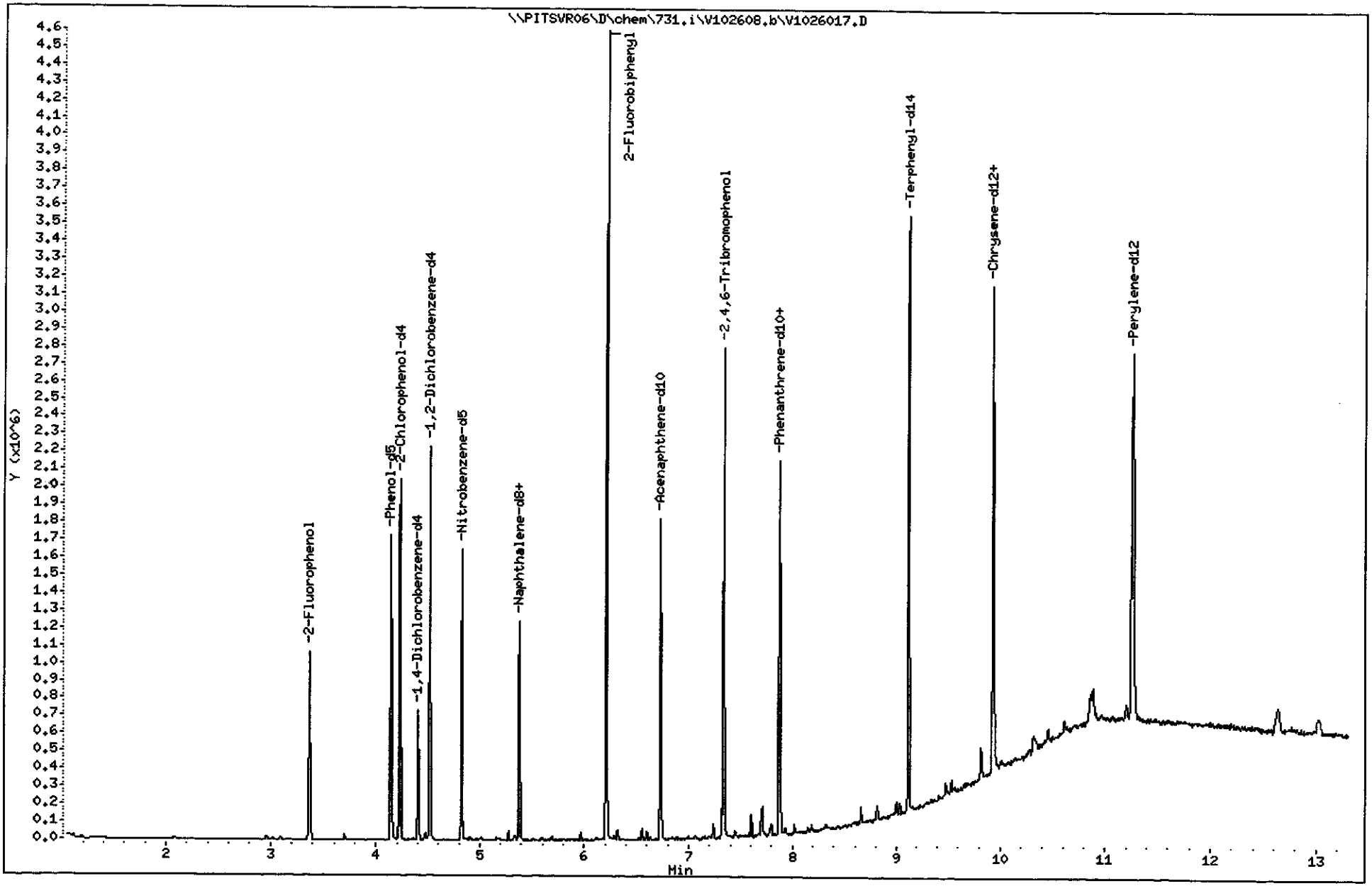

TestAmerica Pittsburgh

Semivolatile REPORT SW-846 Method 8270

Data file : \\PITSVR06\D\chem\731.i\V102608.b\V1026017.D
Lab Smp Id: K02VD1AL Client Smp ID: RFI-30-1008
Inj Date : 27-OCT-2008 05:18
Operator : 003200 Inst ID: 731.i
Smp Info : C8J160331-014 10/20/08 h2o (8295020) 8270c
Misc Info : K02VD1AL,V102608.b,8270ll.m,padep.sub
Comment :
Method : \\PITSVR06\D\chem\731.i\V102608.b\8270ll.m
Meth Date : 27-Oct-2008 01:04 piccolinov Quant Type: ISTD
Cal Date : 23-OCT-2008 04:48 Cal File: V1023NC7.D
Als bottle: 19
Dil Factor: 1.00000
Integrator: HP RTE Compound Sublist: padep.sub
Target Version: 4.14
Processing Host: PITSVR06

Concentration Formula: Amt * DF * Uf * Vt/(Vo * Vi) * CpndVariable

Name	Value	Description
DF	1.000	Dilution Factor
Uf	1.000	ng unit correction factor
Vt	1000.000	Volume of final extract (uL)
Vo	1030.000	Volume of sample extracted (mL)
Vi	2.000	Volume injected (uL)
Cpnd Variable		Local Compound Variable

	Compounds	QUANT SIG MASS	RT	EXP RT	REL RT	RESPONSE	CONCENTRATIONS ON-COLUMN (NG)	CONCENTRATIONS FINAL (ug/L)
* 1	1,4-Dichlorobenzene-d4	152	4.406	4.408	(1.000)	115383	8.00000	
* 2	Naphthalene-d8	136	5.378	5.381	(1.000)	487570	8.00000	
* 3	Acenaphthene-d10	164	6.730	6.732	(1.000)	352818	8.00000	
* 4	Phenanthrene-d10	188	7.878	7.886	(1.000)	736748	8.00000	
* 5	Chrysene-d12	240	9.930	9.937	(1.000)	860651	8.00000	
* 6	Perylene-d12	264	11.265	11.278	(1.000)	972545	8.00000	
198	1,4-Dioxane	88	Compound Not Detected.					
10	N-Nitrosodimethylamine	74	Compound Not Detected.					
9	Pyridine	79	Compound Not Detected.					
16	Methyl methanesulfonate	80	Compound Not Detected.					
206	Benzaldehyde	77	Compound Not Detected.					
21	Aniline	93	Compound Not Detected.					
22	Phenol	94	Compound Not Detected.					
23	bis(2-Chloroethyl)ether	93	Compound Not Detected.					
24	2-Chlorophenol	128	Compound Not Detected.					
26	1,3-Dichlorobenzene	146	Compound Not Detected.					
27	1,4-Dichlorobenzene	146	Compound Not Detected.					
28	1,2-Dichlorobenzene	146	Compound Not Detected.					
29	Benzyl Alcohol	108	Compound Not Detected.					
30	2-Methylphenol	108	Compound Not Detected.					

	Compounds	QUANT SIG MASS	RT	EXP RT	REL RT	RESPONSE	CONCENTRATIONS ON-COLUMN (NG)	CONCENTRATIONS FINAL (ug/L)
31	2,2'-oxybis(1-Chloropropane)	45	Compound Not Detected.					
37	Acetophenone	105	Compound Not Detected.					
32	N-Nitroso-di-n-propylamine	70	Compound Not Detected.					
192	4-Methylphenol	108	Compound Not Detected.					
34	Hexachloroethane	117	Compound Not Detected.					
35	Nitrobenzene	77	Compound Not Detected.					
41	Isophorone	82	Compound Not Detected.					
42	2-Nitrophenol	139	Compound Not Detected.					
43	2,4-Dimethylphenol	107	Compound Not Detected.					
44	bis(2-Chloroethoxy)methane	93	Compound Not Detected.					
48	2,4-Dichlorophenol	162	5.271	5.274	(0.980)	10332	0.57073	0.27706
49	Benzoic Acid	122	Compound Not Detected.					
50	1,2,4-Trichlorobenzene	180	Compound Not Detected.					
51	Naphthalene	128	5.394	5.397	(1.003)	7909	0.12584	0.061088
52	4-Chloroaniline	127	Compound Not Detected.					
54	2,6-Dichlorophenol	162	Compound Not Detected.					
56	Hexachlorobutadiene	224	Compound Not Detected.					
208	Caprolactam	113	5.688	5.685	(1.058)	2213	0.45032	0.21860
59	4-Chloro-3-Methylphenol	107	Compound Not Detected.					
62	2-Methylnaphthalene	142	Compound Not Detected.					
63	1-Methylnaphthalene	142	Compound Not Detected.					
64	Hexachlorocyclopentadiene	236	Compound Not Detected.					
66	2,4,6-Trichlorophenol	196	Compound Not Detected.					
67	2,4,5-Trichlorophenol	196	Compound Not Detected.					
209	1,1'-Biphenyl	154	Compound Not Detected.					
70	2-Chloronaphthalene	162	Compound Not Detected.					
73	2-Nitroaniline	65	Compound Not Detected.					
76	Dimethylphthalate	163	Compound Not Detected.					
78	2,6-Dinitrotoluene	165	Compound Not Detected.					
79	Acenaphthylene	152	Compound Not Detected.					
81	3-Nitroaniline	138	Compound Not Detected.					
82	Acenaphthene	153	Compound Not Detected.					
83	2,4-Dinitrophenol	184	Compound Not Detected.					
85	4-Nitrophenol	109	Compound Not Detected.					
86	Dibenzofuran	168	6.890	6.892	(1.024)	5219	0.07574	0.036766
87	2,4-Dinitrotoluene	165	Compound Not Detected.					
91	2,3,5,6-Tetrachlorophenol	231	Compound Not Detected.					
88	2,3,4,6-Tetrachlorophenol	231	Compound Not Detected.					
92	2-Naphthylamine	143	Compound Not Detected.					
93	Diethylphthalate	149	Compound Not Detected.					
94	Fluorene	166	7.152	7.159	(1.063)	4282	0.07920	0.038449
95	4-Chlorophenyl-phenylether	204	Compound Not Detected.					
96	4-Nitroaniline	138	Compound Not Detected.					
98	4,6-Dinitro-2-methylphenol	198	Compound Not Detected.					
99	N-Nitrosodiphenylamine (1)	169	Compound Not Detected.					
100	1,2-Diphenylhydrazine	77	Compound Not Detected.					
106	4-Bromophenyl-phenylether	248	Compound Not Detected.					
107	Hexachlorobenzene	283	Compound Not Detected.					
210	Atrazine	200	Compound Not Detected.					
111	Pentachlorophenol	265	Compound Not Detected.					
115	Phenanthrene	178	7.894	7.902	(1.002)	19096	0.20490	0.099464
116	Anthracene	178	7.937	7.945	(1.007)	10201	0.10826	0.052551
119	Carbazole	167	Compound Not Detected.					
120	Di-n-Butylphthalate	149	8.327	8.340	(1.057)	14557	0.13320	0.064659

Compounds	QUANT SIG MASS	RT	EXP RT	REL RT	RESPONSE	CONCENTRATIONS ON-COLUMN (NG)	CONCENTRATIONS FINAL (ug/L)
123 Fluoranthene	202	8.818	8.826	(1.119)	26364	0.23665	0.11488
124 Benzidine	184	Compound Not Detected.					
125 Pyrene	202	8.995	9.003	(0.906)	25555	0.19358	0.093972
131 Butylbenzylphthalate	149	9.486	9.499	(0.955)	15659	0.25328	0.12295
135 3,3'-Dichlorobenzidine	252	Compound Not Detected.					
136 Benzo(a)Anthracene	228	9.919	9.932	(0.999)	59181	0.47594	0.23104
137 Chrysene	228	9.951	9.959	(1.002)	62821	0.50768	0.24645
139 bis(2-ethylhexyl)Phthalate	149	9.924	9.937	(0.999)	29564	0.34244	0.16623
140 Di-n-octylphthalate	149	10.453	10.466	(0.928)	51932	0.28142	0.13661
141 Benzo(b)fluoranthene	252	10.859	10.872	(0.964)	66228	0.38527	0.18702
142 Benzo(k)fluoranthene	252	10.886	10.904	(0.966)	91918	0.53532	0.25986
143 7,12-dimethylbenz[a]anthracen	256	Compound Not Detected.					
146 Benzo(a)pyrene	252	11.206	11.220	(0.995)	39442	0.26892	0.13054
149 Indeno(1,2,3-cd)pyrene	276	12.633	12.646	(1.121)	80701	0.45161	0.21923
150 Dibenz(a,h)anthracene	278	12.649	12.667	(1.123)	72110	0.48036	0.23318
151 Benzo(g,h,i)perylene	276	13.033	13.047	(1.157)	71649	0.45920	0.22291
$ 154 Nitrobenzene-d5	82	4.828	4.830	(0.898)	421758	24.8437	12.060
$ 155 2-Fluorobiphenyl	172	6.211	6.219	(0.923)	1235190	24.6026	11.943
$ 156 Terphenyl-d14	244	9.112	9.120	(0.918)	1126127	13.2221	6.4185
$ 157 Phenol-d5	99	4.144	4.141	(0.941)	553683	30.2477	14.683
$ 158 2-Fluorophenol	112	3.369	3.367	(0.765)	350791	27.4674	13.334
$ 159 2,4,6-Tribromophenol	330	7.339	7.346	(0.932)	290519	33.5473	16.285
$ 186 2-Chlorophenol-d4	132	4.230	4.227	(0.960)	597461	33.3142	16.172
$ 187 1,2-Dichlorobenzene-d4	152	4.518	4.520	(1.025)	329067	23.4187	11.368

Data File: \\PITSVR06\D\chem\731.i\V102608.b\V1026017.D

Date : 27-OCT-2008 05:18

Client ID: RFI-30-1008

Instrument: 731.i

Sample Info: C8J160331-014 10/20/08 h2o (8295020) 8270c

Volume Injected (uL): 2.0

Operator: 003200

Column phase: DB5-MS

Column diameter: 0.32

48 2,4-Dichlorophenol

Concentration: 0.27706 ug/L

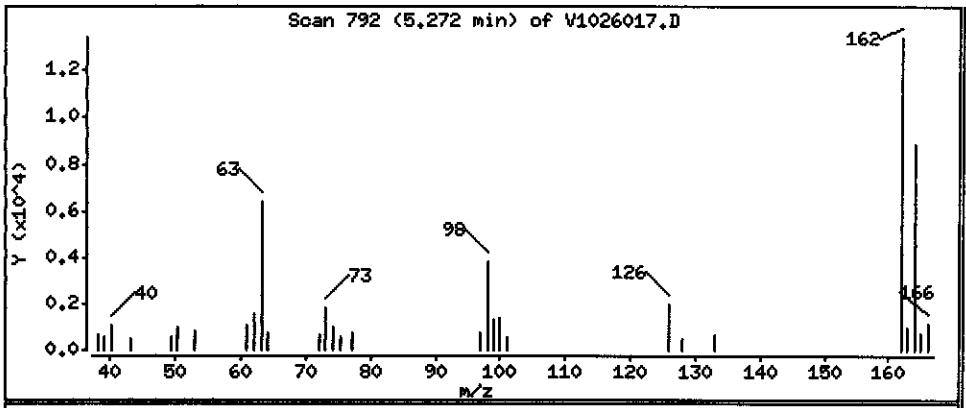

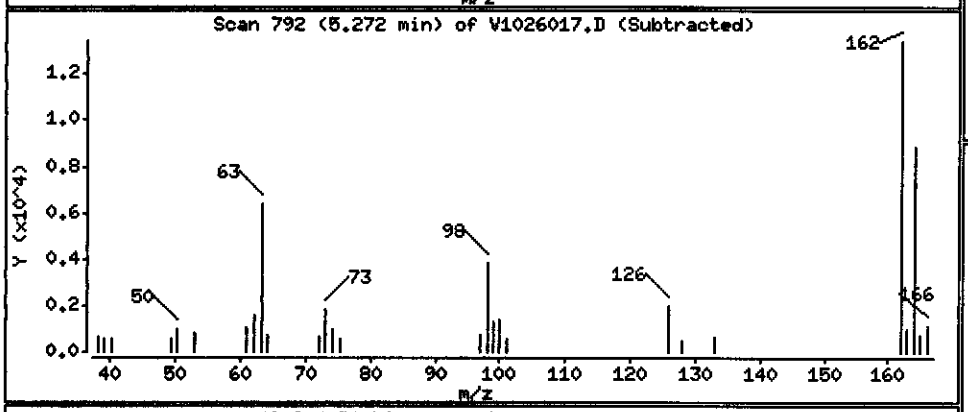

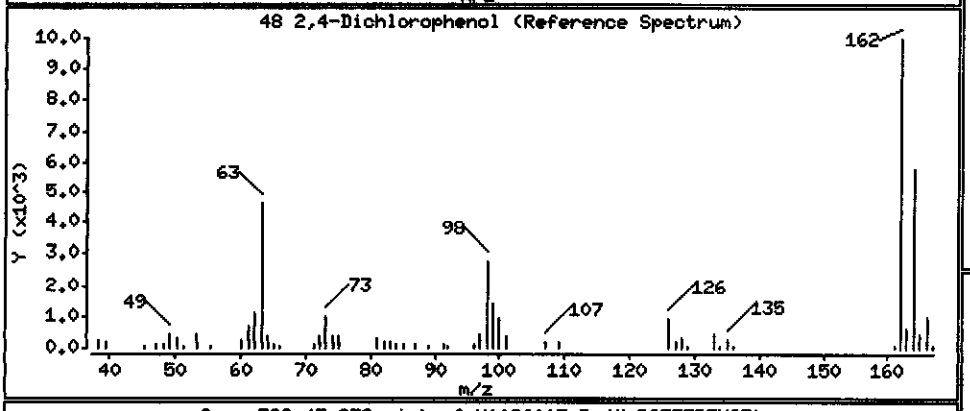

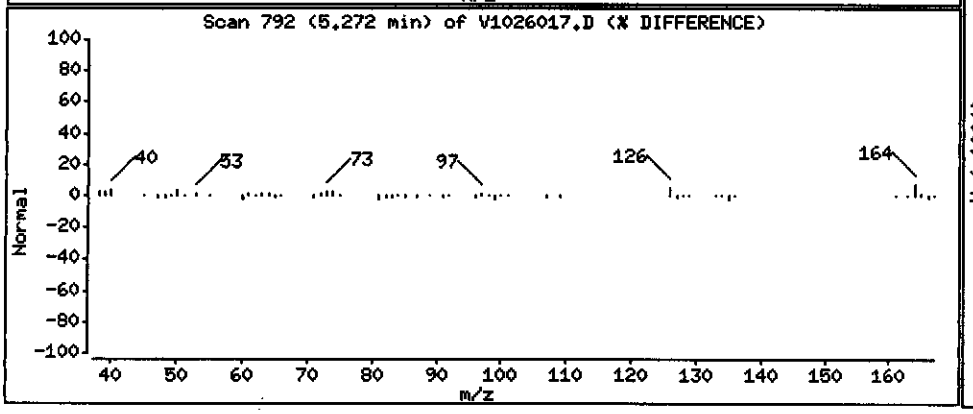

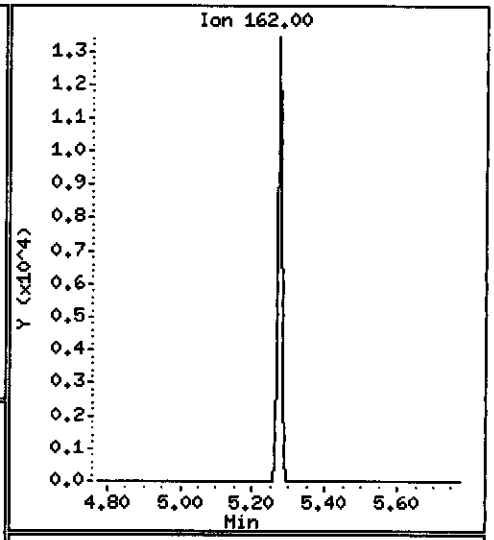

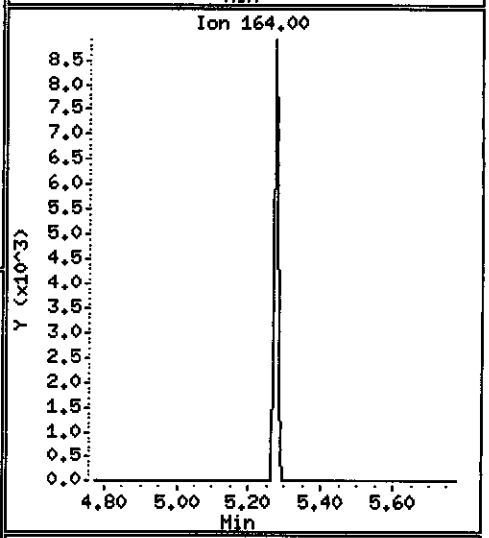

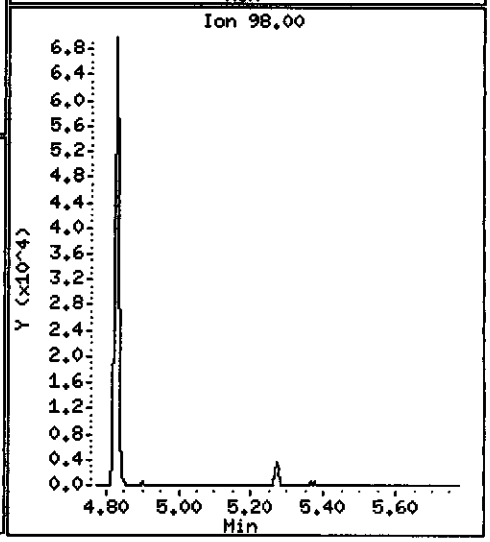

Data File: \\PITSVR06\D\chem\731.i\V102608.b\V1026017.D

Date : 27-OCT-2008 05:18

Client ID: RFI-30-1008

Instrument: 731.i

Sample Info: C8J160331-014 10/20/08 h2o (8295020) 8270c

Volume Injected (uL): 2.0

Operator: 003200

Column phase: DB5-MS

Column diameter: 0.32

51 Naphthalene

Concentration: 0.061088 ug/L

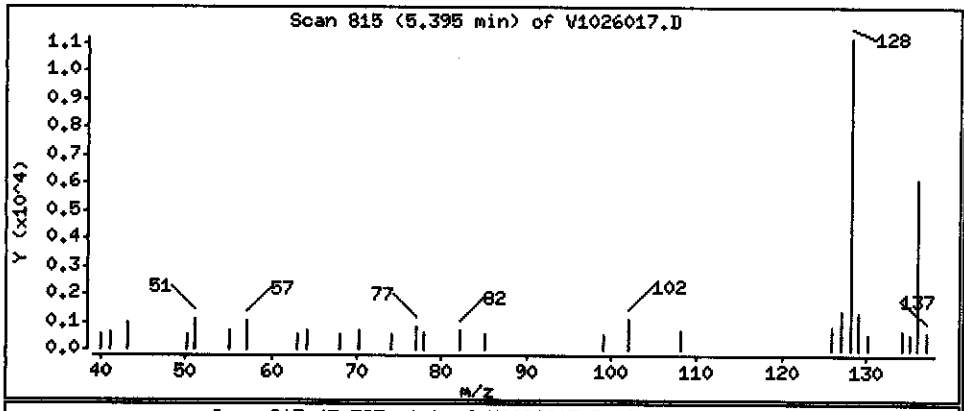

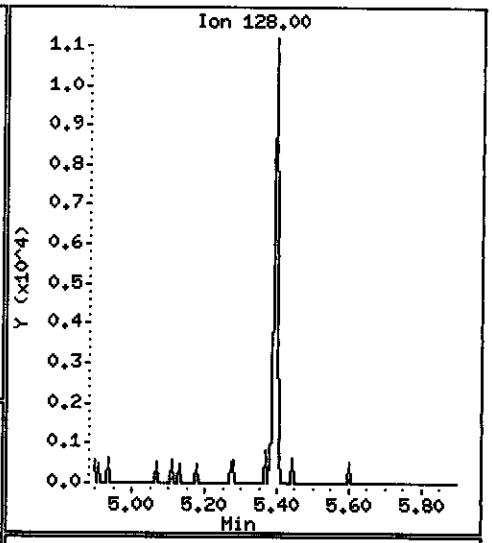

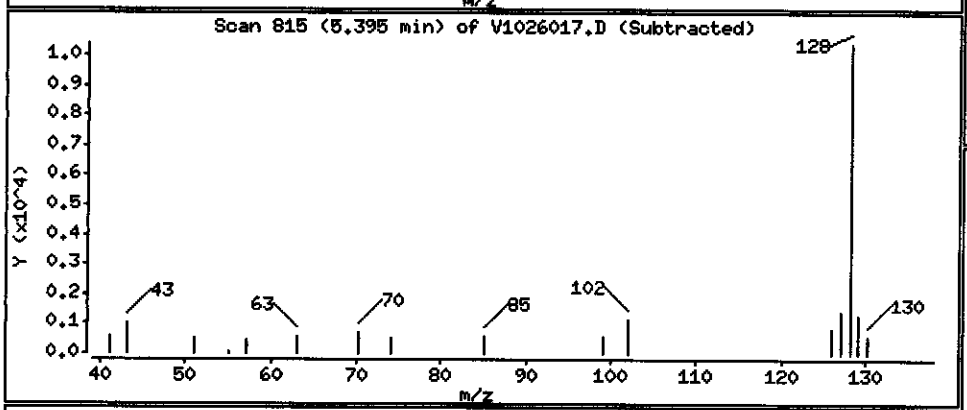

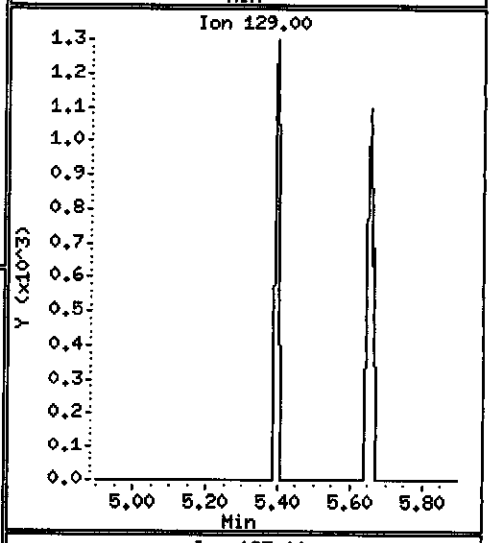

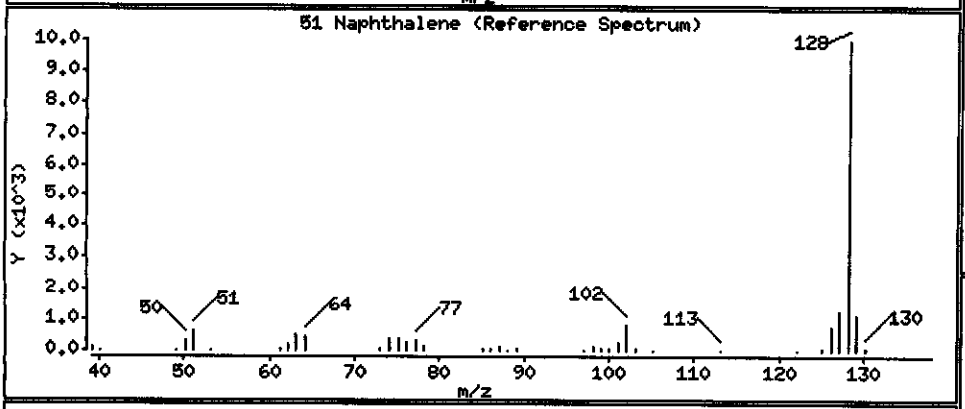

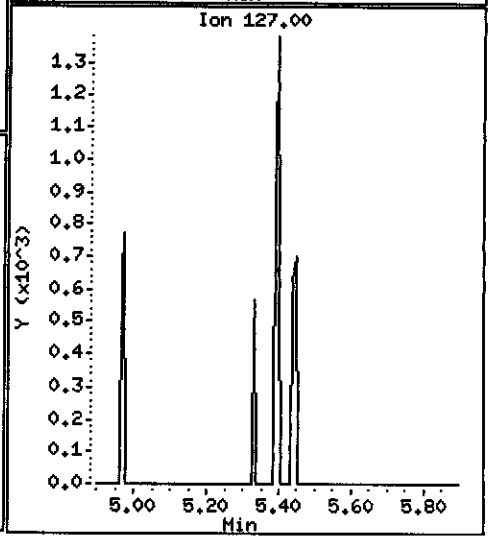

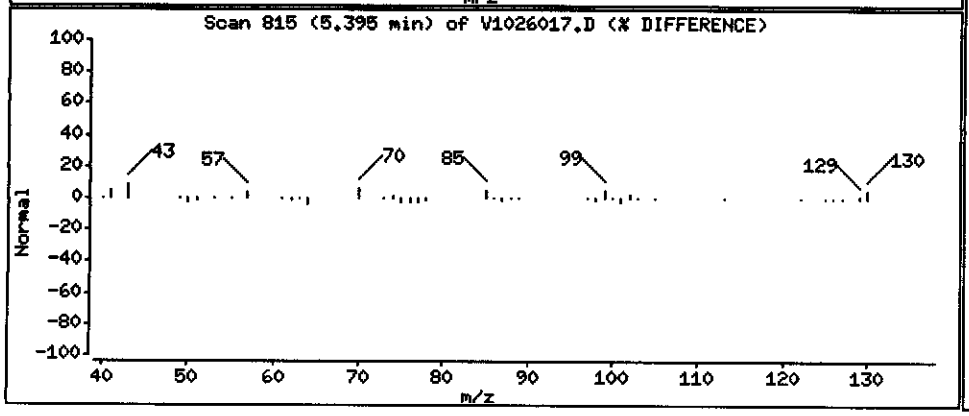

Data File: \\PITSVR06\D\chem\731.i\V102608.b\V1026017.D

Date : 27-OCT-2008 05:18

Client ID: RFI-30-1008

Instrument: 731.i

Sample Info: C8J160331-014 10/20/08 h2o (8295020) 8270c

Volume Injected (uL): 2.0

Operator: 003200

Column phase: DB5-MS

Column diameter: 0.32

208 Caprolactam

Concentration: 0.21860 ug/L

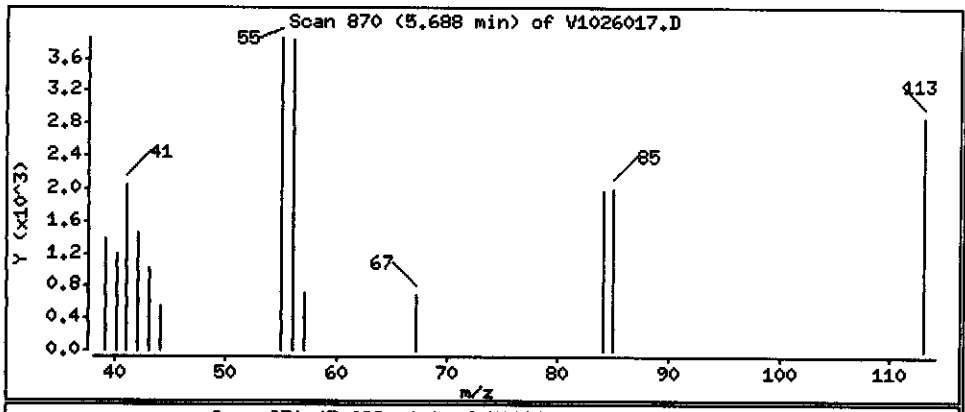

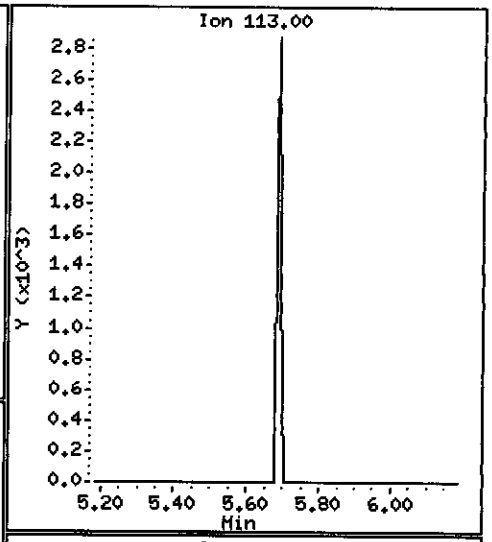

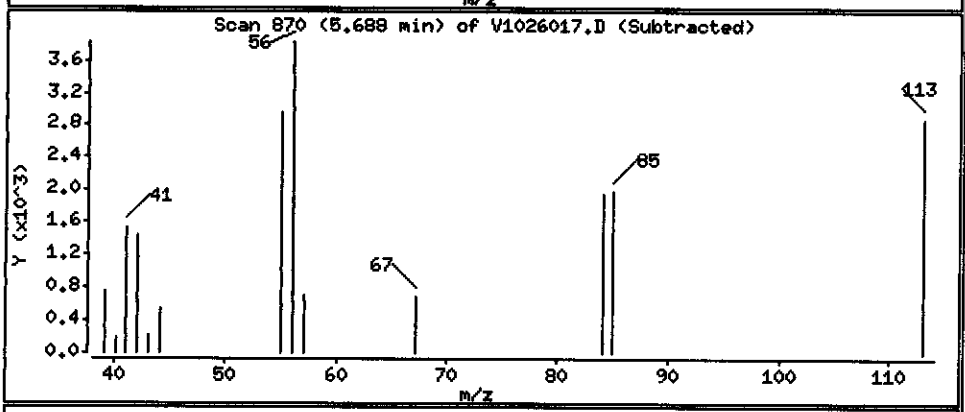

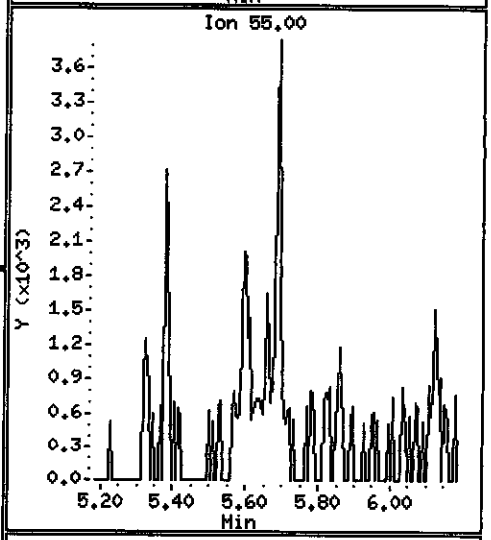

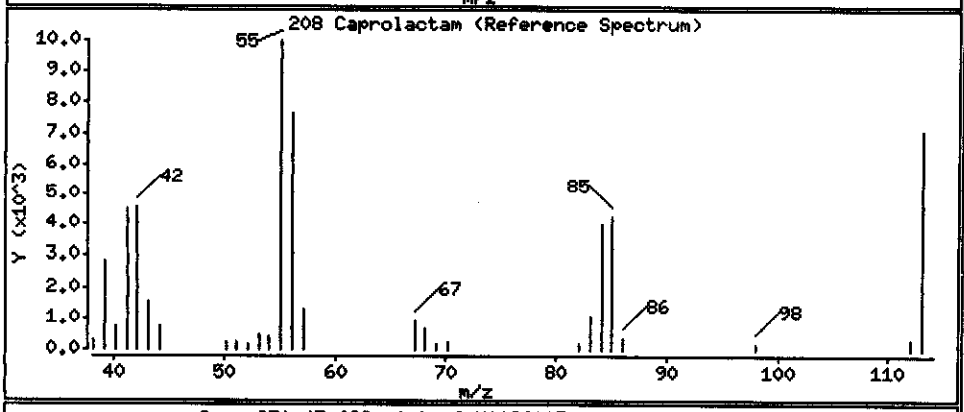

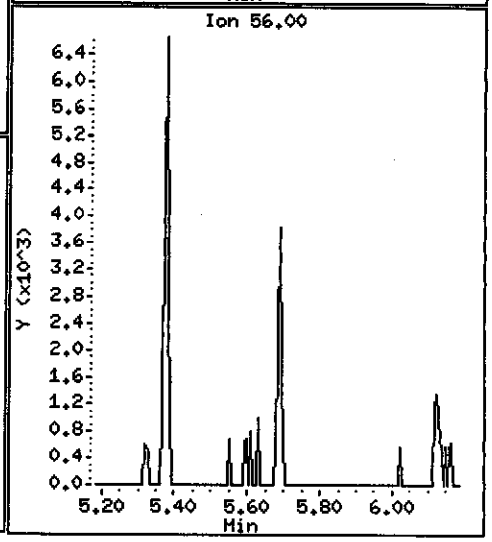

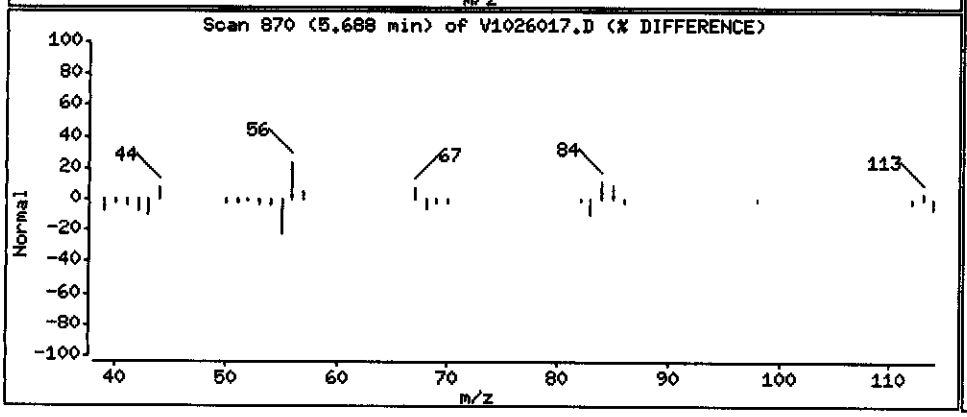

Data File: \\PITSVR06\D\chem\731.i\V102608.b\V1026017.D

Date : 27-OCT-2008 05:18

Client ID: RFI-30-1008

Instrument: 731.i

Sample Info: C8J160331-014 10/20/08 h2o (8295020) 8270c

Volume Injected (uL): 2.0

Operator: 003200

Column phase: DB5-MS

Column diameter: 0.32

86 Dibenzofuran

Concentration: 0.036766 ug/L

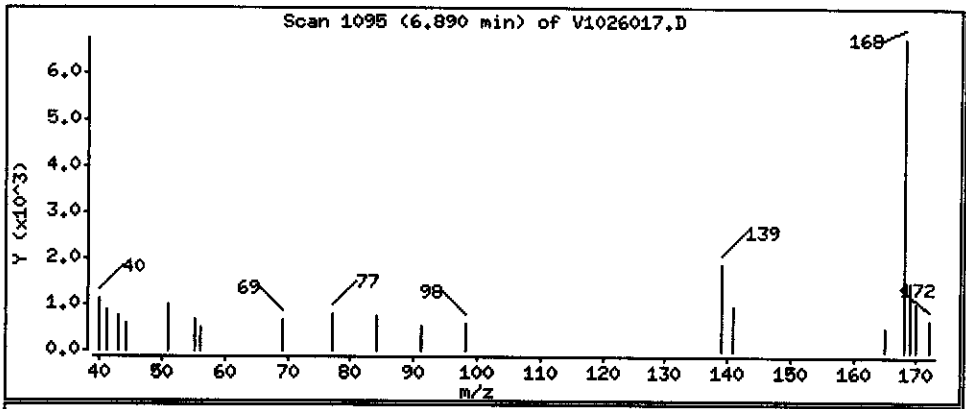

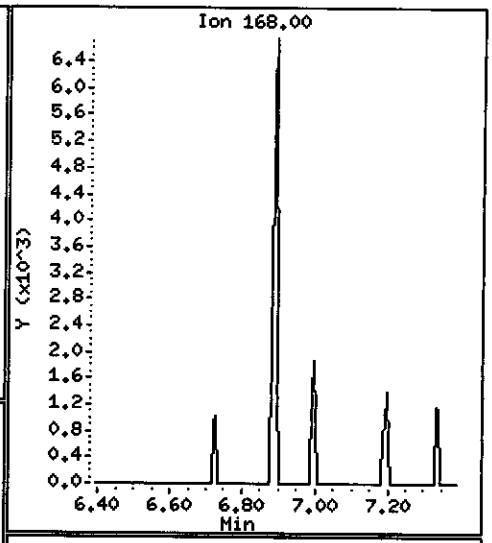

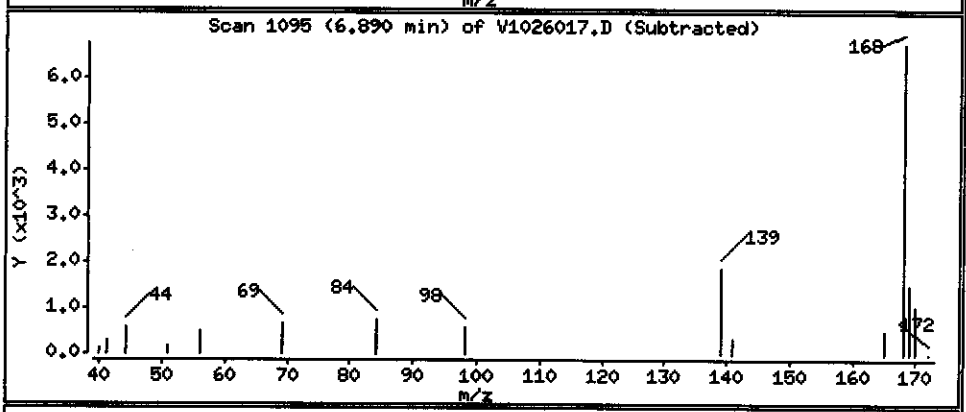

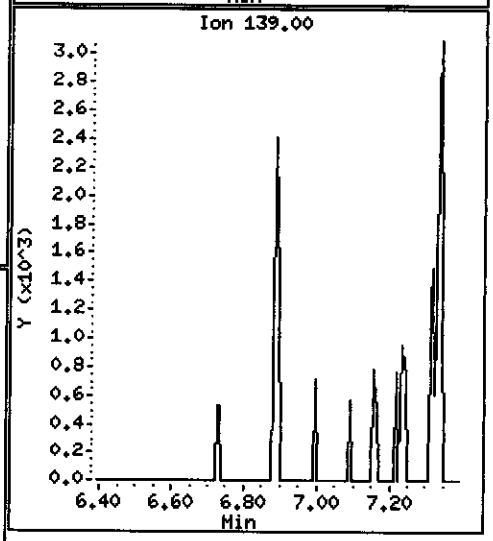

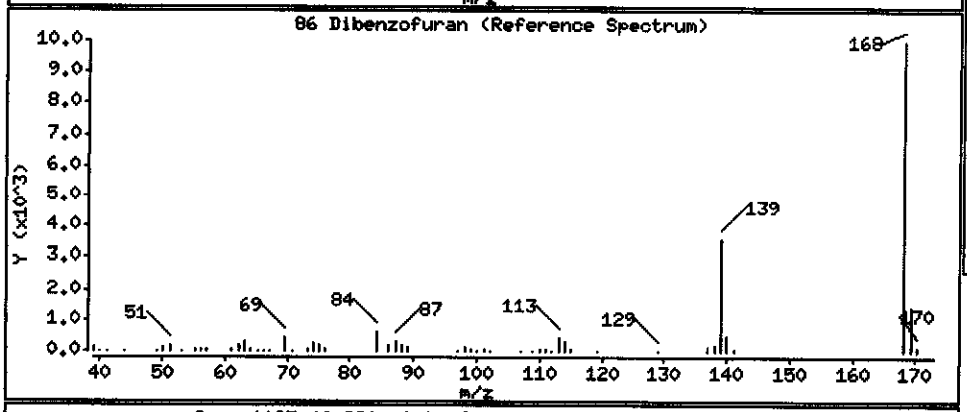

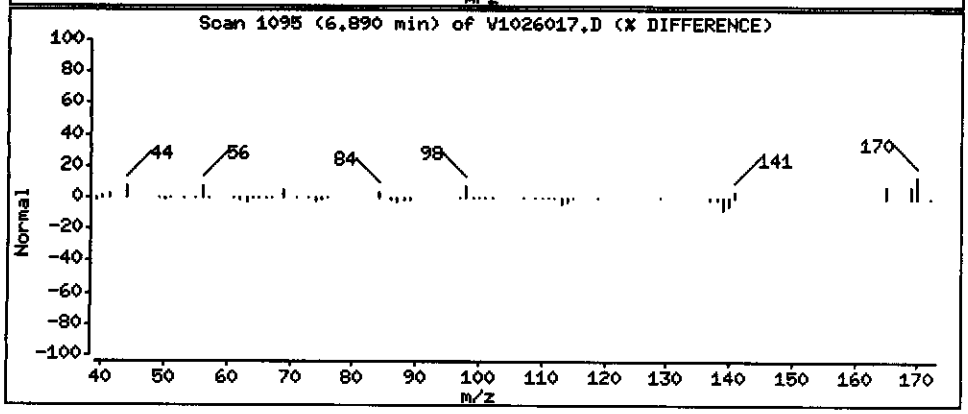

Data File: \\PITSVR06\D\chem\731.i\V102608.b\V1026017.D

Date : 27-OCT-2008 05:18

Client ID: RFI-30-1008

Instrument: 731.i

Sample Info: C8J160331-014 10/20/08 h2o (8295020) 8270c

Volume Injected (uL): 2.0

Operator: 003200

Column phase: DB5-MS

Column diameter: 0.32

94 Fluorene

Concentration: 0.038449 ug/L

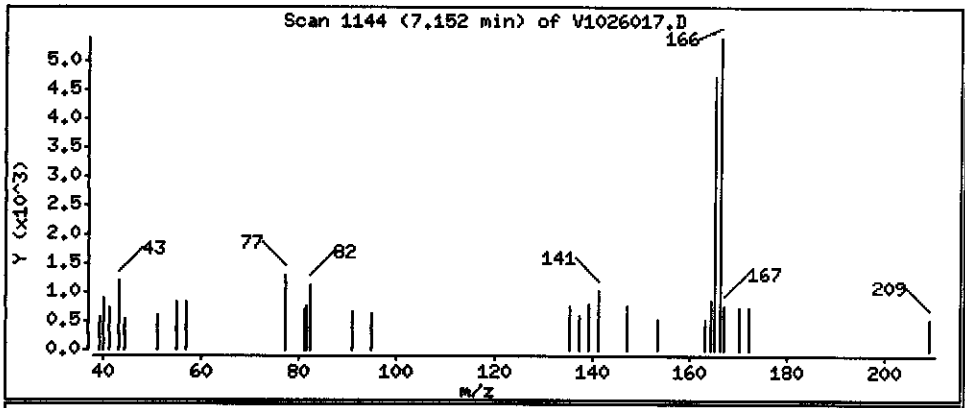

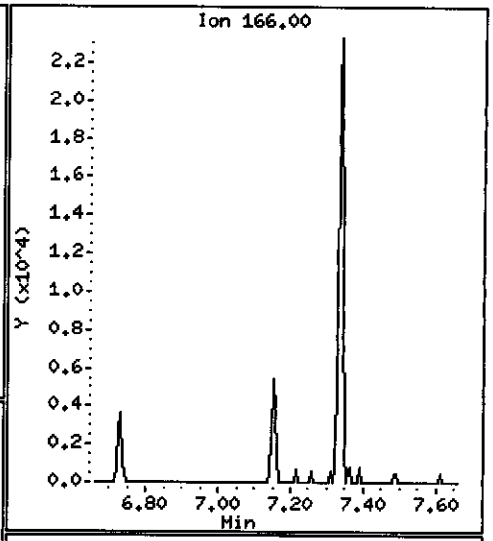

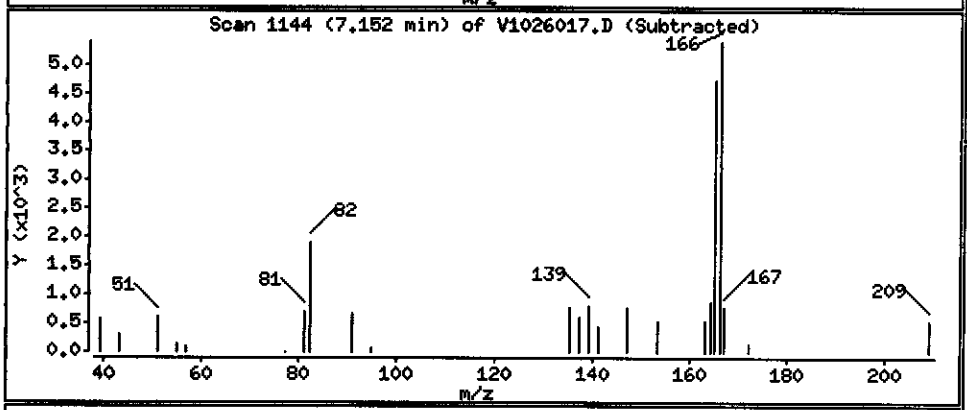

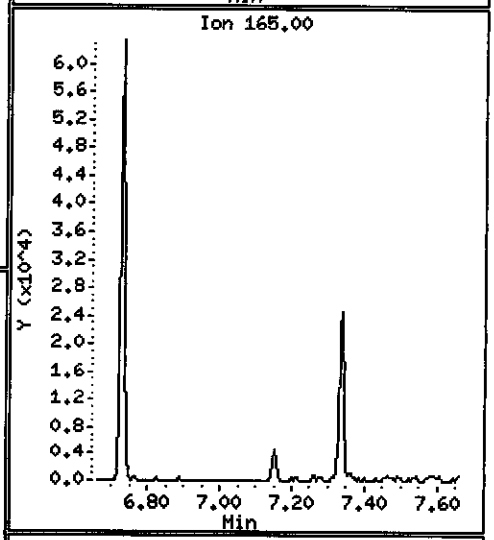

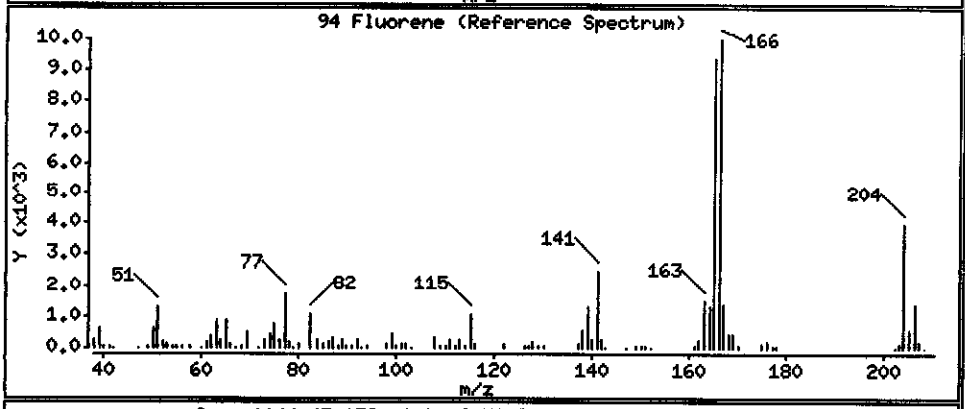

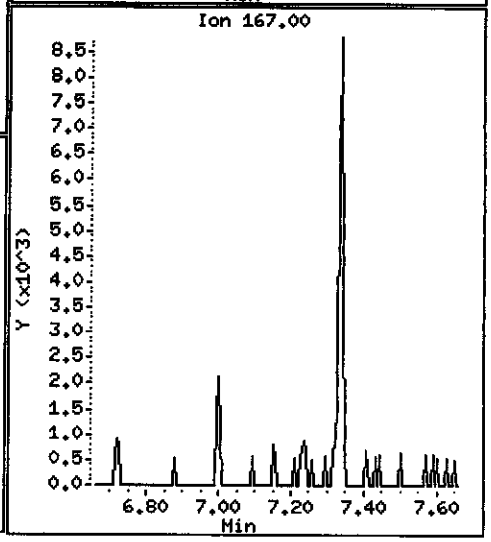

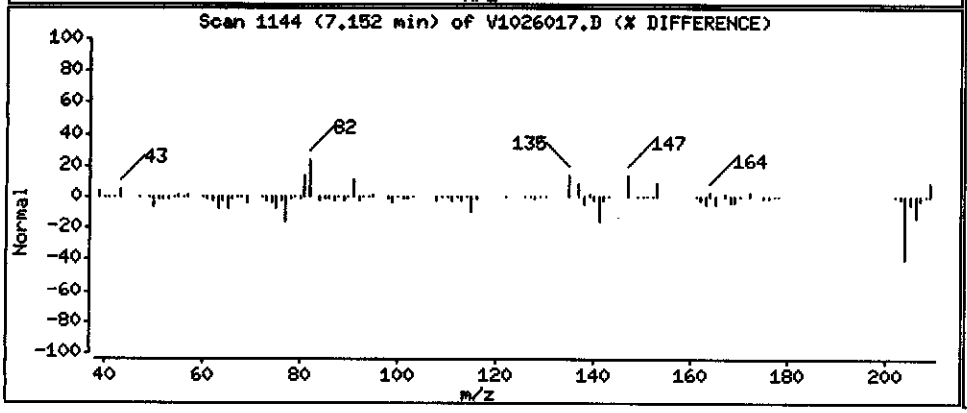

Data File: \\PITSVR06\D\chem\731.i\V102608.b\V1026017.D

Date : 27-OCT-2008 05:18

Client ID: RFI-30-1008

Instrument: 731.i

Sample Info: C8J160331-014 10/20/08 h2o (8295020) 8270c

Volume Injected (uL): 2.0

Operator: 003200

Column phase: DB5-MS

Column diameter: 0.32

115 Phenanthrene

Concentration: 0.099464 ug/L

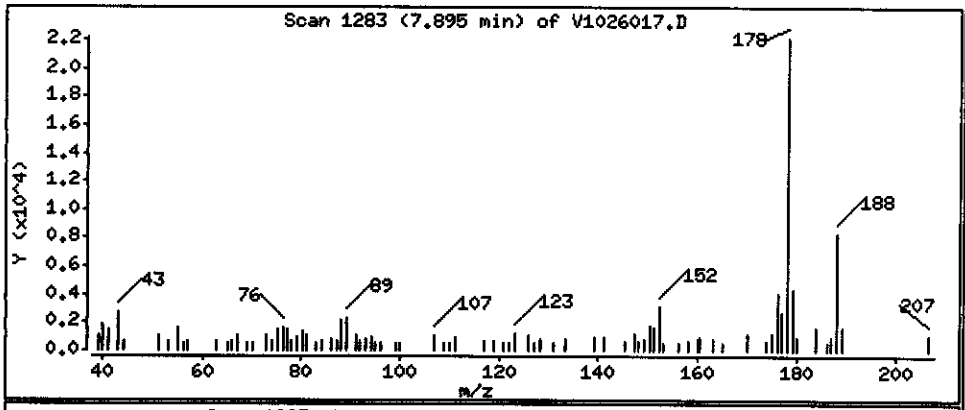

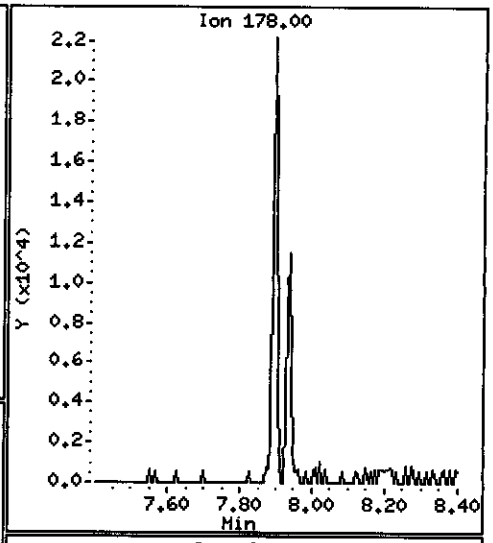

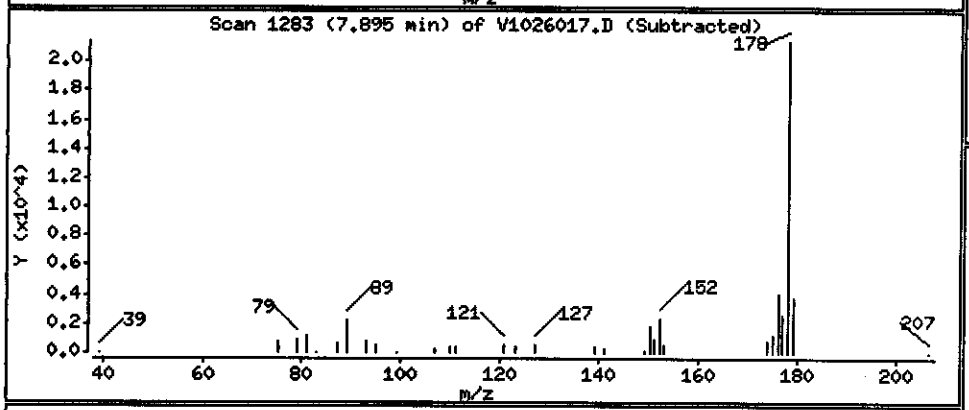

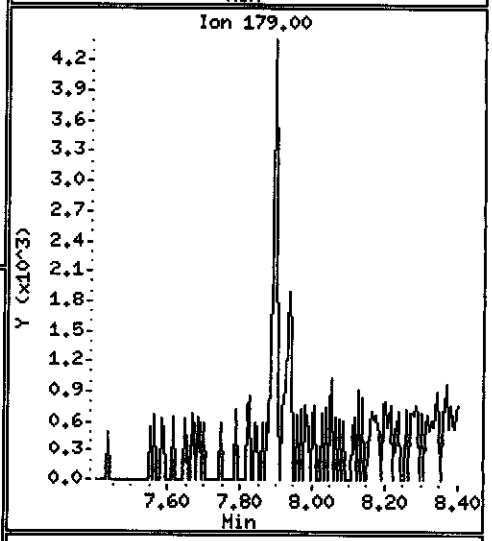

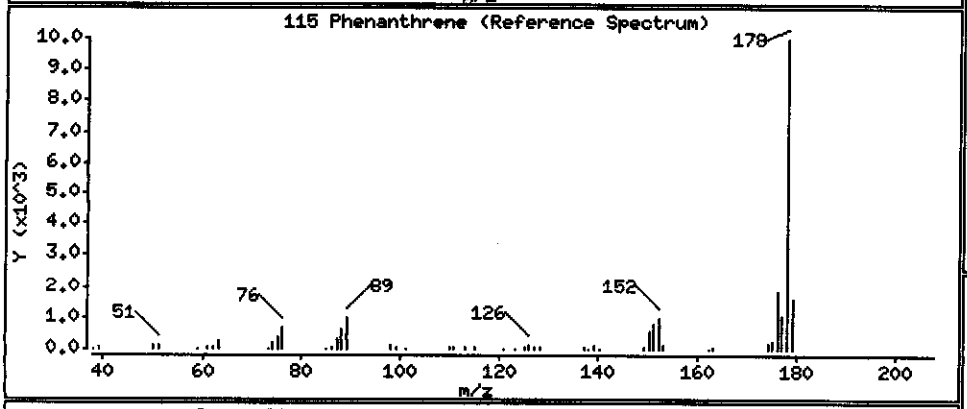

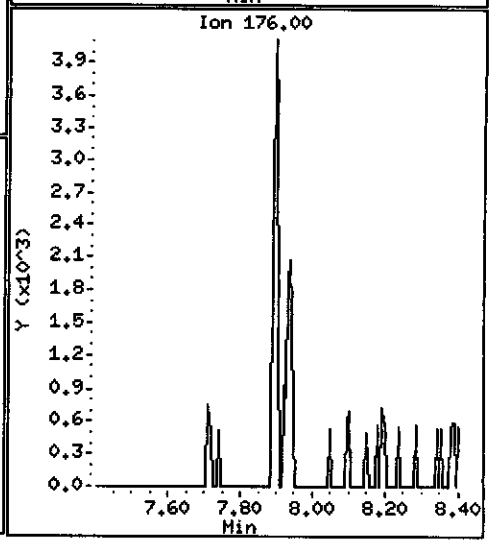

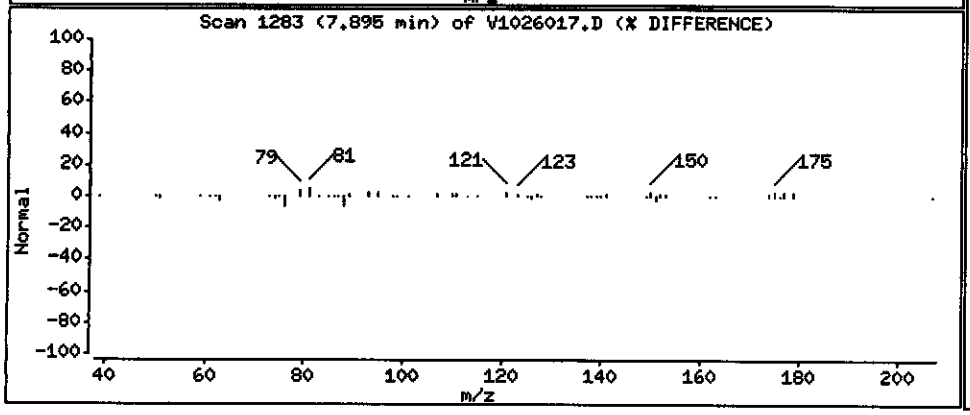

Data File: \\PITSVR06\D\chem\731.i\V102608.b\V1026017.D

Date : 27-OCT-2008 05:18

Client ID: RFI-30-1008

Instrument: 731.i

Sample Info: C8J160331-014 10/20/08 h2o (8295020) 8270c

Volume Injected (uL): 2.0

Operator: 003200

Column phase: DB5-MS

Column diameter: 0.32

116 Anthracene

Concentration: 0.052551 ug/L

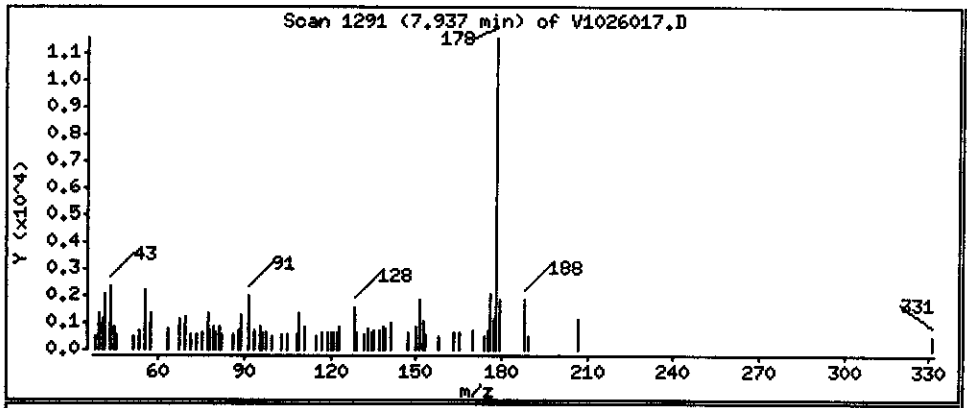

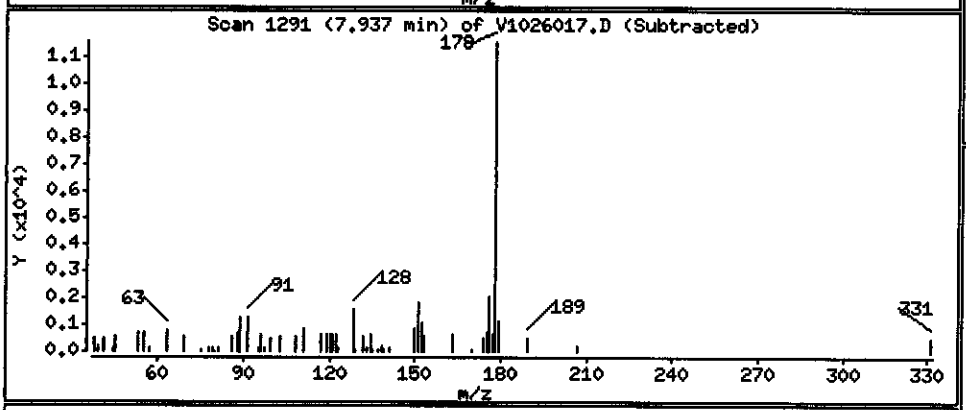

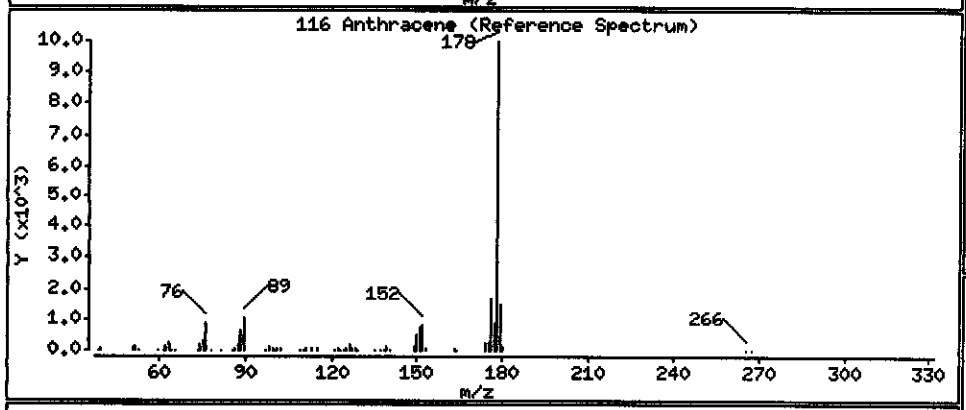

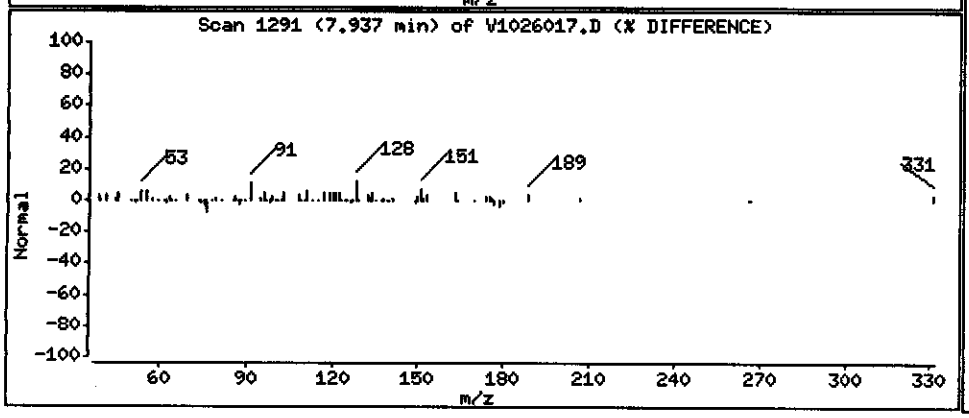

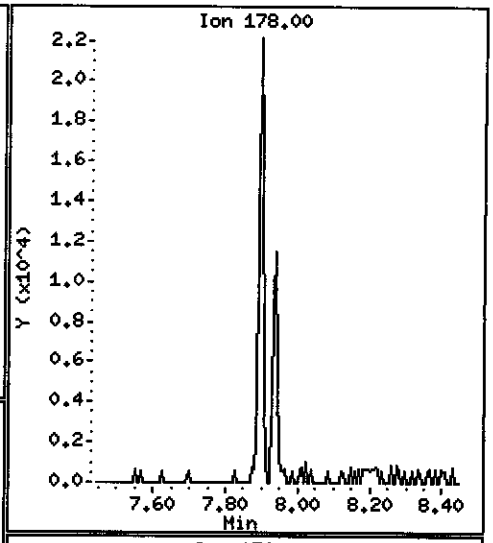

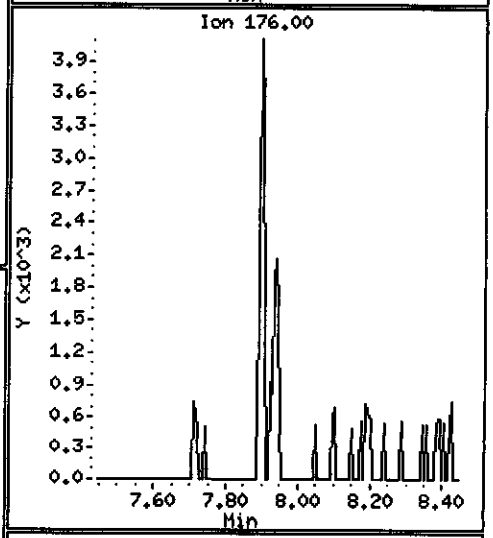

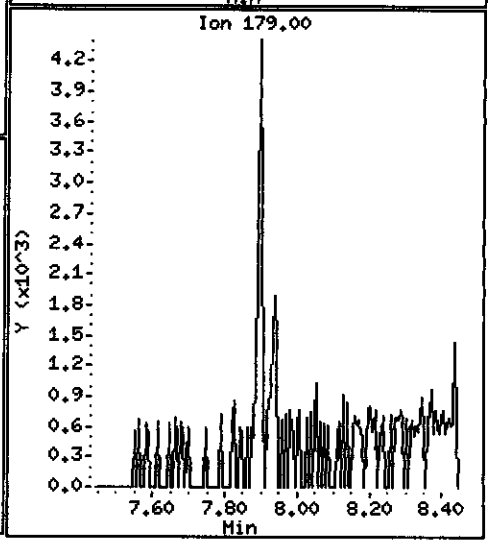

Data File: \\PITSVR06\D\chem\731.i\V102608.b\V1026017.D

Date : 27-OCT-2008 05:18

Client ID: RFI-30-1008

Instrument: 731.i

Sample Info: C8J160331-014 10/20/08 h2o (8295020) 8270c

Volume Injected (uL): 2.0

Operator: 003200

Column phase: DB5-MS

Column diameter: 0.32

120 Di-n-Butylphthalate

Concentration: 0.064659 ug/L

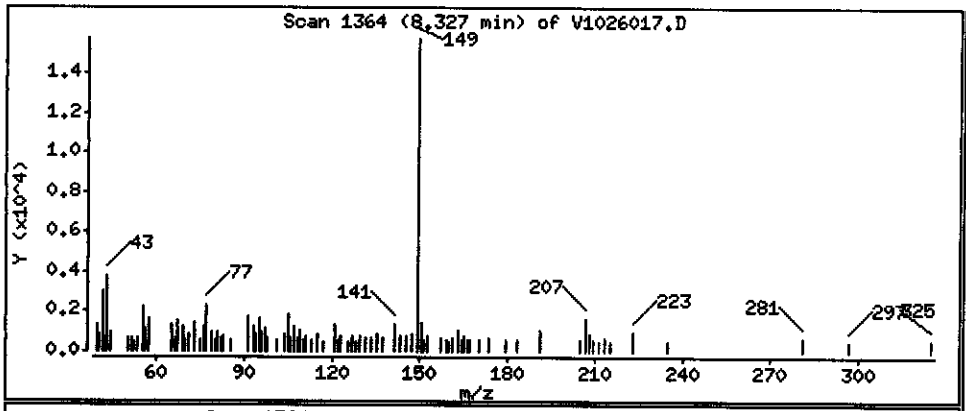

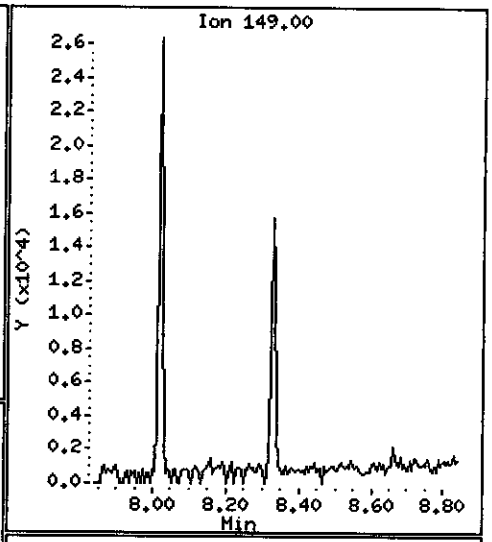

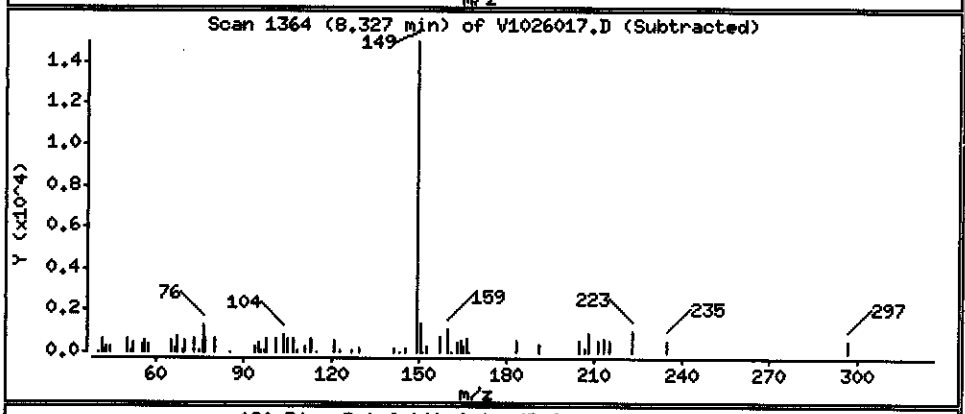

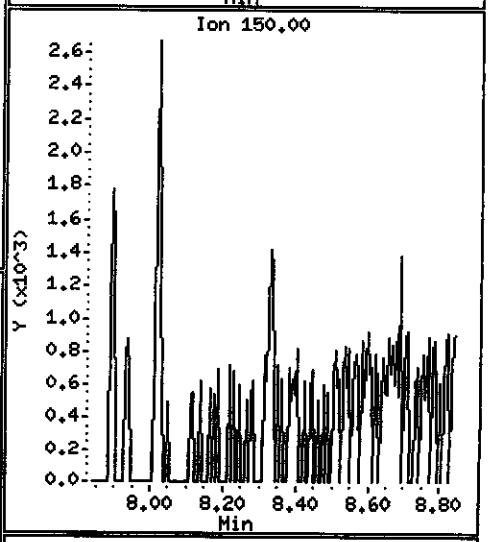

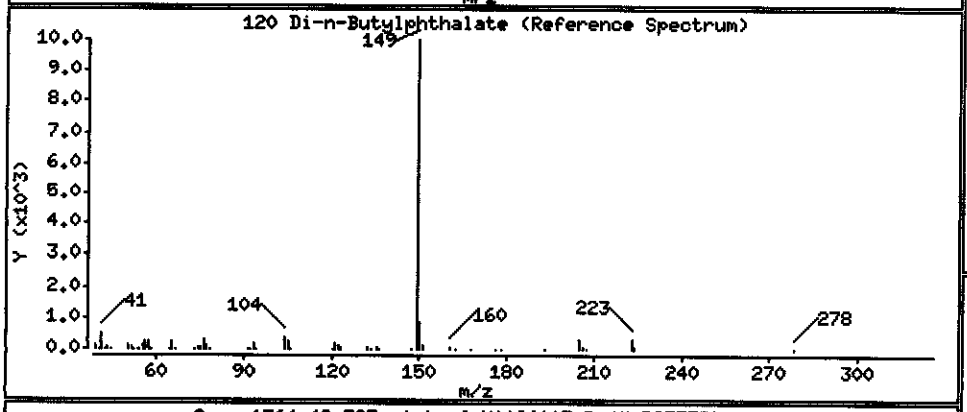

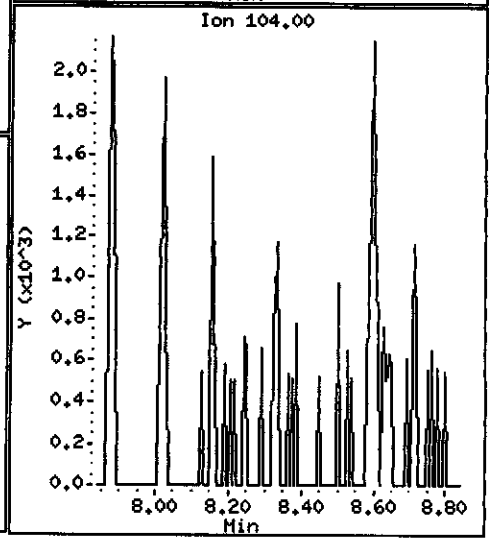

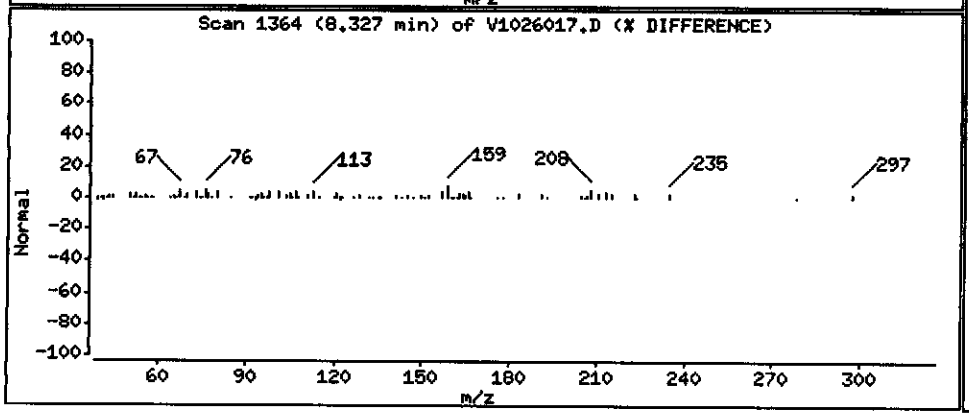

Data File: \\PITSVR06\D\chem\731.i\V102608.b\V1026017.D

Date : 27-OCT-2008 05:18

Client ID: RFI-30-1008

Instrument: 731.i

Sample Info: C8J160331-014 10/20/08 h2o (8295020) 8270c

Volume Injected (uL): 2.0

Operator: 003200

Column phase: DB5-MS

Column diameter: 0.32

123 Fluoranthene

Concentration: 0.11488 ug/L

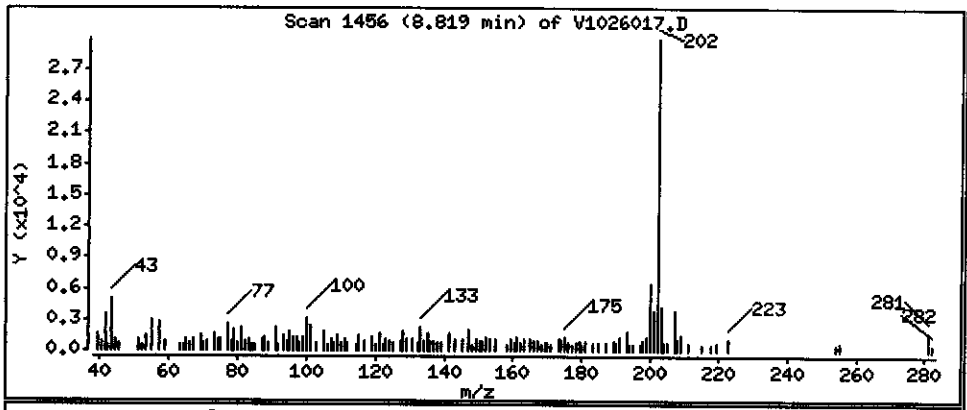

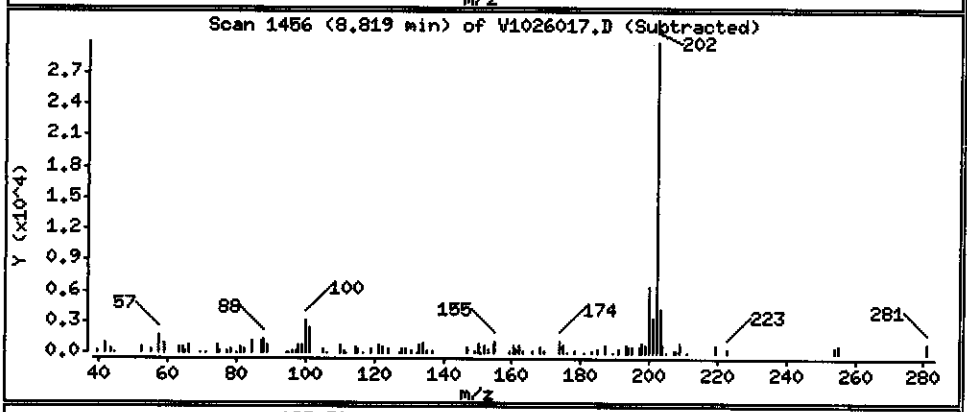

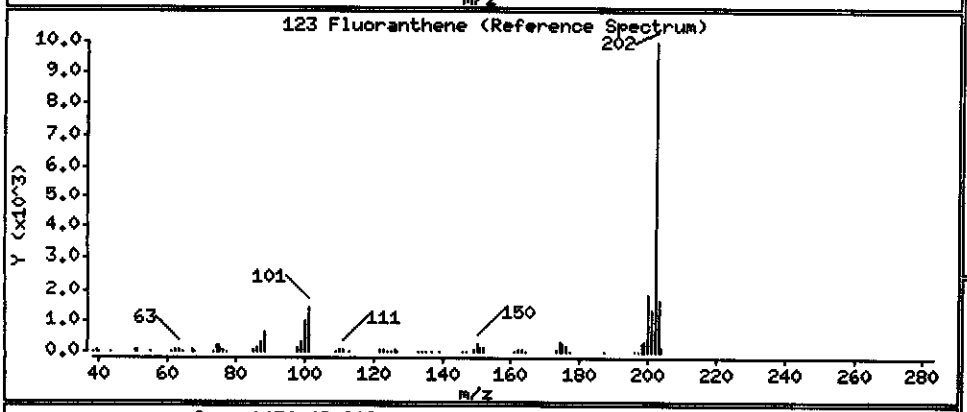

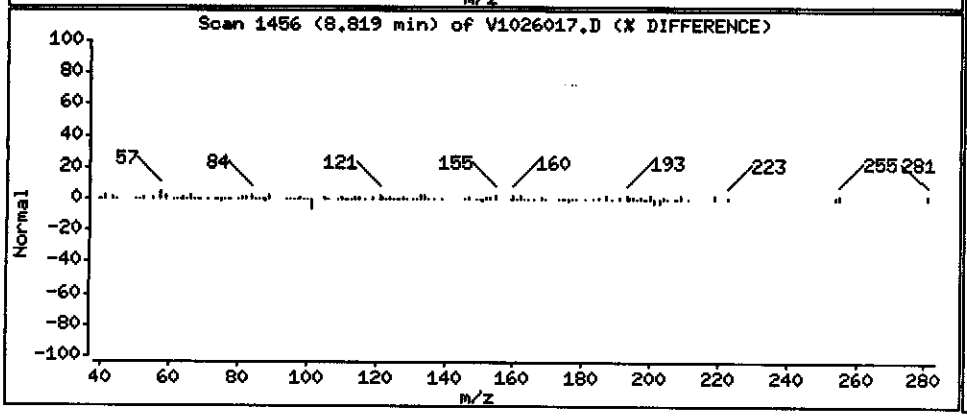

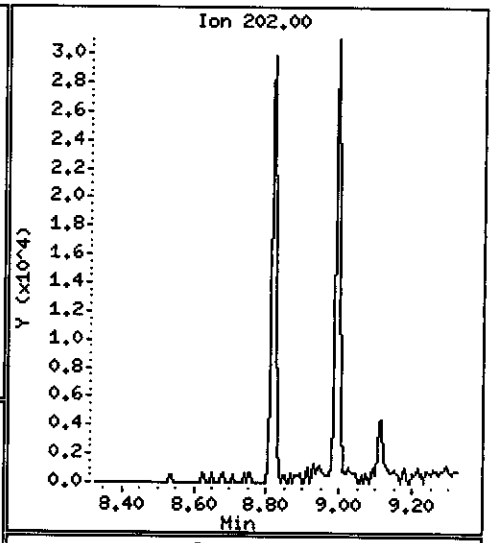

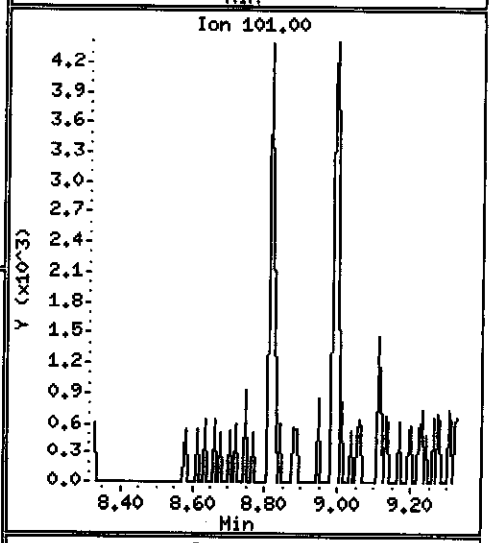

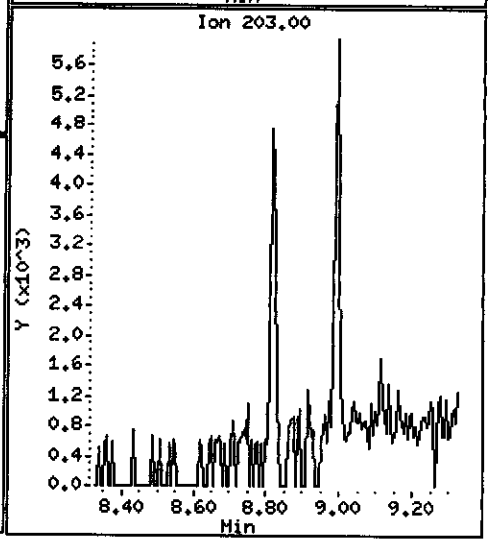

Data File: \\PITSVR06\D\chem\731.i\V102608.b\V1026017.D

Date : 27-OCT-2008 05:18

Client ID: RFI-30-1008

Instrument: 731.i

Sample Info: C8J160331-014 10/20/08 h2o (8295020) 8270c

Volume Injected (uL): 2.0

Operator: 003200

Column phase: DB5-MS

Column diameter: 0.32

125 Pyrene

Concentration: 0.093972 ug/L

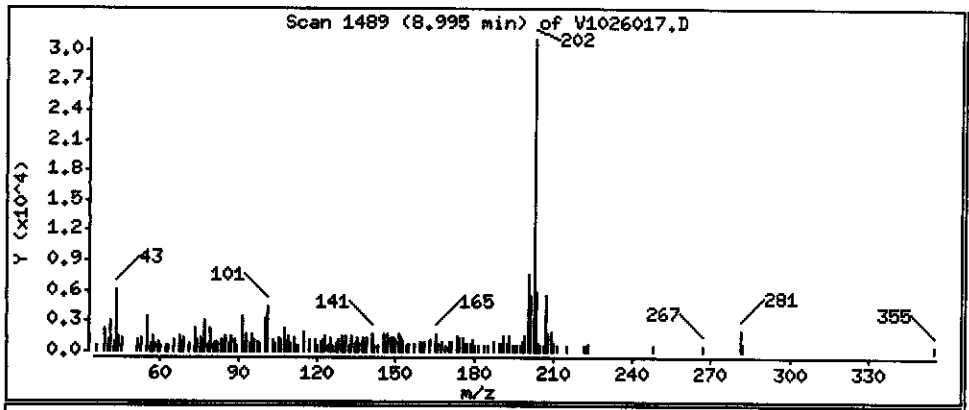

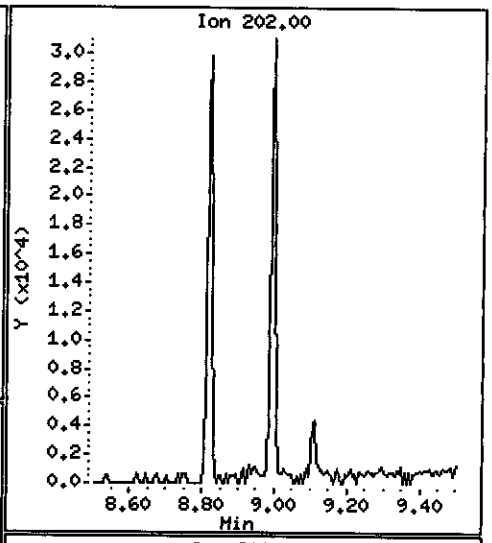

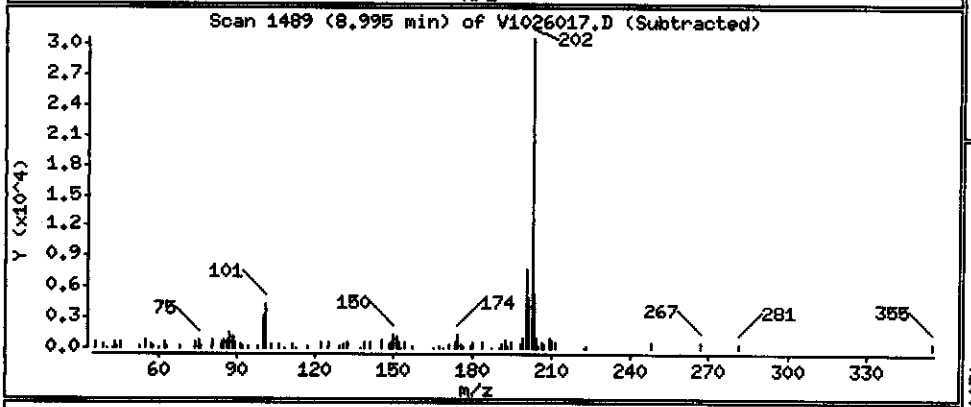

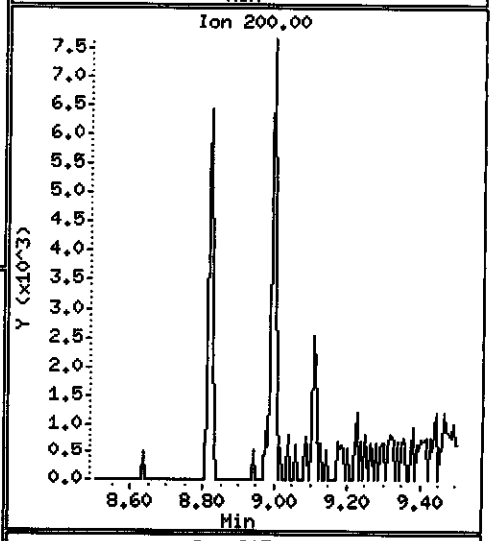

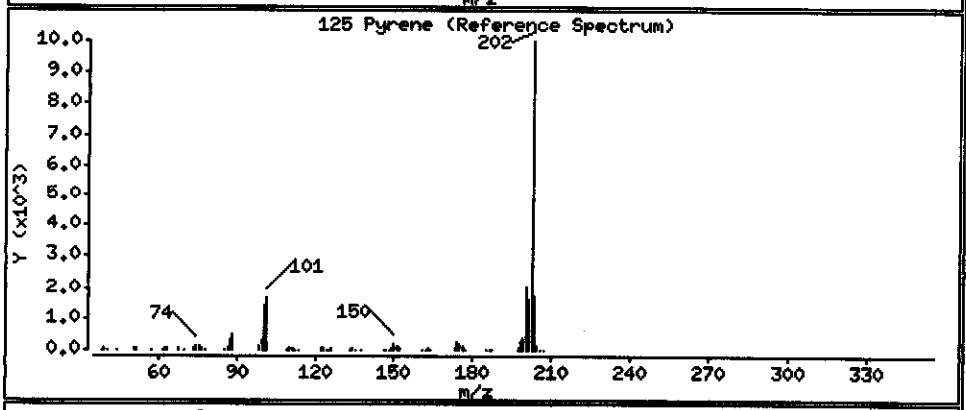

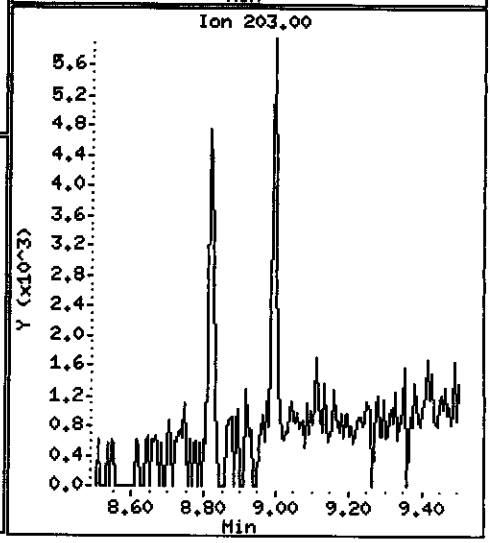

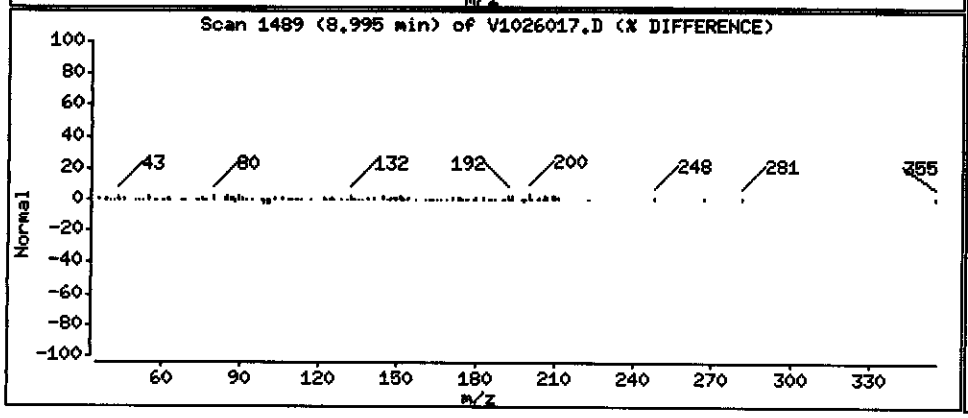

Data File: \\PITSVR06\D\chem\731.i\V102608.b\V1026017.D

Date : 27-OCT-2008 05:18

Client ID: RFI-30-1008

Instrument: 731.i

Sample Info: C8J160331-014 10/20/08 h2o (8295020) 8270c

Volume Injected (uL): 2.0

Operator: 003200

Column phase: DB5-MS

Column diameter: 0.32

131 Butylbenzylphthalate

Concentration: 0.12295 ug/L

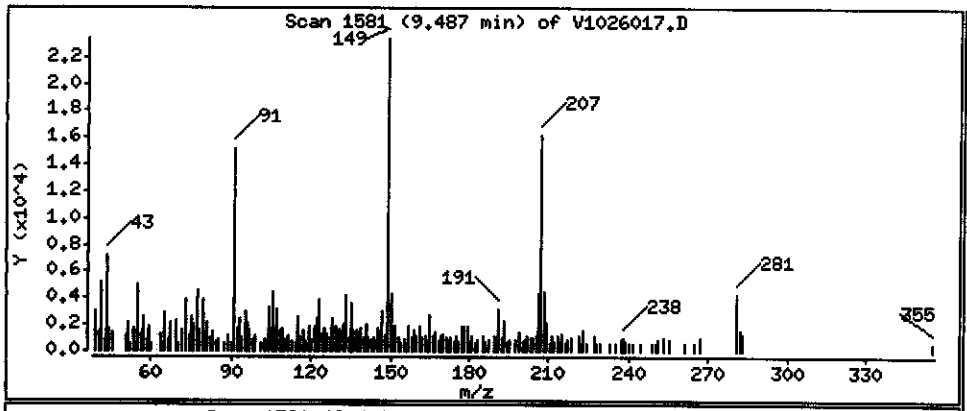

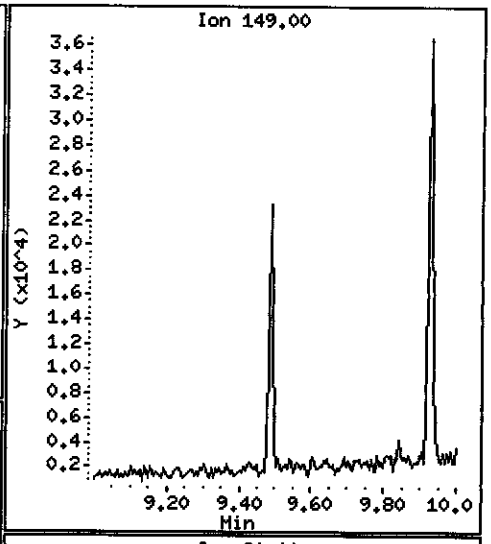

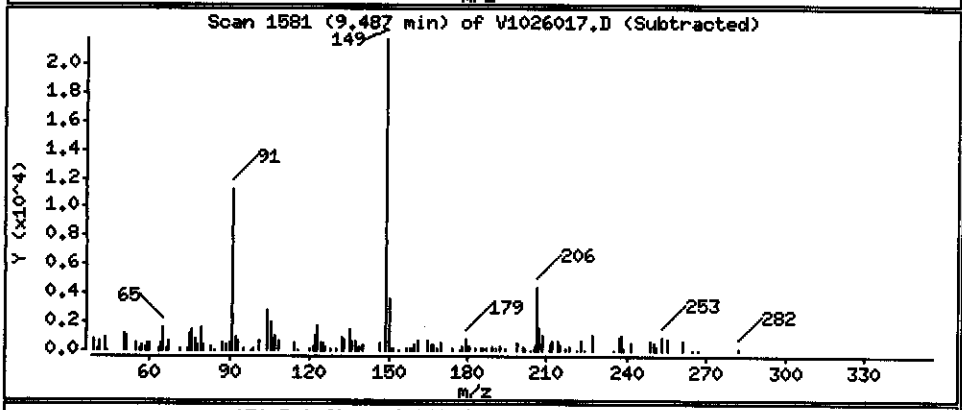

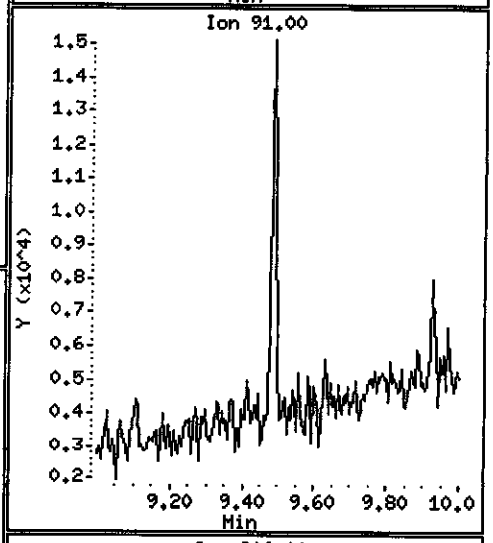

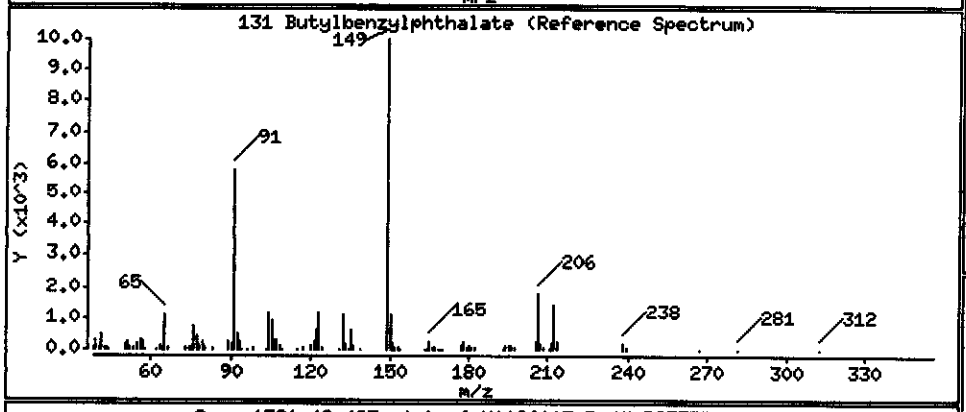

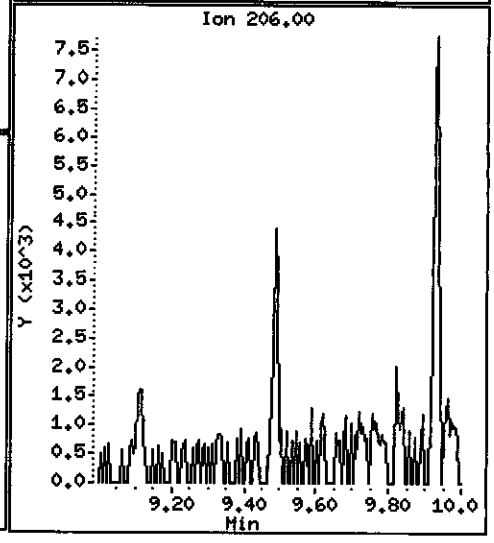

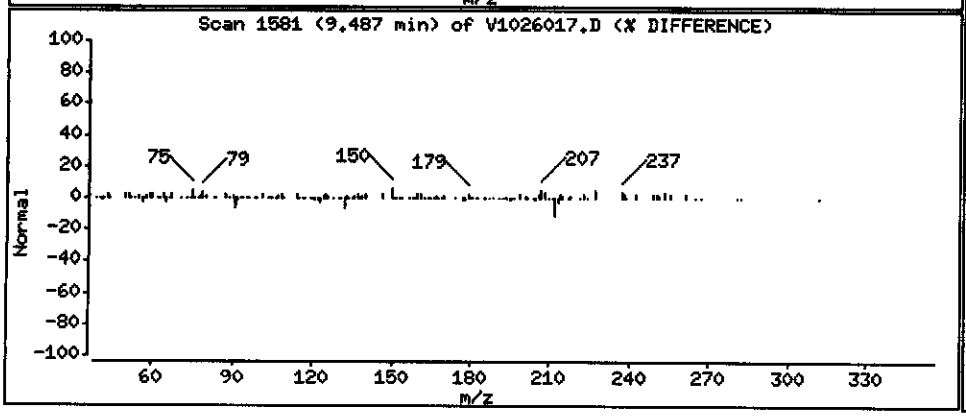

Data File: \\PITSVR06\D\chem\731.i\V102608.b\V1026017.D

Date : 27-OCT-2008 05:18

Client ID: RFI-30-1008

Instrument: 731.i

Sample Info: C8J160331-014 10/20/08 h2o (8295020) 8270c

Volume Injected (uL): 2.0

Operator: 003200

Column phase: DB5-MS

Column diameter: 0.32

136 Benzo(a)Anthracene

Concentration: 0.23104 ug/L

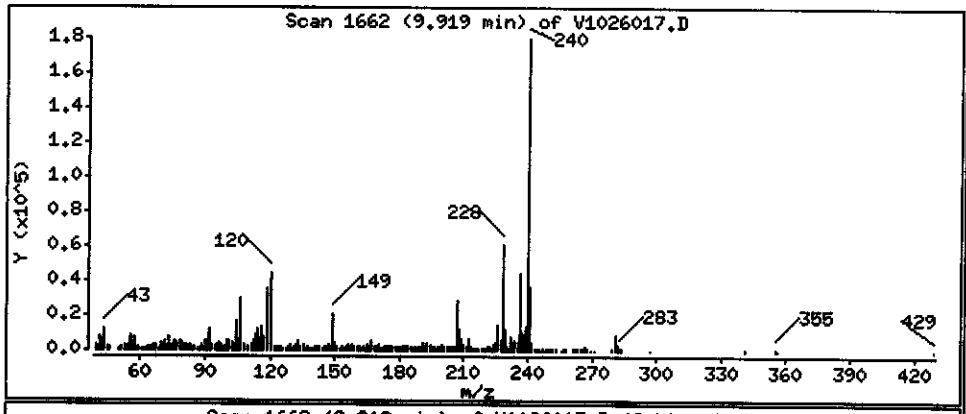

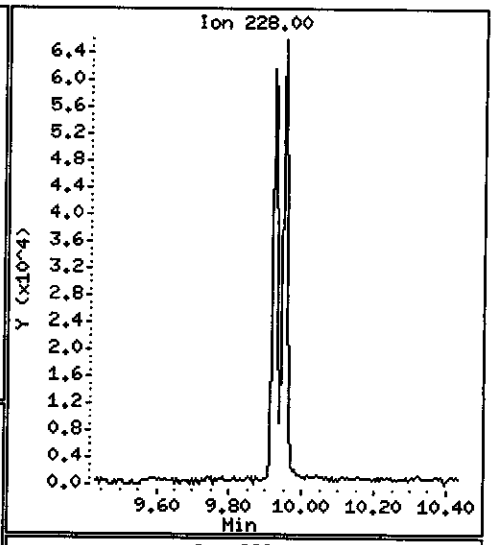

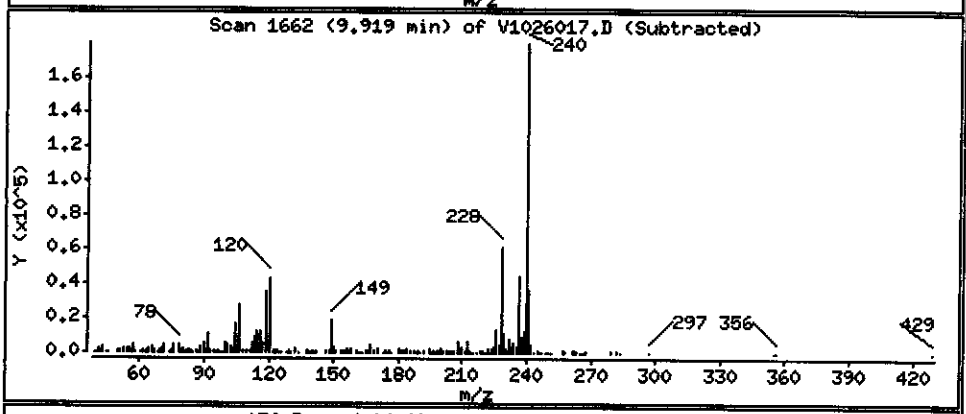

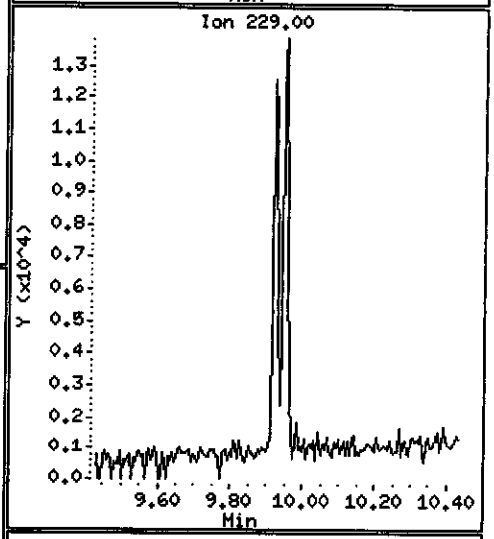

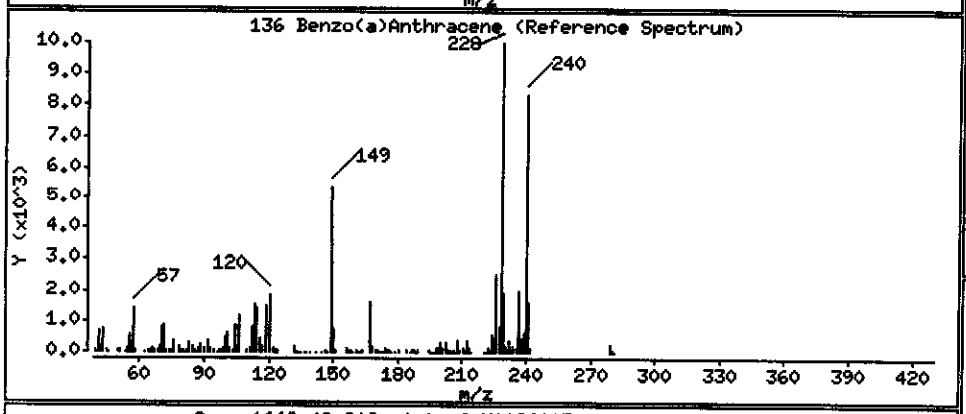

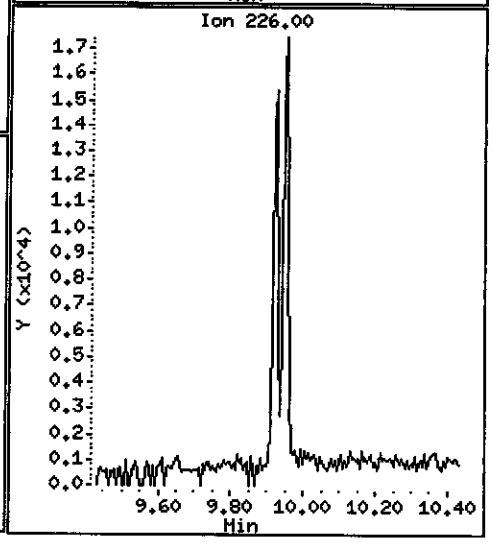

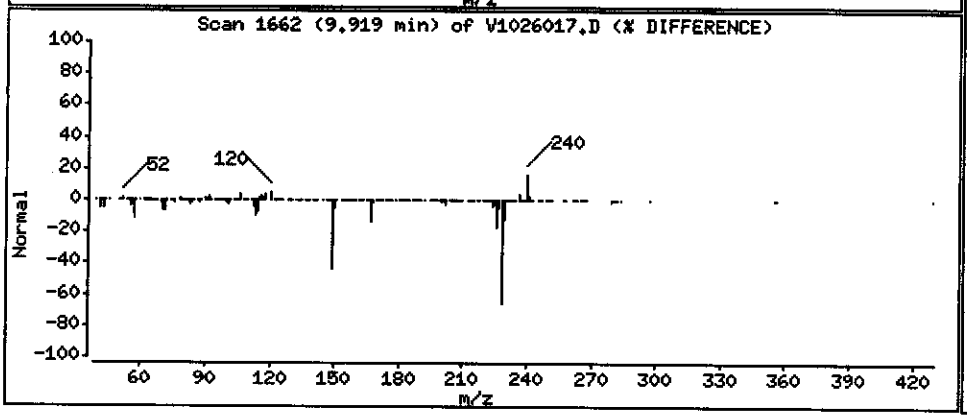

Data File: \\PITSVR06\D\chem\731.i\V102608.b\V1026017.D

Date : 27-OCT-2008 05:18

Client ID: RFI-30-1008

Instrument: 731.i

Sample Info: C8J160331-014 10/20/08 h2o (8295020) 8270c

Volume Injected (uL): 2.0

Operator: 003200

Column phase: DB5-MS

Column diameter: 0.32

137 Chrysene

Concentration: 0.24645 ug/L

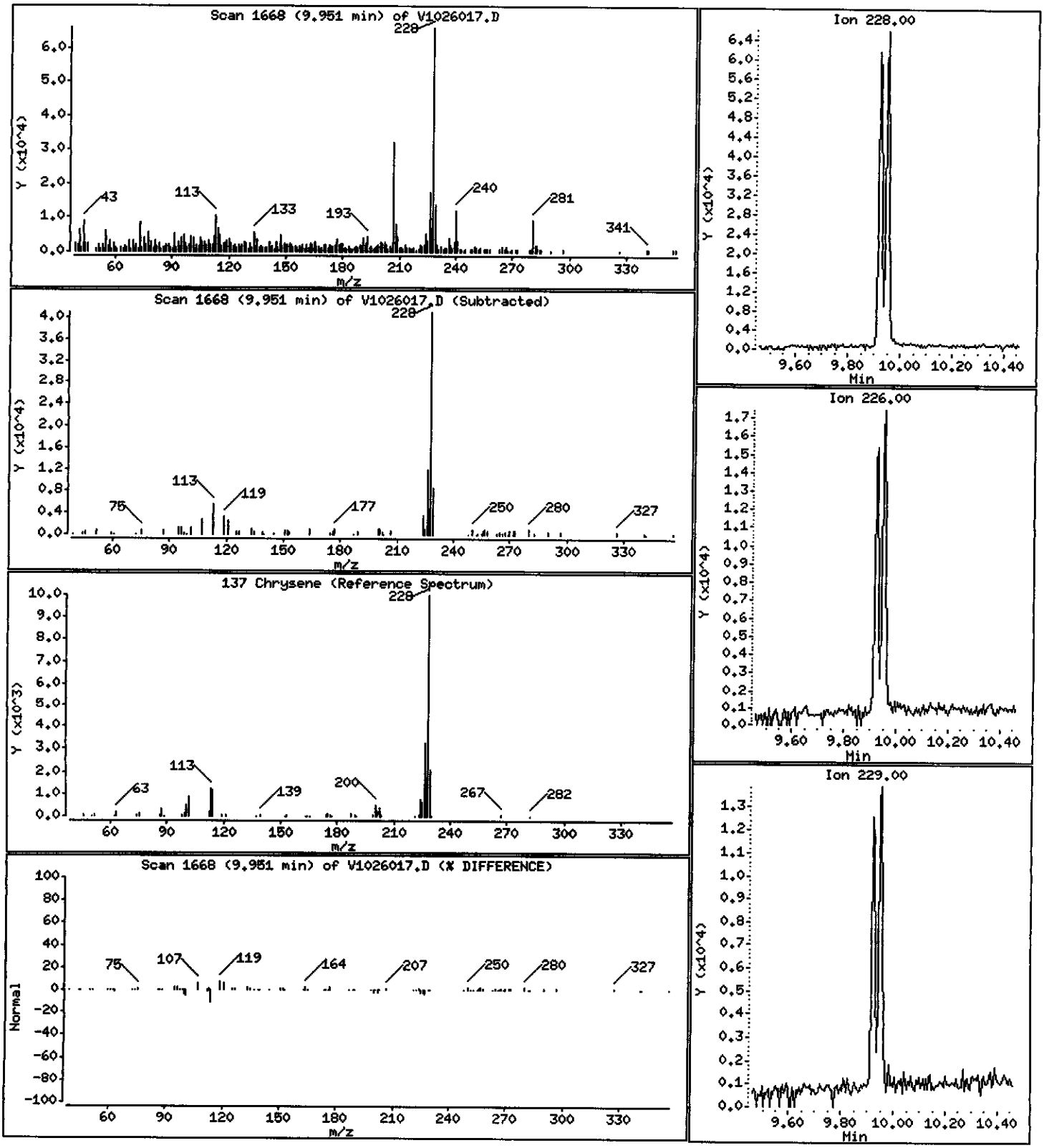

Data File: \\PITSVR06\D\chem\731.i\V102608.b\V1026017.D

Date : 27-OCT-2008 05:18

Client ID: RFI-30-1008

Instrument: 731.i

Sample Info: C8J160331-014 10/20/08 h2o (8295020) 8270c

Volume Injected (uL): 2.0

Operator: 003200

Column phase: DB5-MS

Column diameter: 0.32

139 bis(2-ethylhexyl)Phthalate

Concentration: 0.16623 ug/L

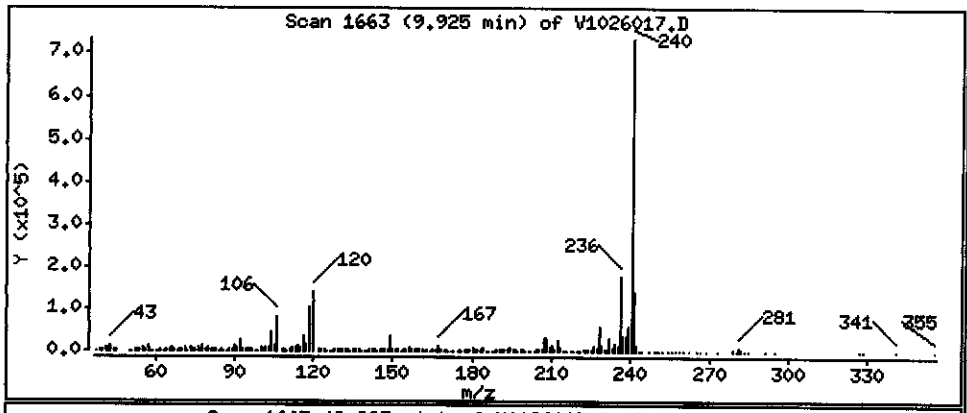

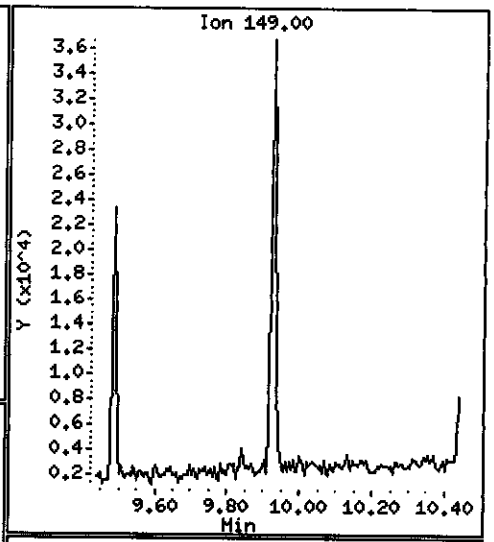

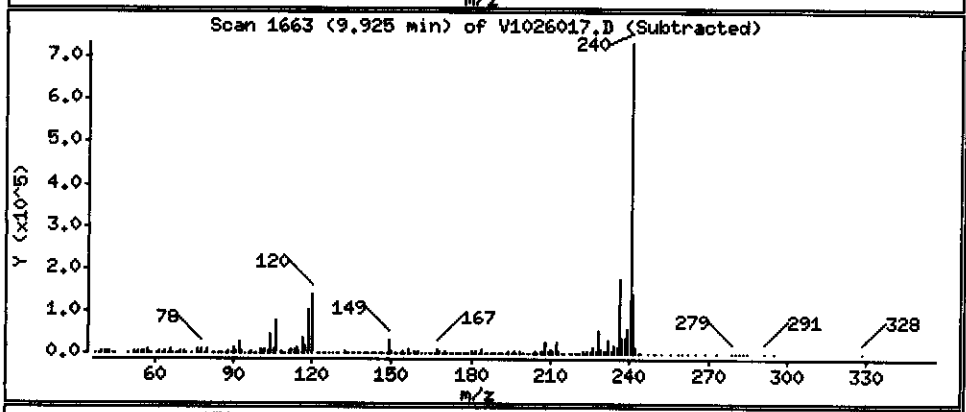

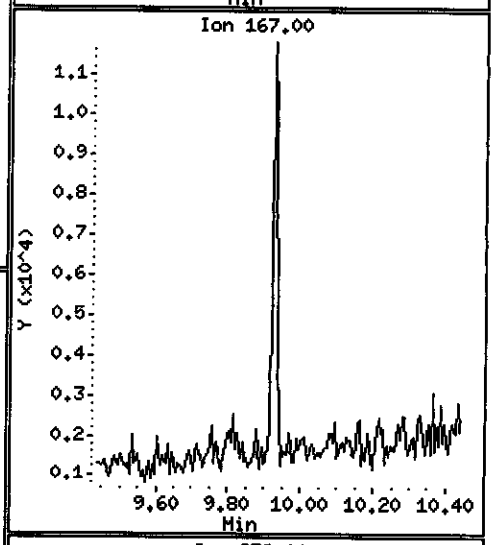

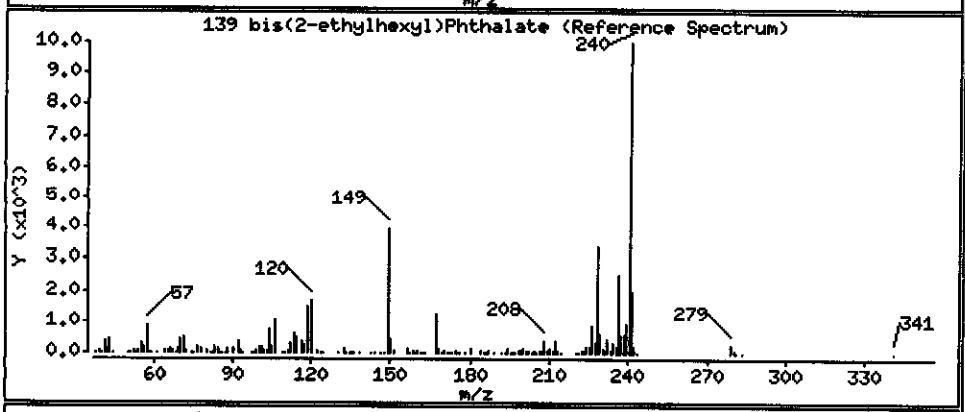

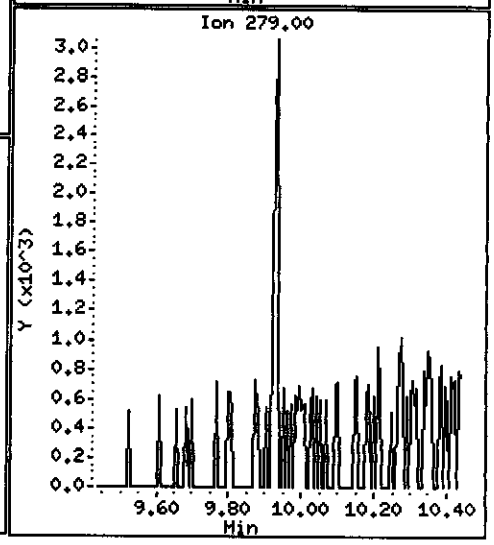

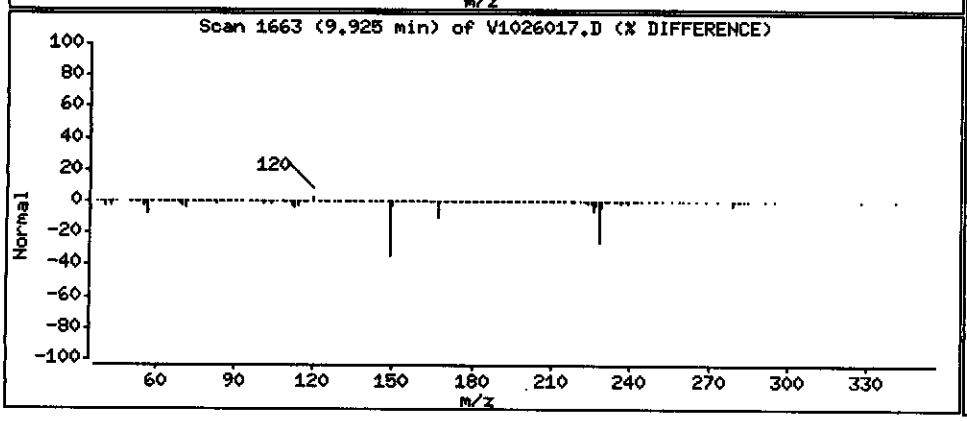

Data File: \\PITSVR06\D\chem\731.i\V102608.b\V1026017.D

Date : 27-OCT-2008 05:18

Client ID: RFI-30-1008

Instrument: 731.i

Sample Info: C8J160331-014 10/20/08 h2o (8295020) 8270c

Volume Injected (uL): 2.0

Operator: 003200

Column phase: DB5-MS

Column diameter: 0.32

140 Di-n-octylphthalate

Concentration: 0.13661 ug/L

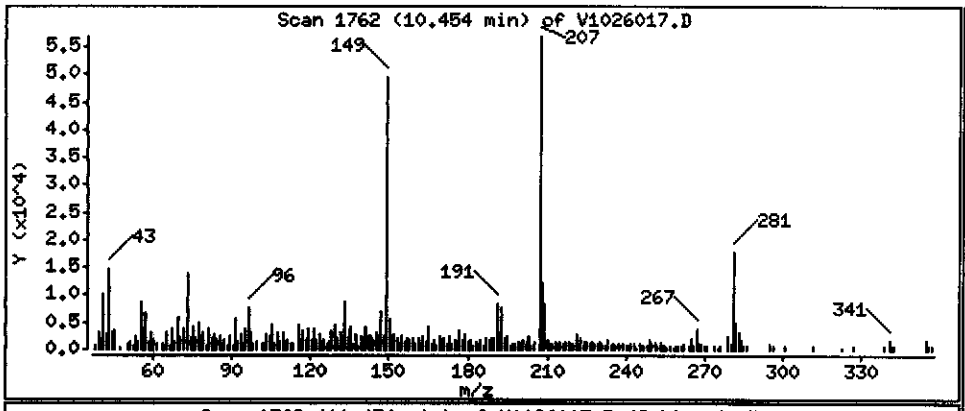

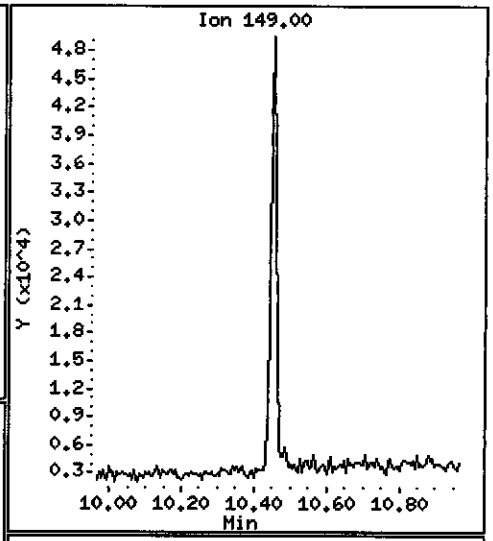

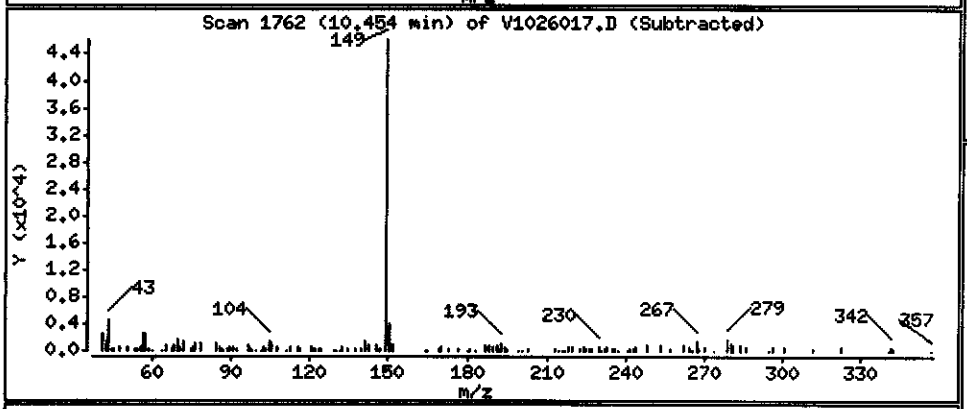

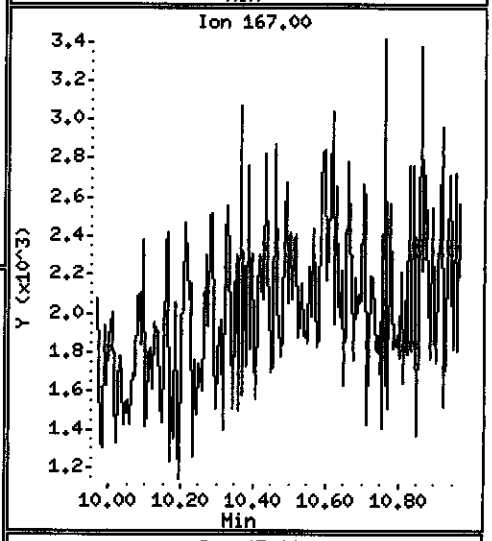

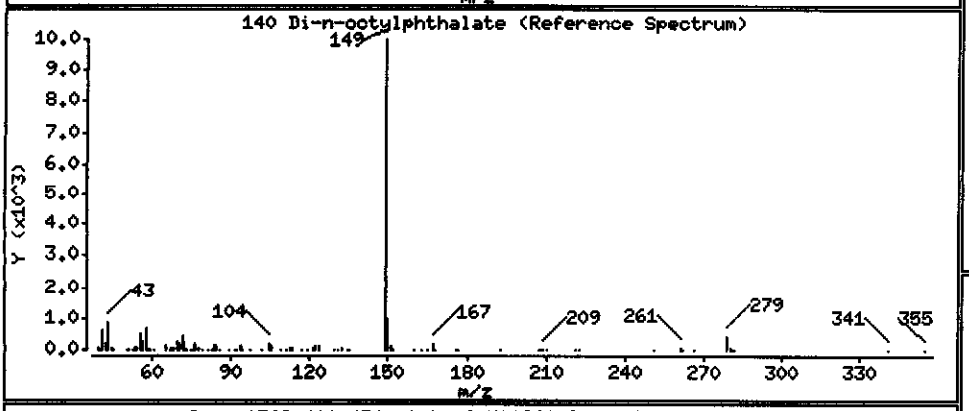

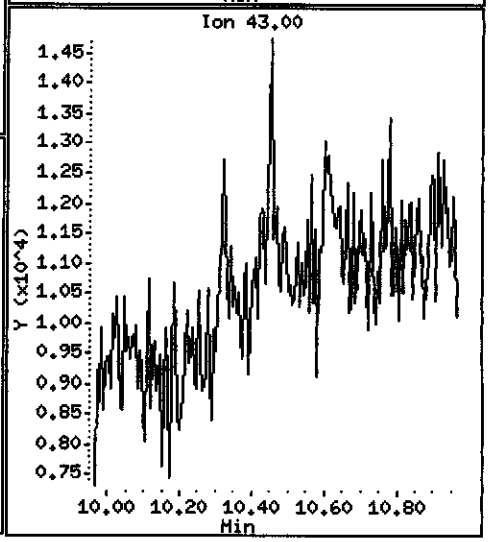

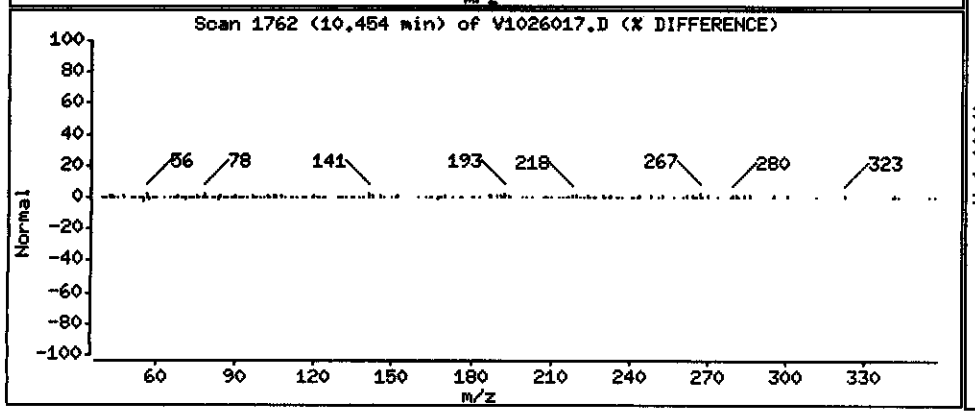

Data File: \\PITSVR06\D\chem\731.i\V102608.b\V1026017.D

Date : 27-OCT-2008 05:18

Client ID: RFI-30-1008

Instrument: 731.i

Sample Info: C8J160331-014 10/20/08 h2o (8295020) 8270c

Volume Injected (uL): 2.0

Operator: 003200

Column phase: DB5-MS

Column diameter: 0.32

141 Benzo(b)fluoranthene

Concentration: 0.18702 ug/L

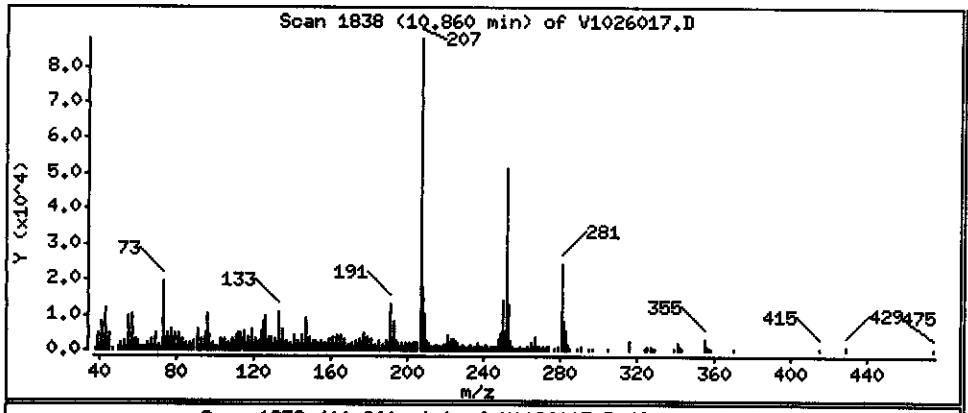

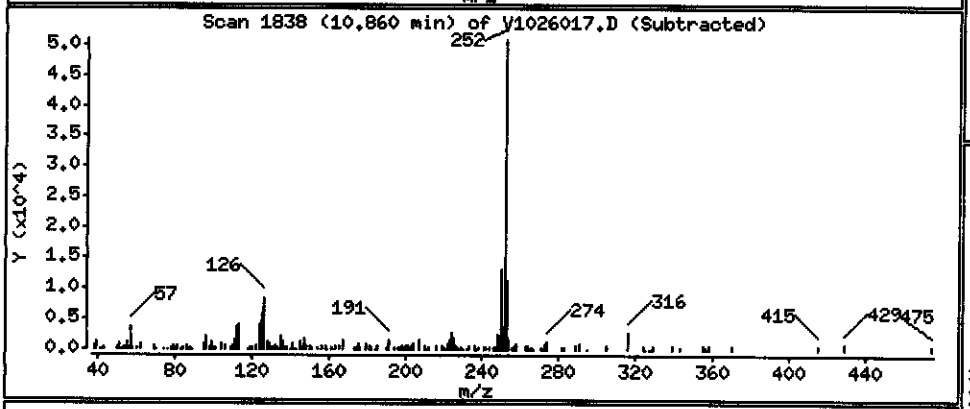

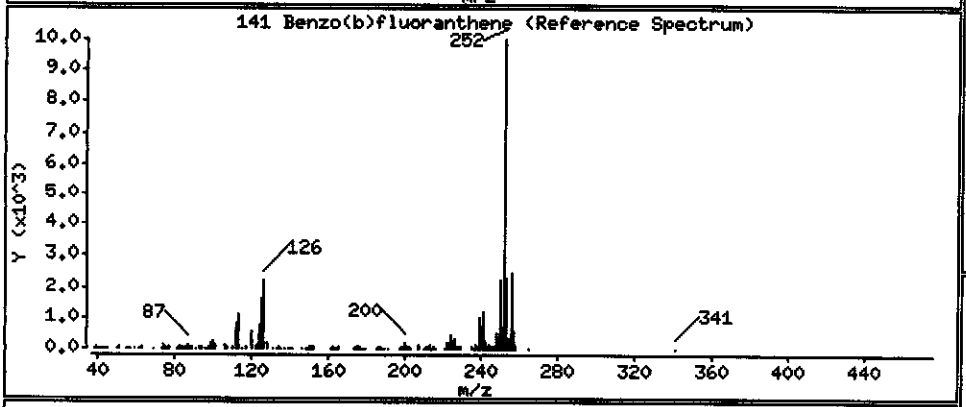

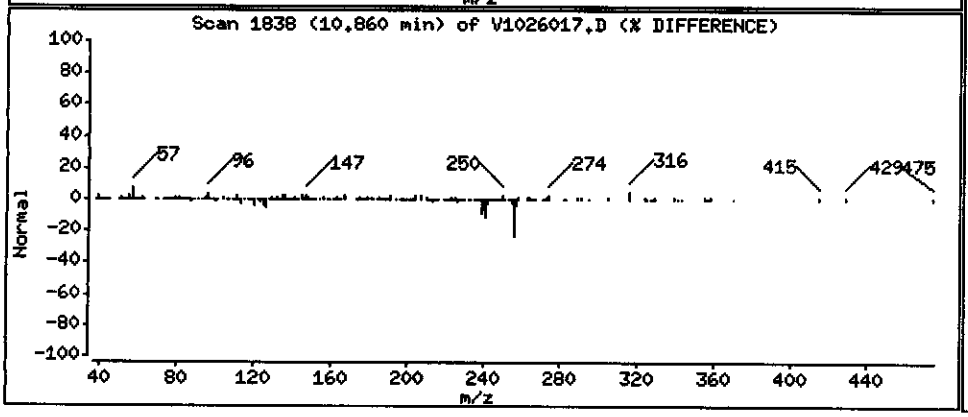

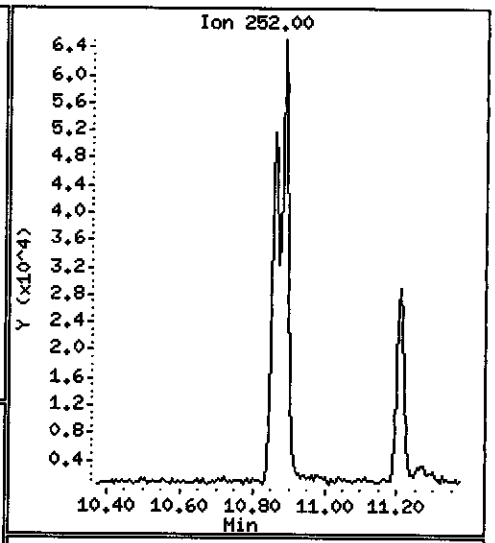

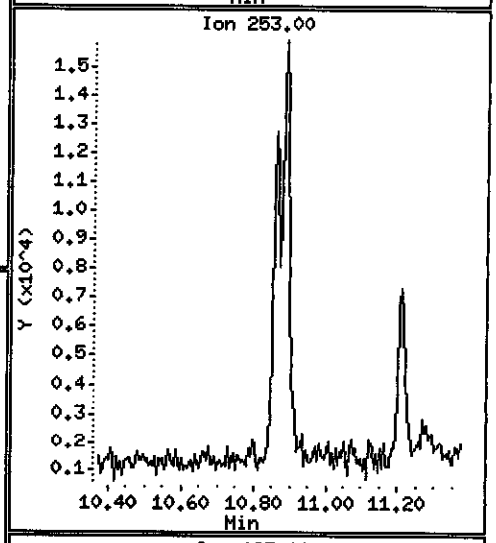

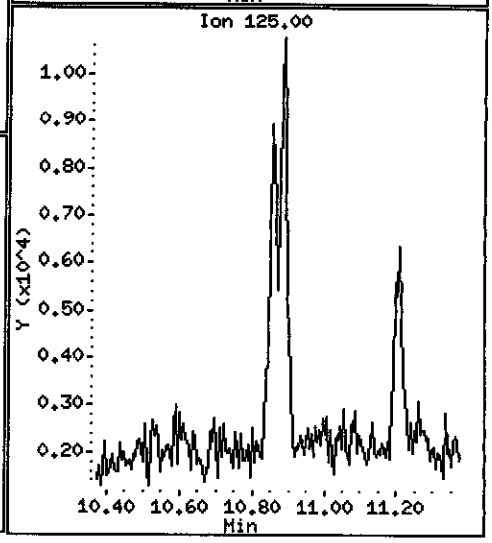

Data File: \\PITSVR06\D\chem\731.i\V102608.b\V1026017.D

Date : 27-OCT-2008 05:18

Client ID: RFI-30-1008

Instrument: 731.i

Sample Info: C8J160331-014 10/20/08 h2o (8295020) 8270c

Volume Injected (uL): 2.0

Operator: 003200

Column phase: DB5-MS

Column diameter: 0.32

142 Benzo(k)fluoranthene

Concentration: 0.25986 ug/L

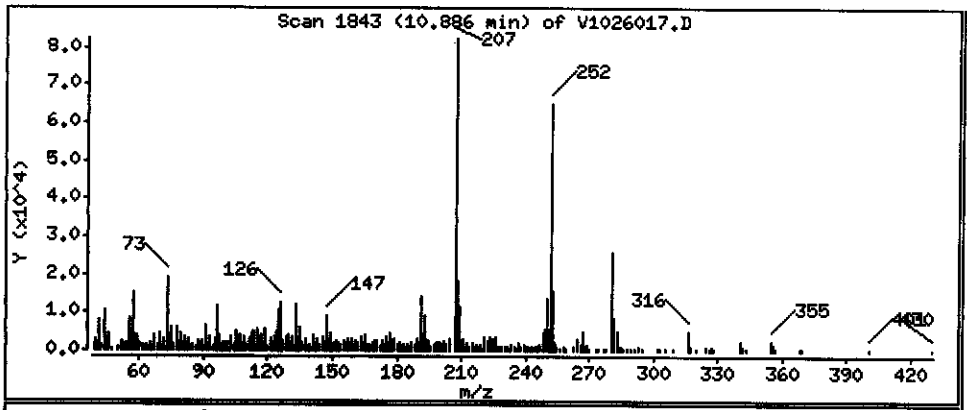

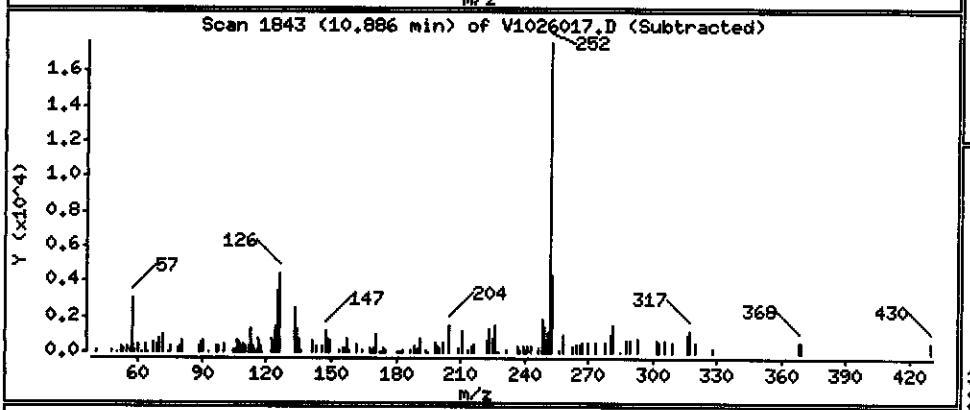

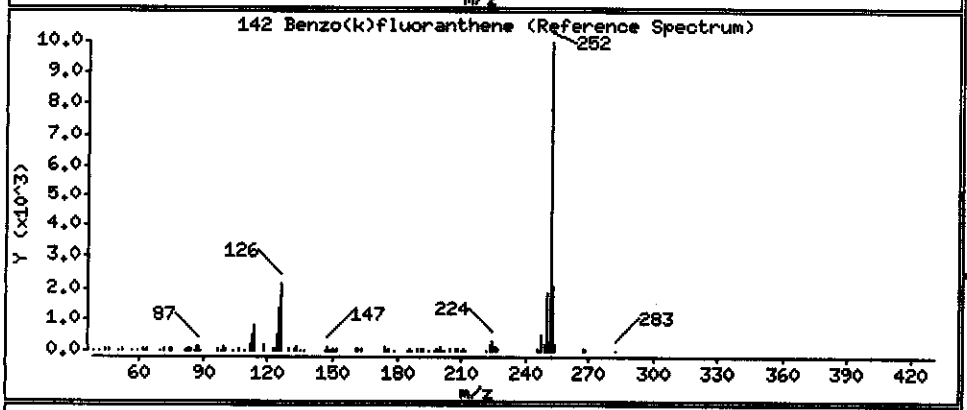

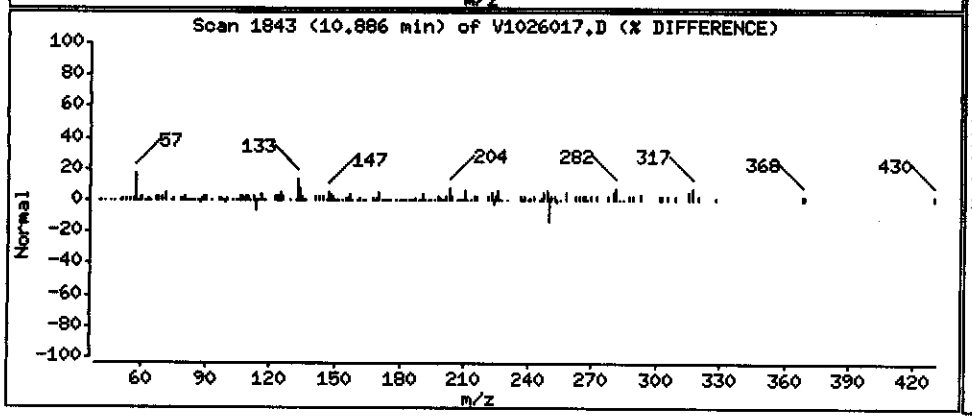

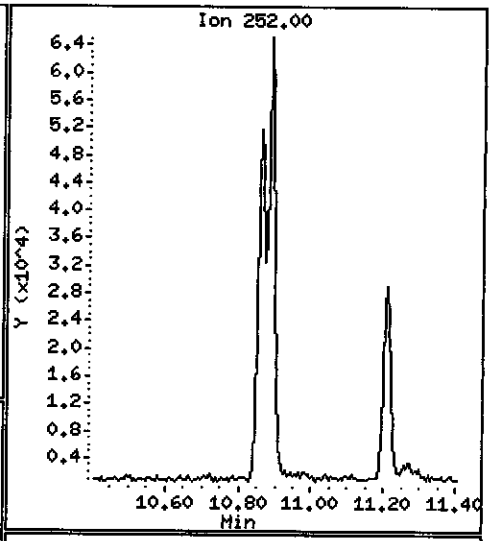

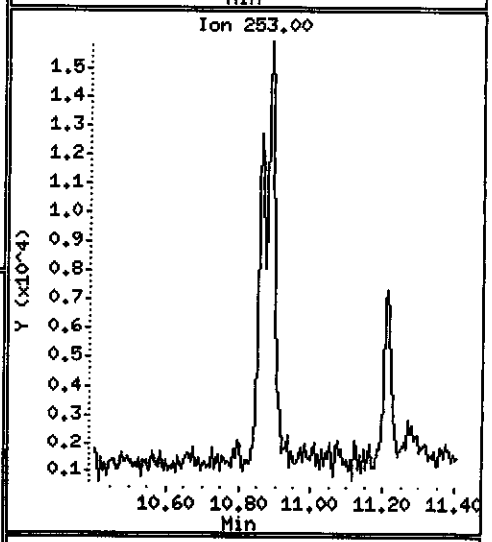

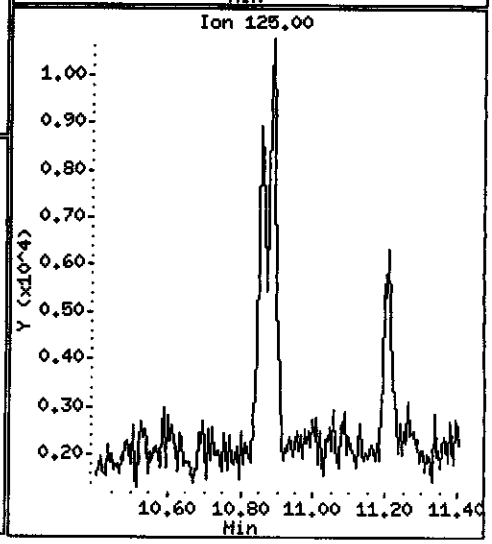

Data File: \\PITSVR06\D\chem\731.i\V102608.b\V1026017.D

Date : 27-OCT-2008 05:18

Client ID: RFI-30-1008

Instrument: 731.i

Sample Info: C8J160331-014 10/20/08 h2o (8295020) 8270c

Volume Injected (uL): 2.0

Operator: 003200

Column phase: DB5-MS

Column diameter: 0.32

146 Benzo(a)pyrene

Concentration: 0.13054 ug/L

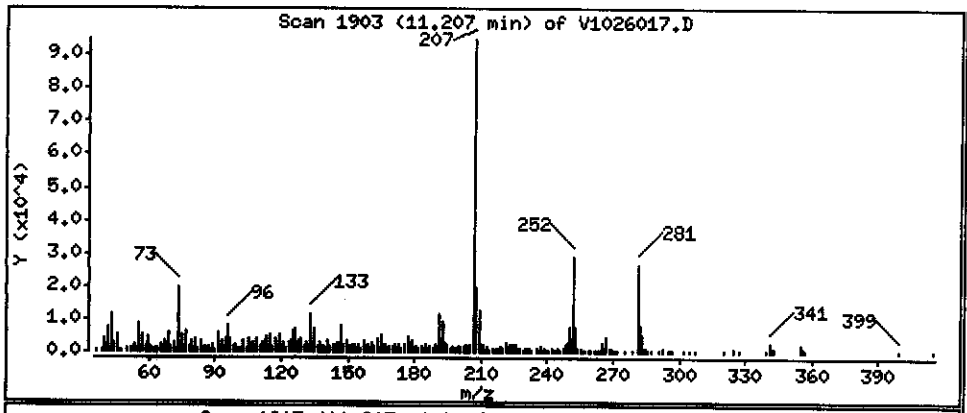

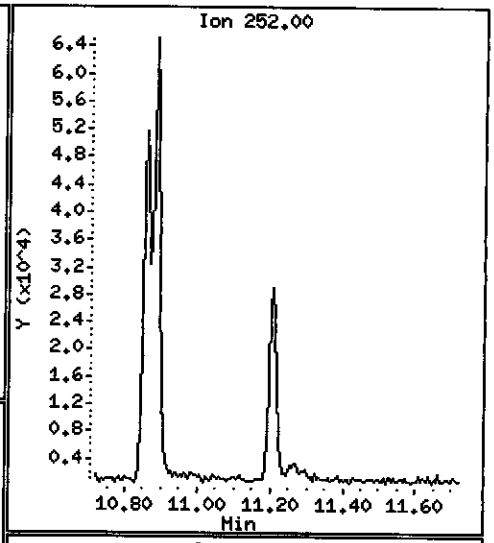

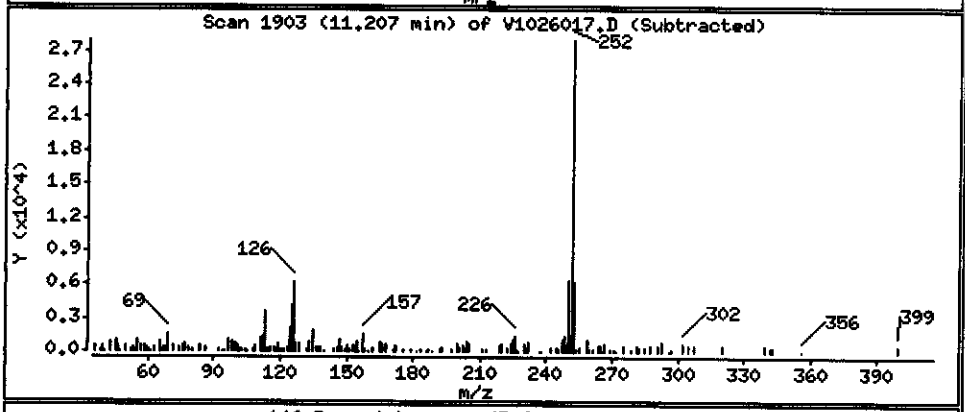

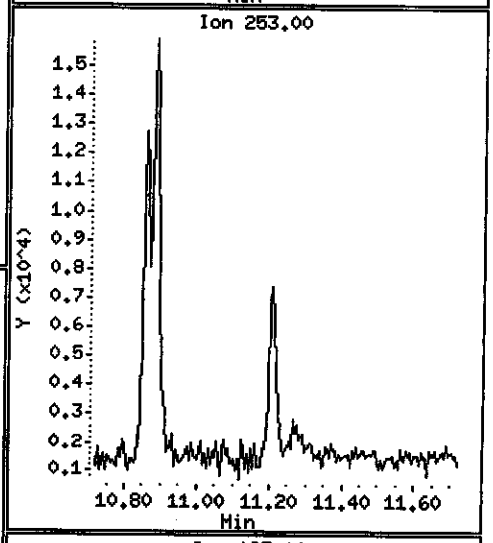

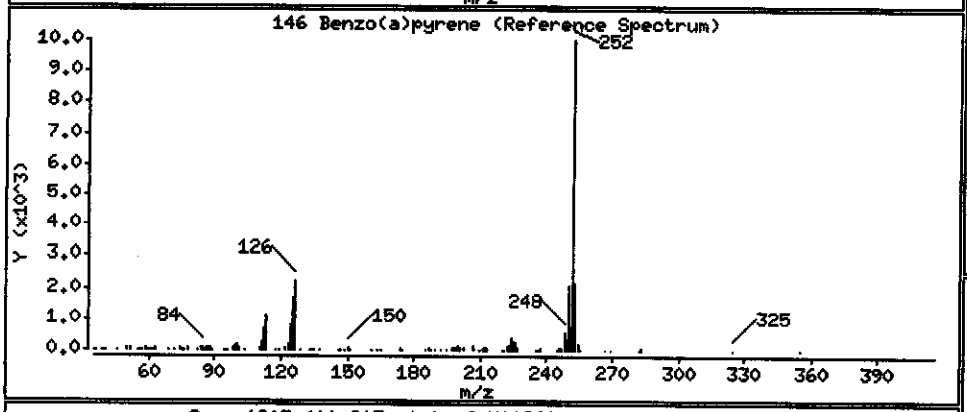

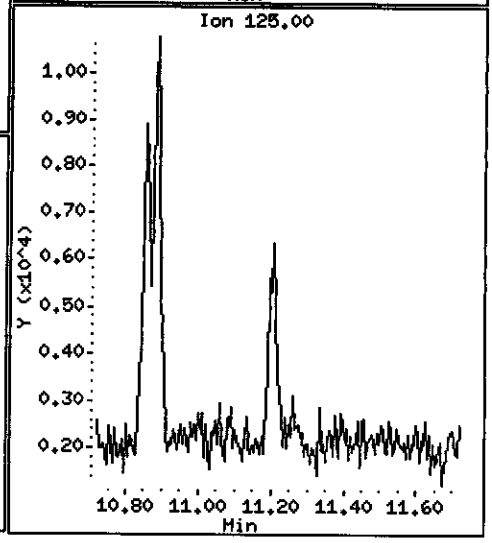

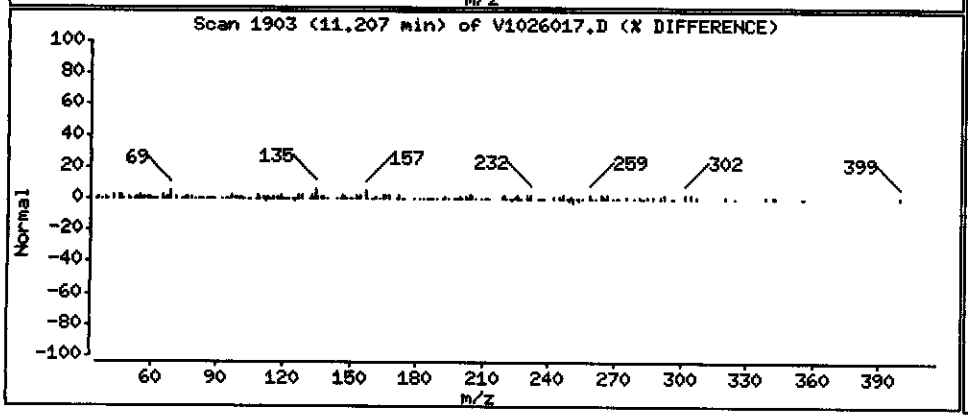

Data File: \\PITSVR06\D\chem\731.i\V102608.b\V1026017.D

Date : 27-OCT-2008 05:18

Client ID: RFI-30-1008

Instrument: 731.i

Sample Info: C8J160331-014 10/20/08 h2o (8295020) 8270c

Volume Injected (uL): 2.0

Operator: 003200

Column phase: DB5-MS

Column diameter: 0.32

149 Indeno(1,2,3-cd)pyrene

Concentration: 0.21923 ug/L

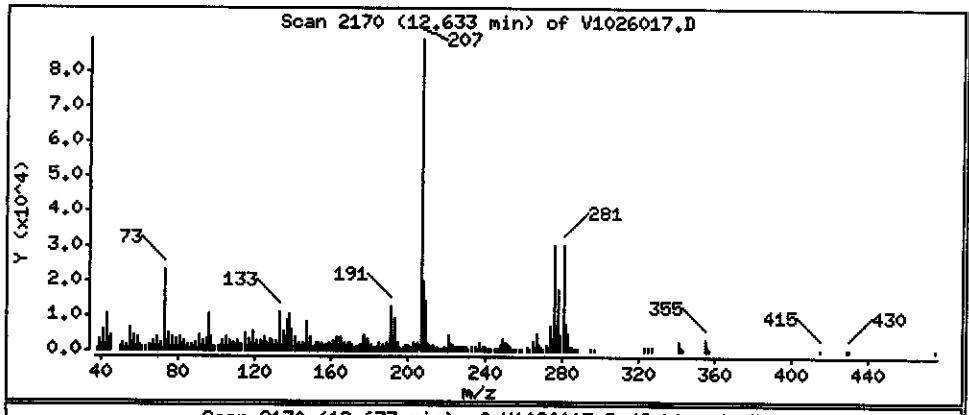

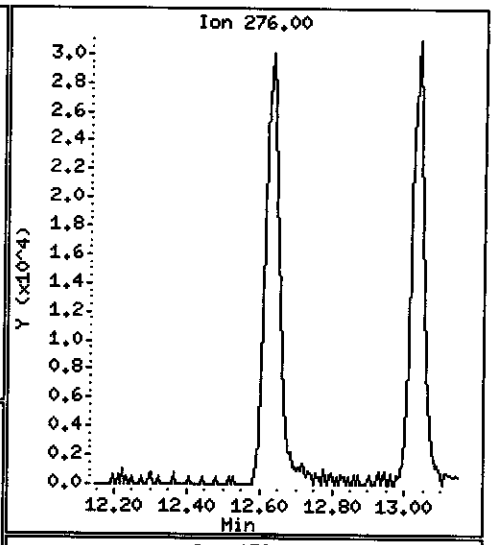

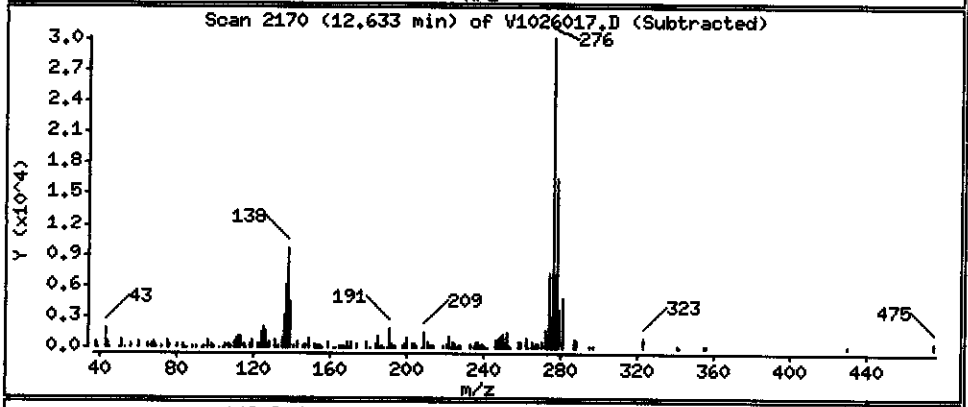

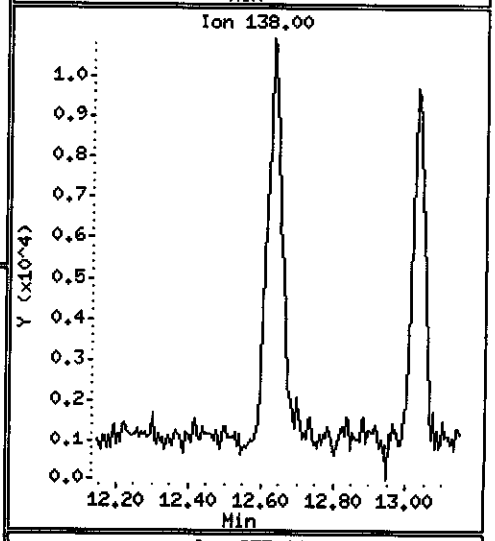

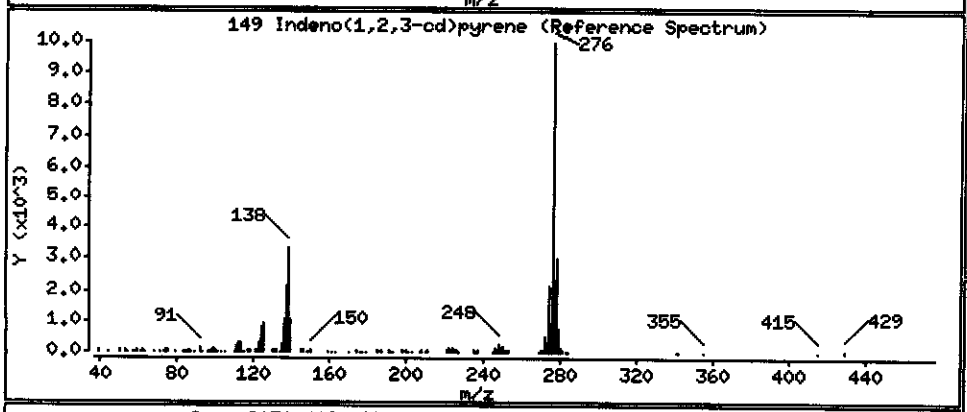

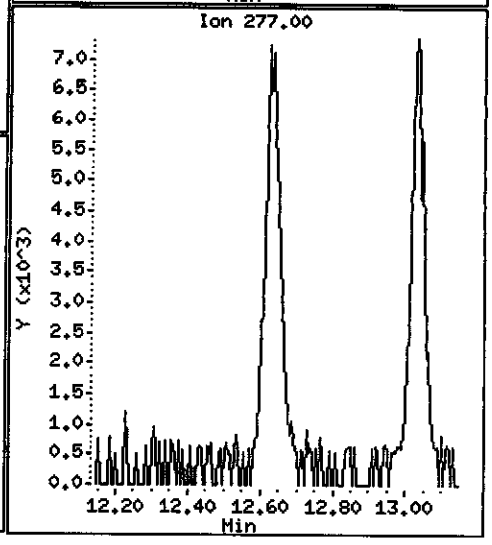

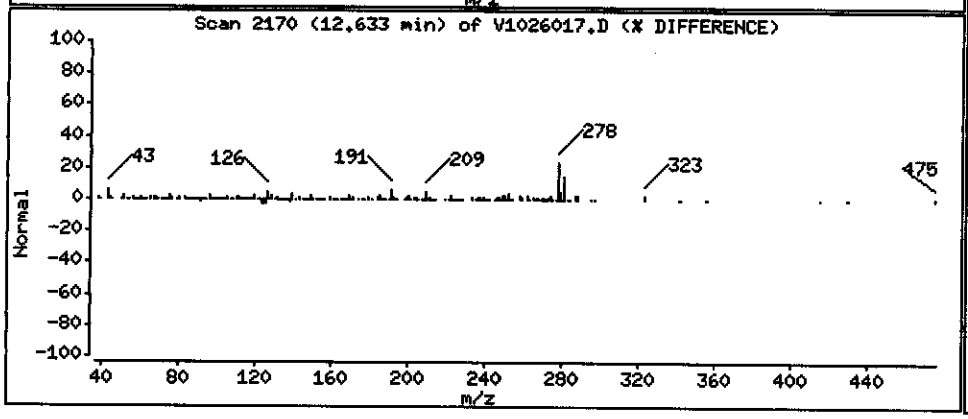

Data File: \\PITSVR06\D\chem\731.i\V102608.b\V1026017.D

Date : 27-OCT-2008 05:18

Client ID: RFI-30-1008

Instrument: 731.i

Sample Info: C8J160331-014 10/20/08 h2o (8296020) 8270c

Volume Injected (uL): 2.0

Operator: 003200

Column phase: DB5-MS

Column diameter: 0.32

150 Dibenz(a,h)anthracene

Concentration: 0.23318 ug/L

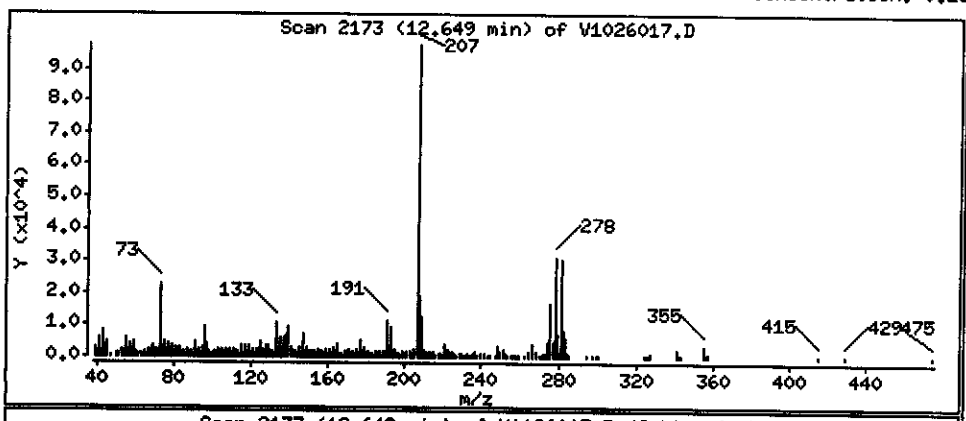

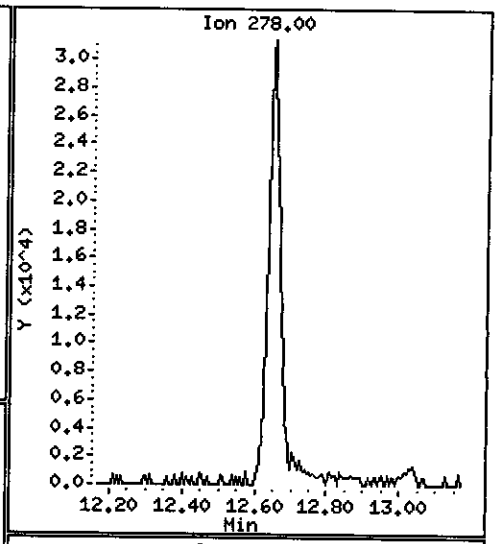

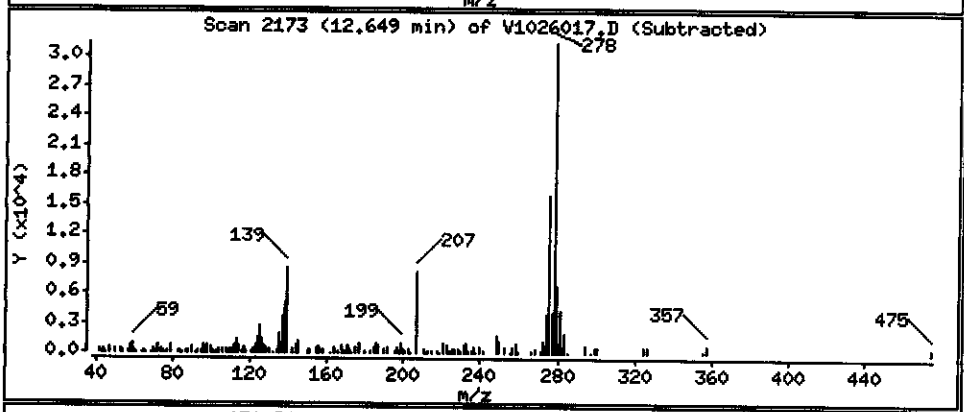

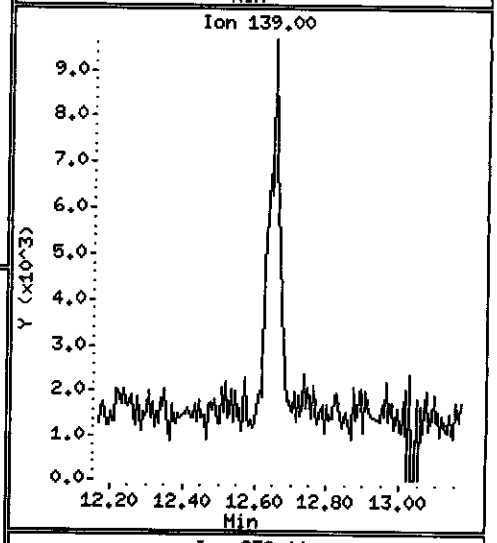

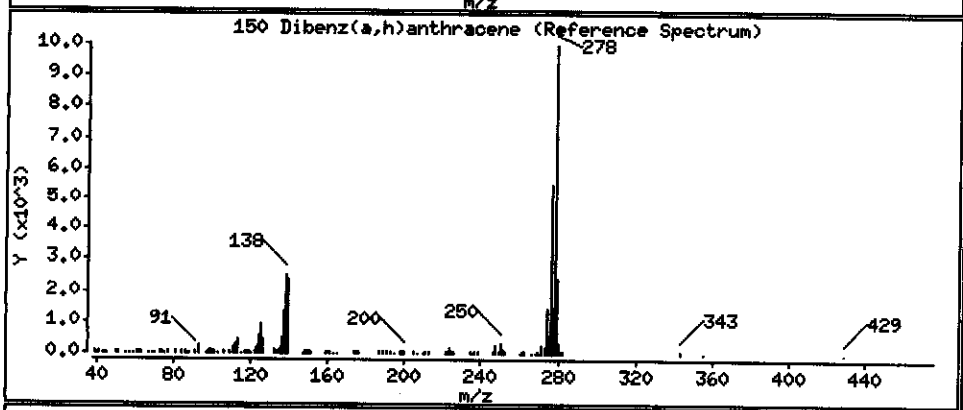

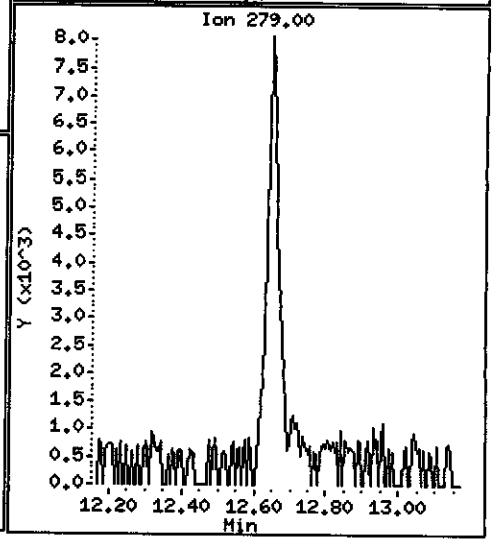

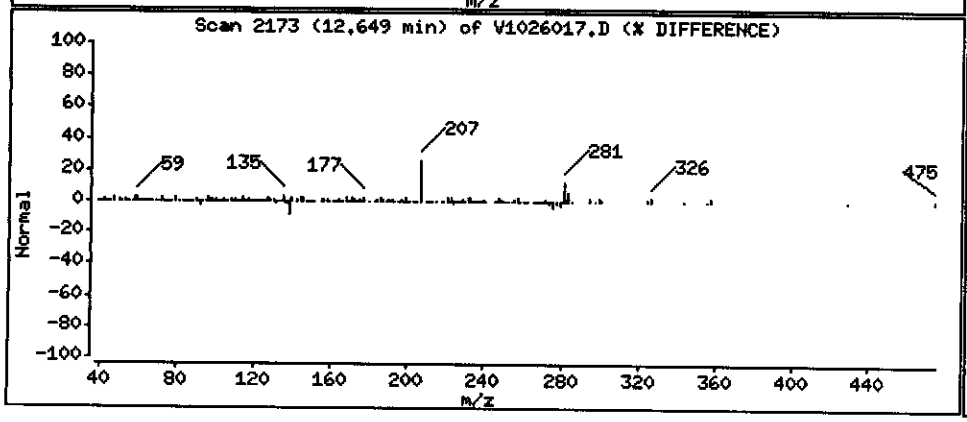

Data File: \\PITSVR06\D\chem\731.i\V102608.b\V1026017.D

Date : 27-OCT-2008 05:18

Client ID: RFI-30-1008

Instrument: 731.i

Sample Info: C8J160331-014 10/20/08 h2o (8295020) 8270c

Volume Injected (uL): 2.0

Operator: 003200

Column phase: DB5-MS

Column diameter: 0.32

151 Benzo(g,h,i)perylene

Concentration: 0.22291 ug/L

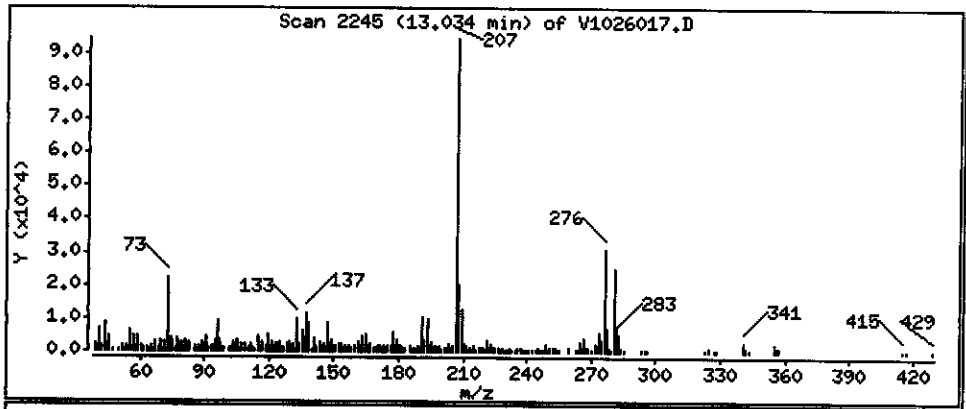

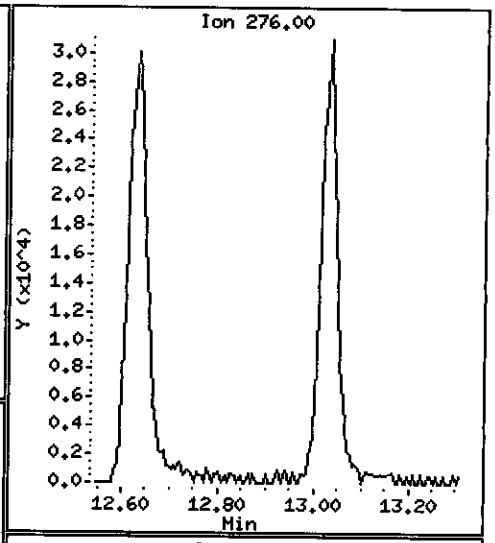

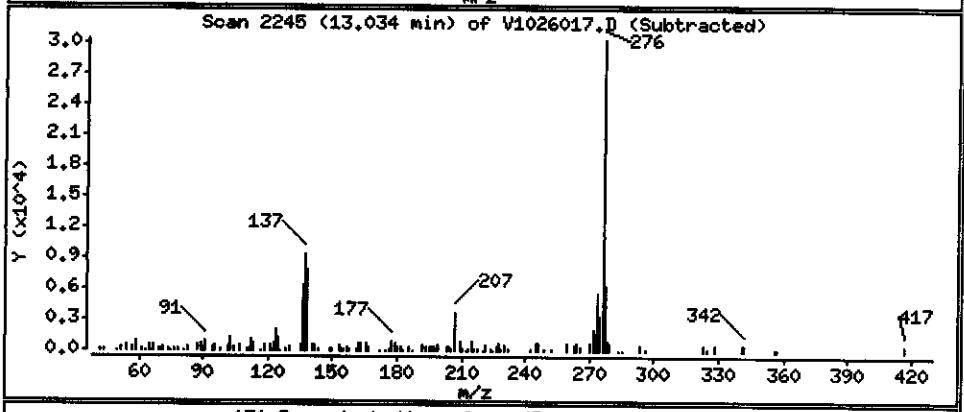

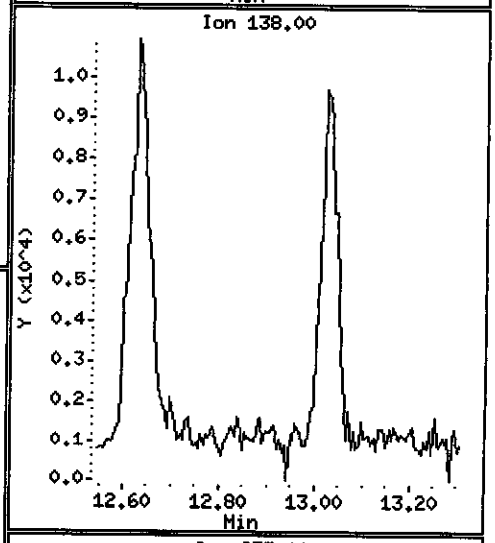

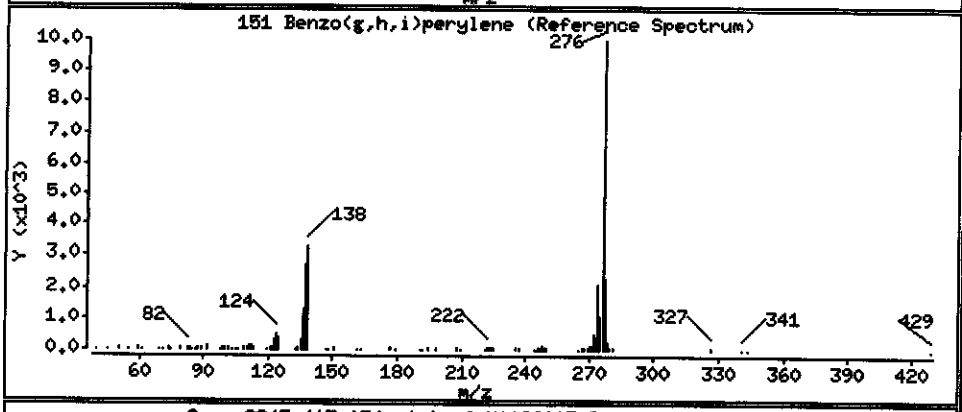

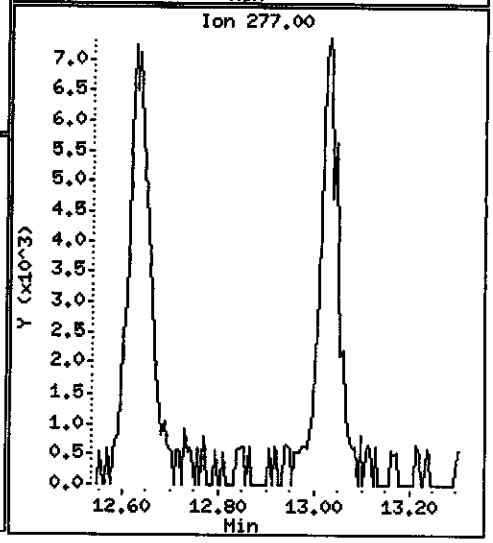

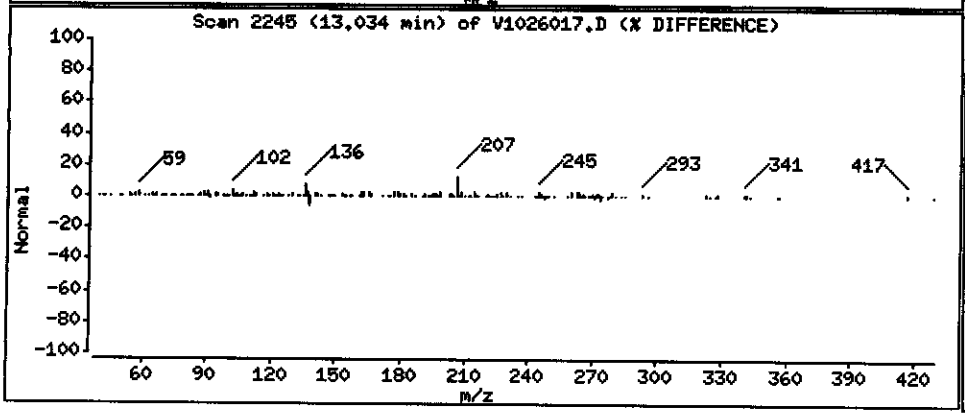

MACTEC Engineering and Consulting Inc

Client Sample ID: ICM-102-1008

GC/MS Semivolatiles

Lot-Sample #...:	C8J160331-015	**Work Order #...:**	K02VE1AL	**Matrix.....:**	WATER
Date Sampled...:	10/15/08 09:55	**Date Received..:**	10/16/08 09:30	**MS Run #.....:**	
Prep Date.....:	10/20/08	**Analysis Date..:**	10/27/08		
Prep Batch #...:	8295020	**Analysis Time..:**	05:41		
Dilution Factor:	1	**Initial Wgt/Vol:**	1000 mL	**Final Wgt/Vol..:**	1 mL
Analyst ID.....:	003200	**Instrument ID..:**	731		
		Method.....:	SW846 8270C		

PARAMETER	RESULT	REPORTING LIMIT	UNITS	MDL
Aniline	**6.0**	**1.0**	**ug/L**	**0.048**
Acenaphthene	**1.4**	**0.20**	**ug/L**	**0.052**
Acenaphthylene	ND	0.20	ug/L	0.046
Acetophenone	ND	1.0	ug/L	0.046
Anthracene	**0.29**	**0.20**	**ug/L**	**0.051**
Atrazine	ND	1.0	ug/L	0.039
Benzo(a)anthracene	ND	0.20	ug/L	0.041
Benzo(a)pyrene	ND	0.20	ug/L	0.044
Benzo(b)fluoranthene	**0.040 J**	**0.20**	**ug/L**	**0.031**
Benzo(ghi)perylene	**0.054 J**	**0.20**	**ug/L**	**0.027**
Benzo(k)fluoranthene	**0.053 J**	**0.20**	**ug/L**	**0.039**
Benzaldehyde	**0.80 J**	**1.0**	**ug/L**	**0.054**
1,1'-Biphenyl	**0.24 J**	**1.0**	**ug/L**	**0.060**
bis(2-Chloroethoxy) methane	ND	1.0	ug/L	0.12
bis(2-Chloroethyl)-ether	ND	0.20	ug/L	0.046
bis(2-Ethylhexyl) phthalate	ND	1.0	ug/L	0.12
4-Bromophenyl phenyl ether	ND	1.0	ug/L	0.050
Butyl benzyl phthalate	ND	1.0	ug/L	0.14
Caprolactam	ND	5.0	ug/L	0.19
Carbazole	**0.14 J**	**0.20**	**ug/L**	**0.052**
4-Chloroaniline	**2.2**	**1.0**	**ug/L**	**0.046**
4-Chloro-3-methylphenol	ND	1.0	ug/L	0.059
2-Chloronaphthalene	ND	0.20	ug/L	0.044
2-Chlorophenol	ND	1.0	ug/L	0.045
4-Chlorophenyl phenyl ether	ND	1.0	ug/L	0.043
Chrysene	ND	0.20	ug/L	0.036
Dibenz(a,h)anthracene	**0.053 J**	**0.20**	**ug/L**	**0.035**
Dibenzofuran	ND	1.0	ug/L	0.053
3,3'-Dichlorobenzidine	ND	1.0	ug/L	0.041
2,4-Dichlorophenol	ND	0.20	ug/L	0.049
Diethyl phthalate	ND	1.0	ug/L	0.24
2,4-Dimethylphenol	ND	1.0	ug/L	0.052

(Continued on next page)

MACTEC Engineering and Consulting Inc

Client Sample ID: ICM-102-1008

GC/MS Semivolatiles

Lot-Sample #...: C8J160331-015 **Work Order #...:** K02VE1AL **Matrix.....:** WATER

PARAMETER	RESULT	REPORTING LIMIT	UNITS	MDL
Dimethyl phthalate	ND	1.0	ug/L	0.042
Di-n-butyl phthalate	**0.085 J**	**1.0**	**ug/L**	**0.046**
4,6-Dinitro-2-methylphenol	ND	5.0	ug/L	1.4
2,4-Dinitrophenol	ND	5.0	ug/L	1.3
2,4-Dinitrotoluene	ND	1.0	ug/L	0.045
2,6-Dinitrotoluene	ND	1.0	ug/L	0.051
Di-n-octyl phthalate	ND	1.0	ug/L	0.043
Fluoranthene	**0.90**	**0.20**	**ug/L**	**0.049**
Fluorene	ND	0.20	ug/L	0.054
Hexachlorobenzene	ND	0.20	ug/L	0.043
Hexachlorobutadiene	ND	0.20	ug/L	0.038
Hexachlorocyclopentadiene	ND	1.0	ug/L	0.080
Hexachloroethane	ND	1.0	ug/L	0.043
Indeno(1,2,3-cd)pyrene	ND	0.20	ug/L	0.048
Isophorone	ND	1.0	ug/L	0.047
2-Methylnaphthalene	ND	0.20	ug/L	0.047
2-Methylphenol	ND	1.0	ug/L	0.051
4-Methylphenol	ND	1.0	ug/L	0.074
Naphthalene	**0.12 J**	**0.20**	**ug/L**	**0.043**
2-Nitroaniline	ND	5.0	ug/L	0.048
3-Nitroaniline	ND	5.0	ug/L	0.040
4-Nitroaniline	ND	5.0	ug/L	0.025
Nitrobenzene	ND	0.20	ug/L	0.064
2-Nitrophenol	ND	1.0	ug/L	0.054
4-Nitrophenol	ND	5.0	ug/L	0.070
N-Nitrosodi-n-propylamine	ND	0.20	ug/L	0.059
N-Nitrosodiphenylamine	**24**	**0.20**	**ug/L**	**0.049**
2,2'-oxybis(1-Chloropropane)	ND	0.20	ug/L	0.026
Pentachlorophenol	ND	1.0	ug/L	0.083
Phenanthrene	**0.11 J**	**0.20**	**ug/L**	**0.055**
Phenol	ND	0.20	ug/L	0.022
Pyrene	**0.50**	**0.20**	**ug/L**	**0.057**
2,4,5-Trichlorophenol	ND	1.0	ug/L	0.063
2,4,6-Trichlorophenol	ND	1.0	ug/L	0.057

(Continued on next page)

MACTEC Engineering and Consulting Inc

Client Sample ID: ICM-102-1008

GC/MS Semivolatiles

Lot-Sample #...: C8J160331-015 **Work Order #...:** K02VE1AL **Matrix.....:** WATER

SURROGATE	PERCENT RECOVERY	RECOVERY LIMITS
Nitrobenzene-d5	69	(23 - 112)
Terphenyl-d14	50	(10 - 132)
2-Fluorobiphenyl	71	(19 - 107)
2-Fluorophenol	44	(10 - 111)
Phenol-d5	51	(15 - 112)
2,4,6-Tribromophenol	68	(16 - 122)

NOTE(S):

J Estimated result. Result is less than RL.

Data File: \\PITSVR06\D\chem\731.i\V102608.b\V1026018.D
Date : 27-OCT-2008 05:41
Client ID: ICM-102-1008
Sample Info: C8J160331-015 10/20/08 h2o (8295020) 8270c
Volume Injected (uL): 2.0
Column phase: DB5-MS

Instrument: 731.i

Operator: 003200
Column diameter: 0.32

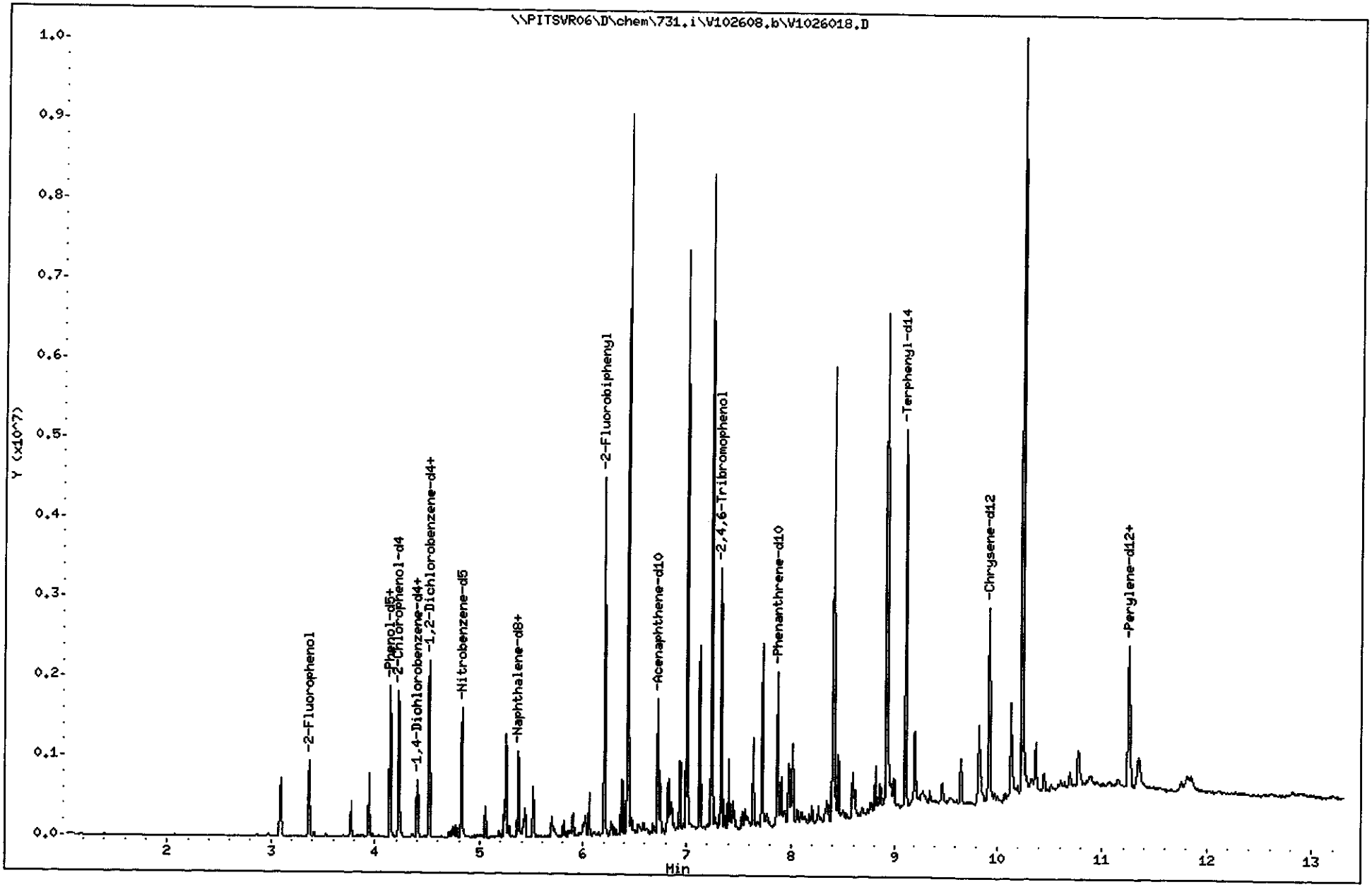

(2001 - 3460)
2518
C8J160331

TestAmerica Pittsburgh

Semivolatile REPORT SW-846 Method 8270

Data file : \\PITSVR06\D\chem\731.i\V102608.b\V1026018.D
Lab Smp Id: K02VE1AL Client Smp ID: ICM-102-1008
Inj Date : 27-OCT-2008 05:41
Operator : 003200 Inst ID: 731.i
Smp Info : C8J160331-015 10/20/08 h2o (8295020) 8270c
Misc Info : K02VE1AL,V102608.b,8270ll.m,padep.sub
Comment :
Method : \\PITSVR06\D\chem\731.i\V102608.b\8270ll.m
Meth Date : 27-Oct-2008 01:04 piccolinov Quant Type: ISTD
Cal Date : 23-OCT-2008 04:48 Cal File: V1023NC7.D
Als bottle: 20
Dil Factor: 1.00000
Integrator: HP RTE Compound Sublist: padep.sub
Target Version: 4.14
Processing Host: PITSVR06

Concentration Formula: Amt * DF * Uf * Vt/(Vo * Vi) * CpndVariable

Name	Value	Description
DF	1.000	Dilution Factor
Uf	1.000	ng unit correction factor
Vt	1000.000	Volume of final extract (uL)
Vo	1000.000	Volume of sample extracted (mL)
Vi	2.000	Volume injected (uL)
Cpnd Variable		Local Compound Variable

	Compounds	QUANT SIG MASS	RT	EXP RT	REL RT	RESPONSE	CONCENTRATIONS ON-COLUMN (NG)	CONCENTRATIONS FINAL (ug/L)
* 1	1,4-Dichlorobenzene-d4	152	4.398	4.408	(1.000)	104239	8.00000	
* 2	Naphthalene-d8	136	5.370	5.381	(1.000)	434442	8.00000	
* 3	Acenaphthene-d10	164	6.721	6.732	(1.000)	332716	8.00000	
* 4	Phenanthrene-d10	188	7.870	7.886	(1.000)	660403	8.00000	
* 5	Chrysene-d12	240	9.921	9.937	(1.000)	800155	8.00000	
* 6	Perylene-d12	264	11.257	11.278	(1.000)	892328	8.00000	
198	1,4-Dioxane	88	Compound Not Detected.					
10	N-Nitrosodimethylamine	74	Compound Not Detected.					
9	Pyridine	79	Compound Not Detected.					
16	Methyl methanesulfonate	80	Compound Not Detected.					
206	Benzaldehyde	77	4.061	4.061	(0.923)	1724	1.59580	0.79790
21	Aniline	93	4.146	4.152	(0.943)	226874	12.0926	6.0463
22	Phenol	94	Compound Not Detected.					
23	bis(2-Chloroethyl)ether	93	Compound Not Detected.					
24	2-Chlorophenol	128	Compound Not Detected.					
26	1,3-Dichlorobenzene	146	4.355	4.360	(0.990)	6061	0.30179	0.15089
27	1,4-Dichlorobenzene	146	4.414	4.419	(1.004)	28845	1.39945	0.69973
28	1,2-Dichlorobenzene	146	4.526	4.531	(1.029)	60438	3.06694	1.5335
29	Benzyl Alcohol	108	Compound Not Detected.					
30	2-Methylphenol	108	Compound Not Detected.					

Compounds	QUANT SIG MASS	RT	EXP RT	REL RT	RESPONSE	CONCENTRATIONS ON-COLUMN (NG)	CONCENTRATIONS FINAL (ug/L)
31 2,2'-oxybis(1-Chloropropane)	45	Compound Not Detected.					
37 Acetophenone	105	Compound Not Detected.					
32 N-Nitroso-di-n-propylamine	70	Compound Not Detected.					
192 4-Methylphenol	108	Compound Not Detected.					
34 Hexachloroethane	117	Compound Not Detected.					
35 Nitrobenzene	77	Compound Not Detected.					
41 Isophorone	82	Compound Not Detected.					
42 2-Nitrophenol	139	Compound Not Detected.					
43 2,4-Dimethylphenol	107	Compound Not Detected.					
44 bis(2-Chloroethoxy)methane	93	Compound Not Detected.					
48 2,4-Dichlorophenol	162	Compound Not Detected.					
49 Benzoic Acid	122	Compound Not Detected.					
50 1,2,4-Trichlorobenzene	180	Compound Not Detected.					
51 Naphthalene	128	5.391	5.397	(1.004)	13138	0.23461	0.11730
52 4-Chloroaniline	127	5.434	5.445	(1.012)	95643	4.42354	2.2118
54 2,6-Dichlorophenol	162	Compound Not Detected.					
56 Hexachlorobutadiene	224	Compound Not Detected.					
208 Caprolactam	113	Compound Not Detected.					
59 4-Chloro-3-Methylphenol	107	Compound Not Detected.					
62 2-Methylnaphthalene	142	Compound Not Detected.					
63 1-Methylnaphthalene	142	5.995	6.006	(1.116)	29101	0.72776	0.36388
64 Hexachlorocyclopentadiene	236	Compound Not Detected.					
66 2,4,6-Trichlorophenol	196	Compound Not Detected.					
67 2,4,5-Trichlorophenol	196	Compound Not Detected.					
209 1,1'-Biphenyl	154	6.283	6.294	(0.935)	25529	0.48098	0.24049
70 2-Chloronaphthalene	162	Compound Not Detected.					
73 2-Nitroaniline	65	Compound Not Detected.					
76 Dimethylphthalate	163	Compound Not Detected.					
78 2,6-Dinitrotoluene	165	Compound Not Detected.					
79 Acenaphthylene	152	6.615	6.625	(0.984)	5465	0.07801	0.039004
81 3-Nitroaniline	138	Compound Not Detected.					
82 Acenaphthene	153	6.748	6.759	(1.004)	123829	2.83069	1.4153
83 2,4-Dinitrophenol	184	Compound Not Detected.					
85 4-Nitrophenol	109	Compound Not Detected.					
86 Dibenzofuran	168	Compound Not Detected.					
87 2,4-Dinitrotoluene	165	Compound Not Detected.					
91 2,3,5,6-Tetrachlorophenol	231	Compound Not Detected.					
88 2,3,4,6-Tetrachlorophenol	231	Compound Not Detected.					
92 2-Naphthylamine	143	7.005	7.015	(1.042)	2451171	102.668	51.334
93 Diethylphthalate	149	7.063	7.074	(1.051)	6704	0.13927	0.069634
94 Fluorene	166	Compound Not Detected.					
95 4-Chlorophenyl-phenylether	204	Compound Not Detected.					
96 4-Nitroaniline	138	Compound Not Detected.					
98 4,6-Dinitro-2-methylphenol	198	Compound Not Detected.					
99 N-Nitrosodiphenylamine (1)	169	7.240	7.250	(0.920)	1944066	48.7450	24.372
100 1,2-Diphenylhydrazine	77	Compound Not Detected.					
106 4-Bromophenyl-phenylether	248	Compound Not Detected.					
107 Hexachlorobenzene	283	Compound Not Detected.					
210 Atrazine	200	Compound Not Detected.					
111 Pentachlorophenol	265	Compound Not Detected.					
115 Phenanthrene	178	7.891	7.902	(1.003)	18194	0.21778	0.10889
116 Anthracene	178	7.929	7.945	(1.007)	49648	0.58778	0.29389
119 Carbazole	167	8.057	8.068	(1.024)	22786	0.27915	0.13958
120 Di-n-Butylphthalate	149	8.324	8.340	(1.058)	16583	0.16928	0.084639

Compounds	QUANT SIG MASS	RT	EXP RT	REL RT	RESPONSE	CONCENTRATIONS ON-COLUMN (NG)	CONCENTRATIONS FINAL (ug/L)
123 Fluoranthene	202	8.816	8.826	(1.120)	179787	1.80035	0.90018
124 Benzidine	184	8.922	8.928	(0.899)	3130902	62.9859	31.493
125 Pyrene	202	8.992	9.003	(0.906)	122508	0.99818	0.49909
131 Butylbenzylphthalate	149	9.483	9.499	(0.956)	12381	0.21540	0.10770
135 3,3'-Dichlorobenzidine	252	Compound Not Detected.					
136 Benzo(a)Anthracene	228	Compound Not Detected.					
137 Chrysene	228	Compound Not Detected.					
139 bis(2-ethylhexyl)Phthalate	149	Compound Not Detected.					
140 Di-n-octylphthalate	149	Compound Not Detected.					
141 Benzo(b)fluoranthene	252	10.856	10.872	(0.964)	12582	0.07977	0.039887
142 Benzo(k)fluoranthene	252	10.878	10.904	(0.966)	16780	0.10651	0.053255
143 7,12-dimethylbenz[a]anthracen	256	Compound Not Detected.					
146 Benzo(a)pyrene	252	11.198	11.220	(0.995)	8210	0.06101	0.030504
149 Indeno(1,2,3-cd)pyrene	276	12.614	12.646	(1.121)	13527	0.08250	0.041252
150 Dibenz(a,h)anthracene	278	12.630	12.667	(1.122)	14651	0.10637	0.053185
151 Benzo(g,h,i)perylene	276	13.014	13.047	(1.156)	15577	0.10881	0.054404
$ 154 Nitrobenzene-d5	82	4.825	4.830	(0.899)	417810	27.6209	13.810
$ 155 2-Fluorobiphenyl	172	6.209	6.219	(0.924)	1338437	28.2698	14.135
$ 156 Terphenyl-d14	244	9.104	9.120	(0.918)	1582068	19.9798	9.9899
$ 157 Phenol-d5	99	4.141	4.141	(0.942)	502884	30.4096	15.205
$ 158 2-Fluorophenol	112	3.367	3.367	(0.766)	301838	26.1610	13.080
$ 159 2,4,6-Tribromophenol	330	7.330	7.346	(0.931)	317481	40.8988	20.449
$ 186 2-Chlorophenol-d4	132	4.221	4.227	(0.960)	520285	32.1124	16.056
$ 187 1,2-Dichlorobenzene-d4	152	4.515	4.520	(1.027)	332423	26.1868	13.093

Data File: \\PITSVR06\D\chem\731.i\V102608.b\V1026018.D

Date : 27-OCT-2008 05:41

Client ID: ICM-102-1008

Instrument: 731.i

Sample Info: C8J160331-015 10/20/08 h2o (8295020) 8270c

Volume Injected (uL): 2.0

Operator: 003200

Column phase: DB5-MS

Column diameter: 0.32

206 Benzaldehyde

Concentration: 0.79790 ug/L

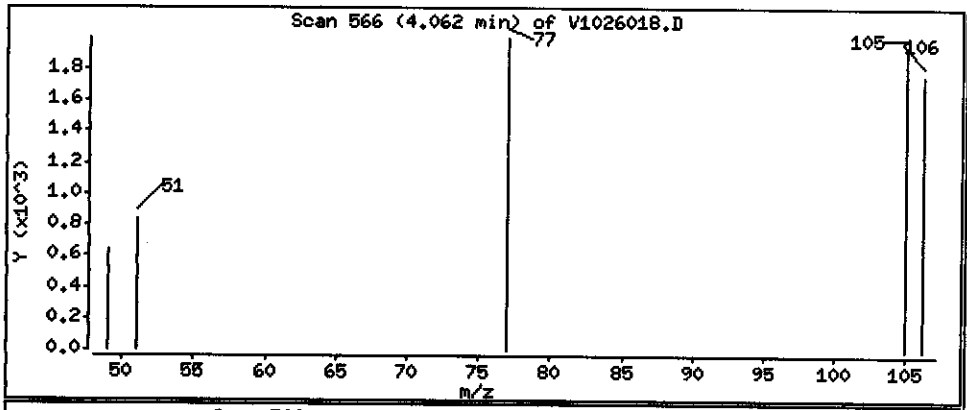

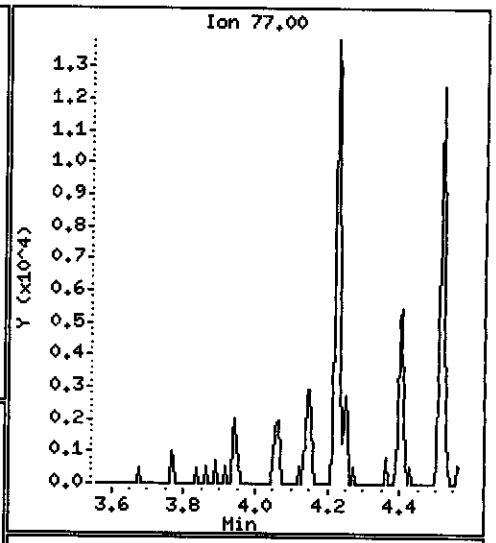

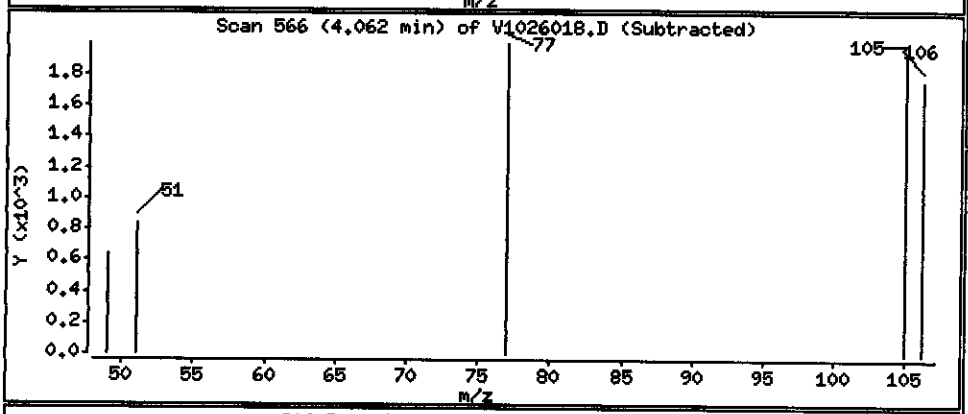

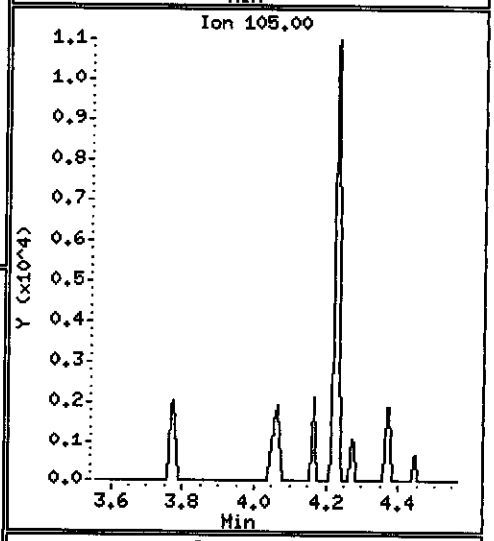

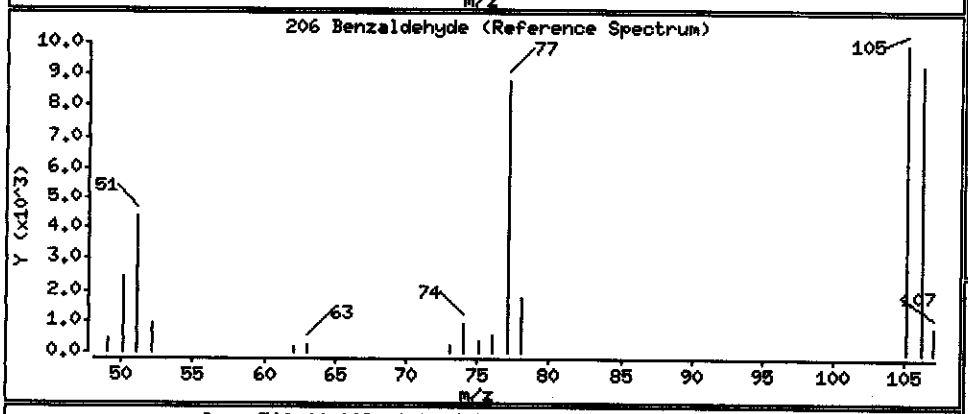

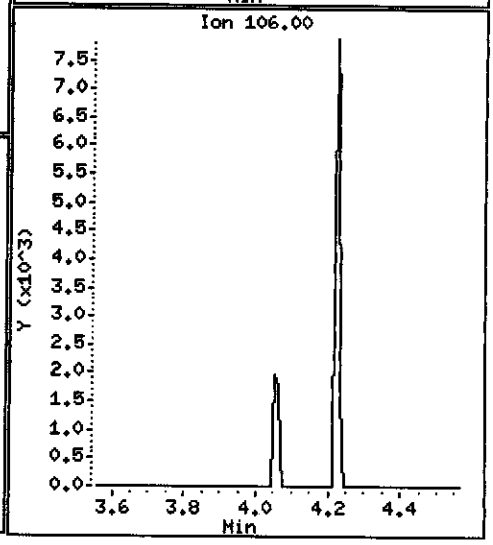

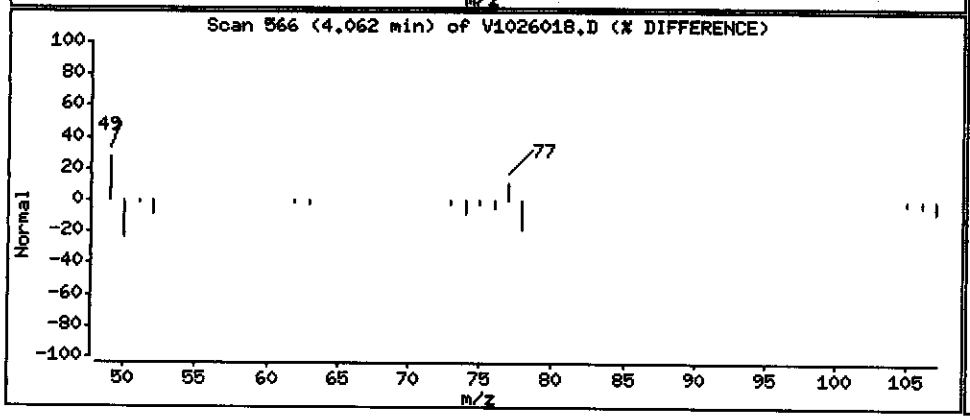

Data File: \\PITSVR06\D\chem\731.i\V102608.b\V1026018.D

Date : 27-OCT-2008 05:41

Client ID: ICM-102-1008

Instrument: 731.i

Sample Info: C8J160331-015 10/20/08 h2o (8295020) 8270c

Volume Injected (uL): 2.0

Operator: 003200

Column phase: DB5-MS

Column diameter: 0.32

21 Aniline

Concentration: 6.0463 ug/L

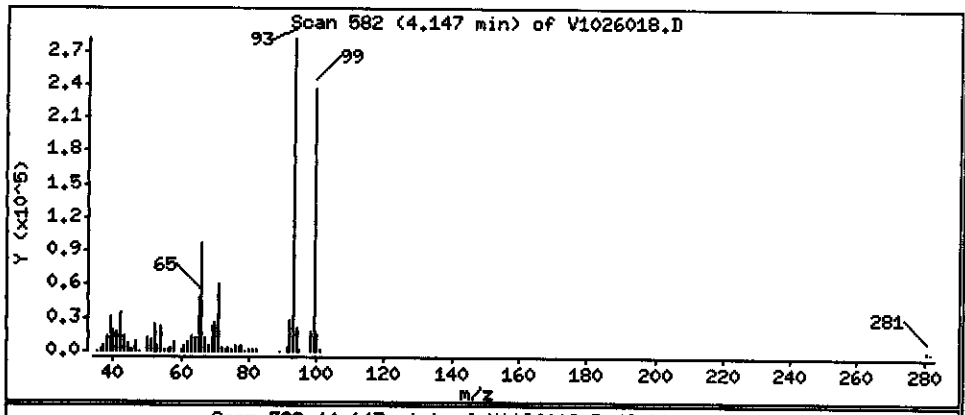

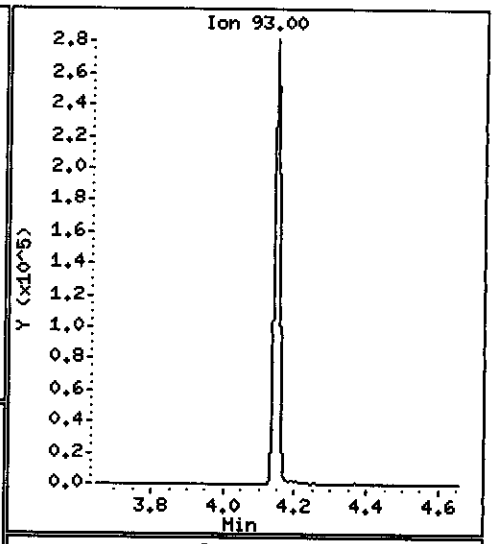

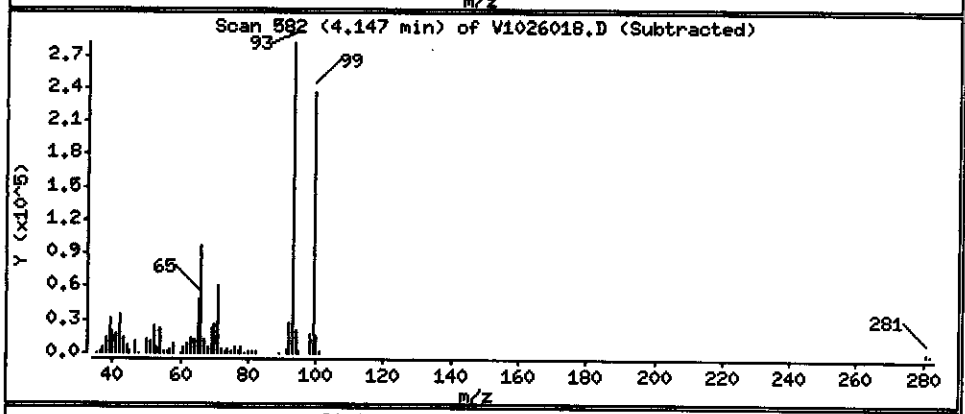

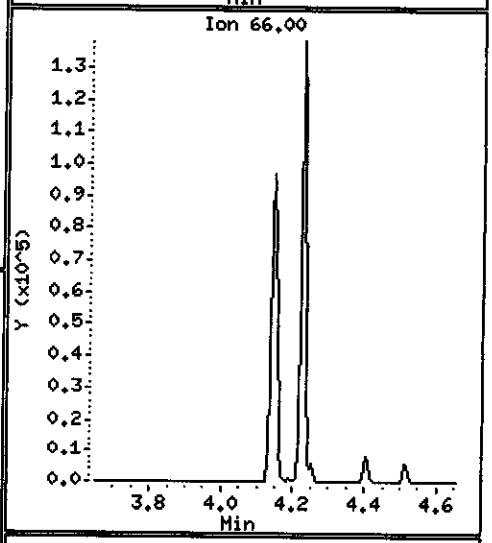

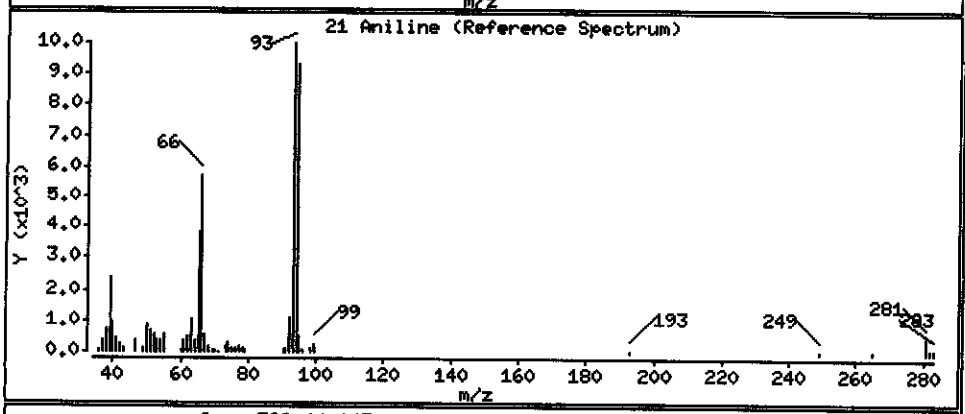

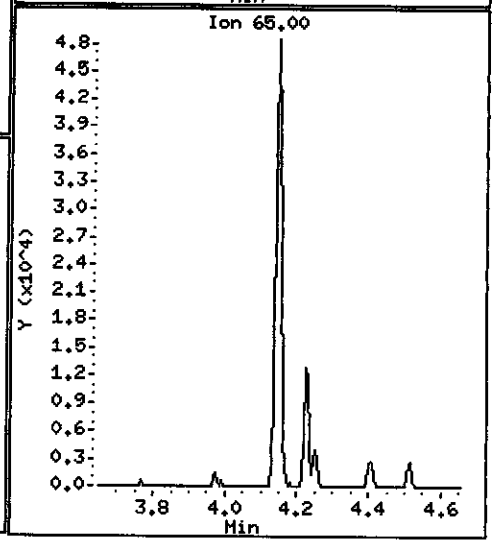

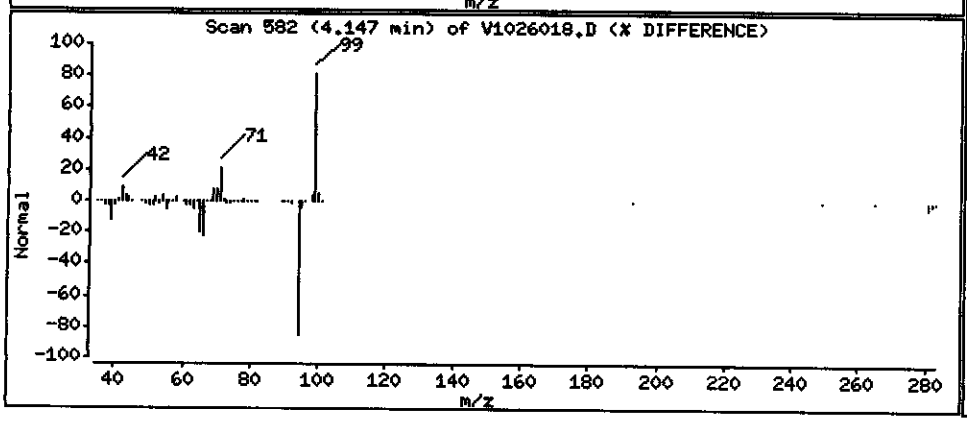

Data File: \\PITSVR06\D\chem\731.i\V102608.b\V1026018.D

Date : 27-OCT-2008 05:41

Client ID: ICM-102-1008

Instrument: 731.i

Sample Info: C8J160331-015 10/20/08 h2o (8295020) 8270c

Volume Injected (uL): 2.0

Operator: 003200

Column phase: DB5-MS

Column diameter: 0.32

26 1,3-Dichlorobenzene

Concentration: 0.15089 ug/L

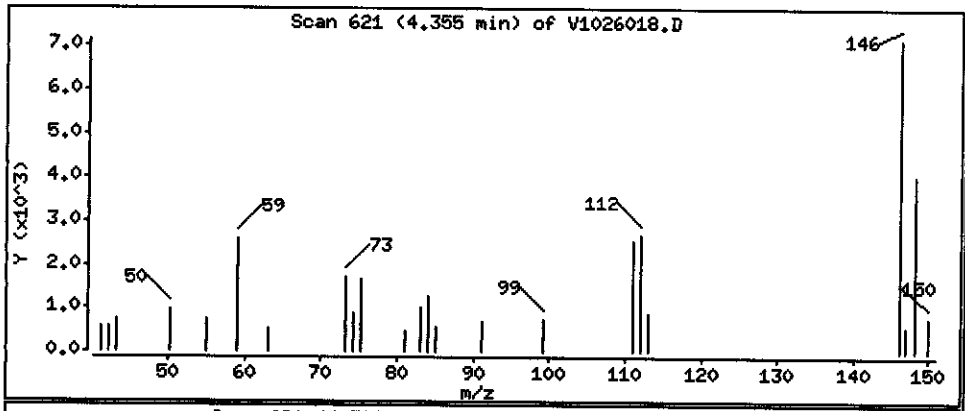

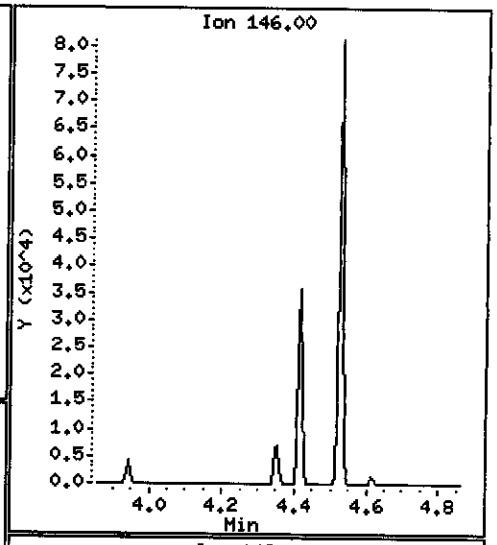

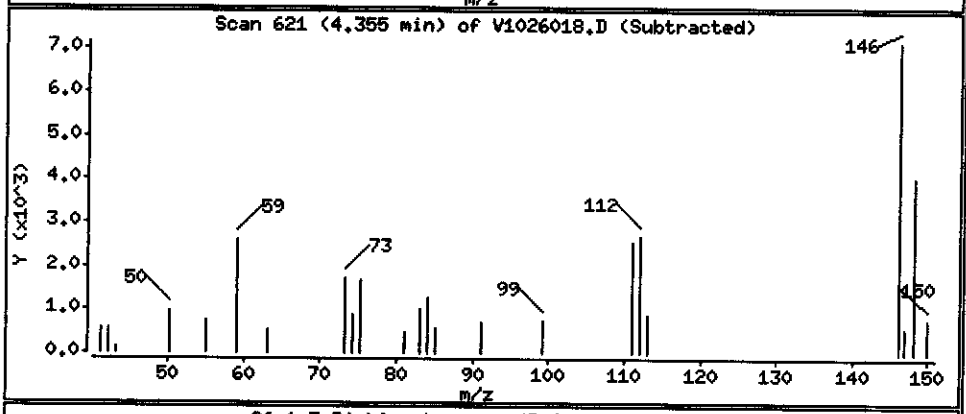

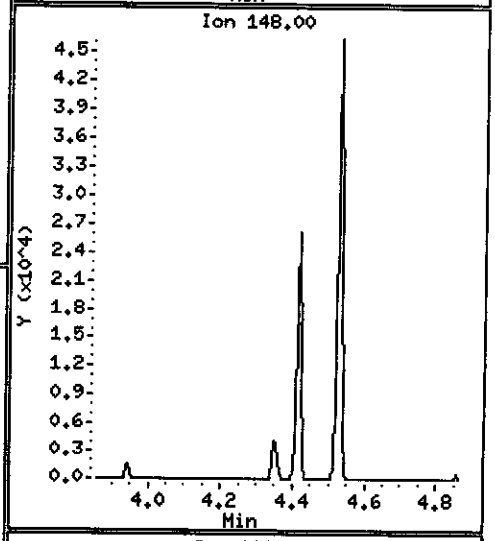

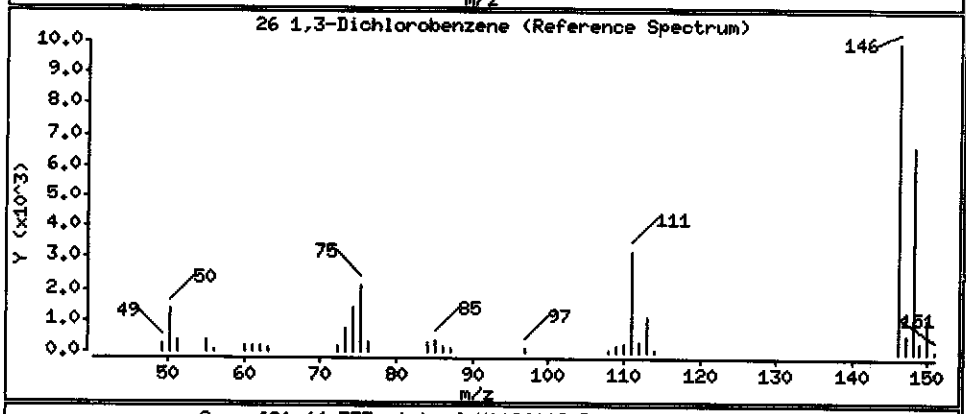

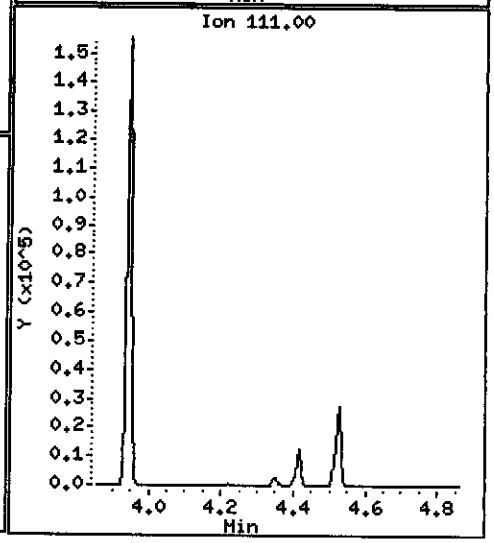

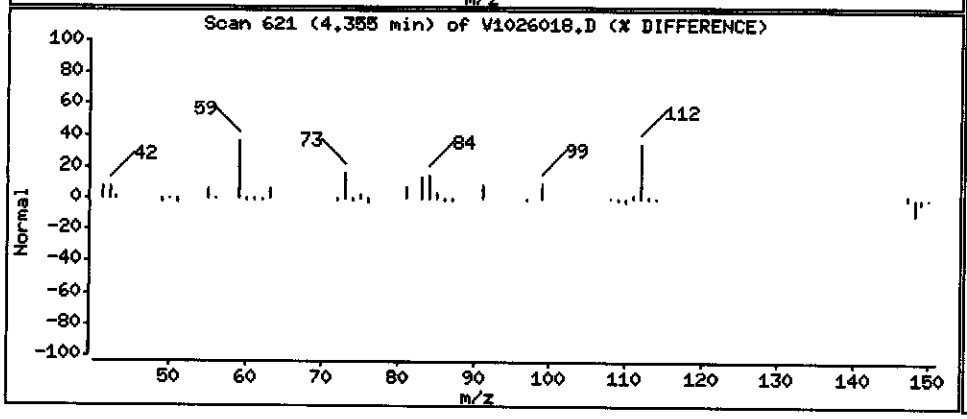

Data File: \\PITSVR06\D\chem\731.i\V102608.b\V1026018.D

Date : 27-OCT-2008 05:41

Client ID: ICH-102-1008

Instrument: 731.i

Sample Info: C8J160331-015 10/20/08 h2o (8295020) 8270c

Volume Injected (uL): 2.0

Operator: 003200

Column phase: DB5-MS

Column diameter: 0.32

27 1,4-Dichlorobenzene

Concentration: 0.69973 ug/L

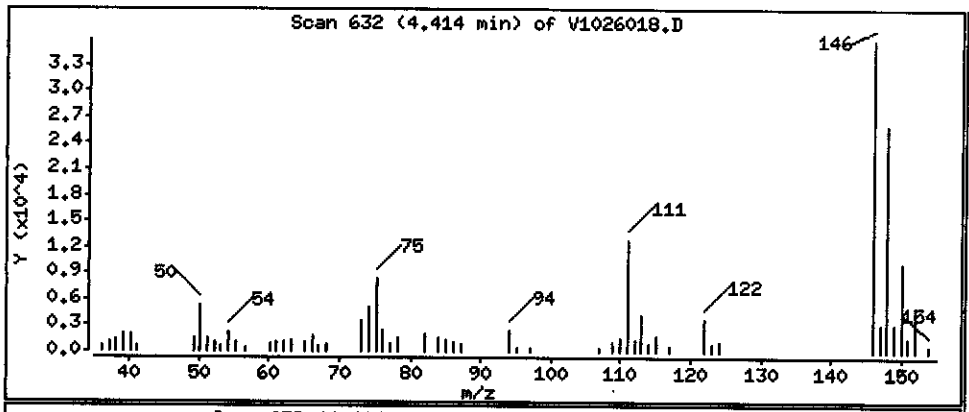

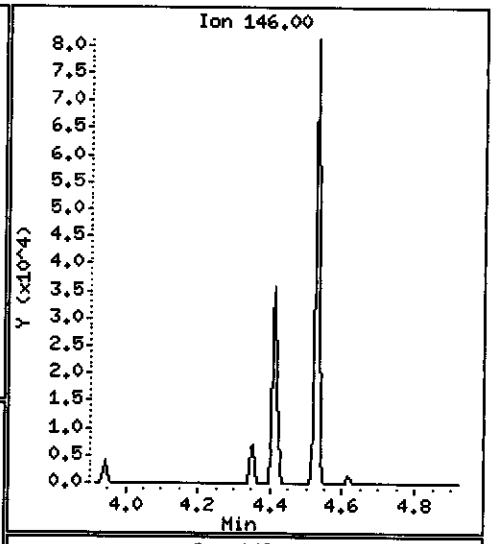

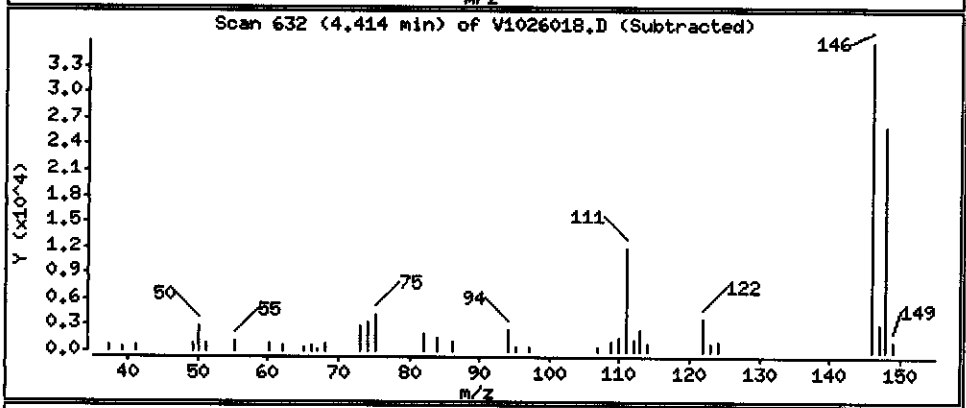

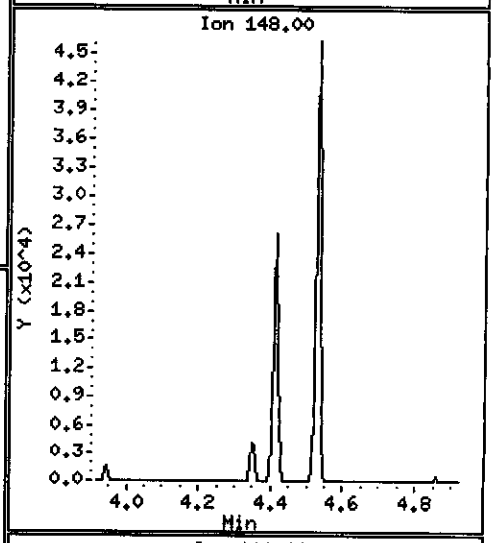

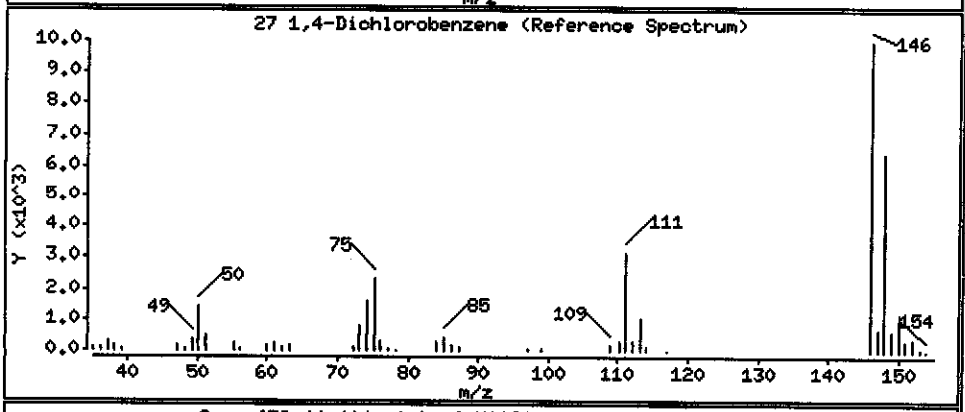

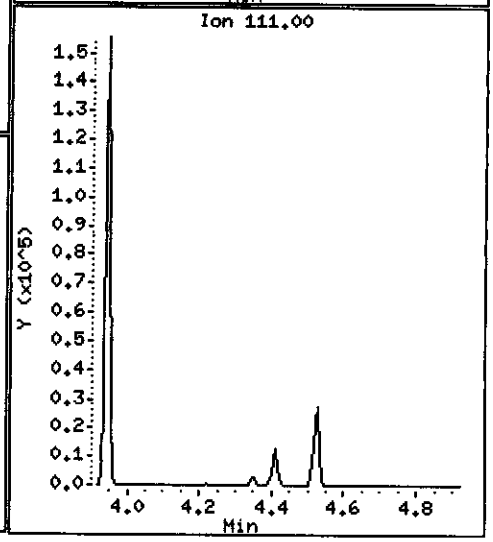

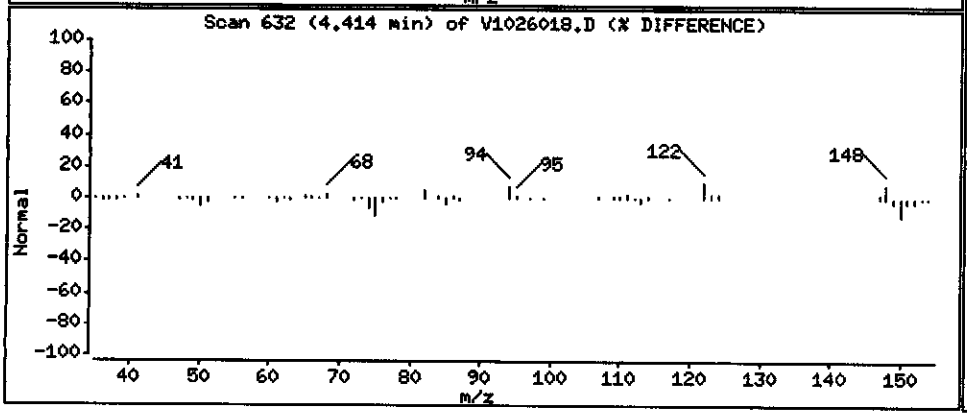

Data File: \\PITSVR06\D\chem\731.i\V102608.b\V1026018.D

Date : 27-OCT-2008 05:41

Client ID: ICM-102-1008

Instrument: 731.i

Sample Info: C8J160331-015 10/20/08 h2o (8295020) 8270c

Volume Injected (uL): 2.0

Operator: 003200

Column phase: DB5-MS

Column diameter: 0.32

28 1,2-Dichlorobenzene

Concentration: 1.5335 ug/L

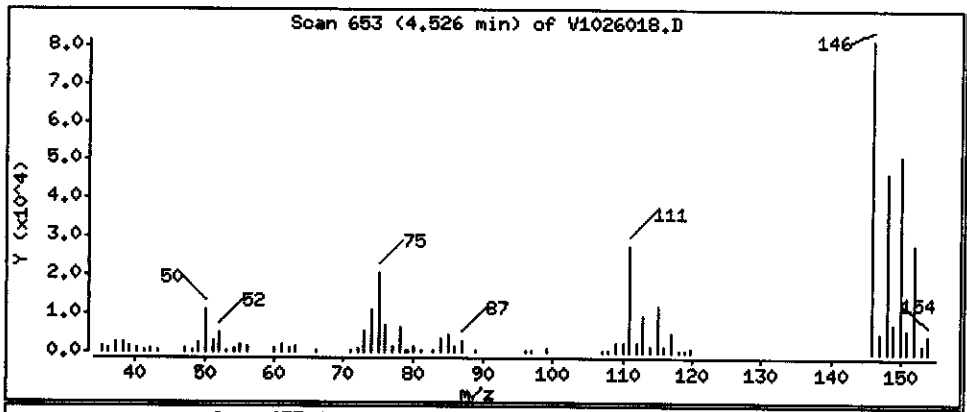

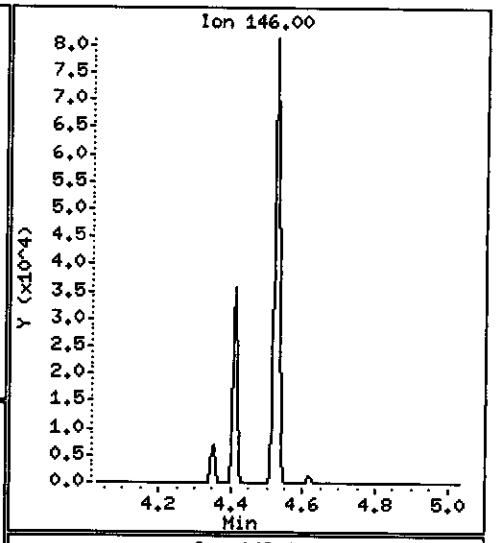

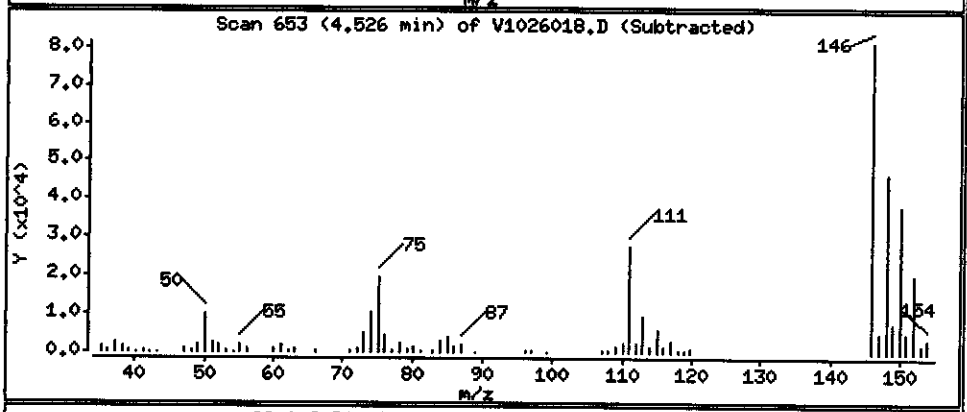

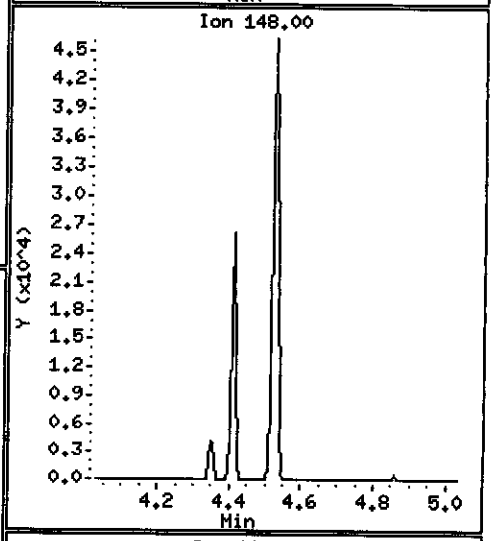

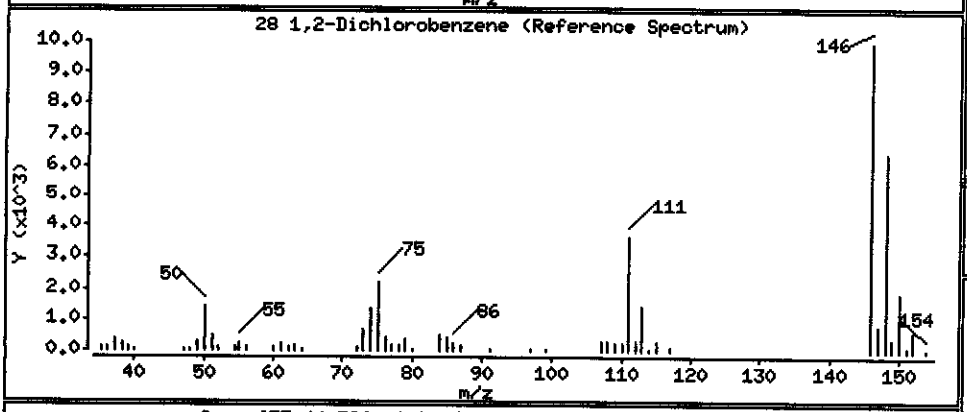

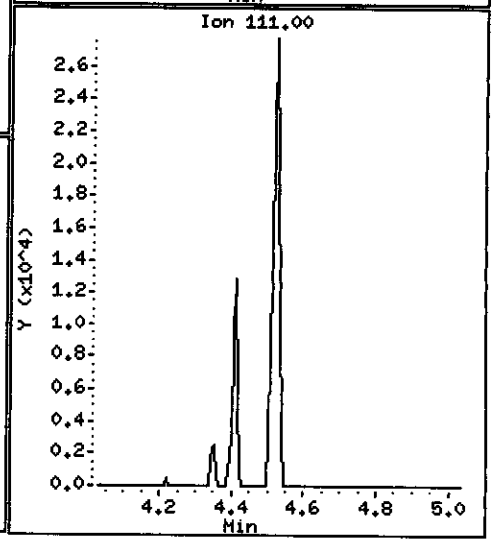

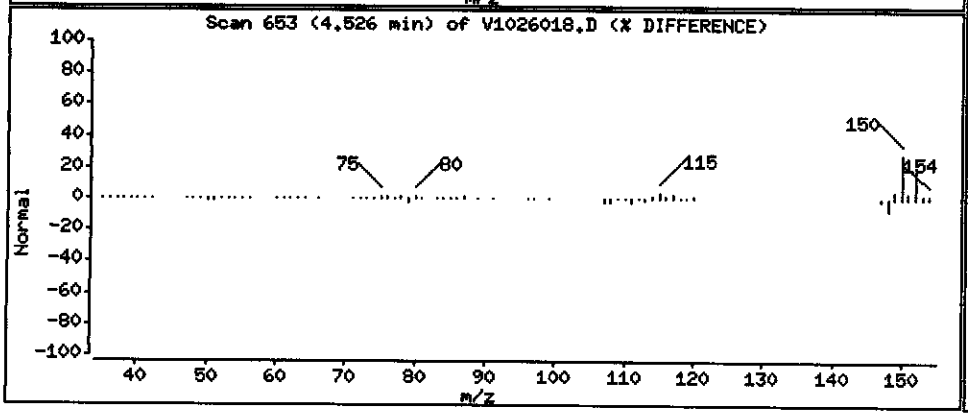

Data File: \\PITSVR06\D\chem\731.i\V102608.b\V1026018.D

Date : 27-OCT-2008 05:41

Client ID: ICM-102-1008

Instrument: 731.i

Sample Info: C8J160331-015 10/20/08 h2o (8295020) 8270c

Volume Injected (uL): 2.0

Operator: 003200

Column phase: DB5-MS

Column diameter: 0.32

51 Naphthalene

Concentration: 0.11730 ug/L

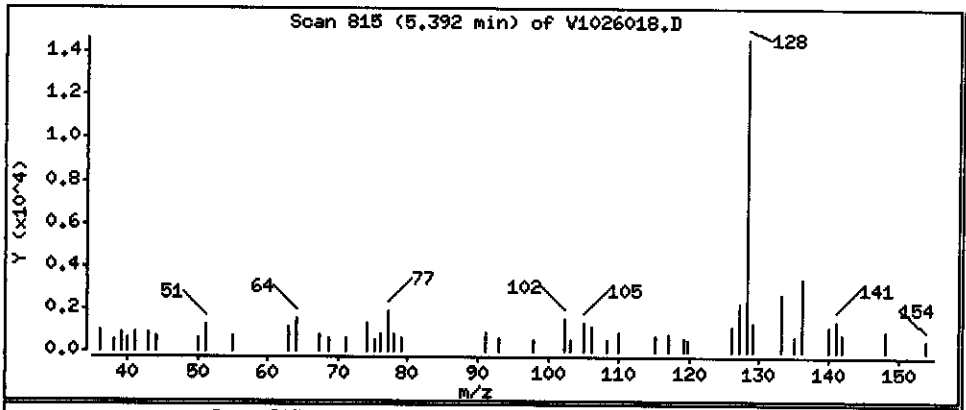

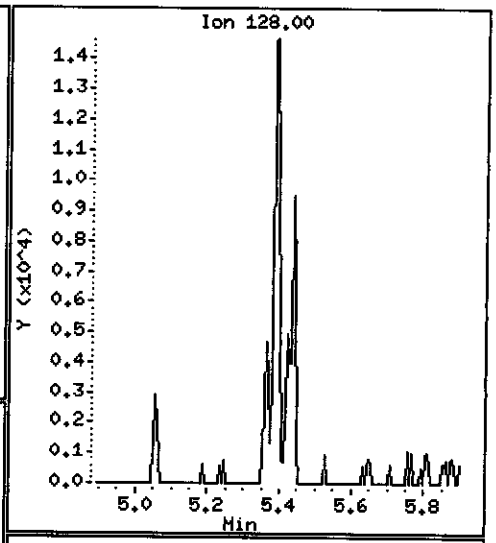

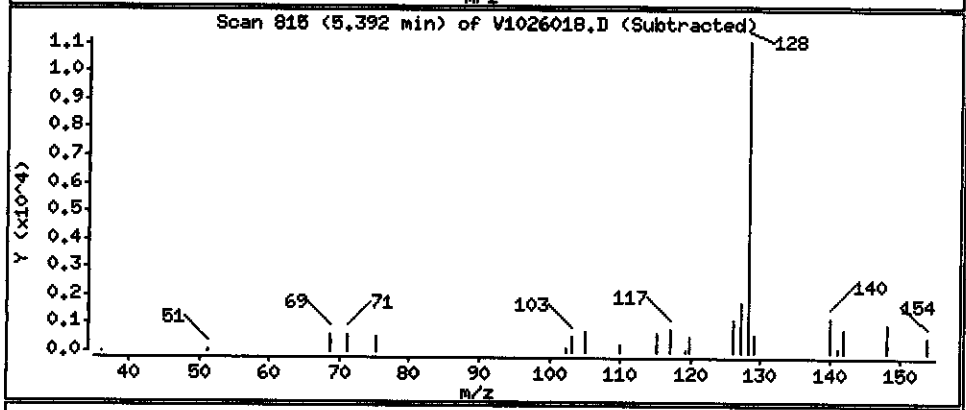

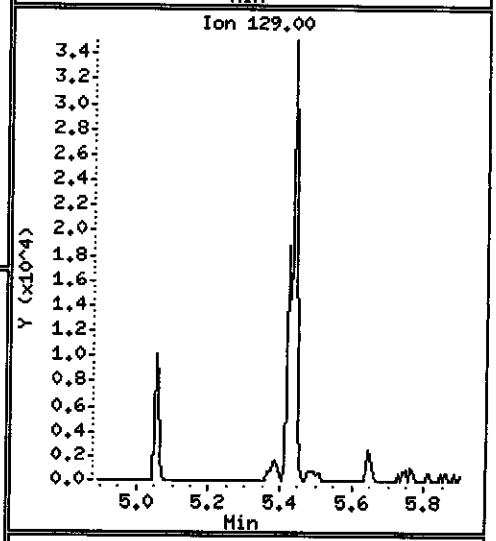

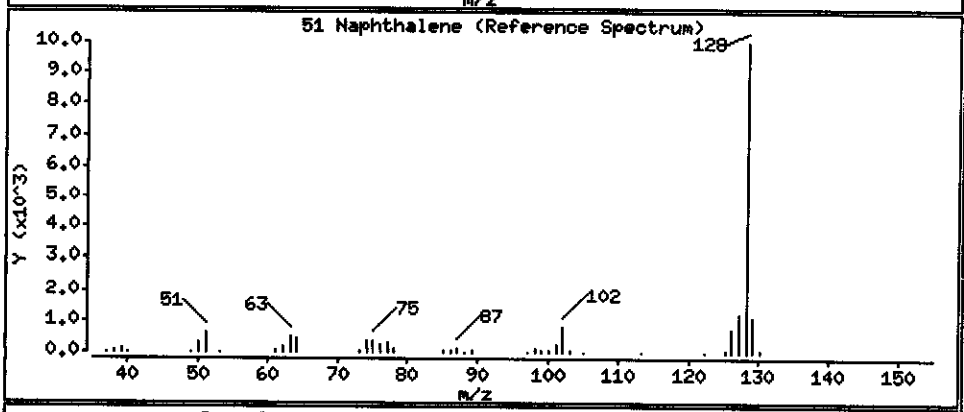

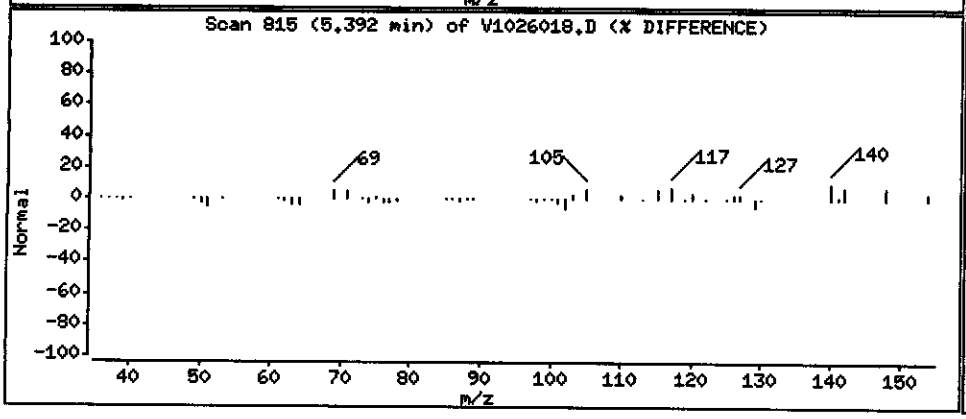

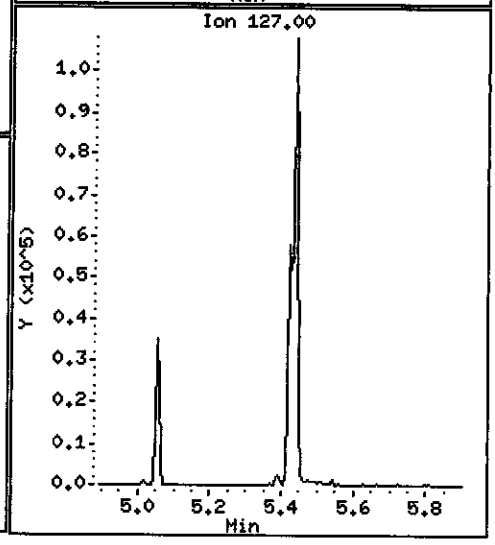

Data File: \\PITSVR06\D\chem\731.i\V102608.b\V1026018.D

Date : 27-OCT-2008 05:41

Client ID: ICM-102-1008

Instrument: 731.i

Sample Info: C8J160331-015 10/20/08 h2o (8295020) 8270c

Volume Injected (uL): 2.0

Operator: 003200

Column phase: DB5-MS

Column diameter: 0.32

52 4-Chloroaniline

Concentration: 2.2118 ug/L

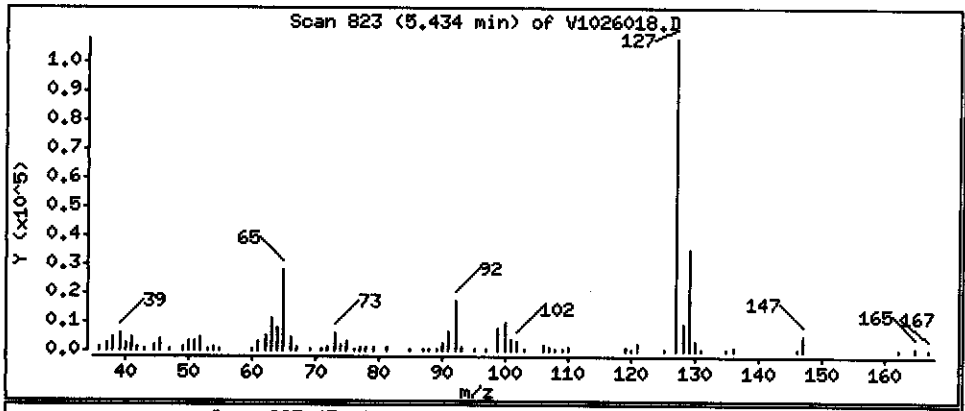

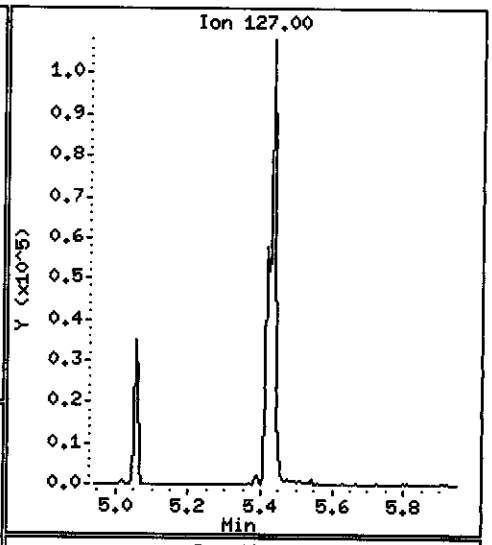

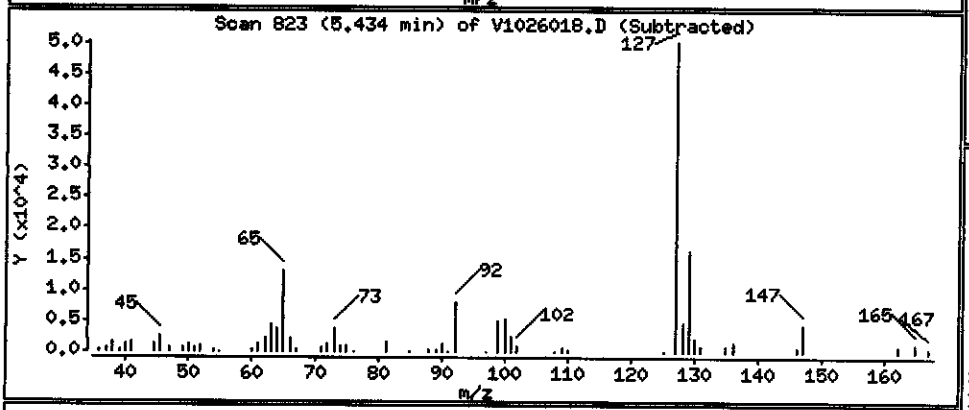

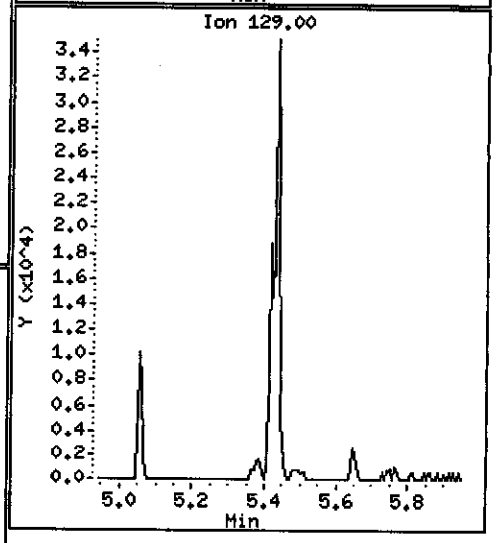

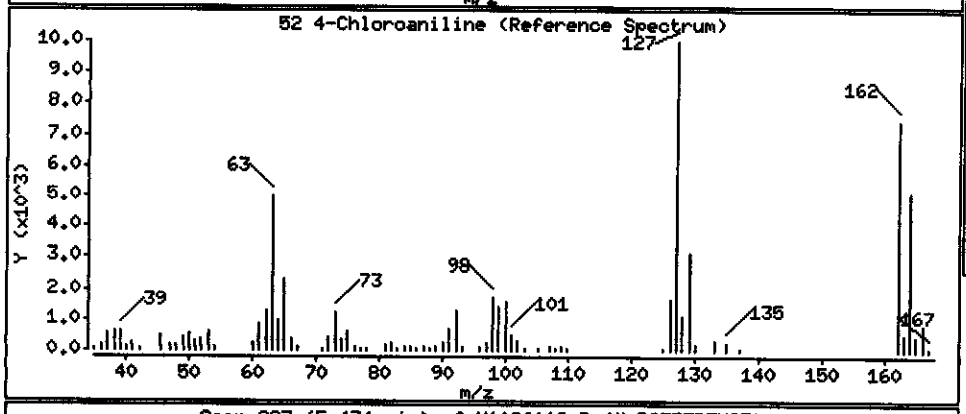

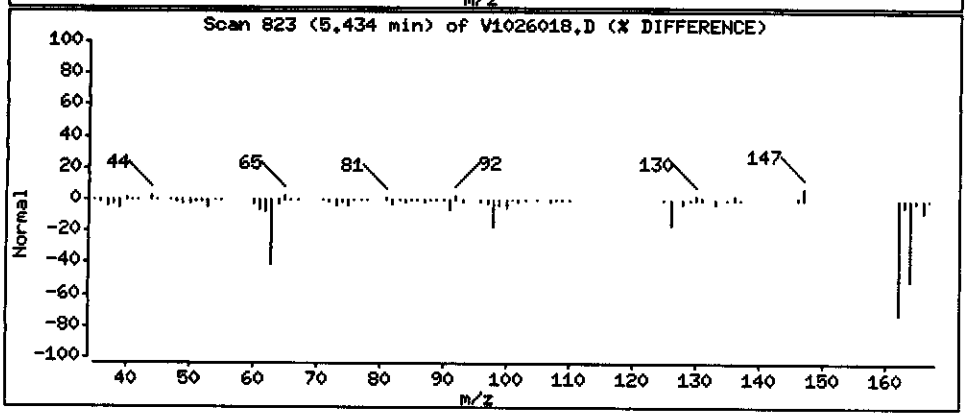

Data File: \\PITSVR06\D\chem\731.i\V102608.b\V1026018.D

Date : 27-OCT-2008 05:41

Client ID: ICM-102-1008

Instrument: 731.i

Sample Info: C8J160331-015 10/20/08 h2o (8295020) 8270c

Volume Injected (uL): 2.0

Operator: 003200

Column phase: DB5-MS

Column diameter: 0.32

63 1-Methylnaphthalene

Concentration: 0.36388 ug/L

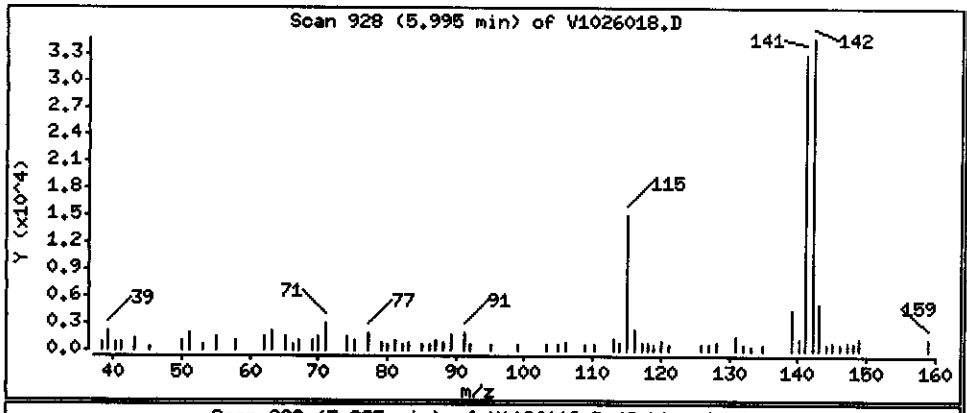

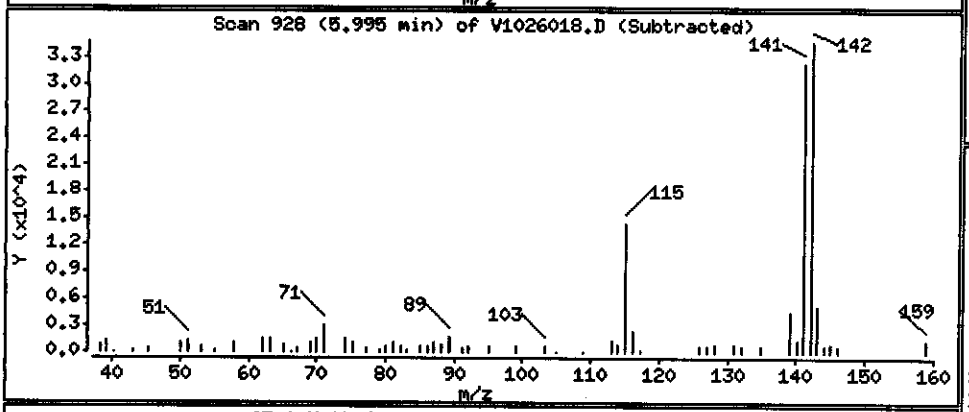

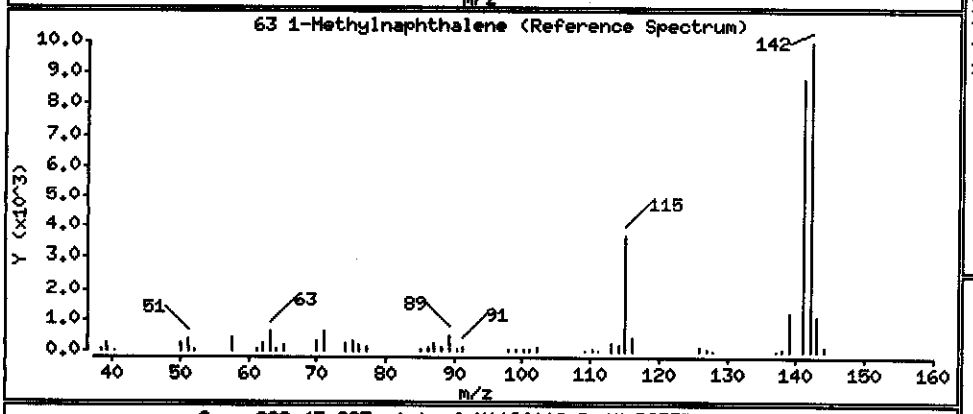

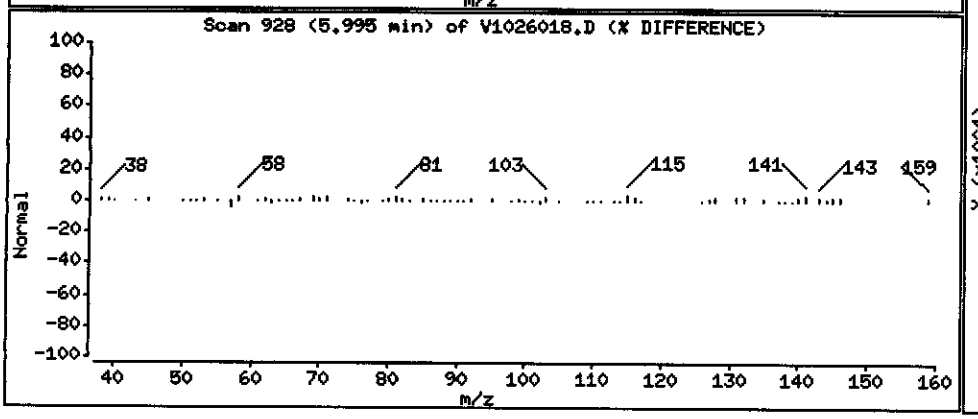

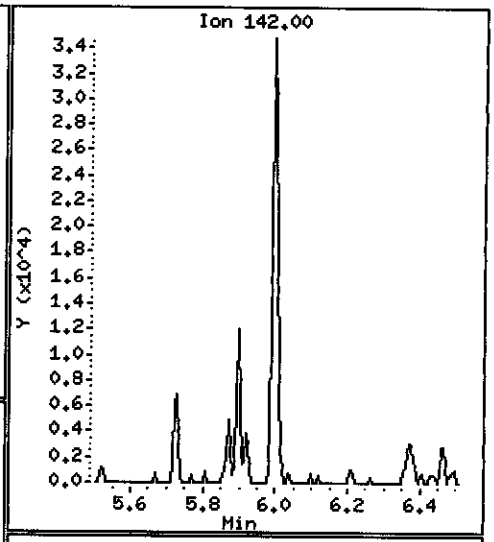

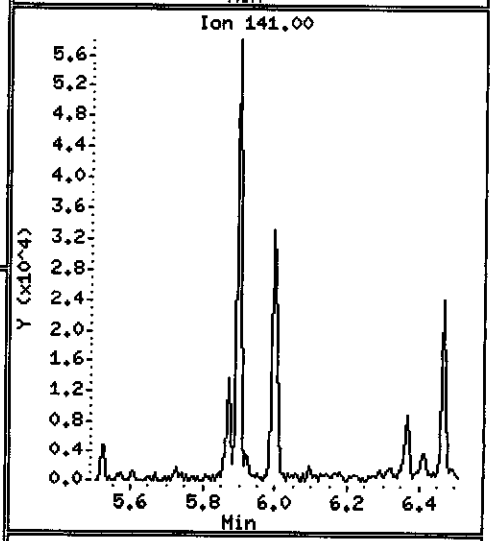

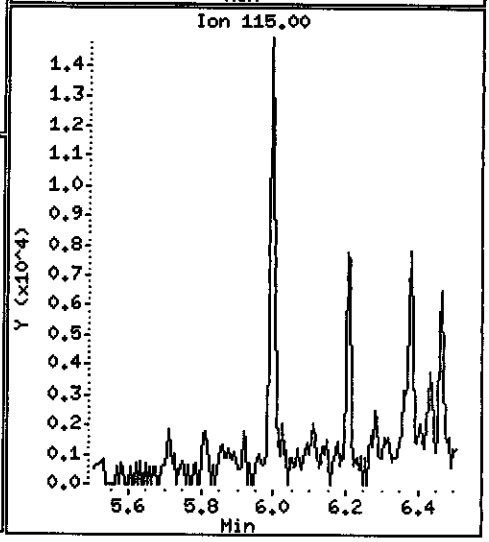

Data File: \\PITSVR06\D\chem\731.i\V102608.b\V1026018.D

Date : 27-OCT-2008 05:41

Client ID: ICM-102-1008

Instrument: 731.i

Sample Info: C8J160331-015 10/20/08 h2o (8295020) 8270c

Volume Injected (uL): 2.0

Operator: 003200

Column phase: DB5-MS

Column diameter: 0.32

209 1,1'-Biphenyl

Concentration: 0.24049 ug/L

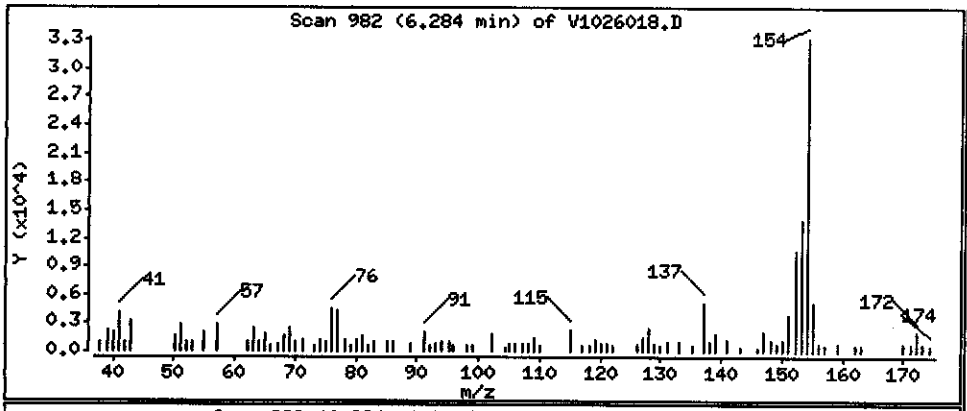

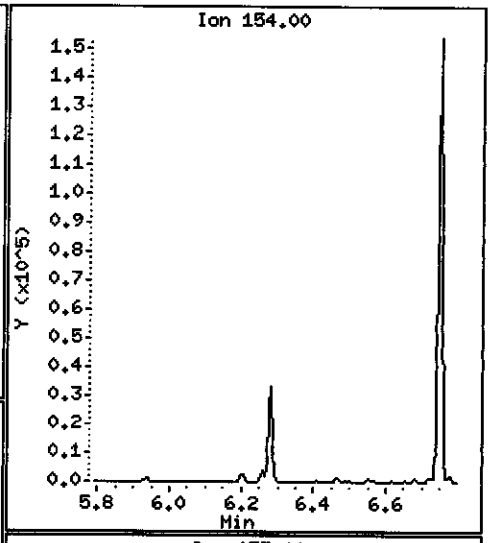

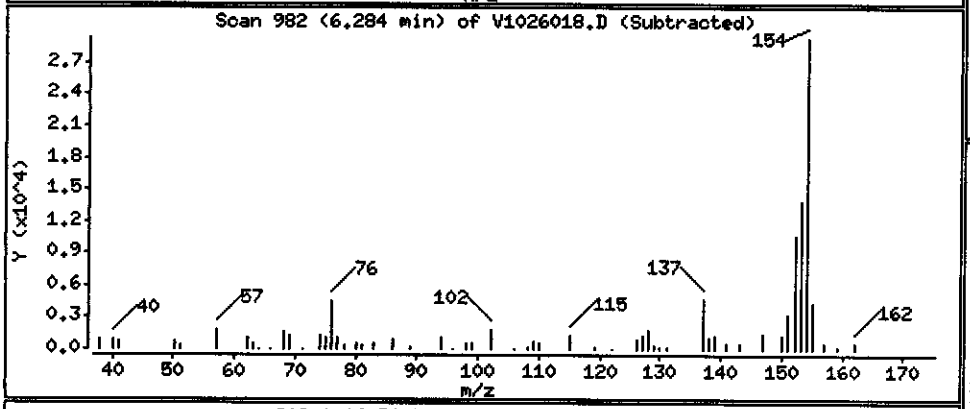

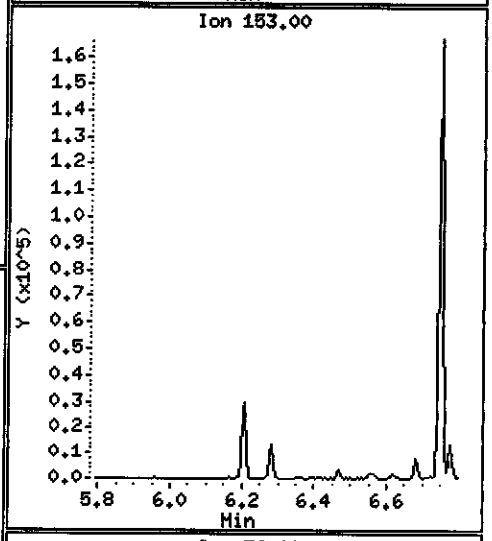

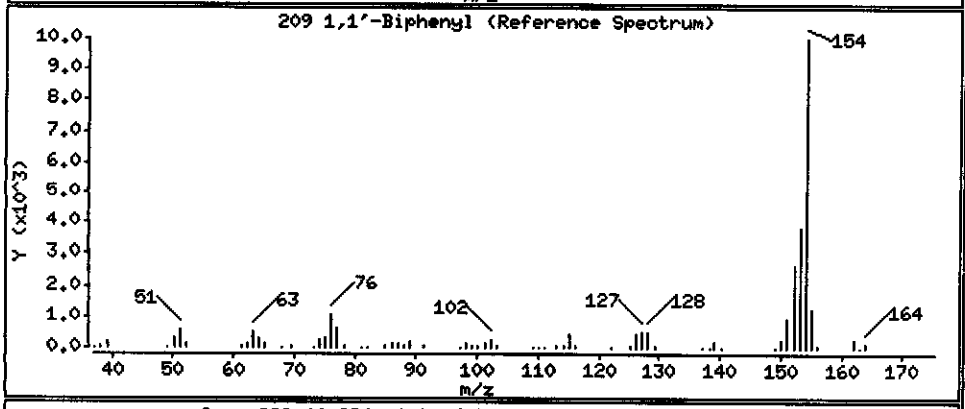

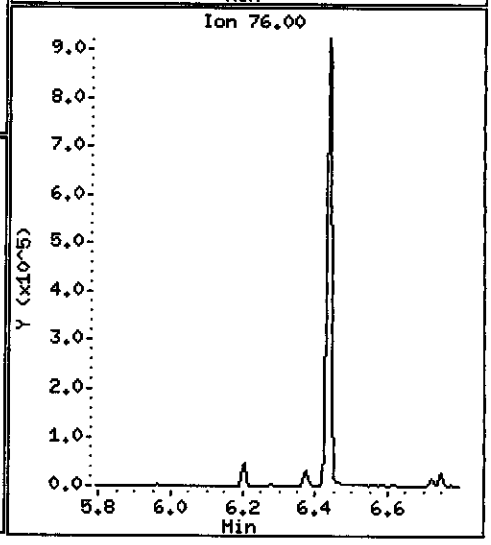

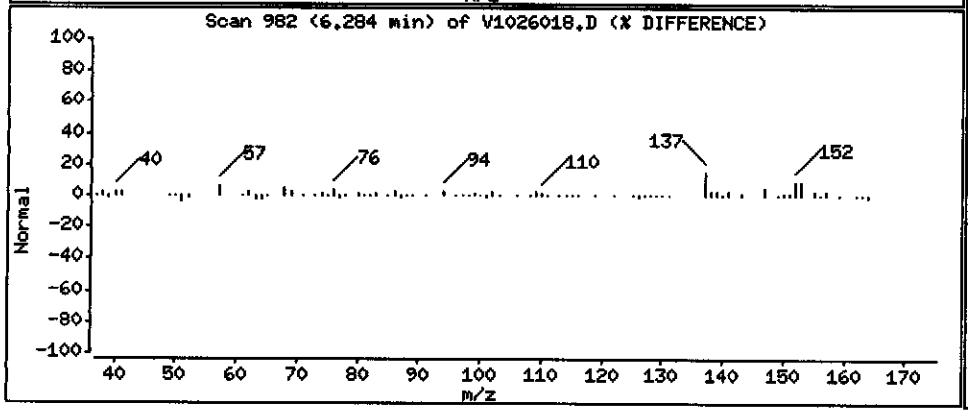

Data File: \\PITSVR06\D\chem\731.i\V102608.b\V1026018.D

Date : 27-OCT-2008 05:41

Client ID: ICH-102-1008

Instrument: 731.i

Sample Info: C8J160331-015 10/20/08 h2o (8295020) 8270c

Volume Injected (uL): 2.0

Operator: 003200

Column phase: DB5-MS

Column diameter: 0.32

79 Acenaphthylene

Concentration: 0.039004 ug/L

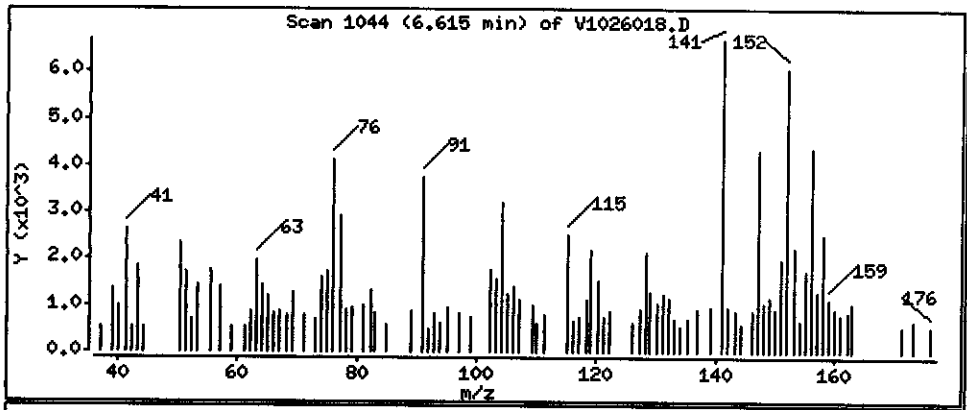

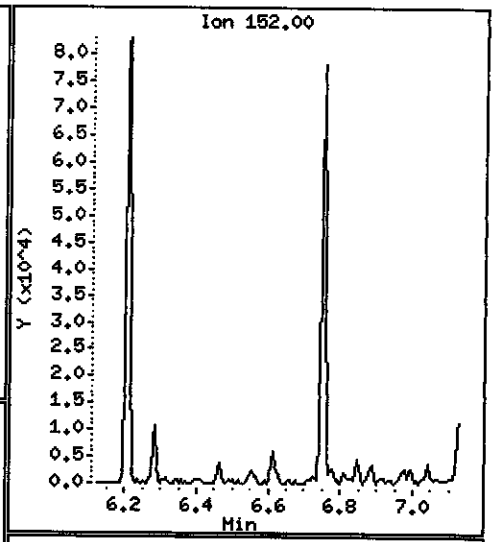

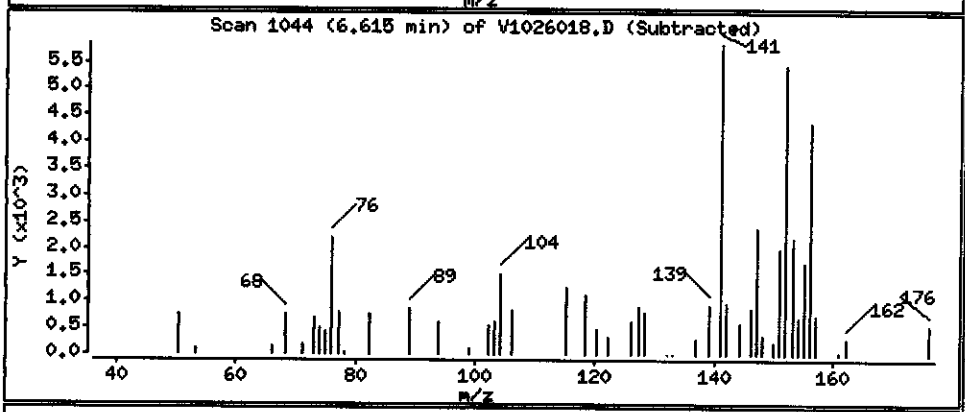

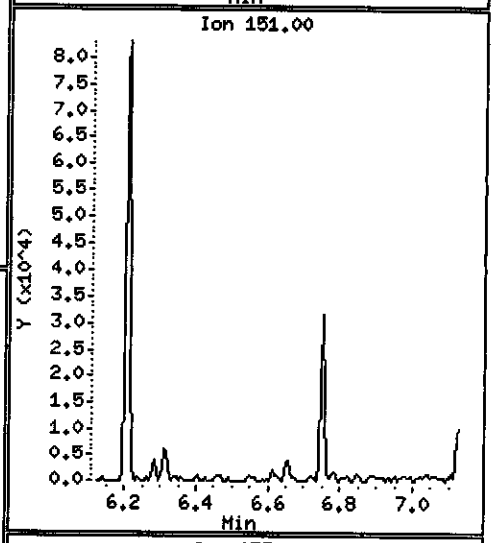

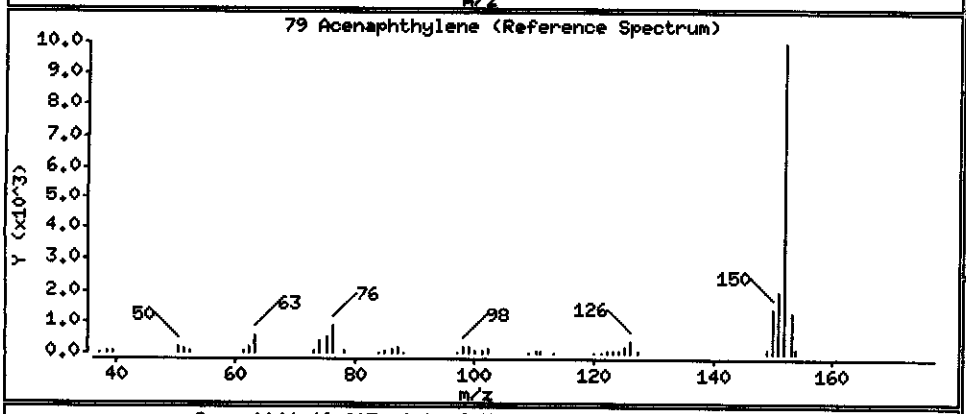

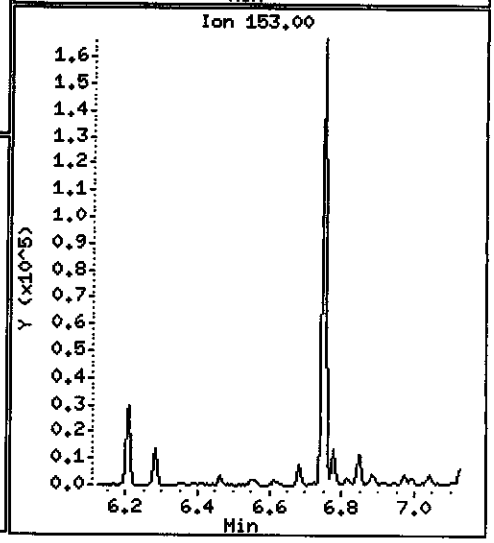

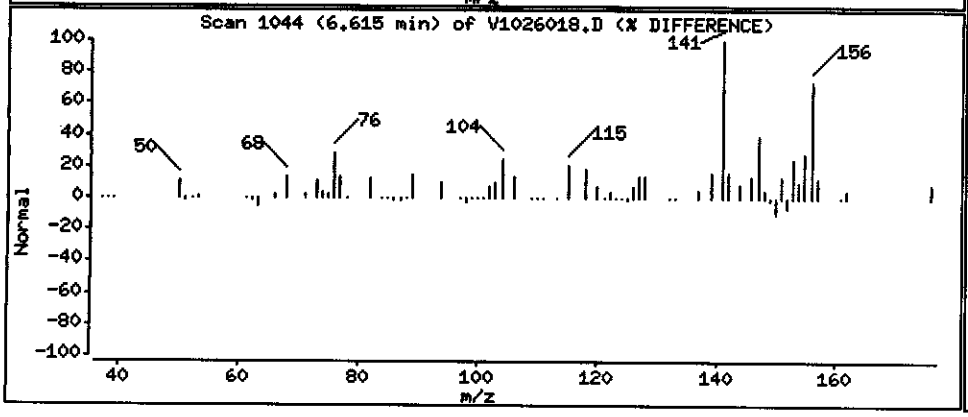

Data File: \\PITSVR06\D\chem\731.i\V102608.b\V1026018.D

Date : 27-OCT-2008 05:41

Client ID: ICM-102-1008

Instrument: 731.i

Sample Info: C8J160331-015 10/20/08 h2o (8295020) 8270c

Volume Injected (uL): 2.0

Operator: 003200

Column phase: DB5-MS

Column diameter: 0.32

82 Acenaphthene

Concentration: 1.4153 ug/L

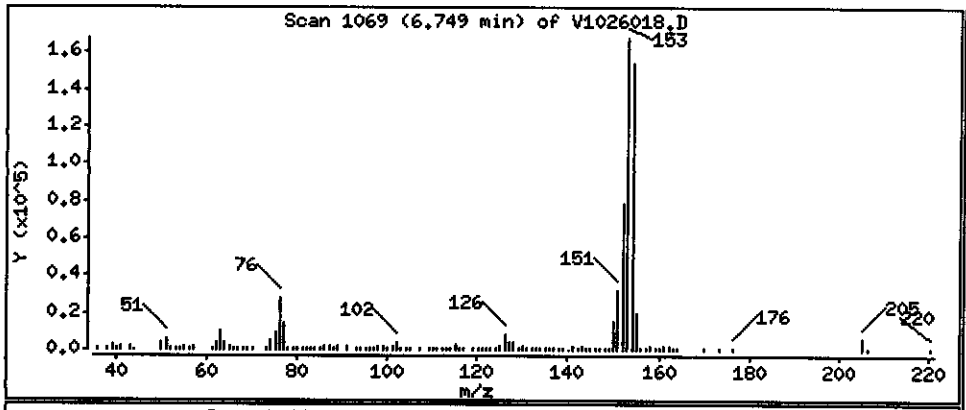

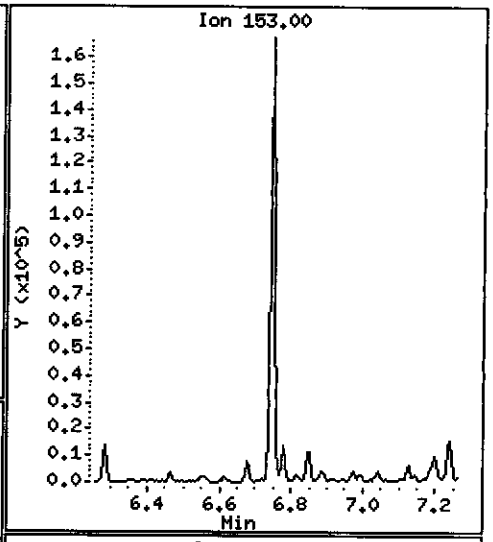

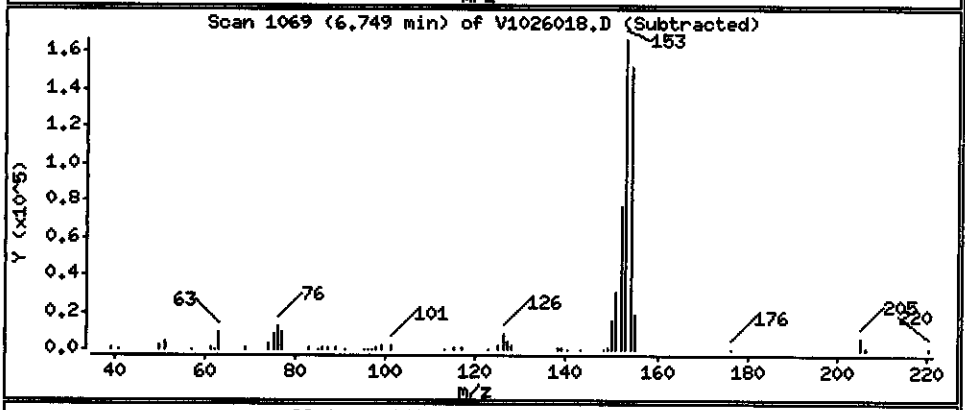

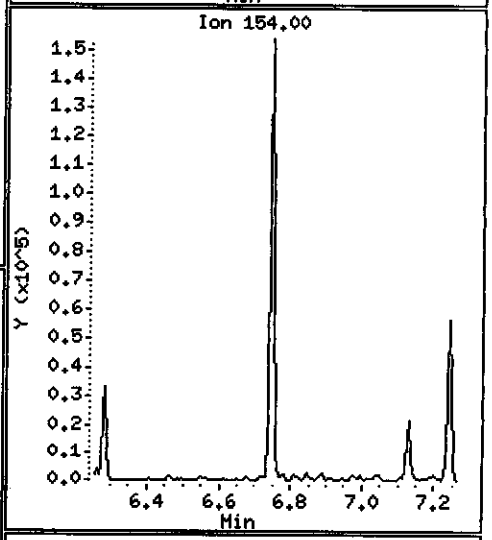

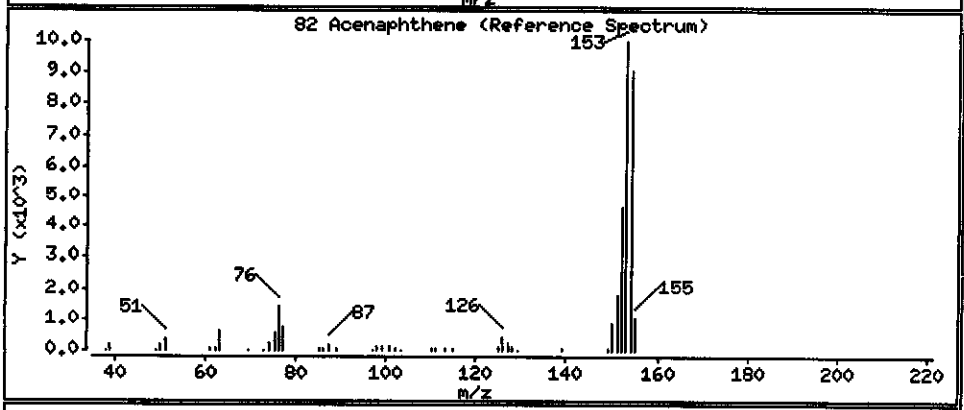

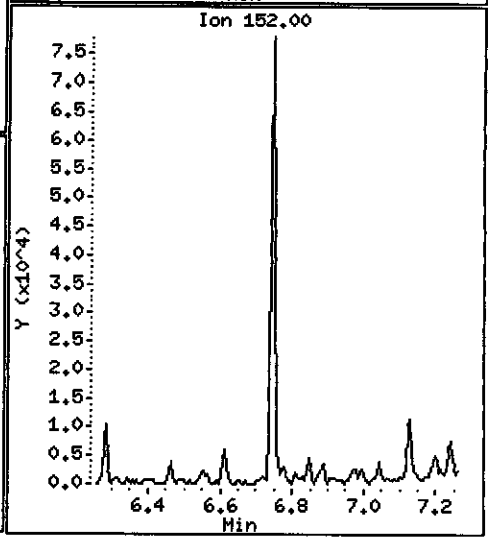

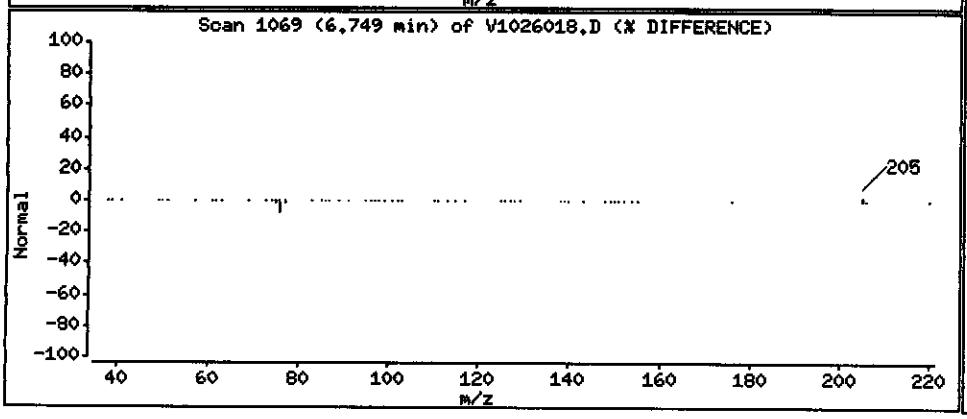

Data File: \\PITSVR06\D\chem\731.i\V102608.b\V1026018.D

Date : 27-OCT-2008 05:41

Client ID: ICM-102-1008

Instrument: 731.i

Sample Info: C8J160331-015 10/20/08 h2o (8296020) 8270c

Volume Injected (uL): 2.0

Operator: 003200

Column phase: DB5-MS

Column diameter: 0.32

92 2-Naphthylamine

Concentration: 51.334 ug/L

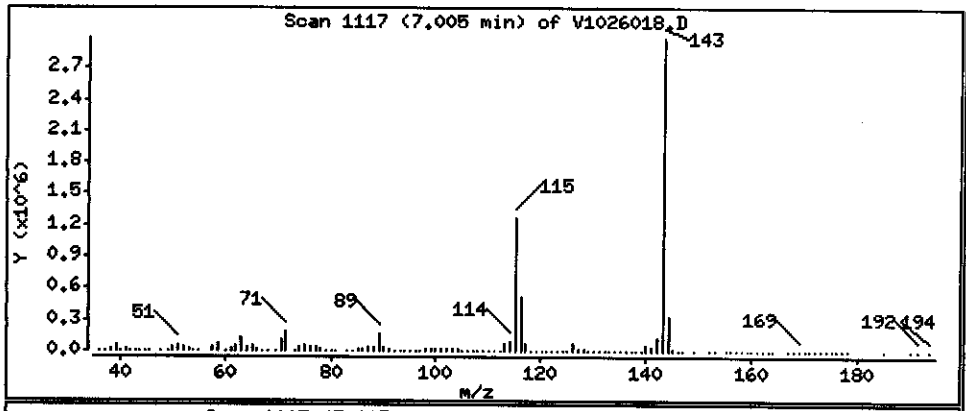

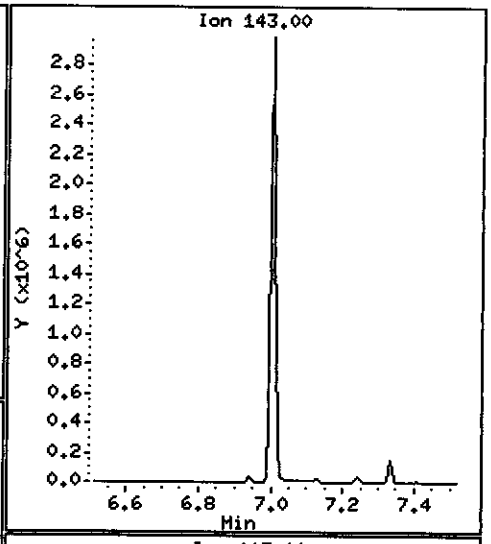

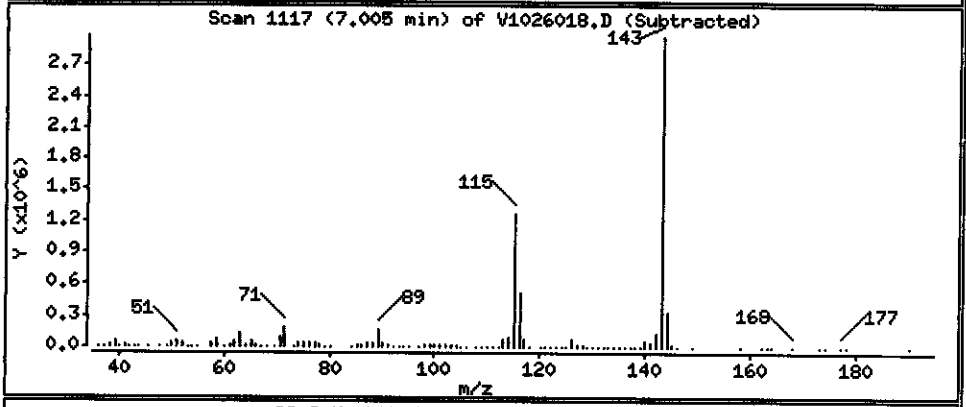

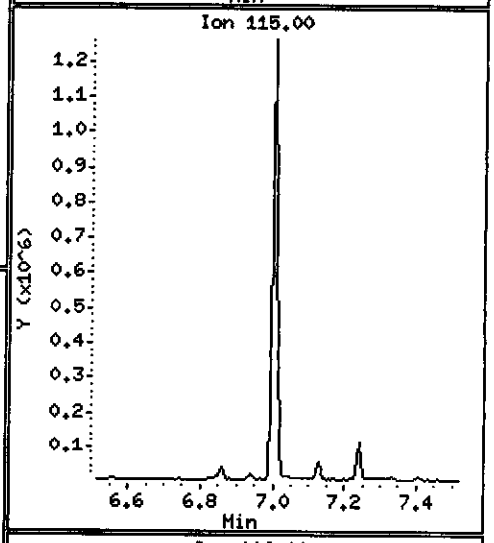

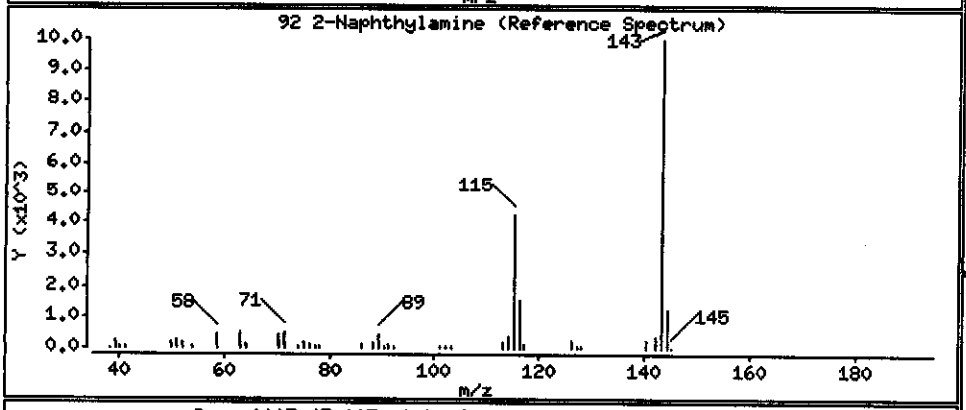

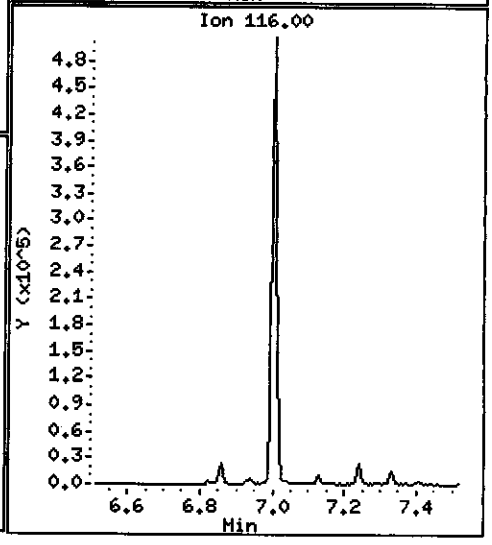

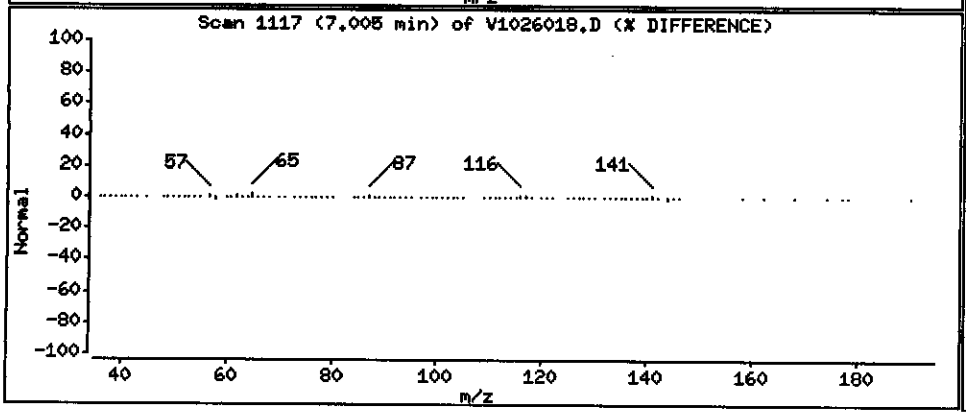

Data File: \\PITSVR06\D\chem\731.i\W102608.b\V1026018.D

Date : 27-OCT-2008 05:41

Client ID: ICM-102-1008

Instrument: 731.i

Sample Info: C8J160331-015 10/20/08 h2o (8295020) 8270c

Volume Injected (uL): 2.0

Operator: 003200

Column phase: DB5-MS

Column diameter: 0.32

93 Diethylphthalate

Concentration: 0.069634 ug/L

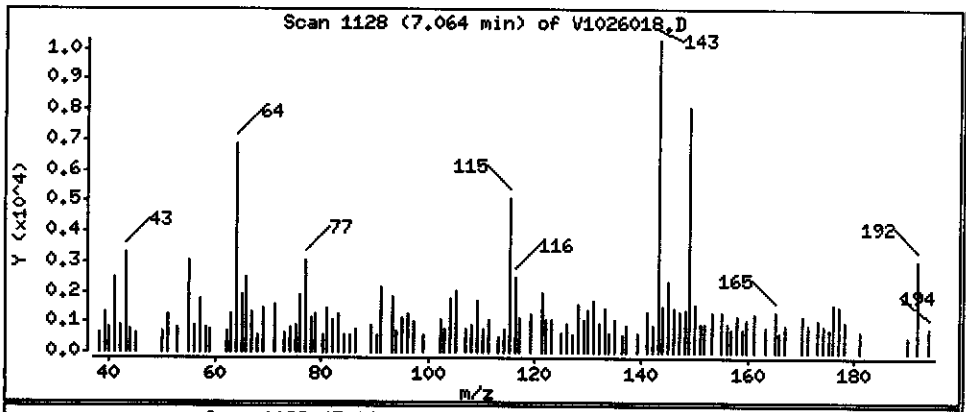

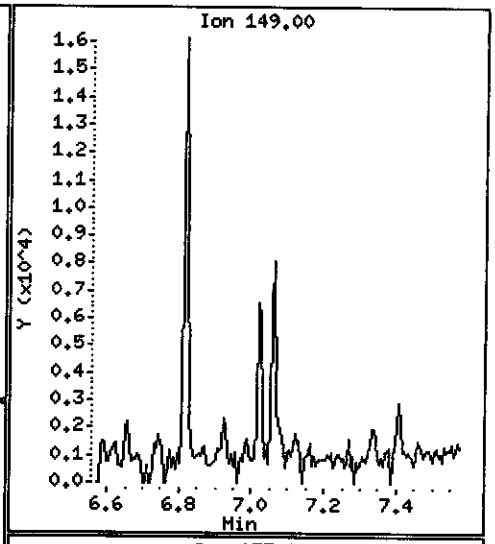

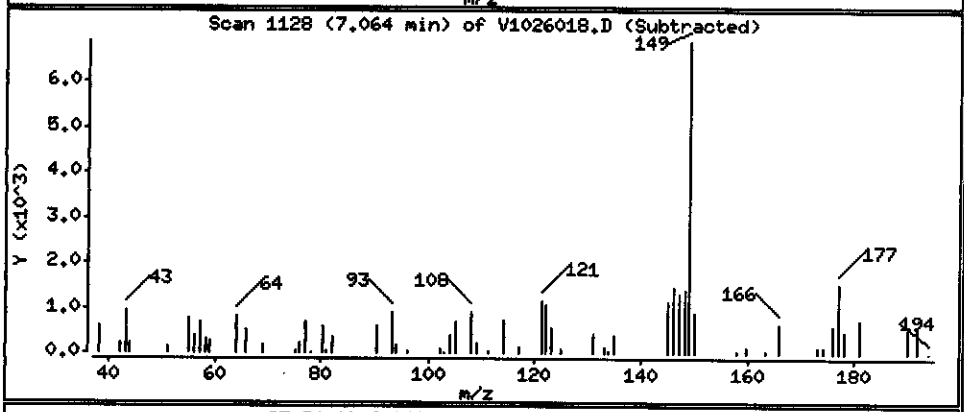

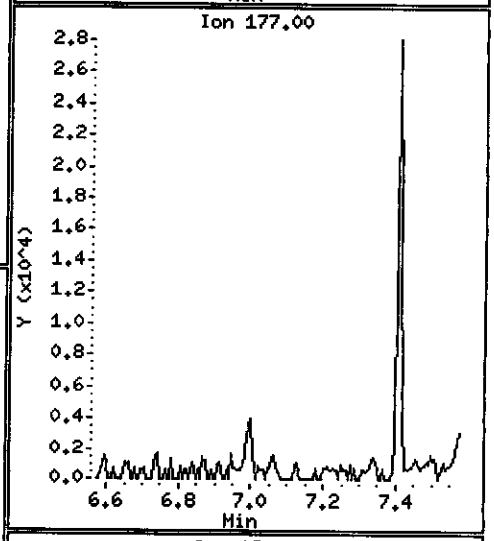

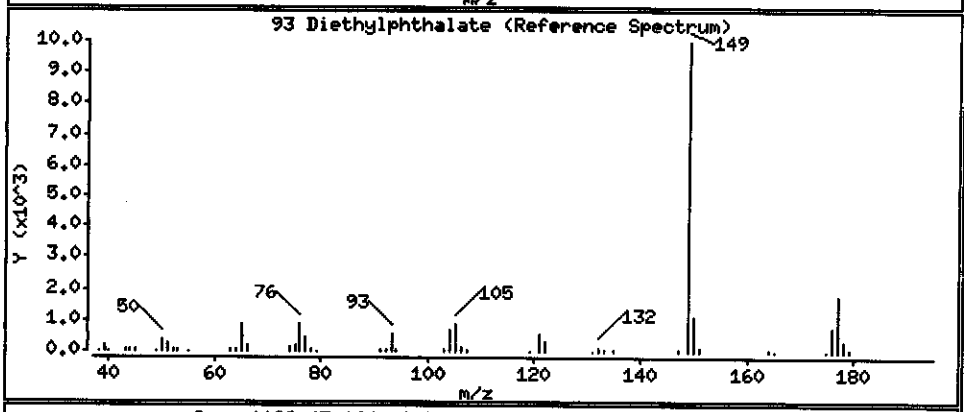

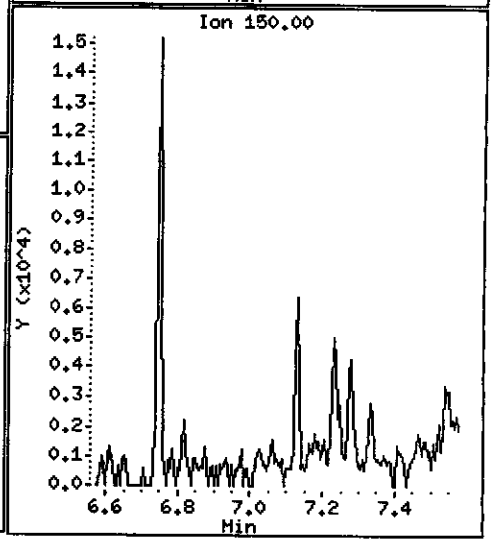

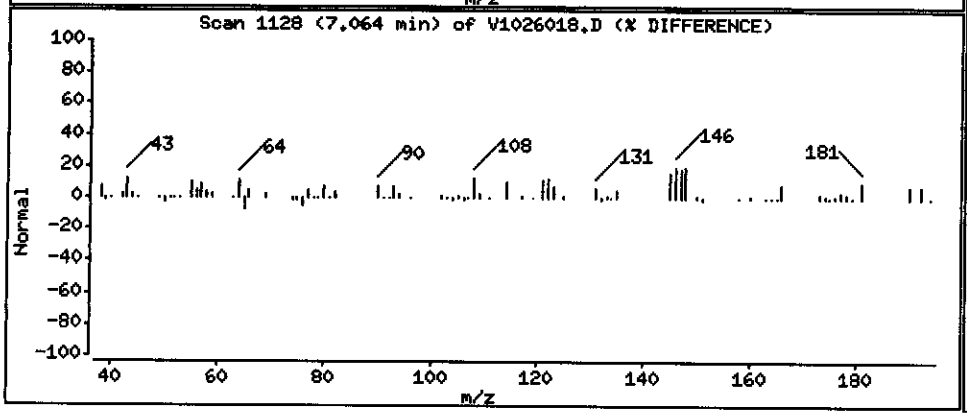

Data File: \\PITSVR06\D\chem\731.i\V102608.b\V1026018.D

Date : 27-OCT-2008 05:41

Client ID: ICM-102-1008

Instrument: 731.i

Sample Info: C8J160331-015 10/20/08 h2o (8295020) 8270c

Volume Injected (uL): 2.0

Operator: 003200

Column phase: DB5-MS

Column diameter: 0.32

99 N-Nitrosodiphenylamine (1)

Concentration: 24.372 ug/L

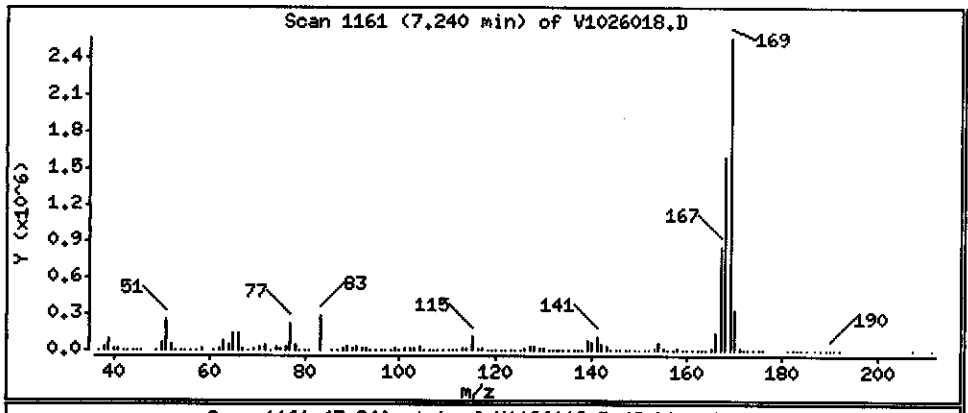

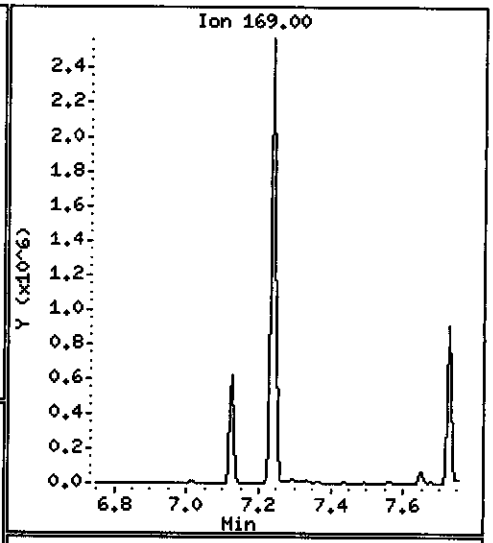

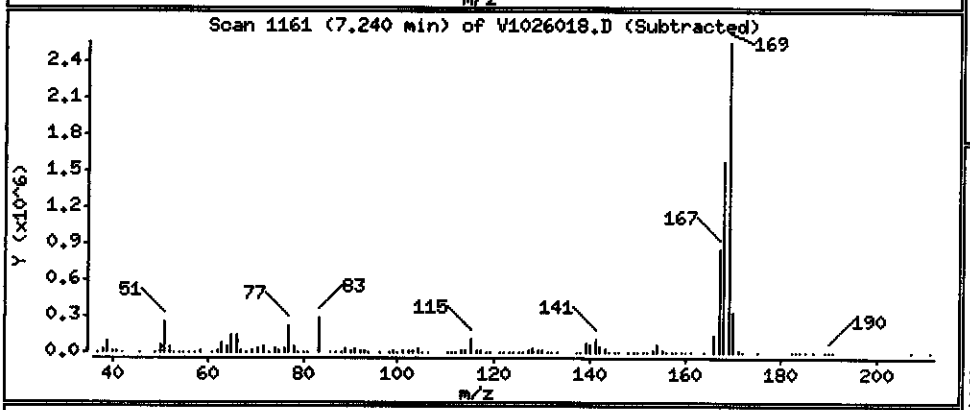

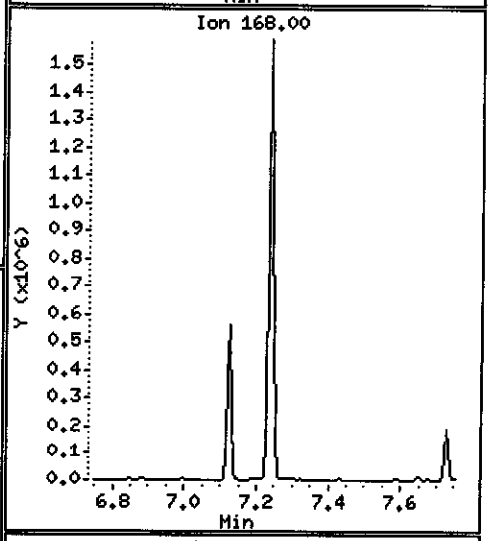

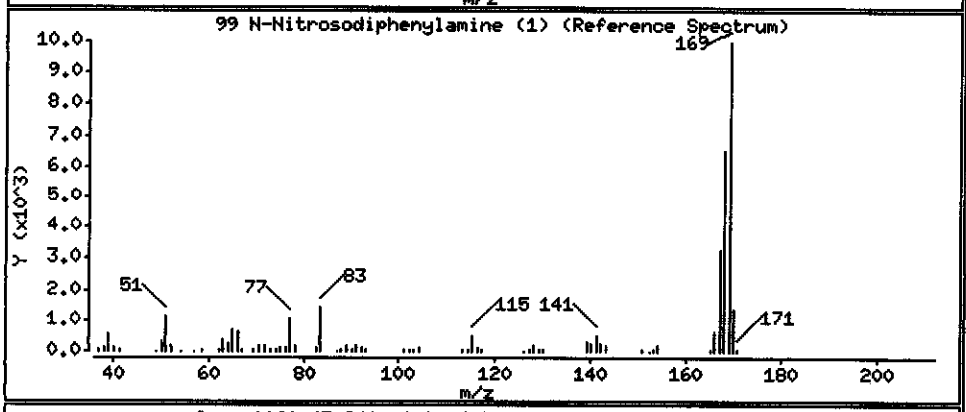

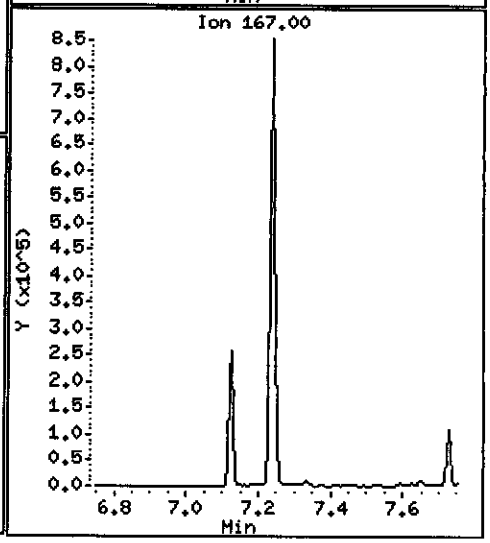

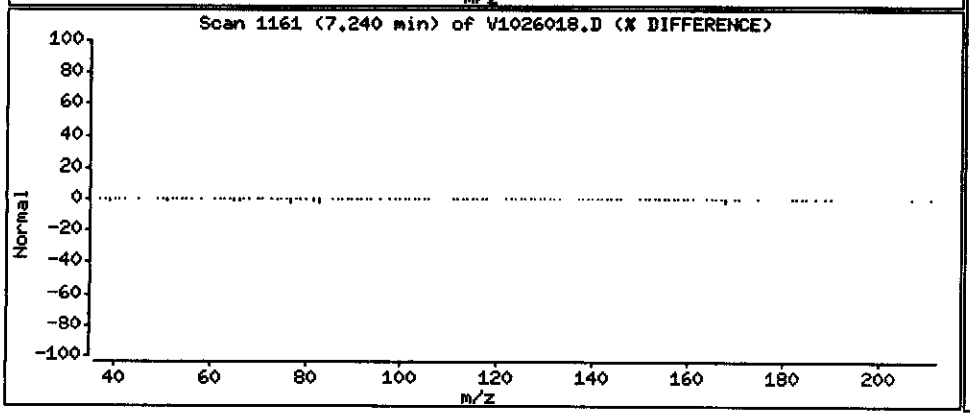

Data File: \\PITSVR06\D\chem\731.i\V102608.b\V1026018.D

Date : 27-OCT-2008 05:41

Client ID: ICH-102-1008

Instrument: 731.i

Sample Info: C8J160331-015 10/20/08 h2o (8295020) 8270c

Volume Injected (uL): 2.0

Operator: 003200

Column phase: DB5-MS

Column diameter: 0.32

115 Phenanthrene

Concentration: 0.10889 ug/L

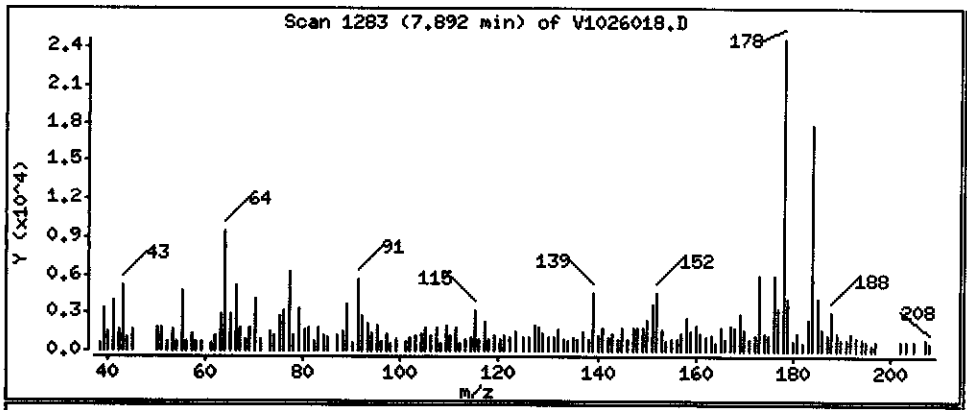

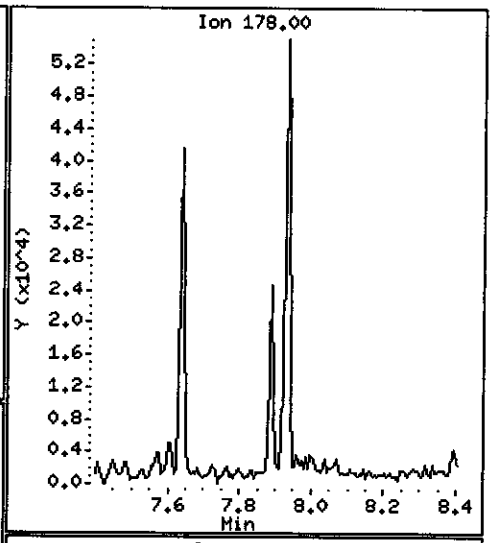

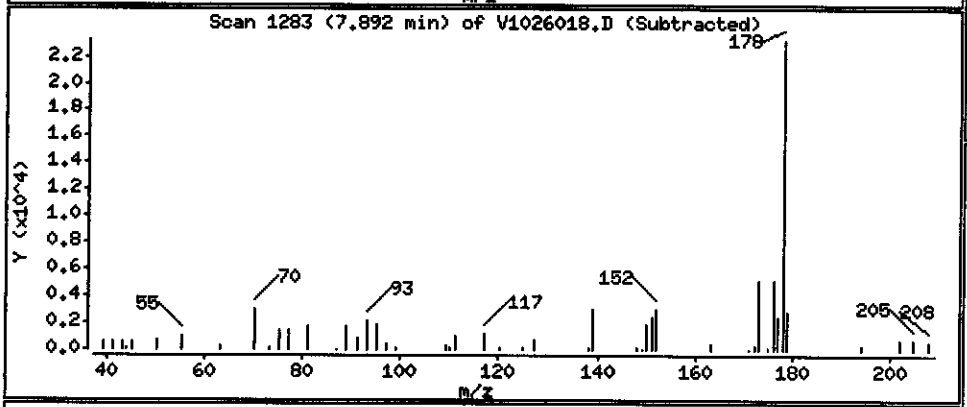

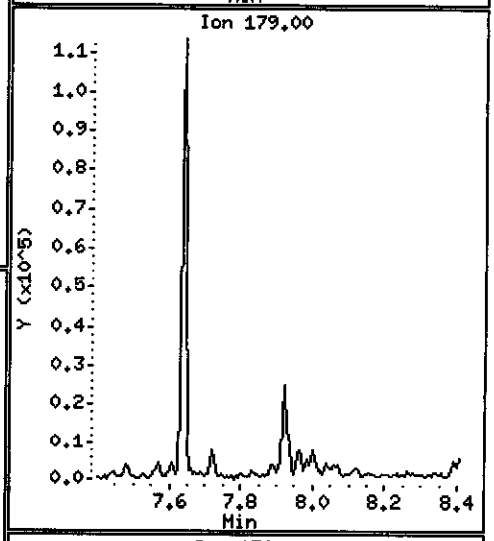

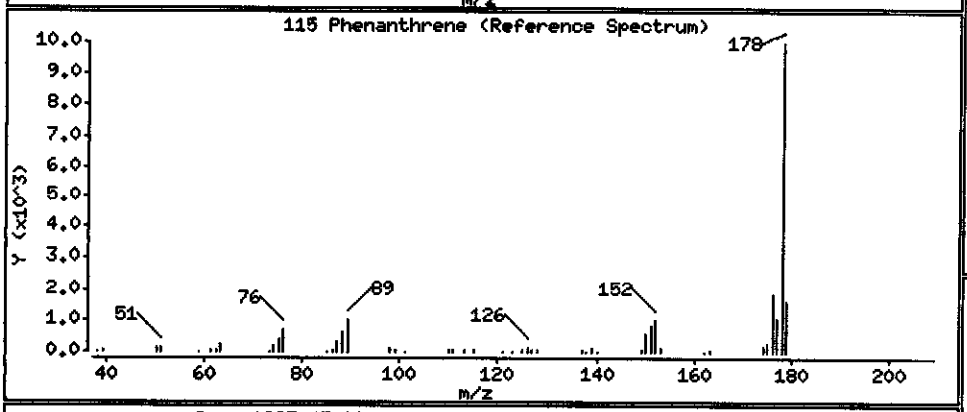

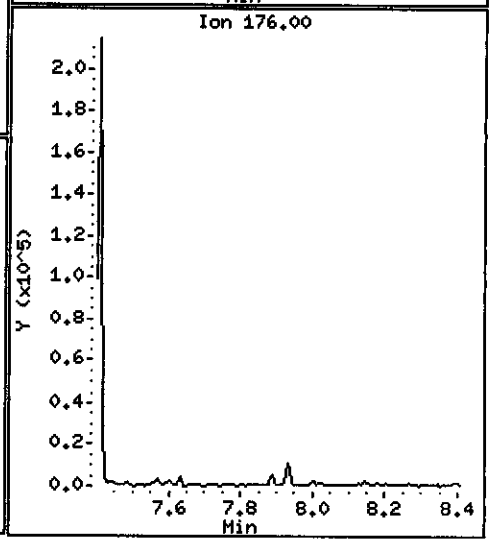

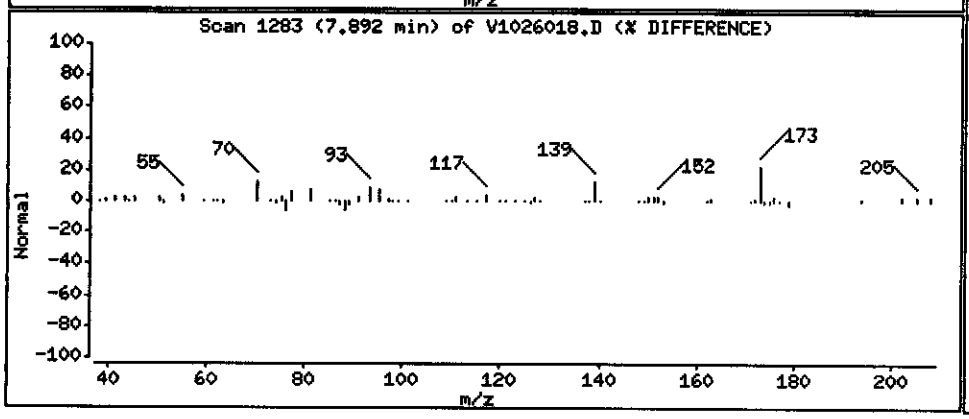

Data File: \\PITSVR06\D\chem\731.i\V102608.b\V1026018.D

Date : 27-OCT-2008 05:41

Client ID: ICM-102-1008

Instrument: 731.i

Sample Info: C8J160331-015 10/20/08 h2o (8295020) 8270c

Volume Injected (uL): 2.0

Operator: 003200

Column phase: DB5-MS

Column diameter: 0.32

116 Anthracene

Concentration: 0.29389 ug/L

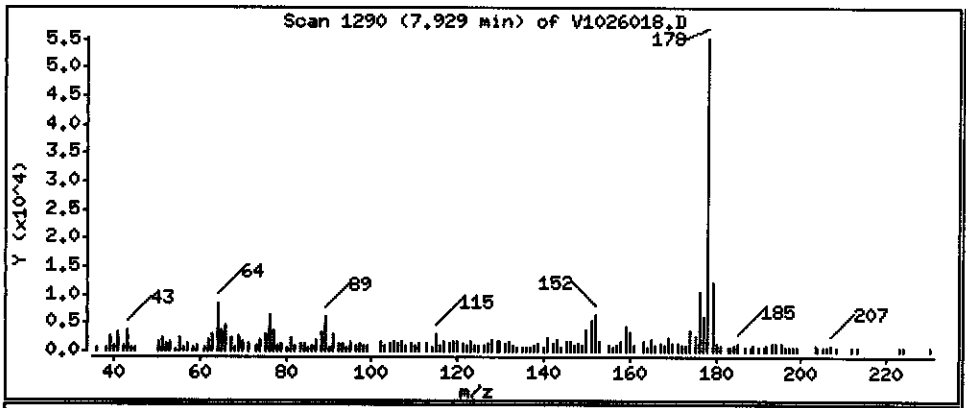

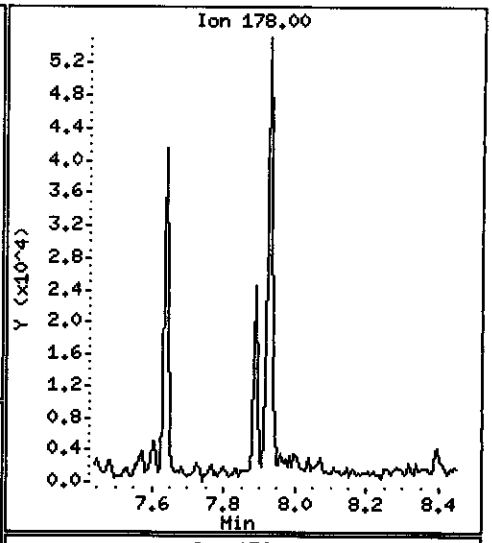

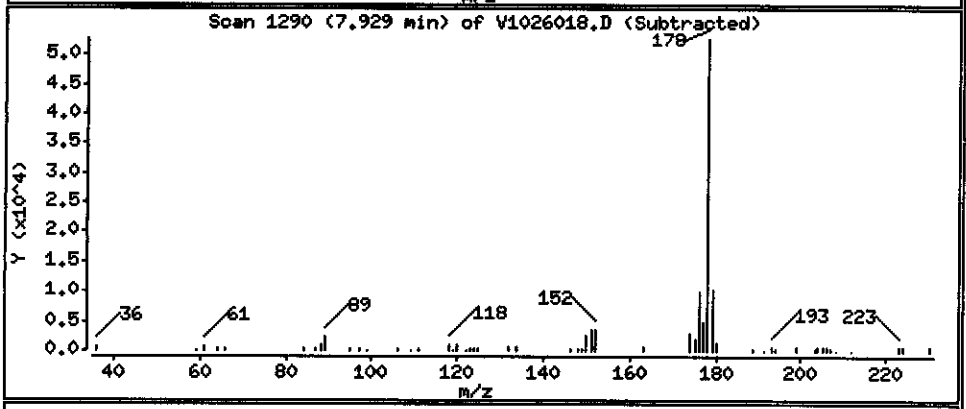

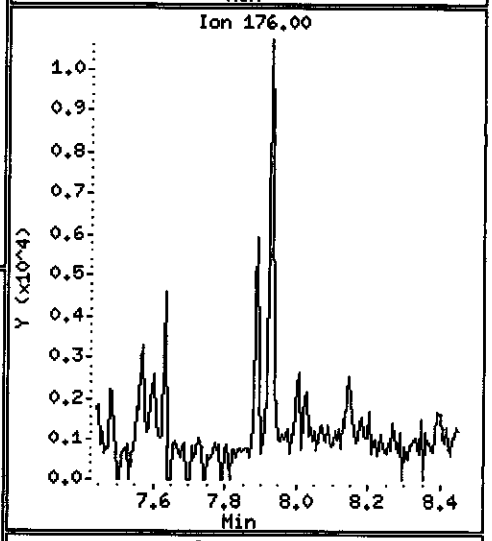

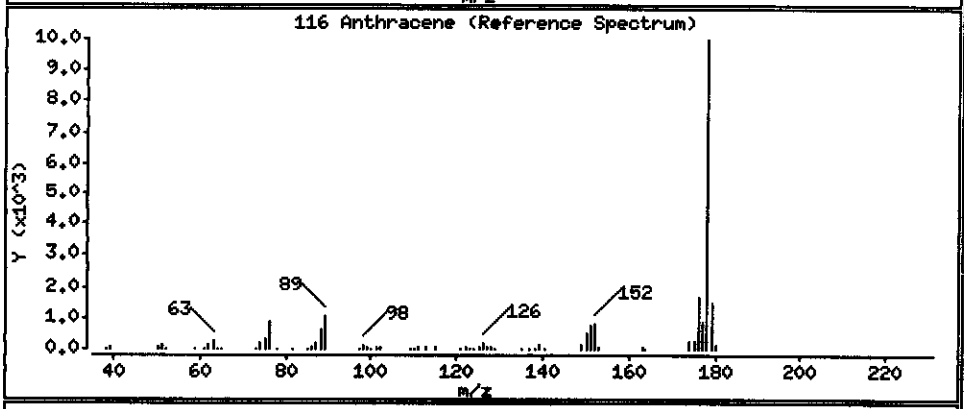

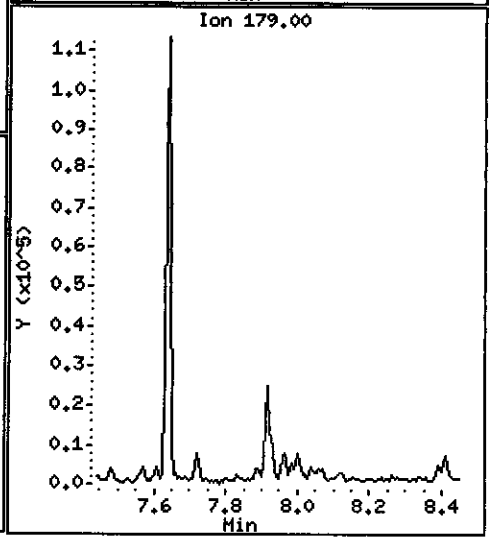

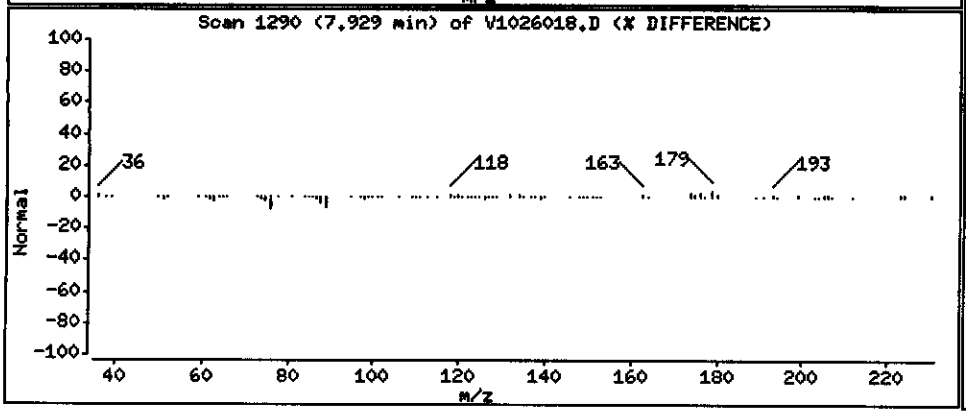

Data File: \\PITSVR06\D\chem\731.i\V102608.b\V1026018.D

Date : 27-OCT-2008 05:41

Client ID: ICM-102-1008

Instrument: 731.i

Sample Info: C8J160331-015 10/20/08 h2o (8295020) 8270c

Volume Injected (uL): 2.0

Operator: 003200

Column phase: DB5-MS

Column diameter: 0.32

119 Carbazole

Concentration: 0.13958 ug/L

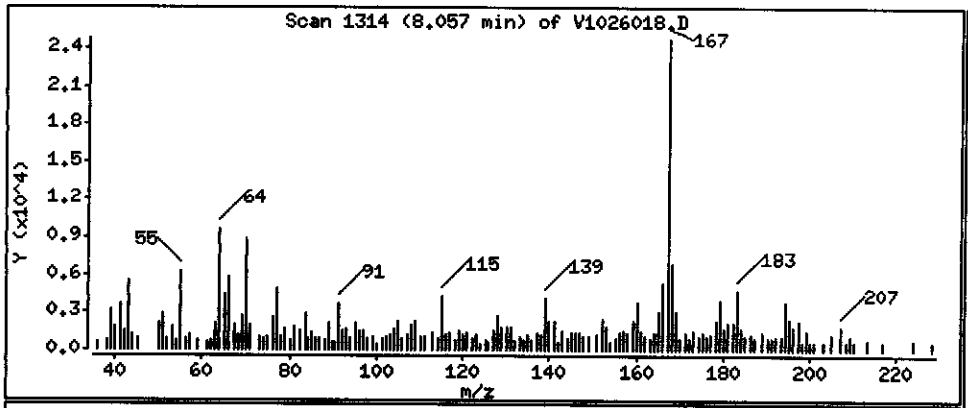

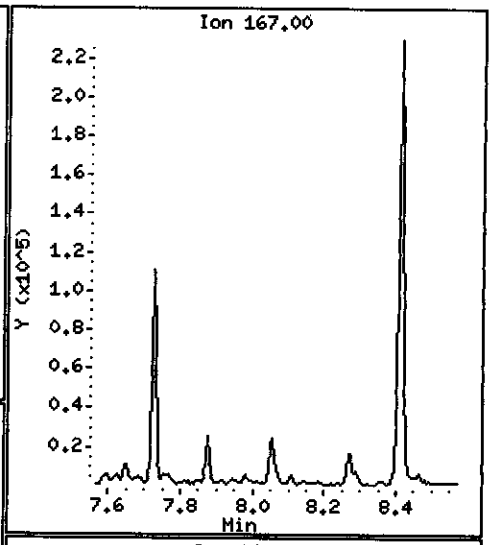

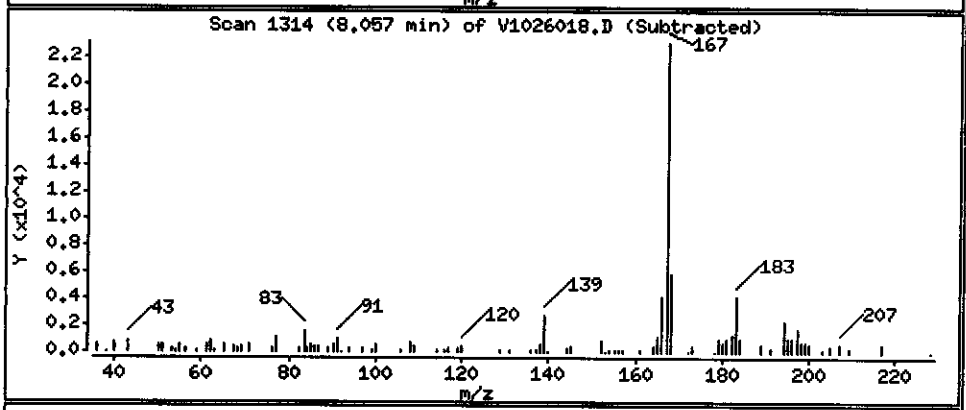

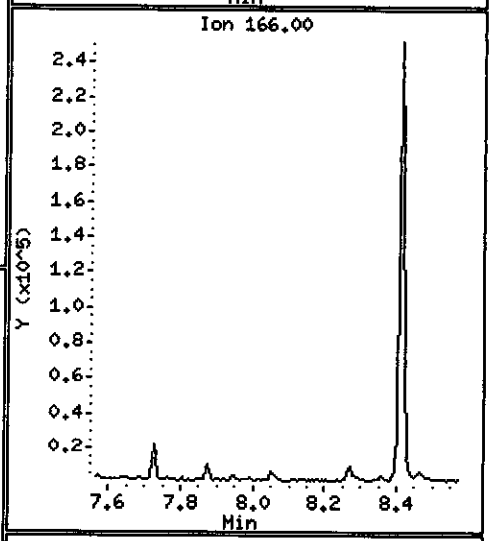

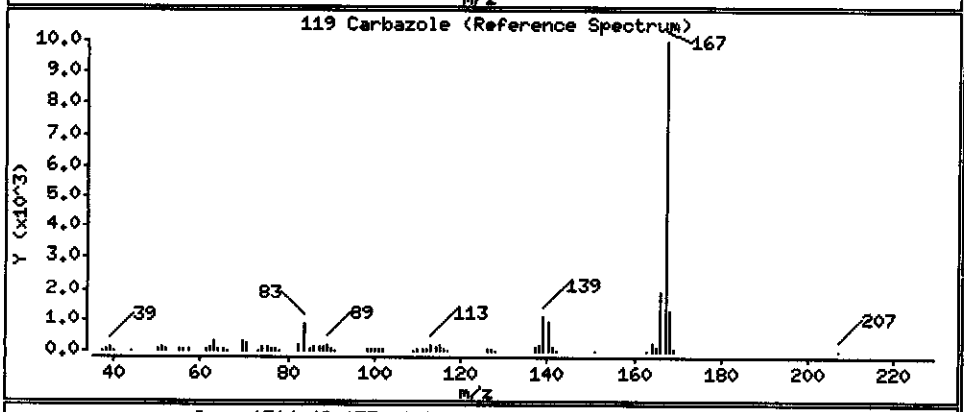

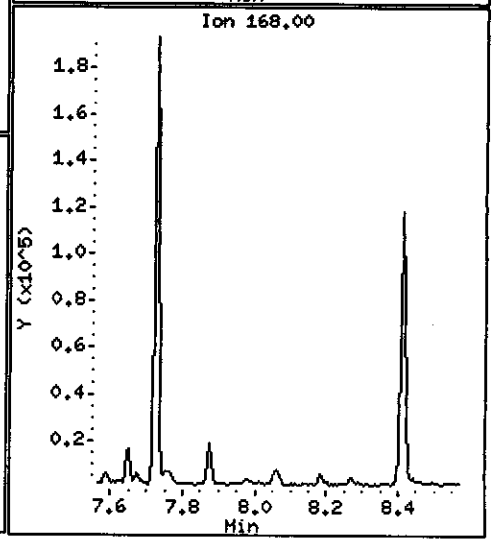

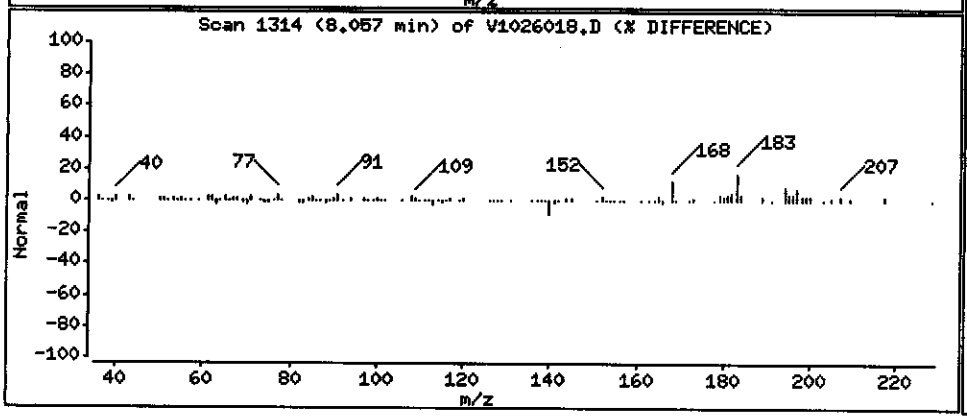

Data File: \\PITSVR06\D\chem\731.i\V102608.b\V1026018.D

Date : 27-OCT-2008 05:41

Client ID: ICM-102-1008

Instrument: 731.i

Sample Info: C8J160331-015 10/20/08 h2o (8295020) 8270c

Volume Injected (uL): 2.0

Operator: 003200

Column phase: DB5-MS

Column diameter: 0.32

120 Di-n-Butylphthalate

Concentration: 0.084639 ug/L

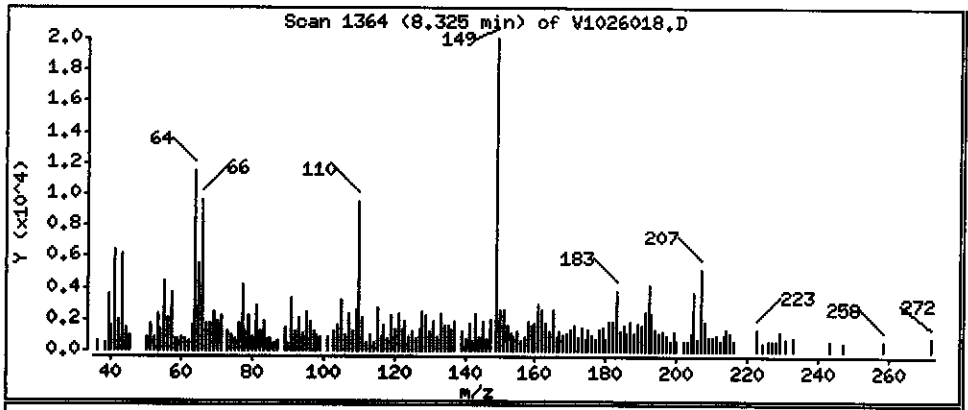

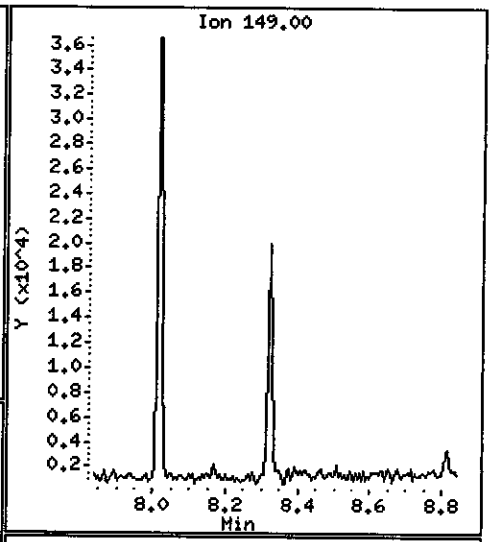

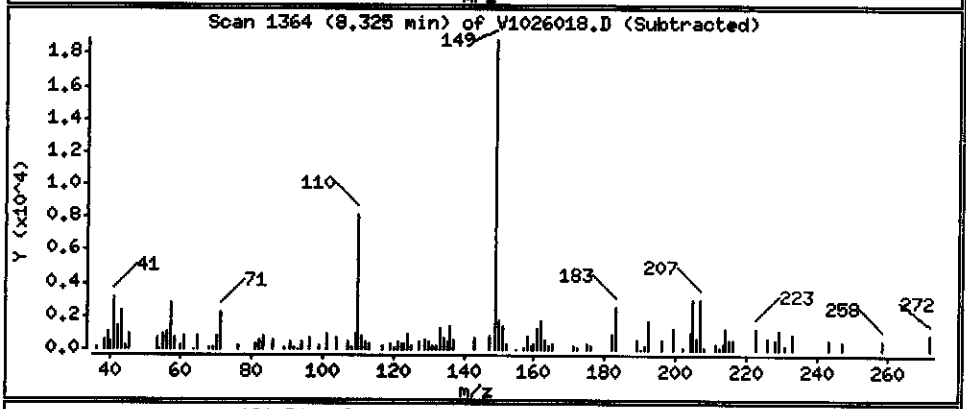

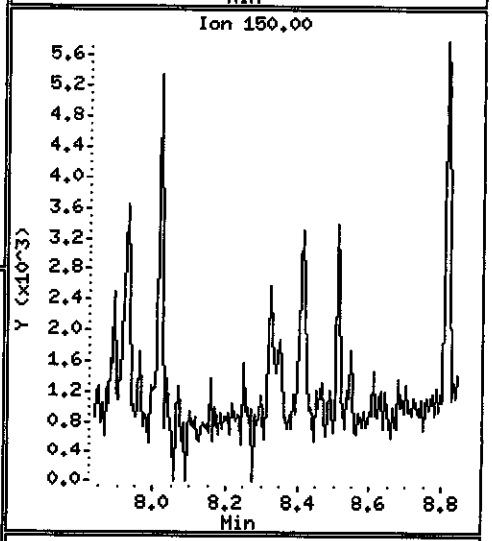

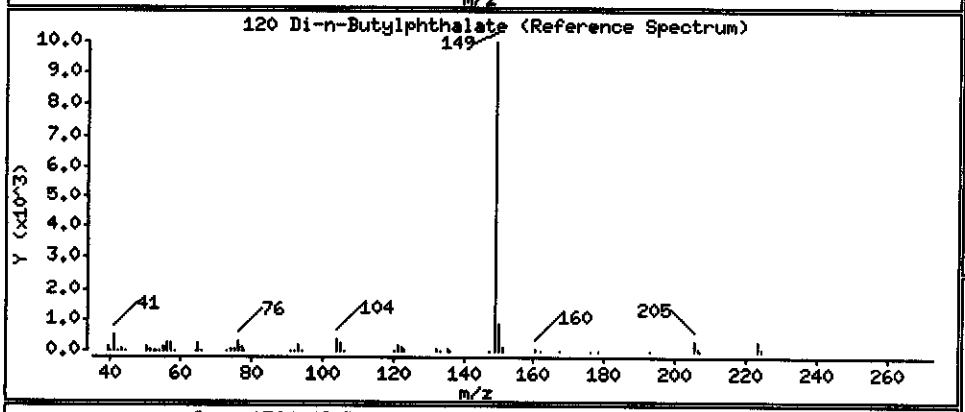

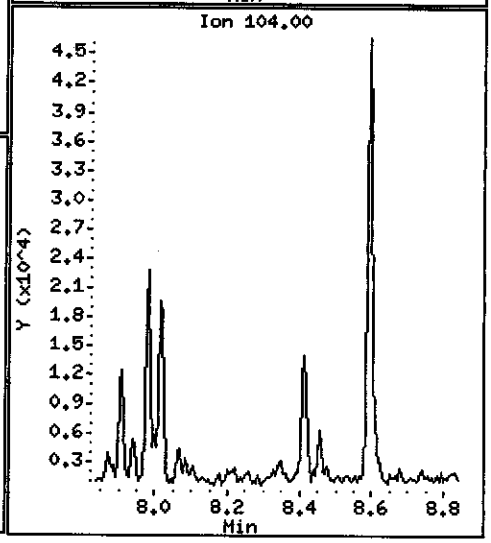

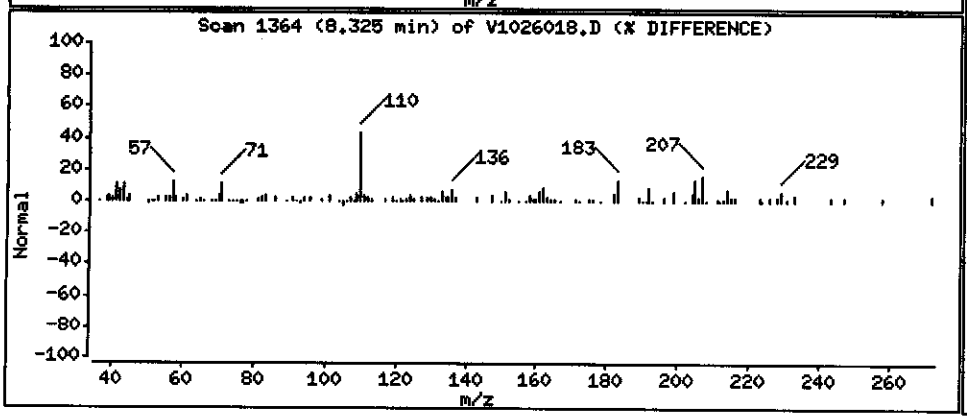

Data File: \\PITSVR06\D\chem\731.i\V102608.b\V1026018.D

Date : 27-OCT-2008 05:41

Client ID: ICM-102-1008

Instrument: 731.i

Sample Info: C8J160331-015 10/20/08 h2o (8295020) 8270c

Volume Injected (uL): 2.0

Operator: 003200

Column phase: DB5-MS

Column diameter: 0.32

123 Fluoranthene

Concentration: 0.90018 ug/L

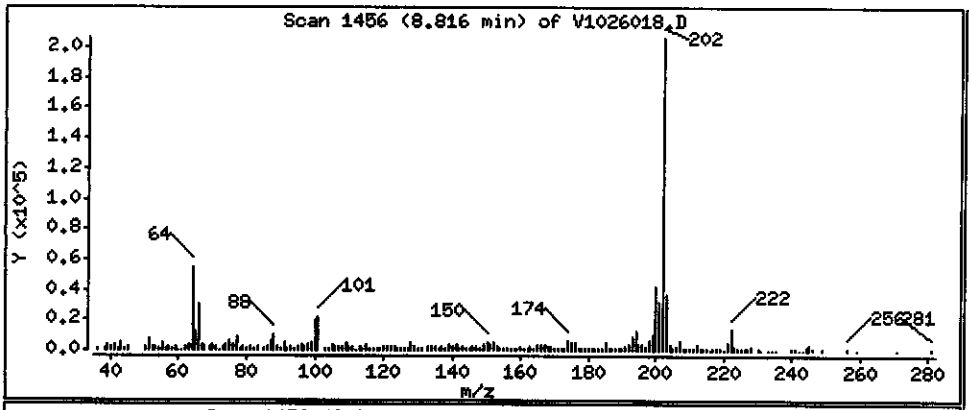

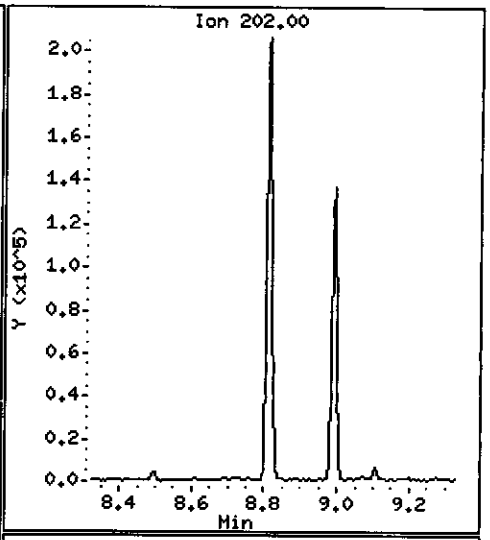

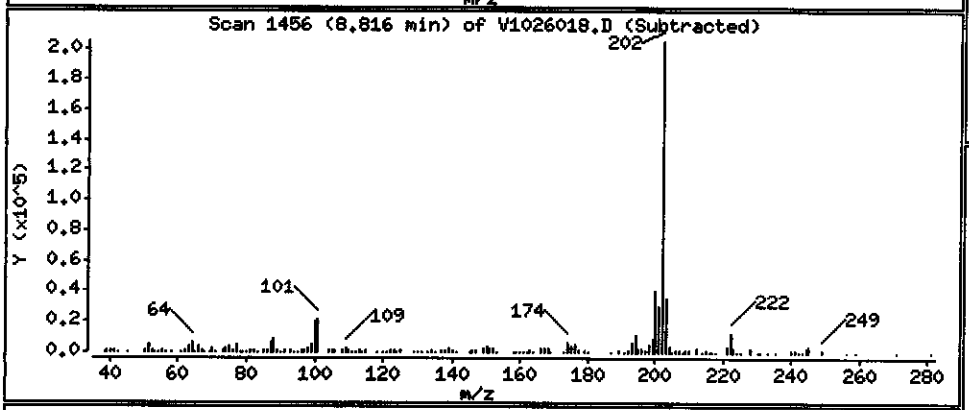

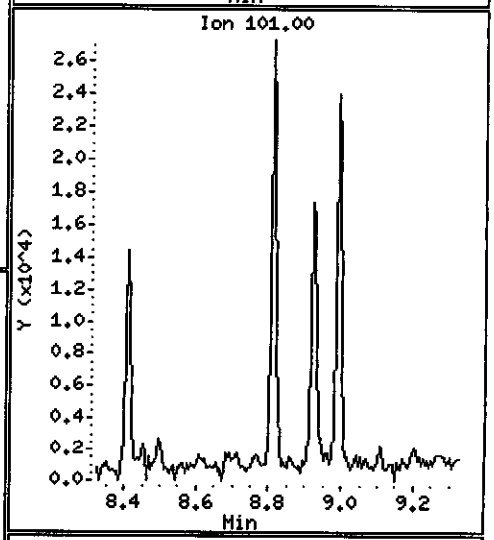

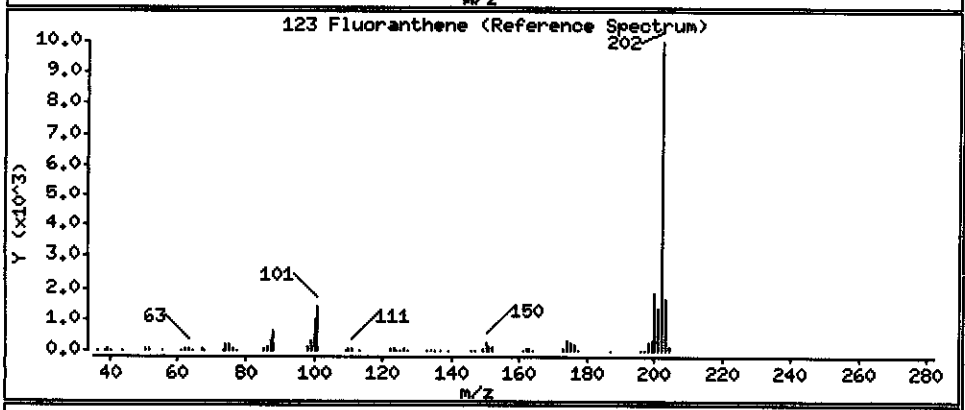

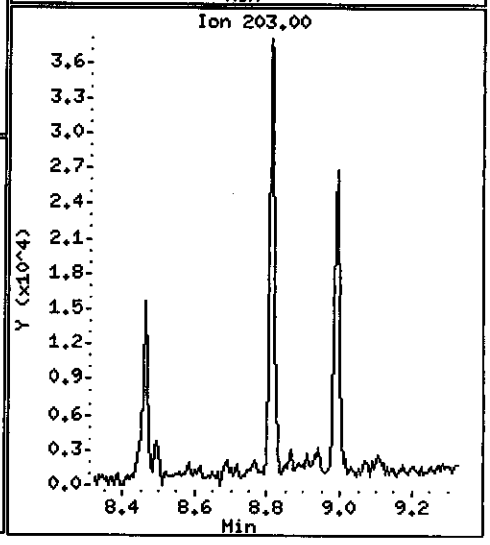

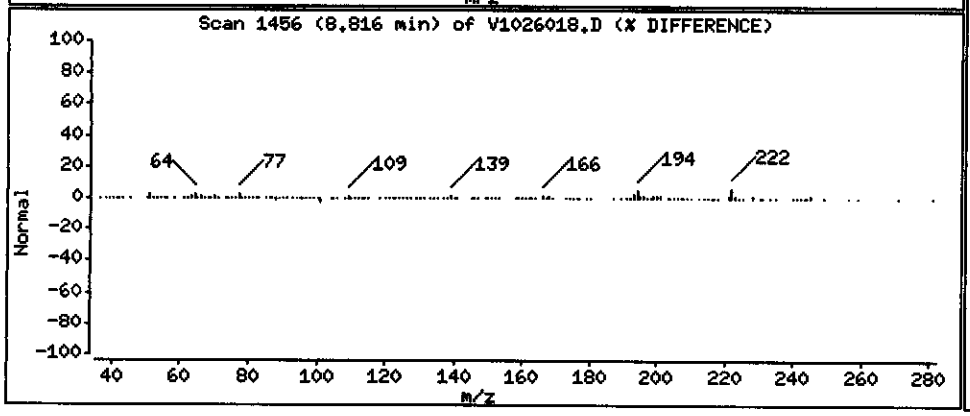

Data File: \\PITSVR06\D\chem\731.i\V102608.b\V1026018.D

Date : 27-OCT-2008 05:41

Client ID: ICM-102-1008

Instrument: 731.i

Sample Info: C8J160331-015 10/20/08 h2o (8295020) 8270c

Volume Injected (uL): 2.0

Operator: 003200

Column phase: DB5-MS

Column diameter: 0.32

124 Benzidine

Concentration: 31.493 ug/L

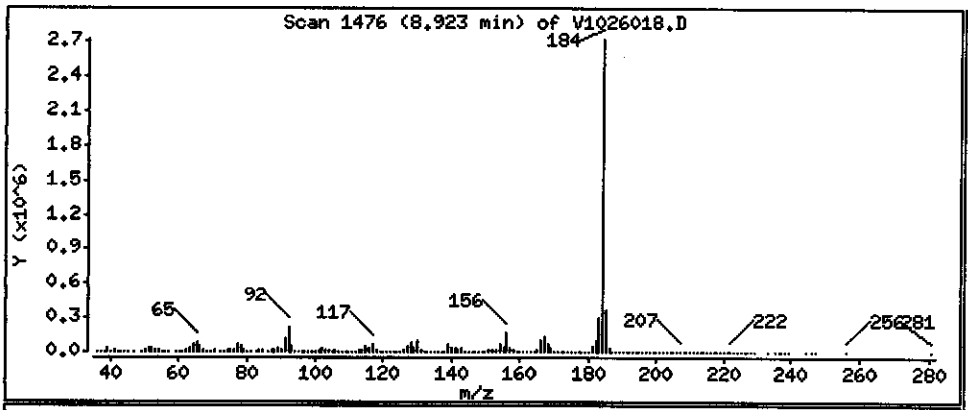

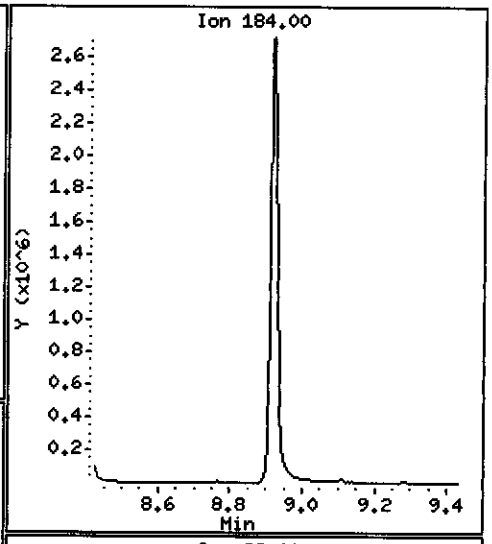

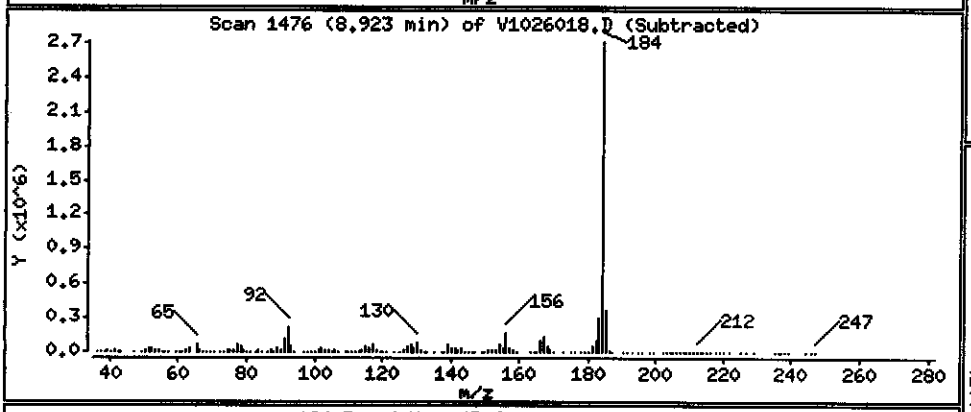

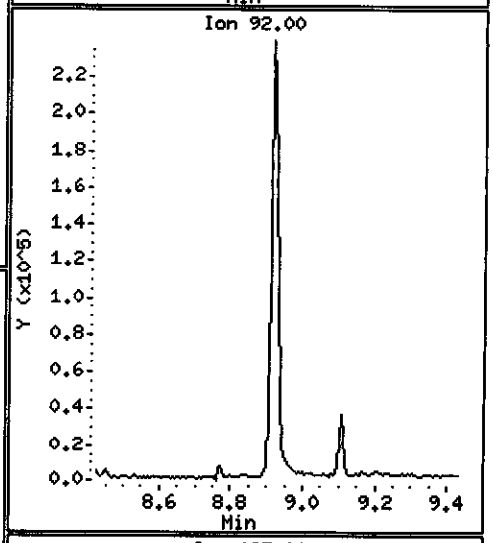

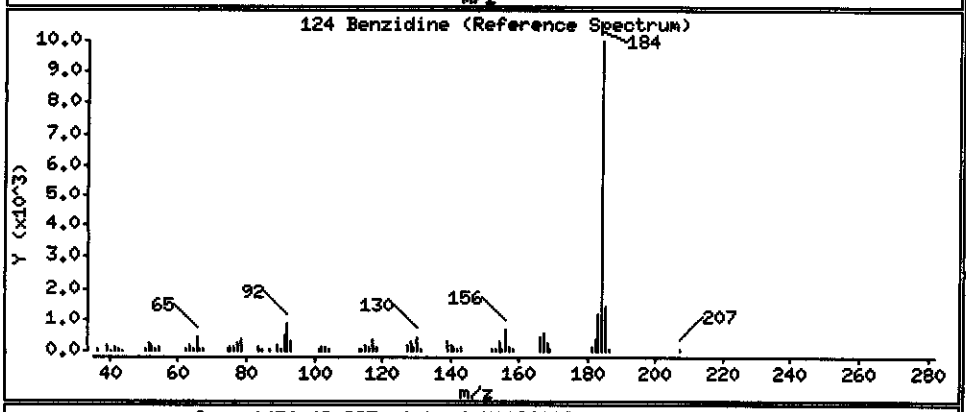

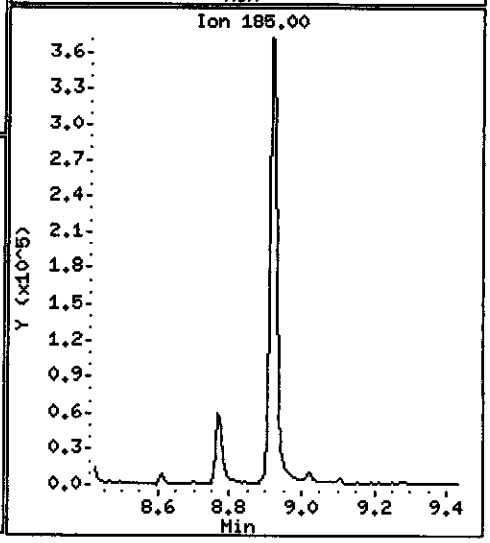

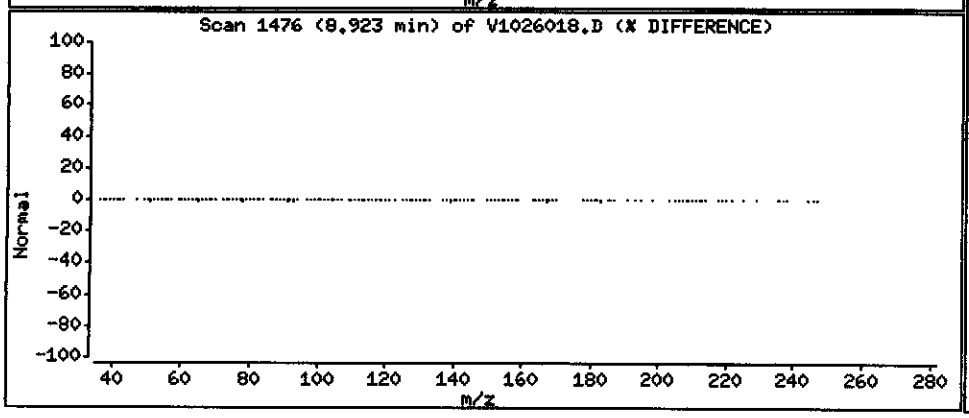

Data File: \\PITSVR06\D\chem\731.i\V102608.b\V1026018.D

Date : 27-OCT-2008 05:41

Client ID: ICM-102-1008

Instrument: 731.i

Sample Info: C8J160331-015 10/20/08 h2o (8295020) 8270c

Volume Injected (uL): 2.0

Operator: 003200

Column phase: DB5-MS

Column diameter: 0.32

125 Pyrene

Concentration: 0.49909 ug/L

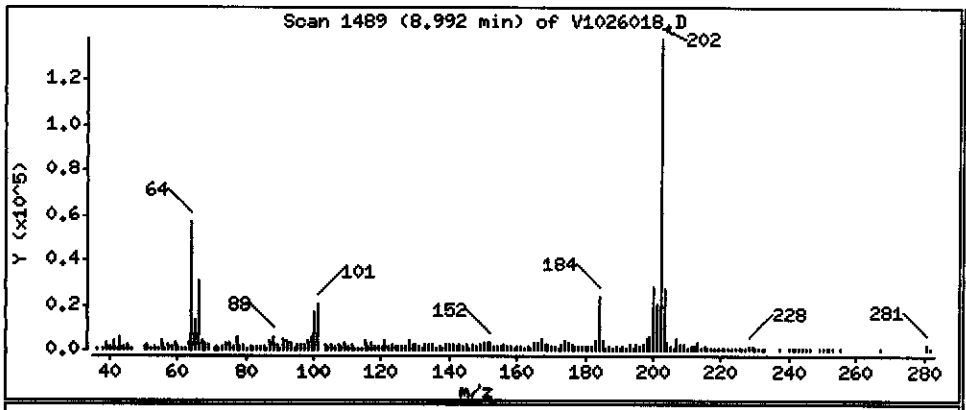

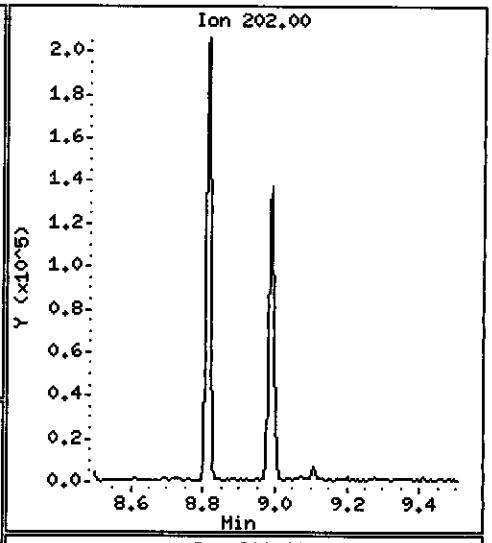

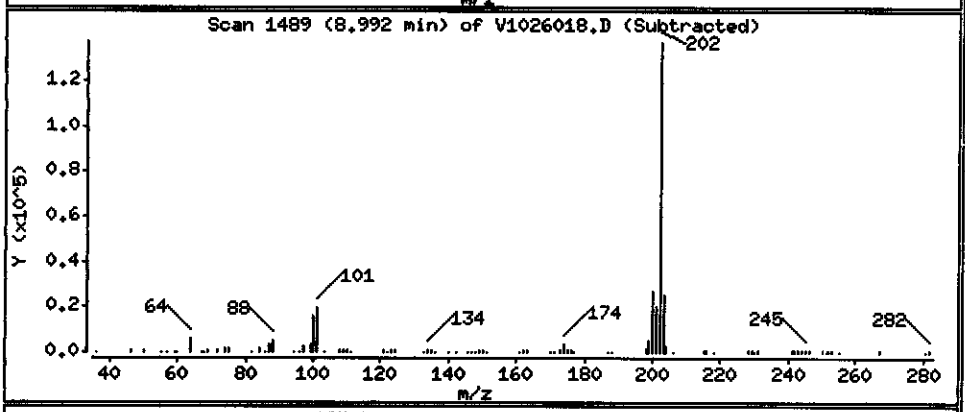

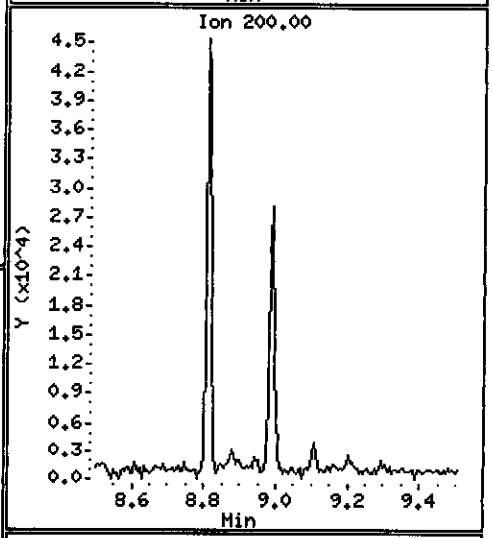

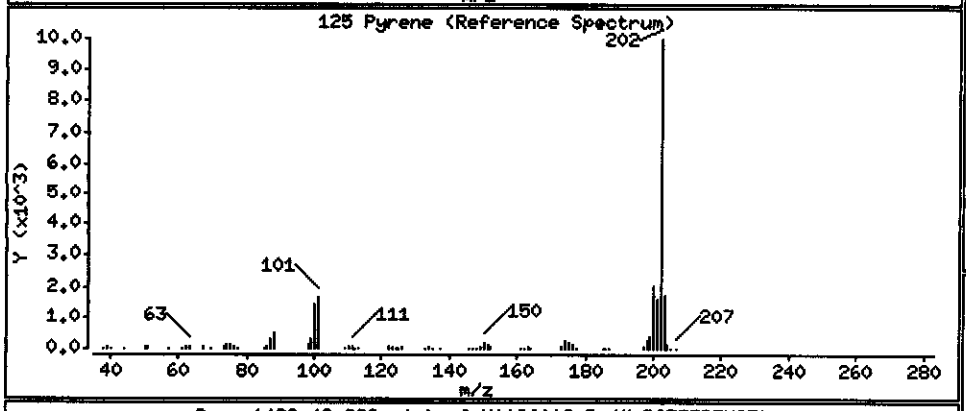

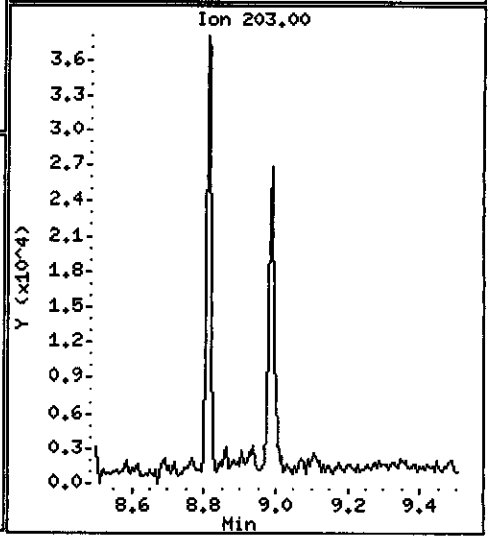

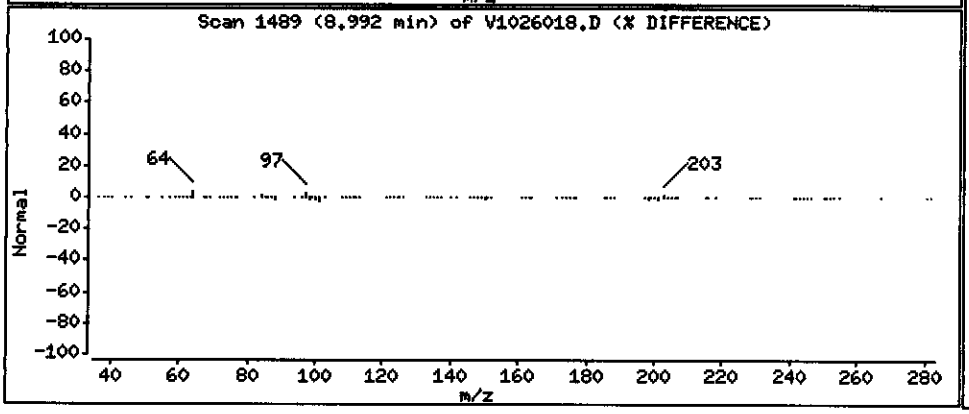

Data File: \\PITSVR06\D\chem\731.i\V102608.b\V1026018.D

Date : 27-OCT-2008 05:41

Client ID: ICM-102-1008

Instrument: 731.i

Sample Info: C8J160331-015 10/20/08 h2o (8295020) 8270c

Volume Injected (uL): 2.0

Operator: 003200

Column phase: DB5-MS

Column diameter: 0.32

131 Butylbenzylphthalate

Concentration: 0.10770 ug/L

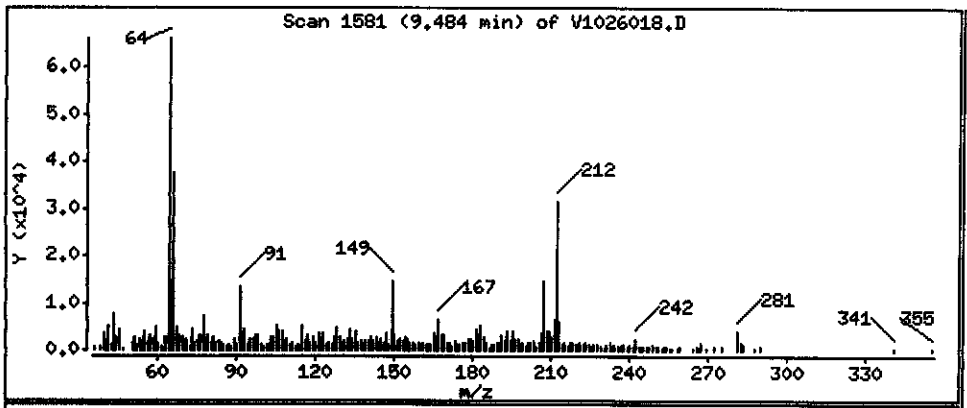

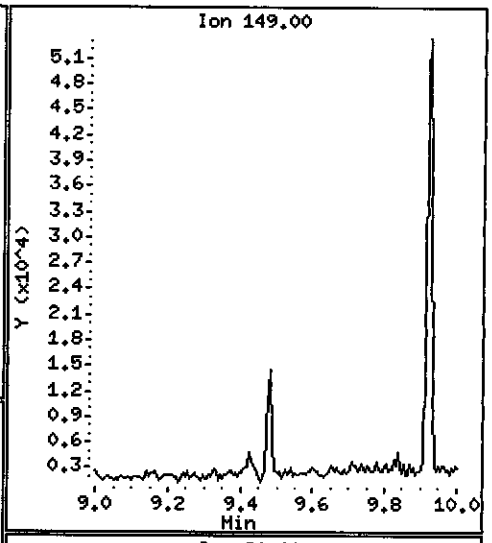

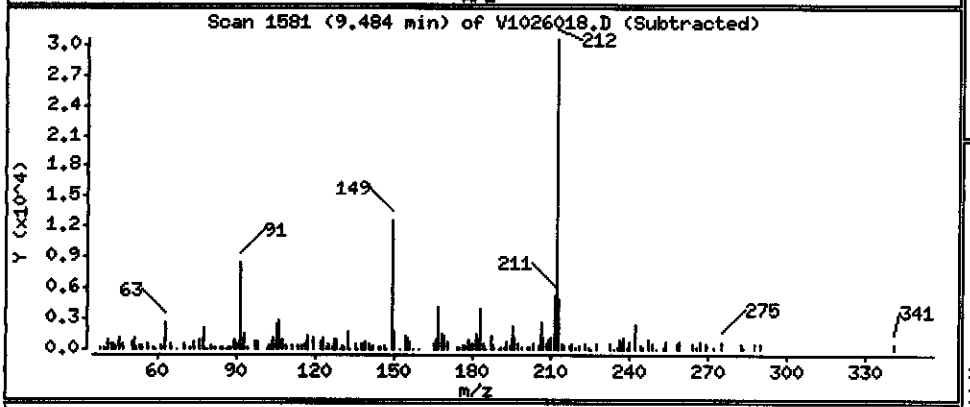

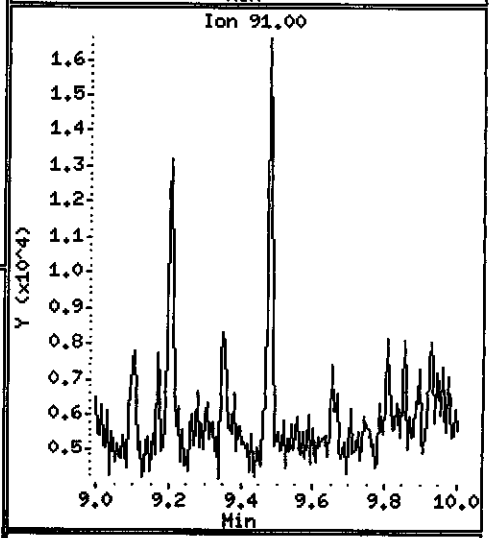

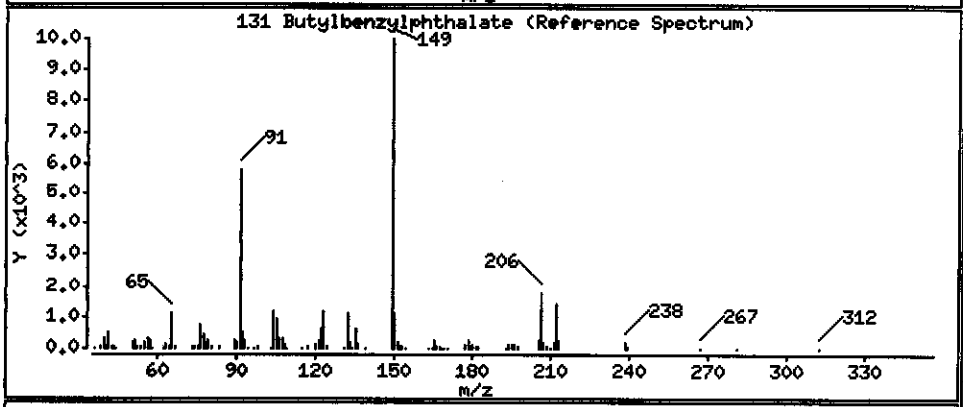

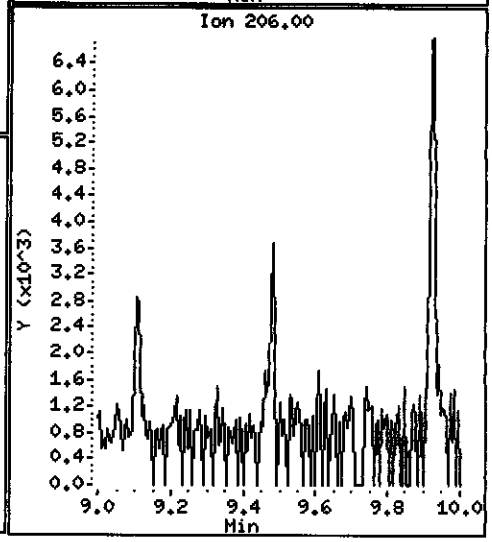

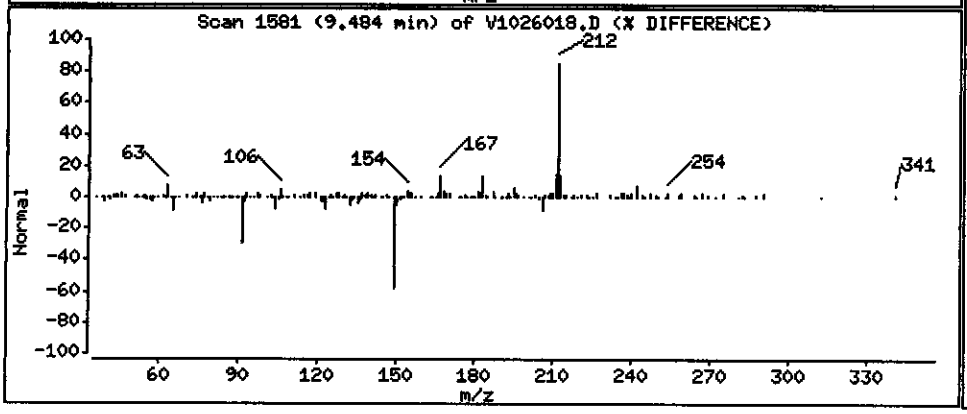

Data File: \\PITSVR06\D\chem\731.i\V102608.b\V1026018.D

Date : 27-OCT-2008 05:41

Client ID: ICM-102-1008

Instrument: 731.i

Sample Info: C8J160331-015 10/20/08 h2o (8295020) 8270c

Volume Injected (uL): 2.0

Operator: 003200

Column phase: DB5-MS

Column diameter: 0.32

141 Benzo(b)fluoranthene

Concentration: 0.039887 ug/L

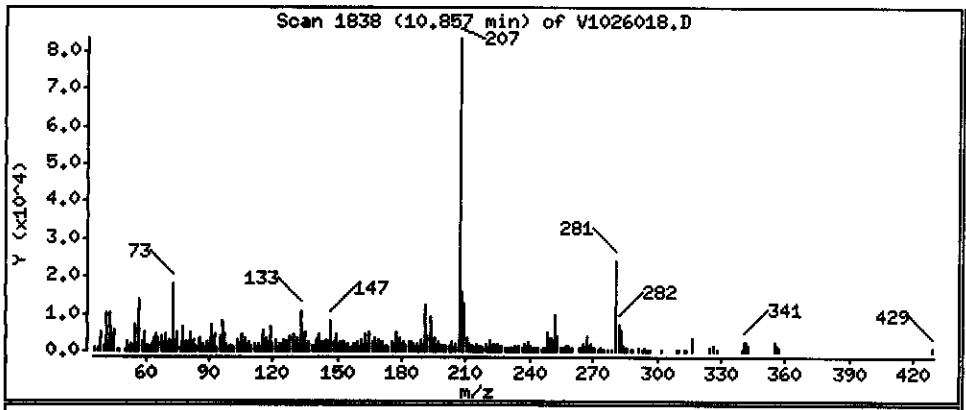

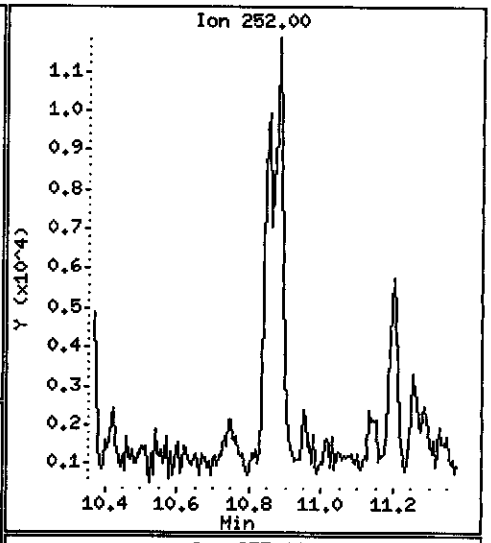

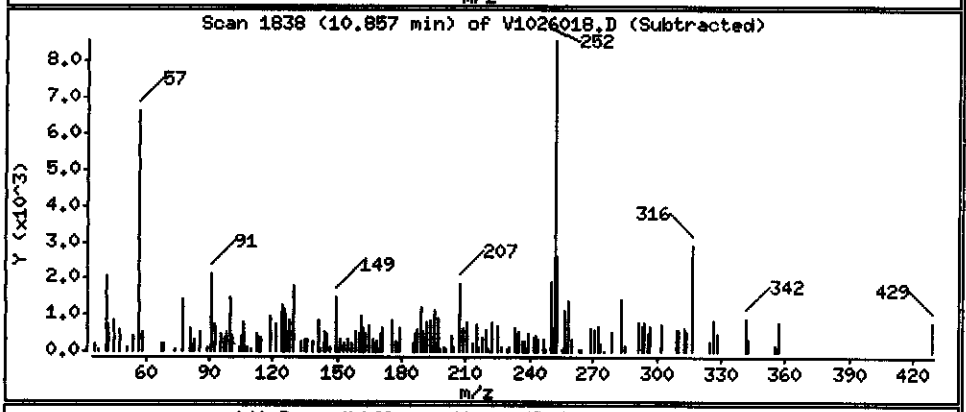

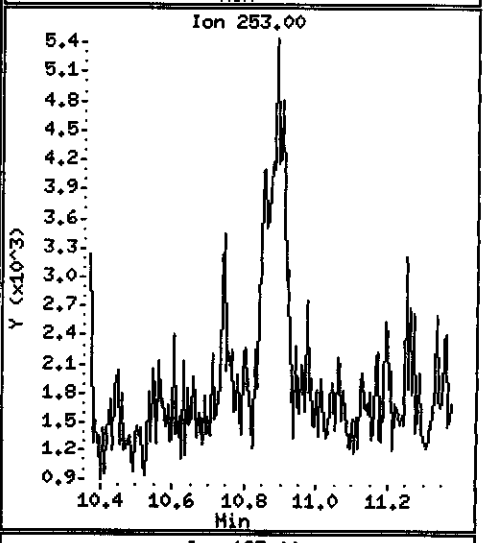

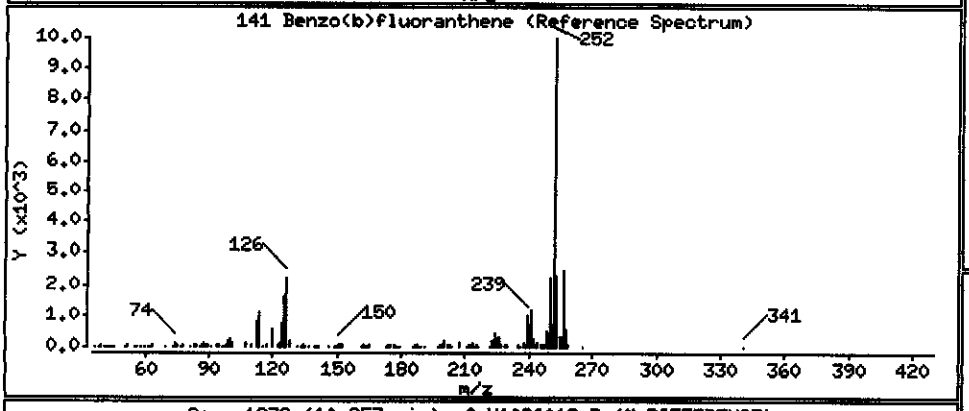

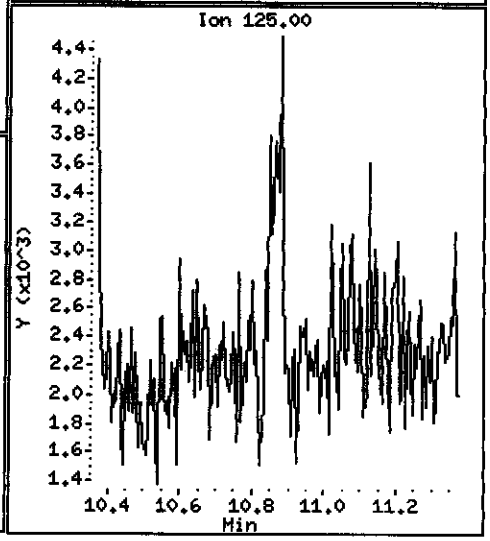

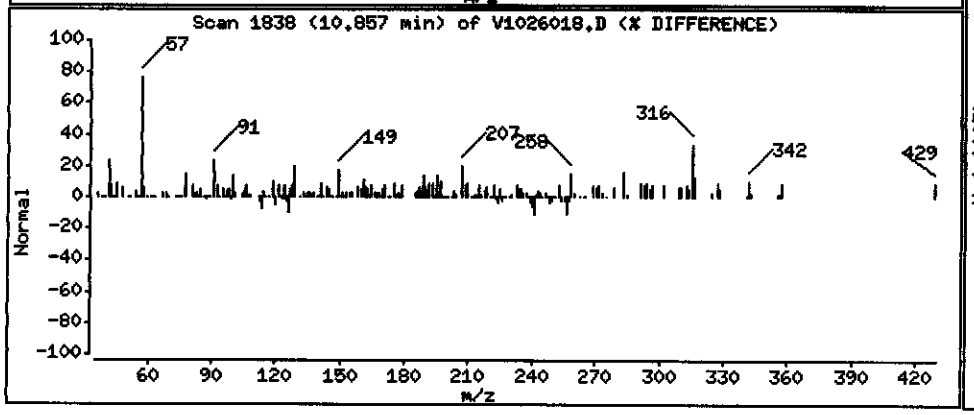

Data File: \\PITSVR06\D\chem\731.i\V102608.b\V1026018.D

Date : 27-OCT-2008 05:41

Client ID: ICM-102-1008

Instrument: 731.i

Sample Info: C8J160331-015 10/20/08 h2o (8295020) 8270c

Volume Injected (uL): 2.0

Operator: 003200

Column phase: DB5-MS

Column diameter: 0.32

142 Benzo(k)fluoranthene

Concentration: 0.053255 ug/L

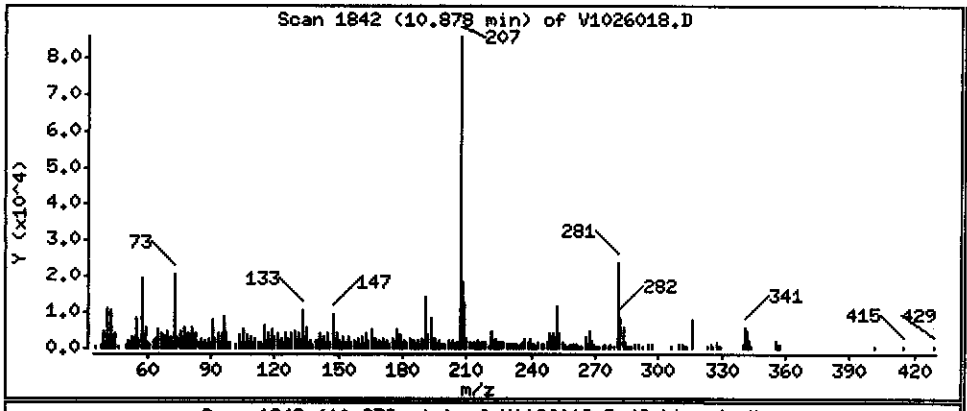

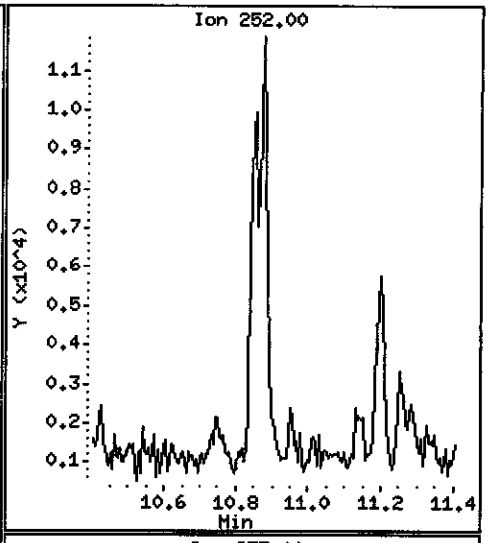

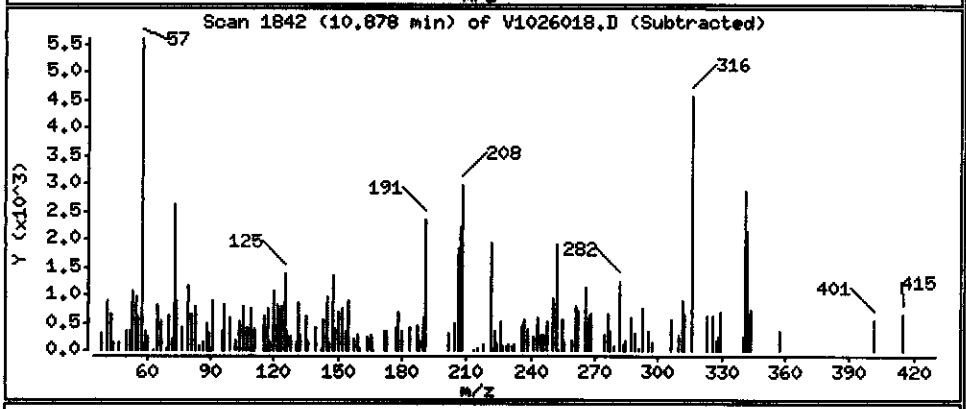

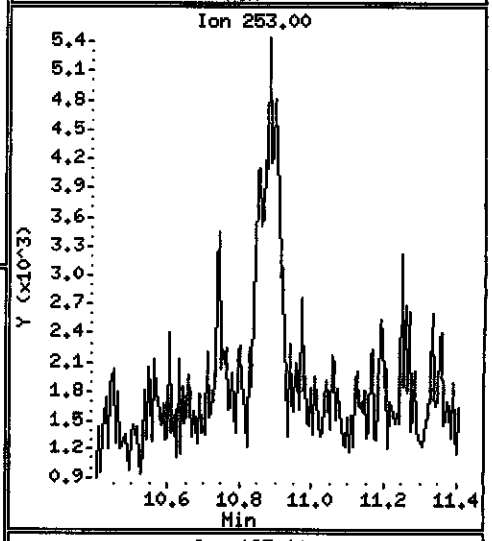

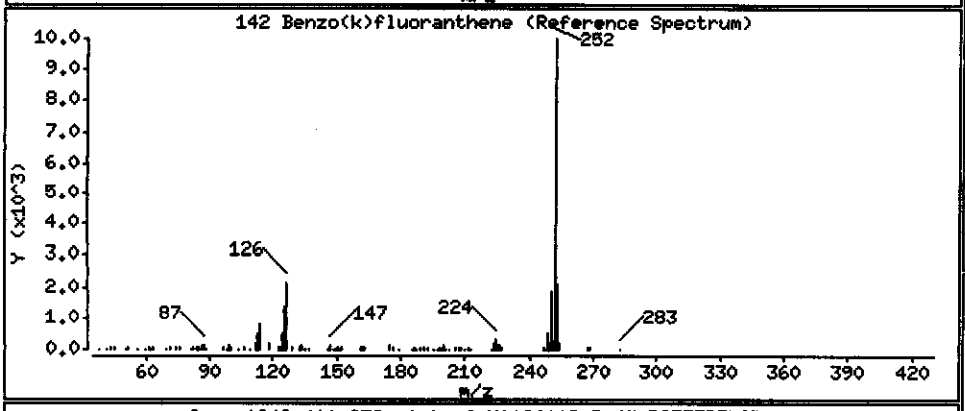

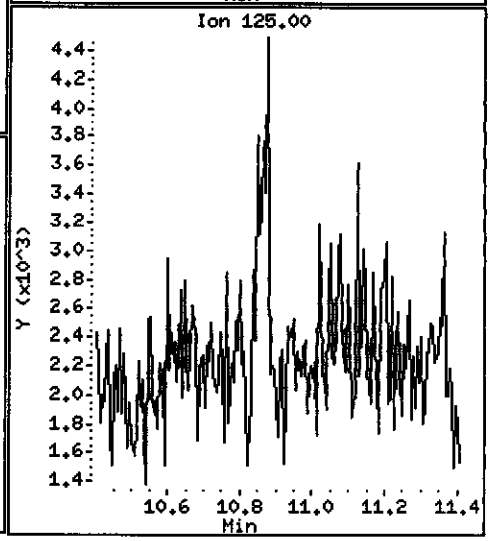

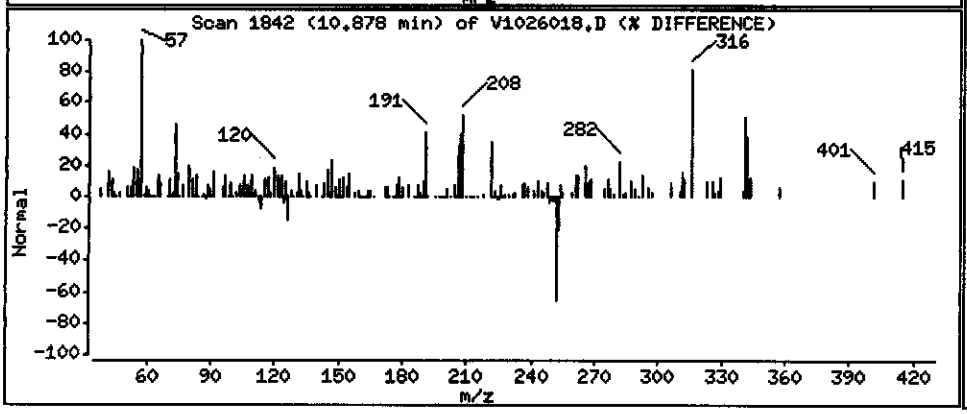

Data File: \\PITSVR06\D\chem\731.i\V102608.b\V1026018.D

Date : 27-OCT-2008 05:41

Client ID: ICM-102-1008

Instrument: 731.i

Sample Info: C8J160331-015 10/20/08 h2o (8295020) 8270c

Volume Injected (uL): 2.0

Operator: 003200

Column phase: DB5-MS

Column diameter: 0.32

146 Benzo(a)pyrene

Concentration: 0.030504 ug/L

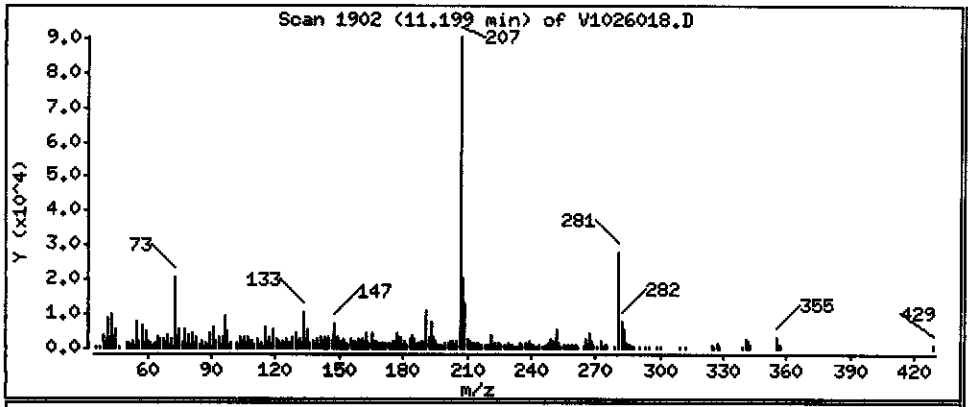

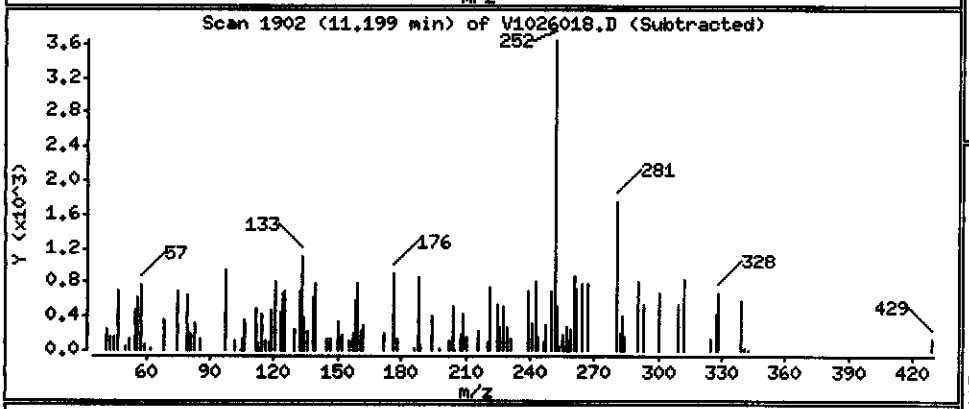

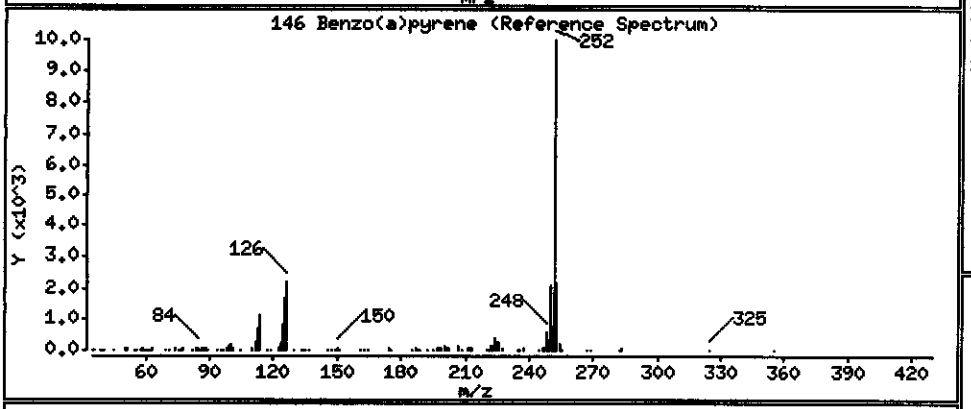

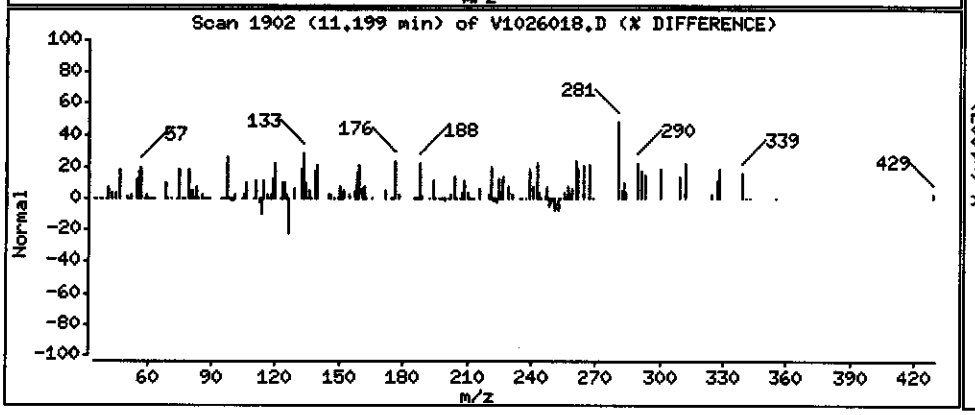

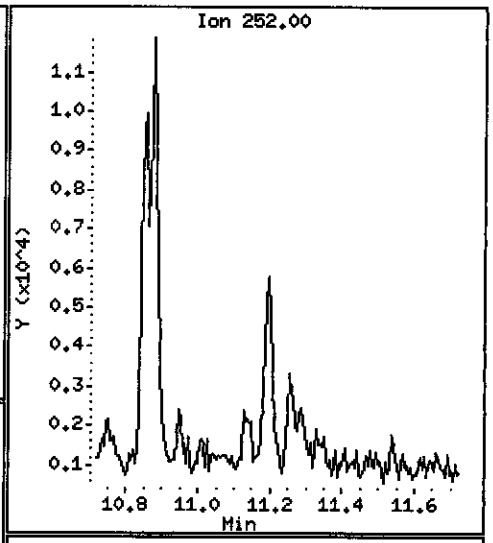

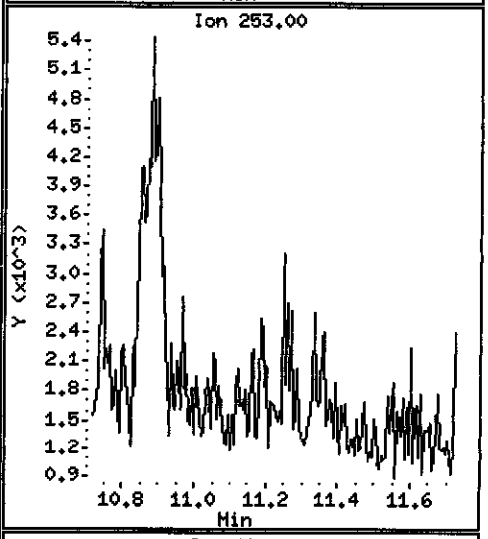

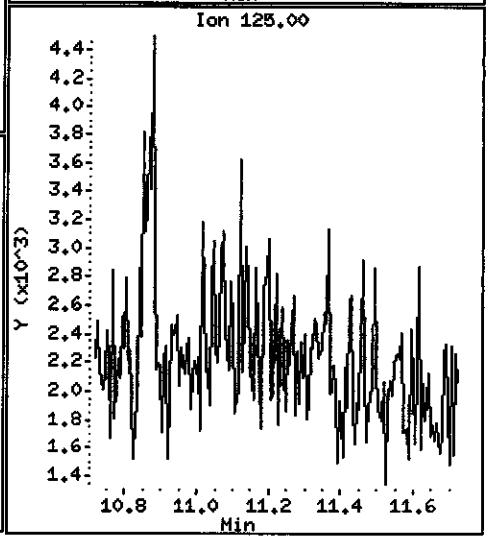

Data File: \\PITSVR06\D\chem\731.i\V102608.b\V1026018.D

Date : 27-OCT-2008 05:41

Client ID: ICM-102-1008

Instrument: 731.i

Sample Info: C8J160331-015 10/20/08 h2o (8295020) 8270c

Volume Injected (uL): 2.0

Operator: 003200

Column phase: DB5-MS

Column diameter: 0.32

149 Indeno(1,2,3-cd)pyrene

Concentration: 0.041252 ug/L

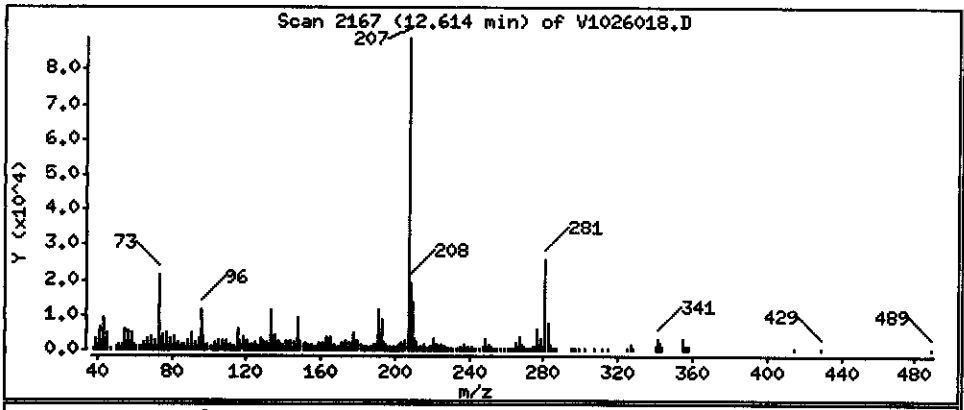

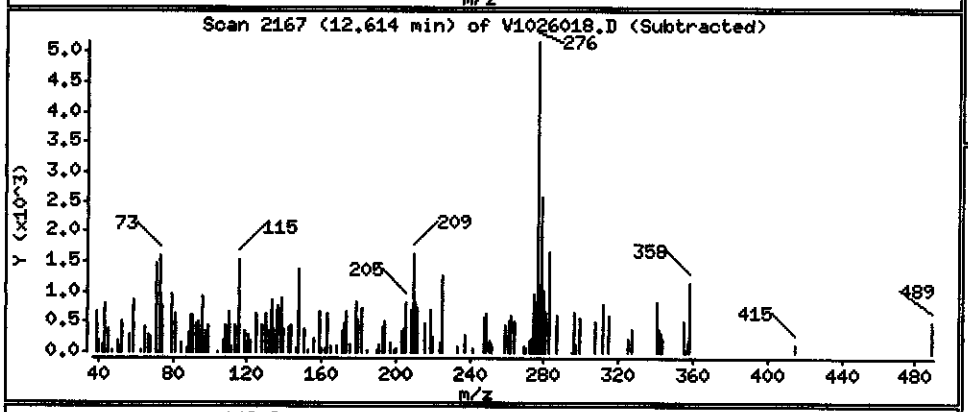

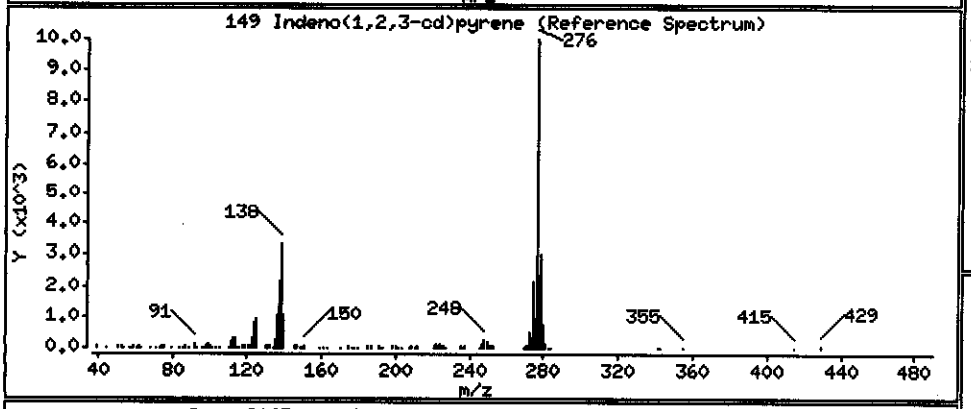

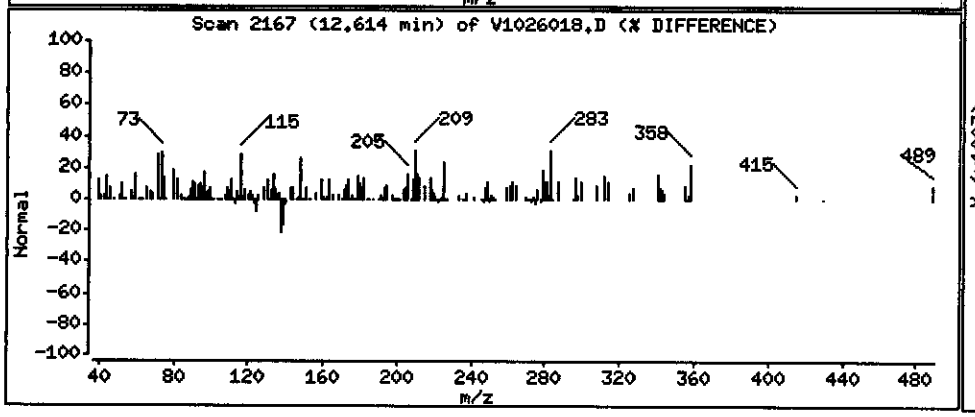

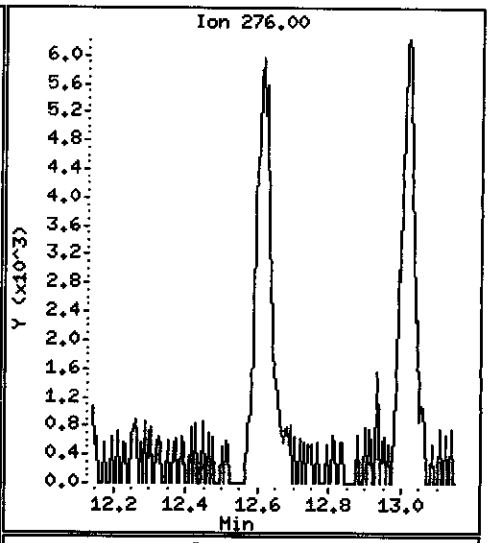

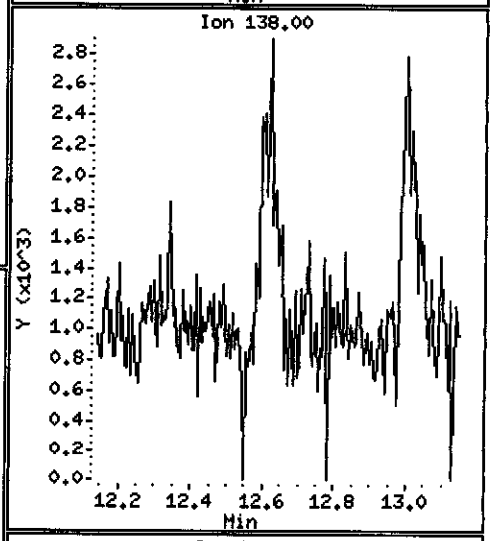

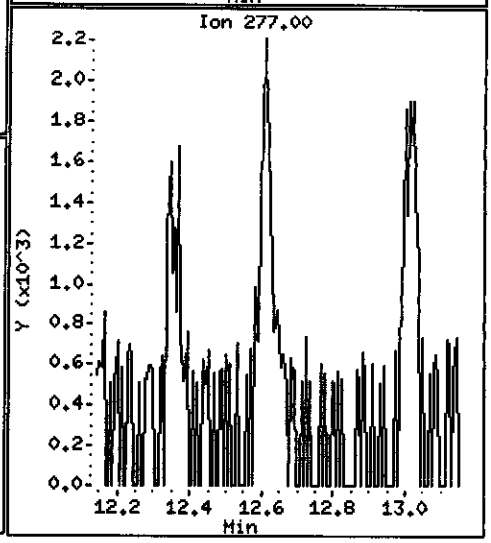

Data File: \\PITSVR06\D\chem\731.i\V102608.b\V1026018.D

Date : 27-OCT-2008 05:41

Client ID: ICM-102-1008

Instrument: 731.i

Sample Info: C8J160331-015 10/20/08 h2o (8295020) 8270c

Volume Injected (uL): 2.0

Operator: 003200

Column phase: DB5-MS

Column diameter: 0.32

150 Dibenz(a,h)anthracene

Concentration: 0.053185 ug/L

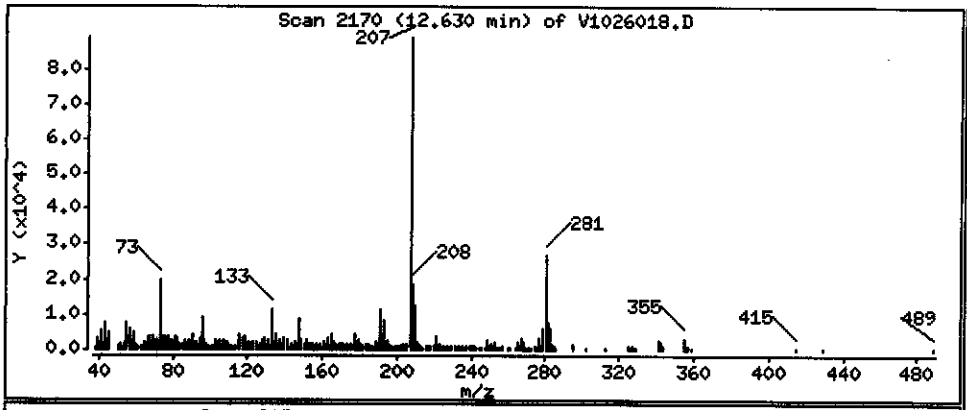

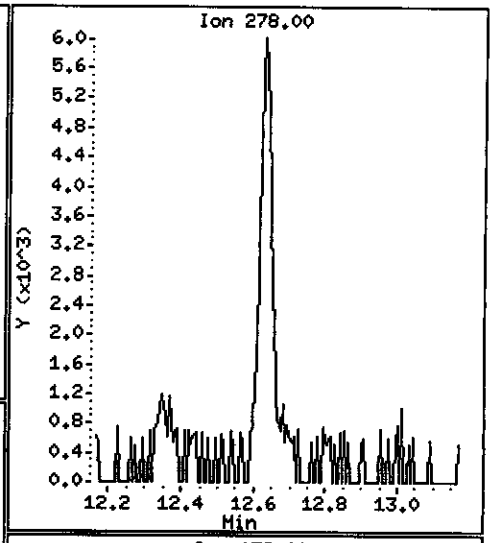

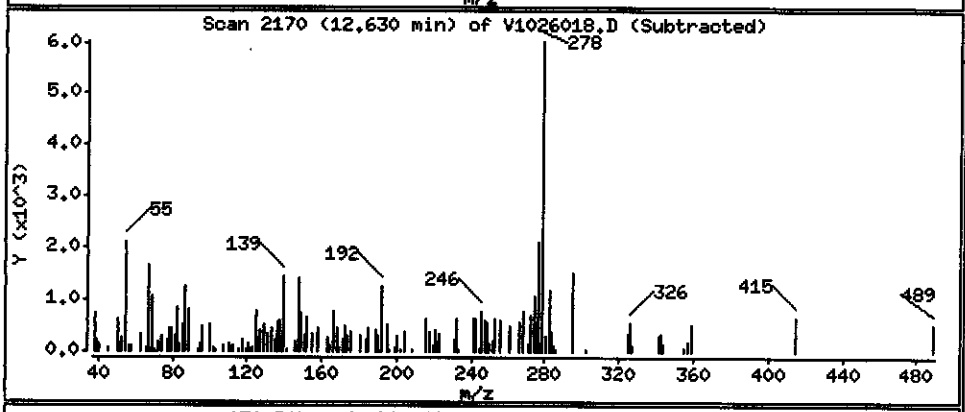

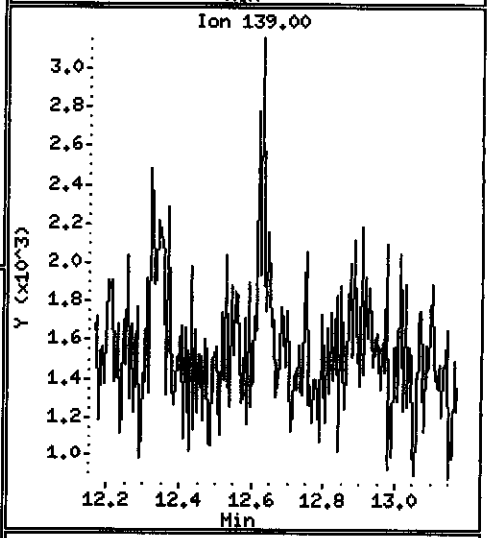

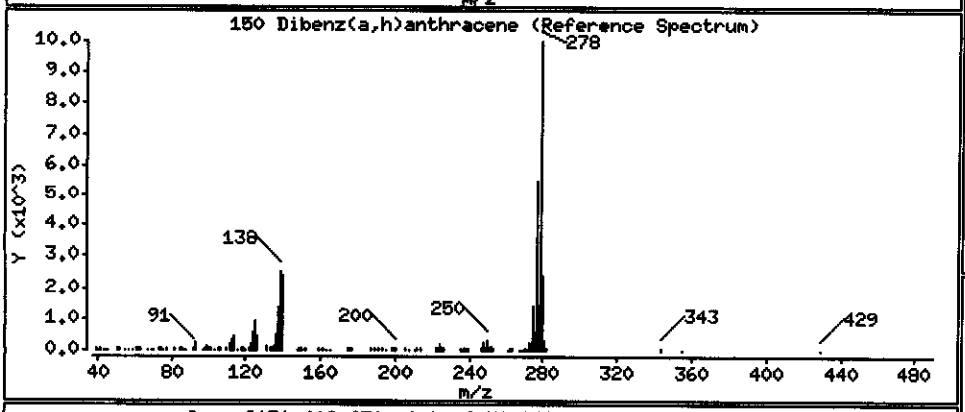

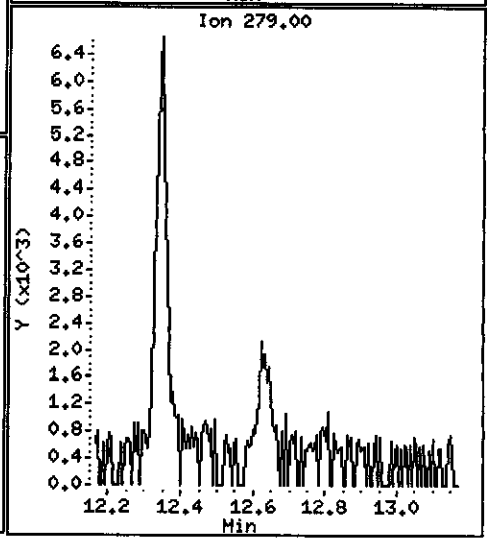

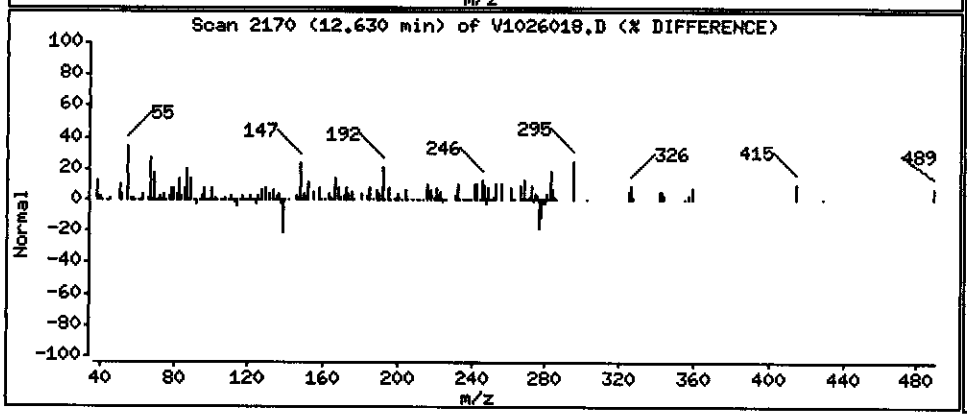

Data File: \\PITSVR06\D\chem\731.i\V102608.b\V1026018.D

Date : 27-OCT-2008 05:41

Client ID: ICM-102-1008

Instrument: 731.i

Sample Info: C8J160331-015 10/20/08 h2o (8295020) 8270c

Volume Injected (uL): 2.0

Operator: 003200

Column phase: DB5-MS

Column diameter: 0.32

151 Benzo(g,h,i)perylene

Concentration: 0.054404 ug/L

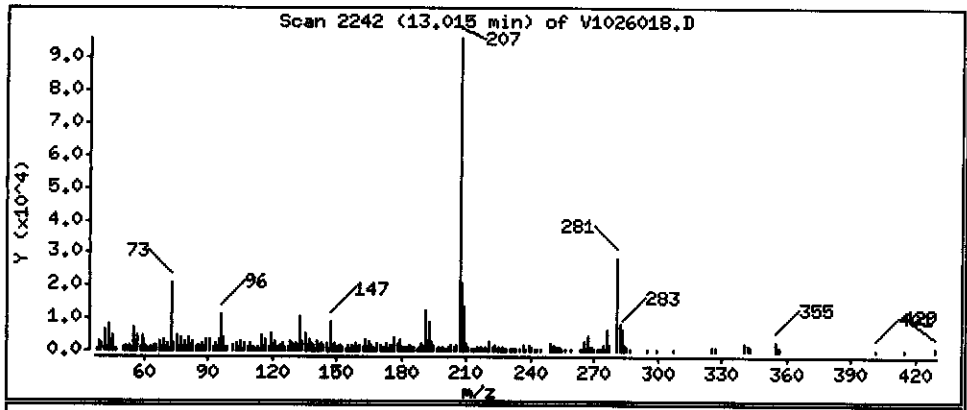

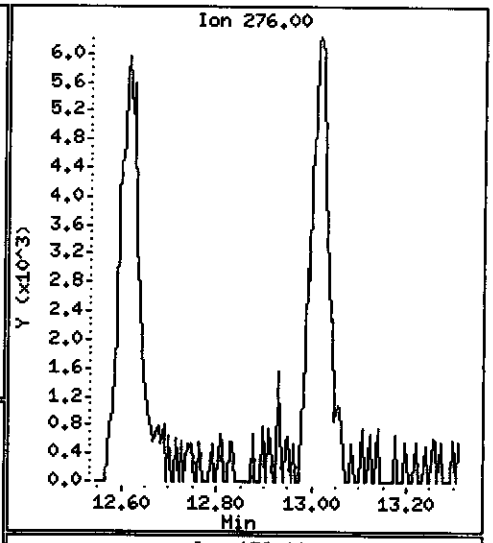

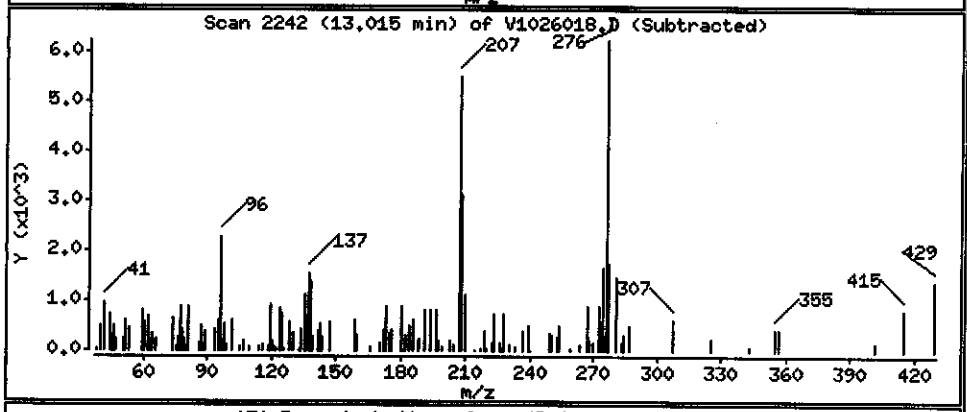

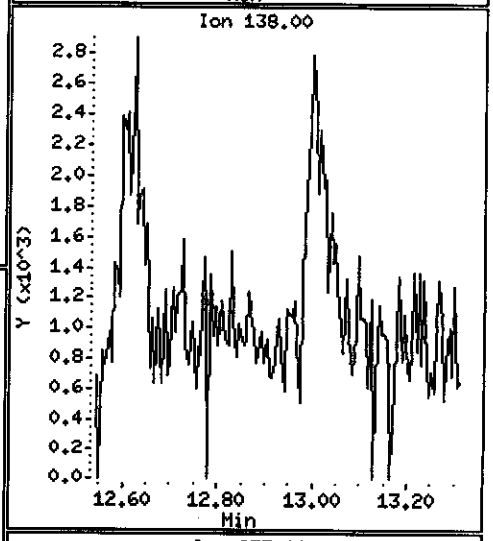

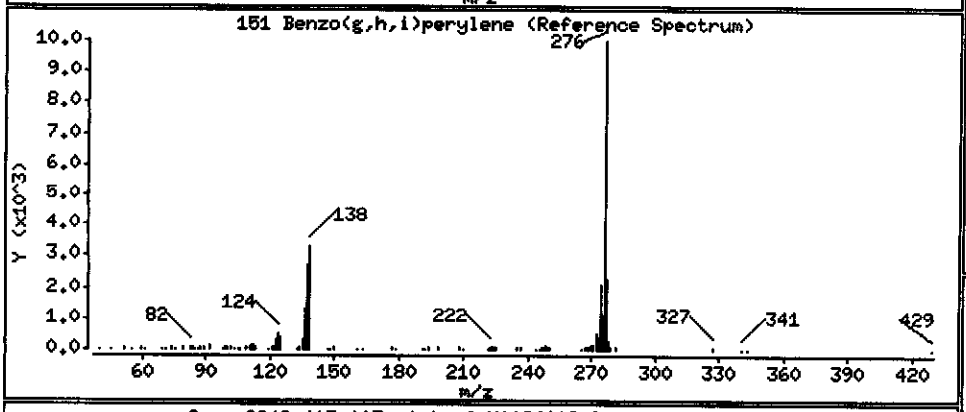

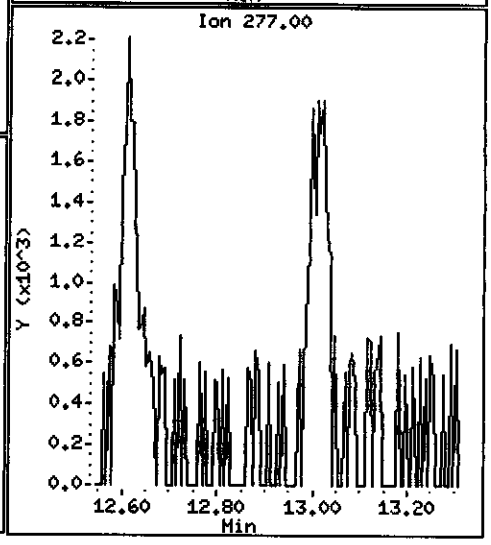

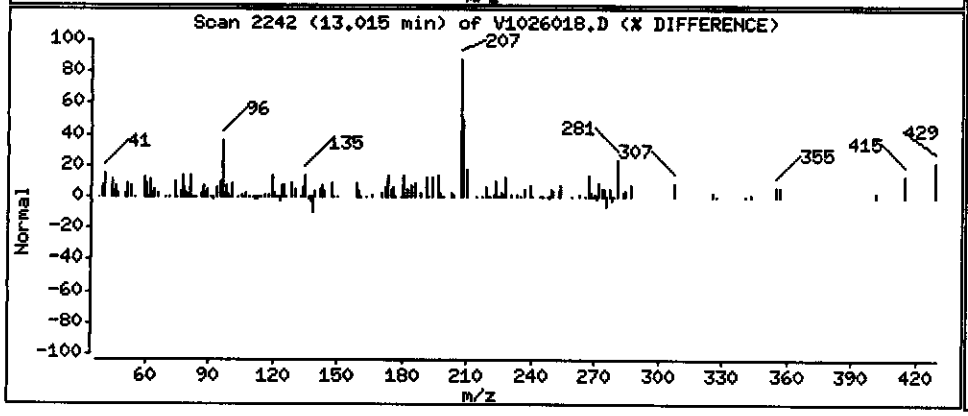

MACTEC Engineering and Consulting Inc

Client Sample ID: RFI-25-1008

GC/MS Semivolatiles

Lot-Sample #...:	C8J160331-016	**Work Order #...:**	K02VH1AL	**Matrix.....:**	WATER
Date Sampled...:	10/15/08 08:45	**Date Received..:**	10/16/08 09:30	**MS Run #.....:**	
Prep Date.....:	10/20/08	**Analysis Date..:**	10/27/08		
Prep Batch #...:	8295020	**Analysis Time..:**	06:04		
Dilution Factor:	0.97	**Initial Wgt/Vol:**	1030 mL	**Final Wgt/Vol..:**	1 mL
Analyst ID.....:	003200	**Instrument ID..:**	731		
		Method.....:	SW846 8270C		

PARAMETER	RESULT	REPORTING LIMIT	UNITS	MDL
Aniline	**8.7**	**0.97**	**ug/L**	**0.047**
Acenaphthene	**4.0**	**0.19**	**ug/L**	**0.051**
Acenaphthylene	ND	0.19	ug/L	0.045
Acetophenone	ND	0.97	ug/L	0.045
Anthracene	**0.25**	**0.19**	**ug/L**	**0.049**
Atrazine	ND	0.97	ug/L	0.038
Benzo(a)anthracene	ND	0.19	ug/L	0.040
Benzo(a)pyrene	ND	0.19	ug/L	0.042
Benzo(b)fluoranthene	ND	0.19	ug/L	0.030
Benzo(ghi)perylene	ND	0.19	ug/L	0.027
Benzo(k)fluoranthene	ND	0.19	ug/L	0.038
Benzaldehyde	ND	0.97	ug/L	0.052
1,1'-Biphenyl	**0.28 J**	**0.97**	**ug/L**	**0.058**
bis(2-Chloroethoxy) methane	ND	0.97	ug/L	0.12
bis(2-Chloroethyl)-ether	ND	0.19	ug/L	0.045
bis(2-Ethylhexyl) phthalate	**0.16 J**	**0.97**	**ug/L**	**0.12**
4-Bromophenyl phenyl ether	ND	0.97	ug/L	0.048
Butyl benzyl phthalate	ND	0.97	ug/L	0.13
Caprolactam	ND	4.8	ug/L	0.18
Carbazole	**0.096 J**	**0.19**	**ug/L**	**0.051**
4-Chloroaniline	**6.3**	**0.97**	**ug/L**	**0.045**
4-Chloro-3-methylphenol	ND	0.97	ug/L	0.057
2-Chloronaphthalene	ND	0.19	ug/L	0.043
2-Chlorophenol	**1.3**	**0.97**	**ug/L**	**0.044**
4-Chlorophenyl phenyl ether	ND	0.97	ug/L	0.041
Chrysene	ND	0.19	ug/L	0.034
Dibenz(a,h)anthracene	**0.044 J**	**0.19**	**ug/L**	**0.034**
Dibenzofuran	ND	0.97	ug/L	0.052
3,3'-Dichlorobenzidine	ND	0.97	ug/L	0.040
2,4-Dichlorophenol	**0.25**	**0.19**	**ug/L**	**0.047**
Diethyl phthalate	ND	0.97	ug/L	0.24
2,4-Dimethylphenol	ND	0.97	ug/L	0.050

(Continued on next page)

MACTEC Engineering and Consulting Inc

Client Sample ID: RFI-25-1008

GC/MS Semivolatiles

Lot-Sample #...: C8J160331-016 **Work Order #...:** K02VH1AL **Matrix.....:** WATER

PARAMETER	RESULT	REPORTING LIMIT	UNITS	MDL
Dimethyl phthalate	ND	0.97	ug/L	0.041
Di-n-butyl phthalate	**0.094 J**	**0.97**	**ug/L**	**0.045**
4,6-Dinitro-2-methylphenol	ND	4.8	ug/L	1.4
2,4-Dinitrophenol	ND	4.8	ug/L	1.2
2,4-Dinitrotoluene	ND	0.97	ug/L	0.044
2,6-Dinitrotoluene	ND	0.97	ug/L	0.049
Di-n-octyl phthalate	ND	0.97	ug/L	0.041
Fluoranthene	**0.37**	**0.19**	**ug/L**	**0.048**
Fluorene	ND	0.19	ug/L	0.053
Hexachlorobenzene	ND	0.19	ug/L	0.042
Hexachlorobutadiene	ND	0.19	ug/L	0.036
Hexachlorocyclopentadiene	ND	0.97	ug/L	0.078
Hexachloroethane	ND	0.97	ug/L	0.042
Indeno(1,2,3-cd)pyrene	**0.093 J**	**0.19**	**ug/L**	**0.046**
Isophorone	ND	0.97	ug/L	0.046
2-Methylnaphthalene	ND	0.19	ug/L	0.045
2-Methylphenol	ND	0.97	ug/L	0.050
4-Methylphenol	ND	0.97	ug/L	0.071
Naphthalene	ND	0.19	ug/L	0.042
2-Nitroaniline	ND	4.8	ug/L	0.046
3-Nitroaniline	ND	4.8	ug/L	0.039
4-Nitroaniline	ND	4.8	ug/L	0.025
Nitrobenzene	ND	0.19	ug/L	0.062
2-Nitrophenol	ND	0.97	ug/L	0.052
4-Nitrophenol	ND	4.8	ug/L	0.068
N-Nitrosodi-n-propylamine	ND	0.19	ug/L	0.058
N-Nitrosodiphenylamine	**13**	**0.19**	**ug/L**	**0.047**
2,2'-oxybis (1-Chloropropane)	ND	0.19	ug/L	0.025
Pentachlorophenol	ND	0.97	ug/L	0.081
Phenanthrene	**0.13 J**	**0.19**	**ug/L**	**0.053**
Phenol	ND	0.19	ug/L	0.021
Pyrene	**0.35**	**0.19**	**ug/L**	**0.055**
2,4,5-Trichlorophenol	ND	0.97	ug/L	0.061
2,4,6-Trichlorophenol	ND	0.97	ug/L	0.055

(Continued on next page)

MACTEC Engineering and Consulting Inc

Client Sample ID: RFI-25-1008

GC/MS Semivolatiles

Lot-Sample #...: C8J160331-016 **Work Order #...:** K02VH1AL **Matrix.....:** WATER

SURROGATE	PERCENT RECOVERY	RECOVERY LIMITS
Nitrobenzene-d5	73	(23 - 112)
Terphenyl-d14	56	(10 - 132)
2-Fluorobiphenyl	75	(19 - 107)
2-Fluorophenol	42	(10 - 111)
Phenol-d5	58	(15 - 112)
2,4,6-Tribromophenol	72	(16 - 122)

NOTE(S):

J Estimated result. Result is less than RL.

Data File: \\PITSVR06\D\chem\731.i\V102608.b\V1026019.D
Date : 27-OCT-2008 06:04
Client ID: RFI-25-1008
Sample Info: C8J160331-016 10/20/08 h2o (8295020) 8270c
Volume Injected (uL): 2.0
Column phase: DB5-MS

Instrument: 731.i
Operator: 003200
Column diameter: 0.32

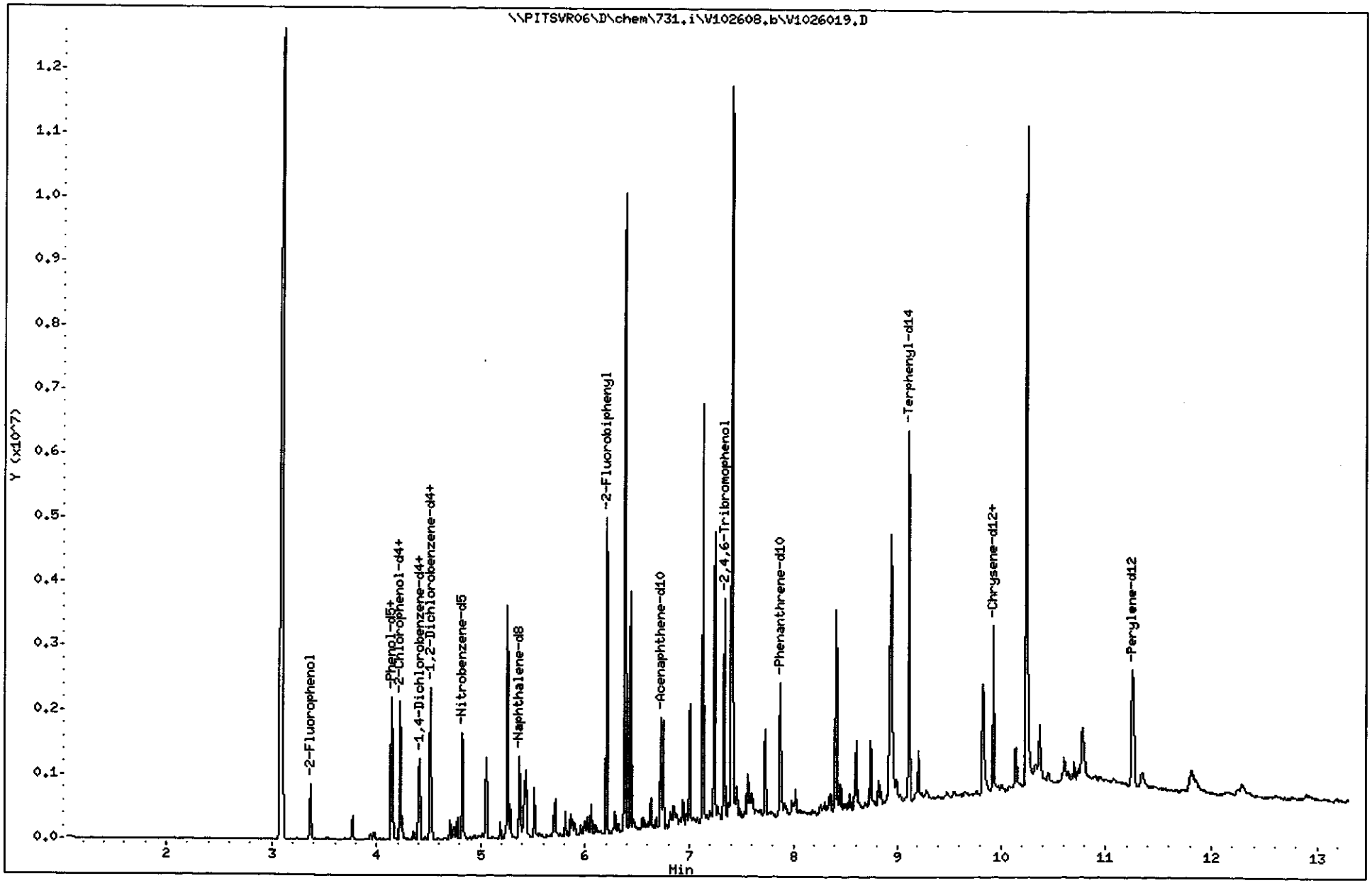

TestAmerica Pittsburgh

Semivolatile REPORT SW-846 Method 8270

Data file : \\PITSVR06\D\chem\731.i\V102608.b\V1026019.D
Lab Smp Id: K02VH1AL Client Smp ID: RFI-25-1008
Inj Date : 27-OCT-2008 06:04
Operator : 003200 Inst ID: 731.i
Smp Info : C8J160331-016 10/20/08 h2o (8295020) 8270c
Misc Info : K02VH1AL,V102608.b,8270ll.m,padep.sub
Comment :
Method : \\PITSVR06\D\chem\731.i\V102608.b\8270ll.m
Meth Date : 27-Oct-2008 01:04 piccolinov Quant Type: ISTD
Cal Date : 23-OCT-2008 04:48 Cal File: V1023NC7.D
Als bottle: 21
Dil Factor: 1.00000
Integrator: HP RTE Compound Sublist: padep.sub
Target Version: 4.14
Processing Host: PITSVR06

Concentration Formula: Amt * DF * Uf * Vt/(Vo * Vi) * CpndVariable

Name	Value	Description
DF	1.000	Dilution Factor
Uf	1.000	ng unit correction factor
Vt	1000.000	Volume of final extract (uL)
Vo	1030.000	Volume of sample extracted (mL)
Vi	2.000	Volume injected (uL)
Cpnd Variable		Local Compound Variable

	Compounds	QUANT SIG MASS	RT	EXP RT	REL RT	RESPONSE	CONCENTRATIONS ON-COLUMN (NG)	CONCENTRATIONS FINAL (ug/L)
* 1	1,4-Dichlorobenzene-d4	152	4.401	4.408	(1.000)	107767	8.00000	
* 2	Naphthalene-d8	136	5.373	5.381	(1.000)	441509	8.00000	
* 3	Acenaphthene-d10	164	6.725	6.732	(1.000)	337968	8.00000	
* 4	Phenanthrene-d10	188	7.873	7.886	(1.000)	689342	8.00000	
* 5	Chrysene-d12	240	9.925	9.937	(1.000)	824371	8.00000	
* 6	Perylene-d12	264	11.260	11.278	(1.000)	915925	8.00000	
198	1,4-Dioxane	88	Compound Not Detected.					
10	N-Nitrosodimethylamine	74	Compound Not Detected.					
9	Pyridine	79	Compound Not Detected.					
16	Methyl methanesulfonate	80	Compound Not Detected.					
206	Benzaldehyde	77	Compound Not Detected.					
21	Aniline	93	4.150	4.152	(0.943)	346005	17.8386	8.6595
22	Phenol	94	Compound Not Detected.					
23	bis(2-Chloroethyl)ether	93	Compound Not Detected.					
24	2-Chlorophenol	128	4.235	4.237	(0.962)	47557	2.74018	1.3302
26	1,3-Dichlorobenzene	146	4.353	4.360	(0.989)	26814	1.29141	0.62690
27	1,4-Dichlorobenzene	146	4.417	4.419	(1.004)	251565	11.8055	5.7308
28	1,2-Dichlorobenzene	146	4.524	4.531	(1.028)	160887	7.89697	3.8335
29	Benzyl Alcohol	108	Compound Not Detected.					
30	2-Methylphenol	108	Compound Not Detected.					

	Compounds	QUANT SIG MASS	RT	EXP RT	REL RT	RESPONSE	CONCENTRATIONS ON-COLUMN (NG)	CONCENTRATIONS FINAL (ug/L)
31	2,2'-oxybis(1-Chloropropane)	45	Compound Not Detected.					
37	Acetophenone	105	Compound Not Detected.					
32	N-Nitroso-di-n-propylamine	70	Compound Not Detected.					
192	4-Methylphenol	108	Compound Not Detected.					
34	Hexachloroethane	117	Compound Not Detected.					
35	Nitrobenzene	77	Compound Not Detected.					
41	Isophorone	82	Compound Not Detected.					
42	2-Nitrophenol	139	Compound Not Detected.					
43	2,4-Dimethylphenol	107	Compound Not Detected.					
44	bis(2-Chloroethoxy)methane	93	Compound Not Detected.					
48	2,4-Dichlorophenol	162	5.272	5.274	(0.981)	8346	0.50913	0.24715
49	Benzoic Acid	122	Compound Not Detected.					
50	1,2,4-Trichlorobenzene	180	Compound Not Detected.					
51	Naphthalene	128	Compound Not Detected.					
52	4-Chloroaniline	127	5.437	5.445	(1.012)	287121	13.0670	6.3432
54	2,6-Dichlorophenol	162	Compound Not Detected.					
56	Hexachlorobutadiene	224	Compound Not Detected.					
208	Caprolactam	113	Compound Not Detected.					
59	4-Chloro-3-Methylphenol	107	Compound Not Detected.					
62	2-Methylnaphthalene	142	Compound Not Detected.					
63	1-Methylnaphthalene	142	5.998	6.006	(1.116)	50122	1.23340	0.59874
64	Hexachlorocyclopentadiene	236	Compound Not Detected.					
66	2,4,6-Trichlorophenol	196	Compound Not Detected.					
67	2,4,5-Trichlorophenol	196	Compound Not Detected.					
209	1,1'-Biphenyl	154	6.281	6.294	(0.934)	30872	0.57261	0.27796
70	2-Chloronaphthalene	162	Compound Not Detected.					
73	2-Nitroaniline	65	Compound Not Detected.					
76	Dimethylphthalate	163	Compound Not Detected.					
78	2,6-Dinitrotoluene	165	Compound Not Detected.					
79	Acenaphthylene	152	Compound Not Detected.					
81	3-Nitroaniline	138	Compound Not Detected.					
82	Acenaphthene	153	6.751	6.759	(1.004)	364154	8.19508	3.9782
83	2,4-Dinitrophenol	184	Compound Not Detected.					
85	4-Nitrophenol	109	Compound Not Detected.					
86	Dibenzofuran	168	Compound Not Detected.					
87	2,4-Dinitrotoluene	165	Compound Not Detected.					
91	2,3,5,6-Tetrachlorophenol	231	Compound Not Detected.					
88	2,3,4,6-Tetrachlorophenol	231	Compound Not Detected.					
92	2-Naphthylamine	143	7.008	7.015	(1.042)	603388	24.8804	12.078
93	Diethylphthalate	149	Compound Not Detected.					
94	Fluorene	166	Compound Not Detected.					
95	4-Chlorophenyl-phenylether	204	Compound Not Detected.					
96	4-Nitroaniline	138	Compound Not Detected.					
98	4,6-Dinitro-2-methylphenol	198	Compound Not Detected.					
99	N-Nitrosodiphenylamine (1)	169	7.243	7.250	(0.920)	1083018	26.0153	12.629
100	1,2-Diphenylhydrazine	77	Compound Not Detected.					
106	4-Bromophenyl-phenylether	248	Compound Not Detected.					
107	Hexachlorobenzene	283	Compound Not Detected.					
210	Atrazine	200	Compound Not Detected.					
111	Pentachlorophenol	265	Compound Not Detected.					
115	Phenanthrene	178	7.895	7.902	(1.003)	22678	0.26006	0.12624
116	Anthracene	178	7.932	7.945	(1.007)	46054	0.52234	0.25356
119	Carbazole	167	8.060	8.068	(1.024)	16812	0.19732	0.095785
120	Di-n-Butylphthalate	149	8.327	8.340	(1.058)	19828	0.19391	0.094129

Compounds	QUANT SIG MASS	RT	EXP RT	REL RT	RESPONSE	CONCENTRATIONS ON-COLUMN (NG)	CONCENTRATIONS FINAL (ug/L)
123 Fluoranthene	202	8.813	8.826	(1.119)	78760	0.75558	0.36678
124 Benzidine	184	Compound Not Detected.					
125 Pyrene	202	8.990	9.003	(0.906)	92042	0.72792	0.35336
131 Butylbenzylphthalate	149	9.481	9.499	(0.955)	9976	0.16846	0.081776
135 3,3'-Dichlorobenzidine	252	Compound Not Detected.					
136 Benzo(a)Anthracene	228	Compound Not Detected.					
137 Chrysene	228	Compound Not Detected.					
139 bis(2-ethylhexyl)Phthalate	149	9.919	9.937	(0.999)	26575	0.32137	0.15600
140 Di-n-octylphthalate	149	Compound Not Detected.					
141 Benzo(b)fluoranthene	252	10.849	10.872	(0.963)	9294	0.05741	0.027868
142 Benzo(k)fluoranthene	252	10.881	10.904	(0.966)	11390	0.07043	0.034192
143 7,12-dimethylbenz[a]anthracen	256	Compound Not Detected.					
146 Benzo(a)pyrene	252	Compound Not Detected.					
149 Indeno(1,2,3-cd)pyrene	276	12.606	12.646	(1.120)	32189	0.19127	0.092848
150 Dibenz(a,h)anthracene	278	12.638	12.667	(1.122)	12913	0.09134	0.044338
151 Benzo(g,h,i)perylene	276	13.012	13.047	(1.156)	7192	0.04894	0.023759
$ 154 Nitrobenzene-d5	82	4.823	4.830	(0.898)	449981	29.2715	14.209
$ 155 2-Fluorobiphenyl	172	6.207	6.219	(0.923)	1433443	29.8060	14.469
$ 156 Terphenyl-d14	244	9.107	9.120	(0.918)	1815063	22.2490	10.800
$ 157 Phenol-d5	99	4.139	4.141	(0.941)	591070	34.5721	16.782
$ 158 2-Fluorophenol	112	3.370	3.367	(0.766)	298646	25.0370	12.154
$ 159 2,4,6-Tribromophenol	330	7.339	7.346	(0.932)	350382	43.2424	20.991
$ 186 2-Chlorophenol-d4	132	4.225	4.227	(0.960)	580795	34.6736	16.832
$ 187 1,2-Dichlorobenzene-d4	152	4.513	4.520	(1.025)	349449	26.6268	12.926

Data File: \\PITSVR06\D\chem\731.i\V102608.b\V1026019.D

Date : 27-OCT-2008 06:04

Client ID: RFI-25-1008

Instrument: 731.i

Sample Info: C8J160331-016 10/20/08 h2o (8295020) 8270c

Volume Injected (uL): 2.0

Operator: 003200

Column phase: DB5-MS

Column diameter: 0.32

21 Aniline

Concentration: 8.6595 ug/L

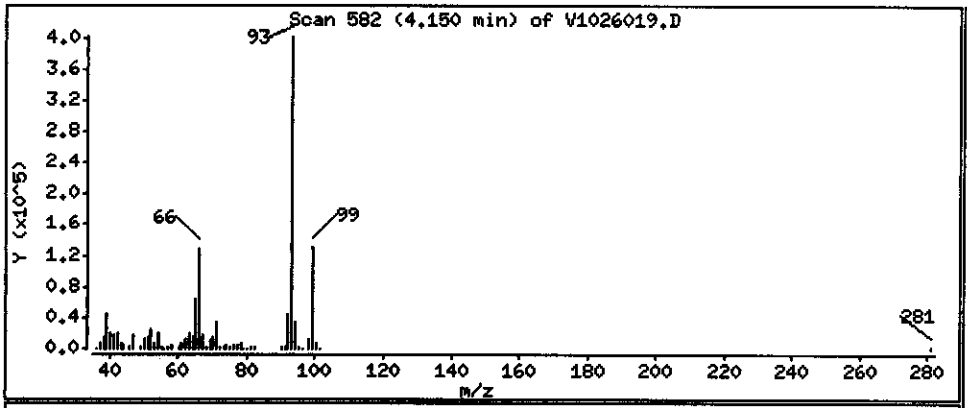

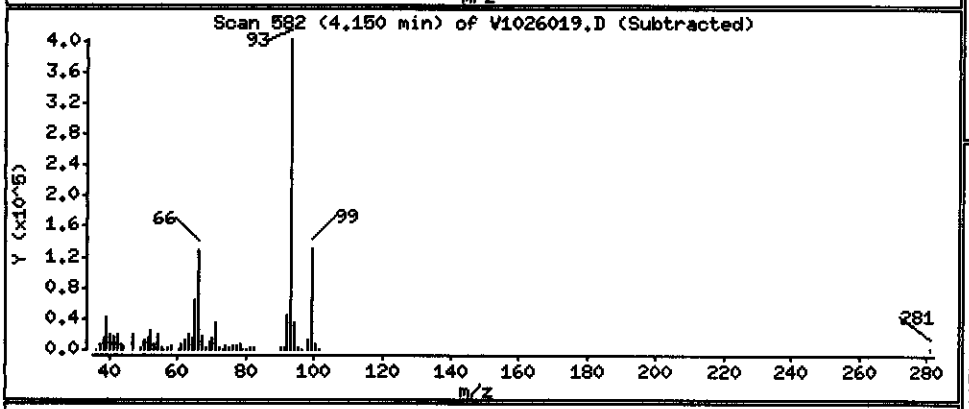

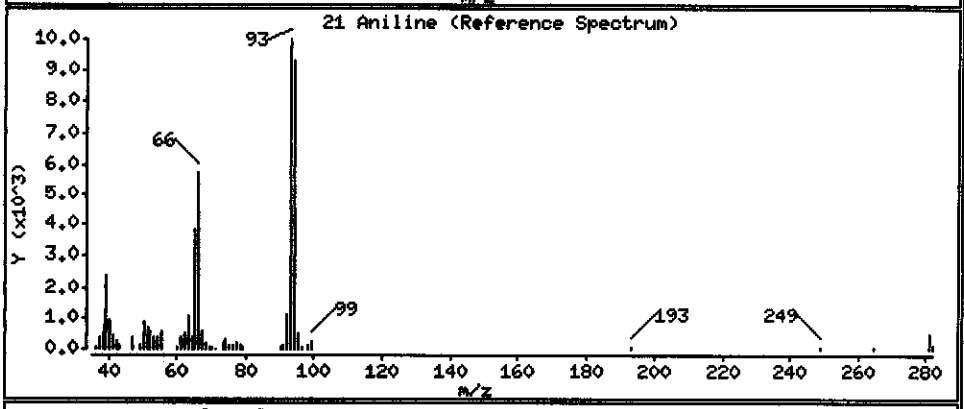

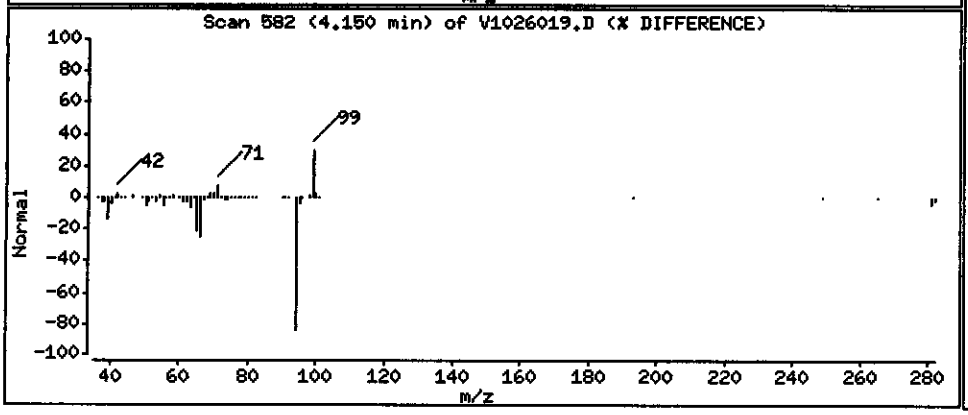

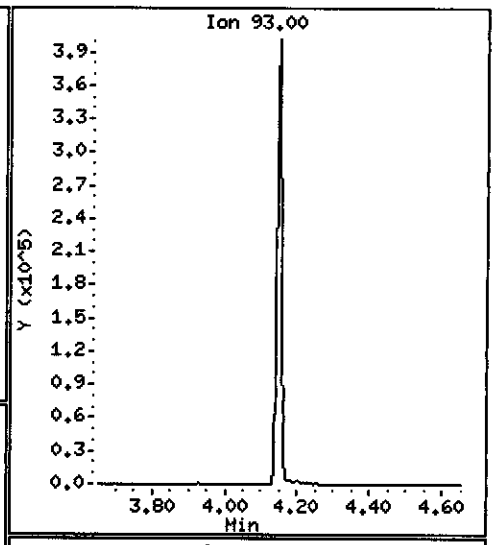

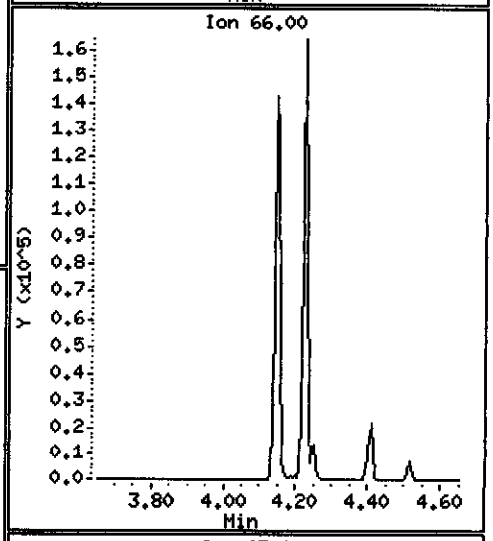

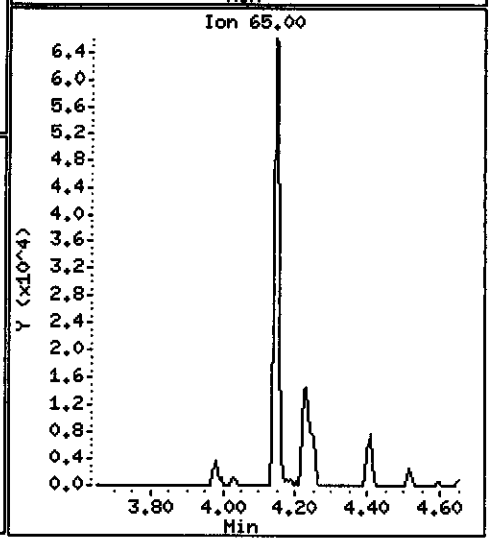

Data File: \\PITSVR06\D\chem\731.i\V102608.b\V1026019.D

Date : 27-OCT-2008 06:04

Client ID: RFI-25-1008

Instrument: 731.i

Sample Info: C8J160331-016 10/20/08 h2o (8295020) 8270c

Volume Injected (uL): 2.0

Operator: 003200

Column phase: DB5-MS

Column diameter: 0.32

24 2-Chlorophenol

Concentration: 1.3302 ug/L

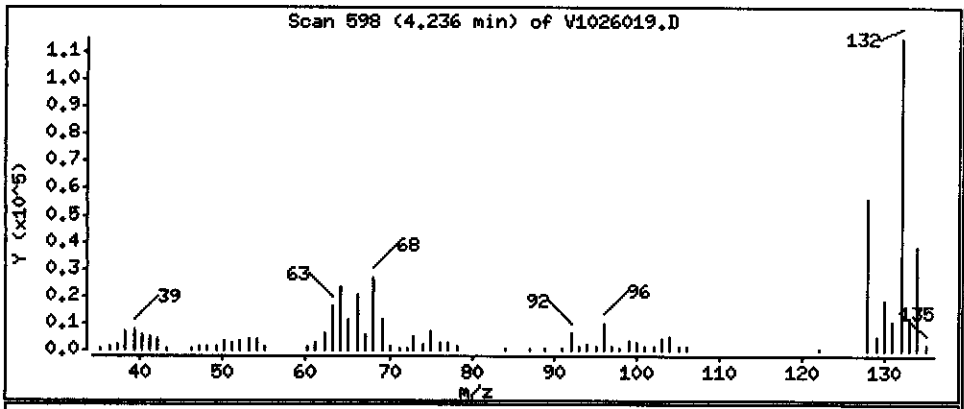

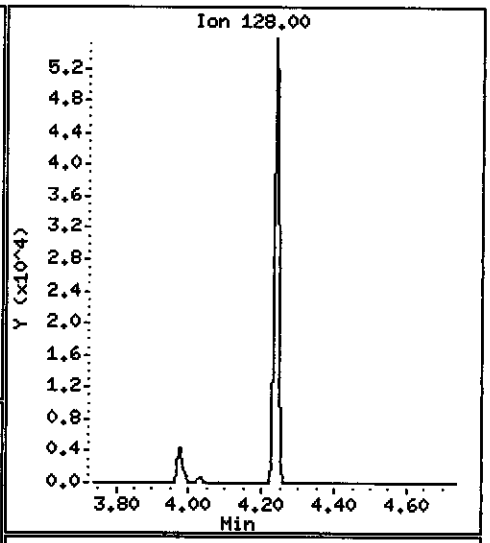

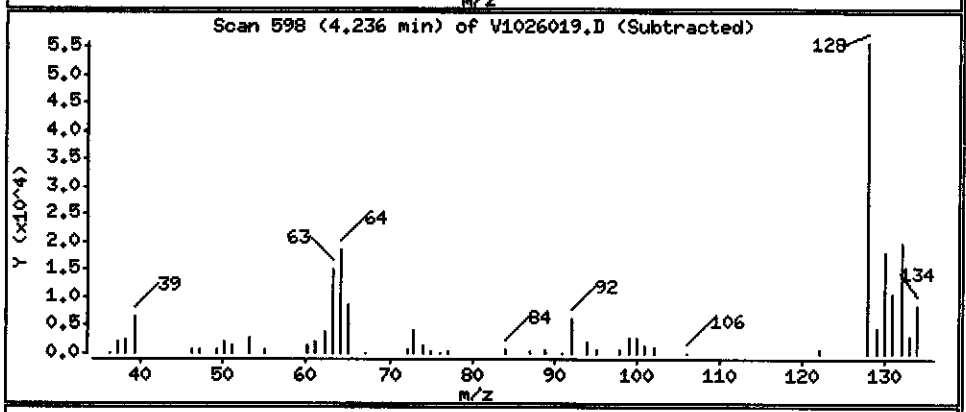

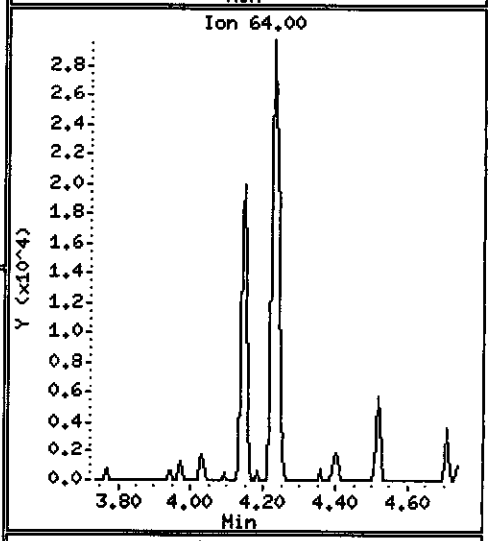

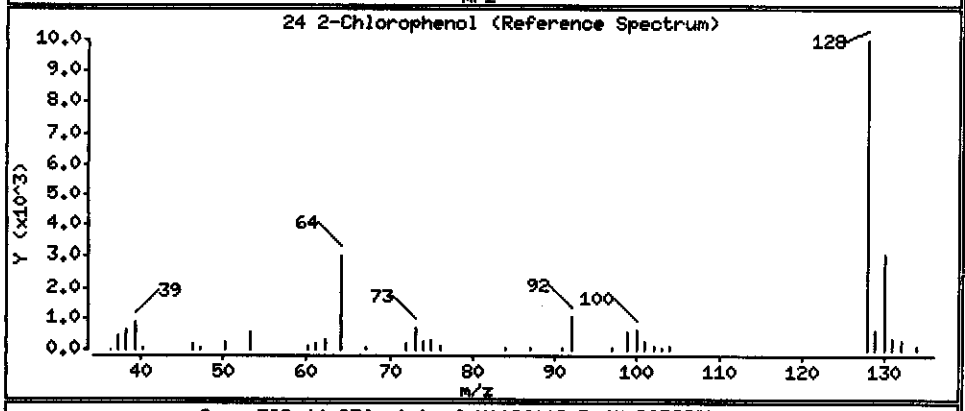

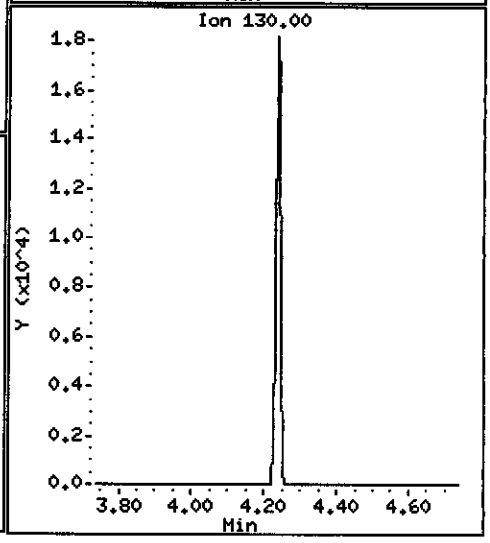

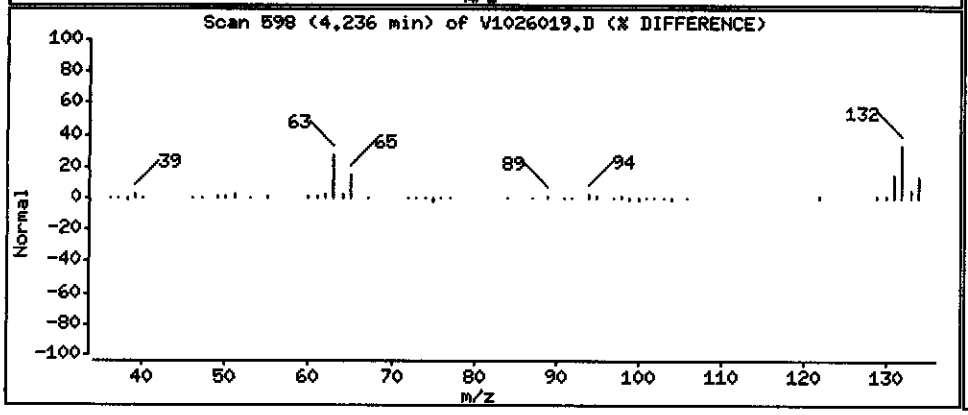

Data File: \\PITSVR06\D\chem\731.i\V102608.b\V1026019.D

Date : 27-OCT-2008 06:04

Client ID: RFI-25-1008

Instrument: 731.i

Sample Info: C8J160331-016 10/20/08 h2o (8295020) 8270c

Volume Injected (uL): 2.0

Operator: 003200

Column phase: DB5-MS

Column diameter: 0.32

26 1,3-Dichlorobenzene

Concentration: 0.62690 ug/L

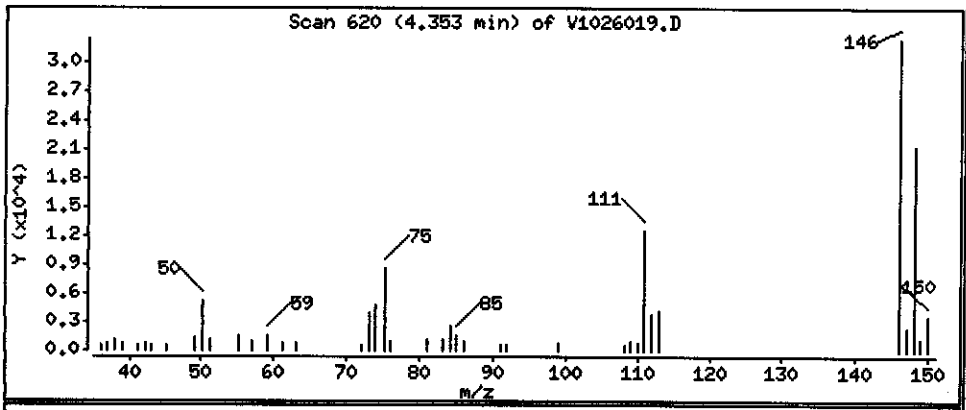

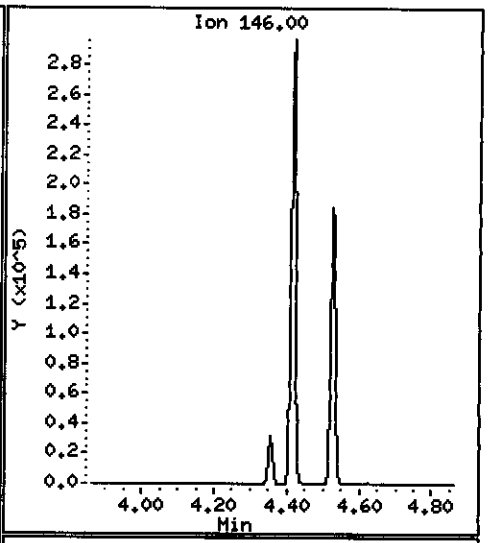

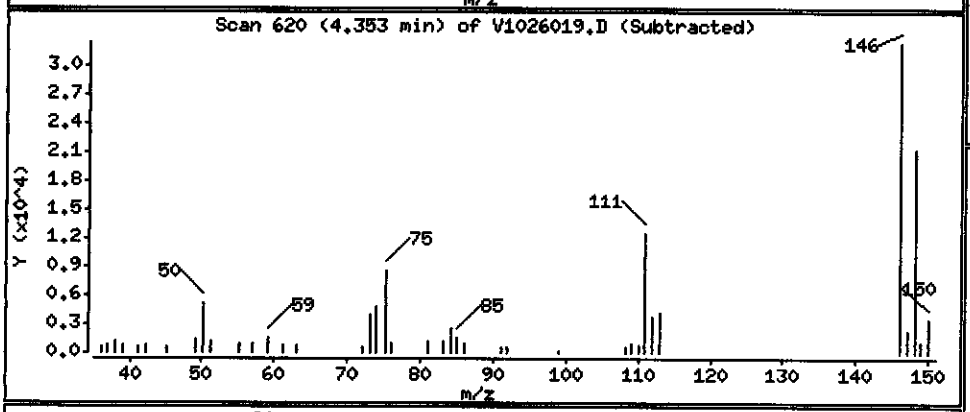

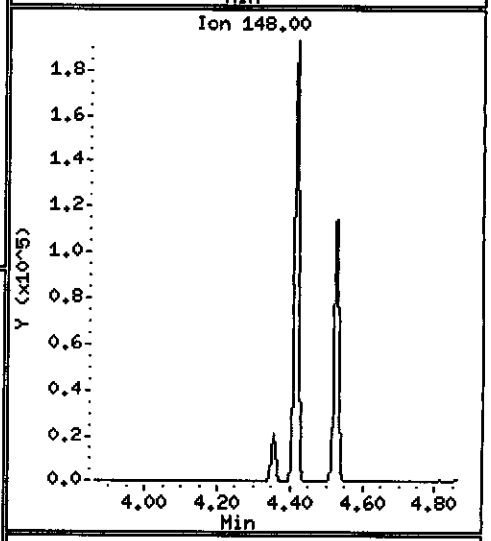

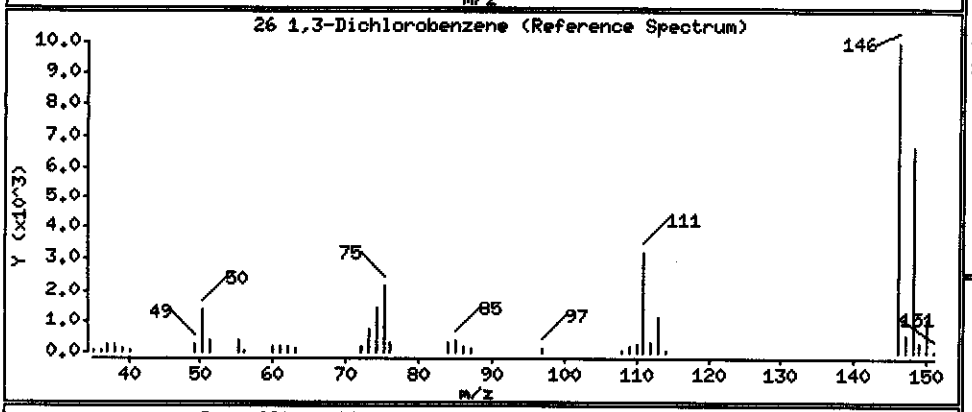

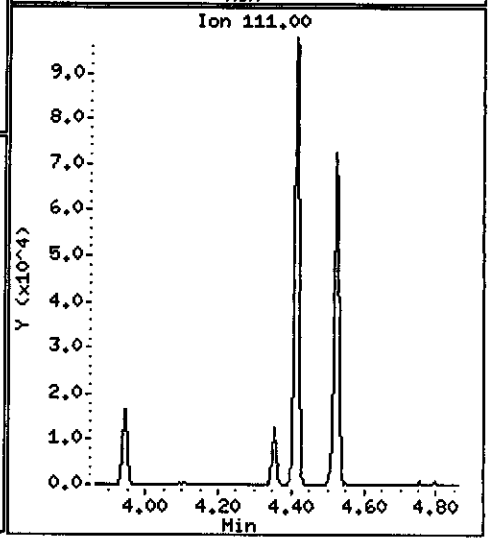

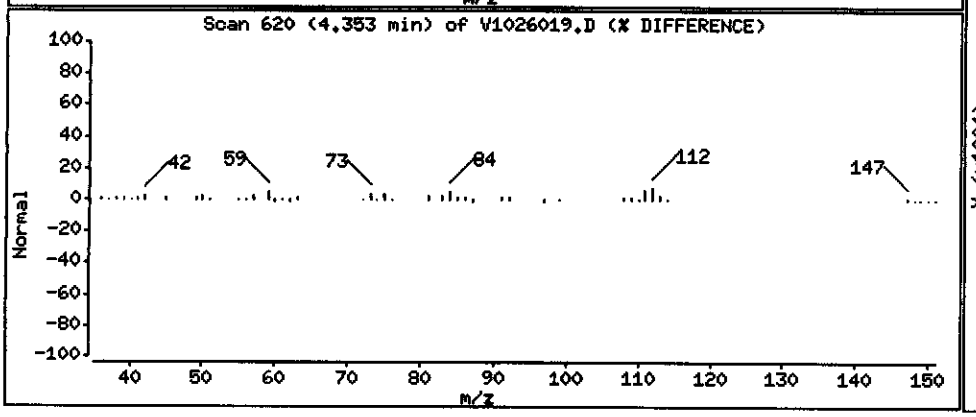

Data File: \\PITSVR06\D\chem\731.i\V102608.b\V1026019.D

Date : 27-OCT-2008 06:04

Client ID: RFI-25-1008

Instrument: 731.i

Sample Info: C8J160331-016 10/20/08 h2o (8295020) 8270c

Volume Injected (uL): 2.0

Operator: 003200

Column phase: DB5-MS

Column diameter: 0.32

27 1,4-Dichlorobenzene

Concentration: 5.7308 ug/L

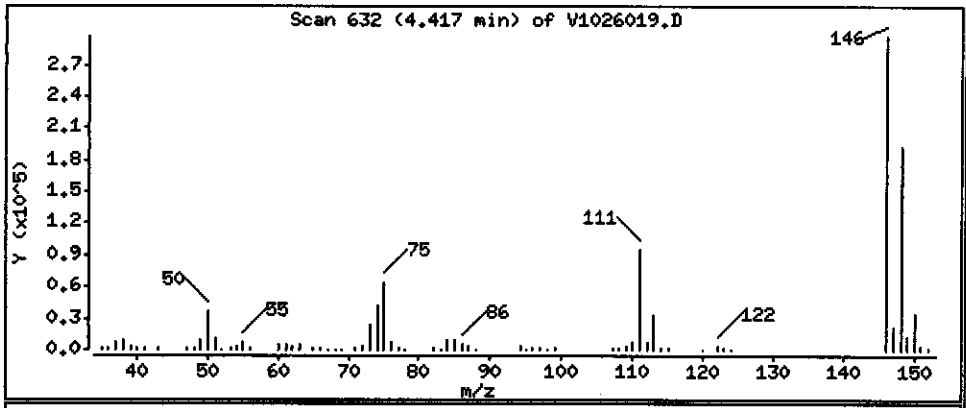

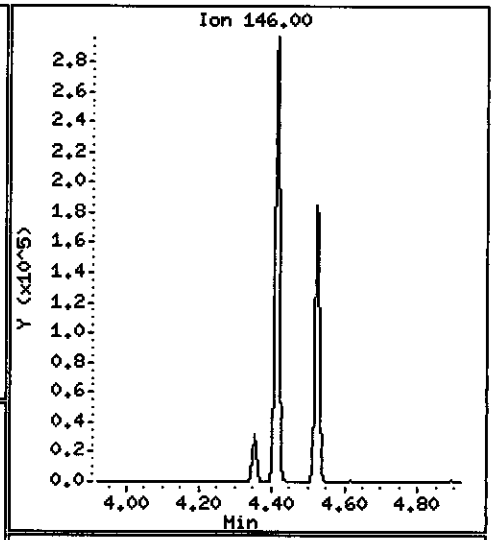

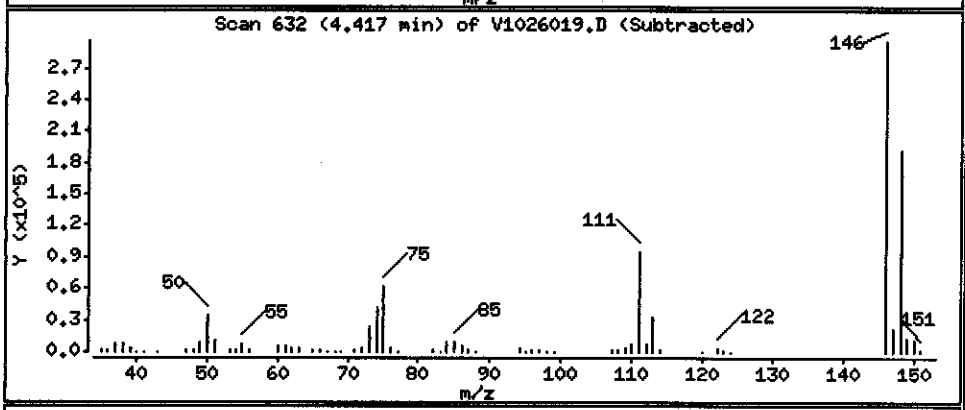

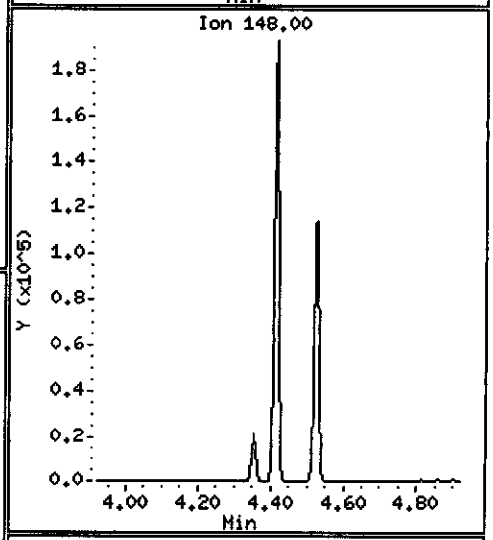

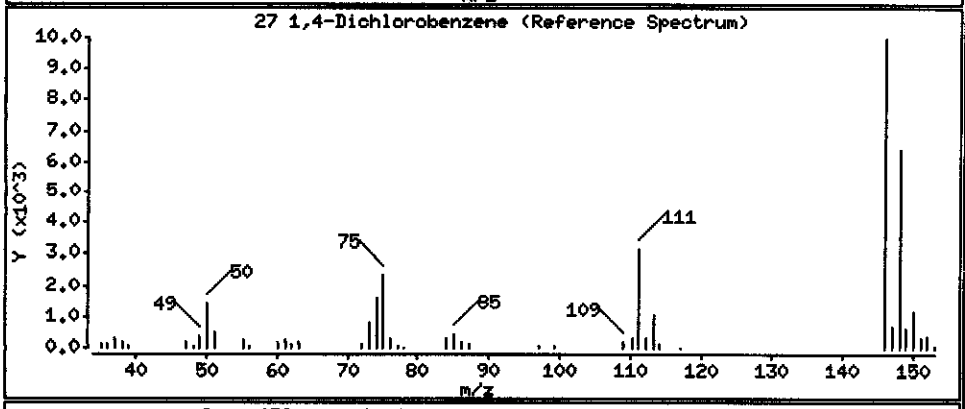

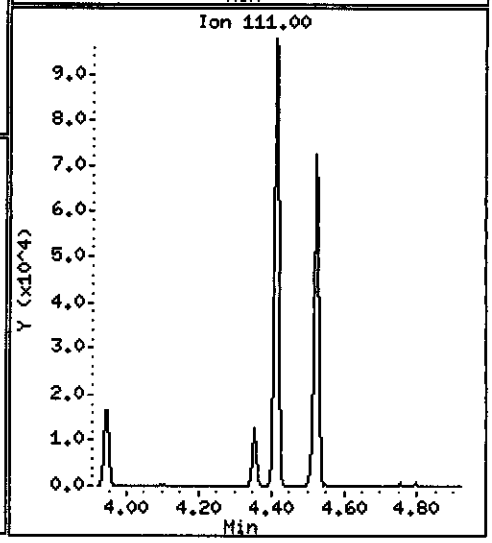

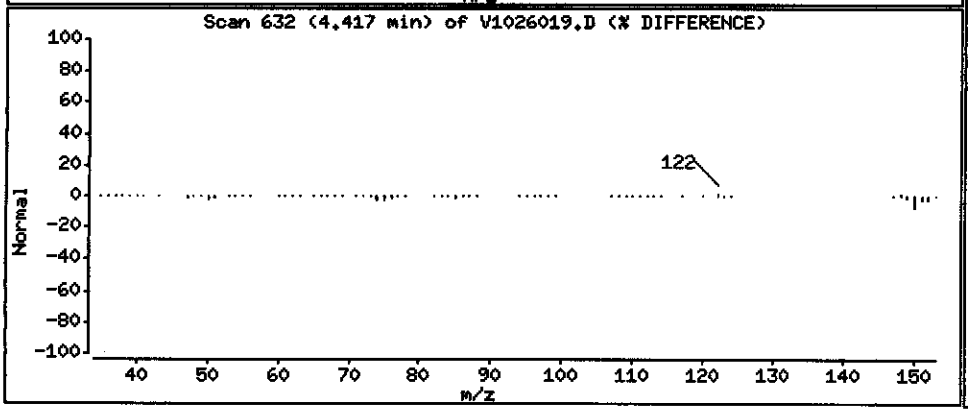

Data File: \\PITSVR06\D\chem\731.i\V102608.b\V1026019.D

Date : 27-OCT-2008 06:04

Client ID: RFI-25-1008

Instrument: 731.i

Sample Info: C8J160331-016 10/20/08 h2o (8295020) 8270c

Volume Injected (uL): 2.0

Operator: 003200

Column phase: DB5-MS

Column diameter: 0.32

28 1,2-Dichlorobenzene

Concentration: 3.8335 ug/L

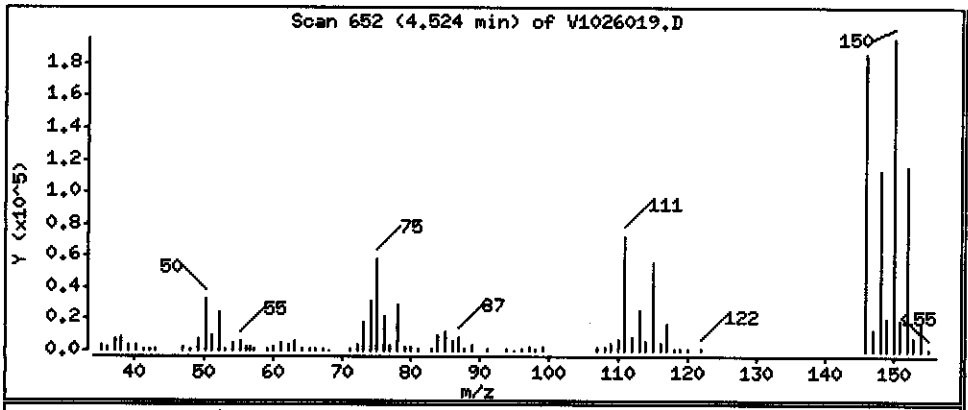

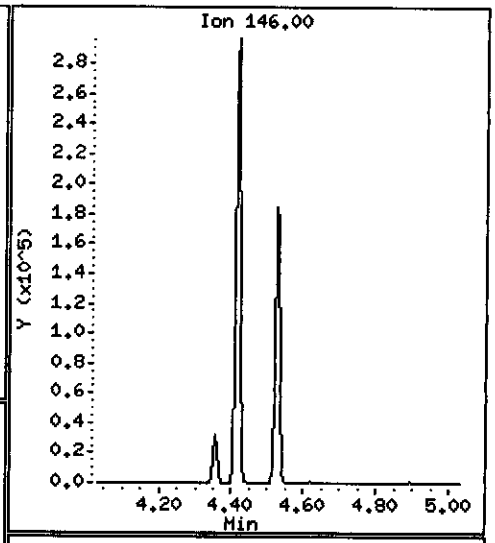

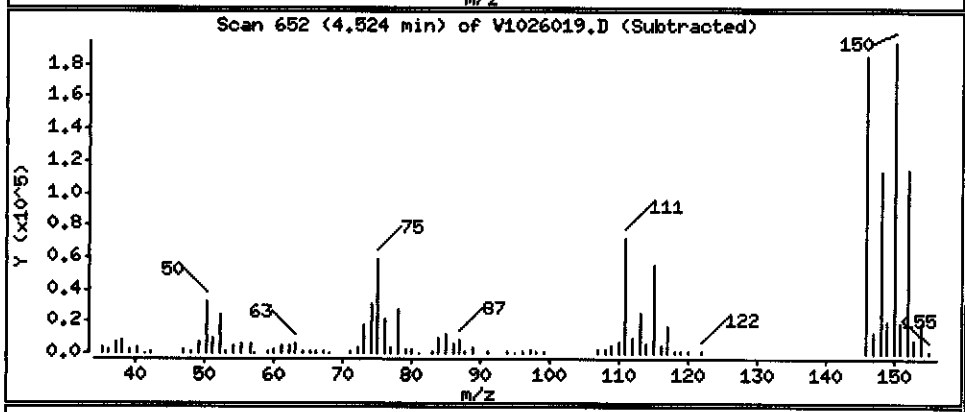

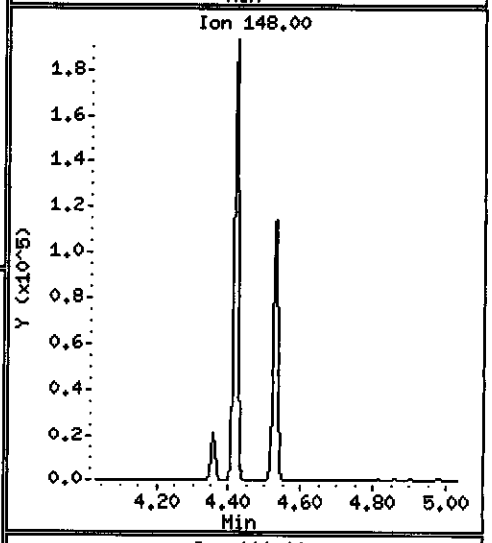

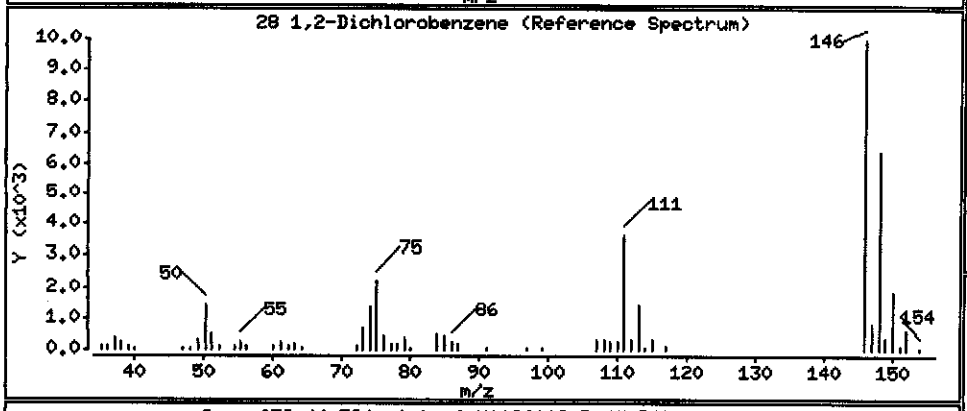

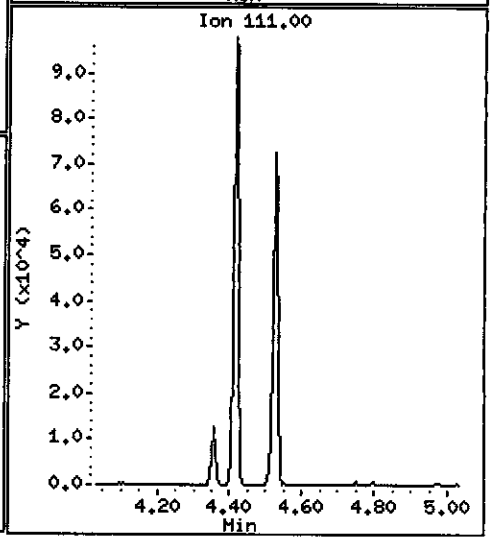

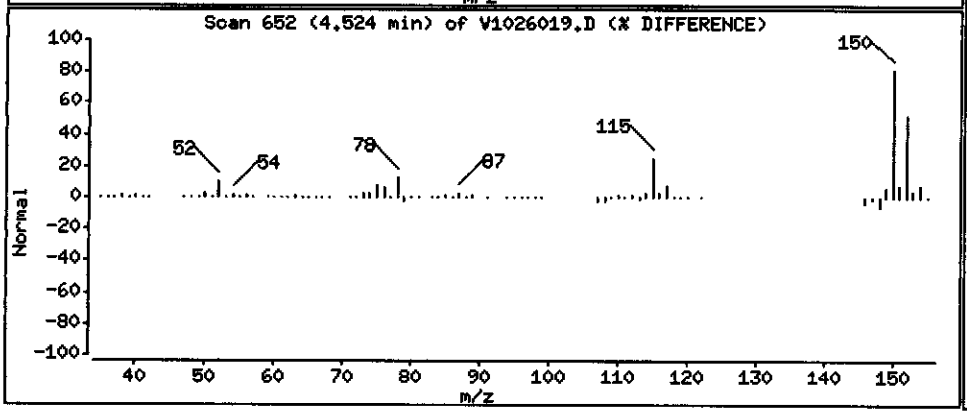

Data File: \\PITSVR06\D\chem\731.i\V102608.b\V1026019.D

Date : 27-OCT-2008 06:04

Client ID: RFI-25-1008

Instrument: 731.i

Sample Info: C8J160331-016 10/20/08 h2o (8295020) 8270c

Volume Injected (uL): 2.0

Operator: 003200

Column phase: DB5-MS

Column diameter: 0.32

48 2,4-Dichlorophenol

Concentration: 0.24715 ug/L

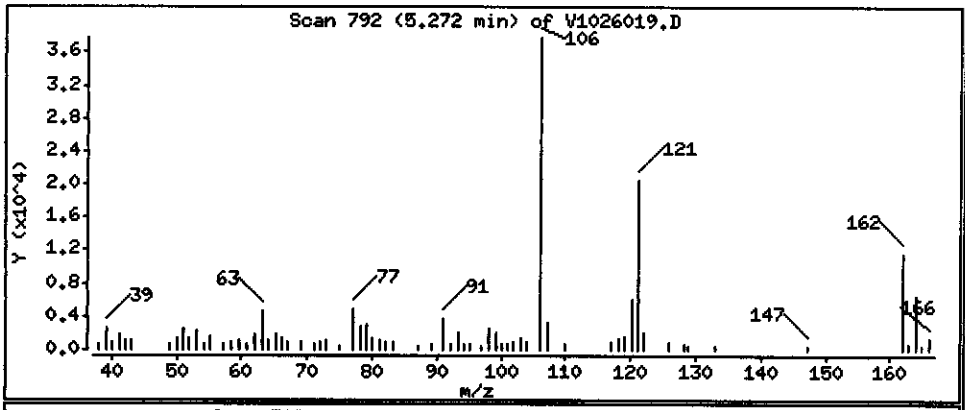

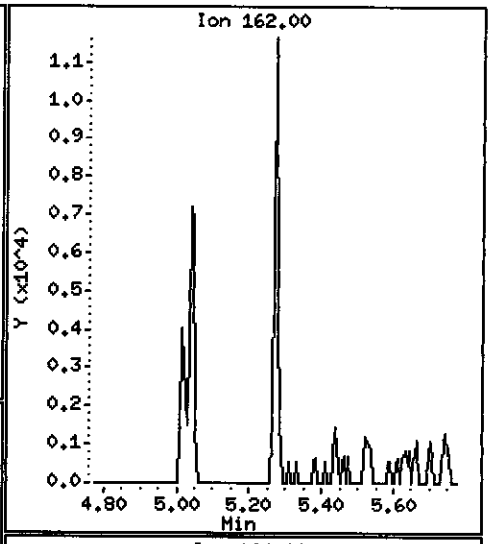

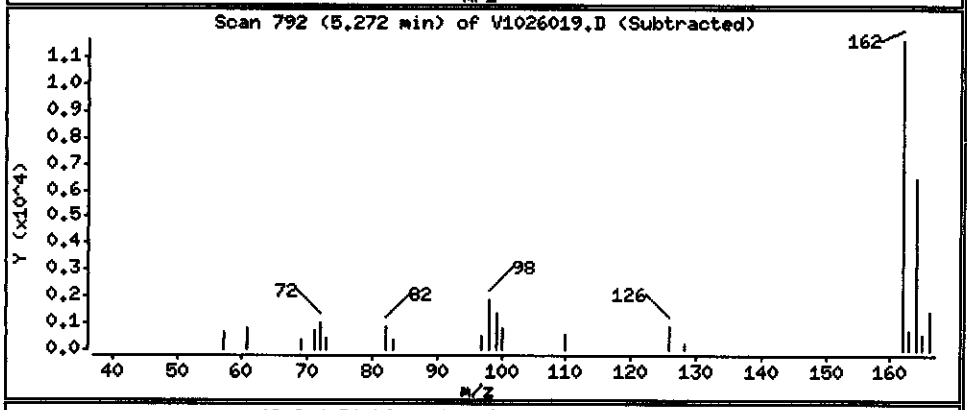

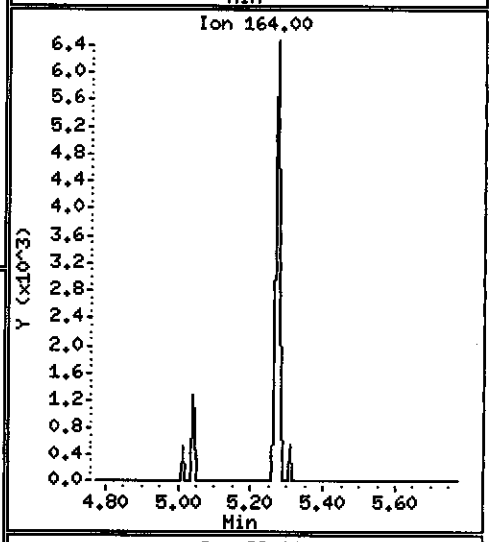

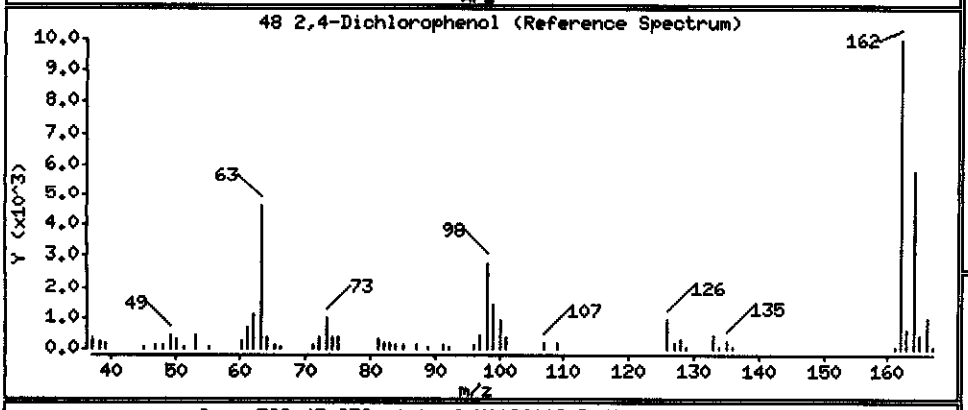

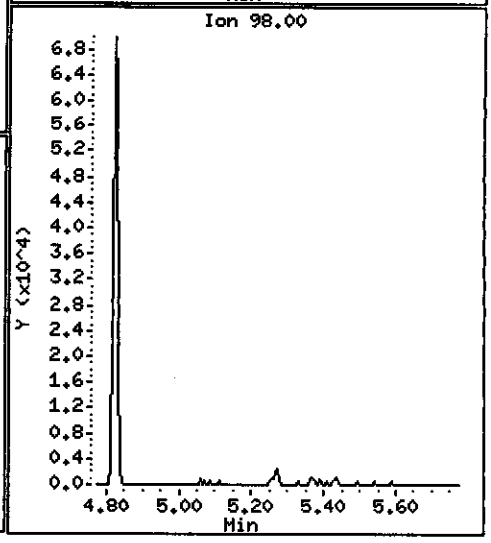

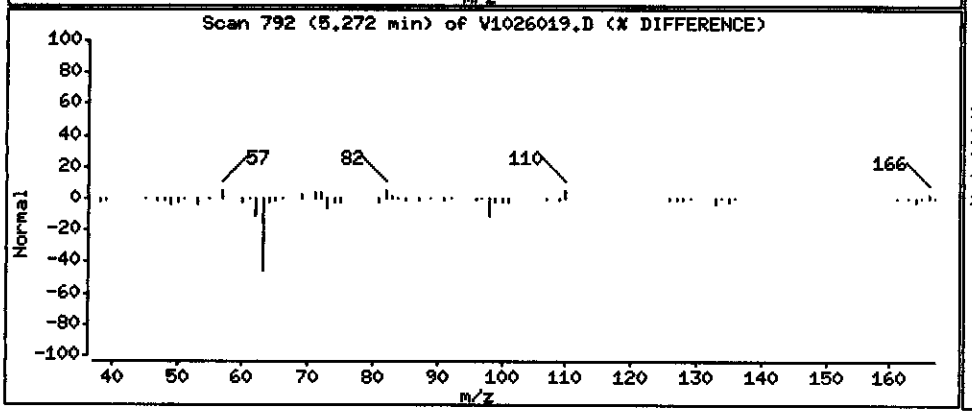

Data File: \\PITSVR06\D\chem\731.i\V102608.b\V1026019.D

Date : 27-OCT-2008 06:04

Client ID: RFI-25-1008

Instrument: 731.i

Sample Info: C8J160331-016 10/20/08 h2o (8295020) 8270c

Volume Injected (uL): 2.0

Operator: 003200

Column phase: DB5-MS

Column diameter: 0.32

52 4-Chloroaniline

Concentration: 6.3432 ug/L

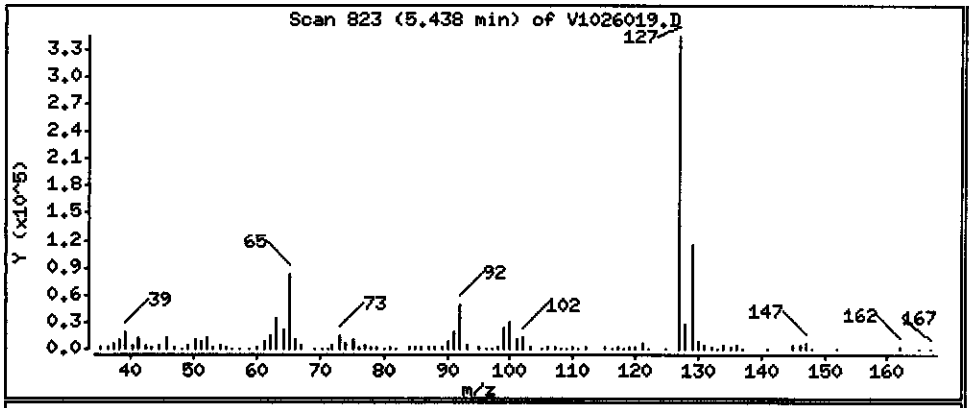

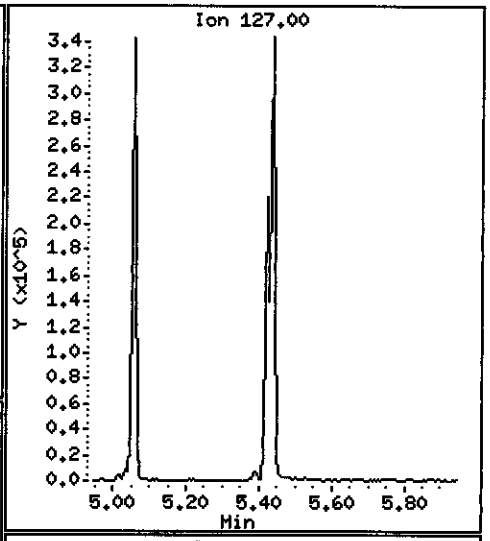

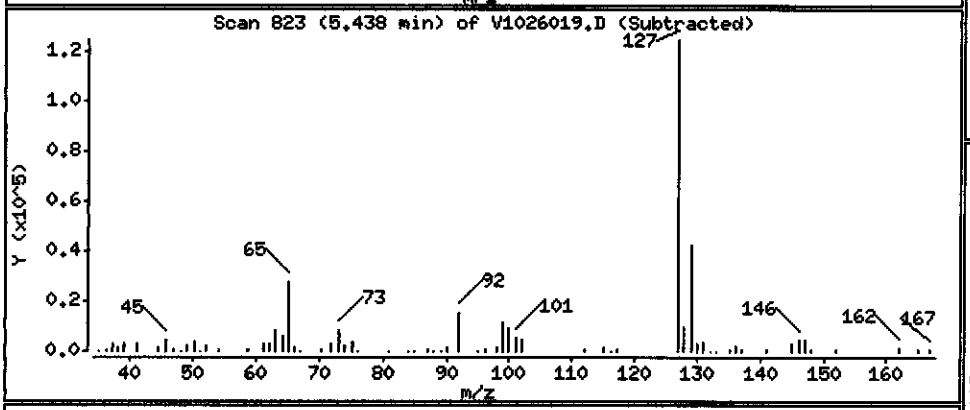

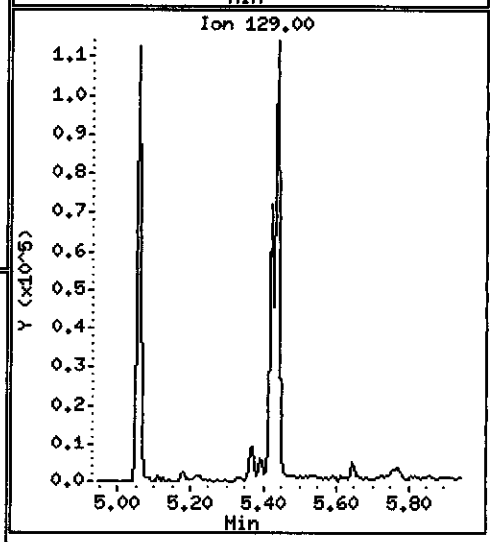

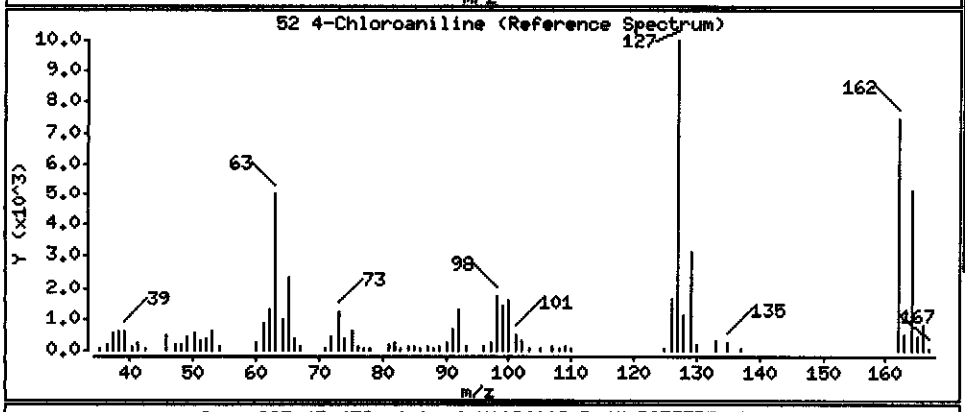

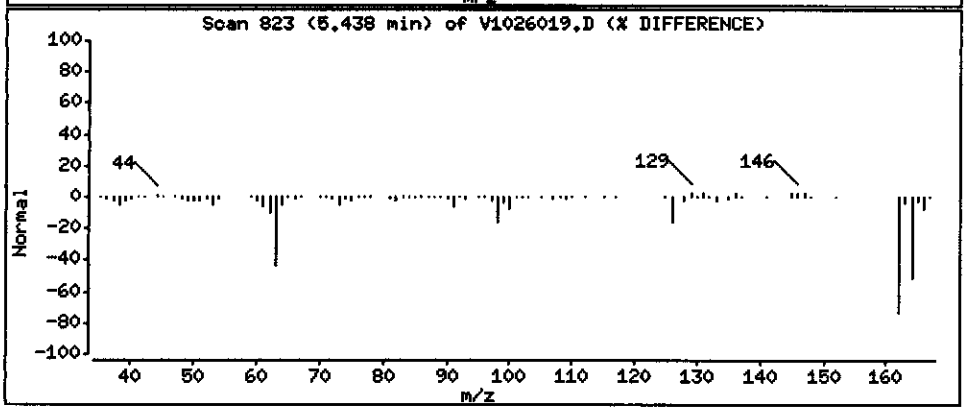

Data File: \\PITSVR06\D\chem\731.i\V102608.b\V1026019.D

Date : 27-OCT-2008 06:04

Client ID: RFI-25-1008

Instrument: 731.i

Sample Info: C8J160331-016 10/20/08 h2o (8295020) 8270c

Volume Injected (uL): 2.0

Operator: 003200

Column phase: DB5-MS

Column diameter: 0.32

63 1-Methylnaphthalene

Concentration: 0.59874 ug/L

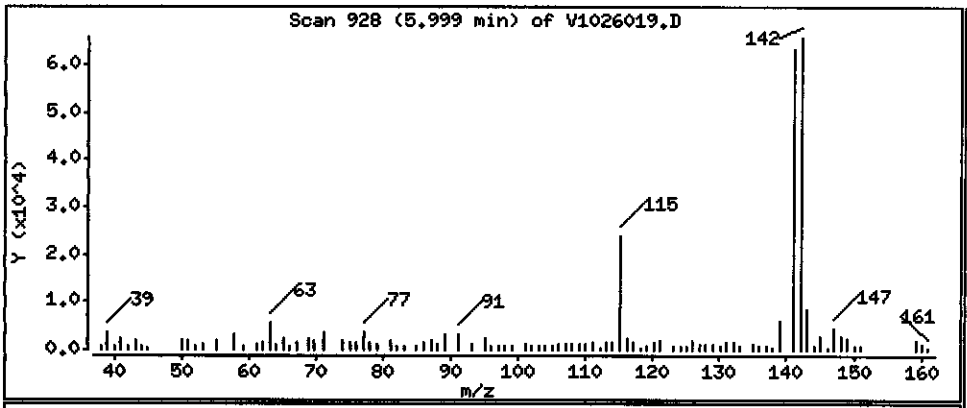

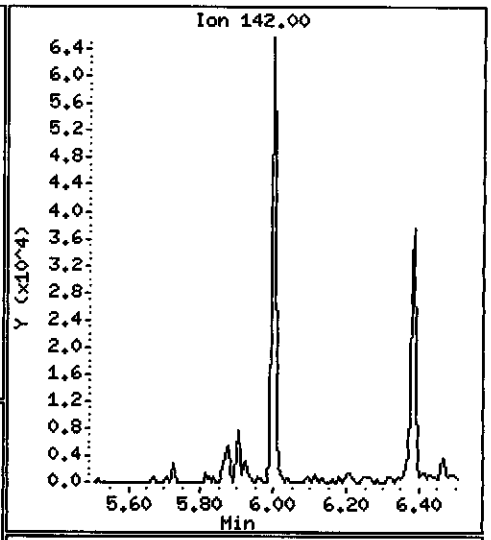

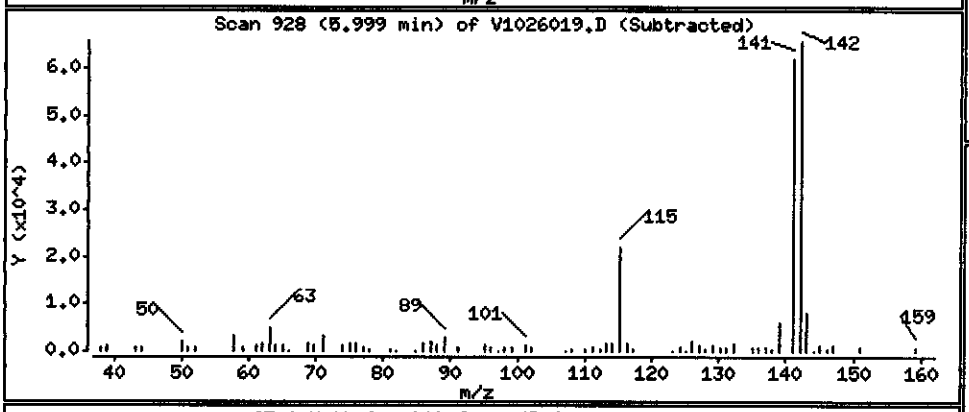

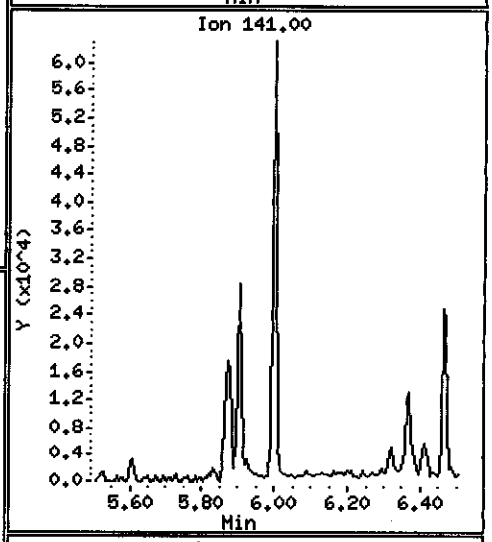

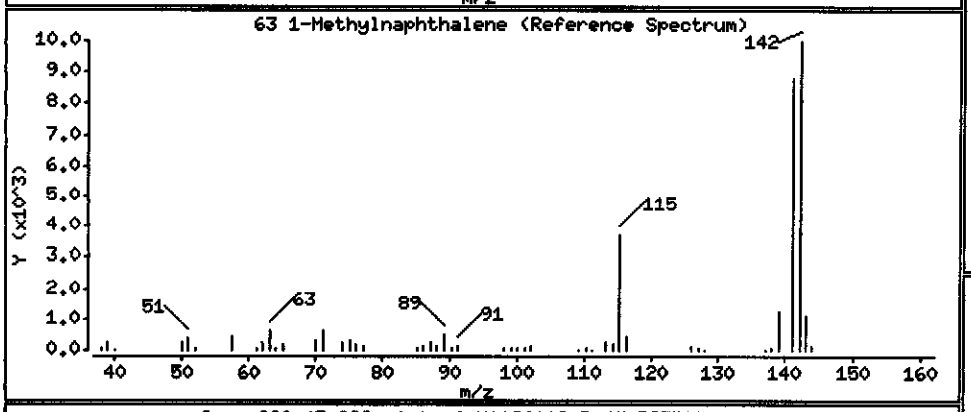

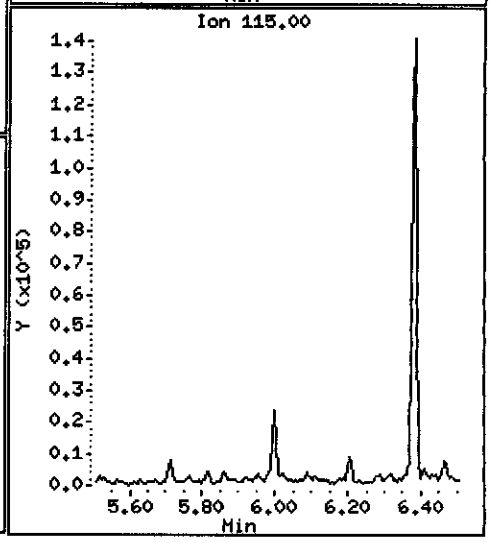

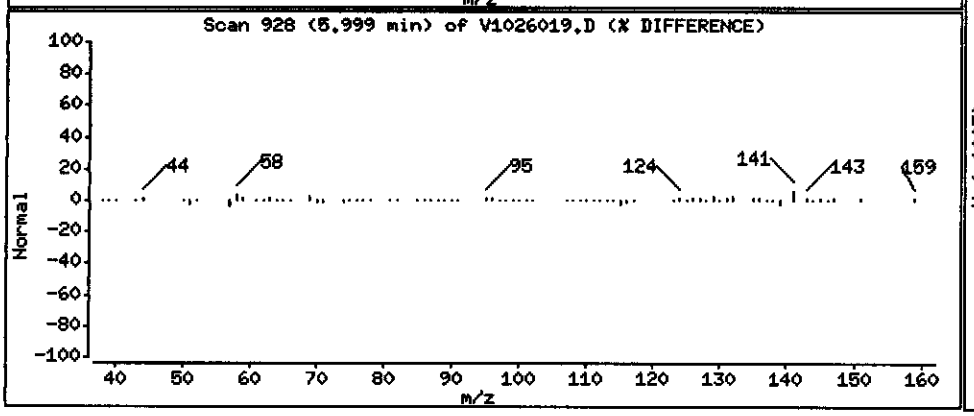

Data File: \\PITSVR06\D\chem\731.i\V102608.b\V1026019.D

Date : 27-OCT-2008 06:04

Client ID: RFI-25-1008

Instrument: 731.i

Sample Info: C8J160331-016 10/20/08 h2o (8295020) 8270c

Volume Injected (uL): 2.0

Operator: 003200

Column phase: DB5-MS

Column diameter: 0.32

209 1,1'-Biphenyl

Concentration: 0.27796 ug/L

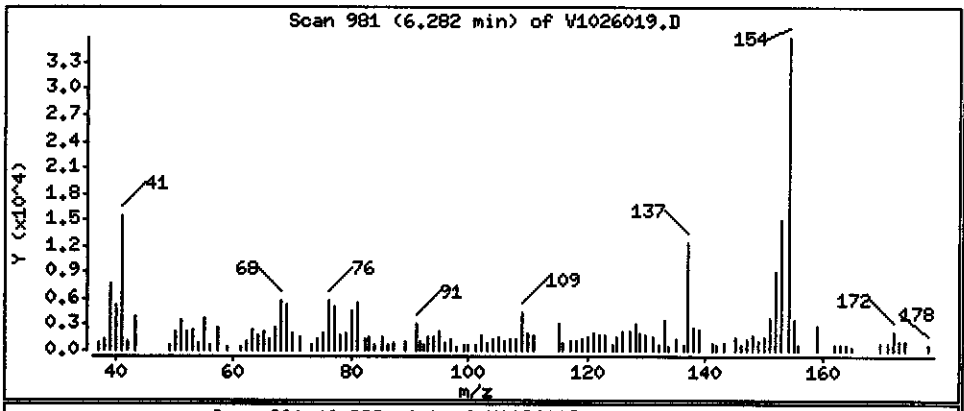

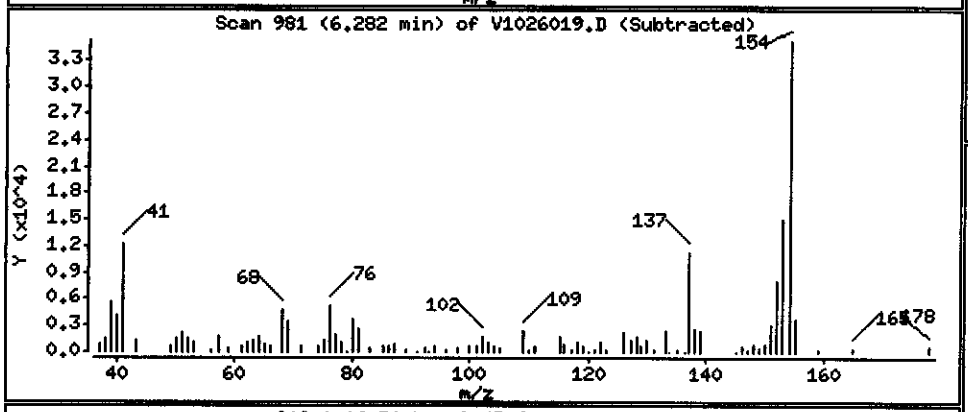

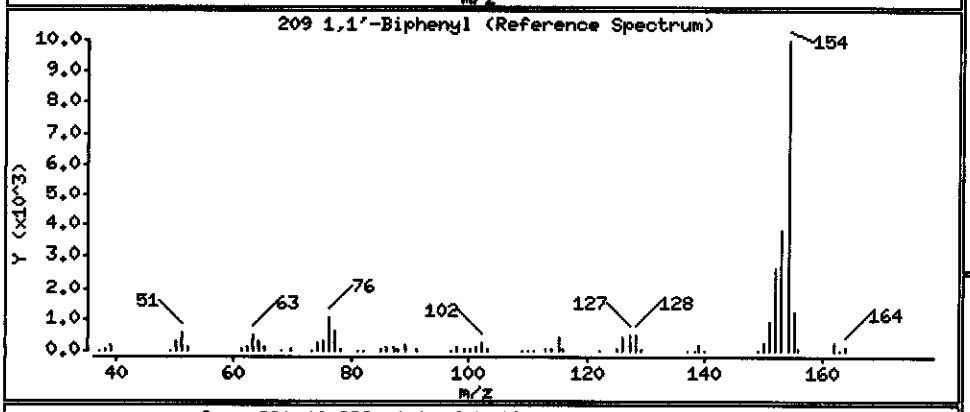

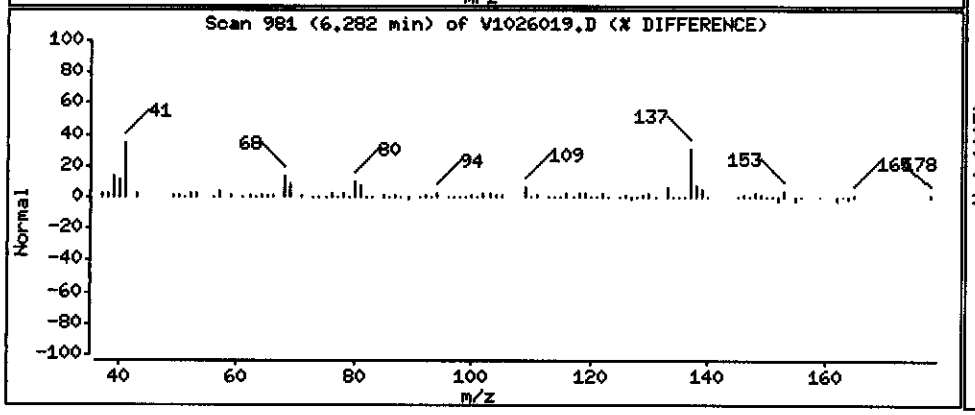

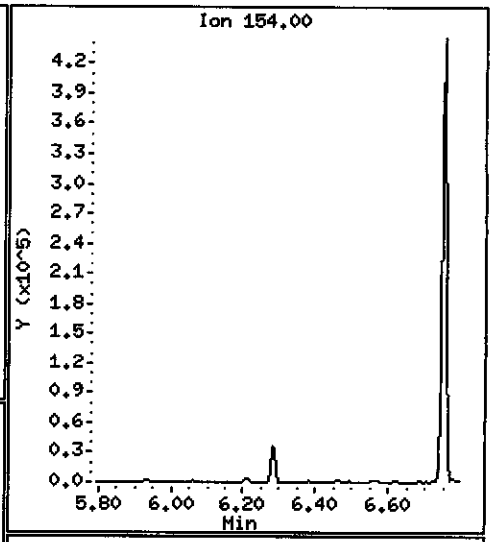

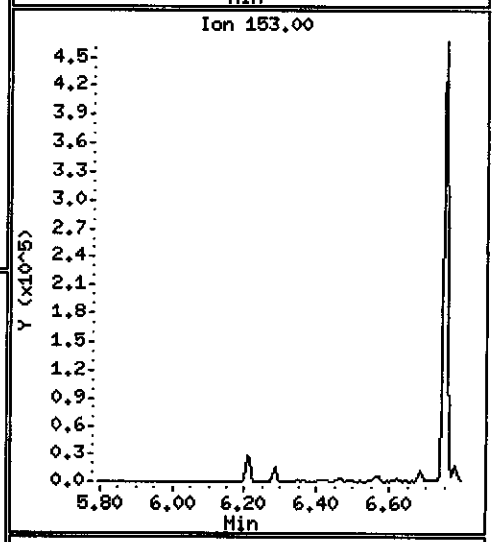

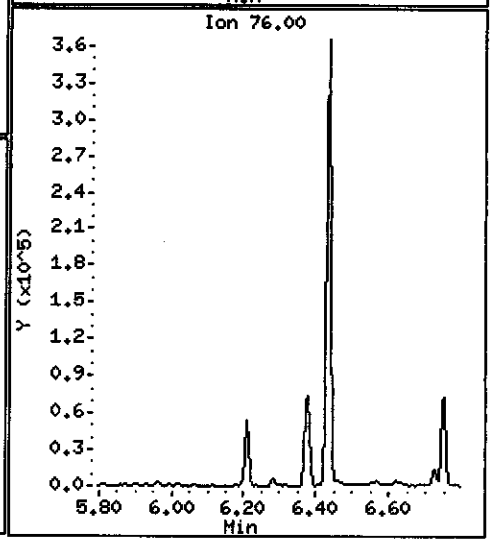

Data File: \\PITSVR06\D\chem\731.i\V102608.b\V1026019.D

Date : 27-OCT-2008 06:04

Client ID: RFI-25-1008

Instrument: 731.i

Sample Info: C8J160331-016 10/20/08 h2o (8295020) 8270c

Volume Injected (uL): 2.0

Operator: 003200

Column phase: DB5-MS

Column diameter: 0.32

82 Acenaphthene

Concentration: 3.9782 ug/L

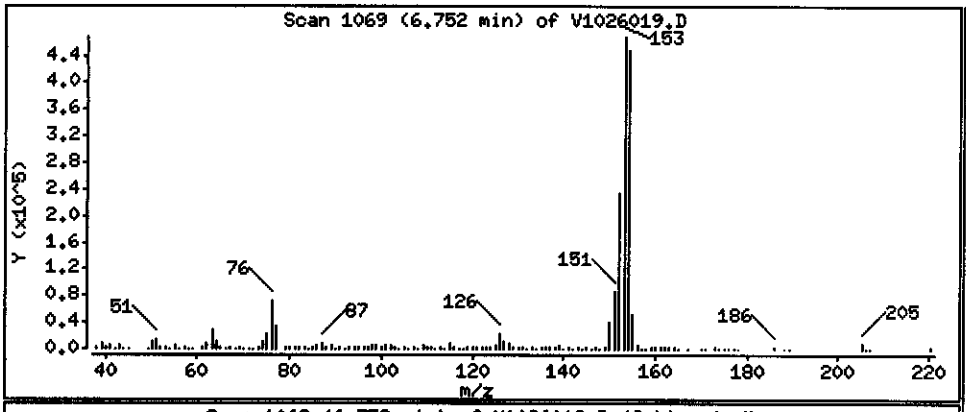

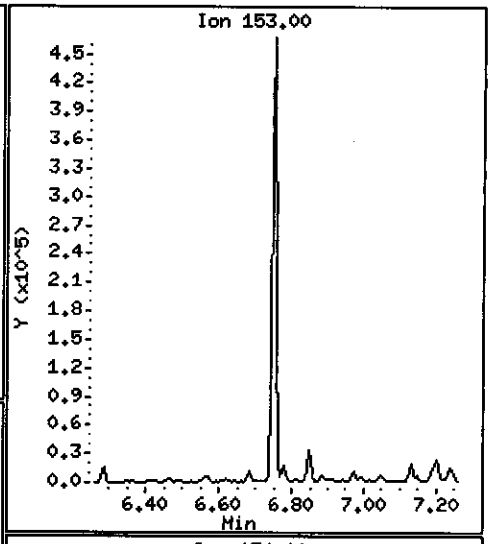

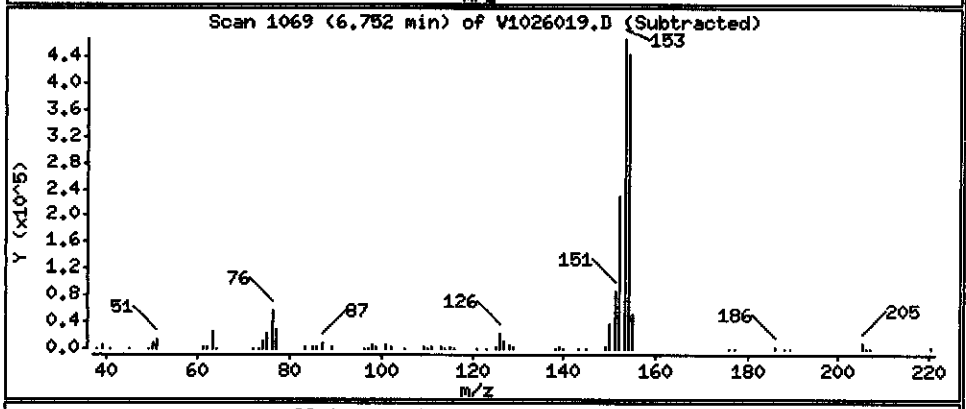

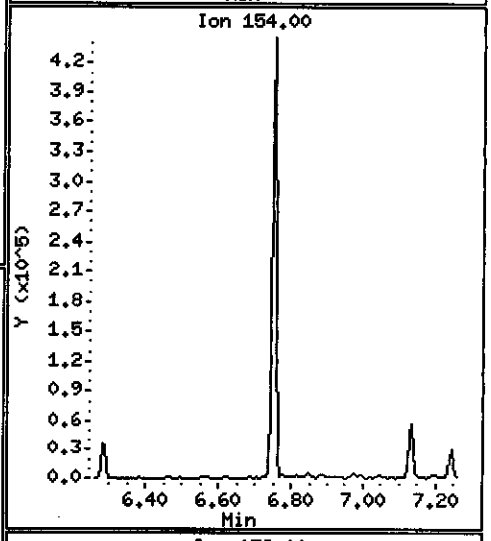

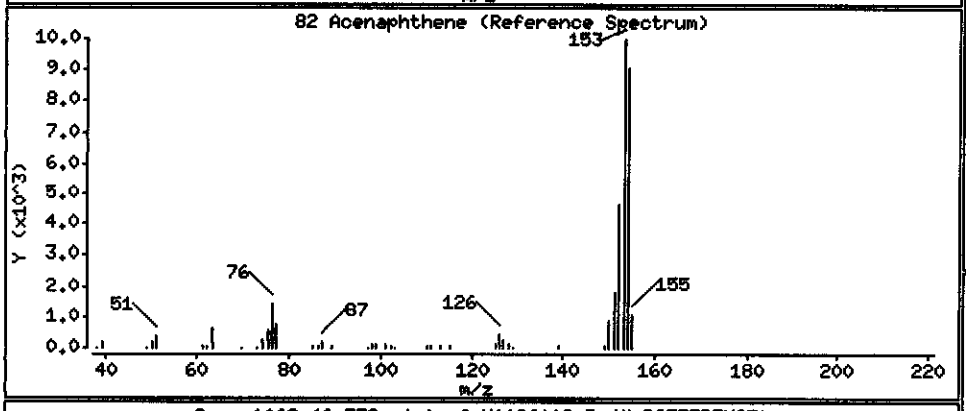

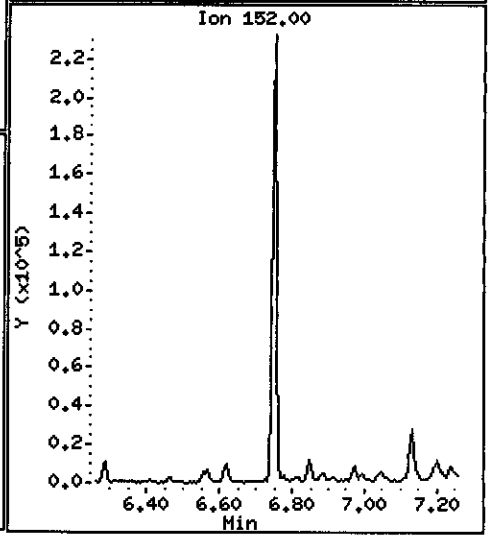

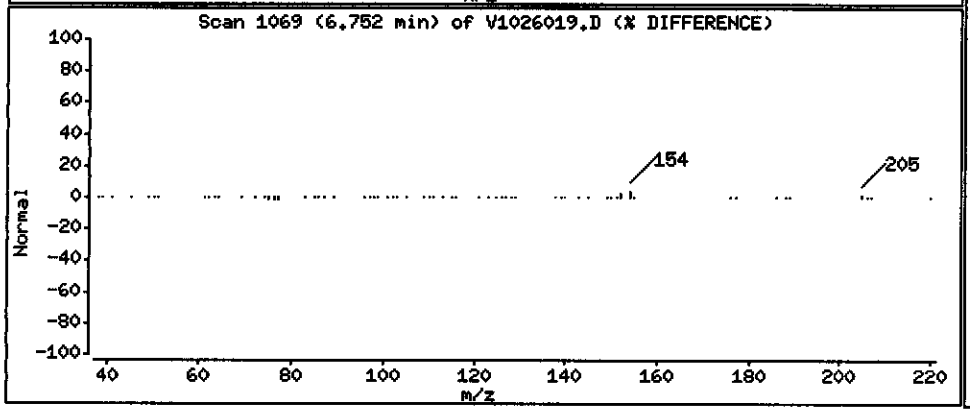

Data File: \\PITSVR06\D\chem\731.i\V102608.b\V1026019.D

Date : 27-OCT-2008 06:04

Client ID: RFI-25-1008

Instrument: 731.i

Sample Info: C8J160331-016 10/20/08 h2o (8295020) 8270c

Volume Injected (uL): 2.0

Operator: 003200

Column phase: DB5-MS

Column diameter: 0.32

92 2-Naphthylamine

Concentration: 12.078 ug/L

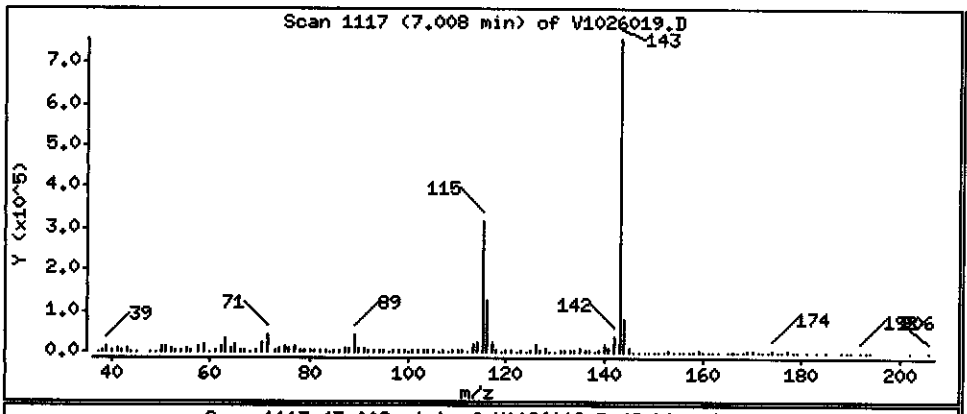

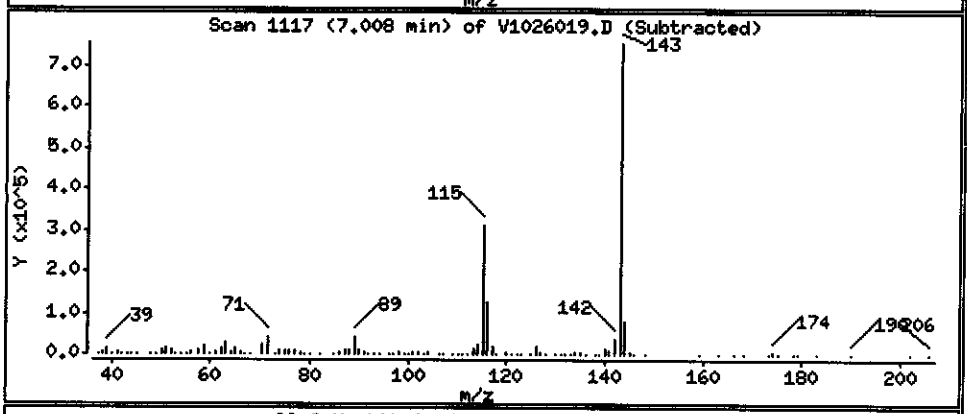

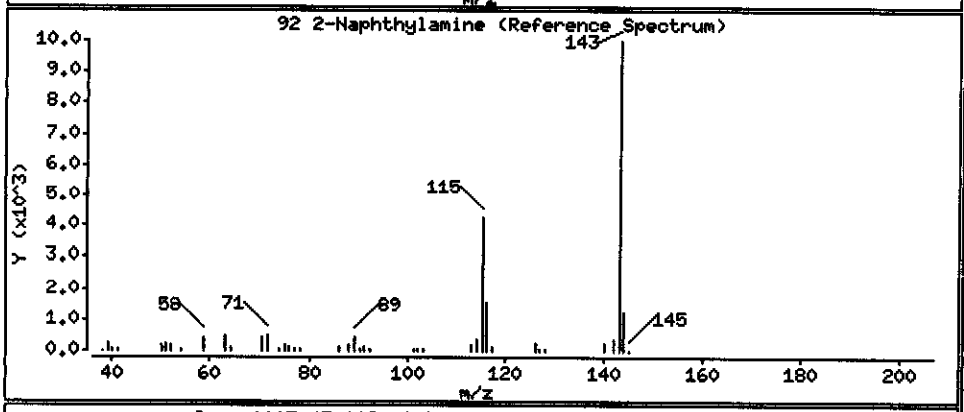

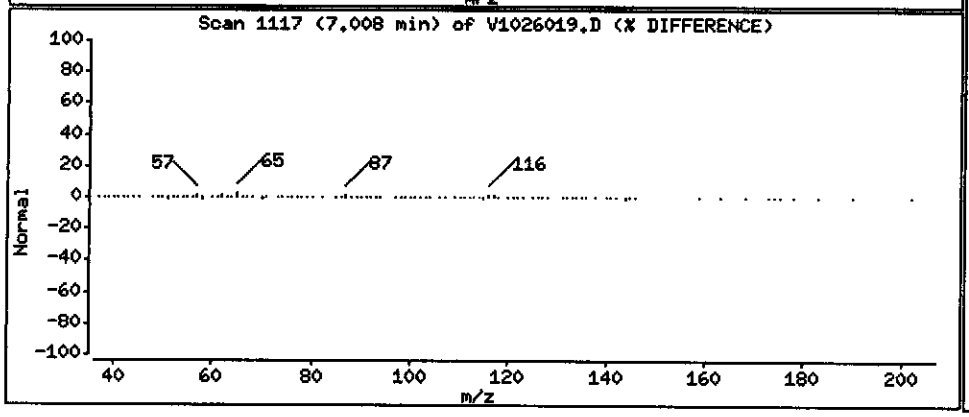

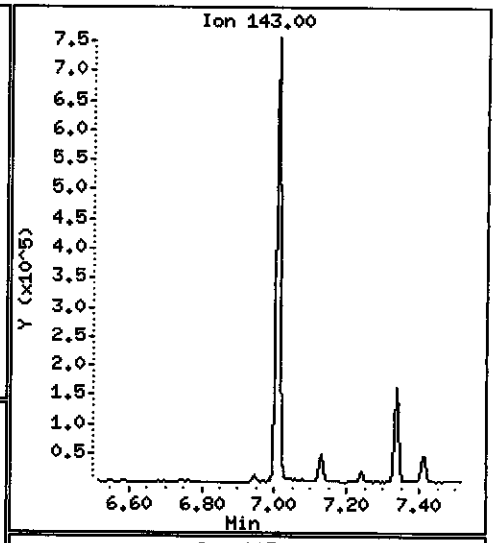

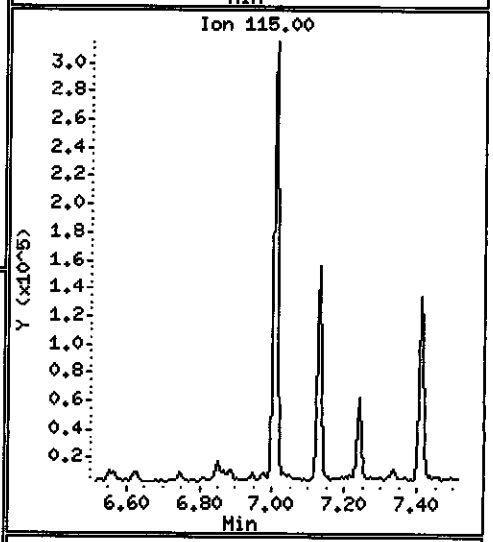

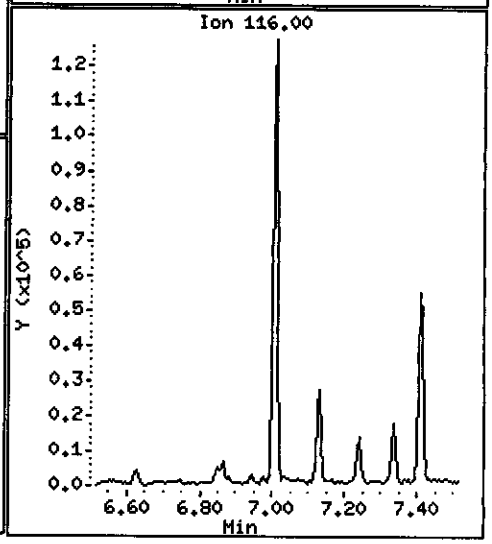

Data File: \\PITSVR06\D\chem\731.i\V102608.b\V1026019.D

Date : 27-OCT-2008 06:04

Client ID: RFI-25-1008

Instrument: 731.i

Sample Info: C8J160331-016 10/20/08 h2o (8295020) 8270c

Volume Injected (uL): 2.0

Operator: 003200

Column phase: DB5-MS

Column diameter: 0.32

99 N-Nitrosodiphenylamine (1)

Concentration: 12.629 ug/L

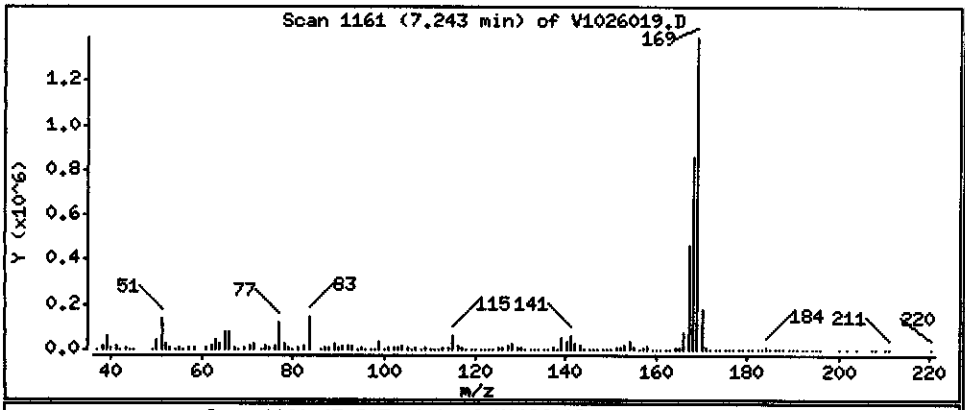

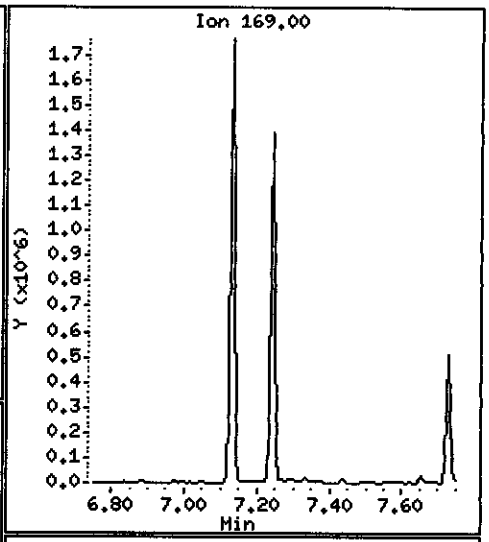

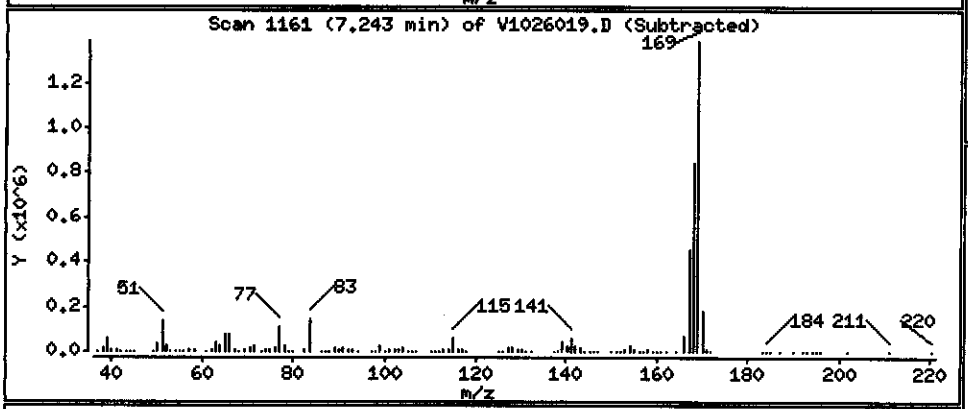

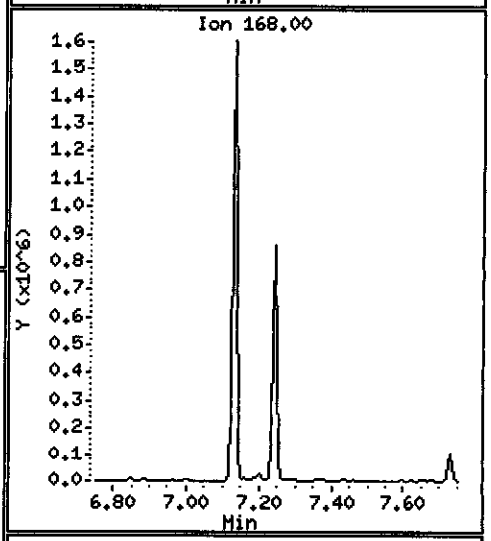

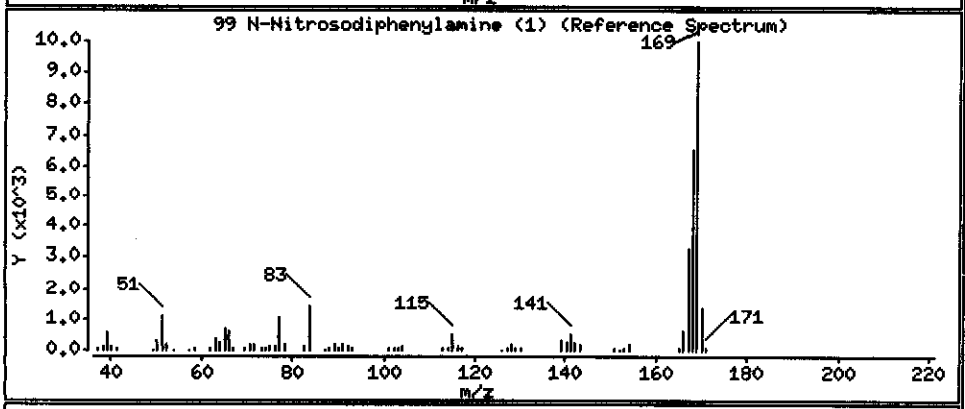

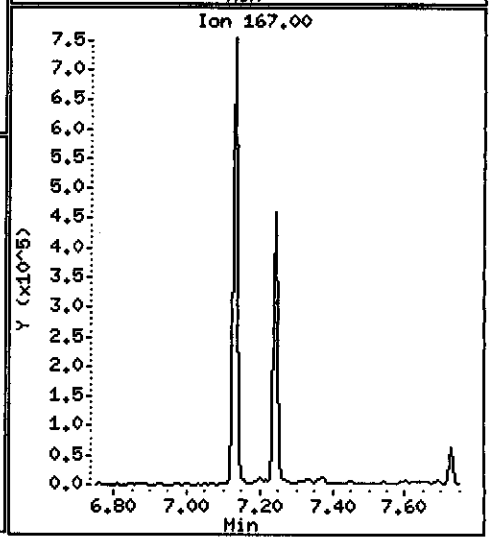

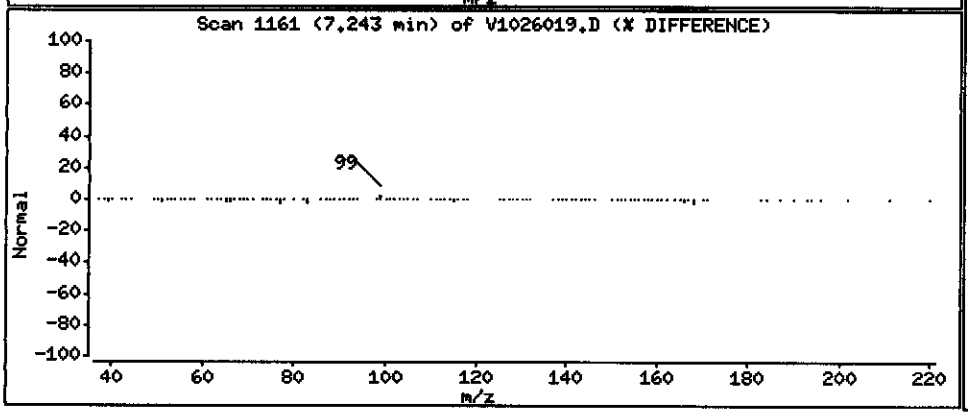

Data File: \\PITSVR06\D\chem\731.i\V102608.b\V1026019.D

Date : 27-OCT-2008 06:04

Client ID: RFI-25-1008

Instrument: 731.i

Sample Info: C8J160331-016 10/20/08 h2o (8295020) 8270c

Volume Injected (uL): 2.0

Operator: 003200

Column phase: DB5-MS

Column diameter: 0.32

115 Phenanthrene

Concentration: 0.12624 ug/L

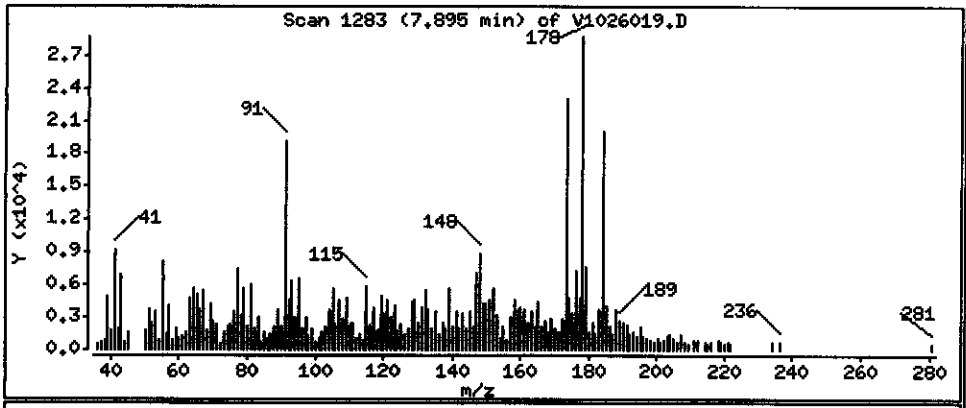

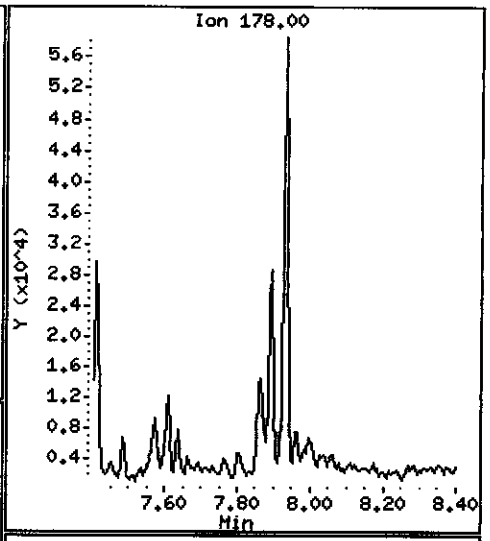

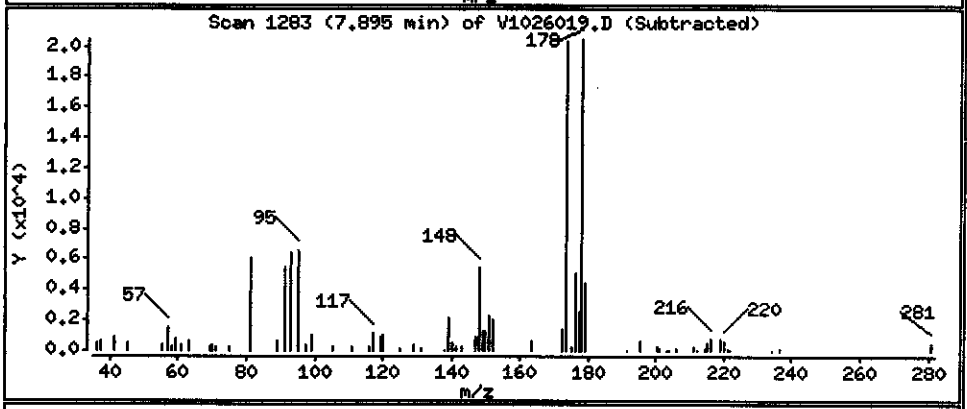

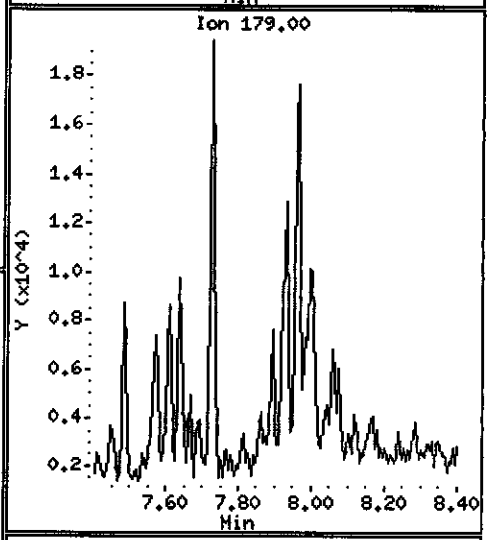

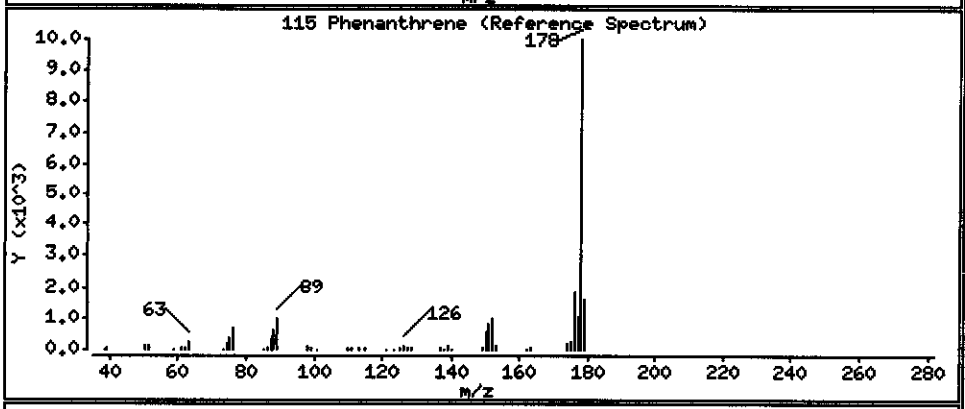

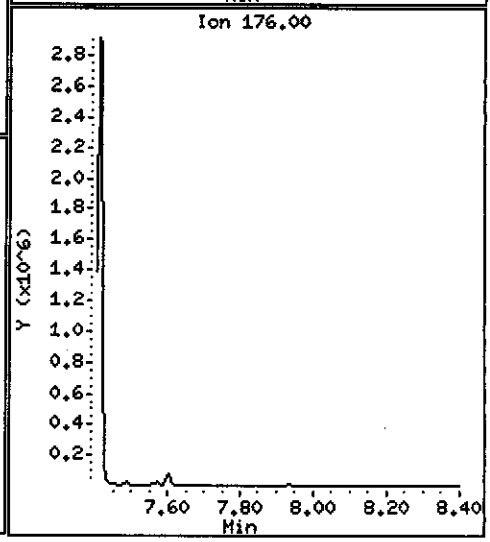

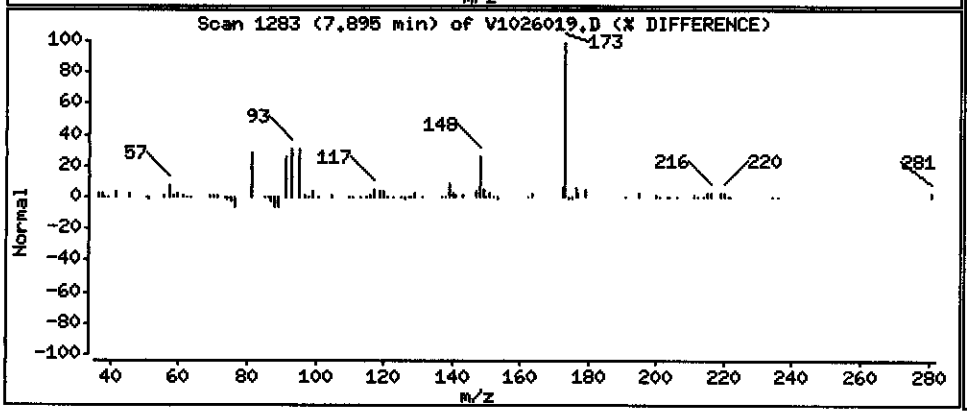

Data File: \\PITSVR06\D\chem\731.i\V102608.b\V1026019.D

Date : 27-OCT-2008 06:04

Client ID: RFI-25-1008

Instrument: 731.i

Sample Info: C8J160331-016 10/20/08 h2o (8295020) 8270c

Volume Injected (uL): 2.0

Operator: 003200

Column phase: DB5-MS

Column diameter: 0.32

116 Anthracene

Concentration: 0.25356 ug/L

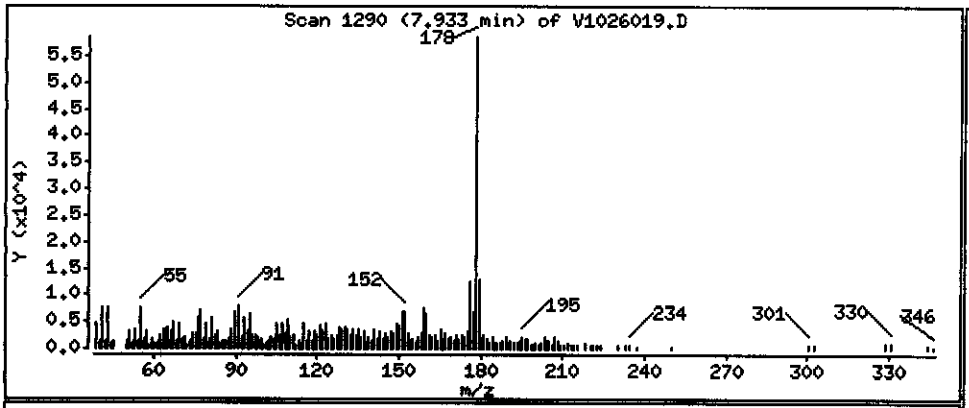

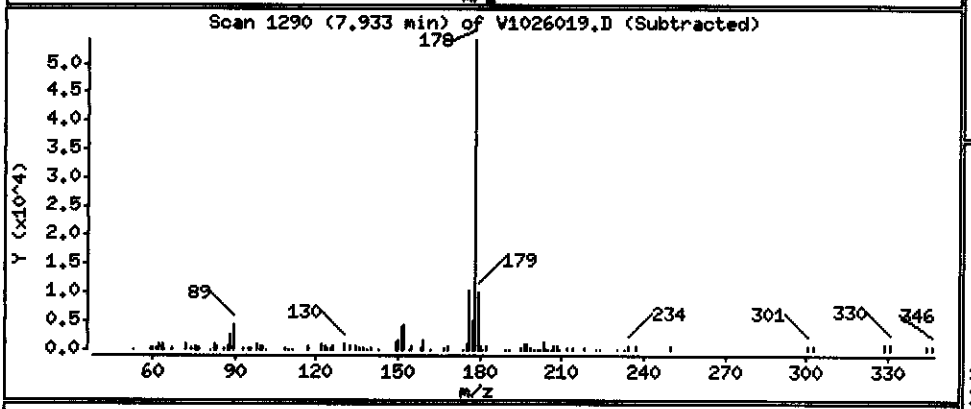

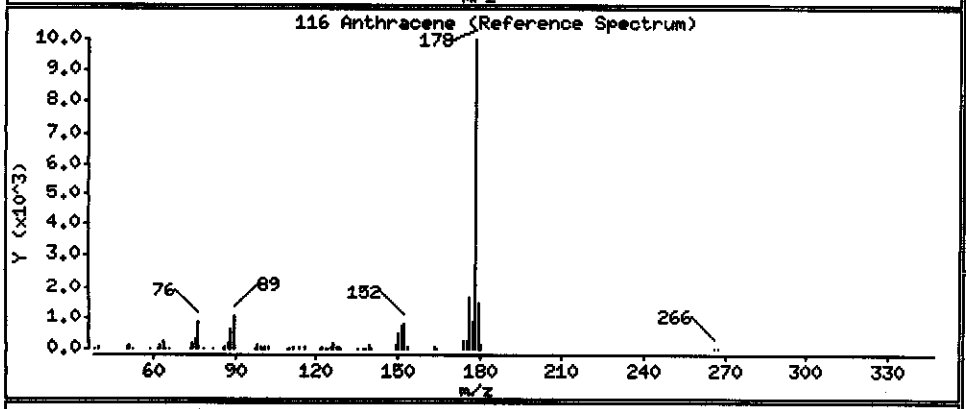

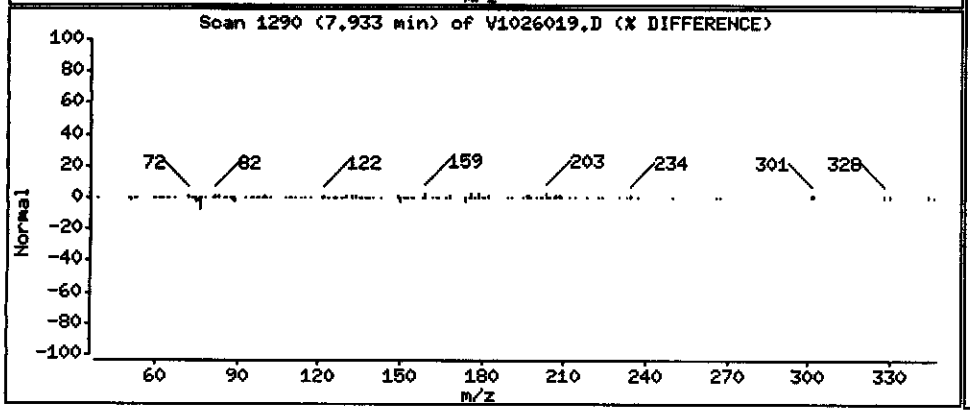

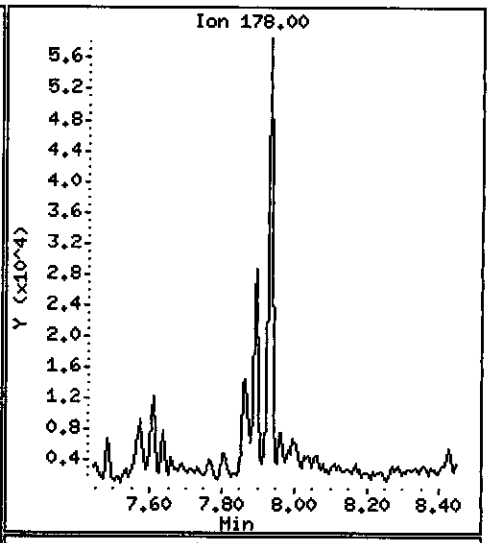

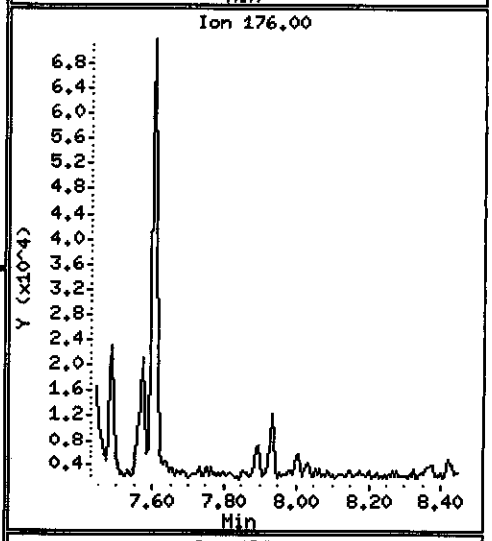

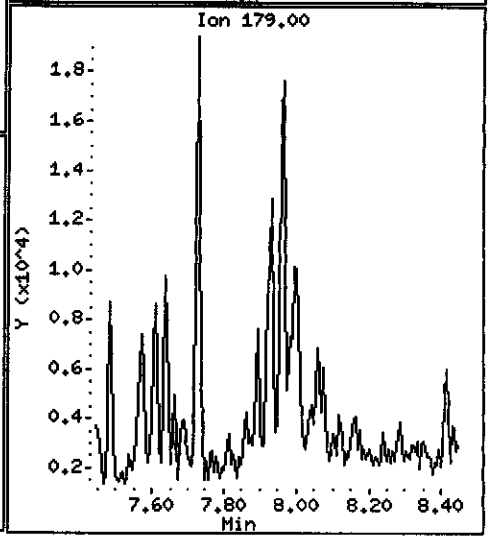

Data File: \\PITSVR06\D\chem\731.i\V102608.b\V1026019.D

Date : 27-OCT-2008 06:04

Client ID: RFI-25-1008

Instrument: 731.i

Sample Info: C8J160331-016 10/20/08 h2o (8295020) 8270c

Volume Injected (uL): 2.0

Operator: 003200

Column phase: DB5-MS

Column diameter: 0.32

119 Carbazole

Concentration: 0.095785 ug/L

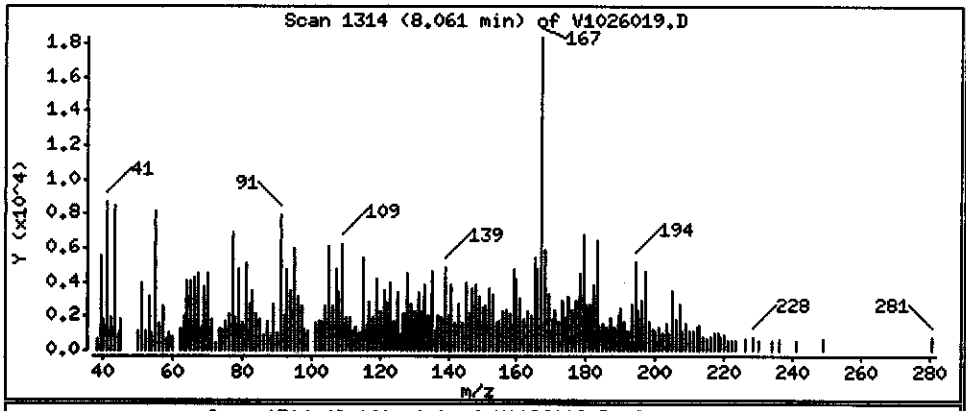

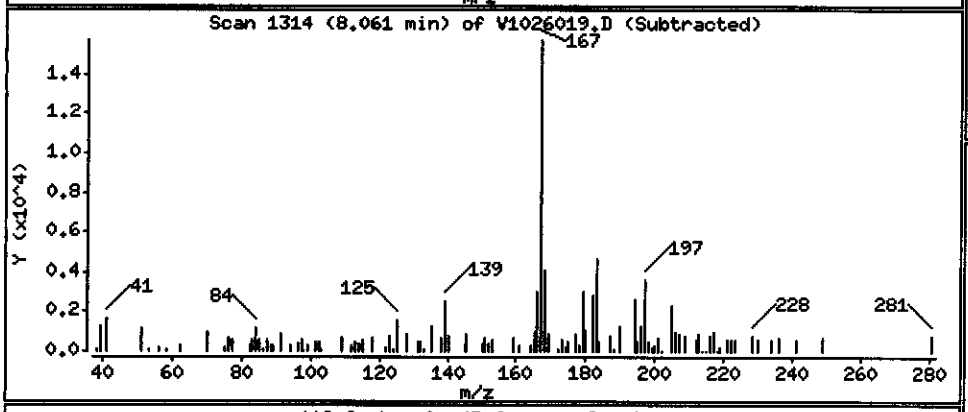

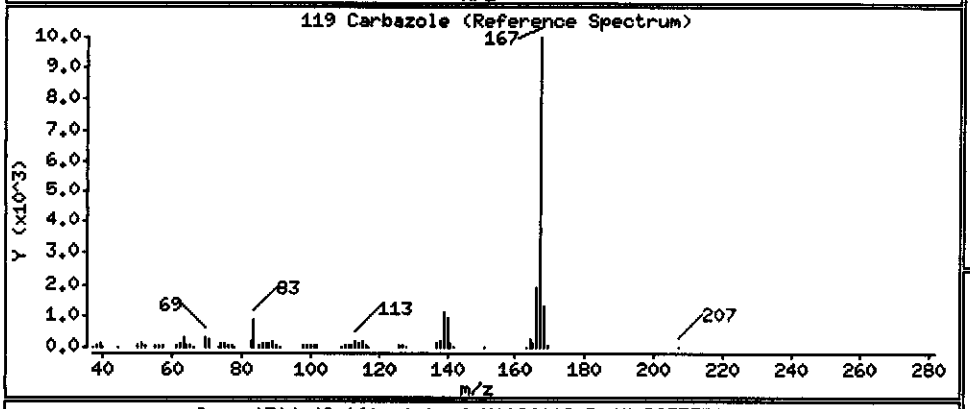

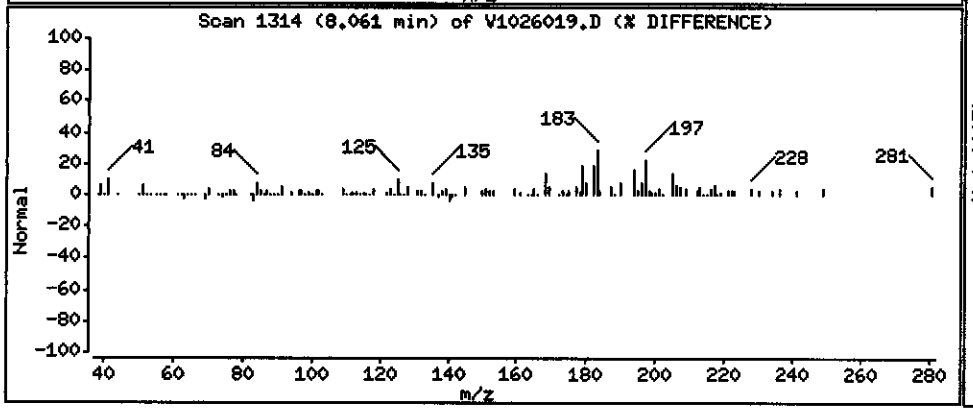

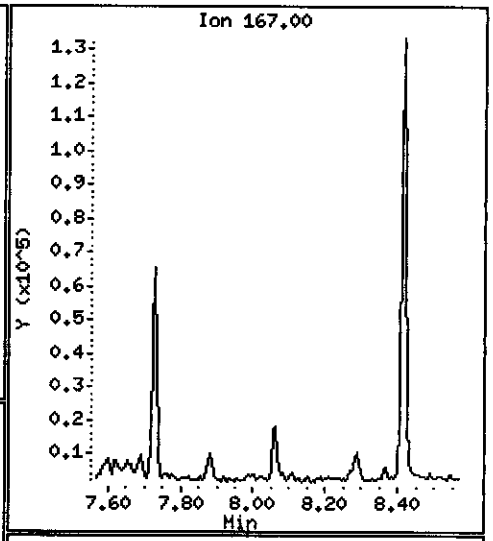

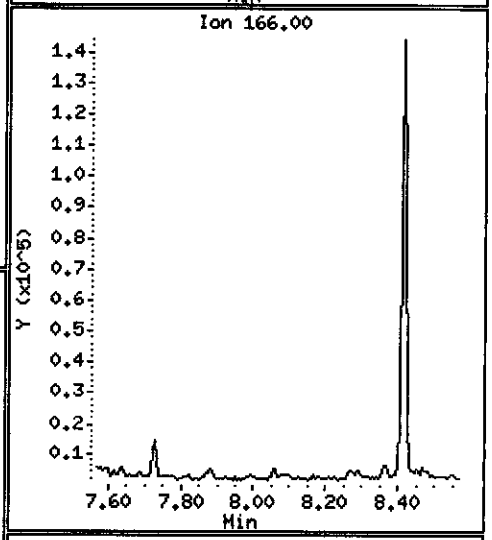

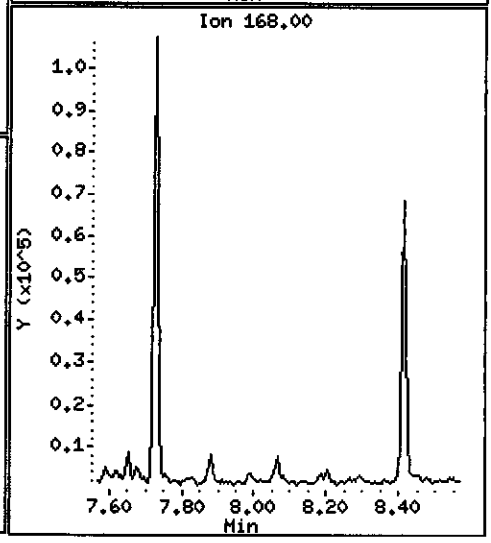

Data File: \\PITSVR06\D\chem\731.i\V102608.b\V1026019.D

Date : 27-OCT-2008 06:04

Client ID: RFI-25-1008

Instrument: 731.i

Sample Info: C8J160331-016 10/20/08 h2o (8295020) 8270c

Volume Injected (uL): 2.0

Operator: 003200

Column phase: DB5-MS

Column diameter: 0.32

120 Di-n-Butylphthalate

Concentration: 0.094129 ug/L

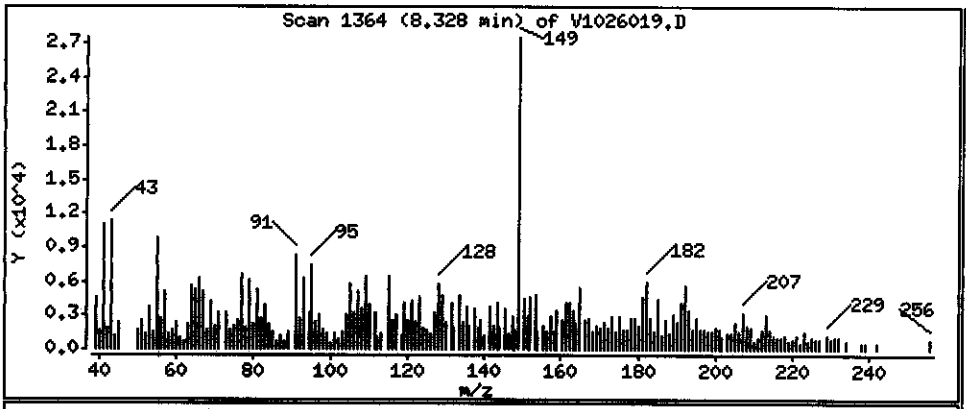

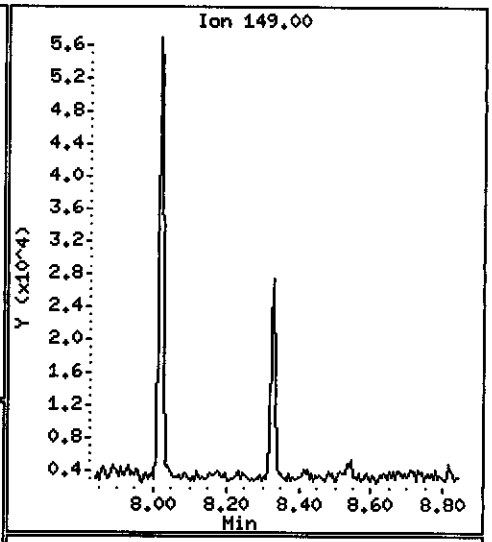

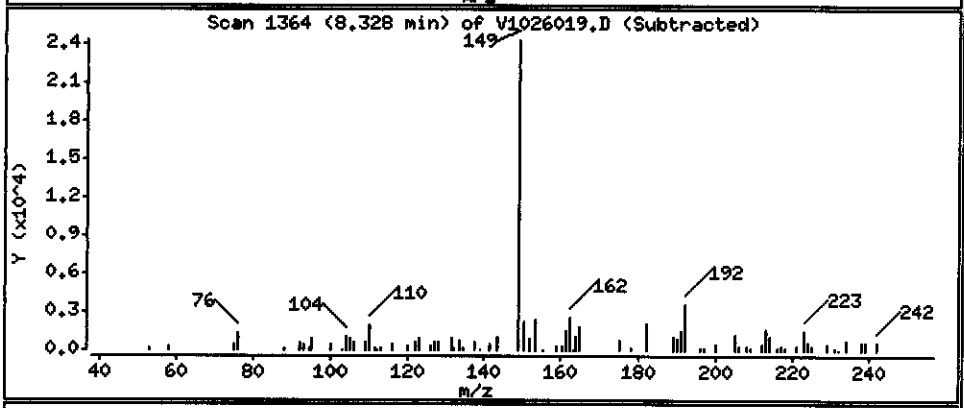

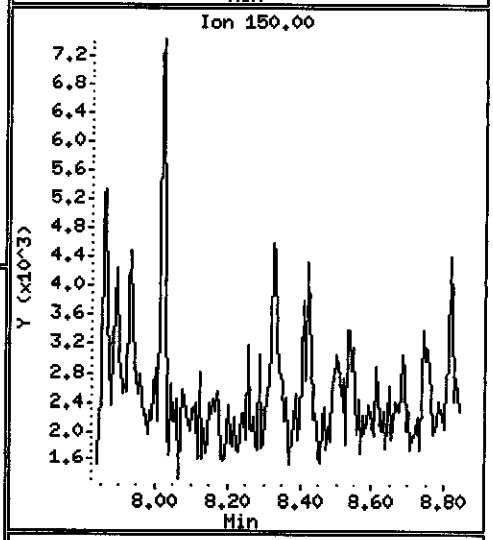

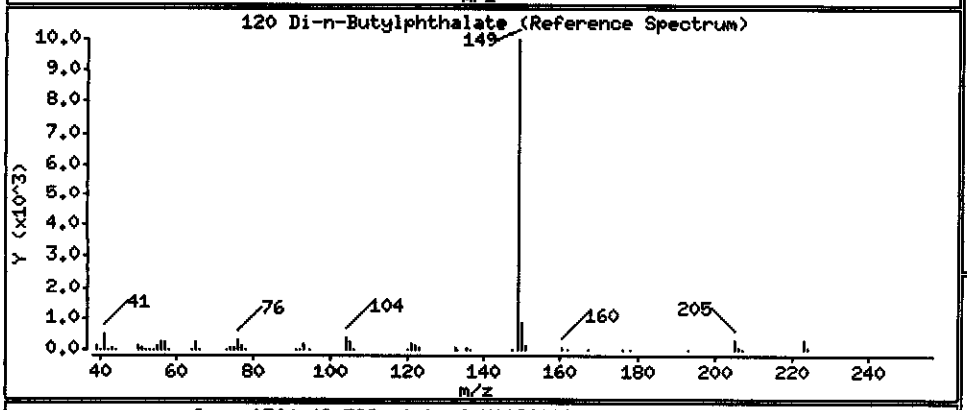

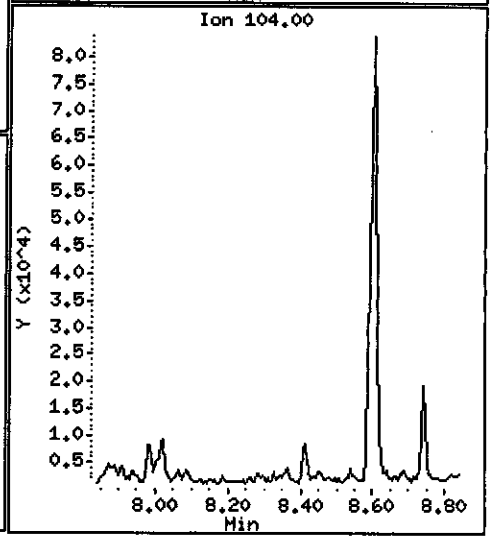

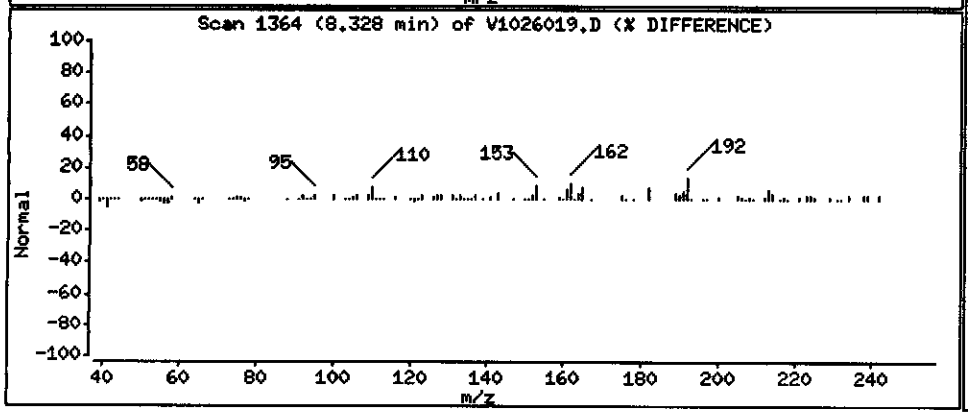

Data File: \\PITSVR06\D\chem\731.i\V102608.b\V1026019.D

Date : 27-OCT-2008 06:04

Client ID: RFI-25-1008

Instrument: 731.i

Sample Info: C8J160331-016 10/20/08 h2o (8295020) 8270c

Volume Injected (uL): 2.0

Operator: 003200

Column phase: DB5-MS

Column diameter: 0.32

123 Fluoranthene

Concentration: 0.36678 ug/L

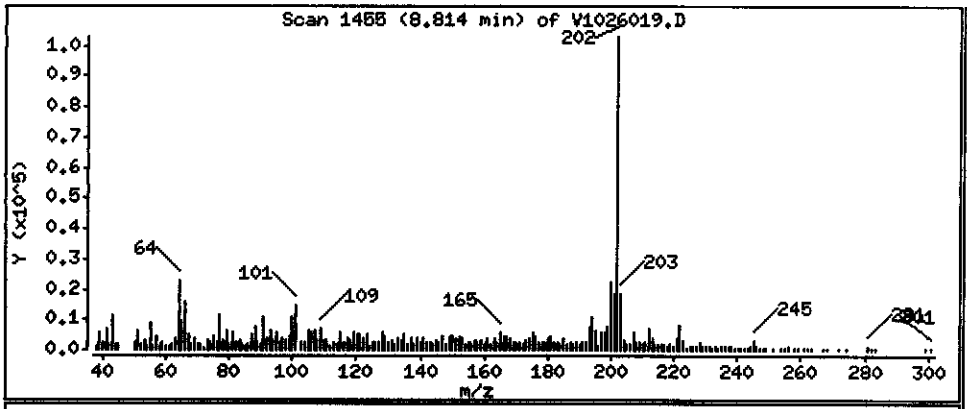

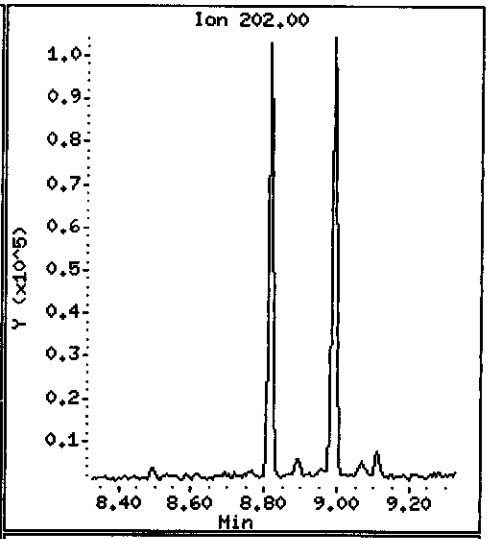

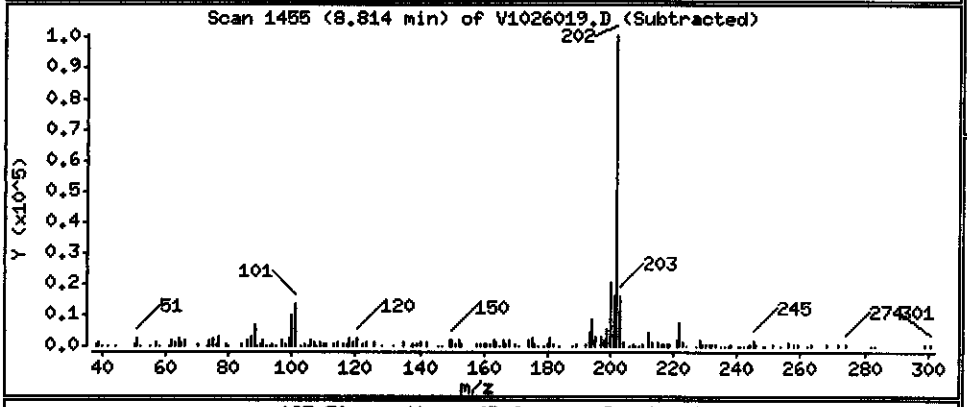

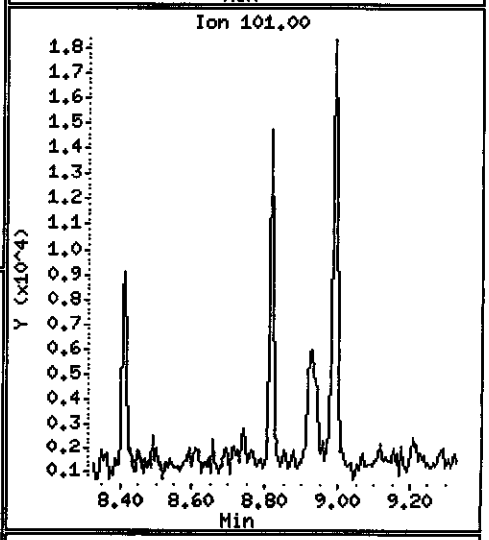

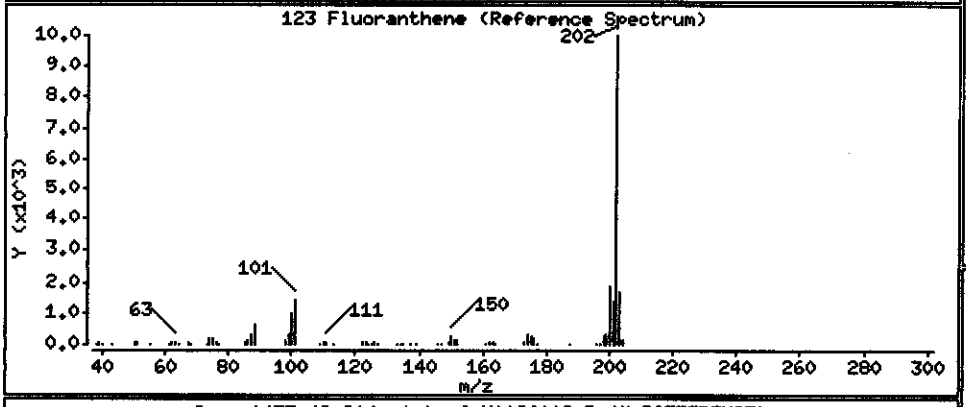

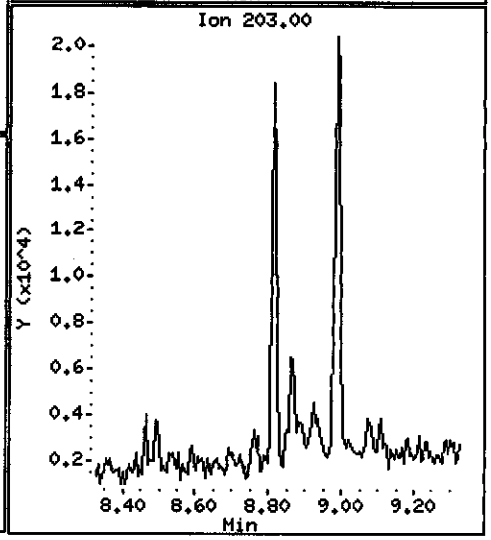

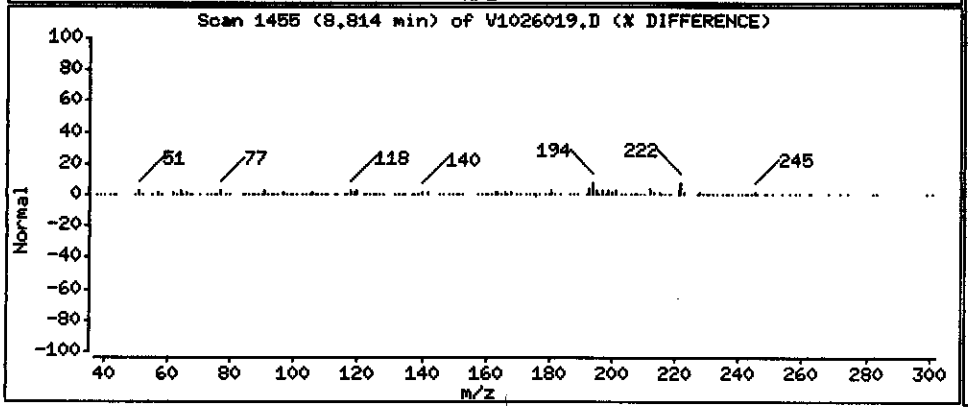

Data File: \\PITSVR06\D\chem\731.i\V102608.b\V1026019.D

Date : 27-OCT-2008 06:04

Client ID: RFI-25-1008

Instrument: 731.i

Sample Info: C8J160331-016 10/20/08 h2o (8295020) 8270c

Volume Injected (uL): 2.0

Operator: 003200

Column phase: DB5-MS

Column diameter: 0.32

125 Pyrene

Concentration: 0.35336 ug/L

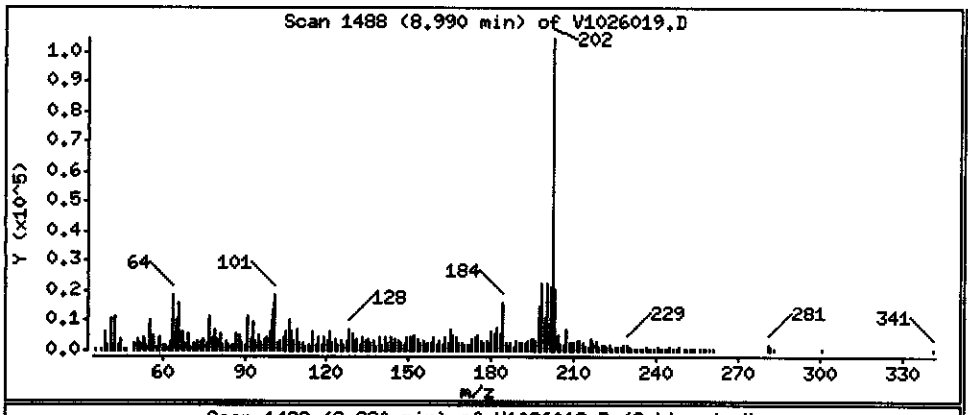

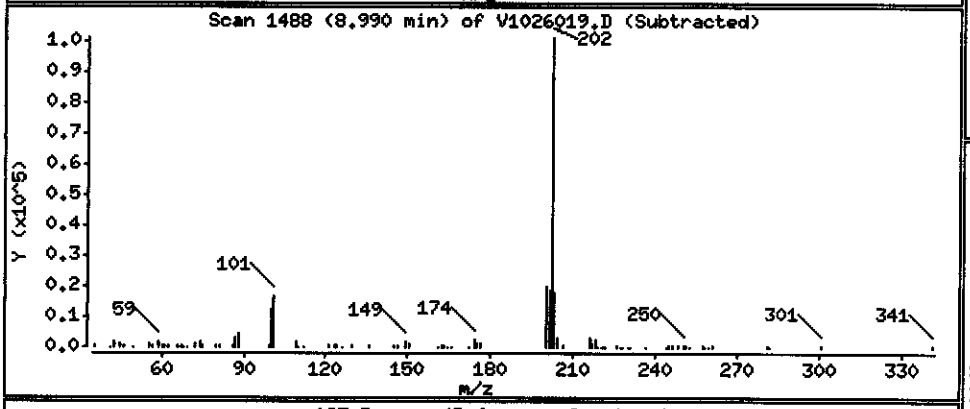

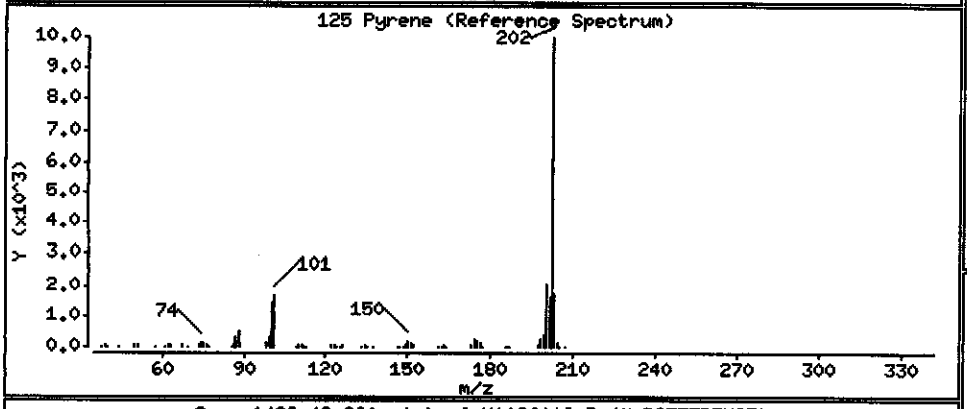

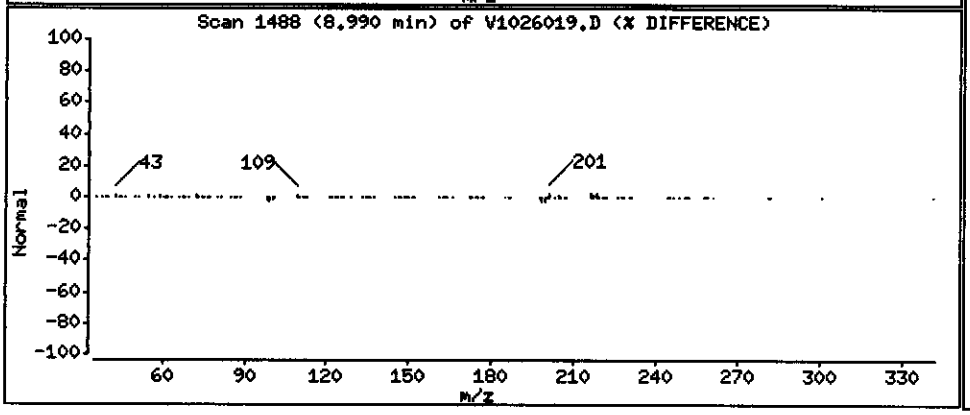

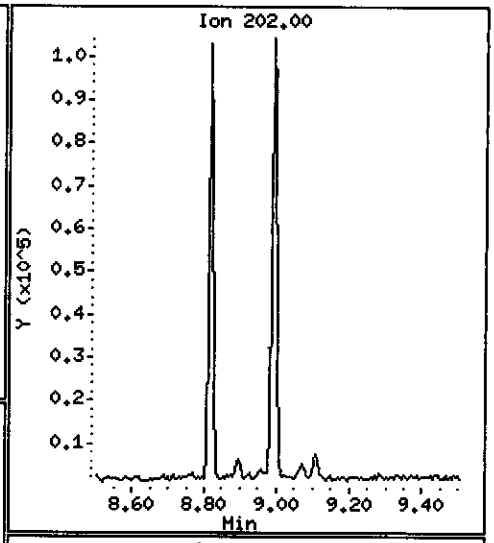

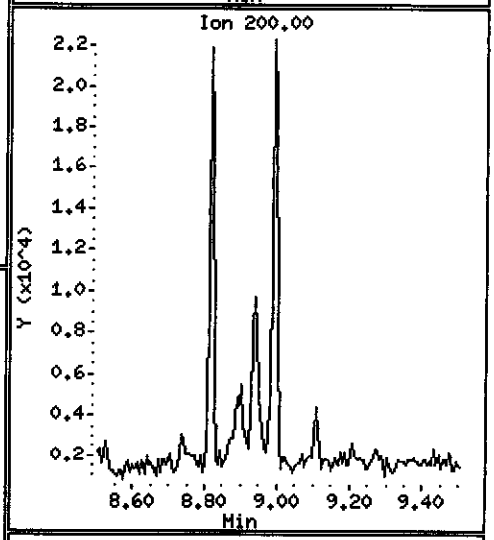

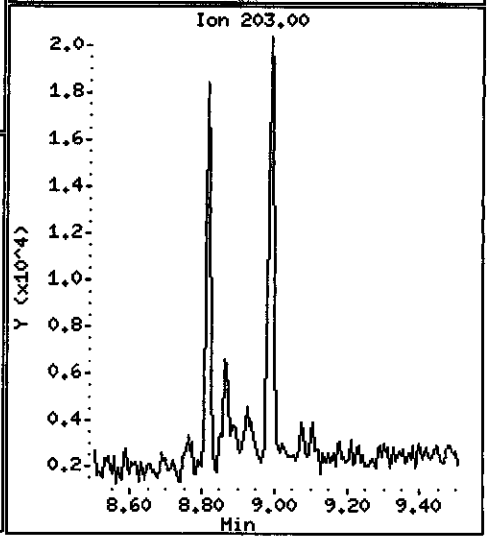

Data File: \\PITSVR06\D\chem\731.i\V102608.b\V1026019.D

Date : 27-OCT-2008 06:04

Client ID: RFI-25-1008

Instrument: 731.i

Sample Info: C8J160331-016 10/20/08 h2o (8295020) 8270c

Volume Injected (uL): 2.0

Operator: 003200

Column phase: DB5-MS

Column diameter: 0.32

131 Butylbenzylphthalate

Concentration: 0.081776 ug/L

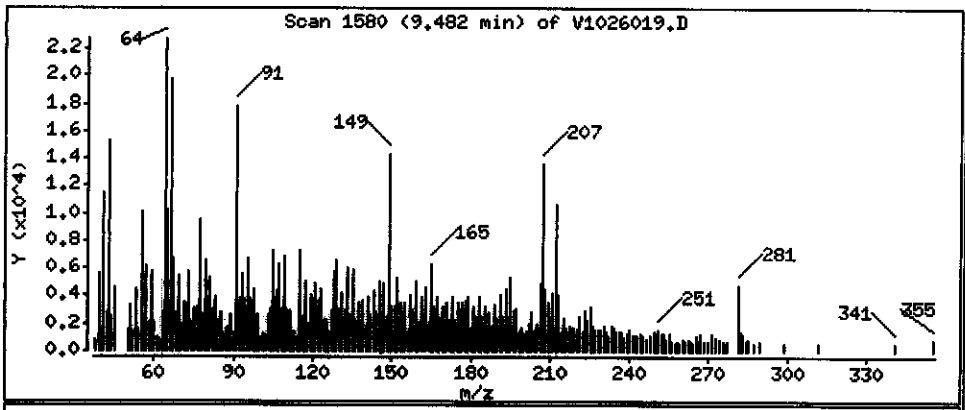

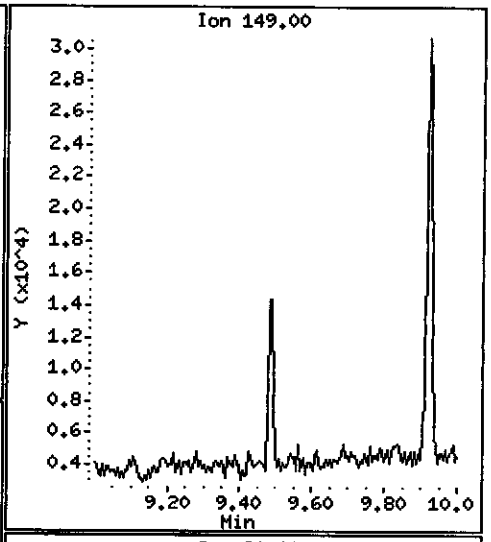

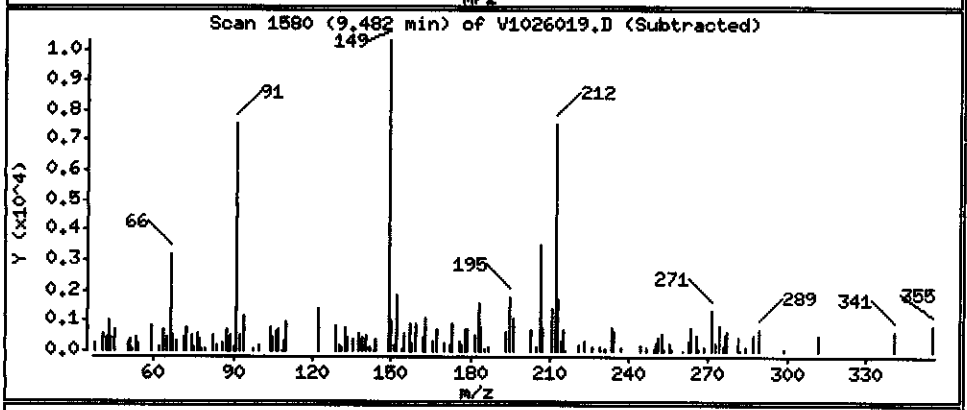

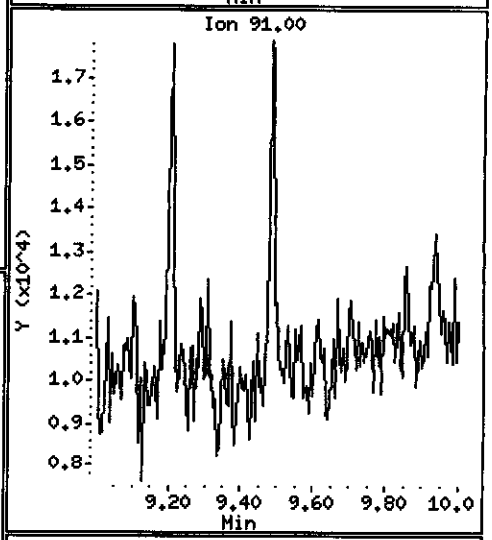

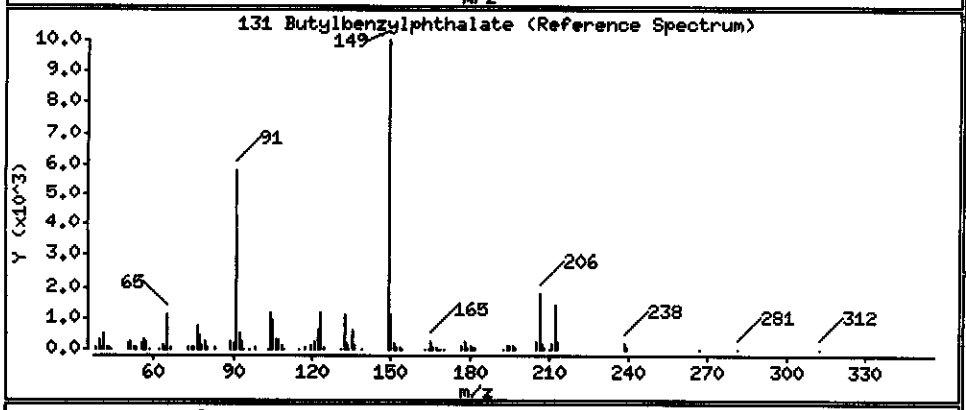

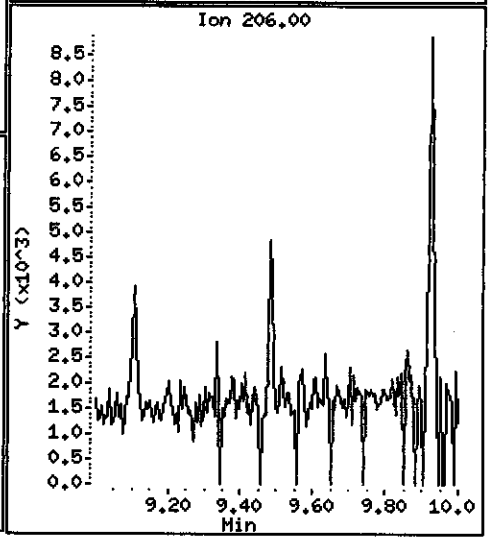

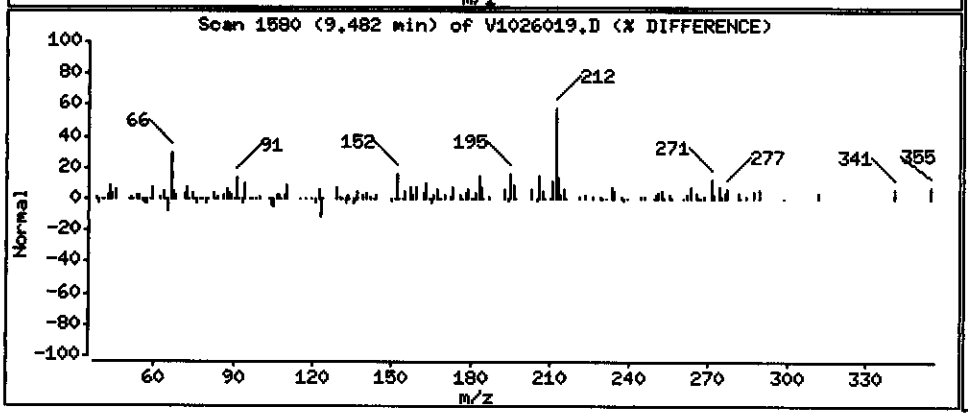

Data File: \\PITSVR06\D\chem\731.i\V102608.b\V1026019.D

Date : 27-OCT-2008 06:04

Client ID: RFI-25-1008

Instrument: 731.i

Sample Info: C8J160331-016 10/20/08 h2o (8295020) 8270c

Volume Injected (uL): 2.0

Operator: 003200

Column phase: DB5-MS

Column diameter: 0.32

139 bis(2-ethylhexyl)Phthalate

Concentration: 0.15600 ug/L

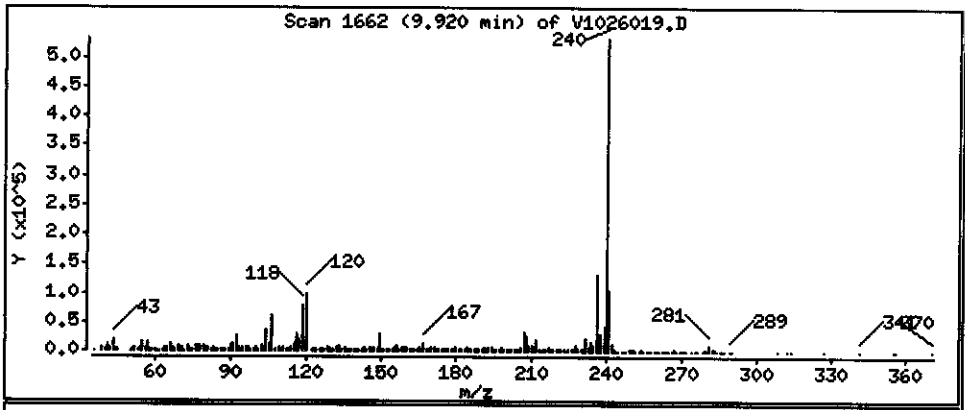

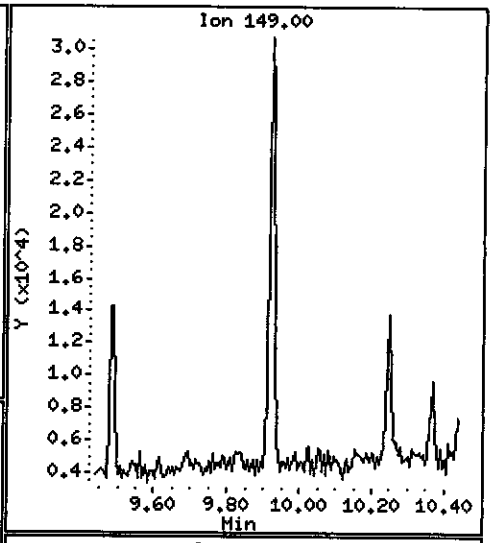

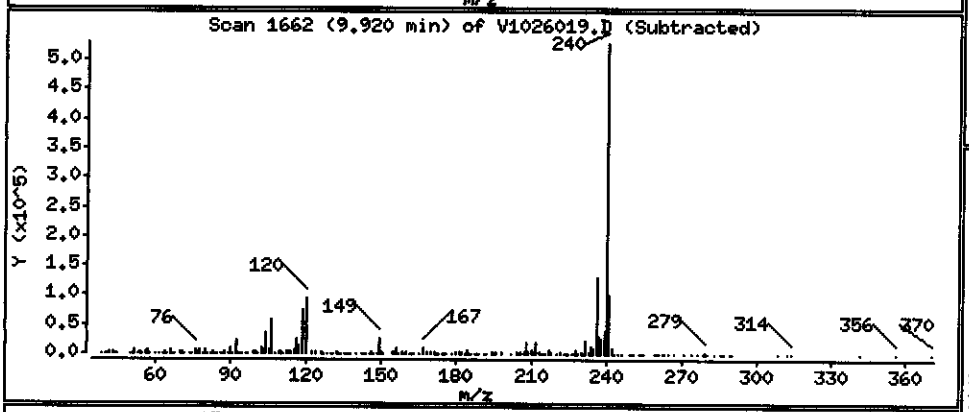

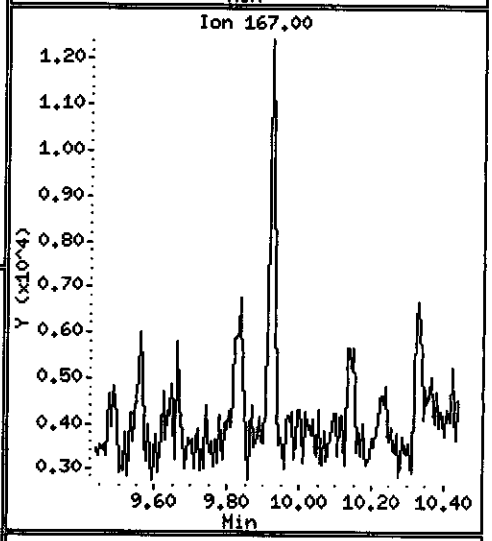

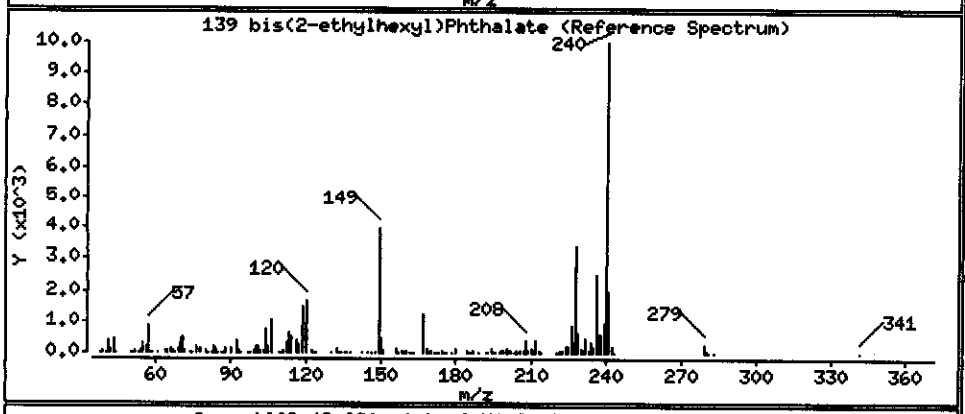

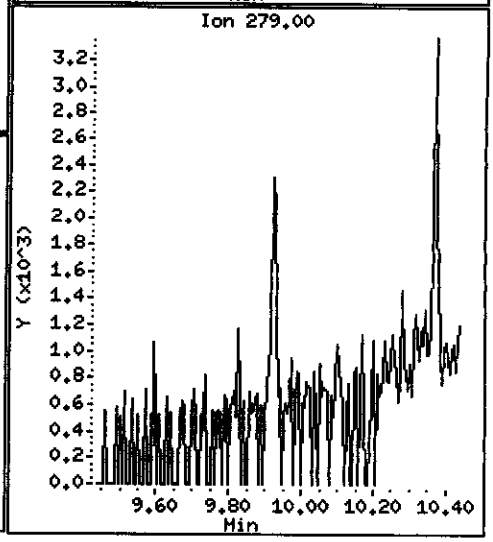

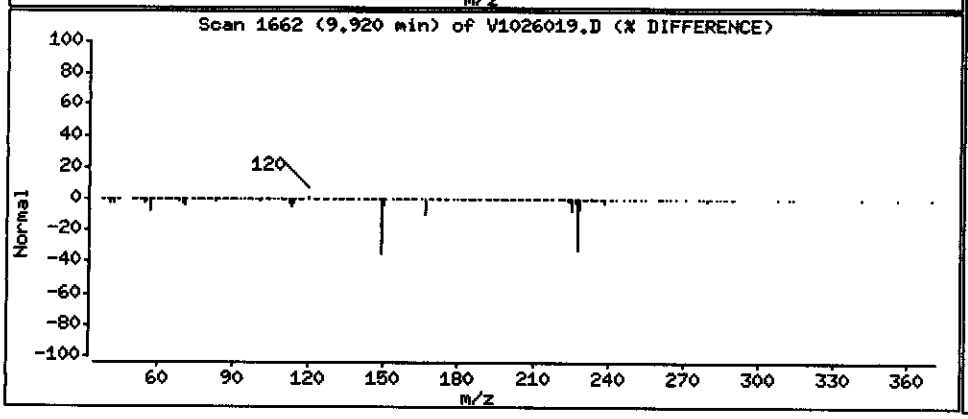

Data File: \\PITSVR06\D\chem\731.i\V102608.b\V1026019.D

Date : 27-OCT-2008 06:04

Client ID: RFI-25-1008

Instrument: 731.i

Sample Info: C8J160331-016 10/20/08 h2o (8295020) 8270c

Volume Injected (uL): 2.0

Operator: 003200

Column phase: DB5-MS

Column diameter: 0.32

141 Benzo(b)fluoranthene

Concentration: 0.027868 ug/L

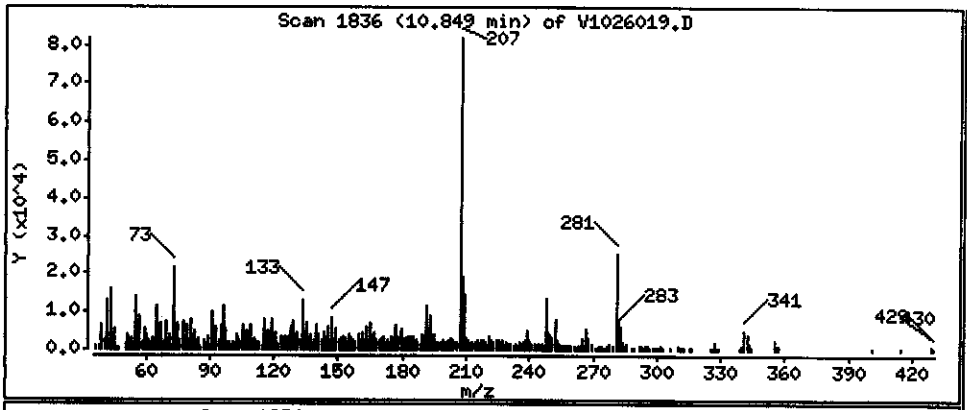

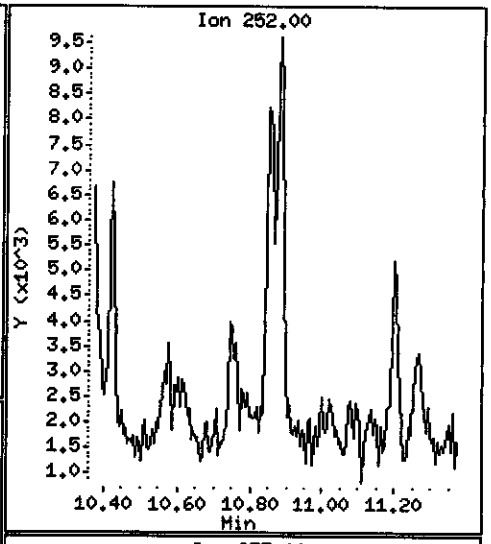

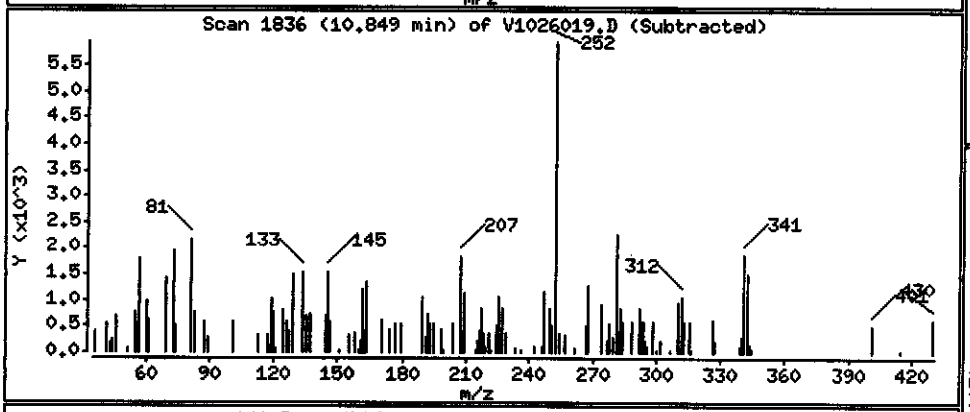

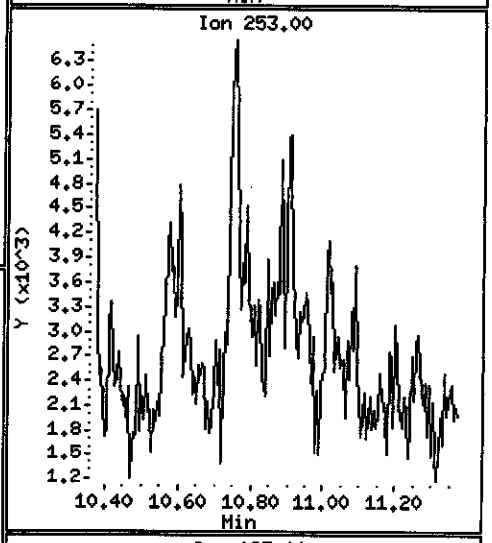

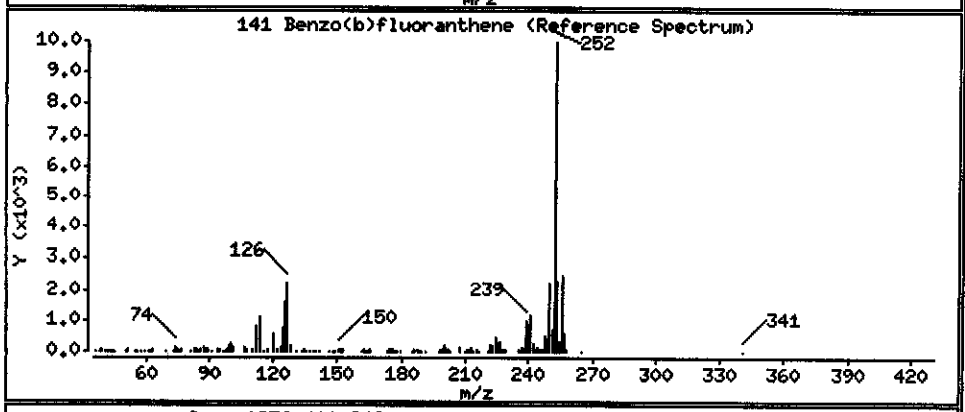

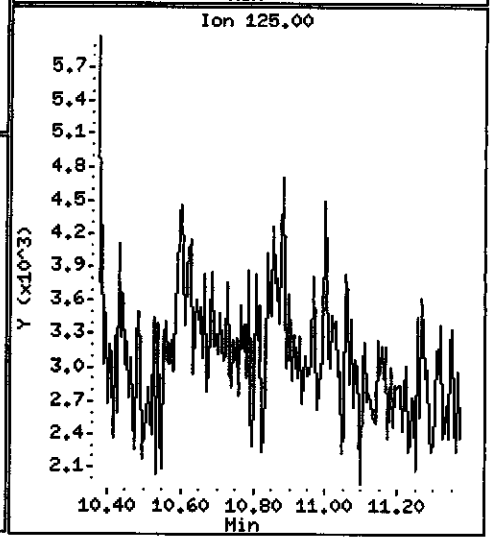

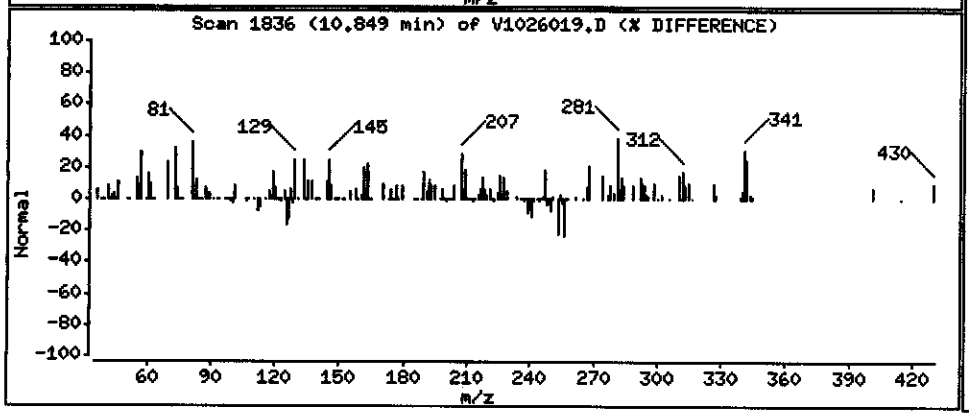

Data File: \\PITSVR06\D\chem\731.i\V102608.b\V1026019.D

Date : 27-OCT-2008 06:04

Client ID: RFI-25-1008

Instrument: 731.i

Sample Info: C8J160331-016 10/20/08 h2o (8295020) 8270c

Volume Injected (uL): 2.0

Operator: 003200

Column phase: DB5-MS

Column diameter: 0.32

142 Benzo(k)fluoranthene

Concentration: 0.034192 ug/L

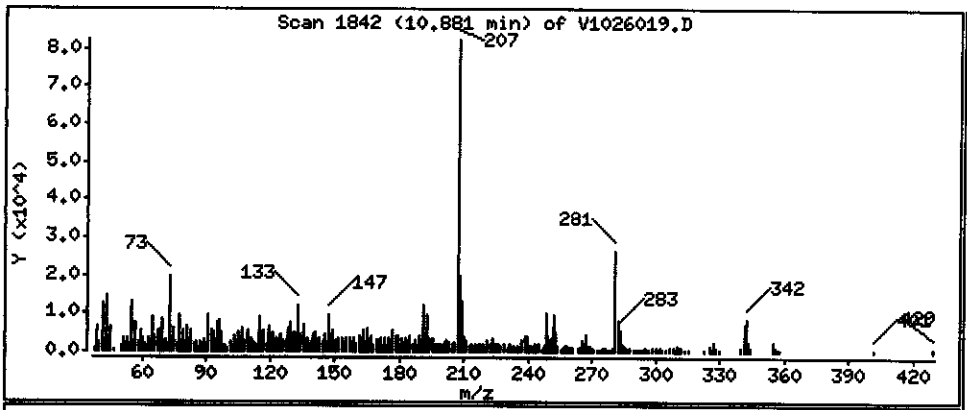

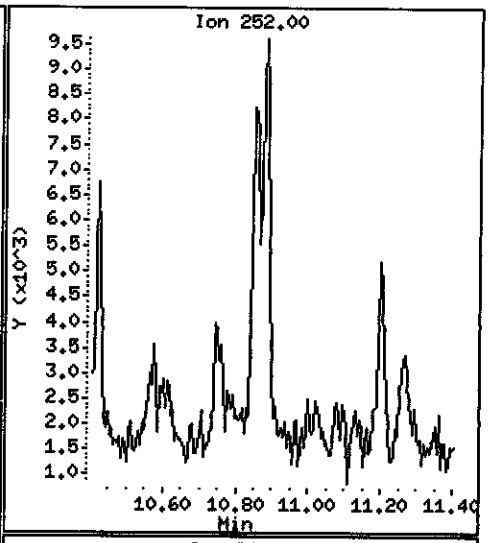

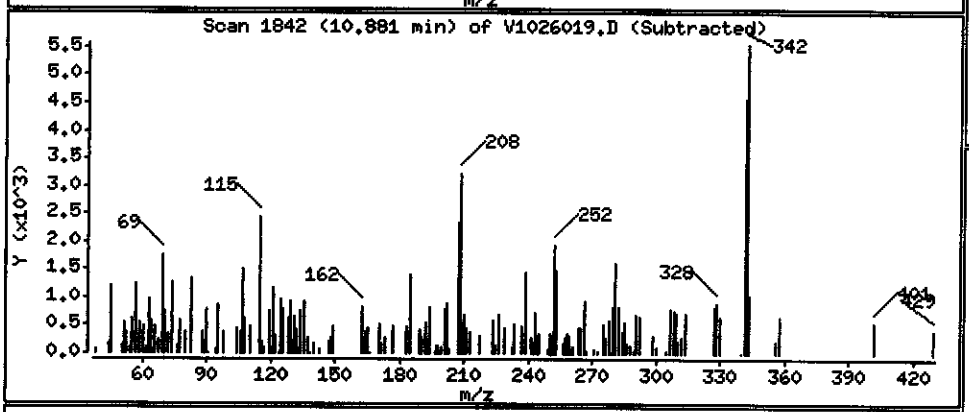

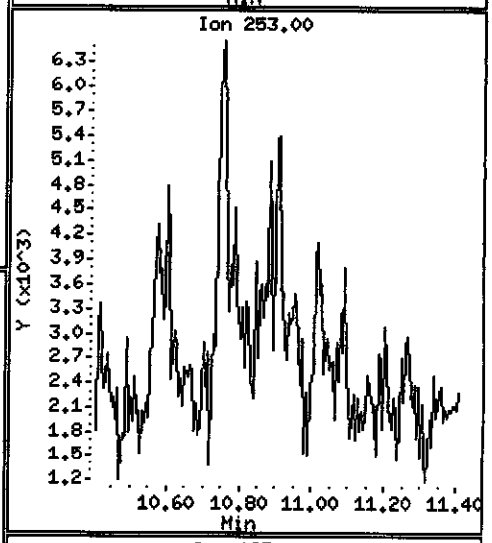

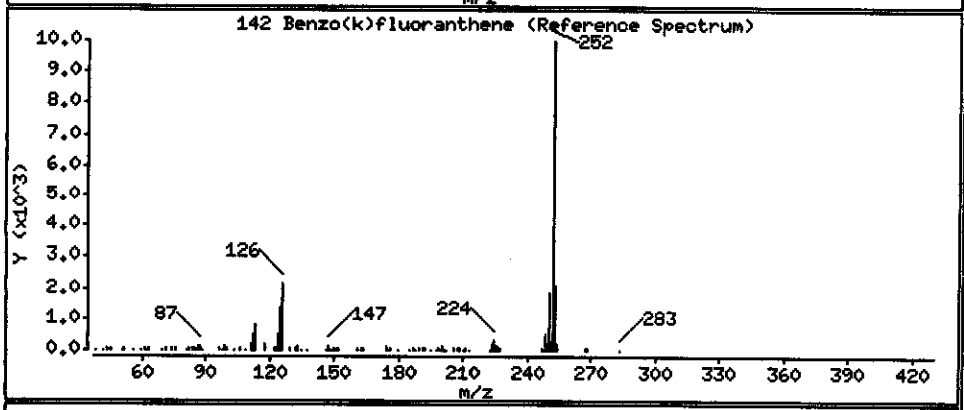

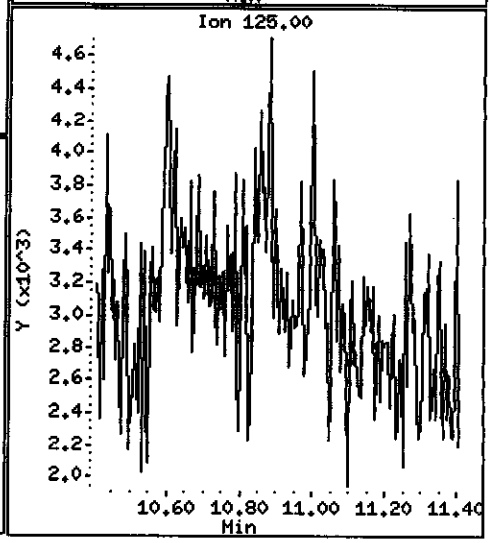

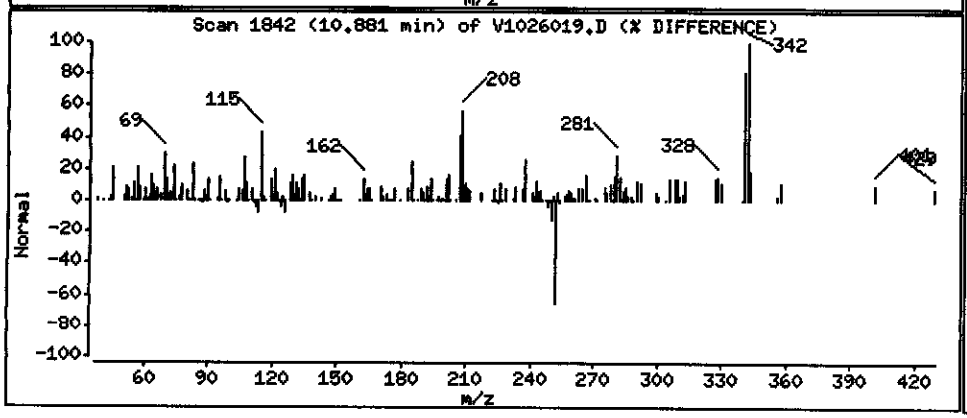

Data File: \\PITSVR06\D\chem\731.i\V102608.b\V1026019.D

Date : 27-OCT-2008 06:04

Client ID: RFI-25-1008

Instrument: 731.i

Sample Info: C8J160331-016 10/20/08 h2o (8295020) 8270c

Volume Injected (uL): 2.0

Operator: 003200

Column phase: DB5-MS

Column diameter: 0.32

149 Indeno(1,2,3-cd)pyrene

Concentration: 0.092848 ug/L

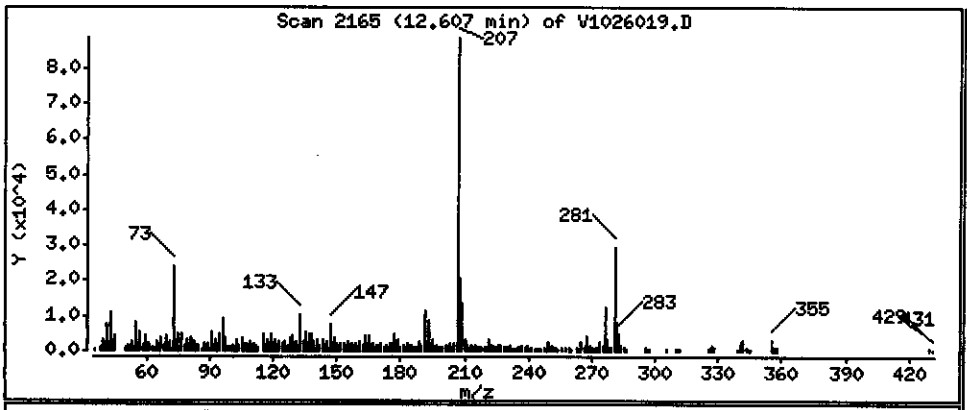

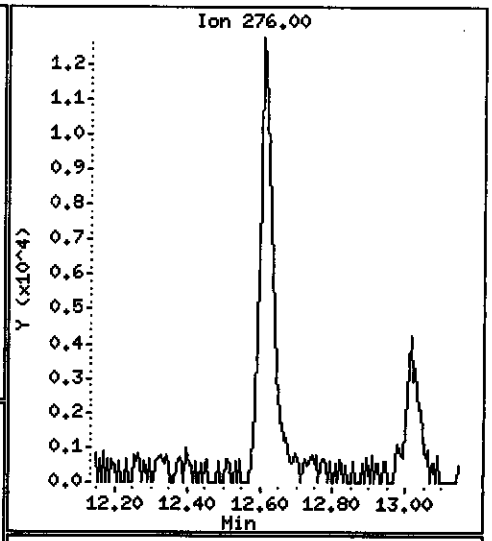

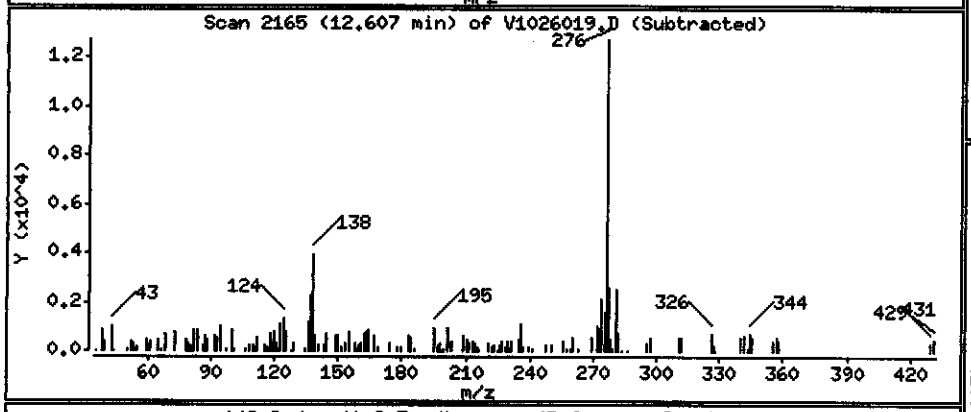

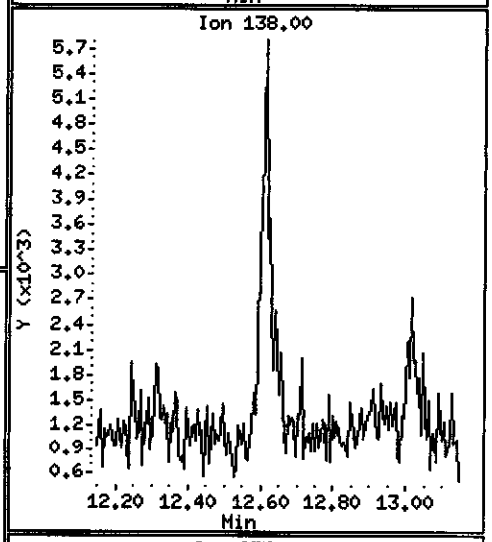

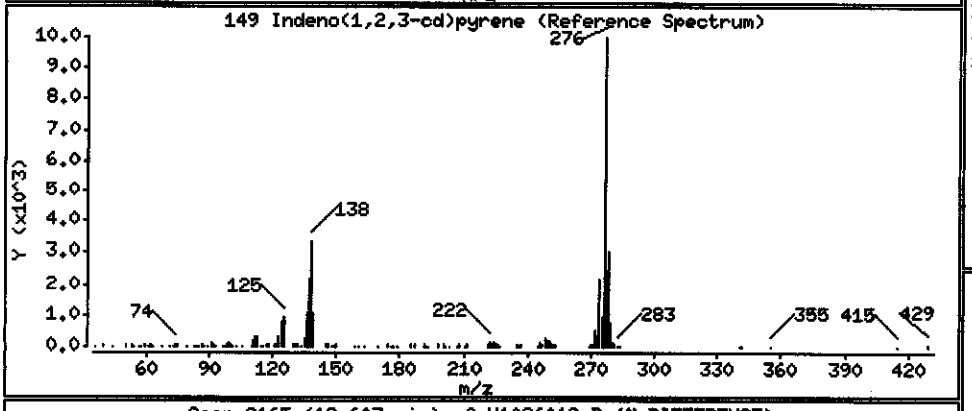

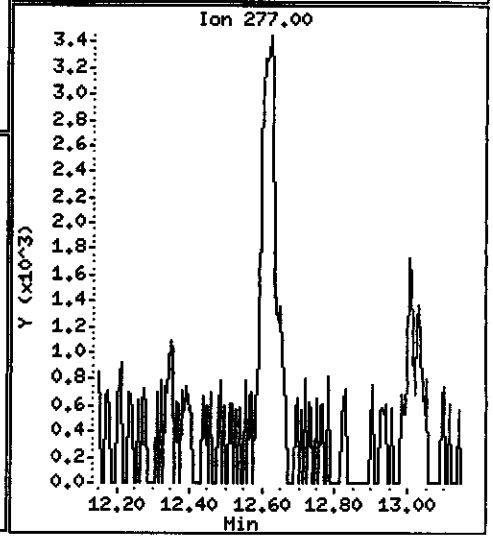

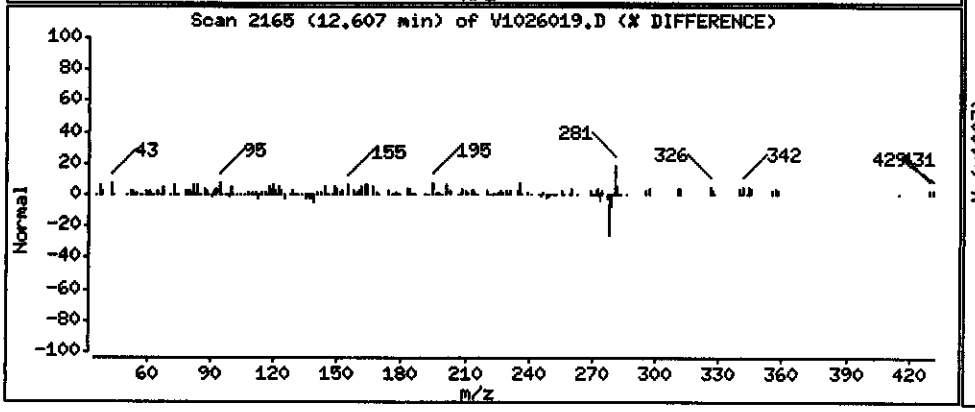

Data File: \\PITSVR06\D\chem\731.i\V102608.b\V1026019.D

Date : 27-OCT-2008 06:04

Client ID: RFI-25-1008

Instrument: 731.i

Sample Info: C8J160331-016 10/20/08 h2o (8295020) 8270c

Volume Injected (uL): 2.0

Operator: 003200

Column phase: DB5-MS

Column diameter: 0.32

150 Dibenz(a,h)anthracene

Concentration: 0.044338 ug/L

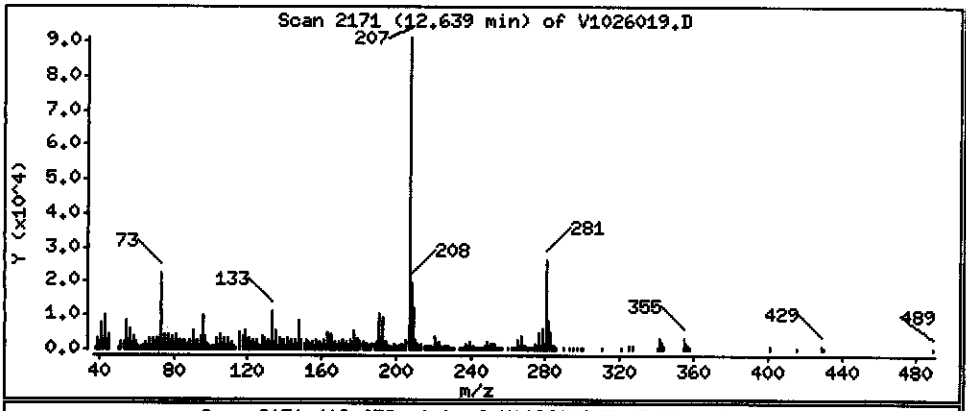

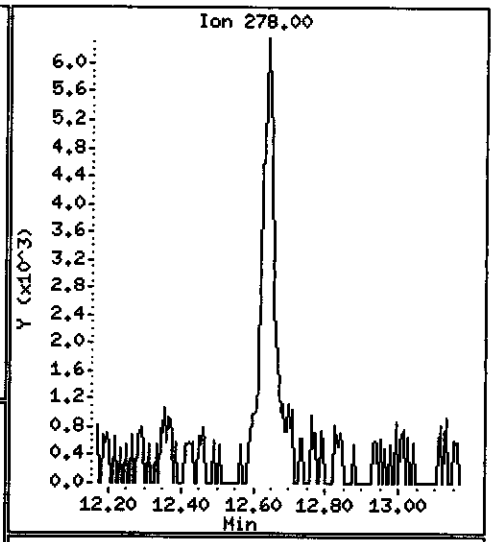

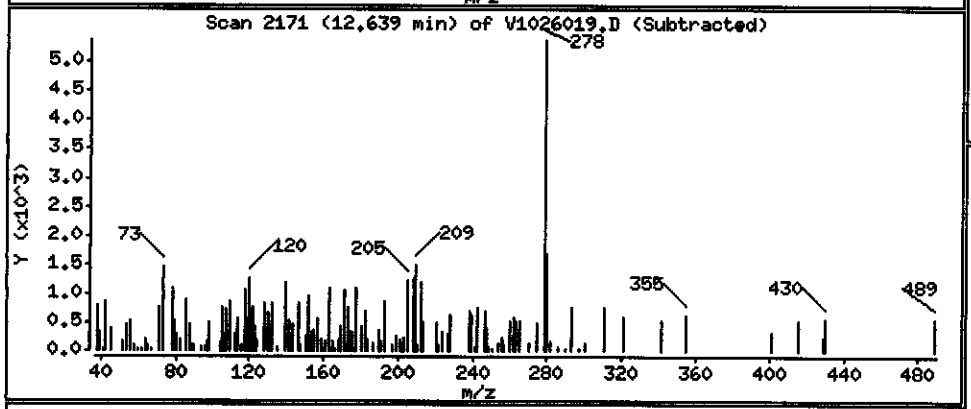

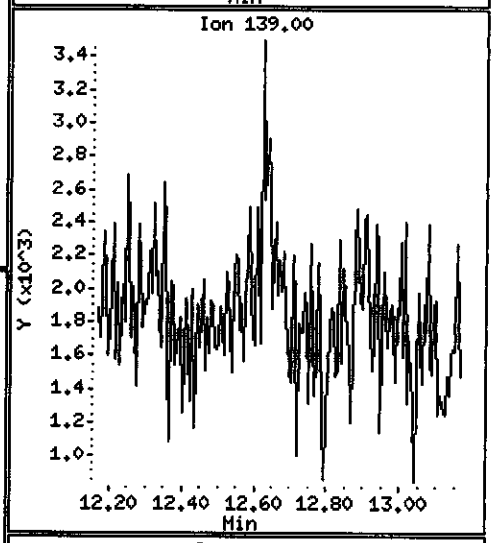

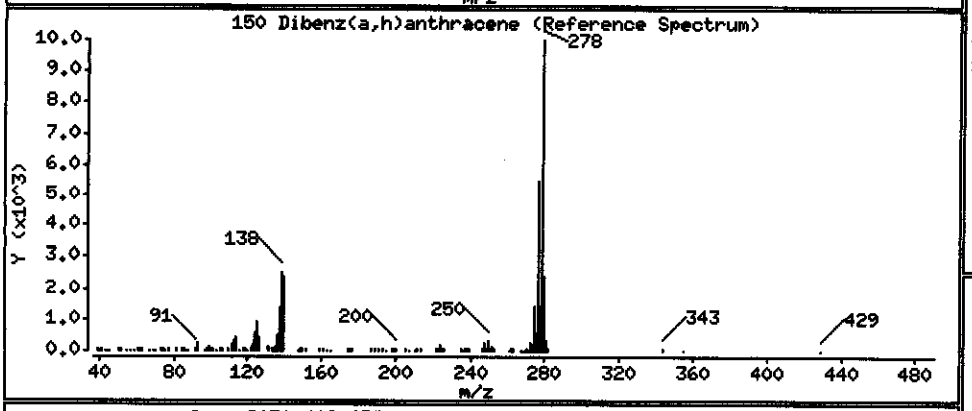

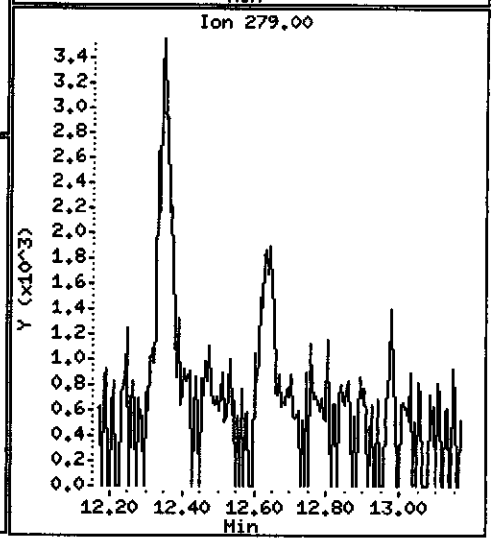

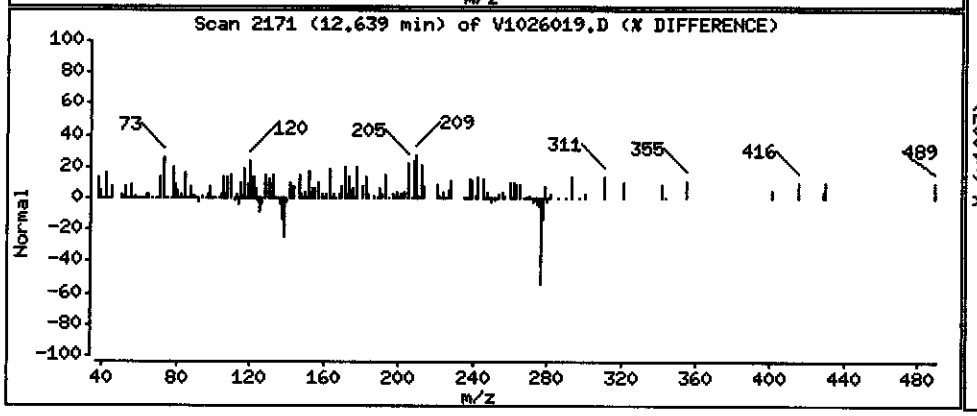

Data File: \\PITSVR06\D\chem\731.i\V102608,b\V1026019.D

Date : 27-OCT-2008 06:04

Client ID: RFI-25-1008

Instrument: 731.i

Sample Info: C8J160331-016 10/20/08 h2o (8295020) 8270c

Volume Injected (uL): 2.0

Operator: 003200

Column phase: DB5-MS

Column diameter: 0.32

151 Benzo(g,h,i)perylene

Concentration: 0.023759 ug/L

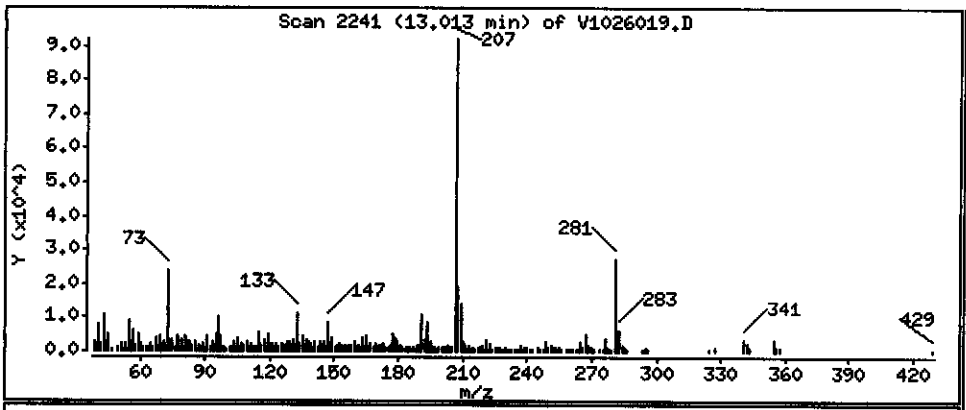

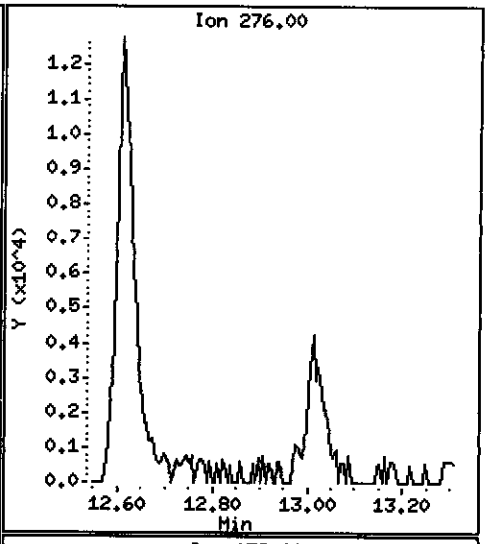

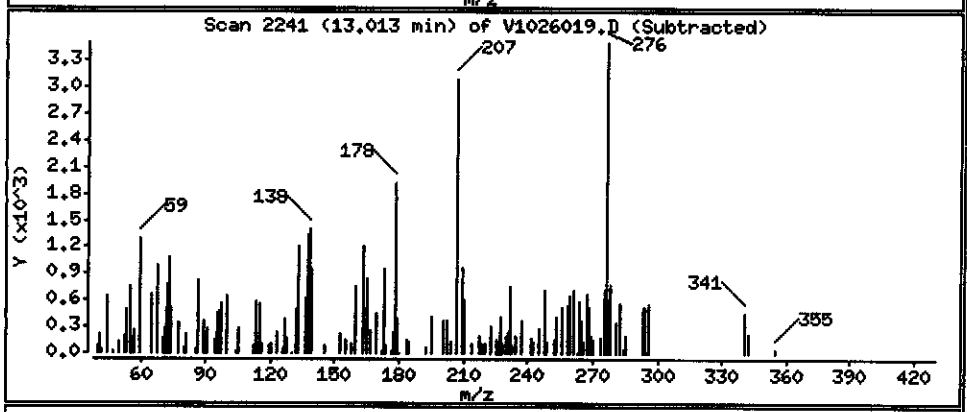

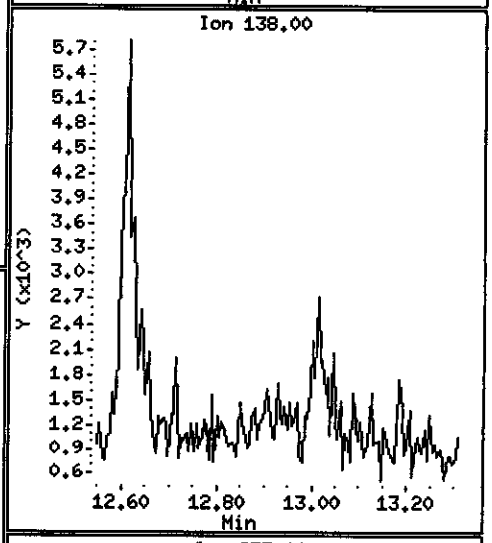

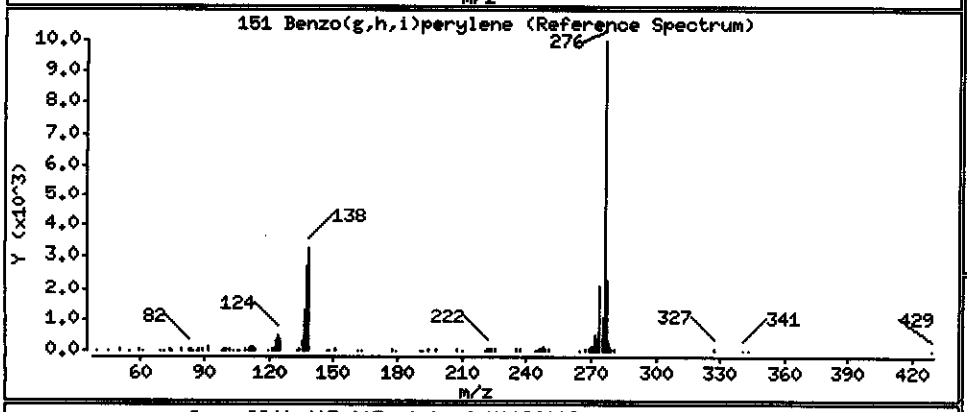

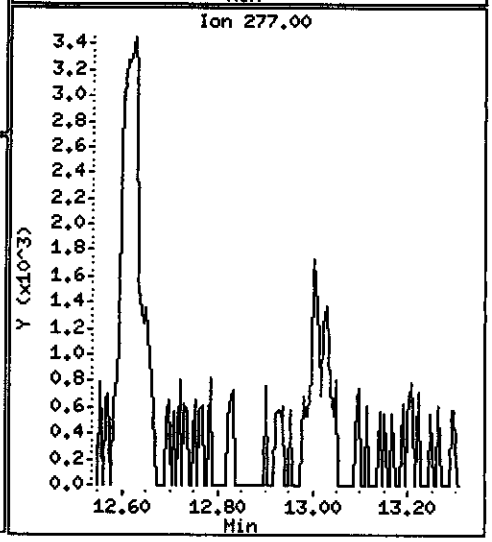

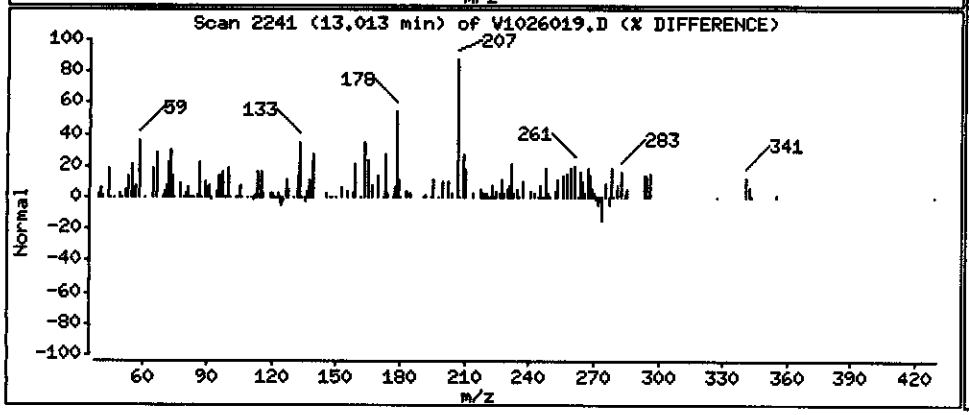

MACTEC Engineering and Consulting Inc

Client Sample ID: RFI-27-1008

GC/MS Semivolatiles

Lot-Sample #...:	C8J160331-017	**Work Order #...:**	K02VJ1AL	**Matrix.....:**	WATER
Date Sampled...:	10/15/08 07:35	**Date Received..:**	10/16/08 09:30	**MS Run #.....:**	
Prep Date.....:	10/20/08	**Analysis Date..:**	10/27/08		
Prep Batch #...:	8295020	**Analysis Time..:**	06:26		
Dilution Factor:	0.96	**Initial Wgt/Vol:**	1040 mL	**Final Wgt/Vol..:**	1 mL
Analyst ID.....:	003200	**Instrument ID..:**	731		
		Method.....:	SW846 8270C		

PARAMETER	RESULT	REPORTING LIMIT	UNITS	MDL
Aniline	ND	0.96	ug/L	0.046
Acenaphthene	ND	0.19	ug/L	0.050
Acenaphthylene	ND	0.19	ug/L	0.044
Acetophenone	ND	0.96	ug/L	0.044
Anthracene	ND	0.19	ug/L	0.049
Atrazine	ND	0.96	ug/L	0.037
Benzo(a)anthracene	**0.45**	**0.19**	**ug/L**	**0.039**
Benzo(a)pyrene	**0.35**	**0.19**	**ug/L**	**0.042**
Benzo(b)fluoranthene	**0.53**	**0.19**	**ug/L**	**0.030**
Benzo(ghi)perylene	**0.21**	**0.19**	**ug/L**	**0.026**
Benzo(k)fluoranthene	**0.69**	**0.19**	**ug/L**	**0.038**
Benzaldehyde	ND	0.96	ug/L	0.052
1,1'-Biphenyl	ND	0.96	ug/L	0.058
bis(2-Chloroethoxy) methane	ND	0.96	ug/L	0.12
bis(2-Chloroethyl)-ether	ND	0.19	ug/L	0.044
bis(2-Ethylhexyl) phthalate	**0.27 J**	**0.96**	**ug/L**	**0.11**
4-Bromophenyl phenyl ether	ND	0.96	ug/L	0.048
Butyl benzyl phthalate	**0.17 J**	**0.96**	**ug/L**	**0.13**
Caprolactam	ND	4.8	ug/L	0.18
Carbazole	**0.059 J**	**0.19**	**ug/L**	**0.050**
4-Chloroaniline	ND	0.96	ug/L	0.044
4-Chloro-3-methylphenol	ND	0.96	ug/L	0.057
2-Chloronaphthalene	ND	0.19	ug/L	0.042
2-Chlorophenol	ND	0.96	ug/L	0.044
4-Chlorophenyl phenyl ether	ND	0.96	ug/L	0.041
Chrysene	**0.62**	**0.19**	**ug/L**	**0.034**
Dibenz(a,h)anthracene	**0.26**	**0.19**	**ug/L**	**0.033**
Dibenzofuran	**0.062 J**	**0.96**	**ug/L**	**0.051**
3,3'-Dichlorobenzidine	ND	0.96	ug/L	0.039
2,4-Dichlorophenol	ND	0.19	ug/L	0.047
Diethyl phthalate	ND	0.96	ug/L	0.23
2,4-Dimethylphenol	ND	0.96	ug/L	0.050

(Continued on next page)

MACTEC Engineering and Consulting Inc

Client Sample ID: RFI-27-1008

GC/MS Semivolatiles

Lot-Sample #...: C8J160331-017 **Work Order #...:** K02VJ1AL **Matrix.....:** WATER

PARAMETER	RESULT	REPORTING LIMIT	UNITS	MDL
Dimethyl phthalate	**0.064 J**	**0.96**	**ug/L**	**0.041**
Di-n-butyl phthalate	**0.11 J**	**0.96**	**ug/L**	**0.045**
4,6-Dinitro-2-methylphenol	ND	4.8	ug/L	1.4
2,4-Dinitrophenol	ND	4.8	ug/L	1.2
2,4-Dinitrotoluene	ND	0.96	ug/L	0.043
2,6-Dinitrotoluene	ND	0.96	ug/L	0.049
Di-n-octyl phthalate	**0.099 J**	**0.96**	**ug/L**	**0.041**
Fluoranthene	**0.081 J**	**0.19**	**ug/L**	**0.048**
Fluorene	**0.062 J**	**0.19**	**ug/L**	**0.052**
Hexachlorobenzene	ND	0.19	ug/L	0.042
Hexachlorobutadiene	ND	0.19	ug/L	0.036
Hexachlorocyclopentadiene	ND	0.96	ug/L	0.077
Hexachloroethane	ND	0.96	ug/L	0.042
Indeno(1,2,3-cd)pyrene	**0.24**	**0.19**	**ug/L**	**0.046**
Isophorone	ND	0.96	ug/L	0.045
2-Methylnaphthalene	ND	0.19	ug/L	0.045
2-Methylphenol	ND	0.96	ug/L	0.049
4-Methylphenol	ND	0.96	ug/L	0.071
Naphthalene	**0.052 J**	**0.19**	**ug/L**	**0.041**
2-Nitroaniline	ND	4.8	ug/L	0.046
3-Nitroaniline	ND	4.8	ug/L	0.039
4-Nitroaniline	ND	4.8	ug/L	0.024
Nitrobenzene	ND	0.19	ug/L	0.061
2-Nitrophenol	ND	0.96	ug/L	0.052
4-Nitrophenol	ND	4.8	ug/L	0.067
N-Nitrosodi-n-propylamine	ND	0.19	ug/L	0.057
N-Nitrosodiphenylamine	ND	0.19	ug/L	0.047
2,2'-oxybis (1-Chloropropane)	ND	0.19	ug/L	0.025
Pentachlorophenol	**1.0**	**0.96**	**ug/L**	**0.080**
Phenanthrene	**0.14 J**	**0.19**	**ug/L**	**0.053**
Phenol	**1.6**	**0.19**	**ug/L**	**0.021**
Pyrene	**0.071 J**	**0.19**	**ug/L**	**0.054**
2,4,5-Trichlorophenol	ND	0.96	ug/L	0.060
2,4,6-Trichlorophenol	ND	0.96	ug/L	0.055

(Continued on next page)

MACTEC Engineering and Consulting Inc

Client Sample ID: RFI-27-1008

GC/MS Semivolatiles

Lot-Sample #...: C8J160331-017 **Work Order #...:** K02VJ1AL **Matrix.....:** WATER

SURROGATE	PERCENT RECOVERY	RECOVERY LIMITS
Nitrobenzene-d5	84	(23 - 112)
Terphenyl-d14	82	(10 - 132)
2-Fluorobiphenyl	84	(19 - 107)
2-Fluorophenol	47	(10 - 111)
Phenol-d5	72	(15 - 112)
2,4,6-Tribromophenol	81	(16 - 122)

NOTE(S):

J Estimated result. Result is less than RL.

Data File: \\PITSVR06\D\chem\731.i\V102608.b\V1026020.D
Date : 27-OCT-2008 06:26
Client ID: RFI-27-1008
Sample Info: C8J160331-017 10/20/08 h2o (8295020) 8270c
Volume Injected (uL): 2.0
Column phase: DB5-MS

Instrument: 731.i
Operator: 003200
Column diameter: 0.32

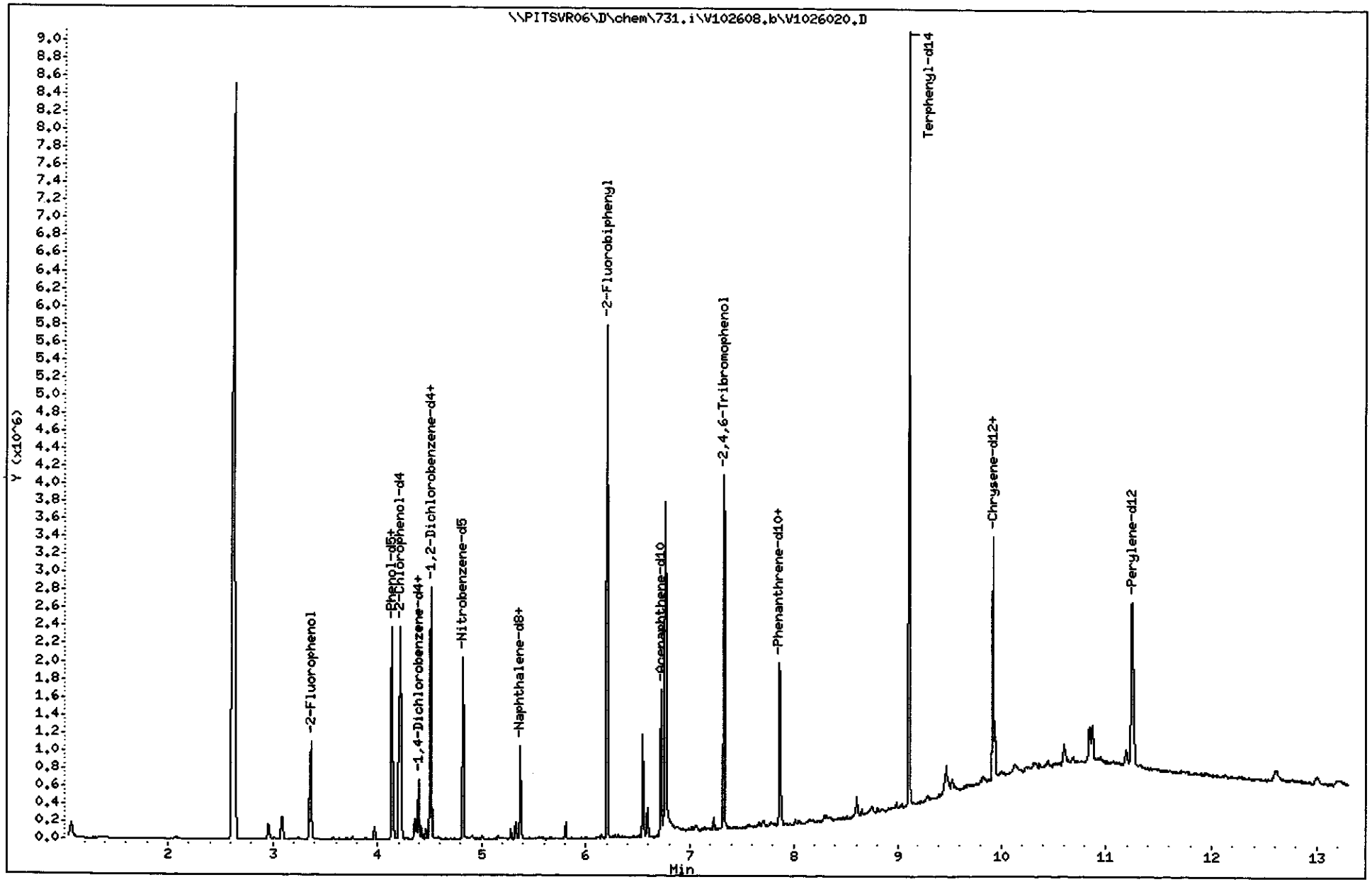

TestAmerica Pittsburgh

Semivolatile REPORT SW-846 Method 8270

Data file : \\PITSVR06\D\chem\731.i\V102608.b\V1026020.D
Lab Smp Id: K02VJ1AL Client Smp ID: RFI-27-1008
Inj Date : 27-OCT-2008 06:26
Operator : 003200 Inst ID: 731.i
Smp Info : C8J160331-017 10/20/08 h2o (8295020) 8270c
Misc Info : K02VJ1AL,V102608.b,8270ll.m,padep.sub
Comment :
Method : \\PITSVR06\D\chem\731.i\V102608.b\8270ll.m
Meth Date : 27-Oct-2008 01:04 piccolinov Quant Type: ISTD
Cal Date : 23-OCT-2008 04:48 Cal File: V1023NC7.D
Als bottle: 22
Dil Factor: 1.00000
Integrator: HP RTE Compound Sublist: padep.sub
Target Version: 4.14
Processing Host: PITSVR06

Concentration Formula: Amt * DF * Uf * Vt/(Vo * Vi) * CpndVariable

Name	Value	Description
DF	1.000	Dilution Factor
Uf	1.000	ng unit correction factor
Vt	1000.000	Volume of final extract (uL)
Vo	1040.000	Volume of sample extracted (mL)
Vi	2.000	Volume injected (uL)
Cpnd Variable		Local Compound Variable

	Compounds	QUANT SIG MASS	RT	EXP RT	REL RT	RESPONSE	CONCENTRATIONS ON-COLUMN (NG)	CONCENTRATIONS FINAL (ug/L)
* 1	1,4-Dichlorobenzene-d4	152	4.401	4.408	(1.000)	108318	8.00000	
* 2	Naphthalene-d8	136	5.368	5.381	(1.000)	447008	8.00000	
* 3	Acenaphthene-d10	164	6.719	6.732	(1.000)	348901	8.00000	
* 4	Phenanthrene-d10	188	7.868	7.886	(1.000)	705998	8.00000	
* 5	Chrysene-d12	240	9.919	9.937	(1.000)	841393	8.00000	
* 6	Perylene-d12	264	11.255	11.278	(1.000)	924926	8.00000	
198	1,4-Dioxane	88	Compound Not Detected.					
10	N-Nitrosodimethylamine	74	Compound Not Detected.					
9	Pyridine	79	Compound Not Detected.					
16	Methyl methanesulfonate	80	Compound Not Detected.					
206	Benzaldehyde	77	Compound Not Detected.					
21	Aniline	93	Compound Not Detected.					
22	Phenol	94	4.150	4.147	(0.943)	60370	3.30325	1.5881
23	bis(2-Chloroethyl)ether	93	Compound Not Detected.					
24	2-Chlorophenol	128	Compound Not Detected.					
26	1,3-Dichlorobenzene	146	4.353	4.360	(0.989)	710	0.03402	0.016356
27	1,4-Dichlorobenzene	146	4.412	4.419	(1.002)	5649	0.26375	0.12680
28	1,2-Dichlorobenzene	146	4.524	4.531	(1.028)	36542	1.78450	0.85793
29	Benzyl Alcohol	108	Compound Not Detected.					
30	2-Methylphenol	108	Compound Not Detected.					

	Compounds	QUANT SIG MASS	RT	EXP RT	REL RT	RESPONSE	CONCENTRATIONS ON-COLUMN (NG)	CONCENTRATIONS FINAL (ug/L)
31	2,2'-oxybis(1-Chloropropane)	45	Compound Not Detected.					
37	Acetophenone	105	Compound Not Detected.					
32	N-Nitroso-di-n-propylamine	70	Compound Not Detected.					
192	4-Methylphenol	108	Compound Not Detected.					
34	Hexachloroethane	117	Compound Not Detected.					
35	Nitrobenzene	77	Compound Not Detected.					
41	Isophorone	82	Compound Not Detected.					
42	2-Nitrophenol	139	Compound Not Detected.					
43	2,4-Dimethylphenol	107	Compound Not Detected.					
44	bis(2-Chloroethoxy)methane	93	Compound Not Detected.					
48	2,4-Dichlorophenol	162	Compound Not Detected.					
49	Benzoic Acid	122	5.159	5.172	(0.961)	8734	3.70821	1.7828
50	1,2,4-Trichlorobenzene	180	Compound Not Detected.					
51	Naphthalene	128	5.384	5.397	(1.003)	6193	0.10748	0.051673
52	4-Chloroaniline	127	Compound Not Detected.					
54	2,6-Dichlorophenol	162	Compound Not Detected.					
56	Hexachlorobutadiene	224	Compound Not Detected.					
208	Caprolactam	113	Compound Not Detected.					
59	4-Chloro-3-Methylphenol	107	Compound Not Detected.					
62	2-Methylnaphthalene	142	Compound Not Detected.					
63	1-Methylnaphthalene	142	Compound Not Detected.					
64	Hexachlorocyclopentadiene	236	Compound Not Detected.					
66	2,4,6-Trichlorophenol	196	Compound Not Detected.					
67	2,4,5-Trichlorophenol	196	Compound Not Detected.					
209	1,1'-Biphenyl	154	Compound Not Detected.					
70	2-Chloronaphthalene	162	Compound Not Detected.					
73	2-Nitroaniline	65	Compound Not Detected.					
76	Dimethylphthalate	163	6.516	6.529	(0.970)	6183	0.13239	0.063650
78	2,6-Dinitrotoluene	165	Compound Not Detected.					
79	Acenaphthylene	152	Compound Not Detected.					
81	3-Nitroaniline	138	Compound Not Detected.					
82	Acenaphthene	153	Compound Not Detected.					
83	2,4-Dinitrophenol	184	Compound Not Detected.					
85	4-Nitrophenol	109	Compound Not Detected.					
86	Dibenzofuran	168	6.880	6.892	(1.024)	8718	0.12793	0.061507
87	2,4-Dinitrotoluene	165	Compound Not Detected.					
91	2,3,5,6-Tetrachlorophenol	231	Compound Not Detected.					
88	2,3,4,6-Tetrachlorophenol	231	Compound Not Detected.					
92	2-Naphthylamine	143	Compound Not Detected.					
93	Diethylphthalate	149	7.061	7.074	(1.051)	7524	0.14905	0.071660
94	Fluorene	166	7.141	7.159	(1.063)	6927	0.12957	0.062292
95	4-Chlorophenyl-phenylether	204	Compound Not Detected.					
96	4-Nitroaniline	138	Compound Not Detected.					
98	4,6-Dinitro-2-methylphenol	198	Compound Not Detected.					
99	N-Nitrosodiphenylamine (1)	169	Compound Not Detected.					
100	1,2-Diphenylhydrazine	77	Compound Not Detected.					
106	4-Bromophenyl-phenylether	248	Compound Not Detected.					
107	Hexachlorobenzene	283	Compound Not Detected.					
210	Atrazine	200	Compound Not Detected.					
111	Pentachlorophenol	266	7.713	7.736	(0.980)	6307	2.10846	1.0137
115	Phenanthrene	178	7.889	7.902	(1.003)	26203	0.29340	0.14106
116	Anthracene	178	7.927	7.945	(1.007)	5867	0.06497	0.031237
119	Carbazole	167	8.055	8.068	(1.024)	10626	0.12177	0.058544
120	Di-n-Butylphthalate	149	8.322	8.340	(1.058)	24813	0.23693	0.11391

Compounds	QUANT SIG MASS	RT	EXP RT	REL RT	RESPONSE	CONCENTRATIONS ON-COLUMN (NG)	CONCENTRATIONS FINAL (ug/L)
123 Fluoranthene	202	8.808	8.826	(1.119)	17939	0.16804	0.080787
124 Benzidine	184	Compound Not Detected.					
125 Pyrene	202	8.984	9.003	(0.906)	19165	0.14850	0.071394
131 Butylbenzylphthalate	149	9.481	9.499	(0.956)	21236	0.35134	0.16891
135 3,3'-Dichlorobenzidine	252	Compound Not Detected.					
136 Benzo(a)Anthracene	228	9.914	9.932	(0.999)	113991	0.93772	0.45082
137 Chrysene	228	9.941	9.959	(1.002)	157069	1.29839	0.62422
139 bis(2-ethylhexyl)Phthalate	149	9.919	9.937	(1.000)	47046	0.55741	0.26799
140 Di-n-octylphthalate	149	10.443	10.466	(0.928)	36200	0.20626	0.099166
141 Benzo(b)fluoranthene	252	10.849	10.872	(0.964)	181468	1.11001	0.53366
142 Benzo(k)fluoranthene	252	10.876	10.904	(0.966)	233760	1.43149	0.68822
143 7,12-dimethylbenz[a]anthracen	256	Compound Not Detected.					
146 Benzo(a)pyrene	252	11.196	11.220	(0.995)	102774	0.73680	0.35423
149 Indeno(1,2,3-cd)pyrene	276	12.606	12.646	(1.120)	86098	0.50662	0.24356
150 Dibenz(a,h)anthracene	278	12.622	12.667	(1.122)	76377	0.53498	0.25720
151 Benzo(g,h,i)perylene	276	13.007	13.047	(1.156)	63938	0.43088	0.20715
$ 154 Nitrobenzene-d5	82	4.823	4.830	(0.898)	523128	33.6111	16.159
$ 155 2-Fluorobiphenyl	172	6.207	6.219	(0.924)	1665438	33.5448	16.127
$ 156 Terphenyl-d14	244	9.102	9.120	(0.918)	2733566	32.8301	15.784
$ 157 Phenol-d5	99	4.139	4.141	(0.941)	747093	43.4757	20.902
$ 158 2-Fluorophenol	112	3.365	3.367	(0.765)	340166	28.3728	13.641
$ 159 2,4,6-Tribromophenol	330	7.334	7.346	(0.932)	404062	48.6908	23.409
$ 186 2-Chlorophenol-d4	132	4.225	4.227	(0.960)	683830	40.6171	19.527
$ 187 1,2-Dichlorobenzene-d4	152	4.513	4.520	(1.025)	413772	31.3676	15.080

Data File: \\PITSVR06\D\chem\731.i\V102608.b\V1026020.D

Date : 27-OCT-2008 06:26

Client ID: RFI-27-1008

Instrument: 731.i

Sample Info: C8J160331-017 10/20/08 h2o (8295020) 8270c

Volume Injected (uL): 2.0

Operator: 003200

Column phase: DB5-MS

Column diameter: 0.32

22 Phenol

Concentration: 1.5881 ug/L

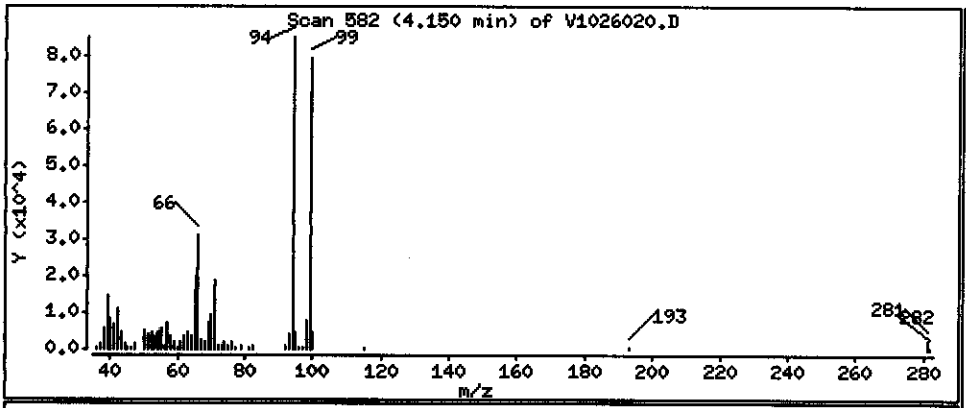

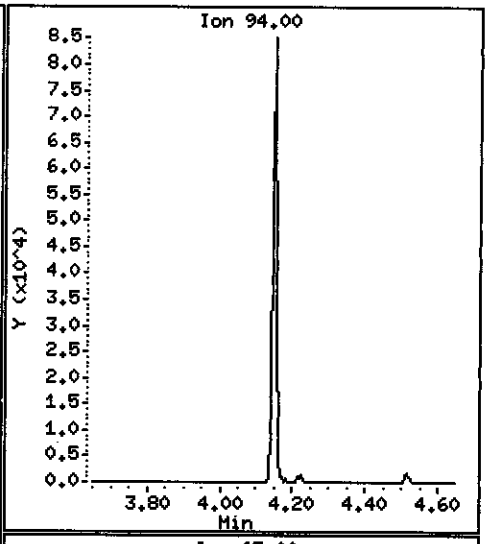

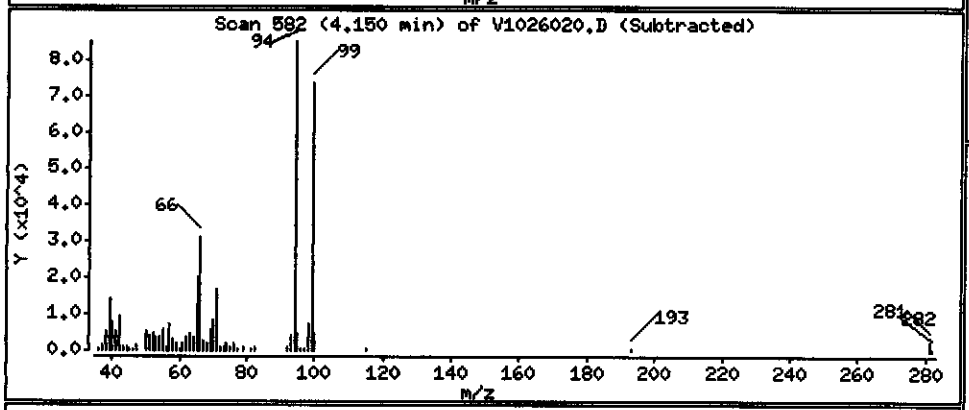

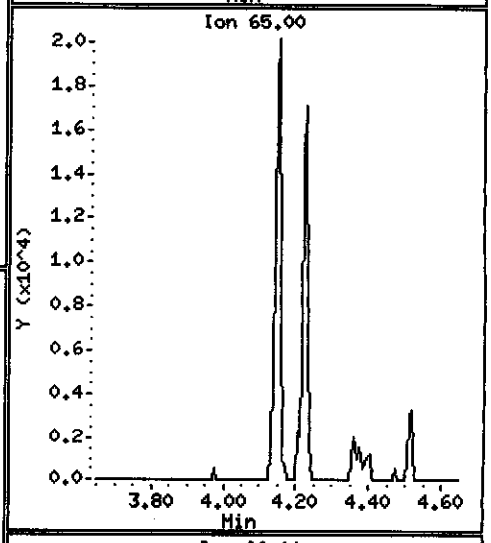

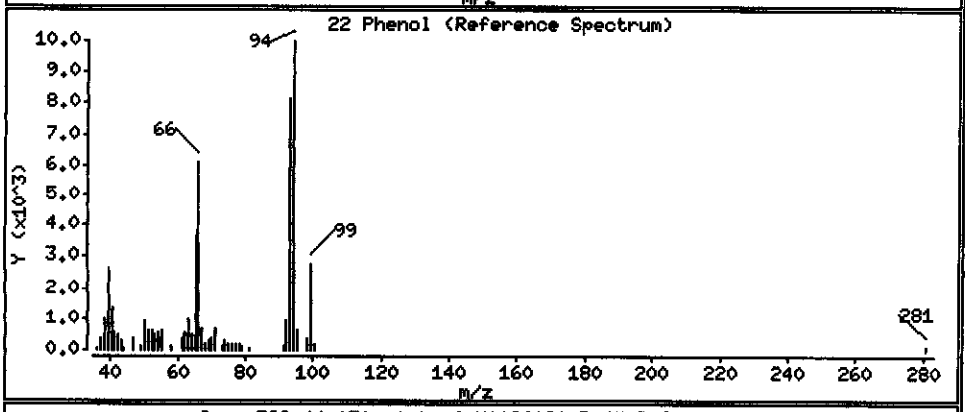

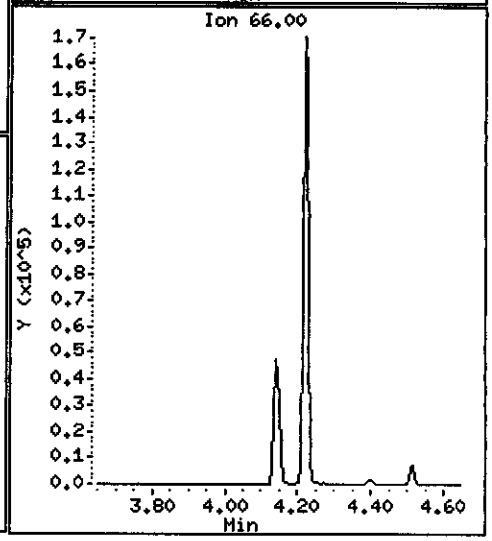

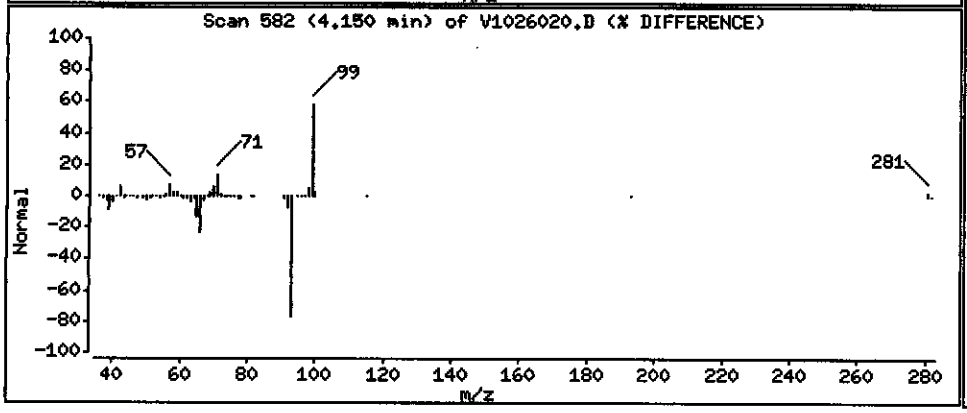

Data File: \\PITSVR06\D\chem\731.i\V102608.b\V1026020.D

Date : 27-OCT-2008 06:26

Client ID: RFI-27-1008

Instrument: 731.i

Sample Info: C8J160331-017 10/20/08 h2o (8295020) 8270c

Volume Injected (uL): 2.0

Operator: 003200

Column phase: DB5-MS

Column diameter: 0.32

26 1,3-Dichlorobenzene

Concentration: 0.016356 ug/L

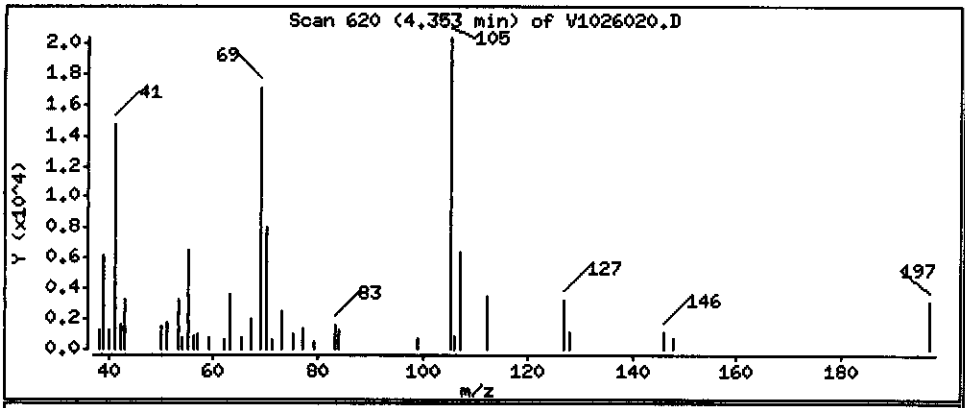

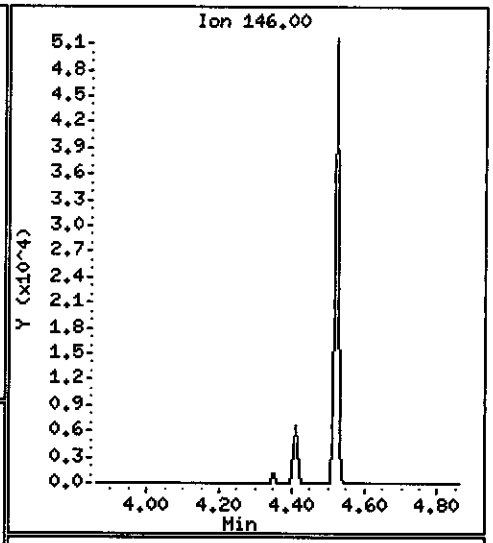

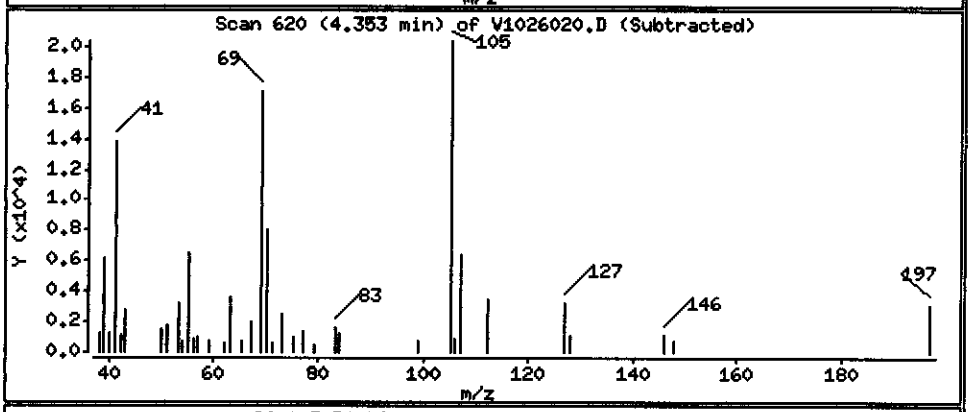

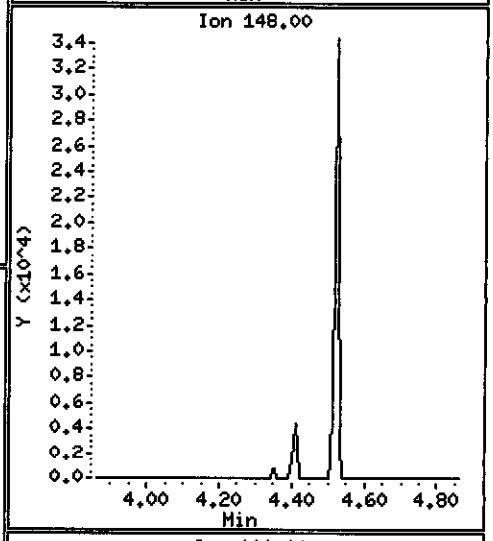

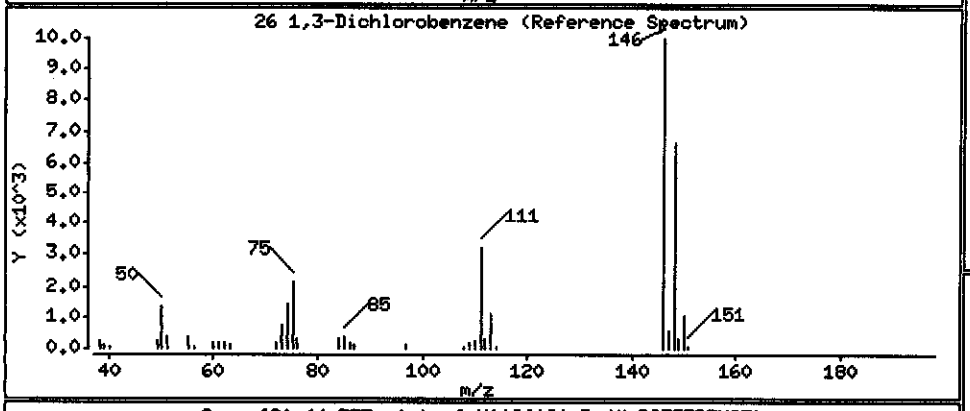

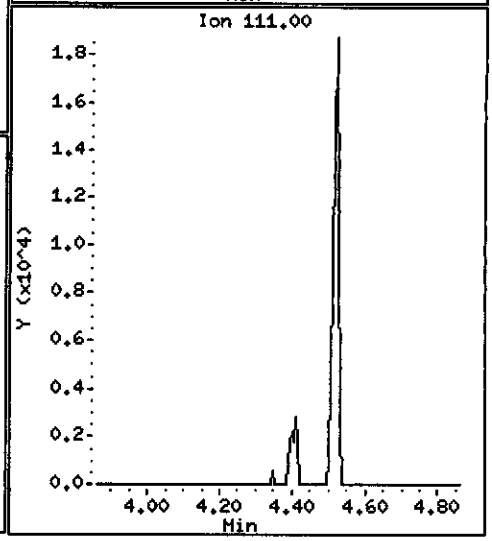

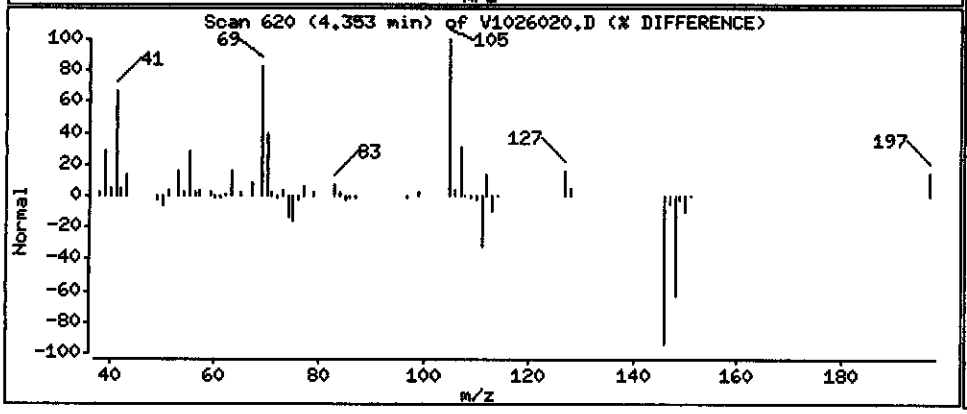

Data File: \\PITSVR06\D\chem\731.i\V102608.b\V1026020.D

Date : 27-OCT-2008 06:26

Client ID: RFI-27-1008

Instrument: 731.i

Sample Info: C8J160331-017 10/20/08 h2o (8295020) 8270c

Volume Injected (uL): 2.0

Operator: 003200

Column phase: DB5-MS

Column diameter: 0.32

27 1,4-Dichlorobenzene

Concentration: 0.12680 ug/L

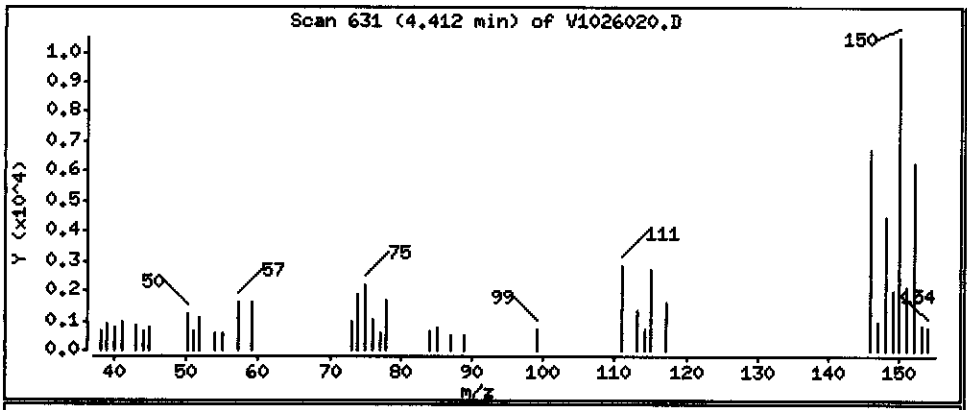

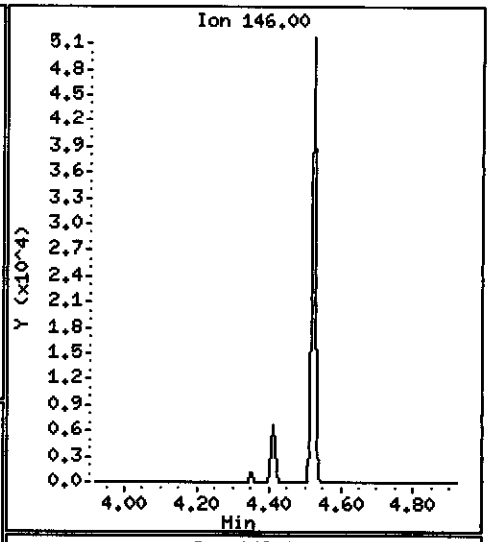

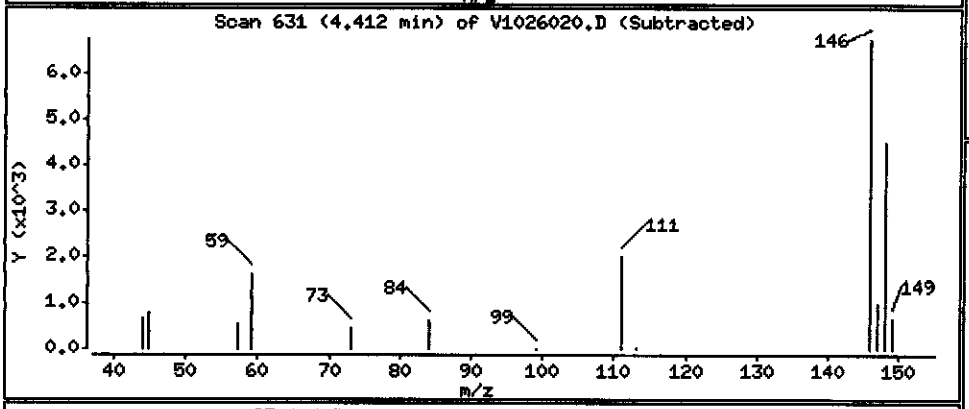

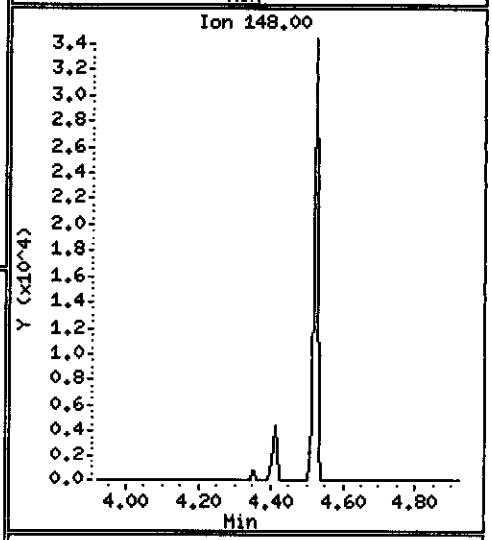

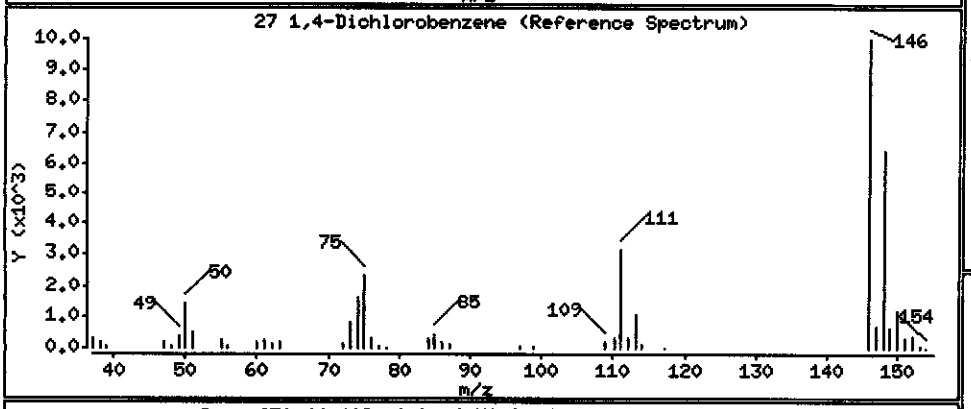

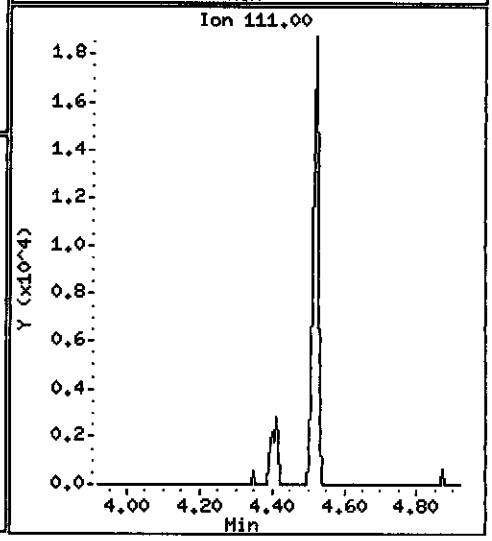

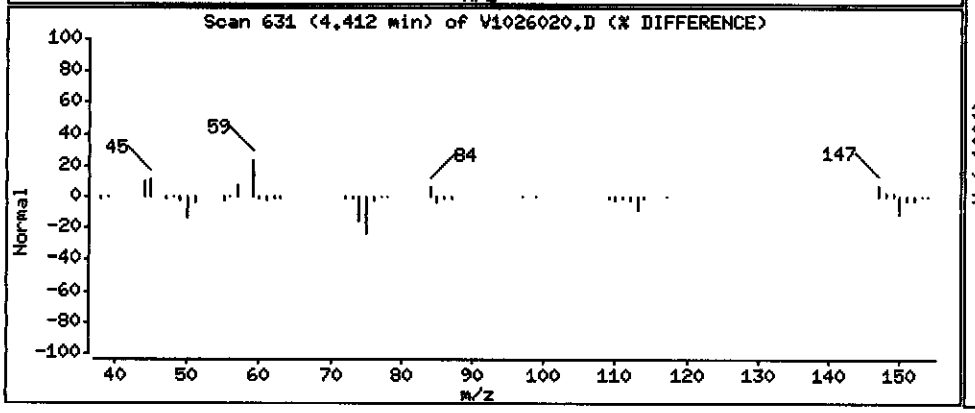

Data File: \\PITSVR06\D\chem\731.i\V102608.b\V1026020.D

Date : 27-OCT-2008 06:26

Client ID: RFI-27-1008

Instrument: 731.i

Sample Info: C8J160331-017 10/20/08 h2o (8295020) 8270c

Volume Injected (uL): 2.0

Operator: 003200

Column phase: DB5-MS

Column diameter: 0.32

28 1,2-Dichlorobenzene

Concentration: 0.85793 ug/L

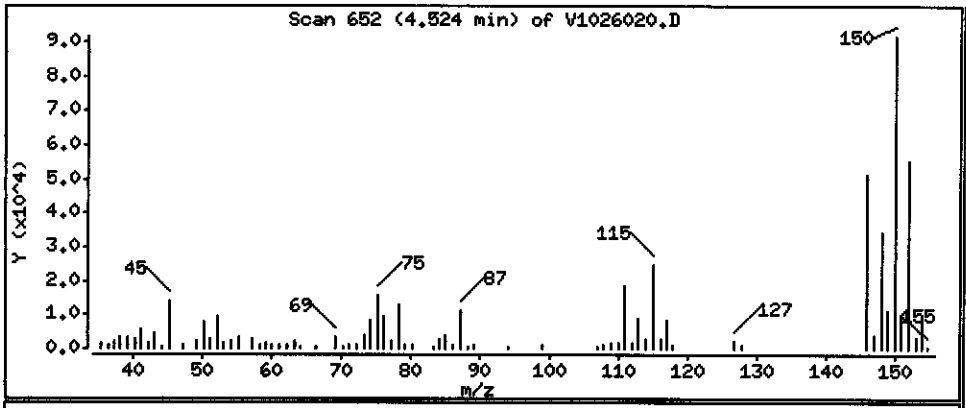

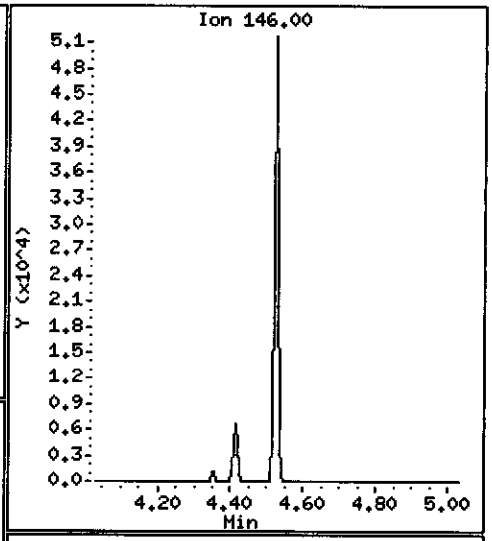

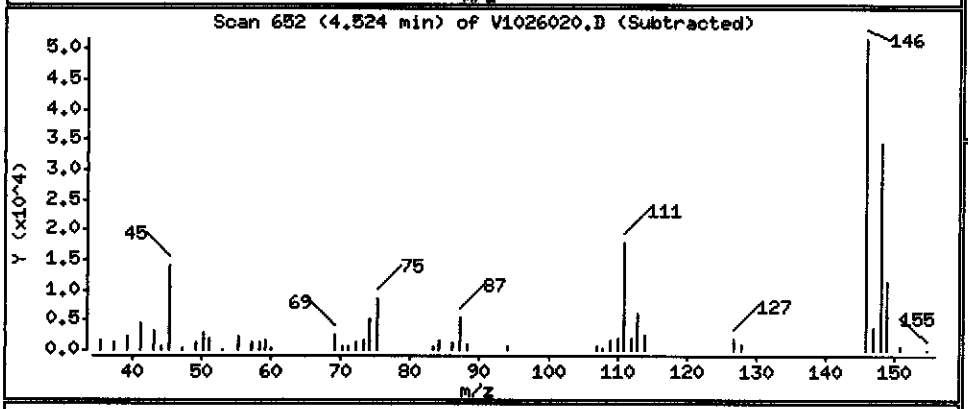

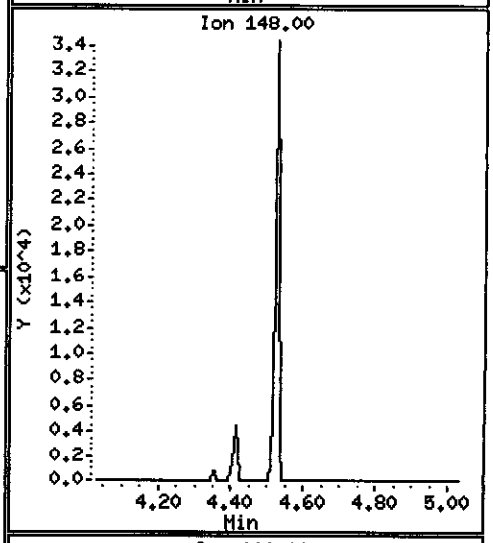

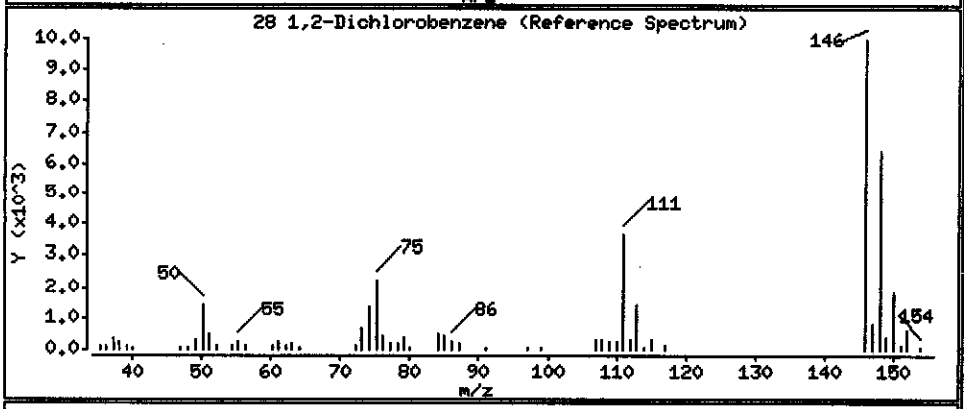

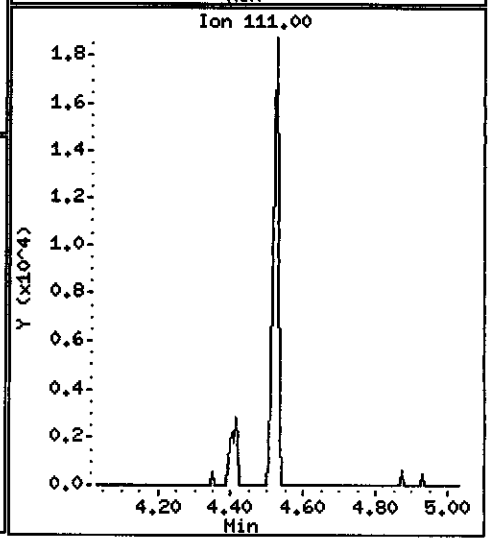

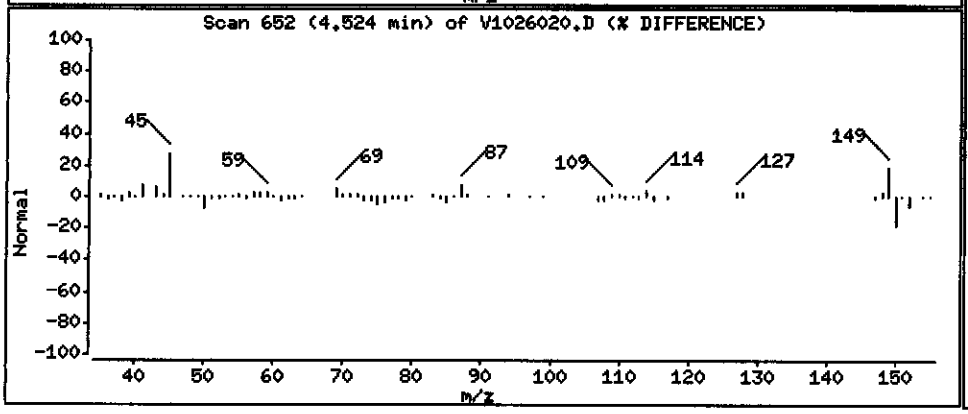

Data File: \\PITSVR06\D\chem\731.i\V102608.b\V1026020.D

Date : 27-OCT-2008 06:26

Client ID: RFI-27-1008

Instrument: 731.i

Sample Info: C8J160331-017 10/20/08 h2o (8295020) 8270c

Volume Injected (uL): 2.0

Operator: 003200

Column phase: DB5-MS

Column diameter: 0.32

49 Benzoic Acid

Concentration: 1.7828 ug/L

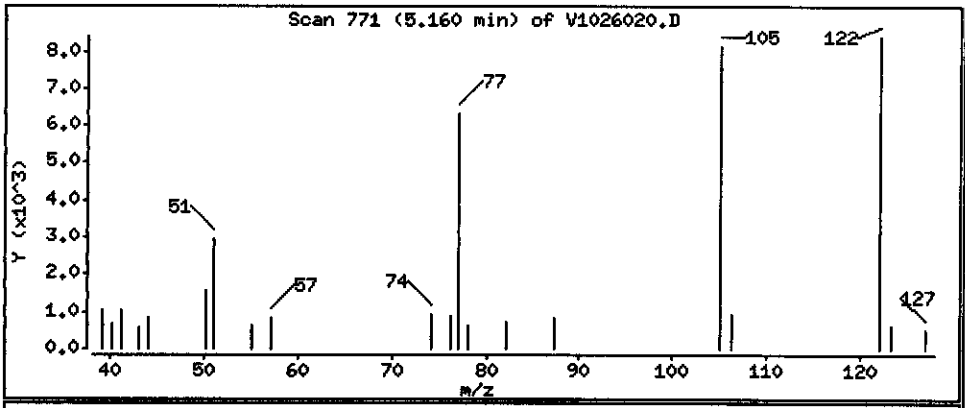

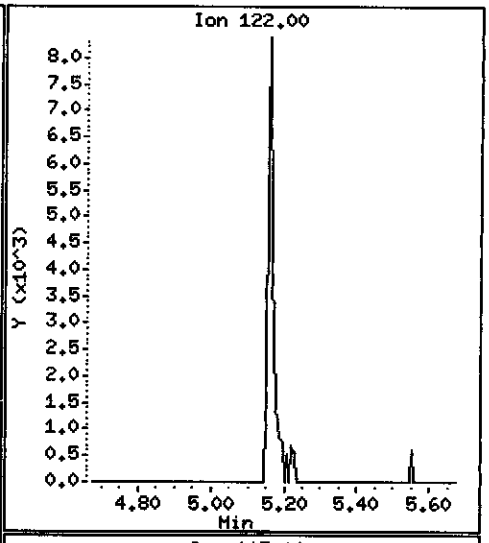

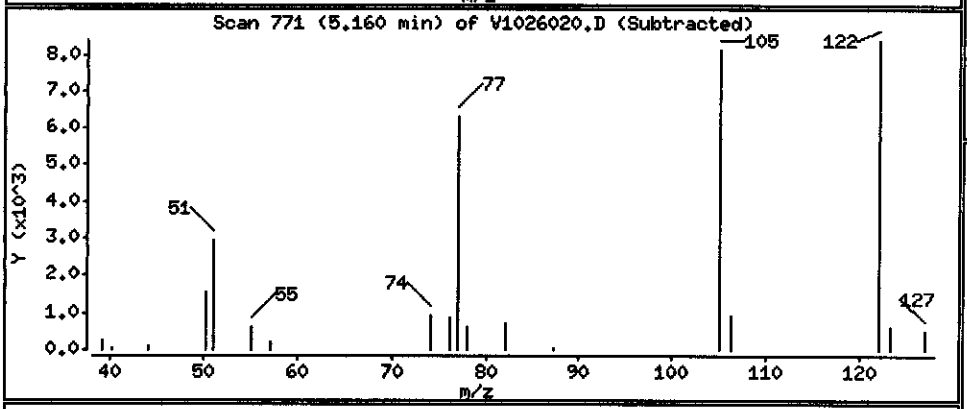

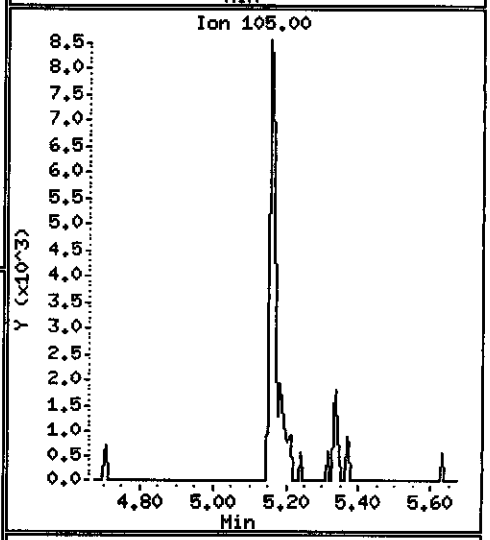

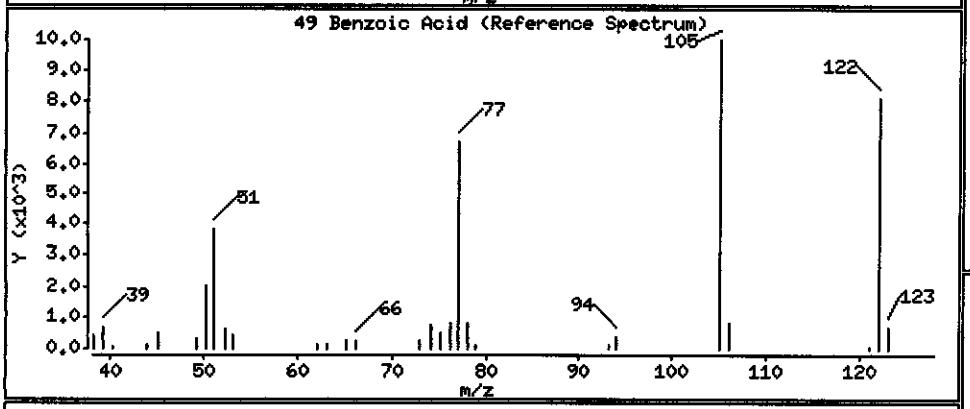

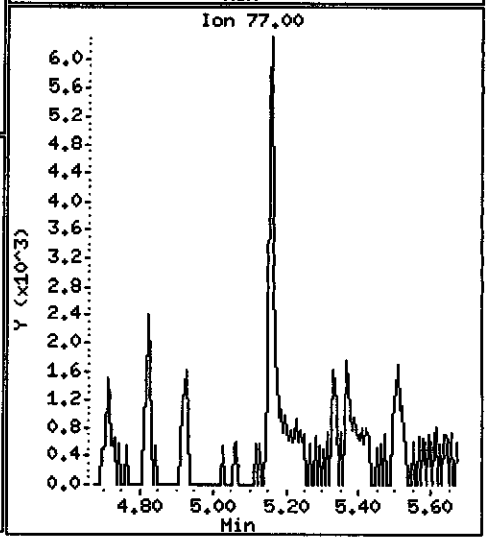

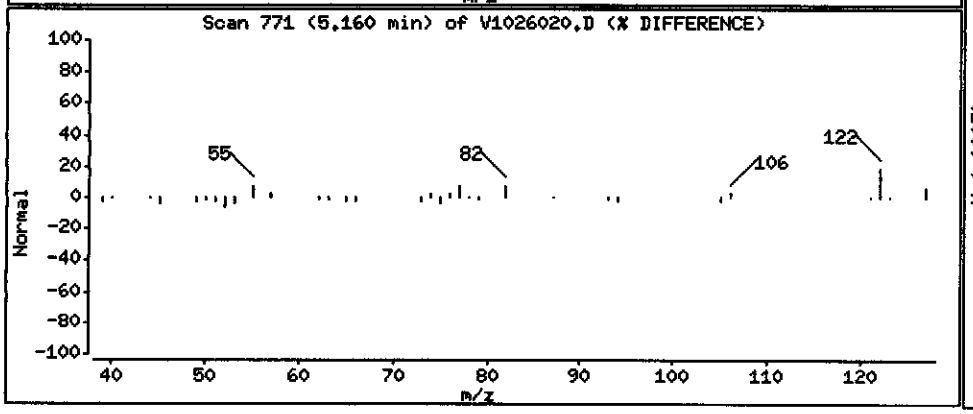

Data File: \\PITSVR06\D\chem\731.i\V102608.b\V1026020.D

Date : 27-OCT-2008 06:26

Client ID: RFI-27-1008

Instrument: 731.i

Sample Info: C8J160331-017 10/20/08 h2o (8295020) 8270c

Volume Injected (uL): 2.0

Operator: 003200

Column phase: DB5-MS

Column diameter: 0.32

51 Naphthalene

Concentration: 0.051673 ug/L

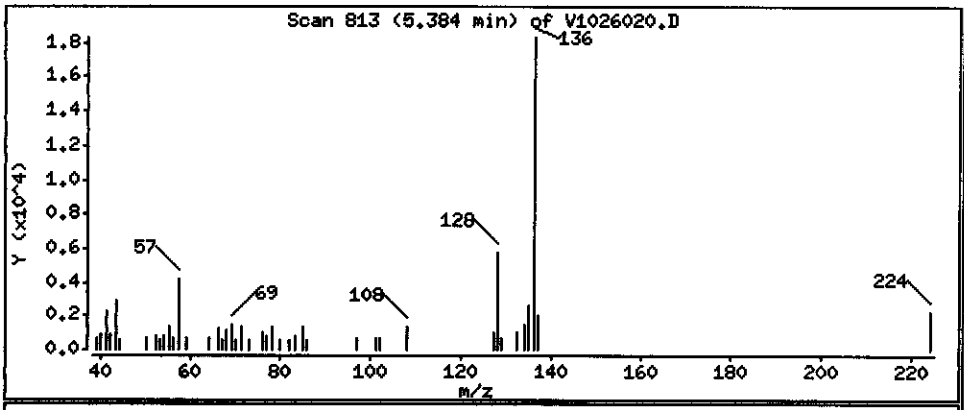

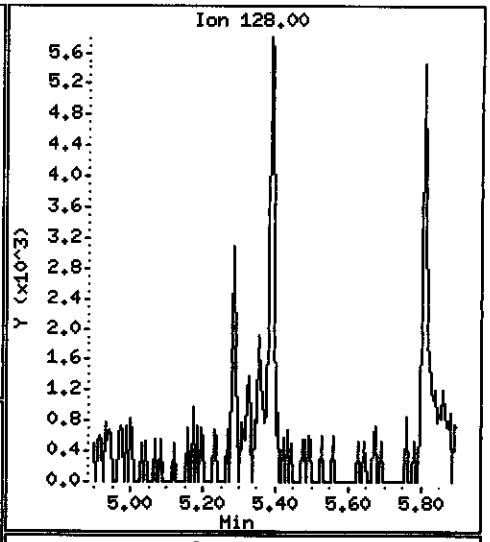

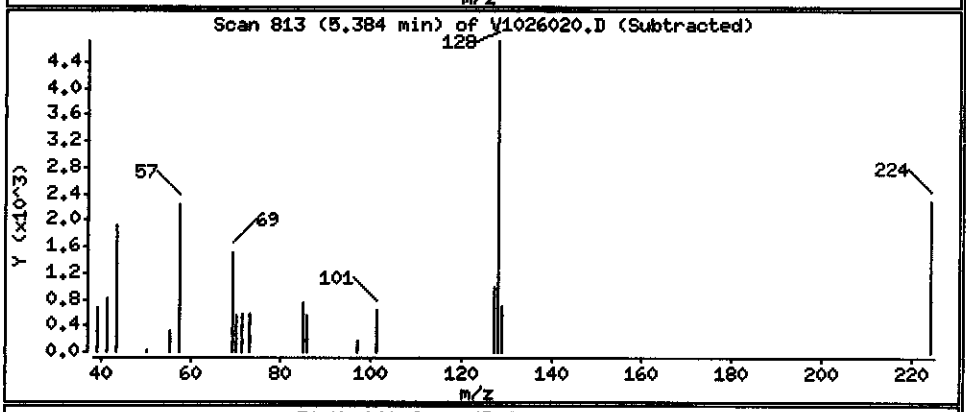

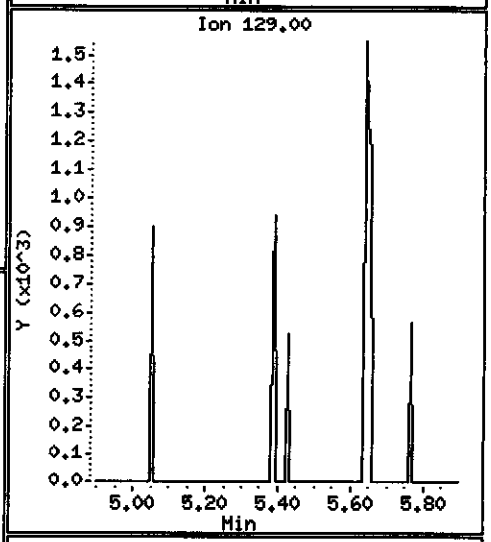

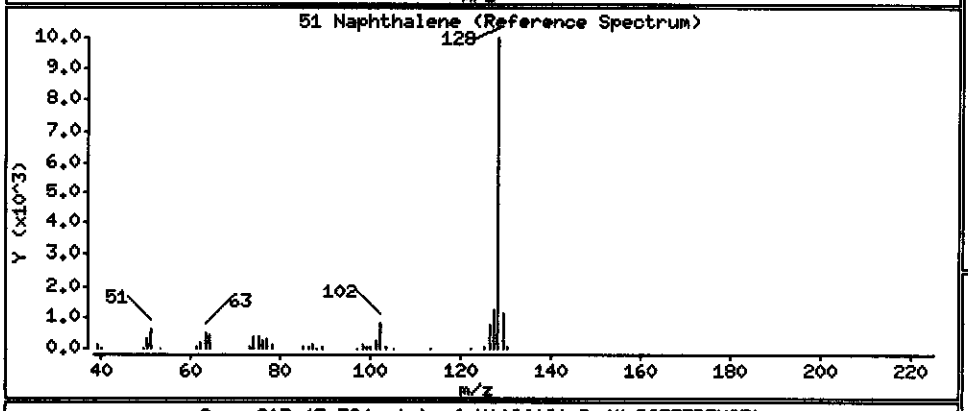

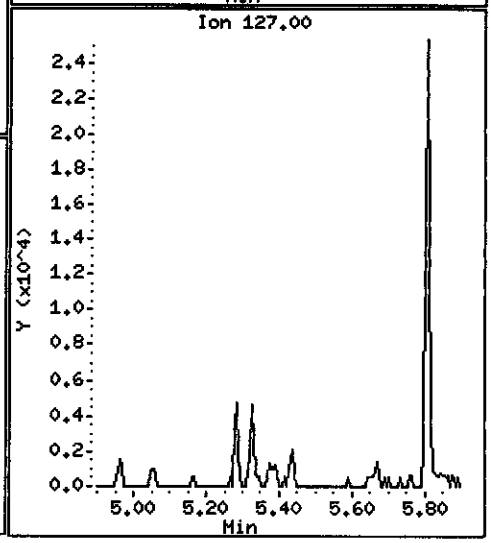

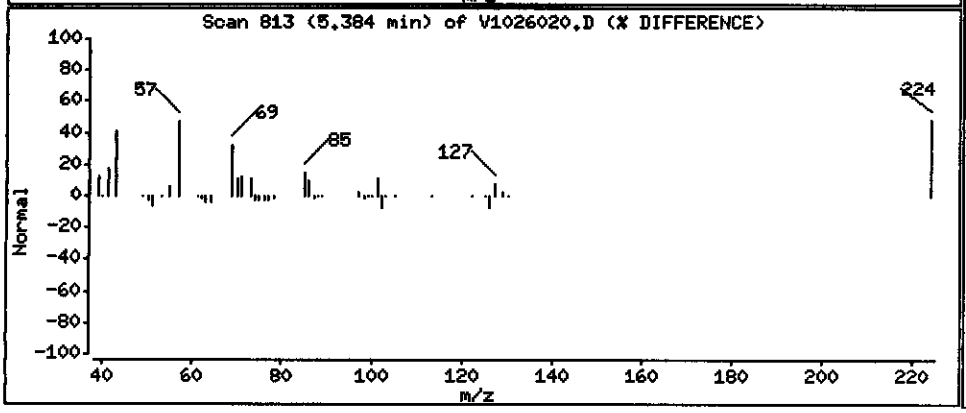

Data File: \\PITSVR06\D\chem\731.i\V102608.b\V1026020.D

Date : 27-OCT-2008 06:26

Client ID: RFI-27-1008

Instrument: 731.i

Sample Info: C8J160331-017 10/20/08 h2o (8295020) 8270c

Volume Injected (uL): 2.0

Operator: 003200

Column phase: DB5-MS

Column diameter: 0.32

76 Dimethylphthalate

Concentration: 0.063650 ug/L

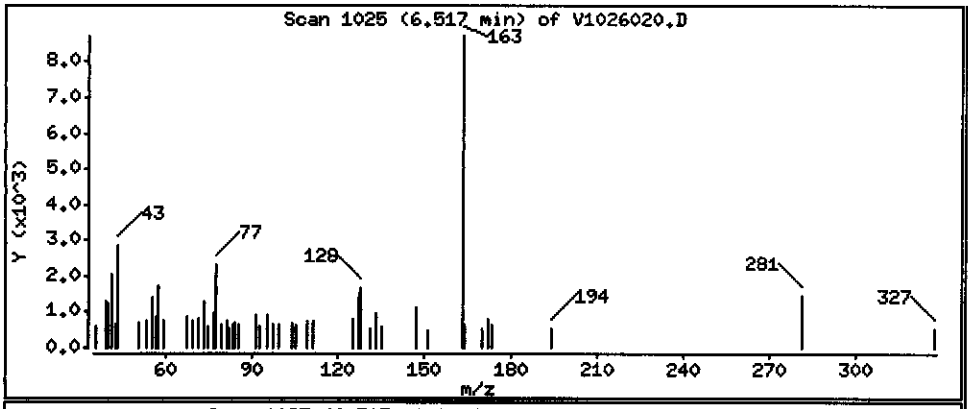

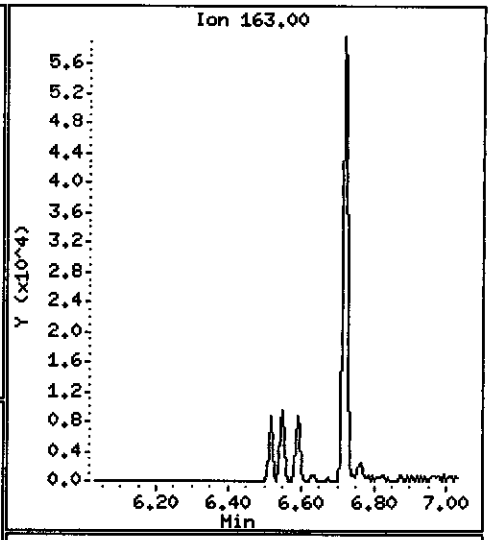

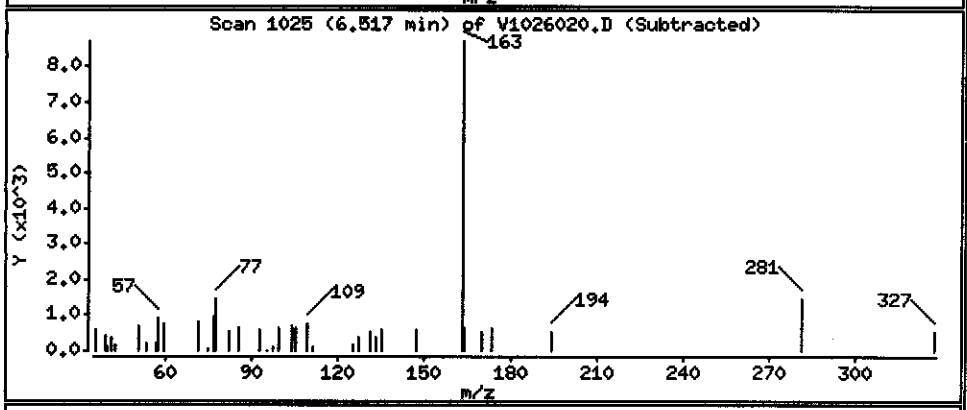

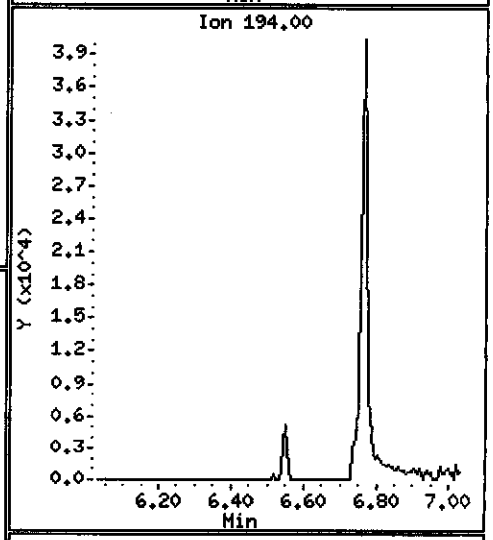

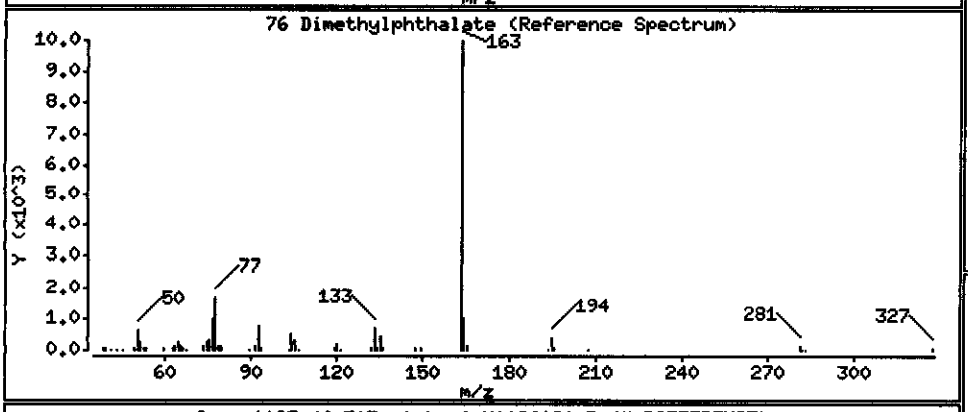

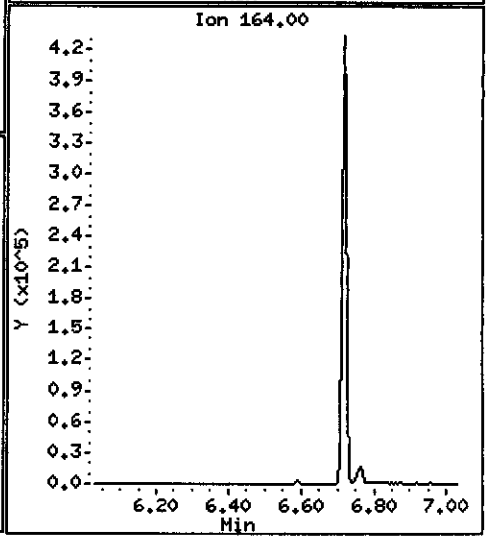

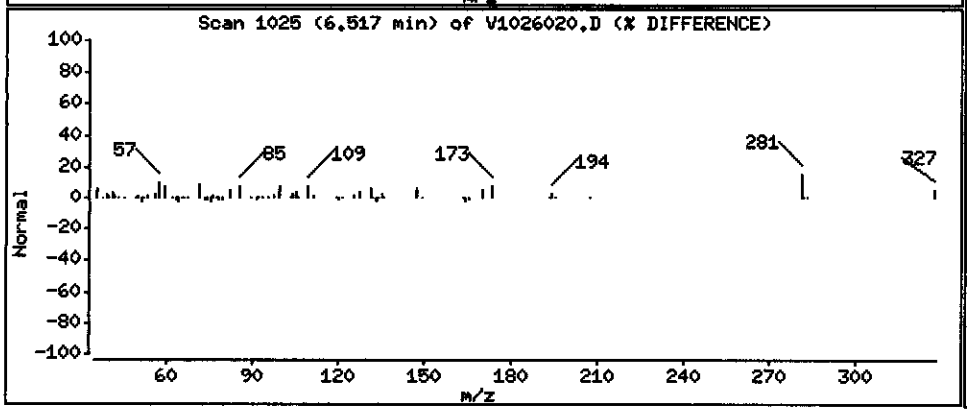

Data File: \\PITSVR06\D\chem\731.i\V102608.b\V1026020.D

Date : 27-OCT-2008 06:26

Client ID: RFI-27-1008

Instrument: 731.i

Sample Info: C8J160331-017 10/20/08 h2o (8295020) 8270c

Volume Injected (uL): 2.0

Operator: 003200

Column phase: DB5-MS

Column diameter: 0.32

86 Dibenzofuran

Concentration: 0.061507 ug/L

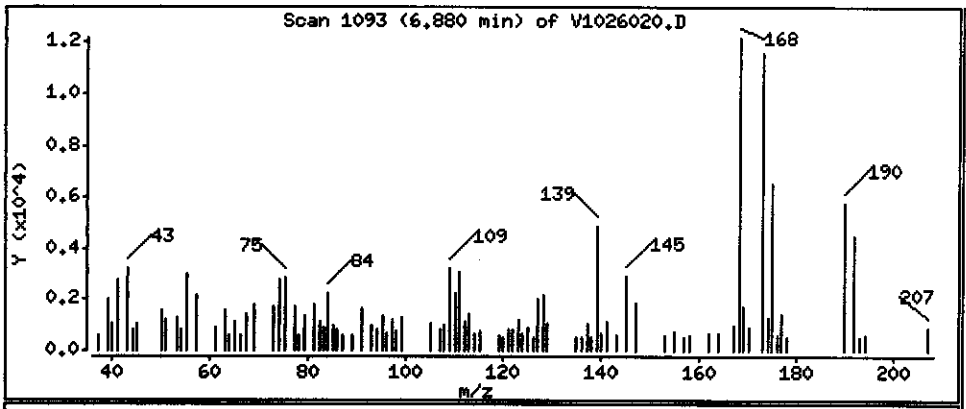

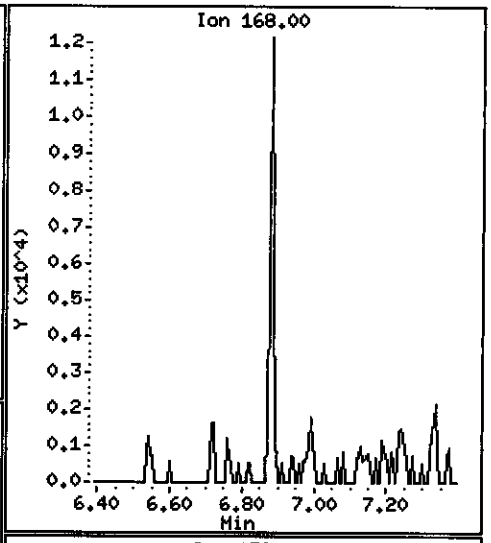

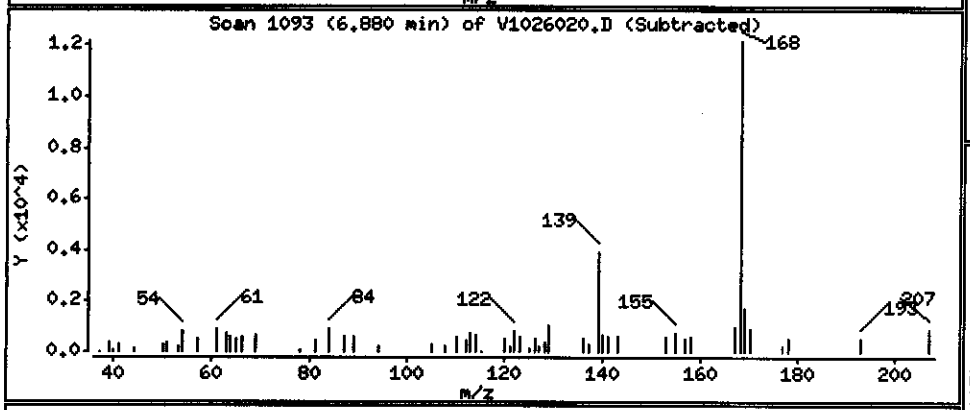

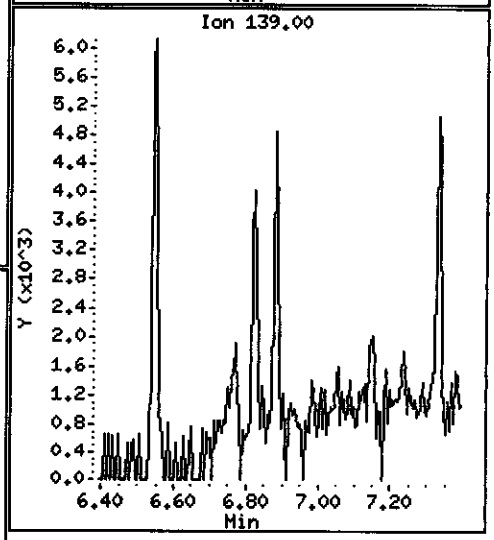

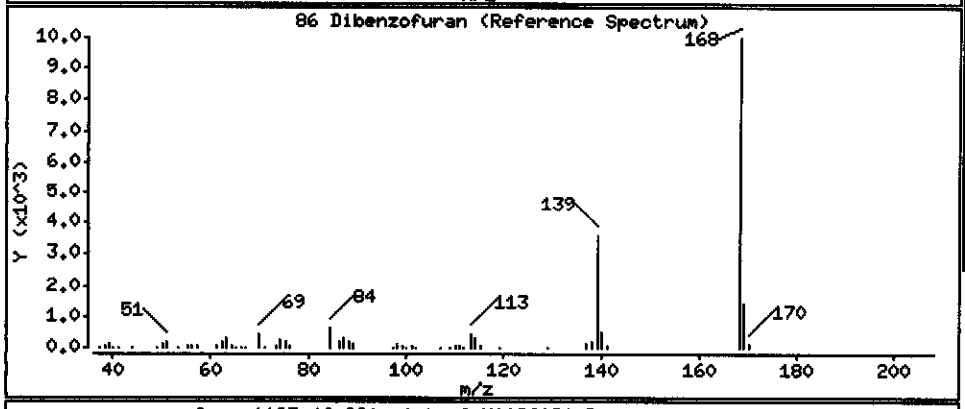

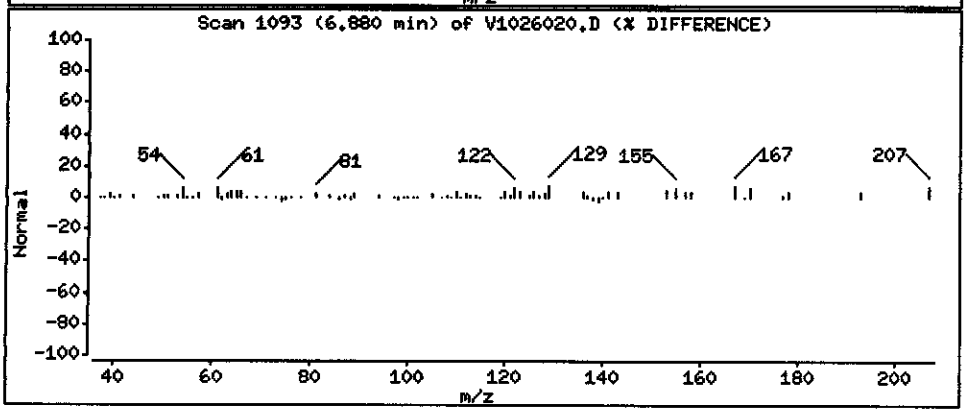

Data File: \\PITSVR06\D\chem\731.i\V102608.b\V1026020.D

Date : 27-OCT-2008 06:26

Client ID: RFI-27-1008

Instrument: 731.i

Sample Info: C8J160331-017 10/20/08 h2o (8295020) 8270c

Volume Injected (uL): 2.0

Operator: 003200

Column phase: DB5-MS

Column diameter: 0.32

93 Diethylphthalate

Concentration: 0.071660 ug/L

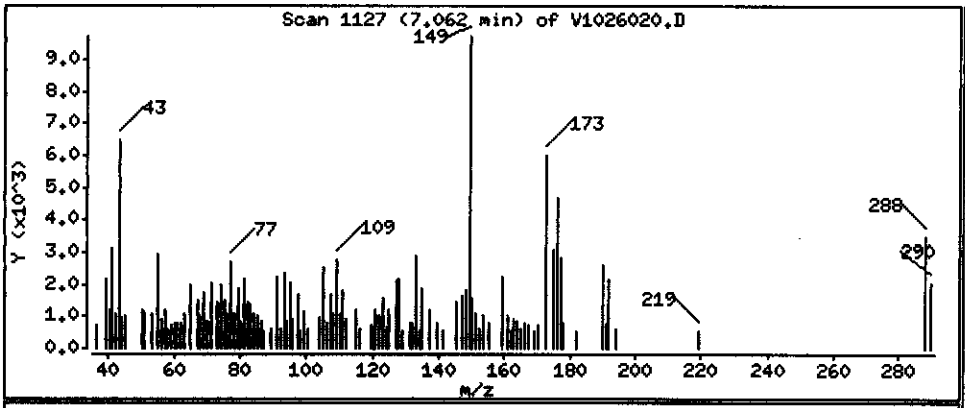

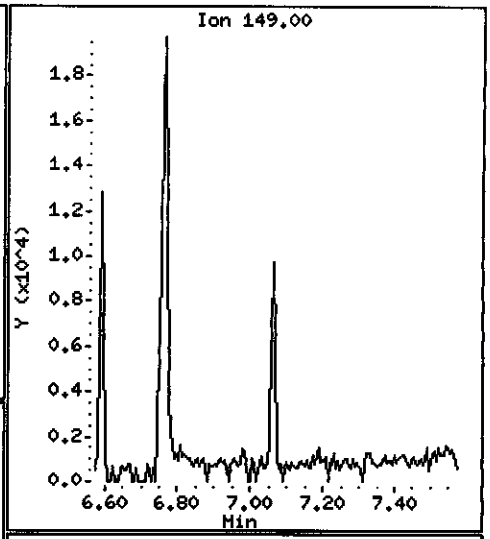

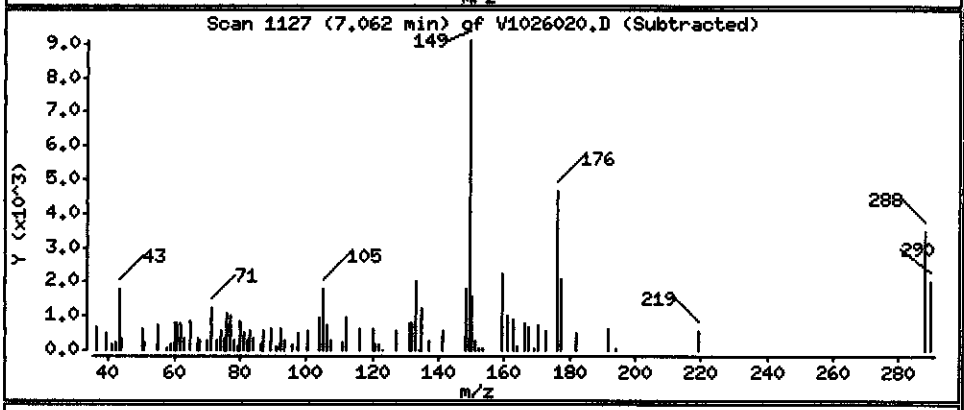

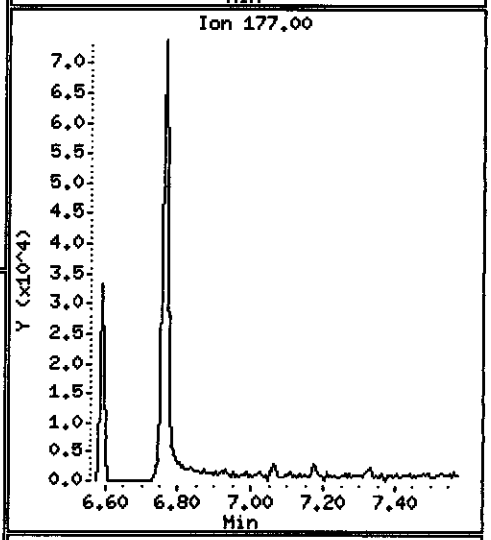

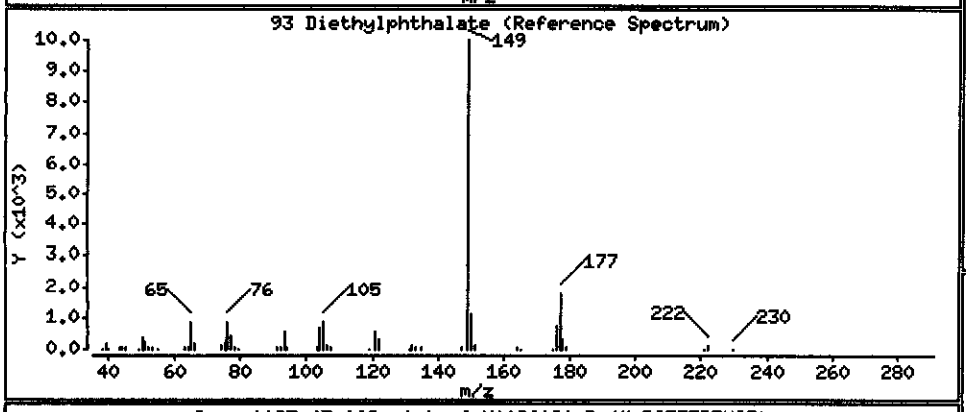

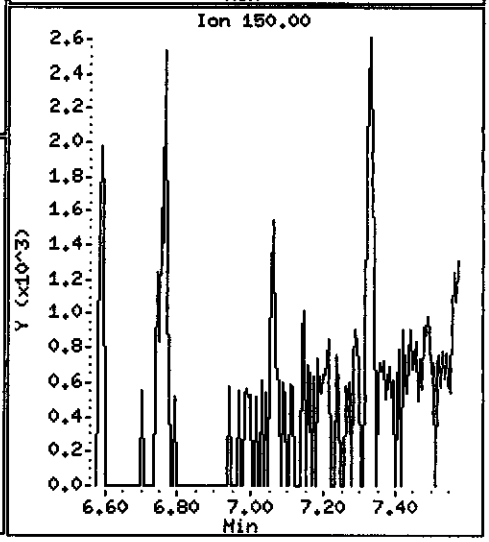

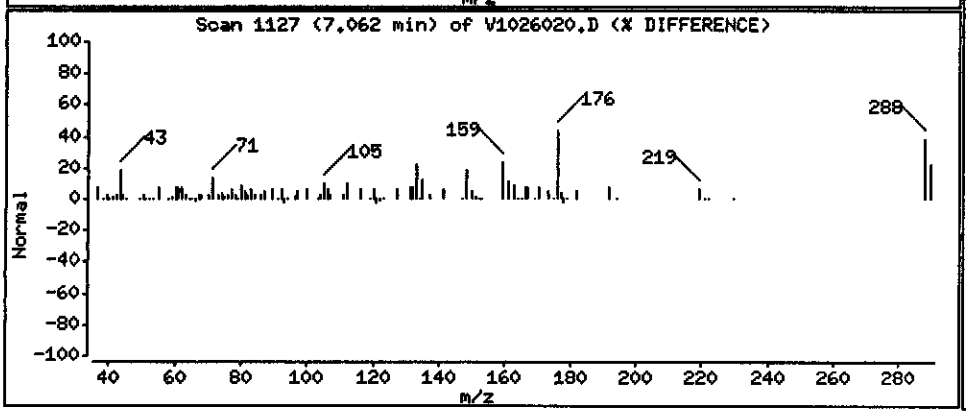

Data File: \\PITSVR06\D\chem\731.i\V102608.b\V1026020.D

Date : 27-OCT-2008 06:26

Client ID: RFI-27-1008

Instrument: 731.i

Sample Info: C8J160331-017 10/20/08 h2o (8295020) 8270c

Volume Injected (uL): 2.0

Operator: 003200

Column phase: DB5-MS

Column diameter: 0.32

94 Fluorene

Concentration: 0.062292 ug/L

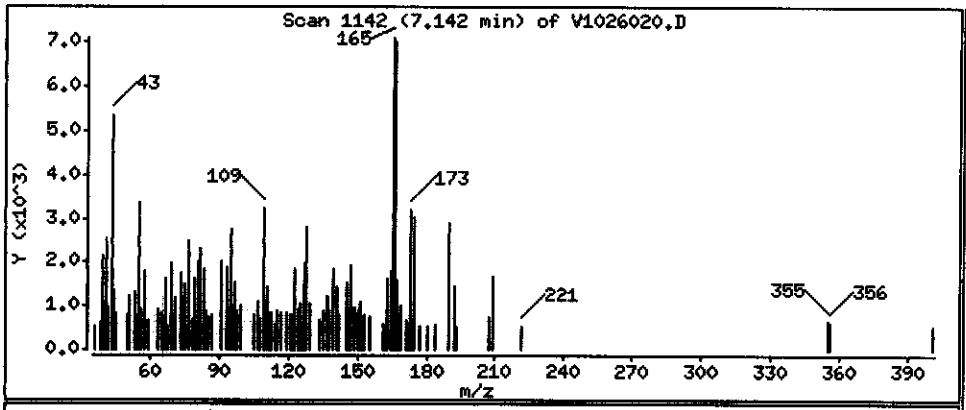

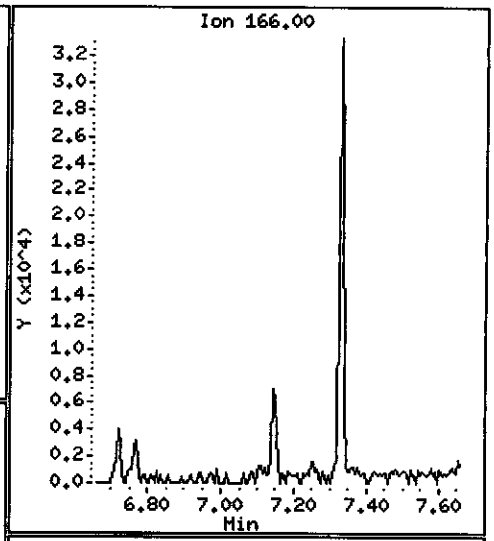

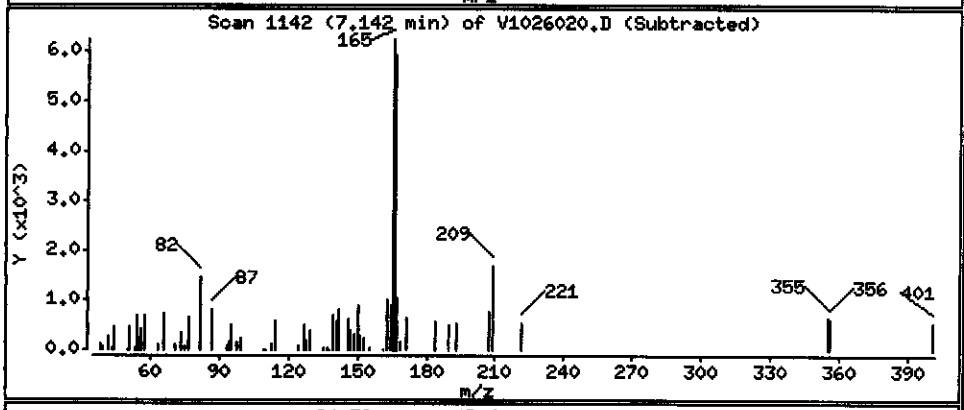

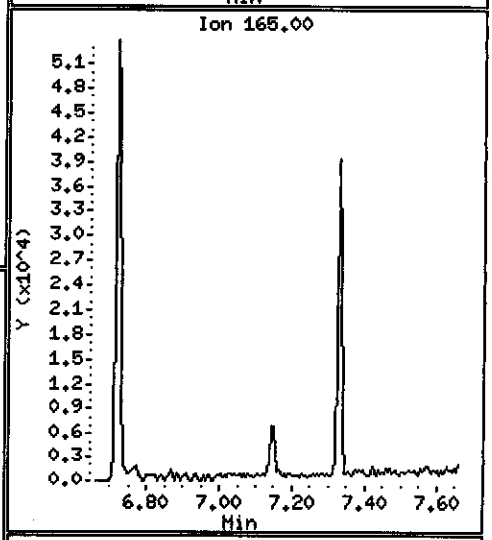

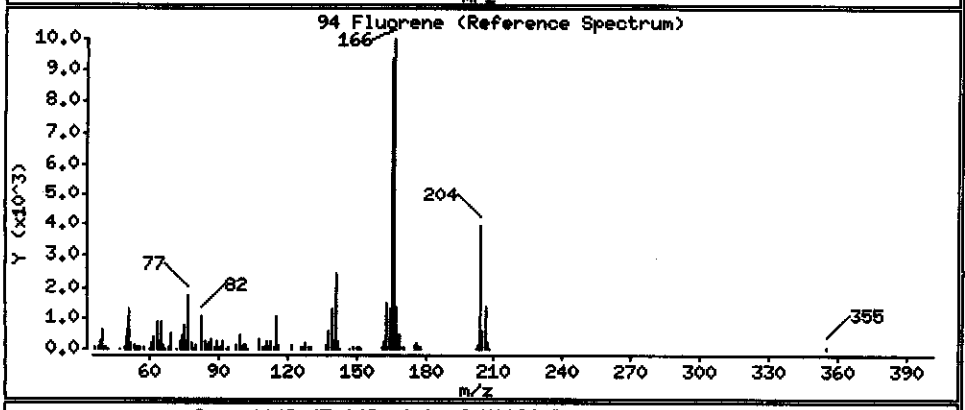

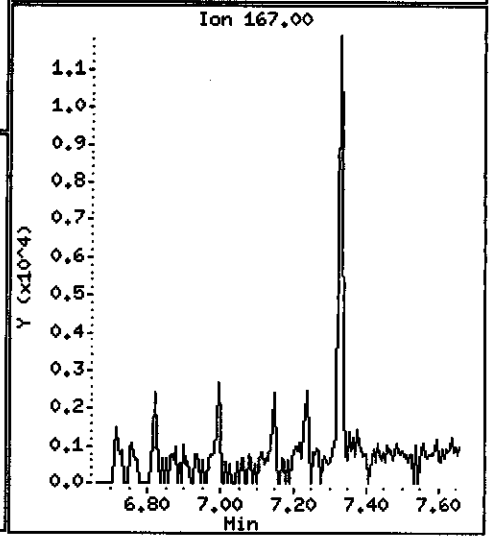

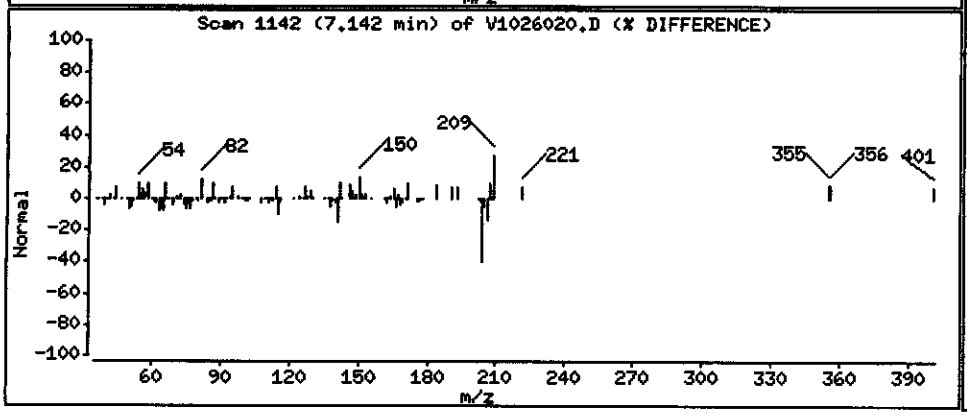

Data File: \\PITSVR06\D\chem\731.i\V102608.b\V1026020.D

Date : 27-OCT-2008 06:26

Client ID: RFI-27-1008

Instrument: 731.i

Sample Info: C8J160331-017 10/20/08 h2o (8295020) 8270c

Volume Injected (uL): 2.0

Operator: 003200

Column phase: DB5-MS

Column diameter: 0.32

111 Pentachlorophenol

Concentration: 1.0137 ug/L

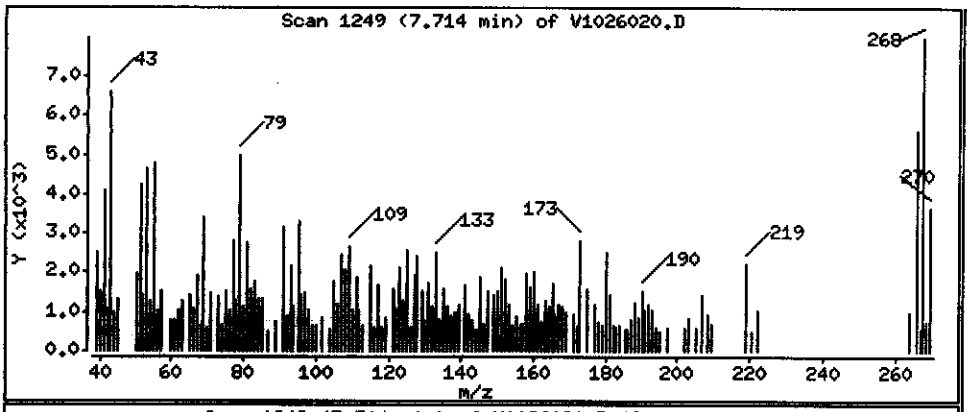

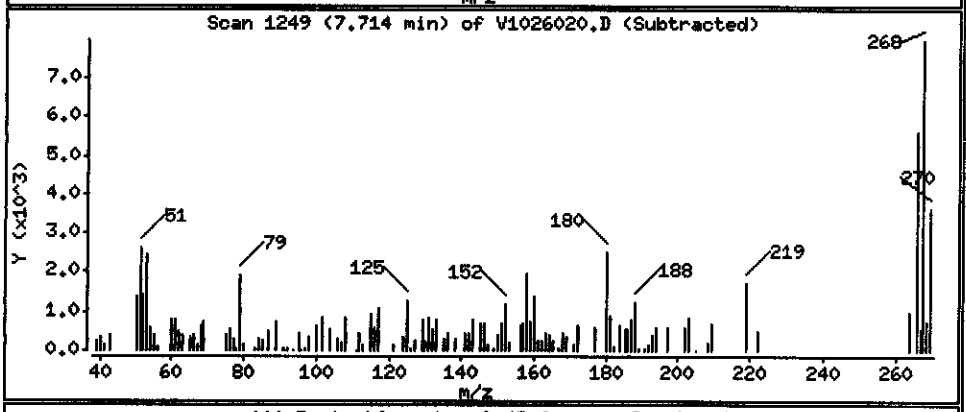

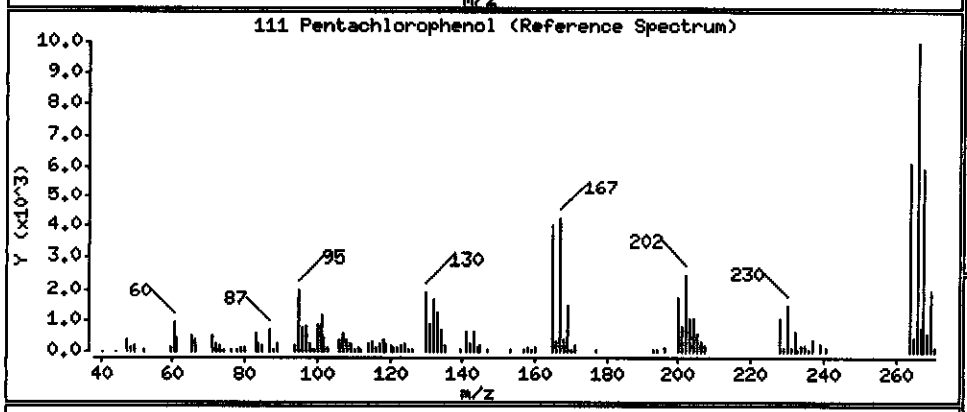

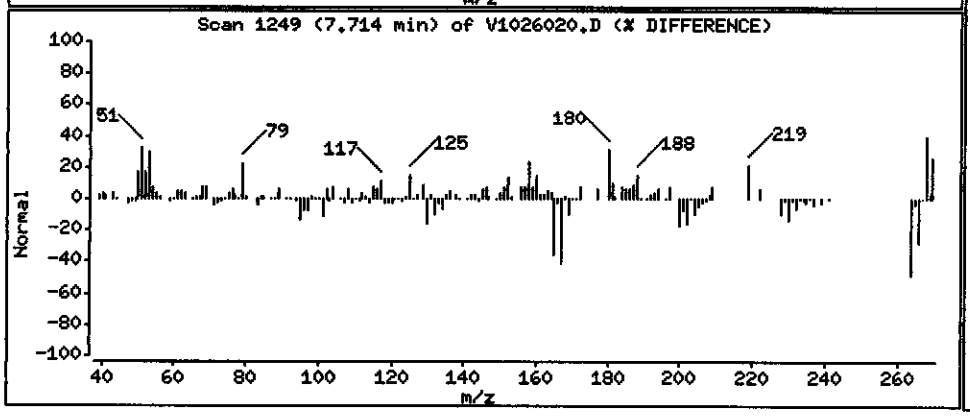

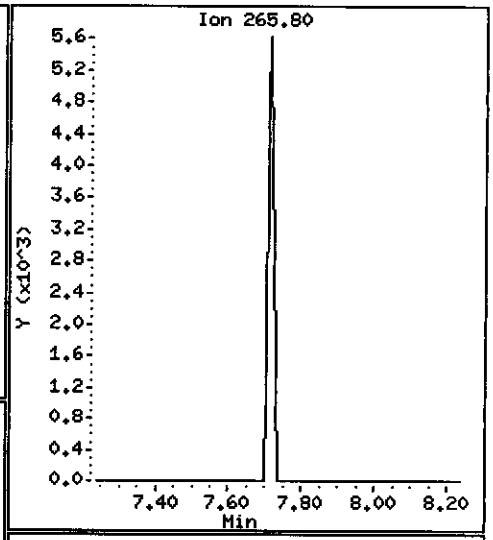

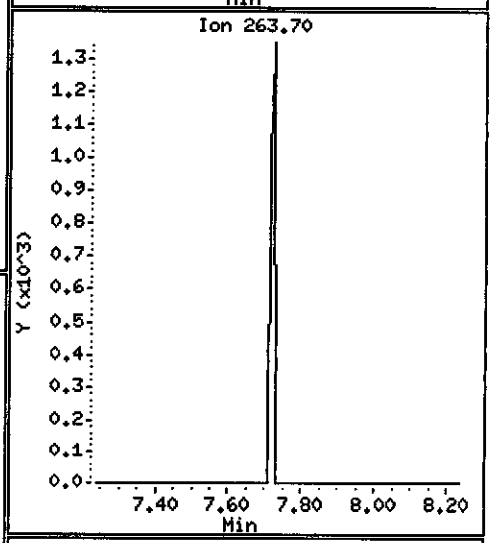

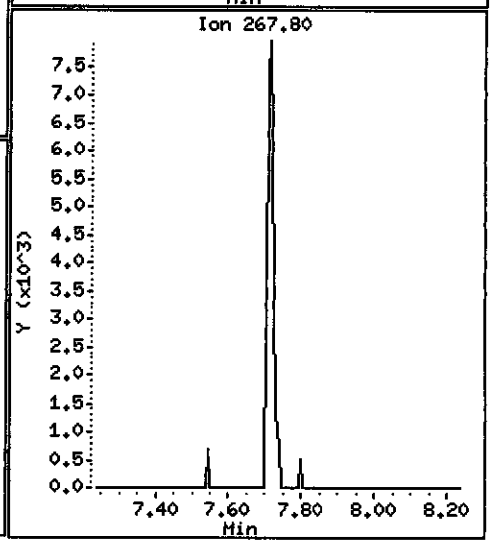

Data File: \\PITSVR06\D\chem\731.i\V102608.b\V1026020.D

Date : 27-OCT-2008 06:26

Client ID: RFI-27-1008

Instrument: 731.i

Sample Info: C8J160331-017 10/20/08 h2o (8295020) 8270c

Volume Injected (uL): 2.0

Operator: 003200

Column phase: DB5-MS

Column diameter: 0.32

115 Phenanthrene

Concentration: 0.14106 ug/L

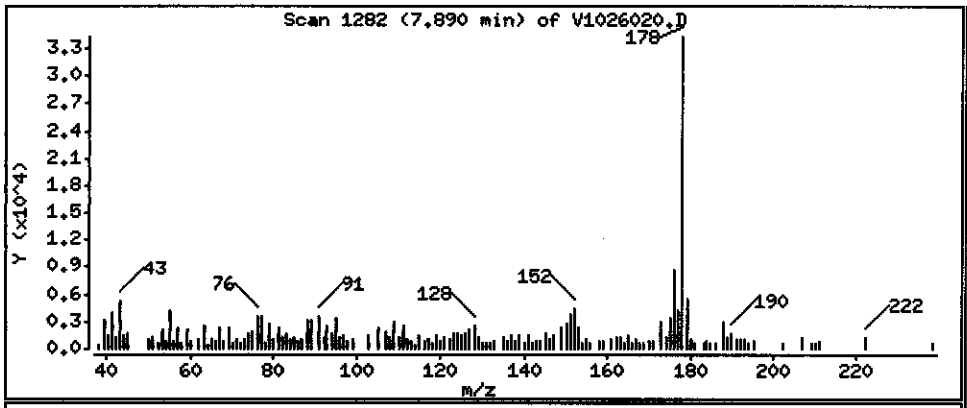

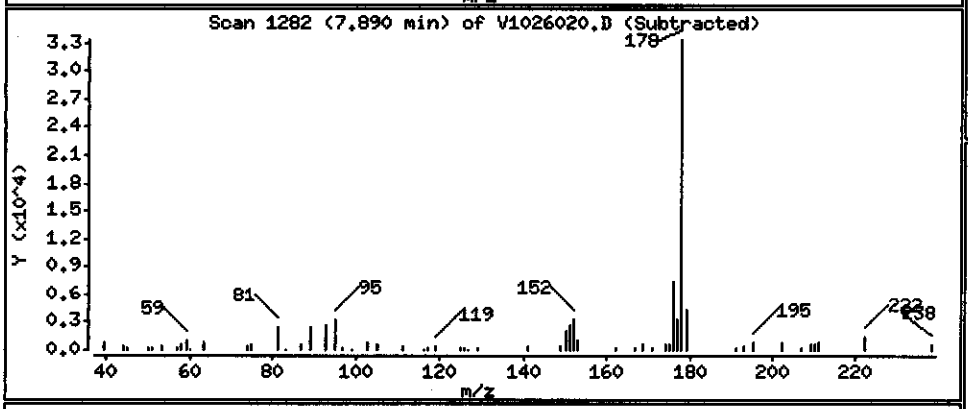

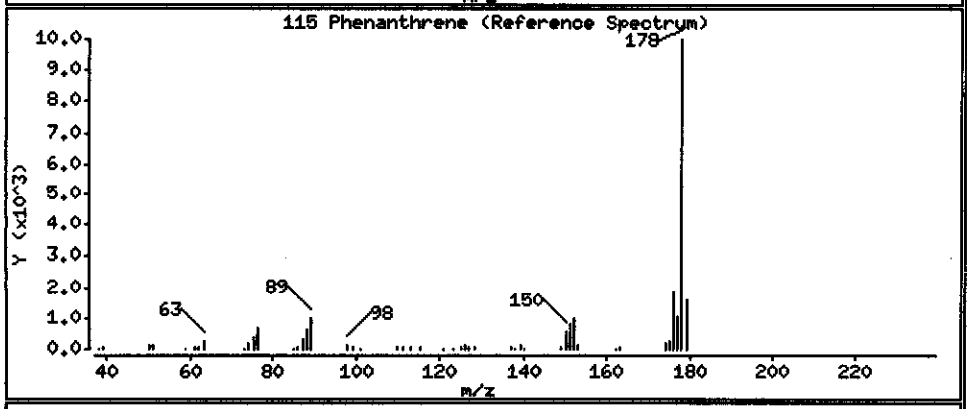

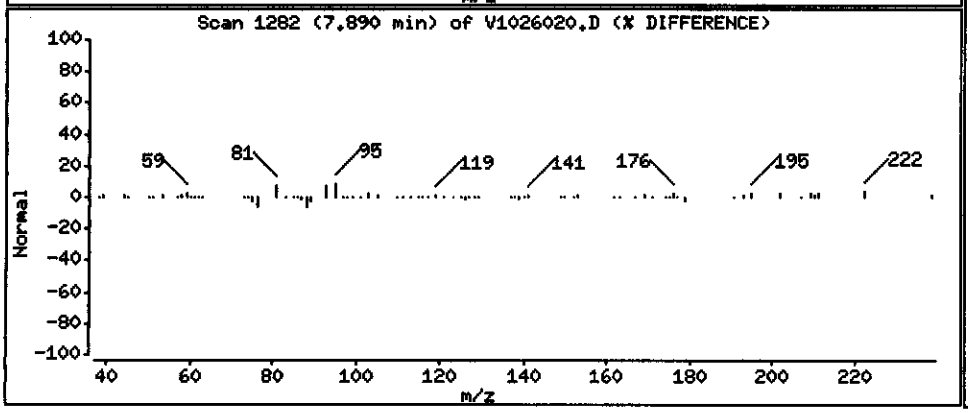

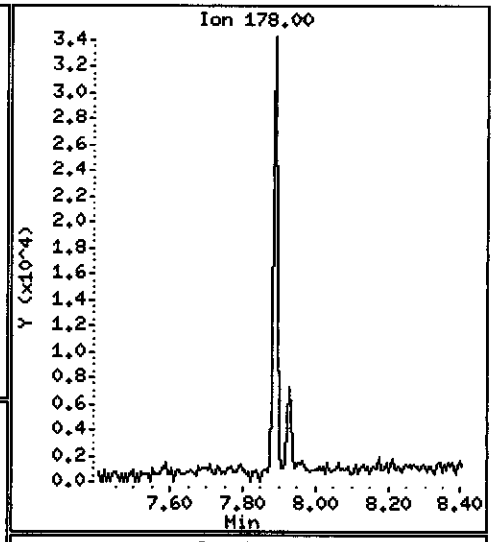

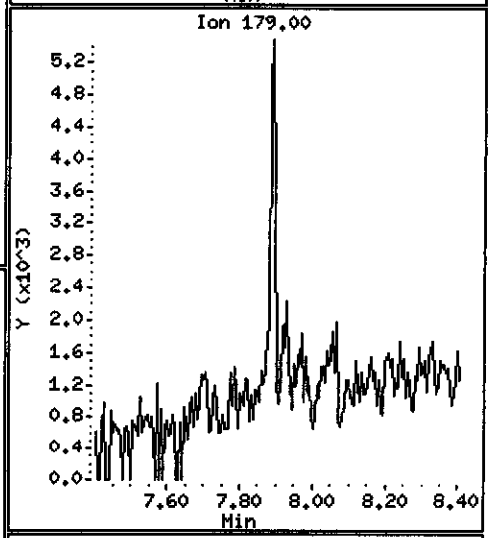

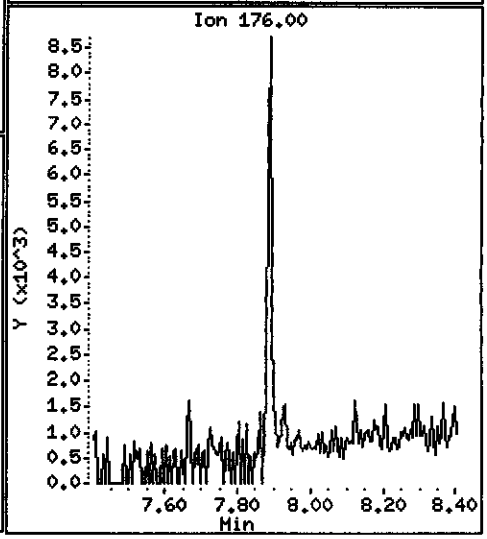

Data File: \\PITSVR06\D\chem\731.i\V102608.b\V1026020.D

Date : 27-OCT-2008 06:26

Client ID: RFI-27-1008

Instrument: 731.i

Sample Info: C8J160331-017 10/20/08 h2o (8295020) 8270c

Volume Injected (uL): 2.0

Operator: 003200

Column phase: DB5-MS

Column diameter: 0.32

116 Anthracene

Concentration: 0.031237 ug/L

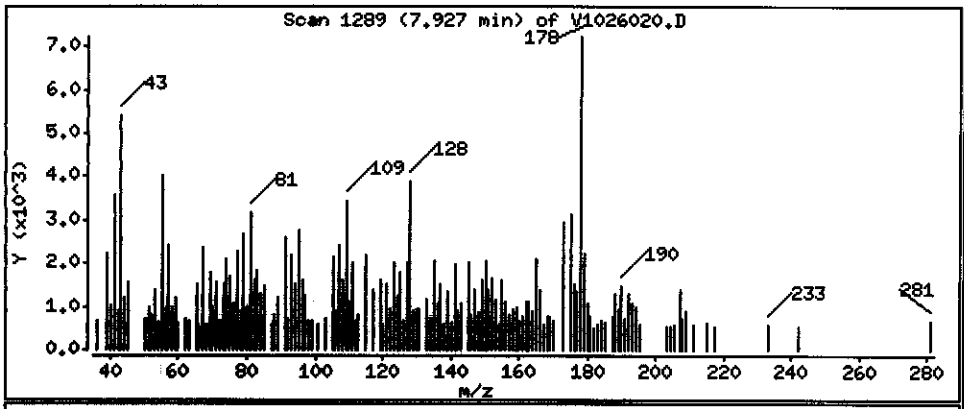

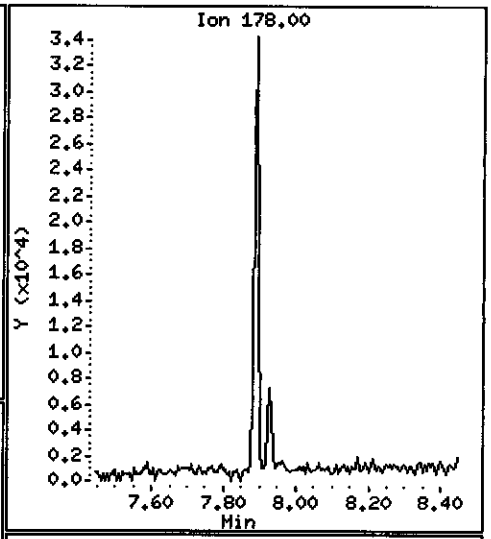

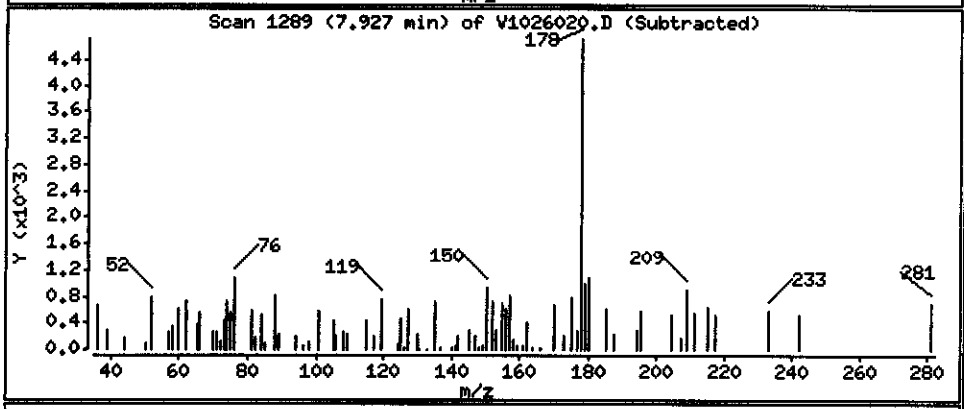

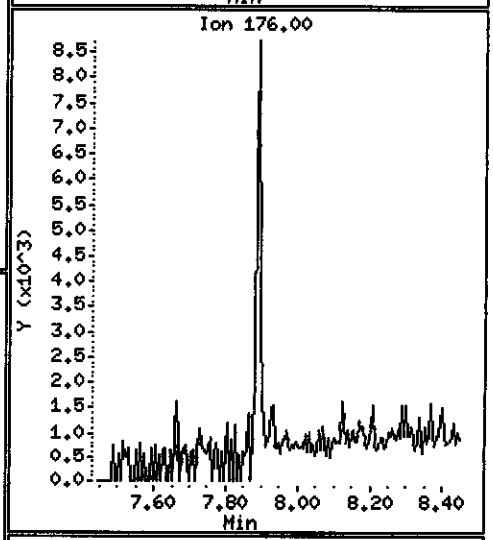

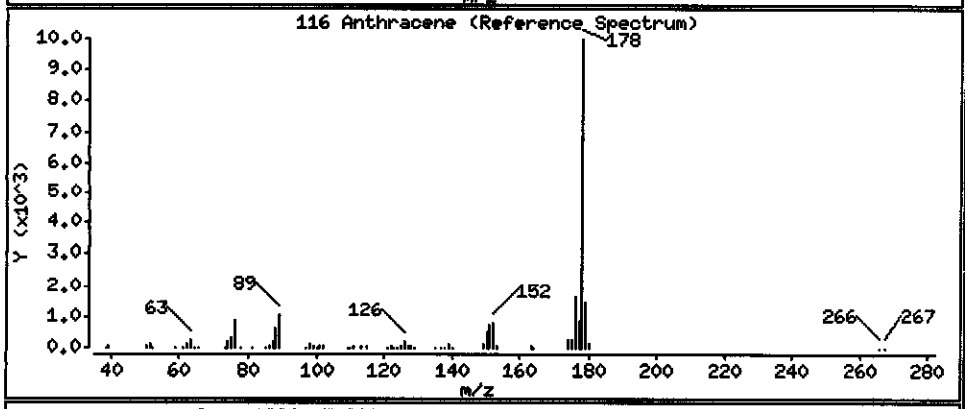

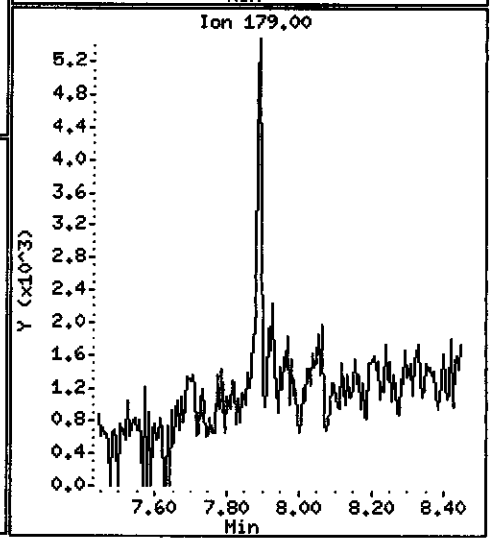

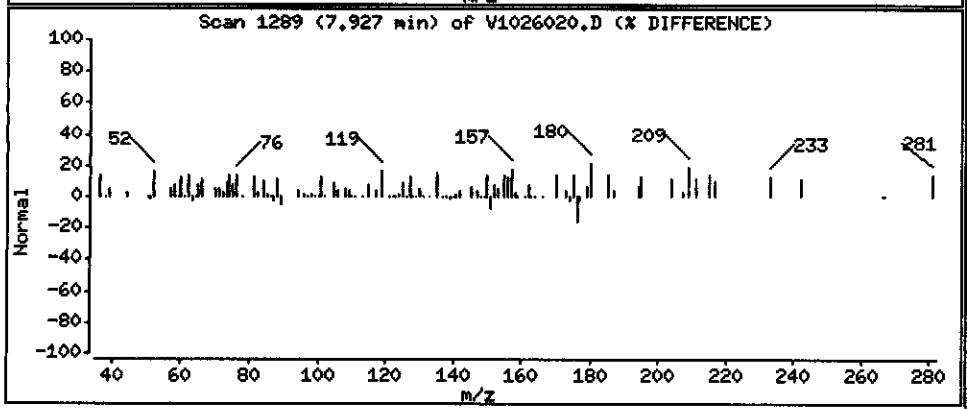

Data File: \\PITSVR06\D\chem\731.i\V102608.b\V1026020.D

Date : 27-OCT-2008 06:26

Client ID: RFI-27-1008

Instrument: 731.i

Sample Info: C8J160331-017 10/20/08 h2o (8295020) 8270c

Volume Injected (uL): 2.0

Operator: 003200

Column phase: DB5-MS

Column diameter: 0.32

119 Carbazole

Concentration: 0.058544 ug/L

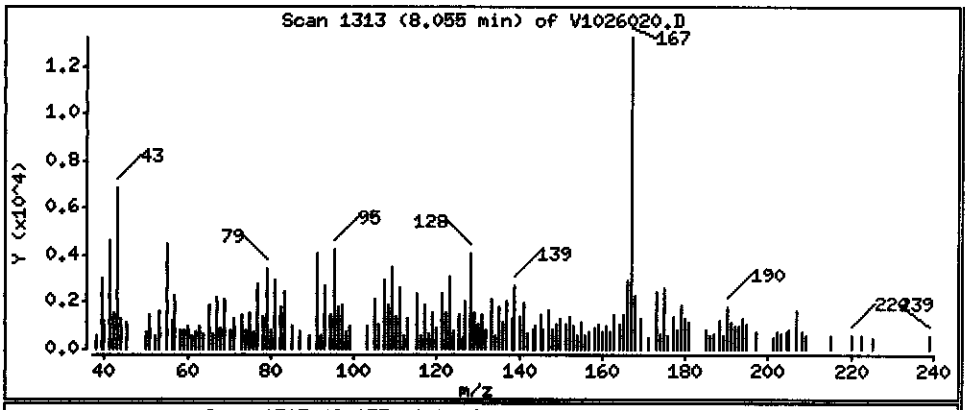

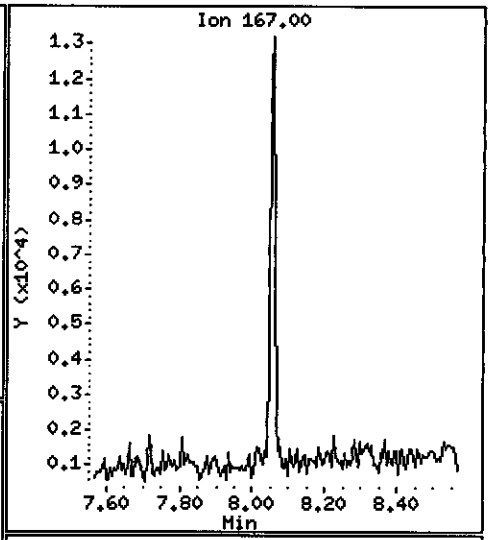

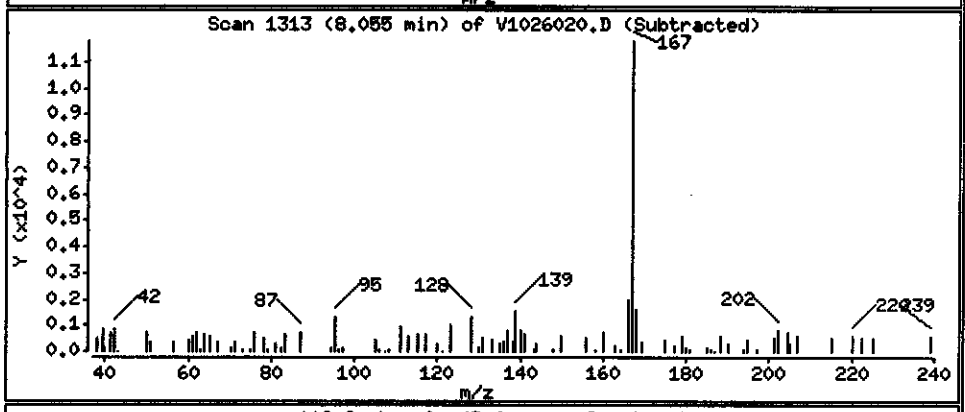

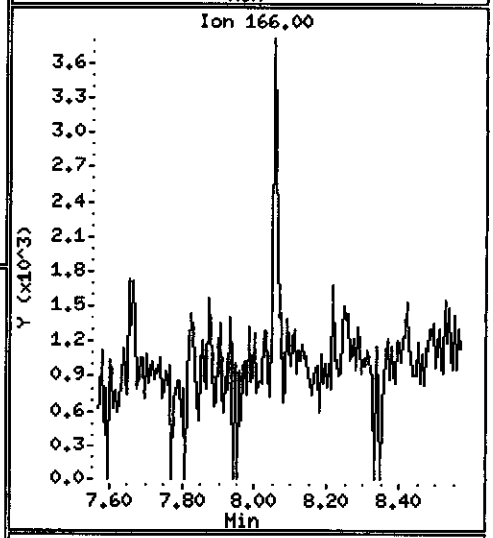

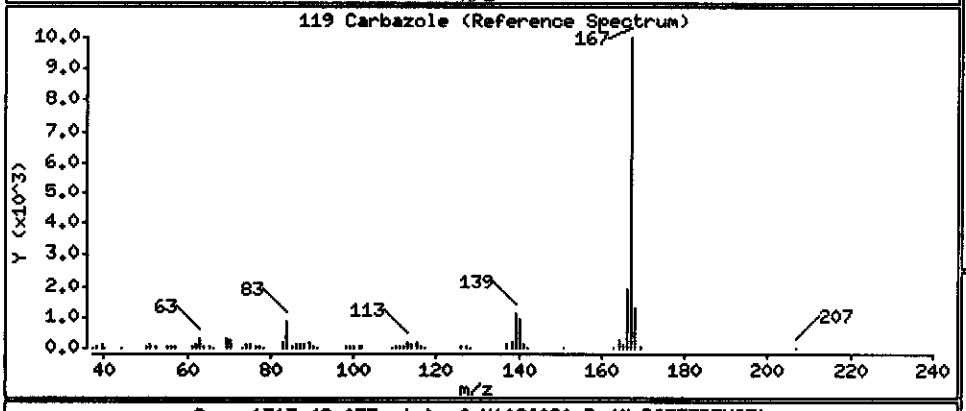

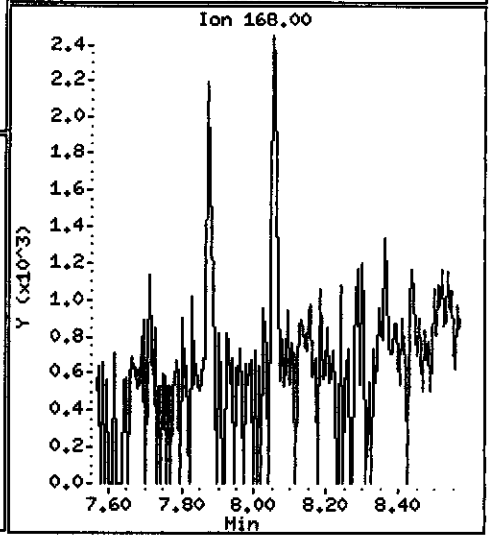

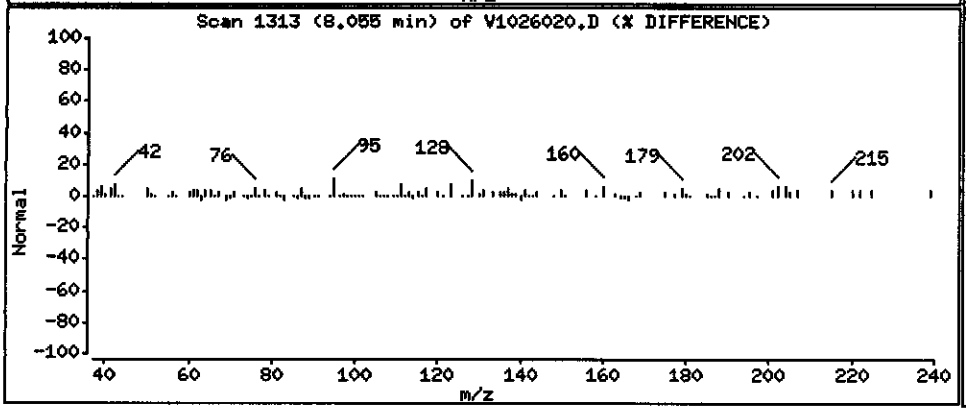

Data File: \\PITSVR06\D\chem\731.i\V102608.b\V1026020.D

Date : 27-OCT-2008 06:26

Client ID: RFI-27-1008

Instrument: 731.i

Sample Info: C8J160331-017 10/20/08 h2o (8295020) 8270c

Volume Injected (uL): 2.0

Operator: 003200

Column phase: DB5-MS

Column diameter: 0.32

120 Di-n-Butylphthalate

Concentration: 0.11391 ug/L

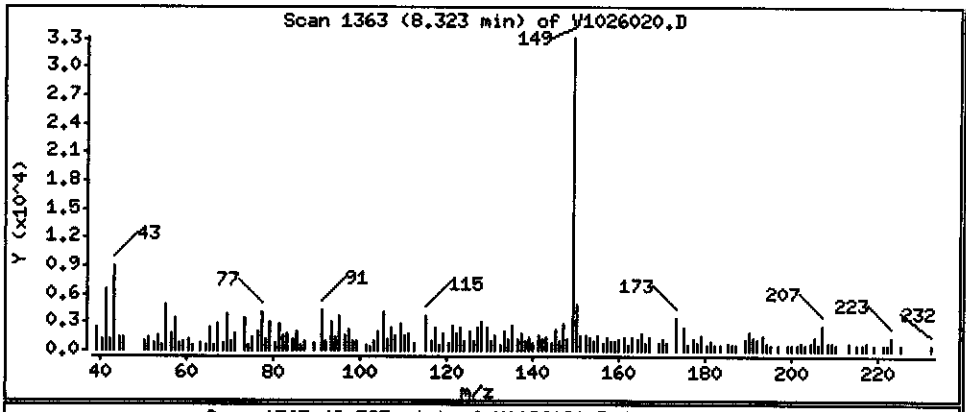

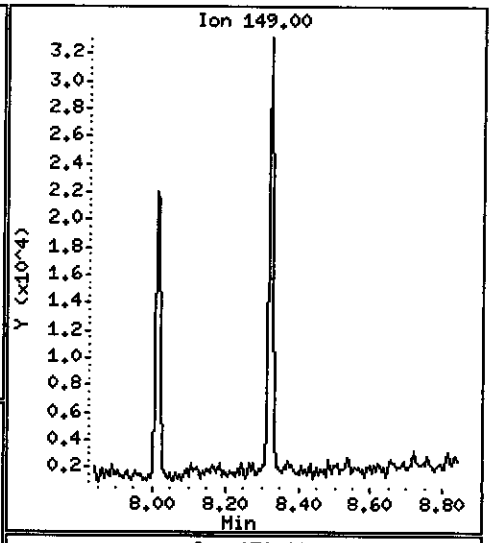

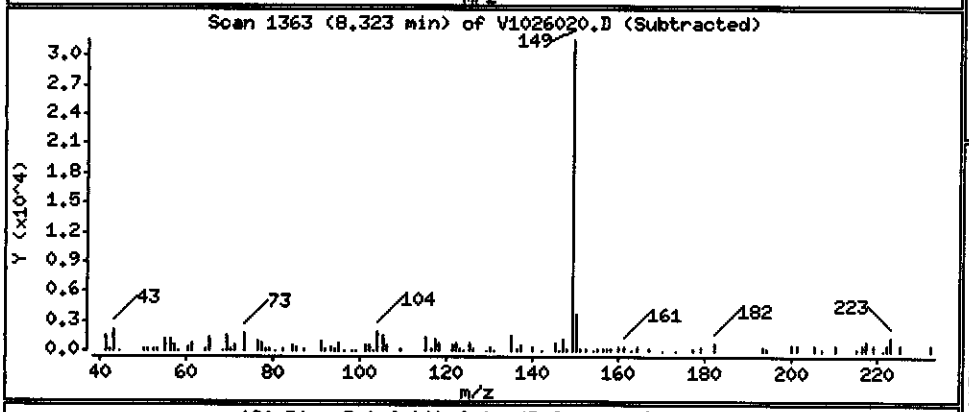

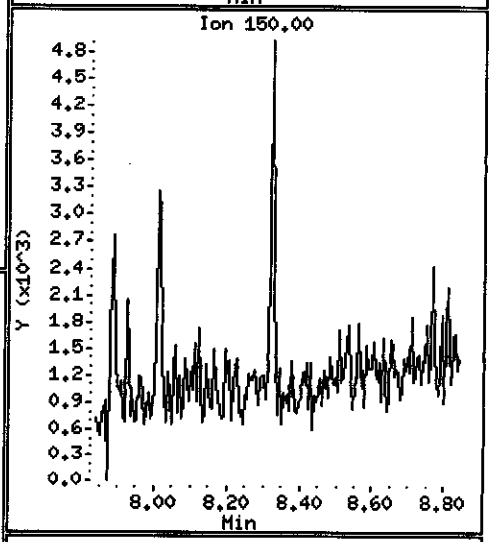

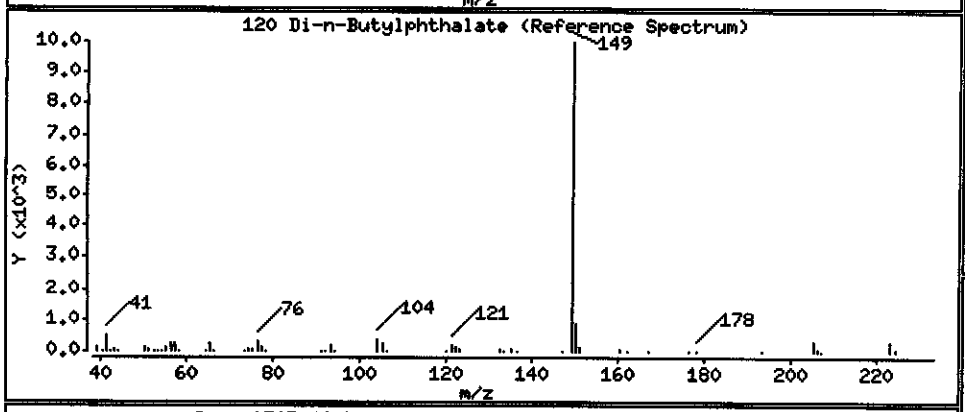

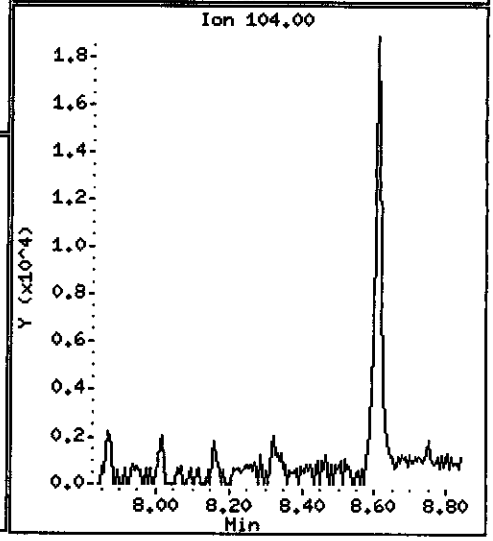

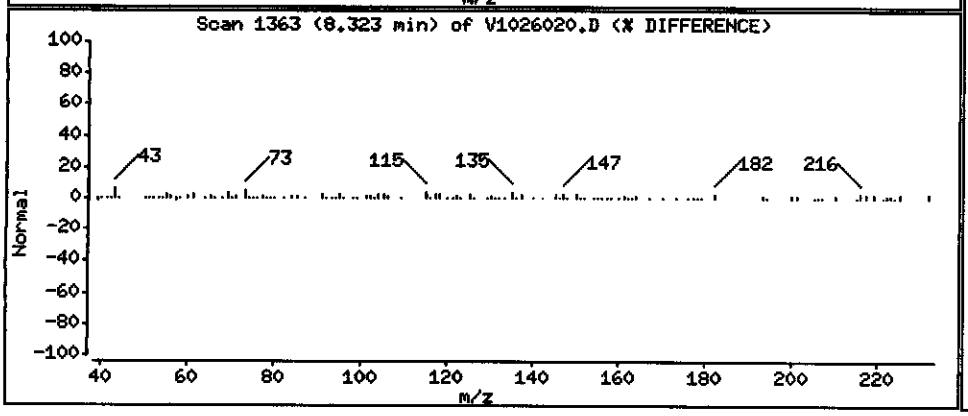

Data File: \\PITSVR06\D\chem\731.i\V102608.b\V1026020.D

Date : 27-OCT-2008 06:26

Client ID: RFI-27-1008

Instrument: 731.i

Sample Info: C8J160331-017 10/20/08 h2o (8295020) 8270c

Volume Injected (uL): 2.0

Operator: 003200

Column phase: DB5-MS

Column diameter: 0.32

123 Fluoranthene

Concentration: 0.080787 ug/L

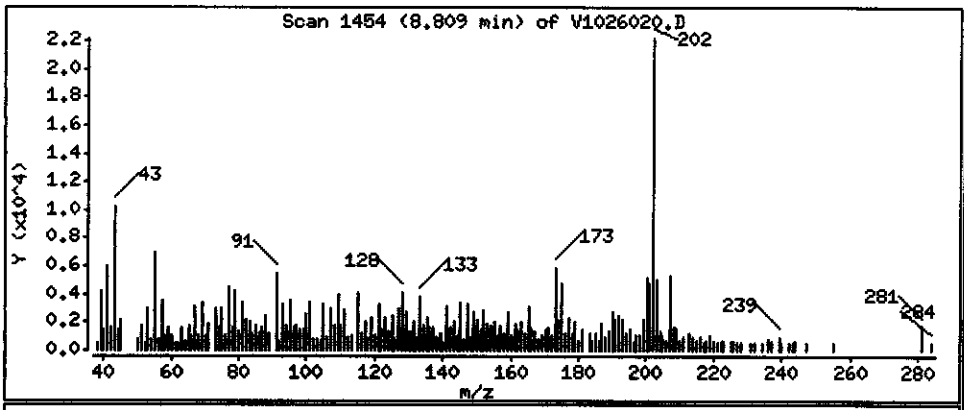

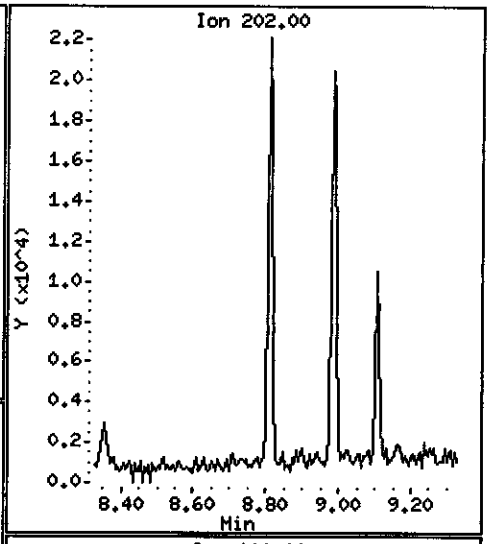

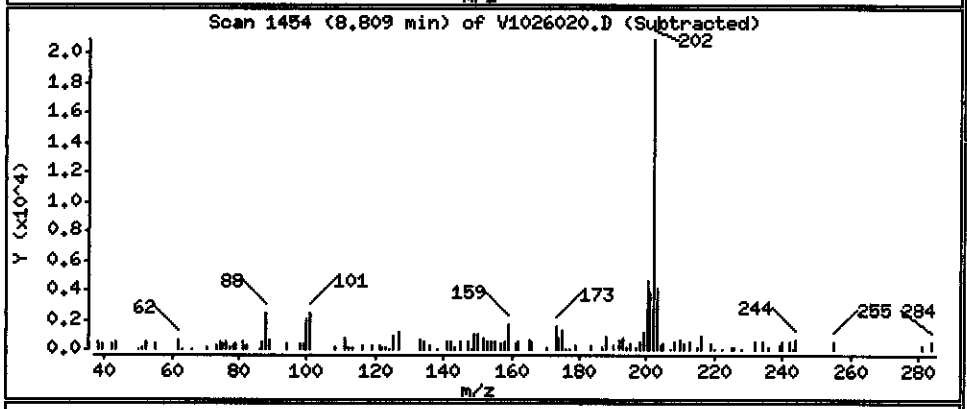

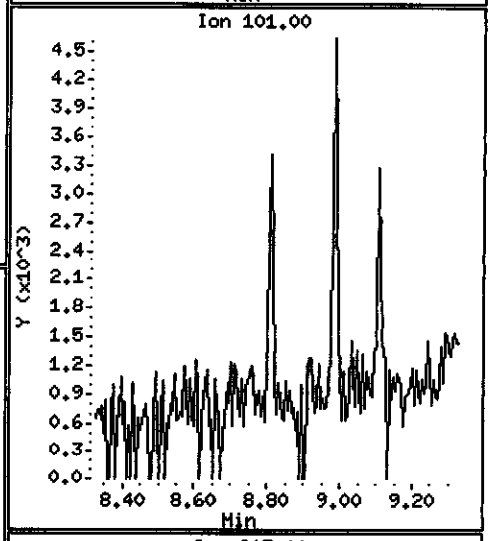

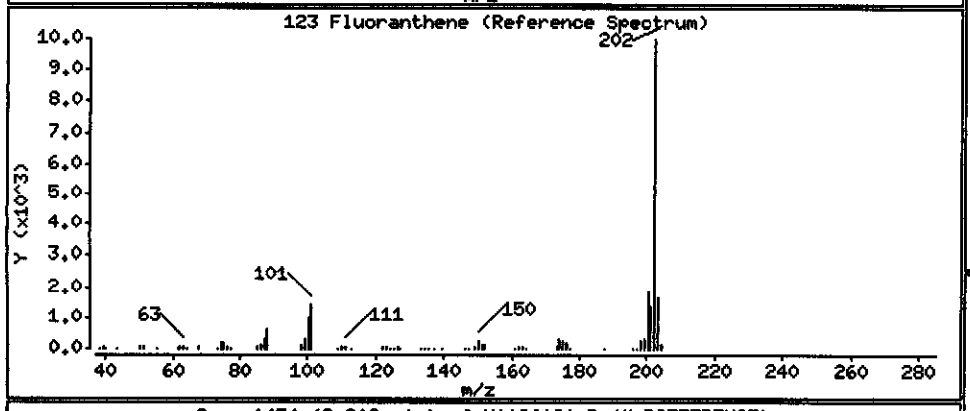

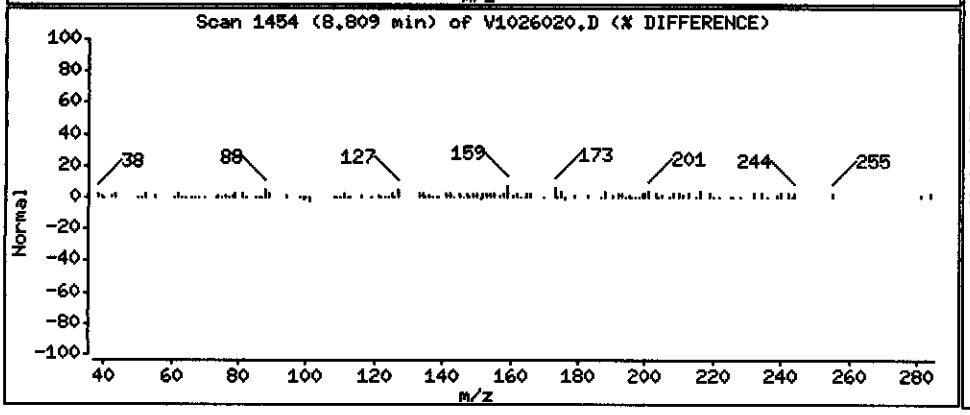

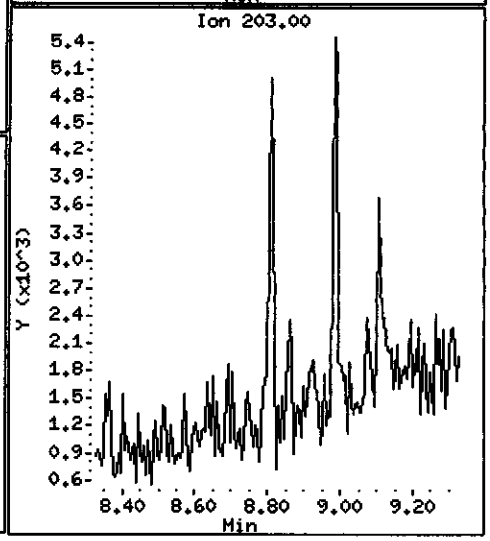

Data File: \\PITSVR06\D\chem\731.i\V102608.b\V1026020.D

Date : 27-OCT-2008 06:26

Client ID: RFI-27-1008

Instrument: 731.i

Sample Info: C8J160331-017 10/20/08 h2o (8295020) 8270c

Volume Injected (uL): 2.0

Operator: 003200

Column phase: DB5-MS

Column diameter: 0.32

125 Pyrene

Concentration: 0.071394 ug/L

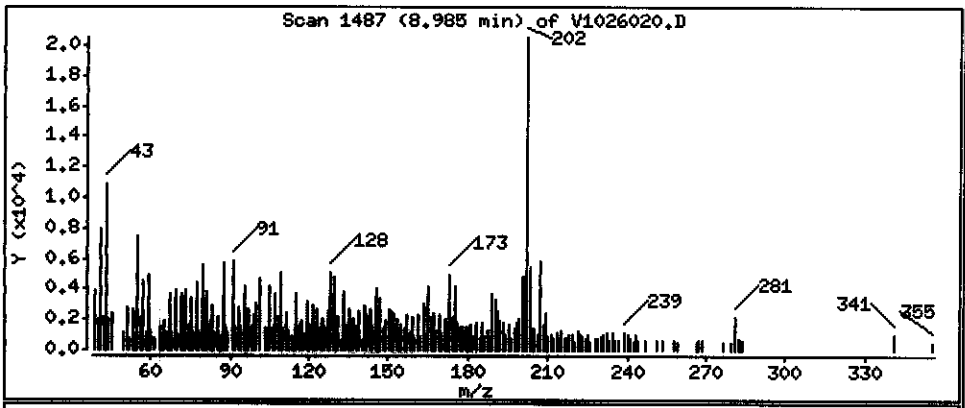

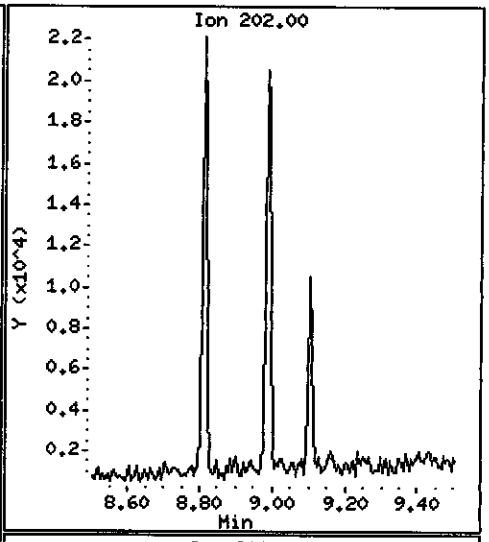

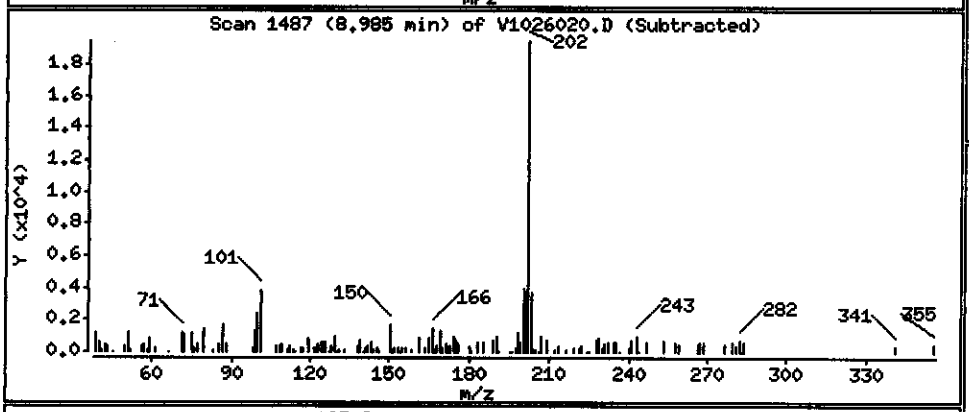

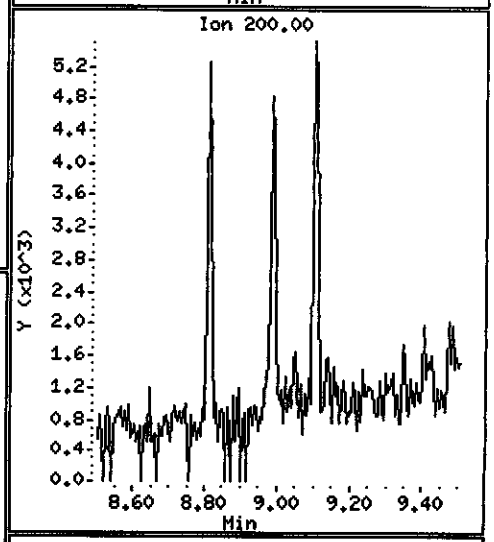

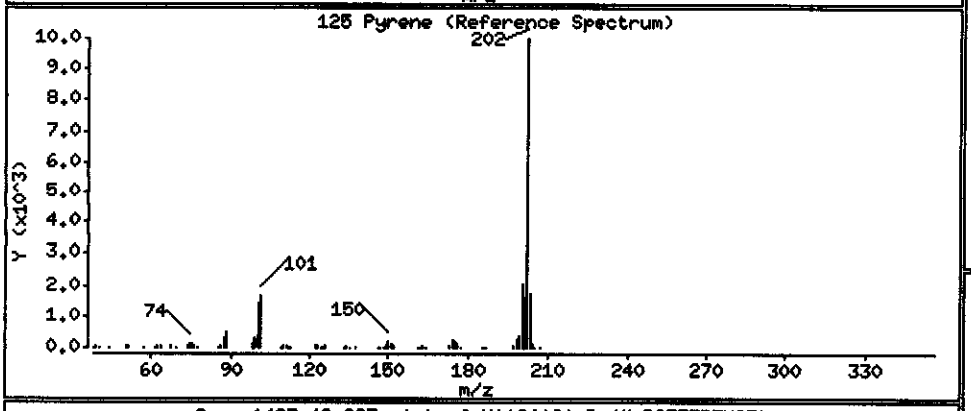

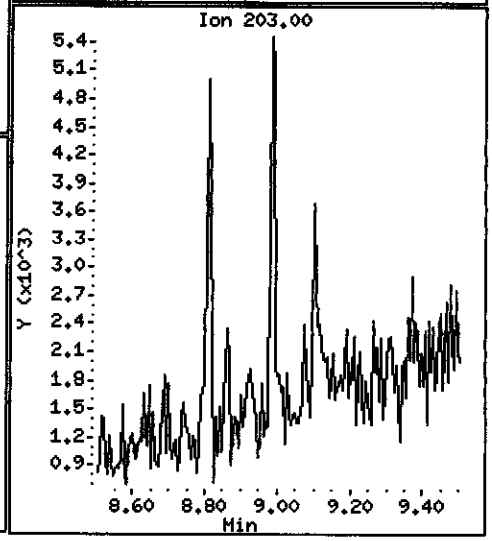

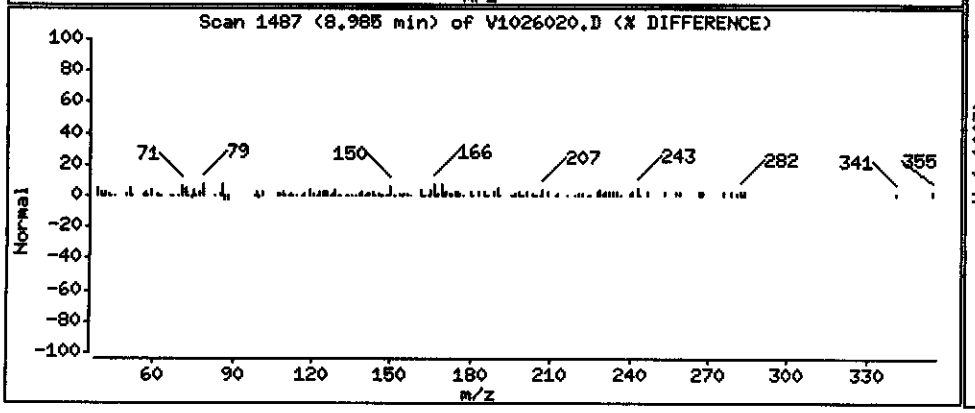

Data File: \\PITSVR06\D\chem\731.i\V102608.b\V1026020.D

Date : 27-OCT-2008 06:26

Client ID: RFI-27-1008

Instrument: 731.i

Sample Info: C8J160331-017 10/20/08 h2o (8295020) 8270c

Volume Injected (uL): 2.0

Operator: 003200

Column phase: DB5-MS

Column diameter: 0.32

131 Butylbenzylphthalate

Concentration: 0.16891 ug/L

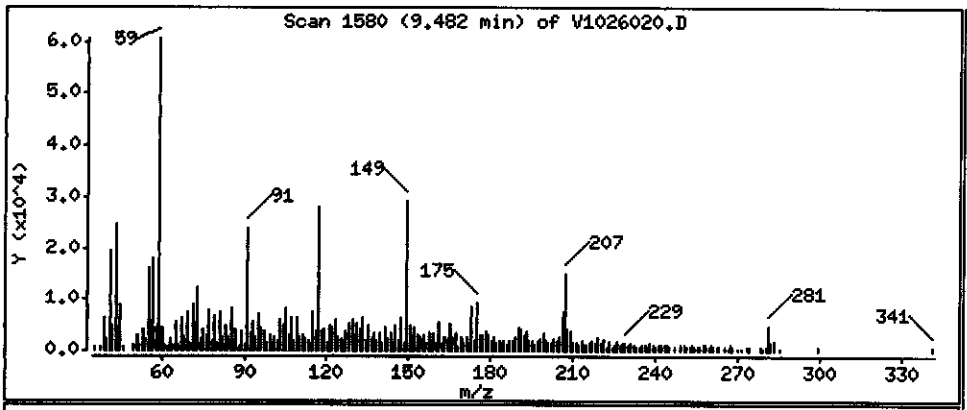

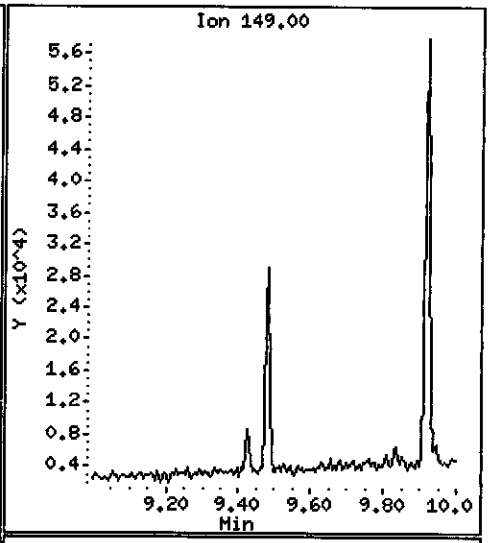

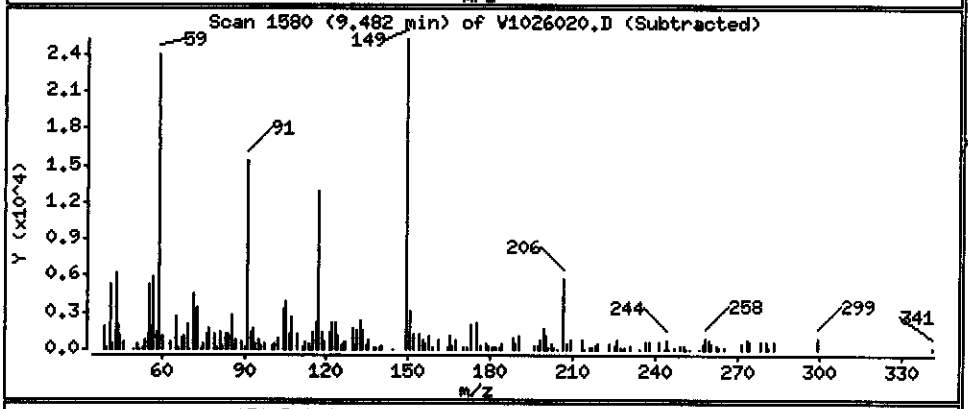

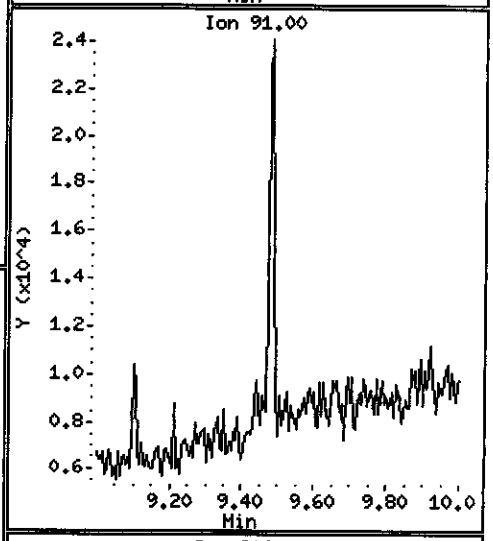

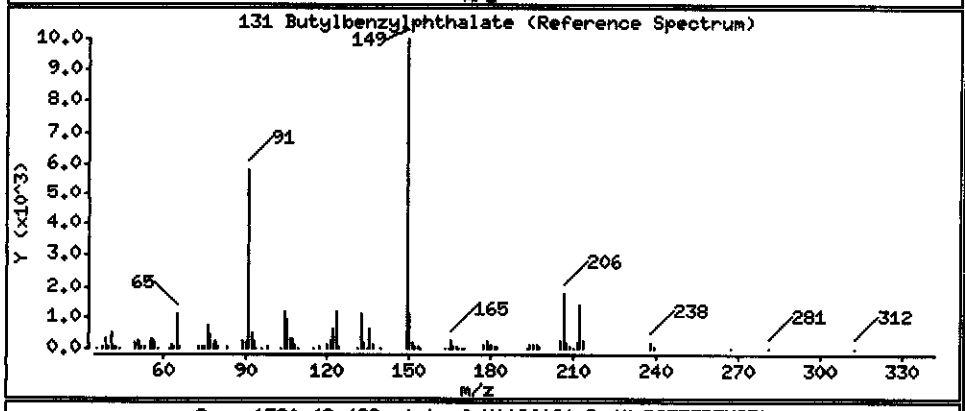

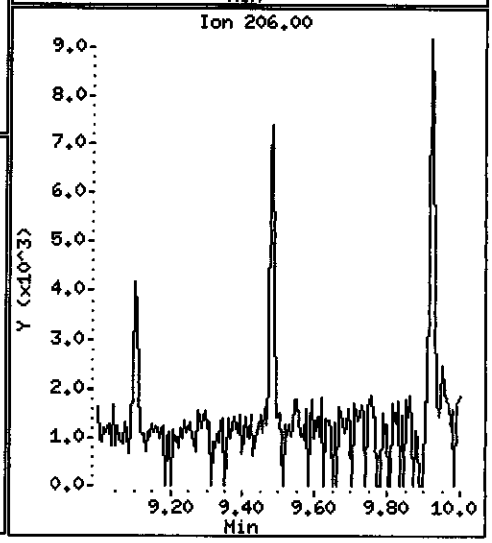

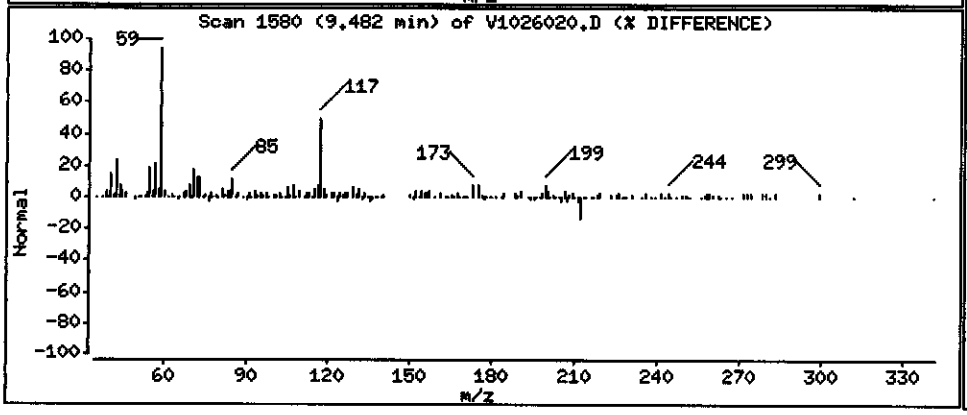

Data File: \\PITSVR06\D\chem\731.i\V102608.b\V1026020.D

Date : 27-OCT-2008 06:26

Client ID: RFI-27-1008

Instrument: 731.i

Sample Info: C8J160331-017 10/20/08 h2o (8295020) 8270c

Volume Injected (uL): 2.0

Operator: 003200

Column phase: DB5-MS

Column diameter: 0.32

136 Benzo(a)Anthracene

Concentration: 0.45082 ug/L

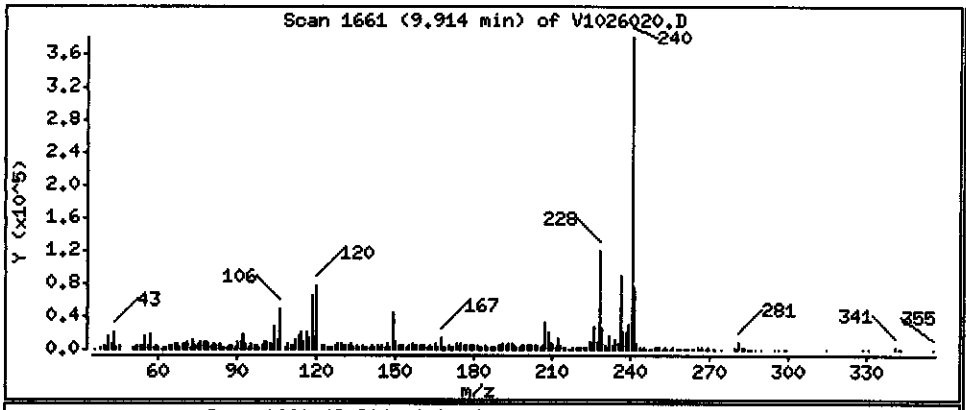

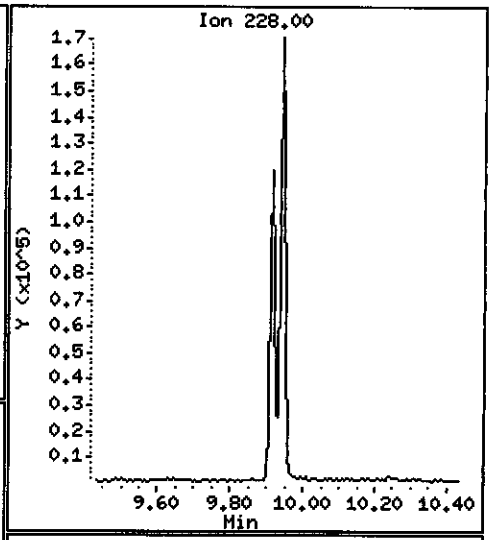

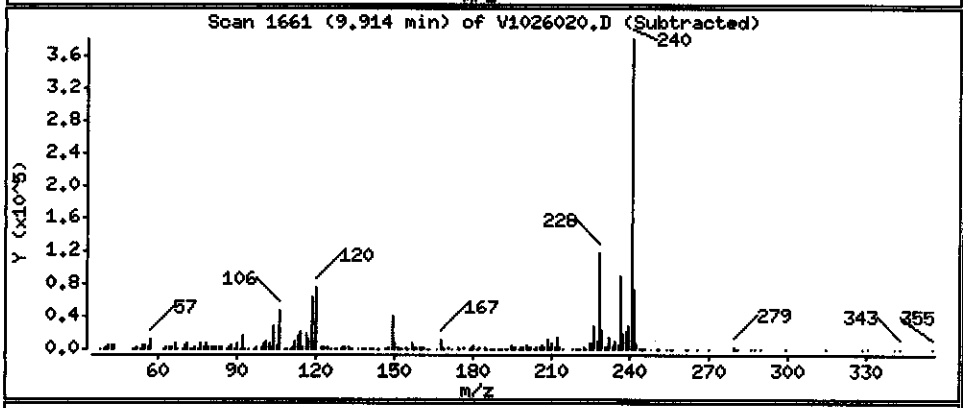

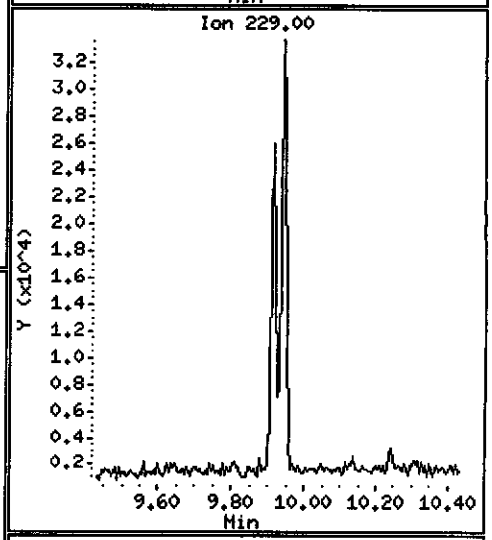

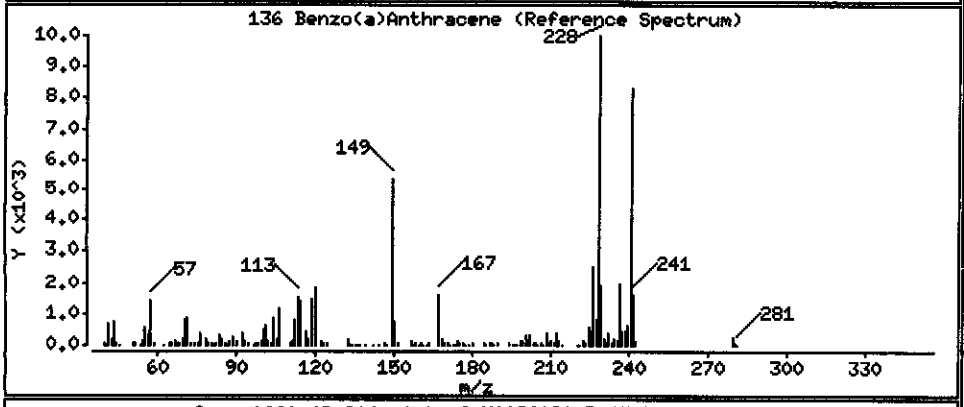

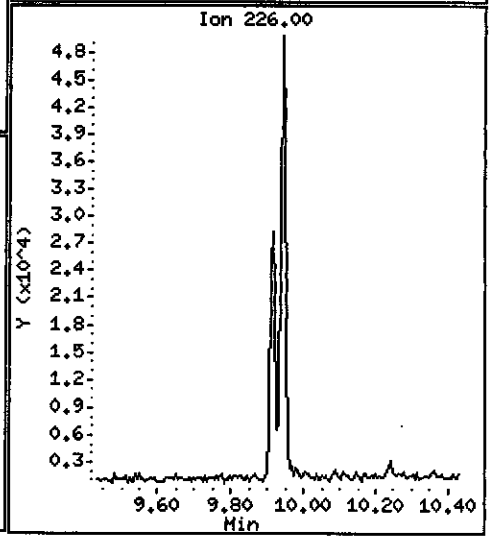

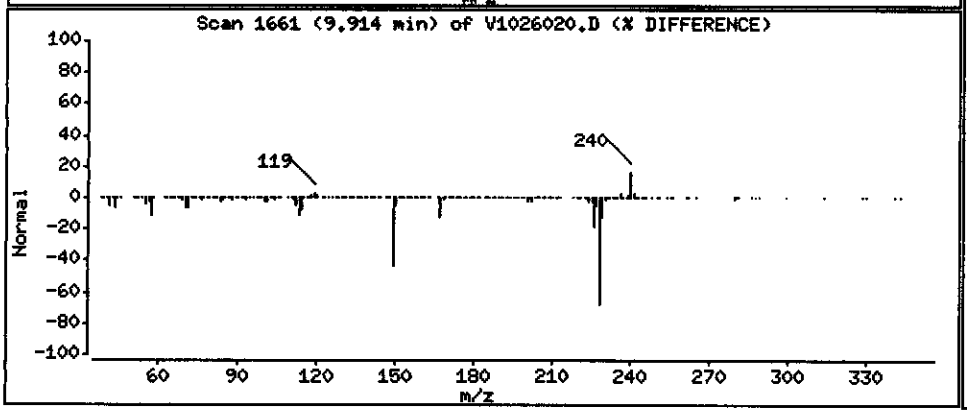

Data File: \\PITSVR06\D\chem\731.i\V102608.b\V1026020.D

Date : 27-OCT-2008 06:26

Client ID: RFI-27-1008

Instrument: 731.i

Sample Info: C8J160331-017 10/20/08 h2o (8295020) 8270c

Volume Injected (uL): 2.0

Operator: 003200

Column phase: DB5-MS

Column diameter: 0.32

137 Chrysene

Concentration: 0.62422 ug/L

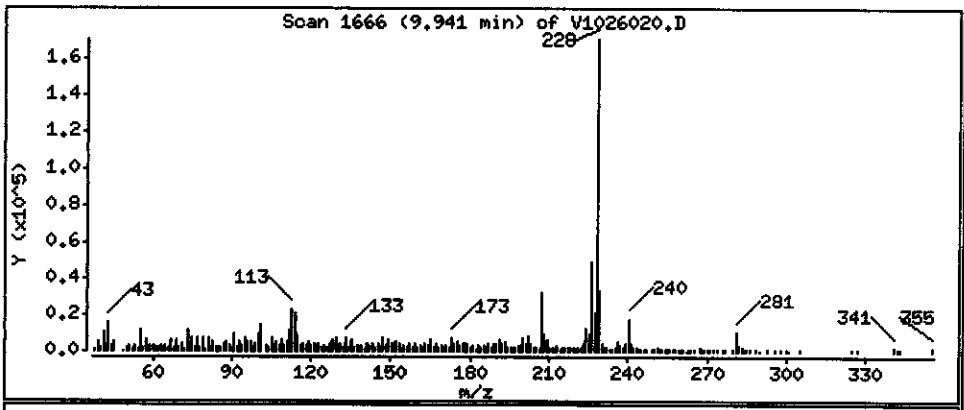

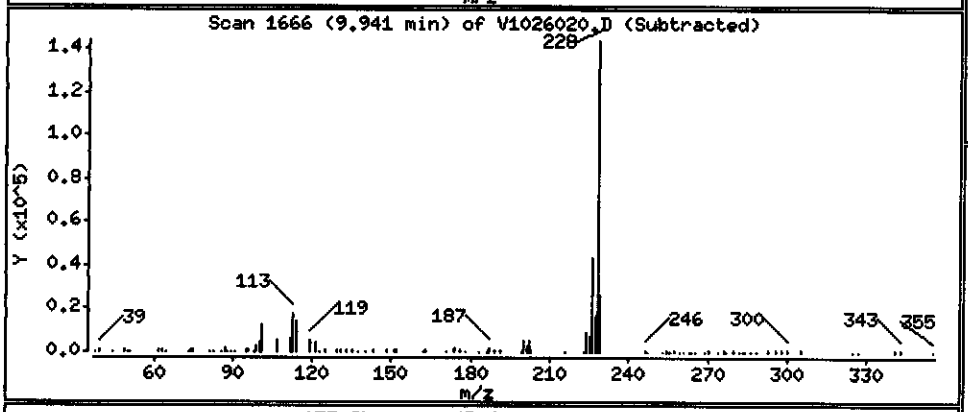

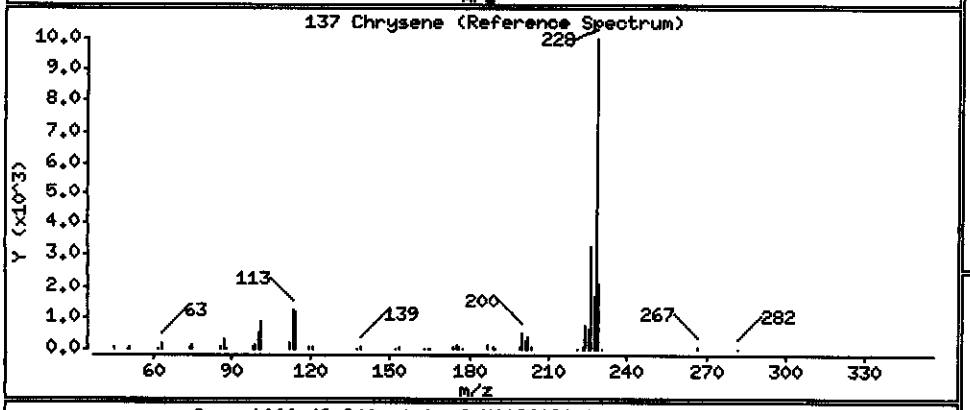

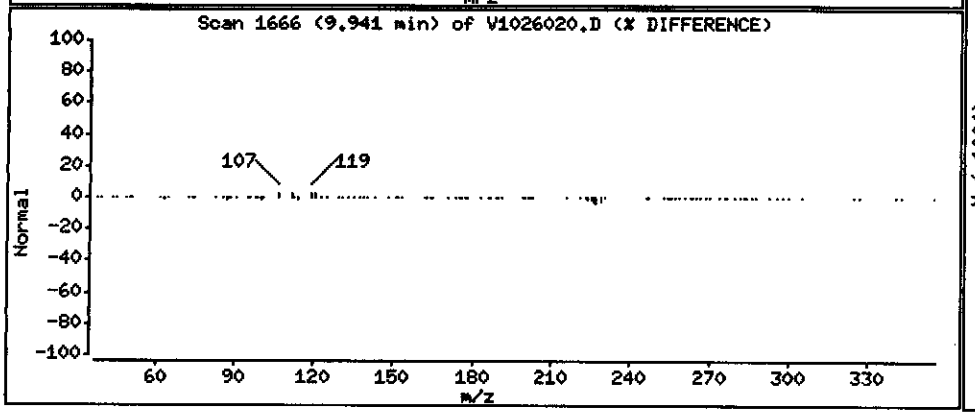

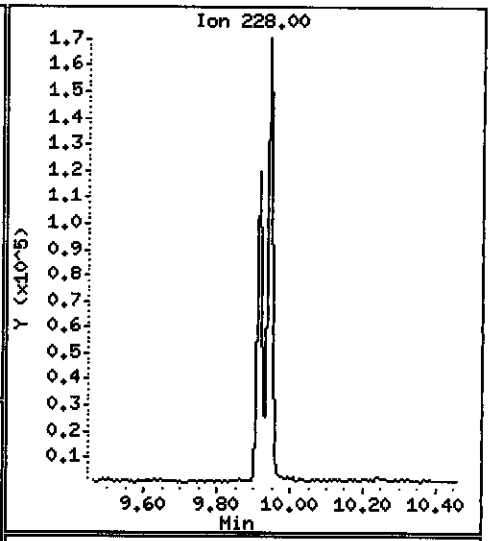

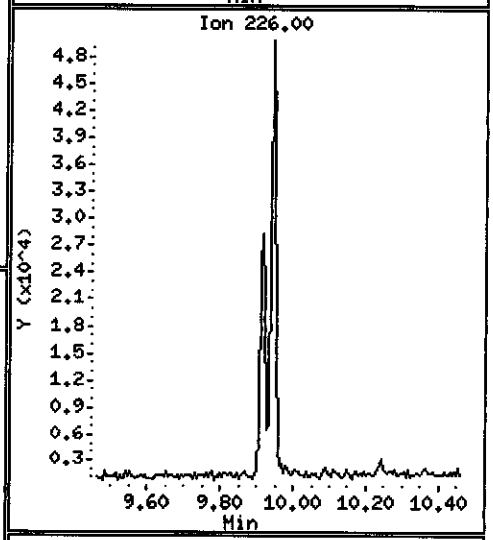

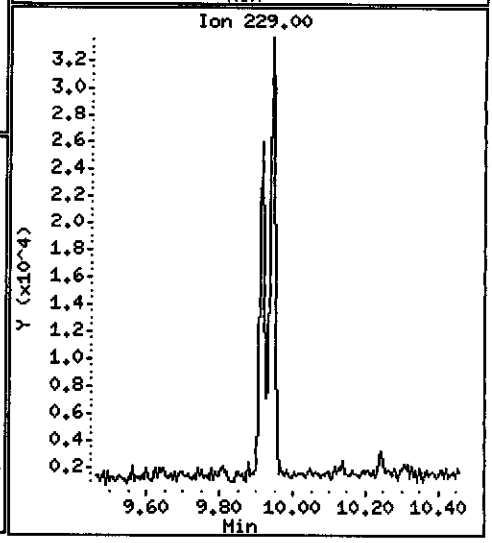

Data File: \\PITSVR06\D\chem\731.i\V102608.b\V1026020.D

Date : 27-OCT-2008 06:26

Client ID: RFI-27-1008 Instrument: 731.i

Sample Info: C8J160331-017 10/20/08 h2o (8295020) 8270c

Volume Injected (uL): 2.0 Operator: 003200

Column phase: DB5-MS Column diameter: 0.32

139 bis(2-ethylhexyl)Phthalate Concentration: 0.26799 ug/L

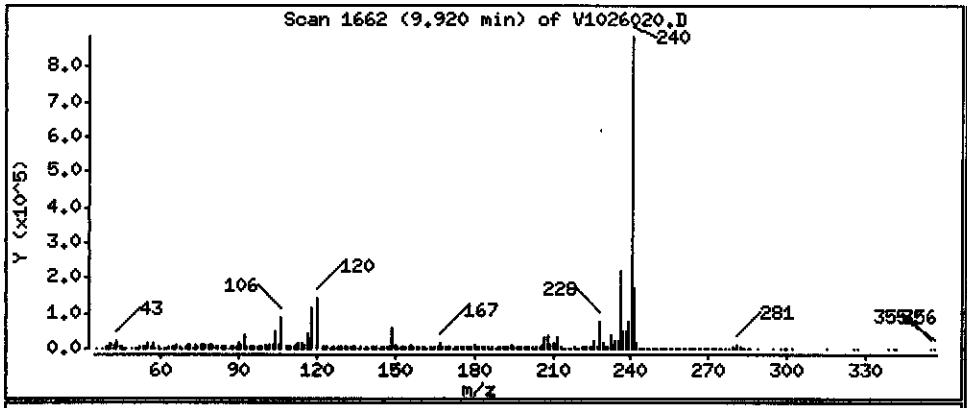

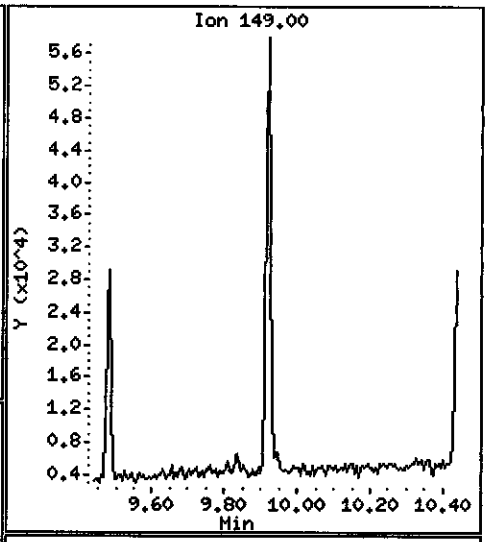

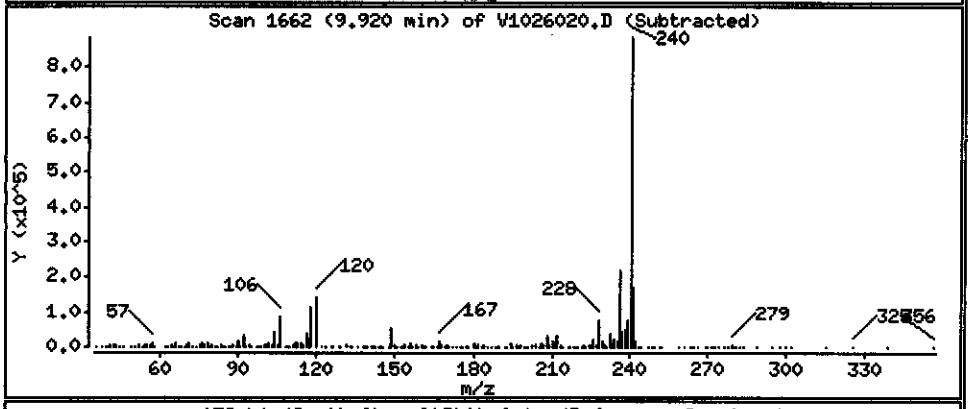

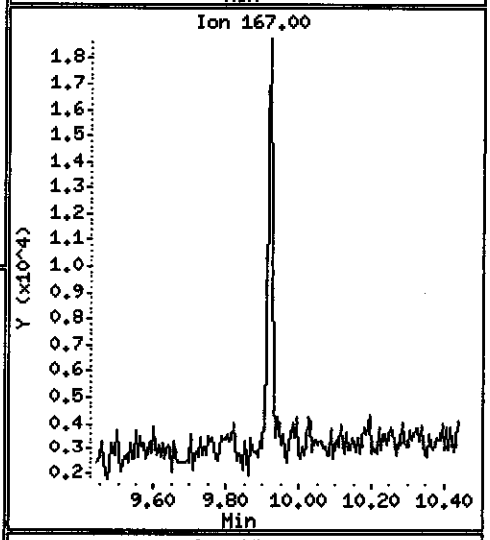

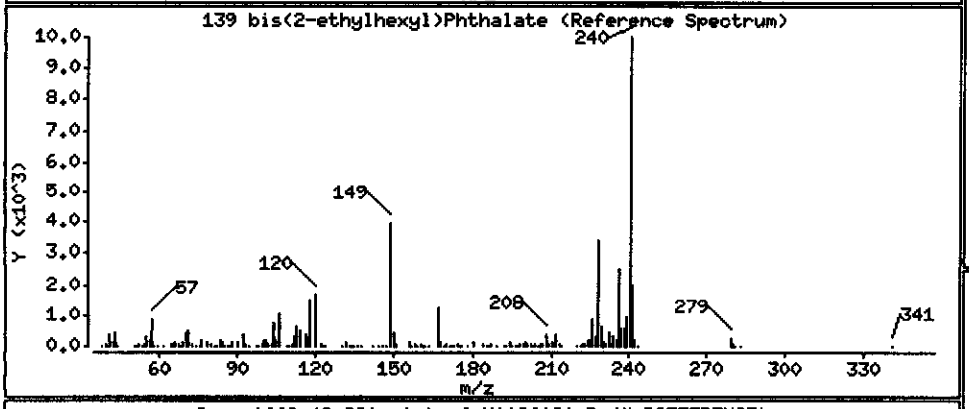

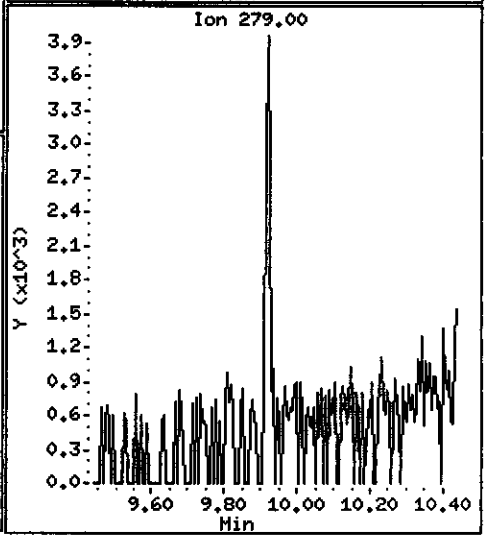

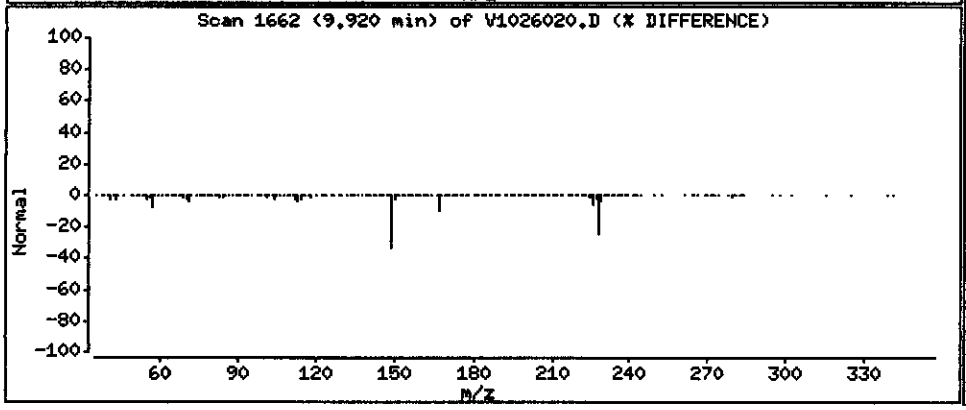

Data File: \\PITSVR06\D\chem\731.i\V102608.b\V1026020.D

Date : 27-OCT-2008 06:26

Client ID: RFI-27-1008

Instrument: 731.i

Sample Info: C8J160331-017 10/20/08 h2o (8295020) 8270c

Volume Injected (uL): 2.0

Operator: 003200

Column phase: DB5-MS

Column diameter: 0.32

140 Di-n-octylphthalate

Concentration: 0.099166 ug/L

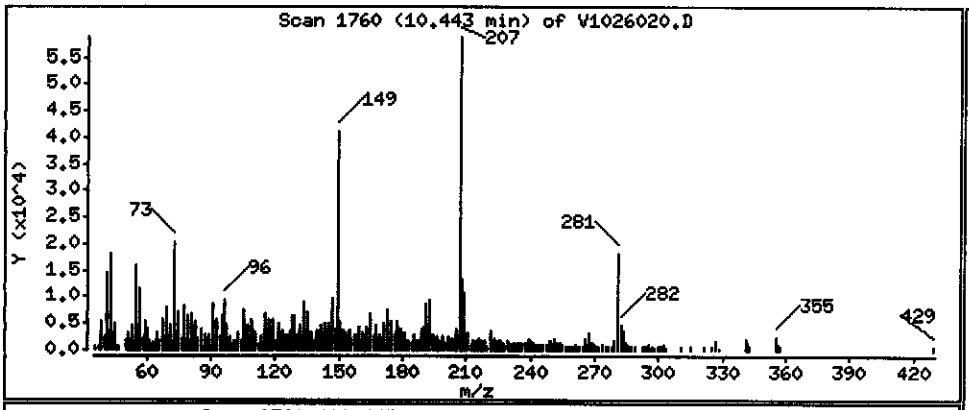

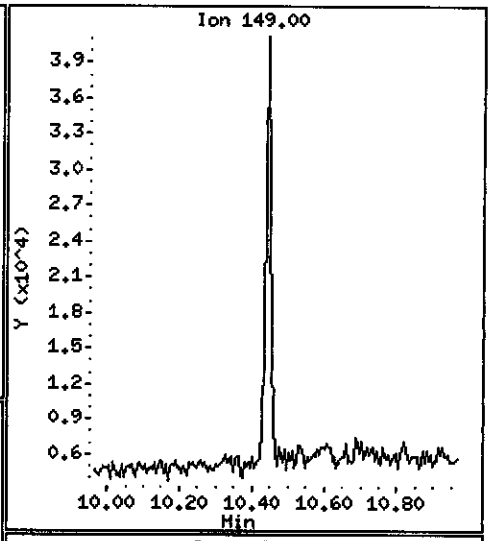

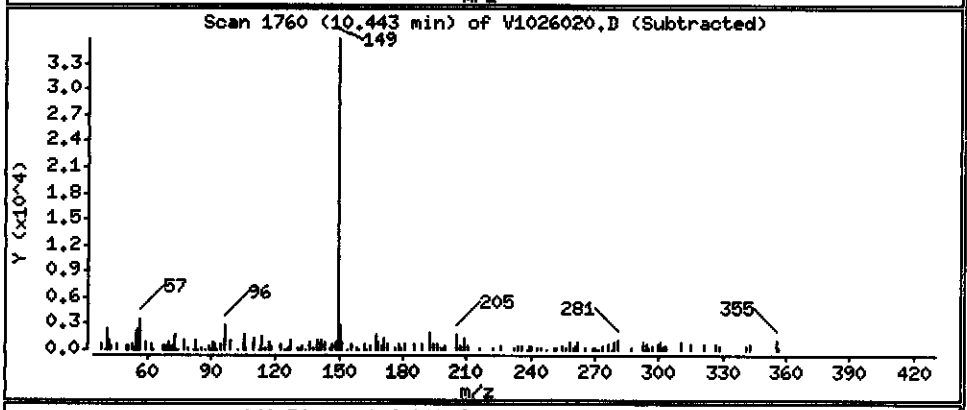

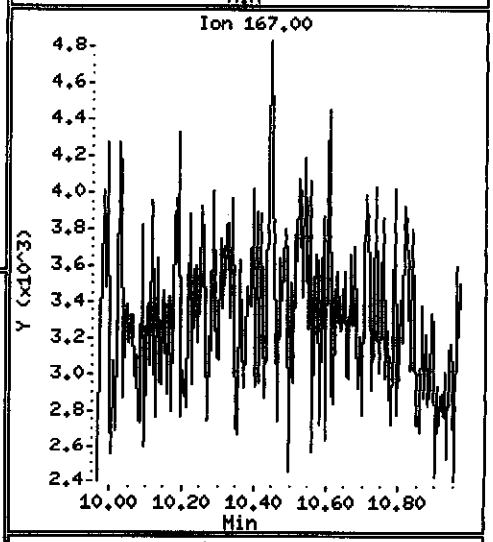

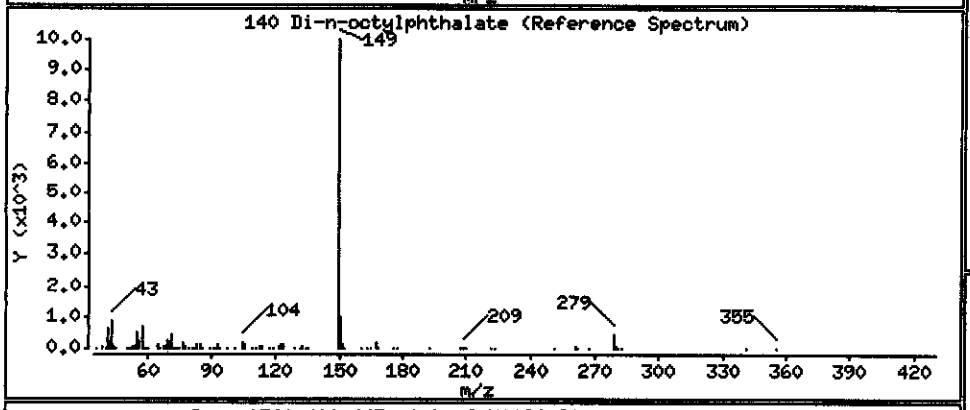

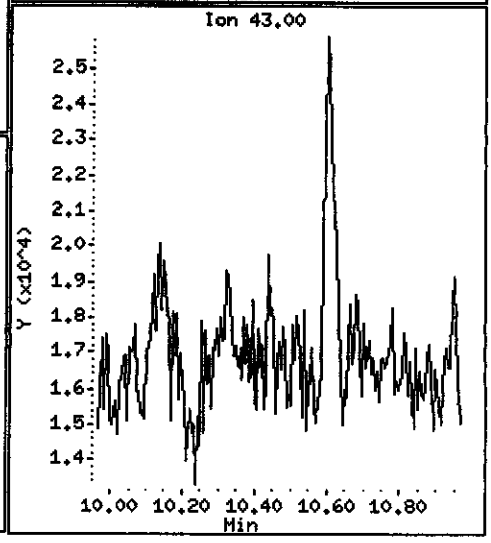

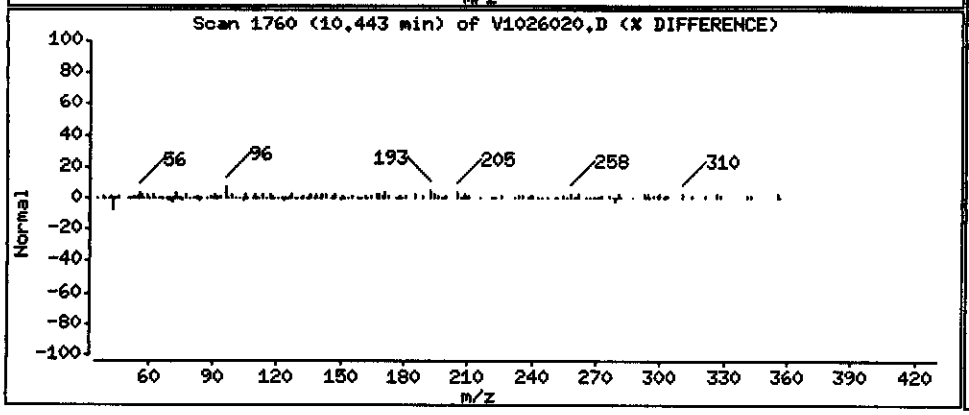

Data File: \\PITSVR06\D\chem\731.i\V102608.b\V1026020.D

Date : 27-OCT-2008 06:26

Client ID: RFI-27-1008

Instrument: 731.i

Sample Info: C8J160331-017 10/20/08 h2o (8295020) 8270c

Volume Injected (uL): 2.0

Operator: 003200

Column phase: DB5-MS

Column diameter: 0.32

141 Benzo(b)fluoranthene

Concentration: 0.53366 ug/L

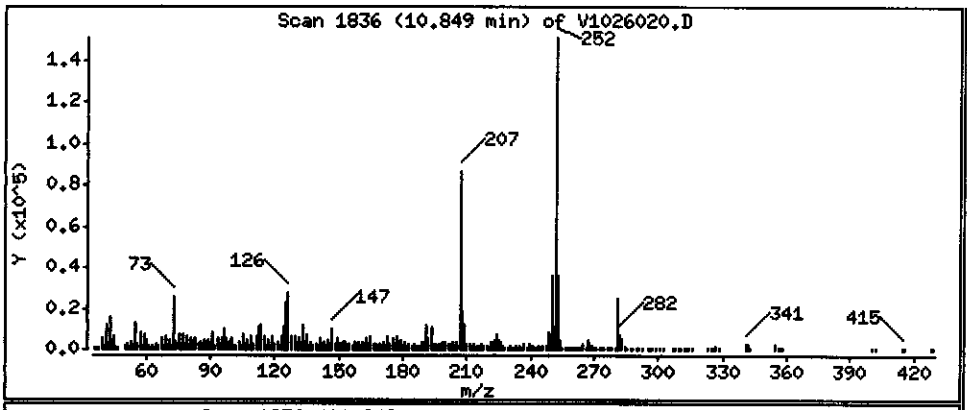

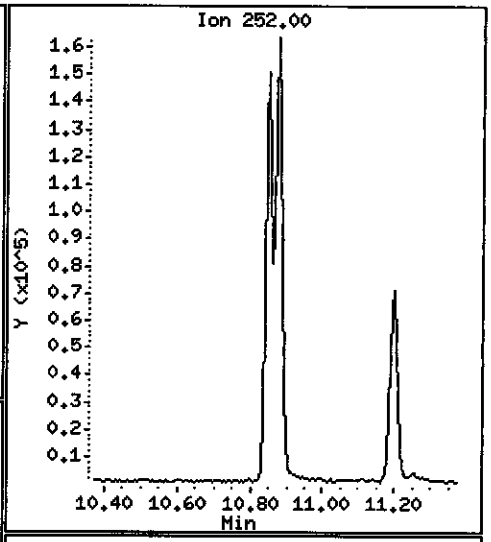

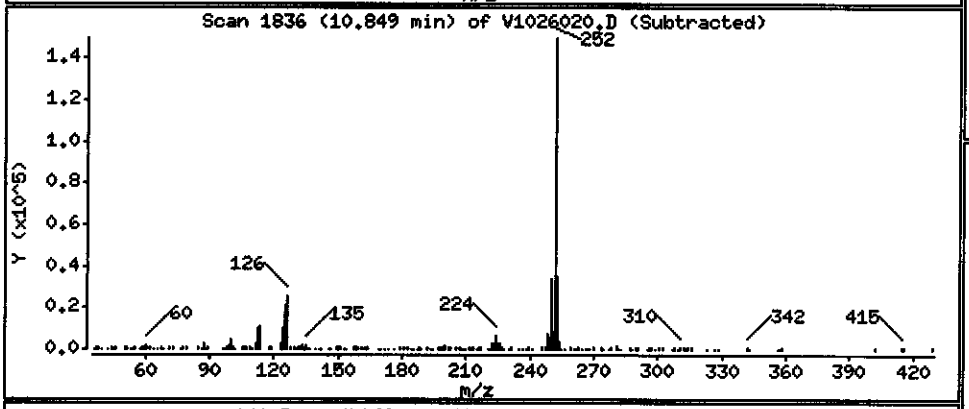

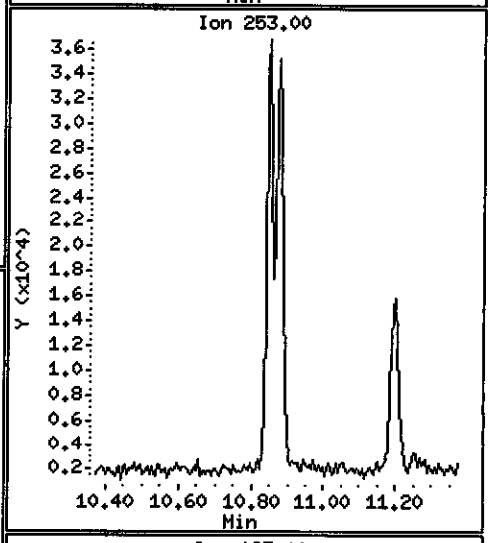

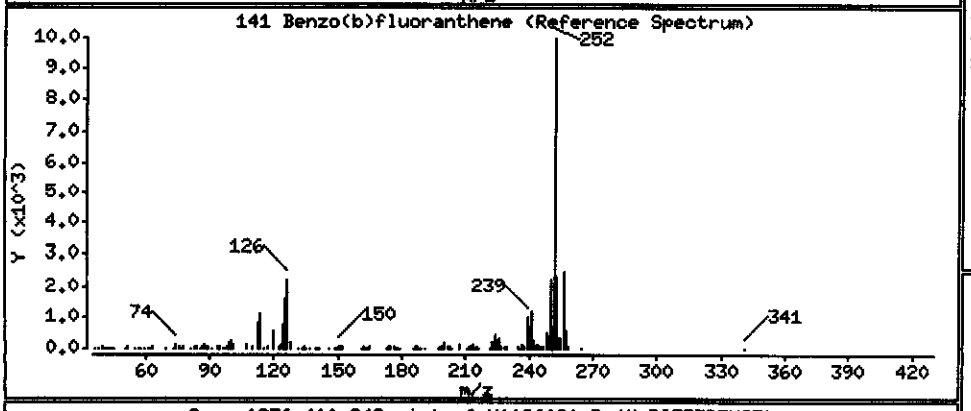

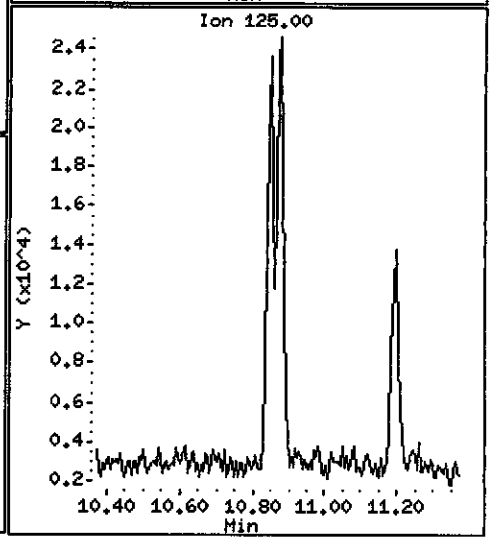

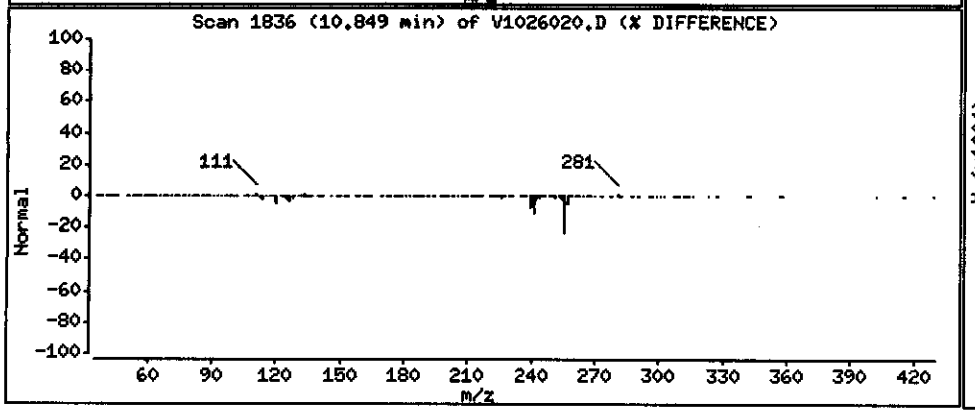

Data File: \\PITSVR06\D\chem\731.i\V102608.b\V1026020.D

Date : 27-OCT-2008 06:26

Client ID: RFI-27-1008

Instrument: 731.i

Sample Info: C8J160331-017 10/20/08 h2o (8296020) 8270c

Volume Injected (uL): 2.0

Operator: 003200

Column phase: DB5-MS

Column diameter: 0.32

142 Benzo(k)fluoranthene

Concentration: 0.68822 ug/L

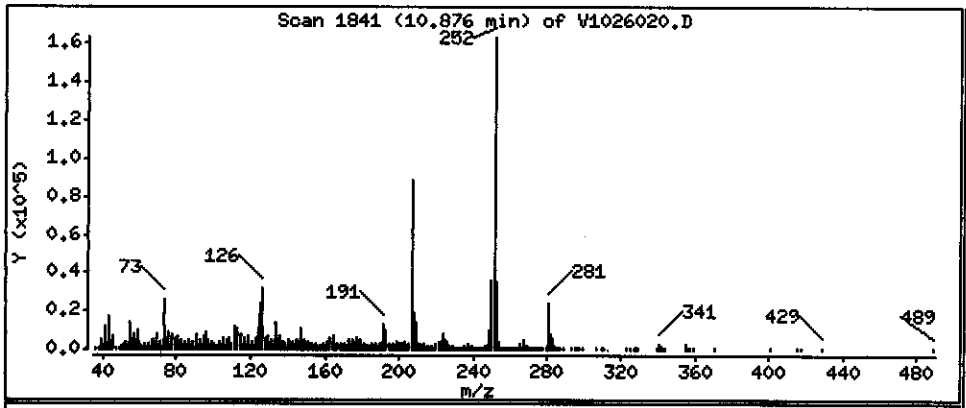

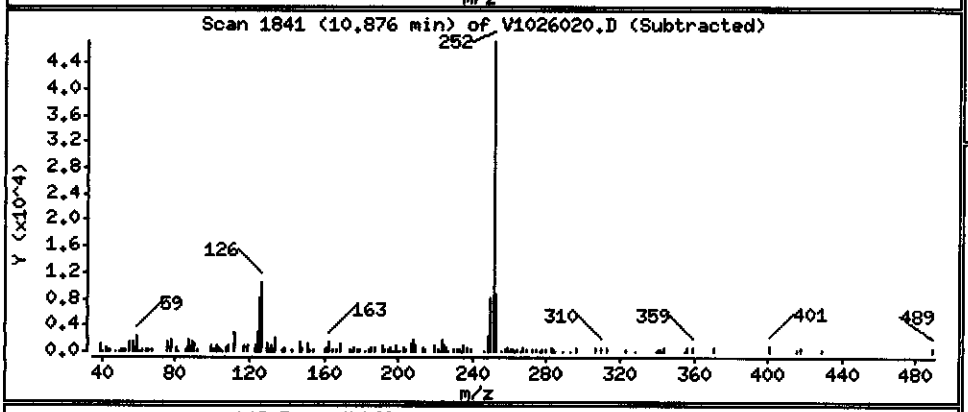

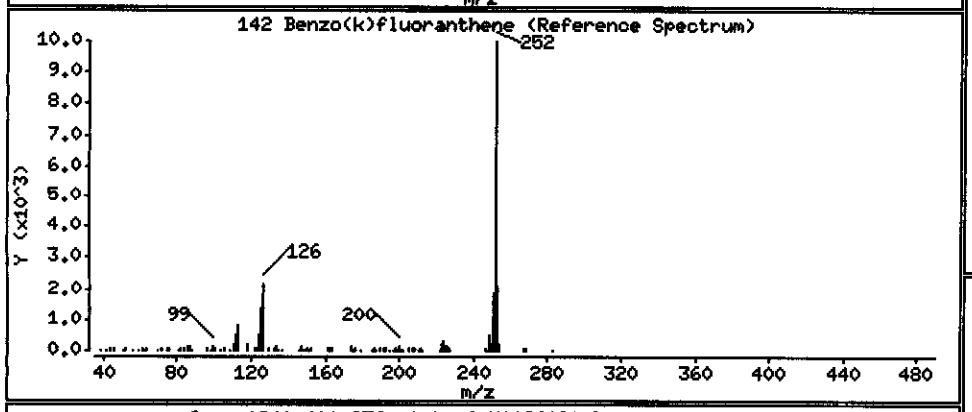

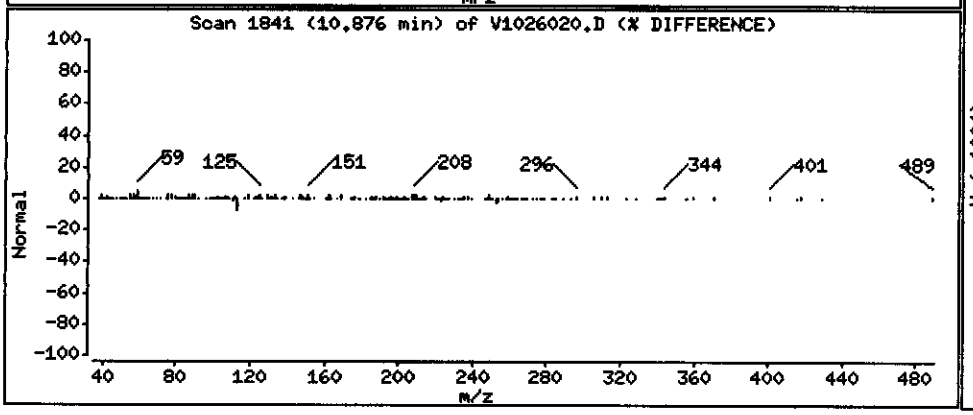

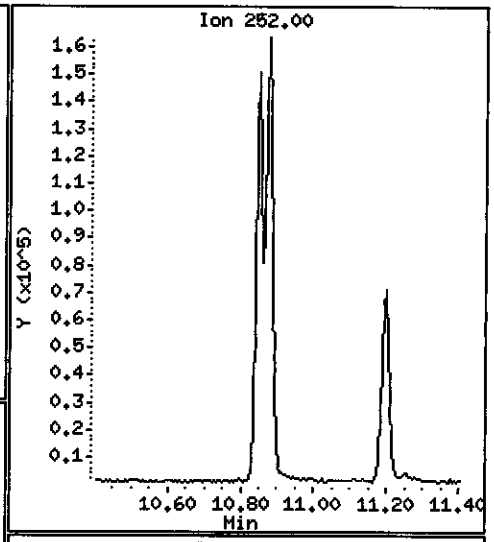

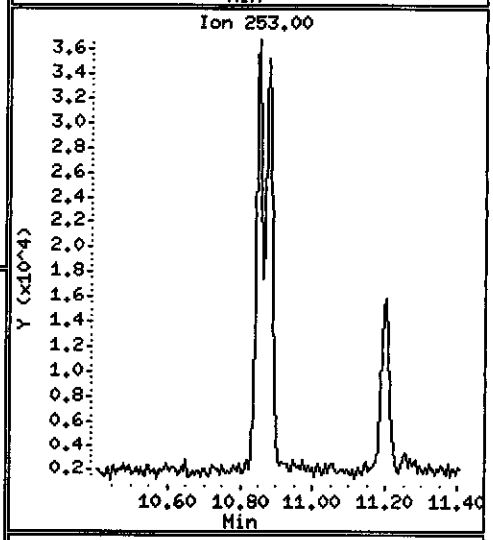

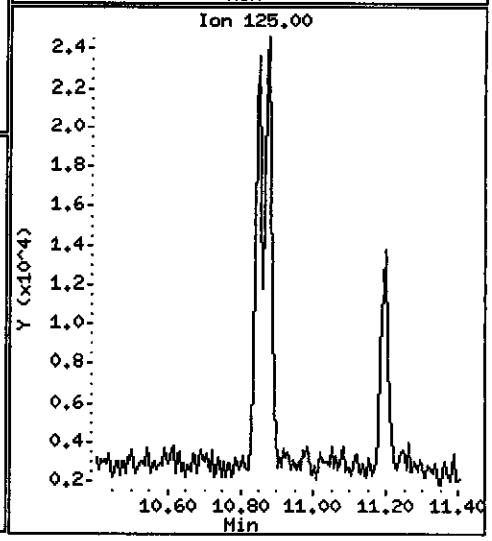

Data File: \\PITSVR06\D\chem\731.i\V102608.b\V1026020.D

Date : 27-OCT-2008 06:26

Client ID: RFI-27-1008

Instrument: 731.i

Sample Info: C8J160331-017 10/20/08 h2o (8295020) 8270c

Volume Injected (uL): 2.0

Operator: 003200

Column phase: DB5-MS

Column diameter: 0.32

146 Benzo(a)pyrene

Concentration: 0.35423 ug/L

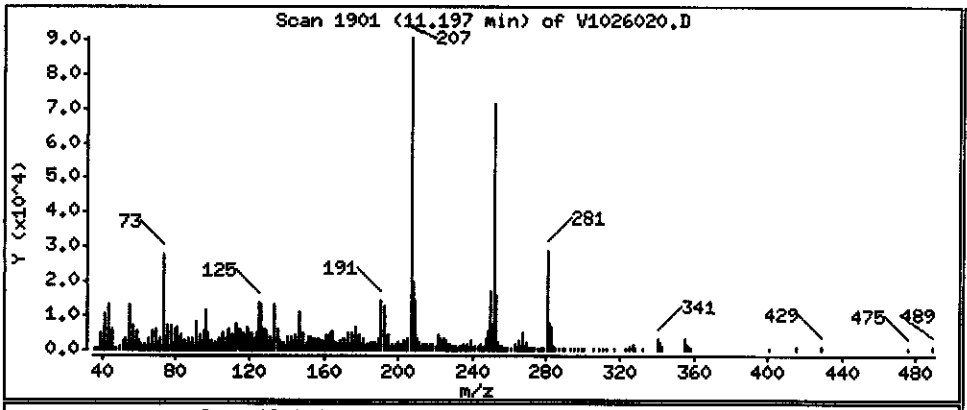

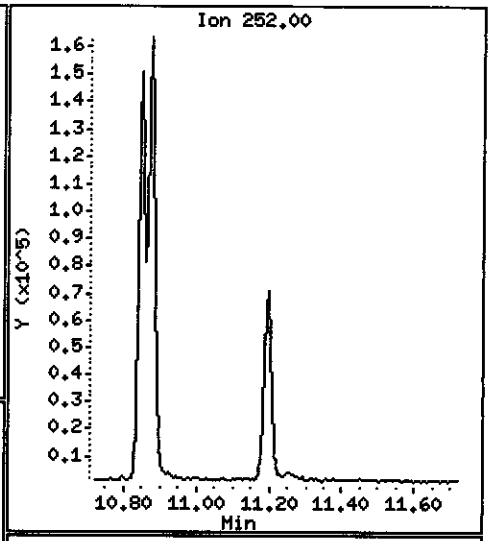

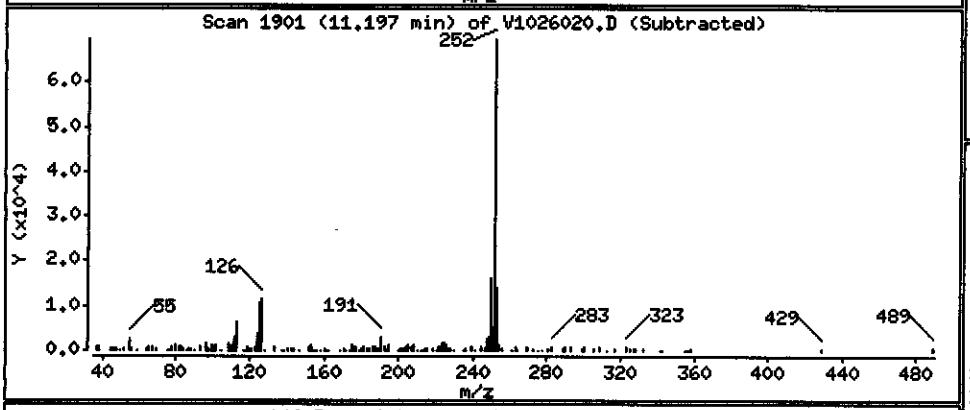

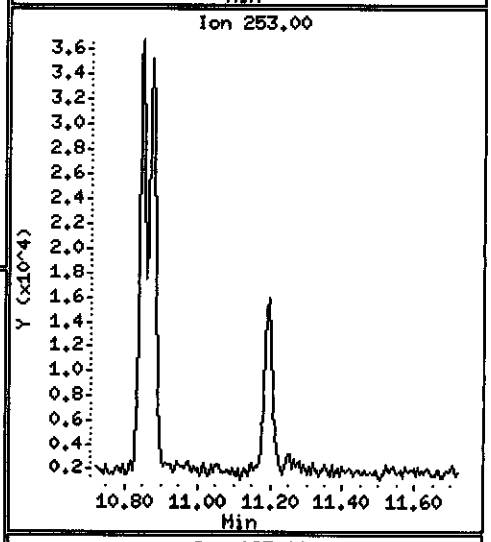

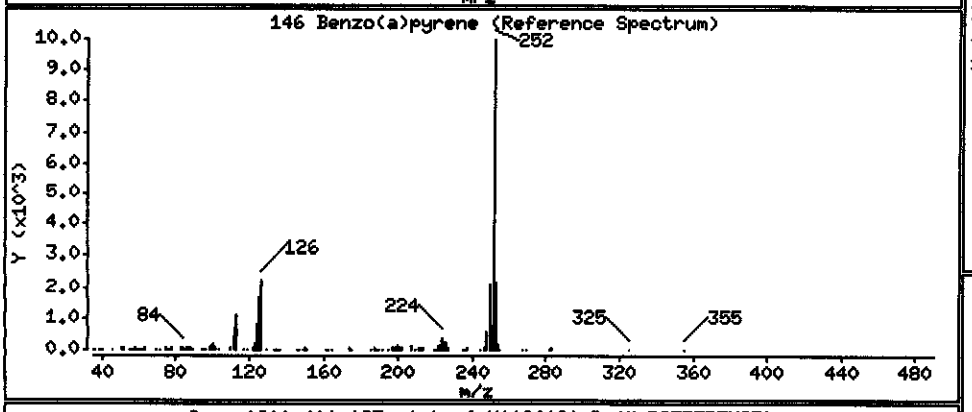

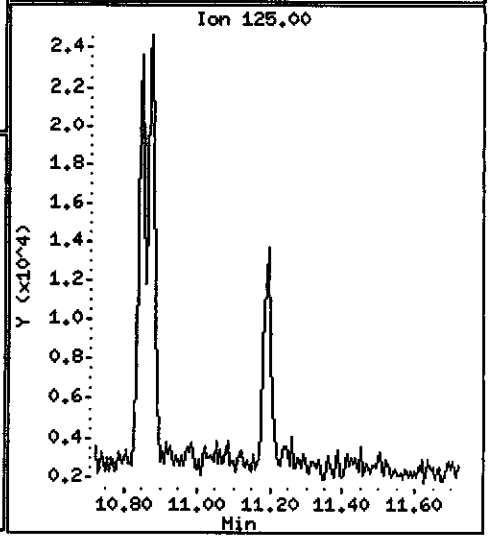

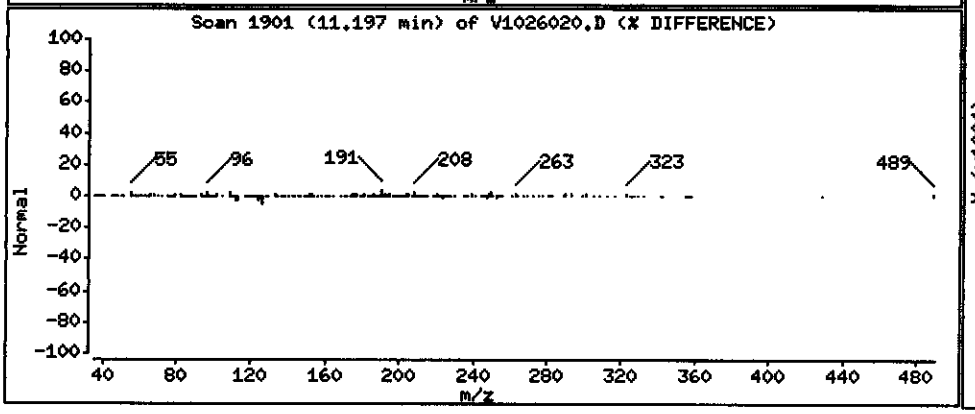

Data File: \\PITSVR06\D\chem\731.i\V102608.b\V1026020.D

Date : 27-OCT-2008 06:26

Client ID: RFI-27-1008

Instrument: 731.i

Sample Info: C8J160331-017 10/20/08 h2o (8295020) 8270c

Volume Injected (uL): 2.0

Operator: 003200

Column phase: DB5-MS

Column diameter: 0.32

149 Indeno(1,2,3-cd)pyrene

Concentration: 0.24356 ug/L

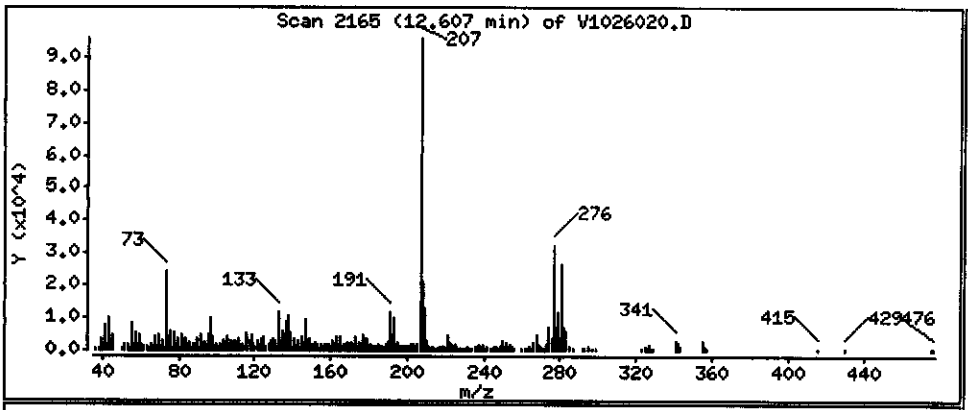

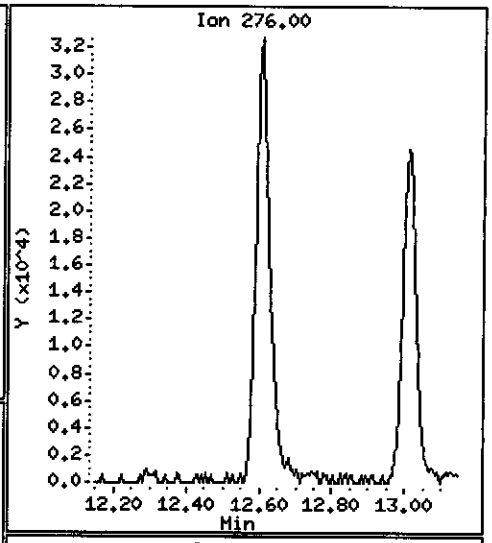

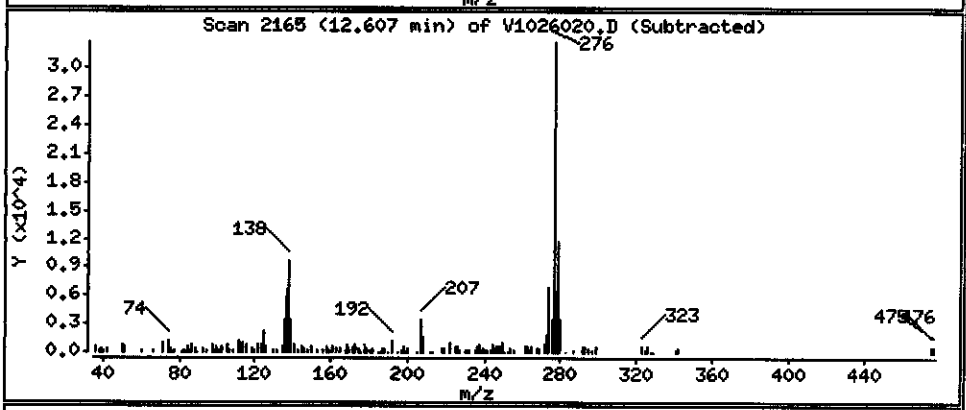

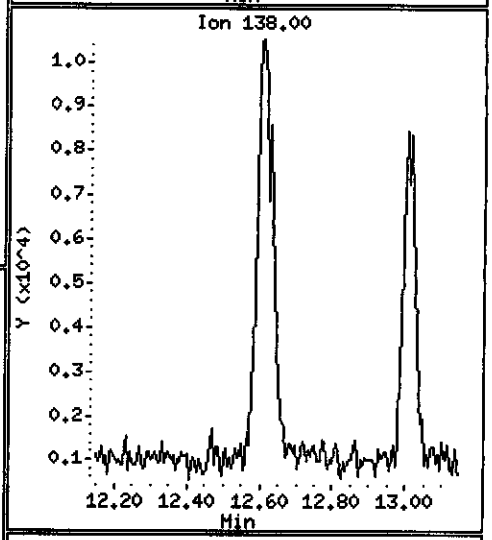

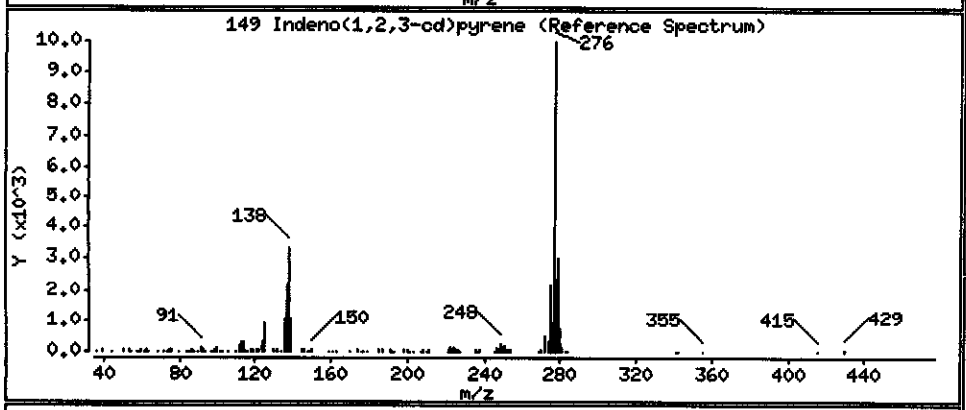

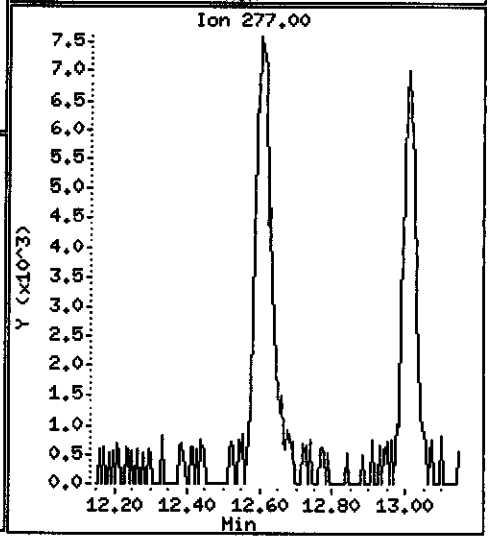

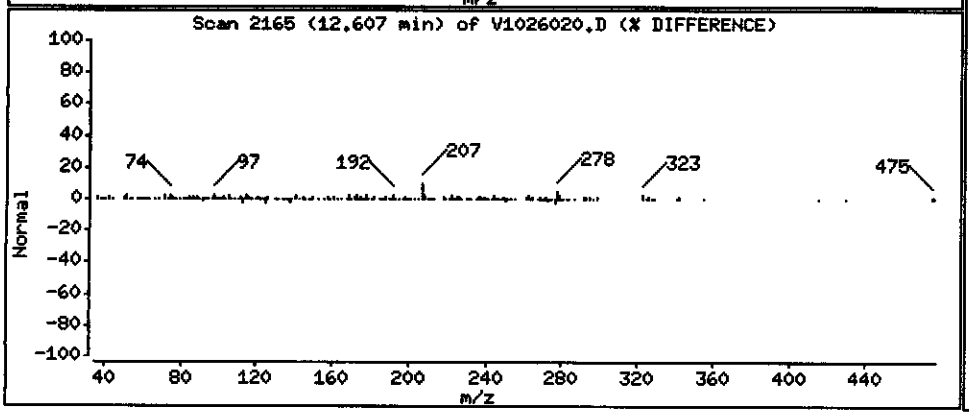

Data File: \\PITSVR06\D\chem\731.i\V102608.b\V1026020.D

Date : 27-OCT-2008 06:26

Client ID: RFI-27-1008

Instrument: 731.i

Sample Info: C8J160331-017 10/20/08 h2o (8295020) 8270c

Volume Injected (uL): 2.0

Operator: 003200

Column phase: DB5-MS

Column diameter: 0.32

150 Dibenz(a,h)anthracene

Concentration: 0.25720 ug/L

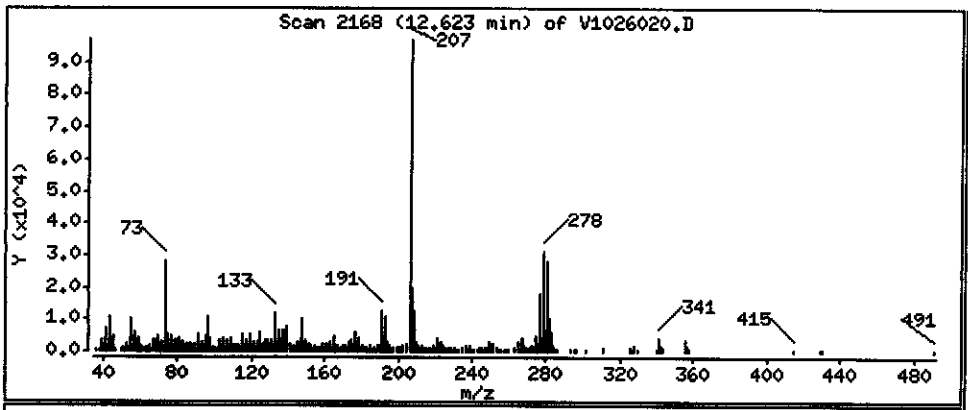

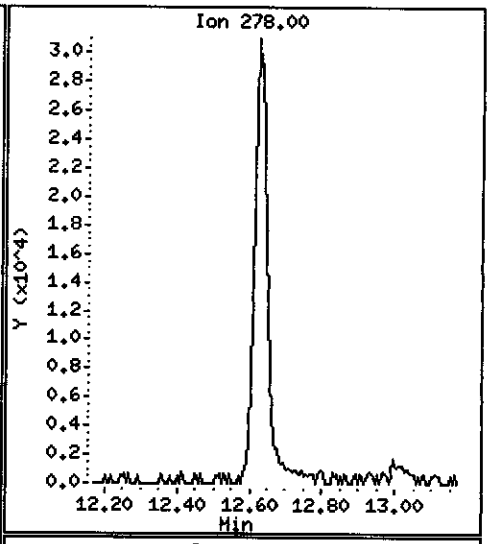

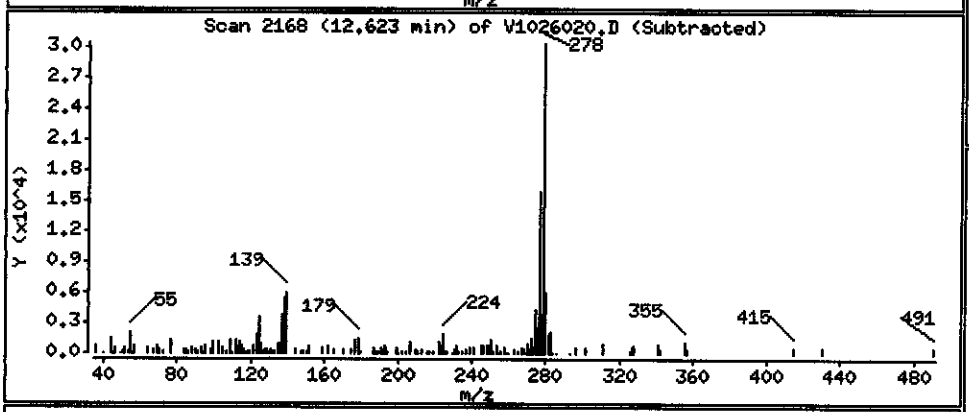

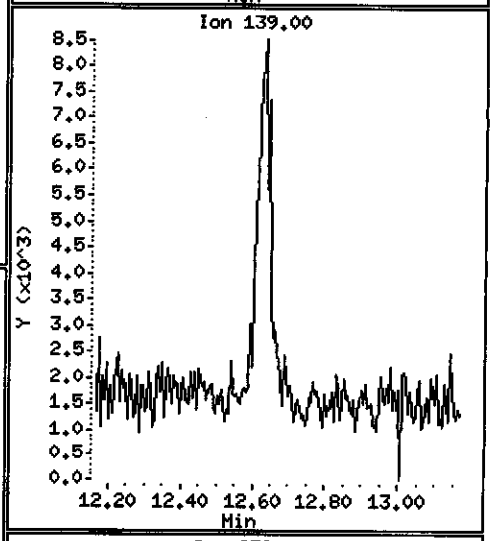

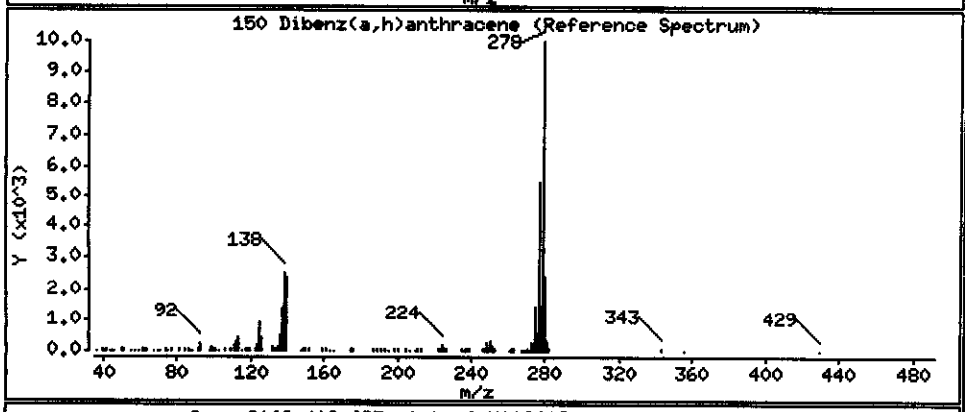

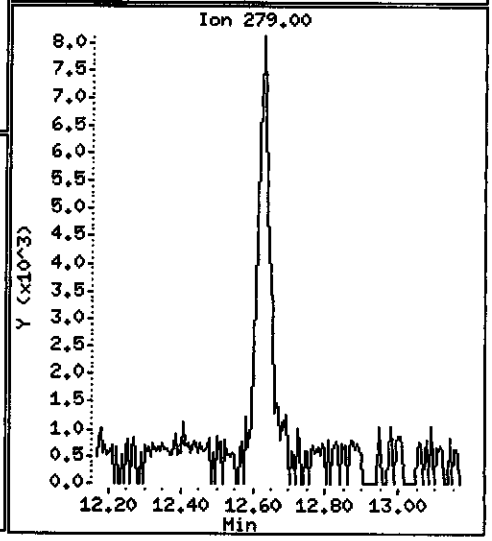

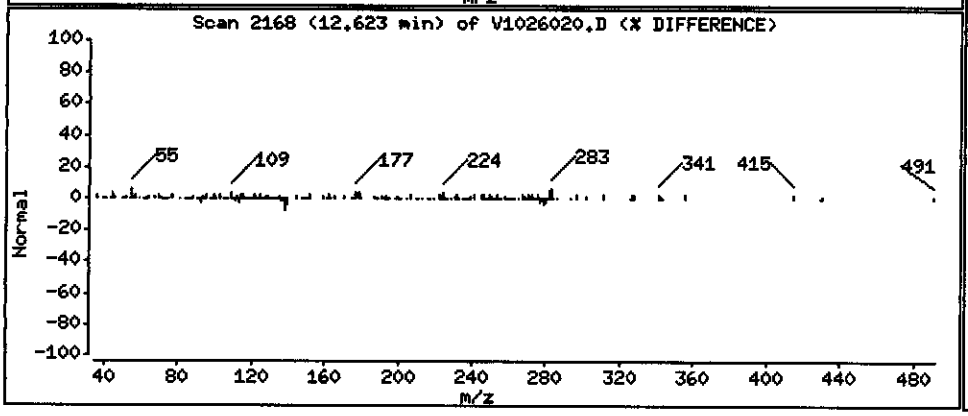

Data File: \\PITSVR06\D\chem\731.i\V102608.b\V1026020.D

Date : 27-OCT-2008 06:26

Client ID: RFI-27-1008

Instrument: 731.i

Sample Info: C8J160331-017 10/20/08 h2o (8295020) 8270c

Volume Injected (uL): 2.0

Operator: 003200

Column phase: DB5-MS

Column diameter: 0.32

151 Benzo(g,h,i)perylene

Concentration: 0.20715 ug/L

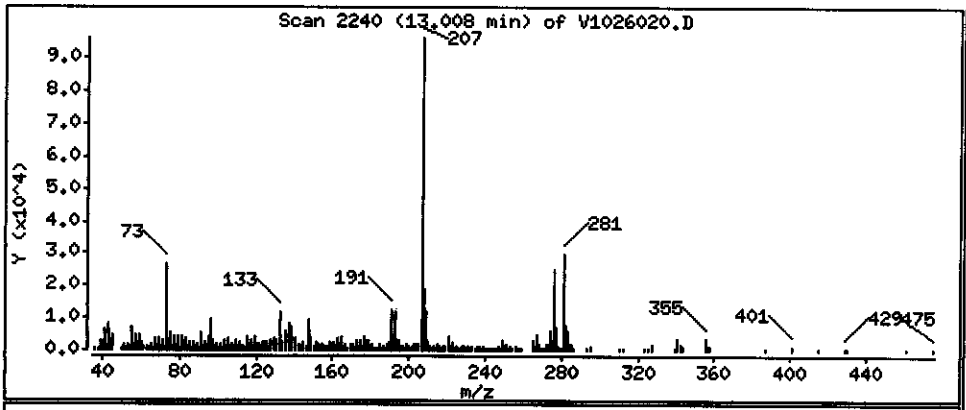

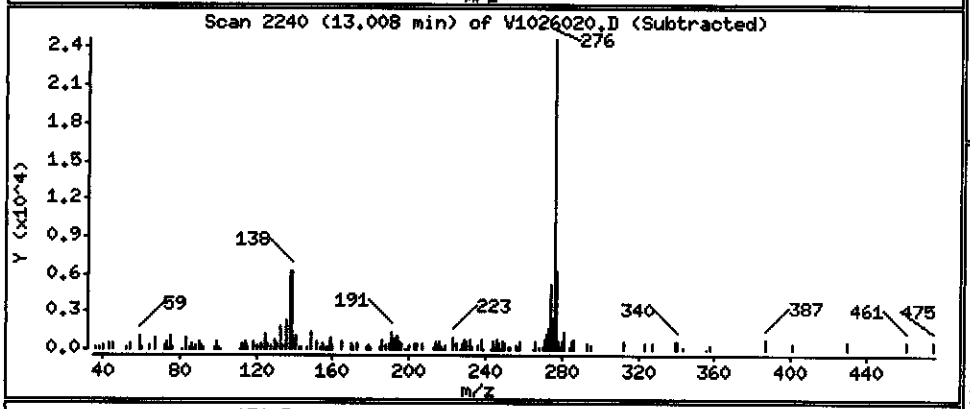

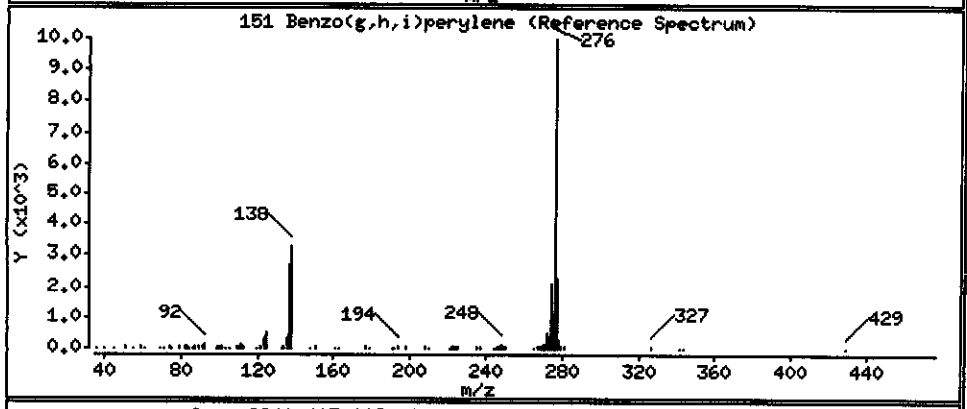

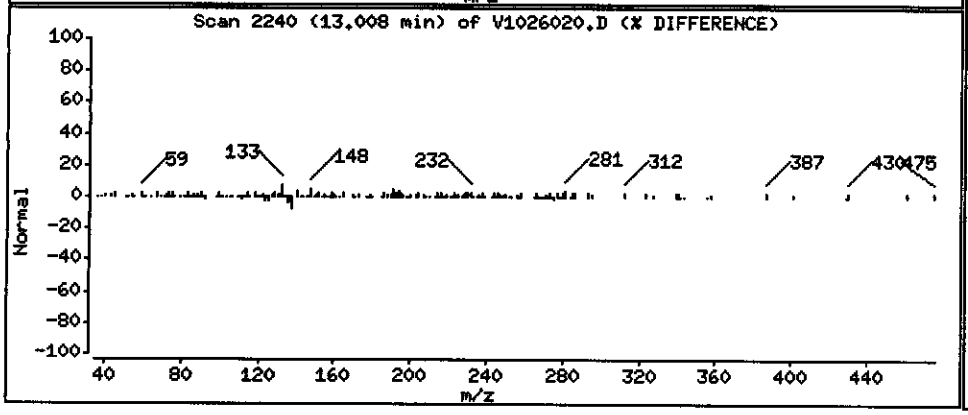

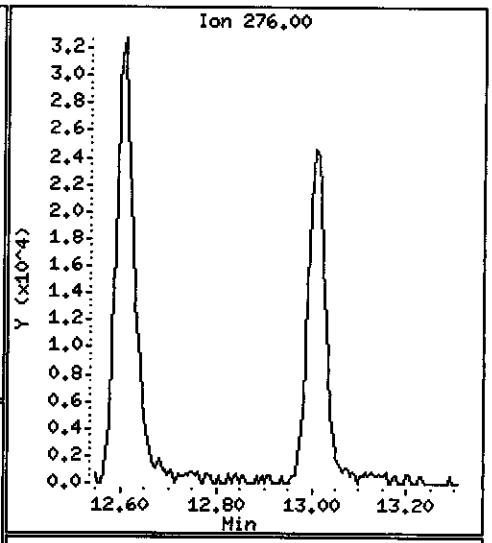

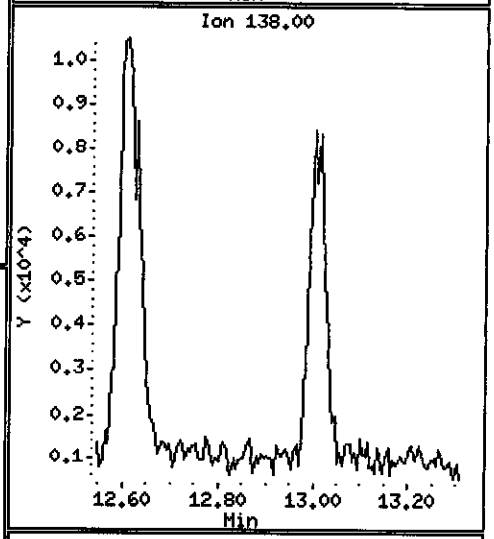

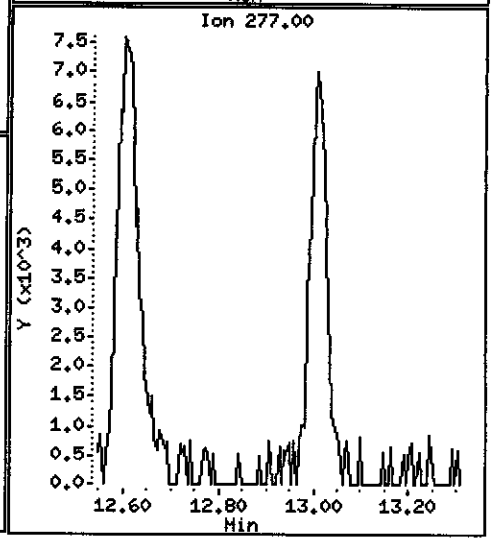

MACTEC Engineering and Consulting Inc

Client Sample ID: ICM-104-1008

GC/MS Semivolatiles

Lot-Sample #...:	C8J160331-018	**Work Order #...:**	K02VK1AL	**Matrix.....:**	WATER
Date Sampled...:	10/15/08 15:55	**Date Received..:**	10/16/08 09:30	**MS Run #.....:**	
Prep Date.....:	10/20/08	**Analysis Date..:**	10/27/08		
Prep Batch #...:	8295020	**Analysis Time..:**	06:48		
Dilution Factor:	19.8	**Initial Wgt/Vol:**	1010 mL	**Final Wgt/Vol..:**	1 mL
Analyst ID.....:	003200	**Instrument ID..:**	731		
		Method.....:	SW846 8270C		

PARAMETER	RESULT	REPORTING LIMIT	UNITS	MDL
Aniline	**1100 E**	**20**	**ug/L**	**0.95**
Acenaphthene	**12**	**4.0**	**ug/L**	**1.0**
Acenaphthylene	**3.8 J**	**4.0**	**ug/L**	**0.92**
Acetophenone	ND	20	ug/L	0.92
Anthracene	**1.8 J**	**4.0**	**ug/L**	**1.0**
Atrazine	ND	20	ug/L	0.77
Benzo(a)anthracene	ND	4.0	ug/L	0.81
Benzo(a)pyrene	ND	4.0	ug/L	0.87
Benzo(b)fluoranthene	ND	4.0	ug/L	0.62
Benzo(ghi)perylene	ND	4.0	ug/L	0.54
Benzo(k)fluoranthene	ND	4.0	ug/L	0.78
Benzaldehyde	ND	20	ug/L	1.1
1,1'-Biphenyl	**5.3 J**	**20**	**ug/L**	**1.2**
bis(2-Chloroethoxy) methane	ND	20	ug/L	2.4
bis(2-Chloroethyl)-ether	ND	4.0	ug/L	0.91
bis(2-Ethylhexyl) phthalate	ND	20	ug/L	2.4
4-Bromophenyl phenyl ether	ND	20	ug/L	0.98
Butyl benzyl phthalate	ND	20	ug/L	2.7
Caprolactam	ND	99	ug/L	3.7
Carbazole	**30**	**4.0**	**ug/L**	**1.0**
4-Chloroaniline	ND	20	ug/L	0.92
4-Chloro-3-methylphenol	ND	20	ug/L	1.2
2-Chloronaphthalene	ND	4.0	ug/L	0.88
2-Chlorophenol	ND	20	ug/L	0.90
4-Chlorophenyl phenyl ether	ND	20	ug/L	0.84
Chrysene	ND	4.0	ug/L	0.70
Dibenz(a,h)anthracene	ND	4.0	ug/L	0.69
Dibenzofuran	**12 J**	**20**	**ug/L**	**1.1**
3,3'-Dichlorobenzidine	ND	20	ug/L	0.81
2,4-Dichlorophenol	ND	4.0	ug/L	0.96
Diethyl phthalate	ND	20	ug/L	4.8
2,4-Dimethylphenol	**6.5 J**	**20**	**ug/L**	**1.0**

(Continued on next page)

MACTEC Engineering and Consulting Inc

Client Sample ID: ICM-104-1008

GC/MS Semivolatiles

Lot-Sample #...: C8J160331-018 **Work Order #...:** K02VK1AL **Matrix.....:** WATER

PARAMETER	RESULT	REPORTING LIMIT	UNITS	MDL
Dimethyl phthalate	ND	20	ug/L	0.84
Di-n-butyl phthalate	ND	20	ug/L	0.92
4,6-Dinitro-2-methylphenol	ND	99	ug/L	28
2,4-Dinitrophenol	ND	99	ug/L	25
2,4-Dinitrotoluene	ND	20	ug/L	0.89
2,6-Dinitrotoluene	ND	20	ug/L	1.0
Di-n-octyl phthalate	ND	20	ug/L	0.84
Fluoranthene	**1.4 J**	**4.0**	**ug/L**	**0.98**
Fluorene	**12**	**4.0**	**ug/L**	**1.1**
Hexachlorobenzene	ND	4.0	ug/L	0.86
Hexachlorobutadiene	ND	4.0	ug/L	0.74
Hexachlorocyclopentadiene	ND	20	ug/L	1.6
Hexachloroethane	ND	20	ug/L	0.86
Indeno(1,2,3-cd)pyrene	ND	4.0	ug/L	0.94
Isophorone	ND	20	ug/L	0.94
2-Methylnaphthalene	**23**	**4.0**	**ug/L**	**0.93**
2-Methylphenol	**9.9 J**	**20**	**ug/L**	**1.0**
4-Methylphenol	ND	20	ug/L	1.5
Naphthalene	**350**	**4.0**	**ug/L**	**0.85**
2-Nitroaniline	ND	99	ug/L	0.94
3-Nitroaniline	ND	99	ug/L	0.80
4-Nitroaniline	ND	99	ug/L	0.50
Nitrobenzene	ND	4.0	ug/L	1.3
2-Nitrophenol	ND	20	ug/L	1.1
4-Nitrophenol	ND	99	ug/L	1.4
N-Nitrosodi-n-propylamine	ND	4.0	ug/L	1.2
N-Nitrosodiphenylamine	**6.1**	**4.0**	**ug/L**	**0.97**
2,2'-oxybis(1-Chloropropane)	ND	4.0	ug/L	0.51
Pentachlorophenol	ND	20	ug/L	1.6
Phenanthrene	**9.9**	**4.0**	**ug/L**	**1.1**
Phenol	ND	4.0	ug/L	0.44
Pyrene	ND	4.0	ug/L	1.1
2,4,5-Trichlorophenol	ND	20	ug/L	1.2
2,4,6-Trichlorophenol	ND	20	ug/L	1.1

(Continued on next page)

MACTEC Engineering and Consulting Inc

Client Sample ID: ICM-104-1008

GC/MS Semivolatiles

Lot-Sample #...: C8J160331-018 **Work Order #...:** K02VK1AL **Matrix.....:** WATER

SURROGATE	PERCENT RECOVERY	RECOVERY LIMITS
Nitrobenzene-d5	NC,DIL	(23 - 112)
Terphenyl-d14	NC,DIL	(10 - 132)
2-Fluorobiphenyl	NC,DIL	(19 - 107)
2-Fluorophenol	NC,DIL	(10 - 111)
Phenol-d5	NC,DIL	(15 - 112)
2,4,6-Tribromophenol	NC,DIL	(16 - 122)

NOTE(S):

NC The recovery and/or RPD were not calculated.

DIL The concentration is estimated or not reported due to dilution or the presence of interfering analytes.

E Estimated result. Result concentration exceeds the calibration range.

J Estimated result. Result is less than RL.

Data File: \\PITSVR06\D\chem\731.i\W102608.b\W1026021.D
Date : 27-OCT-2008 06:48
Client ID: ICM-104-1008
Sample Info: C8J160331-018 X20 10/20/08 h2o(8295020) 8270c
Volume Injected (uL): 2.0
Column phase: DB5-MS

Instrument: 731.i
Operator: 003200
Column diameter: 0.32

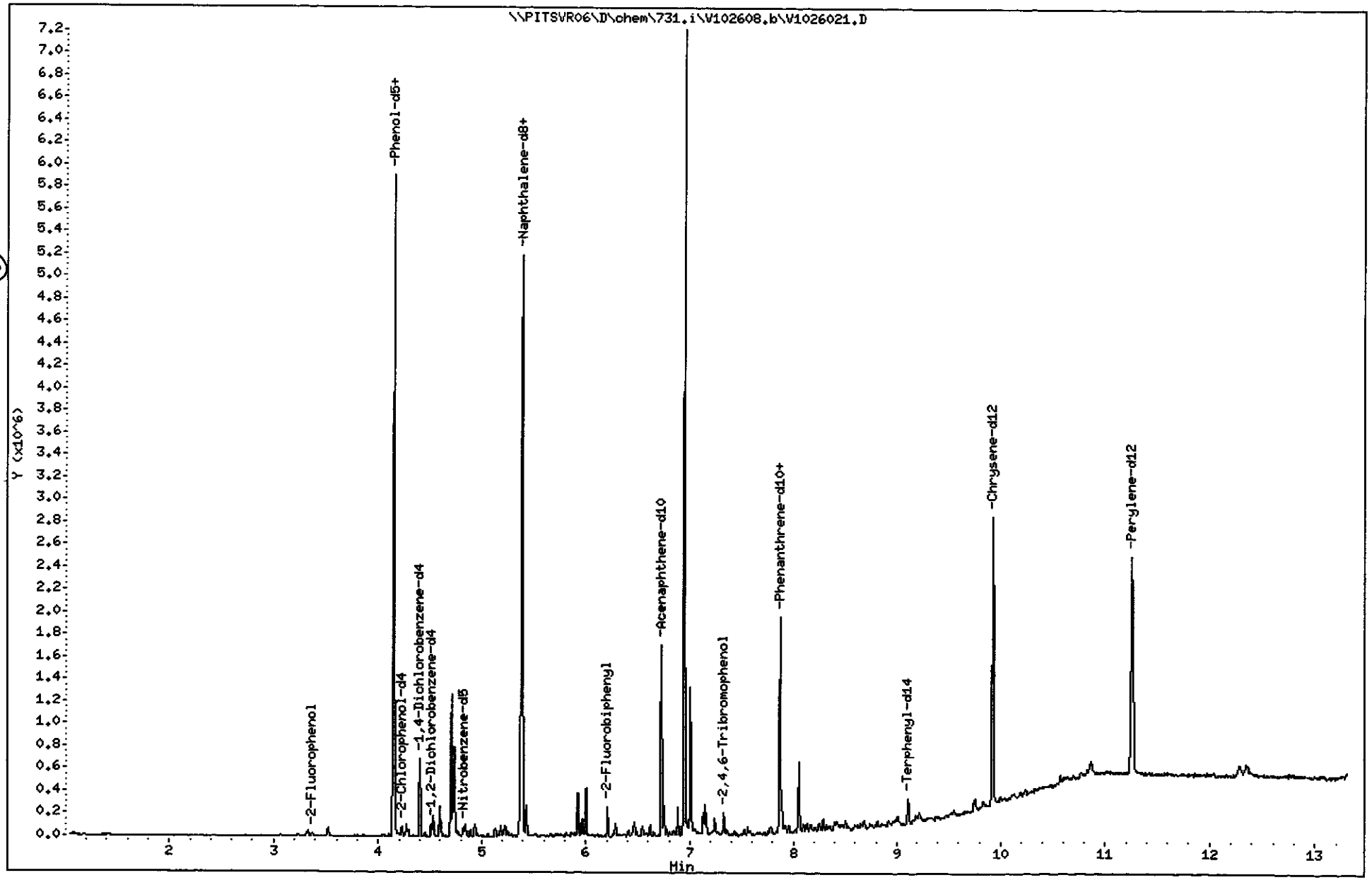

(2001 - 3460)

2620

C8J160331

TestAmerica Pittsburgh

Semivolatile REPORT SW-846 Method 8270

Data file : \\PITSVR06\D\chem\731.i\V102608.b\V1026021.D
Lab Smp Id: K02VK1AL Client Smp ID: ICM-104-1008
Inj Date : 27-OCT-2008 06:48
Operator : 003200 Inst ID: 731.i
Smp Info : C8J160331-018 X20 10/20/08 h2o(8295020) 8270c
Misc Info : K02VK1AL,V102608.b,8270ll.m,padep.sub
Comment :
Method : \\PITSVR06\D\chem\731.i\V102608.b\8270ll.m
Meth Date : 27-Oct-2008 01:04 piccolinov Quant Type: ISTD
Cal Date : 23-OCT-2008 04:48 Cal File: V1023NC7.D
Als bottle: 23
Dil Factor: 20.00000
Integrator: HP RTE Compound Sublist: padep.sub
Target Version: 4.14
Processing Host: PITSVR06

Concentration Formula: Amt * DF * Uf * Vt/(Vo * Vi) * CpndVariable

Name	Value	Description
DF	20.000	Dilution Factor
Uf	1.000	ng unit correction factor
Vt	1000.000	Volume of final extract (uL)
Vo	1010.000	Volume of sample extracted (mL)
Vi	2.000	Volume injected (uL)
Cpnd Variable		Local Compound Variable

	Compounds	QUANT SIG MASS	RT	EXP RT	REL RT	RESPONSE	CONCENTRATIONS ON-COLUMN (NG)	FINAL (ug/L)
* 1	1,4-Dichlorobenzene-d4	152	4.403	4.408	(1.000)	109692	8.00000	
* 2	Naphthalene-d8	136	5.376	5.381	(1.000)	463552	8.00000	
* 3	Acenaphthene-d10	164	6.722	6.732	(1.000)	348627	8.00000	
* 4	Phenanthrene-d10	188	7.870	7.886	(1.000)	677083	8.00000	
* 5	Chrysene-d12	240	9.927	9.937	(1.000)	818552	8.00000	
* 6	Perylene-d12	264	11.263	11.278	(1.000)	936133	8.00000	
198	1,4-Dioxane	88	Compound Not Detected.					
10	N-Nitrosodimethylamine	74	Compound Not Detected.					
9	Pyridine	79	Compound Not Detected.					
16	Methyl methanesulfonate	80	Compound Not Detected.					
206	Benzaldehyde	77	Compound Not Detected.					
21	Aniline	93	4.152	4.152	(0.943)	2260327	114.488	1133.5
22	Phenol	94	Compound Not Detected.					
23	bis(2-Chloroethyl)ether	93	Compound Not Detected.					
24	2-Chlorophenol	128	Compound Not Detected.					
26	1,3-Dichlorobenzene	146	Compound Not Detected.					
27	1,4-Dichlorobenzene	146	Compound Not Detected.					
28	1,2-Dichlorobenzene	146	Compound Not Detected.					
29	Benzyl Alcohol	108	Compound Not Detected.					
30	2-Methylphenol	108	4.606	4.611	(1.046)	14816	0.99860	9.8871
31	2,2'-oxybis(1-Chloropropane)	45	Compound Not Detected.					

Compounds	QUANT SIG MASS	RT	EXP RT	REL RT	RESPONSE	CONCENTRATIONS ON-COLUMN (NG)	CONCENTRATIONS FINAL (ug/L)
37 Acetophenone	105	Compound Not Detected.					
32 N-Nitroso-di-n-propylamine	70	Compound Not Detected.					
192 4-Methylphenol	108	Compound Not Detected.					
34 Hexachloroethane	117	Compound Not Detected.					
35 Nitrobenzene	77	Compound Not Detected.					
41 Isophorone	82	Compound Not Detected.					
42 2-Nitrophenol	139	Compound Not Detected.					
43 2,4-Dimethylphenol	107	5.125	5.129	(0.953)	11123	0.66136	6.5481
44 bis(2-Chloroethoxy)methane	93	Compound Not Detected.					
48 2,4-Dichlorophenol	162	Compound Not Detected.					
49 Benzoic Acid	122	Compound Not Detected.					
50 1,2,4-Trichlorobenzene	180	Compound Not Detected.					
51 Naphthalene	128	5.392	5.397	(1.003)	2128161	35.6163	352.64
52 4-Chloroaniline	127	Compound Not Detected.					
54 2,6-Dichlorophenol	162	Compound Not Detected.					
56 Hexachlorobutadiene	224	Compound Not Detected.					
208 Caprolactam	113	Compound Not Detected.					
59 4-Chloro-3-Methylphenol	107	Compound Not Detected.					
62 2-Methylnaphthalene	142	5.926	5.931	(1.102)	100163	2.35503	23.317
63 1-Methylnaphthalene	142	6.001	6.006	(1.116)	111995	2.62491	25.989
64 Hexachlorocyclopentadiene	236	Compound Not Detected.					
66 2,4,6-Trichlorophenol	196	Compound Not Detected.					
67 2,4,5-Trichlorophenol	196	Compound Not Detected.					
209 1,1'-Biphenyl	154	6.284	6.294	(0.935)	29814	0.53607	5.3077
70 2-Chloronaphthalene	162	Compound Not Detected.					
73 2-Nitroaniline	65	Compound Not Detected.					
76 Dimethylphthalate	163	Compound Not Detected.					
78 2,6-Dinitrotoluene	165	Compound Not Detected.					
79 Acenaphthylene	152	6.615	6.625	(0.984)	28467	0.38780	3.8396
81 3-Nitroaniline	138	Compound Not Detected.					
82 Acenaphthene	153	6.749	6.759	(1.004)	53960	1.17721	11.656
83 2,4-Dinitrophenol	184	Compound Not Detected.					
85 4-Nitrophenol	109	Compound Not Detected.					
86 Dibenzofuran	168	6.882	6.892	(1.024)	82853	1.21680	12.048
87 2,4-Dinitrotoluene	165	Compound Not Detected.					
91 2,3,5,6-Tetrachlorophenol	231	Compound Not Detected.					
88 2,3,4,6-Tetrachlorophenol	231	Compound Not Detected.					
92 2-Naphthylamine	143	7.005	7.015	(1.042)	437978	17.5076	173.34
93 Diethylphthalate	149	Compound Not Detected.					
94 Fluorene	166	7.149	7.159	(1.064)	63828	1.19482	11.830
95 4-Chlorophenyl-phenylether	204	Compound Not Detected.					
96 4-Nitroaniline	138	Compound Not Detected.					
98 4,6-Dinitro-2-methylphenol	198	Compound Not Detected.					
99 N-Nitrosodiphenylamine (1)	169	7.240	7.250	(0.920)	25267	0.61793	6.1181
100 1,2-Diphenylhydrazine	77	Compound Not Detected.					
106 4-Bromophenyl-phenylether	248	Compound Not Detected.					
107 Hexachlorobenzene	283	Compound Not Detected.					
210 Atrazine	200	Compound Not Detected.					
111 Pentachlorophenol	265	Compound Not Detected.					
115 Phenanthrene	178	7.892	7.902	(1.003)	85671	1.00023	9.9033
116 Anthracene	178	7.929	7.945	(1.007)	16127	0.18622	1.8438
119 Carbazole	167	8.057	8.068	(1.024)	252293	3.01471	29.848
120 Di-n-Butylphthalate	149	Compound Not Detected.					
123 Fluoranthene	202	8.811	8.826	(1.119)	14381	0.14046	1.3907

Compounds	QUANT SIG MASS	RT	EXP RT	REL RT	RESPONSE	CONCENTRATIONS ON-COLUMN (NG)	CONCENTRATIONS FINAL (ug/L)
124 Benzidine	184	8.918	8.928	(0.898)	6828	1.47686	14.622
125 Pyrene	202	8.987	9.003	(0.905)	12398	0.09875	0.97769
131 Butylbenzylphthalate	149	Compound Not Detected.					
135 3,3'-Dichlorobenzidine	252	Compound Not Detected.					
136 Benzo(a)Anthracene	228	Compound Not Detected.					
137 Chrysene	228	Compound Not Detected.					
139 bis(2-ethylhexyl)Phthalate	149	Compound Not Detected.					
140 Di-n-octylphthalate	149	Compound Not Detected.					
141 Benzo(b)fluoranthene	252	Compound Not Detected.					
142 Benzo(k)fluoranthene	252	Compound Not Detected.					
143 7,12-dimethylbenz[a]anthracen	256	Compound Not Detected.					
146 Benzo(a)pyrene	252	Compound Not Detected.					
149 Indeno(1,2,3-cd)pyrene	276	Compound Not Detected.					
150 Dibenz(a,h)anthracene	278	Compound Not Detected.					
151 Benzo(g,h,i)perylene	276	Compound Not Detected.					
$ 154 Nitrobenzene-d5	82	4.825	4.830	(0.898)	20436	1.26616	12.536
$ 155 2-Fluorobiphenyl	172	6.209	6.219	(0.924)	68518	1.38115	13.675
$ 156 Terphenyl-d14	244	9.105	9.120	(0.917)	58829	0.72625	7.1906
$ 157 Phenol-d5	99	4.142	4.141	(0.941)	24666	1.41741	14.034
$ 158 2-Fluorophenol	112	3.367	3.367	(0.765)	10427	0.85881	8.5030
$ 159 2,4,6-Tribromophenol	330	7.331	7.346	(0.931)	14122	1.77442	17.568
$ 186 2-Chlorophenol-d4	132	4.227	4.227	(0.960)	22107	1.29663	12.838
$ 187 1,2-Dichlorobenzene-d4	152	4.516	4.520	(1.025)	16596	1.24237	12.301

Data File: \\PITSVR06\D\chem\731.i\V102608.b\V1026021.D

Date : 27-OCT-2008 06:48

Client ID: ICM-104-1008 Instrument: 731.i

Sample Info: C8J160331-018 X20 10/20/08 h2o(8295020) 8270c

Volume Injected (uL): 2.0 Operator: 003200

Column phase: DB5-MS Column diameter: 0.32

21 Aniline Concentration: 1133.5 ug/L

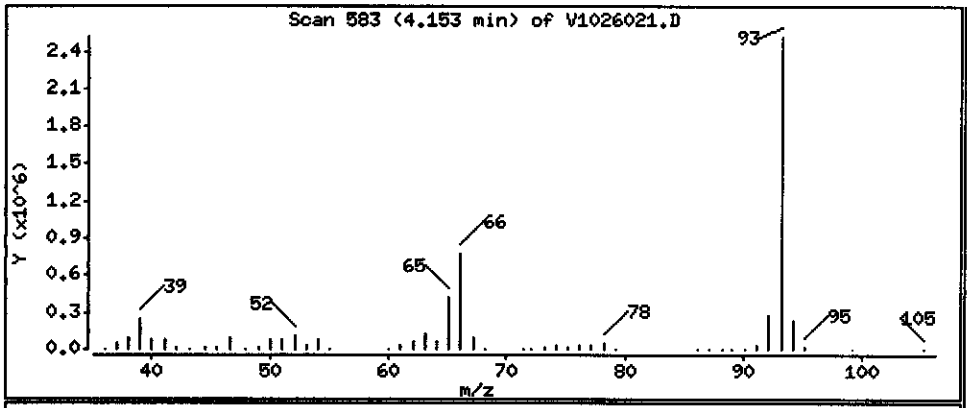

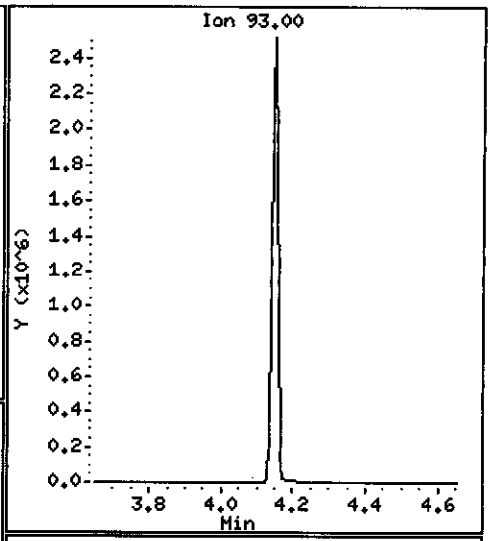

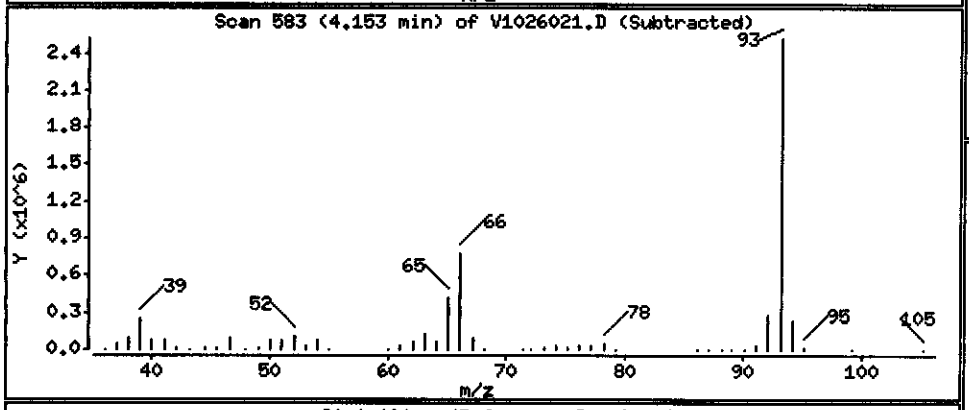

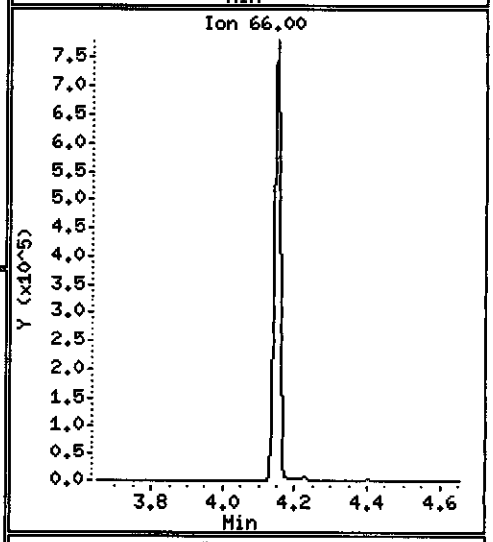

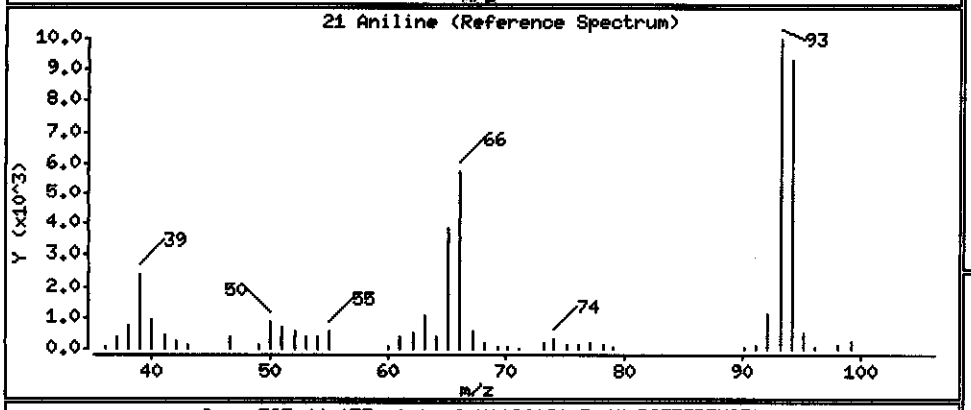

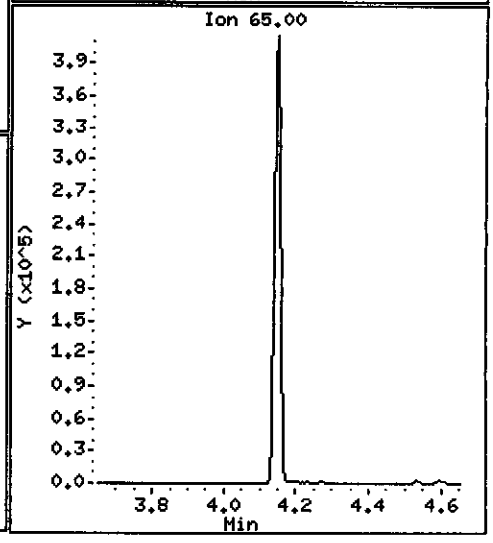

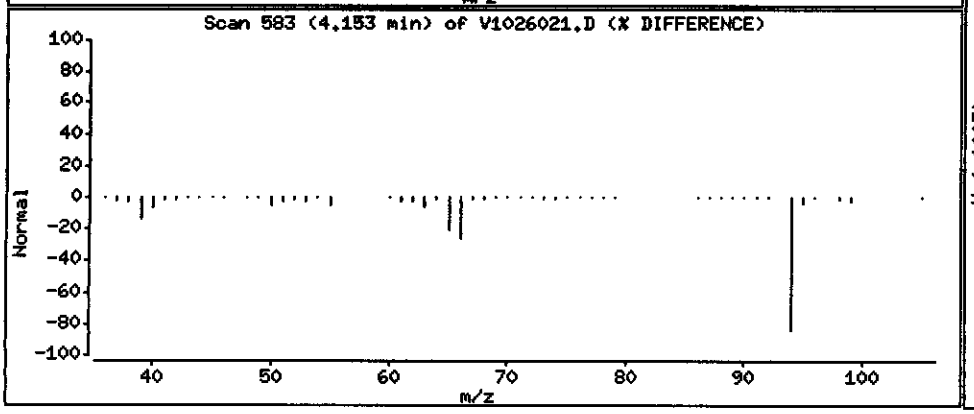

Data File: \\PITSVR06\D\chem\731.i\V102608.b\V1026021.D

Date : 27-OCT-2008 06:48

Client ID: ICM-104-1008 Instrument: 731.i

Sample Info: C8J160331-018 X20 10/20/08 h2o(8295020) 8270c

Volume Injected (uL): 2.0 Operator: 003200

Column phase: DB5-MS Column diameter: 0.32

30 2-Methylphenol Concentration: 9.8871 ug/L

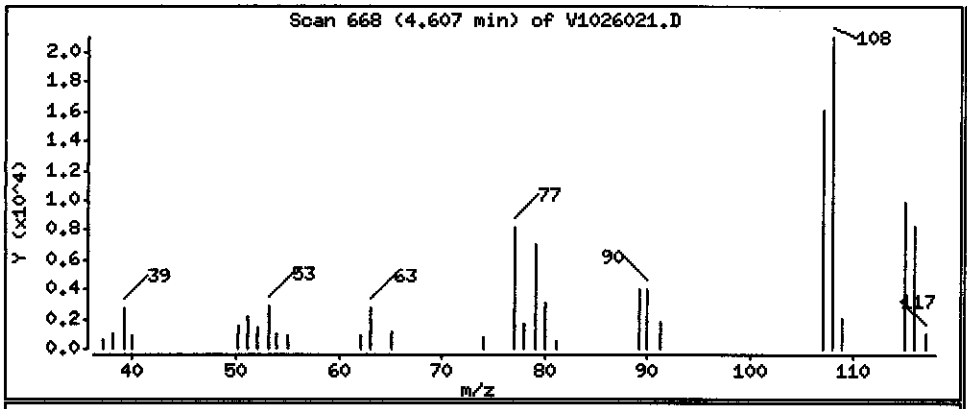

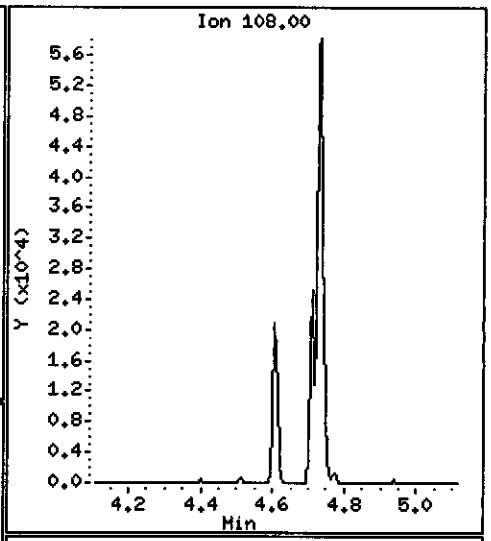

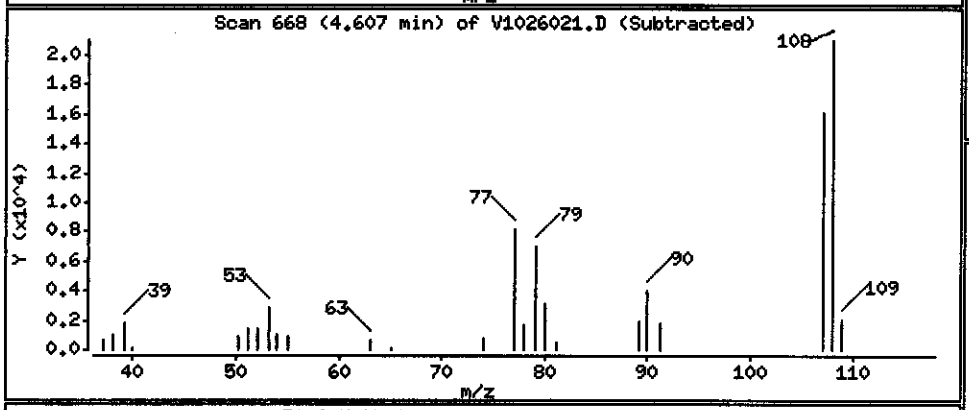

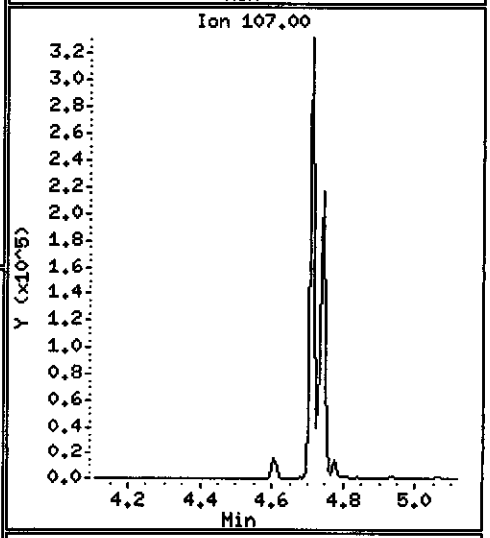

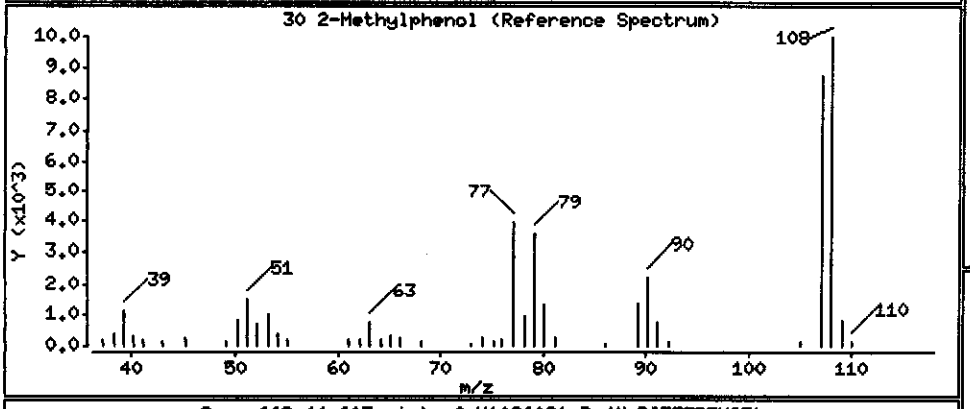

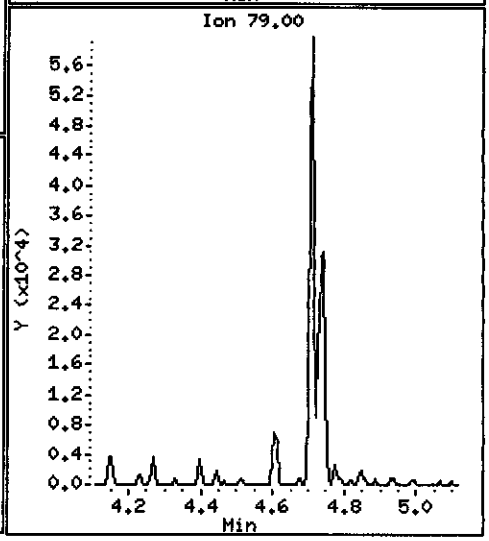

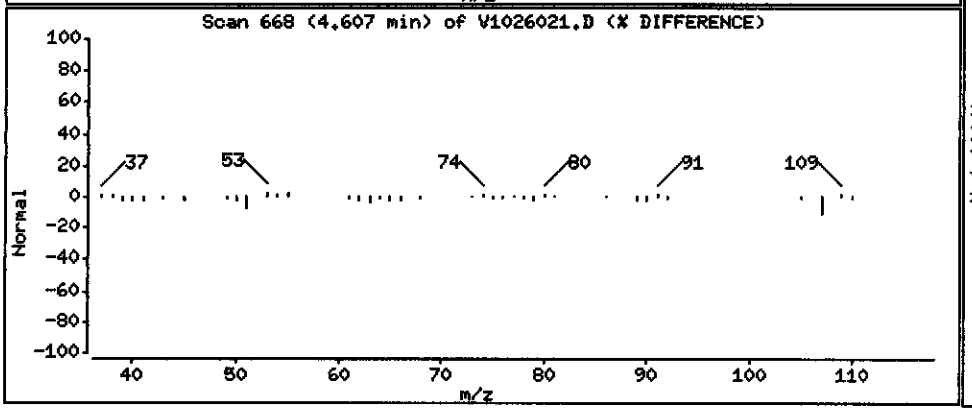

Data File: \\PITSVR06\D\chem\731.i\V102608.b\V1026021.D

Date : 27-OCT-2008 06:48

Client ID: ICM-104-1008

Instrument: 731.i

Sample Info: C8J160331-018 X20 10/20/08 h2o(8295020) 8270c

Volume Injected (uL): 2.0

Operator: 003200

Column phase: DB5-MS

Column diameter: 0.32

43 2,4-Dimethylphenol

Concentration: 6.5481 ug/L

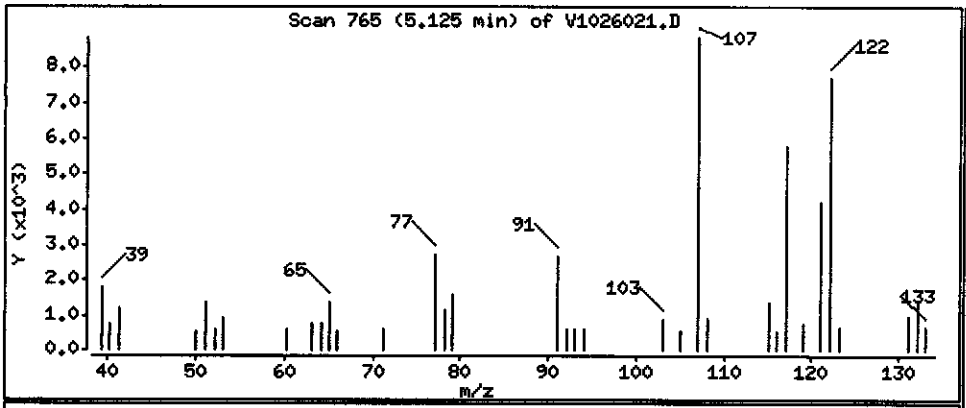

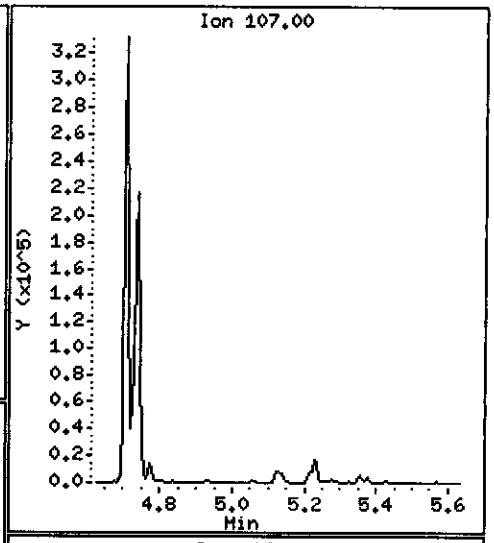

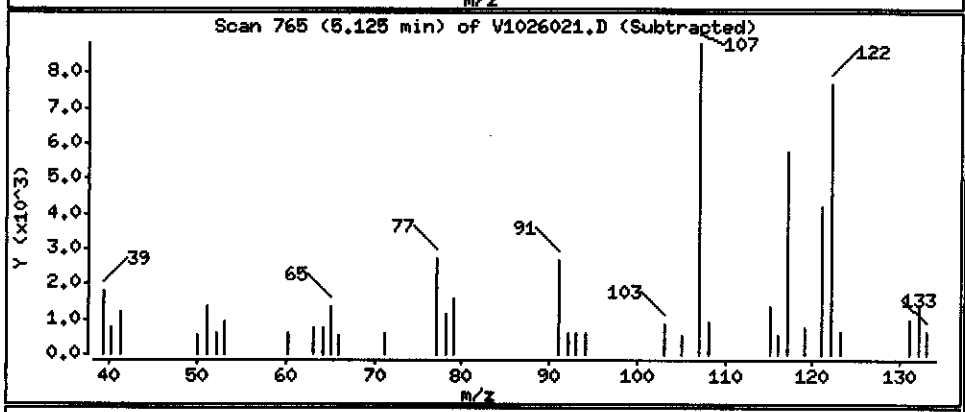

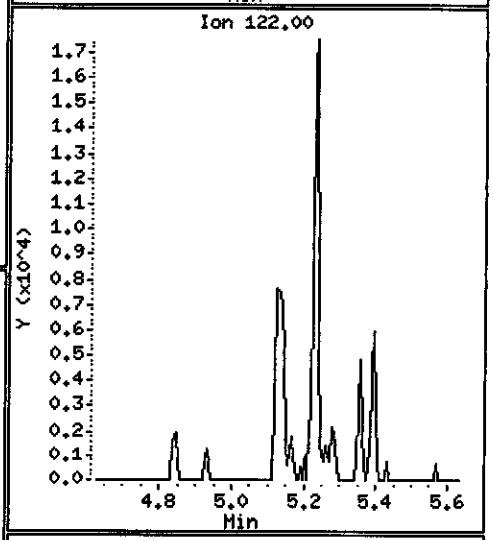

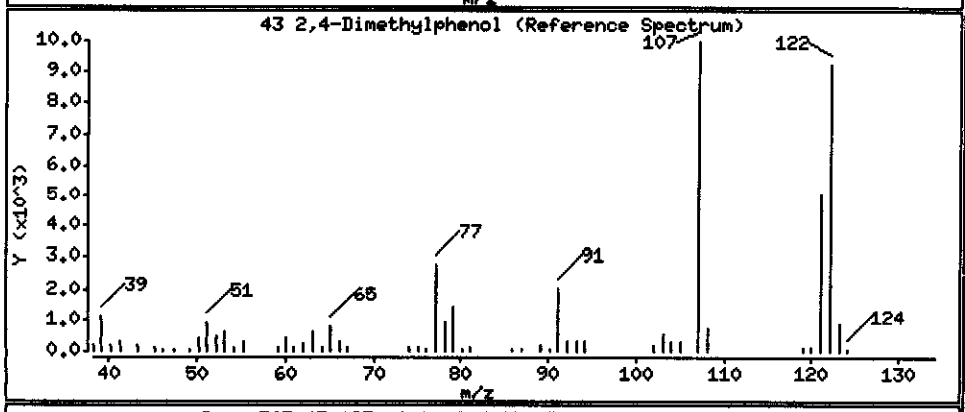

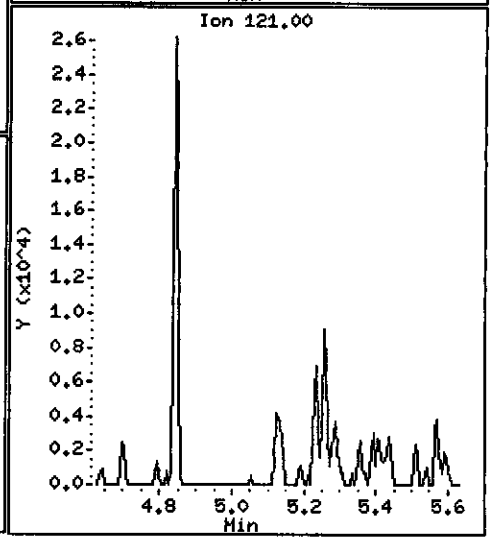

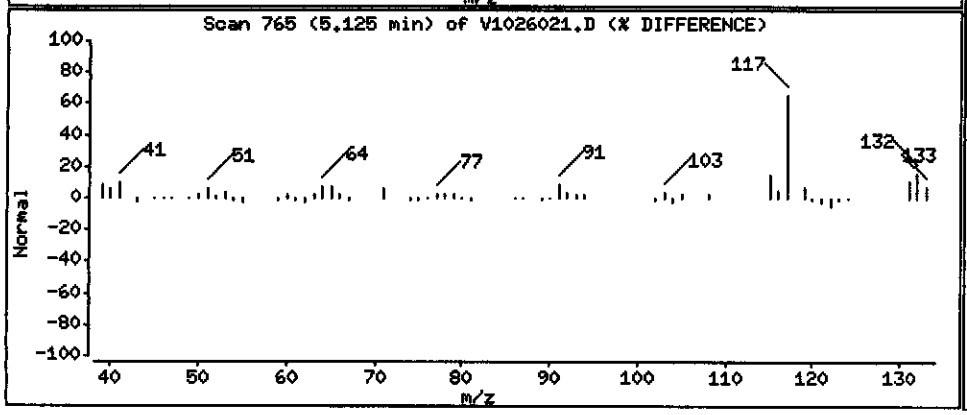

Data File: \\PITSVR06\D\chem\731.i\V102608.b\V1026021.D

Date : 27-OCT-2008 06:48

Client ID: ICM-104-1008 Instrument: 731.i

Sample Info: C8J160331-018 X20 10/20/08 h2o(8295020) 8270c

Volume Injected (uL): 2.0 Operator: 003200

Column phase: DB5-MS Column diameter: 0.32

51 Naphthalene Concentration: 352.64 ug/L

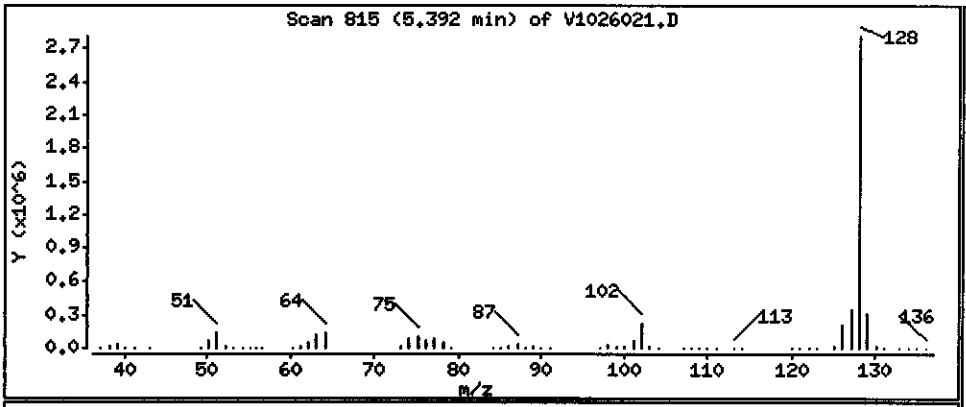

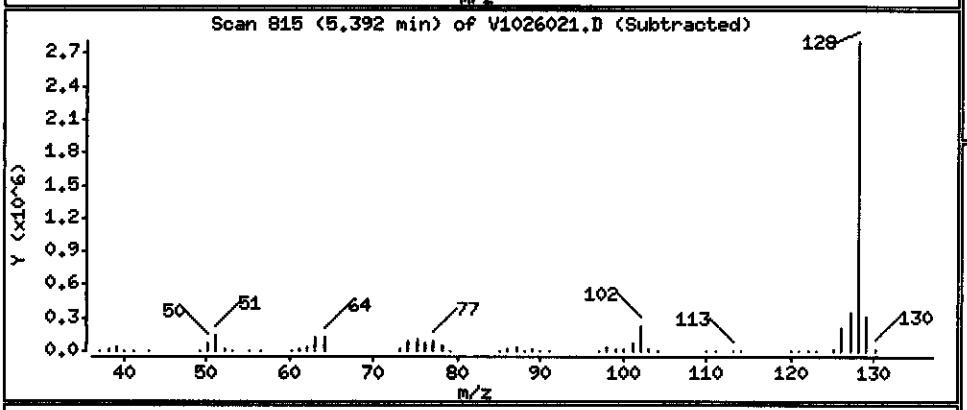

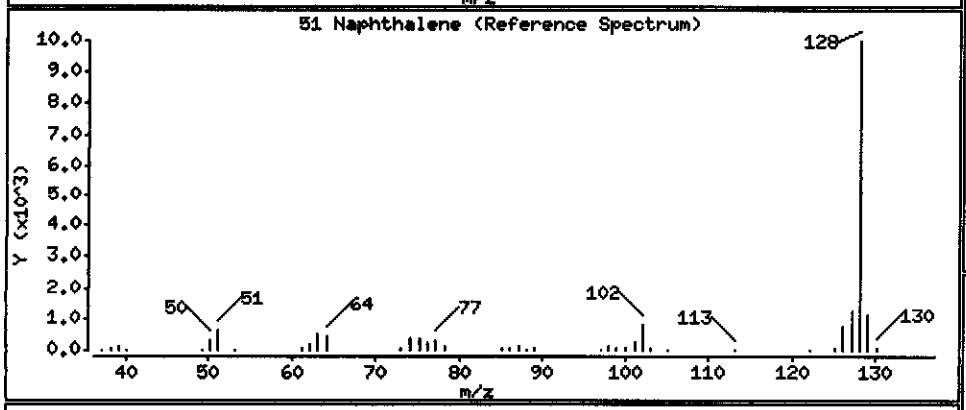

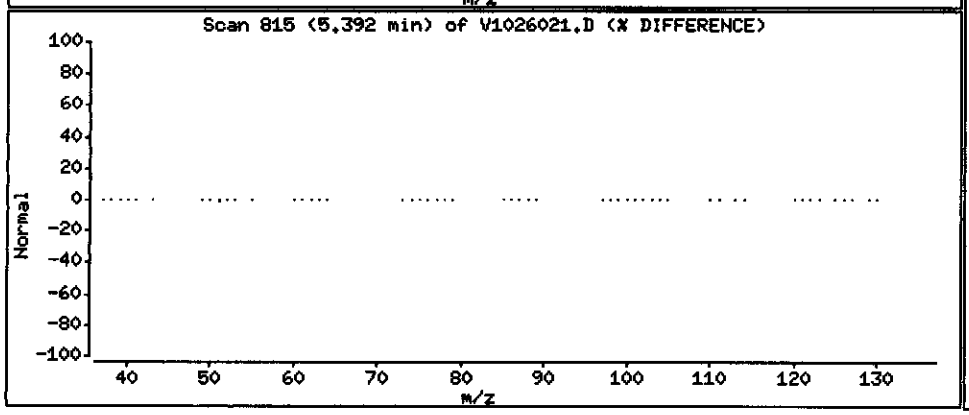

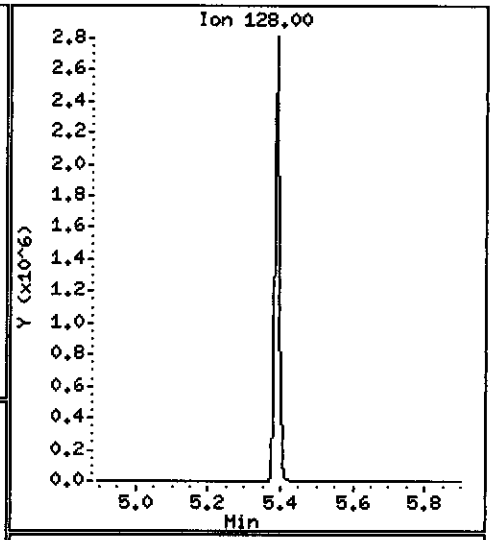

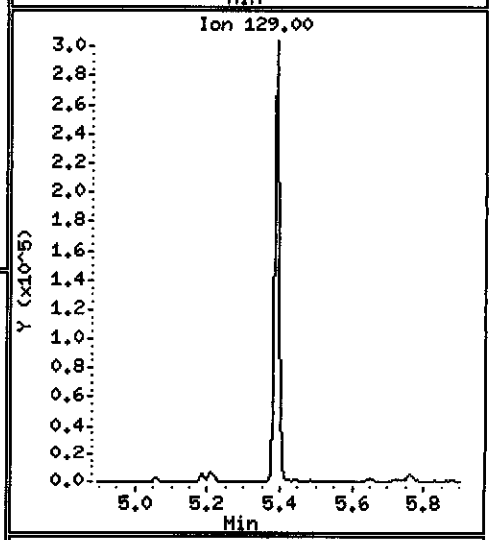

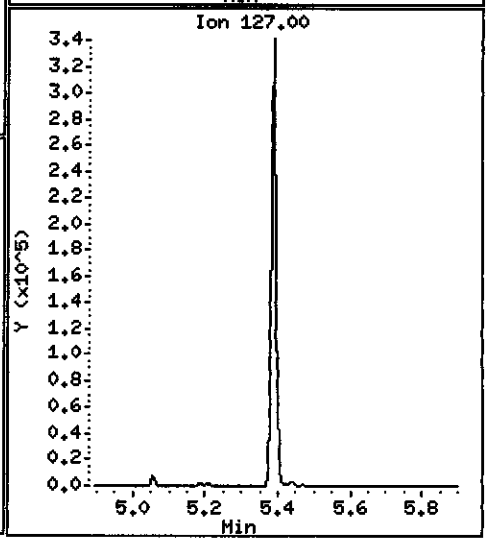

Data File: \\PITSVR06\D\chem\731.i\V102608.b\V1026021.D

Date : 27-OCT-2008 06:48

Client ID: ICM-104-1008 Instrument: 731.i

Sample Info: C8J160331-018 X20 10/20/08 h2o(8295020) 8270c

Volume Injected (uL): 2.0 Operator: 003200

Column phase: DB5-MS Column diameter: 0.32

62 2-Methylnaphthalene Concentration: 23.317 ug/L

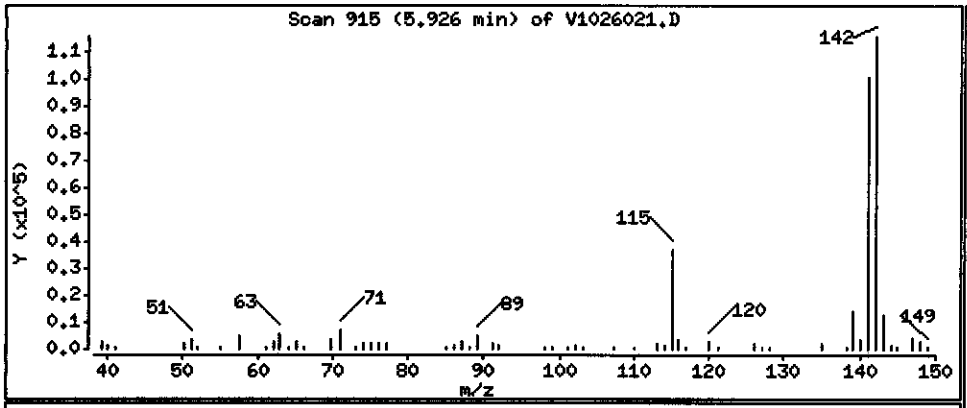

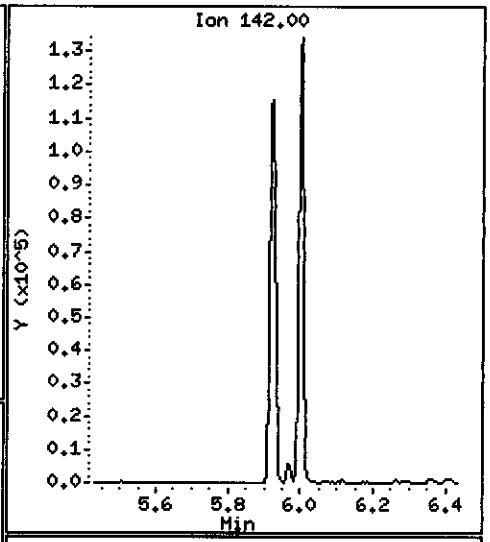

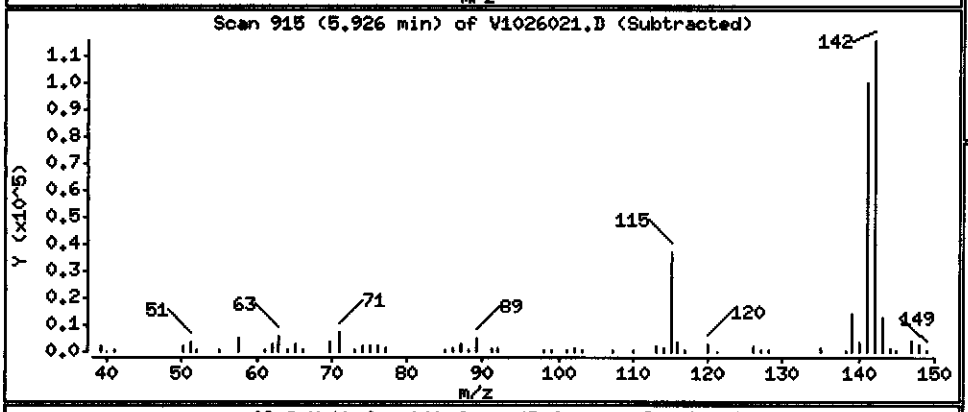

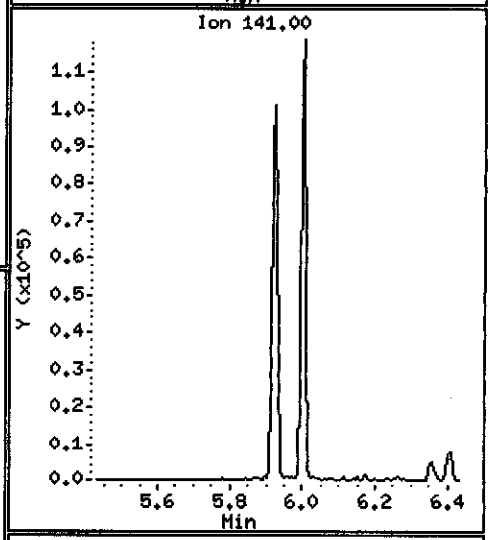

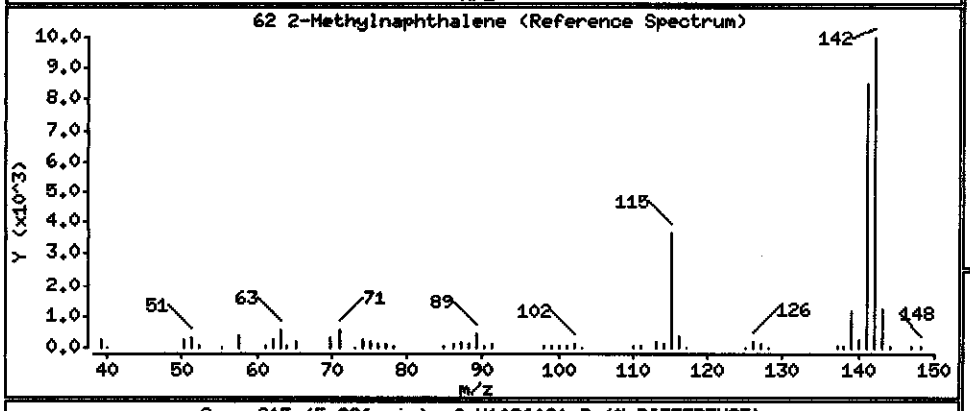

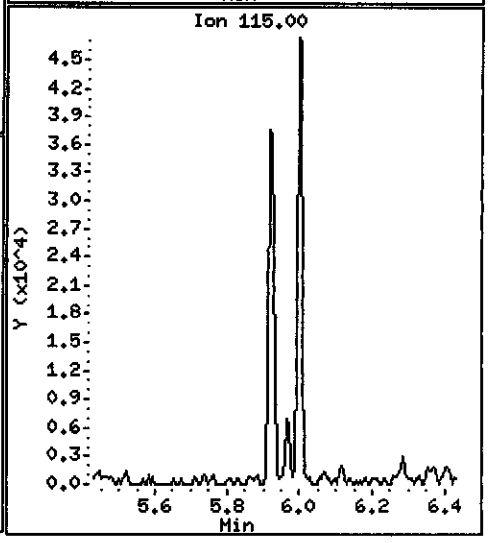

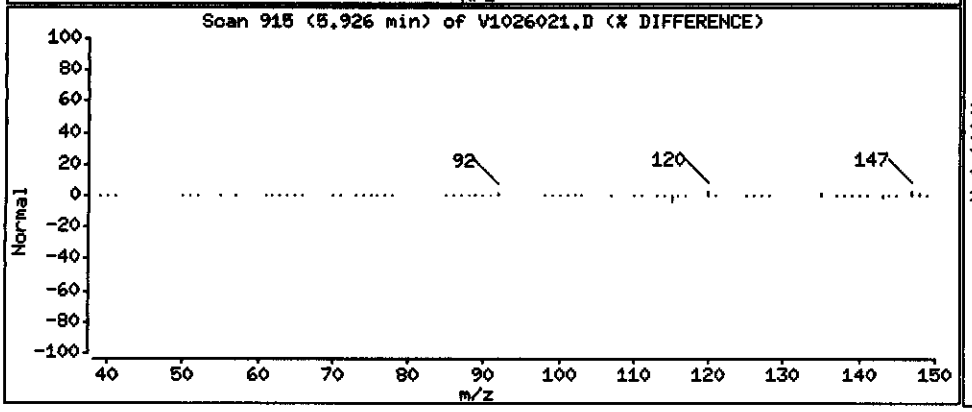

Data File: \\PITSVR06\D\chem\731.i\V102608.b\V1026021.D

Date : 27-OCT-2008 06:48

Client ID: ICM-104-1008

Instrument: 731.i

Sample Info: C8J160331-018 X20 10/20/08 h2o(8295020) 8270c

Volume Injected (uL): 2.0

Operator: 003200

Column phase: DB5-MS

Column diameter: 0.32

63 1-Methylnaphthalene

Concentration: 25.989 ug/L

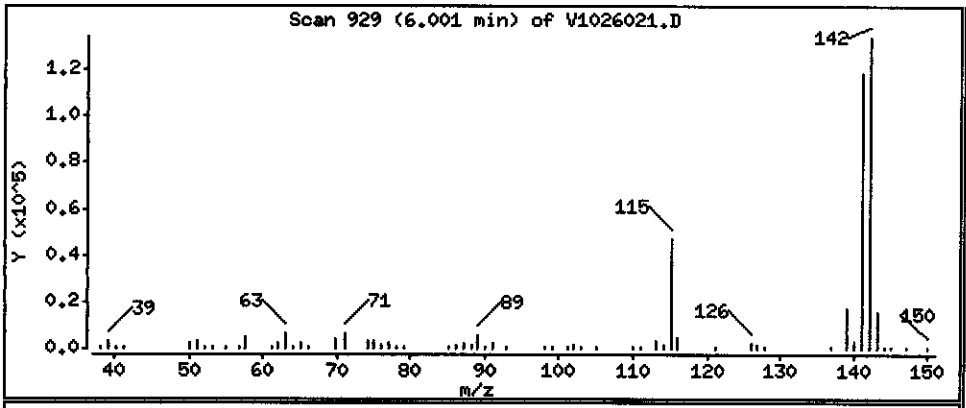

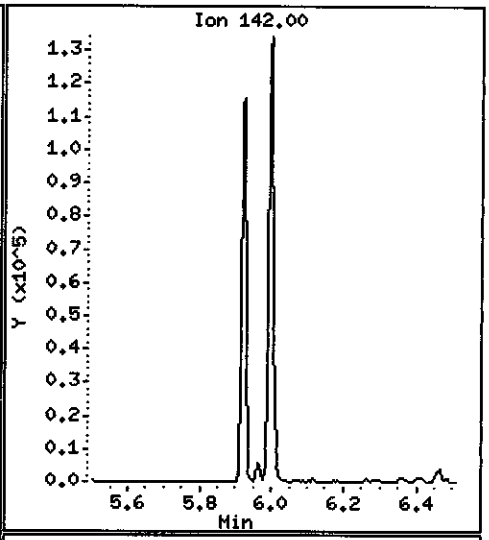

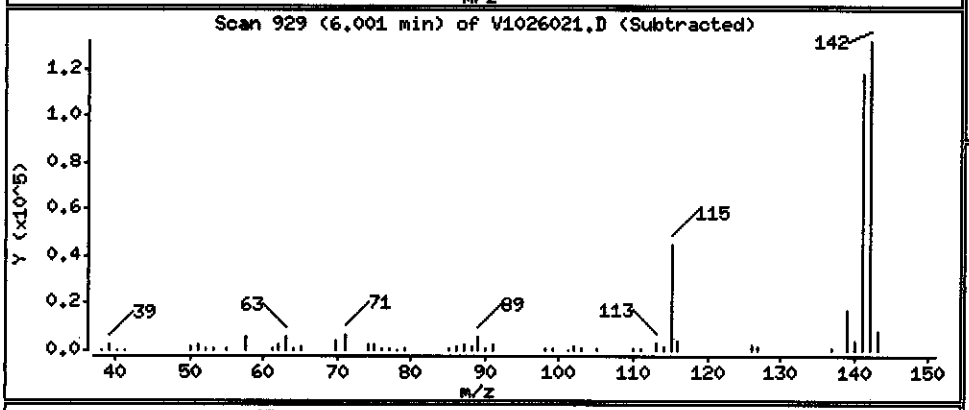

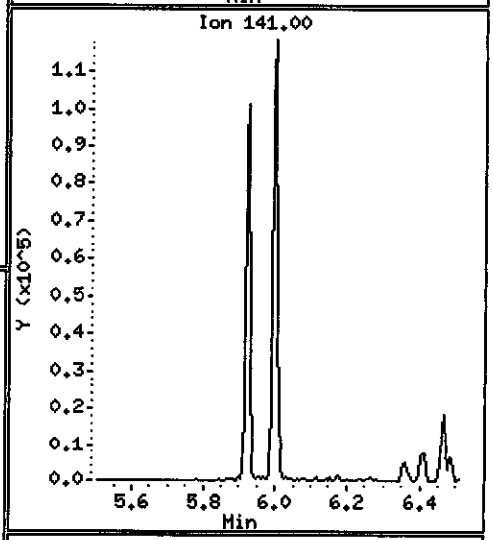

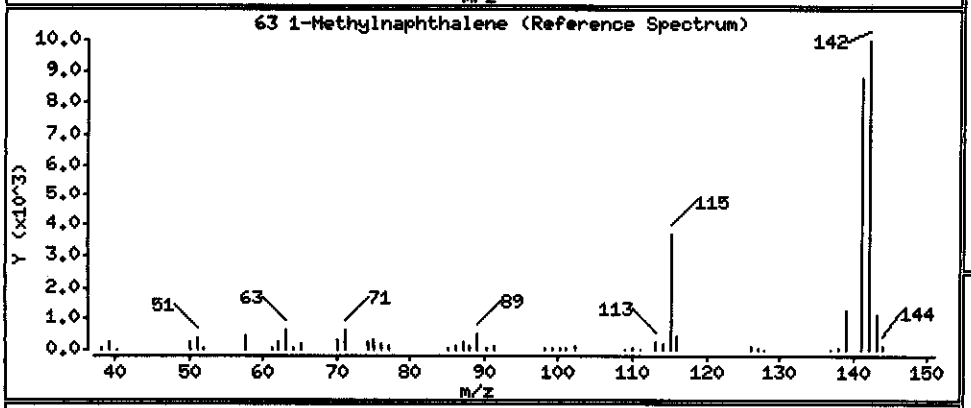

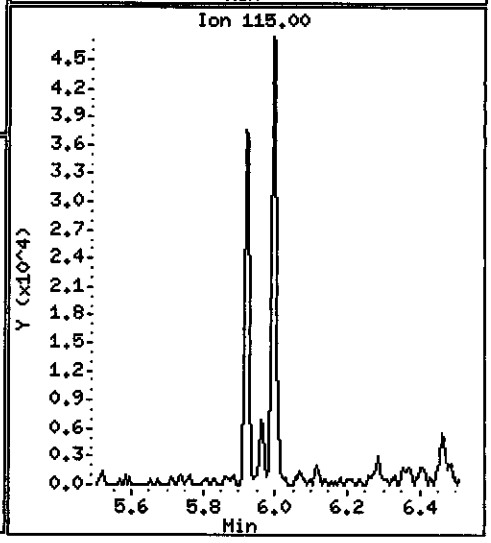

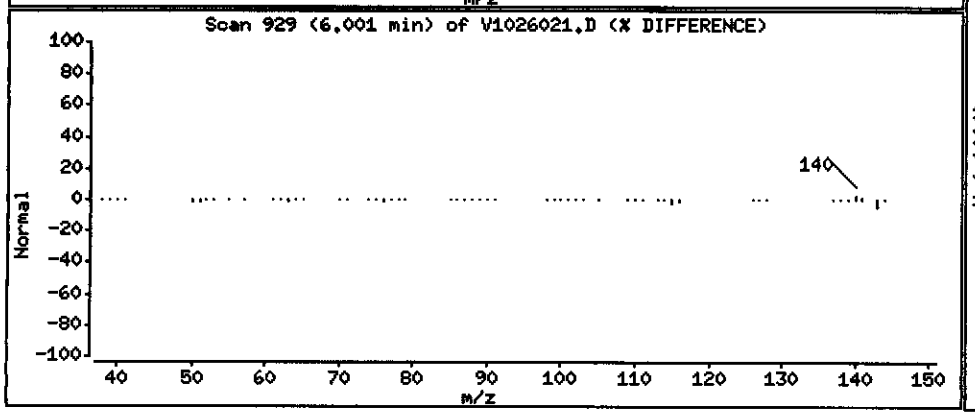

Data File: \\PITSVR06\D\chem\731.i\V102608.b\V1026021.D

Date : 27-OCT-2008 06:48

Client ID: ICM-104-1008

Instrument: 731.i

Sample Info: C8J160331-018 X20 10/20/08 h2o(8295020) 8270c

Volume Injected (uL): 2.0

Operator: 003200

Column phase: DB5-MS

Column diameter: 0.32

209 1,1'-Biphenyl

Concentration: 5.3077 ug/L

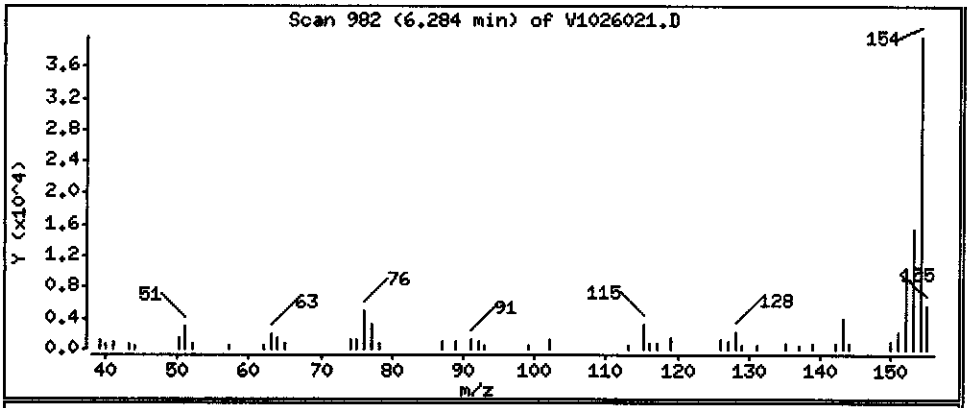

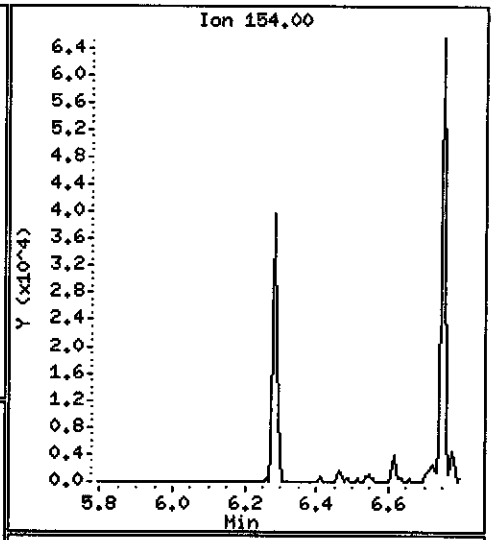

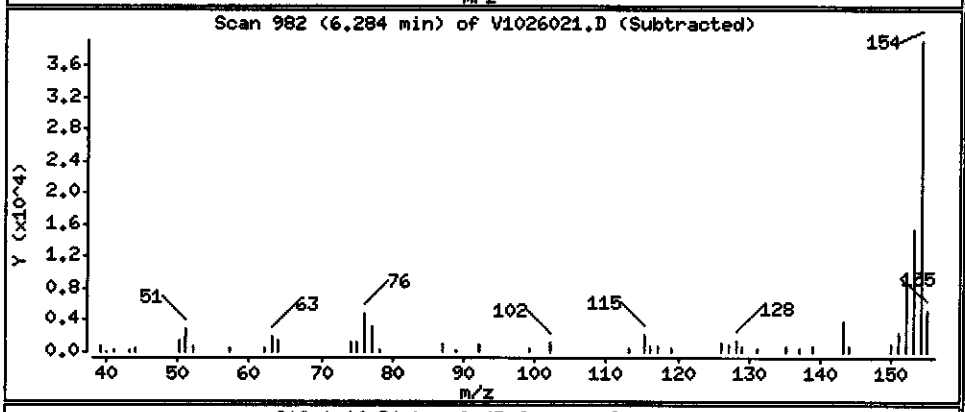

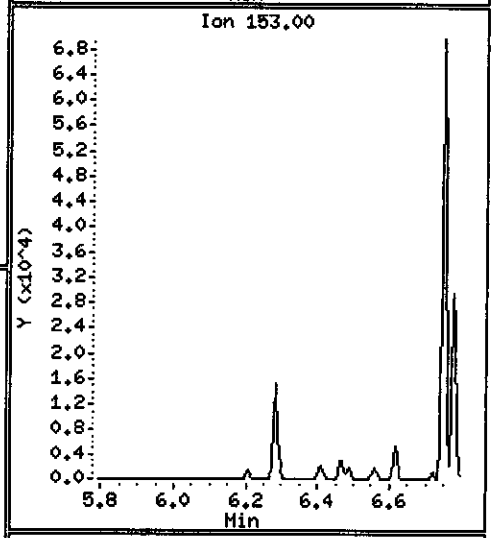

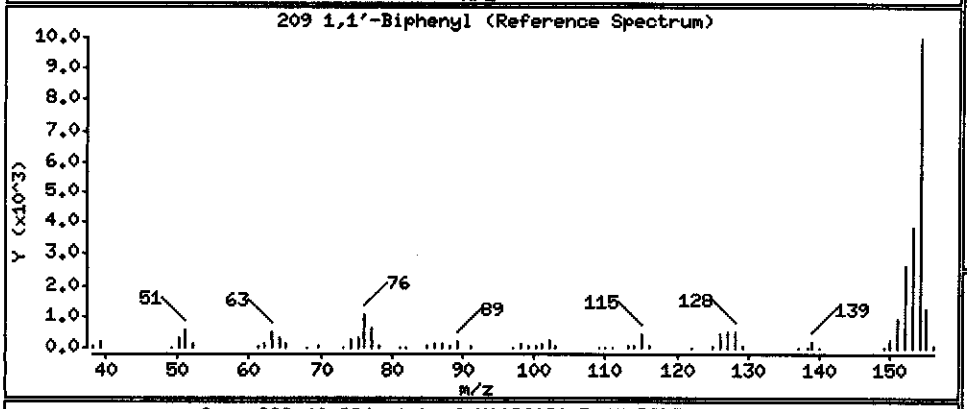

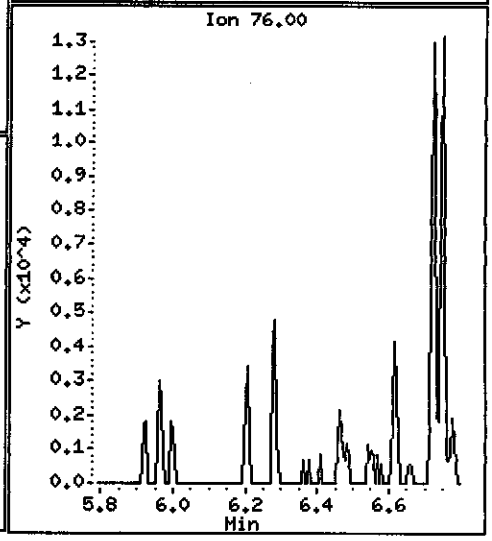

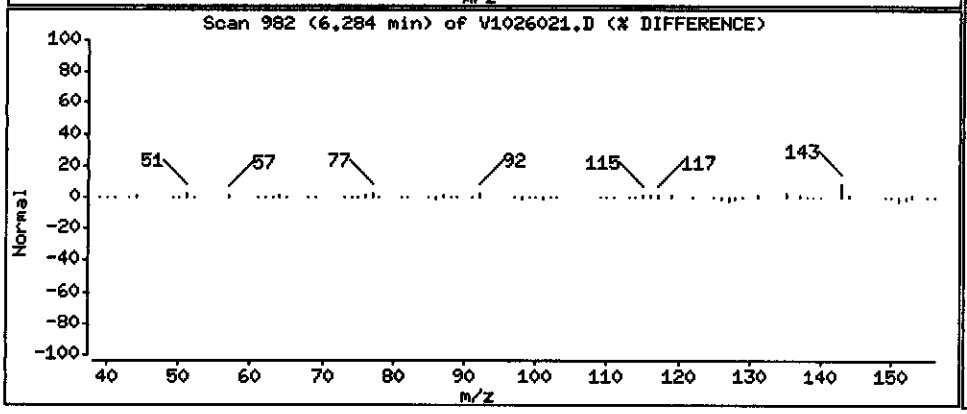

Data File: \\PITSVR06\D\chem\731.i\V102608.b\V1026021.D

Date : 27-OCT-2008 06:48

Client ID: ICM-104-1008 Instrument: 731.i

Sample Info: C8J160331-018 X20 10/20/08 h2o(8295020) 8270c

Volume Injected (uL): 2.0 Operator: 003200

Column phase: DB5-MS Column diameter: 0.32

79 Acenaphthylene Concentration: 3.8396 ug/L

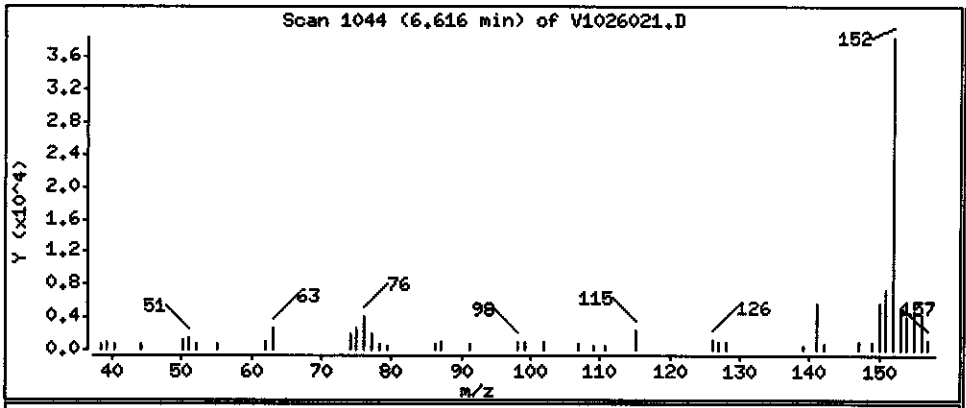

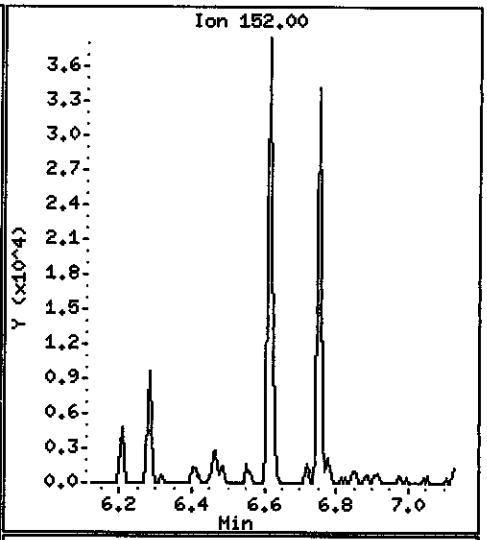

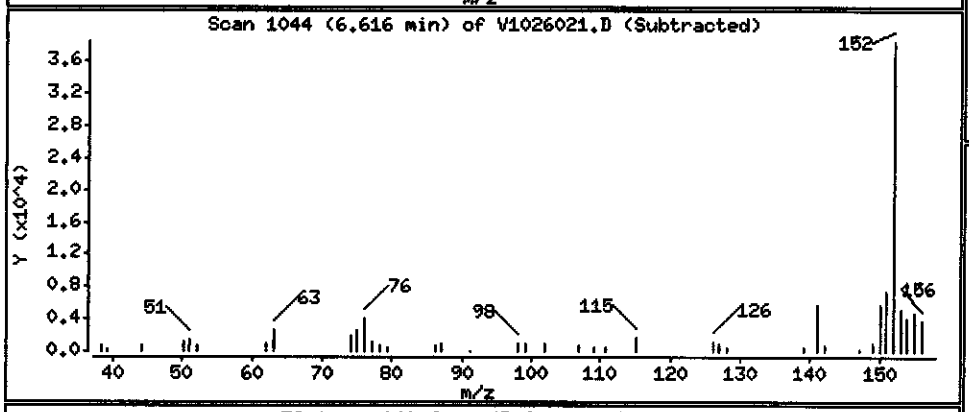

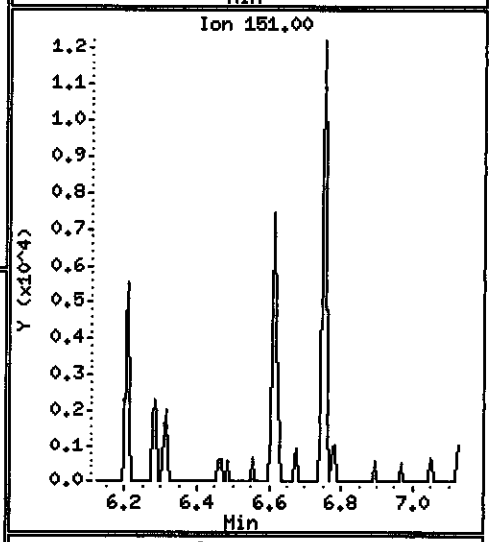

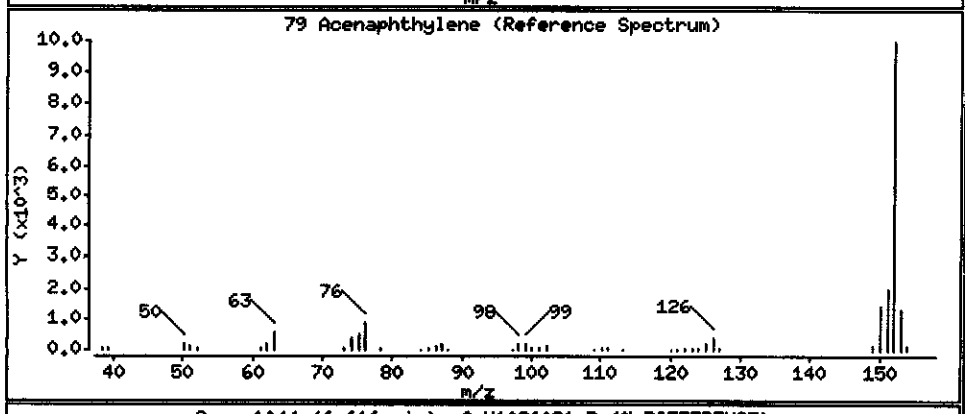

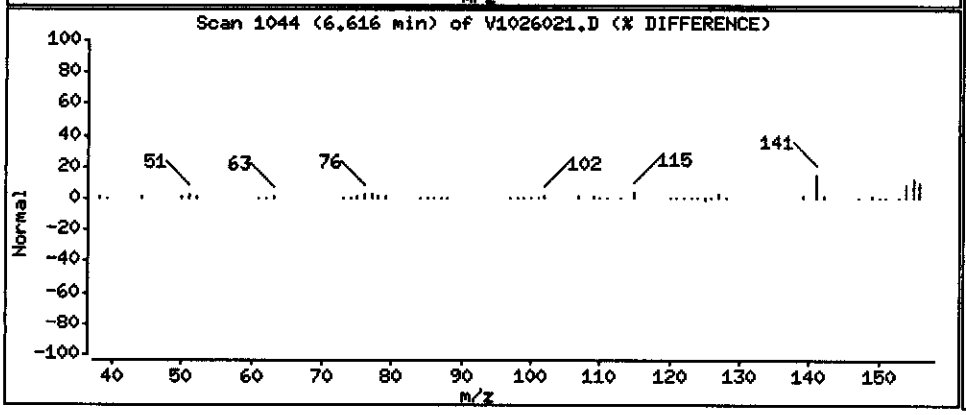

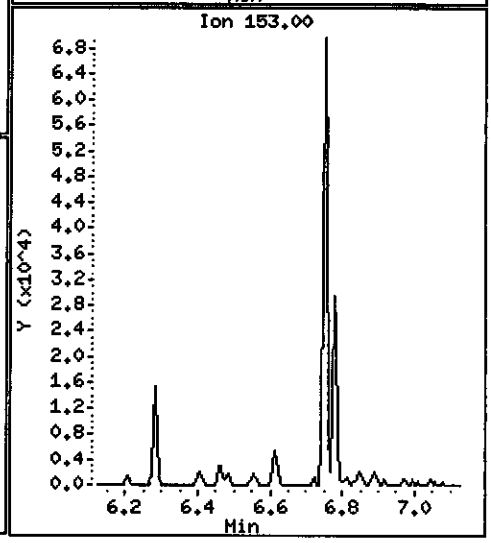

Data File: \\PITSVR06\D\chem\731.i\V102608.b\V1026021.D

Date : 27-OCT-2008 06:48

Client ID: ICM-104-1008

Instrument: 731.i

Sample Info: C8J160331-018 X20 10/20/08 h2o(8295020) 8270c

Volume Injected (uL): 2.0

Operator: 003200

Column phase: DB5-MS

Column diameter: 0.32

82 Acenaphthene

Concentration: 11.656 ug/L

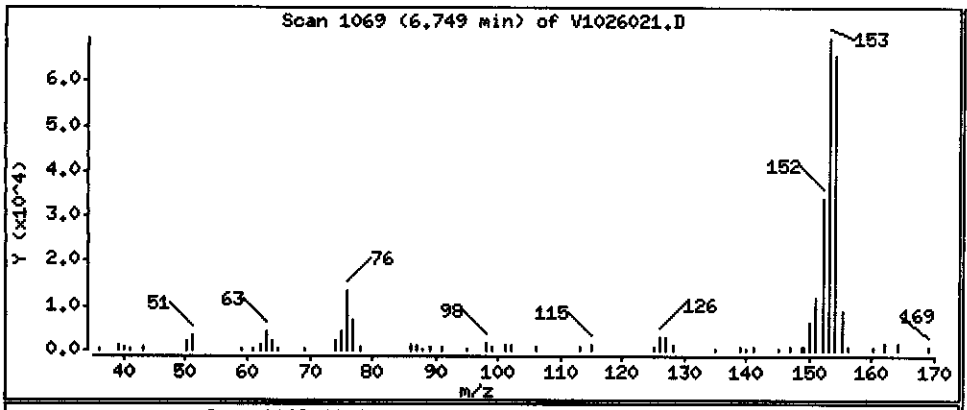

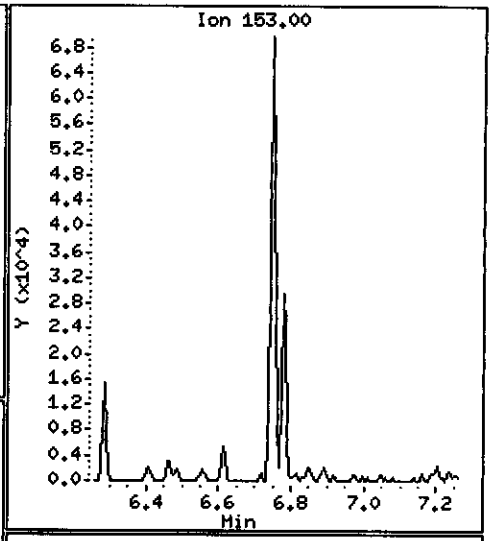

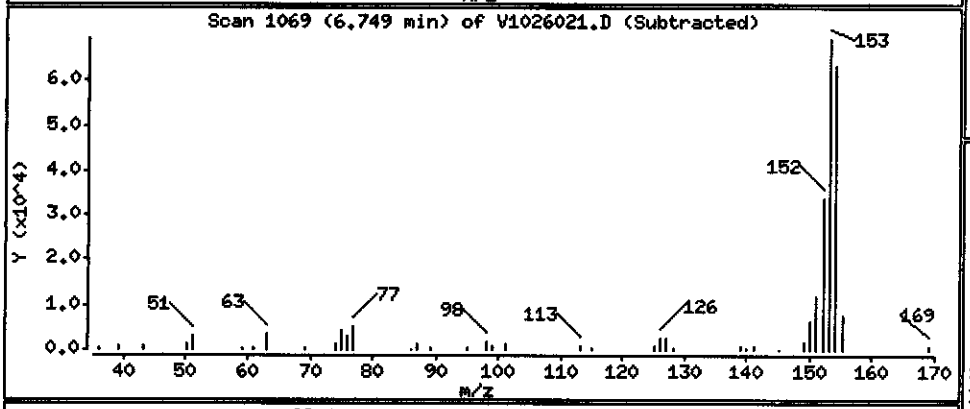

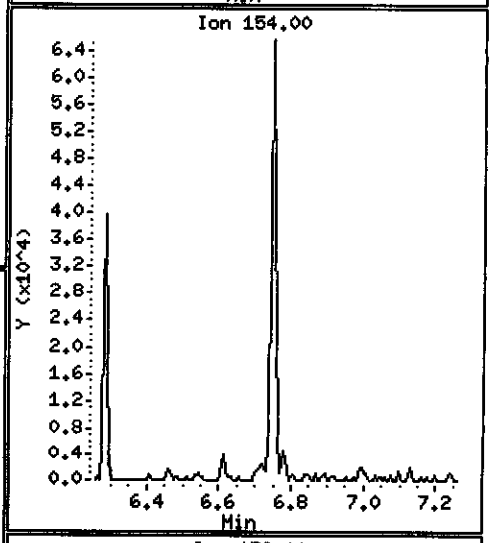

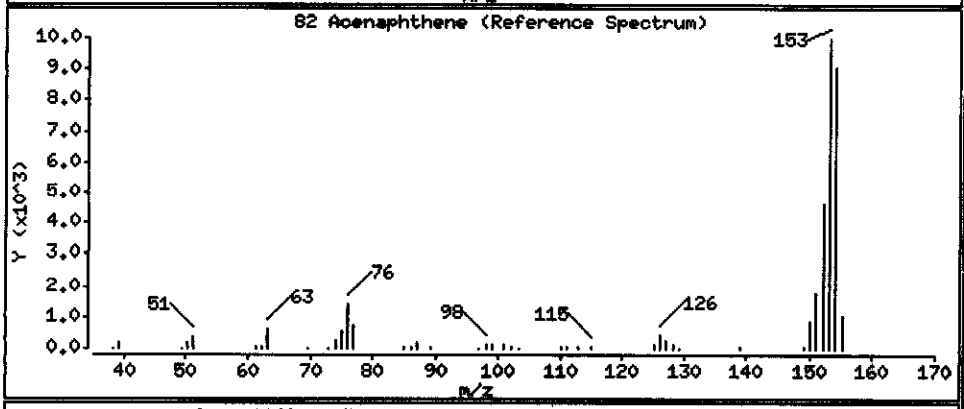

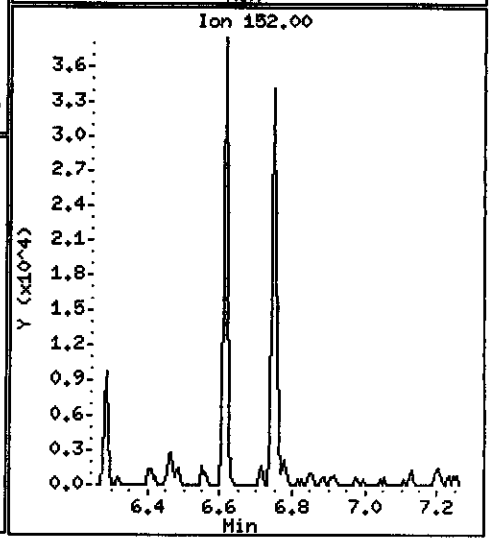

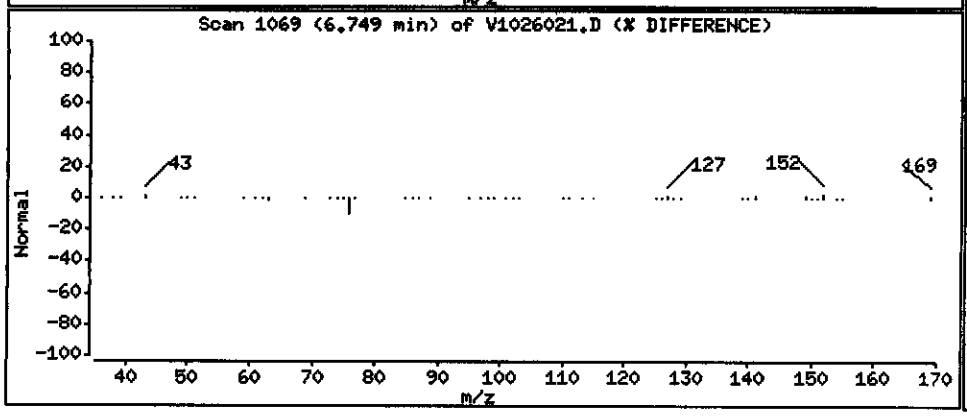

Data File: \\PITSVR06\D\chem\731.i\V102608.b\V1026021.D

Date : 27-OCT-2008 06:48

Client ID: ICM-104-1008

Instrument: 731.i

Sample Info: C8J160331-018 X20 10/20/08 h2o(8295020) 8270c

Volume Injected (uL): 2.0

Operator: 003200

Column phase: DB5-MS

Column diameter: 0.32

86 Dibenzofuran

Concentration: 12.048 ug/L

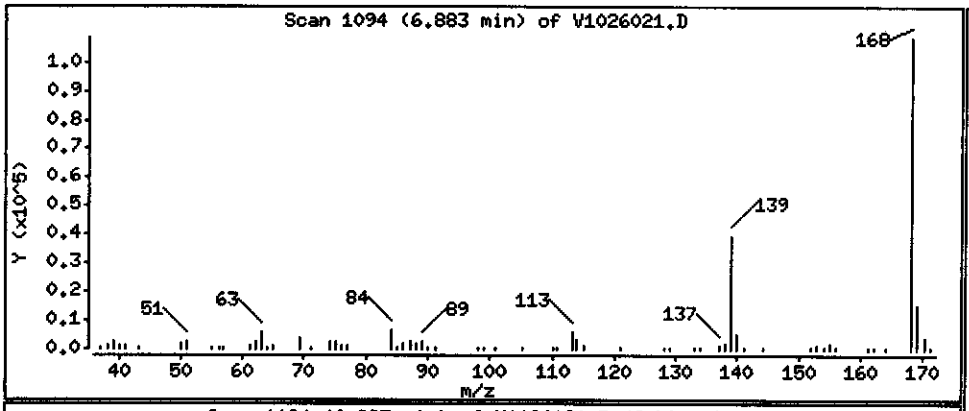

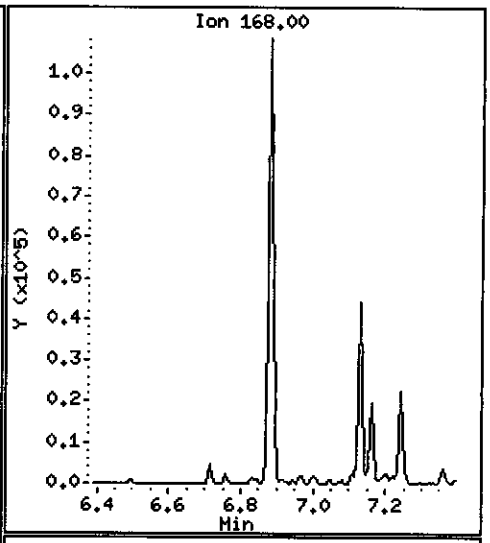

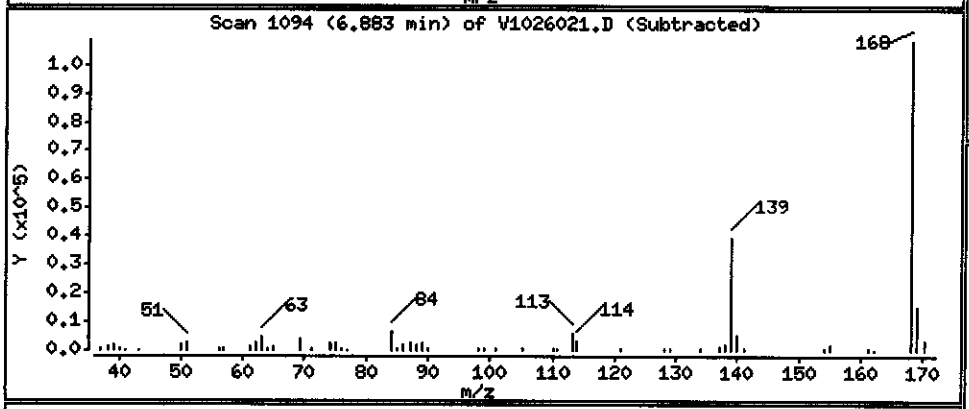

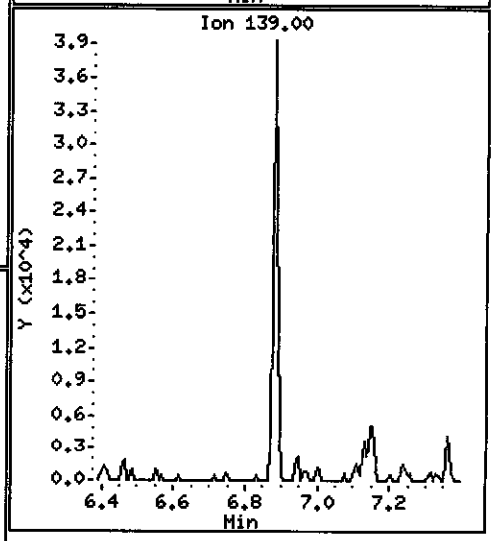

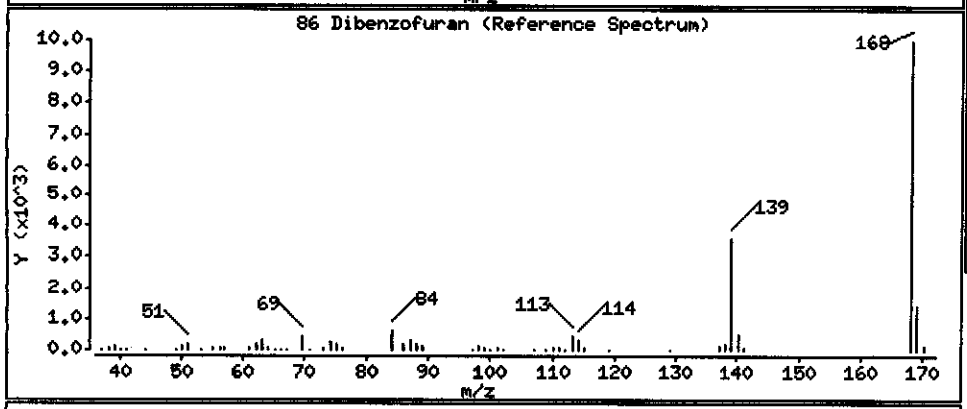

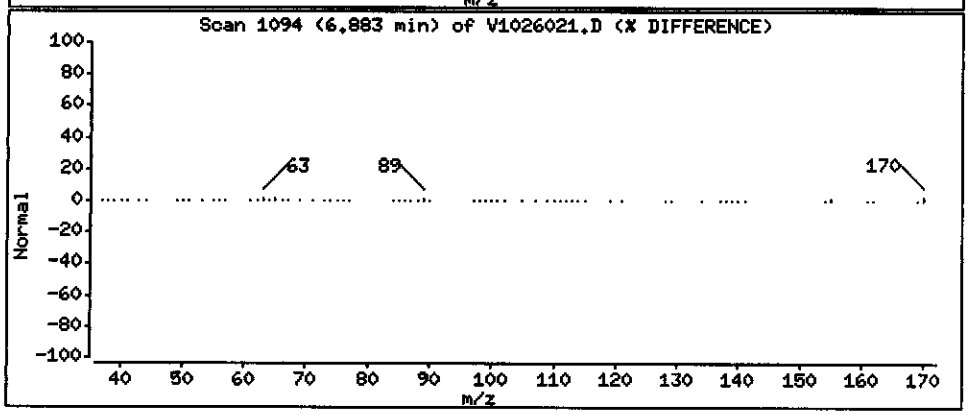

Data File: \\PITSVR06\D\chem\731.i\V102608.b\V1026021.D

Date : 27-OCT-2008 06:48

Client ID: ICM-104-1008 Instrument: 731.i

Sample Info: C8J160331-018 X20 10/20/08 h2o(8295020) 8270c

Volume Injected (uL): 2.0 Operator: 003200

Column phase: DB5-MS Column diameter: 0.32

92 2-Naphthylamine Concentration: 173.34 ug/L

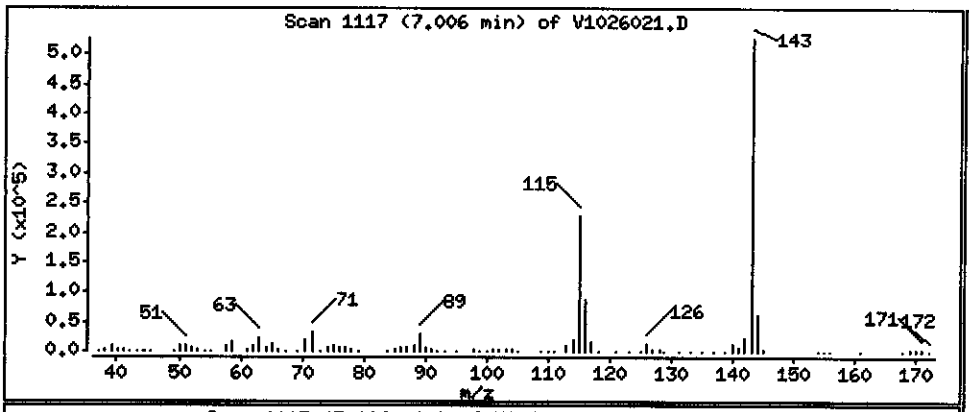

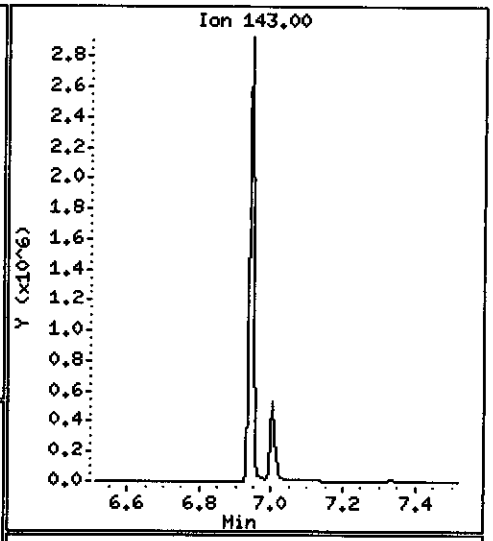

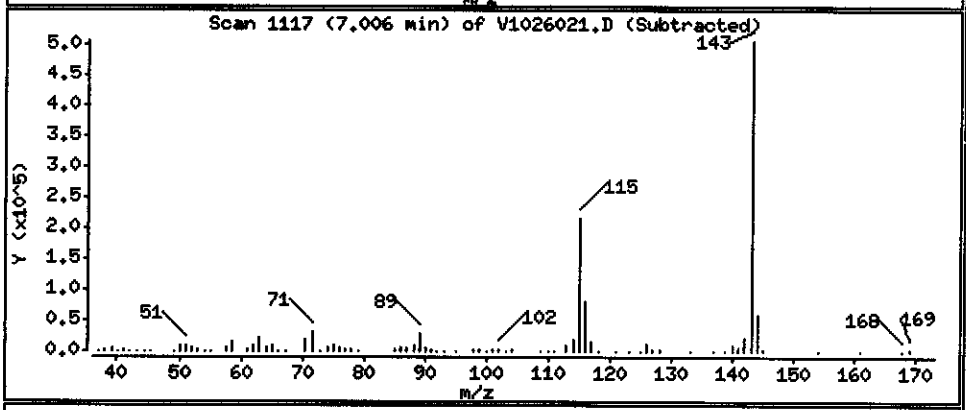

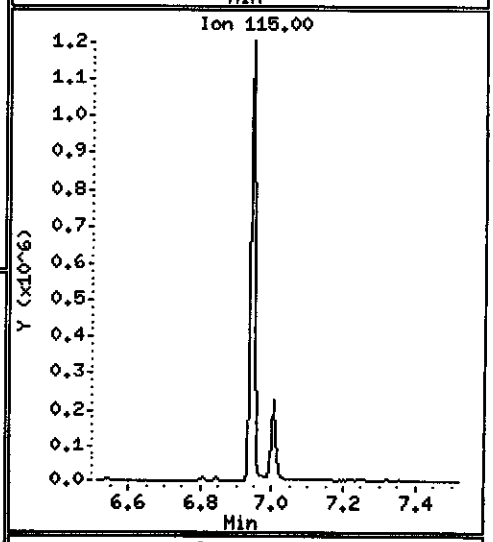

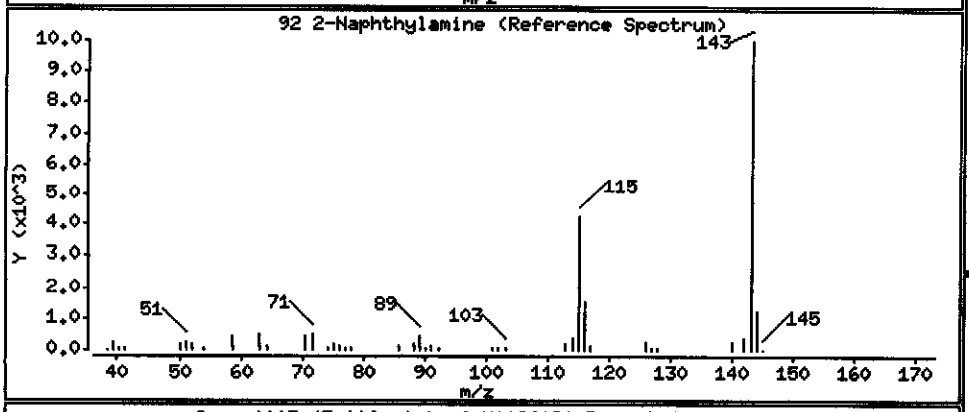

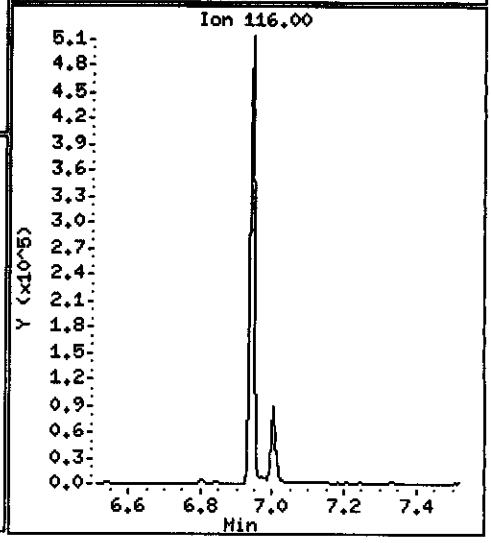

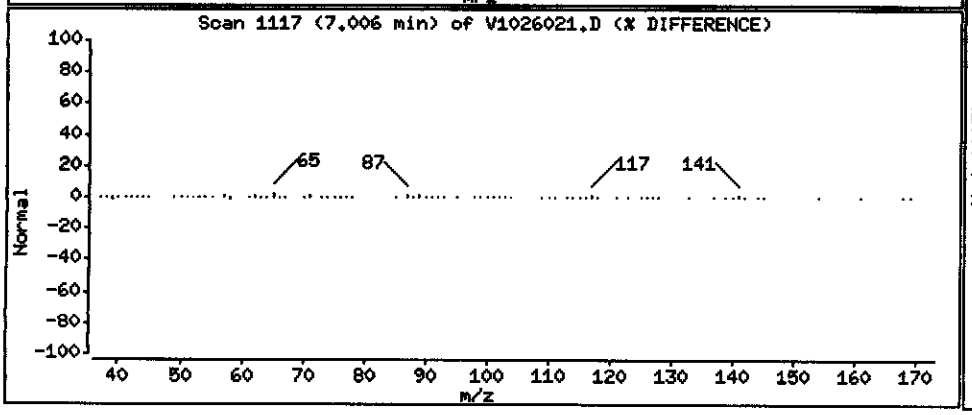

Data File: \\PITSVR06\D\chem\731.i\V102608.b\V1026021.D

Date : 27-OCT-2008 06:48

Client ID: ICM-104-1008

Instrument: 731.i

Sample Info: C8J160331-018 X20 10/20/08 h2o(8295020) 8270c

Volume Injected (uL): 2.0

Operator: 003200

Column phase: DB5-MS

Column diameter: 0.32

94 Fluorene

Concentration: 11.830 ug/L

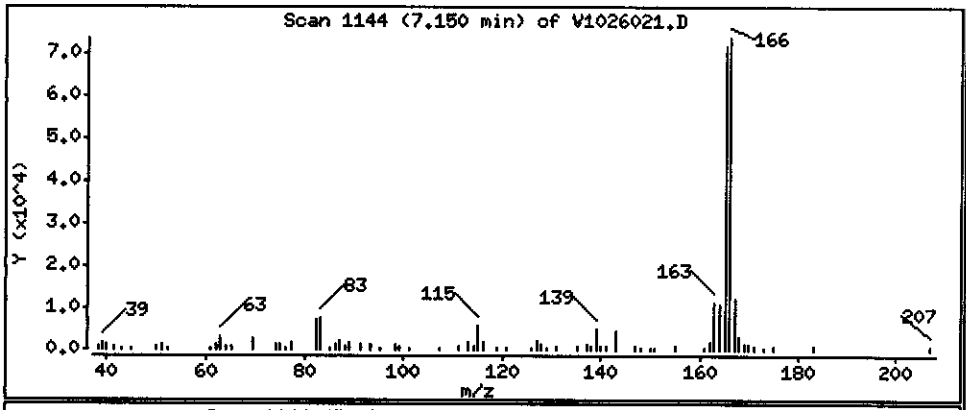

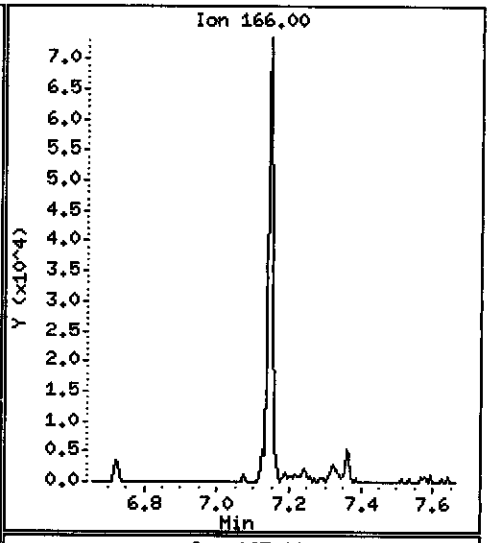

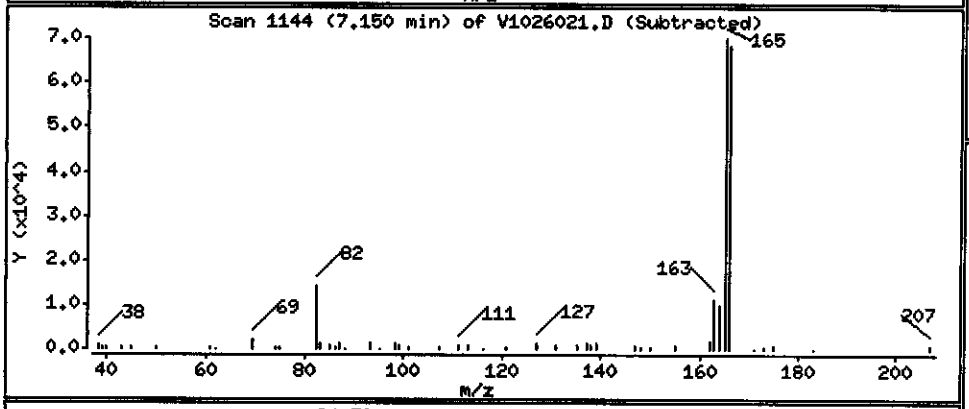

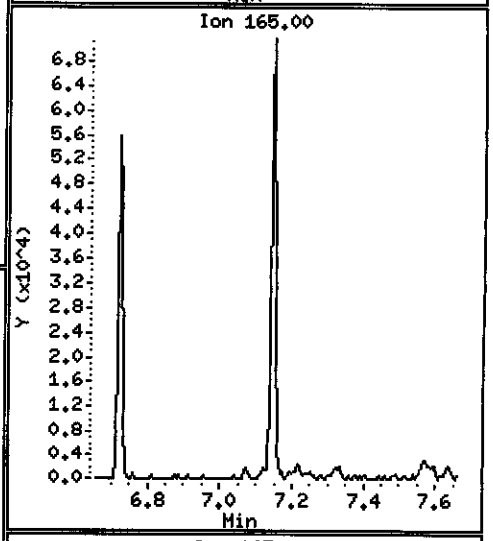

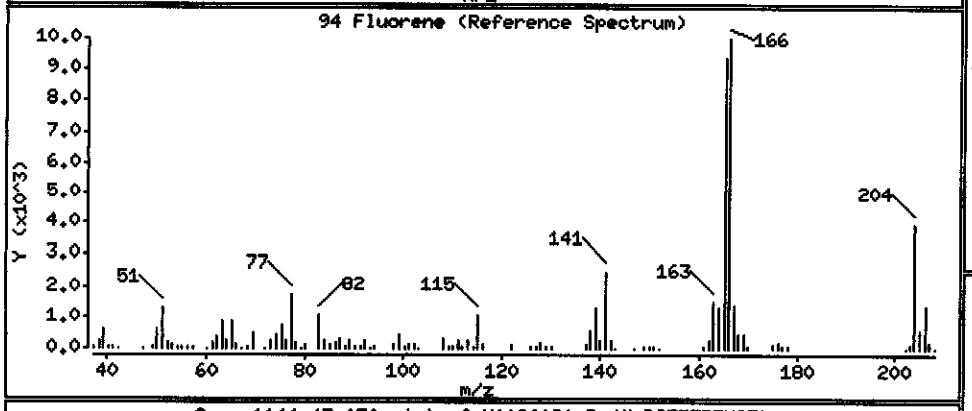

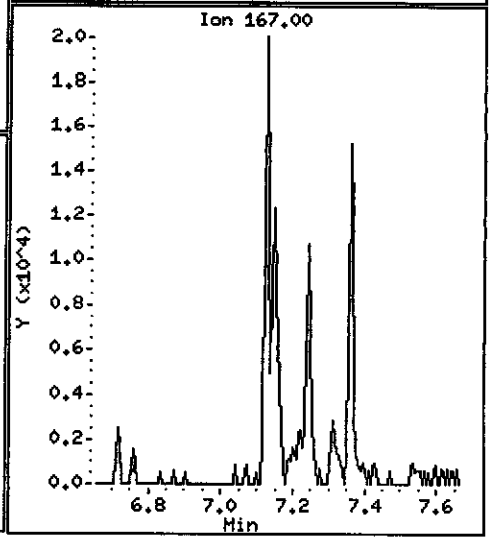

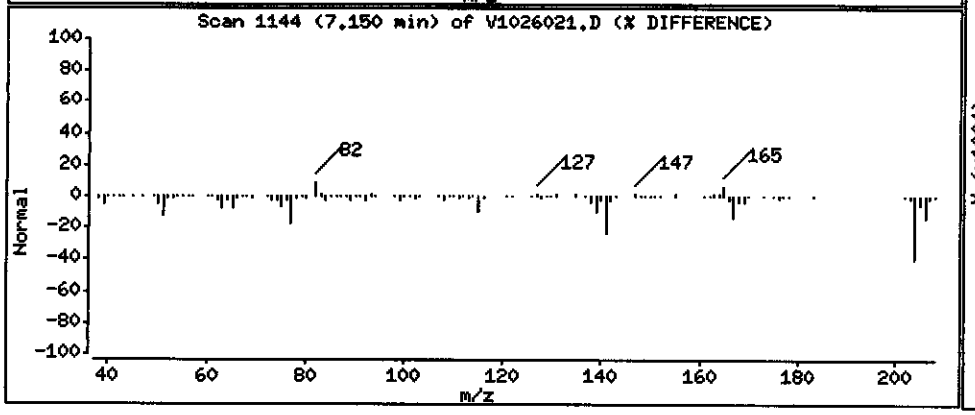

Data File: \\PITSVR06\D\chem\731.i\V102608.b\V1026021.D

Date : 27-OCT-2008 06:48

Client ID: ICM-104-1008

Instrument: 731.i

Sample Info: C8J160331-018 X20 10/20/08 h2o(8295020) 8270c

Volume Injected (uL): 2.0

Operator: 003200

Column phase: DB5-MS

Column diameter: 0.32

99 N-Nitrosodiphenylamine (1)

Concentration: 6.1181 ug/L

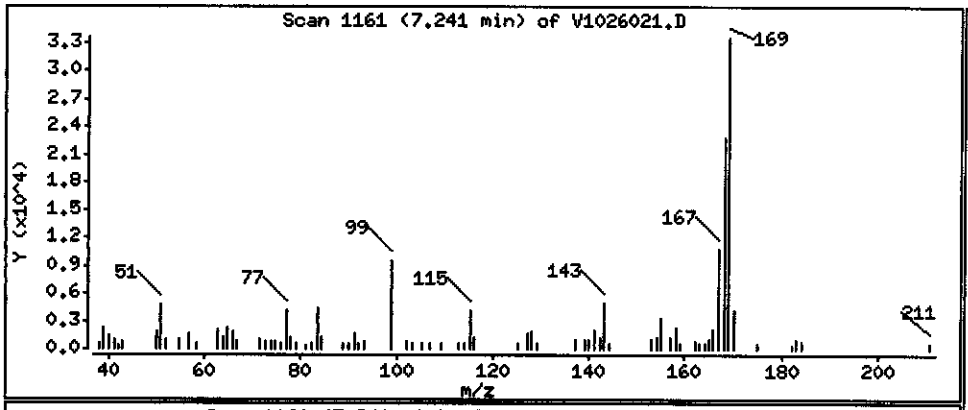

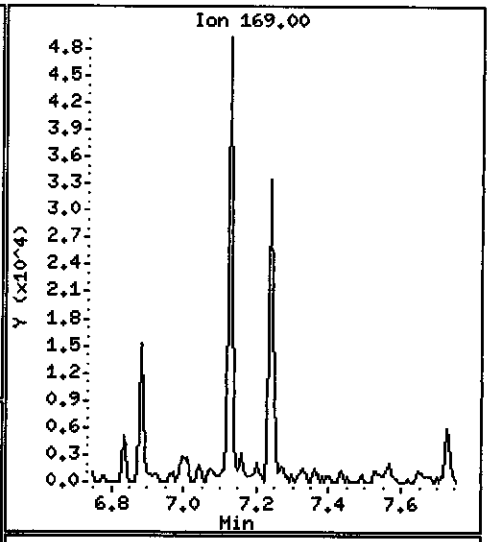

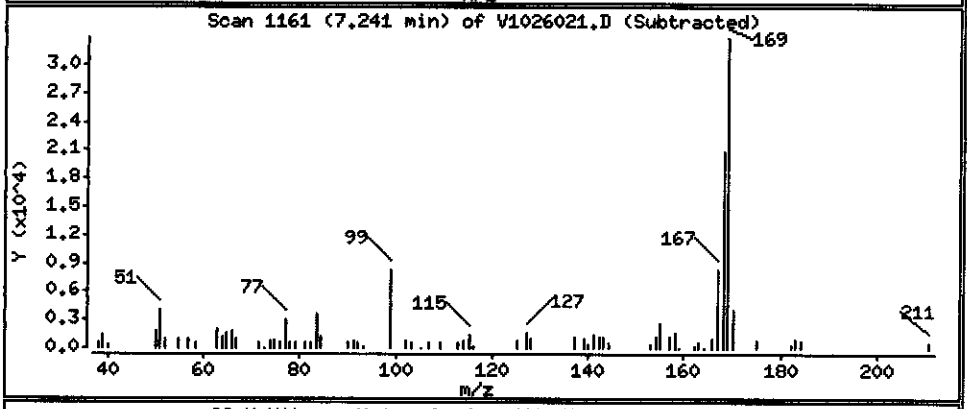

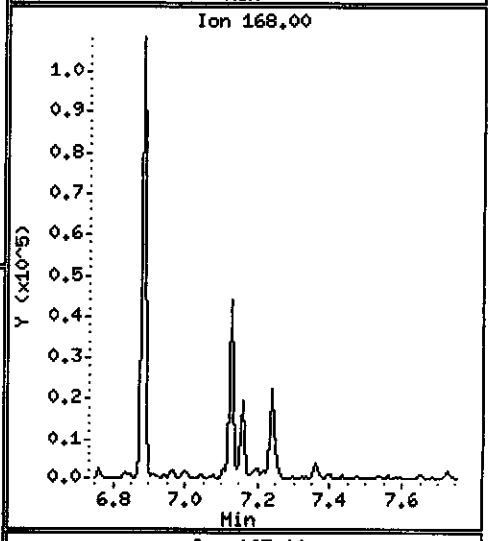

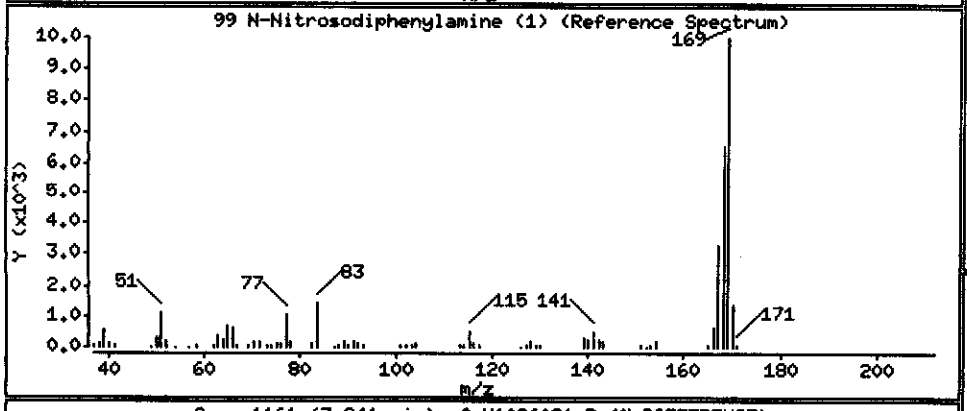

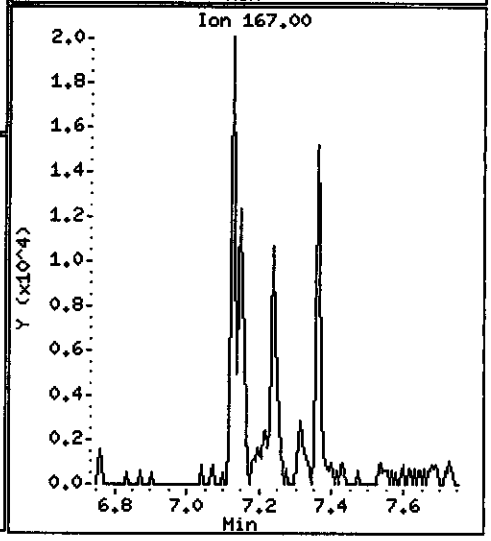

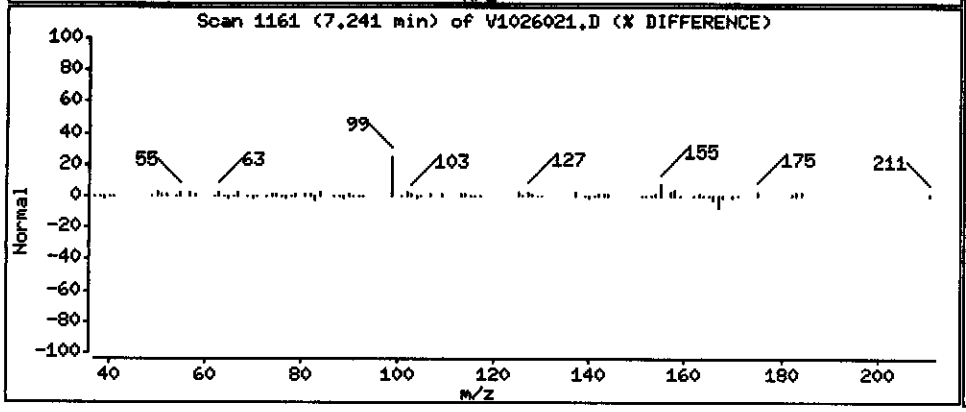

Data File: \\PITSVR06\D\chem\731.i\V102608.b\V1026021.D

Date : 27-OCT-2008 06:48

Client ID: ICM-104-1008

Instrument: 731.i

Sample Info: C8J160331-018 X20 10/20/08 h2o(8295020) 8270c

Volume Injected (uL): 2.0

Operator: 003200

Column phase: DB5-MS

Column diameter: 0.32

115 Phenanthrene

Concentration: 9.9033 ug/L

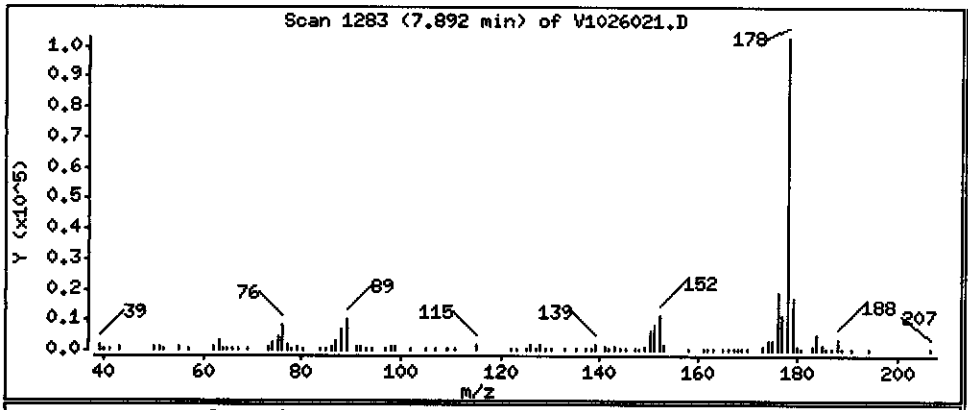

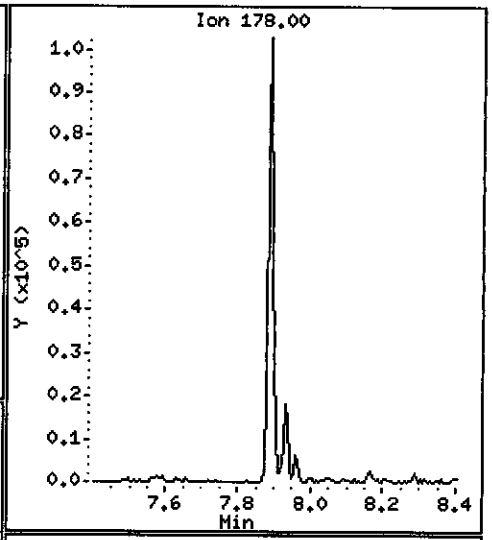

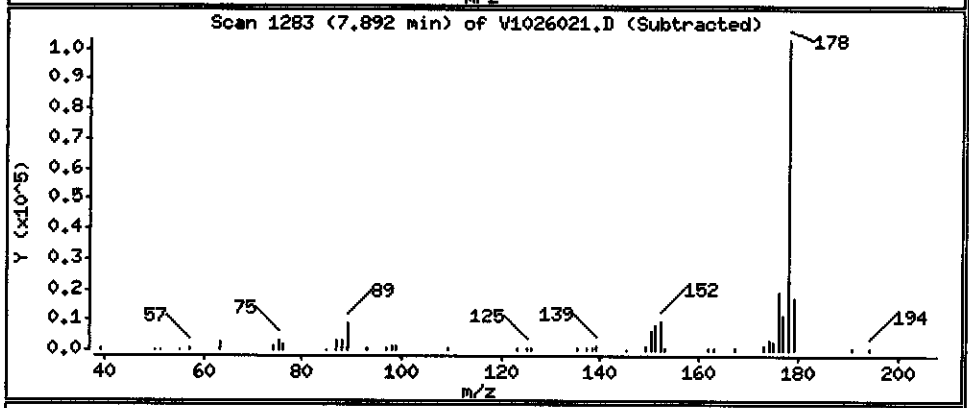

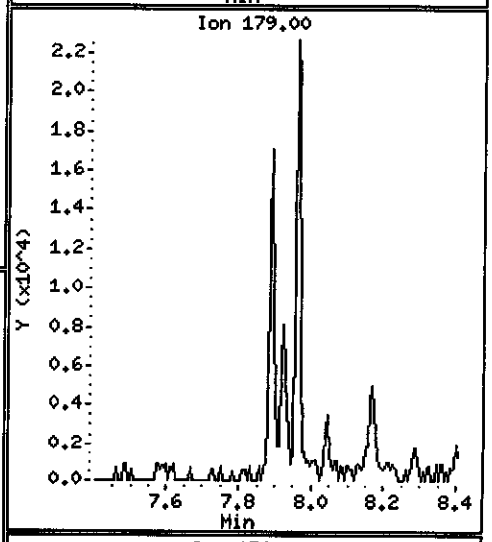

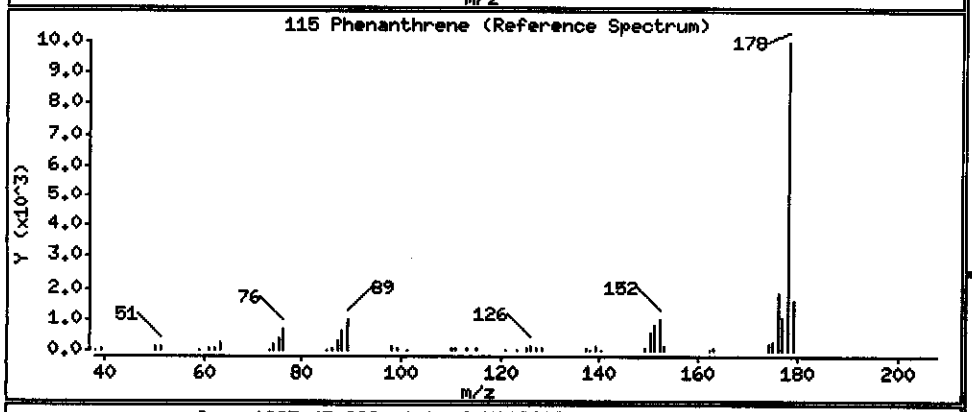

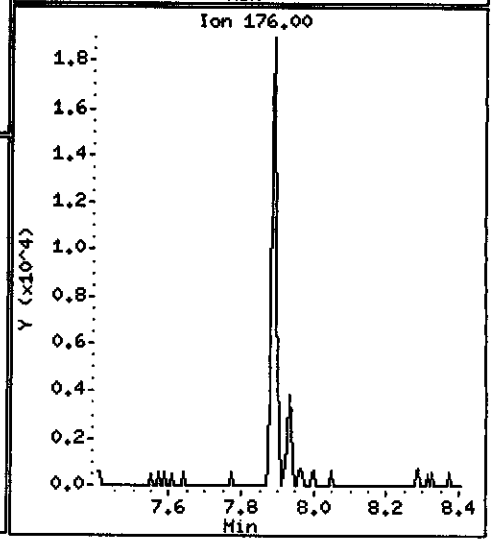

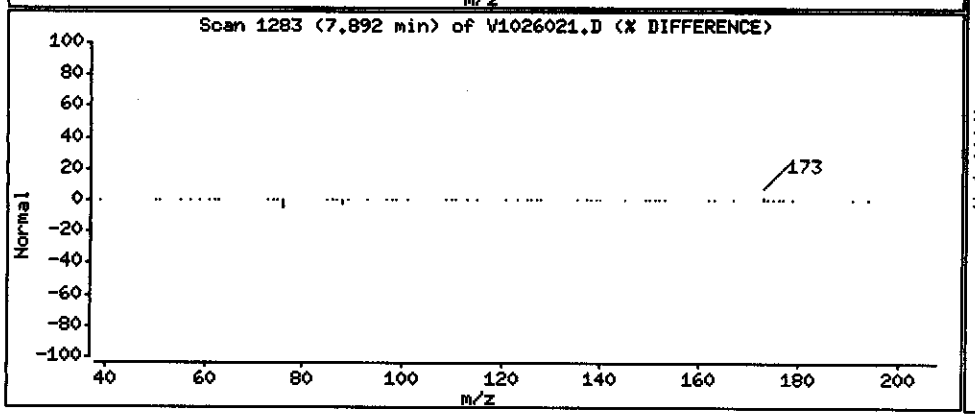

Data File: \\PITSVR06\D\chem\731.i\V102608.b\V1026021.D

Date : 27-OCT-2008 06:48

Client ID: ICM-104-1008

Instrument: 731.i

Sample Info: C8J160331-018 X20 10/20/08 h2o(8295020) 8270c

Volume Injected (uL): 2.0

Operator: 003200

Column phase: DB5-MS

Column diameter: 0.32

116 Anthracene

Concentration: 1.8438 ug/L

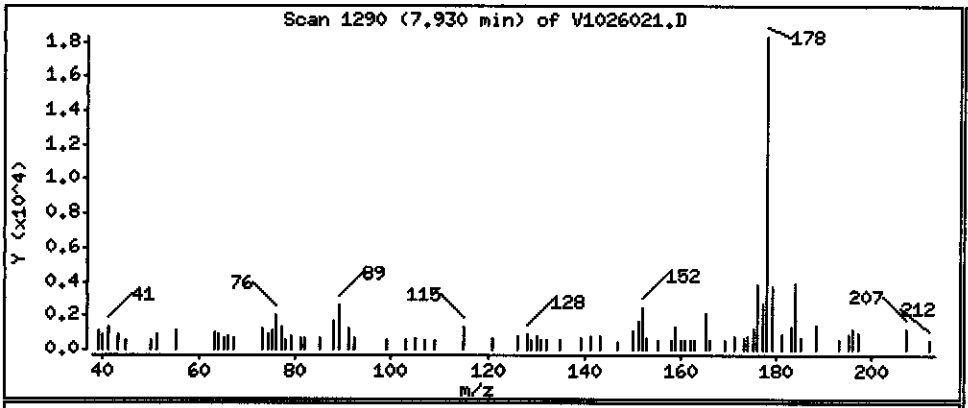

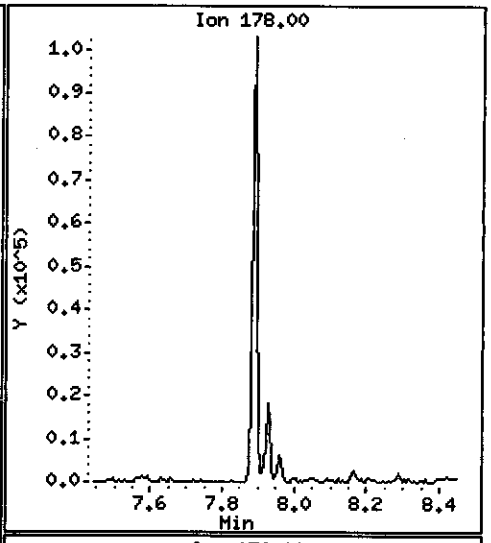

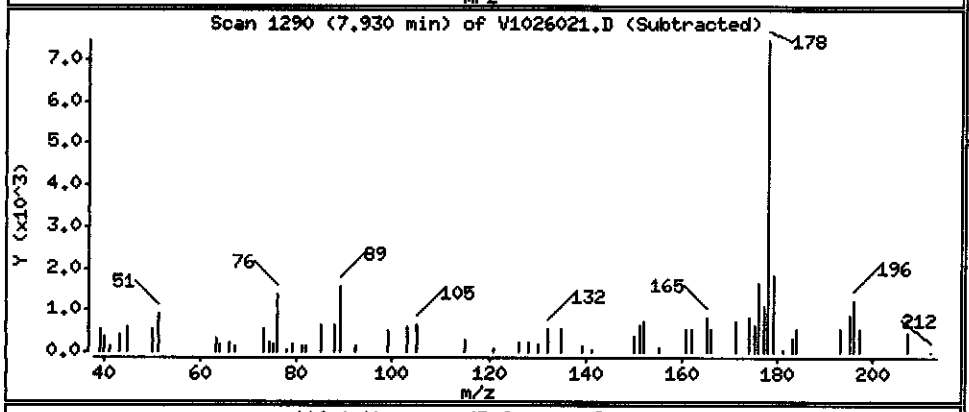

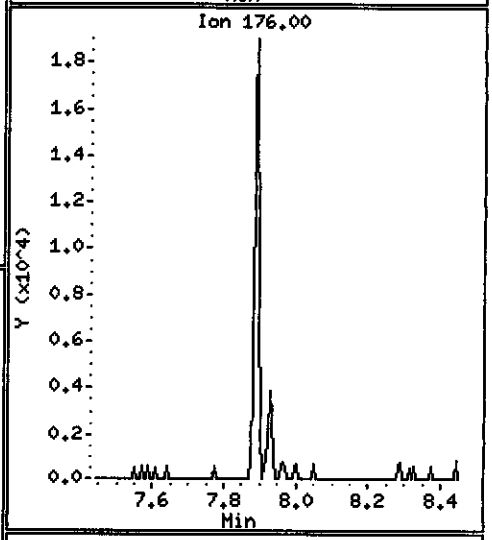

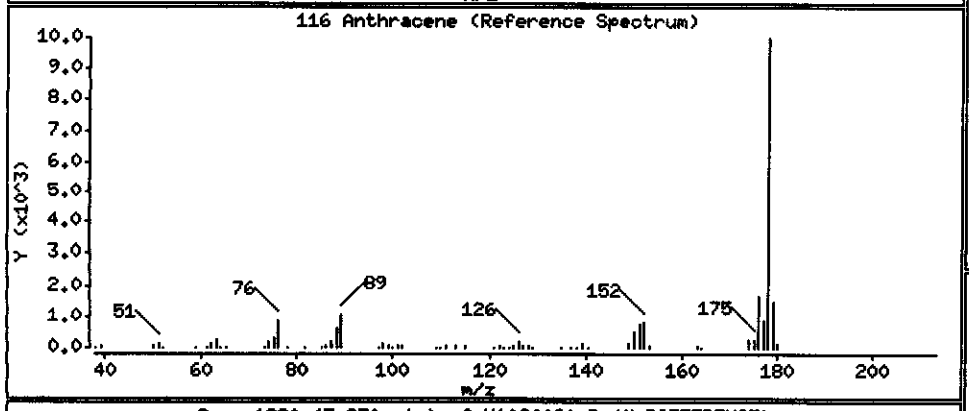

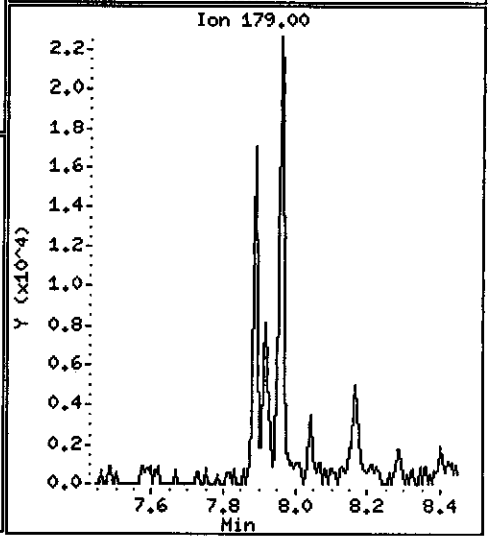

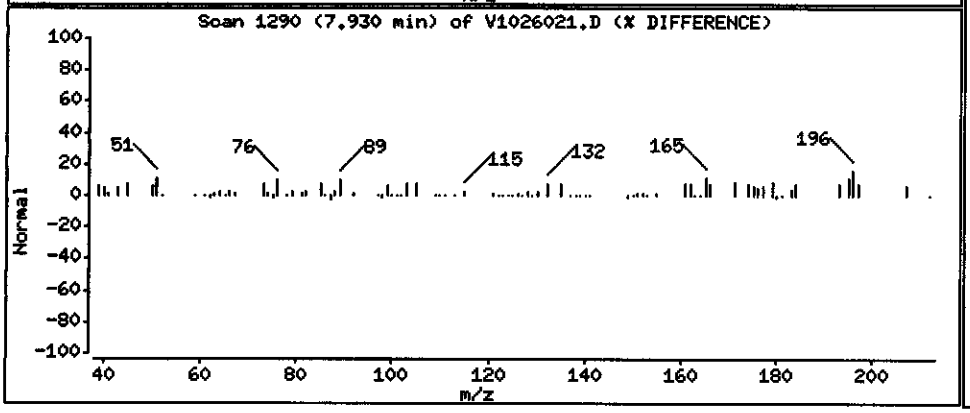

Data File: \\PITSVR06\D\chem\731.i\V102608.b\V1026021.D

Date : 27-OCT-2008 06:48

Client ID: ICM-104-1008 Instrument: 731.i

Sample Info: C8J160331-018 X20 10/20/08 h2o(8295020) 8270c

Volume Injected (uL): 2.0 Operator: 003200

Column phase: DB5-MS Column diameter: 0.32

119 Carbazole Concentration: 29.848 ug/L

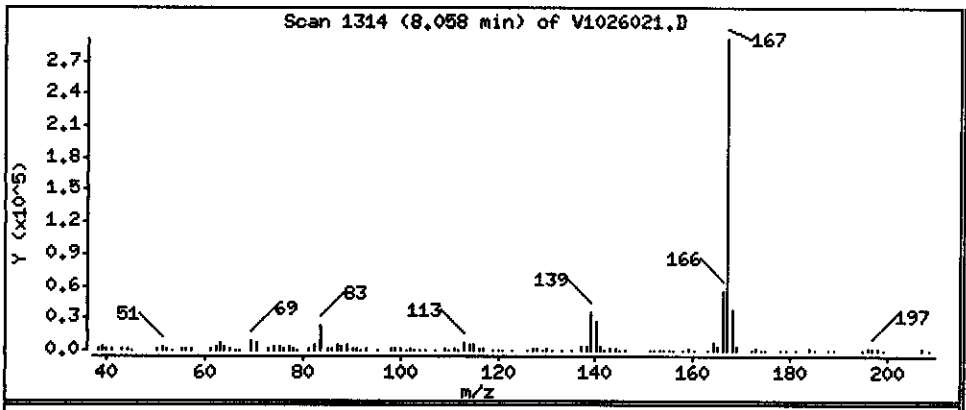

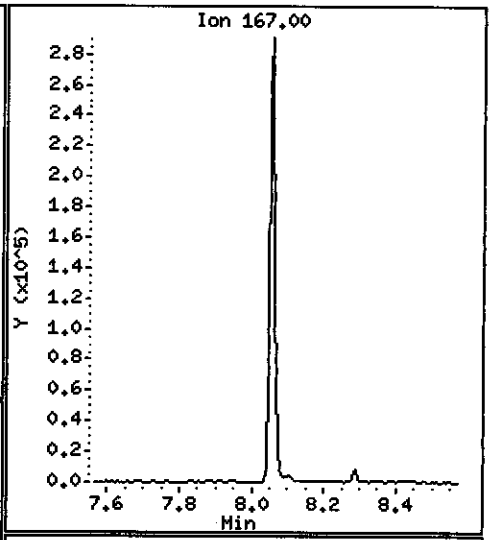

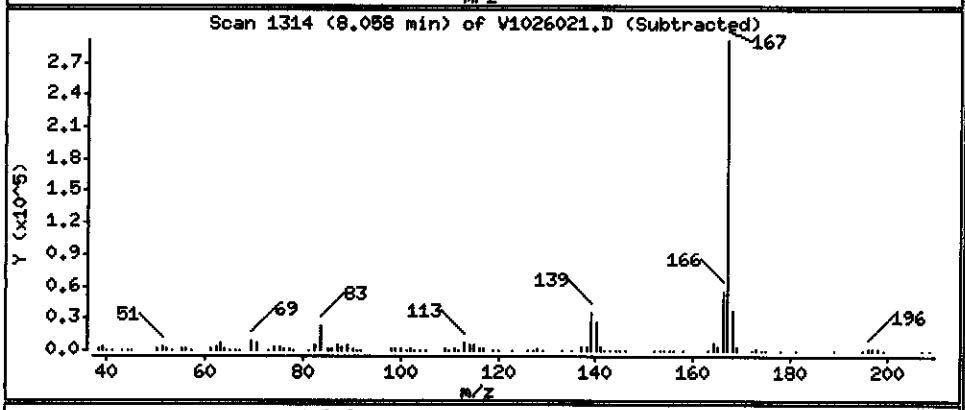

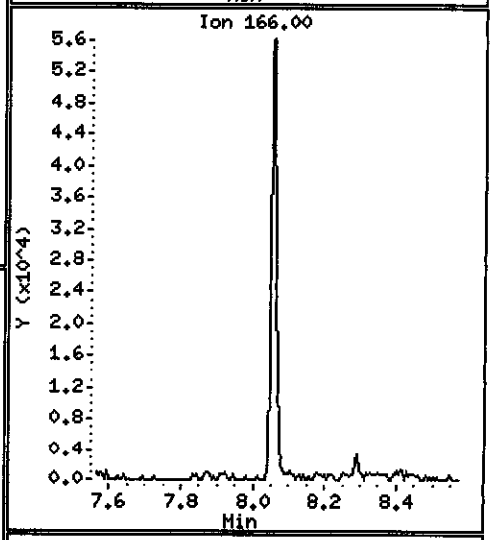

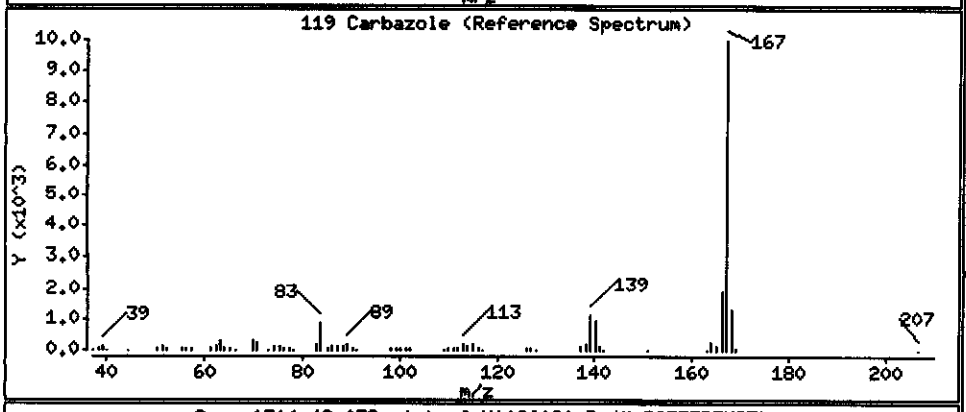

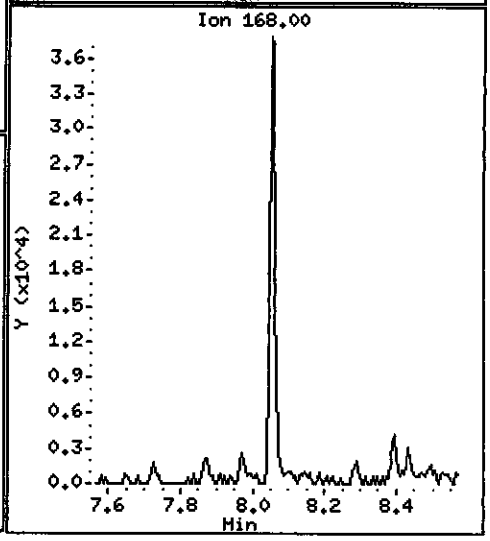

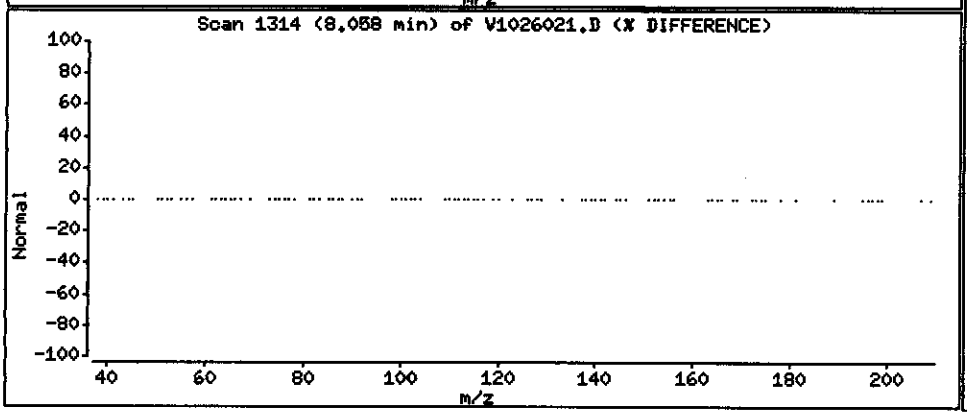

Data File: \\PITSVR06\D\chem\731.i\V102608.b\V1026021.D

Date : 27-OCT-2008 06:48

Client ID: ICM-104-1008

Instrument: 731.i

Sample Info: C8J160331-018 X20 10/20/08 h2o(8295020) 8270c

Volume Injected (uL): 2.0

Operator: 003200

Column phase: DB5-MS

Column diameter: 0.32

123 Fluoranthene

Concentration: 1.3907 ug/L

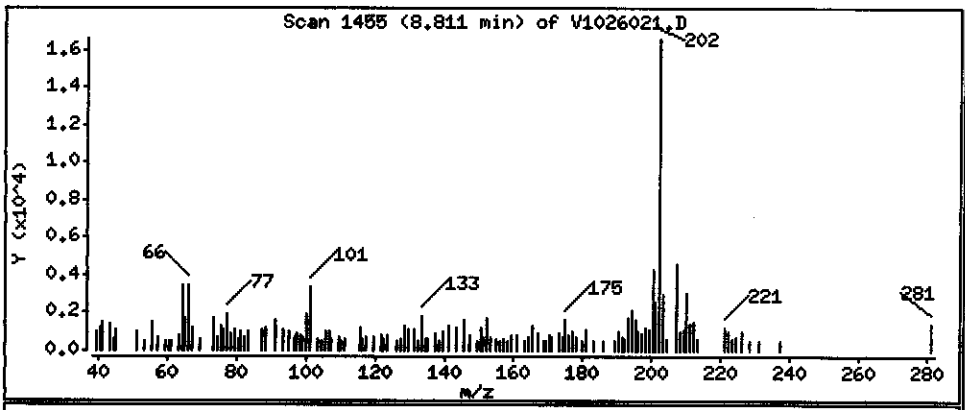

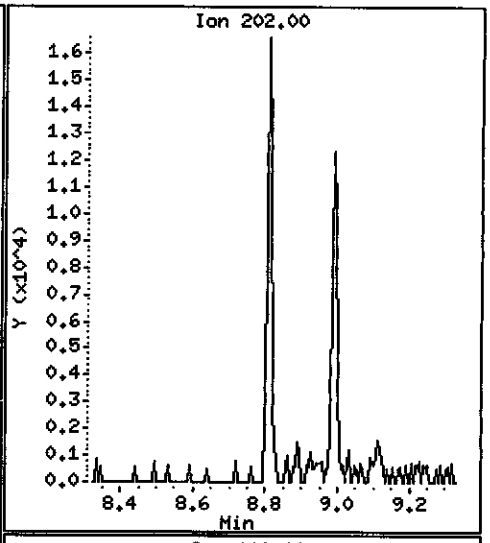

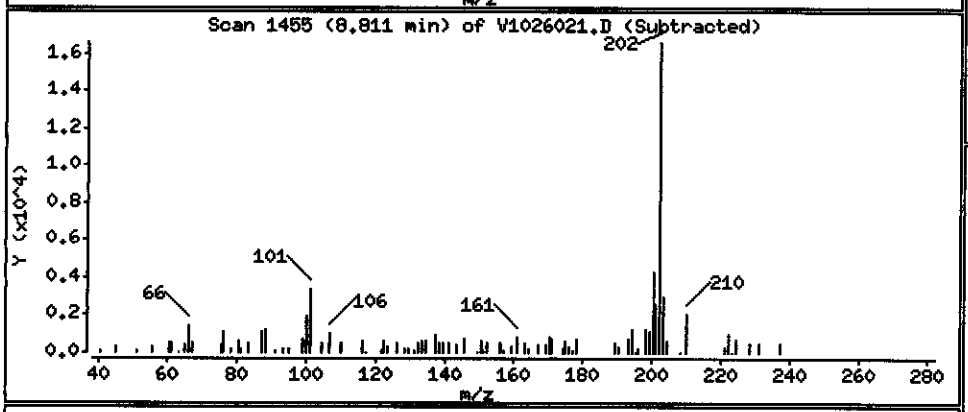

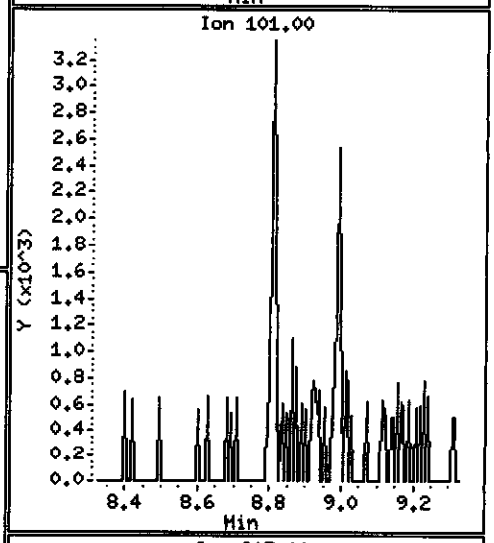

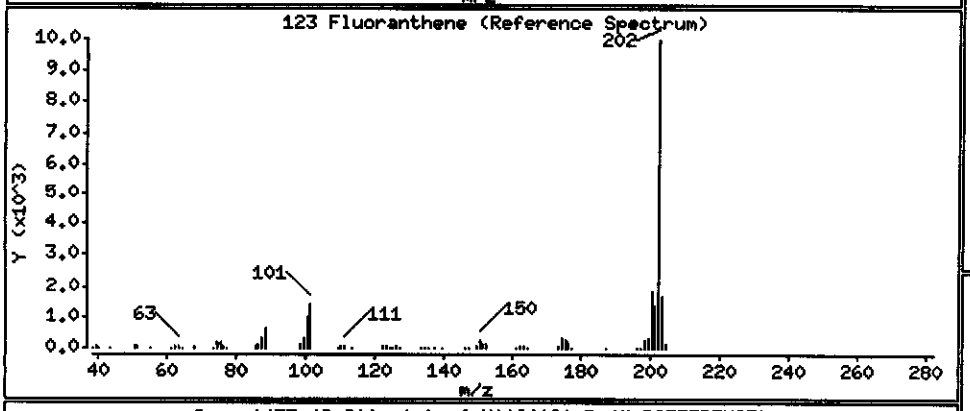

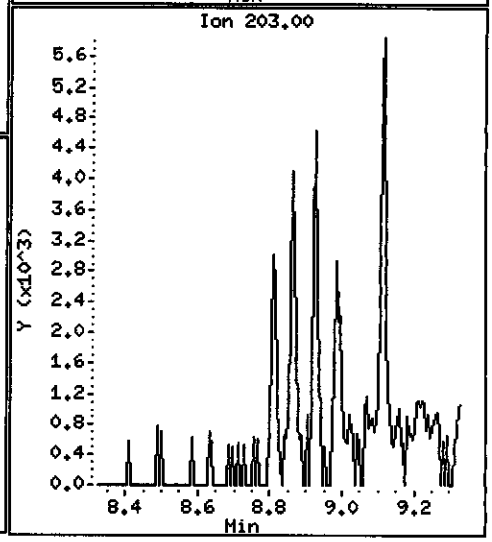

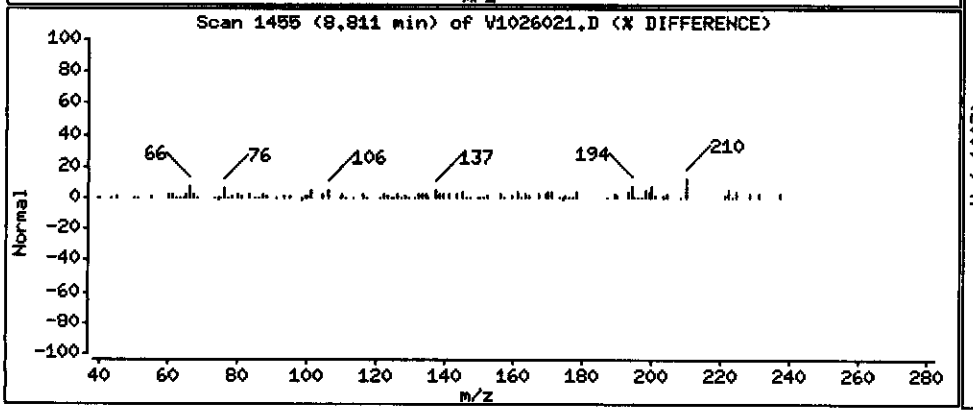

Data File: \\PITSVR06\D\chem\731.i\V102608.b\V1026021.D

Date : 27-OCT-2008 06:48

Client ID: ICM-104-1008

Instrument: 731.i

Sample Info: C8J160331-018 X20 10/20/08 h2o(8295020) 8270c

Volume Injected (uL): 2.0

Operator: 003200

Column phase: DB5-MS

Column diameter: 0.32

124 Benzidine

Concentration: 14.622 ug/L

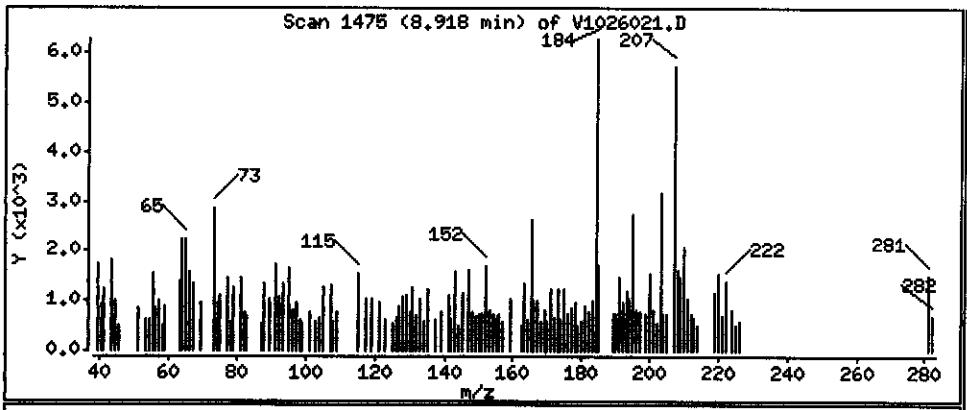

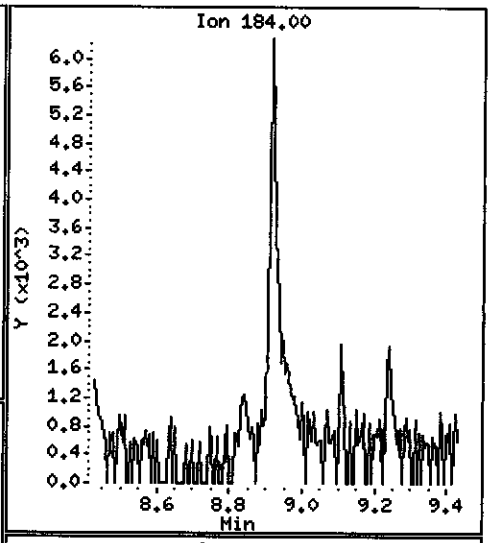

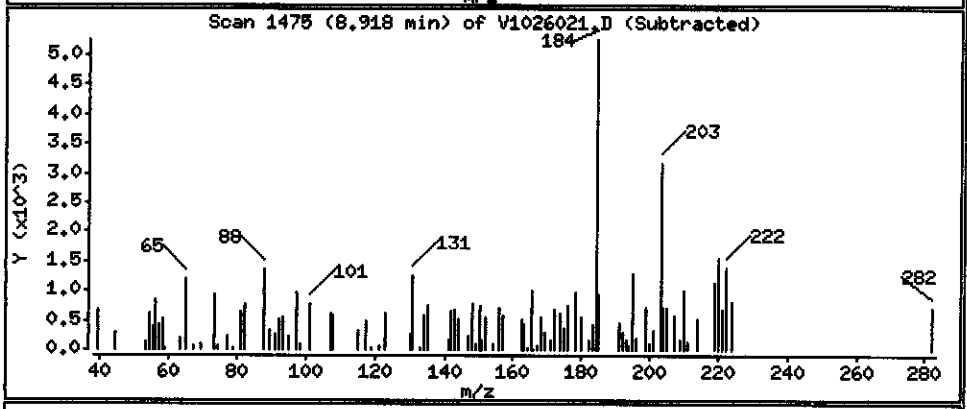

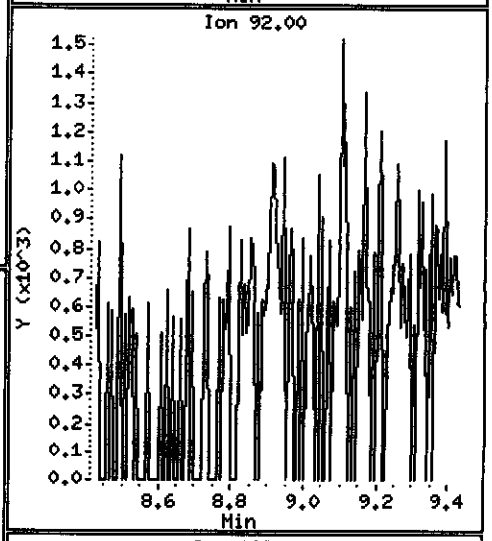

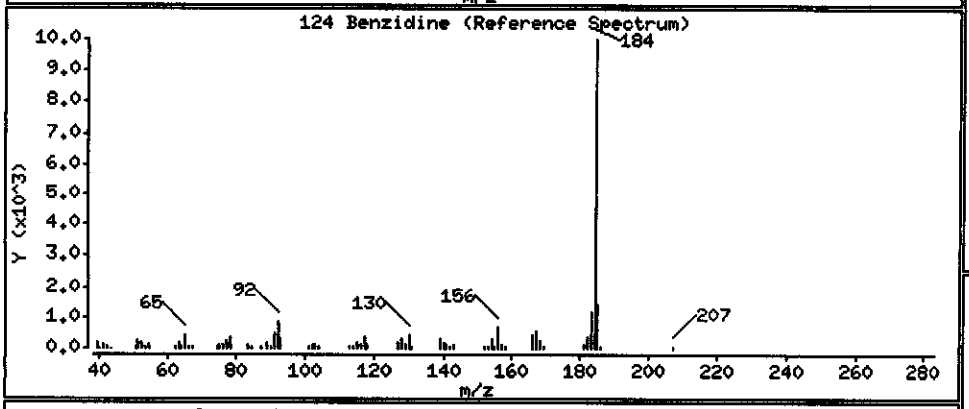

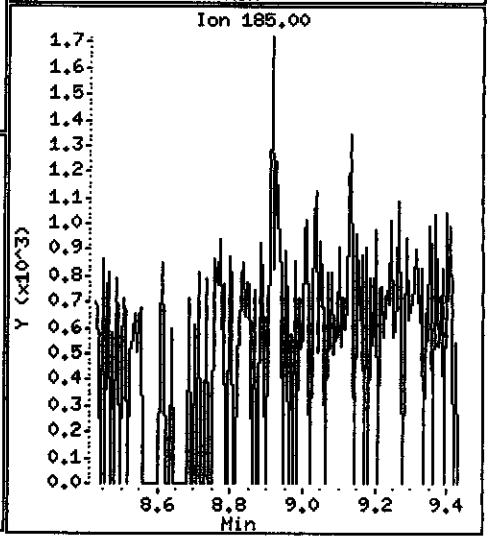

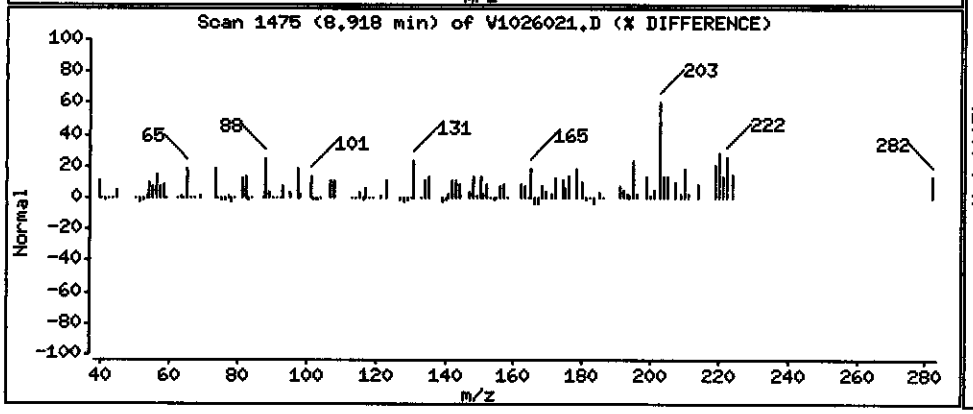

Data File: \\PITSVR06\D\chem\731.i\V102608.b\V1026021.D

Date : 27-OCT-2008 06:48

Client ID: ICM-104-1008 Instrument: 731.i

Sample Info: C8J160331-018 X20 10/20/08 h2o(8295020) 8270c

Volume Injected (uL): 2.0 Operator: 003200

Column phase: DB5-MS Column diameter: 0.32

125 Pyrene Concentration: 0.97769 ug/L

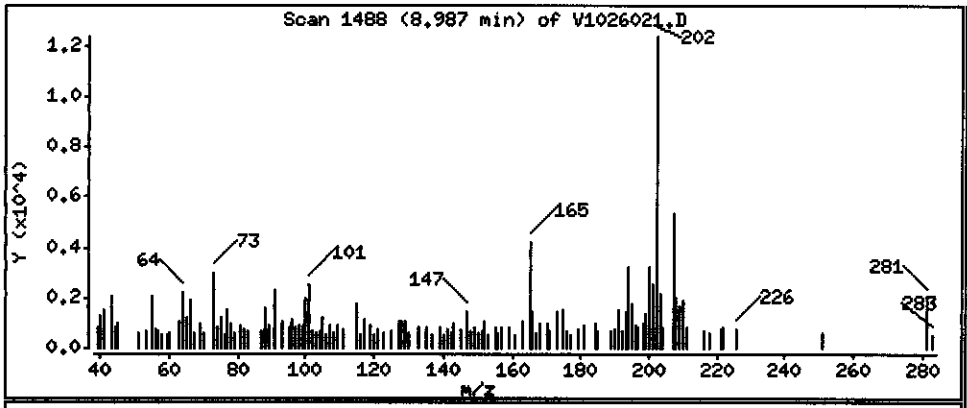

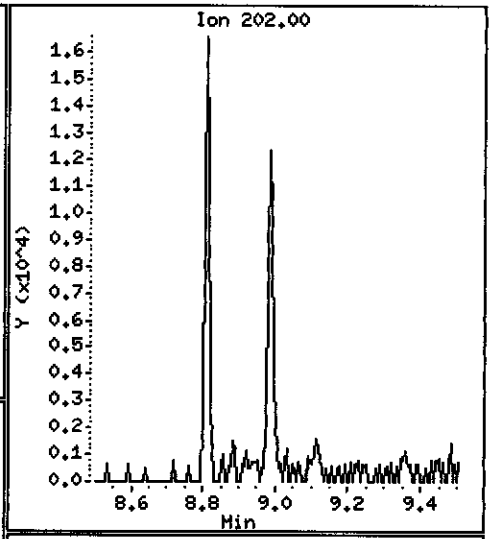

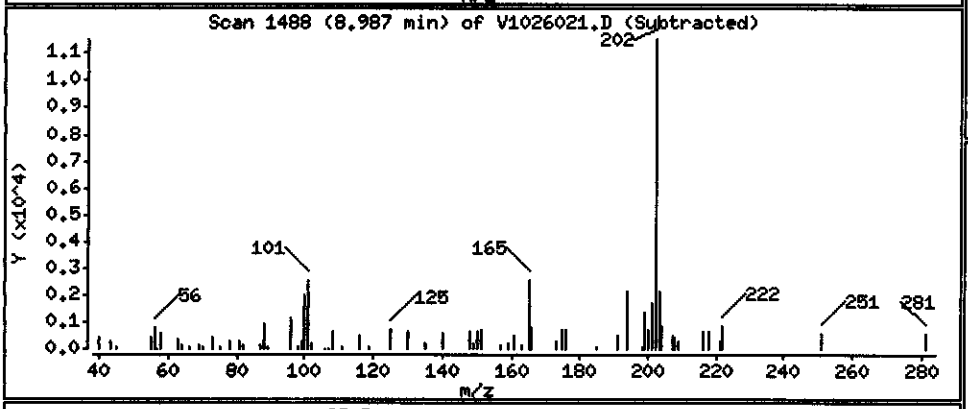

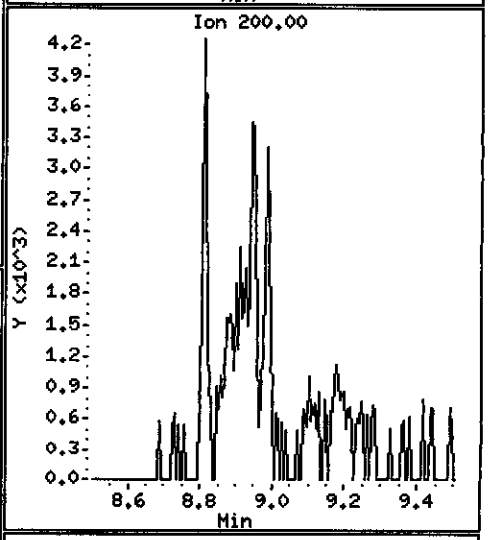

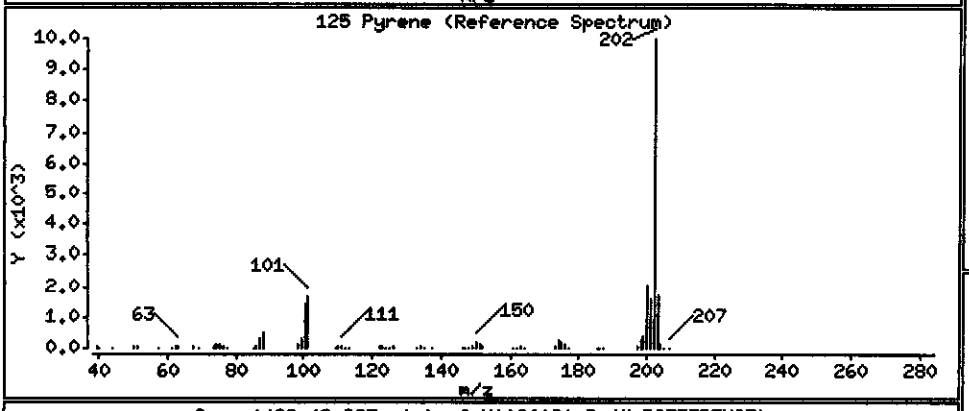

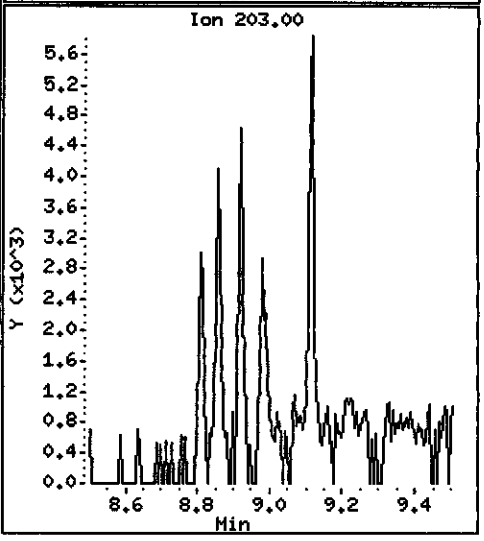

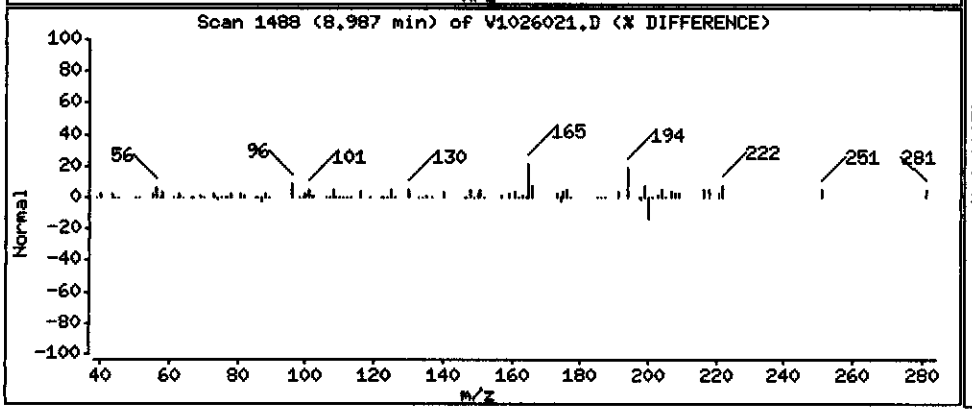

MACTEC Engineering and Consulting Inc

Client Sample ID: ICM-104-1008 DL

GC/MS Semivolatiles

Lot-Sample #...:	C8J160331-018	**Work Order #...:**	K02VK2AL	**Matrix.....:**	WATER
Date Sampled...:	10/15/08 15:55	**Date Received..:**	10/16/08 09:30	**MS Run #.....:**	
Prep Date.....:	10/20/08	**Analysis Date..:**	10/28/08		
Prep Batch #...:	8295020	**Analysis Time..:**	06:39		
Dilution Factor:	99	**Initial Wgt/Vol:**	1010 mL	**Final Wgt/Vol..:**	1 mL
Analyst ID.....:	003200	**Instrument ID..:**	731		
		Method.....:	SW846 8270C		

PARAMETER	RESULT	REPORTING LIMIT	UNITS	MDL
Aniline	**1500**	**99**	**ug/L**	**4.8**
Acenaphthene	**13 J**	**20**	**ug/L**	**5.2**
Acenaphthylene	**4.6 J**	**20**	**ug/L**	**4.6**
Acetophenone	ND	99	ug/L	4.6
Anthracene	ND	20	ug/L	5.0
Atrazine	ND	99	ug/L	3.9
Benzo(a)anthracene	ND	20	ug/L	4.1
Benzo(a)pyrene	ND	20	ug/L	4.3
Benzo(b)fluoranthene	ND	20	ug/L	3.1
Benzo(ghi)perylene	ND	20	ug/L	2.7
Benzo(k)fluoranthene	ND	20	ug/L	3.9
Benzaldehyde	ND	99	ug/L	5.4
1,1'-Biphenyl	ND	99	ug/L	6.0
bis(2-Chloroethoxy) methane	ND	99	ug/L	12
bis(2-Chloroethyl)-ether	ND	20	ug/L	4.6
bis(2-Ethylhexyl) phthalate	ND	99	ug/L	12
4-Bromophenyl phenyl ether	ND	99	ug/L	4.9
Butyl benzyl phthalate	ND	99	ug/L	14
Caprolactam	ND	500	ug/L	19
Carbazole	**35**	**20**	**ug/L**	**5.2**
4-Chloroaniline	ND	99	ug/L	4.6
4-Chloro-3-methylphenol	ND	99	ug/L	5.8
2-Chloronaphthalene	ND	20	ug/L	4.4
2-Chlorophenol	ND	99	ug/L	4.5
4-Chlorophenyl phenyl ether	ND	99	ug/L	4.2
Chrysene	ND	20	ug/L	3.5
Dibenz(a,h)anthracene	ND	20	ug/L	3.4
Dibenzofuran	**14 J**	**99**	**ug/L**	**5.3**
3,3'-Dichlorobenzidine	ND	99	ug/L	4.1
2,4-Dichlorophenol	ND	20	ug/L	4.8
Diethyl phthalate	ND	99	ug/L	24
2,4-Dimethylphenol	ND	99	ug/L	5.1

(Continued on next page)

MACTEC Engineering and Consulting Inc

Client Sample ID: ICM-104-1008 DL

GC/MS Semivolatiles

Lot-Sample #...: C8J160331-018 **Work Order #...:** K02VK2AL **Matrix.....:** WATER

PARAMETER	RESULT	REPORTING LIMIT	UNITS	MDL
Dimethyl phthalate	ND	99	ug/L	4.2
Di-n-butyl phthalate	ND	99	ug/L	4.6
4,6-Dinitro-2-methylphenol	ND	500	ug/L	140
2,4-Dinitrophenol	ND	500	ug/L	130
2,4-Dinitrotoluene	ND	99	ug/L	4.5
2,6-Dinitrotoluene	ND	99	ug/L	5.0
Di-n-octyl phthalate	ND	99	ug/L	4.2
Fluoranthene	ND	20	ug/L	4.9
Fluorene	**14 J**	**20**	**ug/L**	**5.4**
Hexachlorobenzene	ND	20	ug/L	4.3
Hexachlorobutadiene	ND	20	ug/L	3.7
Hexachlorocyclopentadiene	ND	99	ug/L	7.9
Hexachloroethane	ND	99	ug/L	4.3
Indeno(1,2,3-cd)pyrene	ND	20	ug/L	4.7
Isophorone	ND	99	ug/L	4.7
2-Methylnaphthalene	**26**	**20**	**ug/L**	**4.6**
2-Methylphenol	ND	99	ug/L	5.1
4-Methylphenol	ND	99	ug/L	7.3
Naphthalene	**430**	**20**	**ug/L**	**4.3**
2-Nitroaniline	ND	500	ug/L	4.7
3-Nitroaniline	ND	500	ug/L	4.0
4-Nitroaniline	ND	500	ug/L	2.5
Nitrobenzene	ND	20	ug/L	6.3
2-Nitrophenol	ND	99	ug/L	5.3
4-Nitrophenol	ND	500	ug/L	6.9
N-Nitrosodi-n-propylamine	ND	20	ug/L	5.9
N-Nitrosodiphenylamine	**6.4 J**	**20**	**ug/L**	**4.8**
2,2'-oxybis(1-Chloropropane)	ND	20	ug/L	2.6
Pentachlorophenol	ND	99	ug/L	8.2
Phenanthrene	**12 J**	**20**	**ug/L**	**5.4**
Phenol	ND	20	ug/L	2.2
Pyrene	ND	20	ug/L	5.6
2,4,5-Trichlorophenol	ND	99	ug/L	6.2
2,4,6-Trichlorophenol	ND	99	ug/L	5.6

(Continued on next page)

MACTEC Engineering and Consulting Inc

Client Sample ID: ICM-104-1008 DL

GC/MS Semivolatiles

Lot-Sample #...: C8J160331-018 **Work Order #...:** K02VK2AL **Matrix.....:** WATER

SURROGATE	PERCENT RECOVERY	RECOVERY LIMITS
Nitrobenzene-d5	NC,DIL	(23 - 112)
Terphenyl-d14	NC,DIL	(10 - 132)
2-Fluorobiphenyl	NC,DIL	(19 - 107)
2-Fluorophenol	NC,DIL	(10 - 111)
Phenol-d5	NC,DIL	(15 - 112)
2,4,6-Tribromophenol	NC,DIL	(16 - 122)

NOTE(S):

NC The recovery and/or RPD were not calculated.

DIL The concentration is estimated or not reported due to dilution or the presence of interfering analytes.

J Estimated result. Result is less than RL.

Data File: \\PITSVR06\D\chem\731.i\W102808.b\W1028009.D
Date : 28-OCT-2008 06:39
Client ID: ICM-104-1008
Sample Info: C8J160331-018 X100 10/20/08h2o(8295020) 8270c
Volume Injected (uL): 2.0
Column phase: DB5-MS

Instrument: 731.i
Operator: 003200
Column diameter: 0.32

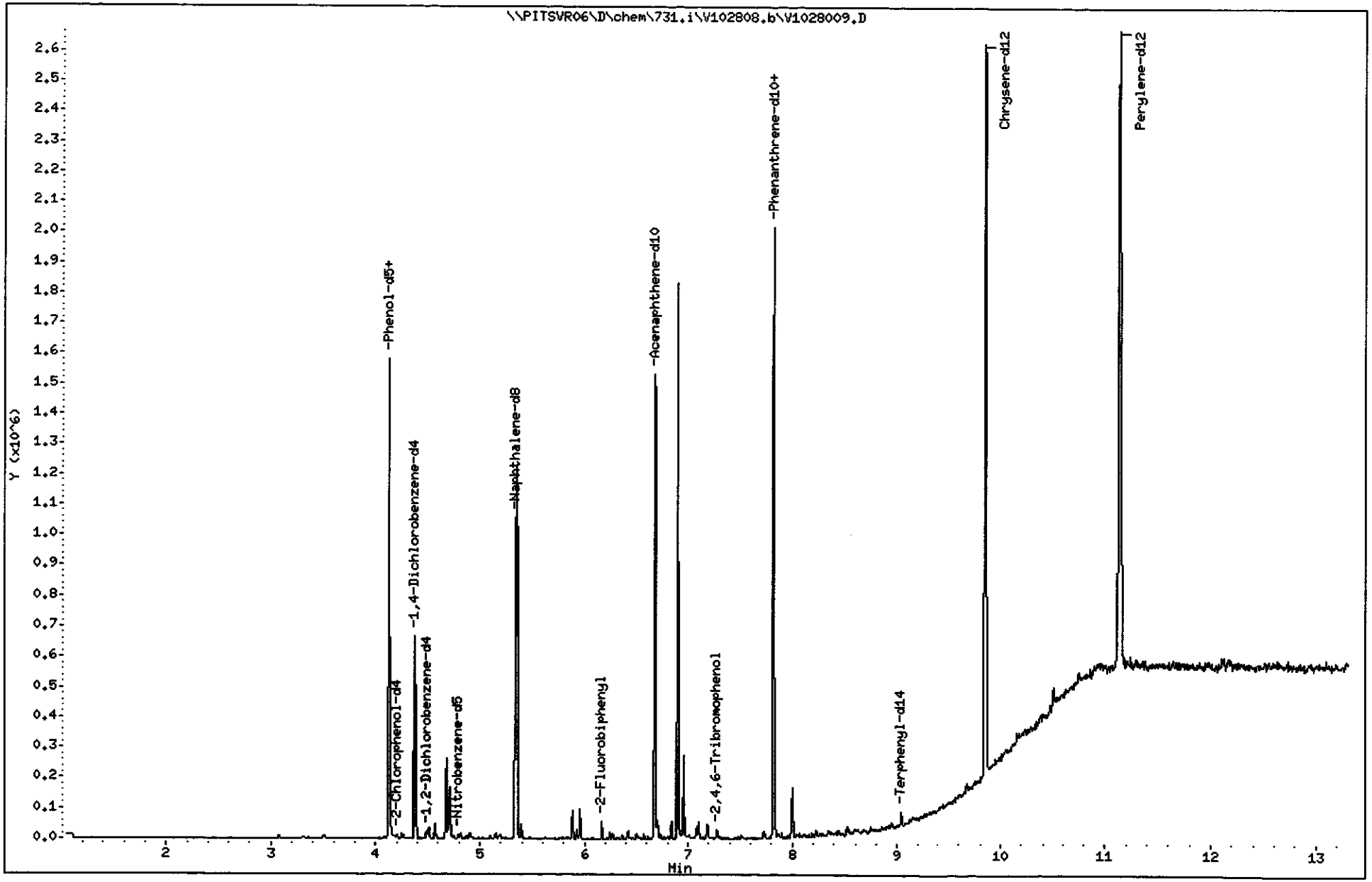

TestAmerica Pittsburgh

Semivolatile REPORT SW-846 Method 8270

Data file : \\PITSVR06\D\chem\731.i\V102808.b\V1028009.D
Lab Smp Id: K02VK2AL Client Smp ID: ICM-104-1008
Inj Date : 28-OCT-2008 06:39
Operator : 003200 Inst ID: 731.i
Smp Info : C8J160331-018 X100 10/20/08h2o(8295020) 8270c
Misc Info : K02VK2AL,V102808.b,827011.m,padep.sub
Comment :
Method : \\PITSVR06\D\chem\731.i\V102808.b\827011.m
Meth Date : 27-Oct-2008 22:55 piccolinov Quant Type: ISTD
Cal Date : 23-OCT-2008 04:48 Cal File: V1023NC7.D
Als bottle: 11
Dil Factor: 100.00000
Integrator: HP RTE Compound Sublist: padep.sub
Target Version: 4.14
Processing Host: PITSVR06

Concentration Formula: Amt * DF * Uf * Vt/(Vo * Vi) * CpndVariable

Name	Value	Description
DF	100.000	Dilution Factor
Uf	1.000	ng unit correction factor
Vt	1000.000	Volume of final extract (uL)
Vo	1010.000	Volume of sample extracted (mL)
Vi	2.000	Volume injected (uL)
Cpnd Variable		Local Compound Variable

	Compounds	QUANT SIG MASS	RT	EXP RT	REL RT	RESPONSE	CONCENTRATIONS ON-COLUMN (NG)	FINAL (ug/L)
* 1	1,4-Dichlorobenzene-d4	152	4.377	4.387	(1.000)	98058	8.00000	
* 2	Naphthalene-d8	136	5.339	5.354	(1.000)	418587	8.00000	
* 3	Acenaphthene-d10	164	6.675	6.695	(1.000)	332339	8.00000	
* 4	Phenanthrene-d10	188	7.818	7.838	(1.000)	679916	8.00000	
* 5	Chrysene-d12	240	9.853	9.874	(1.000)	845916	8.00000	
* 6	Perylene-d12	264	11.135	11.167	(1.000)	952595	8.00000	
198	1,4-Dioxane	88	Compound Not Detected.					
10	N-Nitrosodimethylamine	74	Compound Not Detected.					
9	Pyridine	79	Compound Not Detected.					
16	Methyl methanesulfonate	80	Compound Not Detected.					
206	Benzaldehyde	77	Compound Not Detected.					
21	Aniline	93	4.126	4.136	(0.943)	530623	30.0654	1488.4
22	Phenol	94	Compound Not Detected.					
23	bis(2-Chloroethyl)ether	93	Compound Not Detected.					
24	2-Chlorophenol	128	Compound Not Detected.					
26	1,3-Dichlorobenzene	146	Compound Not Detected.					
27	1,4-Dichlorobenzene	146	Compound Not Detected.					
28	1,2-Dichlorobenzene	146	Compound Not Detected.					
29	Benzyl Alcohol	108	Compound Not Detected.					
30	2-Methylphenol	108	Compound Not Detected.					

Compounds	QUANT SIG MASS	RT	EXP RT	REL RT	RESPONSE	CONCENTRATIONS ON-COLUMN (NG)	CONCENTRATIONS FINAL (ug/L)
31 2,2'-oxybis(1-Chloropropane)	45	Compound Not Detected.					
37 Acetophenone	105	Compound Not Detected.					
32 N-Nitroso-di-n-propylamine	70	Compound Not Detected.					
192 4-Methylphenol	108	Compound Not Detected.					
34 Hexachloroethane	117	Compound Not Detected.					
35 Nitrobenzene	77	Compound Not Detected.					
41 Isophorone	82	Compound Not Detected.					
42 2-Nitrophenol	139	Compound Not Detected.					
43 2,4-Dimethylphenol	107	Compound Not Detected.					
44 bis(2-Chloroethoxy)methane	93	Compound Not Detected.					
48 2,4-Dichlorophenol	162	Compound Not Detected.					
49 Benzoic Acid	122	Compound Not Detected.					
50 1,2,4-Trichlorobenzene	180	Compound Not Detected.					
51 Naphthalene	128	5.355	5.370	(1.003)	468458	8.68215	429.81
52 4-Chloroaniline	127	Compound Not Detected.					
54 2,6-Dichlorophenol	162	Compound Not Detected.					
56 Hexachlorobutadiene	224	Compound Not Detected.					
208 Caprolactam	113	Compound Not Detected.					
59 4-Chloro-3-Methylphenol	107	Compound Not Detected.					
62 2-Methylnaphthalene	142	5.884	5.899	(1.102)	20121	0.52390	25.936
63 1-Methylnaphthalene	142	5.959	5.974	(1.116)	24298	0.63067	31.221
64 Hexachlorocyclopentadiene	236	Compound Not Detected.					
66 2,4,6-Trichlorophenol	196	Compound Not Detected.					
67 2,4,5-Trichlorophenol	196	Compound Not Detected.					
209 1,1'-Biphenyl	154	6.242	6.257	(0.935)	5831	0.10998	5.4447
70 2-Chloronaphthalene	162	Compound Not Detected.					
73 2-Nitroaniline	65	Compound Not Detected.					
76 Dimethylphthalate	163	Compound Not Detected.					
78 2,6-Dinitrotoluene	165	Compound Not Detected.					
79 Acenaphthylene	152	6.568	6.588	(0.984)	6522	0.09320	4.6140
81 3-Nitroaniline	138	Compound Not Detected.					
82 Acenaphthene	153	6.701	6.722	(1.004)	11843	0.27103	13.418
83 2,4-Dinitrophenol	184	Compound Not Detected.					
85 4-Nitrophenol	109	Compound Not Detected.					
86 Dibenzofuran	168	6.835	6.850	(1.024)	18304	0.28199	13.960
87 2,4-Dinitrotoluene	165	Compound Not Detected.					
91 2,3,5,6-Tetrachlorophenol	231	Compound Not Detected.					
88 2,3,4,6-Tetrachlorophenol	231	Compound Not Detected.					
92 2-Naphthylamine	143	Compound Not Detected.					
93 Diethylphthalate	149	Compound Not Detected.					
94 Fluorene	166	7.097	7.117	(1.063)	14826	0.29114	14.413
95 4-Chlorophenyl-phenylether	204	Compound Not Detected.					
96 4-Nitroaniline	138	Compound Not Detected.					
98 4,6-Dinitro-2-methylphenol	198	Compound Not Detected.					
99 N-Nitrosodiphenylamine (1)	169	7.193	7.208	(0.920)	5277	0.12852	6.3622
100 1,2-Diphenylhydrazine	77	Compound Not Detected.					
106 4-Bromophenyl-phenylether	248	Compound Not Detected.					
107 Hexachlorobenzene	283	Compound Not Detected.					
210 Atrazine	200	Compound Not Detected.					
111 Pentachlorophenol	265	Compound Not Detected.					
115 Phenanthrene	178	7.834	7.854	(1.002)	20316	0.23621	11.693
116 Anthracene	178	7.871	7.897	(1.007)	4534	0.05214	2.5811
119 Carbazole	167	7.999	8.020	(1.023)	59773	0.71126	35.211
120 Di-n-Butylphthalate	149	Compound Not Detected.					

Compounds	QUANT SIG MASS	RT	EXP RT	REL RT	RESPONSE	CONCENTRATIONS ON-COLUMN (NG)	FINAL (ug/L)
123 Fluoranthene	202	8.747	8.773	(1.119)	3187	0.03100	1.5346
124 Benzidine	184	Compound Not Detected.					
125 Pyrene	202	8.924	8.950	(0.906)	2805	0.02162	1.0702
131 Butylbenzylphthalate	149	Compound Not Detected.					
135 3,3'-Dichlorobenzidine	252	Compound Not Detected.					
136 Benzo(a)Anthracene	228	Compound Not Detected.					
137 Chrysene	228	Compound Not Detected.					
139 bis(2-ethylhexyl)Phthalate	149	Compound Not Detected.					
140 Di-n-octylphthalate	149	Compound Not Detected.					
141 Benzo(b)fluoranthene	252	Compound Not Detected.					
142 Benzo(k)fluoranthene	252	Compound Not Detected.					
143 7,12-dimethylbenz[a]anthracen	256	Compound Not Detected.					
146 Benzo(a)pyrene	252	Compound Not Detected.					
149 Indeno(1,2,3-cd)pyrene	276	Compound Not Detected.					
150 Dibenz(a,h)anthracene	278	Compound Not Detected.					
151 Benzo(g,h,i)perylene	276	Compound Not Detected.					
$ 154 Nitrobenzene-d5	82	4.799	4.809	(0.899)	3801	0.26080	0.12911(R)
$ 155 2-Fluorobiphenyl	172	6.167	6.182	(0.924)	16094	0.34032	0.16847(R)
$ 156 Terphenyl-d14	244	9.041	9.062	(0.918)	12680	0.15147	0.074986(R)
$ 157 Phenol-d5	99	4.121	4.126	(0.941)	5384	0.34609	0.17133(R)
$ 158 2-Fluorophenol	112	Compound Not Detected.					
$ 159 2,4,6-Tribromophenol	330	7.284	7.299	(0.932)	2769	0.34647	0.17152(R)
$ 186 2-Chlorophenol-d4	132	4.206	4.211	(0.961)	4303	0.28233	0.13976(R)
$ 187 1,2-Dichlorobenzene-d4	152	4.490	4.500	(1.026)	3533	0.29586	0.14646(R)

QC Flag Legend

R - Spike/Surrogate failed recovery limits.

Data File: \\PITSVR06\D\chem\731.i\V102808.b\V1028009.D

Date : 28-OCT-2008 06:39

Client ID: ICM-104-1008 Instrument: 731.i

Sample Info: C8J160331-018 X100 10/20/08h2o(8295020) 8270c

Volume Injected (uL): 2.0 Operator: 003200

Column phase: DB5-MS Column diameter: 0.32

21 Aniline Concentration: 1488.4 ug/L

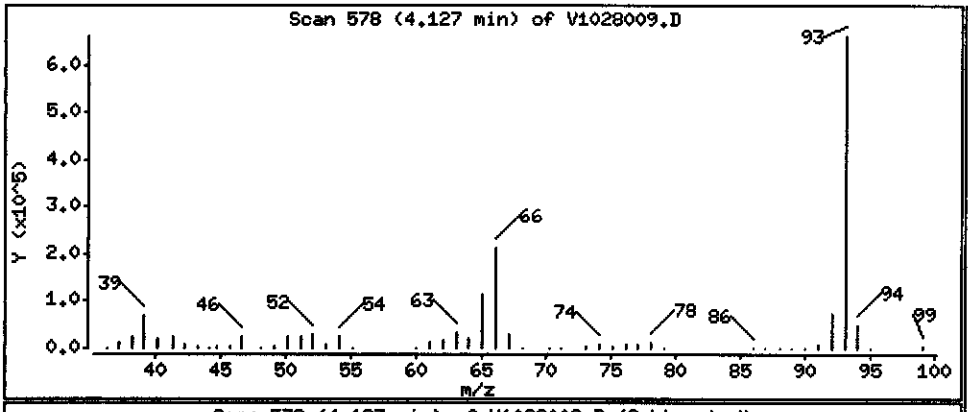

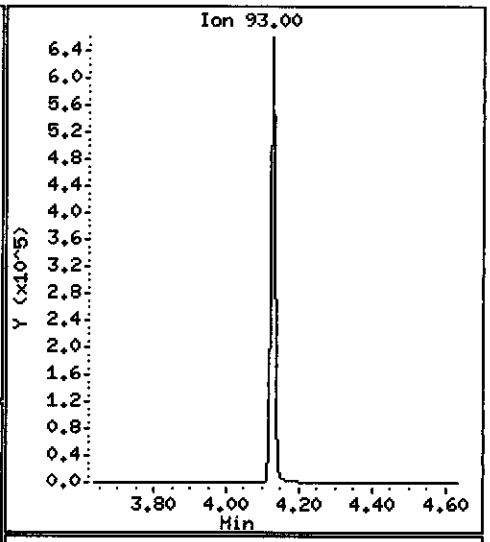

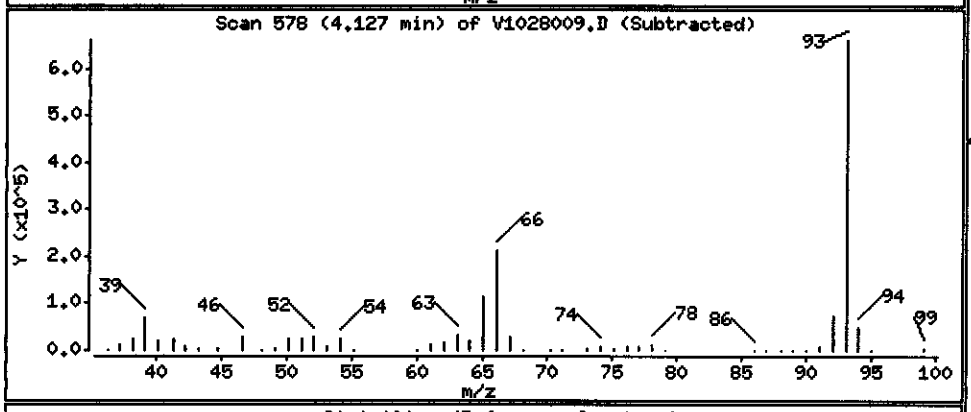

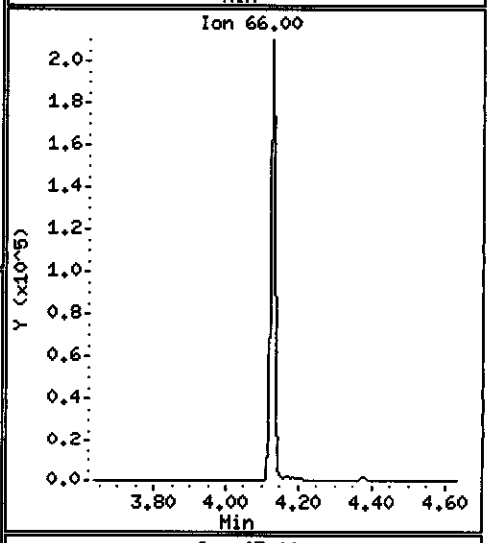

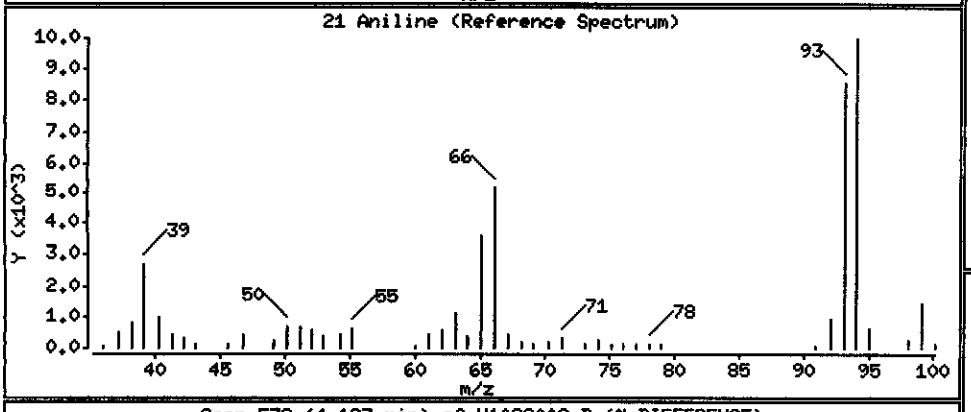

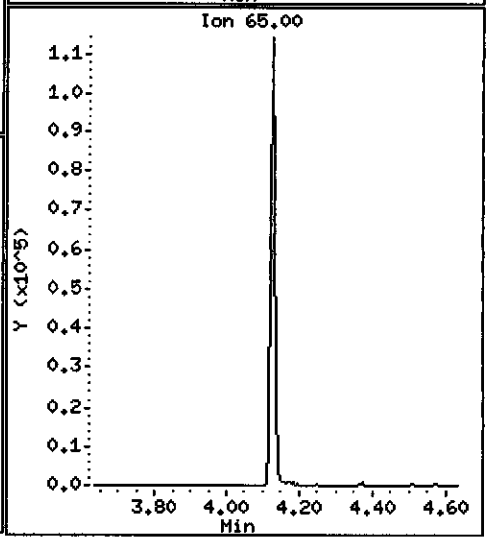

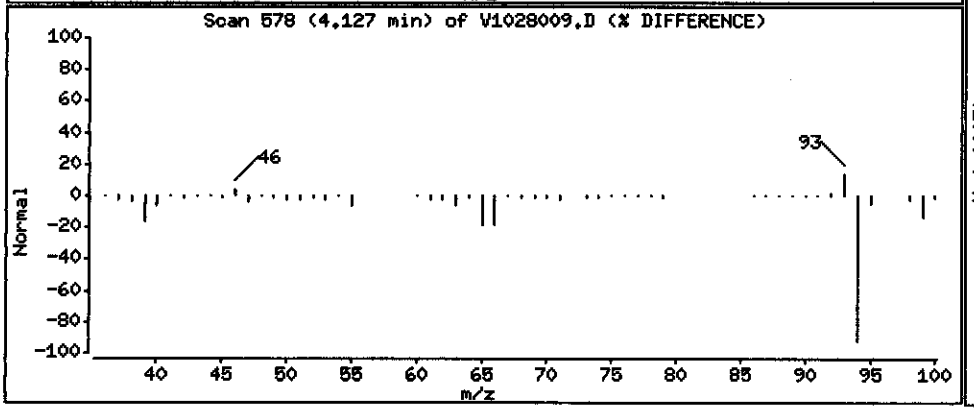

Data File: \\PITSVR06\D\chem\731.i\V102808.b\V1028009.D

Date : 28-OCT-2008 06:39

Client ID: ICM-104-1008

Instrument: 731.i

Sample Info: C8J160331-018 X100 10/20/08h2o(8295020) 8270c

Volume Injected (uL): 2.0

Operator: 003200

Column phase: DB5-MS

Column diameter: 0.32

51 Naphthalene

Concentration: 429.81 ug/L

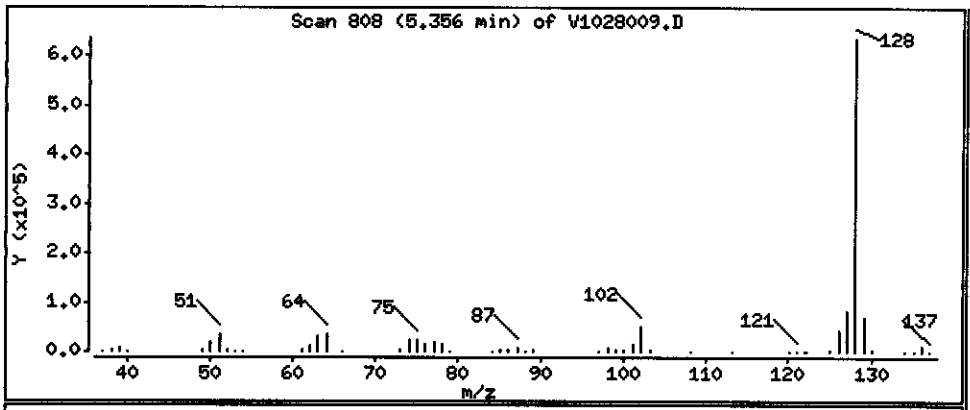

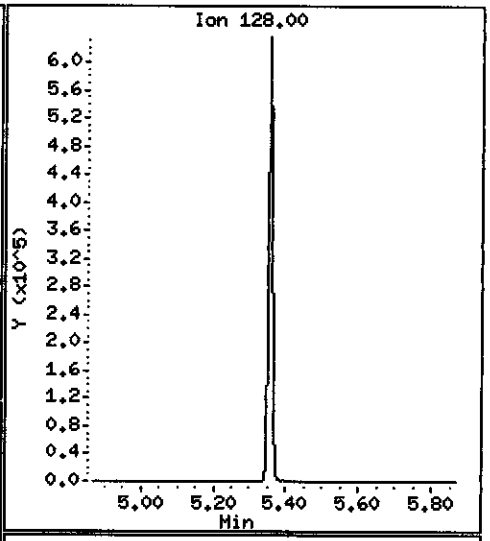

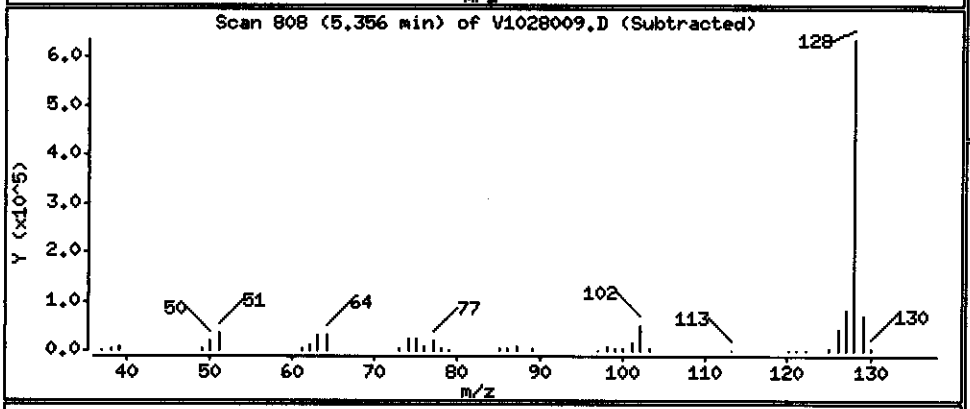

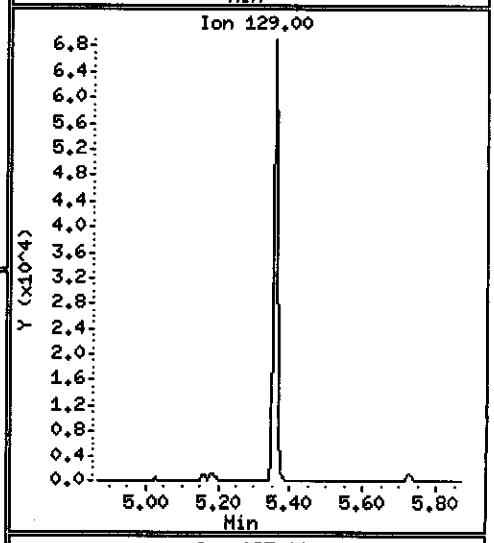

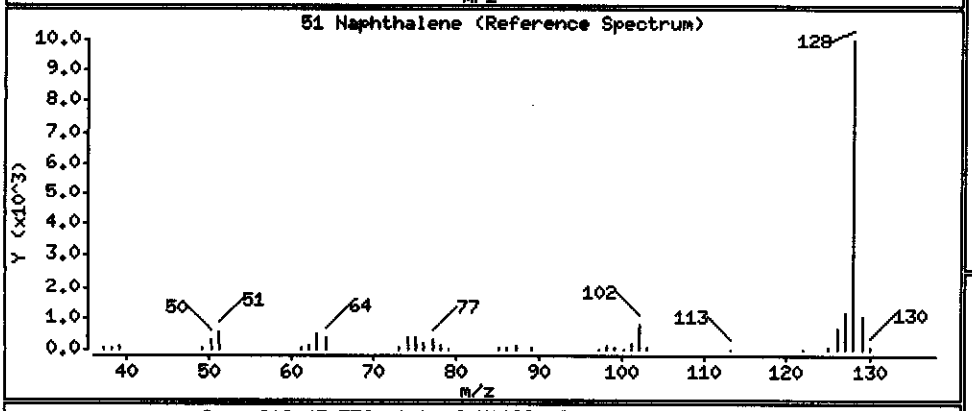

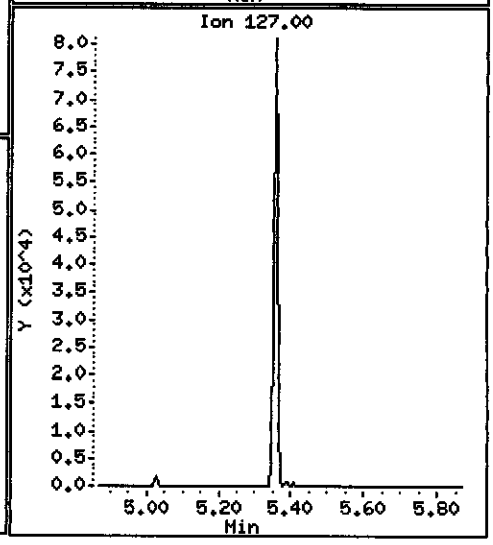

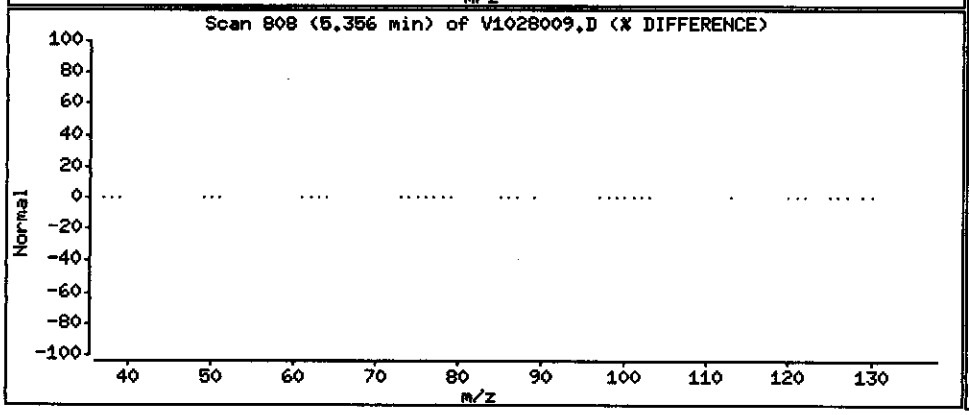

Data File: \\PITSVR06\D\chem\731.i\V102808.b\V1028009.D

Date : 28-OCT-2008 06:39

Client ID: ICM-104-1008

Instrument: 731.i

Sample Info: C8J160331-018 X100 10/20/08h2o(8295020) 8270c

Volume Injected (uL): 2.0

Operator: 003200

Column phase: DB5-MS

Column diameter: 0.32

62 2-Methylnaphthalene

Concentration: 25.936 ug/L

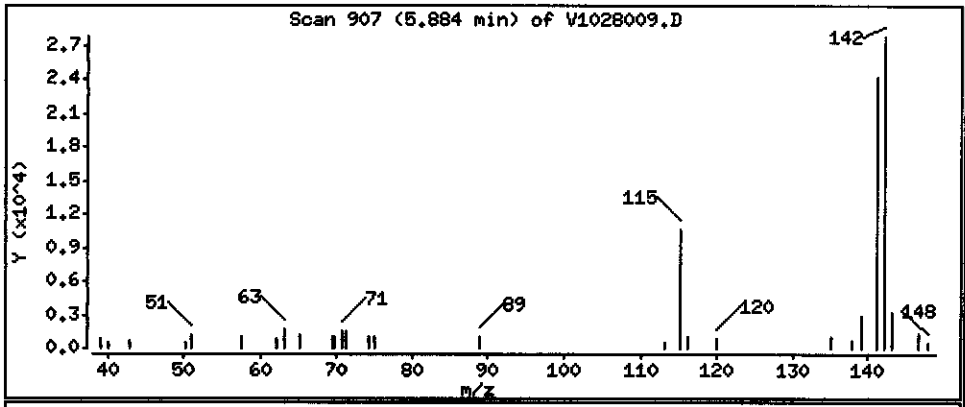

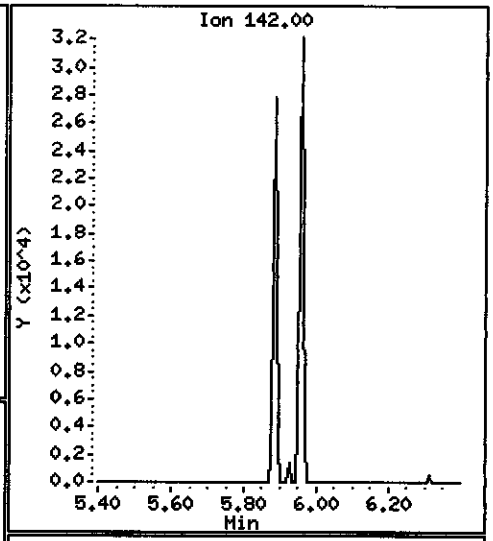

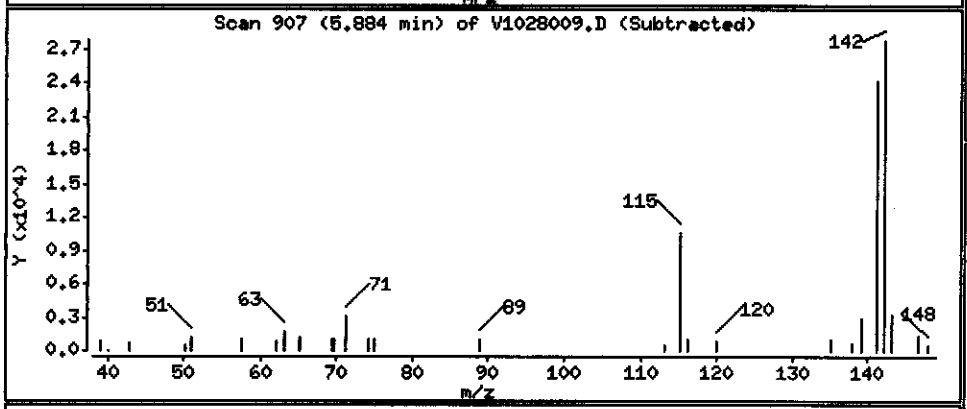

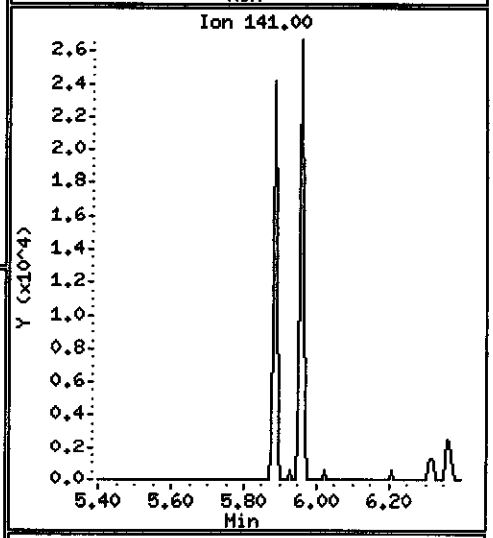

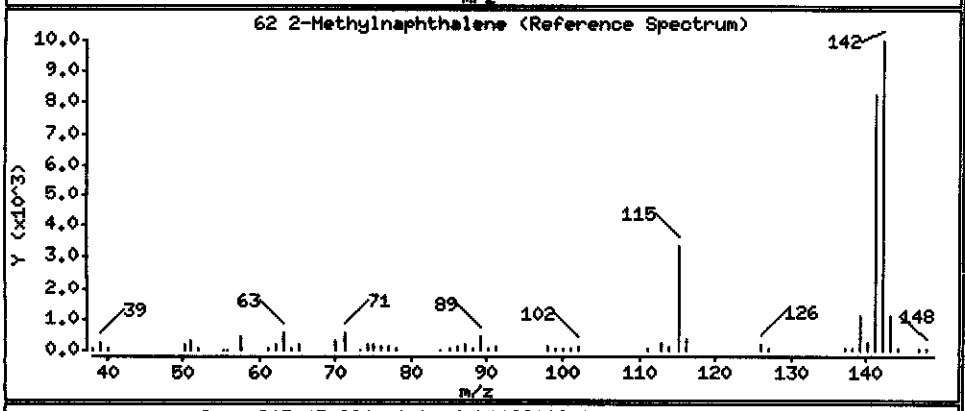

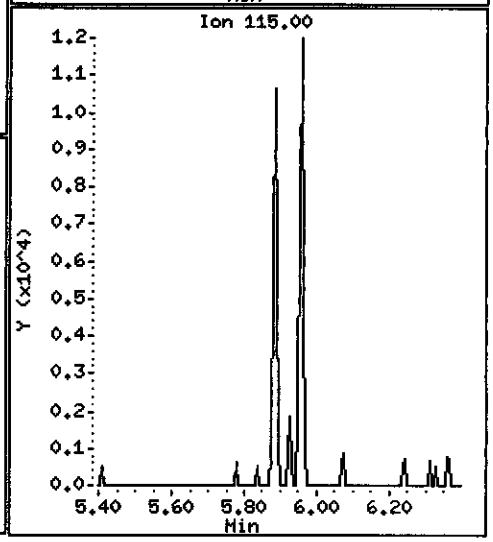

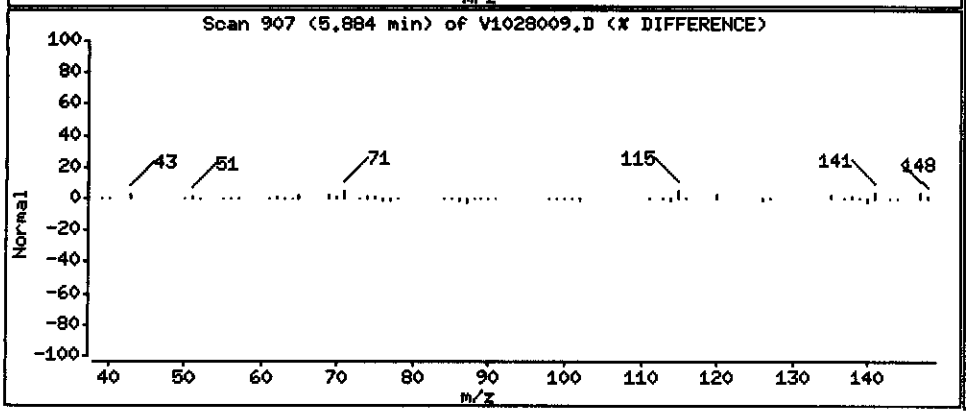

Data File: \\PITSVR06\D\chem\731.i\V102808.b\V1028009.D

Date : 28-OCT-2008 06:39

Client ID: ICM-104-1008 Instrument: 731.i

Sample Info: C8J160331-018 X100 10/20/08h2o(8295020) 8270c

Volume Injected (uL): 2.0 Operator: 003200

Column phase: DB5-MS Column diameter: 0.32

63 1-Methylnaphthalene Concentration: 31.221 ug/L

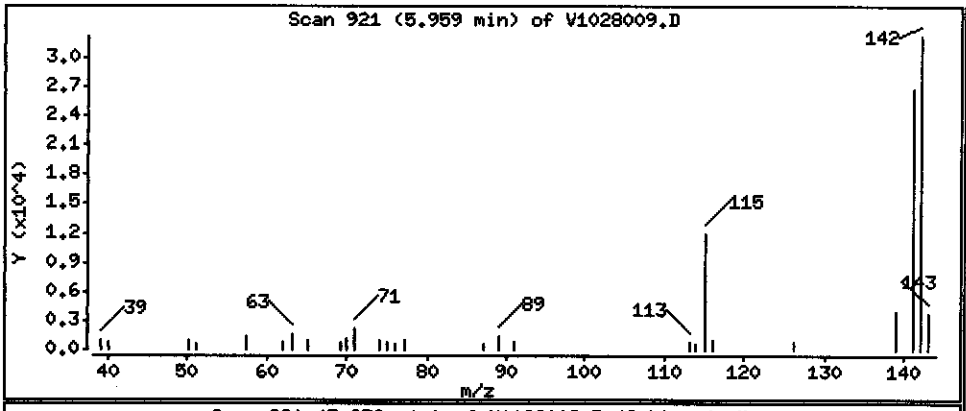

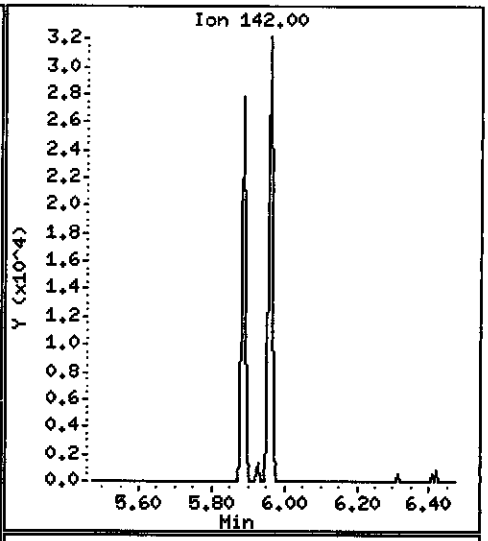

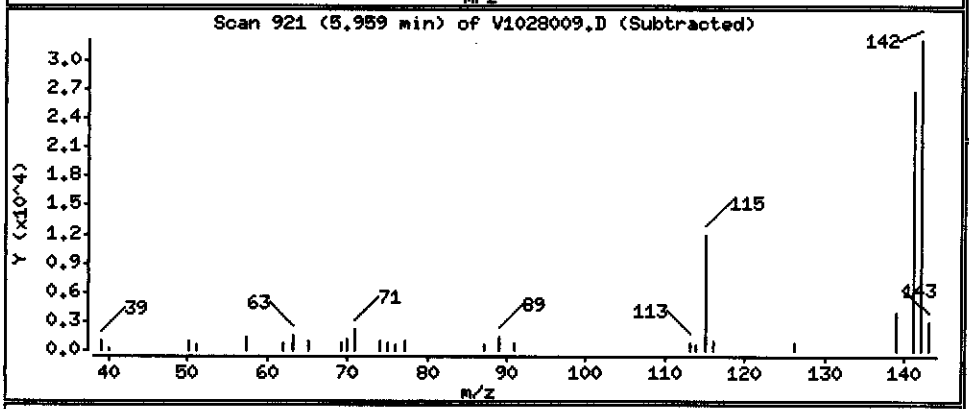

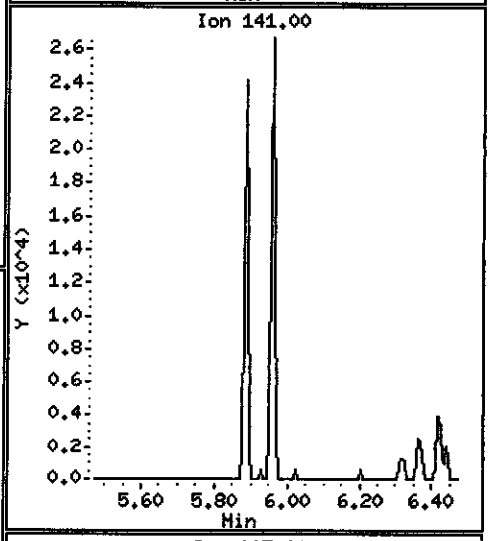

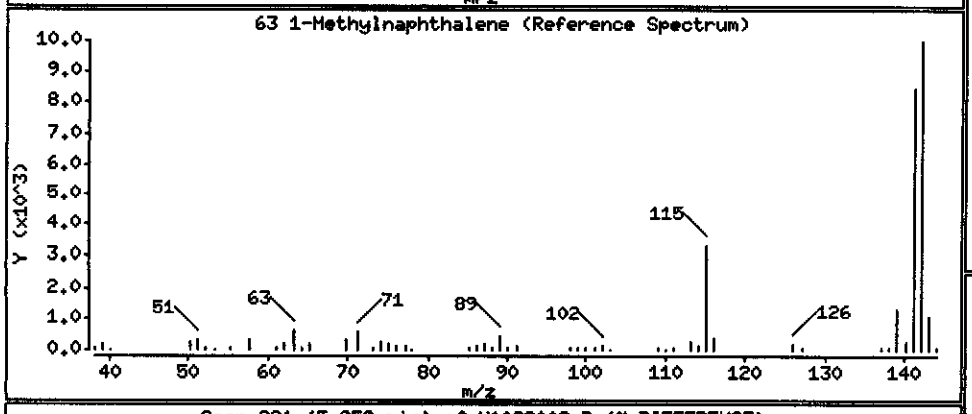

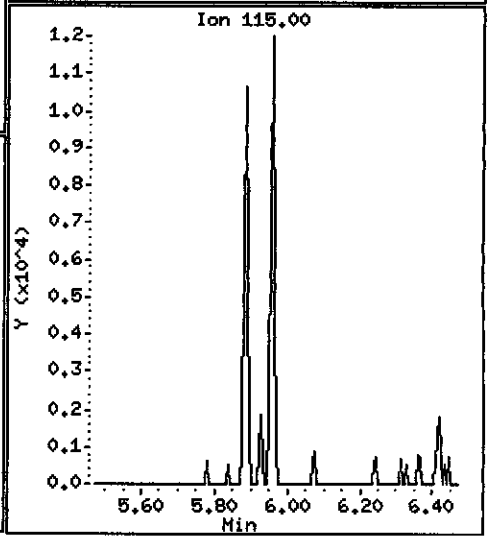

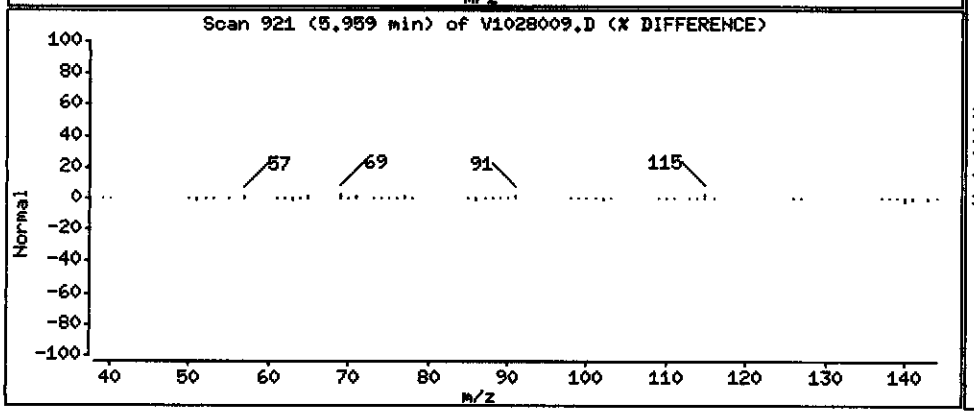

Data File: \\PITSVR06\D\chem\731.i\V102808.b\V1028009.D

Date : 28-OCT-2008 06:39

Client ID: ICM-104-1008

Instrument: 731.i

Sample Info: C8J160331-018 X100 10/20/08h2o(8295020) 8270c

Volume Injected (uL): 2.0

Operator: 003200

Column phase: DB5-MS

Column diameter: 0.32

209 1,1'-Biphenyl

Concentration: 5.4447 ug/L

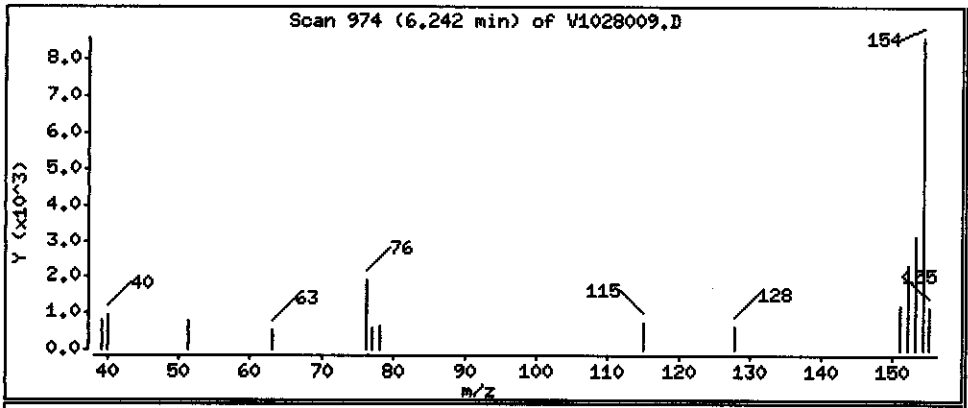

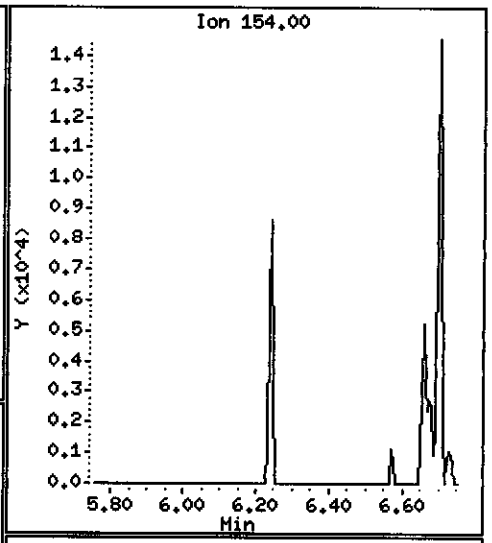

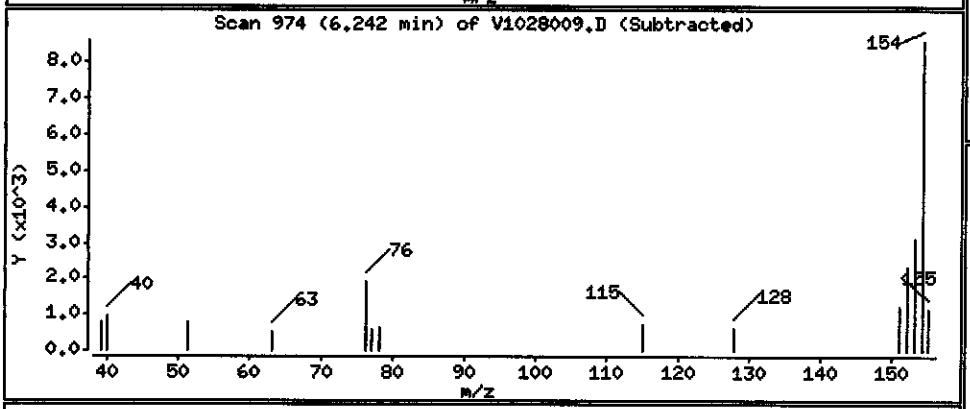

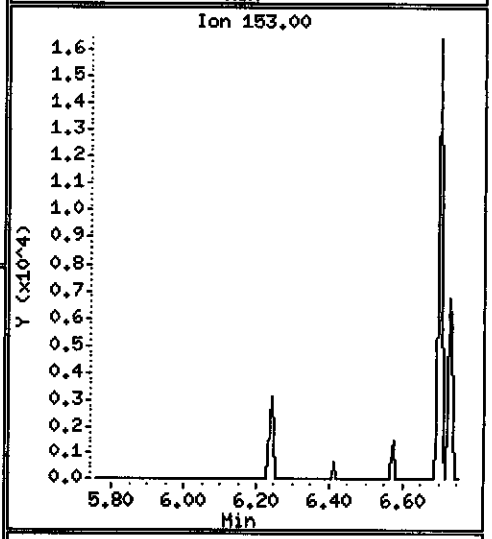

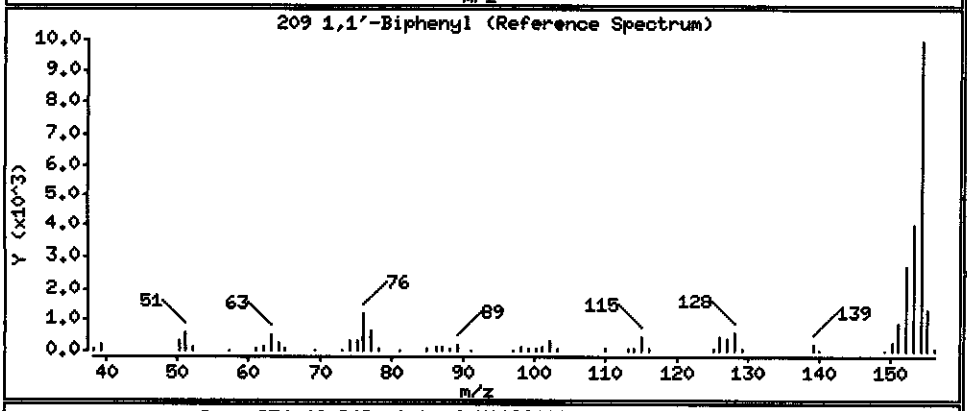

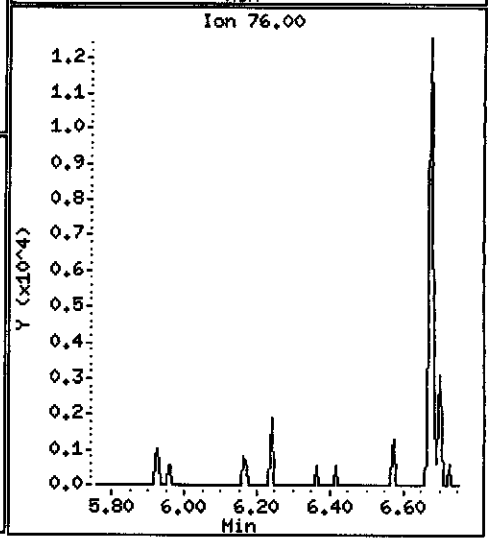

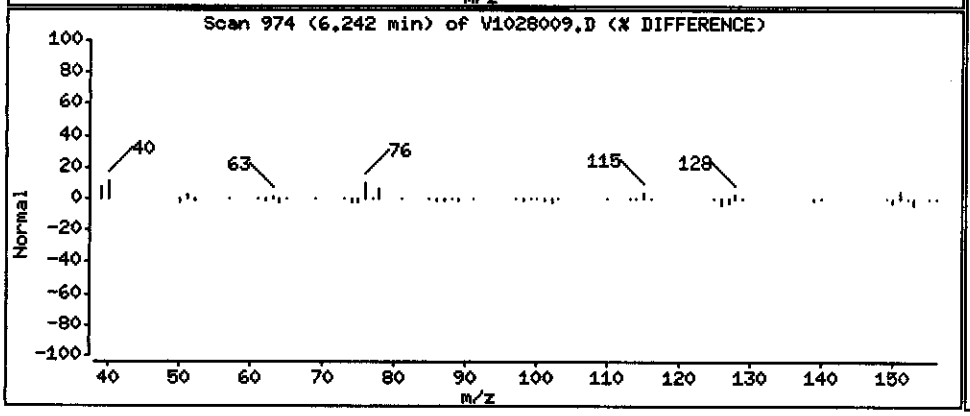

Data File: \\PITSVR06\D\chem\731.i\V102808.b\V1028009.D

Date : 28-OCT-2008 06:39

Client ID: ICM-104-1008

Instrument: 731.i

Sample Info: C8J160331-018 X100 10/20/08h2o(8295020) 8270c

Volume Injected (uL): 2.0

Operator: 003200

Column phase: DB5-MS

Column diameter: 0.32

79 Acenaphthylene

Concentration: 4.6140 ug/L

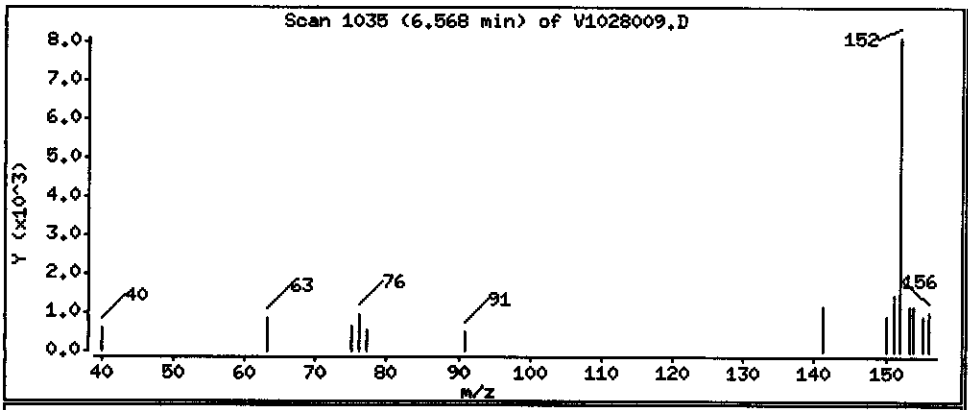

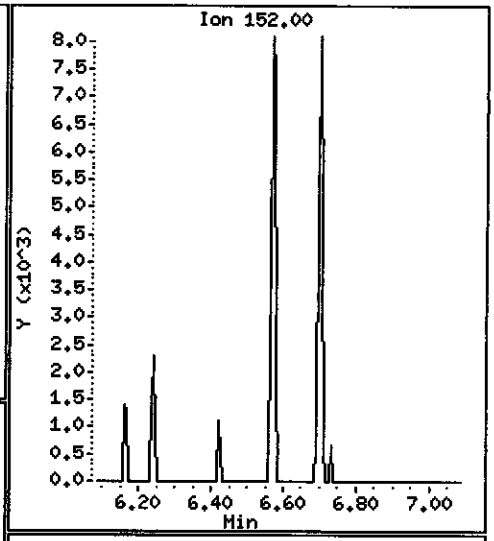

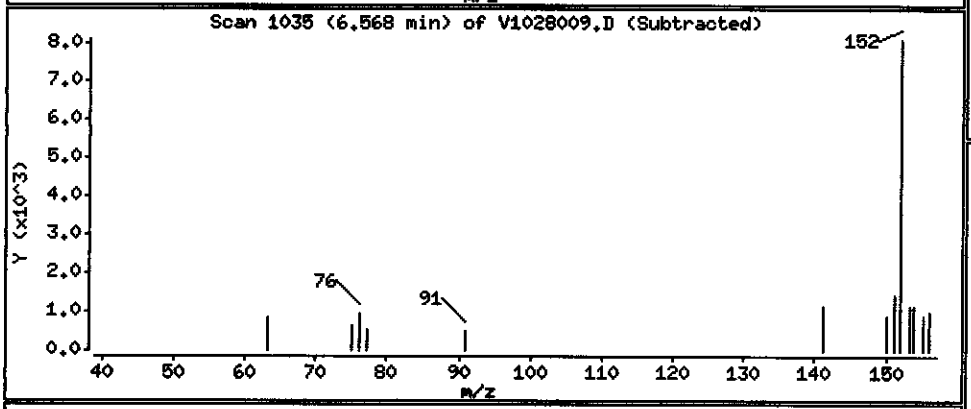

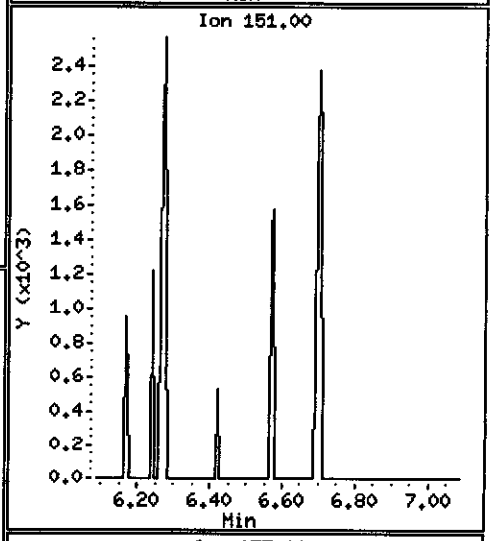

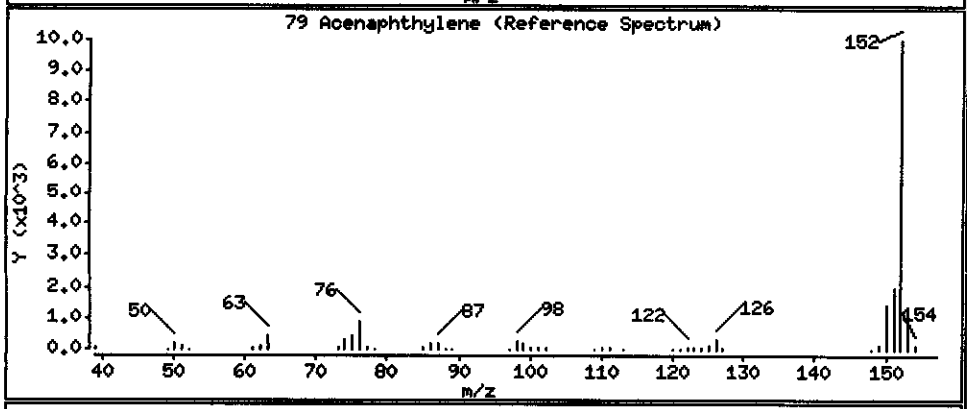

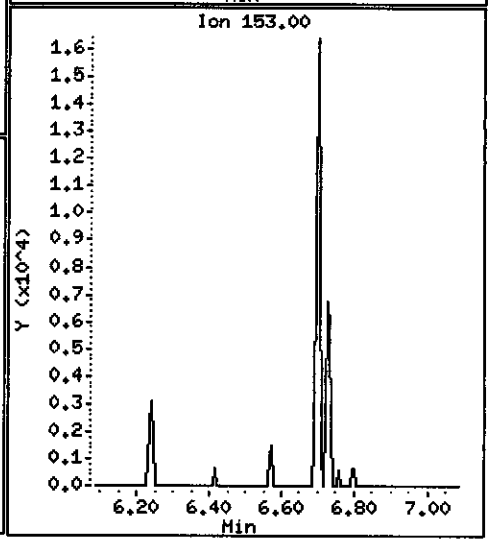

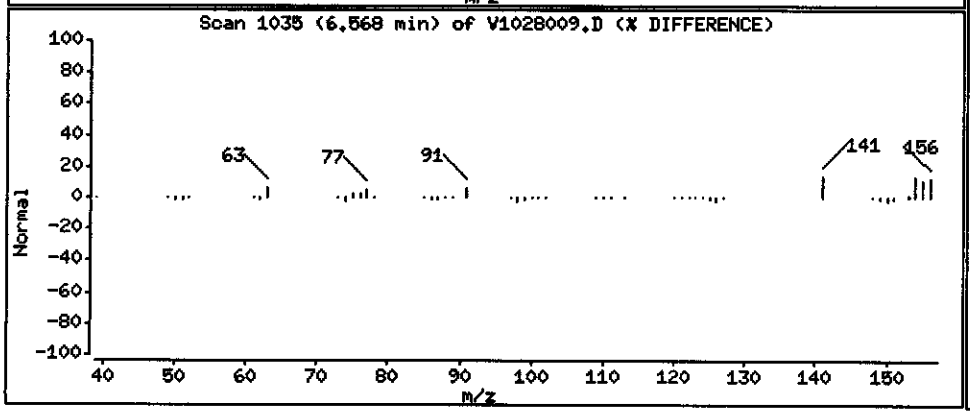

Data File: \\PITSVR06\D\chem\731.i\V102808.b\V1028009.D

Date : 28-OCT-2008 06:39

Client ID: ICM-104-1008

Instrument: 731.i

Sample Info: C8J160331-018 X100 10/20/08h2o(8295020) 8270c

Volume Injected (uL): 2.0

Operator: 003200

Column phase: DB5-MS

Column diameter: 0.32

82 Acenaphthene

Concentration: 13.418 ug/L

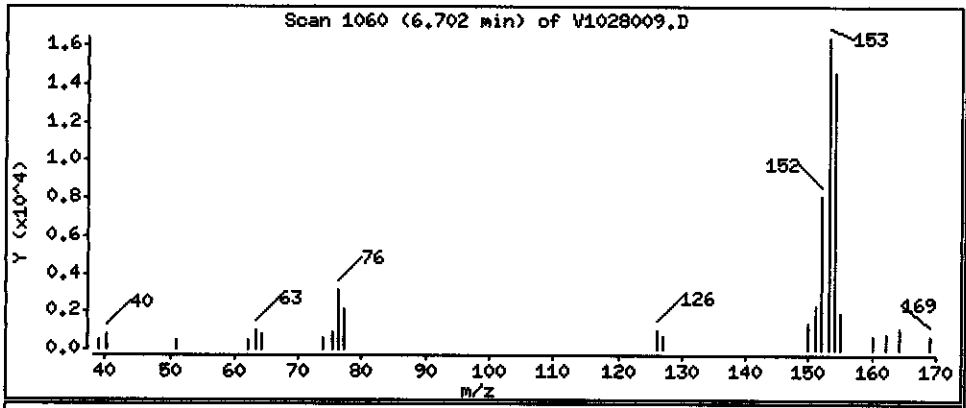

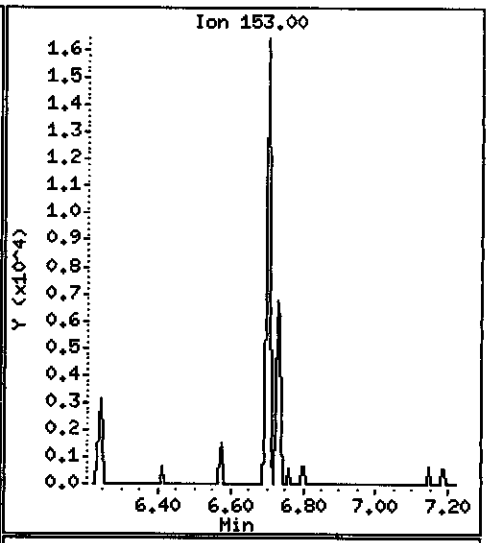

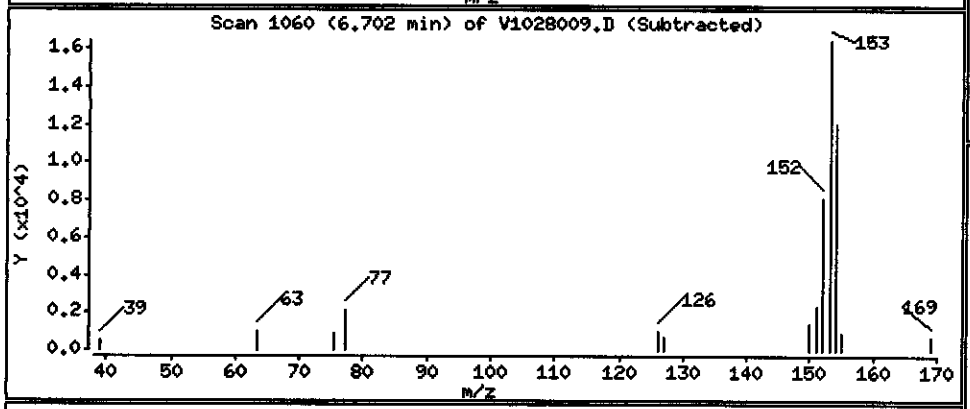

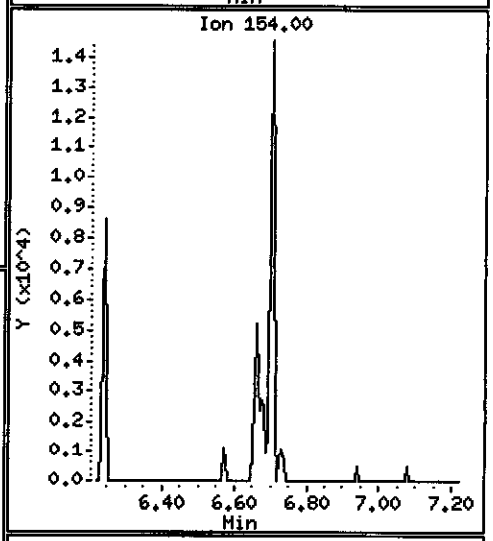

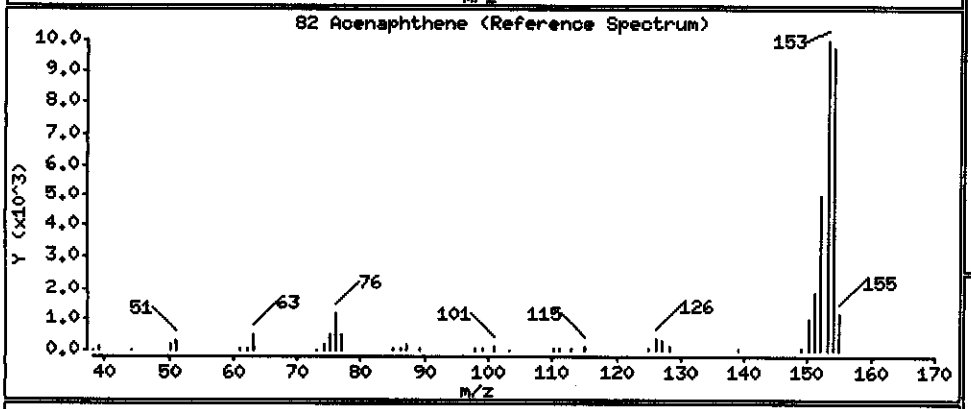

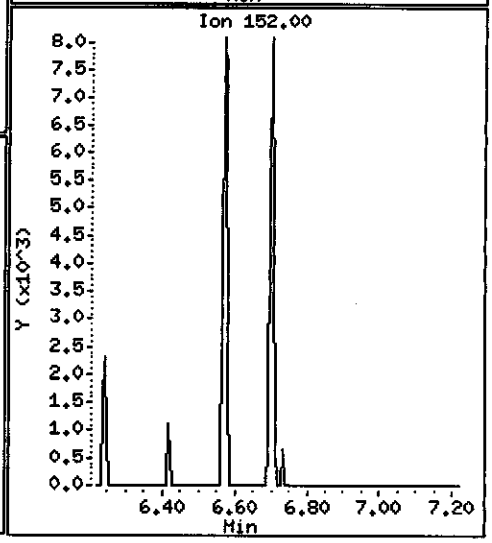

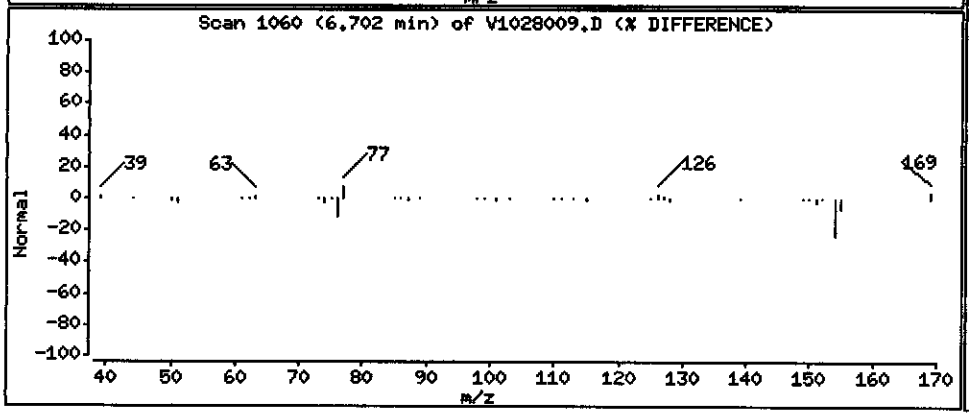

Data File: \\PITSVR06\D\chem\731.i\V102808.b\V1028009.D

Date : 28-OCT-2008 06:39

Client ID: ICM-104-1008 Instrument: 731.i

Sample Info: C8J160331-018 X100 10/20/08h2o(8295020) 8270c

Volume Injected (uL): 2.0 Operator: 003200

Column phase: DB5-MS Column diameter: 0.32

86 Dibenzofuran Concentration: 13.960 ug/L

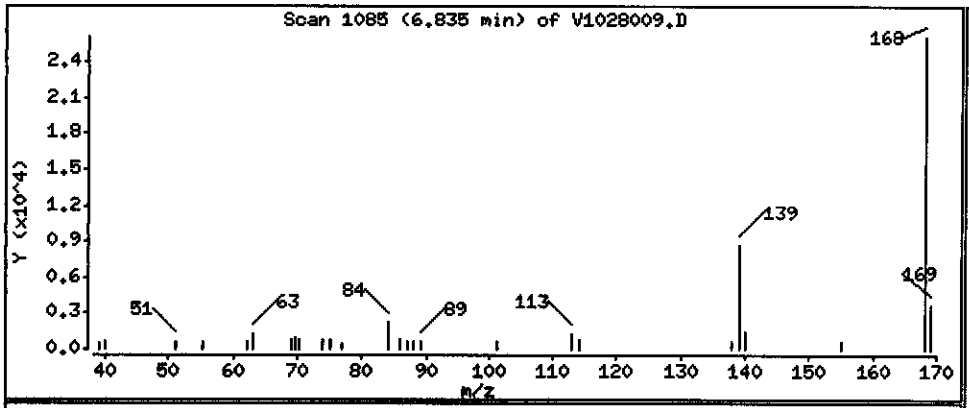

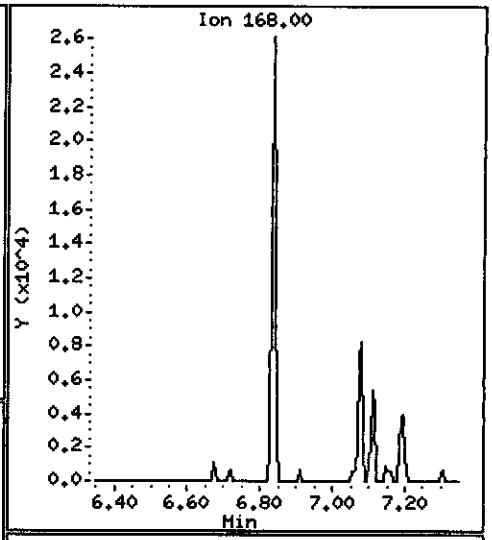

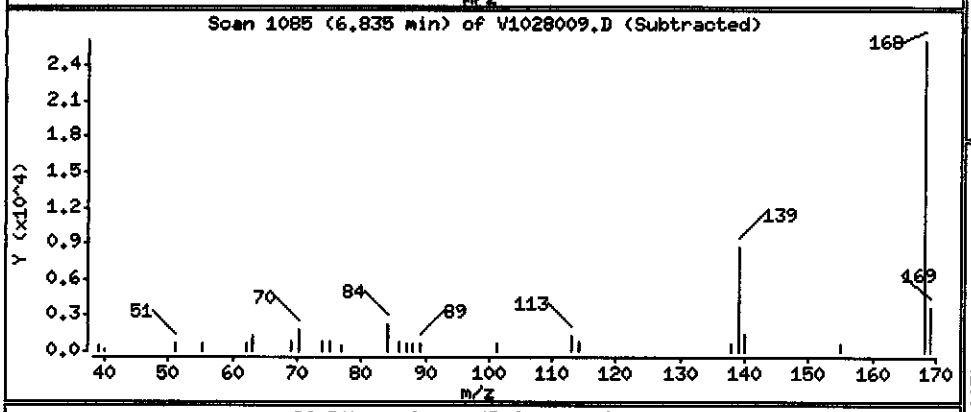

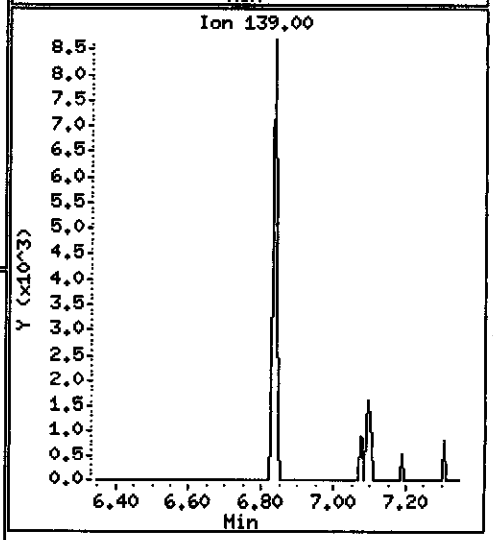

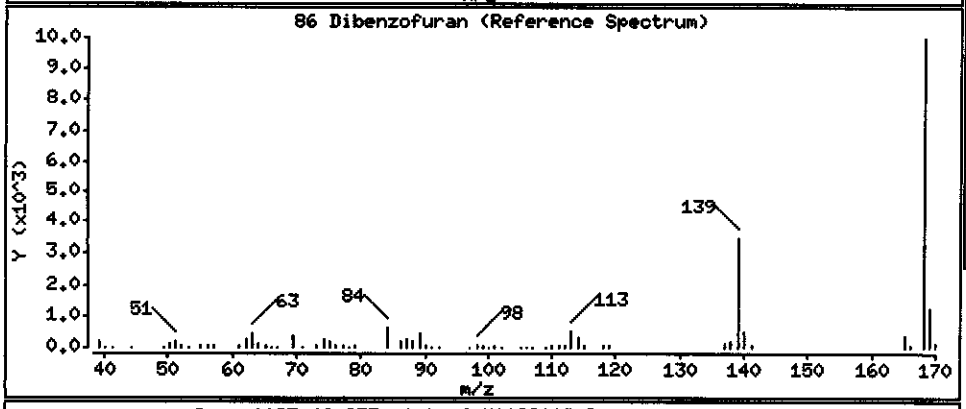

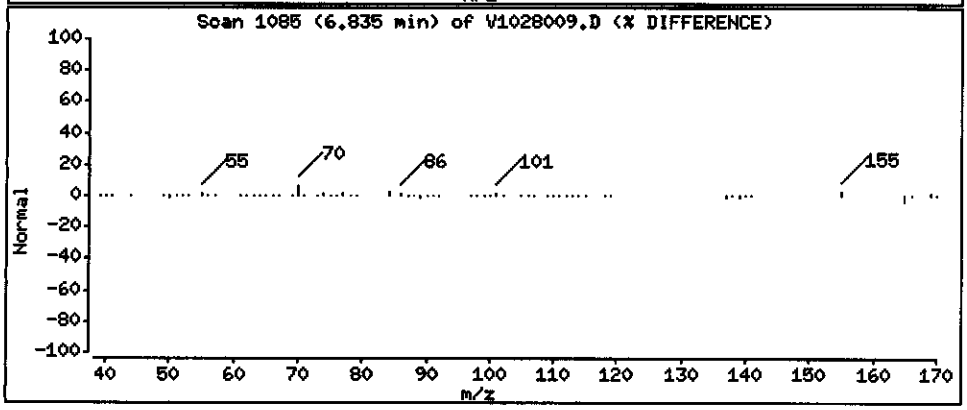

Data File: \\PITSVR06\D\chem\731.i\V102808.b\V1028009.D

Date : 28-OCT-2008 06:39

Client ID: ICM-104-1008

Instrument: 731.i

Sample Info: C8J160331-018 X100 10/20/08h2o(8295020) 8270c

Volume Injected (uL): 2.0

Operator: 003200

Column phase: DB5-MS

Column diameter: 0.32

94 Fluorene

Concentration: 14.413 ug/L

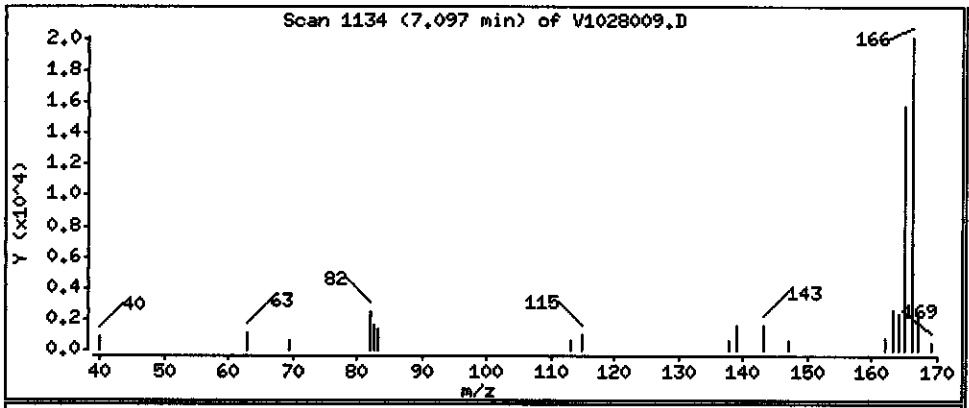

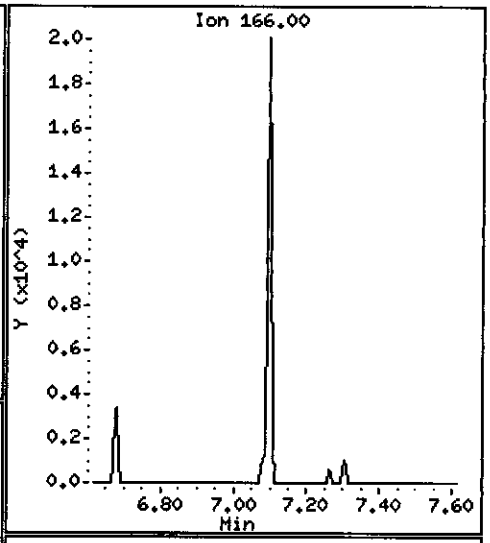

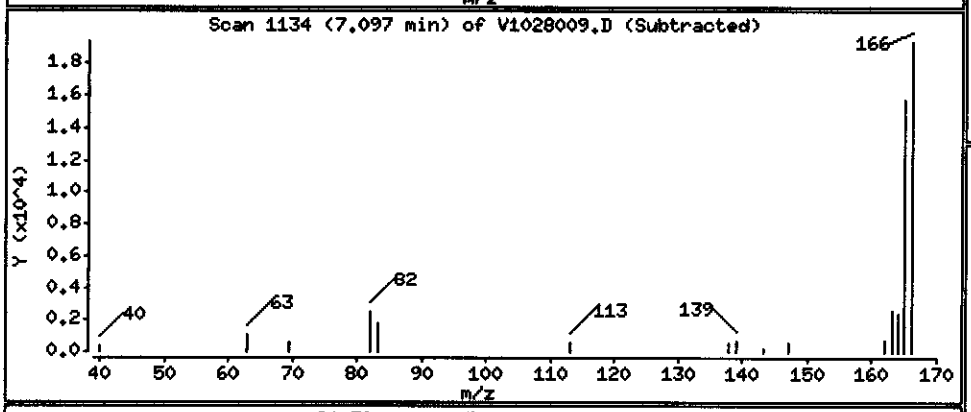

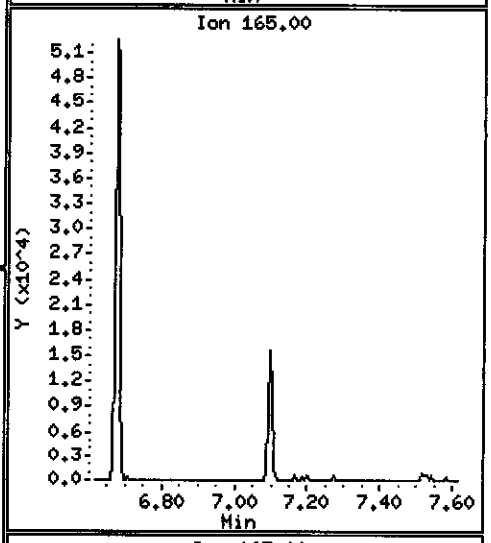

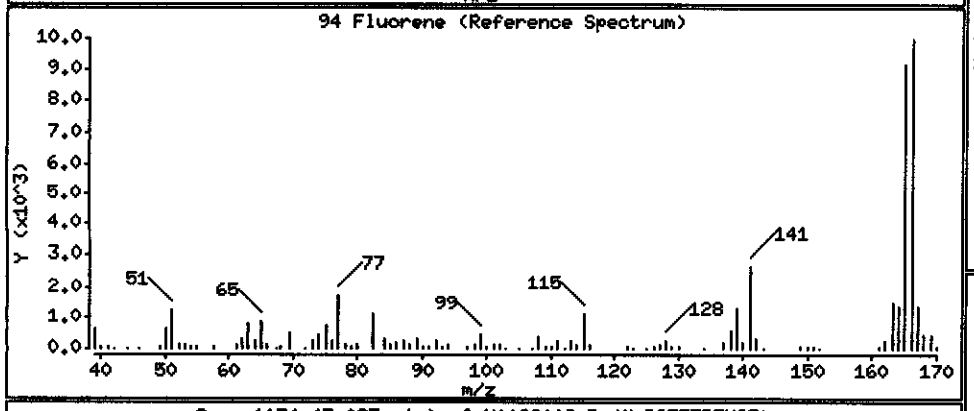

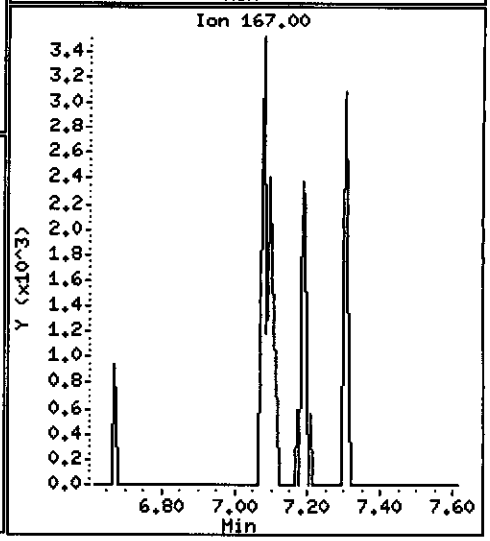

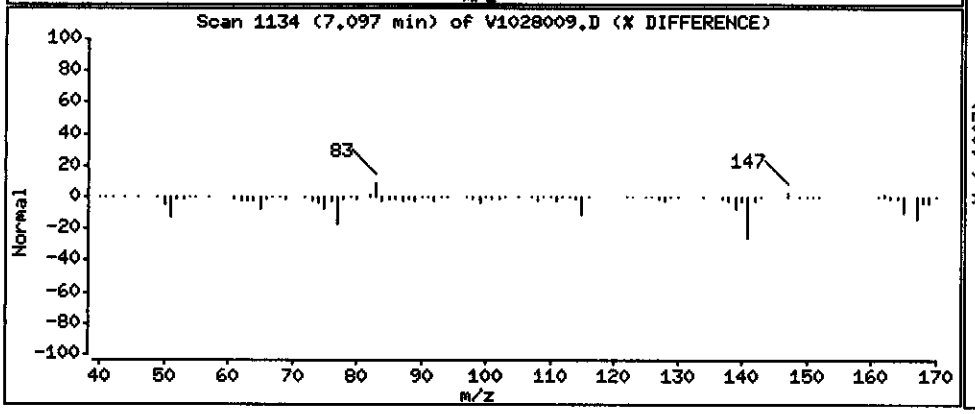

Data File: \\PITSVR06\D\chem\731.i\V102808.b\V1028009.D

Date : 28-OCT-2008 06:39

Client ID: ICM-104-1008

Instrument: 731.i

Sample Info: C8J160331-018 X100 10/20/08h2o(8295020) 8270c

Volume Injected (uL): 2.0

Operator: 003200

Column phase: DB5-MS

Column diameter: 0.32

99 N-Nitrosodiphenylamine (1)

Concentration: 6.3622 ug/L

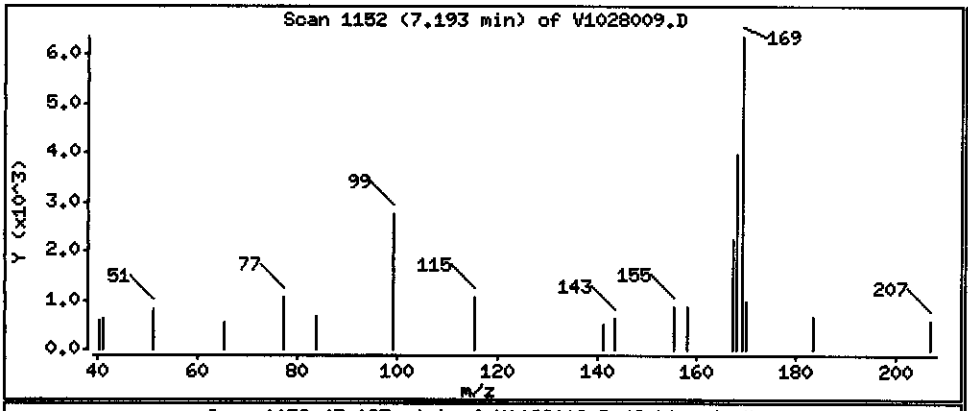

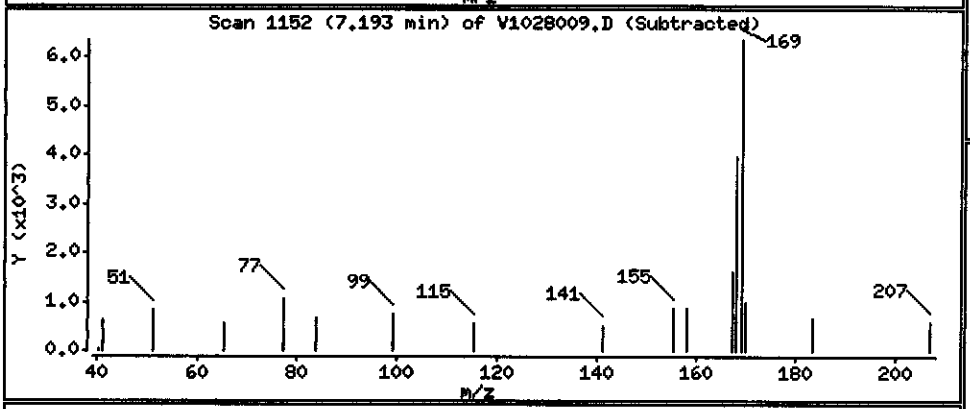

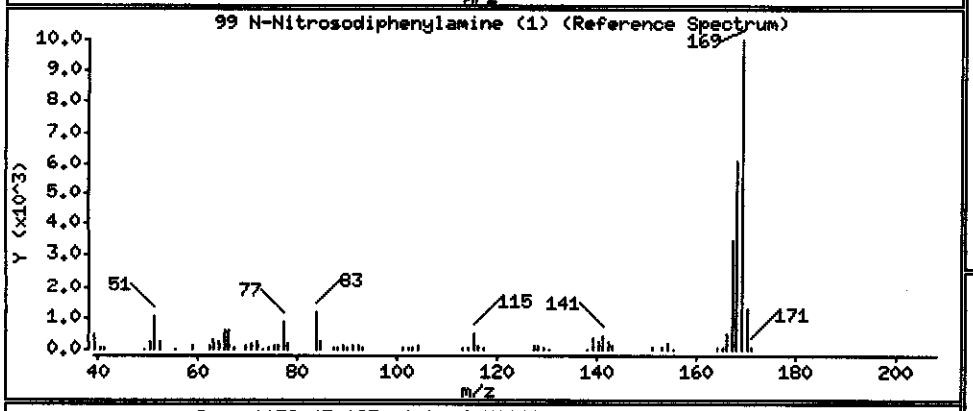

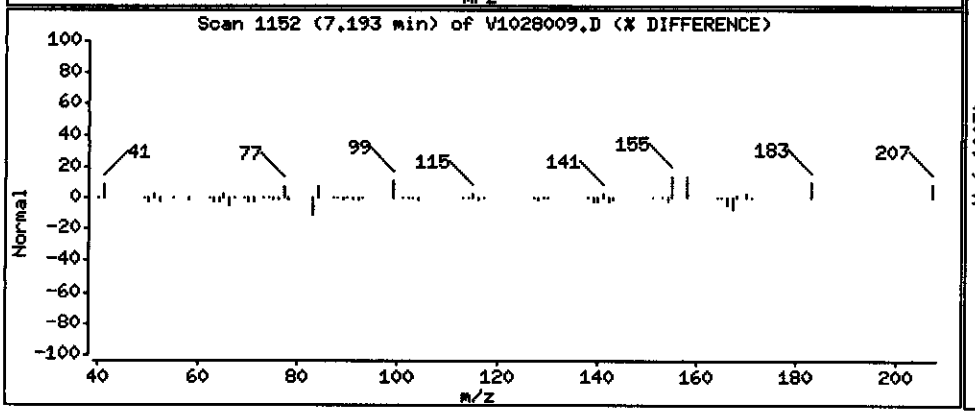

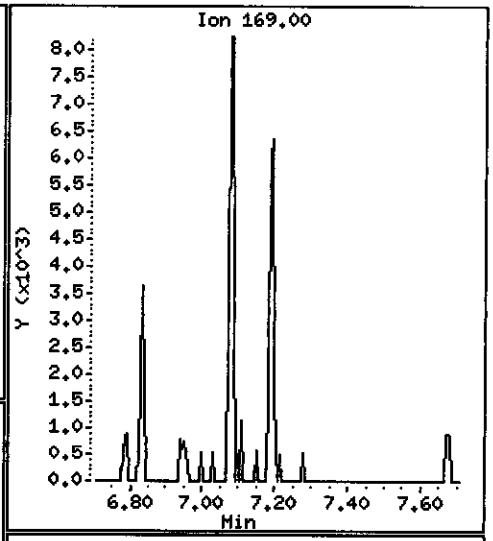

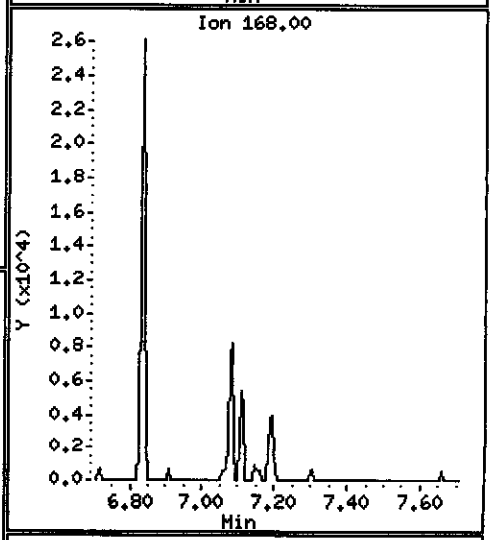

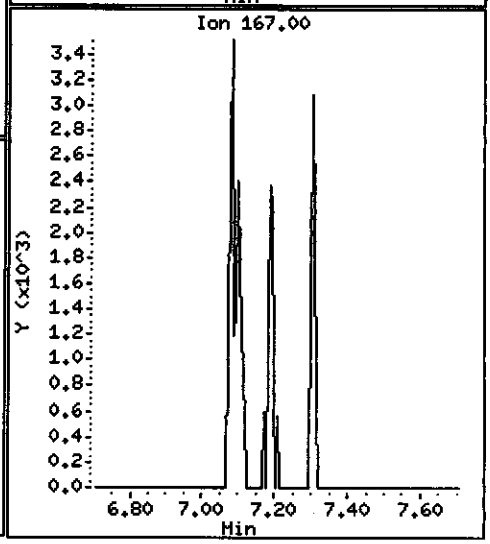

Data File: \\PITSVR06\D\chem\731.i\V102808.b\V1028009.D

Date : 28-OCT-2008 06:39

Client ID: ICM-104-1008

Instrument: 731.i

Sample Info: C8J160331-018 X100 10/20/08h2o(8295020) 8270c

Volume Injected (uL): 2.0

Operator: 003200

Column phase: DB5-MS

Column diameter: 0.32

115 Phenanthrene

Concentration: 11.693 ug/L

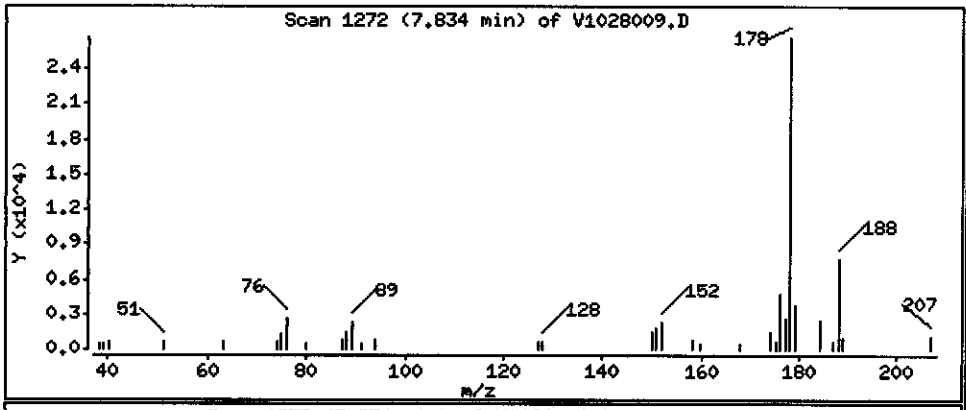

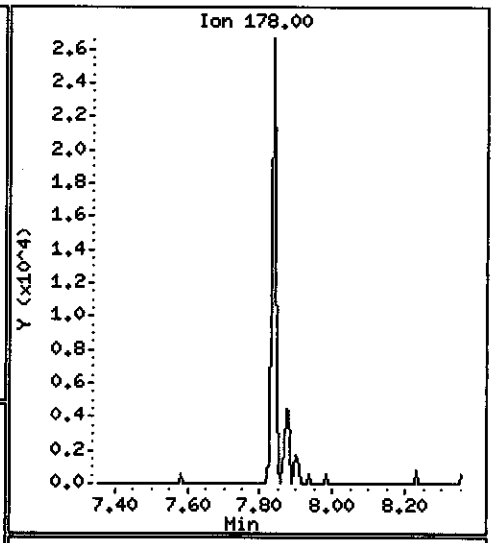

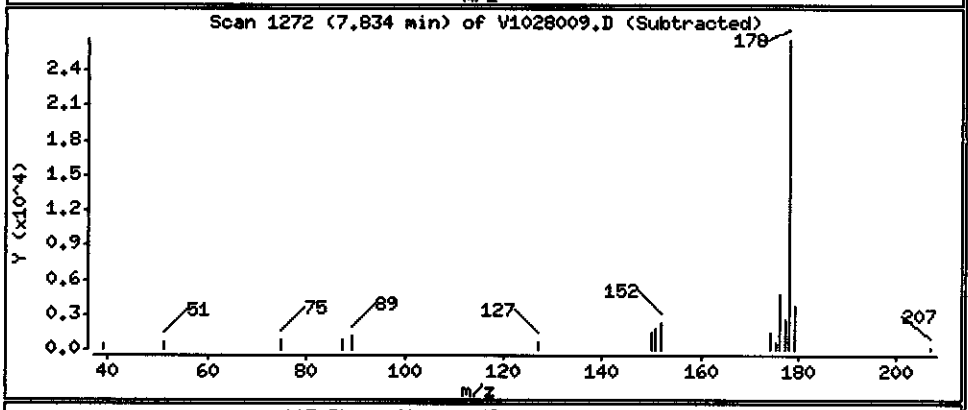

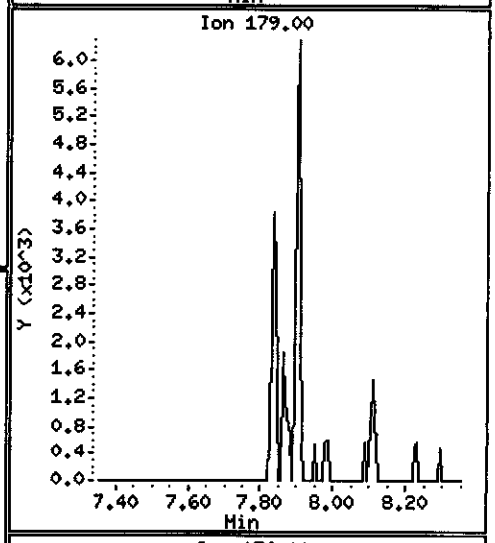

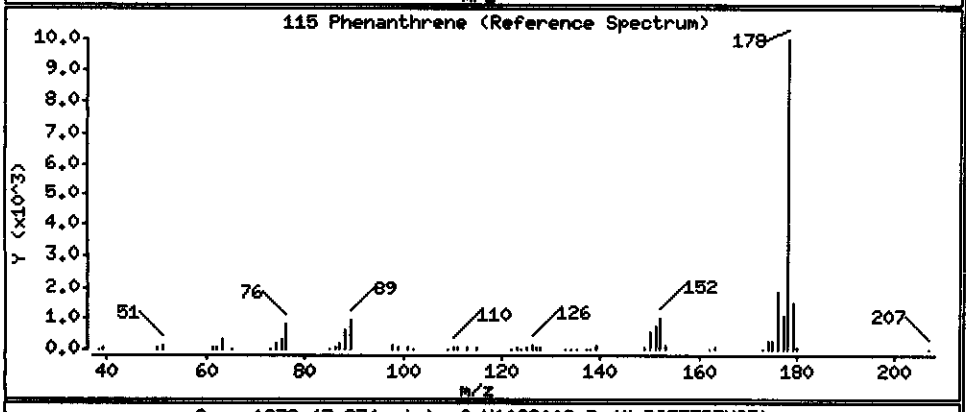

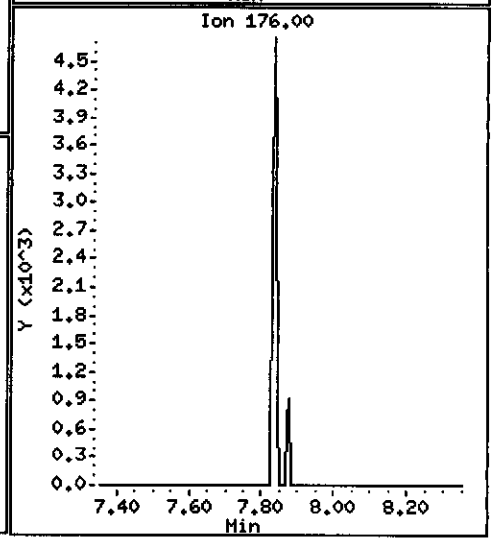

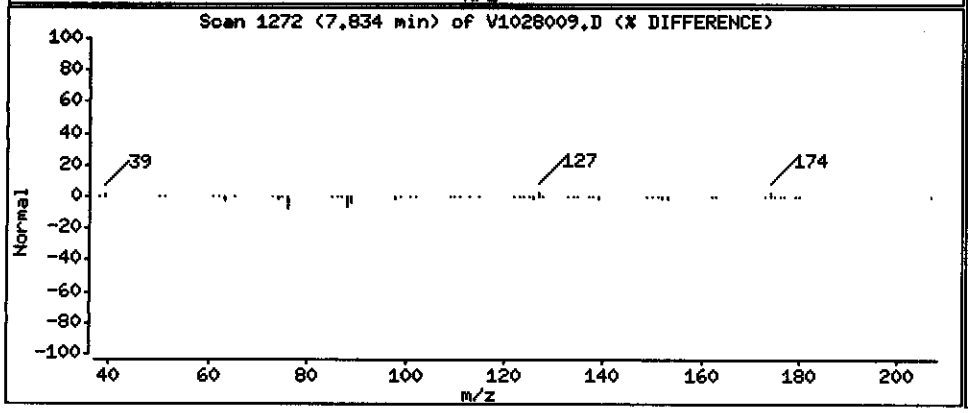

Data File: \\PITSVR06\D\chem\731.i\V102808.b\V1028009.D

Date : 28-OCT-2008 06:39

Client ID: ICM-104-1008

Instrument: 731.i

Sample Info: C8J160331-018 X100 10/20/08h2o(8295020) 8270c

Volume Injected (uL): 2.0

Operator: 003200

Column phase: DB5-MS

Column diameter: 0.32

116 Anthracene

Concentration: 2.5811 ug/L

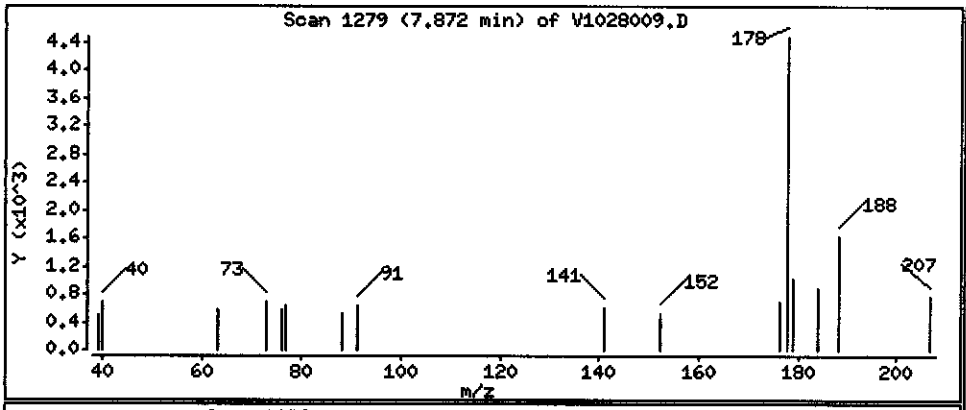

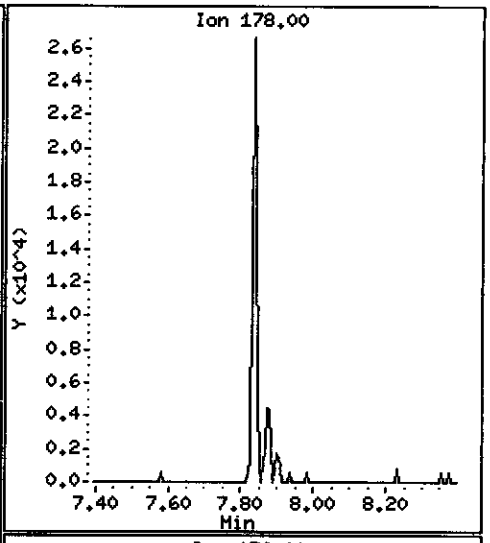

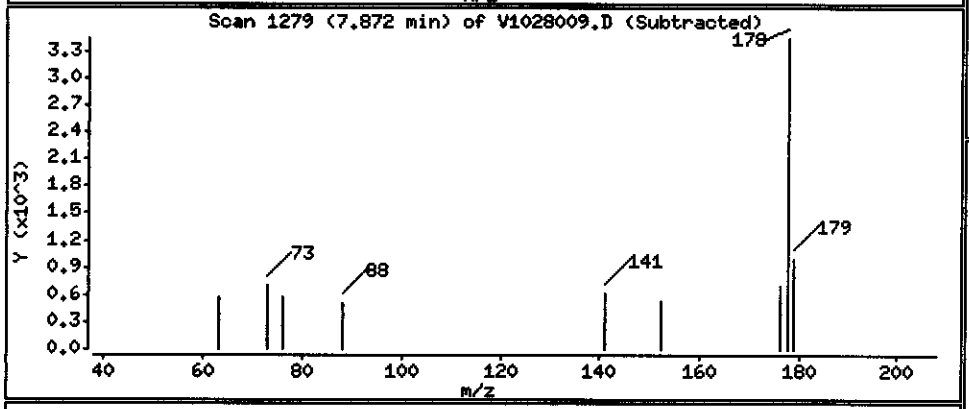

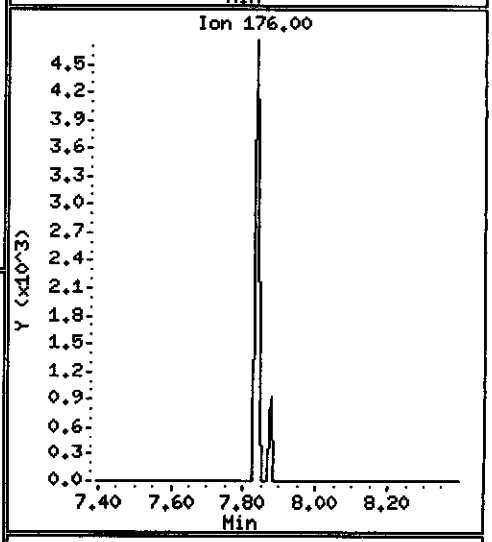

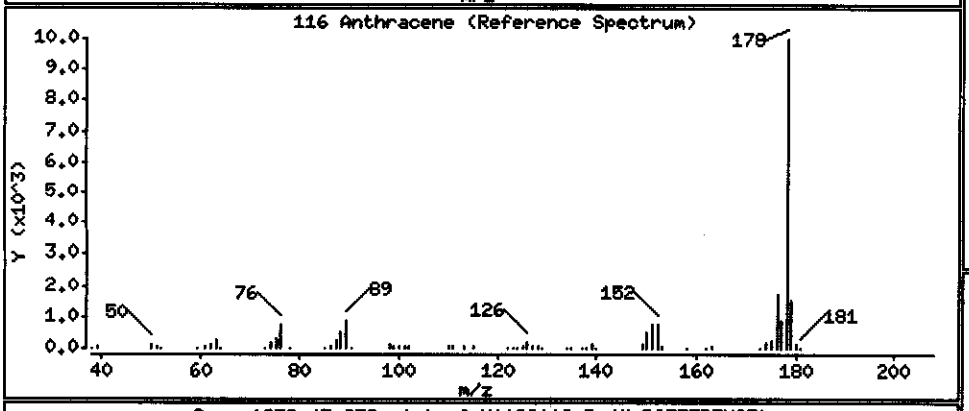

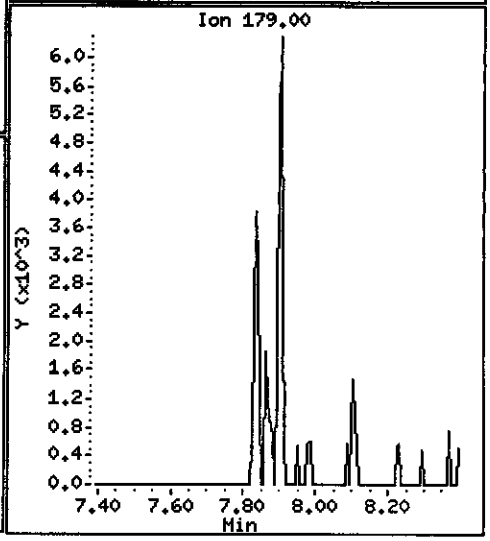

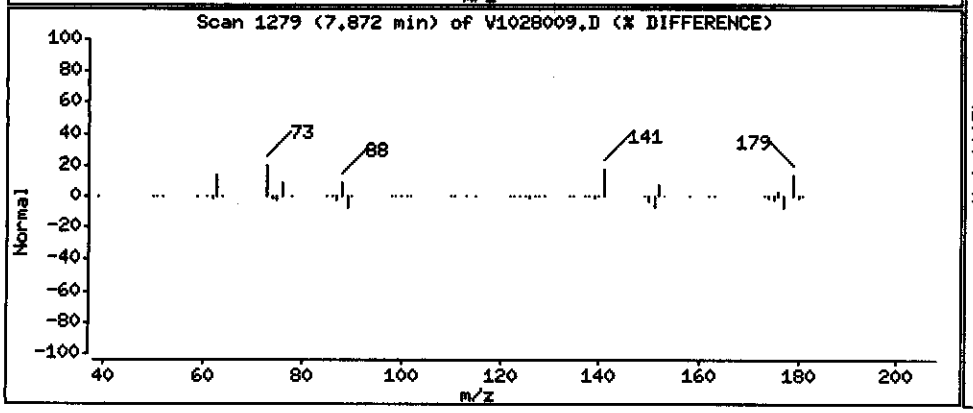

Data File: \\PITSVR06\D\chem\731.i\V102808.b\V1028009.D

Date : 28-OCT-2008 06:39

Client ID: ICM-104-1008

Instrument: 731.i

Sample Info: C8J160331-018 X100 10/20/08h2o(8295020) 8270c

Volume Injected (uL): 2.0

Operator: 003200

Column phase: DB5-MS

Column diameter: 0.32

119 Carbazole

Concentration: 35.211 ug/L

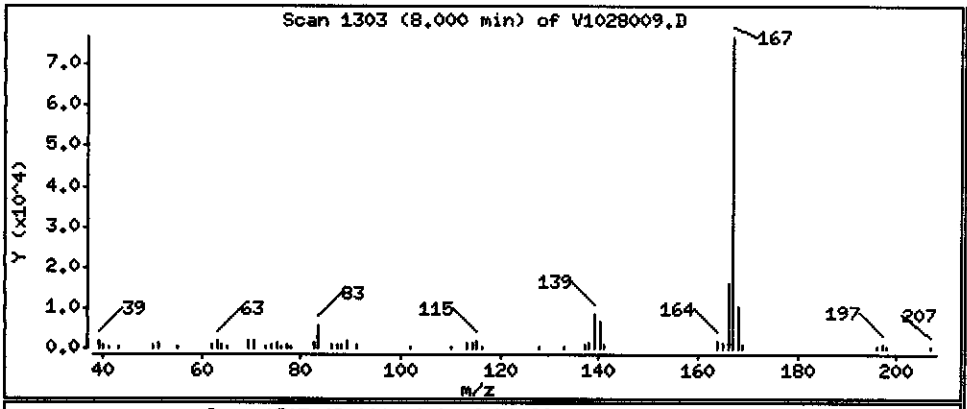

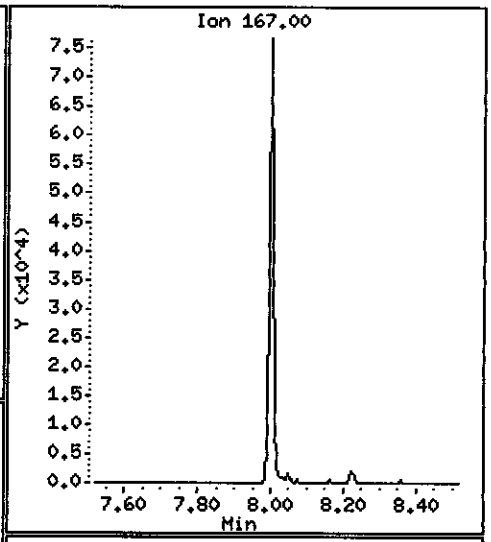

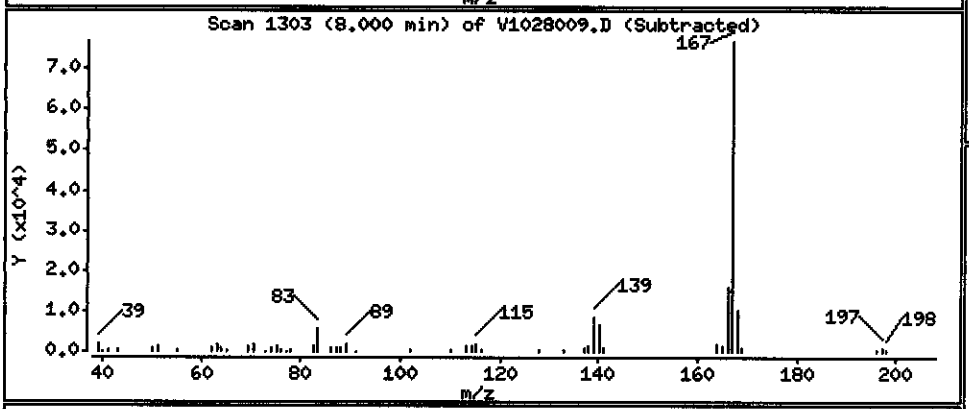

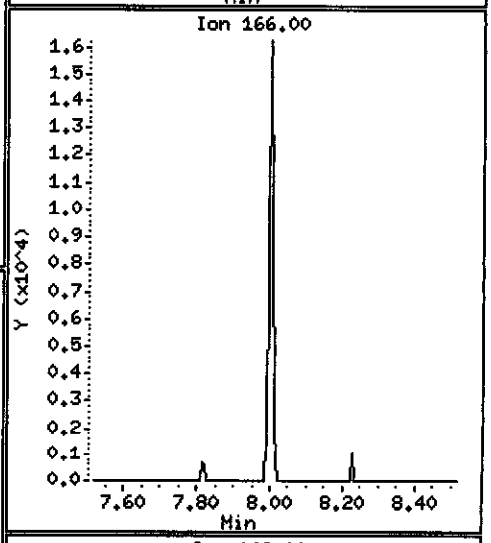

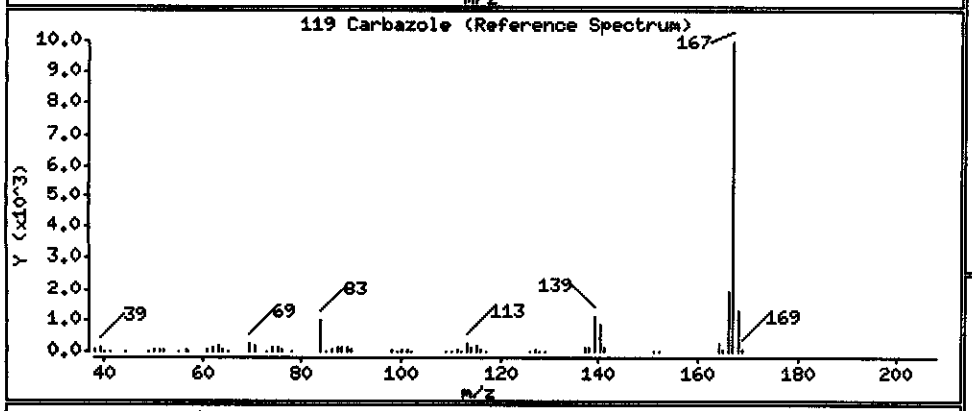

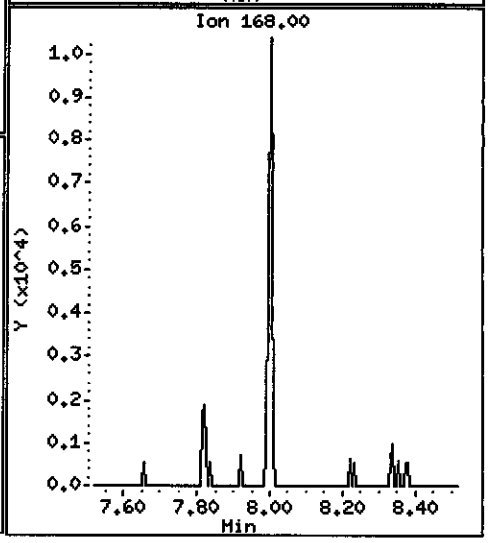

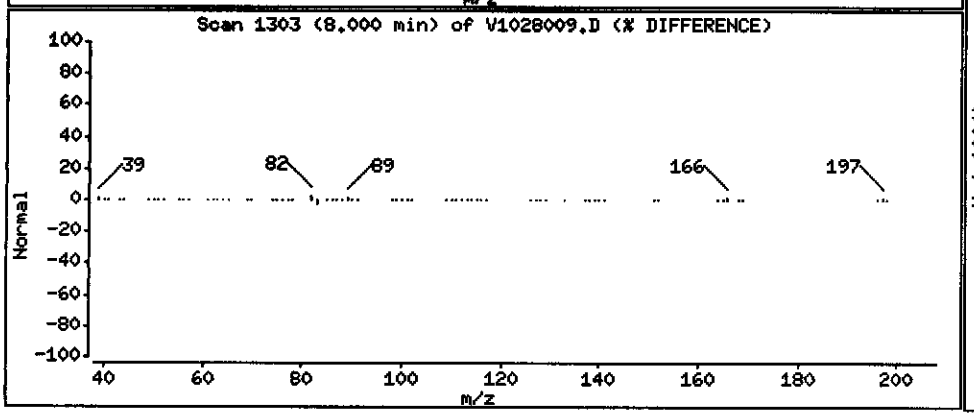

Data File: \\PITSVR06\D\chem\731.i\V102808.b\V1028009.D

Date : 28-OCT-2008 06:39

Client ID: ICH-104-1008

Instrument: 731.i

Sample Info: C8J160331-018 X100 10/20/08h2o(8295020) 8270c

Volume Injected (uL): 2.0

Operator: 003200

Column phase: DB5-MS

Column diameter: 0.32

123 Fluoranthene

Concentration: 1.5346 ug/L

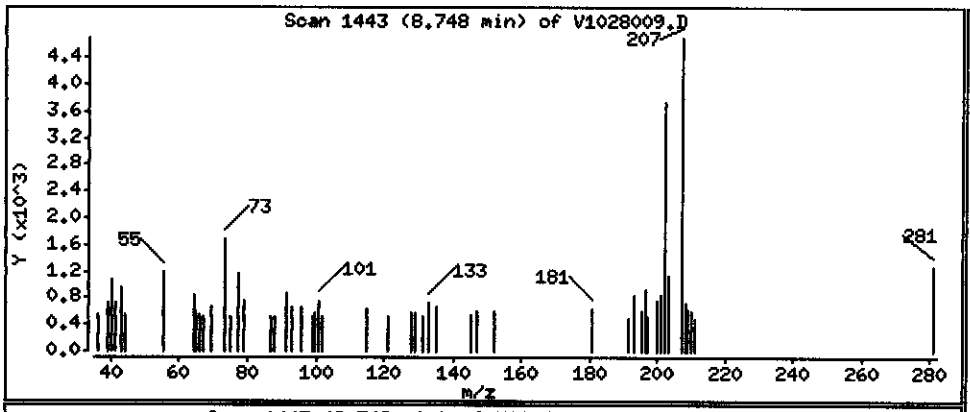

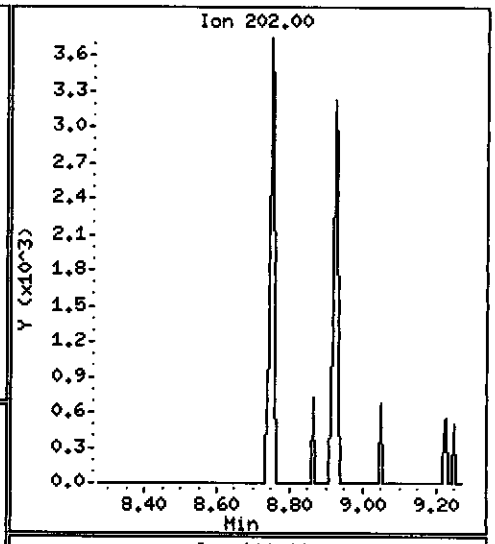

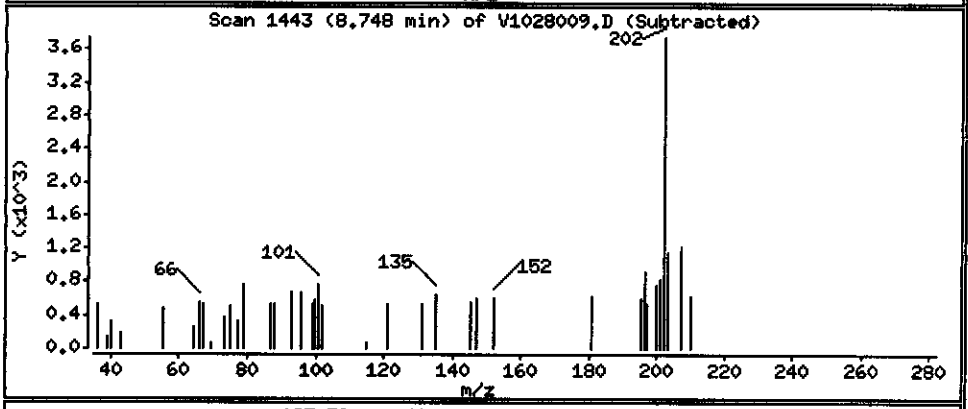

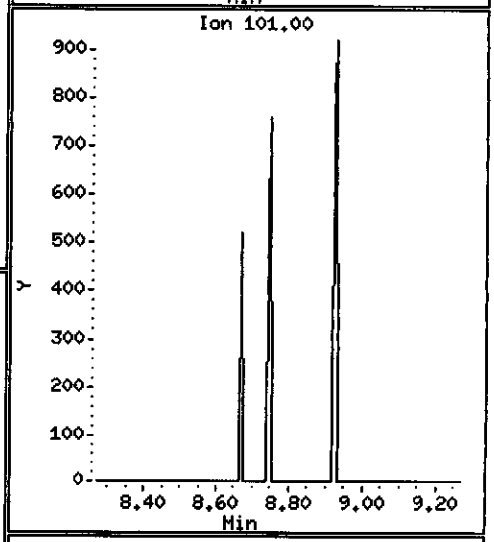

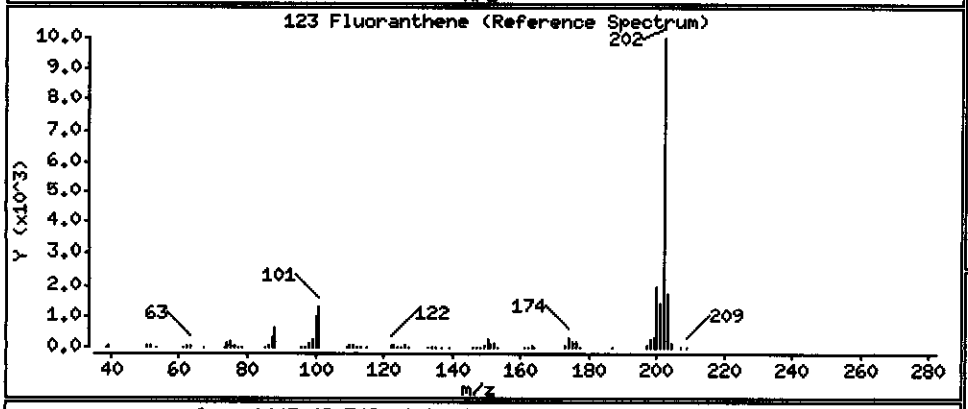

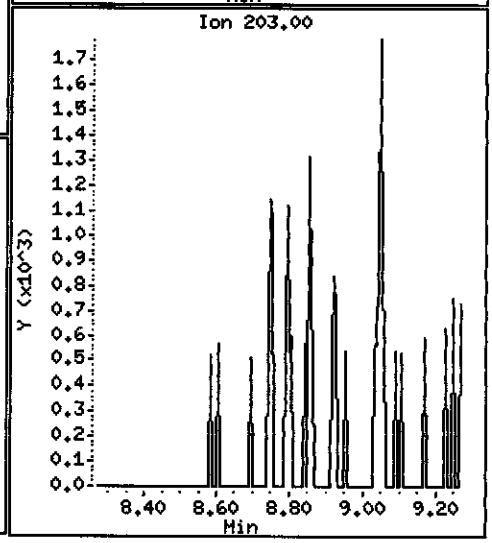

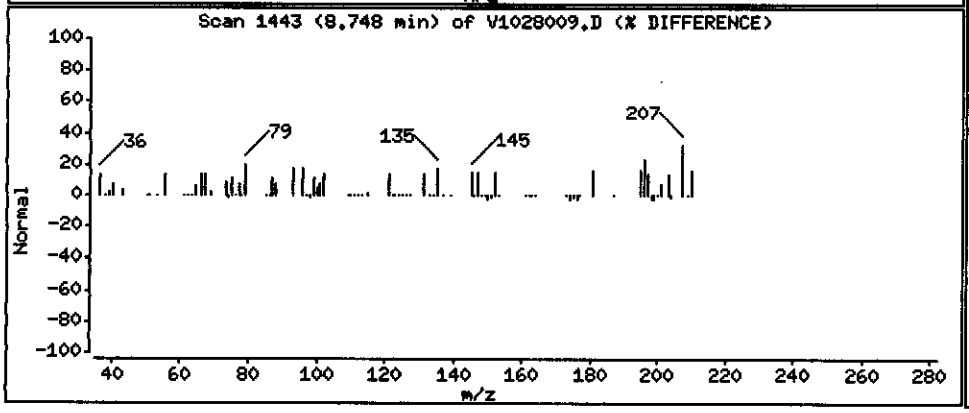

Data File: \\PITSVR06\D\chem\731.i\V102808.b\V1028009.D

Date : 28-OCT-2008 06:39

Client ID: ICM-104-1008

Instrument: 731.i

Sample Info: C8J160331-018 X100 10/20/08h2o(8295020) 8270c

Volume Injected (uL): 2.0

Operator: 003200

Column phase: DB5-MS

Column diameter: 0.32

125 Pyrene

Concentration: 1.0702 ug/L

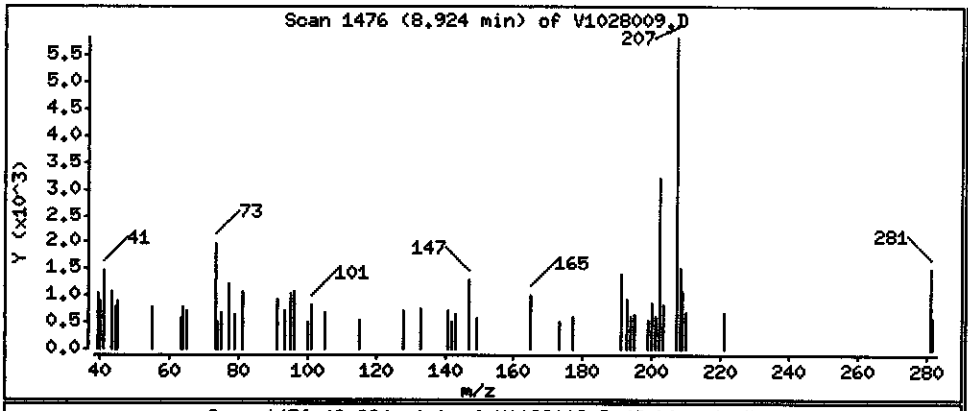

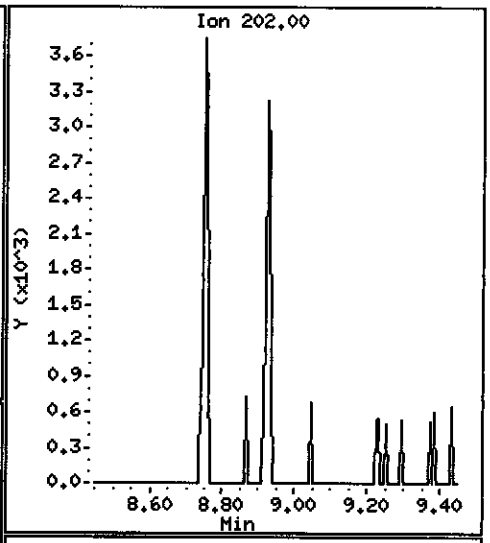

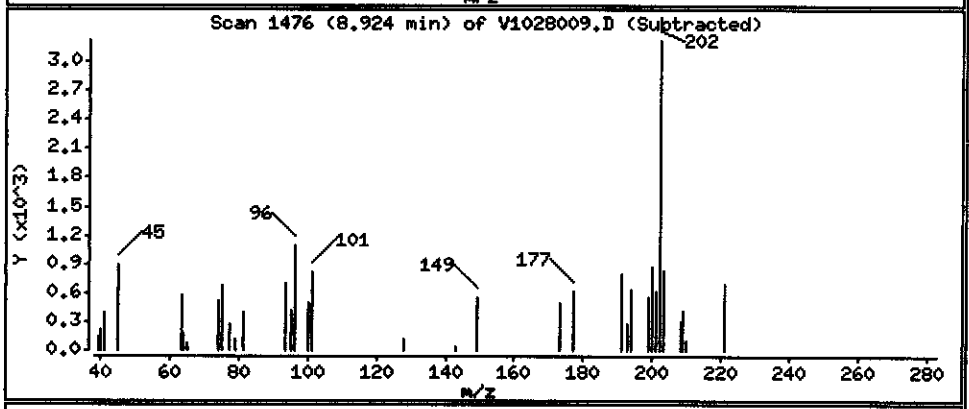

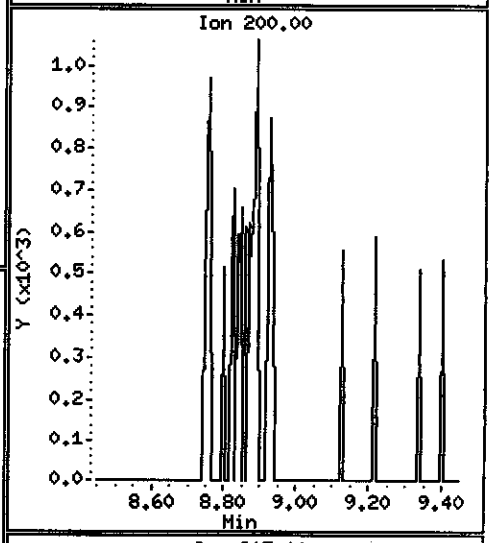

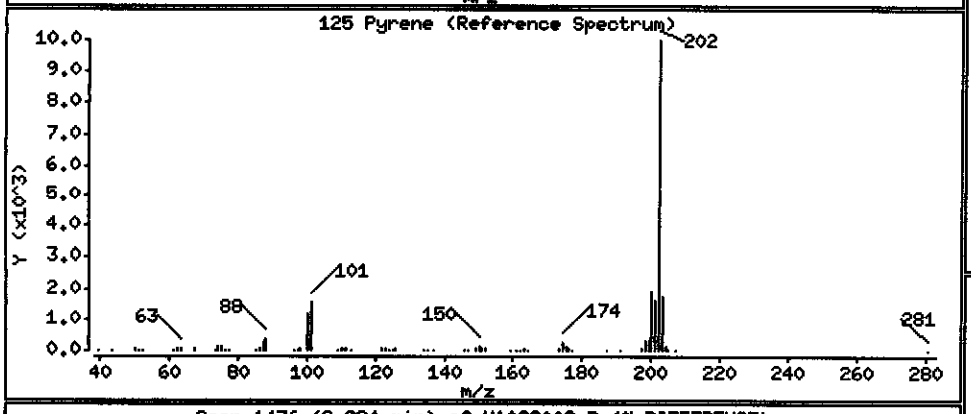

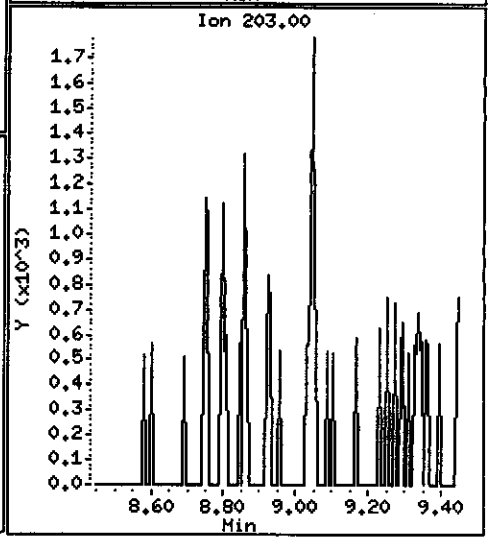

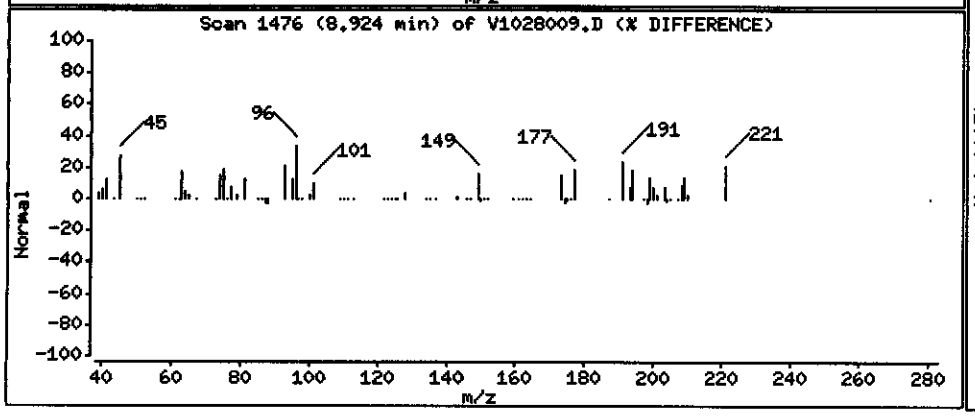

MACTEC Engineering and Consulting Inc

Client Sample ID: RFI-24-1008

GC/MS Semivolatiles

Lot-Sample #...:	C8J160331-019	**Work Order #...:**	K02VM1AL	**Matrix.....:**	WATER
Date Sampled...:	10/15/08 14:40	**Date Received..:**	10/16/08 09:30	**MS Run #.....:**	
Prep Date.....:	10/20/08	**Analysis Date..:**	10/27/08		
Prep Batch #...:	8295020	**Analysis Time..:**	07:11		
Dilution Factor:	18.8	**Initial Wgt/Vol:**	1060 mL	**Final Wgt/Vol..:**	1 mL
Analyst ID.....:	003200	**Instrument ID..:**	731		
		Method.....:	SW846 8270C		

PARAMETER	RESULT	REPORTING LIMIT	UNITS	MDL
Aniline	**680**	**19**	**ug/L**	**0.90**
Acenaphthene	**6.2**	**3.8**	**ug/L**	**0.98**
Acenaphthylene	ND	3.8	ug/L	0.87
Acetophenone	ND	19	ug/L	0.87
Anthracene	**1.4 J**	**3.8**	**ug/L**	**0.95**
Atrazine	ND	19	ug/L	0.73
Benzo(a)anthracene	**2.5 J**	**3.8**	**ug/L**	**0.77**
Benzo(a)pyrene	**1.9 J**	**3.8**	**ug/L**	**0.82**
Benzo(b)fluoranthene	**2.3 J**	**3.8**	**ug/L**	**0.59**
Benzo(ghi)perylene	**2.5 J**	**3.8**	**ug/L**	**0.52**
Benzo(k)fluoranthene	**2.2 J**	**3.8**	**ug/L**	**0.74**
Benzaldehyde	ND	19	ug/L	1.0
1,1'-Biphenyl	**2.3 J**	**19**	**ug/L**	**1.1**
bis(2-Chloroethoxy) methane	ND	19	ug/L	2.3
bis(2-Chloroethyl)-ether	ND	3.8	ug/L	0.87
bis(2-Ethylhexyl) phthalate	ND	19	ug/L	2.2
4-Bromophenyl phenyl ether	ND	19	ug/L	0.93
Butyl benzyl phthalate	ND	19	ug/L	2.6
Caprolactam	ND	94	ug/L	3.5
Carbazole	**6.1**	**3.8**	**ug/L**	**0.98**
4-Chloroaniline	ND	19	ug/L	0.87
4-Chloro-3-methylphenol	ND	19	ug/L	1.1
2-Chloronaphthalene	ND	3.8	ug/L	0.83
2-Chlorophenol	ND	19	ug/L	0.85
4-Chlorophenyl phenyl ether	ND	19	ug/L	0.80
Chrysene	**2.7 J**	**3.8**	**ug/L**	**0.67**
Dibenz(a,h)anthracene	**2.6 J**	**3.8**	**ug/L**	**0.66**
Dibenzofuran	**4.3 J**	**19**	**ug/L**	**1.0**
3,3'-Dichlorobenzidine	ND	19	ug/L	0.77
2,4-Dichlorophenol	ND	3.8	ug/L	0.91
Diethyl phthalate	ND	19	ug/L	4.6
2,4-Dimethylphenol	ND	19	ug/L	0.97

(Continued on next page)

MACTEC Engineering and Consulting Inc

Client Sample ID: RFI-24-1008

GC/MS Semivolatiles

Lot-Sample #...: C8J160331-019 **Work Order #...:** K02VM1AL **Matrix.....:** WATER

PARAMETER	RESULT	REPORTING LIMIT	UNITS	MDL
Dimethyl phthalate	ND	19	ug/L	0.79
Di-n-butyl phthalate	ND	19	ug/L	0.87
4,6-Dinitro-2-methylphenol	ND	94	ug/L	27
2,4-Dinitrophenol	ND	94	ug/L	24
2,4-Dinitrotoluene	ND	19	ug/L	0.85
2,6-Dinitrotoluene	ND	19	ug/L	0.96
Di-n-octyl phthalate	**1.7 J**	**19**	**ug/L**	**0.80**
Fluoranthene	**2.1 J**	**3.8**	**ug/L**	**0.93**
Fluorene	ND	3.8	ug/L	1.0
Hexachlorobenzene	ND	3.8	ug/L	0.82
Hexachlorobutadiene	ND	3.8	ug/L	0.71
Hexachlorocyclopentadiene	ND	19	ug/L	1.5
Hexachloroethane	ND	19	ug/L	0.82
Indeno(1,2,3-cd)pyrene	**2.6 J**	**3.8**	**ug/L**	**0.89**
Isophorone	ND	19	ug/L	0.89
2-Methylnaphthalene	**4.6**	**3.8**	**ug/L**	**0.88**
2-Methylphenol	ND	19	ug/L	0.96
4-Methylphenol	ND	19	ug/L	1.4
Naphthalene	**56**	**3.8**	**ug/L**	**0.81**
2-Nitroaniline	ND	94	ug/L	0.89
3-Nitroaniline	ND	94	ug/L	0.76
4-Nitroaniline	ND	94	ug/L	0.48
Nitrobenzene	ND	3.8	ug/L	1.2
2-Nitrophenol	ND	19	ug/L	1.0
4-Nitrophenol	ND	94	ug/L	1.3
N-Nitrosodi-n-propylamine	ND	3.8	ug/L	1.1
N-Nitrosodiphenylamine	**33**	**3.8**	**ug/L**	**0.92**
2,2'-oxybis(1-Chloropropane)	ND	3.8	ug/L	0.49
Pentachlorophenol	ND	19	ug/L	1.6
Phenanthrene	**2.3 J**	**3.8**	**ug/L**	**1.0**
Phenol	ND	3.8	ug/L	0.42
Pyrene	**1.9 J**	**3.8**	**ug/L**	**1.1**
2,4,5-Trichlorophenol	ND	19	ug/L	1.2
2,4,6-Trichlorophenol	ND	19	ug/L	1.1

(Continued on next page)

MACTEC Engineering and Consulting Inc

Client Sample ID: RFI-24-1008

GC/MS Semivolatiles

Lot-Sample #...: C8J160331-019 **Work Order #...:** K02VM1AL **Matrix.....:** WATER

SURROGATE	PERCENT RECOVERY	RECOVERY LIMITS
Nitrobenzene-d5	NC,DIL	(23 - 112)
Terphenyl-d14	NC,DIL	(10 - 132)
2-Fluorobiphenyl	NC,DIL	(19 - 107)
2-Fluorophenol	NC,DIL	(10 - 111)
Phenol-d5	NC,DIL	(15 - 112)
2,4,6-Tribromophenol	NC,DIL	(16 - 122)

NOTE(S):

NC The recovery and/or RPD were not calculated.

DIL The concentration is estimated or not reported due to dilution or the presence of interfering analytes.

J Estimated result. Result is less than RL.

Data File: \\PITSVR06\D\chem\731.i\V102608.b\V1026022.D
Date : 27-OCT-2008 07:11
Client ID: RFI-24-1008
Sample Info: C8J160331-019 X20 10/20/08 h2o(8295020) 8270c
Volume Injected (uL): 2.0
Column phase: DB5-MS

Instrument: 731.i
Operator: 003200
Column diameter: 0.32

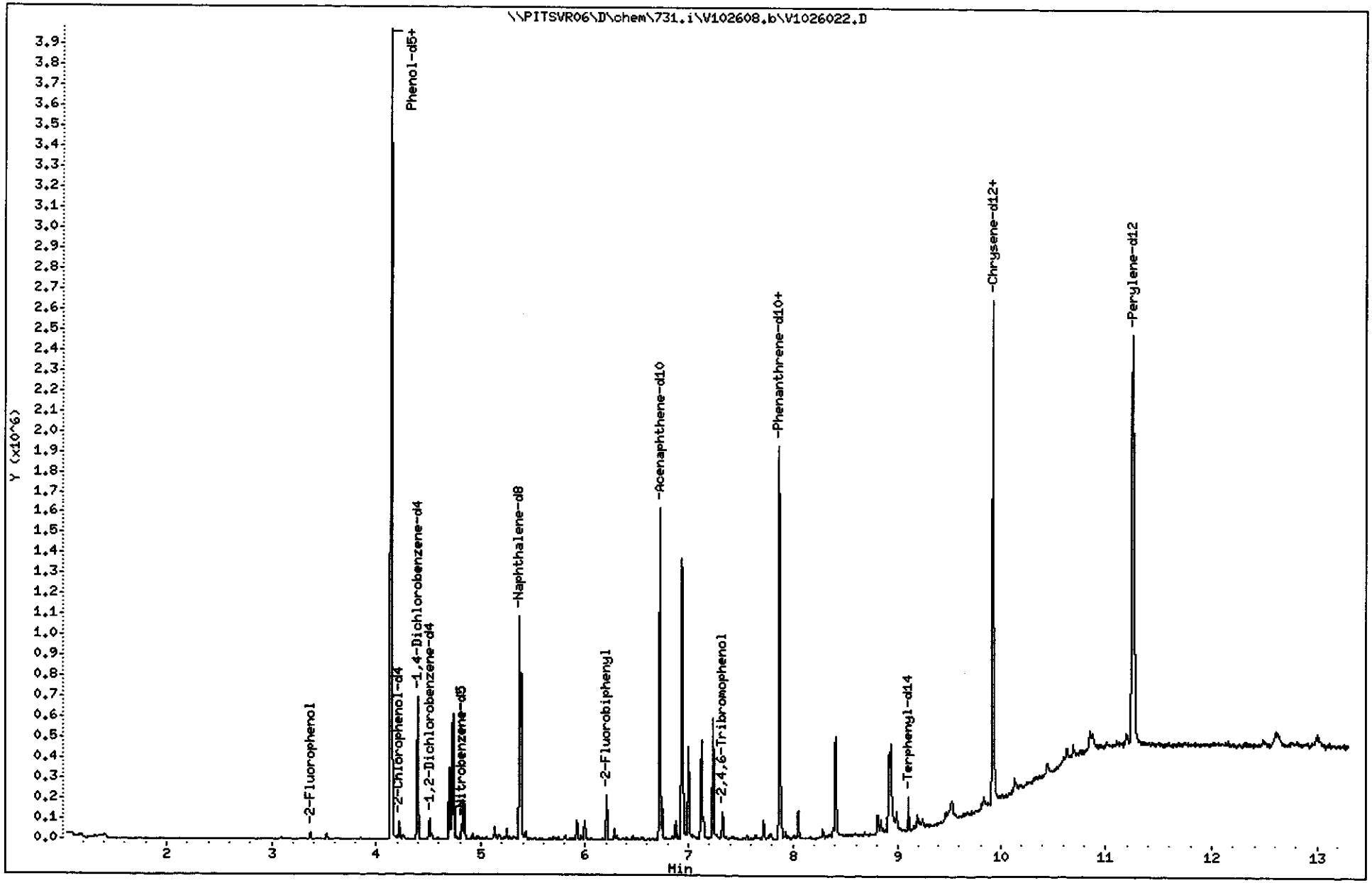

TestAmerica Pittsburgh

Semivolatile REPORT SW-846 Method 8270

Data file : \\PITSVR06\D\chem\731.i\V102608.b\V1026022.D
Lab Smp Id: K02VM1AL Client Smp ID: RFI-24-1008
Inj Date : 27-OCT-2008 07:11
Operator : 003200 Inst ID: 731.i
Smp Info : C8J160331-019 X20 10/20/08 h2o(8295020) 8270c
Misc Info : K02VM1AL,V102608.b,827011.m,padep.sub
Comment :
Method : \\PITSVR06\D\chem\731.i\V102608.b\827011.m
Meth Date : 27-Oct-2008 01:04 piccolinov Quant Type: ISTD
Cal Date : 23-OCT-2008 04:48 Cal File: V1023NC7.D
Als bottle: 24
Dil Factor: 20.00000
Integrator: HP RTE Compound Sublist: padep.sub
Target Version: 4.14
Processing Host: PITSVR06

Concentration Formula: Amt * DF * Uf * Vt/(Vo * Vi) * CpndVariable

Name	Value	Description
DF	20.000	Dilution Factor
Uf	1.000	ng unit correction factor
Vt	1000.000	Volume of final extract (uL)
Vo	1060.000	Volume of sample extracted (mL)
Vi	2.000	Volume injected (uL)
Cpnd Variable		Local Compound Variable

	Compounds	QUANT SIG MASS	RT	EXP RT	REL RT	RESPONSE	CONCENTRATIONS ON-COLUMN (NG)	CONCENTRATIONS FINAL (ug/L)
* 1	1,4-Dichlorobenzene-d4	152	4.394	4.408	(1.000)	109688	8.00000	
* 2	Naphthalene-d8	136	5.372	5.381	(1.000)	453208	8.00000	
* 3	Acenaphthene-d10	164	6.718	6.732	(1.000)	342730	8.00000	
* 4	Phenanthrene-d10	188	7.867	7.886	(1.000)	677487	8.00000	
* 5	Chrysene-d12	240	9.923	9.937	(1.000)	851516	8.00000	
* 6	Perylene-d12	264	11.253	11.278	(1.000)	959136	8.00000	
198	1,4-Dioxane	88	Compound Not Detected.					
10	N-Nitrosodimethylamine	74	Compound Not Detected.					
9	Pyridine	79	Compound Not Detected.					
16	Methyl methanesulfonate	80	Compound Not Detected.					
206	Benzaldehyde	77	Compound Not Detected.					
21	Aniline	93	4.143	4.152	(0.943)	1413875	71.6170	675.63
22	Phenol	94	Compound Not Detected.					
23	bis(2-Chloroethyl)ether	93	Compound Not Detected.					
24	2-Chlorophenol	128	Compound Not Detected.					
26	1,3-Dichlorobenzene	146	Compound Not Detected.					
27	1,4-Dichlorobenzene	146	Compound Not Detected.					
28	1,2-Dichlorobenzene	146	Compound Not Detected.					
29	Benzyl Alcohol	108	Compound Not Detected.					
30	2-Methylphenol	108	Compound Not Detected.					

	Compounds	QUANT SIG MASS	RT	EXP RT	REL RT	RESPONSE	CONCENTRATIONS ON-COLUMN (NG)	CONCENTRATIONS FINAL (ug/L)
31	2,2'-oxybis(1-Chloropropane)	45	Compound Not Detected.					
37	Acetophenone	105	Compound Not Detected.					
32	N-Nitroso-di-n-propylamine	70	Compound Not Detected.					
192	4-Methylphenol	108	Compound Not Detected.					
34	Hexachloroethane	117	Compound Not Detected.					
35	Nitrobenzene	77	Compound Not Detected.					
41	Isophorone	82	Compound Not Detected.					
42	2-Nitrophenol	139	Compound Not Detected.					
43	2,4-Dimethylphenol	107	Compound Not Detected.					
44	bis(2-Chloroethoxy)methane	93	Compound Not Detected.					
48	2,4-Dichlorophenol	162	Compound Not Detected.					
49	Benzoic Acid	122	Compound Not Detected.					
50	1,2,4-Trichlorobenzene	180	Compound Not Detected.					
51	Naphthalene	128	5.388	5.397	(1.003)	344903	5.90394	55.698
52	4-Chloroaniline	127	Compound Not Detected.					
54	2,6-Dichlorophenol	162	Compound Not Detected.					
56	Hexachlorobutadiene	224	Compound Not Detected.					
208	Caprolactam	113	Compound Not Detected.					
59	4-Chloro-3-Methylphenol	107	Compound Not Detected.					
62	2-Methylnaphthalene	142	5.917	5.931	(1.101)	20099	0.48335	4.5599
63	1-Methylnaphthalene	142	5.991	6.006	(1.115)	22491	0.53917	5.0865
64	Hexachlorocyclopentadiene	236	Compound Not Detected.					
66	2,4,6-Trichlorophenol	196	Compound Not Detected.					
67	2,4,5-Trichlorophenol	196	Compound Not Detected.					
209	1,1'-Biphenyl	154	6.280	6.294	(0.935)	13183	0.24112	2.2747
70	2-Chloronaphthalene	162	Compound Not Detected.					
73	2-Nitroaniline	65	Compound Not Detected.					
76	Dimethylphthalate	163	Compound Not Detected.					
78	2,6-Dinitrotoluene	165	Compound Not Detected.					
79	Acenaphthylene	152	Compound Not Detected.					
81	3-Nitroaniline	138	Compound Not Detected.					
82	Acenaphthene	153	6.745	6.759	(1.004)	29400	0.65244	6.1551
83	2,4-Dinitrophenol	184	Compound Not Detected.					
85	4-Nitrophenol	109	Compound Not Detected.					
86	Dibenzofuran	168	6.878	6.892	(1.024)	30838	0.46069	4.3461
87	2,4-Dinitrotoluene	165	Compound Not Detected.					
91	2,3,5,6-Tetrachlorophenol	231	Compound Not Detected.					
88	2,3,4,6-Tetrachlorophenol	231	Compound Not Detected.					
92	2-Naphthylamine	143	7.001	7.015	(1.042)	153178	6.22846	58.759
93	Diethylphthalate	149	Compound Not Detected.					
94	Fluorene	166	Compound Not Detected.					
95	4-Chlorophenyl-phenylether	204	Compound Not Detected.					
96	4-Nitroaniline	138	Compound Not Detected.					
98	4,6-Dinitro-2-methylphenol	198	Compound Not Detected.					
99	N-Nitrosodiphenylamine (1)	169	7.236	7.250	(0.920)	141143	3.44974	32.545(MH)
100	1,2-Diphenylhydrazine	77	Compound Not Detected.					
106	4-Bromophenyl-phenylether	248	Compound Not Detected.					
107	Hexachlorobenzene	283	Compound Not Detected.					
210	Atrazine	200	Compound Not Detected.					
111	Pentachlorophenol	265	Compound Not Detected.					
115	Phenanthrene	178	7.888	7.902	(1.003)	20994	0.24496	2.3110
116	Anthracene	178	7.925	7.945	(1.007)	13279	0.15325	1.4457
119	Carbazole	167	8.054	8.068	(1.024)	53926	0.64399	6.0754
120	Di-n-Butylphthalate	149	Compound Not Detected.					

Compounds	QUANT SIG MASS	RT	EXP RT	REL RT	RESPONSE	CONCENTRATIONS ON-COLUMN (NG)	CONCENTRATIONS FINAL (ug/L)
123 Fluoranthene	202	8.807	8.826	(1.120)	23049	0.22499	2.1225
124 Benzidine	184	8.914	8.928	(0.898)	204643	5.26715	49.690
125 Pyrene	202	8.983	9.003	(0.905)	25651	0.19639	1.8528
131 Butylbenzylphthalate	149	9.475	9.499	(0.955)	5762	0.09420	0.88865
135 3,3'-Dichlorobenzidine	252	Compound Not Detected.					
136 Benzo(a)Anthracene	228	9.918	9.932	(0.999)	32609	0.26506	2.5006
137 Chrysene	228	9.945	9.959	(1.002)	34481	0.28164	2.6570
139 bis(2-ethylhexyl)Phthalate	149	Compound Not Detected.					
140 Di-n-octylphthalate	149	10.447	10.466	(0.928)	31864	0.17508	1.6517
141 Benzo(b)fluoranthene	252	10.847	10.872	(0.964)	41242	0.24327	2.2950
142 Benzo(k)fluoranthene	252	10.874	10.904	(0.966)	40089	0.23674	2.2334
143 7,12-dimethylbenz[a]anthracen	256	Compound Not Detected.					
146 Benzo(a)pyrene	252	11.195	11.220	(0.995)	28533	0.19726	1.8610
149 Indeno(1,2,3-cd)pyrene	276	12.605	12.646	(1.120)	48398	0.27463	2.5908
150 Dibenz(a,h)anthracene	278	12.632	12.667	(1.122)	41144	0.27791	2.6218
151 Benzo(g,h,i)perylene	276	13.011	13.047	(1.156)	40908	0.26585	2.5080
$ 154 Nitrobenzene-d5	82	4.822	4.830	(0.898)	19420	1.23067	11.610
$ 155 2-Fluorobiphenyl	172	6.205	6.219	(0.924)	60068	1.23166	11.619
$ 156 Terphenyl-d14	244	9.101	9.120	(0.917)	44269	0.52535	4.9561
$ 157 Phenol-d5	99	4.138	4.141	(0.942)	17343	0.99664	9.4022
$ 158 2-Fluorophenol	112	3.363	3.367	(0.765)	12993	1.07019	10.096
$ 159 2,4,6-Tribromophenol	330	7.327	7.346	(0.931)	11181	1.40405	13.246
$ 186 2-Chlorophenol-d4	132	4.223	4.227	(0.961)	24280	1.42413	13.435
$ 187 1,2-Dichlorobenzene-d4	152	4.512	4.520	(1.027)	15816	1.18402	11.170

QC Flag Legend

M - Compound response manually integrated.
H - Operator selected an alternate compound hit.

Data File: \\PITSVR06\D\chem\731.i\V102608.b\V1026022.D

Date : 27-OCT-2008 07:11

Client ID: RFI-24-1008

Instrument: 731.i

Sample Info: C8J160331-019 X20 10/20/08 h2o(8295020) 8270c

Volume Injected (uL): 2.0

Operator: 003200

Column phase: DB5-MS

Column diameter: 0.32

21 Aniline

Concentration: 675.63 ug/L

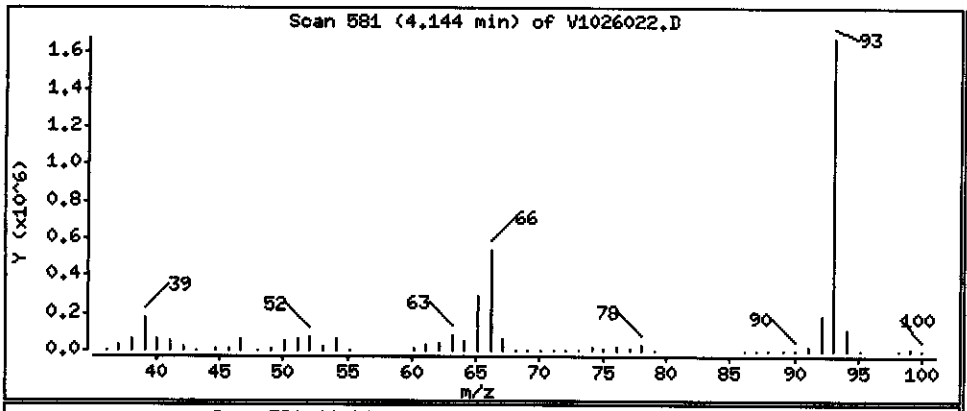

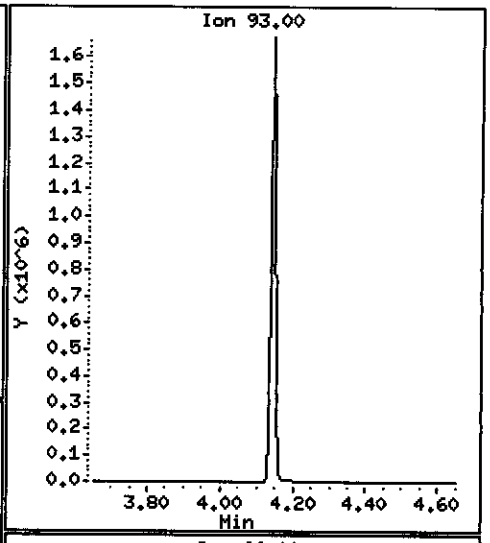

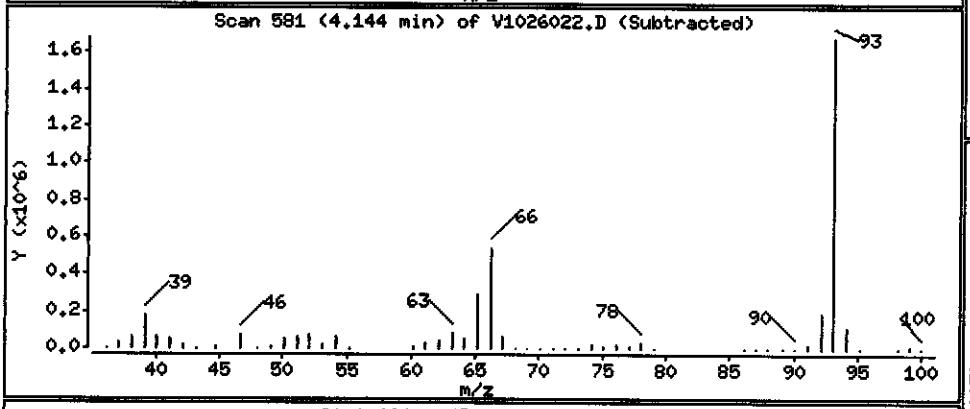

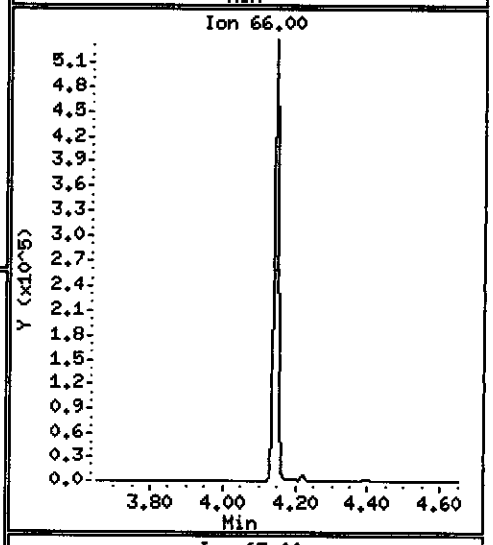

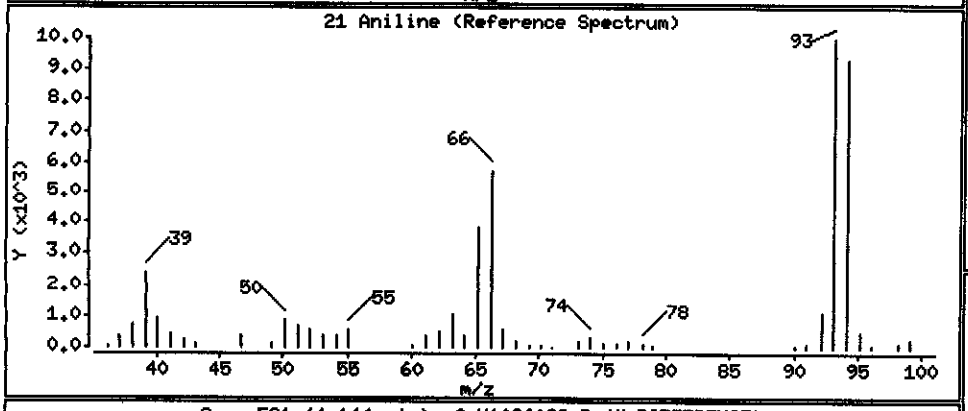

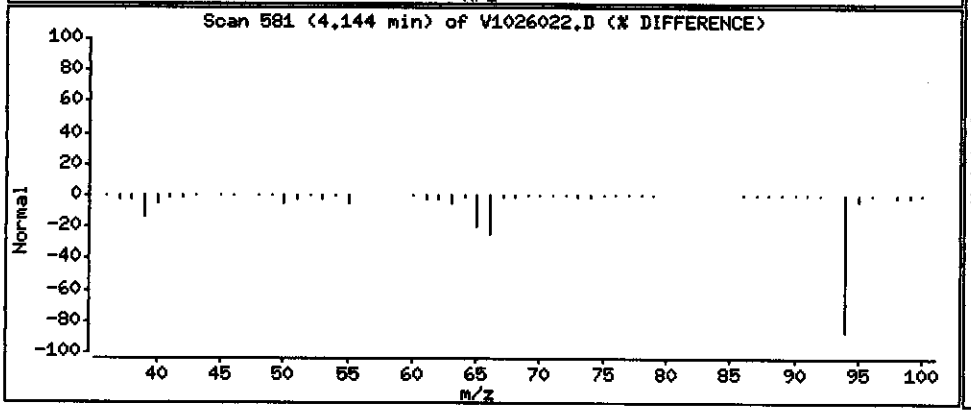

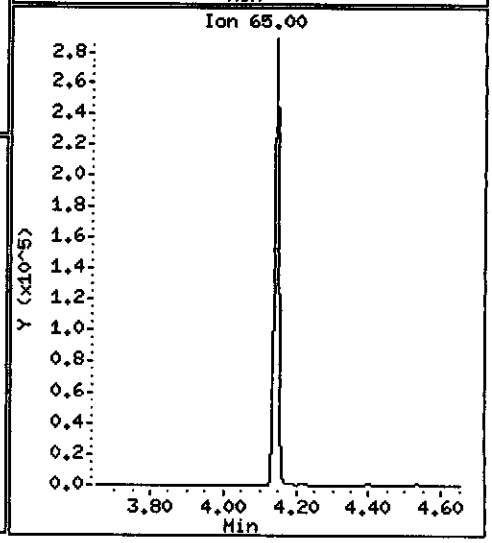

Data File: \\PITSVR06\D\chem\731.i\V102608.b\V1026022.D

Date : 27-OCT-2008 07:11

Client ID: RFI-24-1008

Instrument: 731.i

Sample Info: C8J160331-019 X20 10/20/08 h2o(8295020) 8270c

Volume Injected (uL): 2.0

Operator: 003200

Column phase: DB5-MS

Column diameter: 0.32

51 Naphthalene

Concentration: 55.698 ug/L

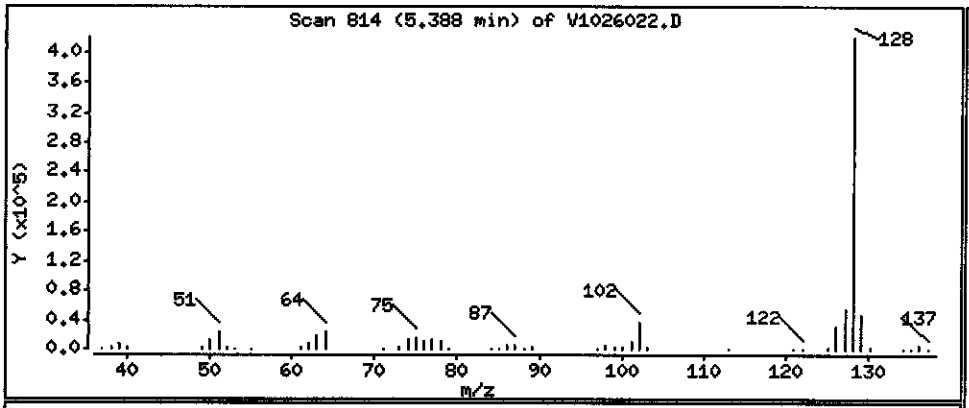

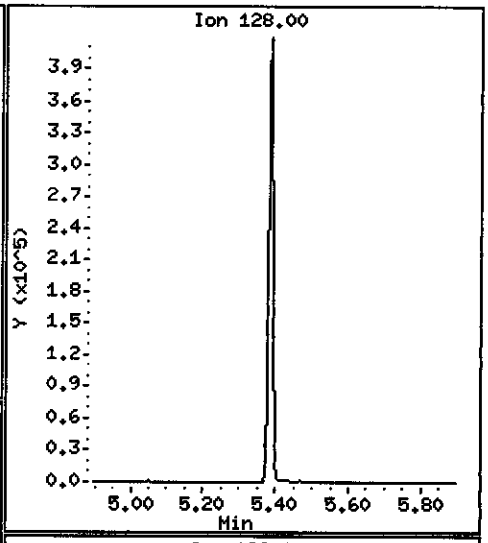

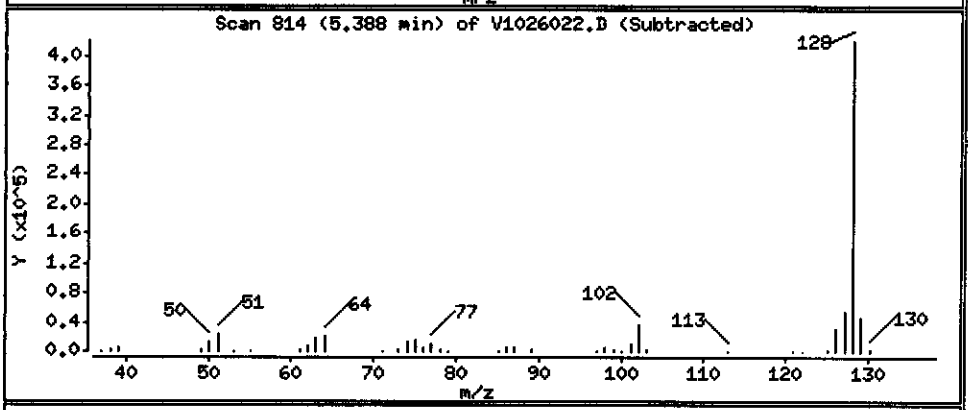

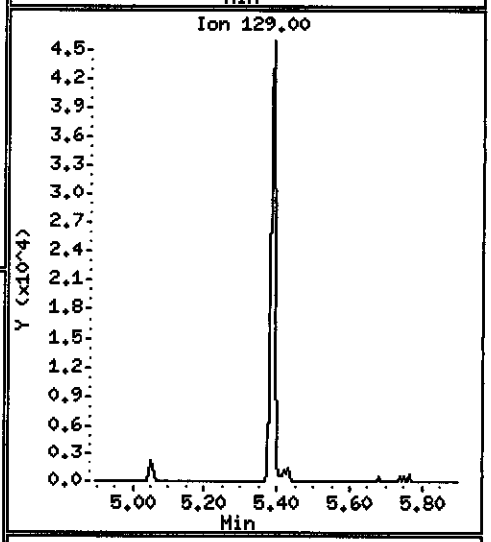

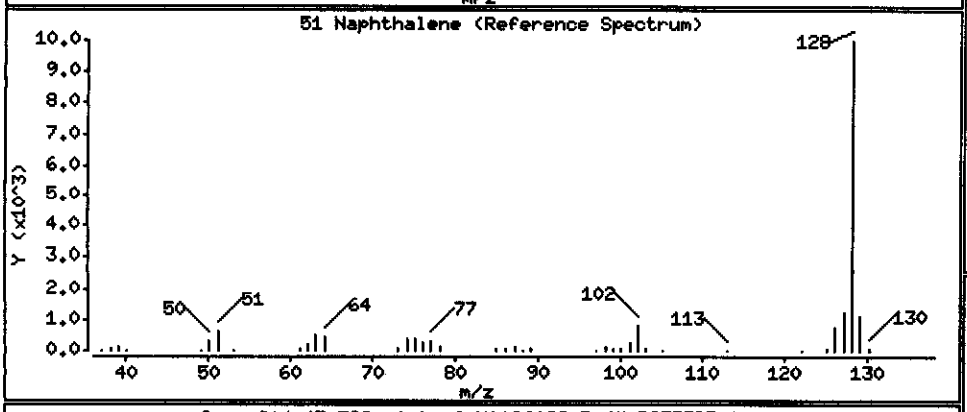

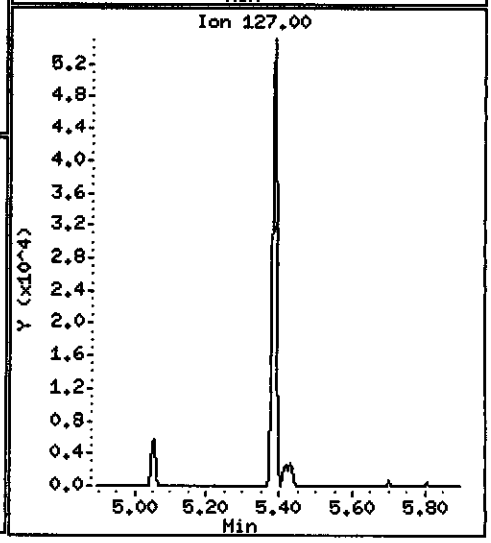

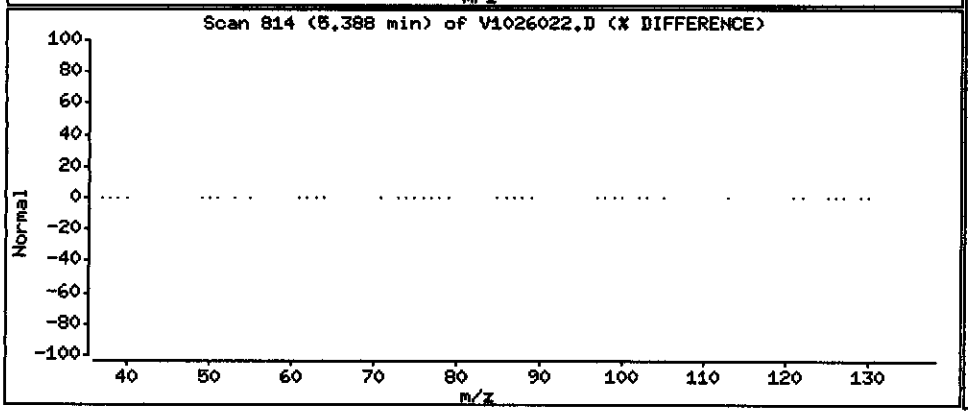

Data File: \\PITSVR06\D\chem\731.i\V102608.b\V1026022.D

Date : 27-OCT-2008 07:11

Client ID: RFI-24-1008

Instrument: 731.i

Sample Info: C8J160331-019 X20 10/20/08 h2o(8295020) 8270c

Volume Injected (uL): 2.0

Operator: 003200

Column phase: DB5-MS

Column diameter: 0.32

62 2-Methylnaphthalene

Concentration: 4.5599 ug/L

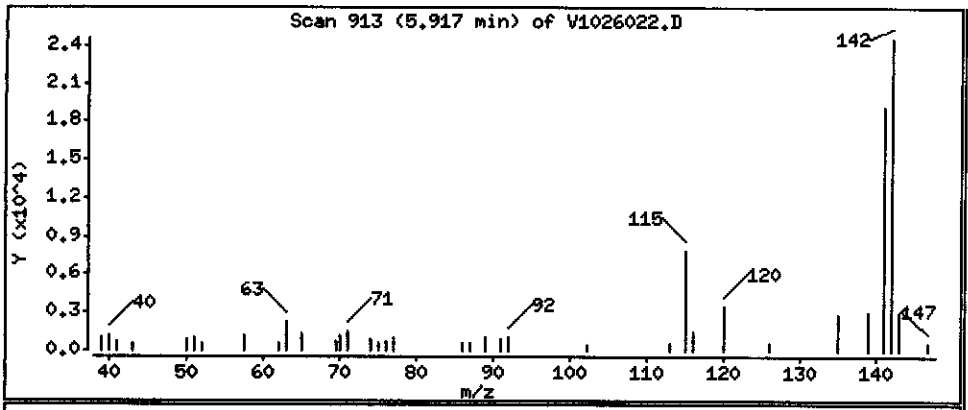

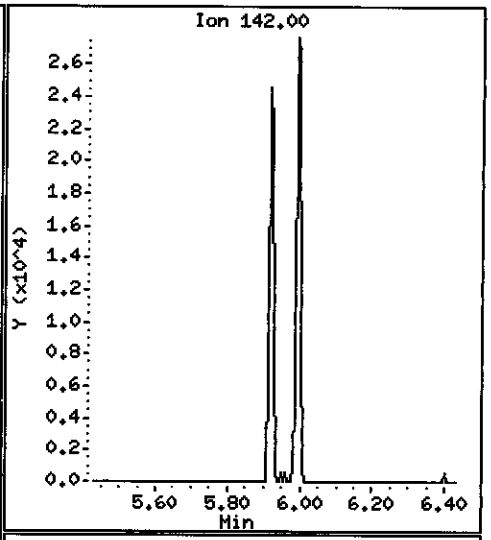

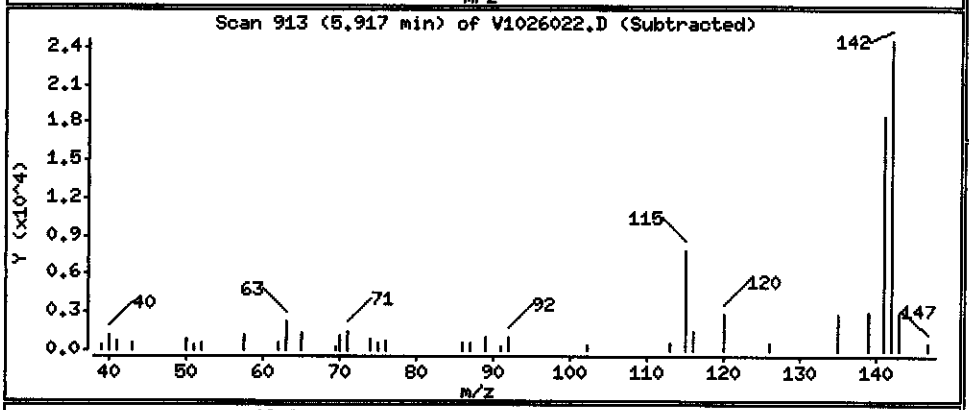

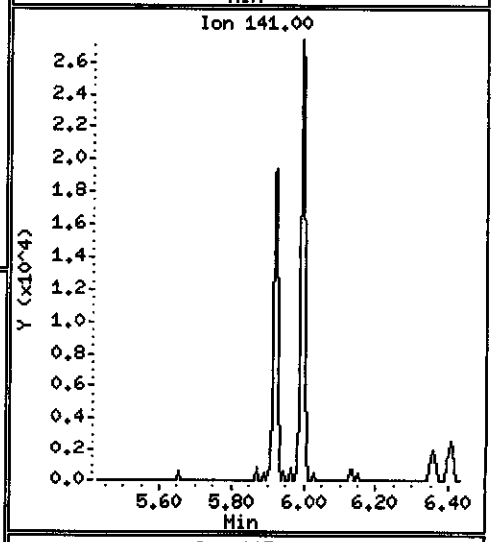

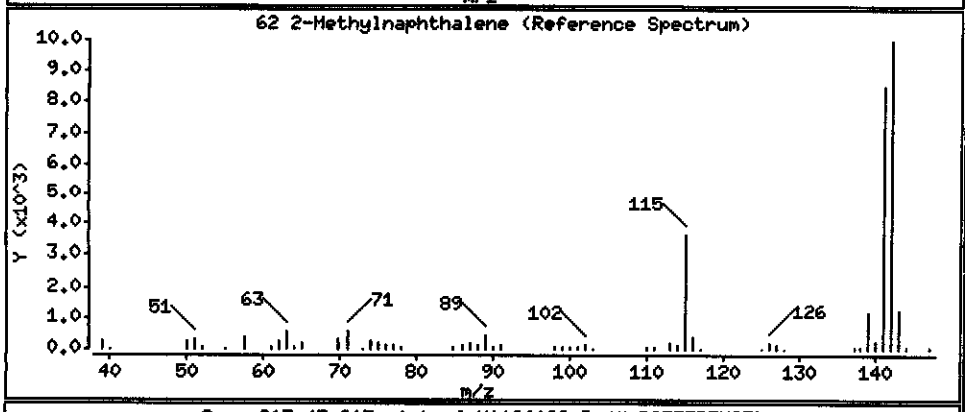

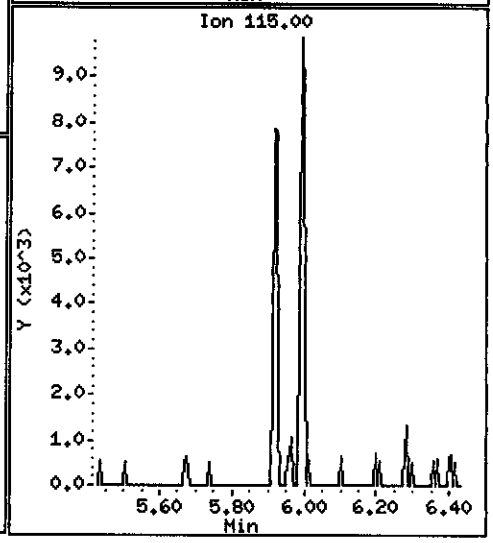

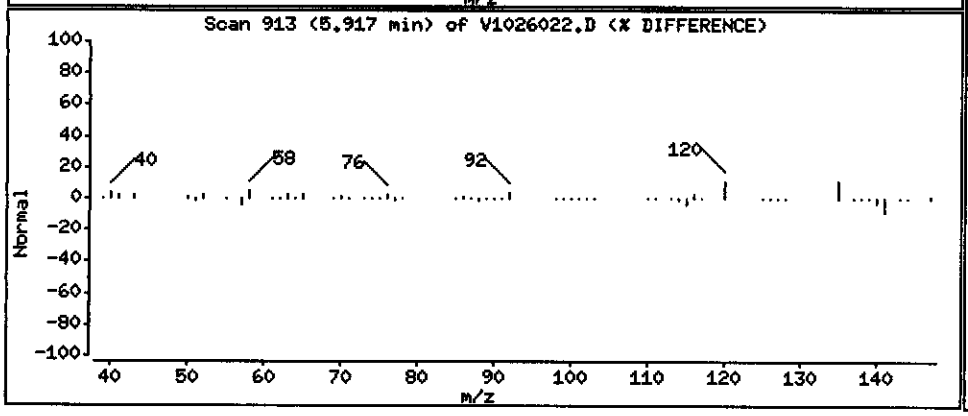

Data File: \\PITSVR06\D\chem\731.i\V102608.b\V1026022.D

Date : 27-OCT-2008 07:11

Client ID: RFI-24-1008

Instrument: 731.i

Sample Info: C8J160331-019 X20 10/20/08 h2o(8295020) 8270c

Volume Injected (uL): 2.0

Operator: 003200

Column phase: DB5-MS

Column diameter: 0.32

63 1-Methylnaphthalene

Concentration: 5.0865 ug/L

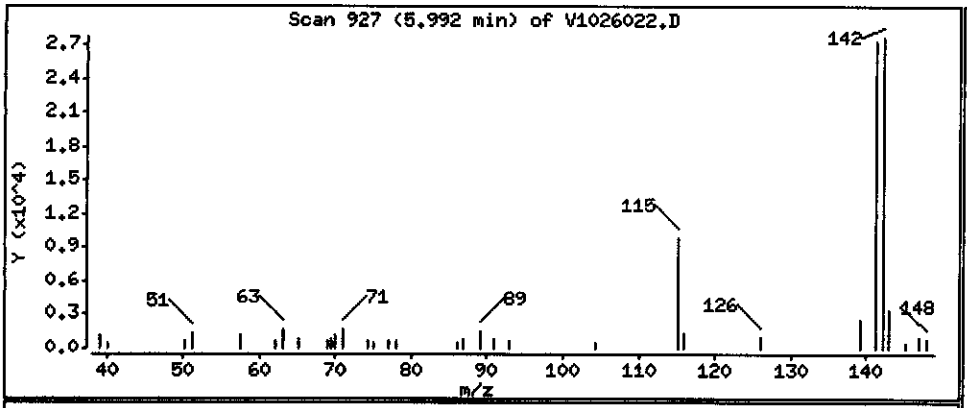

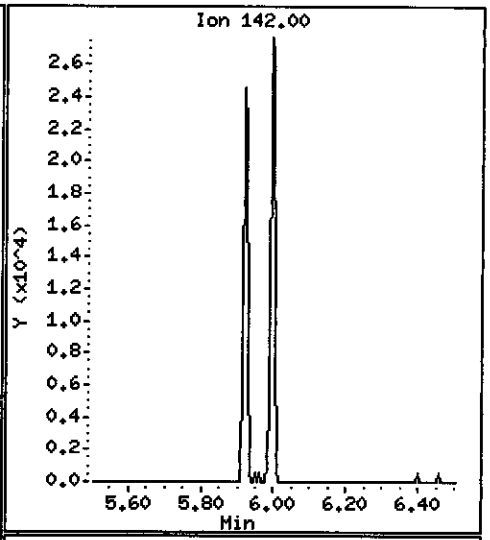

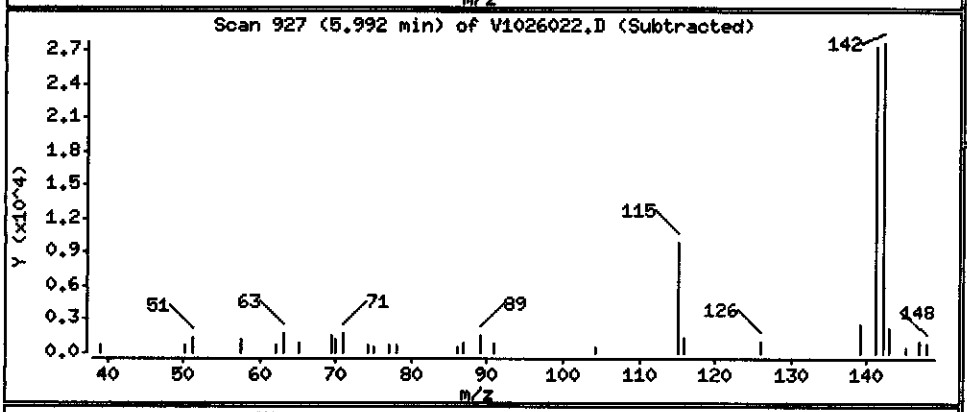

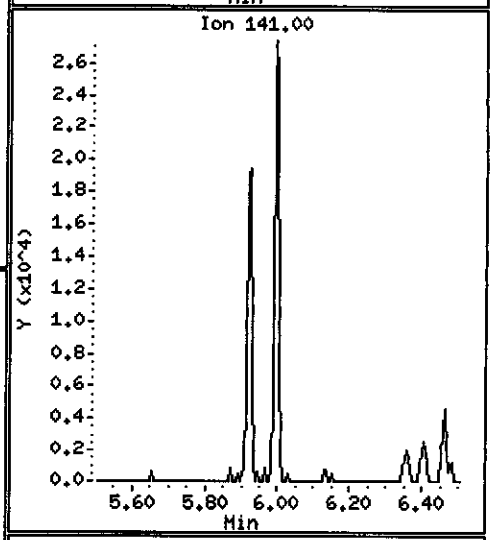

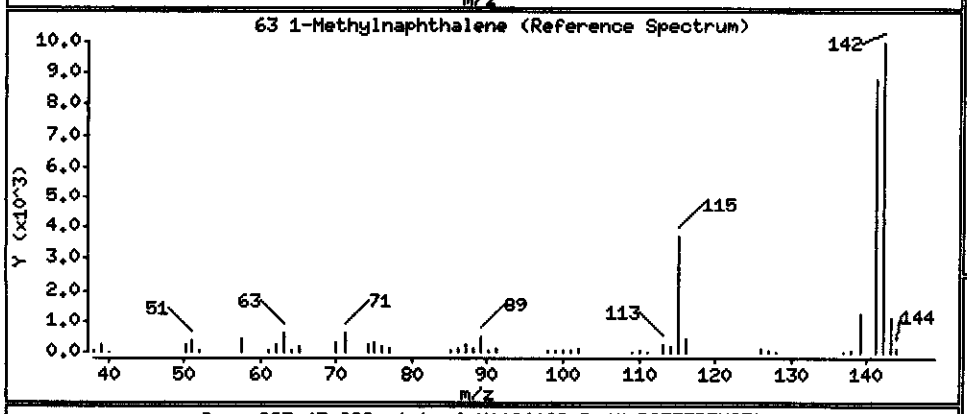

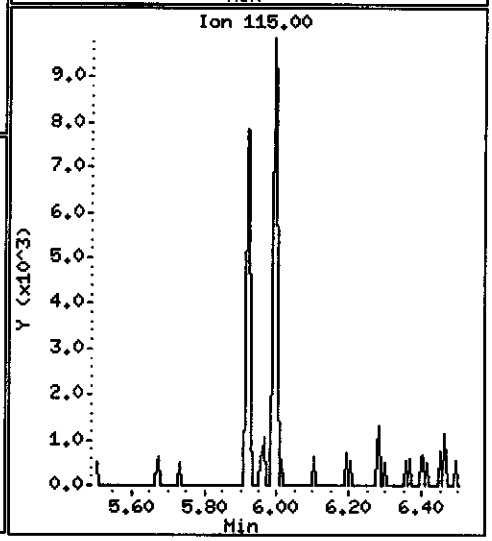

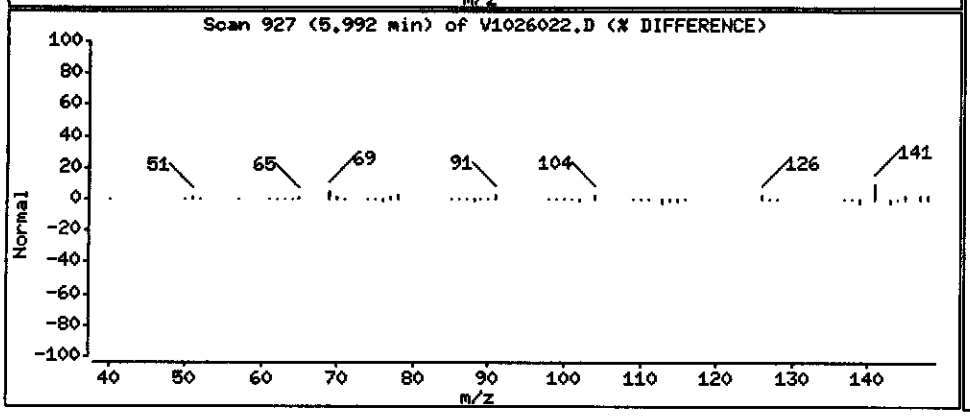

Data File: \\PITSVR06\D\chem\731.i\V102608.b\V1026022.D

Date : 27-OCT-2008 07:11

Client ID: RFI-24-1008

Instrument: 731.i

Sample Info: C8J160331-019 X20 10/20/08 h2o(8295020) 8270c

Volume Injected (uL): 2.0

Operator: 003200

Column phase: DB5-MS

Column diameter: 0.32

209 1,1'-Biphenyl

Concentration: 2.2747 ug/L

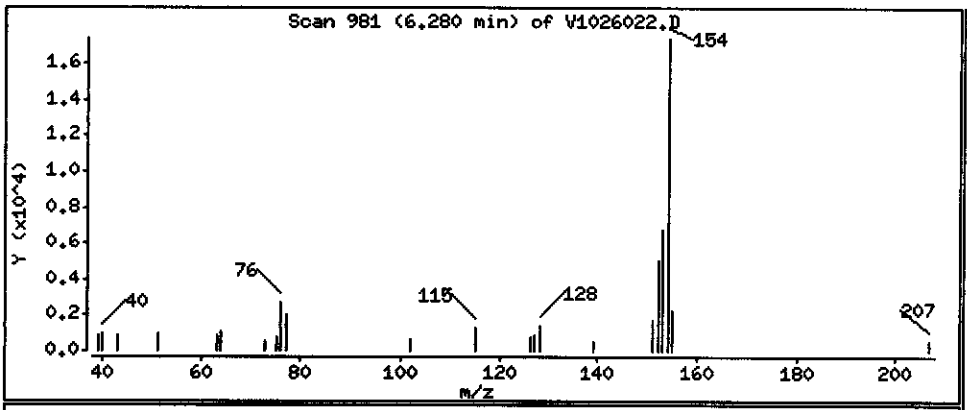

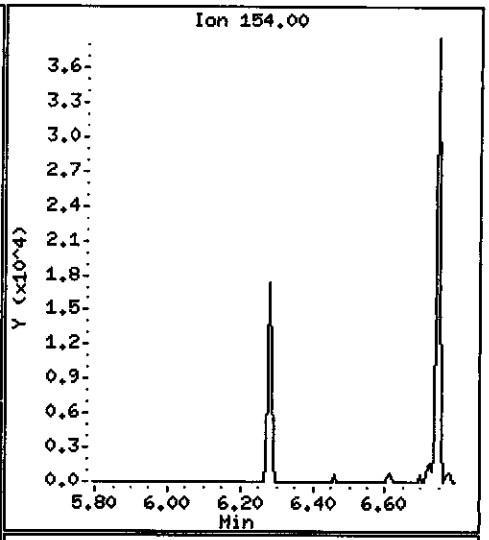

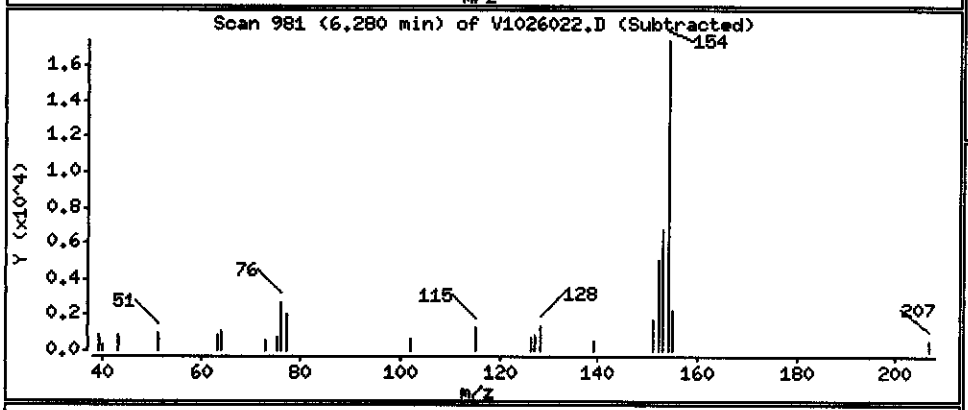

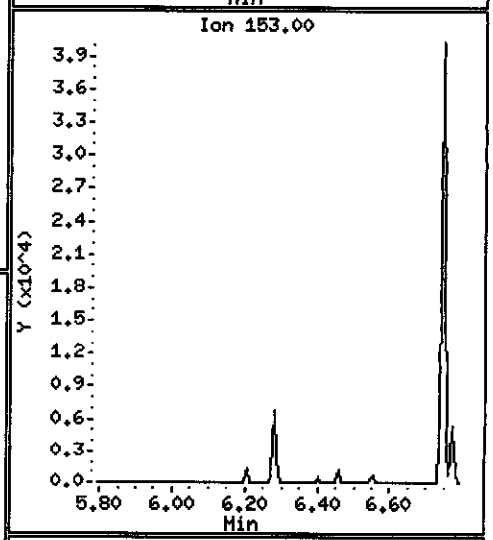

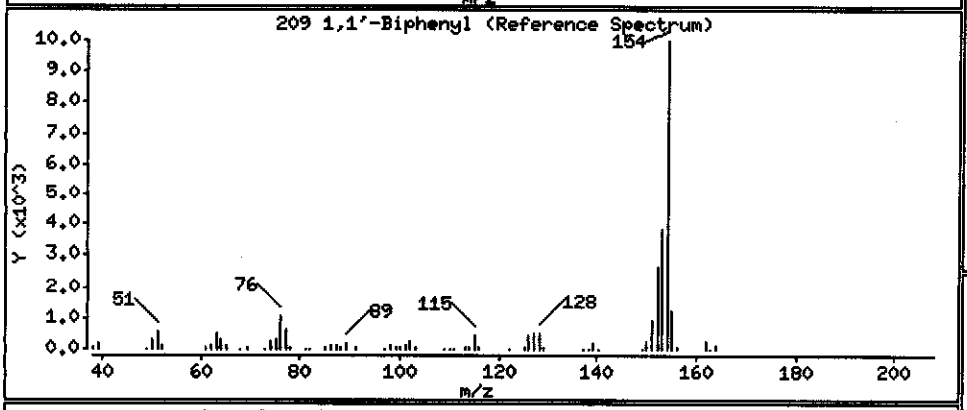

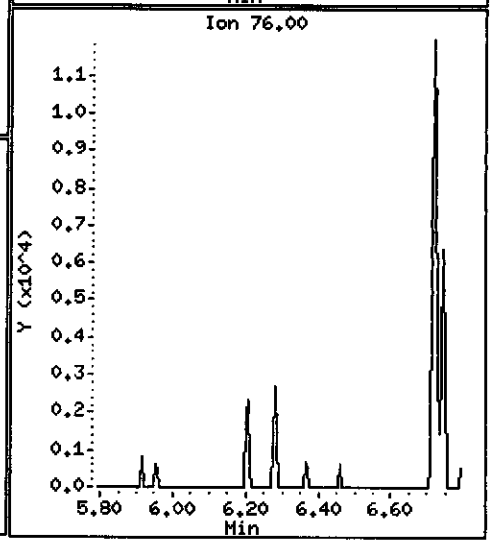

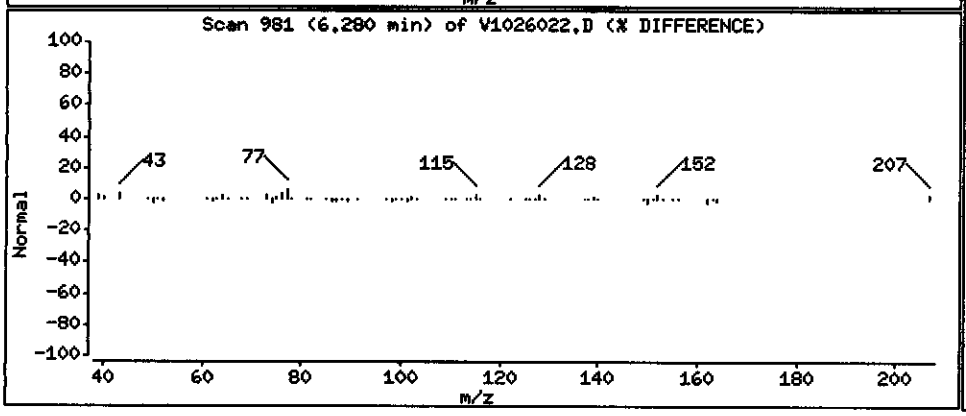

Data File: \\PITSVR06\D\chem\731.i\V102608.b\V1026022.D

Date : 27-OCT-2008 07:11

Client ID: RFI-24-1008

Instrument: 731.i

Sample Info: C8J160331-019 X20 10/20/08 h2o(8295020) 8270c

Volume Injected (uL): 2.0

Operator: 003200

Column phase: DB5-MS

Column diameter: 0.32

82 Acenaphthene

Concentration: 6.1551 ug/L

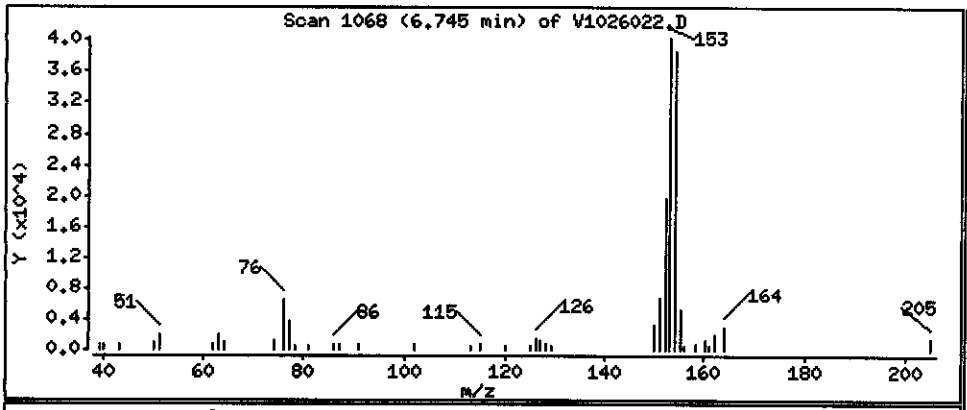

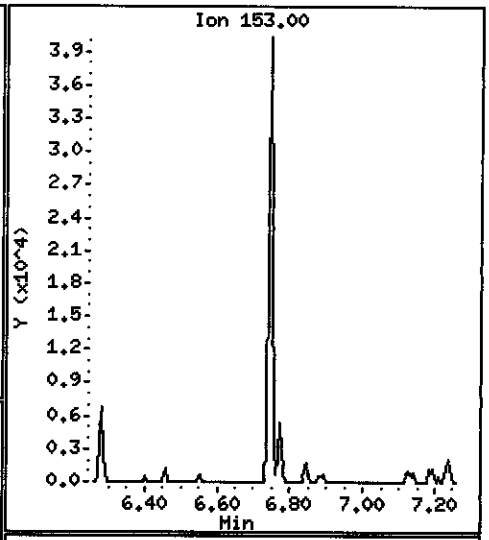

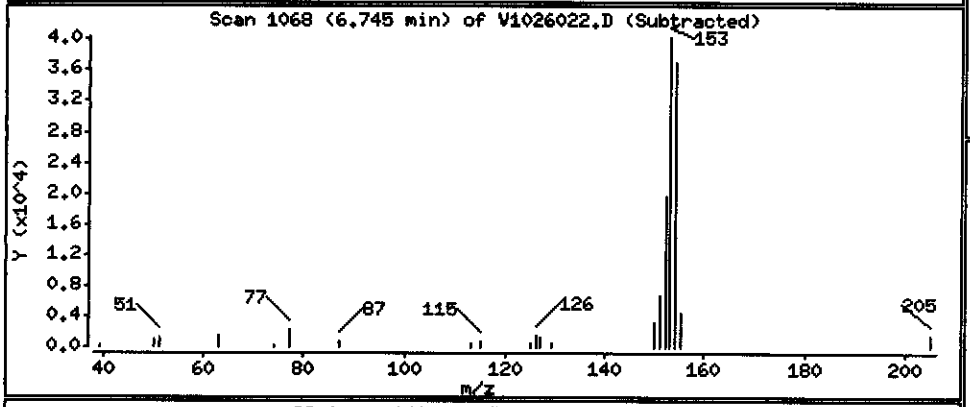

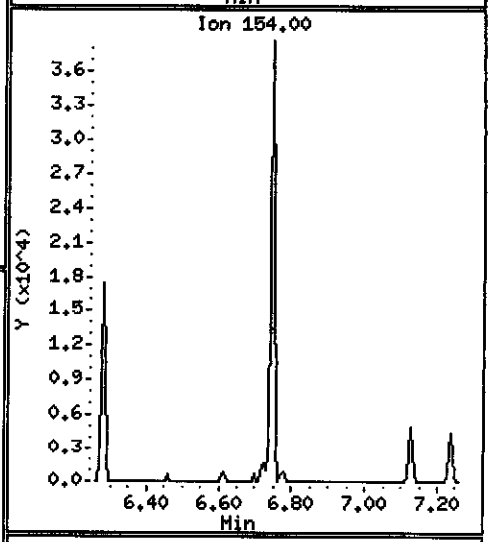

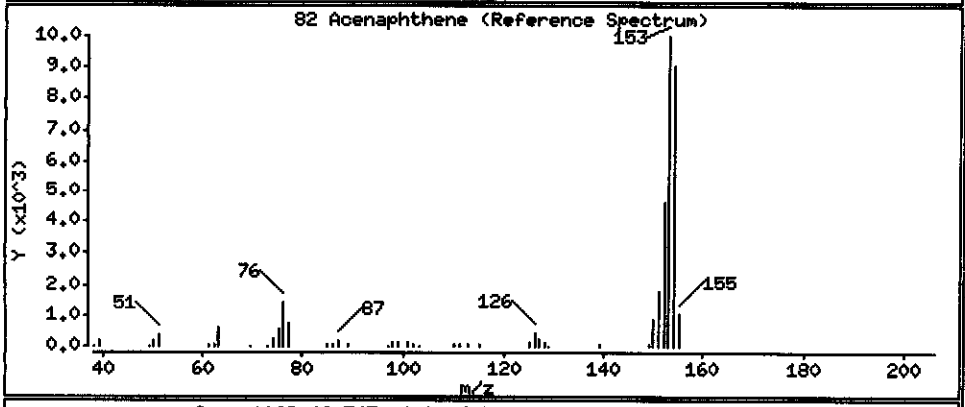

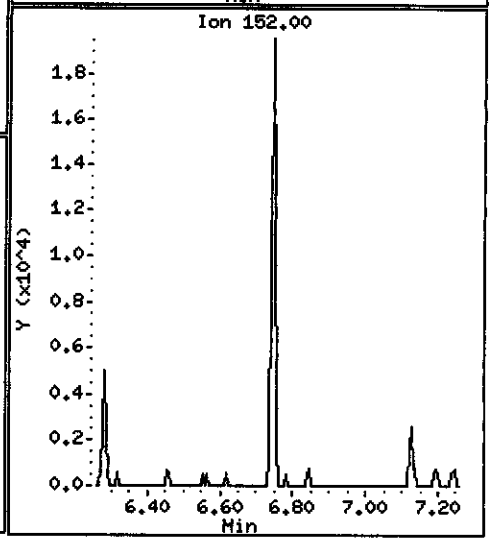

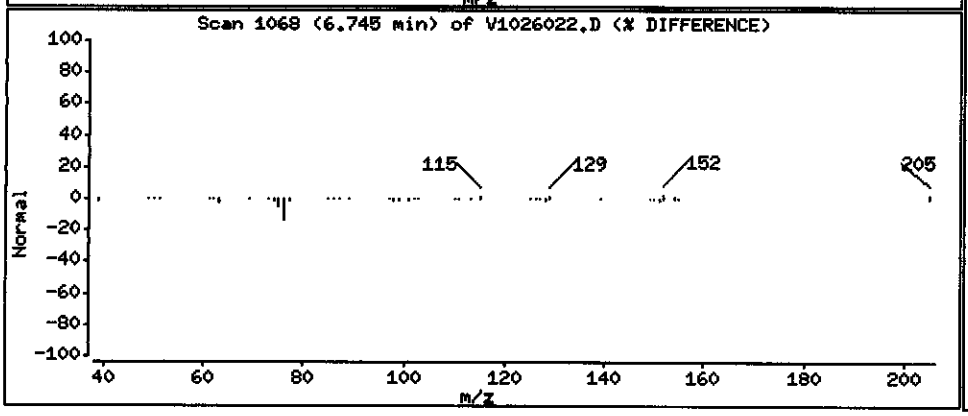

Data File: \\PITSVR06\D\chem\731.i\V102608.b\V1026022.D

Date : 27-OCT-2008 07:11

Client ID: RFI-24-1008

Instrument: 731.i

Sample Info: C8J160331-019 X20 10/20/08 h2o(8295020) 8270c

Volume Injected (uL): 2.0

Operator: 003200

Column phase: DB5-MS

Column diameter: 0.32

86 Dibenzofuran

Concentration: 4.3461 ug/L

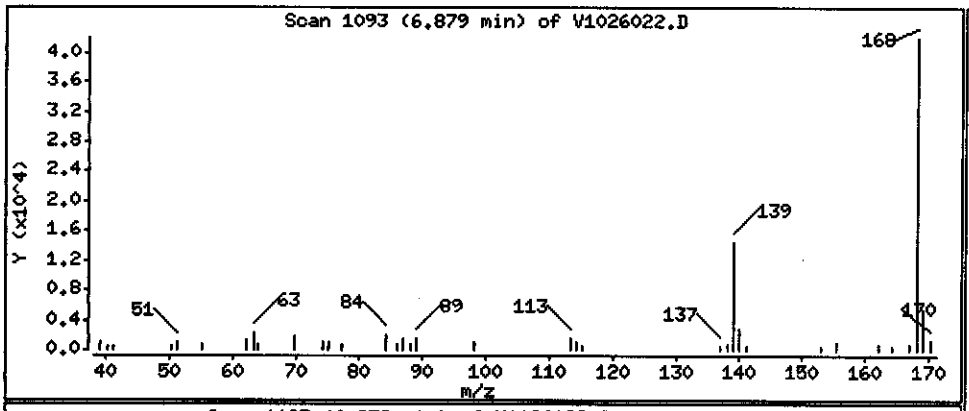

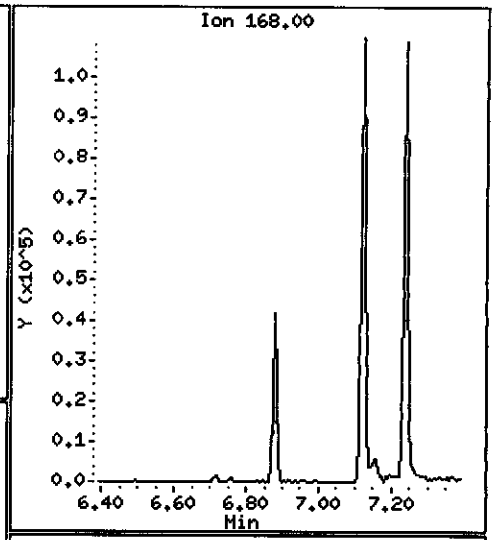

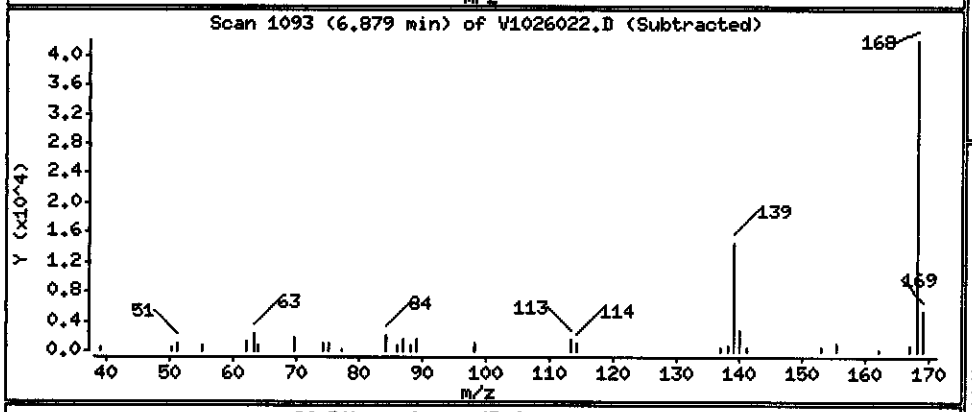

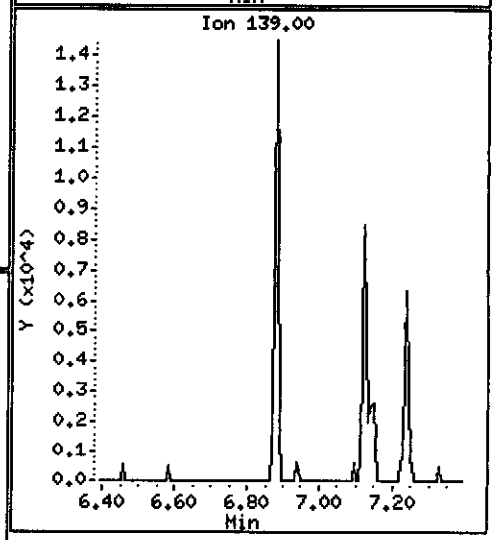

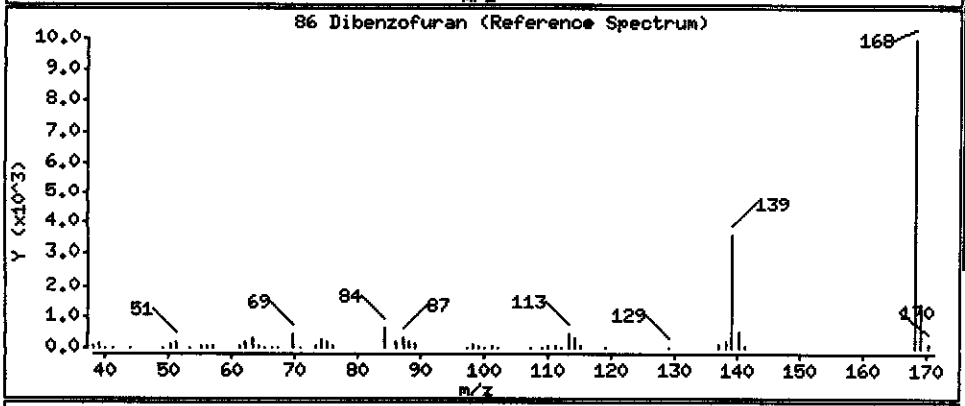

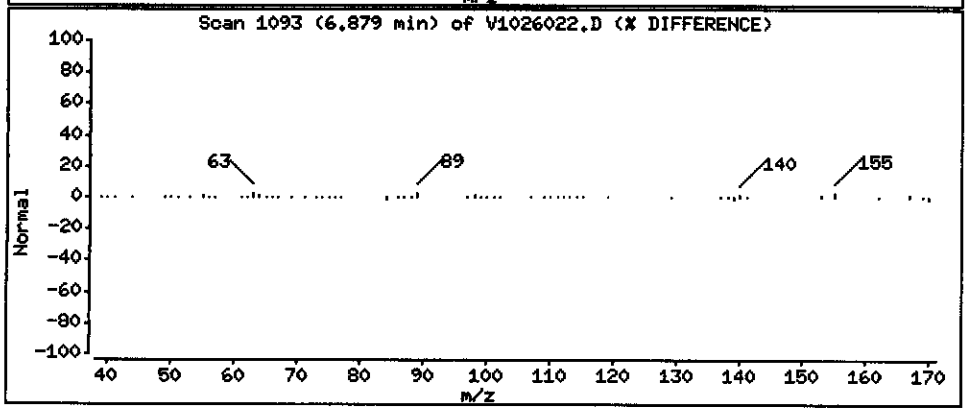

Data File: \\PITSVR06\D\chem\731.i\V102608.b\V1026022.D

Date : 27-OCT-2008 07:11

Client ID: RFI-24-1008

Instrument: 731.i

Sample Info: C8J160331-019 X20 10/20/08 h2o(8295020) 8270c

Volume Injected (uL): 2.0

Operator: 003200

Column phase: DB5-MS

Column diameter: 0.32

92 2-Naphthylamine

Concentration: 58.759 ug/L

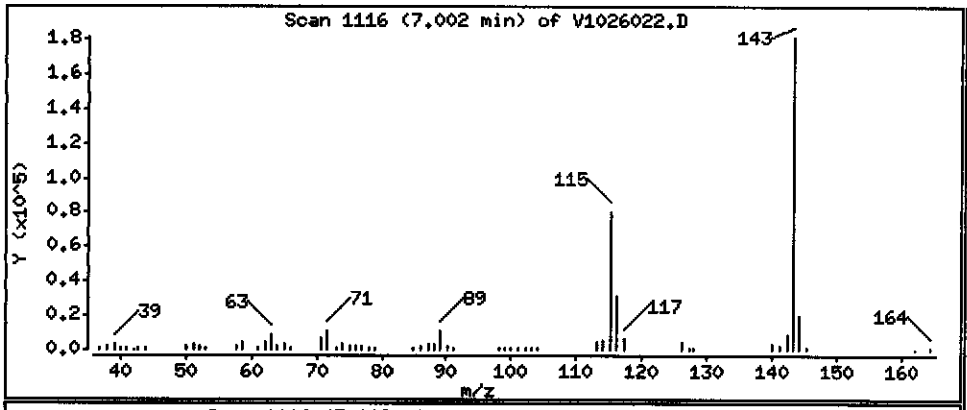

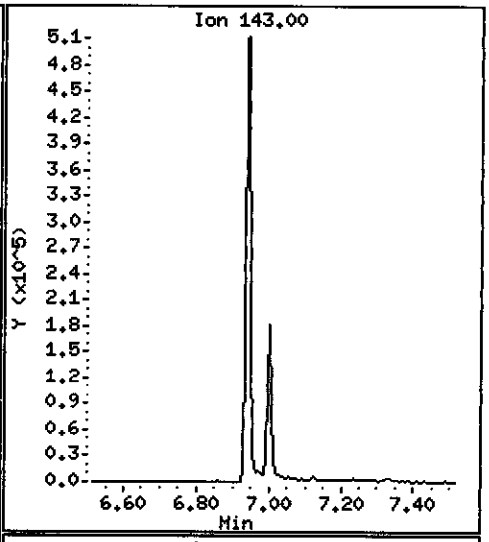

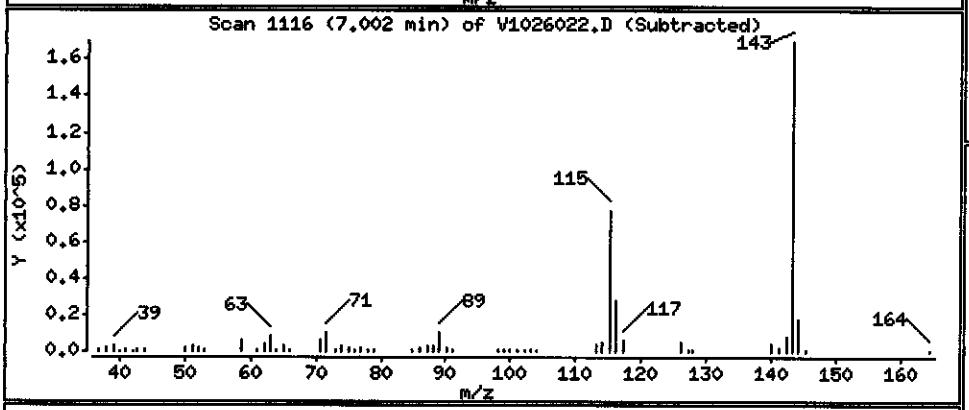

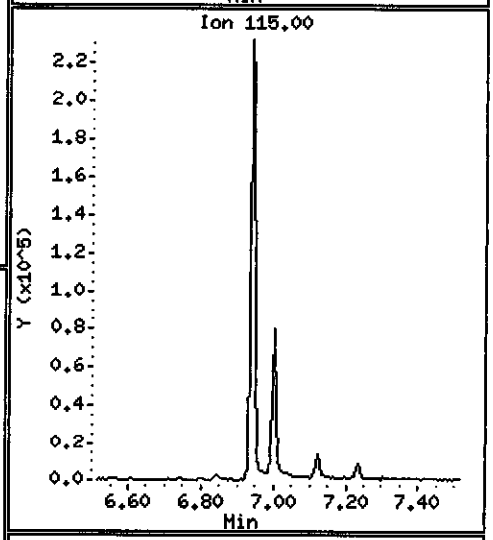

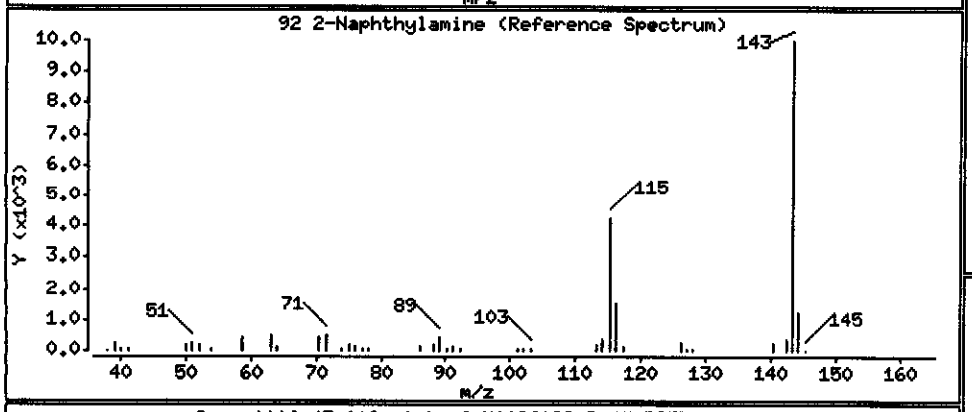

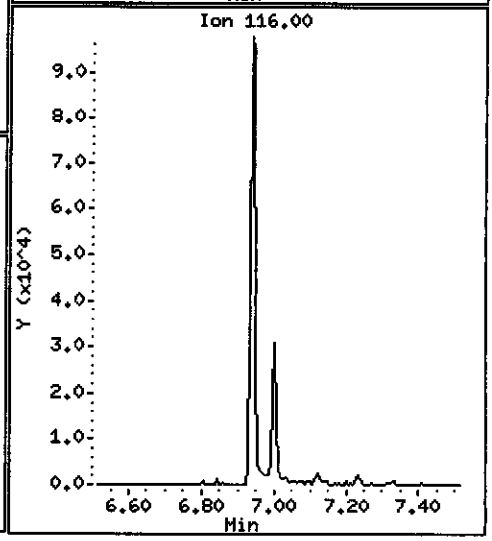

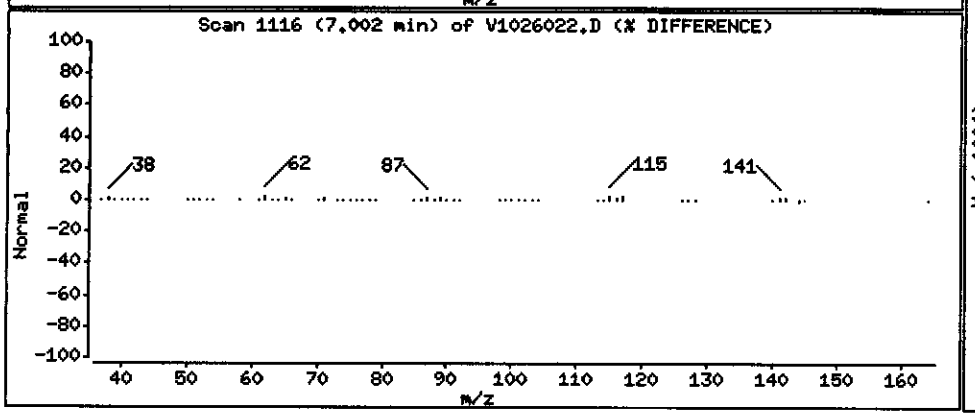

Data File: \\PITSVR06\D\chem\731.i\V102608.b\V1026022.D

Date : 27-OCT-2008 07:11

Client ID: RFI-24-1008 Instrument: 731.i

Sample Info: C8J160331-019 X20 10/20/08 h2o(8295020) 8270c

Volume Injected (uL): 2.0 Operator: 003200

Column phase: DB5-MS Column diameter: 0.32

99 N-Nitrosodiphenylamine (1) Concentration: 32.545 ug/L

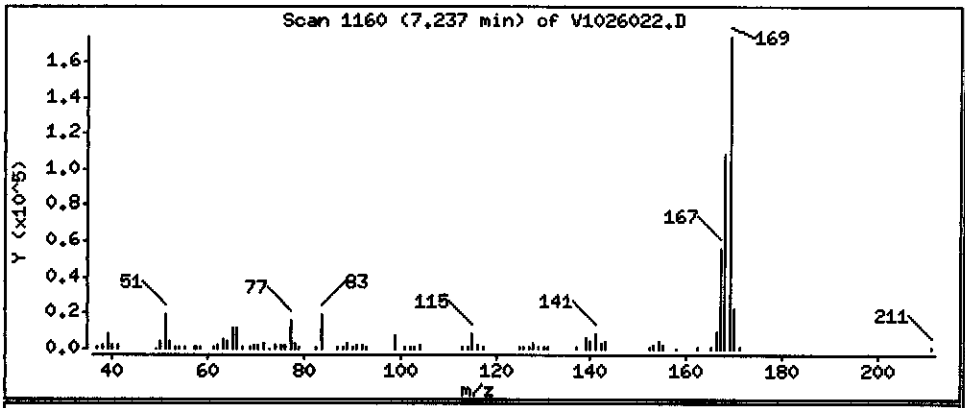

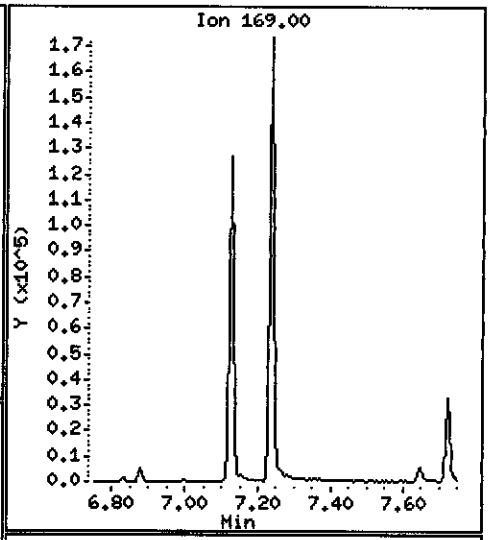

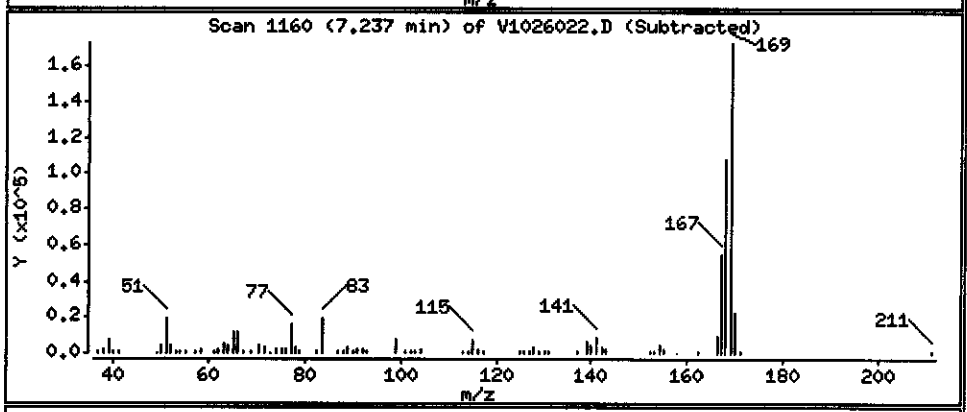

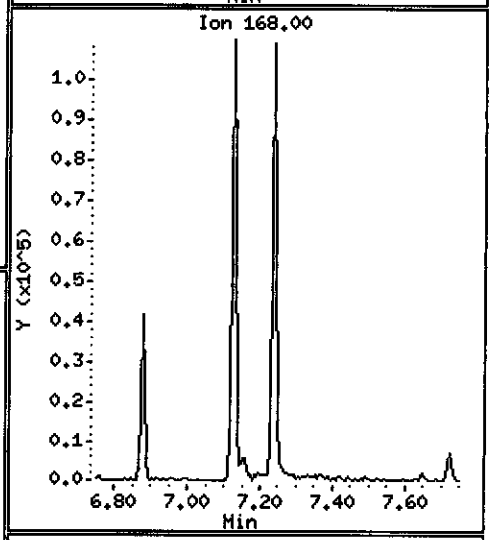

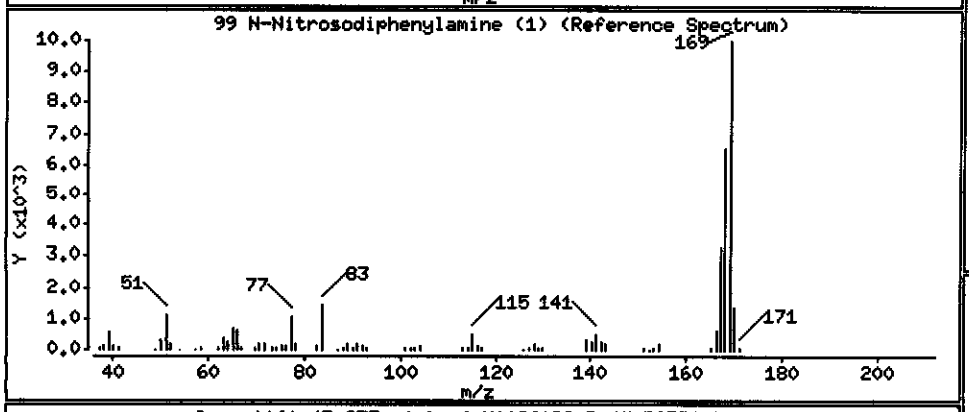

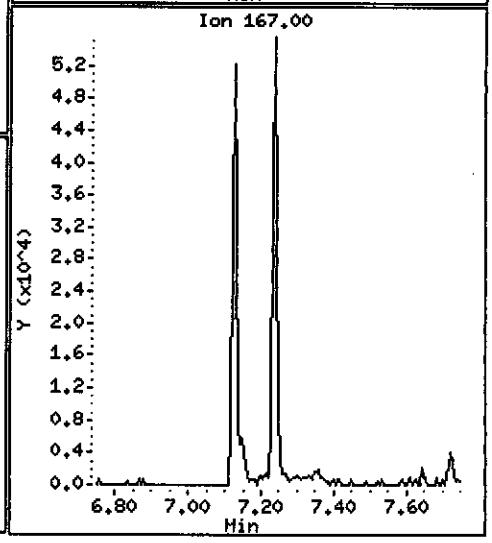

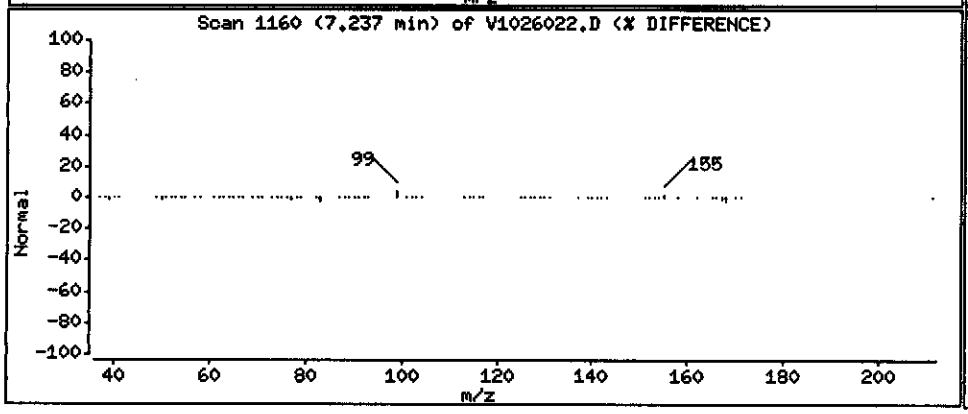

Data File: \\PITSVR06\D\chem\731.i\V102608.b\V1026022.D

Date : 27-OCT-2008 07:11

Client ID: RFI-24-1008

Instrument: 731.i

Sample Info: C8J160331-019 X20 10/20/08 h2o(8295020) 8270c

Volume Injected (uL): 2.0

Operator: 003200

Column phase: DB5-MS

Column diameter: 0.32

115 Phenanthrene

Concentration: 2.3110 ug/L

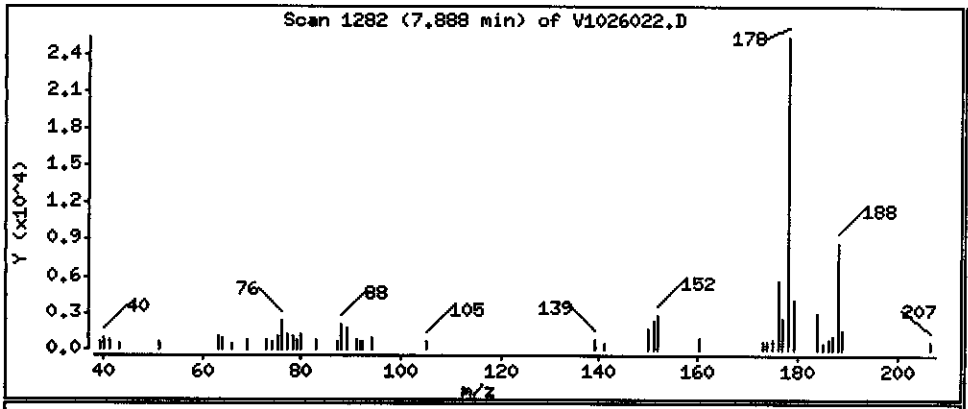

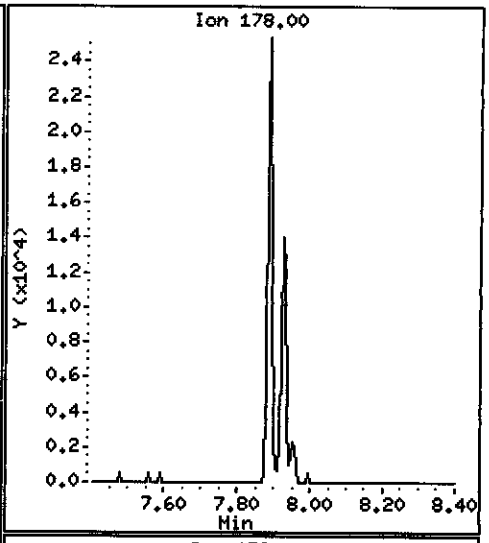

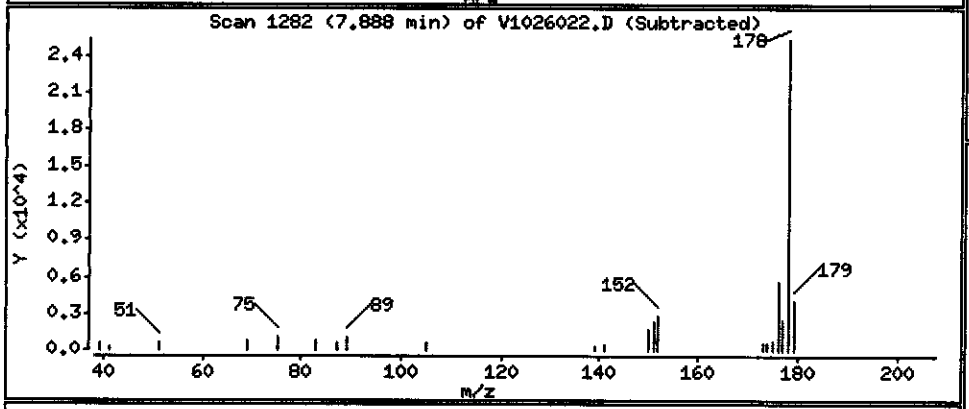

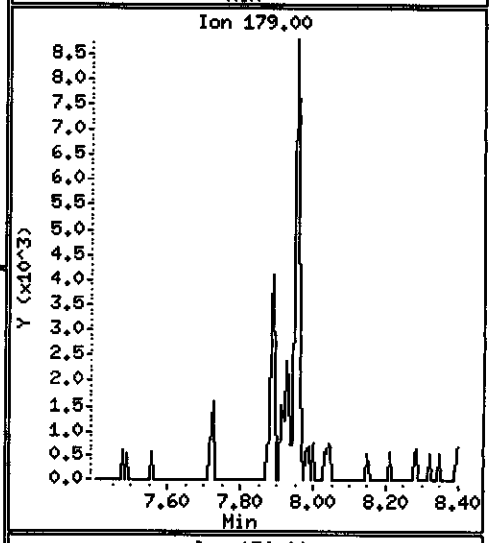

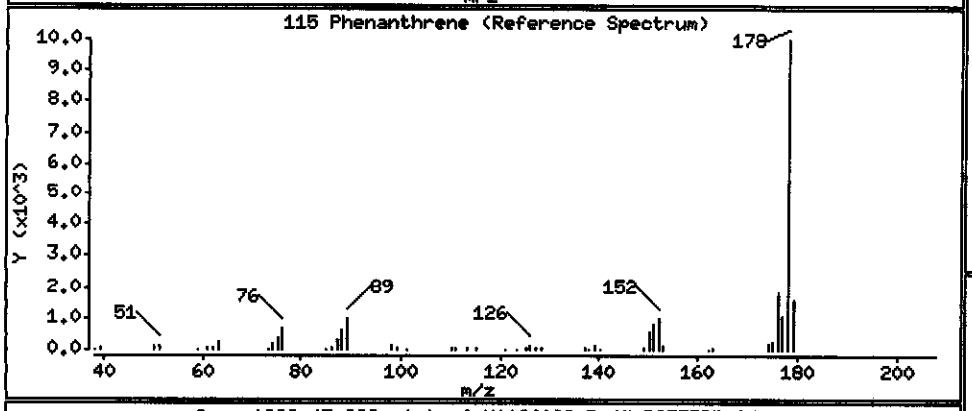

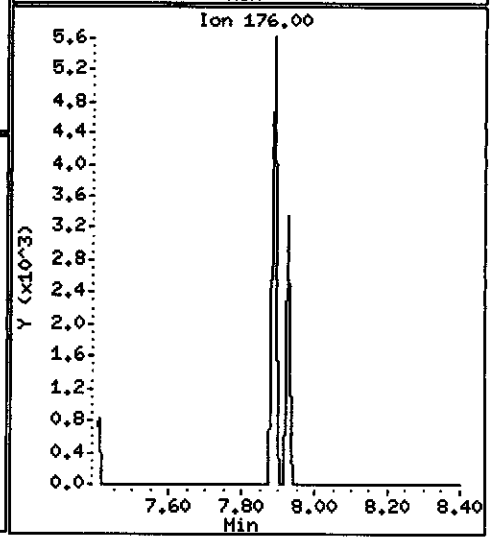

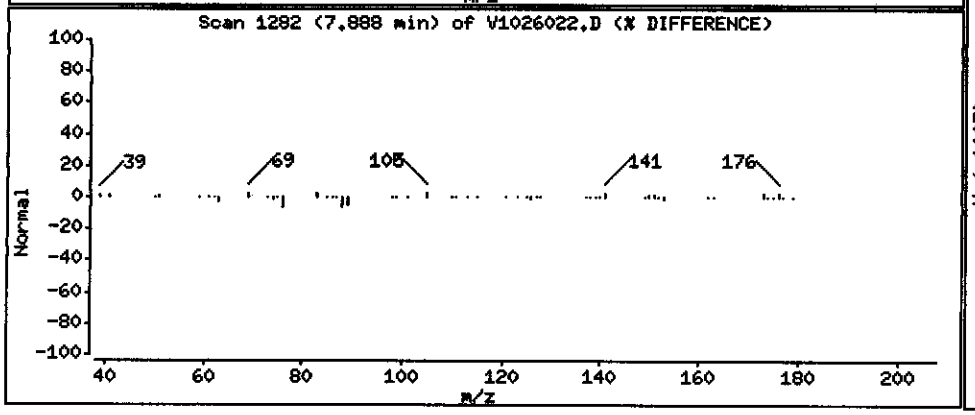

Data File: \\PITSVR06\D\chem\731.i\V102608.b\V1026022.D

Date : 27-OCT-2008 07:11

Client ID: RFI-24-1008

Instrument: 731.i

Sample Info: C8J160331-019 X20 10/20/08 h2o(8295020) 8270c

Volume Injected (uL): 2.0

Operator: 003200

Column phase: DB5-MS

Column diameter: 0.32

116 Anthracene

Concentration: 1.4457 ug/L

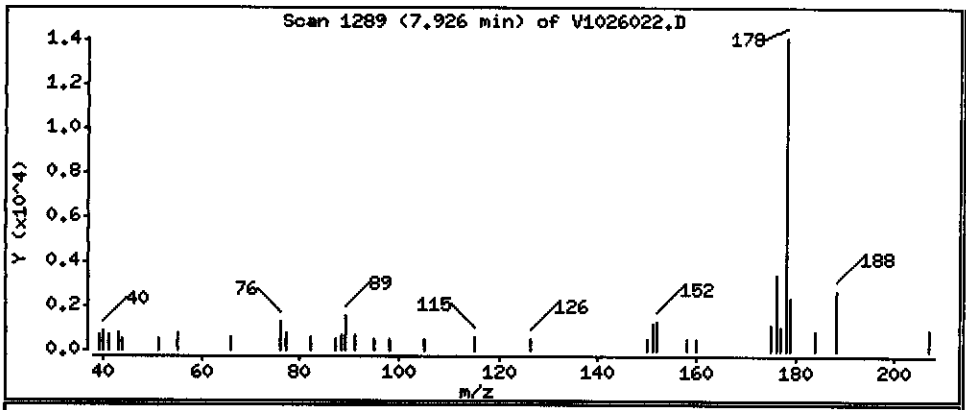

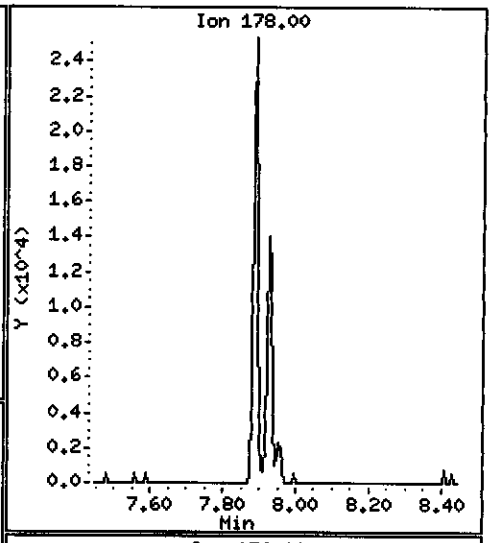

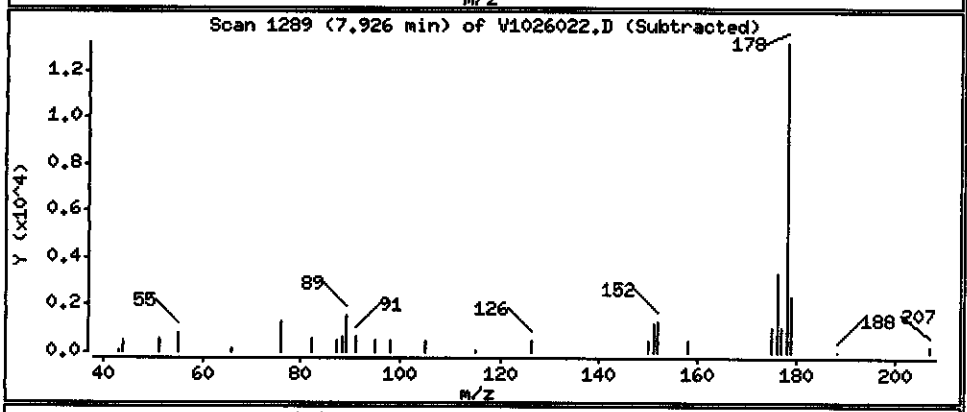

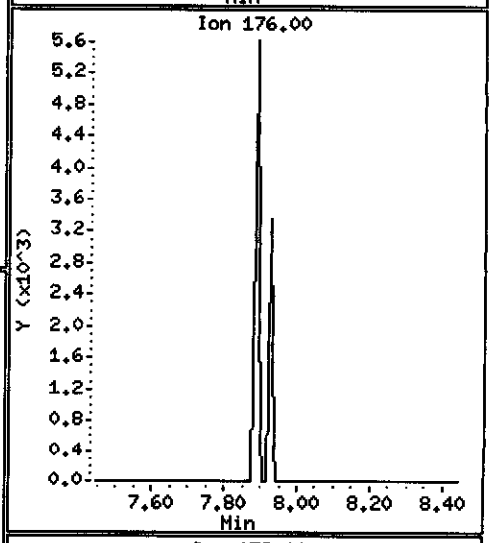

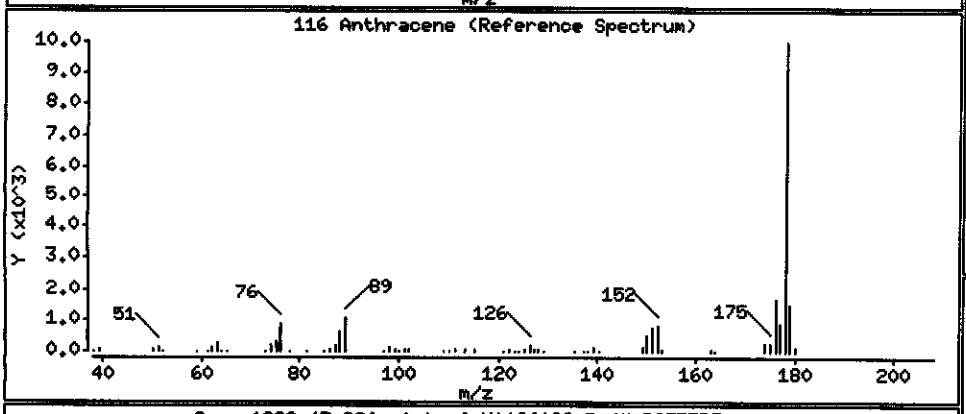

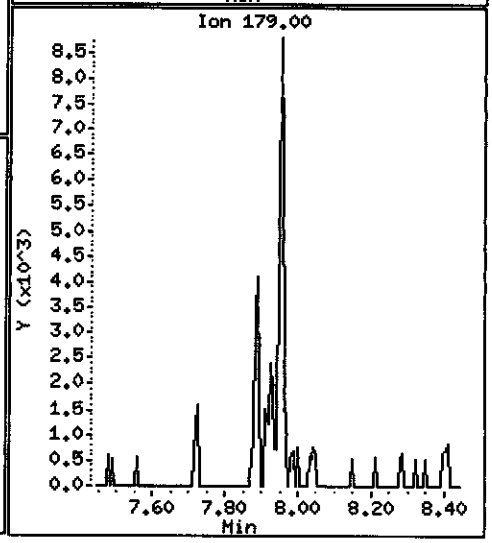

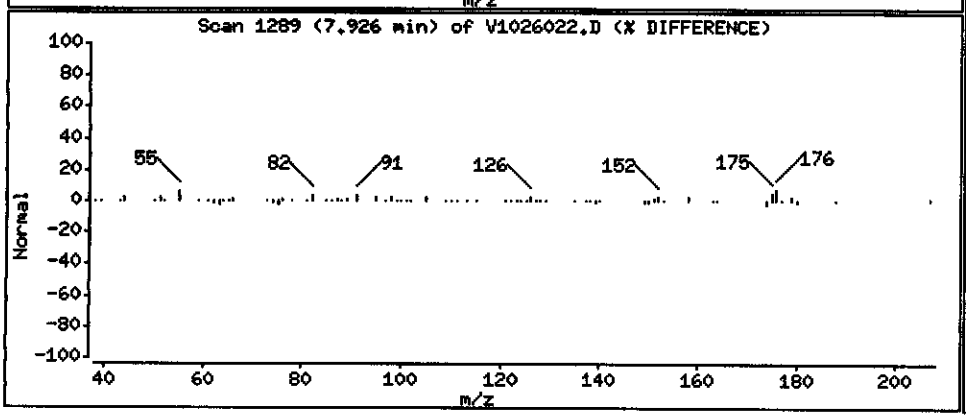

Data File: \\PITSVR06\D\chem\731.i\V102608.b\V1026022.D

Date : 27-OCT-2008 07:11

Client ID: RFI-24-1008

Instrument: 731.i

Sample Info: C8J160331-019 X20 10/20/08 h2o(8295020) 8270c

Volume Injected (uL): 2.0

Operator: 003200

Column phase: DB5-MS

Column diameter: 0.32

119 Carbazole

Concentration: 6.0754 ug/L

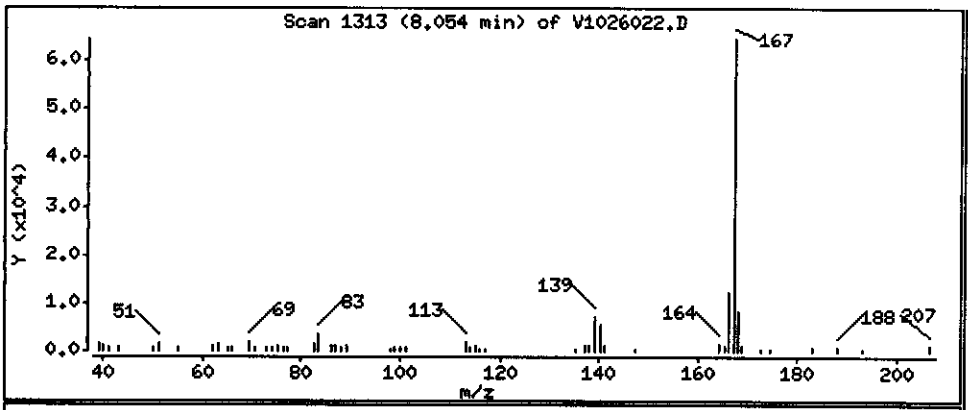

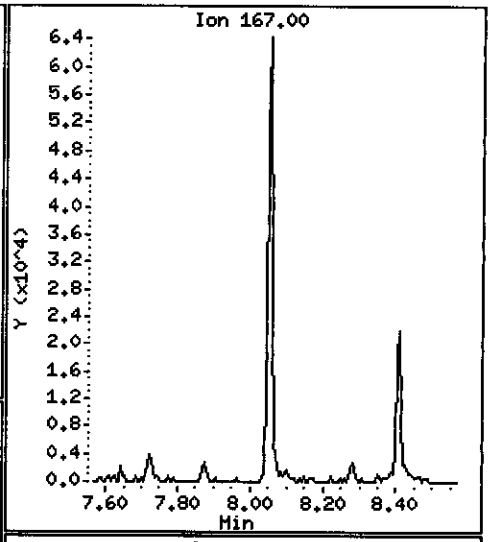

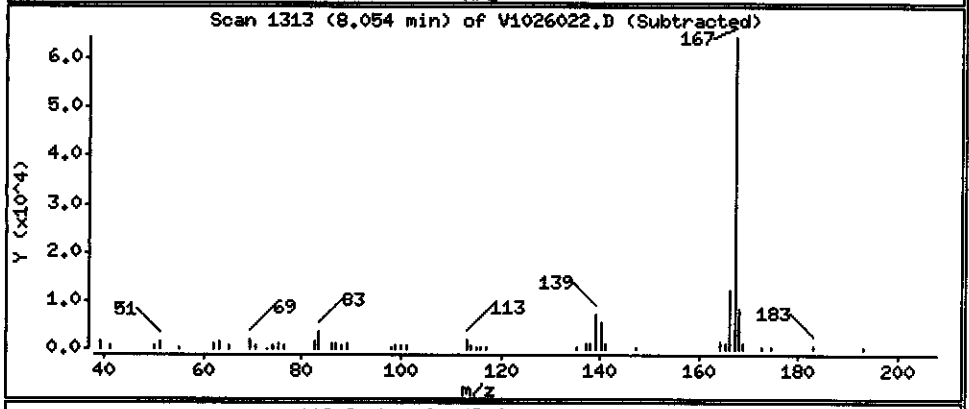

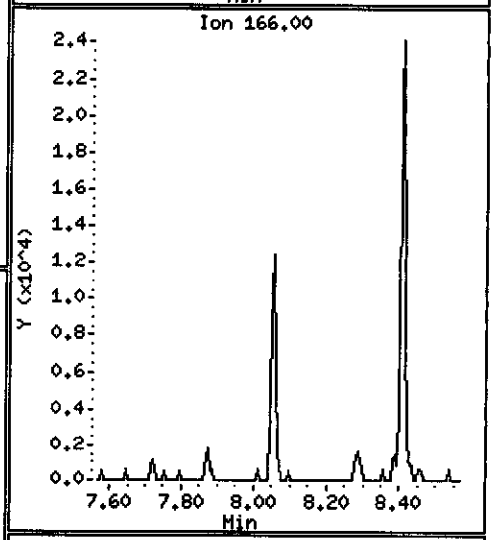

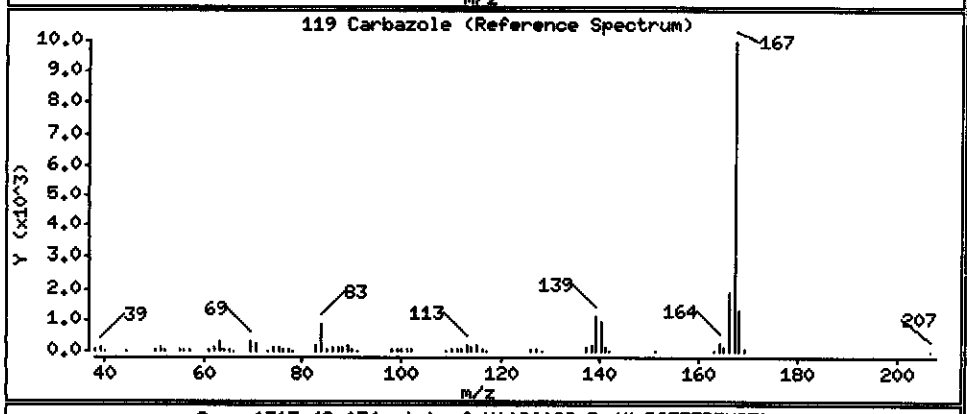

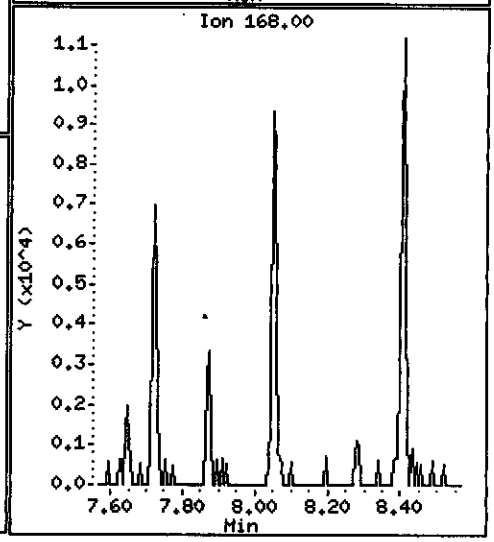

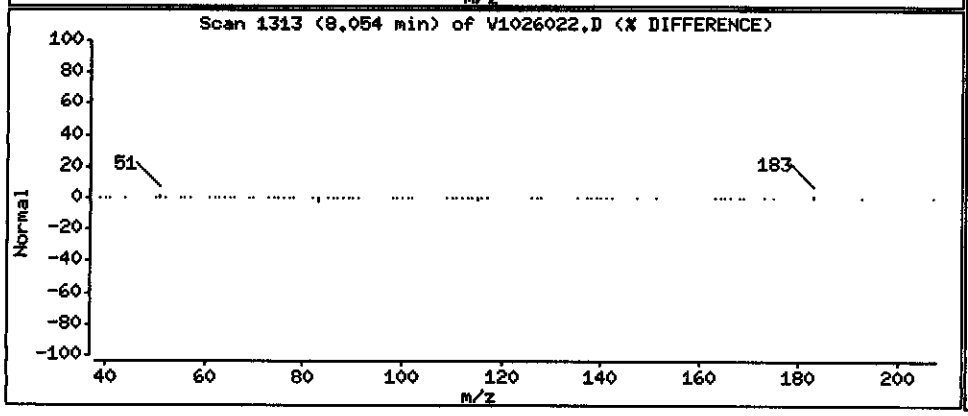

Data File: \\PITSVR06\D\chem\731.i\V102608.b\V1026022.D

Date : 27-OCT-2008 07:11

Client ID: RFI-24-1008

Instrument: 731.i

Sample Info: C8J160331-019 X20 10/20/08 h2o(8295020) 8270c

Volume Injected (uL): 2.0

Operator: 003200

Column phase: DB5-MS

Column diameter: 0.32

123 Fluoranthene

Concentration: 2.1225 ug/L

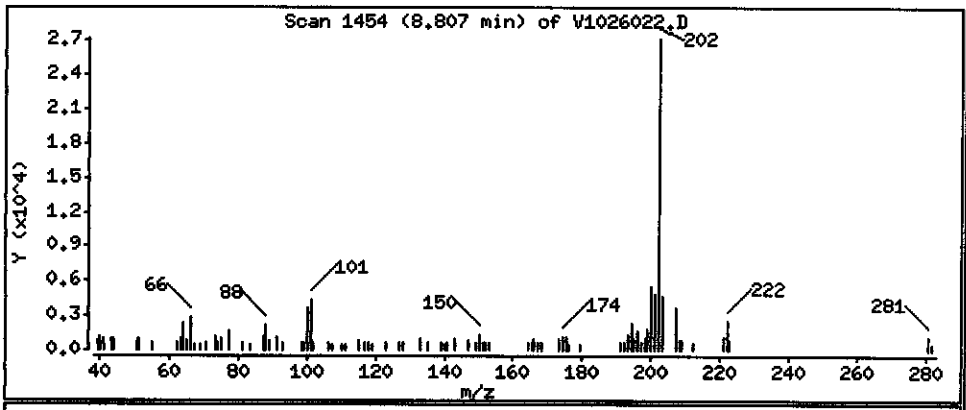

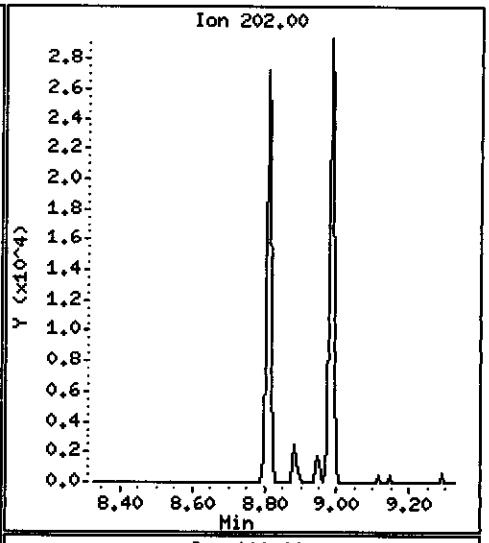

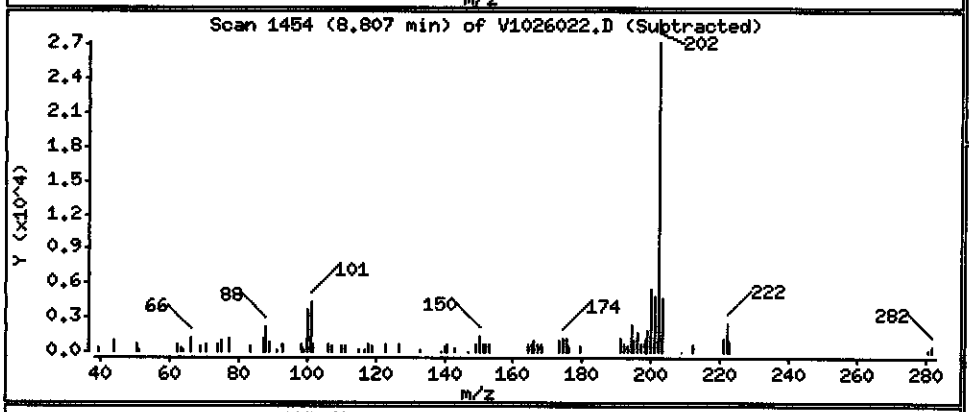

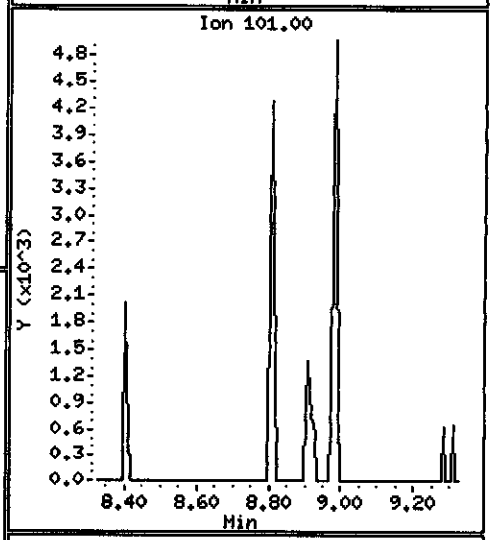

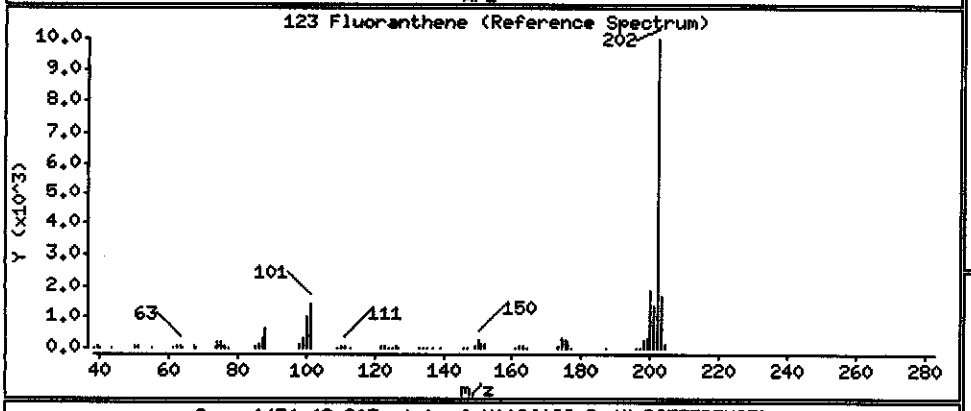

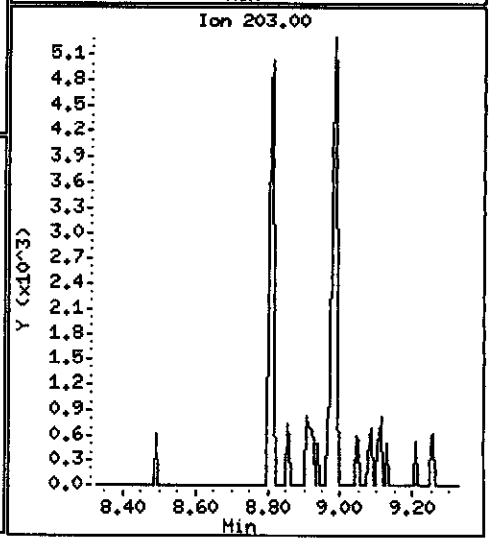

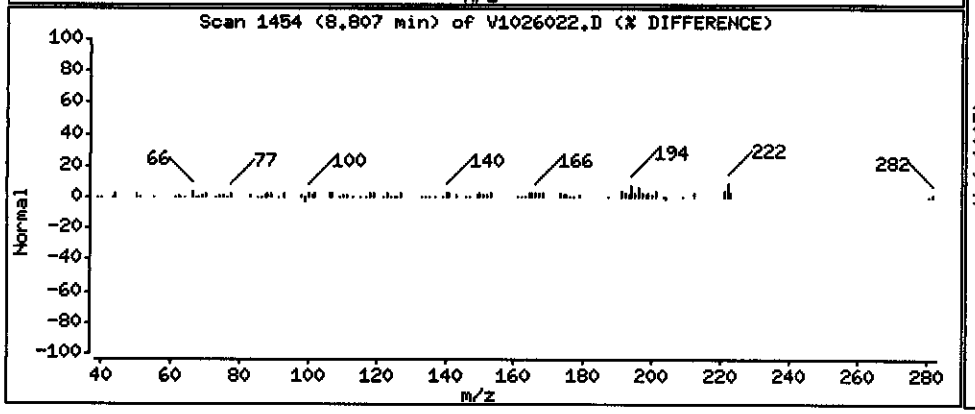

Data File: \\PITSVR06\D\chem\731.i\V102608.b\V1026022.D

Date : 27-OCT-2008 07:11

Client ID: RFI-24-1008

Instrument: 731.i

Sample Info: C8J160331-019 X20 10/20/08 h2o(8295020) 8270c

Volume Injected (uL): 2.0

Operator: 003200

Column phase: DB5-MS

Column diameter: 0.32

124 Benzidine

Concentration: 49.690 ug/L

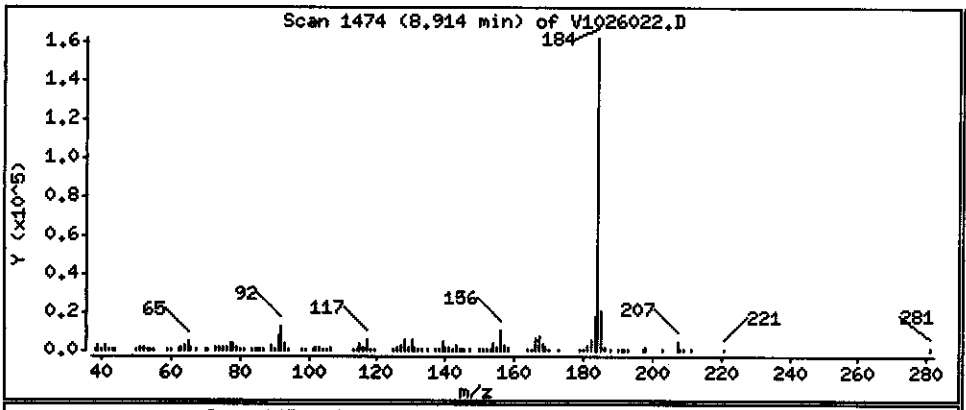

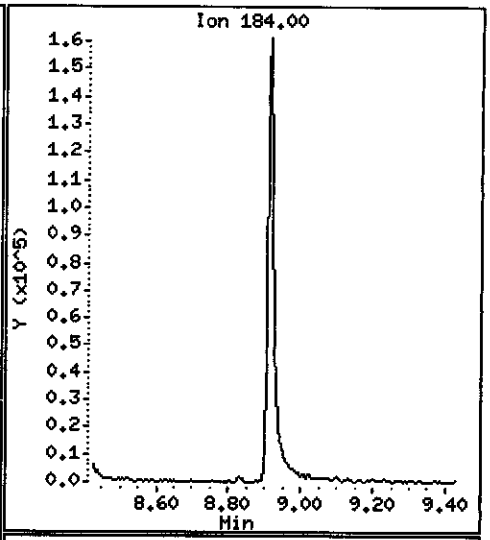

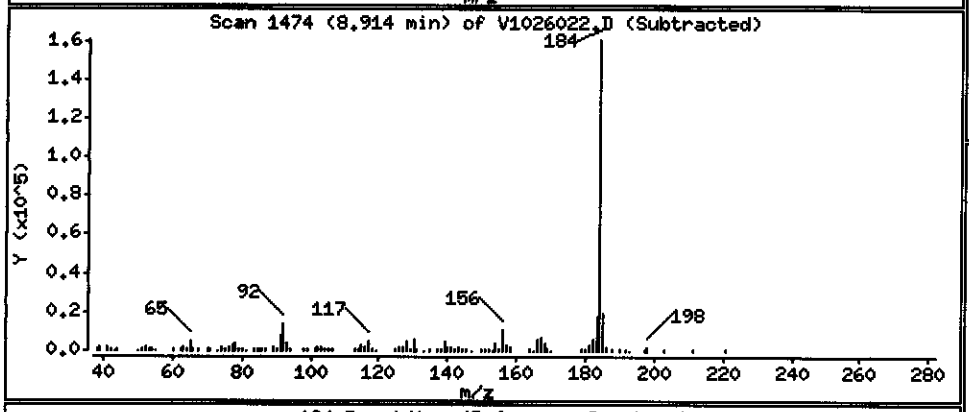

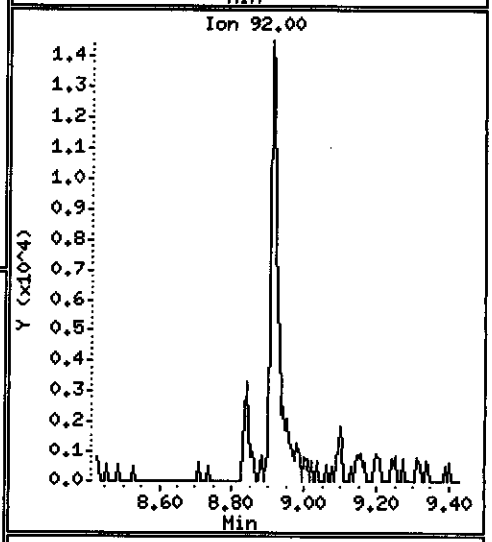

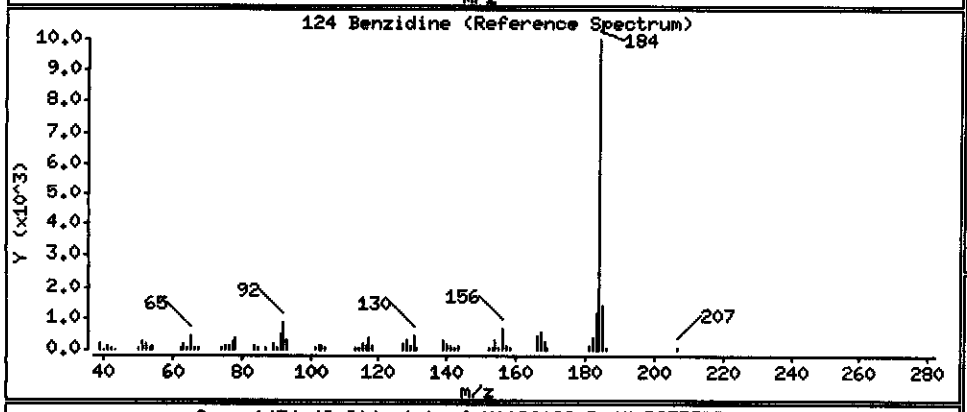

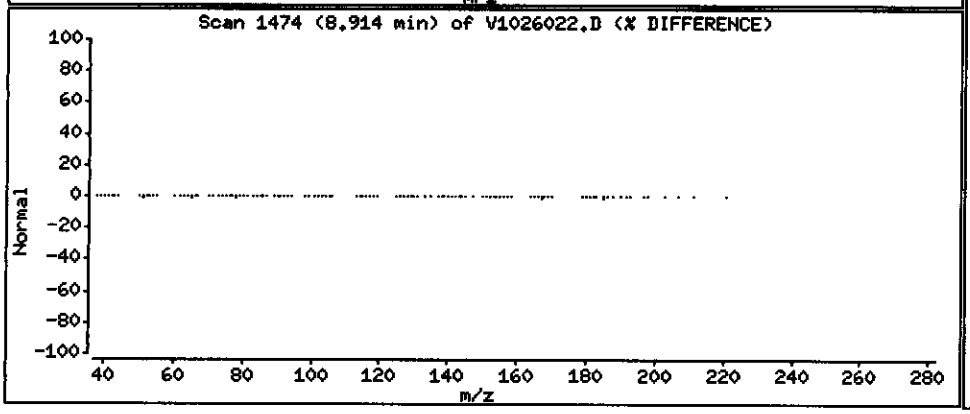

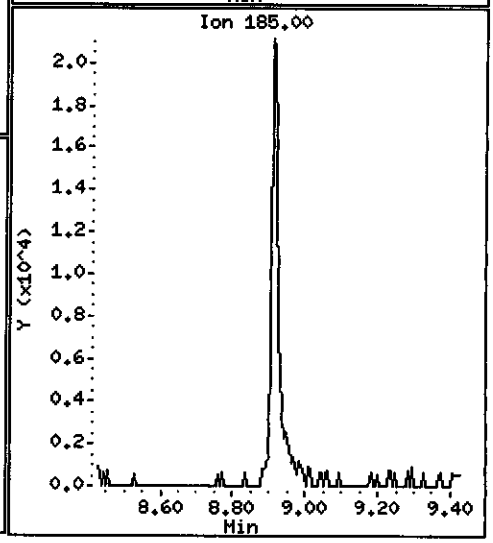

Data File: \\PITSVR06\D\chem\731.i\V102608.b\V1026022.D

Date : 27-OCT-2008 07:11

Client ID: RFI-24-1008

Instrument: 731.i

Sample Info: C8J160331-019 X20 10/20/08 h2o(8295020) 8270c

Volume Injected (uL): 2.0

Operator: 003200

Column phase: DB5-MS

Column diameter: 0.32

125 Pyrene

Concentration: 1.8528 ug/L

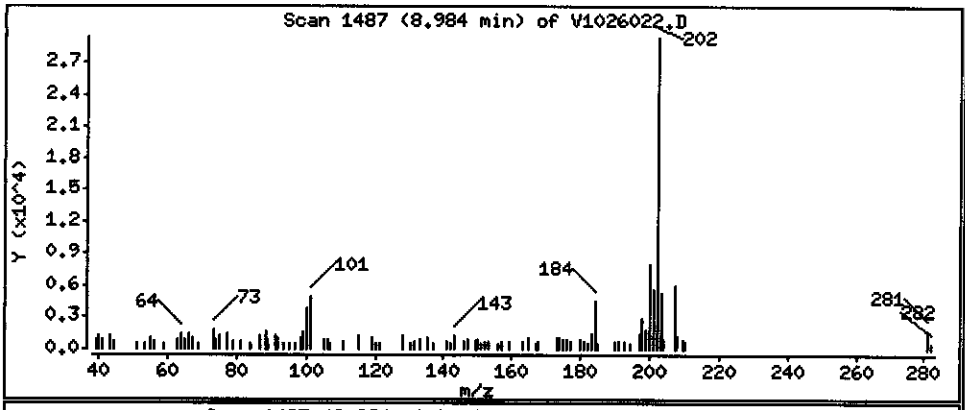

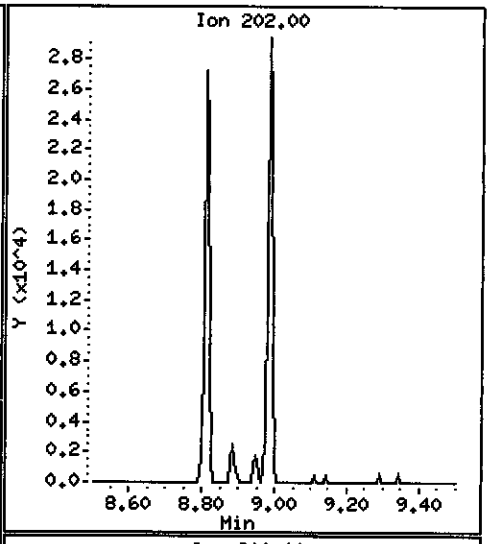

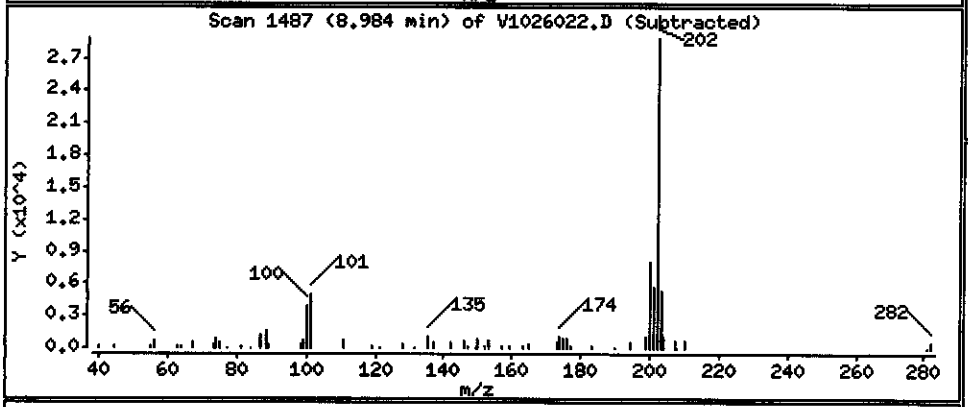

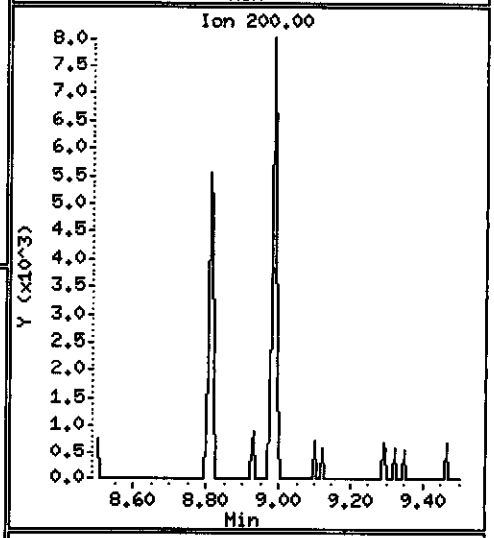

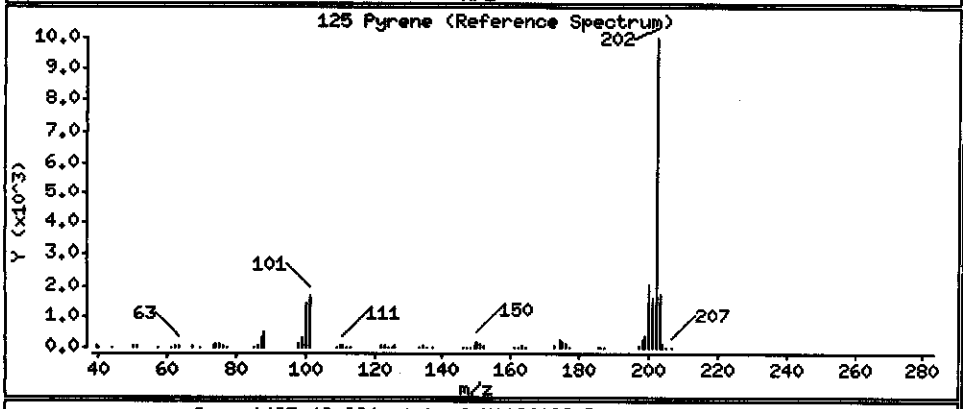

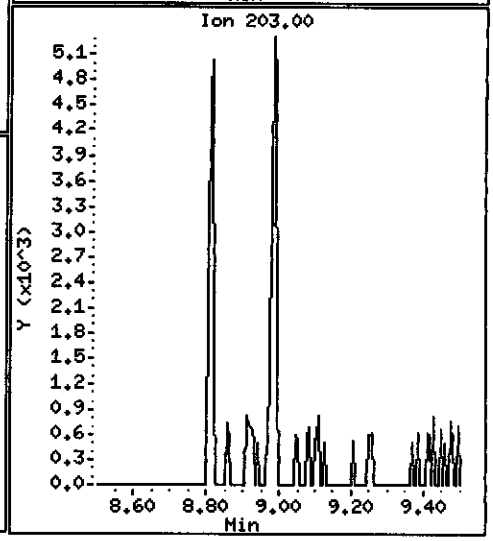

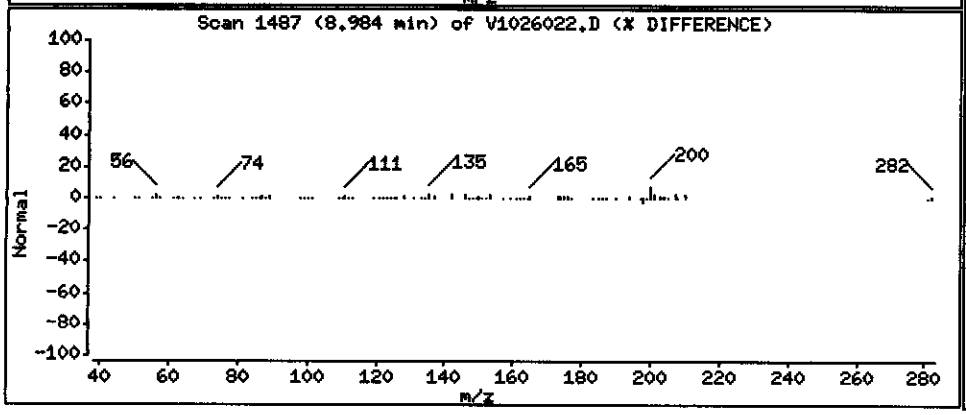

Data File: \\PITSVR06\D\chem\731.i\V102608.b\V1026022.D

Date : 27-OCT-2008 07:11

Client ID: RFI-24-1008

Instrument: 731.i

Sample Info: C8J160331-019 X20 10/20/08 h2o(8295020) 8270c

Volume Injected (uL): 2.0

Operator: 003200

Column phase: DB5-MS

Column diameter: 0.32

131 Butylbenzylphthalate

Concentration: 0.88865 ug/L

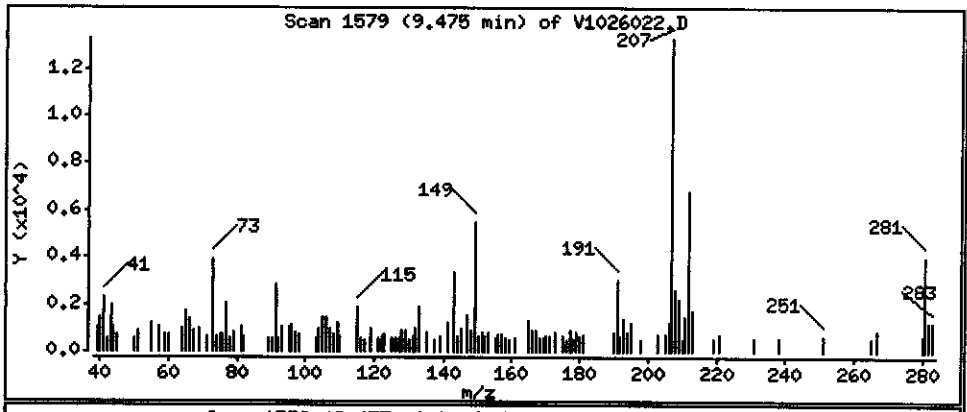

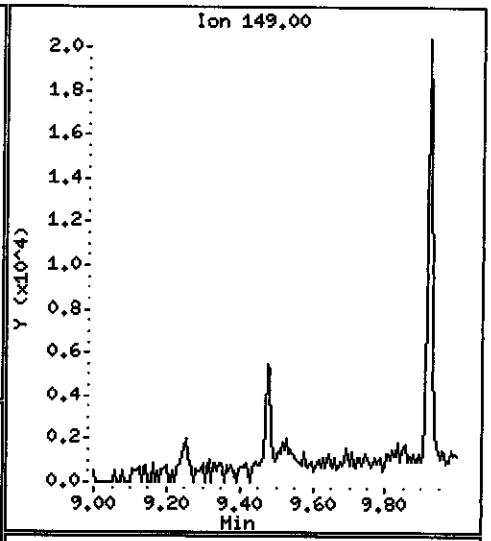

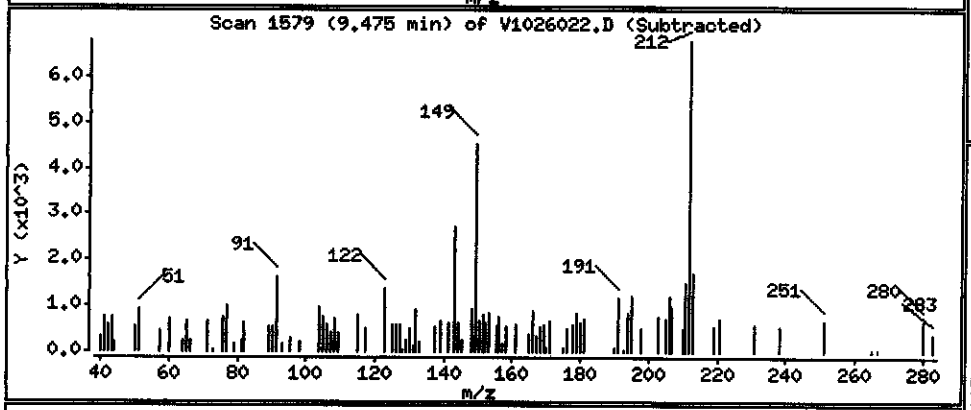

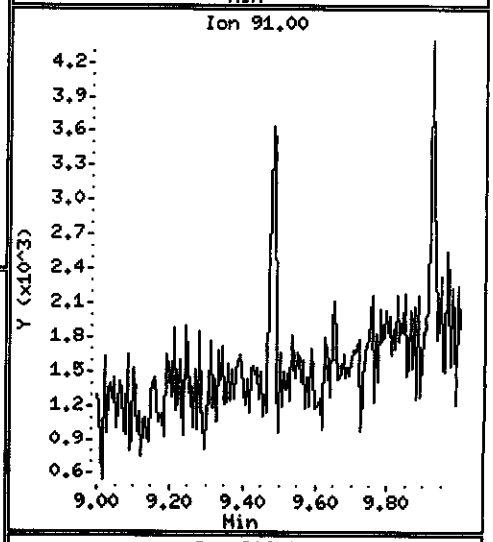

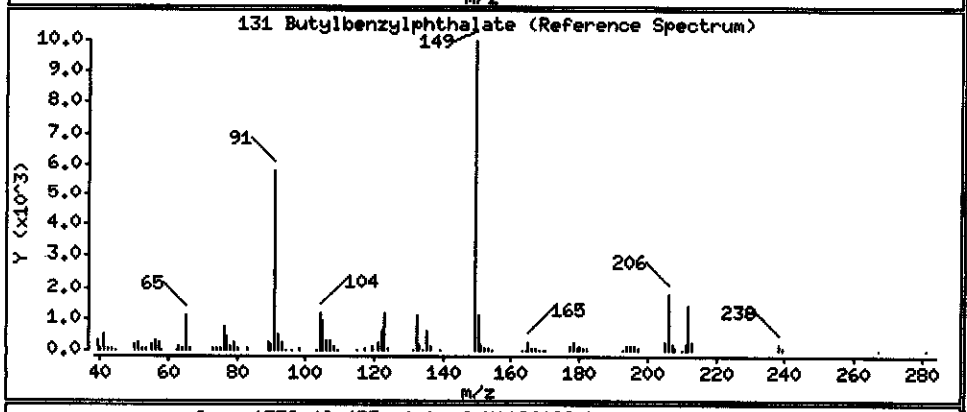

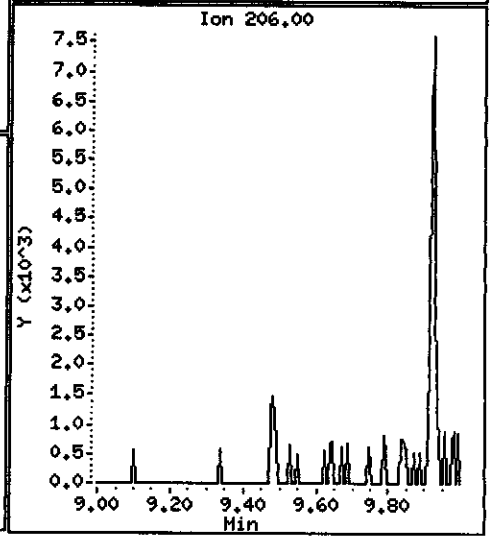

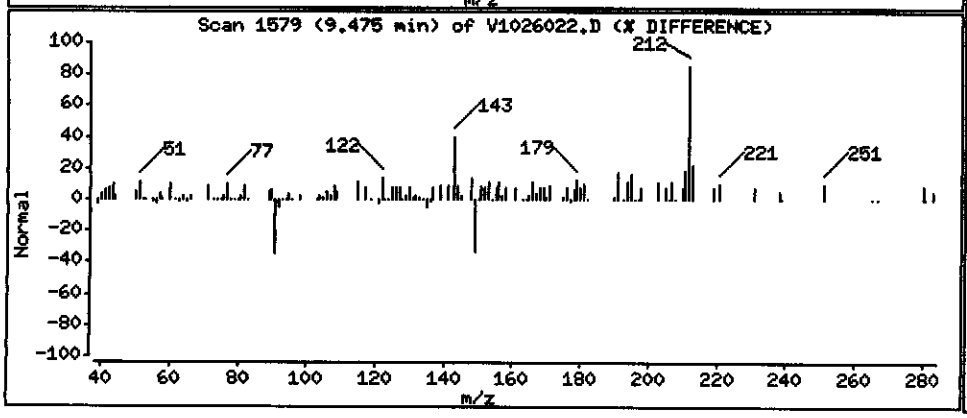

Data File: \\PITSVR06\D\chem\731.i\V102608.b\V1026022.D

Date : 27-OCT-2008 07:11

Client ID: RFI-24-1008

Instrument: 731.i

Sample Info: C8J160331-019 X20 10/20/08 h2o(8295020) 8270c

Volume Injected (uL): 2.0

Operator: 003200

Column phase: DB5-MS

Column diameter: 0.32

136 Benzo(a)Anthracene

Concentration: 2.5006 ug/L

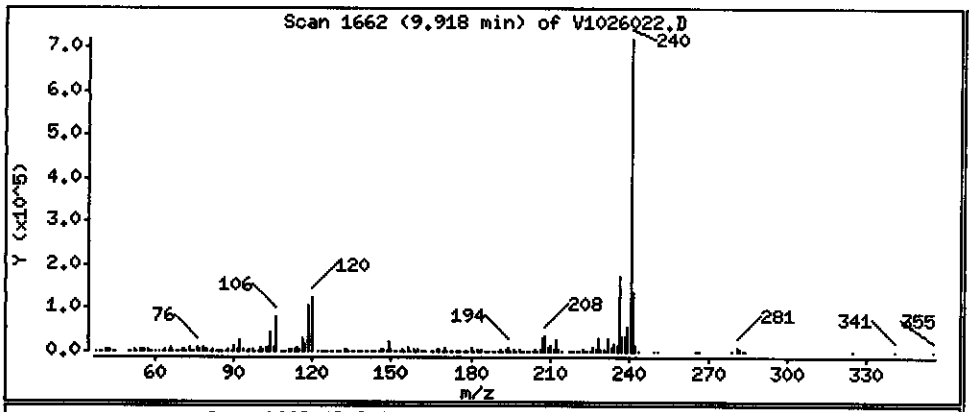

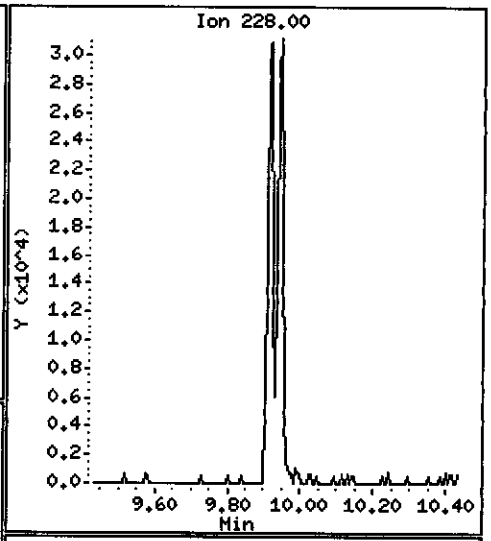

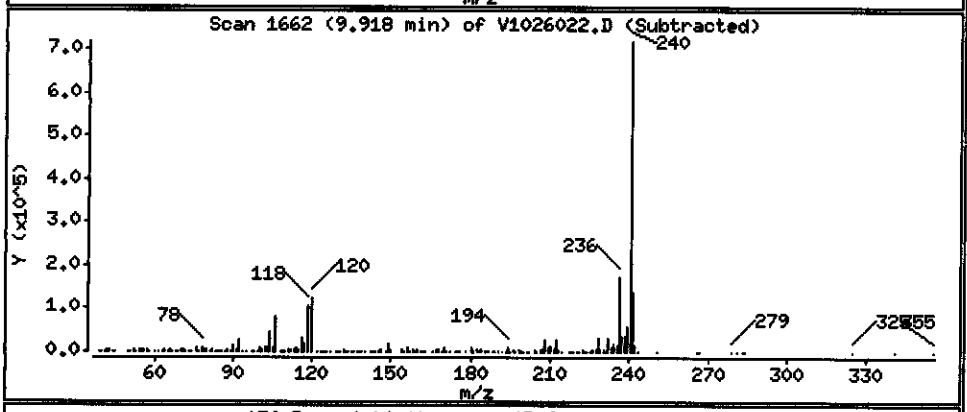

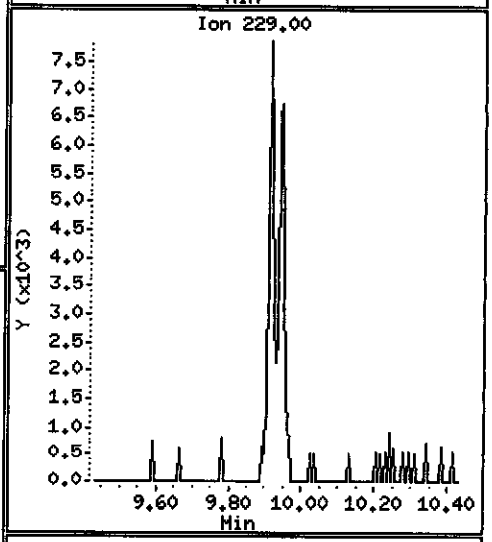

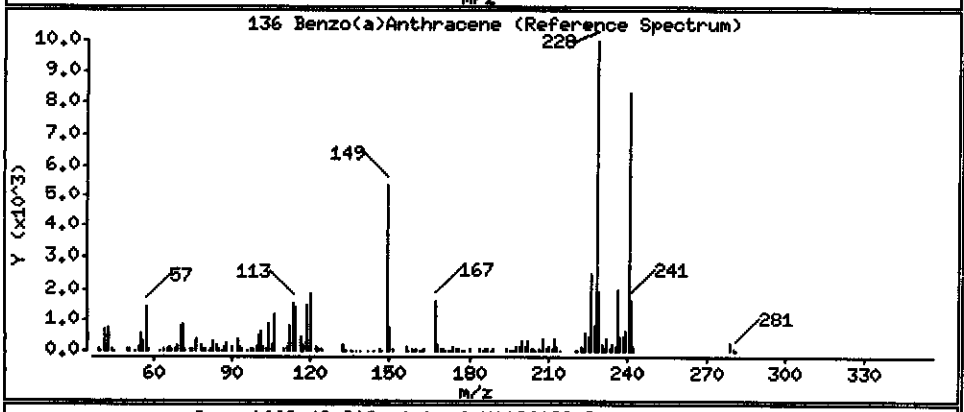

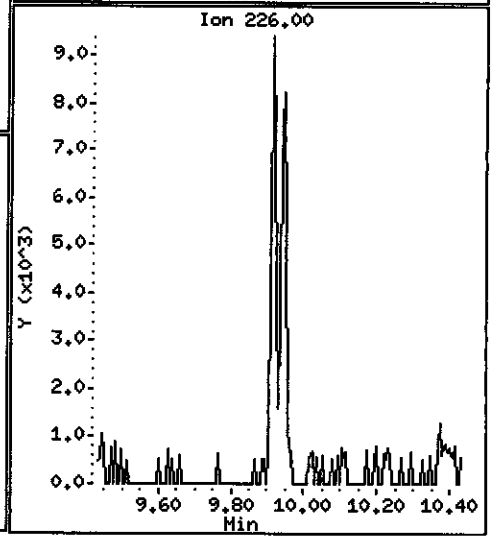

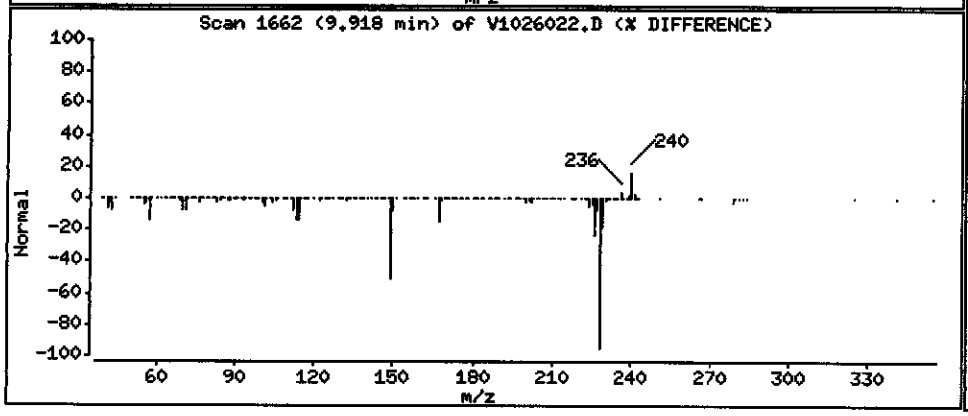

Data File: \\PITSVR06\D\chem\731.i\V102608.b\V1026022.D

Date : 27-OCT-2008 07:11

Client ID: RFI-24-1008 Instrument: 731.i

Sample Info: C8J160331-019 X20 10/20/08 h2o(8295020) 8270c

Volume Injected (uL): 2.0 Operator: 003200

Column phase: DB5-MS Column diameter: 0.32

137 Chrysene Concentration: 2.6570 ug/L

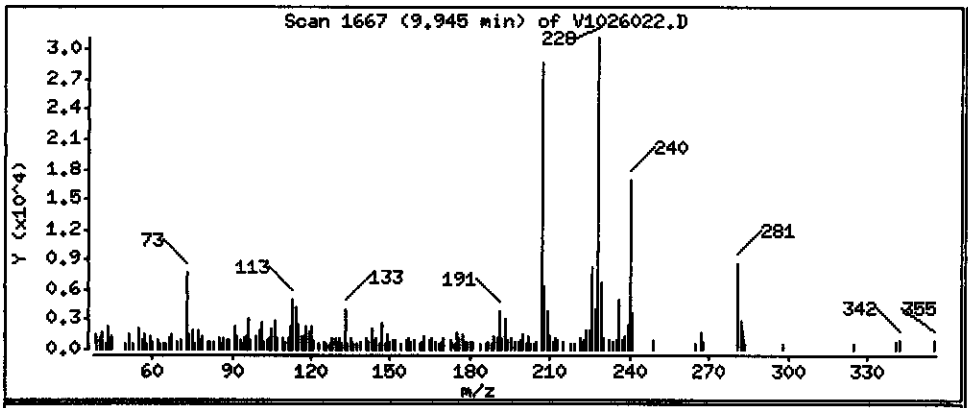

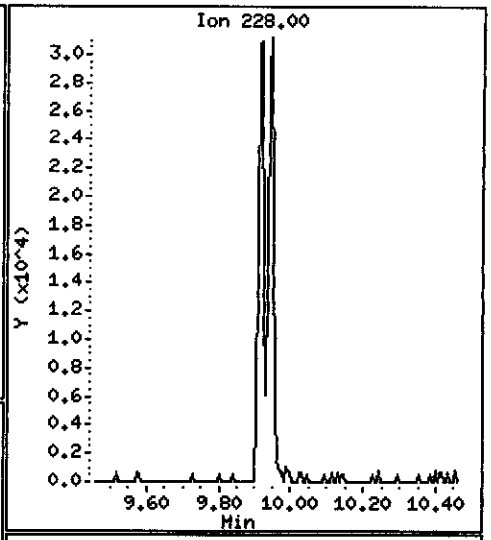

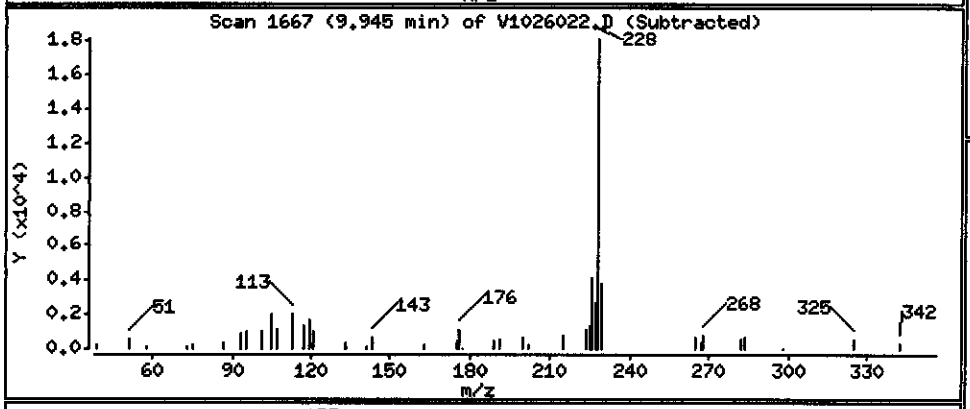

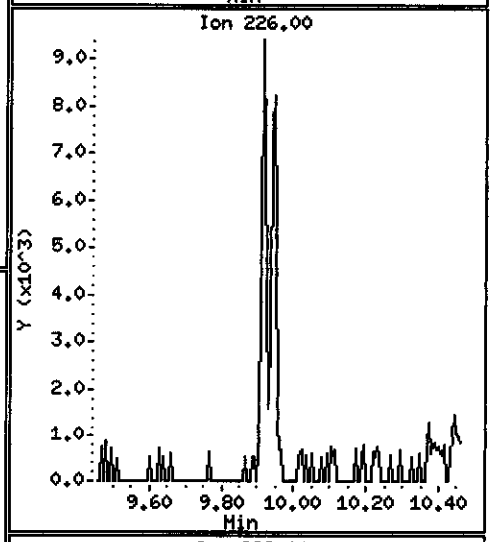

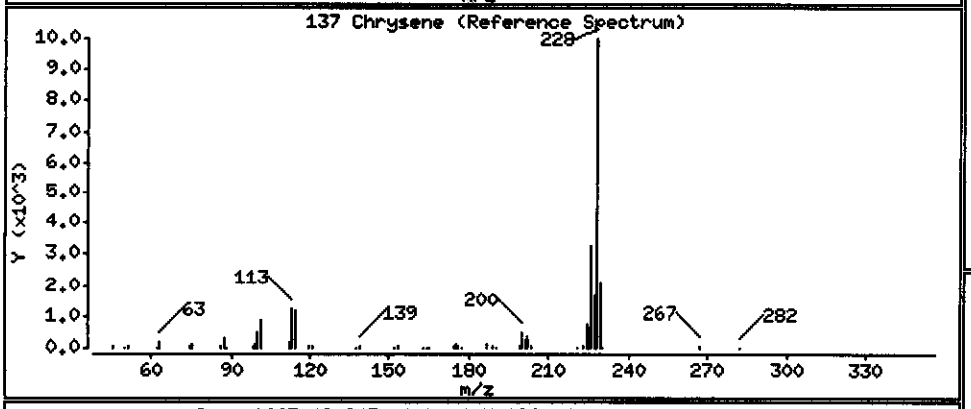

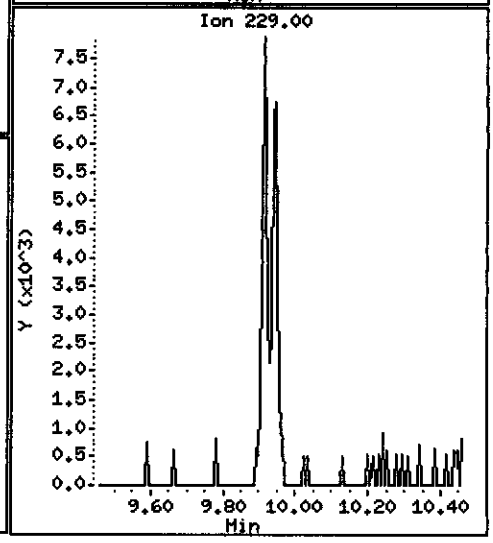

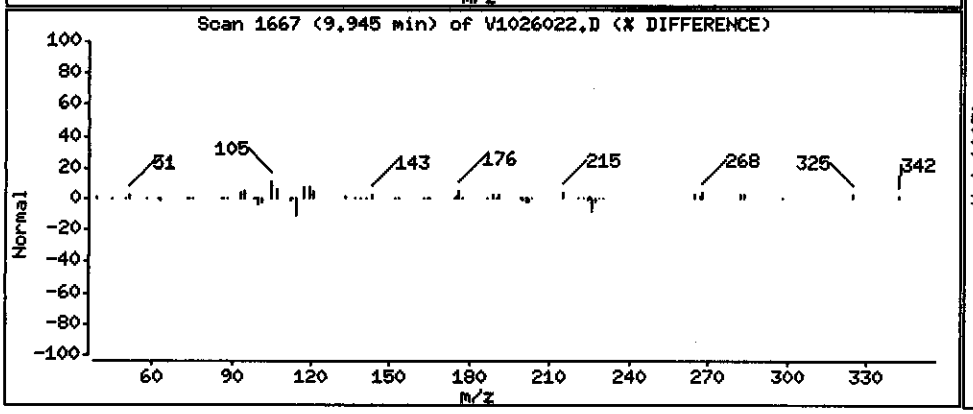

Data File: \\PITSVR06\D\chem\731.i\V102608.b\V1026022.D

Date : 27-OCT-2008 07:11

Client ID: RFI-24-1008 Instrument: 731.i

Sample Info: C8J160331-019 X20 10/20/08 h2o(8295020) 8270c

Volume Injected (uL): 2.0 Operator: 003200

Column phase: DB5-MS Column diameter: 0.32

140 Di-n-octylphthalate Concentration: 1.6517 ug/L

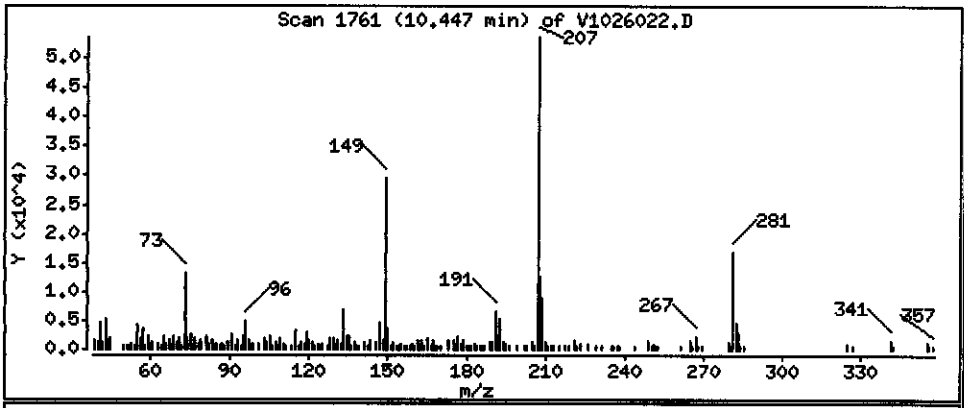

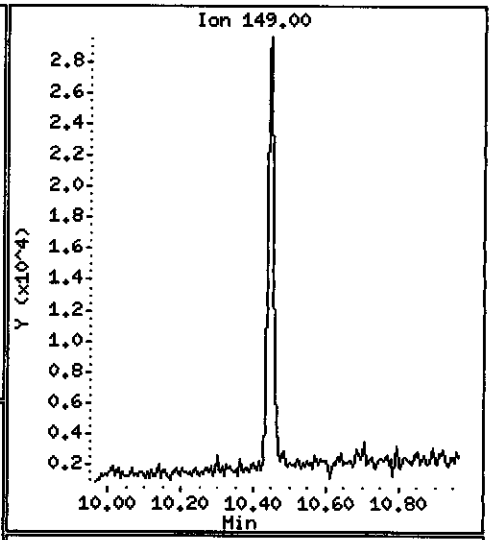

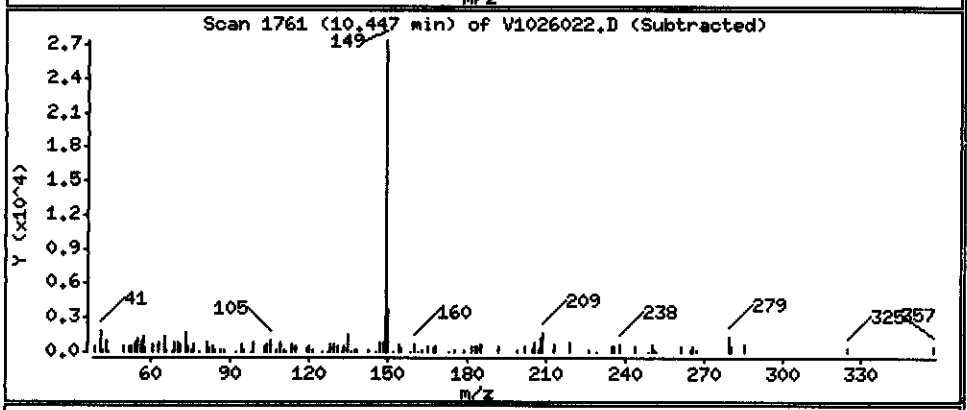

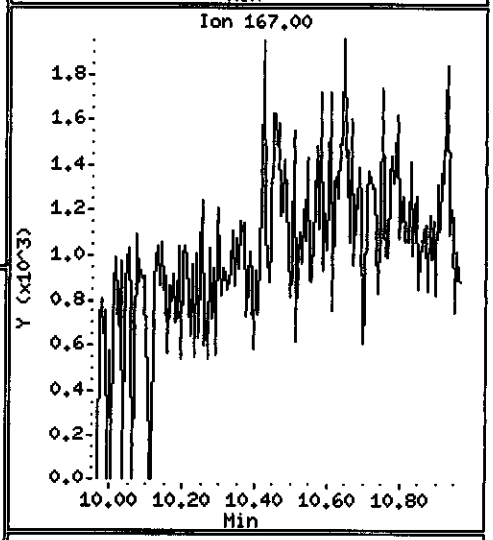

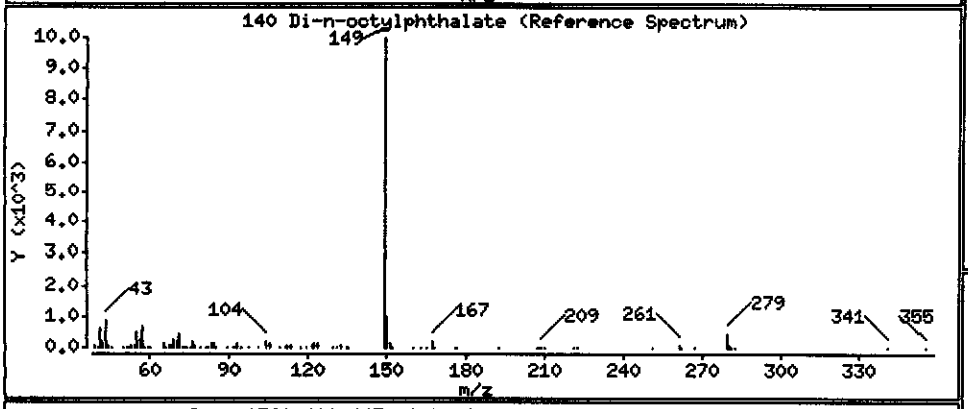

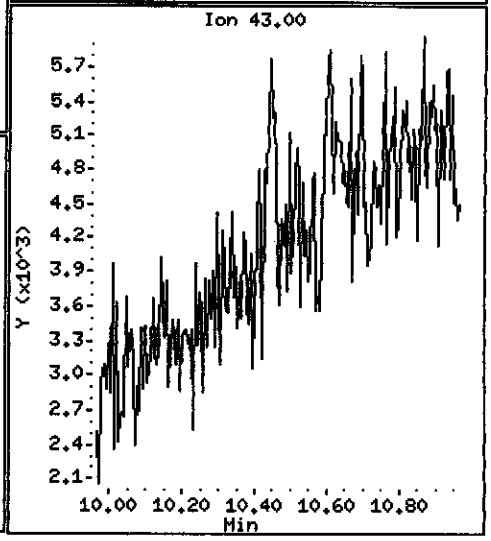

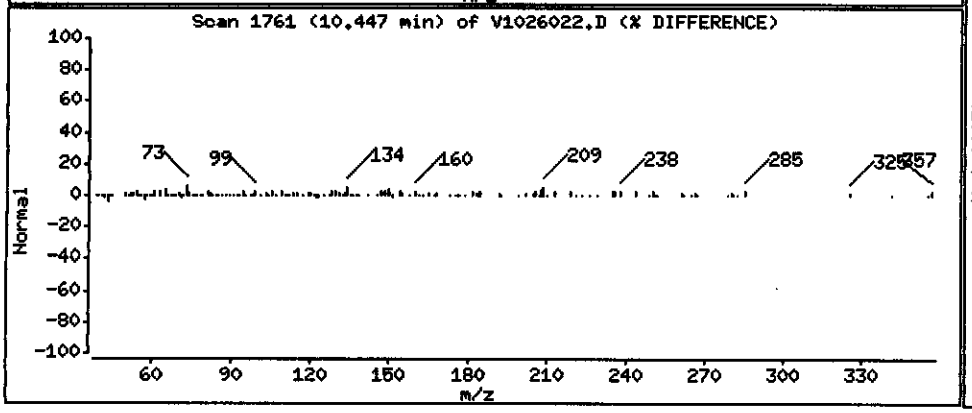

Data File: \\PITSVR06\D\chem\731.i\V102608.b\V1026022.D

Date : 27-OCT-2008 07:11

Client ID: RFI-24-1008

Instrument: 731.i

Sample Info: C8J160331-019 X20 10/20/08 h2o(8295020) 8270c

Volume Injected (uL): 2.0

Operator: 003200

Column phase: DB5-MS

Column diameter: 0.32

141 Benzo(b)fluoranthene

Concentration: 2.2950 ug/L

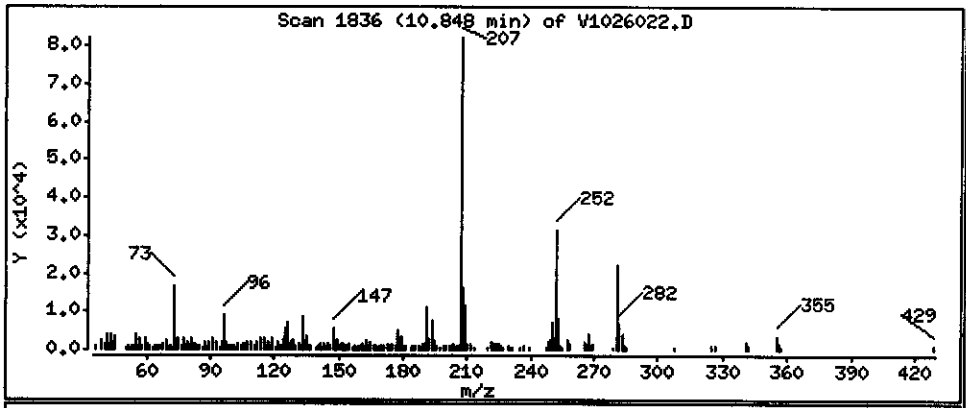

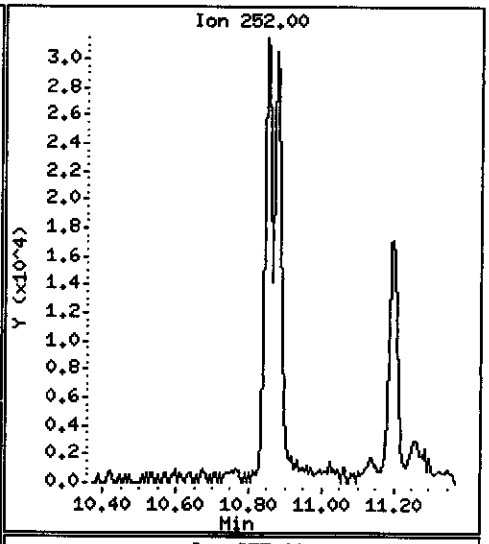

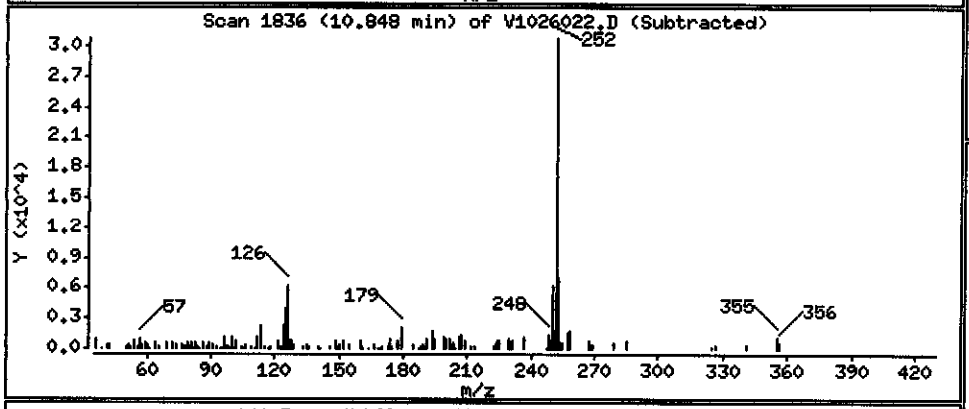

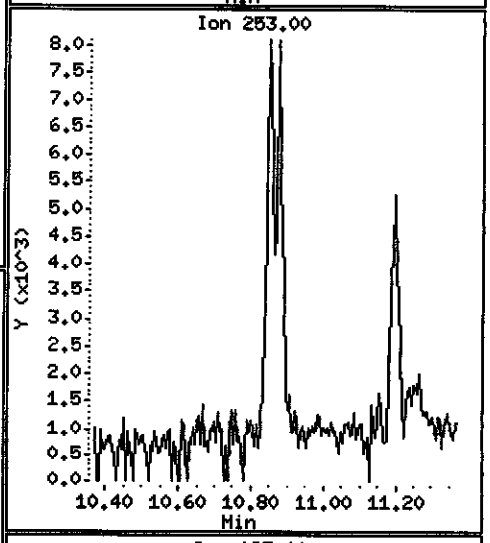

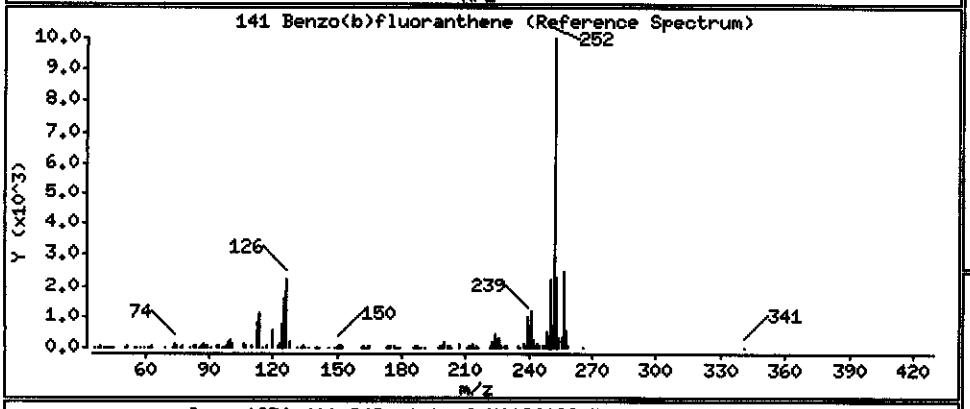

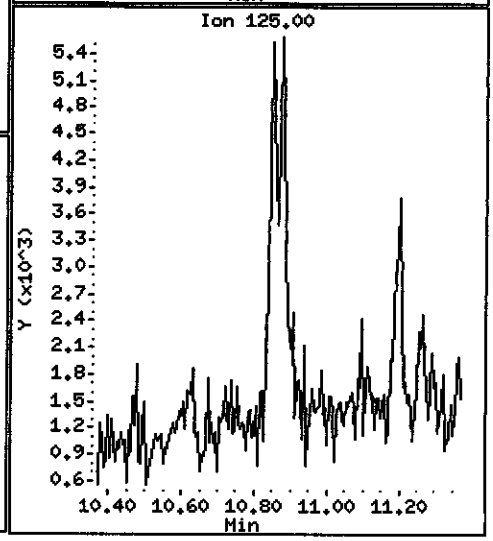

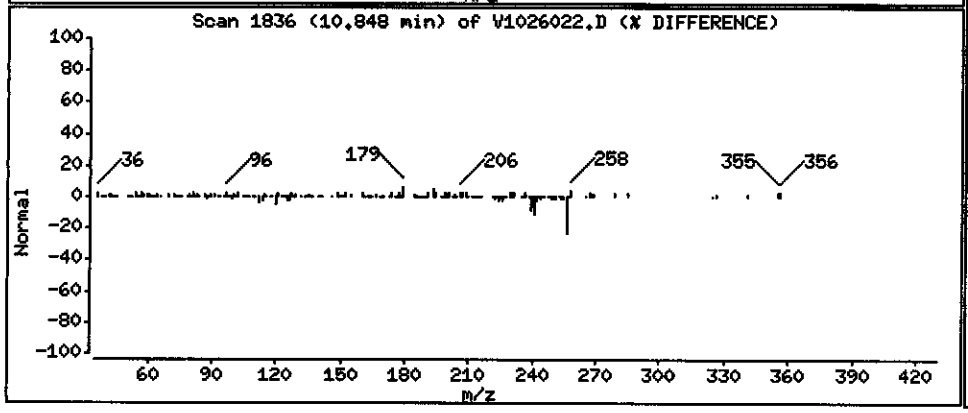

Data File: \\PITSVR06\D\chem\731.i\V102608.b\V1026022.D

Date : 27-OCT-2008 07:11

Client ID: RFI-24-1008

Instrument: 731.i

Sample Info: C8J160331-019 X20 10/20/08 h2o(8295020) 8270c

Volume Injected (uL): 2.0

Operator: 003200

Column phase: DB5-MS

Column diameter: 0.32

142 Benzo(k)fluoranthene

Concentration: 2.2334 ug/L

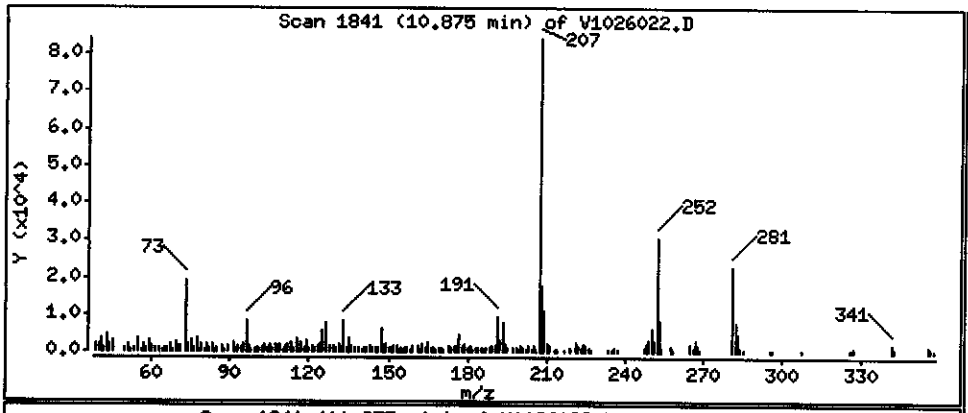

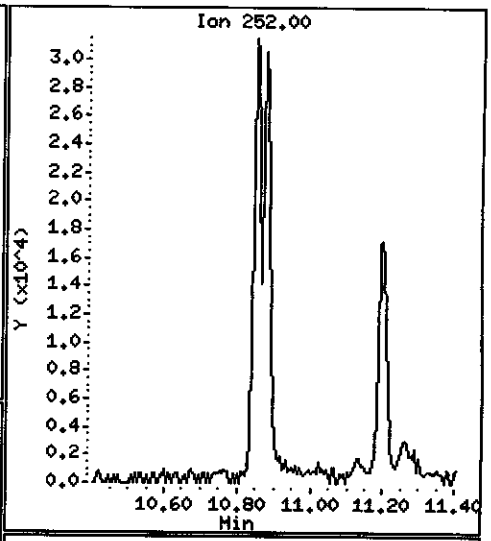

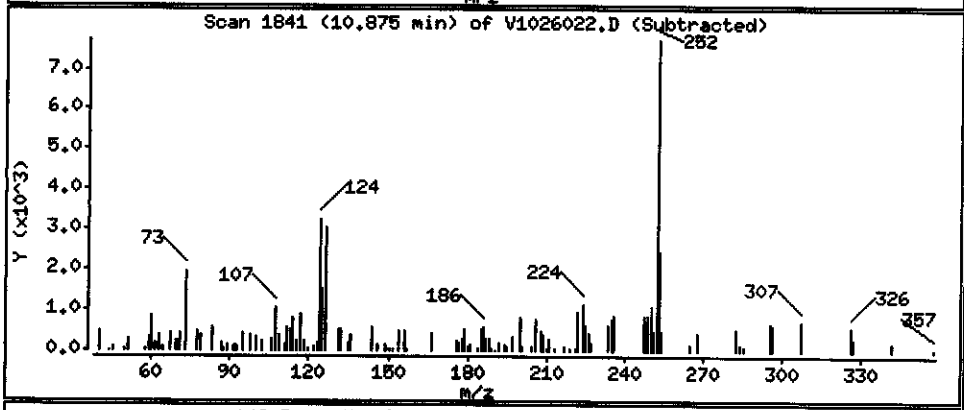

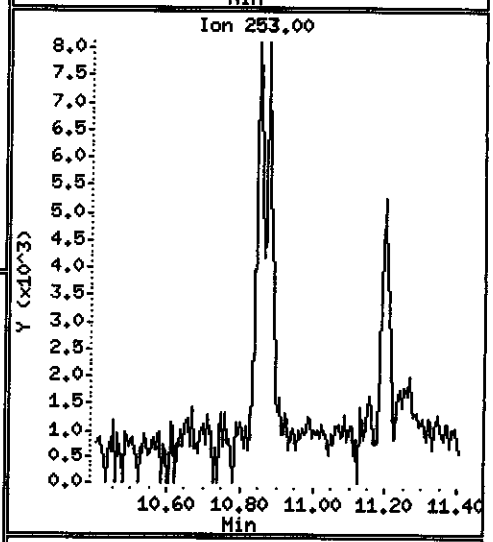

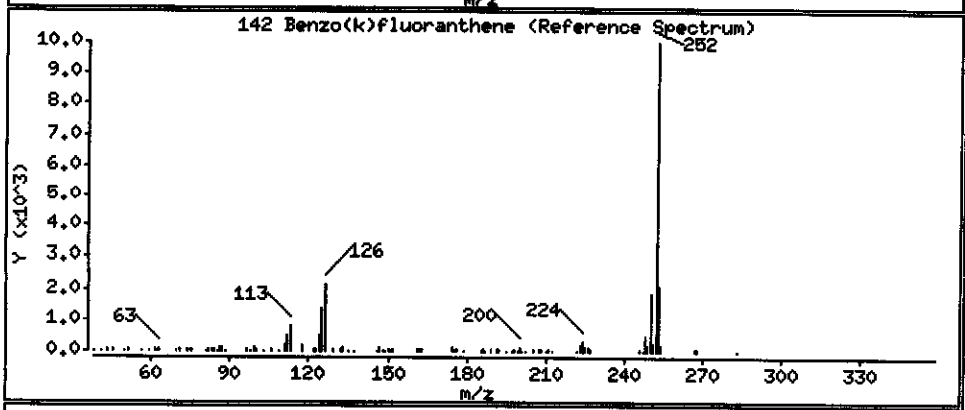

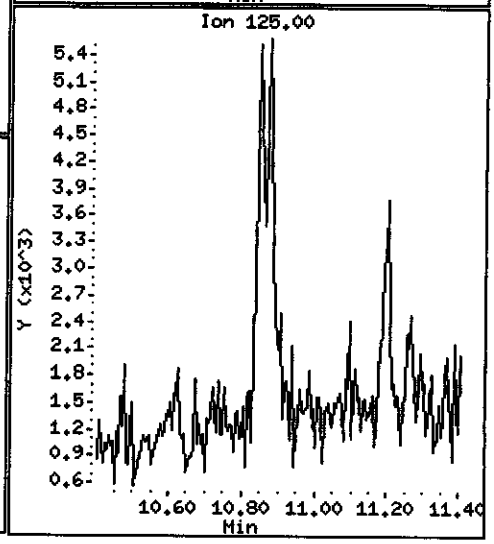

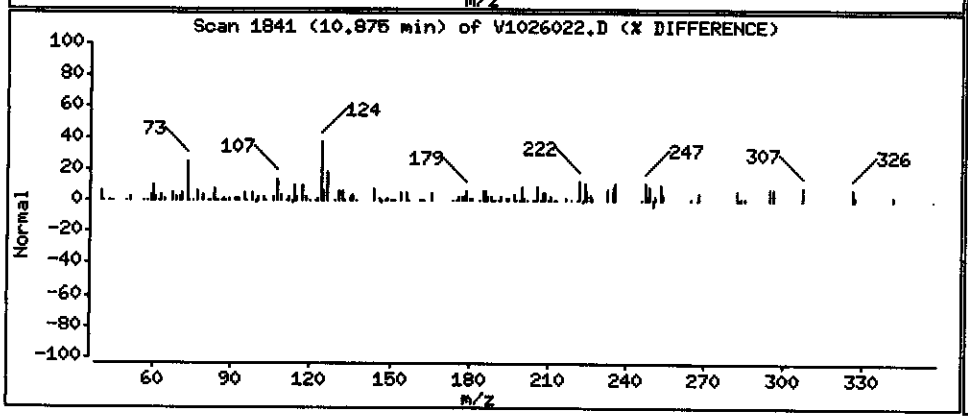

Data File: \\PITSVR06\D\chem\731.i\V102608.b\V1026022.D

Date : 27-OCT-2008 07:11

Client ID: RFI-24-1008 Instrument: 731.i

Sample Info: C8J160331-019 X20 10/20/08 h2o(8295020) 8270c

Volume Injected (uL): 2.0 Operator: 003200

Column phase: DB5-MS Column diameter: 0.32

146 Benzo(a)pyrene Concentration: 1.8610 ug/L

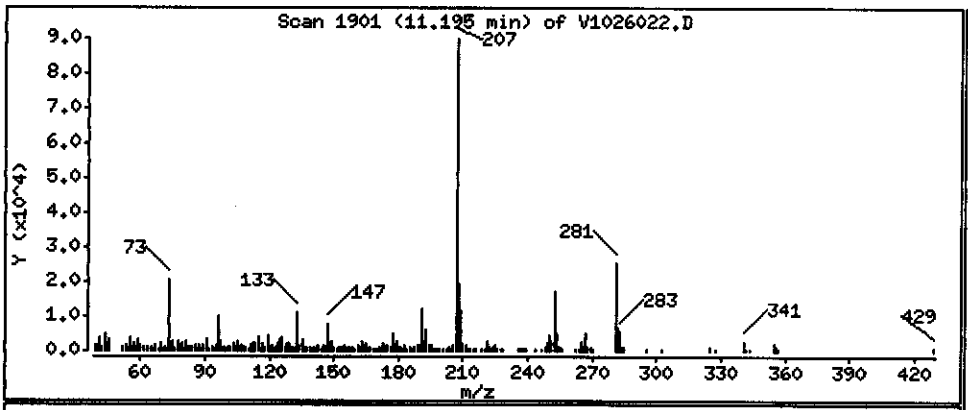

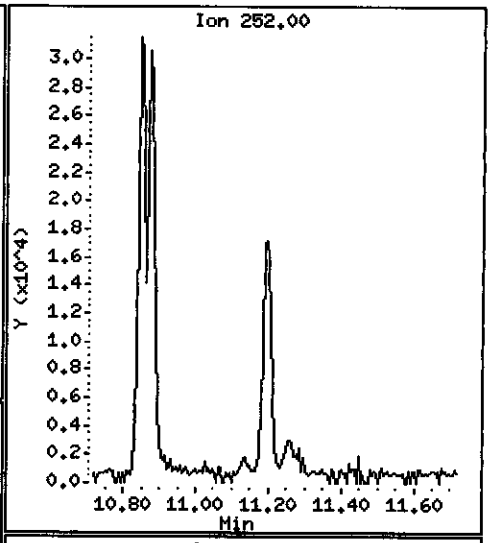

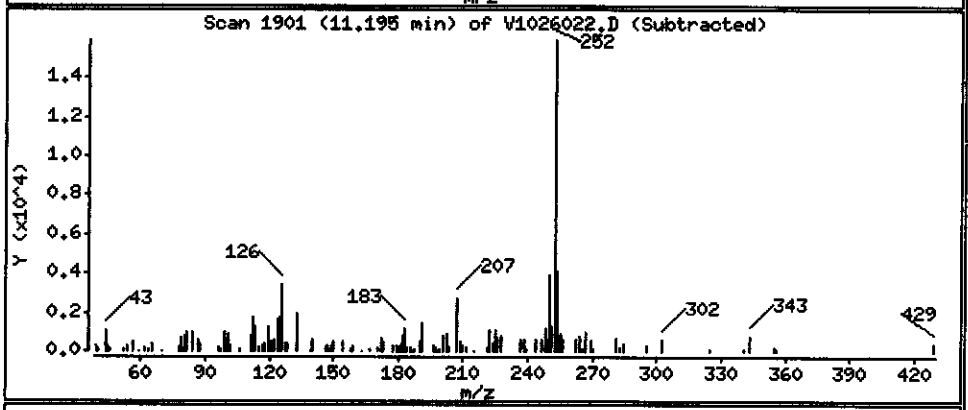

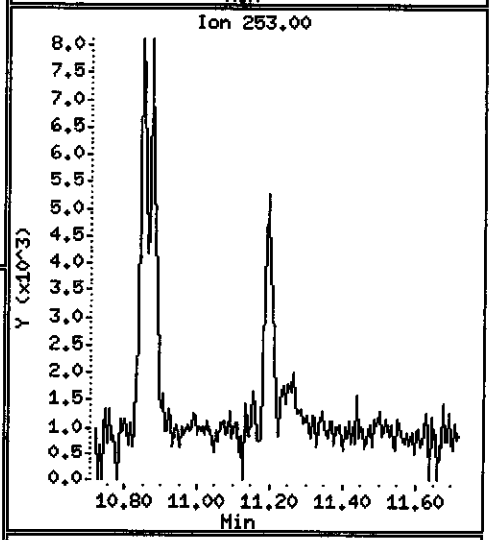

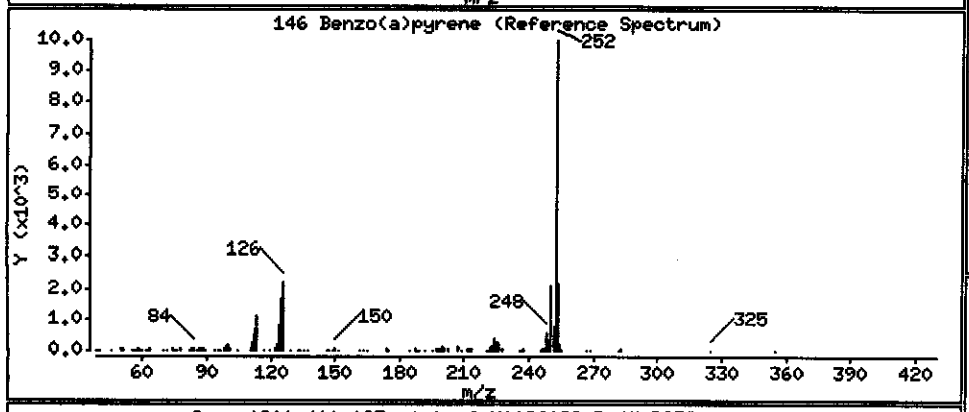

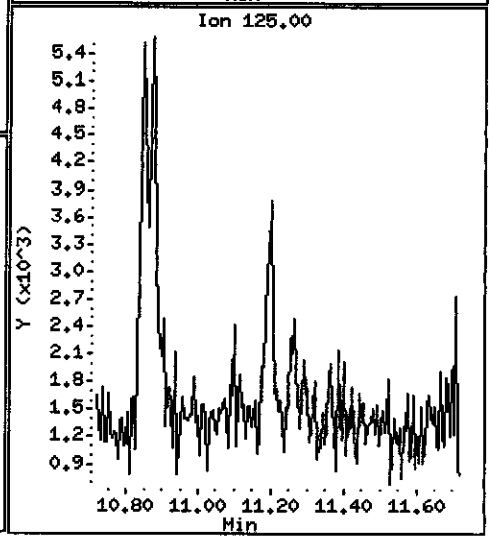

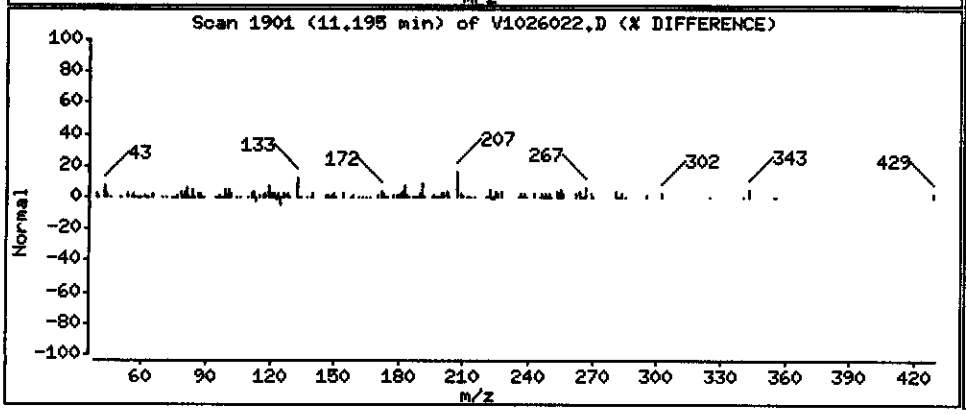

Data File: \\PITSVR06\D\chem\731.i\V102608.b\V1026022.D

Date : 27-OCT-2008 07:11

Client ID: RFI-24-1008

Instrument: 731.i

Sample Info: C8J160331-019 X20 10/20/08 h2o(8295020) 8270c

Volume Injected (uL): 2.0

Operator: 003200

Column phase: DB5-MS

Column diameter: 0.32

149 Indeno(1,2,3-cd)pyrene

Concentration: 2.5908 ug/L

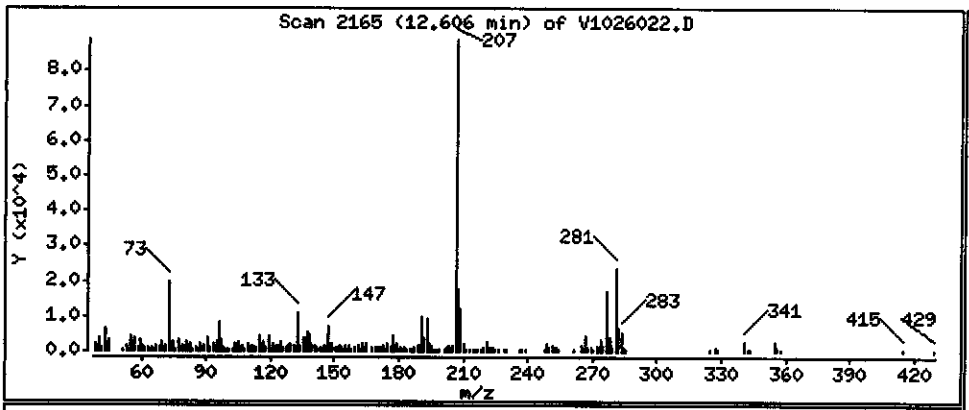

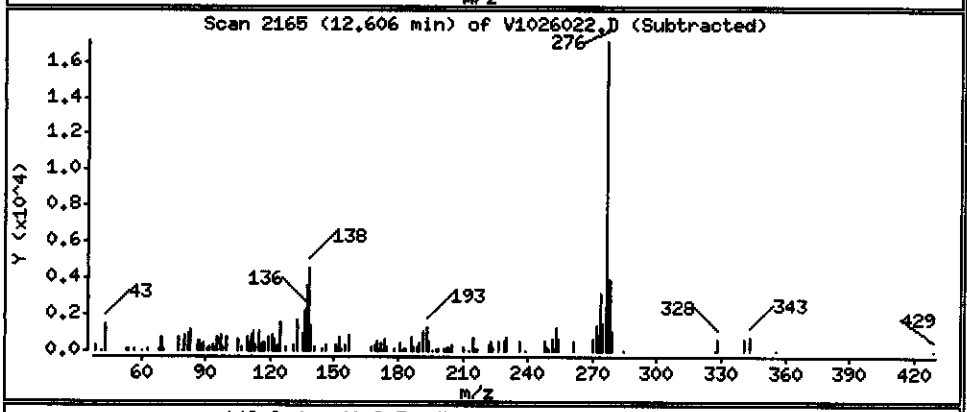

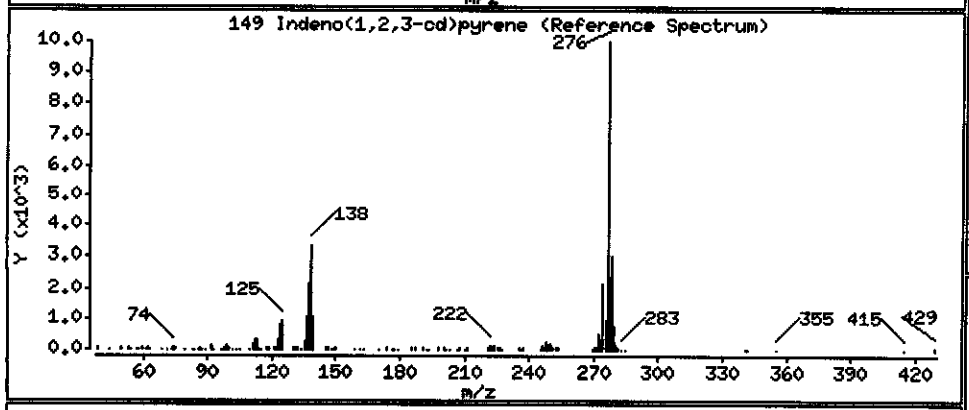

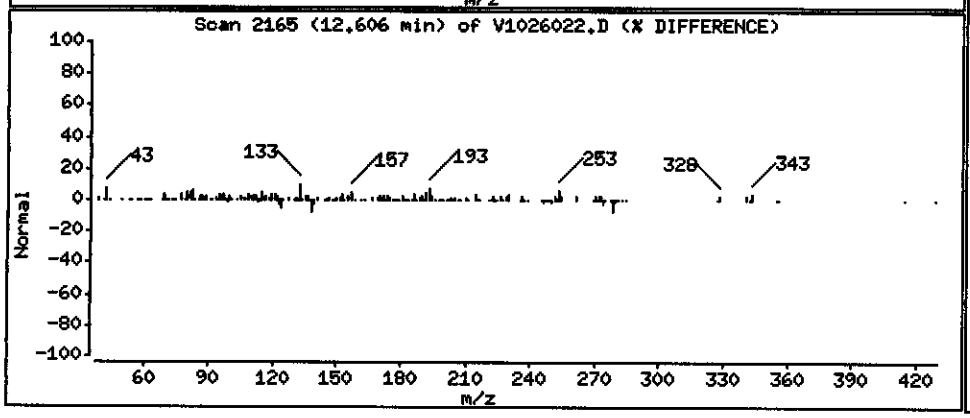

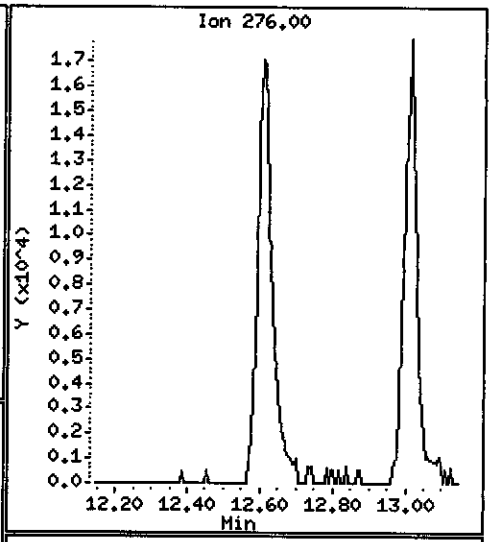

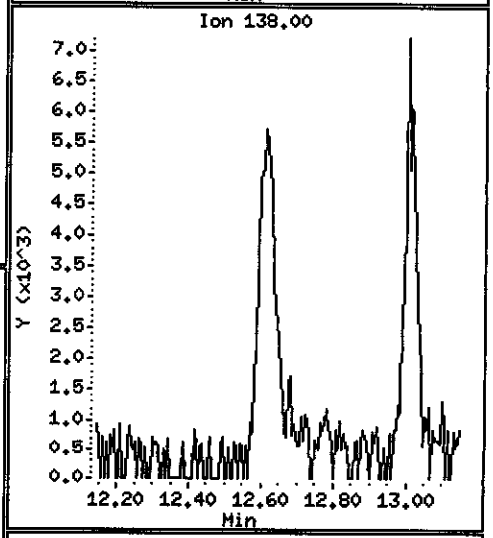

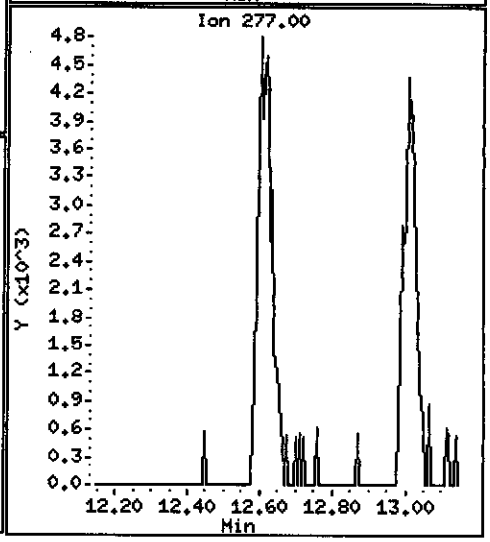

Data File: \\PITSVR06\D\chem\731.i\V102608.b\V1026022.D

Date : 27-OCT-2008 07:11

Client ID: RFI-24-1008

Instrument: 731.i

Sample Info: C8J160331-019 X20 10/20/08 h2o(8295020) 8270c

Volume Injected (uL): 2.0

Operator: 003200

Column phase: DB5-MS

Column diameter: 0.32

150 Dibenz(a,h)anthracene

Concentration: 2.6218 ug/L

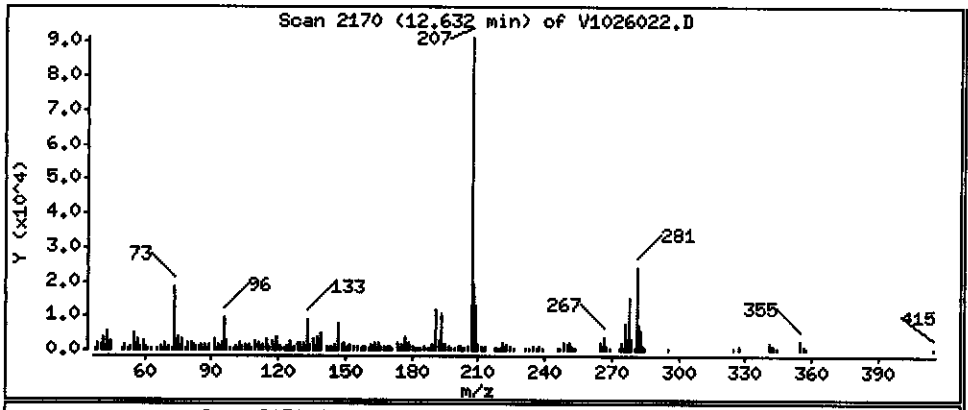

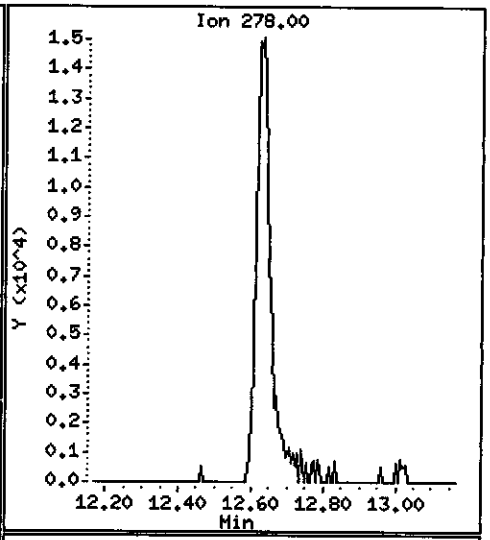

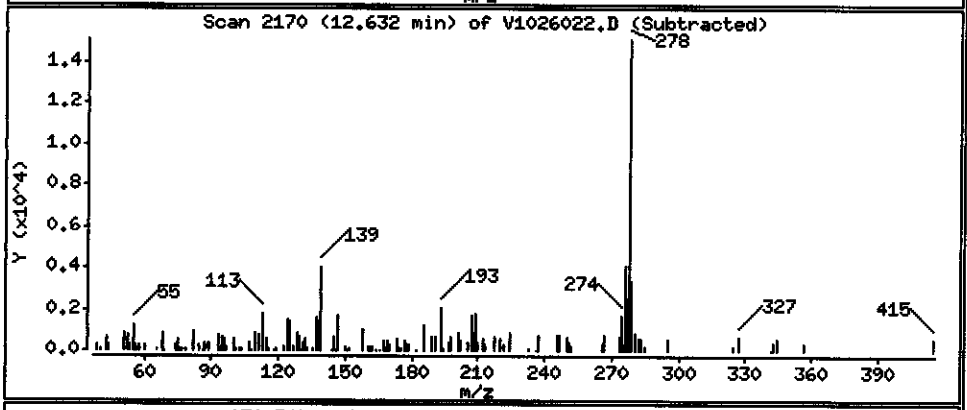

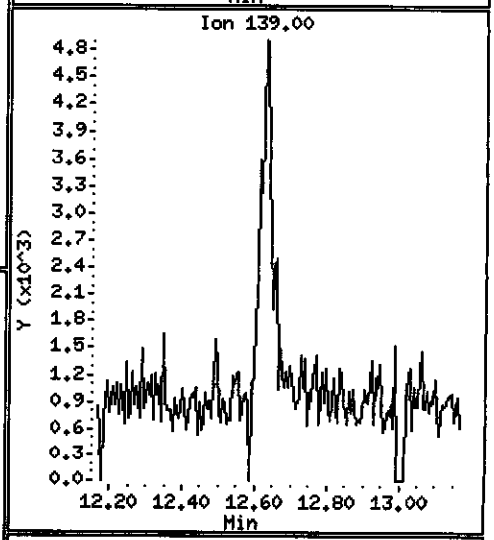

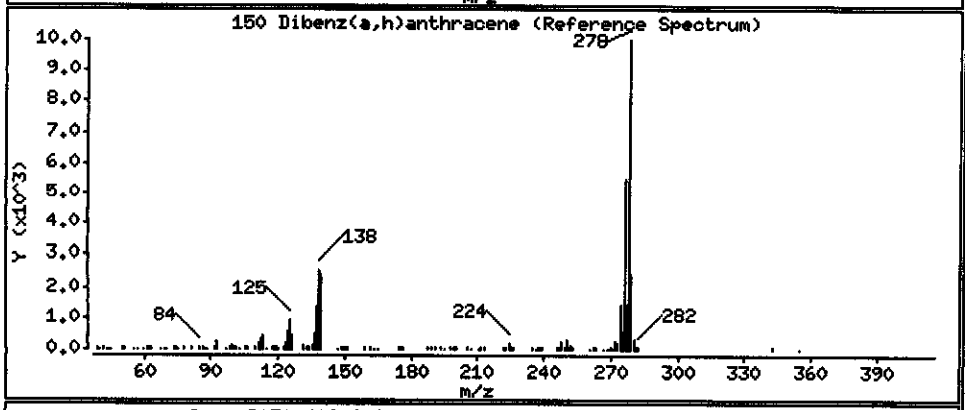

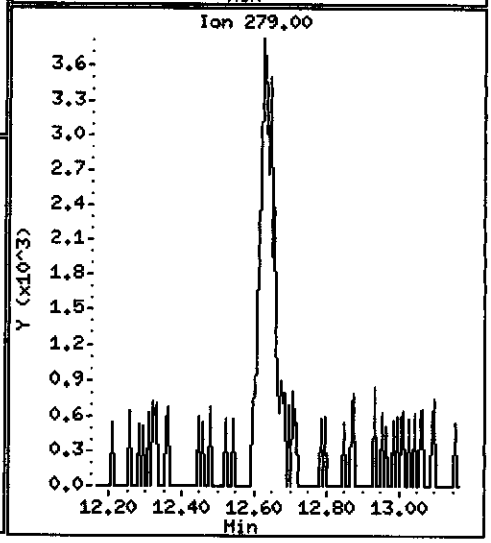

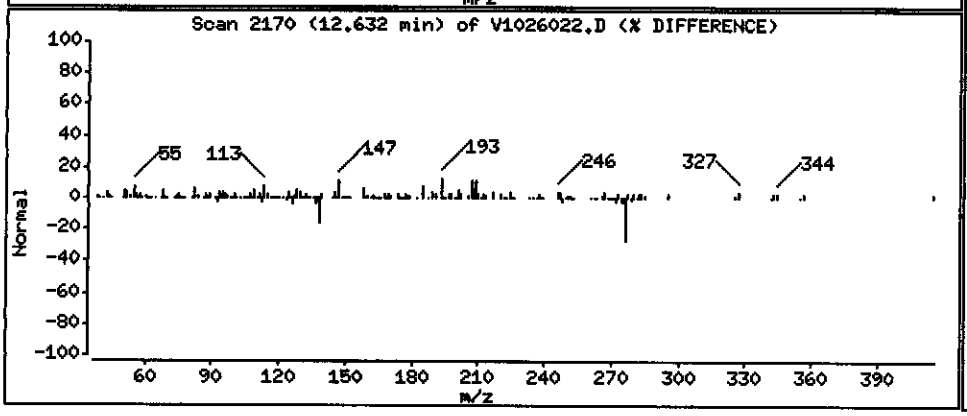

Data File: \\PITSVR06\D\chem\731.i\V102608.b\V1026022.D

Date : 27-OCT-2008 07:11

Client ID: RFI-24-1008

Instrument: 731.i

Sample Info: C8J160331-019 X20 10/20/08 h2o(8295020) 8270c

Volume Injected (uL): 2.0

Operator: 003200

Column phase: DB5-MS

Column diameter: 0.32

151 Benzo(g,h,i)perylene

Concentration: 2.5080 ug/L

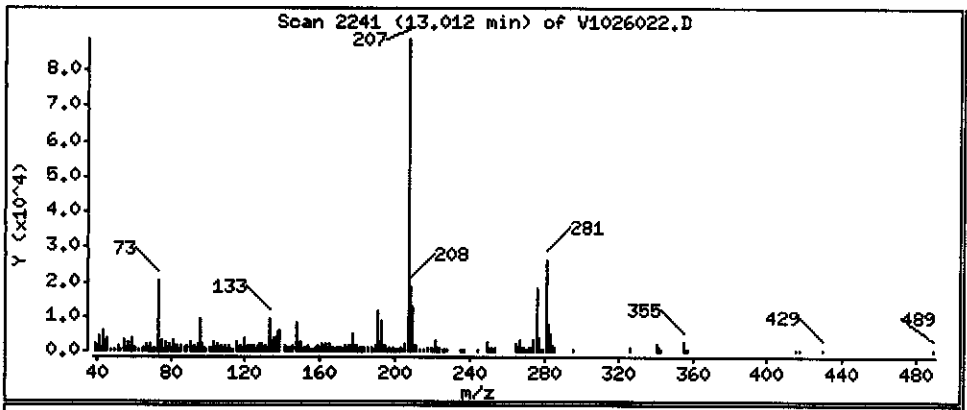

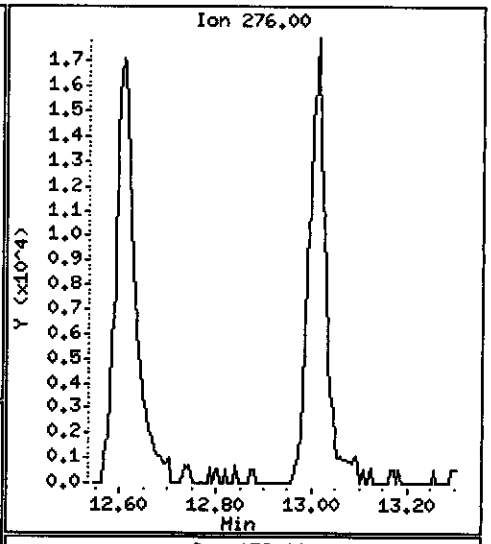

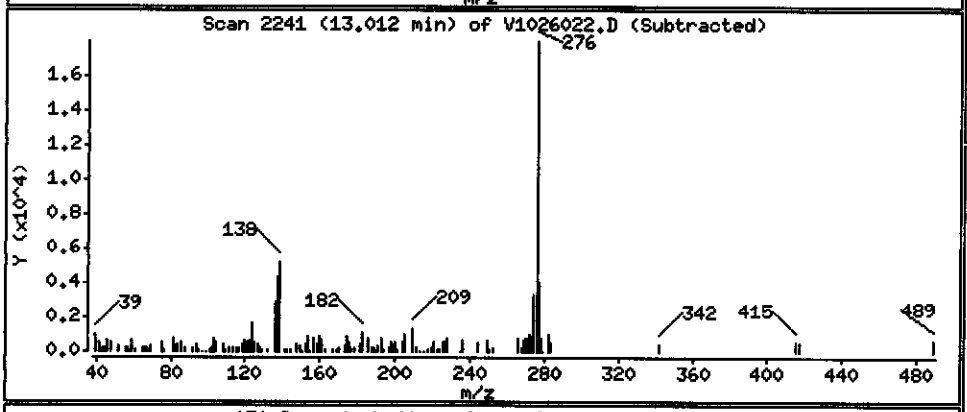

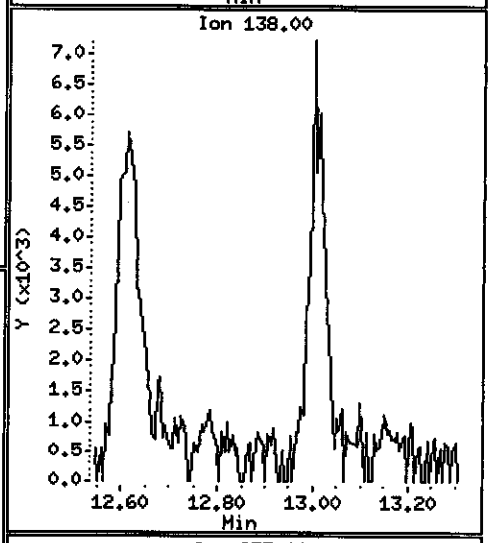

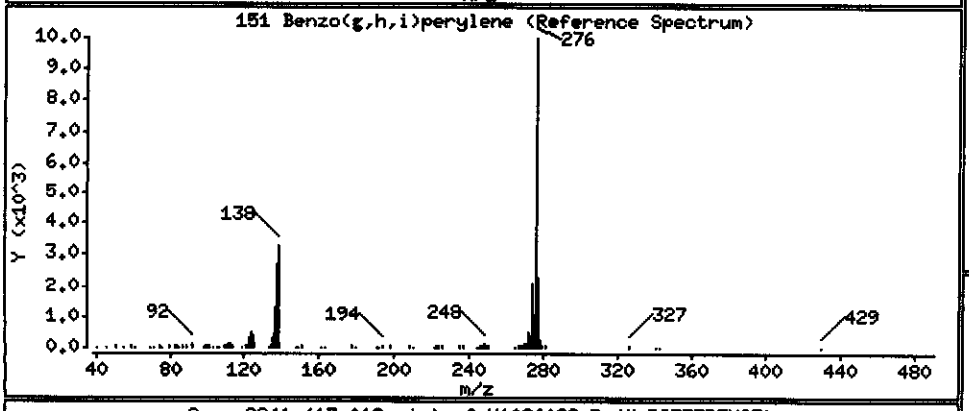

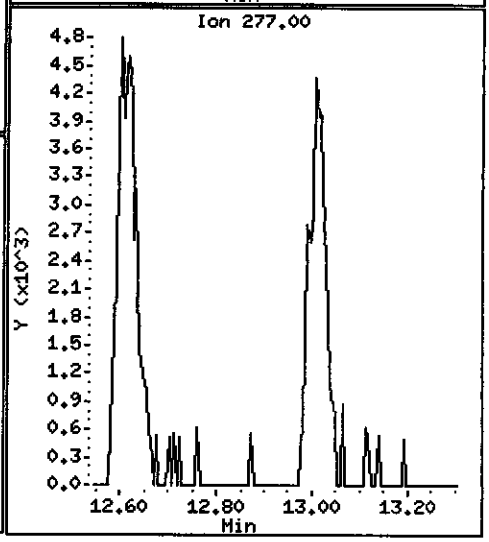

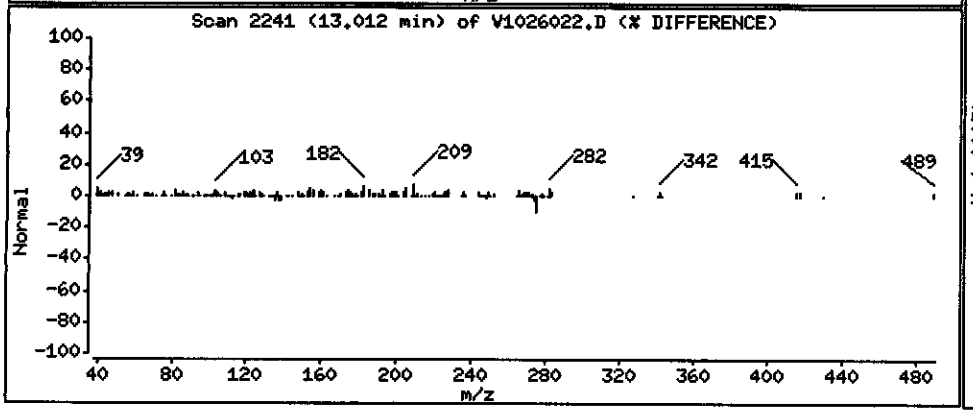

Data File Name: V1026022.D
Inj. Date and Time: 27-OCT-2008 07:11
Instrument ID: 731.i
Client ID: RFI-24-1008
Compound Name: N-Nitrosodiphenylamine (1)
CAS #: 86-30-6
Report Date: 10/27/2008

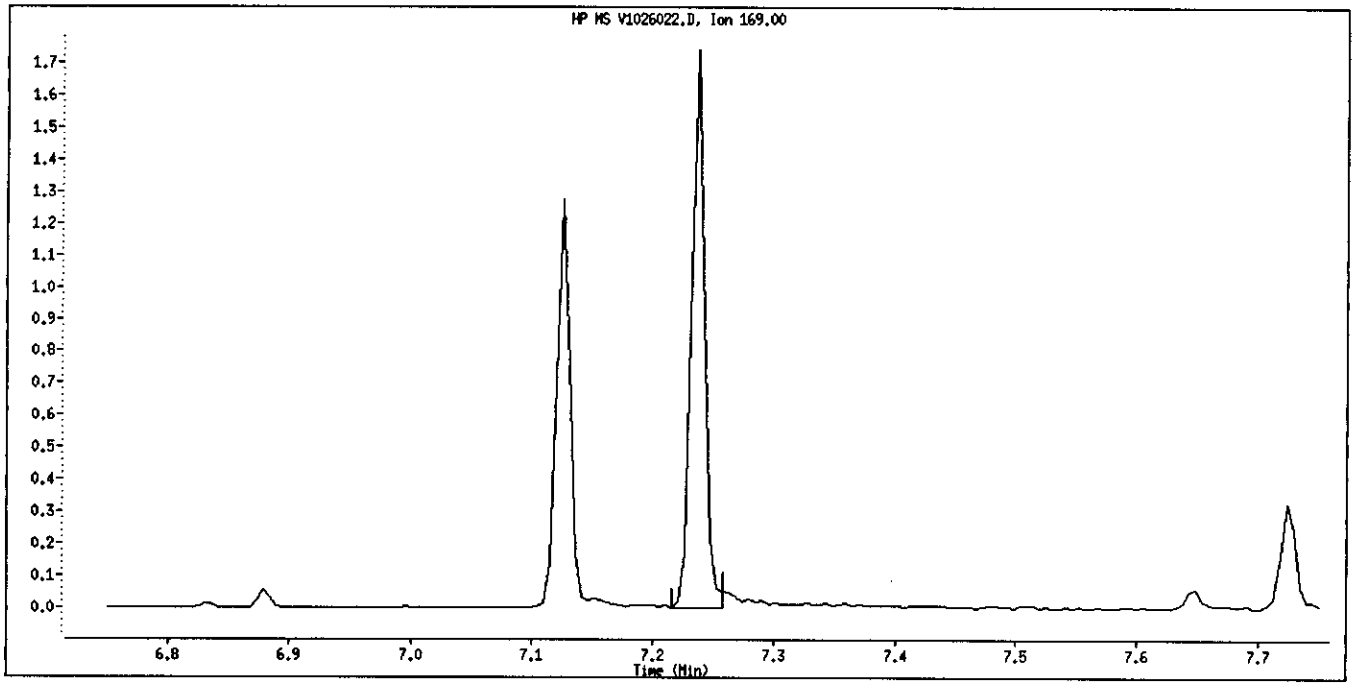

Original Integration

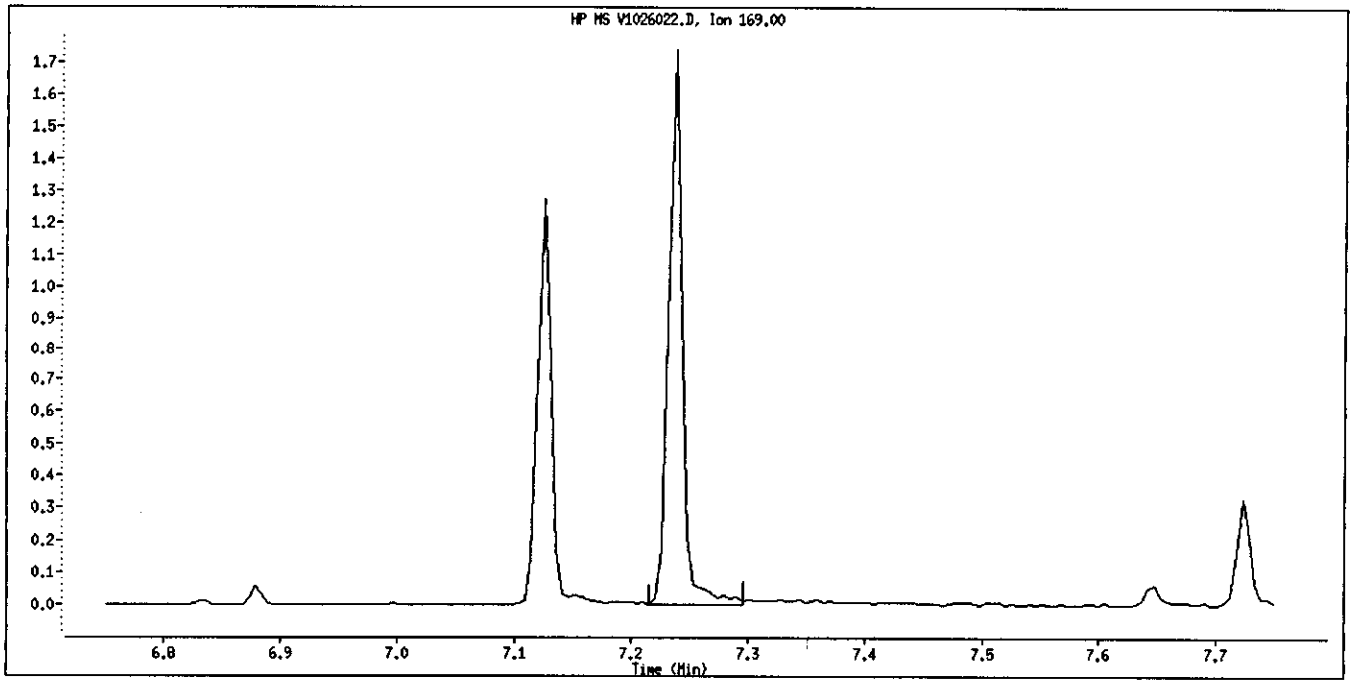

Manual Integration

Manually Integrated By: piccolinov
Manual Integration Reason: Poor Chromatography

MACTEC Engineering and Consulting Inc

Client Sample ID: ICM-103-1008

GC/MS Semivolatiles

Lot-Sample #...:	C8J160331-020	**Work Order #...:**	K02VN1AL	**Matrix.....:**	WATER
Date Sampled...:	10/15/08 13:20	**Date Received..:**	10/16/08 09:30	**MS Run #.....:**	
Prep Date.....:	10/20/08	**Analysis Date..:**	10/28/08		
Prep Batch #...:	8295020	**Analysis Time..:**	06:59		
Dilution Factor:	0.95	**Initial Wgt/Vol:**	1050 mL	**Final Wgt/Vol..:**	1 mL
Analyst ID.....:	003200	**Instrument ID..:**	731		
		Method.....:	SW846 8270C		

PARAMETER	RESULT	REPORTING LIMIT	UNITS	MDL
Aniline	**7.0**	**0.95**	**ug/L**	**0.046**
Acenaphthene	**4.4**	**0.19**	**ug/L**	**0.050**
Acenaphthylene	ND	0.19	ug/L	0.044
Acetophenone	ND	0.95	ug/L	0.044
Anthracene	**1.6**	**0.19**	**ug/L**	**0.048**
Atrazine	ND	0.95	ug/L	0.037
Benzo(a)anthracene	ND	0.19	ug/L	0.039
Benzo(a)pyrene	ND	0.19	ug/L	0.042
Benzo(b)fluoranthene	ND	0.19	ug/L	0.030
Benzo(ghi)perylene	ND	0.19	ug/L	0.026
Benzo(k)fluoranthene	ND	0.19	ug/L	0.037
Benzaldehyde	ND	0.95	ug/L	0.051
1,1'-Biphenyl	**0.92 J**	**0.95**	**ug/L**	**0.057**
bis(2-Chloroethoxy) methane	ND	0.95	ug/L	0.12
bis(2-Chloroethyl)-ether	ND	0.19	ug/L	0.044
bis(2-Ethylhexyl) phthalate	ND	0.95	ug/L	0.11
4-Bromophenyl phenyl ether	ND	0.95	ug/L	0.047
Butyl benzyl phthalate	ND	0.95	ug/L	0.13
Caprolactam	ND	4.8	ug/L	0.18
Carbazole	**14**	**0.19**	**ug/L**	**0.050**
4-Chloroaniline	ND	0.95	ug/L	0.044
4-Chloro-3-methylphenol	ND	0.95	ug/L	0.056
2-Chloronaphthalene	ND	0.19	ug/L	0.042
2-Chlorophenol	ND	0.95	ug/L	0.043
4-Chlorophenyl phenyl ether	ND	0.95	ug/L	0.040
Chrysene	ND	0.19	ug/L	0.034
Dibenz(a,h)anthracene	ND	0.19	ug/L	0.033
Dibenzofuran	**3.7**	**0.95**	**ug/L**	**0.051**
3,3'-Dichlorobenzidine	ND	0.95	ug/L	0.039
2,4-Dichlorophenol	**0.20**	**0.19**	**ug/L**	**0.046**
Diethyl phthalate	ND	0.95	ug/L	0.23
2,4-Dimethylphenol	**7.2**	**0.95**	**ug/L**	**0.049**

(Continued on next page)

MACTEC Engineering and Consulting Inc

Client Sample ID: ICM-103-1008

GC/MS Semivolatiles

Lot-Sample #...: C8J160331-020 **Work Order #...:** K02VN1AL **Matrix.....:** WATER

PARAMETER	RESULT	REPORTING LIMIT	UNITS	MDL
Dimethyl phthalate	ND	0.95	ug/L	0.040
Di-n-butyl phthalate	ND	0.95	ug/L	0.044
4,6-Dinitro-2-methylphenol	ND	4.8	ug/L	1.3
2,4-Dinitrophenol	ND	4.8	ug/L	1.2
2,4-Dinitrotoluene	ND	0.95	ug/L	0.043
2,6-Dinitrotoluene	ND	0.95	ug/L	0.048
Di-n-octyl phthalate	ND	0.95	ug/L	0.041
Fluoranthene	**1.3**	**0.19**	**ug/L**	**0.047**
Fluorene	**4.6**	**0.19**	**ug/L**	**0.051**
Hexachlorobenzene	ND	0.19	ug/L	0.041
Hexachlorobutadiene	ND	0.19	ug/L	0.036
Hexachlorocyclopentadiene	ND	0.95	ug/L	0.076
Hexachloroethane	ND	0.95	ug/L	0.041
Indeno(1,2,3-cd)pyrene	ND	0.19	ug/L	0.045
Isophorone	ND	0.95	ug/L	0.045
2-Methylnaphthalene	ND	0.19	ug/L	0.044
2-Methylphenol	**4.4**	**0.95**	**ug/L**	**0.049**
4-Methylphenol	**3.7**	**0.95**	**ug/L**	**0.070**
Naphthalene	ND	0.19	ug/L	0.041
2-Nitroaniline	ND	4.8	ug/L	0.045
3-Nitroaniline	ND	4.8	ug/L	0.038
4-Nitroaniline	ND	4.8	ug/L	0.024
Nitrobenzene	ND	0.19	ug/L	0.061
2-Nitrophenol	ND	0.95	ug/L	0.051
4-Nitrophenol	ND	4.8	ug/L	0.067
N-Nitrosodi-n-propylamine	ND	0.19	ug/L	0.056
N-Nitrosodiphenylamine	**1.1**	**0.19**	**ug/L**	**0.046**
2,2'-oxybis(1-Chloropropane)	ND	0.19	ug/L	0.025
Pentachlorophenol	ND	0.95	ug/L	0.079
Phenanthrene	**7.1**	**0.19**	**ug/L**	**0.052**
Phenol	**1.5**	**0.19**	**ug/L**	**0.021**
Pyrene	**0.70**	**0.19**	**ug/L**	**0.054**
2,4,5-Trichlorophenol	ND	0.95	ug/L	0.059
2,4,6-Trichlorophenol	ND	0.95	ug/L	0.054

(Continued on next page)

MACTEC Engineering and Consulting Inc

Client Sample ID: ICM-103-1008

GC/MS Semivolatiles

Lot-Sample #...: C8J160331-020 **Work Order #...:** K02VN1AL **Matrix.....:** WATER

SURROGATE	PERCENT RECOVERY	RECOVERY LIMITS
Nitrobenzene-d5	41	(23 - 112)
Terphenyl-d14	21	(10 - 132)
2-Fluorobiphenyl	40	(19 - 107)
2-Fluorophenol	26	(10 - 111)
Phenol-d5	31	(15 - 112)
2,4,6-Tribromophenol	38	(16 - 122)

NOTE(S):

J Estimated result. Result is less than RL.

Data File: \\PITSVR06\D\chem\731.i\W102808.b\W1028010.D
Date : 28-OCT-2008 06:59
Client ID: ICM-103-1008
Sample Info: C8J160331-020 X2 10/20/08 h2o(8295020) 8270c
Volume Injected (uL): 2.0
Column phase: DB5-MS

Instrument: 731.i
Operator: 003200
Column diameter: 0.32

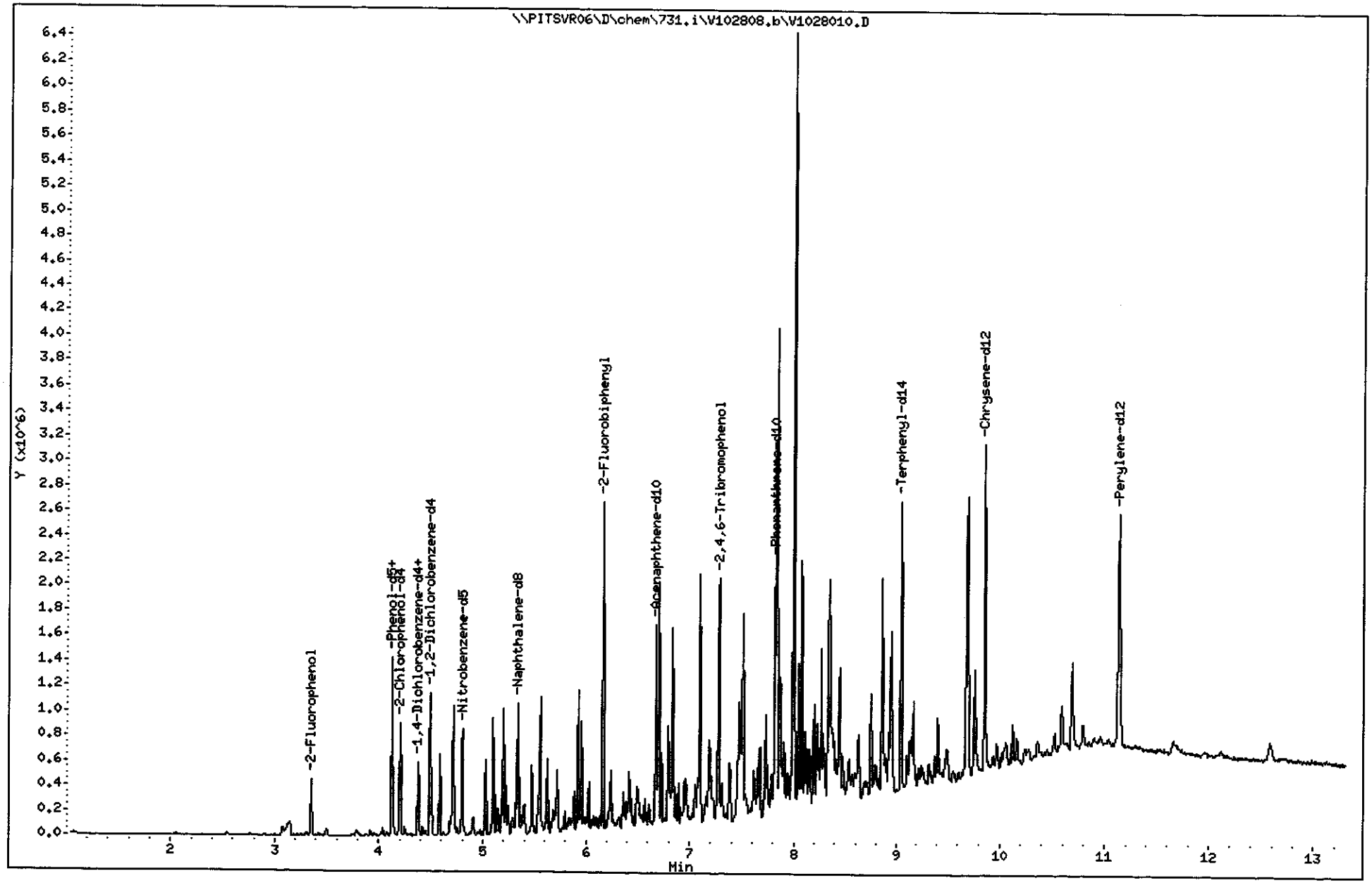

TestAmerica Pittsburgh

Semivolatile REPORT SW-846 Method 8270

Data file : \\PITSVR06\D\chem\731.i\V102808.b\V1028010.D
Lab Smp Id: K02VN1AL Client Smp ID: ICM-103-1008
Inj Date : 28-OCT-2008 06:59
Operator : 003200 Inst ID: 731.i
Smp Info : C8J160331-020 X2 10/20/08 h2o(8295020) 8270c
Misc Info : K02VN1AL,V102808.b,827011.m,padep.sub
Comment :
Method : \\PITSVR06\D\chem\731.i\V102808.b\827011.m
Meth Date : 27-Oct-2008 22:55 piccolinov Quant Type: ISTD
Cal Date : 23-OCT-2008 04:48 Cal File: V1023NC7.D
Als bottle: 12
Dil Factor: 1.00000
Integrator: HP RTE Compound Sublist: padep.sub
Target Version: 4.14
Processing Host: PITSVR06

Concentration Formula: Amt * DF * Uf * Vt/(Vo * Vi) * CpndVariable

Name	Value	Description
DF	1.000	Dilution Factor
Uf	1.000	ng unit correction factor
Vt	1000.000	Volume of final extract (uL)
Vo	1050.000	Volume of sample extracted (mL)
Vi	2.000	Volume injected (uL)
Cpnd Variable		Local Compound Variable

	Compounds	QUANT SIG MASS	RT	EXP RT	REL RT	RESPONSE	CONCENTRATIONS ON-COLUMN (NG)	FINAL (ug/L)	
* 1	1,4-Dichlorobenzene-d4	152	4.376	4.387	(1.000)	89132	8.00000		
* 2	Naphthalene-d8	136	5.337	5.354	(1.000)	382168	8.00000		(H)
* 3	Acenaphthene-d10	164	6.673	6.695	(1.000)	312317	8.00000		
* 4	Phenanthrene-d10	188	7.816	7.838	(1.000)	638571	8.00000		
* 5	Chrysene-d12	240	9.851	9.874	(1.000)	769797	8.00000		
* 6	Perylene-d12	264	11.133	11.167	(1.000)	883096	8.00000		
198	1,4-Dioxane	88	Compound Not Detected.						
10	N-Nitrosodimethylamine	74	Compound Not Detected.						
9	Pyridine	79	Compound Not Detected.						
16	Methyl methanesulfonate	80	Compound Not Detected.						
206	Benzaldehyde	77	Compound Not Detected.						
21	Aniline	93	4.124	4.136	(0.943)	234556	14.6210	6.9624	
22	Phenol	94	4.130	4.136	(0.944)	47434	3.15411	1.5020	
23	bis(2-Chloroethyl)ether	93	Compound Not Detected.						
24	2-Chlorophenol	128	Compound Not Detected.						
26	1,3-Dichlorobenzene	146	4.327	4.339	(0.989)	1260	0.07337	0.034939	
27	1,4-Dichlorobenzene	146	4.386	4.398	(1.002)	10961	0.62192	0.29615	
28	1,2-Dichlorobenzene	146	4.498	4.510	(1.028)	5891	0.34961	0.16648	
29	Benzyl Alcohol	108	Compound Not Detected.						
30	2-Methylphenol	108	4.584	4.590	(1.048)	112102	9.29853	4.4279	
31	2,2'-oxybis(1-Chloropropane)	45	Compound Not Detected.						

	Compounds	QUANT SIG MASS	RT	EXP RT	REL RT	RESPONSE	CONCENTRATIONS ON-COLUMN (NG)	CONCENTRATIONS FINAL (ug/L)
37	Acetophenone	105	Compound Not Detected.					
32	N-Nitroso-di-n-propylamine	70	Compound Not Detected.					
192	4-Methylphenol	108	4.701	4.708	(1.074)	94231	7.73149	3.6817
34	Hexachloroethane	117	Compound Not Detected.					
35	Nitrobenzene	77	Compound Not Detected.					
41	Isophorone	82	Compound Not Detected.					
42	2-Nitrophenol	139	Compound Not Detected.					
43	2,4-Dimethylphenol	107	5.097	5.109	(0.955)	210235	15.1623	7.2201
44	bis(2-Chloroethoxy)methane	93	Compound Not Detected.					
48	2,4-Dichlorophenol	162	5.236	5.248	(0.981)	5935	0.41827	0.19917
49	Benzoic Acid	122	Compound Not Detected.					
50	1,2,4-Trichlorobenzene	180	Compound Not Detected.					
51	Naphthalene	128	Compound Not Detected.					
52	4-Chloroaniline	127	Compound Not Detected.					
54	2,6-Dichlorophenol	162	Compound Not Detected.					
56	Hexachlorobutadiene	224	Compound Not Detected.					
208	Caprolactam	113	Compound Not Detected.					
59	4-Chloro-3-Methylphenol	107	Compound Not Detected.					
62	2-Methylnaphthalene	142	Compound Not Detected.					
63	1-Methylnaphthalene	142	5.957	5.974	(1.116)	184544	5.24638	2.4983
64	Hexachlorocyclopentadiene	236	Compound Not Detected.					
66	2,4,6-Trichlorophenol	196	Compound Not Detected.					
67	2,4,5-Trichlorophenol	196	Compound Not Detected.					
209	1,1'-Biphenyl	154	6.240	6.257	(0.935)	96081	1.92845	0.91831
70	2-Chloronaphthalene	162	Compound Not Detected.					
73	2-Nitroaniline	65	Compound Not Detected.					
76	Dimethylphthalate	163	Compound Not Detected.					
78	2,6-Dinitrotoluene	165	Compound Not Detected.					
79	Acenaphthylene	152	Compound Not Detected.					
81	3-Nitroaniline	138	Compound Not Detected.					
82	Acenaphthene	153	6.699	6.722	(1.004)	382774	9.32160	4.4388
83	2,4-Dinitrophenol	184	Compound Not Detected.					
85	4-Nitrophenol	109	Compound Not Detected.					
86	Dibenzofuran	168	6.833	6.850	(1.024)	471925	7.73660	3.6841
87	2,4-Dinitrotoluene	165	Compound Not Detected.					
91	2,3,5,6-Tetrachlorophenol	231	Compound Not Detected.					
88	2,3,4,6-Tetrachlorophenol	231	Compound Not Detected.					
92	2-Naphthylamine	143	6.956	6.973	(1.042)	88001	3.92670	1.8698
93	Diethylphthalate	149	7.009	7.032	(1.050)	6465	0.14307	0.068131
94	Fluorene	166	7.095	7.117	(1.063)	467195	9.76237	4.6487
95	4-Chlorophenyl-phenylether	204	Compound Not Detected.					
96	4-Nitroaniline	138	Compound Not Detected.					
98	4,6-Dinitro-2-methylphenol	198	Compound Not Detected.					
99	N-Nitrosodiphenylamine (1)	169	7.186	7.208	(0.919)	92180	2.39032	1.1382
100	1,2-Diphenylhydrazine	77	Compound Not Detected.					
106	4-Bromophenyl-phenylether	248	Compound Not Detected.					
107	Hexachlorobenzene	283	Compound Not Detected.					
210	Atrazine	200	Compound Not Detected.					
111	Pentachlorophenol	265	Compound Not Detected.					
115	Phenanthrene	178	7.832	7.854	(1.002)	1206476	14.9354	7.1121
116	Anthracene	178	7.875	7.897	(1.008)	280307	3.43201	1.6343
119	Carbazole	167	7.998	8.020	(1.023)	2369350	30.0194	14.295
120	Di-n-Butylphthalate	149	Compound Not Detected.					
123	Fluoranthene	202	8.745	8.773	(1.119)	266945	2.76453	1.3164

Compounds	QUANT SIG MASS	RT	EXP RT	REL RT	RESPONSE	CONCENTRATIONS ON-COLUMN (NG)	FINAL (ug/L)
124 Benzidine	184	8.852	8.875	(0.899)	784717	17.8702	8.5096
125 Pyrene	202	8.922	8.950	(0.906)	172386	1.45997	0.69522
131 Butylbenzylphthalate	149	Compound Not Detected.					
135 3,3'-Dichlorobenzidine	252	Compound Not Detected.					
136 Benzo(a)Anthracene	228	Compound Not Detected.					
137 Chrysene	228	Compound Not Detected.					
139 bis(2-ethylhexyl)Phthalate	149	Compound Not Detected.					
140 Di-n-octylphthalate	149	Compound Not Detected.					
141 Benzo(b)fluoranthene	252	Compound Not Detected.					
142 Benzo(k)fluoranthene	252	Compound Not Detected.					
143 7,12-dimethylbenz[a]anthracen	256	Compound Not Detected.					
146 Benzo(a)pyrene	252	Compound Not Detected.					
149 Indeno(1,2,3-cd)pyrene	276	Compound Not Detected.					
150 Dibenz(a,h)anthracene	278	Compound Not Detected.					
151 Benzo(g,h,i)perylene	276	Compound Not Detected.					
$ 154 Nitrobenzene-d5	82	4.798	4.809	(0.899)	215933	16.2276	7.7274
$ 155 2-Fluorobiphenyl	172	6.165	6.182	(0.924)	709293	15.9598	7.5999
$ 156 Terphenyl-d14	244	9.039	9.062	(0.918)	652945	8.57120	4.0815
$ 157 Phenol-d5	99	4.124	4.126	(0.943)	260467	18.4201	8.7715
$ 158 2-Fluorophenol	112	3.355	3.356	(0.767)	155050	15.7163	7.4839
$ 159 2,4,6-Tribromophenol	330	7.282	7.299	(0.932)	169103	22.5291	10.728
$ 186 2-Chlorophenol-d4	132	4.205	4.211	(0.961)	263387	19.0117	9.0532
$ 187 1,2-Dichlorobenzene-d4	152	4.488	4.500	(1.026)	166593	15.3477	7.3084

QC Flag Legend

H - Operator selected an alternate compound hit.

Data File: \\PITSVR06\D\chem\731.i\V102808.b\V1028010.D

Date : 28-OCT-2008 06:59

Client ID: ICM-103-1008

Instrument: 731.i

Sample Info: C8J160331-020 X2 10/20/08 h2o(8295020) 8270c

Volume Injected (uL): 2.0

Operator: 003200

Column phase: DB5-MS

Column diameter: 0.32

21 Aniline

Concentration: 6.9624 ug/L

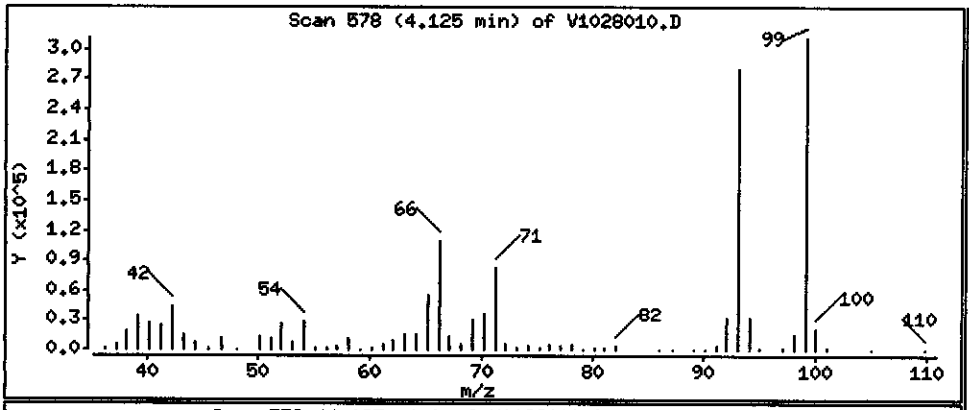

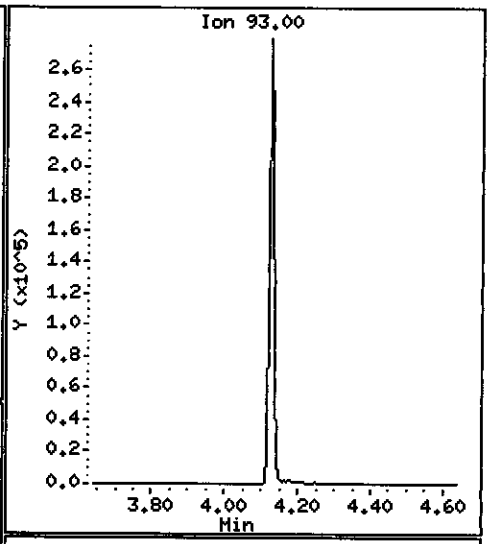

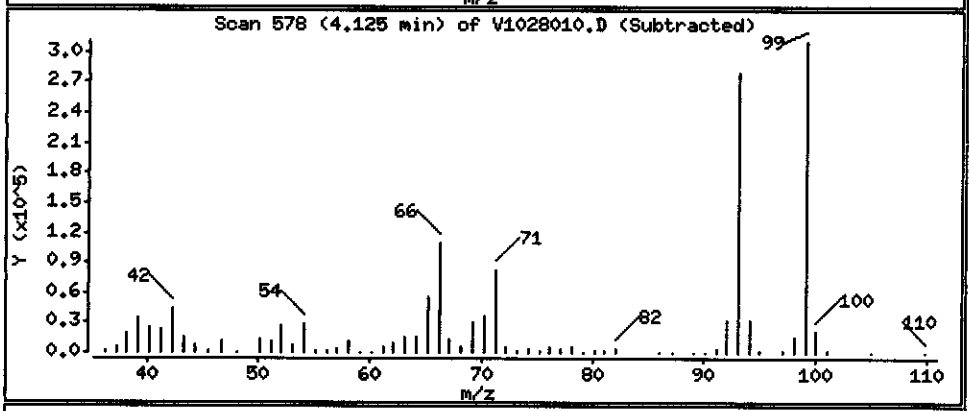

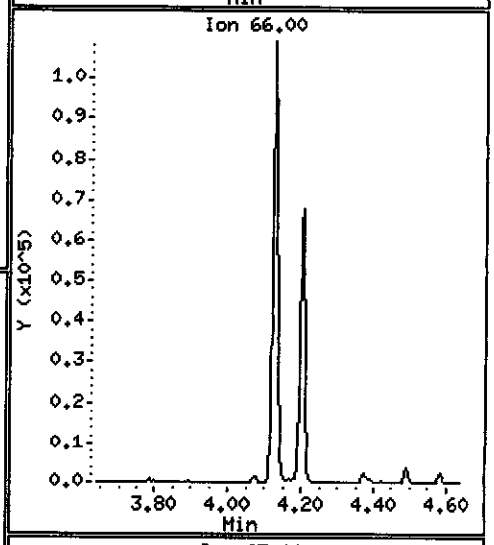

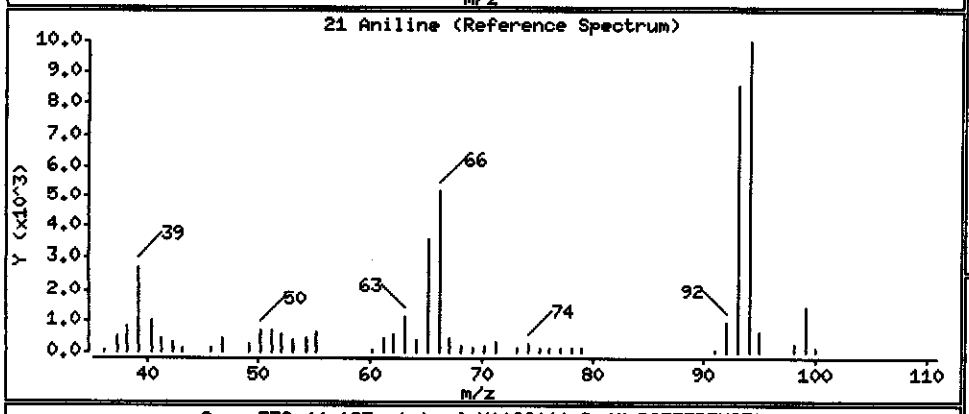

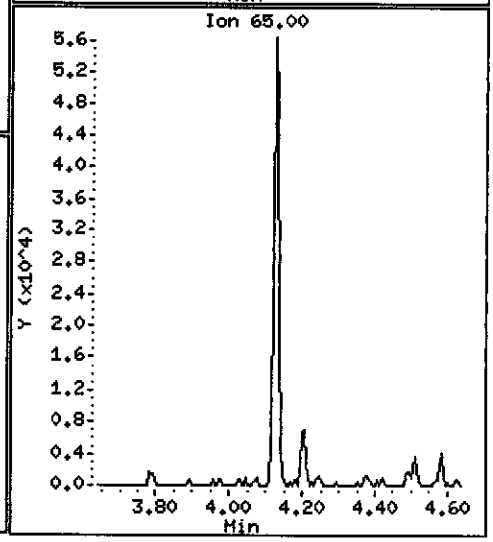

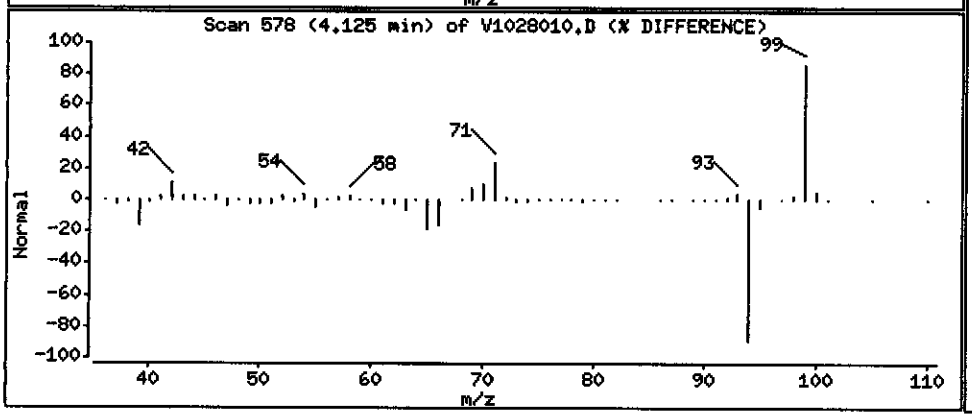

Data File: \\PITSVR06\D\chem\731.i\V102808.b\V1028010.D

Date : 28-OCT-2008 06:59

Client ID: ICM-103-1008

Instrument: 731.i

Sample Info: C8J160331-020 X2 10/20/08 h2o(8295020) 8270c

Volume Injected (uL): 2.0

Operator: 003200

Column phase: DB5-MS

Column diameter: 0.32

22 Phenol

Concentration: 1.5020 ug/L

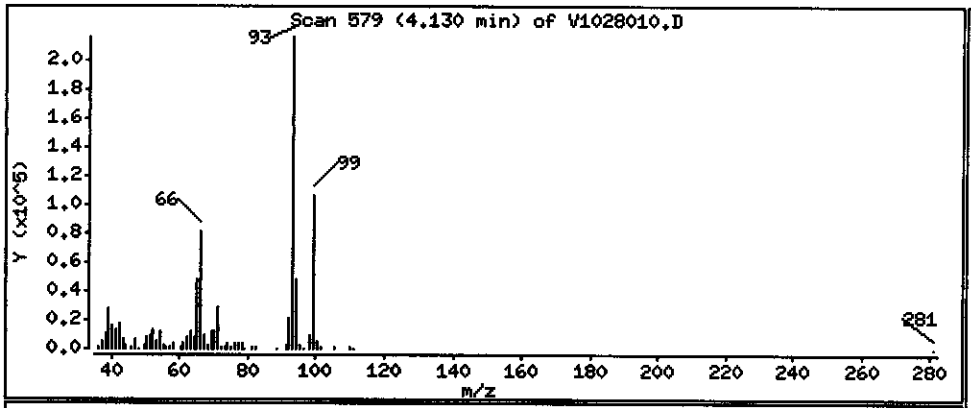

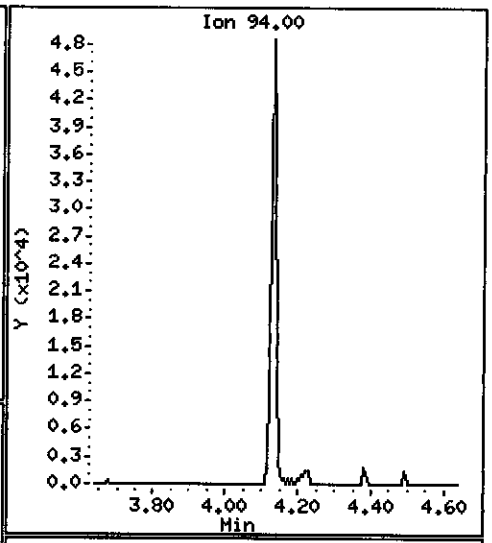

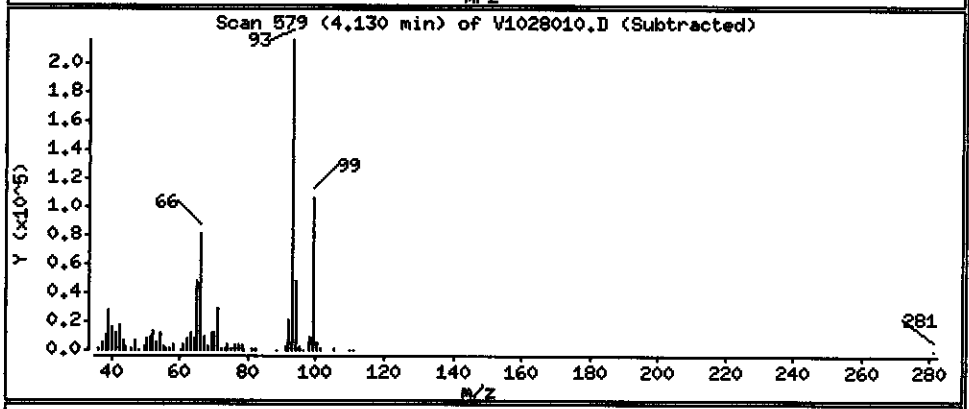

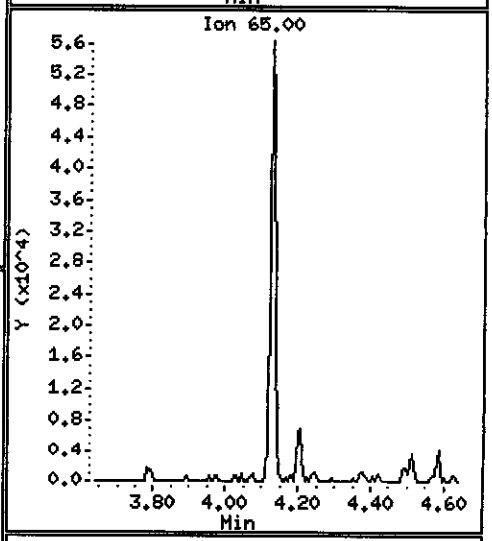

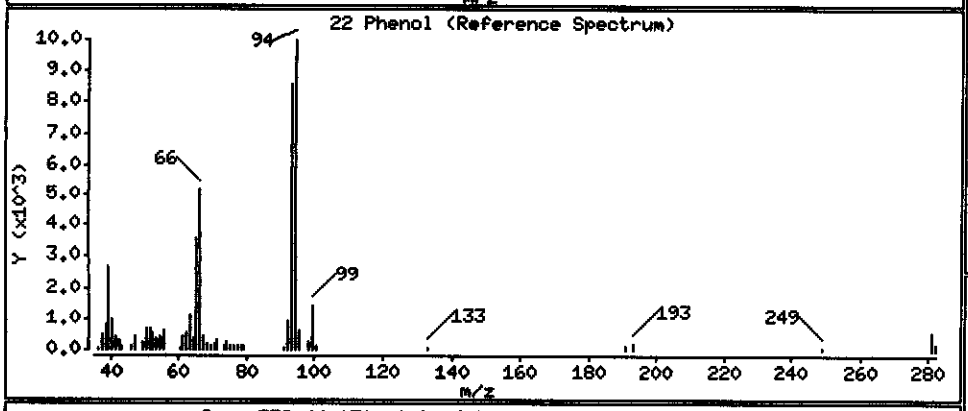

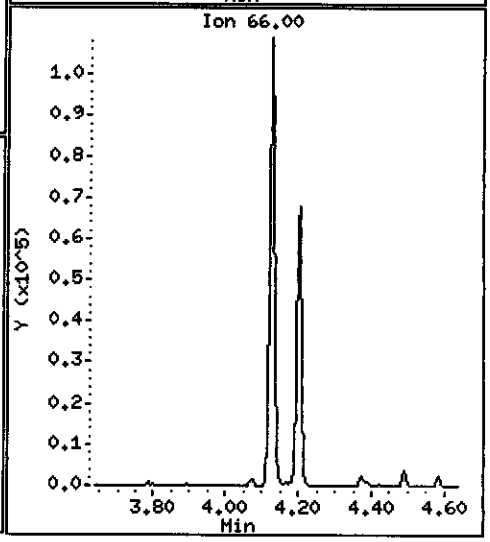

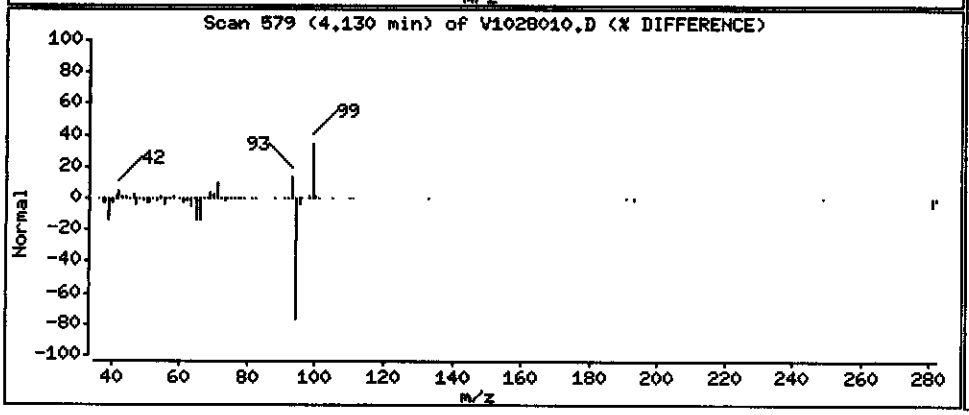

Data File: \\PITSVR06\D\chem\731.i\V102808.b\V1028010.D

Date : 28-OCT-2008 06:59

Client ID: ICM-103-1008

Instrument: 731.i

Sample Info: C8J160331-020 X2 10/20/08 h2o(8295020) 8270c

Volume Injected (uL): 2.0

Operator: 003200

Column phase: DB5-MS

Column diameter: 0.32

26 1,3-Dichlorobenzene

Concentration: 0.034939 ug/L

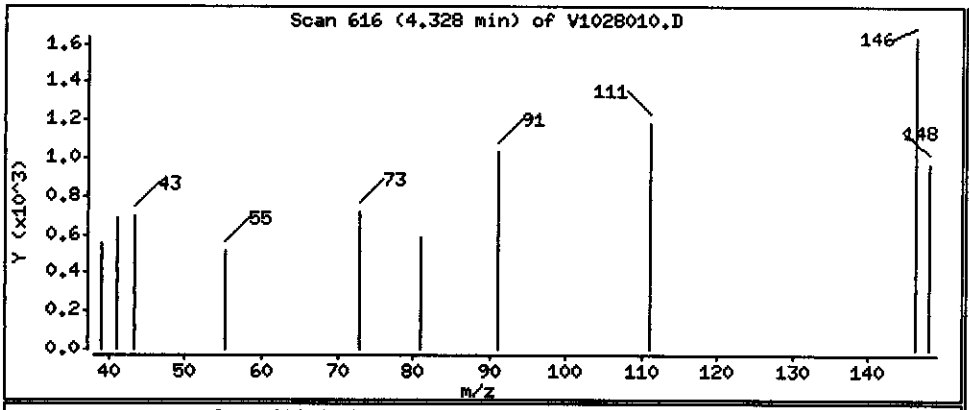

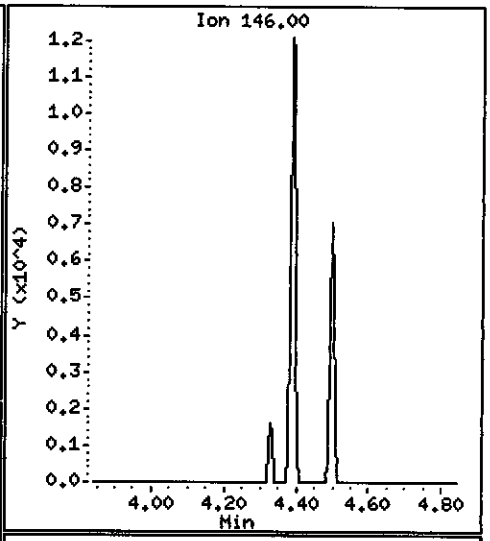

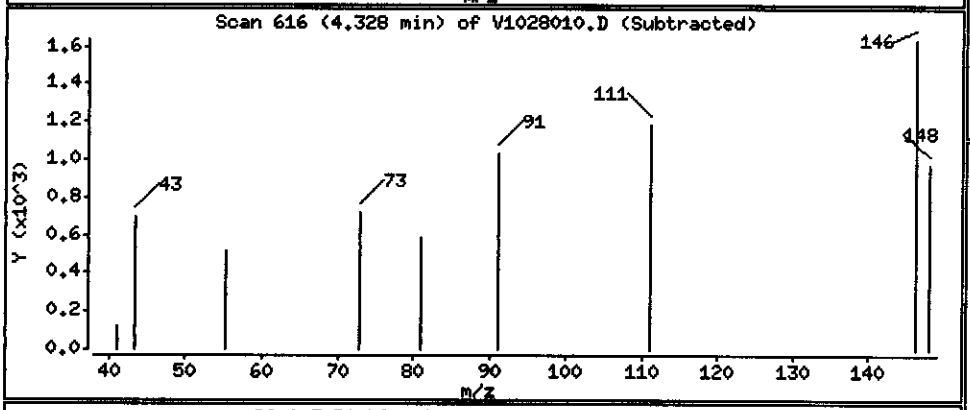

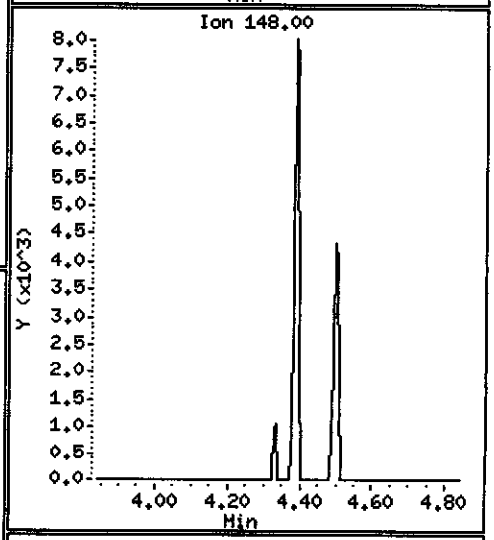

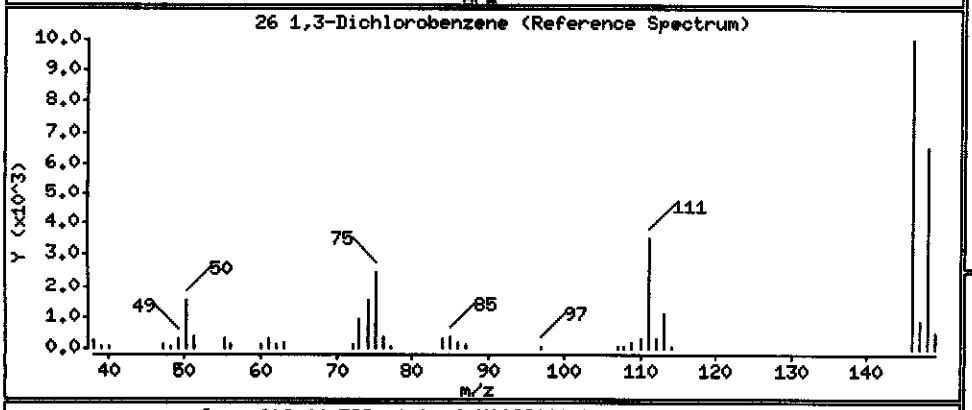

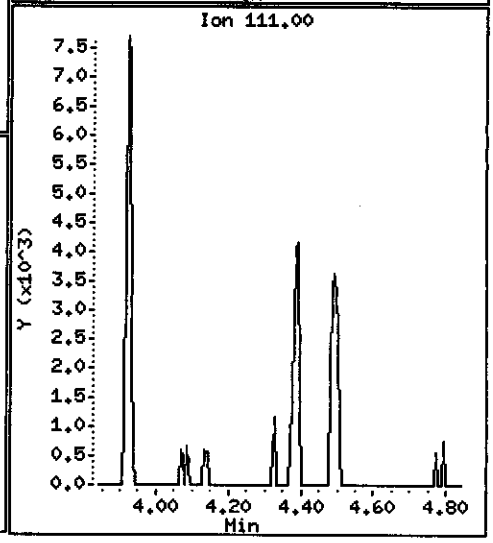

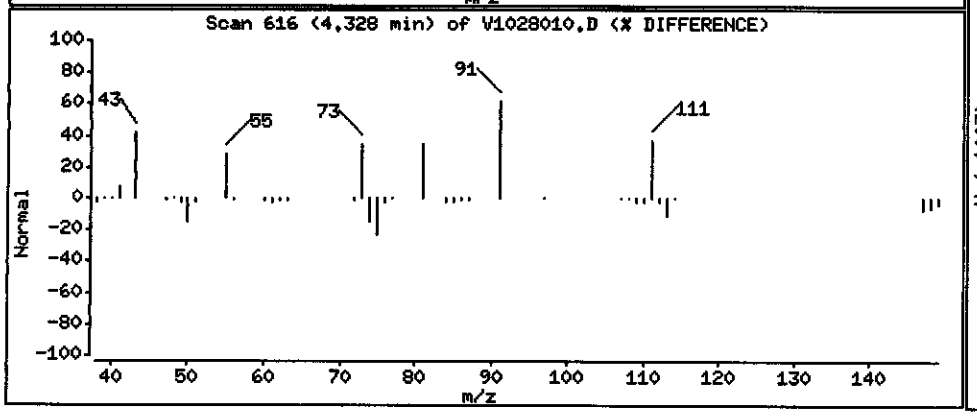

Data File: \\PITSVR06\D\chem\731.i\V102808.b\V1028010.D

Date : 28-OCT-2008 06:59

Client ID: ICM-103-1008

Instrument: 731.i

Sample Info: C8J160331-020 X2 10/20/08 h2o(8295020) 8270c

Volume Injected (uL): 2.0

Operator: 003200

Column phase: DB5-MS

Column diameter: 0.32

27 1,4-Dichlorobenzene

Concentration: 0.29615 ug/L

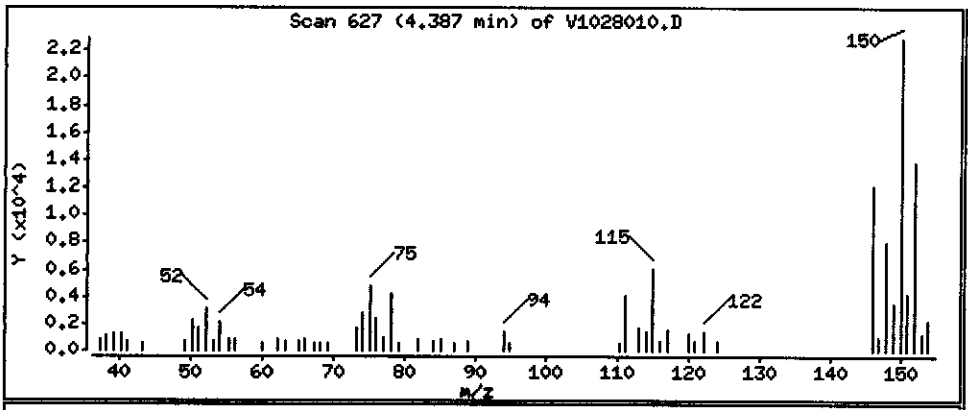

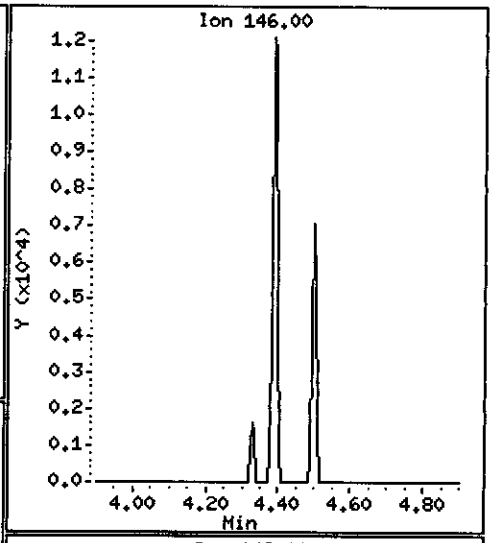

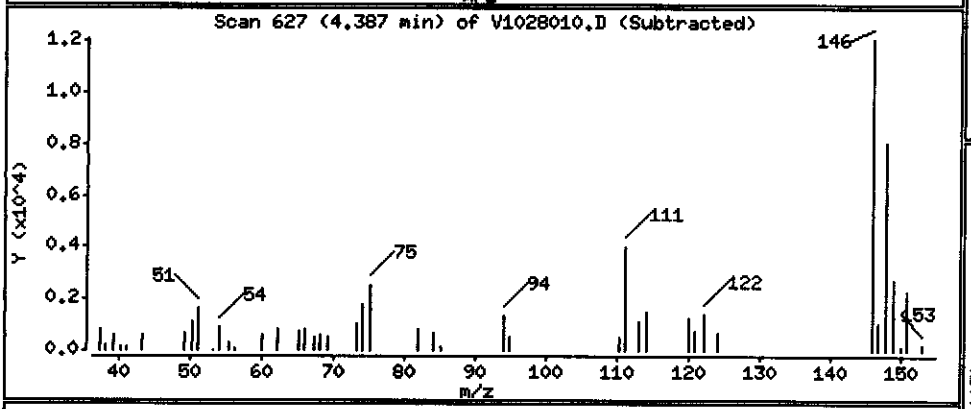

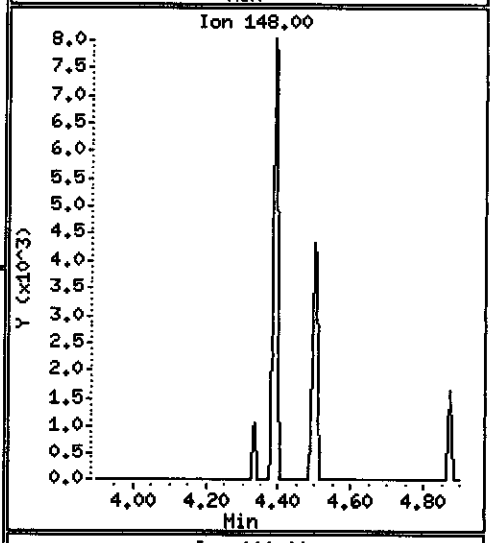

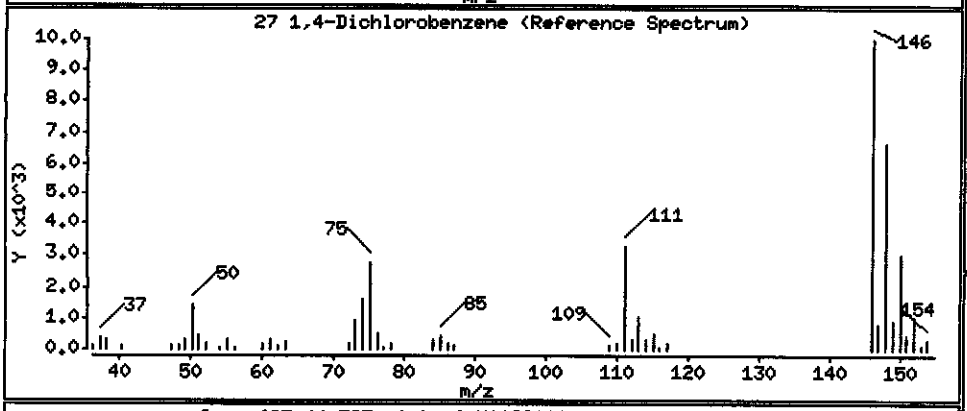

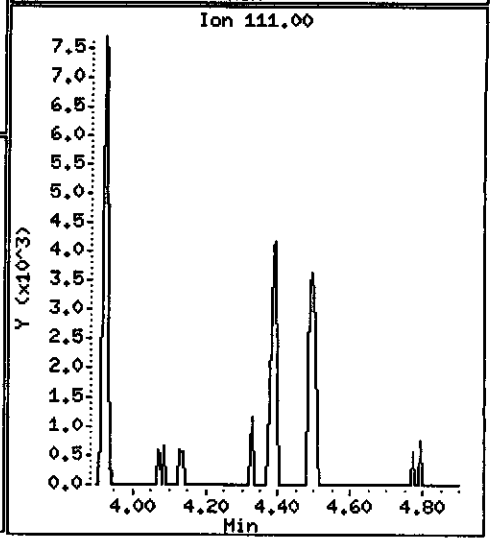

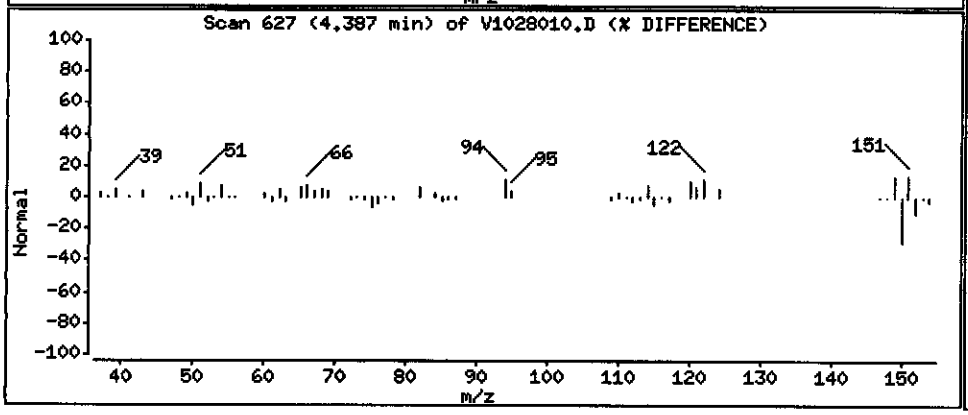

Data File: \\PITSVR06\D\chem\731.i\V102808.b\V1028010.D

Date : 28-OCT-2008 06:59

Client ID: ICM-103-1008

Instrument: 731.i

Sample Info: C8J160331-020 X2 10/20/08 h2o(8295020) 8270c

Volume Injected (uL): 2.0

Operator: 003200

Column phase: DB5-MS

Column diameter: 0.32

28 1,2-Dichlorobenzene

Concentration: 0.16648 ug/L

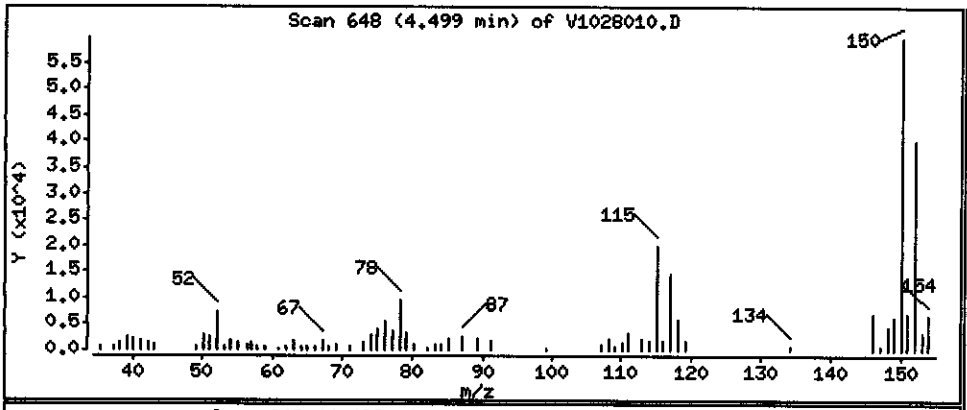

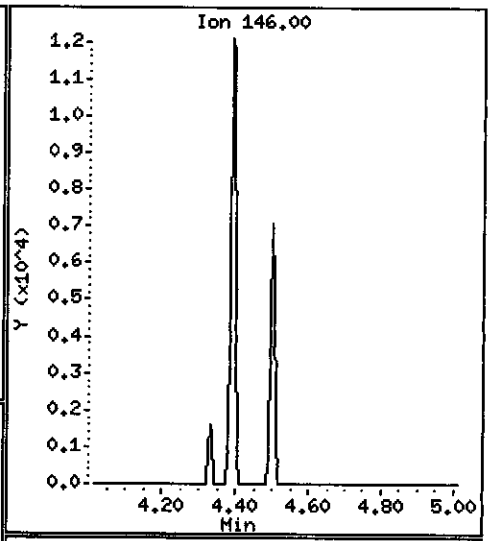

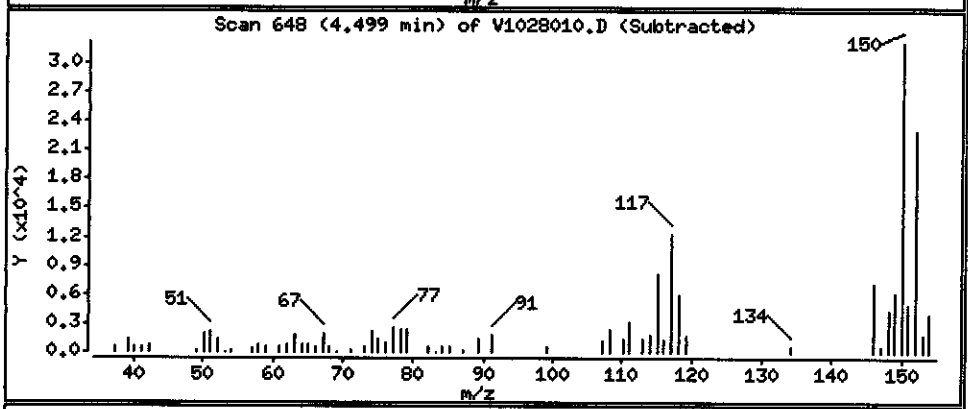

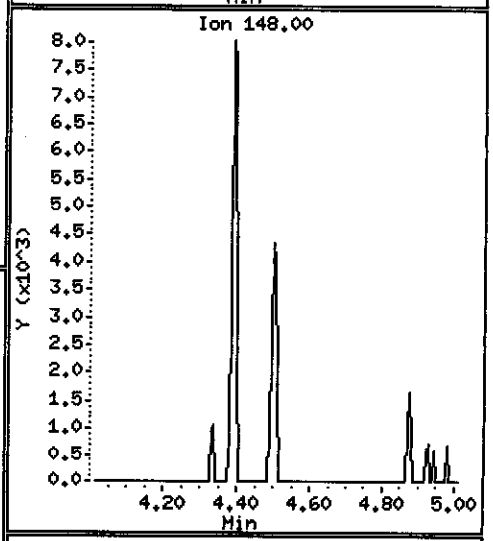

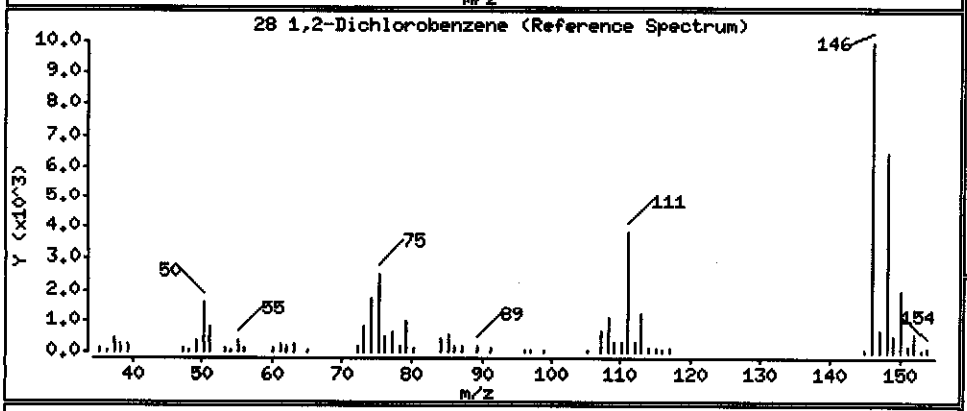

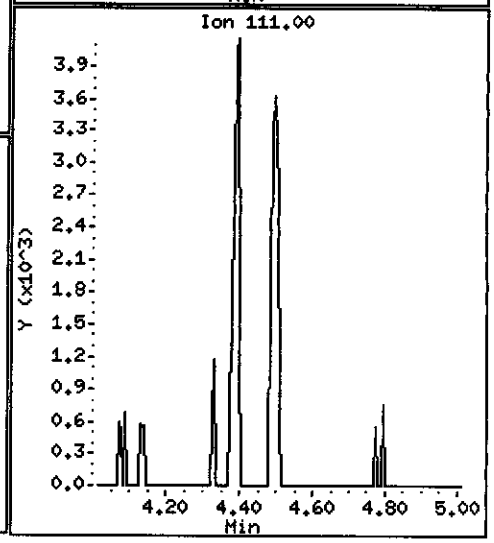

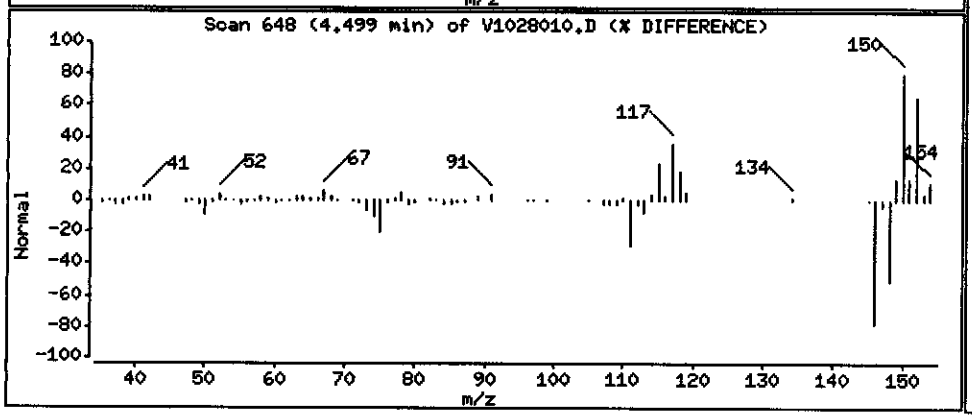

Data File: \\PITSVR06\D\chem\731.i\V102808.b\V1028010.D

Date : 28-OCT-2008 06:59

Client ID: ICM-103-1008

Instrument: 731.i

Sample Info: C8J160331-020 X2 10/20/08 h2o(8295020) 8270c

Volume Injected (uL): 2.0

Operator: 003200

Column phase: DB5-MS

Column diameter: 0.32

30 2-Methylphenol

Concentration: 4.4279 ug/L

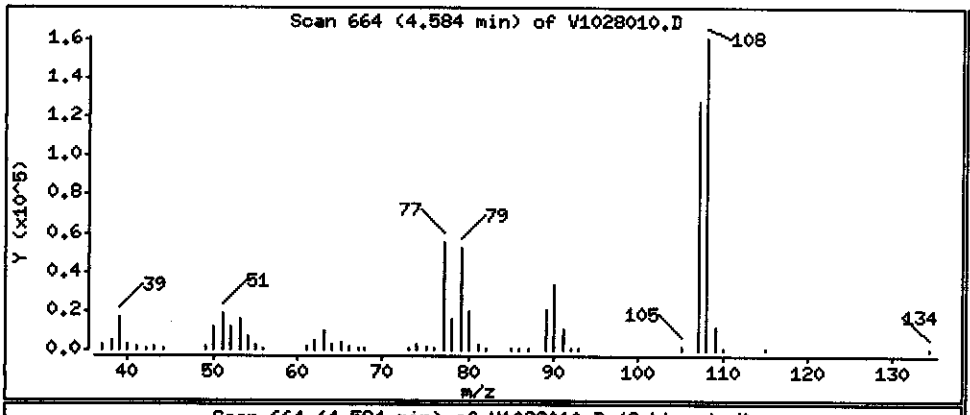

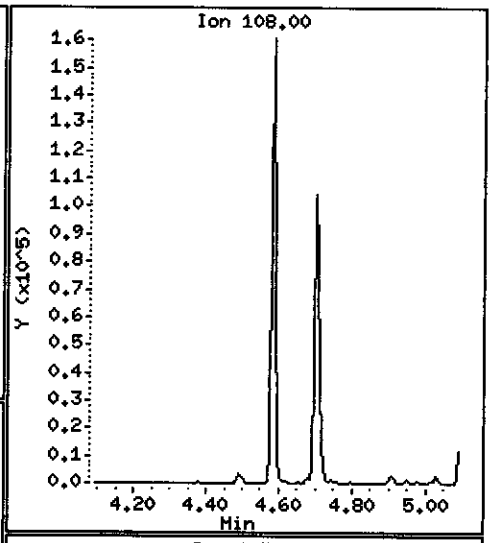

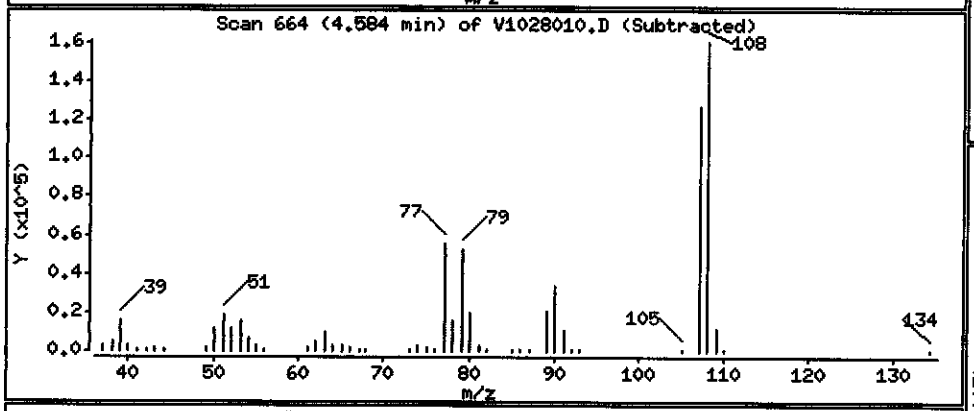

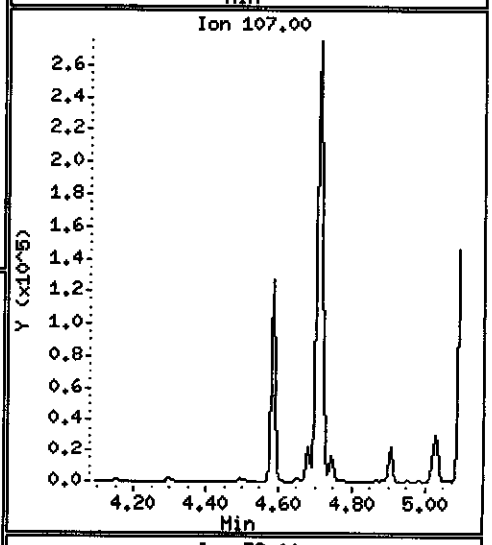

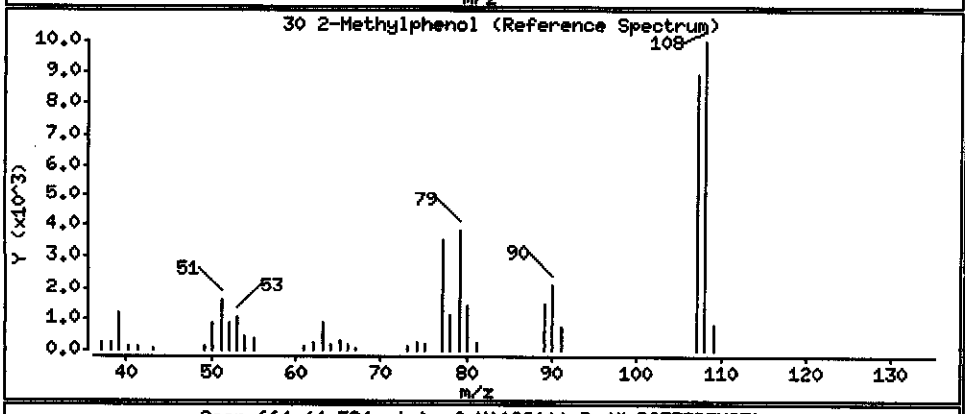

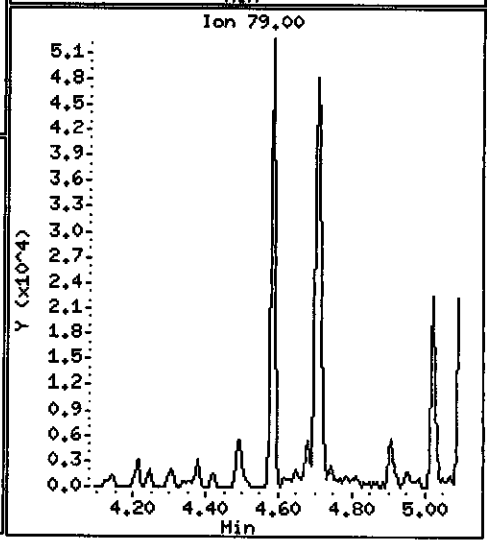

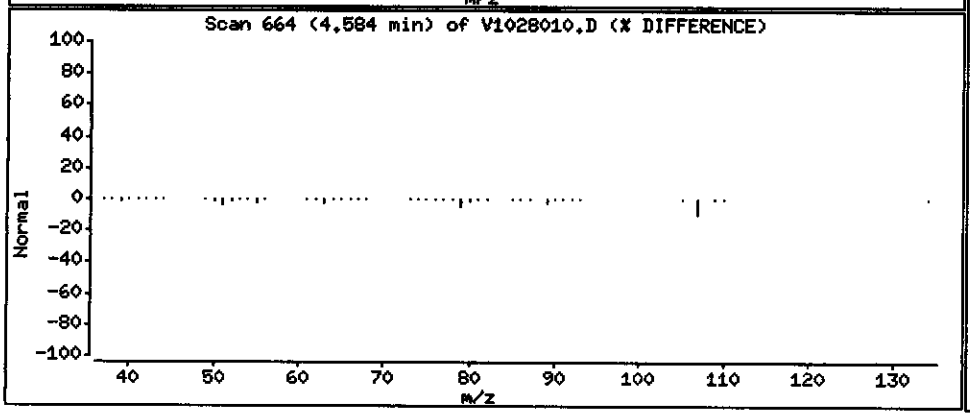

Data File: \\PITSVR06\D\chem\731.i\V102808.b\V1028010.D

Date : 28-OCT-2008 06:59

Client ID: ICM-103-1008

Instrument: 731.i

Sample Info: C8J160331-020 X2 10/20/08 h2o(8295020) 8270c

Volume Injected (uL): 2.0

Operator: 003200

Column phase: DB5-MS

Column diameter: 0.32

192 4-Methylphenol

Concentration: 3.6817 ug/L

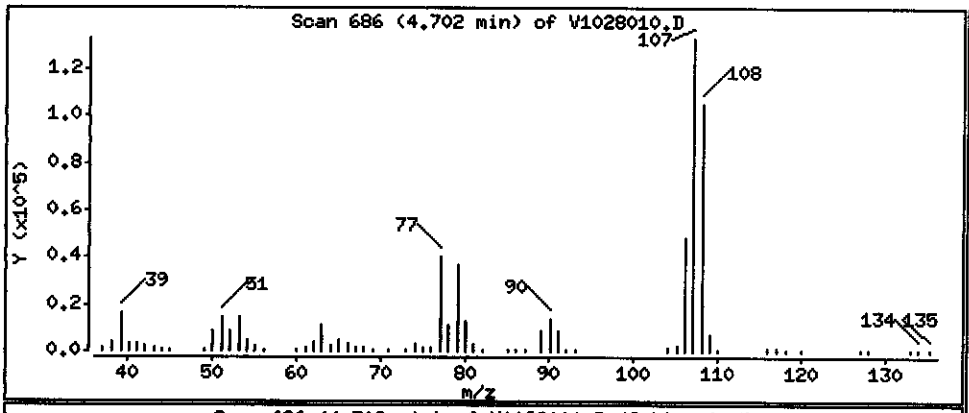

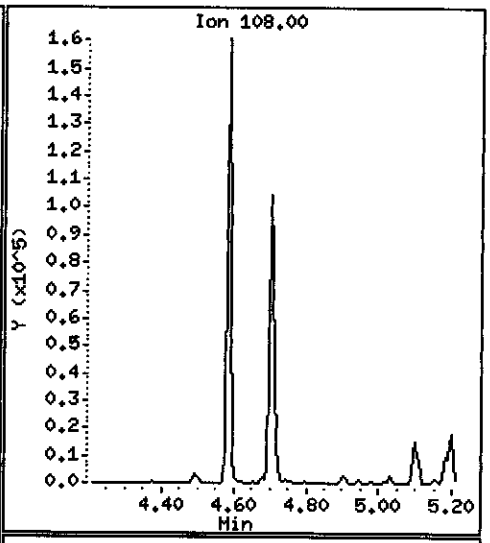

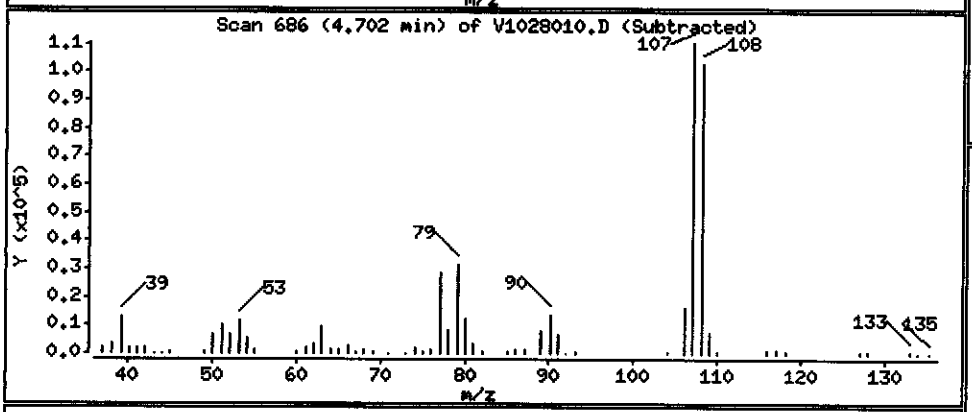

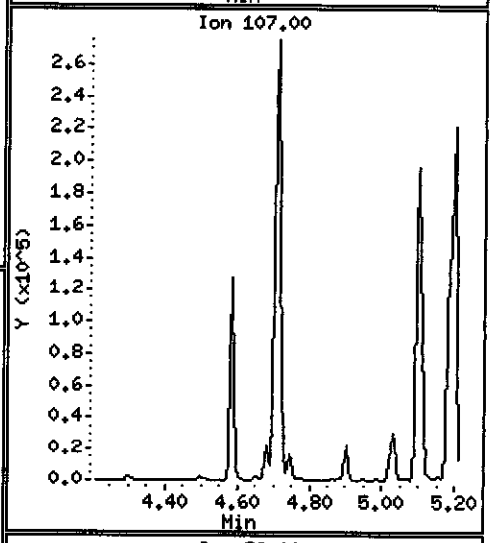

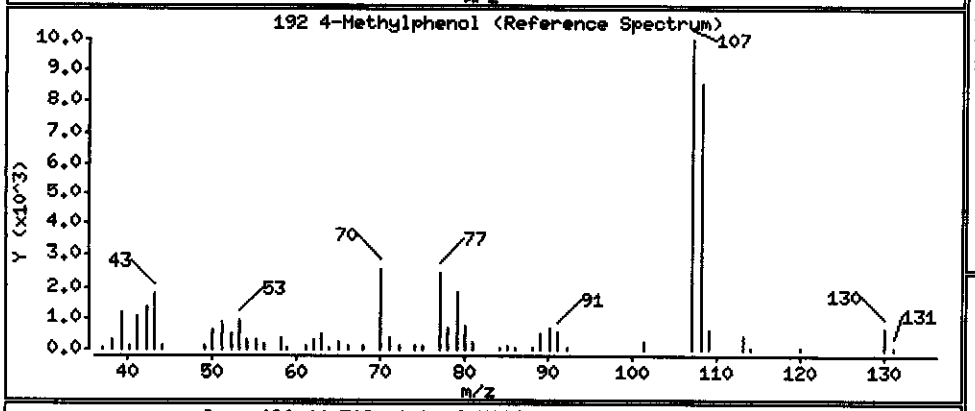

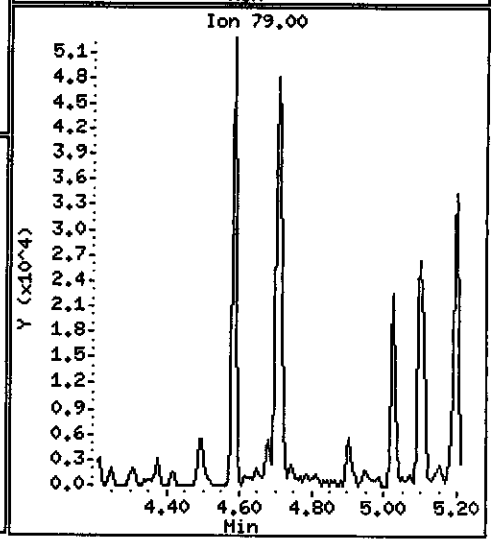

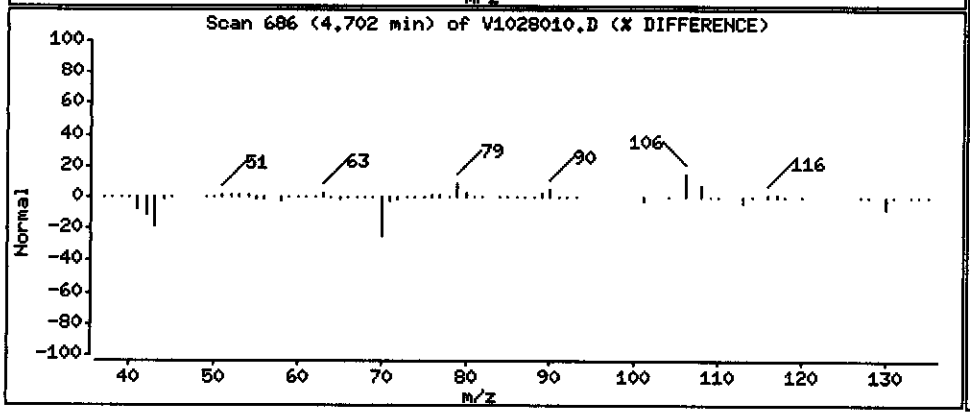

Data File: \\PITSVR06\D\chem\731.i\V102808.b\V1028010.D

Date : 28-OCT-2008 06:59

Client ID: ICM-103-1008

Instrument: 731.i

Sample Info: C8J160331-020 X2 10/20/08 h2o(8295020) 8270c

Volume Injected (uL): 2.0

Operator: 003200

Column phase: DB5-MS

Column diameter: 0.32

43 2,4-Dimethylphenol

Concentration: 7.2201 ug/L

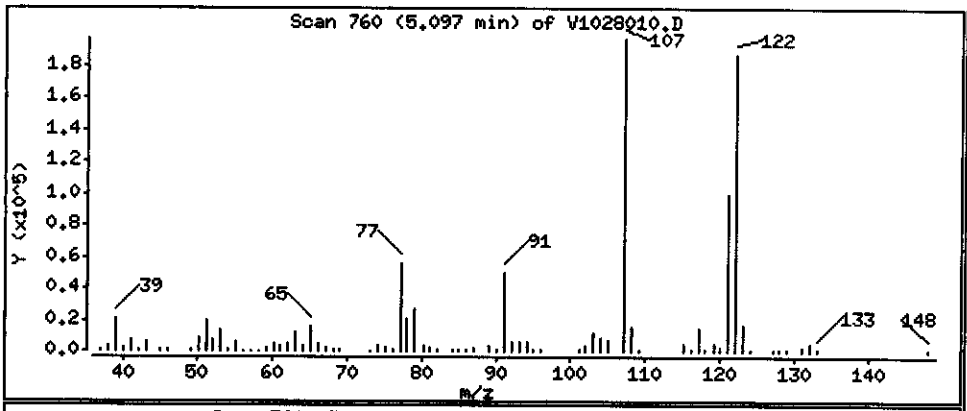

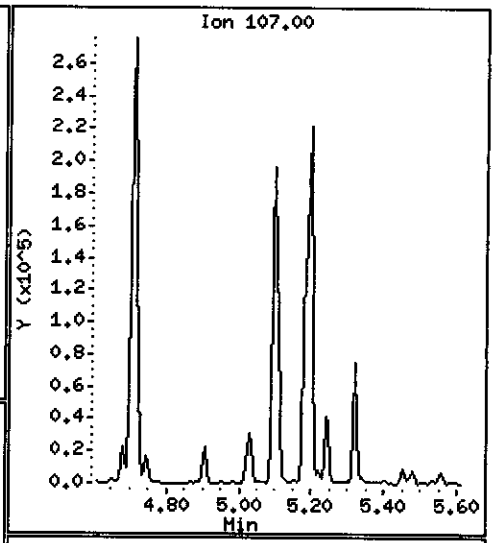

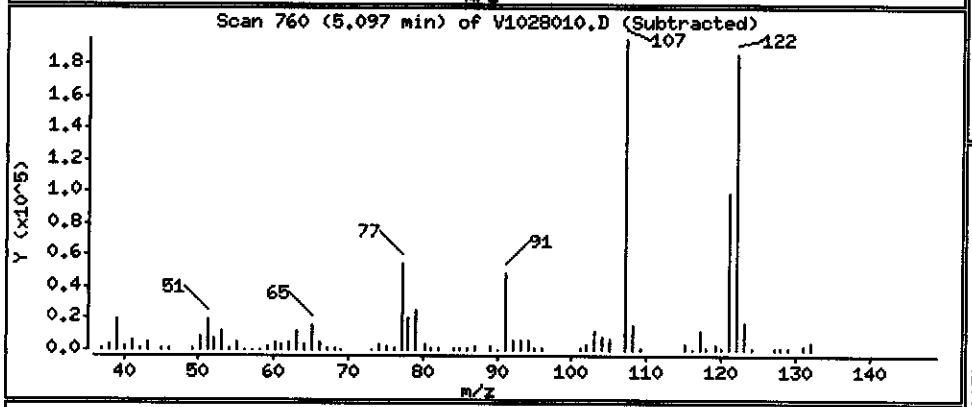

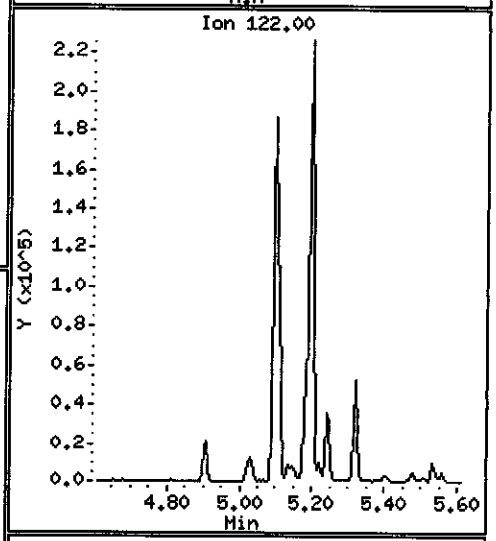

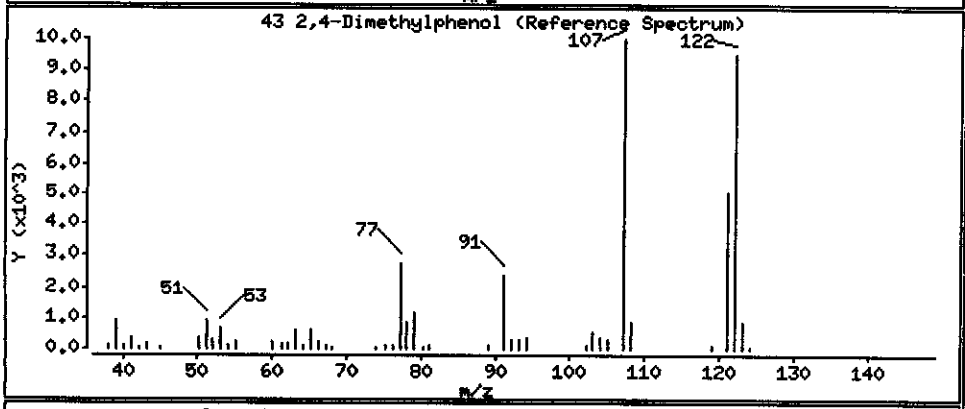

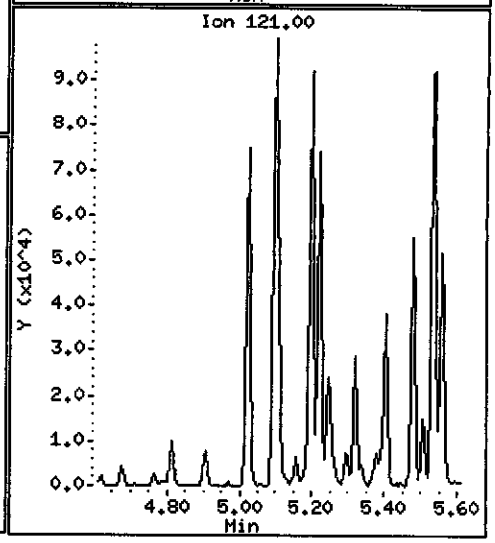

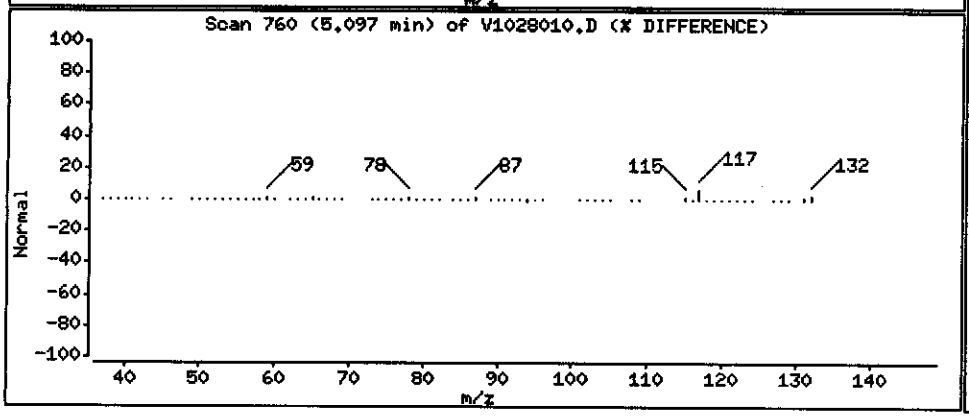

Data File: \\PITSVR06\D\chem\731.i\V102808.b\V1028010.D

Date : 28-OCT-2008 06:59

Client ID: ICM-103-1008

Instrument: 731.i

Sample Info: C8J160331-020 X2 10/20/08 h2o(8295020) 8270c

Volume Injected (uL): 2.0

Operator: 003200

Column phase: DB5-MS

Column diameter: 0.32

48 2,4-Dichlorophenol

Concentration: 0.19917 ug/L

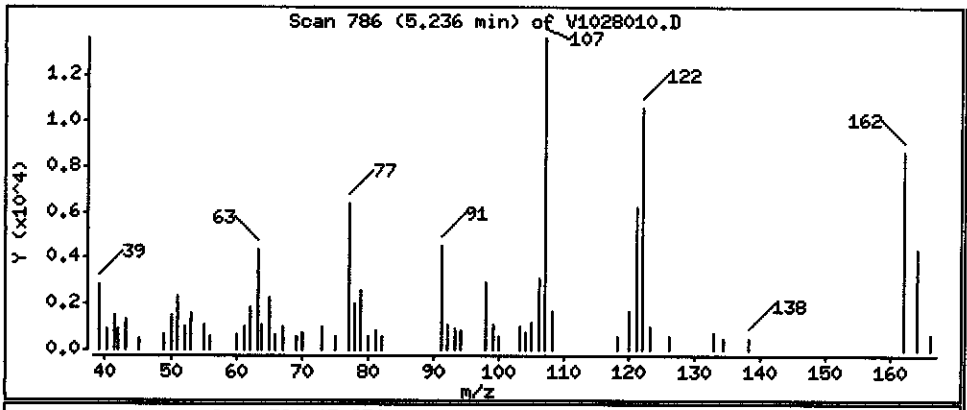

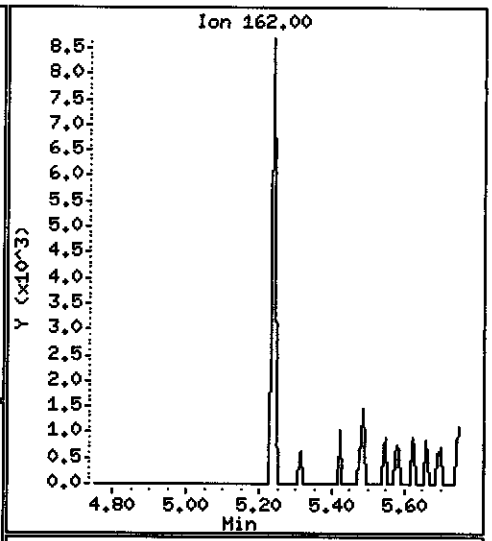

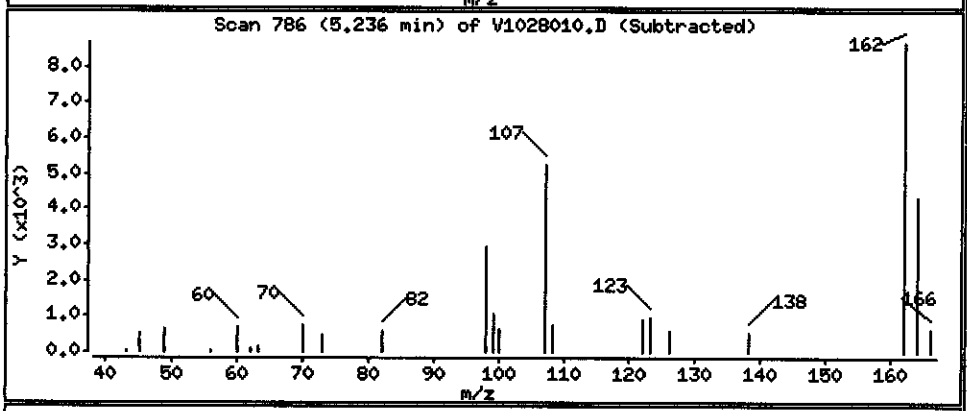

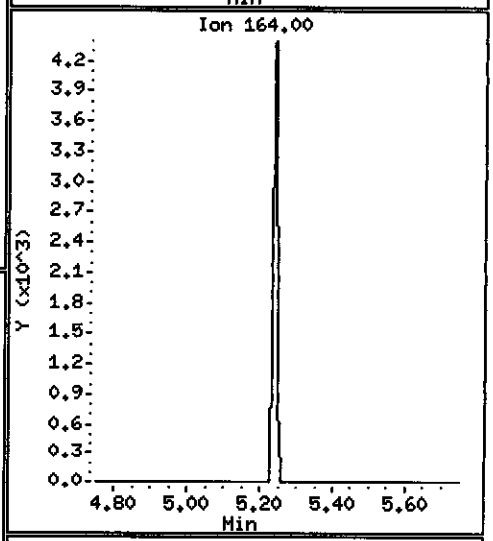

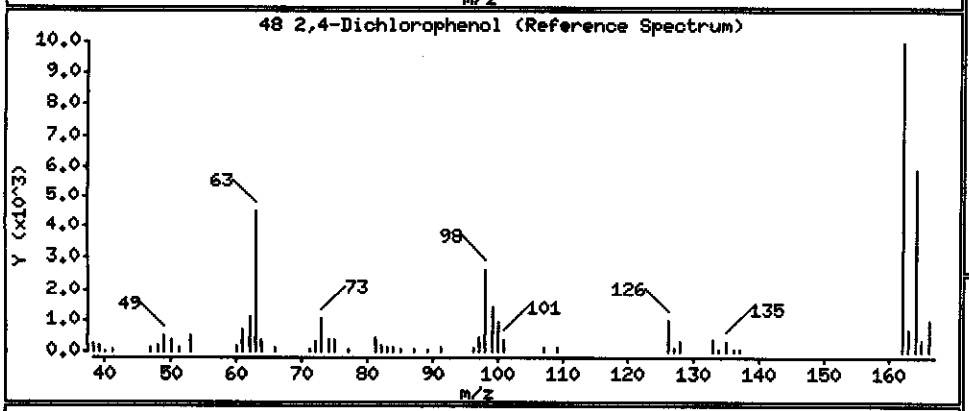

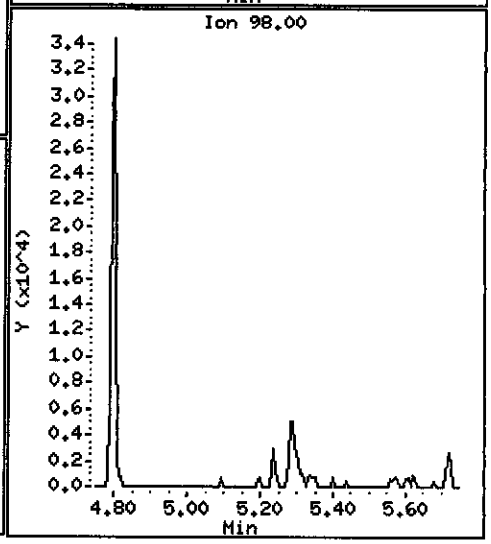

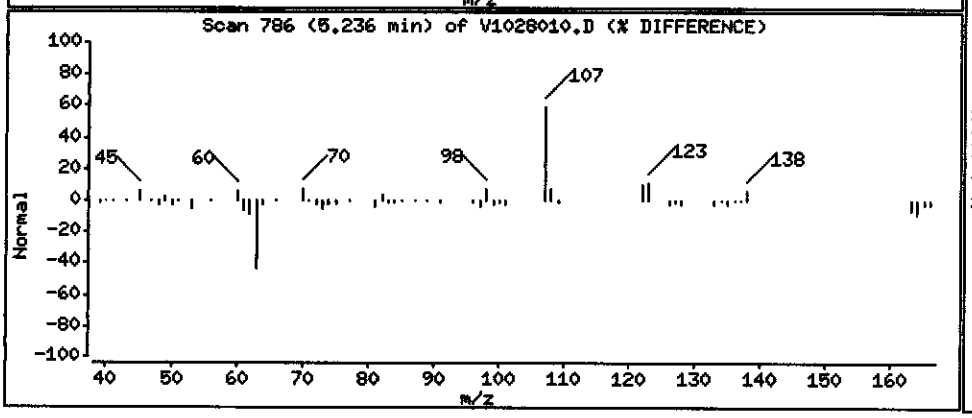

Data File: \\PITSVR06\D\chem\731.i\V102808.b\V1028010.D

Date : 28-OCT-2008 06:59

Client ID: ICM-103-1008

Instrument: 731.i

Sample Info: C8J160331-020 X2 10/20/08 h2o(8295020) 8270c

Volume Injected (uL): 2.0

Operator: 003200

Column phase: DB5-MS

Column diameter: 0.32

63 1-Methylnaphthalene

Concentration: 2.4983 ug/L

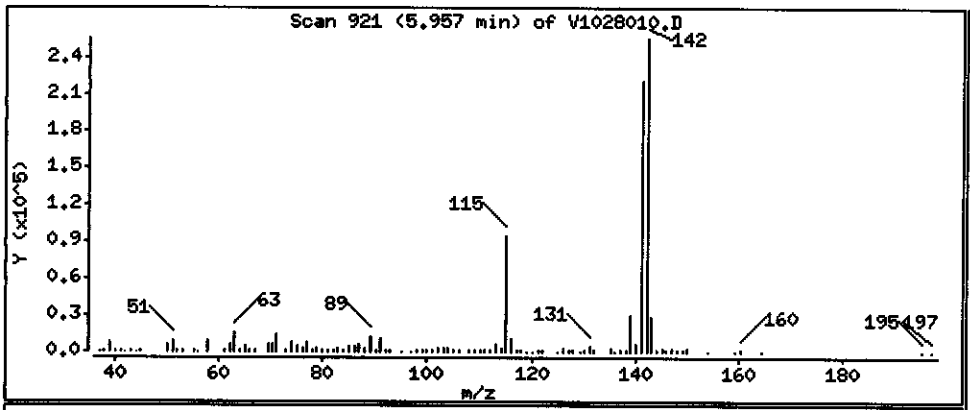

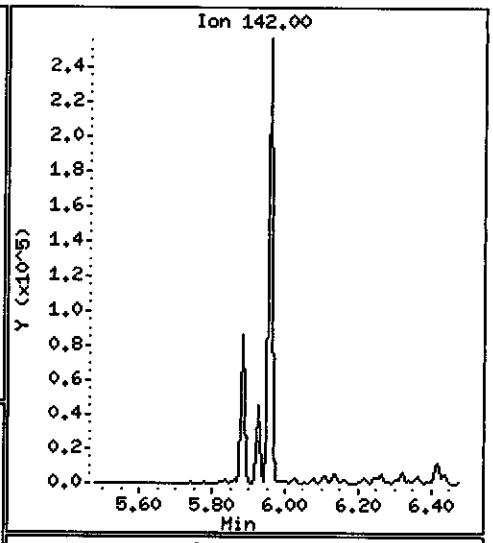

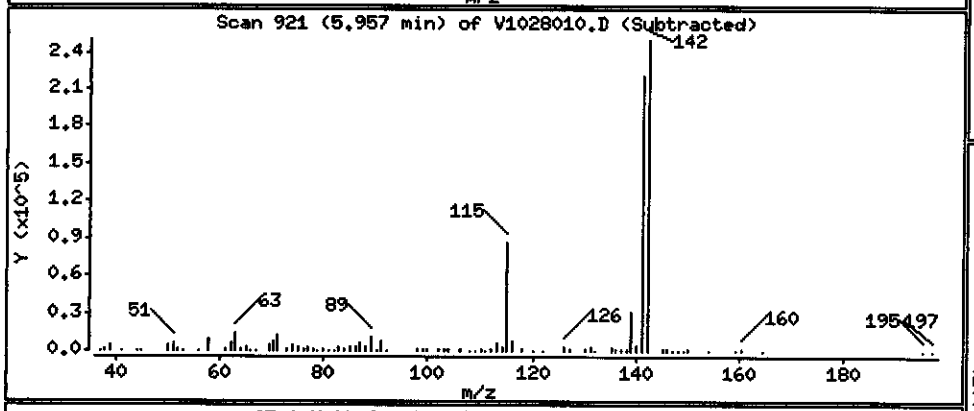

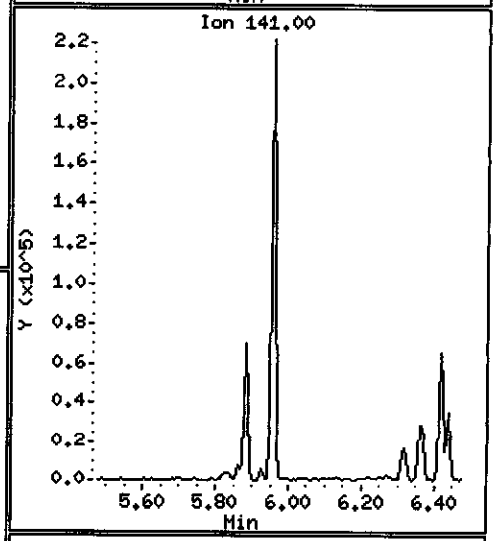

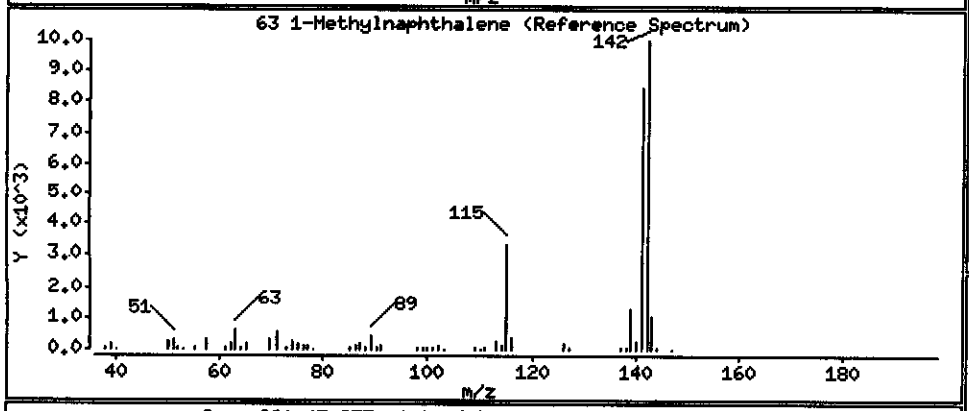

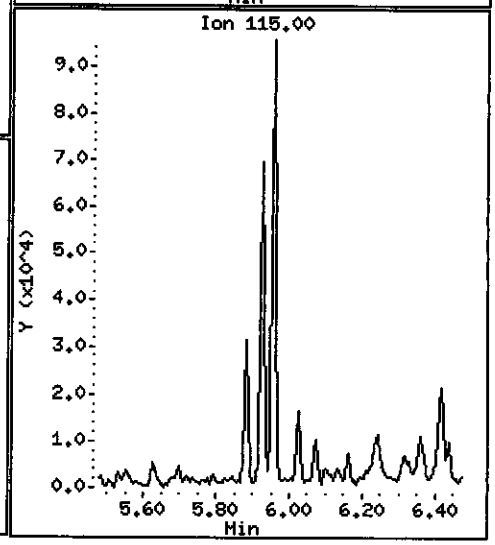

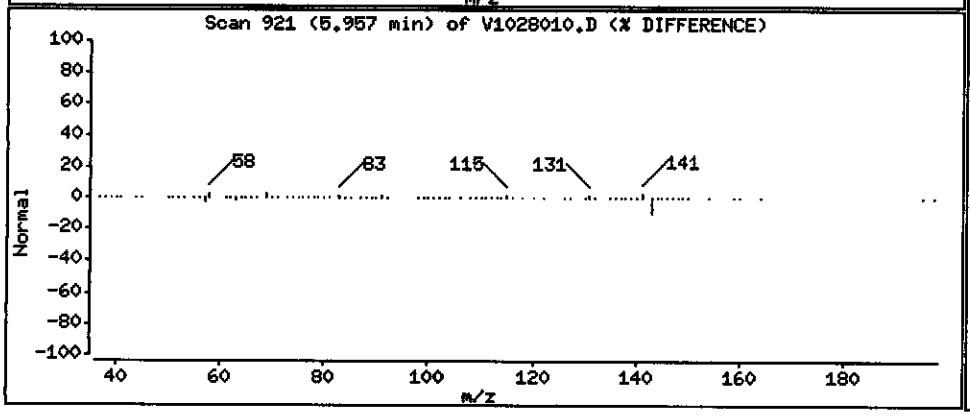

Data File: \\PITSVR06\D\chem\731.i\V102808.b\V1028010.D

Date : 28-OCT-2008 06:59

Client ID: ICM-103-1008

Instrument: 731.i

Sample Info: C8J160331-020 X2 10/20/08 h2o(8295020) 8270c

Volume Injected (uL): 2.0

Operator: 003200

Column phase: DB5-MS

Column diameter: 0.32

209 1,1'-Biphenyl

Concentration: 0.91831 ug/L

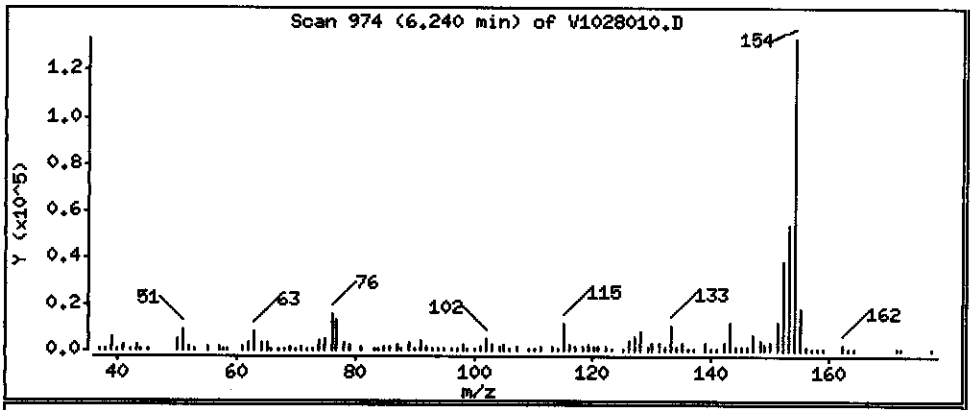

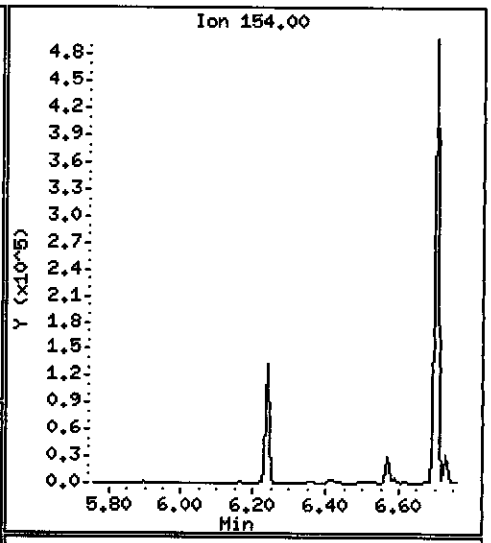

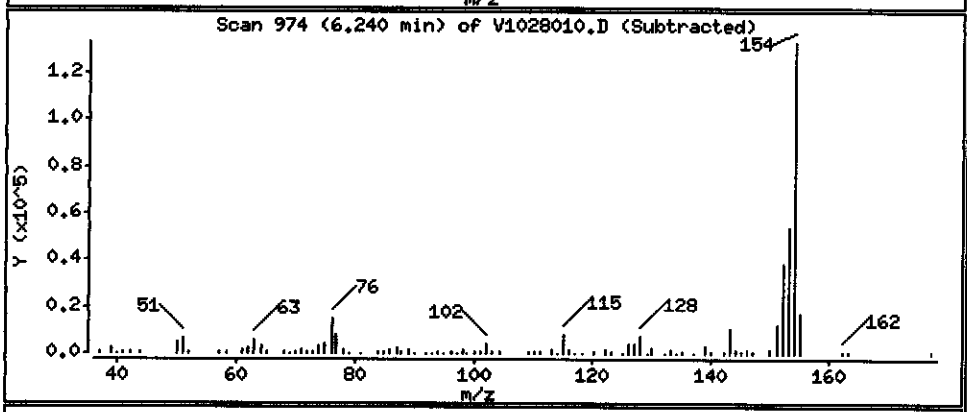

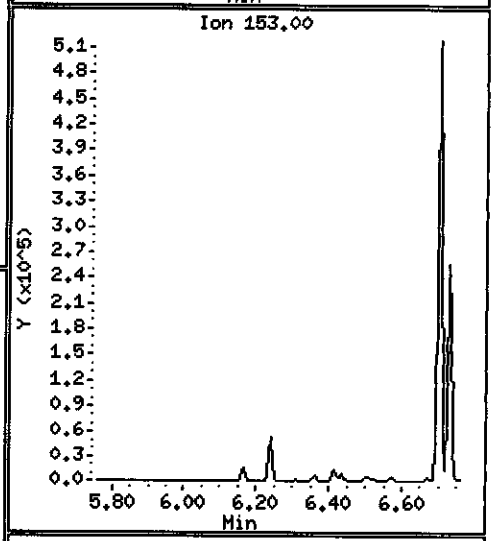

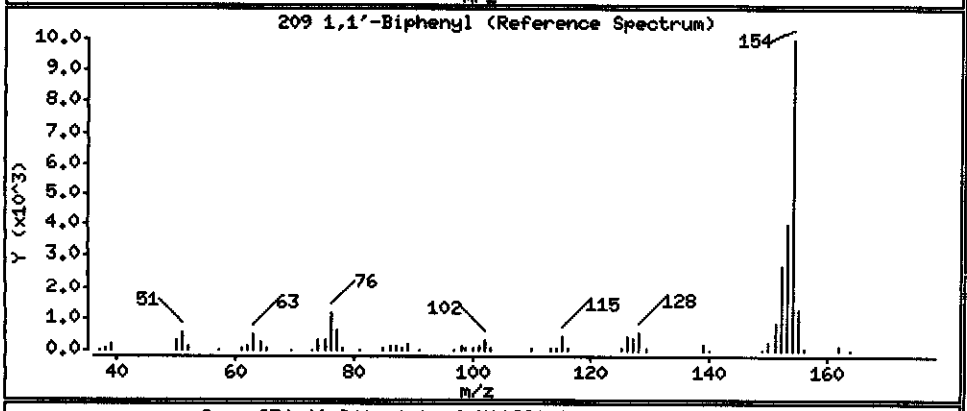

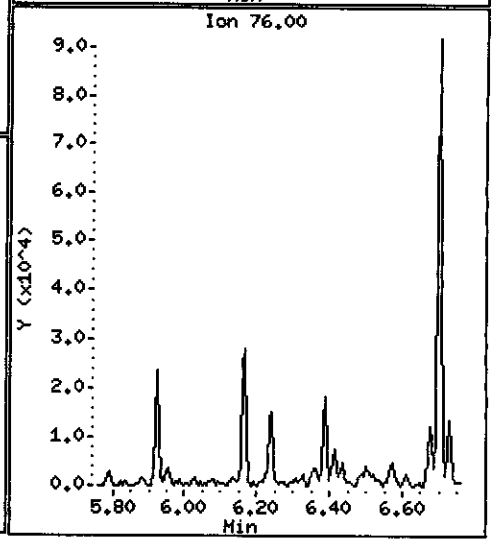

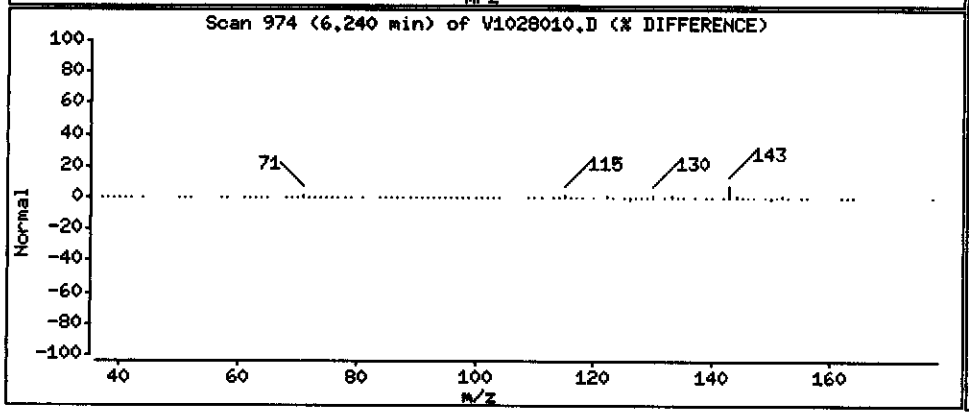

Data File: \\PITSVR06\D\chem\731.i\V102808.b\V1028010.D

Date : 28-OCT-2008 06:59

Client ID: ICM-103-1008

Instrument: 731.i

Sample Info: C8J160331-020 X2 10/20/08 h2o(8295020) 8270c

Volume Injected (uL): 2.0

Operator: 003200

Column phase: DB5-MS

Column diameter: 0.32

82 Acenaphthene

Concentration: 4.4388 ug/L

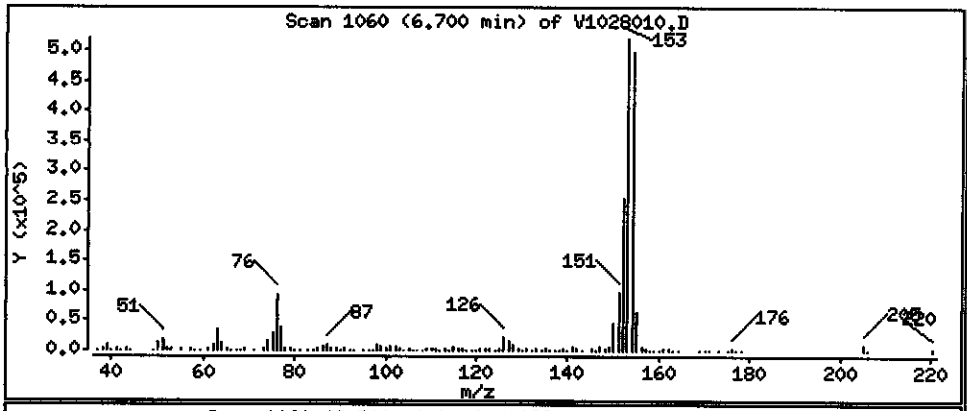

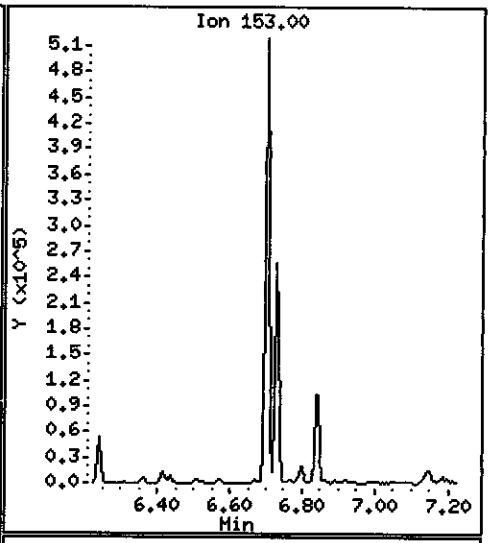

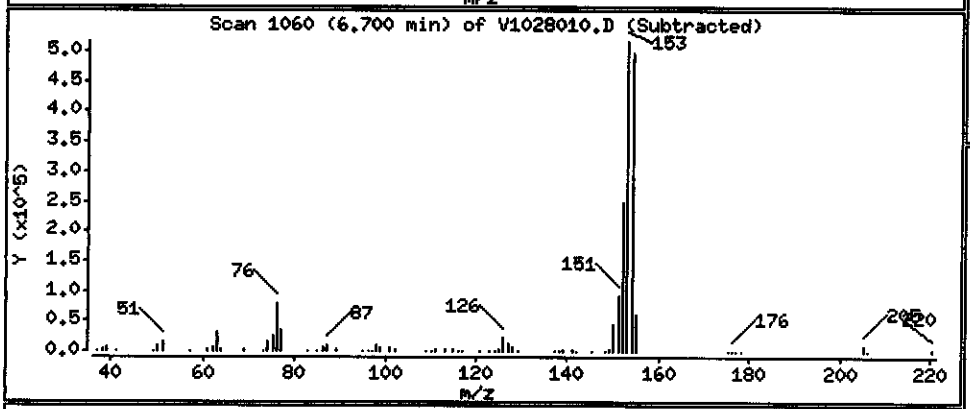

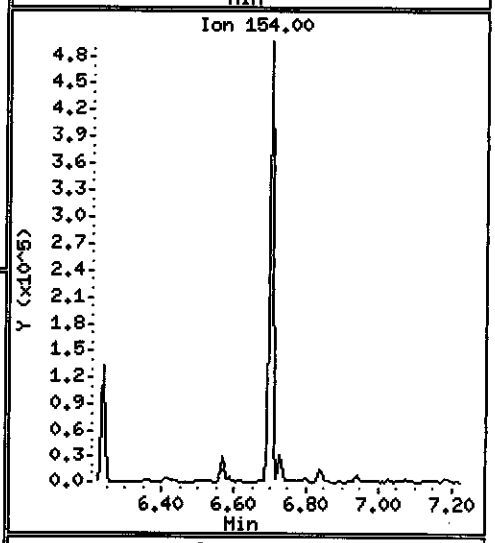

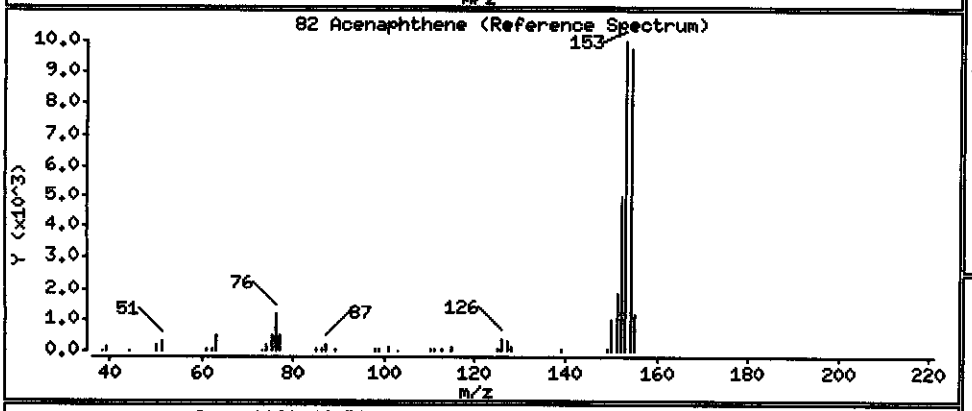

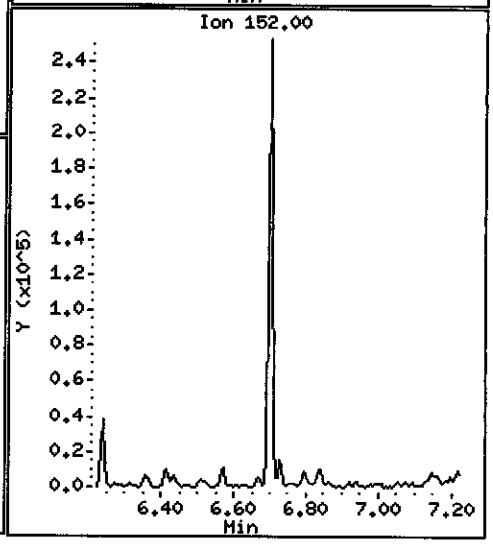

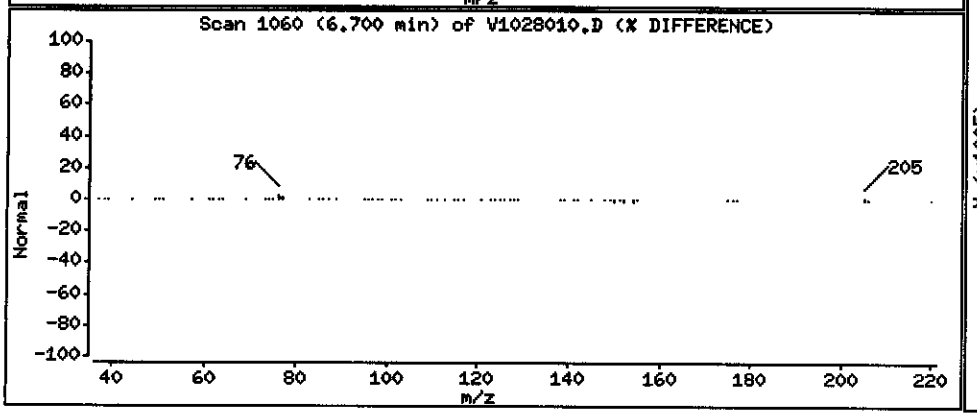

Data File: \\PITSVR06\D\chem\731.i\V102808.b\V1028010.D

Date : 28-OCT-2008 06:59

Client ID: ICM-103-1008

Instrument: 731.i

Sample Info: C8J160331-020 X2 10/20/08 h2o(8295020) 8270c

Volume Injected (uL): 2.0

Operator: 003200

Column phase: DB5-MS

Column diameter: 0.32

86 Dibenzofuran

Concentration: 3.6841 ug/L

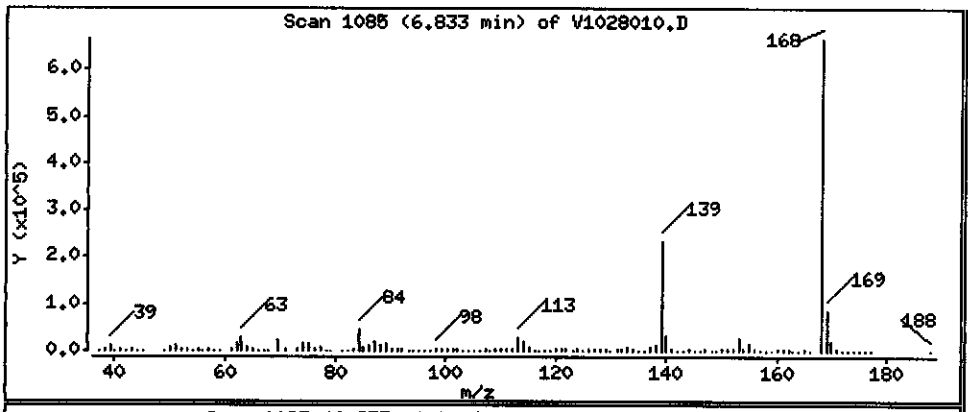

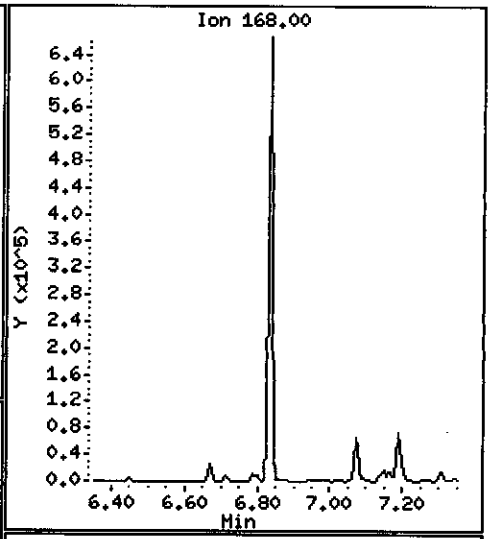

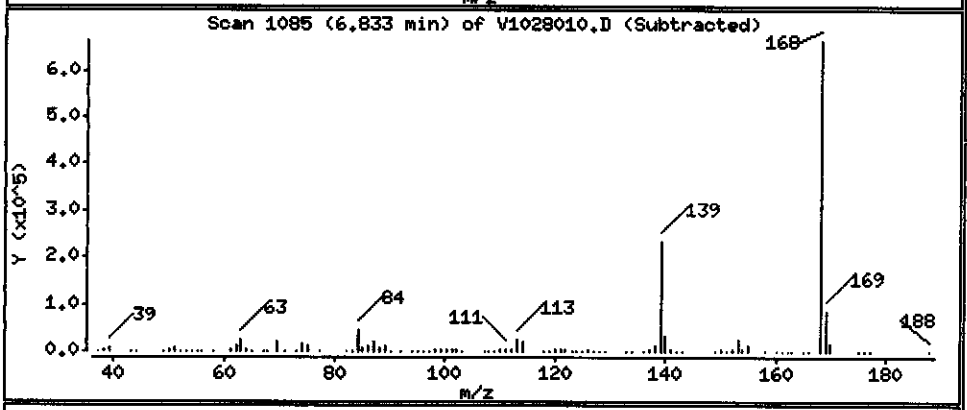

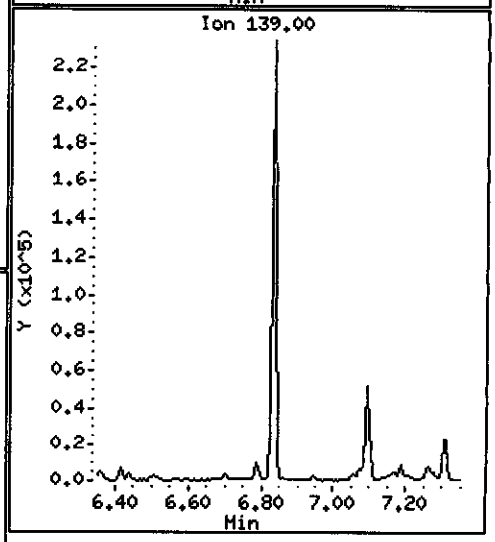

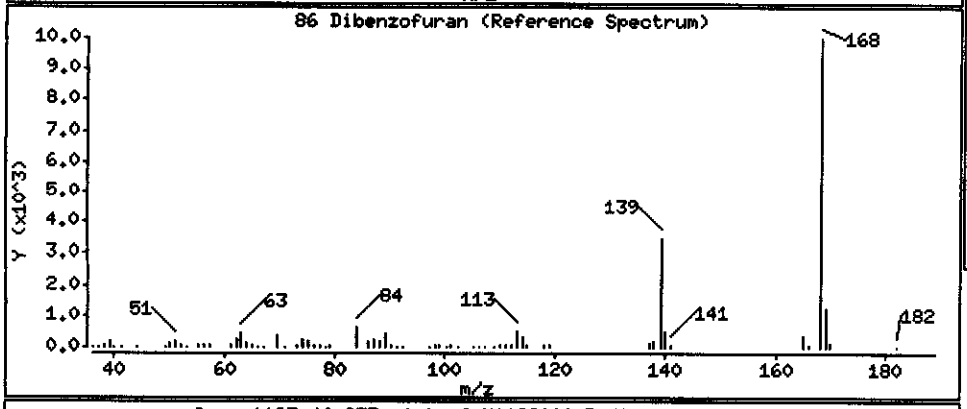

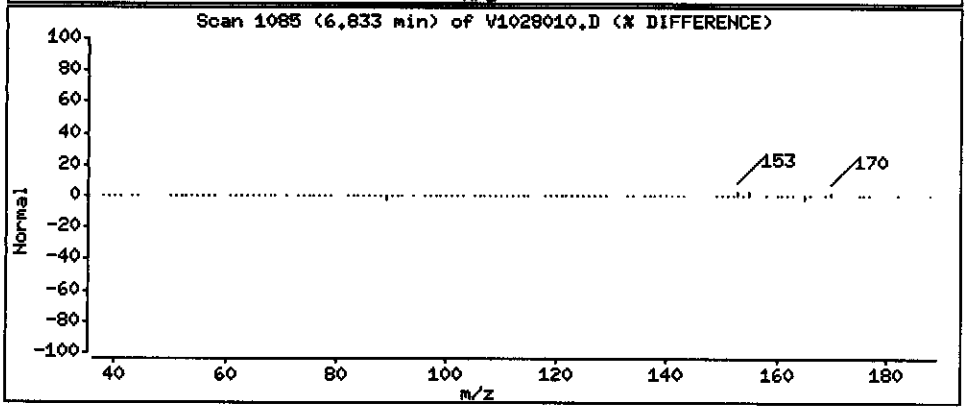

Data File: \\PITSVR06\D\chem\731.i\V102808.b\V1028010.D

Date : 28-OCT-2008 06:59

Client ID: ICM-103-1008

Instrument: 731.i

Sample Info: C8J160331-020 X2 10/20/08 h2o(8295020) 8270c

Volume Injected (uL): 2.0

Operator: 003200

Column phase: DB5-MS

Column diameter: 0.32

92 2-Naphthylamine

Concentration: 1.8698 ug/L

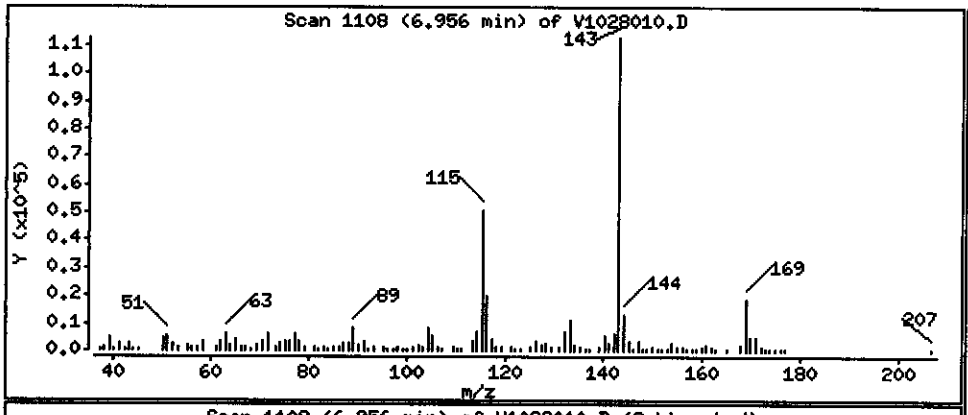

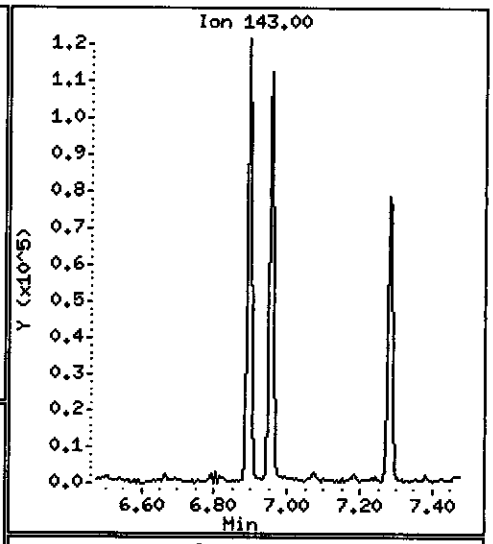

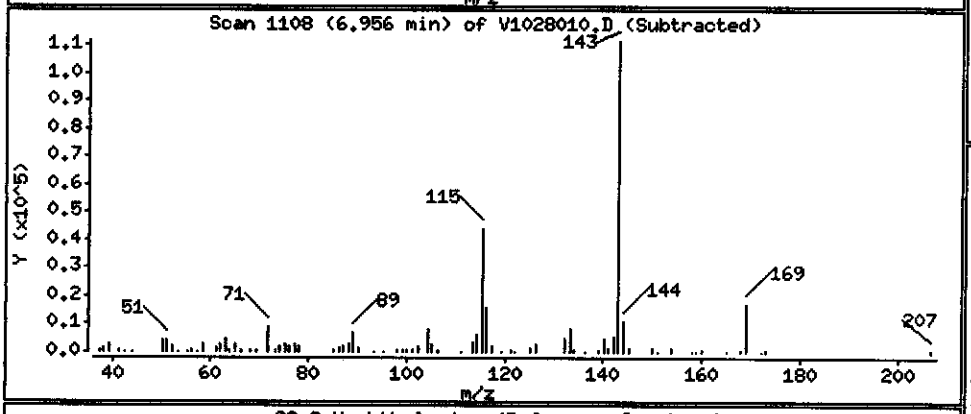

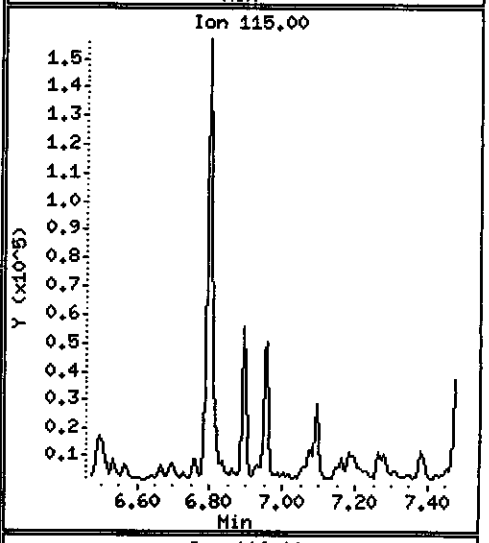

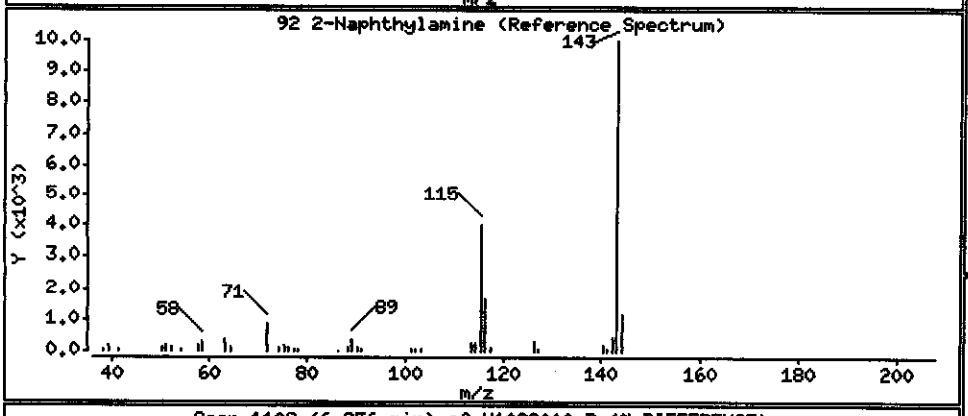

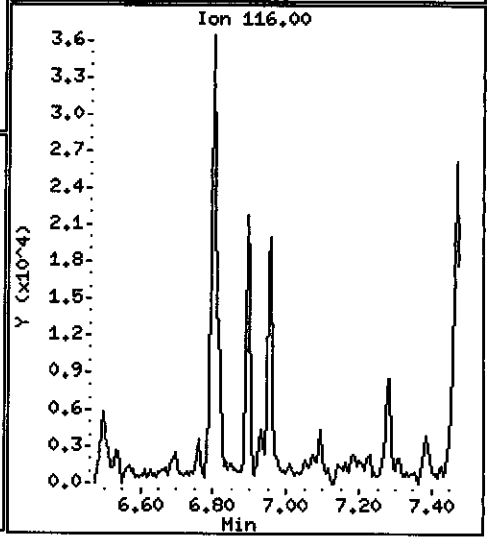

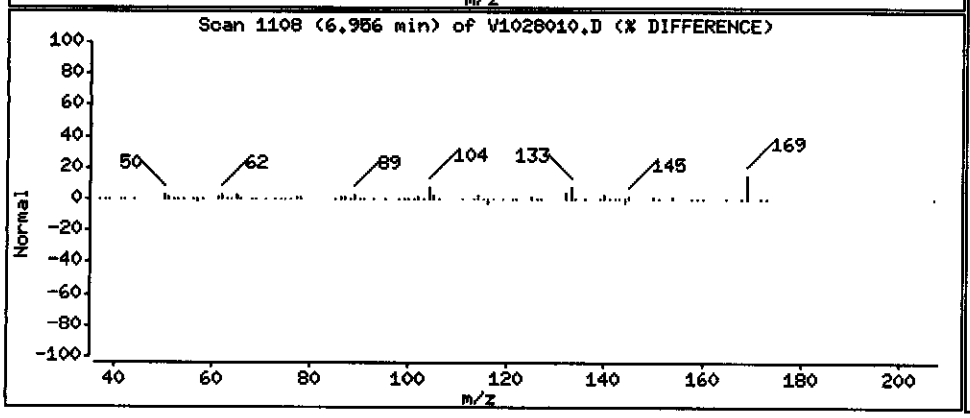

Data File: \\PITSVR06\D\chem\731.i\V102808.b\V1028010.D

Date : 28-OCT-2008 06:59

Client ID: ICM-103-1008

Instrument: 731.i

Sample Info: C8J160331-020 X2 10/20/08 h2o(8295020) 8270c

Volume Injected (uL): 2.0

Operator: 003200

Column phase: DB5-MS

Column diameter: 0.32

93 Diethylphthalate

Concentration: 0.068131 ug/L

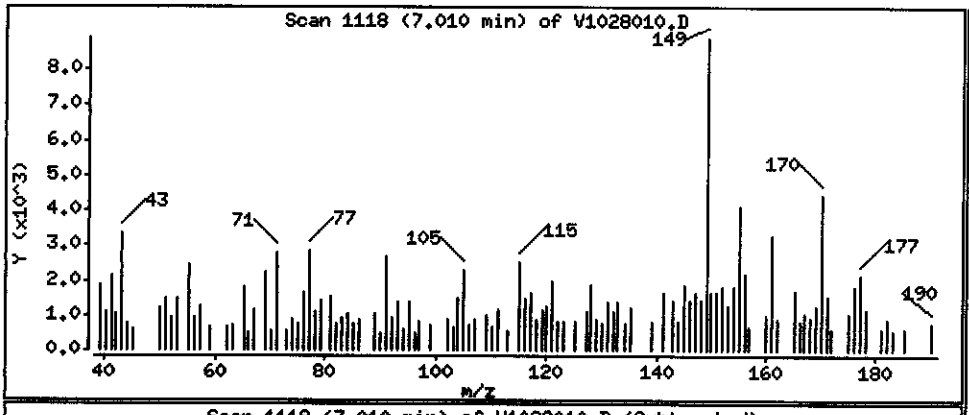

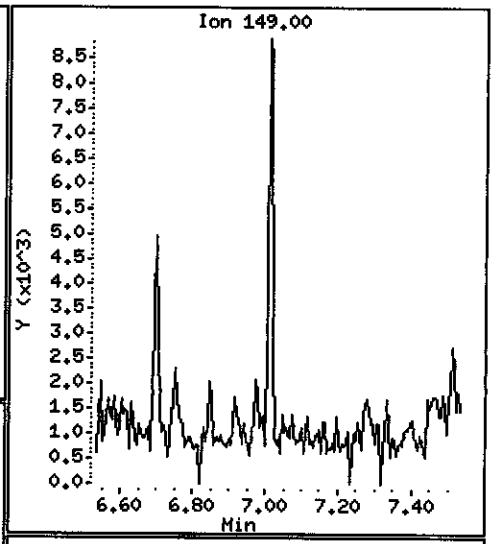

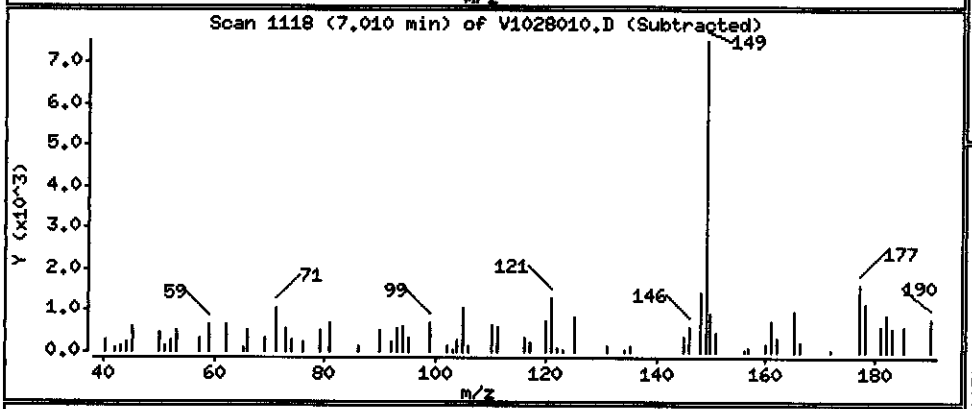

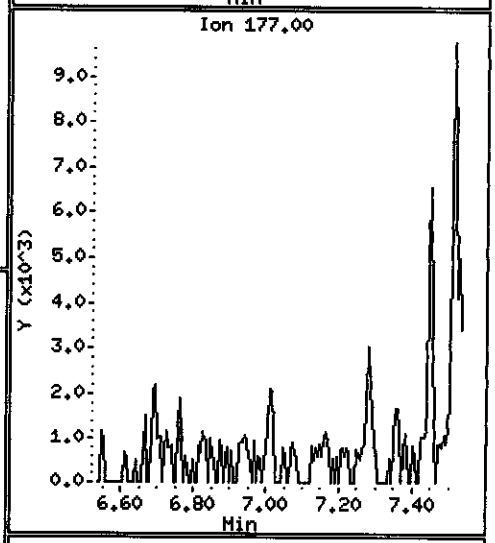

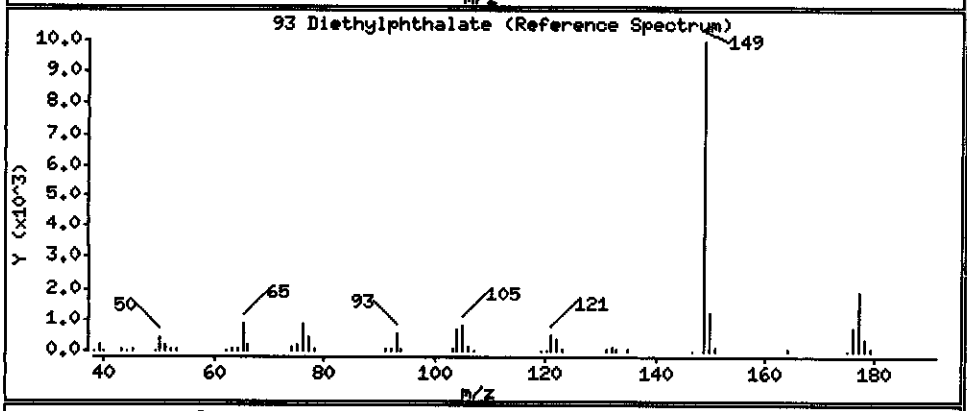

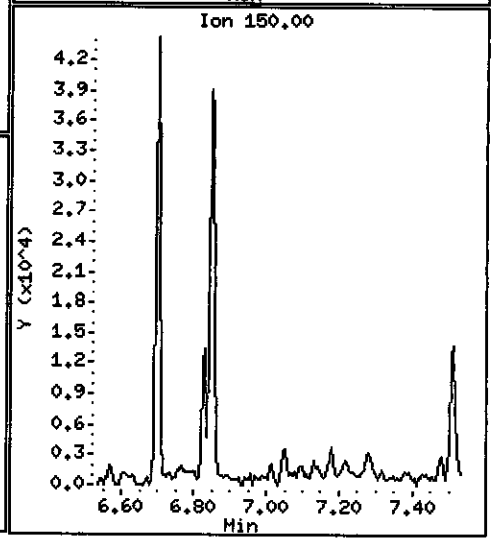

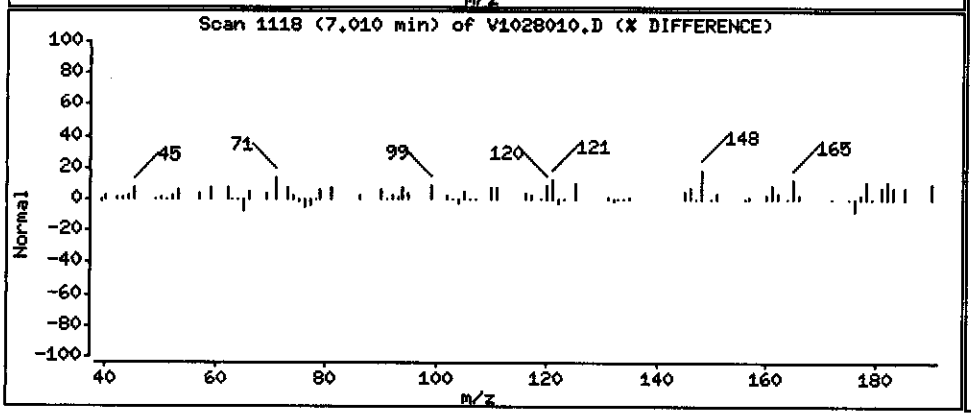

Data File: \\PITSVR06\D\chem\731.i\V102808.b\V1028010.D

Date : 28-OCT-2008 06:59

Client ID: ICM-103-1008

Instrument: 731.i

Sample Info: C8J160331-020 X2 10/20/08 h2o(8295020) 8270c

Volume Injected (uL): 2.0

Operator: 003200

Column phase: DB5-MS

Column diameter: 0.32

94 Fluorene

Concentration: 4.6487 ug/L

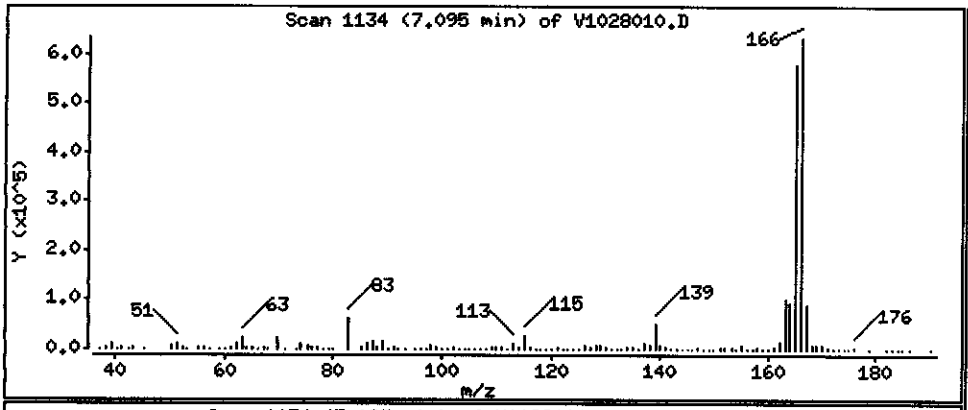

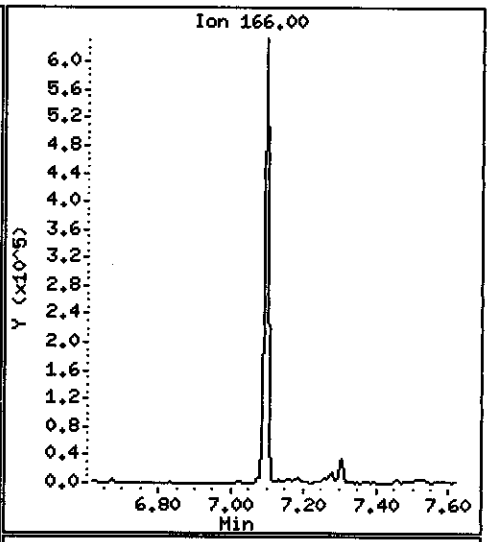

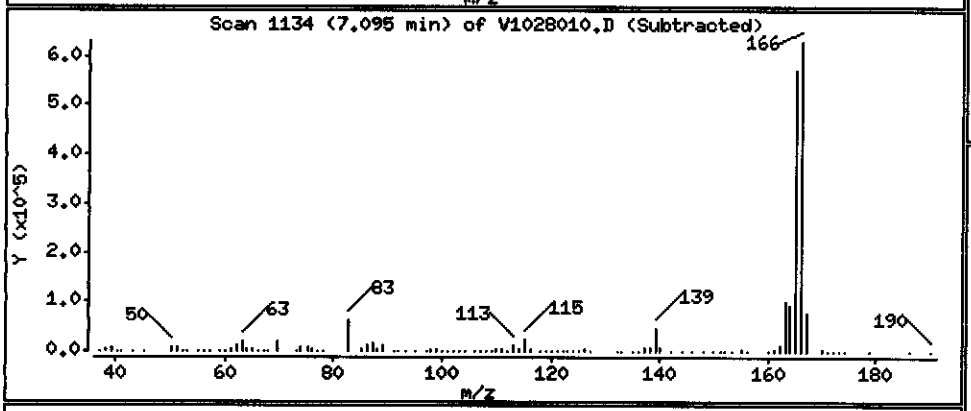

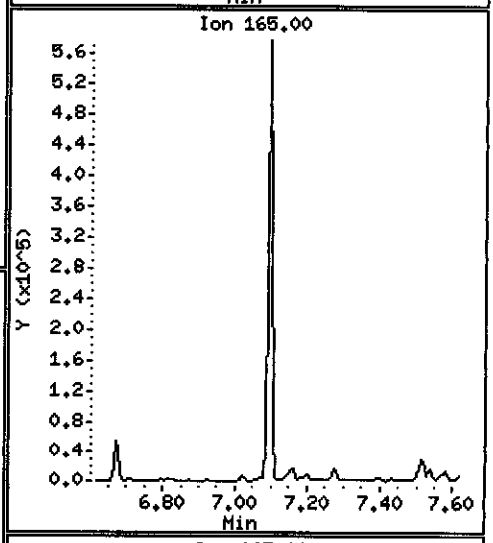

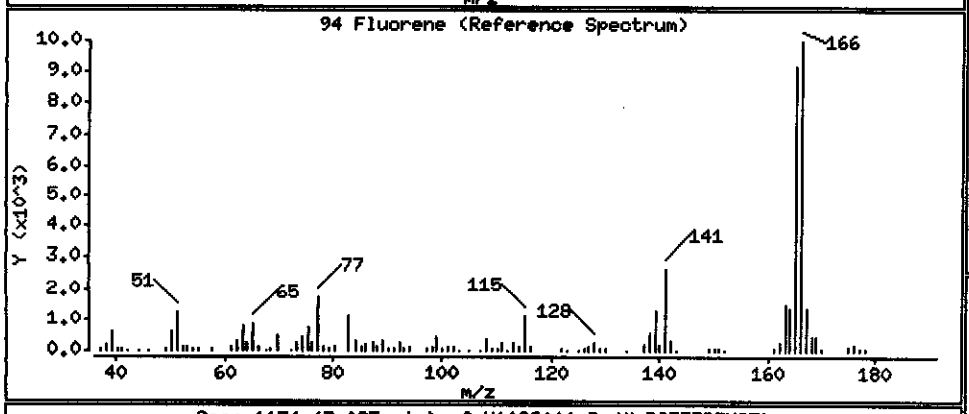

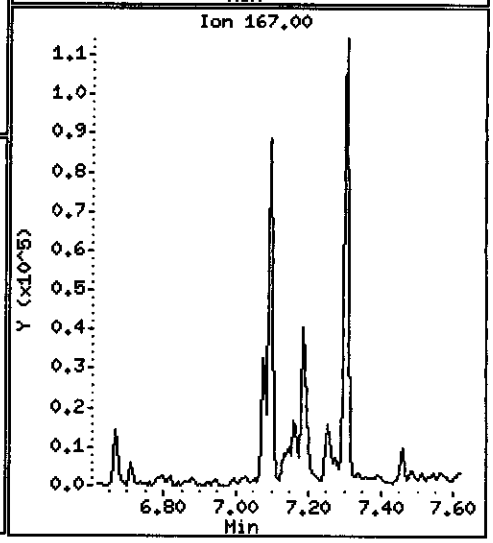

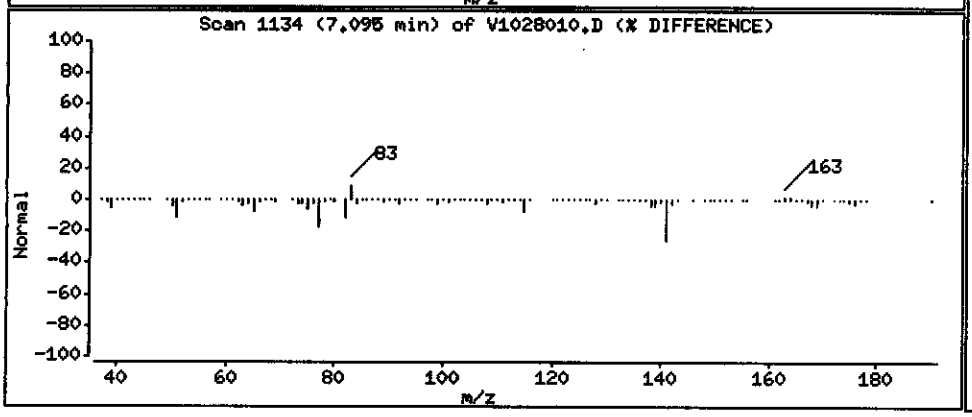

Data File: \\PITSVR06\D\chem\731.i\V102808.b\V1028010.D

Date : 28-OCT-2008 06:59

Client ID: ICM-103-1008

Instrument: 731.i

Sample Info: C8J160331-020 X2 10/20/08 h2o(8295020) 8270c

Volume Injected (uL): 2.0

Operator: 003200

Column phase: DB5-MS

Column diameter: 0.32

99 N-Nitrosodiphenylamine (1)

Concentration: 1.1382 ug/L

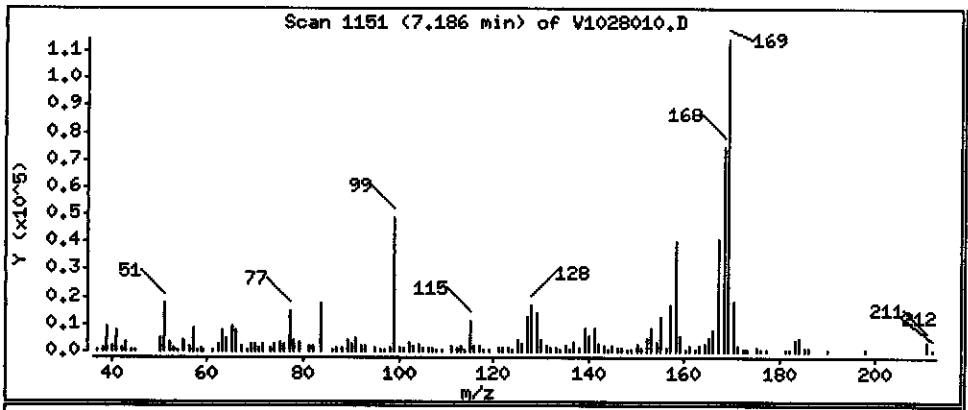

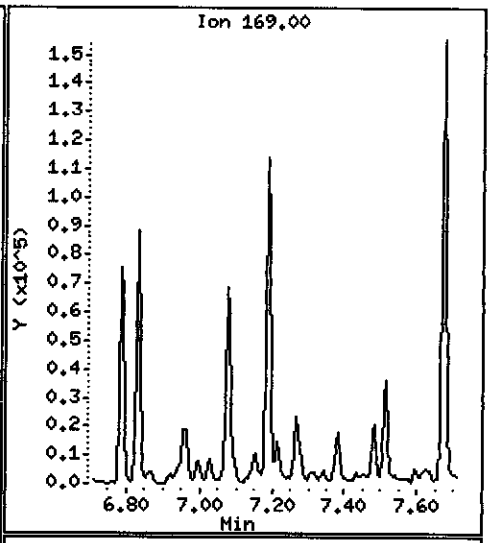

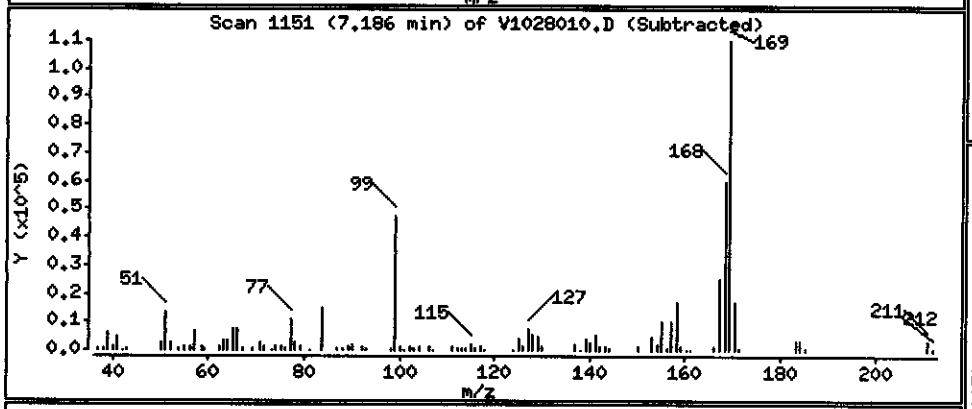

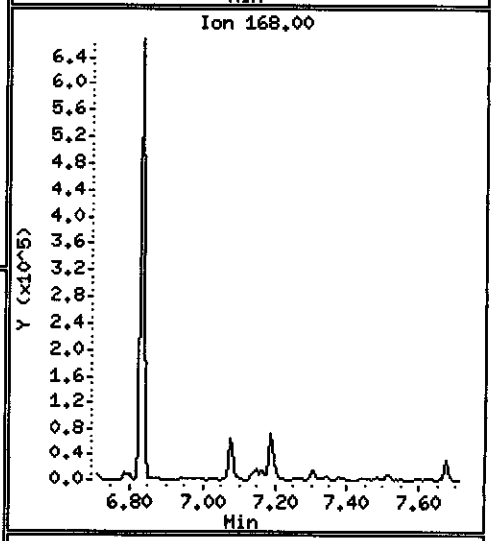

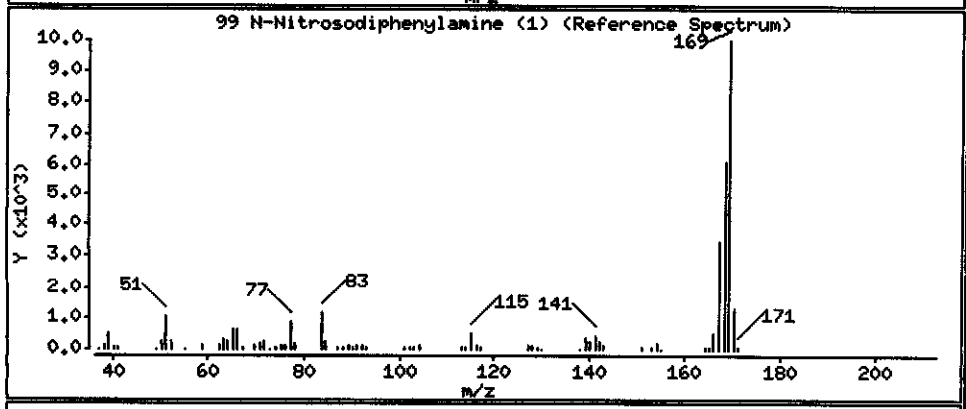

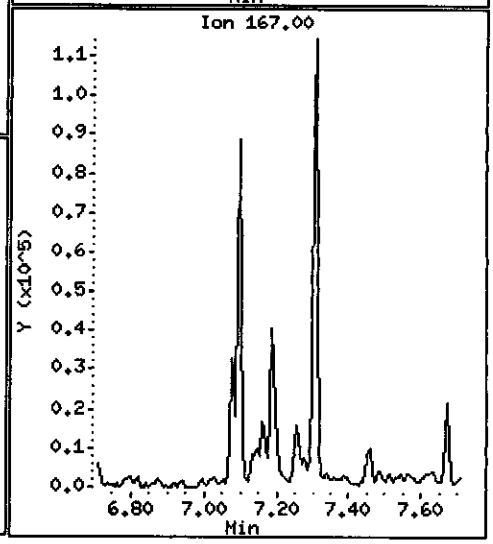

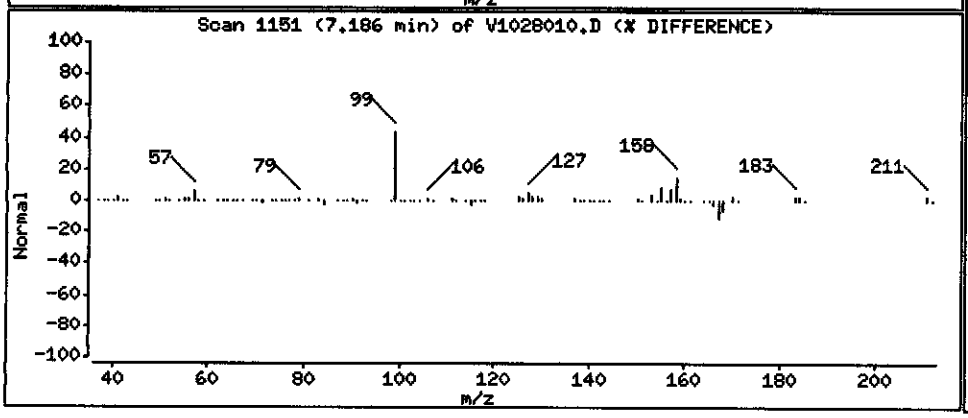

Data File: \\PITSVR06\D\chem\731.i\V102808.b\V1028010.D

Date : 28-OCT-2008 06:59

Client ID: ICM-103-1008

Instrument: 731.i

Sample Info: C8J160331-020 X2 10/20/08 h2o(8295020) 8270c

Volume Injected (uL): 2.0

Operator: 003200

Column phase: DB5-MS

Column diameter: 0.32

115 Phenanthrene

Concentration: 7.1121 ug/L

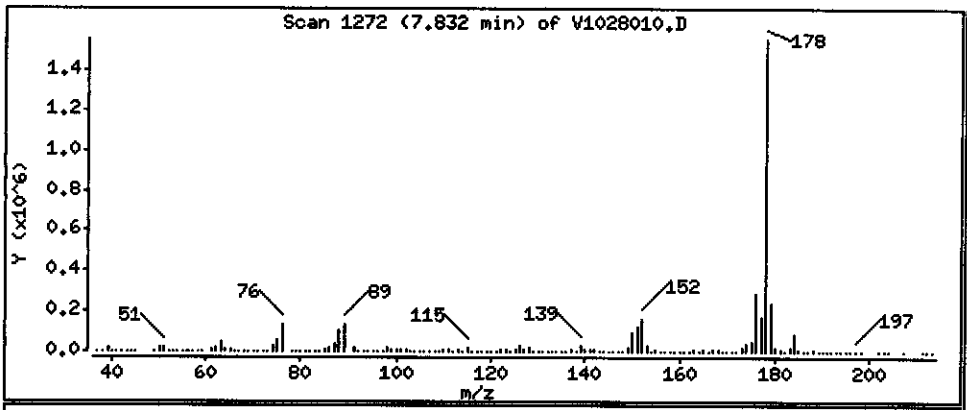

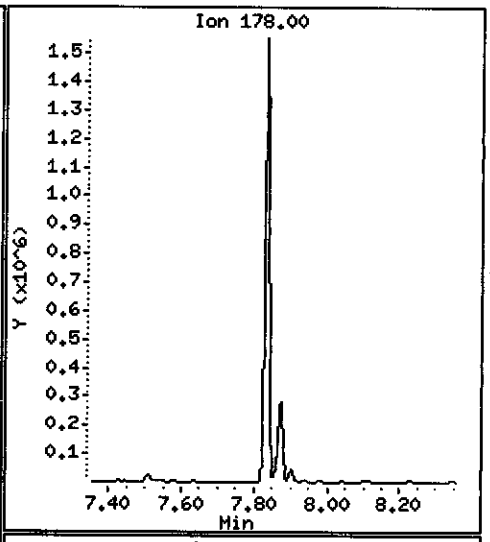

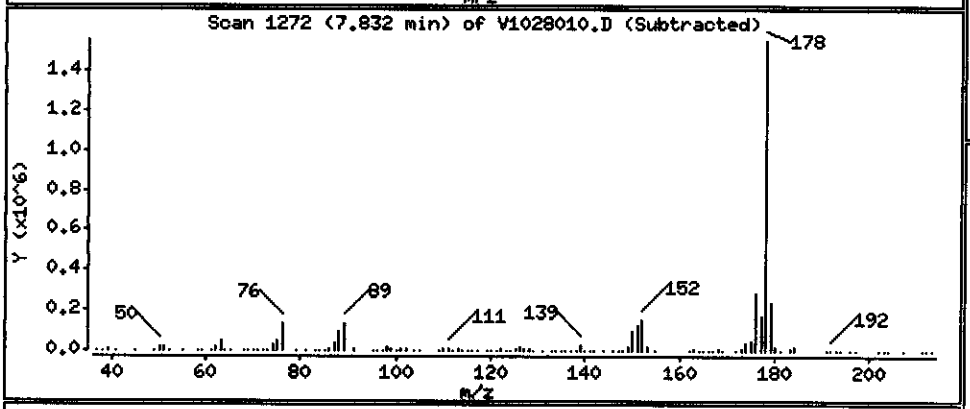

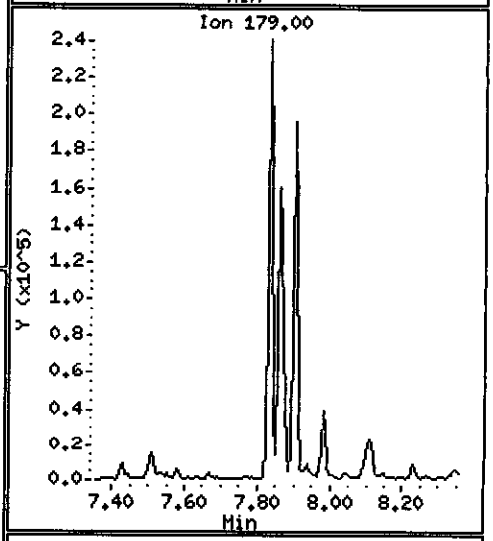

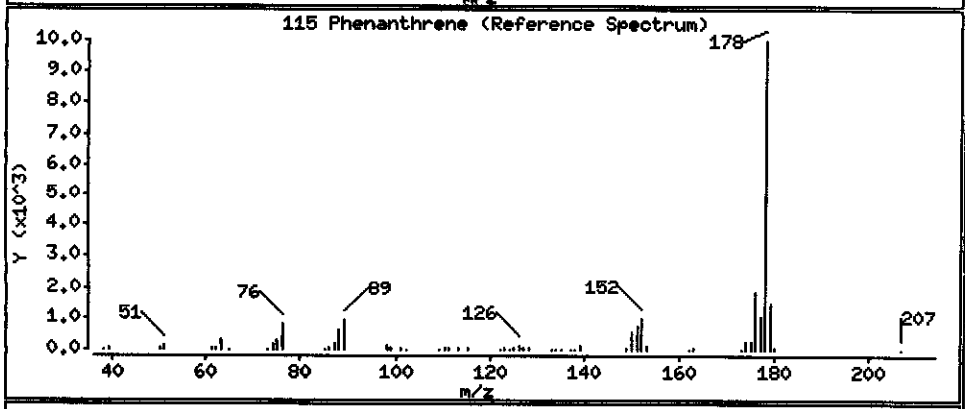

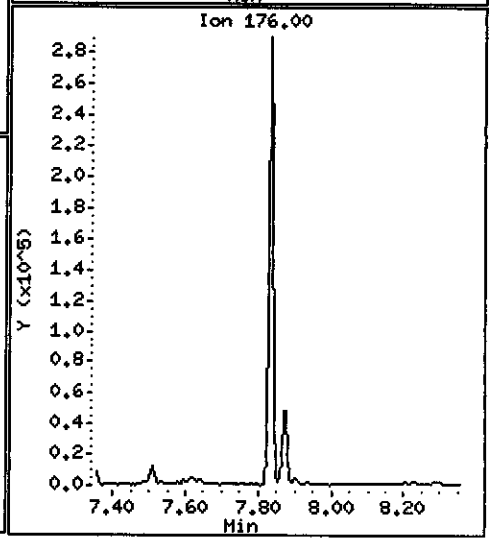

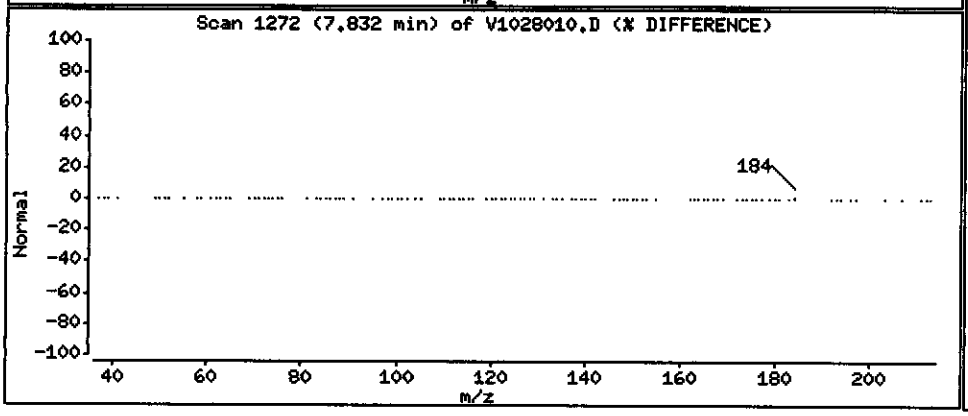

Data File: \\PITSVR06\D\chem\731.i\V102808.b\V1028010.D

Date : 28-OCT-2008 06:59

Client ID: ICH-103-1008

Instrument: 731.i

Sample Info: C8J160331-020 X2 10/20/08 h2o(8295020) 8270c

Volume Injected (uL): 2.0

Operator: 003200

Column phase: DB5-MS

Column diameter: 0.32

116 Anthracene

Concentration: 1.6343 ug/L

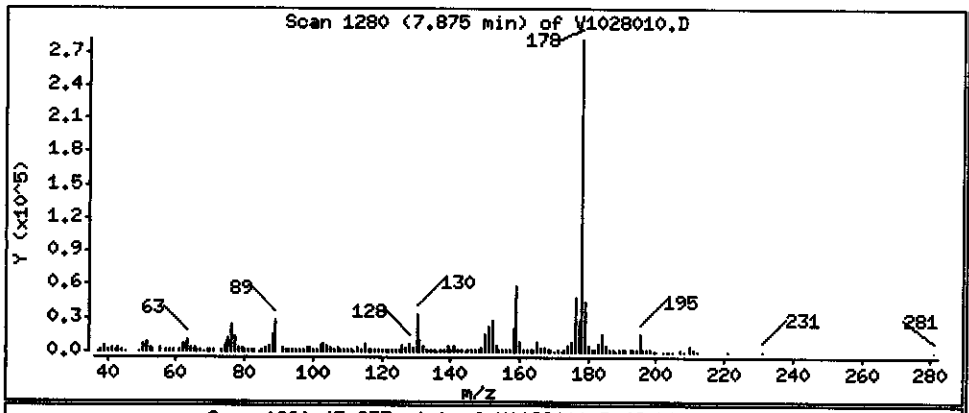

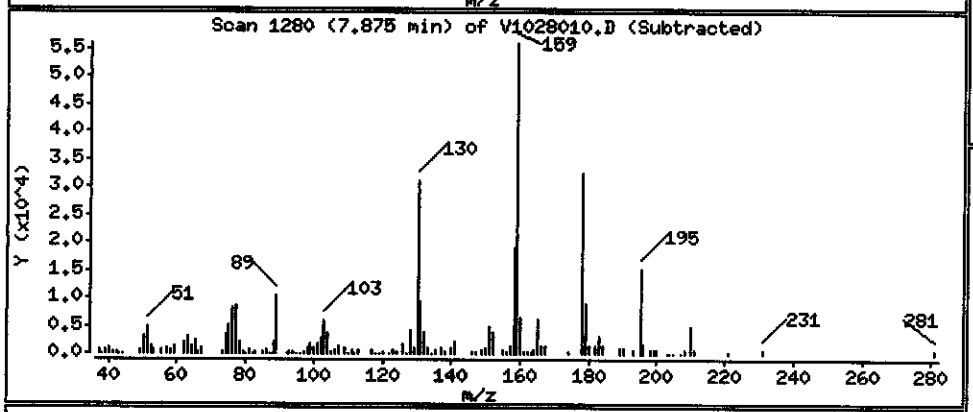

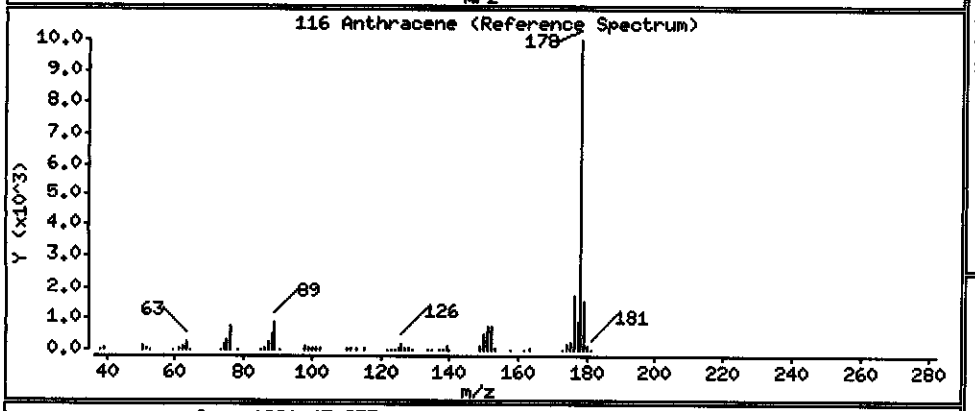

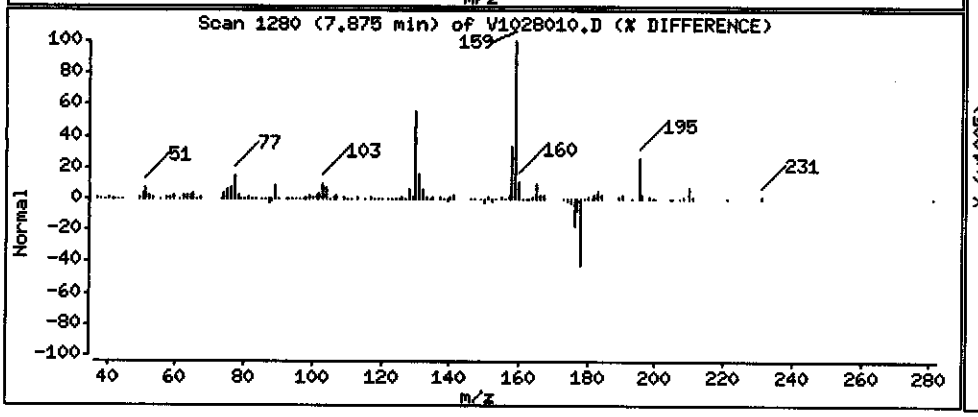

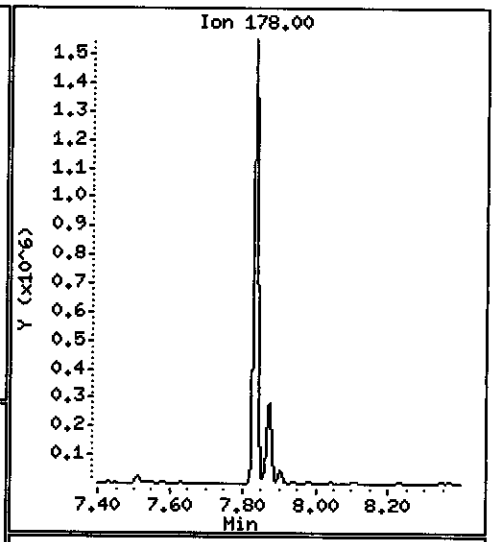

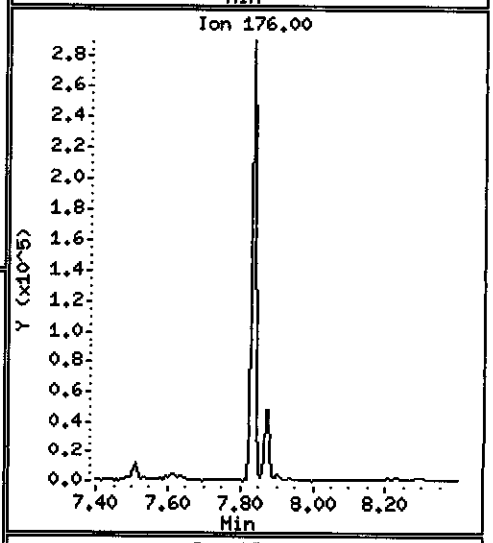

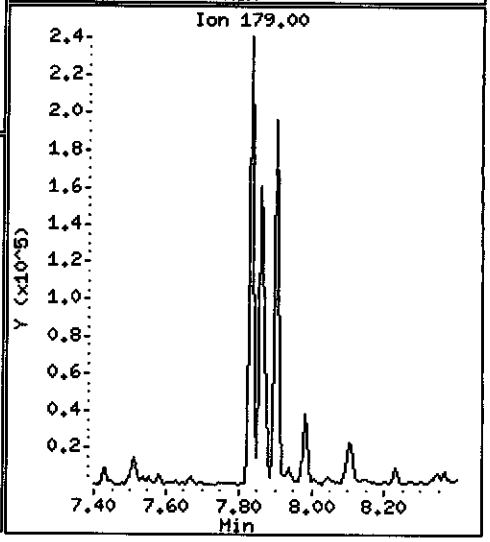

Data File: \\PITSVR06\D\chem\731.i\V102808.b\V1028010.D

Date : 28-OCT-2008 06:59

Client ID: ICM-103-1008

Instrument: 731.i

Sample Info: C8J160331-020 X2 10/20/08 h2o(8295020) 8270c

Volume Injected (uL): 2.0

Operator: 003200

Column phase: DB5-MS

Column diameter: 0.32

119 Carbazole

Concentration: 14.295 ug/L

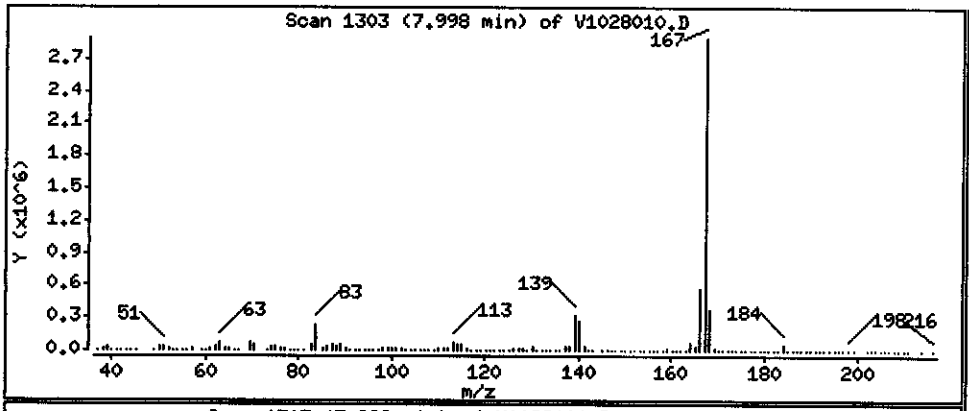

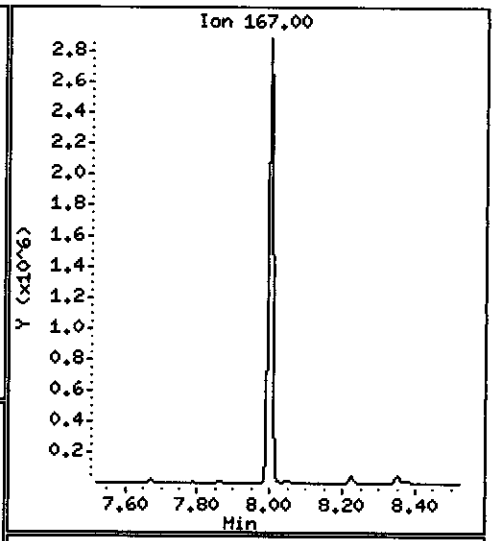

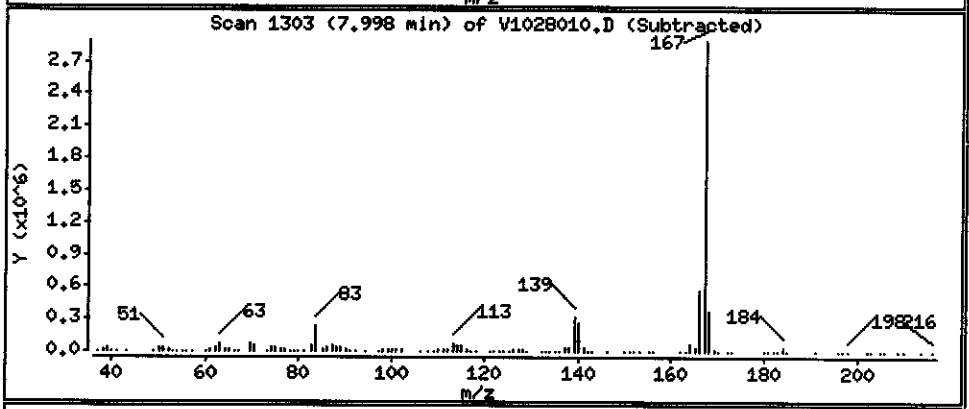

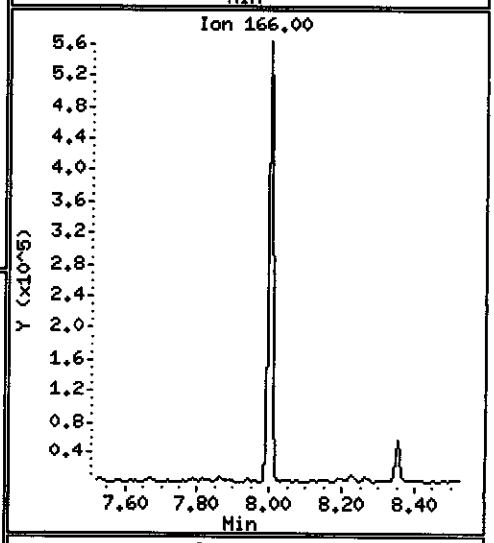

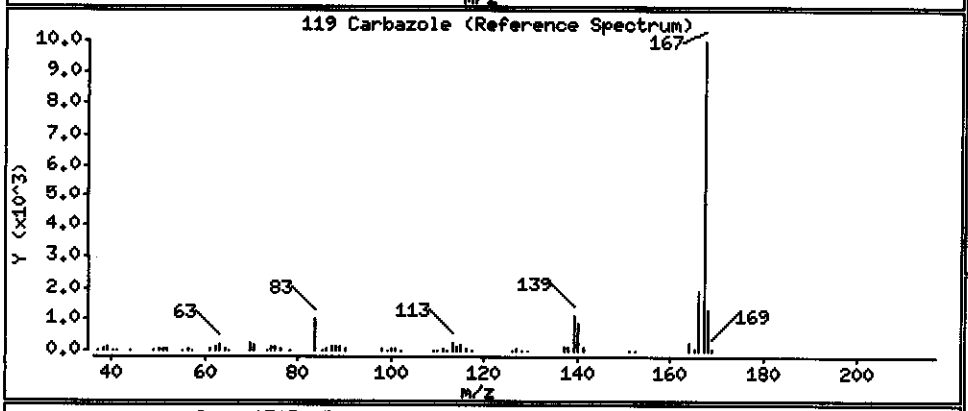

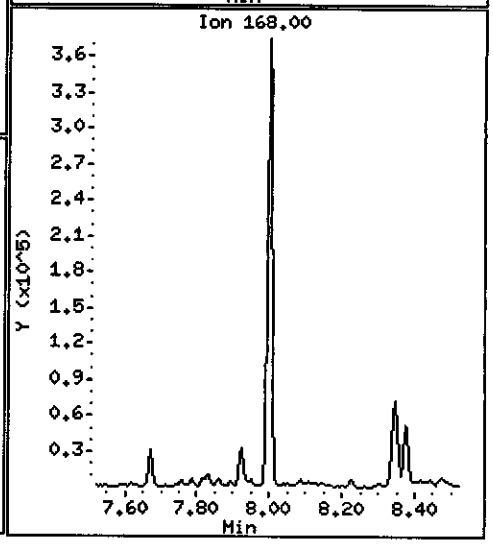

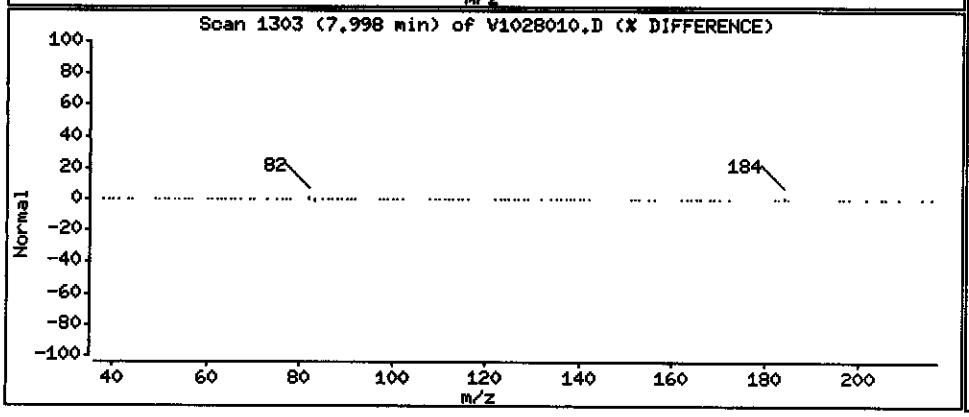

Data File: \\PITSVR06\D\chem\731.i\V102808.b\V1028010.D

Date : 28-OCT-2008 06:59

Client ID: ICM-103-1008

Instrument: 731.i

Sample Info: C8J160331-020 X2 10/20/08 h2o(8295020) 8270c

Volume Injected (uL): 2.0

Operator: 003200

Column phase: DB5-MS

Column diameter: 0.32

123 Fluoranthene

Concentration: 1.3164 ug/L

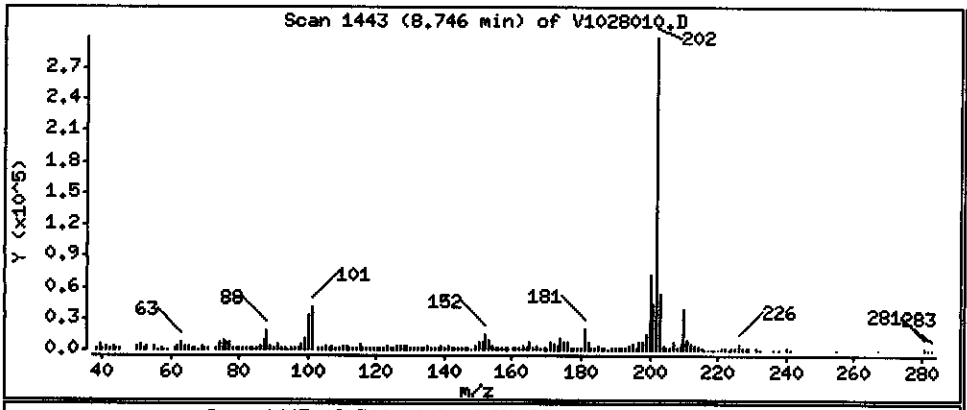

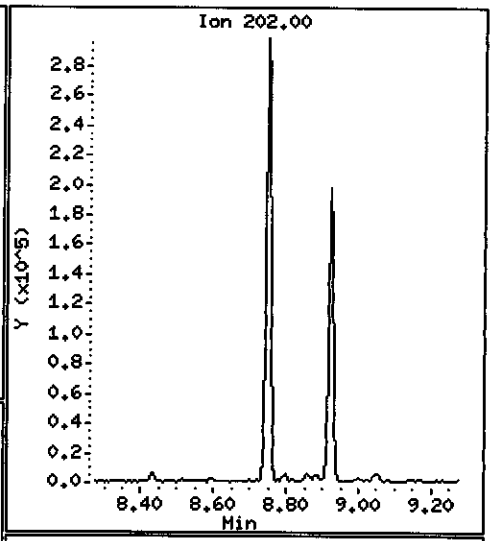

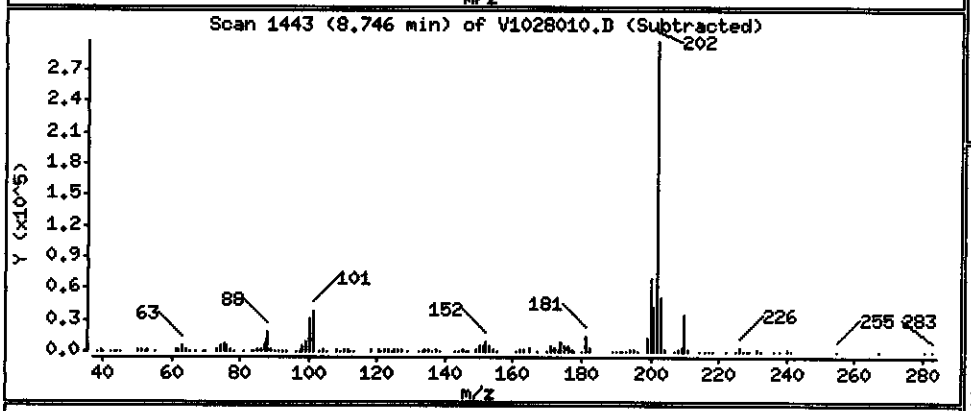

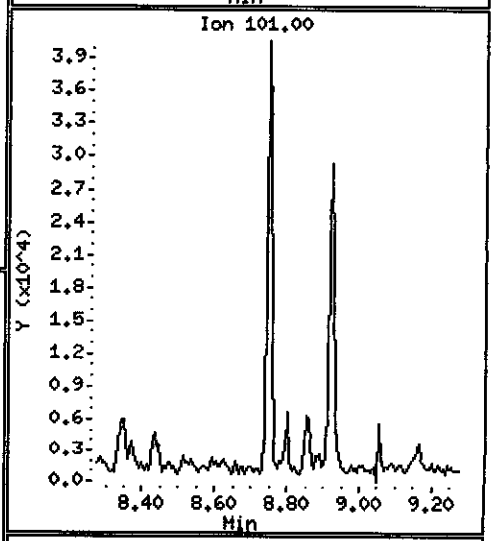

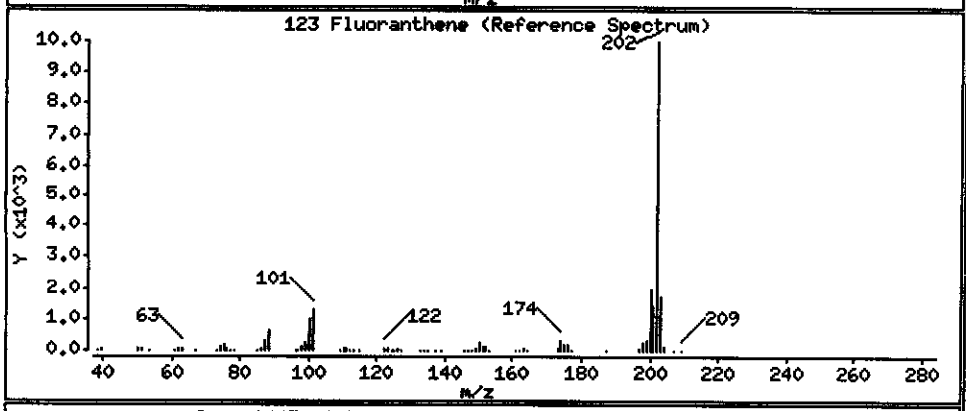

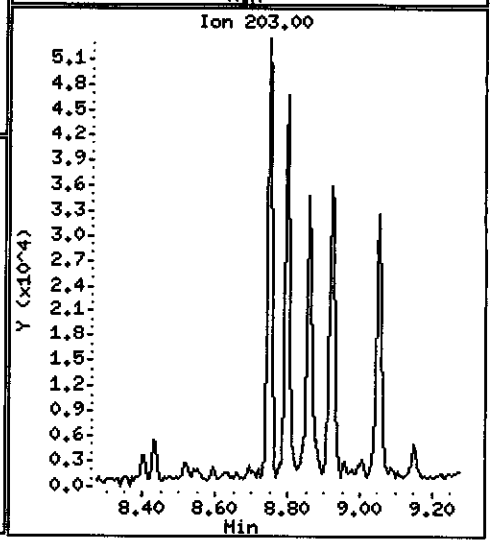

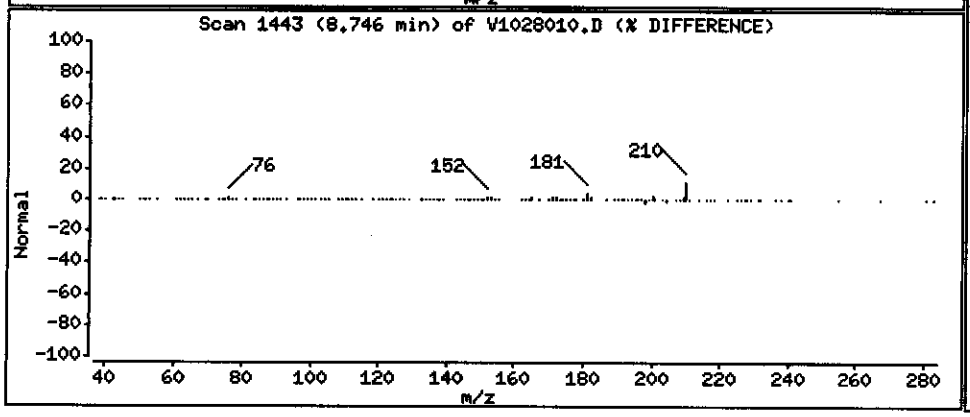

Data File: \\PITSVR06\D\chem\731.i\V102808.b\V1028010.D

Date : 28-OCT-2008 06:59

Client ID: ICM-103-1008

Instrument: 731.i

Sample Info: C8J160331-020 X2 10/20/08 h2o(8295020) 8270c

Volume Injected (uL): 2.0

Operator: 003200

Column phase: DB5-MS

Column diameter: 0.32

124 Benzidine

Concentration: 8.5096 ug/L

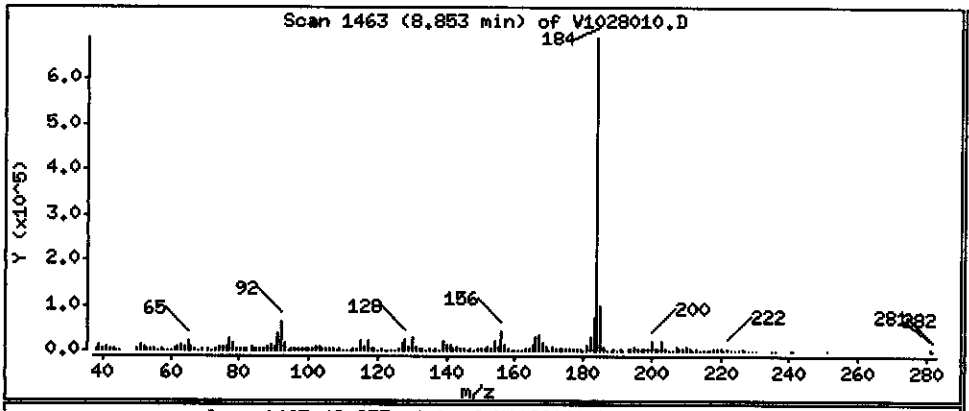

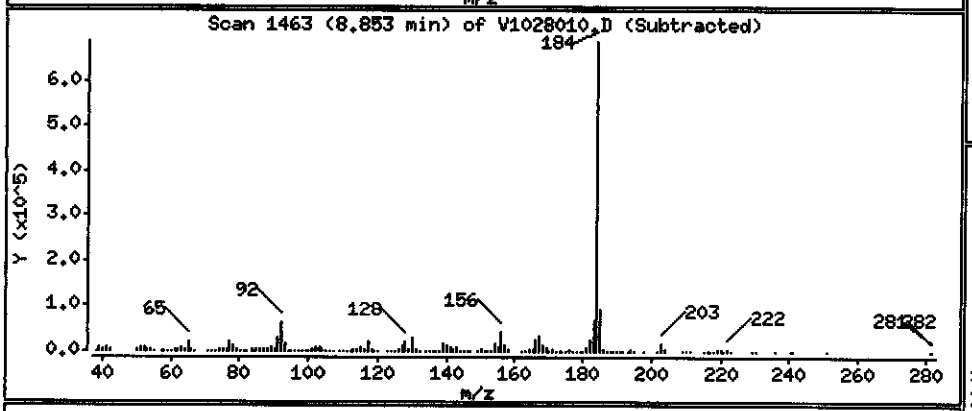

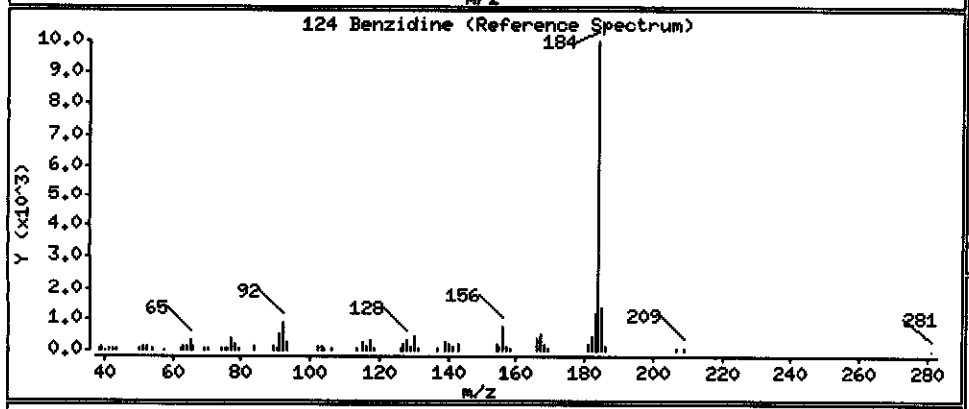

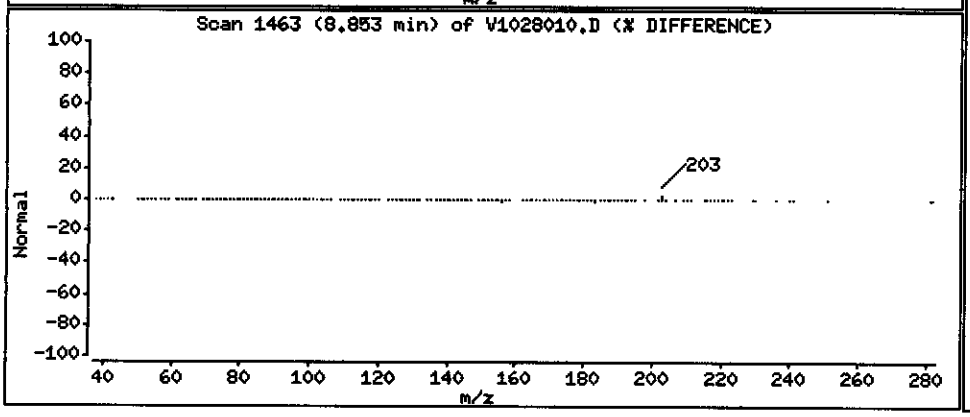

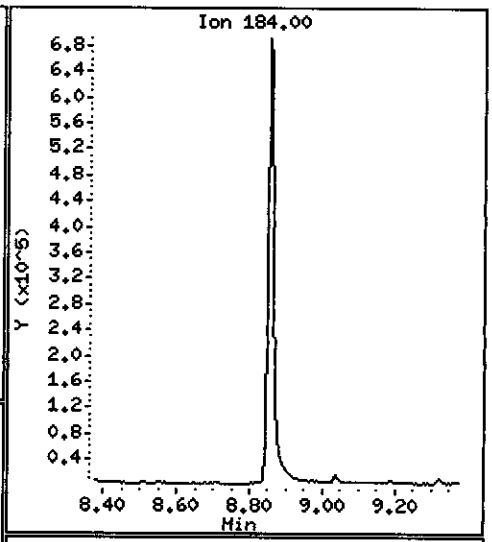

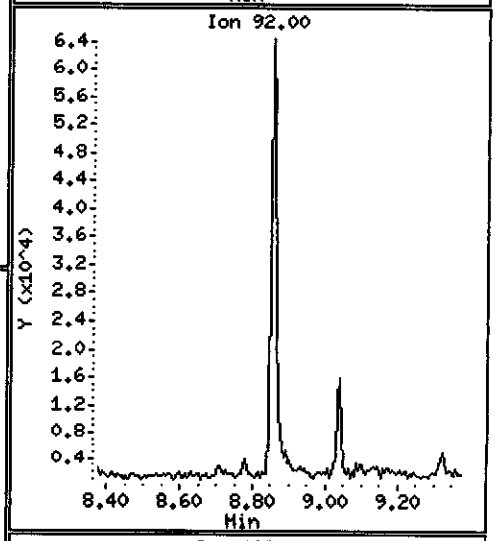

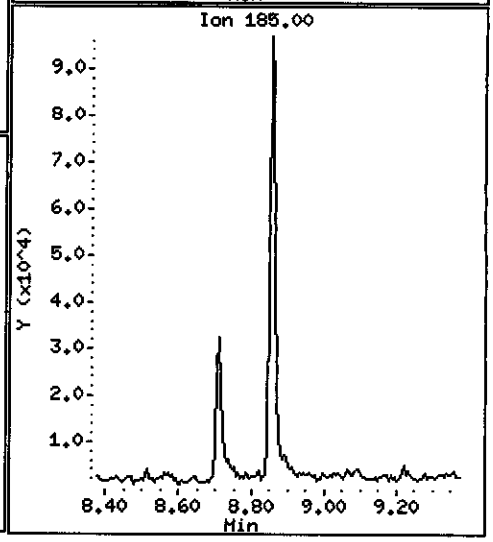

Data File: \\PITSVR06\D\chem\731.i\V102808.b\V1028010.D

Date : 28-OCT-2008 06:59

Client ID: ICM-103-1008

Instrument: 731.i

Sample Info: C8J160331-020 X2 10/20/08 h2o(8295020) 8270c

Volume Injected (uL): 2.0

Operator: 003200

Column phase: DB5-MS

Column diameter: 0.32

125 Pyrene

Concentration: 0.69522 ug/L

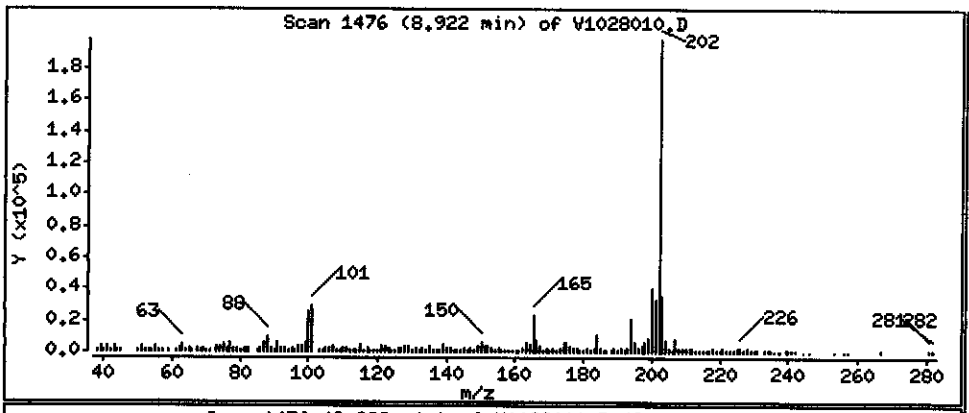

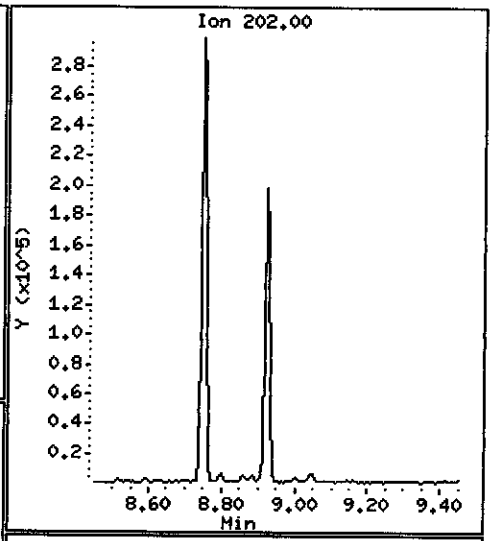

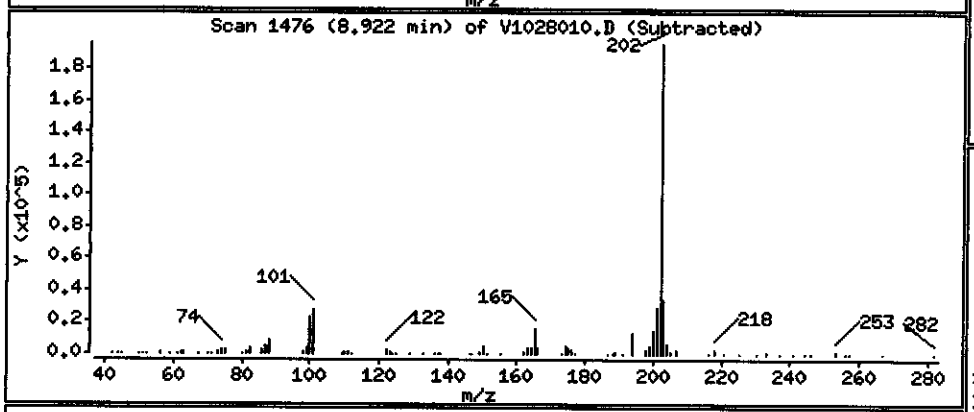

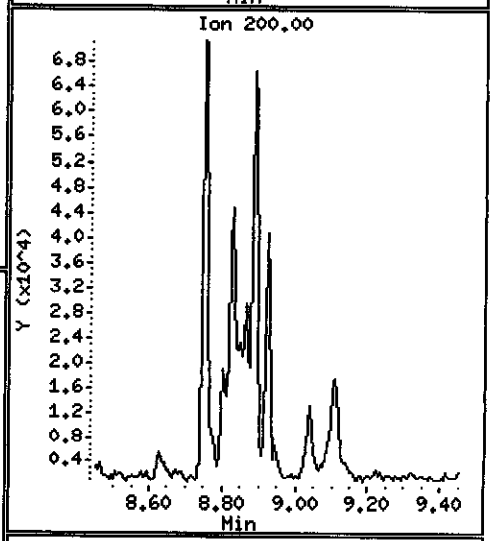

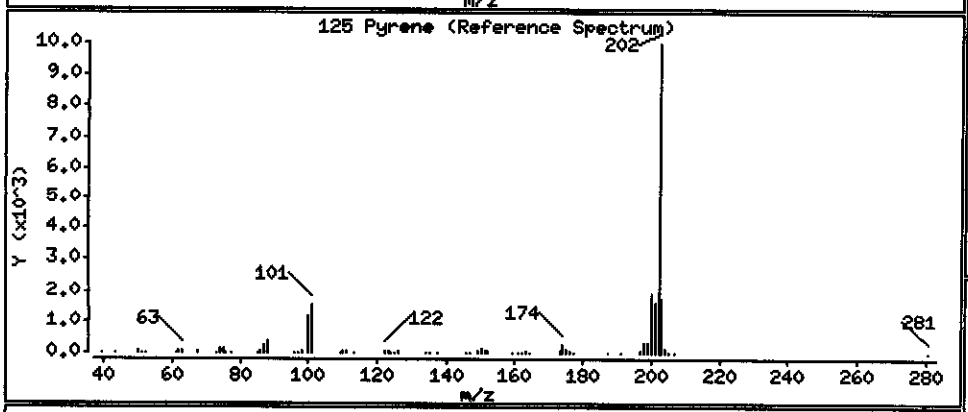

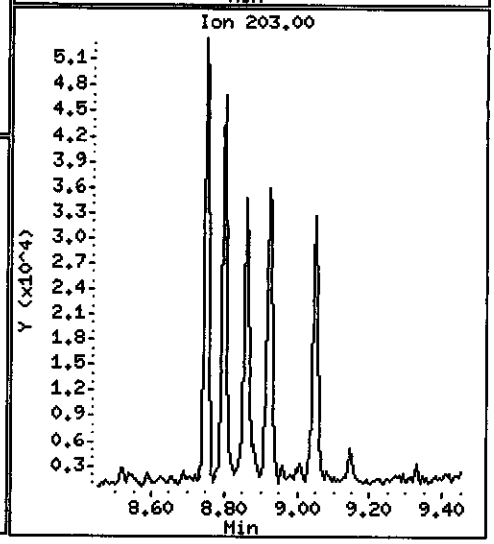

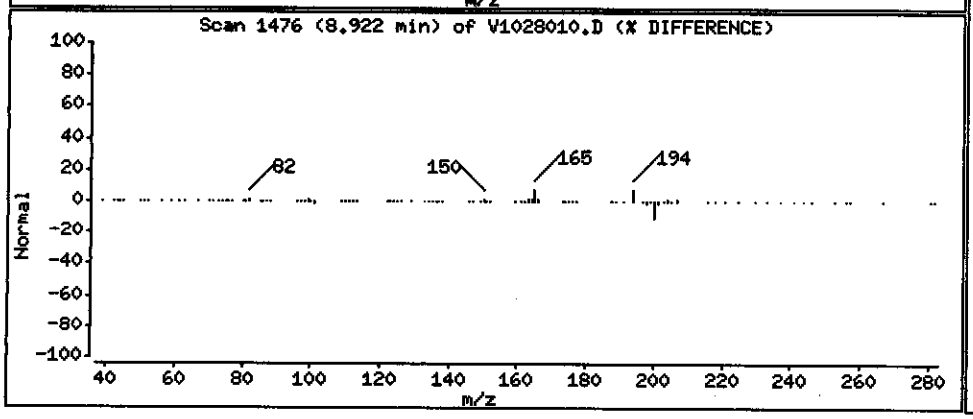

Data File Name: V1028010.D
Inj. Date and Time: 28-OCT-2008 06:59
Instrument ID: 731.i
Client ID: ICM-103-1008
Compound Name: Naphthalene-d8
CAS #: 1146-65-2
Report Date: 10/28/2008

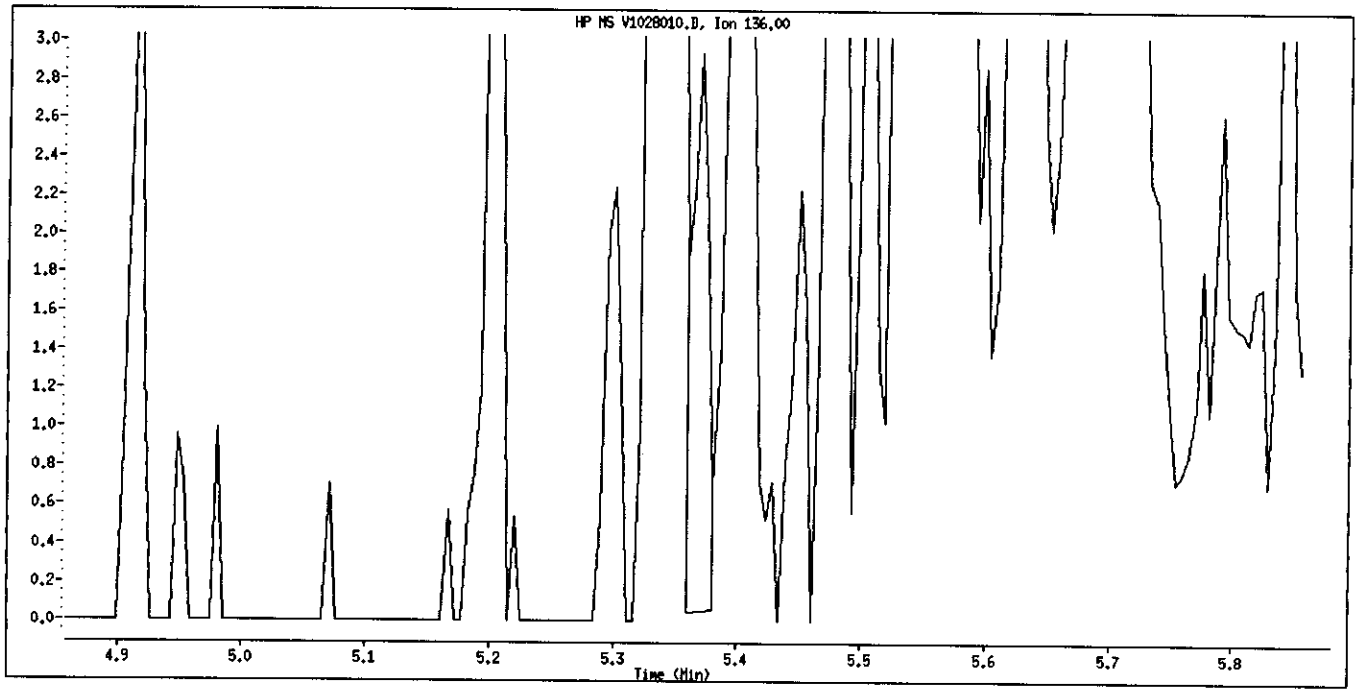

Original Integration

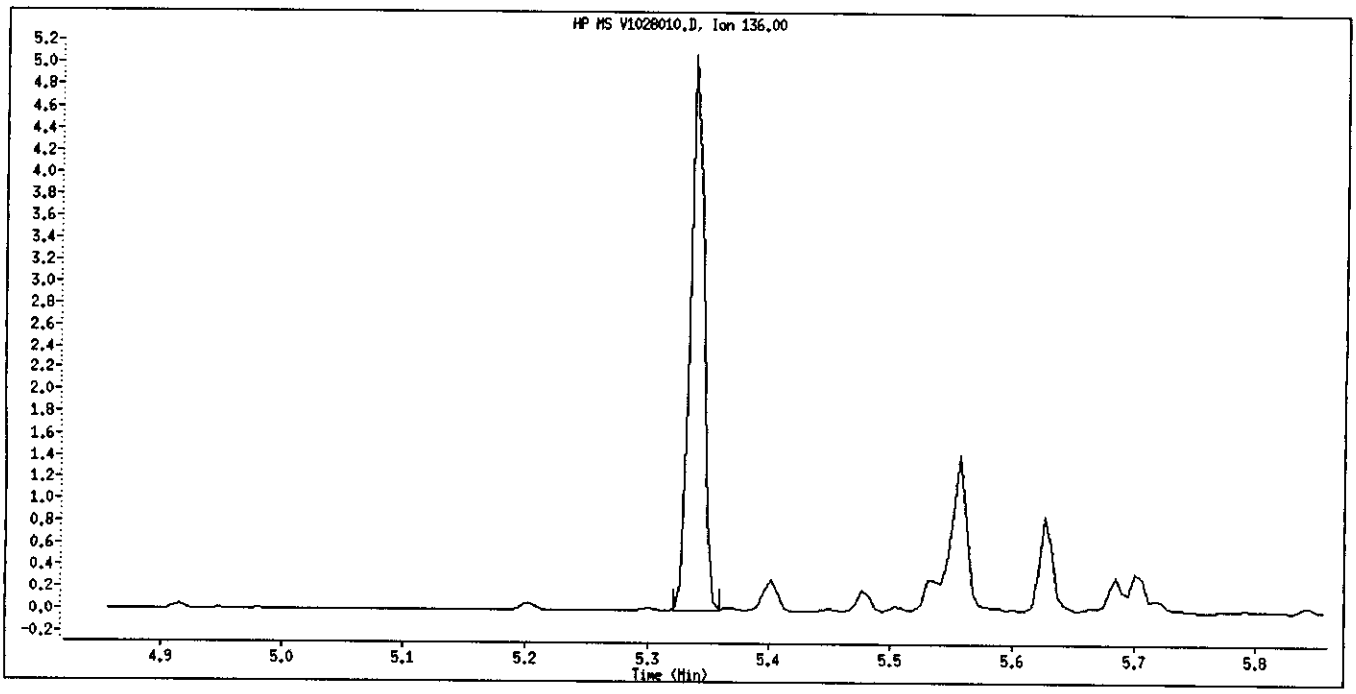

Manual Integration

Manually Integrated By: piccolinov
Manual Integration Reason: Peak Not Found

MACTEC Engineering and Consulting Inc

Client Sample ID: MW6-R-R-1008

GC/MS Semivolatiles

Lot-Sample #...: C8J160331-021	**Work Order #...:** K02VP1AL	**Matrix.....:** WATER
Date Sampled...: 10/15/08	**Date Received..:** 10/16/08	**MS Run #.....:** 8295010
Prep Date.....: 10/20/08	**Analysis Date..:** 10/30/08	
Prep Batch #...: 8295022	**Analysis Time..:** 16:39	
Dilution Factor: 1.06	**Initial Wgt/Vol:** 940 mL	**Final Wgt/Vol..:** 1 mL
Analyst ID.....: 403801	**Instrument ID..:** 71	
	Method.....: SW846 8270C	

PARAMETER	RESULT	REPORTING LIMIT	UNITS	MDL
Aniline	**9.8**	**1.1**	**ug/L**	**0.051**
Acenaphthene	**0.12 J**	**0.21**	**ug/L**	**0.055**
Acenaphthylene	ND	0.21	ug/L	0.049
Acetophenone	ND	1.1	ug/L	0.049
Anthracene	ND	0.21	ug/L	0.054
Atrazine	ND	1.1	ug/L	0.041
Benzo(a)anthracene	ND	0.21	ug/L	0.044
Benzo(a)pyrene	ND	0.21	ug/L	0.046
Benzo(b)fluoranthene	ND	0.21	ug/L	0.033
Benzo(ghi)perylene	ND	0.21	ug/L	0.029
Benzo(k)fluoranthene	ND	0.21	ug/L	0.042
Benzaldehyde	**1.2**	**1.1**	**ug/L**	**0.057**
1,1'-Biphenyl	ND	1.1	ug/L	0.064
bis(2-Chloroethoxy) methane	ND	1.1	ug/L	0.13
bis(2-Chloroethyl)-ether	ND	0.21	ug/L	0.049
bis(2-Ethylhexyl) phthalate	**0.20 J**	**1.1**	**ug/L**	**0.13**
4-Bromophenyl phenyl ether	ND	1.1	ug/L	0.053
Butyl benzyl phthalate	**0.16 J**	**1.1**	**ug/L**	**0.15**
Caprolactam	ND	5.3	ug/L	0.20
Carbazole	ND	0.21	ug/L	0.055
4-Chloroaniline	**31**	**1.1**	**ug/L**	**0.049**
4-Chloro-3-methylphenol	ND	1.1	ug/L	0.063
2-Chloronaphthalene	ND	0.21	ug/L	0.047
2-Chlorophenol	**4.9**	**1.1**	**ug/L**	**0.048**
4-Chlorophenyl phenyl ether	ND	1.1	ug/L	0.045
Chrysene	ND	0.21	ug/L	0.038
Dibenz(a,h)anthracene	ND	0.21	ug/L	0.037
Dibenzofuran	ND	1.1	ug/L	0.057
3,3'-Dichlorobenzidine	ND	1.1	ug/L	0.043
2,4-Dichlorophenol	ND	0.21	ug/L	0.051
Diethyl phthalate	ND	1.1	ug/L	0.26
2,4-Dimethylphenol	**0.12 J**	**1.1**	**ug/L**	**0.055**

(Continued on next page)

MACTEC Engineering and Consulting Inc

Client Sample ID: MW6-R-R-1008

GC/MS Semivolatiles

Lot-Sample #...: C8J160331-021 **Work Order #...:** K02VP1AL **Matrix.....:** WATER

PARAMETER	RESULT	REPORTING LIMIT	UNITS	MDL
Dimethyl phthalate	ND	1.1	ug/L	0.045
Di-n-butyl phthalate	**0.10 J**	**1.1**	**ug/L**	**0.049**
4,6-Dinitro-2-methylphenol	ND	5.3	ug/L	1.5
2,4-Dinitrophenol	ND	5.3	ug/L	1.4
2,4-Dinitrotoluene	ND	1.1	ug/L	0.048
2,6-Dinitrotoluene	ND	1.1	ug/L	0.054
Di-n-octyl phthalate	**0.57 J**	**1.1**	**ug/L**	**0.045**
Fluoranthene	ND	0.21	ug/L	0.052
Fluorene	ND	0.21	ug/L	0.057
Hexachlorobenzene	ND	0.21	ug/L	0.046
Hexachlorobutadiene	ND	0.21	ug/L	0.040
Hexachlorocyclopentadiene	ND	1.1	ug/L	0.085
Hexachloroethane	ND	1.1	ug/L	0.046
Indeno(1,2,3-cd)pyrene	ND	0.21	ug/L	0.050
Isophorone	ND	1.1	ug/L	0.050
2-Methylnaphthalene	ND	0.21	ug/L	0.050
2-Methylphenol	ND	1.1	ug/L	0.054
4-Methylphenol	ND	1.1	ug/L	0.078
Naphthalene	ND	0.21	ug/L	0.046
2-Nitroaniline	ND	5.3	ug/L	0.050
3-Nitroaniline	ND	5.3	ug/L	0.043
4-Nitroaniline	ND	5.3	ug/L	0.027
Nitrobenzene	ND	0.21	ug/L	0.068
2-Nitrophenol	ND	1.1	ug/L	0.057
4-Nitrophenol	ND	5.3	ug/L	0.074
N-Nitrosodi-n-propylamine	ND	0.21	ug/L	0.063
N-Nitrosodiphenylamine	ND	0.21	ug/L	0.052
2,2'-oxybis (1-Chloropropane)	ND	0.21	ug/L	0.027
Pentachlorophenol	ND	1.1	ug/L	0.088
Phenanthrene	**0.15 J,B**	**0.21**	**ug/L**	**0.058**
Phenol	ND	0.21	ug/L	0.023
Pyrene	ND	0.21	ug/L	0.060
2,4,5-Trichlorophenol	ND	1.1	ug/L	0.066
2,4,6-Trichlorophenol	ND	1.1	ug/L	0.060

(Continued on next page)

MACTEC Engineering and Consulting Inc

Client Sample ID: MW6-R-R-1008

GC/MS Semivolatiles

Lot-Sample #...: C8J160331-021 **Work Order #...:** K02VP1AL **Matrix.....:** WATER

SURROGATE	PERCENT RECOVERY	RECOVERY LIMITS
Nitrobenzene-d5	63	(23 - 112)
Terphenyl-d14	62	(10 - 132)
2-Fluorobiphenyl	67	(19 - 107)
2-Fluorophenol	60	(10 - 111)
Phenol-d5	63	(15 - 112)
2,4,6-Tribromophenol	67	(16 - 122)

NOTE(S):

J Estimated result. Result is less than RL.

B Method blank contamination. The associated method blank contains the target analyte at a reportable level.

Data File: \\PITSVR06\D\chem\732.i\d103008.b\D1030029.D
Date : 30-OCT-2008 16:39
Client ID: MW6-R-R-1008
Sample Info: C8j160331-021 10/20/08 h2o42(8295022)
Volume Injected (uL): 2.0
Column phase: DB5-MS

Instrument: 732.i
Operator: 403801nlb (INT BNA0446-05)
Column diameter: 0.32

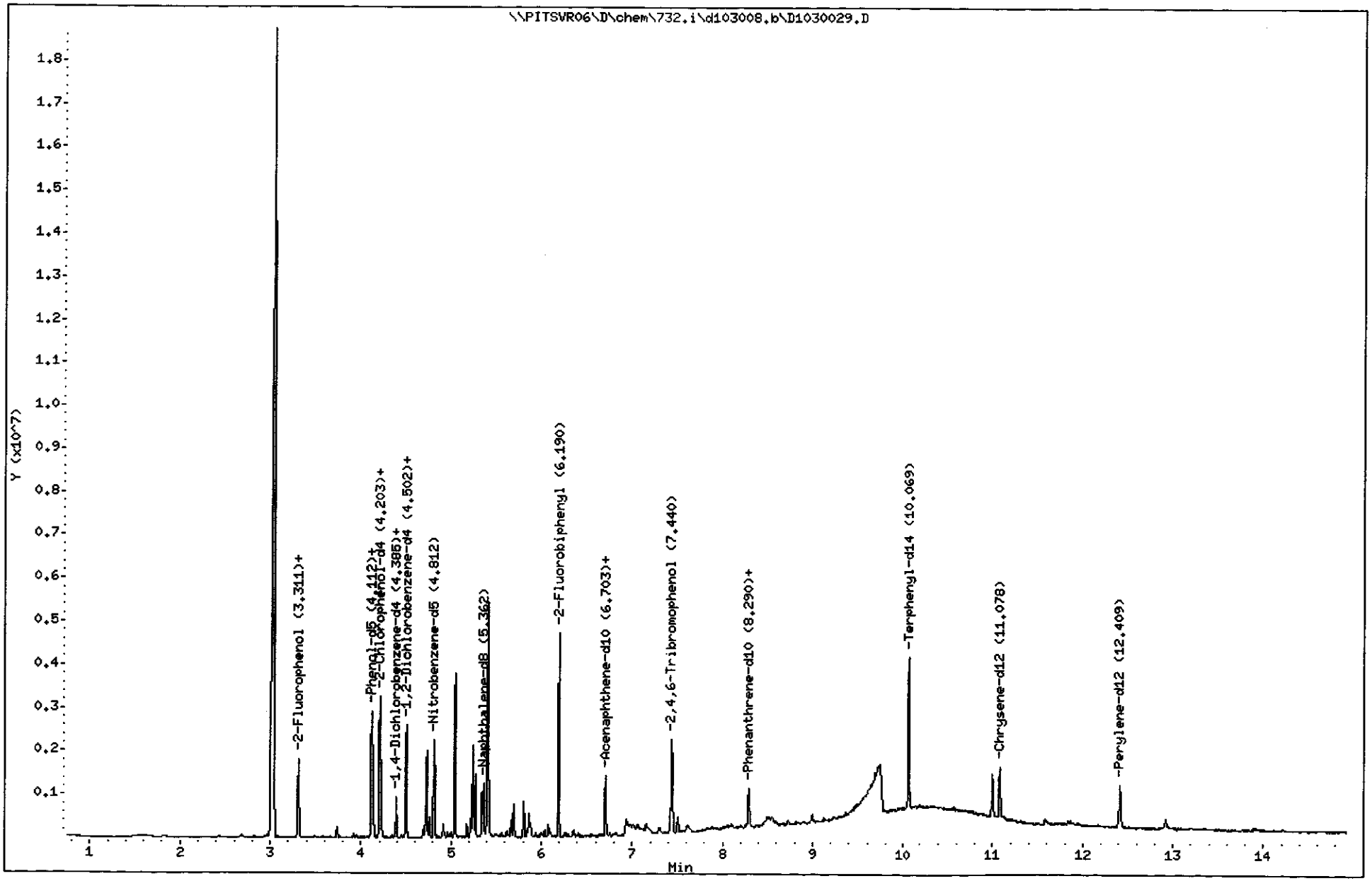

(2001 - 3460)
2732
C8J160331

TestAmerica Pittsburgh

Semivolatile REPORT SW-846 Method 8270

Data file : \\PITSVR06\D\chem\732.i\d103008.b\D1030029.D
Lab Smp Id: K02VP1AL Client Smp ID: MW6-R-R-1008
Inj Date : 30-OCT-2008 16:39
Operator : 403801nlb (INT BNA0446-05) Inst ID: 732.i
Smp Info : C8j160331-021 10/20/08 h2o42(8295022)
Misc Info : k02vp1al,d103008.b,ll.m,428270.sub
Comment :
Method : \\PITSVR06\D\chem\732.i\d103008.b\ll.m
Meth Date : 30-Oct-2008 19:27 732.i Quant Type: ISTD
Cal Date : 27-OCT-2008 13:31 Cal File: D1027ID7.D
Als bottle: 33
Dil Factor: 1.00000
Integrator: HP RTE Compound Sublist: 428270.sub
Target Version: 4.14
Processing Host: PITPC-501

Concentration Formula: Amt * DF * Uf * Vt/(Vo * Vi)*1 * CpndVariable

Name	Value	Description
DF	1.000	Dilution Factor
Uf	1.000	ng unit correction factor
Vt	1000.000	Volume of final extract (uL)
Vo	940.000	Volume of sample extracted (mL)
Vi	2.000	Volume injected (uL)
Cpnd Variable		Local Compound Variable

Compounds	QUANT SIG MASS	RT	EXP RT	REL RT	RESPONSE	CONCENTRATIONS ON-COLUMN (NG)	FINAL (ug/L)
* 1 1,4-Dichlorobenzene-d4	152	4.384	4.379	(1.000)	102765	8.00000	
* 2 Naphthalene-d8	136	5.362	5.356	(1.000)	420034	8.00000	
* 3 Acenaphthene-d10	164	6.703	6.697	(1.000)	232519	8.00000	
* 4 Phenanthrene-d10	188	8.295	8.278	(1.000)	393815	8.00000	
* 5 Chrysene-d12	240	11.078	11.067	(1.000)	427512	8.00000	
* 6 Perylene-d12	264	12.408	12.397	(1.000)	405945	8.00000	
198 1,4-Dioxane	88	Compound Not Detected.					
10 N-Nitrosodimethylamine	74	Compound Not Detected.					
9 Pyridine	79	Compound Not Detected.					
16 Methyl methanesulfonate	80	3.310	3.139	(0.755)	6448	0.77193	0.41060(Q)
206 Benzaldehyde	77	4.037	4.031	(0.921)	5806	2.25297	1.1984
21 Aniline	93	4.122	4.117	(0.940)	451482	18.4642	9.8214(Q)
22 Phenol	94	Compound Not Detected.					
23 bis(2-Chloroethyl)ether	93	4.192	4.186	(0.956)	1146	0.07673	0.040815(Q)
24 2-Chlorophenol	128	4.213	4.208	(0.961)	165321	9.19068	4.8886(Q)
26 1,3-Dichlorobenzene	146	4.336	4.331	(0.989)	6113	0.29590	0.15739
27 1,4-Dichlorobenzene	146	4.395	4.395	(1.002)	33788	1.57576	0.83817
28 1,2-Dichlorobenzene	146	4.512	4.507	(1.029)	5946	0.29821	0.15862(Q)
29 Benzyl Alcohol	108	Compound Not Detected.					
30 2-Methylphenol	108	4.592	4.582	(1.048)	1162	0.07287	0.038761(Q)
31 2,2'-oxybis(1-Chloropropane)	45	Compound Not Detected.					

	Compounds	QUANT SIG MASS	RT	EXP RT	REL RT	RESPONSE	CONCENTRATIONS ON-COLUMN (NG)	CONCENTRATIONS FINAL (ug/L)
37	Acetophenone	105	Compound Not Detected.					
32	N-Nitroso-di-n-propylamine	70	Compound Not Detected.					
192	4-Methylphenol	108	Compound Not Detected.					
34	Hexachloroethane	117	Compound Not Detected.					
35	Nitrobenzene	77	Compound Not Detected.					
41	Isophorone	82	Compound Not Detected.					
42	2-Nitrophenol	139	Compound Not Detected.					
43	2,4-Dimethylphenol	107	5.111	5.105	(0.953)	4747	0.22534	0.11986
44	bis(2-Chloroethoxy)methane	93	Compound Not Detected.					
48	2,4-Dichlorophenol	162	5.255	5.249	(0.980)	1325	0.08886	0.047265(Q)
49	Benzoic Acid	122	Compound Not Detected.					
50	1,2,4-Trichlorobenzene	180	Compound Not Detected.					
51	Naphthalene	128	Compound Not Detected.					
52	4-Chloroaniline	127	5.404	5.415	(1.008)	1272020	57.3437	30.502(A)
54	2,6-Dichlorophenol	162	Compound Not Detected.					
56	Hexachlorobutadiene	224	Compound Not Detected.					
208	Caprolactam	113	Compound Not Detected.					
59	4-Chloro-3-Methylphenol	107	Compound Not Detected.					
62	2-Methylnaphthalene	142	Compound Not Detected.					
63	1-Methylnaphthalene	142	Compound Not Detected.					
64	Hexachlorocyclopentadiene	236	Compound Not Detected.					
66	2,4,6-Trichlorophenol	196	Compound Not Detected.					
67	2,4,5-Trichlorophenol	196	Compound Not Detected.					
209	1,1'-Biphenyl	154	6.264	6.259	(0.935)	3361	0.07667	0.040781
70	2-Chloronaphthalene	162	Compound Not Detected.					
73	2-Nitroaniline	65	Compound Not Detected.					
76	Dimethylphthalate	163	Compound Not Detected.					
78	2,6-Dinitrotoluene	165	Compound Not Detected.					
79	Acenaphthylene	152	Compound Not Detected.					
81	3-Nitroaniline	138	Compound Not Detected.					
82	Acenaphthene	153	6.729	6.719	(1.004)	7718	0.22329	0.11877
83	2,4-Dinitrophenol	184	Compound Not Detected.					
85	4-Nitrophenol	109	Compound Not Detected.					
86	Dibenzofuran	168	6.868	6.857	(1.025)	4131	0.08993	0.047836
87	2,4-Dinitrotoluene	165	Compound Not Detected.					
91	2,3,5,6-Tetrachlorophenol	231	Compound Not Detected.					
88	2,3,4,6-Tetrachlorophenol	231	Compound Not Detected.					
92	2-Naphthylamine	143	Compound Not Detected.					
93	Diethylphthalate	149	7.077	7.066	(1.056)	9386	0.25688	0.13664
94	Fluorene	166	Compound Not Detected.					
95	4-Chlorophenyl-phenylether	204	Compound Not Detected.					
96	4-Nitroaniline	138	Compound Not Detected.					
98	4,6-Dinitro-2-methylphenol	198	Compound Not Detected.					
99	N-Nitrosodiphenylamine (1)	169	Compound Not Detected.					
100	1,2-Diphenylhydrazine	77	Compound Not Detected.					
106	4-Bromophenyl-phenylether	248	Compound Not Detected.					
107	Hexachlorobenzene	283	Compound Not Detected.					
210	Atrazine	200	Compound Not Detected.					
111	Pentachlorophenol	265	Compound Not Detected.					
115	Phenanthrene	178	8.321	8.311	(1.003)	14607	0.28312	0.15060
116	Anthracene	178	Compound Not Detected.					
119	Carbazole	167	Compound Not Detected.					
120	Di-n-Butylphthalate	149	9.016	9.000	(1.087)	11980	0.19592	0.10421
123	Fluoranthene	202	Compound Not Detected.					

Compounds	QUANT SIG MASS	RT	EXP RT	REL RT	RESPONSE	CONCENTRATIONS ON-COLUMN (NG)	CONCENTRATIONS FINAL (ug/L)
124 Benzidine	184	Compound Not Detected.					
125 Pyrene	202	Compound Not Detected.					
131 Butylbenzylphthalate	149	10.576	10.554	(0.955)	9427	0.30134	0.16029(Q)
135 3,3'-Dichlorobenzidine	252	Compound Not Detected.					
136 Benzo(a)Anthracene	228	Compound Not Detected.					
137 Chrysene	228	Compound Not Detected.					
139 bis(2-ethylhexyl)Phthalate	149	11.126	11.110	(1.004)	17791	0.37759	0.20084
140 Di-n-octylphthalate	149	11.698	11.676	(0.943)	6632	1.07630	0.57250(Q)
141 Benzo(b)fluoranthene	252	Compound Not Detected.					
142 Benzo(k)fluoranthene	252	Compound Not Detected.					
143 7,12-dimethylbenz[a]anthracen	256	Compound Not Detected.					
146 Benzo(a)pyrene	252	Compound Not Detected.					
149 Indeno(1,2,3-cd)pyrene	276	Compound Not Detected.					
150 Dibenz(a,h)anthracene	278	Compound Not Detected.					
151 Benzo(g,h,i)perylene	276	Compound Not Detected.					
$ 154 Nitrobenzene-d5	82	4.811	4.806	(0.897)	543954	25.3992	13.510(A)
$ 155 2-Fluorobiphenyl	172	6.190	6.184	(0.923)	1042688	26.8485	14.281(A)
$ 156 Terphenyl-d14	244	10.068	10.052	(0.909)	1079926	24.9876	13.291(A)
$ 157 Phenol-d5	99	4.112	4.106	(0.938)	738058	37.8602	20.138(A)
$ 158 2-Fluorophenol	112	3.316	3.305	(0.756)	561214	36.2269	19.270(A)
$ 159 2,4,6-Tribromophenol	330	7.440	7.429	(0.897)	260319	40.4006	21.490(A)
$ 186 2-Chlorophenol-d4	132	4.202	4.197	(0.959)	712040	39.7757	21.157(A)
$ 187 1,2-Dichlorobenzene-d4	152	4.502	4.496	(1.027)	322999	24.9243	13.258(A)

QC Flag Legend

A - Target compound detected but, quantitated amount exceeded maximum amount.
Q - Qualifier signal failed the ratio test.

Data File: \\PITSVR06\D\chem\732.i\d103008.b\D1030029.D

Date : 30-OCT-2008 16:39

Client ID: MW6-R-R-1008

Instrument: 732.i

Sample Info: C8j160331-021 10/20/08 h2o42(8295022)

Volume Injected (uL): 2.0

Operator: 403801nlb (INT BNA0446-05)

Column phase: DB5-MS

Column diameter: 0.32

16 Methyl methanesulfonate

Concentration: 0.41060 ug/L

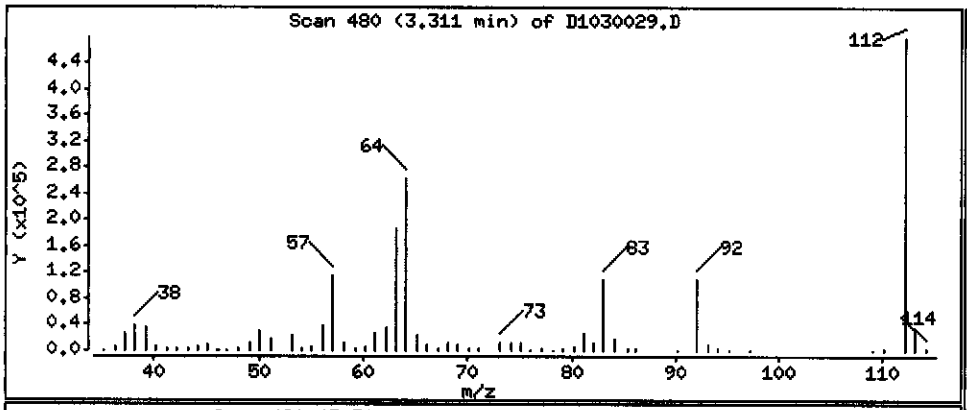

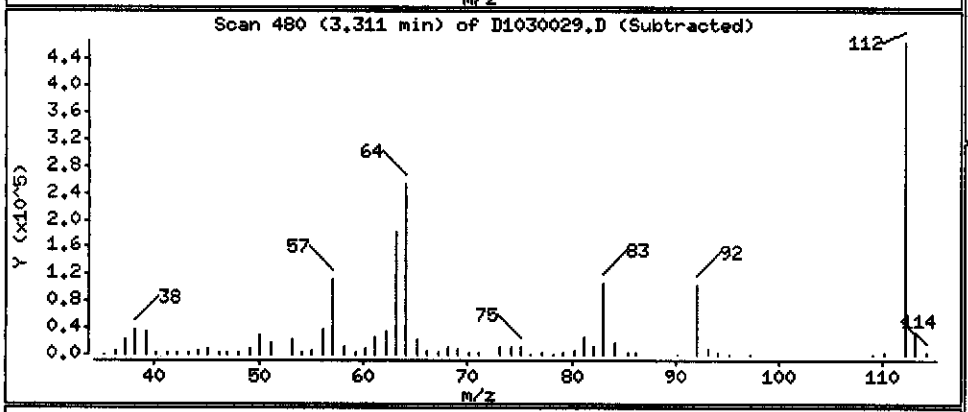

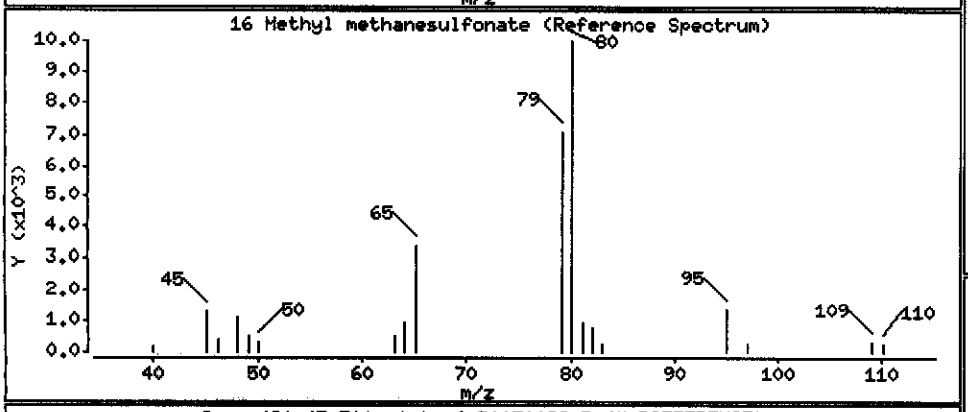

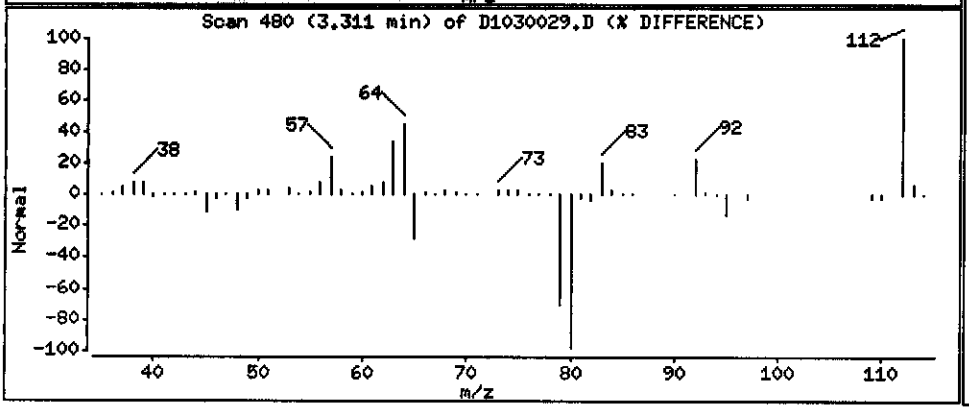

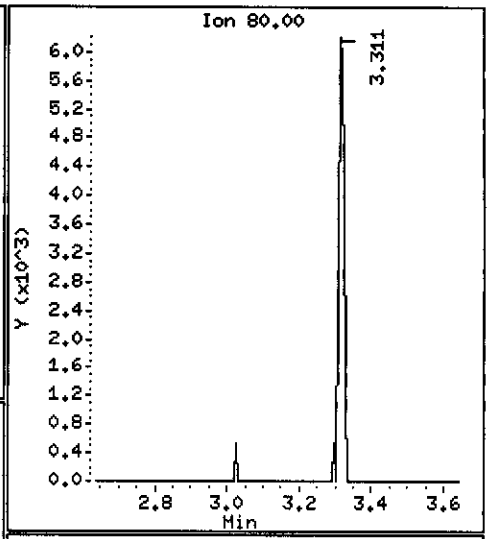

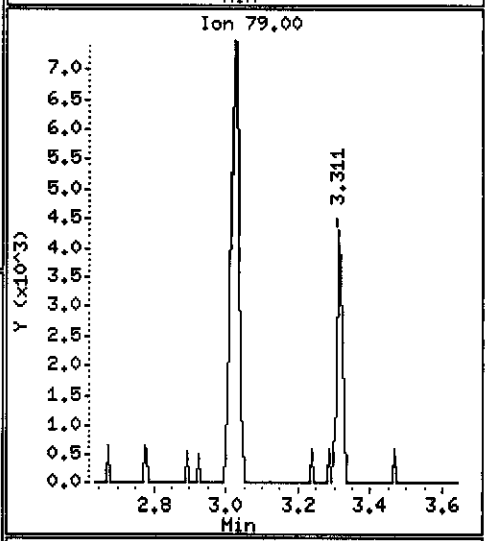

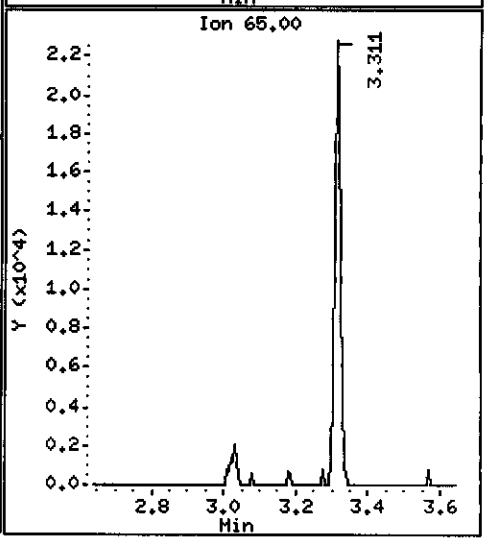

Data File: \\PITSVR06\D\chem\732.i\d103008.b\D1030029.D

Date : 30-OCT-2008 16:39

Client ID: MW6-R-R-1008

Instrument: 732.i

Sample Info: C8j160331-021 10/20/08 h2o42(8295022)

Volume Injected (uL): 2.0

Operator: 403801nlb (INT BNA0446-05)

Column phase: DB5-MS

Column diameter: 0.32

206 Benzaldehyde

Concentration: 1.1984 ug/L

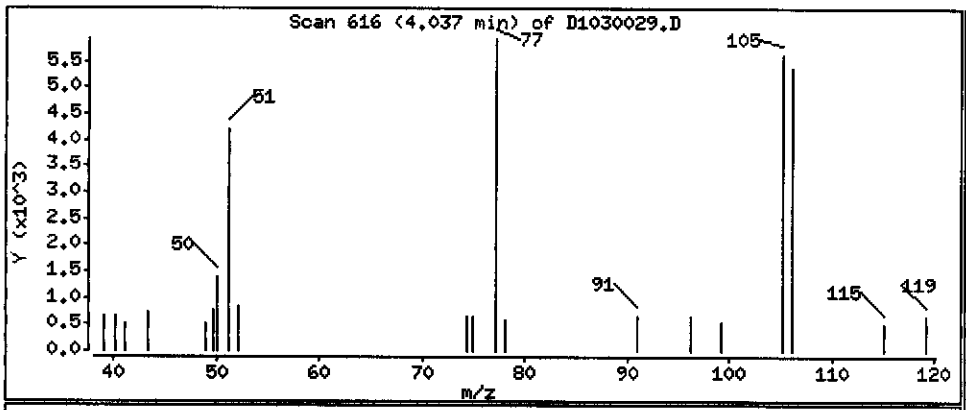

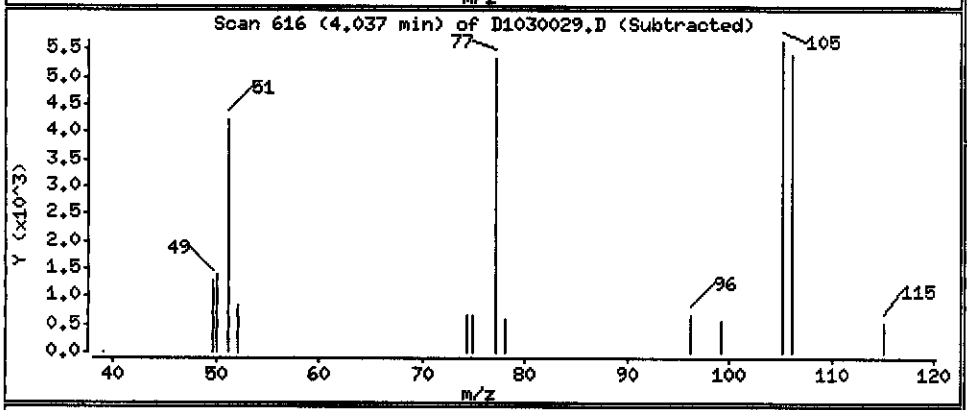

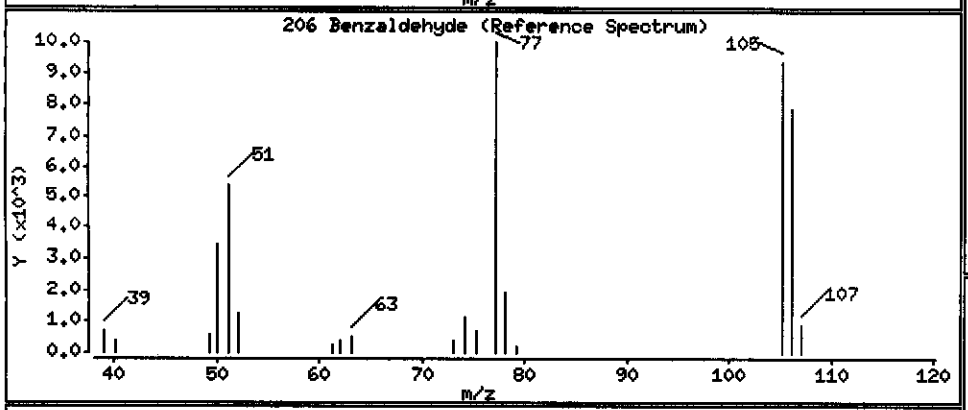

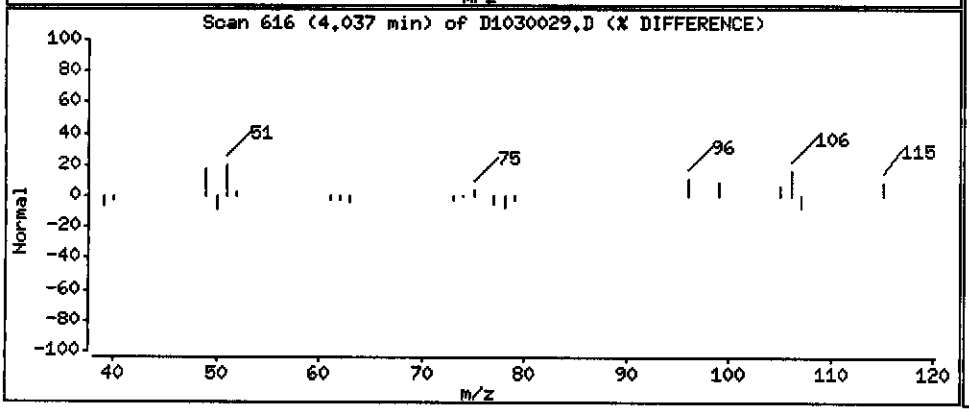

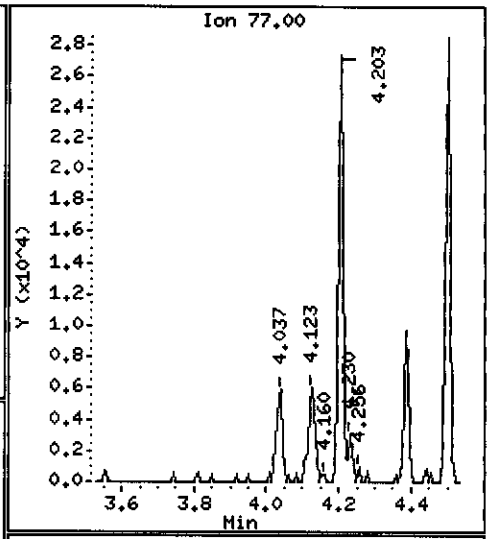

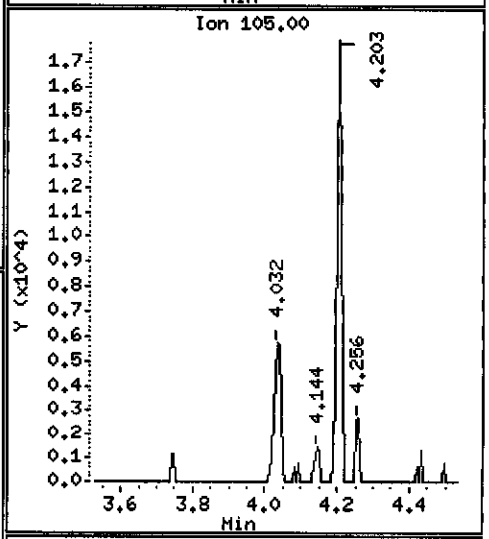

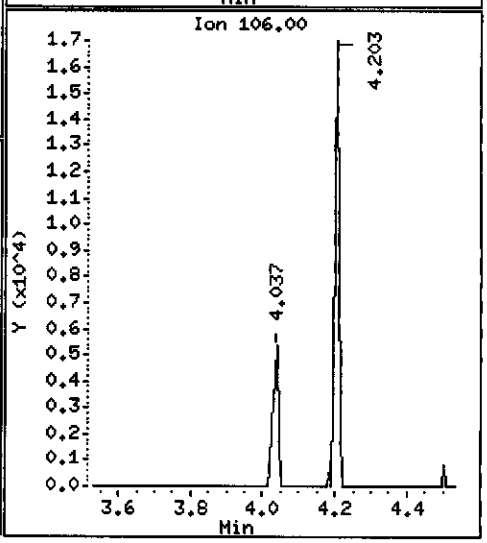

Data File: \\PITSVR06\D\chem\732.i\d103008.b\D1030029.D

Date : 30-OCT-2008 16:39

Client ID: MW6-R-R-1008

Instrument: 732.i

Sample Info: C8j160331-021 10/20/08 h2o42(8295022)

Volume Injected (uL): 2.0

Operator: 403801nlb (INT BNA0446-05)

Column phase: DB5-MS

Column diameter: 0.32

21 Aniline

Concentration: 9.8214 ug/L

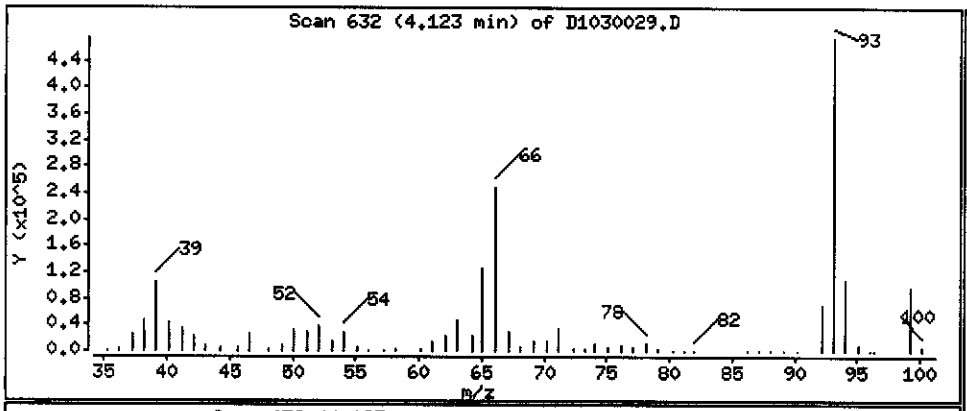

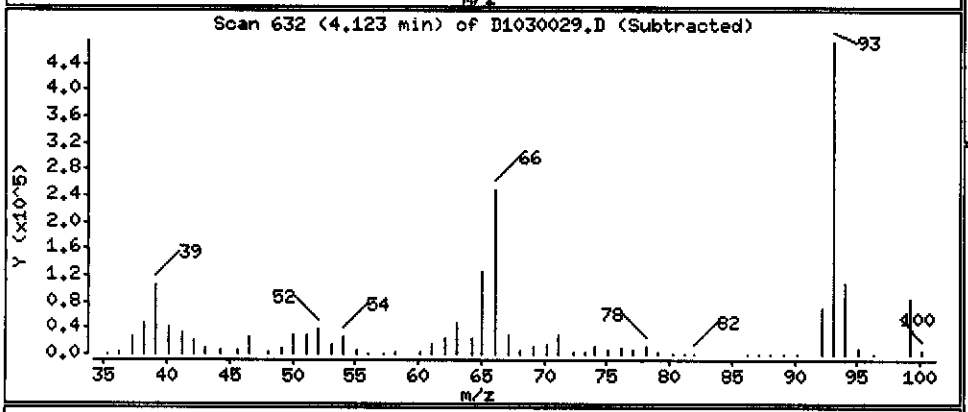

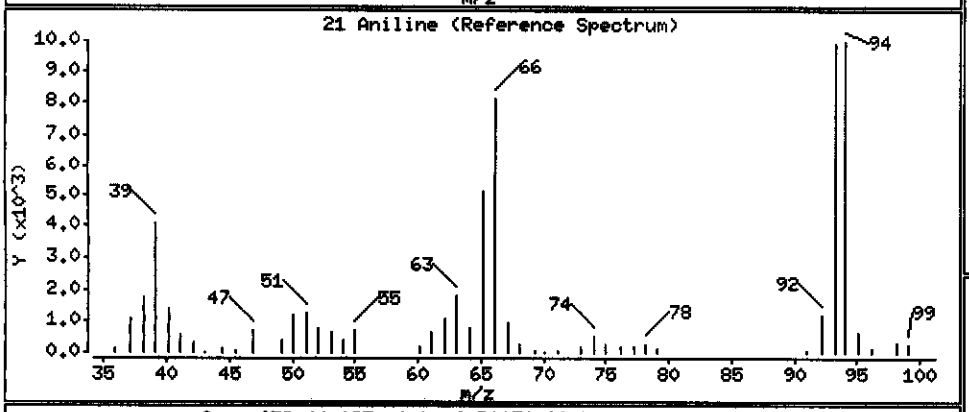

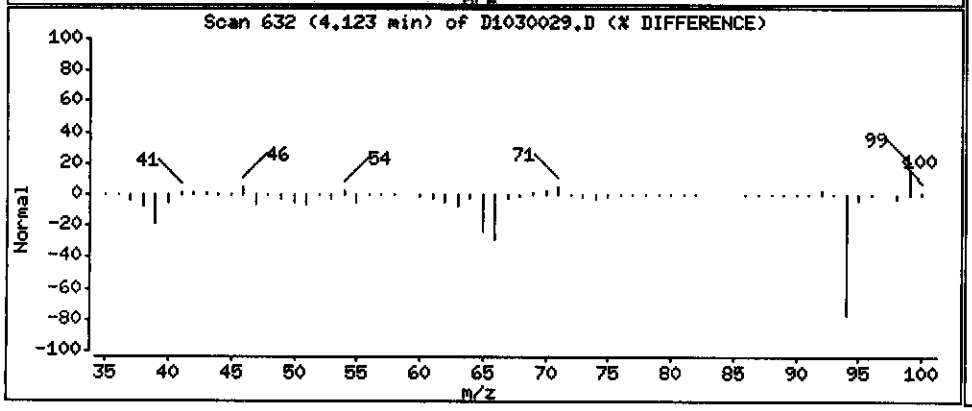

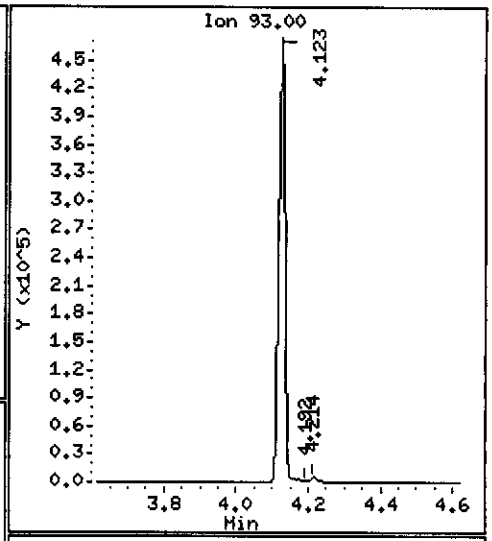

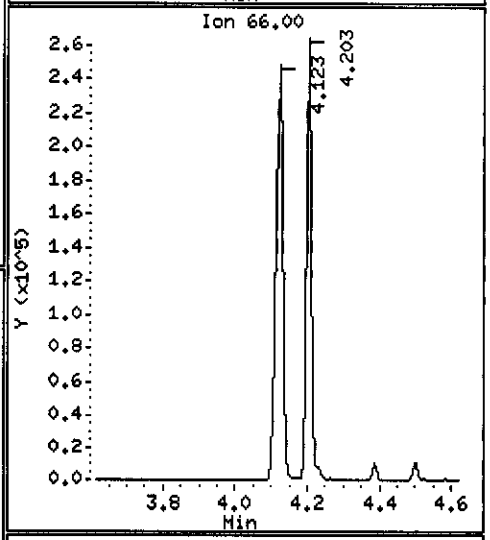

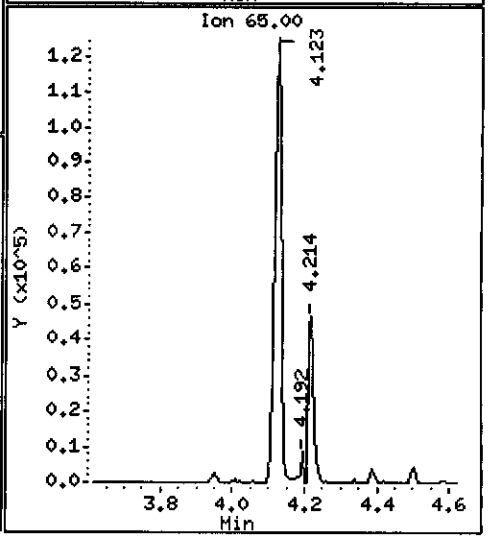

Data File: \\PITSVR06\D\chem\732.i\d103008.b\D1030029.D

Date : 30-OCT-2008 16:39

Client ID: MW6-R-R-1008

Instrument: 732.i

Sample Info: C8j160331-021 10/20/08 h2o42(8295022)

Volume Injected (uL): 2.0

Operator: 403801n1b (INT BNA0446-05)

Column phase: DB5-MS

Column diameter: 0.32

23 bis(2-Chloroethyl)ether

Concentration: 0.040815 ug/L

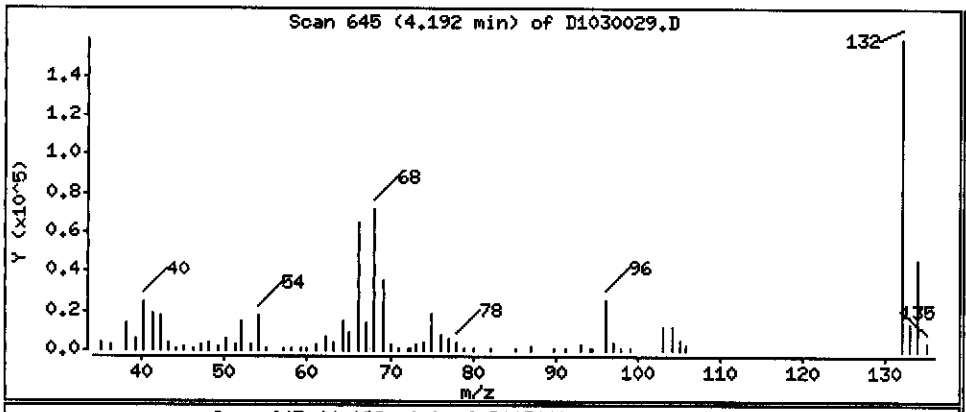

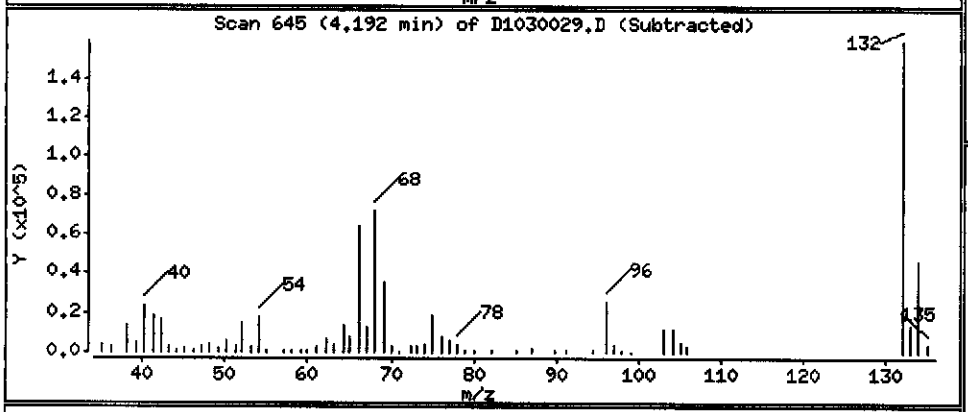

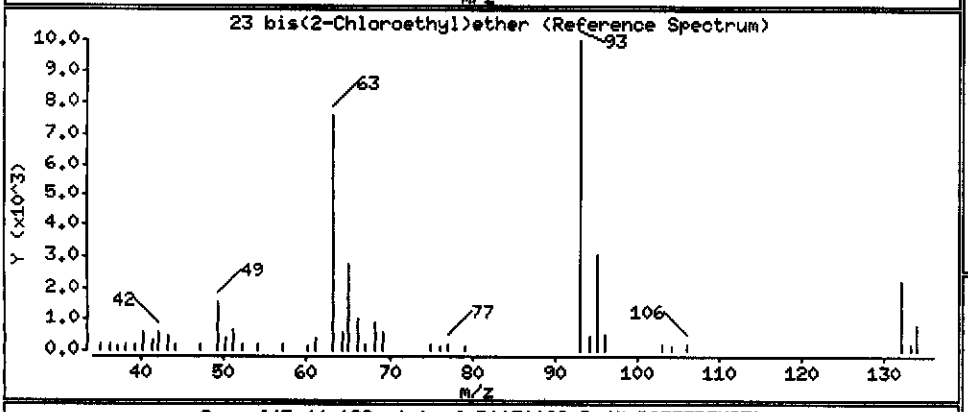

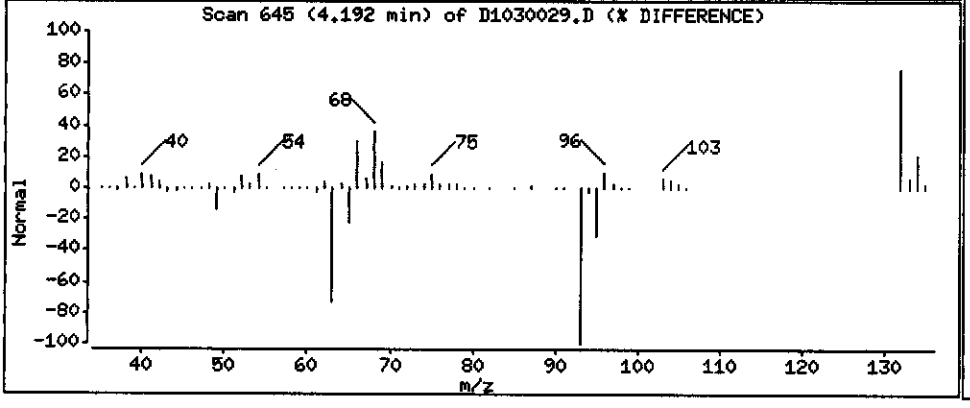

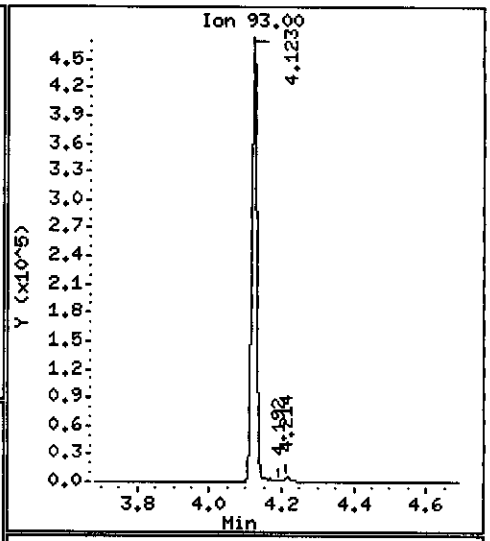

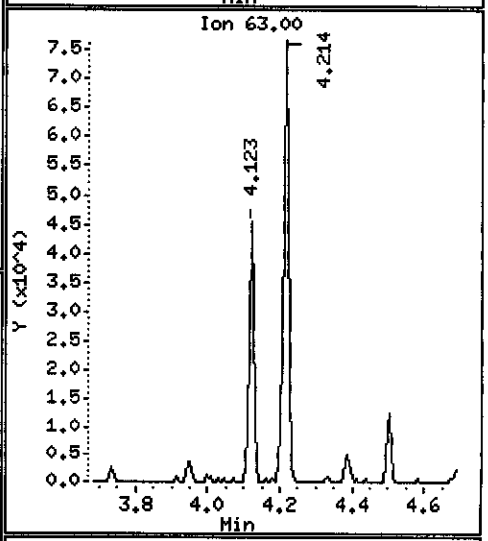

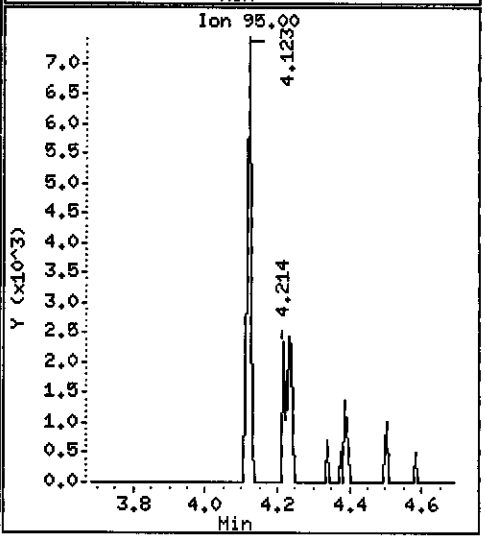

Data File: \\PITSVR06\D\chem\732.i\d103008.b\D1030029.D

Date : 30-OCT-2008 16:39

Client ID: MW6-R-R-1008

Instrument: 732.i

Sample Info: C8J160331-021 10/20/08 h2o42(8295022)

Volume Injected (uL): 2.0

Operator: 403801n1b (INT BNA0446-05)

Column phase: DB5-MS

Column diameter: 0.32

24 2-Chlorophenol

Concentration: 4.8886 ug/L

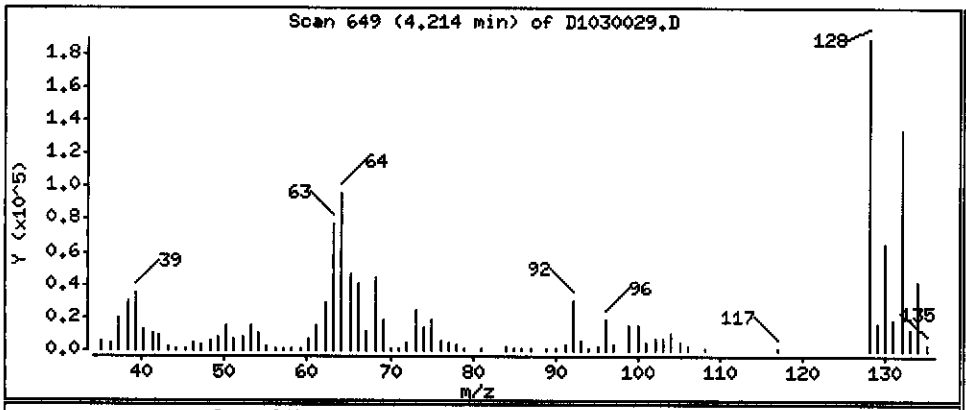

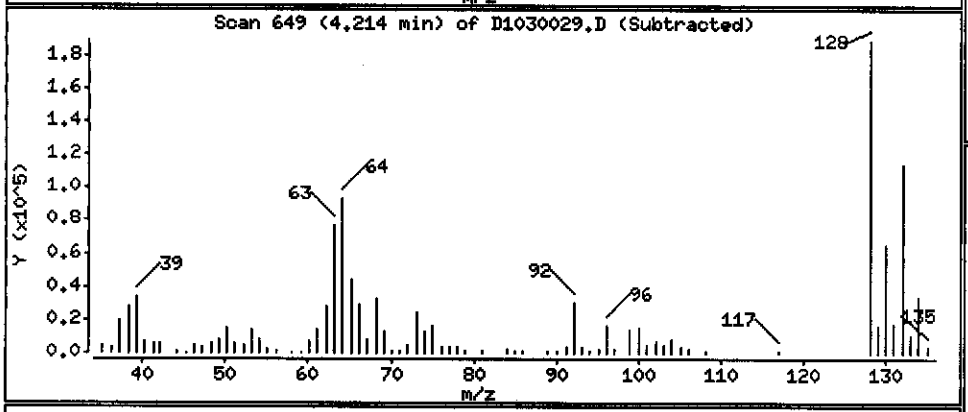

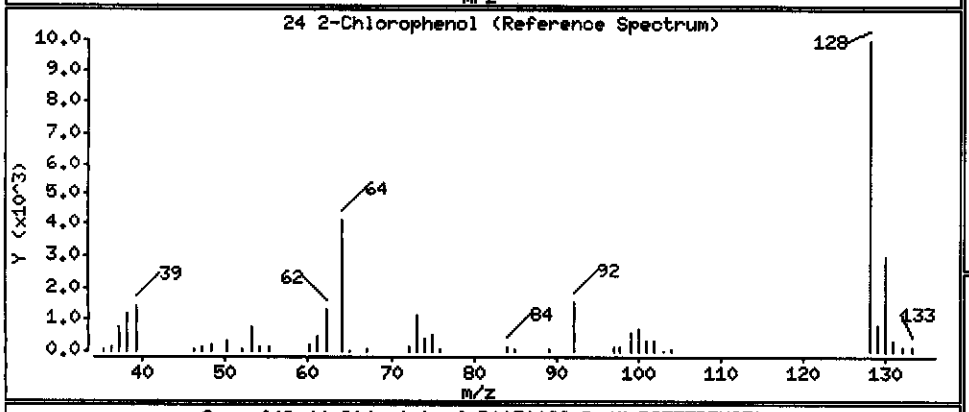

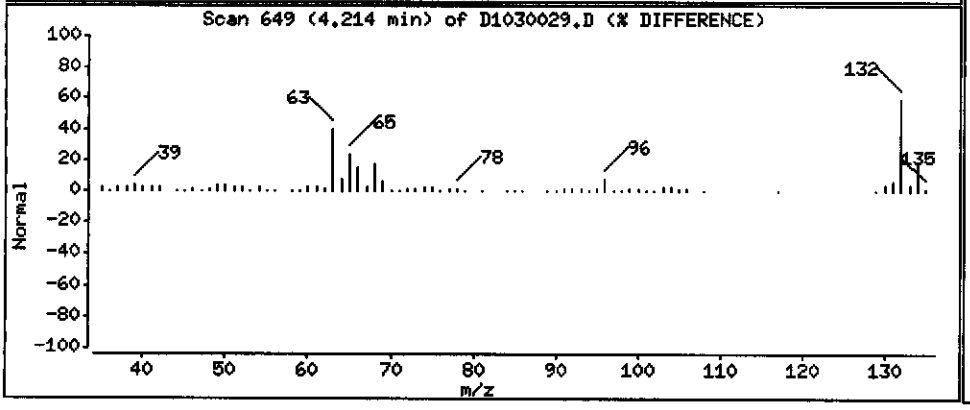

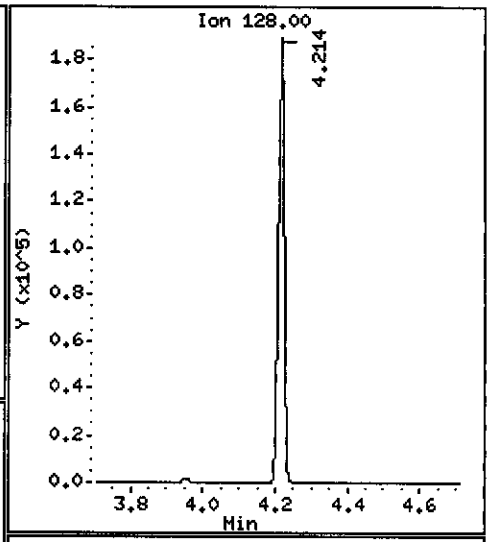

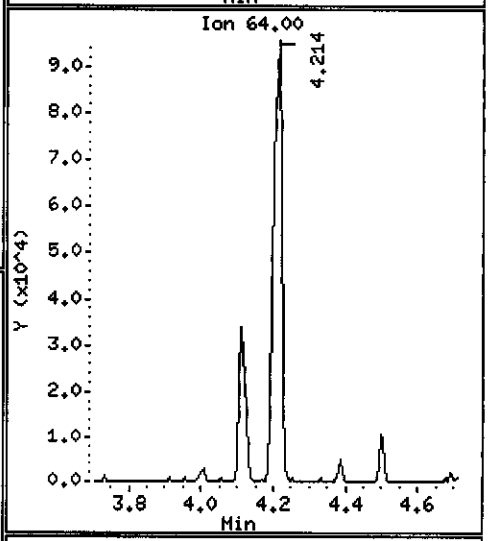

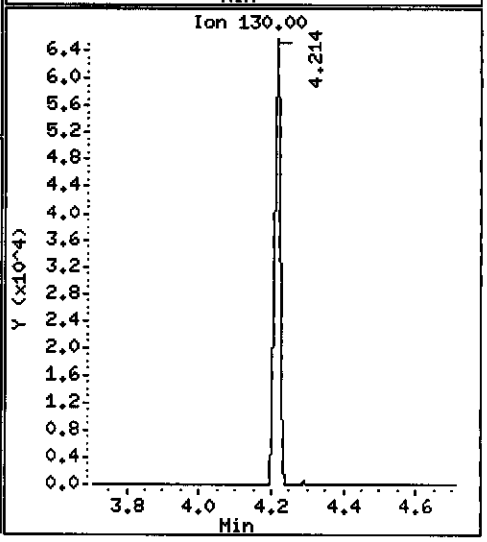

Data File: \\PITSVR06\D\chem\732.i\d103008.b\D1030029.D

Date : 30-OCT-2008 16:39

Client ID: MW6-R-R-1008

Instrument: 732.i

Sample Info: C8j160331-021 10/20/08 h2o42(8295022)

Volume Injected (uL): 2.0

Operator: 403801nlb (INT BNA0446-05)

Column phase: DB5-MS

Column diameter: 0.32

26 1,3-Dichlorobenzene

Concentration: 0.15739 ug/L

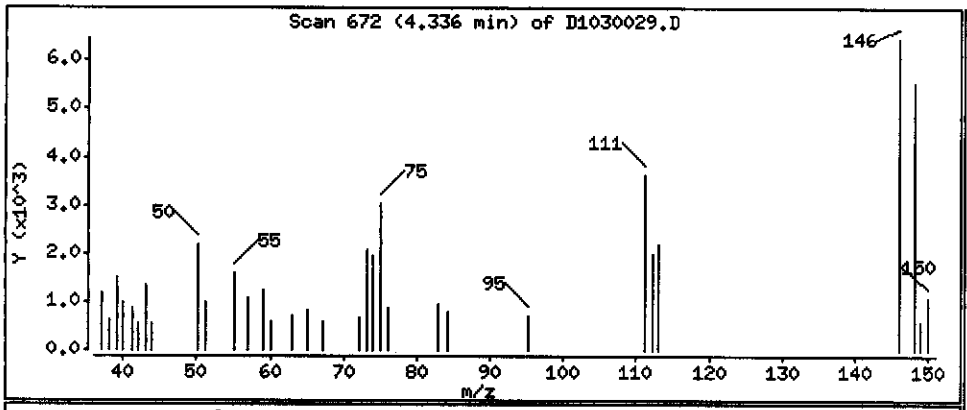

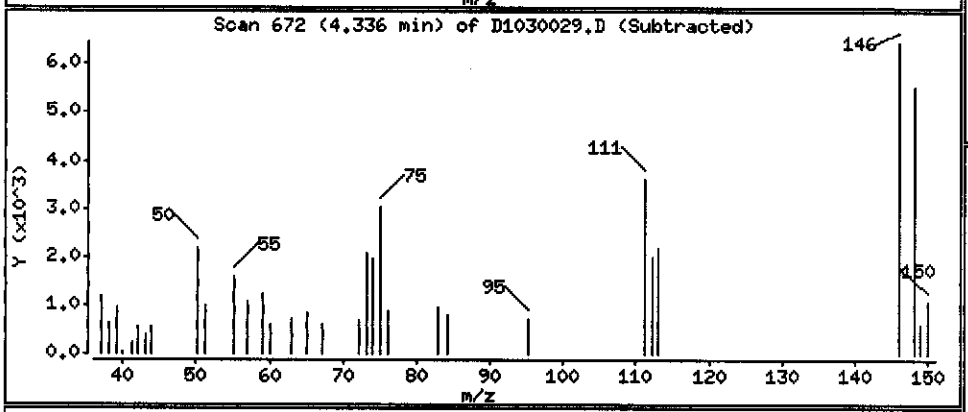

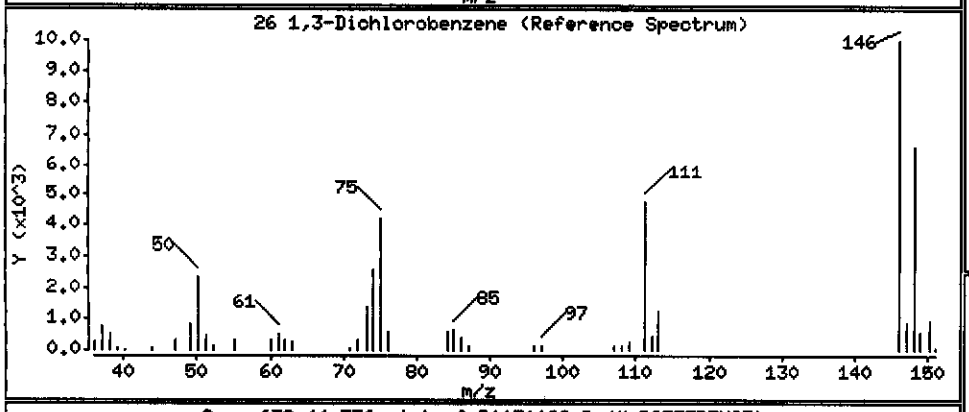

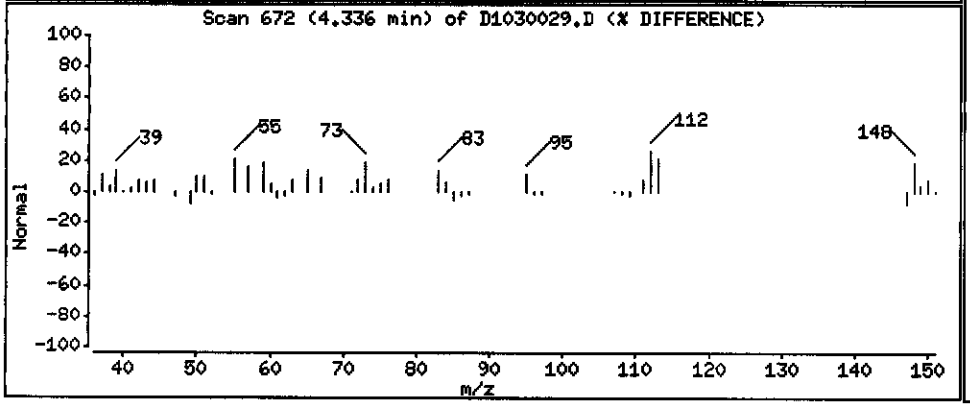

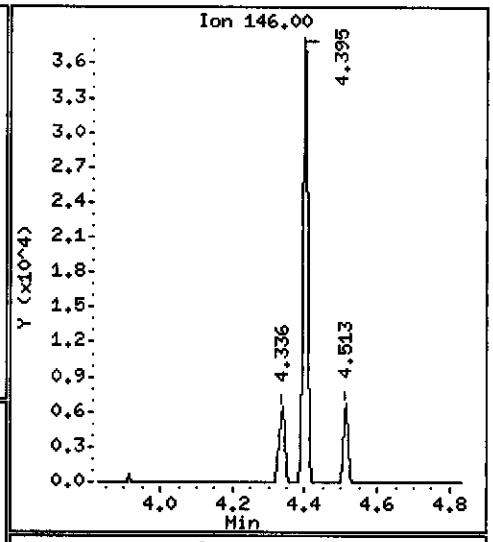

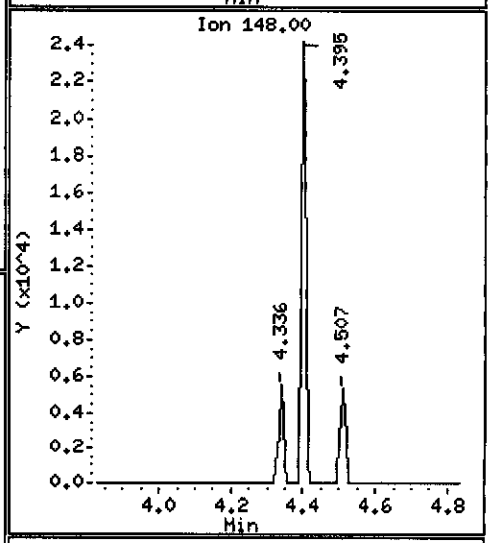

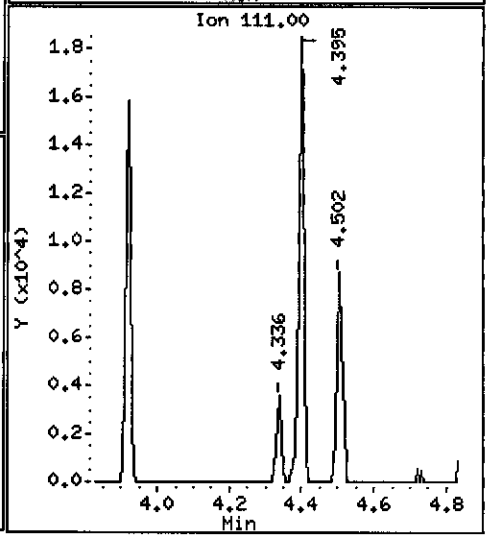

Data File: \\PITSVR06\D\chem\732.i\d103008.b\D1030029.D

Date : 30-OCT-2008 16:39

Client ID: MW6-R-R-1008

Instrument: 732.i

Sample Info: C8j160331-021 10/20/08 h2o42(8295022)

Volume Injected (uL): 2.0

Operator: 403801nlb (INT BNA0446-05)

Column phase: DB5-MS

Column diameter: 0.32

27 1,4-Dichlorobenzene

Concentration: 0.83817 ug/L

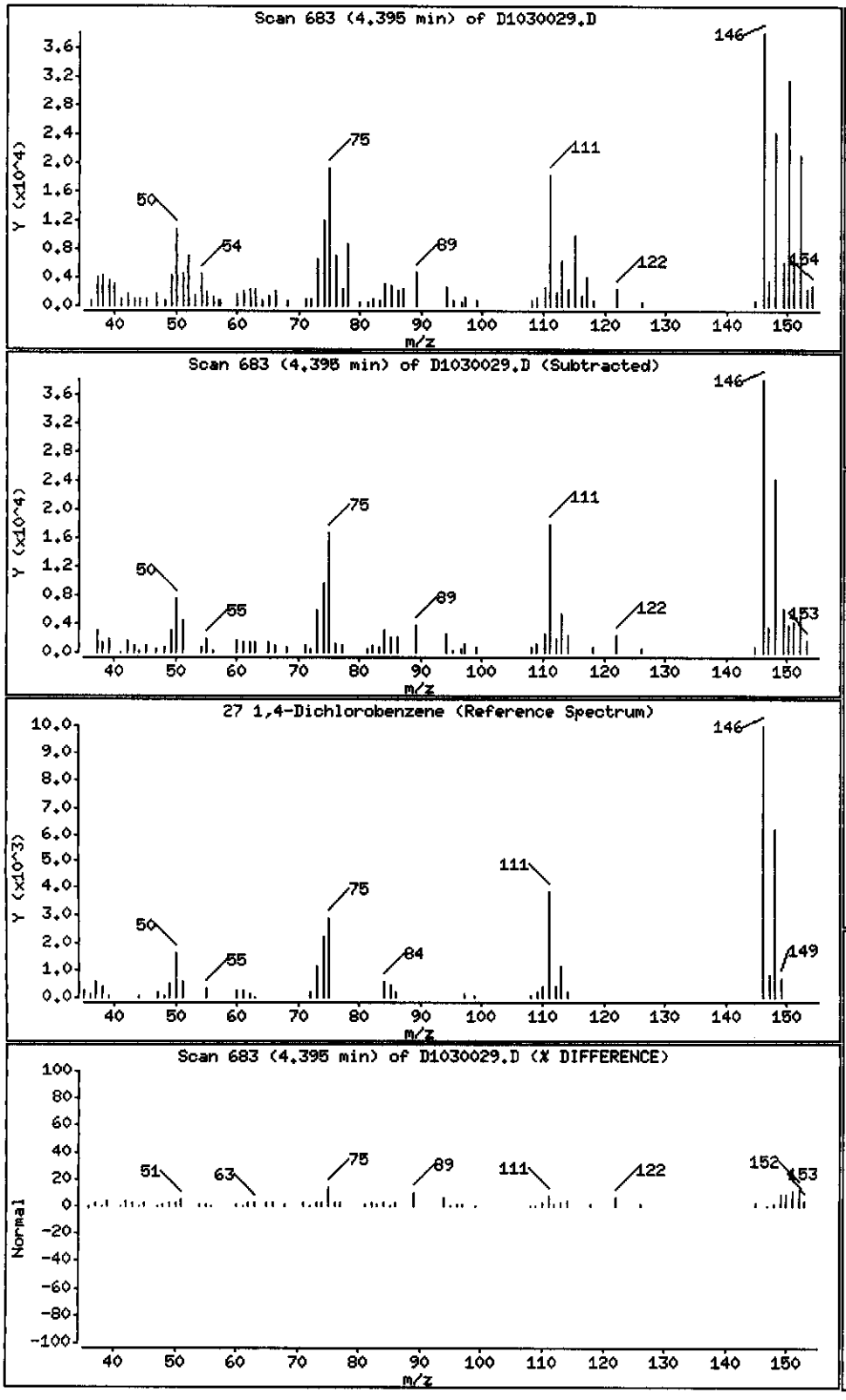

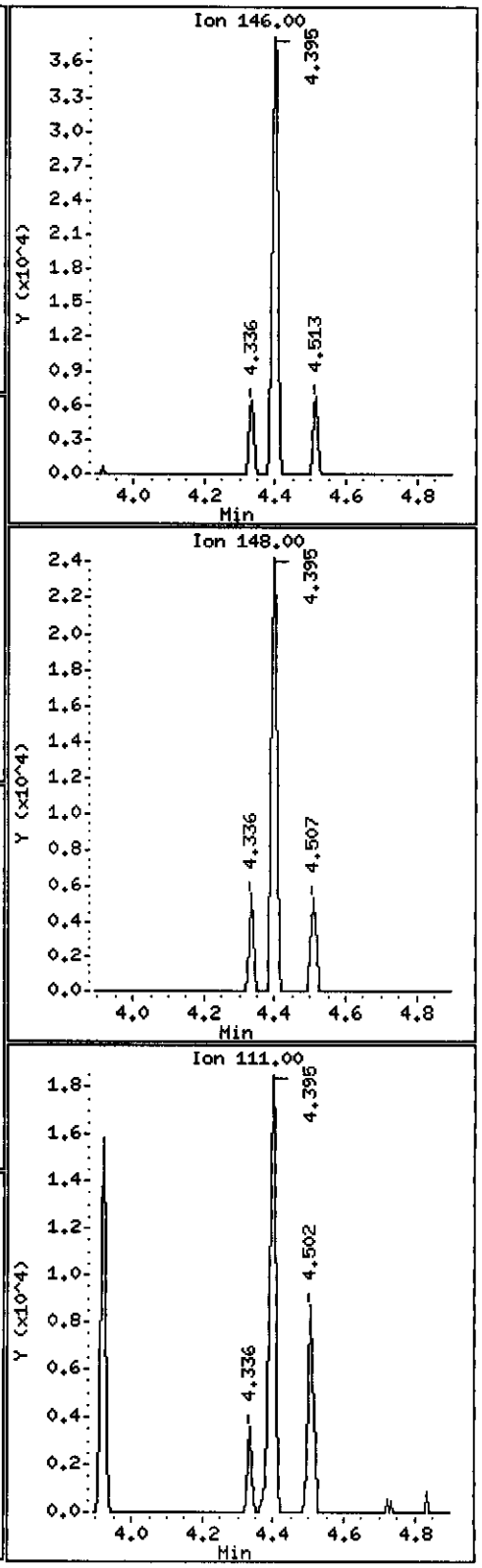

Data File: \\PITSVR06\D\chem\732.i\d103008.b\D1030029.D

Date : 30-OCT-2008 16:39

Client ID: MW6-R-R-1008

Instrument: 732.i

Sample Info: C8j160331-021 10/20/08 h2o42(8295022)

Volume Injected (uL): 2.0

Operator: 403801nlb (INT BNA0446-05)

Column phase: DB5-MS

Column diameter: 0.32

28 1,2-Dichlorobenzene

Concentration: 0.15862 ug/L

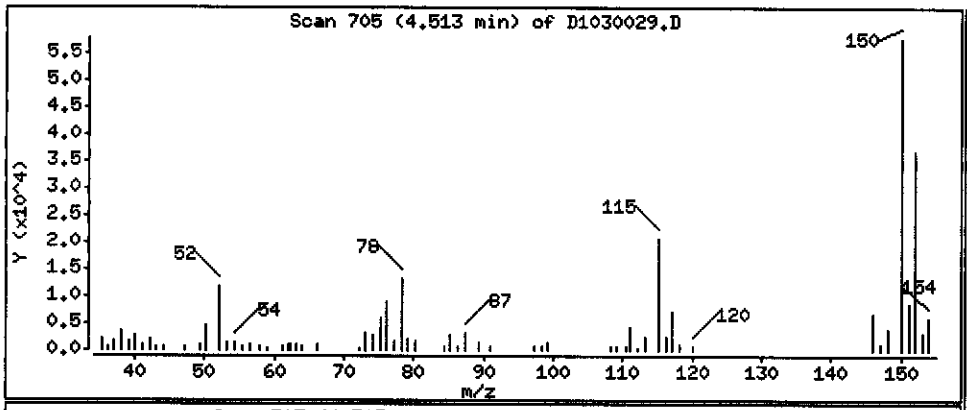

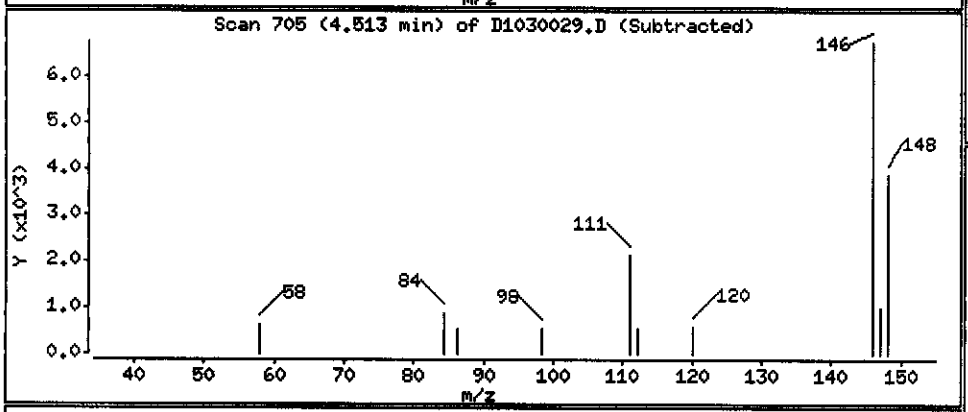

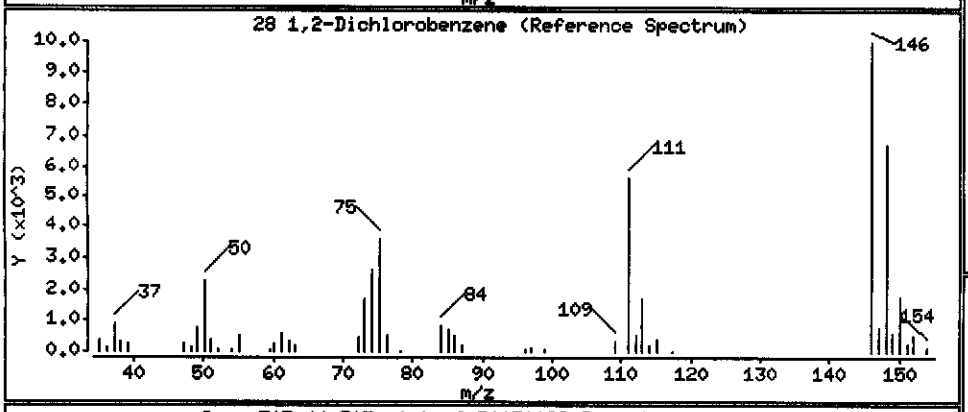

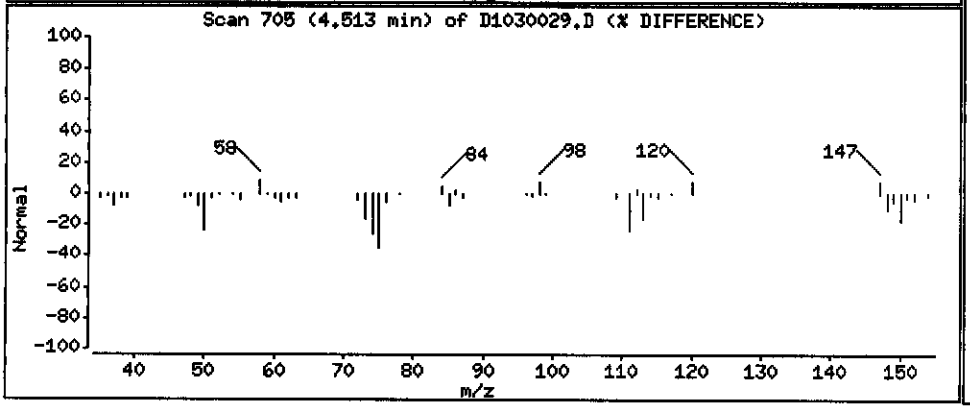

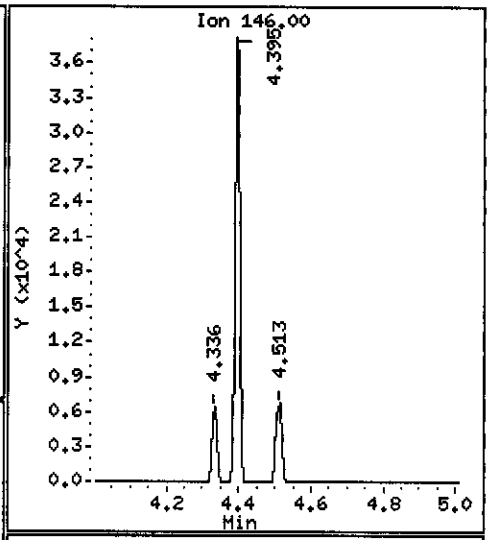

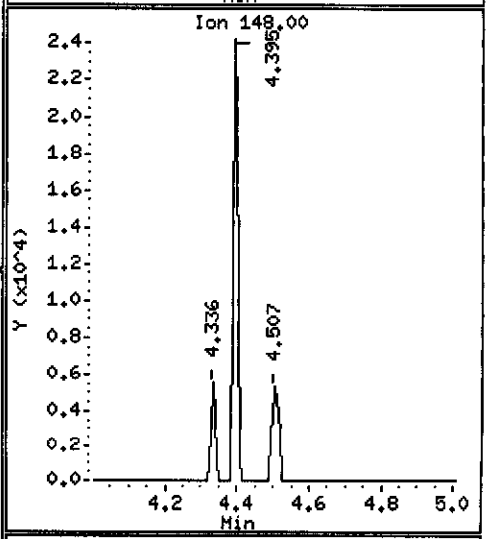

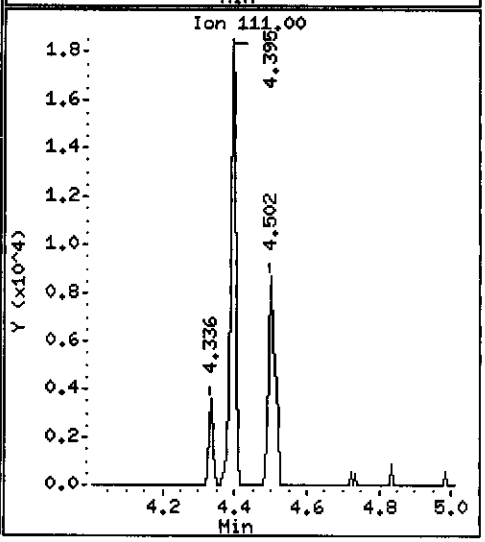

Data File: \\PITSVR06\D\chem\732.i\d103008.b\D1030029.D

Date : 30-OCT-2008 16:39

Client ID: MW6-R-R-1008

Instrument: 732.i

Sample Info: C8j160331-021 10/20/08 h2o42(8295022)

Volume Injected (uL): 2.0

Operator: 403801nlb (INT BNA0446-05)

Column phase: DB5-MS

Column diameter: 0.32

30 2-Methylphenol

Concentration: 0.038761 ug/L

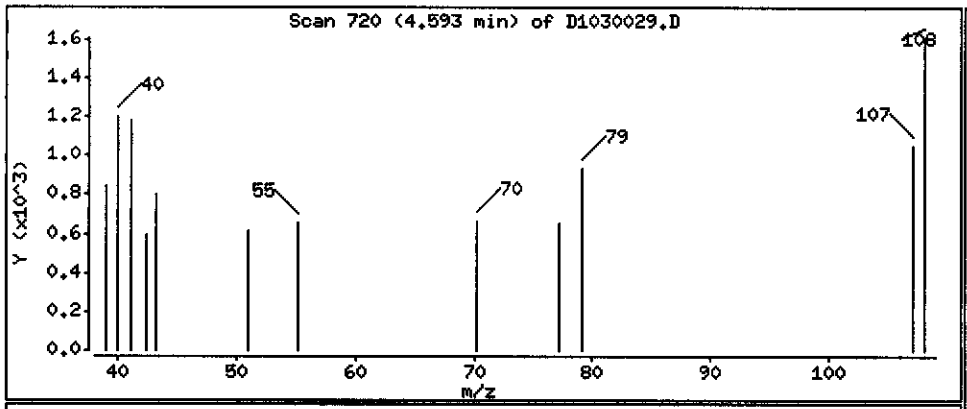

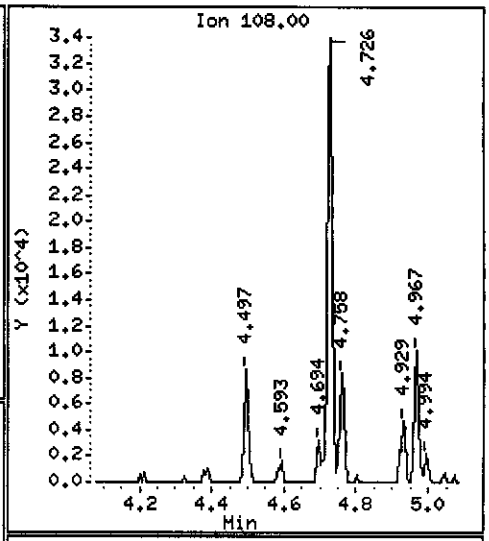

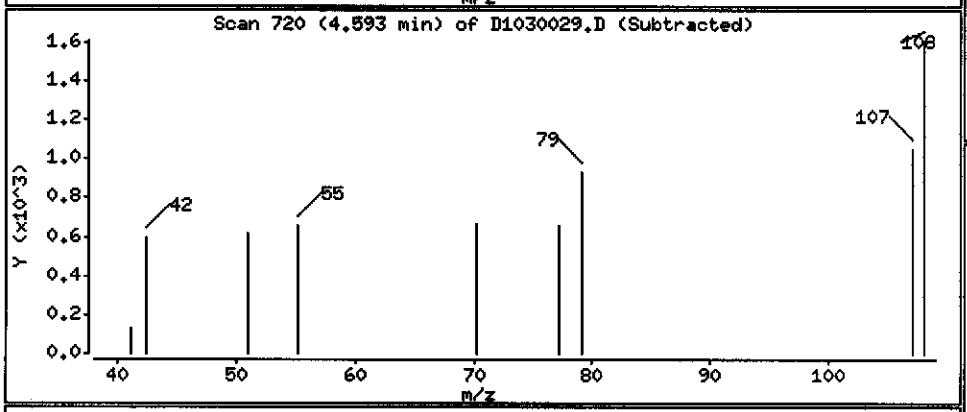

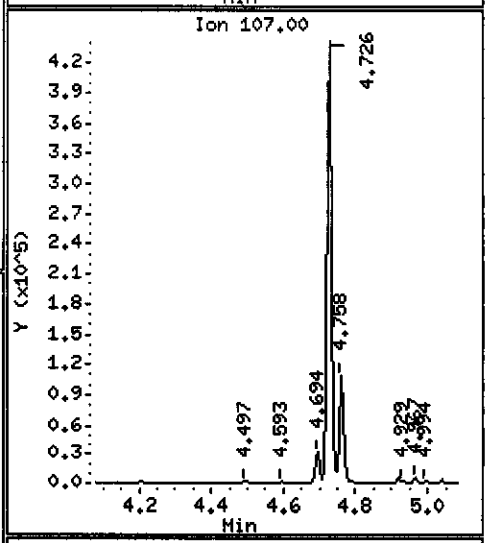

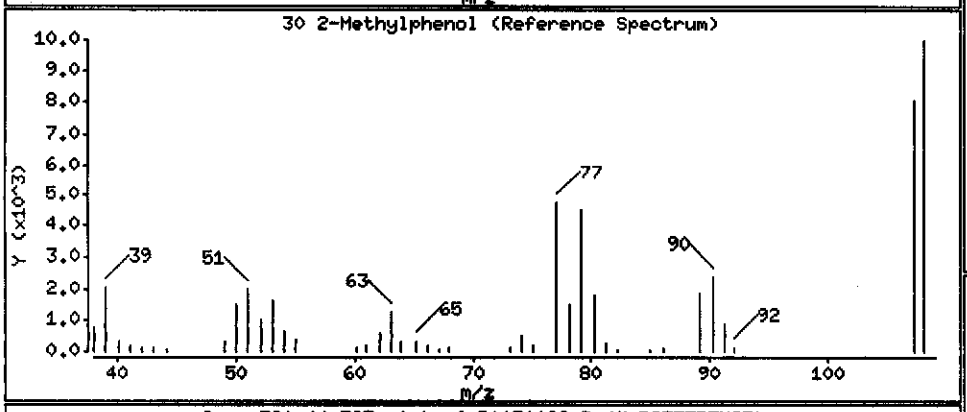

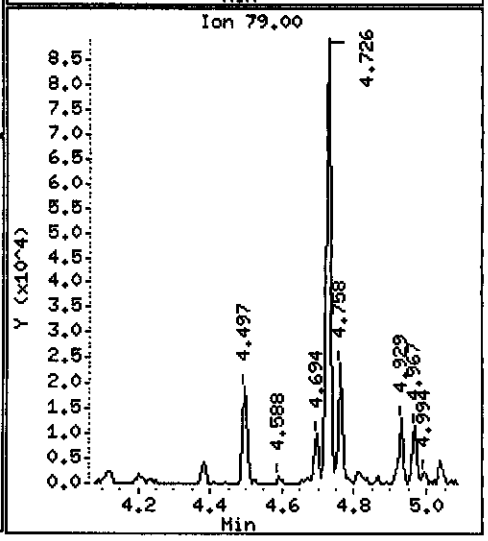

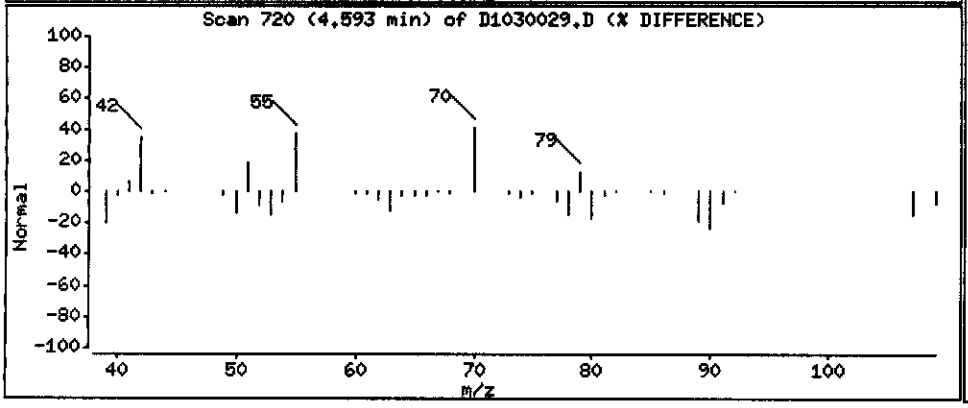

Data File: \\PITSVR06\D\chem\732.i\d103008.b\D1030029.D

Date : 30-OCT-2008 16:39

Client ID: MW6-R-R-1008

Instrument: 732.i

Sample Info: C8j160331-021 10/20/08 h2o42(8295022)

Volume Injected (uL): 2.0

Operator: 403801nlb (INT BNA0446-05)

Column phase: DB5-MS

Column diameter: 0.32

43 2,4-Dimethylphenol

Concentration: 0.11986 ug/L

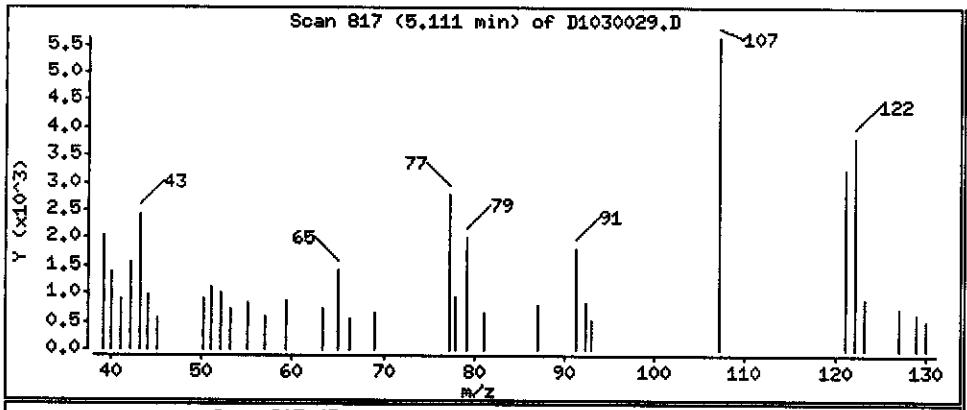

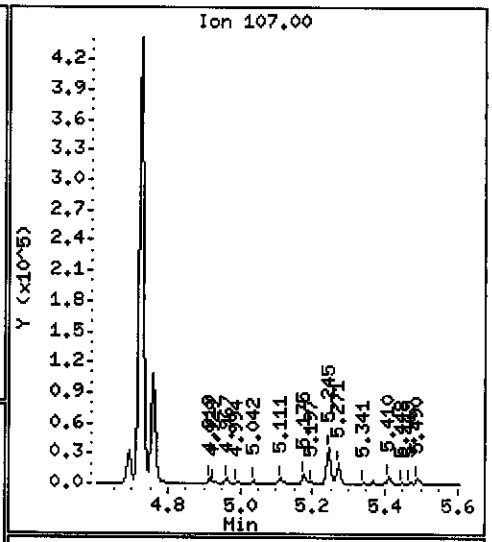

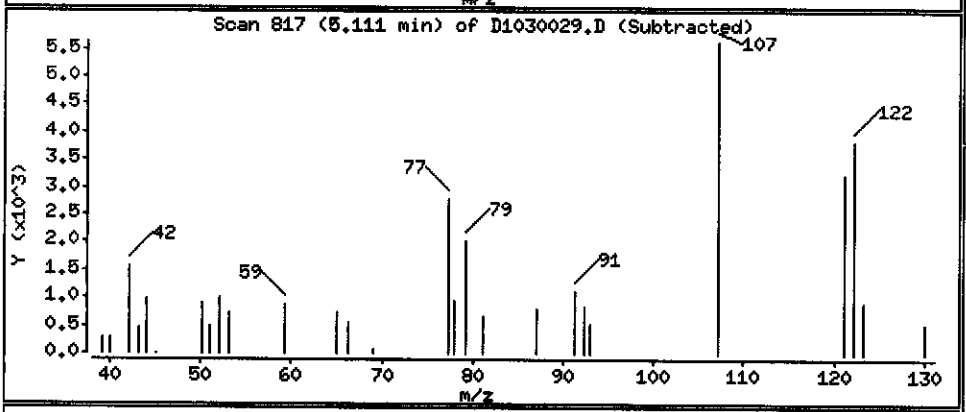

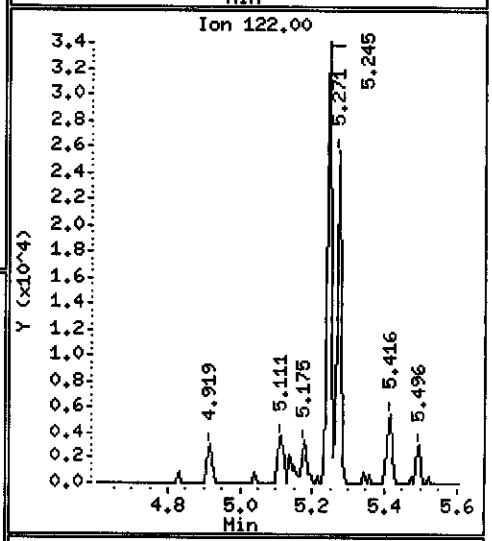

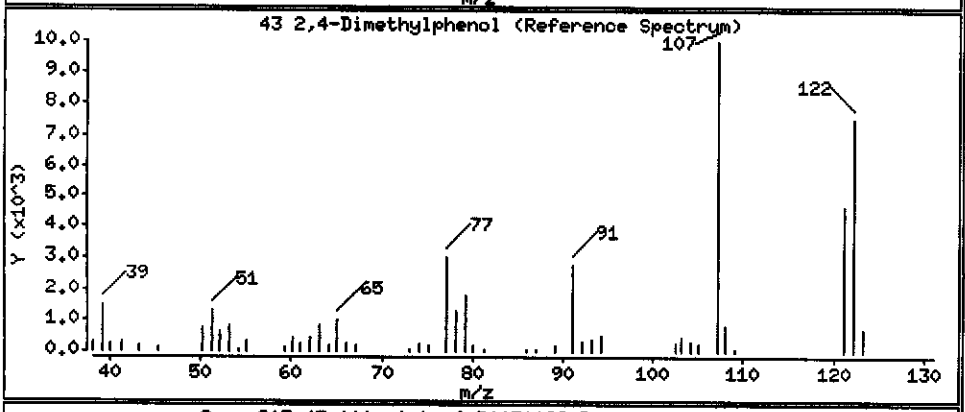

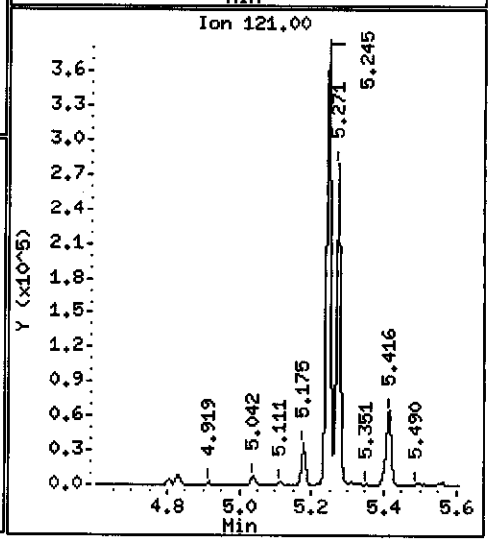

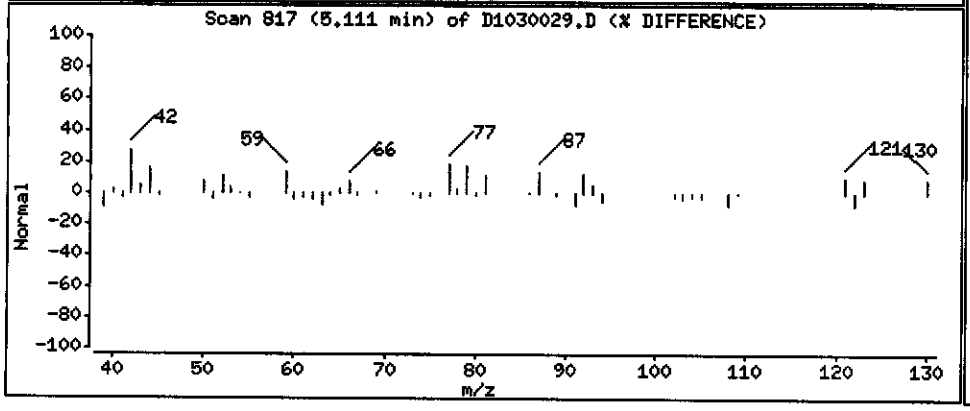

Data File: \\PITSVR06\D\chem\732.i\d103008.b\D1030029.D

Date : 30-OCT-2008 16:39

Client ID: MW6-R-R-1008

Instrument: 732.i

Sample Info: C8j160331-021 10/20/08 h2o42(8295022)

Volume Injected (uL): 2.0

Operator: 403801nlb (INT BNA0446-05)

Column phase: DB5-MS

Column diameter: 0.32

48 2,4-Dichlorophenol

Concentration: 0.047265 ug/L

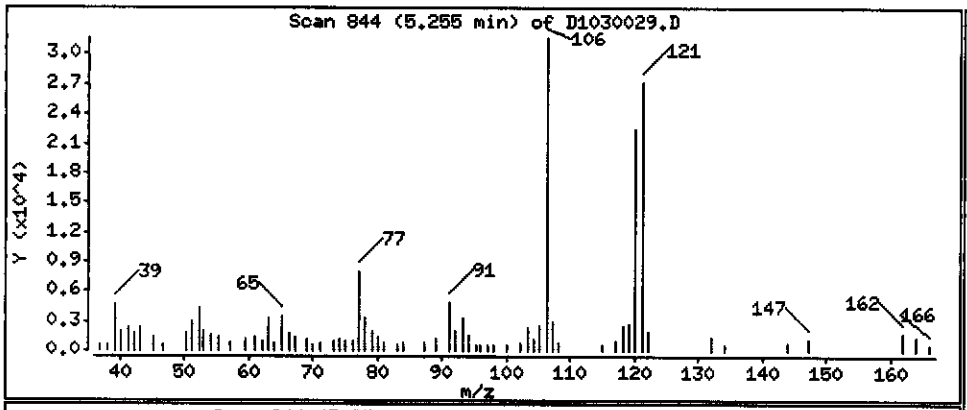

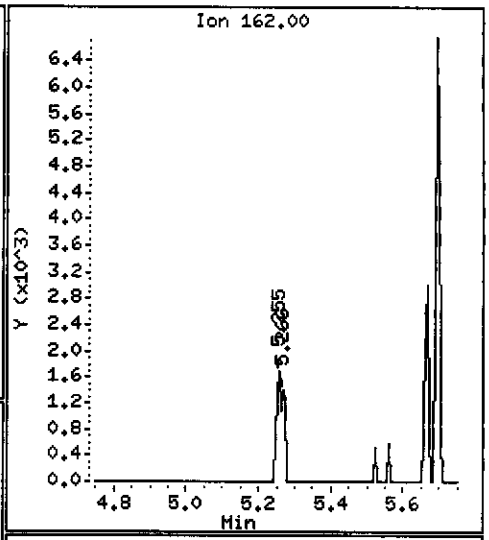

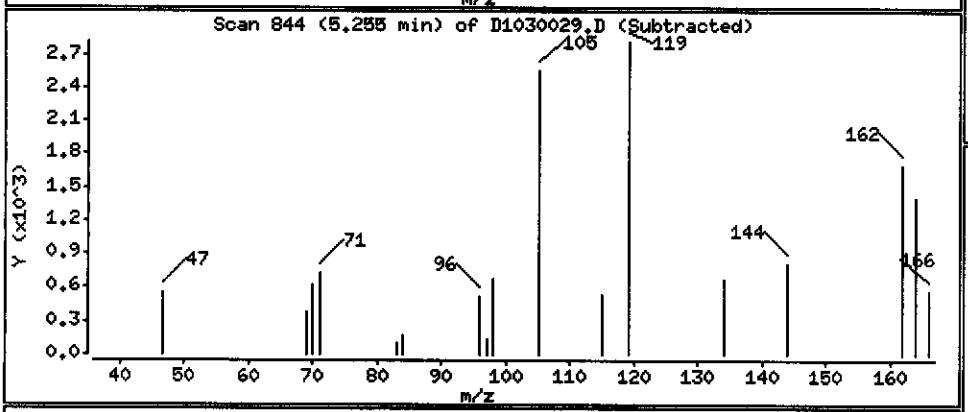

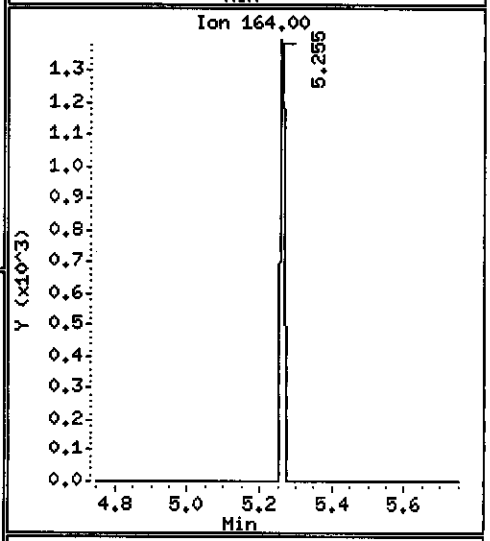

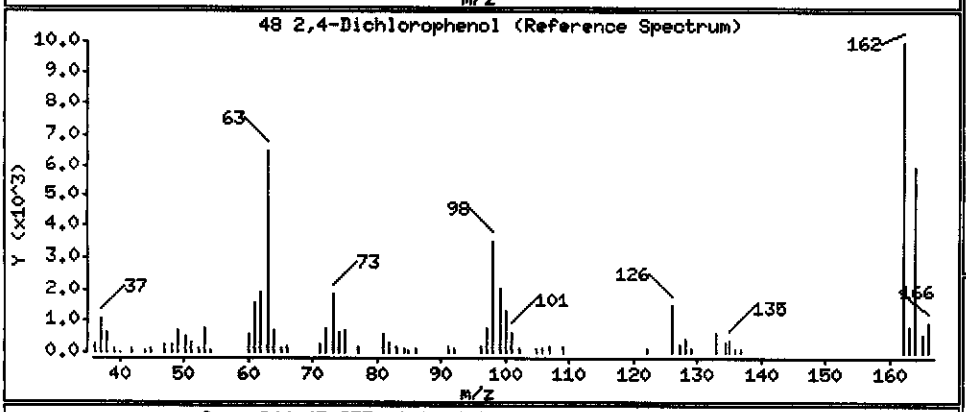

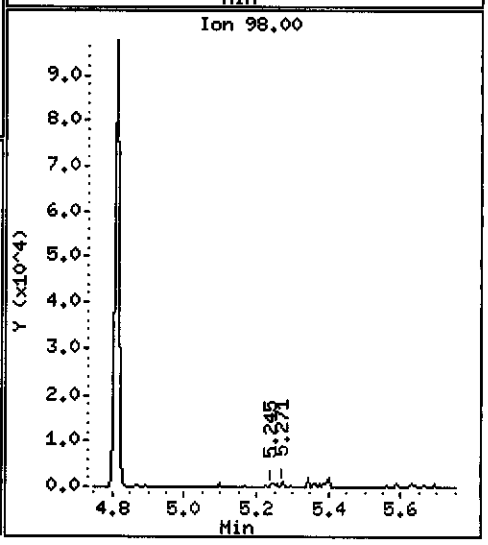

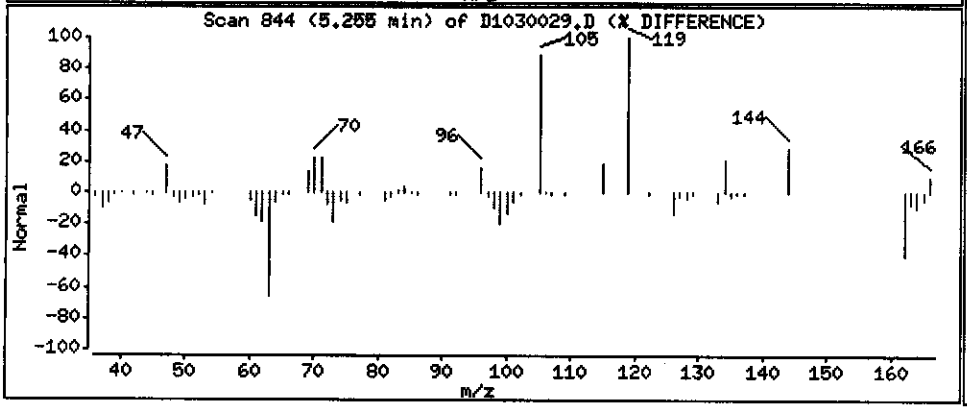

Data File: \\PITSVR06\D\chem\732.i\d103008.b\D1030029.D

Date : 30-OCT-2008 16:39

Client ID: MW6-R-R-1008

Instrument: 732.i

Sample Info: C8j160331-021 10/20/08 h2o42(8295022)

Volume Injected (uL): 2.0

Operator: 403801nlb (INT BNA0446-05)

Column phase: DB5-MS

Column diameter: 0.32

52 4-Chloroaniline

Concentration: 30.502 ug/L

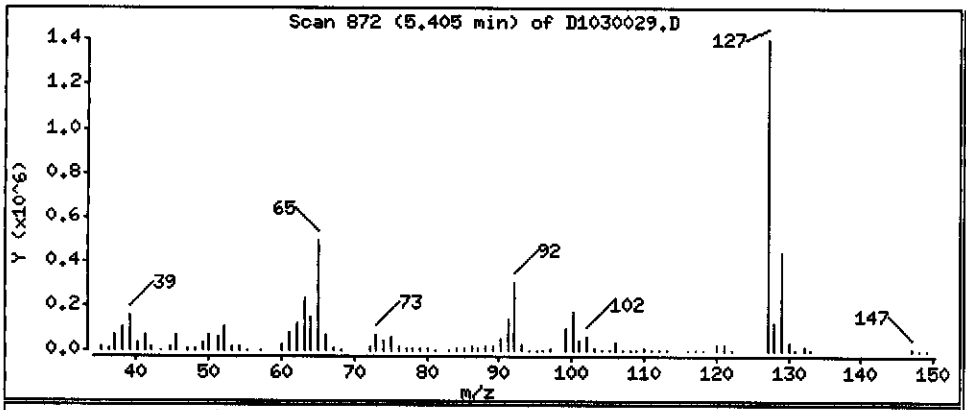

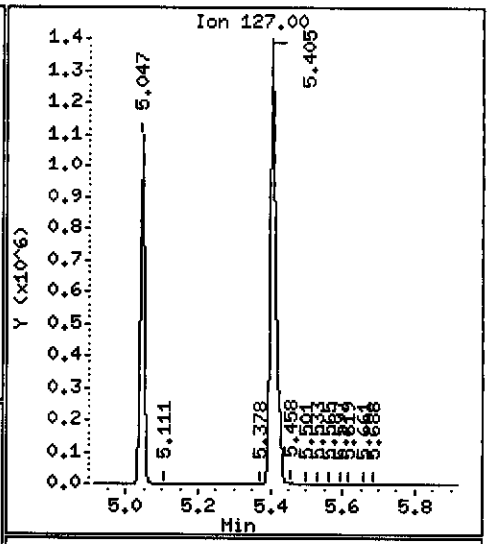

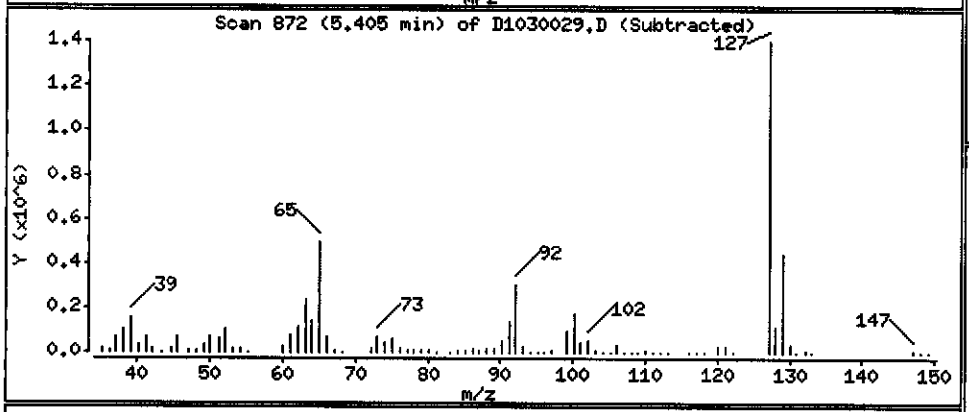

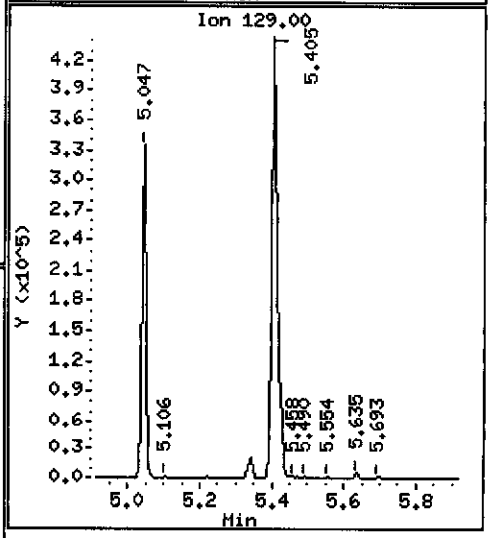

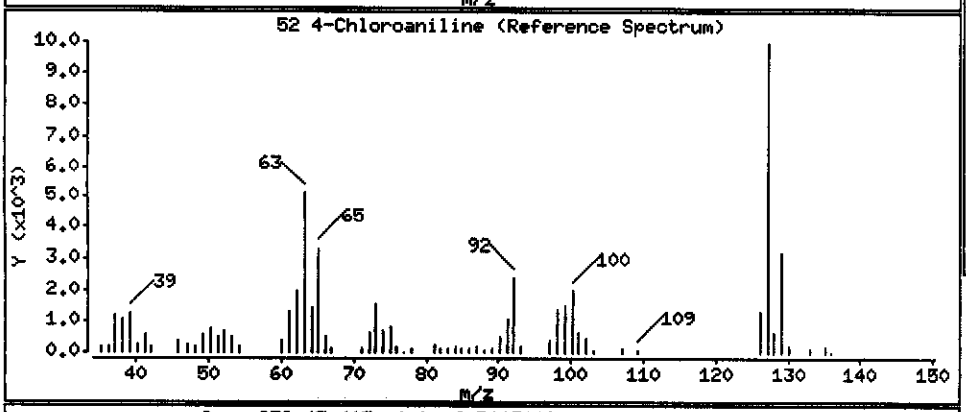

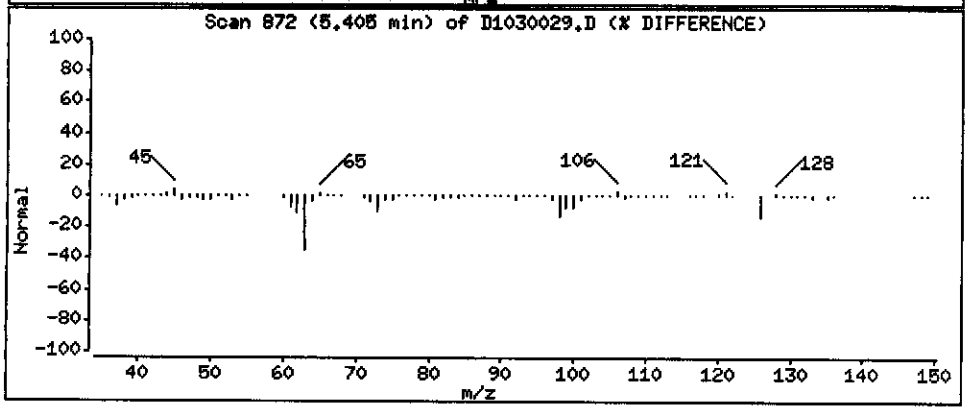

Data File: \\PITSVR06\D\chem\732.i\d103008.b\D1030029.D

Date : 30-OCT-2008 16:39

Client ID: MW6-R-R-1008

Instrument: 732.i

Sample Info: C8j160331-021 10/20/08 h2o42(8295022)

Volume Injected (uL): 2.0

Operator: 403801nlb (INT BNA0446-05)

Column phase: DB5-MS

Column diameter: 0.32

209 1,1'-Biphenyl

Concentration: 0.040781 ug/L

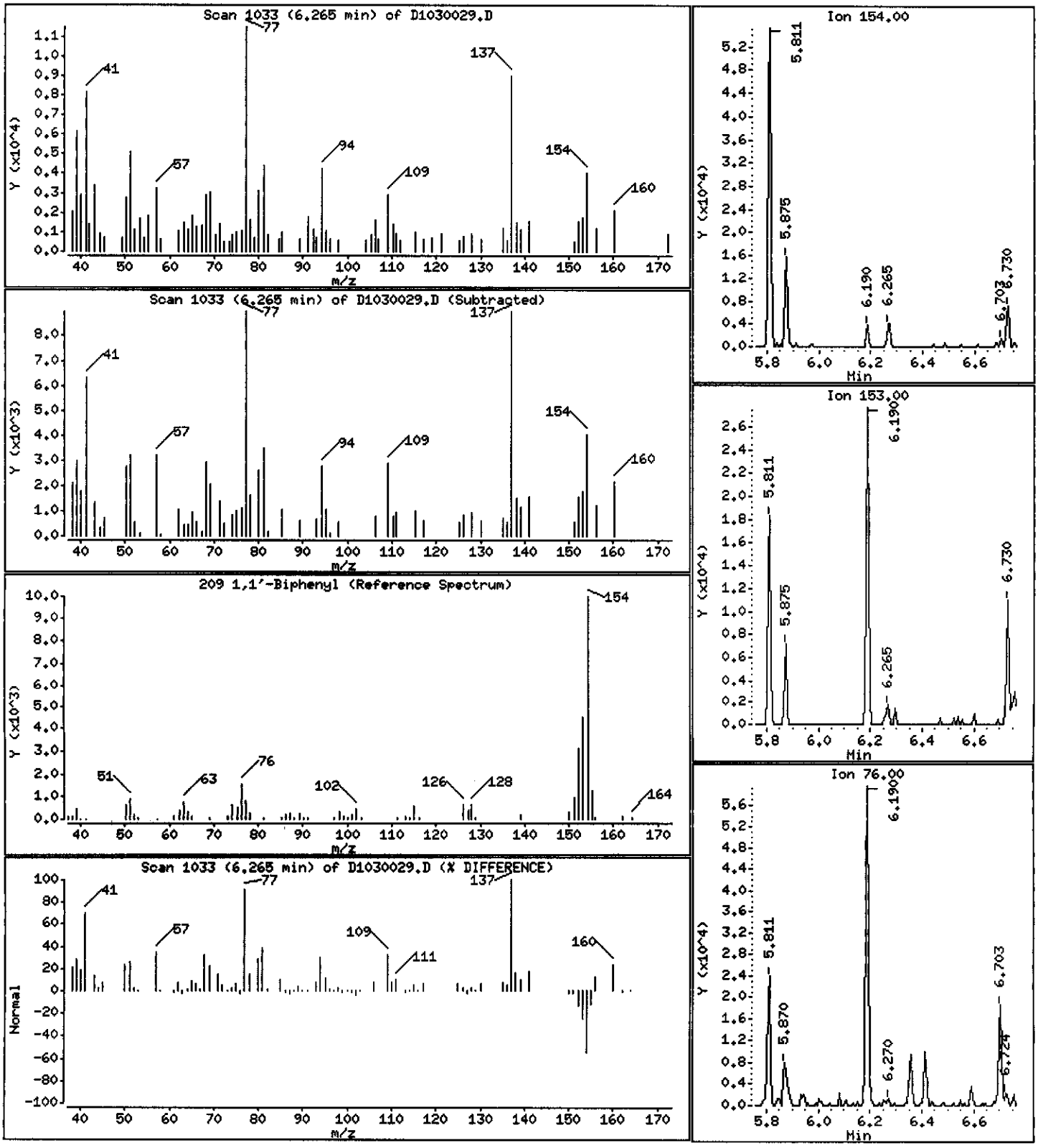

Data File: \\PITSVR06\D\chem\732.i\d103008.b\D1030029.D

Date : 30-OCT-2008 16:39

Client ID: MW6-R-R-1008

Instrument: 732.i

Sample Info: C8J160331-021 10/20/08 h2o42(8295022)

Volume Injected (uL): 2.0

Operator: 403801nlb (INT BNA0446-05)

Column phase: DB5-MS

Column diameter: 0.32

82 Acenaphthene

Concentration: 0.11877 ug/L

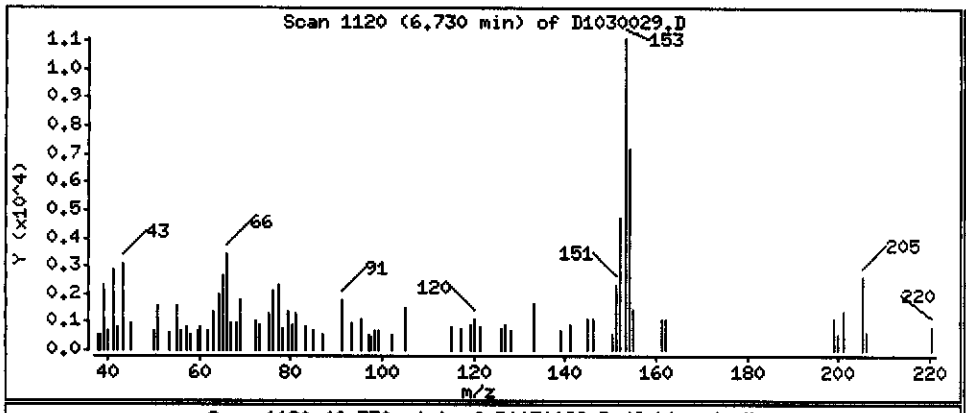

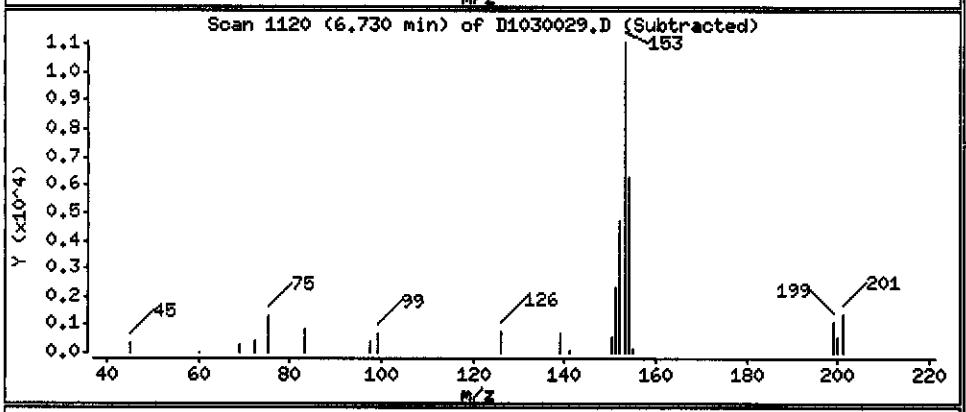

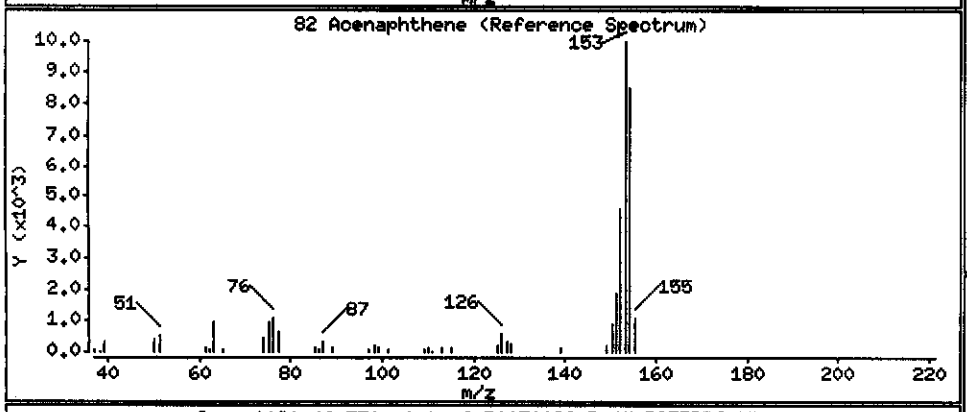

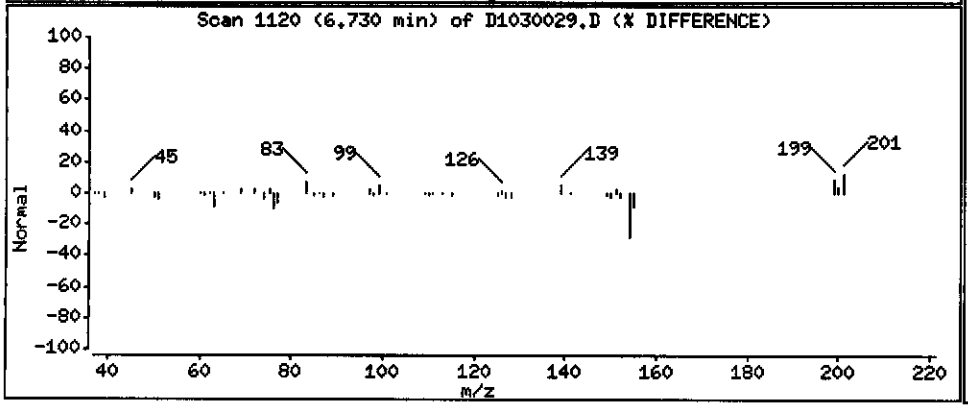

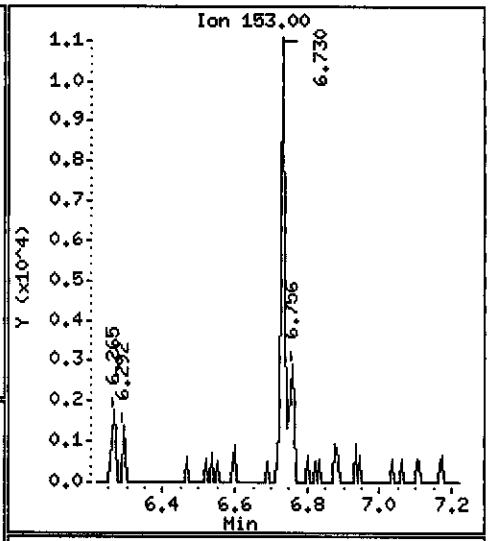

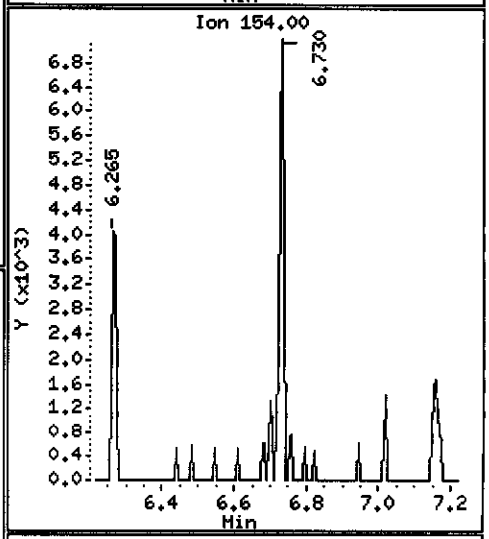

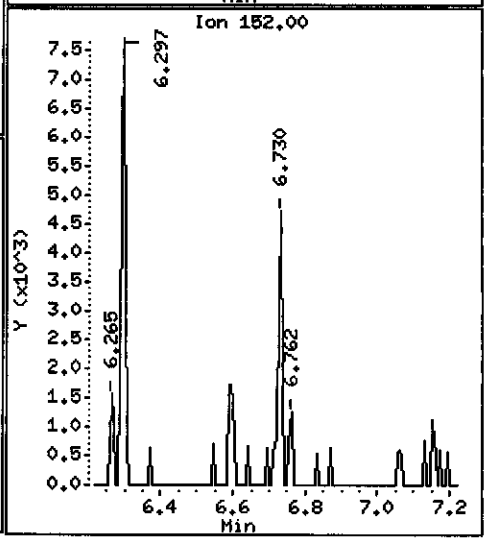

Data File: \\PITSVR06\D\chem\732.i\d103008.b\D1030029.D

Date : 30-OCT-2008 16:39

Client ID: MW6-R-R-1008

Instrument: 732.i

Sample Info: C8j160331-021 10/20/08 h2o42(8295022)

Volume Injected (uL): 2.0

Operator: 403801nlb (INT BNA0446-05)

Column phase: DB5-MS

Column diameter: 0.32

86 Dibenzofuran

Concentration: 0.047836 ug/L

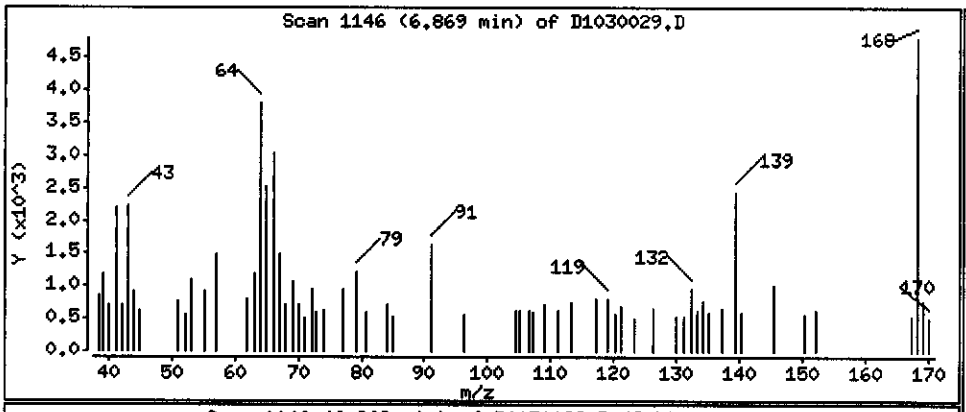

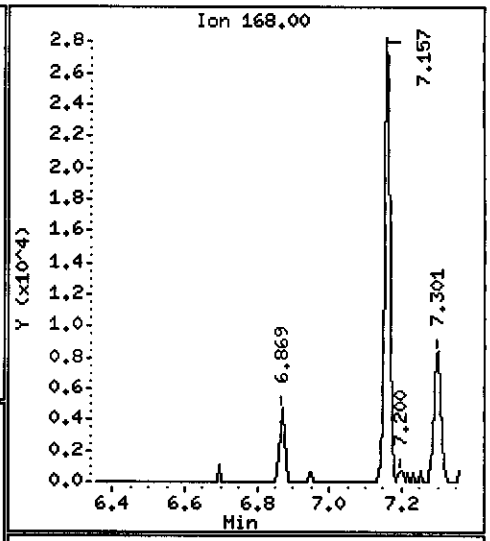

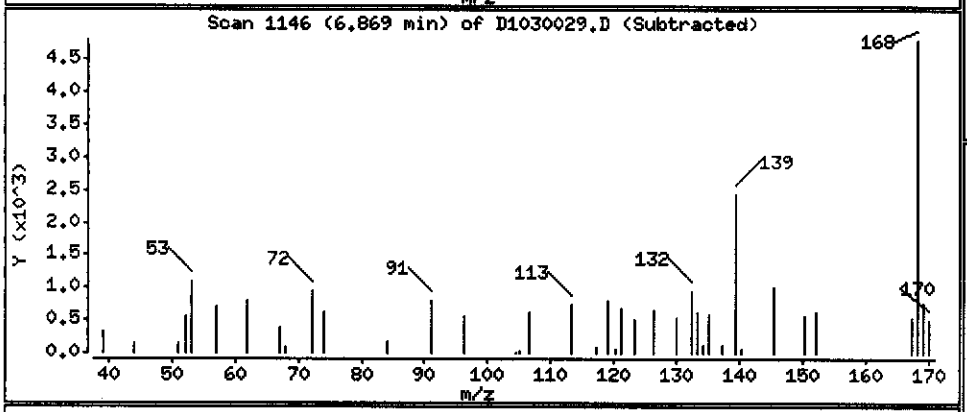

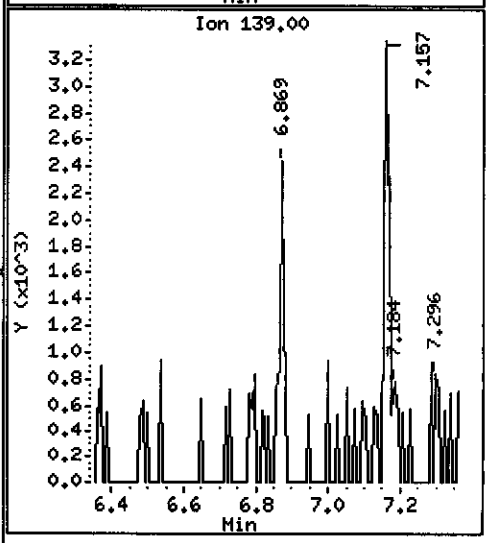

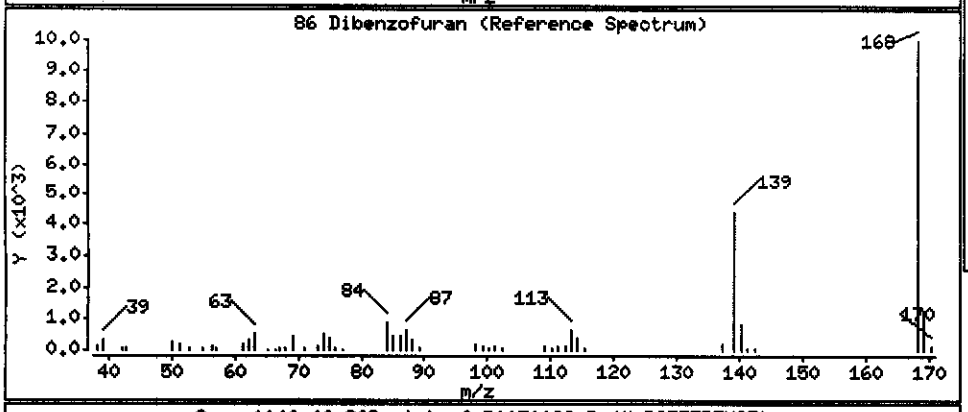

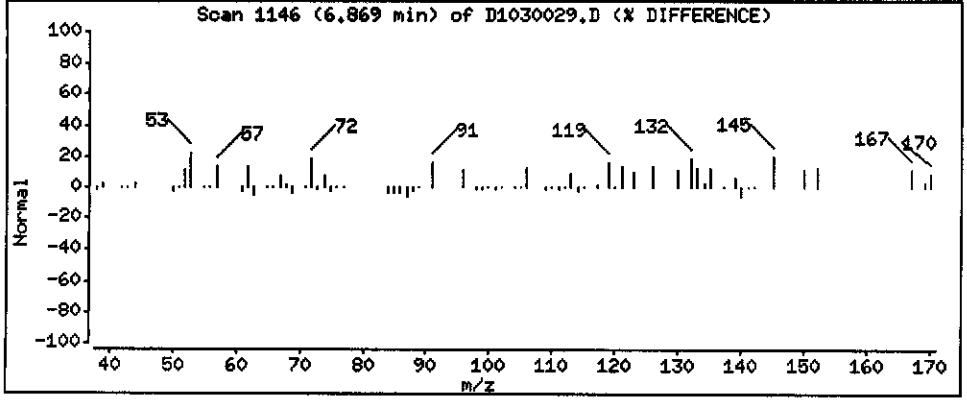

Data File: \\PITSVR06\D\chem\732.i\d103008.b\D1030029.D

Date : 30-OCT-2008 16:39

Client ID: MW6-R-R-1008

Instrument: 732.i

Sample Info: C8j160331-021 10/20/08 h2o42(8295022)

Volume Injected (uL): 2.0

Operator: 403801nlb (INT BNA0446-05)

Column phase: DB5-MS

Column diameter: 0.32

93 Diethylphthalate

Concentration: 0.13664 ug/L

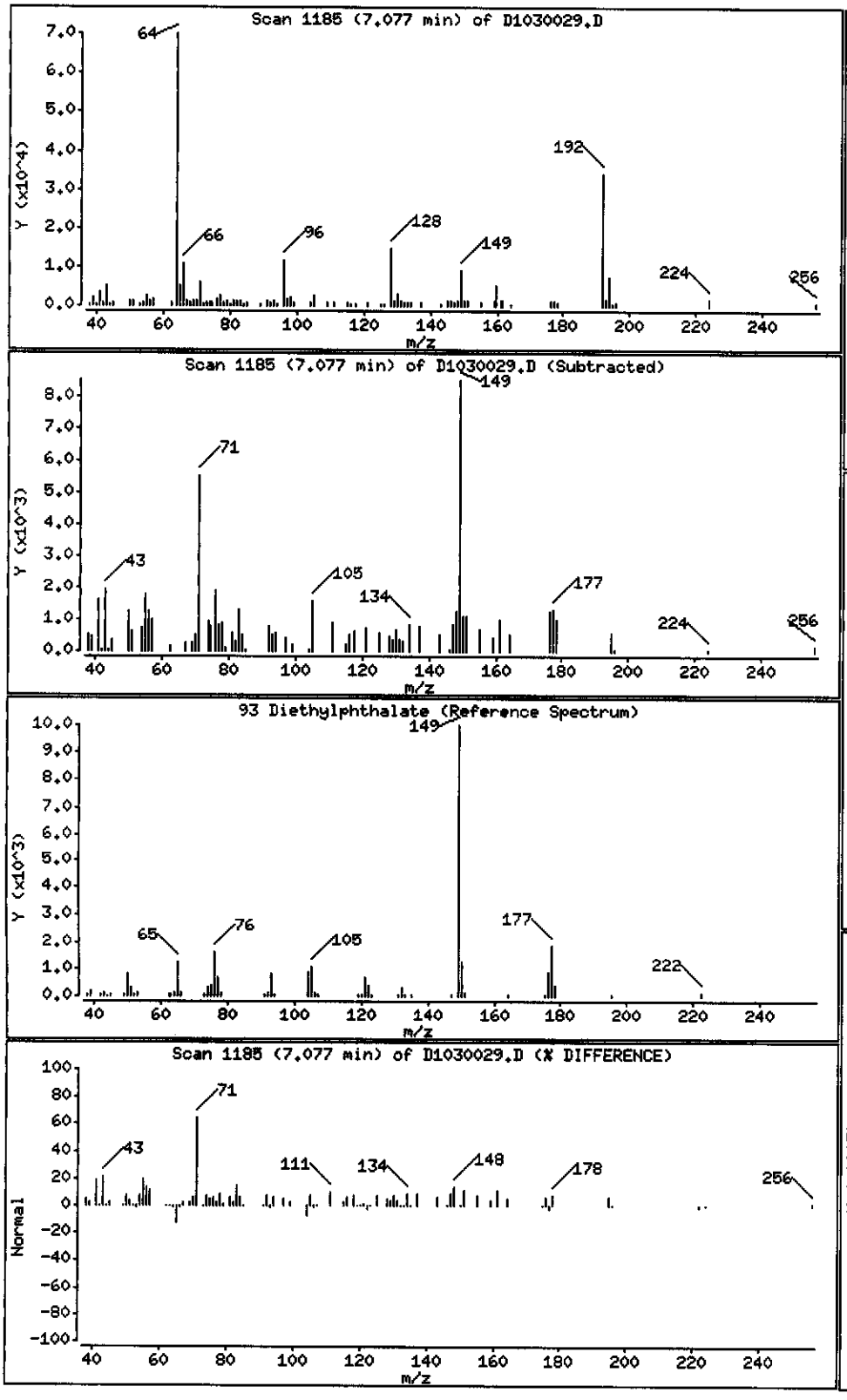

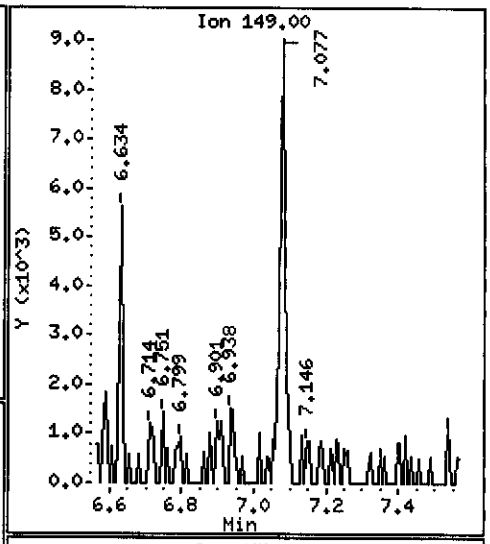

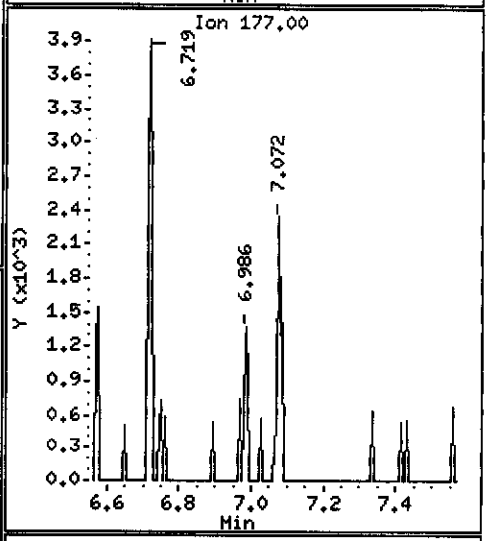

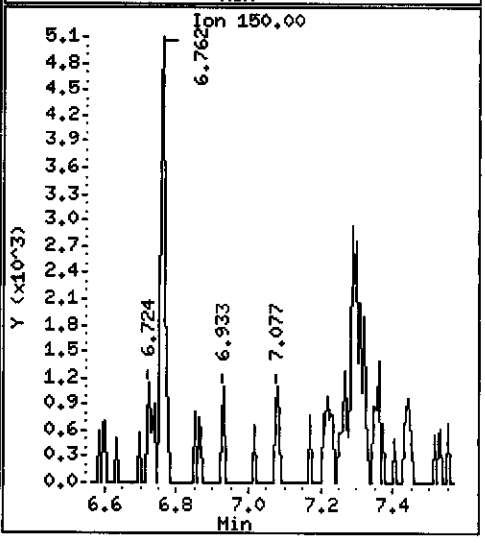

Data File: \\PITSVR06\D\chem\732.i\d103008.b\D1030029.D

Date : 30-OCT-2008 16:39

Client ID: MW6-R-R-1008

Instrument: 732.i

Sample Info: C8j160331-021 10/20/08 h2o42(8295022)

Volume Injected (uL): 2.0

Operator: 403801nlb (INT BNA0446-05)

Column phase: DB5-MS

Column diameter: 0.32

115 Phenanthrene

Concentration: 0.15060 ug/L

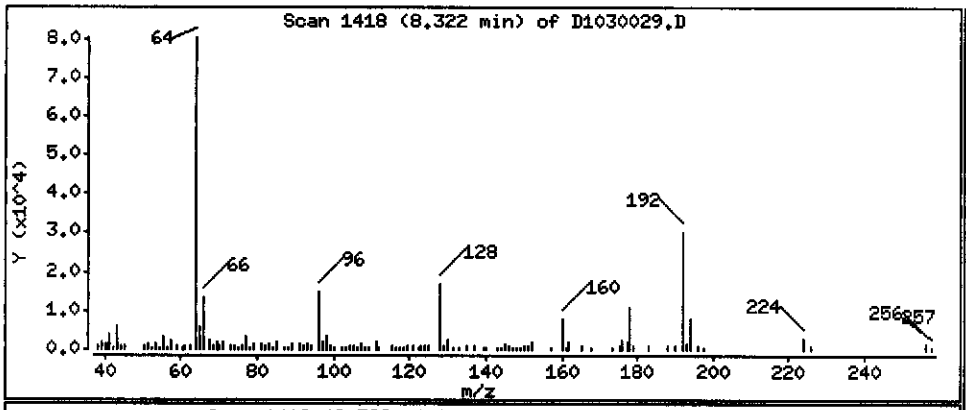

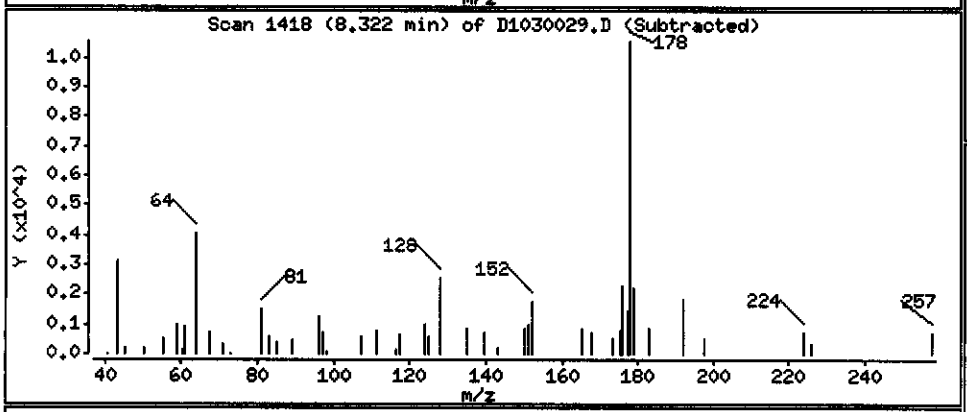

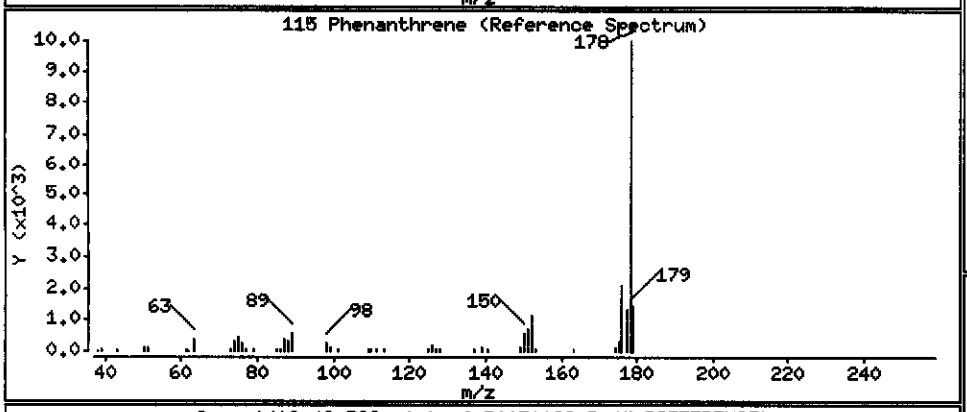

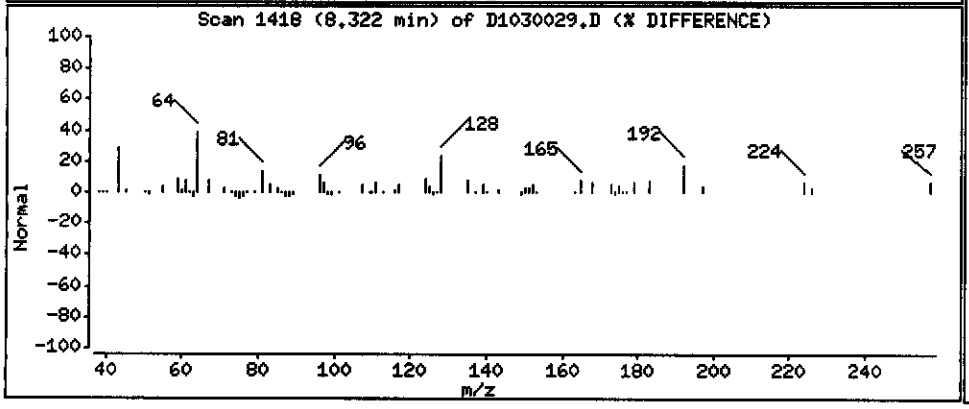

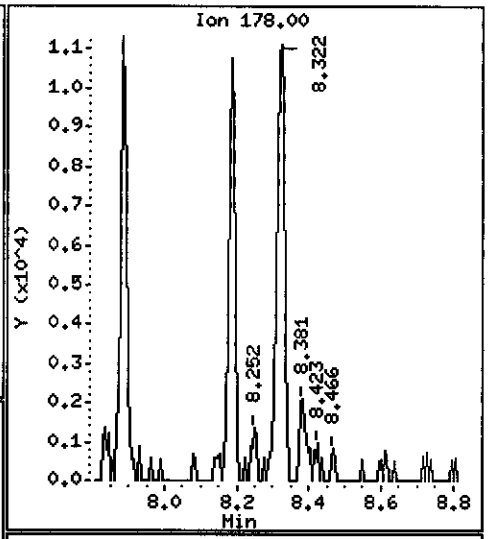

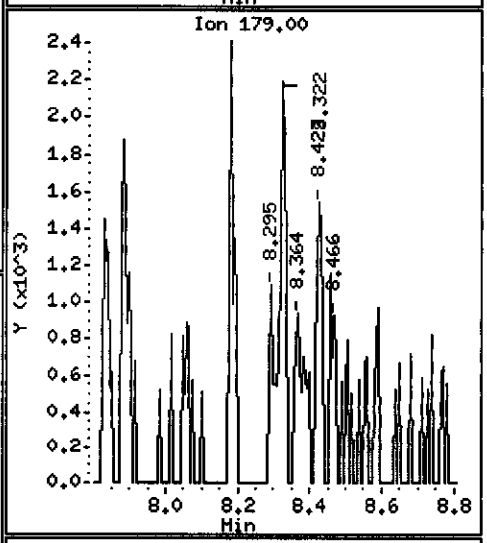

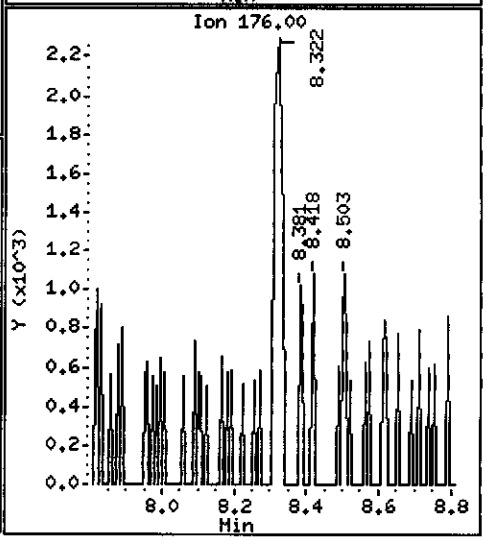

Data File: \\PITSVR06\D\chem\732.i\d103008.b\D1030029.D

Date : 30-OCT-2008 16:39

Client ID: MW6-R-R-1008

Instrument: 732.i

Sample Info: C8j160331-021 10/20/08 h2o42(8295022)

Volume Injected (uL): 2.0

Operator: 403801nlb (INT BNA0446-05)

Column phase: DB5-MS

Column diameter: 0.32

120 Di-n-Butylphthalate

Concentration: 0.10421 ug/L

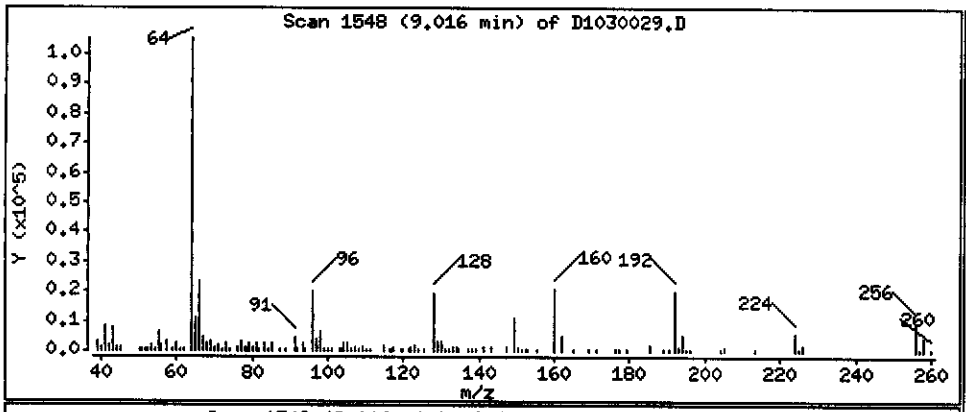

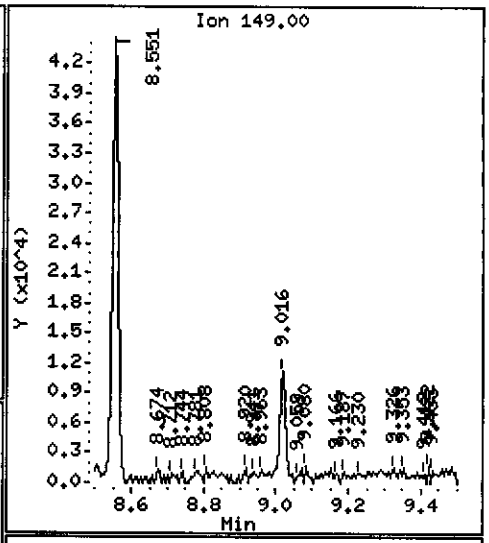

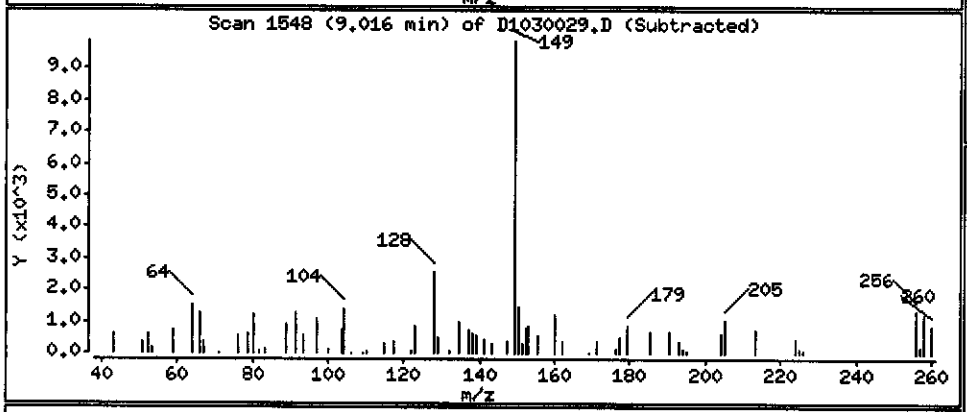

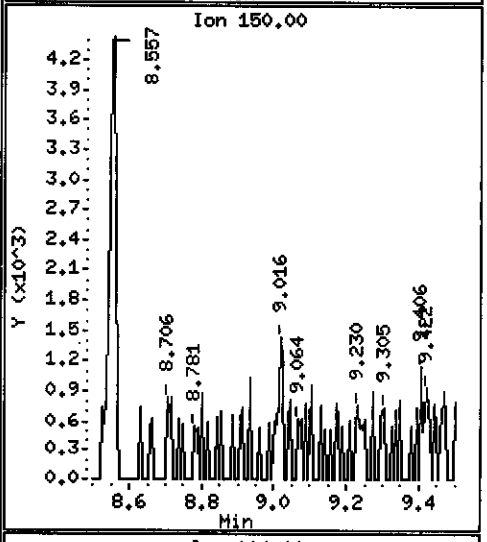

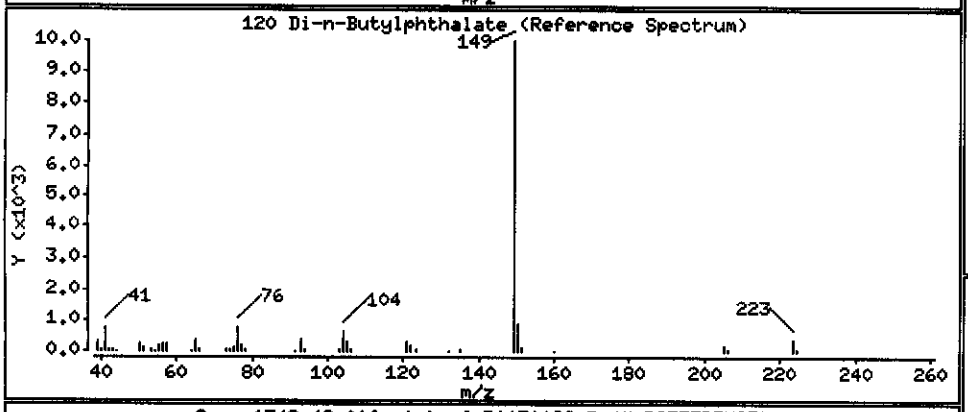

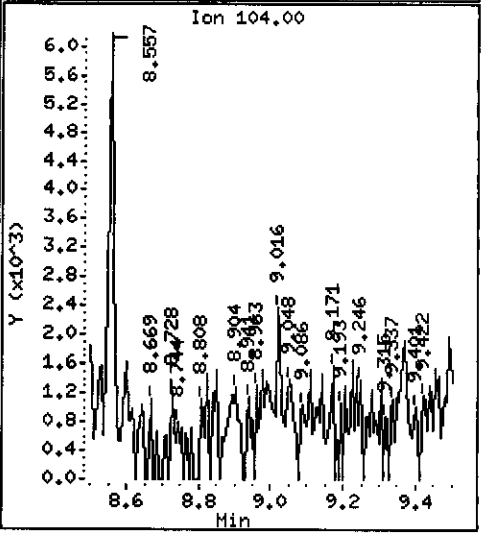

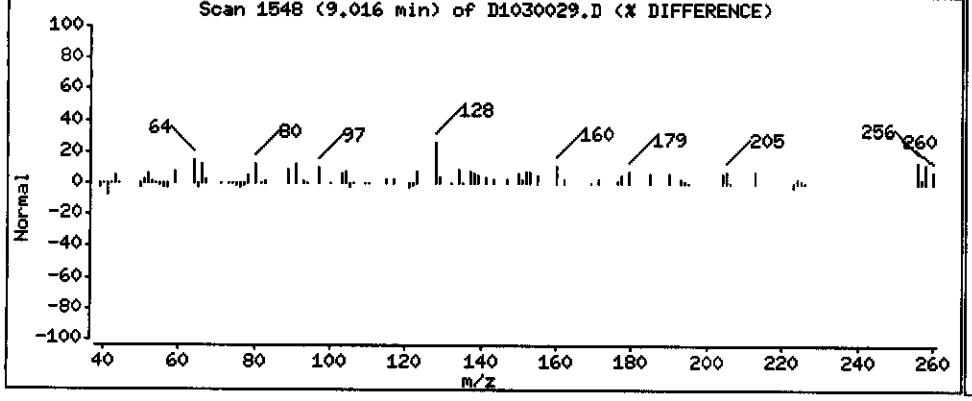

Data File: \\PITSVR06\D\chem\732.i\d103008.b\D1030029.D

Date : 30-OCT-2008 16:39

Client ID: MW6-R-R-1008

Instrument: 732.i

Sample Info: C8j160331-021 10/20/08 h2o42(8295022)

Volume Injected (uL): 2.0

Operator: 403801nlb (INT BNA0446-05)

Column phase: DB5-MS

Column diameter: 0.32

131 Butylbenzylphthalate

Concentration: 0.16029 ug/L

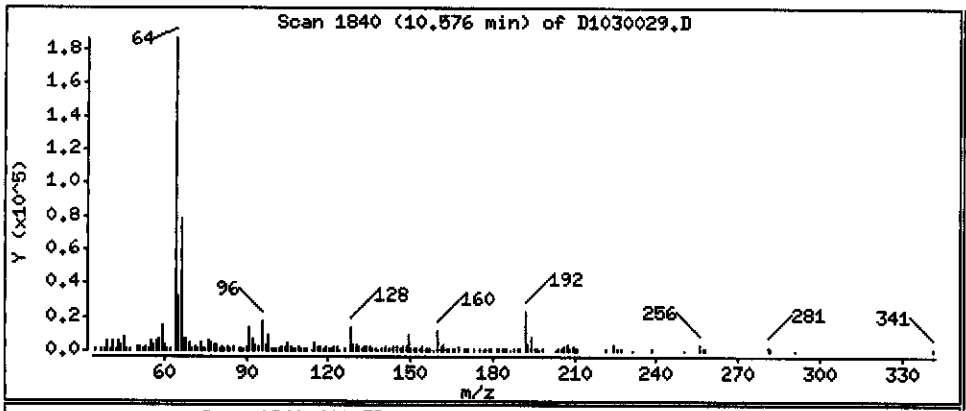

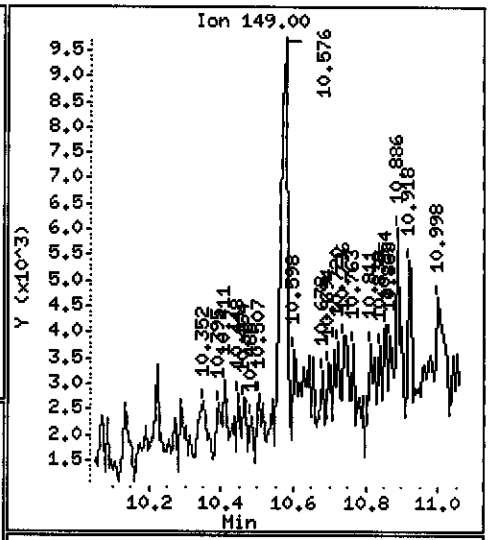

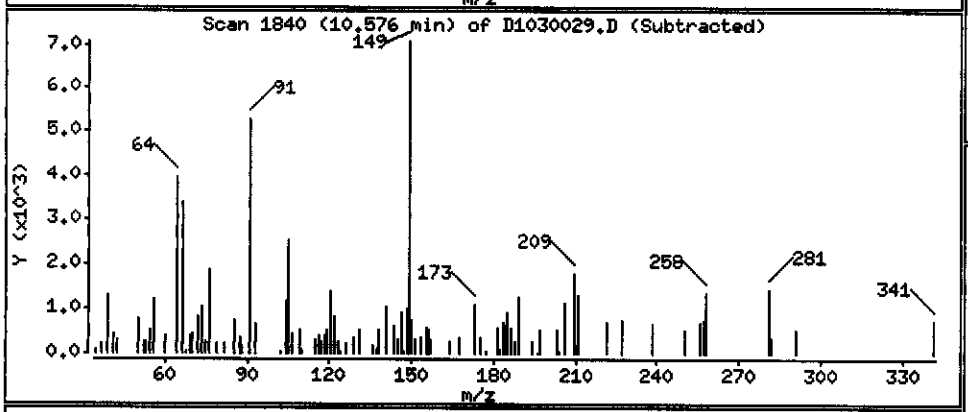

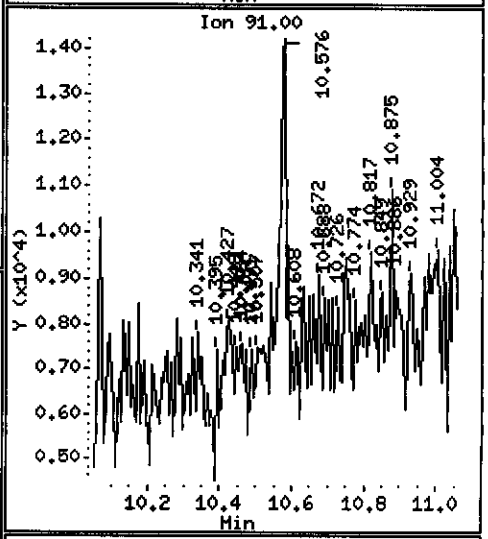

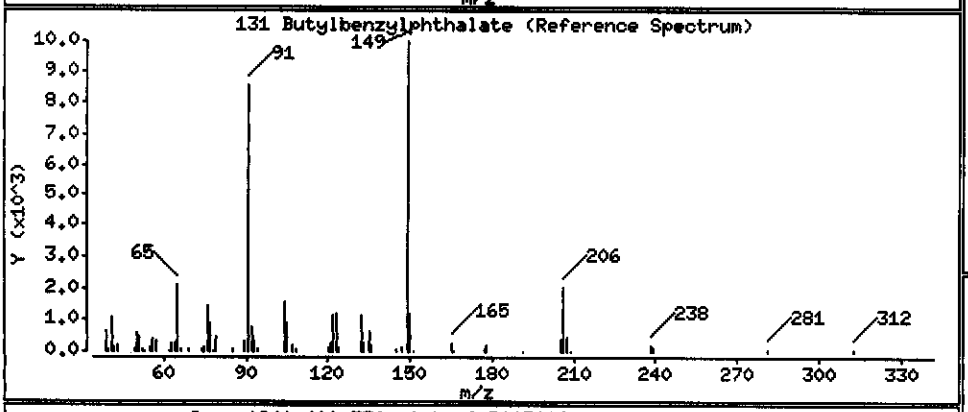

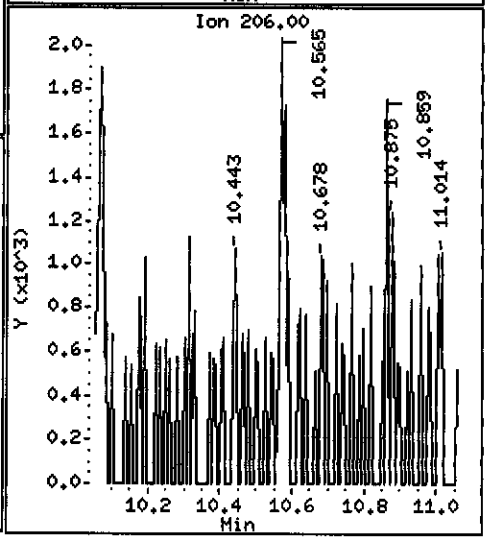

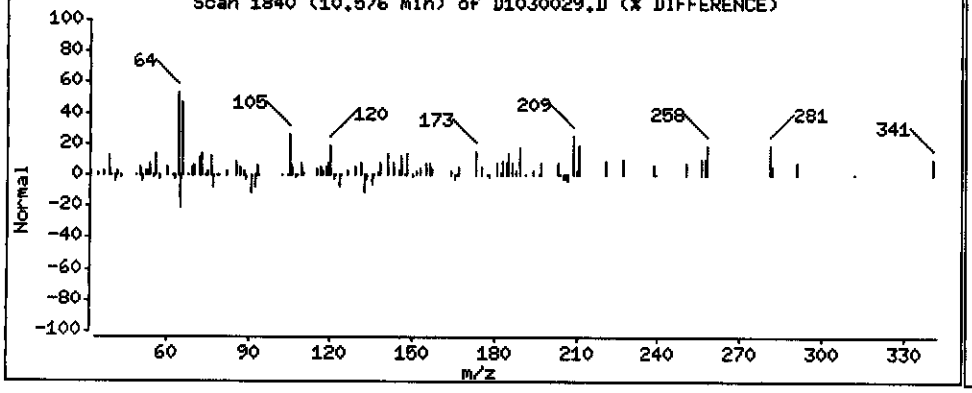

Data File: \\PITSVR06\D\chem\732.i\d103008.b\D1030029.D

Date : 30-OCT-2008 16:39

Client ID: MW6-R-R-1008

Instrument: 732.i

Sample Info: C8J160331-021 10/20/08 h2o42(8295022)

Volume Injected (uL): 2.0

Operator: 403801nlb (INT BNA0446-05)

Column phase: DB5-MS

Column diameter: 0.32

139 bis(2-ethylhexyl)Phthalate

Concentration: 0.20084 ug/L

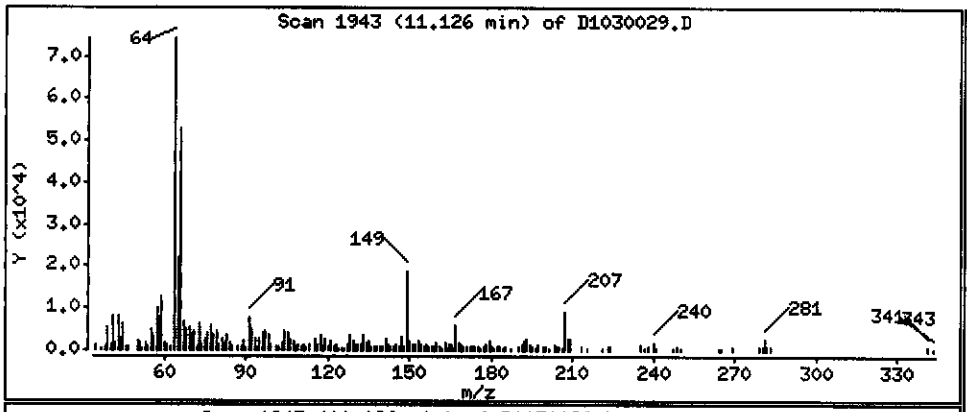

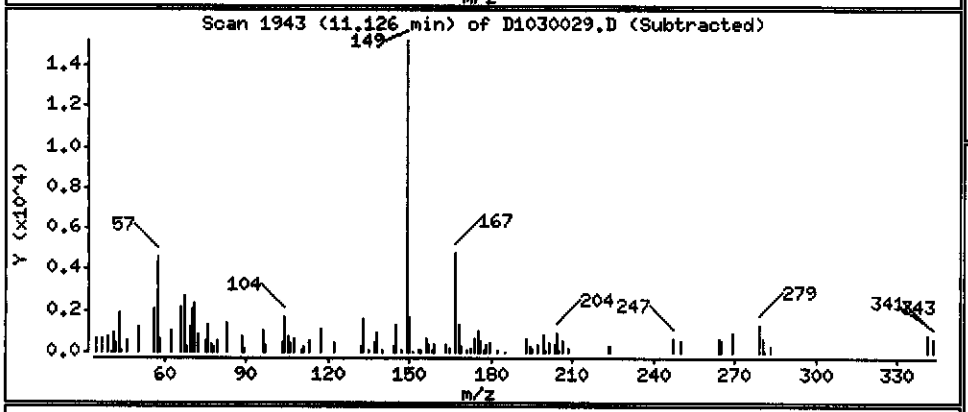

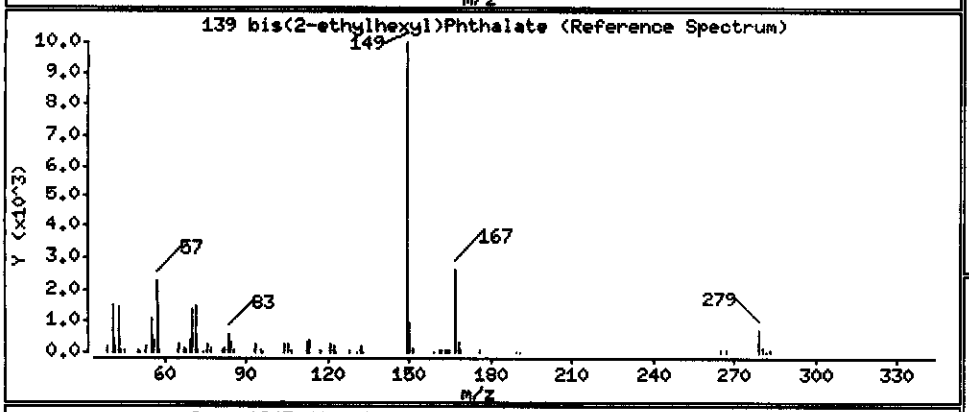

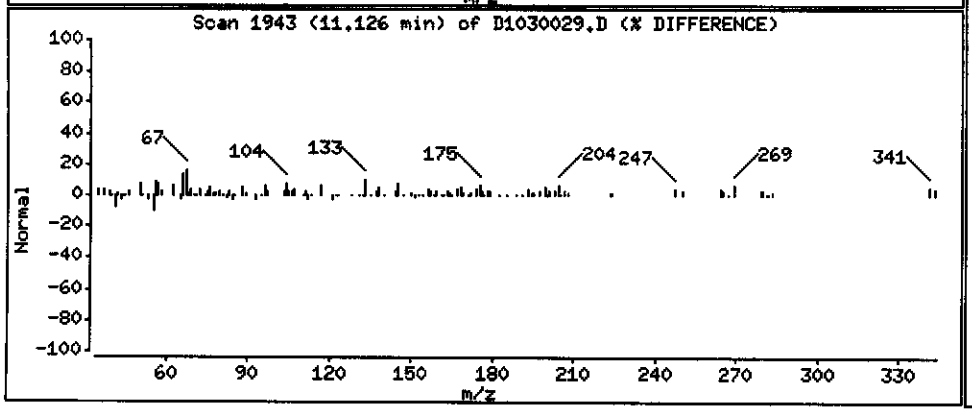

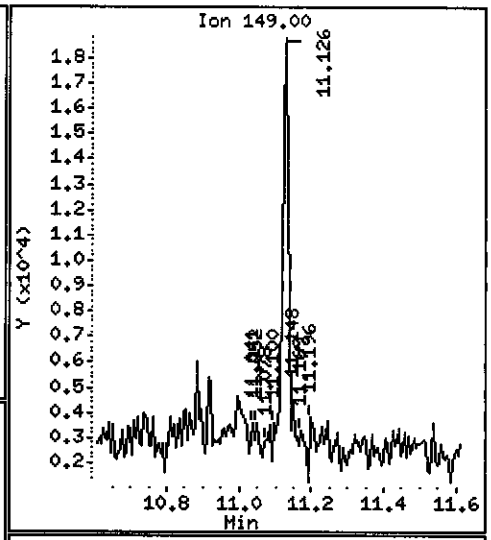

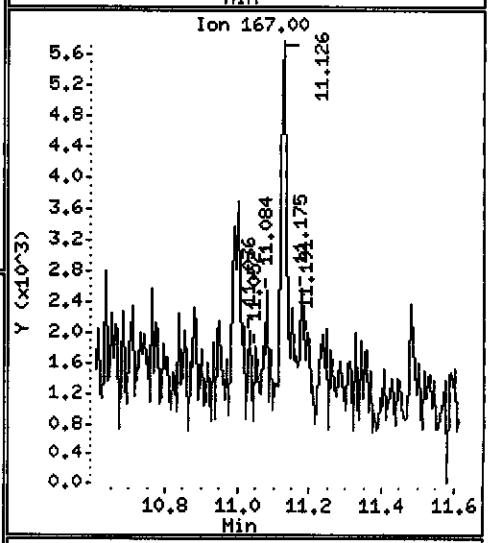

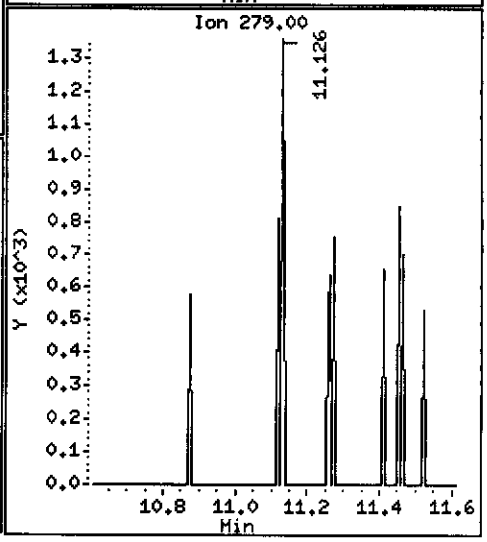

Data File: \\PITSVR06\D\chem\732.i\d103008.b\D1030029.D

Date : 30-OCT-2008 16:39

Client ID: MW6-R-R-1008

Instrument: 732.i

Sample Info: C8j160331-021 10/20/08 h2o42(8295022)

Volume Injected (uL): 2.0

Operator: 403801nlb (INT BNA0446-05)

Column phase: DB5-MS

Column diameter: 0.32

140 Di-n-octylphthalate

Concentration: 0.57250 ug/L

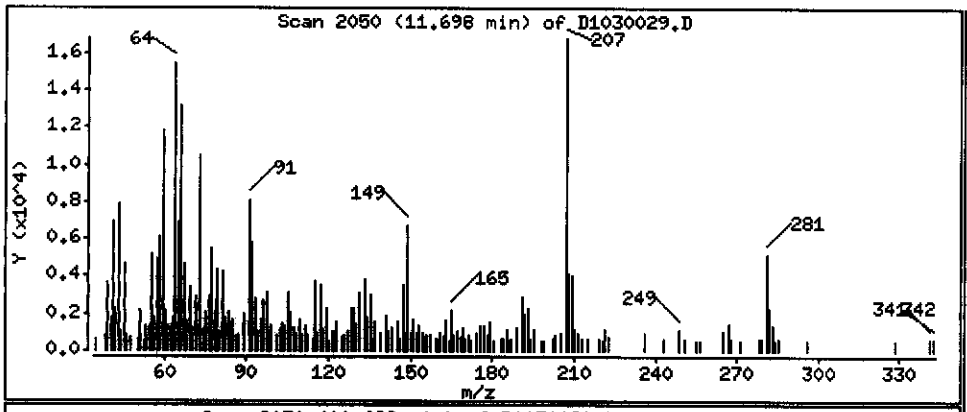

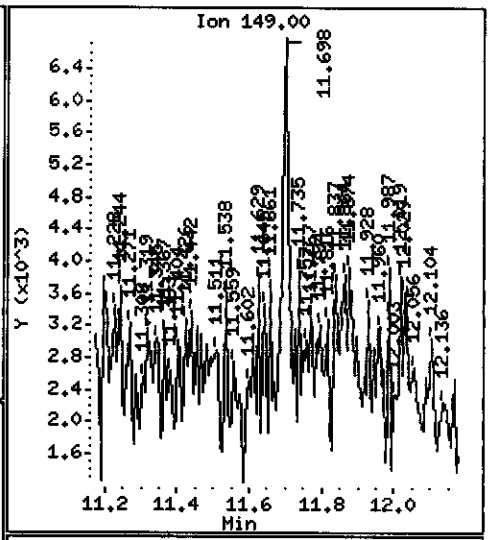

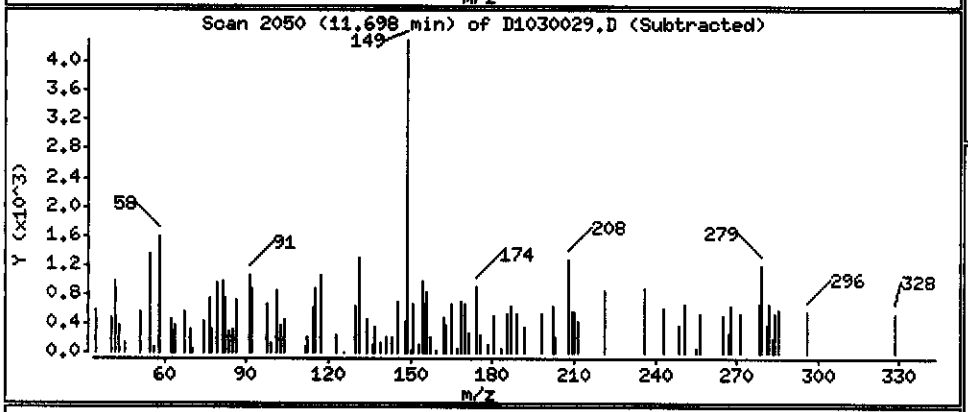

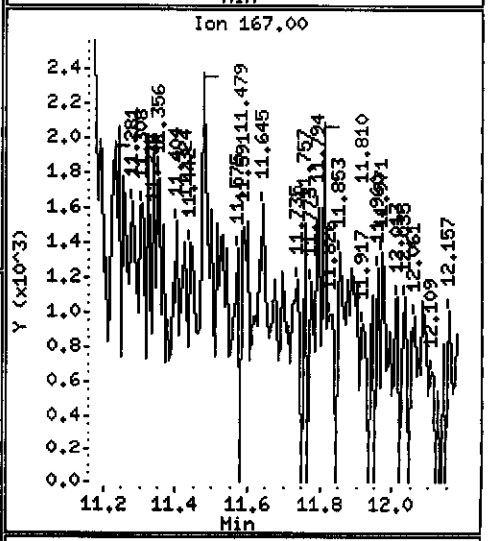

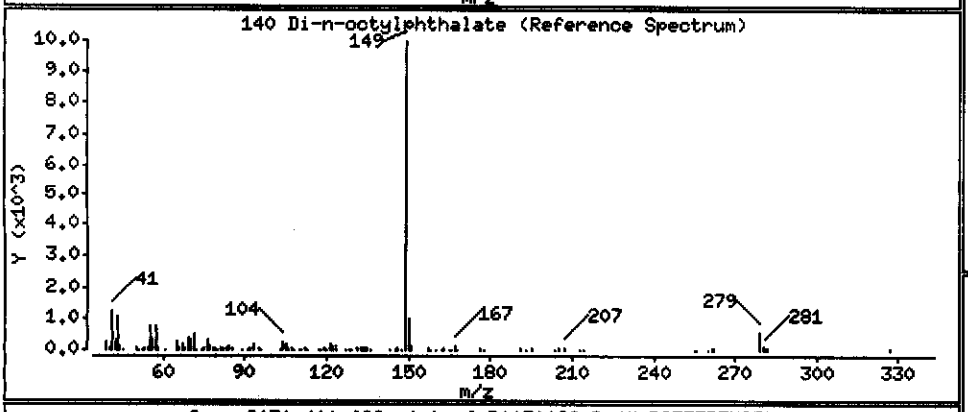

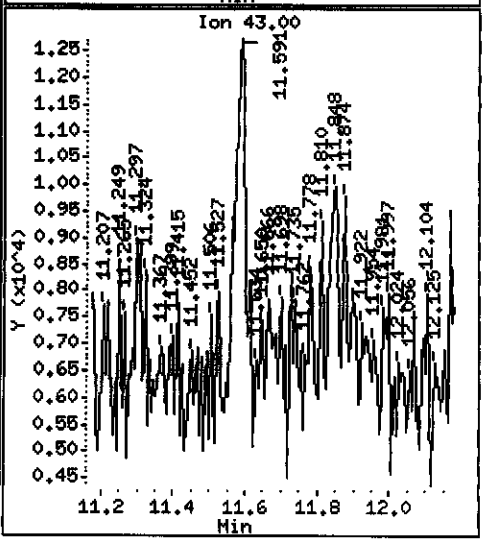

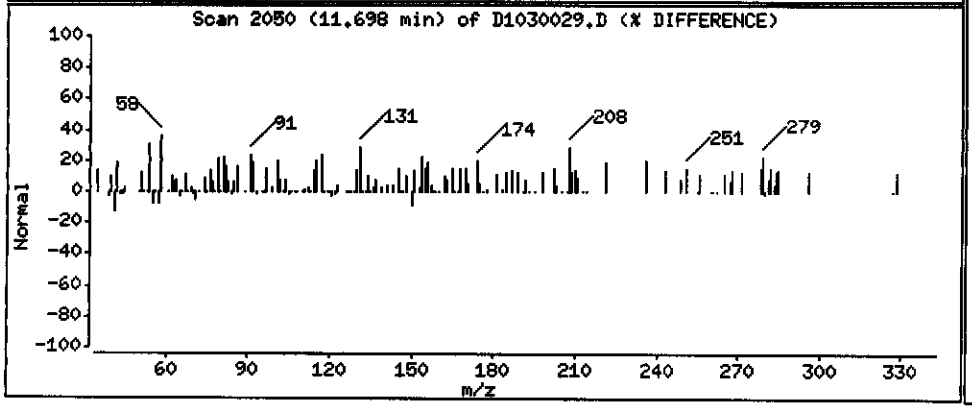

MACTEC Engineering and Consulting Inc

Client Sample ID: ICM-101-1008

GC/MS Semivolatiles

Lot-Sample #...:	C8J160331-022	**Work Order #...:**	K02VT1AL	**Matrix.....:**	WATER
Date Sampled...:	10/15/08	**Date Received..:**	10/16/08	**MS Run #.....:**	8295010
Prep Date.....:	10/20/08	**Analysis Date..:**	10/25/08		
Prep Batch #...:	8295022	**Analysis Time..:**	02:07		
Dilution Factor:	0.97	**Initial Wgt/Vol:**	1030 mL	**Final Wgt/Vol..:**	1 mL
Analyst ID.....:	045183	**Instrument ID..:**	71		
		Method.....:	SW846 8270C		

PARAMETER	RESULT	REPORTING LIMIT	UNITS	MDL
Aniline	**1400 E**	**0.97**	**ug/L**	**0.047**
Acenaphthene	**0.51**	**0.19**	**ug/L**	**0.051**
Acenaphthylene	ND	0.19	ug/L	0.045
Acetophenone	ND	0.97	ug/L	0.045
Anthracene	ND	0.19	ug/L	0.049
Atrazine	ND	0.97	ug/L	0.038
Benzo(a)anthracene	**0.14 J**	**0.19**	**ug/L**	**0.040**
Benzo(a)pyrene	**0.065 J**	**0.19**	**ug/L**	**0.042**
Benzo(b)fluoranthene	**0.40**	**0.19**	**ug/L**	**0.030**
Benzo(ghi)perylene	ND	0.19	ug/L	0.027
Benzo(k)fluoranthene	ND	0.19	ug/L	0.038
Benzaldehyde	ND	0.97	ug/L	0.052
1,1'-Biphenyl	ND	0.97	ug/L	0.058
bis(2-Chloroethoxy) methane	ND	0.97	ug/L	0.12
bis(2-Chloroethyl)-ether	ND	0.19	ug/L	0.045
bis(2-Ethylhexyl) phthalate	**0.30 J**	**0.97**	**ug/L**	**0.12**
4-Bromophenyl phenyl ether	ND	0.97	ug/L	0.048
Butyl benzyl phthalate	**0.26 J**	**0.97**	**ug/L**	**0.13**
Caprolactam	ND	4.8	ug/L	0.18
Carbazole	**0.78**	**0.19**	**ug/L**	**0.051**
4-Chloroaniline	**270 E**	**0.97**	**ug/L**	**0.045**
4-Chloro-3-methylphenol	ND	0.97	ug/L	0.057
2-Chloronaphthalene	ND	0.19	ug/L	0.043
2-Chlorophenol	ND	0.97	ug/L	0.044
4-Chlorophenyl phenyl ether	ND	0.97	ug/L	0.041
Chrysene	**0.12 J**	**0.19**	**ug/L**	**0.034**
Dibenz(a,h)anthracene	ND	0.19	ug/L	0.034
Dibenzofuran	**0.57 J**	**0.97**	**ug/L**	**0.052**
3,3'-Dichlorobenzidine	ND	0.97	ug/L	0.040
2,4-Dichlorophenol	**2.0**	**0.19**	**ug/L**	**0.047**
Diethyl phthalate	**0.43 J**	**0.97**	**ug/L**	**0.24**
2,4-Dimethylphenol	ND	0.97	ug/L	0.050

(Continued on next page)

MACTEC Engineering and Consulting Inc

Client Sample ID: ICM-101-1008

GC/MS Semivolatiles

Lot-Sample #...: C8J160331-022 **Work Order #...:** K02VT1AL **Matrix.....:** WATER

PARAMETER	RESULT	REPORTING LIMIT	UNITS	MDL
Dimethyl phthalate	ND	0.97	ug/L	0.041
Di-n-butyl phthalate	**0.062 J**	**0.97**	**ug/L**	**0.045**
4,6-Dinitro-2-methylphenol	ND	4.8	ug/L	1.4
2,4-Dinitrophenol	ND	4.8	ug/L	1.2
2,4-Dinitrotoluene	ND	0.97	ug/L	0.044
2,6-Dinitrotoluene	ND	0.97	ug/L	0.049
Di-n-octyl phthalate	ND	0.97	ug/L	0.041
Fluoranthene	**0.52**	**0.19**	**ug/L**	**0.048**
Fluorene	**0.60**	**0.19**	**ug/L**	**0.053**
Hexachlorobenzene	ND	0.19	ug/L	0.042
Hexachlorobutadiene	ND	0.19	ug/L	0.036
Hexachlorocyclopentadiene	ND	0.97	ug/L	0.078
Hexachloroethane	ND	0.97	ug/L	0.042
Indeno(1,2,3-cd)pyrene	ND	0.19	ug/L	0.046
Isophorone	ND	0.97	ug/L	0.046
2-Methylnaphthalene	ND	0.19	ug/L	0.045
2-Methylphenol	**0.16 J**	**0.97**	**ug/L**	**0.050**
4-Methylphenol	ND	0.97	ug/L	0.071
Naphthalene	ND	0.19	ug/L	0.042
2-Nitroaniline	ND	4.8	ug/L	0.046
3-Nitroaniline	ND	4.8	ug/L	0.039
4-Nitroaniline	ND	4.8	ug/L	0.025
Nitrobenzene	ND	0.19	ug/L	0.062
2-Nitrophenol	ND	0.97	ug/L	0.052
4-Nitrophenol	ND	4.8	ug/L	0.068
N-Nitrosodi-n-propylamine	ND	0.19	ug/L	0.058
N-Nitrosodiphenylamine	**3.9**	**0.19**	**ug/L**	**0.047**
2,2'-oxybis(1-Chloropropane)	ND	0.19	ug/L	0.025
Pentachlorophenol	ND	0.97	ug/L	0.081
Phenanthrene	**1.4 B**	**0.19**	**ug/L**	**0.053**
Phenol	**600 E**	**0.19**	**ug/L**	**0.021**
Pyrene	**0.41**	**0.19**	**ug/L**	**0.055**
2,4,5-Trichlorophenol	ND	0.97	ug/L	0.061
2,4,6-Trichlorophenol	ND	0.97	ug/L	0.055

(Continued on next page)

MACTEC Engineering and Consulting Inc

Client Sample ID: ICM-101-1008

GC/MS Semivolatiles

Lot-Sample #...: C8J160331-022 Work Order #...: K02VT1AL Matrix.....: WATER

SURROGATE	PERCENT RECOVERY	RECOVERY LIMITS
Nitrobenzene-d5	102	(23 - 112)
Terphenyl-d14	25	(10 - 132)
2-Fluorobiphenyl	89	(19 - 107)
2-Fluorophenol	52	(10 - 111)
Phenol-d5	37	(15 - 112)
2,4,6-Tribromophenol	105	(16 - 122)

NOTE(S):

E Estimated result. Result concentration exceeds the calibration range.

J Estimated result. Result is less than RL.

B Method blank contamination. The associated method blank contains the target analyte at a reportable level.

Data File: \\PITSVR06\D\chem\71.i\s102408.b\S1024028.D
Date : 25-OCT-2008 02:07
Client ID: ICM-101-1008
Sample Info: c8j160331-022 x2 10/20/08 h2042(8295022) 8270
Volume Injected (uL): 2.0
Column phase: DB5-MS

Instrument: 71.i
Operator: 045183sab
Column diameter: 0.32

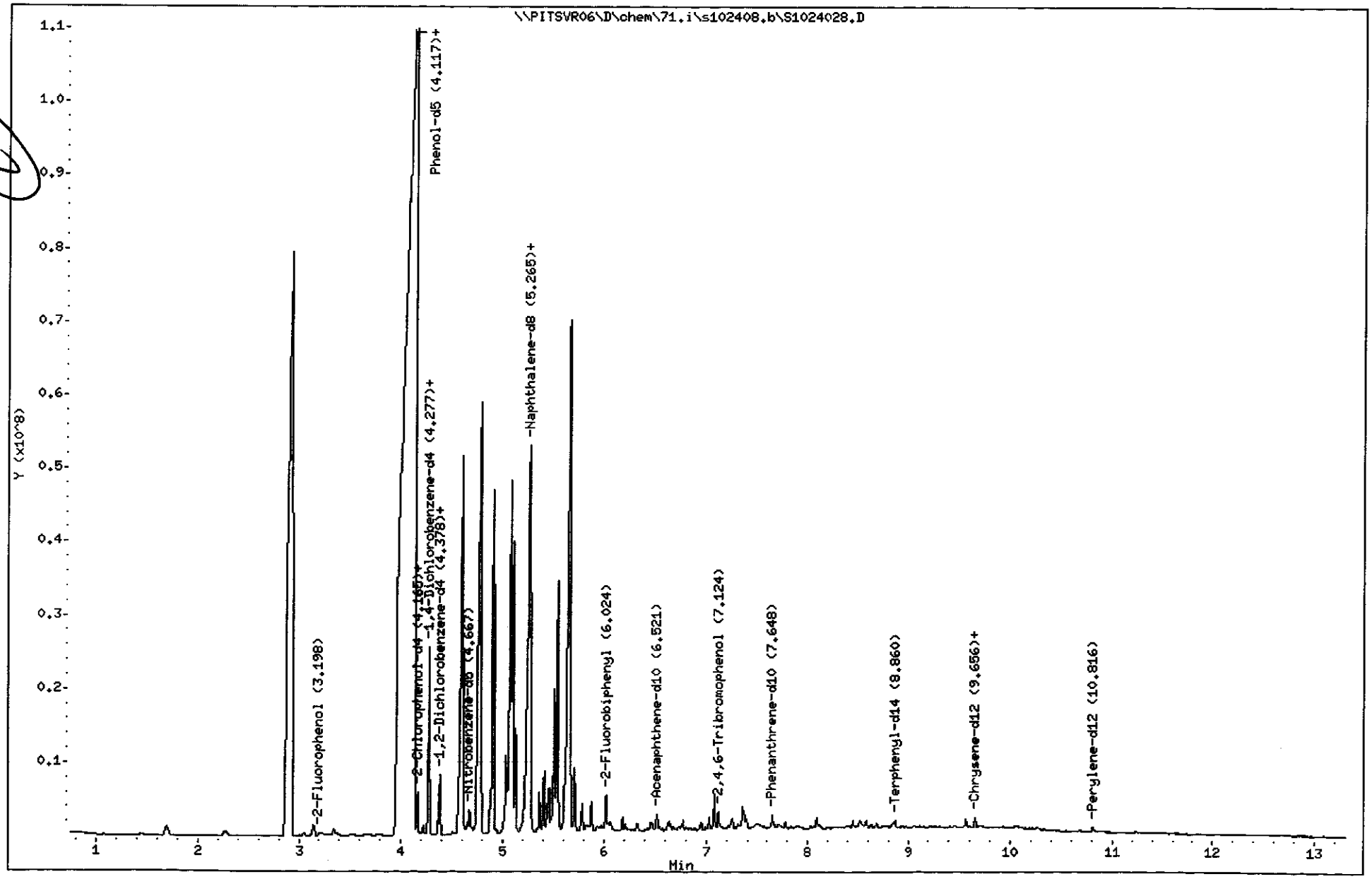

TestAmerica Pittsburgh

Semivolatile REPORT SW-846 Method 8270

Data file : \\PITSVR06\D\chem\71.i\s102408.b\S1024028.D
Lab Smp Id: k02vt1al Client Smp ID: ICM-101-1008
Inj Date : 25-OCT-2008 02:07
Operator : 045183sab Inst ID: 71.i
Smp Info : c8j160331-022 x2 10/20/08 h2042(8295022) 8270
Misc Info : k02vt1al,s102408.b,llb.m,4-42fulllist.sub
Comment :
Method : \\PITSVR06\D\chem\71.i\s102408.b\llb.m
Meth Date : 29-Oct-2008 10:48 bachas Quant Type: ISTD
Cal Date : 16-OCT-2008 20:15 Cal File: S1016AM7.D
Als bottle: 33
Dil Factor: 1.00000
Integrator: HP RTE Compound Sublist: 4-42fulllist.sub
Target Version: 4.14
Processing Host: PITPC-501

Concentration Formula: Amt * DF * Uf * Vt/(Vo * Vi)*1*gpc * CpndVariable

Name	Value	Description
DF	1.000	Dilution Factor
Uf	1.000	ng unit correction factor
Vt	1000.000	Volume of final extract (uL)
Vo	1030.000	Volume of sample extracted (mL)
Vi	2.000	Volume injected (uL)
gpc	1.000	GPC correction Factor
Cpnd Variable		Local Compound Variable

	Compounds	QUANT SIG MASS	RT	EXP RT	REL RT	RESPONSE	CONCENTRATIONS ON-COLUMN (NG)	FINAL (ug/L)	
* 1	1,4-Dichlorobenzene-d4	152	4.266	4.229	(1.000)	150370	8.00000		(aQ)
* 2	Naphthalene-d8	136	5.201	5.196	(1.000)	737586	8.00000		(a)
* 3	Acenaphthene-d10	164	6.525	6.526	(1.000)	392396	8.00000		(a)
* 4	Phenanthrene-d10	188	7.647	7.648	(1.000)	571556	8.00000		(a)
* 5	Chrysene-d12	240	9.656	9.657	(1.000)	354133	8.00000		(a)
* 6	Perylene-d12	264	10.815	10.816	(1.000)	228937	8.00000		(a)
198	1,4-Dioxane	88	0.911	0.917	(0.214)	5496	0.74403	0.36118	(aQ)
206	Benzaldehyde	77	Compound Not Detected.						
10	N-Nitrosodimethylamine	74	Compound Not Detected.						
9	Pyridine	79	Compound Not Detected.						
14	2-Picoline	93	2.530	2.480	(0.593)	24886	1.17427	0.57003	(aM)
15	N-Nitrosomethylethylamine	88	Compound Not Detected.						
16	Methyl methanesulfonate	80	Compound Not Detected.						
19	N-Nitrosodiethylamine	102	Compound Not Detected.						
8	Ethyl methanesulfonate	79	Compound Not Detected.						
25	Pentachloroethane	167	Compound Not Detected.						
211	Benzenethiol	110	Compound Not Detected.						
21	Aniline	93	3.956	3.973	(0.927)	97804171	2906.59	1411.0	(AQM)
22	Phenol	94	4.116	3.983	(0.965)	37497586	1234.63	599.34	(AQM)
23	bis(2-Chloroethyl)ether	93	Compound Not Detected.						

	Compounds	QUANT SIG MASS	RT	EXP RT	REL RT	RESPONSE	CONCENTRATIONS ON-COLUMN (NG)	CONCENTRATIONS FINAL (ug/L)
24	2-Chlorophenol	128	Compound Not Detected.					
26	1,3-Dichlorobenzene	146	4.218	4.186	(0.989)	306591	10.3943	5.0458(a)
27	1,4-Dichlorobenzene	146	4.276	4.245	(1.002)	6151120	203.490	98.781(A)
28	1,2-Dichlorobenzene	146	4.383	4.357	(1.028)	1772214	62.9975	30.581
29	Benzyl Alcohol	108	Compound Not Detected.					
30	2-Methylphenol	108	4.479	4.443	(1.050)	7818	0.32360	0.15709(aQ)
31	2,2'-oxybis(1-Chloropropane)	45	Compound Not Detected.					
36	N-Nitrosopyrrolidine	100	Compound Not Detected.					
37	Acetophenone	105	Compound Not Detected.					
32	N-Nitroso-di-n-propylamine	70	Compound Not Detected.					
192	4-Methylphenol	108	Compound Not Detected.					
7	N-Nitrosomorpholine	116	Compound Not Detected.					
39	o-Toluidine	106	4.581	4.568	(1.074)	20611119	594.248	288.47(AQM)
34	Hexachloroethane	117	Compound Not Detected.					
35	Nitrobenzene	77	Compound Not Detected.					
40	N-Nitrosopiperidine	114	Compound Not Detected.					
41	Isophorone	82	Compound Not Detected.					
42	2-Nitrophenol	139	Compound Not Detected.					
43	2,4-Dimethylphenol	107	Compound Not Detected.					
45	O,O,O-Triethyl phosphorothioa	198	Compound Not Detected.					
44	bis(2-Chloroethoxy)methane	93	Compound Not Detected.					
53	a,a-Dimethyl-phenethylamine	58	Compound Not Detected.					
48	2,4-Dichlorophenol	162	5.147	5.095	(0.990)	109926	4.13060	2.0051(a)
49	Benzoic Acid	122	Compound Not Detected.					
50	1,2,4-Trichlorobenzene	180	5.163	5.159	(0.993)	1767	0.06372	0.030930(aQ)
51	Naphthalene	128	Compound Not Detected.					
52	4-Chloroaniline	127	5.249	5.260	(1.009)	21839494	550.520	267.24(AMH)
54	2,6-Dichlorophenol	162	Compound Not Detected.					
55	Hexachloropropene	212	Compound Not Detected.					
56	Hexachlorobutadiene	224	Compound Not Detected.					
208	Caprolactam	113	Compound Not Detected.					
58	N-Nitrosodi-n-butylamine	84	Compound Not Detected.					
60	p-Phenylene diamine	108	Compound Not Detected.					
59	4-Chloro-3-Methylphenol	107	Compound Not Detected.					
61	Safrole	162	Compound Not Detected.					
62	2-Methylnaphthalene	142	Compound Not Detected.					
63	1-Methylnaphthalene	142	5.815	5.816	(1.118)	61673	0.94297	0.45775(aQ)
65	1,2,4,5-Tetrachlorobenzene	215	Compound Not Detected.					
64	Hexachlorocyclopentadiene	236	Compound Not Detected.					
66	2,4,6-Trichlorophenol	196	Compound Not Detected.					
67	2,4,5-Trichlorophenol	196	Compound Not Detected.					
71	Isosafrole 1	162	Compound Not Detected.					
209	1,1'-Biphenyl	154	Compound Not Detected.					
70	2-Chloronaphthalene	162	Compound Not Detected.					
73	2-Nitroaniline	65	Compound Not Detected.					
75	1,4-Naphthoquinone	158	Compound Not Detected.					
77	m-Dinitrobenzene	168	Compound Not Detected.					
76	Dimethylphthalate	163	Compound Not Detected.					
78	2,6-Dinitrotoluene	165	Compound Not Detected.					
79	Acenaphthylene	152	Compound Not Detected.					
81	3-Nitroaniline	138	Compound Not Detected.					
82	Acenaphthene	153	6.547	6.553	(1.003)	53592	1.05279	0.51106(a)
83	2,4-Dinitrophenol	184	Compound Not Detected.					
85	4-Nitrophenol	109	Compound Not Detected.					

Compounds	QUANT SIG MASS	RT	EXP RT	REL RT	RESPONSE	CONCENTRATIONS ON-COLUMN (NG)	CONCENTRATIONS FINAL (ug/L)
86 Dibenzofuran	168	6.680	6.681	(1.024)	85386	1.16632	0.56618(a)
84 Pentachlorobenzene	249	Compound Not Detected.					
87 2,4-Dinitrotoluene	165	Compound Not Detected.					
89 1-Naphthylamine	143	6.739	6.732	(1.033)	83458	1.53705	0.74614(a)
91 2,3,5,6-Tetrachlorophenol	231	Compound Not Detected.					
88 2,3,4,6-Tetrachlorophenol	231	Compound Not Detected.					
92 2-Naphthylamine	143	Compound Not Detected.					
93 Diethylphthalate	149	6.862	6.863	(1.052)	46453	0.88160	0.42796(a)
94 Fluorene	166	6.937	6.943	(1.063)	69528	1.22877	0.59649(aQ)
95 4-Chlorophenyl-phenylether	204	Compound Not Detected.					
199 Thionazin	97	Compound Not Detected.					
97 5-Nitro-o-toluidine	152	Compound Not Detected.					
96 4-Nitroaniline	138	Compound Not Detected.					
98 4,6-Dinitro-2-methylphenol	198	Compound Not Detected.					
99 N-Nitrosodiphenylamine (1)	169	7.033	7.034	(0.920)	314744	8.01430	3.8904(a)
100 1,2-Diphenylhydrazine	77	Compound Not Detected.					
200 Sulfotepp	97	Compound Not Detected.					
103 Diallate 1	86	Compound Not Detected.					
105 1,3,5-Trinitrobenzene	213	Compound Not Detected.					
104 Phorate	121	Compound Not Detected.					
108 Phenacetin	108	Compound Not Detected.					
106 4-Bromophenyl-phenylether	248	Compound Not Detected.					
109 Diallate 2	86	Compound Not Detected.					
107 Hexachlorobenzene	283	Compound Not Detected.					
110 Dimethoate	87	Compound Not Detected.					
210 Atrazine	200	Compound Not Detected.					
113 4-Aminobiphenyl	169	Compound Not Detected.					
111 Pentachlorophenol	265	Compound Not Detected.					
112 Pentachloronitrobenzene	236	Compound Not Detected.					
114 Pronamide	173	Compound Not Detected.					
115 Phenanthrene	178	7.663	7.670	(1.002)	229722	2.95490	1.4344(a)
118 Disulfoton	88	Compound Not Detected.					
116 Anthracene	178	Compound Not Detected.					
117 Dinoseb	211	Compound Not Detected.					
119 Carbazole	167	7.829	7.830	(1.024)	110471	1.61208	0.78256(aQ)
214 Methyl parathion	109	Compound Not Detected.					
120 Di-n-Butylphthalate	149	8.101	8.102	(1.059)	10097	0.12747	0.061876(aQ)
215 Parathion	109	Compound Not Detected.					
121 4-Nitroquinoline 1-oxide	190	Compound Not Detected.					
122 Methapyrilene	58	Compound Not Detected.					
216 Isodrin	193	Compound Not Detected.					
123 Fluoranthene	202	8.566	8.572	(1.120)	74308	1.06507	0.51702(aQ)
124 Benzidine	184	Compound Not Detected.					
125 Pyrene	202	8.737	8.743	(0.905)	61645	0.84179	0.40864(a)
126 Aramite 1	185	Compound Not Detected.					
127 Aramite 2	185	Compound Not Detected.					
128 p-Dimethylamino azobenzene	225	Compound Not Detected.					
129 p-Chlorobenzilate	139	Compound Not Detected.					
132 3,3'-Dimethylbenzidine	212	Compound Not Detected.					
130 Famphur	218	Compound Not Detected.					
212 Kepone	271	Compound Not Detected.					
131 Butylbenzylphthalate	149	9.229	9.235	(0.956)	16088	0.53371	0.25908(aQ)
135 3,3'-Dichlorobenzidine	252	Compound Not Detected.					
134 2-Acetylaminofluorene	181	Compound Not Detected.					

Compounds	QUANT SIG MASS	RT	EXP RT	REL RT	RESPONSE	CONCENTRATIONS ON-COLUMN (NG)	CONCENTRATIONS FINAL (ug/L)
136 Benzo(a)Anthracene	228	9.645	9.651	(0.999)	15855	0.28835	0.13998(aQ)
137 Chrysene	228	9.672	9.678	(1.002)	12515	0.24767	0.12023(a)
139 bis(2-ethylhexyl)Phthalate	149	9.661	9.667	(1.001)	24823	0.62001	0.30098(a)
204 6-Methylchrysene	242	Compound Not Detected.					
140 Di-n-octylphthalate	149	Compound Not Detected.					
141 Benzo(b)fluoranthene	252	10.468	10.469	(0.968)	5852	0.81647	0.39634(aQ)
142 Benzo(k)fluoranthene	252	Compound Not Detected.					
143 7,12-dimethylbenz[a]anthracen	256	Compound Not Detected.					
146 Benzo(a)pyrene	252	10.762	10.763	(0.995)	5145	0.13488	0.065474(a)
138 4,4'-Methylene bis(o-chloroan	231	Compound Not Detected.					
148 3-Methylcholanthrene	268	Compound Not Detected.					
149 Indeno(1,2,3-cd)pyrene	276	Compound Not Detected.					
150 Dibenz(a,h)anthracene	278	Compound Not Detected.					
151 Benzo(g,h,i)perylene	276	Compound Not Detected.					
$ 154 Nitrobenzene-d5	82	4.666	4.651	(0.897)	508686	20.4811	9.9423(H)
$ 155 2-Fluorobiphenyl	172	6.023	6.024	(0.923)	1017427	17.8532	8.6666(a)
$ 156 Terphenyl-d14	244	8.860	8.861	(0.918)	225229	5.08556	2.4687(a)
$ 157 Phenol-d5	99	4.111	3.973	(0.964)	296939	11.1023	5.3894(aH)
$ 158 2-Fluorophenol	112	3.203	3.182	(0.751)	340902	15.5146	7.5314(a)
$ 159 2,4,6-Tribromophenol	330	7.124	7.125	(0.932)	198504	31.6109	15.345
$ 186 2-Chlorophenol-d4	132	4.159	4.053	(0.975)	363375	13.7238	6.6620(aH)
$ 187 1,2-Dichlorobenzene-d4	152	4.373	4.347	(1.025)	351533	20.1384	9.7759(Q)

QC Flag Legend

a - Target compound detected but, quantitated amount Below Limit Of Quantitation(BLOQ).
A - Target compound detected but, quantitated amount exceeded maximum amount.
Q - Qualifier signal failed the ratio test.
M - Compound response manually integrated.
H - Operator selected an alternate compound hit.

Data File: \\PITSVR06\D\chem\71.i\s102408.b\S1024028.D

Date : 25-OCT-2008 02:07

Client ID: ICM-101-1008

Instrument: 71.i

Sample Info: c8j160331-022 x2 10/20/08 h2042(8295022) 8270

Volume Injected (uL): 2.0

Operator: 045183sab

Column phase: DB5-MS

Column diameter: 0.32

198 1,4-Dioxane

Concentration: 0.36118 ug/L

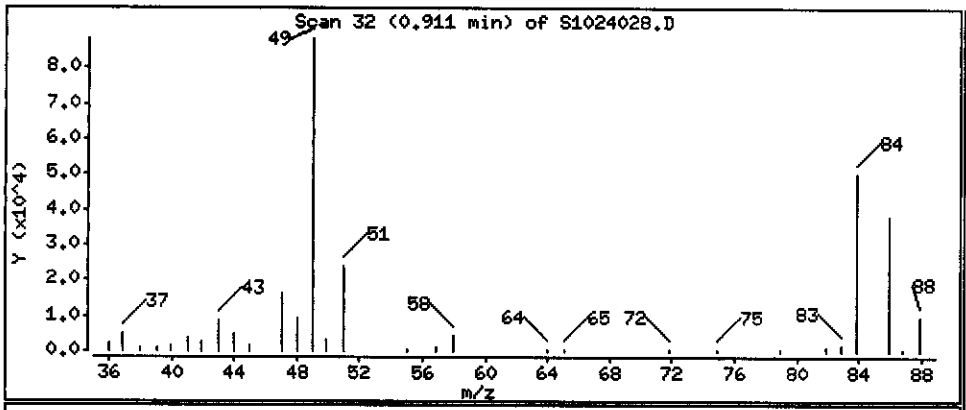

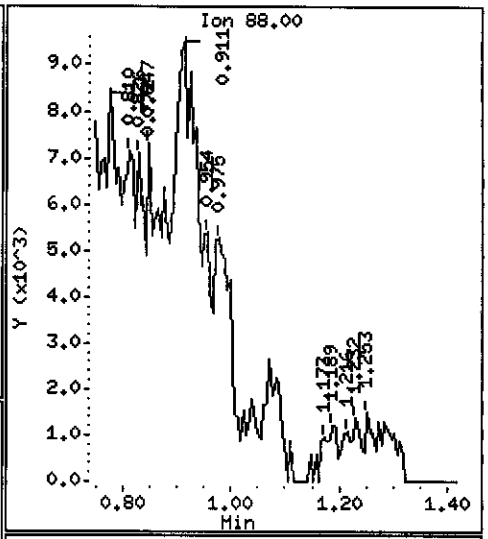

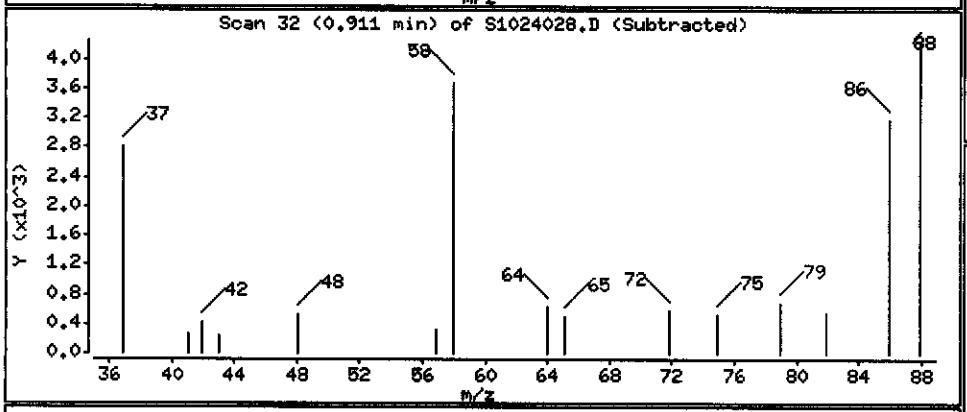

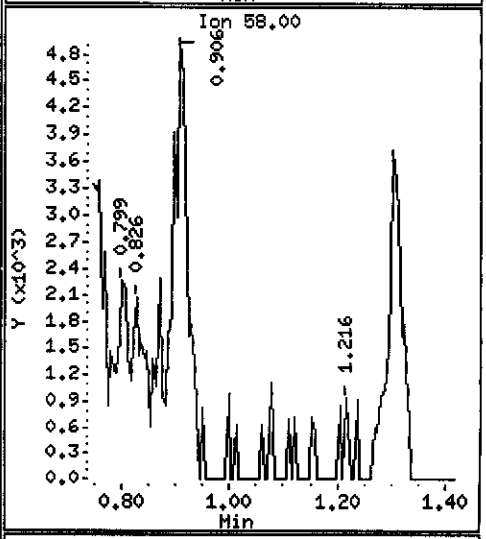

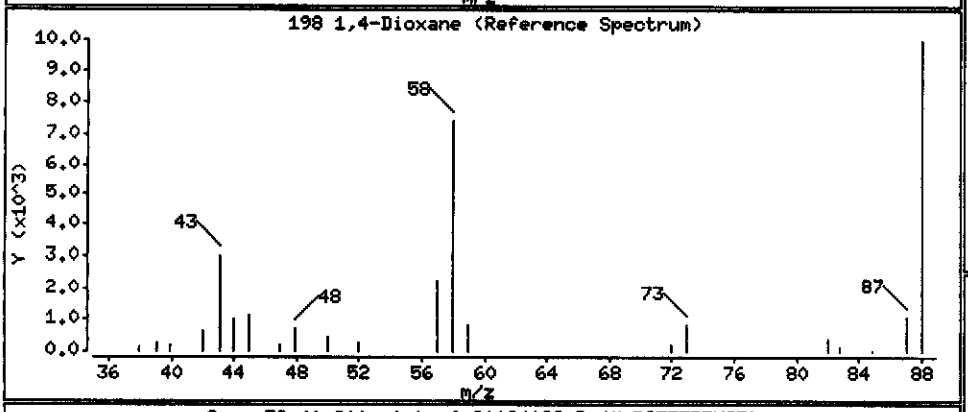

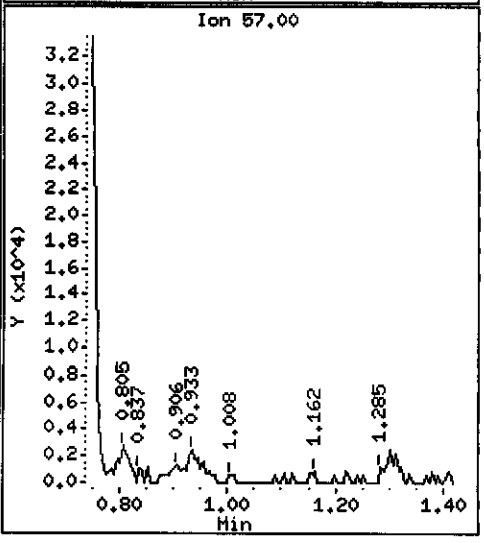

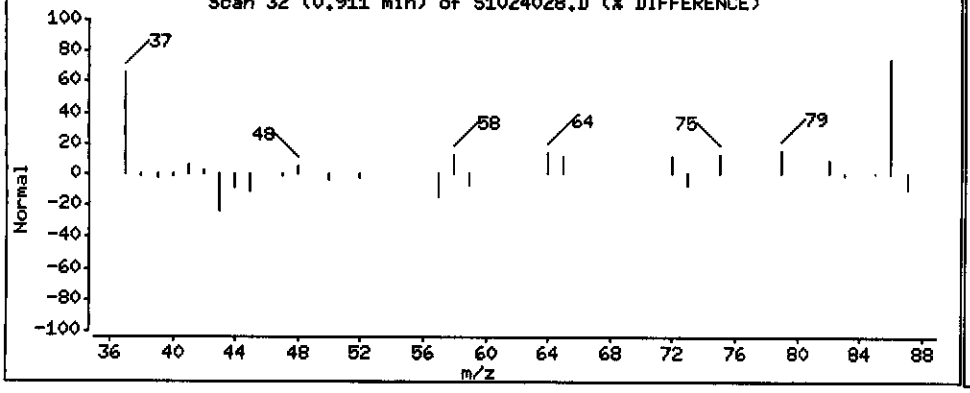

Data File: \\PITSVR06\D\chem\71.i\s102408.b\S1024028.D

Date : 25-OCT-2008 02:07

Client ID: ICM-101-1008

Instrument: 71.i

Sample Info: c8j160331-022 x2 10/20/08 h2042(8295022) 8270

Volume Injected (uL): 2.0

Operator: 045183sab

Column phase: DB5-MS

Column diameter: 0.32

14 2-Picoline

Concentration: 0.57003 ug/L

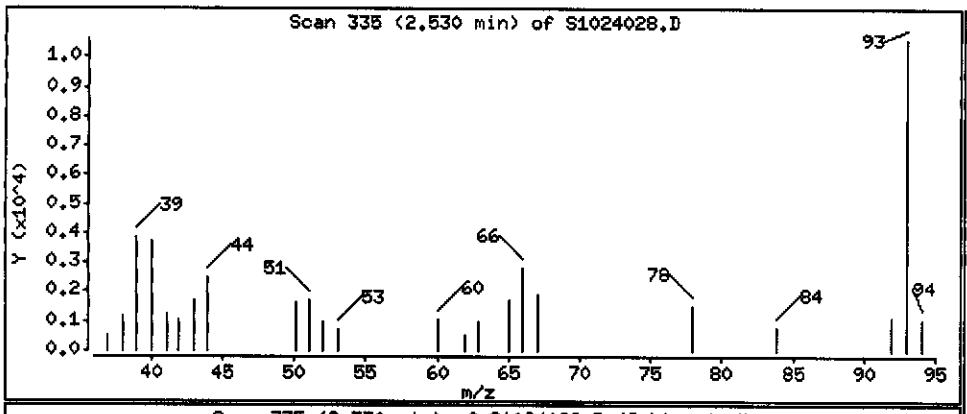

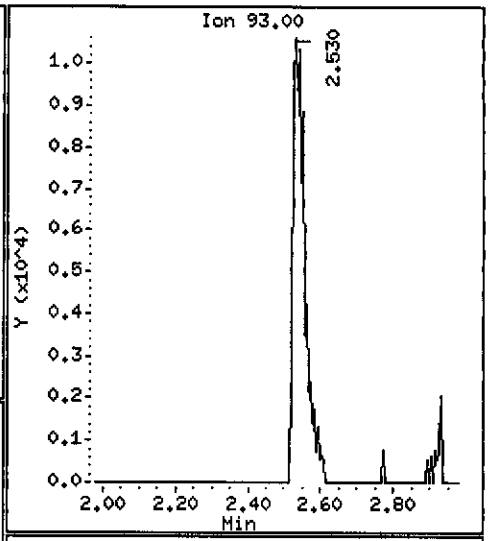

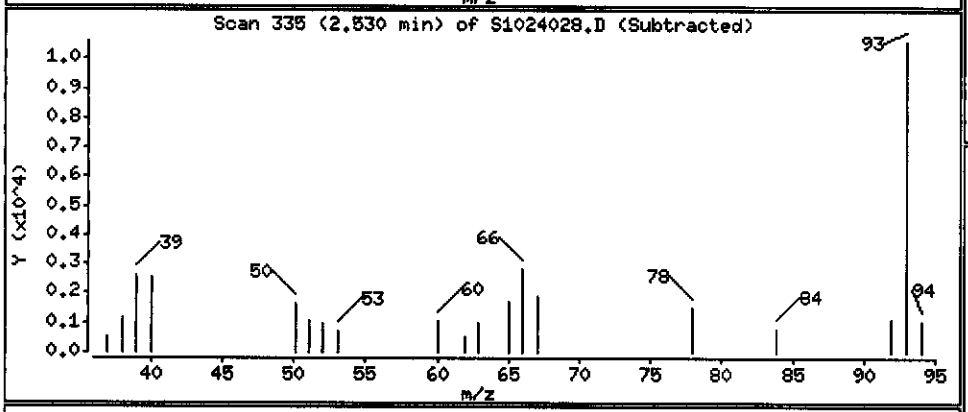

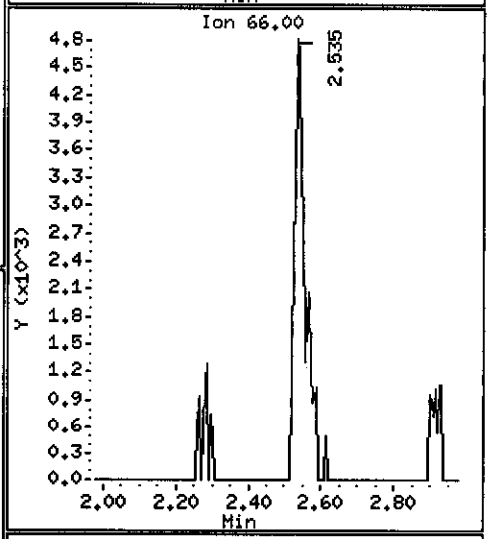

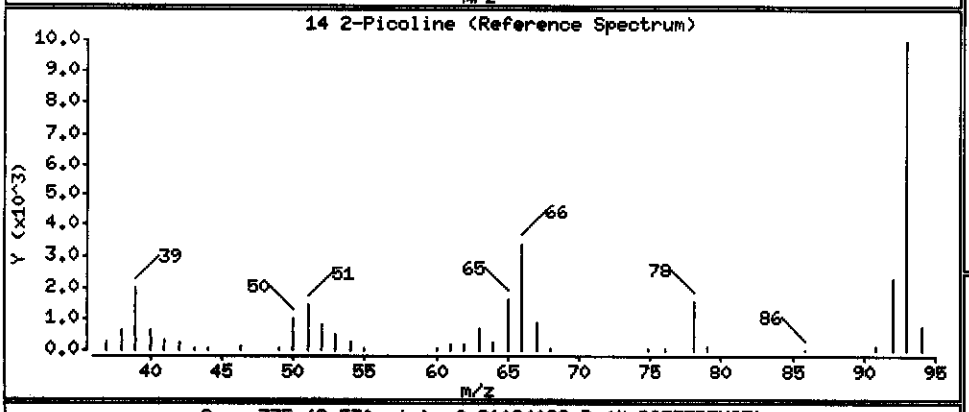

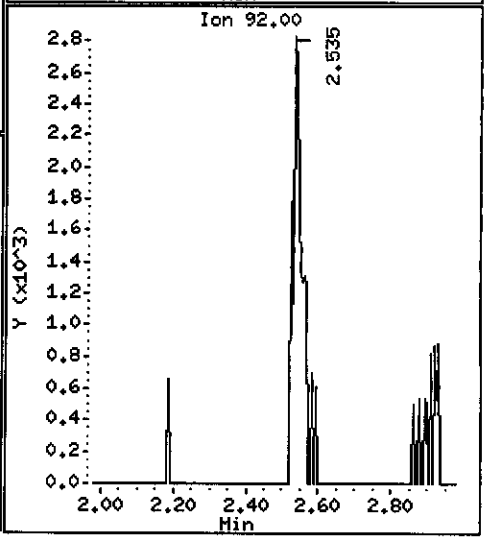

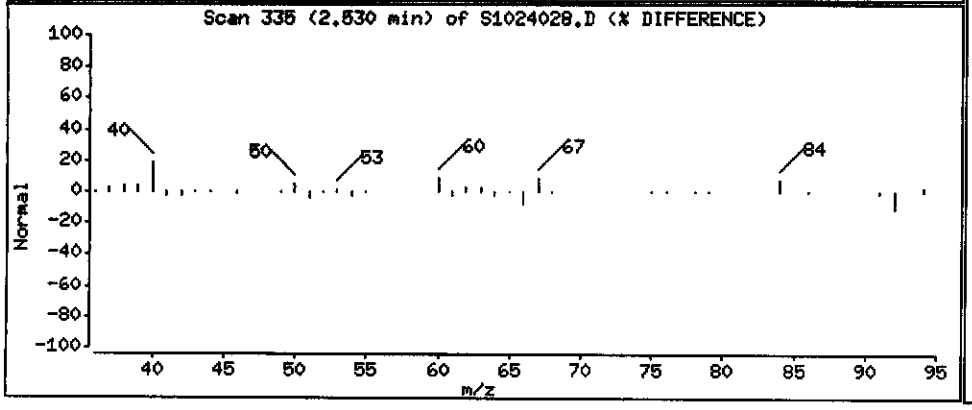

Data File: \\PITSVR06\D\chem\71.i\s102408.b\S1024028.D

Date : 25-OCT-2008 02:07

Client ID: ICM-101-1008

Instrument: 71.i

Sample Info: c8j160331-022 x2 10/20/08 h2042(8295022) 8270

Volume Injected (uL): 2.0

Operator: 045183sab

Column phase: DB5-MS

Column diameter: 0.32

21 Aniline

Concentration: 1411.0 ug/L

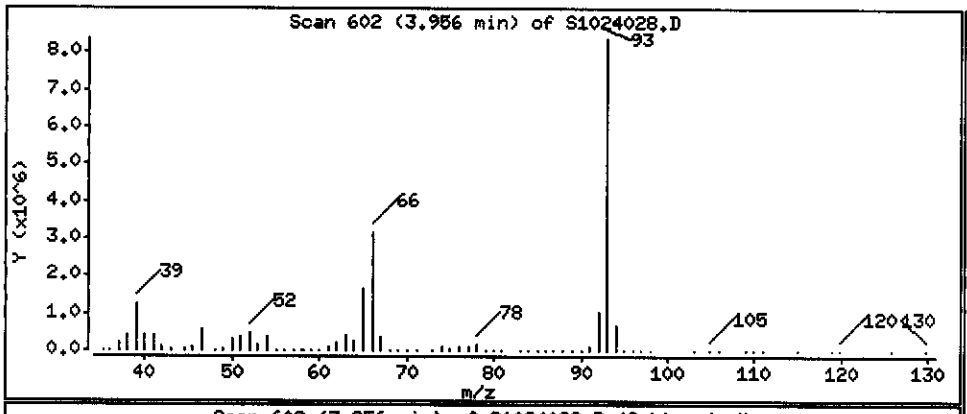

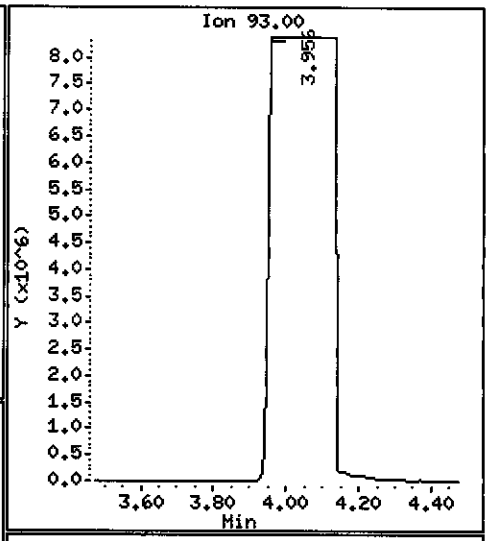

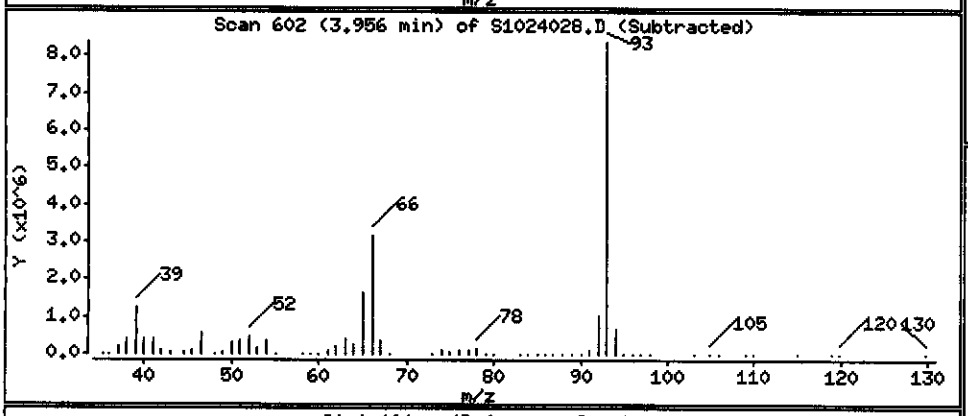

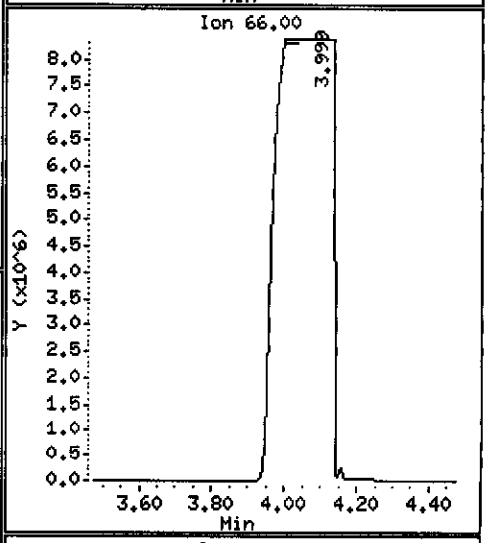

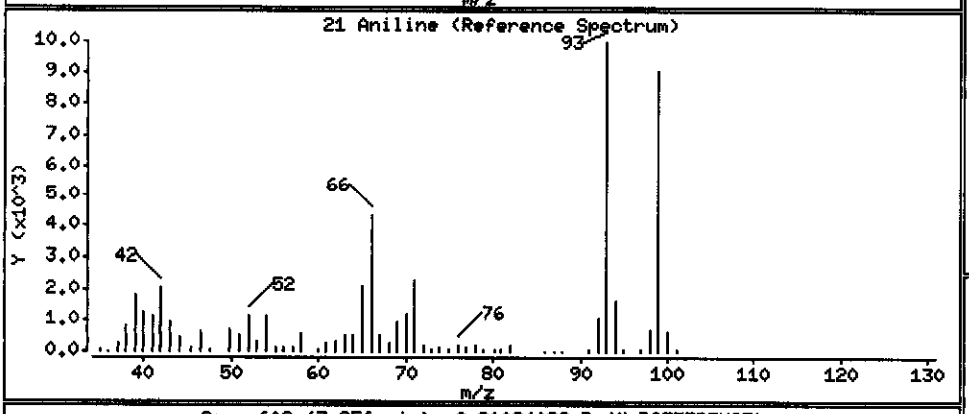

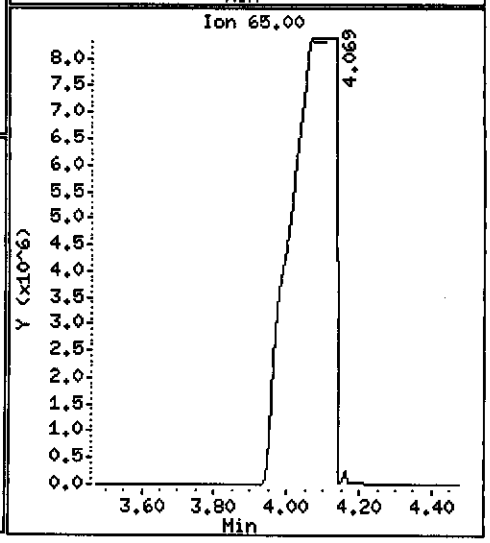

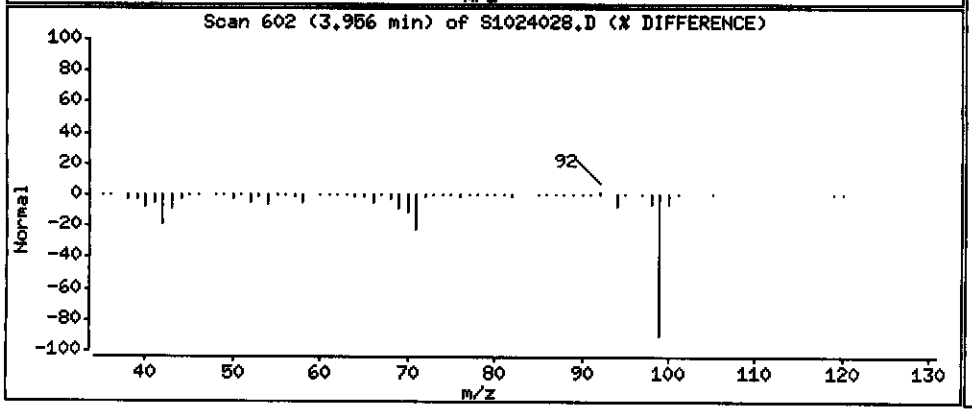

Data File: \\PITSVR06\D\chem\71.i\s102408.b\S1024028.D

Date : 25-OCT-2008 02:07

Client ID: ICM-101-1008

Instrument: 71.i

Sample Info: c8j160331-022 x2 10/20/08 h2042(8295022) 8270

Volume Injected (uL): 2.0

Operator: 045183sab

Column phase: DB5-MS

Column diameter: 0.32

22 Phenol

Concentration: 599.34 ug/L

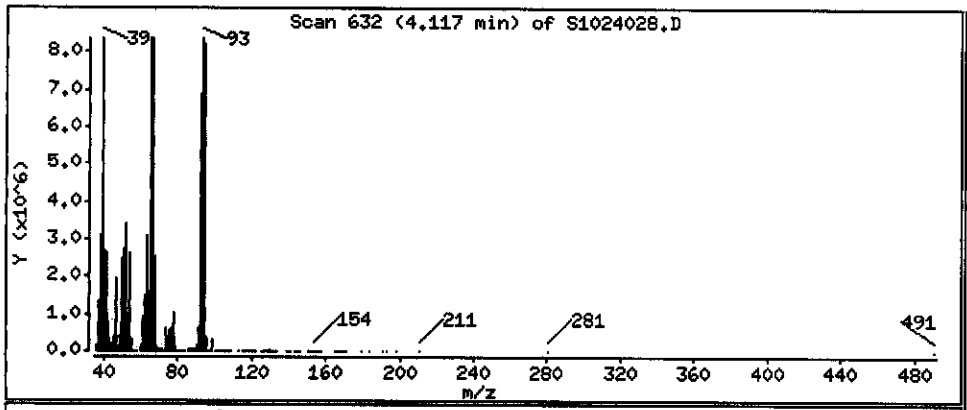

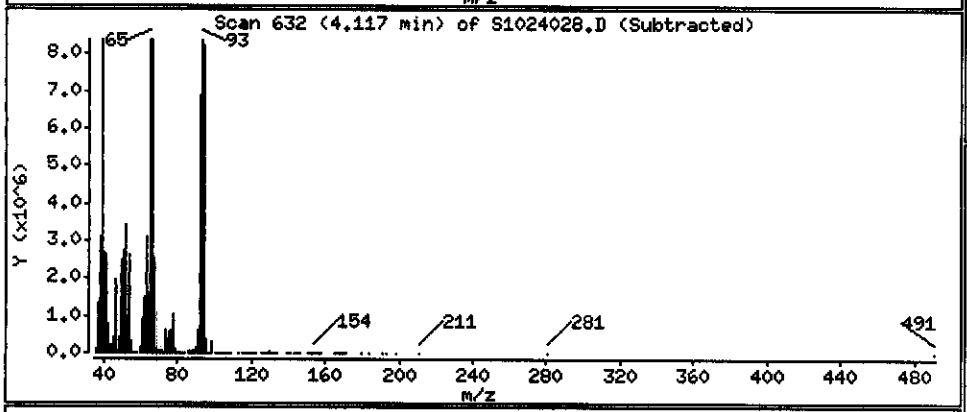

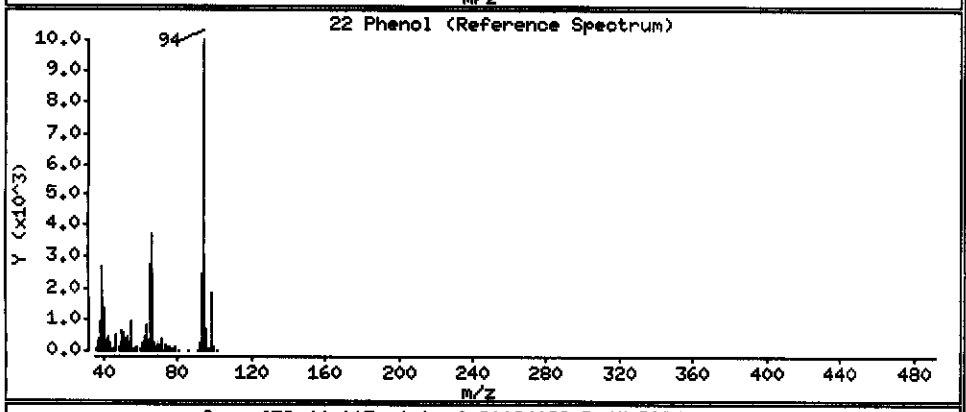

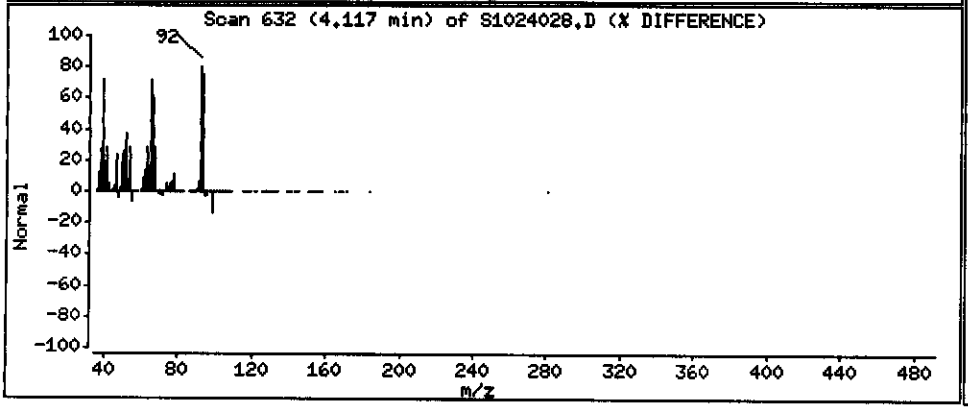

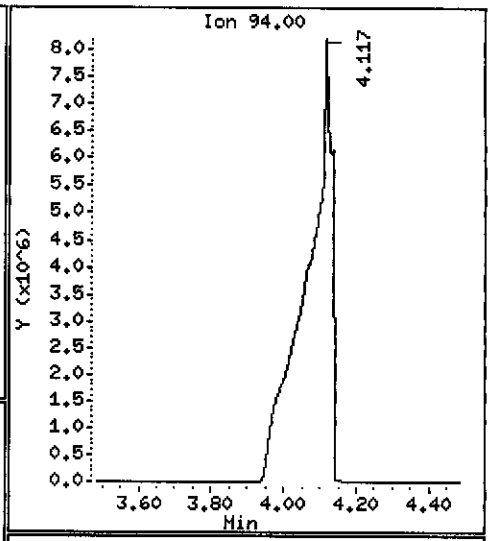

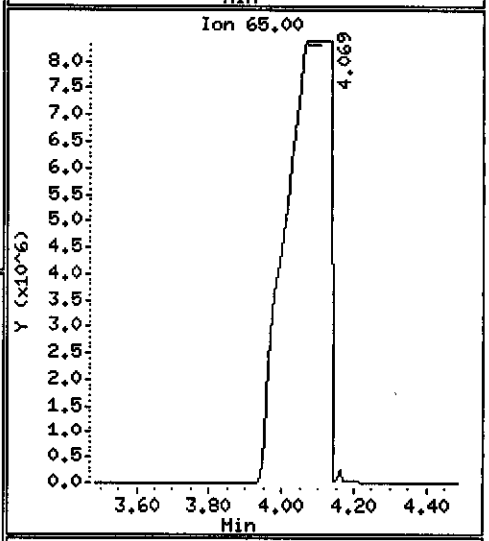

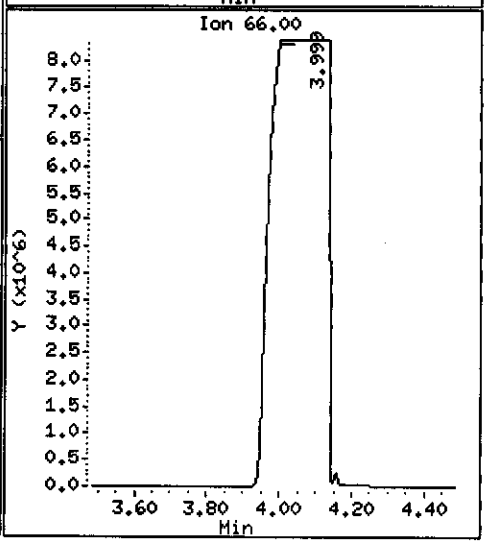

Data File: \\PITSVR06\D\chem\71.i\s102408.b\S1024028.D

Date : 25-OCT-2008 02:07

Client ID: ICM-101-1008

Instrument: 71.i

Sample Info: c8j160331-022 x2 10/20/08 h2042(8295022) 8270

Volume Injected (uL): 2.0

Operator: 045183sab

Column phase: DB5-MS

Column diameter: 0.32

26 1,3-Dichlorobenzene

Concentration: 5.0458 ug/L

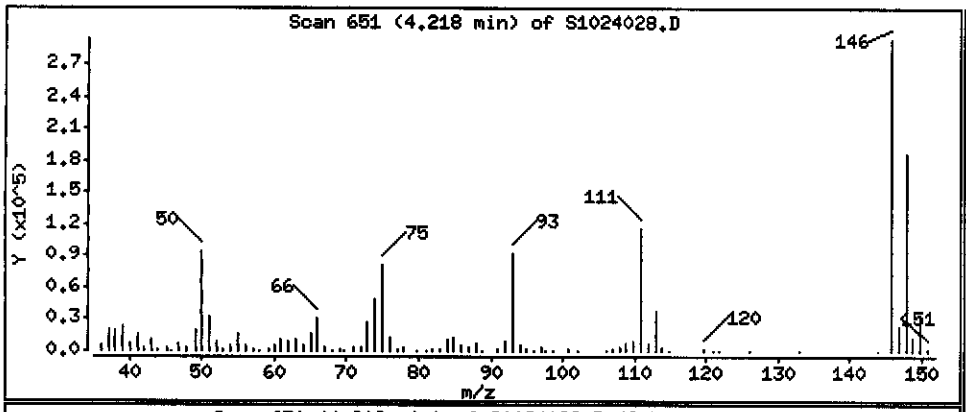

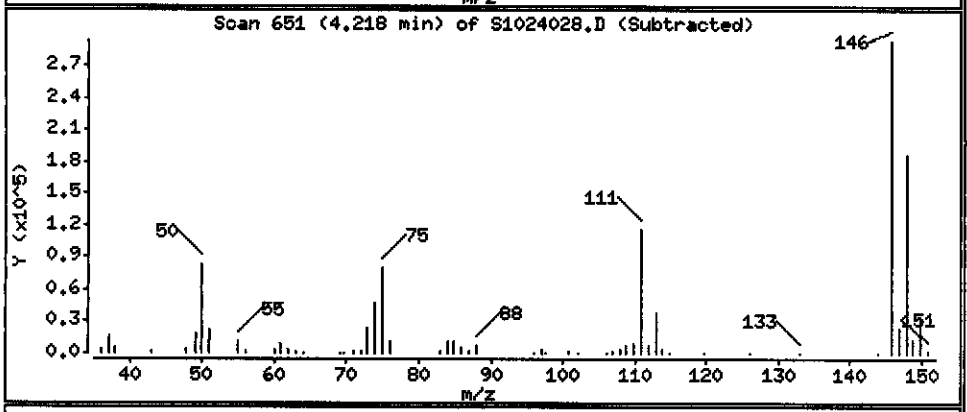

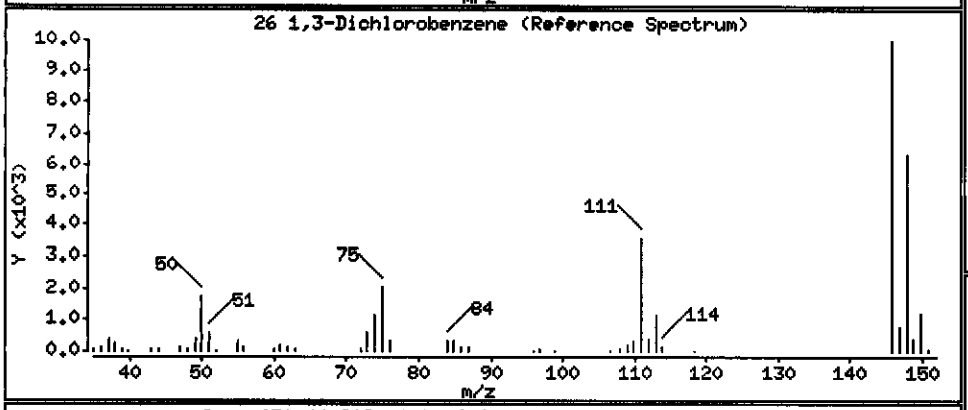

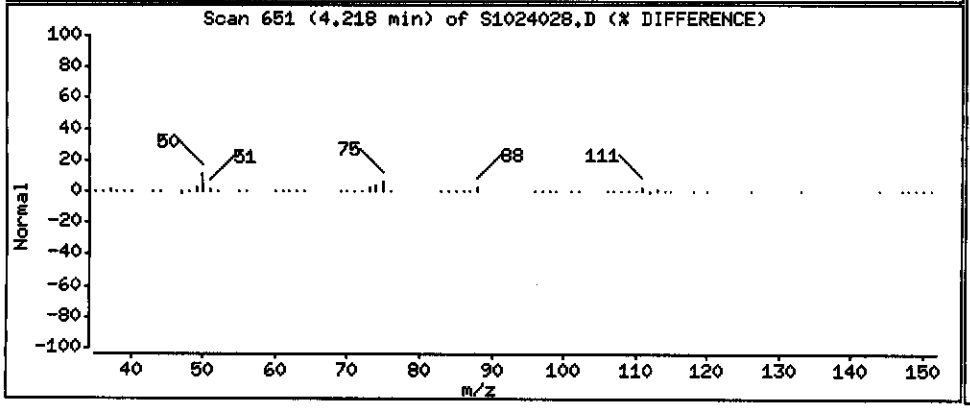

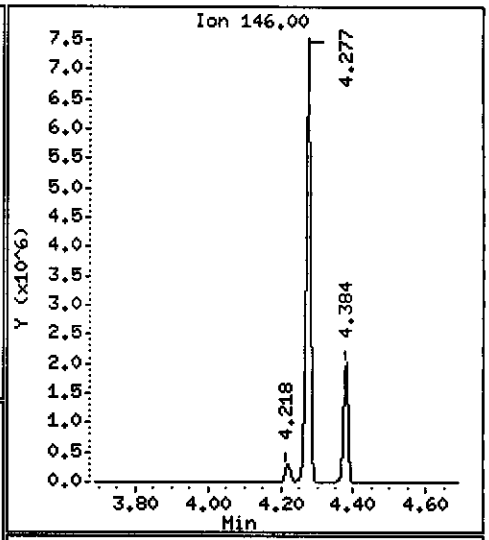

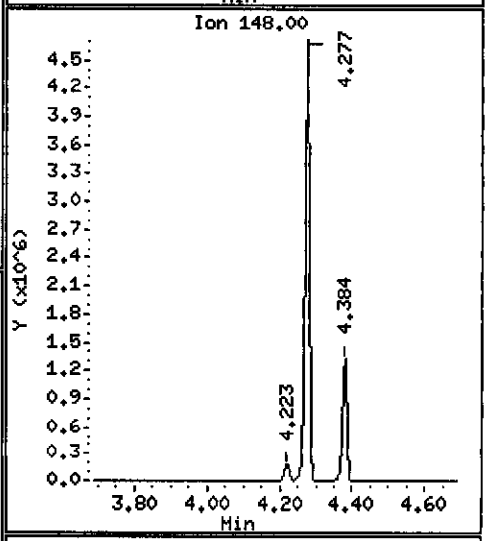

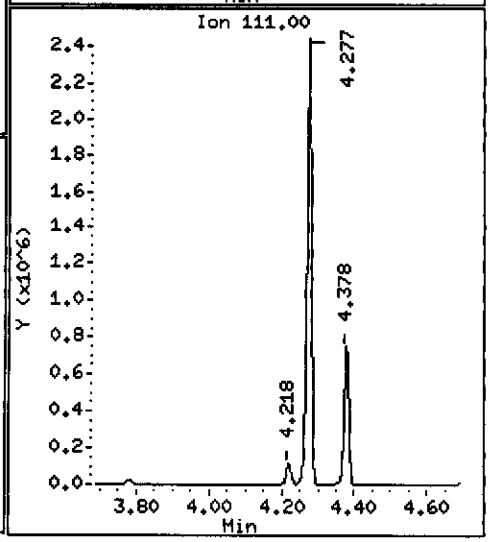

Data File: \\PITSVR06\D\chem\71.i\s102408.b\S1024028.D

Date : 25-OCT-2008 02:07

Client ID: ICH-101-1008

Instrument: 71.i

Sample Info: c8j160331-022 x2 10/20/08 h2042(8295022) 8270

Volume Injected (uL): 2.0

Operator: 045183sab

Column phase: DB5-MS

Column diameter: 0.32

27 1,4-Dichlorobenzene

Concentration: 98.781 ug/L

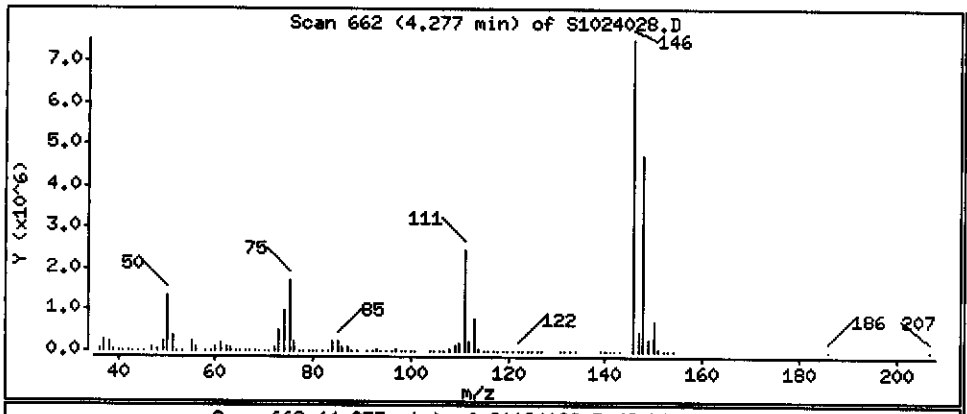

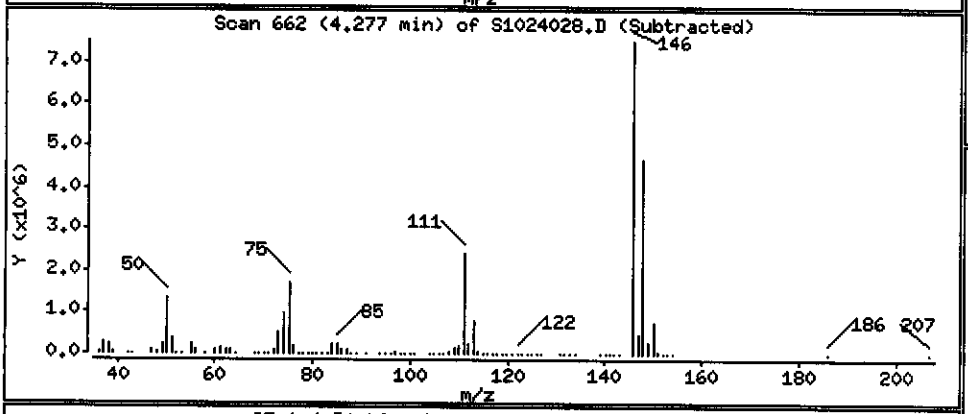

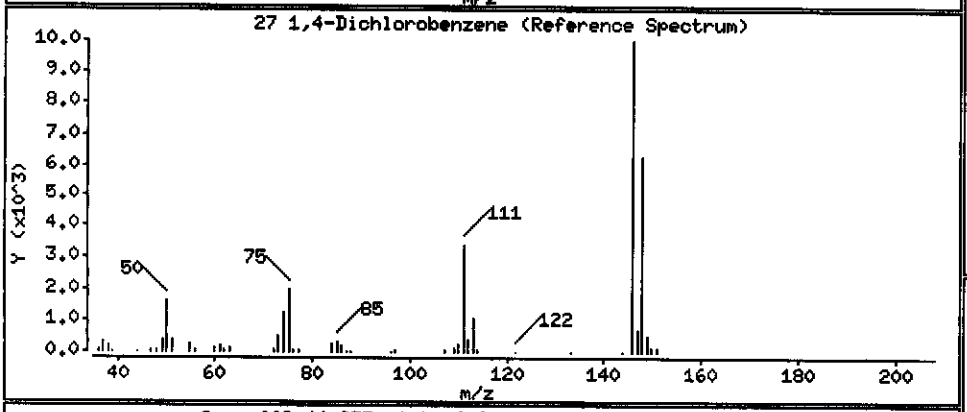

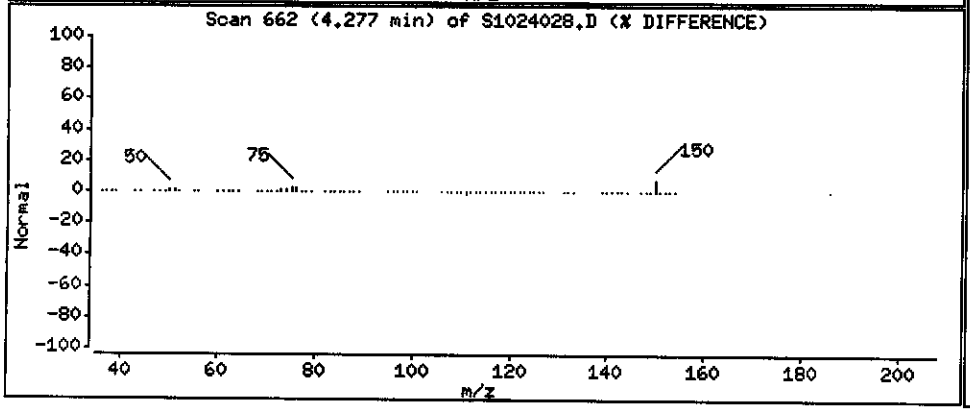

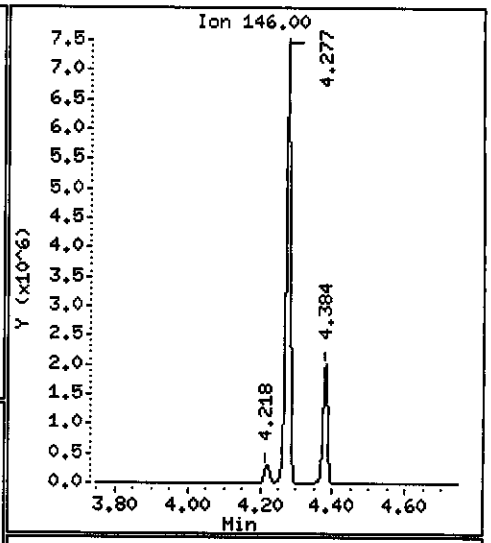

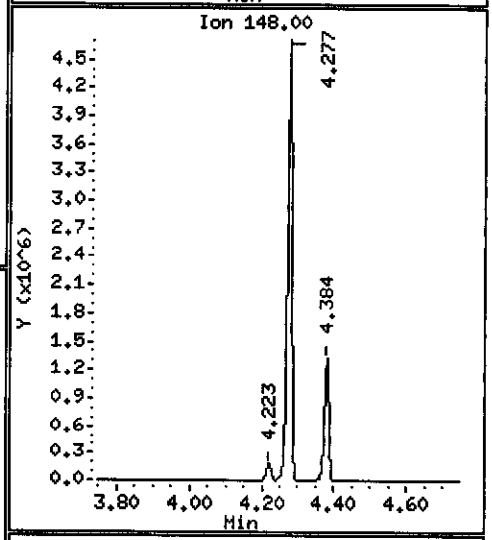

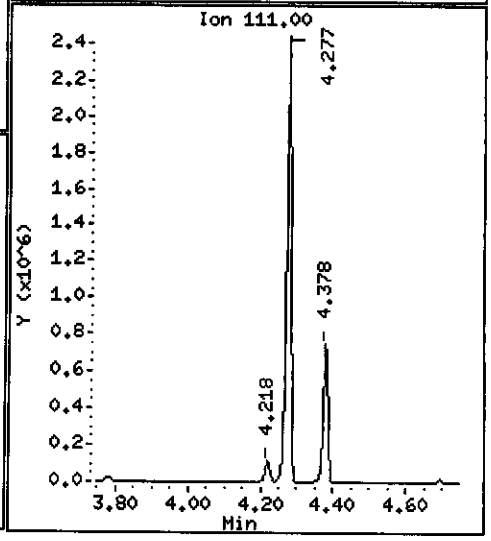

Data File: \\PITSVR06\D\chem\71.i\s102408.b\S1024028.D

Date : 25-OCT-2008 02:07

Client ID: ICM-101-1008

Instrument: 71.i

Sample Info: c8j160331-022 x2 10/20/08 h2042(8295022) 8270

Volume Injected (uL): 2.0

Operator: 045183sab

Column phase: DB5-MS

Column diameter: 0.32

28 1,2-Dichlorobenzene

Concentration: 30.581 ug/L

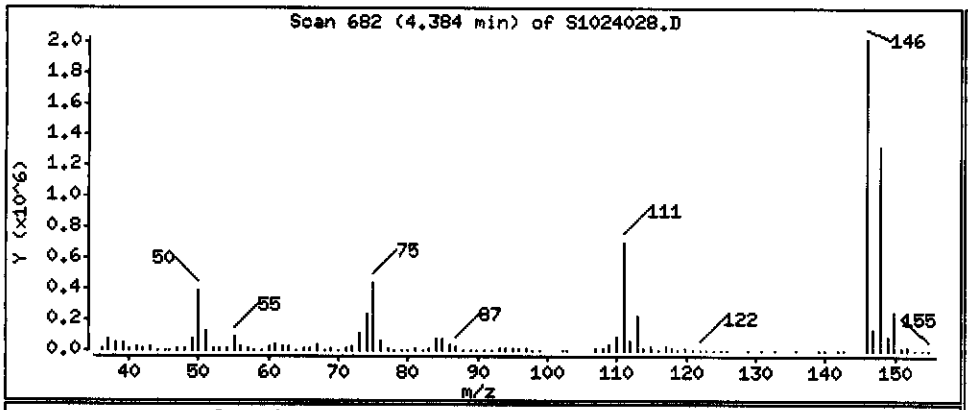

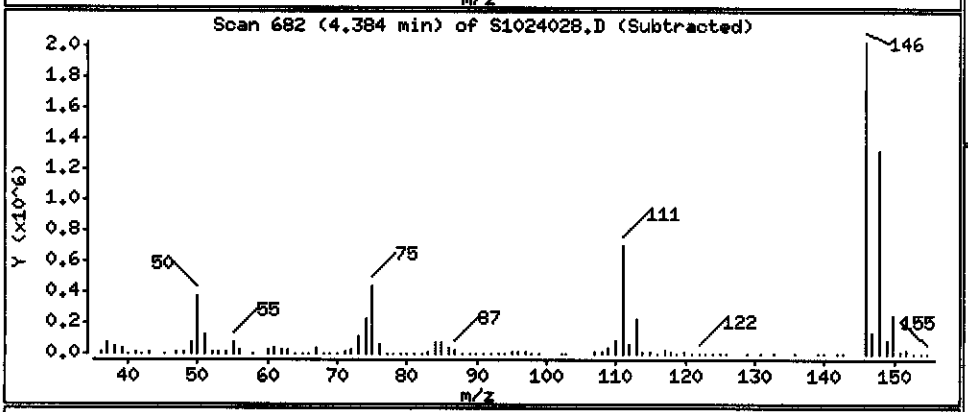

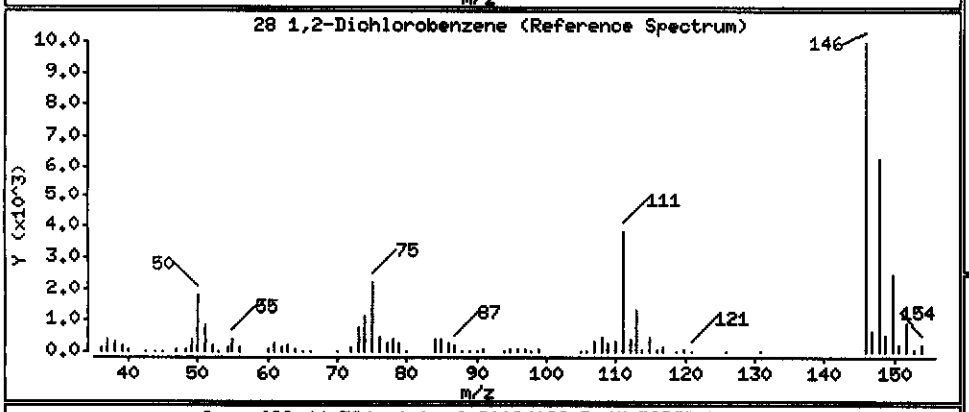

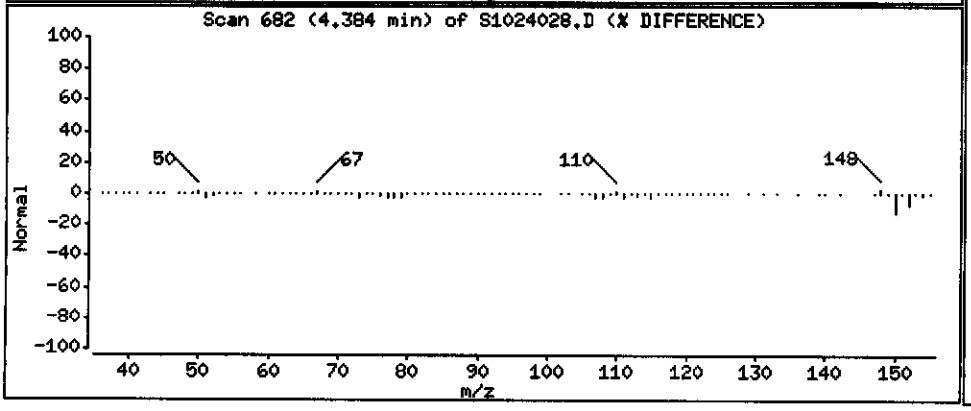

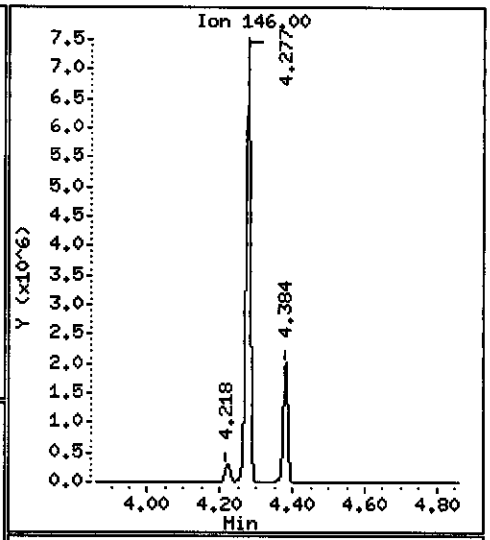

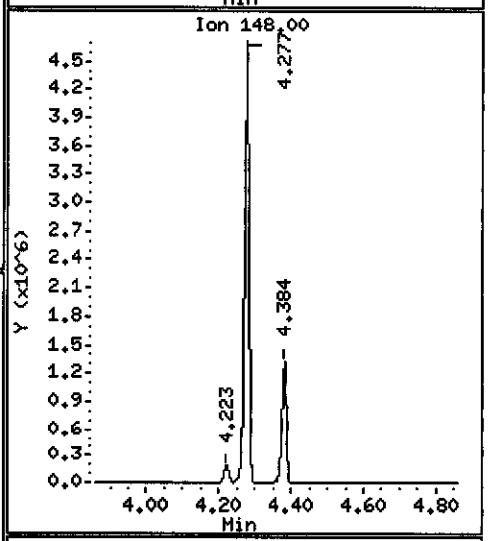

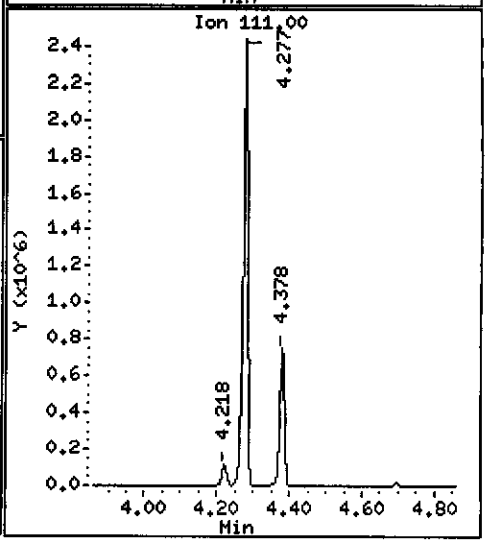

Data File: \\PITSVR06\D\chem\71.i\s102408.b\S1024028.D

Date : 25-OCT-2008 02:07

Client ID: ICM-101-1008

Instrument: 71.i

Sample Info: c8j160331-022 x2 10/20/08 h2042(8295022) 8270

Volume Injected (uL): 2.0

Operator: 045183sab

Column phase: DB5-MS

Column diameter: 0.32

30 2-Methylphenol

Concentration: 0.15709 ug/L

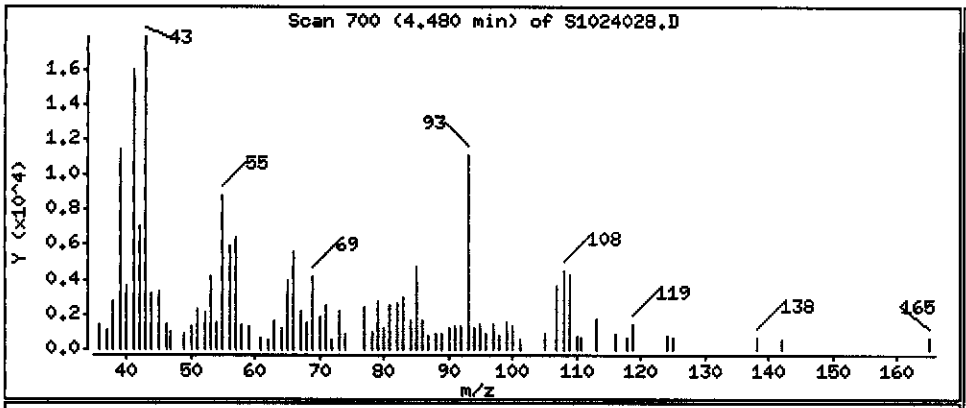

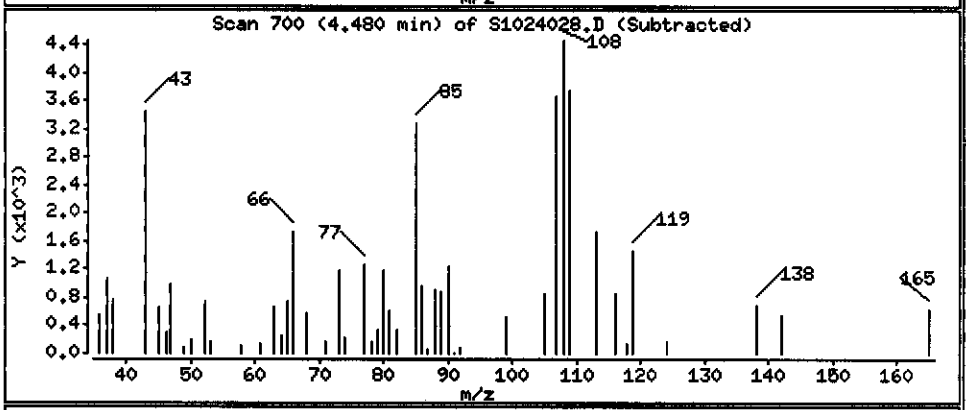

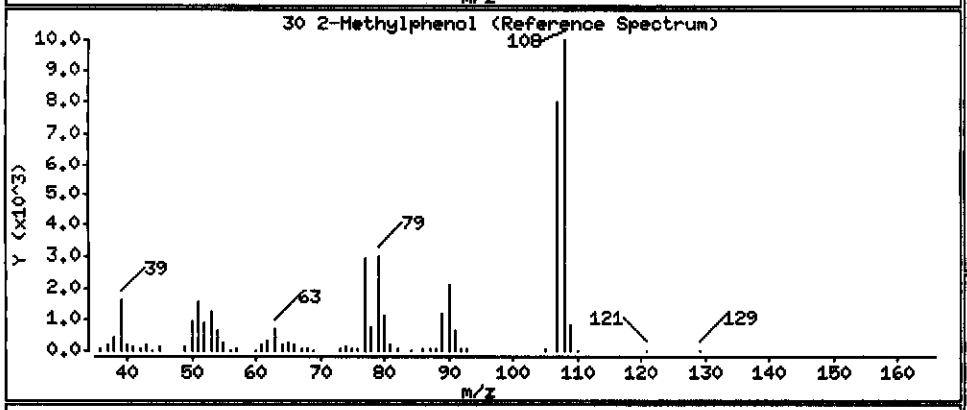

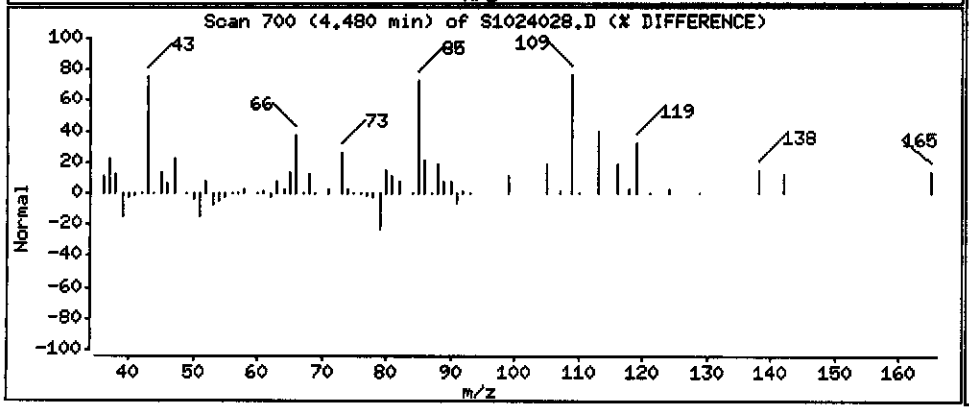

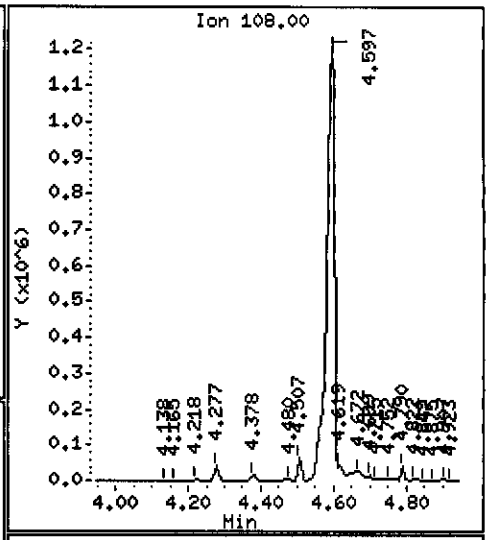

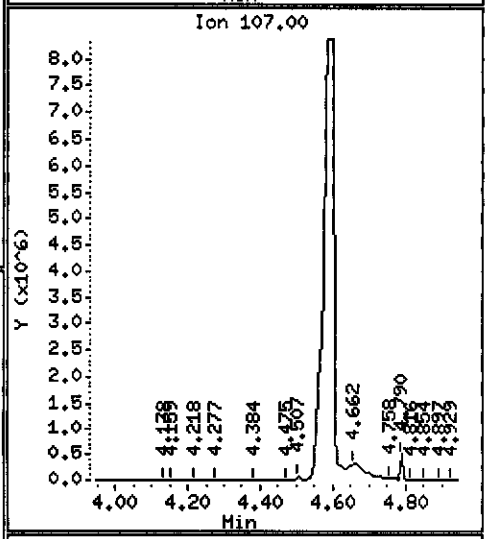

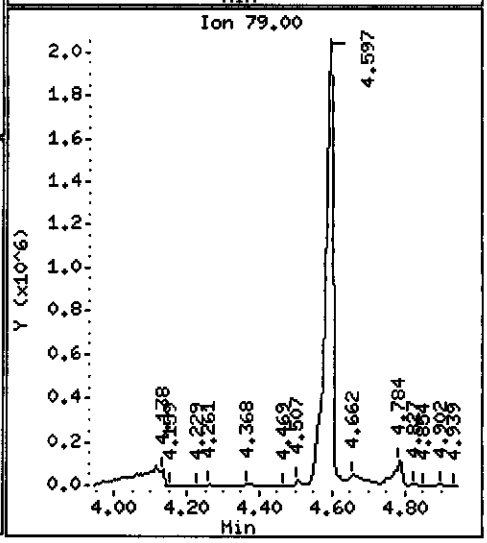

Data File: \\PITSVR06\D\chem\71.i\s102408.b\S1024028.D

Date : 25-OCT-2008 02:07

Client ID: ICM-101-1008

Instrument: 71.i

Sample Info: c8j160331-022 x2 10/20/08 h2042(8295022) 8270

Volume Injected (uL): 2.0

Operator: 045183sab

Column phase: DB5-MS

Column diameter: 0.32

39 o-Toluidine

Concentration: 288.47 ug/L

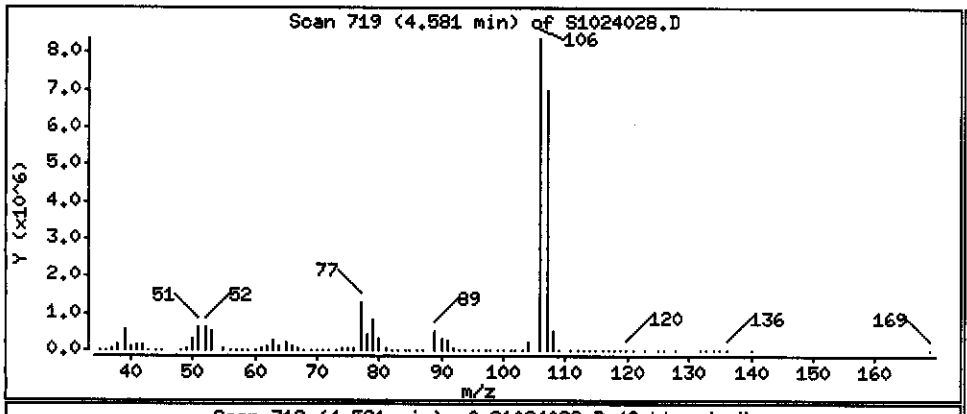

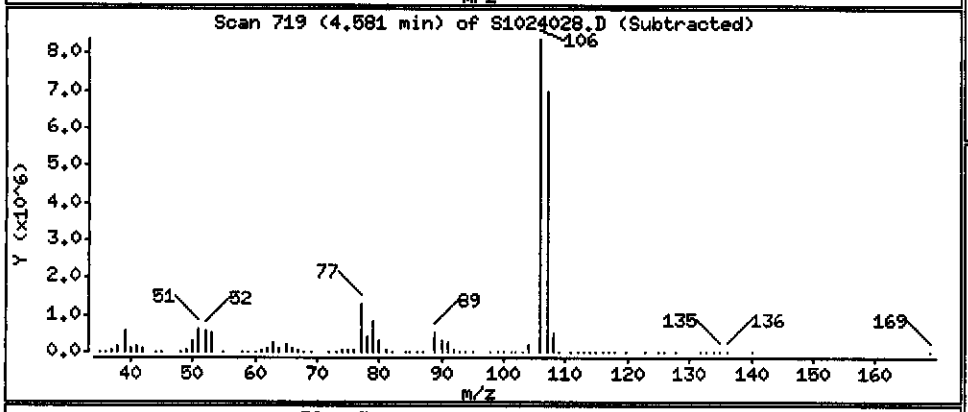

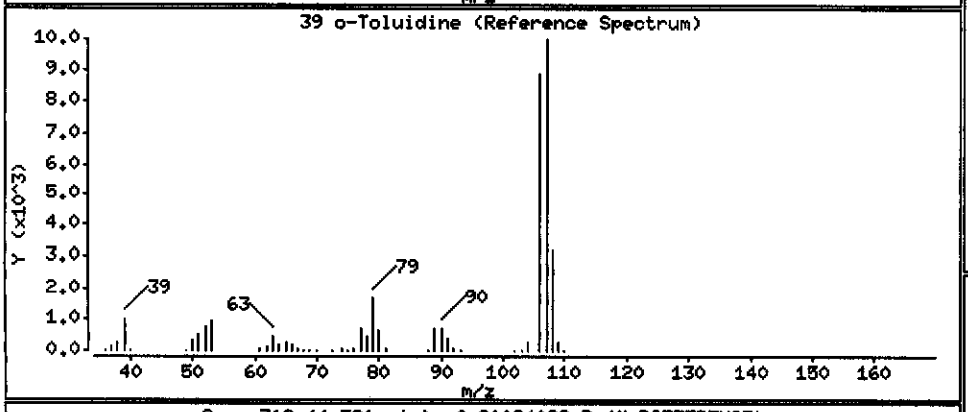

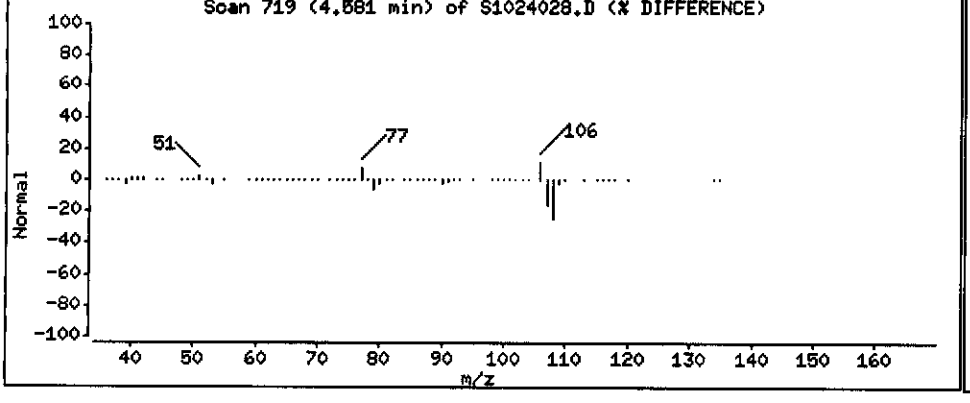

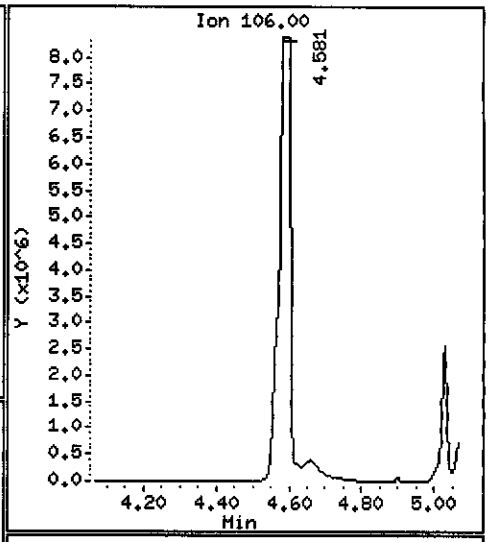

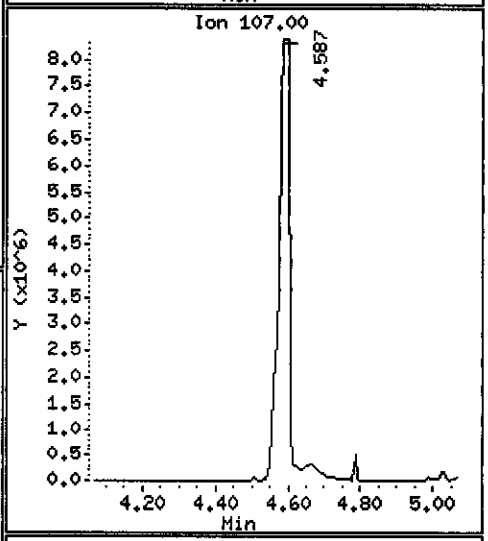

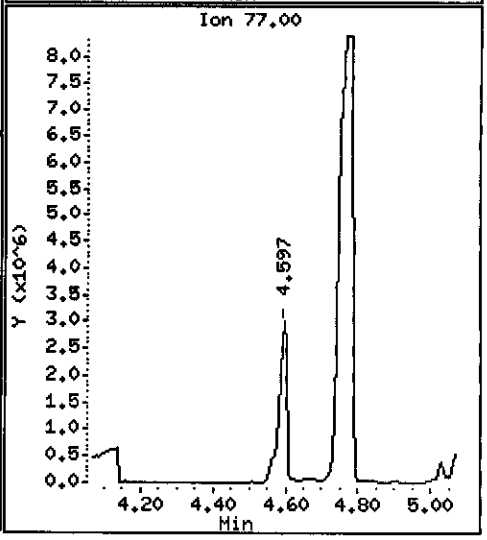

Data File: \\PITSVR06\D\chem\71.i\s102408.b\S1024028.D

Date : 25-OCT-2008 02:07

Client ID: ICM-101-1008

Instrument: 71.i

Sample Info: c8j160331-022 x2 10/20/08 h2042(8295022) 8270

Volume Injected (uL): 2.0

Operator: 045183sab

Column phase: DB5-MS

Column diameter: 0.32

48 2,4-Dichlorophenol

Concentration: 2.0051 ug/L

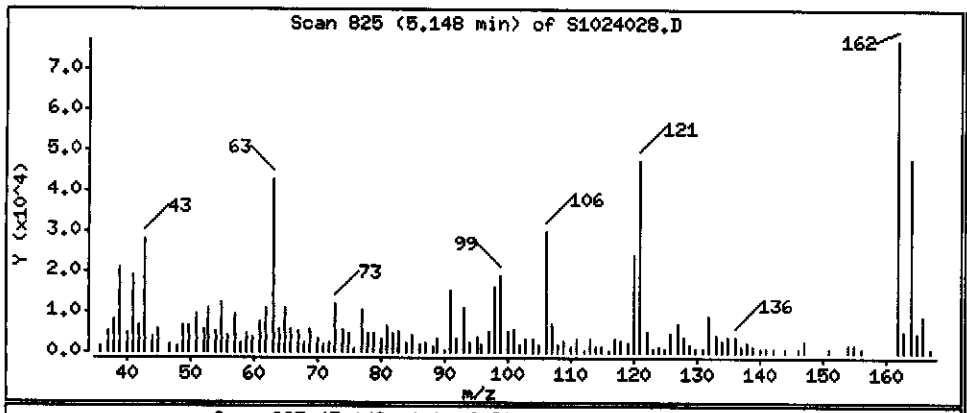

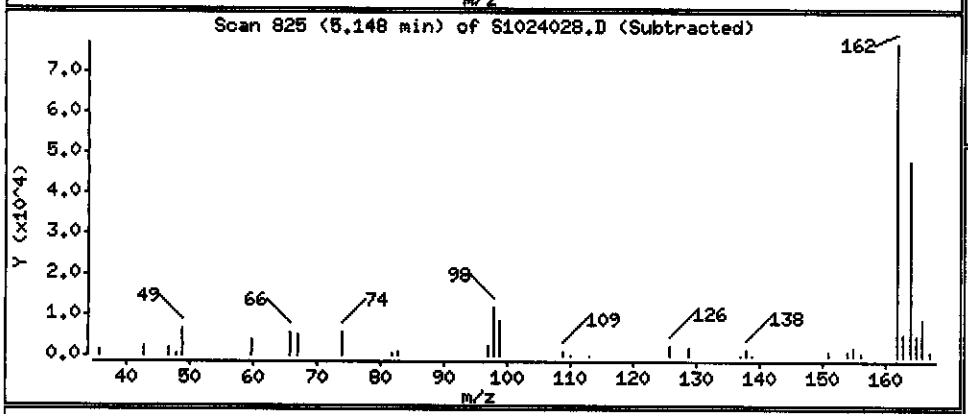

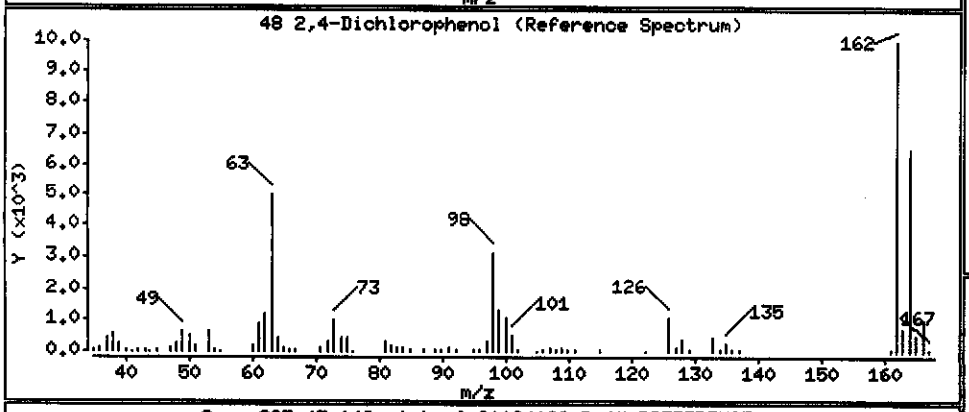

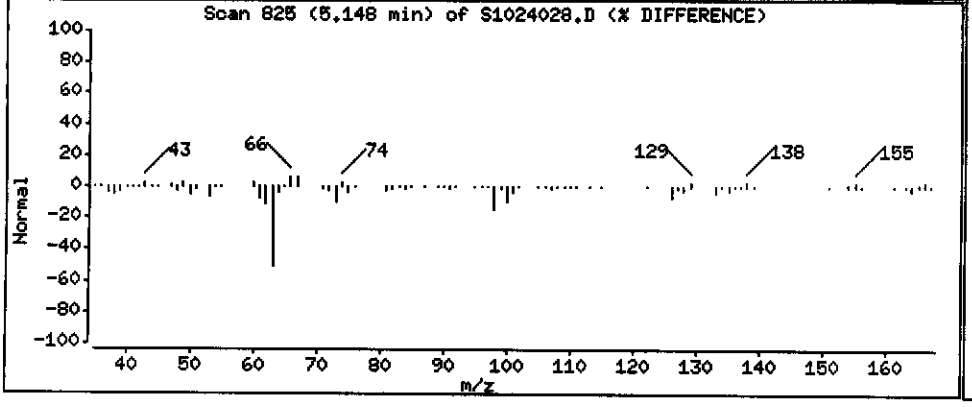

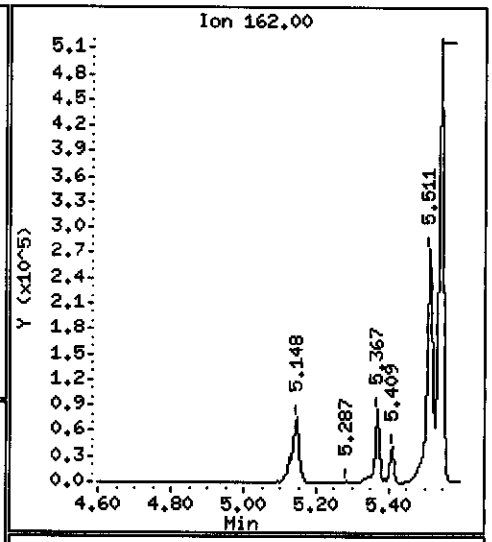

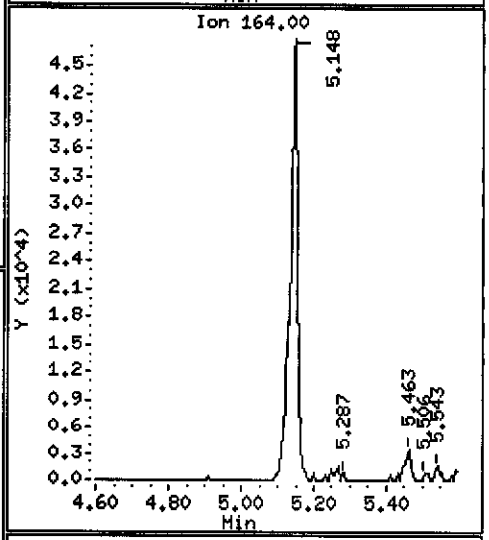

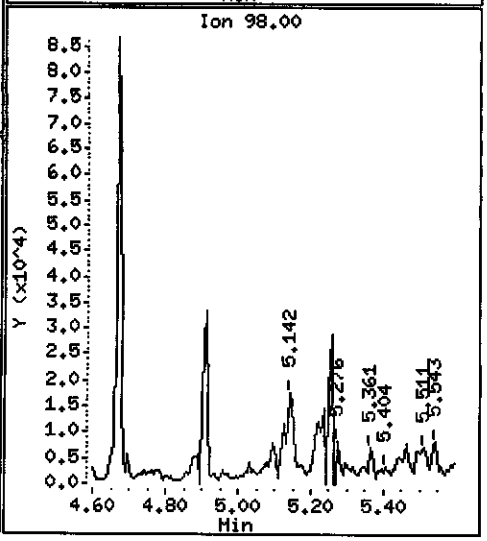

Data File: \\PITSVR06\D\chem\71.i\s102408.b\S1024028.D

Date : 25-OCT-2008 02:07

Client ID: ICM-101-1008

Instrument: 71.i

Sample Info: c8j160331-022 x2 10/20/08 h2042(8295022) 8270

Volume Injected (uL): 2.0

Operator: 045183sab

Column phase: DB5-MS

Column diameter: 0.32

50 1,2,4-Trichlorobenzene

Concentration: 0.030930 ug/L

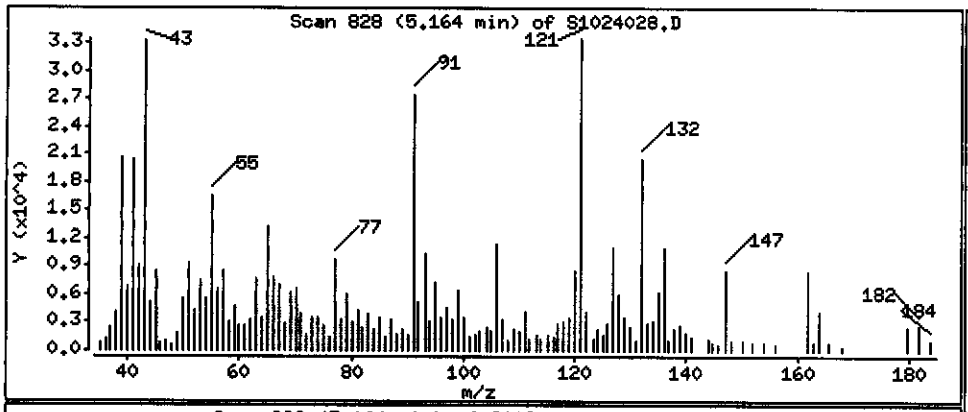

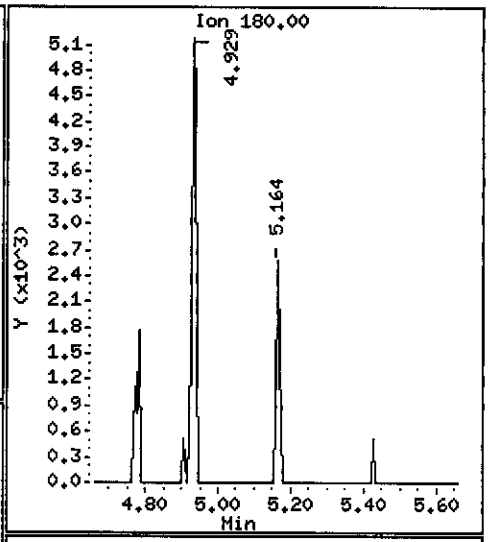

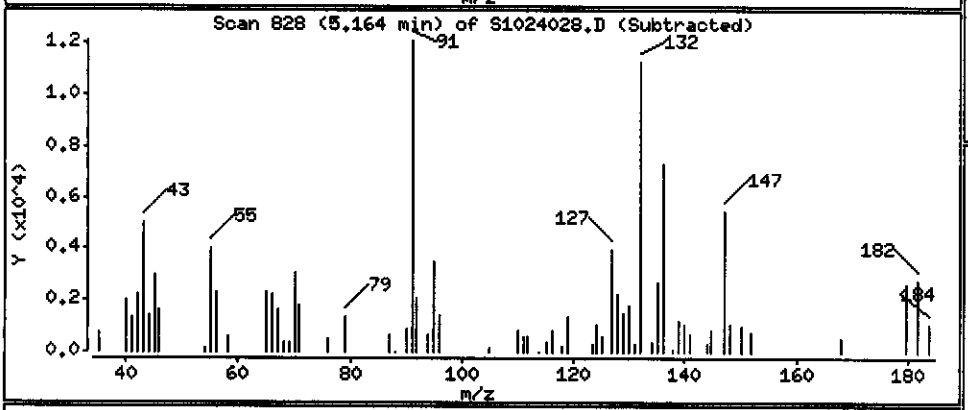

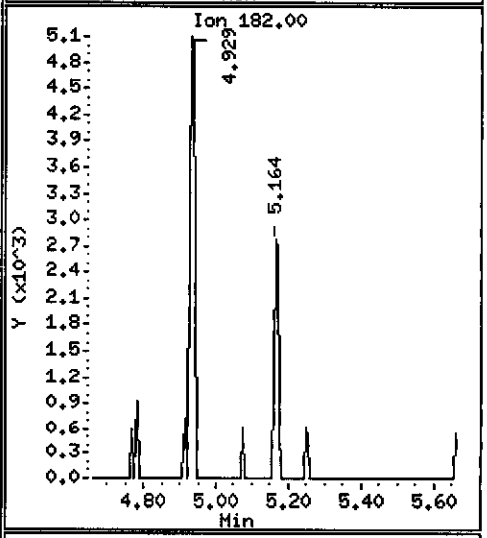

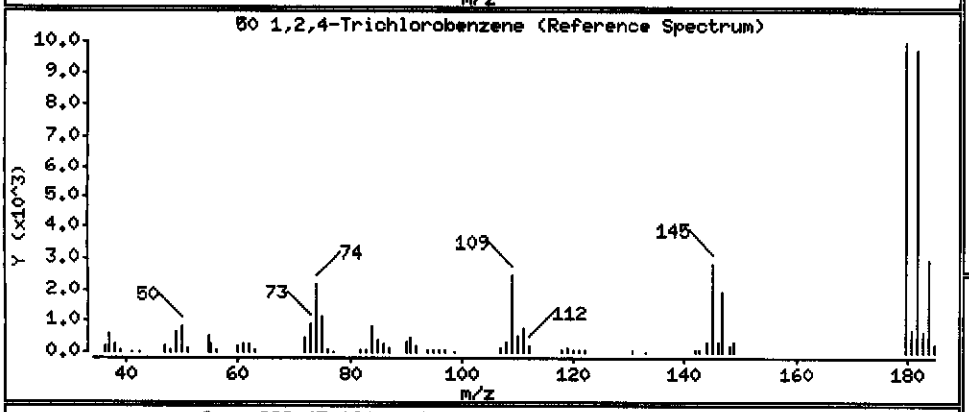

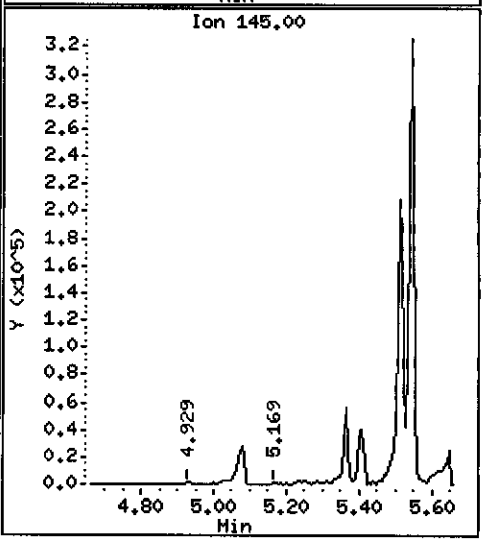

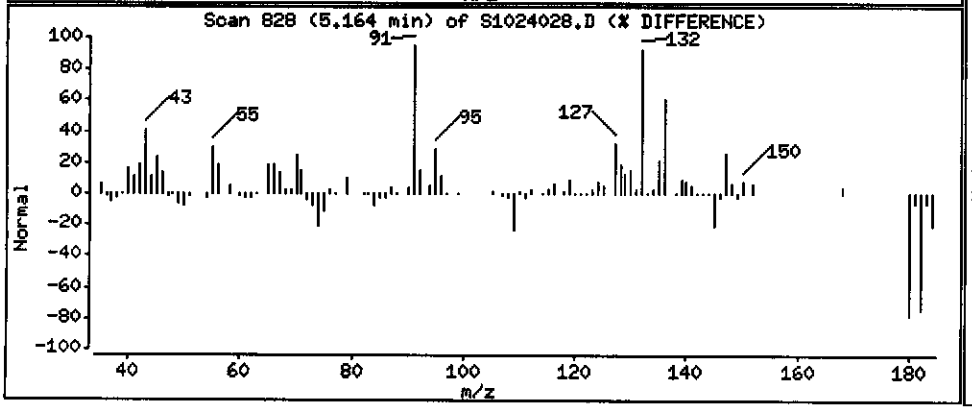

Data File: \\PITSVR06\D\chem\71.i\s102408.b\S1024028.D

Date : 25-OCT-2008 02:07

Client ID: ICM-101-1008

Instrument: 71.i

Sample Info: c8j160331-022 x2 10/20/08 h2042(8295022) 8270

Volume Injected (uL): 2.0

Operator: 045183sab

Column phase: DB5-MS

Column diameter: 0.32

52 4-Chloroaniline

Concentration: 267.24 ug/L

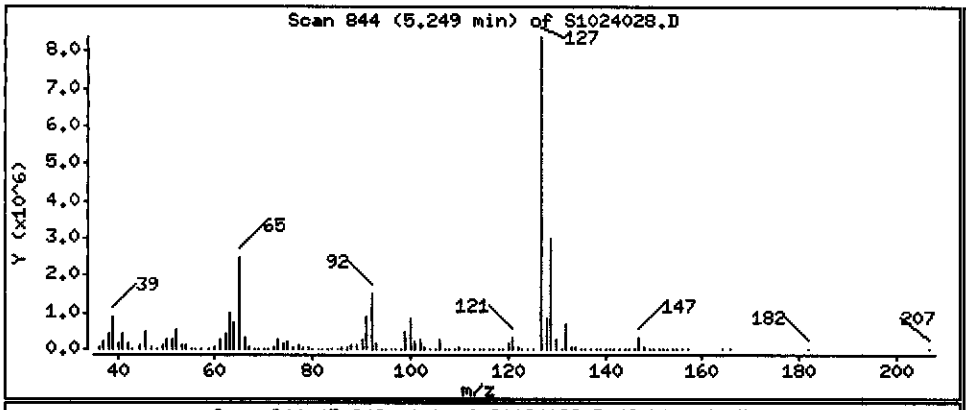

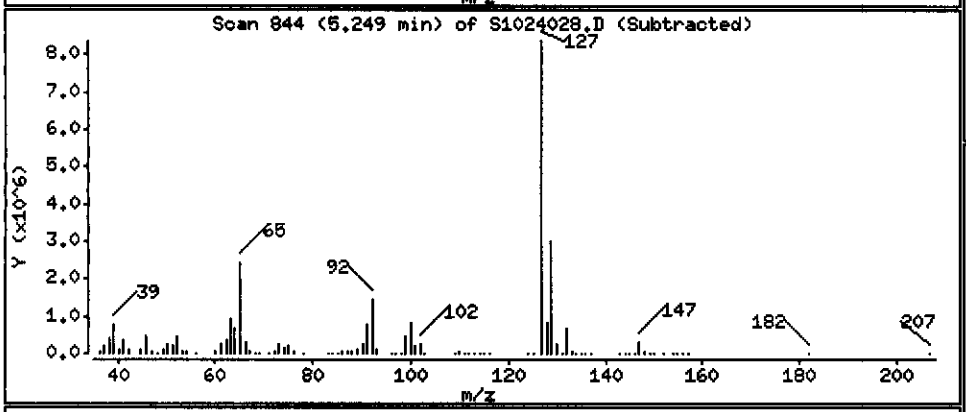

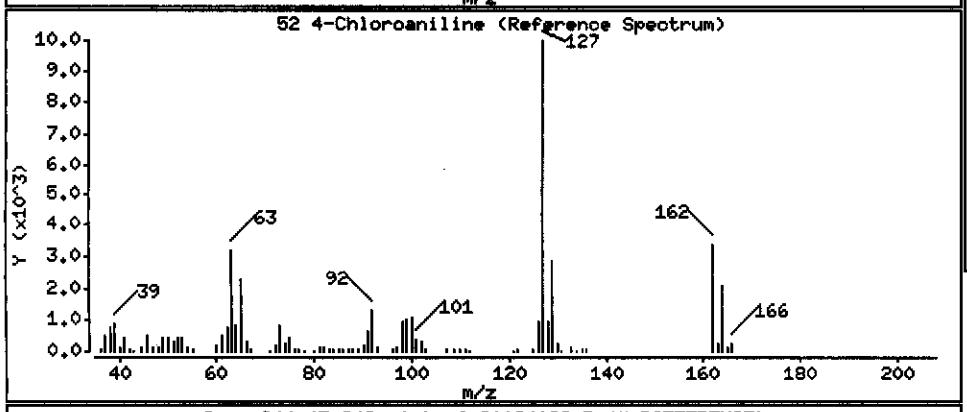

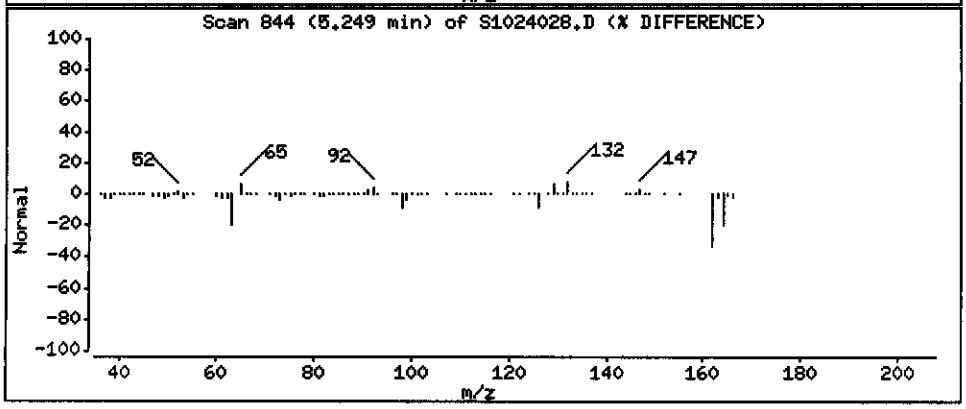

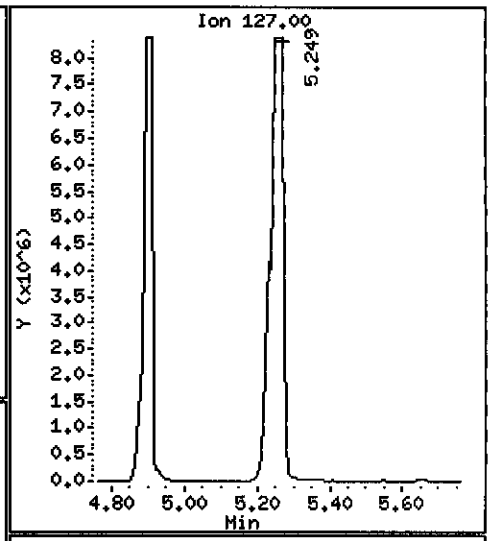

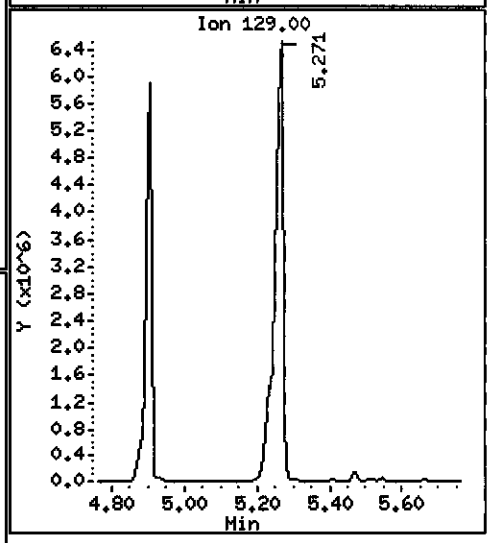

Data File: \\PITSVR06\D\chem\71.i\s102408.b\S1024028.D

Date : 25-OCT-2008 02:07

Client ID: ICM-101-1008

Instrument: 71.i

Sample Info: c8j160331-022 x2 10/20/08 h2042(8295022) 8270

Volume Injected (uL): 2.0

Operator: 045183sab

Column phase: DB5-MS

Column diameter: 0.32

63 1-Methylnaphthalene

Concentration: 0.45775 ug/L

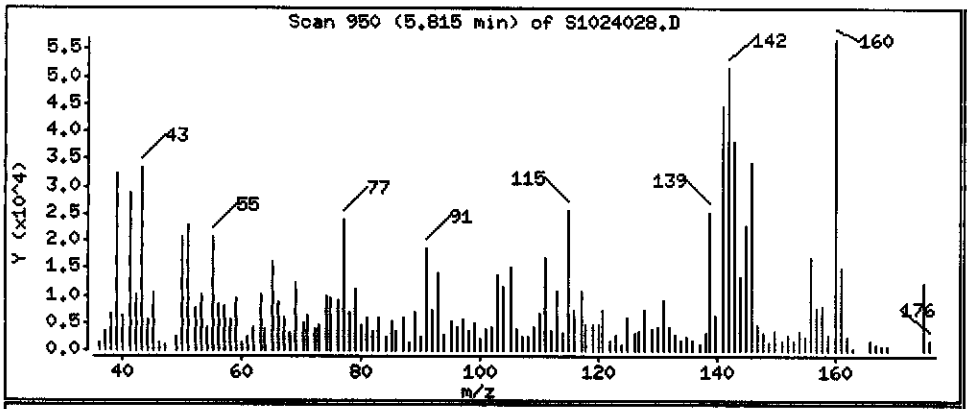

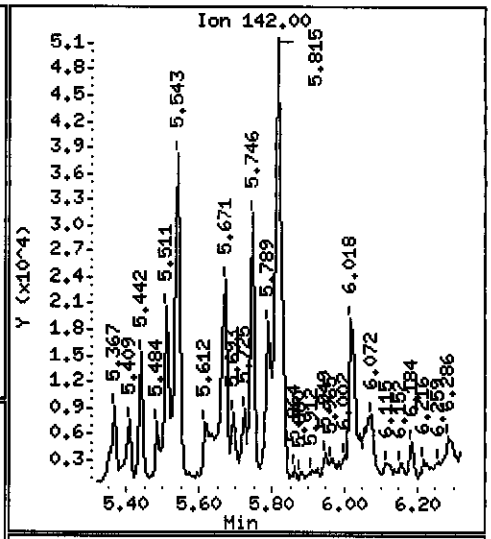

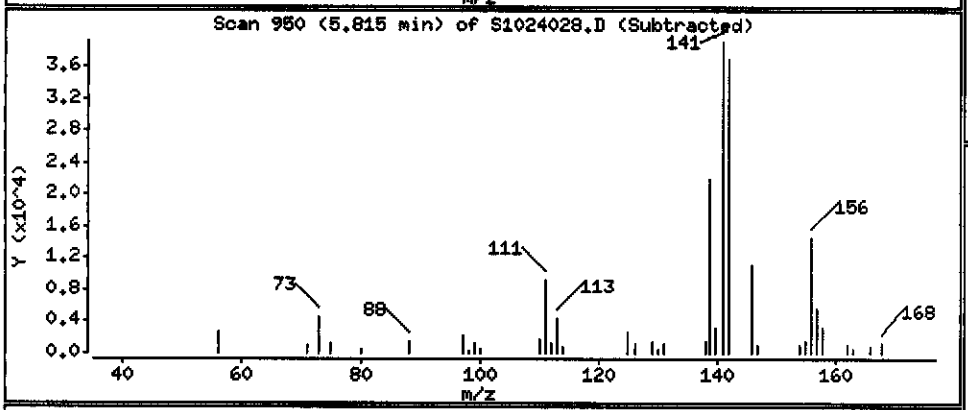

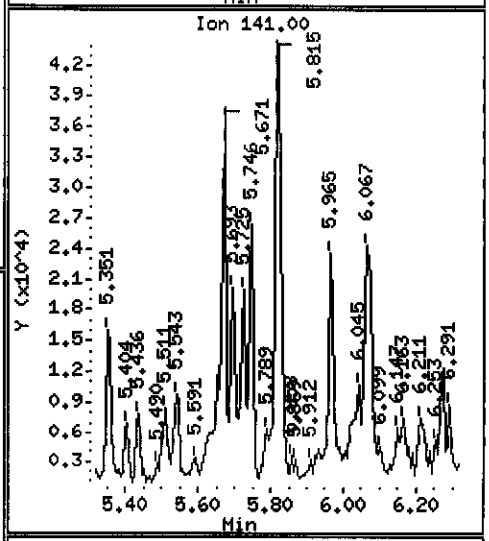

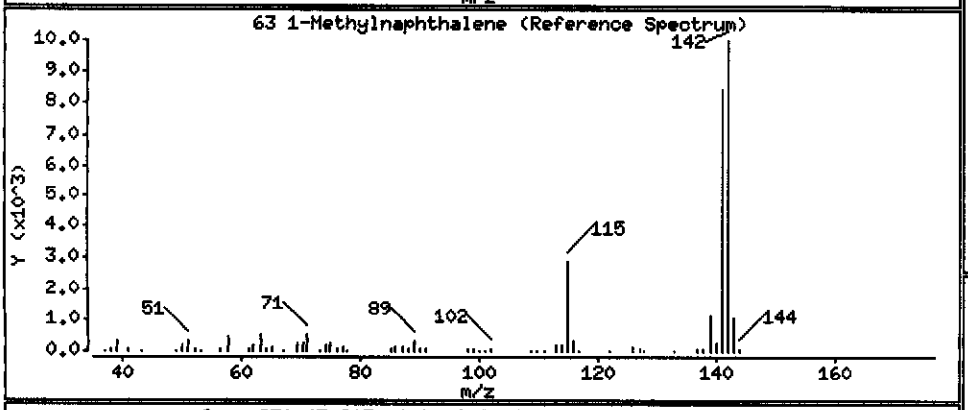

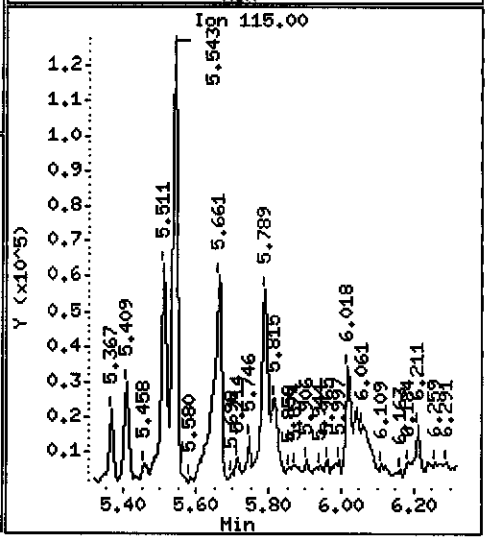

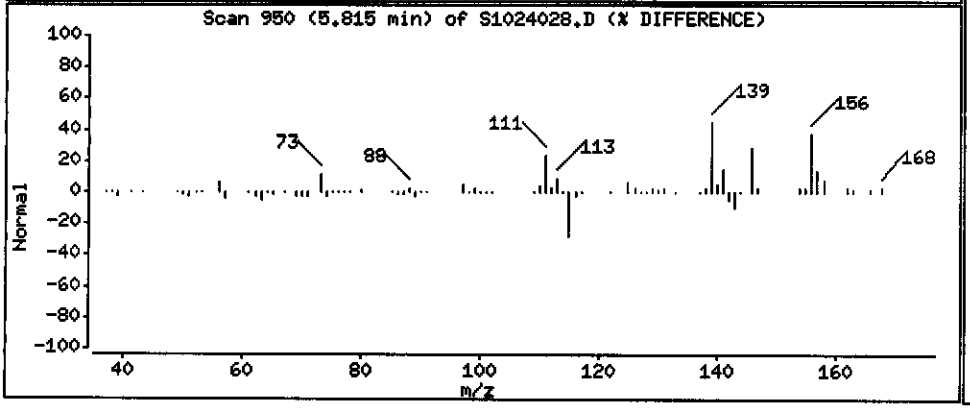

Data File: \\PITSVR06\D\chem\71.i\s102408.b\S1024028.D

Date : 25-OCT-2008 02:07

Client ID: ICM-101-1008

Instrument: 71.i

Sample Info: c8j160331-022 x2 10/20/08 h2042(8295022) 8270

Volume Injected (uL): 2.0

Operator: 045183sab

Column phase: DB5-MS

Column diameter: 0.32

82 Acenaphthene

Concentration: 0.51106 ug/L

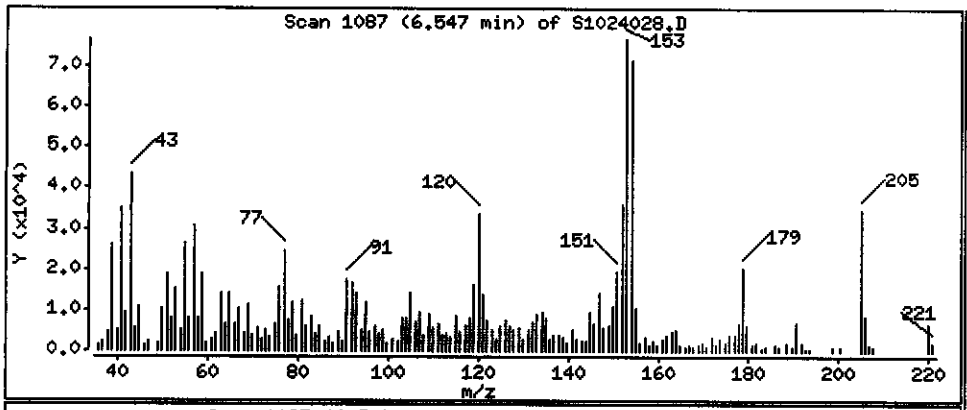

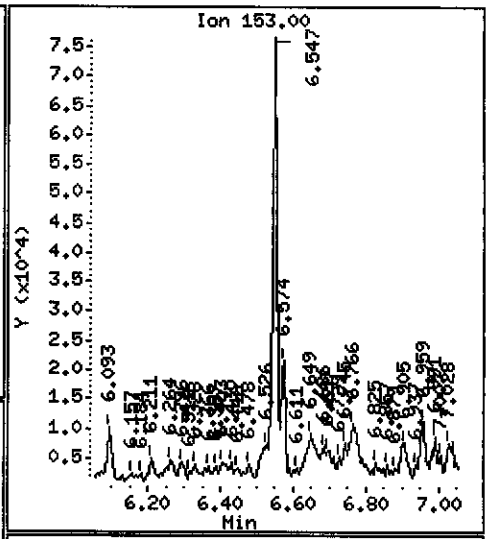

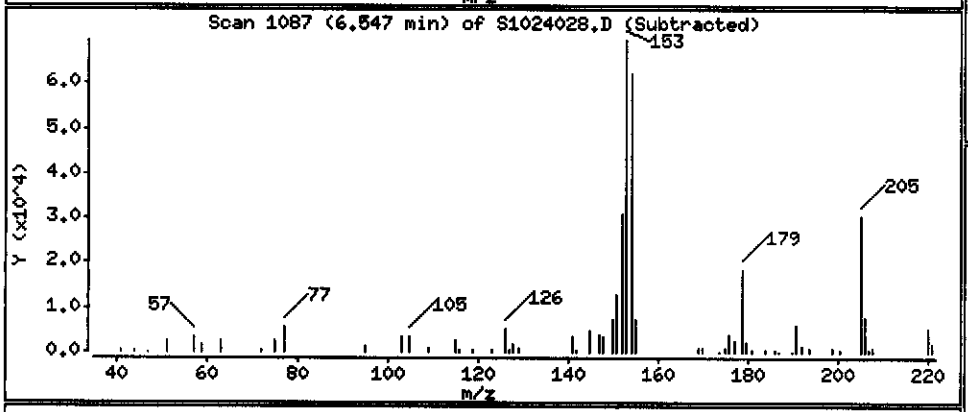

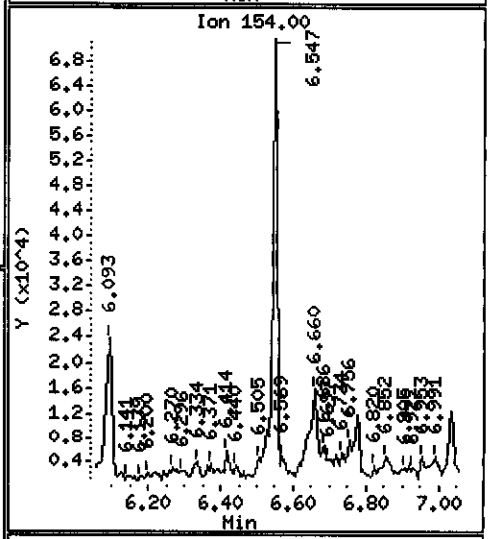

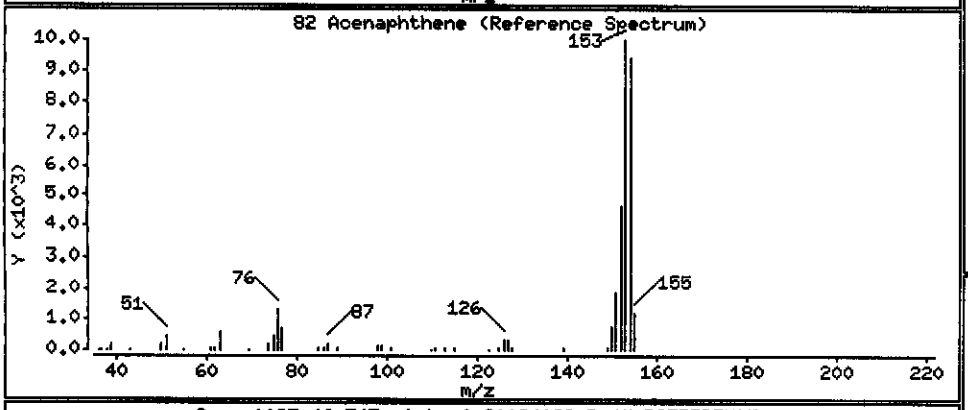

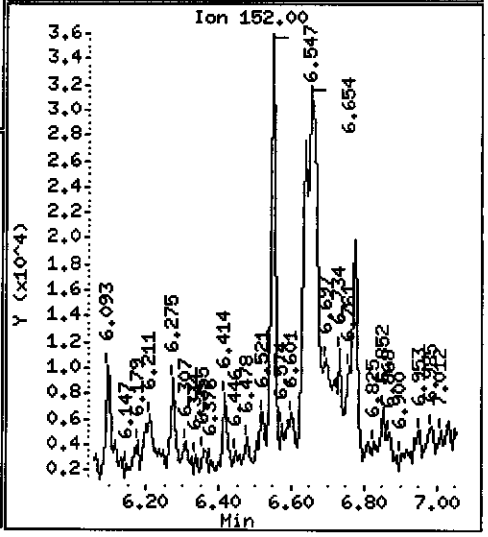

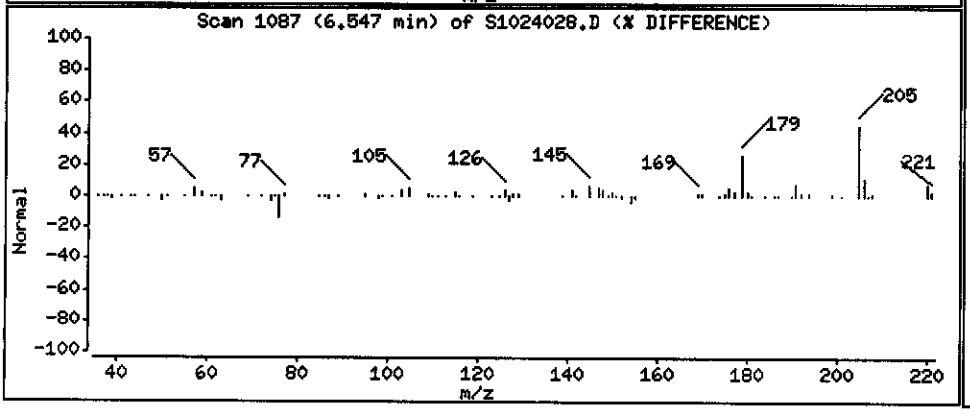

Data File: \\PITSVR06\D\chem\71.i\s102408.b\S1024028.D

Date : 25-OCT-2008 02:07

Client ID: ICM-101-1008

Instrument: 71.i

Sample Info: c8j160331-022 x2 10/20/08 h2042(8295022) 8270

Volume Injected (uL): 2.0

Operator: 045183sab

Column phase: DB5-MS

Column diameter: 0.32

86 Dibenzofuran

Concentration: 0.56618 ug/L

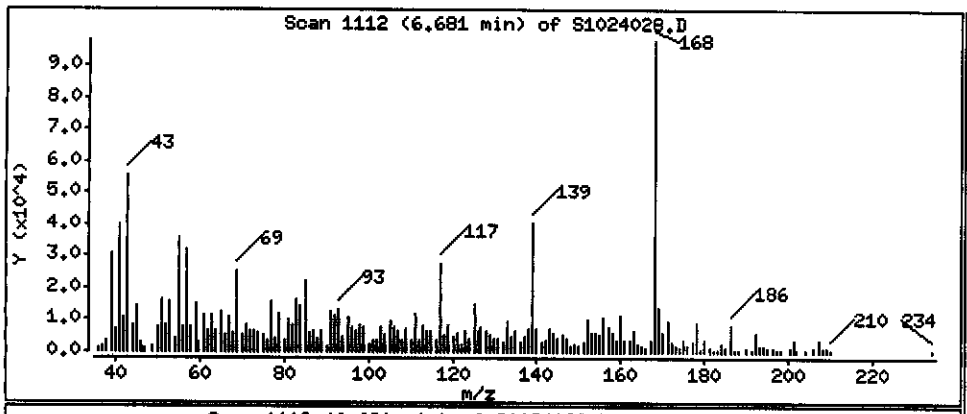

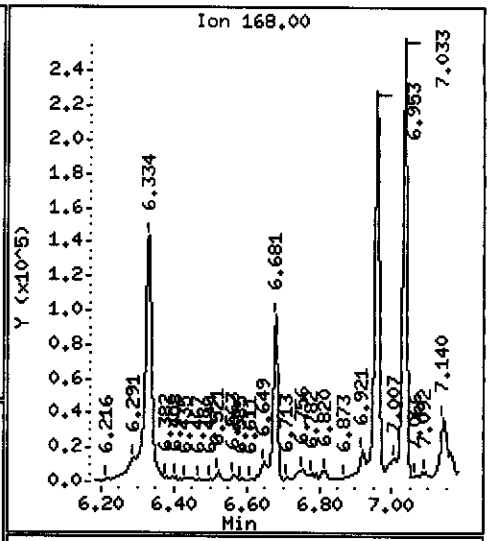

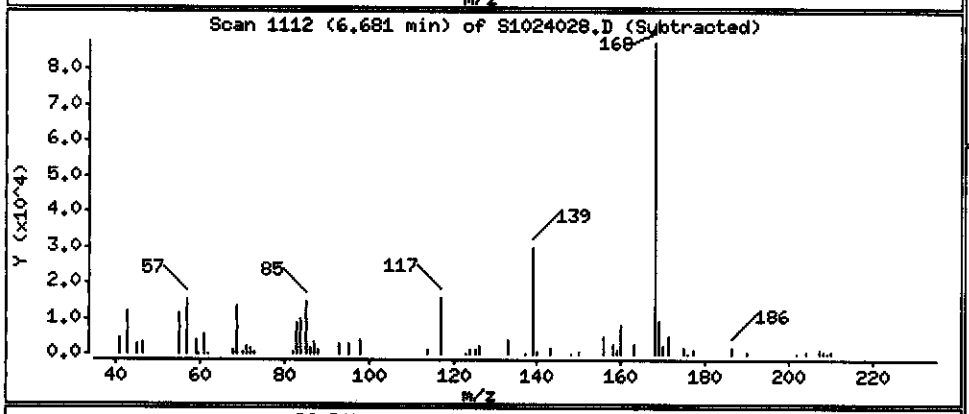

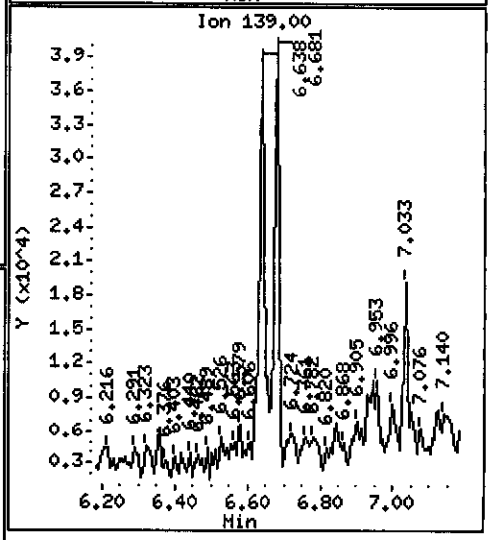

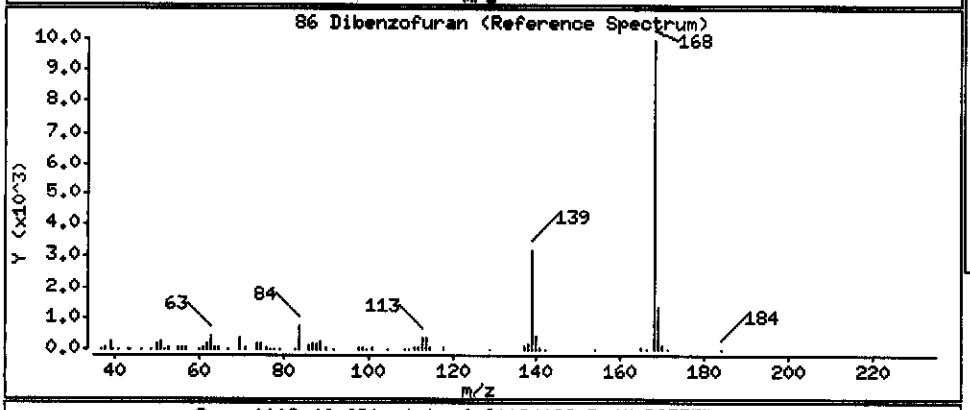

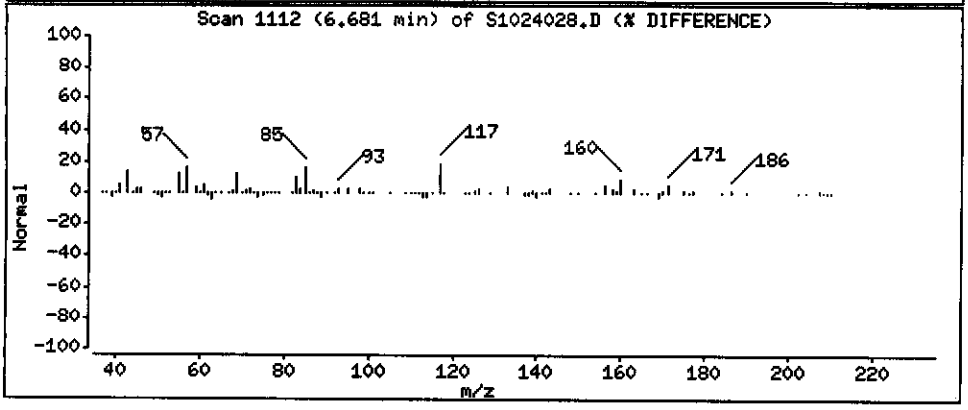

Data File: \\PITSVR06\D\chem\71.i\s102408.b\S1024028.D

Date : 25-OCT-2008 02:07

Client ID: ICM-101-1008

Instrument: 71.i

Sample Info: c8j160331-022 x2 10/20/08 h2042(8295022) 8270

Volume Injected (uL): 2.0

Operator: 045183sab

Column phase: DB5-MS

Column diameter: 0.32

89 1-Naphthylamine

Concentration: 0.74614 ug/L

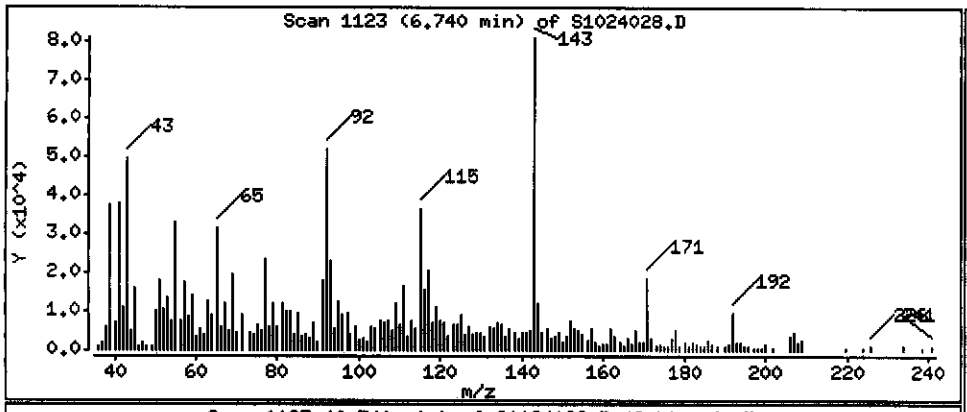

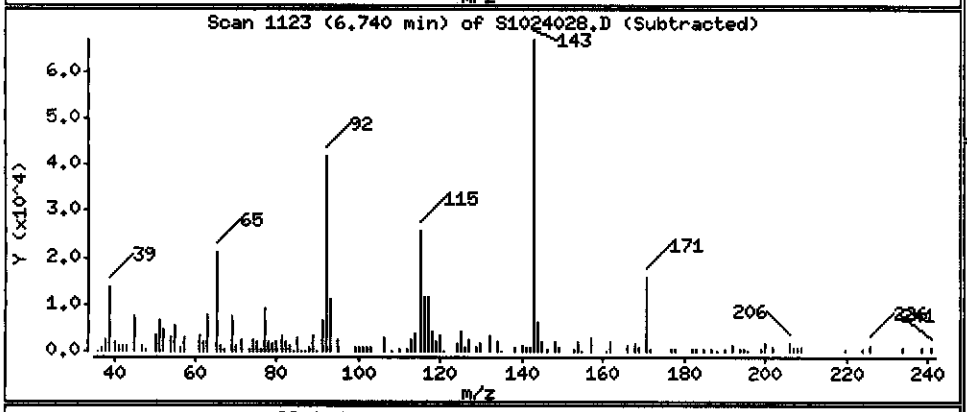

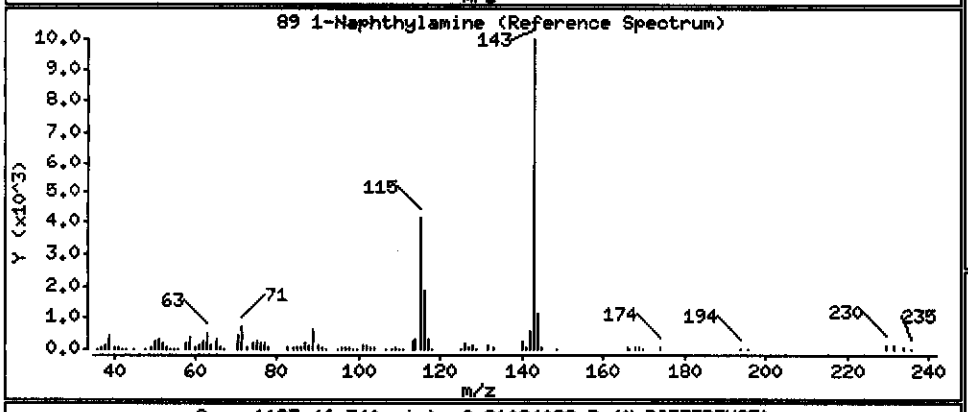

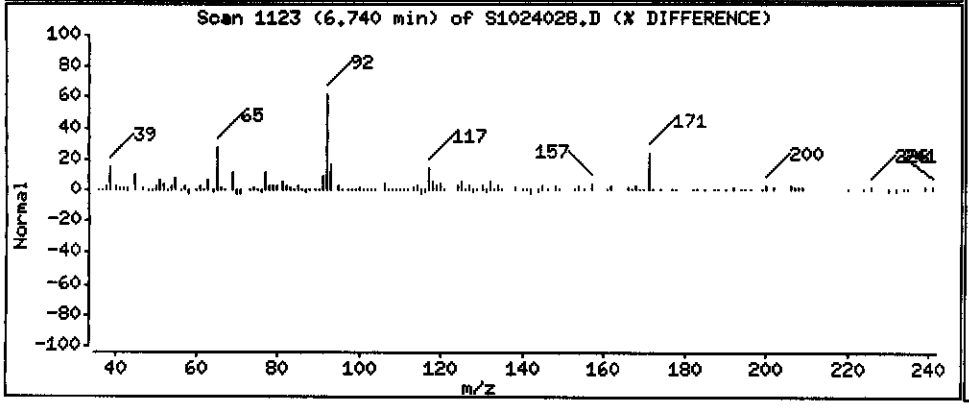

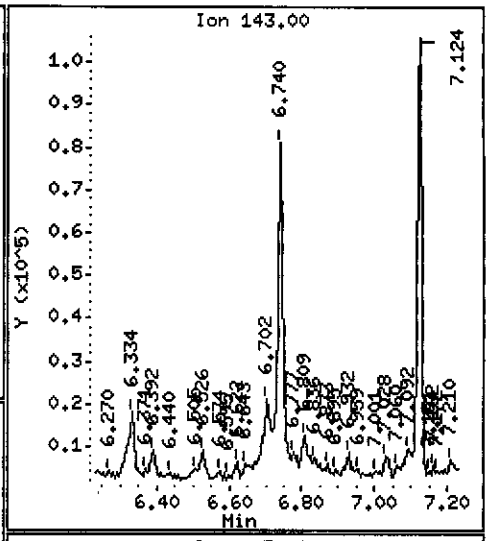

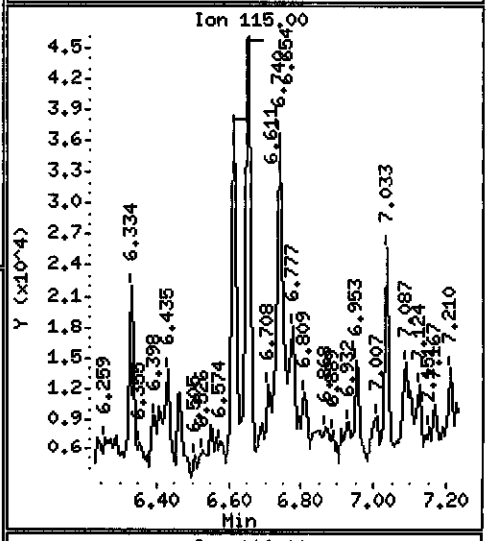

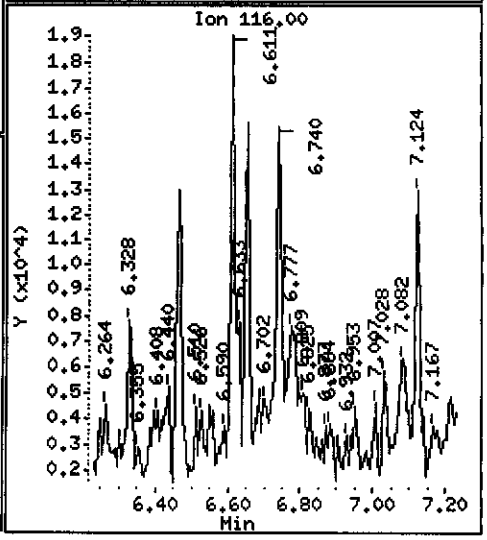

Data File: \\PITSVR06\D\chem\71.i\s102408.b\S1024028.D

Date : 25-OCT-2008 02:07

Client ID: ICM-101-1008

Instrument: 71.i

Sample Info: c8j160331-022 x2 10/20/08 h2042(8295022) 8270

Volume Injected (uL): 2.0

Operator: 045183sab

Column phase: DB5-MS

Column diameter: 0.32

93 Diethylphthalate

Concentration: 0.42796 ug/L

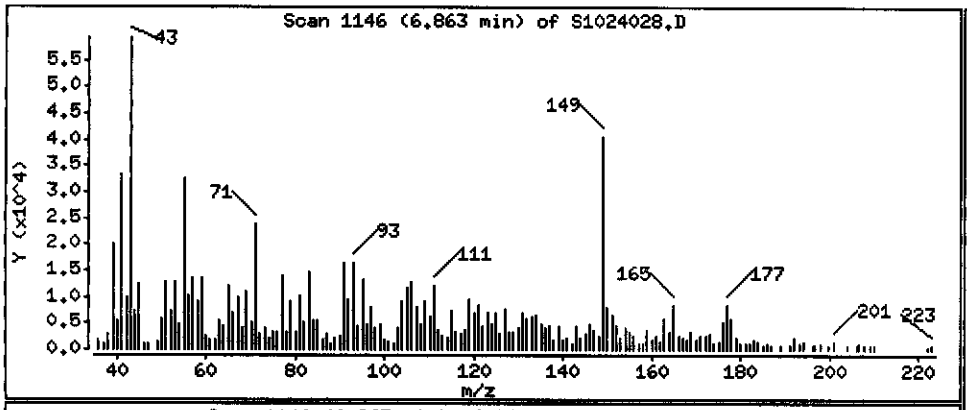

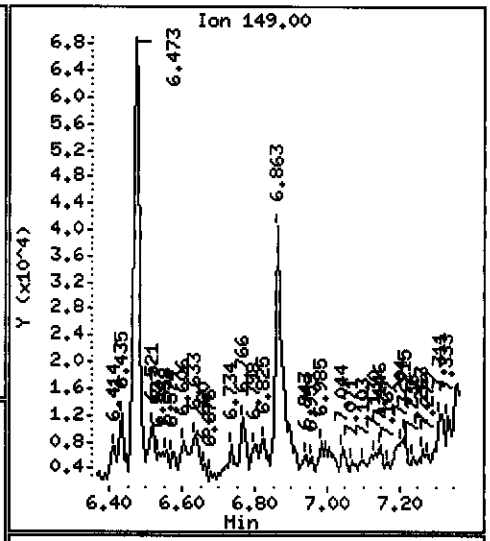

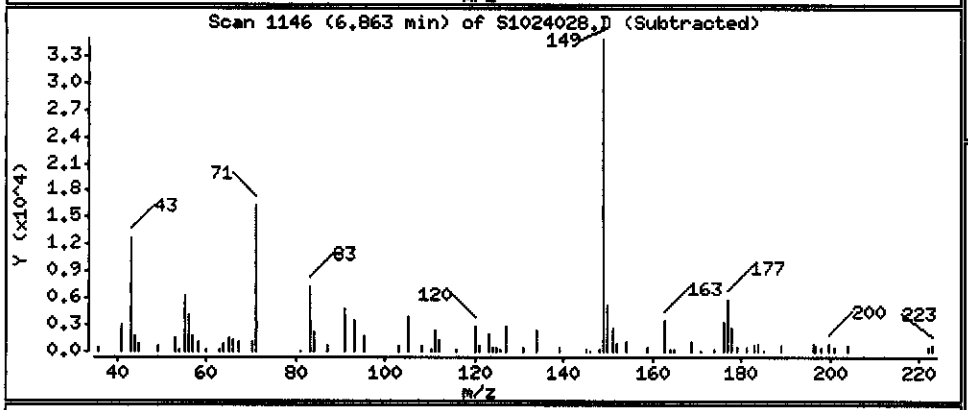

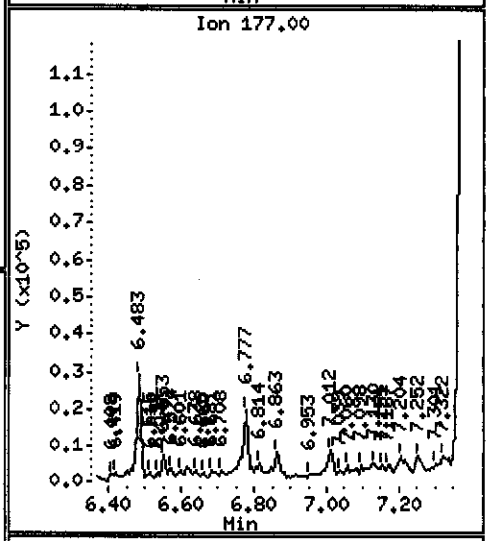

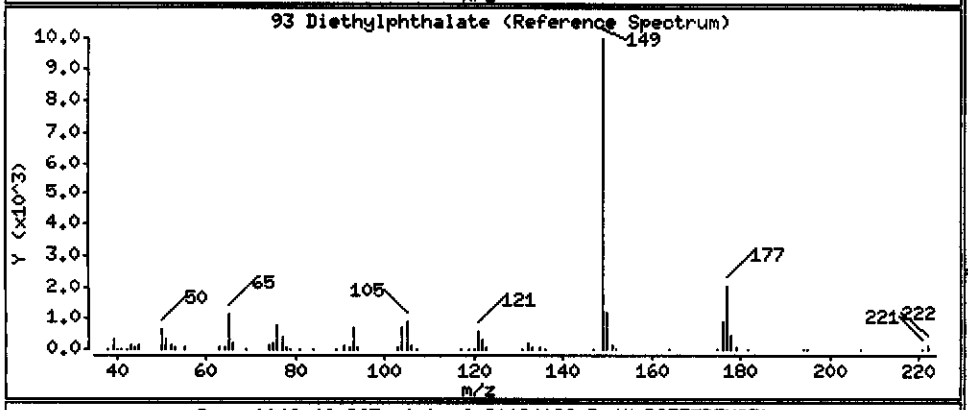

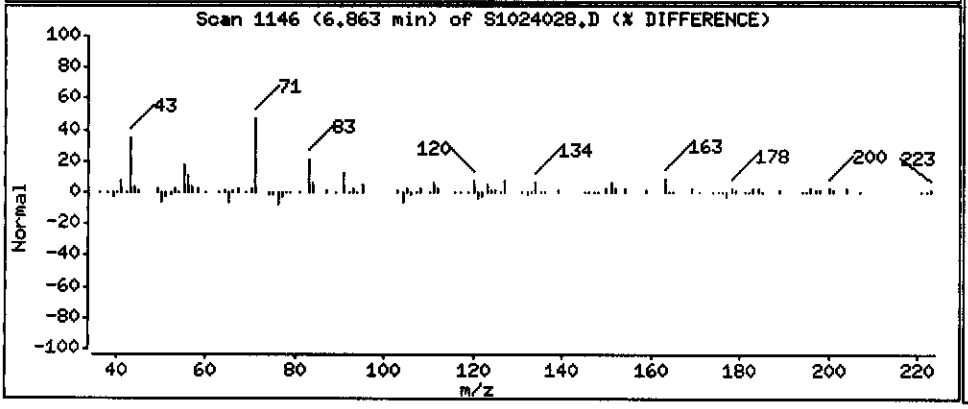

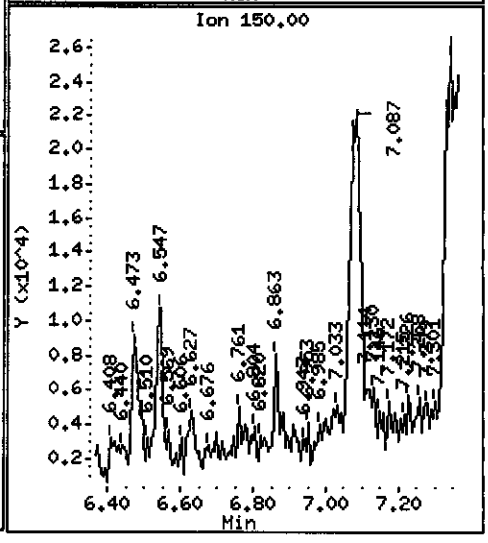

Data File: \\PITSVR06\D\chem\71.i\s102408.b\S1024028.D

Date : 25-OCT-2008 02:07

Client ID: ICM-101-1008

Instrument: 71.i

Sample Info: c8j160331-022 x2 10/20/08 h2042(8295022) 8270

Volume Injected (uL): 2.0

Operator: 045183sab

Column phase: DB5-MS

Column diameter: 0.32

94 Fluorene

Concentration: 0.59649 ug/L

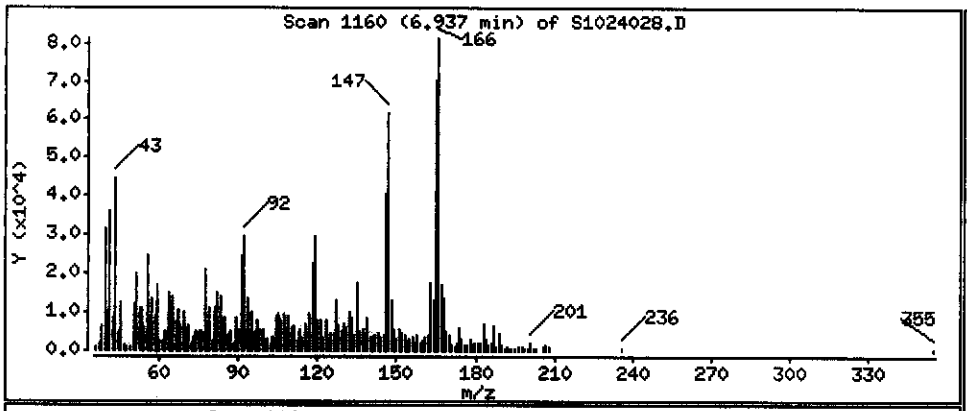

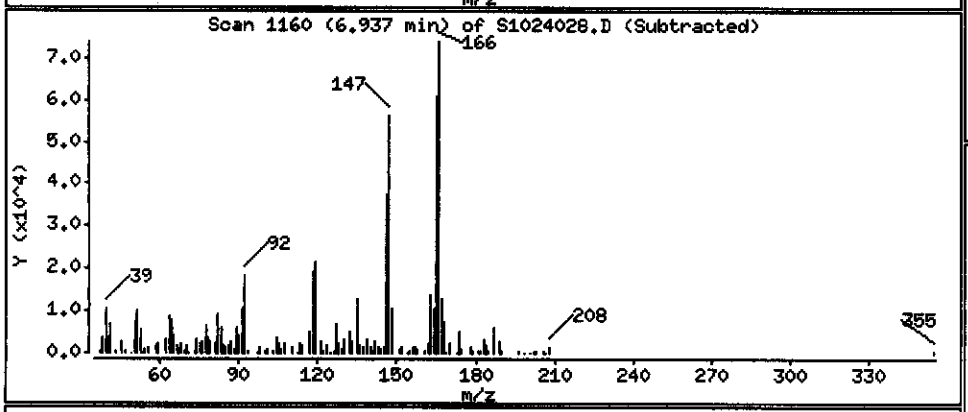

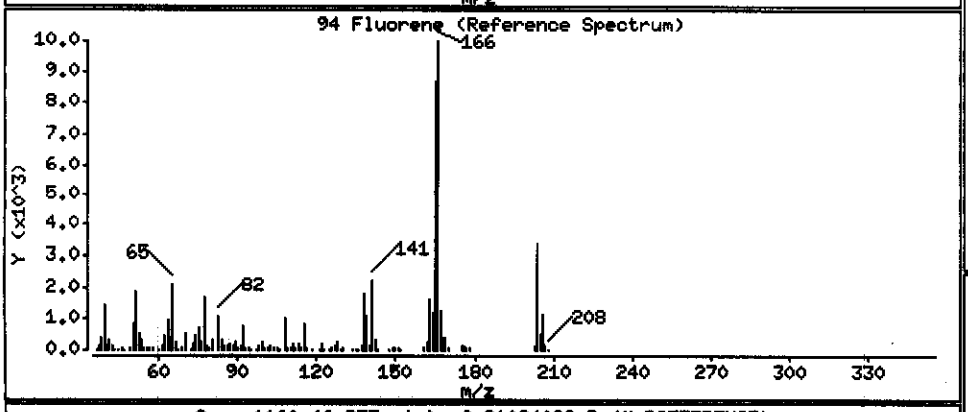

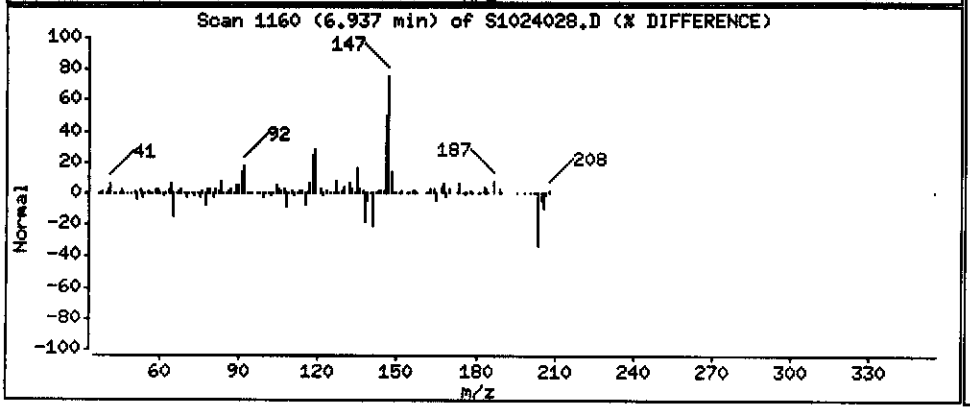

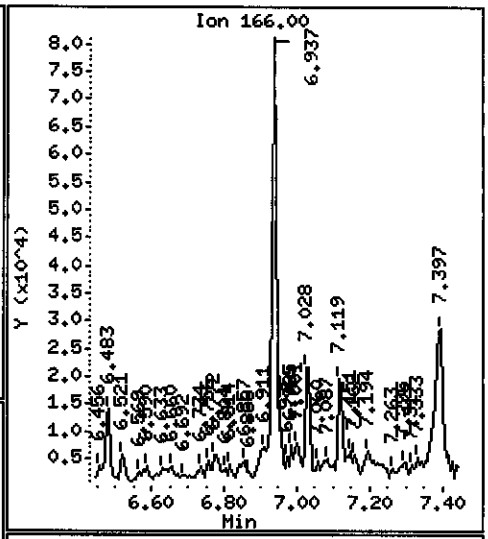

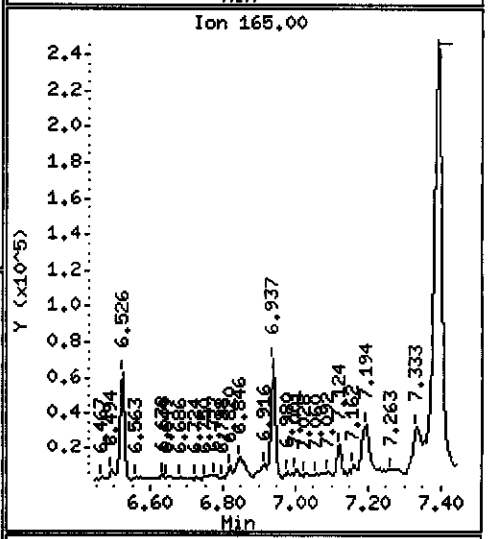

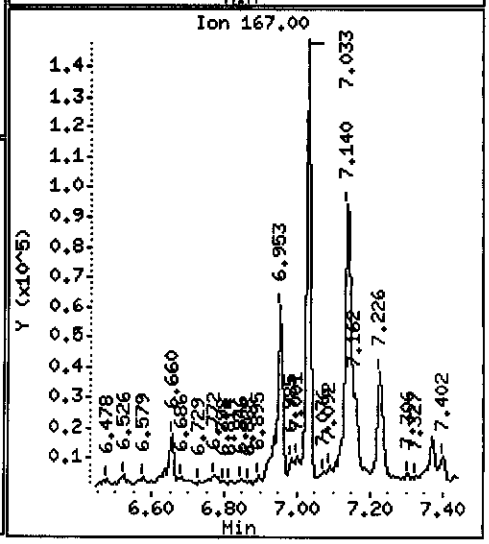

Data File: \\PITSVR06\D\chem\71.i\s102408.b\S1024028.D

Date : 25-OCT-2008 02:07

Client ID: ICM-101-1008

Instrument: 71.i

Sample Info: c8j160331-022 x2 10/20/08 h2042(8295022) 8270

Volume Injected (uL): 2.0

Operator: 045183sab

Column phase: DB5-MS

Column diameter: 0.32

99 N-Nitrosodiphenylamine (1)

Concentration: 3.8904 ug/L

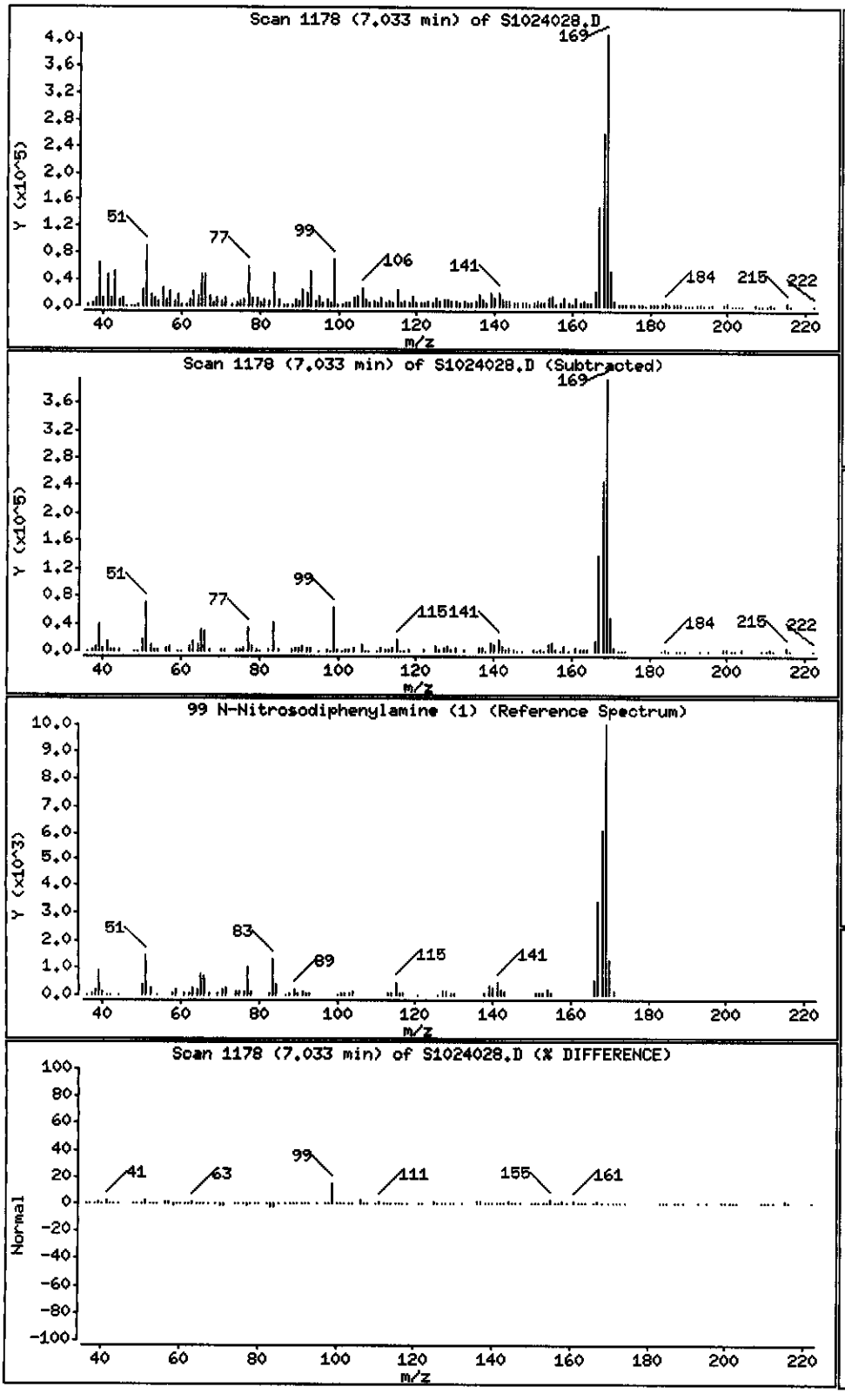

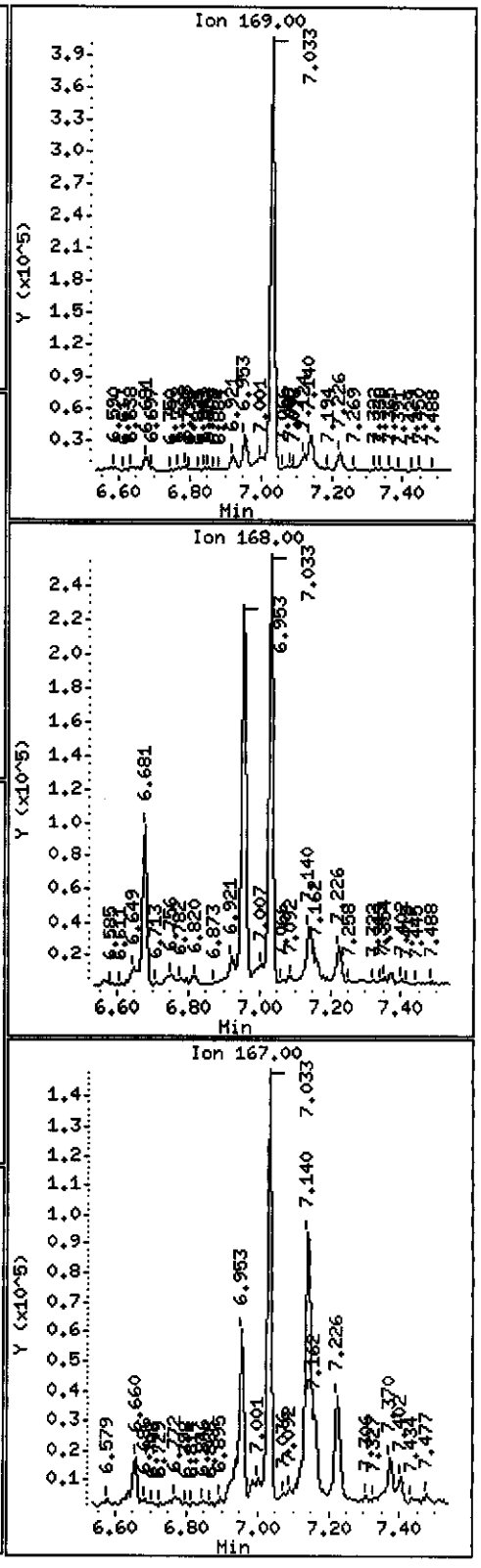

Data File: \\PITSVR06\D\chem\71.i\s102408.b\S1024028.D

Date : 25-OCT-2008 02:07

Client ID: ICM-101-1008

Instrument: 71.i

Sample Info: c8j160331-022 x2 10/20/08 h2042(8295022) 8270

Volume Injected (uL): 2.0

Operator: 045183sab

Column phase: DB5-MS

Column diameter: 0.32

115 Phenanthrene

Concentration: 1.4344 ug/L

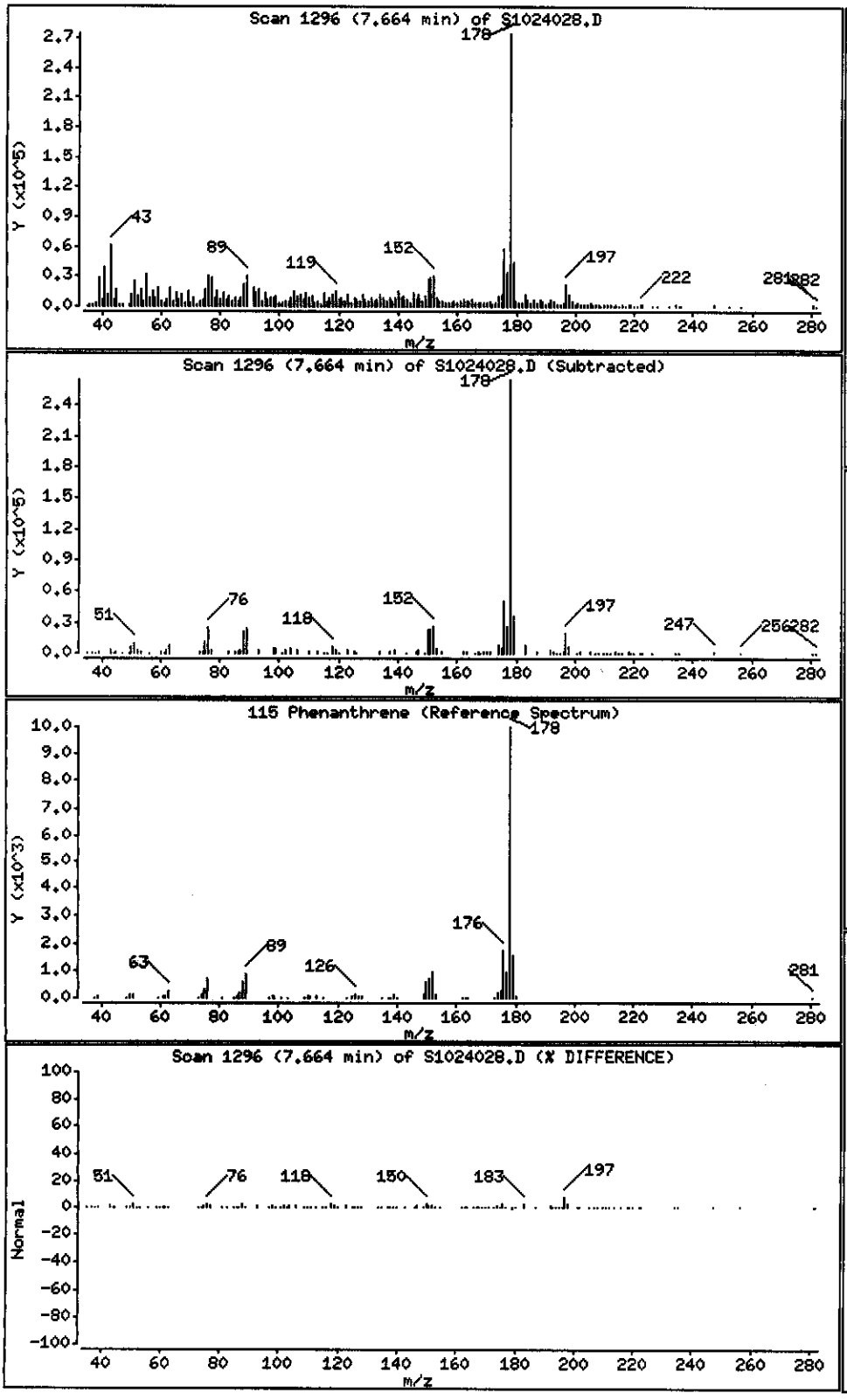

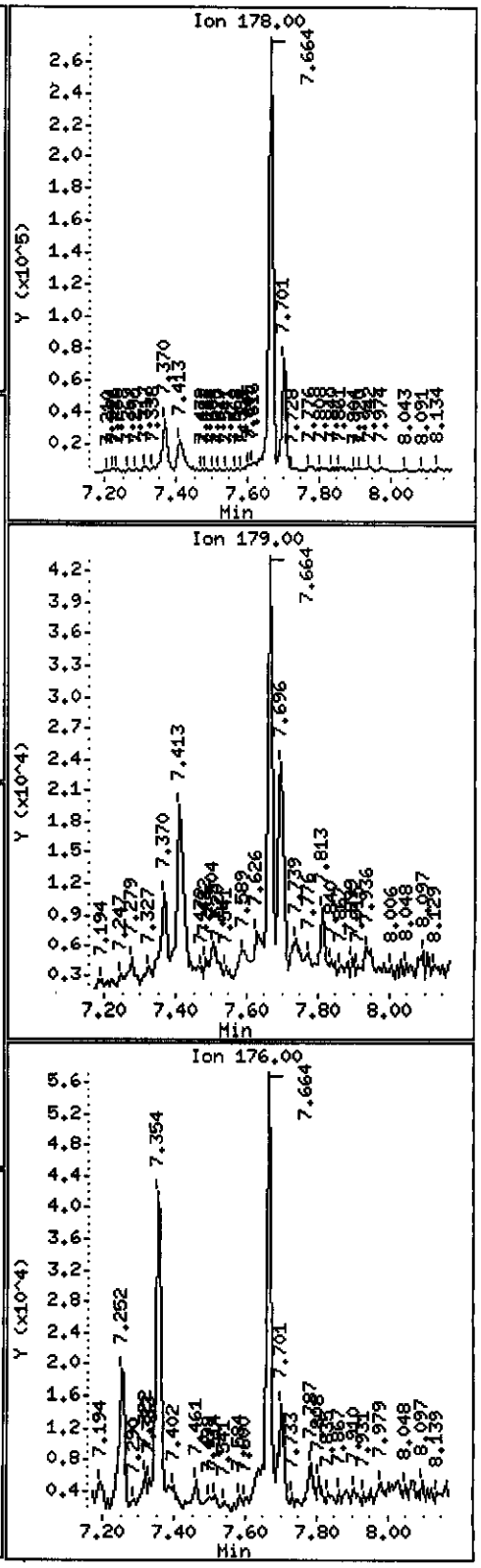

Data File: \\PITSVR06\D\chem\71.i\s102408.b\S1024028.D

Date : 25-OCT-2008 02:07

Client ID: ICM-101-1008

Instrument: 71.i

Sample Info: c8j160331-022 x2 10/20/08 h2042(8295022) 8270

Volume Injected (uL): 2.0

Operator: 045183sab

Column phase: DB5-MS

Column diameter: 0.32

119 Carbazole

Concentration: 0.78256 ug/L

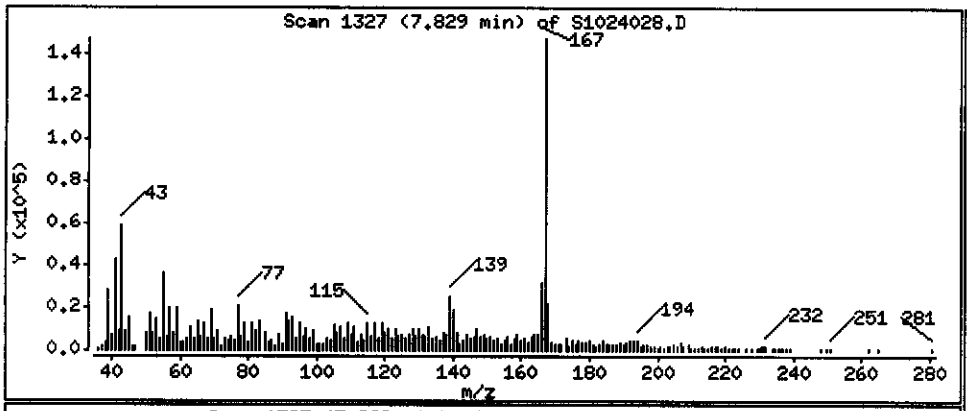

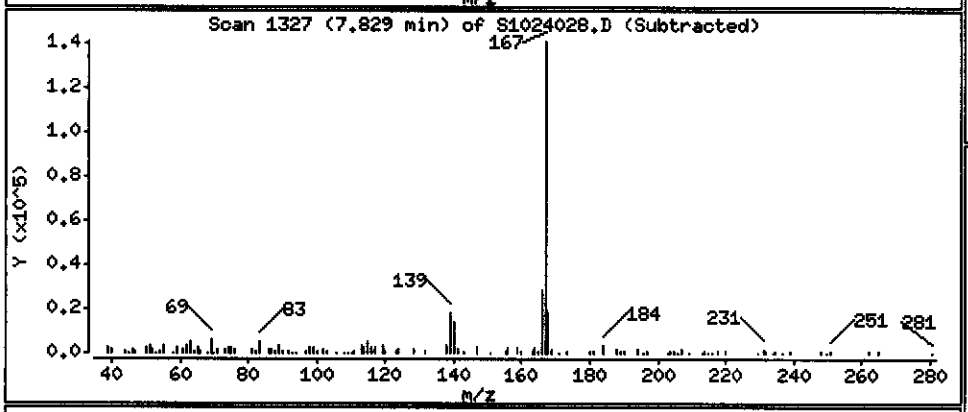

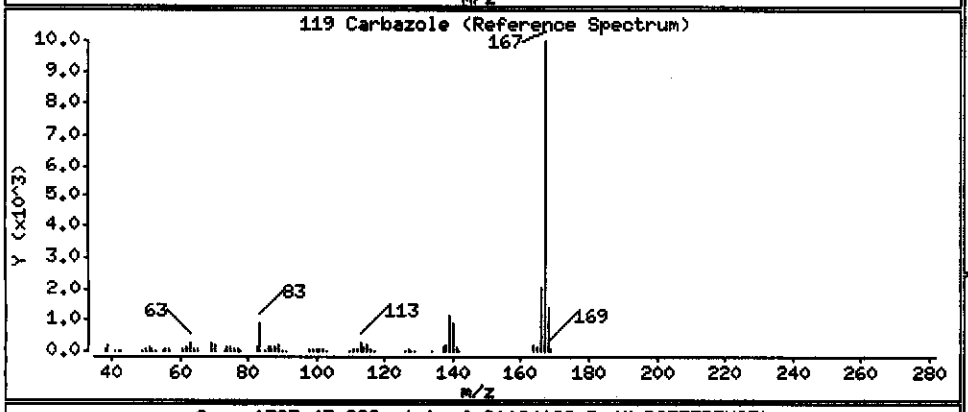

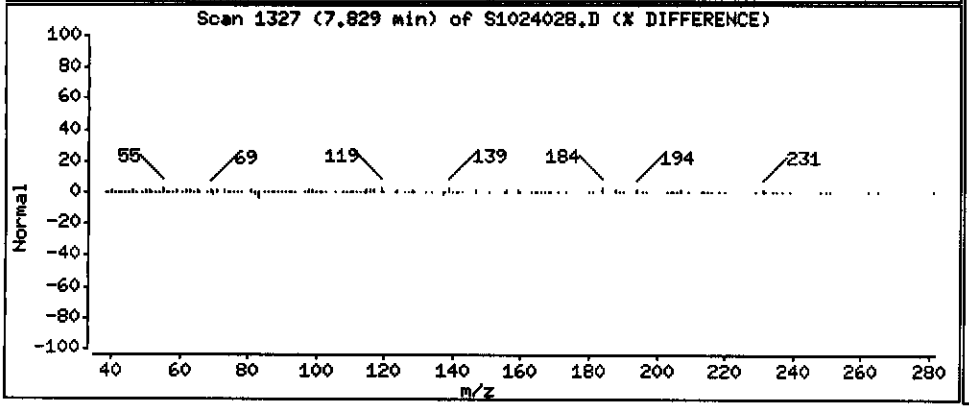

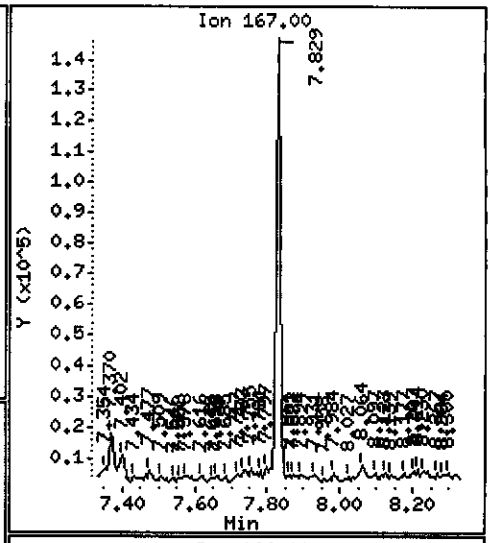

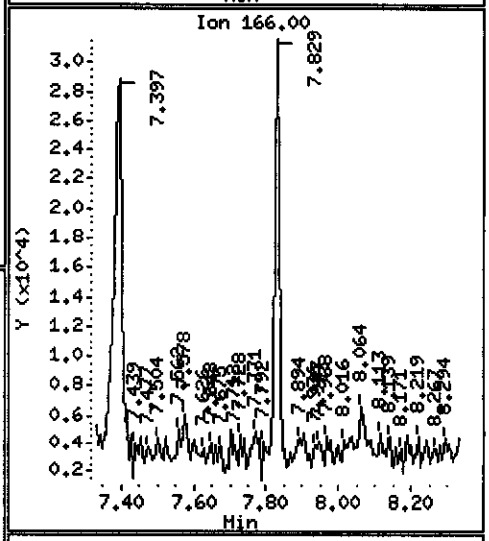

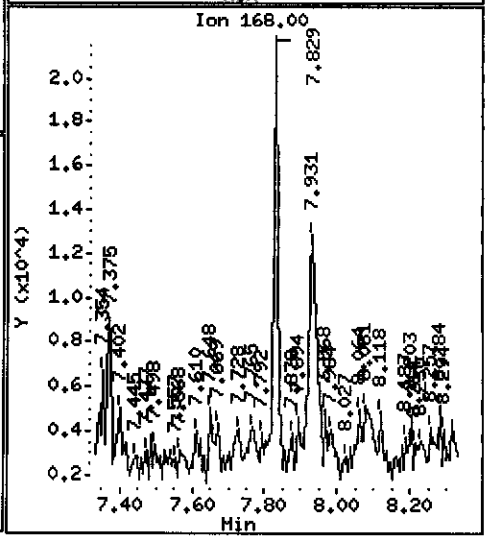

Data File: \\PITSVR06\D\chem\71.i\s102408.b\S1024028.D

Date : 25-OCT-2008 02:07

Client ID: ICM-101-1008

Instrument: 71.i

Sample Info: c8j160331-022 x2 10/20/08 h2042(8295022) 8270

Volume Injected (uL): 2.0

Operator: 045183sab

Column phase: DB5-MS

Column diameter: 0.32

120 Di-n-Butylphthalate

Concentration: 0.061876 ug/L

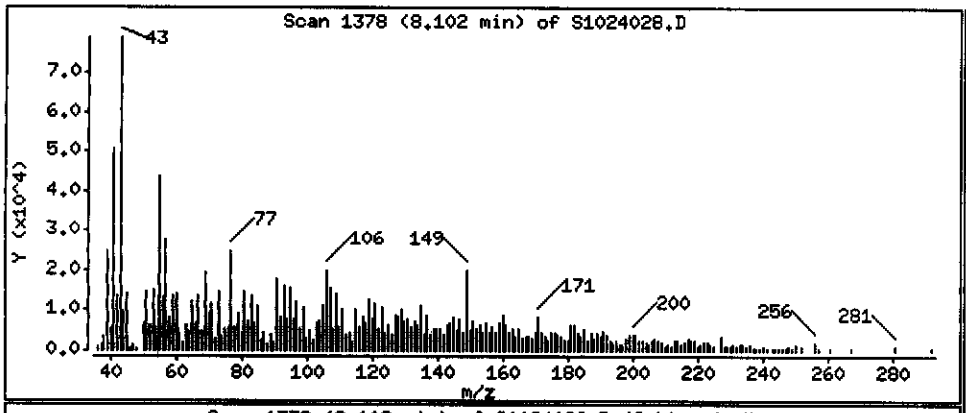

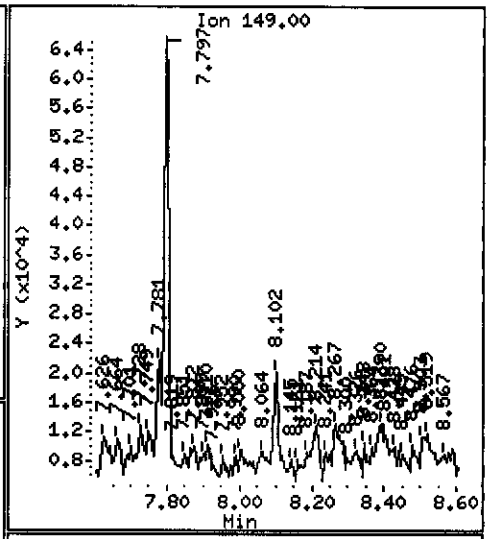

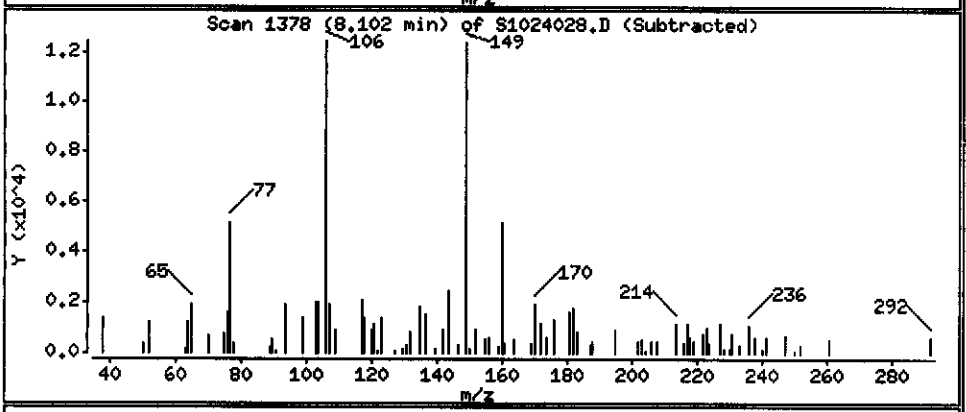

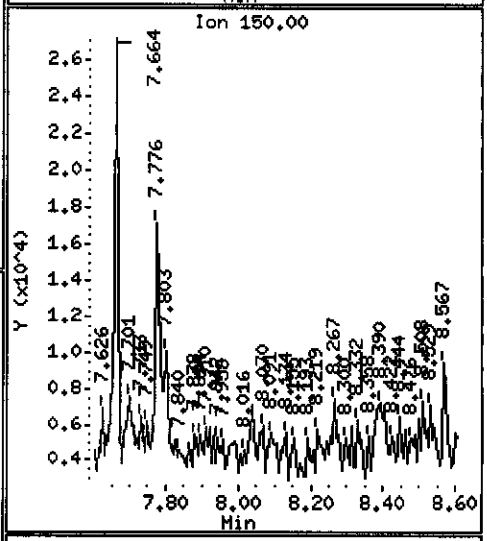

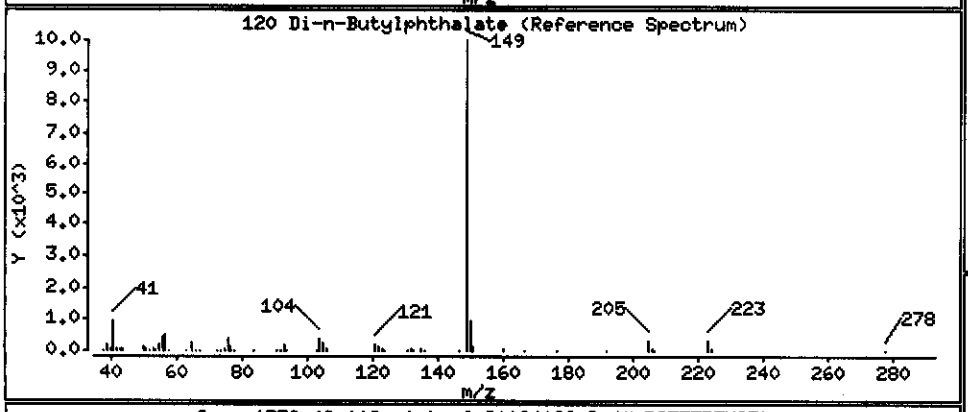

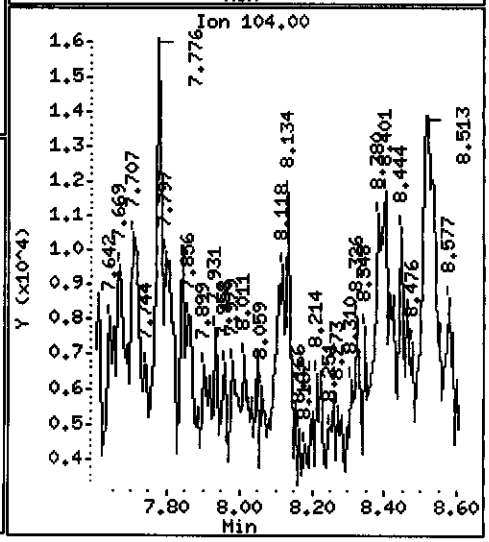

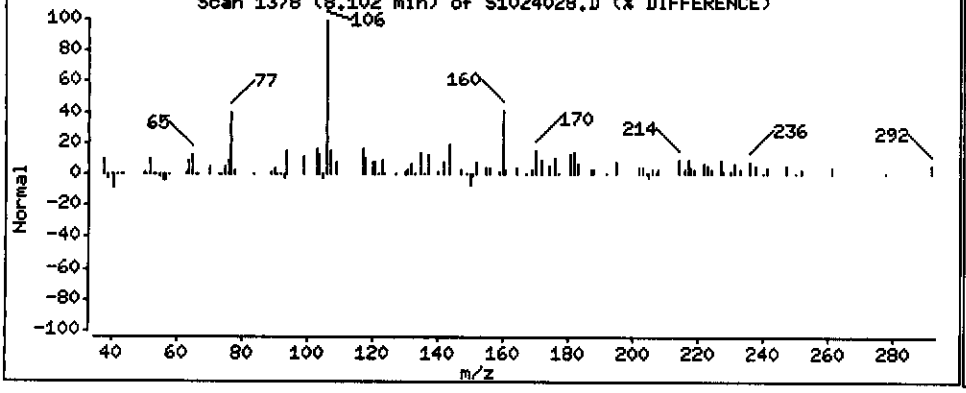

Data File: \\PITSVR06\D\chem\71.i\s102408.b\S1024028.D

Date : 25-OCT-2008 02:07

Client ID: ICM-101-1008

Instrument: 71.i

Sample Info: c8j160331-022 x2 10/20/08 h2042(8295022) 8270

Volume Injected (uL): 2.0

Operator: 045183sab

Column phase: DB5-MS

Column diameter: 0.32

123 Fluoranthene

Concentration: 0.51702 ug/L

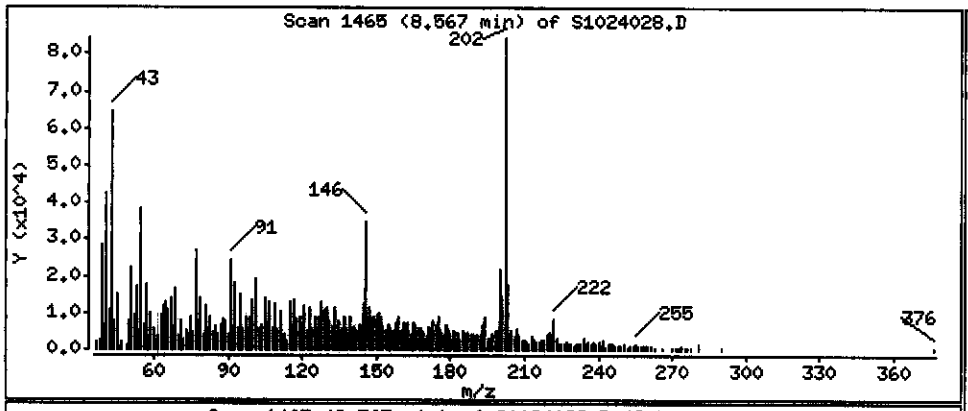

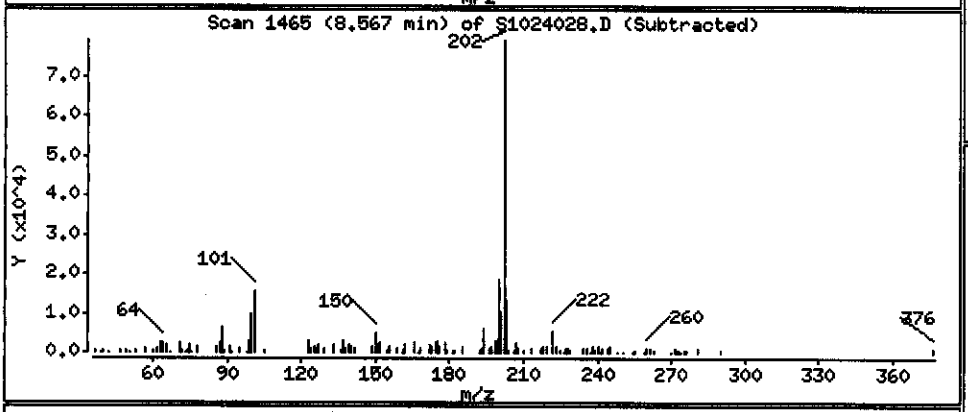

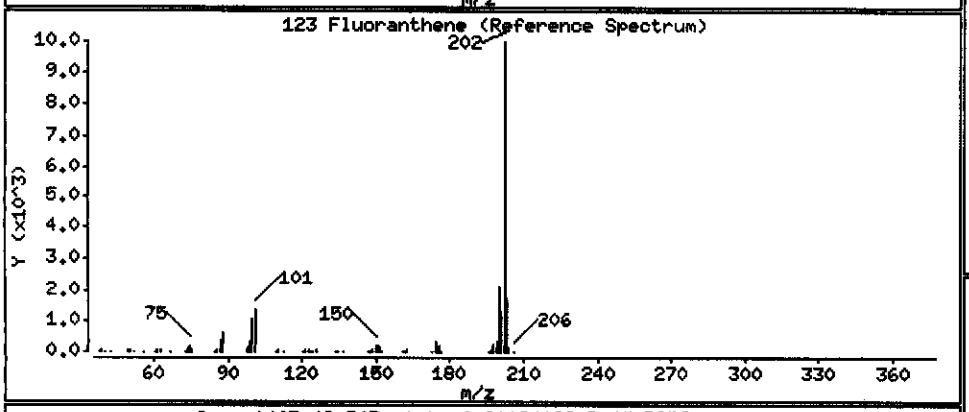

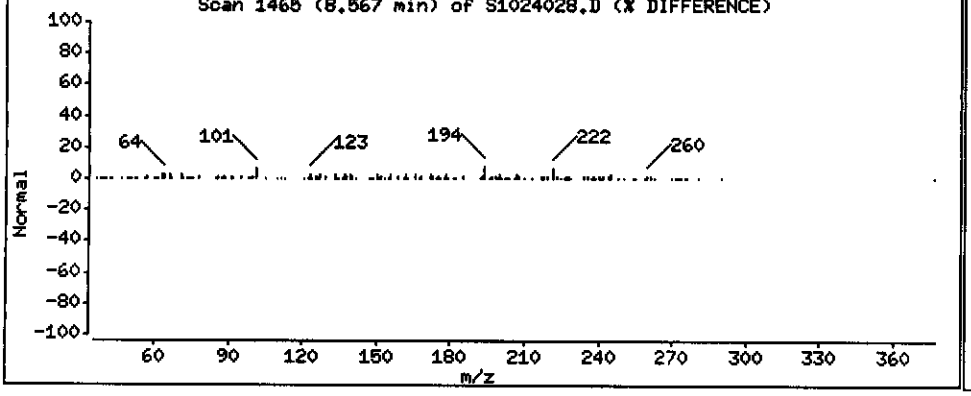

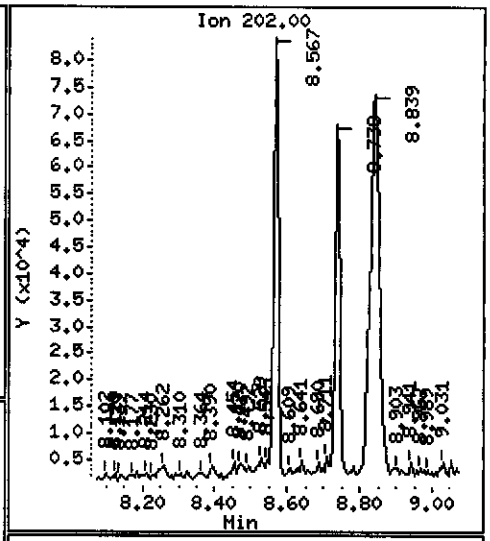

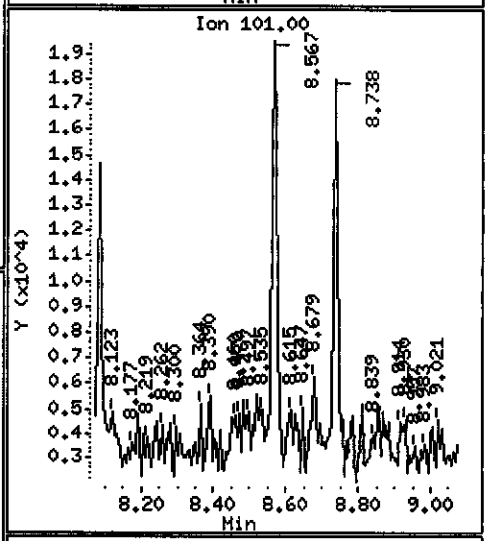

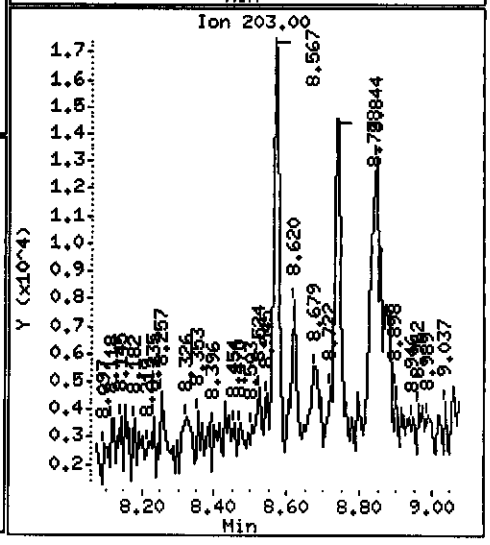

Data File: \\PITSVR06\D\chem\71.i\s102408.b\S1024028.D

Date : 25-OCT-2008 02:07

Client ID: ICM-101-1008

Instrument: 71.i

Sample Info: c8j160331-022 x2 10/20/08 h2042(8295022) 8270

Volume Injected (uL): 2.0

Operator: 045183sab

Column phase: DB5-MS

Column diameter: 0.32

125 Pyrene

Concentration: 0.40864 ug/L

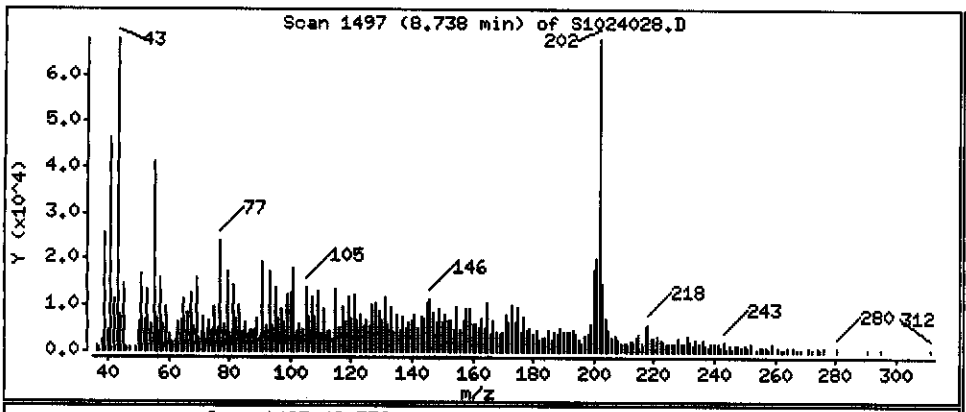

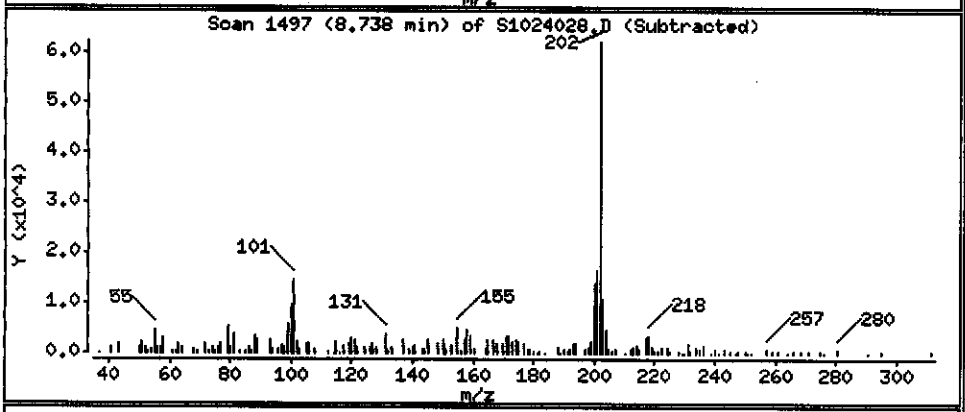

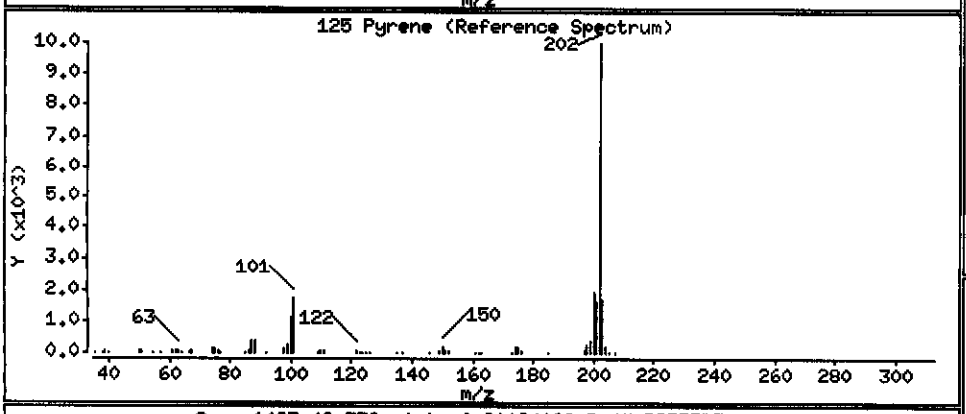

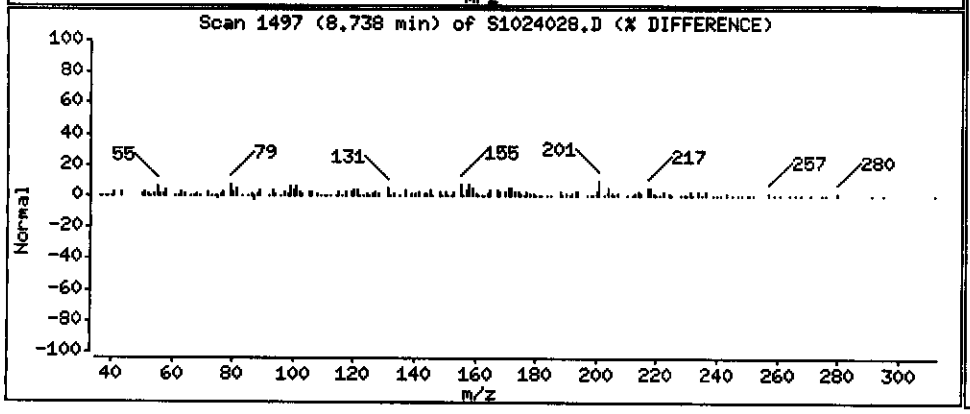

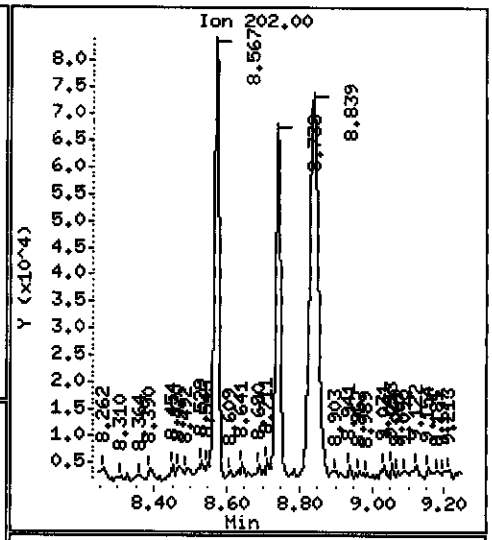

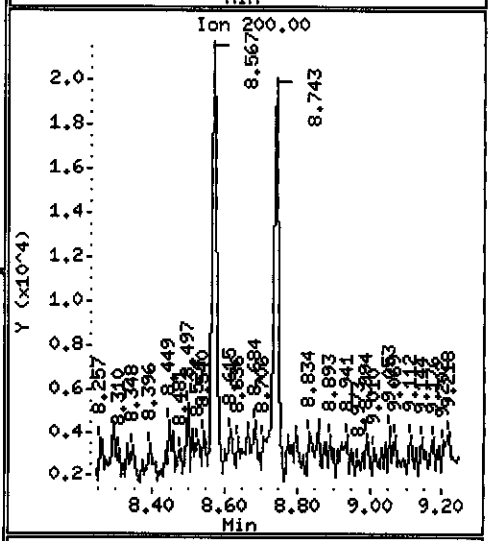

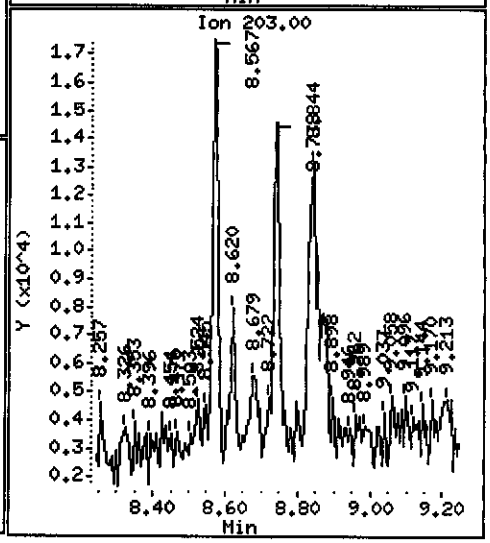

Data File: \\PITSVR06\D\chem\71.i\s102408.b\S1024028.D

Date : 25-OCT-2008 02:07

Client ID: ICM-101-1008

Instrument: 71.i

Sample Info: c8j160331-022 x2 10/20/08 h2042(8295022) 8270

Volume Injected (uL): 2.0

Operator: 045183sab

Column phase: DB5-MS

Column diameter: 0.32

131 Butylbenzylphthalate

Concentration: 0.25908 ug/L

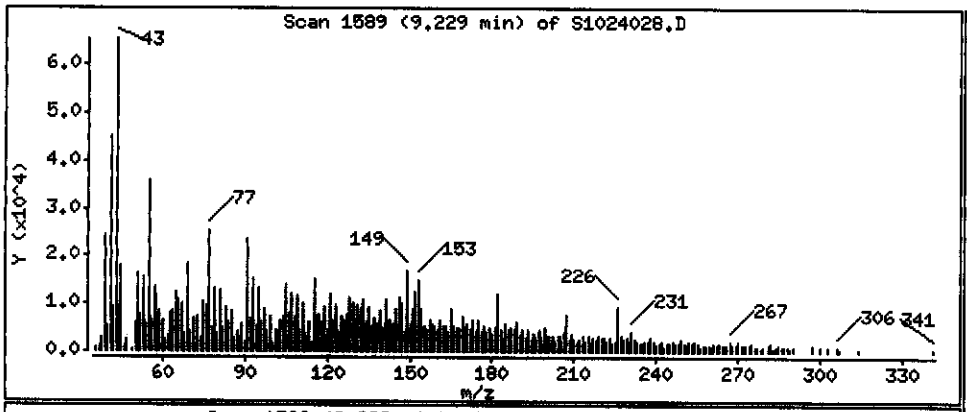

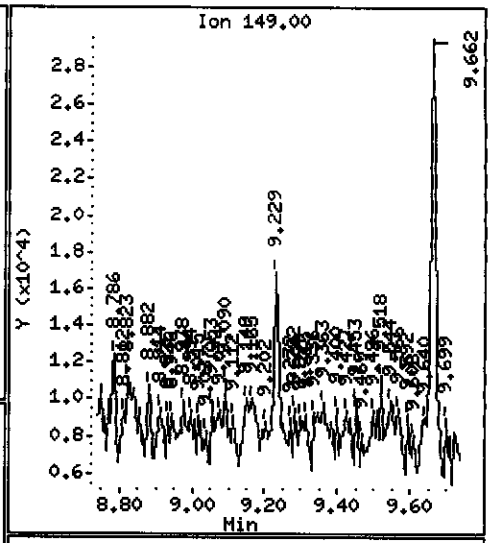

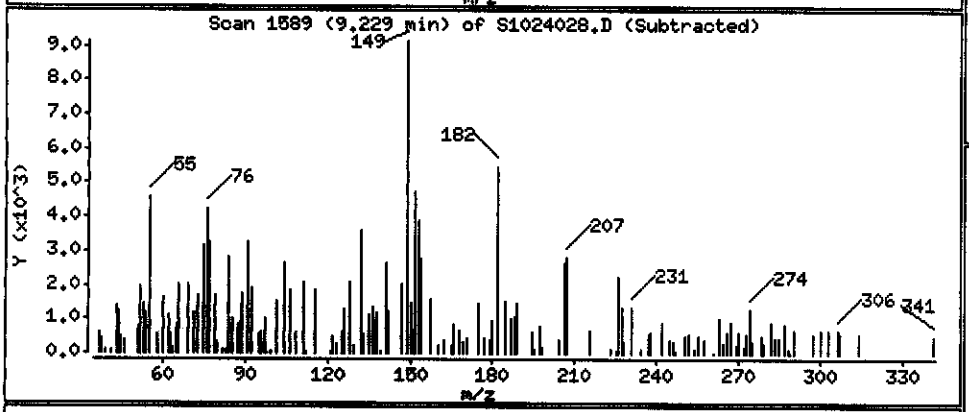

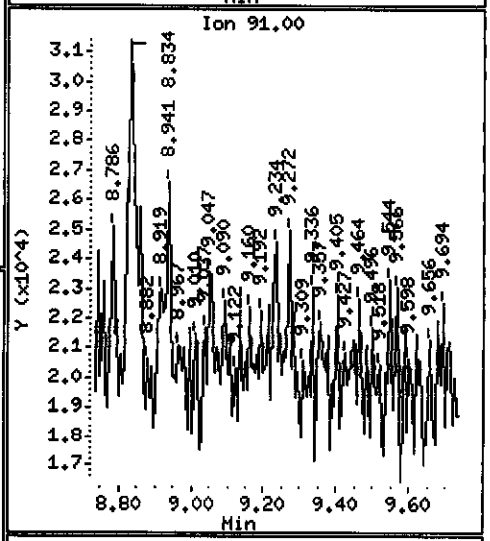

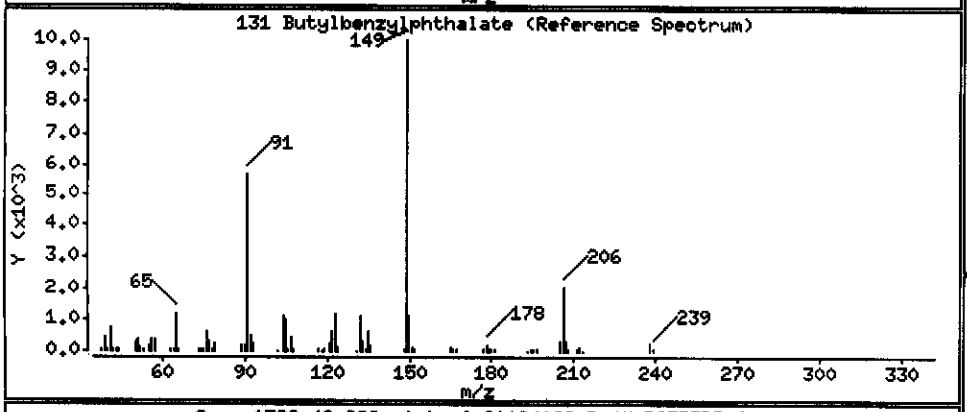

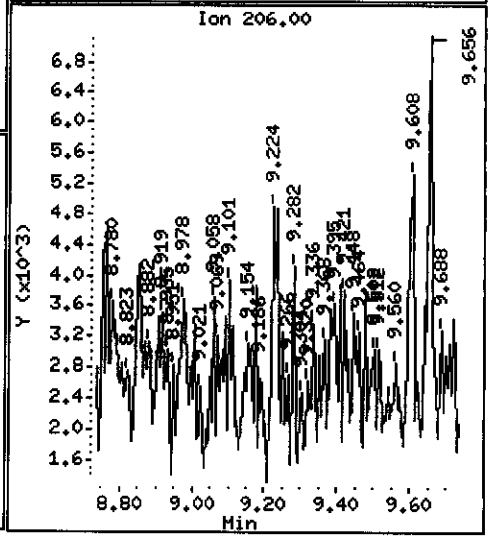

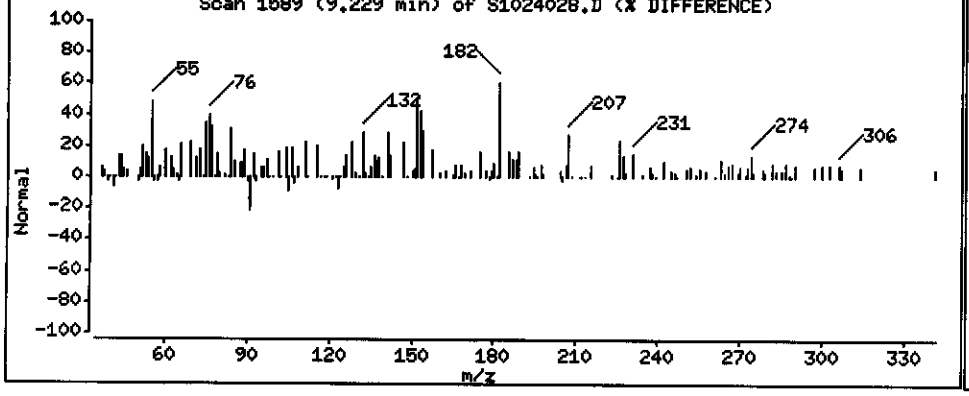

Data File: \\PITSVR06\D\chem\71.i\s102408.b\S1024028.D

Date : 25-OCT-2008 02:07

Client ID: ICM-101-1008

Instrument: 71.i

Sample Info: c8j160331-022 x2 10/20/08 h2042(8295022) 8270

Volume Injected (uL): 2.0

Operator: 045183sab

Column phase: DB5-MS

Column diameter: 0.32

136 Benzo(a)Anthracene

Concentration: 0.13998 ug/L

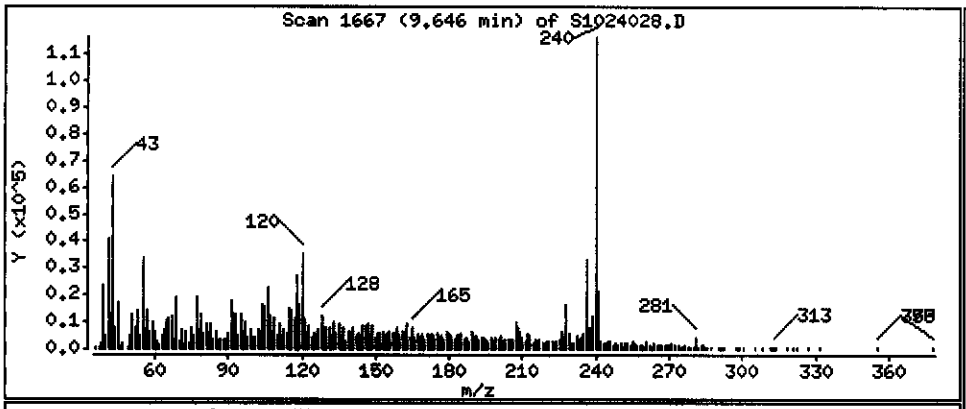

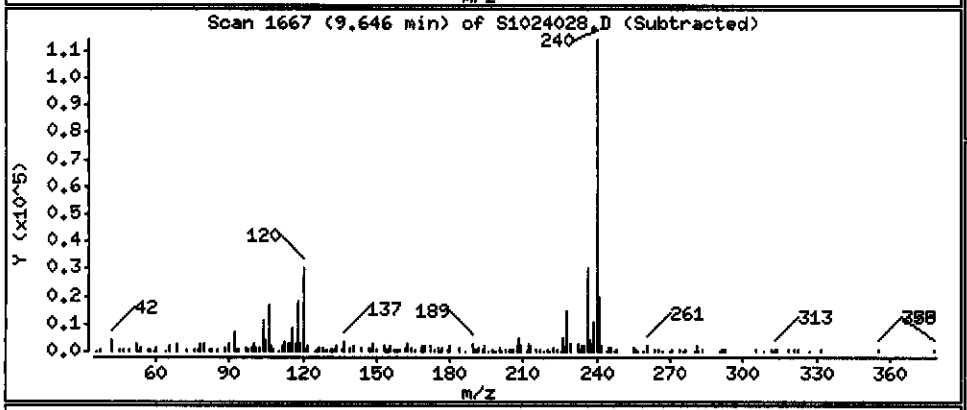

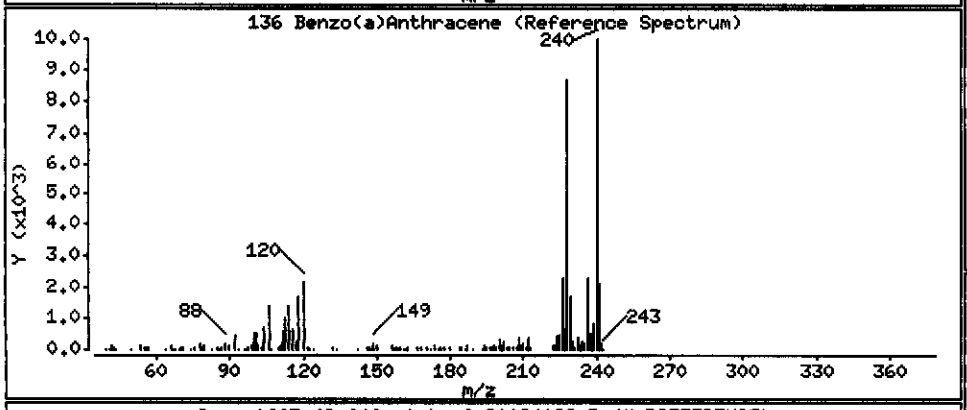

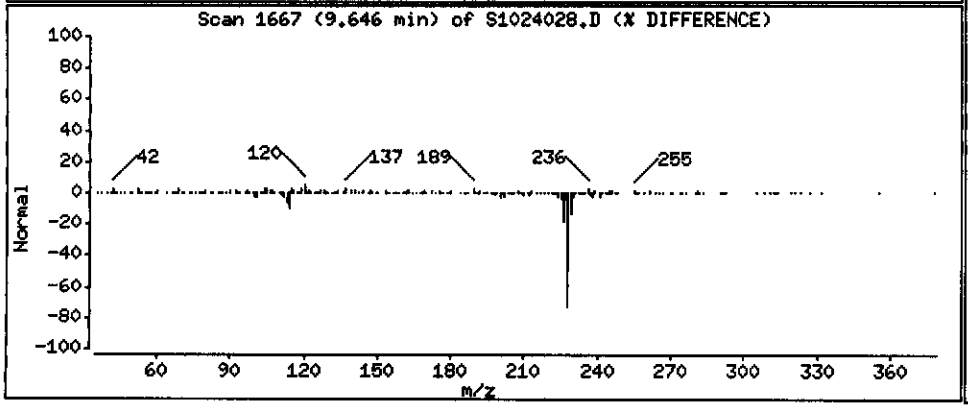

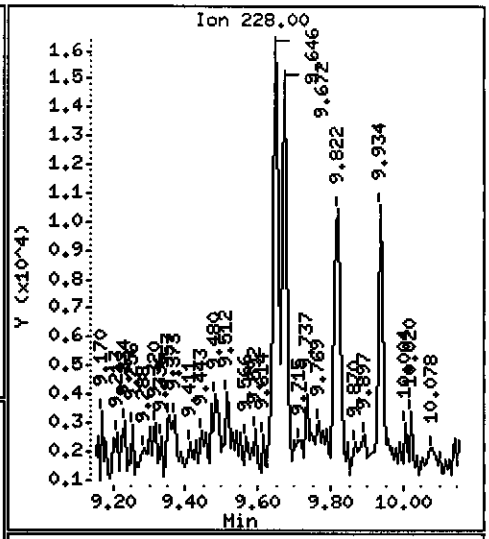

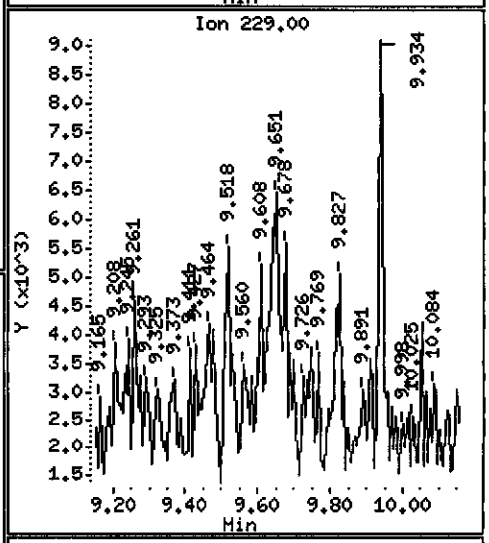

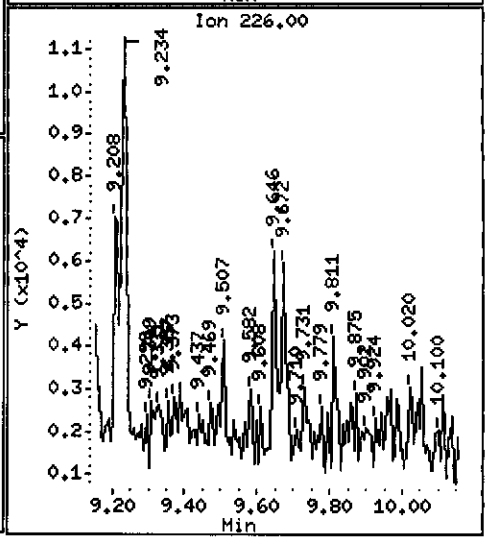

Data File: \\PITSVR06\D\chem\71.i\s102408.b\S1024028.D

Date : 25-OCT-2008 02:07

Client ID: ICM-101-1008

Instrument: 71.i

Sample Info: c8j160331-022 x2 10/20/08 h2042(8295022) 8270

Volume Injected (uL): 2.0

Operator: 045183sab

Column phase: DB5-MS

Column diameter: 0.32

137 Chrysene

Concentration: 0.12023 ug/L

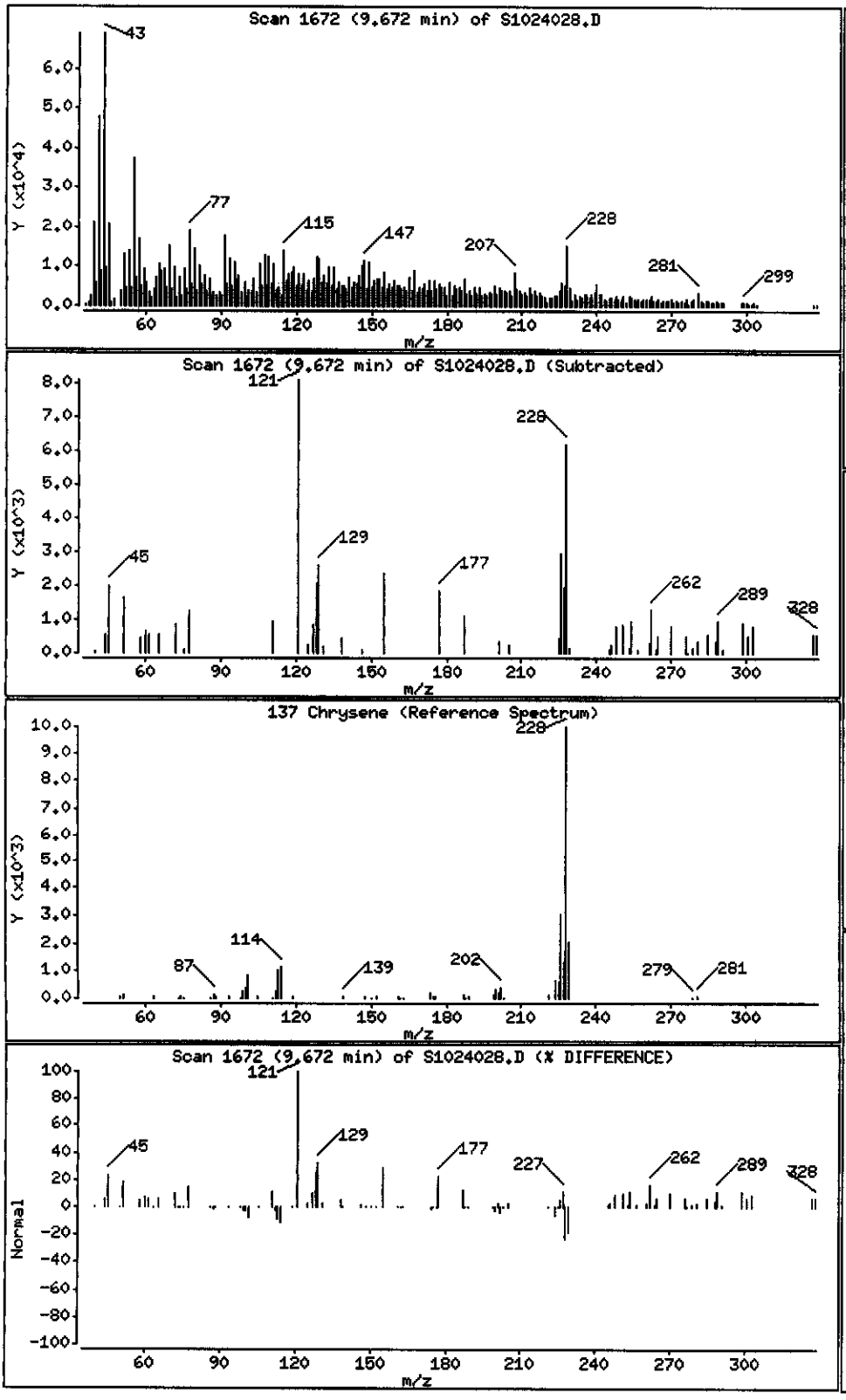

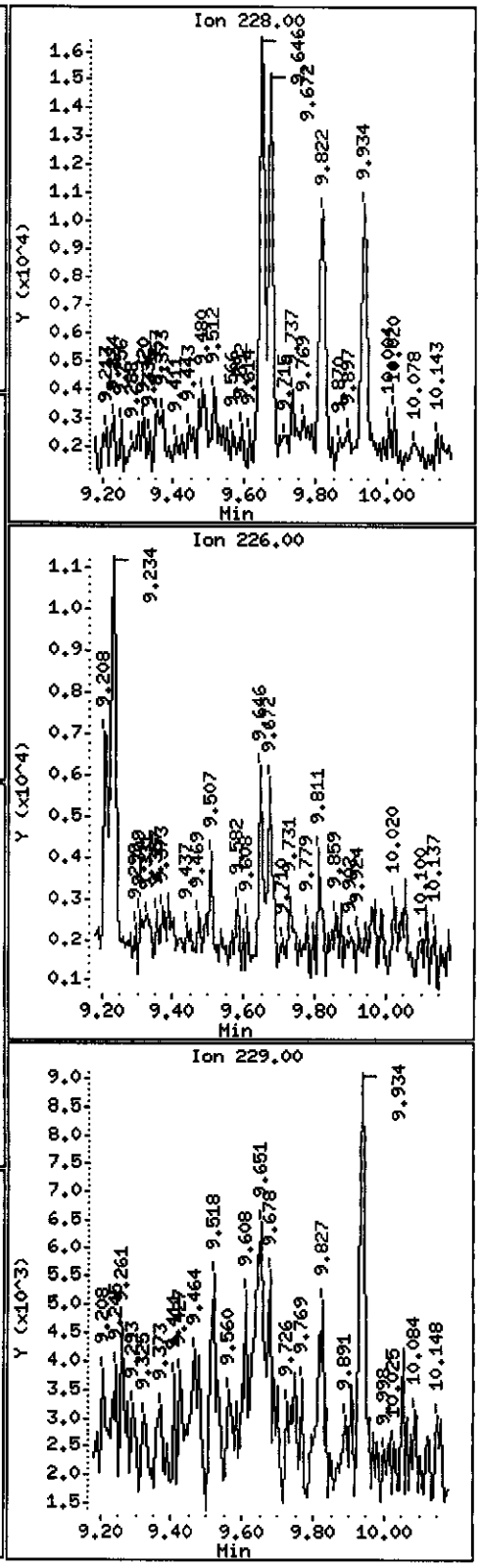

Data File: \\PITSVR06\D\chem\71.i\s102408.b\S1024028.D

Date : 25-OCT-2008 02:07

Client ID: ICM-101-1008

Instrument: 71.i

Sample Info: c8j160331-022 x2 10/20/08 h2042(8295022) 8270

Volume Injected (uL): 2.0

Operator: 045183sab

Column phase: DB5-MS

Column diameter: 0.32

139 bis(2-ethylhexyl)Phthalate

Concentration: 0.30098 ug/L

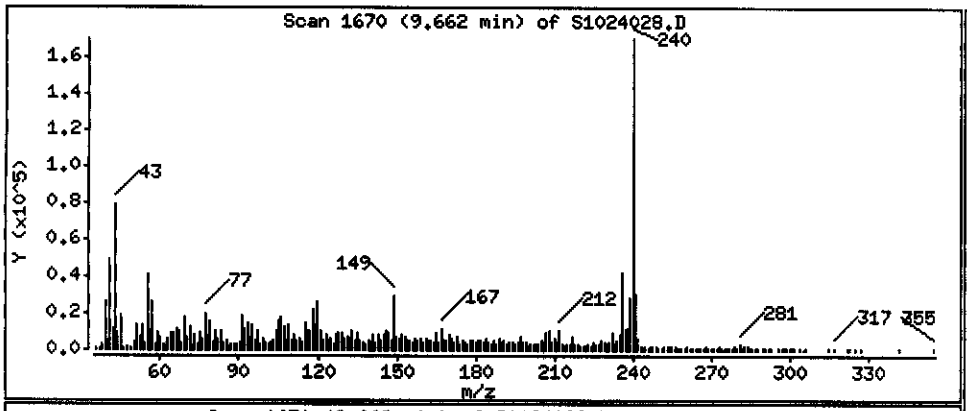

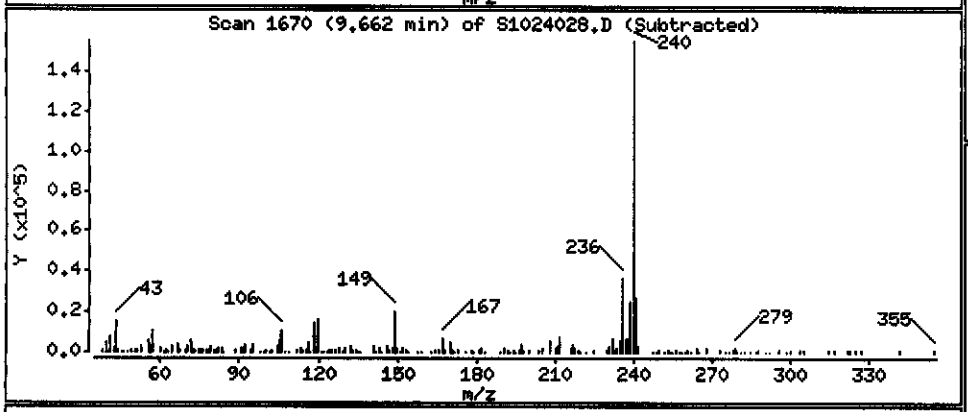

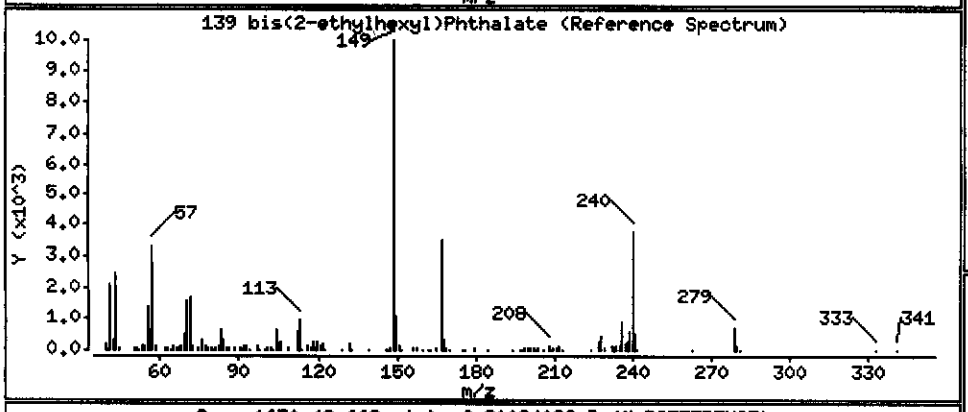

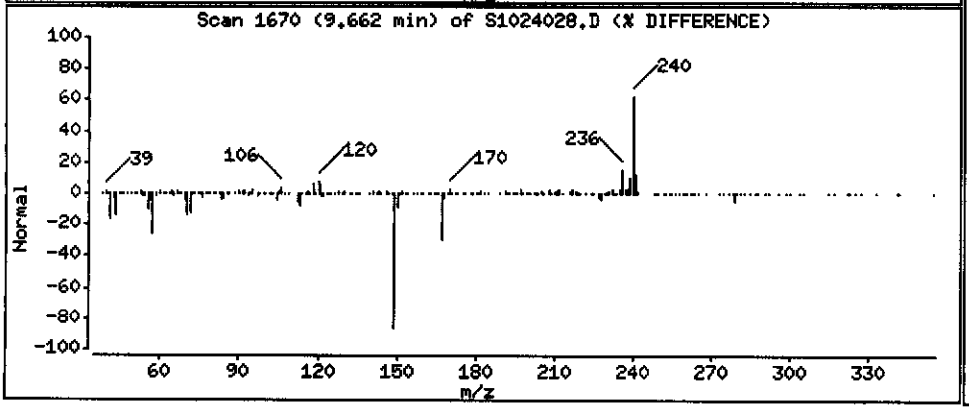

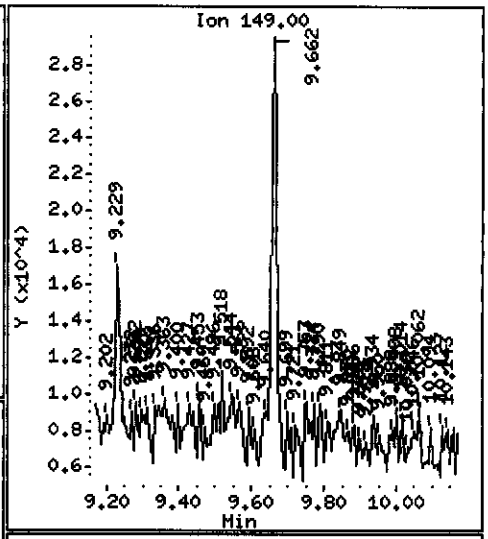

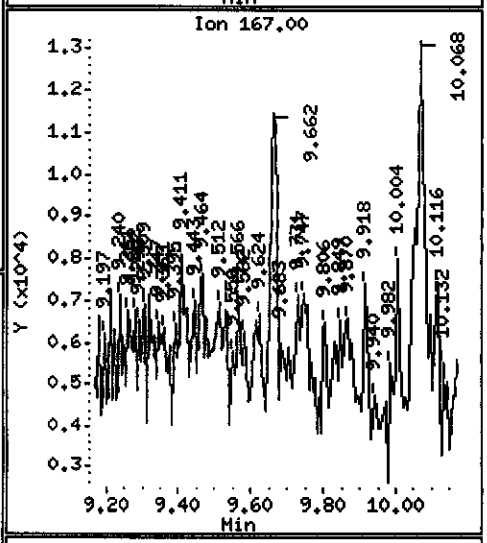

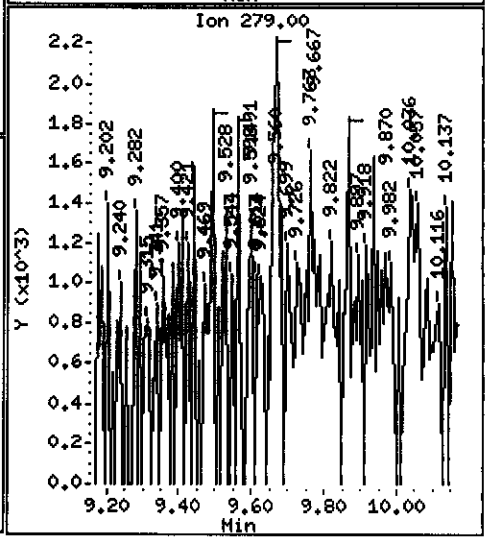

Data File: \\PITSVR06\D\chem\71.i\s102408.b\S1024028.D

Date : 25-OCT-2008 02:07

Client ID: ICM-101-1008

Instrument: 71.i

Sample Info: c8j160331-022 x2 10/20/08 h2042(8295022) 8270

Volume Injected (uL): 2.0

Operator: 045183sab

Column phase: DB5-MS

Column diameter: 0.32

141 Benzo(b)fluoranthene

Concentration: 0.39634 ug/L

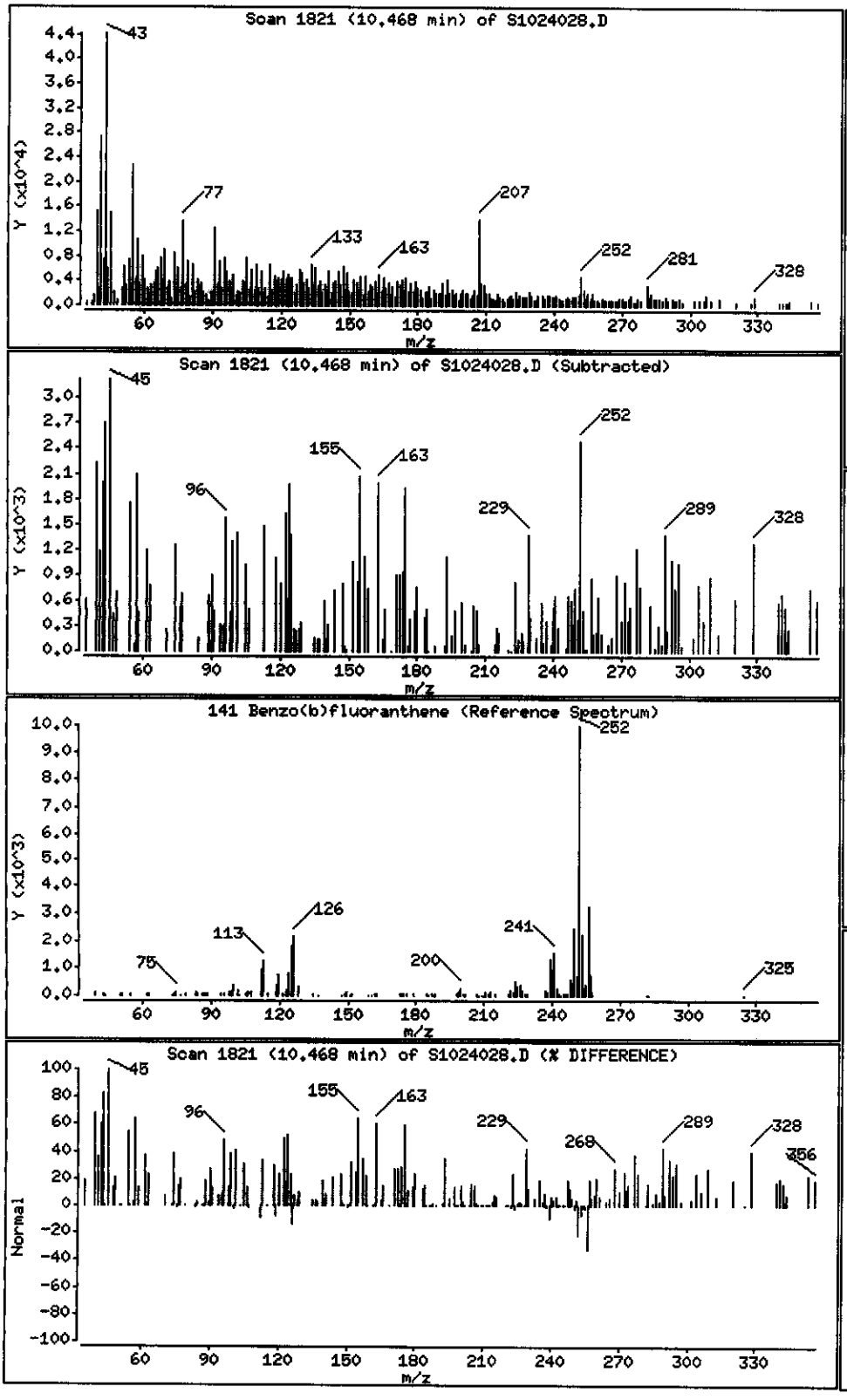

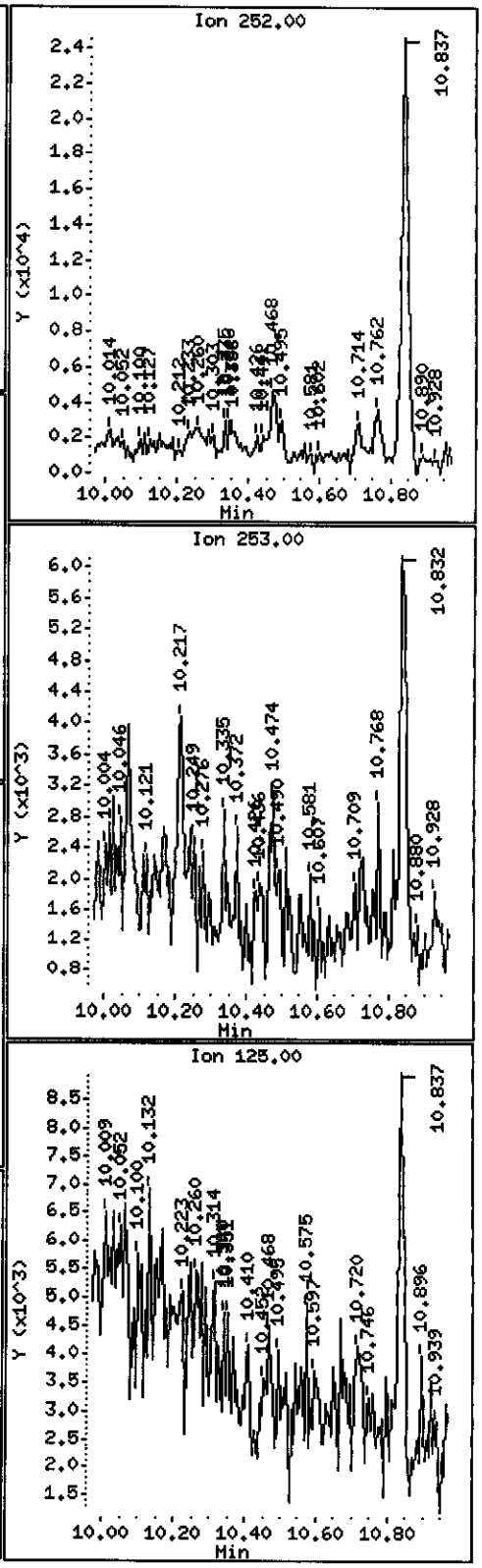

Data File: \\PITSVR06\D\chem\71.i\s102408.b\S1024028.D

Date : 25-OCT-2008 02:07

Client ID: ICM-101-1008

Instrument: 71.i

Sample Info: c8j160331-022 x2 10/20/08 h2042(8295022) 8270

Volume Injected (uL): 2.0

Operator: 045183sab

Column phase: DB5-MS

Column diameter: 0.32

146 Benzo(a)pyrene

Concentration: 0.065474 ug/L

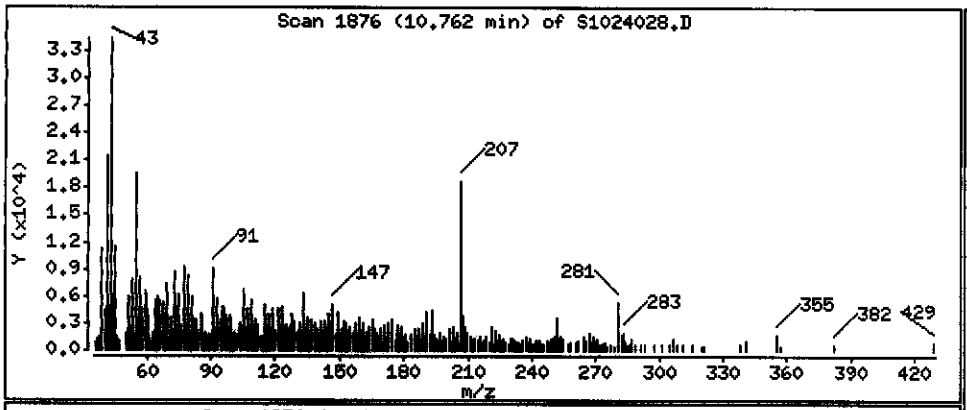

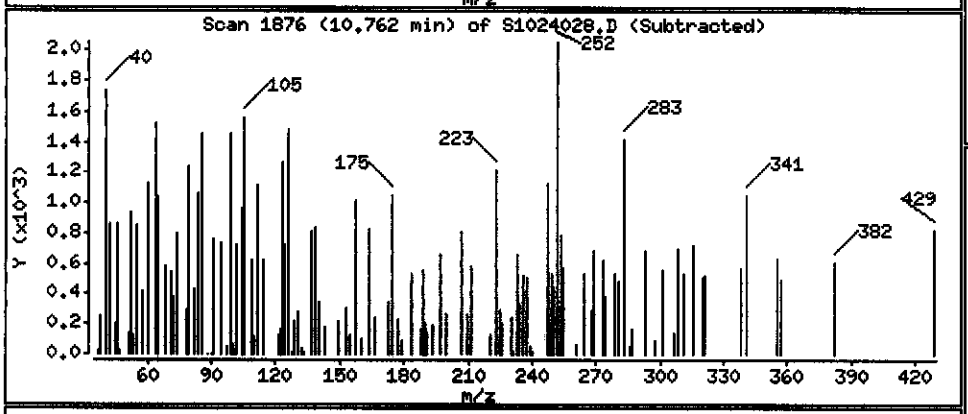

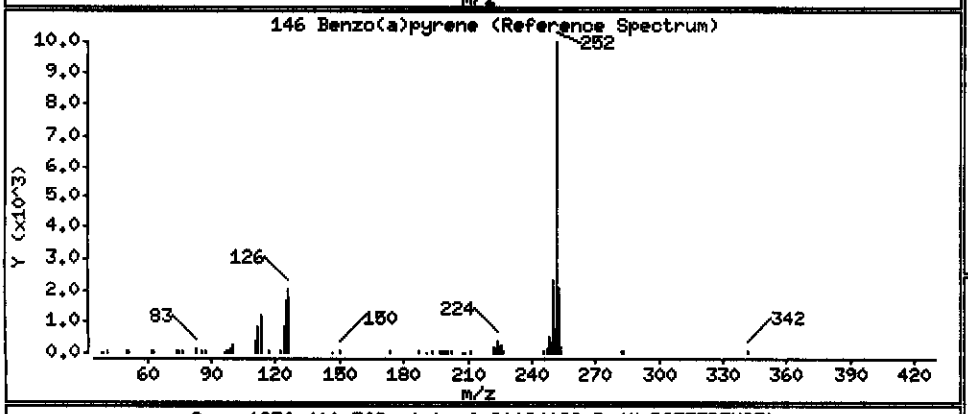

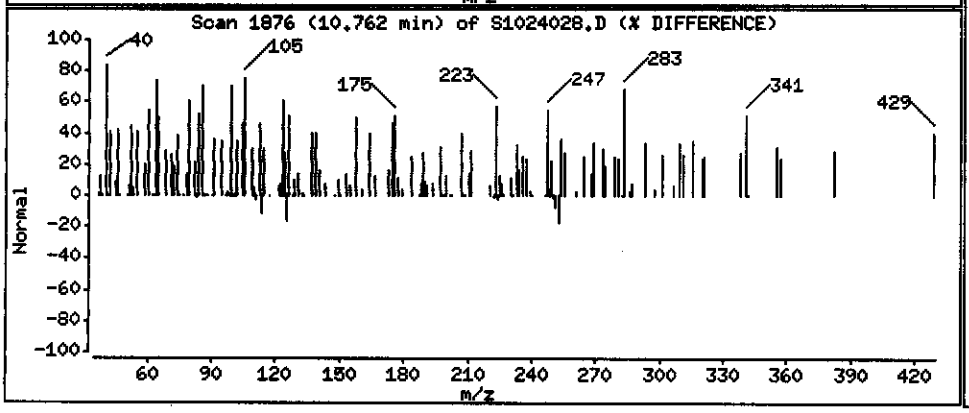

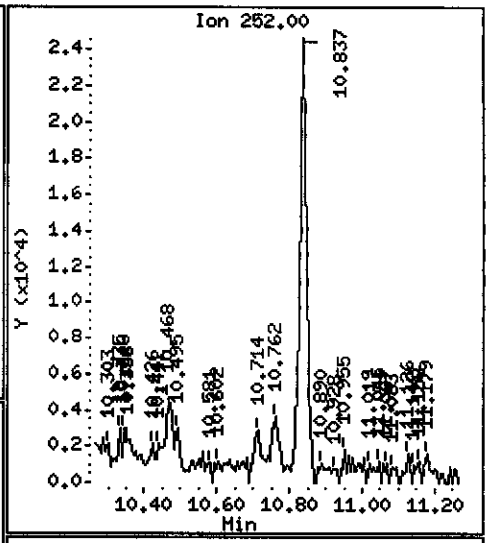

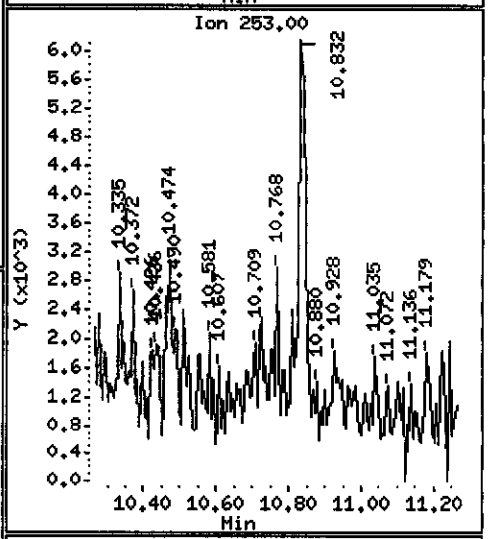

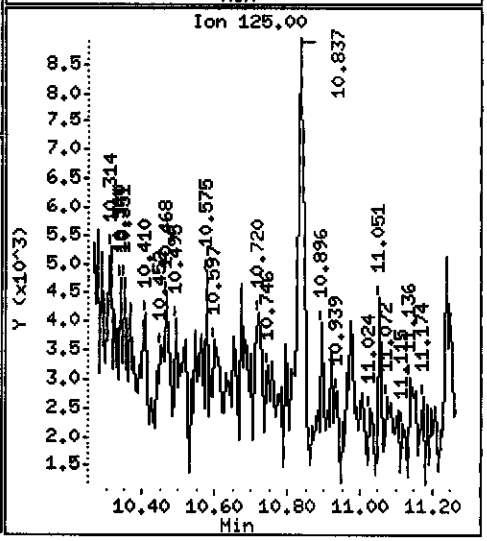

Data File Name: S1024028.D
Inj. Date and Time: 25-OCT-2008 02:07
Instrument ID: 71.i
Client ID: ICM-101-1008
Compound Name: 2-Picoline
CAS #: 109-06-8
Report Date: 10/29/2008

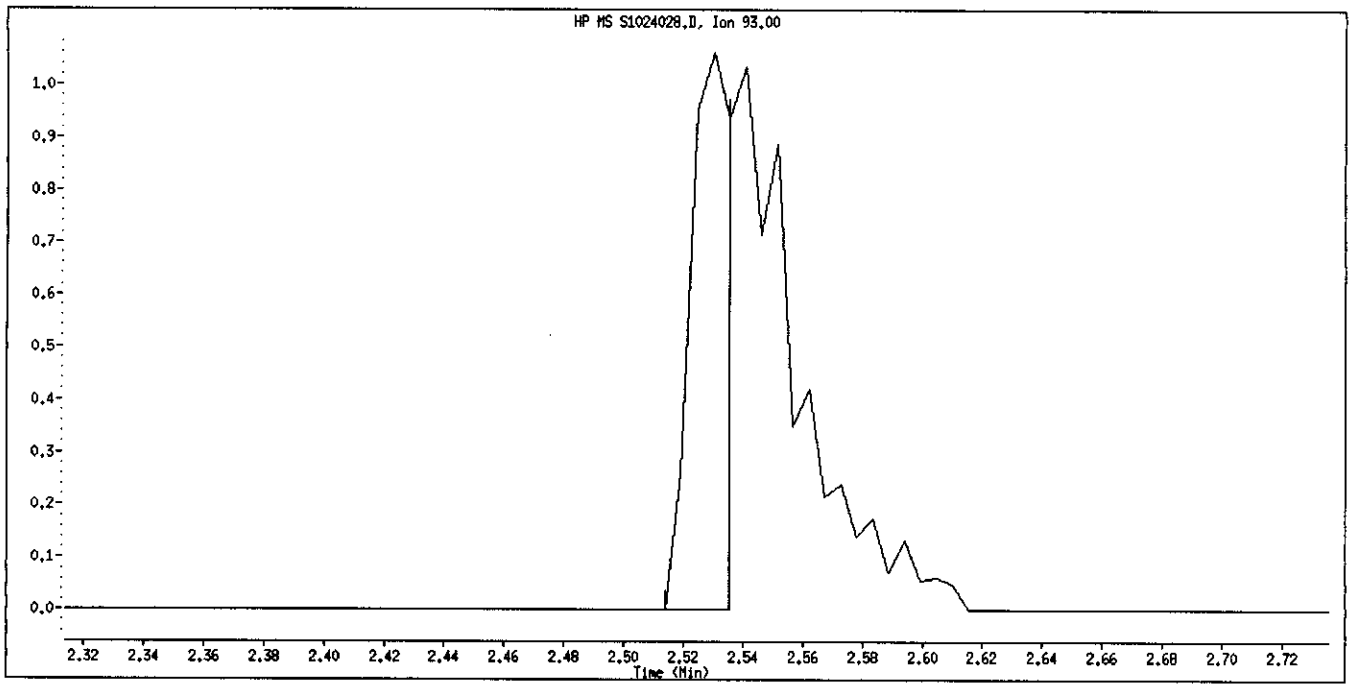

Original Integration

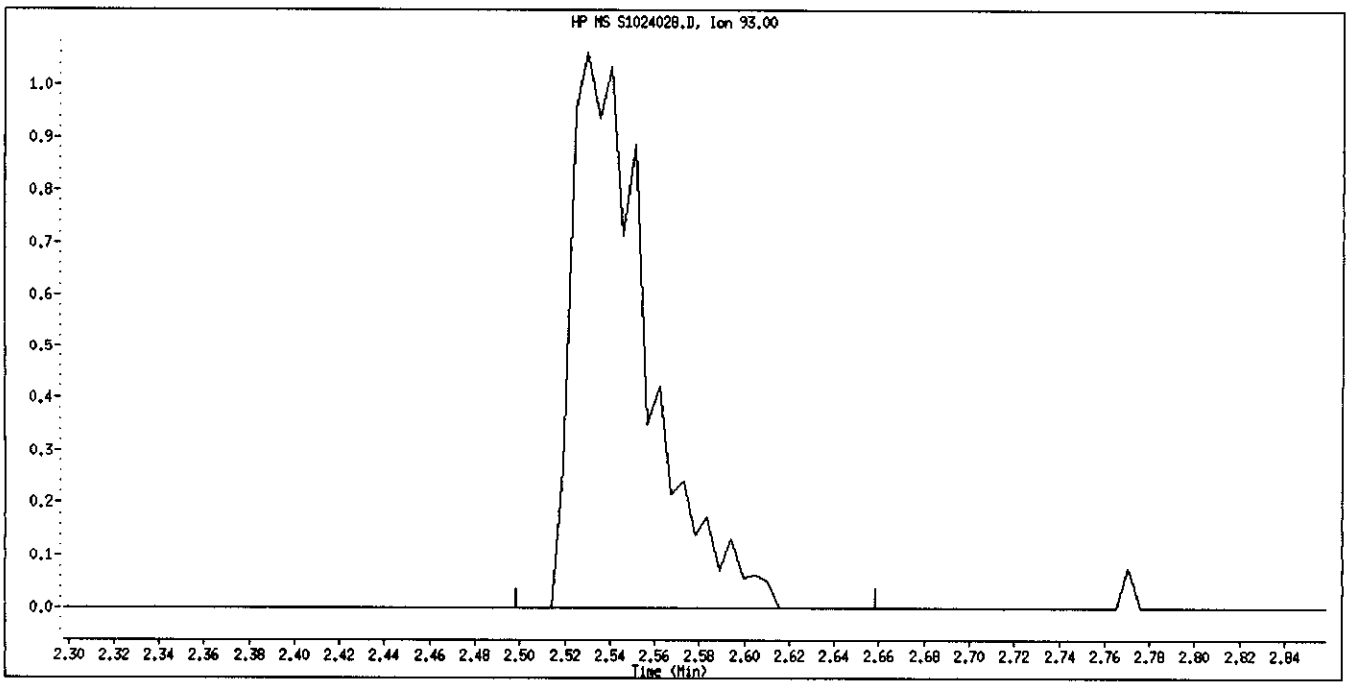

Manual Integration

Manually Integrated By: BachaS
Manual Integration Reason: Unknown

Data File Name: S1024028.D
Inj. Date and Time: 25-OCT-2008 02:07
Instrument ID: 71.i
Client ID: ICM-101-1008
Compound Name: Aniline
CAS #: 62-53-3
Report Date: 10/29/2008

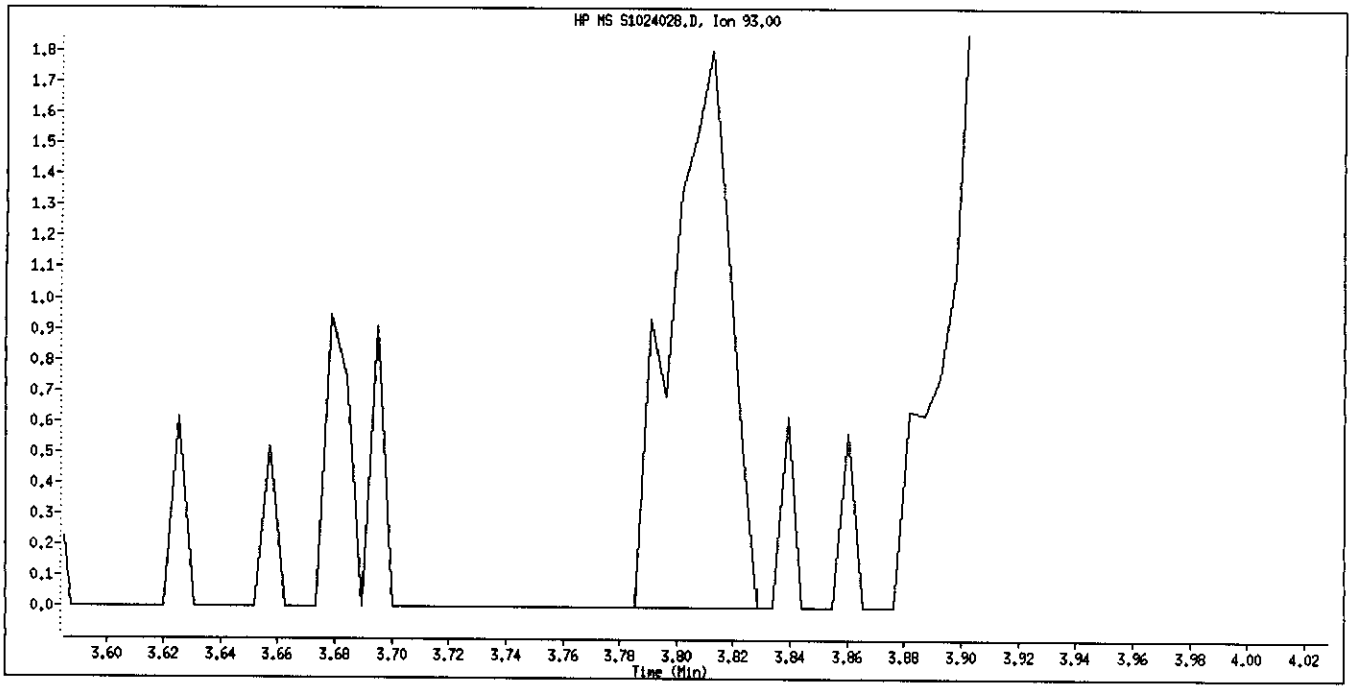

Original Integration

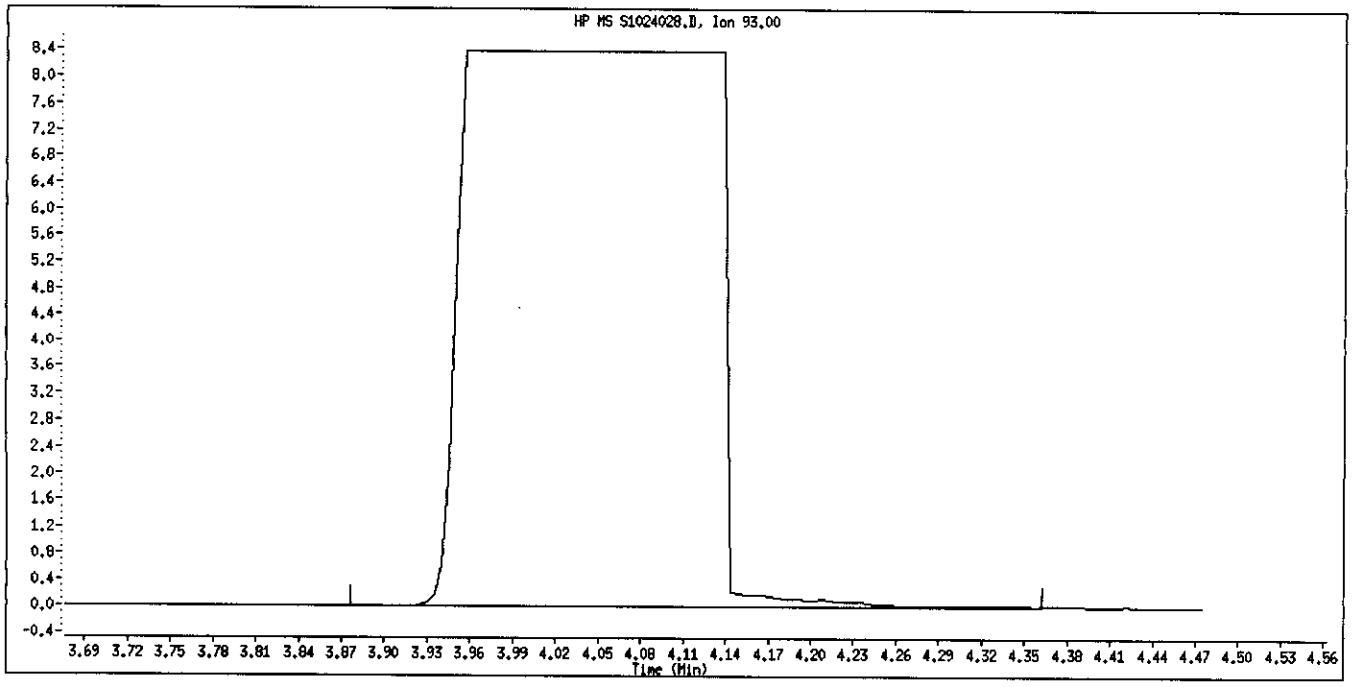

Manual Integration

Manually Integrated By: BachaS
Manual Integration Reason: Peak Integrated Incorrectly

Data File Name: S1024028.D
Inj. Date and Time: 25-OCT-2008 02:07
Instrument ID: 71.i
Client ID: ICM-101-1008
Compound Name: Phenol-d5
CAS #: 4165-62-2
Report Date: 10/29/2008

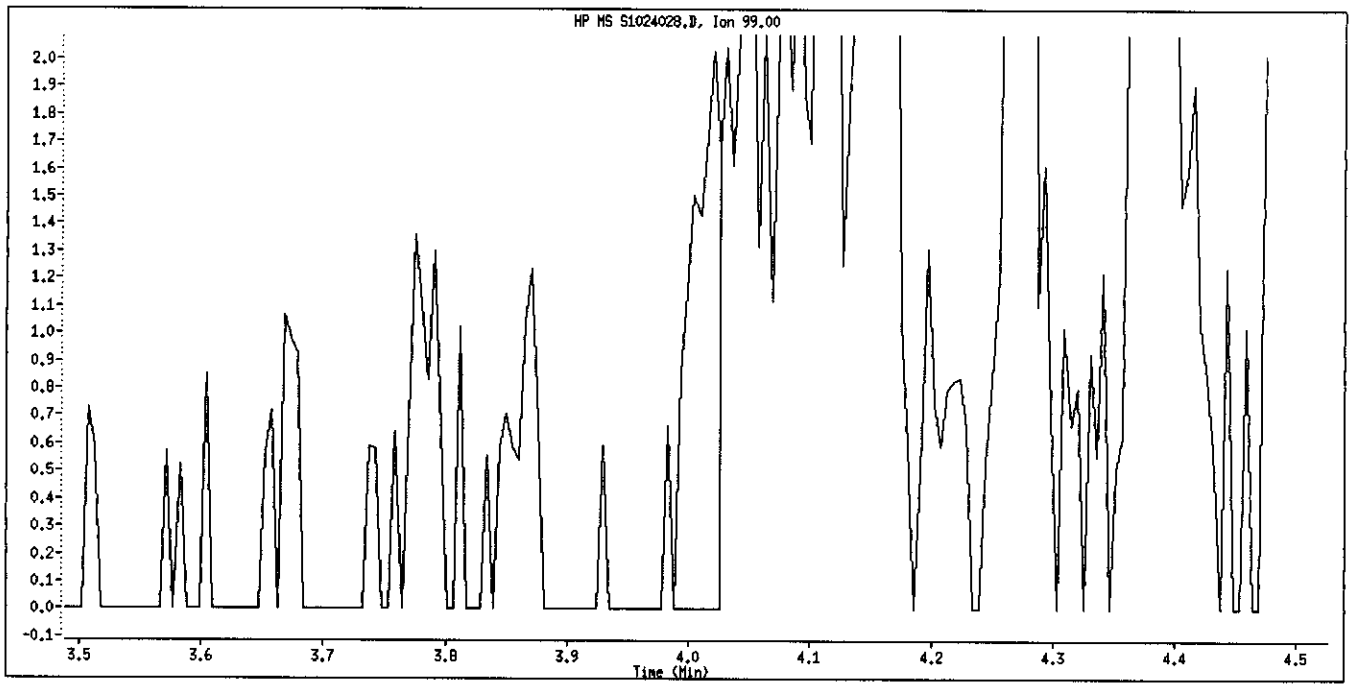

Original Integration

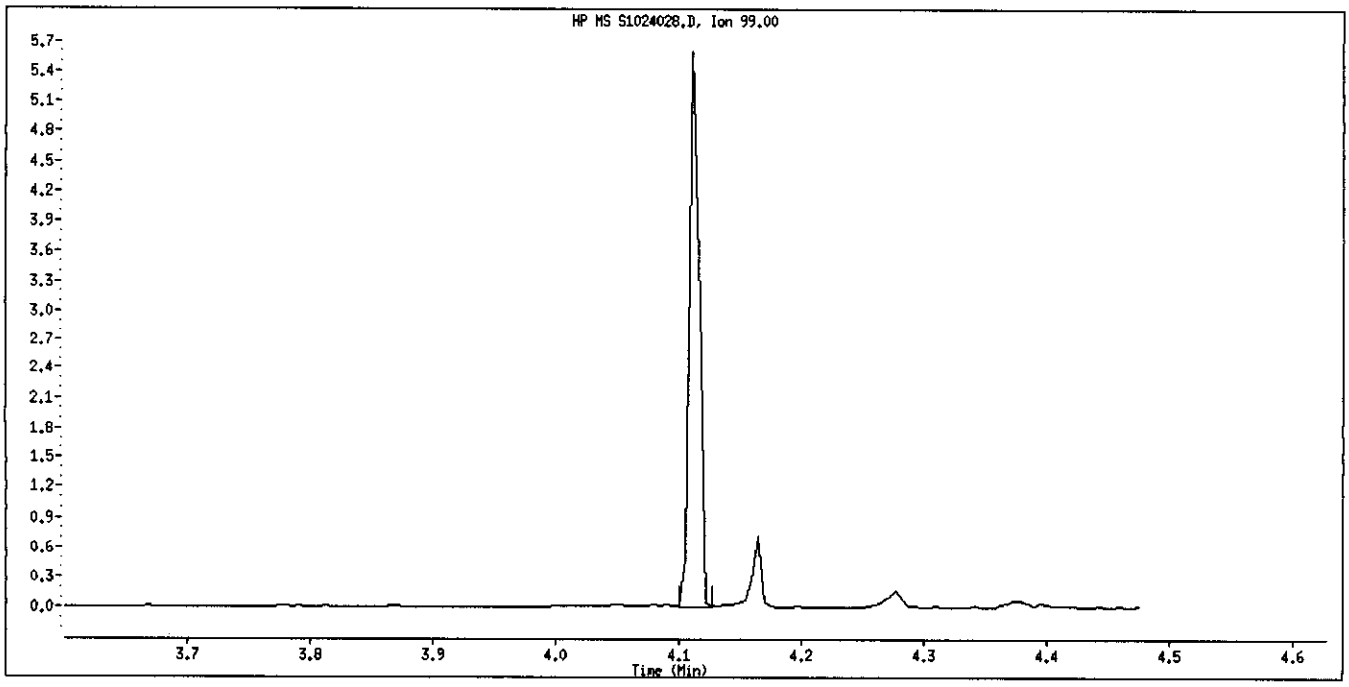

Manual Integration

Manually Integrated By: BachaS
Manual Integration Reason: Peak Identified Incorrectly

Data File Name: S1024028.D
Inj. Date and Time: 25-OCT-2008 02:07
Instrument ID: 71.i
Client ID: ICM-101-1008
Compound Name: Phenol
CAS #: 108-95-2
Report Date: 10/29/2008

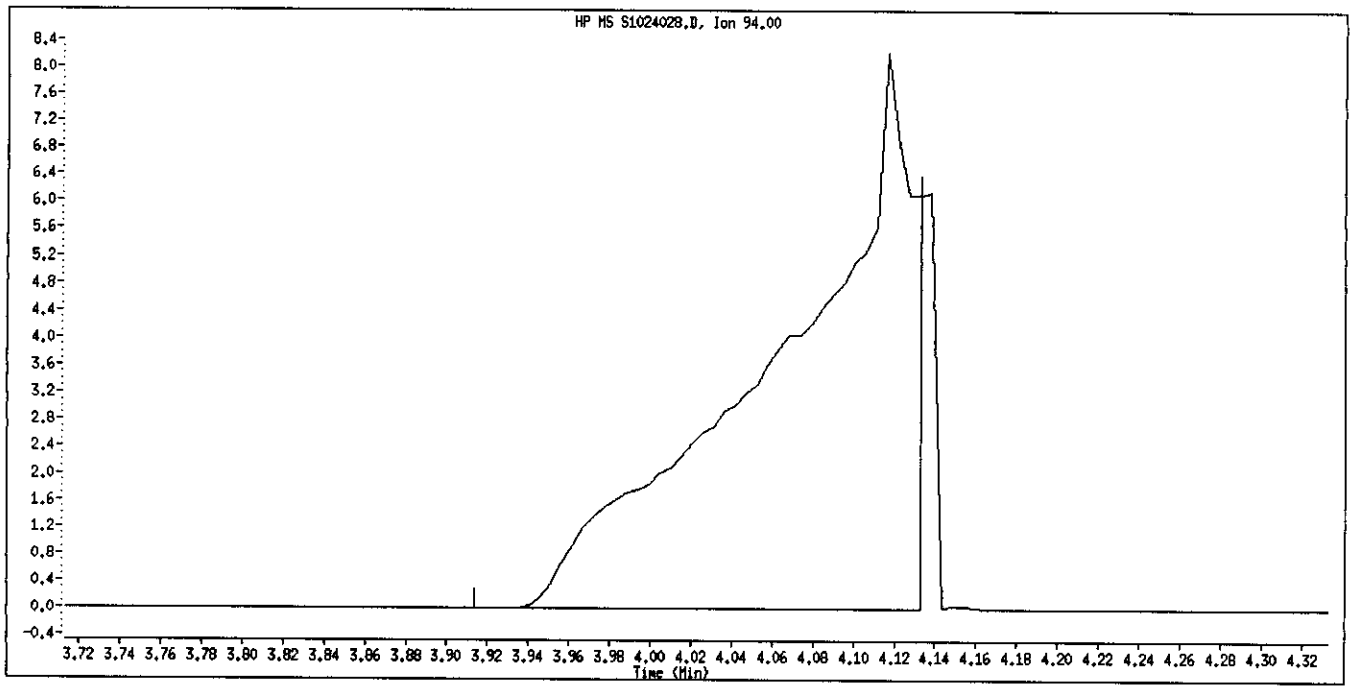

Original Integration

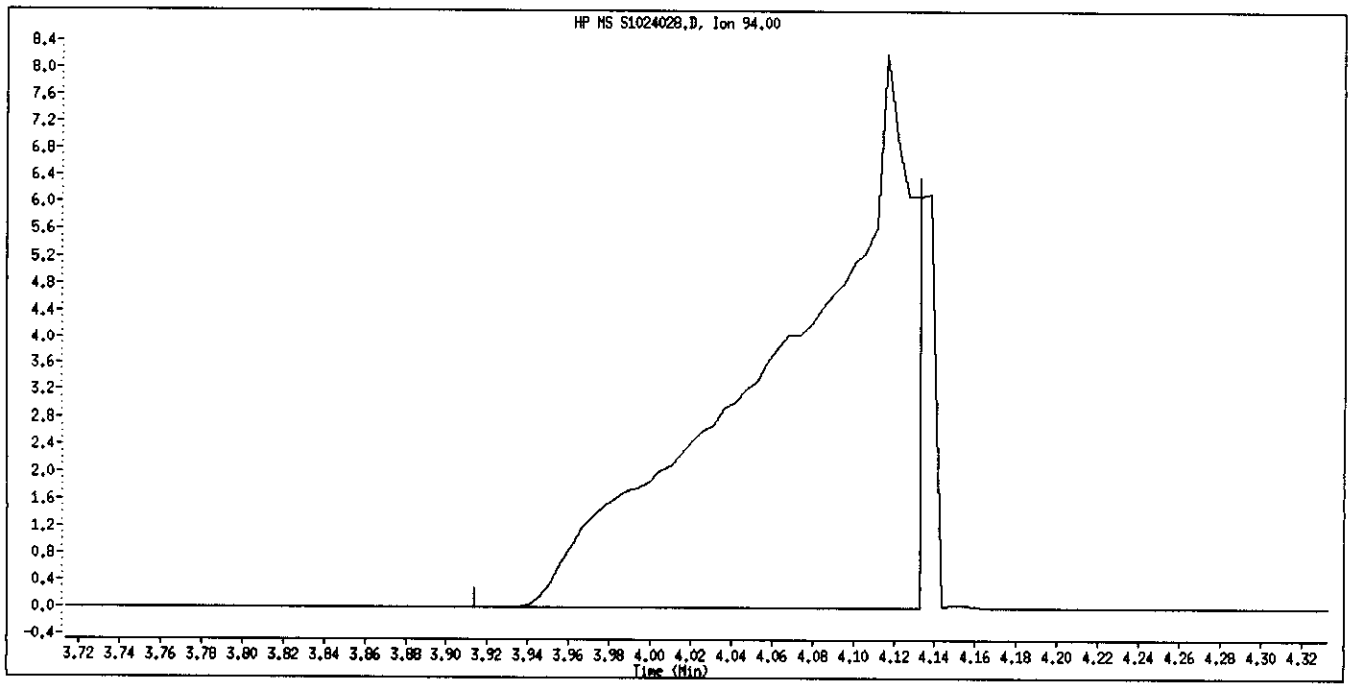

Manual Integration

Manually Integrated By: BachaS
Manual Integration Reason: Unknown

Data File Name: S1024028.D
Inj. Date and Time: 25-OCT-2008 02:07
Instrument ID: 71.i
Client ID: ICM-101-1008
Compound Name: 2-Chlorophenol-d4
CAS #: 93951-73-6
Report Date: 10/29/2008

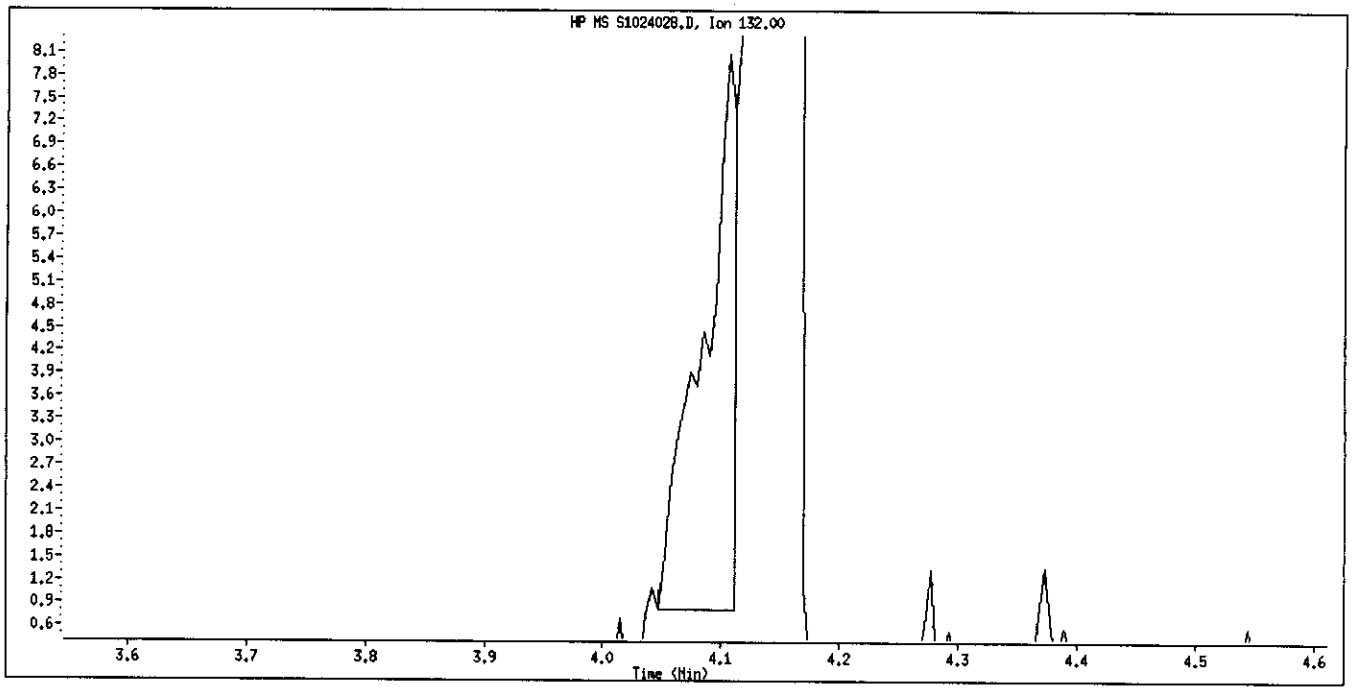

Original Integration

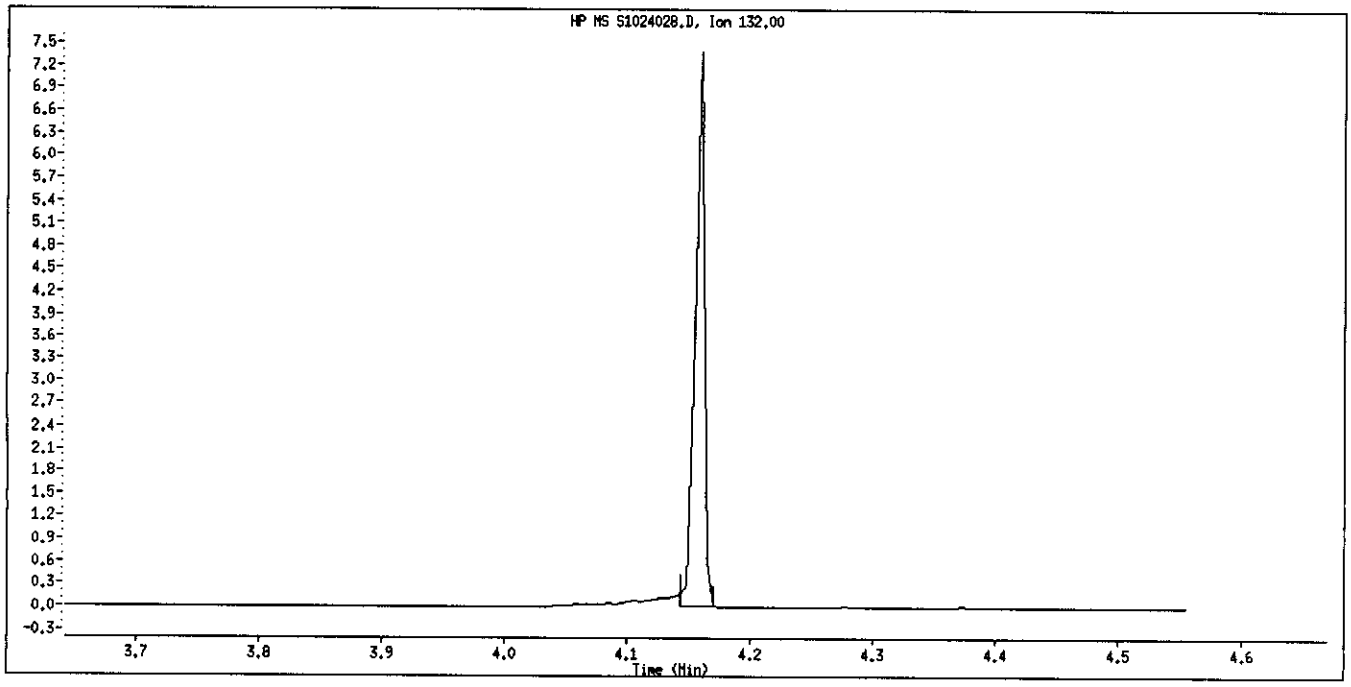

Manual Integration

Manually Integrated By: BachaS
Manual Integration Reason: Peak Identified Incorrectly

Data File Name: S1024028.D
Inj. Date and Time: 25-OCT-2008 02:07
Instrument ID: 71.i
Client ID: ICM-101-1008
Compound Name: o-Toluidine
CAS #: 95-53-4
Report Date: 10/29/2008

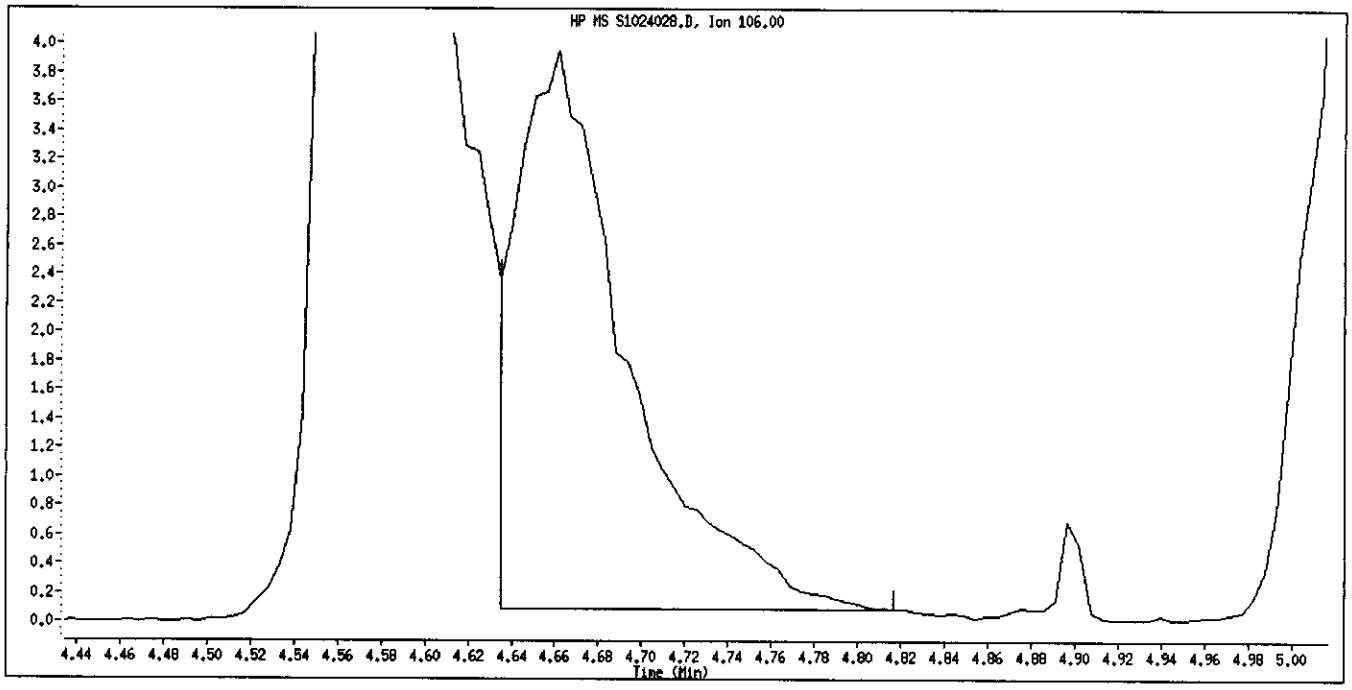

Original Integration

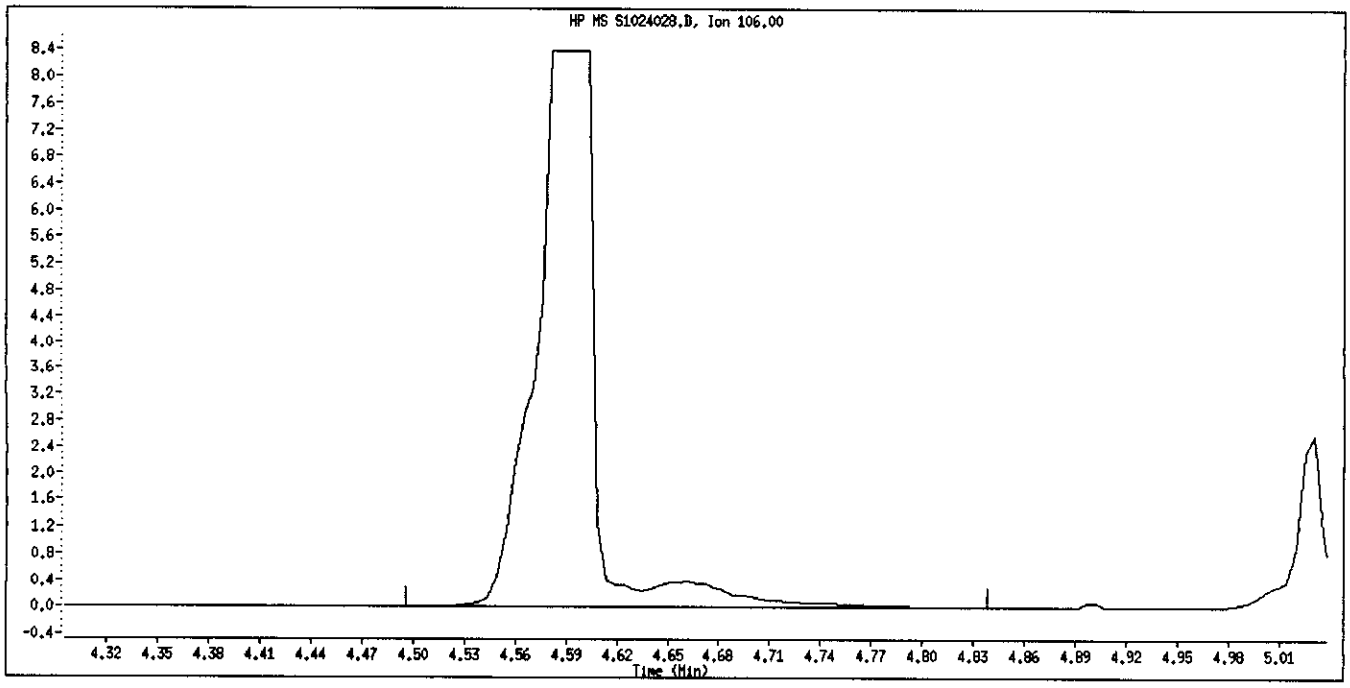

Manual Integration

Manually Integrated By: BachaS
Manual Integration Reason: Peak Integrated Incorrectly

Data File Name: S1024028.D
Inj. Date and Time: 25-OCT-2008 02:07
Instrument ID: 71.i
Client ID: ICM-101-1008
Compound Name: Nitrobenzene-d5
CAS #: 4165-60-0
Report Date: 10/29/2008

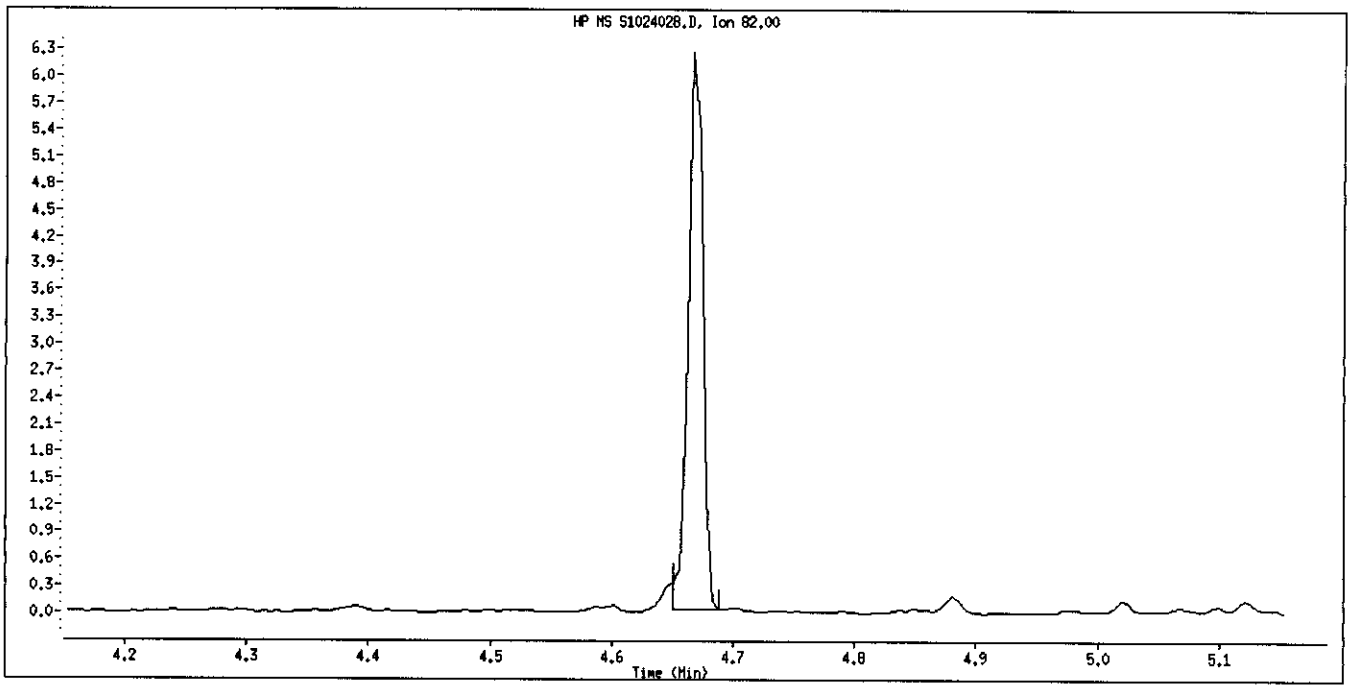

Original Integration

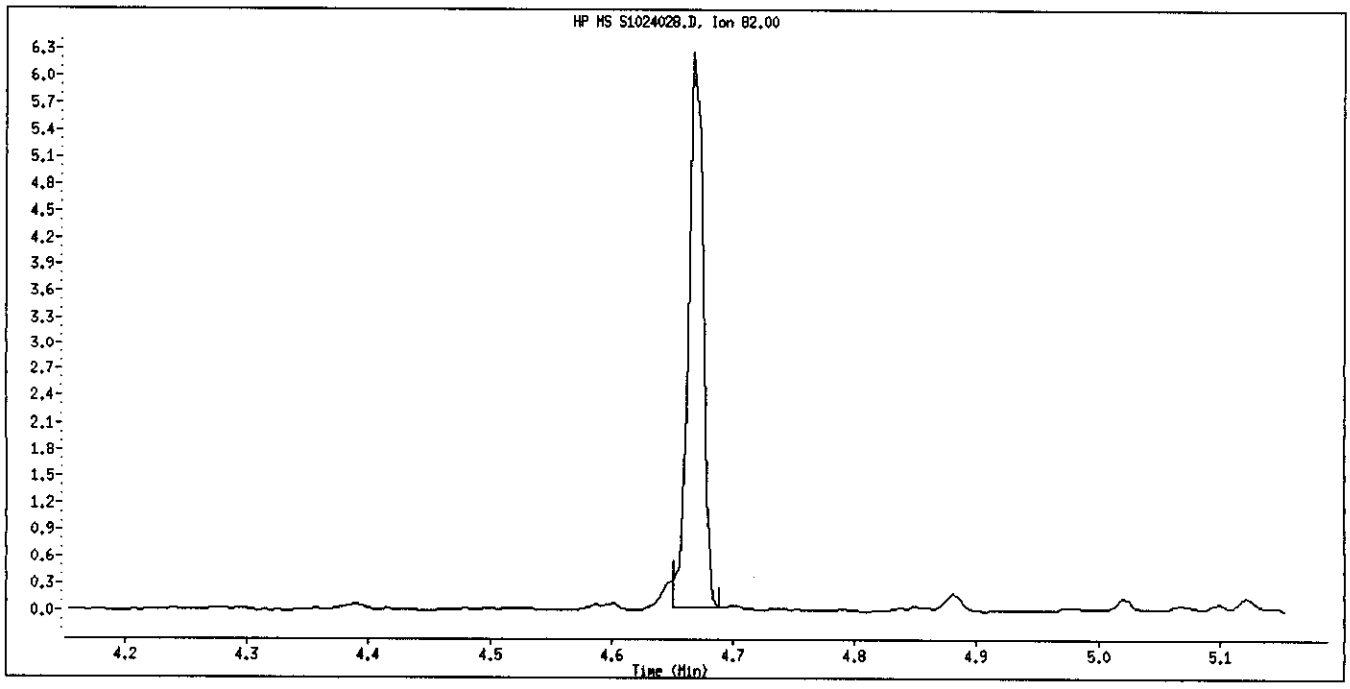

Manual Integration

Manually Integrated By: BachaS
Manual Integration Reason: Unknown

Data File Name: S1024028.D
Inj. Date and Time: 25-OCT-2008 02:07
Instrument ID: 71.i
Client ID: ICM-101-1008
Compound Name: 4-Chloroaniline
CAS #: 106-47-8
Report Date: 10/29/2008

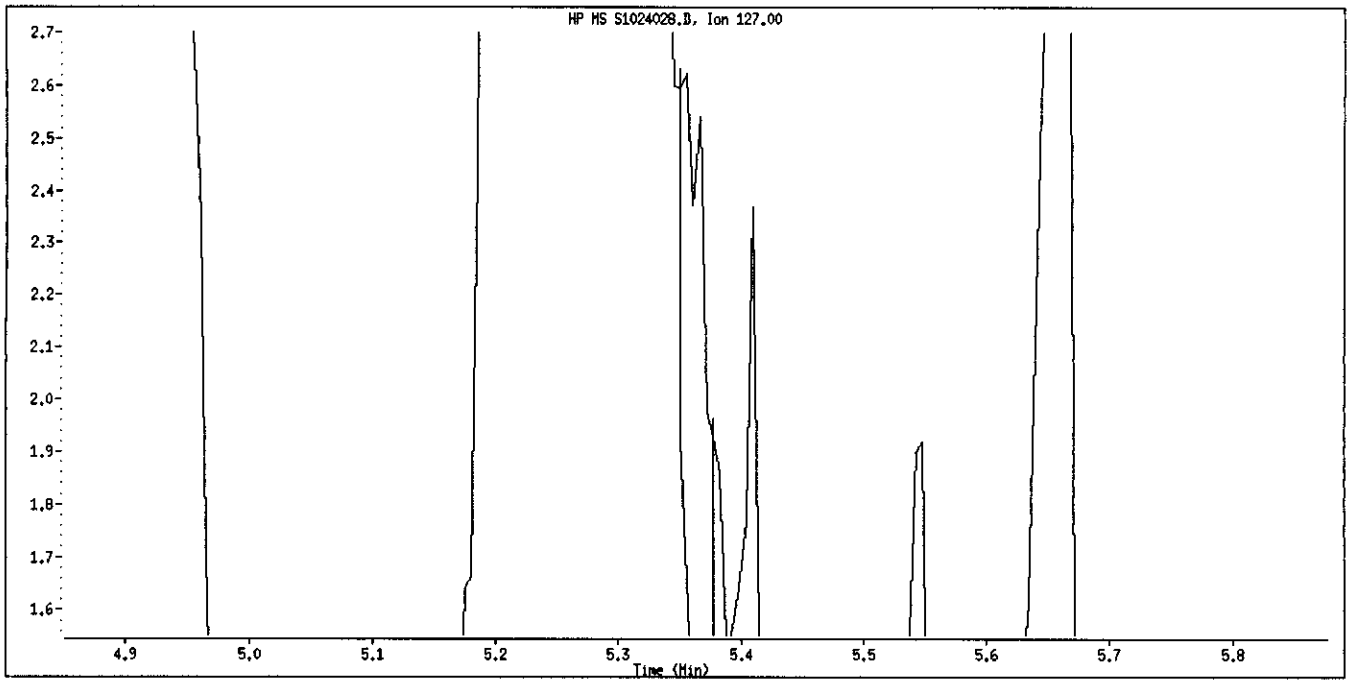

Original Integration

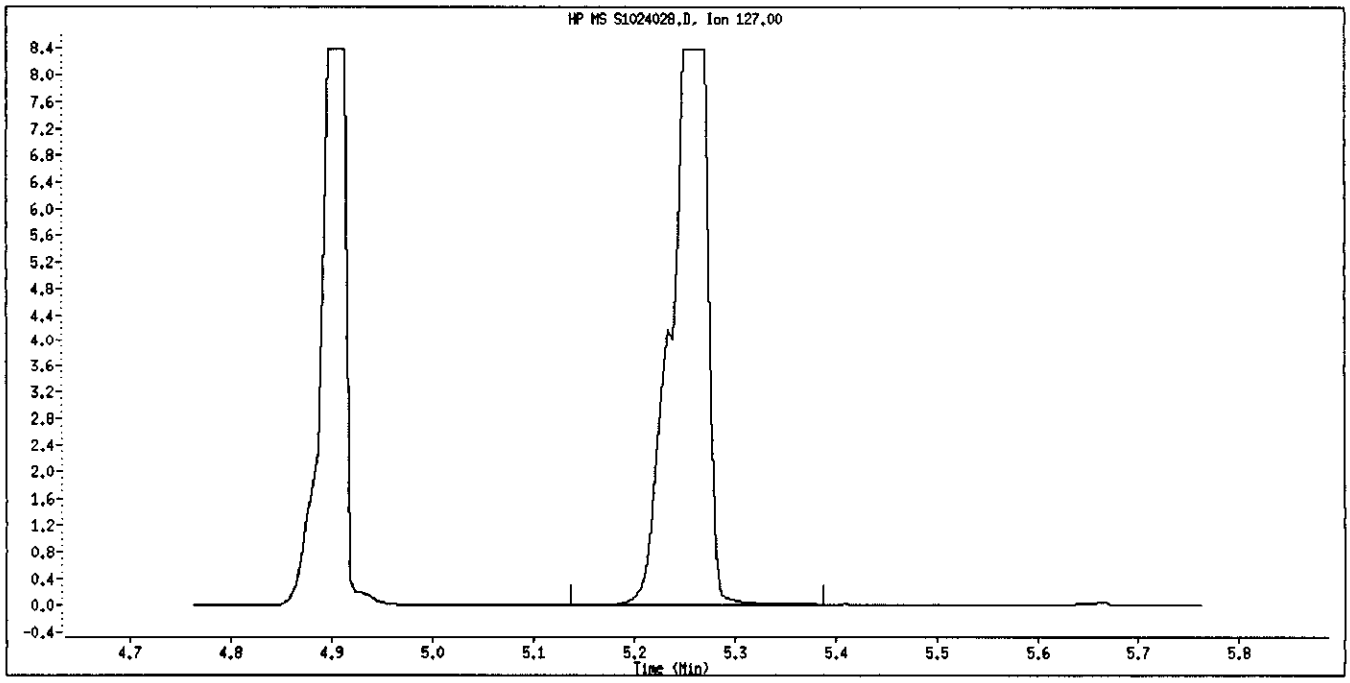

Manual Integration

Manually Integrated By: BachaS
Manual Integration Reason: Peak Integrated Incorrectly

MACTEC Engineering and Consulting Inc

Client Sample ID: ICM-101-1008

GC/MS Semivolatiles

Lot-Sample #...: C8J160331-022	**Work Order #...:** K02VT2AL	**Matrix.....:** WATER
Date Sampled...: 10/15/08	**Date Received..:** 10/16/08	**MS Run #.....:** 8295010
Prep Date.....: 10/20/08	**Analysis Date..:** 10/29/08	
Prep Batch #...: 8295022	**Analysis Time..:** 21:20	
Dilution Factor: 970	**Initial Wgt/Vol:** 1030 mL	**Final Wgt/Vol..:** 1 mL
Analyst ID.....: 045183	**Instrument ID..:** 71	
	Method.....: SW846 8270C	

PARAMETER	RESULT	REPORTING LIMIT	UNITS	MDL
Aniline	**26000**	**970**	**ug/L**	**47**
Acenaphthene	ND	190	ug/L	51
Acenaphthylene	ND	190	ug/L	45
Acetophenone	ND	970	ug/L	45
Anthracene	ND	190	ug/L	49
Atrazine	ND	970	ug/L	38
Benzo(a)anthracene	ND	190	ug/L	40
Benzo(a)pyrene	ND	190	ug/L	42
Benzo(b)fluoranthene	ND	190	ug/L	30
Benzo(ghi)perylene	ND	190	ug/L	27
Benzo(k)fluoranthene	ND	190	ug/L	38
Benzaldehyde	ND	970	ug/L	52
1,1'-Biphenyl	ND	970	ug/L	58
bis(2-Chloroethoxy) methane	ND	970	ug/L	120
bis(2-Chloroethyl)-ether	ND	190	ug/L	45
bis(2-Ethylhexyl) phthalate	ND	970	ug/L	120
4-Bromophenyl phenyl ether	ND	970	ug/L	48
Butyl benzyl phthalate	ND	970	ug/L	130
Caprolactam	ND	4800	ug/L	180
Carbazole	ND	190	ug/L	51
4-Chloroaniline	**2000**	**970**	**ug/L**	**45**
4-Chloro-3-methylphenol	ND	970	ug/L	57
2-Chloronaphthalene	ND	190	ug/L	43
2-Chlorophenol	**55 J**	**970**	**ug/L**	**44**
4-Chlorophenyl phenyl ether	ND	970	ug/L	41
Chrysene	ND	190	ug/L	34
Dibenz(a,h)anthracene	ND	190	ug/L	34
Dibenzofuran	ND	970	ug/L	52
3,3'-Dichlorobenzidine	ND	970	ug/L	40
2,4-Dichlorophenol	ND	190	ug/L	47
Diethyl phthalate	ND	970	ug/L	240
2,4-Dimethylphenol	ND	970	ug/L	50

(Continued on next page)

MACTEC Engineering and Consulting Inc

Client Sample ID: ICM-101-1008

GC/MS Semivolatiles

Lot-Sample #...: C8J160331-022 **Work Order #...:** K02VT2AL **Matrix.....:** WATER

PARAMETER	RESULT	REPORTING LIMIT	UNITS	MDL
Dimethyl phthalate	ND	970	ug/L	41
Di-n-butyl phthalate	ND	970	ug/L	45
4,6-Dinitro-2-methylphenol	ND	4800	ug/L	1400
2,4-Dinitrophenol	ND	4800	ug/L	1200
2,4-Dinitrotoluene	ND	970	ug/L	44
2,6-Dinitrotoluene	ND	970	ug/L	49
Di-n-octyl phthalate	ND	970	ug/L	41
Fluoranthene	ND	190	ug/L	48
Fluorene	ND	190	ug/L	53
Hexachlorobenzene	ND	190	ug/L	42
Hexachlorobutadiene	ND	190	ug/L	36
Hexachlorocyclopentadiene	ND	970	ug/L	78
Hexachloroethane	ND	970	ug/L	42
Indeno(1,2,3-cd)pyrene	ND	190	ug/L	46
Isophorone	ND	970	ug/L	46
2-Methylnaphthalene	ND	190	ug/L	45
2-Methylphenol	ND	970	ug/L	50
4-Methylphenol	ND	970	ug/L	71
Naphthalene	ND	190	ug/L	42
2-Nitroaniline	ND	4800	ug/L	46
3-Nitroaniline	ND	4800	ug/L	39
4-Nitroaniline	ND	4800	ug/L	25
Nitrobenzene	ND	190	ug/L	62
2-Nitrophenol	ND	970	ug/L	52
4-Nitrophenol	ND	4800	ug/L	68
N-Nitrosodi-n-propylamine	ND	190	ug/L	58
N-Nitrosodiphenylamine	ND	190	ug/L	47
2,2'-oxybis(1-Chloropropane)	ND	190	ug/L	25
Pentachlorophenol	ND	970	ug/L	81
Phenanthrene	ND	190	ug/L	53
Phenol	ND	190	ug/L	21
Pyrene	ND	190	ug/L	55
2,4,5-Trichlorophenol	ND	970	ug/L	61
2,4,6-Trichlorophenol	ND	970	ug/L	55

(Continued on next page)

MACTEC Engineering and Consulting Inc

Client Sample ID: ICM-101-1008

GC/MS Semivolatiles

Lot-Sample #...: C8J160331-022 Work Order #...: K02VT2AL Matrix.....: WATER

SURROGATE	PERCENT RECOVERY	RECOVERY LIMITS
Nitrobenzene-d5	NC,DIL	(23 - 112)
Terphenyl-d14	NC,DIL	(10 - 132)
2-Fluorobiphenyl	NC,DIL	(19 - 107)
2-Fluorophenol	NC,DIL	(10 - 111)
Phenol-d5	NC,DIL	(15 - 112)
2,4,6-Tribromophenol	NC,DIL	(16 - 122)

NOTE(S):

NC The recovery and/or RPD were not calculated.

DIL The concentration is estimated or not reported due to dilution or the presence of interfering analytes.

J Estimated result. Result is less than RL.

Data File: \\PITSVR06\D\chem\71.i\s102908.b\S1029001.D
Date : 29-OCT-2008 21:20
Client ID: ICM-101-1008 DL
Sample Info: c8j160331-022dlx1000 10/20/08 h2042(8295022)
Volume Injected (uL): 2.0
Column phase: DB5-MS

Instrument: 71.i
Operator: 045183sab
Column diameter: 0.32

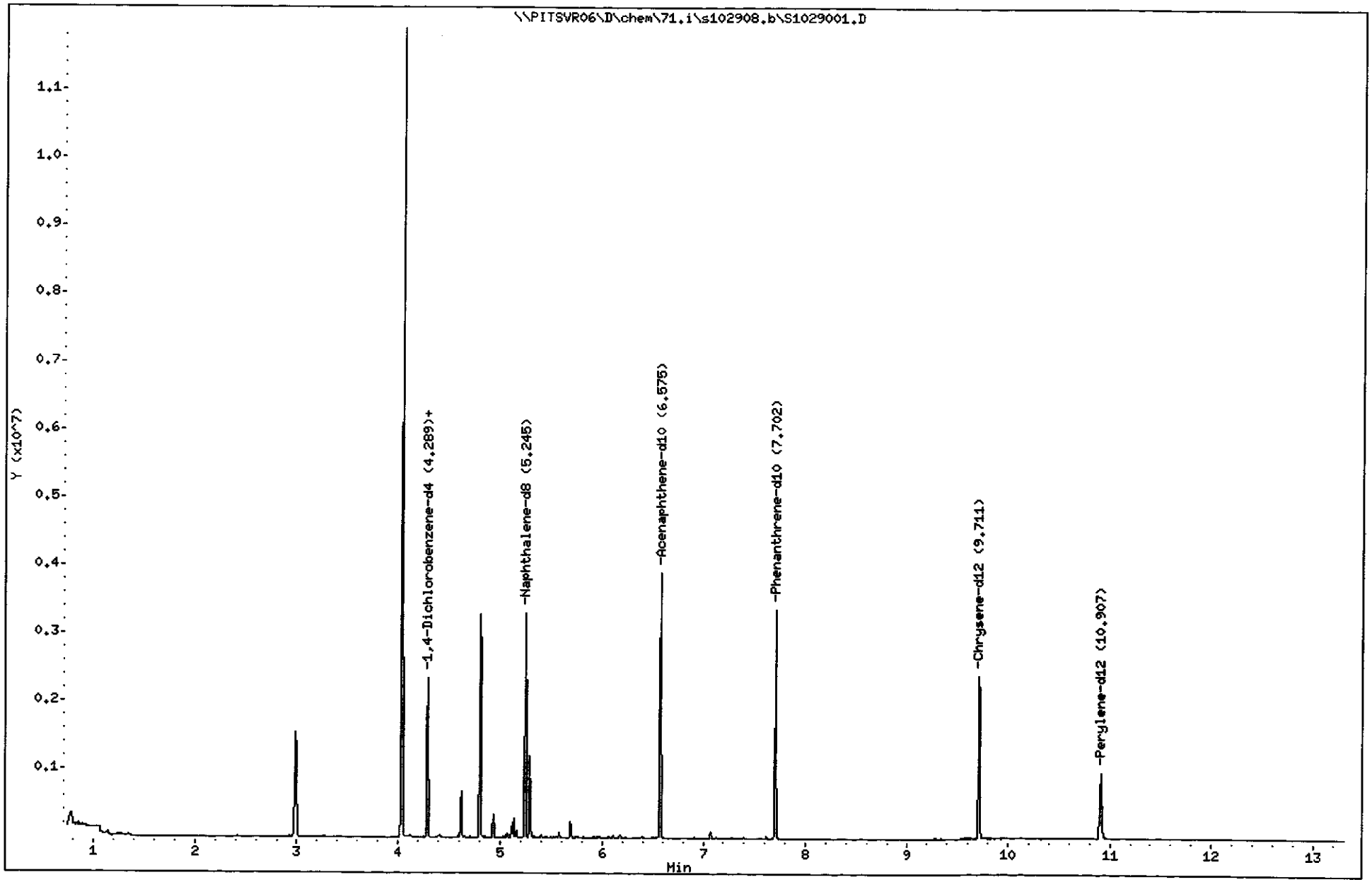

(2001 - 3460)
2806
C8J160331

TestAmerica Pittsburgh

INTERNAL STANDARD COMPOUNDS
AREA AND RT SUMMARY

Instrument ID: 71.i
Lab File ID: S1029001.D
Lab Smp Id: K02VT2AL
Analysis Type: SV
Quant Type: ISTD
Operator: 045183sab
Method File: \\PITSVR06\D\chem\71.i\s102908.b\llb.m
Misc Info: k02vt2al,s102908.b,llb.m,4-42root.sub

Calibration Date: 29-OCT-2008
Calibration Time: 18:58
Client Smp ID: ICM-101-1008 DL
Level: LOW
Sample Type: WATER

COMPOUND	STANDARD	AREA LIMIT LOWER	AREA LIMIT UPPER	SAMPLE	%DIFF
1 1,4-Dichlorobenze	300788	150394	601576	330336	9.82
2 Naphthalene-d8	1187331	593666	2374662	1322222	11.36
3 Acenaphthene-d10	637214	318607	1274428	733946	15.18
4 Phenanthrene-d10	999135	499568	1998270	1179061	18.01
5 Chrysene-d12	777971	388986	1555942	757916	-2.58
6 Perylene-d12	411738	205869	823476	421927	2.47

COMPOUND	STANDARD	RT LIMIT LOWER	RT LIMIT UPPER	SAMPLE	%DIFF
1 1,4-Dichlorobenze	4.29	3.79	4.79	4.29	-0.00
2 Naphthalene-d8	5.24	4.74	5.74	5.24	-0.00
3 Acenaphthene-d10	6.58	6.08	7.08	6.57	-0.00
4 Phenanthrene-d10	7.70	7.20	8.20	7.70	-0.00
5 Chrysene-d12	9.72	9.22	10.22	9.71	-0.06
6 Perylene-d12	10.91	10.41	11.41	10.91	-0.05

AREA UPPER LIMIT = +100% of internal standard area.
AREA LOWER LIMIT = - 50% of internal standard area.
RT UPPER LIMIT = + 0.50 minutes of internal standard RT.
RT LOWER LIMIT = - 0.50 minutes of internal standard RT.

TestAmerica Pittsburgh

Semivolatile REPORT SW-846 Method 8270

Data file : \\PITSVR06\D\chem\71.i\s102908.b\S1029001.D
Lab Smp Id: K02VT2AL Client Smp ID: ICM-101-1008 DL
Inj Date : 29-OCT-2008 21:20
Operator : 045183sab Inst ID: 71.i
Smp Info : c8j160331-022dlx1000 10/20/08 h2042(8295022)
Misc Info : k02vt2al,s102908.b,llb.m,4-42root.sub
Comment :
Method : \\PITSVR06\D\chem\71.i\s102908.b\llb.m
Meth Date : 30-Oct-2008 12:40 bachas Quant Type: ISTD
Cal Date : 29-OCT-2008 20:20 Cal File: S1029CC7.D
Als bottle: 5
Dil Factor: 1000.00000
Integrator: HP RTE Compound Sublist: 4-42root.sub
Target Version: 4.14
Processing Host: PITPC-501

Concentration Formula: Amt * DF * Uf * Vt/(Vo * Vi)*1*gpc * CpndVariable

Name	Value	Description
DF	1000.000	Dilution Factor
Uf	1.000	ng unit correction factor
Vt	1000.000	Volume of final extract (uL)
Vo	1030.000	Volume of sample extracted (mL)
Vi	2.000	Volume injected (uL)
gpc	1.000	GPC correction Factor
Cpnd Variable		Local Compound Variable

	Compounds	QUANT SIG MASS	RT	EXP RT	REL RT	RESPONSE	CONCENTRATIONS ON-COLUMN (NG)	FINAL (ug/L)
* 1	1,4-Dichlorobenzene-d4	152	4.288	4.288	(1.000)	330336	8.00000	
* 2	Naphthalene-d8	136	5.244	5.244	(1.000)	1322222	8.00000	
* 3	Acenaphthene-d10	164	6.574	6.575	(1.000)	733946	8.00000	
* 4	Phenanthrene-d10	188	7.702	7.702	(1.000)	1179061	8.00000	
* 5	Chrysene-d12	240	9.710	9.716	(1.000)	757916	8.00000	
* 6	Perylene-d12	264	10.907	10.912	(1.000)	421927	8.00000	
198	1,4-Dioxane	88	Compound Not Detected.					
10	N-Nitrosodimethylamine	74	Compound Not Detected.					
9	Pyridine	79	Compound Not Detected.					
16	Methyl methanesulfonate	80	Compound Not Detected.					
206	Benzaldehyde	77	Compound Not Detected.					
21	Aniline	93	4.037	4.032	(0.941)	3928316	54.4457	26430(Q)
22	Phenol	94	Compound Not Detected.					
23	bis(2-Chloroethyl)ether	93	Compound Not Detected.					
24	2-Chlorophenol	128	4.128	4.122	(0.963)	6744	0.11382	55.252
26	1,3-Dichlorobenzene	146	Compound Not Detected.					
27	1,4-Dichlorobenzene	146	4.299	4.299	(1.002)	26392	0.39151	190.05
28	1,2-Dichlorobenzene	146	4.416	4.411	(1.030)	8183	0.12892	62.584
29	Benzyl Alcohol	108	Compound Not Detected.					

	Compounds	QUANT SIG MASS	RT	EXP RT	REL RT	RESPONSE	CONCENTRATIONS ON-COLUMN (NG)	CONCENTRATIONS FINAL (ug/L)
30	2-Methylphenol	108	Compound Not Detected.					
31	2,2'-oxybis(1-Chloropropane)	45	Compound Not Detected.					
37	Acetophenone	105	Compound Not Detected.					
32	N-Nitroso-di-n-propylamine	70	Compound Not Detected.					
192	4-Methylphenol	108	Compound Not Detected.					
34	Hexachloroethane	117	Compound Not Detected.					
35	Nitrobenzene	77	Compound Not Detected.					
41	Isophorone	82	Compound Not Detected.					
42	2-Nitrophenol	139	Compound Not Detected.					
43	2,4-Dimethylphenol	107	Compound Not Detected.					
44	bis(2-Chloroethoxy)methane	93	Compound Not Detected.					
48	2,4-Dichlorophenol	162	Compound Not Detected.					
49	Benzoic Acid	122	5.025	5.041	(0.958)	3148	1.88097	913.09(H)
50	1,2,4-Trichlorobenzene	180	Compound Not Detected.					
51	Naphthalene	128	Compound Not Detected.					
52	4-Chloroaniline	127	5.287	5.303	(1.008)	274693	4.02864	1955.6
54	2,6-Dichlorophenol	162	Compound Not Detected.					
56	Hexachlorobutadiene	224	Compound Not Detected.					
208	Caprolactam	113	Compound Not Detected.					
59	4-Chloro-3-Methylphenol	107	Compound Not Detected.					
62	2-Methylnaphthalene	142	Compound Not Detected.					
63	1-Methylnaphthalene	142	Compound Not Detected.					
64	Hexachlorocyclopentadiene	236	Compound Not Detected.					
66	2,4,6-Trichlorophenol	196	Compound Not Detected.					
67	2,4,5-Trichlorophenol	196	Compound Not Detected.					
209	1,1'-Biphenyl	154	Compound Not Detected.					
70	2-Chloronaphthalene	162	Compound Not Detected.					
73	2-Nitroaniline	65	Compound Not Detected.					
76	Dimethylphthalate	163	Compound Not Detected.					
78	2,6-Dinitrotoluene	165	Compound Not Detected.					
79	Acenaphthylene	152	Compound Not Detected.					
81	3-Nitroaniline	138	Compound Not Detected.					
82	Acenaphthene	153	Compound Not Detected.					
83	2,4-Dinitrophenol	184	Compound Not Detected.					
85	4-Nitrophenol	109	Compound Not Detected.					
86	Dibenzofuran	168	Compound Not Detected.					
87	2,4-Dinitrotoluene	165	Compound Not Detected.					
92	2-Naphthylamine	143	Compound Not Detected.					
91	2,3,5,6-Tetrachlorophenol	231	Compound Not Detected.					
88	2,3,4,6-Tetrachlorophenol	231	Compound Not Detected.					
93	Diethylphthalate	149	Compound Not Detected.					
94	Fluorene	166	Compound Not Detected.					
95	4-Chlorophenyl-phenylether	204	Compound Not Detected.					
96	4-Nitroaniline	138	Compound Not Detected.					
98	4,6-Dinitro-2-methylphenol	198	Compound Not Detected.					
99	N-Nitrosodiphenylamine (1)	169	Compound Not Detected.					
100	1,2-Diphenylhydrazine	77	Compound Not Detected.					
106	4-Bromophenyl-phenylether	248	Compound Not Detected.					
107	Hexachlorobenzene	283	Compound Not Detected.					
210	Atrazine	200	Compound Not Detected.					
111	Pentachlorophenol	265	Compound Not Detected.					
115	Phenanthrene	178	Compound Not Detected.					
116	Anthracene	178	Compound Not Detected.					
119	Carbazole	167	Compound Not Detected.					

Compounds	QUANT SIG MASS	RT	EXP RT	REL RT	RESPONSE	CONCENTRATIONS ON-COLUMN (NG)	CONCENTRATIONS FINAL (ug/L)
120 Di-n-Butylphthalate	149	Compound Not Detected.					
123 Fluoranthene	202	Compound Not Detected.					
124 Benzidine	184	Compound Not Detected.					
125 Pyrene	202	Compound Not Detected.					
131 Butylbenzylphthalate	149	Compound Not Detected.					
135 3,3'-Dichlorobenzidine	252	Compound Not Detected.					
136 Benzo(a)Anthracene	228	Compound Not Detected.					
137 Chrysene	228	Compound Not Detected.					
139 bis(2-ethylhexyl)Phthalate	149	Compound Not Detected.					
140 Di-n-octylphthalate	149	Compound Not Detected.					
141 Benzo(b)fluoranthene	252	Compound Not Detected.					
142 Benzo(k)fluoranthene	252	Compound Not Detected.					
143 7,12-dimethylbenz[a]anthracen	256	Compound Not Detected.					
146 Benzo(a)pyrene	252	Compound Not Detected.					
149 Indeno(1,2,3-cd)pyrene	276	Compound Not Detected.					
150 Dibenz(a,h)anthracene	278	Compound Not Detected.					
151 Benzo(g,h,i)perylene	276	Compound Not Detected.					
$ 154 Nitrobenzene-d5	82	Compound Not Detected.					
$ 155 2-Fluorobiphenyl	172	Compound Not Detected.					
$ 156 Terphenyl-d14	244	Compound Not Detected.					
$ 157 Phenol-d5	99	Compound Not Detected.					
$ 158 2-Fluorophenol	112	Compound Not Detected.					
$ 159 2,4,6-Tribromophenol	329	Compound Not Detected.					
$ 186 2-Chlorophenol-d4	132	Compound Not Detected.					
$ 187 1,2-Dichlorobenzene-d4	152	Compound Not Detected.					

QC Flag Legend

Q - Qualifier signal failed the ratio test.
H - Operator selected an alternate compound hit.

Data File: \\PITSVR06\D\chem\71.i\s102908.b\S1029001.D

Date : 29-OCT-2008 21:20

Client ID: ICM-101-1008 DL

Instrument: 71.i

Sample Info: c8j160331-022dlx1000 10/20/08 h2042(8295022)

Volume Injected (uL): 2.0

Operator: 045183sab

Column phase: DB5-MS

Column diameter: 0.32

21 Aniline

Concentration: 26430 ug/L

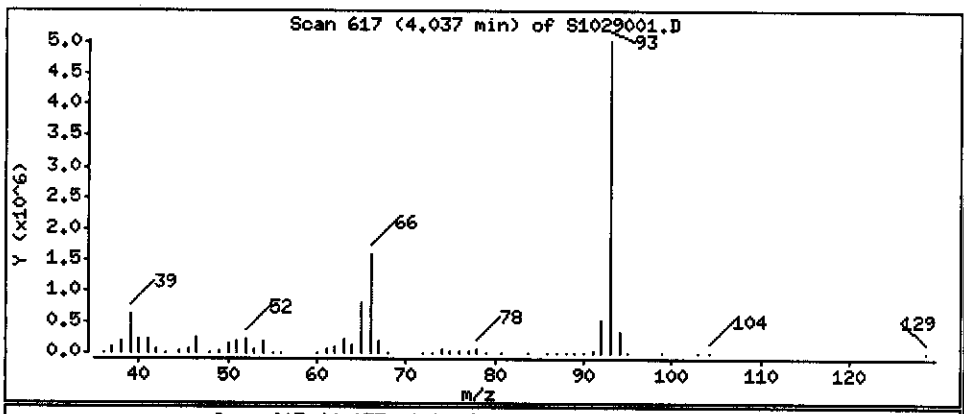

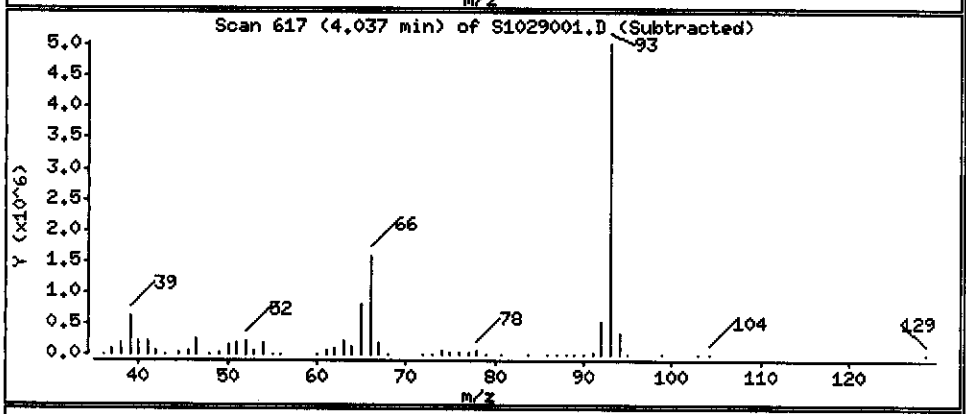

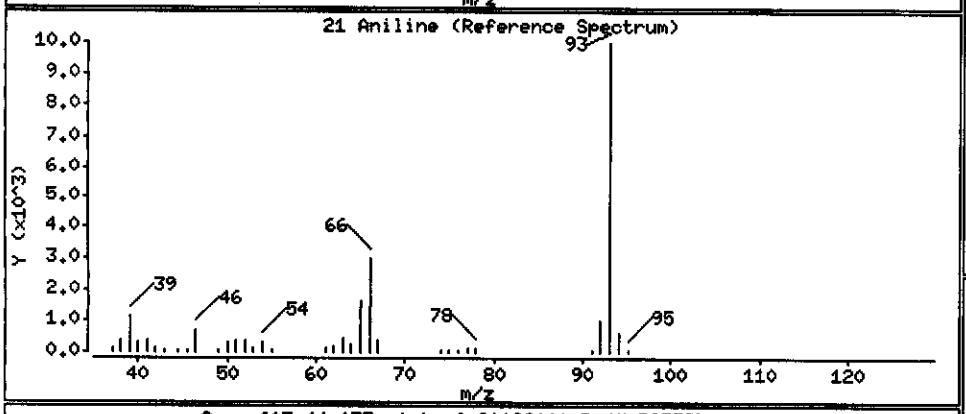

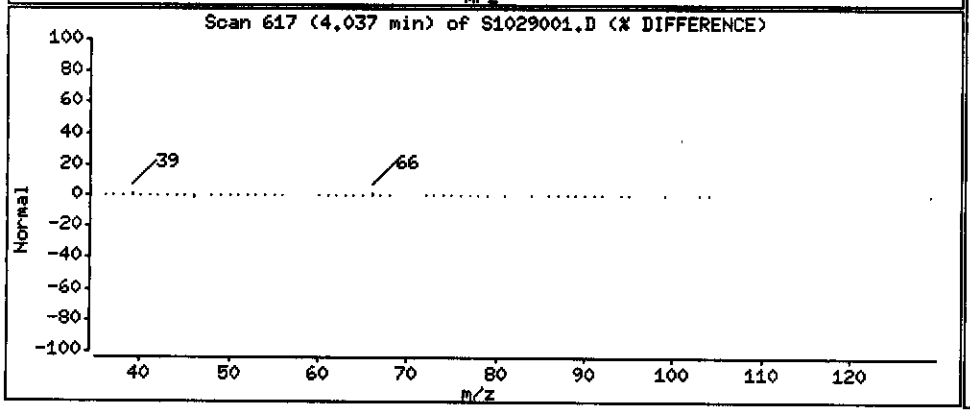

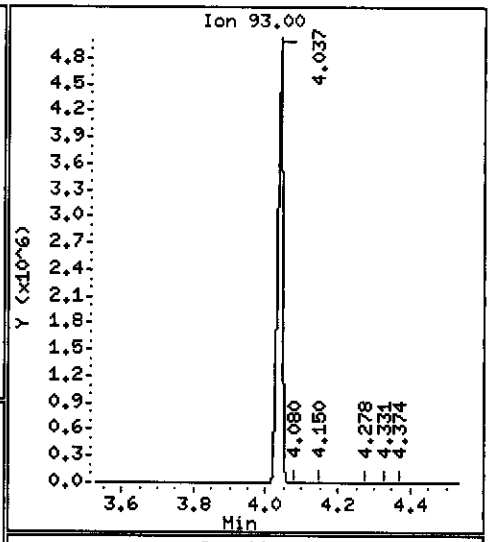

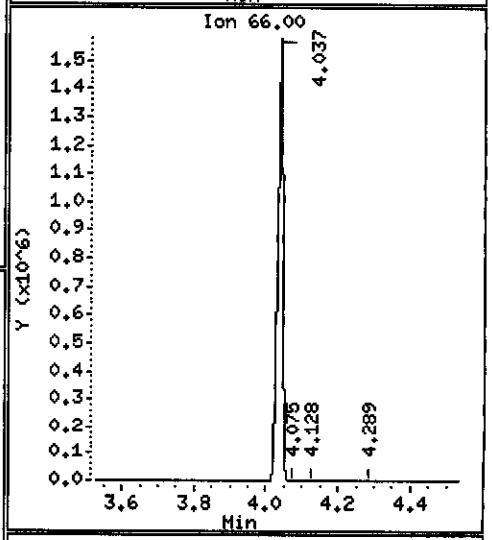

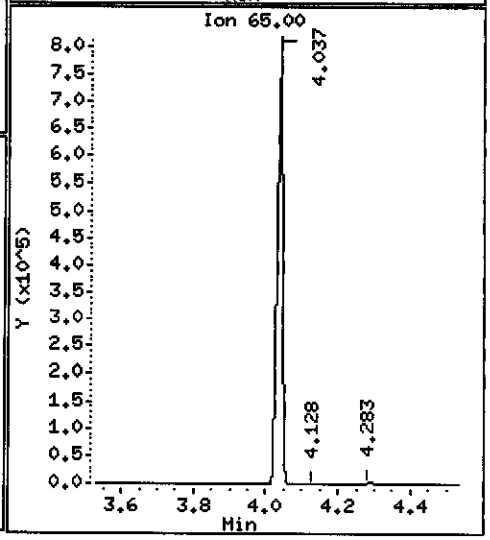

Data File: \\PITSVR06\D\chem\71.i\s102908.b\S1029001.D

Date : 29-OCT-2008 21:20

Client ID: ICM-101-1008 DL

Instrument: 71.i

Sample Info: c8j160331-022dlx1000 10/20/08 h2042(8295022)

Volume Injected (uL): 2.0

Operator: 045183sab

Column phase: DB5-MS

Column diameter: 0.32

24 2-Chlorophenol

Concentration: 55.252 ug/L

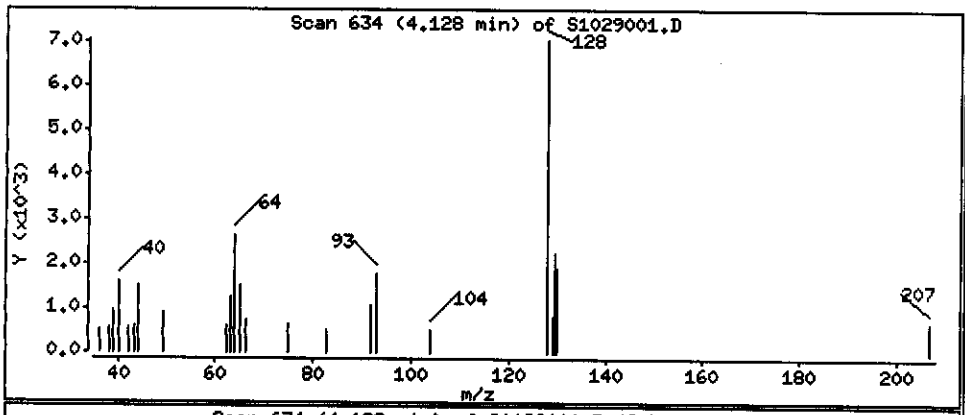

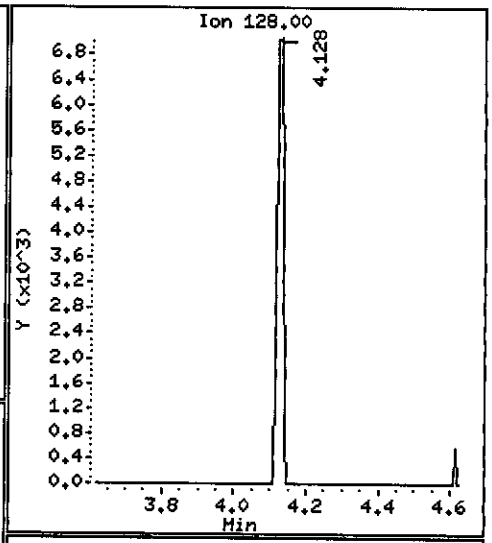

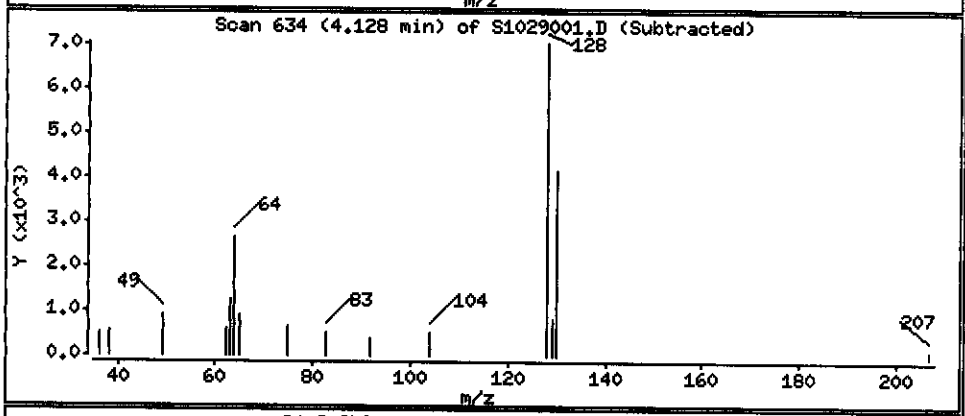

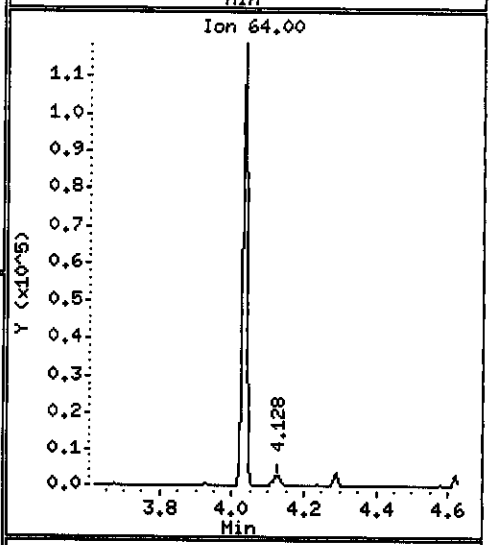

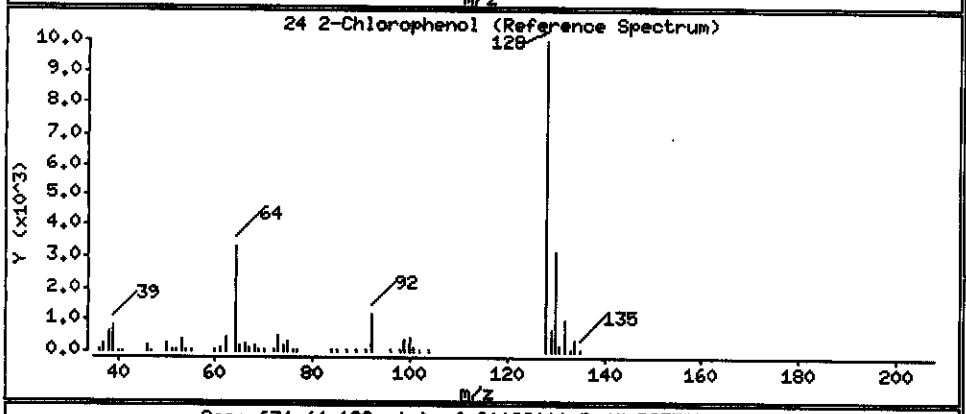

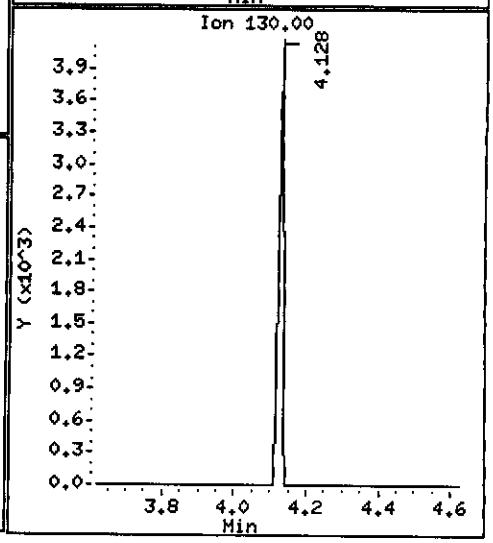

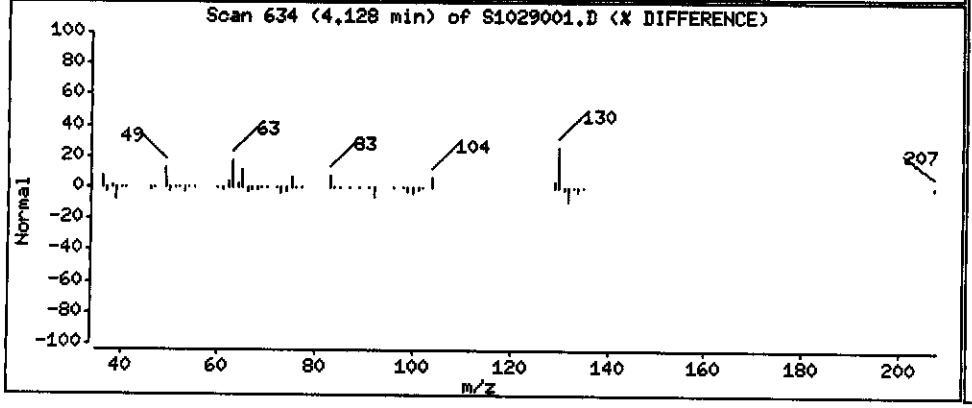

Data File: \\PITSVR06\D\chem\71.i\s102908.b\S1029001.D

Date : 29-OCT-2008 21:20

Client ID: ICM-101-1008 DL

Instrument: 71.i

Sample Info: c8j160331-022dlx1000 10/20/08 h2042(8295022)

Volume Injected (uL): 2.0

Operator: 045183sab

Column phase: DB5-MS

Column diameter: 0.32

27 1,4-Dichlorobenzene

Concentration: 190.05 ug/L

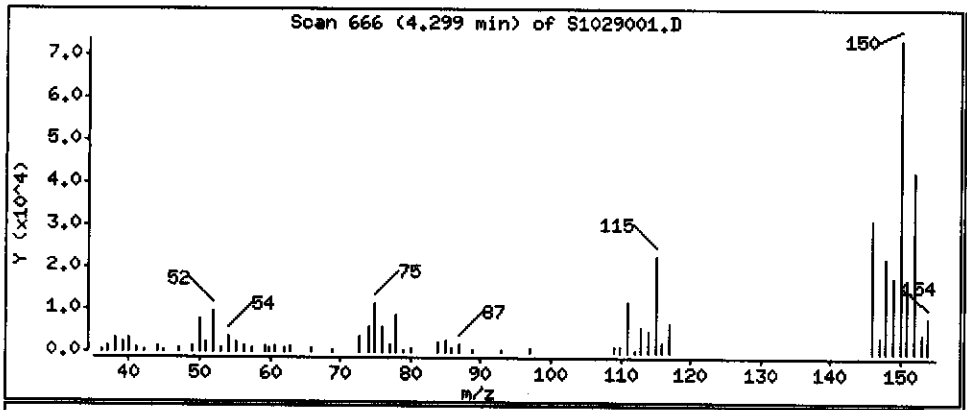

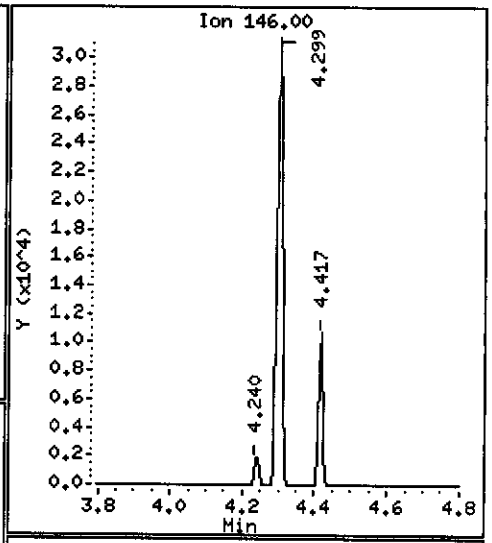

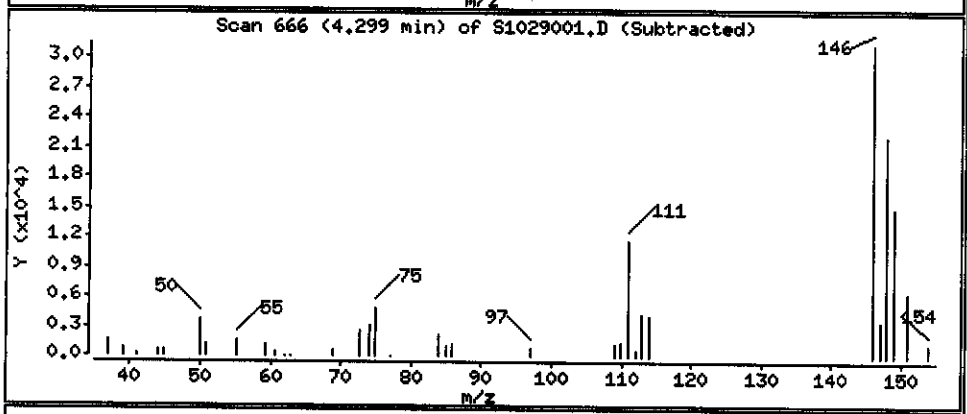

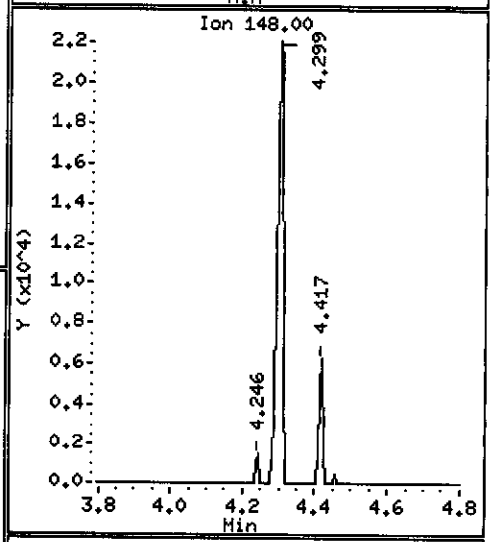

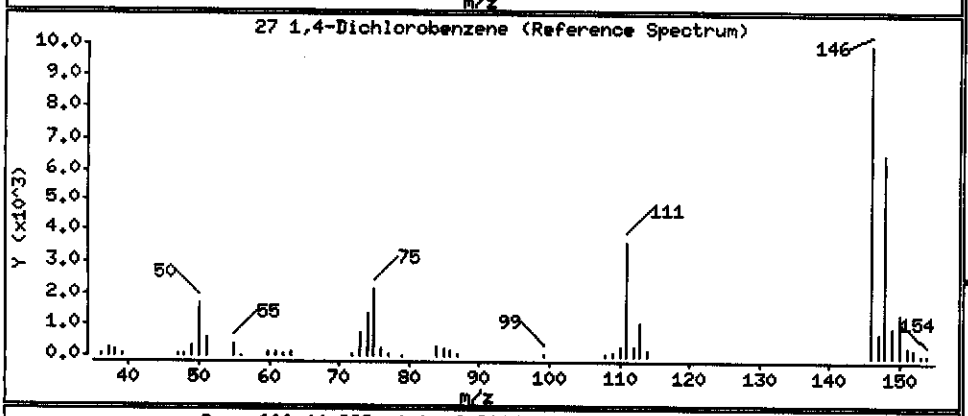

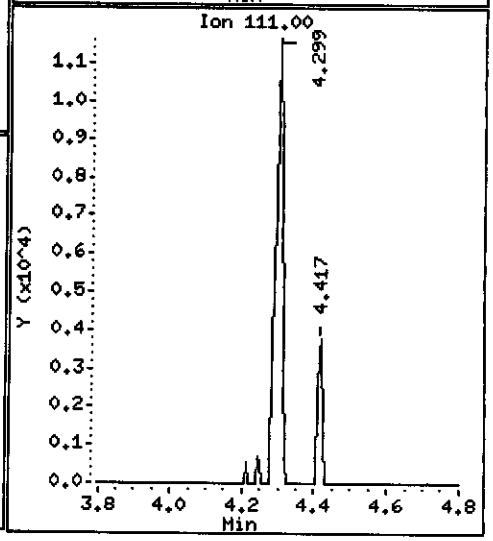

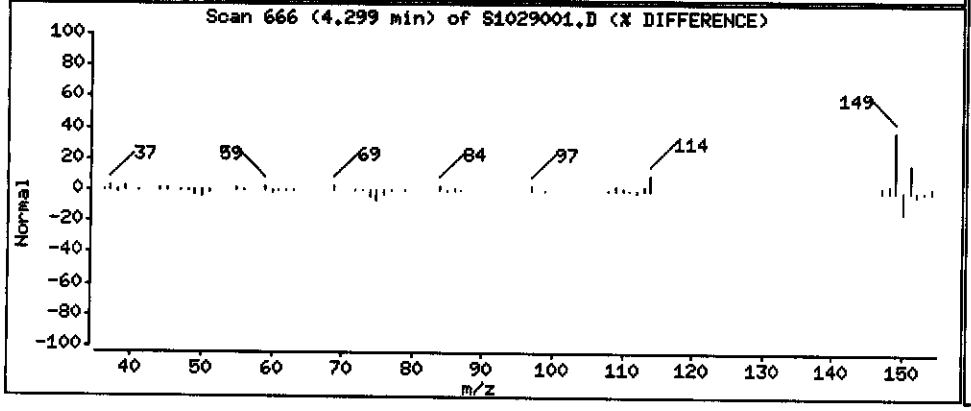

Data File: \\PITSVR06\D\chem\71.i\s102908.b\S1029001.D

Date : 29-OCT-2008 21:20

Client ID: ICM-101-1008 DL

Instrument: 71.i

Sample Info: c8j160331-022dlx1000 10/20/08 h2042(8295022)

Volume Injected (uL): 2.0

Operator: 045183sab

Column phase: DB5-MS

Column diameter: 0.32

28 1,2-Dichlorobenzene

Concentration: 62.584 ug/L

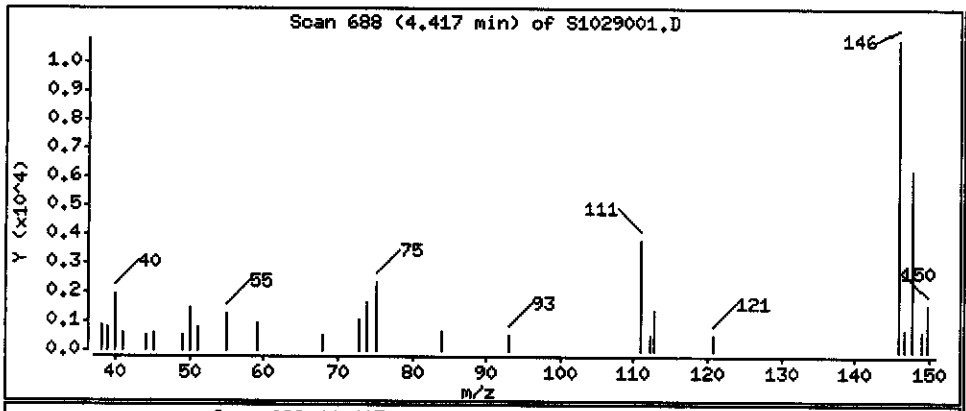

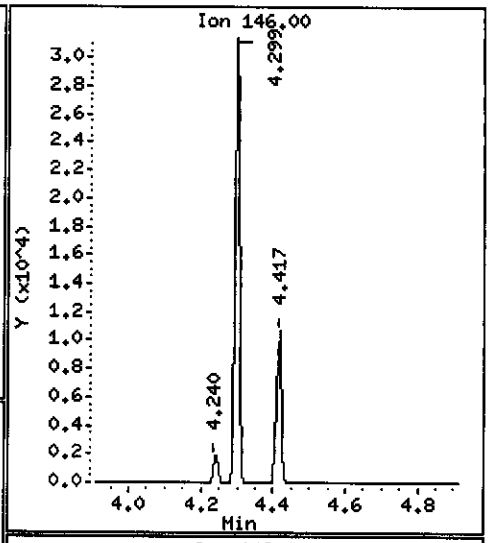

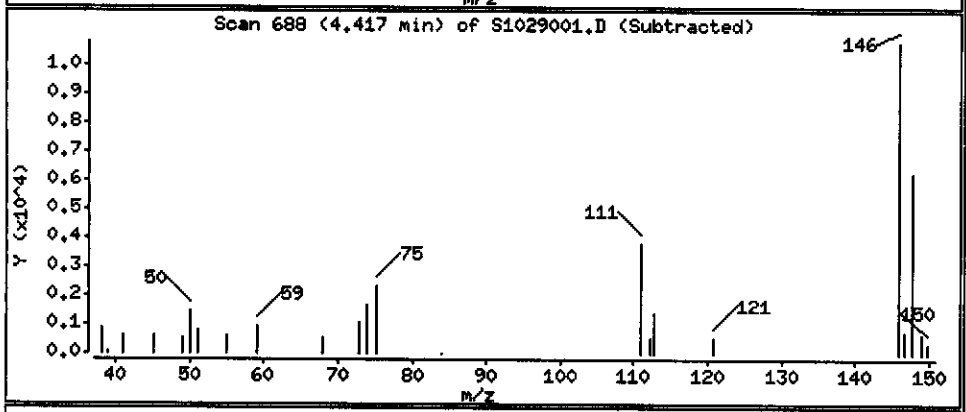

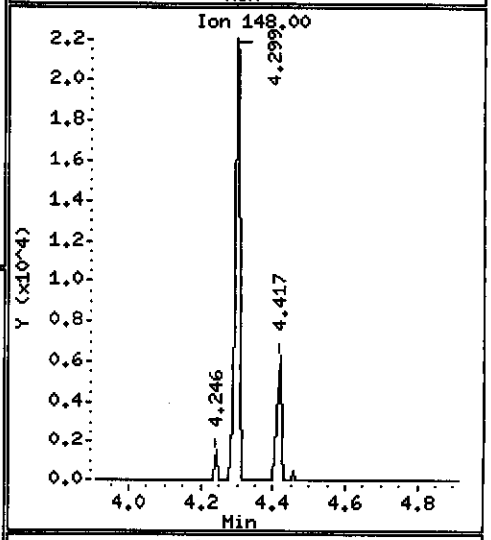

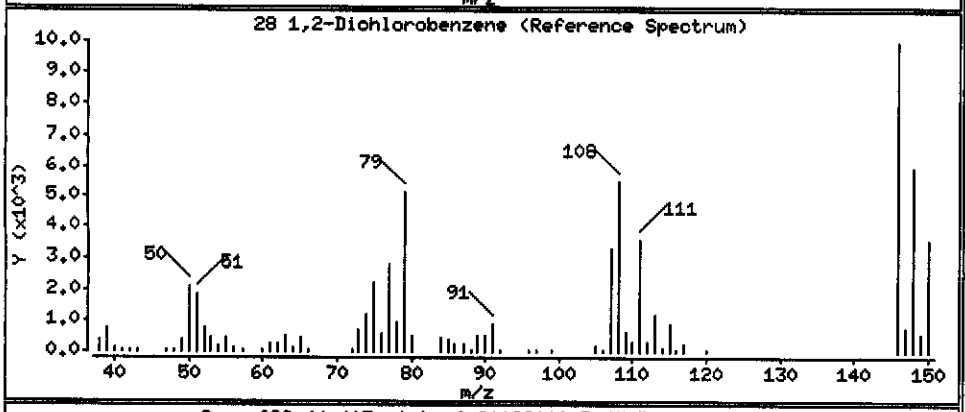

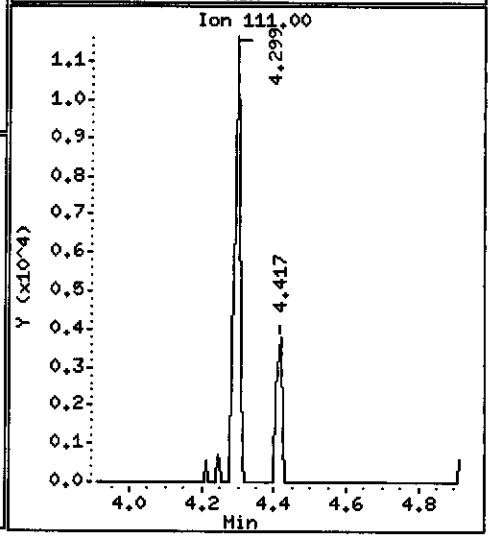

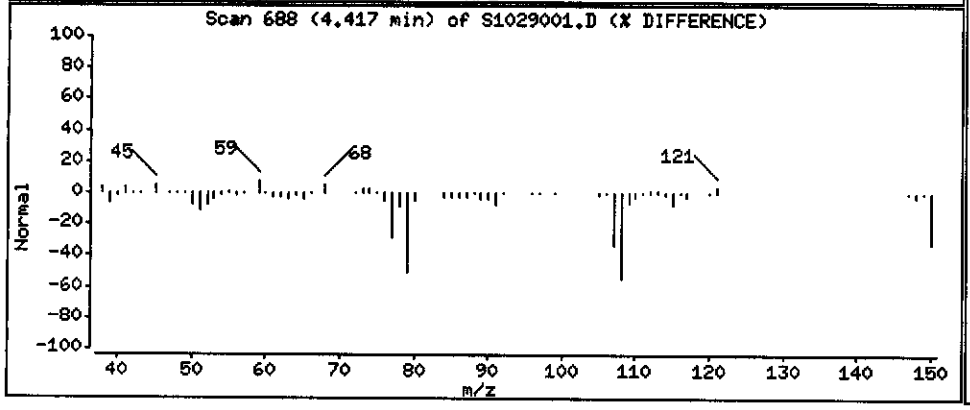

Data File: \\PITSVR06\D\chem\71.i\s102908.b\S1029001.D

Date : 29-OCT-2008 21:20

Client ID: ICM-101-1008 DL

Instrument: 71.i

Sample Info: c8j160331-022dlx1000 10/20/08 h2042(8295022)

Volume Injected (uL): 2.0

Operator: 045183sab

Column phase: DB5-MS

Column diameter: 0.32

49 Benzoic Acid

Concentration: 913.09 ug/L

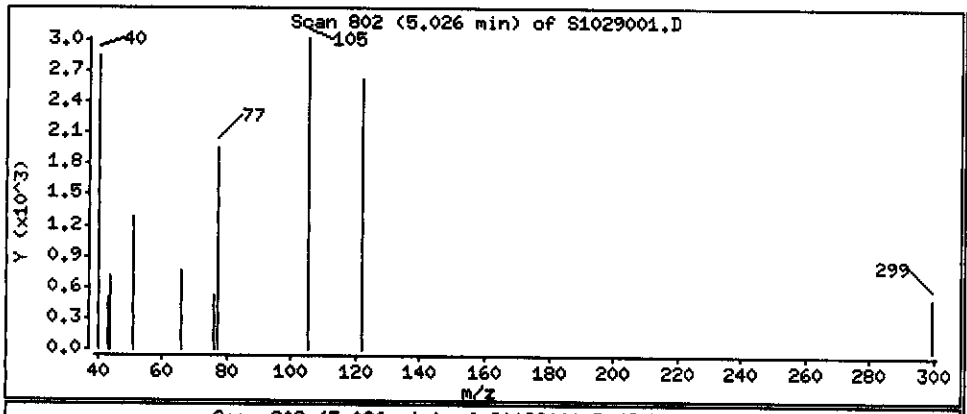

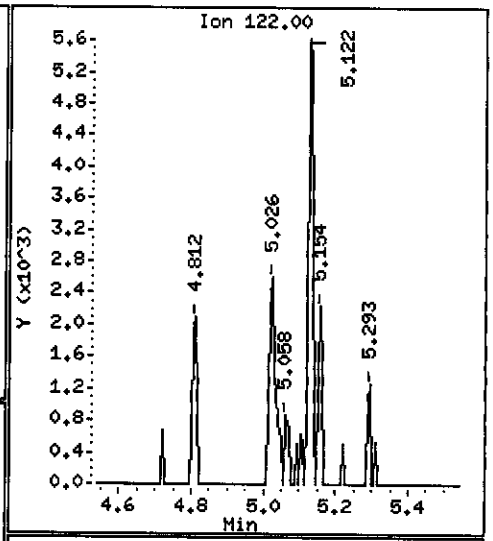

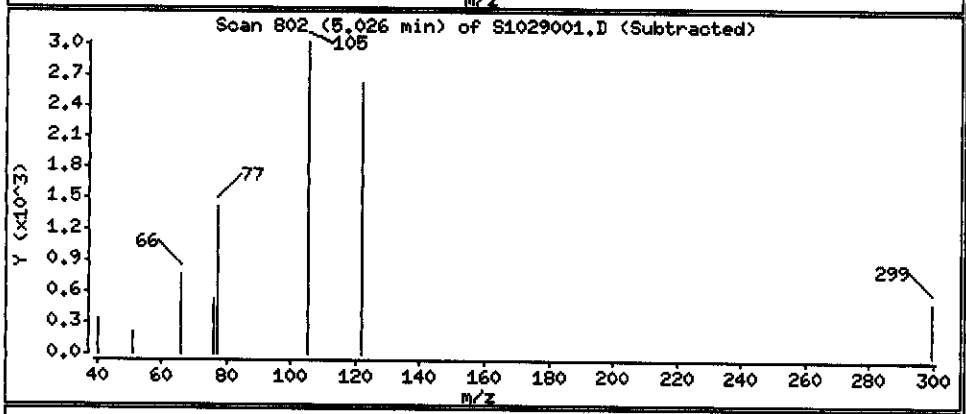

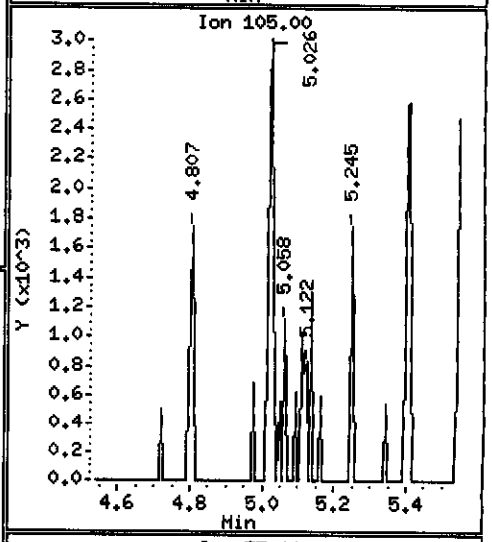

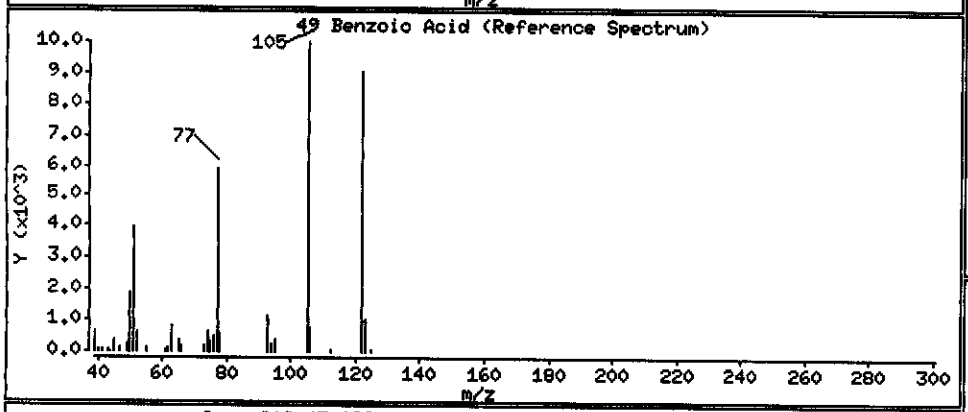

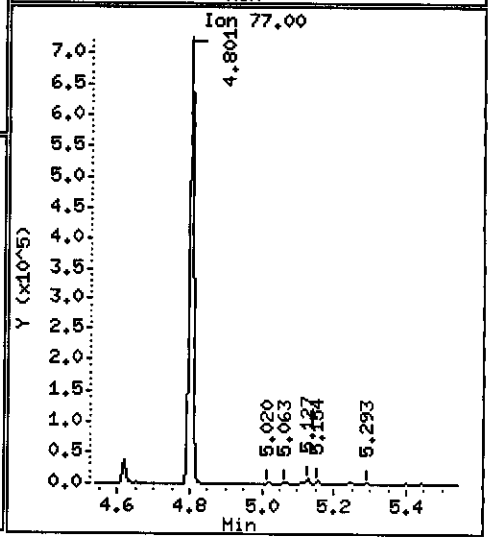

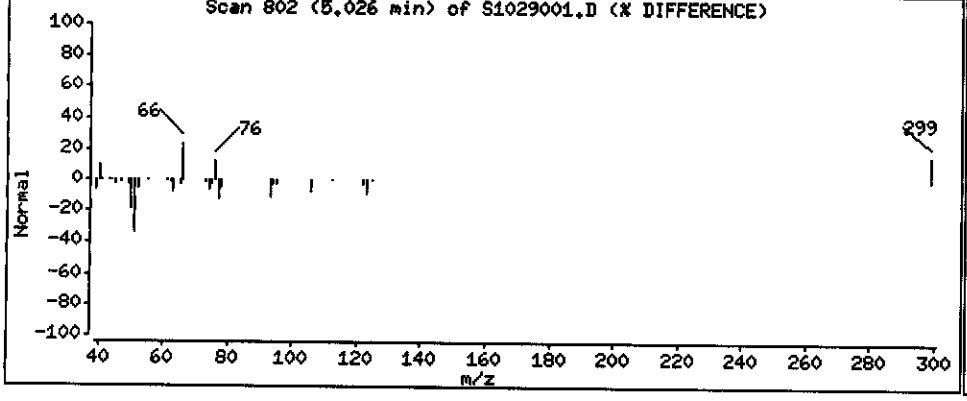

Data File: \\PITSVR06\D\chem\71.i\s102908.b\S1029001.D

Date : 29-OCT-2008 21:20

Client ID: ICM-101-1008 DL

Instrument: 71.i

Sample Info: c8j160331-022dlx1000 10/20/08 h2042(8295022)

Volume Injected (uL): 2.0

Operator: 045183sab

Column phase: DB5-MS

Column diameter: 0.32

52 4-Chloroaniline

Concentration: 1955.6 ug/L

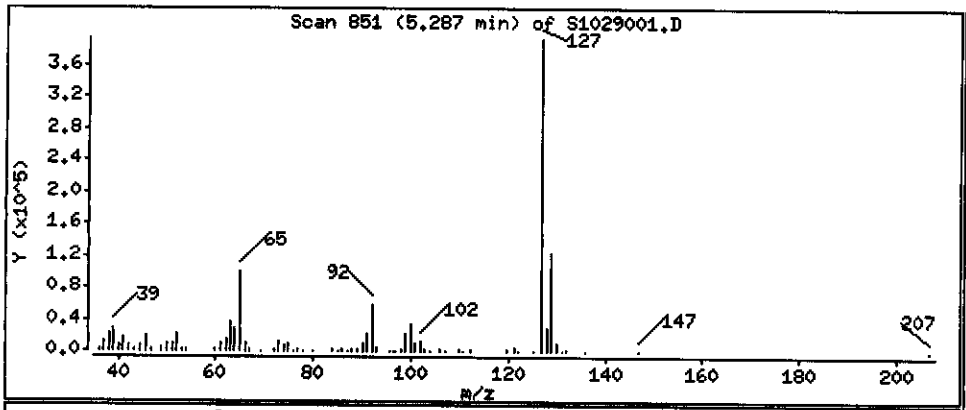

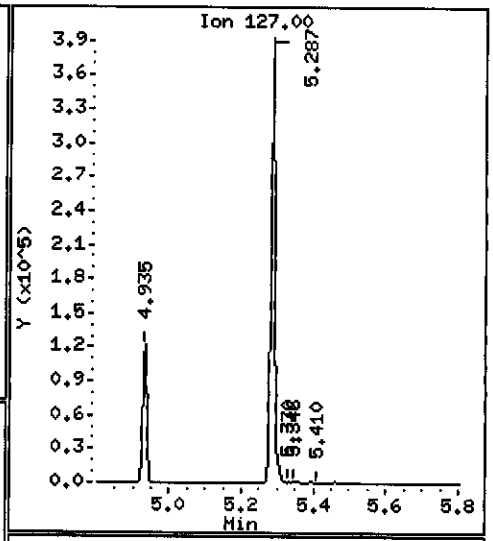

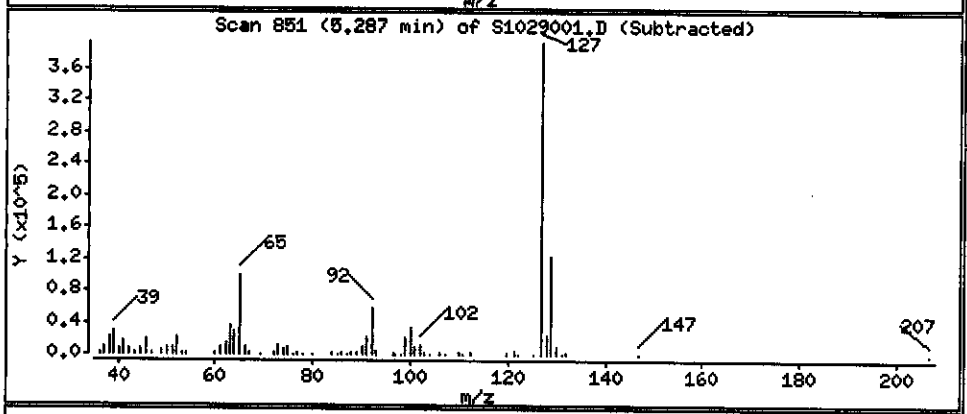

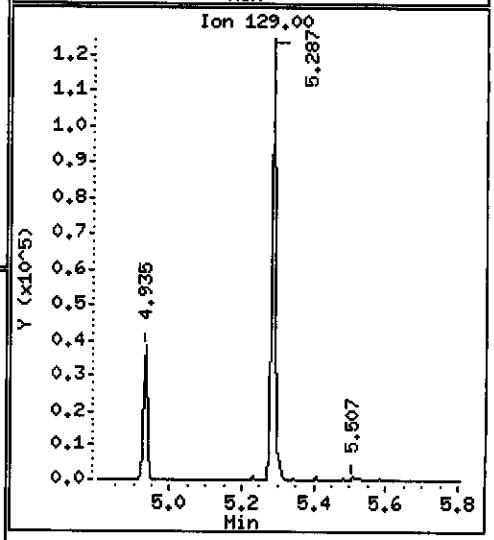

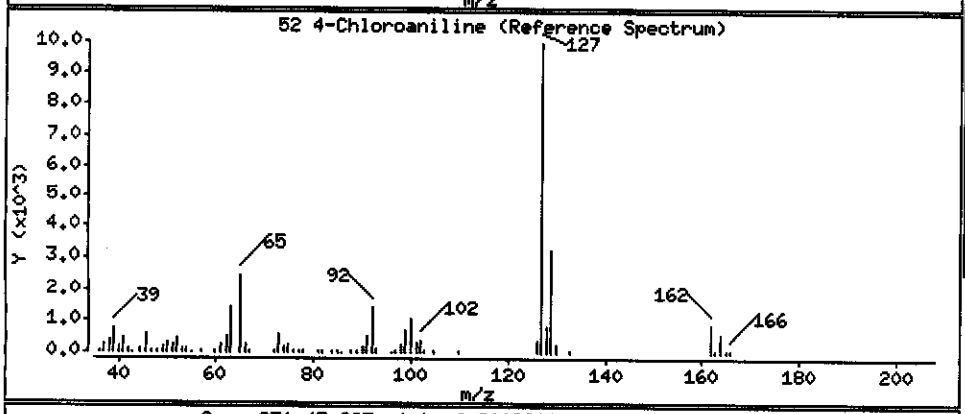

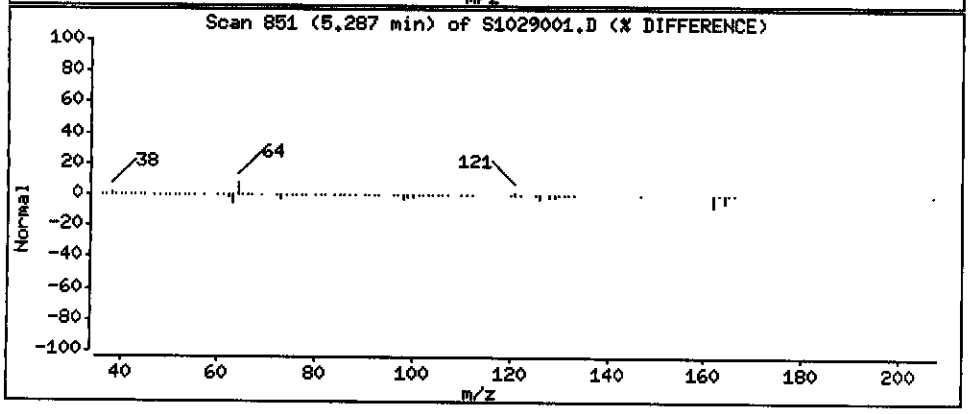

Data File Name: S1029001.D
Inj. Date and Time: 29-OCT-2008 21:20
Instrument ID: 71.i
Client ID: ICM-101-1008 DL
Compound Name: Benzoic Acid
CAS #: 65-85-0
Report Date: 10/30/2008

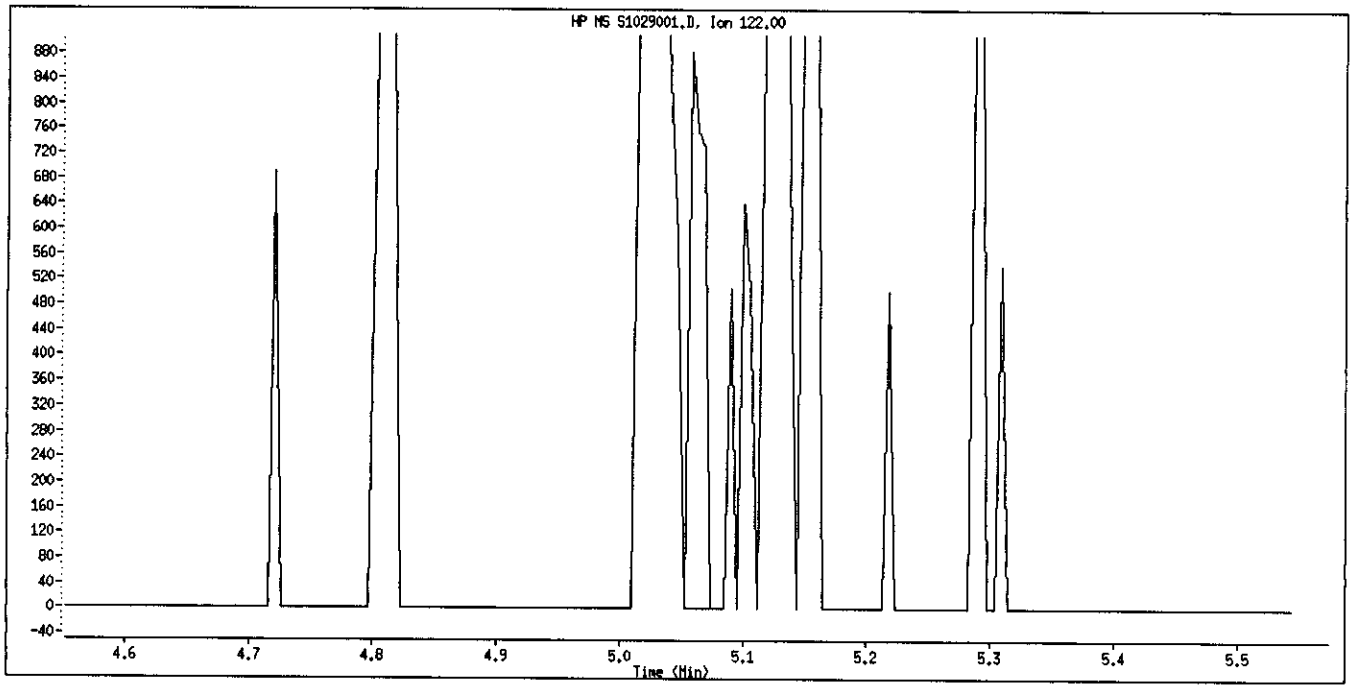

Original Integration

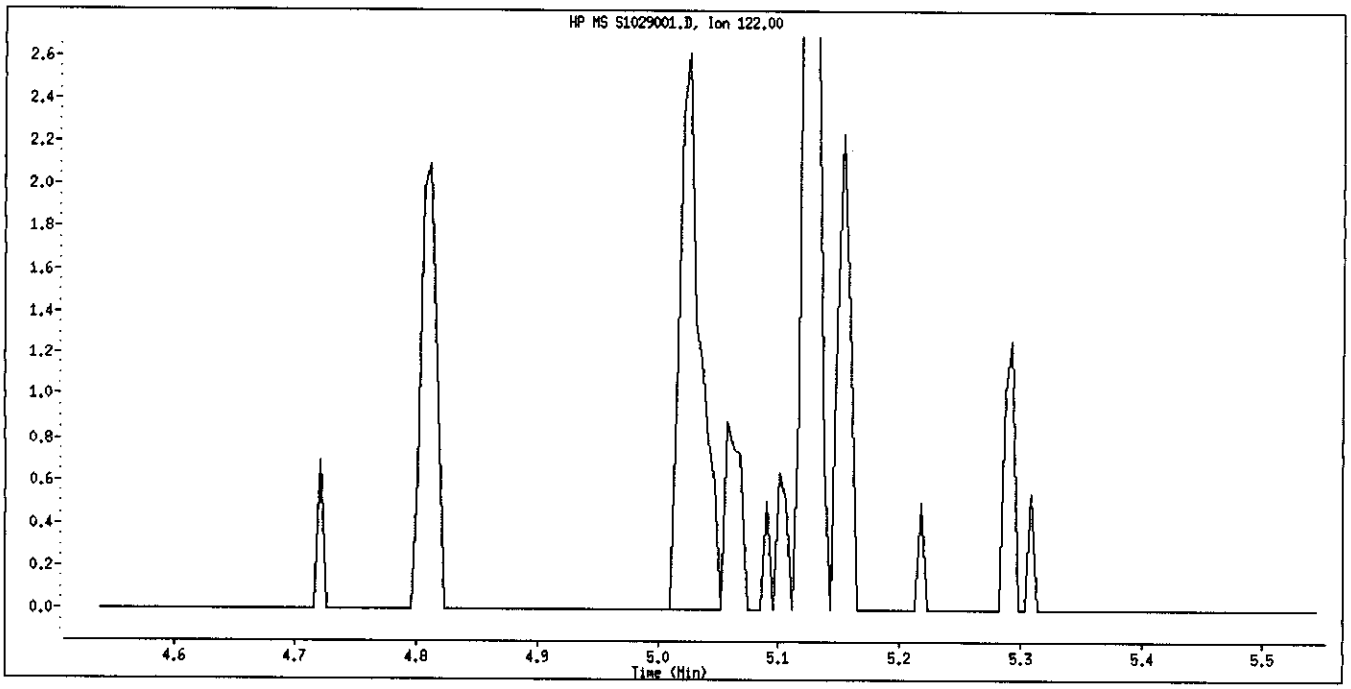

Manual Integration

Manually Integrated By: BachaS
Manual Integration Reason: Unknown

GC/MS SEMIVOLATILE
CALIBRATION DATA

(2001 - 3460)

2819

C8J160331

TestAmerica Pittsburgh

INITIAL CALIBRATION DATA

Start Cal Date : 29-OCT-2008 15:29
End Cal Date : 29-OCT-2008 17:36
Quant Method : ISTD
Origin : Included
Target Version : 4.14
Integrator : HP RTE
Method file : \\PITSVR06\D\chem\732.i\d102908a.b\ll.m
Last Edit : 30-Oct-2008 09:57 piccolinov

Calibration File Names:
Level 1: \\PITSVR06\D\chem\732.i\d102908a.b\D1029IC1.D
Level 2: \\PITSVR06\D\chem\732.i\d102908a.b\D1029IC2.D
Level 3: \\PITSVR06\D\chem\732.i\d102908a.b\D1029IC3.D
Level 4: \\PITSVR06\D\chem\732.i\d102908a.b\D1029IC4.D
Level 5: \\PITSVR06\D\chem\732.i\d102908a.b\D1029IC5.D
Level 6: \\PITSVR06\D\chem\732.i\d102908a.b\D1029IC6.D
Level 7: \\PITSVR06\D\chem\732.i\d102908a.b\D1029IC7.D

Compound	0.4000000 Level 1	2.0000 Level 2	4.0000 Level 3	10.0000 Level 4	20.0000 Level 5	40.0000 Level 6	80.0000 Level 7	Curve	Coefficients b	m1	m2	%RSD or R^2	
198 1,4-Dioxane	649	4634	7666	18273	37622	68124	139982	QUAD	-0.10057	6.36449	0.87878	0.99961	
226 n-Decane	+++++	+++++	+++++	+++++	+++++	+++++	+++++	AVRG		0.000e+000		0.000e+000	<-
227 n-Octadecane	+++++	+++++	+++++	+++++	+++++	+++++	+++++	AVRG		0.000e+000		0.000e+000	<-
7 N-Nitrosomorpholine	+++++	+++++	+++++	+++++	+++++	+++++	+++++	AVRG		0.000e+000		0.000e+000	<-

TestAmerica Pittsburgh

INITIAL CALIBRATION DATA

Start Cal Date : 29-OCT-2008 15:29
End Cal Date : 29-OCT-2008 17:36
Quant Method : ISTD
Origin : Included
Target Version : 4.14
Integrator : HP RTE
Method file : \\PITSVR06\D\chem\732.i\d102908a.b\ll.m
Last Edit : 30-Oct-2008 09:57 piccolinov

Compound	0.4000000 Level 1	2.0000 Level 2	4.0000 Level 3	10.0000 Level 4	20.0000 Level 5	40.0000 Level 6	80.0000 Level 7	Curve	Coefficients b	Coefficients m1	Coefficients m2	%RSD or R^2	
8 Ethyl methanesulfonate	+++++	+++++	+++++	+++++	+++++	+++++	+++++	AVRG		0.000e+000		0.000e+000	<-
9 Pyridine	1.09586	1.30774	1.45671	1.37884	1.31980	1.20580	1.23160	AVRG		1.28519		9.25662	
199 Thionazin	+++++	+++++	+++++	+++++	+++++	+++++	+++++	AVRG		0.000e+000		0.000e+000	<-
200 Sulfotepp	+++++	+++++	+++++	+++++	+++++	+++++	+++++	AVRG		0.000e+000		0.000e+000	<-
10 N-Nitrosodimethylamine	1633	6688	22043	68602	143199	272870	609495	QUAD	0.01198	1.68987	0.00398	0.99941	
11 Ethyl methacrylate	+++++	+++++	+++++	+++++	+++++	+++++	+++++	AVRG		0.000e+000		0.000e+000	<-
12 3-Chloropropionitrile	+++++	+++++	+++++	+++++	+++++	+++++	+++++	AVRG		0.000e+000		0.000e+000	<-

TestAmerica Pittsburgh

INITIAL CALIBRATION DATA

Start Cal Date : 29-OCT-2008 15:29
End Cal Date : 29-OCT-2008 17:36
Quant Method : ISTD
Origin : Included
Target Version : 4.14
Integrator : HP RTE
Method file : \\PITSVR06\D\chem\732.i\d102908a.b\ll.m
Last Edit : 30-Oct-2008 09:57 piccolinov

Compound	0.4000000 Level 1	2.0000 Level 2	4.0000 Level 3	10.0000 Level 4	20.0000 Level 5	40.0000 Level 6	Curve	Coefficients b	ml	m2	%RSD or R^2	
	80.0000 Level 7											
13 Malononitrile	+++++	+++++	+++++	+++++	+++++	+++++						
	+++++						AVRG		0.000e+000		0.000e+000	<-
14 2-Picoline	+++++	+++++	+++++	+++++	+++++	+++++						
	+++++						AVRG		0.000e+000		0.000e+000	<-
15 N-Nitrosomethylethylamine	+++++	+++++	+++++	+++++	+++++	+++++						
	+++++						AVRG		0.000e+000		0.000e+000	<-
16 Methyl methanesulfonate	0.68796	0.67748	0.68383	0.66697	0.63613	0.60270						
	0.59683						AVRG		0.65027		5.91769	
18 1,3-Dichloro-2-propanol	+++++	+++++	+++++	+++++	+++++	+++++						
	+++++						AVRG		0.000e+000		0.000e+000	<-
19 N-Nitrosodiethylamine	+++++	+++++	+++++	+++++	+++++	+++++						
	+++++						AVRG		0.000e+000		0.000e+000	<-
21 Aniline	2.07883	1.86380	1.85828	1.88974	1.88021	1.85050						
	1.90321						AVRG		1.90351		4.17543	

(2001 - 3460)
2821
C8J160331

TestAmerica Pittsburgh

INITIAL CALIBRATION DATA

Start Cal Date : 29-OCT-2008 15:29
End Cal Date : 29-OCT-2008 17:36
Quant Method : ISTD
Origin : Included
Target Version : 4.14
Integrator : HP RTE
Method file : \\PITSVR06\D\chem\732.i\d102908a.b\ll.m
Last Edit : 30-Oct-2008 09:57 piccolinov

Compound	0.4000000 Level 1	2.0000 Level 2	4.0000 Level 3	10.0000 Level 4	20.0000 Level 5	40.0000 Level 6	80.0000 Level 7	Curve	Coefficients b	m1	m2	%RSD or R^2	
206 Benzaldehyde	1996	10534	21479	80316	211801	351413	573195	QUAD	0.25305	0.49269	0.23043	0.99726	
22 Phenol	1.91625	1.76323	1.74803	1.70940	1.71490	1.67340	1.75818	AVRG		1.75477		4.44316	
23 bis(2-Chloroethyl)ether	1.23746	1.25134	1.17545	1.13369	1.12014	1.08933	1.13119	AVRG		1.16266		5.28305	
24 2-Chlorophenol	1.55418	1.34543	1.38019	1.38476	1.42240	1.33664	1.37859	AVRG		1.40031		5.24346	
25 Pentachloroethane	+++++	+++++	+++++	+++++	+++++	+++++	+++++	AVRG		0.000e+000		0.000e+000	<-
26 1,3-Dichlorobenzene	1.69095	1.53207	1.60828	1.61454	1.63727	1.56767	1.60718	AVRG		1.60828		3.12676	
27 1,4-Dichlorobenzene	1.69674	1.70429	1.73775	1.60225	1.70483	1.59894	1.63986	AVRG		1.66924		3.30286	

(2001 - 3460)

TestAmerica Pittsburgh

INITIAL CALIBRATION DATA

Start Cal Date : 29-OCT-2008 15:29
End Cal Date : 29-OCT-2008 17:36
Quant Method : ISTD
Origin : Included
Target Version : 4.14
Integrator : HP RTE
Method file : \\PITSVR06\D\chem\732.i\d102908a.b\ll.m
Last Edit : 30-Oct-2008 09:57 piccolinov

Compound	0.4000000 Level 1	2.0000 Level 2	4.0000 Level 3	10.0000 Level 4	20.0000 Level 5	40.0000 Level 6	Curve	Coefficients b	m1	m2	%RSD or R^2
	80.0000 Level 7										
28 1,2-Dichlorobenzene	1.58530	1.52424	1.55168	1.57701	1.60515	1.50548					
	1.51650						AVRG		1.55219		2.46082
29 Benzyl Alcohol	0.95499	0.85145	0.82470	0.86764	0.90708	0.89617					
	0.91241						AVRG		0.88778		4.88193
30 2-Methylphenol	1.16340	1.21325	1.28341	1.26873	1.30315	1.23585					
	1.22172						AVRG		1.24136		3.83794
31 2,2'-oxybis(1-Chloropropane)	1.48519	1.51930	1.48031	1.51498	1.55156	1.41566					
	1.40251						AVRG		1.48136		3.70232
32 N-Nitroso-di-n-propylamine	1.08621	1.00682	1.00748	1.06313	1.06859	0.99095					
	0.94460						AVRG		1.02397		4.94035
M 195 Cresols, total	+++++	+++++	+++++	+++++	+++++	+++++					
	+++++						AVRG		0.000e+000		0.000e+000 <-
192 4-Methylphenol	1.08694	1.31771	1.26279	1.34034	1.39482	1.34884					
	1.35816						AVRG		1.30137		7.90309

2823

C8J160331

TestAmerica Pittsburgh

INITIAL CALIBRATION DATA

Start Cal Date : 29-OCT-2008 15:29
End Cal Date : 29-OCT-2008 17:36
Quant Method : ISTD
Origin : Included
Target Version : 4.14
Integrator : HP RTE
Method file : \\PITSVR06\D\chem\732.i\d102908a.b\ll.m
Last Edit : 30-Oct-2008 09:57 piccolinov

Compound	0.4000000 Level 1	2.0000 Level 2	4.0000 Level 3	10.0000 Level 4	20.0000 Level 5	40.0000 Level 6	Curve	Coefficients b	m1	m2	%RSD or R^2	
	80.0000 Level 7											
203 3&4-Methylphenol total	+++++	+++++	+++++	+++++	+++++	+++++						
	+++++						AVRG		0.000e+000		0.000e+000	<-
193 3-Methylphenol	+++++	+++++	+++++	+++++	+++++	+++++						
	+++++						AVRG		0.000e+000		0.000e+000	<-
34 Hexachloroethane	0.67710	0.71143	0.70991	0.75827	0.74324	0.71327						
	0.70605						AVRG		0.71704		3.68942	
35 Nitrobenzene	0.37960	0.39282	0.40491	0.39791	0.41387	0.42082						
	0.41425						AVRG		0.40345		3.56542	
36 N-Nitrosopyrrolidine	+++++	+++++	+++++	+++++	+++++	+++++						
	+++++						AVRG		0.000e+000		0.000e+000	<-
37 Acetophenone	1.90539	1.96004	1.93279	1.97929	2.06147	1.98737						
	1.97114						AVRG		1.97107		2.48595	
39 o-Toluidine	+++++	+++++	+++++	+++++	+++++	+++++						
	+++++						AVRG		0.000e+000		0.000e+000	<-

(2001 - 3460)
2824
C8J160331

TestAmerica Pittsburgh

INITIAL CALIBRATION DATA

Start Cal Date : 29-OCT-2008 15:29
End Cal Date : 29-OCT-2008 17:36
Quant Method : ISTD
Origin : Included
Target Version : 4.14
Integrator : HP RTE
Method file : \\PITSVR06\D\chem\732.i\d102908a.b\ll.m
Last Edit : 30-Oct-2008 09:57 piccolinov

Compound	0.4000000 Level 1	2.0000 Level 2	4.0000 Level 3	10.0000 Level 4	20.0000 Level 5	40.0000 Level 6	Curve	Coefficients b	m1	m2	%RSD or R^2	
	80.0000 Level 7											
40 N-Nitrosopiperidine	+++++	+++++	+++++	+++++	+++++	+++++						
	+++++						AVRG		0.000e+000		0.000e+000	<-
41 Isophorone	0.65079	0.63026	0.62939	0.62443	0.64522	0.65729						
	0.66908						AVRG		0.64378		2.56671	
42 2-Nitrophenol	0.15123	0.16766	0.17514	0.17960	0.19467	0.20338						
	0.20872						AVRG		0.18291		11.22784	
43 2,4-Dimethylphenol	0.40908	0.38207	0.38406	0.38887	0.40506	0.42186						
	0.41750						AVRG		0.40122		4.04648	
44 bis(2-Chloroethoxy)methane	0.39890	0.35661	0.36395	0.35970	0.38968	0.39285						
	0.40340						AVRG		0.38073		5.22746	
45 O,O,O-Triethyl phosphorothioa	+++++	+++++	+++++	+++++	+++++	+++++						
	+++++						AVRG		0.000e+000		0.000e+000	<-
46 2,4-Toluenediamene	+++++	+++++	+++++	+++++	+++++	+++++						
	+++++						AVRG		0.000e+000		0.000e+000	<-

TestAmerica Pittsburgh

INITIAL CALIBRATION DATA

Start Cal Date : 29-OCT-2008 15:29
End Cal Date : 29-OCT-2008 17:36
Quant Method : ISTD
Origin : Included
Target Version : 4.14
Integrator : HP RTE
Method file : \\PITSVR06\D\chem\732.i\d102908a.b\ll.m
Last Edit : 30-Oct-2008 09:57 piccolinov

Compound	0.4000000 Level 1	2.0000 Level 2	4.0000 Level 3	10.0000 Level 4	20.0000 Level 5	40.0000 Level 6	Curve	Coefficients b	m1	m2	%RSD or R^2	
	80.0000 Level 7											
47 1,3,5-Trichlorobenzene	+++++	+++++	+++++	+++++	+++++	+++++						
	+++++						AVRG		0.000e+000		0.000e+000	<-
48 2,4-Dichlorophenol	0.27919	0.28169	0.26722	0.27100	0.29049	0.29786						
	0.30056						AVRG		0.28400		4.51729	
49 Benzoic Acid	0.03272	0.06533	0.10183	0.11346	0.13626	0.19617						
	0.19666						AVRG		0.12035		51.35928	<-
50 1,2,4-Trichlorobenzene	0.33213	0.31739	0.32455	0.31818	0.33774	0.34629						
	0.35275						AVRG		0.33272		4.11380	
51 Naphthalene	1.05645	1.02727	1.03221	1.00249	1.07031	1.06946						
	1.11826						AVRG		1.05378		3.56828	
52 4-Chloroaniline	0.38314	0.39787	0.41545	0.40977	0.43713	0.45117						
	0.46288						AVRG		0.42249		6.85608	
53 a,a-Dimethyl-phenethylamine	+++++	+++++	+++++	+++++	+++++	+++++						
	+++++						AVRG		0.000e+000		0.000e+000	<-

TestAmerica Pittsburgh

INITIAL CALIBRATION DATA

Start Cal Date : 29-OCT-2008 15:29
End Cal Date : 29-OCT-2008 17:36
Quant Method : ISTD
Origin : Included
Target Version : 4.14
Integrator : HP RTE
Method file : \\PITSVR06\D\chem\732.i\d102908a.b\ll.m
Last Edit : 30-Oct-2008 09:57 piccolinov

Compound	0.4000000 Level 1	2.0000 Level 2	4.0000 Level 3	10.0000 Level 4	20.0000 Level 5	40.0000 Level 6	Curve	Coefficients b	Coefficients m1	Coefficients m2	%RSD or R^2	
	80.0000 Level 7											
54 2,6-Dichlorophenol	0.26051	0.27887	0.29307	0.29446	0.30787	0.31847						
	0.32061						AVRG		0.29627		7.31038	
55 Hexachloropropene	+++++	+++++	+++++	+++++	+++++	+++++						
	+++++						AVRG		0.000e+000		0.000e+000	<-
56 Hexachlorobutadiene	0.18555	0.19377	0.19846	0.21421	0.21171	0.20343						
	0.21259						AVRG		0.20282		5.33995	
208 Caprolactam	0.05815	0.07970	0.07379	0.07425	0.07957	0.08416						
	0.08664						AVRG		0.07661		12.27066	
57 1,2,3-Trichlorobenzene	+++++	+++++	+++++	+++++	+++++	+++++						
	+++++						AVRG		0.000e+000		0.000e+000	<-
58 N-Nitrosodi-n-butylamine	+++++	+++++	+++++	+++++	+++++	+++++						
	+++++						AVRG		0.000e+000		0.000e+000	<-
59 4-Chloro-3-Methylphenol	0.29297	0.28329	0.32225	0.30738	0.33012	0.34947						
	0.35190						AVRG		0.31963		8.30677	

TestAmerica Pittsburgh

INITIAL CALIBRATION DATA

Start Cal Date : 29-OCT-2008 15:29
End Cal Date : 29-OCT-2008 17:36
Quant Method : ISTD
Origin : Included
Target Version : 4.14
Integrator : HP RTE
Method file : \\PITSVR06\D\chem\732.i\d102908a.b\ll.m
Last Edit : 30-Oct-2008 09:57 piccolinov

Compound	0.4000000 Level 1	2.0000 Level 2	4.0000 Level 3	10.0000 Level 4	20.0000 Level 5	40.0000 Level 6	Curve	Coefficients b	Coefficients m1	Coefficients m2	%RSD or R^2	
	80.0000 Level 7											
60 p-Phenylene diamine	+++++	+++++	+++++	+++++	+++++	+++++						
	+++++						AVRG		0.000e+000		0.000e+000	<-
61 Safrole	+++++	+++++	+++++	+++++	+++++	+++++						
	+++++						AVRG		0.000e+000		0.000e+000	<-
62 2-Methylnaphthalene	0.54095	0.62780	0.63624	0.62149	0.67099	0.68707						
	0.72874						AVRG		0.64475		9.22140	
63 1-Methylnaphthalene	0.61833	0.60813	0.63066	0.61798	0.64834	0.68214						
	0.71647						AVRG		0.64601		6.15868	
64 Hexachlorocyclopentadiene	2137	12459	27937	85918	204299	399259						
	908725						QUAD	0.06199	2.45790	-0.03955	0.99992	
65 1,2,4,5-Tetrachlorobenzene	+++++	+++++	+++++	+++++	+++++	+++++						
	+++++						AVRG		0.000e+000		0.000e+000	<-
66 2,4,6-Trichlorophenol	0.33288	0.33862	0.36709	0.36541	0.36689	0.39347						
	0.39715						AVRG		0.36593		6.66941	

TestAmerica Pittsburgh

INITIAL CALIBRATION DATA

Start Cal Date : 29-OCT-2008 15:29
End Cal Date : 29-OCT-2008 17:36
Quant Method : ISTD
Origin : Included
Target Version : 4.14
Integrator : HP RTE
Method file : \\PITSVR06\D\chem\732.i\d102908a.b\ll.m
Last Edit : 30-Oct-2008 09:57 piccolinov

Compound	0.4000000 Level 1	2.0000 Level 2	4.0000 Level 3	10.0000 Level 4	20.0000 Level 5	40.0000 Level 6	Curve	Coefficients b	m1	m2	%RSD or R^2	
	80.0000 Level 7											
67 2,4,5-Trichlorophenol	0.40958	0.37655	0.38804	0.36688	0.41218	0.38537						
	0.41766						AVRG		0.39375		4.95305	
209 1,1'-Biphenyl	1.44122	1.46907	1.46501	1.45096	1.55616	1.54542						
	1.63010						AVRG		1.50828		4.66507	
68 1,2,3,5-Tetrachlorobenzene	+++++	+++++	+++++	+++++	+++++	+++++						
	+++++						AVRG		0.000e+000		0.000e+000	<-
69 1,4-Dinitrobenzene	+++++	+++++	+++++	+++++	+++++	+++++						
	+++++						AVRG		0.000e+000		0.000e+000	<-
70 2-Chloronaphthalene	1.12537	1.18874	1.16788	1.15759	1.20230	1.20124						
	1.23389						AVRG		1.18243		2.99434	
71 Isosafrole 1	+++++	+++++	+++++	+++++	+++++	+++++						
	+++++						AVRG		0.000e+000		0.000e+000	<-
M 188 Isosafrole, Total	+++++	+++++	+++++	+++++	+++++	+++++						
	+++++						AVRG		0.000e+000		0.000e+000	<-

TestAmerica Pittsburgh

INITIAL CALIBRATION DATA

Start Cal Date : 29-OCT-2008 15:29
End Cal Date : 29-OCT-2008 17:36
Quant Method : ISTD
Origin : Included
Target Version : 4.14
Integrator : HP RTE
Method file : \\PITSVR06\D\chem\732.i\d102908a.b\ll.m
Last Edit : 30-Oct-2008 09:57 piccolinov

Compound	0.4000000 Level 1	2.0000 Level 2	4.0000 Level 3	10.0000 Level 4	20.0000 Level 5	40.0000 Level 6	Curve	Coefficients b	m1	m2	%RSD or R^2	
	80.0000 Level 7											
72 Isosafrole 2	+++++	+++++	+++++	+++++	+++++	+++++						
	+++++						AVRG		0.000e+000		0.000e+000	<-
73 2-Nitroaniline	0.33384	0.33315	0.38264	0.40546	0.40812	0.43294						
	0.41515						AVRG		0.38733		10.23777	
74 1,2,3,4-Tetrachlorobenzene	+++++	+++++	+++++	+++++	+++++	+++++						
	+++++						AVRG		0.000e+000		0.000e+000	<-
75 1,4-Naphthoquinone	+++++	+++++	+++++	+++++	+++++	+++++						
	+++++						AVRG		0.000e+000		0.000e+000	<-
76 Dimethylphthalate	1.09548	1.13009	1.23438	1.23211	1.22399	1.31301						
	1.33015						AVRG		1.22274		7.05820	
77 m-Dinitrobenzene	+++++	+++++	+++++	+++++	+++++	+++++						
	+++++						AVRG		0.000e+000		0.000e+000	<-
78 2,6-Dinitrotoluene	0.21700	0.23613	0.23648	0.26151	0.27848	0.28379						
	0.29956						AVRG		0.25899		11.62592	

(2001 - 3460)
2830
C8J160331

TestAmerica Pittsburgh

INITIAL CALIBRATION DATA

Start Cal Date : 29-OCT-2008 15:29
End Cal Date : 29-OCT-2008 17:36
Quant Method : ISTD
Origin : Included
Target Version : 4.14
Integrator : HP RTE
Method file : \\PITSVR06\D\chem\732.i\d102908a.b\ll.m
Last Edit : 30-Oct-2008 09:57 piccolinov

Compound	0.4000000 Level 1	2.0000 Level 2	4.0000 Level 3	10.0000 Level 4	20.0000 Level 5	40.0000 Level 6	Curve	Coefficients b	m1	m2	%RSD or R^2	
	80.0000 Level 7											
79 Acenaphthylene	1.75993	1.73230	1.78588	1.76632	1.85760	1.93410						
	1.97404						AVRG		1.83002		5.12614	
80 1,2-Dinitrobenzene	+++++	+++++	+++++	+++++	+++++	+++++						
	+++++						AVRG		0.000e+000		0.000e+000	<-
81 3-Nitroaniline	0.26464	0.24381	0.25430	0.28993	0.29967	0.32679						
	0.33302						AVRG		0.28745		12.13739	
82 Acenaphthene	1.25805	1.06063	1.17024	1.15765	1.17461	1.22750						
	1.27607						AVRG		1.18925		6.12641	
83 2,4-Dinitrophenol	1702	5223	20861	61227	117481	157250						
	399408						QUAD	0.32694	6.31982	-0.66117	0.99904	<-
84 Pentachlorobenzene	+++++	+++++	+++++	+++++	+++++	+++++						
	+++++						AVRG		0.000e+000		0.000e+000	<-
85 4-Nitrophenol	+++++	0.19387	0.23912	0.23815	0.25183	0.25932						
	0.27816						AVRG		0.24341		11.66641	

TestAmerica Pittsburgh

INITIAL CALIBRATION DATA

Start Cal Date : 29-OCT-2008 15:29
End Cal Date : 29-OCT-2008 17:36
Quant Method : ISTD
Origin : Included
Target Version : 4.14
Integrator : HP RTE
Method file : \\PITSVR06\D\chem\732.i\d102908a.b\ll.m
Last Edit : 30-Oct-2008 09:57 piccolinov

Compound	0.4000000 Level 1	2.0000 Level 2	4.0000 Level 3	10.0000 Level 4	20.0000 Level 5	40.0000 Level 6	Curve	Coefficients b	m1	m2	%RSD or R^2	
	80.0000 Level 7											
86 Dibenzofuran	1.67847	1.48931	1.51400	1.59419	1.52893	1.60284						
	1.65514						AVRG		1.58041		4.56664	
87 2,4-Dinitrotoluene	0.27929	0.33677	0.35657	0.37223	0.36204	0.39105						
	0.41524						AVRG		0.35903		12.04946	
88 2,3,4,6-Tetrachlorophenol	0.23820	0.30640	0.29407	0.30417	0.31603	0.33758						
	0.34906						AVRG		0.30650		11.68307	
89 1-Naphthylamine	+++++	+++++	+++++	+++++	+++++	+++++						
	+++++						AVRG		0.000e+000		0.000e+000	<-
90 Zinophos	+++++	+++++	+++++	+++++	+++++	+++++						
	+++++						AVRG		0.000e+000		0.000e+000	<-
91 2,3,5,6-Tetrachlorophenol	0.25273	0.26962	0.28637	0.31100	0.32276	0.32364						
	0.35853						AVRG		0.30352		11.94020	
92 2-Naphthylamine	0.46496	0.48058	0.56065	0.59146	0.58456	0.55873						
	0.57715						AVRG		0.54544		9.39144	

(2001 - 3460)
2833
C8J160331

TestAmerica Pittsburgh

INITIAL CALIBRATION DATA

Start Cal Date : 29-OCT-2008 15:29
End Cal Date : 29-OCT-2008 17:36
Quant Method : ISTD
Origin : Included
Target Version : 4.14
Integrator : HP RTE
Method file : \\PITSVR06\D\chem\732.i\d102908a.b\ll.m
Last Edit : 30-Oct-2008 09:57 piccolinov

Compound	0.4000000 Level 1	2.0000 Level 2	4.0000 Level 3	10.0000 Level 4	20.0000 Level 5	40.0000 Level 6	Curve	Coefficients b	m1	m2	%RSD or R^2	
	80.0000 Level 7											
93 Diethylphthalate	1.07273	1.19247	1.26513	1.29795	1.31056	1.30969						
	1.35143						AVRG		1.25714		7.57612	
94 Fluorene	1.09440	1.07355	1.29424	1.25237	1.28149	1.36029						
	1.46891						AVRG		1.26075		11.10332	
95 4-Chlorophenyl-phenylether	0.50558	0.51016	0.56705	0.60886	0.60918	0.64520						
	0.69596						AVRG		0.59171		11.75060	
96 4-Nitroaniline	0.25392	0.23692	0.30100	0.30832	0.34255	0.33633						
	0.34628						AVRG		0.30362		14.32767	
97 5-Nitro-o-toluidine	+++++	+++++	+++++	+++++	+++++	+++++						
	+++++						AVRG		0.000e+000		0.000e+000	<-
98 4,6-Dinitro-2-methylphenol	3850	10428	36505	92107	150474	205068						
	489095						QUAD	0.21341	6.79251	-0.20465	0.99975	
99 N-Nitrosodiphenylamine (1)	0.57184	0.59759	0.59428	0.60467	0.64822	0.64911						
	0.65181						AVRG		0.61679		5.25424	

TestAmerica Pittsburgh

INITIAL CALIBRATION DATA

Start Cal Date : 29-OCT-2008 15:29
End Cal Date : 29-OCT-2008 17:36
Quant Method : ISTD
Origin : Included
Target Version : 4.14
Integrator : HP RTE
Method file : \\PITSVR06\D\chem\732.i\d102908a.b\ll.m
Last Edit : 30-Oct-2008 09:57 piccolinov

Compound	0.4000000 Level 1	2.0000 Level 2	4.0000 Level 3	10.0000 Level 4	20.0000 Level 5	40.0000 Level 6	Curve	Coefficients b	m1	m2	%RSD or R^2	
	80.0000 Level 7											
100 1,2-Diphenylhydrazine	1.00763	0.97186	1.00896	1.01851	1.09502	1.06842						
	1.00575						AVRG		1.02517		4.09685	
101 Diphenylamine	+++++	+++++	+++++	+++++	+++++	+++++						
	+++++						AVRG		0.000e+000		0.000e+000	<-
202 N-Nitroso&Diphenylamine	+++++	+++++	+++++	+++++	+++++	+++++						
	+++++						AVRG		0.000e+000		0.000e+000	<-
102 Tetraethyl dithiopyrophosphat	+++++	+++++	+++++	+++++	+++++	+++++						
	+++++						AVRG		0.000e+000		0.000e+000	<-
103 Diallate 1	+++++	+++++	+++++	+++++	+++++	+++++						
	+++++						AVRG		0.000e+000		0.000e+000	<-
M 189 Diallate, Total	+++++	+++++	+++++	+++++	+++++	+++++						
	+++++						AVRG		0.000e+000		0.000e+000	<-
104 Phorate	+++++	+++++	+++++	+++++	+++++	+++++						
	+++++						AVRG		0.000e+000		0.000e+000	<-

TestAmerica Pittsburgh

INITIAL CALIBRATION DATA

Start Cal Date : 29-OCT-2008 15:29
End Cal Date : 29-OCT-2008 17:36
Quant Method : ISTD
Origin : Included
Target Version : 4.14
Integrator : HP RTE
Method file : \\PITSVR06\D\chem\732.i\d102908a.b\ll.m
Last Edit : 30-Oct-2008 09:57 piccolinov

Compound	0.4000000 Level 1	2.0000 Level 2	4.0000 Level 3	10.0000 Level 4	20.0000 Level 5	40.0000 Level 6	Curve	Coefficients b	m1	m2	%RSD or R^2	
	80.0000 Level 7											
105 1,3,5-Trinitrobenzene	+++++	+++++	+++++	+++++	+++++	+++++						
	+++++						AVRG		0.000e+000		0.000e+000	<-
106 4-Bromophenyl-phenylether	0.20793	0.21452	0.20764	0.21551	0.24085	0.22917						
	0.22799						AVRG		0.22052		5.64388	
107 Hexachlorobenzene	0.23230	0.23719	0.23823	0.24428	0.25634	0.25632						
	0.26603						AVRG		0.24724		5.04214	
210 Atrazine	0.12094	0.11496	0.11857	0.11760	0.13568	0.13696						
	0.12851						AVRG		0.12475		7.18766	
108 Phenacetin	+++++	+++++	+++++	+++++	+++++	+++++						
	+++++						AVRG		0.000e+000		0.000e+000	<-
109 Diallate 2	+++++	+++++	+++++	+++++	+++++	+++++						
	+++++						AVRG		0.000e+000		0.000e+000	<-
110 Dimethoate	+++++	+++++	+++++	+++++	+++++	+++++						
	+++++						AVRG		0.000e+000		0.000e+000	<-

TestAmerica Pittsburgh

INITIAL CALIBRATION DATA

Start Cal Date : 29-OCT-2008 15:29
End Cal Date : 29-OCT-2008 17:36
Quant Method : ISTD
Origin : Included
Target Version : 4.14
Integrator : HP RTE
Method file : \\PITSVR06\D\chem\732.i\d102908a.b\ll.m
Last Edit : 30-Oct-2008 09:57 piccolinov

Compound	0.4000000 Level 1	2.0000 Level 2	4.0000 Level 3	10.0000 Level 4	20.0000 Level 5	40.0000 Level 6	Curve	Coefficients b	m1	m2	%RSD or R^2	
	80.0000 Level 7											
111 Pentachlorophenol	6224	13299	41164	94280	167574	234506						
	573019						QUAD	0.20045	6.26750	-0.41474	0.99873	
112 Pentachloronitrobenzene	+++++	+++++	+++++	+++++	+++++	+++++						
	+++++						AVRG		0.000e+000		0.000e+000	<-
113 4-Aminobiphenyl	+++++	+++++	+++++	+++++	+++++	+++++						
	+++++						AVRG		0.000e+000		0.000e+000	<-
114 Pronamide	+++++	+++++	+++++	+++++	+++++	+++++						
	+++++						AVRG		0.000e+000		0.000e+000	<-
115 Phenanthrene	0.94190	1.00144	1.01047	0.99874	1.09069	1.11925						
	1.17391						AVRG		1.04806		7.79178	
116 Anthracene	1.03652	0.97620	1.07470	1.05545	1.16782	1.28450						
	1.24714						AVRG		1.12033		10.26666	
117 Dinoseb	+++++	+++++	+++++	+++++	+++++	+++++						
	+++++						AVRG		0.000e+000		0.000e+000	<-

TestAmerica Pittsburgh

INITIAL CALIBRATION DATA

Start Cal Date : 29-OCT-2008 15:29
End Cal Date : 29-OCT-2008 17:36
Quant Method : ISTD
Origin : Included
Target Version : 4.14
Integrator : HP RTE
Method file : \\PITSVR06\D\chem\732.i\d102908a.b\ll.m
Last Edit : 30-Oct-2008 09:57 piccolinov

Compound	0.4000000 Level 1	2.0000 Level 2	4.0000 Level 3	10.0000 Level 4	20.0000 Level 5	40.0000 Level 6	Curve	Coefficients b	m1	m2	%RSD or R^2	
	80.0000 Level 7											
118 Disulfoton	+++++	+++++	+++++	+++++	+++++	+++++						
	+++++						AVRG		0.000e+000		0.000e+000	<-
119 Carbazole	0.86699	0.89496	0.96120	0.89035	1.02190	1.03205						
	1.09002						AVRG		0.96535		8.81646	
120 Di-n-Butylphthalate	1.12304	1.14790	1.15912	1.19090	1.28389	1.34750						
	1.44286						AVRG		1.24217		9.62230	
121 4-Nitroquinoline 1-oxide	+++++	+++++	+++++	+++++	+++++	+++++						
	+++++						AVRG		0.000e+000		0.000e+000	<-
122 Methapyrilene	+++++	+++++	+++++	+++++	+++++	+++++						
	+++++						AVRG		0.000e+000		0.000e+000	<-
123 Fluoranthene	0.82190	0.89866	1.04440	0.95870	1.07404	1.06868						
	1.26701						AVRG		1.01906		14.14230	
124 Benzidine	+++++	12407	25939	98172	279359	580147						
	1464652						QUAD	0.15790	2.54072	-0.04960	0.99946	<-

(2001 - 3460)
2838
C8J160331

TestAmerica Pittsburgh

INITIAL CALIBRATION DATA

Start Cal Date : 29-OCT-2008 15:29
End Cal Date : 29-OCT-2008 17:36
Quant Method : ISTD
Origin : Included
Target Version : 4.14
Integrator : HP RTE
Method file : \\PITSVR06\D\chem\732.i\d102908a.b\ll.m
Last Edit : 30-Oct-2008 09:57 piccolinov

Compound	0.4000000 Level 1	2.0000 Level 2	4.0000 Level 3	10.0000 Level 4	20.0000 Level 5	40.0000 Level 6	80.0000 Level 7	Curve	Coefficients b	m1	m2	%RSD or R^2	
125 Pyrene	1.02168	1.13551	0.97666	1.19526	1.11366	1.12760	1.21338	AVRG		1.11196		7.74348	
126 Aramite 1	+++++	+++++	+++++	+++++	+++++	+++++	+++++	AVRG		0.000e+000		0.000e+000	<-
M 191 Aramite, Total	+++++	+++++	+++++	+++++	+++++	+++++	+++++	AVRG		0.000e+000		0.000e+000	<-
127 Aramite 2	+++++	+++++	+++++	+++++	+++++	+++++	+++++	AVRG		0.000e+000		0.000e+000	<-
128 p-Dimethylamino azobenzene	+++++	+++++	+++++	+++++	+++++	+++++	+++++	AVRG		0.000e+000		0.000e+000	<-
129 p-Chlorobenzilate	+++++	+++++	+++++	+++++	+++++	+++++	+++++	AVRG		0.000e+000		0.000e+000	<-
130 Famphur	+++++	+++++	+++++	+++++	+++++	+++++	+++++	AVRG		0.000e+000		0.000e+000	<-

TestAmerica Pittsburgh

INITIAL CALIBRATION DATA

Start Cal Date : 29-OCT-2008 15:29
End Cal Date : 29-OCT-2008 17:36
Quant Method : ISTD
Origin : Included
Target Version : 4.14
Integrator : HP RTE
Method file : \\PITSVR06\D\chem\732.i\d102908a.b\ll.m
Last Edit : 30-Oct-2008 09:57 piccolinov

Compound	0.4000000 Level 1	2.0000 Level 2	4.0000 Level 3	10.0000 Level 4	20.0000 Level 5	40.0000 Level 6	Curve	Coefficients b	m1	m2	%RSD or R^2	
	80.0000 Level 7											
131 Butylbenzylphthalate	0.55336	0.52938	0.50424	0.65208	0.59717	0.57209						
	0.68951						AVRG		0.58540		11.32099	
132 3,3'-Dimethylbenzidine	+++++	+++++	+++++	+++++	+++++	+++++						
	+++++						AVRG		0.000e+000		0.000e+000	<-
133 3,3'-Dimethoxybenzidine	+++++	+++++	+++++	+++++	+++++	+++++						
	+++++						AVRG		0.000e+000		0.000e+000	<-
134 2-Acetylaminofluorene	+++++	+++++	+++++	+++++	+++++	+++++						
	+++++						AVRG		0.000e+000		0.000e+000	<-
135 3,3'-Dichlorobenzidine	0.43203	0.39733	0.34204	0.44767	0.40900	0.45433						
	0.47506						AVRG		0.42250		10.49191	
136 Benzo(a)Anthracene	1.21443	1.08210	1.02162	1.21885	1.13075	1.18188						
	1.23925						AVRG		1.15556		6.98770	
137 Chrysene	1.16667	1.11989	0.97356	1.15268	1.13451	1.15229						
	1.23099						AVRG		1.13294		6.94003	

TestAmerica Pittsburgh

INITIAL CALIBRATION DATA

Start Cal Date : 29-OCT-2008 15:29
End Cal Date : 29-OCT-2008 17:36
Quant Method : ISTD
Origin : Included
Target Version : 4.14
Integrator : HP RTE
Method file : \\PITSVR06\D\chem\732.i\d102908a.b\ll.m
Last Edit : 30-Oct-2008 09:57 piccolinov

Compound	0.4000000 Level 1 / 80.0000 Level 7	2.0000 Level 2	4.0000 Level 3	10.0000 Level 4	20.0000 Level 5	40.0000 Level 6	Curve	Coefficients b	Coefficients m1	Coefficients m2	%RSD or R^2	
138 4,4'-Methylene bis(o-chloroan	+++++ / +++++	+++++	+++++	+++++	+++++	+++++	AVRG		0.000e+000		0.000e+000	<-
139 bis(2-ethylhexyl)Phthalate	0.86876 / 1.02917	0.78599	0.70314	0.89491	0.95831	0.93164	AVRG		0.88170		12.38085	
140 Di-n-octylphthalate	17158 / 5500874	78364	157941	453504	1063158	2245929	QUAD	0.08870	0.60269	-0.00453	0.99977	
141 Benzo(b)fluoranthene	1.23954 / 1.74549	1.31420	1.24607	1.28859	1.23937	1.18826	AVRG		1.32308		14.40006	
204 6-Methylchrysene	+++++ / +++++	+++++	+++++	+++++	+++++	+++++	AVRG		0.000e+000		0.000e+000	<-
142 Benzo(k)fluoranthene	1.23735 / 1.72625	1.35163	1.22850	1.49557	1.76683	1.46165	AVRG		1.46683		14.75063	
143 7,12-dimethylbenz[a]anthracen	6590 / 2306799	34297	73005	195319	435635	986574	QUAD	0.10856	1.36295	-0.01707	0.99912	

TestAmerica Pittsburgh

INITIAL CALIBRATION DATA

Start Cal Date : 29-OCT-2008 15:29
End Cal Date : 29-OCT-2008 17:36
Quant Method : ISTD
Origin : Included
Target Version : 4.14
Integrator : HP RTE
Method file : \\PITSVR06\D\chem\732.i\d102908a.b\ll.m
Last Edit : 30-Oct-2008 09:57 piccolinov

Compound	0.4000000 Level 1	2.0000 Level 2	4.0000 Level 3	10.0000 Level 4	20.0000 Level 5	40.0000 Level 6	80.0000 Level 7	Curve	Coefficients b	m1	m2	%RSD or R^2	
144 Hexachlorophene	+++++	+++++	+++++	+++++	+++++	+++++	+++++						
								AVRG		0.000e+000		0.000e+000	<-
145 Hexachlorophene product	+++++	+++++	+++++	+++++	+++++	+++++	+++++						
								AVRG		0.000e+000		0.000e+000	<-
146 Benzo(a)pyrene	1.10663	1.13174	0.97138	1.21336	1.22666	1.23475	1.38541						
								AVRG		1.18142		10.91120	
148 3-Methylcholanthrene	+++++	+++++	+++++	+++++	+++++	+++++	+++++						
								AVRG		0.000e+000		0.000e+000	<-
149 Indeno(1,2,3-cd)pyrene	1.49873	1.52616	1.38482	1.47716	1.55297	1.67265	1.79956						
								AVRG		1.55886		8.78672	
150 Dibenz(a,h)anthracene	1.41790	1.32970	1.15890	1.30657	1.32500	1.42730	1.54780						
								AVRG		1.35902		8.94074	
151 Benzo(g,h,i)perylene	1.42286	1.24860	1.20033	1.34195	1.31725	1.38136	1.52728						
								AVRG		1.34852		8.09641	

(2001 - 3460)

2842

C8J160331

TestAmerica Pittsburgh

INITIAL CALIBRATION DATA

Start Cal Date : 29-OCT-2008 15:29
End Cal Date : 29-OCT-2008 17:36
Quant Method : ISTD
Origin : Included
Target Version : 4.14
Integrator : HP RTE
Method file : \\PITSVR06\D\chem\732.i\d102908a.b\ll.m
Last Edit : 30-Oct-2008 09:57 piccolinov

Compound	0.4000000 Level 1	2.0000 Level 2	4.0000 Level 3	10.0000 Level 4	20.0000 Level 5	40.0000 Level 6	80.0000 Level 7	Curve	Coefficients b	m1	m2	%RSD or R^2	
211 Benzenethiol	+++++	+++++	+++++	+++++	+++++	+++++	+++++	AVRG		0.000e+000		0.000e+000	<-
212 Kepone	+++++	+++++	+++++	+++++	+++++	+++++	+++++	AVRG		0.000e+000		0.000e+000	<-
213 Dibenzo(a,h) acridine	+++++	+++++	+++++	+++++	+++++	+++++	+++++	AVRG		0.000e+000		0.000e+000	<-
214 Methyl parathion	+++++	+++++	+++++	+++++	+++++	+++++	+++++	AVRG		0.000e+000		0.000e+000	<-
215 Parathion	+++++	+++++	+++++	+++++	+++++	+++++	+++++	AVRG		0.000e+000		0.000e+000	<-
216 Isodrin	+++++	+++++	+++++	+++++	+++++	+++++	+++++	AVRG		0.000e+000		0.000e+000	<-
217 Indene	+++++	+++++	+++++	+++++	+++++	+++++	+++++	AVRG		0.000e+000		0.000e+000	<-

(2001 - 3460)

TestAmerica Pittsburgh

INITIAL CALIBRATION DATA

Start Cal Date : 29-OCT-2008 15:29
End Cal Date : 29-OCT-2008 17:36
Quant Method : ISTD
Origin : Included
Target Version : 4.14
Integrator : HP RTE
Method file : \\PITSVR06\D\chem\732.i\d102908a.b\ll.m
Last Edit : 30-Oct-2008 09:57 piccolinov

Compound	0.4000000 Level 1	2.0000 Level 2	4.0000 Level 3	10.0000 Level 4	20.0000 Level 5	40.0000 Level 6	80.0000 Level 7	Curve	Coefficients b	m1	m2	%RSD or R^2	
218 Quinoline	+++++	+++++	+++++	+++++	+++++	+++++	+++++	AVRG		0.000e+000		0.000e+000	<-
219 1,4-Dithiane	+++++	+++++	+++++	+++++	+++++	+++++	+++++	AVRG		0.000e+000		0.000e+000	<-
220 1,4-Oxathiane	+++++	+++++	+++++	+++++	+++++	+++++	+++++	AVRG		0.000e+000		0.000e+000	<-
221 Benzothiazole	+++++	+++++	+++++	+++++	+++++	+++++	+++++	AVRG		0.000e+000		0.000e+000	<-
222 Dimethyl Disulfide	+++++	+++++	+++++	+++++	+++++	+++++	+++++	AVRG		0.000e+000		0.000e+000	<-
223 p-Chlorophenylmethylsulfide	+++++	+++++	+++++	+++++	+++++	+++++	+++++	AVRG		0.000e+000		0.000e+000	<-
224 p-Chlorophenylmethylsulfone	+++++	+++++	+++++	+++++	+++++	+++++	+++++	AVRG		0.000e+000		0.000e+000	<-

2843

C8J160331

(2001 - 3460)

TestAmerica Pittsburgh

INITIAL CALIBRATION DATA

Start Cal Date : 29-OCT-2008 15:29
End Cal Date : 29-OCT-2008 17:36
Quant Method : ISTD
Origin : Included
Target Version : 4.14
Integrator : HP RTE
Method file : \\PITSVR06\D\chem\732.i\d102908a.b\ll.m
Last Edit : 30-Oct-2008 09:57 piccolinov

Compound	0.4000000 Level 1	2.0000 Level 2	4.0000 Level 3	10.0000 Level 4	20.0000 Level 5	40.0000 Level 6	Curve	Coefficients b	m1	m2	%RSD or R^2	
	80.0000 Level 7											
225 p-Chlorophenylmethylsulfoxide	+++++	+++++	+++++	+++++	+++++	+++++						
	+++++						AVRG		0.000e+000		0.000e+000	<-
$ 154 Nitrobenzene-d5	0.38326	0.40072	0.40591	0.40403	0.41769	0.42121						
	0.42244						AVRG		0.40789		3.41157	
$ 155 2-Fluorobiphenyl	1.44610	1.24742	1.28065	1.28330	1.33756	1.32572						
	1.43252						AVRG		1.33618		5.73511	
$ 156 Terphenyl-d14	0.73333	0.78132	0.70221	0.87085	0.83169	0.83041						
	0.91141						AVRG		0.80874		9.19546	
$ 157 Phenol-d5	1.65959	1.52379	1.53395	1.47241	1.45734	1.43671						
	1.53929						AVRG		1.51758		4.89826	
$ 158 2-Fluorophenol	1.27002	1.21056	1.26340	1.19316	1.19002	1.13050						
	1.18425						AVRG		1.20599		4.00659	

2844

C8J160331

(2001 - 3460)

TestAmerica Pittsburgh

INITIAL CALIBRATION DATA

Start Cal Date : 29-OCT-2008 15:29
End Cal Date : 29-OCT-2008 17:36
Quant Method : ISTD
Origin : Included
Target Version : 4.14
Integrator : HP RTE
Method file : \\PITSVR06\D\chem\732.i\d102908a.b\ll.m
Last Edit : 30-Oct-2008 09:57 piccolinov

Compound	0.4000000 Level 1	2.0000 Level 2	4.0000 Level 3	10.0000 Level 4	20.0000 Level 5	40.0000 Level 6	Curve	Coefficients b	m1	m2	%RSD or R^2
	80.0000 Level 7										
$ 159 2,4,6-Tribromophenol	991	6015	13892	40473	90973	186832					
	420277						QUAD	0.08416	7.37511	0.20787	0.99979
$ 186 2-Chlorophenol-d4	1.27195	1.38413	1.40984	1.39658	1.42255	1.41292					
	1.45708						AVRG		1.39358		4.18435
$ 187 1,2-Dichlorobenzene-d4	1.04352	0.97785	0.99576	0.98073	1.04037	0.99988					
	1.02378						AVRG		1.00884		2.69080

2845

C8J160331

TestAmerica Pittsburgh

INITIAL CALIBRATION DATA

Start Cal Date : 29-OCT-2008 15:29
End Cal Date : 29-OCT-2008 17:36
Quant Method : ISTD
Origin : Included
Target Version : 4.14
Integrator : HP RTE
Method file : \\PITSVR06\D\chem\732.i\d102908a.b\ll.m
Last Edit : 30-Oct-2008 09:57 piccolinov

Curve	Formula	Units
Averaged	Amt = Rsp/m1	Response
Quad	Amt = b + m1*Rsp + m2*Rsp^2	Response

(2001 - 3460)

2846

C8J160331

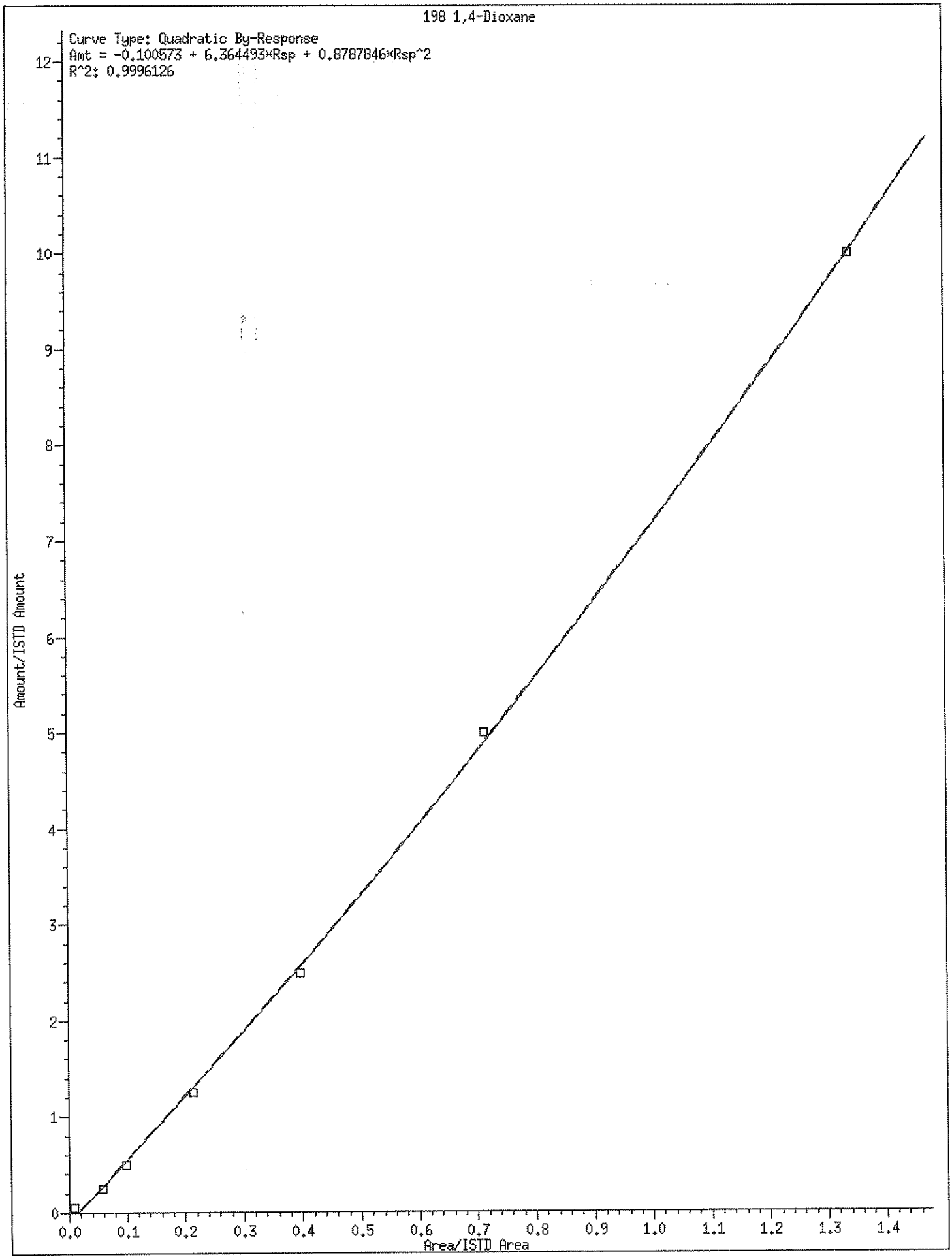
198 1,4-Dioxane
Curve Type: Quadratic By-Response
Amt = -0.100573 + 6.364493*Rsp + 0.8787846*Rsp^2
R^2: 0.9996126
Amount/ISTD Amount
Area/ISTD Area
0
1
2
3
4
5
6
7
8
9
10
11
12
0.0
0.1
0.2
0.3
0.4
0.5
0.6
0.7
0.8
0.9
1.0
1.1
1.2
1.3
1.4

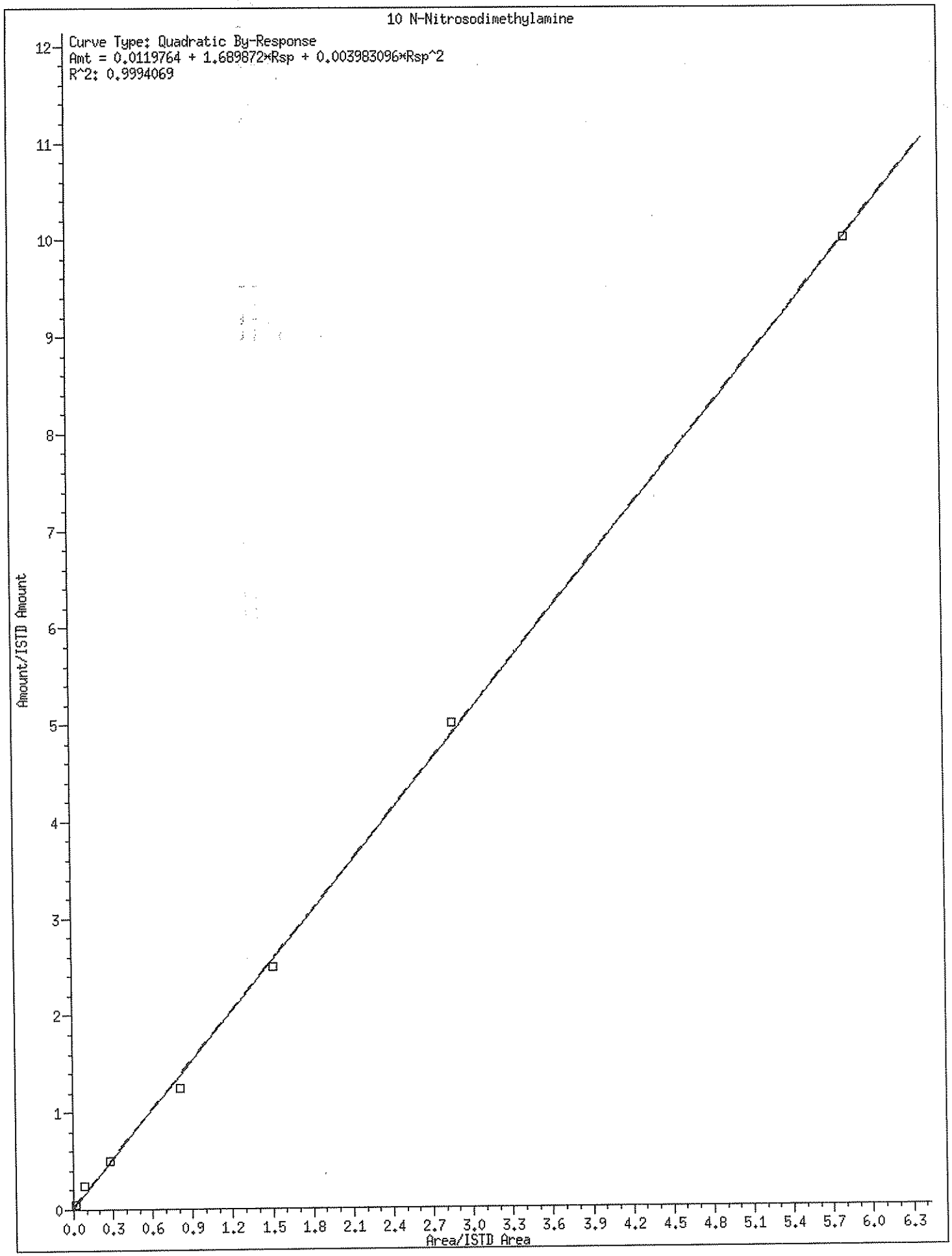
10 N-Nitrosodimethylamine
Curve Type: Quadratic By-Response
Amt = 0.0119764 + 1.689872*Rsp + 0.00398096*Rsp^2
R^2: 0.9994069
Amount/ISTD Amount
Area/ISTD Area
0
1
2
3
4
5
6
7
8
9
10
11
12
0.0
0.3
0.6
0.9
1.2
1.5
1.8
2.1
2.4
2.7
3.0
3.3
3.6
3.9
4.2
4.5
4.8
5.1
5.4
5.7
6.0
6.3

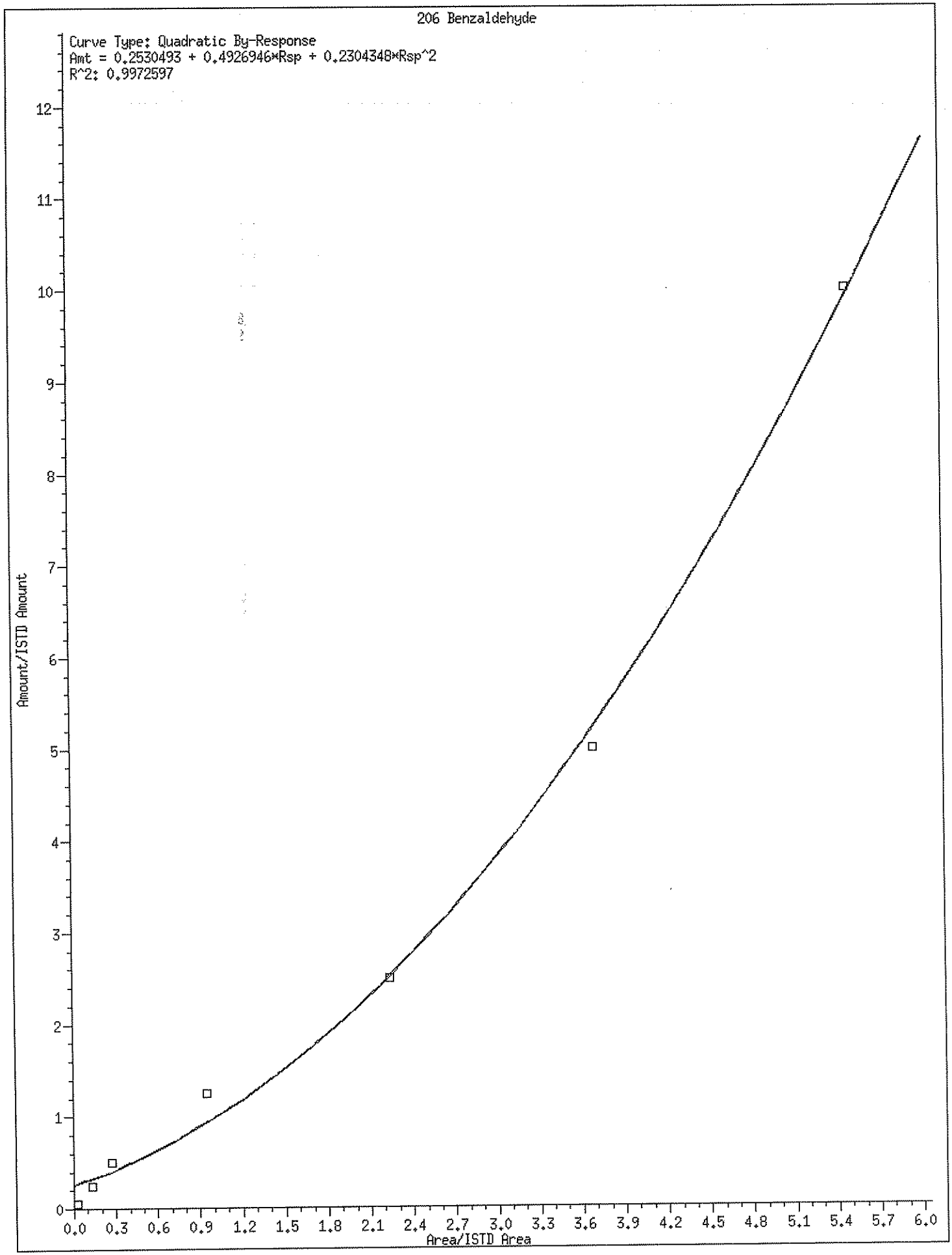
206 Benzaldehyde
Curve Type: Quadratic By-Response
Amt = 0.2530493 + 0.4926946*Rsp + 0.2304348*Rsp^2
R^2: 0.9972597
Amount/ISTD Amount
Area/ISTD Area
0
1
2
3
4
5
6
7
8
9
10
11
12
0.0 0.3 0.6 0.9 1.2 1.5 1.8 2.1 2.4 2.7 3.0 3.3 3.6 3.9 4.2 4.5 4.8 5.1 5.4 5.7 6.0

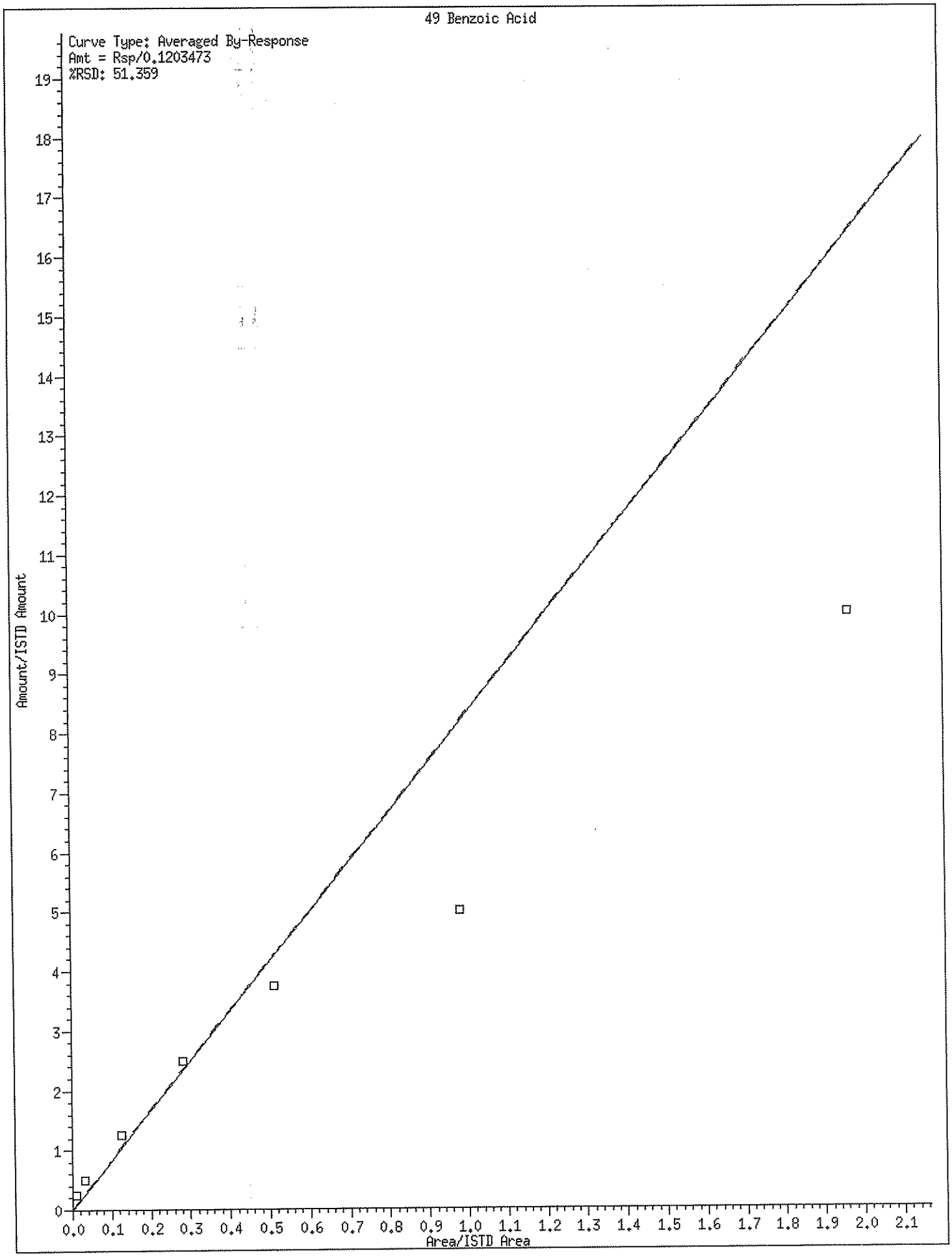
49 Benzoic Acid
Curve Type: Averaged By-Response
Amt = Rsp/0.1203473
%RSD: 51.359
Amount/ISTD Amount
Area/ISTD Area
0
1
2
3
4
5
6
7
8
9
10
11
12
13
14
15
16
17
18
19
0.0
0.1
0.2
0.3
0.4
0.5
0.6
0.7
0.8
0.9
1.0
1.1
1.2
1.3
1.4
1.5
1.6
1.7
1.8
1.9
2.0
2.1

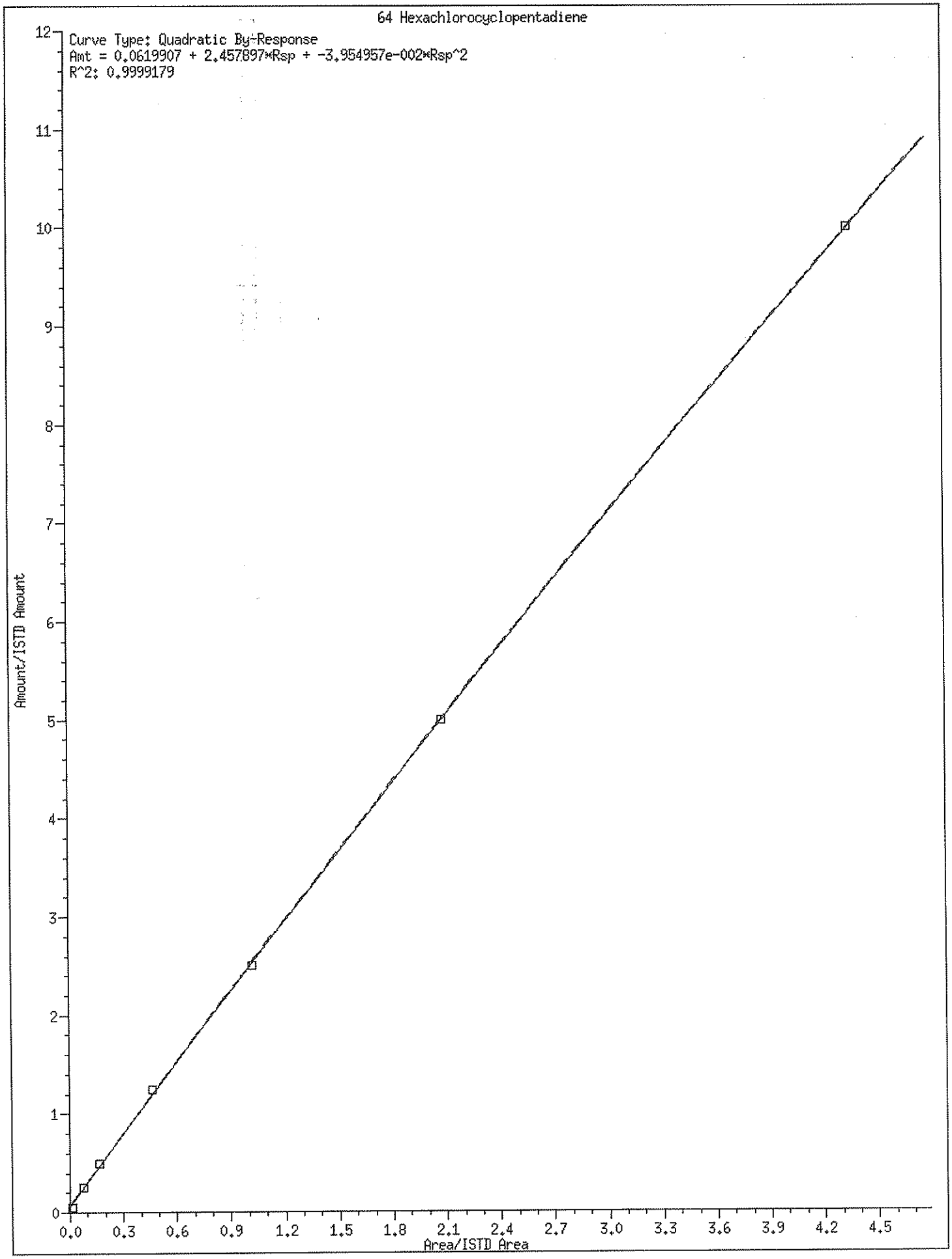
64 Hexachlorocyclopentadiene
Curve Type: Quadratic By-Response
Amt = 0.0619907 + 2.457897*Rsp + -3.954957e-002*Rsp^2
R^2: 0.9999179
Amount/ISTD Amount
Area/ISTD Area
0
1
2
3
4
5
6
7
8
9
10
11
12
0.0
0.3
0.6
0.9
1.2
1.5
1.8
2.1
2.4
2.7
3.0
3.3
3.6
3.9
4.2
4.5

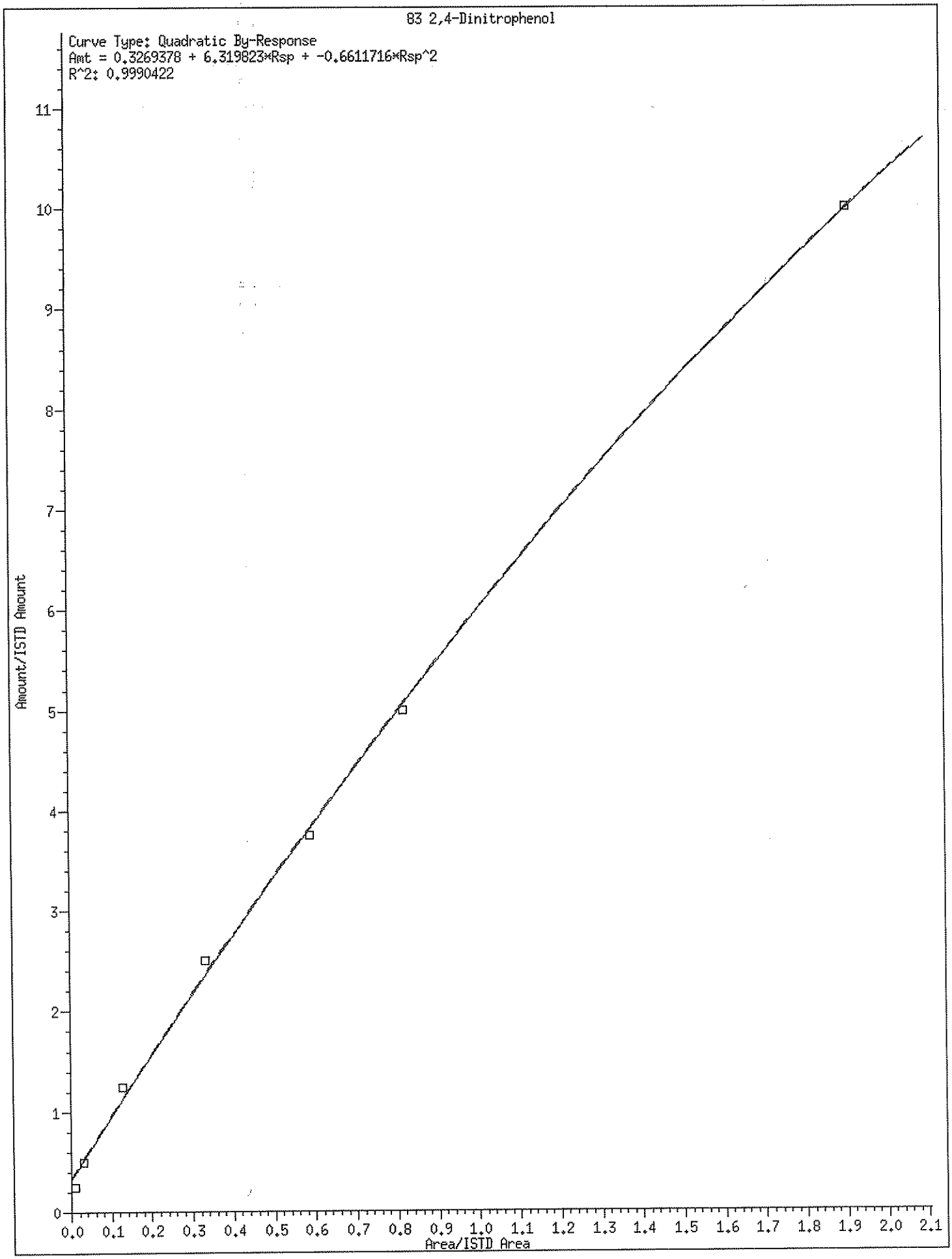
83 2,4-Dinitrophenol
Curve Type: Quadratic By-Response
Amt = 0.3269378 + 6.319823*Rsp + -0.6611716*Rsp^2
R^2: 0.9990422
Amount/ISTD Amount
Area/ISTD Area
0
1
2
3
4
5
6
7
8
9
10
11
0.0
0.1
0.2
0.3
0.4
0.5
0.6
0.7
0.8
0.9
1.0
1.1
1.2
1.3
1.4
1.5
1.6
1.7
1.8
1.9
2.0
2.1

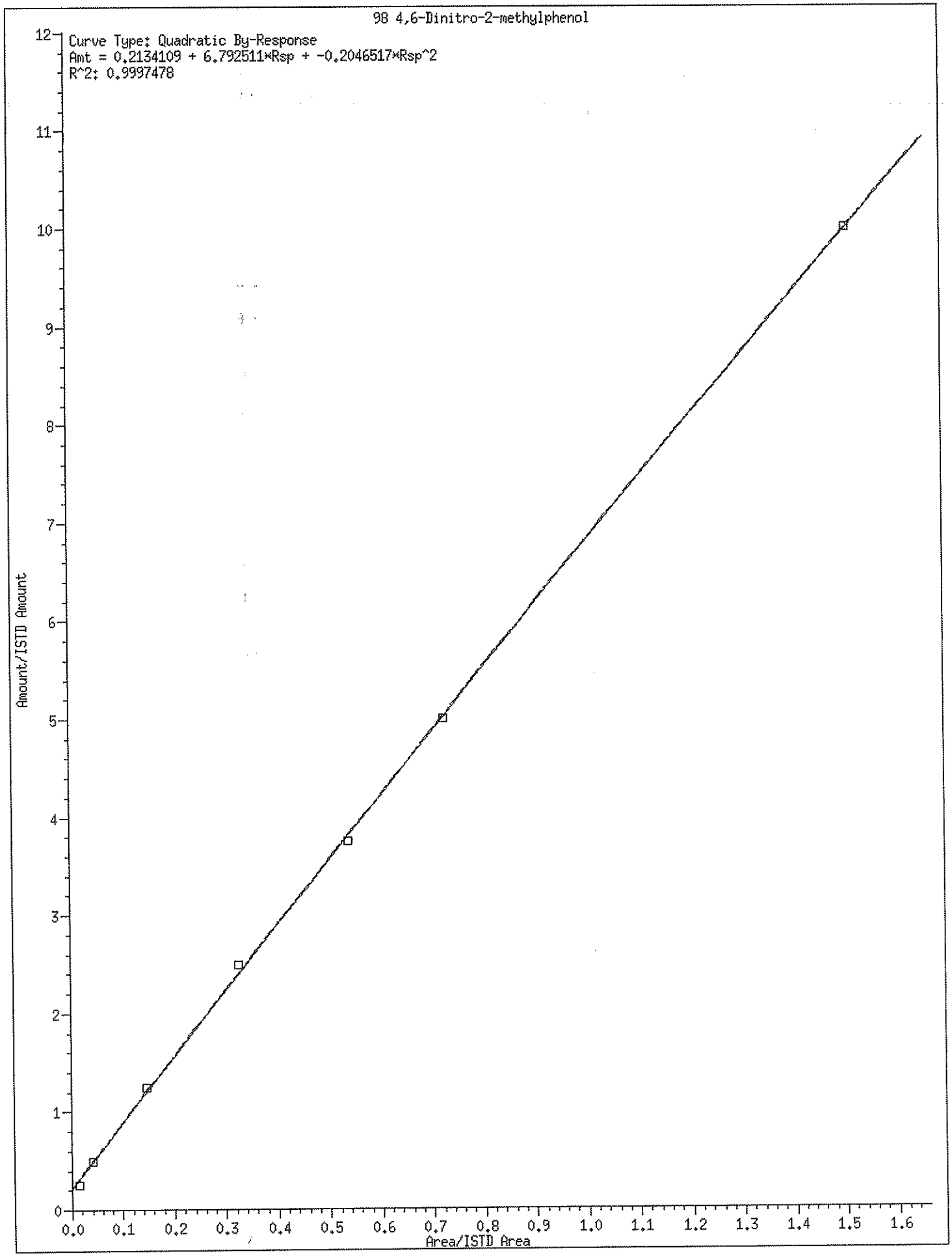
98 4,6-Dinitro-2-methylphenol
Curve Type: Quadratic By-Response
Amt = 0.2134109 + 6.792511*Rsp + -0.2046517*Rsp^2
R^2: 0.9997478
Amount/ISTD Amount
Area/ISTD Area
0
1
2
3
4
5
6
7
8
9
10
11
12
0.0
0.1
0.2
0.3
0.4
0.5
0.6
0.7
0.8
0.9
1.0
1.1
1.2
1.3
1.4
1.5
1.6

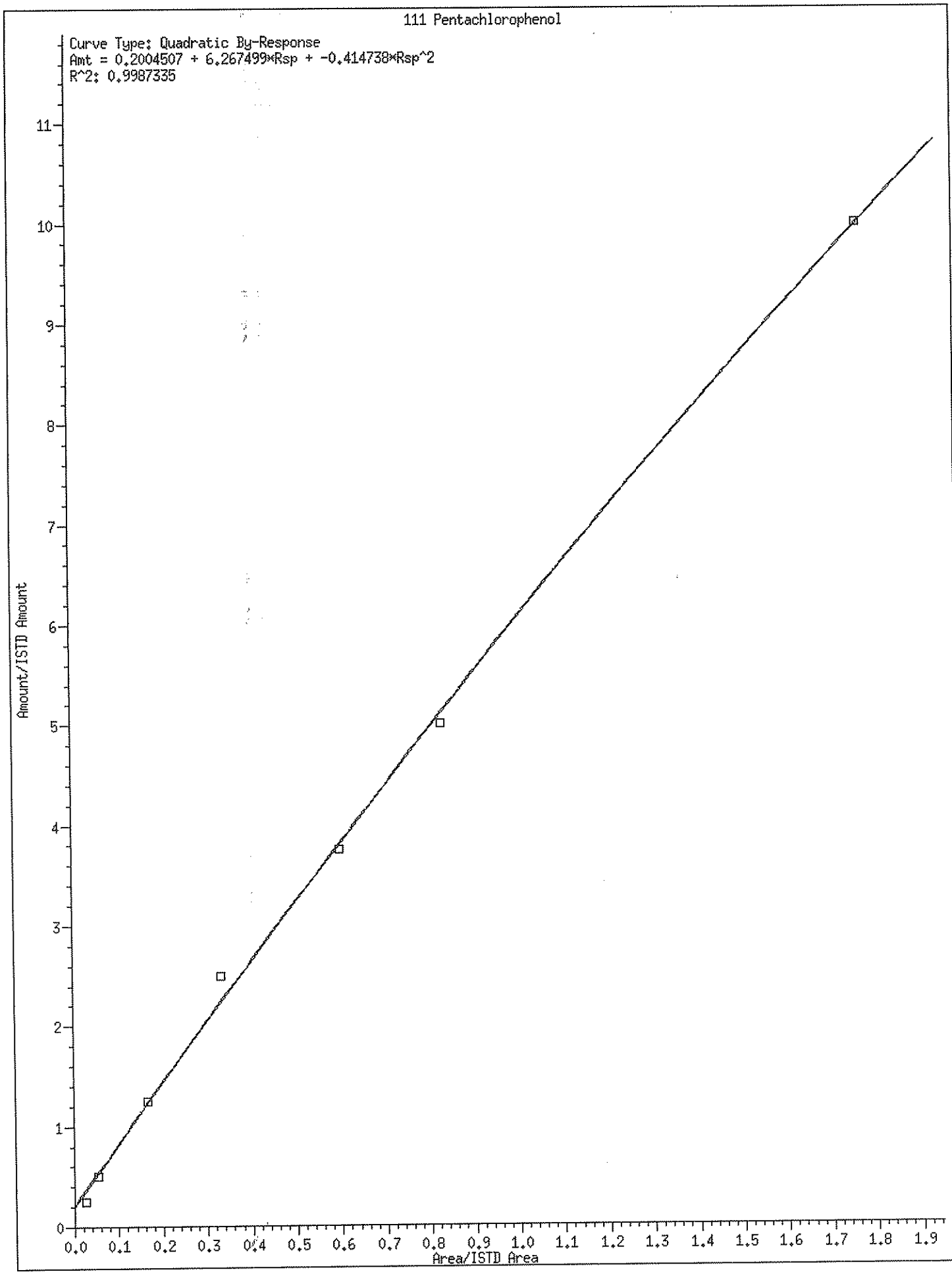
111 Pentachlorophenol
Curve Type: Quadratic By-Response
Amt = 0.2004507 + 6.267499*Rsp + -0.414738*Rsp^2
R^2: 0.9987335
Amount/ISTD Amount
Area/ISTD Area
0
1
2
3
4
5
6
7
8
9
10
11
0.0
0.1
0.2
0.3
0.4
0.5
0.6
0.7
0.8
0.9
1.0
1.1
1.2
1.3
1.4
1.5
1.6
1.7
1.8
1.9

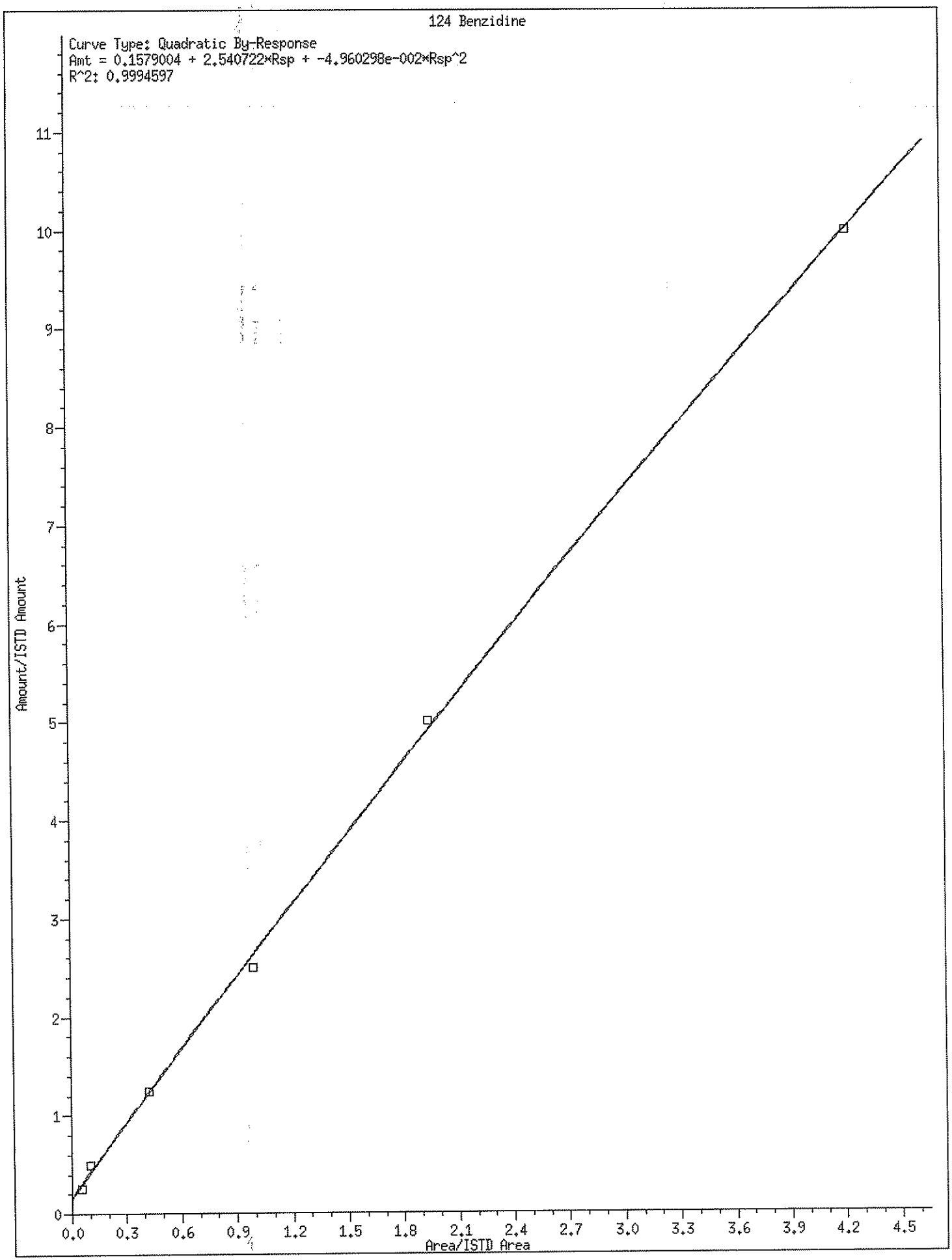
124 Benzidine
Curve Type: Quadratic By-Response
Amt = 0.1579004 + 2.540722*Rsp + -4.960298e-002*Rsp^2
R^2: 0.9994597
Amount/ISTD Amount
Area/ISTD Area
0
1
2
3
4
5
6
7
8
9
10
11
0.0
0.3
0.6
0.9
1.2
1.5
1.8
2.1
2.4
2.7
3.0
3.3
3.6
3.9
4.2
4.5

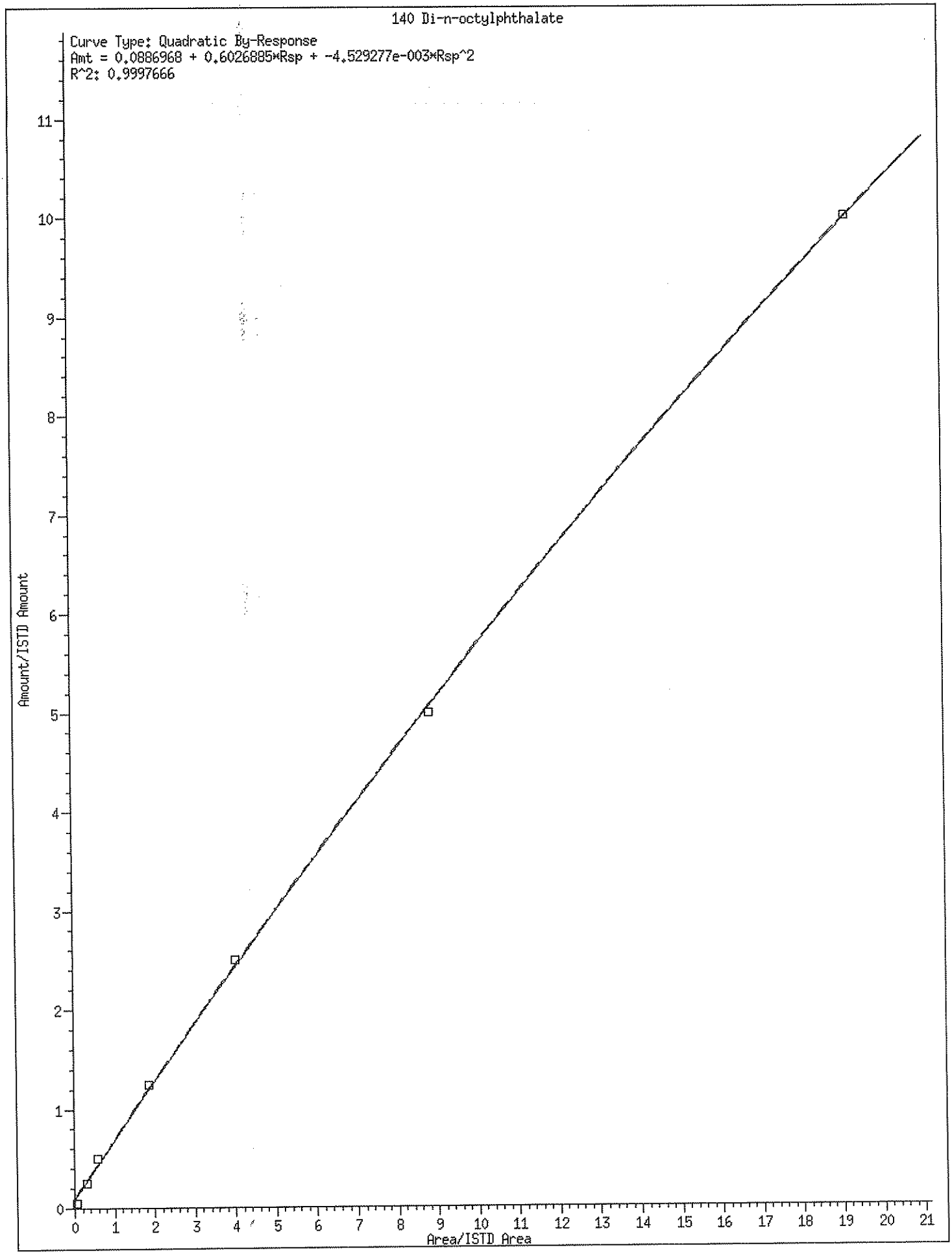
140 Di-n-octylphthalate
Curve Type: Quadratic By-Response
Amt = 0.0886968 + 0.6026885*Rsp + -4.529277e-003*Rsp^2
R^2: 0.9997666
Amount/ISTD Amount
Area/ISTD Area
0
1
2
3
4
5
6
7
8
9
10
11
12
13
14
15
16
17
18
19
20
21

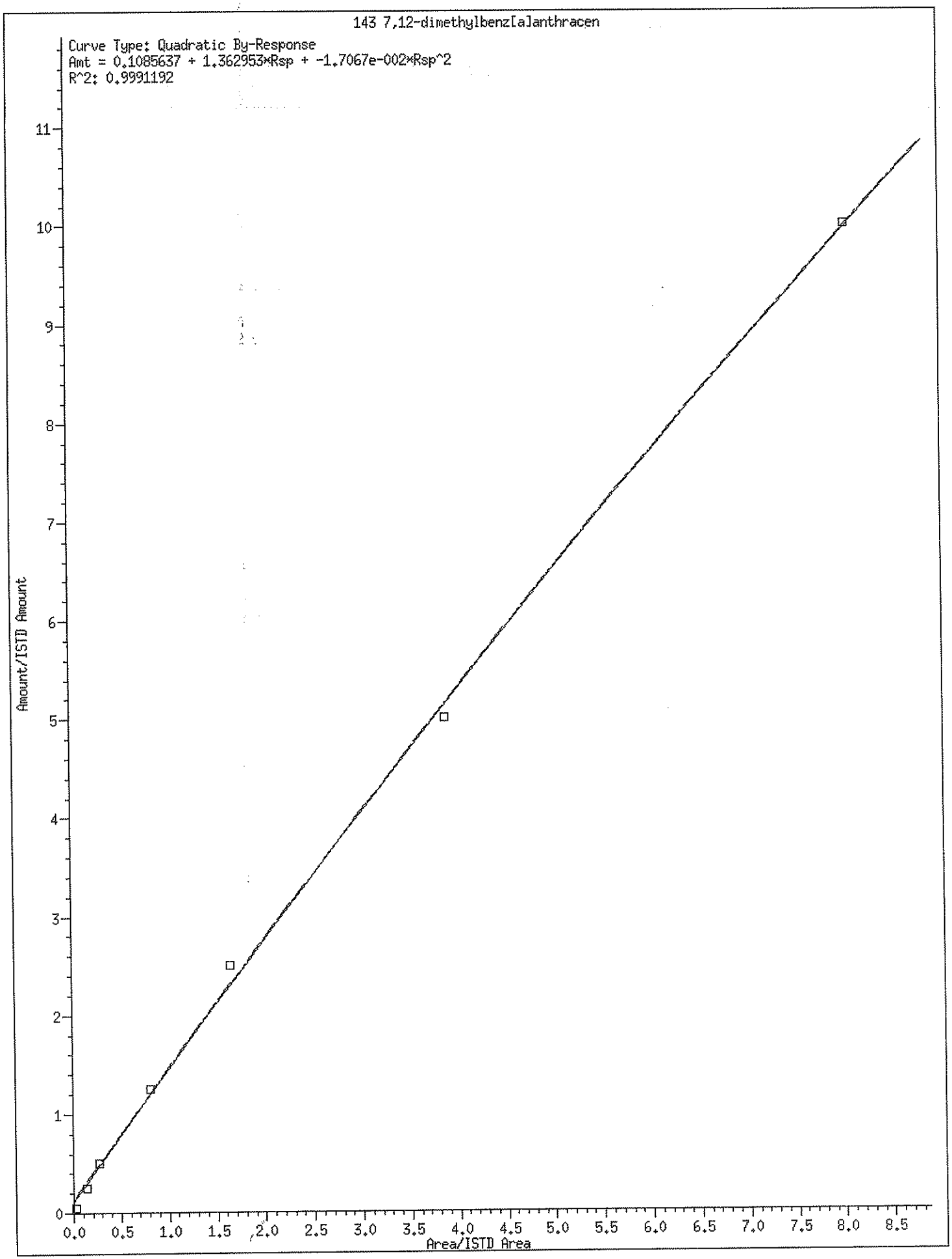
143 7,12-dimethylbenz[a]anthracen
Curve Type: Quadratic By-Response
Amt = 0.1085637 + 1.362953*Rsp + -1.7067e-002*Rsp^2
R^2: 0.9991192
Amount/ISTD Amount
Area/ISTD Area
0
1
2
3
4
5
6
7
8
9
10
11
0.0
0.5
1.0
1.5
2.0
2.5
3.0
3.5
4.0
4.5
5.0
5.5
6.0
6.5
7.0
7.5
8.0
8.5

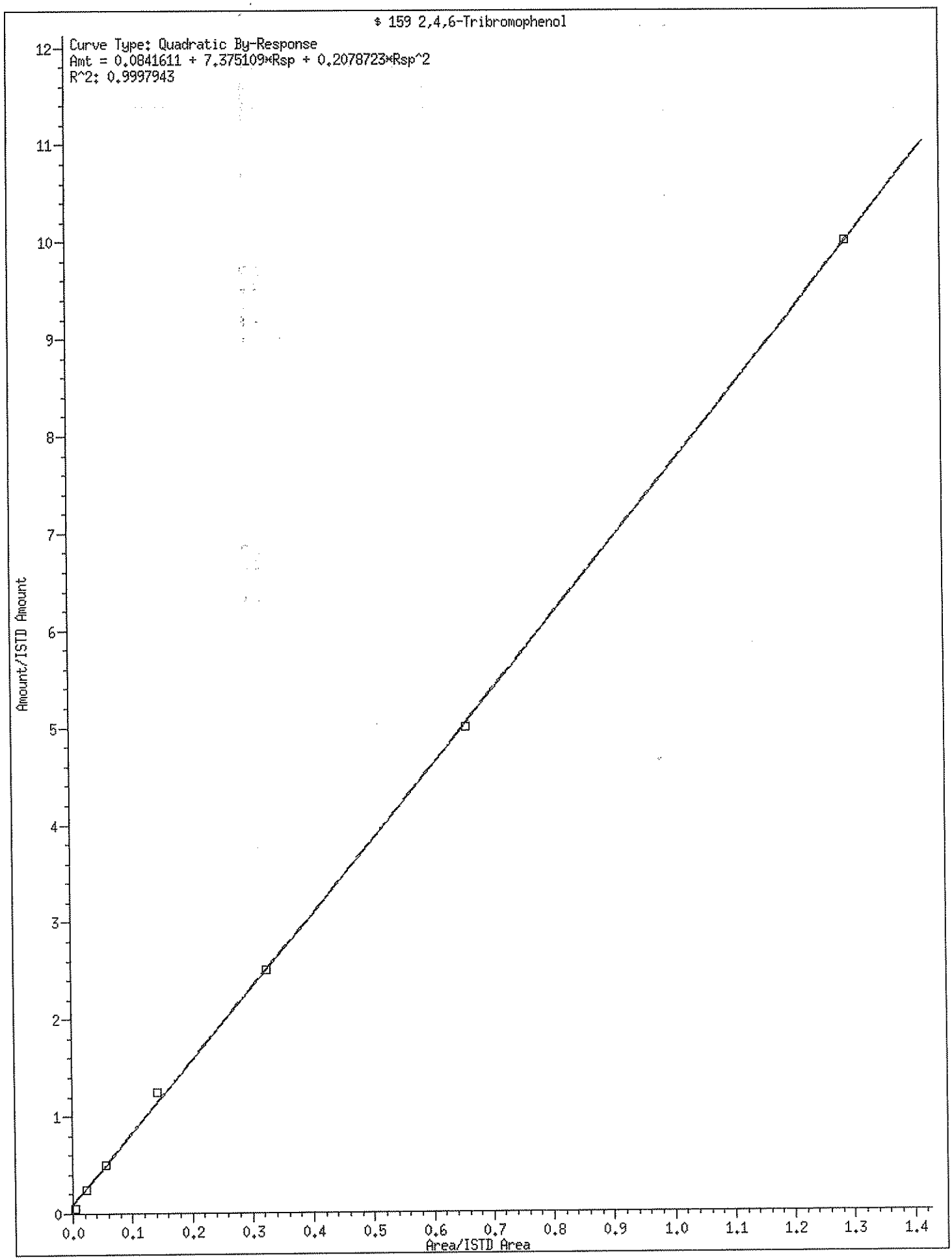
$ 159 2,4,6-Tribromophenol
Curve Type: Quadratic By-Response
Amt = 0.0841611 + 7.375109*Rsp + 0.2078723*Rsp^2
R^2: 0.9997943
Amount/ISTD Amount
Area/ISTD Area
0
1
2
3
4
5
6
7
8
9
10
11
12
0.0
0.1
0.2
0.3
0.4
0.5
0.6
0.7
0.8
0.9
1.0
1.1
1.2
1.3
1.4

Data File: \\PITSVR06\D\chem\732.i\d102908a.b\D1029IC1.D
Date : 29-OCT-2008 15:29
Client ID: sstd0.4
Sample Info: SSTD0.4 (0.2 ug/ml) BNA0672-08

Instrument: 732.i
Operator: 403801nlb (INT BNA0446-05)
Column phase: DB5-MS
Column diameter: 0.32

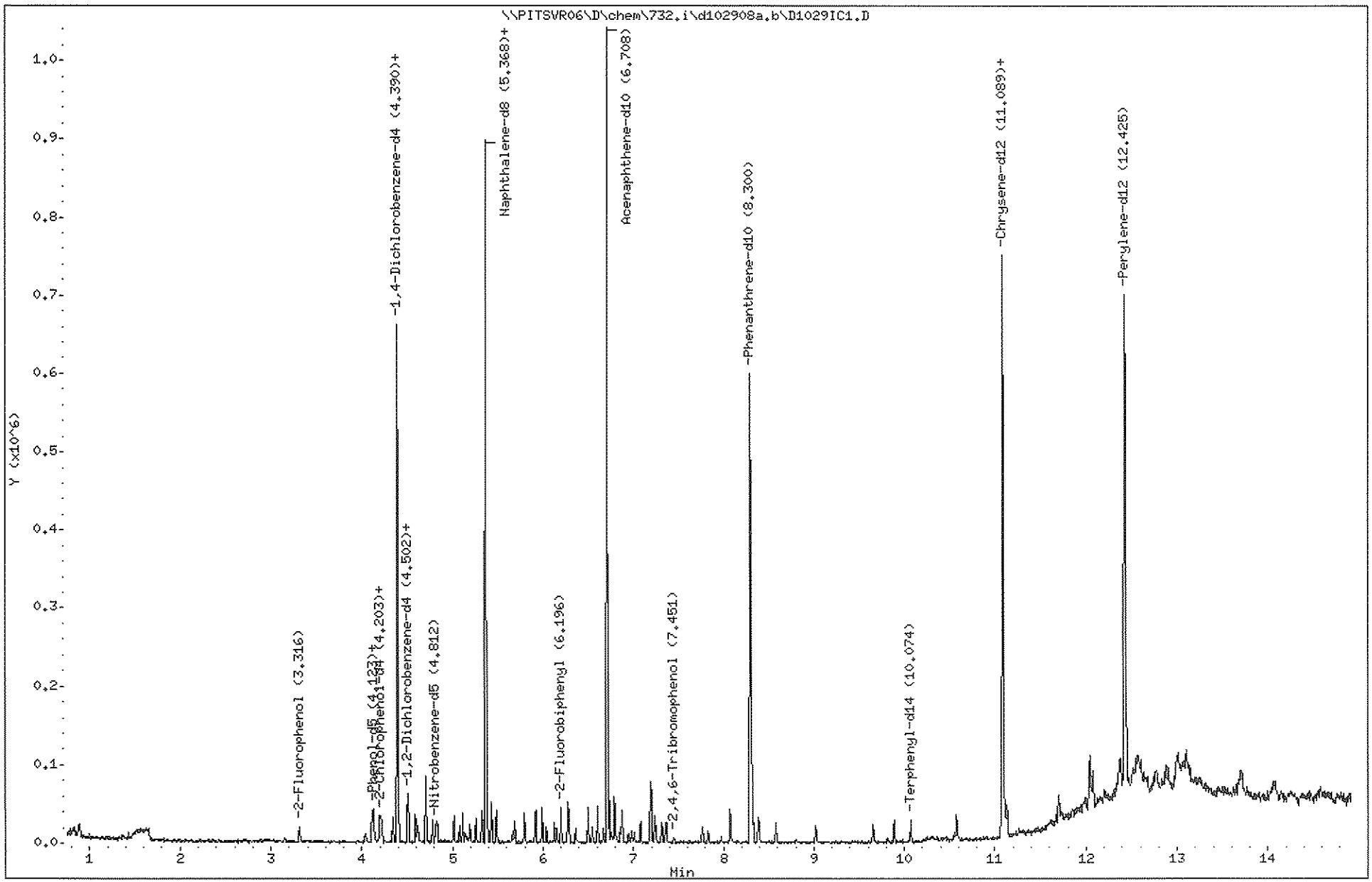

TestAmerica Pittsburgh

Semivolatile REPORT SW-846 Method 8270

Data file : \\PITSVR06\D\chem\732.i\d102908a.b\D1029IC1.D
Lab Smp Id: sstd0.4 Client Smp ID: sstd0.4
Inj Date : 29-OCT-2008 15:29
Operator : 403801nlb (INT BNA0446-05) Inst ID: 732.i
Smp Info : SSTD0.4 (0.2 ug/ml) BNA0672-08
Misc Info : sstd0.4,d102908a.b,ll.m,3-root.sub,1,1
Comment :
Method : \\PITSVR06\D\chem\732.i\d102908a.b\ll.m
Meth Date : 30-Oct-2008 09:42 732.i Quant Type: ISTD
Cal Date : 29-OCT-2008 17:36 Cal File: D1029IC7.D
Als bottle: 91 Calibration Sample, Level: 1
Dil Factor: 1.00000
Integrator: HP RTE Compound Sublist: 3-root.sub
Target Version: 4.14
Processing Host: PITPC-502

	Compounds	QUANT SIG MASS	RT	EXP RT	REL RT	RESPONSE	AMOUNTS CAL-AMT (NG)	ON-COL (NG)
* 1	1,4-Dichlorobenzene-d4	152	4.389	4.389	(1.000)	82912	8.00000	
* 2	Naphthalene-d8	136	5.367	5.367	(1.000)	322286	8.00000	
* 3	Acenaphthene-d10	164	6.708	6.708	(1.000)	167927	8.00000	
* 4	Phenanthrene-d10	188	8.300	8.300	(1.000)	256821	8.00000	
* 5	Chrysene-d12	240	11.089	11.089	(1.000)	242484	8.00000	(M)
* 6	Perylene-d12	264	12.424	12.424	(1.000)	274166	8.00000	
198	1,4-Dioxane	88	0.901	0.901	(0.205)	649	0.40000	0.36782(QM)
10	N-Nitrosodimethylamine	74	1.371	1.371	(0.312)	1633	0.40000	0.29818(Q)
9	Pyridine	79	1.430	1.430	(0.326)	4543	0.40000	0.34107(M)
16	Methyl methanesulfonate	80	3.155	3.155	(0.719)	2852	0.40000	0.42318
206	Benzaldehyde	77	4.037	4.037	(0.920)	1996	0.40000	0.29995
21	Aniline	93	4.128	4.128	(0.940)	8618	0.40000	0.43684
22	Phenol	94	4.122	4.122	(0.939)	7944	0.40000	0.43681
23	bis(2-Chloroethyl)ether	93	4.197	4.197	(0.956)	5130	0.40000	0.42573
24	2-Chlorophenol	128	4.218	4.218	(0.961)	6443	0.40000	0.44395
26	1,3-Dichlorobenzene	146	4.341	4.341	(0.989)	7010	0.40000	0.42056
27	1,4-Dichlorobenzene	146	4.400	4.400	(1.002)	7034	0.40000	0.40659(Q)
28	1,2-Dichlorobenzene	146	4.518	4.518	(1.029)	6572	0.40000	0.40853
29	Benzyl Alcohol	108	4.502	4.502	(1.026)	3959	0.40000	0.43028(Q)
30	2-Methylphenol	108	4.587	4.587	(1.045)	4823	0.40000	0.37488
31	2,2'-oxybis(1-Chloropropane)	45	4.614	4.614	(1.051)	6157	0.40000	0.40103
37	Acetophenone	105	4.699	4.699	(1.071)	7899	0.40000	0.38667
32	N-Nitroso-di-n-propylamine	70	4.710	4.710	(1.073)	4503	0.40000	0.42431
192	4-Methylphenol	108	4.705	4.705	(1.072)	4506	0.40000	0.33409(Q)
34	Hexachloroethane	117	4.779	4.779	(1.089)	2807	0.40000	0.37772
35	Nitrobenzene	77	4.827	4.827	(0.899)	6117	0.40000	0.37635
41	Isophorone	82	5.014	5.014	(0.934)	10487	0.40000	0.40435
42	2-Nitrophenol	139	5.073	5.073	(0.945)	2437	0.40000	0.33072
43	2,4-Dimethylphenol	107	5.111	5.111	(0.952)	6592	0.40000	0.40784
44	bis(2-Chloroethoxy)methane	93	5.191	5.191	(0.967)	6428	0.40000	0.41909(M)
48	2,4-Dichlorophenol	162	5.255	5.255	(0.979)	4499	0.40000	0.39323
49	Benzoic Acid	122	5.148	5.148	(0.959)	2636	2.00000	0.48486(Q)
50	1,2,4-Trichlorobenzene	180	5.324	5.324	(0.992)	5352	0.40000	0.39929

Compounds	QUANT SIG MASS	RT	EXP RT	REL RT	RESPONSE	AMOUNTS CAL-AMT (NG)	AMOUNTS ON-COL (NG)
51 Naphthalene	128	5.383	5.383	(1.003)	17024	0.40000	0.40101
52 4-Chloroaniline	127	5.426	5.426	(1.011)	6174	0.40000	0.36274
54 2,6-Dichlorophenol	162	5.431	5.431	(1.012)	4198	0.40000	0.35173(Q)
56 Hexachlorobutadiene	225	5.485	5.485	(1.022)	2990	0.40000	0.36595(Q)
208 Caprolactam	113	5.661	5.661	(1.055)	937	0.40000	0.30361(Q)
59 4-Chloro-3-Methylphenol	107	5.789	5.789	(1.079)	4721	0.40000	0.36664
62 2-Methylnaphthalene	142	5.917	5.917	(1.103)	8717	0.40000	0.33560(Q)
63 1-Methylnaphthalene	142	5.987	5.987	(1.115)	9964	0.40000	0.38286
64 Hexachlorocyclopentadiene	237	6.035	6.035	(0.900)	2137	0.40000	0.28207(Q)
66 2,4,6-Trichlorophenol	196	6.126	6.126	(0.913)	2795	0.40000	0.36387
67 2,4,5-Trichlorophenol	196	6.152	6.152	(0.917)	3439	0.40000	0.41608
209 1,1'-Biphenyl	154	6.270	6.270	(0.935)	12101	0.40000	0.38222
70 2-Chloronaphthalene	162	6.286	6.286	(0.937)	9449	0.40000	0.38070
73 2-Nitroaniline	65	6.355	6.355	(0.947)	2803	0.40000	0.34476
76 Dimethylphthalate	163	6.500	6.500	(0.969)	9198	0.40000	0.35837(M)
78 2,6-Dinitrotoluene	165	6.542	6.542	(0.975)	1822	0.40000	0.33514
79 Acenaphthylene	152	6.601	6.601	(0.984)	14777	0.40000	0.38468(Q)
81 3-Nitroaniline	138	6.671	6.671	(0.994)	2222	0.40000	0.36826(Q)
82 Acenaphthene	153	6.735	6.735	(1.004)	10563	0.40000	0.42314
83 2,4-Dinitrophenol	184	6.756	6.756	(1.007)	1702	2.00000	0.60142(Q)
85 4-Nitrophenol	109	6.788	6.788	(1.012)	6714	2.00000	1.3140(Q)
86 Dibenzofuran	168	6.874	6.874	(1.025)	14093	0.40000	0.42482
87 2,4-Dinitrotoluene	165	6.852	6.852	(1.022)	2345	0.40000	0.31116
91 2,3,5,6-Tetrachlorophenol	232	6.943	6.943	(1.035)	2122	0.40000	0.33306(Q)
88 2,3,4,6-Tetrachlorophenol	232	6.980	6.980	(1.041)	2000	0.40000	0.31086
92 2-Naphthylamine	143	7.012	7.012	(1.045)	3904	0.40000	0.34098
93 Diethylphthalate	149	7.082	7.082	(1.056)	9007	0.40000	0.34132
94 Fluorene	166	7.194	7.194	(1.072)	9189	0.40000	0.34722
95 4-Chlorophenyl-phenylether	204	7.199	7.199	(1.073)	4245	0.40000	0.34177
96 4-Nitroaniline	138	7.194	7.194	(1.072)	2132	0.40000	0.33453
98 4,6-Dinitro-2-methylphenol	198	7.242	7.242	(0.873)	3850	2.00000	1.0112
99 N-Nitrosodiphenylamine (1)	169	7.317	7.317	(0.882)	7343	0.40000	0.37085
100 1,2-Diphenylhydrazine	77	7.360	7.360	(0.887)	12939	0.40000	0.39316
106 4-Bromophenyl-phenylether	248	7.766	7.766	(0.936)	2670	0.40000	0.37716(Q)
107 Hexachlorobenzene	284	7.830	7.830	(0.943)	2983	0.40000	0.37583
210 Atrazine	200	7.974	7.974	(0.961)	1553	0.40000	0.38780(QM)
111 Pentachlorophenol	266	8.070	8.070	(0.972)	6224	2.00000	1.3977(Q)
115 Phenanthrene	178	8.327	8.327	(1.003)	12095	0.40000	0.35948
116 Anthracene	178	8.385	8.385	(1.010)	13310	0.40000	0.37008
119 Carbazole	167	8.578	8.578	(1.033)	11133	0.40000	0.35924(Q)
120 Di-n-Butylphthalate	149	9.016	9.016	(1.086)	14421	0.40000	0.36164
123 Fluoranthene	202	9.657	9.657	(1.163)	10554	0.40000	0.32261(Q)
124 Benzidine	184	Compound Not Detected.					
125 Pyrene	202	9.892	9.892	(0.892)	12387	0.40000	0.36752
131 Butylbenzylphthalate	149	10.576	10.576	(0.954)	6709	0.40000	0.37810
135 3,3'-Dichlorobenzidine	252	11.062	11.062	(0.998)	5238	0.40000	0.40902
136 Benzo(a)Anthracene	228	11.078	11.078	(0.999)	14724	0.40000	0.42038
137 Chrysene	228	11.110	11.110	(1.002)	14145	0.40000	0.41191
139 bis(2-ethylhexyl)Phthalate	149	11.131	11.131	(1.004)	10533	0.40000	0.39413
140 Di-n-octylphthalate	149	11.703	11.703	(0.942)	17158	0.40000	0.32411(M)
141 Benzo(b)fluoranthene	252	12.045	12.045	(0.969)	16992	0.40000	0.37474
142 Benzo(k)fluoranthene	252	12.072	12.072	(0.972)	16962	0.40000	0.33742
143 7,12-dimethylbenz[a]anthracen	256	12.045	12.045	(0.969)	6590	0.40000	0.30054
146 Benzo(a)pyrene	252	12.376	12.376	(0.996)	15170	0.40000	0.37468

Compounds	QUANT SIG MASS	RT	EXP RT	REL RT	RESPONSE	AMOUNTS CAL-AMT (NG)	AMOUNTS ON-COL (NG)
149 Indeno(1,2,3-cd)pyrene	276	13.696	13.696	(1.102)	20545	0.40000	0.38457(M)
150 Dibenz(a,h)anthracene	278	13.712	13.712	(1.104)	19437	0.40000	0.41733(M)
151 Benzo(g,h,i)perylene	276	14.059	14.059	(1.132)	19505	0.40000	0.42205(M)
$ 154 Nitrobenzene-d5	82	4.817	4.817	(0.897)	6176	0.40000	0.37584
$ 155 2-Fluorobiphenyl	172	6.195	6.195	(0.924)	12142	0.40000	0.43291
$ 156 Terphenyl-d14	244	10.074	10.074	(0.908)	8891	0.40000	0.36270(M)
$ 157 Phenol-d5	99	4.112	4.112	(0.937)	6880	0.40000	0.43743
$ 158 2-Fluorophenol	112	3.310	3.310	(0.754)	5265	0.40000	0.42124
$ 159 2,4,6-Tribromophenol	330	7.450	7.450	(0.898)	991	0.40000	0.27316(QM)
$ 186 2-Chlorophenol-d4	132	4.208	4.208	(0.959)	5273	0.40000	0.36509
$ 187 1,2-Dichlorobenzene-d4	152	4.507	4.507	(1.027)	4326	0.40000	0.41375

QC Flag Legend

Q - Qualifier signal failed the ratio test.
M - Compound response manually integrated.

Data File: \\PITSVR06\D\chem\732.i\d102908a.b\D1029IC2.D
Date : 29-OCT-2008 15:51
Client ID: sstd2.0
Sample Info: SSTD2.0 (1.0 ug/ml) BNA0673-08

Instrument: 732.i
Operator: 403801nlb (INT BNA0446-05)
Column diameter: 0.32

Column phase: DB5-MS

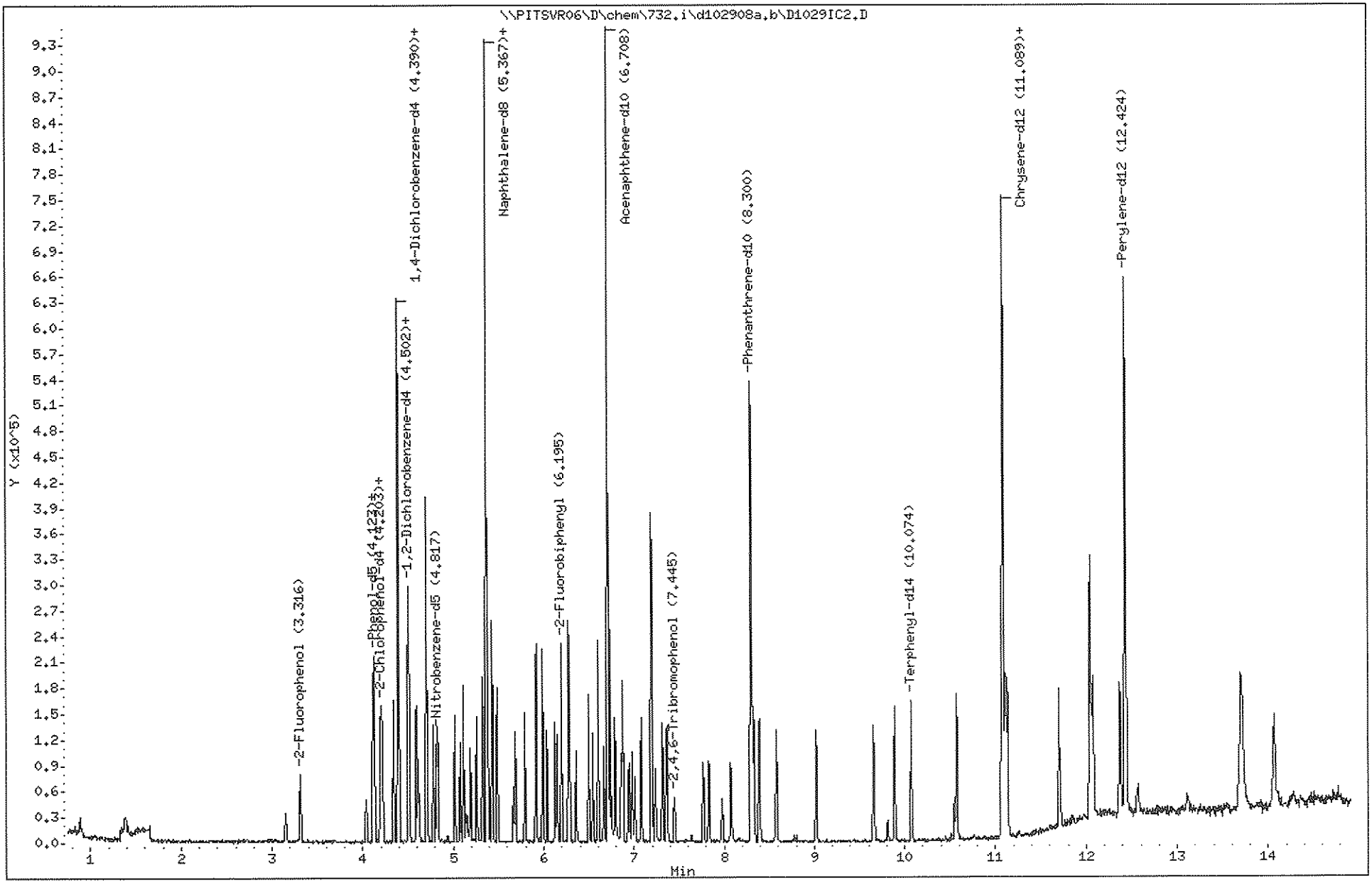

(2001 - 3460)
2863
C8J160331

TestAmerica Pittsburgh

INTERNAL STANDARD COMPOUNDS
AREA AND RT SUMMARY

Instrument ID: 732.i
Lab File ID: D1029IC2.D
Lab Smp Id: sstd2.0
Analysis Type: SV
Quant Type: ISTD
Operator: 403801nlb (INT BNA0446-05)
Method File: \\PITSVR06\D\chem\732.i\d102908a.b\ll.m
Misc Info: sstd2.0,d102908a.b,ll.m,3-root.sub,1,2

Calibration Date: 29-OCT-2008
Calibration Time: 16:12
Client Smp ID: sstd2.0
Level:
Sample Type:

COMPOUND	STANDARD	AREA LIMIT LOWER	AREA LIMIT UPPER	SAMPLE	%DIFF
1 1,4-Dichlorobenze	78382	39191	156764	80221	2.35
2 Naphthalene-d8	308291	154146	616582	311961	1.19
3 Acenaphthene-d10	164320	82160	328640	166606	1.39
4 Phenanthrene-d10	247366	123683	494732	252468	2.06
5 Chrysene-d12	262134	131067	524268	234563	-10.52
6 Perylene-d12	264421	132211	528842	246333	-6.84

COMPOUND	STANDARD	RT LIMIT LOWER	RT LIMIT UPPER	SAMPLE	%DIFF
1 1,4-Dichlorobenze	4.39	3.89	4.89	4.39	-0.00
2 Naphthalene-d8	5.37	4.87	5.87	5.37	-0.00
3 Acenaphthene-d10	6.71	6.21	7.21	6.71	-0.00
4 Phenanthrene-d10	8.30	7.80	8.80	8.30	-0.00
5 Chrysene-d12	11.09	10.59	11.59	11.09	-0.00
6 Perylene-d12	12.42	11.92	12.92	12.42	-0.00

AREA UPPER LIMIT = +100% of internal standard area.
AREA LOWER LIMIT = - 50% of internal standard area.
RT UPPER LIMIT = + 0.50 minutes of internal standard RT.
RT LOWER LIMIT = - 0.50 minutes of internal standard RT.

TestAmerica Pittsburgh

Semivolatile REPORT SW-846 Method 8270

Data file : \\PITSVR06\D\chem\732.i\d102908a.b\D1029IC2.D
Lab Smp Id: sstd2.0 Client Smp ID: sstd2.0
Inj Date : 29-OCT-2008 15:51
Operator : 403801nlb (INT BNA0446-05) Inst ID: 732.i
Smp Info : SSTD2.0 (1.0 ug/ml) BNA0673-08
Misc Info : sstd2.0,d102908a.b,ll.m,3-root.sub,1,2
Comment :
Method : \\PITSVR06\D\chem\732.i\d102908a.b\ll.m
Meth Date : 30-Oct-2008 09:42 732.i Quant Type: ISTD
Cal Date : 29-OCT-2008 15:29 Cal File: D1029IC1.D
Als bottle: 92 Calibration Sample, Level: 2
Dil Factor: 1.00000
Integrator: HP RTE Compound Sublist: 3-root.sub
Target Version: 4.14
Processing Host: PITPC-502

Compounds	QUANT SIG MASS	RT	EXP RT	REL RT	RESPONSE	AMOUNTS CAL-AMT (NG)	AMOUNTS ON-COL (NG)
* 1 1,4-Dichlorobenzene-d4	152	4.389	4.389	(1.000)	80221	8.00000	
* 2 Naphthalene-d8	136	5.367	5.367	(1.000)	311961	8.00000	
* 3 Acenaphthene-d10	164	6.708	6.708	(1.000)	166606	8.00000	
* 4 Phenanthrene-d10	188	8.300	8.300	(1.000)	252468	8.00000	
* 5 Chrysene-d12	240	11.088	11.088	(1.000)	234563	8.00000	(M)
* 6 Perylene-d12	264	12.424	12.424	(1.000)	246333	8.00000	
198 1,4-Dioxane	88	0.901	0.901	(0.205)	4634	2.00000	2.7144
10 N-Nitrosodimethylamine	74	1.339	1.339	(0.305)	6688	2.00000	1.2622(QH)
9 Pyridine	79	1.381	1.381	(0.315)	26227	2.00000	2.0351(MH)
16 Methyl methanesulfonate	80	3.144	3.144	(0.716)	13587	2.00000	2.0837
206 Benzaldehyde	77	4.037	4.037	(0.920)	10534	2.00000	1.6361
21 Aniline	93	4.127	4.127	(0.940)	37379	2.00000	1.9583
22 Phenol	94	4.122	4.122	(0.939)	35362	2.00000	2.0096
23 bis(2-Chloroethyl)ether	93	4.197	4.197	(0.956)	25096	2.00000	2.1526
24 2-Chlorophenol	128	4.218	4.218	(0.961)	26983	2.00000	1.9216
26 1,3-Dichlorobenzene	146	4.341	4.341	(0.989)	30726	2.00000	1.9052
27 1,4-Dichlorobenzene	146	4.400	4.400	(1.002)	34180	2.00000	2.0420
28 1,2-Dichlorobenzene	146	4.517	4.517	(1.029)	30569	2.00000	1.9640
29 Benzyl Alcohol	108	4.501	4.501	(1.026)	17076	2.00000	1.9182
30 2-Methylphenol	108	4.592	4.592	(1.046)	24332	2.00000	1.9547
31 2,2'-oxybis(1-Chloropropane)	45	4.614	4.614	(1.051)	30470	2.00000	2.0512
37 Acetophenone	105	4.699	4.699	(1.071)	39309	2.00000	1.9888
32 N-Nitroso-di-n-propylamine	70	4.710	4.710	(1.073)	20192	2.00000	1.9665
192 4-Methylphenol	108	4.704	4.704	(1.072)	26427	2.00000	2.0251
34 Hexachloroethane	117	4.779	4.779	(1.089)	14268	2.00000	1.9844
35 Nitrobenzene	77	4.827	4.827	(0.899)	30636	2.00000	1.9473
41 Isophorone	82	5.014	5.014	(0.934)	49154	2.00000	1.9580
42 2-Nitrophenol	139	5.073	5.073	(0.945)	13076	2.00000	1.8332
43 2,4-Dimethylphenol	107	5.110	5.110	(0.952)	29798	2.00000	1.9046
44 bis(2-Chloroethoxy)methane	93	5.191	5.191	(0.967)	27812	2.00000	1.8733
48 2,4-Dichlorophenol	162	5.255	5.255	(0.979)	21969	2.00000	1.9837
49 Benzoic Acid	122	5.142	5.142	(0.958)	10190	4.00000	1.9363(Q)
50 1,2,4-Trichlorobenzene	180	5.324	5.324	(0.992)	24753	2.00000	1.9078

Compounds	QUANT SIG MASS	RT	EXP RT	REL RT	RESPONSE	AMOUNTS CAL-AMT (NG)	AMOUNTS ON-COL (NG)
51 Naphthalene	128	5.383	5.383	(1.003)	80117	2.00000	1.9497
52 4-Chloroaniline	127	5.426	5.426	(1.011)	31030	2.00000	1.8835
54 2,6-Dichlorophenol	162	5.431	5.431	(1.012)	21749	2.00000	1.8826
56 Hexachlorobutadiene	225	5.484	5.484	(1.022)	15112	2.00000	1.9108(Q)
208 Caprolactam	113	5.666	5.666	(1.056)	6216	2.00000	2.0808(Q)
59 4-Chloro-3-Methylphenol	107	5.789	5.789	(1.079)	22094	2.00000	1.7726
62 2-Methylnaphthalene	142	5.917	5.917	(1.103)	48962	2.00000	1.9474
63 1-Methylnaphthalene	142	5.992	5.992	(1.116)	47428	2.00000	1.8827
64 Hexachlorocyclopentadiene	237	6.040	6.040	(0.900)	12459	2.00000	1.6575
66 2,4,6-Trichlorophenol	196	6.125	6.125	(0.913)	14104	2.00000	1.8507
67 2,4,5-Trichlorophenol	196	6.152	6.152	(0.917)	15684	2.00000	1.9126
209 1,1'-Biphenyl	154	6.270	6.270	(0.935)	61189	2.00000	1.9480
70 2-Chloronaphthalene	162	6.286	6.286	(0.937)	49513	2.00000	2.0107
73 2-Nitroaniline	65	6.355	6.355	(0.947)	13876	2.00000	1.7202
76 Dimethylphthalate	163	6.499	6.499	(0.969)	47070	2.00000	1.8484
78 2,6-Dinitrotoluene	165	6.542	6.542	(0.975)	9835	2.00000	1.8234
79 Acenaphthylene	152	6.601	6.601	(0.984)	72153	2.00000	1.8932(Q)
81 3-Nitroaniline	138	6.670	6.670	(0.994)	10155	2.00000	1.6964
82 Acenaphthene	153	6.734	6.734	(1.004)	44177	2.00000	1.7837
83 2,4-Dinitrophenol	184	6.750	6.750	(1.006)	5223	4.00000	1.8602(Q)
85 4-Nitrophenol	109	6.788	6.788	(1.012)	16150	4.00000	3.1859
86 Dibenzofuran	168	6.873	6.873	(1.025)	62032	2.00000	1.8847
87 2,4-Dinitrotoluene	165	6.852	6.852	(1.022)	14027	2.00000	1.8760(Q)
91 2,3,5,6-Tetrachlorophenol	232	6.943	6.943	(1.035)	11230	2.00000	1.7766
88 2,3,4,6-Tetrachlorophenol	232	6.980	6.980	(1.041)	12762	2.00000	1.9993
92 2-Naphthylamine	143	7.012	7.012	(1.045)	20017	2.00000	1.7622
93 Diethylphthalate	149	7.082	7.082	(1.056)	49668	2.00000	1.8971
94 Fluorene	166	7.194	7.194	(1.072)	44715	2.00000	1.7030
95 4-Chlorophenyl-phenylether	204	7.194	7.194	(1.072)	21249	2.00000	1.7244
96 4-Nitroaniline	138	7.199	7.199	(1.073)	9868	2.00000	1.5606
98 4,6-Dinitro-2-methylphenol	198	7.237	7.237	(0.872)	10428	4.00000	2.7862
99 N-Nitrosodiphenylamine (1)	169	7.317	7.317	(0.882)	37718	2.00000	1.9377
100 1,2-Diphenylhydrazine	77	7.365	7.365	(0.887)	61341	2.00000	1.8960
106 4-Bromophenyl-phenylether	248	7.771	7.771	(0.936)	13540	2.00000	1.9456
107 Hexachlorobenzene	284	7.835	7.835	(0.944)	14971	2.00000	1.9187
210 Atrazine	200	7.979	7.979	(0.961)	7256	2.00000	1.8431
111 Pentachlorophenol	266	8.070	8.070	(0.972)	13299	4.00000	3.0380(Q)
115 Phenanthrene	178	8.326	8.326	(1.003)	63208	2.00000	1.9110
116 Anthracene	178	8.385	8.385	(1.010)	61615	2.00000	1.7427
119 Carbazole	167	8.577	8.577	(1.033)	56487	2.00000	1.8542(Q)
120 Di-n-Butylphthalate	149	9.021	9.021	(1.087)	72452	2.00000	1.8482
123 Fluoranthene	202	9.651	9.651	(1.163)	56721	2.00000	1.7637
124 Benzidine	184	9.812	9.812	(0.885)	12407	2.00000	1.2936
125 Pyrene	202	9.886	9.886	(0.892)	66587	2.00000	2.0423
131 Butylbenzylphthalate	149	10.575	10.575	(0.954)	31043	2.00000	1.8086
135 3,3'-Dichlorobenzidine	252	11.067	11.067	(0.998)	23300	2.00000	1.8809
136 Benzo(a)Anthracene	228	11.078	11.078	(0.999)	63455	2.00000	1.8729
137 Chrysene	228	11.115	11.115	(1.002)	65671	2.00000	1.9770
139 bis(2-ethylhexyl)Phthalate	149	11.136	11.136	(1.004)	46091	2.00000	1.7829
140 Di-n-octylphthalate	149	11.703	11.703	(0.942)	78364	2.00000	1.6475
141 Benzo(b)fluoranthene	252	12.050	12.050	(0.970)	80933	2.00000	1.9866
142 Benzo(k)fluoranthene	252	12.071	12.071	(0.972)	83238	2.00000	1.8429
143 7,12-dimethylbenz[a]anthracen	256	12.045	12.045	(0.969)	34297	2.00000	1.7408
146 Benzo(a)pyrene	252	12.370	12.370	(0.996)	69696	2.00000	1.9159

Compounds	QUANT SIG MASS	RT	EXP RT	REL RT	RESPONSE	AMOUNTS CAL-AMT (NG)	AMOUNTS ON-COL (NG)
149 Indeno(1,2,3-cd)pyrene	276	13.695	13.695	(1.102)	93986	2.00000	1.9580
150 Dibenz(a,h)anthracene	278	13.711	13.711	(1.104)	81887	2.00000	1.9568
151 Benzo(g,h,i)perylene	276	14.069	14.069	(1.132)	76893	2.00000	1.8518
$ 154 Nitrobenzene-d5	82	4.817	4.817	(0.897)	31252	2.00000	1.9648
$ 155 2-Fluorobiphenyl	172	6.195	6.195	(0.924)	51957	2.00000	1.8671
$ 156 Terphenyl-d14	244	10.073	10.073	(0.908)	45817	2.00000	1.9322
$ 157 Phenol-d5	99	4.111	4.111	(0.937)	30560	2.00000	2.0082
$ 158 2-Fluorophenol	112	3.315	3.315	(0.755)	24278	2.00000	2.0076
$ 159 2,4,6-Tribromophenol	330	7.445	7.445	(0.897)	6015	2.00000	1.6866
$ 186 2-Chlorophenol-d4	132	4.208	4.208	(0.959)	27759	2.00000	1.9864
$ 187 1,2-Dichlorobenzene-d4	152	4.507	4.507	(1.027)	19611	2.00000	1.9386

QC Flag Legend

Q - Qualifier signal failed the ratio test.
M - Compound response manually integrated.
H - Operator selected an alternate compound hit.

Data File: \\PITSVR06\D\chem\732.i\d102908a.b\D1029IC3.D
Date : 29-OCT-2008 16:12
Client ID: sstd4
Sample Info: SSTD4 (2 ug/ml) BNA0721-08

Instrument: 732.i

Operator: 403801nlb (INT BNA0446-05)
Column phase: DB5-MS
Column diameter: 0.32

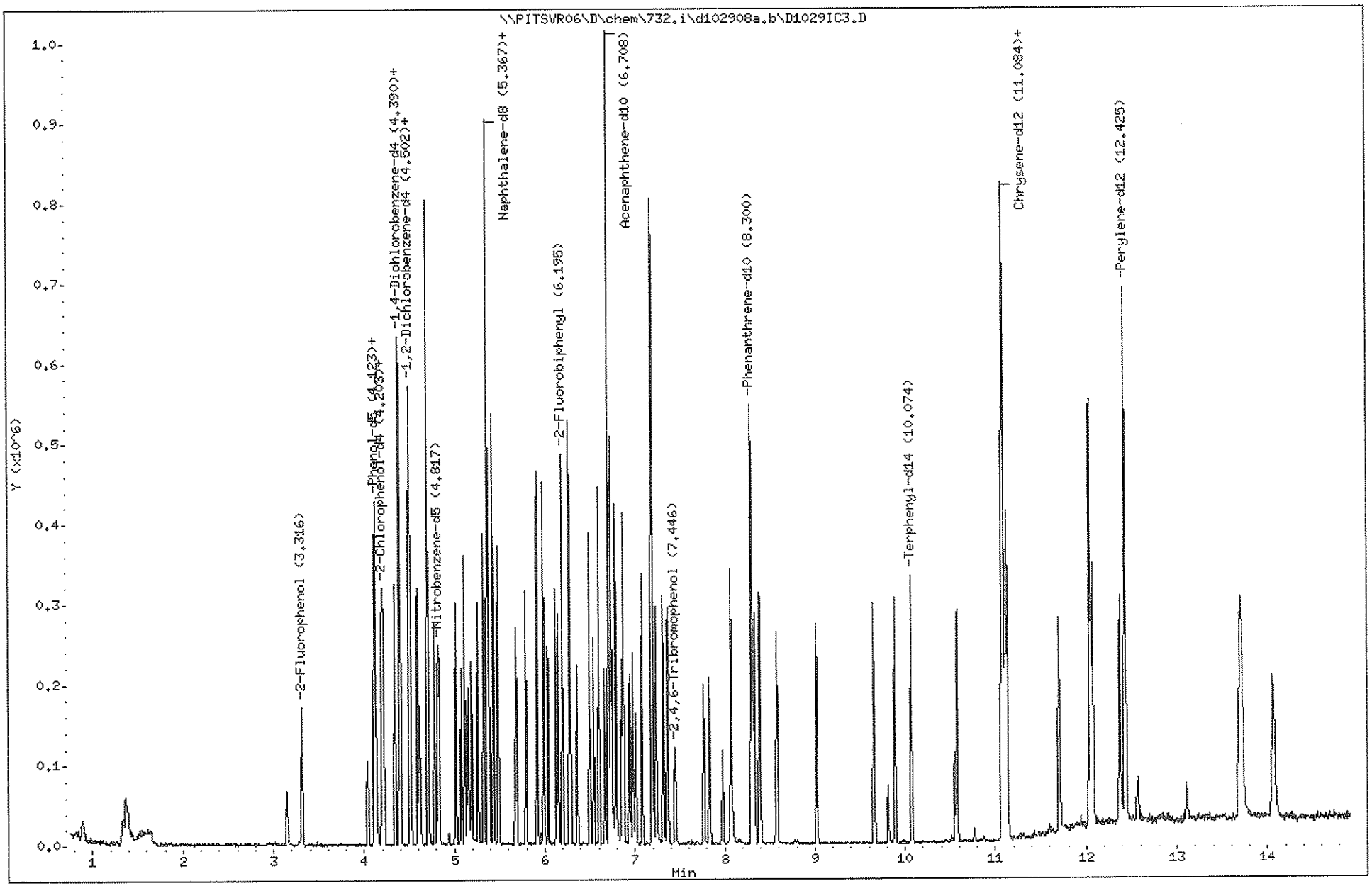

(2001 - 3460)
2868
C8J160331

TestAmerica Pittsburgh

INTERNAL STANDARD COMPOUNDS
AREA AND RT SUMMARY

Instrument ID: 732.i
Lab File ID: D1029IC3.D
Lab Smp Id: sstd4
Analysis Type: SV
Quant Type: ISTD
Operator: 403801nlb (INT BNA0446-05)
Method File: \\PITSVR06\D\chem\732.i\d102908a.b\ll.m
Misc Info: sstd4,d102908a.b,ll.m,3-root.sub,1,3

Calibration Date: 29-OCT-2008
Calibration Time: 16:12
Client Smp ID: sstd4
Level:
Sample Type:

COMPOUND	STANDARD	AREA LIMIT LOWER	AREA LIMIT UPPER	SAMPLE	%DIFF
1 1,4-Dichlorobenze	78382	39191	156764	78382	0.00
2 Naphthalene-d8	308291	154146	616582	308291	0.00
3 Acenaphthene-d10	164320	82160	328640	164320	0.00
4 Phenanthrene-d10	247366	123683	494732	247366	0.00
5 Chrysene-d12	262134	131067	524268	262134	0.00
6 Perylene-d12	264421	132211	528842	264421	0.00

COMPOUND	STANDARD	RT LIMIT LOWER	RT LIMIT UPPER	SAMPLE	%DIFF
1 1,4-Dichlorobenze	4.39	3.89	4.89	4.39	0.00
2 Naphthalene-d8	5.37	4.87	5.87	5.37	0.00
3 Acenaphthene-d10	6.71	6.21	7.21	6.71	0.00
4 Phenanthrene-d10	8.30	7.80	8.80	8.30	0.00
5 Chrysene-d12	11.09	10.59	11.59	11.09	0.00
6 Perylene-d12	12.42	11.92	12.92	12.42	0.00

AREA UPPER LIMIT = +100% of internal standard area.
AREA LOWER LIMIT = - 50% of internal standard area.
RT UPPER LIMIT = + 0.50 minutes of internal standard RT.
RT LOWER LIMIT = - 0.50 minutes of internal standard RT.

TestAmerica Pittsburgh

Semivolatile REPORT SW-846 Method 8270

Data file : \\PITSVR06\D\chem\732.i\d102908a.b\D1029IC3.D
Lab Smp Id: sstd4 Client Smp ID: sstd4
Inj Date : 29-OCT-2008 16:12
Operator : 403801nlb (INT BNA0446-05) Inst ID: 732.i
Smp Info : SSTD4 (2 ug/ml) BNA0721-08
Misc Info : sstd4,d102908a.b,ll.m,3-root.sub,1,3
Comment :
Method : \\PITSVR06\D\chem\732.i\d102908a.b\ll.m
Meth Date : 30-Oct-2008 09:42 732.i Quant Type: ISTD
Cal Date : 29-OCT-2008 15:51 Cal File: D1029IC2.D
Als bottle: 2 Calibration Sample, Level: 3
Dil Factor: 1.00000
Integrator: HP RTE Compound Sublist: 3-root.sub
Target Version: 4.14
Processing Host: PITPC-502

	Compounds	QUANT SIG MASS	RT	EXP RT	REL RT	RESPONSE	AMOUNTS CAL-AMT (NG)	AMOUNTS ON-COL (NG)
* 1	1,4-Dichlorobenzene-d4	152	4.389	4.389	(1.000)	78382	8.00000	
* 2	Naphthalene-d8	136	5.367	5.367	(1.000)	308291	8.00000	
* 3	Acenaphthene-d10	164	6.708	6.708	(1.000)	164320	8.00000	
* 4	Phenanthrene-d10	188	8.300	8.300	(1.000)	247366	8.00000	
* 5	Chrysene-d12	240	11.088	11.088	(1.000)	262134	8.00000	(M)
* 6	Perylene-d12	264	12.424	12.424	(1.000)	264421	8.00000	
198	1,4-Dioxane	88	0.901	0.901	(0.205)	7666	4.00000	4.5959
10	N-Nitrosodimethylamine	74	1.339	1.339	(0.305)	22043	4.00000	4.2576
9	Pyridine	79	1.371	1.371	(0.312)	57090	4.00000	4.5338(MH)
16	Methyl methanesulfonate	80	3.150	3.150	(0.718)	26800	4.00000	4.2064
206	Benzaldehyde	77	4.037	4.037	(0.920)	21479	4.00000	3.4143
21	Aniline	93	4.128	4.128	(0.940)	72828	4.00000	3.9050
22	Phenol	94	4.122	4.122	(0.939)	68507	4.00000	3.9846
23	bis(2-Chloroethyl)ether	93	4.197	4.197	(0.956)	46067	4.00000	4.0440
24	2-Chlorophenol	128	4.218	4.218	(0.961)	54091	4.00000	3.9425
26	1,3-Dichlorobenzene	146	4.341	4.341	(0.989)	63030	4.00000	4.0000
27	1,4-Dichlorobenzene	146	4.405	4.405	(1.004)	68104	4.00000	4.1642
28	1,2-Dichlorobenzene	146	4.518	4.518	(1.029)	60812	4.00000	3.9987
29	Benzyl Alcohol	108	4.501	4.501	(1.026)	32321	4.00000	3.7158
30	2-Methylphenol	108	4.592	4.592	(1.046)	50298	4.00000	4.1355
31	2,2'-oxybis(1-Chloropropane)	45	4.614	4.614	(1.051)	58015	4.00000	3.9972
37	Acetophenone	105	4.704	4.704	(1.072)	75748	4.00000	3.9223
32	N-Nitroso-di-n-propylamine	70	4.710	4.710	(1.073)	39484	4.00000	3.9356
192	4-Methylphenol	108	4.704	4.704	(1.072)	49490	4.00000	3.8814
34	Hexachloroethane	117	4.779	4.779	(1.089)	27822	4.00000	3.9602
35	Nitrobenzene	77	4.827	4.827	(0.899)	62415	4.00000	4.0144
41	Isophorone	82	5.014	5.014	(0.934)	97018	4.00000	3.9106
42	2-Nitrophenol	139	5.073	5.073	(0.945)	26997	4.00000	3.8300
43	2,4-Dimethylphenol	107	5.110	5.110	(0.952)	59201	4.00000	3.8290
44	bis(2-Chloroethoxy)methane	93	5.191	5.191	(0.967)	56102	4.00000	3.8238
48	2,4-Dichlorophenol	162	5.255	5.255	(0.979)	41191	4.00000	3.7637
49	Benzoic Acid	122	5.148	5.148	(0.959)	39243	10.0000	7.5459(H)
50	1,2,4-Trichlorobenzene	180	5.324	5.324	(0.992)	50028	4.00000	3.9018

Compounds	QUANT SIG MASS	RT	EXP RT	REL RT	RESPONSE	AMOUNTS CAL-AMT (NG)	AMOUNTS ON-COL (NG)
51 Naphthalene	128	5.383	5.383	(1.003)	159111	4.00000	3.9181
52 4-Chloroaniline	127	5.426	5.426	(1.011)	64040	4.00000	3.9334
54 2,6-Dichlorophenol	162	5.431	5.431	(1.012)	45176	4.00000	3.9569
56 Hexachlorobutadiene	225	5.484	5.484	(1.022)	30591	4.00000	3.9140(Q)
208 Caprolactam	113	5.666	5.666	(1.056)	11375	4.00000	3.8531
59 4-Chloro-3-Methylphenol	107	5.794	5.794	(1.080)	49674	4.00000	4.0329
62 2-Methylnaphthalene	142	5.917	5.917	(1.103)	98073	4.00000	3.9472
63 1-Methylnaphthalene	142	5.992	5.992	(1.116)	97213	4.00000	3.9050
64 Hexachlorocyclopentadiene	237	6.040	6.040	(0.900)	27937	4.00000	3.7684
66 2,4,6-Trichlorophenol	196	6.126	6.126	(0.913)	30160	4.00000	4.0126
67 2,4,5-Trichlorophenol	196	6.152	6.152	(0.917)	31881	4.00000	3.9419
209 1,1'-Biphenyl	154	6.270	6.270	(0.935)	120365	4.00000	3.8852
70 2-Chloronaphthalene	162	6.286	6.286	(0.937)	95953	4.00000	3.9508
73 2-Nitroaniline	65	6.355	6.355	(0.947)	31438	4.00000	3.9516
76 Dimethylphthalate	163	6.499	6.499	(0.969)	101417	4.00000	4.0381
78 2,6-Dinitrotoluene	165	6.542	6.542	(0.975)	19429	4.00000	3.6523
79 Acenaphthylene	152	6.601	6.601	(0.984)	146728	4.00000	3.9035(Q)
81 3-Nitroaniline	138	6.670	6.670	(0.994)	20893	4.00000	3.5386
82 Acenaphthene	153	6.735	6.735	(1.004)	96147	4.00000	3.9361
83 2,4-Dinitrophenol	184	6.751	6.751	(1.006)	20861	10.0000	7.5333
85 4-Nitrophenol	109	6.788	6.788	(1.012)	49115	10.0000	9.8237
86 Dibenzofuran	168	6.873	6.873	(1.025)	124390	4.00000	3.8319
87 2,4-Dinitrotoluene	165	6.857	6.857	(1.022)	29296	4.00000	3.9726
91 2,3,5,6-Tetrachlorophenol	232	6.943	6.943	(1.035)	23528	4.00000	3.7739
88 2,3,4,6-Tetrachlorophenol	232	6.980	6.980	(1.041)	24161	4.00000	3.8378
92 2-Naphthylamine	143	7.012	7.012	(1.045)	46063	4.00000	4.1115
93 Diethylphthalate	149	7.082	7.082	(1.056)	103943	4.00000	4.0254
94 Fluorene	166	7.194	7.194	(1.072)	106335	4.00000	4.1063
95 4-Chlorophenyl-phenylether	204	7.199	7.199	(1.073)	46589	4.00000	3.8333
96 4-Nitroaniline	138	7.199	7.199	(1.073)	24730	4.00000	3.9655
98 4,6-Dinitro-2-methylphenol	198	7.237	7.237	(0.872)	36505	10.0000	9.9549
99 N-Nitrosodiphenylamine (1)	169	7.317	7.317	(0.882)	73502	4.00000	3.8540
100 1,2-Diphenylhydrazine	77	7.365	7.365	(0.887)	124791	4.00000	3.9368
106 4-Bromophenyl-phenylether	248	7.766	7.766	(0.936)	25682	4.00000	3.7665
107 Hexachlorobenzene	284	7.830	7.830	(0.943)	29465	4.00000	3.8542
210 Atrazine	200	7.974	7.974	(0.961)	14665	4.00000	3.8020
111 Pentachlorophenol	266	8.070	8.070	(0.972)	41164	10.0000	9.5974(Q)
115 Phenanthrene	178	8.332	8.332	(1.004)	124978	4.00000	3.8565
116 Anthracene	178	8.385	8.385	(1.010)	132922	4.00000	3.8371
119 Carbazole	167	8.583	8.583	(1.034)	118884	4.00000	3.9828(Q)
120 Di-n-Butylphthalate	149	9.021	9.021	(1.087)	143363	4.00000	3.7325
123 Fluoranthene	202	9.651	9.651	(1.163)	129174	4.00000	4.0995
124 Benzidine	184	9.812	9.812	(0.885)	25939	4.00000	2.4201(H)
125 Pyrene	202	9.892	9.892	(0.892)	128008	4.00000	3.5133
131 Butylbenzylphthalate	149	10.581	10.581	(0.954)	66089	4.00000	3.4454
135 3,3'-Dichlorobenzidine	252	11.067	11.067	(0.998)	44830	4.00000	3.2383
136 Benzo(a)Anthracene	228	11.078	11.078	(0.999)	133901	4.00000	3.5364(M)
137 Chrysene	228	11.115	11.115	(1.002)	127601	4.00000	3.4373(M)
139 bis(2-ethylhexyl)Phthalate	149	11.131	11.131	(1.004)	92158	4.00000	3.1899(H)
140 Di-n-octylphthalate	149	11.708	11.708	(0.942)	157941	4.00000	3.0934
141 Benzo(b)fluoranthene	252	12.050	12.050	(0.970)	164744	4.00000	3.7672
142 Benzo(k)fluoranthene	252	12.071	12.071	(0.972)	162420	4.00000	3.3501
143 7,12-dimethylbenz(a)anthracen	256	12.039	12.039	(0.969)	73005	4.00000	3.4521
146 Benzo(a)pyrene	252	12.376	12.376	(0.996)	128427	4.00000	3.2889

Compounds	QUANT SIG MASS	RT	EXP RT	REL RT	RESPONSE	AMOUNTS CAL-AMT (NG)	AMOUNTS ON-COL (NG)
149 Indeno(1,2,3-cd)pyrene	276	13.695	13.695	(1.102)	183088	4.00000	3.5534
150 Dibenz(a,h)anthracene	278	13.722	13.722	(1.104)	153219	4.00000	3.4110
151 Benzo(g,h,i)perylene	276	14.059	14.059	(1.132)	158696	4.00000	3.5604(M)
$ 154 Nitrobenzene-d5	82	4.817	4.817	(0.897)	62569	4.00000	3.9805
$ 155 2-Fluorobiphenyl	172	6.195	6.195	(0.924)	105218	4.00000	3.8337
$ 156 Terphenyl-d14	244	10.073	10.073	(0.908)	92036	4.00000	3.4731
$ 157 Phenol-d5	99	4.111	4.111	(0.937)	60117	4.00000	4.0431
$ 158 2-Fluorophenol	112	3.316	3.316	(0.755)	49514	4.00000	4.1904
$ 159 2,4,6-Tribromophenol	330	7.450	7.450	(0.898)	13892	4.00000	3.9756
$ 186 2-Chlorophenol-d4	132	4.208	4.208	(0.959)	55253	4.00000	4.0467
$ 187 1,2-Dichlorobenzene-d4	152	4.507	4.507	(1.027)	39025	4.00000	3.9482

QC Flag Legend

Q - Qualifier signal failed the ratio test.
M - Compound response manually integrated.
H - Operator selected an alternate compound hit.

Data File: \\PITSVR06\D\chem\732.i\d102908a.b\D1029IC4.D
Date : 29-OCT-2008 16:34
Client ID: sstd10
Sample Info: SSTD10 (5 ug/ml) BNA0675-08

Instrument: 732.i
Operator: 403801nlb (INT BNA0446-05)
Column diameter: 0.32

Column phase: DB5-MS

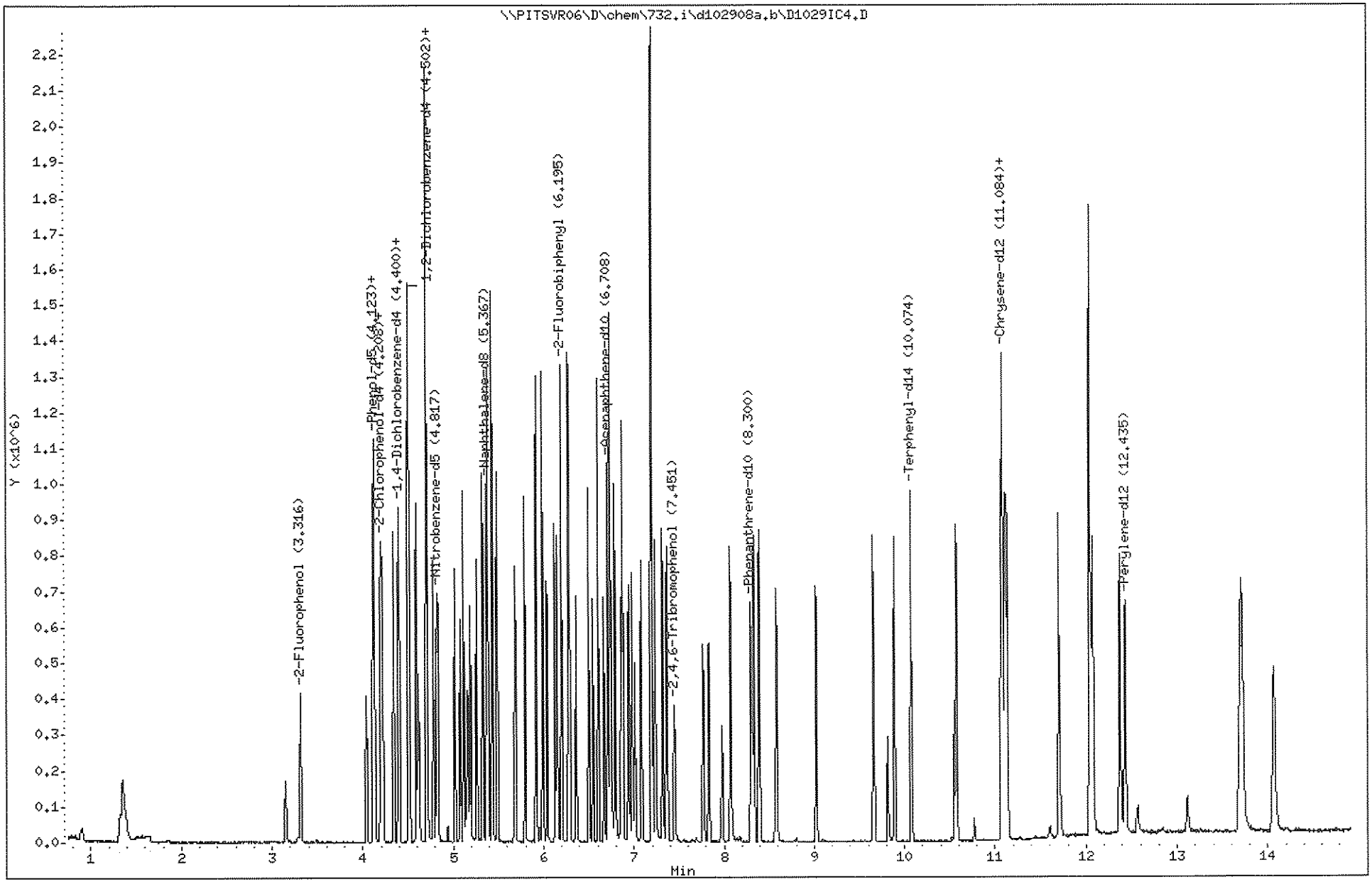

C8J160331 2873 (2001 - 3460)

TestAmerica Pittsburgh

INTERNAL STANDARD COMPOUNDS
AREA AND RT SUMMARY

Instrument ID: 732.i
Lab File ID: D1029IC4.D
Lab Smp Id: sstd10
Analysis Type: SV
Quant Type: ISTD
Operator: 403801nlb (INT BNA0446-05)
Method File: \\PITSVR06\D\chem\732.i\d102908a.b\ll.m
Misc Info: sstd10,d102908a.b,ll.m,3-root.sub,1,4

Calibration Date: 29-OCT-2008
Calibration Time: 16:12
Client Smp ID: sstd10
Level:
Sample Type:

COMPOUND	STANDARD	AREA LIMIT LOWER	AREA LIMIT UPPER	SAMPLE	%DIFF
1 1,4-Dichlorobenze	78382	39191	156764	84877	8.29
2 Naphthalene-d8	308291	154146	616582	346636	12.44
3 Acenaphthene-d10	164320	82160	328640	184265	12.14
4 Phenanthrene-d10	247366	123683	494732	282080	14.03
5 Chrysene-d12	262134	131067	524268	228776	-12.73
6 Perylene-d12	264421	132211	528842	241110	-8.82

COMPOUND	STANDARD	RT LIMIT LOWER	RT LIMIT UPPER	SAMPLE	%DIFF
1 1,4-Dichlorobenze	4.39	3.89	4.89	4.39	-0.00
2 Naphthalene-d8	5.37	4.87	5.87	5.37	-0.00
3 Acenaphthene-d10	6.71	6.21	7.21	6.71	-0.00
4 Phenanthrene-d10	8.30	7.80	8.80	8.30	-0.00
5 Chrysene-d12	11.09	10.59	11.59	11.09	-0.00
6 Perylene-d12	12.42	11.92	12.92	12.44	0.09

AREA UPPER LIMIT = +100% of internal standard area.
AREA LOWER LIMIT = - 50% of internal standard area.
RT UPPER LIMIT = + 0.50 minutes of internal standard RT.
RT LOWER LIMIT = - 0.50 minutes of internal standard RT.

TestAmerica Pittsburgh

Semivolatile REPORT SW-846 Method 8270

Data file : \\PITSVR06\D\chem\732.i\d102908a.b\D1029IC4.D
Lab Smp Id: sstd10 Client Smp ID: sstd10
Inj Date : 29-OCT-2008 16:34
Operator : 403801nlb (INT BNA0446-05) Inst ID: 732.i
Smp Info : SSTD10 (5 ug/ml) BNA0675-08
Misc Info : sstd10,d102908a.b,ll.m,3-root.sub,1,4
Comment :
Method : \\PITSVR06\D\chem\732.i\d102908a.b\ll.m
Meth Date : 30-Oct-2008 09:42 732.i Quant Type: ISTD
Cal Date : 29-OCT-2008 16:12 Cal File: D1029IC3.D
Als bottle: 93 Calibration Sample, Level: 4
Dil Factor: 1.00000
Integrator: HP RTE Compound Sublist: 3-root.sub
Target Version: 4.14
Processing Host: PITPC-502

Compounds	QUANT SIG MASS	RT	EXP RT	REL RT	RESPONSE	AMOUNTS CAL-AMT (NG)	AMOUNTS ON-COL (NG)
* 1 1,4-Dichlorobenzene-d4	152	4.389	4.389	(1.000)	84877	8.00000	
* 2 Naphthalene-d8	136	5.367	5.367	(1.000)	346636	8.00000	
* 3 Acenaphthene-d10	164	6.708	6.708	(1.000)	184265	8.00000	
* 4 Phenanthrene-d10	188	8.300	8.300	(1.000)	282080	8.00000	
* 5 Chrysene-d12	240	11.088	11.088	(1.000)	228776	8.00000	(H)
* 6 Perylene-d12	264	12.435	12.435	(1.000)	241110	8.00000	
198 1,4-Dioxane	88	0.901	0.901	(0.205)	18273	10.0000	10.117
10 N-Nitrosodimethylamine	74	1.328	1.328	(0.303)	68602	10.0000	12.236(Q)
9 Pyridine	79	1.355	1.355	(0.309)	146290	10.0000	10.729(QMH)
16 Methyl methanesulfonate	80	3.150	3.150	(0.718)	70763	10.0000	10.257
206 Benzaldehyde	77	4.042	4.042	(0.921)	80316	10.0000	11.790
21 Aniline	93	4.127	4.127	(0.940)	200494	10.0000	9.9276
22 Phenol	94	4.122	4.122	(0.939)	181361	10.0000	9.7414
23 bis(2-Chloroethyl)ether	93	4.197	4.197	(0.956)	120280	10.0000	9.7508
24 2-Chlorophenol	128	4.218	4.218	(0.961)	146918	10.0000	9.8889
26 1,3-Dichlorobenzene	146	4.341	4.341	(0.989)	171297	10.0000	10.039
27 1,4-Dichlorobenzene	146	4.405	4.405	(1.004)	169993	10.0000	9.5987
28 1,2-Dichlorobenzene	146	4.517	4.517	(1.029)	167315	10.0000	10.160
29 Benzyl Alcohol	108	4.501	4.501	(1.026)	92053	10.0000	9.7732
30 2-Methylphenol	108	4.592	4.592	(1.046)	134607	10.0000	10.220
31 2,2'-oxybis(1-Chloropropane)	45	4.614	4.614	(1.051)	160734	10.0000	10.227
37 Acetophenone	105	4.704	4.704	(1.072)	209995	10.0000	10.042
32 N-Nitroso-di-n-propylamine	70	4.710	4.710	(1.073)	112794	10.0000	10.382
192 4-Methylphenol	108	4.704	4.704	(1.072)	142205	10.0000	10.299
34 Hexachloroethane	117	4.779	4.779	(1.089)	80450	10.0000	10.575
35 Nitrobenzene	77	4.833	4.833	(0.900)	172414	10.0000	9.8627
41 Isophorone	82	5.014	5.014	(0.934)	270563	10.0000	9.6994
42 2-Nitrophenol	139	5.073	5.073	(0.945)	77820	10.0000	9.8188
43 2,4-Dimethylphenol	107	5.110	5.110	(0.952)	168495	10.0000	9.6923
44 bis(2-Chloroethoxy)methane	93	5.191	5.191	(0.967)	155855	10.0000	9.4476
48 2,4-Dichlorophenol	162	5.260	5.260	(0.980)	117421	10.0000	9.5420
49 Benzoic Acid	122	5.159	5.159	(0.961)	98323	20.0000	16.815
50 1,2,4-Trichlorobenzene	180	5.324	5.324	(0.992)	137866	10.0000	9.5631

Compounds	QUANT SIG MASS	RT	EXP RT	REL RT	RESPONSE	AMOUNTS CAL-AMT (NG)	AMOUNTS ON-COL (NG)
51 Naphthalene	128	5.383	5.383	(1.003)	434372	10.0000	9.5132
52 4-Chloroaniline	127	5.426	5.426	(1.011)	177551	10.0000	9.6990
54 2,6-Dichlorophenol	162	5.431	5.431	(1.012)	127589	10.0000	9.9391
56 Hexachlorobutadiene	225	5.484	5.484	(1.022)	92816	10.0000	10.562
208 Caprolactam	113	5.677	5.677	(1.058)	32171	10.0000	9.6919(Q)
59 4-Chloro-3-Methylphenol	107	5.794	5.794	(1.080)	133188	10.0000	9.6170
62 2-Methylnaphthalene	142	5.917	5.917	(1.103)	269288	10.0000	9.6392
63 1-Methylnaphthalene	142	5.992	5.992	(1.116)	267769	10.0000	9.5662
64 Hexachlorocyclopentadiene	237	6.040	6.040	(0.900)	85918	10.0000	10.335
66 2,4,6-Trichlorophenol	196	6.125	6.125	(0.913)	84166	10.0000	9.9858
67 2,4,5-Trichlorophenol	196	6.152	6.152	(0.917)	84505	10.0000	9.3176
209 1,1'-Biphenyl	154	6.275	6.275	(0.935)	334201	10.0000	9.6200
70 2-Chloronaphthalene	162	6.286	6.286	(0.937)	266629	10.0000	9.7899
73 2-Nitroaniline	65	6.361	6.361	(0.948)	93390	10.0000	10.468
76 Dimethylphthalate	163	6.499	6.499	(0.969)	283793	10.0000	10.076
78 2,6-Dinitrotoluene	165	6.548	6.548	(0.976)	60234	10.0000	10.097
79 Acenaphthylene	152	6.601	6.601	(0.984)	406838	10.0000	9.6519
81 3-Nitroaniline	138	6.670	6.670	(0.994)	66781	10.0000	10.086
82 Acenaphthene	153	6.735	6.735	(1.004)	266644	10.0000	9.7343
83 2,4-Dinitrophenol	184	6.751	6.751	(1.006)	61227	20.0000	19.717(Q)
85 4-Nitrophenol	109	6.788	6.788	(1.012)	109709	20.0000	19.568
86 Dibenzofuran	168	6.873	6.873	(1.025)	367192	10.0000	10.087
87 2,4-Dinitrotoluene	165	6.857	6.857	(1.022)	85737	10.0000	10.368
91 2,3,5,6-Tetrachlorophenol	232	6.943	6.943	(1.035)	71633	10.0000	10.246
88 2,3,4,6-Tetrachlorophenol	232	6.980	6.980	(1.041)	70059	10.0000	9.9238
92 2-Naphthylamine	143	7.012	7.012	(1.045)	136231	10.0000	10.844
93 Diethylphthalate	149	7.082	7.082	(1.056)	298958	10.0000	10.325
94 Fluorene	166	7.194	7.194	(1.072)	288460	10.0000	9.9335
95 4-Chlorophenyl-phenylether	204	7.199	7.199	(1.073)	140239	10.0000	10.290
96 4-Nitroaniline	138	7.199	7.199	(1.073)	71015	10.0000	10.155
98 4,6-Dinitro-2-methylphenol	198	7.237	7.237	(0.872)	92107	20.0000	22.026
99 N-Nitrosodiphenylamine (1)	169	7.317	7.317	(0.882)	213207	10.0000	9.8036
100 1,2-Diphenylhydrazine	77	7.365	7.365	(0.887)	359127	10.0000	9.9351
106 4-Bromophenyl-phenylether	248	7.771	7.771	(0.936)	75990	10.0000	9.7731
107 Hexachlorobenzene	284	7.835	7.835	(0.944)	86134	10.0000	9.8802
210 Atrazine	200	7.979	7.979	(0.961)	41465	10.0000	9.4270
111 Pentachlorophenol	266	8.070	8.070	(0.972)	94280	20.0000	19.276
115 Phenanthrene	178	8.332	8.332	(1.004)	352154	10.0000	9.5294
116 Anthracene	178	8.391	8.391	(1.011)	372150	10.0000	9.4208
119 Carbazole	167	8.583	8.583	(1.034)	313937	10.0000	9.2230
120 Di-n-Butylphthalate	149	9.021	9.021	(1.087)	419913	10.0000	9.5873
123 Fluoranthene	202	9.657	9.657	(1.163)	338039	10.0000	9.4078
124 Benzidine	184	9.812	9.812	(0.885)	98172	10.0000	10.495
125 Pyrene	202	9.886	9.886	(0.892)	341808	10.0000	10.749
131 Butylbenzylphthalate	149	10.576	10.576	(0.954)	186475	10.0000	11.139
135 3,3'-Dichlorobenzidine	252	11.067	11.067	(0.998)	128021	10.0000	10.596
136 Benzo(a)Anthracene	228	11.083	11.083	(1.000)	348555	10.0000	10.548
137 Chrysene	228	11.115	11.115	(1.002)	329632	10.0000	10.174
139 bis(2-ethylhexyl)Phthalate	149	11.131	11.131	(1.004)	255916	10.0000	10.150
140 Di-n-octylphthalate	149	11.703	11.703	(0.941)	453504	10.0000	9.7410
141 Benzo(b)fluoranthene	252	12.050	12.050	(0.969)	388364	10.0000	9.7393
142 Benzo(k)fluoranthene	252	12.077	12.077	(0.971)	450745	10.0000	10.196
143 7,12-dimethylbenz(a)anthracen	256	12.045	12.045	(0.969)	195319	10.0000	10.129
146 Benzo(a)pyrene	252	12.376	12.376	(0.995)	365693	10.0000	10.270

Compounds	QUANT SIG MASS	RT	EXP RT	REL RT	RESPONSE	AMOUNTS CAL-AMT (NG)	AMOUNTS ON-COL (NG)
149 Indeno(1,2,3-cd)pyrene	276	13.695	13.695	(1.101)	445198	10.0000	9.4759
150 Dibenz(a,h)anthracene	278	13.722	13.722	(1.104)	393784	10.0000	9.6140
151 Benzo(g,h,i)perylene	276	14.064	14.064	(1.131)	404447	10.0000	9.9513
$ 154 Nitrobenzene-d5	82	4.817	4.817	(0.897)	175065	10.0000	9.9053
$ 155 2-Fluorobiphenyl	172	6.195	6.195	(0.924)	295585	10.0000	9.6042
$ 156 Terphenyl-d14	244	10.073	10.073	(0.908)	249036	10.0000	10.768(A)
$ 157 Phenol-d5	99	4.111	4.111	(0.937)	156217	10.0000	9.7023
$ 158 2-Fluorophenol	112	3.315	3.315	(0.755)	126590	10.0000	9.8936
$ 159 2,4,6-Tribromophenol	330	7.450	7.450	(0.898)	40473	10.0000	10.157
$ 186 2-Chlorophenol-d4	132	4.208	4.208	(0.959)	148172	10.0000	10.022
$ 187 1,2-Dichlorobenzene-d4	152	4.507	4.507	(1.027)	104052	10.0000	9.7214

QC Flag Legend

A - Target compound detected but, quantitated amount exceeded maximum amount.
Q - Qualifier signal failed the ratio test.
M - Compound response manually integrated.
H - Operator selected an alternate compound hit.

Data File: \\PITSVR06\D\chem\732.i\d102908a.b\D1029IC5.D
Date : 29-OCT-2008 16:55
Client ID: sstd20
Sample Info: SSTD20 (10 ug/ml) BNA0676-08

Instrument: 732.i

Operator: 403801nlb (INT BNA0446-05)
Column diameter: 0.32

Column phase: DB5-MS

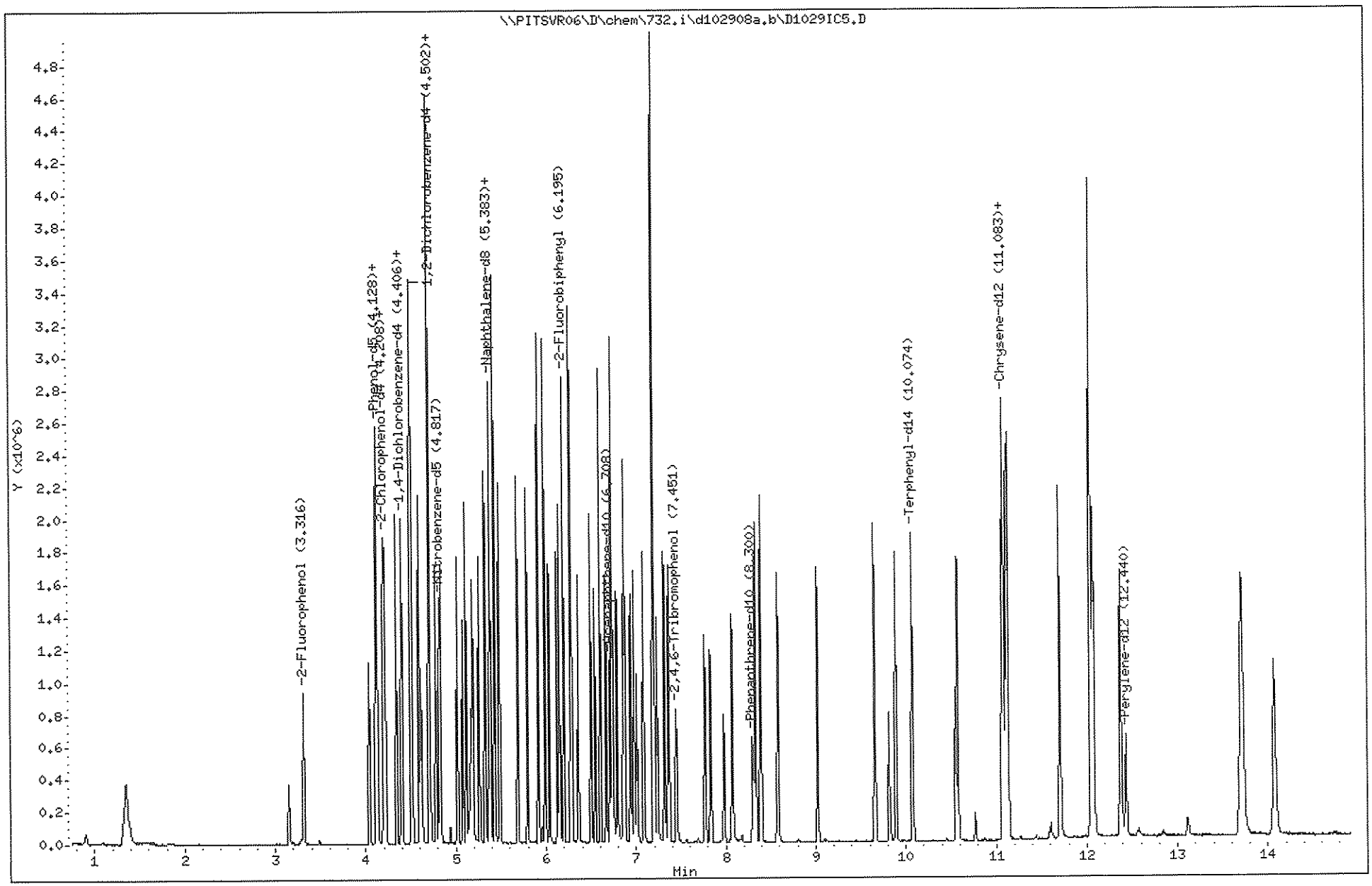

TestAmerica Pittsburgh

INTERNAL STANDARD COMPOUNDS
AREA AND RT SUMMARY

Instrument ID: 732.i
Lab File ID: D1029IC5.D
Lab Smp Id: sstd20
Analysis Type: SV
Quant Type: ISTD
Operator: 403801nlb (INT BNA0446-05)
Method File: \\PITSVR06\D\chem\732.i\d102908a.b\ll.m
Misc Info: sstd20,d102908a.b,ll.m,3-root.sub,1,5

Calibration Date: 29-OCT-2008
Calibration Time: 16:12
Client Smp ID: sstd20
Level:
Sample Type:

COMPOUND	STANDARD	AREA LIMIT LOWER	AREA LIMIT UPPER	SAMPLE	%DIFF
1 1,4-Dichlorobenze	78382	39191	156764	94596	20.69
2 Naphthalene-d8	308291	154146	616582	370565	20.20
3 Acenaphthene-d10	164320	82160	328640	199383	21.34
4 Phenanthrene-d10	247366	123683	494732	279879	13.14
5 Chrysene-d12	262134	131067	524268	280554	7.03
6 Perylene-d12	264421	132211	528842	264097	-0.12

COMPOUND	STANDARD	RT LIMIT LOWER	RT LIMIT UPPER	SAMPLE	%DIFF
1 1,4-Dichlorobenze	4.39	3.89	4.89	4.39	-0.00
2 Naphthalene-d8	5.37	4.87	5.87	5.37	-0.00
3 Acenaphthene-d10	6.71	6.21	7.21	6.71	-0.00
4 Phenanthrene-d10	8.30	7.80	8.80	8.30	-0.00
5 Chrysene-d12	11.09	10.59	11.59	11.09	0.05
6 Perylene-d12	12.42	11.92	12.92	12.44	0.13

AREA UPPER LIMIT = +100% of internal standard area.
AREA LOWER LIMIT = - 50% of internal standard area.
RT UPPER LIMIT = + 0.50 minutes of internal standard RT.
RT LOWER LIMIT = - 0.50 minutes of internal standard RT.

TestAmerica Pittsburgh

Semivolatile REPORT SW-846 Method 8270

Data file : \\PITSVR06\D\chem\732.i\d102908a.b\D1029IC5.D
Lab Smp Id: sstd20 Client Smp ID: sstd20
Inj Date : 29-OCT-2008 16:55
Operator : 403801nlb (INT BNA0446-05) Inst ID: 732.i
Smp Info : SSTD20 (10 ug/ml) BNA0676-08
Misc Info : sstd20,d102908a.b,ll.m,3-root.sub,1,5
Comment :
Method : \\PITSVR06\D\chem\732.i\d102908a.b\ll.m
Meth Date : 30-Oct-2008 09:42 732.i Quant Type: ISTD
Cal Date : 29-OCT-2008 16:34 Cal File: D1029IC4.D
Als bottle: 94 Calibration Sample, Level: 5
Dil Factor: 1.00000
Integrator: HP RTE Compound Sublist: 3-root.sub
Target Version: 4.14
Processing Host: PITPC-502

	Compounds	QUANT SIG MASS	RT	EXP RT	REL RT	RESPONSE	AMOUNTS CAL-AMT (NG)	ON-COL (NG)
* 1	1,4-Dichlorobenzene-d4	152	4.389	4.389	(1.000)	94596	8.00000	(Q)
* 2	Naphthalene-d8	136	5.367	5.367	(1.000)	370565	8.00000	
* 3	Acenaphthene-d10	164	6.708	6.708	(1.000)	199383	8.00000	
* 4	Phenanthrene-d10	188	8.300	8.300	(1.000)	279879	8.00000	
* 5	Chrysene-d12	240	11.094	11.094	(1.000)	280554	8.00000	
* 6	Perylene-d12	264	12.440	12.440	(1.000)	264097	8.00000	
198	1,4-Dioxane	88	0.901	0.901	(0.205)	37622	20.0000	18.689
10	N-Nitrosodimethylamine	74	1.328	1.328	(0.303)	143199	20.0000	22.918(Q)
9	Pyridine	79	1.355	1.355	(0.309)	312119	20.0000	20.538(QMH)
16	Methyl methanesulfonate	80	3.150	3.150	(0.718)	150438	20.0000	19.565
206	Benzaldehyde	77	4.042	4.042	(0.921)	211801	20.0000	27.897
21	Aniline	93	4.127	4.127	(0.940)	444650	20.0000	19.755
22	Phenol	94	4.122	4.122	(0.939)	405557	20.0000	19.546
23	bis(2-Chloroethyl)ether	93	4.197	4.197	(0.956)	264902	20.0000	19.269
24	2-Chlorophenol	128	4.218	4.218	(0.961)	336384	20.0000	20.315
26	1,3-Dichlorobenzene	146	4.341	4.341	(0.989)	387198	20.0000	20.360
27	1,4-Dichlorobenzene	146	4.405	4.405	(1.004)	403176	20.0000	20.426
28	1,2-Dichlorobenzene	146	4.517	4.517	(1.029)	379602	20.0000	20.682
29	Benzyl Alcohol	108	4.501	4.501	(1.026)	214515	20.0000	20.435
30	2-Methylphenol	108	4.592	4.592	(1.046)	308183	20.0000	20.996
31	2,2'-oxybis(1-Chloropropane)	45	4.619	4.619	(1.052)	366928	20.0000	20.948
37	Acetophenone	105	4.704	4.704	(1.072)	487517	20.0000	20.917
32	N-Nitroso-di-n-propylamine	70	4.710	4.710	(1.073)	252711	20.0000	20.872
192	4-Methylphenol	108	4.710	4.710	(1.073)	329860	20.0000	21.436
34	Hexachloroethane	117	4.779	4.779	(1.089)	175770	20.0000	20.731
35	Nitrobenzene	77	4.833	4.833	(0.900)	383410	20.0000	20.516
41	Isophorone	82	5.020	5.020	(0.935)	597736	20.0000	20.044
42	2-Nitrophenol	139	5.078	5.078	(0.946)	180342	20.0000	21.285
43	2,4-Dimethylphenol	107	5.116	5.116	(0.953)	375250	20.0000	20.192
44	bis(2-Chloroethoxy)methane	93	5.190	5.190	(0.967)	361001	20.0000	20.470
48	2,4-Dichlorophenol	162	5.260	5.260	(0.980)	269115	20.0000	20.457
49	Benzoic Acid	122	5.174	5.174	(0.964)	189353	30.0000	30.291(Q)
50	1,2,4-Trichlorobenzene	180	5.324	5.324	(0.992)	312888	20.0000	20.302

Compounds	QUANT SIG MASS	RT	EXP RT	REL RT	RESPONSE	AMOUNTS CAL-AMT (NG)	AMOUNTS ON-COL (NG)
51 Naphthalene	128	5.383	5.383	(1.003)	991552	20.0000	20.314
52 4-Chloroaniline	127	5.426	5.426	(1.011)	404965	20.0000	20.693
54 2,6-Dichlorophenol	162	5.431	5.431	(1.012)	285211	20.0000	20.783
56 Hexachlorobutadiene	225	5.484	5.484	(1.022)	196131	20.0000	20.877(Q)
208 Caprolactam	113	5.682	5.682	(1.059)	73713	20.0000	20.773(Q)
59 4-Chloro-3-Methylphenol	107	5.794	5.794	(1.080)	305830	20.0000	20.657
62 2-Methylnaphthalene	142	5.917	5.917	(1.103)	621611	20.0000	20.814
63 1-Methylnaphthalene	142	5.992	5.992	(1.116)	600630	20.0000	20.072
64 Hexachlorocyclopentadiene	237	6.040	6.040	(0.900)	204299	20.0000	22.712
66 2,4,6-Trichlorophenol	196	6.131	6.131	(0.914)	182881	20.0000	20.053
67 2,4,5-Trichlorophenol	196	6.152	6.152	(0.917)	205454	20.0000	20.936
209 1,1'-Biphenyl	154	6.275	6.275	(0.935)	775679	20.0000	20.635
70 2-Chloronaphthalene	162	6.286	6.286	(0.937)	599296	20.0000	20.336
73 2-Nitroaniline	65	6.360	6.360	(0.948)	203430	20.0000	21.074
76 Dimethylphthalate	163	6.505	6.505	(0.970)	610107	20.0000	20.020
78 2,6-Dinitrotoluene	165	6.547	6.547	(0.976)	138810	20.0000	21.505
79 Acenaphthylene	152	6.601	6.601	(0.984)	925937	20.0000	20.301(Q)
81 3-Nitroaniline	138	6.670	6.670	(0.994)	149373	20.0000	20.850
82 Acenaphthene	153	6.734	6.734	(1.004)	585491	20.0000	19.754
83 2,4-Dinitrophenol	184	6.750	6.750	(1.006)	117481	30.0000	34.964(Q)
85 4-Nitrophenol	109	6.793	6.793	(1.013)	188293	30.0000	31.038
86 Dibenzofuran	168	6.879	6.879	(1.025)	762108	20.0000	19.348
87 2,4-Dinitrotoluene	165	6.857	6.857	(1.022)	180460	20.0000	20.168
91 2,3,5,6-Tetrachlorophenol	232	6.943	6.943	(1.035)	160880	20.0000	21.267
88 2,3,4,6-Tetrachlorophenol	232	6.980	6.980	(1.041)	157528	20.0000	20.622
92 2-Naphthylamine	143	7.012	7.012	(1.045)	291378	20.0000	21.434
93 Diethylphthalate	149	7.087	7.087	(1.057)	653259	20.0000	20.850
94 Fluorene	166	7.199	7.199	(1.073)	638767	20.0000	20.329
95 4-Chlorophenyl-phenylether	204	7.199	7.199	(1.073)	303648	20.0000	20.590
96 4-Nitroaniline	138	7.205	7.205	(1.074)	170748	20.0000	22.565
98 4,6-Dinitro-2-methylphenol	198	7.237	7.237	(0.872)	150474	30.0000	36.267
99 N-Nitrosodiphenylamine (1)	169	7.317	7.317	(0.882)	453556	20.0000	21.019
100 1,2-Diphenylhydrazine	77	7.365	7.365	(0.887)	766184	20.0000	21.363
106 4-Bromophenyl-phenylether	248	7.771	7.771	(0.936)	168523	20.0000	21.844
107 Hexachlorobenzene	284	7.835	7.835	(0.944)	179362	20.0000	20.736
210 Atrazine	200	7.979	7.979	(0.961)	94932	20.0000	21.752
111 Pentachlorophenol	266	8.075	8.075	(0.973)	167574	30.0000	34.531(Q)
115 Phenanthrene	178	8.332	8.332	(1.004)	763154	20.0000	20.814
116 Anthracene	178	8.390	8.390	(1.011)	817119	20.0000	20.848
119 Carbazole	167	8.583	8.583	(1.034)	715020	20.0000	21.172(Q)
120 Di-n-Butylphthalate	149	9.021	9.021	(1.087)	898334	20.0000	20.672
123 Fluoranthene	202	9.657	9.657	(1.163)	751504	20.0000	21.079
124 Benzidine	184	9.817	9.817	(0.885)	279359	20.0000	24.353
125 Pyrene	202	9.892	9.892	(0.892)	781102	20.0000	20.030
131 Butylbenzylphthalate	149	10.581	10.581	(0.954)	418846	20.0000	20.402
135 3,3'-Dichlorobenzidine	252	11.067	11.067	(0.998)	286869	20.0000	19.361
136 Benzo(a)Anthracene	228	11.083	11.083	(0.999)	793094	20.0000	19.571
137 Chrysene	228	11.115	11.115	(1.002)	795730	20.0000	20.028
139 bis(2-ethylhexyl)Phthalate	149	11.136	11.136	(1.004)	672143	20.0000	21.738
140 Di-n-octylphthalate	149	11.708	11.708	(0.941)	1063158	20.0000	20.848
141 Benzo(b)fluoranthene	252	12.050	12.050	(0.969)	818285	20.0000	18.735
142 Benzo(k)fluoranthene	252	12.082	12.082	(0.971)	1166539	20.0000	24.090
143 7,12-dimethylbenz[a]anthracen	256	12.050	12.050	(0.969)	435635	20.0000	20.625
146 Benzo(a)pyrene	252	12.376	12.376	(0.995)	809895	20.0000	20.766

Compounds	QUANT SIG MASS	RT	EXP RT	REL RT	RESPONSE	AMOUNTS CAL-AMT (NG)	AMOUNTS ON-COL (NG)
149 Indeno(1,2,3-cd)pyrene	276	13.701	13.701	(1.101)	1025335	20.0000	19.924
150 Dibenz(a,h)anthracene	278	13.722	13.722	(1.103)	874820	20.0000	19.499
151 Benzo(g,h,i)perylene	276	14.075	14.075	(1.131)	869707	20.0000	19.536
$ 154 Nitrobenzene-d5	82	4.817	4.817	(0.897)	386951	20.0000	20.480(A)
$ 155 2-Fluorobiphenyl	172	6.195	6.195	(0.924)	666717	20.0000	20.021(A)
$ 156 Terphenyl-d14	244	10.073	10.073	(0.908)	583334	20.0000	20.567(A)
$ 157 Phenol-d5	99	4.117	4.117	(0.938)	344646	20.0000	19.206(A)
$ 158 2-Fluorophenol	112	3.315	3.315	(0.755)	281428	20.0000	19.735(A)
$ 159 2,4,6-Tribromophenol	330	7.450	7.450	(0.898)	90973	20.0000	23.010(A)
$ 186 2-Chlorophenol-d4	132	4.208	4.208	(0.959)	336420	20.0000	20.416(A)
$ 187 1,2-Dichlorobenzene-d4	152	4.507	4.507	(1.027)	246036	20.0000	20.625(A)

QC Flag Legend

A - Target compound detected but, quantitated amount exceeded maximum amount.
Q - Qualifier signal failed the ratio test.
M - Compound response manually integrated.
H - Operator selected an alternate compound hit.

Data File: \\PITSVR06\D\chem\732.i\d102908a.b\D1029IC6.D
Date : 29-OCT-2008 17:14
Client ID: sstd40
Sample Info: SSTD40 (20 ug/ml) BNA0677-08

Instrument: 732.i

Operator: 403801nlb (INT BNA0446-05)
Column diameter: 0.32

Column phase: DB5-MS

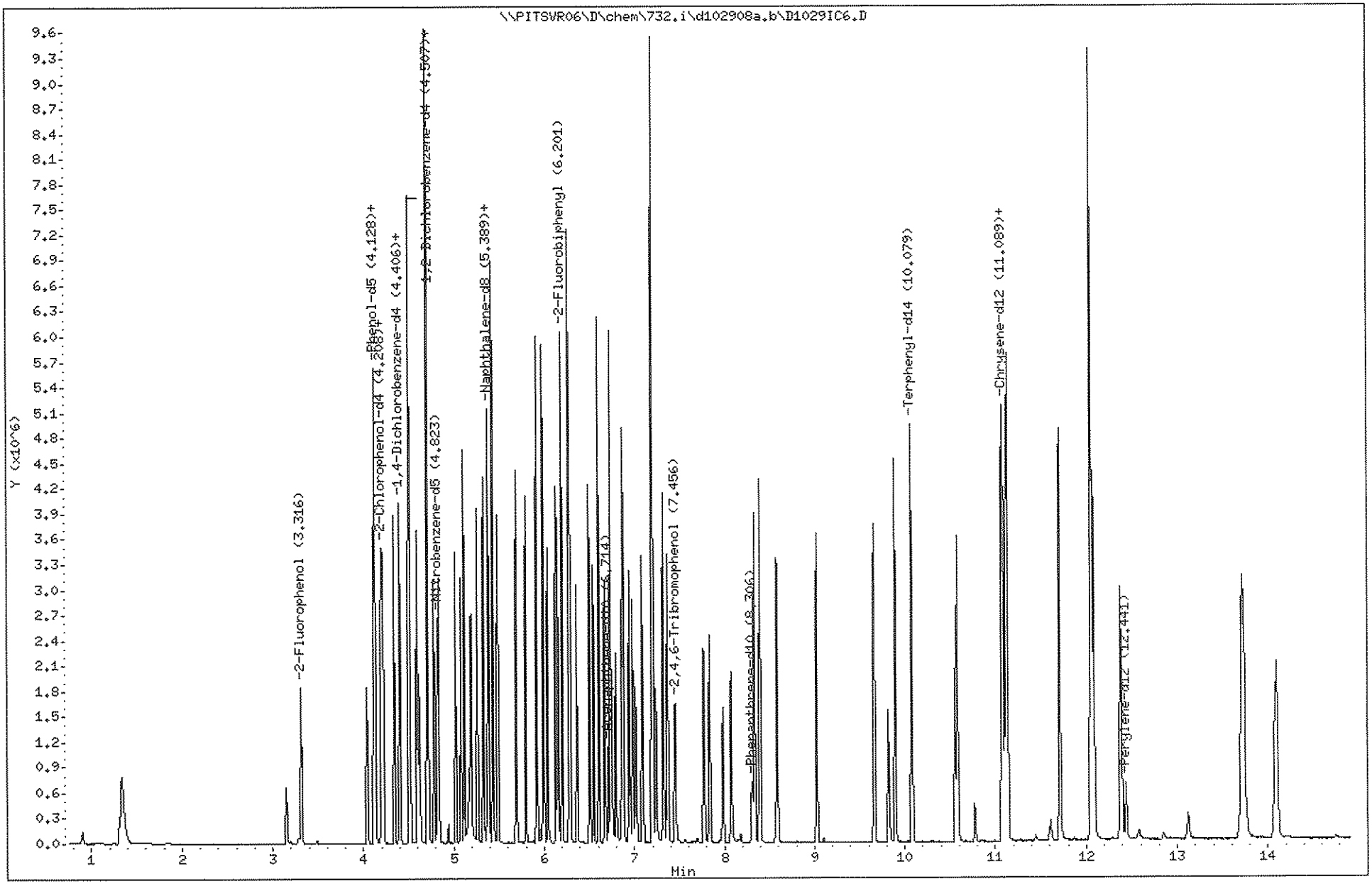

C8J160331 2883 (2001 - 3460)

TestAmerica Pittsburgh

INTERNAL STANDARD COMPOUNDS
AREA AND RT SUMMARY

Instrument ID: 732.i
Lab File ID: D1029IC6.D
Lab Smp Id: sstd40
Analysis Type: SV
Quant Type: ISTD
Operator: 403801nlb (INT BNA0446-05)
Method File: \\PITSVR06\D\chem\732.i\d102908a.b\ll.m
Misc Info: sstd40,d102908a.b,ll.m,3-root.sub,1,6

Calibration Date: 29-OCT-2008
Calibration Time: 16:12
Client Smp ID: sstd40
Level:
Sample Type:

COMPOUND	STANDARD	AREA LIMIT LOWER	AREA LIMIT UPPER	SAMPLE	%DIFF
1 1,4-Dichlorobenze	78382	39191	156764	95270	21.55
2 Naphthalene-d8	308291	154146	616582	346303	12.33
3 Acenaphthene-d10	164320	82160	328640	192316	17.04
4 Phenanthrene-d10	247366	123683	494732	283381	14.56
5 Chrysene-d12	262134	131067	524268	298415	13.84
6 Perylene-d12	264421	132211	528842	254311	-3.82

COMPOUND	STANDARD	RT LIMIT LOWER	RT LIMIT UPPER	SAMPLE	%DIFF
1 1,4-Dichlorobenze	4.39	3.89	4.89	4.39	0.00
2 Naphthalene-d8	5.37	4.87	5.87	5.37	0.10
3 Acenaphthene-d10	6.71	6.21	7.21	6.71	0.08
4 Phenanthrene-d10	8.30	7.80	8.80	8.31	0.06
5 Chrysene-d12	11.09	10.59	11.59	11.10	0.10
6 Perylene-d12	12.42	11.92	12.92	12.44	0.13

AREA UPPER LIMIT = +100% of internal standard area.
AREA LOWER LIMIT = - 50% of internal standard area.
RT UPPER LIMIT = + 0.50 minutes of internal standard RT.
RT LOWER LIMIT = - 0.50 minutes of internal standard RT.

TestAmerica Pittsburgh

Semivolatile REPORT SW-846 Method 8270

Data file : \\PITSVR06\D\chem\732.i\d102908a.b\D1029IC6.D
Lab Smp Id: sstd40 Client Smp ID: sstd40
Inj Date : 29-OCT-2008 17:14
Operator : 403801nlb (INT BNA0446-05) Inst ID: 732.i
Smp Info : SSTD40 (20 ug/ml) BNA0677-08
Misc Info : sstd40,d102908a.b,ll.m,3-root.sub,1,6
Comment :
Method : \\PITSVR06\D\chem\732.i\d102908a.b\ll.m
Meth Date : 30-Oct-2008 09:42 732.i Quant Type: ISTD
Cal Date : 29-OCT-2008 16:55 Cal File: D1029IC5.D
Als bottle: 95 Calibration Sample, Level: 6
Dil Factor: 1.00000
Integrator: HP RTE Compound Sublist: 3-root.sub
Target Version: 4.14
Processing Host: PITPC-502

	Compounds	QUANT SIG MASS	RT	EXP RT	REL RT	RESPONSE	AMOUNTS CAL-AMT (NG)	AMOUNTS ON-COL (NG)
* 1	1,4-Dichlorobenzene-d4	152	4.389	4.389	(1.000)	95270	8.00000	(Q)
* 2	Naphthalene-d8	136	5.372	5.372	(1.000)	346303	8.00000	
* 3	Acenaphthene-d10	164	6.713	6.713	(1.000)	192316	8.00000	
* 4	Phenanthrene-d10	188	8.305	8.305	(1.000)	283381	8.00000	
* 5	Chrysene-d12	240	11.099	11.099	(1.000)	298415	8.00000	(H)
* 6	Perylene-d12	264	12.440	12.440	(1.000)	254311	8.00000	
198	1,4-Dioxane	88	0.896	0.896	(0.204)	68124	40.0000	33.602
10	N-Nitrosodimethylamine	74	1.328	1.328	(0.303)	272870	40.0000	43.362(AQ)
9	Pyridine	79	1.339	1.339	(0.305)	574385	40.0000	37.529(QMH)
16	Methyl methanesulfonate	80	3.150	3.150	(0.718)	287098	40.0000	37.074
206	Benzaldehyde	77	4.042	4.042	(0.921)	351413	40.0000	45.959(A)
21	Aniline	93	4.133	4.133	(0.942)	881487	40.0000	38.886
22	Phenol	94	4.128	4.128	(0.940)	797123	40.0000	38.145
23	bis(2-Chloroethyl)ether	93	4.202	4.202	(0.957)	518903	40.0000	37.477
24	2-Chlorophenol	128	4.224	4.224	(0.962)	636708	40.0000	38.181
26	1,3-Dichlorobenzene	146	4.341	4.341	(0.989)	746759	40.0000	38.990
27	1,4-Dichlorobenzene	146	4.405	4.405	(1.004)	761655	40.0000	38.315
28	1,2-Dichlorobenzene	146	4.518	4.518	(1.029)	717136	40.0000	38.796
29	Benzyl Alcohol	108	4.507	4.507	(1.027)	426889	40.0000	40.378(A)
30	2-Methylphenol	108	4.598	4.598	(1.047)	588698	40.0000	39.822
31	2,2'-oxybis(1-Chloropropane)	45	4.619	4.619	(1.052)	674348	40.0000	38.226
37	Acetophenone	105	4.710	4.710	(1.073)	946685	40.0000	40.331(A)
32	N-Nitroso-di-n-propylamine	70	4.715	4.715	(1.074)	472039	40.0000	38.710
192	4-Methylphenol	108	4.710	4.710	(1.073)	642520	40.0000	41.459(A)
34	Hexachloroethane	117	4.785	4.785	(1.090)	339766	40.0000	39.790
35	Nitrobenzene	77	4.833	4.833	(0.900)	728660	40.0000	41.722(A)
41	Isophorone	82	5.020	5.020	(0.934)	1138111	40.0000	40.840(A)
42	2-Nitrophenol	139	5.078	5.078	(0.945)	352147	40.0000	44.474(A)
43	2,4-Dimethylphenol	107	5.116	5.116	(0.952)	730465	40.0000	42.059(A)
44	bis(2-Chloroethoxy)methane	93	5.196	5.196	(0.967)	680224	40.0000	41.274(A)
48	2,4-Dichlorophenol	162	5.260	5.260	(0.979)	515757	40.0000	41.952(A)
49	Benzoic Acid	122	5.185	5.185	(0.965)	339678	40.0000	58.146(A)
50	1,2,4-Trichlorobenzene	180	5.330	5.330	(0.992)	599603	40.0000	41.631(A)

Compounds	QUANT SIG MASS	RT	EXP RT	REL RT	RESPONSE	AMOUNTS CAL-AMT (NG)	AMOUNTS ON-COL (NG)
51 Naphthalene	128	5.388	5.388	(1.003)	1851783	40.0000	40.595(A)
52 4-Chloroaniline	127	5.431	5.431	(1.011)	781209	40.0000	42.716(A)
54 2,6-Dichlorophenol	162	5.436	5.436	(1.012)	551439	40.0000	42.998(A)
56 Hexachlorobutadiene	225	5.490	5.490	(1.022)	352244	40.0000	40.121(AQ)
208 Caprolactam	113	5.698	5.698	(1.061)	145716	40.0000	43.941(AQ)
59 4-Chloro-3-Methylphenol	107	5.800	5.800	(1.080)	605109	40.0000	43.734(A)
62 2-Methylnaphthalene	142	5.917	5.917	(1.101)	1189675	40.0000	42.625(A)
63 1-Methylnaphthalene	142	5.992	5.992	(1.115)	1181139	40.0000	42.237(A)
64 Hexachlorocyclopentadiene	237	6.040	6.040	(0.900)	399259	40.0000	46.016(A)
66 2,4,6-Trichlorophenol	196	6.131	6.131	(0.913)	378352	40.0000	43.010(A)
67 2,4,5-Trichlorophenol	196	6.158	6.158	(0.917)	370568	40.0000	39.149
209 1,1'-Biphenyl	154	6.275	6.275	(0.935)	1486042	40.0000	40.985(A)
70 2-Chloronaphthalene	162	6.291	6.291	(0.937)	1155089	40.0000	40.636(A)
73 2-Nitroaniline	65	6.361	6.361	(0.947)	416306	40.0000	44.710(A)
76 Dimethylphthalate	163	6.505	6.505	(0.969)	1262566	40.0000	42.953(A)
78 2,6-Dinitrotoluene	165	6.548	6.548	(0.975)	272890	40.0000	43.830(A)
79 Acenaphthylene	152	6.606	6.606	(0.984)	1859793	40.0000	42.275(AQ)
81 3-Nitroaniline	138	6.676	6.676	(0.994)	314233	40.0000	45.474(AQ)
82 Acenaphthene	153	6.740	6.740	(1.004)	1180336	40.0000	41.286(A)
83 2,4-Dinitrophenol	184	6.756	6.756	(1.006)	157250	40.0000	48.520(AQ)
85 4-Nitrophenol	109	6.793	6.793	(1.012)	249353	40.0000	42.614(A)
86 Dibenzofuran	168	6.879	6.879	(1.025)	1541263	40.0000	40.568(A)
87 2,4-Dinitrotoluene	165	6.863	6.863	(1.022)	376027	40.0000	43.568(A)
91 2,3,5,6-Tetrachlorophenol	232	6.943	6.943	(1.034)	311209	40.0000	42.652(A)
88 2,3,4,6-Tetrachlorophenol	232	6.986	6.986	(1.041)	324614	40.0000	44.056(A)
92 2-Naphthylamine	143	7.018	7.018	(1.045)	537262	40.0000	40.974(A)
93 Diethylphthalate	149	7.093	7.093	(1.056)	1259372	40.0000	41.672(A)
94 Fluorene	166	7.199	7.199	(1.072)	1308028	40.0000	43.158(A)
95 4-Chlorophenyl-phenylether	204	7.205	7.205	(1.073)	620416	40.0000	43.616(A)
96 4-Nitroaniline	138	7.210	7.210	(1.074)	323411	40.0000	44.310(A)
98 4,6-Dinitro-2-methylphenol	198	7.242	7.242	(0.872)	205068	40.0000	48.815(A)
99 N-Nitrosodiphenylamine (1)	169	7.322	7.322	(0.882)	919721	40.0000	42.096(A)
100 1,2-Diphenylhydrazine	77	7.370	7.370	(0.887)	1513854	40.0000	41.688(A)
106 4-Bromophenyl-phenylether	248	7.776	7.776	(0.936)	324707	40.0000	41.569(A)
107 Hexachlorobenzene	284	7.840	7.840	(0.944)	363177	40.0000	41.468(A)
210 Atrazine	200	7.985	7.985	(0.961)	194064	40.0000	43.918(A)
111 Pentachlorophenol	266	8.075	8.075	(0.972)	234506	40.0000	47.726(AQ)
115 Phenanthrene	178	8.332	8.332	(1.003)	1585876	40.0000	42.717(A)
116 Anthracene	178	8.396	8.396	(1.011)	1820021	40.0000	45.862(A)
119 Carbazole	167	8.588	8.588	(1.034)	1462312	40.0000	42.764(AQ)
120 Di-n-Butylphthalate	149	9.026	9.026	(1.087)	1909282	40.0000	43.392(A)
123 Fluoranthene	202	9.662	9.662	(1.163)	1514216	40.0000	41.948(A)
124 Benzidine	184	9.822	9.822	(0.885)	580147	40.0000	47.547(AM)
125 Pyrene	202	9.897	9.897	(0.892)	1682459	40.0000	40.562(AM)
131 Butylbenzylphthalate	149	10.581	10.581	(0.953)	853604	40.0000	39.090(M)
135 3,3'-Dichlorobenzidine	252	11.072	11.072	(0.998)	677901	40.0000	43.014(AM)
136 Benzo(a)Anthracene	228	11.088	11.088	(0.999)	1763454	40.0000	40.911(AM)
137 Chrysene	228	11.121	11.121	(1.002)	1719300	40.0000	40.683(AM)
139 bis(2-ethylhexyl)Phthalate	149	11.137	11.137	(1.003)	1390083	40.0000	42.266(AMH)
140 Di-n-octylphthalate	149	11.714	11.714	(0.942)	2245929	40.0000	45.737(A)
141 Benzo(b)fluoranthene	252	12.055	12.055	(0.969)	1510935	40.0000	35.924
142 Benzo(k)fluoranthene	252	12.082	12.082	(0.971)	1858569	40.0000	39.859
143 7,12-dimethylbenz[a]anthracen	256	12.055	12.055	(0.969)	986574	40.0000	48.506(A)
146 Benzo(a)pyrene	252	12.381	12.381	(0.995)	1570052	40.0000	41.806(A)

Compounds	QUANT SIG MASS	RT	EXP RT	REL RT	RESPONSE	AMOUNTS CAL-AMT (NG)	AMOUNTS ON-COL (NG)
149 Indeno(1,2,3-cd)pyrene	276	13.717	13.717	(1.103)	2126869	40.0000	42.920(A)
150 Dibenz(a,h)anthracene	278	13.738	13.738	(1.104)	1814890	40.0000	42.010(AM)
151 Benzo(g,h,i)perylene	276	14.102	14.102	(1.134)	1756477	40.0000	40.974(A)
$ 154 Nitrobenzene-d5	82	4.822	4.822	(0.898)	729335	40.0000	41.306(A)
$ 155 2-Fluorobiphenyl	172	6.200	6.200	(0.924)	1274786	40.0000	39.687(A)
$ 156 Terphenyl-d14	244	10.079	10.079	(0.908)	1239036	40.0000	41.072(AM)
$ 157 Phenol-d5	99	4.117	4.117	(0.938)	684377	40.0000	37.868(A)
$ 158 2-Fluorophenol	112	3.316	3.316	(0.755)	538513	40.0000	37.496(A)
$ 159 2,4,6-Tribromophenol	330	7.456	7.456	(0.898)	186832	40.0000	46.672(A)
$ 186 2-Chlorophenol-d4	132	4.208	4.208	(0.959)	673043	40.0000	40.555(A)
$ 187 1,2-Dichlorobenzene-d4	152	4.507	4.507	(1.027)	476292	40.0000	39.645(A)

QC Flag Legend

A - Target compound detected but, quantitated amount exceeded maximum amount.
Q - Qualifier signal failed the ratio test.
M - Compound response manually integrated.
H - Operator selected an alternate compound hit.

Data File: \\PITSVR06\D\chem\732.i\d102908a.b\D1029IC7.D
Date : 29-OCT-2008 17:36
Client ID: sstd80
Sample Info: SSTD80 (40 ug/ml) BNA0678-08

Instrument: 732.i
Operator: 403801nlb (INT BNA0446-05)
Column phase: DB5-MS
Column diameter: 0.32

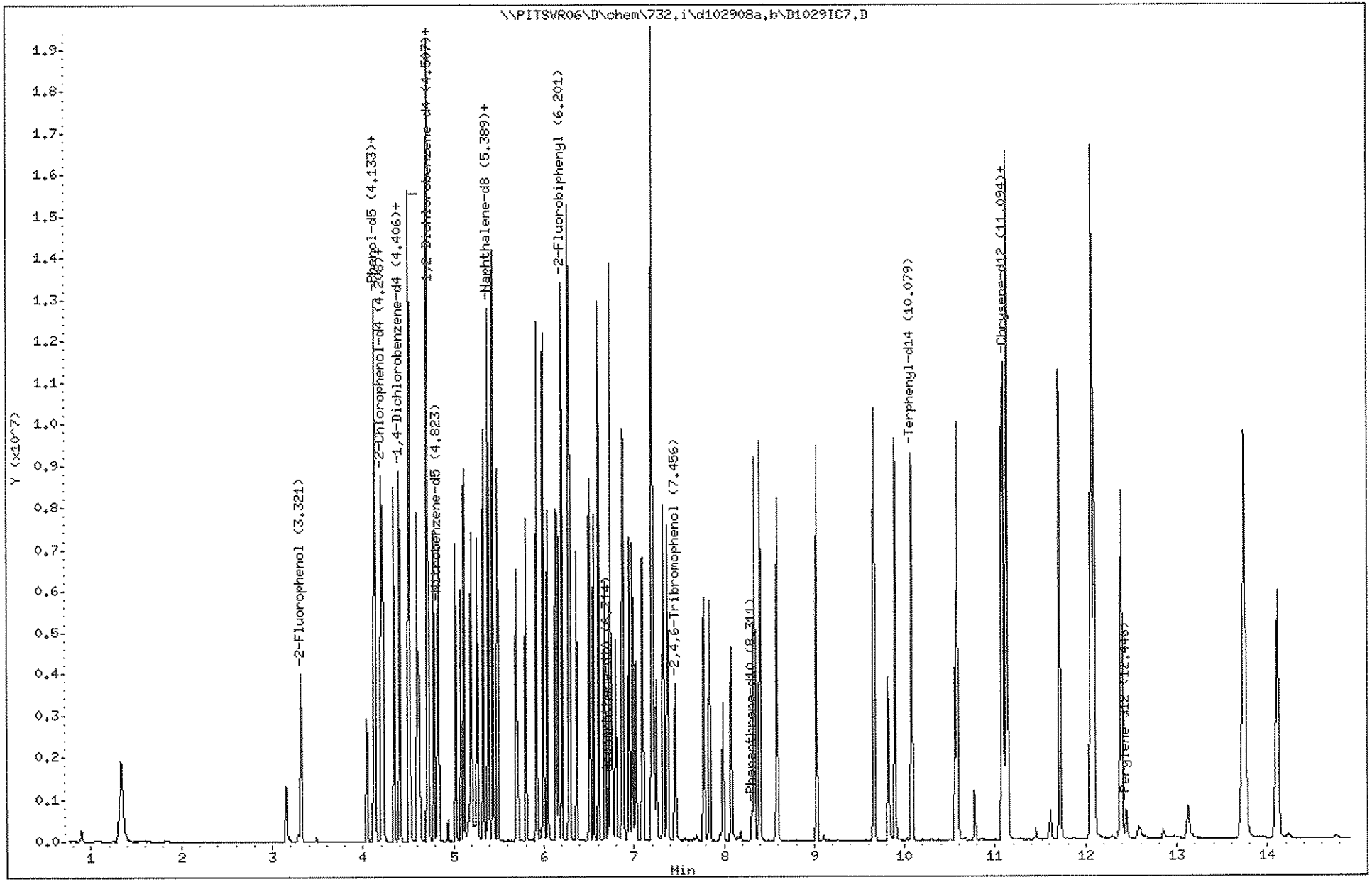

TestAmerica Pittsburgh

INTERNAL STANDARD COMPOUNDS
AREA AND RT SUMMARY

Instrument ID: 732.i
Lab File ID: D1029IC7.D
Lab Smp Id: sstd80
Analysis Type: SV
Quant Type: ISTD
Operator: 403801nlb (INT BNA0446-05)
Method File: \\PITSVR06\D\chem\732.i\d102908a.b\ll.m
Misc Info: sstd80,d102908a.b,ll.m,3-root.sub,1,7

Calibration Date: 29-OCT-2008
Calibration Time: 16:12
Client Smp ID: sstd80
Level:
Sample Type:

COMPOUND	STANDARD	AREA LIMIT LOWER	AREA LIMIT UPPER	SAMPLE	%DIFF
1 1,4-Dichlorobenze	78382	39191	156764	104332	33.11
2 Naphthalene-d8	308291	154146	616582	374782	21.57
3 Acenaphthene-d10	164320	82160	328640	209032	27.21
4 Phenanthrene-d10	247366	123683	494732	324286	31.10
5 Chrysene-d12	262134	131067	524268	346488	32.18
6 Perylene-d12	264421	132211	528842	286500	8.35

COMPOUND	STANDARD	RT LIMIT LOWER	RT LIMIT UPPER	SAMPLE	%DIFF
1 1,4-Dichlorobenze	4.39	3.89	4.89	4.40	0.12
2 Naphthalene-d8	5.37	4.87	5.87	5.37	0.10
3 Acenaphthene-d10	6.71	6.21	7.21	6.71	0.08
4 Phenanthrene-d10	8.30	7.80	8.80	8.31	0.07
5 Chrysene-d12	11.09	10.59	11.59	11.10	0.10
6 Perylene-d12	12.42	11.92	12.92	12.45	0.17

AREA UPPER LIMIT = +100% of internal standard area.
AREA LOWER LIMIT = - 50% of internal standard area.
RT UPPER LIMIT = + 0.50 minutes of internal standard RT.
RT LOWER LIMIT = - 0.50 minutes of internal standard RT.

TestAmerica Pittsburgh

Semivolatile REPORT SW-846 Method 8270

Data file : \\PITSVR06\D\chem\732.i\d102908a.b\D1029IC7.D
Lab Smp Id: sstd80 Client Smp ID: sstd80
Inj Date : 29-OCT-2008 17:36
Operator : 403801nlb (INT BNA0446-05) Inst ID: 732.i
Smp Info : SSTD80 (40 ug/ml) BNA0678-08
Misc Info : sstd80,d102908a.b,ll.m,3-root.sub,1,7
Comment :
Method : \\PITSVR06\D\chem\732.i\d102908a.b\ll.m
Meth Date : 30-Oct-2008 09:42 732.i Quant Type: ISTD
Cal Date : 29-OCT-2008 17:14 Cal File: D1029IC6.D
Als bottle: 96 Calibration Sample, Level: 7
Dil Factor: 1.00000
Integrator: HP RTE Compound Sublist: 3-root.sub
Target Version: 4.14
Processing Host: PITPC-502

	Compounds	QUANT SIG MASS	RT	EXP RT	REL RT	RESPONSE	AMOUNTS CAL-AMT (NG)	ON-COL (NG)
* 1	1,4-Dichlorobenzene-d4	152	4.395	4.395	(1.000)	104332	8.00000	(Q)
* 2	Naphthalene-d8	136	5.372	5.372	(1.000)	374782	8.00000	
* 3	Acenaphthene-d10	164	6.713	6.713	(1.000)	209032	8.00000	
* 4	Phenanthrene-d10	188	8.305	8.305	(1.000)	324286	8.00000	
* 5	Chrysene-d12	240	11.099	11.099	(1.000)	346488	8.00000	(H)
* 6	Perylene-d12	264	12.445	12.445	(1.000)	286500	8.00000	
198	1,4-Dioxane	88	0.896	0.896	(0.204)	139982	80.0000	63.048(A)
10	N-Nitrosodimethylamine	74	1.323	1.323	(0.301)	609495	80.0000	88.442(AQ)
9	Pyridine	79	1.334	1.334	(0.304)	1284948	80.0000	76.664(AQM)
16	Methyl methanesulfonate	80	3.155	3.155	(0.718)	622680	80.0000	73.425(A)
206	Benzaldehyde	77	4.042	4.042	(0.920)	573195	80.0000	68.453(A)
21	Aniline	93	4.133	4.133	(0.940)	1985660	80.0000	79.987(A)
22	Phenol	94	4.133	4.133	(0.940)	1834345	80.0000	80.156(A)
23	bis(2-Chloroethyl)ether	93	4.202	4.202	(0.956)	1180197	80.0000	77.835(A)
24	2-Chlorophenol	128	4.224	4.224	(0.961)	1438310	80.0000	78.759(A)
26	1,3-Dichlorobenzene	146	4.347	4.347	(0.989)	1676802	80.0000	79.945(A)
27	1,4-Dichlorobenzene	146	4.405	4.405	(1.002)	1710894	80.0000	78.592(A)
28	1,2-Dichlorobenzene	146	4.523	4.523	(1.029)	1582193	80.0000	78.160(A)
29	Benzyl Alcohol	108	4.507	4.507	(1.026)	951931	80.0000	82.219(A)
30	2-Methylphenol	108	4.598	4.598	(1.046)	1274650	80.0000	78.735(A)
31	2,2'-oxybis(1-Chloropropane)	45	4.619	4.619	(1.051)	1463269	80.0000	75.742(A)
37	Acetophenone	105	4.710	4.710	(1.072)	2056529	80.0000	80.003(A)
32	N-Nitroso-di-n-propylamine	70	4.721	4.721	(1.074)	985520	80.0000	73.799(A)
192	4-Methylphenol	108	4.715	4.715	(1.073)	1416996	80.0000	83.491(A)
34	Hexachloroethane	117	4.785	4.785	(1.089)	736638	80.0000	78.774(A)
35	Nitrobenzene	77	4.838	4.838	(0.901)	1552539	80.0000	82.141(A)
41	Isophorone	82	5.025	5.025	(0.935)	2507606	80.0000	83.144(A)
42	2-Nitrophenol	139	5.079	5.079	(0.945)	782257	80.0000	91.288(A)
43	2,4-Dimethylphenol	107	5.121	5.121	(0.953)	1564730	80.0000	83.248(A)
44	bis(2-Chloroethoxy)methane	93	5.196	5.196	(0.967)	1511870	80.0000	84.764(A)
48	2,4-Dichlorophenol	162	5.265	5.265	(0.980)	1126427	80.0000	84.663(A)
49	Benzoic Acid	122	5.212	5.212	(0.970)	737033	80.0000	116.58(AH)
50	1,2,4-Trichlorobenzene	180	5.330	5.330	(0.992)	1322036	80.0000	84.816(A)

Compounds	QUANT SIG MASS	RT	EXP RT	REL RT	RESPONSE	AMOUNTS CAL-AMT (NG)	AMOUNTS ON-COL (NG)
51 Naphthalene	128	5.388	5.388	(1.003)	4191047	80.0000	84.895(A)
52 4-Chloroaniline	127	5.431	5.431	(1.011)	1734781	80.0000	87.648(A)
54 2,6-Dichlorophenol	162	5.436	5.436	(1.012)	1201575	80.0000	86.572(A)
56 Hexachlorobutadiene	225	5.490	5.490	(1.022)	796733	80.0000	83.854(AQ)
208 Caprolactam	113	5.714	5.714	(1.064)	324702	80.0000	90.474(AQ)
59 4-Chloro-3-Methylphenol	107	5.805	5.805	(1.081)	1318845	80.0000	88.077(A)
62 2-Methylnaphthalene	142	5.923	5.923	(1.102)	2731184	80.0000	90.421(A)
63 1-Methylnaphthalene	142	5.997	5.997	(1.116)	2685185	80.0000	88.725(A)
64 Hexachlorocyclopentadiene	237	6.040	6.040	(0.900)	908725	80.0000	96.358(A)
66 2,4,6-Trichlorophenol	196	6.131	6.131	(0.913)	830175	80.0000	86.826(A)
67 2,4,5-Trichlorophenol	196	6.163	6.163	(0.918)	873036	80.0000	84.857(A)
209 1,1'-Biphenyl	154	6.275	6.275	(0.935)	3407438	80.0000	86.462(A)
70 2-Chloronaphthalene	162	6.291	6.291	(0.937)	2579229	80.0000	83.482(A)
73 2-Nitroaniline	65	6.366	6.366	(0.948)	867790	80.0000	85.746(A)
76 Dimethylphthalate	163	6.510	6.510	(0.970)	2780432	80.0000	87.027(A)
78 2,6-Dinitrotoluene	165	6.553	6.553	(0.976)	626166	80.0000	92.530(A)
79 Acenaphthylene	152	6.606	6.606	(0.984)	4126365	80.0000	86.295(AQ)
81 3-Nitroaniline	138	6.681	6.681	(0.995)	696113	80.0000	92.682(AQ)
82 Acenaphthene	153	6.740	6.740	(1.004)	2667400	80.0000	85.840(A)
83 2,4-Dinitrophenol	184	6.756	6.756	(1.006)	399408	80.0000	113.38(AQ)
85 4-Nitrophenol	109	6.799	6.799	(1.013)	581452	80.0000	91.422(A)
86 Dibenzofuran	168	6.884	6.884	(1.025)	3459768	80.0000	83.783(A)
87 2,4-Dinitrotoluene	165	6.868	6.868	(1.023)	867993	80.0000	92.526(A)
91 2,3,5,6-Tetrachlorophenol	232	6.948	6.948	(1.035)	749446	80.0000	94.499(A)
88 2,3,4,6-Tetrachlorophenol	232	6.986	6.986	(1.041)	729654	80.0000	91.109(A)
92 2-Naphthylamine	143	7.023	7.023	(1.046)	1206418	80.0000	84.650(A)
93 Diethylphthalate	149	7.098	7.098	(1.057)	2824931	80.0000	86.001(A)
94 Fluorene	166	7.199	7.199	(1.072)	3070490	80.0000	93.208(A)
95 4-Chlorophenyl-phenylether	204	7.205	7.205	(1.073)	1454784	80.0000	94.094(A)
96 4-Nitroaniline	138	7.221	7.221	(1.076)	723842	80.0000	91.242(A)
98 4,6-Dinitro-2-methylphenol	198	7.253	7.253	(0.873)	489095	80.0000	101.74(A)
99 N-Nitrosodiphenylamine (1)	169	7.328	7.328	(0.882)	2113729	80.0000	84.543(A)
100 1,2-Diphenylhydrazine	77	7.370	7.370	(0.887)	3261520	80.0000	78.485(A)
106 4-Bromophenyl-phenylether	248	7.776	7.776	(0.936)	739346	80.0000	82.712(A)
107 Hexachlorobenzene	284	7.840	7.840	(0.944)	862712	80.0000	86.080(A)
210 Atrazine	200	7.990	7.990	(0.962)	416739	80.0000	82.414(A)
111 Pentachlorophenol	266	8.081	8.081	(0.973)	573019	80.0000	101.91(AQ)
115 Phenanthrene	178	8.337	8.337	(1.004)	3806817	80.0000	89.606(A)
116 Anthracene	178	8.401	8.401	(1.012)	4044307	80.0000	89.055(A)
119 Carbazole	167	8.588	8.588	(1.034)	3534783	80.0000	90.332(AQ)
120 Di-n-Butylphthalate	149	9.026	9.026	(1.087)	4679005	80.0000	92.925(A)
123 Fluoranthene	202	9.662	9.662	(1.163)	4108750	80.0000	99.466(A)
124 Benzidine	184	9.822	9.822	(0.885)	1464652	80.0000	103.38(AM)
125 Pyrene	202	9.897	9.897	(0.892)	4204222	80.0000	87.296(AM)
131 Butylbenzylphthalate	149	10.586	10.586	(0.954)	2389063	80.0000	94.227(AM)
135 3,3'-Dichlorobenzidine	252	11.073	11.073	(0.998)	1646022	80.0000	89.953(AM)
136 Benzo(a)Anthracene	228	11.094	11.094	(1.000)	4293865	80.0000	85.794(AM)
137 Chrysene	228	11.126	11.126	(1.002)	4265244	80.0000	86.924(AM)
139 bis(2-ethylhexyl)Phthalate	149	11.137	11.137	(1.003)	3565954	80.0000	93.380(AMH)
140 Di-n-octylphthalate	149	11.708	11.708	(0.941)	5500874	80.0000	99.436(A)
141 Benzo(b)fluoranthene	252	12.072	12.072	(0.970)	5000842	80.0000	105.54(A)
142 Benzo(k)fluoranthene	252	12.098	12.098	(0.972)	4945697	80.0000	94.149(A)
143 7,12-dimethylbenz[a]anthracen	256	12.061	12.061	(0.969)	2306799	80.0000	100.67(A)
146 Benzo(a)pyrene	252	12.392	12.392	(0.996)	3969207	80.0000	93.813(A)

Compounds	QUANT SIG MASS	RT	EXP RT	REL RT	RESPONSE	AMOUNTS CAL-AMT (NG)	AMOUNTS ON-COL (NG)
149 Indeno(1,2,3-cd)pyrene	276	13.744	13.744	(1.104)	5155745	80.0000	92.352(AM)
150 Dibenz(a,h)anthracene	278	13.749	13.749	(1.105)	4434454	80.0000	91.112(A)
151 Benzo(g,h,i)perylene	276	14.107	14.107	(1.133)	4375645	80.0000	90.605(AM)
$ 154 Nitrobenzene-d5	82	4.822	4.822	(0.898)	1583214	80.0000	82.852(A)
$ 155 2-Fluorobiphenyl	172	6.200	6.200	(0.924)	2994431	80.0000	85.768(A)
$ 156 Terphenyl-d14	244	10.084	10.084	(0.909)	3157925	80.0000	90.156(AM)
$ 157 Phenol-d5	99	4.122	4.122	(0.938)	1605971	80.0000	81.144(A)
$ 158 2-Fluorophenol	112	3.321	3.321	(0.756)	1235548	80.0000	78.558(A)
$ 159 2,4,6-Tribromophenol	330	7.461	7.461	(0.898)	420277	80.0000	91.746(A)
$ 186 2-Chlorophenol-d4	132	4.213	4.213	(0.959)	1520199	80.0000	83.645(A)
$ 187 1,2-Dichlorobenzene-d4	152	4.512	4.512	(1.027)	1068135	80.0000	81.185(A)

QC Flag Legend

A - Target compound detected but, quantitated amount exceeded maximum amount.
Q - Qualifier signal failed the ratio test.
M - Compound response manually integrated.
H - Operator selected an alternate compound hit.

Data File: \\PITSVR06\D\chem\732.i\d102908a.b\D1029IC8.D
Date : 29-OCT-2008 17:57
Client ID: ver20
Sample Info: ver20 BNA0731-08

Instrument: 732.i

Operator: 403801nlb (INT BNA0446-05)
Column diameter: 0.32

Column phase: DB5-MS

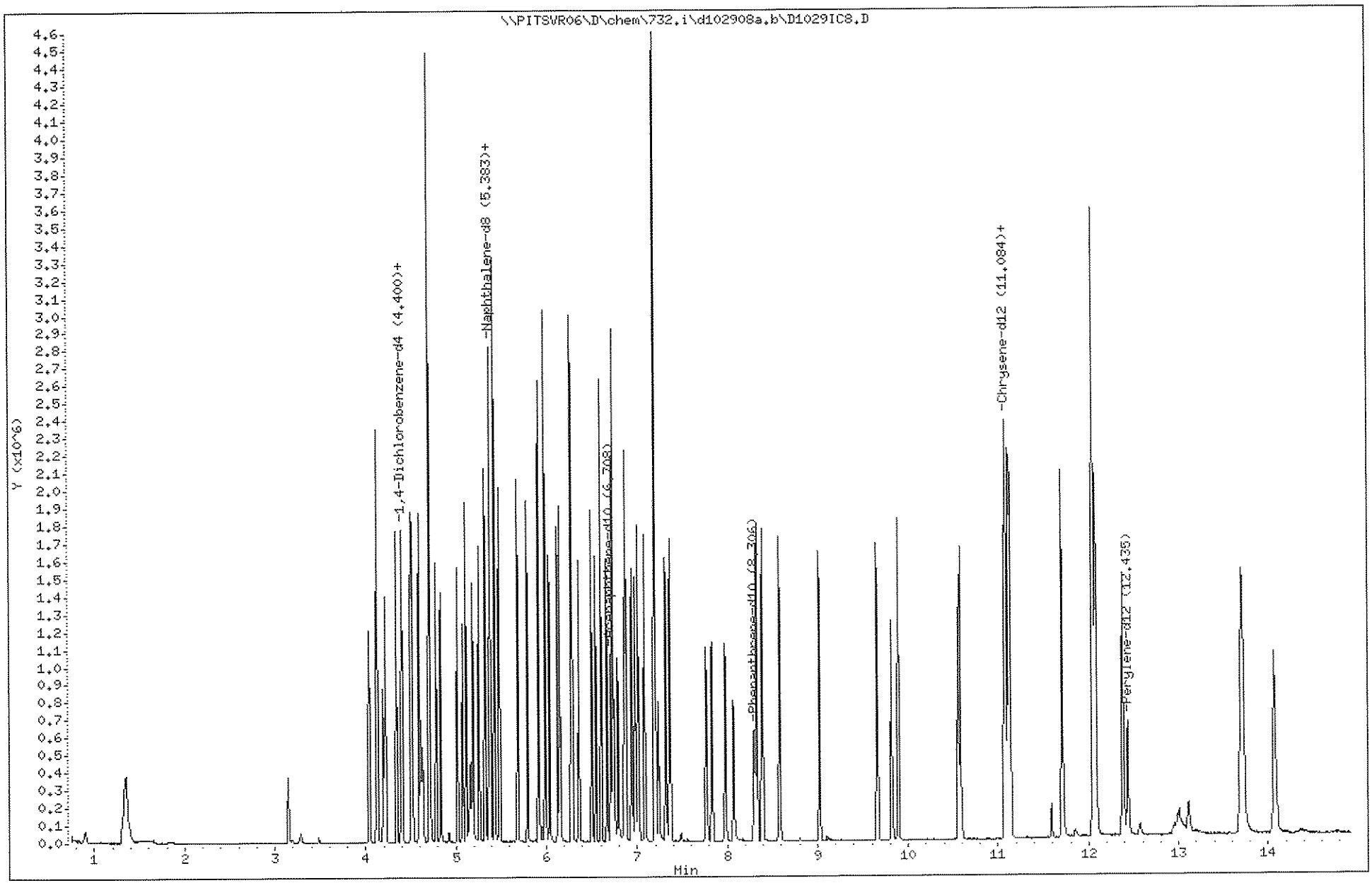

(2001 - 3460)
2893
C8J160331

TestAmerica Pittsburgh

INTERNAL STANDARD COMPOUNDS
AREA AND RT SUMMARY

Instrument ID: 732.i
Lab File ID: D1029IC8.D
Lab Smp Id: ver20
Analysis Type: SV
Quant Type: ISTD
Operator: 403801nlb (INT BNA0446-05)
Method File: \\PITSVR06\D\chem\732.i\d102908a.b\ll.m
Misc Info: ver20,d102908a.b,ll.m,3-root.sub

Calibration Date: 29-OCT-2008
Calibration Time: 16:12
Client Smp ID: ver20
Level:
Sample Type:

COMPOUND	STANDARD	AREA LIMIT LOWER	AREA LIMIT UPPER	SAMPLE	%DIFF
1 1,4-Dichlorobenze	78382	39191	156764	85783	9.44
2 Naphthalene-d8	308291	154146	616582	358285	16.22
3 Acenaphthene-d10	164320	82160	328640	183597	11.73
4 Phenanthrene-d10	247366	123683	494732	285848	15.56
5 Chrysene-d12	262134	131067	524268	250443	-4.46
6 Perylene-d12	264421	132211	528842	247658	-6.34

COMPOUND	STANDARD	RT LIMIT LOWER	RT LIMIT UPPER	SAMPLE	%DIFF
1 1,4-Dichlorobenze	4.39	3.89	4.89	4.39	-0.00
2 Naphthalene-d8	5.37	4.87	5.87	5.37	-0.00
3 Acenaphthene-d10	6.71	6.21	7.21	6.71	-0.00
4 Phenanthrene-d10	8.30	7.80	8.80	8.31	0.06
5 Chrysene-d12	11.09	10.59	11.59	11.09	-0.00
6 Perylene-d12	12.42	11.92	12.92	12.44	0.09

AREA UPPER LIMIT = +100% of internal standard area.
AREA LOWER LIMIT = - 50% of internal standard area.
RT UPPER LIMIT = + 0.50 minutes of internal standard RT.
RT LOWER LIMIT = - 0.50 minutes of internal standard RT.

TestAmerica Pittsburgh

Semivolatile REPORT SW-846 Method 8270

Data file : \\PITSVR06\D\chem\732.i\d102908a.b\D1029IC8.D
Lab Smp Id: ver20 Client Smp ID: ver20
Inj Date : 29-OCT-2008 17:57
Operator : 403801nlb (INT BNA0446-05) Inst ID: 732.i
Smp Info : ver20 BNA0731-08
Misc Info : ver20,d102908a.b,ll.m,3-root.sub
Comment :
Method : \\PITSVR06\D\chem\732.i\d102908a.b\ll.m
Meth Date : 30-Oct-2008 09:57 piccolinov Quant Type: ISTD
Cal Date : 29-OCT-2008 17:36 Cal File: D1029IC7.D
Als bottle: 97
Dil Factor: 1.00000
Integrator: HP RTE Compound Sublist: 3-root.sub
Target Version: 4.14
Processing Host: PITPC-502

	Compounds	QUANT SIG MASS	RT	EXP RT	REL RT	RESPONSE	CONCENTRATIONS ON-COLUMN (NG)	FINAL (NG)
* 1	1,4-Dichlorobenzene-d4	152	4.389	4.395	(1.000)	85783	8.00000	(Q)
* 2	Naphthalene-d8	136	5.367	5.373	(1.000)	358285	8.00000	
* 3	Acenaphthene-d10	164	6.708	6.714	(1.000)	183597	8.00000	
* 4	Phenanthrene-d10	188	8.305	8.305	(1.000)	285848	8.00000	
* 5	Chrysene-d12	240	11.088	11.100	(1.000)	250443	8.00000	
* 6	Perylene-d12	264	12.435	12.446	(1.000)	247658	8.00000	
198	1,4-Dioxane	88	0.895	0.896	(0.204)	33038	19.8477	19.848
10	N-Nitrosodimethylamine	74	1.317	1.323	(0.300)	138302	21.9743	21.974(Q)
9	Pyridine	79	1.350	1.334	(0.308)	319669	23.1964	23.196(QM)
16	Methyl methanesulfonate	80	3.150	3.156	(0.718)	152218	21.8303	21.830
206	Benzaldehyde	77	4.042	4.043	(0.921)	243099	27.9991	27.999 ok NPM
21	Aniline	93	4.127	4.133	(0.940)	476676	23.3538	23.354
22	Phenol	94	4.122	4.133	(0.939)	364500	19.3716	19.372
23	bis(2-Chloroethyl)ether	93	4.197	4.203	(0.956)	238571	19.1362	19.136
24	2-Chlorophenol	128	4.218	4.224	(0.961)	296059	19.7170	19.717
26	1,3-Dichlorobenzene	146	4.341	4.347	(0.989)	339715	19.6989	19.699
27	1,4-Dichlorobenzene	146	4.405	4.406	(1.004)	355938	19.8859	19.886
28	1,2-Dichlorobenzene	146	4.517	4.523	(1.029)	338438	20.3340	20.334
29	Benzyl Alcohol	108	4.501	4.507	(1.026)	201399	21.1565	21.156
30	2-Methylphenol	108	4.592	4.598	(1.046)	263847	19.8218	19.822
31	2,2'-oxybis(1-Chloropropane)	45	4.614	4.620	(1.051)	274614	17.2882	17.288
37	Acetophenone	105	4.704	4.710	(1.072)	461550	21.8376	21.838
32	N-Nitroso-di-n-propylamine	70	4.710	4.721	(1.073)	235233	21.4240	21.424
192	4-Methylphenol	108	4.710	4.716	(1.073)	304404	21.8141	21.814
34	Hexachloroethane	117	4.779	4.785	(1.089)	165719	21.5535	21.553
35	Nitrobenzene	77	4.833	4.839	(0.900)	354998	19.6468	19.647
41	Isophorone	82	5.020	5.026	(0.935)	550713	19.1007	19.101
42	2-Nitrophenol	139	5.078	5.079	(0.946)	167723	20.4742	20.474
43	2,4-Dimethylphenol	107	5.116	5.122	(0.953)	346412	19.2787	19.279
44	bis(2-Chloroethoxy)methane	93	5.191	5.197	(0.967)	334181	19.5988	19.599
48	2,4-Dichlorophenol	162	5.260	5.266	(0.980)	245947	19.3367	19.337
49	Benzoic Acid	122	5.164	5.213	(0.962)	137793	25.5654	25.565(H)
50	1,2,4-Trichlorobenzene	180	5.324	5.330	(0.992)	292493	19.6291	19.629

	Compounds	QUANT SIG MASS	RT	EXP RT	REL RT	RESPONSE	CONCENTRATIONS ON-COLUMN (NG)	CONCENTRATIONS FINAL (NG)
51	Naphthalene	128	5.383	5.389	(1.003)	920373	19.5018	19.502
52	4-Chloroaniline	127	5.426	5.432	(1.011)	388839	20.5503	20.550
54	2,6-Dichlorophenol	162	5.431	5.437	(1.012)	274451	20.6845	20.684
56	Hexachlorobutadiene	225	5.484	5.490	(1.022)	167418	18.4316	18.432(Q)
208	Caprolactam	113	5.682	5.715	(1.059)	71192	20.7502	20.750(Q)
59	4-Chloro-3-Methylphenol	107	5.794	5.806	(1.080)	276544	19.3189	19.319
62	2-Methylnaphthalene	142	5.917	5.923	(1.103)	543558	18.8241	18.824
63	1-Methylnaphthalene	142	5.992	5.998	(1.116)	565852	19.5581	19.558
64	Hexachlorocyclopentadiene	237	6.035	6.041	(0.900)	185638	20.0542	20.054
66	2,4,6-Trichlorophenol	196	6.125	6.131	(0.913)	174528	20.7821	20.782
67	2,4,5-Trichlorophenol	196	6.152	6.163	(0.917)	187160	20.7116	20.712
209	1,1'-Biphenyl	154	6.275	6.276	(0.935)	700401	20.2344	20.234
70	2-Chloronaphthalene	162	6.286	6.292	(0.937)	542835	20.0040	20.004
73	2-Nitroaniline	65	6.361	6.366	(0.948)	198330	22.3118	22.312
76	Dimethylphthalate	163	6.505	6.511	(0.970)	583219	20.7836	20.784
78	2,6-Dinitrotoluene	165	6.548	6.553	(0.976)	128036	21.5413	21.541
79	Acenaphthylene	152	6.601	6.607	(0.984)	845650	20.1353	20.135(Q)
81	3-Nitroaniline	138	6.670	6.682	(0.994)	144357	21.8826	21.882
82	Acenaphthene	153	6.735	6.740	(1.004)	546273	20.0152	20.015
83	2,4-Dinitrophenol	184	6.751	6.756	(1.006)	64620	19.7552	19.755(Q)
85	4-Nitrophenol	109	6.788	6.799	(1.012)	109010	19.5143	19.514
86	Dibenzofuran	168	6.879	6.885	(1.025)	742720	20.4776	20.478
87	2,4-Dinitrotoluene	165	6.857	6.869	(1.022)	172599	20.9476	20.948
91	2,3,5,6-Tetrachlorophenol	232	6.943	6.949	(1.035)	150040	21.5399	21.540
88	2,3,4,6-Tetrachlorophenol	232	6.980	6.986	(1.041)	148960	21.1768	21.177
92	2-Naphthylamine	143	7.012	7.024	(1.045)	523808	41.8455	41.846(A) OK MM
93	Diethylphthalate	149	7.087	7.098	(1.057)	599791	20.7894	20.789
94	Fluorene	166	7.194	7.200	(1.072)	594693	20.5536	20.554
95	4-Chlorophenyl-phenylether	204	7.199	7.205	(1.073)	298296	21.9665	21.966
96	4-Nitroaniline	138	7.205	7.221	(1.074)	154451	22.1661	22.166
98	4,6-Dinitro-2-methylphenol	198	7.237	7.253	(0.871)	90354	18.7201	18.720
99	N-Nitrosodiphenylamine (1)	169	7.317	7.328	(0.881)	413399	18.7581	18.758
100	1,2-Diphenylhydrazine	77	7.365	7.371	(0.887)	736726	20.1125	20.112
106	4-Bromophenyl-phenylether	248	7.771	7.777	(0.936)	154223	19.5732	19.573
107	Hexachlorobenzene	284	7.835	7.841	(0.943)	170729	19.3258	19.326
210	Atrazine	200	7.979	7.991	(0.961)	148783	33.3798	33.380 – OK MM
111	Pentachlorophenol	266	8.075	8.081	(0.972)	103766	19.3678	19.368(Q)
115	Phenanthrene	178	8.332	8.337	(1.003)	711231	18.9924	18.992
116	Anthracene	178	8.391	8.401	(1.010)	747001	18.6607	18.661
119	Carbazole	167	8.583	8.589	(1.033)	701268	20.3308	20.331(Q)
120	Di-n-Butylphthalate	149	9.021	9.027	(1.086)	839998	18.9257	18.926
123	Fluoranthene	202	9.657	9.663	(1.163)	728441	20.0056	20.006
124	Benzidine	184	9.817	9.823	(0.885)	423448	34.4955	34.496 – OK MM
125	Pyrene	202	9.892	9.898	(0.892)	765798	21.9991	21.999
131	Butylbenzylphthalate	149	10.581	10.587	(0.954)	396598	21.6410	21.641
135	3,3'-Dichlorobenzidine	252	11.067	11.073	(0.998)	266534	20.1517	20.152
136	Benzo(a)Anthracene	228	11.083	11.094	(1.000)	741456	20.4963	20.496(M)
137	Chrysene	228	11.115	11.126	(1.002)	777155	21.9120	21.912
139	bis(2-ethylhexyl)Phthalate	149	11.131	11.137	(1.004)	623872	22.6024	22.602(H)
140	Di-n-octylphthalate	149	11.708	11.709	(0.942)	1015977	19.8792	19.879
141	Benzo(b)fluoranthene	252	12.050	12.072	(0.969)	830066	20.2659	20.266
142	Benzo(k)fluoranthene	252	12.082	12.099	(0.972)	960046	21.1422	21.142
143	7,12-dimethylbenz(a)anthracen	256	12.050	12.061	(0.969)	421197	19.0176	19.018
146	Benzo(a)pyrene	252	12.381	12.393	(0.996)	745623	20.3870	20.387

Compounds	QUANT SIG MASS	RT	EXP RT	REL RT	RESPONSE	CONCENTRATIONS ON-COLUMN (NG)	CONCENTRATIONS FINAL (NG)
149 Indeno(1,2,3-cd)pyrene	276	13.701	13.744	(1.102)	1002499	20.7737	20.774(Q)
150 Dibenz(a,h)anthracene	278	13.733	13.749	(1.104)	828197	19.6854	19.685(M)
151 Benzo(g,h,i)perylene	276	14.069	14.107	(1.131)	813718	19.4919	19.492(M)
$ 154 Nitrobenzene-d5	82	Compound Not Detected.					
$ 155 2-Fluorobiphenyl	172	Compound Not Detected.					
$ 156 Terphenyl-d14	244	Compound Not Detected.					
$ 157 Phenol-d5	99	Compound Not Detected.					
$ 158 2-Fluorophenol	112	Compound Not Detected.					
$ 159 2,4,6-Tribromophenol	329	Compound Not Detected.					
$ 186 2-Chlorophenol-d4	132	Compound Not Detected.					
$ 187 1,2-Dichlorobenzene-d4	152	Compound Not Detected.					

QC Flag Legend

A - Target compound detected but, quantitated amount exceeded maximum amount.
Q - Qualifier signal failed the ratio test.
M - Compound response manually integrated.
H - Operator selected an alternate compound hit.

TestAmerica Pittsburgh

INITIAL CALIBRATION DATA

Start Cal Date : 29-OCT-2008 18:17
End Cal Date : 29-OCT-2008 20:20
Quant Method : ISTD
Origin : Included
Target Version : 4.14
Integrator : HP RTE
Method file : \\PITSVR06\D\chem\71.i\s102908a.b\llb.m
Last Edit : 30-Oct-2008 11:39 bachas

Calibration File Names:
Level 1: \\PITSVR06\D\chem\71.i\s102908a.b\S1029CC1.D
Level 2: \\PITSVR06\D\chem\71.i\s102908a.b\S1029CC2.D
Level 3: \\PITSVR06\D\chem\71.i\s102908a.b\S1029CC3.D
Level 4: \\PITSVR06\D\chem\71.i\s102908a.b\S1029CC4.D
Level 5: \\PITSVR06\D\chem\71.i\s102908a.b\S1029CC5.D
Level 6: \\PITSVR06\D\chem\71.i\s102908a.b\S1029CC6.D
Level 7: \\PITSVR06\D\chem\71.i\s102908a.b\S1029CC7.D

Compound	0.4000000 Level 1	2.0000 Level 2	4.0000 Level 3	10.0000 Level 4	20.0000 Level 5	40.0000 Level 6	Curve	Coefficients b	m1	m2	%RSD or R^2	
	80.0000 Level 7											
198 1,4-Dioxane	11146	39120	67287	155835	303867	602584						
	1105491						QUAD	-0.09362	2.58872	0.08648	0.99988	
226 n-Decane	+++++	+++++	+++++	+++++	+++++	+++++						
	+++++						AVRG		0.000e+000		0.000e+000	<-
227 n-Octadecane	+++++	+++++	+++++	+++++	+++++	+++++						
	+++++						AVRG		0.000e+000		0.000e+000	<-
7 N-Nitrosomorpholine	+++++	+++++	+++++	+++++	+++++	+++++						
	+++++						AVRG		0.000e+000		0.000e+000	<-

(2001 - 3460)
2898
C8J160331

TestAmerica Pittsburgh

INITIAL CALIBRATION DATA

Start Cal Date : 29-OCT-2008 18:17
End Cal Date : 29-OCT-2008 20:20
Quant Method : ISTD
Origin : Included
Target Version : 4.14
Integrator : HP RTE
Method file : \\PITSVR06\D\chem\71.i\s102908a.b\llb.m
Last Edit : 30-Oct-2008 11:39 bachas

Compound	0.4000000 Level 1	2.0000 Level 2	4.0000 Level 3	10.0000 Level 4	20.0000 Level 5	40.0000 Level 6	Curve	Coefficients b	m1	m2	%RSD or R^2	
	80.0000 Level 7											
8 Ethyl methanesulfonate	+++++	+++++	+++++	+++++	+++++	+++++						
	+++++						AVRG		0.000e+000		0.000e+000	<-
9 Pyridine	1.03170	1.01491	1.00383	0.95712	0.99865	0.95155						
	0.92212						AVRG		0.98284		4.03434	
199 Thionazin	+++++	+++++	+++++	+++++	+++++	+++++						
	+++++						AVRG		0.000e+000		0.000e+000	<-
200 Sulfotepp	+++++	+++++	+++++	+++++	+++++	+++++						
	+++++						AVRG		0.000e+000		0.000e+000	<-
10 N-Nitrosodimethylamine	0.56433	0.56583	0.52266	0.52090	0.52724	0.50783						
	0.49335						AVRG		0.52888		5.13894	
11 Ethyl methacrylate	+++++	+++++	+++++	+++++	+++++	+++++						
	+++++						AVRG		0.000e+000		0.000e+000	<-
12 3-Chloropropionitrile	+++++	+++++	+++++	+++++	+++++	+++++						
	+++++						AVRG		0.000e+000		0.000e+000	<-

(2001 - 3460)

2899

C8J160331

TestAmerica Pittsburgh

INITIAL CALIBRATION DATA

Start Cal Date : 29-OCT-2008 18:17
End Cal Date : 29-OCT-2008 20:20
Quant Method : ISTD
Origin : Included
Target Version : 4.14
Integrator : HP RTE
Method file : \\PITSVR06\D\chem\71.i\s102908a.b\llb.m
Last Edit : 30-Oct-2008 11:39 bachas

Compound	0.4000000 Level 1	2.0000 Level 2	4.0000 Level 3	10.0000 Level 4	20.0000 Level 5	40.0000 Level 6	Curve	Coefficients b	m1	m2	%RSD or R^2	
	80.0000 Level 7											
13 Malononitrile	+++++	+++++	+++++	+++++	+++++	+++++						
	+++++						AVRG		0.000e+000		0.000e+000	<-
14 2-Picoline	+++++	+++++	+++++	+++++	+++++	+++++						
	+++++						AVRG		0.000e+000		0.000e+000	<-
15 N-Nitrosomethylethylamine	+++++	+++++	+++++	+++++	+++++	+++++						
	+++++						AVRG		0.000e+000		0.000e+000	<-
16 Methyl methanesulfonate	0.58197	0.56733	0.54613	0.50201	0.52281	0.50725						
	0.50468						AVRG		0.53317		6.06702	
18 1,3-Dichloro-2-propanol	+++++	+++++	+++++	+++++	+++++	+++++						
	+++++						AVRG		0.000e+000		0.000e+000	<-
19 N-Nitrosodiethylamine	+++++	+++++	+++++	+++++	+++++	+++++						
	+++++						AVRG		0.000e+000		0.000e+000	<-
21 Aniline	1.73983	1.69011	1.76822	1.76209	1.84841	1.76249						
	1.66022						AVRG		1.74734		3.46700	

(2001 - 3460)

2900

C8J160331

TestAmerica Pittsburgh

INITIAL CALIBRATION DATA

Start Cal Date : 29-OCT-2008 18:17
End Cal Date : 29-OCT-2008 20:20
Quant Method : ISTD
Origin : Included
Target Version : 4.14
Integrator : HP RTE
Method file : \\PITSVR06\D\chem\71.i\s102908a.b\llb.m
Last Edit : 30-Oct-2008 11:39 bachas

Compound	0.4000000 Level 1 / 80.0000 Level 7	2.0000 Level 2	4.0000 Level 3	10.0000 Level 4	20.0000 Level 5	40.0000 Level 6	Curve	Coefficients b	m1	m2	%RSD or R^2	
206 Benzaldehyde	0.44623	0.38611	0.40841	0.55352	0.72117	0.63023						
	0.42605						AVRG		0.51024		25.01210	<-
22 Phenol	1.67731	1.67452	1.67856	1.64896	1.70019	1.65839						
	1.57334						AVRG		1.65876		2.47279	
23 bis(2-Chloroethyl)ether	1.21020	1.29856	1.24708	1.22726	1.26007	1.23142						
	1.19234						AVRG		1.23813		2.80828	
24 2-Chlorophenol	1.50846	1.44190	1.40730	1.45155	1.47496	1.40643						
	1.35400						AVRG		1.43494		3.53739	
25 Pentachloroethane	+++++	+++++	+++++	+++++	+++++	+++++						
	+++++						AVRG		0.000e+000		0.000e+000	<-
26 1,3-Dichlorobenzene	1.63944	1.61580	1.56741	1.55081	1.60911	1.60857						
	1.56063						AVRG		1.59311		2.09158	
27 1,4-Dichlorobenzene	1.61724	1.67897	1.64451	1.61174	1.65239	1.63201						
	1.59098						AVRG		1.63255		1.78363	

(2001 - 3460)

2901

C8J160331

TestAmerica Pittsburgh

INITIAL CALIBRATION DATA

Start Cal Date : 29-OCT-2008 18:17
End Cal Date : 29-OCT-2008 20:20
Quant Method : ISTD
Origin : Included
Target Version : 4.14
Integrator : HP RTE
Method file : \\PITSVR06\D\chem\71.i\s102908a.b\llb.m
Last Edit : 30-Oct-2008 11:39 bachas

Compound	0.4000000 Level 1 / 80.0000 Level 7	2.0000 Level 2	4.0000 Level 3	10.0000 Level 4	20.0000 Level 5	40.0000 Level 6	Curve	Coefficients b	m1	m2	%RSD or R^2	
28 1,2-Dichlorobenzene	1.69582	1.55642	1.54838	1.53184	1.54471	1.48356						
	1.39937						AVRG		1.53716		5.79518	
29 Benzyl Alcohol	0.84110	0.86498	0.86305	0.88143	0.93013	0.87662						
	0.81147						AVRG		0.86697		4.22778	
30 2-Methylphenol	1.31541	1.18159	1.18522	1.21772	1.24319	1.21843						
	1.18267						AVRG		1.22060		3.91844	
31 2,2'-oxybis(1-Chloropropane)	2.30013	2.22746	2.18169	2.18227	2.20700	2.13909						
	2.08974						AVRG		2.18963		3.04035	
32 N-Nitroso-di-n-propylamine	0.70047	0.72934	0.72714	0.68186	0.72553	0.66139						
	0.63234						AVRG		0.69401		5.39011	
M 195 Cresols, total	+++++	+++++	+++++	+++++	+++++	+++++						
	+++++						AVRG		0.000e+000		0.000e+000	<-
192 4-Methylphenol	1.27285	1.32723	1.28968	1.26839	1.27854	1.19514						
	1.14753						AVRG		1.25419		4.89368	

(2001 - 3460)

2902

C8J160331

TestAmerica Pittsburgh

INITIAL CALIBRATION DATA

Start Cal Date : 29-OCT-2008 18:17
End Cal Date : 29-OCT-2008 20:20
Quant Method : ISTD
Origin : Included
Target Version : 4.14
Integrator : HP RTE
Method file : \\PITSVR06\D\chem\71.i\s102908a.b\llb.m
Last Edit : 30-Oct-2008 11:39 bachas

Compound	0.4000000 Level 1	2.0000 Level 2	4.0000 Level 3	10.0000 Level 4	20.0000 Level 5	40.0000 Level 6	Curve	Coefficients b	m1	m2	%RSD or R^2	
	80.0000 Level 7											
203 3&4-Methylphenol total	+++++	+++++	+++++	+++++	+++++	+++++						
	+++++						AVRG		0.000e+000		0.000e+000	<-
193 3-Methylphenol	+++++	+++++	+++++	+++++	+++++	+++++						
	+++++						AVRG		0.000e+000		0.000e+000	<-
34 Hexachloroethane	0.61872	0.60332	0.57557	0.59157	0.57785	0.57746						
	0.56380						AVRG		0.58690		3.21517	
35 Nitrobenzene	0.28649	0.28378	0.28322	0.29331	0.29838	0.28890						
	0.28845						AVRG		0.28893		1.86230	
36 N-Nitrosopyrrolidine	+++++	+++++	+++++	+++++	+++++	+++++						
	+++++						AVRG		0.000e+000		0.000e+000	<-
37 Acetophenone	1.67031	1.70631	1.69112	1.67473	1.70339	1.66898						
	1.62188						AVRG		1.67668		1.70563	
39 o-Toluidine	+++++	+++++	+++++	+++++	+++++	+++++						
	+++++						AVRG		0.000e+000		0.000e+000	<-

(2001 - 3460)

2903

C8J160331

TestAmerica Pittsburgh

INITIAL CALIBRATION DATA

Start Cal Date : 29-OCT-2008 18:17
End Cal Date : 29-OCT-2008 20:20
Quant Method : ISTD
Origin : Included
Target Version : 4.14
Integrator : HP RTE
Method file : \\PITSVR06\D\chem\71.i\s102908a.b\llb.m
Last Edit : 30-Oct-2008 11:39 bachas

Compound	0.4000000 Level 1 / 80.0000 Level 7	2.0000 Level 2	4.0000 Level 3	10.0000 Level 4	20.0000 Level 5	40.0000 Level 6	Curve	Coefficients b	m1	m2	%RSD or R^2	
40 N-Nitrosopiperidine	+++++ / +++++	+++++	+++++	+++++	+++++	+++++	AVRG		0.000e+000		0.000e+000	<-
41 Isophorone	0.49944 / 0.55812	0.51211	0.52939	0.54068	0.56598	0.54583	AVRG		0.53593		4.47903	
42 2-Nitrophenol	0.17397 / 0.19694	0.17716	0.18068	0.19090	0.19979	0.19792	AVRG		0.18819		5.71289	
43 2,4-Dimethylphenol	0.29731 / 0.30643	0.27007	0.29367	0.29961	0.31480	0.30485	AVRG		0.29811		4.74826	
44 bis(2-Chloroethoxy)methane	0.38650 / 0.36180	0.36918	0.35320	0.35962	0.37374	0.35805	AVRG		0.36601		3.10582	
45 O,O,O-Triethyl phosphorothioa	+++++ / +++++	+++++	+++++	+++++	+++++	+++++	AVRG		0.000e+000		0.000e+000	<-
46 2,4-Toluenediamene	+++++ / +++++	+++++	+++++	+++++	+++++	+++++	AVRG		0.000e+000		0.000e+000	<-

(2001 - 3460)

2904

C8J160331

TestAmerica Pittsburgh

INITIAL CALIBRATION DATA

Start Cal Date : 29-OCT-2008 18:17
End Cal Date : 29-OCT-2008 20:20
Quant Method : ISTD
Origin : Included
Target Version : 4.14
Integrator : HP RTE
Method file : \\PITSVR06\D\chem\71.i\s102908a.b\llb.m
Last Edit : 30-Oct-2008 11:39 bachas

Compound	0.4000000 Level 1 / 80.0000 Level 7	2.0000 Level 2	4.0000 Level 3	10.0000 Level 4	20.0000 Level 5	40.0000 Level 6	Curve	Coefficients b	m1	m2	%RSD or R^2	
47 1,3,5-Trichlorobenzene	+++++ / +++++	+++++	+++++	+++++	+++++	+++++	AVRG		0.000e+000		0.000e+000	<-
48 2,4-Dichlorophenol	0.28951 / 0.28325	0.28394	0.27659	0.28810	0.29076	0.28171	AVRG		0.28484		1.74740	
49 Benzoic Acid	31160 / 2773763	79826	282556	614840	1056318	1465555	QUAD	0.22557	4.01333	0.07139	0.99948	
50 1,2,4-Trichlorobenzene	0.30638 / 0.30281	0.29382	0.30090	0.30751	0.31169	0.30550	AVRG		0.30409		1.86967	
51 Naphthalene	1.00993 / 0.76622	1.00163	1.00338	1.02713	1.06457	1.05268	AVRG		0.98936		10.24591	
52 4-Chloroaniline	0.38163 / 0.41514	0.39703	0.41017	0.42009	0.44017	0.42360	AVRG		0.41255		4.58984	
53 a,a-Dimethyl-phenethylamine	+++++ / +++++	+++++	+++++	+++++	+++++	+++++	AVRG		0.000e+000		0.000e+000	<-

(2001 - 3460)

2905

C8J160331

TestAmerica Pittsburgh

INITIAL CALIBRATION DATA

Start Cal Date : 29-OCT-2008 18:17
End Cal Date : 29-OCT-2008 20:20
Quant Method : ISTD
Origin : Included
Target Version : 4.14
Integrator : HP RTE
Method file : \\PITSVR06\D\chem\71.i\s102908a.b\llb.m
Last Edit : 30-Oct-2008 11:39 bachas

Compound	0.4000000 Level 1	2.0000 Level 2	4.0000 Level 3	10.0000 Level 4	20.0000 Level 5	40.0000 Level 6	80.0000 Level 7	Curve	Coefficients b	m1	m2	%RSD or R^2	
54 2,6-Dichlorophenol	0.30232	0.29107	0.29318	0.29162	0.29871	0.28335	0.27793						
								AVRG		0.29117		2.87983	
55 Hexachloropropene	+++++	+++++	+++++	+++++	+++++	+++++	+++++						
								AVRG		0.000e+000		0.000e+000	<-
56 Hexachlorobutadiene	0.14363	0.15214	0.15600	0.15273	0.15777	0.15512	0.14922						
								AVRG		0.15238		3.12954	
208 Caprolactam	0.07320	0.08111	0.09697	0.09545	0.10692	0.09292	0.09328						
								AVRG		0.09141		12.07805	
57 1,2,3-Trichlorobenzene	+++++	+++++	+++++	+++++	+++++	+++++	+++++						
								AVRG		0.000e+000		0.000e+000	<-
58 N-Nitrosodi-n-butylamine	+++++	+++++	+++++	+++++	+++++	+++++	+++++						
								AVRG		0.000e+000		0.000e+000	<-
59 4-Chloro-3-Methylphenol	0.22356	0.23985	0.24874	0.24520	0.26711	0.25135	0.25690						
								AVRG		0.24753		5.53490	

(2001 - 3460)

2906

C8J160331

TestAmerica Pittsburgh

INITIAL CALIBRATION DATA

Start Cal Date : 29-OCT-2008 18:17
End Cal Date : 29-OCT-2008 20:20
Quant Method : ISTD
Origin : Included
Target Version : 4.14
Integrator : HP RTE
Method file : \\PITSVR06\D\chem\71.i\s102908a.b\llb.m
Last Edit : 30-Oct-2008 11:39 bachas

Compound	0.4000000 Level 1	2.0000 Level 2	4.0000 Level 3	10.0000 Level 4	20.0000 Level 5	40.0000 Level 6	80.0000 Level 7	Curve	Coefficients b	m1	m2	%RSD or R^2	
60 p-Phenylene diamine	+++++	+++++	+++++	+++++	+++++	+++++							
	+++++							AVRG		0.000e+000		0.000e+000	<-
61 Safrole	+++++	+++++	+++++	+++++	+++++	+++++							
	+++++							AVRG		0.000e+000		0.000e+000	<-
62 2-Methylnaphthalene	0.63383	0.61143	0.63422	0.64729	0.69401	0.68809							
	0.63350							AVRG		0.64891		4.73214	
63 1-Methylnaphthalene	0.62245	0.60855	0.62661	0.64870	0.67892	0.66713							
	0.64238							AVRG		0.64210		3.90799	
64 Hexachlorocyclopentadiene	6134	33234	75026	206629	468607	1007422							
	1964864							QUAD	0.09960	3.19585	-0.04209	0.99968	
65 1,2,4,5-Tetrachlorobenzene	+++++	+++++	+++++	+++++	+++++	+++++							
	+++++							AVRG		0.000e+000		0.000e+000	<-
66 2,4,6-Trichlorophenol	0.34555	0.35449	0.34265	0.35037	0.37602	0.36409							
	0.38646							AVRG		0.35995		4.54557	

(2001 - 3460)

2907

C8J160331

TestAmerica Pittsburgh

INITIAL CALIBRATION DATA

Start Cal Date : 29-OCT-2008 18:17
End Cal Date : 29-OCT-2008 20:20
Quant Method : ISTD
Origin : Included
Target Version : 4.14
Integrator : HP RTE
Method file : \\PITSVR06\D\chem\71.i\s102908a.b\llb.m
Last Edit : 30-Oct-2008 11:39 bachas

Compound	0.4000000 Level 1	2.0000 Level 2	4.0000 Level 3	10.0000 Level 4	20.0000 Level 5	40.0000 Level 6	80.0000 Level 7	Curve	Coefficients b	m1	m2	%RSD or R^2	
67 2,4,5-Trichlorophenol	0.37278	0.36232	0.36185	0.36018	0.39234	0.37410	0.36429	AVRG		0.36969		3.07910	
209 1,1'-Biphenyl	1.42024	1.46047	1.45991	1.47524	1.60081	1.59853	1.33406	AVRG		1.47847		6.43475	
68 1,2,3,5-Tetrachlorobenzene	+++++	+++++	+++++	+++++	+++++	+++++	+++++	AVRG		0.000e+000		0.000e+000	<-
69 1,4-Dinitrobenzene	+++++	+++++	+++++	+++++	+++++	+++++	+++++	AVRG		0.000e+000		0.000e+000	<-
70 2-Chloronaphthalene	1.19210	1.13225	1.10702	1.14037	1.21737	1.20137	1.20385	AVRG		1.17062		3.67914	
71 Isosafrole 1	+++++	+++++	+++++	+++++	+++++	+++++	+++++	AVRG		0.000e+000		0.000e+000	<-
M 188 Isosafrole, Total	+++++	+++++	+++++	+++++	+++++	+++++	+++++	AVRG		0.000e+000		0.000e+000	<-

(2001 - 3460)

2908

C8J160331

TestAmerica Pittsburgh

INITIAL CALIBRATION DATA

Start Cal Date : 29-OCT-2008 18:17
End Cal Date : 29-OCT-2008 20:20
Quant Method : ISTD
Origin : Included
Target Version : 4.14
Integrator : HP RTE
Method file : \\PITSVR06\D\chem\71.i\s102908a.b\llb.m
Last Edit : 30-Oct-2008 11:39 bachas

Compound	0.4000000 Level 1	2.0000 Level 2	4.0000 Level 3	10.0000 Level 4	20.0000 Level 5	40.0000 Level 6	Curve	Coefficients b	m1	m2	%RSD or R^2	
	80.0000 Level 7											
72 Isosafrole 2	+++++	+++++	+++++	+++++	+++++	+++++						
	+++++						AVRG		0.000e+000		0.000e+000	<-
73 2-Nitroaniline	0.25929	0.25969	0.28008	0.29453	0.31739	0.29679						
	0.30426						AVRG		0.28743		7.69401	
74 1,2,3,4-Tetrachlorobenzene	+++++	+++++	+++++	+++++	+++++	+++++						
	+++++						AVRG		0.000e+000		0.000e+000	<-
75 1,4-Naphthoquinone	+++++	+++++	+++++	+++++	+++++	+++++						
	+++++						AVRG		0.000e+000		0.000e+000	<-
76 Dimethylphthalate	1.02166	1.12115	1.12300	1.13694	1.24773	1.22074						
	1.19598						AVRG		1.15246		6.61109	
77 m-Dinitrobenzene	+++++	+++++	+++++	+++++	+++++	+++++						
	+++++						AVRG		0.000e+000		0.000e+000	<-
78 2,6-Dinitrotoluene	0.22170	0.22261	0.24560	0.25885	0.28238	0.27658						
	0.27243						AVRG		0.25431		9.86604	

(2001 - 3460)

2909

C8J160331

(2001 - 3460)

2910

C8J160331

TestAmerica Pittsburgh

INITIAL CALIBRATION DATA

Start Cal Date : 29-OCT-2008 18:17
End Cal Date : 29-OCT-2008 20:20
Quant Method : ISTD
Origin : Included
Target Version : 4.14
Integrator : HP RTE
Method file : \\PITSVR06\D\chem\71.i\s102908a.b\llb.m
Last Edit : 30-Oct-2008 11:39 bachas

Compound	0.4000000 Level 1	2.0000 Level 2	4.0000 Level 3	10.0000 Level 4	20.0000 Level 5	40.0000 Level 6	Curve	Coefficients b	m1	m2	%RSD or R^2	
	80.0000 Level 7											
79 Acenaphthylene	1.68649	1.68140	1.72561	1.77431	1.98426	2.01584						
	1.56188						AVRG		1.77568		9.37410	
80 1,2-Dinitrobenzene	+++++	+++++	+++++	+++++	+++++	+++++						
	+++++						AVRG		0.000e+000		0.000e+000	<-
81 3-Nitroaniline	0.25559	0.28134	0.31372	0.33374	0.36079	0.34636						
	0.35191						AVRG		0.32049		12.24841	
82 Acenaphthene	0.95272	1.03824	1.01278	1.03124	1.14648	1.17825						
	1.13185						AVRG		1.07022		7.71743	
83 2,4-Dinitrophenol	11772	28645	109550	229871	398992	525934						
	1078848						QUAD	0.20171	5.96994	-0.25359	0.99949	
84 Pentachlorobenzene	+++++	+++++	+++++	+++++	+++++	+++++						
	+++++						AVRG		0.000e+000		0.000e+000	<-
85 4-Nitrophenol	0.09522	0.12293	0.12928	0.13009	0.14234	0.12747						
	0.13871						AVRG		0.12658		12.12201	

TestAmerica Pittsburgh

INITIAL CALIBRATION DATA

Start Cal Date : 29-OCT-2008 18:17
End Cal Date : 29-OCT-2008 20:20
Quant Method : ISTD
Origin : Included
Target Version : 4.14
Integrator : HP RTE
Method file : \\PITSVR06\D\chem\71.i\s102908a.b\llb.m
Last Edit : 30-Oct-2008 11:39 bachas

Compound	0.4000000 Level 1	2.0000 Level 2	4.0000 Level 3	10.0000 Level 4	20.0000 Level 5	40.0000 Level 6	Curve	Coefficients b	m1	m2	%RSD or R^2	
	80.0000 Level 7											
86 Dibenzofuran	1.57593	1.44667	1.52671	1.52342	1.67683	1.64529						
	1.32887						AVRG		1.53196		7.74128	
87 2,4-Dinitrotoluene	0.27753	0.31885	0.34015	0.33855	0.38734	0.37153						
	0.36177						AVRG		0.34225		10.68627	
88 2,3,4,6-Tetrachlorophenol	0.23392	0.24769	0.27647	0.27345	0.29776	0.27650						
	0.27397						AVRG		0.26854		7.85128	
89 1-Naphthylamine	+++++	+++++	+++++	+++++	+++++	+++++						
	+++++						AVRG		0.000e+000		0.000e+000	<-
90 Zinophos	+++++	+++++	+++++	+++++	+++++	+++++						
	+++++						AVRG		0.000e+000		0.000e+000	<-
91 2,3,5,6-Tetrachlorophenol	0.20927	0.25719	0.25621	0.26851	0.29839	0.28654						
	0.28258						AVRG		0.26553		11.02552	
92 2-Naphthylamine	0.51966	0.57641	0.59000	0.57893	0.58478	0.55033						
	0.51975						AVRG		0.55998		5.39844	

(2001 - 3460)

2911

C8J160331

TestAmerica Pittsburgh

INITIAL CALIBRATION DATA

Start Cal Date : 29-OCT-2008 18:17
End Cal Date : 29-OCT-2008 20:20
Quant Method : ISTD
Origin : Included
Target Version : 4.14
Integrator : HP RTE
Method file : \\PITSVR06\D\chem\71.i\s102908a.b\llb.m
Last Edit : 30-Oct-2008 11:39 bachas

Compound	0.4000000 Level 1 / 80.0000 Level 7	2.0000 Level 2	4.0000 Level 3	10.0000 Level 4	20.0000 Level 5	40.0000 Level 6	Curve	Coefficients b	Coefficients m1	Coefficients m2	%RSD or R^2	
93 Diethylphthalate	1.02003	1.06546	1.08165	1.11977	1.22340	1.18595						
	1.18952						AVRG		1.12654		6.68366	
94 Fluorene	1.14091	1.15124	1.14383	1.22926	1.35322	1.27142						
	1.19471						AVRG		1.21208		6.51935	
95 4-Chlorophenyl-phenylether	0.47510	0.50690	0.49646	0.51888	0.56564	0.54295						
	0.51039						AVRG		0.51662		5.78797	
96 4-Nitroaniline	0.25746	0.30749	0.33082	0.34442	0.38897	0.35208						
	0.33660						AVRG		0.33112		12.31503	
97 5-Nitro-o-toluidine	+++++	+++++	+++++	+++++	+++++	+++++						
	+++++						AVRG		0.000e+000		0.000e+000	<-
98 4,6-Dinitro-2-methylphenol	16680	46345	146635	302370	489795	611879						
	1203811						QUAD	0.13614	7.41646	-0.15076	0.99979	
99 N-Nitrosodiphenylamine (1)	0.50321	0.50651	0.52175	0.54034	0.60739	0.62377						
	0.63177						AVRG		0.56210		10.10763	

(2001 - 3460)

2912

C8J160331

(2001 - 3460)

2913

C8J160331

TestAmerica Pittsburgh

INITIAL CALIBRATION DATA

Start Cal Date : 29-OCT-2008 18:17
End Cal Date : 29-OCT-2008 20:20
Quant Method : ISTD
Origin : Included
Target Version : 4.14
Integrator : HP RTE
Method file : \\PITSVR06\D\chem\71.i\s102908a.b\llb.m
Last Edit : 30-Oct-2008 11:39 bachas

Compound	0.4000000 Level 1	2.0000 Level 2	4.0000 Level 3	10.0000 Level 4	20.0000 Level 5	40.0000 Level 6	Curve	Coefficients b	m1	m2	%RSD or R^2	
	80.0000 Level 7											
100 1,2-Diphenylhydrazine	0.62893	0.63378	0.62594	0.62855	0.67628	0.70571						
	0.68638						AVRG		0.65508		5.09446	
101 Diphenylamine	+++++	+++++	+++++	+++++	+++++	+++++						
	+++++						AVRG		0.000e+000		0.000e+000	<-
202 N-Nitroso&Diphenylamine	+++++	+++++	+++++	+++++	+++++	+++++						
	+++++						AVRG		0.000e+000		0.000e+000	<-
102 Tetraethyl dithiopyrophosphat	+++++	+++++	+++++	+++++	+++++	+++++						
	+++++						AVRG		0.000e+000		0.000e+000	<-
103 Diallate 1	+++++	+++++	+++++	+++++	+++++	+++++						
	+++++						AVRG		0.000e+000		0.000e+000	<-
M 189 Diallate, Total	+++++	+++++	+++++	+++++	+++++	+++++						
	+++++						AVRG		0.000e+000		0.000e+000	<-
104 Phorate	+++++	+++++	+++++	+++++	+++++	+++++						
	+++++						AVRG		0.000e+000		0.000e+000	<-

TestAmerica Pittsburgh

INITIAL CALIBRATION DATA

Start Cal Date : 29-OCT-2008 18:17
End Cal Date : 29-OCT-2008 20:20
Quant Method : ISTD
Origin : Included
Target Version : 4.14
Integrator : HP RTE
Method file : \\PITSVR06\D\chem\71.i\s102908a.b\llb.m
Last Edit : 30-Oct-2008 11:39 bachas

Compound	0.4000000 Level 1 / 80.0000 Level 7	2.0000 Level 2	4.0000 Level 3	10.0000 Level 4	20.0000 Level 5	40.0000 Level 6	Curve	Coefficients b	m1	m2	%RSD or R^2	
105 1,3,5-Trinitrobenzene	+++++ / +++++	+++++	+++++	+++++	+++++	+++++	AVRG		0.000e+000		0.000e+000	<-
106 4-Bromophenyl-phenylether	0.18410 / 0.18940	0.16265	0.16269	0.16738	0.17972	0.19003	AVRG		0.17657		6.87235	
107 Hexachlorobenzene	0.18602 / 0.20110	0.18126	0.18098	0.17961	0.19880	0.19885	AVRG		0.18952		5.09239	
210 Atrazine	0.07807 / 0.10560	0.08984	0.09559	0.10141	0.10847	0.10536	AVRG		0.09776		11.06723	
108 Phenacetin	+++++ / +++++	+++++	+++++	+++++	+++++	+++++	AVRG		0.000e+000		0.000e+000	<-
109 Diallate 2	+++++ / +++++	+++++	+++++	+++++	+++++	+++++	AVRG		0.000e+000		0.000e+000	<-
110 Dimethoate	+++++ / +++++	+++++	+++++	+++++	+++++	+++++	AVRG		0.000e+000		0.000e+000	<-

(2001 - 3460) 2914 C8J160331

TestAmerica Pittsburgh

INITIAL CALIBRATION DATA

Start Cal Date : 29-OCT-2008 18:17
End Cal Date : 29-OCT-2008 20:20
Quant Method : ISTD
Origin : Included
Target Version : 4.14
Integrator : HP RTE
Method file : \\PITSVR06\D\chem\71.i\s102908a.b\11b.m
Last Edit : 30-Oct-2008 11:39 bachas

Compound	0.4000000 Level 1 / 80.0000 Level 7	2.0000 Level 2	4.0000 Level 3	10.0000 Level 4	20.0000 Level 5	40.0000 Level 6	Curve	Coefficients b	m1	m2	%RSD or R^2	
111 Pentachlorophenol	0.11031 / 0.15090	0.11653	0.13554	0.13288	0.14217	0.14568	AVRG		0.13343		11.26810	
112 Pentachloronitrobenzene	+++++ / +++++	+++++	+++++	+++++	+++++	+++++	AVRG		0.000e+000		0.000e+000	<-
113 4-Aminobiphenyl	+++++ / +++++	+++++	+++++	+++++	+++++	+++++	AVRG		0.000e+000		0.000e+000	<-
114 Pronamide	+++++ / +++++	+++++	+++++	+++++	+++++	+++++	AVRG		0.000e+000		0.000e+000	<-
115 Phenanthrene	1.00018 / 0.92910	0.99458	1.00815	1.04557	1.16446	1.22353	AVRG		1.05222		9.90100	
116 Anthracene	0.94824 / 0.99824	0.96145	0.99529	1.03577	1.17179	1.24773	AVRG		1.05122		10.84562	
117 Dinoseb	+++++ / +++++	+++++	+++++	+++++	+++++	+++++	AVRG		0.000e+000		0.000e+000	<-

(2001 - 3460)

2915

C8J160331

TestAmerica Pittsburgh

INITIAL CALIBRATION DATA

Start Cal Date : 29-OCT-2008 18:17
End Cal Date : 29-OCT-2008 20:20
Quant Method : ISTD
Origin : Included
Target Version : 4.14
Integrator : HP RTE
Method file : \\PITSVR06\D\chem\71.i\s102908a.b\llb.m
Last Edit : 30-Oct-2008 11:39 bachas

Compound	0.4000000 Level 1	2.0000 Level 2	4.0000 Level 3	10.0000 Level 4	20.0000 Level 5	40.0000 Level 6	Curve	Coefficients b	m1	m2	%RSD or R^2	
	80.0000 Level 7											
118 Disulfoton	+++++	+++++	+++++	+++++	+++++	+++++						
	+++++						AVRG		0.000e+000		0.000e+000	<-
119 Carbazole	0.91649	0.93710	0.96700	0.98658	1.10689	1.19391						
	0.91296						AVRG		1.00299		10.67165	
120 Di-n-Butylphthalate	0.90468	0.98306	1.06496	1.12822	1.28162	1.34895						
	1.02904						AVRG		1.10579		14.46990	
121 4-Nitroquinoline 1-oxide	+++++	+++++	+++++	+++++	+++++	+++++						
	+++++						AVRG		0.000e+000		0.000e+000	<-
122 Methapyrilene	+++++	+++++	+++++	+++++	+++++	+++++						
	+++++						AVRG		0.000e+000		0.000e+000	<-
123 Fluoranthene	0.83588	0.87349	0.92315	0.97573	1.13680	1.22782						
	1.02208						AVRG		0.99928		14.18382	
124 Benzidine	3862	23476	70369	262769	880029	1871533						
	3954071						QUAD	0.22201	2.09261	-0.03656	0.99862	

(2001 - 3460)

2917

C8J160331

TestAmerica Pittsburgh

INITIAL CALIBRATION DATA

Start Cal Date : 29-OCT-2008 18:17
End Cal Date : 29-OCT-2008 20:20
Quant Method : ISTD
Origin : Included
Target Version : 4.14
Integrator : HP RTE
Method file : \\PITSVR06\D\chem\71.i\s102908a.b\llb.m
Last Edit : 30-Oct-2008 11:39 bachas

Compound	0.4000000 Level 1	2.0000 Level 2	4.0000 Level 3	10.0000 Level 4	20.0000 Level 5	40.0000 Level 6	80.0000 Level 7	Curve	Coefficients b	m1	m2	%RSD or R^2	
125 Pyrene	1.50177	1.40544	1.16983	1.36798	1.43642	1.44208							
	1.12915							AVRG		1.35038		10.62926	
126 Aramite 1	+++++	+++++	+++++	+++++	+++++	+++++							
	+++++							AVRG		0.000e+000		0.000e+000	<-
M 191 Aramite, Total	+++++	+++++	+++++	+++++	+++++	+++++							
	+++++							AVRG		0.000e+000		0.000e+000	<-
127 Aramite 2	+++++	+++++	+++++	+++++	+++++	+++++							
	+++++							AVRG		0.000e+000		0.000e+000	<-
128 p-Dimethylamino azobenzene	+++++	+++++	+++++	+++++	+++++	+++++							
	+++++							AVRG		0.000e+000		0.000e+000	<-
129 p-Chlorobenzilate	+++++	+++++	+++++	+++++	+++++	+++++							
	+++++							AVRG		0.000e+000		0.000e+000	<-
130 Famphur	+++++	+++++	+++++	+++++	+++++	+++++							
	+++++							AVRG		0.000e+000		0.000e+000	<-

TestAmerica Pittsburgh

INITIAL CALIBRATION DATA

Start Cal Date : 29-OCT-2008 18:17
End Cal Date : 29-OCT-2008 20:20
Quant Method : ISTD
Origin : Included
Target Version : 4.14
Integrator : HP RTE
Method file : \\PITSVR06\D\chem\71.i\s102908a.b\llb.m
Last Edit : 30-Oct-2008 11:39 bachas

Compound	0.4000000 Level 1 / 80.0000 Level 7	2.0000 Level 2	4.0000 Level 3	10.0000 Level 4	20.0000 Level 5	40.0000 Level 6	Curve	Coefficients b	m1	m2	%RSD or R^2	
131 Butylbenzylphthalate	0.55938	0.56892	0.49873	0.60456	0.63296	0.65159						
	0.72837						AVRG		0.60636		12.20050	
132 3,3'-Dimethylbenzidine	+++++	+++++	+++++	+++++	+++++	+++++						
	+++++						AVRG		0.000e+000		0.000e+000	<-
133 3,3'-Dimethoxybenzidine	+++++	+++++	+++++	+++++	+++++	+++++						
	+++++						AVRG		0.000e+000		0.000e+000	<-
134 2-Acetylaminofluorene	+++++	+++++	+++++	+++++	+++++	+++++						
	+++++						AVRG		0.000e+000		0.000e+000	<-
135 3,3'-Dichlorobenzidine	5620	42159	109587	331422	842222	1802725						
	4073018						QUAD	0.10049	2.31935	-0.08438	0.99979	
136 Benzo(a)Anthracene	1.12735	1.09403	0.98208	1.19197	1.31628	1.34021						
	1.20581						AVRG		1.17967		10.63205	
137 Chrysene	0.92104	1.07238	0.86142	0.97777	1.01782	1.08744						
	1.10822						AVRG		1.00658		9.11805	

(2001 - 3460) 2918 C8J160331

TestAmerica Pittsburgh

INITIAL CALIBRATION DATA

Start Cal Date : 29-OCT-2008 18:17
End Cal Date : 29-OCT-2008 20:20
Quant Method : ISTD
Origin : Included
Target Version : 4.14
Integrator : HP RTE
Method file : \\PITSVR06\D\chem\71.i\s102908a.b\llb.m
Last Edit : 30-Oct-2008 11:39 bachas

Compound	0.4000000 Level 1	2.0000 Level 2	4.0000 Level 3	10.0000 Level 4	20.0000 Level 5	40.0000 Level 6	Curve	Coefficients b	m1	m2	%RSD or R^2	
	80.0000 Level 7											
138 4,4'-Methylene bis(o-chloroan	+++++	+++++	+++++	+++++	+++++	+++++						
	+++++						AVRG		0.000e+000		0.000e+000	<-
139 bis(2-ethylhexyl)Phthalate	0.70991	0.80670	0.73718	0.87985	0.98676	1.00595						
	1.01806						AVRG		0.87777		14.78013	
140 Di-n-octylphthalate	18923	140779	361928	1025596	2496563	5534293						
	9735613						QUAD	0.16607	0.34190	0.00347	0.99831	
141 Benzo(b)fluoranthene	19852	110098	261533	853985	2271168	5201585						
	12943937						QUAD	0.14006	0.45591	-0.00442	0.99948	
204 6-Methylchrysene	+++++	+++++	+++++	+++++	+++++	+++++						
	+++++						AVRG		0.000e+000		0.000e+000	<-
142 Benzo(k)fluoranthene	18356	121314	286733	750010	1916388	4713211						
	10744945						QUAD	0.14137	0.50159	-0.00457	0.99874	
143 7,12-dimethylbenz[a]anthracen	9092	59760	137305	405026	1020428	2318301						
	5092936						QUAD	0.11897	0.98884	-0.01440	0.99948	

TestAmerica Pittsburgh

INITIAL CALIBRATION DATA

Start Cal Date : 29-OCT-2008 18:17
End Cal Date : 29-OCT-2008 20:20
Quant Method : ISTD
Origin : Included
Target Version : 4.14
Integrator : HP RTE
Method file : \\PITSVR06\D\chem\71.i\s102908a.b\llb.m
Last Edit : 30-Oct-2008 11:39 bachas

Compound	0.4000000 Level 1	2.0000 Level 2	4.0000 Level 3	10.0000 Level 4	20.0000 Level 5	40.0000 Level 6	Curve	Coefficients b	m1	m2	%RSD or R^2	
	80.0000 Level 7											
144 Hexachlorophene	+++++	+++++	+++++	+++++	+++++	+++++						
	+++++						AVRG		0.000e+000		0.000e+000	<-
145 Hexachlorophene product	+++++	+++++	+++++	+++++	+++++	+++++						
	+++++						AVRG		0.000e+000		0.000e+000	<-
146 Benzo(a)pyrene	13082	84673	208392	592607	1524029	3469205						
	+++++						QUAD	0.06503	0.75757	-0.01887	0.99942	
148 3-Methylcholanthrene	+++++	+++++	+++++	+++++	+++++	+++++						
	+++++						AVRG		0.000e+000		0.000e+000	<-
149 Indeno(1,2,3-cd)pyrene	10271	72824	174576	495240	1312092	3339952						
	9738789						QUAD	0.16830	0.73654	-0.01350	0.99871	
150 Dibenz(a,h)anthracene	8707	57023	142835	399993	1073514	2757557						
	8600902						QUAD	0.17671	0.89397	-0.02025	0.99860	
151 Benzo(g,h,i)perylene	11092	61482	147710	400187	1028374	2471348						
	6666196						QUAD	0.12022	0.98956	-0.02315	0.99932	

(2001 - 3460)

2920

C8J160331

TestAmerica Pittsburgh

INITIAL CALIBRATION DATA

Start Cal Date : 29-OCT-2008 18:17
End Cal Date : 29-OCT-2008 20:20
Quant Method : ISTD
Origin : Included
Target Version : 4.14
Integrator : HP RTE
Method file : \\PITSVR06\D\chem\71.i\s102908a.b\llb.m
Last Edit : 30-Oct-2008 11:39 bachas

Compound	0.4000000 Level 1 / 80.0000 Level 7	2.0000 Level 2	4.0000 Level 3	10.0000 Level 4	20.0000 Level 5	40.0000 Level 6	Curve	Coefficients b	m1	m2	%RSD or R^2	
211 Benzenethiol	+++++ / +++++	+++++	+++++	+++++	+++++	+++++	AVRG		0.000e+000		0.000e+000	<-
212 Kepone	+++++ / +++++	+++++	+++++	+++++	+++++	+++++	AVRG		0.000e+000		0.000e+000	<-
213 Dibenzo(a,h) acridine	+++++ / +++++	+++++	+++++	+++++	+++++	+++++	AVRG		0.000e+000		0.000e+000	<-
214 Methyl parathion	+++++ / +++++	+++++	+++++	+++++	+++++	+++++	AVRG		0.000e+000		0.000e+000	<-
215 Parathion	+++++ / +++++	+++++	+++++	+++++	+++++	+++++	AVRG		0.000e+000		0.000e+000	<-
216 Isodrin	+++++ / +++++	+++++	+++++	+++++	+++++	+++++	AVRG		0.000e+000		0.000e+000	<-
217 Indene	+++++ / +++++	+++++	+++++	+++++	+++++	+++++	AVRG		0.000e+000		0.000e+000	<-

(2001 - 3460)

2921

C8J160331

Report Date : 30-Oct-2008 11:42

TestAmerica Pittsburgh

INITIAL CALIBRATION DATA

Start Cal Date : 29-OCT-2008 18:17
End Cal Date : 29-OCT-2008 20:20
Quant Method : ISTD
Origin : Included
Target Version : 4.14
Integrator : HP RTE
Method file : \\PITSVR06\D\chem\71.i\s102908a.b\llb.m
Last Edit : 30-Oct-2008 11:39 bachas

Compound	0.4000000 Level 1 / 80.0000 Level 7	2.0000 Level 2	4.0000 Level 3	10.0000 Level 4	20.0000 Level 5	40.0000 Level 6	Curve	Coefficients b	Coefficients m1	Coefficients m2	%RSD or R^2	
218 Quinoline	+++++ / +++++	+++++	+++++	+++++	+++++	+++++	AVRG		0.000e+000		0.000e+000	<-
219 1,4-Dithiane	+++++ / +++++	+++++	+++++	+++++	+++++	+++++	AVRG		0.000e+000		0.000e+000	<-
220 1,4-Oxathiane	+++++ / +++++	+++++	+++++	+++++	+++++	+++++	AVRG		0.000e+000		0.000e+000	<-
221 Benzothiazole	+++++ / +++++	+++++	+++++	+++++	+++++	+++++	AVRG		0.000e+000		0.000e+000	<-
222 Dimethyl Disulfide	+++++ / +++++	+++++	+++++	+++++	+++++	+++++	AVRG		0.000e+000		0.000e+000	<-
223 p-Chlorophenylmethylsulfide	+++++ / +++++	+++++	+++++	+++++	+++++	+++++	AVRG		0.000e+000		0.000e+000	<-
224 p-Chlorophenylmethylsulfone	+++++ / +++++	+++++	+++++	+++++	+++++	+++++	AVRG		0.000e+000		0.000e+000	<-

(2001 - 3460)
2922
C8J160331

Report Date : 30-Oct-2008 11:42

TestAmerica Pittsburgh

INITIAL CALIBRATION DATA

Start Cal Date : 29-OCT-2008 18:17
End Cal Date : 29-OCT-2008 20:20
Quant Method : ISTD
Origin : Included
Target Version : 4.14
Integrator : HP RTE
Method file : \\PITSVR06\D\chem\71.i\s102908a.b\llb.m
Last Edit : 30-Oct-2008 11:39 bachas

Compound	0.4000000 Level 1 / 80.0000 Level 7	2.0000 Level 2	4.0000 Level 3	10.0000 Level 4	20.0000 Level 5	40.0000 Level 6	Curve	Coefficients b	Coefficients m1	Coefficients m2	%RSD or R^2	
225 p-Chlorophenylmethylsulfoxide	+++++ / +++++	+++++	+++++	+++++	+++++	+++++	AVRG		0.000e+000		0.000e+000	<-
$ 154 Nitrobenzene-d5	0.27297 / 0.29805	0.29474	0.28564	0.29709	0.30889	0.29830	AVRG		0.29367		3.87827	
$ 155 2-Fluorobiphenyl	1.29641 / 1.25227	1.21212	1.21500	1.22733	1.33273	1.34993	AVRG		1.26940		4.49442	
$ 156 Terphenyl-d14	0.91606 / 0.87814	0.86947	0.70867	0.82404	0.86238	0.87387	AVRG		0.84752		7.89488	
$ 157 Phenol-d5	1.72899 / 1.42070	1.56395	1.55355	1.53395	1.53325	1.49124	AVRG		1.54652		6.06984	
$ 158 2-Fluorophenol	1.24589 / 1.22410	1.19973	1.27392	1.17957	1.22286	1.24428	AVRG		1.22719		2.54992	

(2001 - 3460)
2923
C8J160331

TestAmerica Pittsburgh

INITIAL CALIBRATION DATA

Start Cal Date : 29-OCT-2008 18:17
End Cal Date : 29-OCT-2008 20:20
Quant Method : ISTD
Origin : Included
Target Version : 4.14
Integrator : HP RTE
Method file : \\PITSVR06\D\chem\71.i\s102908a.b\llb.m
Last Edit : 30-Oct-2008 11:39 bachas

Compound	0.4000000 Level 1 / 80.0000 Level 7	2.0000 Level 2	4.0000 Level 3	10.0000 Level 4	20.0000 Level 5	40.0000 Level 6	Curve	Coefficients b	Coefficients m1	Coefficients m2	%RSD or R^2
$ 159 2,4,6-Tribromophenol	0.07934	0.09161	0.08906	0.08762	0.09633	0.09600					
	0.09592						AVRG		0.09084		6.79967
$ 186 2-Chlorophenol-d4	1.51176	1.47201	1.46255	1.44643	1.43211	1.42616					
	1.35750						AVRG		1.44407		3.30505
$ 187 1,2-Dichlorobenzene-d4	1.08259	0.96812	0.97040	0.94367	0.95985	0.92627					
	0.83504						AVRG		0.95513		7.65267

(2001 - 3460)

2924

C8J160331

Report Date : 30-Oct-2008 11:42

TestAmerica Pittsburgh

INITIAL CALIBRATION DATA

Start Cal Date : 29-OCT-2008 18:17
End Cal Date : 29-OCT-2008 20:20
Quant Method : ISTD
Origin : Included
Target Version : 4.14
Integrator : HP RTE
Method file : \\PITSVR06\D\chem\71.i\s102908a.b\llb.m
Last Edit : 30-Oct-2008 11:39 bachas

Curve	Formula	Units
Averaged	Amt = Rsp/m1	Response
Quad	Amt = b + m1*Rsp + m2*Rsp^2	Response

(2001 - 3460)
2925
C8J160331

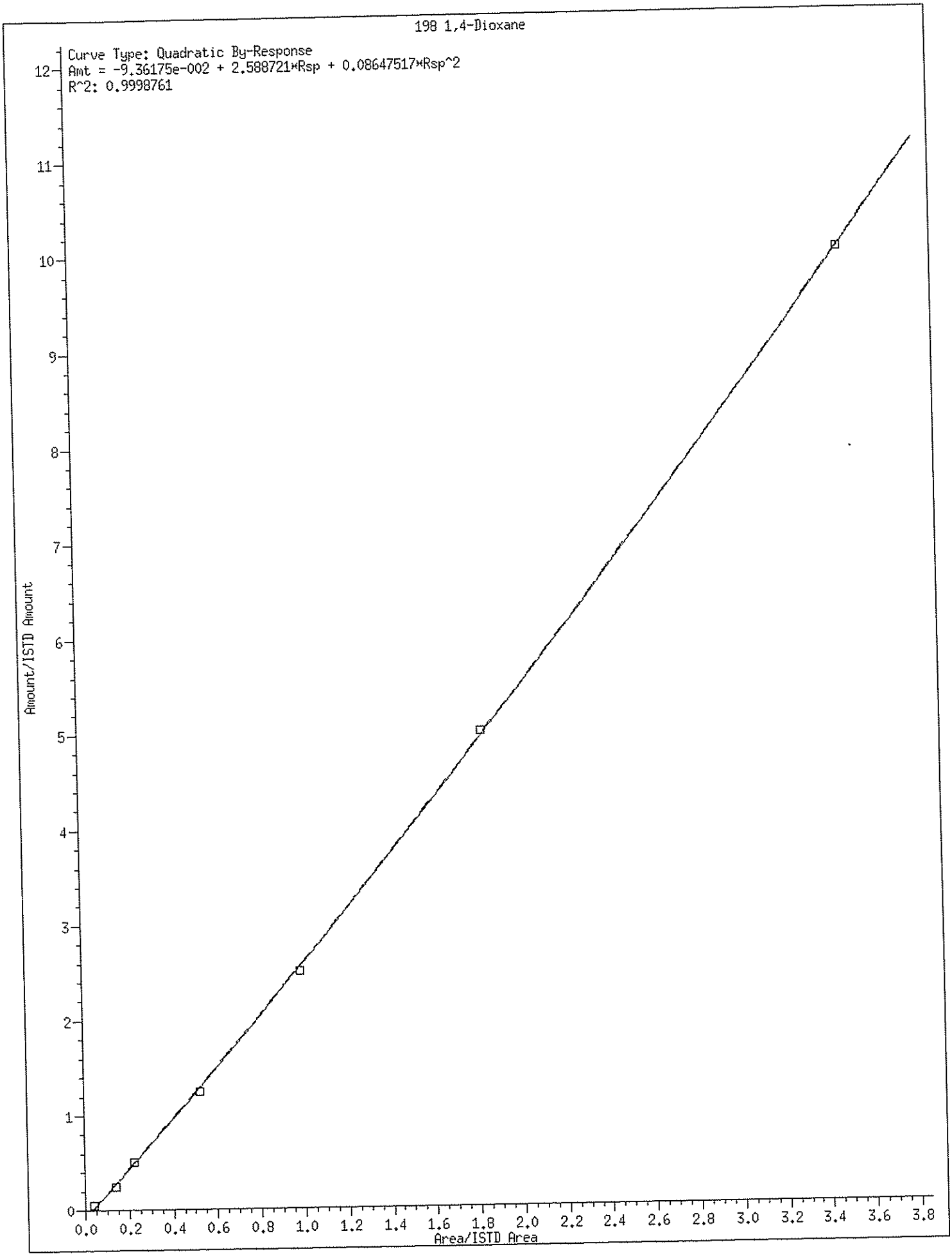
198 1,4-Dioxane
Curve Type: Quadratic By-Response
Amt = -9.36175e-002 + 2.588721*Rsp + 0.08647517*Rsp^2
R^2: 0.9998761
Amount/ISTD Amount
Area/ISTD Area
0
1
2
3
4
5
6
7
8
9
10
11
12
0.0
0.2
0.4
0.6
0.8
1.0
1.2
1.4
1.6
1.8
2.0
2.2
2.4
2.6
2.8
3.0
3.2
3.4
3.6
3.8

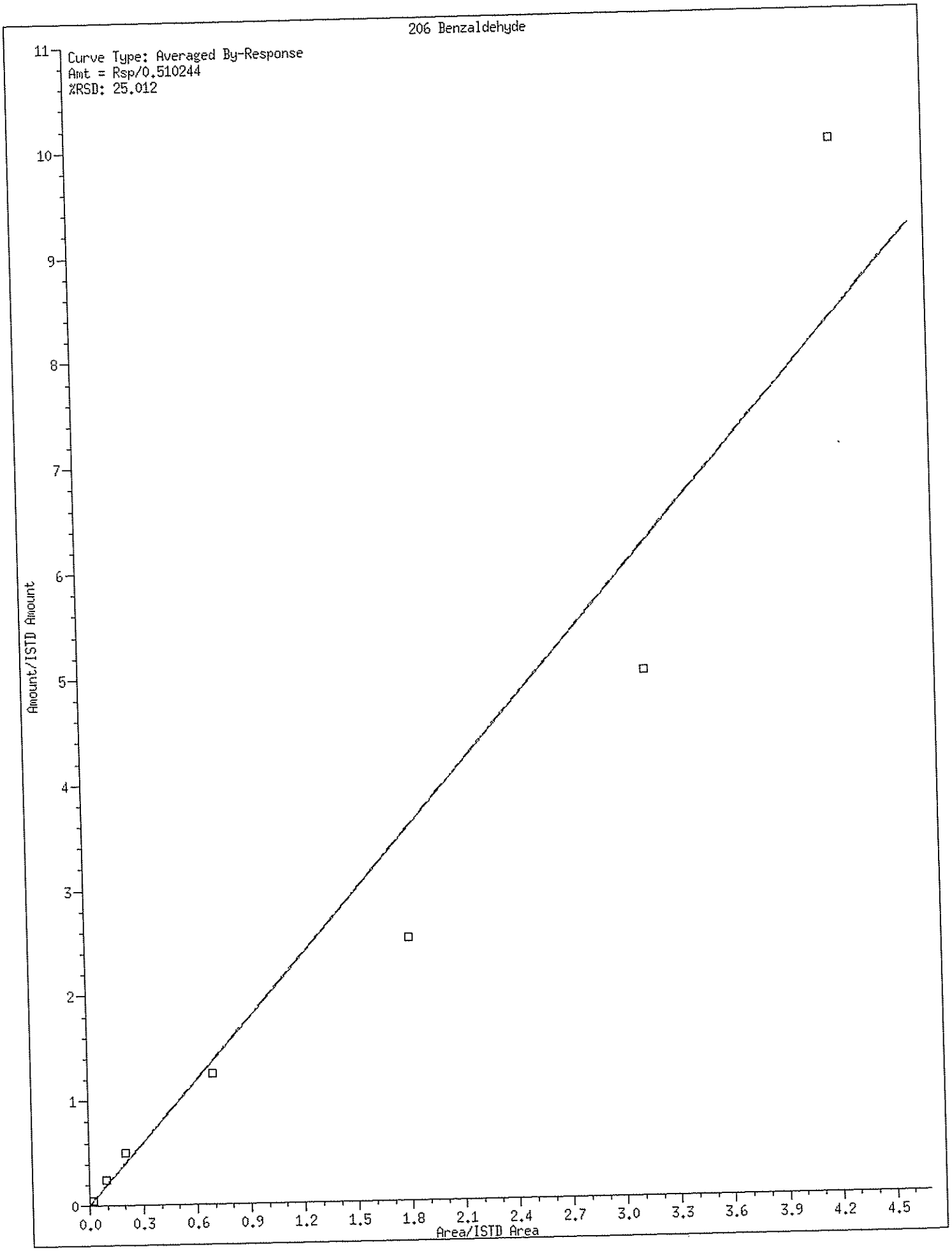
206 Benzaldehyde
Curve Type: Averaged By-Response
Amt = Rsp/0.510244
%RSD: 25.012
Amount/ISTD Amount
Area/ISTD Area
0
1
2
3
4
5
6
7
8
9
10
11
0.0
0.3
0.6
0.9
1.2
1.5
1.8
2.1
2.4
2.7
3.0
3.3
3.6
3.9
4.2
4.5

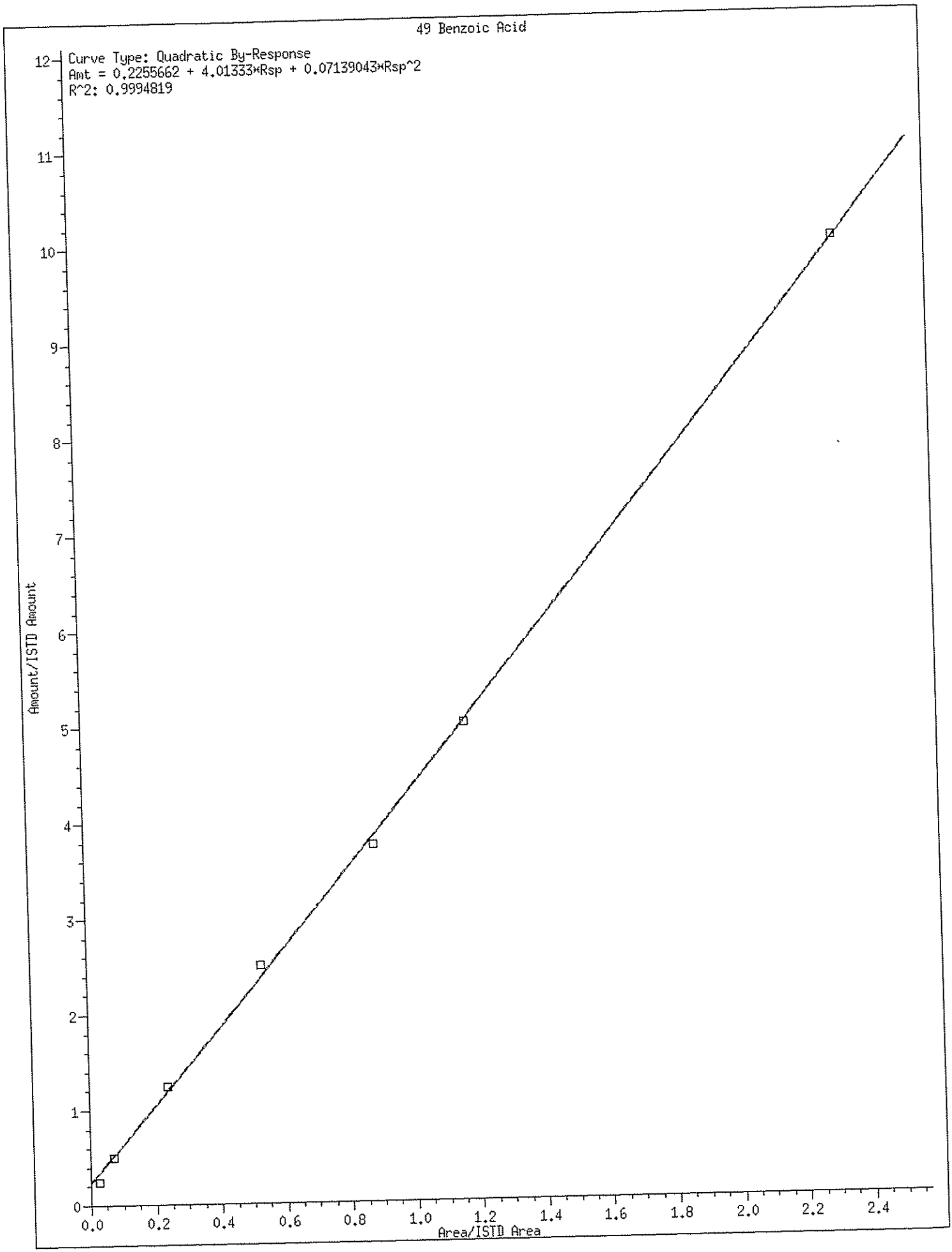
49 Benzoic Acid
Curve Type: Quadratic By-Response
Amt = 0.2255662 + 4.01333*Rsp + 0.07139043*Rsp^2
R^2: 0.9994819
Amount/ISTD Amount
Area/ISTD Area
0
1
2
3
4
5
6
7
8
9
10
11
12
0.0
0.2
0.4
0.6
0.8
1.0
1.2
1.4
1.6
1.8
2.0
2.2
2.4

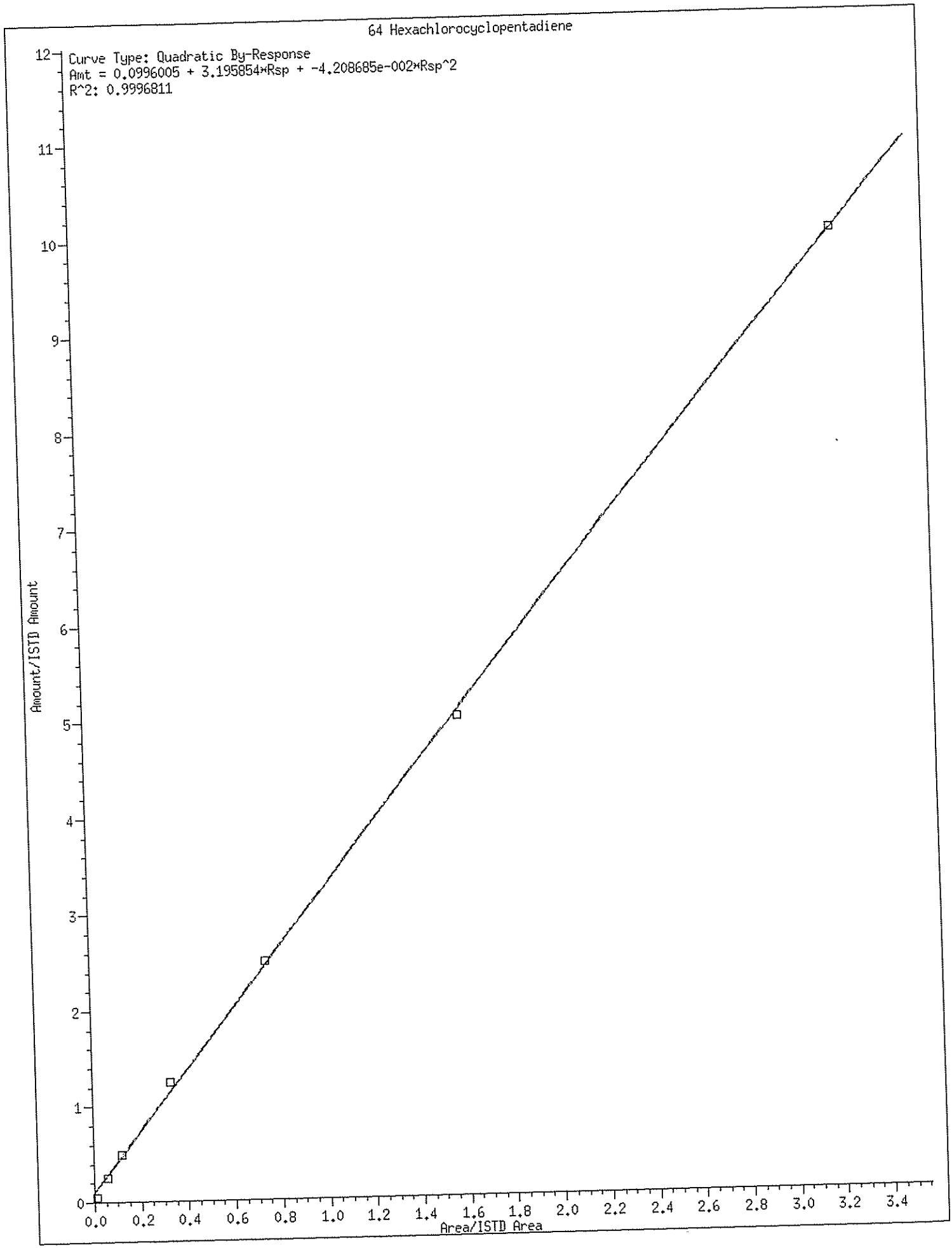
64 Hexachlorocyclopentadiene
Curve Type: Quadratic By-Response
Amt = 0.0996005 + 3.195854*Rsp + -4.208685e-002*Rsp^2
R^2: 0.9996811
Amount/ISTD Amount
Area/ISTD Area
0
1
2
3
4
5
6
7
8
9
10
11
12
0.0
0.2
0.4
0.6
0.8
1.0
1.2
1.4
1.6
1.8
2.0
2.2
2.4
2.6
2.8
3.0
3.2
3.4

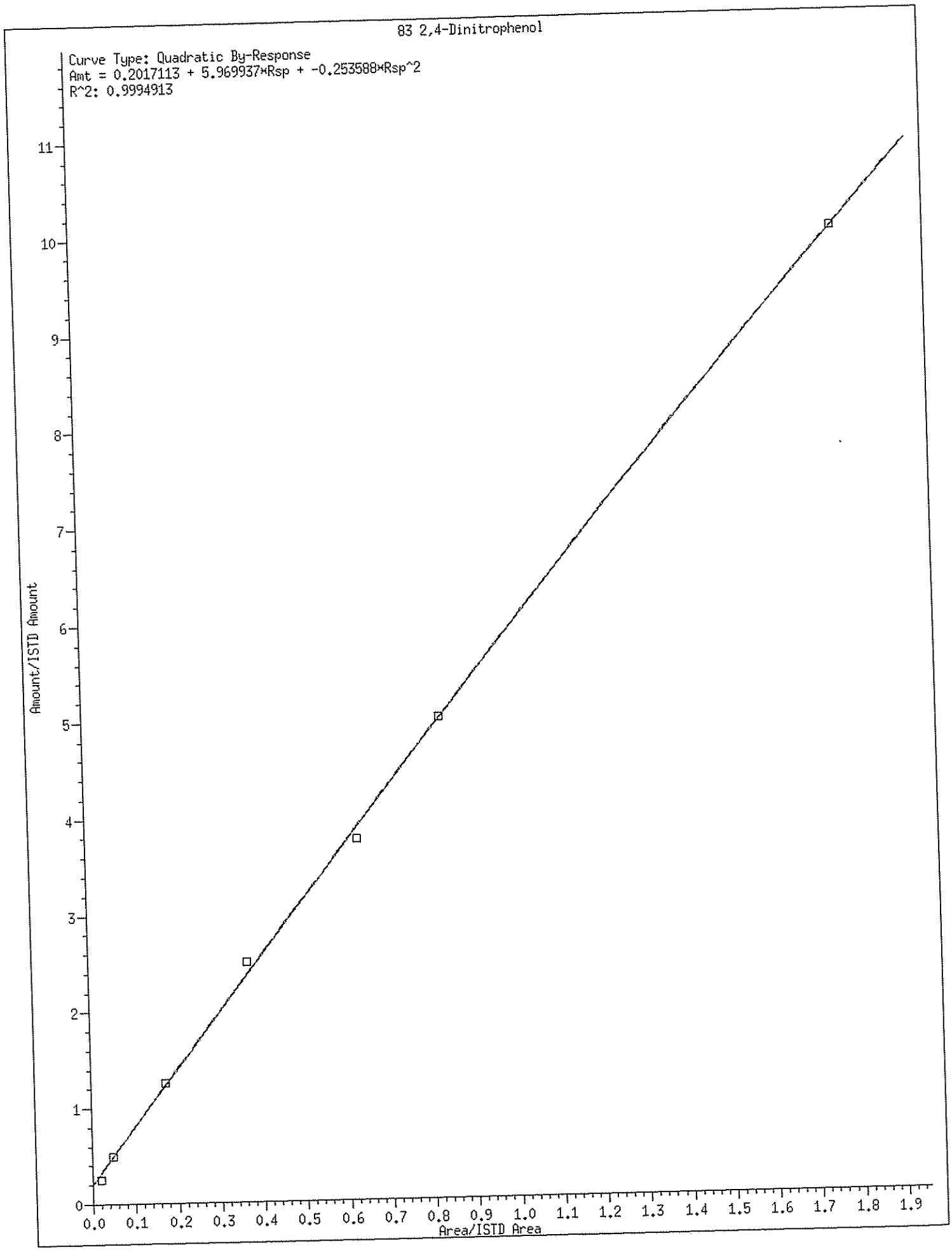
83 2,4-Dinitrophenol
Curve Type: Quadratic By-Response
Amt = 0.2017113 + 5.969937*Rsp + -0.253588*Rsp^2
R^2: 0.9994913
Amount/ISTD Amount
Area/ISTD Area
0
1
2
3
4
5
6
7
8
9
10
11
0.0
0.1
0.2
0.3
0.4
0.5
0.6
0.7
0.8
0.9
1.0
1.1
1.2
1.3
1.4
1.5
1.6
1.7
1.8
1.9

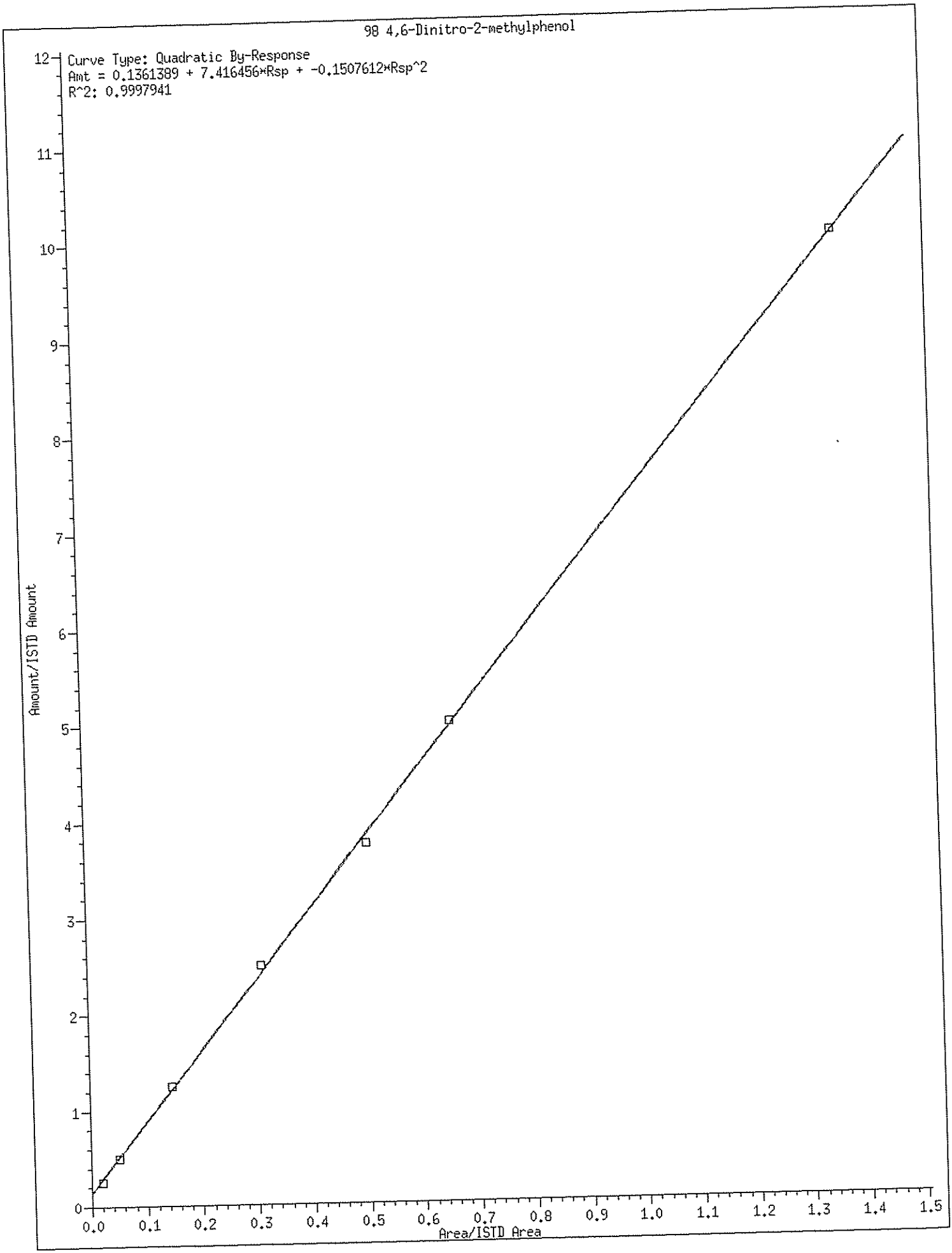
98 4,6-Dinitro-2-methylphenol
Curve Type: Quadratic By-Response
Amt = 0.1361389 + 7.416456*Rsp + -0.1507612*Rsp^2
R^2: 0.9997941
Amount/ISTD Amount
Area/ISTD Area
0
1
2
3
4
5
6
7
8
9
10
11
12
0.0
0.1
0.2
0.3
0.4
0.5
0.6
0.7
0.8
0.9
1.0
1.1
1.2
1.3
1.4
1.5

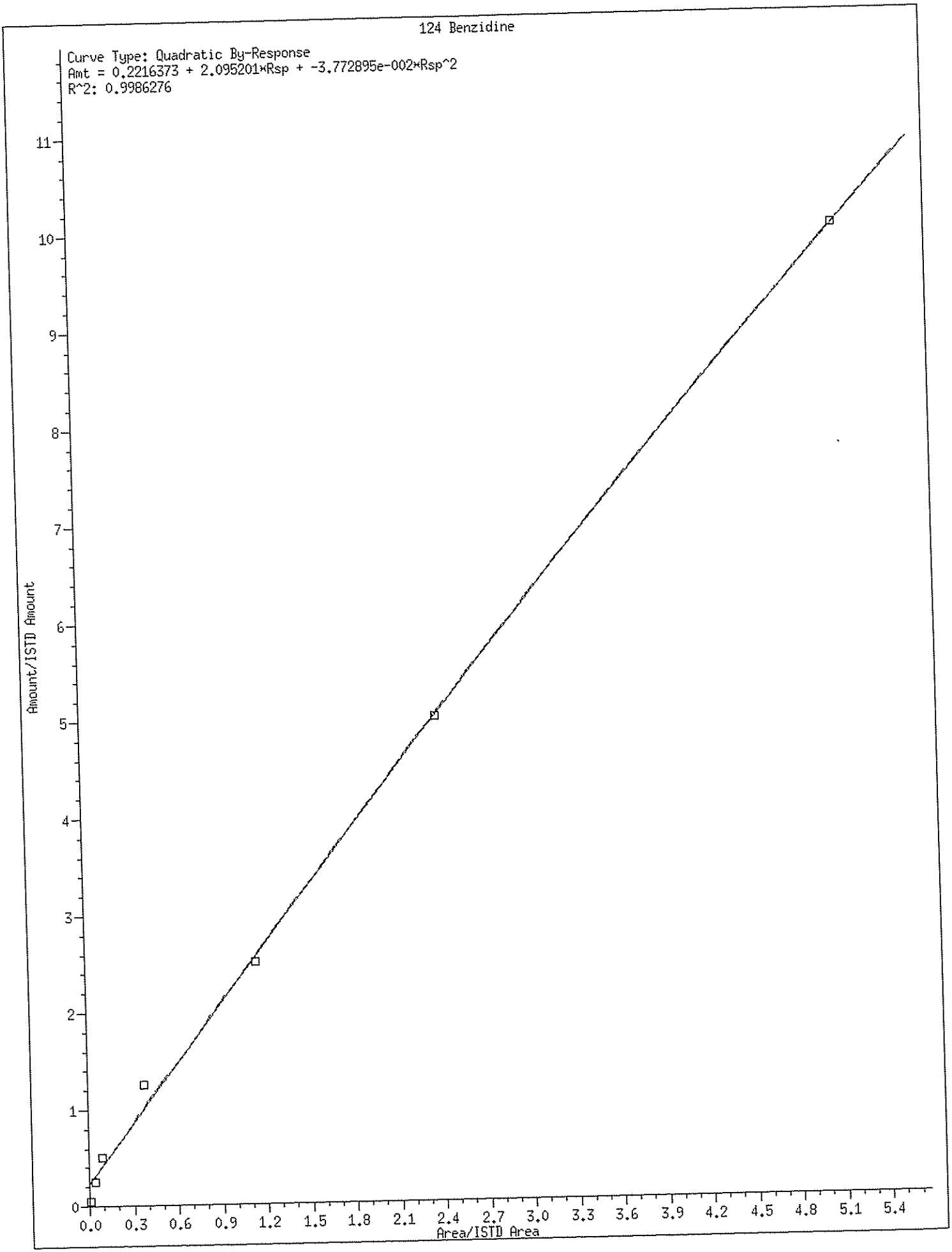
124 Benzidine
Curve Type: Quadratic By-Response
Amt = 0.2216373 + 2.095201*Rsp + -3.772895e-002*Rsp^2
R^2: 0.9986276
Amount/ISTD Amount
Area/ISTD Area
0
1
2
3
4
5
6
7
8
9
10
11
0.0
0.3
0.6
0.9
1.2
1.5
1.8
2.1
2.4
2.7
3.0
3.3
3.6
3.9
4.2
4.5
4.8
5.1
5.4

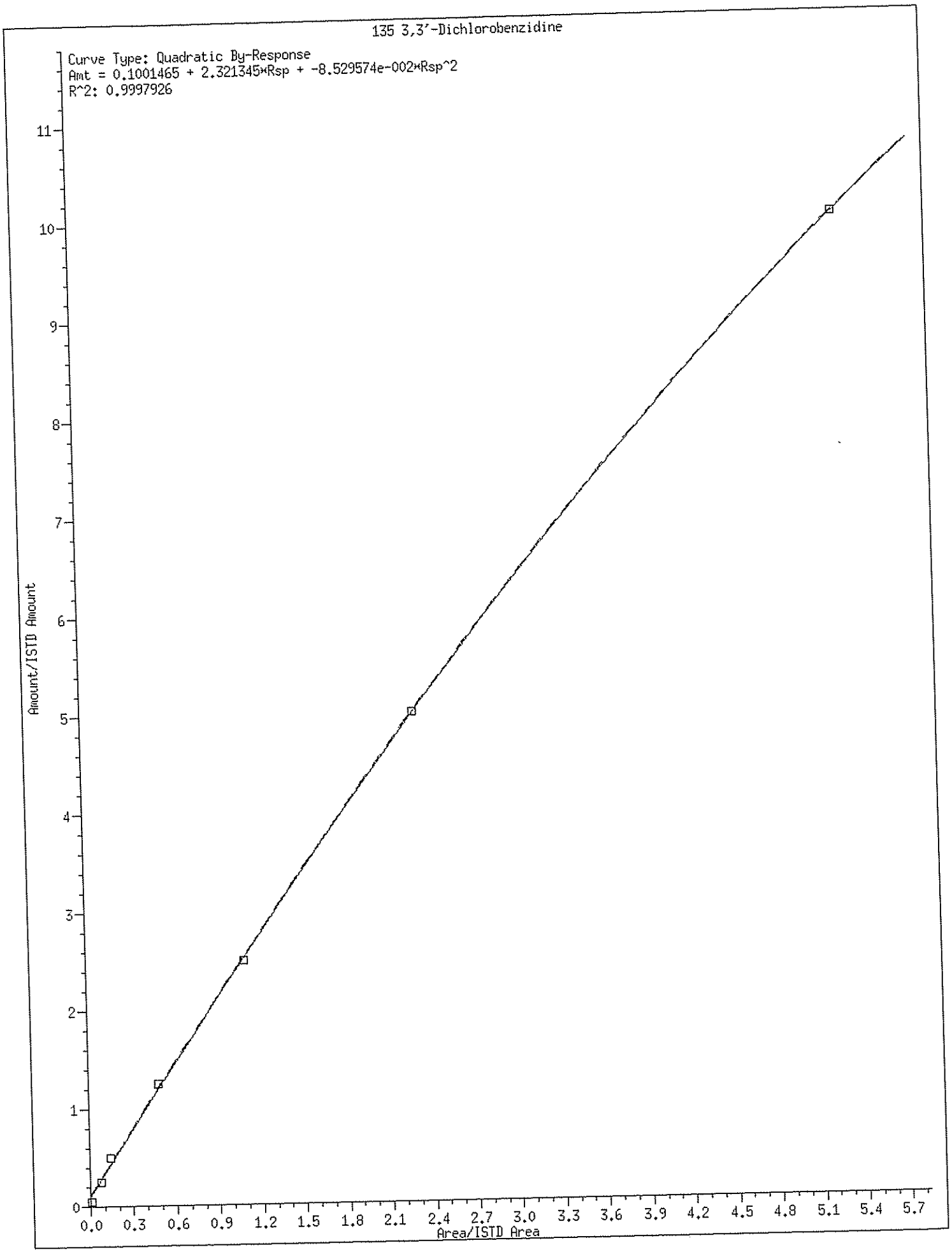
135 3,3'-Dichlorobenzidine
Curve Type: Quadratic By-Response
Amt = 0.1001465 + 2.321345*Rsp + -8.529574e-002*Rsp^2
R^2: 0.9997926
Amount/ISTD Amount
Area/ISTD Area
0
1
2
3
4
5
6
7
8
9
10
11
0.0
0.3
0.6
0.9
1.2
1.5
1.8
2.1
2.4
2.7
3.0
3.3
3.6
3.9
4.2
4.5
4.8
5.1
5.4
5.7

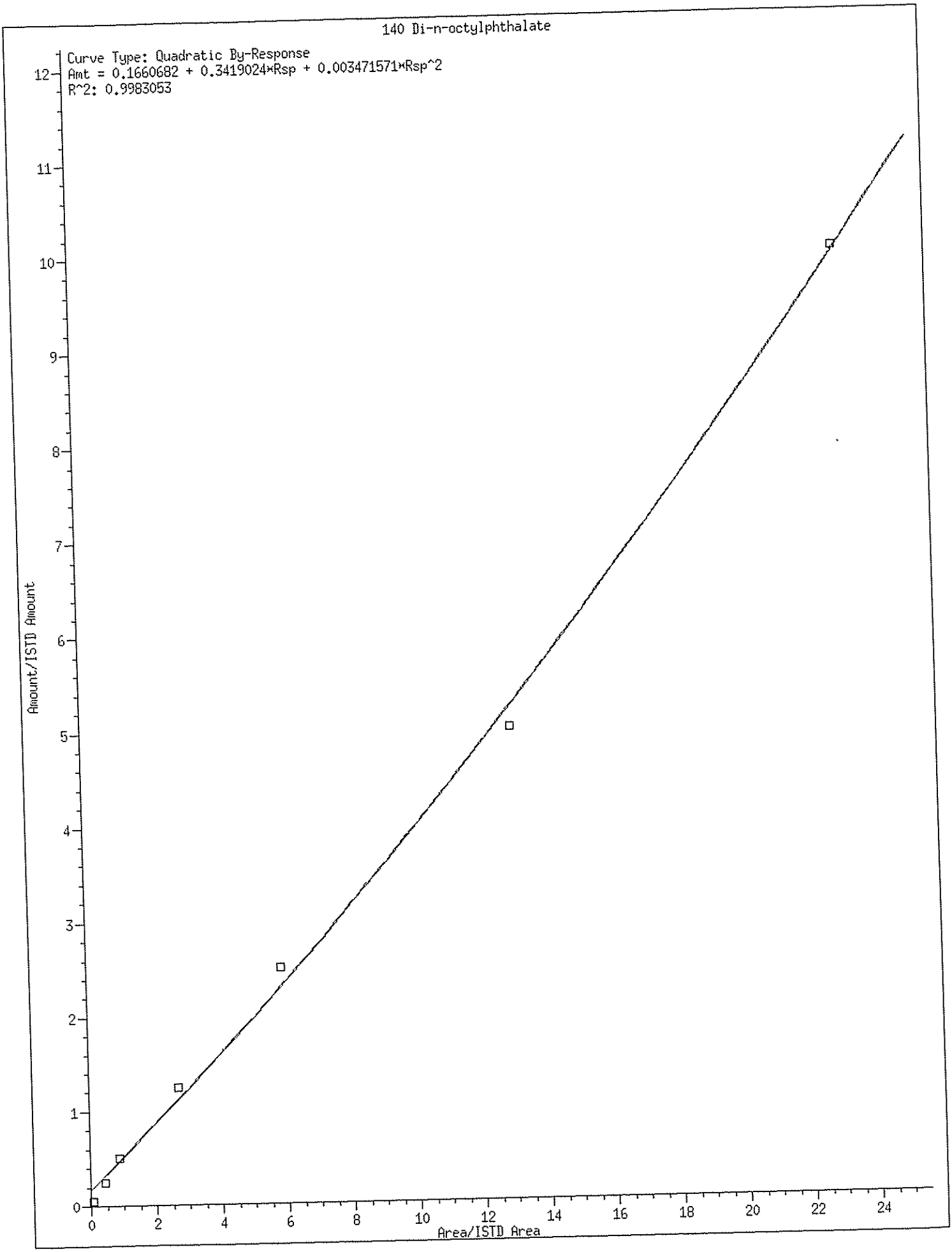
140 Di-n-octylphthalate
Curve Type: Quadratic By-Response
Amt = 0.1660682 + 0.3419024*Rsp + 0.003471571*Rsp^2
R^2: 0.9983053
Amount/ISTD Amount
Area/ISTD Area
0
1
2
3
4
5
6
7
8
9
10
11
12
0
2
4
6
8
10
12
14
16
18
20
22
24

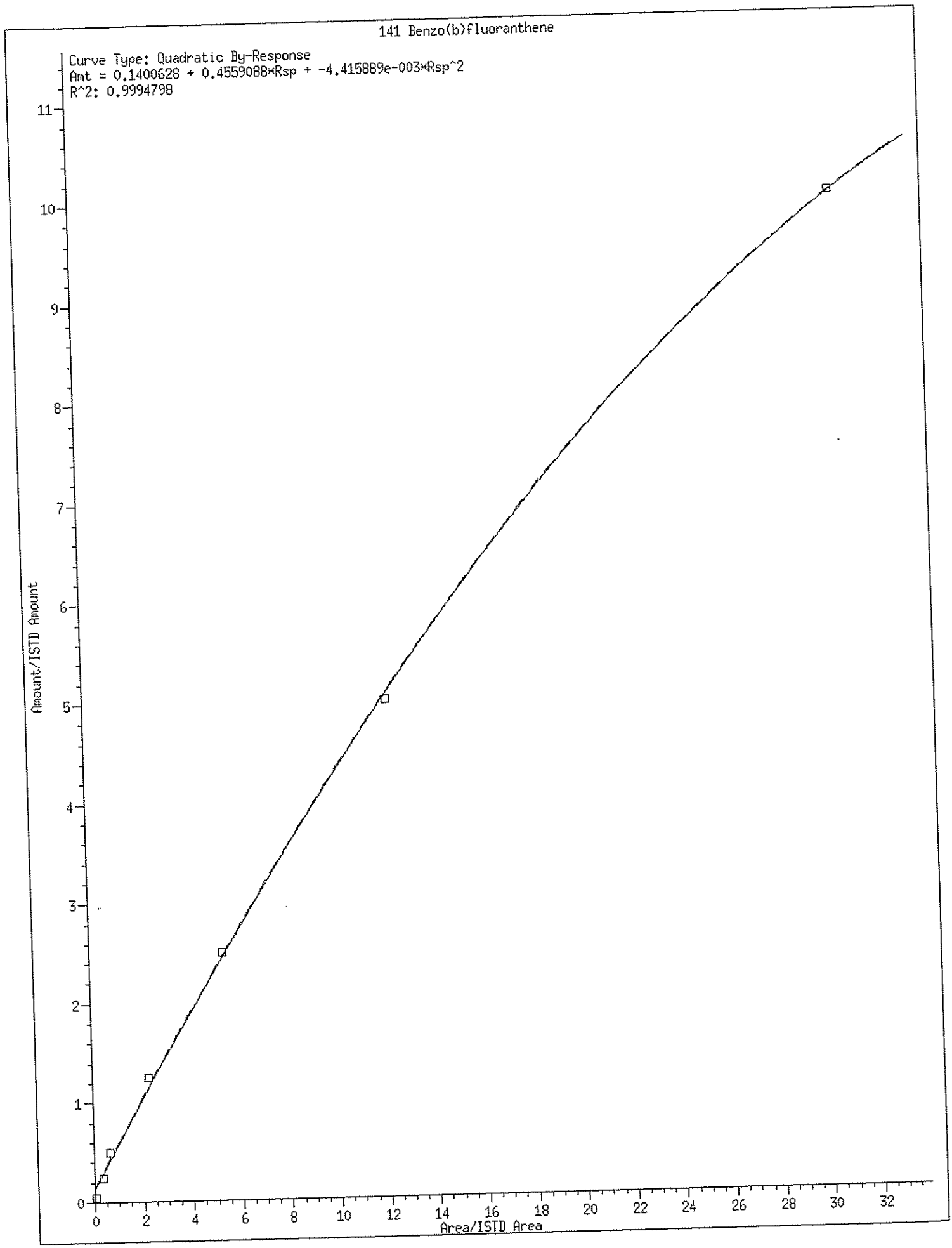
141 Benzo(b)fluoranthene
Curve Type: Quadratic By-Response
Amt = 0.1400628 + 0.4559088*Rsp + -4.415889e-003*Rsp^2
R^2: 0.9994798
Amount/ISTD Amount
Area/ISTD Area
0
1
2
3
4
5
6
7
8
9
10
11
0
2
4
6
8
10
12
14
16
18
20
22
24
26
28
30
32

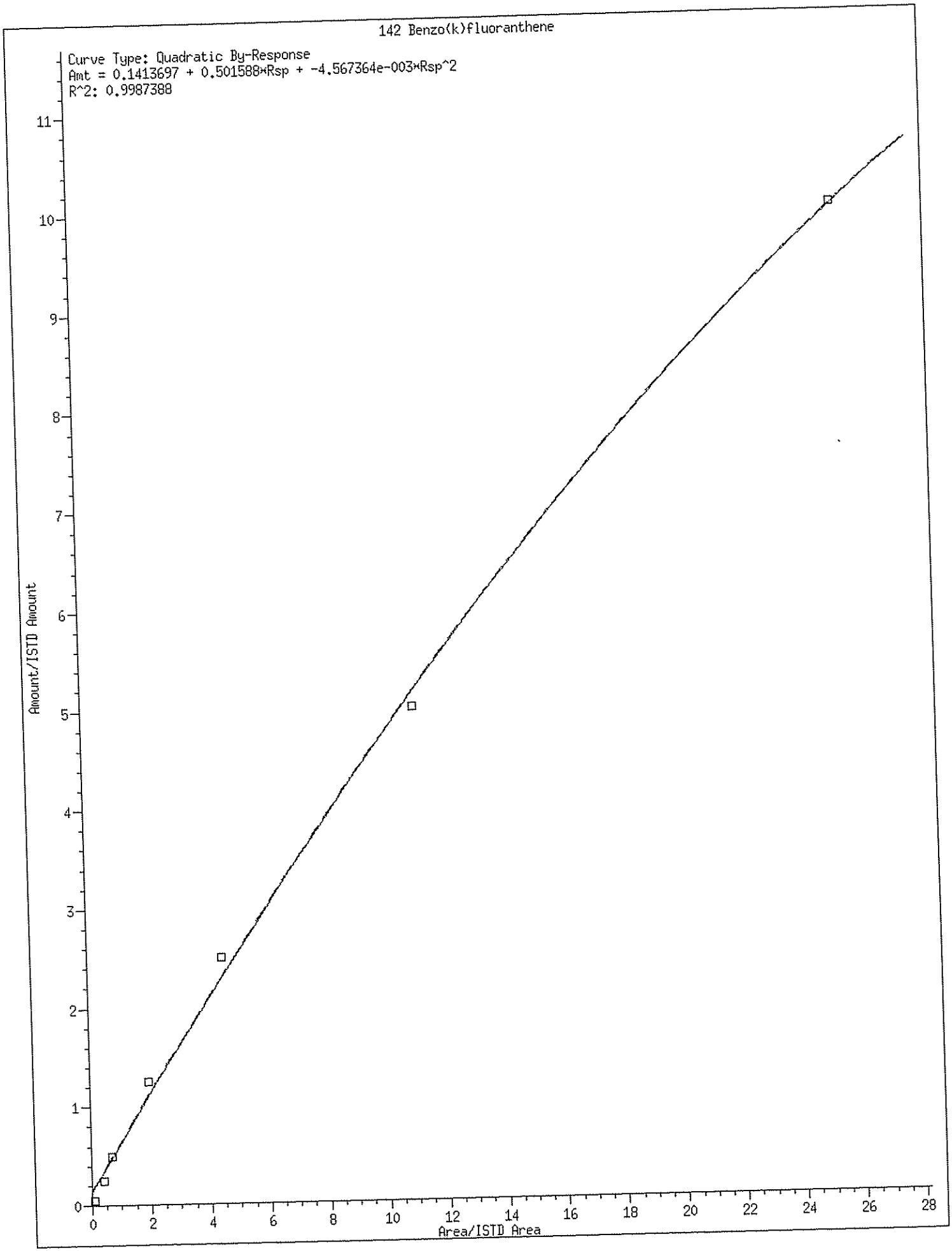
142 Benzo(k)fluoranthene
Curve Type: Quadratic By-Response
Amt = 0.1413697 + 0.501588*Rsp + -4.567364e-003*Rsp^2
R^2: 0.9987388
Amount/ISTD Amount
Area/ISTD Area
0
1
2
3
4
5
6
7
8
9
10
11
0
2
4
6
8
10
12
14
16
18
20
22
24
26
28

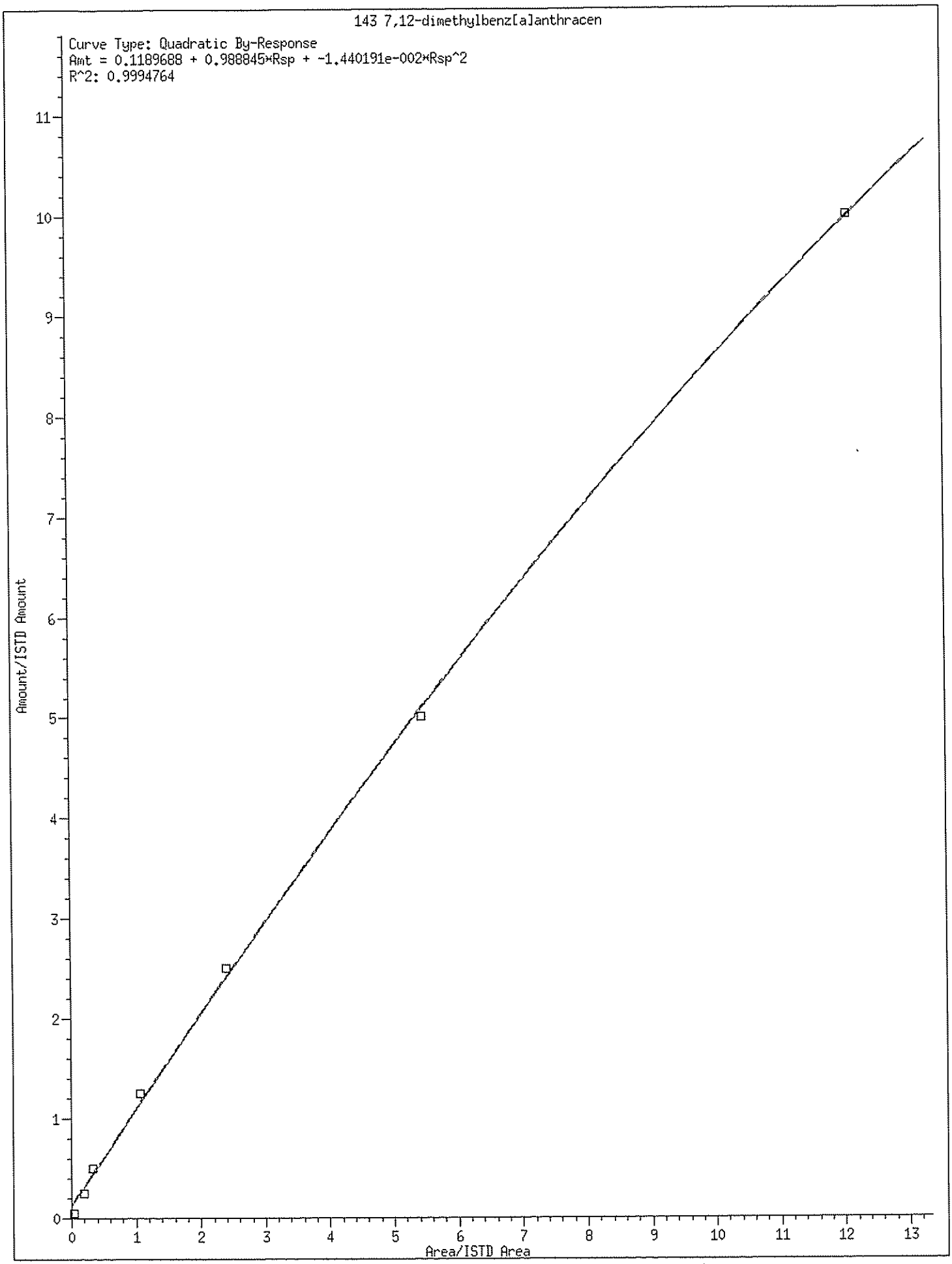
143 7,12-dimethylbenz[a]anthracen
Curve Type: Quadratic By-Response
Amt = 0.1189688 + 0.988845*Rsp + -1.440191e-002*Rsp^2
R^2: 0.9994764
Amount/ISTD Amount
Area/ISTD Area
0
1
2
3
4
5
6
7
8
9
10
11
12
13

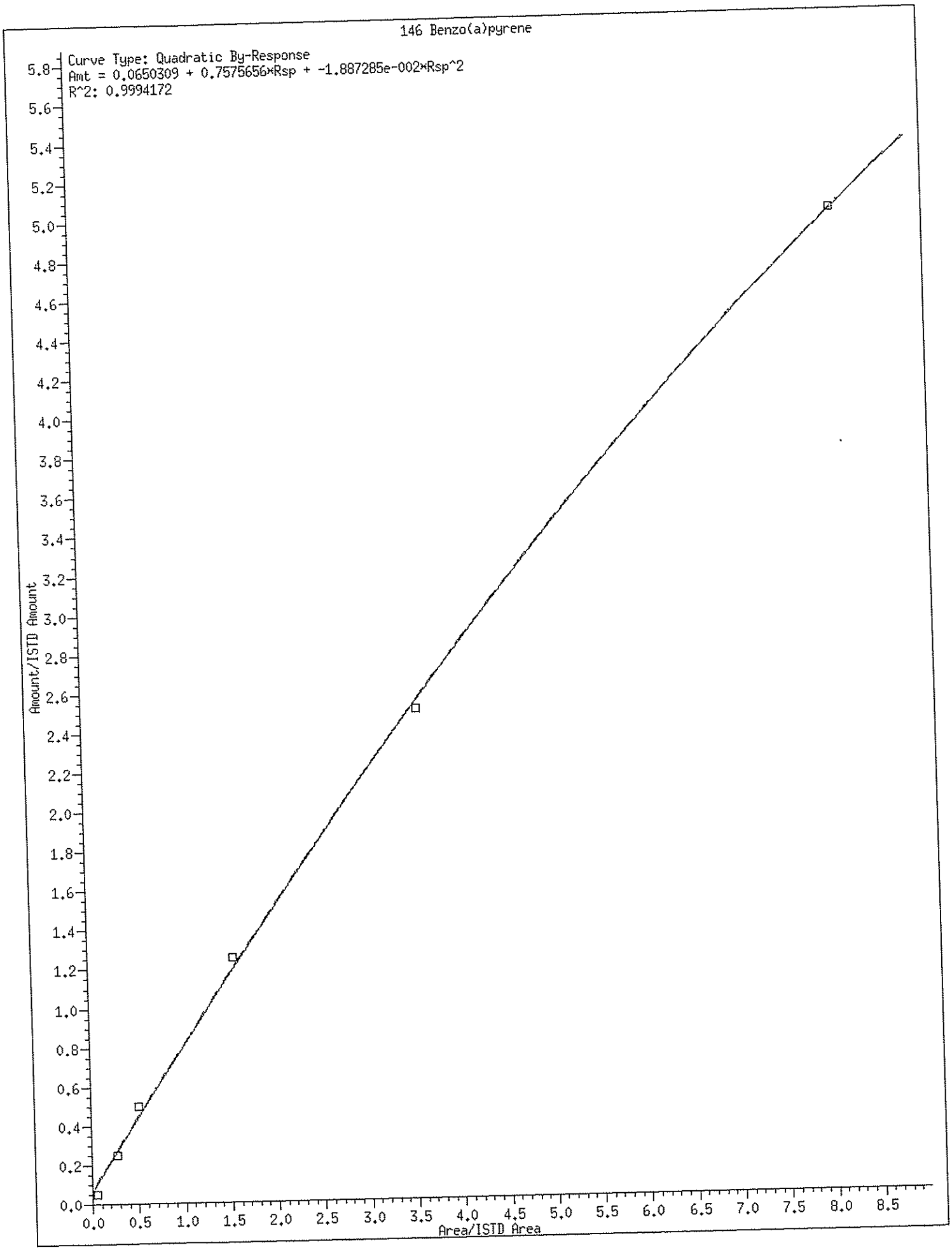
146 Benzo(a)pyrene
Curve Type: Quadratic By-Response
Amt = 0.0650309 + 0.7575656*Rsp + -1.887285e-002*Rsp^2
R^2: 0.9994172
Amount/ISTD Amount
Area/ISTD Area

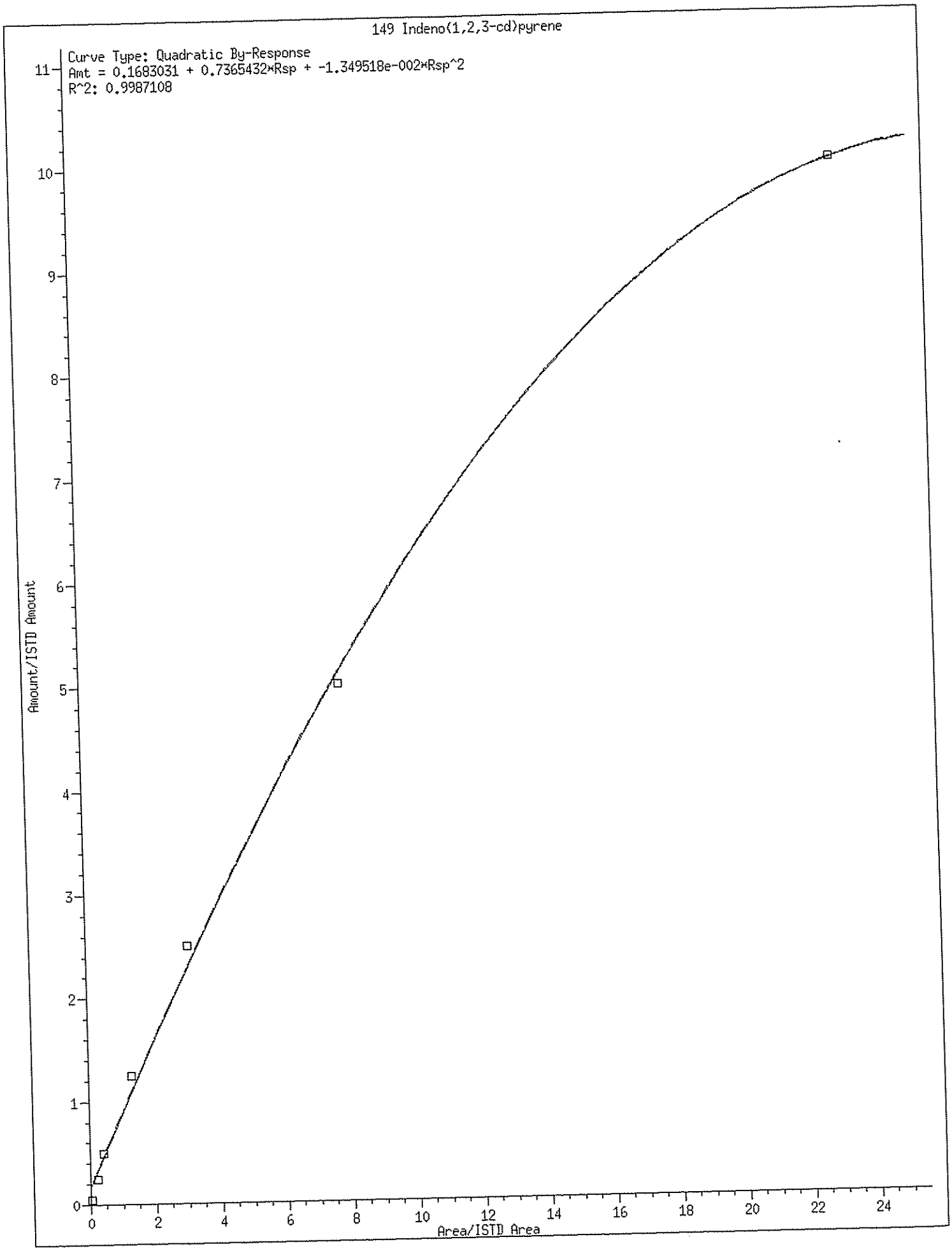
149 Indeno(1,2,3-cd)pyrene
Curve Type: Quadratic By-Response
Amt = 0.1683031 + 0.7365432*Rsp + -1.349518e-002*Rsp^2
R^2: 0.9987108
Amount/ISTD Amount
Area/ISTD Area
0
1
2
3
4
5
6
7
8
9
10
11
0
2
4
6
8
10
12
14
16
18
20
22
24

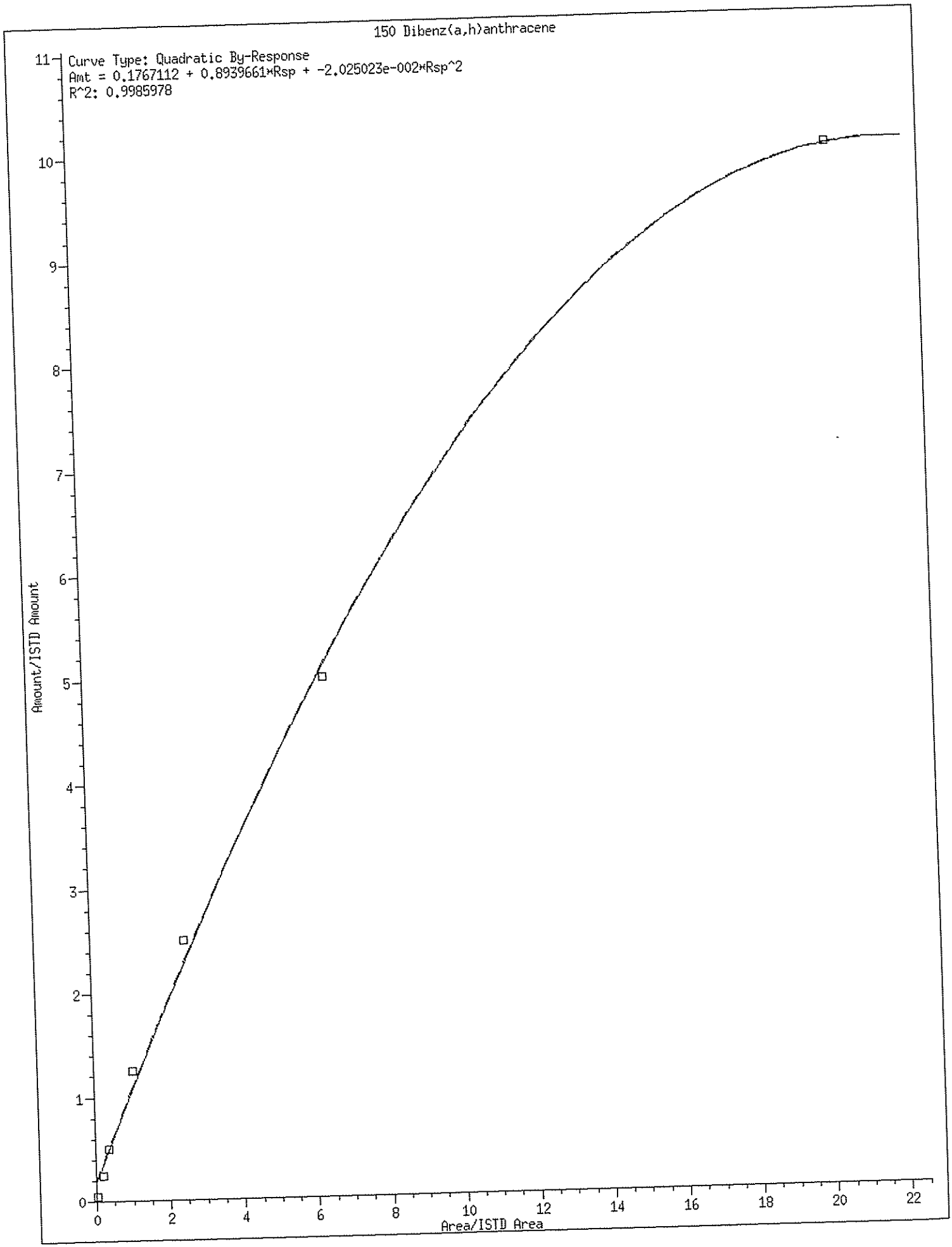
150 Dibenz(a,h)anthracene
Curve Type: Quadratic By-Response
Amt = 0.1767112 + 0.8939661*Rsp + -2.025023e-002*Rsp^2
R^2: 0.9985978
Amount/ISTD Amount
Area/ISTD Area
0
1
2
3
4
5
6
7
8
9
10
11
0
2
4
6
8
10
12
14
16
18
20
22

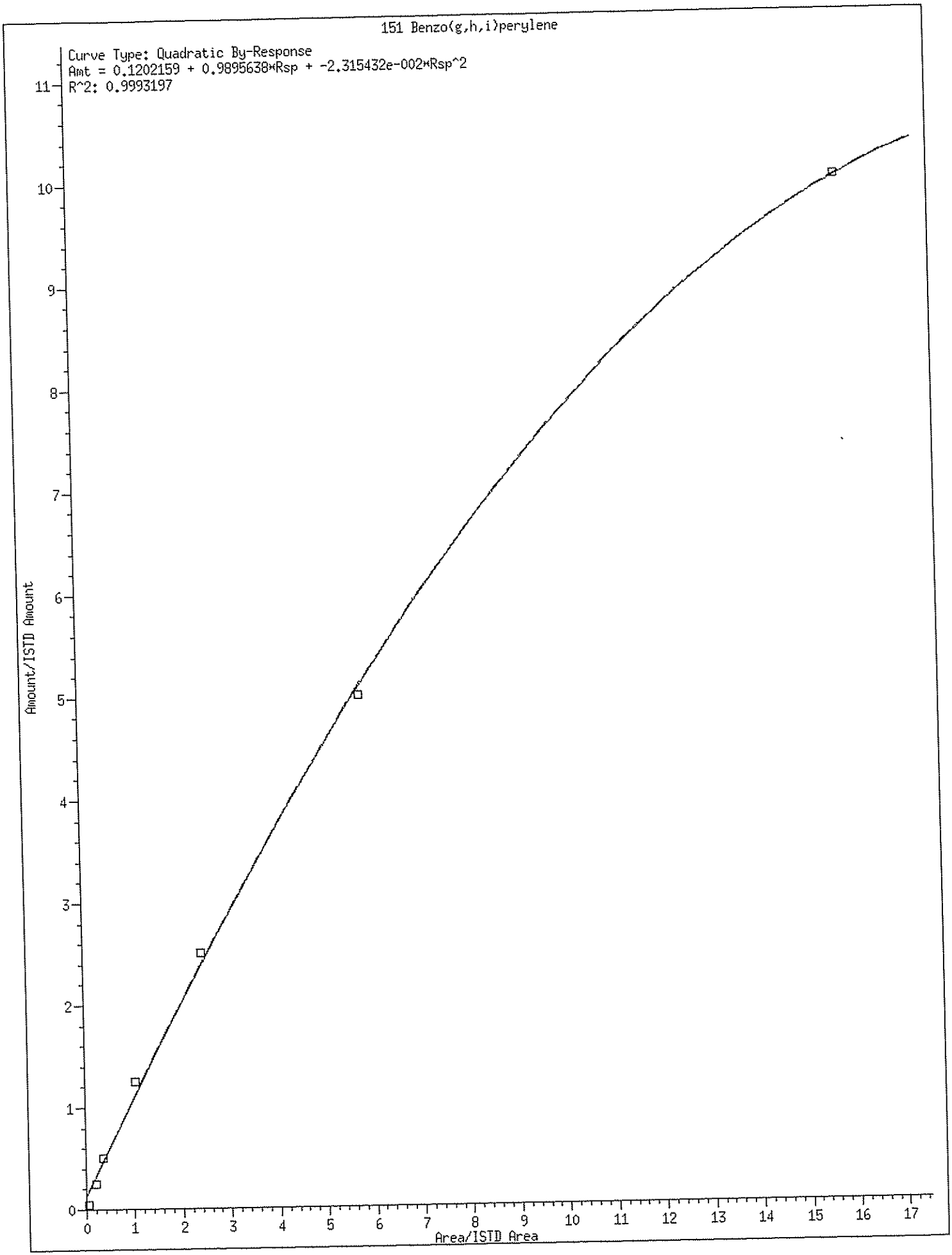
151 Benzo(g,h,i)perylene
Curve Type: Quadratic By-Response
Amt = 0.1202159 + 0.9895638*Rsp + -2.315432e-002*Rsp^2
R^2: 0.9993197
Amount/ISTD Amount
Area/ISTD Area
0
1
2
3
4
5
6
7
8
9
10
11
12
13
14
15
16
17

Data File: \\PITSVR06\D\chem\71.i\s102908a.b\S1029CC1.D
Date : 29-OCT-2008 18:17
Client ID: sstd0.4
Sample Info: sstd0.4(0.2ug/ml) bna-0672-08 LL8270

Instrument: 71.i

Operator: 045183sab
Column diameter: 0.32

Column phase: DB5-MS

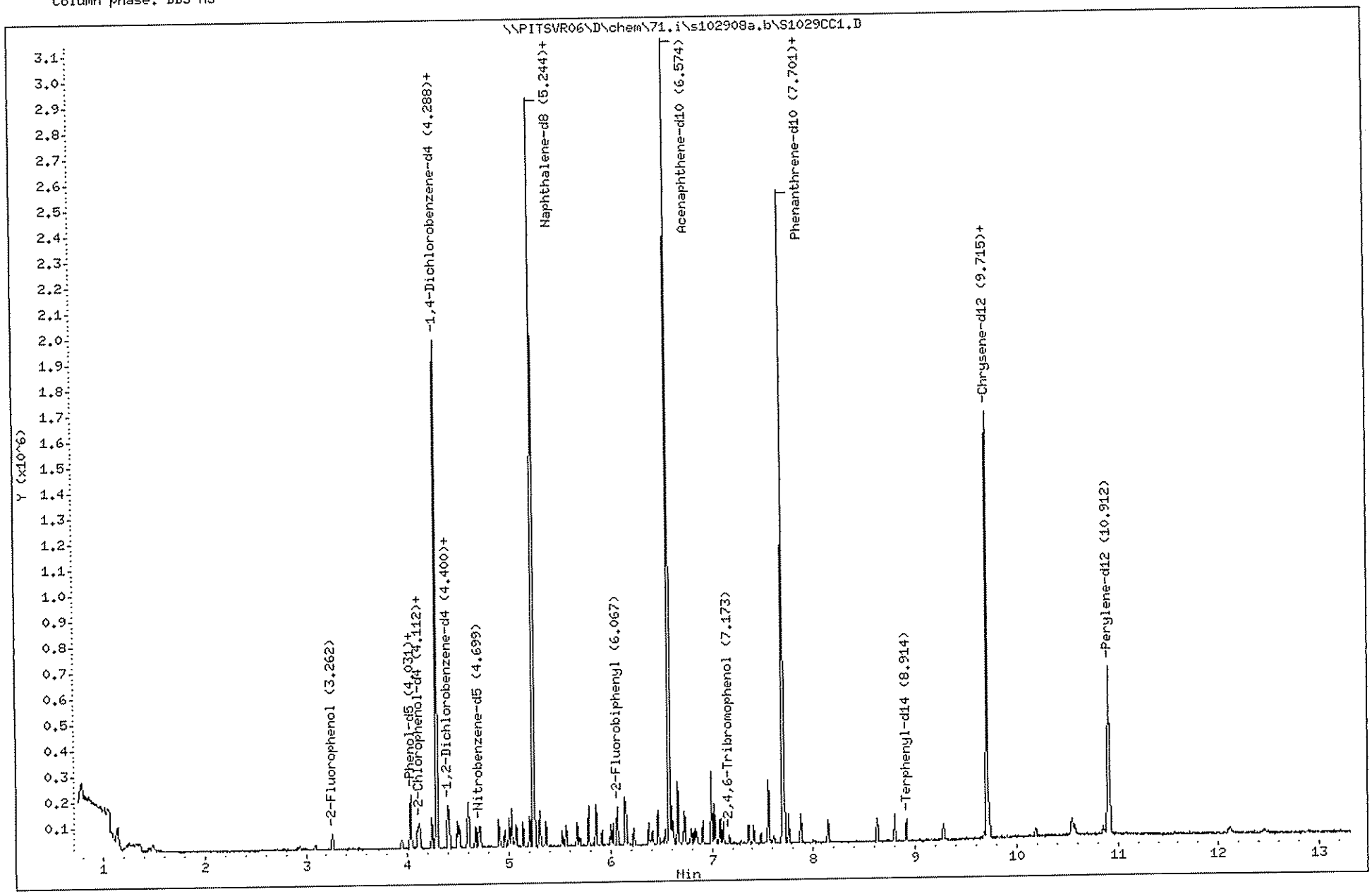

Data File: \\PITSVR06\D\chem\71.i\s102908a.b\S1029CC1.D
Report Date: 30-Oct-2008 11:40

TestAmerica Pittsburgh

Semivolatile REPORT SW-846 Method 8270

Data file : \\PITSVR06\D\chem\71.i\s102908a.b\S1029CC1.D
Lab Smp Id: sstd0.4 Client Smp ID: sstd0.4
Inj Date : 29-OCT-2008 18:17
Operator : 045183sab Inst ID: 71.i
Smp Info : sstd0.4(0.2ug/ml) bna-0672-08 LL8270
Misc Info : sstd0.4,s102908a.b,llb.m,4-root.sub,1,1
Comment :
Method : \\PITSVR06\D\chem\71.i\s102908a.b\llb.m
Meth Date : 30-Oct-2008 11:39 bachas Quant Type: ISTD
Cal Date : 29-OCT-2008 20:20 Cal File: S1029CC7.D
Als bottle: 90 Calibration Sample, Level: 1
Dil Factor: 1.00000
Integrator: HP RTE Compound Sublist: 4-root.sub
Target Version: 4.14
Processing Host: PITPC-501

	Compounds	QUANT SIG MASS	RT	EXP RT	REL RT	RESPONSE	AMOUNTS CAL-AMT (NG)	AMOUNTS ON-COL (NG)
*	1 1,4-Dichlorobenzene-d4	152	4.287	4.290	(1.000)	302627	8.00000	
*	2 Naphthalene-d8	136	5.244	5.246	(1.000)	1200582	8.00000	
*	3 Acenaphthene-d10	164	6.574	6.577	(1.000)	611828	8.00000	
*	4 Phenanthrene-d10	188	7.701	7.704	(1.000)	893862	8.00000	
*	5 Chrysene-d12	240	9.715	9.718	(1.000)	509532	8.00000	
*	6 Perylene-d12	264	10.912	10.914	(1.000)	277611	8.00000	
	198 1,4-Dioxane	88	1.055	1.047	(0.246)	11146	0.40000	0.014756(M)
	10 N-Nitrosodimethylamine	74	1.445	1.448	(0.337)	8539	0.40000	0.42681
	9 Pyridine	79	1.483	1.464	(0.346)	15611	0.40000	0.41988(QM)
	16 Methyl methanesulfonate	80	3.091	3.093	(0.721)	8806	0.40000	0.43661
	206 Benzaldehyde	77	3.945	3.948	(0.920)	6752	0.40000	0.34981(Q)
	21 Aniline	93	4.031	4.039	(0.940)	26326	0.40000	0.39828
	22 Phenol	94	4.036	4.050	(0.941)	25380	0.40000	0.40447
	23 bis(2-Chloroethyl)ether	93	4.095	4.103	(0.955)	18312	0.40000	0.39098
	24 2-Chlorophenol	128	4.122	4.130	(0.961)	22825	0.40000	0.42049
	26 1,3-Dichlorobenzene	146	4.239	4.247	(0.989)	24807	0.40000	0.41163
	27 1,4-Dichlorobenzene	146	4.298	4.301	(1.002)	24471	0.40000	0.39625
	28 1,2-Dichlorobenzene	146	4.410	4.418	(1.029)	25660	0.40000	0.44129
	29 Benzyl Alcohol	108	4.394	4.402	(1.025)	12727	0.40000	0.38806
	30 2-Methylphenol	108	4.490	4.498	(1.047)	19904	0.40000	0.43107
	31 2,2'-oxybis(1-Chloropropane)	45	4.506	4.514	(1.051)	34804	0.40000	0.42019
	37 Acetophenone	105	4.592	4.600	(1.071)	25274	0.40000	0.39848
	32 N-Nitroso-di-n-propylamine	70	4.597	4.611	(1.072)	10599	0.40000	0.40372
	192 4-Methylphenol	108	4.603	4.611	(1.074)	19260	0.40000	0.40595
	34 Hexachloroethane	117	4.667	4.675	(1.088)	9362	0.40000	0.42168
	35 Nitrobenzene	77	4.715	4.723	(0.899)	17198	0.40000	0.39662
	41 Isophorone	82	4.896	4.904	(0.934)	29981	0.40000	0.37276
	42 2-Nitrophenol	139	4.955	4.963	(0.945)	10443	0.40000	0.36976
	43 2,4-Dimethylphenol	107	4.998	5.006	(0.953)	17847	0.40000	0.39893
	44 bis(2-Chloroethoxy)methane	93	5.067	5.075	(0.966)	23201	0.40000	0.42238
	48 2,4-Dichlorophenol	162	5.137	5.145	(0.980)	17379	0.40000	0.40656
	49 Benzoic Acid	122	5.025	5.102	(0.958)	31160	2.00000	2.6382(M)
	50 1,2,4-Trichlorobenzene	180	5.201	5.209	(0.992)	18392	0.40000	0.40302

Data File: \\PITSVR06\D\chem\71.i\s102908a.b\S1029CC1.D
Report Date: 30-Oct-2008 11:40

Compounds	QUANT SIG MASS	RT	EXP RT	REL RT	RESPONSE	AMOUNTS CAL-AMT (NG)	AMOUNTS ON-COL (NG)
51 Naphthalene	128	5.260	5.257	(1.003)	60625	0.40000	0.40831
52 4-Chloroaniline	127	5.302	5.305	(1.011)	22909	0.40000	0.37002
54 2,6-Dichlorophenol	162	5.308	5.316	(1.012)	18148	0.40000	0.41532
56 Hexachlorobutadiene	225	5.366	5.369	(1.023)	8622	0.40000	0.37704(Q)
208 Caprolactam	113	5.527	5.578	(1.054)	4394	0.40000	0.32032(Q)
59 4-Chloro-3-Methylphenol	107	5.671	5.684	(1.081)	13420	0.40000	0.36126
62 2-Methylnaphthalene	142	5.783	5.786	(1.103)	38048	0.40000	0.39070
63 1-Methylnaphthalene	142	5.858	5.861	(1.117)	37365	0.40000	0.38776
64 Hexachlorocyclopentadiene	237	5.917	5.919	(0.900)	6134	0.40000	1.0531
66 2,4,6-Trichlorophenol	196	6.002	6.005	(0.913)	10571	0.40000	0.38400
67 2,4,5-Trichlorophenol	196	6.024	6.032	(0.916)	11404	0.40000	0.40334
209 1,1'-Biphenyl	154	6.141	6.144	(0.934)	43447	0.40000	0.38424
70 2-Chloronaphthalene	162	6.152	6.154	(0.936)	36468	0.40000	0.40734
73 2-Nitroaniline	65	6.227	6.235	(0.947)	7932	0.40000	0.36083
76 Dimethylphthalate	163	6.371	6.379	(0.969)	31254	0.40000	0.35460
78 2,6-Dinitrotoluene	165	6.414	6.422	(0.976)	6782	0.40000	0.34871
79 Acenaphthylene	152	6.467	6.464	(0.984)	51592	0.40000	0.37991(Q)
81 3-Nitroaniline	138	6.536	6.544	(0.994)	7819	0.40000	0.31900
82 Acenaphthene	153	6.601	6.603	(1.004)	29145	0.40000	0.35608
83 2,4-Dinitrophenol	184	6.617	6.625	(1.007)	11772	2.00000	2.5319(Q)
85 4-Nitrophenol	109	6.659	6.673	(1.013)	14565	2.00000	1.5046
86 Dibenzofuran	168	6.729	6.731	(1.024)	48210	0.40000	0.41148
87 2,4-Dinitrotoluene	165	6.713	6.726	(1.021)	8490	0.40000	0.32436
92 2-Naphthylamine	143	6.846	6.854	(1.041)	15897	0.40000	0.37120
91 2,3,5,6-Tetrachlorophenol	232	6.793	6.801	(1.033)	6402	0.40000	0.31526
88 2,3,4,6-Tetrachlorophenol	232	6.825	6.833	(1.038)	7156	0.40000	0.34844
93 Diethylphthalate	149	6.905	6.918	(1.050)	31204	0.40000	0.36218
94 Fluorene	166	6.990	6.993	(1.063)	34902	0.40000	0.37651
95 4-Chlorophenyl-phenylether	204	6.990	6.999	(1.063)	14534	0.40000	0.36785
96 4-Nitroaniline	138	6.996	7.009	(1.064)	7876	0.40000	0.31102
98 4,6-Dinitro-2-methylphenol	198	7.023	7.036	(0.912)	16680	2.00000	2.1958
99 N-Nitrosodiphenylamine (1)	169	7.081	7.084	(0.920)	22490	0.40000	0.35809
100 1,2-Diphenylhydrazine	77	7.108	7.116	(0.923)	28109	0.40000	0.38403
106 4-Bromophenyl-phenylether	248	7.364	7.367	(0.956)	8228	0.40000	0.41706(Q)
107 Hexachlorobenzene	284	7.413	7.421	(0.963)	8314	0.40000	0.39263
210 Atrazine	200	7.482	7.490	(0.972)	3489	0.40000	0.31941
111 Pentachlorophenol	266	7.557	7.565	(0.981)	24651	2.00000	1.6535(QM)
115 Phenanthrene	178	7.717	7.720	(1.002)	44701	0.40000	0.38021
116 Anthracene	178	7.754	7.757	(1.007)	42380	0.40000	0.36082
119 Carbazole	167	7.877	7.880	(1.023)	40961	0.40000	0.36550
120 Di-n-Butylphthalate	149	8.144	8.147	(1.058)	40433	0.40000	0.32725
123 Fluoranthene	202	8.625	8.623	(1.120)	37358	0.40000	0.33459
124 Benzidine	184	8.716	8.724	(0.897)	3862	0.40000	1.9030(M)
125 Pyrene	202	8.796	8.799	(0.905)	38260	0.40000	0.44484
131 Butylbenzylphthalate	149	9.282	9.285	(0.955)	14251	0.40000	0.36901
135 3,3'-Dichlorobenzidine	252	9.683	9.686	(0.997)	5620	0.40000	1.0085
136 Benzo(a)Anthracene	228	9.704	9.707	(0.999)	28721	0.40000	0.38226
137 Chrysene	228	9.736	9.739	(1.002)	23465	0.40000	0.36601
139 bis(2-ethylhexyl)Phthalate	149	9.715	9.712	(1.000)	18086	0.40000	0.32350
140 Di-n-octylphthalate	149	10.190	10.188	(0.934)	18923	0.40000	1.5151(QM)
141 Benzo(b)fluoranthene	252	10.554	10.568	(0.967)	19852	0.40000	1.3811
142 Benzo(k)fluoranthene	252	10.575	10.589	(0.969)	18356	0.40000	1.3961
143 7,12-dimethylbenz(a)anthracen	256	10.543	10.556	(0.966)	9092	0.40000	0.29526
146 Benzo(a)pyrene	252	10.858	10.872	(0.995)	13082	0.40000	0.80550

Data File: \\PITSVR06\D\chem\71.i\s102908a.b\S1029CC1.D
Report Date: 30-Oct-2008 11:40

Compounds	QUANT SIG MASS	RT	EXP RT	REL RT	RESPONSE	AMOUNTS CAL-AMT (NG)	AMOUNTS ON-COL (NG)
149 Indeno(1,2,3-cd)pyrene	276	12.108	12.127	(1.110)	10271	0.40000	1.5643(M)
150 Dibenz(a,h)anthracene	278	12.114	12.133	(1.110)	8707	0.40000	1.6378(M)
151 Benzo(g,h,i)perylene	276	12.455	12.480	(1.141)	11092	0.40000	1.2777
$ 154 Nitrobenzene-d5	82	4.699	4.707	(0.896)	16386	0.40000	0.37180
$ 155 2-Fluorobiphenyl	172	6.066	6.069	(0.923)	39659	0.40000	0.40851
$ 156 Terphenyl-d14	244	8.914	8.916	(0.918)	23338	0.40000	0.43235
$ 157 Phenol-d5	99	4.026	4.039	(0.939)	26162	0.40000	0.44720
$ 158 2-Fluorophenol	112	3.262	3.270	(0.761)	18852	0.40000	0.40609
$ 159 2,4,6-Tribromophenol	330	7.172	7.180	(0.931)	3546	0.40000	0.34937
$ 186 2-Chlorophenol-d4	132	4.111	4.119	(0.959)	22875	0.40000	0.41875
$ 187 1,2-Dichlorobenzene-d4	152	4.400	4.408	(1.026)	16381	0.40000	0.45338

QC Flag Legend

Q - Qualifier signal failed the ratio test.
M - Compound response manually integrated.

Data File Name: S1029CC1.D
Inj. Date and Time: 29-OCT-2008 18:17
Instrument ID: 71.i
Client ID: sstd0.4
Compound Name: 1,4-Dioxane
CAS #: 123-91-1
Report Date: 10/30/2008

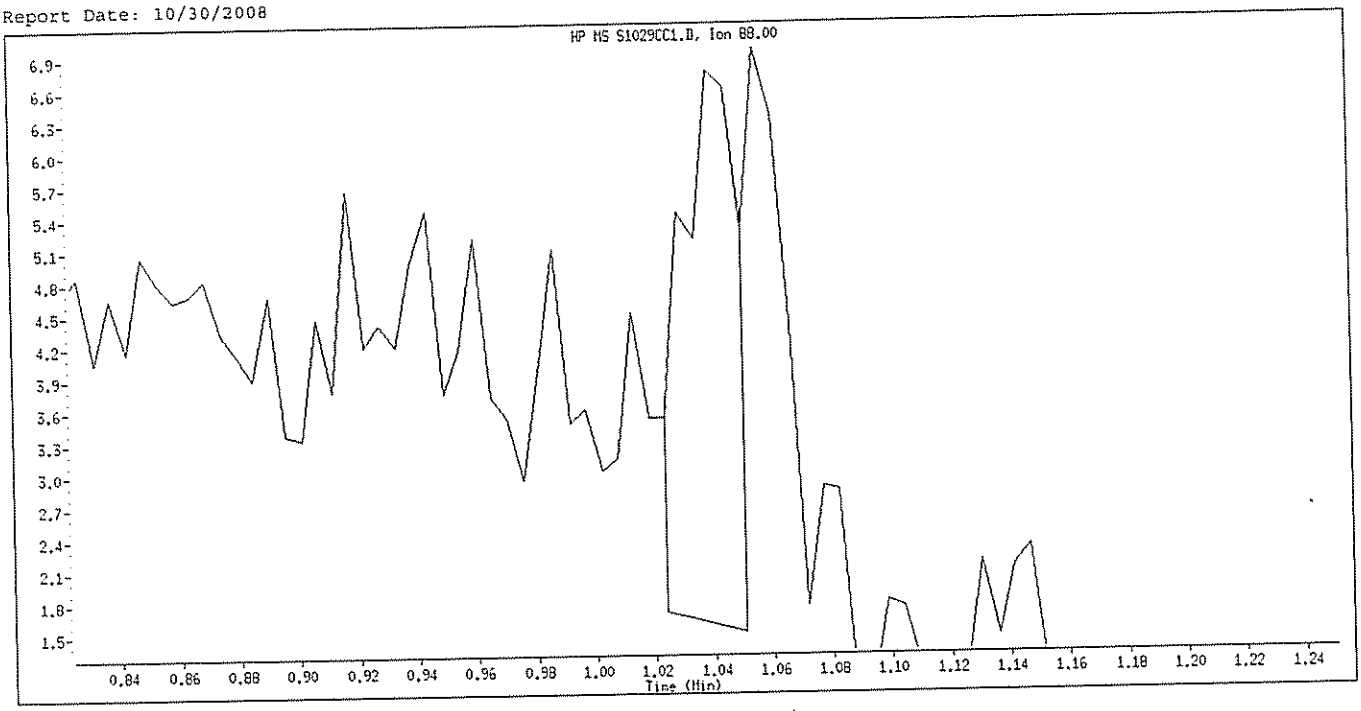

Original Integration

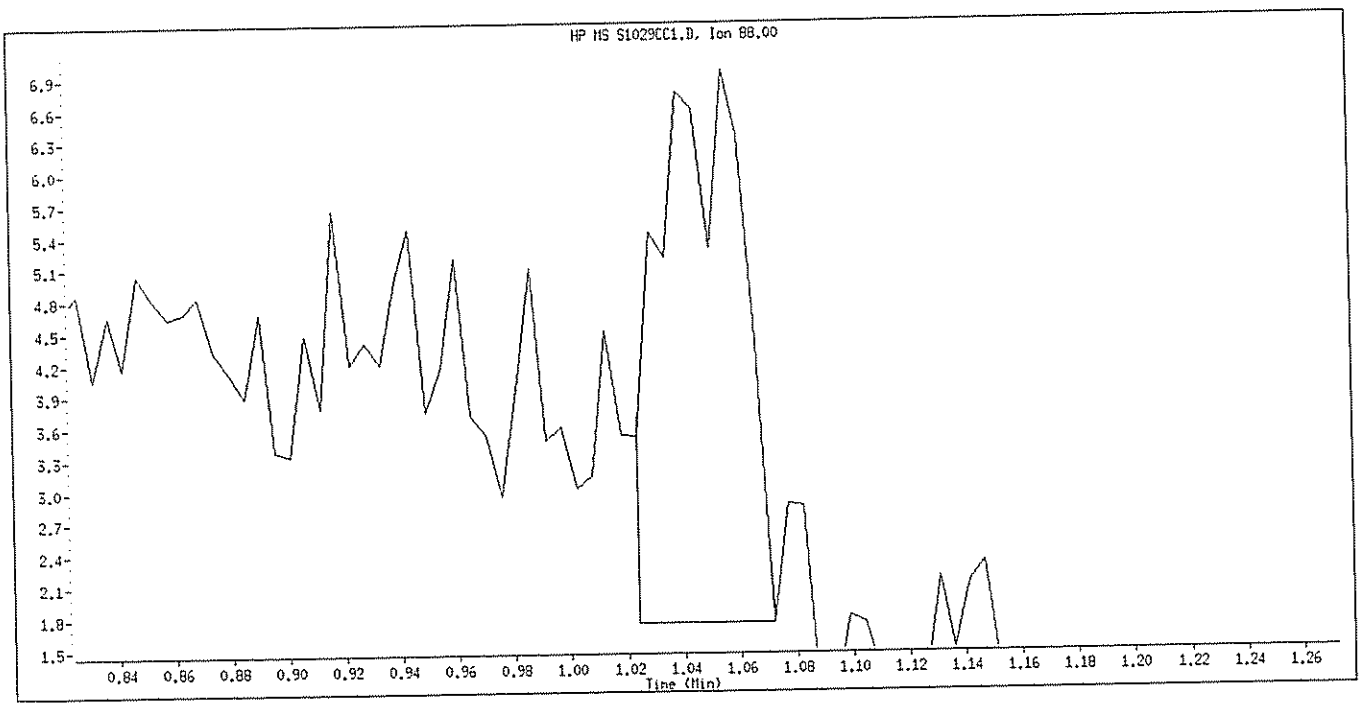

Manual Integration

Manually Integrated By: BachaS
Manual Integration Reason: Peak Integrated Incorrectly

Data File Name: S1029CC1.D
Inj. Date and Time: 29-OCT-2008 18:17
Instrument ID: 71.i
Client ID: sstd0.4
Compound Name: Pyridine
CAS #: 110-86-1
Report Date: 10/30/2008

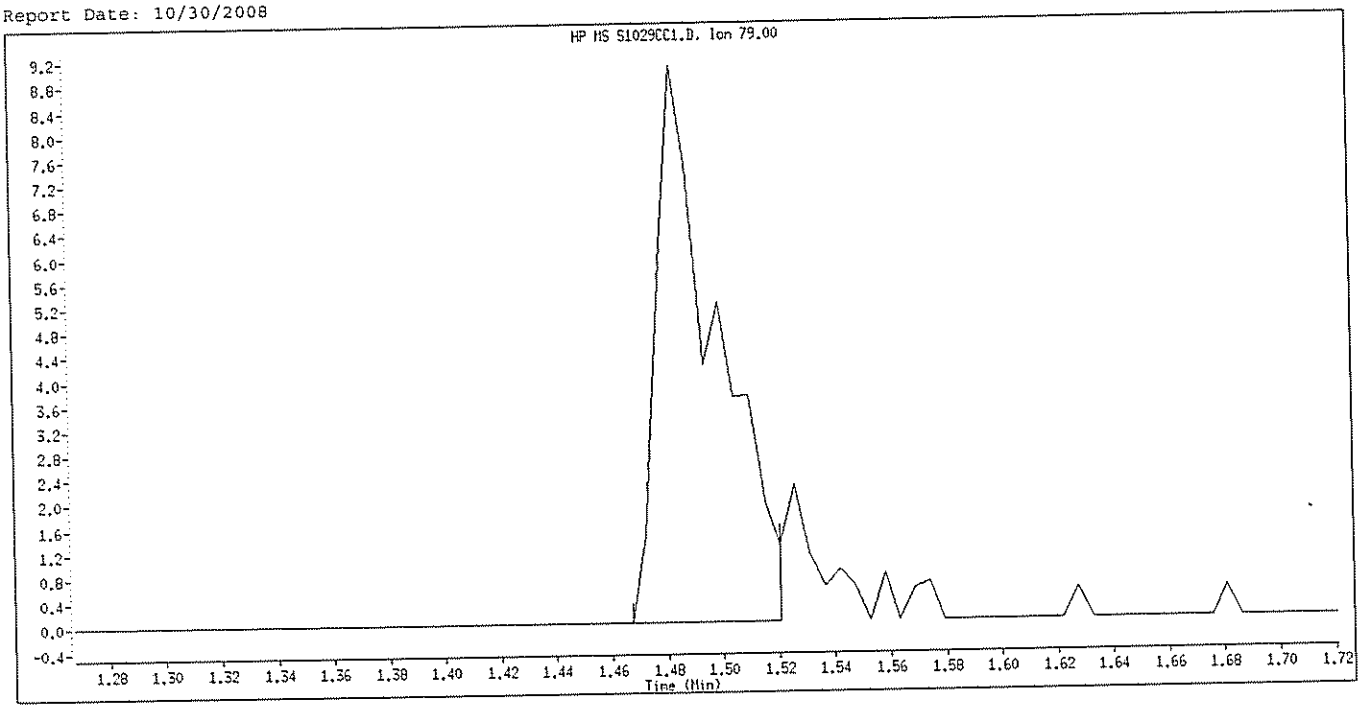

Original Integration

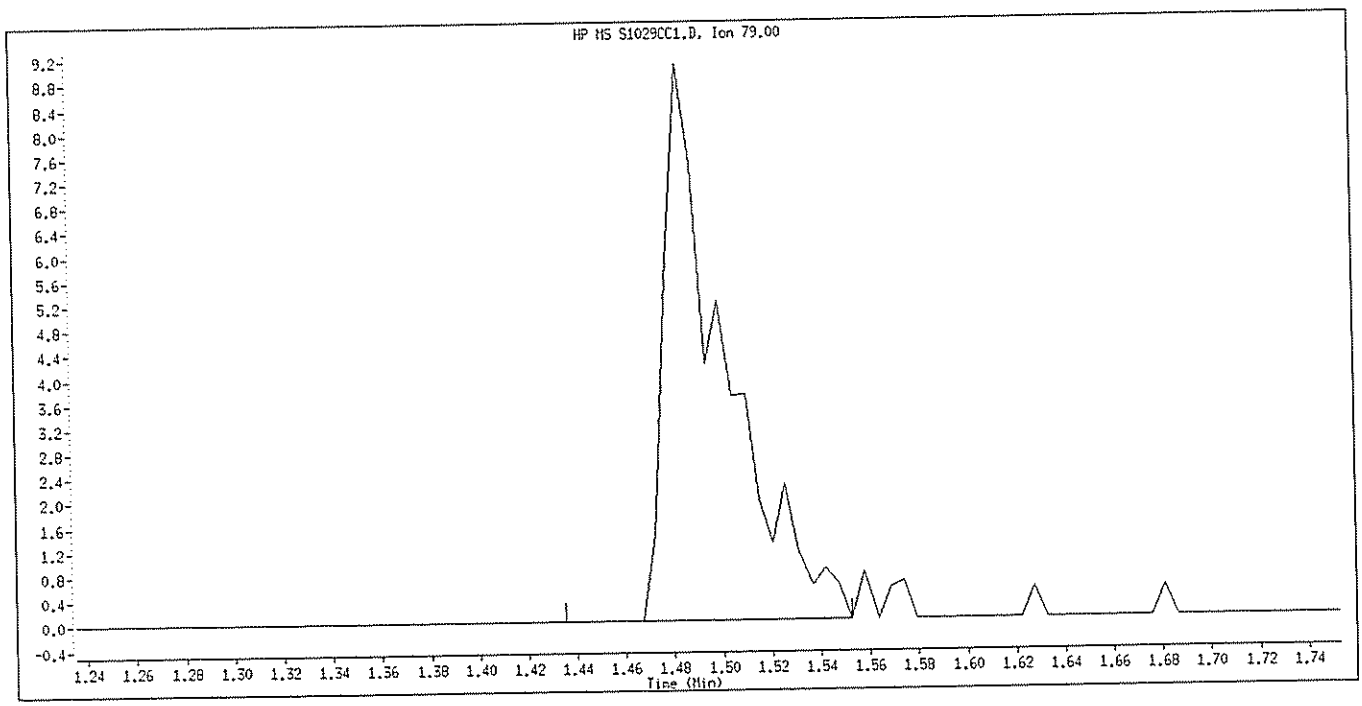

Manual Integration

Manually Integrated By: BachaS
Manual Integration Reason: Peak Integrated Incorrectly

Data File Name: S1029CC1.D
Inj. Date and Time: 29-OCT-2008 18:17
Instrument ID: 71.i
Client ID: sstd0.4
Compound Name: Benzoic Acid
CAS #: 65-85-0
Report Date: 10/30/2008

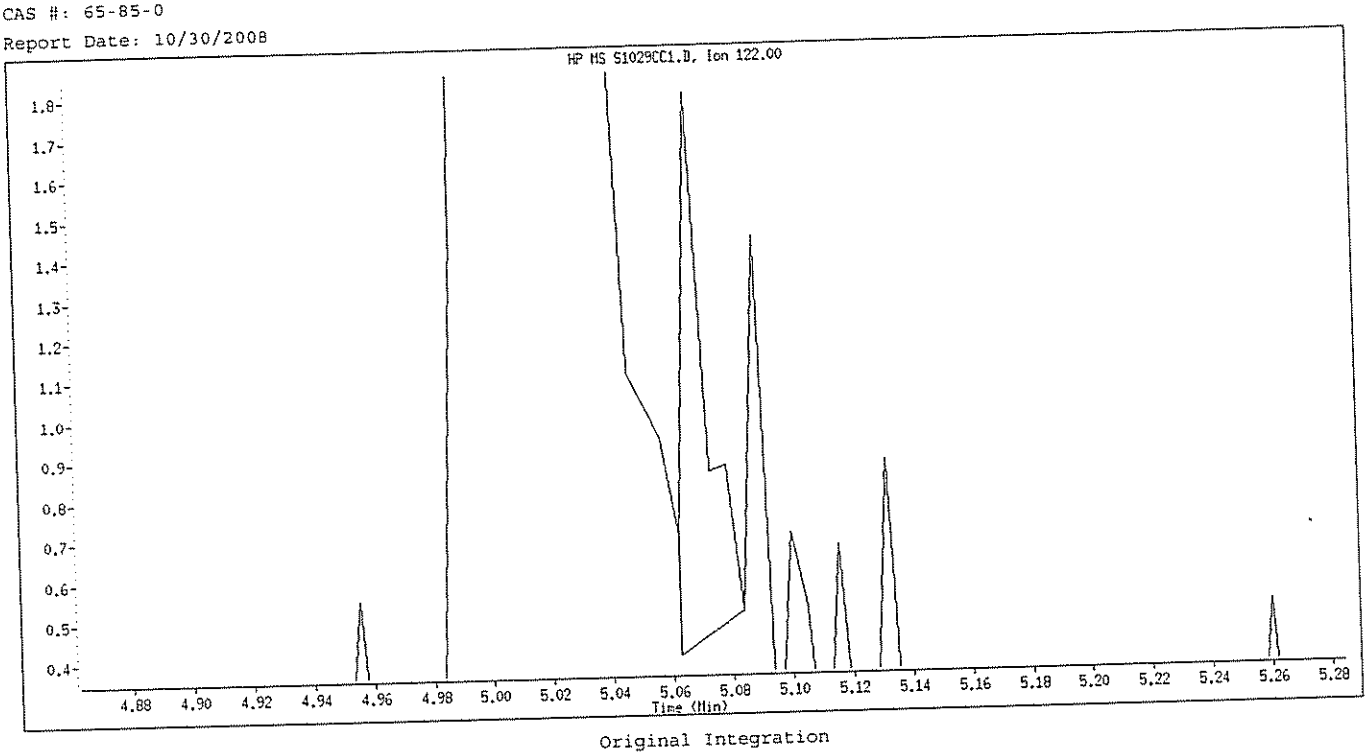

Original Integration

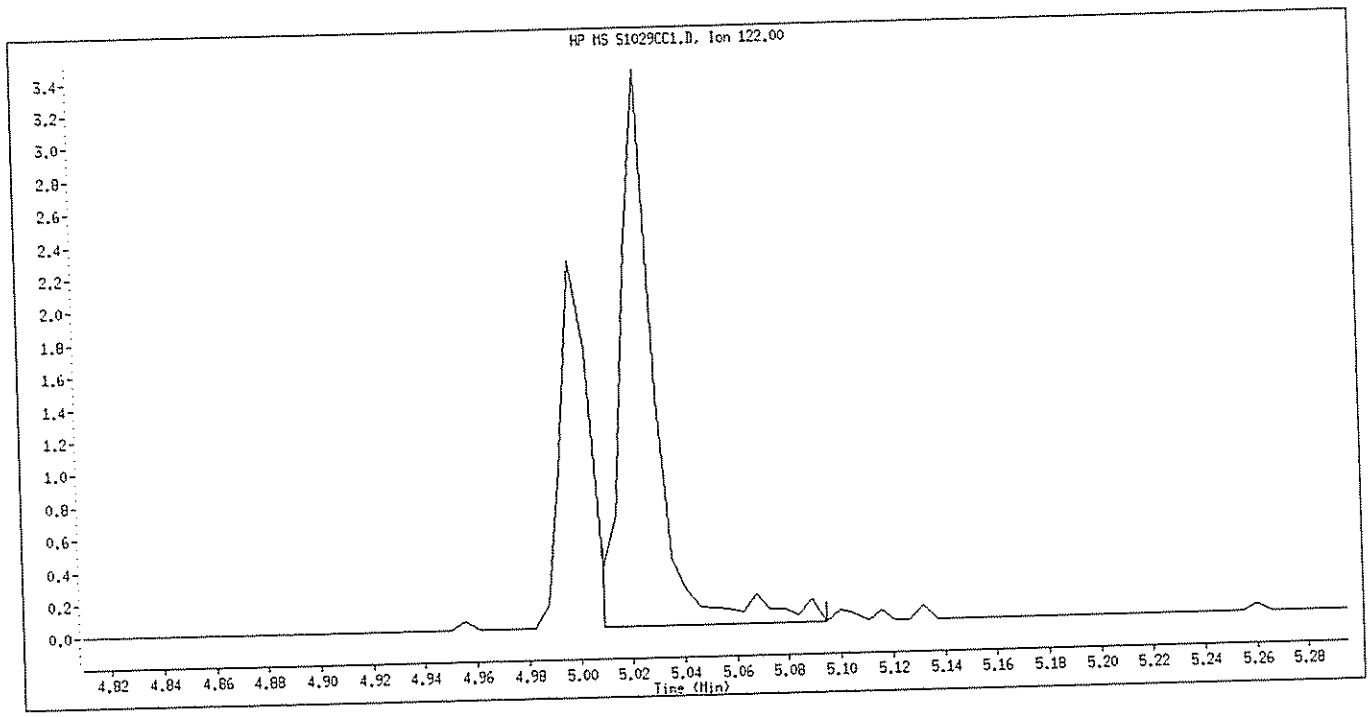

Manual Integration

Manually Integrated By: BachaS
Manual Integration Reason: Peak Integrated Incorrectly

Data File Name: S1029CC1.D
Inj. Date and Time: 29-OCT-2008 18:17
Instrument ID: 71.i
Client ID: sstd0.4
Compound Name: Pentachlorophenol
CAS #: 87-86-5
Report Date: 10/30/2008

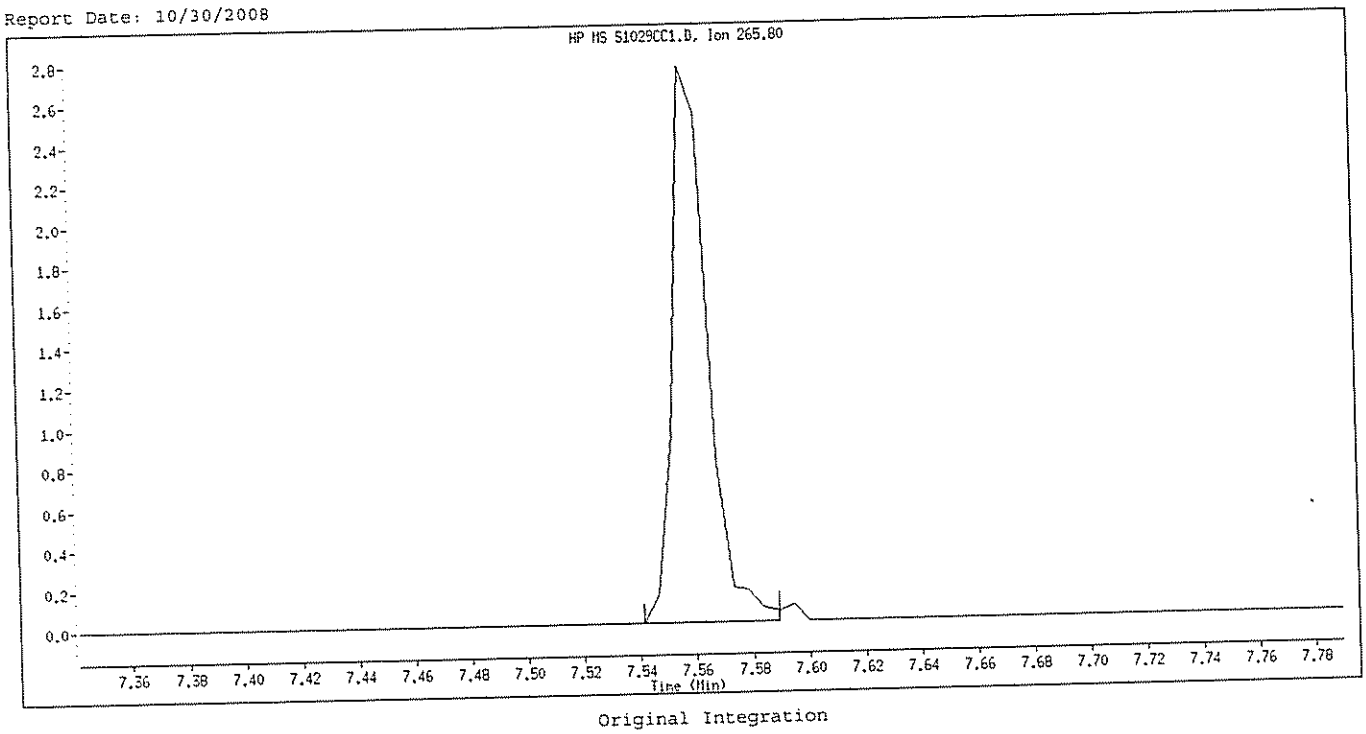

Original Integration

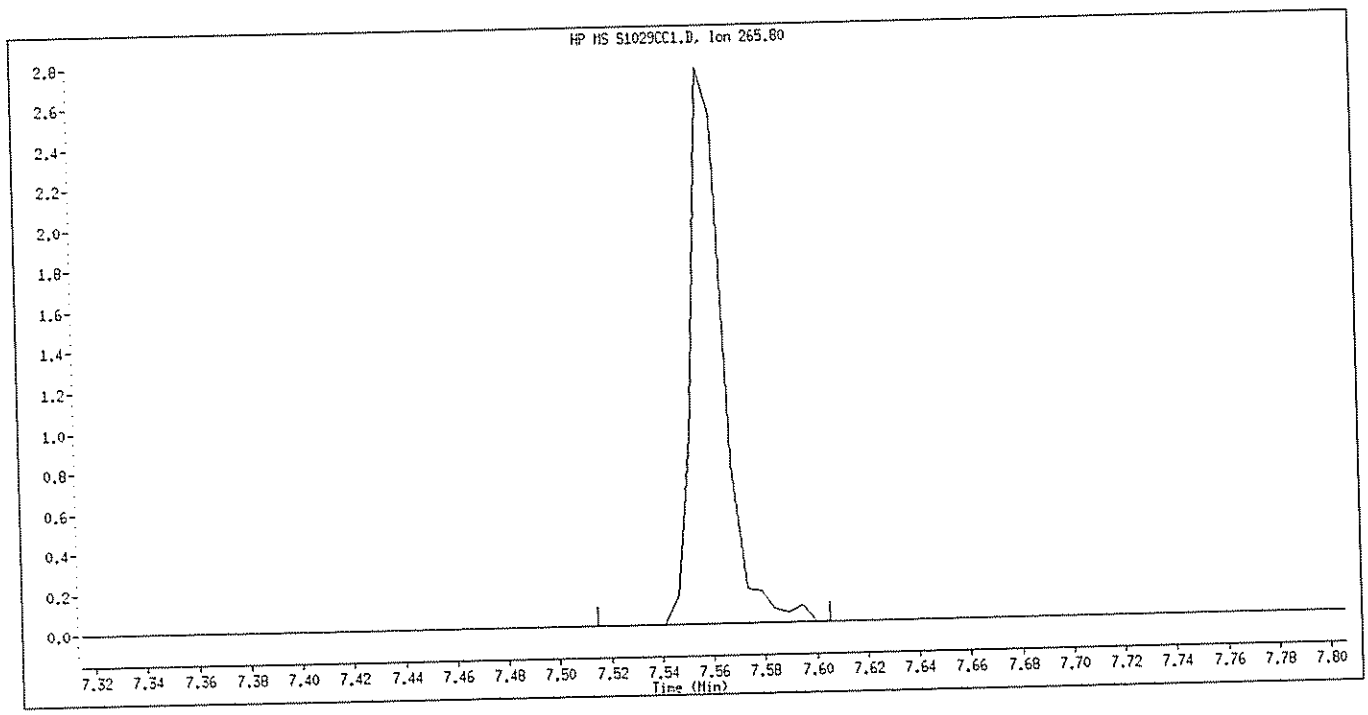

Manual Integration

Manually Integrated By: BachaS
Manual Integration Reason: Peak Integrated Incorrectly

Data File Name: S1029CC1.D
Inj. Date and Time: 29-OCT-2008 18:17
Instrument ID: 71.i
Client ID: sstd0.4
Compound Name: Benzidine
CAS #: 92-87-5
Report Date: 10/30/2008

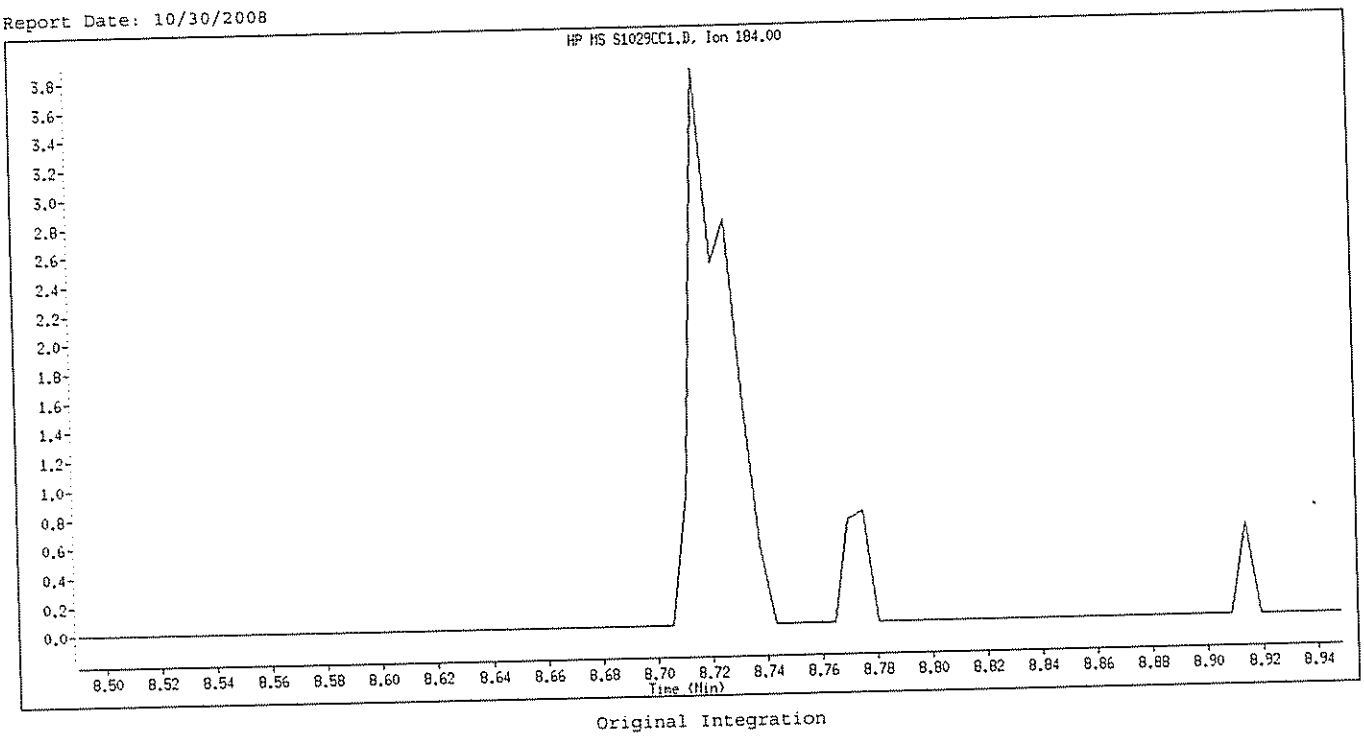

Original Integration

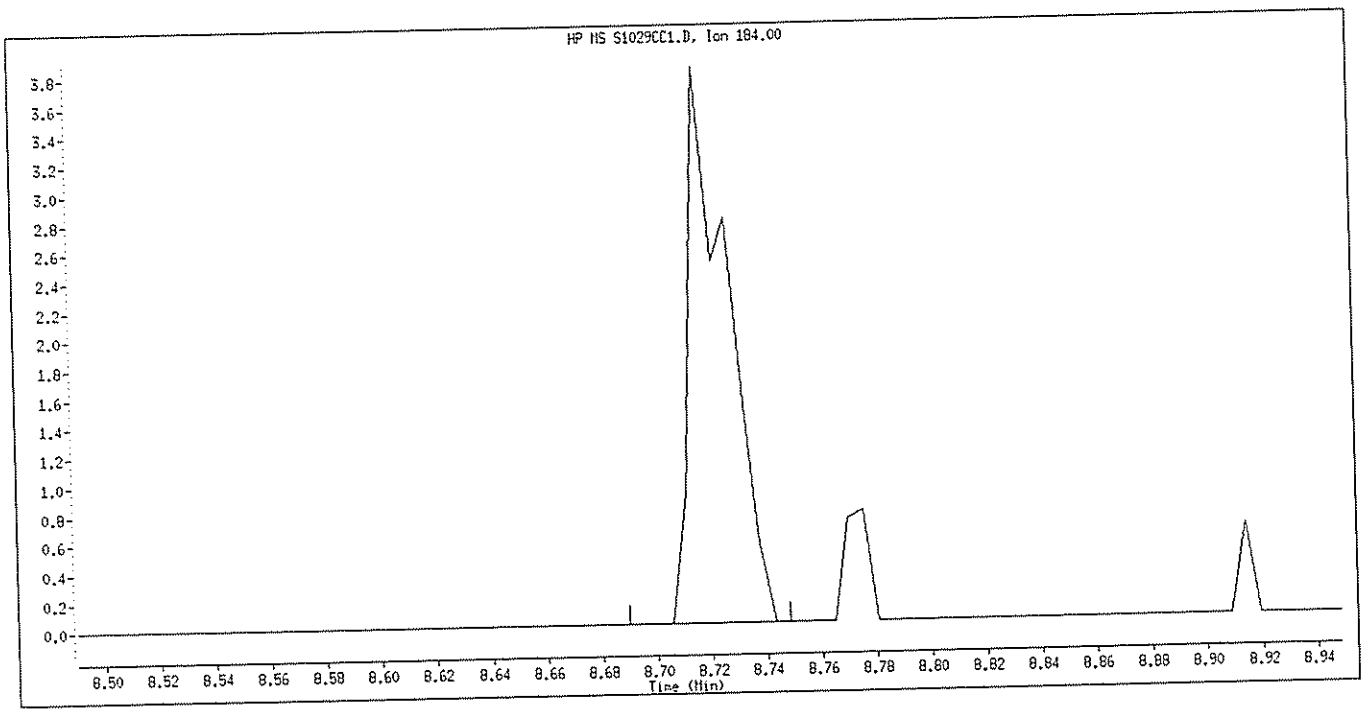

Manual Integration

Manually Integrated By: BachaS
Manual Integration Reason: Peak Identified Incorrectly

Data File Name: S1029CC1.D
Inj. Date and Time: 29-OCT-2008 18:17
Instrument ID: 71.i
Client ID: sstd0.4
Compound Name: Di-n-octylphthalate
CAS #: 117-84-0
Report Date: 10/30/2008

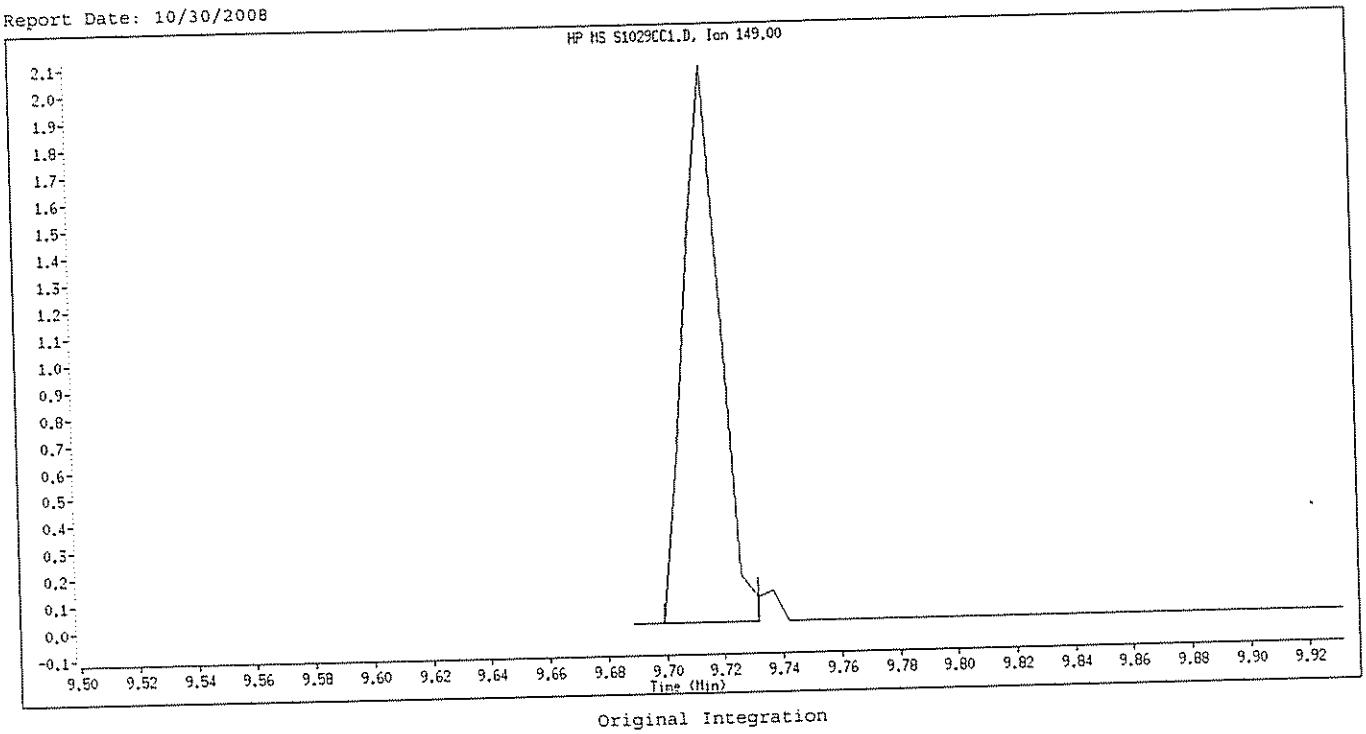

Original Integration

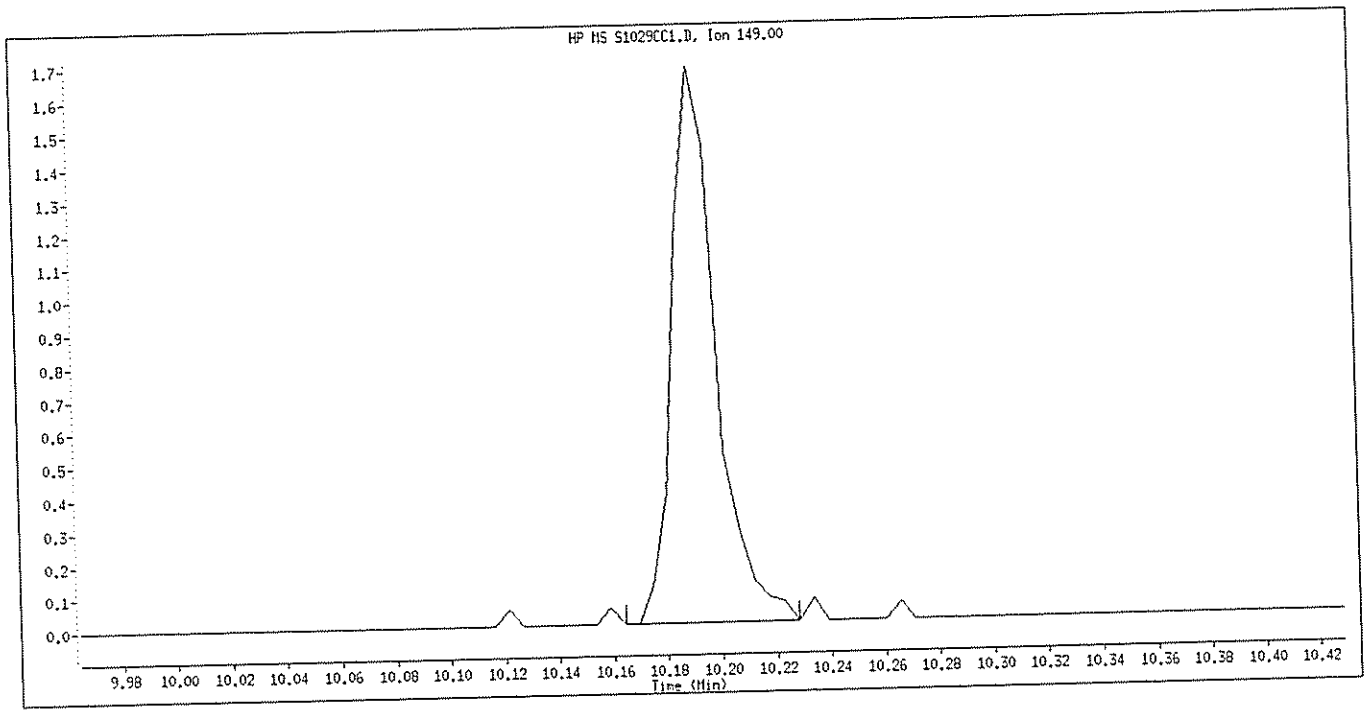

Manual Integration

Manually Integrated By: BachaS
Manual Integration Reason: Unknown

Data File Name: S1029CC1.D
Inj. Date and Time: 29-OCT-2008 18:17
Instrument ID: 71.i
Client ID: sstd0.4
Compound Name: Indeno(1,2,3-cd)pyrene
CAS #: 193-39-5
Report Date: 10/30/2008

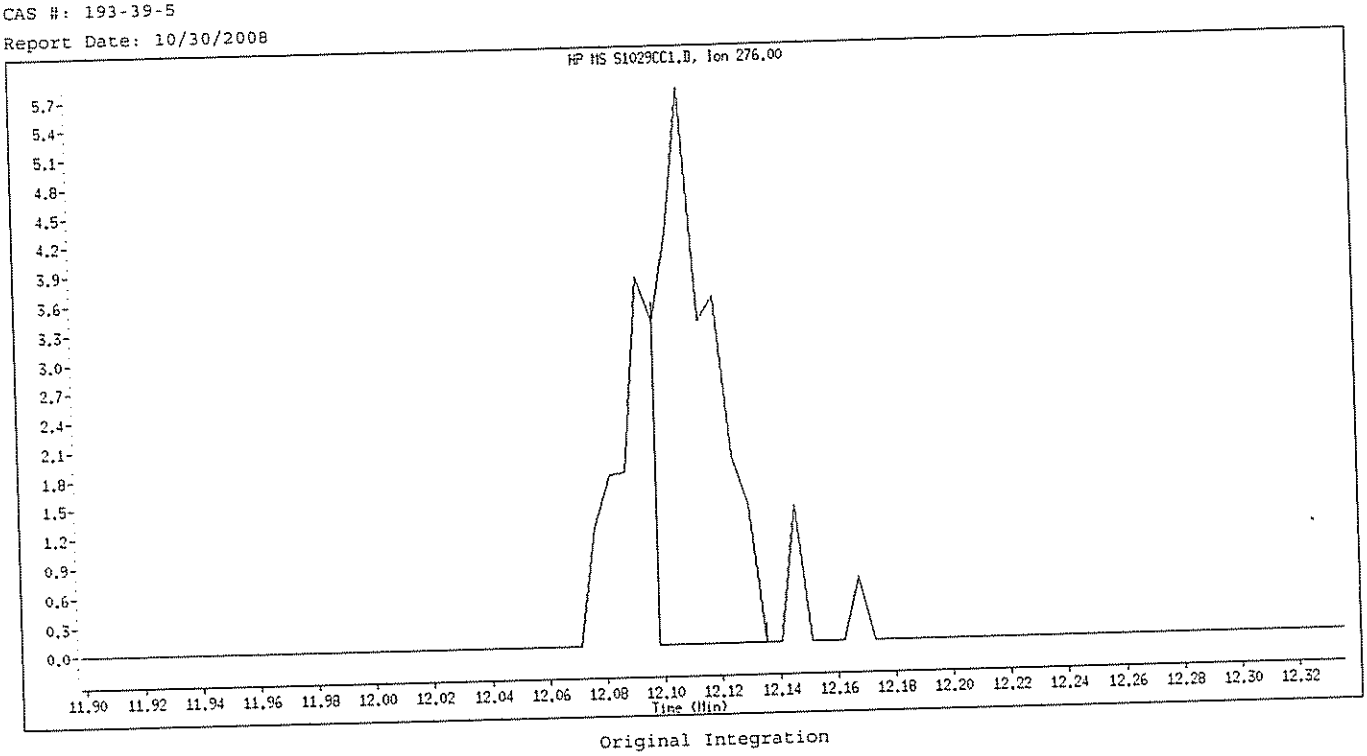

Original Integration

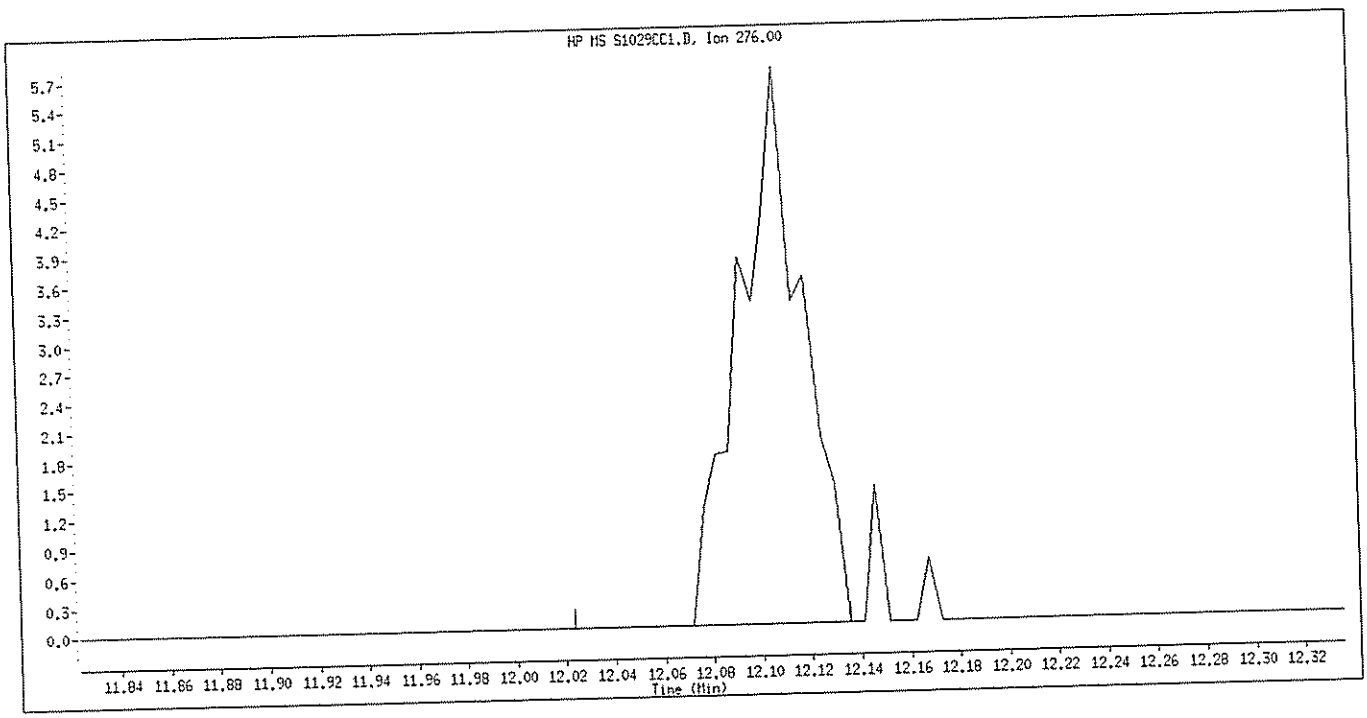

Manual Integration

Manually Integrated By: BachaS
Manual Integration Reason: Peak Integrated Incorrectly

Data File Name: S1029CC1.D
Inj. Date and Time: 29-OCT-2008 18:17
Instrument ID: 71.i
Client ID: sstd0.4
Compound Name: Dibenz(a,h)anthracene
CAS #: 53-70-3
Report Date: 10/30/2008

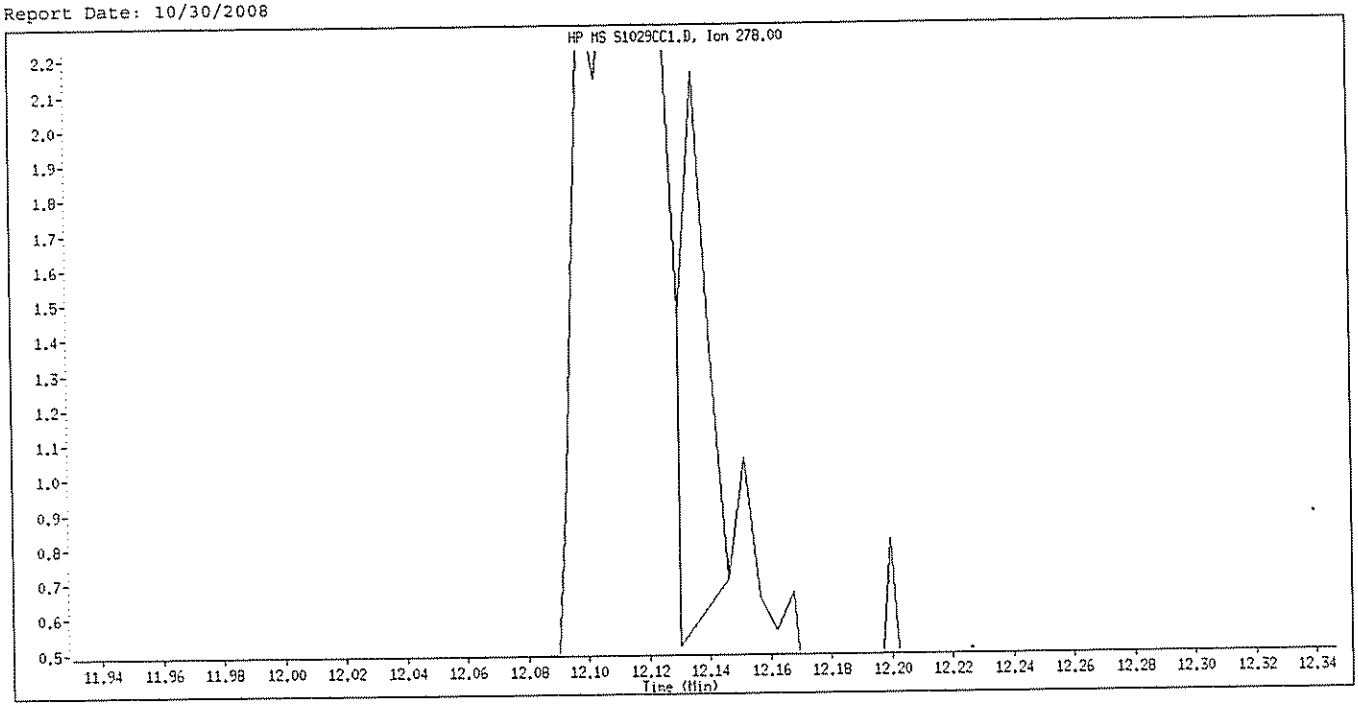

Original Integration

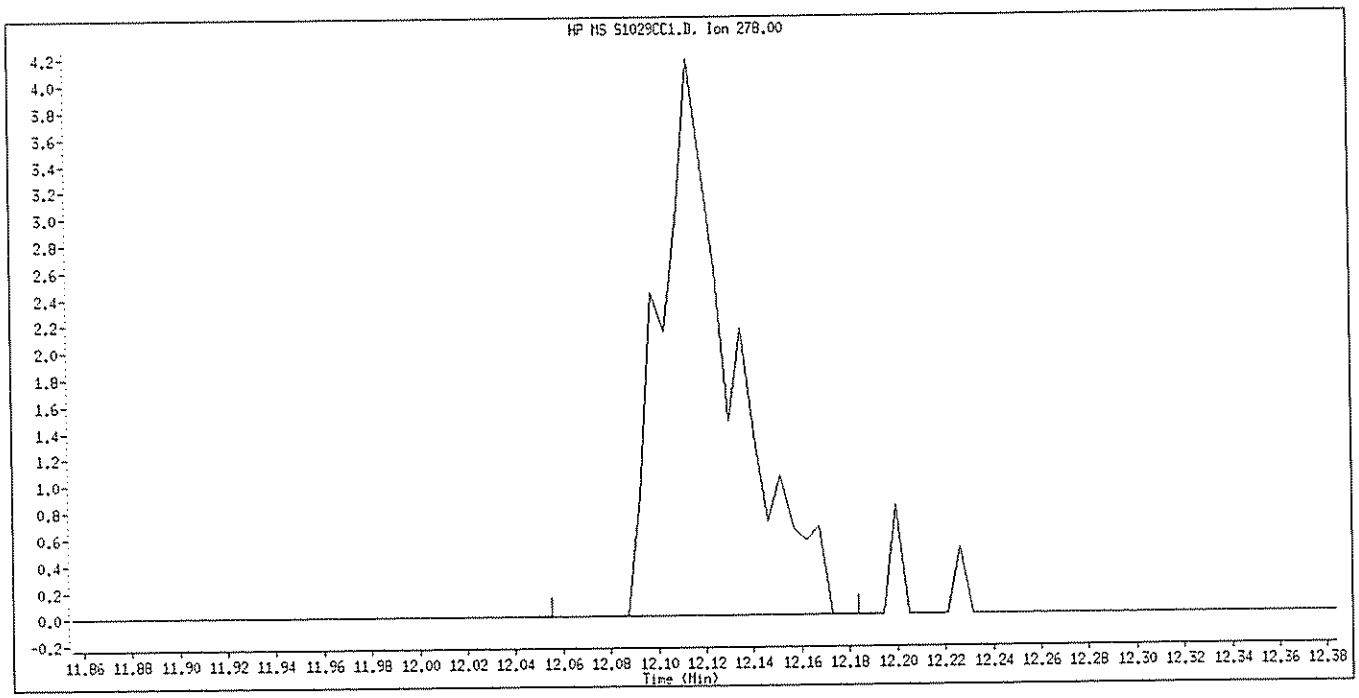

Manual Integration

Manually Integrated By: BachaS
Manual Integration Reason: Peak Integrated Incorrectly

Data File: \\PITSVR06\D\chem\71.i\s102908a.b\S1029CC2.D
Date : 29-OCT-2008 18:38
Client ID: sstd2.0
Sample Info: sstd2.0(1.0ug/ml) bna-06732-08 LL8270

Instrument: 71.i

Operator: 045183sab
Column diameter: 0.32

Column phase: DB5-MS

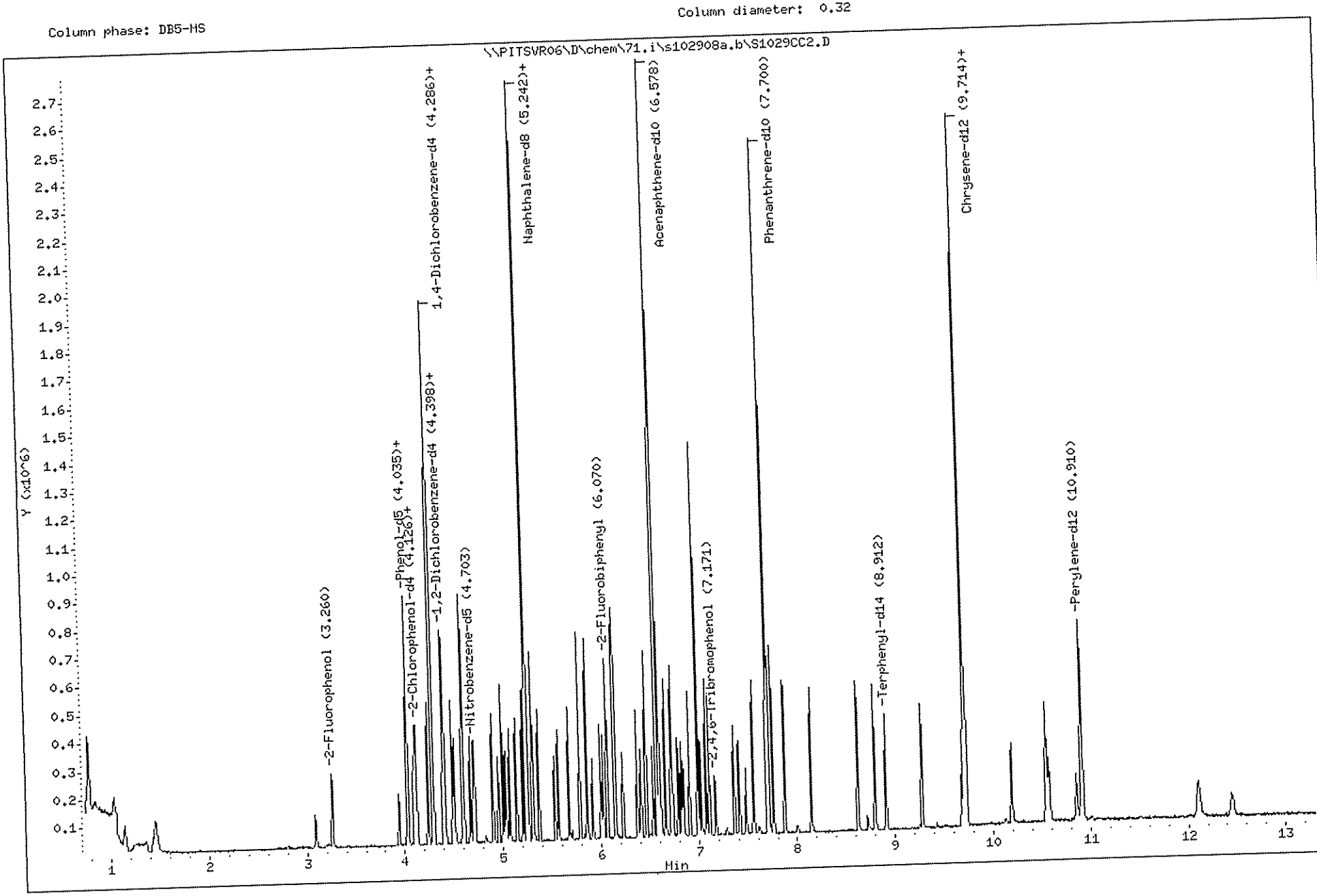

(2001 - 3460)
2954
C8J160331

Data File: \\PITSVR06\D\chem\71.i\s102908a.b\S1029CC2.D
Report Date: 30-Oct-2008 11:40

TestAmerica Pittsburgh

Semivolatile REPORT SW-846 Method 8270

Data file : \\PITSVR06\D\chem\71.i\s102908a.b\S1029CC2.D
Lab Smp Id: sstd2.0 Client Smp ID: sstd2.0
Inj Date : 29-OCT-2008 18:38
Operator : 045183sab Inst ID: 71.i
Smp Info : sstd2.0(1.0ug/ml) bna-06732-08 LL8270
Misc Info : sstd2.0,s102908a.b,llb.m,4-root.sub,1,2
Comment :
Method : \\PITSVR06\D\chem\71.i\s102908a.b\llb.m
Meth Date : 30-Oct-2008 11:39 bachas Quant Type: ISTD
Cal Date : 29-OCT-2008 20:20 Cal File: S1029CC7.D
Als bottle: 91 Calibration Sample, Level: 2
Dil Factor: 1.00000
Integrator: HP RTE Compound Sublist: 4-root.sub
Target Version: 4.14
Processing Host: PITPC-501

Compounds	QUANT SIG MASS	RT	EXP RT	REL RT	RESPONSE	AMOUNTS CAL-AMT (NG)	ON-COL (NG)
* 1 1,4-Dichlorobenzene-d4	152	4.285	4.290	(1.000)	280436	8.00000	
* 2 Naphthalene-d8	136	5.242	5.246	(1.000)	1119724	8.00000	
* 3 Acenaphthene-d10	164	6.577	6.577	(1.000)	587267	8.00000	
* 4 Phenanthrene-d10	188	7.699	7.704	(1.000)	912027	8.00000	
* 5 Chrysene-d12	240	9.713	9.718	(1.000)	578755	8.00000	
* 6 Perylene-d12	264	10.910	10.914	(1.000)	309231	8.00000	
198 1,4-Dioxane	88	1.032	1.047	(0.241)	39120	2.00000	2.1535(M)
10 N-Nitrosodimethylamine	74	1.433	1.448	(0.334)	39670	2.00000	2.1397
9 Pyridine	79	1.454	1.464	(0.339)	71154	2.00000	2.0652(M)
16 Methyl methanesulfonate	80	3.089	3.093	(0.721)	39775	2.00000	2.1281
206 Benzaldehyde	77	3.944	3.948	(0.920)	27070	2.00000	1.5134
21 Aniline	93	4.034	4.039	(0.941)	118492	2.00000	1.9345
22 Phenol	94	4.040	4.050	(0.943)	117399	2.00000	2.0190
23 bis(2-Chloroethyl)ether	93	4.098	4.103	(0.956)	91041	2.00000	2.0976
24 2-Chlorophenol	128	4.125	4.130	(0.963)	101090	2.00000	2.0097
26 1,3-Dichlorobenzene	146	4.243	4.247	(0.990)	113282	2.00000	2.0285
27 1,4-Dichlorobenzene	146	4.301	4.301	(1.004)	117711	2.00000	2.0569
28 1,2-Dichlorobenzene	146	4.414	4.418	(1.030)	109119	2.00000	2.0251
29 Benzyl Alcohol	108	4.398	4.402	(1.026)	60643	2.00000	1.9954
30 2-Methylphenol	108	4.488	4.498	(1.047)	82840	2.00000	1.9361
31 2,2'-oxybis(1-Chloropropane)	45	4.510	4.514	(1.052)	156165	2.00000	2.0346
37 Acetophenone	105	4.590	4.600	(1.071)	119628	2.00000	2.0354
32 N-Nitroso-di-n-propylamine	70	4.601	4.611	(1.074)	51133	2.00000	2.1018
192 4-Methylphenol	108	4.606	4.611	(1.075)	93051	2.00000	2.1165
34 Hexachloroethane	117	4.670	4.675	(1.090)	42298	2.00000	2.0560
35 Nitrobenzene	77	4.713	4.723	(0.899)	79439	2.00000	1.9643
41 Isophorone	82	4.900	4.904	(0.935)	143356	2.00000	1.9111
42 2-Nitrophenol	139	4.959	4.963	(0.946)	49592	2.00000	1.8827
43 2,4-Dimethylphenol	107	5.001	5.006	(0.954)	75600	2.00000	1.8119
44 bis(2-Chloroethoxy)methane	93	5.071	5.075	(0.967)	103345	2.00000	2.0173
48 2,4-Dichlorophenol	162	5.140	5.145	(0.981)	79483	2.00000	1.9937
49 Benzoic Acid	122	5.033	5.102	(0.960)	79826	4.00000	4.0963(H)
50 1,2,4-Trichlorobenzene	180	5.204	5.209	(0.993)	82250	2.00000	1.9325

Data File: \\PITSVR06\D\chem\71.i\s102908a.b\S1029CC2.D
Report Date: 30-Oct-2008 11:40

Compounds	QUANT SIG MASS	RT	EXP RT	REL RT	RESPONSE	AMOUNTS CAL-AMT (NG)	AMOUNTS ON-COL (NG)
51 Naphthalene	128	5.258	5.257	(1.003)	280388	2.00000	2.0248
52 4-Chloroaniline	127	5.306	5.305	(1.012)	111141	2.00000	1.9248
54 2,6-Dichlorophenol	162	5.311	5.316	(1.013)	81480	2.00000	1.9993
56 Hexachlorobutadiene	225	5.370	5.369	(1.024)	42590	2.00000	1.9970(Q)
208 Caprolactam	113	5.530	5.578	(1.055)	22705	2.00000	1.7747(Q)
59 4-Chloro-3-Methylphenol	107	5.674	5.684	(1.083)	67142	2.00000	1.9380
62 2-Methylnaphthalene	142	5.787	5.786	(1.104)	171157	2.00000	1.8845
63 1-Methylnaphthalene	142	5.861	5.861	(1.118)	170351	2.00000	1.8955
64 Hexachlorocyclopentadiene	237	5.915	5.919	(0.899)	33234	2.00000	2.2426
66 2,4,6-Trichlorophenol	196	6.000	6.005	(0.912)	52045	2.00000	1.9697
67 2,4,5-Trichlorophenol	196	6.027	6.032	(0.916)	53194	2.00000	1.9601
209 1,1'-Biphenyl	154	6.144	6.144	(0.934)	214421	2.00000	1.9756
70 2-Chloronaphthalene	162	6.155	6.154	(0.936)	166233	2.00000	1.9344
73 2-Nitroaniline	65	6.225	6.235	(0.946)	38127	2.00000	1.8070
76 Dimethylphthalate	163	6.374	6.379	(0.969)	164604	2.00000	1.9457
78 2,6-Dinitrotoluene	165	6.412	6.422	(0.975)	32683	2.00000	1.7507
79 Acenaphthylene	152	6.465	6.464	(0.983)	246858	2.00000	1.8938
81 3-Nitroaniline	138	6.534	6.544	(0.994)	41306	2.00000	1.7557
82 Acenaphthene	153	6.599	6.603	(1.003)	152431	2.00000	1.9402
83 2,4-Dinitrophenol	184	6.615	6.625	(1.006)	28645	4.00000	3.9384(Q)
85 4-Nitrophenol	109	6.663	6.673	(1.013)	36097	4.00000	3.8848
86 Dibenzofuran	168	6.732	6.731	(1.024)	212395	2.00000	1.8886
87 2,4-Dinitrotoluene	165	6.716	6.726	(1.021)	46813	2.00000	1.8633
92 2-Naphthylamine	143	6.844	6.854	(1.041)	84627	2.00000	2.0587
91 2,3,5,6-Tetrachlorophenol	232	6.791	6.801	(1.032)	37760	2.00000	1.9372
88 2,3,4,6-Tetrachlorophenol	232	6.828	6.833	(1.038)	36365	2.00000	1.8447
93 Diethylphthalate	149	6.908	6.918	(1.050)	156428	2.00000	1.8916
94 Fluorene	166	6.989	6.993	(1.063)	169021	2.00000	1.8996
95 4-Chlorophenyl-phenylether	204	6.994	6.999	(1.063)	74422	2.00000	1.9624
96 4-Nitroaniline	138	6.994	7.009	(1.063)	45145	2.00000	1.8573
98 4,6-Dinitro-2-methylphenol	198	7.026	7.036	(0.913)	46345	4.00000	4.1010
99 N-Nitrosodiphenylamine (1)	169	7.079	7.084	(0.920)	115488	2.00000	1.8022
100 1,2-Diphenylhydrazine	77	7.111	7.116	(0.924)	144507	2.00000	1.9350
106 4-Bromophenyl-phenylether	248	7.362	7.367	(0.956)	37085	2.00000	1.8423
107 Hexachlorobenzene	284	7.416	7.421	(0.963)	41328	2.00000	1.9128
210 Atrazine	200	7.485	7.490	(0.972)	20485	2.00000	1.8380
111 Pentachlorophenol	266	7.560	7.565	(0.982)	53138	4.00000	3.4933(Q)
115 Phenanthrene	178	7.720	7.720	(1.003)	226770	2.00000	1.8904
116 Anthracene	178	7.758	7.757	(1.008)	219216	2.00000	1.8292
119 Carbazole	167	7.881	7.880	(1.024)	213666	2.00000	1.8686(Q)
120 Di-n-Butylphthalate	149	8.148	8.147	(1.058)	224144	2.00000	1.7780
123 Fluoranthene	202	8.623	8.623	(1.120)	199162	2.00000	1.7482
124 Benzidine	184	8.725	8.724	(0.898)	23476	2.00000	2.4547
125 Pyrene	202	8.800	8.799	(0.906)	203352	2.00000	2.0816
131 Butylbenzylphthalate	149	9.280	9.285	(0.955)	82316	2.00000	1.8765
135 3,3'-Dichlorobenzidine	252	9.686	9.686	(0.997)	42159	2.00000	2.1520
136 Benzo(a)Anthracene	228	9.708	9.707	(0.999)	158294	2.00000	1.8548
137 Chrysene	228	9.734	9.739	(1.002)	155161	2.00000	2.1307
139 bis(2-ethylhexyl)Phthalate	149	9.713	9.712	(1.000)	116721	2.00000	1.8381
140 Di-n-octylphthalate	149	10.194	10.188	(0.934)	140779	2.00000	2.5795
141 Benzo(b)fluoranthene	252	10.557	10.568	(0.968)	110098	2.00000	2.4146(Q)
142 Benzo(k)fluoranthene	252	10.578	10.589	(0.970)	121314	2.00000	2.6996
143 7,12-dimethylbenz[a]anthracen	256	10.541	10.556	(0.966)	59760	2.00000	1.7422
146 Benzo(a)pyrene	252	10.862	10.872	(0.996)	84673	2.00000	2.1684

Compounds	QUANT SIG MASS	RT	EXP RT	REL RT	RESPONSE	AMOUNTS CAL-AMT (NG)	AMOUNTS ON-COL (NG)
149 Indeno(1,2,3-cd)pyrene	276	12.106	12.127	(1.110)	72824	2.00000	2.7281(Q)
150 Dibenz(a,h)anthracene	278	12.117	12.133	(1.111)	57023	2.00000	2.7270
151 Benzo(g,h,i)perylene	276	12.454	12.480	(1.142)	61482	2.00000	2.5284
$ 154 Nitrobenzene-d5	82	4.702	4.707	(0.897)	82508	2.00000	2.0073
$ 155 2-Fluorobiphenyl	172	6.070	6.069	(0.923)	177960	2.00000	1.9098
$ 156 Terphenyl-d14	244	8.917	8.916	(0.918)	125802	2.00000	2.0518
$ 157 Phenol-d5	99	4.029	4.039	(0.940)	109647	2.00000	2.0225
$ 158 2-Fluorophenol	112	3.260	3.270	(0.761)	84112	2.00000	1.9552
$ 159 2,4,6-Tribromophenol	330	7.176	7.180	(0.932)	20888	2.00000	2.0170
$ 186 2-Chlorophenol-d4	132	4.114	4.119	(0.960)	103201	2.00000	2.0387
$ 187 1,2-Dichlorobenzene-d4	152	4.403	4.408	(1.027)	67874	2.00000	2.0272

QC Flag Legend

Q - Qualifier signal failed the ratio test.
M - Compound response manually integrated.
H - Operator selected an alternate compound hit.

Data File Name: S1029CC2.D
Inj. Date and Time: 29-OCT-2008 18:38
Instrument ID: 71.i
Client ID: sstd2.0
Compound Name: 1,4-Dioxane
CAS #: 123-91-1
Report Date: 10/30/2008

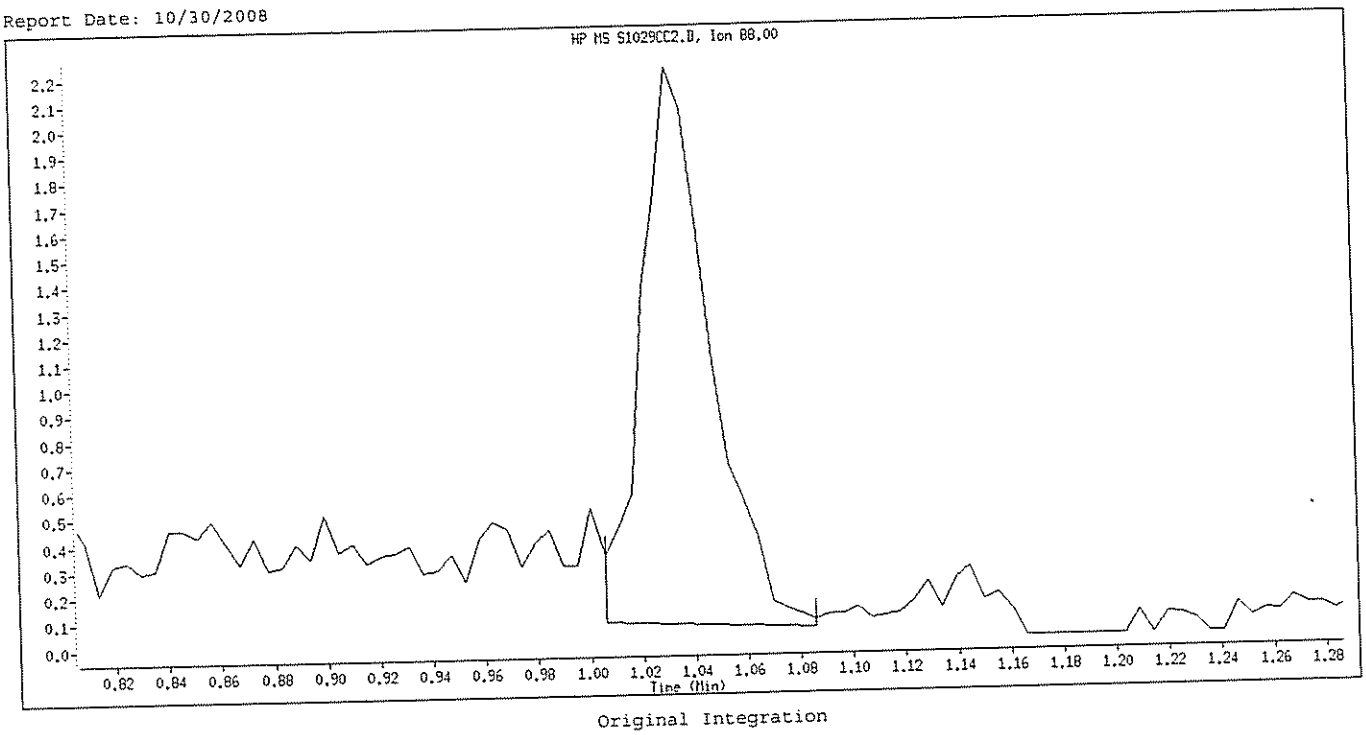

Original Integration

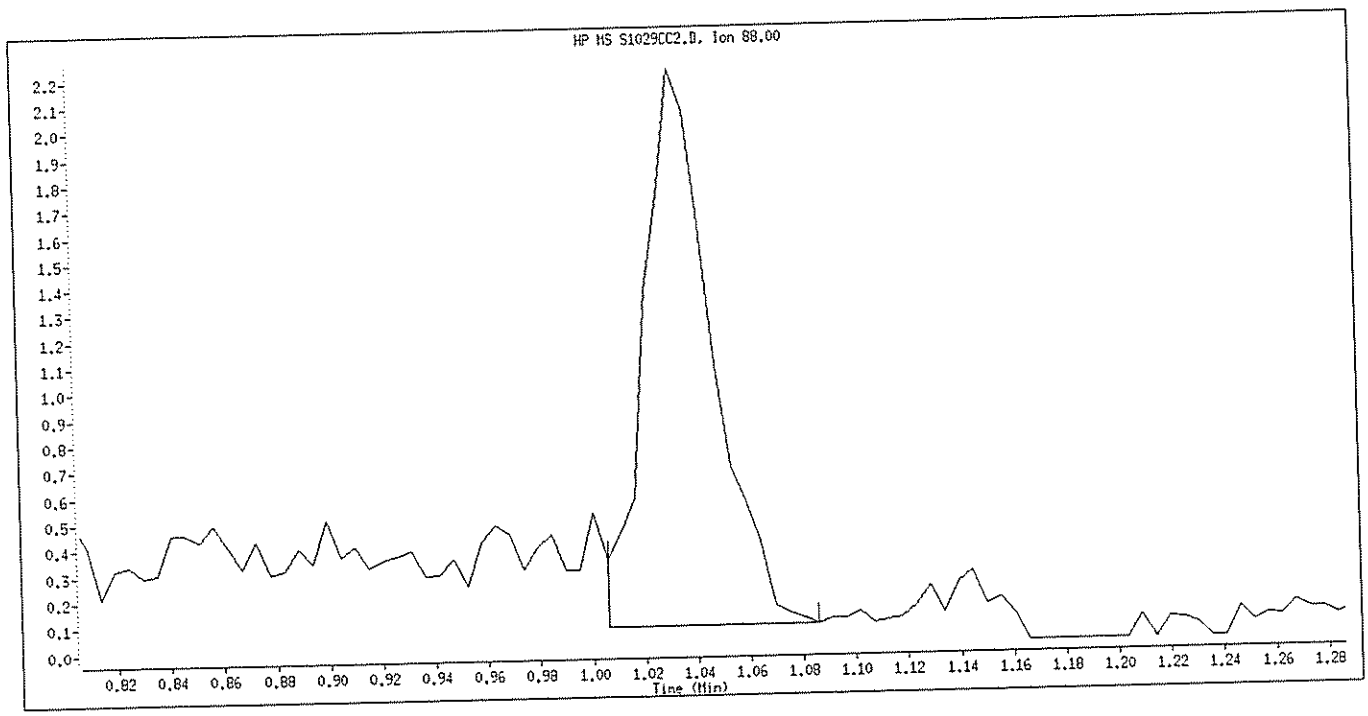

Manual Integration

Manually Integrated By: BachaS
Manual Integration Reason: Peak Identified Incorrectly

Data File Name: S1029CC2.D
Inj. Date and Time: 29-OCT-2008 18:38
Instrument ID: 71.i
Client ID: sstd2.0
Compound Name: Pyridine
CAS #: 110-86-1
Report Date: 10/30/2008

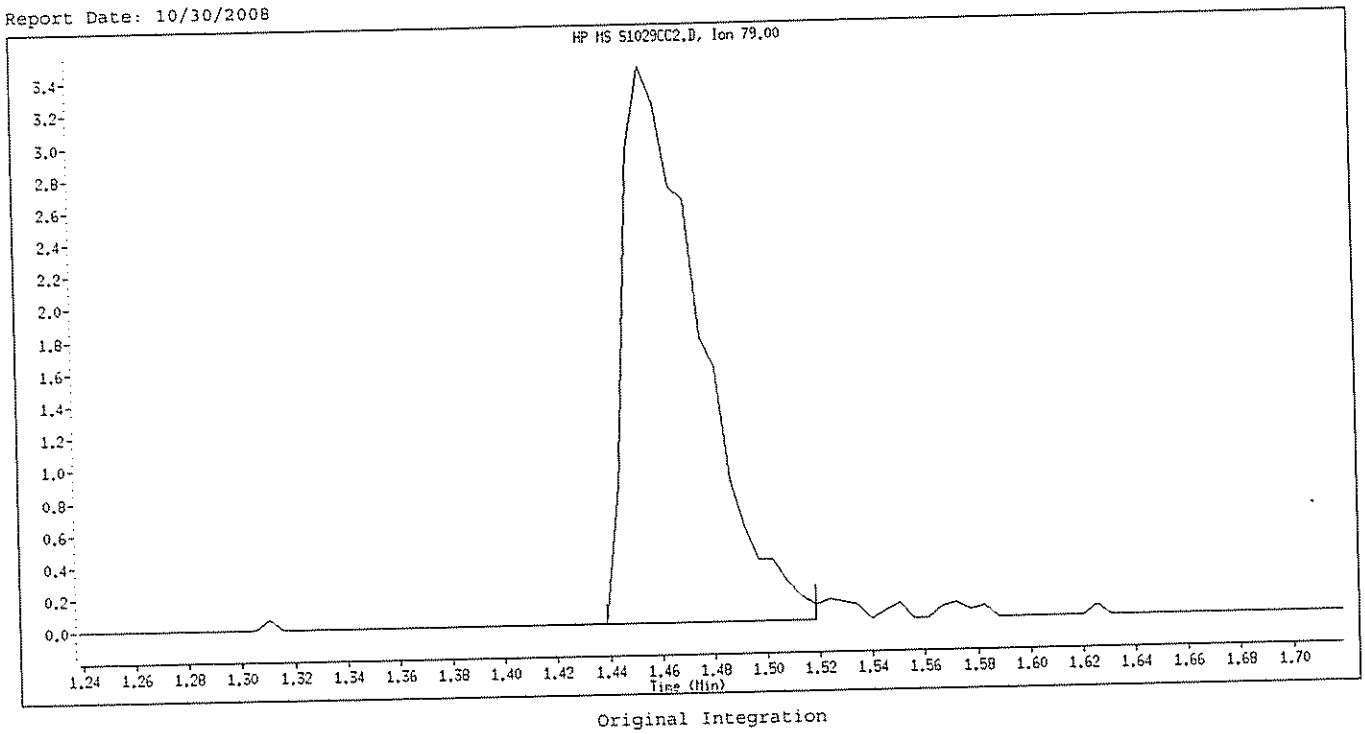

Original Integration

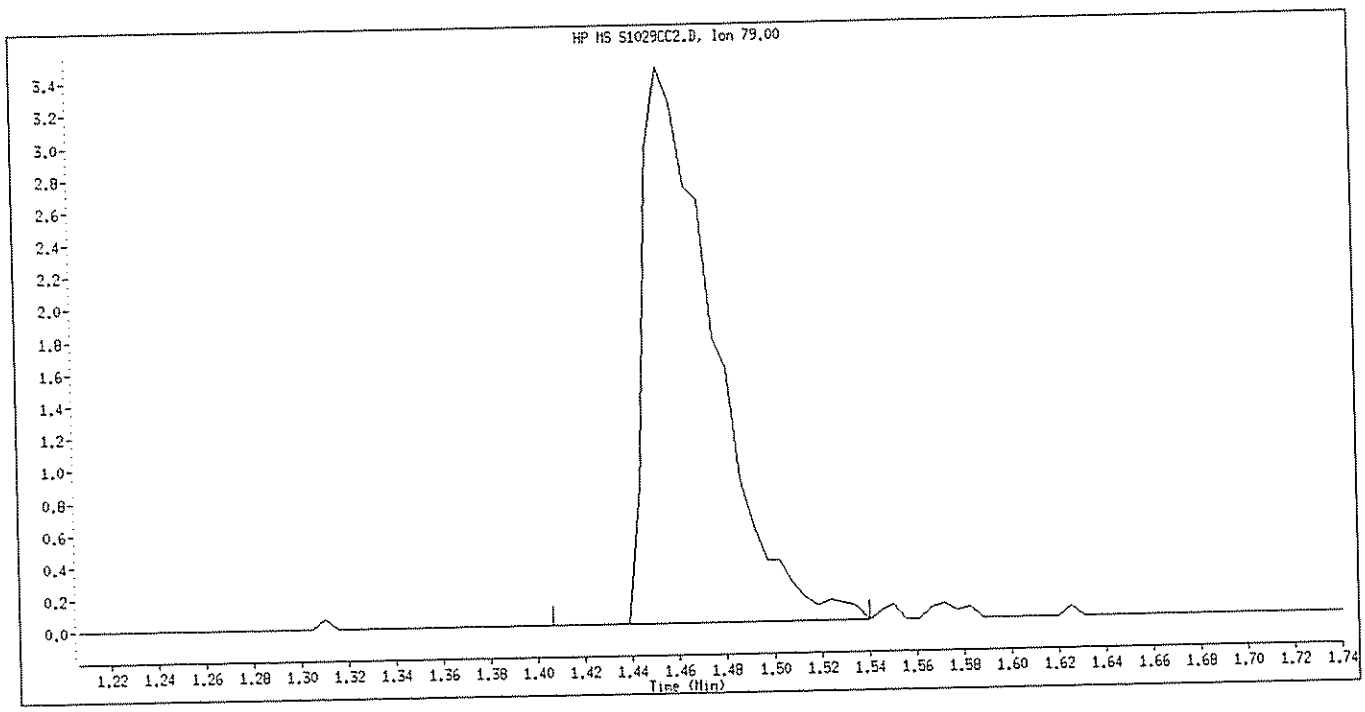

Manual Integration

Manually Integrated By: BachaS
Manual Integration Reason: Peak Identified Incorrectly

Data File Name: S1029CC2.D
Inj. Date and Time: 29-OCT-2008 18:38
Instrument ID: 71.i
Client ID: sstd2.0
Compound Name: Benzoic Acid
CAS #: 65-85-0
Report Date: 10/30/2008

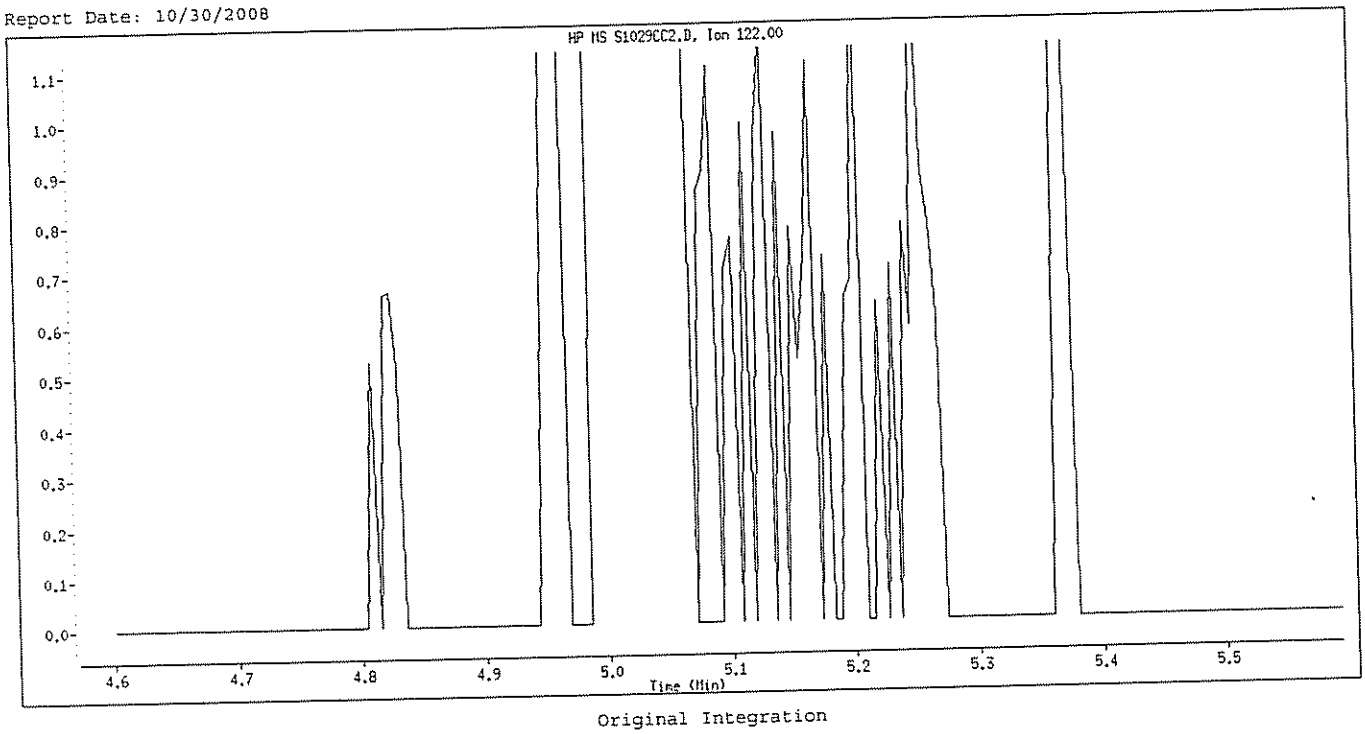

Original Integration

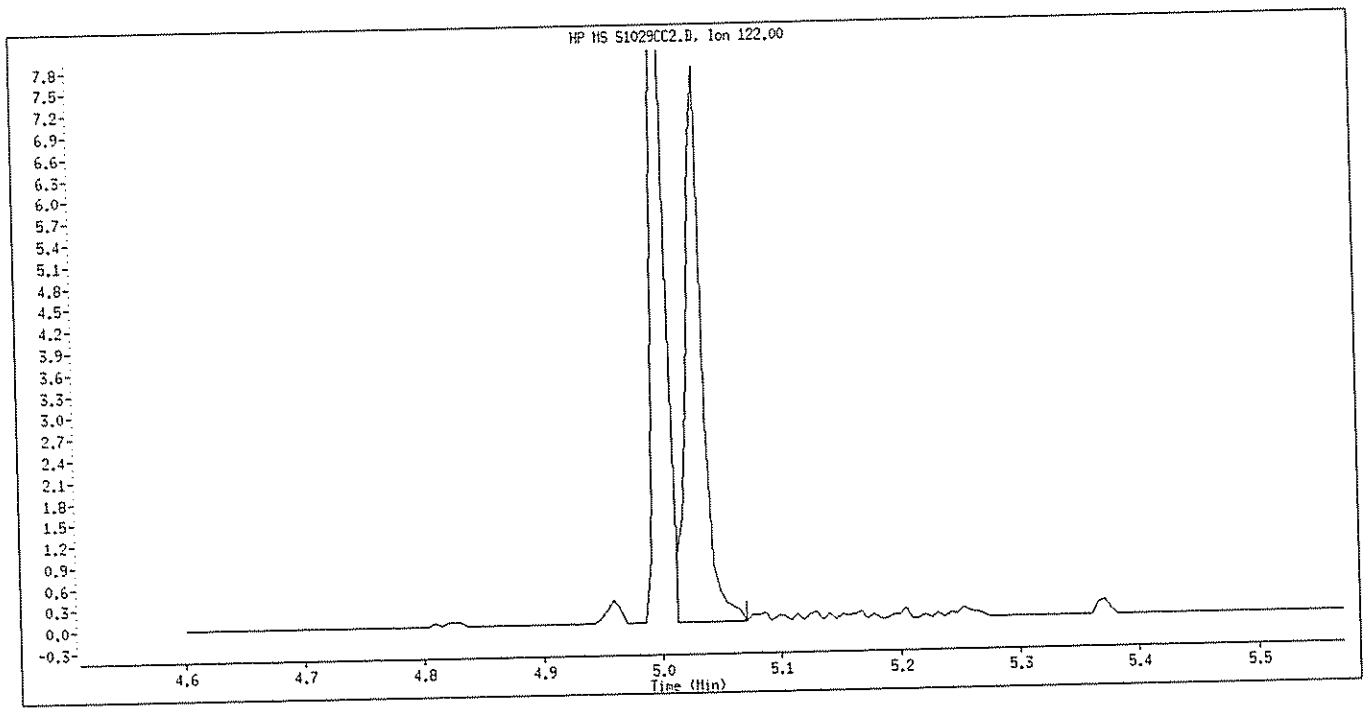

Manual Integration

Manually Integrated By: BachaS
Manual Integration Reason: Peak Identified Incorrectly

Data File: \\PITSVR06\D\chem\71.i\s102908a.b\S1029CC3.D
Date : 29-OCT-2008 18:58
Client ID: sstd4.0
Sample Info: sstd4.0(2.0ug/ml) bna-0735-08 LL8270

Instrument: 71.i

Operator: 045183sab
Column diameter: 0.32

Column phase: DB5-MS

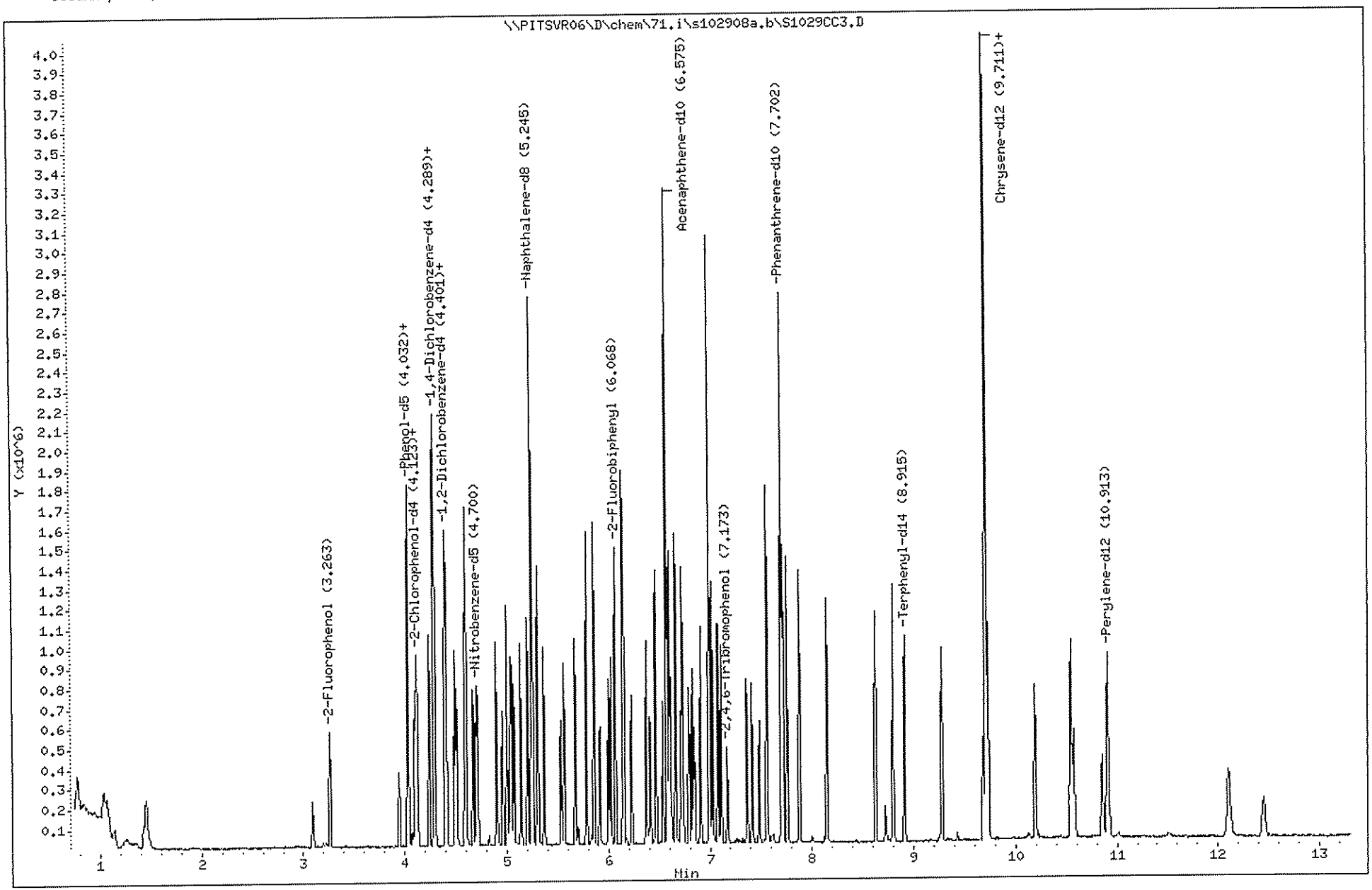

Data File: \\PITSVR06\D\chem\71.i\s102908a.b\S1029CC3.D
Report Date: 30-Oct-2008 11:40

TestAmerica Pittsburgh

Semivolatile REPORT SW-846 Method 8270

Data file : \\PITSVR06\D\chem\71.i\s102908a.b\S1029CC3.D
Lab Smp Id: sstd4.0 Client Smp ID: sstd4.0
Inj Date : 29-OCT-2008 18:58
Operator : 045183sab Inst ID: 71.i
Smp Info : sstd4.0(2.0ug/ml) bna-0735-08 LL8270
Misc Info : sstd4.0,s102908a.b,llb.m,4-root.sub,1,3
Comment :
Method : \\PITSVR06\D\chem\71.i\s102908a.b\llb.m
Meth Date : 30-Oct-2008 11:39 bachas Quant Type: ISTD
Cal Date : 29-OCT-2008 20:20 Cal File: S1029CC7.D
Als bottle: 92 Calibration Sample, Level: 3
Dil Factor: 1.00000
Integrator: HP RTE Compound Sublist: 4-root.sub
Target Version: 4.14
Processing Host: PITPC-501

Compounds	QUANT SIG MASS	RT	EXP RT	REL RT	RESPONSE	AMOUNTS CAL-AMT (NG)	AMOUNTS ON-COL (NG)
* 1 1,4-Dichlorobenzene-d4	152	4.288	4.290	(1.000)	300788	8.00000	
* 2 Naphthalene-d8	136	5.244	5.246	(1.000)	1187331	8.00000	
* 3 Acenaphthene-d10	164	6.575	6.577	(1.000)	637214	8.00000	
* 4 Phenanthrene-d10	188	7.702	7.704	(1.000)	999135	8.00000	
* 5 Chrysene-d12	240	9.716	9.718	(1.000)	777971	8.00000	
* 6 Perylene-d12	264	10.912	10.914	(1.000)	411738	8.00000	
198 1,4-Dioxane	88	1.035	1.047	(0.241)	67287	4.00000	3.9185
10 N-Nitrosodimethylamine	74	1.430	1.448	(0.334)	78605	4.00000	3.9530
9 Pyridine	79	1.457	1.464	(0.340)	150970	4.00000	4.0854(M)
16 Methyl methanesulfonate	80	3.086	3.093	(0.720)	82134	4.00000	4.0972
206 Benzaldehyde	77	3.946	3.948	(0.920)	61422	4.00000	3.2017
21 Aniline	93	4.032	4.039	(0.940)	265929	4.00000	4.0478
22 Phenol	94	4.037	4.050	(0.941)	252446	4.00000	4.0478
23 bis(2-Chloroethyl)ether	93	4.096	4.103	(0.955)	187554	4.00000	4.0289
24 2-Chlorophenol	128	4.122	4.130	(0.961)	211650	4.00000	3.9230
26 1,3-Dichlorobenzene	146	4.240	4.247	(0.989)	235729	4.00000	3.9355
27 1,4-Dichlorobenzene	146	4.299	4.301	(1.002)	247325	4.00000	4.0293
28 1,2-Dichlorobenzene	146	4.411	4.418	(1.029)	232867	4.00000	4.0292
29 Benzyl Alcohol	108	4.395	4.402	(1.025)	129797	4.00000	3.9819
30 2-Methylphenol	108	4.491	4.498	(1.047)	178250	4.00000	3.8840
31 2,2'-oxybis(1-Chloropropane)	45	4.507	4.514	(1.051)	328113	4.00000	3.9855
37 Acetophenone	105	4.587	4.600	(1.070)	254335	4.00000	4.0345
32 N-Nitroso-di-n-propylamine	70	4.598	4.611	(1.072)	109358	4.00000	4.1910
192 4-Methylphenol	108	4.603	4.611	(1.073)	193960	4.00000	4.1132
34 Hexachloroethane	117	4.667	4.675	(1.088)	86562	4.00000	3.9228
35 Nitrobenzene	77	4.715	4.723	(0.899)	168140	4.00000	3.9209
41 Isophorone	82	4.897	4.904	(0.934)	314279	4.00000	3.9511
42 2-Nitrophenol	139	4.956	4.963	(0.945)	107264	4.00000	3.8403
43 2,4-Dimethylphenol	107	4.999	5.006	(0.953)	174344	4.00000	3.9405
44 bis(2-Chloroethoxy)methane	93	5.068	5.075	(0.966)	209684	4.00000	3.8600
48 2,4-Dichlorophenol	162	5.137	5.145	(0.980)	164204	4.00000	3.8842
49 Benzoic Acid	122	5.041	5.102	(0.961)	282556	10.0000	9.4775(MH)
50 1,2,4-Trichlorobenzene	180	5.202	5.209	(0.992)	178635	4.00000	3.9581

Data File: \\PITSVR06\D\chem\71.i\s102908a.b\S1029CC3.D
Report Date: 30-Oct-2008 11:40

Compounds	QUANT SIG MASS	RT	EXP RT	REL RT	RESPONSE	AMOUNTS CAL-AMT (NG)	AMOUNTS ON-COL (NG)
51 Naphthalene	128	5.255	5.257	(1.002)	595671	4.00000	4.0567
52 4-Chloroaniline	127	5.303	5.305	(1.011)	243505	4.00000	3.9770
54 2,6-Dichlorophenol	162	5.308	5.316	(1.012)	174050	4.00000	4.0276
56 Hexachlorobutadiene	225	5.367	5.369	(1.023)	92612	4.00000	4.0952(Q)
208 Caprolactam	113	5.533	5.578	(1.055)	57567	4.00000	4.2434
59 4-Chloro-3-Methylphenol	107	5.672	5.684	(1.081)	147667	4.00000	4.0195
62 2-Methylnaphthalene	142	5.784	5.786	(1.103)	376514	4.00000	3.9094
63 1-Methylnaphthalene	142	5.859	5.861	(1.117)	371995	4.00000	3.9034
64 Hexachlorocyclopentadiene	237	5.917	5.919	(0.900)	75026	4.00000	3.8024
66 2,4,6-Trichlorophenol	196	6.003	6.005	(0.913)	109170	4.00000	3.8078
67 2,4,5-Trichlorophenol	196	6.024	6.032	(0.916)	115287	4.00000	3.9151
209 1,1'-Biphenyl	154	6.142	6.144	(0.934)	465138	4.00000	3.9498
70 2-Chloronaphthalene	162	6.152	6.154	(0.936)	352703	4.00000	3.7827
73 2-Nitroaniline	65	6.227	6.235	(0.947)	89237	4.00000	3.8977
76 Dimethylphthalate	163	6.372	6.379	(0.969)	357795	4.00000	3.8978
78 2,6-Dinitrotoluene	165	6.414	6.422	(0.976)	78250	4.00000	3.8631
79 Acenaphthylene	152	6.468	6.464	(0.984)	549793	4.00000	3.8872
81 3-Nitroaniline	138	6.537	6.544	(0.994)	99952	4.00000	3.9154
82 Acenaphthene	153	6.601	6.603	(1.004)	322680	4.00000	3.7853
83 2,4-Dinitrophenol	184	6.617	6.625	(1.006)	109550	10.0000	9.7646
85 4-Nitrophenol	109	6.660	6.673	(1.013)	102973	10.0000	10.213
86 Dibenzofuran	168	6.729	6.731	(1.024)	486419	4.00000	3.9863
87 2,4-Dinitrotoluene	165	6.713	6.726	(1.021)	108374	4.00000	3.9755
92 2-Naphthylamine	143	6.847	6.854	(1.041)	187979	4.00000	4.2144
91 2,3,5,6-Tetrachlorophenol	232	6.794	6.801	(1.033)	81629	4.00000	3.8596
88 2,3,4,6-Tetrachlorophenol	232	6.826	6.833	(1.038)	88086	4.00000	4.1182
93 Diethylphthalate	149	6.906	6.918	(1.050)	344622	4.00000	3.8406
94 Fluorene	166	6.991	6.993	(1.063)	364431	4.00000	3.7747
95 4-Chlorophenyl-phenylether	204	6.991	6.999	(1.063)	158176	4.00000	3.8439
96 4-Nitroaniline	138	6.997	7.009	(1.064)	105400	4.00000	3.9963
98 4,6-Dinitro-2-methylphenol	198	7.023	7.036	(0.912)	146635	10.0000	9.7708
99 N-Nitrosodiphenylamine (1)	169	7.082	7.084	(0.920)	260648	4.00000	3.7128
100 1,2-Diphenylhydrazine	77	7.109	7.116	(0.923)	312697	4.00000	3.8220
106 4-Bromophenyl-phenylether	248	7.365	7.367	(0.956)	81276	4.00000	3.6857
107 Hexachlorobenzene	284	7.413	7.421	(0.963)	90412	4.00000	3.8198
210 Atrazine	200	7.483	7.490	(0.972)	47752	4.00000	3.9110
111 Pentachlorophenol	266	7.557	7.565	(0.981)	169279	10.0000	10.158(QM)
115 Phenanthrene	178	7.718	7.720	(1.002)	503641	4.00000	3.8325
116 Anthracene	178	7.755	7.757	(1.007)	497214	4.00000	3.7872
119 Carbazole	167	7.878	7.880	(1.023)	483083	4.00000	3.8565
120 Di-n-Butylphthalate	149	8.145	8.147	(1.058)	532017	4.00000	3.8523
123 Fluoranthene	202	8.626	8.623	(1.120)	461175	4.00000	3.6953
124 Benzidine	184	8.722	8.724	(0.898)	70369	4.00000	3.2879
125 Pyrene	202	8.797	8.799	(0.905)	455045	4.00000	3.4652
131 Butylbenzylphthalate	149	9.283	9.285	(0.955)	193999	4.00000	3.2900
135 3,3'-Dichlorobenzidine	252	9.684	9.686	(0.997)	109587	4.00000	3.4042
136 Benzo(a)Anthracene	228	9.705	9.707	(0.999)	382013	4.00000	3.3300
137 Chrysene	228	9.732	9.739	(1.002)	335081	4.00000	3.4232
139 bis(2-ethylhexyl)Phthalate	149	9.716	9.712	(1.000)	286752	4.00000	3.3593
140 Di-n-octylphthalate	149	10.191	10.188	(0.934)	361928	4.00000	3.7543
141 Benzo(b)fluoranthene	252	10.549	10.568	(0.967)	261533	4.00000	3.4230
142 Benzo(k)fluoranthene	252	10.576	10.589	(0.969)	286733	4.00000	3.9077
143 7,12-dimethylbenz[a]anthracen	256	10.538	10.556	(0.966)	137305	4.00000	3.0064
146 Benzo(a)pyrene	252	10.854	10.872	(0.995)	208392	4.00000	3.5490

Data File: \\PITSVR06\D\chem\71.i\s102908a.b\S1029CC3.D
Report Date: 30-Oct-2008 11:40

Compounds	QUANT SIG MASS	RT	EXP RT	REL RT	RESPONSE	AMOUNTS CAL-AMT (NG)	AMOUNTS ON-COL (NG)
149 Indeno(1,2,3-cd)pyrene	276	12.104	12.127	(1.109)	174576	4.00000	3.8254
150 Dibenz(a,h)anthracene	278	12.109	12.133	(1.110)	142835	4.00000	3.8752
151 Benzo(g,h,i)perylene	276	12.446	12.480	(1.140)	147710	4.00000	3.7779
$ 154 Nitrobenzene-d5	82	4.699	4.707	(0.896)	169572	4.00000	3.8906
$ 155 2-Fluorobiphenyl	172	6.067	6.069	(0.923)	387106	4.00000	3.8286
$ 156 Terphenyl-d14	244	8.914	8.916	(0.918)	275662	4.00000	3.3447
$ 157 Phenol-d5	99	4.026	4.039	(0.939)	233645	4.00000	4.0182
$ 158 2-Fluorophenol	112	3.262	3.270	(0.761)	191590	4.00000	4.1523
$ 159 2,4,6-Tribromophenol	330	7.173	7.180	(0.931)	44489	4.00000	3.9214
$ 186 2-Chlorophenol-d4	132	4.112	4.119	(0.959)	219958	4.00000	4.0512
$ 187 1,2-Dichlorobenzene-d4	152	4.400	4.408	(1.026)	145942	4.00000	4.0639

QC Flag Legend

Q - Qualifier signal failed the ratio test.
M - Compound response manually integrated.
H - Operator selected an alternate compound hit.

Data File Name: S1029CC3.D
Inj. Date and Time: 29-OCT-2008 18:58
Instrument ID: 71.i
Client ID: sstd4.0
Compound Name: Pyridine
CAS #: 110-86-1
Report Date: 10/30/2008

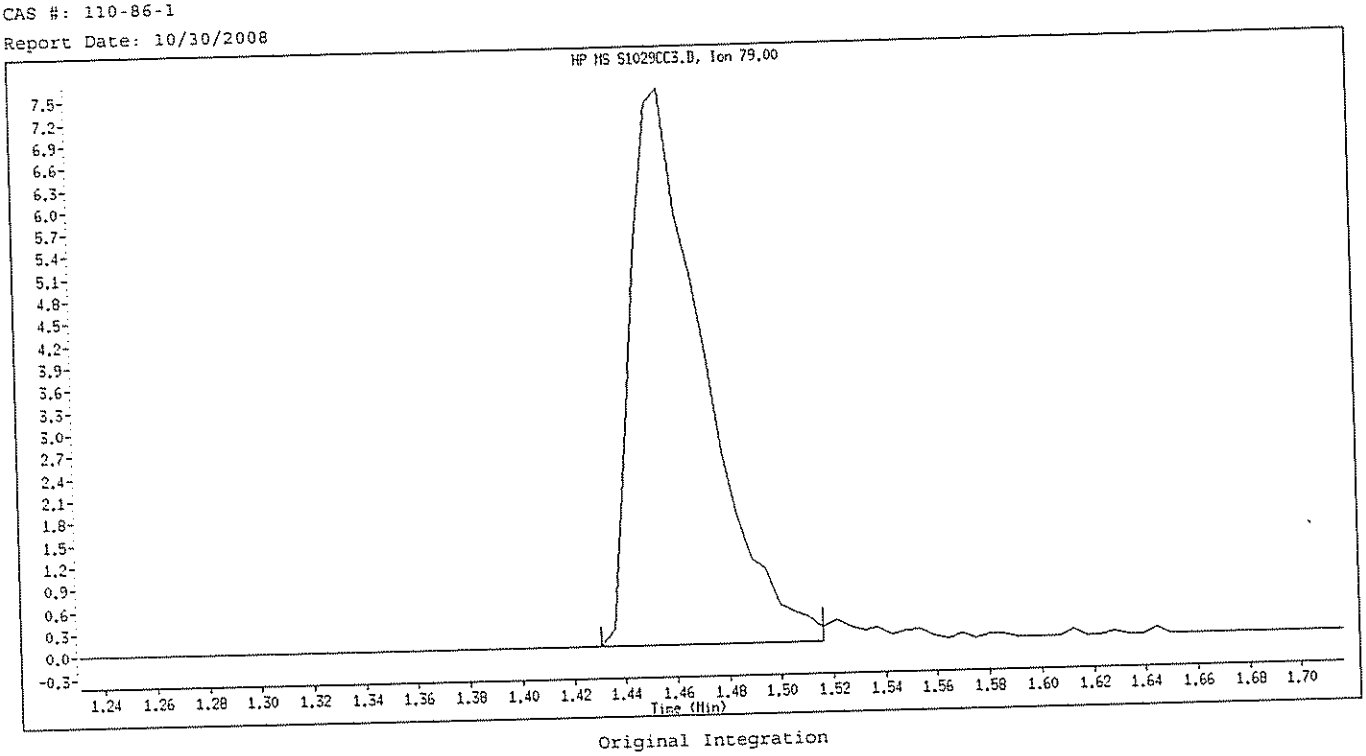

Original Integration

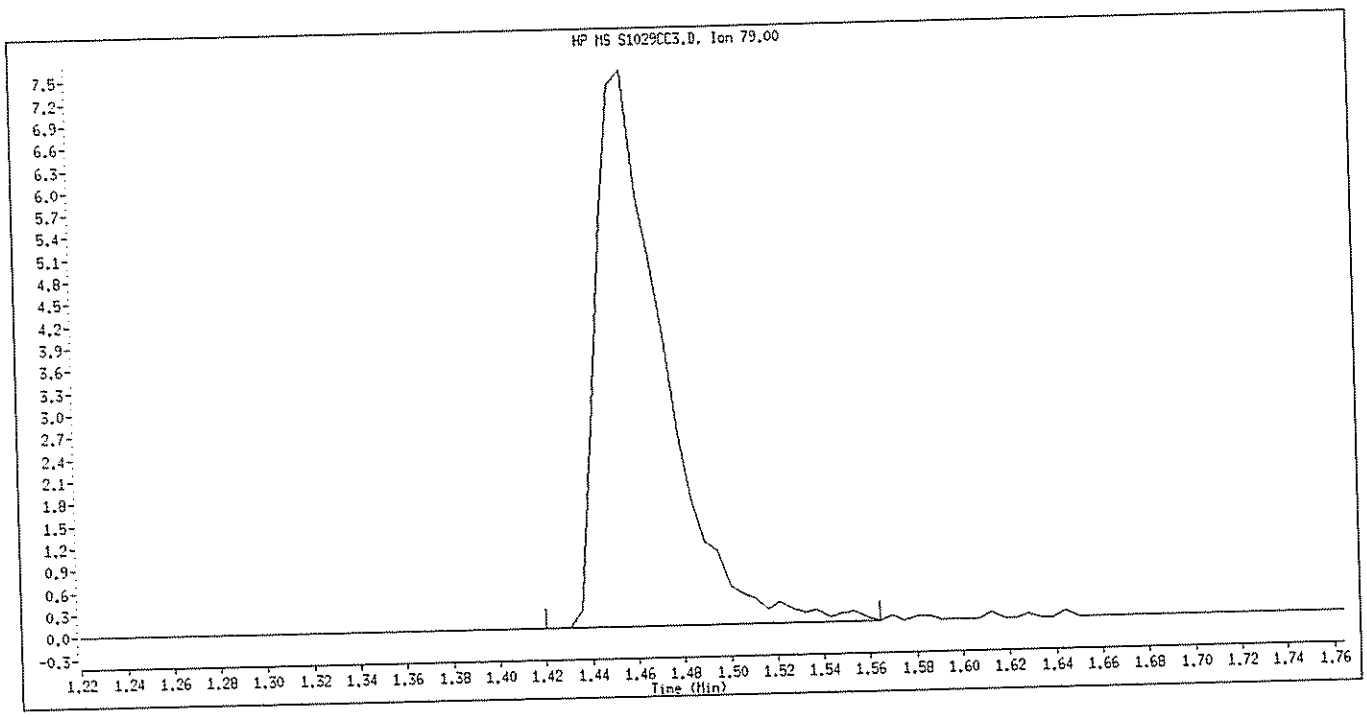

Manual Integration

Manually Integrated By: BachaS
Manual Integration Reason: Peak Identified Incorrectly

Data File Name: S1029CC3.D
Inj. Date and Time: 29-OCT-2008 18:58
Instrument ID: 71.i
Client ID: sstd4.0
Compound Name: Benzoic Acid
CAS #: 65-85-0
Report Date: 10/30/2008

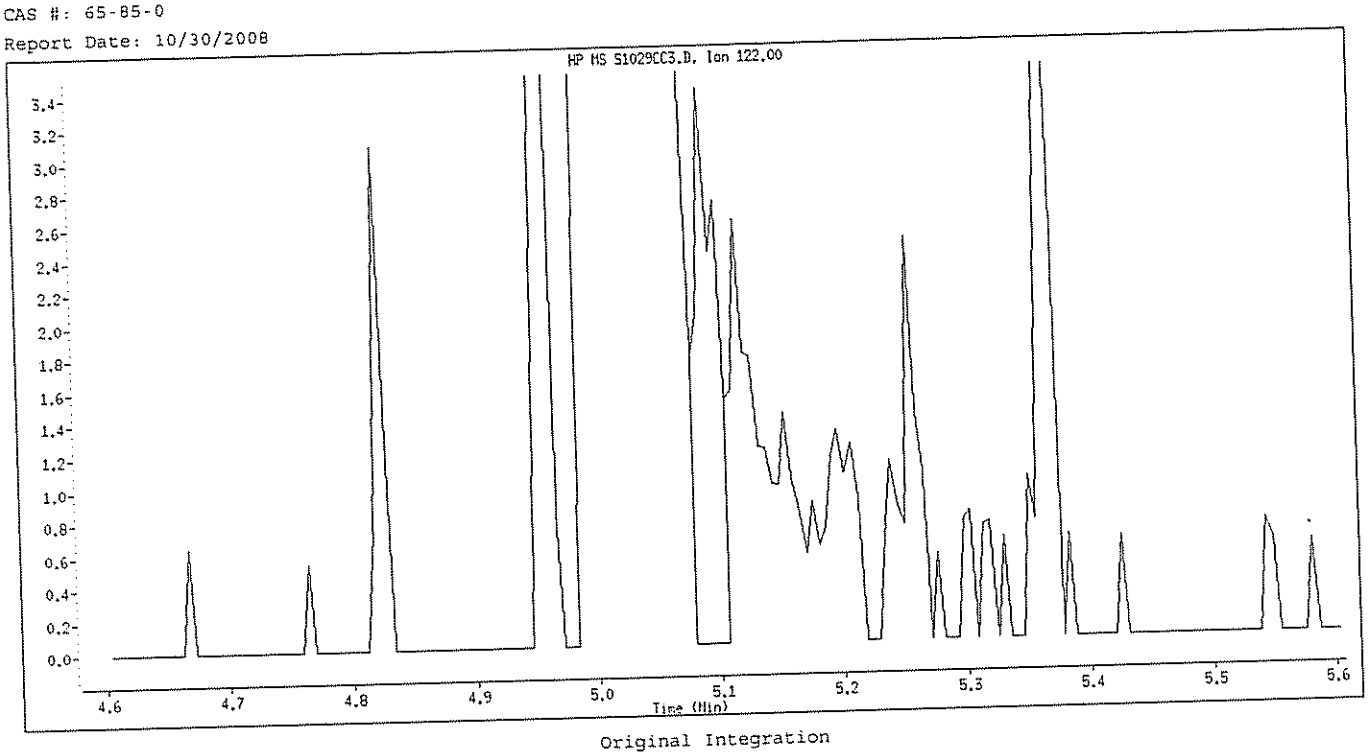

Original Integration

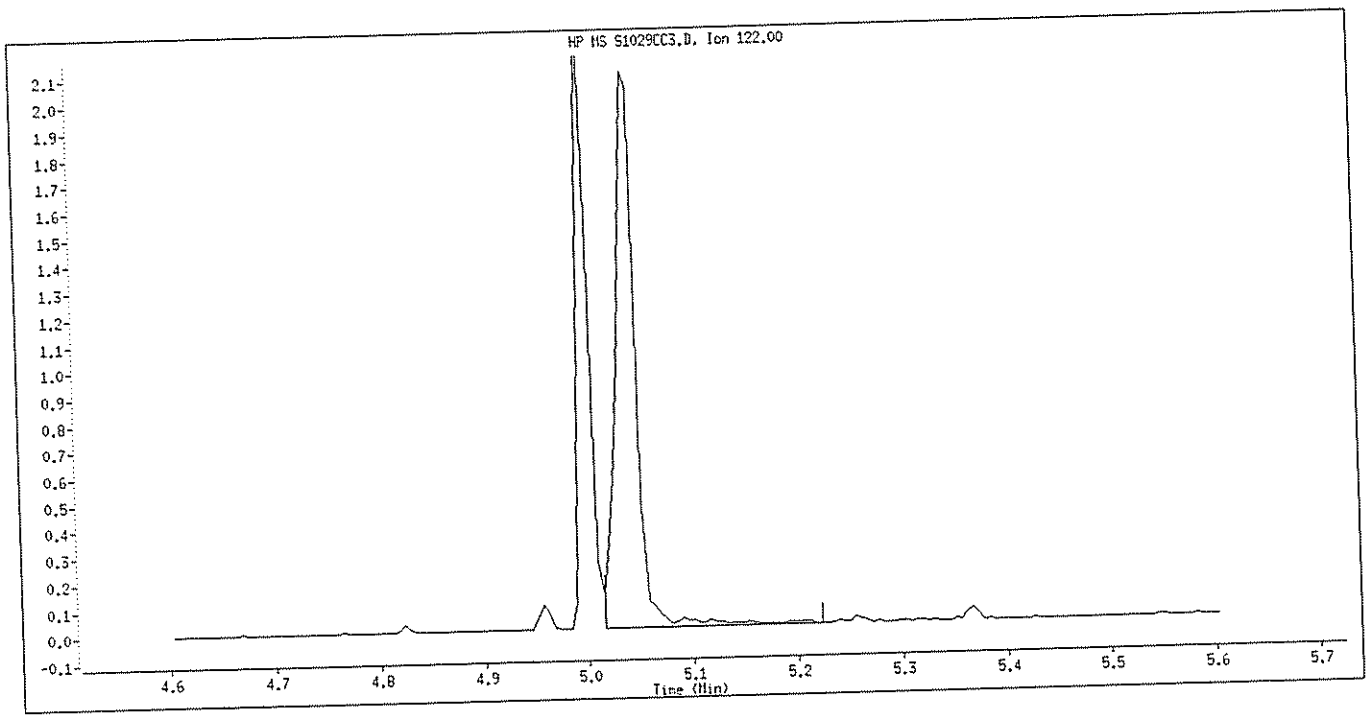

Manual Integration

Manually Integrated By: BachaS
Manual Integration Reason: Peak Integrated Incorrectly

Data File Name: S1029CC3.D
Inj. Date and Time: 29-OCT-2008 18:58
Instrument ID: 71.i
Client ID: sstd4.0
Compound Name: Pentachlorophenol
CAS #: 87-86-5
Report Date: 10/30/2008

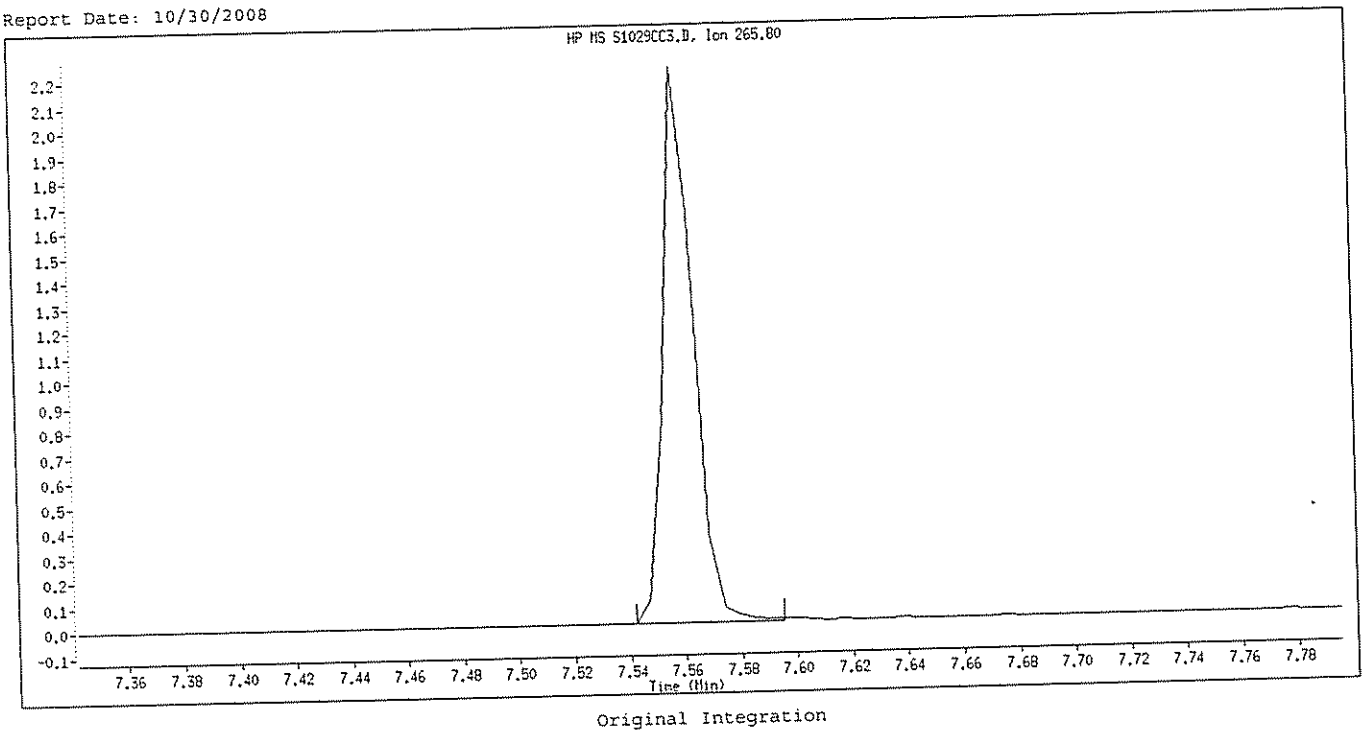

Original Integration

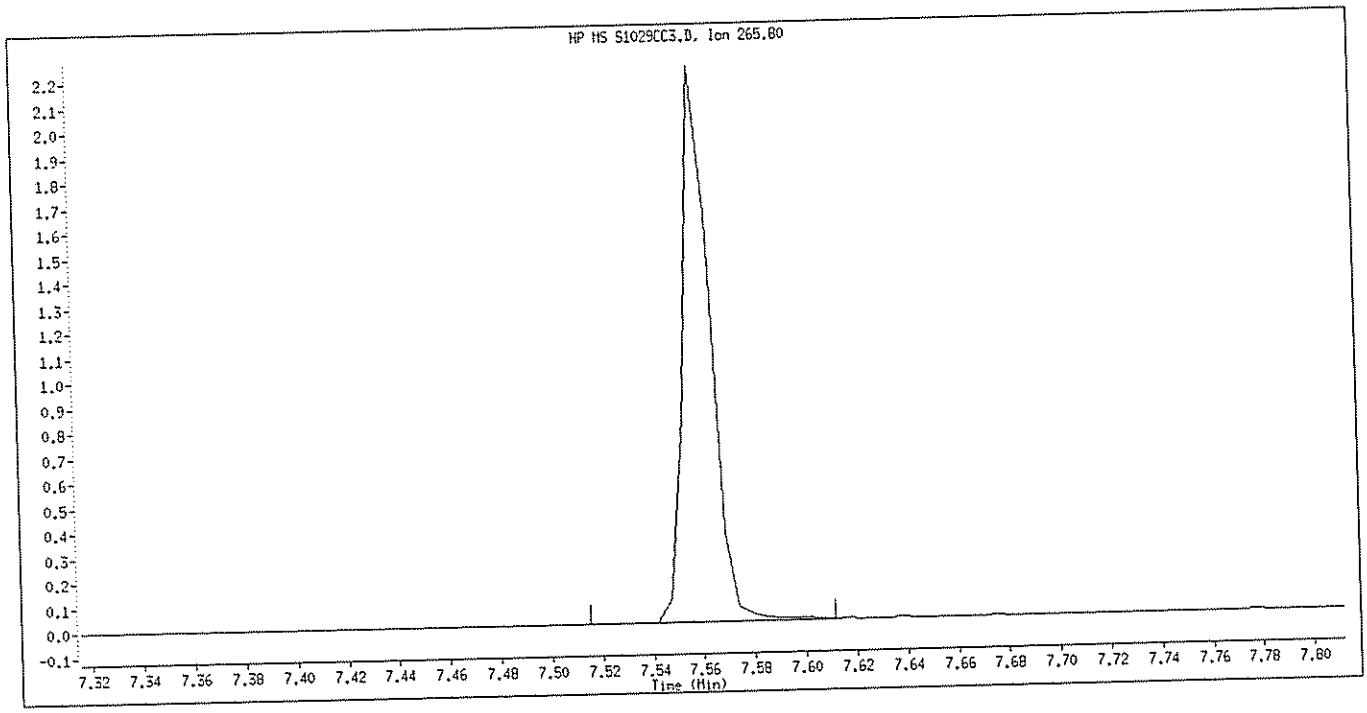

Manual Integration

Manually Integrated By: BachaS
Manual Integration Reason: Peak Integrated Incorrectly

Data File: \\PITSVR06\D\chem\71.i\s102908a.b\S1029CC4.D
Date : 29-OCT-2008 19:19
Client ID: sstd10
Sample Info: sstd10(5.0ug/ml) bna-0675-08 LL8270

Instrument: 71.i

Operator: 045183sab
Column diameter: 0.32

Column phase: DB5-MS

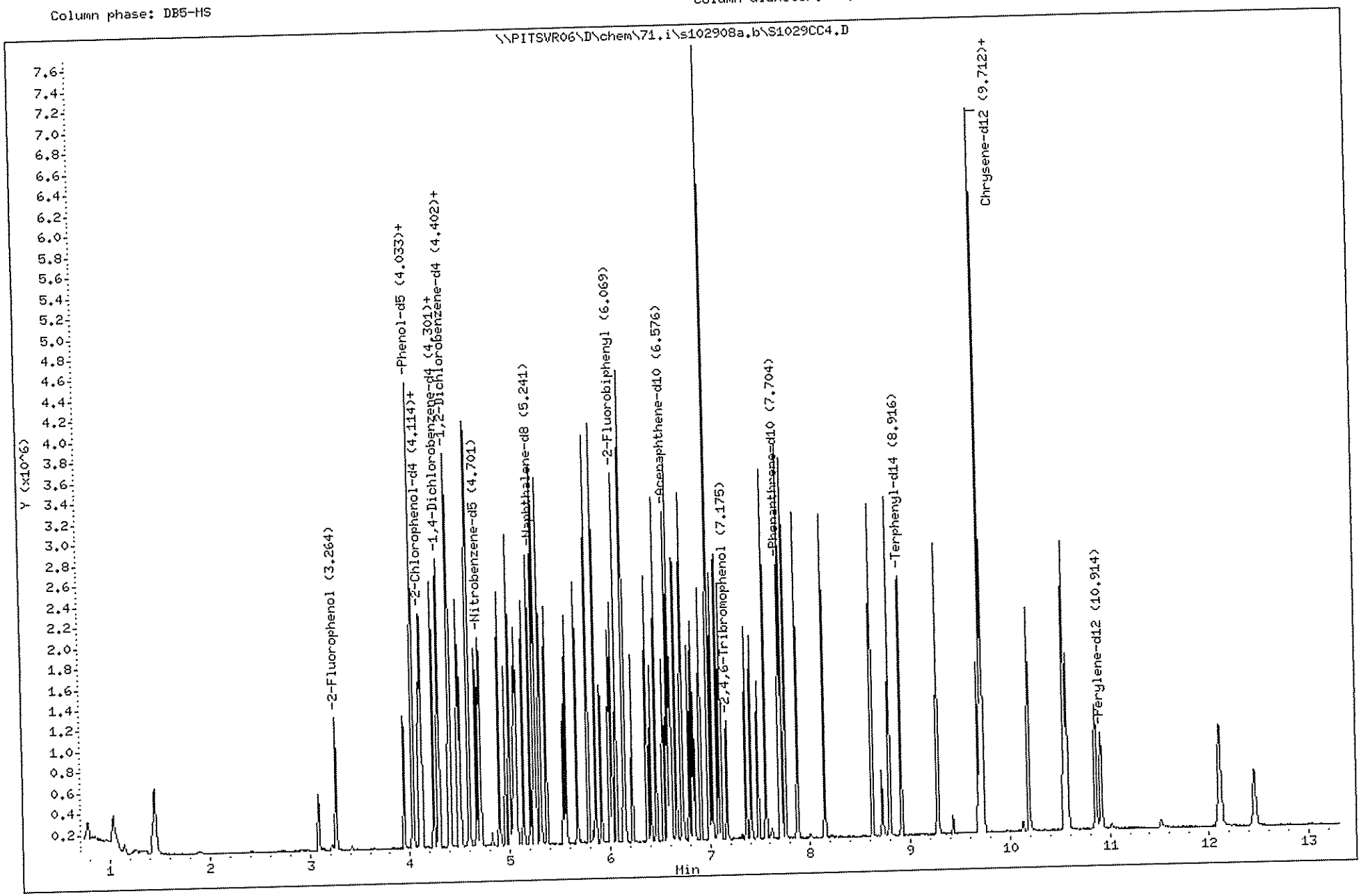

(2001 - 3460)
2968
C8J160331

Data File: \\PITSVR06\D\chem\71.i\s102908a.b\S1029CC4.D
Report Date: 30-Oct-2008 11:40

TestAmerica Pittsburgh

Semivolatile REPORT SW-846 Method 8270

Data file : \\PITSVR06\D\chem\71.i\s102908a.b\S1029CC4.D
Lab Smp Id: sstd10 Client Smp ID: sstd10
Inj Date : 29-OCT-2008 19:19
Operator : 045183sab Inst ID: 71.i
Smp Info : sstd10(5.0ug/ml) bna-0675-08 LL8270
Misc Info : sstd10,s102908a.b,llb.m,4-root.sub,1,4
Comment :
Method : \\PITSVR06\D\chem\71.i\s102908a.b\llb.m
Meth Date : 30-Oct-2008 11:39 bachas Quant Type: ISTD
Cal Date : 29-OCT-2008 20:20 Cal File: S1029CC7.D
Als bottle: 93 Calibration Sample, Level: 4
Dil Factor: 1.00000
Integrator: HP RTE Compound Sublist: 4-root.sub
Target Version: 4.14
Processing Host: PITPC-501

Compounds	QUANT SIG MASS	RT	EXP RT	REL RT	RESPONSE	AMOUNTS CAL-AMT (NG)	ON-COL (NG)
* 1 1,4-Dichlorobenzene-d4	152	4.289	4.290	(1.000)	297447	8.00000	
* 2 Naphthalene-d8	136	5.240	5.246	(1.000)	1161163	8.00000	
* 3 Acenaphthene-d10	164	6.576	6.577	(1.000)	621359	8.00000	
* 4 Phenanthrene-d10	188	7.703	7.704	(1.000)	970622	8.00000	
* 5 Chrysene-d12	240	9.717	9.718	(1.000)	691335	8.00000	
* 6 Perylene-d12	264	10.914	10.914	(1.000)	380345	8.00000	
198 1,4-Dioxane	88	1.031	1.047	(0.240)	155835	10.0000	10.291(M)
10 N-Nitrosodimethylamine	74	1.426	1.448	(0.333)	193675	10.0000	9.8491
9 Pyridine	79	1.447	1.464	(0.338)	355865	10.0000	9.7383(M)
16 Methyl methanesulfonate	80	3.087	3.093	(0.720)	186652	10.0000	9.4156
206 Benzaldehyde	77	3.942	3.948	(0.919)	205802	10.0000	10.848
21 Aniline	93	4.033	4.039	(0.940)	655162	10.0000	10.084
22 Phenol	94	4.038	4.050	(0.941)	613099	10.0000	9.9410
23 bis(2-Chloroethyl)ether	93	4.097	4.103	(0.955)	456306	10.0000	9.9122
24 2-Chlorophenol	128	4.124	4.130	(0.961)	539698	10.0000	10.116
26 1,3-Dichlorobenzene	146	4.241	4.247	(0.989)	576604	10.0000	9.7345
27 1,4-Dichlorobenzene	146	4.300	4.301	(1.002)	599259	10.0000	9.8725
28 1,2-Dichlorobenzene	146	4.412	4.418	(1.029)	569551	10.0000	9.9654
29 Benzyl Alcohol	108	4.396	4.402	(1.025)	327725	10.0000	10.167
30 2-Methylphenol	108	4.492	4.498	(1.047)	452758	10.0000	9.9763
31 2,2'-oxybis(1-Chloropropane)	45	4.508	4.514	(1.051)	811388	10.0000	9.9664
37 Acetophenone	105	4.589	4.600	(1.070)	622680	10.0000	9.9884
32 N-Nitroso-di-n-propylamine	70	4.599	4.611	(1.072)	253521	10.0000	9.8249
192 4-Methylphenol	108	4.605	4.611	(1.073)	471600	10.0000	10.113
34 Hexachloroethane	117	4.669	4.675	(1.088)	219951	10.0000	10.080
35 Nitrobenzene	77	4.717	4.723	(0.900)	425724	10.0000	10.151
41 Isophorone	82	4.898	4.904	(0.935)	784770	10.0000	10.088
42 2-Nitrophenol	139	4.957	4.963	(0.946)	277080	10.0000	10.144
43 2,4-Dimethylphenol	107	5.000	5.006	(0.954)	434873	10.0000	10.050
44 bis(2-Chloroethoxy)methane	93	5.069	5.075	(0.967)	521969	10.0000	9.8253
48 2,4-Dichlorophenol	162	5.139	5.145	(0.981)	418166	10.0000	10.114
49 Benzoic Acid	122	5.059	5.102	(0.965)	614840	20.0000	18.965(MH)
50 1,2,4-Trichlorobenzene	180	5.203	5.209	(0.993)	446337	10.0000	10.112

Data File: \\PITSVR06\D\chem\71.i\s102908a.b\S1029CC4.D
Report Date: 30-Oct-2008 11:40

Compounds	QUANT SIG MASS	RT	EXP RT	REL RT	RESPONSE	AMOUNTS CAL-AMT (NG)	AMOUNTS ON-COL (NG)
51 Naphthalene	128	5.256	5.257	(1.003)	1490826	10.0000	10.382
52 4-Chloroaniline	127	5.304	5.305	(1.012)	609740	10.0000	10.183
54 2,6-Dichlorophenol	162	5.310	5.316	(1.013)	423266	10.0000	10.015
56 Hexachlorobutadiene	225	5.369	5.369	(1.024)	221684	10.0000	10.023(Q)
208 Caprolactam	113	5.539	5.578	(1.057)	138538	10.0000	10.442
59 4-Chloro-3-Methylphenol	107	5.673	5.684	(1.083)	355896	10.0000	9.9059
62 2-Methylnaphthalene	142	5.785	5.786	(1.104)	939514	10.0000	9.9751
63 1-Methylnaphthalene	142	5.860	5.861	(1.118)	941551	10.0000	10.103
64 Hexachlorocyclopentadiene	237	5.919	5.919	(0.900)	206629	10.0000	9.2617
66 2,4,6-Trichlorophenol	196	6.004	6.005	(0.913)	272133	10.0000	9.7340
67 2,4,5-Trichlorophenol	196	6.026	6.032	(0.916)	279753	10.0000	9.7427
209 1,1'-Biphenyl	154	6.143	6.144	(0.934)	1145820	10.0000	9.9782
70 2-Chloronaphthalene	162	6.154	6.154	(0.936)	885724	10.0000	9.7416
73 2-Nitroaniline	65	6.229	6.235	(0.947)	228759	10.0000	10.247
76 Dimethylphthalate	163	6.373	6.379	(0.969)	883059	10.0000	9.8654
78 2,6-Dinitrotoluene	165	6.410	6.422	(0.975)	201047	10.0000	10.178
79 Acenaphthylene	152	6.464	6.464	(0.983)	1378108	10.0000	9.9923
81 3-Nitroaniline	138	6.538	6.544	(0.994)	259213	10.0000	10.413
82 Acenaphthene	153	6.597	6.603	(1.003)	800965	10.0000	9.6358
83 2,4-Dinitrophenol	184	6.619	6.625	(1.007)	229871	20.0000	19.005(Q)
85 4-Nitrophenol	109	6.667	6.673	(1.014)	202082	20.0000	20.555
86 Dibenzofuran	168	6.731	6.731	(1.024)	1183238	10.0000	9.9443
87 2,4-Dinitrotoluene	165	6.720	6.726	(1.022)	262954	10.0000	9.8921
92 2-Naphthylamine	143	6.848	6.854	(1.041)	449652	10.0000	10.338
91 2,3,5,6-Tetrachlorophenol	232	6.795	6.801	(1.033)	208550	10.0000	10.112
88 2,3,4,6-Tetrachlorophenol	232	6.827	6.833	(1.038)	212390	10.0000	10.183
93 Diethylphthalate	149	6.907	6.918	(1.050)	869726	10.0000	9.9399
94 Fluorene	166	6.993	6.993	(1.063)	954761	10.0000	10.142
95 4-Chlorophenyl-phenylether	204	6.993	6.999	(1.063)	403015	10.0000	10.044
96 4-Nitroaniline	138	6.998	7.009	(1.064)	267513	10.0000	10.402
98 4,6-Dinitro-2-methylphenol	198	7.025	7.036	(0.912)	302370	20.0000	19.455
99 N-Nitrosodiphenylamine (1)	169	7.083	7.084	(0.920)	655579	10.0000	9.6128
100 1,2-Diphenylhydrazine	77	7.110	7.116	(0.923)	762606	10.0000	9.5950
106 4-Bromophenyl-phenylether	248	7.361	7.367	(0.956)	203077	10.0000	9.4796
107 Hexachlorobenzene	284	7.415	7.421	(0.963)	217919	10.0000	9.4773
210 Atrazine	200	7.484	7.490	(0.972)	123038	10.0000	10.373
111 Pentachlorophenol	266	7.559	7.565	(0.981)	322450	20.0000	19.918(QM)
115 Phenanthrene	178	7.719	7.720	(1.002)	1268563	10.0000	9.9367
116 Anthracene	178	7.756	7.757	(1.007)	1256681	10.0000	9.8531
119 Carbazole	167	7.879	7.880	(1.023)	1196994	10.0000	9.8363
120 Di-n-Butylphthalate	149	8.146	8.147	(1.058)	1368843	10.0000	10.203
123 Fluoranthene	202	8.622	8.623	(1.119)	1183829	10.0000	9.7643
124 Benzidine	184	8.723	8.724	(0.898)	262769	10.0000	8.0969
125 Pyrene	202	8.798	8.799	(0.905)	1182166	10.0000	10.130
131 Butylbenzylphthalate	149	9.279	9.285	(0.955)	522440	10.0000	9.9703
135 3,3'-Dichlorobenzidine	252	9.685	9.686	(0.997)	331422	10.0000	9.5439
136 Benzo(a)Anthracene	228	9.706	9.707	(0.999)	1030061	10.0000	10.104
137 Chrysene	228	9.733	9.739	(1.002)	844954	10.0000	9.7137
139 bis(2-ethylhexyl)Phthalate	149	9.712	9.712	(0.999)	760335	10.0000	10.024
140 Di-n-octylphthalate	149	10.192	10.188	(0.934)	1025596	10.0000	8.9060
141 Benzo(b)fluoranthene	252	10.550	10.568	(0.967)	853985	10.0000	9.1316
142 Benzo(k)fluoranthene	252	10.577	10.589	(0.969)	750010	10.0000	8.9016
143 7,12-dimethylbenz(a)anthracen	256	10.545	10.556	(0.966)	405026	10.0000	9.6003
146 Benzo(a)pyrene	252	10.860	10.872	(0.995)	592607	10.0000	9.5965

Data File: \\PITSVR06\D\chem\71.i\s102908a.b\S1029CC4.D
Report Date: 30-Oct-2008 11:40

Compounds	QUANT SIG MASS	RT	EXP RT	REL RT	RESPONSE	AMOUNTS CAL-AMT (NG)	AMOUNTS ON-COL (NG)
149 Indeno(1,2,3-cd)pyrene	276	12.105	12.127	(1.109)	495240	10.0000	8.8357
150 Dibenz(a,h)anthracene	278	12.116	12.133	(1.110)	399993	10.0000	8.7557
151 Benzo(g,h,i)perylene	276	12.452	12.480	(1.141)	400187	10.0000	9.0862
$ 154 Nitrobenzene-d5	82	4.701	4.707	(0.897)	431207	10.0000	10.116
$ 155 2-Fluorobiphenyl	172	6.068	6.069	(0.923)	953269	10.0000	9.6686
$ 156 Terphenyl-d14	244	8.916	8.916	(0.918)	712113	10.0000	9.7230
$ 157 Phenol-d5	99	4.028	4.039	(0.939)	570336	10.0000	9.9187
$ 158 2-Fluorophenol	112	3.264	3.270	(0.761)	438575	10.0000	9.6119
$ 159 2,4,6-Tribromophenol	330	7.174	7.180	(0.931)	106305	10.0000	9.6454
$ 186 2-Chlorophenol-d4	132	4.113	4.119	(0.959)	537794	10.0000	10.016
$ 187 1,2-Dichlorobenzene-d4	152	4.402	4.408	(1.026)	350863	10.0000	9.8799

QC Flag Legend

Q - Qualifier signal failed the ratio test.
M - Compound response manually integrated.
H - Operator selected an alternate compound hit.

Data File Name: S1029CC4.D
Inj. Date and Time: 29-OCT-2008 19:19
Instrument ID: 71.i
Client ID: sstd10
Compound Name: 1,4-Dioxane
CAS #: 123-91-1
Report Date: 10/30/2008

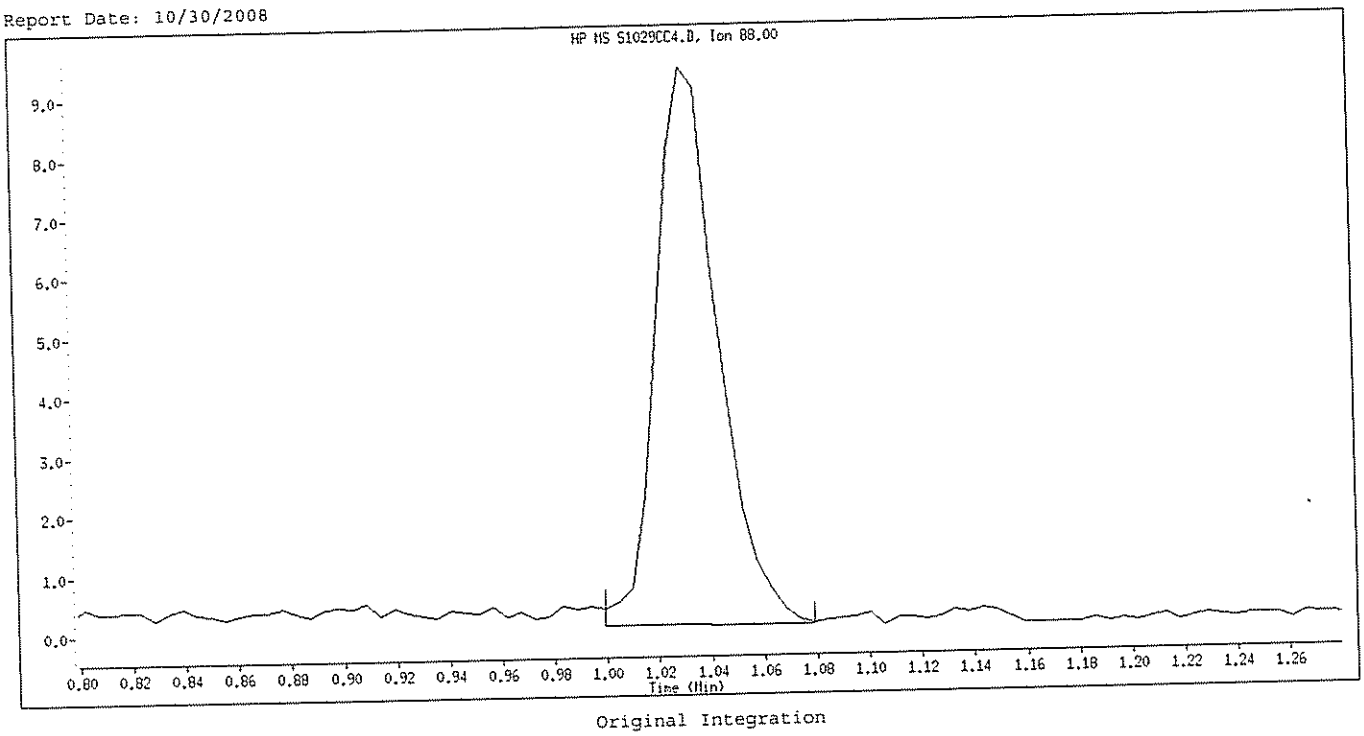

Original Integration

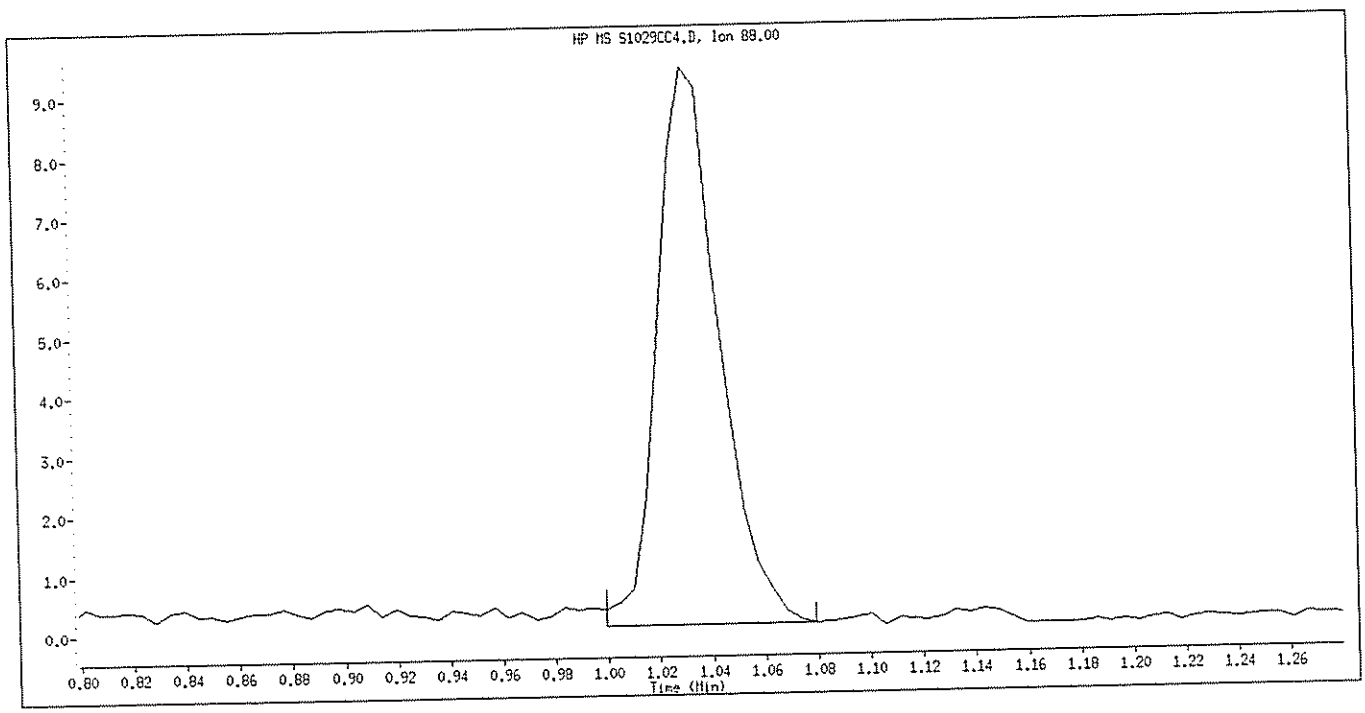

Manual Integration

Manually Integrated By: BachaS
Manual Integration Reason: Peak Integrated Incorrectly

Data File Name: S1029CC4.D
Inj. Date and Time: 29-OCT-2008 19:19
Instrument ID: 71.i
Client ID: sstd10
Compound Name: Pyridine
CAS #: 110-86-1
Report Date: 10/30/2008

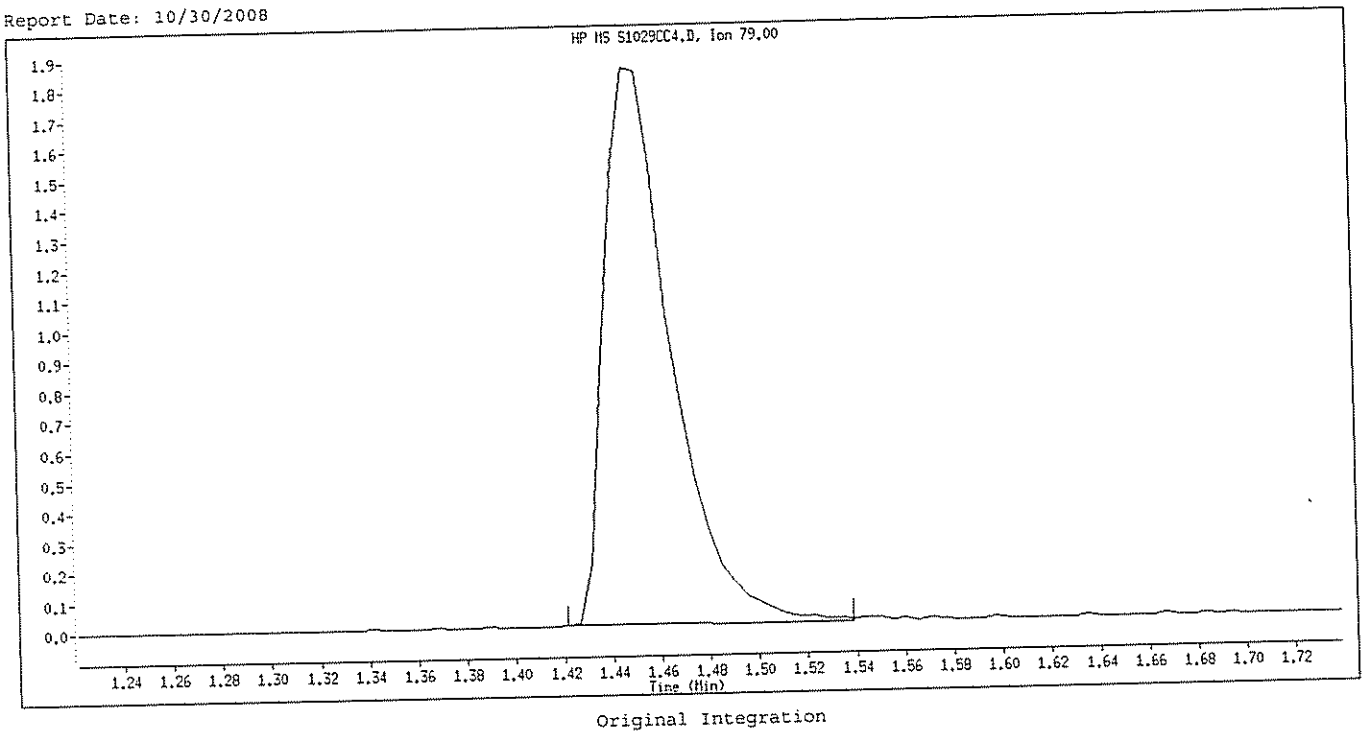

Original Integration

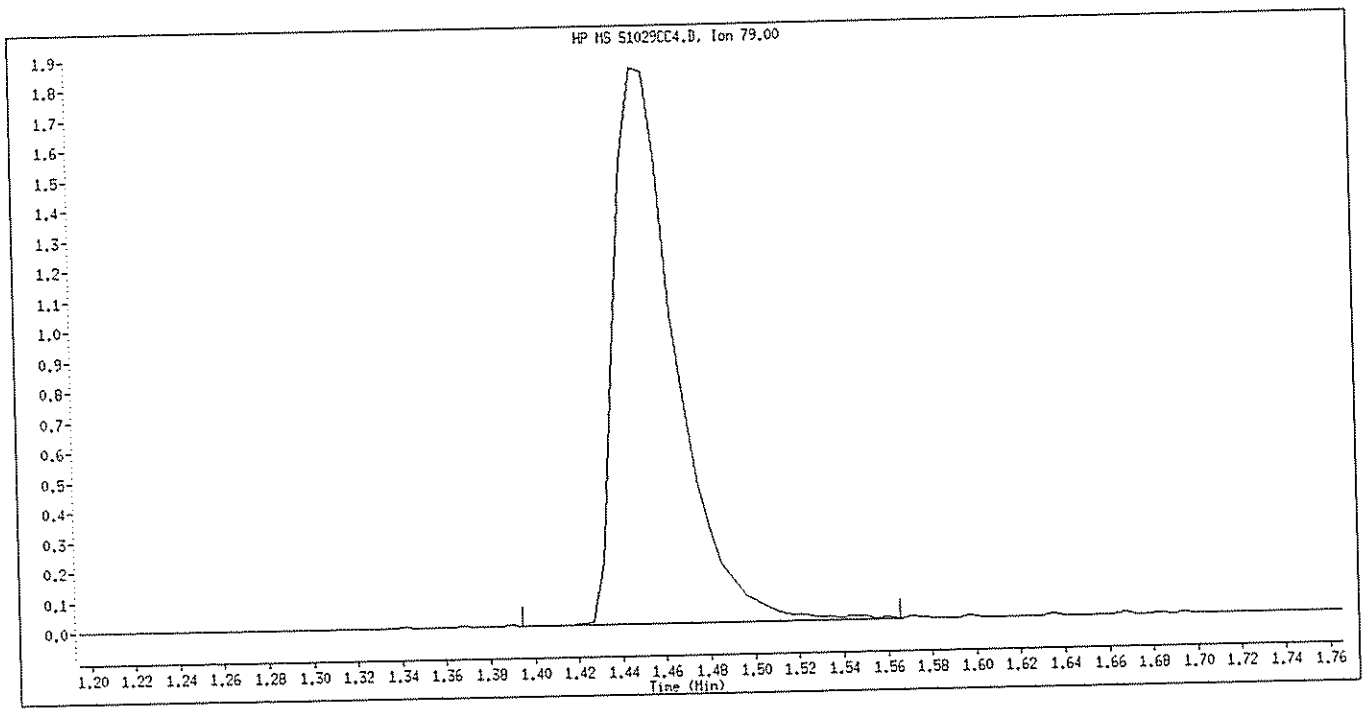

Manual Integration

Manually Integrated By: BachaS
Manual Integration Reason: Peak Integrated Incorrectly

Data File Name: S1029CC4.D
Inj. Date and Time: 29-OCT-2008 19:19
Instrument ID: 71.i
Client ID: sstd10
Compound Name: Benzoic Acid
CAS #: 65-85-0
Report Date: 10/30/2008

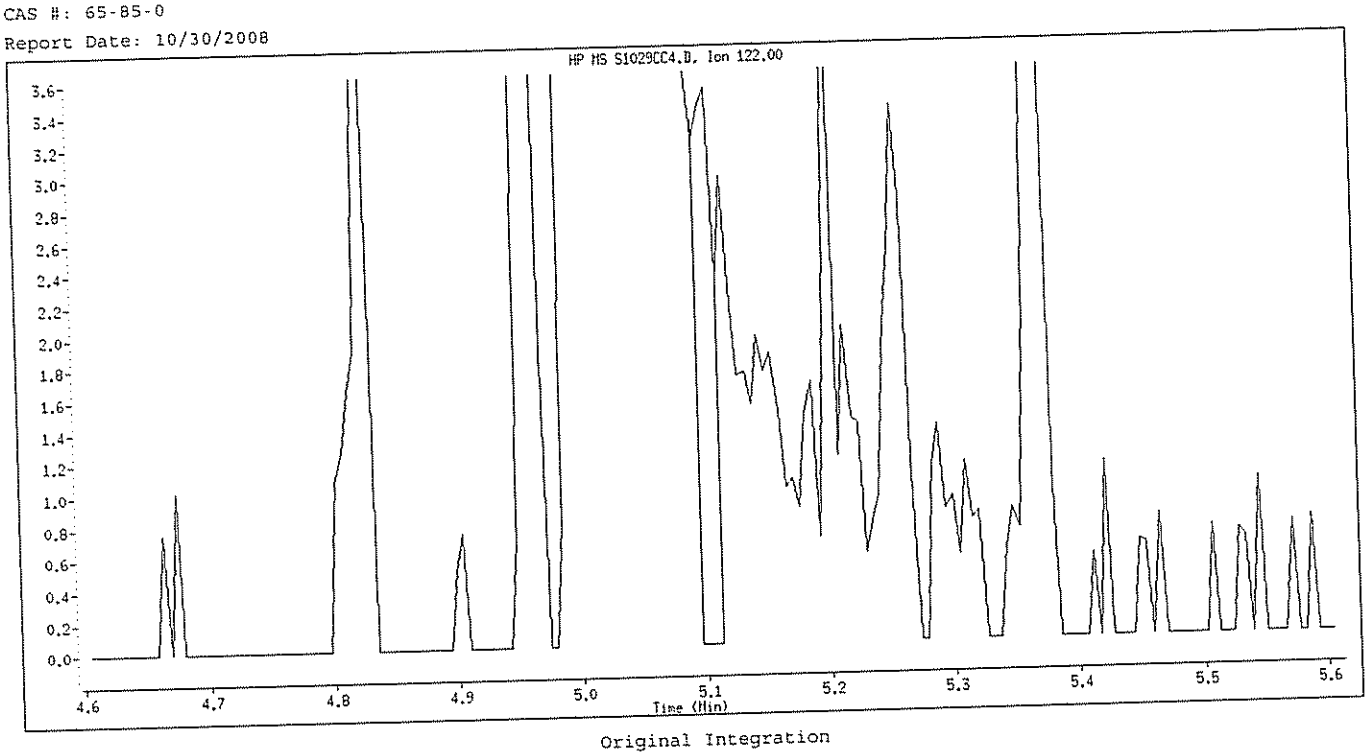

Original Integration

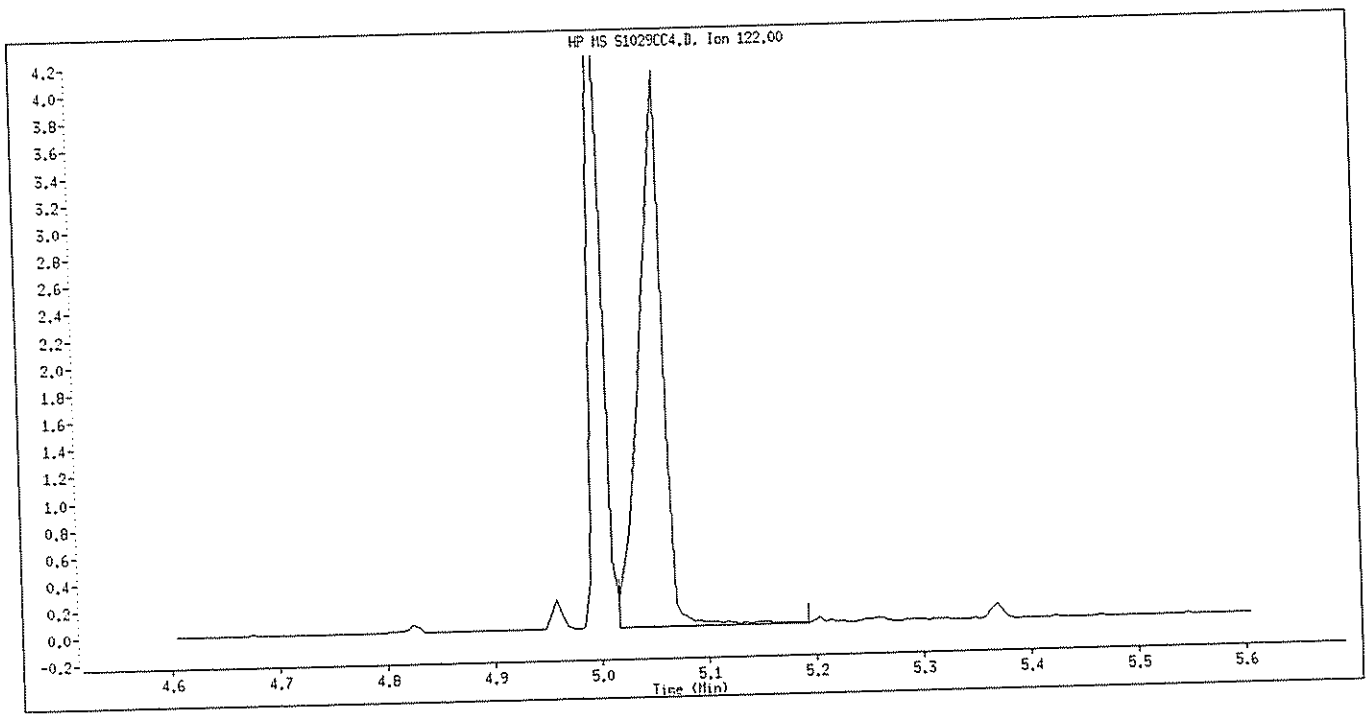

Manual Integration

Manually Integrated By: BachaS
Manual Integration Reason: Peak Integrated Incorrectly

Data File Name: S1029CC4.D
Inj. Date and Time: 29-OCT-2008 19:19
Instrument ID: 71.i
Client ID: sstd10
Compound Name: Pentachlorophenol
CAS #: 87-86-5
Report Date: 10/30/2008

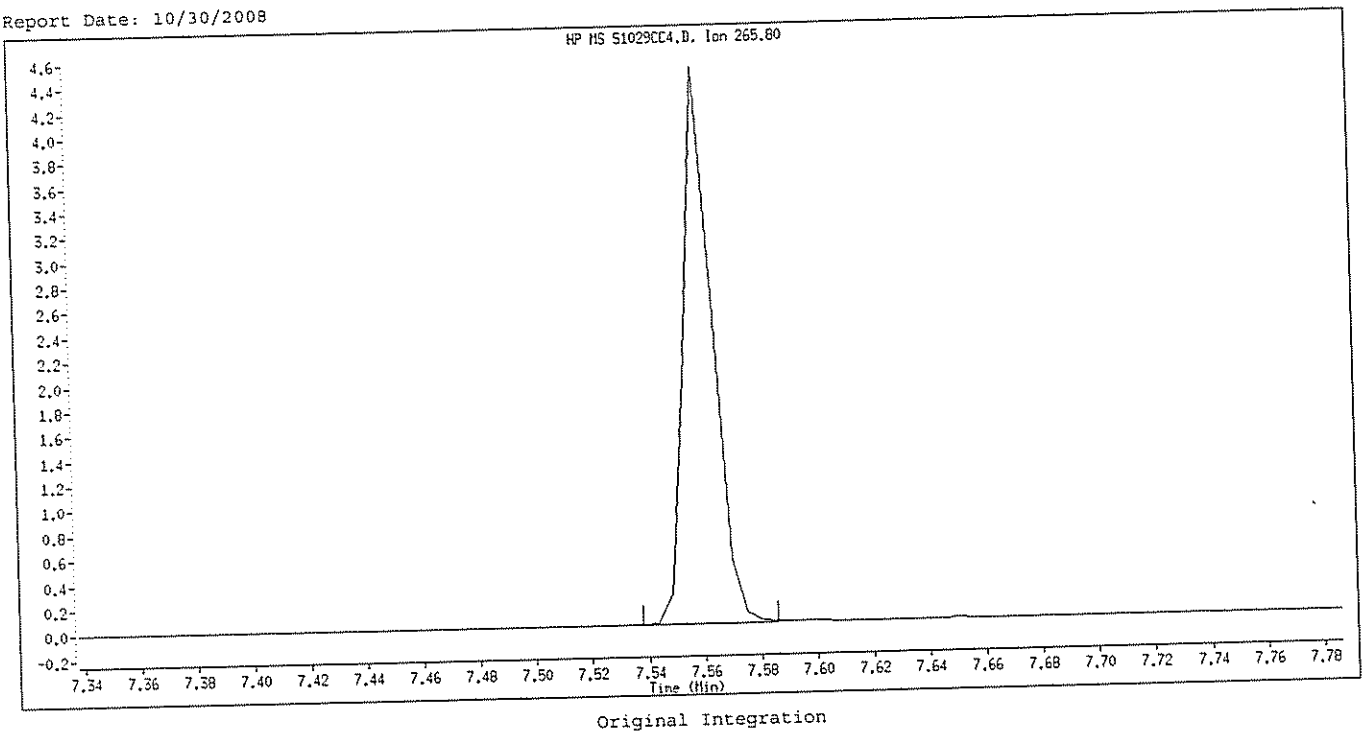

Original Integration

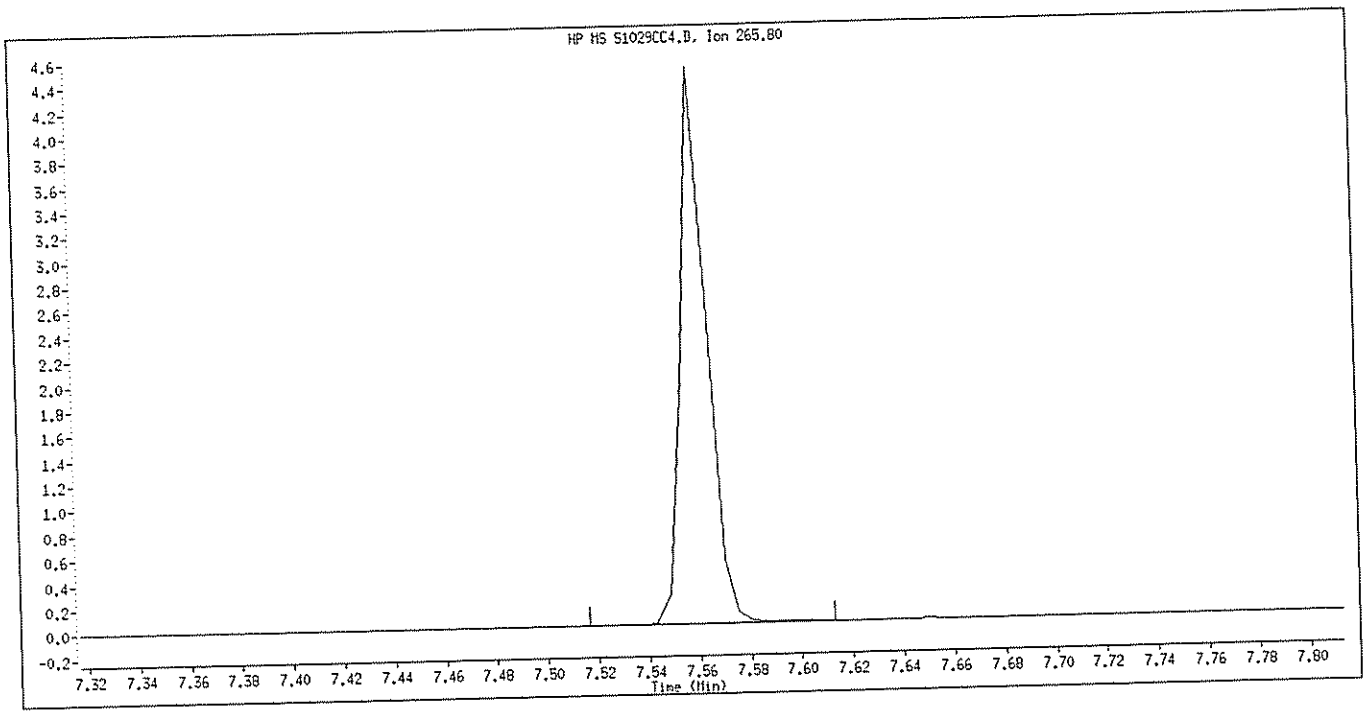

Manual Integration

Manually Integrated By: BachaS
Manual Integration Reason: Peak Integrated Incorrectly

Data File: \\PITSVR06\D\chem\71.i\s102908a.b\S1029CC5.D
Date : 29-OCT-2008 19:39
Client ID: sstd20
Sample Info: sstd20(10ug/ml) bna-0676-08 LL8270

Instrument: 71.i

Operator: 045183sab
Column diameter: 0.32

Column phase: DB5-MS

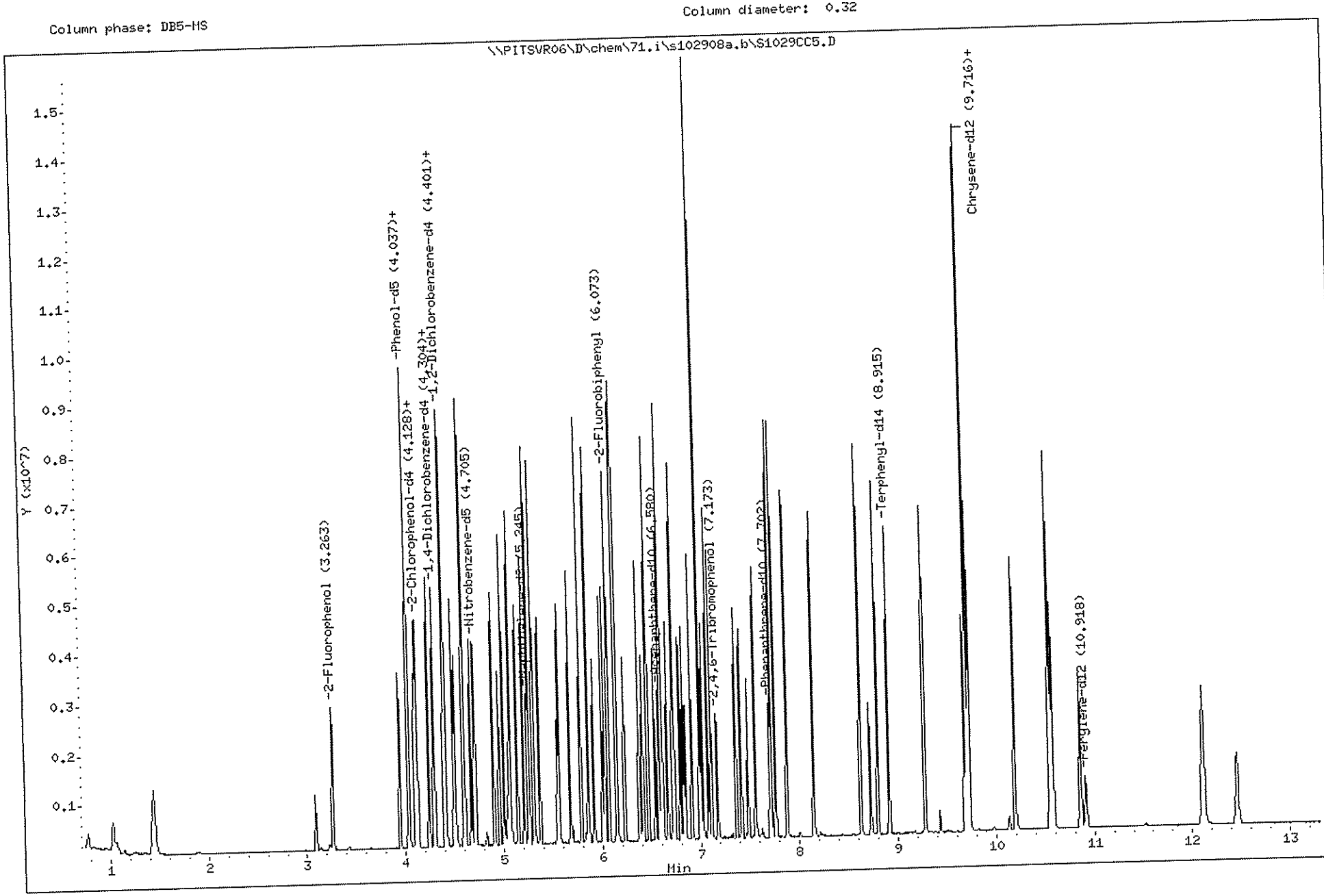

Data File: \\PITSVR06\D\chem\71.i\s102908a.b\S1029CC5.D
Report Date: 30-Oct-2008 11:40

TestAmerica Pittsburgh

Semivolatile REPORT SW-846 Method 8270

Data file : \\PITSVR06\D\chem\71.i\s102908a.b\S1029CC5.D
Lab Smp Id: sstd20 Client Smp ID: sstd20
Inj Date : 29-OCT-2008 19:39 Inst ID: 71.i
Operator : 045183sab
Smp Info : sstd20(10ug/ml) bna-0676-08 LL8270
Misc Info : sstd20,s102908a.b,llb.m,4-root.sub,1,5
Comment :
Method : \\PITSVR06\D\chem\71.i\s102908a.b\llb.m Quant Type: ISTD
Meth Date : 30-Oct-2008 11:39 bachas Cal File: S1029CC7.D
Cal Date : 29-OCT-2008 20:20 Calibration Sample, Level: 5
Als bottle: 94
Dil Factor: 1.00000 Compound Sublist: 4-root.sub
Integrator: HP RTE
Target Version: 4.14
Processing Host: PITPC-501

	Compounds	QUANT SIG MASS	RT	EXP RT	REL RT	RESPONSE	AMOUNTS CAL-AMT (NG)	ON-COL (NG)
* 1	1,4-Dichlorobenzene-d4	152	4.288	4.290	(1.000)	307581	8.00000	(Q)
* 2	Naphthalene-d8	136	5.244	5.246	(1.000)	1191691	8.00000	
* 3	Acenaphthene-d10	164	6.580	6.577	(1.000)	631955	8.00000	
* 4	Phenanthrene-d10	188	7.701	7.704	(1.000)	971510	8.00000	
* 5	Chrysene-d12	240	9.715	9.718	(1.000)	769797	8.00000	
* 6	Perylene-d12	264	10.917	10.914	(1.000)	424615	8.00000	
198	1,4-Dioxane	88	1.024	1.047	(0.239)	303867	20.0000	20.386
10	N-Nitrosodimethylamine	74	1.419	1.448	(0.331)	405424	20.0000	19.938
9	Pyridine	79	1.446	1.464	(0.337)	767913	20.0000	20.322(M)
16	Methyl methanesulfonate	80	3.086	3.093	(0.720)	402018	20.0000	19.612
206	Benzaldehyde	77	3.946	3.948	(0.920)	554547	20.0000	28.268
21	Aniline	93	4.037	4.039	(0.941)	1421342	20.0000	21.157
22	Phenol	94	4.042	4.050	(0.943)	1307368	20.0000	20.500
23	bis(2-Chloroethyl)ether	93	4.101	4.103	(0.956)	968931	20.0000	20.354
24	2-Chlorophenol	128	4.128	4.130	(0.963)	1134176	20.0000	20.558
26	1,3-Dichlorobenzene	146	4.245	4.247	(0.990)	1237331	20.0000	20.201
27	1,4-Dichlorobenzene	146	4.304	4.301	(1.004)	1270607	20.0000	20.243
28	1,2-Dichlorobenzene	146	4.416	4.418	(1.030)	1187806	20.0000	20.098
29	Benzyl Alcohol	108	4.400	4.402	(1.026)	715228	20.0000	21.457
30	2-Methylphenol	108	4.491	4.498	(1.047)	955954	20.0000	20.370
31	2,2'-oxybis(1-Chloropropane)	45	4.512	4.514	(1.052)	1697078	20.0000	20.159
37	Acetophenone	105	4.592	4.600	(1.071)	1309828	20.0000	20.319
32	N-Nitroso-di-n-propylamine	70	4.603	4.611	(1.073)	557898	20.0000	20.908
192	4-Methylphenol	108	4.608	4.611	(1.075)	983133	20.0000	20.388
34	Hexachloroethane	117	4.672	4.675	(1.090)	444338	20.0000	19.692
35	Nitrobenzene	77	4.715	4.723	(0.899)	888942	20.0000	20.654
41	Isophorone	82	4.902	4.904	(0.935)	1686186	20.0000	21.121
42	2-Nitrophenol	139	4.961	4.963	(0.946)	595224	20.0000	21.232
43	2,4-Dimethylphenol	107	5.004	5.006	(0.954)	937851	20.0000	21.120
44	bis(2-Chloroethoxy)methane	93	5.073	5.075	(0.967)	1113450	20.0000	20.422
48	2,4-Dichlorophenol	162	5.143	5.145	(0.981)	866248	20.0000	20.416
49	Benzoic Acid	122	5.073	5.102	(0.967)	1056318	30.0000	30.713(M)
50	1,2,4-Trichlorobenzene	180	5.207	5.209	(0.993)	928600	20.0000	20.500

Data File: \\PITSVR06\D\chem\71.i\s102908a.b\S1029CC5.D
Report Date: 30-Oct-2008 11:40

Compounds	QUANT SIG MASS	RT	EXP RT	REL RT	RESPONSE	AMOUNTS CAL-AMT (NG)	AMOUNTS ON-COL (NG)
51 Naphthalene	128	5.260	5.257	(1.003)	3171606	20.0000	21.520
52 4-Chloroaniline	127	5.308	5.305	(1.012)	1311380	20.0000	21.339
54 2,6-Dichlorophenol	162	5.314	5.316	(1.013)	889933	20.0000	20.518
56 Hexachlorobutadiene	225	5.372	5.369	(1.024)	470043	20.0000	20.708(Q)
208 Caprolactam	113	5.554	5.578	(1.059)	318536	20.0000	23.394(Q)
59 4-Chloro-3-Methylphenol	107	5.677	5.684	(1.083)	795785	20.0000	21.582
62 2-Methylnaphthalene	142	5.789	5.786	(1.104)	2067600	20.0000	21.390
63 1-Methylnaphthalene	142	5.864	5.861	(1.118)	2022665	20.0000	21.147
64 Hexachlorocyclopentadiene	237	5.917	5.919	(0.899)	468607	20.0000	19.570
66 2,4,6-Trichlorophenol	196	6.003	6.005	(0.912)	594074	20.0000	20.893
67 2,4,5-Trichlorophenol	196	6.029	6.032	(0.916)	619852	20.0000	21.225
209 1,1'-Biphenyl	154	6.142	6.144	(0.933)	2529094	20.0000	21.655
70 2-Chloronaphthalene	162	6.158	6.154	(0.936)	1923301	20.0000	20.799
73 2-Nitroaniline	65	6.232	6.235	(0.947)	501448	20.0000	22.085
76 Dimethylphthalate	163	6.377	6.379	(0.969)	1971269	20.0000	21.653
78 2,6-Dinitrotoluene	165	6.414	6.422	(0.975)	446125	20.0000	22.208
79 Acenaphthylene	152	6.467	6.464	(0.983)	3134906	20.0000	22.349
81 3-Nitroaniline	138	6.542	6.544	(0.994)	570009	20.0000	22.515
82 Acenaphthene	153	6.601	6.603	(1.003)	1811307	20.0000	21.425
83 2,4-Dinitrophenol	184	6.622	6.625	(1.006)	398992	30.0000	30.958(Q)
85 4-Nitrophenol	109	6.670	6.673	(1.014)	337325	30.0000	33.736
86 Dibenzofuran	168	6.735	6.731	(1.024)	2649202	20.0000	21.891
87 2,4-Dinitrotoluene	165	6.719	6.726	(1.021)	611952	20.0000	22.635
92 2-Naphthylamine	143	6.852	6.854	(1.041)	923892	20.0000	20.886
91 2,3,5,6-Tetrachlorophenol	232	6.799	6.801	(1.033)	471429	20.0000	22.475
88 2,3,4,6-Tetrachlorophenol	232	6.831	6.833	(1.038)	470433	20.0000	22.176
93 Diethylphthalate	149	6.911	6.918	(1.050)	1932838	20.0000	21.720
94 Fluorene	166	6.996	6.993	(1.063)	2137941	20.0000	22.329
95 4-Chlorophenyl-phenylether	204	6.996	6.999	(1.063)	893644	20.0000	21.898
96 4-Nitroaniline	138	7.002	7.009	(1.064)	614522	20.0000	23.494
98 4,6-Dinitro-2-methylphenol	198	7.028	7.036	(0.913)	489795	30.0000	30.695
99 N-Nitrosodiphenylamine (1)	169	7.082	7.084	(0.920)	1475211	20.0000	21.611
100 1,2-Diphenylhydrazine	77	7.114	7.116	(0.924)	1642540	20.0000	20.647
106 4-Bromophenyl-phenylether	248	7.365	7.367	(0.956)	436493	20.0000	20.357
107 Hexachlorobenzene	284	7.418	7.421	(0.963)	482846	20.0000	20.980
210 Atrazine	200	7.488	7.490	(0.972)	263448	20.0000	22.191
111 Pentachlorophenol	266	7.563	7.565	(0.982)	517936	30.0000	31.964(QM)
115 Phenanthrene	178	7.723	7.720	(1.003)	2828213	20.0000	22.133
116 Anthracene	178	7.760	7.757	(1.008)	2846025	20.0000	22.294
119 Carbazole	167	7.878	7.880	(1.023)	2688397	20.0000	22.072
120 Di-n-Butylphthalate	149	8.150	8.147	(1.058)	3112756	20.0000	23.180
123 Fluoranthene	202	8.626	8.623	(1.120)	2761032	20.0000	22.752
124 Benzidine	184	8.722	8.724	(0.898)	880029	20.0000	20.532
125 Pyrene	202	8.802	8.799	(0.906)	2764378	20.0000	21.274
131 Butylbenzylphthalate	149	9.283	9.285	(0.955)	1218123	20.0000	20.877
135 3,3'-Dichlorobenzidine	252	9.683	9.686	(0.997)	842222	20.0000	20.296
136 Benzo(a)Anthracene	228	9.710	9.707	(0.999)	2533173	20.0000	22.316
137 Chrysene	228	9.737	9.739	(1.002)	1958780	20.0000	20.223
139 bis(2-ethylhexyl)Phthalate	149	9.715	9.712	(1.000)	1899012	20.0000	22.483
140 Di-n-octylphthalate	149	10.191	10.188	(0.933)	2496563	20.0000	18.371
141 Benzo(b)fluoranthene	252	10.554	10.568	(0.967)	2271168	20.0000	19.618
142 Benzo(k)fluoranthene	252	10.581	10.589	(0.969)	1916388	20.0000	18.497
143 7,12-dimethylbenz[a]anthracen	256	10.549	10.556	(0.966)	1020428	20.0000	21.665
146 Benzo(a)pyrene	252	10.864	10.872	(0.995)	1524029	20.0000	20.328

Data File: \\PITSVR06\D\chem\71.i\s102908a.b\S1029CC5.D
Report Date: 30-Oct-2008 11:40

Compounds	QUANT SIG MASS	RT	EXP RT	REL RT	RESPONSE	AMOUNTS CAL-AMT (NG)	AMOUNTS ON-COL (NG)
149 Indeno(1,2,3-cd)pyrene	276	12.109	12.127	(1.109)	1312092	20.0000	18.523
150 Dibenz(a,h)anthracene	278	12.119	12.133	(1.110)	1073514	20.0000	18.459
151 Benzo(g,h,i)perylene	276	12.467	12.480	(1.142)	1028374	20.0000	19.048
$ 154 Nitrobenzene-d5	82	4.705	4.707	(0.897)	920256	20.0000	21.037
$ 155 2-Fluorobiphenyl	172	6.072	6.069	(0.923)	2105568	20.0000	20.998
$ 156 Terphenyl-d14	244	8.914	8.916	(0.918)	1659639	20.0000	20.351
$ 157 Phenol-d5	99	4.031	4.039	(0.940)	1178998	20.0000	19.828
$ 158 2-Fluorophenol	112	3.262	3.270	(0.761)	940319	20.0000	19.929
$ 159 2,4,6-Tribromophenol	330	7.178	7.180	(0.932)	233966	20.0000	21.209
$ 186 2-Chlorophenol-d4	132	4.117	4.119	(0.960)	1101224	20.0000	19.834
$ 187 1,2-Dichlorobenzene-d4	152	4.405	4.408	(1.027)	738082	20.0000	20.099

QC Flag Legend

Q - Qualifier signal failed the ratio test.
M - Compound response manually integrated.

Data File Name: S1029CC5.D
Inj. Date and Time: 29-OCT-2008 19:39
Instrument ID: 71.i
Client ID: sstd20
Compound Name: Pyridine
CAS #: 110-86-1
Report Date: 10/30/2008

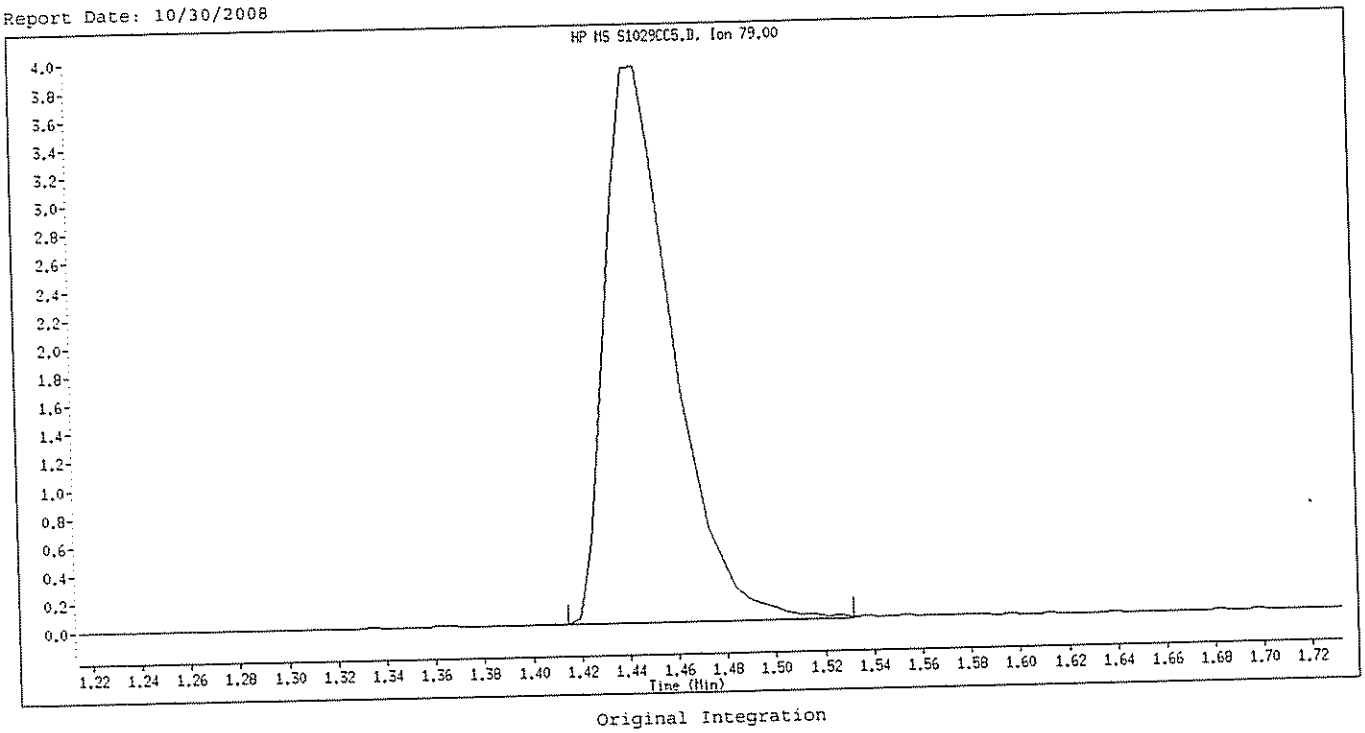

Original Integration

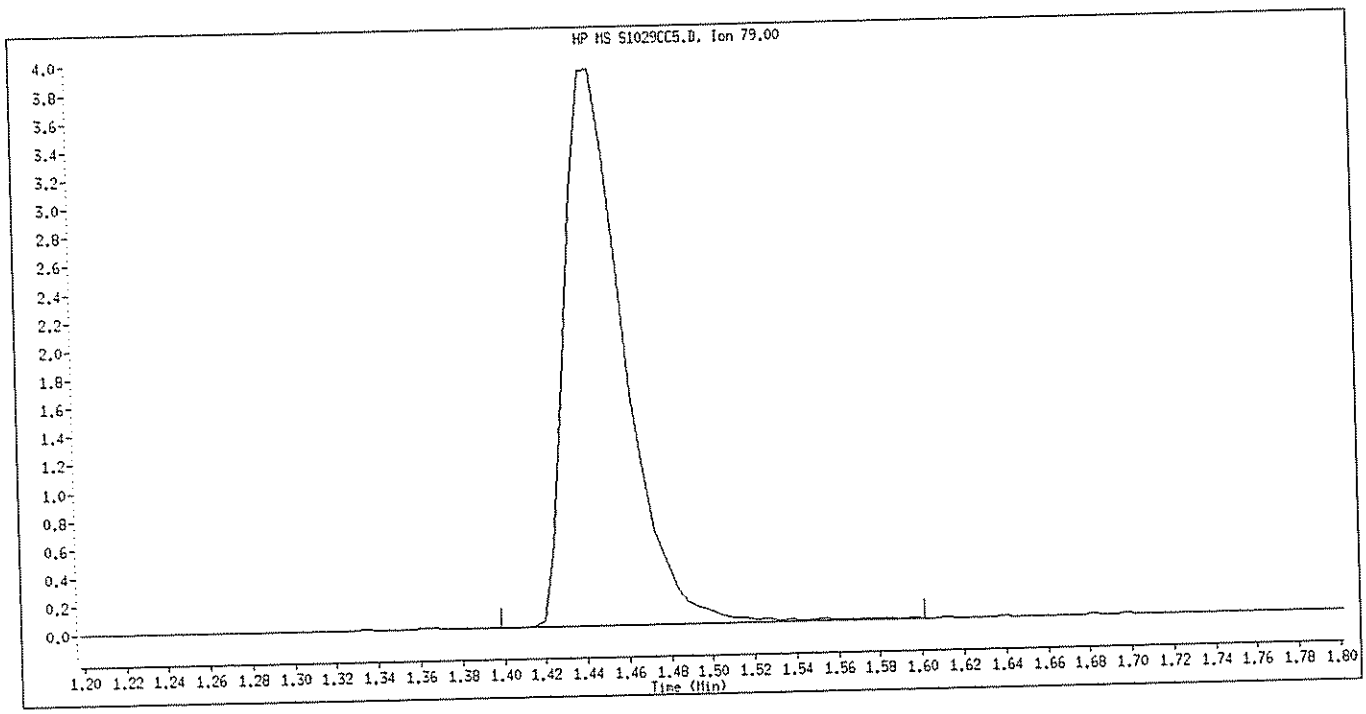

Manual Integration

Manually Integrated By: BachaS
Manual Integration Reason: Peak Integrated Incorrectly

Data File Name: S1029CC5.D
Inj. Date and Time: 29-OCT-2008 19:39
Instrument ID: 71.i
Client ID: sstd20
Compound Name: Benzoic Acid
CAS #: 65-85-0
Report Date: 10/30/2008

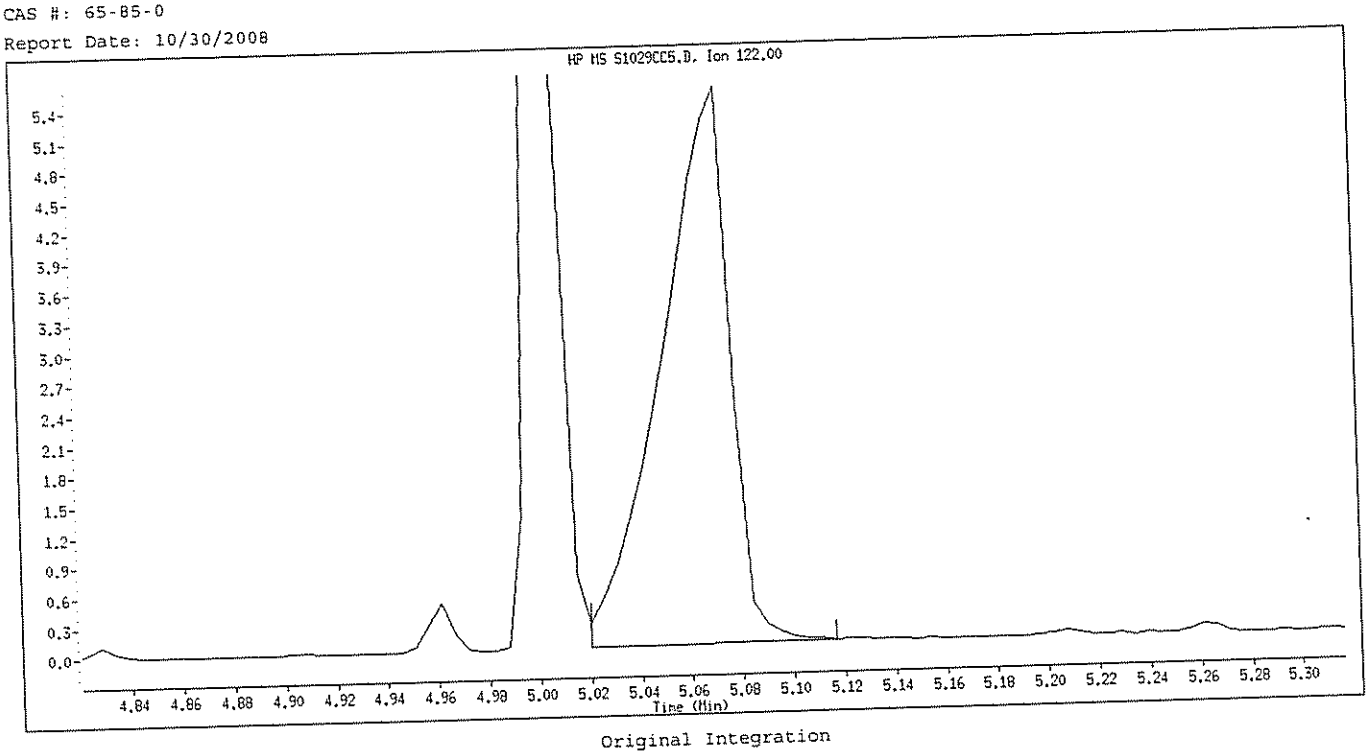

Original Integration

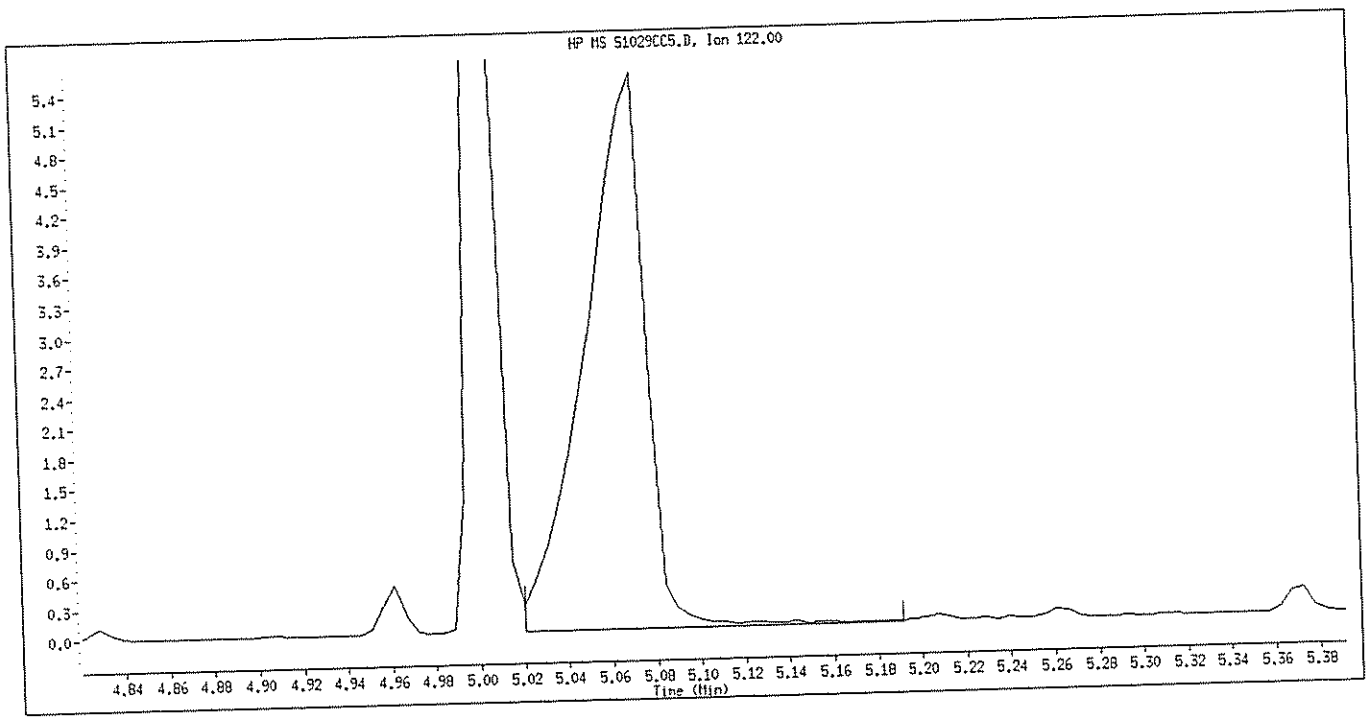

Manual Integration

Manually Integrated By: BachaS
Manual Integration Reason: Peak Integrated Incorrectly

Data File Name: S1029CC5.D
Inj. Date and Time: 29-OCT-2008 19:39
Instrument ID: 71.i
Client ID: sstd20
Compound Name: Pentachlorophenol
CAS #: 87-86-5
Report Date: 10/30/2008

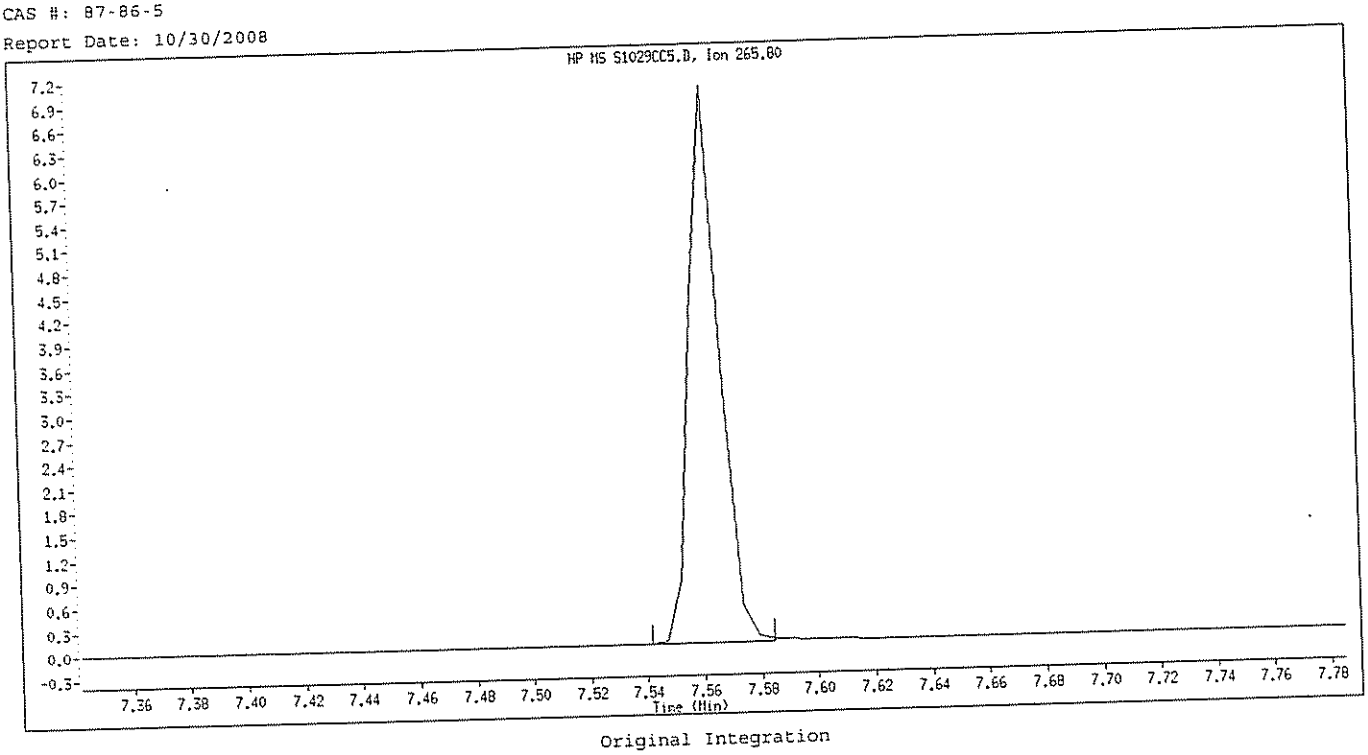

Original Integration

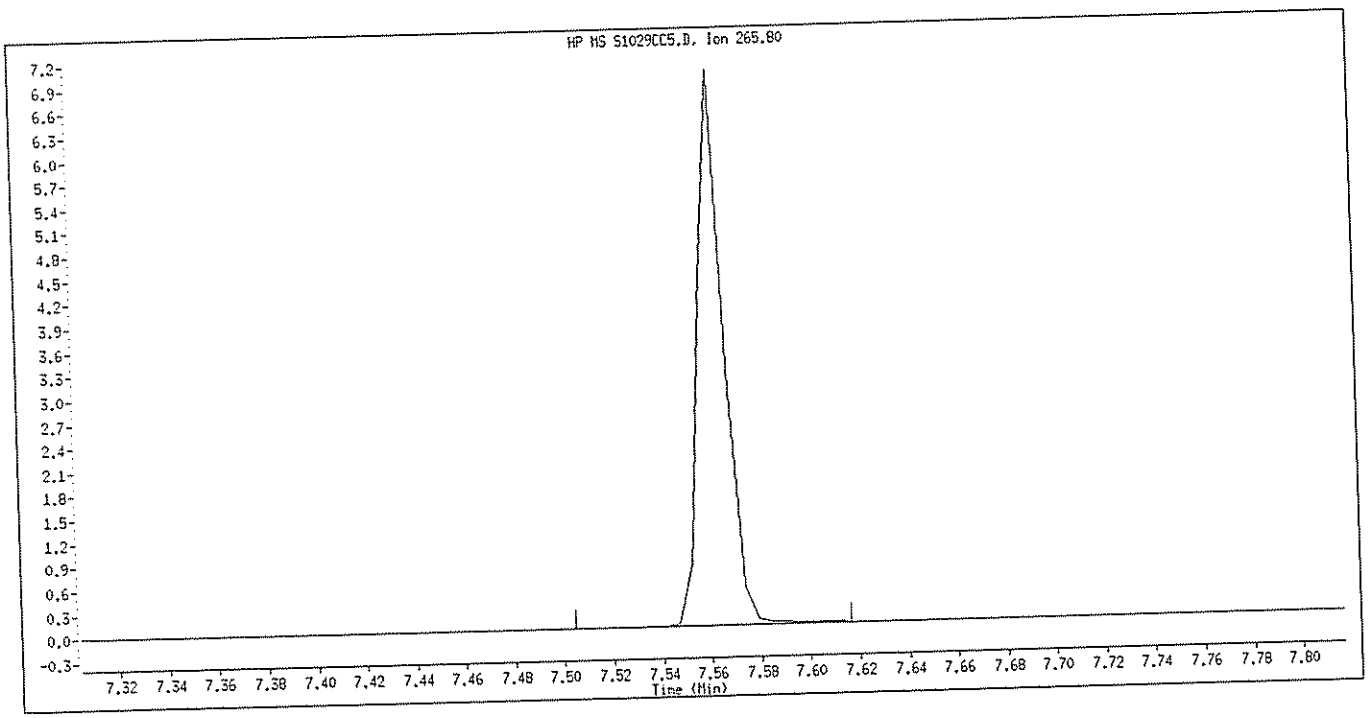

Manual Integration

Manually Integrated By: BachaS
Manual Integration Reason: Peak Integrated Incorrectly


Data File: \\PITSVR06\D\chem\71.i\s102908a.b\S1029CC6.D
Date : 29-OCT-2008 19:59
Client ID: sstd40
Sample Info: sstd40(20ug/ml) bna-0677-08 LL8270
Column phase: DB5-MS
Instrument: 71.i
Operator: 045183sab
Column diameter: 0.32
\\PITSVR06\D\chem\71.i\s102908a.b\S1029CC6.D
Y (x10^7)
Min
-2-Fluorophenol (3.267)
-Phenol-d5 (4.036)+
-2-Chlorophenol-d4 (4.127)+
-1,4-Dichlorobenzene-d4 (4.304)+
-1,2-Dichlorobenzene-d4 (4.405)+
-Nitrobenzene-d5 (4.704)
-Naphthalene-d8 (5.260)+
-2-Fluorobiphenyl (6.072)
-Acenaphthene-d10 (6.579)
-2,4,6-Tribromophenol (7.178)
-Phenanthrene-d10 (7.722)+
-Terphenyl-d14 (8.914)
Chrysene-d12 (9.710)+
-Perylene-d12 (10.912)

Data File: \\PITSVR06\D\chem\71.i\s102908a.b\S1029CC6.D
Report Date: 30-Oct-2008 11:41

TestAmerica Pittsburgh

Semivolatile REPORT SW-846 Method 8270

Data file : \\PITSVR06\D\chem\71.i\s102908a.b\S1029CC6.D
Lab Smp Id: sstd40 Client Smp ID: sstd40
Inj Date : 29-OCT-2008 19:59
Operator : 045183sab Inst ID: 71.i
Smp Info : sstd40(20ug/ml) bna-0677-08 LL8270
Misc Info : sstd40,s102908a.b,llb.m,4-root.sub,1,6
Comment :
Method : \\PITSVR06\D\chem\71.i\s102908a.b\llb.m
Meth Date : 30-Oct-2008 11:39 bachas Quant Type: ISTD
Cal Date : 29-OCT-2008 20:20 Cal File: S1029CC7.D
Als bottle: 95 Calibration Sample, Level: 6
Dil Factor: 1.00000
Integrator: HP RTE Compound Sublist: 4-root.sub
Target Version: 4.14
Processing Host: PITPC-501

Compounds	QUANT SIG MASS	RT	EXP RT	REL RT	RESPONSE	AMOUNTS CAL-AMT (NG)	ON-COL (NG)
* 1 1,4-Dichlorobenzene-d4	152	4.287	4.290	(1.000)	328640	8.00000	(Q)
* 2 Naphthalene-d8	136	5.243	5.246	(1.000)	1250851	8.00000	
* 3 Acenaphthene-d10	164	6.579	6.577	(1.000)	633874	8.00000	
* 4 Phenanthrene-d10	188	7.701	7.704	(1.000)	925239	8.00000	
* 5 Chrysene-d12	240	9.715	9.718	(1.000)	781694	8.00000	
* 6 Perylene-d12	264	10.911	10.914	(1.000)	424683	8.00000	
198 1,4-Dioxane	88	1.044	1.047	(0.244)	602584	40.0000	39.550
10 N-Nitrosodimethylamine	74	1.440	1.448	(0.336)	834473	40.0000	38.408
9 Pyridine	79	1.461	1.464	(0.341)	1563584	40.0000	38.726(M)
16 Methyl methanesulfonate	80	3.090	3.093	(0.721)	833514	40.0000	38.056
206 Benzaldehyde	77	3.945	3.948	(0.920)	1035588	40.0000	49.406
21 Aniline	93	4.036	4.039	(0.941)	2896119	40.0000	40.347
22 Phenol	94	4.041	4.050	(0.943)	2725074	40.0000	39.991
23 bis(2-Chloroethyl)ether	93	4.100	4.103	(0.956)	2023466	40.0000	39.783
24 2-Chlorophenol	128	4.127	4.130	(0.963)	2311039	40.0000	39.205
26 1,3-Dichlorobenzene	146	4.244	4.247	(0.990)	2643205	40.0000	40.388
27 1,4-Dichlorobenzene	146	4.303	4.301	(1.004)	2681718	40.0000	39.987
28 1,2-Dichlorobenzene	146	4.415	4.418	(1.030)	2437780	40.0000	38.605
29 Benzyl Alcohol	108	4.399	4.402	(1.026)	1440454	40.0000	40.445
30 2-Methylphenol	108	4.495	4.498	(1.049)	2002122	40.0000	39.929
31 2,2'-oxybis(1-Chloropropane)	45	4.511	4.514	(1.052)	3514957	40.0000	39.077
37 Acetophenone	105	4.597	4.600	(1.072)	2742469	40.0000	39.816
32 N-Nitroso-di-n-propylamine	70	4.602	4.611	(1.074)	1086796	40.0000	38.120
192 4-Methylphenol	108	4.608	4.611	(1.075)	1963849	40.0000	38.116
34 Hexachloroethane	117	4.672	4.675	(1.090)	948885	40.0000	39.357
35 Nitrobenzene	77	4.720	4.723	(0.900)	1806855	40.0000	39.995
41 Isophorone	82	4.901	4.904	(0.935)	3413739	40.0000	40.738
42 2-Nitrophenol	139	4.960	4.963	(0.946)	1237821	40.0000	42.067
43 2,4-Dimethylphenol	107	5.003	5.006	(0.954)	1906620	40.0000	40.905
44 bis(2-Chloroethoxy)methane	93	5.072	5.075	(0.967)	2239351	40.0000	39.130
48 2,4-Dichlorophenol	162	5.142	5.145	(0.981)	1761913	40.0000	39.561
49 Benzoic Acid	122	5.078	5.102	(0.968)	1465555	40.0000	40.206(M)
50 1,2,4-Trichlorobenzene	180	5.206	5.209	(0.993)	1910658	40.0000	40.185

Data File: \\PITSVR06\D\chem\71.i\s102908a.b\S1029CC6.D
Report Date: 30-Oct-2008 11:41

Compounds	QUANT SIG MASS	RT	EXP RT	REL RT	RESPONSE	AMOUNTS CAL-AMT (NG)	AMOUNTS ON-COL (NG)
51 Naphthalene	128	5.259	5.257	(1.003)	6583729	40.0000	42.560
52 4-Chloroaniline	127	5.307	5.305	(1.012)	2649318	40.0000	41.072
54 2,6-Dichlorophenol	162	5.313	5.316	(1.013)	1772157	40.0000	38.926
56 Hexachlorobutadiene	225	5.371	5.369	(1.024)	970184	40.0000	40.722(Q)
208 Caprolactam	113	5.564	5.578	(1.061)	581166	40.0000	40.664(Q)
59 4-Chloro-3-Methylphenol	107	5.681	5.684	(1.084)	1571979	40.0000	40.617
62 2-Methylnaphthalene	142	5.788	5.786	(1.104)	4303520	40.0000	42.416
63 1-Methylnaphthalene	142	5.863	5.861	(1.118)	4172403	40.0000	41.559
64 Hexachlorocyclopentadiene	237	5.916	5.919	(0.899)	1007422	40.0000	40.580
66 2,4,6-Trichlorophenol	196	6.007	6.005	(0.913)	1153933	40.0000	40.460
67 2,4,5-Trichlorophenol	196	6.029	6.032	(0.916)	1185667	40.0000	40.477
209 1,1'-Biphenyl	154	6.146	6.144	(0.934)	5066334	40.0000	43.248
70 2-Chloronaphthalene	162	6.157	6.154	(0.936)	3807582	40.0000	41.051
73 2-Nitroaniline	65	6.232	6.235	(0.947)	940639	40.0000	41.302
76 Dimethylphthalate	163	6.376	6.379	(0.969)	3868965	40.0000	42.370
78 2,6-Dinitrotoluene	165	6.418	6.422	(0.976)	876575	40.0000	43.503
79 Acenaphthylene	152	6.467	6.464	(0.983)	6388930	40.0000	45.410
81 3-Nitroaniline	138	6.541	6.544	(0.994)	1097751	40.0000	43.229
82 Acenaphthene	153	6.600	6.603	(1.003)	3734295	40.0000	44.037
83 2,4-Dinitrophenol	184	6.621	6.625	(1.006)	525934	40.0000	39.844(Q)
85 4-Nitrophenol	109	6.670	6.673	(1.014)	403985	40.0000	40.280
86 Dibenzofuran	168	6.734	6.731	(1.024)	5214519	40.0000	42.959
87 2,4-Dinitrotoluene	165	6.723	6.726	(1.022)	1177522	40.0000	43.423
92 2-Naphthylamine	143	6.851	6.854	(1.041)	1744192	40.0000	39.310
91 2,3,5,6-Tetrachlorophenol	232	6.798	6.801	(1.033)	908164	40.0000	43.166
88 2,3,4,6-Tetrachlorophenol	232	6.830	6.833	(1.038)	876345	40.0000	41.186
93 Diethylphthalate	149	6.915	6.918	(1.051)	3758730	40.0000	42.110
94 Fluorene	166	6.995	6.993	(1.063)	4029597	40.0000	41.958
95 4-Chlorophenyl-phenylether	204	6.995	6.999	(1.063)	1720818	40.0000	42.039
96 4-Nitroaniline	138	7.006	7.009	(1.065)	1115861	40.0000	42.532
98 4,6-Dinitro-2-methylphenol	198	7.027	7.036	(0.913)	611879	40.0000	39.799
99 N-Nitrosodiphenylamine (1)	169	7.086	7.084	(0.920)	2885671	40.0000	44.388
100 1,2-Diphenylhydrazine	77	7.113	7.116	(0.924)	3264736	40.0000	43.091
106 4-Bromophenyl-phenylether	248	7.364	7.367	(0.956)	879136	40.0000	43.051
107 Hexachlorobenzene	284	7.417	7.421	(0.963)	919897	40.0000	41.969
210 Atrazine	200	7.487	7.490	(0.972)	487393	40.0000	43.107
111 Pentachlorophenol	266	7.562	7.565	(0.982)	673932	40.0000	43.672(QM)
115 Phenanthrene	178	7.722	7.720	(1.003)	5660307	40.0000	46.512
116 Anthracene	178	7.759	7.757	(1.008)	5772238	40.0000	47.478
119 Carbazole	167	7.882	7.880	(1.024)	5523282	40.0000	47.614
120 Di-n-Butylphthalate	149	8.149	8.147	(1.058)	6240519	40.0000	48.796
123 Fluoranthene	202	8.625	8.623	(1.120)	5680119	40.0000	49.148
124 Benzidine	184	8.721	8.724	(0.898)	1871533	40.0000	40.181
125 Pyrene	202	8.801	8.799	(0.906)	5636338	40.0000	42.716
131 Butylbenzylphthalate	149	9.282	9.285	(0.955)	2546720	40.0000	42.984
135 3,3'-Dichlorobenzidine	252	9.683	9.686	(0.997)	1802725	40.0000	40.004
136 Benzo(a)Anthracene	228	9.709	9.707	(0.999)	5238185	40.0000	45.444
137 Chrysene	228	9.736	9.739	(1.002)	4250226	40.0000	43.213
139 bis(2-ethylhexyl)Phthalate	149	9.715	9.712	(1.000)	3931736	40.0000	45.841
140 Di-n-octylphthalate	149	10.190	10.188	(0.934)	5534293	40.0000	41.689
141 Benzo(b)fluoranthene	252	10.559	10.568	(0.968)	5201585	40.0000	40.493
142 Benzo(k)fluoranthene	252	10.580	10.589	(0.970)	4713211	40.0000	41.164
143 7,12-dimethylbenz[a]anthracen	256	10.548	10.556	(0.967)	2318301	40.0000	49.214
146 Benzo(a)pyrene	252	10.863	10.872	(0.996)	3469205	40.0000	39.953

Data File: \\PITSVR06\D\chem\71.i\s102908a.b\S1029CC6.D
Report Date: 30-Oct-2008 11:41

Compounds	QUANT SIG MASS	RT	EXP RT	REL RT	RESPONSE	AMOUNTS CAL-AMT (NG)	AMOUNTS ON-COL (NG)
149 Indeno(1,2,3-cd)pyrene	276	12.113	12.127	(1.110)	3339952	40.0000	41.010
150 Dibenz(a,h)anthracene	278	12.119	12.133	(1.111)	2757557	40.0000	41.021
151 Benzo(g,h,i)perylene	276	12.460	12.480	(1.142)	2471348	40.0000	40.757
$ 154 Nitrobenzene-d5	82	4.704	4.707	(0.897)	1865660	40.0000	40.631
$ 155 2-Fluorobiphenyl	172	6.071	6.069	(0.923)	4278435	40.0000	42.538
$ 156 Terphenyl-d14	244	8.913	8.916	(0.918)	3415483	40.0000	41.244
$ 157 Phenol-d5	99	4.036	4.039	(0.941)	2450402	40.0000	38.570
$ 158 2-Fluorophenol	112	3.267	3.270	(0.762)	2044602	40.0000	40.557
$ 159 2,4,6-Tribromophenol	330	7.177	7.180	(0.932)	444102	40.0000	42.272
$ 186 2-Chlorophenol-d4	132	4.116	4.119	(0.960)	2343473	40.0000	39.504
$ 187 1,2-Dichlorobenzene-d4	152	4.405	4.408	(1.027)	1522051	40.0000	38.791

QC Flag Legend

Q - Qualifier signal failed the ratio test.
M - Compound response manually integrated.

Data File Name: S1029CC6.D
Inj. Date and Time: 29-OCT-2008 19:59
Instrument ID: 71.i
Client ID: sstd40
Compound Name: Pyridine
CAS #: 110-86-1
Report Date: 10/30/2008

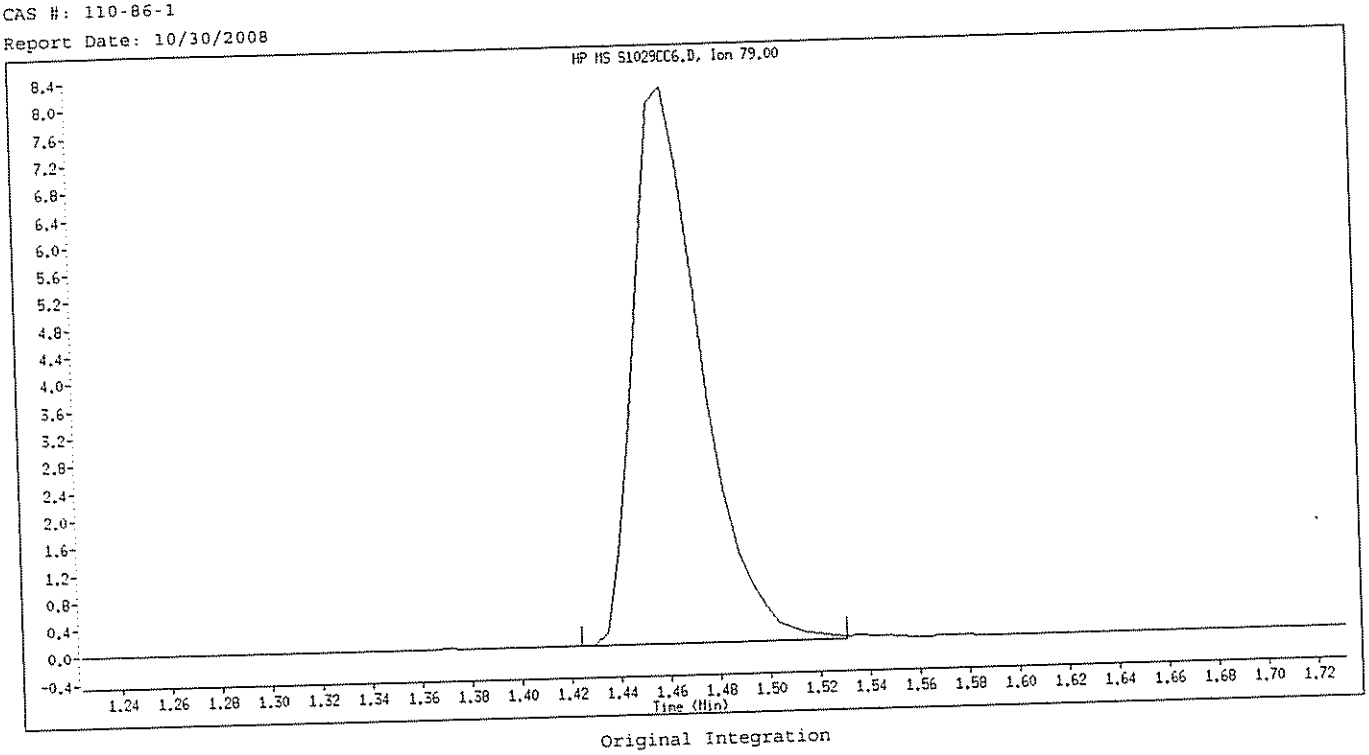

Original Integration

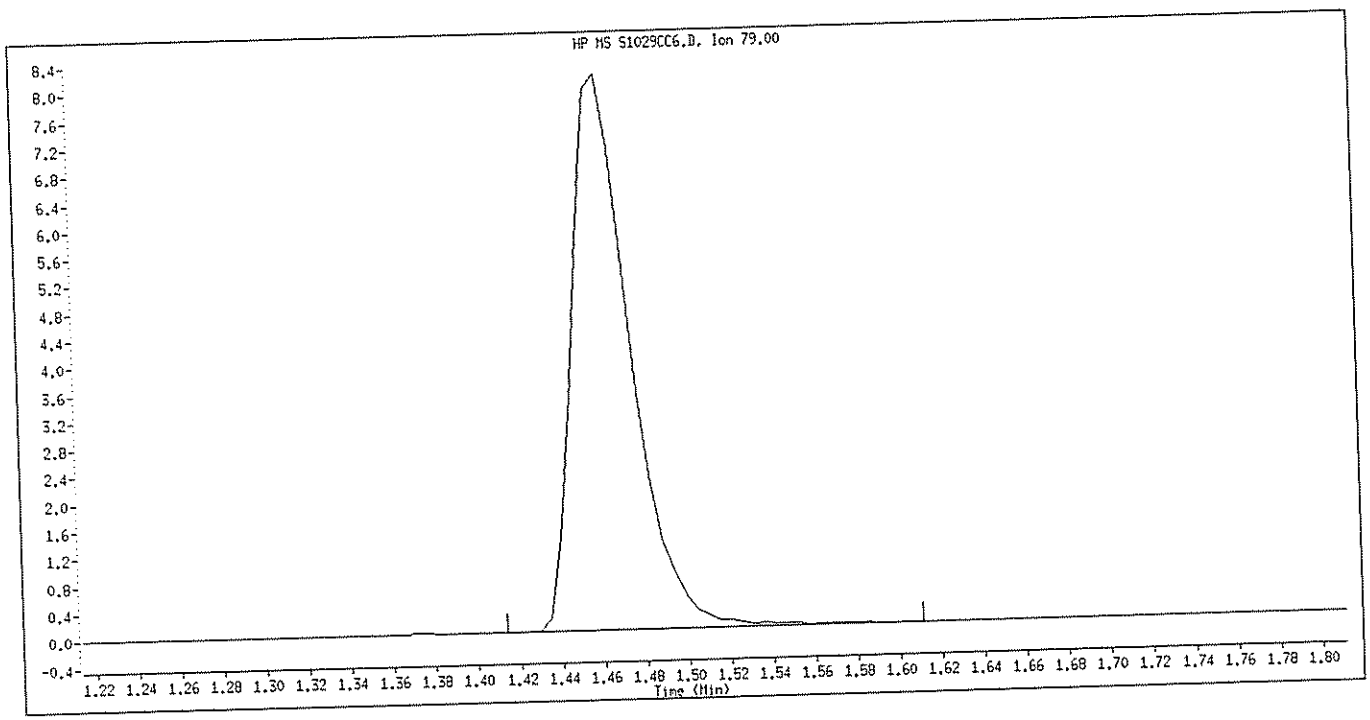

Manual Integration

Manually Integrated By: BachaS
Manual Integration Reason: Peak Integrated Incorrectly

Data File Name: S1029CC6.D
Inj. Date and Time: 29-OCT-2008 19:59
Instrument ID: 71.i
Client ID: sstd40
Compound Name: Benzoic Acid
CAS #: 65-85-0
Report Date: 10/30/2008

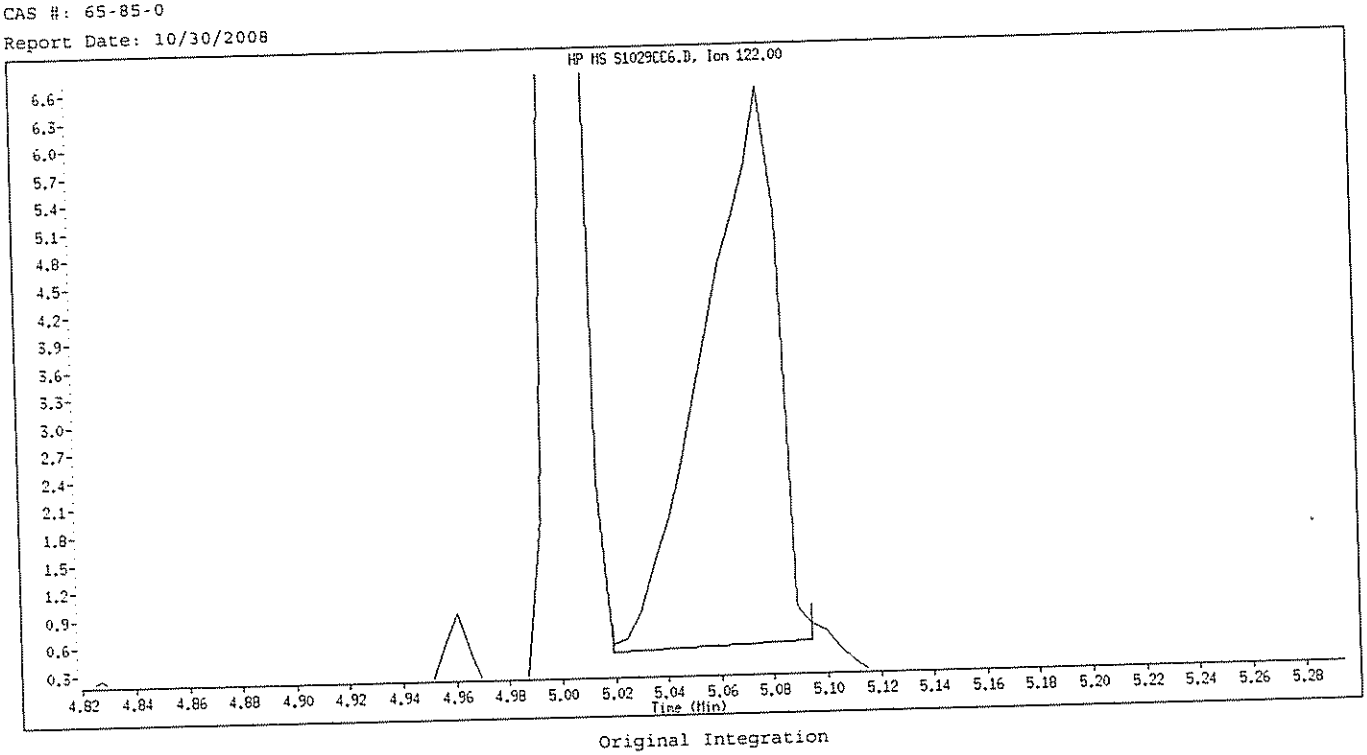

Original Integration

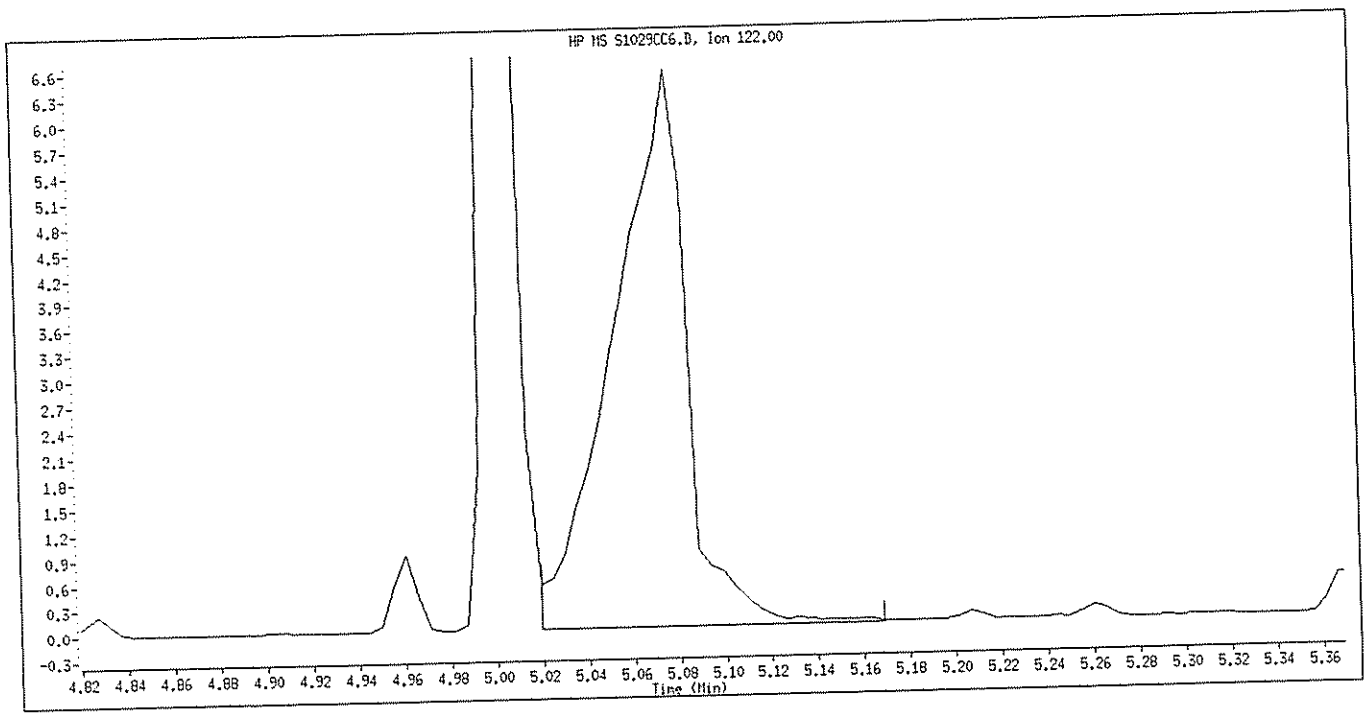

Manual Integration

Manually Integrated By: BachaS
Manual Integration Reason: Peak Integrated Incorrectly

Data File Name: S1029CC6.D
Inj. Date and Time: 29-OCT-2008 19:59
Instrument ID: 71.i
Client ID: sstd40
Compound Name: Pentachlorophenol
CAS #: 87-86-5
Report Date: 10/30/2008

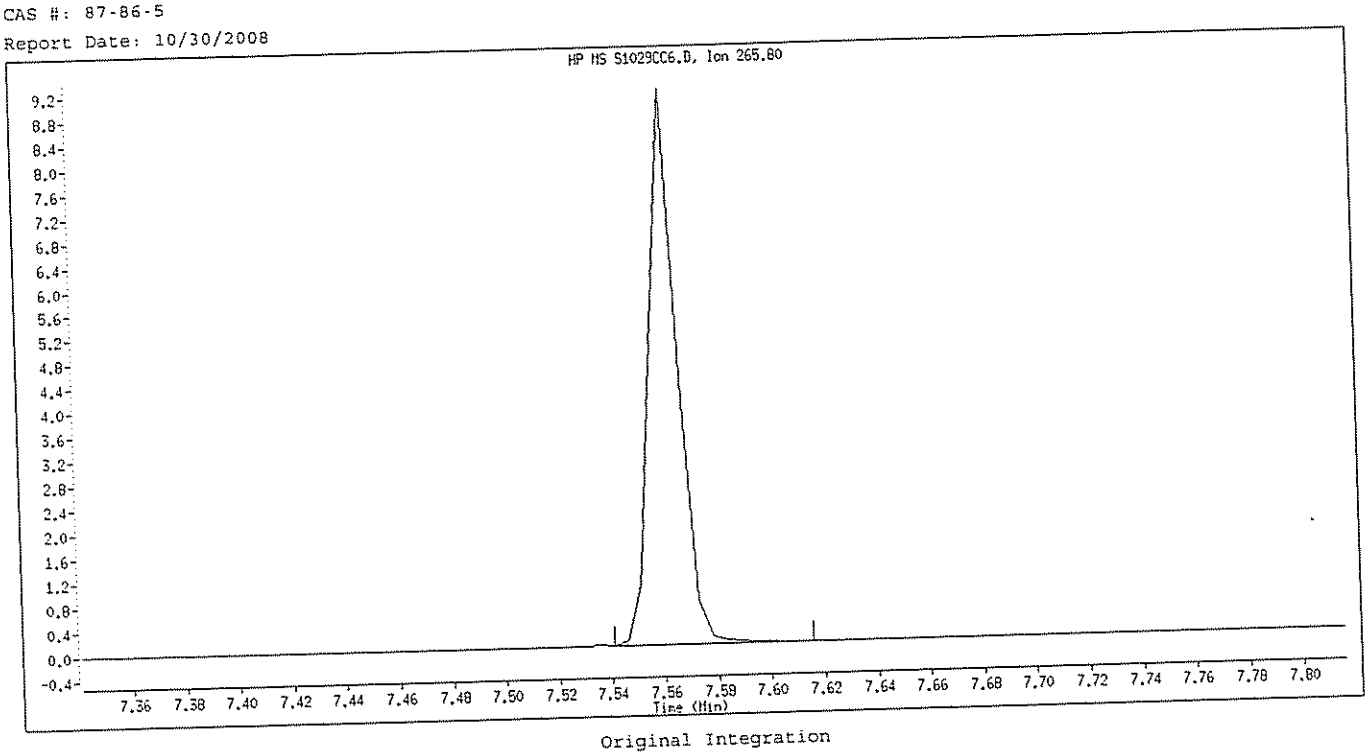

Original Integration

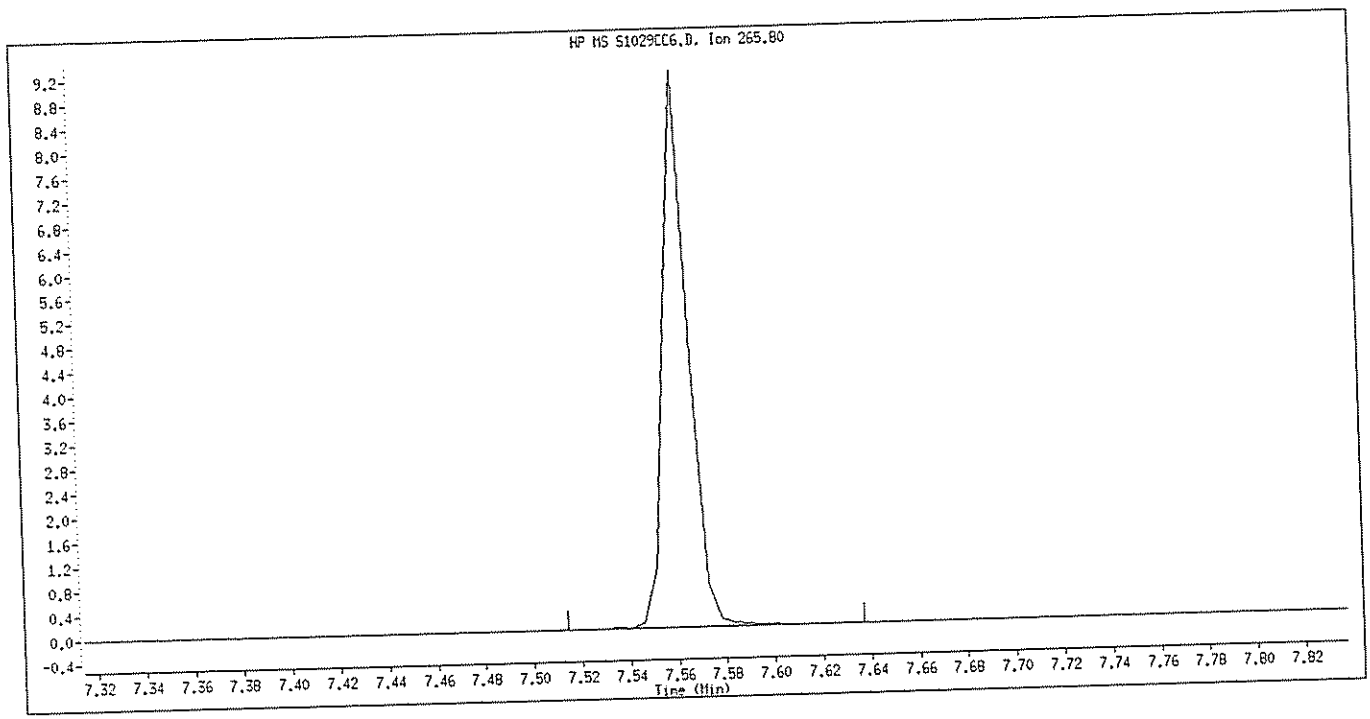

Manual Integration

Manually Integrated By: BachaS
Manual Integration Reason: Peak Integrated Incorrectly

Data File: \\PITSVR06\D\chem\71.i\s102908a.b\S1029CC7.D
Date : 29-OCT-2008 20:20
Client ID: sstd80
Sample Info: sstd80(40ug/ml) bna-0678-08 LL8270

Instrument: 71.i

Operator: 045183sab
Column diameter: 0.32

Column phase: DB5-MS

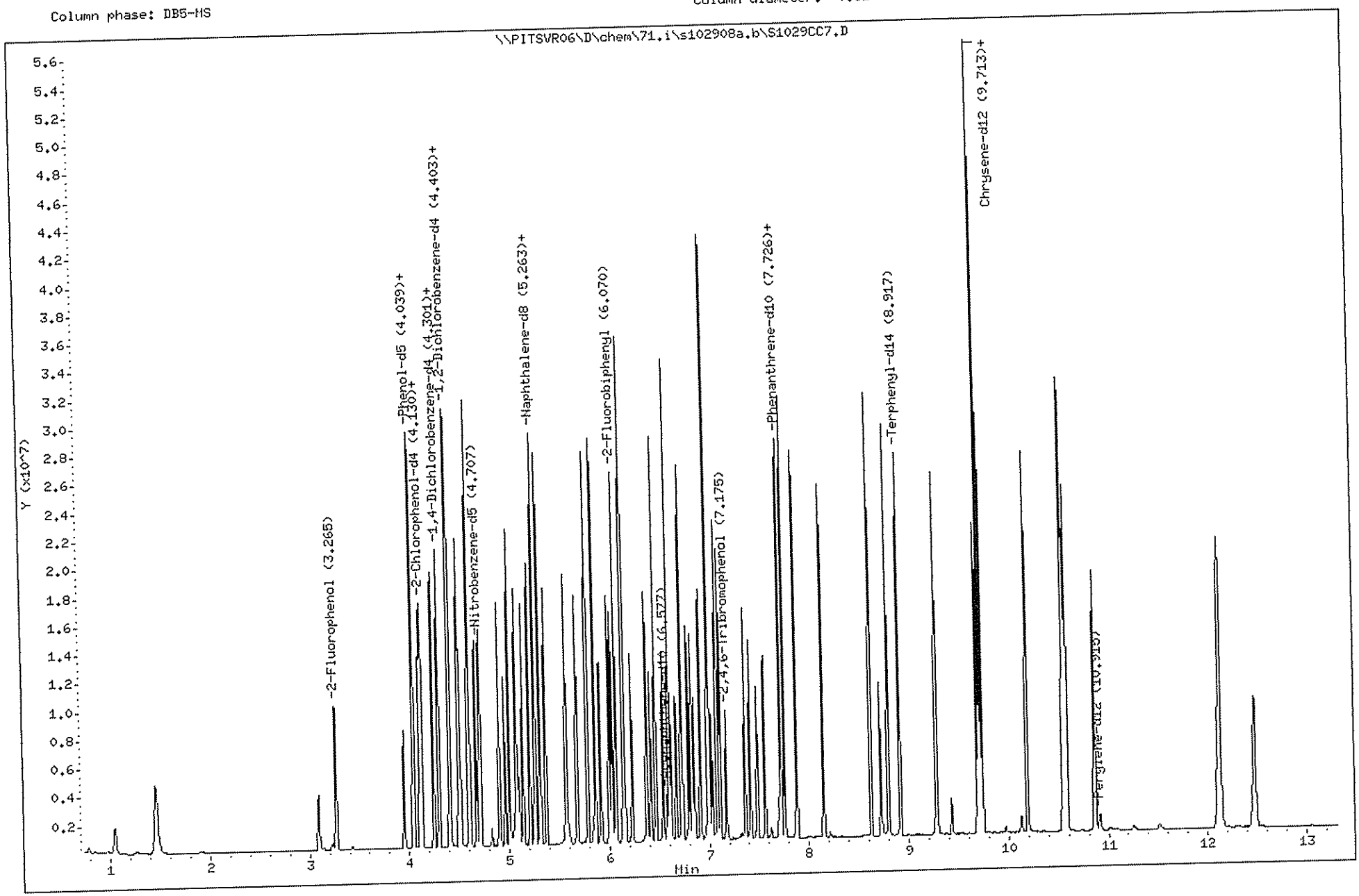

(2001 - 3460)
2990
C8J160331

Data File: \\PITSVR06\D\chem\71.i\s102908a.b\S1029CC7.D
Report Date: 30-Oct-2008 11:41

TestAmerica Pittsburgh

Semivolatile REPORT SW-846 Method 8270

Data file : \\PITSVR06\D\chem\71.i\s102908a.b\S1029CC7.D
Lab Smp Id: sstd80 Client Smp ID: sstd80
Inj Date : 29-OCT-2008 20:20
Operator : 045183sab Inst ID: 71.i
Smp Info : sstd80(40ug/ml) bna-0678-08 LL8270
Misc Info : sstd80,s102908a.b,llb.m,4-root.sub,1,7
Comment :
Method : \\PITSVR06\D\chem\71.i\s102908a.b\llb.m
Meth Date : 30-Oct-2008 11:39 bachas Quant Type: ISTD
Cal Date : 29-OCT-2008 20:20 Cal File: S1029CC7.D
Als bottle: 96 Calibration Sample, Level: 7
Dil Factor: 1.00000
Integrator: HP RTE Compound Sublist: 4-root.sub
Target Version: 4.14
Processing Host: PITPC-501

Compounds	QUANT SIG MASS	RT	EXP RT	REL RT	RESPONSE	AMOUNTS CAL-AMT (NG)	AMOUNTS ON-COL (NG)
* 1 1,4-Dichlorobenzene-d4	152	4.290	4.290	(1.000)	316290	8.00000	(Q)
* 2 Naphthalene-d8	136	5.246	5.246	(1.000)	1187666	8.00000	
* 3 Acenaphthene-d10	164	6.577	6.577	(1.000)	608113	8.00000	
* 4 Phenanthrene-d10	188	7.704	7.704	(1.000)	880144	8.00000	
* 5 Chrysene-d12	240	9.718	9.718	(1.000)	770944	8.00000	(MH)
* 6 Perylene-d12	264	10.914	10.914	(1.000)	420308	8.00000	
198 1,4-Dioxane	88	1.047	1.047	(0.244)	1105491	80.0000	80.087(A)
10 N-Nitrosodimethylamine	74	1.448	1.448	(0.338)	1560424	80.0000	74.626
9 Pyridine	79	1.464	1.464	(0.341)	2916582	80.0000	75.058(M)
16 Methyl methanesulfonate	80	3.093	3.093	(0.721)	1596244	80.0000	75.725
206 Benzaldehyde	77	3.948	3.948	(0.920)	1347546	80.0000	66.799
21 Aniline	93	4.039	4.039	(0.941)	5251116	80.0000	76.011
22 Phenol	94	4.050	4.050	(0.944)	4976310	80.0000	75.880
23 bis(2-Chloroethyl)ether	93	4.103	4.103	(0.956)	3771240	80.0000	77.041
24 2-Chlorophenol	128	4.130	4.130	(0.963)	4282562	80.0000	75.487
26 1,3-Dichlorobenzene	146	4.247	4.247	(0.990)	4936110	80.0000	78.369
27 1,4-Dichlorobenzene	146	4.301	4.301	(1.002)	5032113	80.0000	77.963
28 1,2-Dichlorobenzene	146	4.418	4.418	(1.030)	4426080	80.0000	72.829
29 Benzyl Alcohol	108	4.402	4.402	(1.026)	2566590	80.0000	74.879
30 2-Methylphenol	108	4.498	4.498	(1.049)	3740666	80.0000	77.514
31 2,2'-oxybis(1-Chloropropane)	45	4.514	4.514	(1.052)	6609640	80.0000	76.350
37 Acetophenone	105	4.600	4.600	(1.072)	5129848	80.0000	77.386
32 N-Nitroso-di-n-propylamine	70	4.611	4.611	(1.075)	2000022	80.0000	72.891
192 4-Methylphenol	108	4.611	4.611	(1.075)	3629507	80.0000	73.196
34 Hexachloroethane	117	4.675	4.675	(1.090)	1783257	80.0000	76.852
35 Nitrobenzene	77	4.723	4.723	(0.900)	3425828	80.0000	79.866
41 Isophorone	82	4.904	4.904	(0.935)	6628561	80.0000	83.311(A)
42 2-Nitrophenol	139	4.963	4.963	(0.946)	2339000	80.0000	83.719(A)
43 2,4-Dimethylphenol	107	5.006	5.006	(0.954)	3639376	80.0000	82.234(A)
44 bis(2-Chloroethoxy)methane	93	5.075	5.075	(0.967)	4297027	80.0000	79.080
48 2,4-Dichlorophenol	162	5.145	5.145	(0.981)	3364059	80.0000	79.554
49 Benzoic Acid	122	5.102	5.102	(0.973)	2773763	80.0000	79.904(M)
50 1,2,4-Trichlorobenzene	180	5.209	5.209	(0.993)	3596414	80.0000	79.664

Compounds	QUANT SIG MASS	RT	EXP RT	REL RT	RESPONSE	AMOUNTS CAL-AMT (NG)	AMOUNTS ON-COL (NG)
51 Naphthalene	128	5.257	5.257	(1.002)	9100136	80.0000	61.957
52 4-Chloroaniline	127	5.305	5.305	(1.011)	4930438	80.0000	80.502(A)
54 2,6-Dichlorophenol	162	5.316	5.316	(1.013)	3300883	80.0000	76.363
56 Hexachlorobutadiene	225	5.369	5.369	(1.023)	1772247	80.0000	78.344(Q)
208 Caprolactam	113	5.578	5.578	(1.063)	1107856	80.0000	81.640(AQ)
59 4-Chloro-3-Methylphenol	107	5.684	5.684	(1.083)	3051085	80.0000	83.028(A)
62 2-Methylnaphthalene	142	5.786	5.786	(1.103)	7523838	80.0000	78.100
63 1-Methylnaphthalene	142	5.861	5.861	(1.117)	7629340	80.0000	80.034(A)
64 Hexachlorocyclopentadiene	237	5.919	5.919	(0.900)	1964864	80.0000	79.890
66 2,4,6-Trichlorophenol	196	6.005	6.005	(0.913)	2350092	80.0000	85.892(A)
67 2,4,5-Trichlorophenol	196	6.032	6.032	(0.917)	2215303	80.0000	78.831
209 1,1'-Biphenyl	154	6.144	6.144	(0.934)	8112602	80.0000	72.186
70 2-Chloronaphthalene	162	6.154	6.154	(0.936)	7320791	80.0000	82.271(A)
73 2-Nitroaniline	65	6.235	6.235	(0.948)	1850250	80.0000	84.683(A)
76 Dimethylphthalate	163	6.379	6.379	(0.970)	7272919	80.0000	83.021(A)
78 2,6-Dinitrotoluene	165	6.422	6.422	(0.976)	1656707	80.0000	85.703(A)
79 Acenaphthylene	152	6.464	6.464	(0.983)	9497998	80.0000	70.367(Q)
81 3-Nitroaniline	138	6.544	6.544	(0.995)	2140004	80.0000	87.842(A)
82 Acenaphthene	153	6.603	6.603	(1.004)	6882919	80.0000	84.607(A)
83 2,4-Dinitrophenol	184	6.625	6.625	(1.007)	1078848	80.0000	79.958(Q)
85 4-Nitrophenol	109	6.673	6.673	(1.015)	843528	80.0000	87.669(A)
86 Dibenzofuran	168	6.731	6.731	(1.024)	8081007	80.0000	69.394
87 2,4-Dinitrotoluene	165	6.726	6.726	(1.023)	2199954	80.0000	84.563(A)
92 2-Naphthylamine	143	6.854	6.854	(1.042)	3160672	80.0000	74.253
91 2,3,5,6-Tetrachlorophenol	232	6.801	6.801	(1.034)	1718427	80.0000	85.138(A)
88 2,3,4,6-Tetrachlorophenol	232	6.833	6.833	(1.039)	1666064	80.0000	81.618(A)
93 Diethylphthalate	149	6.918	6.918	(1.052)	7233631	80.0000	84.472(A)
94 Fluorene	166	6.993	6.993	(1.063)	7265203	80.0000	78.854
95 4-Chlorophenyl-phenylether	204	6.999	6.999	(1.064)	3103759	80.0000	79.036
96 4-Nitroaniline	138	7.009	7.009	(1.066)	2046906	80.0000	81.324(A)
98 4,6-Dinitro-2-methylphenol	198	7.036	7.036	(0.913)	1203811	80.0000	79.983
99 N-Nitrosodiphenylamine (1)	169	7.084	7.084	(0.920)	5560483	80.0000	89.915(A)
100 1,2-Diphenylhydrazine	77	7.116	7.116	(0.924)	6041103	80.0000	83.822(A)
106 4-Bromophenyl-phenylether	248	7.367	7.367	(0.956)	1667025	80.0000	85.816(A)
107 Hexachlorobenzene	284	7.421	7.421	(0.963)	1769990	80.0000	84.890(A)
210 Atrazine	200	7.490	7.490	(0.972)	929401	80.0000	86.412(A)
111 Pentachlorophenol	266	7.565	7.565	(0.982)	1328109	80.0000	90.473(AQM)
115 Phenanthrene	178	7.720	7.720	(1.002)	8177441	80.0000	70.639
116 Anthracene	178	7.757	7.757	(1.007)	8785957	80.0000	75.968
119 Carbazole	167	7.880	7.880	(1.023)	8035380	80.0000	72.819(Q)
120 Di-n-Butylphthalate	149	8.147	8.147	(1.058)	9057000	80.0000	74.447
123 Fluoranthene	202	8.623	8.623	(1.119)	8995763	80.0000	81.825(A)
124 Benzidine	184	8.724	8.724	(0.898)	3954071	80.0000	79.945(M)
125 Pyrene	202	8.799	8.799	(0.905)	8705133	80.0000	66.894(M)
131 Butylbenzylphthalate	149	9.285	9.285	(0.955)	5615346	80.0000	96.098(AM)
135 3,3'-Dichlorobenzidine	252	9.686	9.686	(0.997)	4073018	80.0000	79.990(M)
136 Benzo(a)Anthracene	228	9.707	9.707	(0.999)	9296086	80.0000	81.772(AM)
137 Chrysene	228	9.739	9.739	(1.002)	8543750	80.0000	88.078(AM)
139 bis(2-ethylhexyl)Phthalate	149	9.712	9.712	(0.999)	7848638	80.0000	92.785(AM)
140 Di-n-octylphthalate	149	10.188	10.188	(0.933)	9735613	80.0000	79.585(M)
141 Benzo(b)fluoranthene	252	10.567	10.568	(0.968)	12943937	80.0000	79.938
142 Benzo(k)fluoranthene	252	10.588	10.589	(0.970)	10744945	80.0000	79.834
143 7,12-dimethylbenz[a]anthracen	256	10.556	10.556	(0.967)	5092936	80.0000	109.24(A)
146 Benzo(a)pyrene	252	10.872	10.872	(0.996)	8958058	80.0000	61.105

Data File: \\PITSVR06\D\chem\71.i\s102908a.b\S1029CC7.D
Report Date: 30-Oct-2008 11:41

Compounds	QUANT SIG MASS	RT	EXP RT	REL RT	RESPONSE	AMOUNTS CAL-AMT (NG)	AMOUNTS ON-COL (NG)
149 Indeno(1,2,3-cd)pyrene	276	12.127	12.127	(1.111)	9738789	80.0000	79.914
150 Dibenz(a,h)anthracene	278	12.132	12.133	(1.112)	8600902	80.0000	79.924
151 Benzo(g,h,i)perylene	276	12.480	12.480	(1.143)	6666196	80.0000	79.924
$ 154 Nitrobenzene-d5	82	4.707	4.707	(0.897)	3539848	80.0000	81.194(A)
$ 155 2-Fluorobiphenyl	172	6.069	6.069	(0.923)	7615188	80.0000	78.920
$ 156 Terphenyl-d14	244	8.916	8.916	(0.918)	6769964	80.0000	82.890(AM)
$ 157 Phenol-d5	99	4.039	4.039	(0.941)	4493528	80.0000	73.491
$ 158 2-Fluorophenol	112	3.270	3.270	(0.762)	3871707	80.0000	79.798
$ 159 2,4,6-Tribromophenol	330	7.180	7.180	(0.932)	844210	80.0000	84.472(A)
$ 186 2-Chlorophenol-d4	132	4.119	4.119	(0.960)	4293641	80.0000	75.204
$ 187 1,2-Dichlorobenzene-d4	152	4.408	4.408	(1.027)	2641142	80.0000	69.941

QC Flag Legend

A - Target compound detected but, quantitated amount exceeded maximum amount.
Q - Qualifier signal failed the ratio test.
M - Compound response manually integrated.
H - Operator selected an alternate compound hit.

Data File Name: S1029CC7.D
Inj. Date and Time: 29-OCT-2008 20:20
Instrument ID: 71.i
Client ID: sstd80
Compound Name: Pyridine
CAS #: 110-86-1
Report Date: 10/30/2008

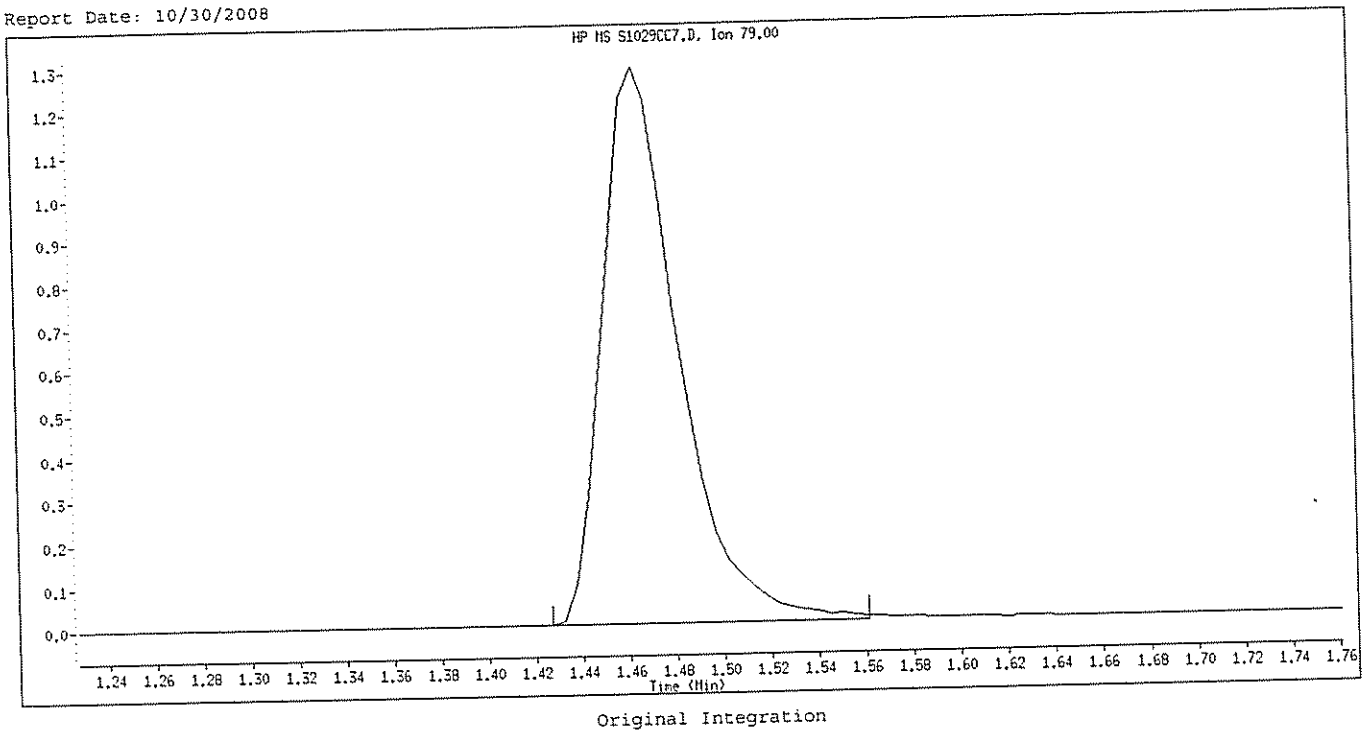

Original Integration

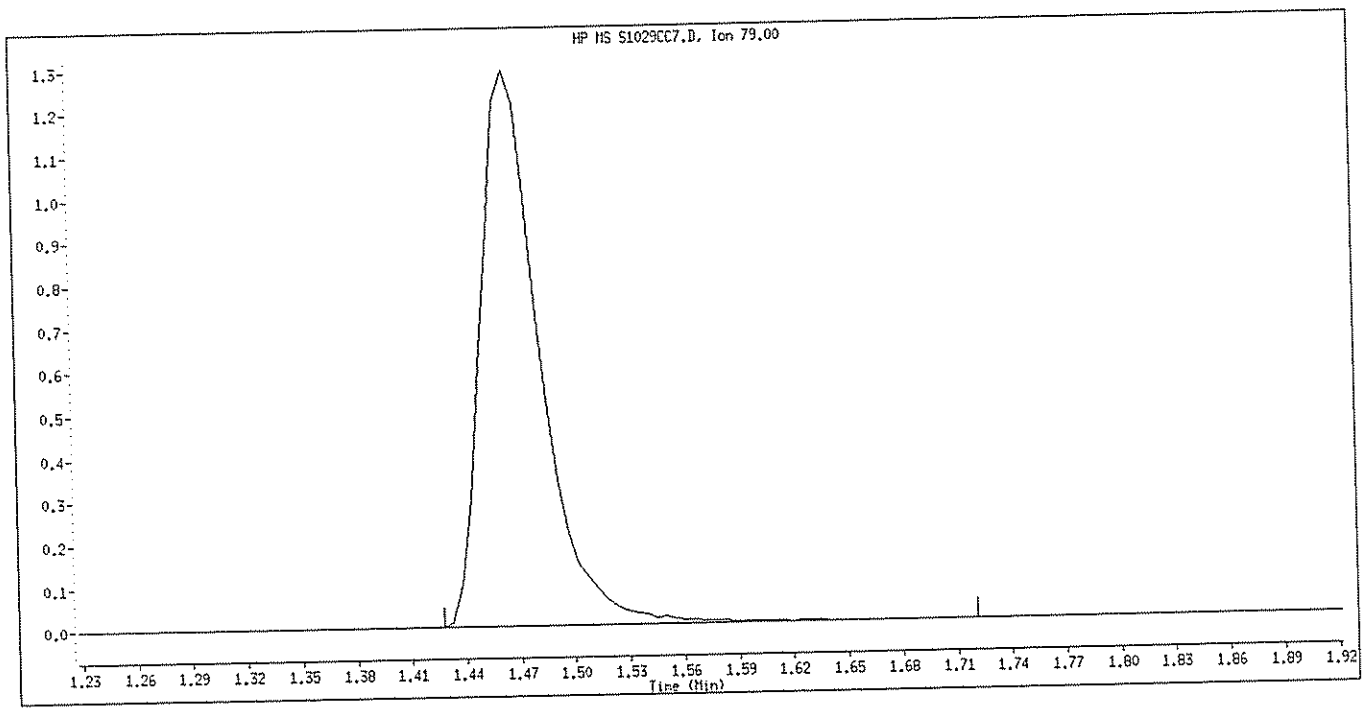

Manual Integration

Manually Integrated By: BachaS
Manual Integration Reason: Peak Integrated Incorrectly

Data File Name: S1029CC7.D
Inj. Date and Time: 29-OCT-2008 20:20
Instrument ID: 71.i
Client ID: sstd80
Compound Name: Benzoic Acid
CAS #: 65-85-0
Report Date: 10/30/2008

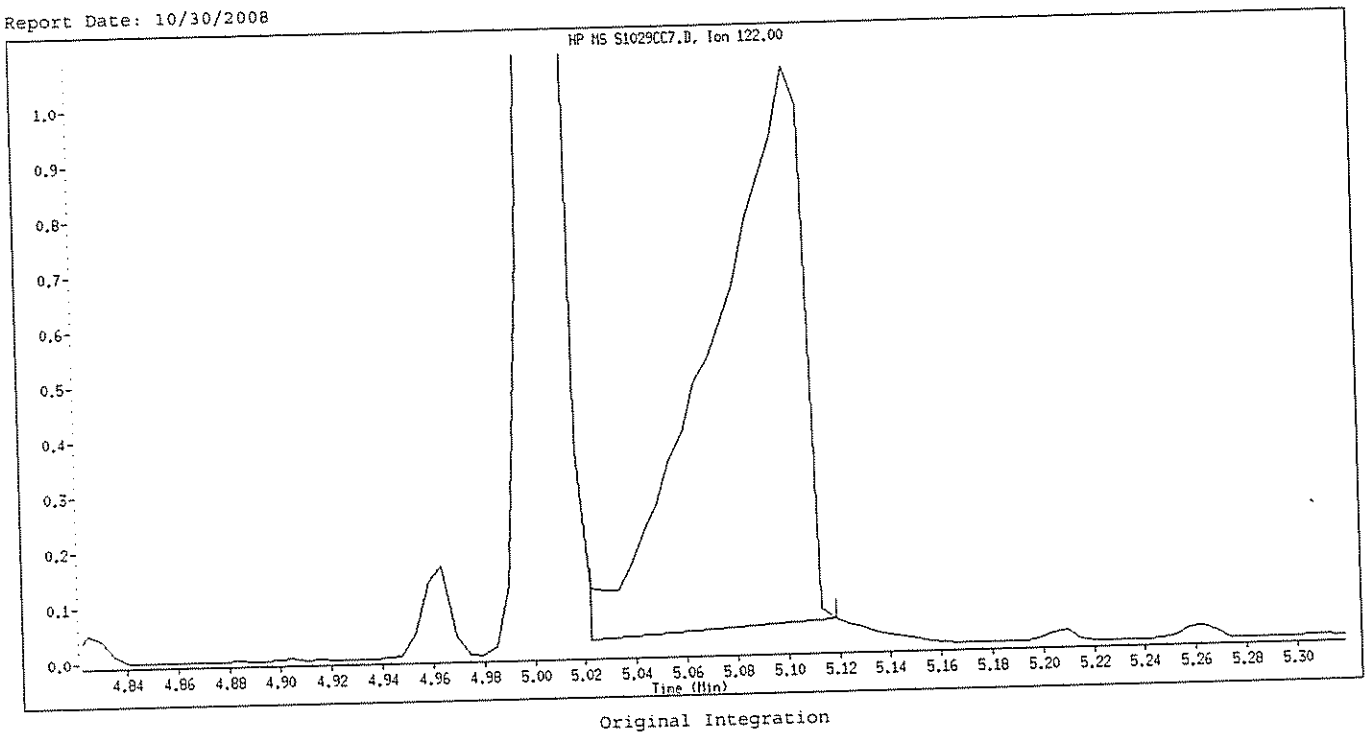

Original Integration

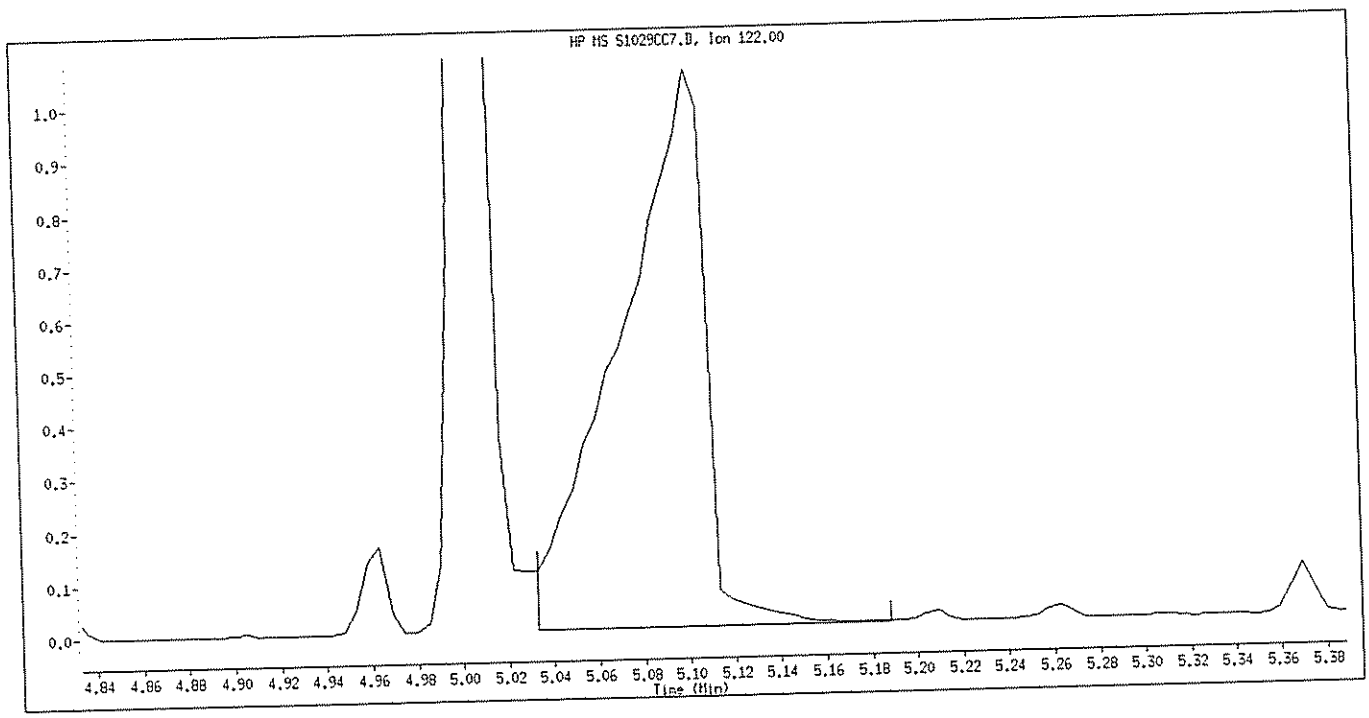

Manual Integration

Manually Integrated By: BachaS
Manual Integration Reason: Peak Integrated Incorrectly

Data File Name: S1029CC7.D
Inj. Date and Time: 29-OCT-2008 20:20
Instrument ID: 71.i
Client ID: sstd80
Compound Name: Pentachlorophenol
CAS #: 87-86-5
Report Date: 10/30/2008

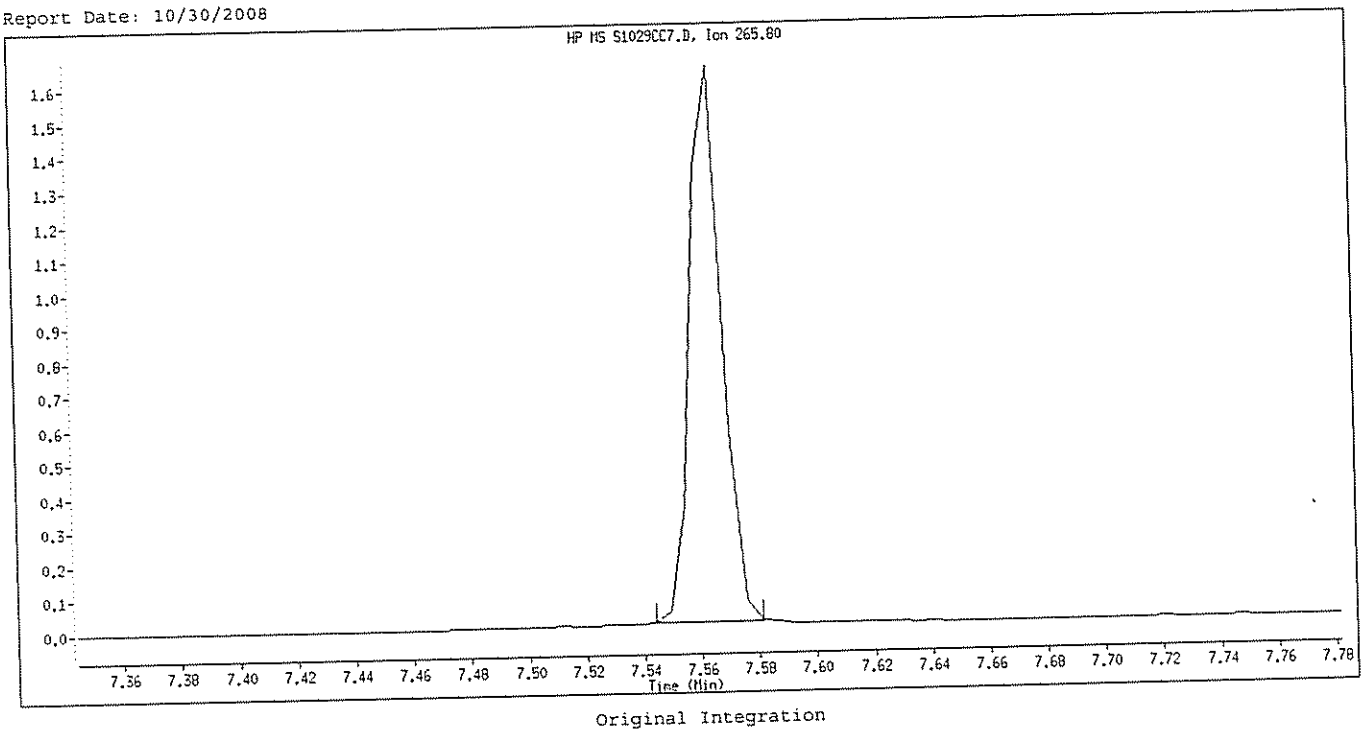

Original Integration

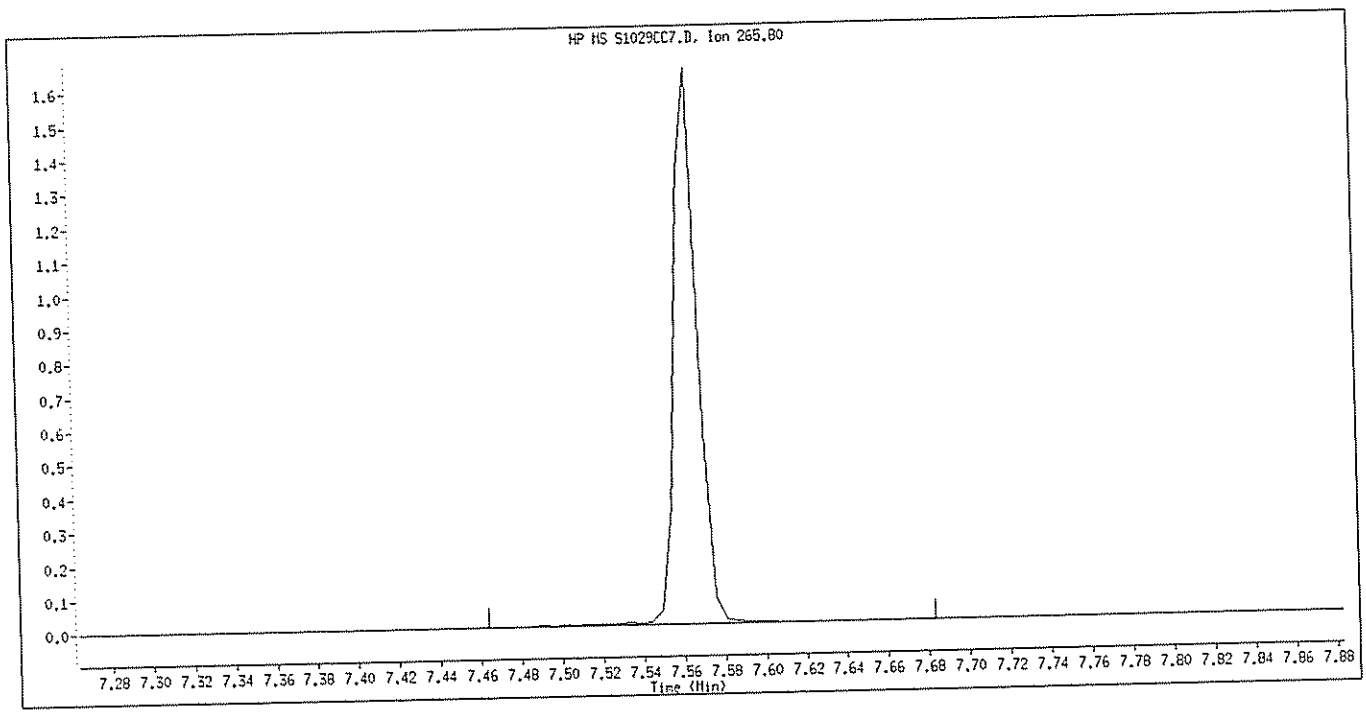

Manual Integration

Manually Integrated By: BachaS
Manual Integration Reason: Peak Integrated Incorrectly

Data File Name: S1029CC7.D
Inj. Date and Time: 29-OCT-2008 20:20
Instrument ID: 71.i
Client ID: sstd80
Compound Name: Benzidine
CAS #: 92-87-5
Report Date: 10/30/2008

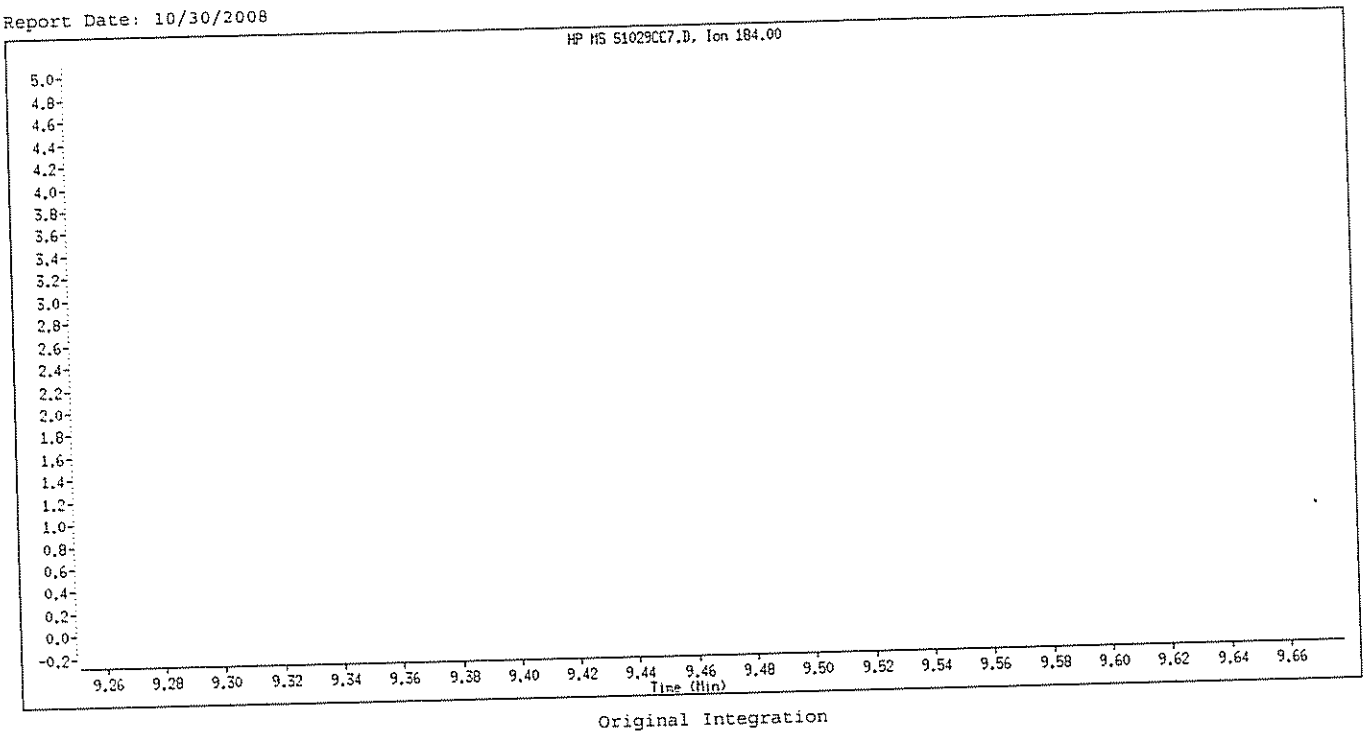

Original Integration

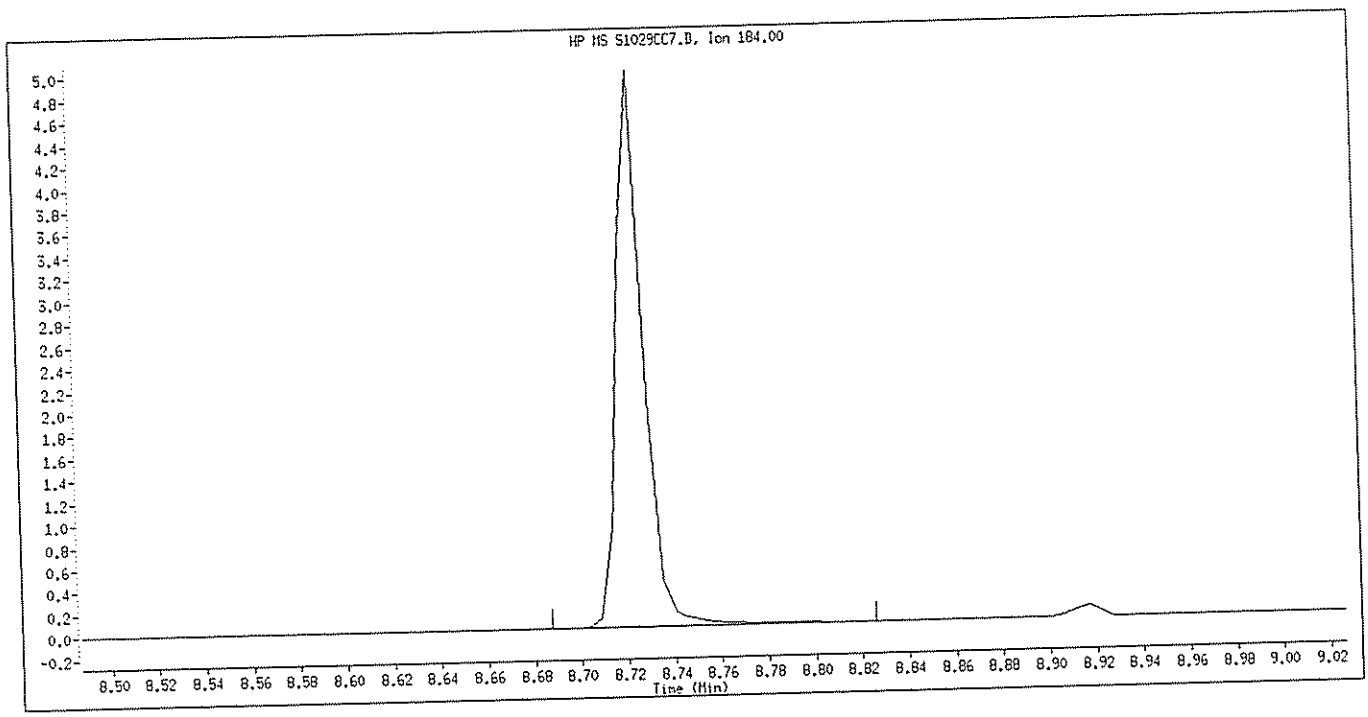

Manual Integration

Manually Integrated By: BachaS
Manual Integration Reason: Peak Integrated Incorrectly

Data File Name: S1029CC7.D
Inj. Date and Time: 29-OCT-2008 20:20
Instrument ID: 71.i
Client ID: sstd80
Compound Name: Pyrene
CAS #: 129-00-0
Report Date: 10/30/2008

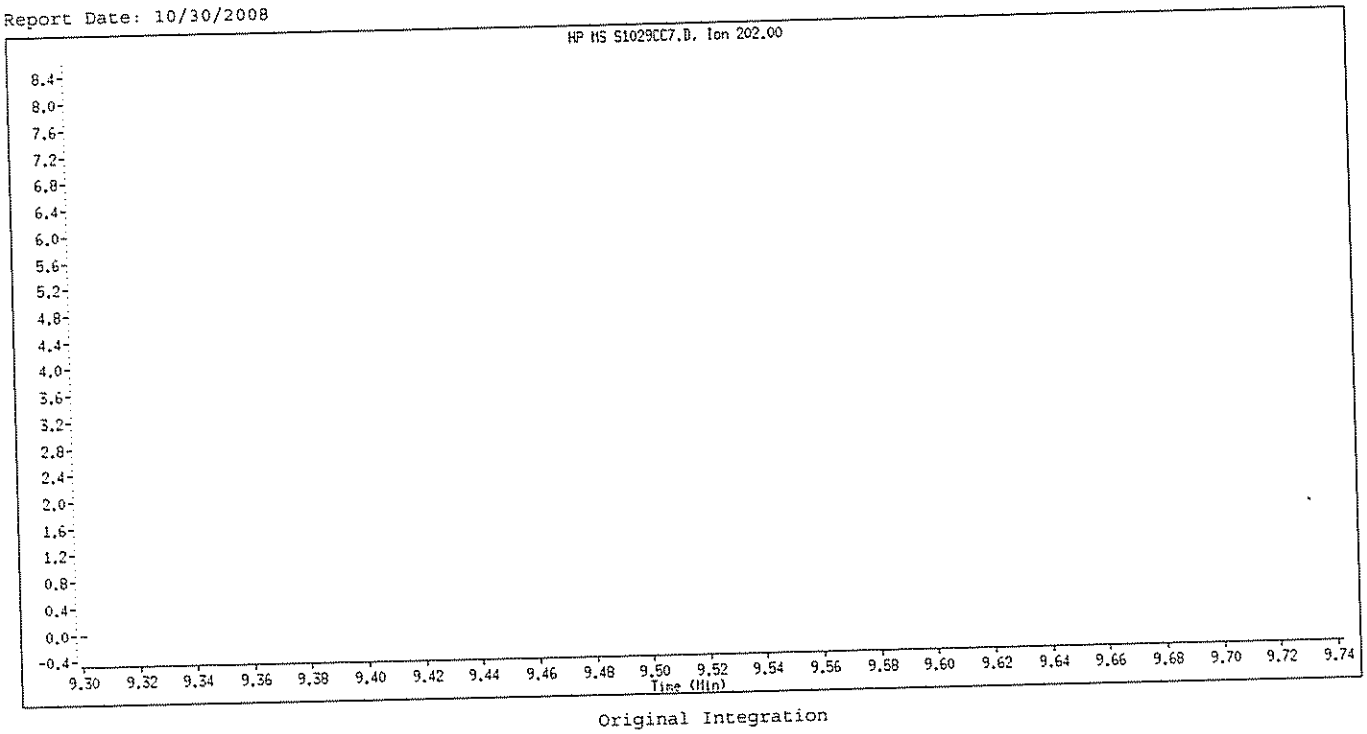

Original Integration

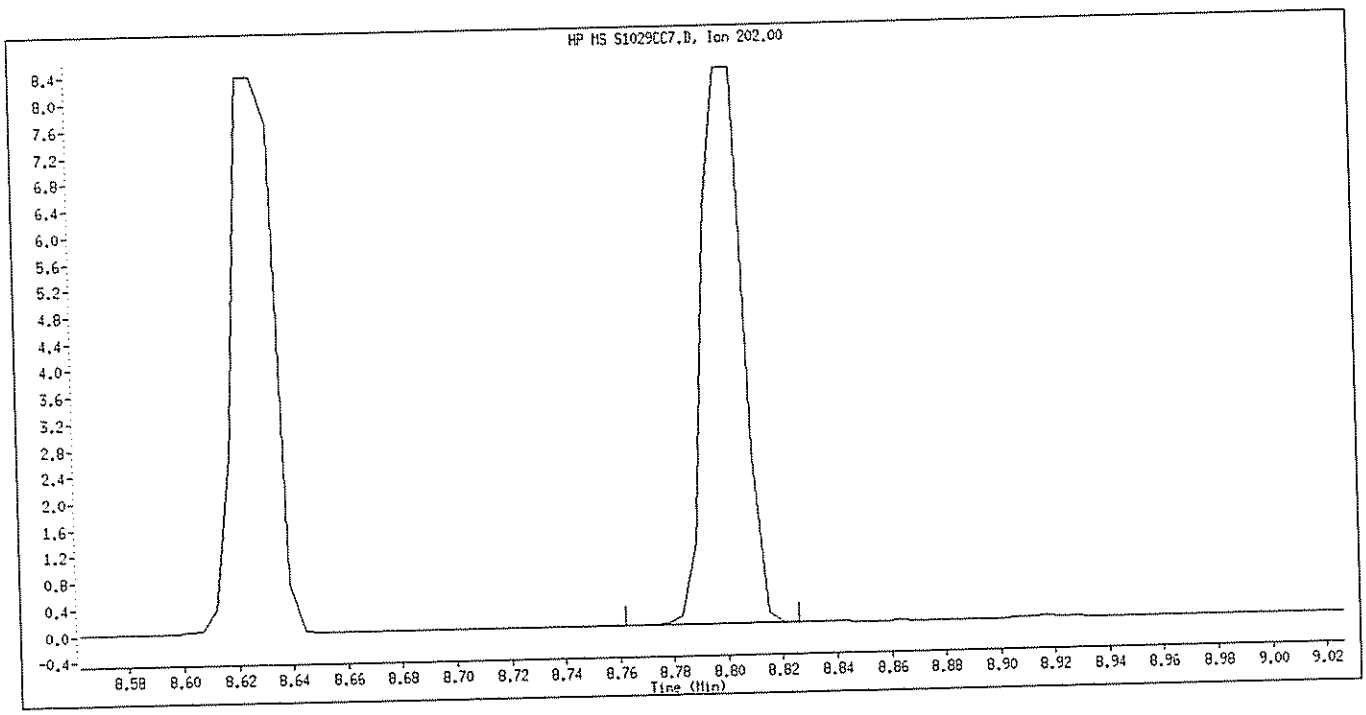

Manual Integration

Manually Integrated By: BachaS
Manual Integration Reason: Peak Integrated Incorrectly

Data File Name: S1029CC7.D
Inj. Date and Time: 29-OCT-2008 20:20
Instrument ID: 71.i
Client ID: sstd80
Compound Name: Terphenyl-d14
CAS #: 1718-51-0
Report Date: 10/30/2008

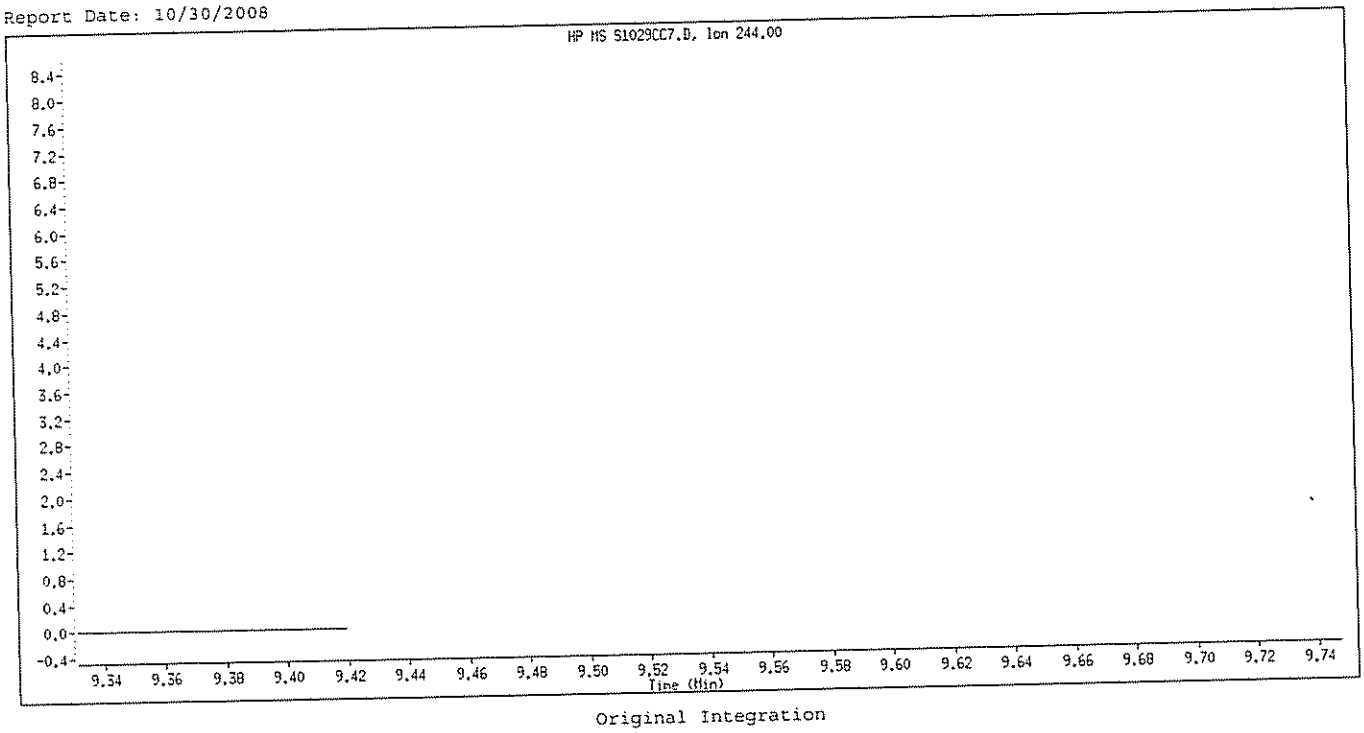

Original Integration

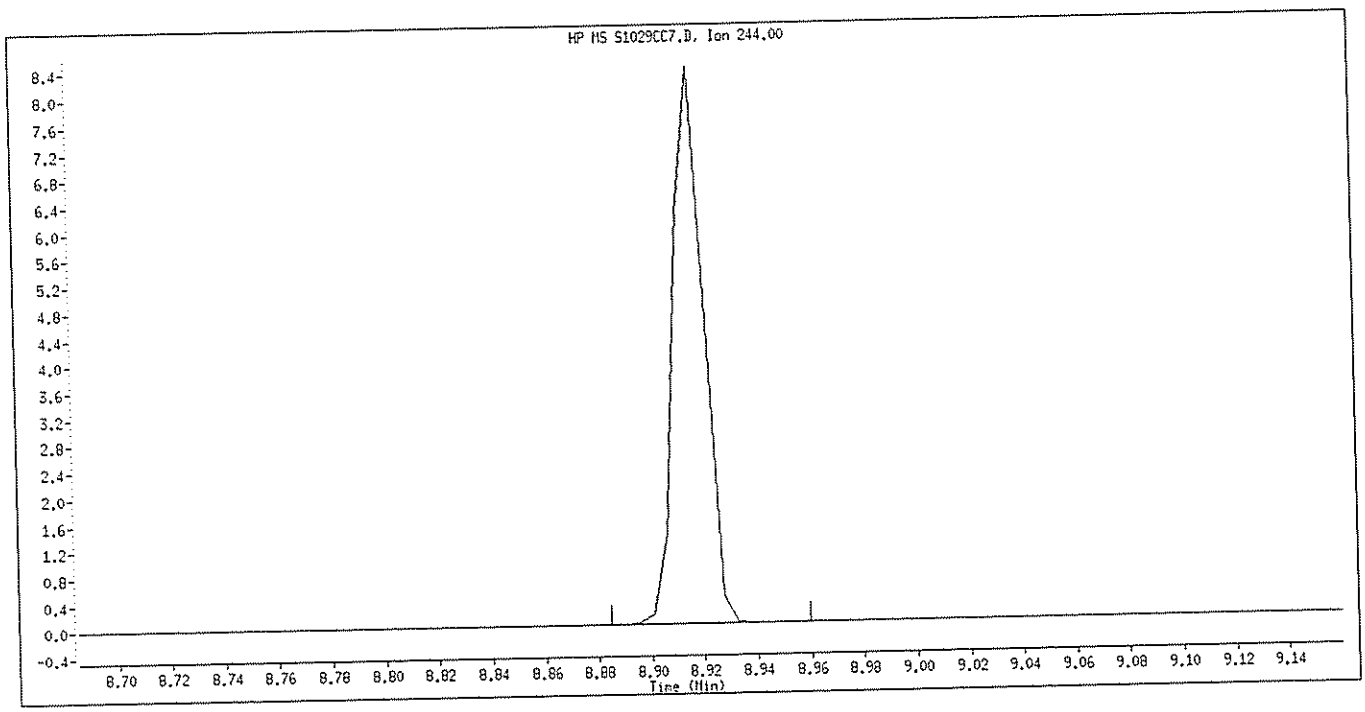

Manual Integration

Manually Integrated By: BachaS
Manual Integration Reason: Peak Integrated Incorrectly

Data File Name: S1029CC7.D
Inj. Date and Time: 29-OCT-2008 20:20
Instrument ID: 71.i
Client ID: sstd80
Compound Name: Butylbenzylphthalate
CAS #: 85-68-7
Report Date: 10/30/2008

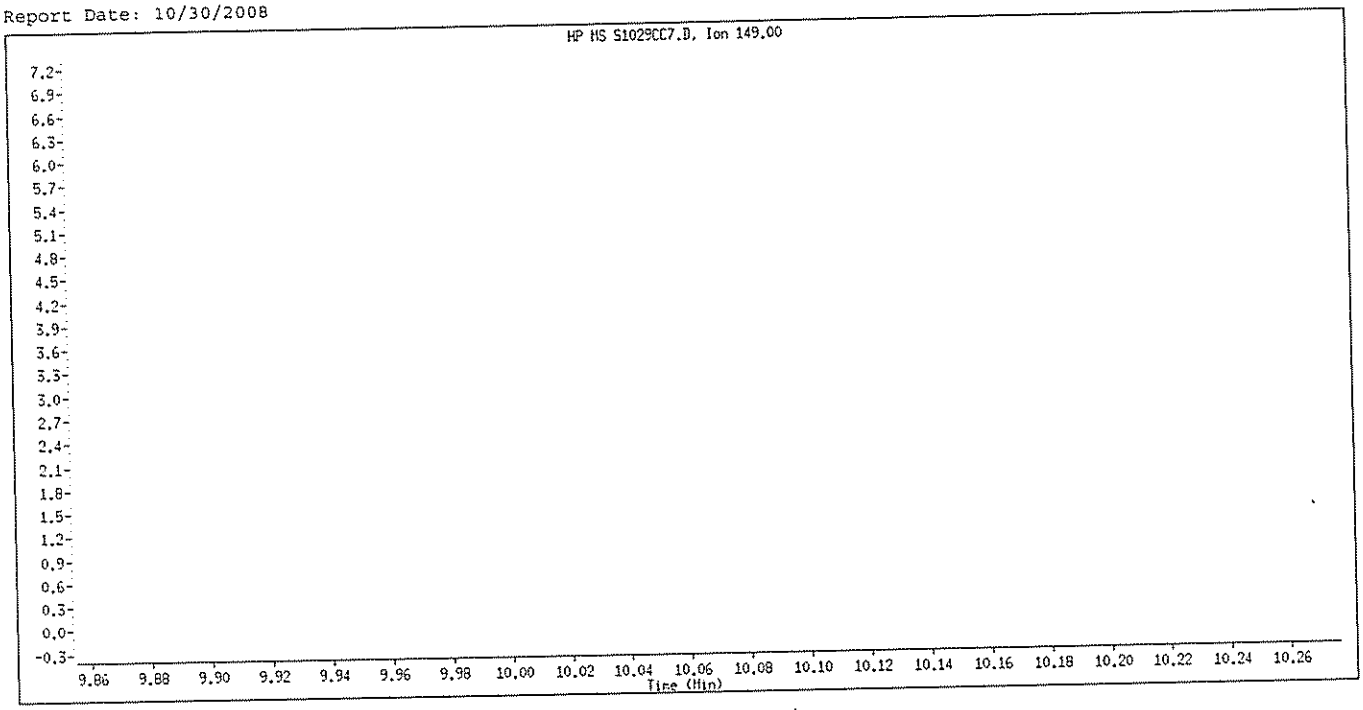

Original Integration

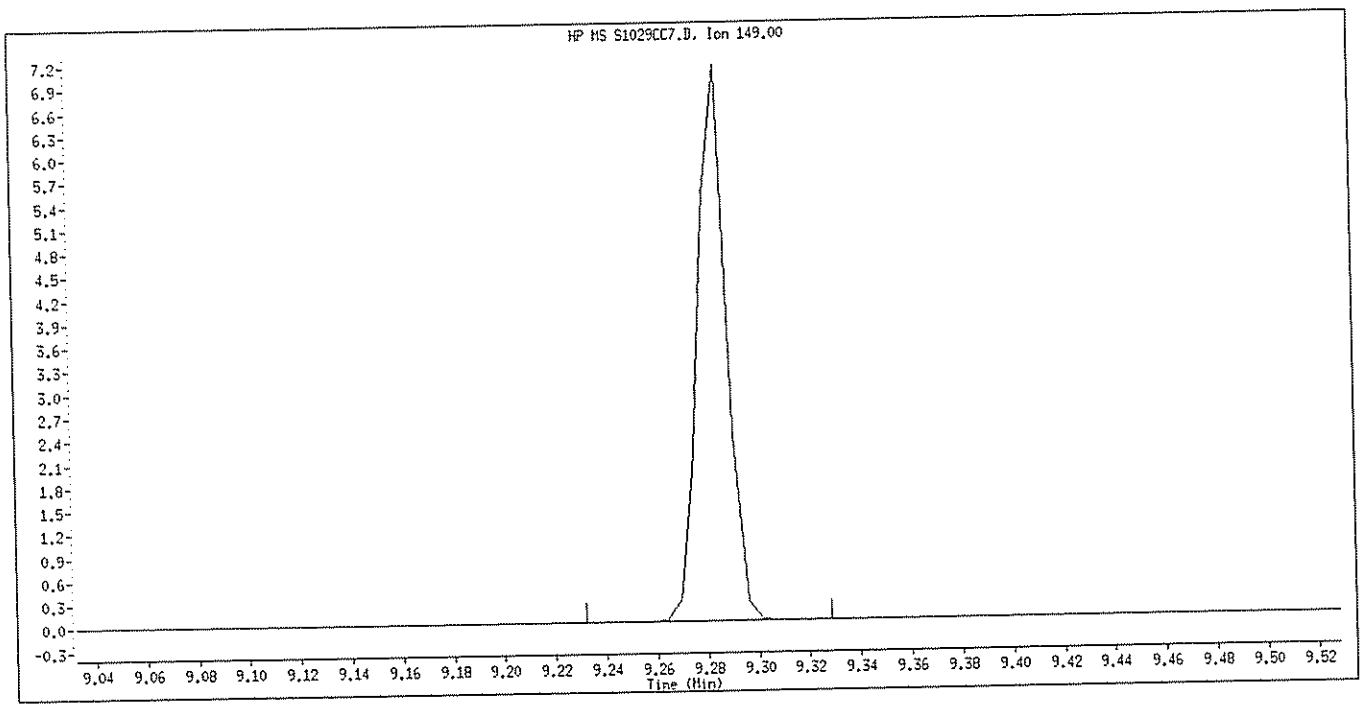

Manual Integration

Manually Integrated By: BachaS
Manual Integration Reason: Peak Integrated Incorrectly

Data File Name: S1029CC7.D
Inj. Date and Time: 29-OCT-2008 20:20
Instrument ID: 71.i
Client ID: sstd80
Compound Name: 3,3'-Dichlorobenzidine
CAS #: 91-94-1
Report Date: 10/30/2008

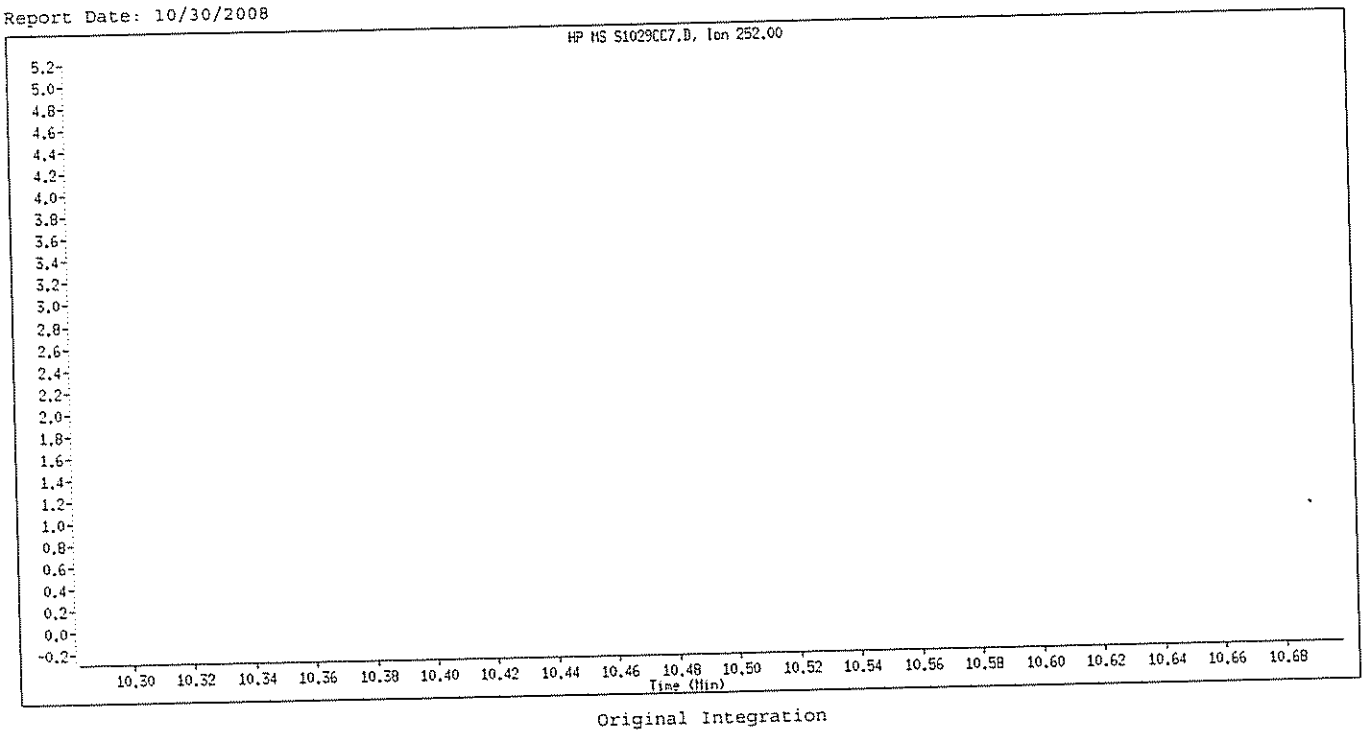

Original Integration

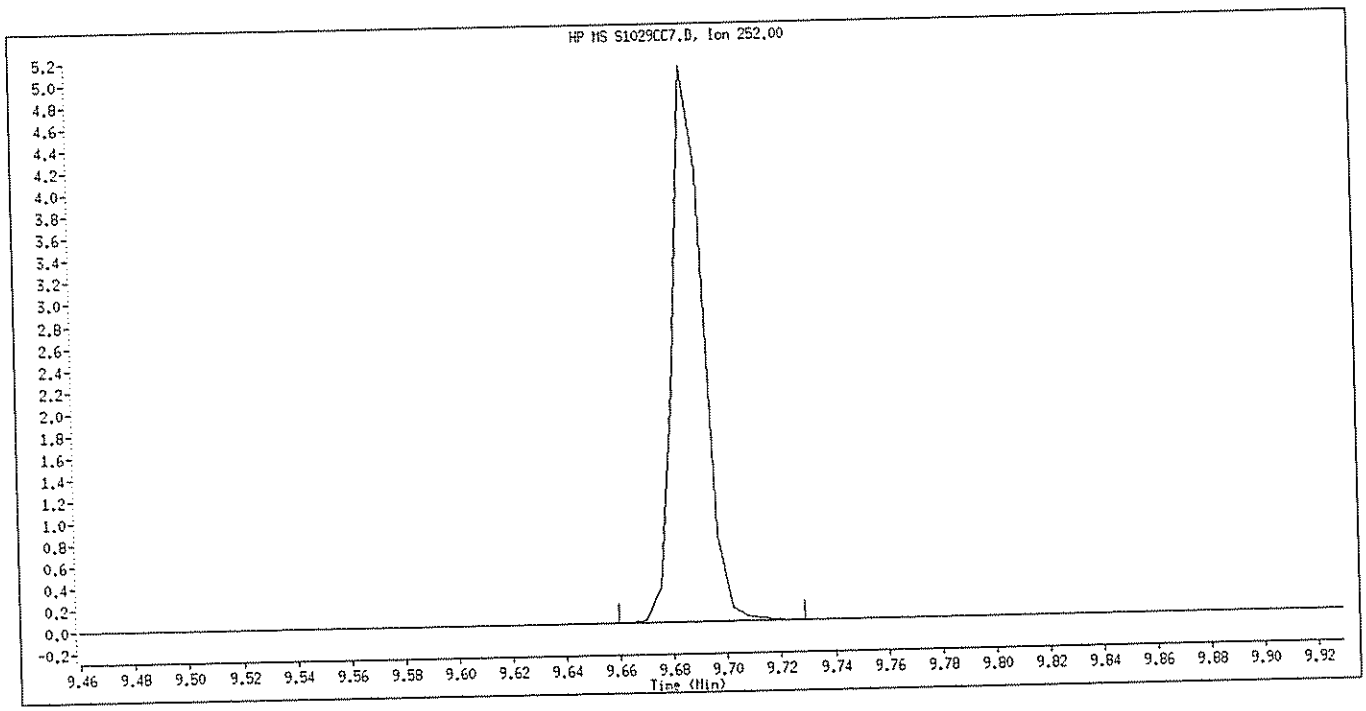

Manual Integration

Manually Integrated By: BachaS
Manual Integration Reason: Peak Integrated Incorrectly

Data File Name: S1029CC7.D
Inj. Date and Time: 29-OCT-2008 20:20
Instrument ID: 71.i
Client ID: sstd80
Compound Name: Benzo(a)Anthracene
CAS #: 56-55-3
Report Date: 10/30/2008

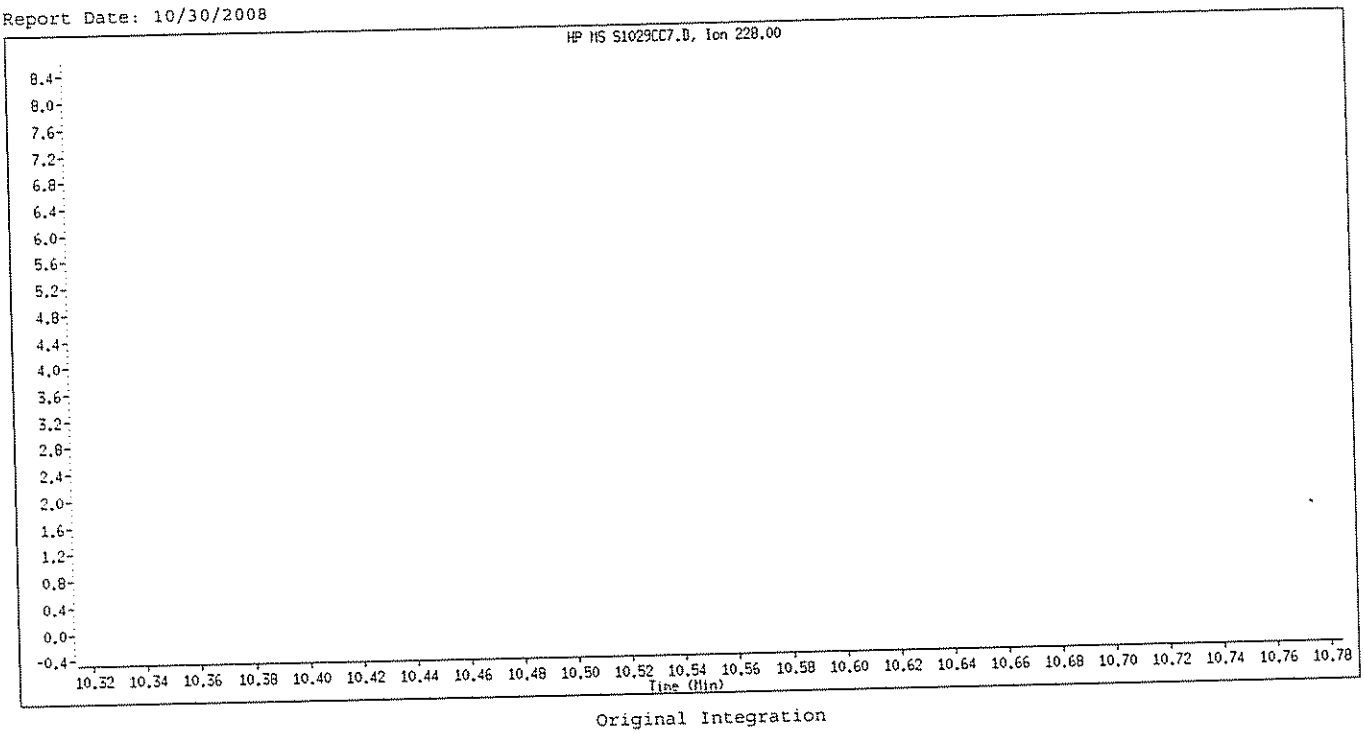

Original Integration

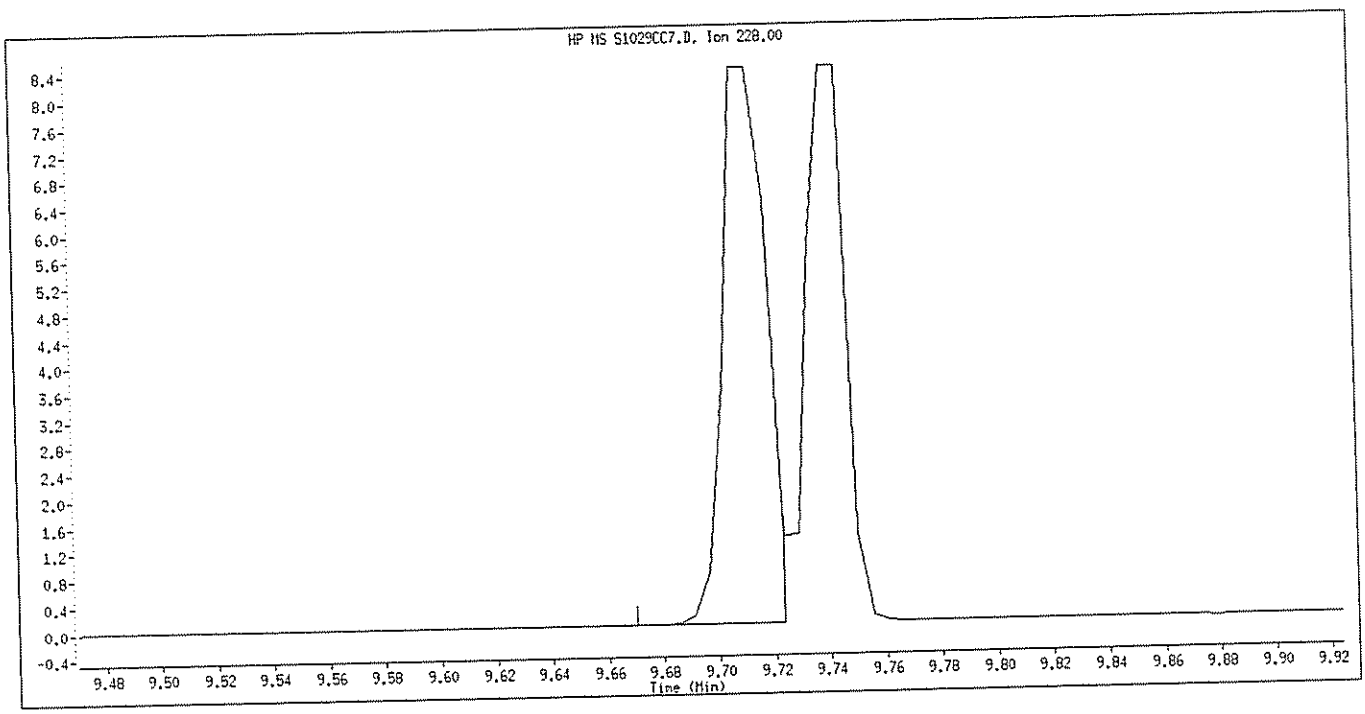

Manual Integration

Manually Integrated By: BachaS
Manual Integration Reason: Peak Integrated Incorrectly

Data File Name: S1029CC7.D
Inj. Date and Time: 29-OCT-2008 20:20
Instrument ID: 71.i
Client ID: sstd80
Compound Name: bis(2-ethylhexyl)Phthalate
CAS #: 117-81-7
Report Date: 10/30/2008

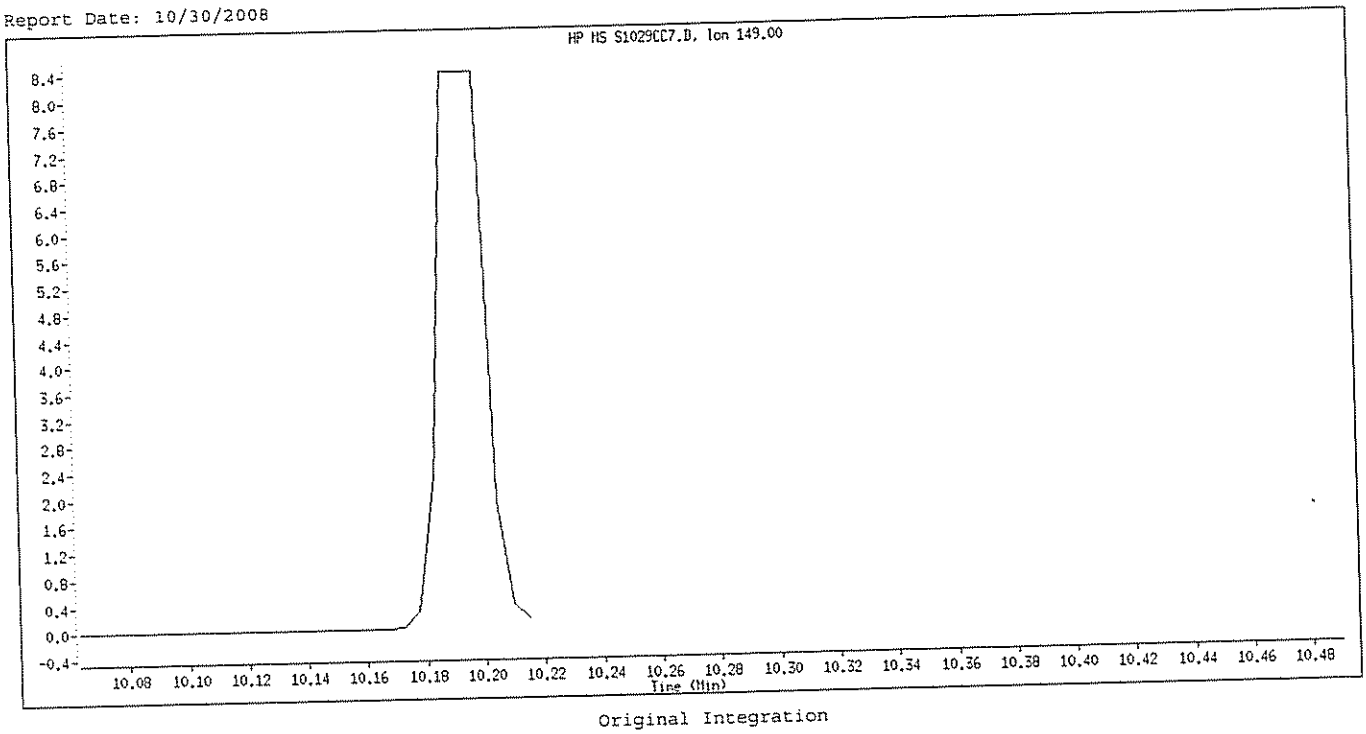

Original Integration

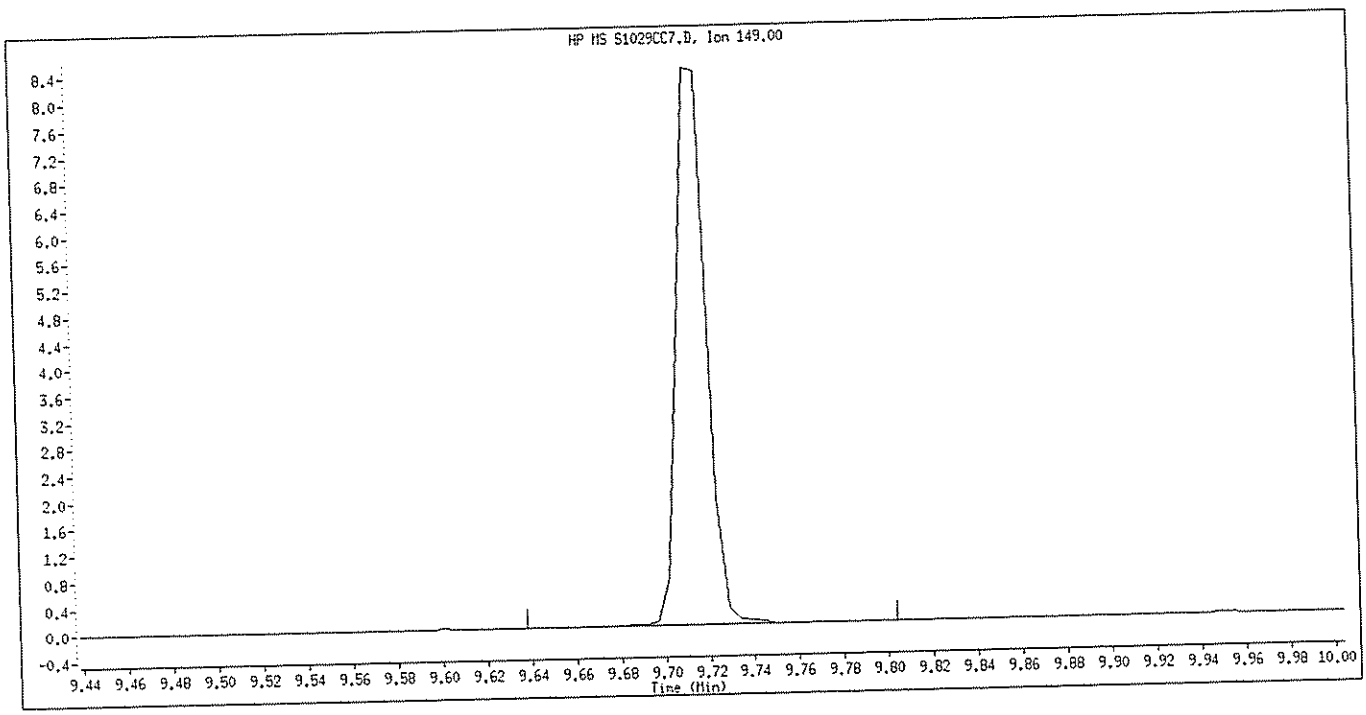

Manual Integration

Manually Integrated By: BachaS
Manual Integration Reason: Peak Integrated Incorrectly

Data File Name: S1029CC7.D
Inj. Date and Time: 29-OCT-2008 20:20
Instrument ID: 71.i
Client ID: sstd80
Compound Name: Chrysene-d12
CAS #: 1719-03-5
Report Date: 10/30/2008

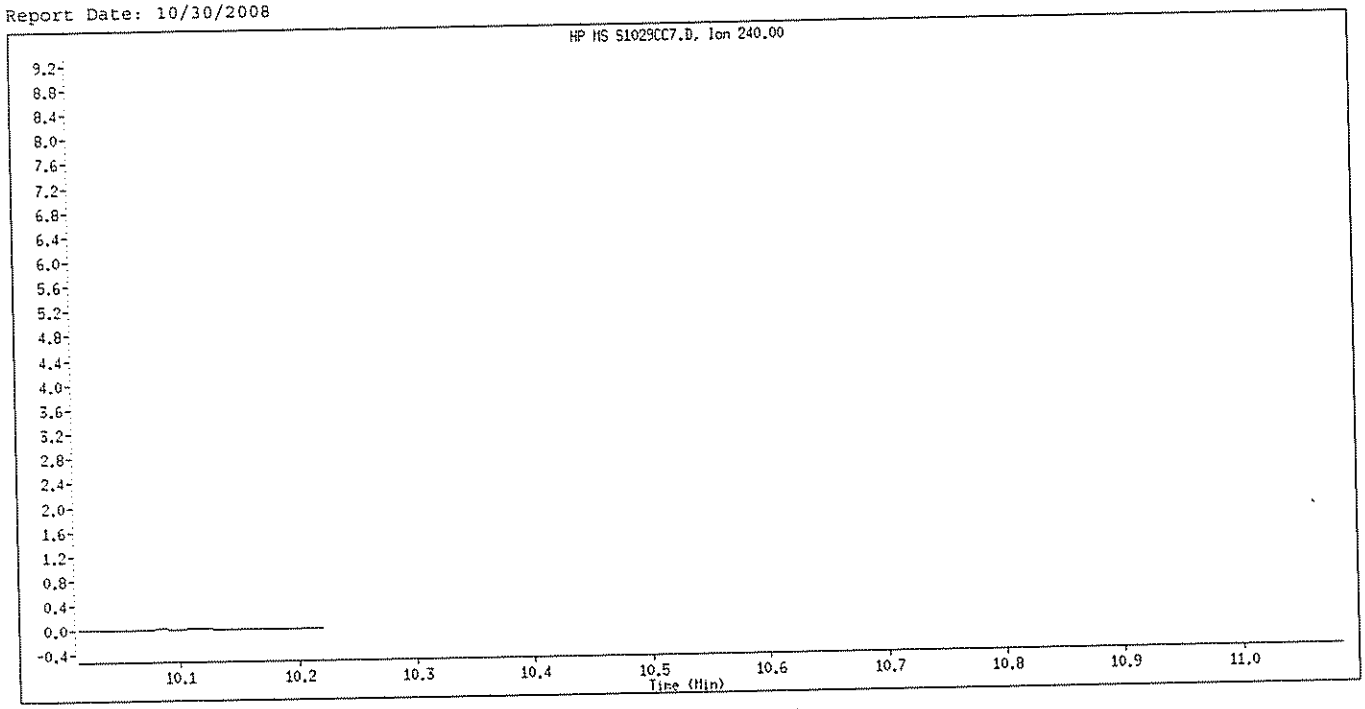

Original Integration

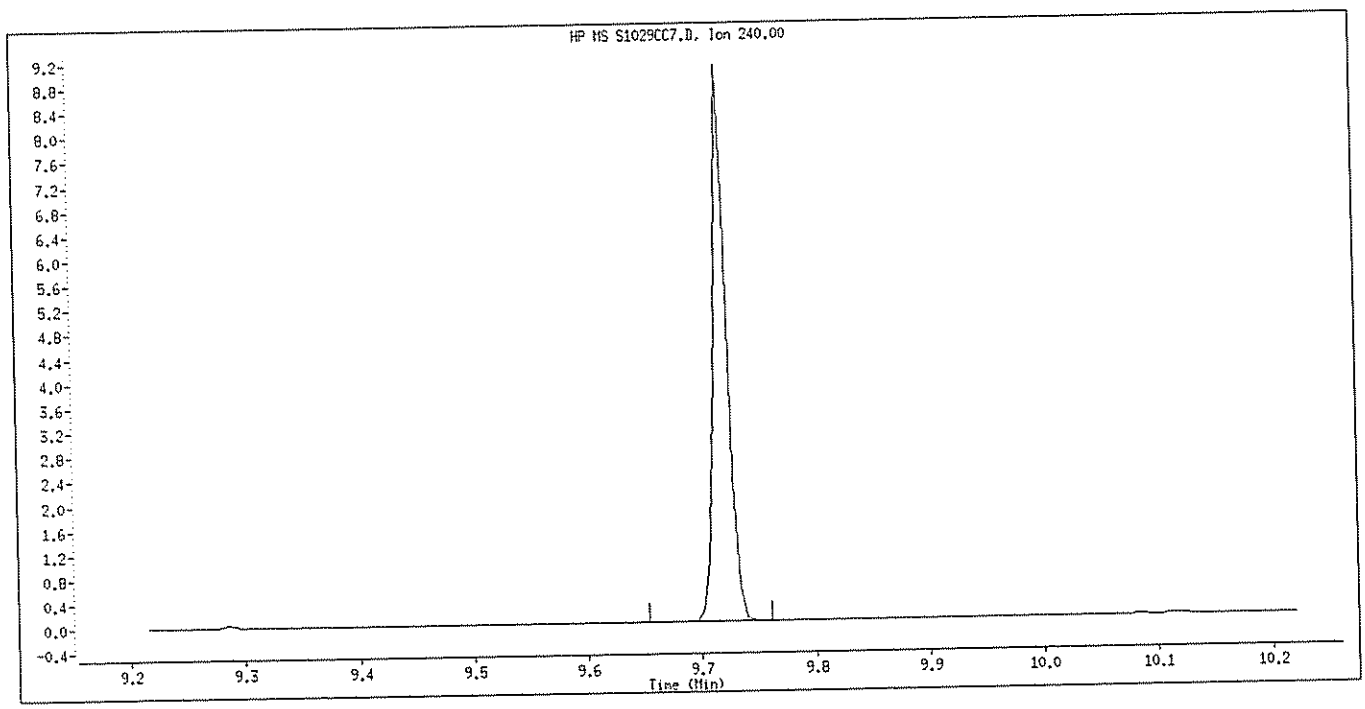

Manual Integration

Manually Integrated By: BachaS
Manual Integration Reason: Peak Integrated Incorrectly

Data File Name: S1029CC7.D
Inj. Date and Time: 29-OCT-2008 20:20
Instrument ID: 71.i
Client ID: sstd80
Compound Name: Chrysene
CAS #: 218-01-9
Report Date: 10/30/2008

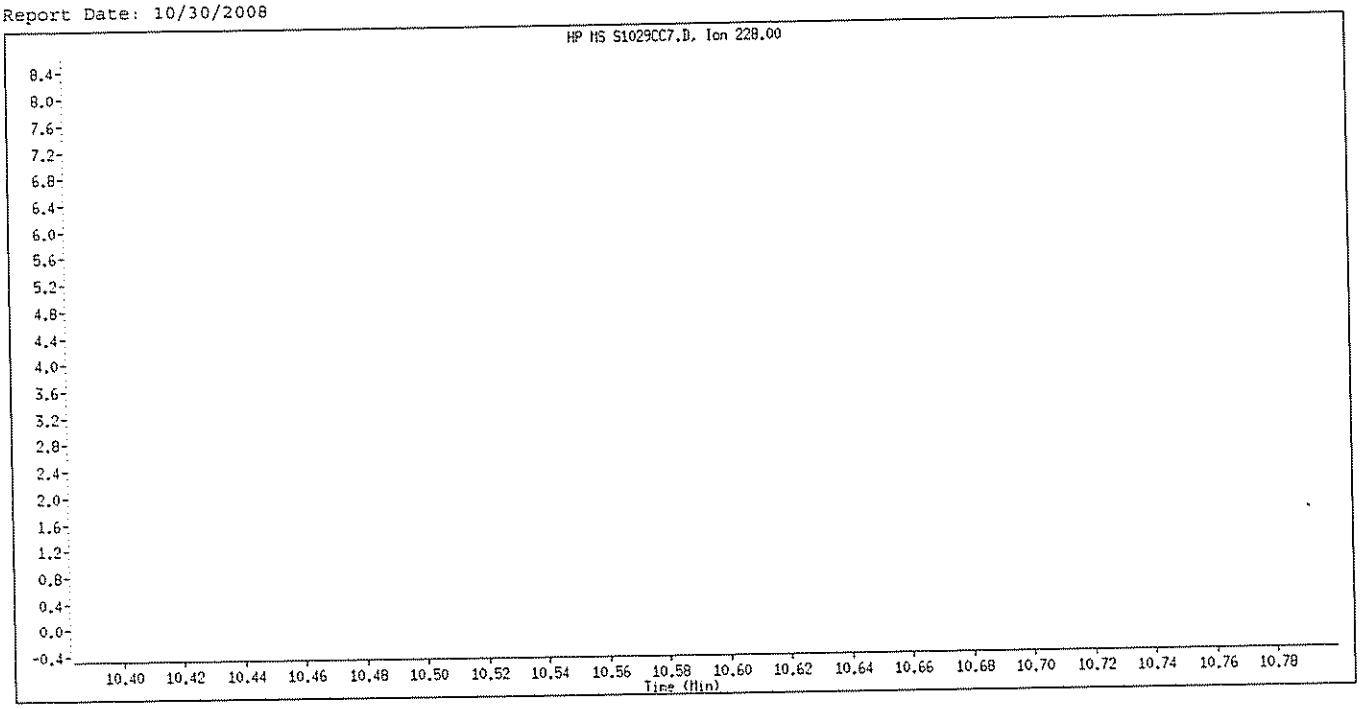

Original Integration

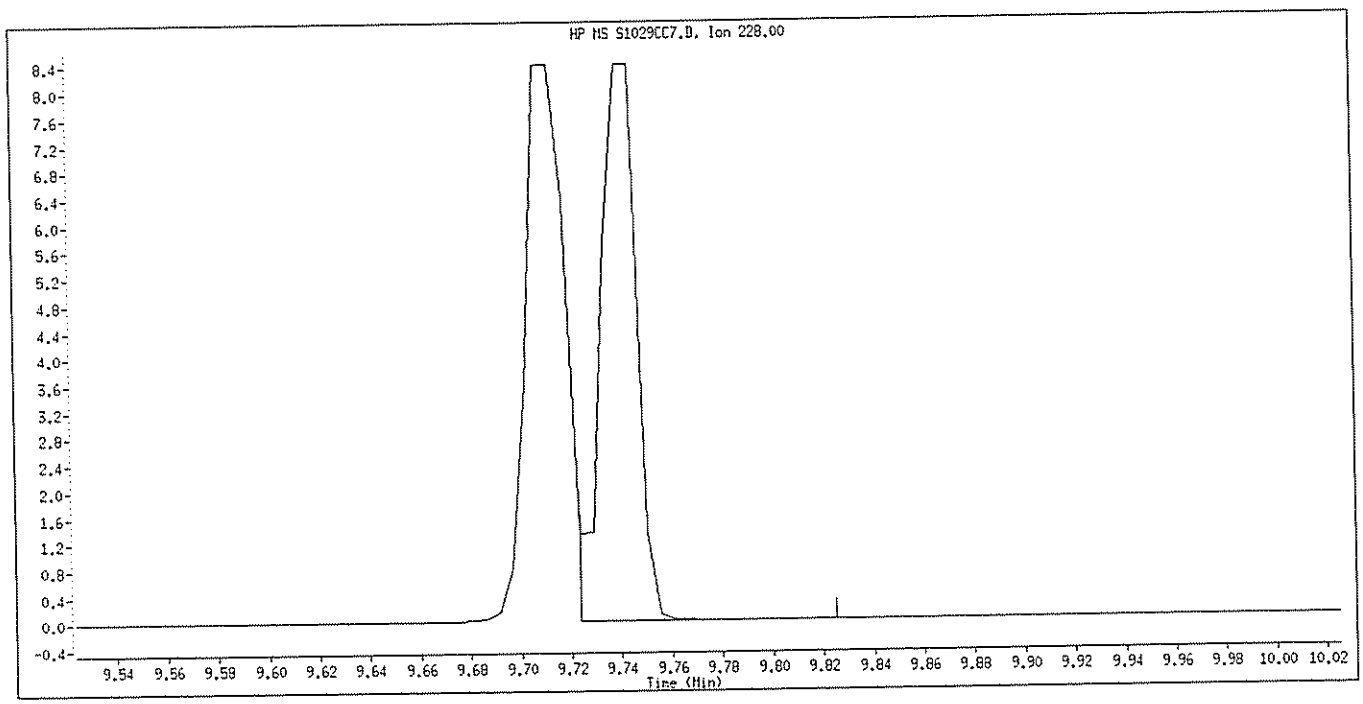

Manual Integration

Manually Integrated By: BachaS
Manual Integration Reason: Peak Integrated Incorrectly

Data File Name: S1029CC7.D
Inj. Date and Time: 29-OCT-2008 20:20
Instrument ID: 71.i
Client ID: sstd80
Compound Name: Di-n-octylphthalate
CAS #: 117-84-0
Report Date: 10/30/2008

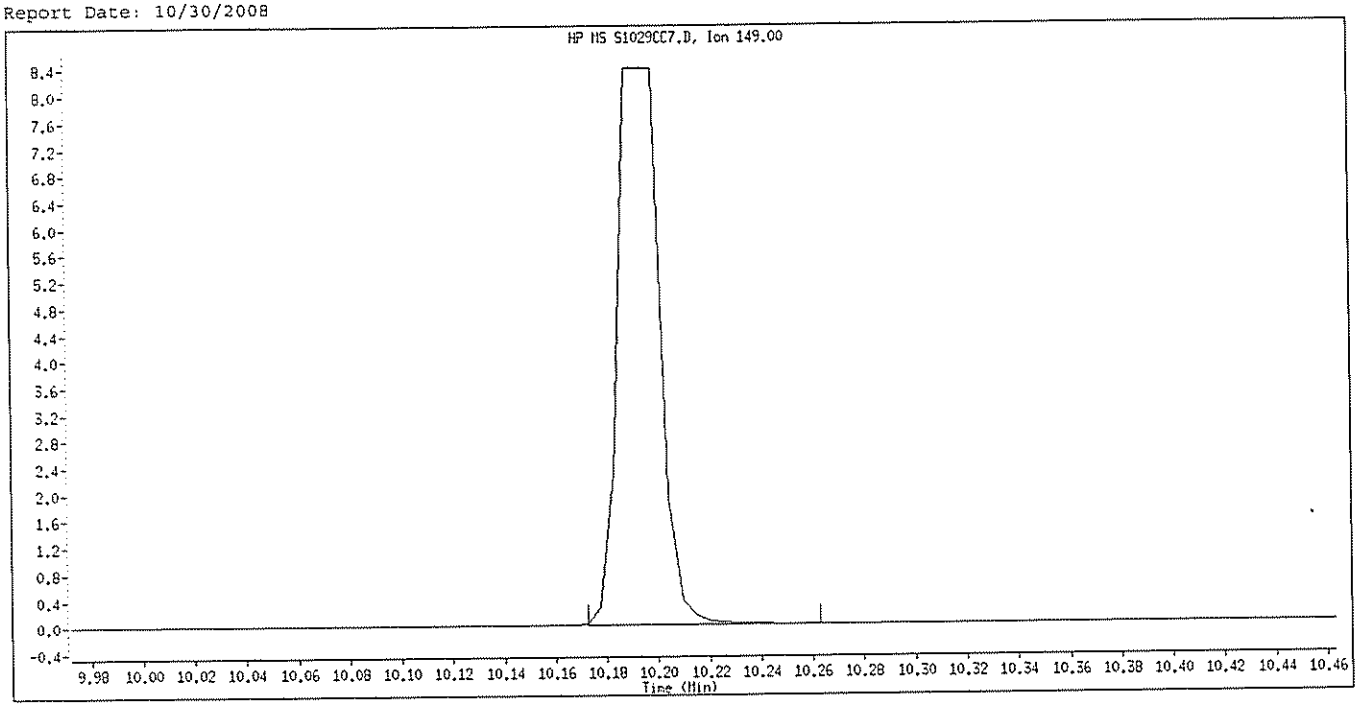

Original Integration

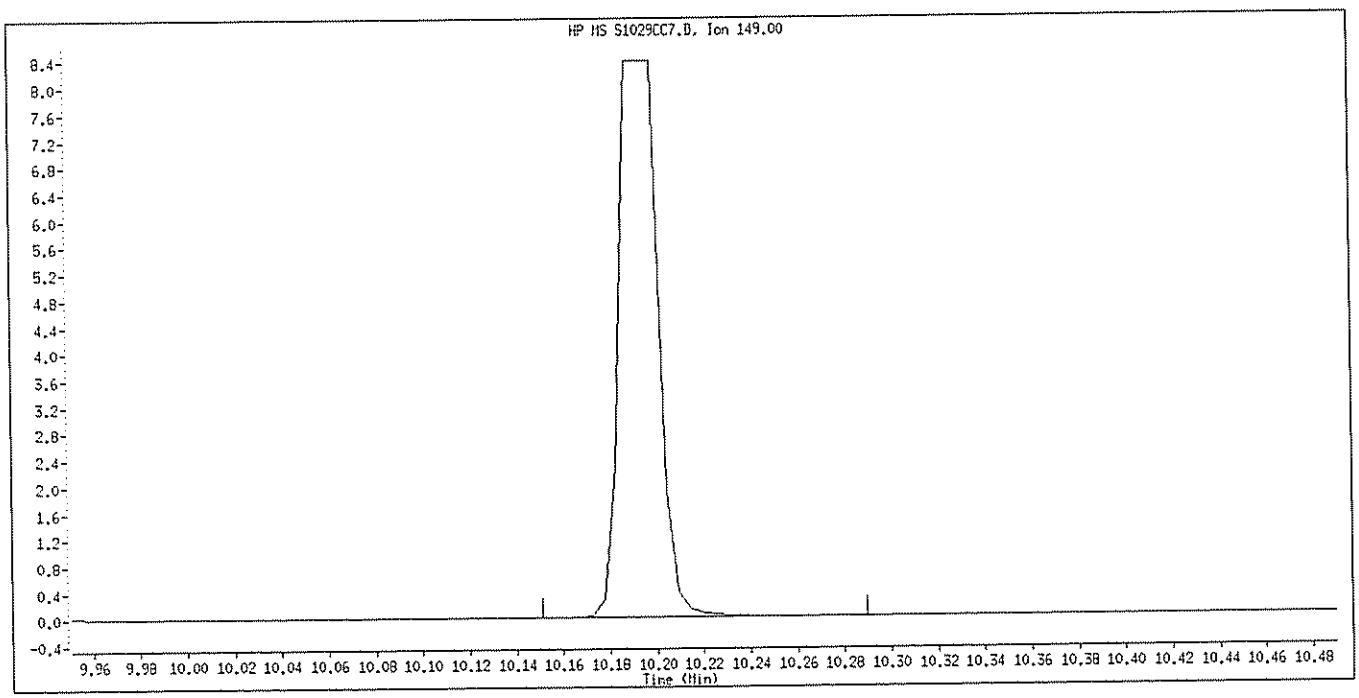

Manual Integration

Manually Integrated By: BachaS
Manual Integration Reason: Peak Integrated Incorrectly

Data File: \\PITSVR06\D\chem\71.i\s102908a.b\S1029CC8.D
Date : 29-OCT-2008 20:40
Client ID: ver20
Sample Info: ver20(10ug/ml) bna-0731-08 LL8270

Instrument: 71.i

Operator: 045183sab
Column diameter: 0.32

Column phase: DB5-MS

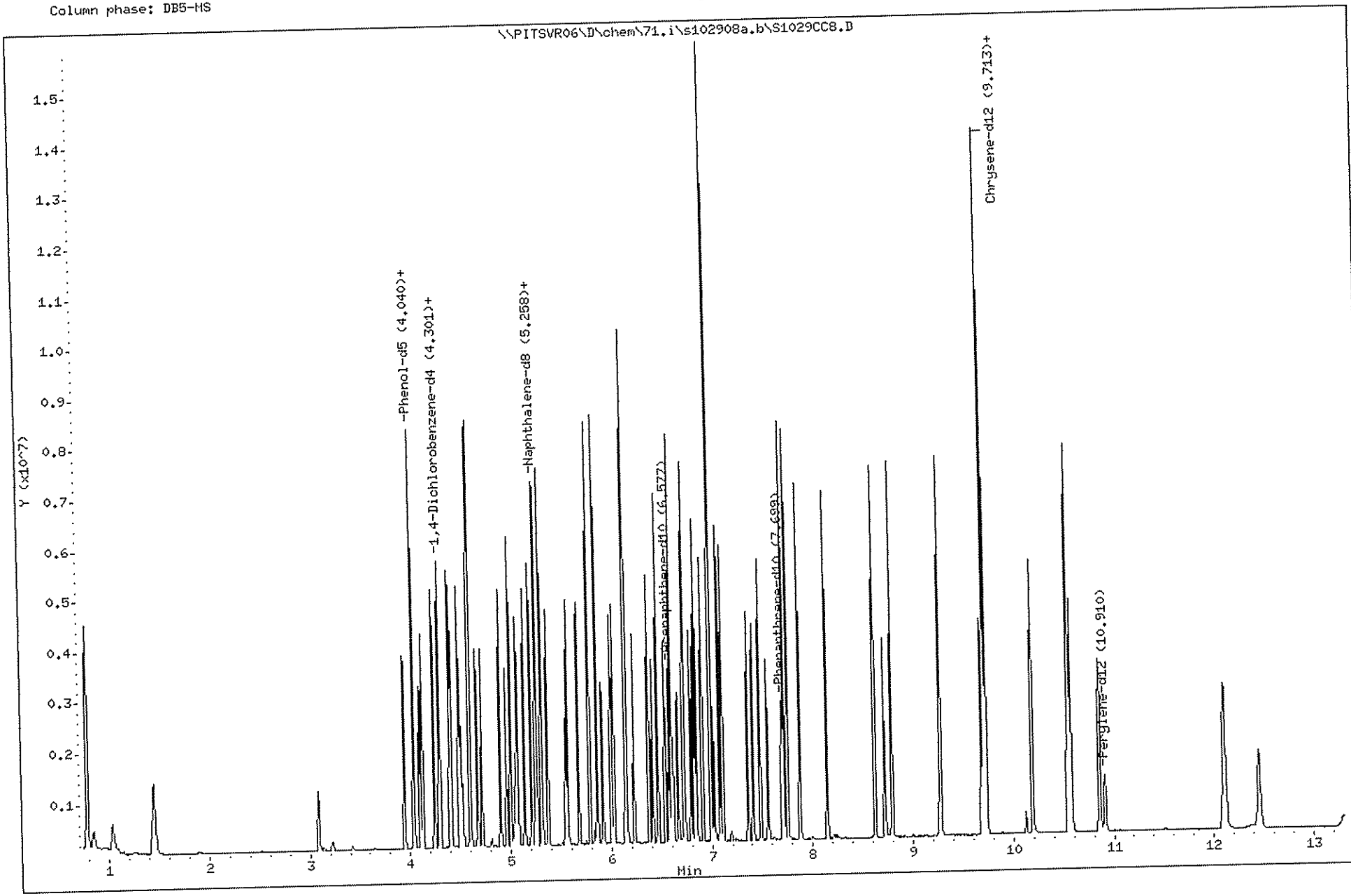

(2001 - 3460)
3007
C8J160331

Data File: \\PITSVR06\D\chem\71.i\s102908a.b\S1029CC8.D
Report Date: 30-Oct-2008 11:49

TestAmerica Pittsburgh

Semivolatile REPORT SW-846 Method 8270

Data file : \\PITSVR06\D\chem\71.i\s102908a.b\S1029CC8.D
Lab Smp Id: ver20 Client Smp ID: ver20
Inj Date : 29-OCT-2008 20:40
Operator : 045183sab Inst ID: 71.i
Smp Info : ver20(10ug/ml) bna-0731-08 LL8270
Misc Info : ver20,s102908a.b,llb.m,4-root.sub,
Comment :
Method : \\PITSVR06\D\chem\71.i\s102908a.b\llb.m
Meth Date : 30-Oct-2008 11:43 bachas Quant Type: ISTD
Cal Date : 16-OCT-2008 20:15 Cal File: S1016AM7.D
Als bottle: 97
Dil Factor: 1.00000 Compound Sublist: 4-root.sub
Integrator: HP RTE
Target Version: 4.14

Compounds	QUANT SIG MASS	RT	EXP RT	REL RT	RESPONSE	CONCENTRATIONS ON-COLUMN (NG)	FINAL (NG)
* 1 1,4-Dichlorobenzene-d4	152	4.290	4.290	(1.000)	306448	8.00000	(Q)
* 2 Naphthalene-d8	136	5.246	5.246	(1.000)	1217631	8.00000	
* 3 Acenaphthene-d10	164	6.577	6.577	(1.000)	668987	8.00000	
* 4 Phenanthrene-d10	188	7.698	7.704	(1.000)	1012316	8.00000	
* 5 Chrysene-d12	240	9.712	9.718	(1.000)	800919	8.00000	
* 6 Perylene-d12	264	10.909	10.914	(1.000)	457546	8.00000	
198 1,4-Dioxane	88	1.031	1.047	(0.241)	294397	19.7849	19.785(M)
10 N-Nitrosodimethylamine	74	1.432	1.448	(0.334)	393200	19.4085	19.408
9 Pyridine	79	1.448	1.464	(0.338)	789015	20.9573	20.957(M)
16 Methyl methanesulfonate	80	3.088	3.093	(0.720)	409310	20.0411	20.041
206 Benzaldehyde	77	3.943	3.948	(0.919)	672588	34.4116	34.412
21 Aniline	93	4.034	4.039	(0.940)	1644795	24.5735	24.574
22 Phenol	94	4.039	4.050	(0.941)	1289257	20.2904	20.290
23 bis(2-Chloroethyl)ether	93	4.098	4.103	(0.955)	943864	19.9010	19.901
24 2-Chlorophenol	128	4.125	4.130	(0.961)	1094229	19.9071	19.907
26 1,3-Dichlorobenzene	146	4.242	4.247	(0.989)	1205817	19.7592	19.759
27 1,4-Dichlorobenzene	146	4.301	4.301	(1.002)	1234529	19.7410	19.741
28 1,2-Dichlorobenzene	146	4.413	4.418	(1.029)	1154787	19.6118	19.612
29 Benzyl Alcohol	108	4.397	4.402	(1.025)	752876	22.6701	22.670
30 2-Methylphenol	108	4.493	4.498	(1.047)	895945	19.1619	19.162
31 2,2'-oxybis(1-Chloropropane)	45	4.509	4.514	(1.051)	1395098	16.6329	16.633(M)
37 Acetophenone	105	4.595	4.600	(1.071)	1318951	20.5359	20.536
32 N-Nitroso-di-n-propylamine	70	4.600	4.611	(1.072)	539802	20.3050	20.305
192 4-Methylphenol	108	4.605	4.611	(1.073)	978404	20.3651	20.365
34 Hexachloroethane	117	4.669	4.675	(1.088)	453912	20.1903	20.190
35 Nitrobenzene	77	4.718	4.723	(0.899)	859935	19.5543	19.554
41 Isophorone	82	4.899	4.904	(0.934)	1638944	20.0922	20.092
42 2-Nitrophenol	139	4.958	4.963	(0.945)	589452	20.5788	20.579
43 2,4-Dimethylphenol	107	5.001	5.006	(0.953)	899275	19.8197	19.820
44 bis(2-Chloroethoxy)methane	93	5.070	5.075	(0.966)	1111694	19.9555	19.956
48 2,4-Dichlorophenol	162	5.140	5.145	(0.980)	866902	19.9961	19.996
49 Benzoic Acid	122	5.059	5.102	(0.964)	692488	20.2489	20.249(MH)
50 1,2,4-Trichlorobenzene	180	5.204	5.209	(0.992)	924385	19.9722	19.972
51 Naphthalene	128	5.262	5.257	(1.003)	3152640	20.9360	20.936

	Compounds	QUANT SIG MASS	RT	EXP RT	REL RT	RESPONSE	CONCENTRATIONS ON-COLUMN (NG)	CONCENTRATIONS FINAL (NG)
52	4-Chloroaniline	127	5.305	5.305	(1.011)	1317003	20.9743	20.974
54	2,6-Dichlorophenol	162	5.311	5.316	(1.012)	912714	20.5951	20.595
56	Hexachlorobutadiene	225	5.369	5.369	(1.023)	430712	18.5715	18.572(Q)
208	Caprolactam	113	5.546	5.578	(1.057)	306166	22.0066	22.007
59	4-Chloro-3-Methylphenol	107	5.679	5.684	(1.082)	784826	20.8316	20.832
62	2-Methylnaphthalene	142	5.786	5.786	(1.103)	2021433	20.4668	20.467
63	1-Methylnaphthalene	142	5.861	5.861	(1.117)	2044564	20.9204	20.920
64	Hexachlorocyclopentadiene	237	5.920	5.919	(0.900)	441327	17.5166	17.516
66	2,4,6-Trichlorophenol	196	6.005	6.005	(0.913)	578140	19.2073	19.207
67	2,4,5-Trichlorophenol	196	6.026	6.032	(0.916)	632999	20.4754	20.475
209	1,1'-Biphenyl	154	6.144	6.144	(0.934)	2541829	20.5593	20.559
70	2-Chloronaphthalene	162	6.155	6.154	(0.936)	1917405	19.5871	19.587
73	2-Nitroaniline	65	6.229	6.235	(0.947)	497081	20.6805	20.680
76	Dimethylphthalate	163	6.374	6.379	(0.969)	1963244	20.3715	20.371
78	2,6-Dinitrotoluene	165	6.416	6.422	(0.976)	465157	21.8733	21.873
79	Acenaphthylene	152	6.470	6.464	(0.984)	2997180	20.1846	20.184
81	3-Nitroaniline	138	6.539	6.544	(0.994)	590202	22.0219	22.022
82	Acenaphthene	153	6.598	6.603	(1.003)	1801991	20.1350	20.135
83	2,4-Dinitrophenol	184	6.619	6.625	(1.006)	260415	19.8975	19.898(Q)
85	4-Nitrophenol	109	6.667	6.673	(1.014)	206546	19.5134	19.513
86	Dibenzofuran	168	6.732	6.731	(1.024)	2658227	20.7500	20.750
87	2,4-Dinitrotoluene	165	6.721	6.726	(1.022)	592991	20.7196	20.720
92	2-Naphthylamine	143	6.849	6.854	(1.041)	1956093	41.7724	41.772
91	2,3,5,6-Tetrachlorophenol	232	6.796	6.801	(1.033)	460752	20.7505	20.750
88	2,3,4,6-Tetrachlorophenol	232	6.828	6.833	(1.038)	461887	20.5684	20.568
93	Diethylphthalate	149	6.908	6.918	(1.050)	1929779	20.4848	20.485
94	Fluorene	166	6.993	6.993	(1.063)	2066047	20.3836	20.384
95	4-Chlorophenyl-phenylether	204	6.993	6.999	(1.063)	885207	20.4902	20.490
96	4-Nitroaniline	138	6.999	7.009	(1.064)	598812	21.6262	21.626
98	4,6-Dinitro-2-methylphenol	198	7.025	7.036	(0.913)	314601	19.4113	19.411
99	N-Nitrosodiphenylamine (1)	169	7.079	7.084	(0.920)	1401572	19.7048	19.705
100	1,2-Diphenylhydrazine	77	7.111	7.116	(0.924)	1702159	20.5342	20.534
106	4-Bromophenyl-phenylether	248	7.362	7.367	(0.956)	443451	19.8476	19.848
107	Hexachlorobenzene	284	7.415	7.421	(0.963)	469835	19.5916	19.592
210	Atrazine	200	7.485	7.490	(0.972)	444970	35.9699	35.970
111	Pentachlorophenol	266	7.560	7.565	(0.982)	336546	19.9328	19.933(M)
115	Phenanthrene	178	7.720	7.720	(1.003)	2751904	20.6680	20.668
116	Anthracene	178	7.757	7.757	(1.008)	2847090	21.4034	21.403
119	Carbazole	167	7.880	7.880	(1.024)	2792746	22.0043	22.004
120	Di-n-Butylphthalate	149	8.147	8.147	(1.058)	3119995	22.2975	22.297
123	Fluoranthene	202	8.623	8.623	(1.120)	2690000	21.2736	21.274
124	Benzidine	184	8.719	8.724	(0.898)	1536012	32.8063	32.806
125	Pyrene	202	8.799	8.799	(0.906)	2718942	20.1115	20.112
131	Butylbenzylphthalate	149	9.280	9.285	(0.955)	1315340	21.6676	21.668
135	3,3'-Dichlorobenzidine	252	9.686	9.686	(0.997)	833005	19.3719	19.372
136	Benzo(a)Anthracene	228	9.707	9.707	(0.999)	2580838	21.8524	21.852(M)
137	Chrysene	228	9.734	9.739	(1.002)	2101318	20.8518	20.852
139	bis(2-ethylhexyl)Phthalate	149	9.712	9.712	(1.000)	1889263	21.4987	21.499(H)
140	Di-n-octylphthalate	149	10.188	10.188	(0.934)	2698229	18.4244	18.424
141	Benzo(b)fluoranthene	252	10.551	10.568	(0.967)	2417474	19.4049	19.405
142	Benzo(k)fluoranthene	252	10.578	10.589	(0.970)	1937112	17.4646	17.465
143	7,12-dimethylbenz[a]anthracen	256	10.546	10.557	(0.967)	1066320	18.7622	18.762
146	Benzo(a)pyrene	252	10.861	10.872	(0.996)	1670309	20.6326	20.632
149	Indeno(1,2,3-cd)pyrene	276	12.106	12.127	(1.110)	1422641	18.6237	18.624

Compounds	QUANT SIG MASS	RT	EXP RT	REL RT	RESPONSE	CONCENTRATIONS ON-COLUMN (NG)	CONCENTRATIONS FINAL (NG)
150 Dibenz(a,h)anthracene	278	12.116	12.133	(1.111)	1099959	17.6705	17.670
151 Benzo(g,h,i)perylene	276	12.453	12.480	(1.142)	1081745	18.6428	18.643
$ 154 Nitrobenzene-d5	82	Compound Not Detected.					
$ 155 2-Fluorobiphenyl	172	Compound Not Detected.					
$ 156 Terphenyl-d14	244	Compound Not Detected.					
$ 157 Phenol-d5	99	Compound Not Detected.					
$ 158 2-Fluorophenol	112	Compound Not Detected.					
$ 159 2,4,6-Tribromophenol	329	Compound Not Detected.					
$ 186 2-Chlorophenol-d4	132	Compound Not Detected.					
$ 187 1,2-Dichlorobenzene-d4	152	Compound Not Detected.					

QC Flag Legend

Q - Qualifier signal failed the ratio test.
M - Compound response manually integrated.
H - Operator selected an alternate compound hit.

Data File Name: S1029CC8.D
Inj. Date and Time: 29-OCT-2008 20:40
Instrument ID: 71.i
Client ID: ver20
Compound Name: 1,4-Dioxane
CAS #: 123-91-1
Report Date: 10/30/2008

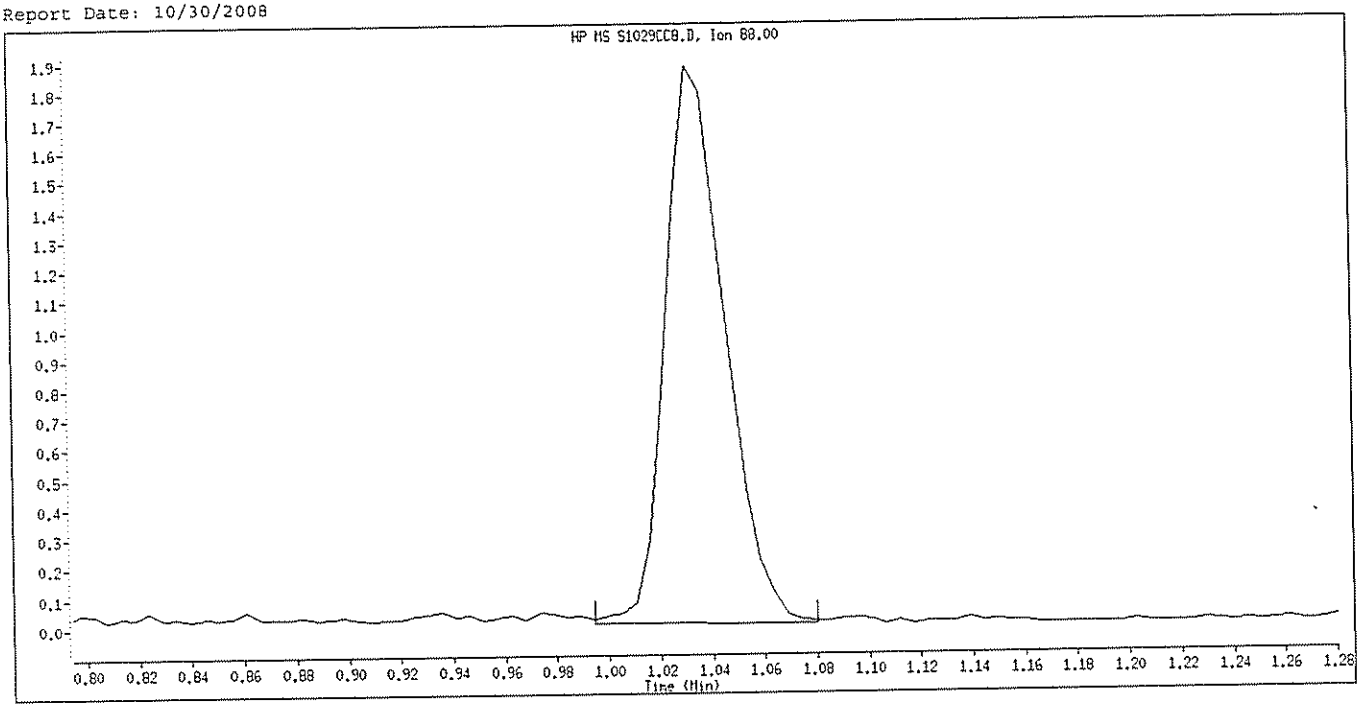

Original Integration

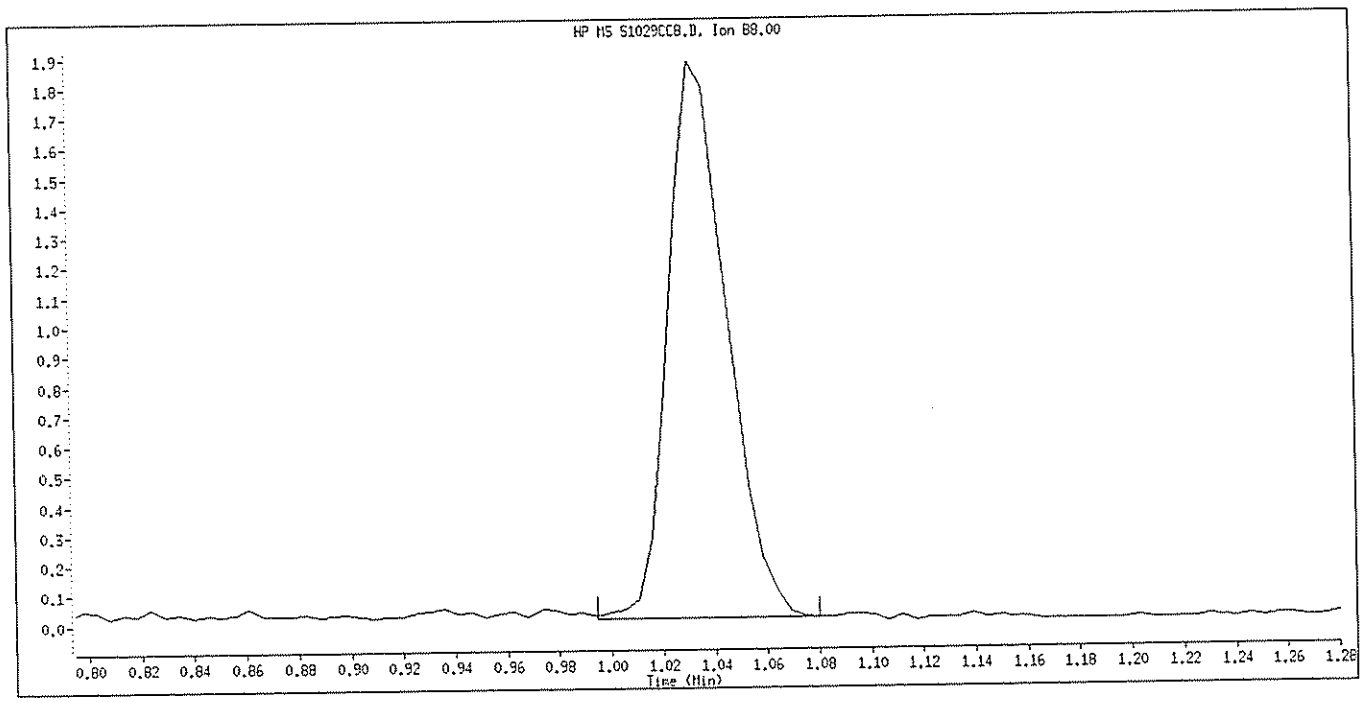

Manual Integration

Manually Integrated By: BachaS
Manual Integration Reason: Unknown

Data File Name: S1029CC8.D
Inj. Date and Time: 29-OCT-2008 20:40
Instrument ID: 71.i
Client ID: ver20
Compound Name: Pyridine
CAS #: 110-86-1
Report Date: 10/30/2008

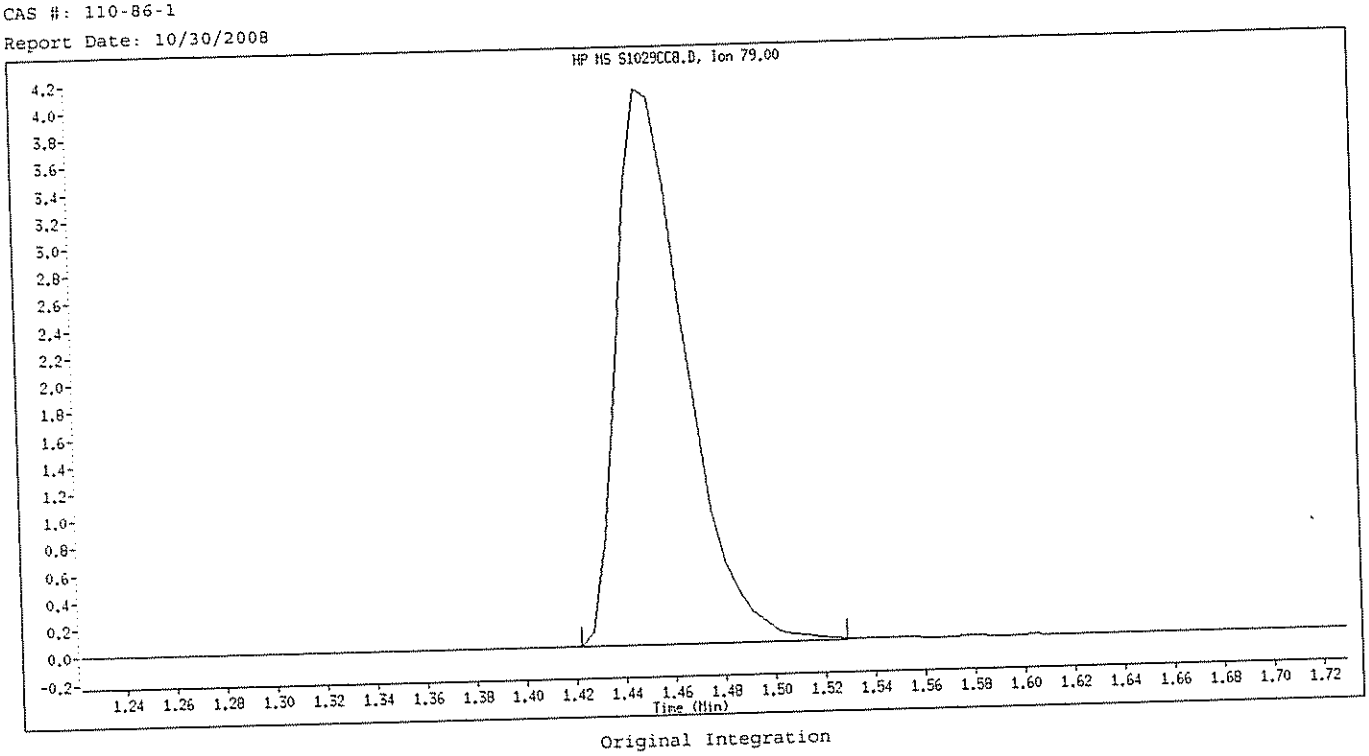

Original Integration

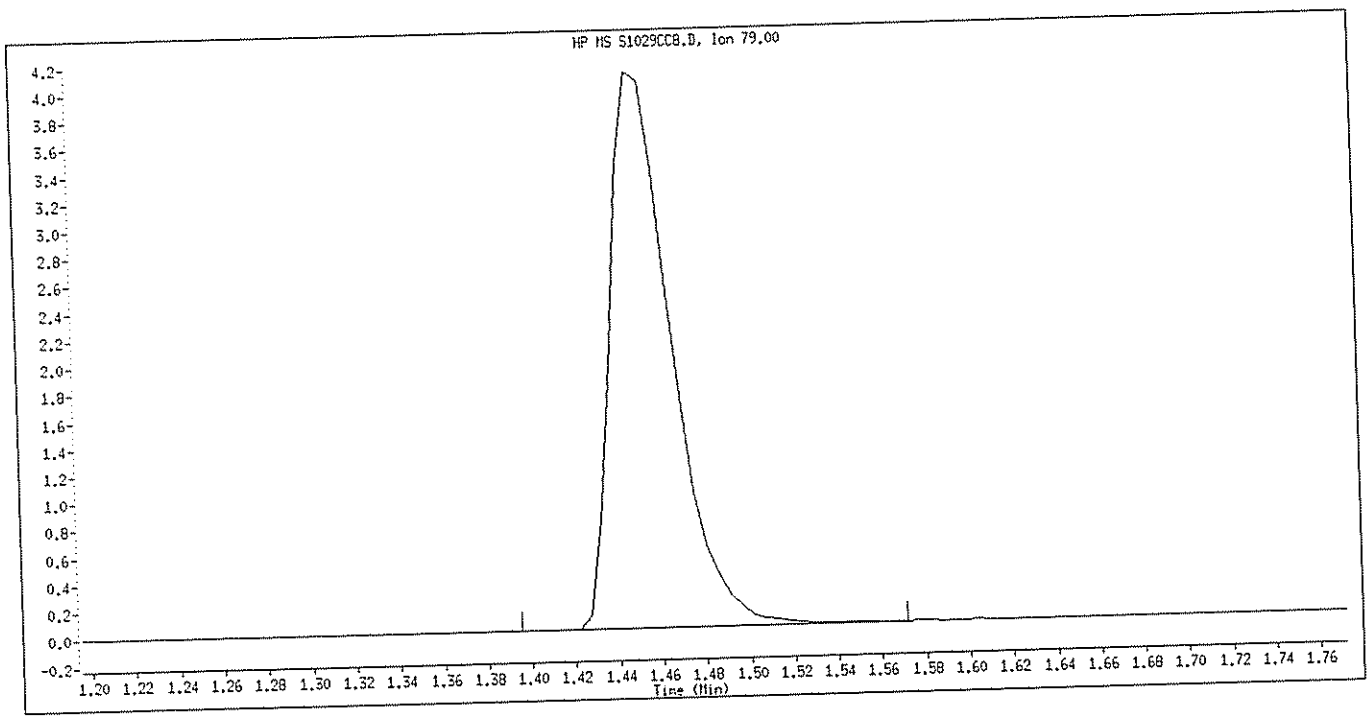

Manual Integration

Manually Integrated By: BachaS
Manual Integration Reason: Peak Integrated Incorrectly

Data File Name: S1029CC8.D
Inj. Date and Time: 29-OCT-2008 20:40
Instrument ID: 71.i
Client ID: ver20
Compound Name: 2,2'-oxybis(1-Chloropropane)
CAS #: 108-60-1
Report Date: 10/30/2008

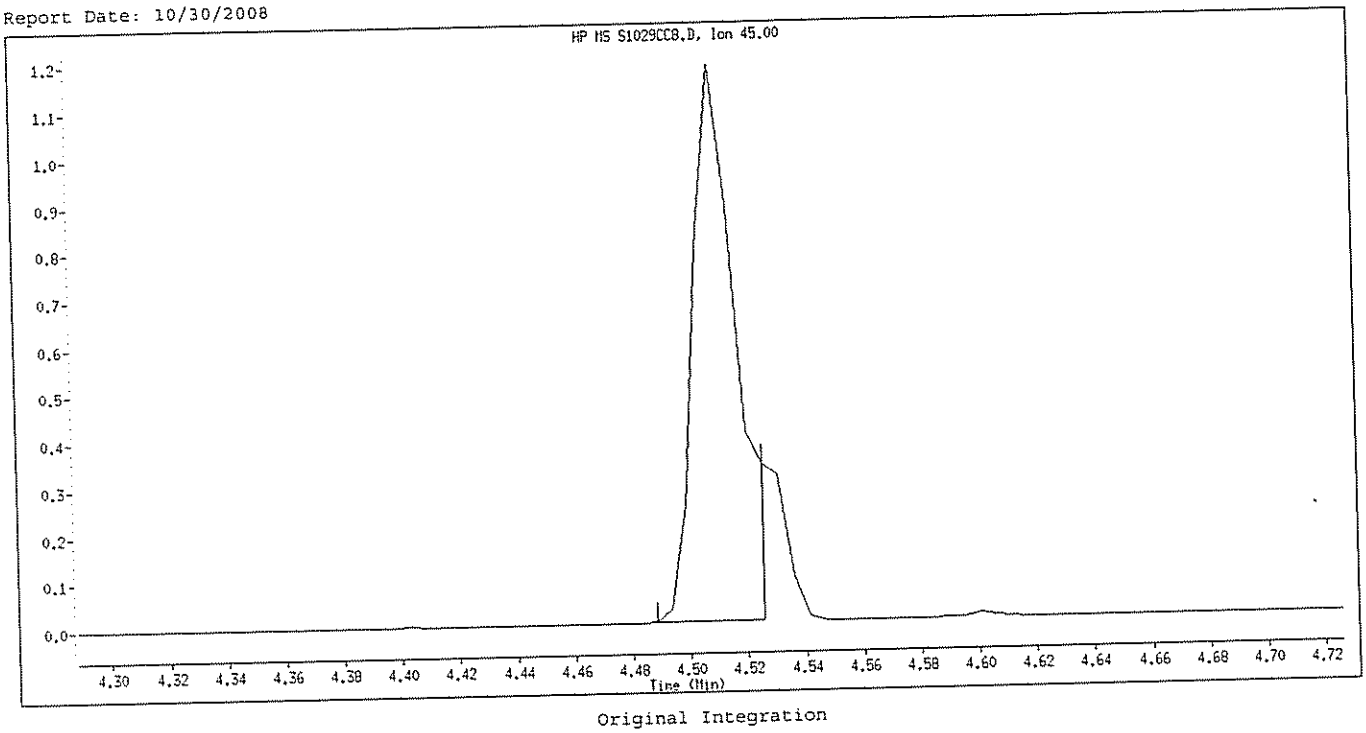

Original Integration

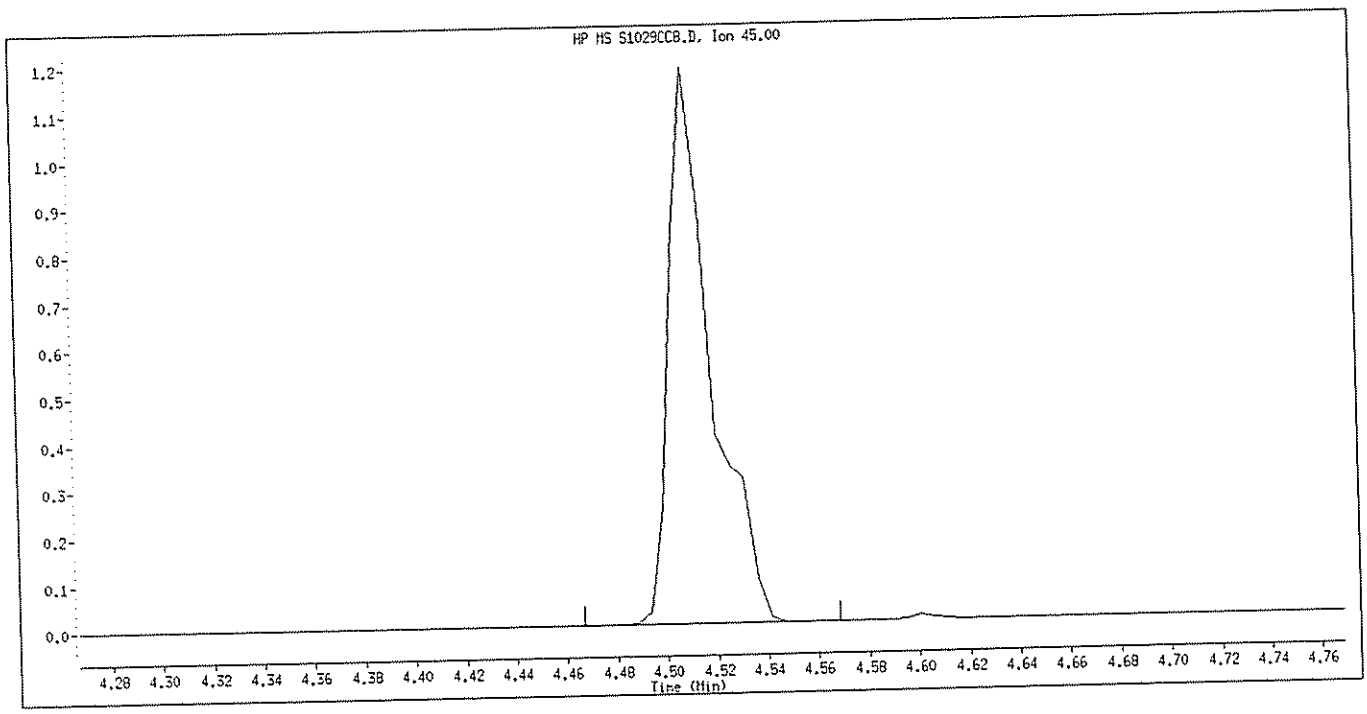

Manual Integration

Manually Integrated By: BachaS
Manual Integration Reason: Peak Integrated Incorrectly

Data File Name: S1029CC8.D
Inj. Date and Time: 29-OCT-2008 20:40
Instrument ID: 71.i
Client ID: ver20
Compound Name: Benzoic Acid
CAS #: 65-85-0
Report Date: 10/30/2008

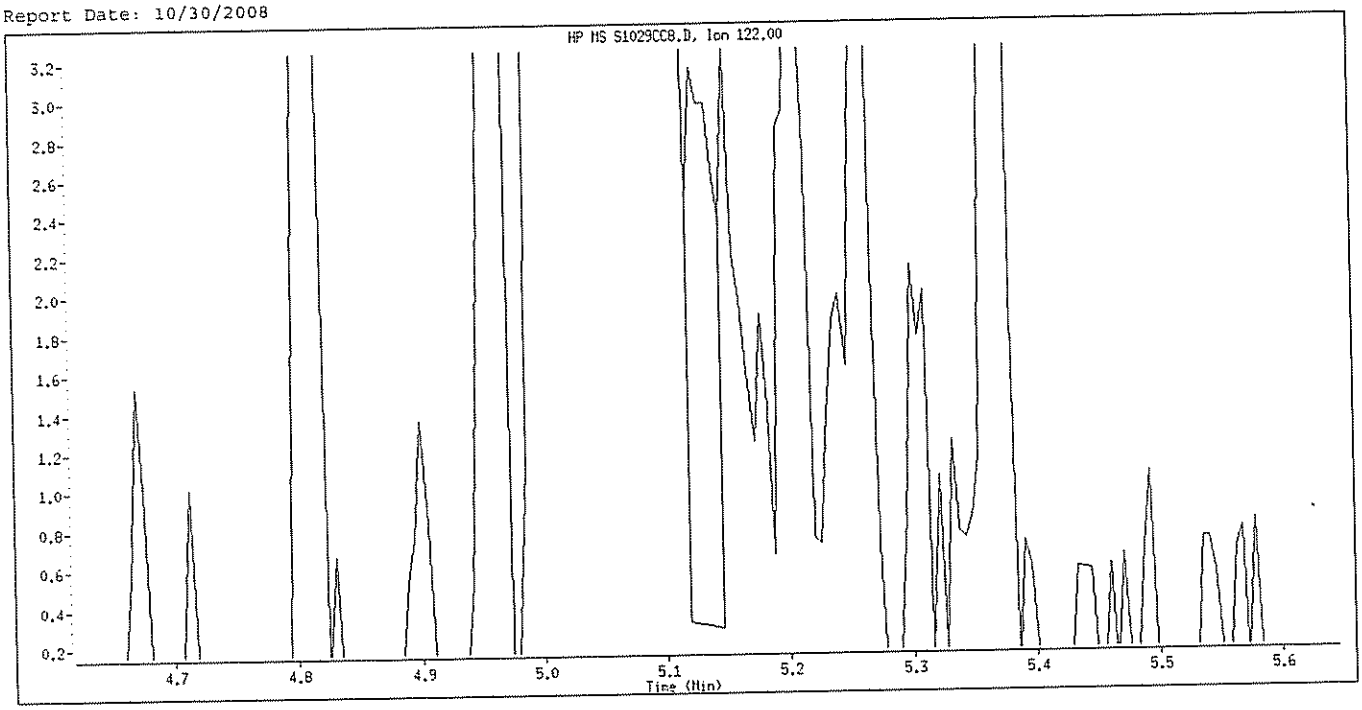

Original Integration

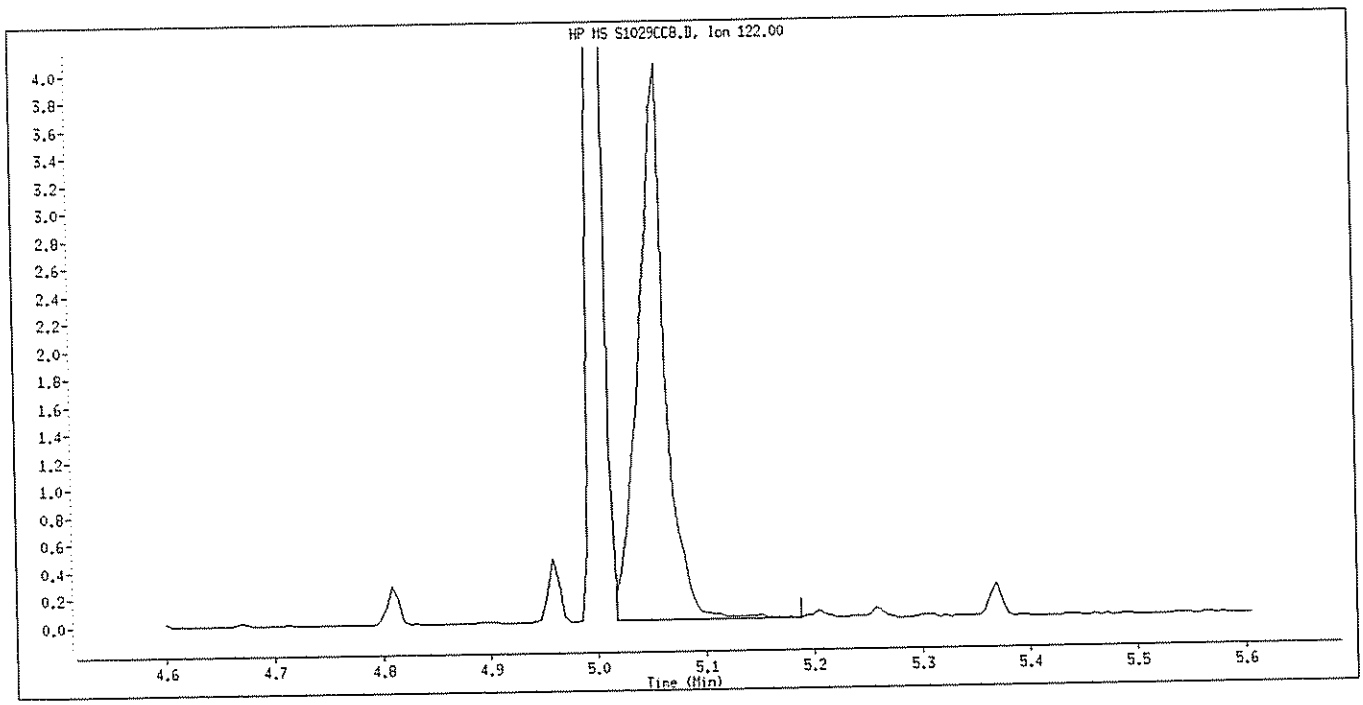

Manual Integration

Manually Integrated By: BachaS
Manual Integration Reason: Peak Integrated Incorrectly

Data File Name: S1029CC8.D
Inj. Date and Time: 29-OCT-2008 20:40
Instrument ID: 71.i
Client ID: ver20
Compound Name: Pentachlorophenol
CAS #: 87-86-5
Report Date: 10/30/2008

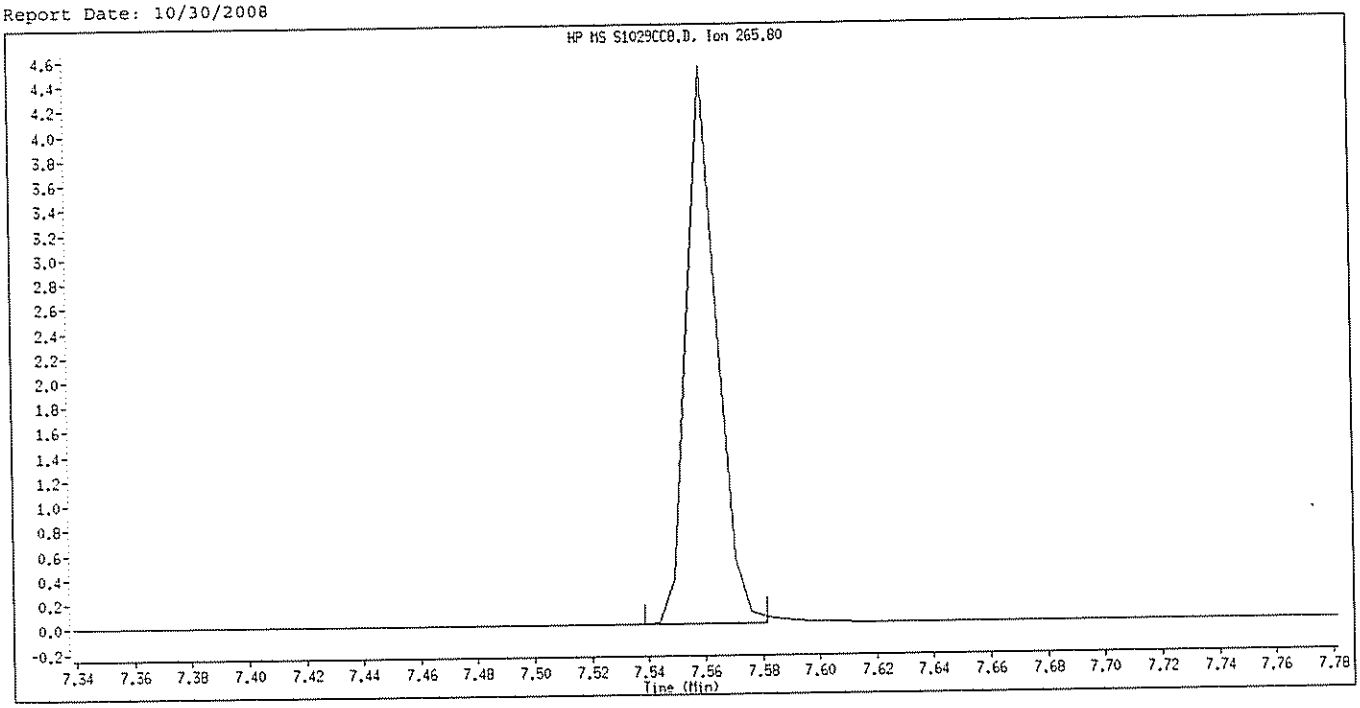

Original Integration

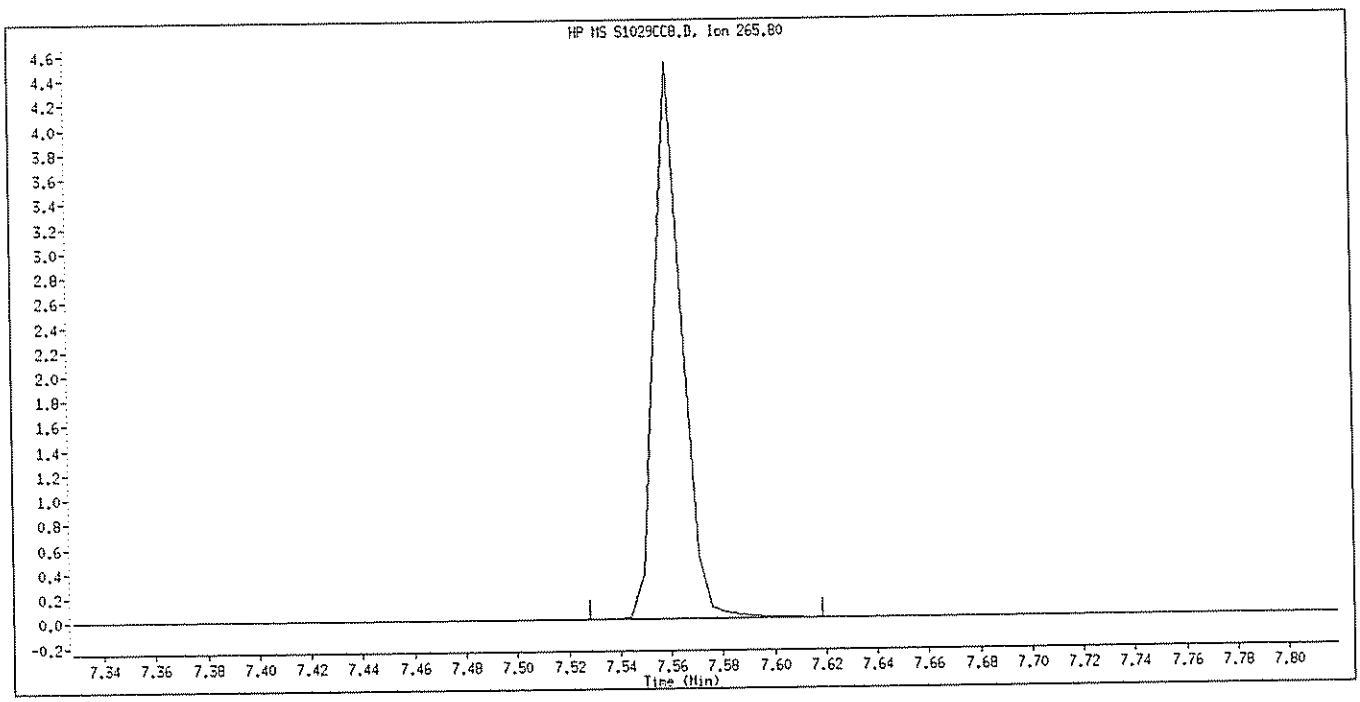

Manual Integration

Manually Integrated By: BachaS
Manual Integration Reason: Peak Integrated Incorrectly

Data File Name: S1029CC8.D
Inj. Date and Time: 29-OCT-2008 20:40
Instrument ID: 71.i
Client ID: ver20
Compound Name: Benzo(a)Anthracene
CAS #: 56-55-3
Report Date: 10/30/2008

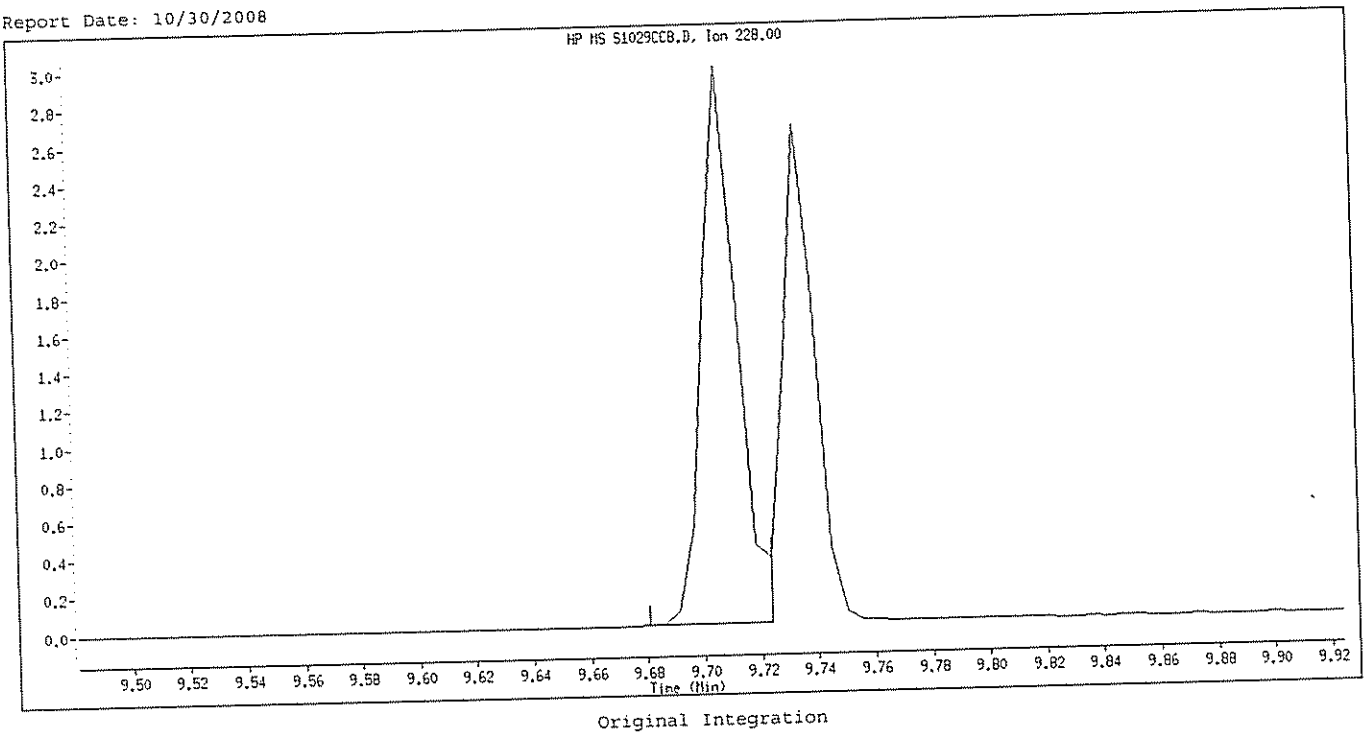

Original Integration

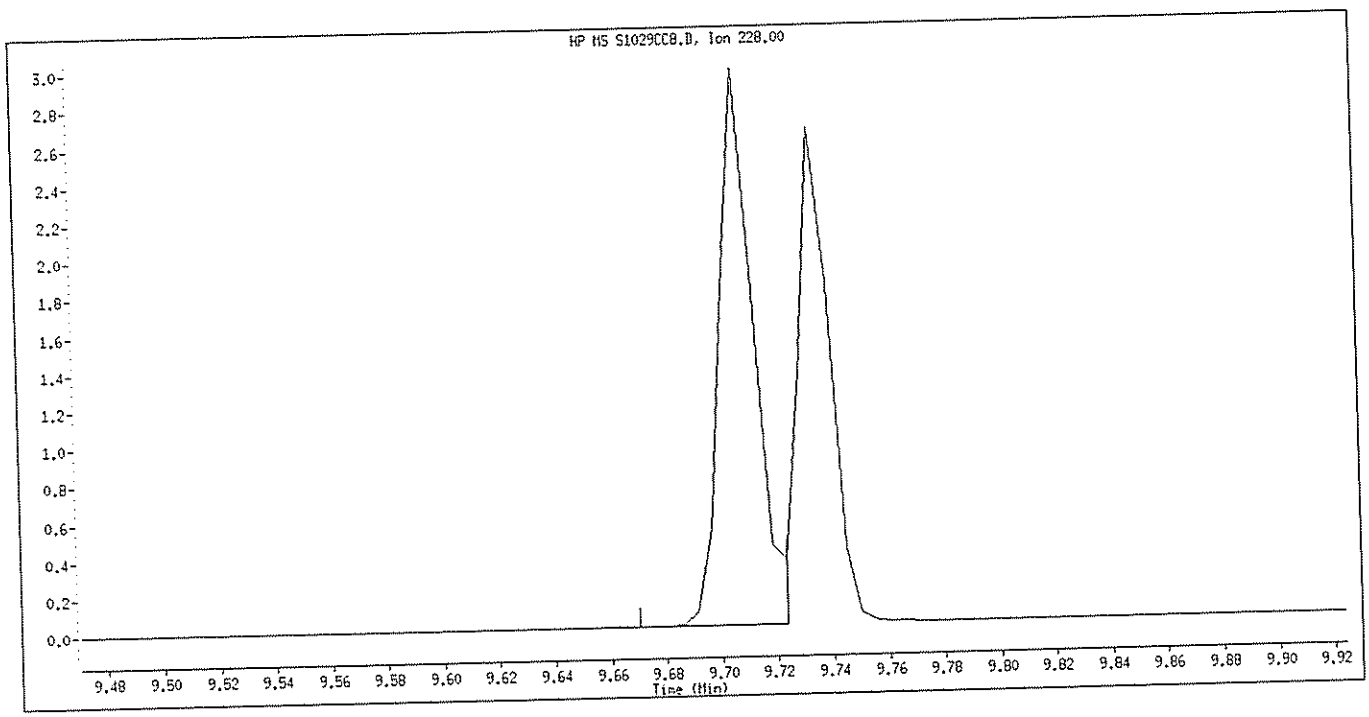

Manual Integration

Manually Integrated By: BachaS
Manual Integration Reason: Peak Integrated Incorrectly

Data File Name: S1029CC8.D
Inj. Date and Time: 29-OCT-2008 20:40
Instrument ID: 71.i
Client ID: ver20
Compound Name: bis(2-ethylhexyl)Phthalate
CAS #: 117-81-7
Report Date: 10/30/2008

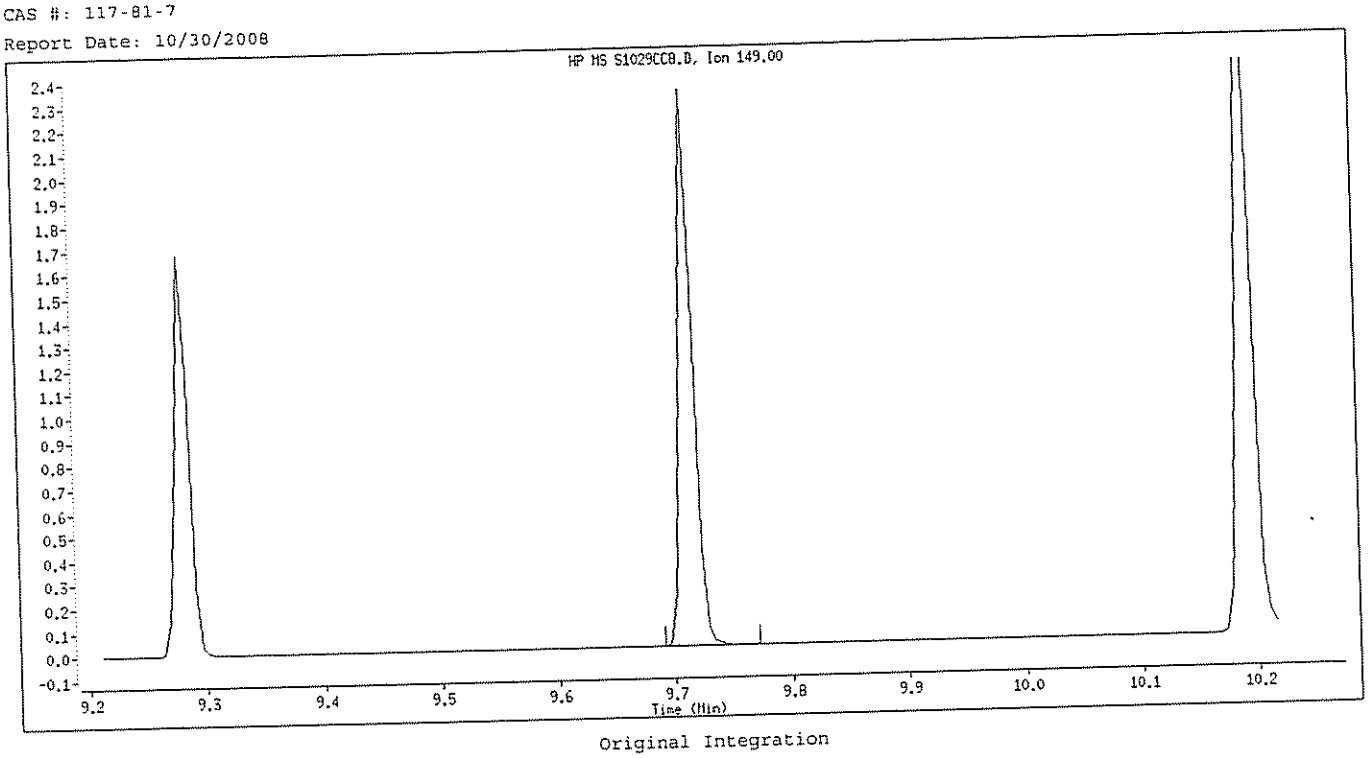

Original Integration

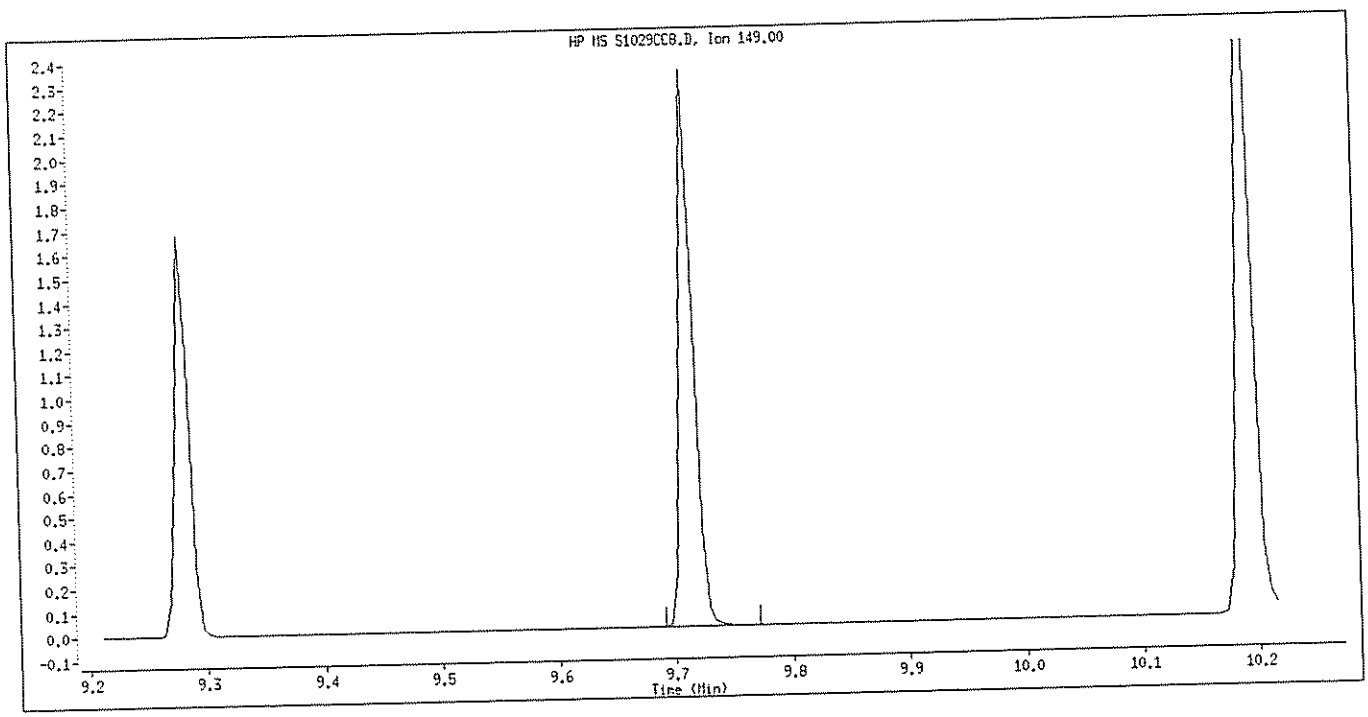

Manual Integration

Manually Integrated By: BachaS
Manual Integration Reason: Peak Integrated Incorrectly

TestAmerica Pittsburgh

INITIAL CALIBRATION DATA

Start Cal Date : 03-OCT-2008 17:09
End Cal Date : 03-OCT-2008 21:30
Quant Method : ISTD
Origin : Included
Target Version : 4.14
Integrator : HP RTE
Method file : \\PITSVR06\D\chem\71.i\s100308a.b\llb.m
Last Edit : 06-Oct-2008 13:40 71.i

Calibration File Names:
Level 1: \\PITSVR06\D\chem\71.i\s100308a.b\S1003IC1.D
Level 2: \\PITSVR06\D\chem\71.i\s100308a.b\S1003IC2.D
Level 3: \\PITSVR06\D\chem\71.i\s100308a.b\S1003IC3.D
Level 4: \\PITSVR06\D\chem\71.i\s100308a.b\S1003IC4.D
Level 5: \\PITSVR06\D\chem\71.i\s100308a.b\S1003IC5.D
Level 6: \\PITSVR06\D\chem\71.i\s100308a.b\S1003IC6.D
Level 7: \\PITSVR06\D\chem\71.i\s100308a.b\S1003IC7.D

Compound	0.4000000 Level 1 / 80.0000 Level 7	2.0000 Level 2	4.0000 Level 3	10.0000 Level 4	20.0000 Level 5	40.0000 Level 6	Curve	Coefficients b	Coefficients m1	Coefficients m2	%RSD or R^2	
198 1,4-Dioxane	0.44660	0.43899	0.45624	0.37271	0.35449	0.34720						
	0.33473						AVRG		0.39299		13.29332	
226 n-Decane	+++++	+++++	+++++	+++++	+++++	+++++						
	+++++						AVRG		0.000e+000		0.000e+000	<-
227 n-Octadecane	+++++	+++++	+++++	+++++	+++++	+++++						
	+++++						AVRG		0.000e+000		0.000e+000	<-
7 N-Nitrosomorpholine	0.32726	0.28496	0.31844	0.30986	0.28222	0.26832						
	0.23395						AVRG		0.28929		11.18819	

(2001 - 3460)
3018
C8J160331

TestAmerica Pittsburgh

INITIAL CALIBRATION DATA

Start Cal Date : 03-OCT-2008 17:09
End Cal Date : 03-OCT-2008 21:30
Quant Method : ISTD
Origin : Included
Target Version : 4.14
Integrator : HP RTE
Method file : \\PITSVR06\D\chem\71.i\s100308a.b\llb.m
Last Edit : 06-Oct-2008 13:40 71.i

Compound	0.4000000 Level 1	2.0000 Level 2	4.0000 Level 3	10.0000 Level 4	20.0000 Level 5	40.0000 Level 6	Curve	Coefficients b	Coefficients m1	Coefficients m2	%RSD or R^2	
	80.0000 Level 7											
8 Ethyl methanesulfonate	0.75592	0.73827	0.73218	0.72655	0.70784	0.70726						
	0.67077						AVRG		0.71983		3.82505	
9 Pyridine	0.89273	0.92766	0.90146	0.92035	0.92283	0.90301						
	0.86272						AVRG		0.90439		2.48038	
199 Thionazin	0.14094	0.14290	0.14544	0.14559	0.14841	0.16308						
	0.16305						AVRG		0.14992		6.18964	
200 Sulfotepp	0.08407	0.09226	0.09050	0.09248	0.09158	0.10278						
	0.10687						AVRG		0.09436		8.25267	
10 N-Nitrosodimethylamine	0.49906	0.48693	0.46735	0.47463	0.47895	0.47379						
	0.46730						AVRG		0.47829		2.38450	
11 Ethyl methacrylate	+++++	+++++	+++++	+++++	+++++	+++++						
	+++++						AVRG		0.000e+000		0.000e+000	<-
12 3-Chloropropionitrile	+++++	+++++	+++++	+++++	+++++	+++++						
	+++++						AVRG		0.000e+000		0.000e+000	<-

TestAmerica Pittsburgh

INITIAL CALIBRATION DATA

Start Cal Date : 03-OCT-2008 17:09
End Cal Date : 03-OCT-2008 21:30
Quant Method : ISTD
Origin : Included
Target Version : 4.14
Integrator : HP RTE
Method file : \\PITSVR06\D\chem\71.i\s100308a.b\llb.m
Last Edit : 06-Oct-2008 13:40 71.i

Compound	0.4000000 Level 1	2.0000 Level 2	4.0000 Level 3	10.0000 Level 4	20.0000 Level 5	40.0000 Level 6	80.0000 Level 7	Curve	Coefficients b	m1	m2	%RSD or R^2	
13 Malononitrile	+++++	+++++	+++++	+++++	+++++	+++++	+++++	AVRG		0.000e+000		0.000e+000	<-
14 2-Picoline	1.07386	1.03821	1.02080	1.06229	1.02359	1.03820	0.99495	AVRG		1.03599		2.55529	
15 N-Nitrosomethylethylamine	0.24460	0.27204	0.28361	0.30442	0.28956	0.31043	0.29124	AVRG		0.28513		7.69149	
16 Methyl methanesulfonate	0.52529	0.50615	0.48360	0.49387	0.50388	0.49131	0.46135	AVRG		0.49506		4.03795	
18 1,3-Dichloro-2-propanol	+++++	+++++	+++++	+++++	+++++	+++++	+++++	AVRG		0.000e+000		0.000e+000	<-
19 N-Nitrosodiethylamine	0.50802	0.50579	0.50791	0.52510	0.50672	0.51924	0.48877	AVRG		0.50879		2.25651	
21 Aniline	1.96965	1.96450	1.78315	1.85815	1.80178	1.67813	1.47606	AVRG		1.79020		9.63815	

(2001 - 3460)
3020
C8J160331

TestAmerica Pittsburgh

INITIAL CALIBRATION DATA

Start Cal Date : 03-OCT-2008 17:09
End Cal Date : 03-OCT-2008 21:30
Quant Method : ISTD
Origin : Included
Target Version : 4.14
Integrator : HP RTE
Method file : \\PITSVR06\D\chem\71.i\s100308a.b\llb.m
Last Edit : 06-Oct-2008 13:40 71.i

Compound	0.4000000 Level 1	2.0000 Level 2	4.0000 Level 3	10.0000 Level 4	20.0000 Level 5	40.0000 Level 6	Curve	Coefficients b	m1	m2	%RSD or R^2
	80.0000 Level 7										
206 Benzaldehyde	0.78590	0.78976	0.68249	0.80222	0.79294	0.69632					
	0.52855						AVRG		0.72545		13.74995
22 Phenol	1.80450	1.71909	1.68039	1.61155	1.59668	1.50917					
	1.38940						AVRG		1.61583		8.51026
23 bis(2-Chloroethyl)ether	1.36173	1.22877	1.17225	1.18578	1.20318	1.13935					
	1.06214						AVRG		1.19331		7.67560
24 2-Chlorophenol	1.53538	1.44012	1.40701	1.42618	1.40781	1.34546					
	1.22208						AVRG		1.39772		6.87023
25 Pentachloroethane	0.49773	0.51184	0.51439	0.53038	0.49143	0.49836					
	0.45592						AVRG		0.50001		4.68654
26 1,3-Dichlorobenzene	1.67479	1.60957	1.63083	1.55869	1.59123	1.52885					
	1.39076						AVRG		1.56925		5.85443
27 1,4-Dichlorobenzene	1.75108	1.68489	1.64789	1.61108	1.60881	1.54635					
	1.40733						AVRG		1.60820		6.81430

TestAmerica Pittsburgh

INITIAL CALIBRATION DATA

Start Cal Date : 03-OCT-2008 17:09
End Cal Date : 03-OCT-2008 21:30
Quant Method : ISTD
Origin : Included
Target Version : 4.14
Integrator : HP RTE
Method file : \\PITSVR06\D\chem\71.i\s100308a.b\llb.m
Last Edit : 06-Oct-2008 13:40 71.i

Compound	0.4000000 Level 1	2.0000 Level 2	4.0000 Level 3	10.0000 Level 4	20.0000 Level 5	40.0000 Level 6	Curve	Coefficients b	m1	m2	%RSD or R^2
	80.0000 Level 7										
28 1,2-Dichlorobenzene	1.65611	1.62930	1.58491	1.53238	1.50802	1.40322					
	1.16265						AVRG		1.49665		11.32935
29 Benzyl Alcohol	0.98219	0.95410	0.93712	0.89399	0.89043	0.83106					
	0.70881						AVRG		0.88539		10.41310
30 2-Methylphenol	1.45874	1.35570	1.31104	1.26909	1.28670	1.20693					
	1.10916						AVRG		1.28533		8.58939
31 2,2'-oxybis(1-Chloropropane)	2.43410	2.32821	2.20016	2.19870	2.18875	2.06493					
	1.76472						AVRG		2.16851		9.82112
32 N-Nitroso-di-n-propylamine	0.79847	0.76036	0.74573	0.71214	0.67135	0.62184					
	0.57079						AVRG		0.69724		11.58568
M 195 Cresols, total	+++++	+++++	+++++	+++++	+++++	+++++					
	+++++						AVRG		0.000e+000		0.000e+000 <-
192 4-Methylphenol	1.52389	1.37764	1.41231	1.33553	1.29510	1.17209					
	0.99148						AVRG		1.30115		13.37033

TestAmerica Pittsburgh

INITIAL CALIBRATION DATA

Start Cal Date : 03-OCT-2008 17:09
End Cal Date : 03-OCT-2008 21:30
Quant Method : ISTD
Origin : Included
Target Version : 4.14
Integrator : HP RTE
Method file : \\PITSVR06\D\chem\71.i\s100308a.b\llb.m
Last Edit : 06-Oct-2008 13:40 71.i

Compound	0.4000000 Level 1	2.0000 Level 2	4.0000 Level 3	10.0000 Level 4	20.0000 Level 5	40.0000 Level 6	80.0000 Level 7	Curve	Coefficients b	m1	m2	%RSD or R^2	
203 3&4-Methylphenol total	+++++	+++++	+++++	+++++	+++++	+++++	+++++	AVRG		0.000e+000		0.000e+000	<-
193 3-Methylphenol	+++++	+++++	+++++	+++++	+++++	+++++	+++++	AVRG		0.000e+000		0.000e+000	<-
34 Hexachloroethane	0.64841	0.61418	0.60239	0.58303	0.58363	0.54830	0.50087	AVRG		0.58297		8.15969	
35 Nitrobenzene	0.27165	0.27249	0.26187	0.27269	0.26047	0.24258	0.23321	AVRG		0.25928		6.04554	
36 N-Nitrosopyrrolidine	0.62658	0.67735	0.65066	0.67819	0.64633	0.65626	0.59577	AVRG		0.64731		4.47498	
37 Acetophenone	1.86594	1.87823	1.82567	1.80401	1.78278	1.66602	1.54461	AVRG		1.76675		6.81083	
39 o-Toluidine	2.14501	2.19801	2.15266	2.12604	1.95754	1.87758	1.65977	AVRG		2.01666		9.70918	

TestAmerica Pittsburgh

INITIAL CALIBRATION DATA

Start Cal Date : 03-OCT-2008 17:09
End Cal Date : 03-OCT-2008 21:30
Quant Method : ISTD
Origin : Included
Target Version : 4.14
Integrator : HP RTE
Method file : \\PITSVR06\D\chem\71.i\s100308a.b\llb.m
Last Edit : 06-Oct-2008 13:40 71.i

Compound	0.4000000 Level 1	2.0000 Level 2	4.0000 Level 3	10.0000 Level 4	20.0000 Level 5	40.0000 Level 6	80.0000 Level 7	Curve	Coefficients b	m1	m2	%RSD or R^2	
40 N-Nitrosopiperidine	0.16576	0.16460	0.16753	0.16865	0.16007	0.15128	0.14414	AVRG		0.16029		5.76775	
41 Isophorone	0.57969	0.53624	0.53687	0.54702	0.52976	0.49961	0.49966	AVRG		0.53269		5.21967	
42 2-Nitrophenol	0.19675	0.19198	0.18208	0.19897	0.19691	0.18443	0.18047	AVRG		0.19023		4.08251	
43 2,4-Dimethylphenol	0.28555	0.25633	0.29928	0.29257	0.29332	0.28165	0.27343	AVRG		0.28316		5.14591	
44 bis(2-Chloroethoxy)methane	0.37374	0.37395	0.37004	0.36915	0.34499	0.32106	0.31921	AVRG		0.35317		6.98042	
45 O,O,O-Triethyl phosphorothioa	0.15975	0.14879	0.15318	0.15680	0.14792	0.13799	0.13313	AVRG		0.14822		6.54114	
46 2,4-Toluenediamene	+++++	+++++	+++++	+++++	+++++	+++++	+++++	AVRG		0.000e+000		0.000e+000	<-

(2001 - 3460)
3024
C8J160331

TestAmerica Pittsburgh

INITIAL CALIBRATION DATA

Start Cal Date : 03-OCT-2008 17:09
End Cal Date : 03-OCT-2008 21:30
Quant Method : ISTD
Origin : Included
Target Version : 4.14
Integrator : HP RTE
Method file : \\PITSVR06\D\chem\71.i\s100308a.b\llb.m
Last Edit : 06-Oct-2008 13:40 71.i

Compound	0.4000000 Level 1	2.0000 Level 2	4.0000 Level 3	10.0000 Level 4	20.0000 Level 5	40.0000 Level 6	80.0000 Level 7	Curve	Coefficients b	Coefficients m1	Coefficients m2	%RSD or R^2	
47 1,3,5-Trichlorobenzene	+++++	+++++	+++++	+++++	+++++	+++++	+++++						
								AVRG		0.000e+000		0.000e+000	<-
48 2,4-Dichlorophenol	0.29836	0.28893	0.29261	0.30118	0.29580	0.27608							
							0.26755	AVRG		0.28865		4.29364	
49 Benzoic Acid	14038	57373	151767	424978	786310	935287							
							1996636	QUAD	0.24086	4.61679	-0.23877	0.99923	
50 1,2,4-Trichlorobenzene	0.31197	0.31702	0.30900	0.31883	0.29993	0.27894							
							0.26982	AVRG		0.30079		6.39281	
51 Naphthalene	1.15353	1.07522	1.04529	1.06159	1.01574	0.95476							
							0.91392	AVRG		1.03144		7.70151	
52 4-Chloroaniline	0.49838	0.46704	0.44009	0.45854	0.42356	0.37957							
							0.34475	AVRG		0.43028		12.30383	
53 a,a-Dimethyl-phenethylamine	0.36637	0.58086	0.46578	0.78675	0.79955	0.81673							
							0.76151	AVRG		0.65393		27.94407	<-

TestAmerica Pittsburgh

INITIAL CALIBRATION DATA

Start Cal Date : 03-OCT-2008 17:09
End Cal Date : 03-OCT-2008 21:30
Quant Method : ISTD
Origin : Included
Target Version : 4.14
Integrator : HP RTE
Method file : \\PITSVR06\D\chem\71.i\s100308a.b\llb.m
Last Edit : 06-Oct-2008 13:40 71.i

Compound	0.4000000 Level 1 / 80.0000 Level 7	2.0000 Level 2	4.0000 Level 3	10.0000 Level 4	20.0000 Level 5	40.0000 Level 6	Curve	Coefficients b	m1	m2	%RSD or R^2	
54 2,6-Dichlorophenol	0.29428	0.31636	0.30190	0.31118	0.28636	0.26561						
	0.25051						AVRG		0.28946		8.30628	
55 Hexachloropropene	0.15504	0.15644	0.16550	0.16874	0.17001	0.16871						
	0.15867						AVRG		0.16330		3.91644	
56 Hexachlorobutadiene	0.15612	0.15986	0.15563	0.15845	0.15001	0.14244						
	0.13313						AVRG		0.15081		6.49088	
208 Caprolactam	0.10415	0.10781	0.10828	0.10792	0.10891	0.08703						
	0.09282						AVRG		0.10242		8.62183	
57 1,2,3-Trichlorobenzene	+++++	+++++	+++++	+++++	+++++	+++++						
	+++++						AVRG		0.000e+000		0.000e+000	<-
58 N-Nitrosodi-n-butylamine	0.20121	0.19667	0.19433	0.19495	0.17531	0.16091						
	0.14209						AVRG		0.18078		12.31938	
59 4-Chloro-3-Methylphenol	0.26087	0.27642	0.28624	0.28830	0.27373	0.25966						
	0.24753						AVRG		0.27039		5.54312	

TestAmerica Pittsburgh

INITIAL CALIBRATION DATA

Start Cal Date : 03-OCT-2008 17:09
End Cal Date : 03-OCT-2008 21:30
Quant Method : ISTD
Origin : Included
Target Version : 4.14
Integrator : HP RTE
Method file : \\PITSVR06\D\chem\71.i\s100308a.b\llb.m
Last Edit : 06-Oct-2008 13:40 71.i

Compound	0.4000000 Level 1	2.0000 Level 2	4.0000 Level 3	10.0000 Level 4	20.0000 Level 5	40.0000 Level 6	80.0000 Level 7	Curve	Coefficients b	m1	m2	%RSD or R^2
60 p-Phenylene diamine	0.34949	0.41801	0.40770	0.45679	0.42531	0.38268						
	0.31006							AVRG		0.39286		12.65590
61 Safrole	0.28793	0.27345	0.28903	0.29507	0.27818	0.26549						
	0.23918							AVRG		0.27547		6.87372
62 2-Methylnaphthalene	0.78975	0.76215	0.73416	0.75012	0.71718	0.66253						
	0.63240							AVRG		0.72119		7.74614
63 1-Methylnaphthalene	0.77694	0.72812	0.72367	0.74543	0.70645	0.65758						
	0.62741							AVRG		0.70937		7.24124
64 Hexachlorocyclopentadiene	0.21667	0.22798	0.23129	0.25394	0.25251	0.25948						
	0.25389							AVRG		0.24225		6.85030
65 1,2,4,5-Tetrachlorobenzene	0.44984	0.46694	0.45532	0.47049	0.43233	0.41064						
	0.38044							AVRG		0.43800		7.47225
66 2,4,6-Trichlorophenol	0.33073	0.33949	0.32942	0.33901	0.34808	0.32778						
	0.32670							AVRG		0.33446		2.36599

(2001 - 3460)
3028
C8J160331

TestAmerica Pittsburgh

INITIAL CALIBRATION DATA

Start Cal Date : 03-OCT-2008 17:09
End Cal Date : 03-OCT-2008 21:30
Quant Method : ISTD
Origin : Included
Target Version : 4.14
Integrator : HP RTE
Method file : \\PITSVR06\D\chem\71.i\s100308a.b\llb.m
Last Edit : 06-Oct-2008 13:40 71.i

Compound	0.4000000 Level 1	2.0000 Level 2	4.0000 Level 3	10.0000 Level 4	20.0000 Level 5	40.0000 Level 6	Curve	Coefficients b	m1	m2	%RSD or R^2	
	80.0000 Level 7											
67 2,4,5-Trichlorophenol	0.35015	0.36047	0.35417	0.37610	0.34608	0.33591						
	0.31223						AVRG		0.34787		5.76940	
209 1,1'-Biphenyl	1.53894	1.46209	1.38597	1.45293	1.34999	1.23896						
	1.15922						AVRG		1.36973		9.71085	
68 1,2,3,5-Tetrachlorobenzene	+++++	+++++	+++++	+++++	+++++	+++++						
	+++++						AVRG		0.000e+000		0.000e+000	<-
69 1,4-Dinitrobenzene	+++++	+++++	+++++	+++++	+++++	+++++						
	+++++						AVRG		0.000e+000		0.000e+000	<-
70 2-Chloronaphthalene	1.14473	1.12578	1.05428	1.10175	1.02800	0.92742						
	0.84782						AVRG		1.03283		10.58646	
71 Isosafrole 1	0.46572	0.46014	0.47311	0.48175	0.46407	0.44590						
	0.42750						AVRG		0.45974		3.92028	
M 188 Isosafrole, Total	+++++	+++++	+++++	+++++	+++++	+++++						
	+++++						AVRG		0.000e+000		0.000e+000	<-

(2001 - 3460)
3029
C8J160331

TestAmerica Pittsburgh

INITIAL CALIBRATION DATA

Start Cal Date : 03-OCT-2008 17:09
End Cal Date : 03-OCT-2008 21:30
Quant Method : ISTD
Origin : Included
Target Version : 4.14
Integrator : HP RTE
Method file : \\PITSVR06\D\chem\71.i\s100308a.b\llb.m
Last Edit : 06-Oct-2008 13:40 71.i

Compound	0.4000000 Level 1 / 80.0000 Level 7	2.0000 Level 2	4.0000 Level 3	10.0000 Level 4	20.0000 Level 5	40.0000 Level 6	Curve	Coefficients b	m1	m2	%RSD or R^2	
72 Isosafrole 2	+++++ / +++++	+++++	+++++	+++++	+++++	+++++	AVRG		0.000e+000		0.000e+000	<-
73 2-Nitroaniline	0.27007 / 0.23666	0.27116	0.26285	0.27402	0.27252	0.25373	AVRG		0.26300		5.16783	
74 1,2,3,4-Tetrachlorobenzene	+++++ / +++++	+++++	+++++	+++++	+++++	+++++	AVRG		0.000e+000		0.000e+000	<-
75 1,4-Naphthoquinone	0.31624 / 0.33906	0.36504	0.39141	0.41297	0.40588	0.38859	AVRG		0.37417		9.56591	
76 Dimethylphthalate	1.16718 / 0.96758	1.16300	1.10170	1.13451	1.13423	1.05506	AVRG		1.10332		6.44352	
77 m-Dinitrobenzene	0.17008 / 0.18545	0.19405	0.20963	0.21785	0.20938	0.20659	AVRG		0.19900		8.40419	
78 2,6-Dinitrotoluene	0.20973 / 0.23434	0.25478	0.25413	0.26968	0.26928	0.25379	AVRG		0.24939		8.47049	

TestAmerica Pittsburgh

INITIAL CALIBRATION DATA

Start Cal Date : 03-OCT-2008 17:09
End Cal Date : 03-OCT-2008 21:30
Quant Method : ISTD
Origin : Included
Target Version : 4.14
Integrator : HP RTE
Method file : \\PITSVR06\D\chem\71.i\s100308a.b\llb.m
Last Edit : 06-Oct-2008 13:40 71.i

Compound	0.4000000 Level 1	2.0000 Level 2	4.0000 Level 3	10.0000 Level 4	20.0000 Level 5	40.0000 Level 6	Curve	Coefficients b	m1	m2	%RSD or R^2	
	80.0000 Level 7											
79 Acenaphthylene	1.79645	1.81963	1.75156	1.84276	1.78506	1.69210						
	1.60728						AVRG		1.75641		4.66471	
80 1,2-Dinitrobenzene	+++++	+++++	+++++	+++++	+++++	+++++						
	+++++						AVRG		0.000e+000		0.000e+000	<-
81 3-Nitroaniline	0.28742	0.32762	0.31705	0.33235	0.32909	0.31439						
	0.29533						AVRG		0.31475		5.51856	
82 Acenaphthene	1.13619	1.11317	1.03239	1.07677	1.03807	0.96255						
	0.90565						AVRG		1.03783		7.87071	
83 2,4-Dinitrophenol	7459	24356	77474	189997	354130	397084						
	746196						QUAD	0.24178	6.17471	0.45600	0.99884	
84 Pentachlorobenzene	0.42424	0.41184	0.40152	0.42070	0.40053	0.37358						
	0.34233						AVRG		0.39639		7.34854	
85 4-Nitrophenol	0.07302	0.09792	0.09359	0.09555	0.09816	0.09333						
	0.09325						AVRG		0.09212		9.41813	

(2001 - 3460)
3030
C8J160331

TestAmerica Pittsburgh

INITIAL CALIBRATION DATA

Start Cal Date : 03-OCT-2008 17:09
End Cal Date : 03-OCT-2008 21:30
Quant Method : ISTD
Origin : Included
Target Version : 4.14
Integrator : HP RTE
Method file : \\PITSVR06\D\chem\71.i\s100308a.b\llb.m
Last Edit : 06-Oct-2008 13:40 71.i

Compound	0.4000000 Level 1 / 80.0000 Level 7	2.0000 Level 2	4.0000 Level 3	10.0000 Level 4	20.0000 Level 5	40.0000 Level 6	Curve	Coefficients b	Coefficients m1	Coefficients m2	%RSD or R^2	
86 Dibenzofuran	1.67159	1.59120	1.50419	1.56698	1.50952	1.37329						
	1.23121						AVRG		1.49257		9.87227	
87 2,4-Dinitrotoluene	0.31825	0.33953	0.34073	0.34118	0.34625	0.31112						
	0.27517						AVRG		0.32460		7.84626	
88 2,3,4,6-Tetrachlorophenol	0.26536	0.30133	0.28362	0.29305	0.27870	0.25208						
	0.22448						AVRG		0.27123		9.72894	
89 1-Naphthylamine	1.21303	1.23835	1.25093	1.25635	1.20549	1.08164						
	0.95861						AVRG		1.17206		9.49144	
90 Zinophos	+++++	+++++	+++++	+++++	+++++	+++++						
	+++++						AVRG		0.000e+000		0.000e+000	<-
91 2,3,5,6-Tetrachlorophenol	0.24929	0.27386	0.26436	0.28011	0.28674	0.28852						
	0.28814						AVRG		0.27586		5.31485	
92 2-Naphthylamine	29792	176286	176726	621549	1061753	1467007						
	1915440						QUAD	0.22405	0.02765	0.71054	0.99766	

(2001 - 3460)
3031
C8J160331

TestAmerica Pittsburgh

INITIAL CALIBRATION DATA

Start Cal Date : 03-OCT-2008 17:09
End Cal Date : 03-OCT-2008 21:30
Quant Method : ISTD
Origin : Included
Target Version : 4.14
Integrator : HP RTE
Method file : \\PITSVR06\D\chem\71.i\s100308a.b\llb.m
Last Edit : 06-Oct-2008 13:40 71.i

Compound	0.4000000 Level 1 / 80.0000 Level 7	2.0000 Level 2	4.0000 Level 3	10.0000 Level 4	20.0000 Level 5	40.0000 Level 6	Curve	Coefficients b	Coefficients m1	Coefficients m2	%RSD or R^2
93 Diethylphthalate	1.17703	1.12449	1.07161	1.11372	1.08370	1.00723					
	0.94202						AVRG		1.07426		7.28187
94 Fluorene	1.33384	1.31315	1.22512	1.20483	1.10166	0.99168					
	0.90489						AVRG		1.15359		13.99797
95 4-Chlorophenyl-phenylether	15269	79037	140043	364909	711284	1157523					
	1934300						QUAD	-0.04033	1.96375	0.20252	0.99986
96 4-Nitroaniline	0.31071	0.33464	0.33026	0.30538	0.28588	0.25253					
	0.23833						AVRG		0.29396		12.62252
97 5-Nitro-o-toluidine	0.31771	0.34151	0.37181	0.38233	0.36675	0.35084					
	0.30891						AVRG		0.34855		7.93633
98 4,6-Dinitro-2-methylphenol	16489	42893	121411	258188	445472	486054					
	901585						QUAD	0.11928	8.12715	0.13038	0.99965
99 N-Nitrosodiphenylamine (1)	0.54944	0.53175	0.53603	0.57309	0.57347	0.56051					
	0.52360						AVRG		0.54970		3.65289

(2001 - 3460)

TestAmerica Pittsburgh

INITIAL CALIBRATION DATA

Start Cal Date : 03-OCT-2008 17:09
End Cal Date : 03-OCT-2008 21:30
Quant Method : ISTD
Origin : Included
Target Version : 4.14
Integrator : HP RTE
Method file : \\PITSVR06\D\chem\71.i\s100308a.b\llb.m
Last Edit : 06-Oct-2008 13:40 71.i

Compound	0.4000000 Level 1	2.0000 Level 2	4.0000 Level 3	10.0000 Level 4	20.0000 Level 5	40.0000 Level 6	80.0000 Level 7	Curve	Coefficients b	m1	m2	%RSD or R^2	
100 1,2-Diphenylhydrazine	0.62879	0.60815	0.58547	0.63963	0.60646	0.57545							
	0.60471							AVRG		0.60695		3.68713	
101 Diphenylamine	+++++	+++++	+++++	+++++	+++++	+++++							
	+++++							AVRG		0.000e+000		0.000e+000	<-
202 N-Nitroso&Diphenylamine	+++++	+++++	+++++	+++++	+++++	+++++							
	+++++							AVRG		0.000e+000		0.000e+000	<-
102 Tetraethyl dithiopyrophosphat	+++++	+++++	+++++	+++++	+++++	+++++							
	+++++							AVRG		0.000e+000		0.000e+000	<-
103 Diallate 1	0.55902	0.55864	0.54749	0.56129	0.53266	0.52166							
	0.54415							AVRG		0.54641		2.73258	
M 189 Diallate, Total	+++++	+++++	+++++	+++++	+++++	+++++							
	+++++							AVRG		0.000e+000		0.000e+000	<-
104 Phorate	0.14142	0.15018	0.14473	0.15180	0.14760	0.14318							
	0.14132							AVRG		0.14575		2.87820	

3033

C8J160331

TestAmerica Pittsburgh

INITIAL CALIBRATION DATA

Start Cal Date : 03-OCT-2008 17:09
End Cal Date : 03-OCT-2008 21:30
Quant Method : ISTD
Origin : Included
Target Version : 4.14
Integrator : HP RTE
Method file : \\PITSVR06\D\chem\71.i\s100308a.b\llb.m
Last Edit : 06-Oct-2008 13:40 71.i

Compound	0.4000000 Level 1	2.0000 Level 2	4.0000 Level 3	10.0000 Level 4	20.0000 Level 5	40.0000 Level 6	80.0000 Level 7	Curve	Coefficients b	m1	m2	%RSD or R^2	
105 1,3,5-Trinitrobenzene	0.02977	0.04633	0.05232	0.06395	0.07318	0.08101	0.09043	AVRG		0.06243		33.82644	<-
106 4-Bromophenyl-phenylether	0.18860	0.17457	0.17585	0.19076	0.18363	0.18069	0.16654	AVRG		0.18009		4.70722	
107 Hexachlorobenzene	0.21406	0.19467	0.19734	0.20101	0.19557	0.18772	0.17569	AVRG		0.19515		6.03020	
210 Atrazine	7629	40960	50353	192645	408228	631507	848164	QUAD	0.20543	2.89083	5.10036	0.99694	
108 Phenacetin	0.23161	0.26466	0.27557	0.29333	0.28697	0.28886	0.31050	AVRG		0.27879		9.05175	
109 Diallate 2	0.08780	0.08994	0.08586	0.09229	0.09120	0.10587	0.11889	AVRG		0.09598		12.50966	
110 Dimethoate	0.24026	0.26281	0.28573	0.29437	0.28754	0.29483	0.29707	AVRG		0.28037		7.53957	

TestAmerica Pittsburgh

INITIAL CALIBRATION DATA

Start Cal Date : 03-OCT-2008 17:09
End Cal Date : 03-OCT-2008 21:30
Quant Method : ISTD
Origin : Included
Target Version : 4.14
Integrator : HP RTE
Method file : \\PITSVR06\D\chem\71.i\s100308a.b\llb.m
Last Edit : 06-Oct-2008 13:40 71.i

Compound	0.4000000 Level 1	2.0000 Level 2	4.0000 Level 3	10.0000 Level 4	20.0000 Level 5	40.0000 Level 6	80.0000 Level 7	Curve	Coefficients b	m1	m2	%RSD or R^2	
111 Pentachlorophenol	0.10936	0.11410	0.12311	0.12616	0.13065	0.12957	0.12826	AVRG		0.12303		6.67490	
112 Pentachloronitrobenzene	0.05098	0.05613	0.05664	0.06013	0.06270	0.07348	0.07717	AVRG		0.06246		15.31085	<-
113 4-Aminobiphenyl	0.71102	0.81443	0.81055	0.87782	0.86579	0.90545	0.85976	AVRG		0.83498		7.69213	
114 Pronamide	0.23636	0.26384	0.27606	0.29629	0.29394	0.31672	0.32568	AVRG		0.28698		10.77176	
115 Phenanthrene	1.10411	1.04904	1.03187	1.08611	1.13234	1.10468	1.10893	AVRG		1.08815		3.27367	
116 Anthracene	1.05243	1.05243	1.05189	1.07828	1.09246	1.05557	0.97830	AVRG		1.05162		3.42222	
117 Dinoseb	0.02569	0.05515	0.10041	0.13111	0.14965	0.16147	0.16533	AVRG		0.11269		48.45047	<-

TestAmerica Pittsburgh

INITIAL CALIBRATION DATA

Start Cal Date : 03-OCT-2008 17:09
End Cal Date : 03-OCT-2008 21:30
Quant Method : ISTD
Origin : Included
Target Version : 4.14
Integrator : HP RTE
Method file : \\PITSVR06\D\chem\71.i\s100308a.b\llb.m
Last Edit : 06-Oct-2008 13:40 71.i

Compound	0.4000000 Level 1	2.0000 Level 2	4.0000 Level 3	10.0000 Level 4	20.0000 Level 5	40.0000 Level 6	Curve	Coefficients b	m1	m2	%RSD or R^2	
	80.0000 Level 7											
118 Disulfoton	0.44861	0.39663	0.38917	0.38557	0.37177	0.36771						
	0.35555						AVRG		0.38786		7.79483	
119 Carbazole	0.99452	0.96618	0.95244	0.97993	0.96739	0.95144						
	0.90226						AVRG		0.95916		3.05178	
120 Di-n-Butylphthalate	1.09287	1.07779	1.07794	1.12487	1.13975	1.14744						
	1.10054						AVRG		1.10874		2.58931	
121 4-Nitroquinoline 1-oxide	0.02712	0.05145	0.07233	0.09500	0.11546	0.13263						
	0.14260						AVRG		0.09094		47.09065	<-
122 Methapyrilene	0.28148	0.38336	0.42283	0.45009	0.42531	0.40278						
	0.38484						AVRG		0.39296		13.89396	
123 Fluoranthene	1.02340	0.97689	0.95629	0.96982	0.98537	0.98776						
	0.93623						AVRG		0.97654		2.79818	
124 Benzidine	0.63575	0.66082	0.48248	0.68175	0.60499	0.67415						
	0.64101						AVRG		0.62585		10.91514	

(2001 - 3460)

3037

C8J160331

TestAmerica Pittsburgh

INITIAL CALIBRATION DATA

Start Cal Date : 03-OCT-2008 17:09
End Cal Date : 03-OCT-2008 21:30
Quant Method : ISTD
Origin : Included
Target Version : 4.14
Integrator : HP RTE
Method file : \\PITSVR06\D\chem\71.i\s100308a.b\llb.m
Last Edit : 06-Oct-2008 13:40 71.i

Compound	0.4000000 Level 1	2.0000 Level 2	4.0000 Level 3	10.0000 Level 4	20.0000 Level 5	40.0000 Level 6	Curve	Coefficients b	m1	m2	%RSD or R^2	
	80.0000 Level 7											
125 Pyrene	1.42048	1.51100	1.47870	1.69524	1.70241	1.88525						
	1.88710						AVRG		1.65431		11.51074	
126 Aramite 1	0.10993	0.12664	0.13816	0.15454	0.16090	0.16962						
	0.16784						AVRG		0.14681		15.39067	<-
M 191 Aramite, Total	+++++	+++++	+++++	+++++	+++++	+++++						
	+++++						AVRG		0.000e+000		0.000e+000	<-
127 Aramite 2	0.19525	0.22322	0.25724	0.28616	0.28645	0.29109						
	0.27898						AVRG		0.25977		14.28683	
128 p-Dimethylamino azobenzene	0.23588	0.25844	0.28545	0.31421	0.30982	0.32264						
	0.30698						AVRG		0.29049		11.13369	
129 p-Chlorobenzilate	0.34988	0.37597	0.40315	0.42383	0.42815	0.45595						
	0.46664						AVRG		0.41479		10.08443	
130 Famphur	+++++	+++++	+++++	+++++	+++++	+++++						
	+++++						AVRG		0.000e+000		0.000e+000	<-

TestAmerica Pittsburgh

INITIAL CALIBRATION DATA

Start Cal Date : 03-OCT-2008 17:09
End Cal Date : 03-OCT-2008 21:30
Quant Method : ISTD
Origin : Included
Target Version : 4.14
Integrator : HP RTE
Method file : \\PITSVR06\D\chem\71.i\s100308a.b\llb.m
Last Edit : 06-Oct-2008 13:40 71.i

Compound	0.4000000 Level 1	2.0000 Level 2	4.0000 Level 3	10.0000 Level 4	20.0000 Level 5	40.0000 Level 6	80.0000 Level 7	Curve	Coefficients b	m1	m2	%RSD or R^2	
131 Butylbenzylphthalate	0.56801	0.58394	0.63092	0.69429	0.71600	0.77058	0.80297	AVRG		0.68096		13.27091	
132 3,3'-Dimethylbenzidine	0.65413	0.72421	0.77147	0.86989	0.85450	0.86357	0.82331	AVRG		0.79444		10.28513	
133 3,3'-Dimethoxybenzidine	+++++	+++++	+++++	+++++	+++++	+++++	+++++	AVRG		0.000e+000		0.000e+000	<-
134 2-Acetylaminofluorene	0.33120	0.36372	0.42141	0.47191	0.49652	0.52773	0.55364	AVRG		0.45230		18.44595	<-
135 3,3'-Dichlorobenzidine	0.35748	0.39352	0.40585	0.44854	0.47672	0.51110	0.53969	AVRG		0.44756		14.75066	
136 Benzo(a)Anthracene	1.27317	1.21521	1.24390	1.29225	1.16294	1.18461	1.32286	AVRG		1.24213		4.68282	
137 Chrysene	1.12904	1.07428	1.04908	1.12033	1.13671	1.20917	1.27193	AVRG		1.14151		6.71729	

TestAmerica Pittsburgh

INITIAL CALIBRATION DATA

Start Cal Date : 03-OCT-2008 17:09
End Cal Date : 03-OCT-2008 21:30
Quant Method : ISTD
Origin : Included
Target Version : 4.14
Integrator : HP RTE
Method file : \\PITSVR06\D\chem\71.i\s100308a.b\llb.m
Last Edit : 06-Oct-2008 13:40 71.i

Compound	0.4000000 Level 1	2.0000 Level 2	4.0000 Level 3	10.0000 Level 4	20.0000 Level 5	40.0000 Level 6	Curve	Coefficients b	Coefficients m1	Coefficients m2	%RSD or R^2	
	80.0000 Level 7											
138 4,4'-Methylene bis(o-chloroan	0.16027	0.18038	0.19293	0.21110	0.21232	0.20323						
	0.18511						AVRG		0.19219		9.71934	
139 bis(2-ethylhexyl)Phthalate	0.75533	0.82226	0.85009	0.95498	0.99129	0.96503						
	0.99204						AVRG		0.90443		10.42944	
140 Di-n-octylphthalate	29494	181423	343881	849402	2093966	3618470						
	6593924						QUAD	0.10108	0.36775	0.00179	0.99977	
141 Benzo(b)fluoranthene	32082	170256	297479	633111	1631904	3042805						
	6020830						QUAD	0.08961	0.48694	-0.00167	0.99965	
204 6-Methylchrysene	+++++	+++++	+++++	+++++	+++++	+++++						
	+++++						AVRG		0.000e+000		0.000e+000	<-
142 Benzo(k)fluoranthene	1.47770	1.45265	1.47281	1.72965	1.77603	1.81781						
	1.90936						AVRG		1.66229		11.43086	
143 7,12-dimethylbenz[a]anthracen	0.59605	0.59905	0.68919	0.72028	0.82606	0.83987						
	0.83242						AVRG		0.72899		14.67143	

TestAmerica Pittsburgh

INITIAL CALIBRATION DATA

Start Cal Date : 03-OCT-2008 17:09
End Cal Date : 03-OCT-2008 21:30
Quant Method : ISTD
Origin : Included
Target Version : 4.14
Integrator : HP RTE
Method file : \\PITSVR06\D\chem\71.i\s100308a.b\llb.m
Last Edit : 06-Oct-2008 13:40 71.i

Compound	0.4000000 Level 1 / 80.0000 Level 7	2.0000 Level 2	4.0000 Level 3	10.0000 Level 4	20.0000 Level 5	40.0000 Level 6	Curve	Coefficients b	Coefficients m1	Coefficients m2	%RSD or R^2	
144 Hexachlorophene	+++++ / +++++	+++++	+++++	+++++	+++++	+++++	AVRG		0.000e+000		0.000e+000	<-
145 Hexachlorophene product	+++++ / +++++	+++++	+++++	+++++	+++++	+++++	AVRG		0.000e+000		0.000e+000	<-
146 Benzo(a)pyrene	1.13517 / 1.63652	1.14233	1.21007	1.32843	1.40788	1.47043	AVRG		1.33298		13.94254	
148 3-Methylcholanthrene	0.60380 / 0.87813	0.62404	0.64947	0.69158	0.72286	0.81413	AVRG		0.71200		14.26781	
149 Indeno(1,2,3-cd)pyrene	24088 / 5360989	139268	227015	542683	1319792	2551551	QUAD	0.08680	0.60547	-0.00509	0.99979	
150 Dibenz(a,h)anthracene	21430 / 4609934	118531	193889	459921	1113039	2185809	QUAD	0.09018	0.71103	-0.00731	0.99973	
151 Benzo(g,h,i)perylene	20179 / 4317909	119629	189514	456649	1069864	1976307	QUAD	0.04242	0.78959	-0.01003	0.99994	

(2001 - 3460)
3041
C8J160331

TestAmerica Pittsburgh

INITIAL CALIBRATION DATA

Start Cal Date : 03-OCT-2008 17:09
End Cal Date : 03-OCT-2008 21:30
Quant Method : ISTD
Origin : Included
Target Version : 4.14
Integrator : HP RTE
Method file : \\PITSVR06\D\chem\71.i\s100308a.b\llb.m
Last Edit : 06-Oct-2008 13:40 71.i

Compound	0.4000000 Level 1	2.0000 Level 2	4.0000 Level 3	10.0000 Level 4	20.0000 Level 5	40.0000 Level 6	Curve	Coefficients b	m1	m2	%RSD or R^2	
	80.0000 Level 7											
211 Benzenethiol	+++++	+++++	+++++	+++++	+++++	+++++						
	+++++						AVRG		0.000e+000		0.000e+000	<-
212 Kepone	+++++	+++++	+++++	+++++	+++++	+++++						
	+++++						AVRG		0.000e+000		0.000e+000	<-
213 Dibenzo(a,h) acridine	+++++	+++++	+++++	+++++	+++++	+++++						
	+++++						AVRG		0.000e+000		0.000e+000	<-
214 Methyl parathion	0.15876	0.20430	0.22156	0.23650	0.24091	0.25586						
	0.25450						AVRG		0.22463		15.24409	<-
215 Parathion	0.08359	0.11632	0.12310	0.13922	0.13739	0.15095						
	0.15008						AVRG		0.12866		18.38714	<-
216 Isodrin	0.09801	0.11190	0.10444	0.11703	0.11761	0.12754						
	0.12912						AVRG		0.11509		9.88905	
217 Indene	+++++	+++++	+++++	+++++	+++++	+++++						
	+++++						AVRG		0.000e+000		0.000e+000	<-

TestAmerica Pittsburgh

INITIAL CALIBRATION DATA

Start Cal Date : 03-OCT-2008 17:09
End Cal Date : 03-OCT-2008 21:30
Quant Method : ISTD
Origin : Included
Target Version : 4.14
Integrator : HP RTE
Method file : \\PITSVR06\D\chem\71.i\s100308a.b\llb.m
Last Edit : 06-Oct-2008 13:40 71.i

Compound	0.4000000 Level 1	2.0000 Level 2	4.0000 Level 3	10.0000 Level 4	20.0000 Level 5	40.0000 Level 6	80.0000 Level 7	Curve	Coefficients b	m1	m2	%RSD or R^2	
218 Quinoline	+++++	+++++	+++++	+++++	+++++	+++++	+++++	AVRG		0.000e+000		0.000e+000	<-
219 1,4-Dithiane	+++++	+++++	+++++	+++++	+++++	+++++	+++++	AVRG		0.000e+000		0.000e+000	<-
220 1,4-Oxathiane	+++++	+++++	+++++	+++++	+++++	+++++	+++++	AVRG		0.000e+000		0.000e+000	<-
221 Benzothiazole	+++++	+++++	+++++	+++++	+++++	+++++	+++++	AVRG		0.000e+000		0.000e+000	<-
222 Dimethyl Disulfide	+++++	+++++	+++++	+++++	+++++	+++++	+++++	AVRG		0.000e+000		0.000e+000	<-
223 p-Chlorophenylmethylsulfide	+++++	+++++	+++++	+++++	+++++	+++++	+++++	AVRG		0.000e+000		0.000e+000	<-
224 p-Chlorophenylmethylsulfone	+++++	+++++	+++++	+++++	+++++	+++++	+++++	AVRG		0.000e+000		0.000e+000	<-

TestAmerica Pittsburgh

INITIAL CALIBRATION DATA

Start Cal Date : 03-OCT-2008 17:09
End Cal Date : 03-OCT-2008 21:30
Quant Method : ISTD
Origin : Included
Target Version : 4.14
Integrator : HP RTE
Method file : \\PITSVR06\D\chem\71.i\s100308a.b\llb.m
Last Edit : 06-Oct-2008 13:40 71.i

Compound	0.4000000 Level 1	2.0000 Level 2	4.0000 Level 3	10.0000 Level 4	20.0000 Level 5	40.0000 Level 6	Curve	Coefficients b	m1	m2	%RSD or R^2	
	80.0000 Level 7											
225 p-Chlorophenylmethylsulfoxide	+++++	+++++	+++++	+++++	+++++	+++++						
	+++++						AVRG		0.000e+000		0.000e+000	<-
$ 154 Nitrobenzene-d5	0.29857	0.27922	0.26253	0.27700	0.27026	0.25396						
	0.24415						AVRG		0.26939		6.65617	
$ 155 2-Fluorobiphenyl	1.24837	1.20316	1.14541	1.22496	1.17394	1.08904						
	1.04812						AVRG		1.16186		6.26874	
$ 156 Terphenyl-d14	0.91265	0.92571	0.92084	1.02746	1.02834	1.08824						
	1.10014						AVRG		1.00048		8.03607	
$ 157 Phenol-d5	1.52784	1.51629	1.49015	1.43845	1.41347	1.34448						
	1.22985						AVRG		1.42293		7.48193	
$ 158 2-Fluorophenol	1.25825	1.17932	1.14090	1.14479	1.16862	1.16491						
	1.12627						AVRG		1.16901		3.71073	

(2001 - 3460)
3044
C8J160331

TestAmerica Pittsburgh

INITIAL CALIBRATION DATA

Start Cal Date : 03-OCT-2008 17:09
End Cal Date : 03-OCT-2008 21:30
Quant Method : ISTD
Origin : Included
Target Version : 4.14
Integrator : HP RTE
Method file : \\PITSVR06\D\chem\71.i\s100308a.b\11b.m
Last Edit : 06-Oct-2008 13:40 71.i

Compound	0.4000000 Level 1	2.0000 Level 2	4.0000 Level 3	10.0000 Level 4	20.0000 Level 5	40.0000 Level 6	Curve	Coefficients b	m1	m2	%RSD or R^2
	80.0000 Level 7										
$ 159 2,4,6-Tribromophenol	0.08523	0.08119	0.09053	0.09317	0.09097	0.08794					
	0.08623						AVRG		0.08789		4.62370
$ 186 2-Chlorophenol-d4	1.59515	1.45226	1.44351	1.41886	1.40295	1.33709					
	1.21090						AVRG		1.40867		8.31215
$ 187 1,2-Dichlorobenzene-d4	1.11238	0.98341	1.00021	0.95288	0.91770	0.84443					
	0.68979						AVRG		0.92869		14.36123

(2001 - 3460)

TestAmerica Pittsburgh

INITIAL CALIBRATION DATA

Start Cal Date : 03-OCT-2008 17:09
End Cal Date : 03-OCT-2008 21:30
Quant Method : ISTD
Origin : Included
Target Version : 4.14
Integrator : HP RTE
Method file : \\PITSVR06\D\chem\71.i\s100308a.b\llb.m
Last Edit : 06-Oct-2008 13:40 71.i

Curve	Formula	Units
Averaged	Amt = Rsp/m1	Response
Quad	Amt = b + m1*Rsp + m2*Rsp^2	Response

3045

C8J160331

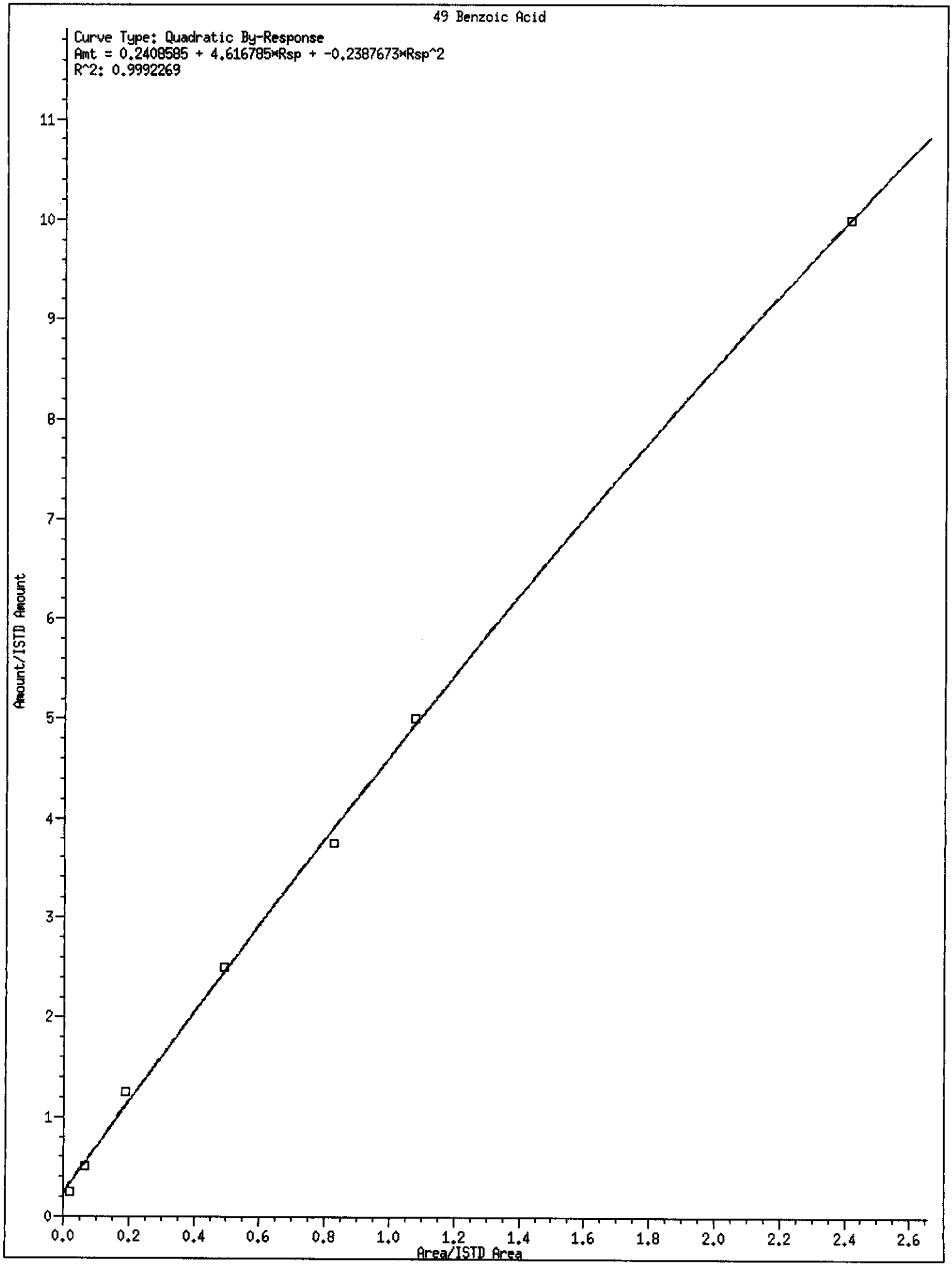
49 Benzoic Acid
Curve Type: Quadratic By-Response
Amt = 0.2408585 + 4.616785*Rsp + -0.2387673*Rsp^2
R^2: 0.9992269
Amount/ISTD Amount
Area/ISTD Area
0
1
2
3
4
5
6
7
8
9
10
11
0.0
0.2
0.4
0.6
0.8
1.0
1.2
1.4
1.6
1.8
2.0
2.2
2.4
2.6

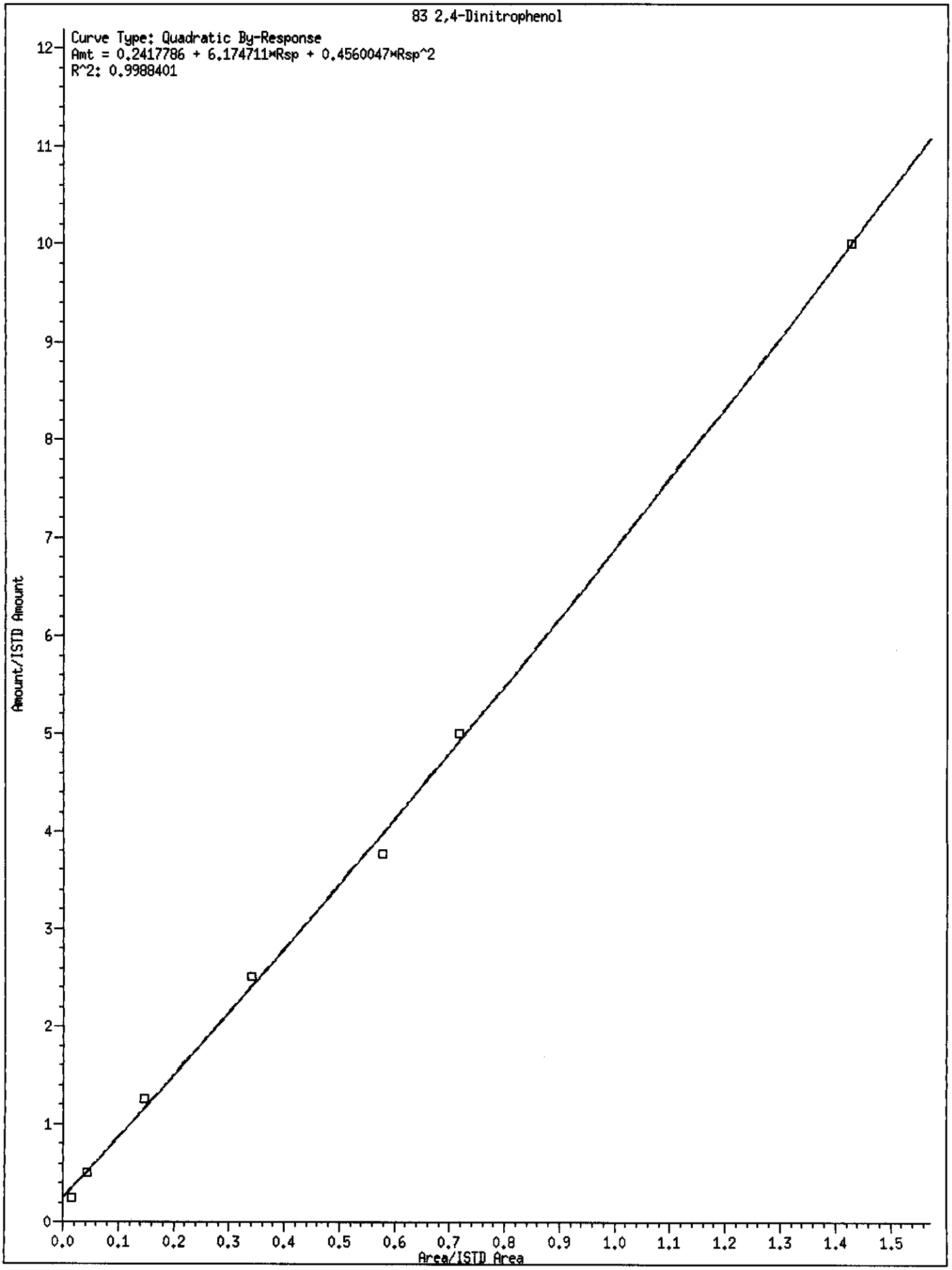
83 2,4-Dinitrophenol
Curve Type: Quadratic By-Response
Amt = 0.2417786 + 6.174711*Rsp + 0.4560047*Rsp^2
R^2: 0.9988401
Amount/ISTD Amount
Area/ISTD Area
0
1
2
3
4
5
6
7
8
9
10
11
12
0.0
0.1
0.2
0.3
0.4
0.5
0.6
0.7
0.8
0.9
1.0
1.1
1.2
1.3
1.4
1.5

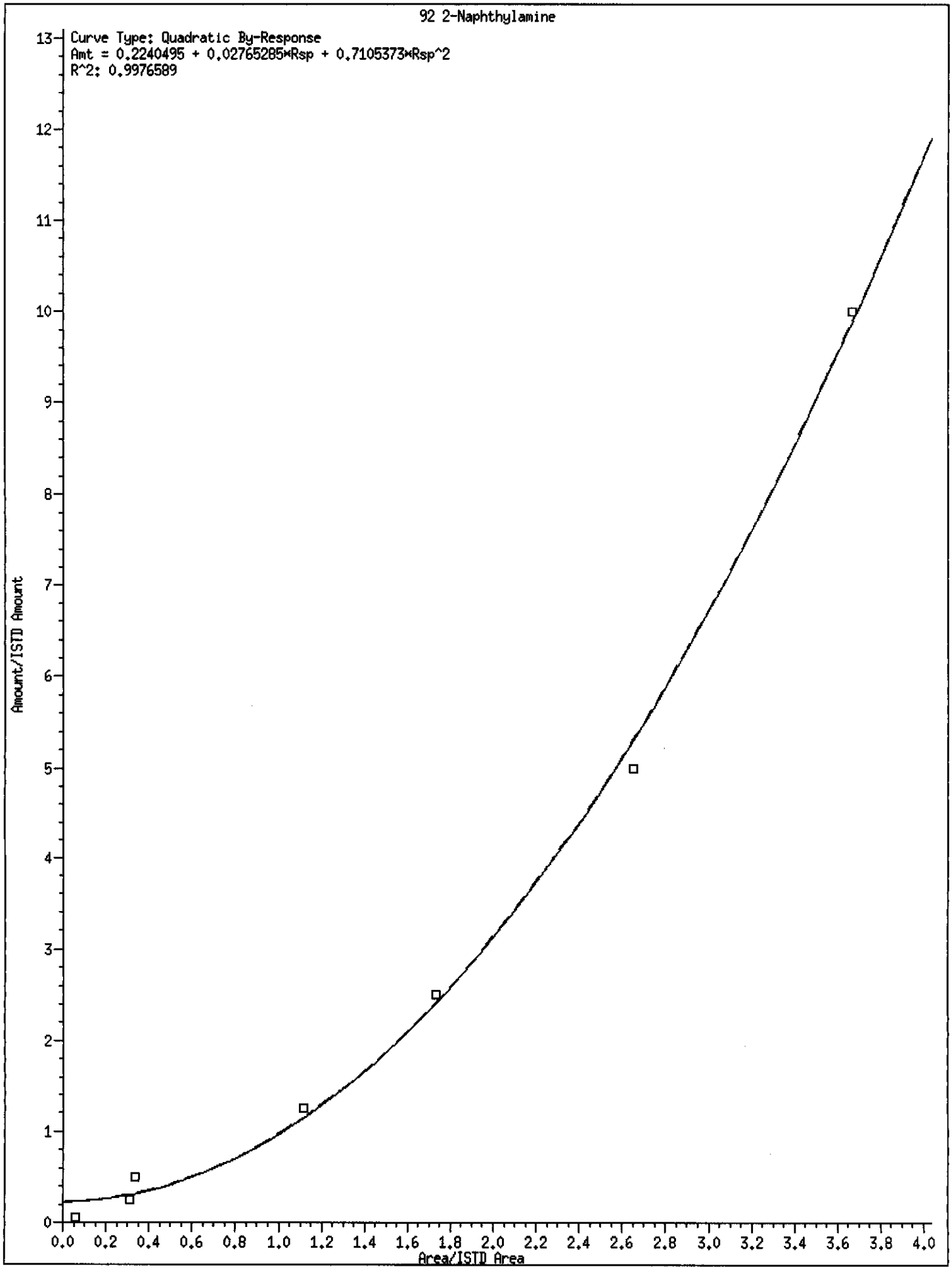
92 2-Naphthylamine
Curve Type: Quadratic By-Response
Amt = 0.2240495 + 0.02765285*Rsp + 0.7105373*Rsp^2
R^2: 0.9976589
Amount/ISTD Amount
Area/ISTD Area
0
1
2
3
4
5
6
7
8
9
10
11
12
13
0.0
0.2
0.4
0.6
0.8
1.0
1.2
1.4
1.6
1.8
2.0
2.2
2.4
2.6
2.8
3.0
3.2
3.4
3.6
3.8
4.0

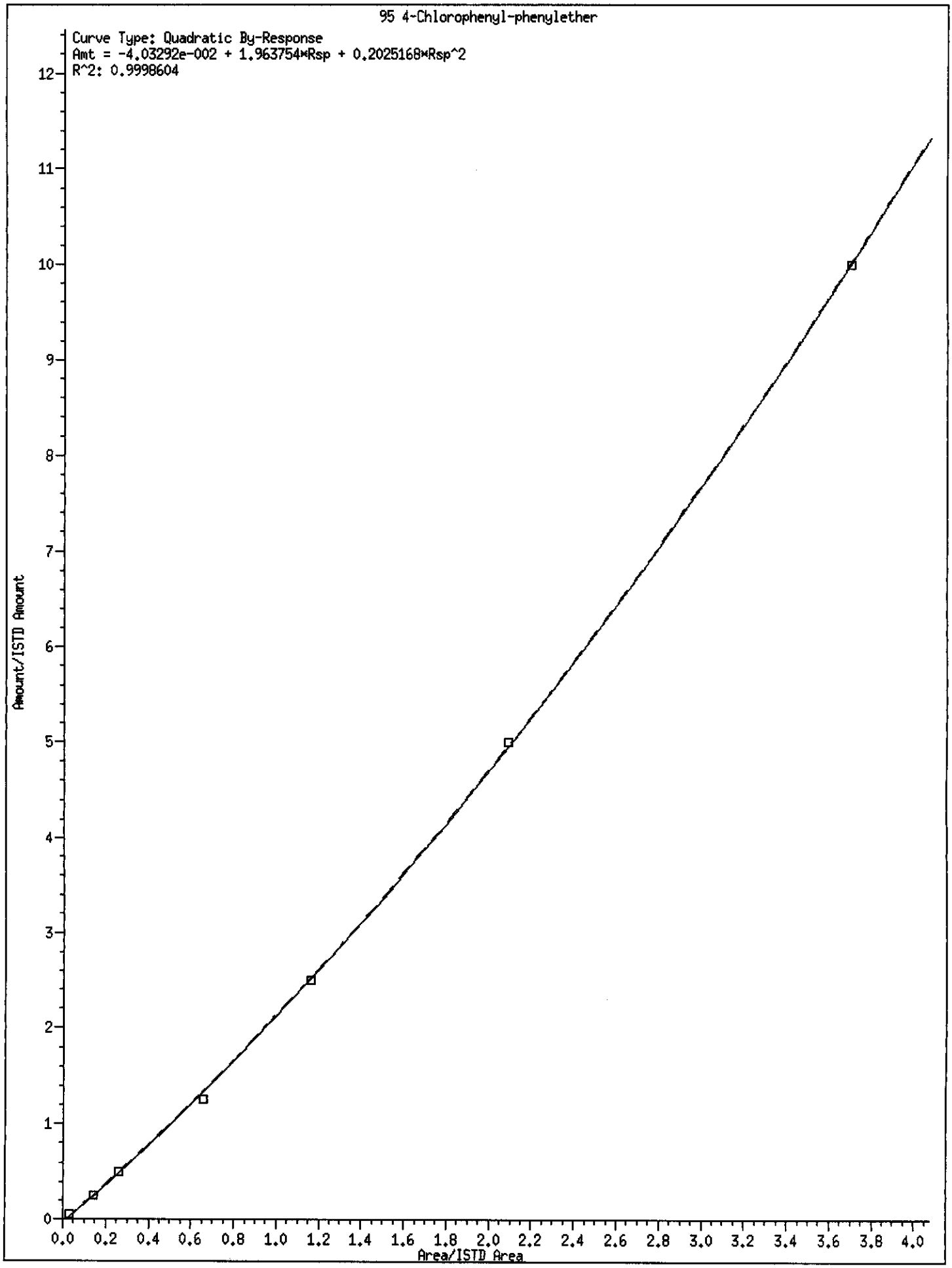
95 4-Chlorophenyl-phenylether
Curve Type: Quadratic By-Response
Amt = -4.03292e-002 + 1.963754*Rsp + 0.2025168*Rsp^2
R^2: 0.9998604
Amount/ISTD Amount
Area/ISTD Area
0
1
2
3
4
5
6
7
8
9
10
11
12
0.0
0.2
0.4
0.6
0.8
1.0
1.2
1.4
1.6
1.8
2.0
2.2
2.4
2.6
2.8
3.0
3.2
3.4
3.6
3.8
4.0

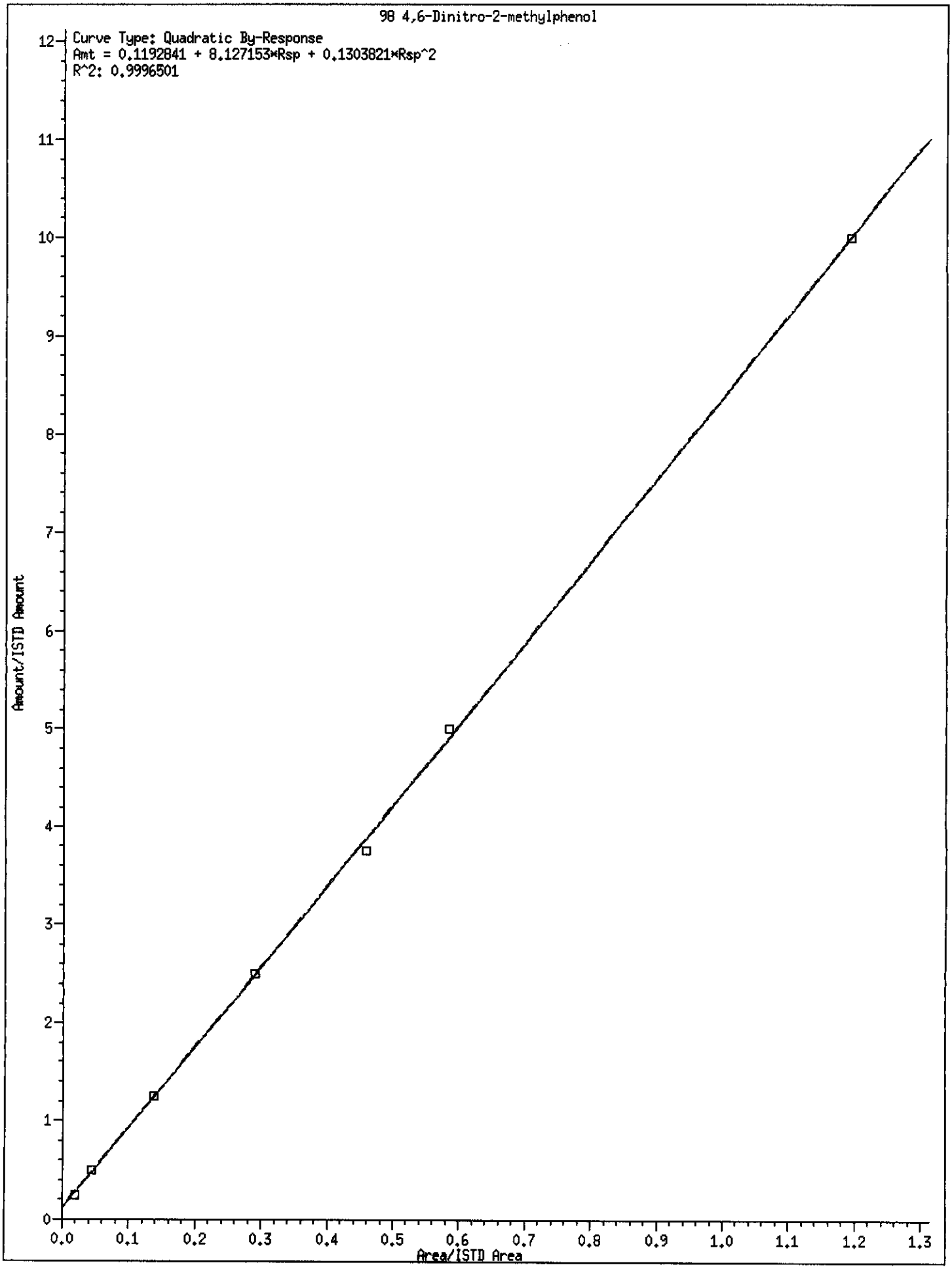
98 4,6-Dinitro-2-methylphenol
Curve Type: Quadratic By-Response
Amt = 0.1192841 + 8.127153*Rsp + 0.1303821*Rsp^2
R^2: 0.9996501
Amount/ISTD Amount
Area/ISTD Area
0
1
2
3
4
5
6
7
8
9
10
11
12
0.0
0.1
0.2
0.3
0.4
0.5
0.6
0.7
0.8
0.9
1.0
1.1
1.2
1.3

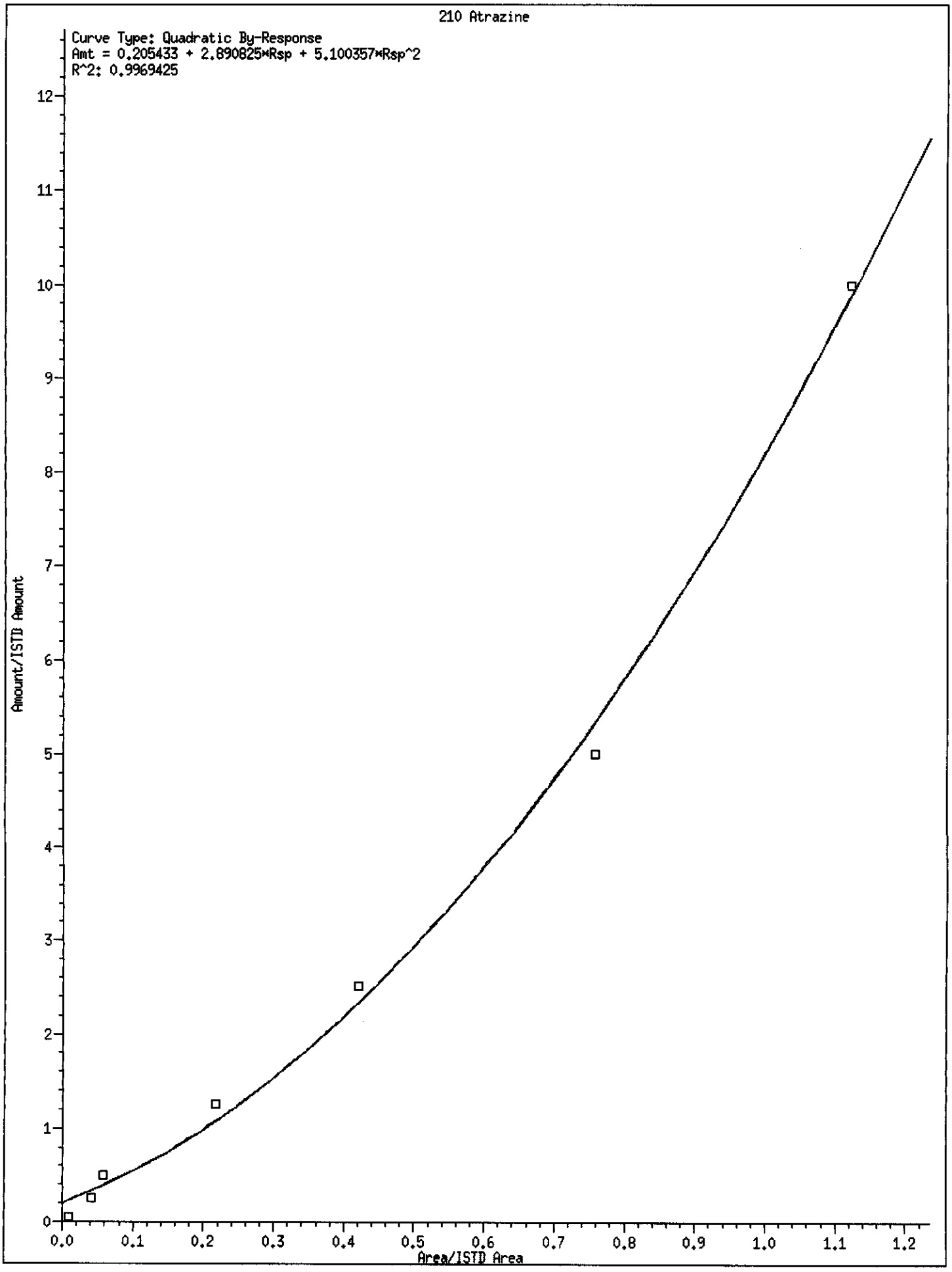
210 Atrazine
Curve Type: Quadratic By-Response
Amt = 0.205433 + 2.890825*Rsp + 5.100357*Rsp^2
R^2: 0.9969425
Amount/ISTD Amount
Area/ISTD Area
0
1
2
3
4
5
6
7
8
9
10
11
12
0.0
0.1
0.2
0.3
0.4
0.5
0.6
0.7
0.8
0.9
1.0
1.1
1.2

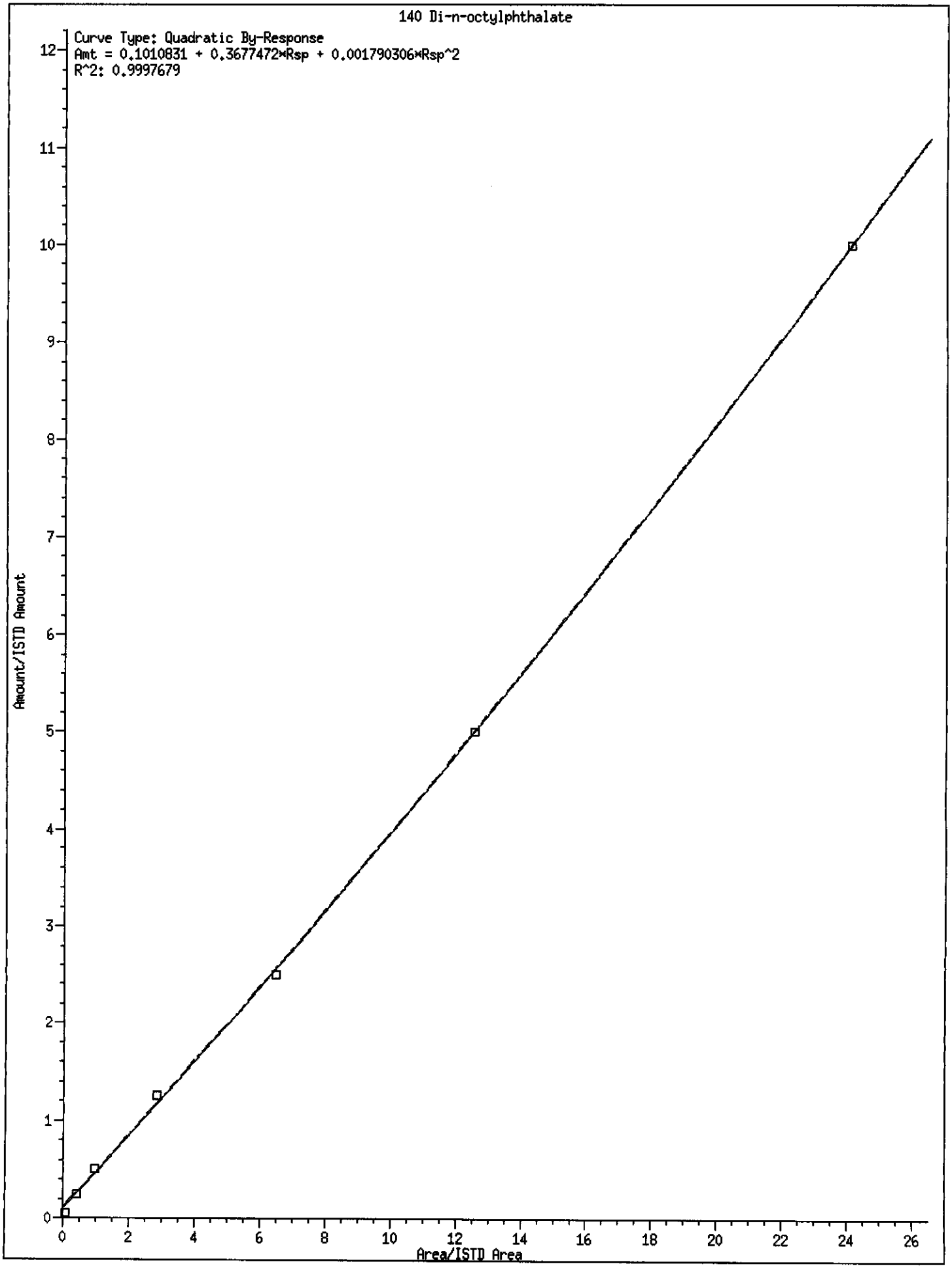
140 Di-n-octylphthalate
Curve Type: Quadratic By-Response
Amt = 0.1010831 + 0.3677472*Rsp + 0.001790306*Rsp^2
R^2: 0.9997679
Amount/ISTD Amount
Area/ISTD Area
0
1
2
3
4
5
6
7
8
9
10
11
12
0
2
4
6
8
10
12
14
16
18
20
22
24
26

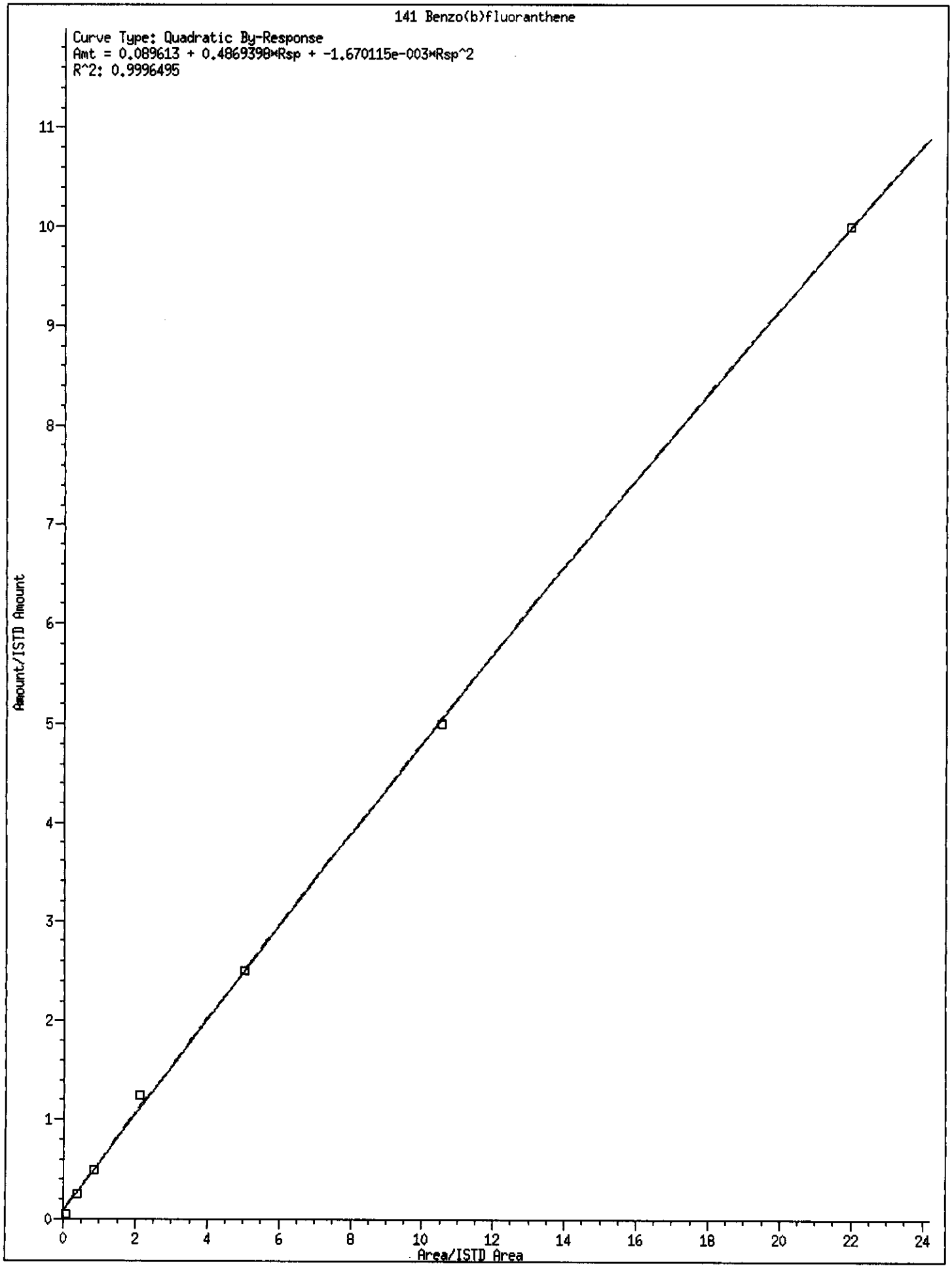
141 Benzo(b)fluoranthene
Curve Type: Quadratic By-Response
Amt = 0.089613 + 0.4869398*Rsp + -1.670115e-003*Rsp^2
R^2: 0.9996495
Amount/ISTD Amount
Area/ISTD Area
0
1
2
3
4
5
6
7
8
9
10
11
0
2
4
6
8
10
12
14
16
18
20
22
24

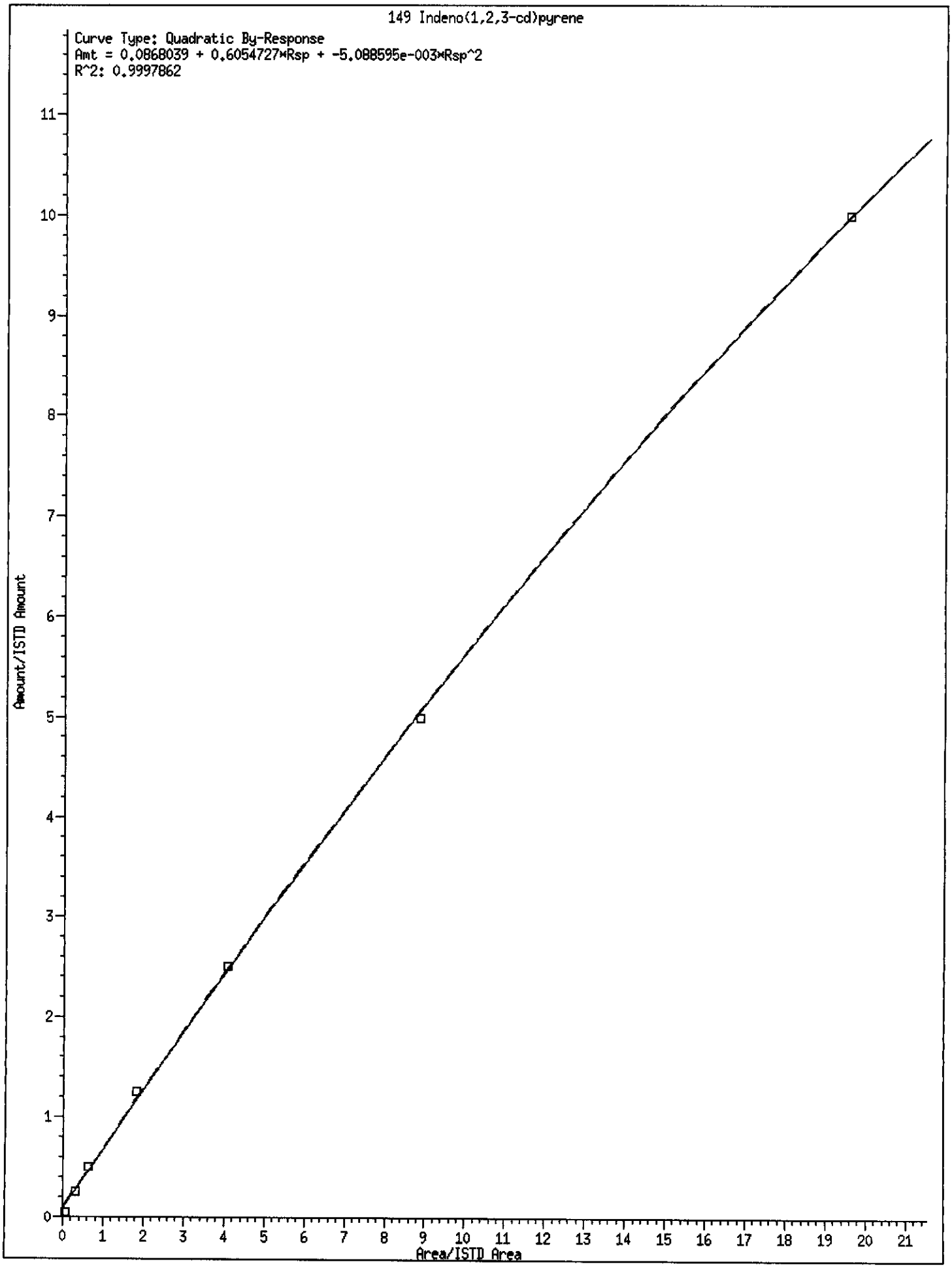
149 Indeno(1,2,3-cd)pyrene
Curve Type: Quadratic By-Response
Amt = 0.0868039 + 0.6054727*Rsp + -5.088595e-003*Rsp^2
R^2: 0.9997862
Amount/ISTD Amount
Area/ISTD Area
0
1
2
3
4
5
6
7
8
9
10
11
12
13
14
15
16
17
18
19
20
21

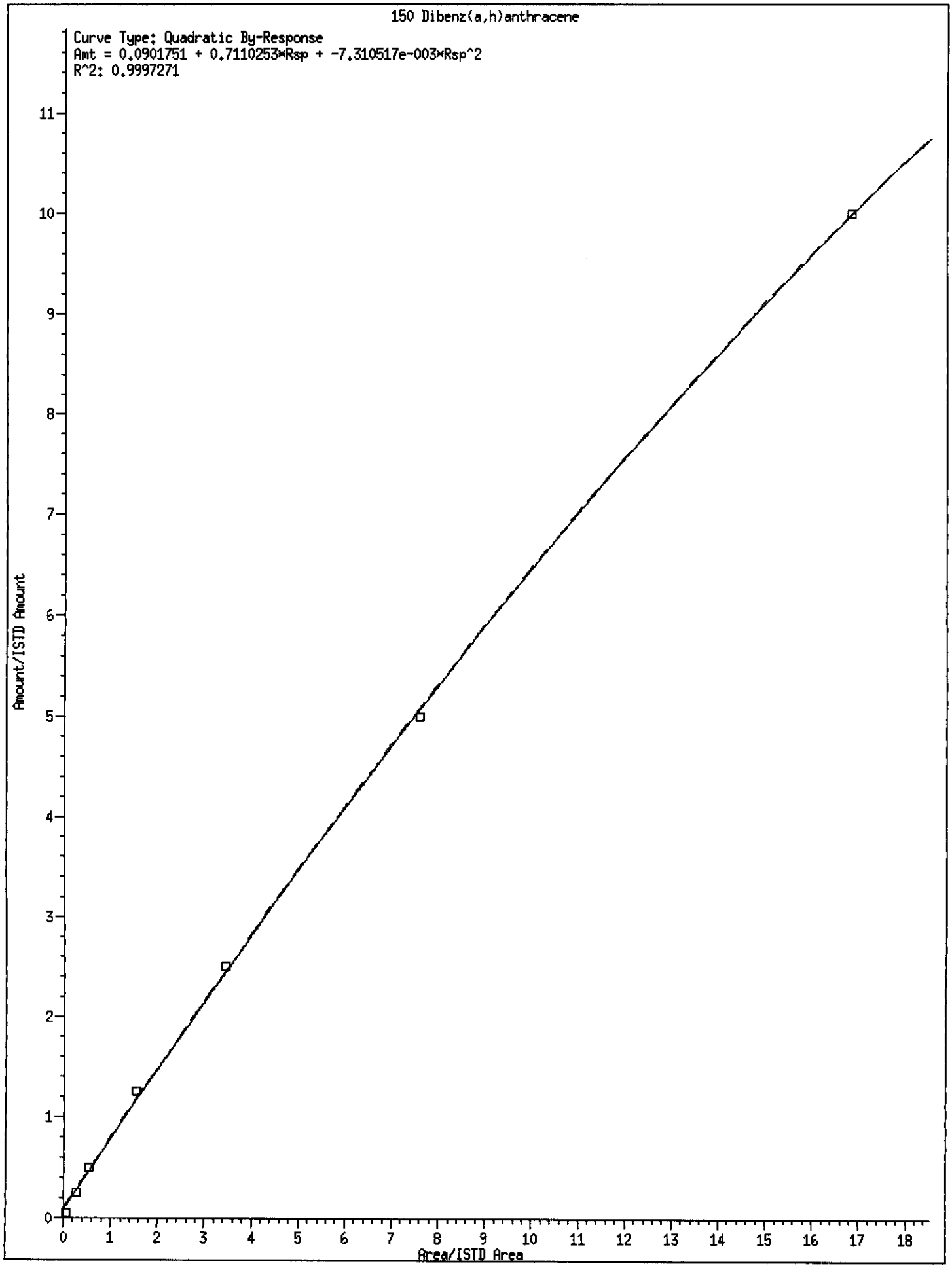
150 Dibenz(a,h)anthracene
Curve Type: Quadratic By-Response
Amt = 0.0901751 + 0.7110253*Rsp + -7.310517e-003*Rsp^2
R^2: 0.9997271
Amount/ISTD Amount
Area/ISTD Area
0
1
2
3
4
5
6
7
8
9
10
11
12
13
14
15
16
17
18

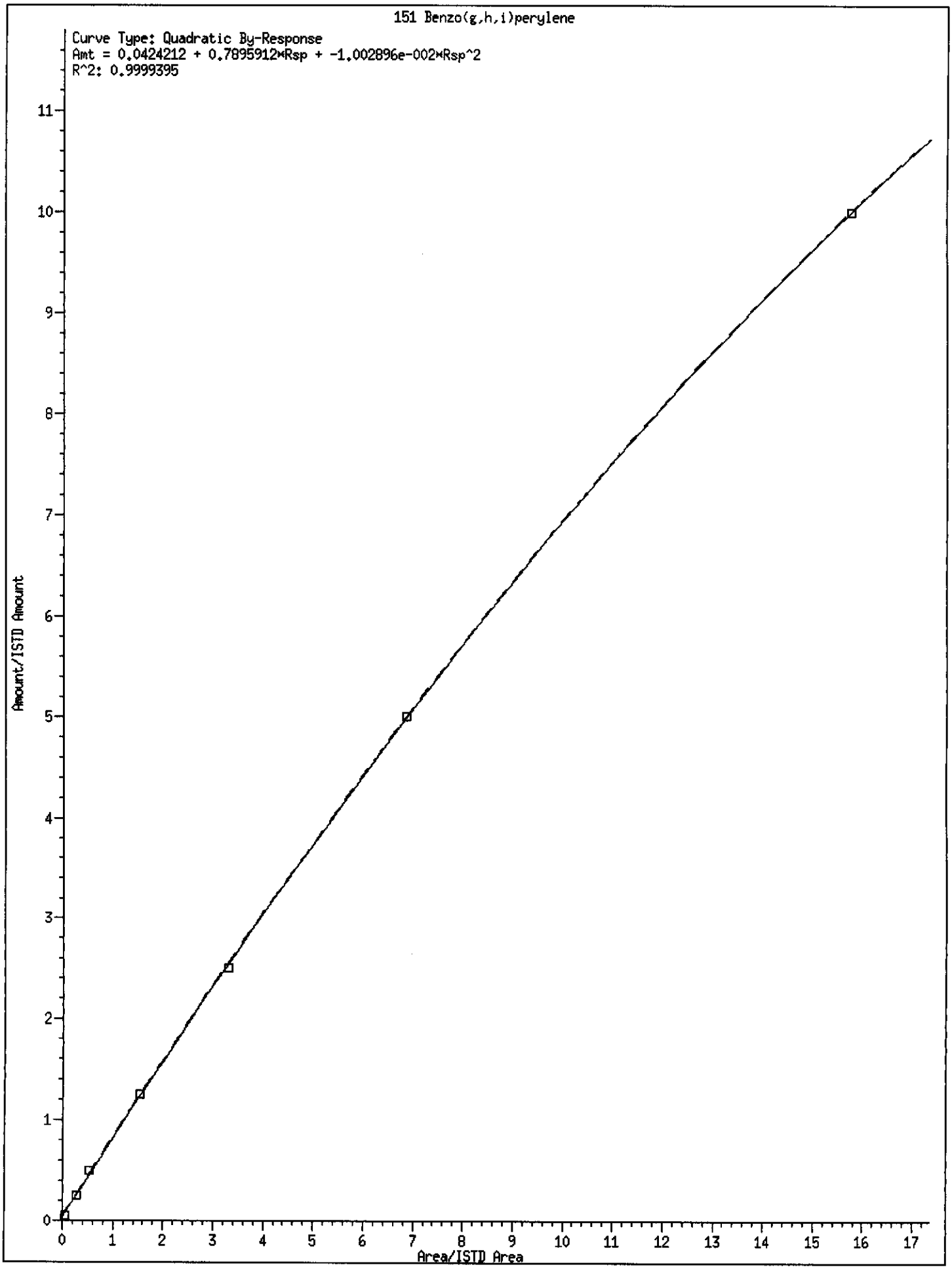
151 Benzo(g,h,i)perylene
Curve Type: Quadratic By-Response
Amt = 0.0424212 + 0.7895912*Rsp + -1.002896e-002*Rsp^2
R^2: 0.9999395
Amount/ISTD Amount
Area/ISTD Area
0
1
2
3
4
5
6
7
8
9
10
11
12
13
14
15
16
17

Data File: \\PITSVR06\D\chem\71.i\s100308a.b\S1003IC1.D
Date : 03-OCT-2008 19:29
Client ID: sstd0.4
Sample Info: sstd0.4NG(0.2ug/ml) bna-0402-08 LL8270

Instrument: 71.i

Operator: 403801nlb
Column diameter: 0.32

Column phase: DB5-MS

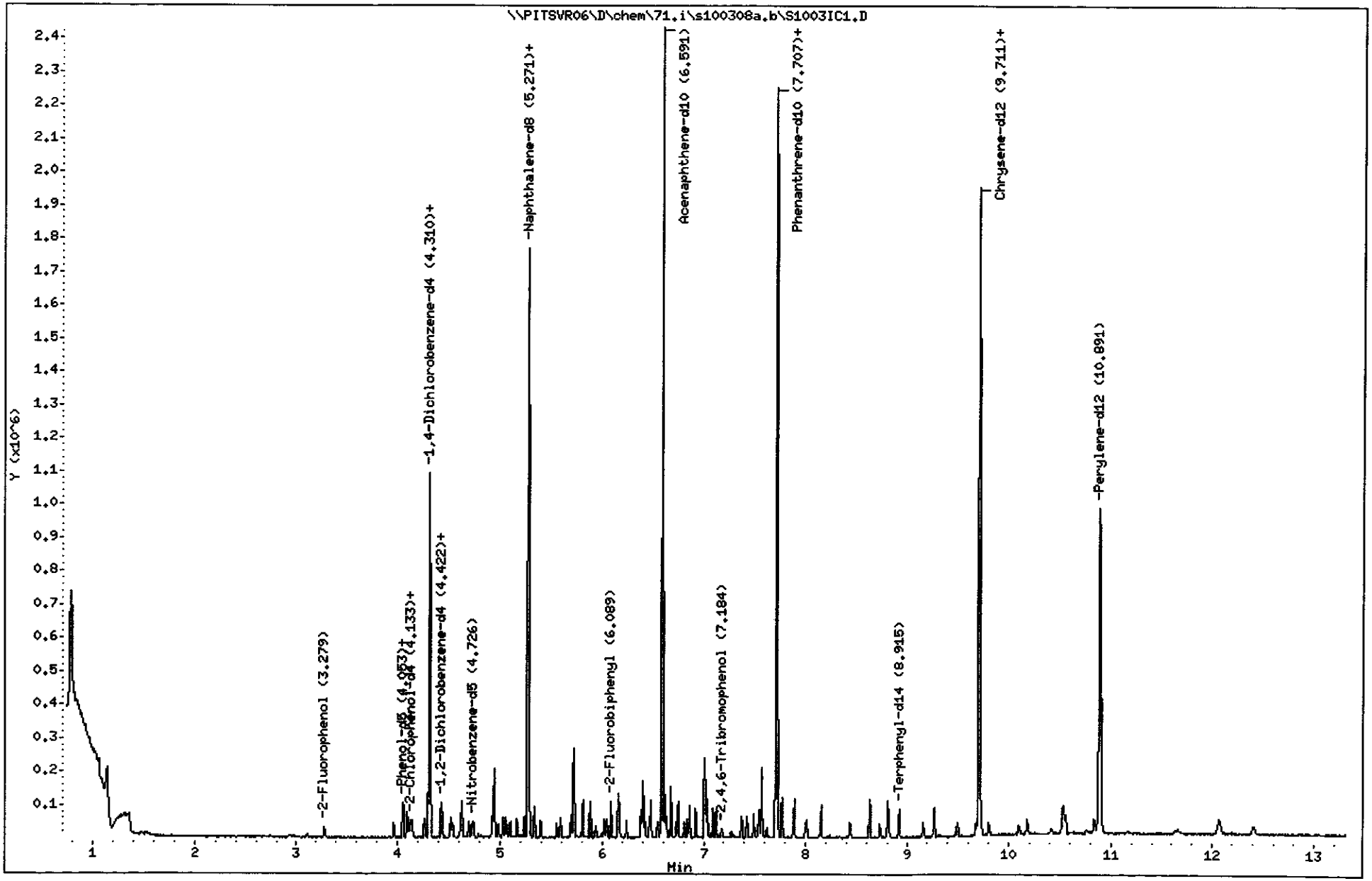

(2001 - 3460)
3057
C8J160331

TestAmerica Pittsburgh

Semivolatile REPORT SW-846 Method 8270

Data file : \\PITSVR06\D\chem\71.i\s100308a.b\S1003IC1.D
Lab Smp Id: sstd0.4 Client Smp ID: sstd0.4
Inj Date : 03-OCT-2008 19:29
Operator : 403801nlb Inst ID: 71.i
Smp Info : sstd0.4NG(0.2ug/ml) bna-0402-08 LL8270
Misc Info : sstd0.4,s100308a.b,llb.m,4-root.sub,1,1
Comment :
Method : \\PITSVR06\D\chem\71.i\s100308a.b\llb.m
Meth Date : 06-Oct-2008 13:44 bachas Quant Type: ISTD
Cal Date : 03-OCT-2008 21:30 Cal File: S1003IC7.D
Als bottle: 24 Calibration Sample, Level: 1
Dil Factor: 1.00000
Integrator: HP RTE Compound Sublist: 4-root.sub
Target Version: 4.14
Processing Host: PITPC-501

	Compounds	QUANT SIG MASS	RT	EXP RT	REL RT	RESPONSE	AMOUNTS CAL-AMT (NG)	AMOUNTS ON-COL (NG)
* 1	1,4-Dichlorobenzene-d4	152	4.309	4.311	(1.000)	166994	8.00000	
* 2	Naphthalene-d8	136	5.271	5.273	(1.000)	758540	8.00000	
* 3	Acenaphthene-d10	164	6.590	6.593	(1.000)	501500	8.00000	
* 4	Phenanthrene-d10	188	7.707	7.714	(1.000)	870312	8.00000	
* 5	Chrysene-d12	240	9.710	9.718	(1.000)	613510	8.00000	
* 6	Perylene-d12	264	10.891	10.904	(1.000)	415673	8.00000	
198	1,4-Dioxane	88	1.061	1.069	(0.246)	3729	0.40000	0.45456(M)
10	N-Nitrosodimethylamine	74	1.478	1.475	(0.343)	4167	0.40000	0.41737
9	Pyridine	79	1.515	1.485	(0.352)	7454	0.40000	0.39484(M)
16	Methyl methanesulfonate	80	3.107	3.109	(0.721)	4386	0.40000	0.42442
206	Benzaldehyde	77	3.962	3.964	(0.919)	6562	0.40000	0.43333
21	Aniline	93	4.053	4.060	(0.941)	16446	0.40000	0.44010
22	Phenol	94	4.058	4.071	(0.942)	15067	0.40000	0.44670
23	bis(2-Chloroethyl)ether	93	4.122	4.124	(0.957)	11370	0.40000	0.45645
24	2-Chlorophenol	128	4.144	4.151	(0.962)	12820	0.40000	0.43940
26	1,3-Dichlorobenzene	146	4.261	4.263	(0.989)	13984	0.40000	0.42690
27	1,4-Dichlorobenzene	146	4.320	4.322	(1.002)	14621	0.40000	0.43554
28	1,2-Dichlorobenzene	146	4.437	4.440	(1.030)	13828	0.40000	0.44262
29	Benzyl Alcohol	108	4.421	4.429	(1.026)	8201	0.40000	0.44373
30	2-Methylphenol	108	4.512	4.525	(1.047)	12180	0.40000	0.45396
31	2,2'-oxybis(1-Chloropropane)	45	4.534	4.536	(1.052)	20324	0.40000	0.44899
37	Acetophenone	105	4.614	4.621	(1.071)	15580	0.40000	0.42246
32	N-Nitroso-di-n-propylamine	70	4.624	4.637	(1.073)	6667	0.40000	0.45808
192	4-Methylphenol	108	4.630	4.637	(1.074)	12724	0.40000	0.46847
34	Hexachloroethane	117	4.694	4.696	(1.089)	5414	0.40000	0.44490
35	Nitrobenzene	77	4.737	4.749	(0.899)	10303	0.40000	0.41909
41	Isophorone	82	4.924	4.931	(0.934)	21986	0.40000	0.43529
42	2-Nitrophenol	139	4.982	4.985	(0.945)	7462	0.40000	0.41371
43	2,4-Dimethylphenol	107	5.025	5.038	(0.953)	10830	0.40000	0.40337
44	bis(2-Chloroethoxy)methane	93	5.100	5.102	(0.968)	14175	0.40000	0.42331
48	2,4-Dichlorophenol	162	5.164	5.172	(0.980)	11316	0.40000	0.41347
49	Benzoic Acid	122	5.057	5.151	(0.959)	14038	2.00000	2.6097
50	1,2,4-Trichlorobenzene	180	5.233	5.236	(0.993)	11832	0.40000	0.41487

Compounds	QUANT SIG MASS	RT	EXP RT	REL RT	RESPONSE	AMOUNTS CAL-AMT (NG)	AMOUNTS ON-COL (NG)
51 Naphthalene	128	5.287	5.289	(1.003)	43750	0.40000	0.44735
52 4-Chloroaniline	127	5.330	5.337	(1.011)	18902	0.40000	0.46331
54 2,6-Dichlorophenol	162	5.340	5.348	(1.013)	11161	0.40000	0.40666
56 Hexachlorobutadiene	225	5.394	5.396	(1.023)	5921	0.40000	0.41408(Q)
208 Caprolactam	113	5.554	5.620	(1.054)	3950	0.40000	0.40676(Q)
59 4-Chloro-3-Methylphenol	107	5.693	5.706	(1.080)	9894	0.40000	0.38591
62 2-Methylnaphthalene	142	5.810	5.813	(1.102)	29953	0.40000	0.43803
63 1-Methylnaphthalene	142	5.880	5.887	(1.116)	29467	0.40000	0.43810
64 Hexachlorocyclopentadiene	237	5.939	5.935	(0.901)	5433	0.40000	0.35776
66 2,4,6-Trichlorophenol	196	6.019	6.026	(0.913)	8293	0.40000	0.39554(H)
67 2,4,5-Trichlorophenol	196	6.045	6.053	(0.917)	8780	0.40000	0.40262
209 1,1'-Biphenyl	154	6.158	6.165	(0.934)	38589	0.40000	0.44942(H)
70 2-Chloronaphthalene	162	6.174	6.176	(0.937)	28704	0.40000	0.44334(H)
73 2-Nitroaniline	65	6.243	6.251	(0.947)	6772	0.40000	0.41075(QH)
76 Dimethylphthalate	163	6.387	6.395	(0.969)	29267	0.40000	0.42315
78 2,6-Dinitrotoluene	165	6.425	6.438	(0.975)	5259	0.40000	0.33639(H)
79 Acenaphthylene	152	6.483	6.486	(0.984)	45046	0.40000	0.40912(H)
81 3-Nitroaniline	138	6.548	6.560	(0.994)	7207	0.40000	0.36526(H)
82 Acenaphthene	153	6.612	6.619	(1.003)	28490	0.40000	0.43791
83 2,4-Dinitrophenol	184	6.628	6.641	(1.006)	7459	2.00000	2.6697(Q)
85 4-Nitrophenol	109	6.676	6.689	(1.013)	9155	2.00000	1.5854
86 Dibenzofuran	168	6.745	6.753	(1.024)	41915	0.40000	0.44798(H)
87 2,4-Dinitrotoluene	165	6.729	6.742	(1.021)	7980	0.40000	0.39216(H)
92 2-Naphthylamine	143	6.857	6.865	(1.041)	29792	0.40000	1.8256
91 2,3,5,6-Tetrachlorophenol	232	6.804	6.812	(1.032)	6251	0.40000	0.36148(H)
88 2,3,4,6-Tetrachlorophenol	232	6.836	6.844	(1.037)	6654	0.40000	0.39135(H)
93 Diethylphthalate	149	6.916	6.929	(1.049)	29514	0.40000	0.43827(H)
94 Fluorene	166	7.002	7.009	(1.062)	33446	0.40000	0.46250(MH)
95 4-Chlorophenyl-phenylether	204	7.007	7.010	(1.063)	15269	0.40000	0.15719
96 4-Nitroaniline	138	7.007	7.025	(1.063)	7791	0.40000	0.42279
98 4,6-Dinitro-2-methylphenol	198	7.034	7.047	(0.913)	16489	2.00000	2.1865
99 N-Nitrosodiphenylamine (1)	169	7.092	7.100	(0.920)	23909	0.40000	0.39981
100 1,2-Diphenylhydrazine	77	7.119	7.127	(0.924)	27362	0.40000	0.41439
106 4-Bromophenyl-phenylether	248	7.370	7.378	(0.956)	8207	0.40000	0.41890
107 Hexachlorobenzene	284	7.424	7.431	(0.963)	9315	0.40000	0.43876
210 Atrazine	200	7.488	7.501	(0.972)	7629	0.40000	1.8493
111 Pentachlorophenol	266	7.568	7.570	(0.982)	23794	2.00000	1.7778(Q)
115 Phenanthrene	178	7.728	7.730	(1.003)	48046	0.40000	0.40586
116 Anthracene	178	7.766	7.773	(1.008)	45797	0.40000	0.40030
119 Carbazole	167	7.883	7.891	(1.023)	43277	0.40000	0.41474
120 Di-n-Butylphthalate	149	8.150	8.152	(1.058)	47557	0.40000	0.39427
123 Fluoranthene	202	8.626	8.633	(1.119)	44534	0.40000	0.41920
124 Benzidine	184	8.722	8.729	(0.898)	19502	0.40000	0.40633
125 Pyrene	202	8.797	8.804	(0.906)	43574	0.40000	0.34346
131 Butylbenzylphthalate	149	9.277	9.285	(0.955)	17424	0.40000	0.33365
135 3,3'-Dichlorobenzidine	252	9.678	9.686	(0.997)	10966	0.40000	0.31950
136 Benzo(a)Anthracene	228	9.705	9.712	(0.999)	39055	0.40000	0.40999
137 Chrysene	228	9.726	9.739	(1.002)	34634	0.40000	0.39563
139 bis(2-ethylhexyl)Phthalate	149	9.705	9.712	(0.999)	23170	0.40000	0.33406
140 Di-n-octylphthalate	149	10.180	10.183	(0.935)	29494	0.40000	1.0175(M)
141 Benzo(b)fluoranthene	252	10.538	10.557	(0.968)	32082	0.40000	1.0175
142 Benzo(k)fluoranthene	252	10.559	10.578	(0.970)	30712	0.40000	0.35558
143 7,12-dimethylbenz[a]anthracen	256	10.527	10.546	(0.967)	12388	0.40000	0.32705
146 Benzo(a)pyrene	252	10.837	10.856	(0.995)	23593	0.40000	0.34064

Compounds	QUANT SIG MASS	RT	EXP RT	REL RT	RESPONSE	AMOUNTS CAL-AMT (NG)	AMOUNTS ON-COL (NG)
149 Indeno(1,2,3-cd)pyrene	276	12.061	12.090	(1.107)	24088	0.40000	0.97499
150 Dibenz(a,h)anthracene	278	12.071	12.101	(1.108)	21430	0.40000	1.0145
151 Benzo(g,h,i)perylene	276	12.408	12.443	(1.139)	20179	0.40000	0.64583
$ 154 Nitrobenzene-d5	82	4.726	4.733	(0.897)	11324	0.40000	0.44334
$ 155 2-Fluorobiphenyl	172	6.088	6.090	(0.924)	31303	0.40000	0.42978
$ 156 Terphenyl-d14	244	8.914	8.916	(0.918)	27996	0.40000	0.36488
$ 157 Phenol-d5	99	4.047	4.060	(0.939)	12757	0.40000	0.42949
$ 158 2-Fluorophenol	112	3.278	3.280	(0.761)	10506	0.40000	0.43054
$ 159 2,4,6-Tribromophenol	330	7.183	7.191	(0.932)	3709	0.40000	0.38789
$ 186 2-Chlorophenol-d4	132	4.133	4.140	(0.959)	13319	0.40000	0.45295
$ 187 1,2-Dichlorobenzene-d4	152	4.427	4.424	(1.027)	9288	0.40000	0.47912

QC Flag Legend

Q - Qualifier signal failed the ratio test.
M - Compound response manually integrated.
H - Operator selected an alternate compound hit.

Data File Name: S1003IC1.D
Inj. Date and Time: 03-OCT-2008 19:29
Instrument ID: 71.i
Client ID: sstd0.4
Compound Name: 1,4-Dioxane
CAS #: 123-91-1
Report Date: 10/06/2008

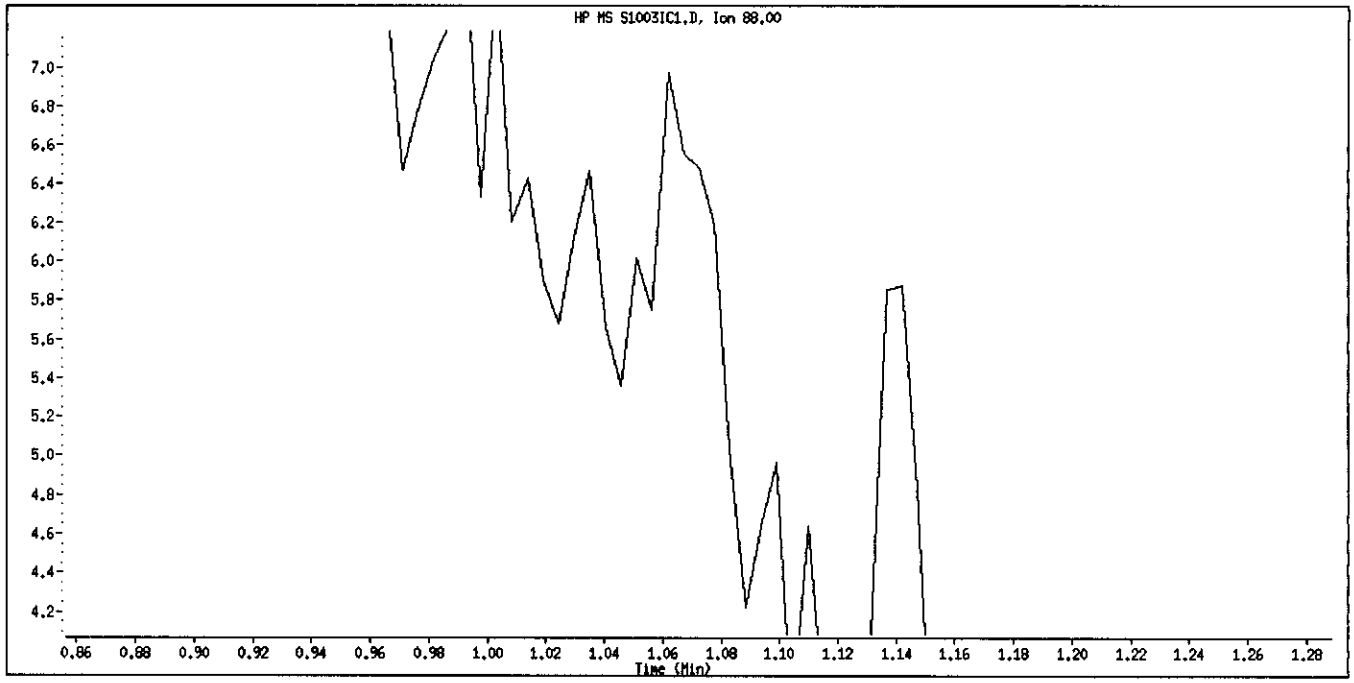

Original Integration

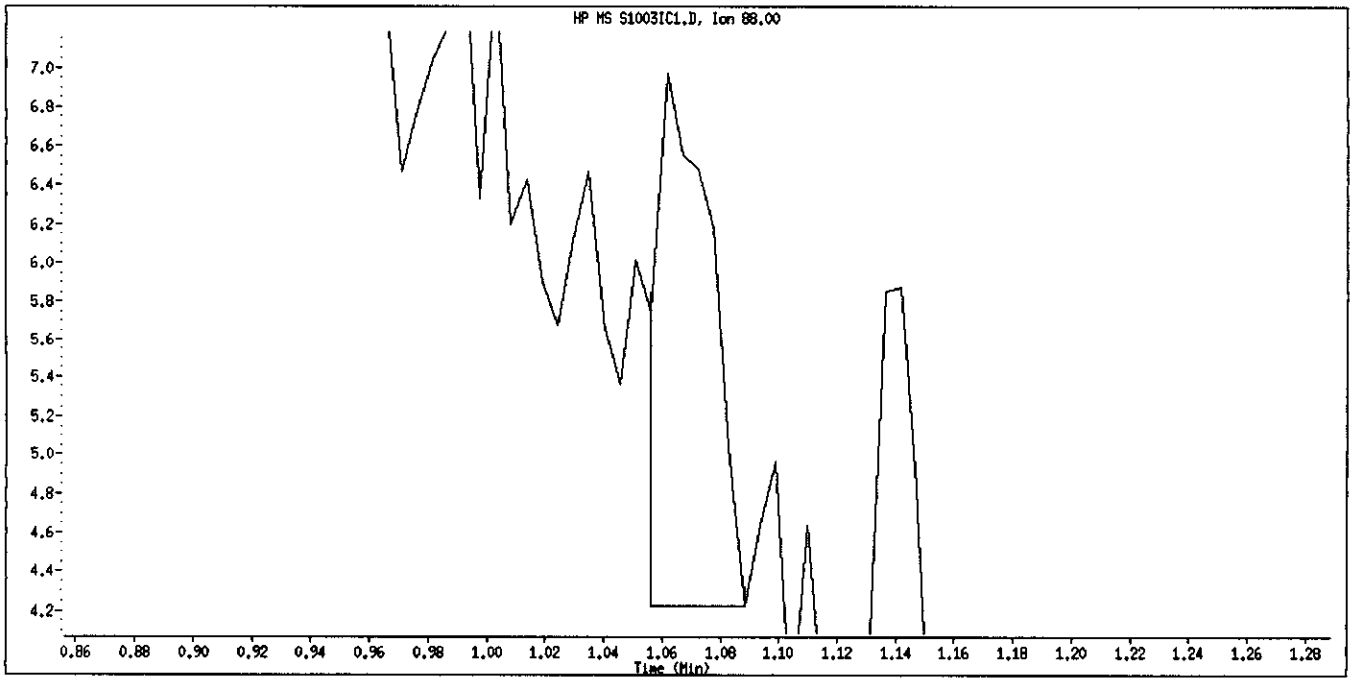

Manual Integration

Manually Integrated By: BachaS
Manual Integration Reason: Peak Integrated Incorrectly

Data File Name: S1003IC1.D
Inj. Date and Time: 03-OCT-2008 19:29
Instrument ID: 71.i
Client ID: sstd0.4
Compound Name: Pyridine
CAS #: 110-86-1
Report Date: 10/06/2008

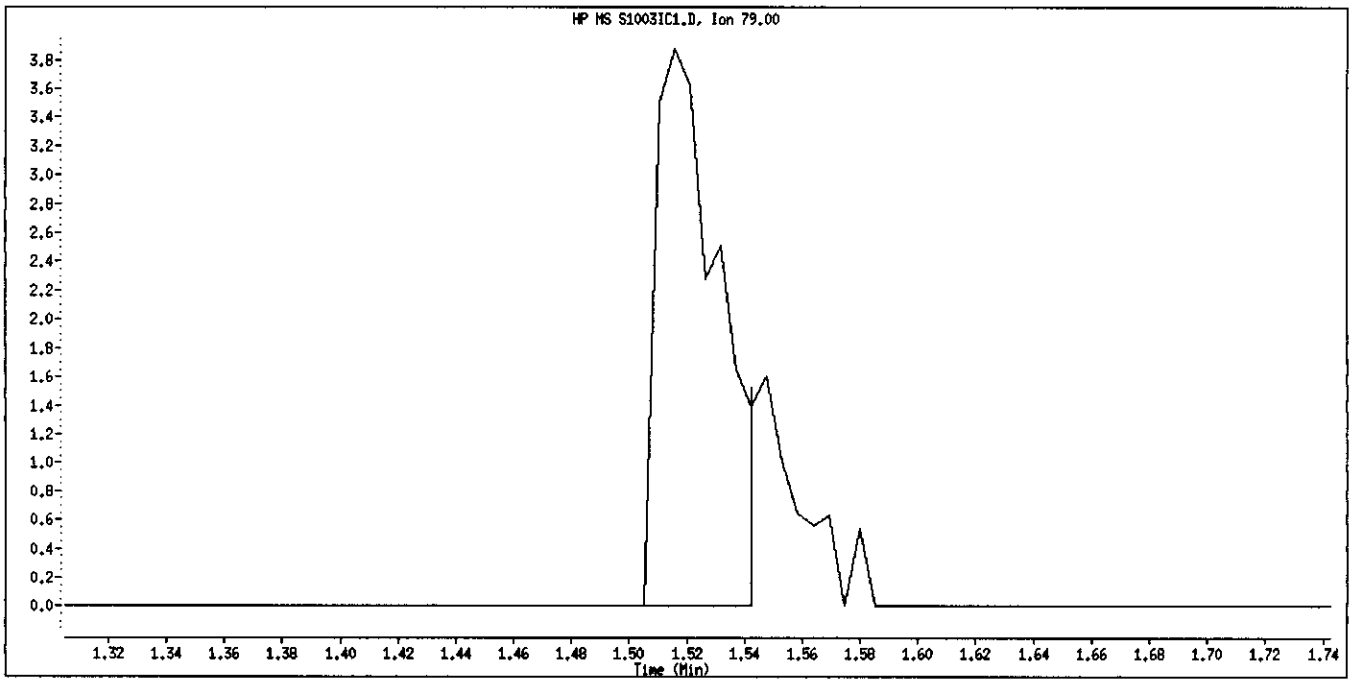

Original Integration

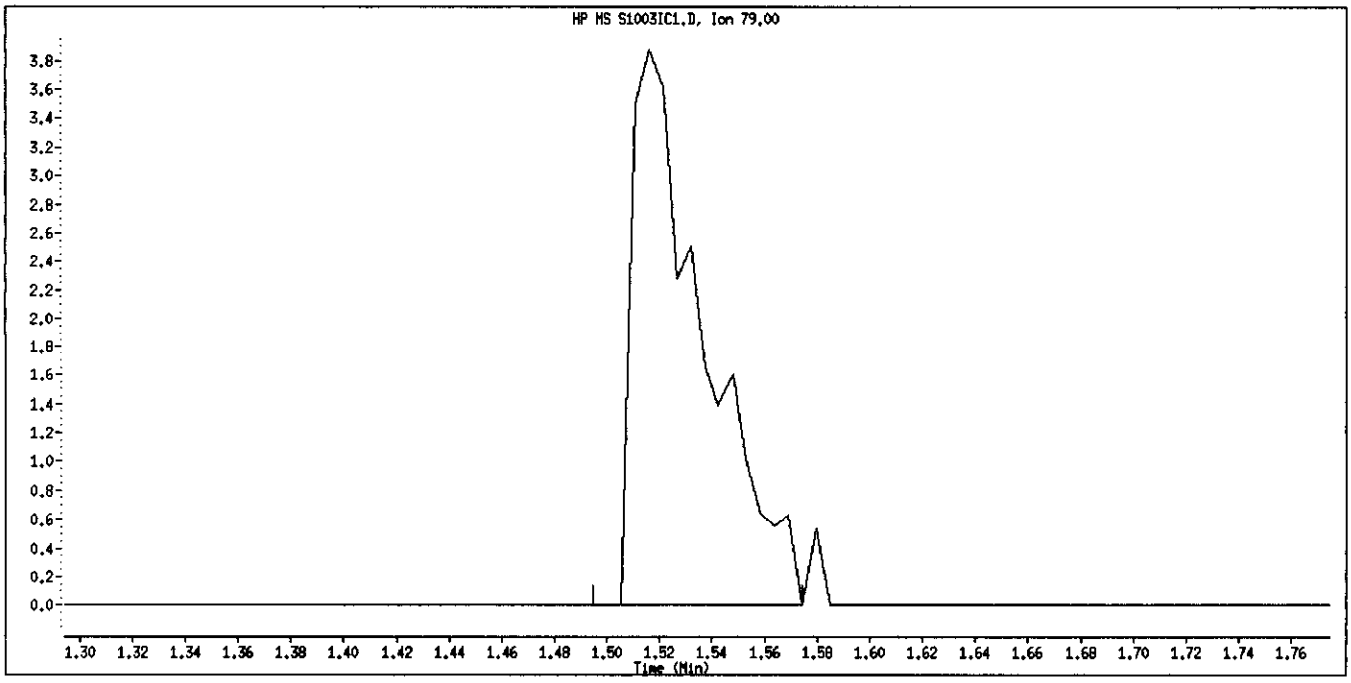

Manual Integration

Manually Integrated By: BachaS
Manual Integration Reason: Peak Integrated Incorrectly

Data File Name: S1003IC1.D
Inj. Date and Time: 03-OCT-2008 19:29
Instrument ID: 71.i
Client ID: sstd0.4
Compound Name: 2,4,6-Trichlorophenol
CAS #: 88-06-2
Report Date: 10/06/2008

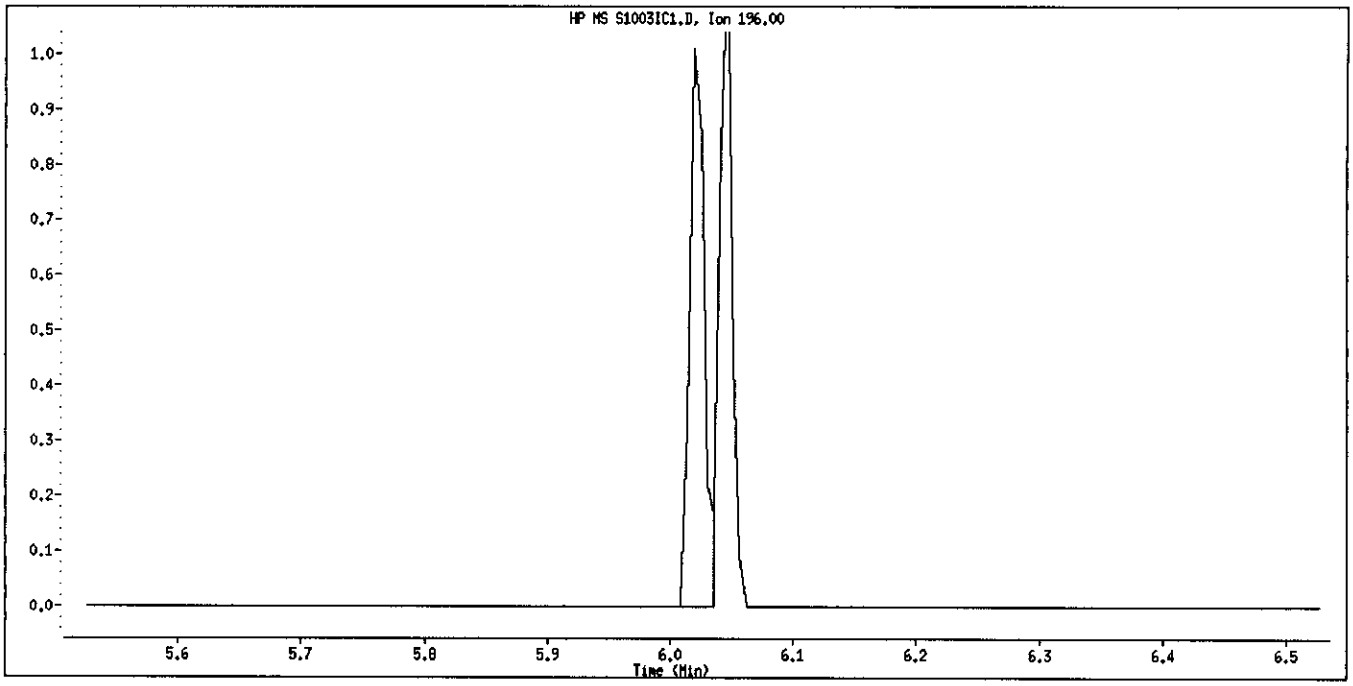

Original Integration

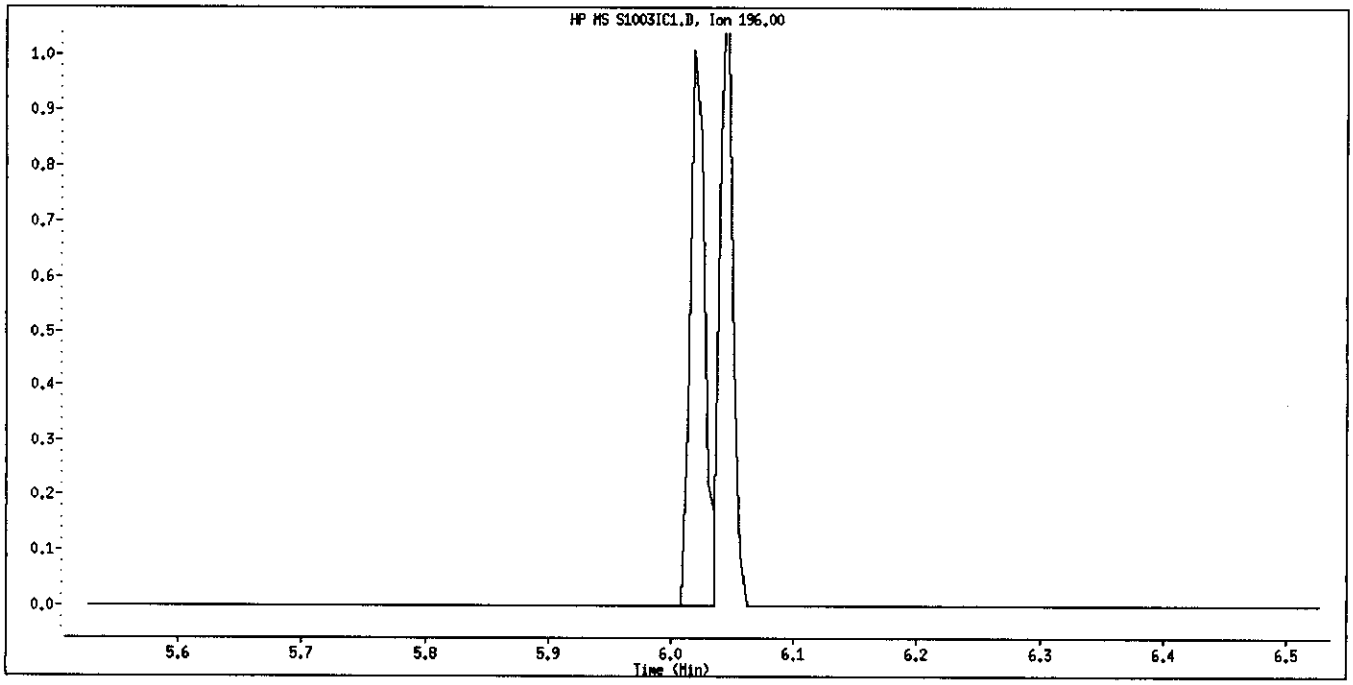

Manual Integration

Manually Integrated By: BachaS
Manual Integration Reason: Peak Identified Incorrectly

Data File Name: S1003IC1.D
Inj. Date and Time: 03-OCT-2008 19:29
Instrument ID: 71.i
Client ID: sstd0.4
Compound Name: 1,1'-Biphenyl
CAS #: 92-52-4
Report Date: 10/06/2008

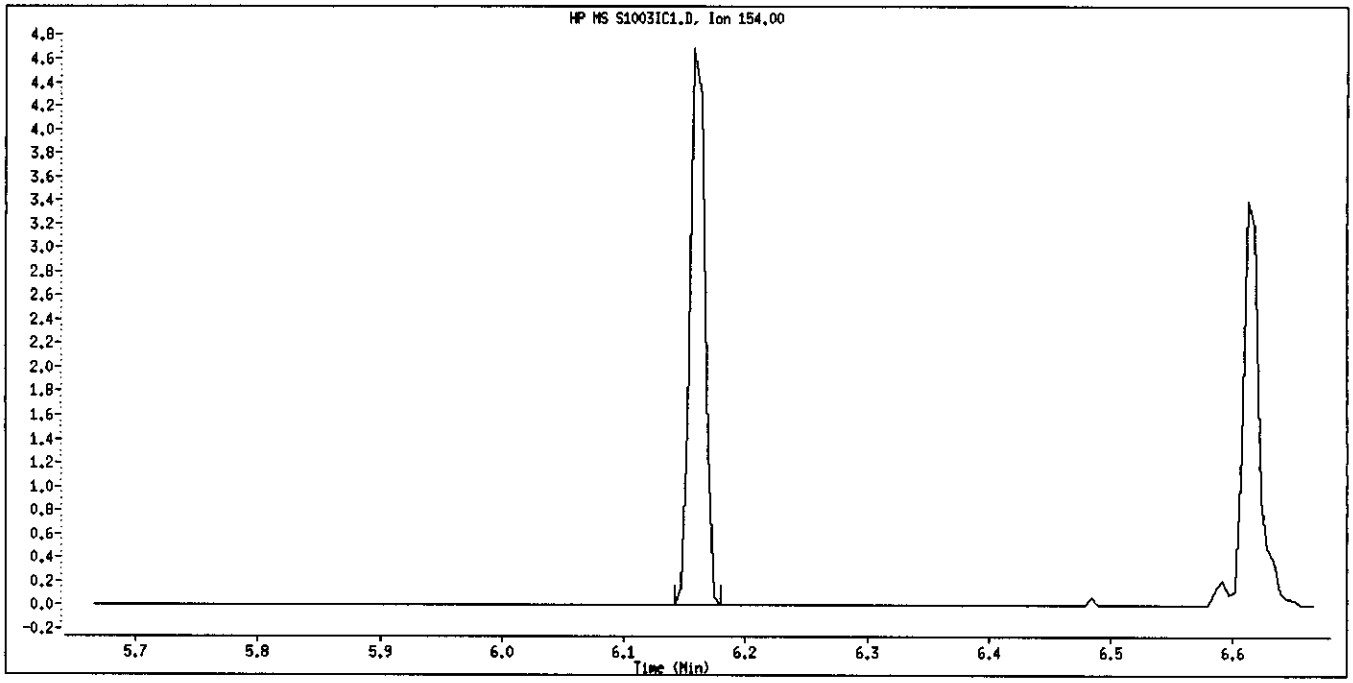

Original Integration

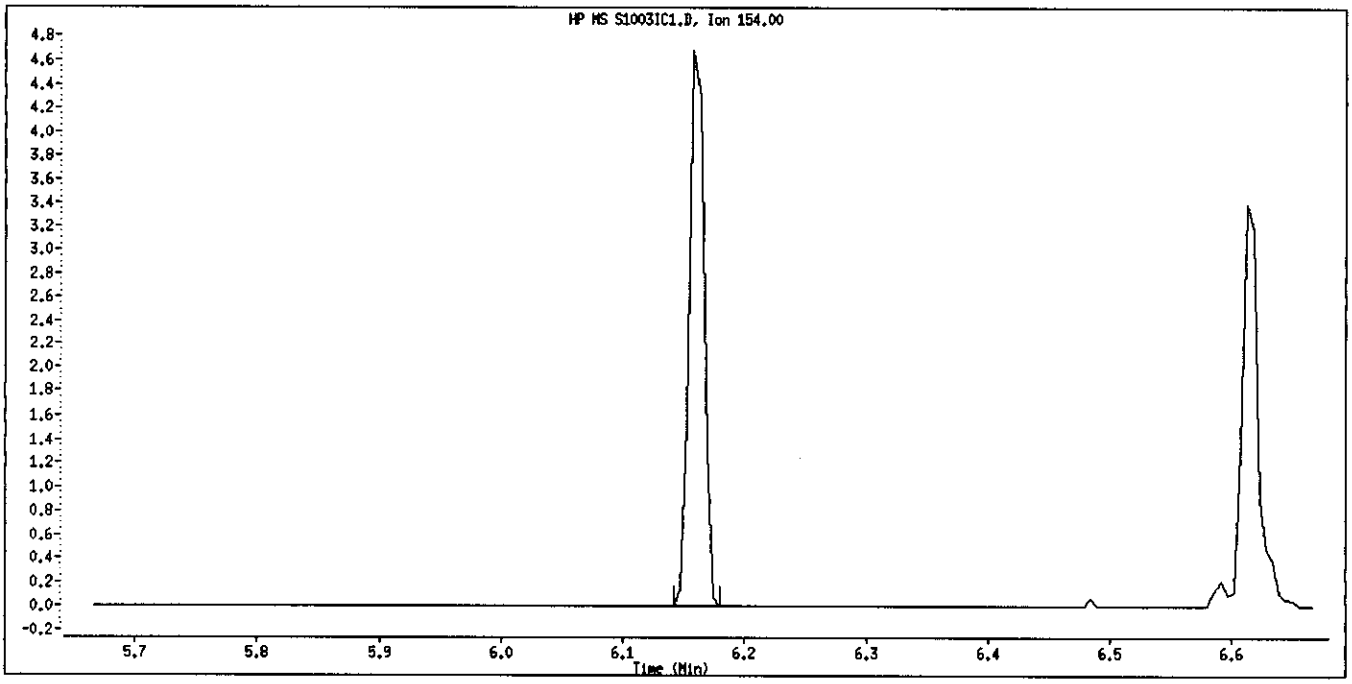

Manual Integration

Manually Integrated By: BachaS
Manual Integration Reason: Peak Integrated Incorrectly

Data File Name: S1003IC1.D
Inj. Date and Time: 03-OCT-2008 19:29
Instrument ID: 71.i
Client ID: sstd0.4
Compound Name: 2-Chloronaphthalene
CAS #: 91-58-7
Report Date: 10/06/2008

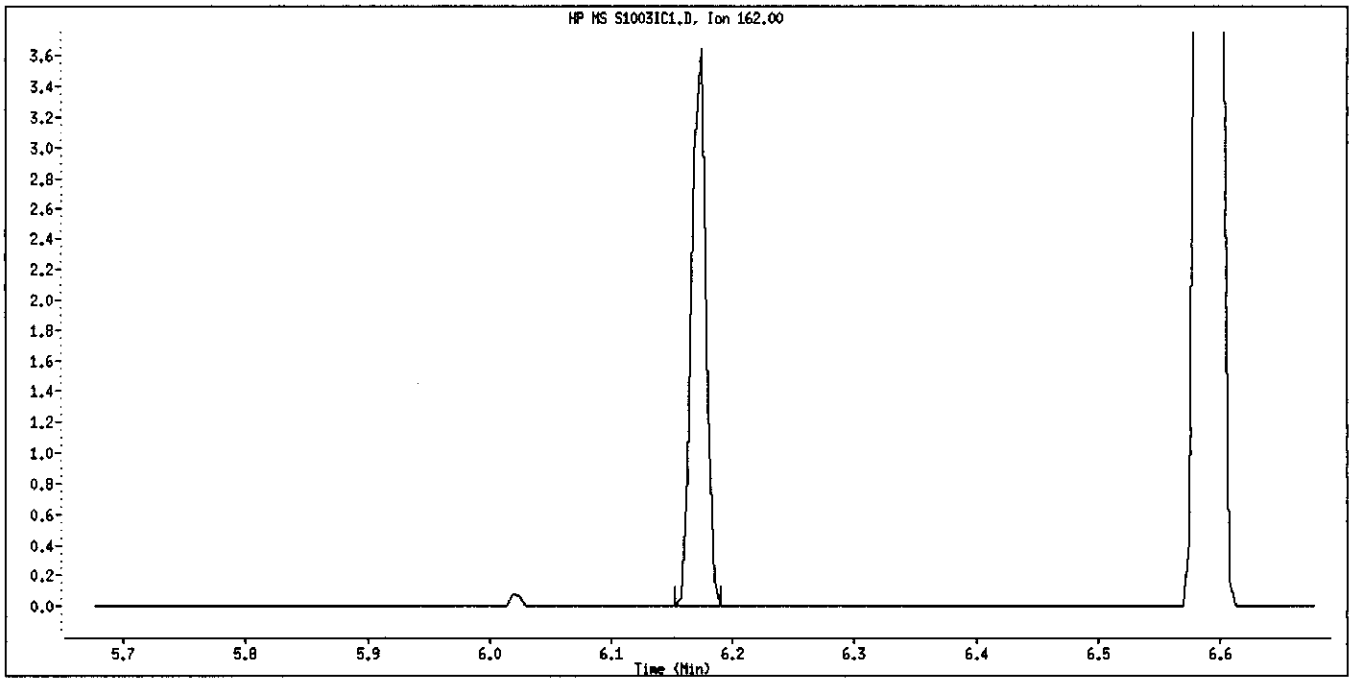

Original Integration

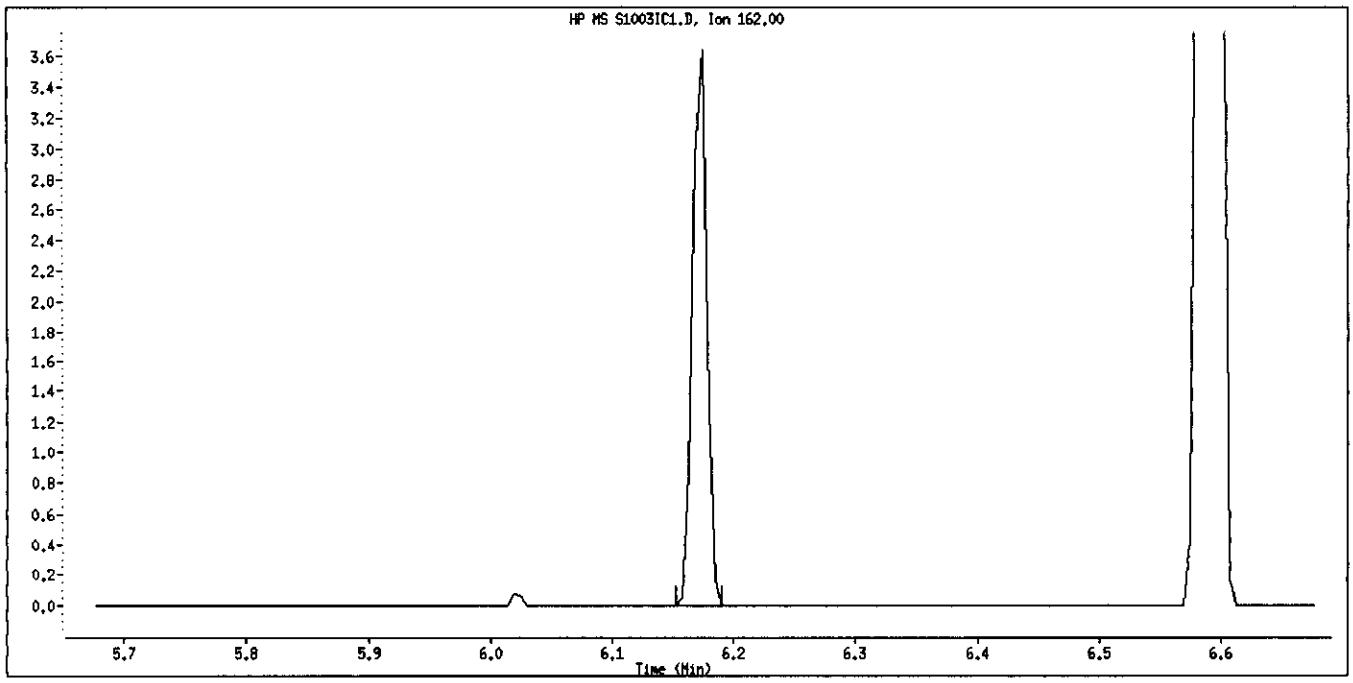

Manual Integration

Manually Integrated By: BachaS
Manual Integration Reason: Peak Integrated Incorrectly

Data File Name: S1003IC1.D
Inj. Date and Time: 03-OCT-2008 19:29
Instrument ID: 71.i
Client ID: sstd0.4
Compound Name: 2-Nitroaniline
CAS #: 88-74-4
Report Date: 10/06/2008

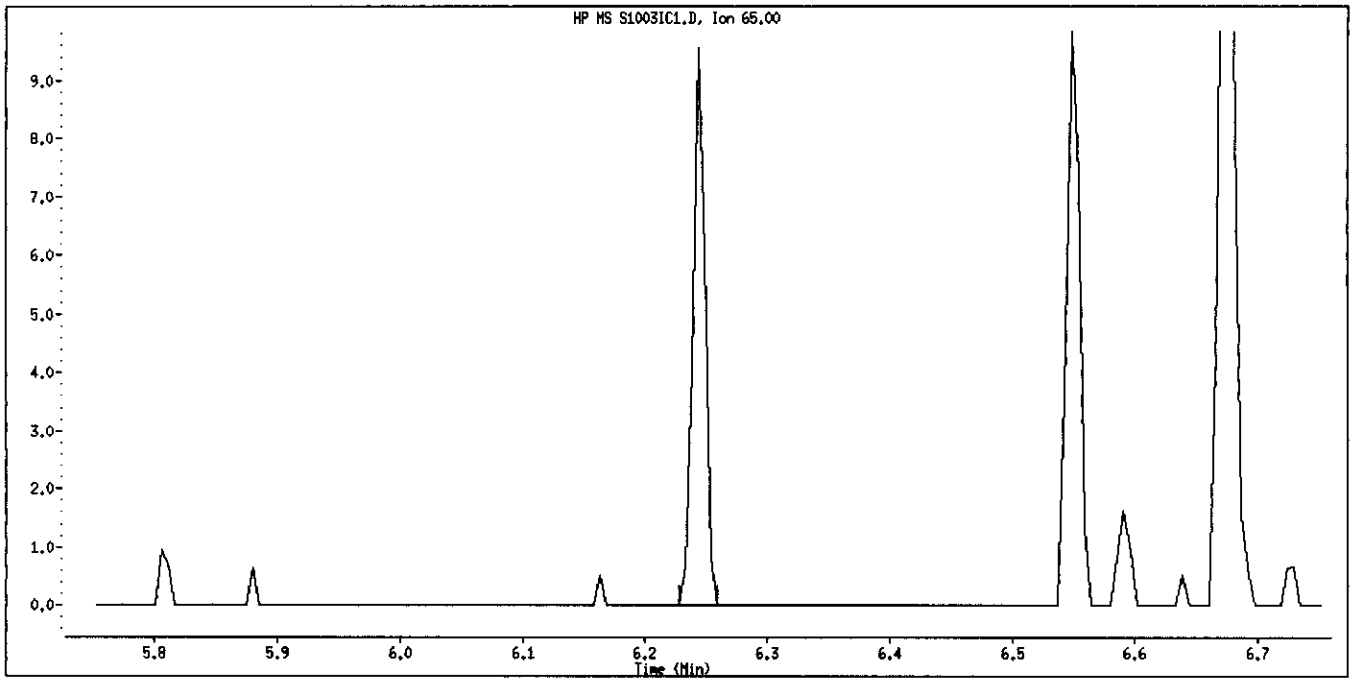

Original Integration

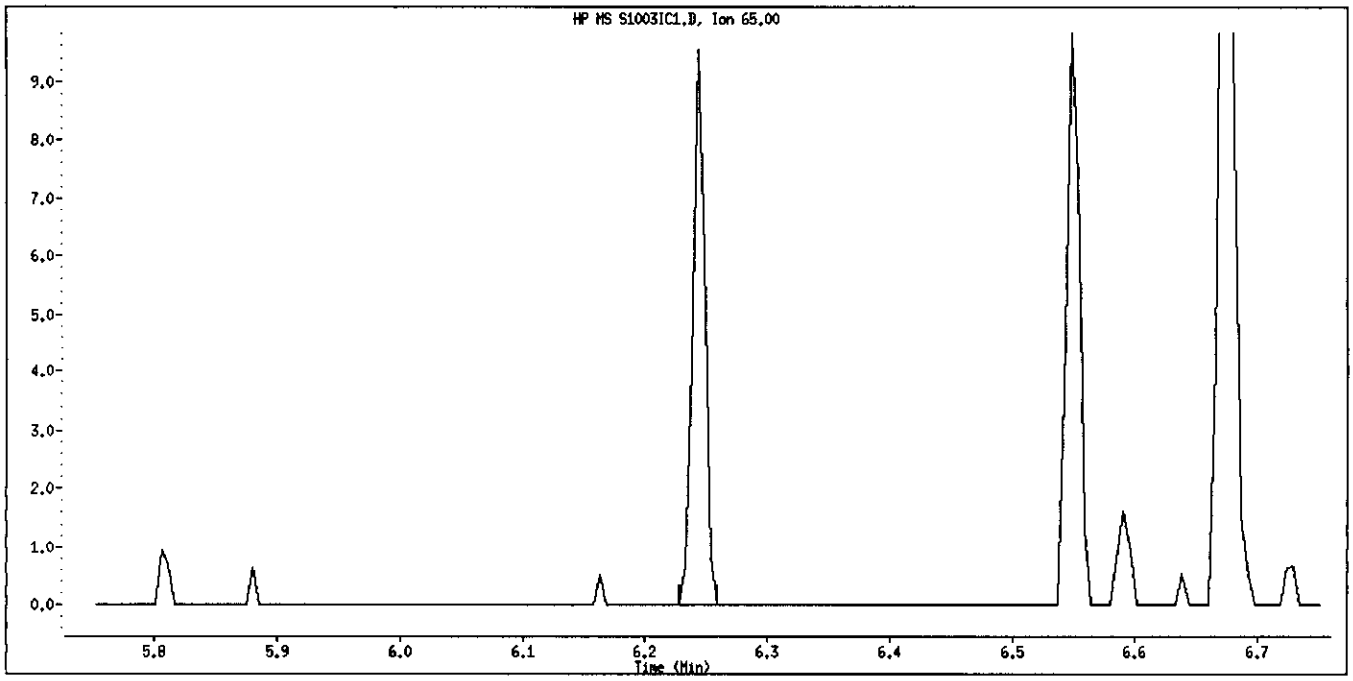

Manual Integration

Manually Integrated By: BachaS
Manual Integration Reason: Peak Integrated Incorrectly

Data File Name: S1003IC1.D
Inj. Date and Time: 03-OCT-2008 19:29
Instrument ID: 71.i
Client ID: sstd0.4
Compound Name: 2,6-Dinitrotoluene
CAS #: 606-20-2
Report Date: 10/06/2008

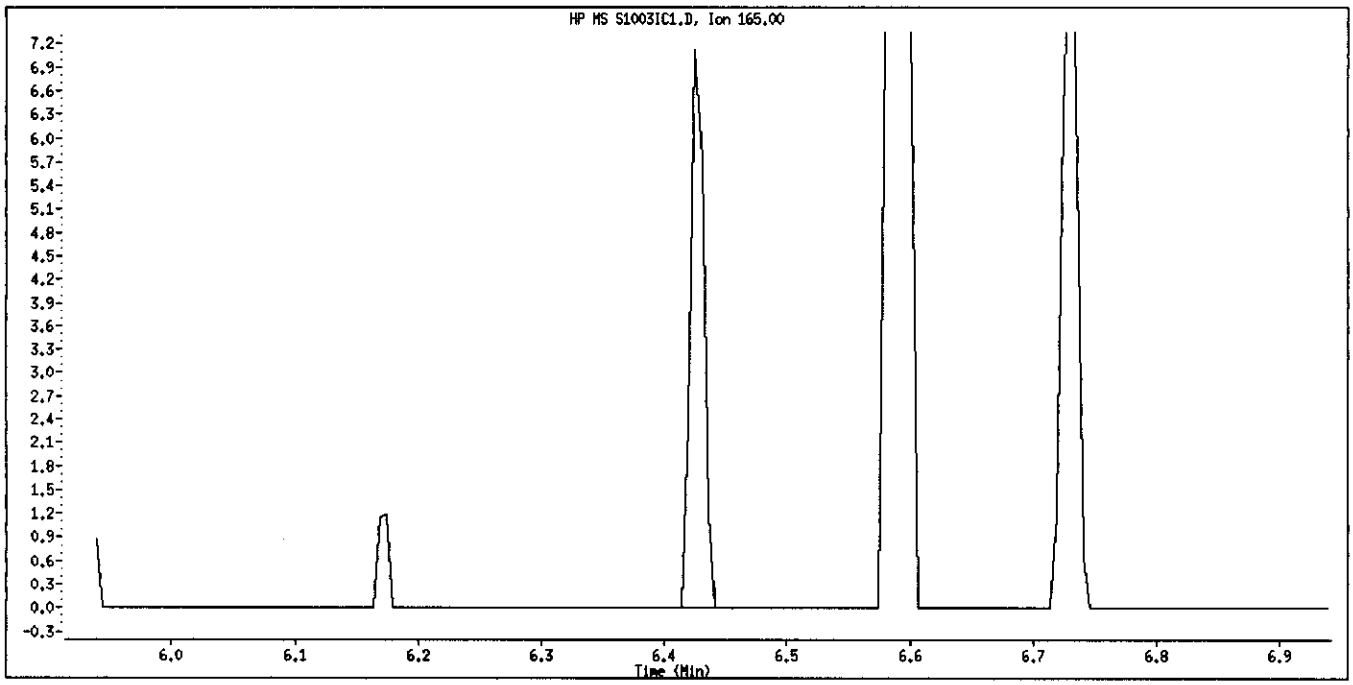

Original Integration

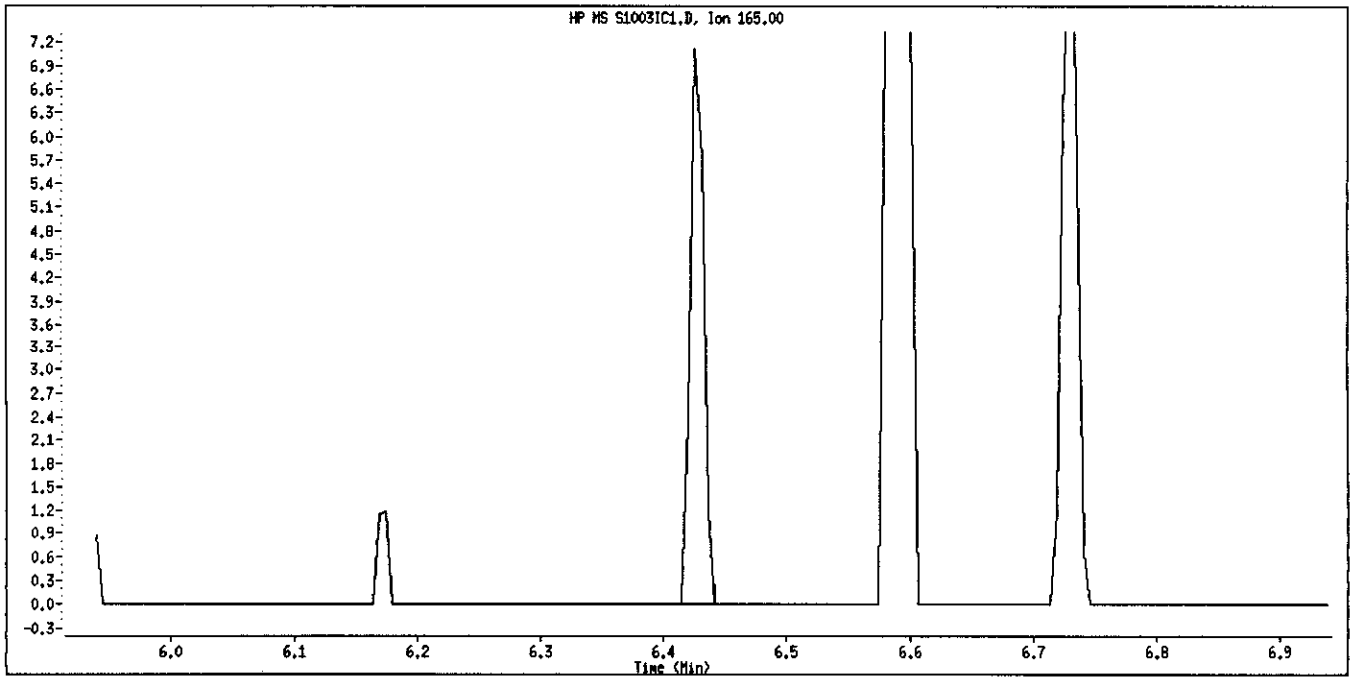

Manual Integration

Manually Integrated By: BachaS
Manual Integration Reason: Peak Integrated Incorrectly

Data File Name: S1003IC1.D
Inj. Date and Time: 03-OCT-2008 19:29
Instrument ID: 71.i
Client ID: sstd0.4
Compound Name: Acenaphthylene
CAS #: 208-96-8
Report Date: 10/06/2008

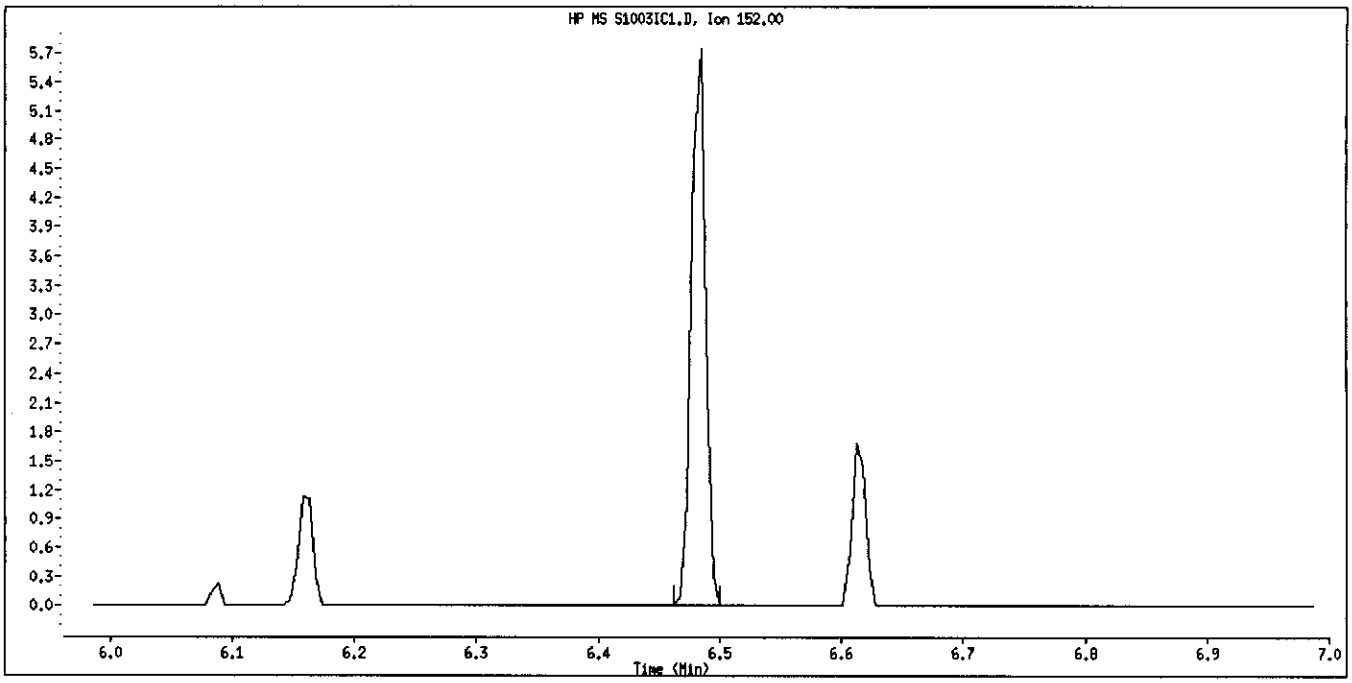

Original Integration

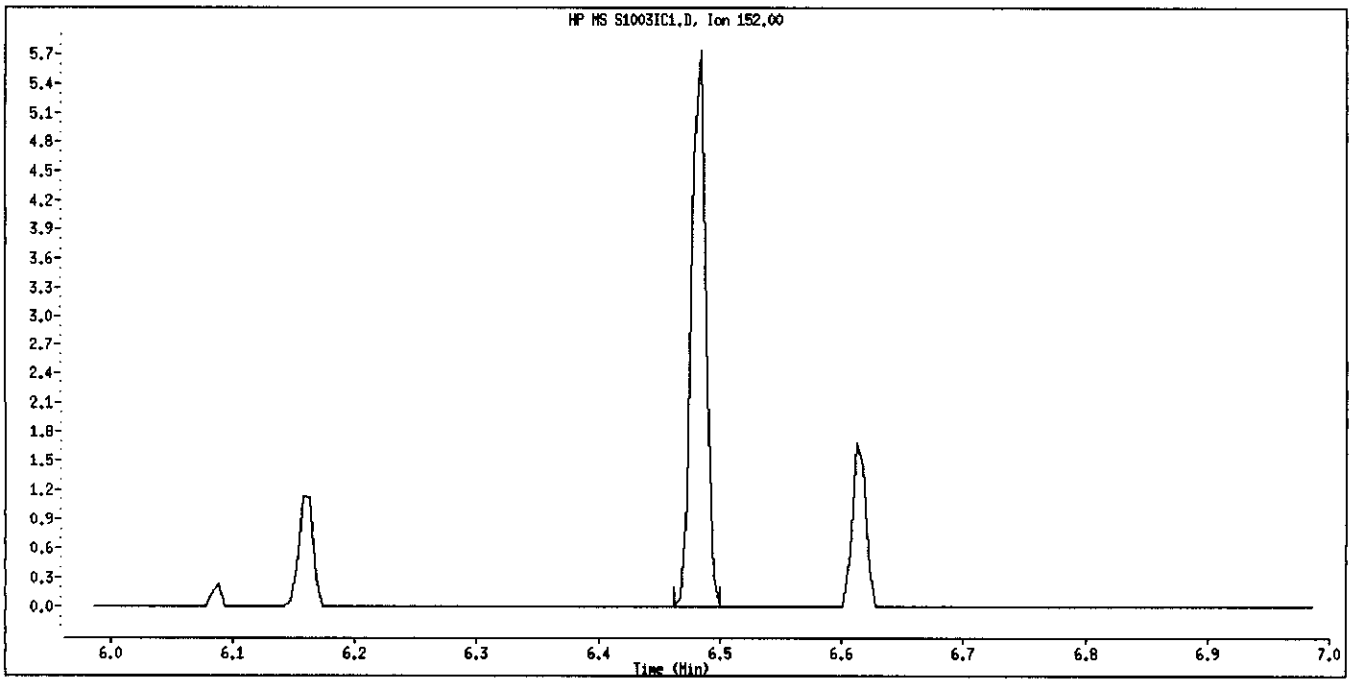

Manual Integration

Manually Integrated By: BachaS
Manual Integration Reason: Peak Integrated Incorrectly

Data File Name: S1003IC1.D
Inj. Date and Time: 03-OCT-2008 19:29
Instrument ID: 71.i
Client ID: sstd0.4
Compound Name: 3-Nitroaniline
CAS #: 99-09-2
Report Date: 10/06/2008

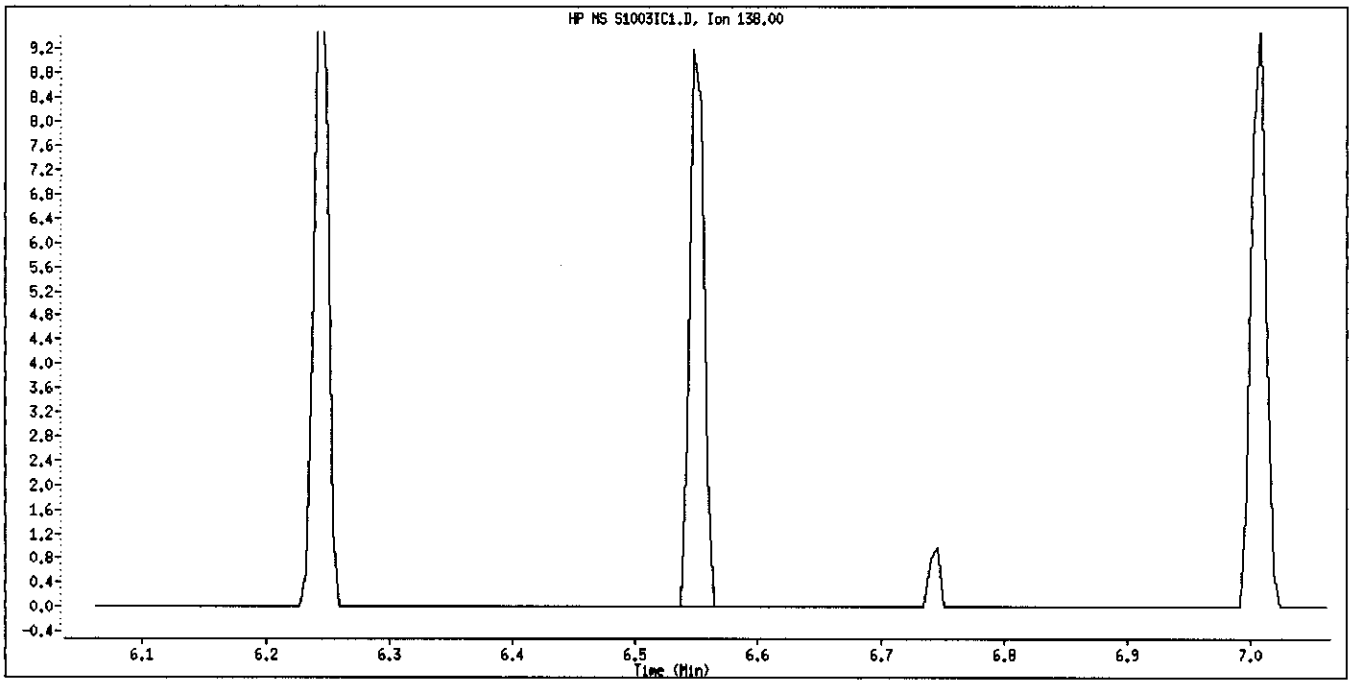

Original Integration

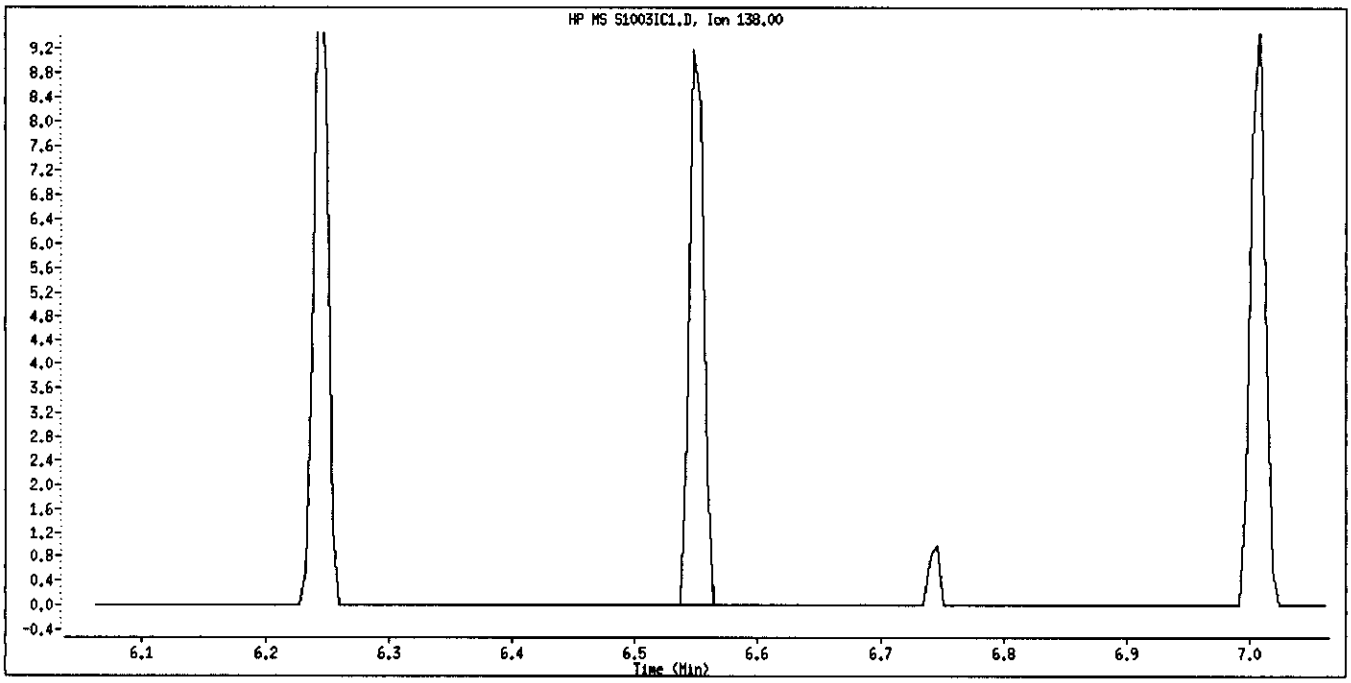

Manual Integration

Manually Integrated By: BachaS
Manual Integration Reason: Unknown

Data File Name: S1003IC1.D
Inj. Date and Time: 03-OCT-2008 19:29
Instrument ID: 71.i
Client ID: sstd0.4
Compound Name: 2,4-Dinitrotoluene
CAS #: 121-14-2
Report Date: 10/06/2008

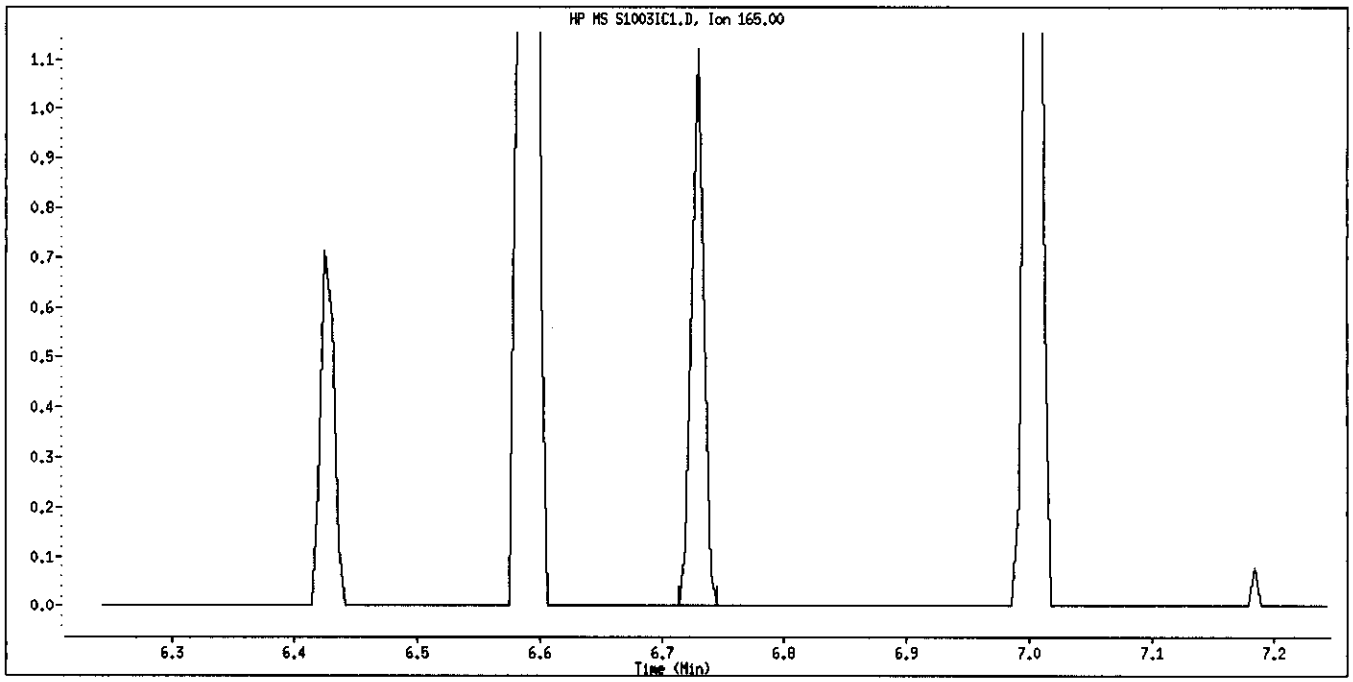

Original Integration

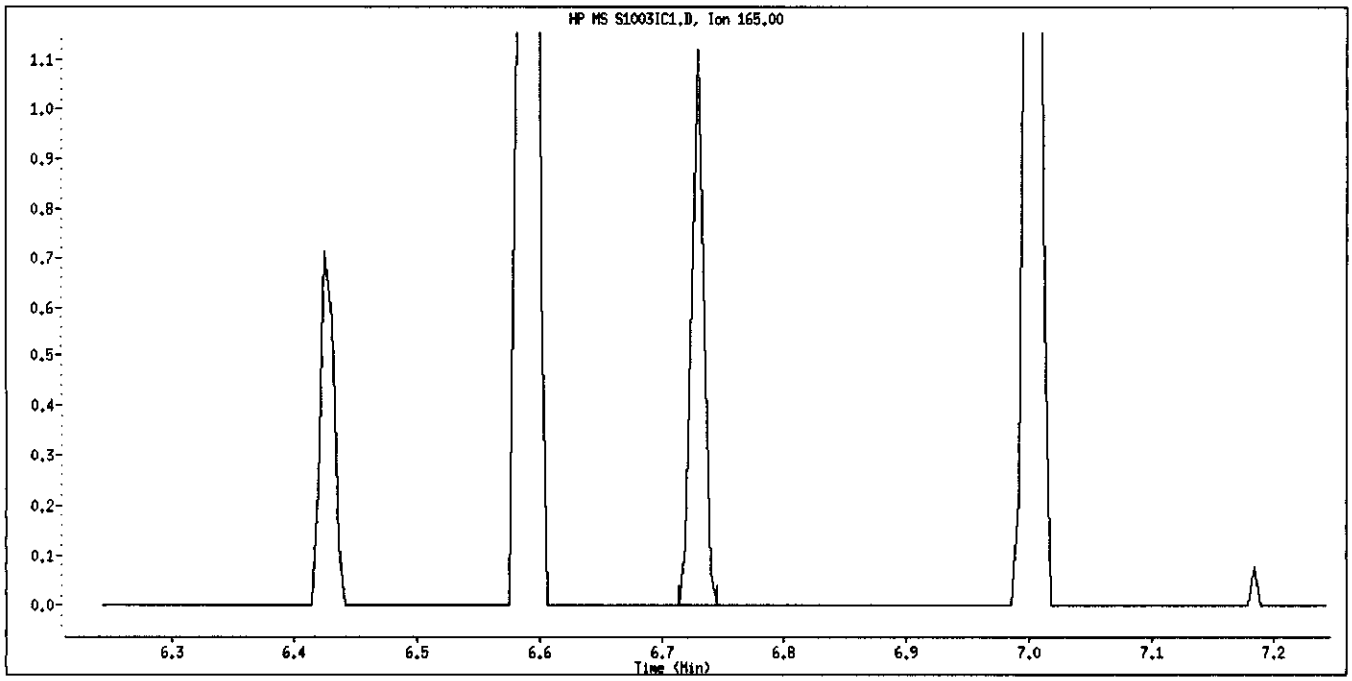

Manual Integration

Manually Integrated By: BachaS
Manual Integration Reason: Peak Integrated Incorrectly

Data File Name: S1003IC1.D
Inj. Date and Time: 03-OCT-2008 19:29
Instrument ID: 71.i
Client ID: sstd0.4
Compound Name: Dibenzofuran
CAS #: 132-64-9
Report Date: 10/06/2008

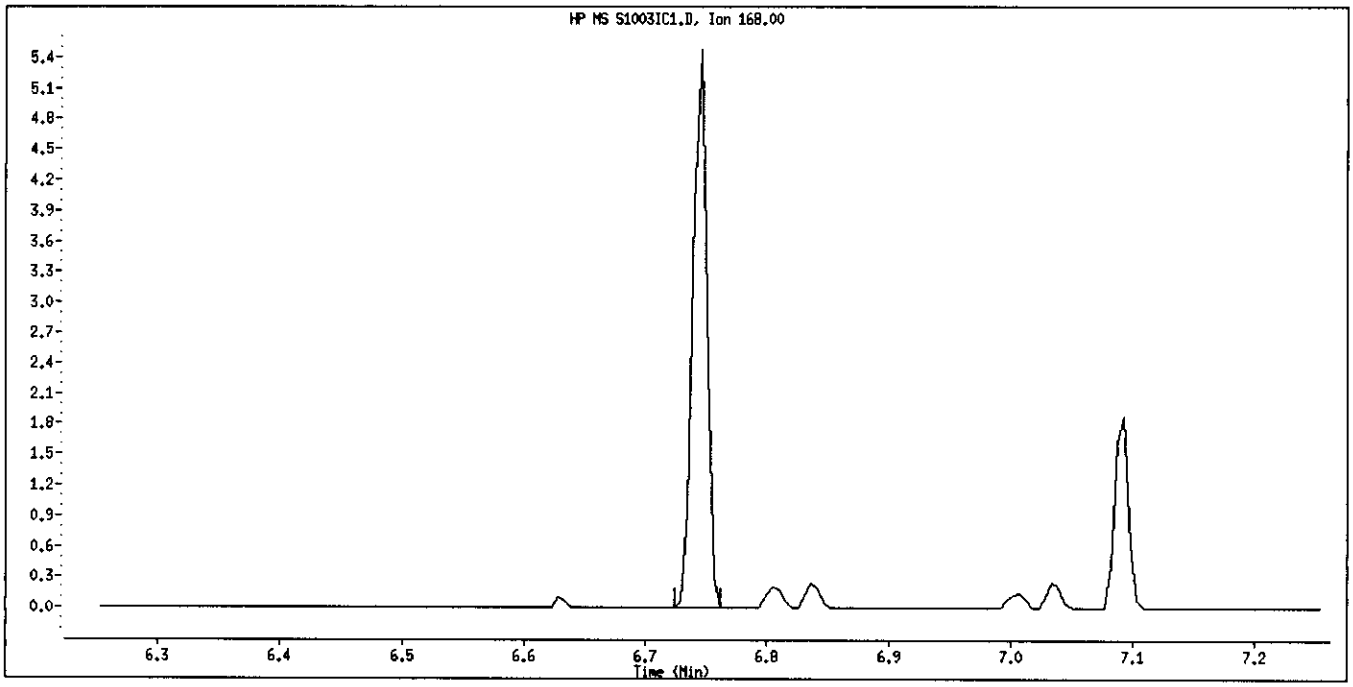

Original Integration

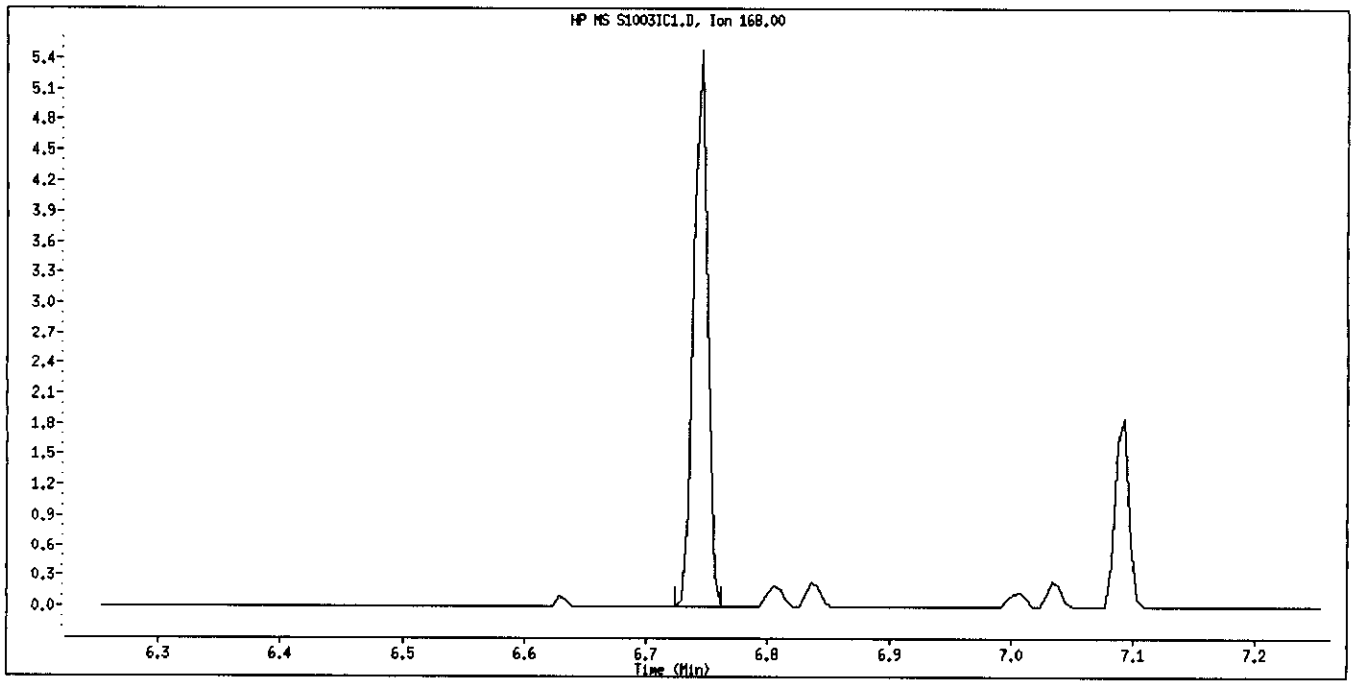

Manual Integration

Manually Integrated By: BachaS
Manual Integration Reason: Peak Integrated Incorrectly

Data File Name: S1003IC1.D
Inj. Date and Time: 03-OCT-2008 19:29
Instrument ID: 71.i
Client ID: sstd0.4
Compound Name: 2,3,5,6-Tetrachlorophenol
CAS #: 935-95-5
Report Date: 10/06/2008

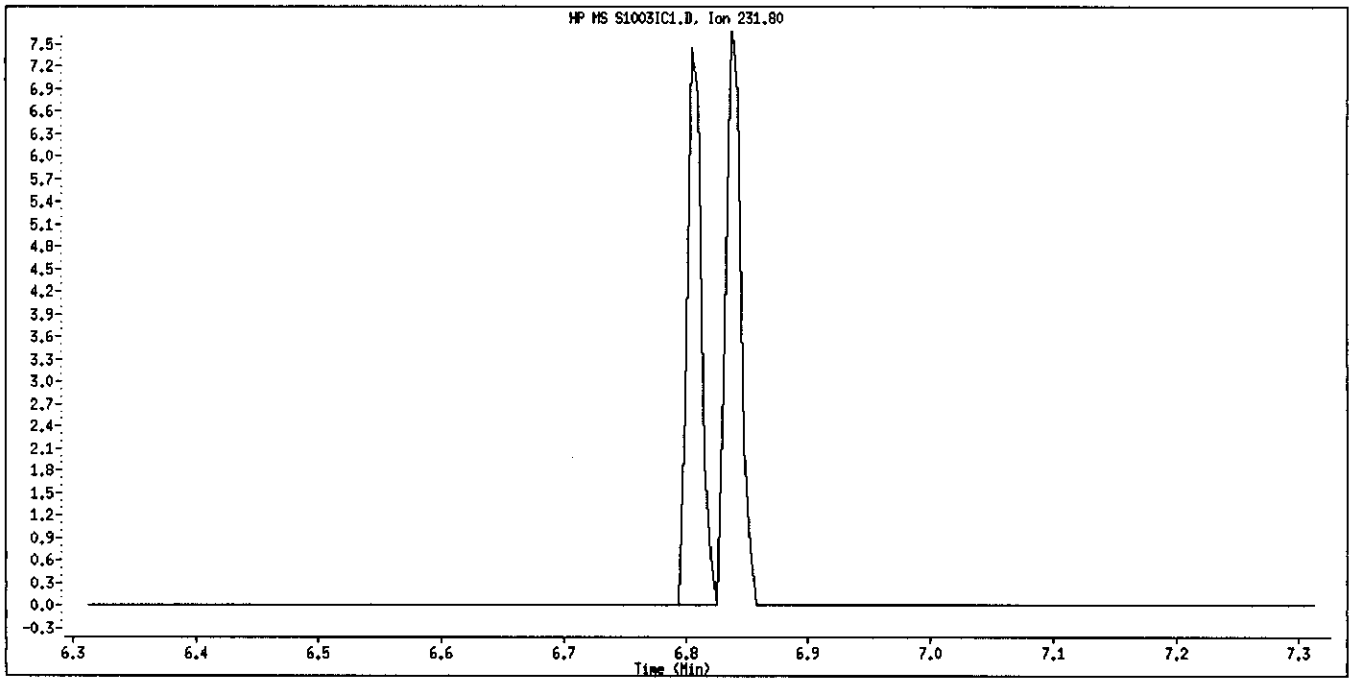

Original Integration

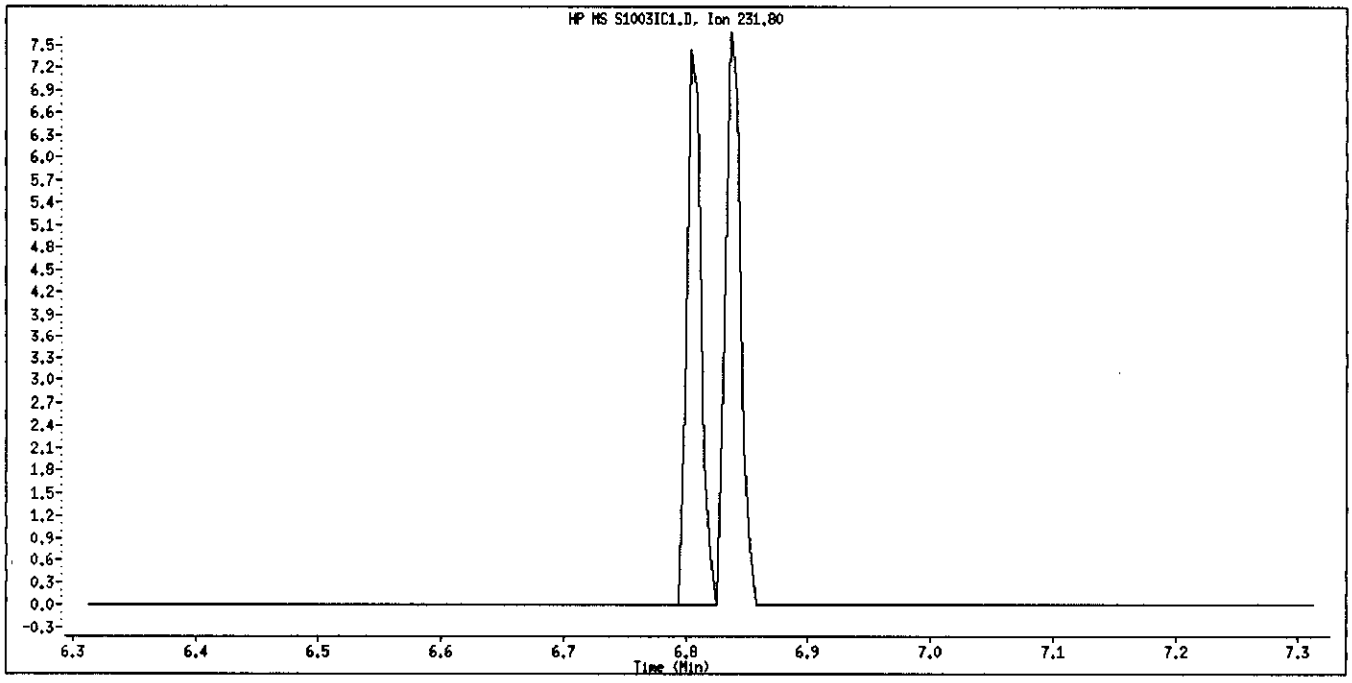

Manual Integration

Manually Integrated By: BachaS
Manual Integration Reason: Unknown

Data File Name: S1003IC1.D
Inj. Date and Time: 03-OCT-2008 19:29
Instrument ID: 71.i
Client ID: sstd0.4
Compound Name: 2,3,4,6-Tetrachlorophenol
CAS #: 58-90-2
Report Date: 10/06/2008

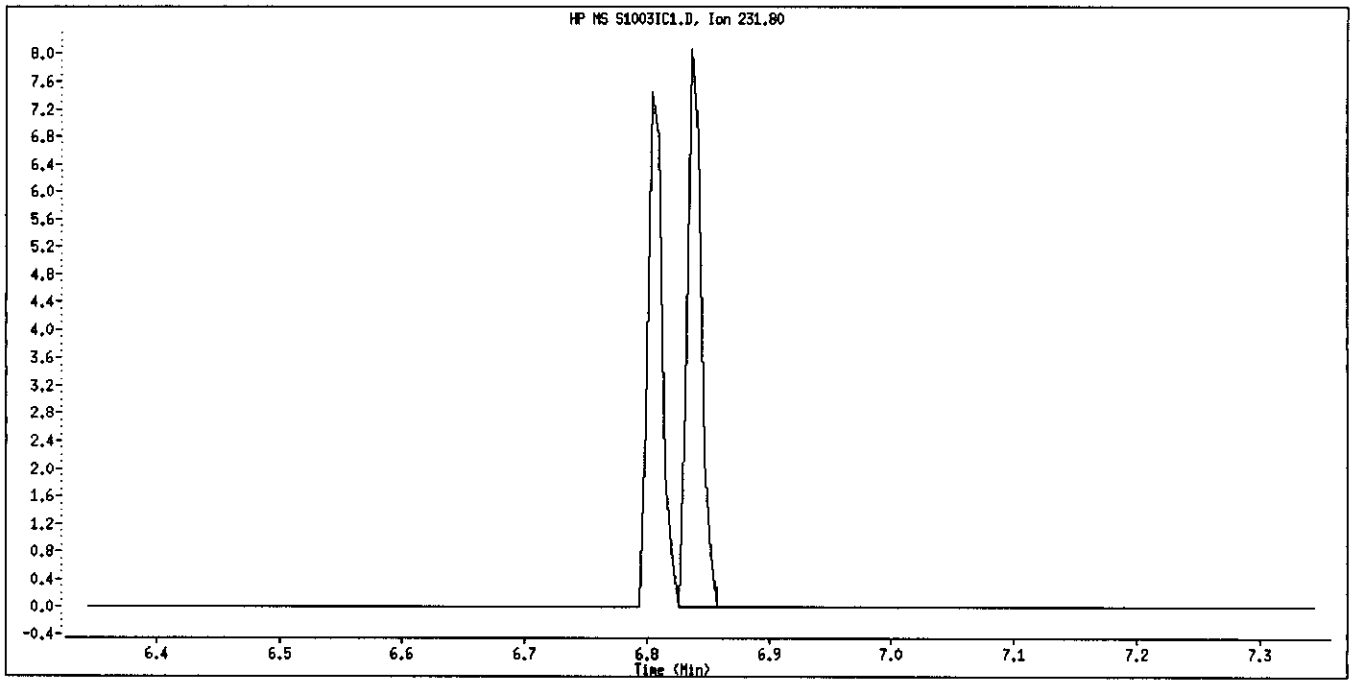

Original Integration

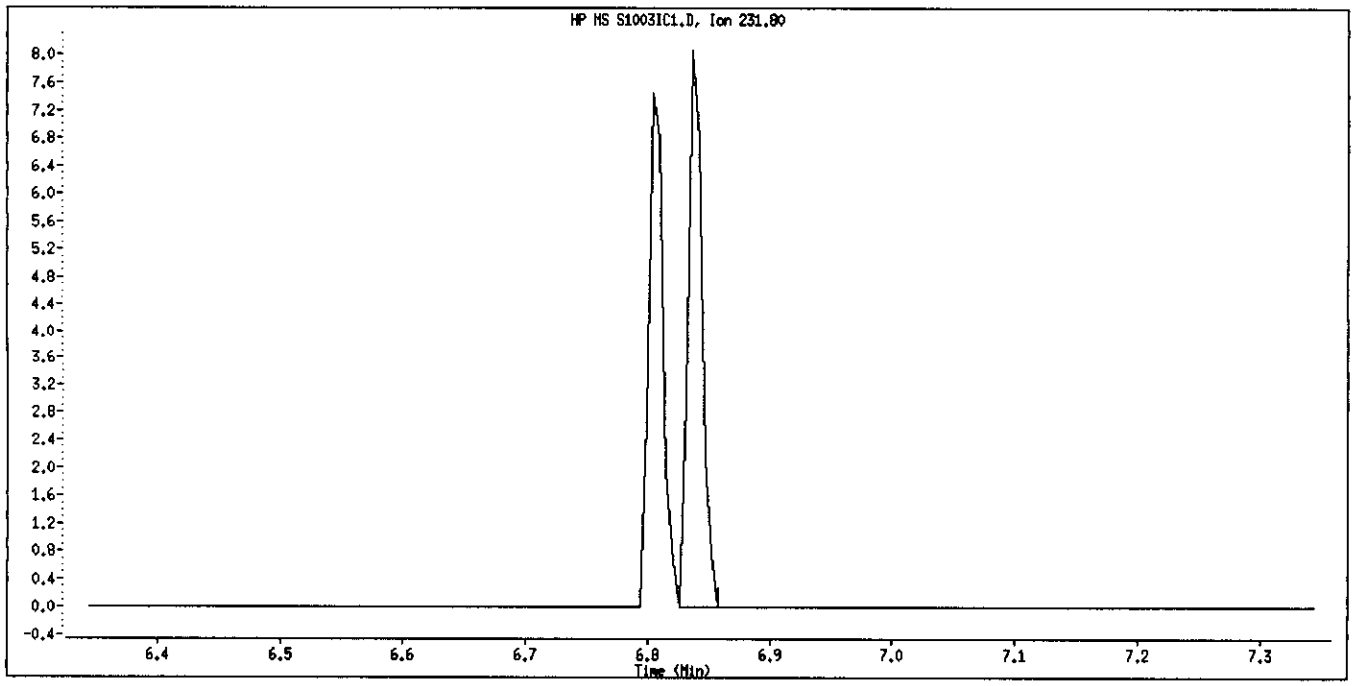

Manual Integration

Manually Integrated By: BachaS
Manual Integration Reason: Peak Integrated Incorrectly

Data File Name: S1003IC1.D
Inj. Date and Time: 03-OCT-2008 19:29
Instrument ID: 71.i
Client ID: sstd0.4
Compound Name: Diethylphthalate
CAS #: 84-66-2
Report Date: 10/06/2008

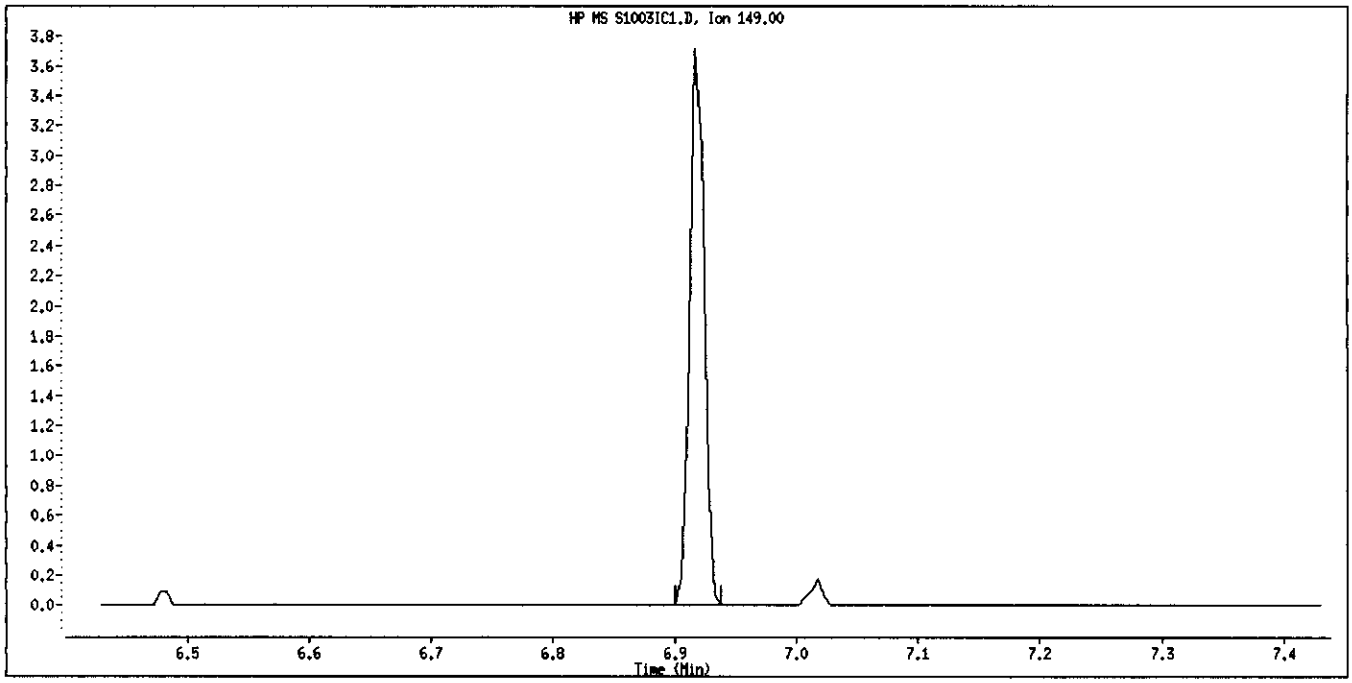

Original Integration

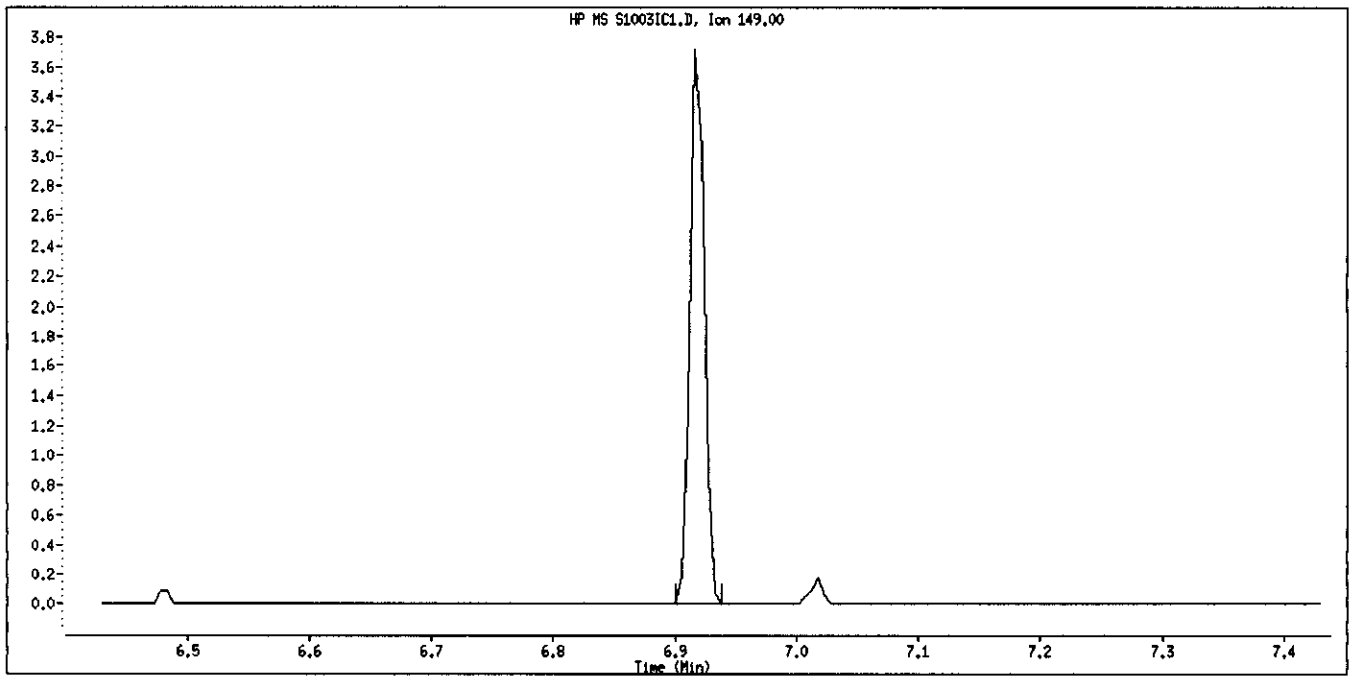

Manual Integration

Manually Integrated By: BachaS
Manual Integration Reason: Peak Integrated Incorrectly

Data File Name: S1003IC1.D
Inj. Date and Time: 03-OCT-2008 19:29
Instrument ID: 71.i
Client ID: sstd0.4
Compound Name: Fluorene
CAS #: 86-73-7
Report Date: 10/06/2008

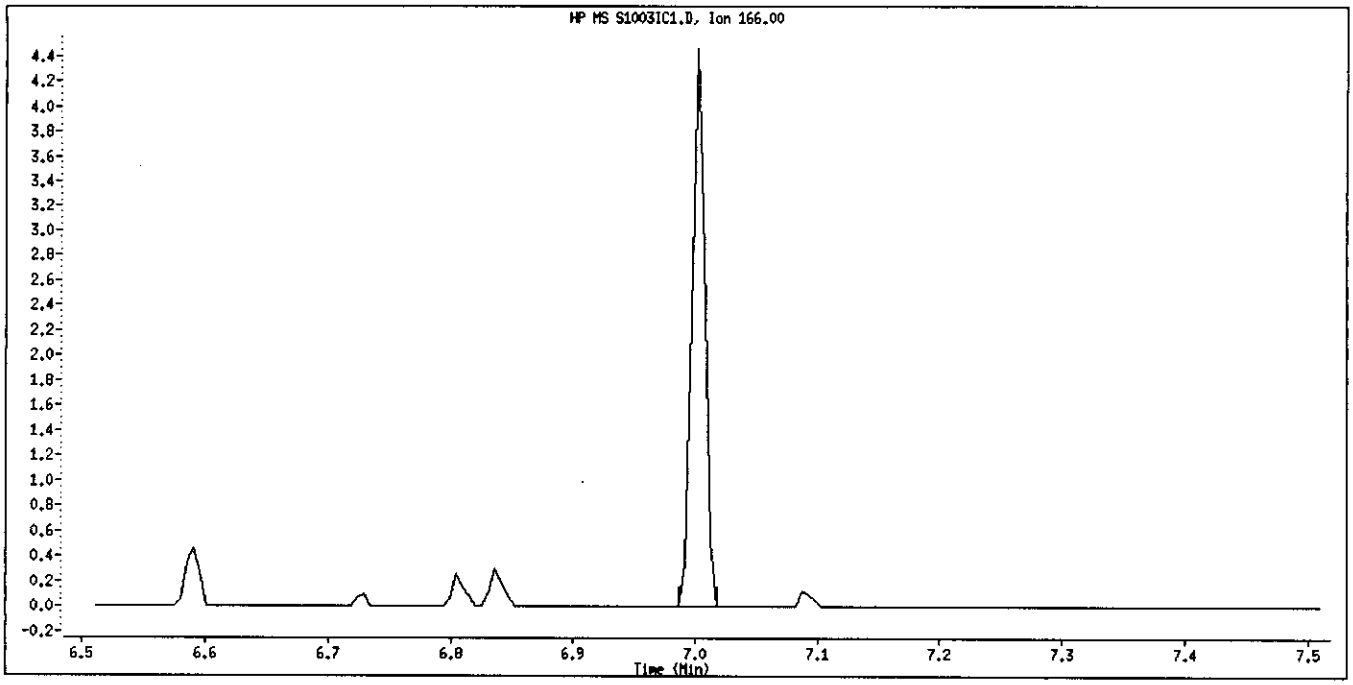

Original Integration

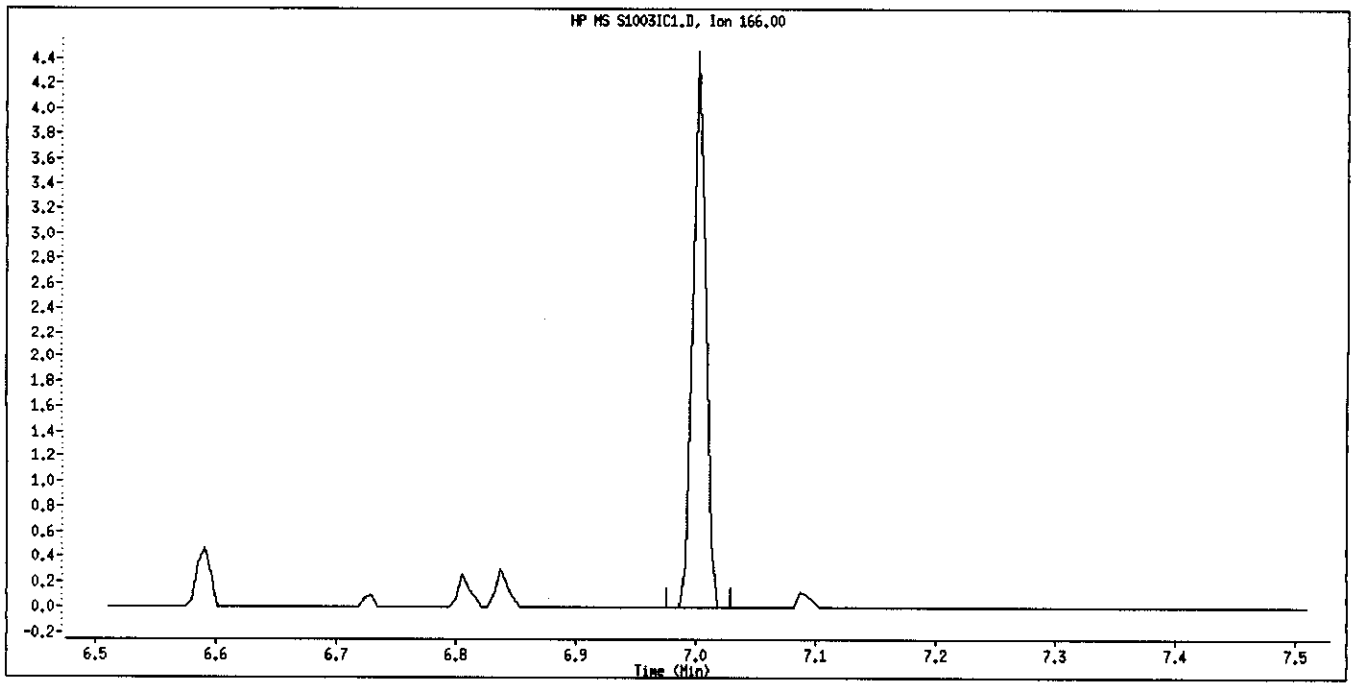

Manual Integration

Manually Integrated By: BachaS
Manual Integration Reason: Peak Integrated Incorrectly

Data File Name: S1003IC1.D
Inj. Date and Time: 03-OCT-2008 19:29
Instrument ID: 71.i
Client ID: sstd0.4
Compound Name: Di-n-octylphthalate
CAS #: 117-84-0
Report Date: 10/06/2008

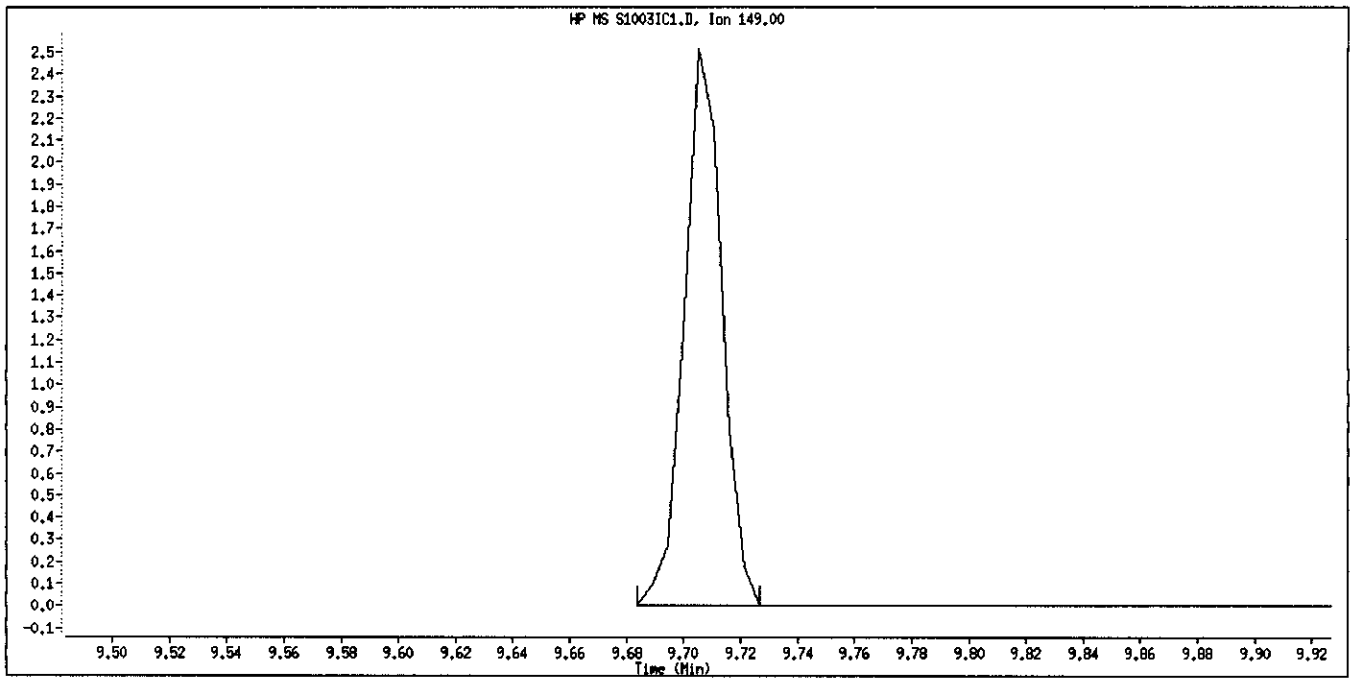

Original Integration

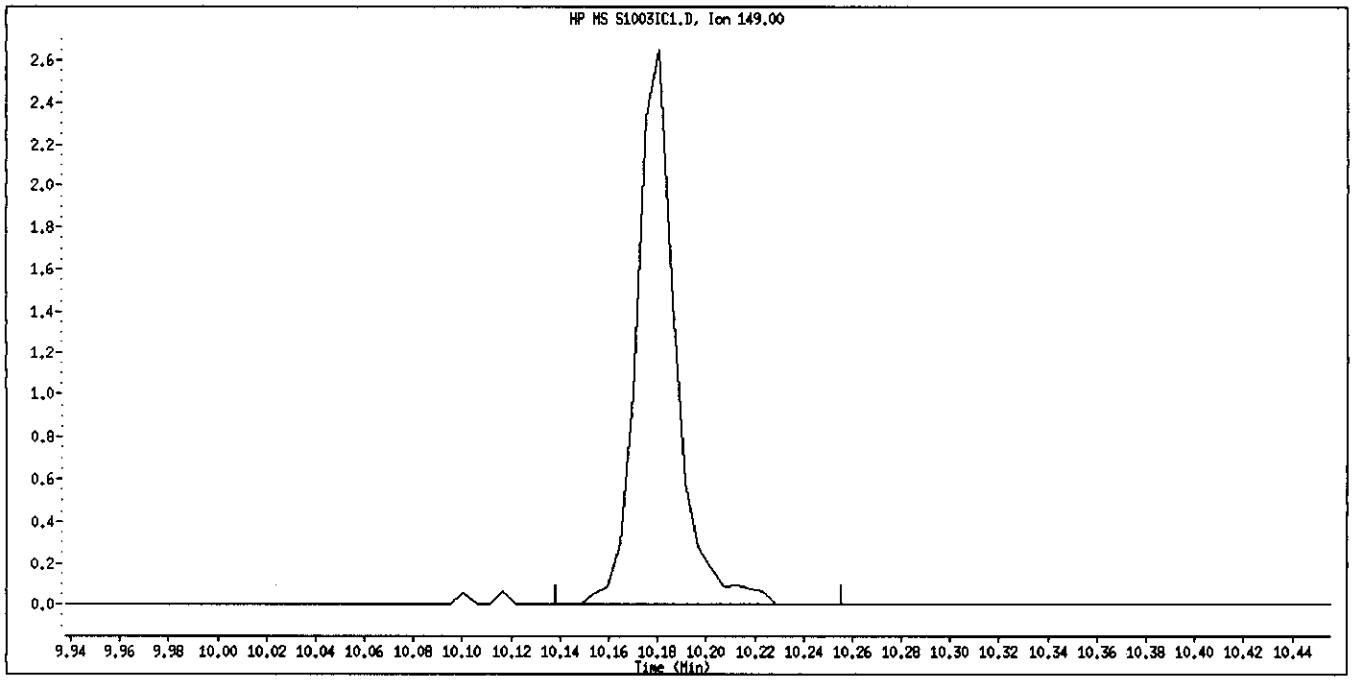

Manual Integration

Manually Integrated By: BachaS
Manual Integration Reason: Peak Integrated Incorrectly

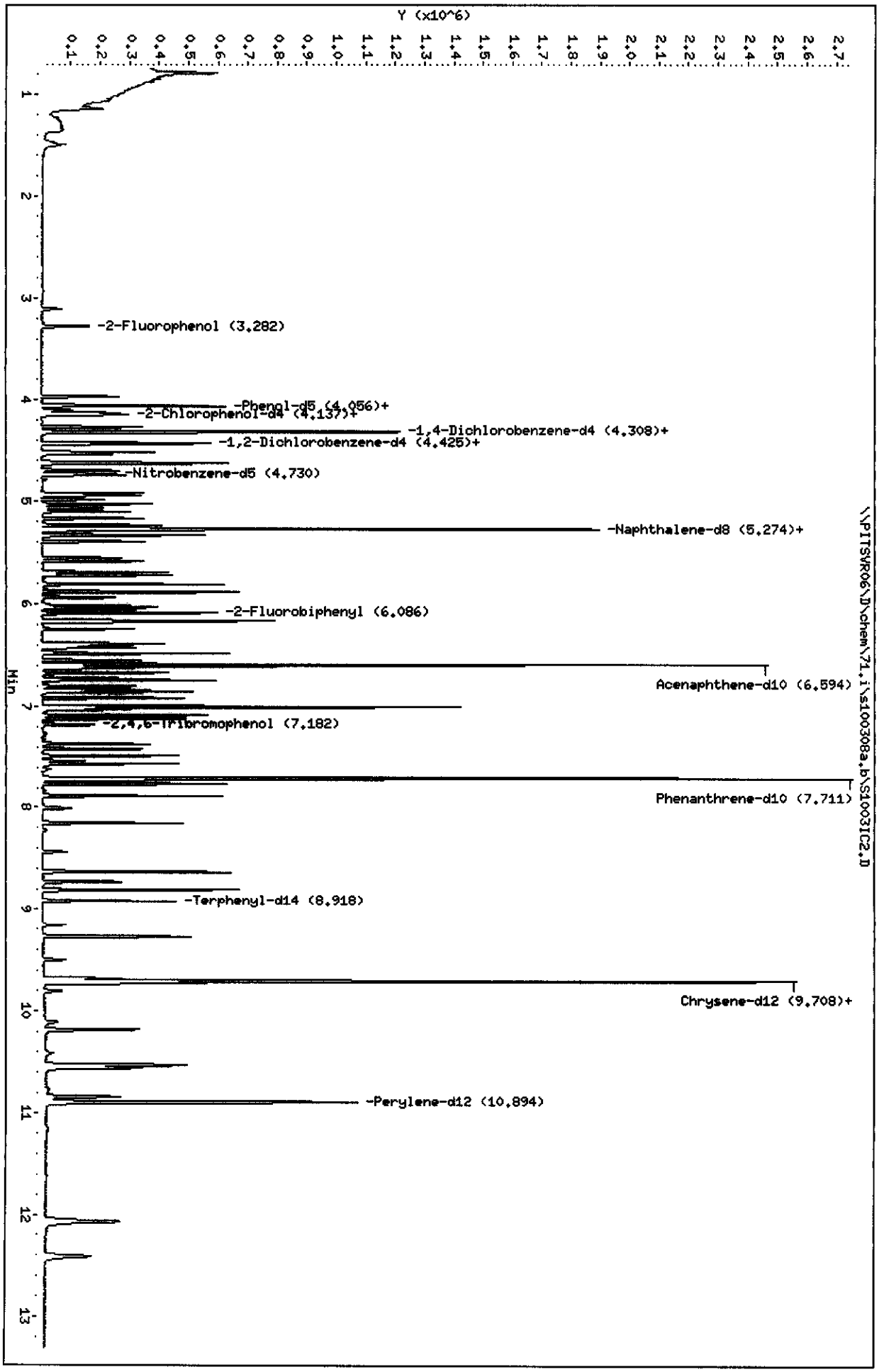
Data File: \\PITSVR06\D\chem\71.i\s100308a.b\S1003IC2.D
Date : 03-OCT-2008 19:49
Client ID: sstd2.0
Sample Info: sstd2,ONG(1.0ug/ml) bna-0403-08 LL8270
Column phase: DB5-MS
Instrument: 71.i
Operator: 40380inlb
Column diameter: 0.32
Y (x10^6)
Min
-2-Fluorophenol (3.282)
-Phenol-d5 (4.056)+
-2-Chlorophenol-d4 (4.137)+
-1,4-Dichlorobenzene-d4 (4.308)+
-1,2-Dichlorobenzene-d4 (4.425)+
-Nitrobenzene-d5 (4.730)
-Naphthalene-d8 (5.274)+
-2-Fluorobiphenyl (6.086)
Acenaphthene-d10 (6.594)
-2,4,6-Tribromophenol (7.182)
Phenanthrene-d10 (7.711)
-Terphenyl-d14 (8.918)
Chrysene-d12 (9.708)+
-Perylene-d12 (10.894)
\\PITSVR06\D\chem\71.i\s100308a.b\S1003IC2.D

TestAmerica Pittsburgh

Semivolatile REPORT SW-846 Method 8270

Data file : \\PITSVR06\D\chem\71.i\s100308a.b\S1003IC2.D
Lab Smp Id: sstd2.0 Client Smp ID: sstd2.0
Inj Date : 03-OCT-2008 19:49
Operator : 403801nlb Inst ID: 71.i
Smp Info : sstd2.0NG(1.0ug/ml) bna-0403-08 LL8270
Misc Info : sstd2.0,s100308a.b,llb.m,4-root.sub,1,2
Comment :
Method : \\PITSVR06\D\chem\71.i\s100308a.b\llb.m
Meth Date : 06-Oct-2008 13:44 bachas Quant Type: ISTD
Cal Date : 03-OCT-2008 21:30 Cal File: S1003IC7.D
Als bottle: 25 Calibration Sample, Level: 2
Dil Factor: 1.00000
Integrator: HP RTE Compound Sublist: 4-root.sub
Target Version: 4.14
Processing Host: PITPC-501

	Compounds	QUANT SIG MASS	RT	EXP RT	REL RT	RESPONSE	AMOUNTS CAL-AMT (NG)	AMOUNTS ON-COL (NG)
* 1	1,4-Dichlorobenzene-d4	152	4.307	4.311	(1.000)	199094	8.00000	
* 2	Naphthalene-d8	136	5.274	5.273	(1.000)	884524	8.00000	
* 3	Acenaphthene-d10	164	6.593	6.593	(1.000)	567463	8.00000	
* 4	Phenanthrene-d10	188	7.710	7.714	(1.000)	980078	8.00000	
* 5	Chrysene-d12	240	9.713	9.718	(1.000)	653544	8.00000	
* 6	Perylene-d12	264	10.894	10.904	(1.000)	441982	8.00000	
198	1,4-Dioxane	88	1.064	1.069	(0.247)	21850	2.00000	2.2341(M)
10	N-Nitrosodimethylamine	74	1.470	1.475	(0.341)	24236	2.00000	2.0361
9	Pyridine	79	1.492	1.485	(0.346)	46173	2.00000	2.0514(M)
16	Methyl methanesulfonate	80	3.105	3.109	(0.721)	25193	2.00000	2.0448
206	Benzaldehyde	77	3.965	3.964	(0.921)	39309	2.00000	2.1773
21	Aniline	93	4.056	4.060	(0.942)	97780	2.00000	2.1947
22	Phenol	94	4.061	4.071	(0.943)	85565	2.00000	2.1278
23	bis(2-Chloroethyl)ether	93	4.120	4.124	(0.957)	61160	2.00000	2.0594
24	2-Chlorophenol	128	4.147	4.151	(0.963)	71680	2.00000	2.0607
26	1,3-Dichlorobenzene	146	4.264	4.263	(0.990)	80114	2.00000	2.0514
27	1,4-Dichlorobenzene	146	4.323	4.322	(1.004)	83863	2.00000	2.0954
28	1,2-Dichlorobenzene	146	4.435	4.440	(1.030)	81096	2.00000	2.1772
29	Benzyl Alcohol	108	4.419	4.429	(1.026)	47489	2.00000	2.1552
30	2-Methylphenol	108	4.515	4.525	(1.048)	67478	2.00000	2.1095
31	2,2'-oxybis(1-Chloropropane)	45	4.531	4.536	(1.052)	115883	2.00000	2.1473
37	Acetophenone	105	4.617	4.621	(1.072)	93486	2.00000	2.1262
32	N-Nitroso-di-n-propylamine	70	4.628	4.637	(1.074)	37846	2.00000	2.1811
192	4-Methylphenol	108	4.628	4.637	(1.074)	68570	2.00000	2.1176
34	Hexachloroethane	117	4.697	4.696	(1.091)	30570	2.00000	2.1071
35	Nitrobenzene	77	4.740	4.749	(0.899)	60257	2.00000	2.1019
41	Isophorone	82	4.921	4.931	(0.933)	118579	2.00000	2.0133
42	2-Nitrophenol	139	4.986	4.985	(0.945)	42452	2.00000	2.0184
43	2,4-Dimethylphenol	107	5.028	5.038	(0.953)	56683	2.00000	1.8105
44	bis(2-Chloroethoxy)methane	93	5.098	5.102	(0.967)	82693	2.00000	2.1177
48	2,4-Dichlorophenol	162	5.167	5.172	(0.980)	63891	2.00000	2.0020
49	Benzoic Acid	122	5.066	5.151	(0.960)	57373	4.00000	4.3145(M)
50	1,2,4-Trichlorobenzene	180	5.231	5.236	(0.992)	70104	2.00000	2.1080

Compounds	QUANT SIG MASS	RT	EXP RT	REL RT	RESPONSE	AMOUNTS CAL-AMT (NG)	AMOUNTS ON-COL (NG)
51 Naphthalene	128	5.285	5.289	(1.002)	237765	2.00000	2.0849
52 4-Chloroaniline	127	5.333	5.337	(1.011)	103278	2.00000	2.1709
54 2,6-Dichlorophenol	162	5.338	5.348	(1.012)	69958	2.00000	2.1859
56 Hexachlorobutadiene	225	5.397	5.396	(1.023)	35350	2.00000	2.1201(Q)
208 Caprolactam	113	5.557	5.620	(1.054)	23840	2.00000	2.1053
59 4-Chloro-3-Methylphenol	107	5.696	5.706	(1.080)	61124	2.00000	2.0445
62 2-Methylnaphthalene	142	5.808	5.813	(1.101)	168536	2.00000	2.1136
63 1-Methylnaphthalene	142	5.883	5.887	(1.115)	161010	2.00000	2.0529
64 Hexachlorocyclopentadiene	237	5.936	5.935	(0.900)	32342	2.00000	1.8822
66 2,4,6-Trichlorophenol	196	6.022	6.026	(0.913)	48162	2.00000	2.0301
67 2,4,5-Trichlorophenol	196	6.043	6.053	(0.917)	51139	2.00000	2.0724
209 1,1'-Biphenyl	154	6.161	6.165	(0.934)	207421	2.00000	2.1349
70 2-Chloronaphthalene	162	6.171	6.176	(0.936)	159709	2.00000	2.1800
73 2-Nitroaniline	65	6.246	6.251	(0.947)	38469	2.00000	2.0621
76 Dimethylphthalate	163	6.390	6.395	(0.969)	164990	2.00000	2.1082
78 2,6-Dinitrotoluene	165	6.428	6.438	(0.975)	36144	2.00000	2.0432
79 Acenaphthylene	152	6.481	6.486	(0.983)	258143	2.00000	2.0720
81 3-Nitroaniline	138	6.551	6.560	(0.994)	46478	2.00000	2.0818
82 Acenaphthene	153	6.615	6.619	(1.003)	157920	2.00000	2.1452
83 2,4-Dinitrophenol	184	6.631	6.641	(1.006)	24356	4.00000	4.0611(Q)
85 4-Nitrophenol	109	6.674	6.689	(1.012)	27783	4.00000	4.2519(Q)
86 Dibenzofuran	168	6.743	6.753	(1.023)	225737	2.00000	2.1322
87 2,4-Dinitrotoluene	165	6.732	6.742	(1.021)	48167	2.00000	2.0919
92 2-Naphthylamine	143	6.861	6.865	(1.041)	176286	2.00000	2.4097
91 2,3,5,6-Tetrachlorophenol	232	6.807	6.812	(1.032)	38851	2.00000	1.9855
88 2,3,4,6-Tetrachlorophenol	232	6.839	6.844	(1.037)	42748	2.00000	2.2219
93 Diethylphthalate	149	6.919	6.929	(1.049)	159526	2.00000	2.0935
94 Fluorene	166	7.005	7.009	(1.062)	186291	2.00000	2.2766
95 4-Chlorophenyl-phenylether	204	7.005	7.010	(1.062)	79037	2.00000	1.8969
96 4-Nitroaniline	138	7.005	7.025	(1.062)	47474	2.00000	2.2768
98 4,6-Dinitro-2-methylphenol	198	7.037	7.047	(0.913)	42893	4.00000	3.8017
99 N-Nitrosodiphenylamine (1)	169	7.090	7.100	(0.920)	130288	2.00000	1.9347
100 1,2-Diphenylhydrazine	77	7.122	7.127	(0.924)	149009	2.00000	2.0040
106 4-Bromophenyl-phenylether	248	7.373	7.378	(0.956)	42773	2.00000	1.9387
107 Hexachlorobenzene	284	7.427	7.431	(0.963)	47697	2.00000	1.9950
210 Atrazine	200	7.491	7.501	(0.972)	40960	2.00000	2.6812
111 Pentachlorophenol	266	7.571	7.570	(0.982)	55914	4.00000	3.7097(QM)
115 Phenanthrene	178	7.726	7.730	(1.002)	257035	2.00000	1.9281
116 Anthracene	178	7.769	7.773	(1.008)	257866	2.00000	2.0015
119 Carbazole	167	7.886	7.891	(1.023)	236732	2.00000	2.0146
120 Di-n-Butylphthalate	149	8.153	8.152	(1.058)	264079	2.00000	1.9442
123 Fluoranthene	202	8.629	8.633	(1.119)	239358	2.00000	2.0007
124 Benzidine	184	8.725	8.729	(0.898)	107969	2.00000	2.1118
125 Pyrene	202	8.800	8.804	(0.906)	246876	2.00000	1.8267
131 Butylbenzylphthalate	149	9.281	9.285	(0.955)	95407	2.00000	1.7150
135 3,3'-Dichlorobenzidine	252	9.681	9.686	(0.997)	64296	2.00000	1.7585
136 Benzo(a)Anthracene	228	9.703	9.712	(0.999)	198548	2.00000	1.9566
137 Chrysene	228	9.729	9.739	(1.002)	175522	2.00000	1.8822
139 bis(2-ethylhexyl)Phthalate	149	9.708	9.712	(0.999)	134346	2.00000	1.8183
140 Di-n-octylphthalate	149	10.178	10.183	(0.934)	181423	2.00000	2.0187
141 Benzo(b)fluoranthene	252	10.536	10.557	(0.967)	170256	2.00000	2.2155
142 Benzo(k)fluoranthene	252	10.563	10.578	(0.970)	160511	2.00000	1.7478
143 7,12-dimethylbenz[a]anthracen	256	10.531	10.546	(0.967)	66192	2.00000	1.6435
146 Benzo(a)pyrene	252	10.840	10.856	(0.995)	126222	2.00000	1.7140

Compounds	QUANT SIG MASS	RT	EXP RT	REL RT	RESPONSE	AMOUNTS CAL-AMT (NG)	AMOUNTS ON-COL (NG)
149 Indeno(1,2,3-cd)pyrene	276	12.064	12.090	(1.107)	139268	2.00000	2.2166
150 Dibenz(a,h)anthracene	278	12.080	12.101	(1.109)	118531	2.00000	2.2427
151 Benzo(g,h,i)perylene	276	12.411	12.443	(1.139)	119629	2.00000	2.0432
$ 154 Nitrobenzene-d5	82	4.729	4.733	(0.897)	61744	2.00000	2.0730
$ 155 2-Fluorobiphenyl	172	6.086	6.090	(0.923)	170687	2.00000	2.0711
$ 156 Terphenyl-d14	244	8.917	8.916	(0.918)	151248	2.00000	1.8505
$ 157 Phenol-d5	99	4.051	4.060	(0.940)	75471	2.00000	2.1312
$ 158 2-Fluorophenol	112	3.276	3.280	(0.761)	58699	2.00000	2.0176
$ 159 2,4,6-Tribromophenol	330	7.186	7.191	(0.932)	19893	2.00000	1.8474
$ 186 2-Chlorophenol-d4	132	4.136	4.140	(0.960)	72284	2.00000	2.0619
$ 187 1,2-Dichlorobenzene-d4	152	4.425	4.424	(1.027)	48948	2.00000	2.1178

QC Flag Legend

Q - Qualifier signal failed the ratio test.
M - Compound response manually integrated.

Data File Name: S1003IC2.D
Inj. Date and Time: 03-OCT-2008 19:49
Instrument ID: 71.i
Client ID: sstd2.0
Compound Name: 1,4-Dioxane
CAS #: 123-91-1
Report Date: 10/06/2008

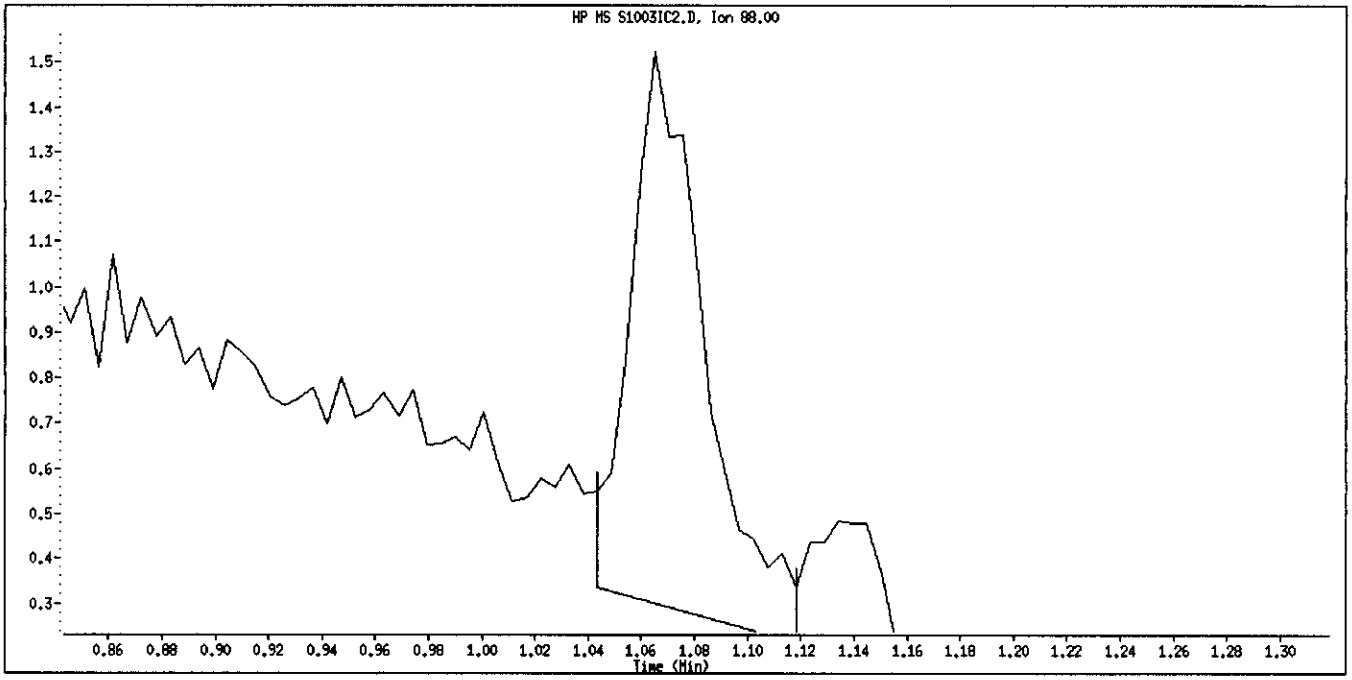

Original Integration

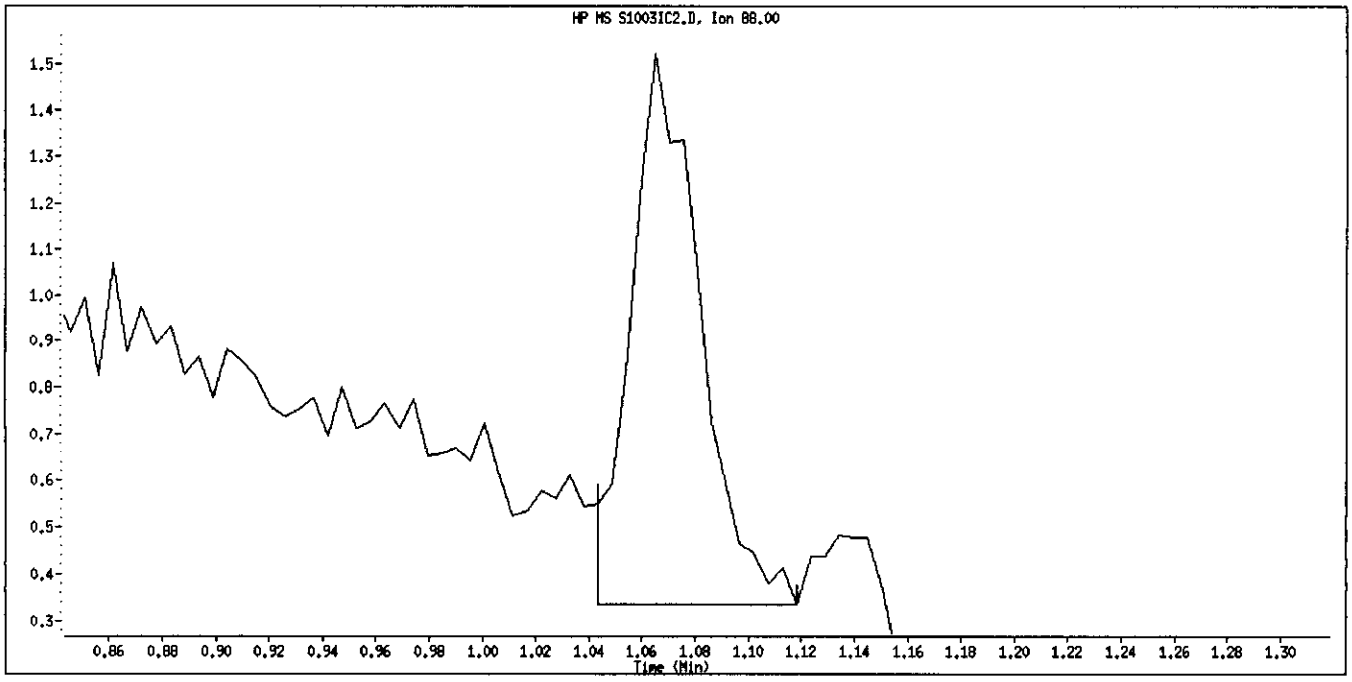

Manual Integration

Manually Integrated By: BachaS
Manual Integration Reason: Peak Integrated Incorrectly

Data File Name: S1003IC2.D
Inj. Date and Time: 03-OCT-2008 19:49
Instrument ID: 71.i
Client ID: sstd2.0
Compound Name: Pyridine
CAS #: 110-86-1
Report Date: 10/06/2008

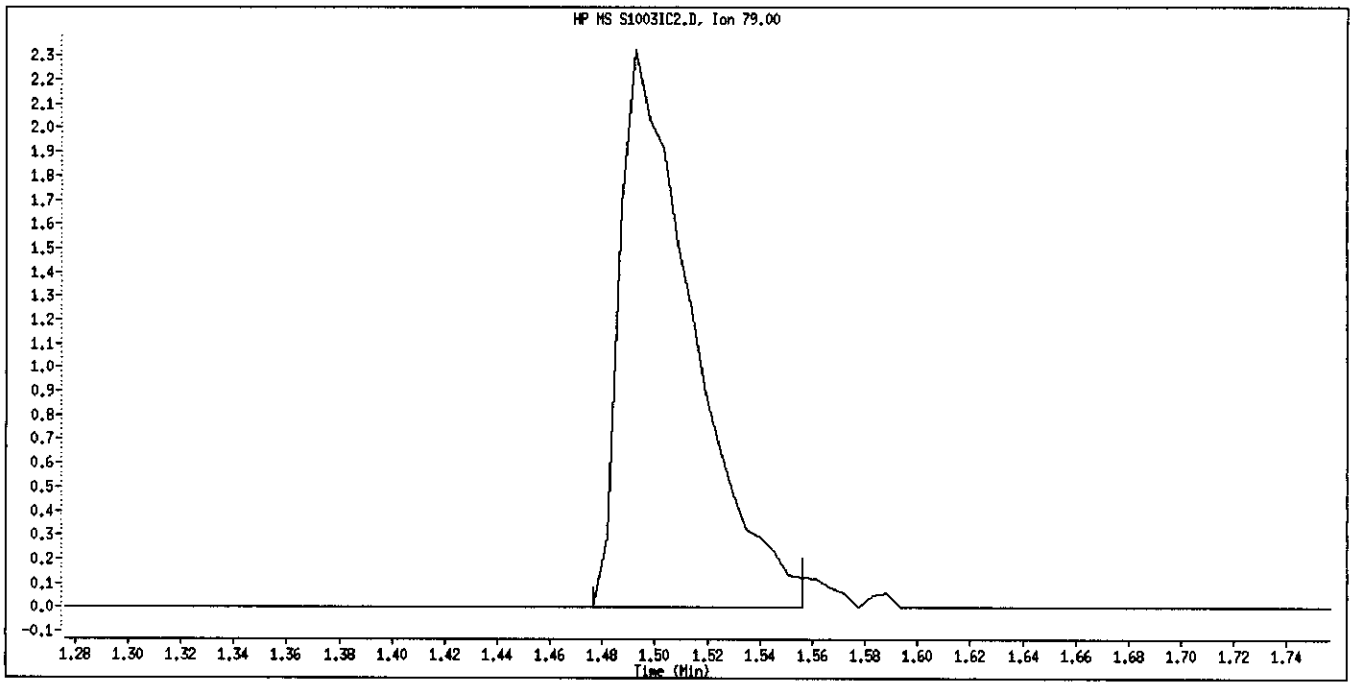

Original Integration

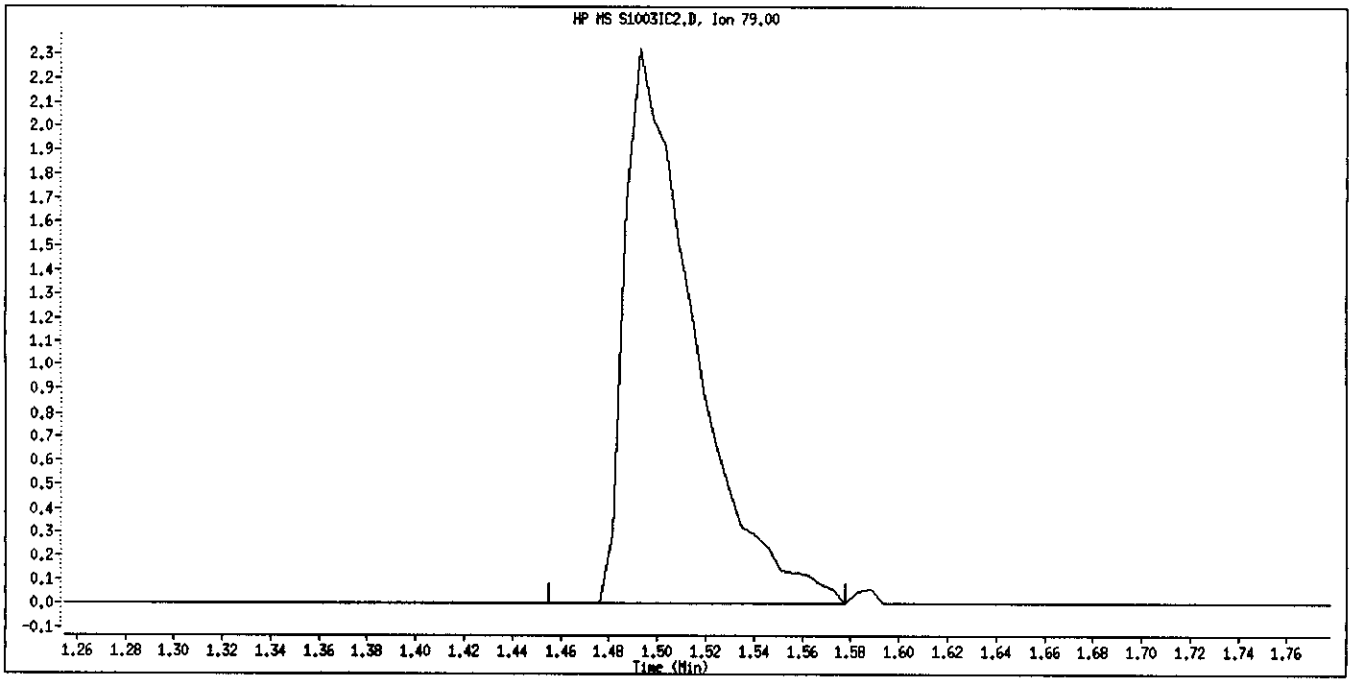

Manual Integration

Manually Integrated By: BachaS
Manual Integration Reason: Peak Integrated Incorrectly

Data File Name: S1003IC2.D
Inj. Date and Time: 03-OCT-2008 19:49
Instrument ID: 71.i
Client ID: sstd2.0
Compound Name: Benzoic Acid
CAS #: 65-85-0
Report Date: 10/06/2008

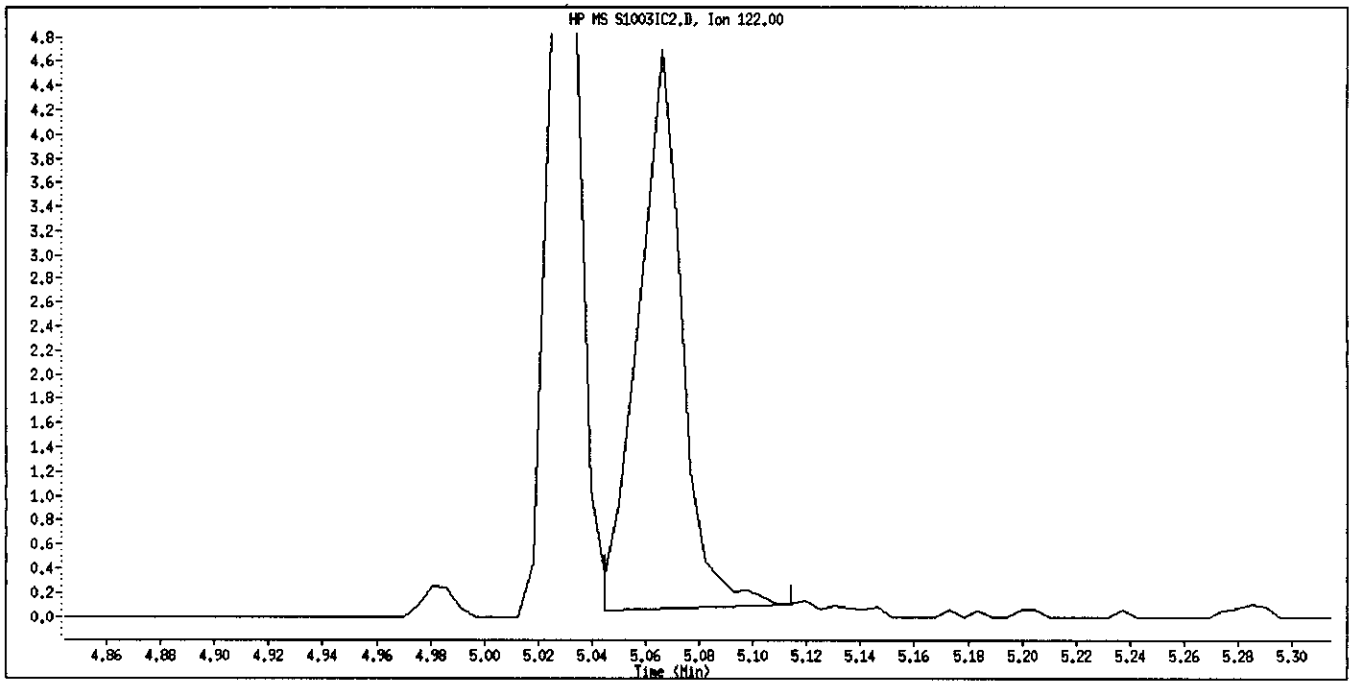

Original Integration

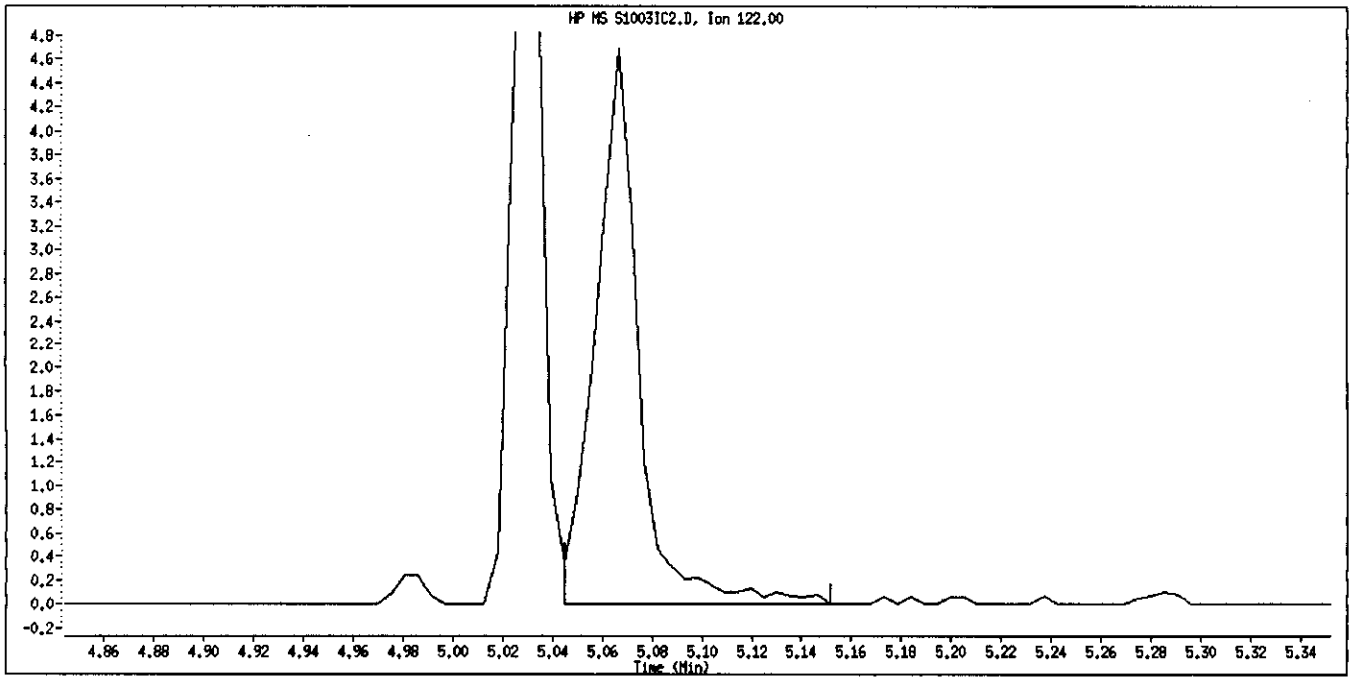

Manual Integration

Manually Integrated By: BachaS
Manual Integration Reason: Peak Integrated Incorrectly

Data File Name: S1003IC2.D
Inj. Date and Time: 03-OCT-2008 19:49
Instrument ID: 71.i
Client ID: sstd2.0
Compound Name: Pentachlorophenol
CAS #: 87-86-5
Report Date: 10/06/2008

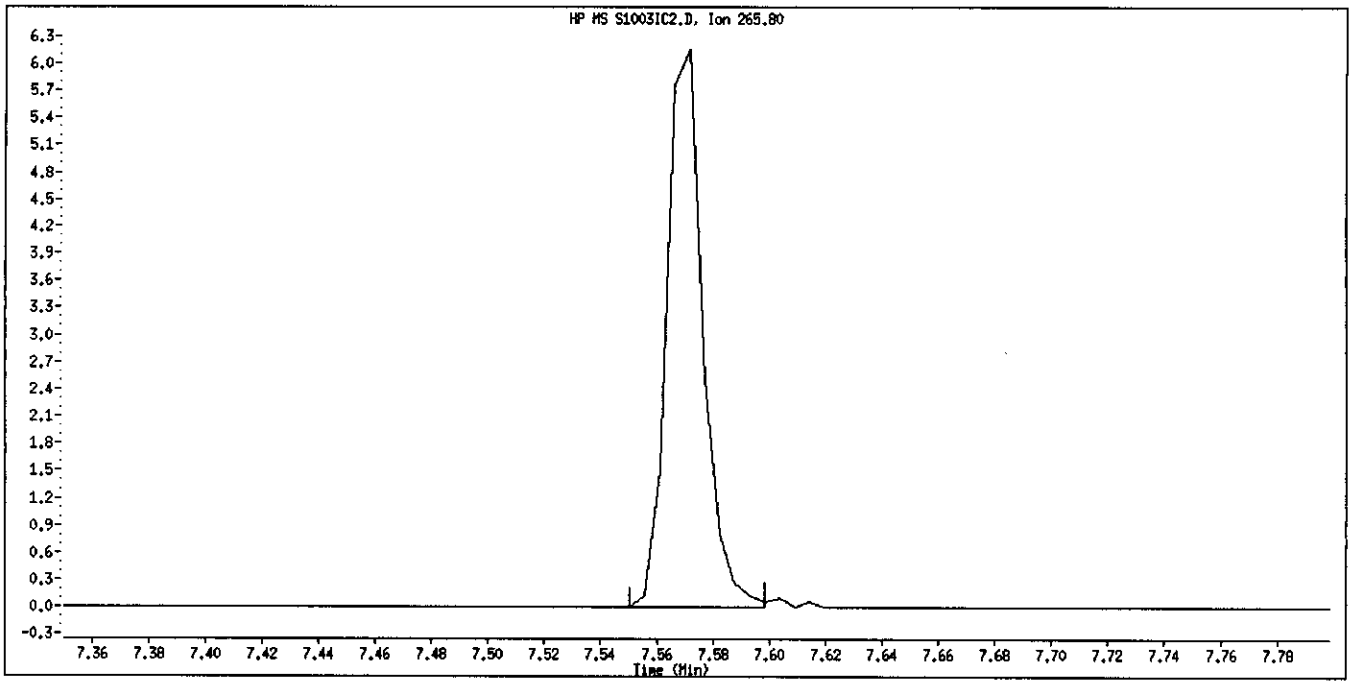

Original Integration

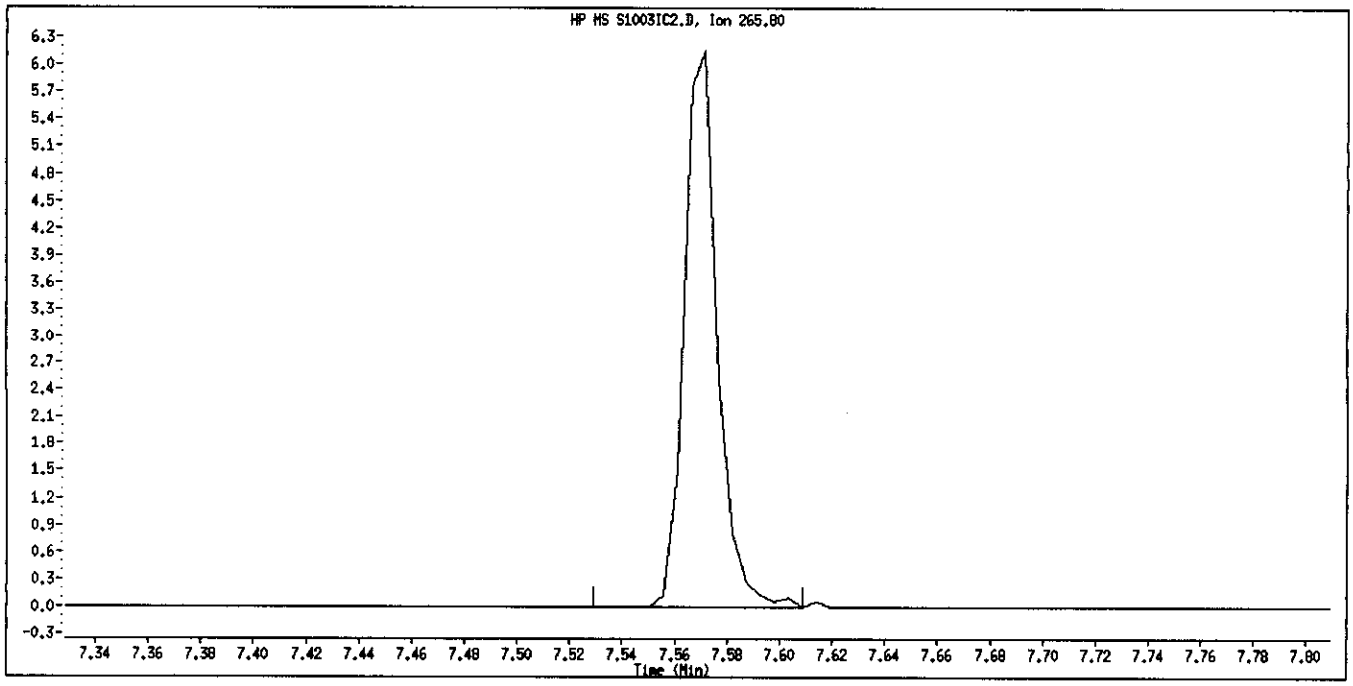

Manual Integration

Manually Integrated By: BachaS
Manual Integration Reason: Peak Integrated Incorrectly

Data File: \\PITSVR06\D\chem\71.i\s100308a.b\S1003IC3.D
Date : 03-OCT-2008 20:09
Client ID: sstd4.0
Sample Info: sstd4.0NG(2.0ug/ml) bna-0657-08 LL8270

Instrument: 71.i

Operator: 403801nlb
Column diameter: 0.32

Column phase: DB5-MS

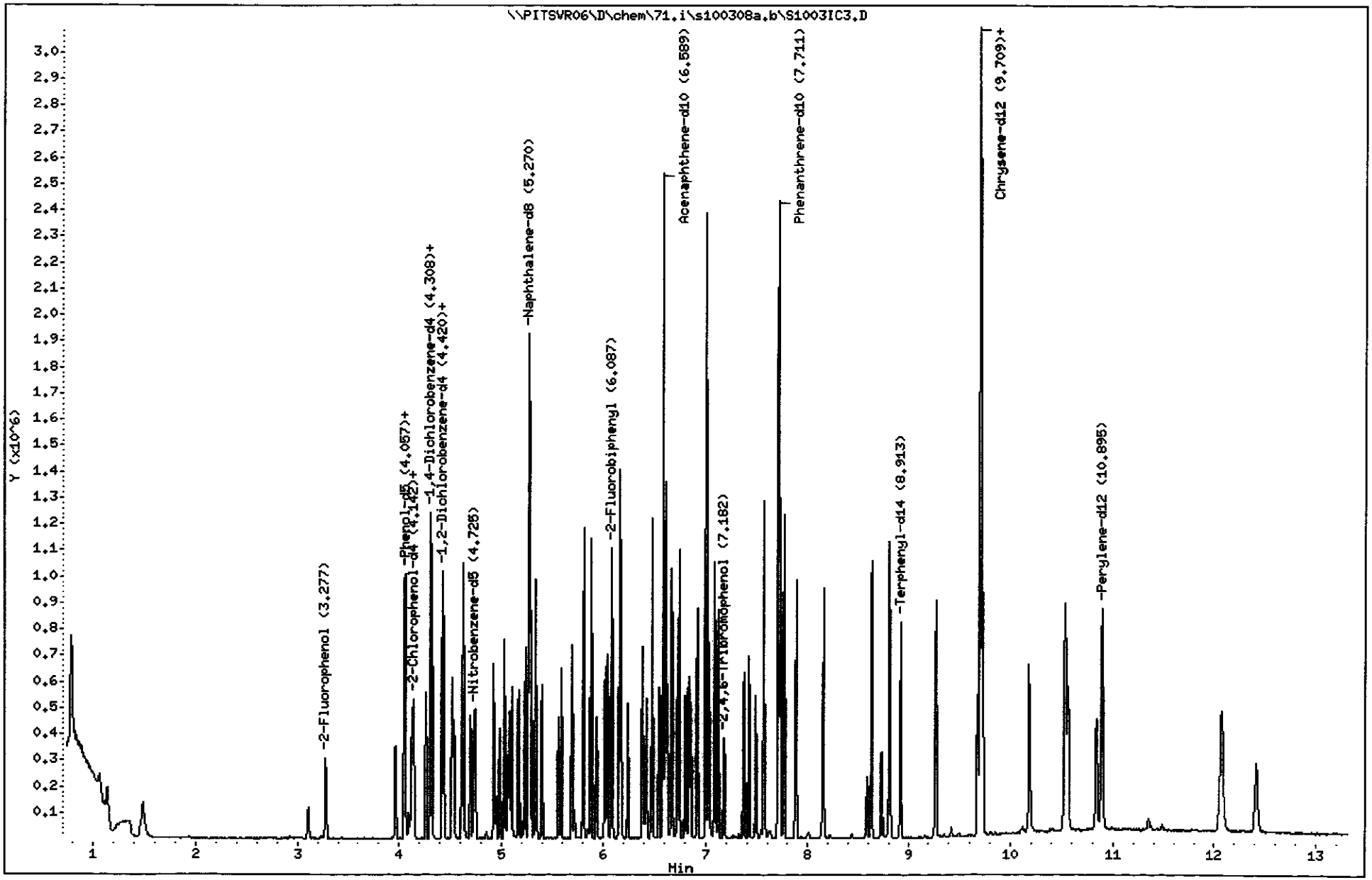

(2001 - 3460)
3085
C8J160331

TestAmerica Pittsburgh

Semivolatile REPORT SW-846 Method 8270

Data file : \\PITSVR06\D\chem\71.i\s100308a.b\S1003IC3.D
Lab Smp Id: sstd4.0 Client Smp ID: sstd4.0
Inj Date : 03-OCT-2008 20:09
Operator : 403801nlb Inst ID: 71.i
Smp Info : sstd4.0NG(2.0ug/ml) bna-0657-08 LL8270
Misc Info : sstd4.0,s100308a.b,llb.m,4-root.sub,1,3
Comment :
Method : \\PITSVR06\D\chem\71.i\s100308a.b\llb.m
Meth Date : 06-Oct-2008 13:44 bachas Quant Type: ISTD
Cal Date : 03-OCT-2008 21:30 Cal File: S1003IC7.D
Als bottle: 26 Calibration Sample, Level: 3
Dil Factor: 1.00000
Integrator: HP RTE Compound Sublist: 4-root.sub
Target Version: 4.14
Processing Host: PITPC-501

	Compounds	QUANT SIG MASS	RT	EXP RT	REL RT	RESPONSE	AMOUNTS CAL-AMT (NG)	ON-COL (NG)
* 1	1,4-Dichlorobenzene-d4	152	4.308	4.311	(1.000)	179574	8.00000	
* 2	Naphthalene-d8	136	5.269	5.273	(1.000)	804091	8.00000	
* 3	Acenaphthene-d10	164	6.589	6.593	(1.000)	533047	8.00000	(H)
* 4	Phenanthrene-d10	188	7.710	7.714	(1.000)	887860	8.00000	
* 5	Chrysene-d12	240	9.708	9.718	(1.000)	572127	8.00000	
* 6	Perylene-d12	264	10.894	10.904	(1.000)	354584	8.00000	
198	1,4-Dioxane	88	1.070	1.069	(0.249)	40964	4.00000	4.6437(M)
10	N-Nitrosodimethylamine	74	1.466	1.475	(0.340)	41962	4.00000	3.9085
9	Pyridine	79	1.487	1.485	(0.345)	80939	4.00000	3.9870(M)
16	Methyl methanesulfonate	80	3.106	3.109	(0.721)	43421	4.00000	3.9074
206	Benzaldehyde	77	3.960	3.964	(0.919)	61279	4.00000	3.7631
21	Aniline	93	4.056	4.060	(0.942)	160104	4.00000	3.9842
22	Phenol	94	4.056	4.071	(0.942)	150877	4.00000	4.1598
23	bis(2-Chloroethyl)ether	93	4.121	4.124	(0.957)	105253	4.00000	3.9294
24	2-Chlorophenol	128	4.142	4.151	(0.962)	126331	4.00000	4.0266
26	1,3-Dichlorobenzene	146	4.265	4.263	(0.990)	146427	4.00000	4.1570
27	1,4-Dichlorobenzene	146	4.318	4.322	(1.002)	147959	4.00000	4.0987
28	1,2-Dichlorobenzene	146	4.436	4.440	(1.030)	142304	4.00000	4.2359
29	Benzyl Alcohol	108	4.420	4.429	(1.026)	84141	4.00000	4.2337
30	2-Methylphenol	108	4.516	4.525	(1.048)	117714	4.00000	4.0800
31	2,2'-oxybis(1-Chloropropane)	45	4.532	4.536	(1.052)	197546	4.00000	4.0584
37	Acetophenone	105	4.612	4.621	(1.071)	163921	4.00000	4.1334
32	N-Nitroso-di-n-propylamine	70	4.623	4.637	(1.073)	66957	4.00000	4.2782
192	4-Methylphenol	108	4.628	4.637	(1.074)	126807	4.00000	4.3417
34	Hexachloroethane	117	4.692	4.696	(1.089)	54087	4.00000	4.1332
35	Nitrobenzene	77	4.740	4.749	(0.900)	105283	4.00000	4.0399
41	Isophorone	82	4.922	4.931	(0.934)	215848	4.00000	4.0314
42	2-Nitrophenol	139	4.981	4.985	(0.945)	73204	4.00000	3.8287
43	2,4-Dimethylphenol	107	5.029	5.038	(0.954)	120324	4.00000	4.2277
44	bis(2-Chloroethoxy)methane	93	5.098	5.102	(0.968)	148774	4.00000	4.1911
48	2,4-Dichlorophenol	162	5.168	5.172	(0.981)	117643	4.00000	4.0550
49	Benzoic Acid	122	5.077	5.151	(0.964)	151767	10.0000	8.8299(M)
50	1,2,4-Trichlorobenzene	180	5.232	5.236	(0.993)	124231	4.00000	4.1092

Compounds	QUANT SIG MASS	RT	EXP RT	REL RT	RESPONSE	AMOUNTS CAL-AMT (NG)	AMOUNTS ON-COL (NG)
51 Naphthalene	128	5.285	5.289	(1.003)	420254	4.00000	4.0537
52 4-Chloroaniline	127	5.328	5.337	(1.011)	176937	4.00000	4.0912
54 2,6-Dichlorophenol	162	5.339	5.348	(1.013)	121378	4.00000	4.1719
56 Hexachlorobutadiene	225	5.397	5.396	(1.024)	62572	4.00000	4.1281(Q)
208 Caprolactam	113	5.558	5.620	(1.055)	43534	4.00000	4.2291
59 4-Chloro-3-Methylphenol	107	5.696	5.706	(1.081)	115081	4.00000	4.2344
62 2-Methylnaphthalene	142	5.809	5.813	(1.102)	295164	4.00000	4.0719
63 1-Methylnaphthalene	142	5.883	5.887	(1.117)	290948	4.00000	4.0806
64 Hexachlorocyclopentadiene	237	5.937	5.935	(0.901)	61643	4.00000	3.8190
66 2,4,6-Trichlorophenol	196	6.022	6.026	(0.914)	87799	4.00000	3.9398
67 2,4,5-Trichlorophenol	196	6.044	6.053	(0.917)	94394	4.00000	4.0724
209 1,1'-Biphenyl	154	6.161	6.165	(0.935)	369393	4.00000	4.0474
70 2-Chloronaphthalene	162	6.172	6.176	(0.937)	280991	4.00000	4.0831
73 2-Nitroaniline	65	6.247	6.251	(0.948)	70057	4.00000	3.9978
76 Dimethylphthalate	163	6.386	6.395	(0.969)	293629	4.00000	3.9941
78 2,6-Dinitrotoluene	165	6.428	6.438	(0.976)	67732	4.00000	4.0761
79 Acenaphthylene	152	6.482	6.486	(0.984)	466831	4.00000	3.9890
81 3-Nitroaniline	138	6.551	6.560	(0.994)	84500	4.00000	4.0292
82 Acenaphthene	153	6.615	6.619	(1.004)	275157	4.00000	3.9790
83 2,4-Dinitrophenol	184	6.631	6.641	(1.006)	77474	10.0000	9.1908
85 4-Nitrophenol	109	6.674	6.689	(1.013)	62360	10.0000	10.160
86 Dibenzofuran	168	6.744	6.753	(1.024)	400903	4.00000	4.0312
87 2,4-Dinitrotoluene	165	6.728	6.742	(1.021)	90812	4.00000	4.1987
92 2-Naphthylamine	143	6.856	6.865	(1.041)	176726	4.00000	2.4905
91 2,3,5,6-Tetrachlorophenol	232	6.808	6.812	(1.033)	70458	4.00000	3.8332
88 2,3,4,6-Tetrachlorophenol	232	6.840	6.844	(1.038)	75592	4.00000	4.1827
93 Diethylphthalate	149	6.920	6.929	(1.050)	285610	4.00000	3.9902
94 Fluorene	166	7.005	7.009	(1.063)	326523	4.00000	4.2480
95 4-Chlorophenyl-phenylether	204	7.005	7.010	(1.063)	140043	4.00000	3.9166
96 4-Nitroaniline	138	7.005	7.025	(1.063)	88023	4.00000	4.4940
98 4,6-Dinitro-2-methylphenol	198	7.037	7.047	(0.913)	121411	10.0000	9.8646
99 N-Nitrosodiphenylamine (1)	169	7.091	7.100	(0.920)	237961	4.00000	3.9006
100 1,2-Diphenylhydrazine	77	7.123	7.127	(0.924)	259907	4.00000	3.8584
106 4-Bromophenyl-phenylether	248	7.374	7.378	(0.956)	78063	4.00000	3.9057
107 Hexachlorobenzene	284	7.422	7.431	(0.963)	87604	4.00000	4.0448
210 Atrazine	200	7.491	7.501	(0.972)	50353	4.00000	3.0863
111 Pentachlorophenol	266	7.566	7.570	(0.981)	136629	10.0000	10.006(QM)
115 Phenanthrene	178	7.726	7.730	(1.002)	458078	4.00000	3.7931
116 Anthracene	178	7.764	7.773	(1.007)	466964	4.00000	4.0010
119 Carbazole	167	7.887	7.891	(1.023)	422817	4.00000	3.9720
120 Di-n-Butylphthalate	149	8.149	8.152	(1.057)	478531	4.00000	3.8889
123 Fluoranthene	202	8.629	8.633	(1.119)	424528	4.00000	3.9171
124 Benzidine	184	8.725	8.729	(0.899)	138019	4.00000	3.0837
125 Pyrene	202	8.800	8.804	(0.906)	423003	4.00000	3.5754
131 Butylbenzylphthalate	149	9.281	9.285	(0.956)	180483	4.00000	3.7061
135 3,3'-Dichlorobenzidine	252	9.676	9.686	(0.997)	116099	4.00000	3.6272
136 Benzo(a)Anthracene	228	9.703	9.712	(0.999)	355833	4.00000	4.0057
137 Chrysene	228	9.730	9.739	(1.002)	300104	4.00000	3.6761
139 bis(2-ethylhexyl)Phthalate	149	9.708	9.712	(1.000)	243180	4.00000	3.7597
140 Di-n-octylphthalate	149	10.179	10.183	(0.934)	343881	4.00000	3.6753
141 Benzo(b)fluoranthene	252	10.542	10.557	(0.968)	297479	4.00000	3.9756
142 Benzo(k)fluoranthene	252	10.563	10.578	(0.970)	261118	4.00000	3.5441
143 7,12-dimethylbenz[a]anthracen	256	10.531	10.546	(0.967)	122188	4.00000	3.7816
146 Benzo(a)pyrene	252	10.841	10.856	(0.995)	214536	4.00000	3.6312

Compounds	QUANT SIG MASS	RT	EXP RT	REL RT	RESPONSE	AMOUNTS CAL-AMT (NG)	AMOUNTS ON-COL (NG)
149 Indeno(1,2,3-cd)pyrene	276	12.064	12.090	(1.107)	227015	4.00000	3.7789
150 Dibenz(a,h)anthracene	278	12.075	12.101	(1.108)	193889	4.00000	3.8143
151 Benzo(g,h,i)perylene	276	12.412	12.443	(1.139)	189514	4.00000	3.6925
$ 154 Nitrobenzene-d5	82	4.724	4.733	(0.897)	105548	4.00000	3.8982
$ 155 2-Fluorobiphenyl	172	6.086	6.090	(0.924)	305278	4.00000	3.9434
$ 156 Terphenyl-d14	244	8.912	8.916	(0.918)	263419	4.00000	3.6816
$ 157 Phenol-d5	99	4.051	4.060	(0.940)	133796	4.00000	4.1890
$ 158 2-Fluorophenol	112	3.276	3.280	(0.761)	102438	4.00000	3.9038
$ 159 2,4,6-Tribromophenol	330	7.182	7.191	(0.931)	40187	4.00000	4.1197
$ 186 2-Chlorophenol-d4	132	4.131	4.140	(0.959)	129608	4.00000	4.0989
$ 187 1,2-Dichlorobenzene-d4	152	4.425	4.424	(1.027)	89806	4.00000	4.3081

QC Flag Legend

Q - Qualifier signal failed the ratio test.
M - Compound response manually integrated.
H - Operator selected an alternate compound hit.

Data File Name: S1003IC3.D
Inj. Date and Time: 03-OCT-2008 20:09
Instrument ID: 71.i
Client ID: sstd4.0
Compound Name: 1,4-Dioxane
CAS #: 123-91-1
Report Date: 10/06/2008

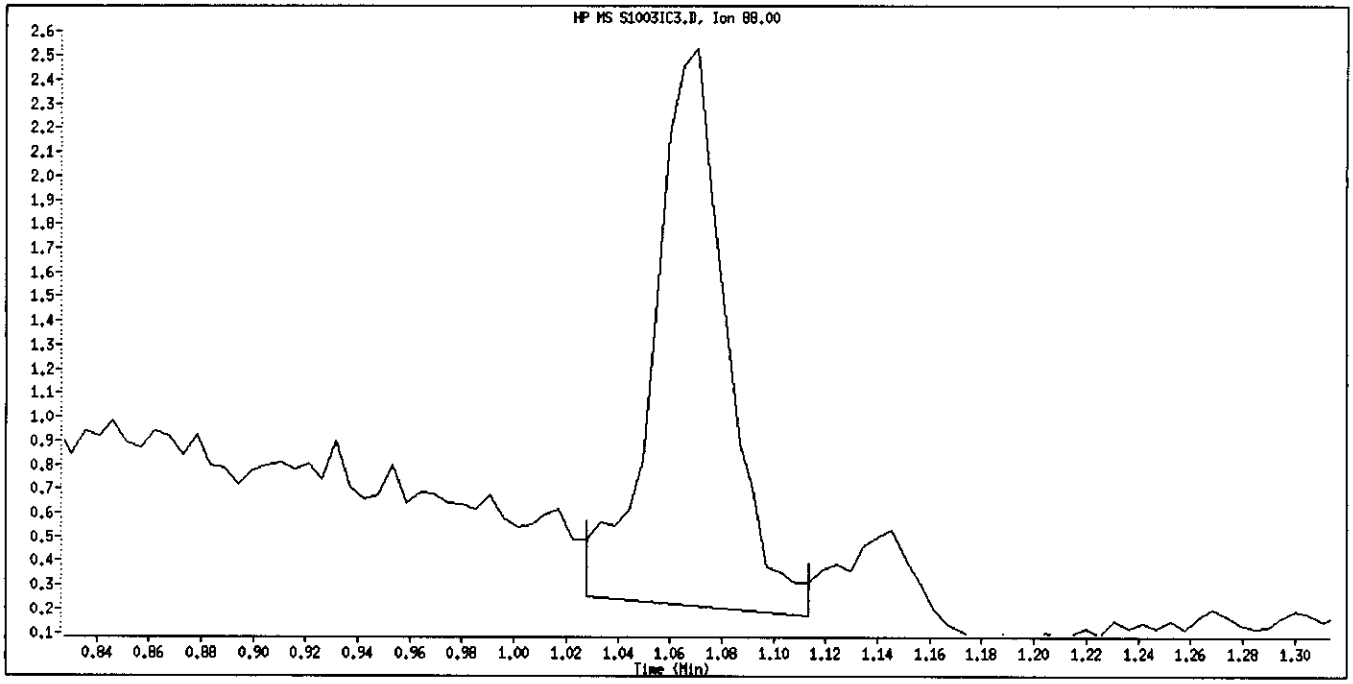

Original Integration

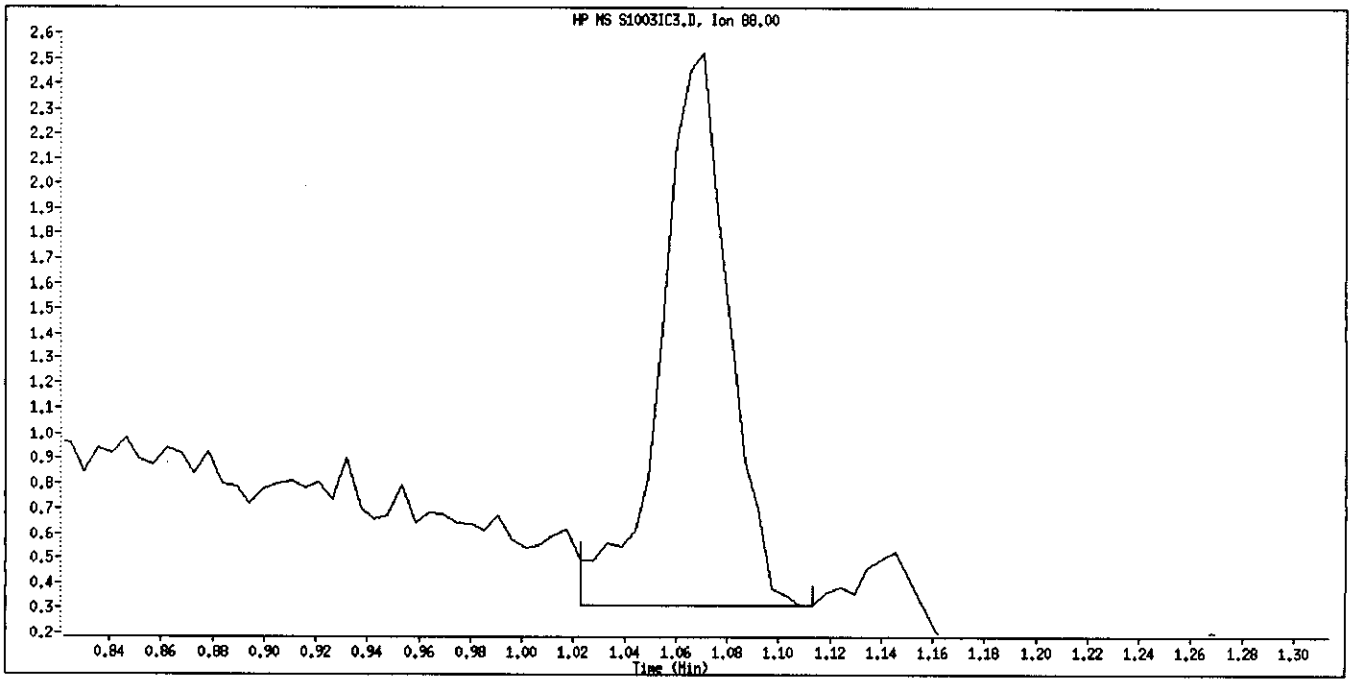

Manual Integration

Manually Integrated By: BachaS
Manual Integration Reason: Unknown

Data File Name: S1003IC3.D
Inj. Date and Time: 03-OCT-2008 20:09
Instrument ID: 71.i
Client ID: sstd4.0
Compound Name: Pyridine
CAS #: 110-86-1
Report Date: 10/06/2008

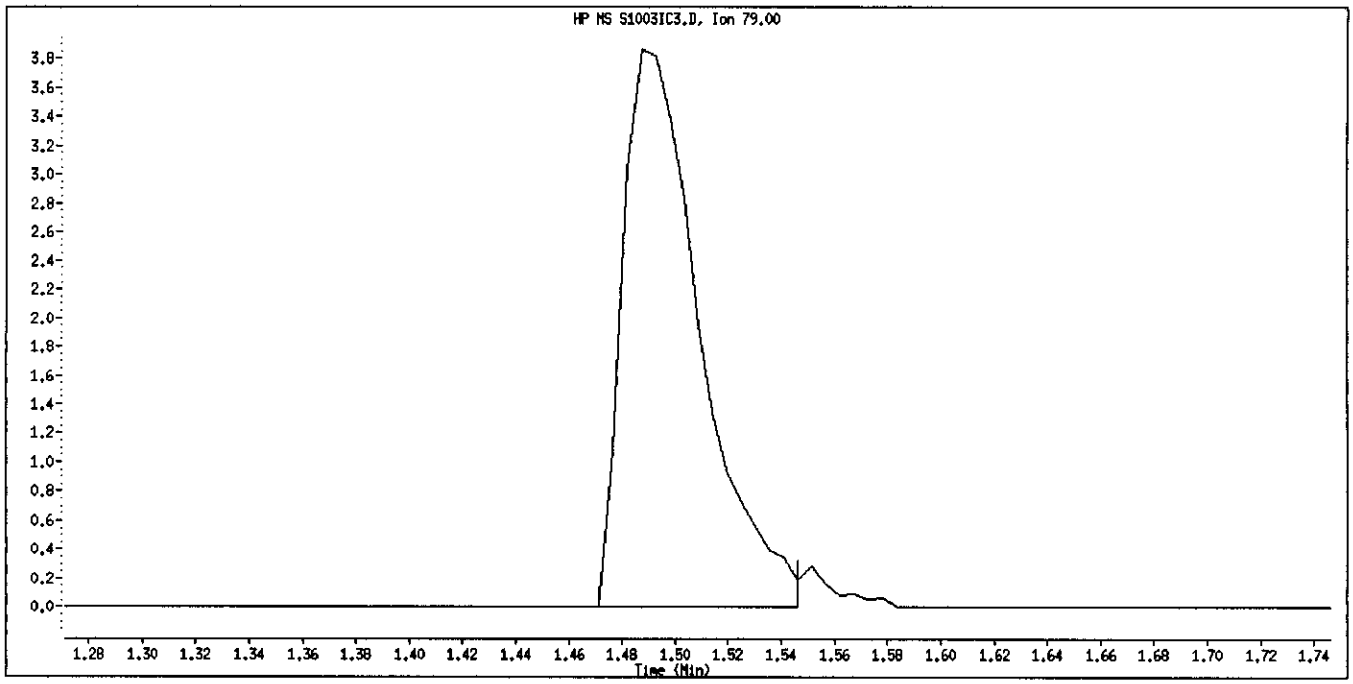

Original Integration

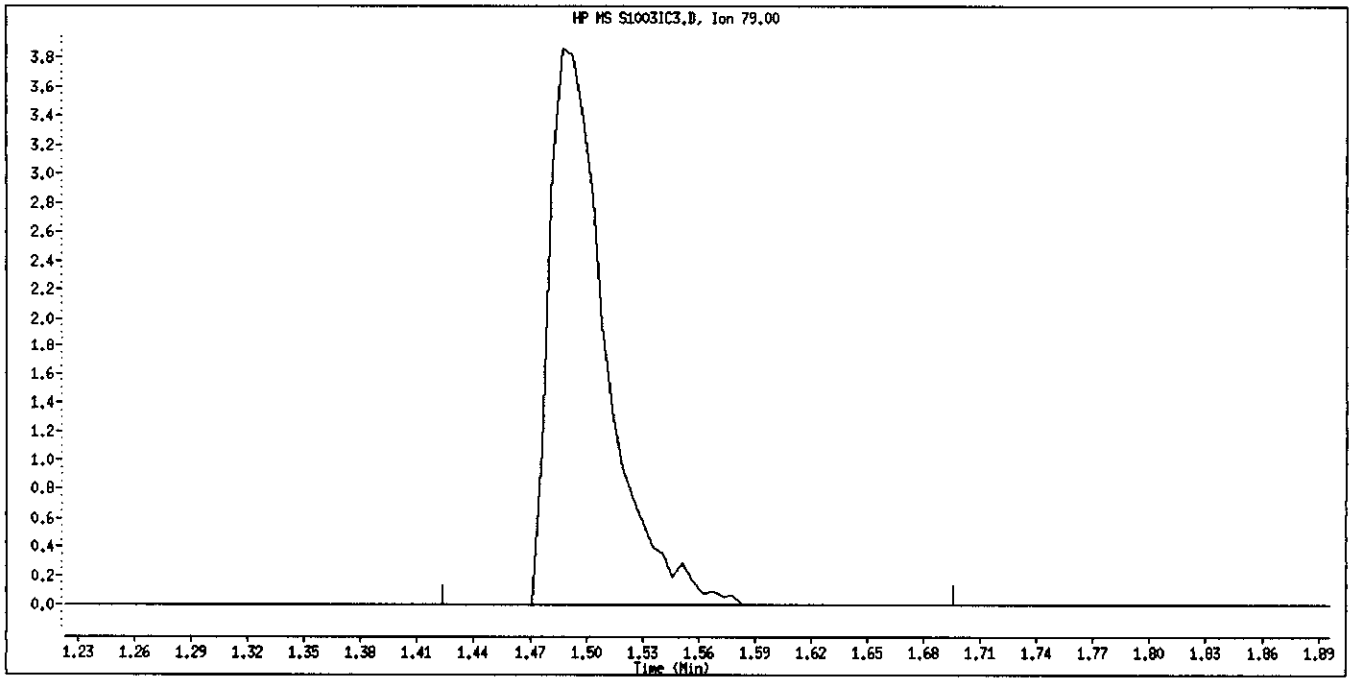

Manual Integration

Manually Integrated By: BachaS
Manual Integration Reason: Peak Integrated Incorrectly

Data File Name: S1003IC3.D
Inj. Date and Time: 03-OCT-2008 20:09
Instrument ID: 71.i
Client ID: sstd4.0
Compound Name: Benzoic Acid
CAS #: 65-85-0
Report Date: 10/06/2008

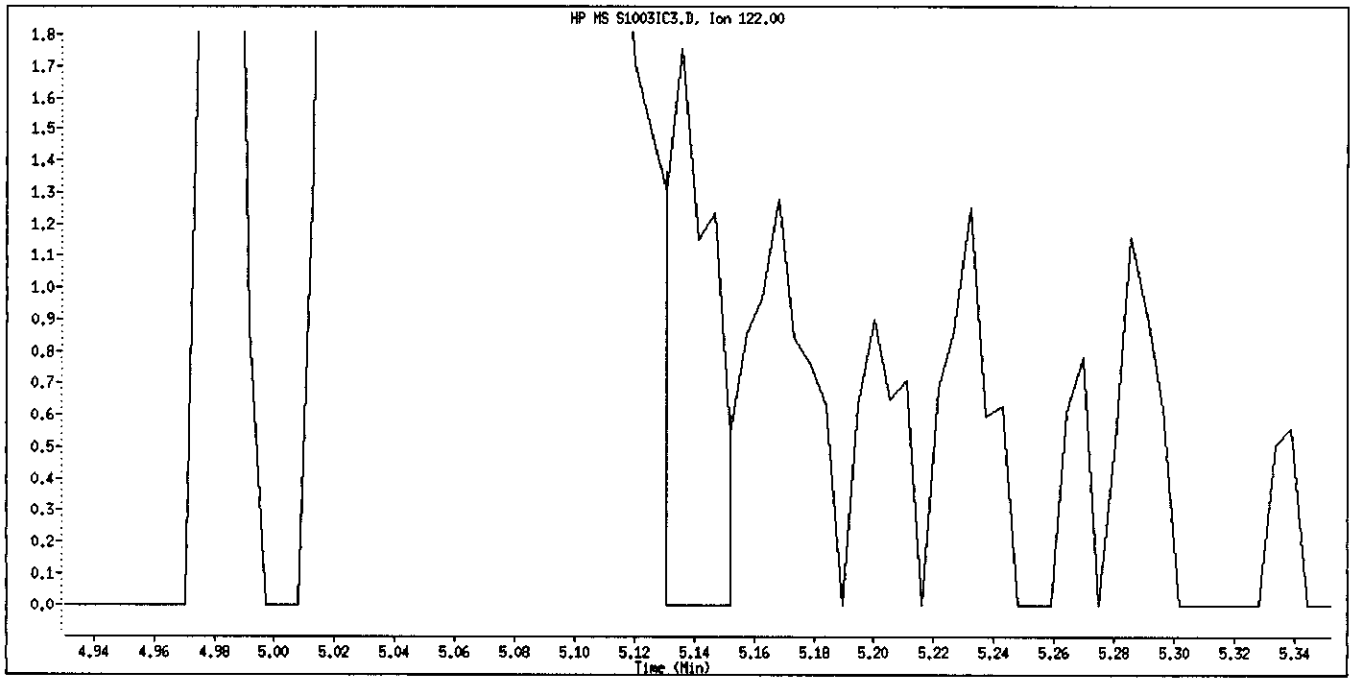

Original Integration

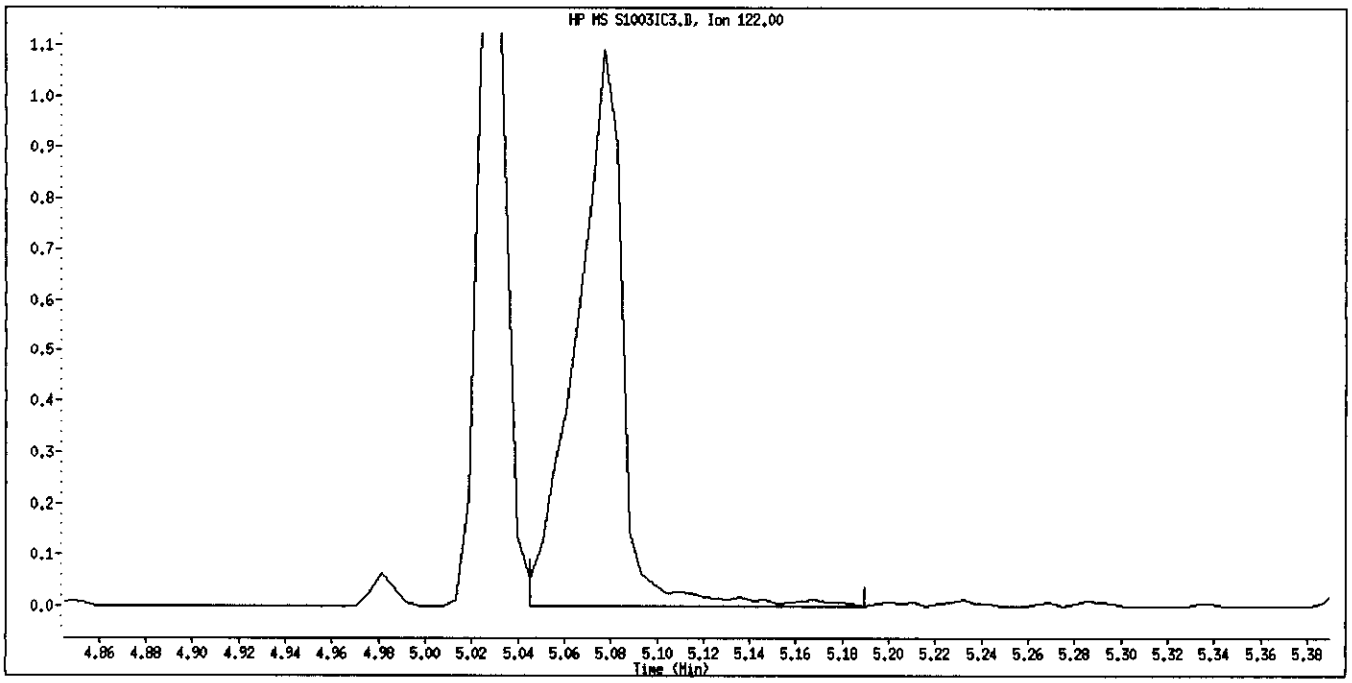

Manual Integration

Manually Integrated By: BachaS
Manual Integration Reason: Peak Integrated Incorrectly

Data File Name: S1003IC3.D
Inj. Date and Time: 03-OCT-2008 20:09
Instrument ID: 71.i
Client ID: sstd4.0
Compound Name: Acenaphthene-d10
CAS #: 15067-26-2
Report Date: 10/06/2008

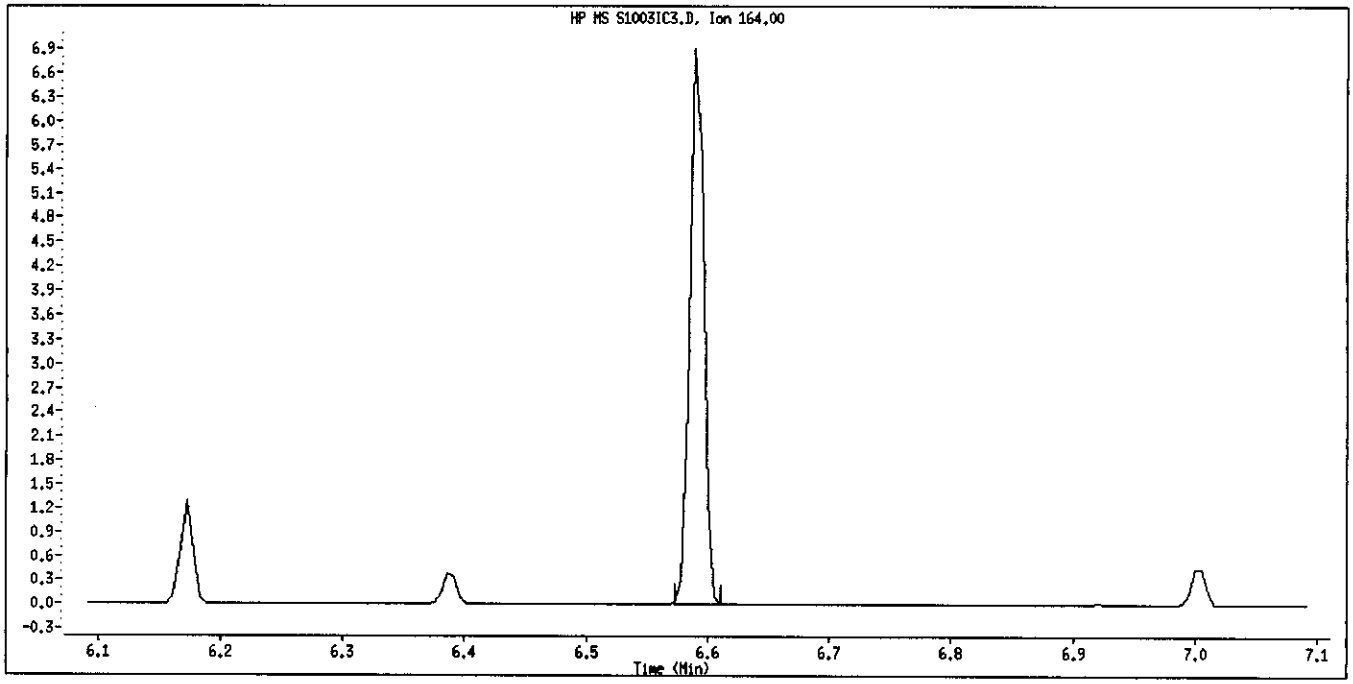

Original Integration

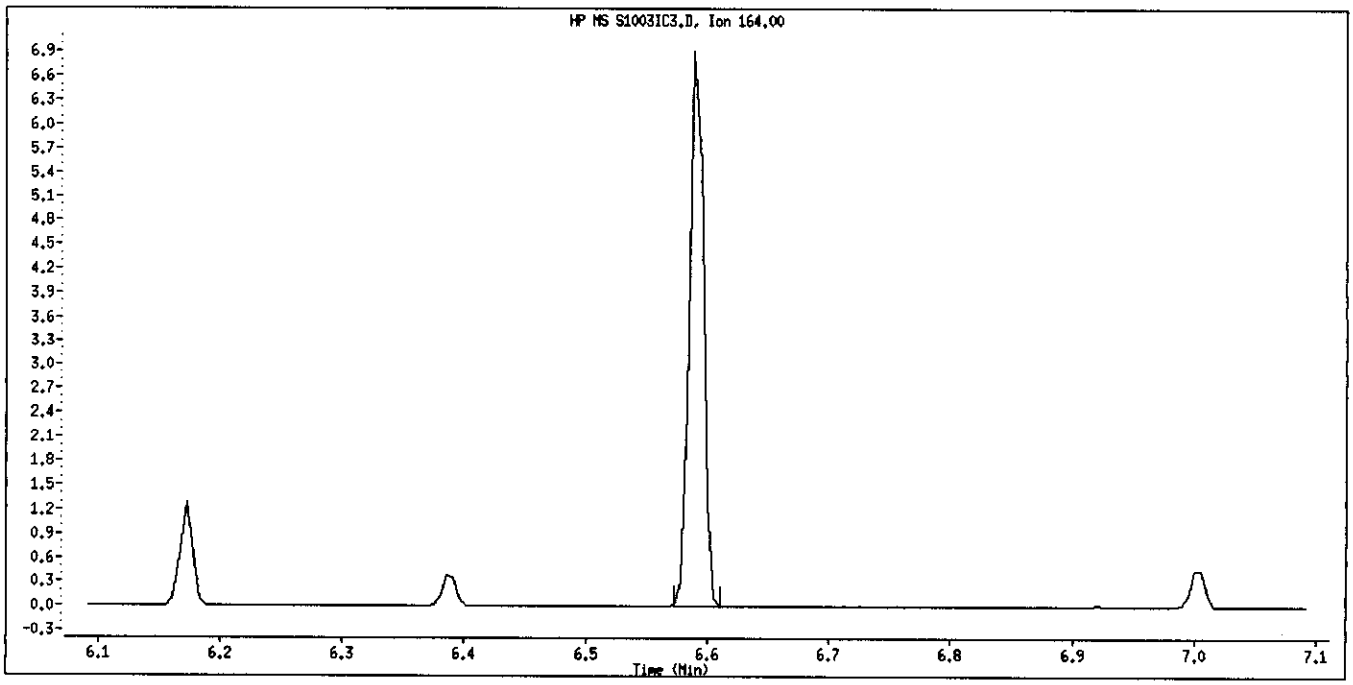

Manual Integration

Manually Integrated By: BachaS
Manual Integration Reason: Unknown

Data File Name: S1003IC3.D
Inj. Date and Time: 03-OCT-2008 20:09
Instrument ID: 71.i
Client ID: sstd4.0
Compound Name: Pentachlorophenol
CAS #: 87-86-5
Report Date: 10/06/2008

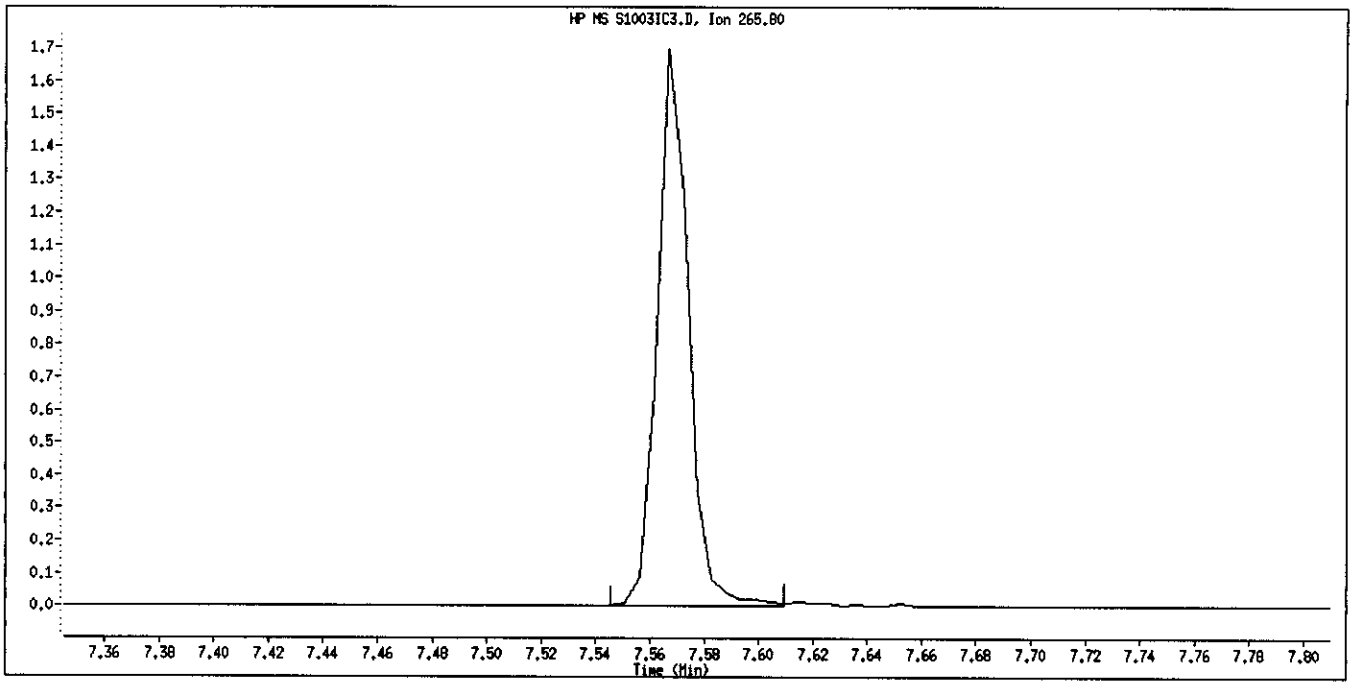

Original Integration

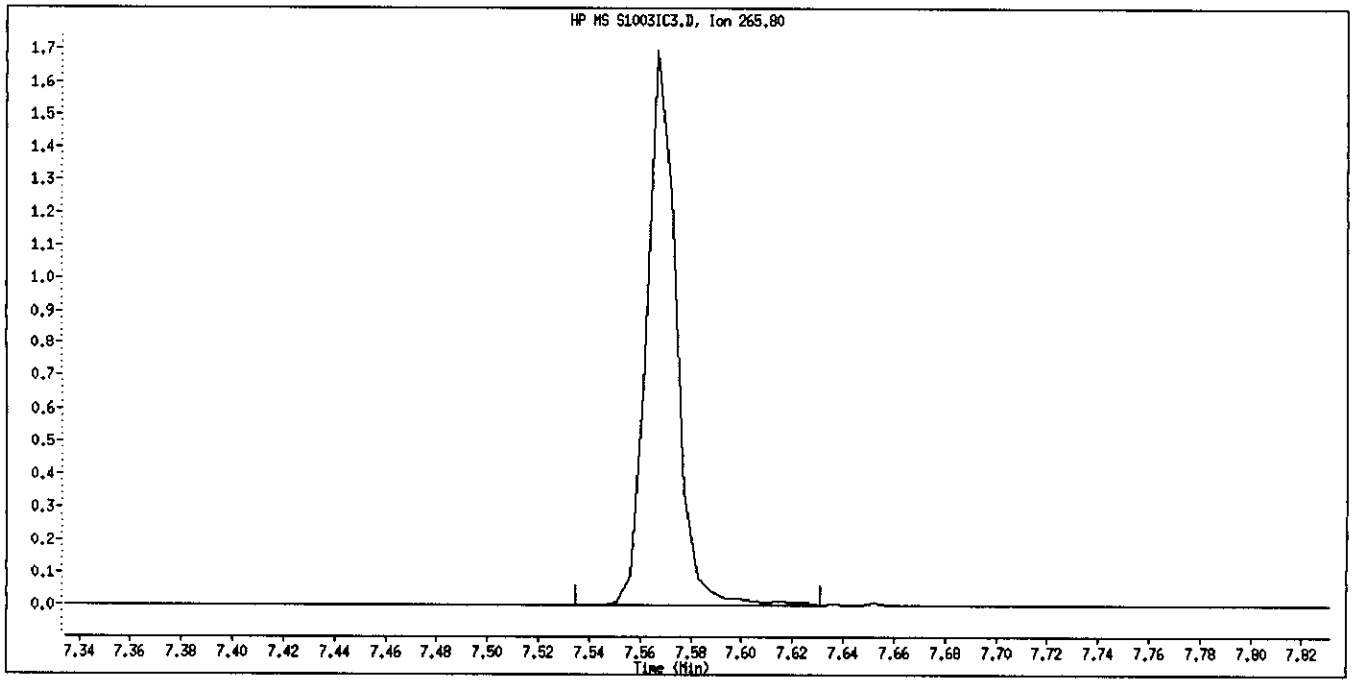

Manual Integration

Manually Integrated By: BachaS
Manual Integration Reason: Peak Integrated Incorrectly

Data File: \\PITSVR06\D\chem\71.i\s100308a.b\S1003IC4.D
Date : 03-OCT-2008 20:30
Client ID: sstd10
Sample Info: sstd10NG(5ug/ml) bna-0405-08 LL8270

Instrument: 71.i

Operator: 403801nlb
Column diameter: 0.32

Column phase: DB5-MS

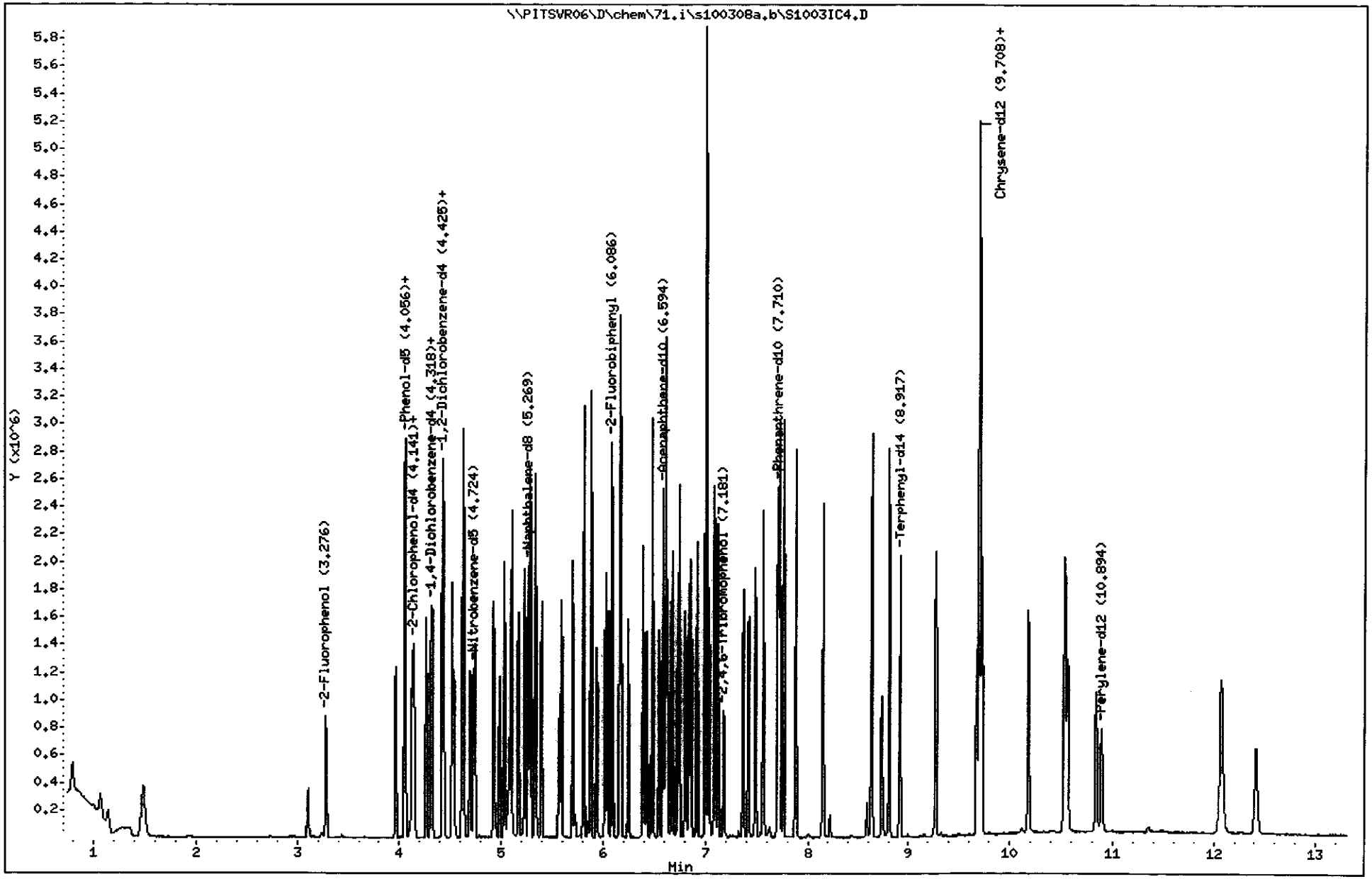

(2001 - 3460)
3094
C8J160331

TestAmerica Pittsburgh

Semivolatile REPORT SW-846 Method 8270

Data file : \\PITSVR06\D\chem\71.i\s100308a.b\S1003IC4.D
Lab Smp Id: sstd10 Client Smp ID: sstd10
Inj Date : 03-OCT-2008 20:30
Operator : 403801nlb Inst ID: 71.i
Smp Info : sstd10NG(5ug/ml) bna-0405-08 LL8270
Misc Info : sstd10,s100308a.b,llb.m,4-root.sub,1,4
Comment :
Method : \\PITSVR06\D\chem\71.i\s100308a.b\llb.m
Meth Date : 06-Oct-2008 13:44 bachas Quant Type: ISTD
Cal Date : 03-OCT-2008 21:30 Cal File: S1003IC7.D
Als bottle: 27 Calibration Sample, Level: 4
Dil Factor: 1.00000
Integrator: HP RTE Compound Sublist: 4-root.sub
Target Version: 4.14
Processing Host: PITPC-501

	Compounds	QUANT SIG MASS	RT	EXP RT	REL RT	RESPONSE	AMOUNTS CAL-AMT (NG)	AMOUNTS ON-COL (NG)
* 1	1,4-Dichlorobenzene-d4	152	4.307	4.311	(1.000)	203778	8.00000	
* 2	Naphthalene-d8	136	5.268	5.273	(1.000)	864594	8.00000	
* 3	Acenaphthene-d10	164	6.593	6.593	(1.000)	557330	8.00000	
* 4	Phenanthrene-d10	188	7.710	7.714	(1.000)	889713	8.00000	
* 5	Chrysene-d12	240	9.713	9.718	(1.000)	507375	8.00000	
* 6	Perylene-d12	264	10.893	10.904	(1.000)	298888	8.00000	
198	1,4-Dioxane	88	1.069	1.069	(0.248)	94938	10.0000	9.4839(M)
10	N-Nitrosodimethylamine	74	1.465	1.475	(0.340)	120900	10.0000	9.9236
9	Pyridine	79	1.486	1.485	(0.345)	234434	10.0000	10.176(M)
16	Methyl methanesulfonate	80	3.105	3.109	(0.721)	125800	10.0000	9.9759
206	Benzaldehyde	77	3.965	3.964	(0.921)	204344	10.0000	11.058
21	Aniline	93	4.056	4.060	(0.942)	473312	10.0000	10.380
22	Phenol	94	4.061	4.071	(0.943)	410499	10.0000	9.9736
23	bis(2-Chloroethyl)ether	93	4.120	4.124	(0.957)	302044	10.0000	9.9368
24	2-Chlorophenol	128	4.146	4.151	(0.963)	363281	10.0000	10.204
26	1,3-Dichlorobenzene	146	4.264	4.263	(0.990)	397034	10.0000	9.9327
27	1,4-Dichlorobenzene	146	4.323	4.322	(1.004)	410379	10.0000	10.018
28	1,2-Dichlorobenzene	146	4.435	4.440	(1.030)	390331	10.0000	10.239
29	Benzyl Alcohol	108	4.419	4.429	(1.026)	227720	10.0000	10.097
30	2-Methylphenol	108	4.515	4.525	(1.048)	323265	10.0000	9.8736
31	2,2'-oxybis(1-Chloropropane)	45	4.531	4.536	(1.052)	560059	10.0000	10.139
37	Acetophenone	105	4.616	4.621	(1.072)	459523	10.0000	10.211
32	N-Nitroso-di-n-propylamine	70	4.627	4.637	(1.074)	181399	10.0000	10.214
192	4-Methylphenol	108	4.627	4.637	(1.074)	340190	10.0000	10.264
34	Hexachloroethane	117	4.691	4.696	(1.089)	148512	10.0000	10.001
35	Nitrobenzene	77	4.739	4.749	(0.900)	294703	10.0000	10.517
41	Isophorone	82	4.921	4.931	(0.934)	591192	10.0000	10.269
42	2-Nitrophenol	139	4.980	4.985	(0.945)	215035	10.0000	10.460
43	2,4-Dimethylphenol	107	5.028	5.038	(0.954)	316195	10.0000	10.332
44	bis(2-Chloroethoxy)methane	93	5.097	5.102	(0.968)	398960	10.0000	10.453
48	2,4-Dichlorophenol	162	5.167	5.172	(0.981)	325499	10.0000	10.434
49	Benzoic Acid	122	5.097	5.151	(0.968)	424978	20.0000	19.620(MH)
50	1,2,4-Trichlorobenzene	180	5.231	5.236	(0.993)	344569	10.0000	10.600

Compounds	QUANT SIG MASS	RT	EXP RT	REL RT	RESPONSE	AMOUNTS CAL-AMT (NG)	AMOUNTS ON-COL (NG)
51 Naphthalene	128	5.284	5.289	(1.003)	1147307	10.0000	10.292
52 4-Chloroaniline	127	5.332	5.337	(1.012)	495563	10.0000	10.657
54 2,6-Dichlorophenol	162	5.338	5.348	(1.013)	336303	10.0000	10.750
56 Hexachlorobutadiene	225	5.396	5.396	(1.024)	171241	10.0000	10.507(Q)
208 Caprolactam	113	5.567	5.620	(1.057)	116631	10.0000	10.537
59 4-Chloro-3-Methylphenol	107	5.696	5.706	(1.081)	311583	10.0000	10.662
62 2-Methylnaphthalene	142	5.808	5.813	(1.102)	810689	10.0000	10.401
63 1-Methylnaphthalene	142	5.883	5.887	(1.117)	805621	10.0000	10.508
64 Hexachlorocyclopentadiene	237	5.936	5.935	(0.900)	176912	10.0000	10.483
66 2,4,6-Trichlorophenol	196	6.021	6.026	(0.913)	236174	10.0000	10.136
67 2,4,5-Trichlorophenol	196	6.048	6.053	(0.917)	262016	10.0000	10.811
209 1,1'-Biphenyl	154	6.160	6.165	(0.934)	1012200	10.0000	10.607
70 2-Chloronaphthalene	162	6.171	6.176	(0.936)	767549	10.0000	10.667
73 2-Nitroaniline	65	6.246	6.251	(0.947)	190901	10.0000	10.419
76 Dimethylphthalate	163	6.390	6.395	(0.969)	790371	10.0000	10.283
78 2,6-Dinitrotoluene	165	6.427	6.438	(0.975)	187875	10.0000	10.814
79 Acenaphthylene	152	6.481	6.486	(0.983)	1283781	10.0000	10.492
81 3-Nitroaniline	138	6.550	6.560	(0.994)	231533	10.0000	10.559
82 Acenaphthene	153	6.614	6.619	(1.003)	750142	10.0000	10.375
83 2,4-Dinitrophenol	184	6.630	6.641	(1.006)	189997	20.0000	19.198(Q)
85 4-Nitrophenol	109	6.679	6.689	(1.013)	133130	20.0000	20.745
86 Dibenzofuran	168	6.748	6.753	(1.023)	1091654	10.0000	10.498
87 2,4-Dinitrotoluene	165	6.732	6.742	(1.021)	237685	10.0000	10.510
92 2-Naphthylamine	143	6.860	6.865	(1.041)	621549	10.0000	9.1088
91 2,3,5,6-Tetrachlorophenol	232	6.807	6.812	(1.032)	195142	10.0000	10.154
88 2,3,4,6-Tetrachlorophenol	232	6.839	6.844	(1.037)	204156	10.0000	10.804
93 Diethylphthalate	149	6.919	6.929	(1.049)	775885	10.0000	10.367
94 Fluorene	166	7.004	7.009	(1.062)	839358	10.0000	10.444
95 4-Chlorophenyl-phenylether	204	7.004	7.010	(1.062)	364909	10.0000	10.658
96 4-Nitroaniline	138	7.010	7.025	(1.063)	212749	10.0000	10.388
98 4,6-Dinitro-2-methylphenol	198	7.036	7.047	(0.913)	258188	20.0000	19.910
99 N-Nitrosodiphenylamine (1)	169	7.090	7.100	(0.920)	637354	10.0000	10.426
100 1,2-Diphenylhydrazine	77	7.122	7.127	(0.924)	711354	10.0000	10.538
106 4-Bromophenyl-phenylether	248	7.373	7.378	(0.956)	212153	10.0000	10.592
107 Hexachlorobenzene	284	7.426	7.431	(0.963)	223552	10.0000	10.300
210 Atrazine	200	7.491	7.501	(0.972)	192645	10.0000	8.5639
111 Pentachlorophenol	266	7.571	7.570	(0.982)	280615	20.0000	20.509(QM)
115 Phenanthrene	178	7.726	7.730	(1.002)	1207910	10.0000	9.9812
116 Anthracene	178	7.768	7.773	(1.008)	1199198	10.0000	10.253
119 Carbazole	167	7.886	7.891	(1.023)	1089819	10.0000	10.216
120 Di-n-Butylphthalate	149	8.153	8.152	(1.058)	1251011	10.0000	10.145
123 Fluoranthene	202	8.628	8.633	(1.119)	1078577	10.0000	9.9312
124 Benzidine	184	8.725	8.729	(0.898)	432379	10.0000	10.893
125 Pyrene	202	8.799	8.804	(0.906)	1075154	10.0000	10.247
131 Butylbenzylphthalate	149	9.280	9.285	(0.955)	440334	10.0000	10.196
135 3,3'-Dichlorobenzidine	252	9.681	9.686	(0.997)	284475	10.0000	10.022
136 Benzo(a)Anthracene	228	9.702	9.712	(0.999)	819569	10.0000	10.403
137 Chrysene	228	9.729	9.739	(1.002)	710534	10.0000	9.8145
139 bis(2-ethylhexyl)Phthalate	149	9.707	9.712	(0.999)	605667	10.0000	10.559
140 Di-n-octylphthalate	149	10.178	10.183	(0.934)	849402	10.0000	9.2851
141 Benzo(b)fluoranthene	252	10.541	10.557	(0.968)	633111	10.0000	8.9085
142 Benzo(k)fluoranthene	252	10.562	10.578	(0.970)	646214	10.0000	10.405
143 7,12-dimethylbenz[a]anthracen	256	10.530	10.546	(0.967)	269103	10.0000	9.8805
146 Benzo(a)pyrene	252	10.840	10.856	(0.995)	496315	10.0000	9.9659

Compounds	QUANT SIG MASS	RT	EXP RT	REL RT	RESPONSE	AMOUNTS CAL-AMT (NG)	AMOUNTS ON-COL (NG)
149 Indeno(1,2,3-cd)pyrene	276	12.069	12.090	(1.108)	542683	10.0000	9.3550
150 Dibenz(a,h)anthracene	278	12.079	12.101	(1.109)	459921	10.0000	9.3358
151 Benzo(g,h,i)perylene	276	12.416	12.443	(1.140)	456649	10.0000	9.8030
$ 154 Nitrobenzene-d5	82	4.723	4.733	(0.897)	299370	10.0000	10.283
$ 155 2-Fluorobiphenyl	172	6.086	6.090	(0.923)	853387	10.0000	10.543
$ 156 Terphenyl-d14	244	8.917	8.916	(0.918)	651634	10.0000	10.270
$ 157 Phenol-d5	99	4.050	4.060	(0.940)	366406	10.0000	10.109
$ 158 2-Fluorophenol	112	3.276	3.280	(0.761)	291604	10.0000	9.7928
$ 159 2,4,6-Tribromophenol	330	7.186	7.191	(0.932)	103622	10.0000	10.600
$ 186 2-Chlorophenol-d4	132	4.130	4.140	(0.959)	361416	10.0000	10.072
$ 187 1,2-Dichlorobenzene-d4	152	4.424	4.424	(1.027)	242720	10.0000	10.260

QC Flag Legend

Q - Qualifier signal failed the ratio test.
M - Compound response manually integrated.
H - Operator selected an alternate compound hit.

Data File Name: S1003IC4.D
Inj. Date and Time: 03-OCT-2008 20:30
Instrument ID: 71.i
Client ID: sstd10
Compound Name: 1,4-Dioxane
CAS #: 123-91-1
Report Date: 10/06/2008

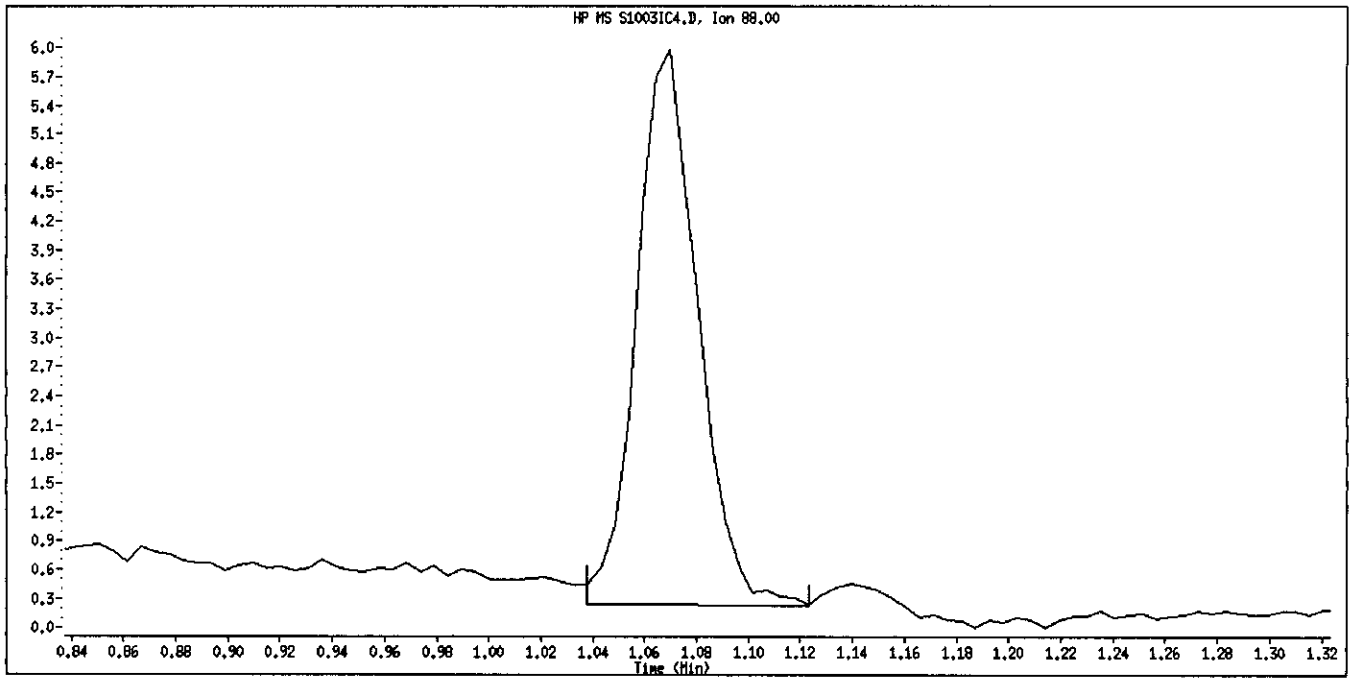

Original Integration

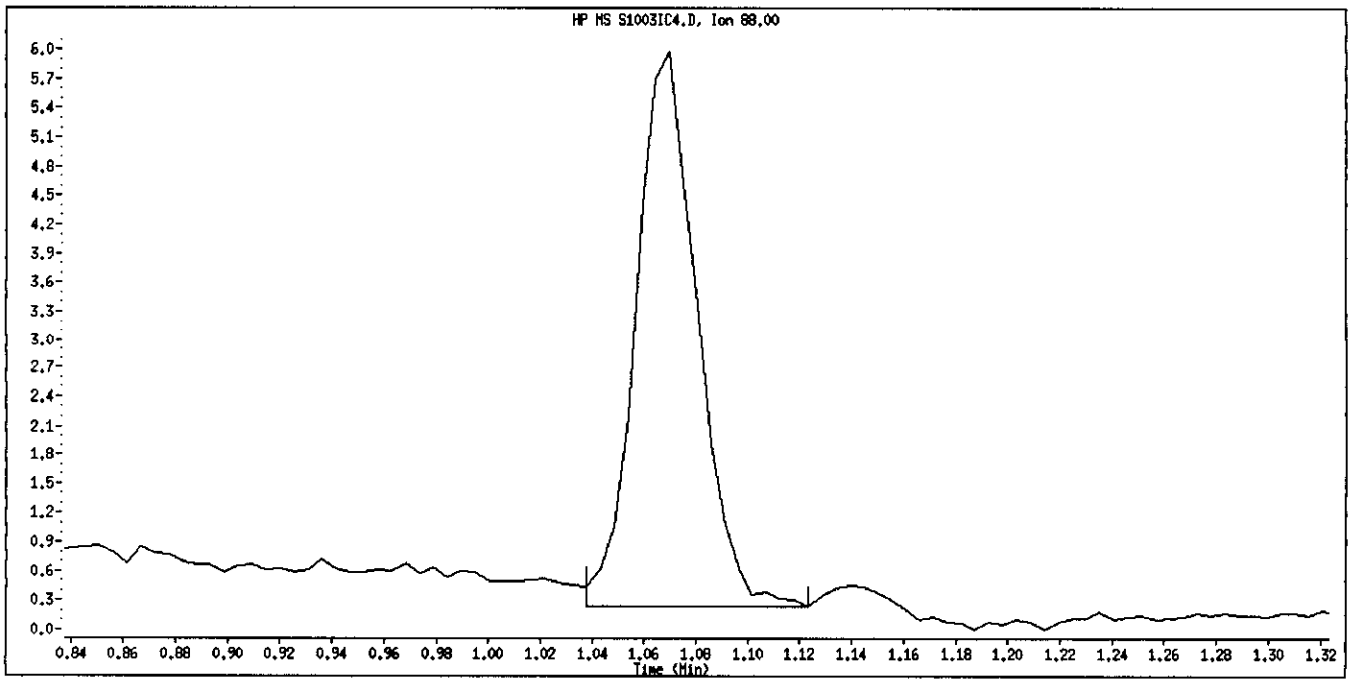

Manual Integration

Manually Integrated By: BachaS
Manual Integration Reason: Peak Integrated Incorrectly

Data File Name: S1003IC4.D
Inj. Date and Time: 03-OCT-2008 20:30
Instrument ID: 71.i
Client ID: sstd10
Compound Name: Pyridine
CAS #: 110-86-1
Report Date: 10/06/2008

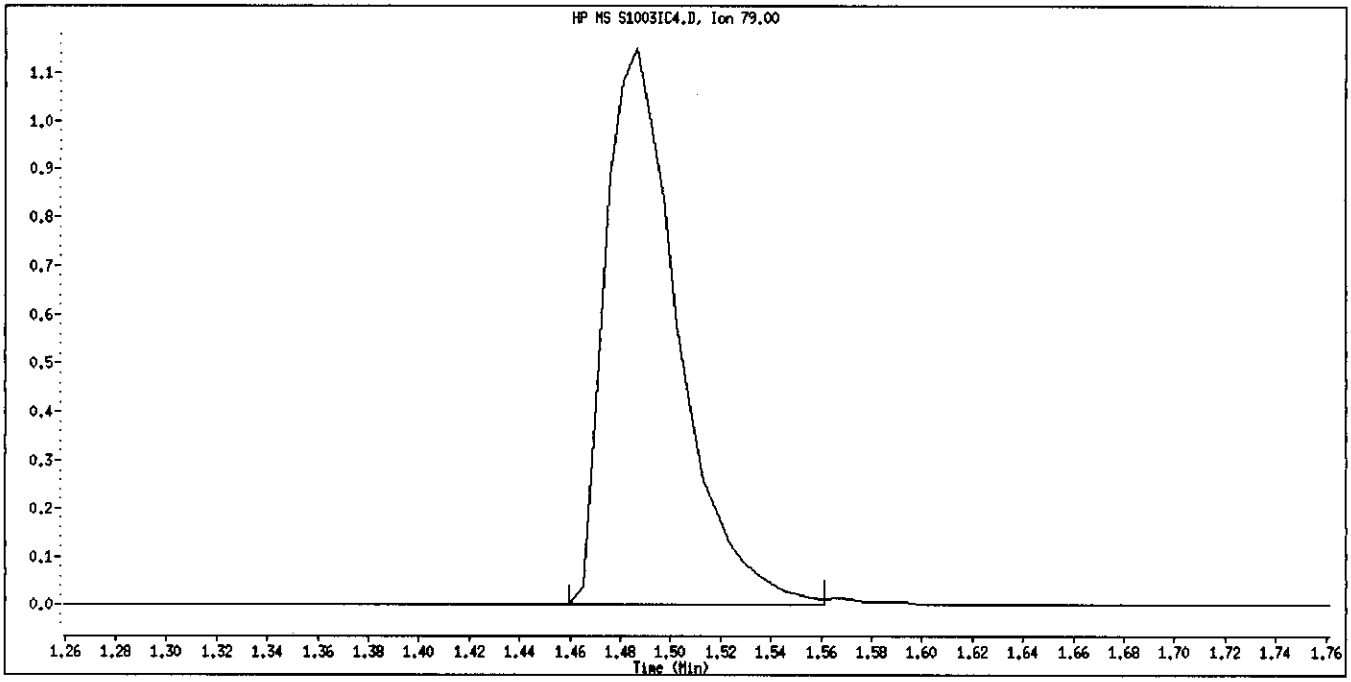

Original Integration

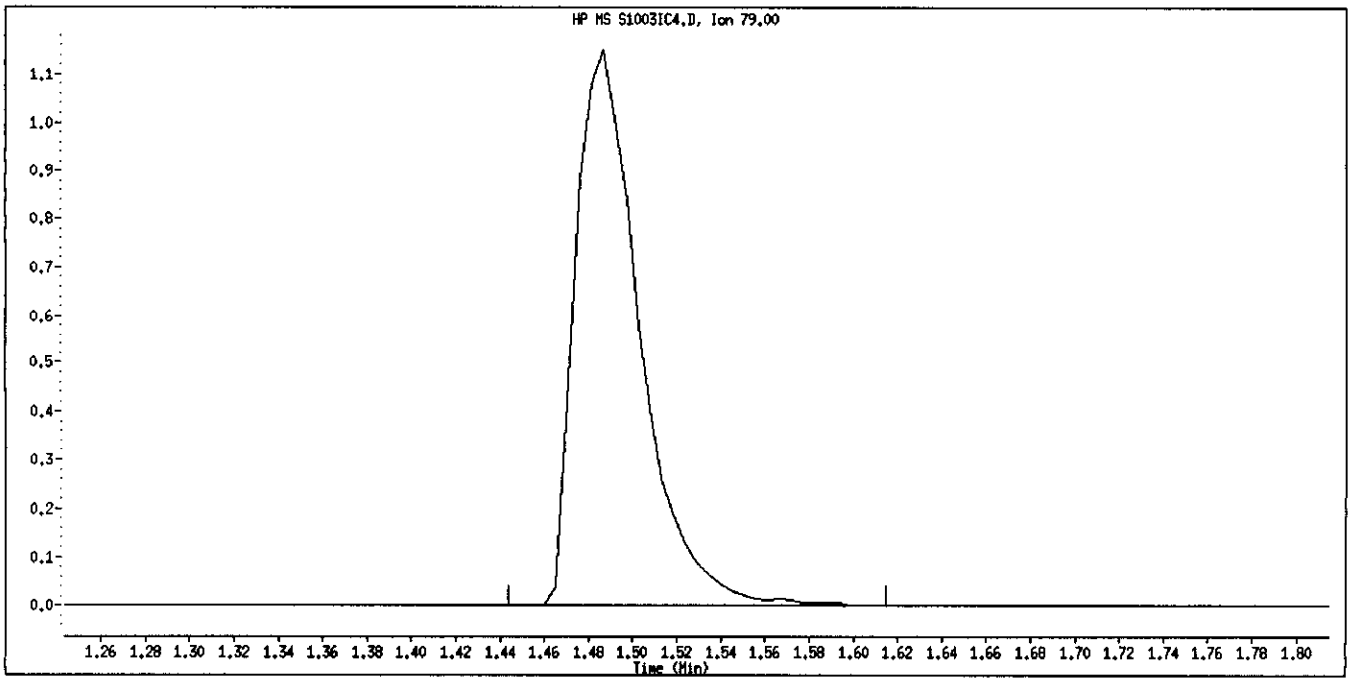

Manual Integration

Manually Integrated By: BachaS
Manual Integration Reason: Peak Integrated Incorrectly

Data File Name: S1003IC4.D
Inj. Date and Time: 03-OCT-2008 20:30
Instrument ID: 71.i
Client ID: sstd10
Compound Name: Benzoic Acid
CAS #: 65-85-0
Report Date: 10/06/2008

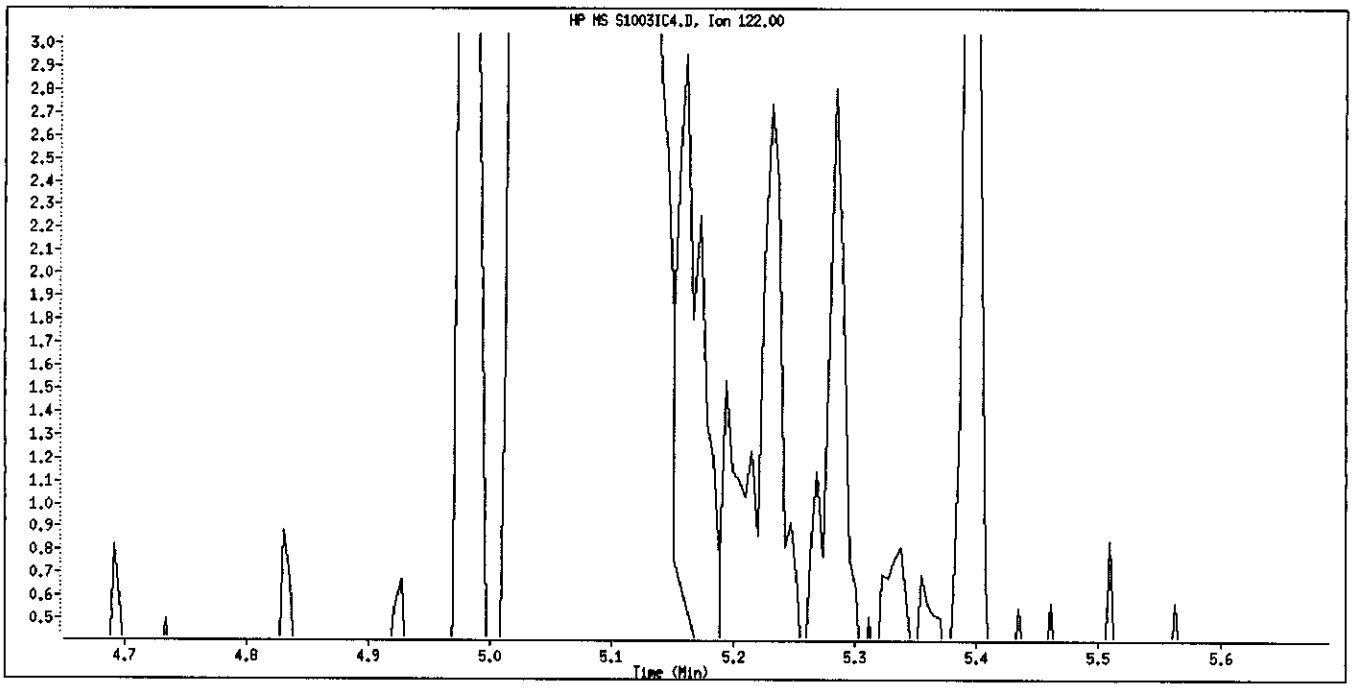

Original Integration

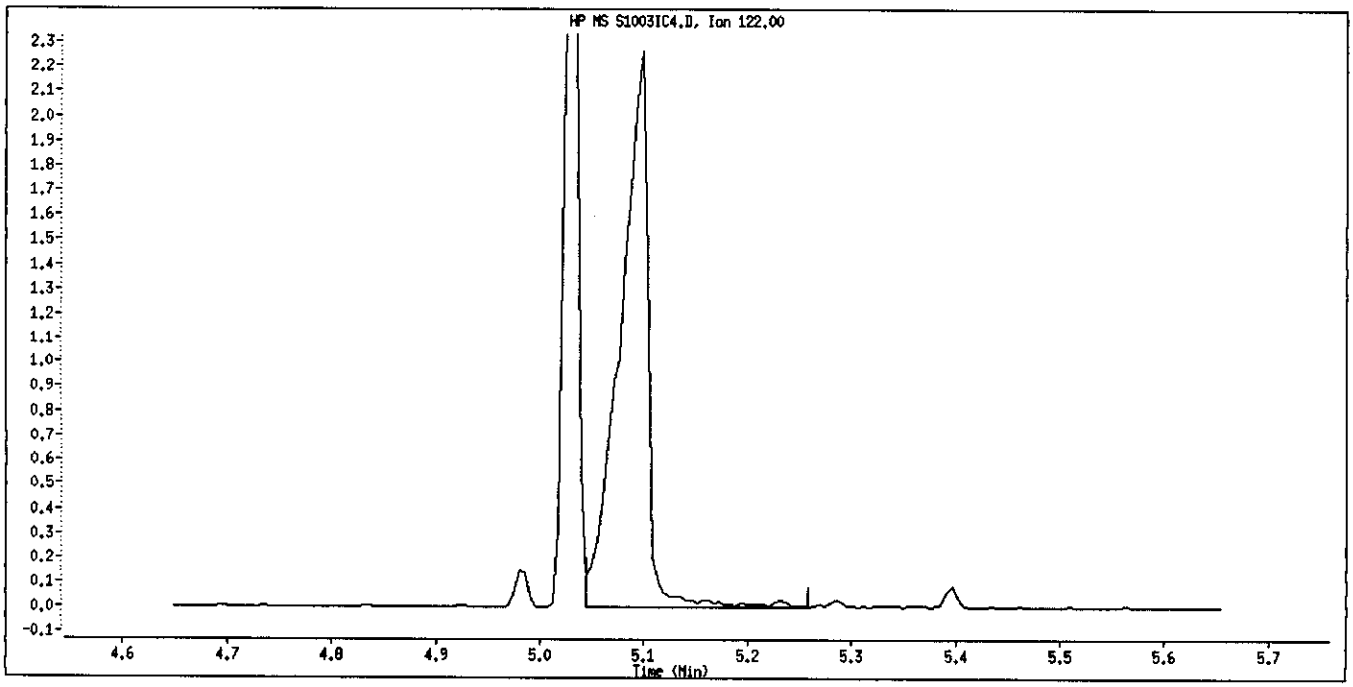

Manual Integration

Manually Integrated By: BachaS
Manual Integration Reason: Peak Integrated Incorrectly

Data File Name: S1003IC4.D
Inj. Date and Time: 03-OCT-2008 20:30
Instrument ID: 71.i
Client ID: sstd10
Compound Name: Pentachlorophenol
CAS #: 87-86-5
Report Date: 10/06/2008

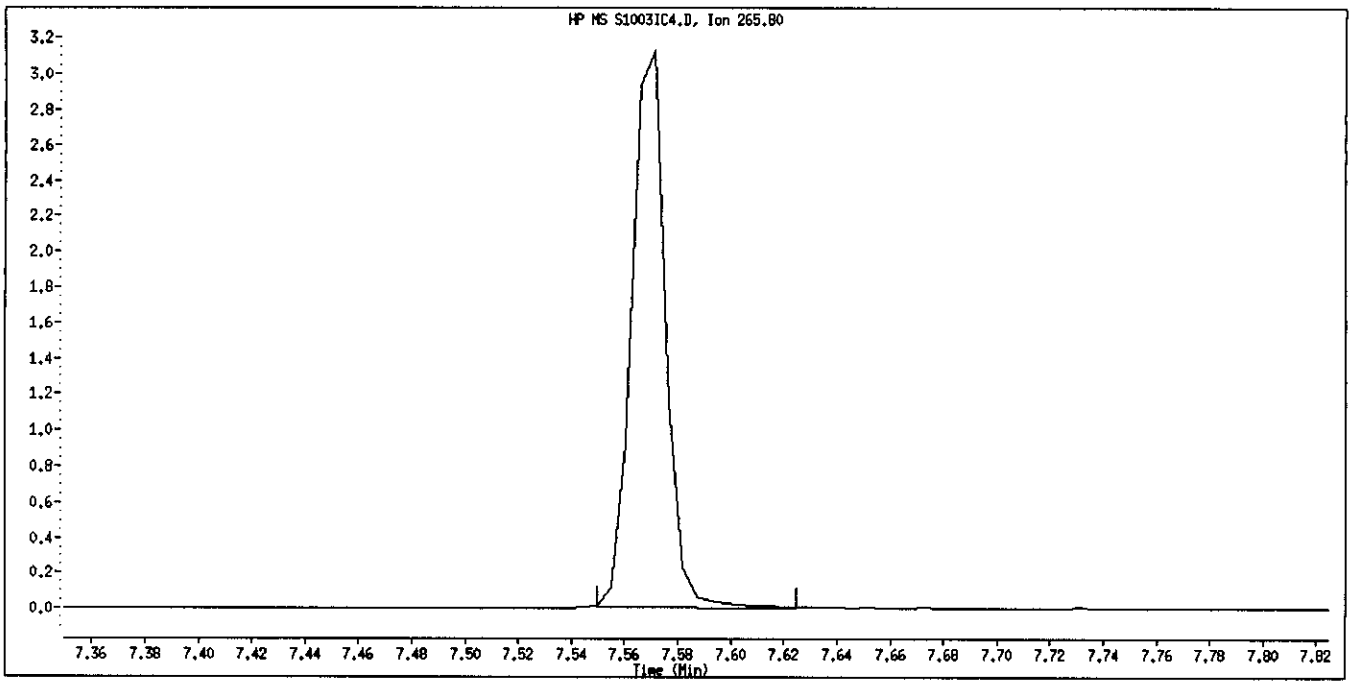

Original Integration

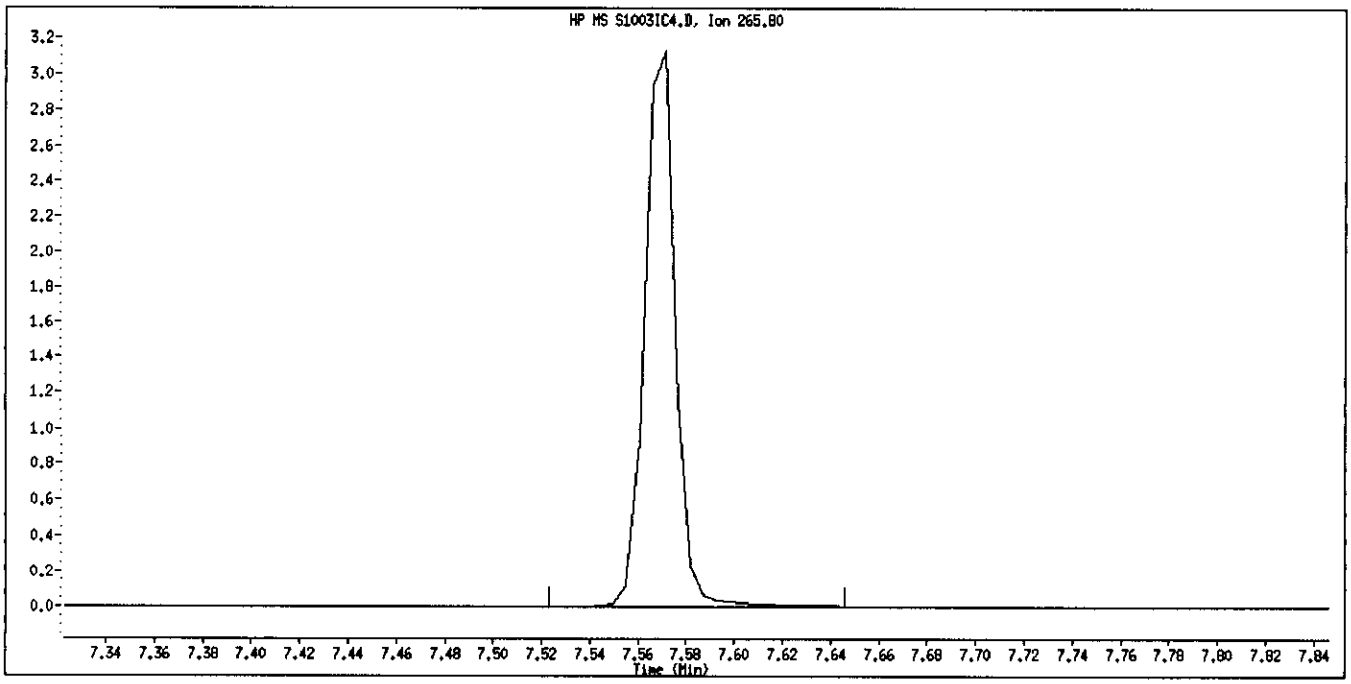

Manual Integration

Manually Integrated By: BachaS
Manual Integration Reason: Peak Integrated Incorrectly

Data File: \\PITSVR06\D\chem\71.i\s100308a.b\S1003IC5.D
Date : 03-OCT-2008 20:50
Client ID: sstd20
Sample Info: sstd20NG(10ug/ml) bna-0406-08 LL8270

Column phase: DB5-MS

Instrument: 71.i

Operator: 403801nlb
Column diameter: 0.32

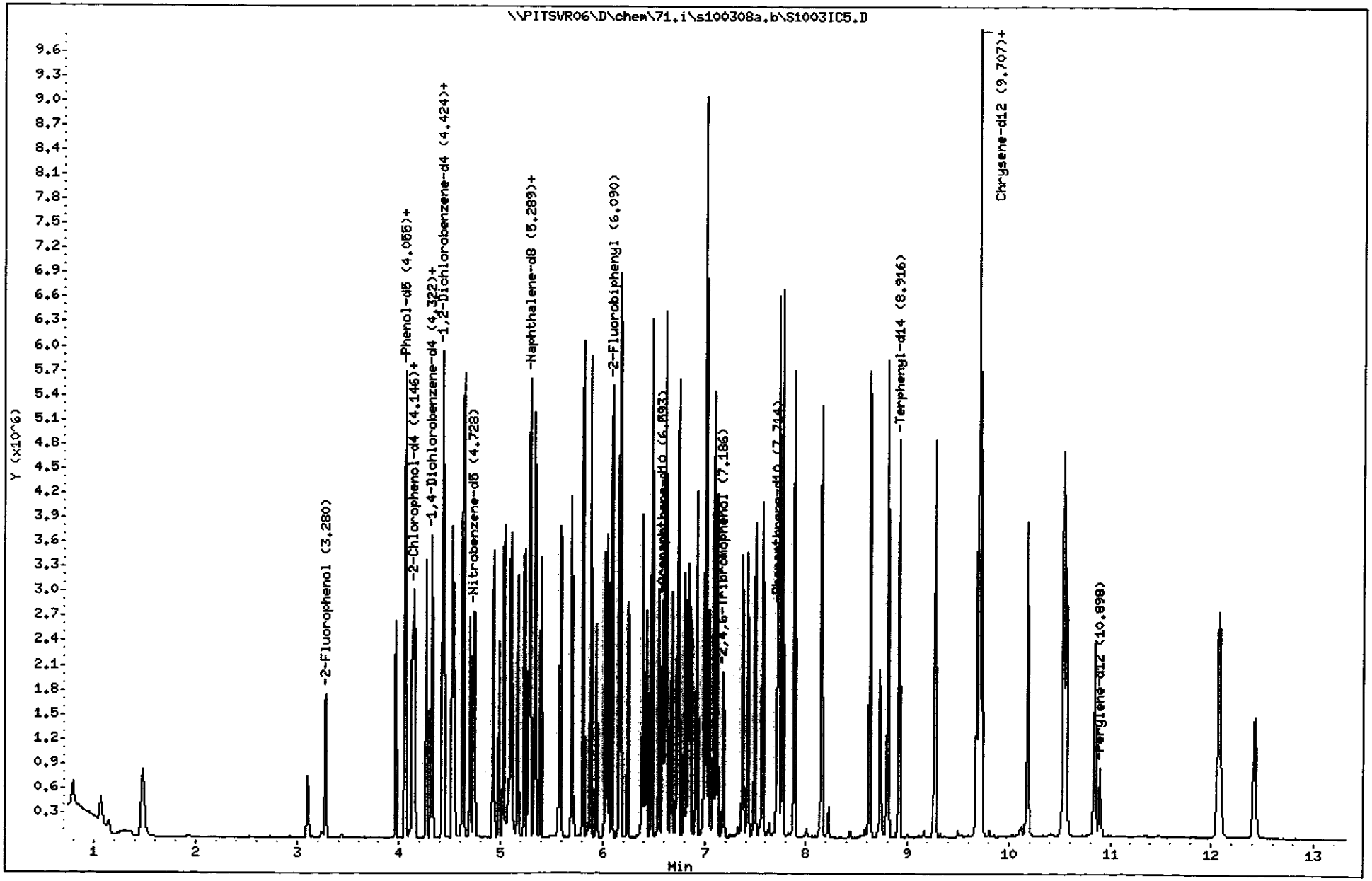

(2001 - 3460)
3102
C8J160331

TestAmerica Pittsburgh

Semivolatile REPORT SW-846 Method 8270

Data file : \\PITSVR06\D\chem\71.i\s100308a.b\S1003IC5.D
Lab Smp Id: sstd20 Client Smp ID: sstd20
Inj Date : 03-OCT-2008 20:50
Operator : 403801nlb Inst ID: 71.i
Smp Info : sstd20NG(10ug/ml) bna-0406-08 LL8270
Misc Info : sstd20,s100308a.b,llb.m,4-root.sub,1,5
Comment :
Method : \\PITSVR06\D\chem\71.i\s100308a.b\llb.m
Meth Date : 06-Oct-2008 13:44 bachas Quant Type: ISTD
Cal Date : 03-OCT-2008 21:30 Cal File: S1003IC7.D
Als bottle: 28 Calibration Sample, Level: 5
Dil Factor: 1.00000
Integrator: HP RTE Compound Sublist: 4-root.sub
Target Version: 4.14
Processing Host: PITPC-501

	Compounds	QUANT SIG MASS	RT	EXP RT	REL RT	RESPONSE	AMOUNTS CAL-AMT (NG)	ON-COL (NG)
* 1	1,4-Dichlorobenzene-d4	152	4.311	4.311	(1.000)	214680	8.00000	(Q)
* 2	Naphthalene-d8	136	5.273	5.273	(1.000)	952430	8.00000	
* 3	Acenaphthene-d10	164	6.592	6.593	(1.000)	613090	8.00000	
* 4	Phenanthrene-d10	188	7.714	7.714	(1.000)	972852	8.00000	
* 5	Chrysene-d12	240	9.712	9.718	(1.000)	562928	8.00000	
* 6	Perylene-d12	264	10.898	10.904	(1.000)	324179	8.00000	
198	1,4-Dioxane	88	1.063	1.069	(0.247)	190254	20.0000	18.040(M)
10	N-Nitrosodimethylamine	74	1.464	1.475	(0.340)	257053	20.0000	20.028
9	Pyridine	79	1.480	1.485	(0.343)	495283	20.0000	20.408(M)
16	Methyl methanesulfonate	80	3.104	3.109	(0.720)	270435	20.0000	20.356
206	Benzaldehyde	77	3.964	3.964	(0.919)	425569	20.0000	21.860
21	Aniline	93	4.055	4.060	(0.941)	967013	20.0000	20.129
22	Phenol	94	4.065	4.071	(0.943)	856940	20.0000	19.763
23	bis(2-Chloroethyl)ether	93	4.119	4.124	(0.955)	645746	20.0000	20.165
24	2-Chlorophenol	128	4.145	4.151	(0.962)	755571	20.0000	20.144
26	1,3-Dichlorobenzene	146	4.263	4.263	(0.989)	854011	20.0000	20.280
27	1,4-Dichlorobenzene	146	4.322	4.322	(1.002)	863446	20.0000	20.007
28	1,2-Dichlorobenzene	146	4.434	4.440	(1.028)	809356	20.0000	20.152
29	Benzyl Alcohol	108	4.423	4.429	(1.026)	477895	20.0000	20.114
30	2-Methylphenol	108	4.519	4.525	(1.048)	690573	20.0000	20.021
31	2,2'-oxybis(1-Chloropropane)	45	4.535	4.536	(1.052)	1174703	20.0000	20.187
37	Acetophenone	105	4.615	4.621	(1.071)	956819	20.0000	20.181
32	N-Nitroso-di-n-propylamine	70	4.626	4.637	(1.073)	360314	20.0000	19.257
192	4-Methylphenol	108	4.631	4.637	(1.074)	695078	20.0000	19.907
34	Hexachloroethane	117	4.696	4.696	(1.089)	313234	20.0000	20.022
35	Nitrobenzene	77	4.744	4.749	(0.900)	620205	20.0000	20.092
41	Isophorone	82	4.925	4.931	(0.934)	1261410	20.0000	19.890
42	2-Nitrophenol	139	4.984	4.985	(0.945)	468848	20.0000	20.702
43	2,4-Dimethylphenol	107	5.032	5.038	(0.954)	698408	20.0000	20.717
44	bis(2-Chloroethoxy)methane	93	5.102	5.102	(0.968)	821452	20.0000	19.537
48	2,4-Dichlorophenol	162	5.166	5.172	(0.980)	704331	20.0000	20.496
49	Benzoic Acid	122	5.118	5.151	(0.971)	786310	30.0000	31.117(MH)
50	1,2,4-Trichlorobenzene	180	5.235	5.236	(0.993)	714166	20.0000	19.943

Compounds	QUANT SIG MASS	RT	EXP RT	REL RT	RESPONSE	AMOUNTS CAL-AMT (NG)	AMOUNTS ON-COL (NG)
51 Naphthalene	128	5.289	5.289	(1.003)	2418564	20.0000	19.696
52 4-Chloroaniline	127	5.331	5.337	(1.011)	1008517	20.0000	19.688
54 2,6-Dichlorophenol	162	5.342	5.348	(1.013)	681845	20.0000	19.786
56 Hexachlorobutadiene	225	5.395	5.396	(1.023)	357181	20.0000	19.894(Q)
208 Caprolactam	113	5.582	5.620	(1.059)	259314	20.0000	21.268(Q)
59 4-Chloro-3-Methylphenol	107	5.700	5.706	(1.081)	651773	20.0000	20.247
62 2-Methylnaphthalene	142	5.812	5.813	(1.102)	1707658	20.0000	19.889
63 1-Methylnaphthalene	142	5.882	5.887	(1.115)	1682109	20.0000	19.918
64 Hexachlorocyclopentadiene	237	5.935	5.935	(0.900)	387021	20.0000	20.847
66 2,4,6-Trichlorophenol	196	6.026	6.026	(0.914)	533512	20.0000	20.815
67 2,4,5-Trichlorophenol	196	6.047	6.053	(0.917)	530450	20.0000	19.897
209 1,1'-Biphenyl	154	6.159	6.165	(0.934)	2069163	20.0000	19.712
70 2-Chloronaphthalene	162	6.175	6.176	(0.937)	1575639	20.0000	19.906
73 2-Nitroaniline	65	6.245	6.251	(0.947)	417694	20.0000	20.724
76 Dimethylphthalate	163	6.389	6.395	(0.969)	1738465	20.0000	20.560
78 2,6-Dinitrotoluene	165	6.432	6.438	(0.976)	412734	20.0000	21.595
79 Acenaphthylene	152	6.485	6.486	(0.984)	2736011	20.0000	20.326
81 3-Nitroaniline	138	6.555	6.560	(0.994)	504400	20.0000	20.911
82 Acenaphthene	153	6.619	6.619	(1.004)	1591072	20.0000	20.005
83 2,4-Dinitrophenol	184	6.635	6.641	(1.006)	354130	30.0000	31.684(Q)
85 4-Nitrophenol	109	6.683	6.689	(1.014)	225689	30.0000	31.969
86 Dibenzofuran	168	6.747	6.753	(1.023)	2313684	20.0000	20.227
87 2,4-Dinitrotoluene	165	6.731	6.742	(1.021)	530712	20.0000	21.334
92 2-Naphthylamine	143	6.859	6.865	(1.041)	1061753	20.0000	19.224
91 2,3,5,6-Tetrachlorophenol	232	6.806	6.812	(1.032)	439496	20.0000	20.789
88 2,3,4,6-Tetrachlorophenol	232	6.843	6.844	(1.038)	427168	20.0000	20.550
93 Diethylphthalate	149	6.923	6.929	(1.050)	1661015	20.0000	20.176
94 Fluorene	166	7.003	7.009	(1.062)	1688535	20.0000	19.100
95 4-Chlorophenyl-phenylether	204	7.009	7.010	(1.063)	711284	20.0000	20.084
96 4-Nitroaniline	138	7.014	7.025	(1.064)	438181	20.0000	19.450
98 4,6-Dinitro-2-methylphenol	198	7.041	7.047	(0.913)	445472	30.0000	30.944
99 N-Nitrosodiphenylamine (1)	169	7.094	7.100	(0.920)	1394754	20.0000	20.865
100 1,2-Diphenylhydrazine	77	7.126	7.127	(0.924)	1474985	20.0000	19.984
106 4-Bromophenyl-phenylether	248	7.372	7.378	(0.956)	446602	20.0000	20.393
107 Hexachlorobenzene	284	7.425	7.431	(0.963)	475661	20.0000	20.043
210 Atrazine	200	7.495	7.501	(0.972)	408228	20.0000	18.532
111 Pentachlorophenol	266	7.570	7.570	(0.981)	476652	30.0000	31.859(QM)
115 Phenanthrene	178	7.730	7.730	(1.002)	2753995	20.0000	20.812
116 Anthracene	178	7.767	7.773	(1.007)	2657014	20.0000	20.777
119 Carbazole	167	7.885	7.891	(1.022)	2352819	20.0000	20.172
120 Di-n-Butylphthalate	149	8.152	8.152	(1.057)	2772019	20.0000	20.559
123 Fluoranthene	202	8.627	8.633	(1.118)	2396542	20.0000	20.181
124 Benzidine	184	8.724	8.729	(0.898)	851411	20.0000	19.333
125 Pyrene	202	8.804	8.804	(0.906)	2395836	20.0000	20.581
131 Butylbenzylphthalate	149	9.279	9.285	(0.955)	1007642	20.0000	21.029
135 3,3'-Dichlorobenzidine	252	9.680	9.686	(0.997)	670897	20.0000	21.303
136 Benzo(a)Anthracene	228	9.707	9.712	(0.999)	1636623	20.0000	18.725
137 Chrysene	228	9.733	9.739	(1.002)	1599708	20.0000	19.916
139 bis(2-ethylhexyl)Phthalate	149	9.707	9.712	(0.999)	1395069	20.0000	21.921
140 Di-n-octylphthalate	149	10.182	10.183	(0.934)	2093966	20.0000	20.409
141 Benzo(b)fluoranthene	252	10.545	10.557	(0.968)	1631904	20.0000	19.988
142 Benzo(k)fluoranthene	252	10.567	10.578	(0.970)	1439381	20.0000	21.368
143 7,12-dimethylbenz[a]anthracen	256	10.535	10.546	(0.967)	669476	20.0000	22.663
146 Benzo(a)pyrene	252	10.844	10.856	(0.995)	1141011	20.0000	21.124

Compounds	QUANT SIG MASS	RT	EXP RT	REL RT	RESPONSE	AMOUNTS CAL-AMT (NG)	AMOUNTS ON-COL (NG)
149 Indeno(1,2,3-cd)pyrene	276	12.073	12.090	(1.108)	1319792	20.0000	19.740
150 Dibenz(a,h)anthracene	278	12.084	12.101	(1.109)	1113039	20.0000	19.562
151 Benzo(g,h,i)perylene	276	12.420	12.443	(1.140)	1069864	20.0000	20.312
$ 154 Nitrobenzene-d5	82	4.728	4.733	(0.897)	643504	20.0000	20.065
$ 155 2-Fluorobiphenyl	172	6.090	6.090	(0.924)	1799326	20.0000	20.208
$ 156 Terphenyl-d14	244	8.916	8.916	(0.918)	1447205	20.0000	20.557
$ 157 Phenol-d5	99	4.055	4.060	(0.941)	758608	20.0000	19.867
$ 158 2-Fluorophenol	112	3.280	3.280	(0.761)	627196	20.0000	19.993
$ 159 2,4,6-Tribromophenol	330	7.185	7.191	(0.931)	221260	20.0000	20.700
$ 186 2-Chlorophenol-d4	132	4.135	4.140	(0.959)	752962	20.0000	19.919
$ 187 1,2-Dichlorobenzene-d4	152	4.423	4.424	(1.026)	492531	20.0000	19.763

QC Flag Legend

Q - Qualifier signal failed the ratio test.
M - Compound response manually integrated.
H - Operator selected an alternate compound hit.

Data File Name: S1003IC5.D
Inj. Date and Time: 03-OCT-2008 20:50
Instrument ID: 71.i
Client ID: sstd20
Compound Name: 1,4-Dioxane
CAS #: 123-91-1
Report Date: 10/06/2008

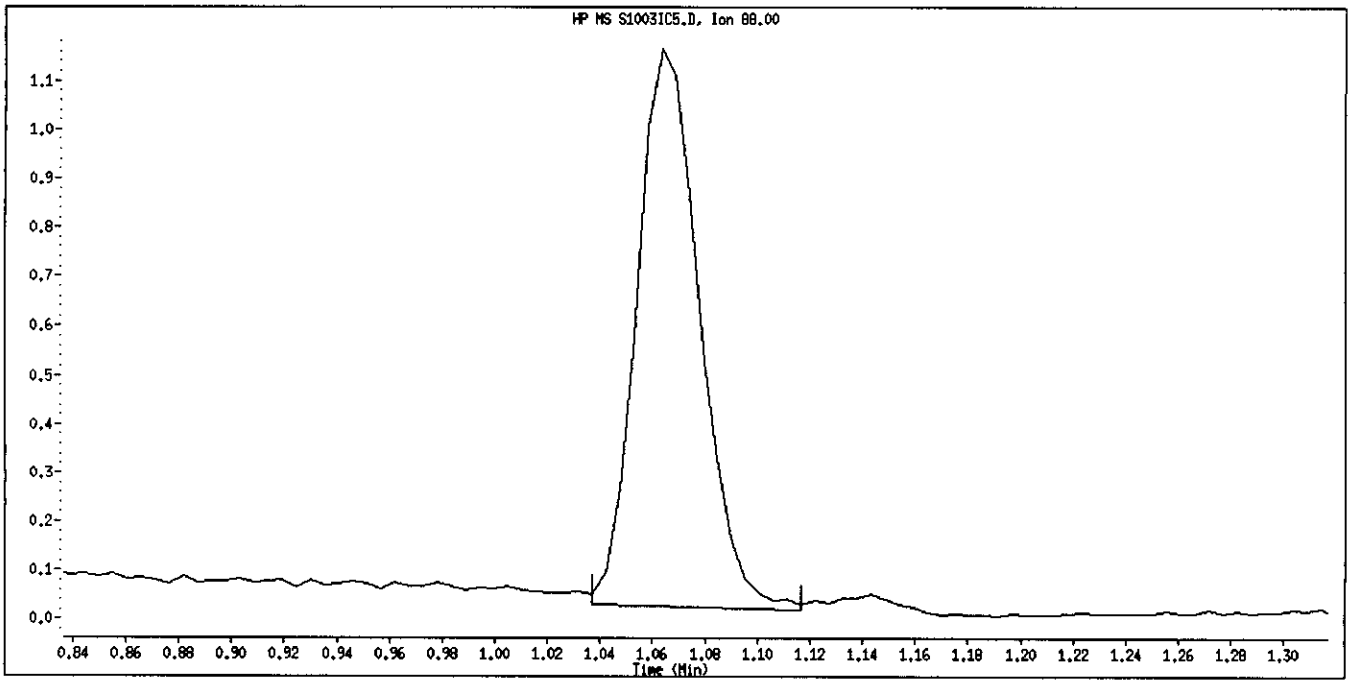

Original Integration

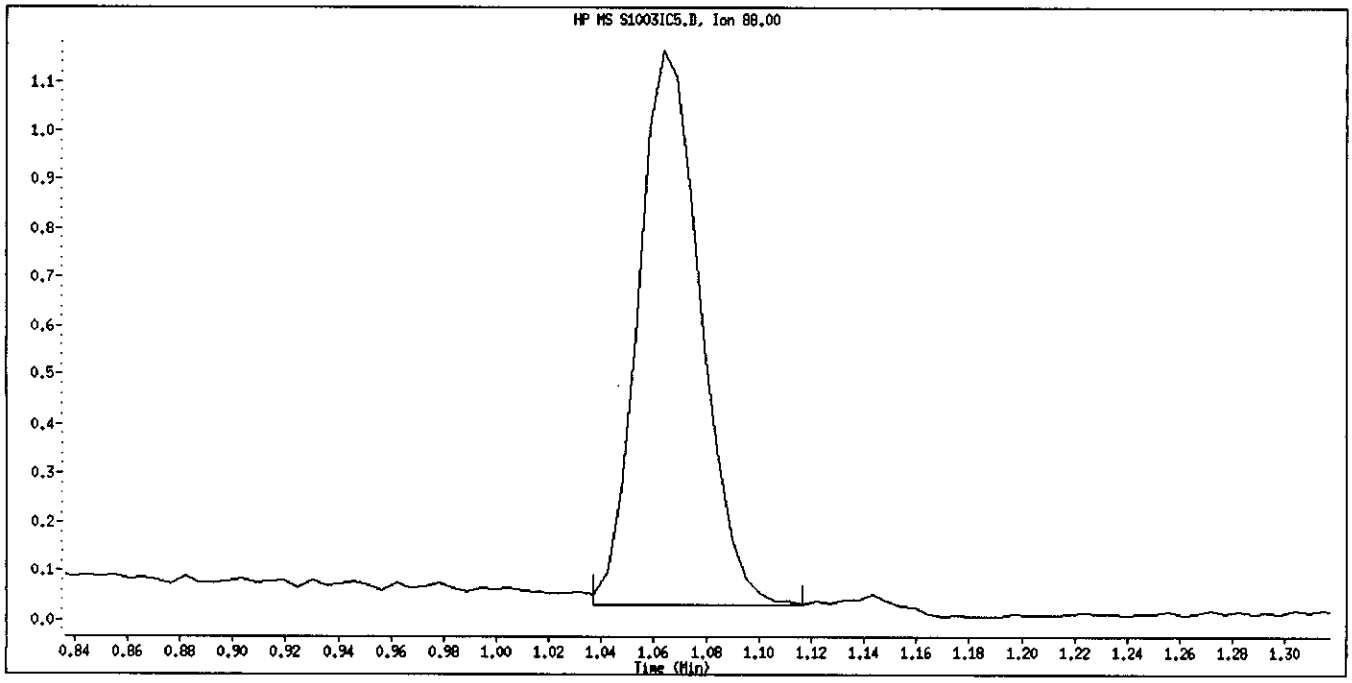

Manual Integration

Manually Integrated By: BachaS
Manual Integration Reason: Peak Integrated Incorrectly

Data File Name: S1003IC5.D
Inj. Date and Time: 03-OCT-2008 20:50
Instrument ID: 71.i
Client ID: sstd20
Compound Name: Pyridine
CAS #: 110-86-1
Report Date: 10/06/2008

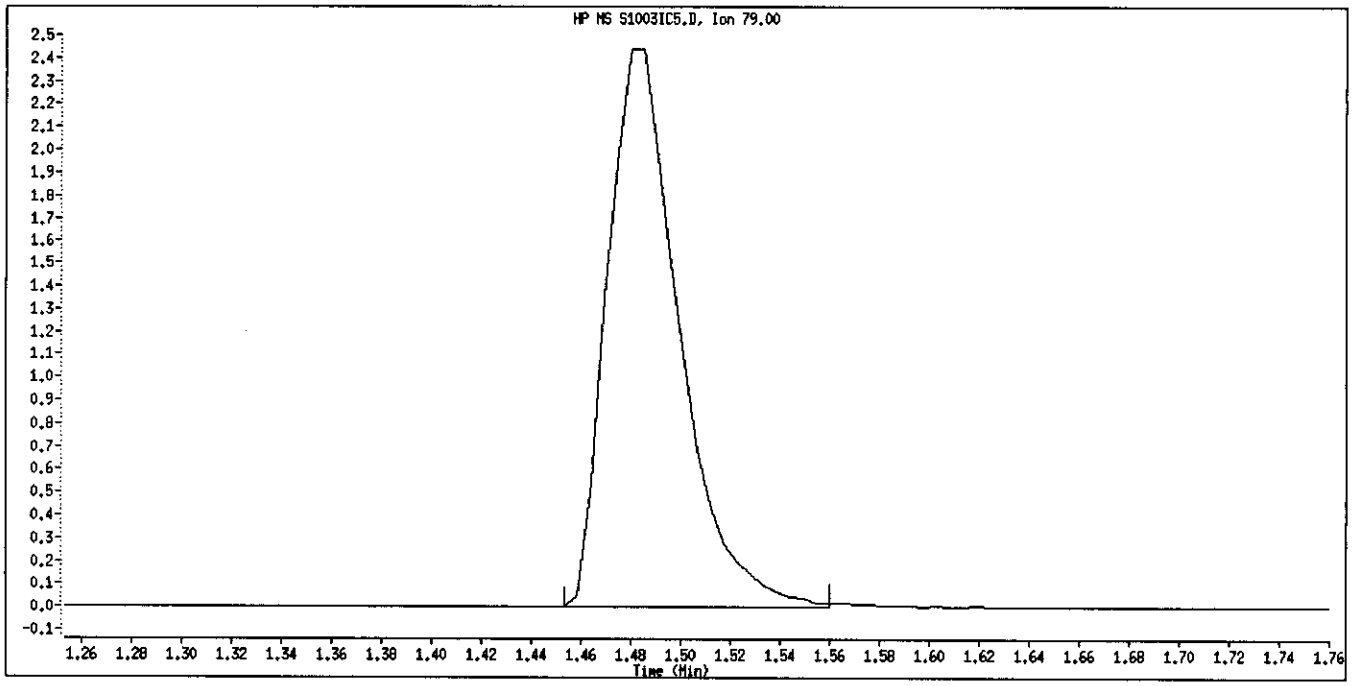

Original Integration

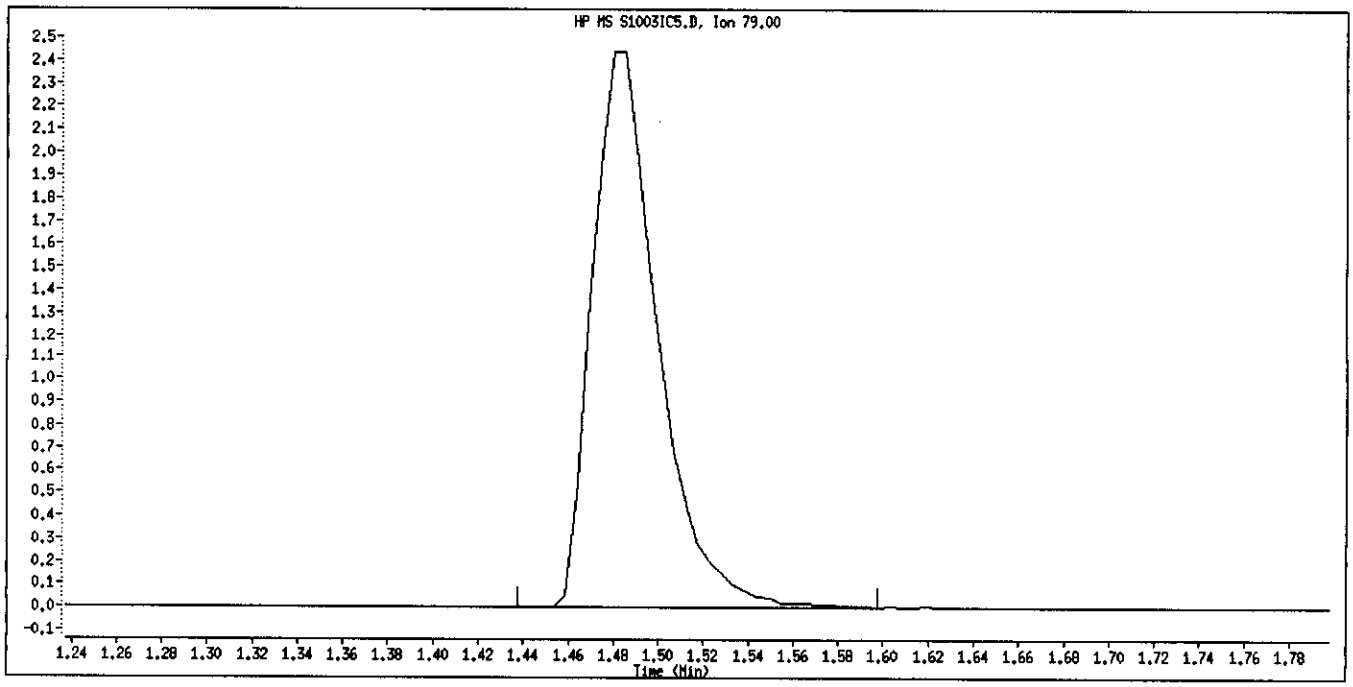

Manual Integration

Manually Integrated By: BachaS
Manual Integration Reason: Peak Integrated Incorrectly

Data File Name: S1003IC5.D
Inj. Date and Time: 03-OCT-2008 20:50
Instrument ID: 71.i
Client ID: sstd20
Compound Name: Benzoic Acid
CAS #: 65-85-0
Report Date: 10/06/2008

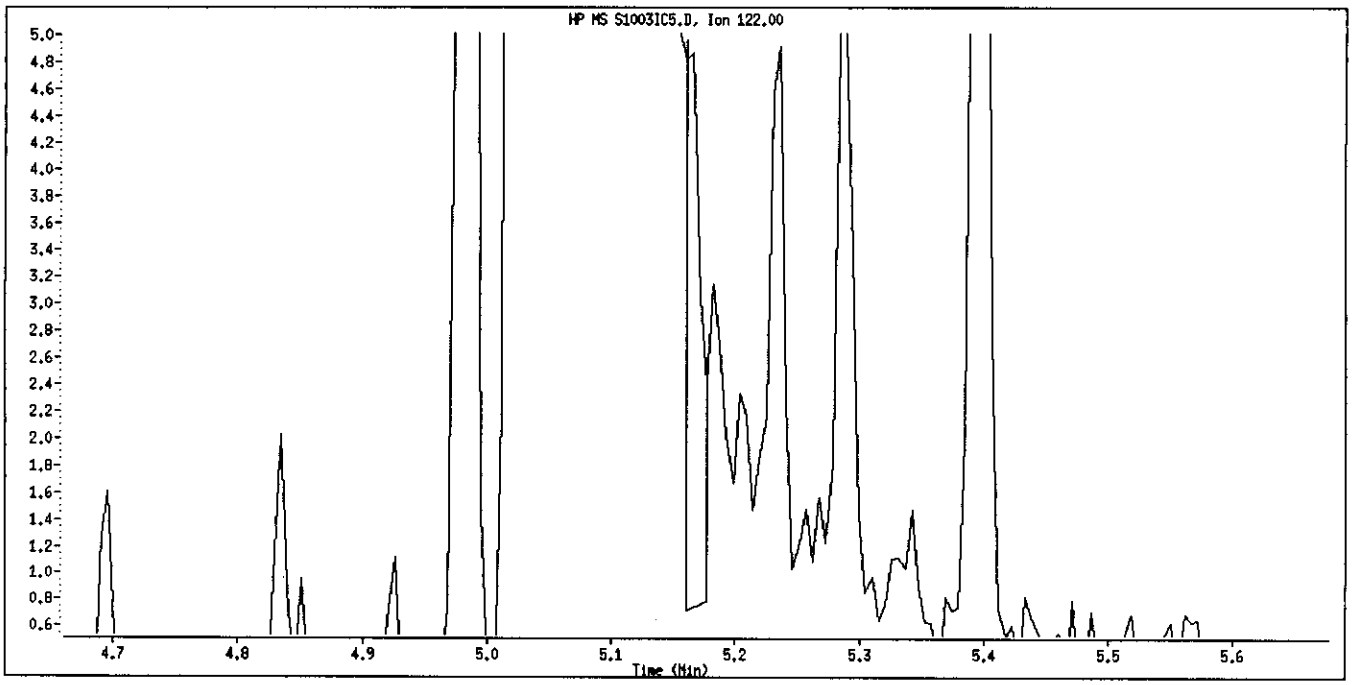

Original Integration

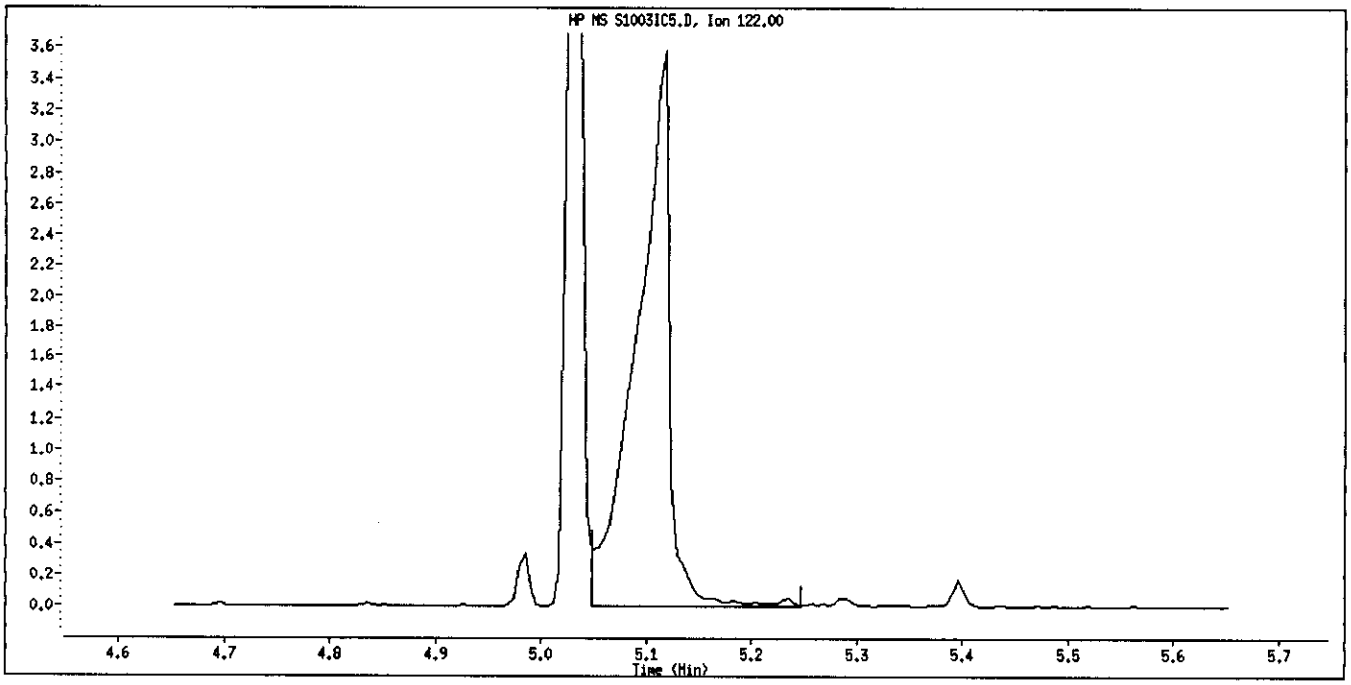

Manual Integration

Manually Integrated By: BachaS
Manual Integration Reason: Peak Integrated Incorrectly

Data File Name: S1003IC5.D
Inj. Date and Time: 03-OCT-2008 20:50
Instrument ID: 71.i
Client ID: sstd20
Compound Name: Pentachlorophenol
CAS #: 87-86-5
Report Date: 10/06/2008

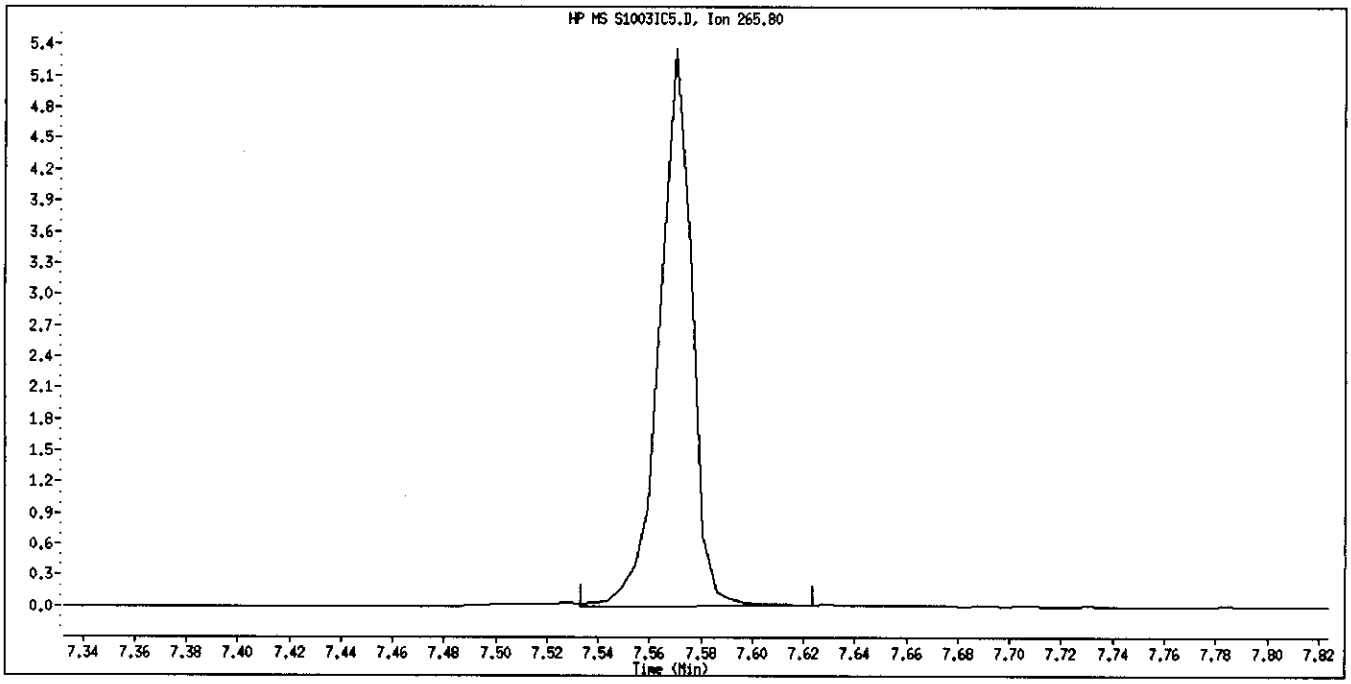

Original Integration

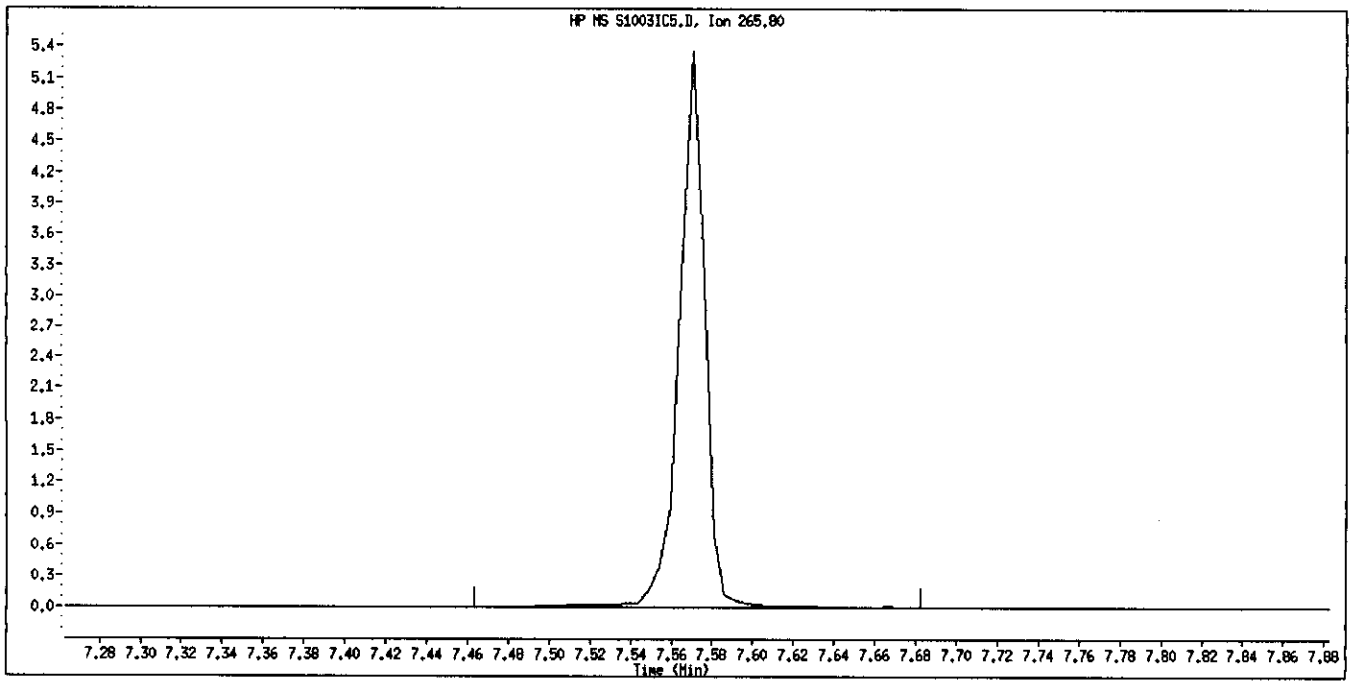

Manual Integration

Manually Integrated By: BachaS
Manual Integration Reason: Peak Integrated Incorrectly

Data File: \\PITSVR06\D\chem\71.i\s100308a.b\S1003IC6.D
Date : 03-OCT-2008 21:10
Client ID: sstd40
Sample Info: sstd40NG(20ug/ml) bna-0407-08 LL8270

Instrument: 71.i
Operator: 403801nlb
Column diameter: 0.32

Column phase: DB5-MS

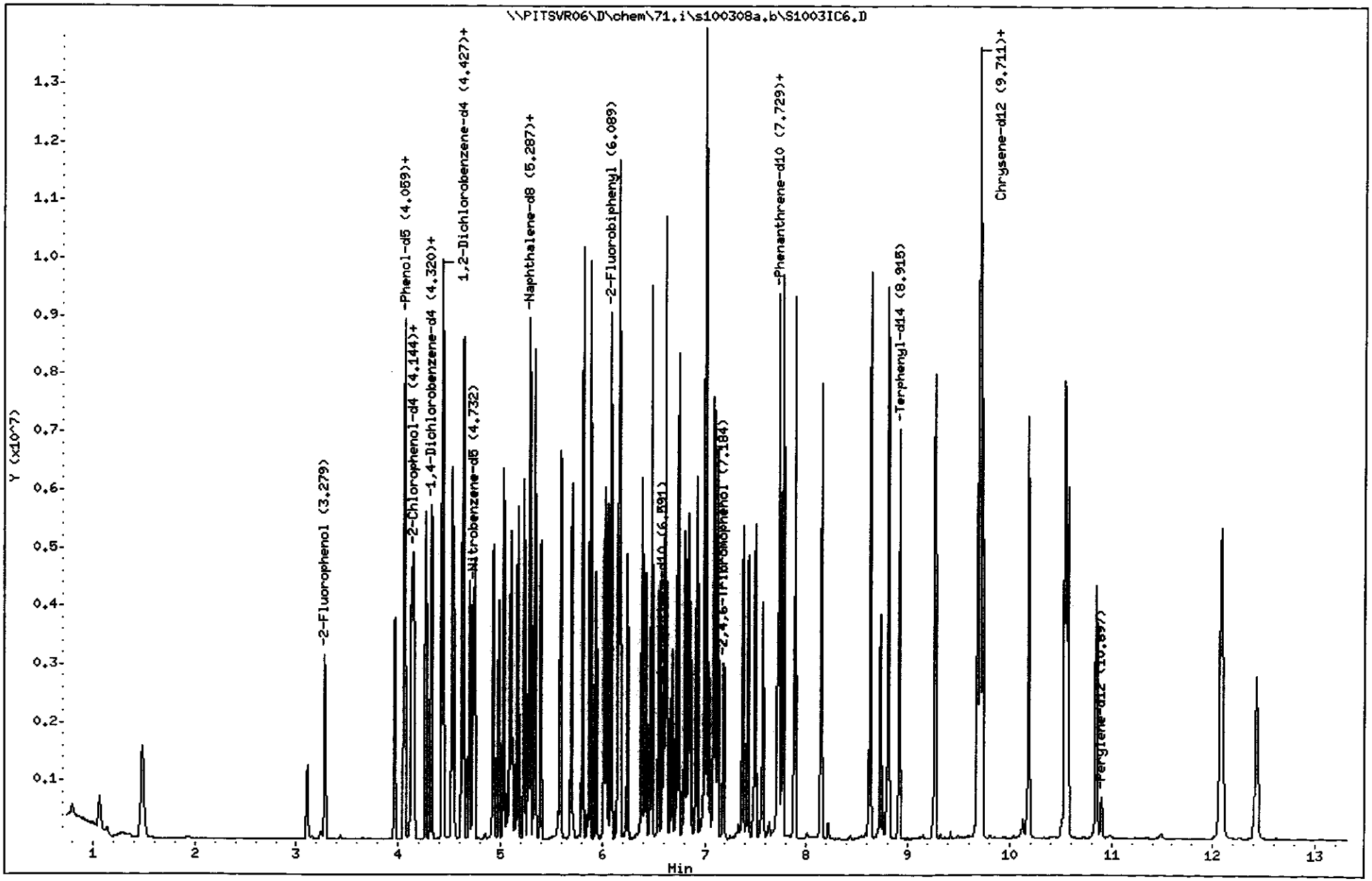

C8J160331 3110 (2001 - 3460)

TestAmerica Pittsburgh

Semivolatile REPORT SW-846 Method 8270

Data file : \\PITSVR06\D\chem\71.i\s100308a.b\S1003IC6.D
Lab Smp Id: sstd40 Client Smp ID: sstd40
Inj Date : 03-OCT-2008 21:10
Operator : 403801nlb Inst ID: 71.i
Smp Info : sstd40NG(20ug/ml) bna-0407-08 LL8270
Misc Info : sstd40,s100308a.b,llb.m,4-root.sub,1,6
Comment :
Method : \\PITSVR06\D\chem\71.i\s100308a.b\llb.m
Meth Date : 06-Oct-2008 13:44 bachas Quant Type: ISTD
Cal Date : 03-OCT-2008 21:30 Cal File: S1003IC7.D
Als bottle: 29 Calibration Sample, Level: 6
Dil Factor: 1.00000
Integrator: HP RTE Compound Sublist: 4-root.sub
Target Version: 4.14
Processing Host: PITPC-501

	Compounds	QUANT SIG MASS	RT	EXP RT	REL RT	RESPONSE	AMOUNTS CAL-AMT (NG)	ON-COL (NG)
* 1	1,4-Dichlorobenzene-d4	152	4.309	4.311	(1.000)	194672	8.00000	(Q)
* 2	Naphthalene-d8	136	5.271	5.273	(1.000)	867638	8.00000	
* 3	Acenaphthene-d10	164	6.590	6.593	(1.000)	553906	8.00000	
* 4	Phenanthrene-d10	188	7.712	7.714	(1.000)	833060	8.00000	
* 5	Chrysene-d12	240	9.715	9.718	(1.000)	442517	8.00000	
* 6	Perylene-d12	264	10.896	10.904	(1.000)	288104	8.00000	
198	1,4-Dioxane	88	1.067	1.069	(0.248)	337951	40.0000	35.339(M)
10	N-Nitrosodimethylamine	74	1.467	1.475	(0.341)	461164	40.0000	39.624
9	Pyridine	79	1.483	1.485	(0.344)	878951	40.0000	39.939(M)
16	Methyl methanesulfonate	80	3.107	3.109	(0.721)	478217	40.0000	39.696
206	Benzaldehyde	77	3.962	3.964	(0.919)	677774	40.0000	38.394
21	Aniline	93	4.058	4.060	(0.942)	1633420	40.0000	37.496
22	Phenol	94	4.069	4.071	(0.944)	1468969	40.0000	37.360
23	bis(2-Chloroethyl)ether	93	4.122	4.124	(0.957)	1108998	40.0000	38.191
24	2-Chlorophenol	128	4.149	4.151	(0.963)	1309621	40.0000	38.504
26	1,3-Dichlorobenzene	146	4.267	4.263	(0.990)	1488123	40.0000	38.970
27	1,4-Dichlorobenzene	146	4.325	4.322	(1.004)	1505153	40.0000	38.461
28	1,2-Dichlorobenzene	146	4.437	4.440	(1.030)	1365840	40.0000	37.503
29	Benzyl Alcohol	108	4.427	4.429	(1.027)	808921	40.0000	37.546(M)
30	2-Methylphenol	108	4.523	4.525	(1.050)	1174773	40.0000	37.560
31	2,2'-oxybis(1-Chloropropane)	45	4.534	4.536	(1.052)	2009916	40.0000	38.089
37	Acetophenone	105	4.619	4.621	(1.072)	1621638	40.0000	37.719
32	N-Nitroso-di-n-propylamine	70	4.630	4.637	(1.074)	605272	40.0000	35.674
192	4-Methylphenol	108	4.635	4.637	(1.076)	1140865	40.0000	36.032
34	Hexachloroethane	117	4.694	4.696	(1.089)	533691	40.0000	37.621
35	Nitrobenzene	77	4.742	4.749	(0.900)	1052371	40.0000	37.424
41	Isophorone	82	4.929	4.931	(0.935)	2167406	40.0000	37.516
42	2-Nitrophenol	139	4.982	4.985	(0.945)	800097	40.0000	38.782
43	2,4-Dimethylphenol	107	5.030	5.038	(0.954)	1221849	40.0000	39.786
44	bis(2-Chloroethoxy)methane	93	5.100	5.102	(0.968)	1392840	40.0000	36.364
48	2,4-Dichlorophenol	162	5.169	5.172	(0.981)	1197692	40.0000	38.259
49	Benzoic Acid	122	5.121	5.151	(0.972)	935287	40.0000	39.521(MH)
50	1,2,4-Trichlorobenzene	180	5.233	5.236	(0.993)	1210091	40.0000	37.094

Compounds	QUANT SIG MASS	RT	EXP RT	REL RT	RESPONSE	AMOUNTS CAL-AMT (NG)	ON-COL (NG)
51 Naphthalene	128	5.287	5.289	(1.003)	4141930	40.0000	37.026
52 4-Chloroaniline	127	5.335	5.337	(1.012)	1646633	40.0000	35.286
54 2,6-Dichlorophenol	162	5.340	5.348	(1.013)	1152286	40.0000	36.705
56 Hexachlorobutadiene	225	5.399	5.396	(1.024)	617930	40.0000	37.781(Q)
208 Caprolactam	113	5.597	5.620	(1.062)	377542	40.0000	33.990(QMH)
59 4-Chloro-3-Methylphenol	107	5.704	5.706	(1.082)	1126458	40.0000	38.412
62 2-Methylnaphthalene	142	5.810	5.813	(1.102)	2874176	40.0000	36.747
63 1-Methylnaphthalene	142	5.885	5.887	(1.117)	2852687	40.0000	37.079
64 Hexachlorocyclopentadiene	237	5.939	5.935	(0.901)	718625	40.0000	42.844
66 2,4,6-Trichlorophenol	196	6.024	6.026	(0.914)	907783	40.0000	39.201
67 2,4,5-Trichlorophenol	196	6.051	6.053	(0.918)	930312	40.0000	38.624
209 1,1'-Biphenyl	154	6.163	6.165	(0.935)	3431328	40.0000	36.181
70 2-Chloronaphthalene	162	6.174	6.176	(0.937)	2568523	40.0000	35.918
73 2-Nitroaniline	65	6.248	6.251	(0.948)	702704	40.0000	38.589
76 Dimethylphthalate	163	6.393	6.395	(0.970)	2922008	40.0000	38.250
78 2,6-Dinitrotoluene	165	6.430	6.438	(0.976)	702867	40.0000	40.705
79 Acenaphthylene	152	6.484	6.486	(0.984)	4686323	40.0000	38.536
81 3-Nitroaniline	138	6.558	6.560	(0.995)	870726	40.0000	39.955
82 Acenaphthene	153	6.617	6.619	(1.004)	2665812	40.0000	37.099
83 2,4-Dinitrophenol	184	6.633	6.641	(1.006)	397084	40.0000	39.221(Q)
85 4-Nitrophenol	109	6.681	6.689	(1.014)	258493	40.0000	40.528
86 Dibenzofuran	168	6.745	6.753	(1.024)	3803364	40.0000	36.803
87 2,4-Dinitrotoluene	165	6.735	6.742	(1.022)	861665	40.0000	38.339
92 2-Naphthylamine	143	6.863	6.865	(1.041)	1467007	40.0000	42.250
91 2,3,5,6-Tetrachlorophenol	232	6.809	6.812	(1.033)	799077	40.0000	41.836
88 2,3,4,6-Tetrachlorophenol	232	6.841	6.844	(1.038)	698149	40.0000	37.176
93 Diethylphthalate	149	6.927	6.929	(1.051)	2789565	40.0000	37.504
94 Fluorene	166	7.007	7.009	(1.063)	2746478	40.0000	34.386
95 4-Chlorophenyl-phenylether	204	7.007	7.010	(1.063)	1157523	40.0000	39.582
96 4-Nitroaniline	138	7.018	7.025	(1.065)	699380	40.0000	34.362
98 4,6-Dinitro-2-methylphenol	198	7.044	7.047	(0.913)	486054	40.0000	39.244
99 N-Nitrosodiphenylamine (1)	169	7.093	7.100	(0.920)	2334680	40.0000	40.787
100 1,2-Diphenylhydrazine	77	7.125	7.127	(0.924)	2396922	40.0000	37.924
106 4-Bromophenyl-phenylether	248	7.376	7.378	(0.956)	752623	40.0000	40.133
107 Hexachlorobenzene	284	7.429	7.431	(0.963)	781899	40.0000	38.476
210 Atrazine	200	7.499	7.501	(0.972)	631507	40.0000	42.622
111 Pentachlorophenol	266	7.573	7.570	(0.982)	539688	40.0000	42.126(QM)
115 Phenanthrene	178	7.728	7.730	(1.002)	4601339	40.0000	40.608
116 Anthracene	178	7.771	7.773	(1.008)	4396783	40.0000	40.150
119 Carbazole	167	7.888	7.891	(1.023)	3963025	40.0000	39.678
120 Di-n-Butylphthalate	149	8.156	8.152	(1.057)	4779447	40.0000	41.396
123 Fluoranthene	202	8.631	8.633	(1.119)	4114296	40.0000	40.459
124 Benzidine	184	8.727	8.729	(0.898)	1491606	40.0000	43.087
125 Pyrene	202	8.802	8.804	(0.906)	4171286	40.0000	45.584
131 Butylbenzylphthalate	149	9.283	9.285	(0.955)	1704974	40.0000	45.264
135 3,3'-Dichlorobenzidine	252	9.683	9.686	(0.997)	1130860	40.0000	45.679
136 Benzo(a)Anthracene	228	9.705	9.712	(0.999)	2621056	40.0000	38.148
137 Chrysene	228	9.737	9.739	(1.002)	2675400	40.0000	42.371
139 bis(2-ethylhexyl)Phthalate	149	9.710	9.712	(0.999)	2135209	40.0000	42.680
140 Di-n-octylphthalate	149	10.180	10.183	(0.934)	3618470	40.0000	40.018
141 Benzo(b)fluoranthene	252	10.549	10.557	(0.968)	3042805	40.0000	40.369
142 Benzo(k)fluoranthene	252	10.570	10.578	(0.970)	2618597	40.0000	43.742
143 7,12-dimethylbenz[a]anthracen	256	10.538	10.546	(0.967)	1209847	40.0000	46.084
146 Benzo(a)pyrene	252	10.848	10.856	(0.996)	2118181	40.0000	44.125

Compounds	QUANT SIG MASS	RT	EXP RT	REL RT	RESPONSE	AMOUNTS CAL-AMT (NG)	AMOUNTS ON-COL (NG)
149 Indeno(1,2,3-cd)pyrene	276	12.077	12.090	(1.108)	2551551	40.0000	40.400
150 Dibenz(a,h)anthracene	278	12.087	12.101	(1.109)	2185809	40.0000	40.511
151 Benzo(g,h,i)perylene	276	12.424	12.443	(1.140)	1976307	40.0000	39.895
$ 154 Nitrobenzene-d5	82	4.731	4.733	(0.898)	1101731	40.0000	37.710
$ 155 2-Fluorobiphenyl	172	6.088	6.090	(0.924)	3016142	40.0000	37.493
$ 156 Terphenyl-d14	244	8.920	8.916	(0.918)	2407821	40.0000	43.508
$ 157 Phenol-d5	99	4.058	4.060	(0.942)	1308664	40.0000	37.795
$ 158 2-Fluorophenol	112	3.278	3.280	(0.761)	1133875	40.0000	39.860
$ 159 2,4,6-Tribromophenol	330	7.189	7.191	(0.932)	366306	40.0000	40.022
$ 186 2-Chlorophenol-d4	132	4.138	4.140	(0.960)	1301473	40.0000	37.967
$ 187 1,2-Dichlorobenzene-d4	152	4.427	4.424	(1.027)	821937	40.0000	36.371

QC Flag Legend

Q - Qualifier signal failed the ratio test.
M - Compound response manually integrated.
H - Operator selected an alternate compound hit.

Data File Name: S1003IC6.D
Inj. Date and Time: 03-OCT-2008 21:10
Instrument ID: 71.i
Client ID: sstd40
Compound Name: 1,4-Dioxane
CAS #: 123-91-1
Report Date: 10/06/2008

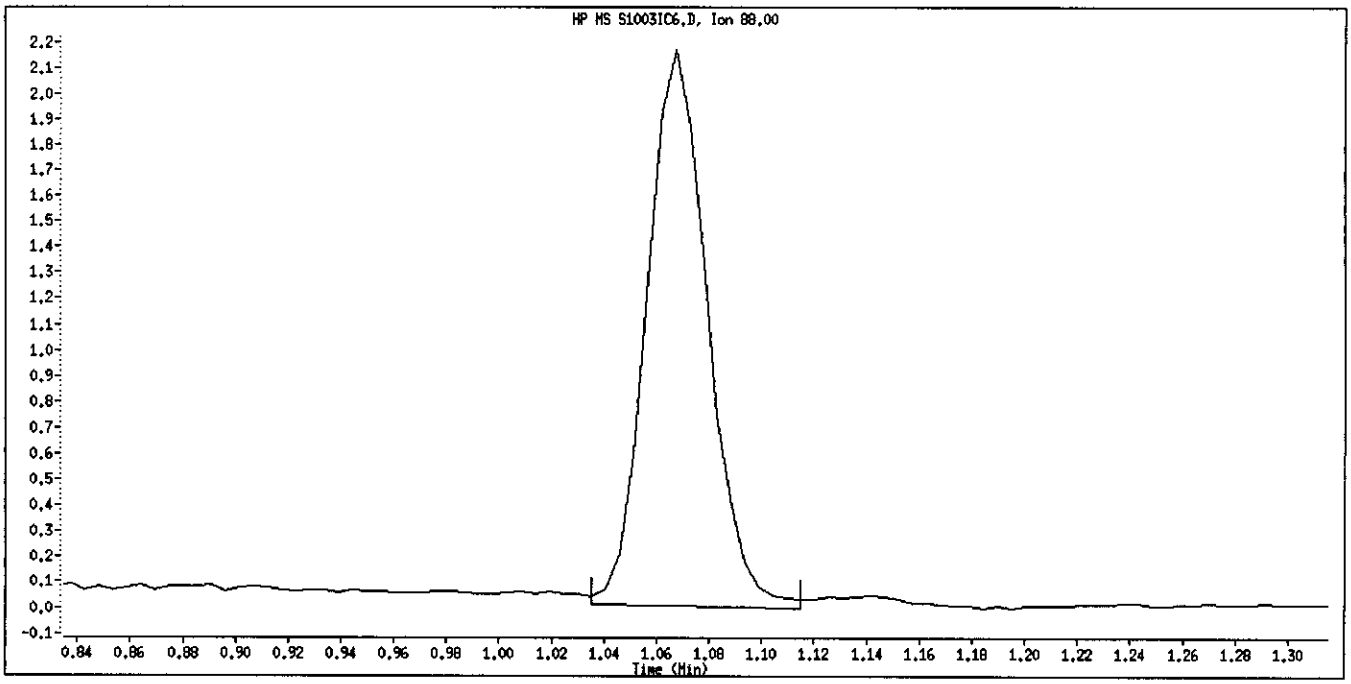

Original Integration

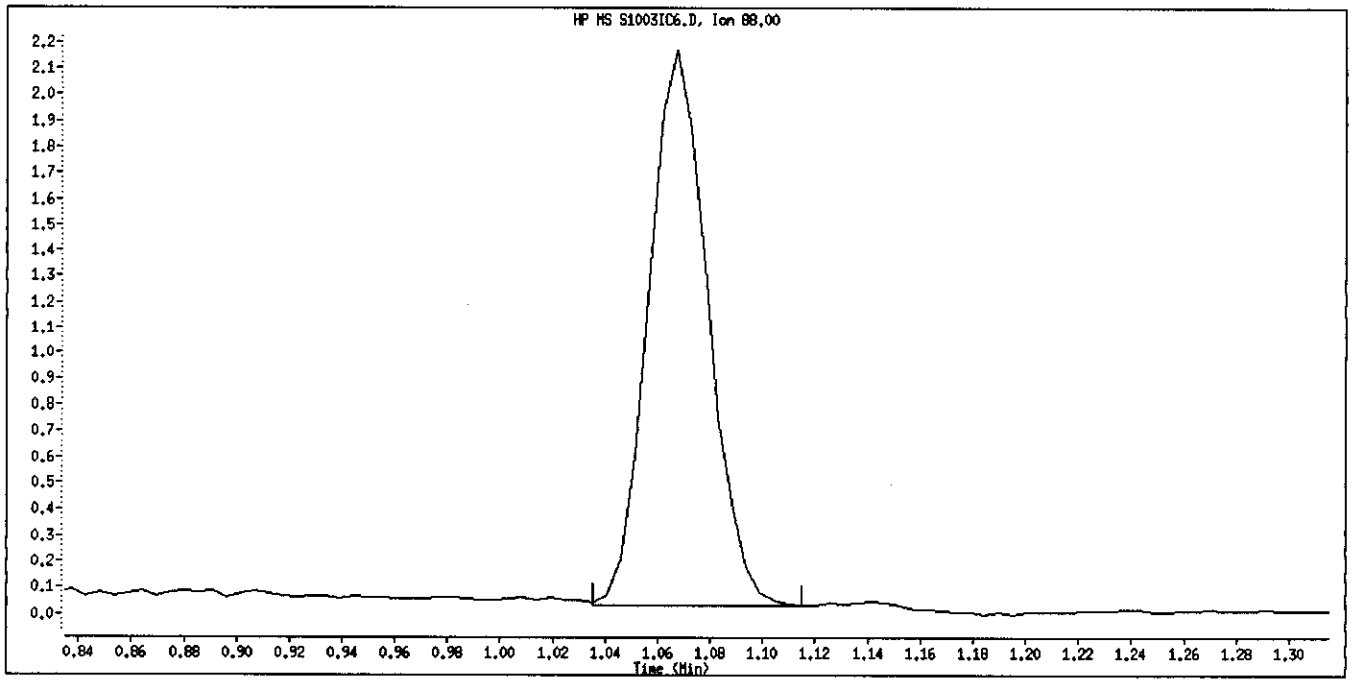

Manual Integration

Manually Integrated By: BachaS
Manual Integration Reason: Peak Integrated Incorrectly

Data File Name: S1003IC6.D
Inj. Date and Time: 03-OCT-2008 21:10
Instrument ID: 71.i
Client ID: sstd40
Compound Name: Pyridine
CAS #: 110-86-1
Report Date: 10/06/2008

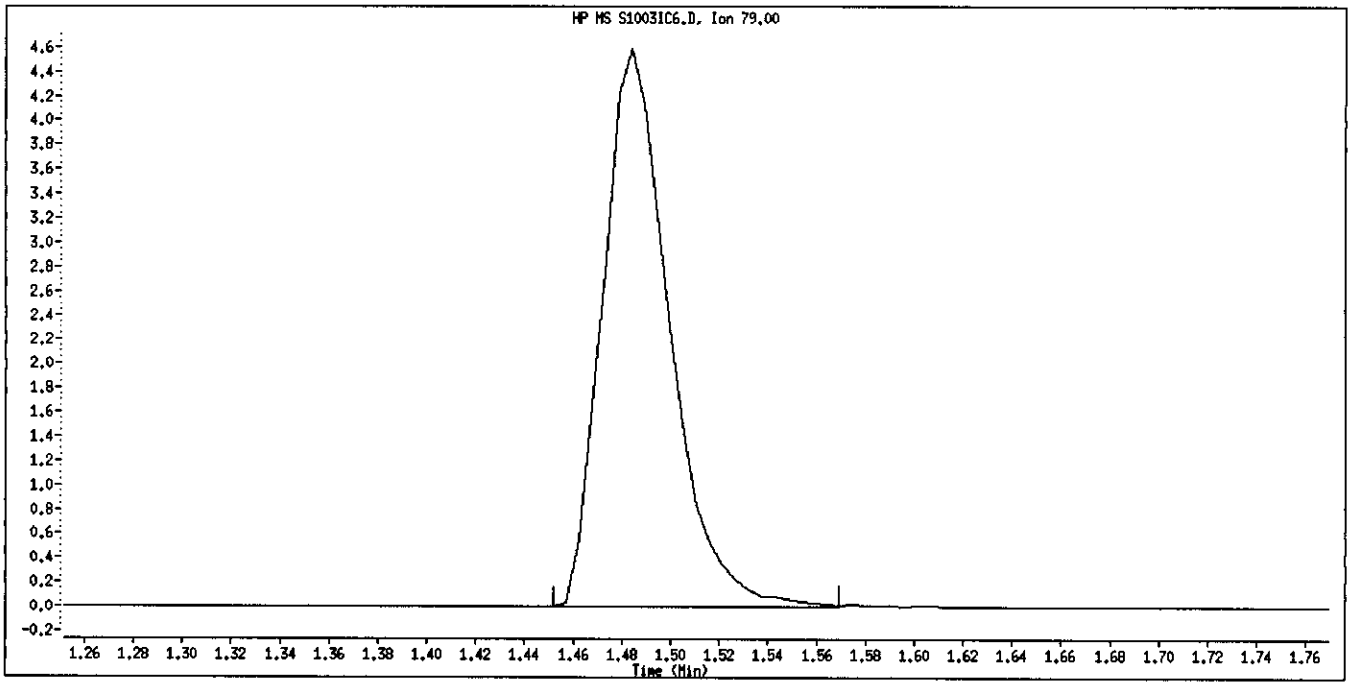

Original Integration

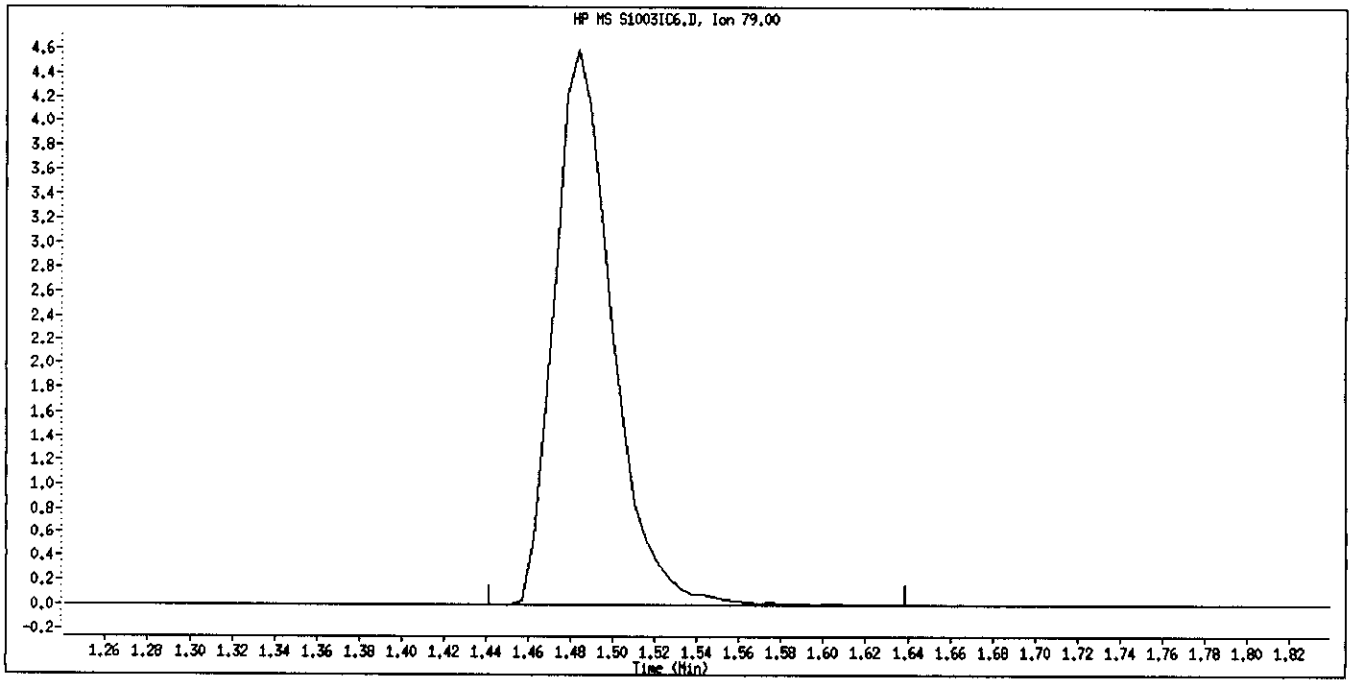

Manual Integration

Manually Integrated By: BachaS
Manual Integration Reason: Peak Integrated Incorrectly

Data File Name: S1003IC6.D
Inj. Date and Time: 03-OCT-2008 21:10
Instrument ID: 71.i
Client ID: sstd40
Compound Name: Benzyl Alcohol
CAS #: 100-51-6
Report Date: 10/06/2008

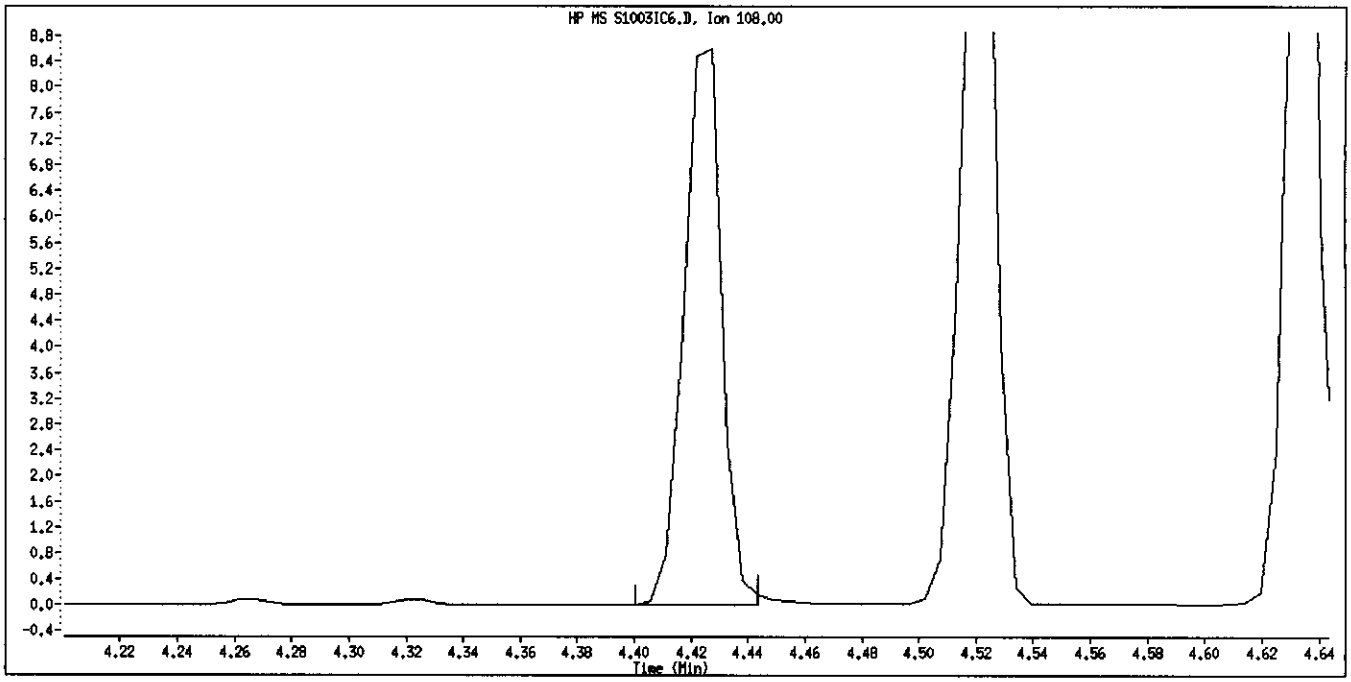

Original Integration

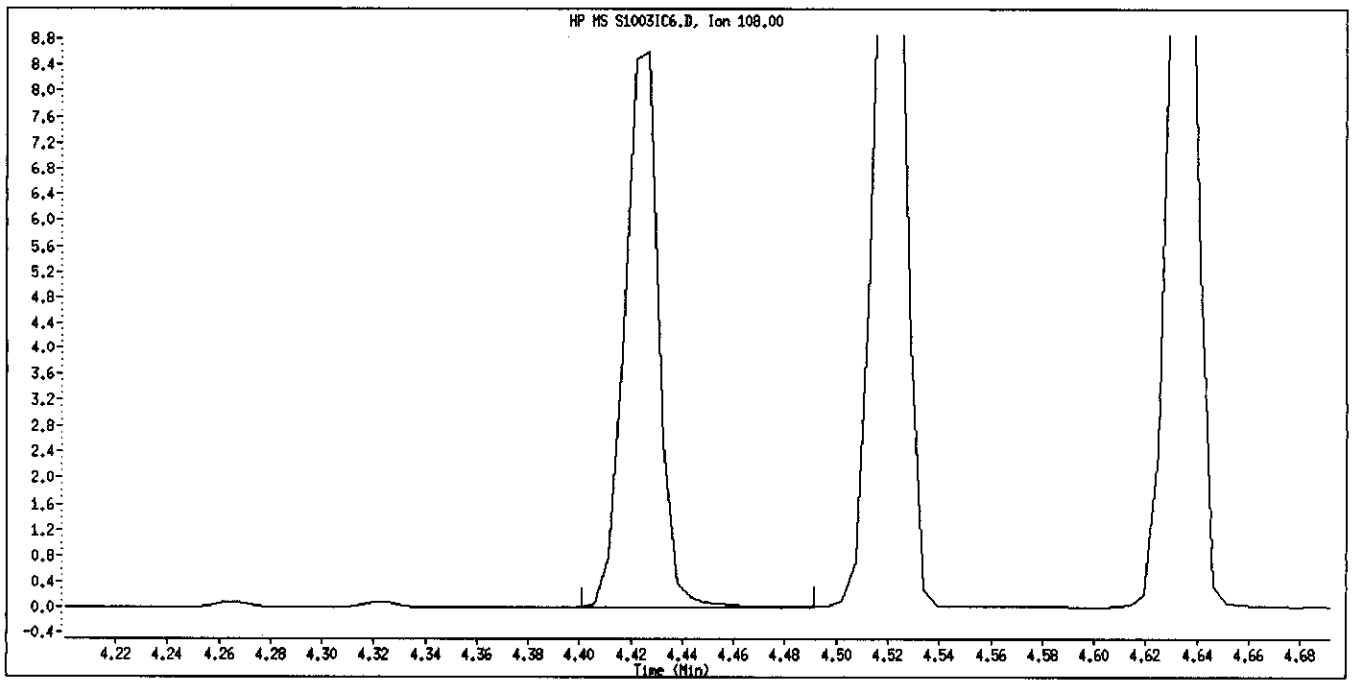

Manual Integration

Manually Integrated By: BachaS
Manual Integration Reason: Peak Integrated Incorrectly

Data File Name: S1003IC6.D
Inj. Date and Time: 03-OCT-2008 21:10
Instrument ID: 71.i
Client ID: sstd40
Compound Name: Benzoic Acid
CAS #: 65-85-0
Report Date: 10/06/2008

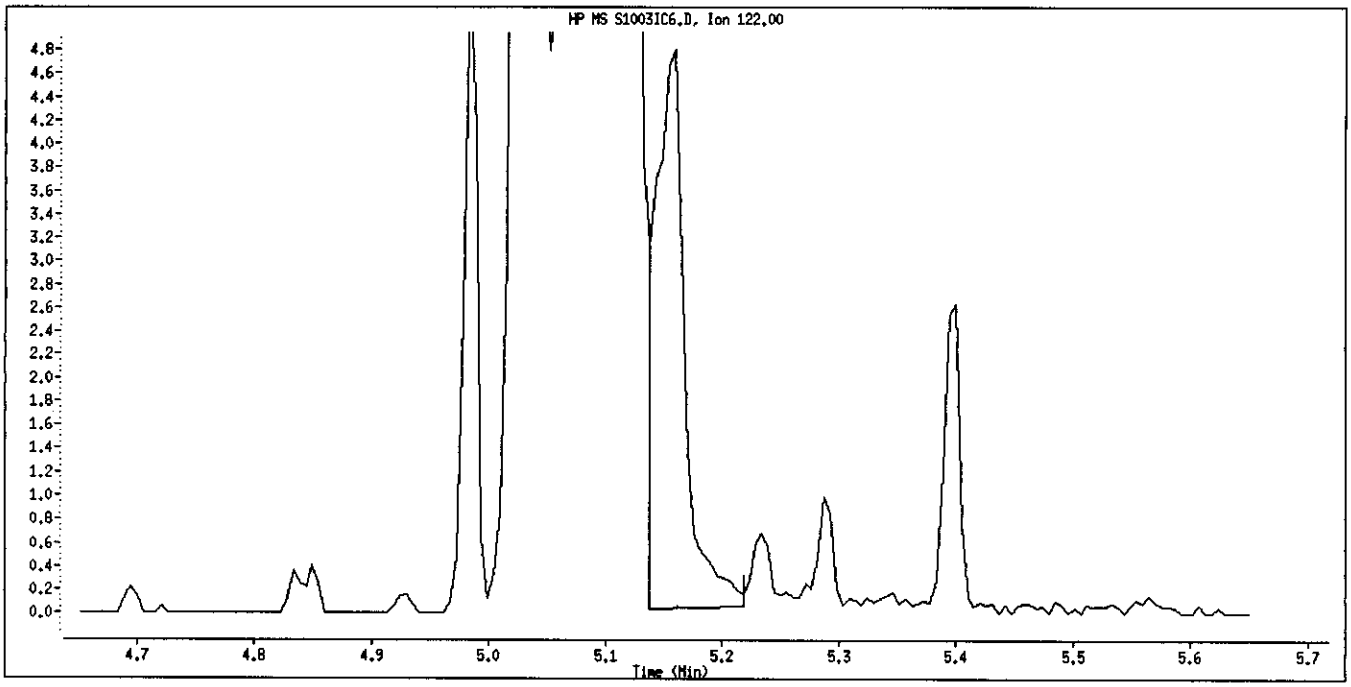

Original Integration

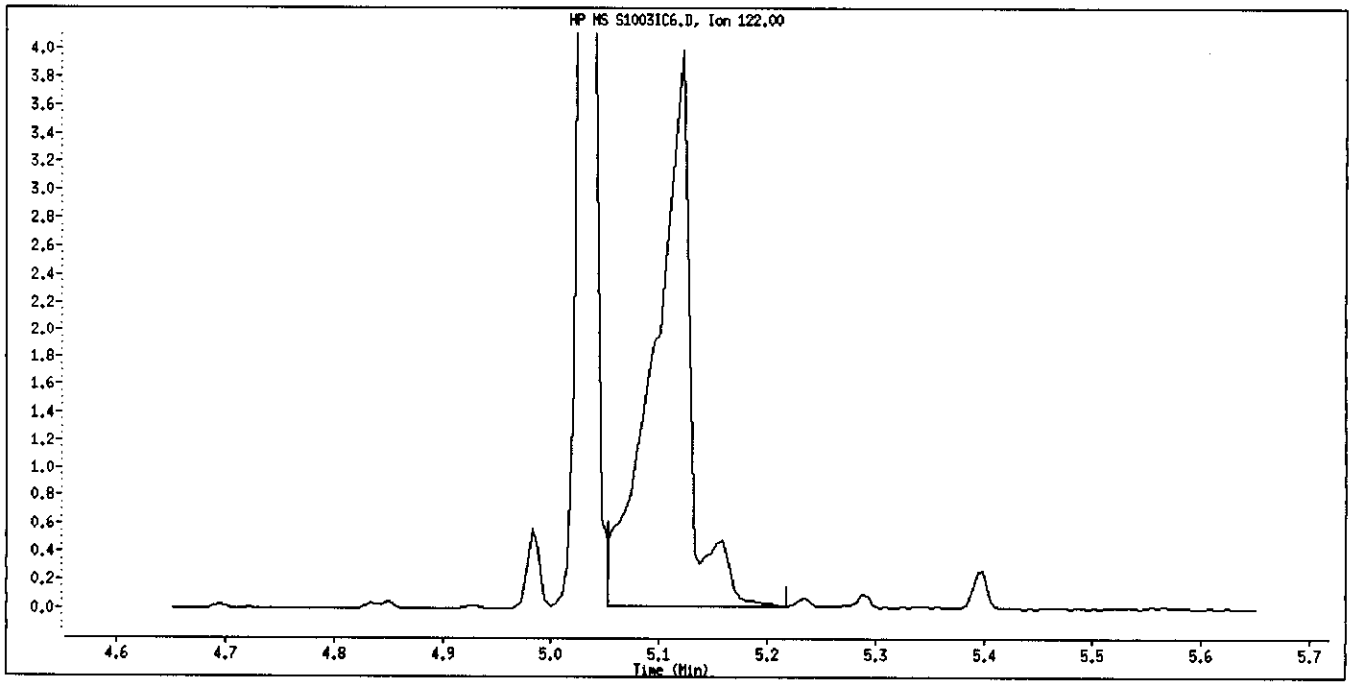

Manual Integration

Manually Integrated By: BachaS
Manual Integration Reason: Peak Integrated Incorrectly

Data File Name: S1003IC6.D
Inj. Date and Time: 03-OCT-2008 21:10
Instrument ID: 71.i
Client ID: sstd40
Compound Name: Caprolactam
CAS #: 105-60-2
Report Date: 10/06/2008

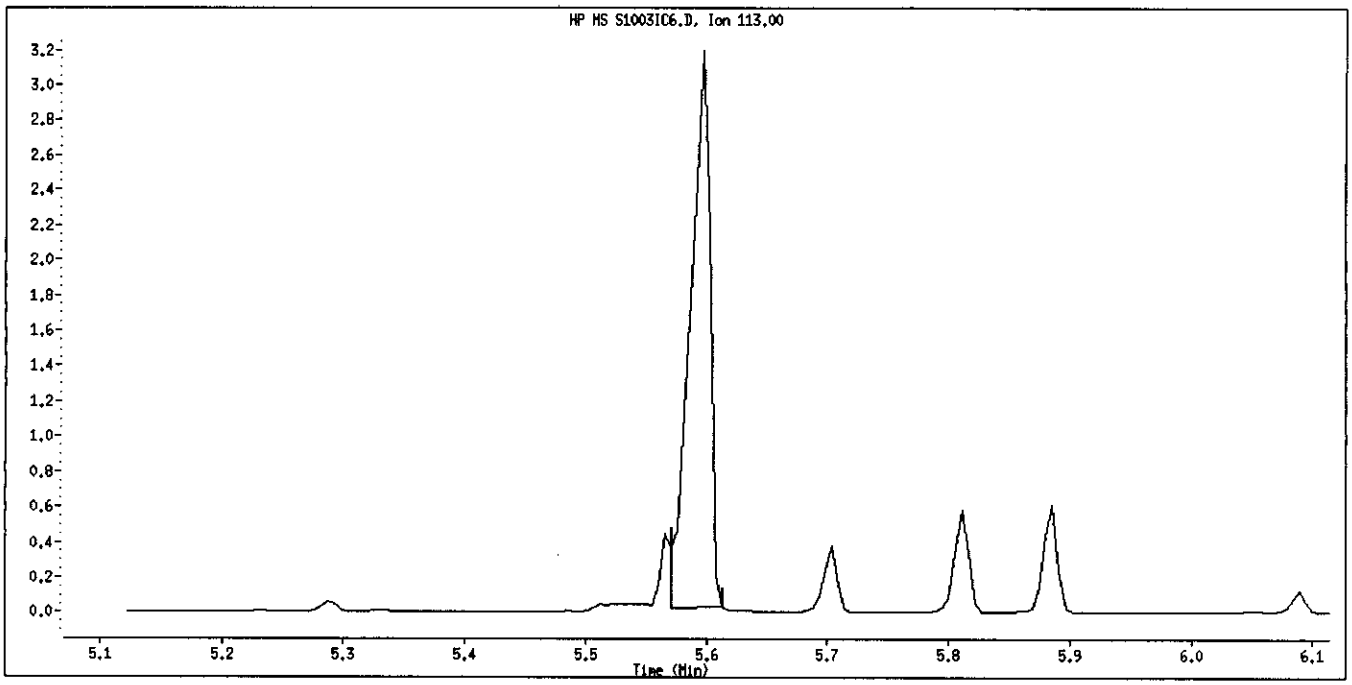

Original Integration

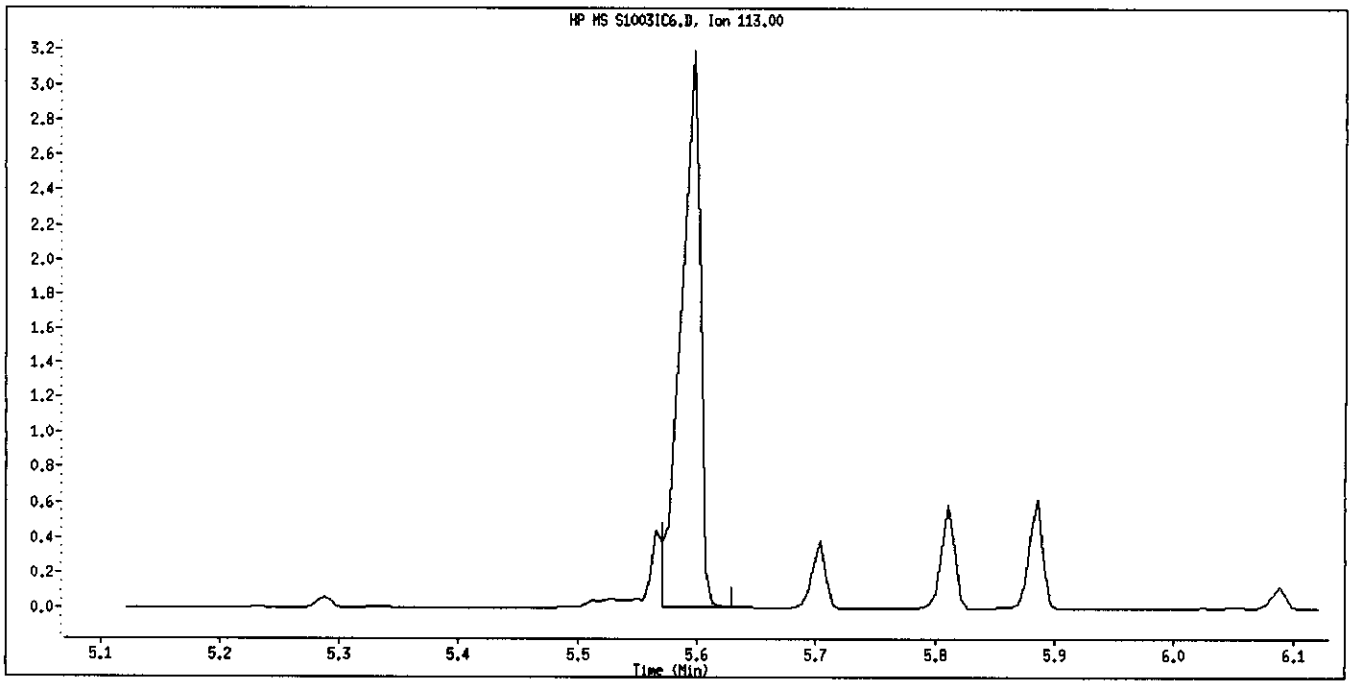

Manual Integration

Manually Integrated By: BachaS
Manual Integration Reason: Peak Integrated Incorrectly

Data File Name: S1003IC6.D
Inj. Date and Time: 03-OCT-2008 21:10
Instrument ID: 71.i
Client ID: sstd40
Compound Name: Pentachlorophenol
CAS #: 87-86-5
Report Date: 10/06/2008

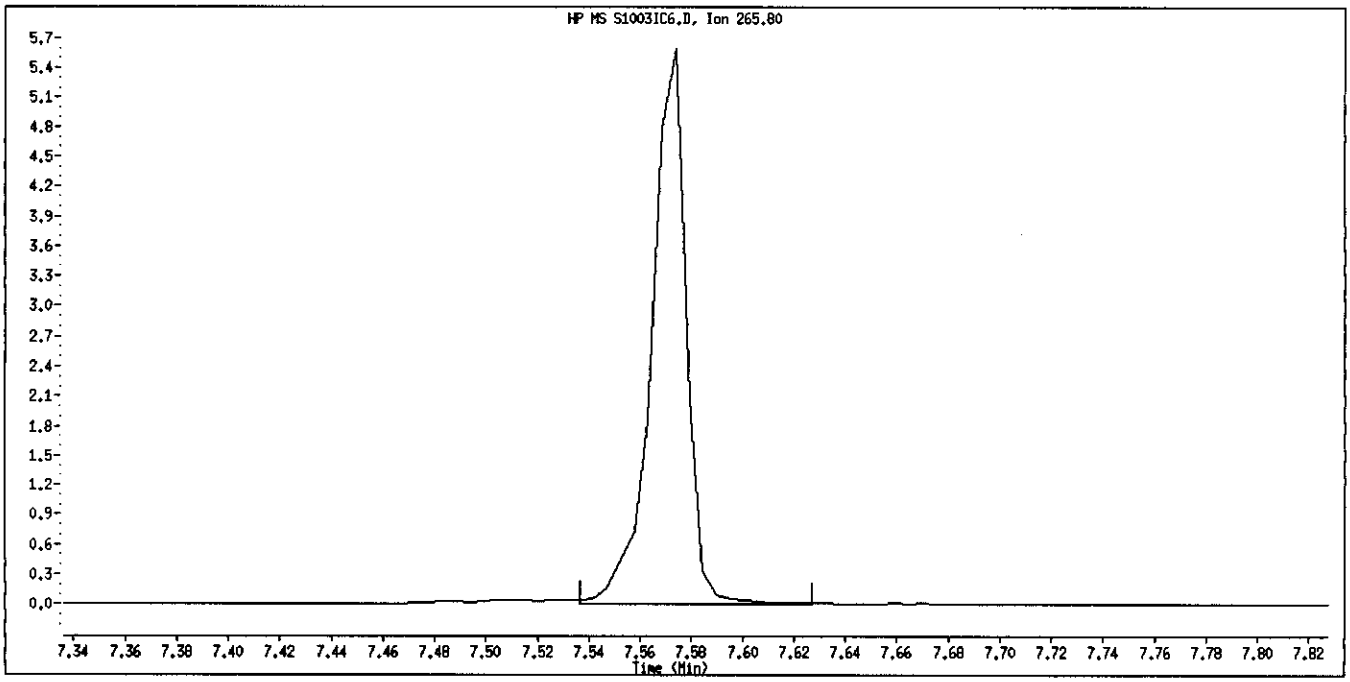

Original Integration

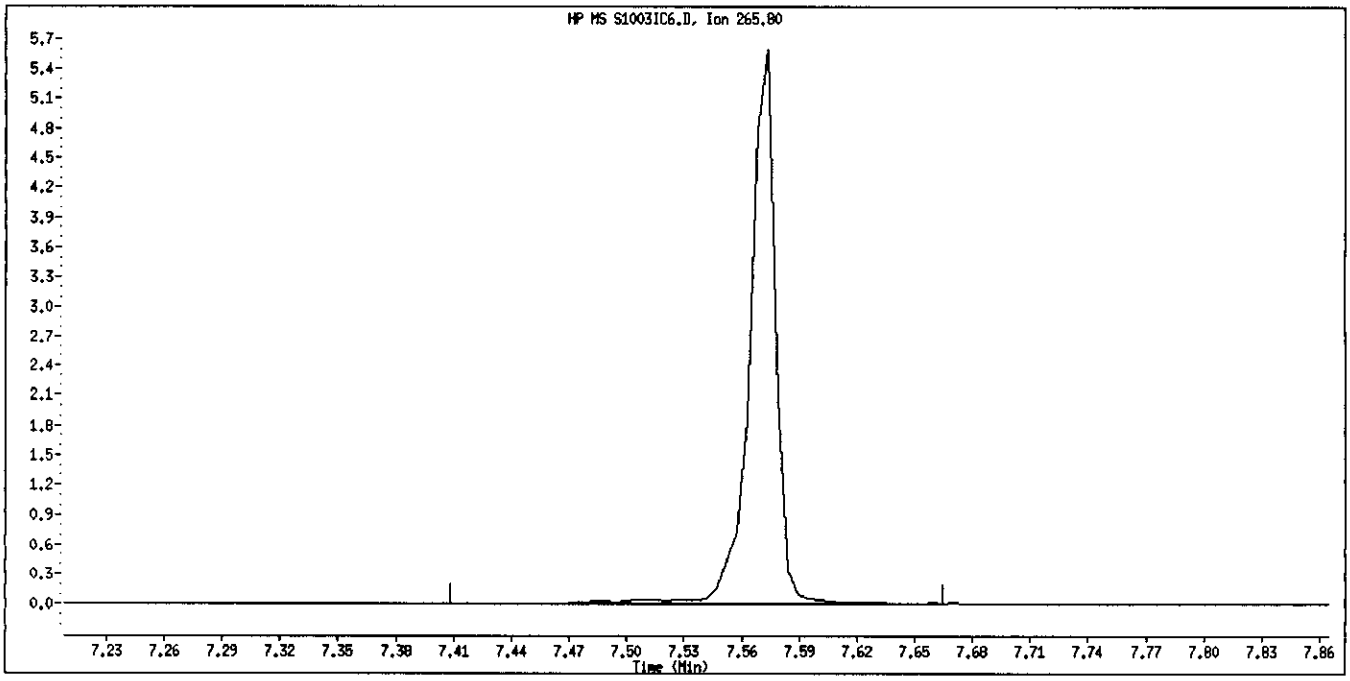

Manual Integration

Manually Integrated By: BachaS
Manual Integration Reason: Peak Integrated Incorrectly

Data File: \\PITSVR06\D\chem\71.i\s100308a.b\S1003IC7.D
Date : 03-OCT-2008 21:30
Client ID: sstd80
Sample Info: sstd80NG(40ug/ml) bna-0408-08 LL8270

Column phase: DB5-MS

Instrument: 71.i

Operator: 403801nlb
Column diameter: 0.32

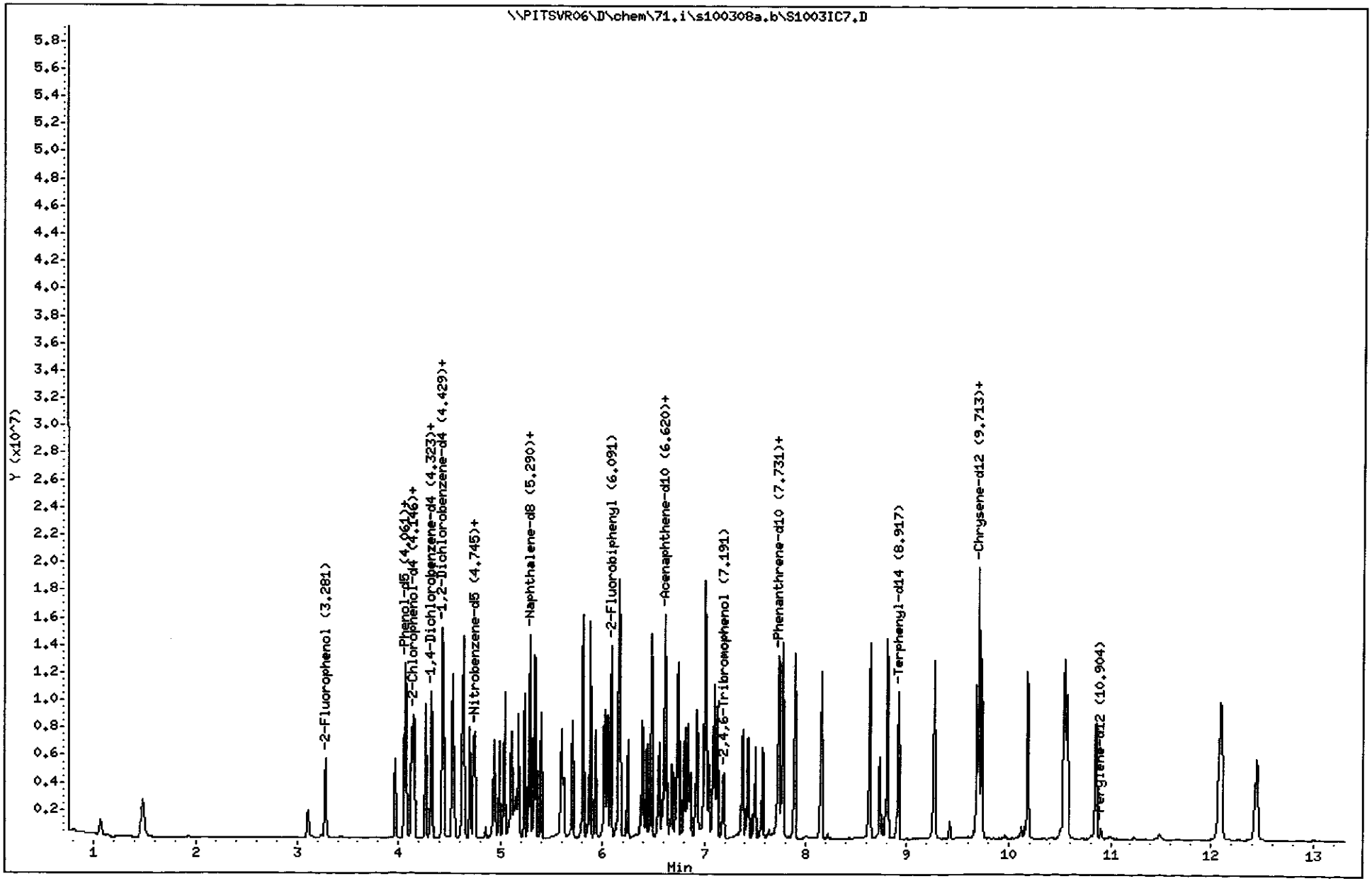

(2001 - 3460)
3120
C8J160331

TestAmerica Pittsburgh

Semivolatile REPORT SW-846 Method 8270

Data file : \\PITSVR06\D\chem\71.i\s100308a.b\S1003IC7.D
Lab Smp Id: sstd80 Client Smp ID: sstd80
Inj Date : 03-OCT-2008 21:30
Operator : 403801nlb Inst ID: 71.i
Smp Info : sstd80NG(40ug/ml) bna-0408-08 LL8270
Misc Info : sstd80,s100308a.b,llb.m,4-root.sub,1,7
Comment :
Method : \\PITSVR06\D\chem\71.i\s100308a.b\llb.m
Meth Date : 06-Oct-2008 13:44 bachas Quant Type: ISTD
Cal Date : 03-OCT-2008 21:30 Cal File: S1003IC7.D
Als bottle: 30 Calibration Sample, Level: 7
Dil Factor: 1.00000
Integrator: HP RTE Compound Sublist: 4-root.sub
Target Version: 4.14
Processing Host: PITPC-501

	Compounds	QUANT SIG MASS	RT	EXP RT	REL RT	RESPONSE	AMOUNTS CAL-AMT (NG)	ON-COL (NG)	
* 1	1,4-Dichlorobenzene-d4	152	4.311	4.311	(1.000)	196898	8.00000		(Q)
* 2	Naphthalene-d8	136	5.273	5.273	(1.000)	826707	8.00000		
* 3	Acenaphthene-d10	164	6.593	6.593	(1.000)	522170	8.00000		
* 4	Phenanthrene-d10	188	7.714	7.714	(1.000)	755311	8.00000		
* 5	Chrysene-d12	240	9.718	9.718	(1.000)	377785	8.00000		(MH)
* 6	Perylene-d12	264	10.904	10.904	(1.000)	273772	8.00000		
198	1,4-Dioxane	88	1.069	1.069	(0.248)	659067	80.0000	68.139	
10	N-Nitrosodimethylamine	74	1.475	1.475	(0.342)	920113	80.0000	78.163	(M)
9	Pyridine	79	1.485	1.485	(0.345)	1698680	80.0000	76.314	(M)
16	Methyl methanesulfonate	80	3.109	3.109	(0.721)	908394	80.0000	74.552	
206	Benzaldehyde	77	3.964	3.964	(0.919)	1040709	80.0000	58.286	
21	Aniline	93	4.060	4.060	(0.942)	2906342	80.0000	65.962	
22	Phenol	94	4.071	4.071	(0.944)	2735701	80.0000	68.790	
23	bis(2-Chloroethyl)ether	93	4.124	4.124	(0.957)	2091326	80.0000	71.206	
24	2-Chlorophenol	128	4.151	4.151	(0.963)	2406257	80.0000	69.947	
26	1,3-Dichlorobenzene	146	4.263	4.263	(0.989)	2738381	80.0000	70.901	
27	1,4-Dichlorobenzene	146	4.322	4.322	(1.002)	2770995	80.0000	70.007	
28	1,2-Dichlorobenzene	146	4.440	4.440	(1.030)	2289225	80.0000	62.146	
29	Benzyl Alcohol	108	4.429	4.429	(1.027)	1395624	80.0000	64.045	
30	2-Methylphenol	108	4.525	4.525	(1.050)	2183908	80.0000	69.034	
31	2,2'-oxybis(1-Chloropropane)	45	4.536	4.536	(1.052)	3474693	80.0000	65.103	
37	Acetophenone	105	4.621	4.621	(1.072)	3041297	80.0000	69.941	
32	N-Nitroso-di-n-propylamine	70	4.637	4.637	(1.076)	1123866	80.0000	65.491	
192	4-Methylphenol	108	4.637	4.637	(1.076)	1952208	80.0000	60.960	
34	Hexachloroethane	117	4.696	4.696	(1.089)	986199	80.0000	68.733	
35	Nitrobenzene	77	4.749	4.749	(0.901)	1927929	80.0000	71.955	
41	Isophorone	82	4.931	4.931	(0.935)	4130712	80.0000	75.039	
42	2-Nitrophenol	139	4.985	4.985	(0.945)	1491929	80.0000	75.896	
43	2,4-Dimethylphenol	107	5.038	5.038	(0.955)	2260482	80.0000	77.251	
44	bis(2-Chloroethoxy)methane	93	5.102	5.102	(0.968)	2638921	80.0000	72.308	
48	2,4-Dichlorophenol	162	5.172	5.172	(0.981)	2211838	80.0000	74.153	
49	Benzoic Acid	122	5.150	5.151	(0.977)	1996636	80.0000	79.987	(MH)
50	1,2,4-Trichlorobenzene	180	5.236	5.236	(0.993)	2230626	80.0000	71.764	

Compounds	QUANT SIG MASS	RT	EXP RT	REL RT	RESPONSE	AMOUNTS CAL-AMT (NG)	ON-COL (NG)
51 Naphthalene	128	5.289	5.289	(1.003)	7555462	80.0000	70.885
52 4-Chloroaniline	127	5.337	5.337	(1.012)	2850084	80.0000	64.099
54 2,6-Dichlorophenol	162	5.348	5.348	(1.014)	2071021	80.0000	69.237
56 Hexachlorobutadiene	225	5.396	5.396	(1.023)	1100606	80.0000	70.624(Q)
208 Caprolactam	113	5.620	5.620	(1.066)	767326	80.0000	72.503(QMH)
59 4-Chloro-3-Methylphenol	107	5.706	5.706	(1.082)	2046354	80.0000	73.236
62 2-Methylnaphthalene	142	5.813	5.813	(1.102)	5228115	80.0000	70.151
63 1-Methylnaphthalene	142	5.887	5.887	(1.116)	5186812	80.0000	70.756
64 Hexachlorocyclopentadiene	237	5.935	5.935	(0.900)	1325723	80.0000	83.843(A)
66 2,4,6-Trichlorophenol	196	6.026	6.026	(0.914)	1705928	80.0000	78.144
67 2,4,5-Trichlorophenol	196	6.053	6.053	(0.918)	1630395	80.0000	71.804
209 1,1'-Biphenyl	154	6.165	6.165	(0.935)	6053119	80.0000	67.705
70 2-Chloronaphthalene	162	6.176	6.176	(0.937)	4427087	80.0000	65.670
73 2-Nitroaniline	65	6.251	6.251	(0.948)	1235782	80.0000	71.988
76 Dimethylphthalate	163	6.395	6.395	(0.970)	5052420	80.0000	70.158
78 2,6-Dinitrotoluene	165	6.438	6.438	(0.977)	1223652	80.0000	75.172
79 Acenaphthylene	152	6.486	6.486	(0.984)	8392729	80.0000	73.208
81 3-Nitroaniline	138	6.560	6.560	(0.995)	1542146	80.0000	75.065
82 Acenaphthene	153	6.619	6.619	(1.004)	4729043	80.0000	69.811
83 2,4-Dinitrophenol	184	6.641	6.641	(1.007)	746196	80.0000	79.975(Q)
85 4-Nitrophenol	109	6.689	6.689	(1.015)	486929	80.0000	80.984(A)
86 Dibenzofuran	168	6.753	6.753	(1.024)	6428988	80.0000	65.991
87 2,4-Dinitrotoluene	165	6.742	6.742	(1.023)	1436845	80.0000	67.816
92 2-Naphthylamine	143	6.865	6.865	(1.041)	1915440	80.0000	79.091
91 2,3,5,6-Tetrachlorophenol	232	6.812	6.812	(1.033)	1504579	80.0000	83.561(A)
88 2,3,4,6-Tetrachlorophenol	232	6.844	6.844	(1.038)	1172162	80.0000	66.210
93 Diethylphthalate	149	6.929	6.929	(1.051)	4918968	80.0000	70.152
94 Fluorene	166	7.009	7.009	(1.063)	4725076	80.0000	62.753
95 4-Chlorophenyl-phenylether	204	7.009	7.010	(1.063)	1934300	80.0000	80.105(A)
96 4-Nitroaniline	138	7.025	7.025	(1.066)	1244470	80.0000	64.859
98 4,6-Dinitro-2-methylphenol	198	7.047	7.047	(0.913)	901585	80.0000	80.049(A)
99 N-Nitrosodiphenylamine (1)	169	7.100	7.100	(0.920)	3954812	80.0000	76.202
100 1,2-Diphenylhydrazine	77	7.127	7.127	(0.924)	4567433	80.0000	79.705
106 4-Bromophenyl-phenylether	248	7.378	7.378	(0.956)	1257907	80.0000	73.981
107 Hexachlorobenzene	284	7.431	7.431	(0.963)	1327043	80.0000	72.024
210 Atrazine	200	7.501	7.501	(0.972)	848164	80.0000	79.065
111 Pentachlorophenol	266	7.570	7.570	(0.981)	968742	80.0000	83.399(AQM)
115 Phenanthrene	178	7.730	7.730	(1.002)	8375872	80.0000	81.527(A)
116 Anthracene	178	7.773	7.773	(1.008)	7389235	80.0000	74.422
119 Carbazole	167	7.891	7.891	(1.023)	6814858	80.0000	75.254
120 Di-n-Butylphthalate	149	8.152	8.152	(1.057)	8312517	80.0000	79.408
123 Fluoranthene	202	8.633	8.633	(1.119)	7071437	80.0000	76.698
124 Benzidine	184	8.729	8.729	(0.898)	2421640	80.0000	81.938(AM)
125 Pyrene	202	8.804	8.804	(0.906)	7129179	80.0000	91.257(AM)
131 Butylbenzylphthalate	149	9.285	9.285	(0.955)	3033511	80.0000	94.334(AM)
135 3,3'-Dichlorobenzidine	252	9.686	9.686	(0.997)	2038862	80.0000	96.468(AM)
136 Benzo(a)Anthracene	228	9.712	9.712	(0.999)	4997564	80.0000	85.199(AM)
137 Chrysene	228	9.739	9.739	(1.002)	4805152	80.0000	89.140(AM)
139 bis(2-ethylhexyl)Phthalate	149	9.712	9.712	(0.999)	3747791	80.0000	87.749(AM)
140 Di-n-octylphthalate	149	10.182	10.183	(0.934)	6593924	80.0000	79.976
141 Benzo(b)fluoranthene	252	10.556	10.557	(0.968)	6020830	80.0000	79.926
142 Benzo(k)fluoranthene	252	10.578	10.578	(0.970)	5227299	80.0000	91.891(A)
143 7,12-dimethylbenz[a]anthracen	256	10.546	10.546	(0.967)	2278937	80.0000	91.351(A)
146 Benzo(a)pyrene	252	10.856	10.856	(0.996)	4480335	80.0000	98.218(A)

Compounds	QUANT SIG MASS	RT	EXP RT	REL RT	RESPONSE	AMOUNTS CAL-AMT (NG)	AMOUNTS ON-COL (NG)
149 Indeno(1,2,3-cd)pyrene	276	12.090	12.090	(1.109)	5360989	80.0000	79.935
150 Dibenz(a,h)anthracene	278	12.100	12.101	(1.110)	4609934	80.0000	79.920
151 Benzo(g,h,i)perylene	276	12.442	12.443	(1.141)	4317909	80.0000	80.008(A)
$ 154 Nitrobenzene-d5	82	4.733	4.733	(0.898)	2018431	80.0000	72.507
$ 155 2-Fluorobiphenyl	172	6.090	6.090	(0.924)	5472955	80.0000	72.168
$ 156 Terphenyl-d14	244	8.916	8.916	(0.918)	4156156	80.0000	87.968(AMH)
$ 157 Phenol-d5	99	4.060	4.060	(0.942)	2421544	80.0000	69.144
$ 158 2-Fluorophenol	112	3.280	3.280	(0.761)	2217604	80.0000	77.075
$ 159 2,4,6-Tribromophenol	330	7.191	7.191	(0.932)	651270	80.0000	78.480
$ 186 2-Chlorophenol-d4	132	4.140	4.140	(0.960)	2384229	80.0000	68.768
$ 187 1,2-Dichlorobenzene-d4	152	4.424	4.424	(1.026)	1358191	80.0000	59.421

QC Flag Legend

A - Target compound detected but, quantitated amount exceeded maximum amount.
Q - Qualifier signal failed the ratio test.
M - Compound response manually integrated.
H - Operator selected an alternate compound hit.

Data File Name: S1003IC7.D
Inj. Date and Time: 03-OCT-2008 21:30
Instrument ID: 71.i
Client ID: sstd80
Compound Name: N-Nitrosodimethylamine
CAS #: 62-75-9
Report Date: 10/06/2008

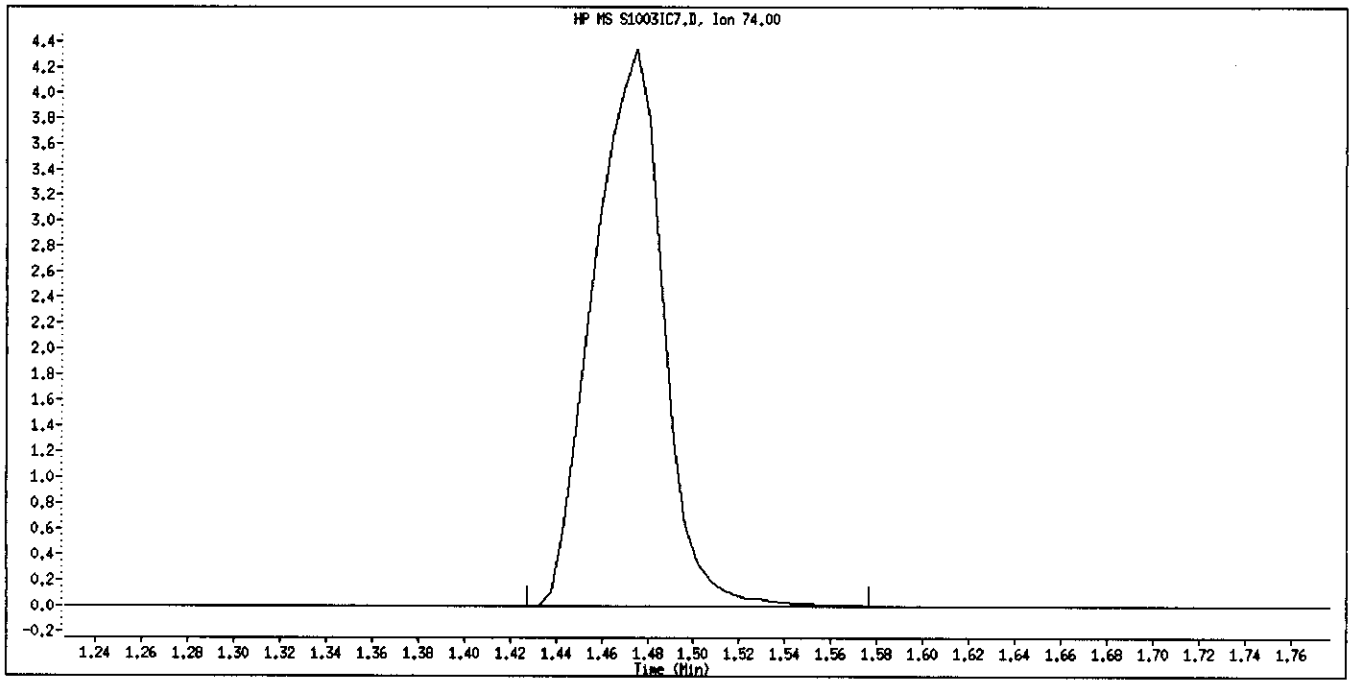

Original Integration

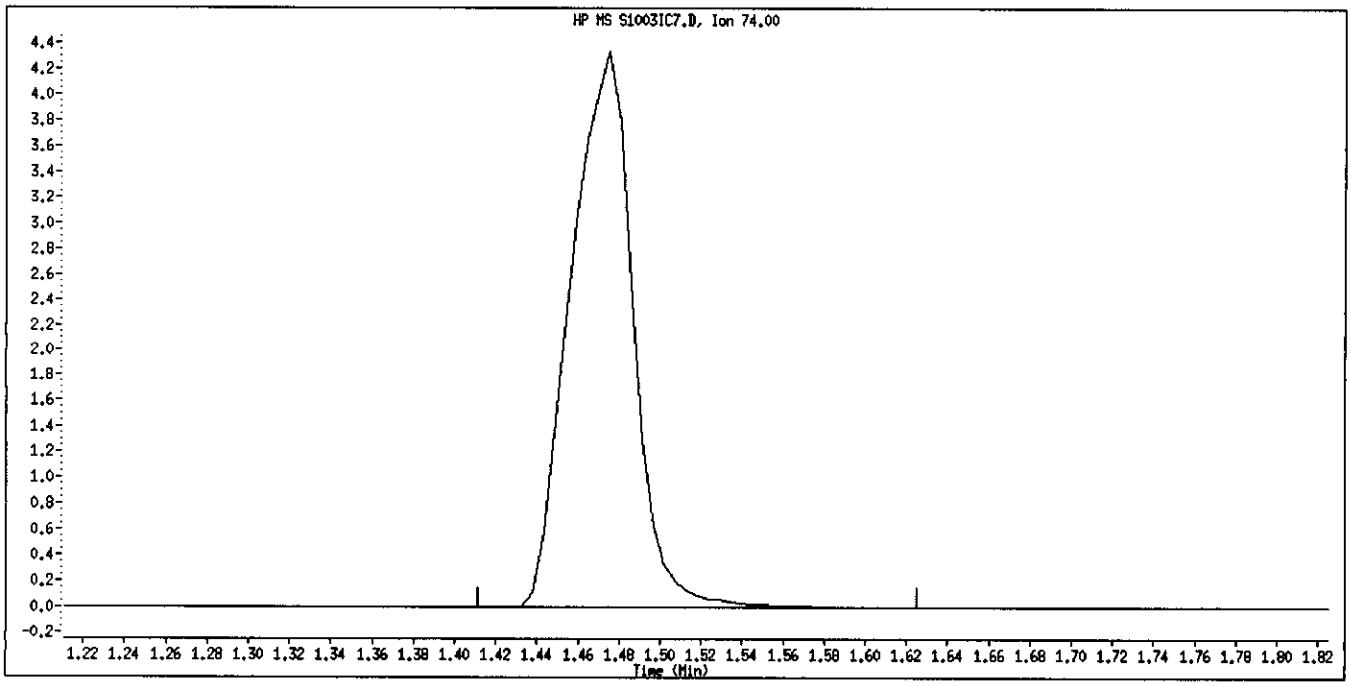

Manual Integration

Manually Integrated By: BachaS
Manual Integration Reason: Peak Integrated Incorrectly

Data File Name: S1003IC7.D
Inj. Date and Time: 03-OCT-2008 21:30
Instrument ID: 71.i
Client ID: sstd80
Compound Name: Pyridine
CAS #: 110-86-1
Report Date: 10/06/2008

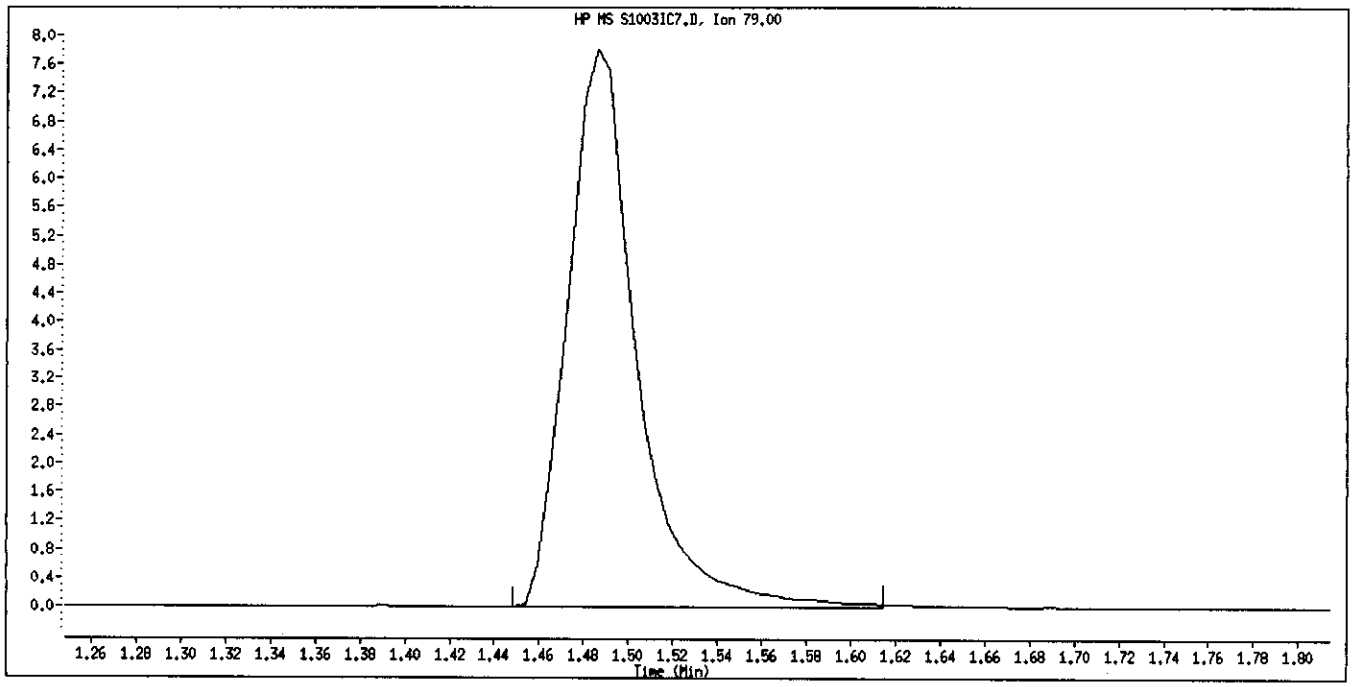

Original Integration

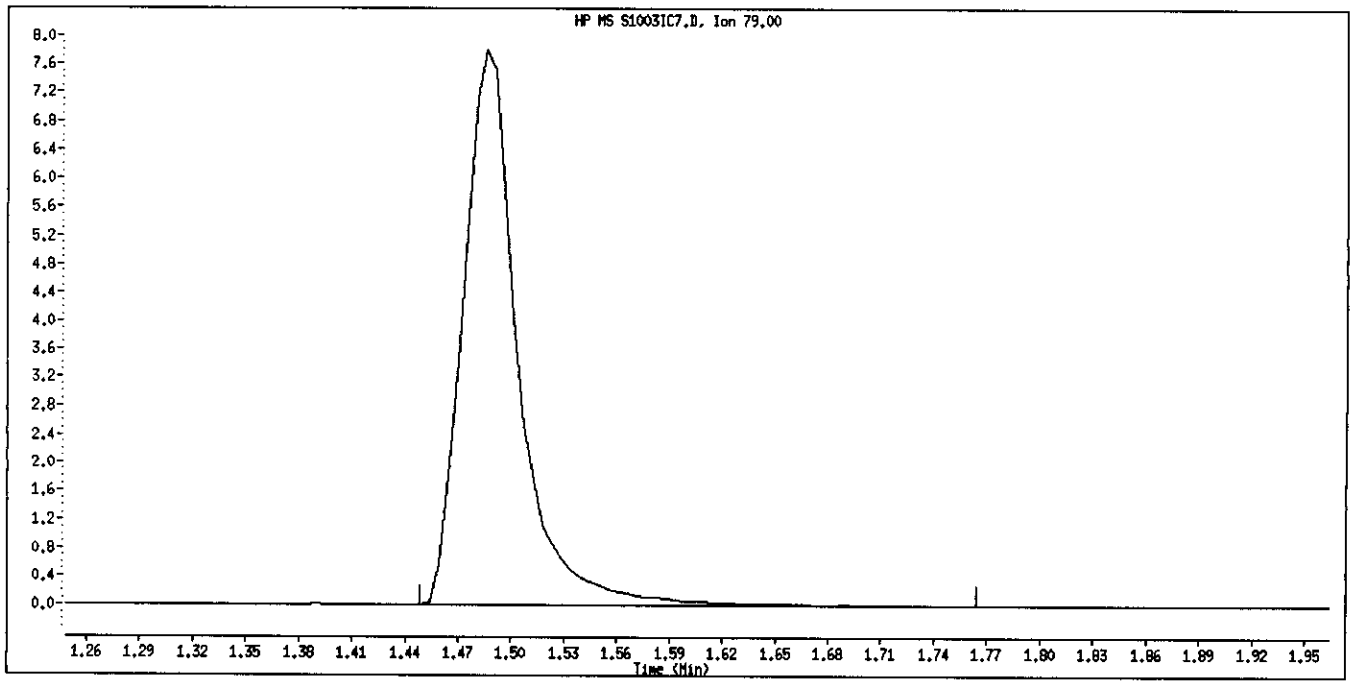

Manual Integration

Manually Integrated By: BachaS
Manual Integration Reason: Peak Integrated Incorrectly

Data File Name: S1003IC7.D
Inj. Date and Time: 03-OCT-2008 21:30
Instrument ID: 71.i
Client ID: sstd80
Compound Name: Benzoic Acid
CAS #: 65-85-0
Report Date: 10/06/2008

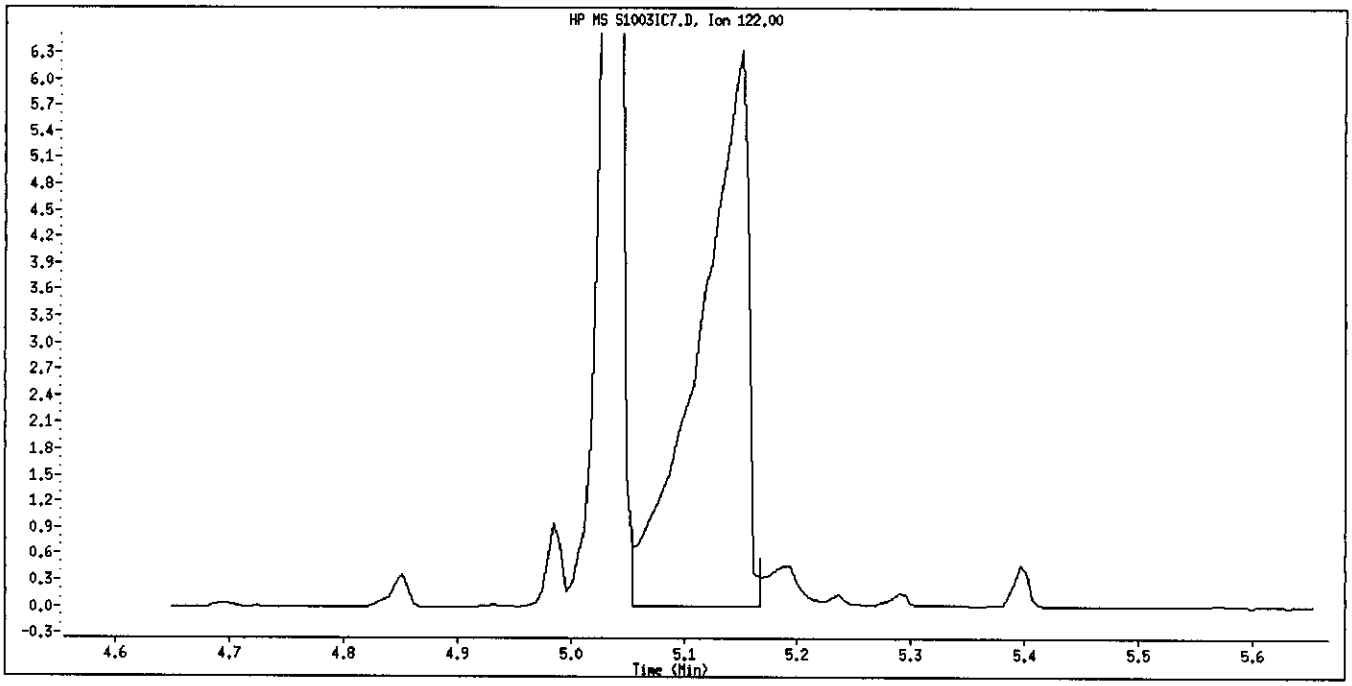

Original Integration

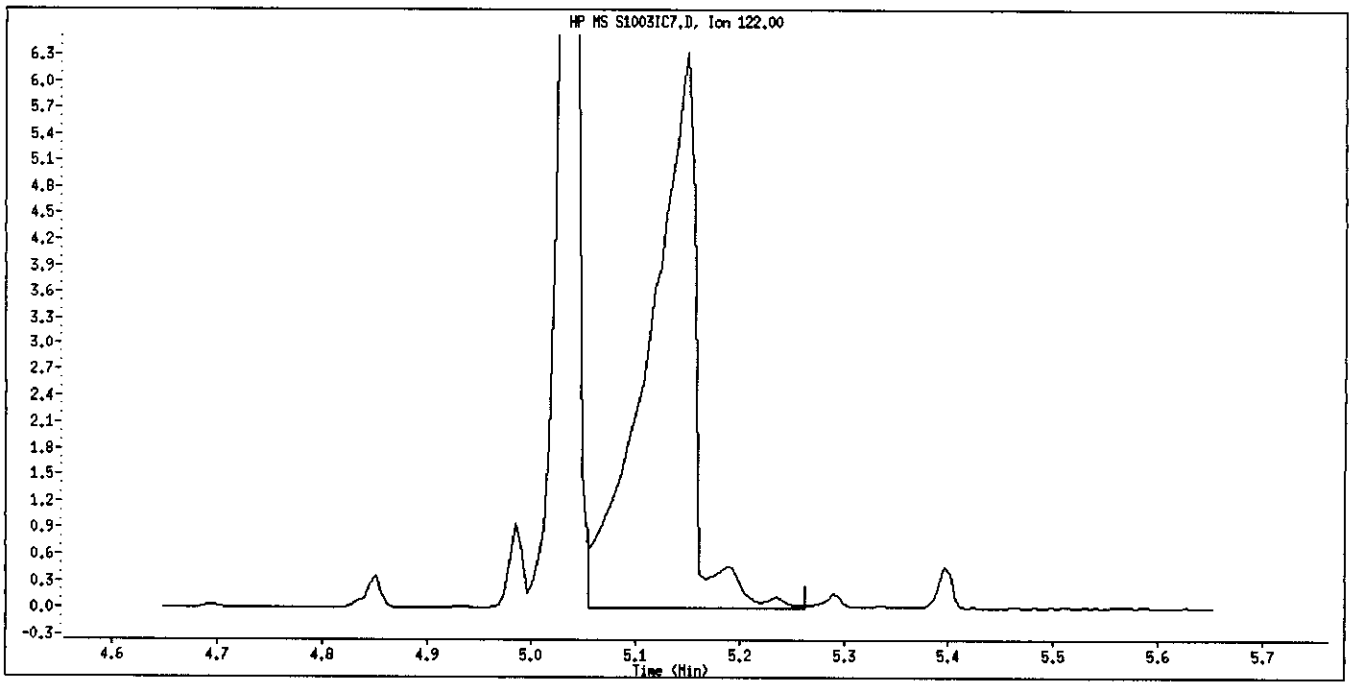

Manual Integration

Manually Integrated By: BachaS
Manual Integration Reason: Peak Integrated Incorrectly

Data File Name: S1003IC7.D
Inj. Date and Time: 03-OCT-2008 21:30
Instrument ID: 71.i
Client ID: sstd80
Compound Name: Caprolactam
CAS #: 105-60-2
Report Date: 10/06/2008

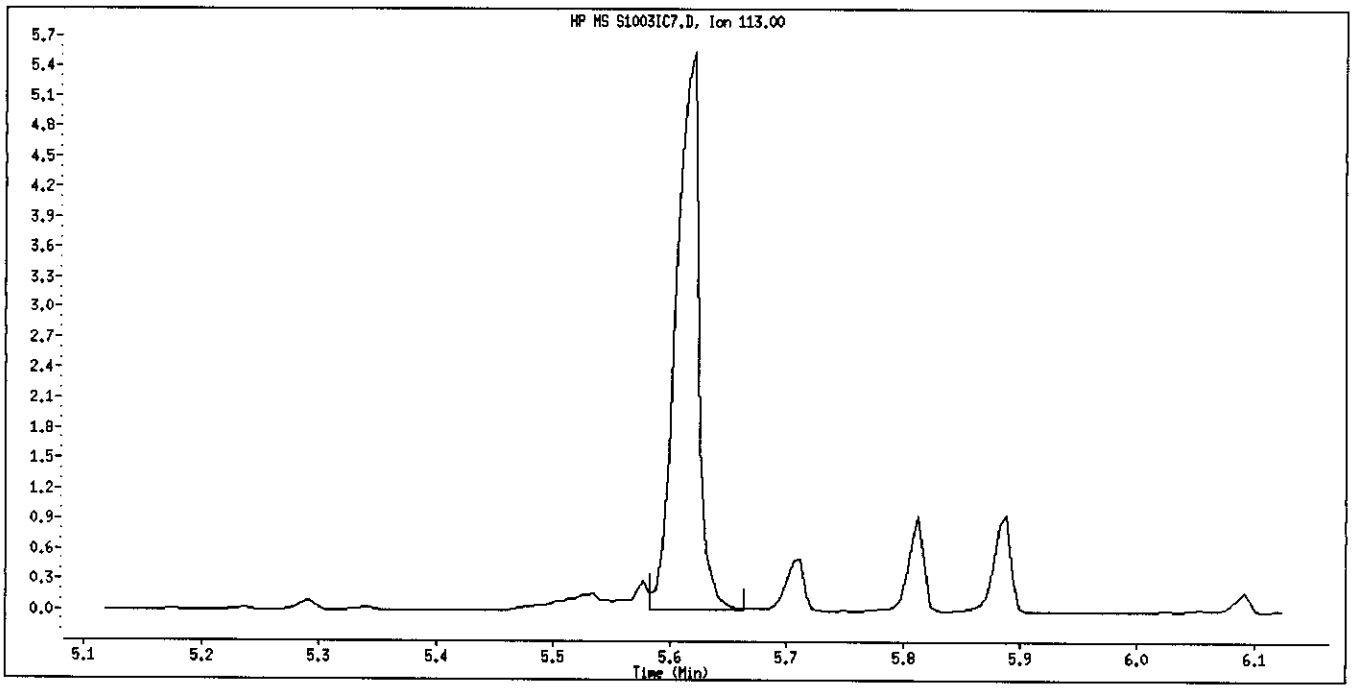

Original Integration

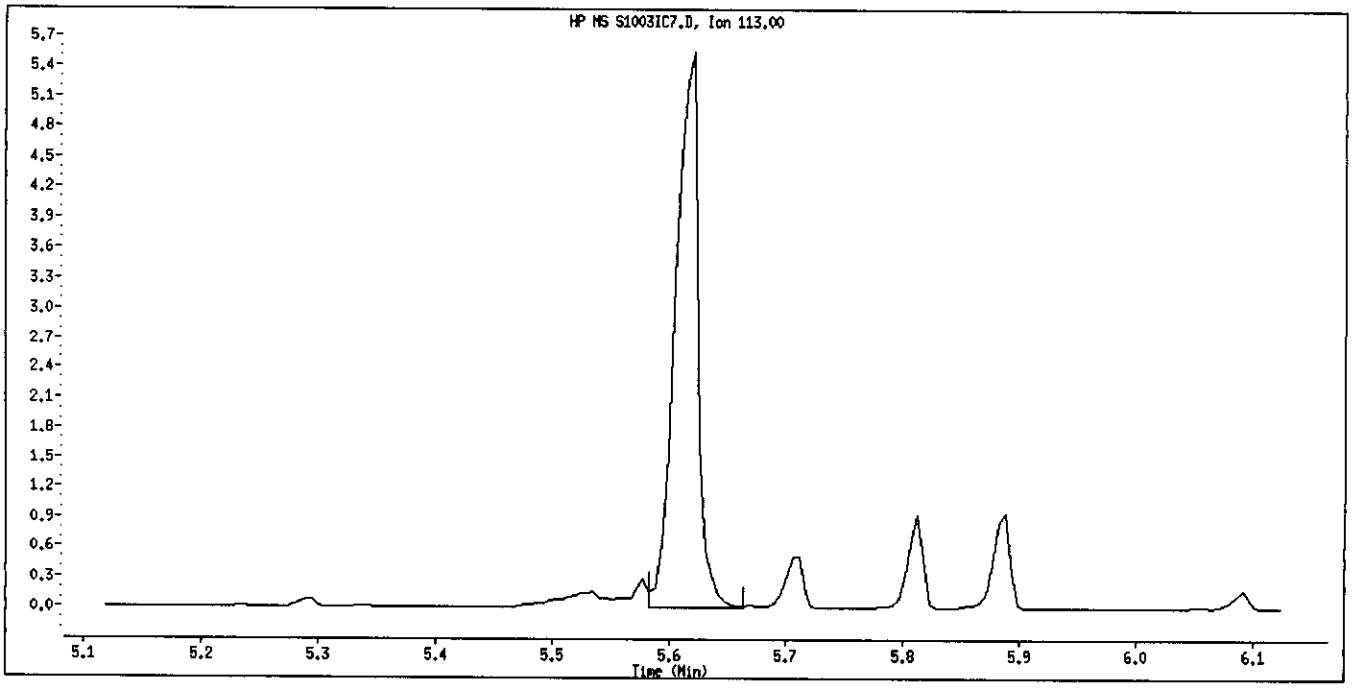

Manual Integration

Manually Integrated By: BachaS
Manual Integration Reason: Peak Integrated Incorrectly

Data File Name: S1003IC7.D
Inj. Date and Time: 03-OCT-2008 21:30
Instrument ID: 71.i
Client ID: sstd80
Compound Name: Pentachlorophenol
CAS #: 87-86-5
Report Date: 10/06/2008

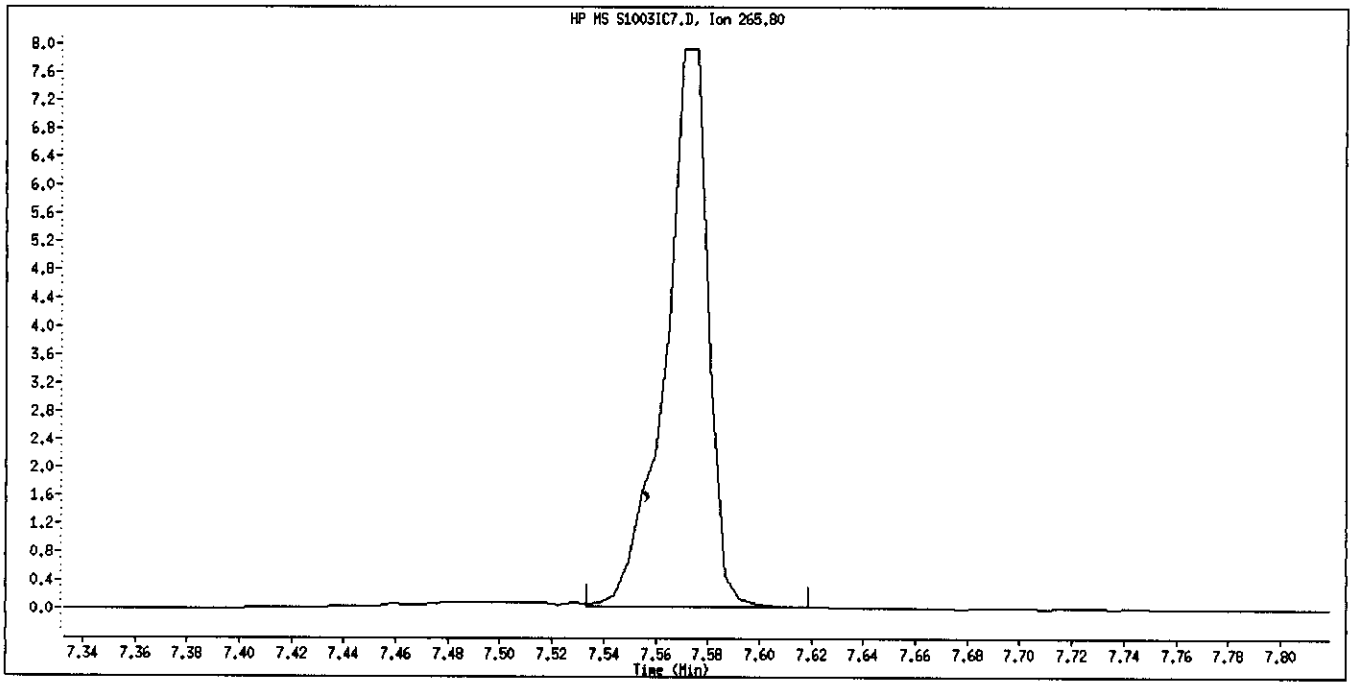

Original Integration

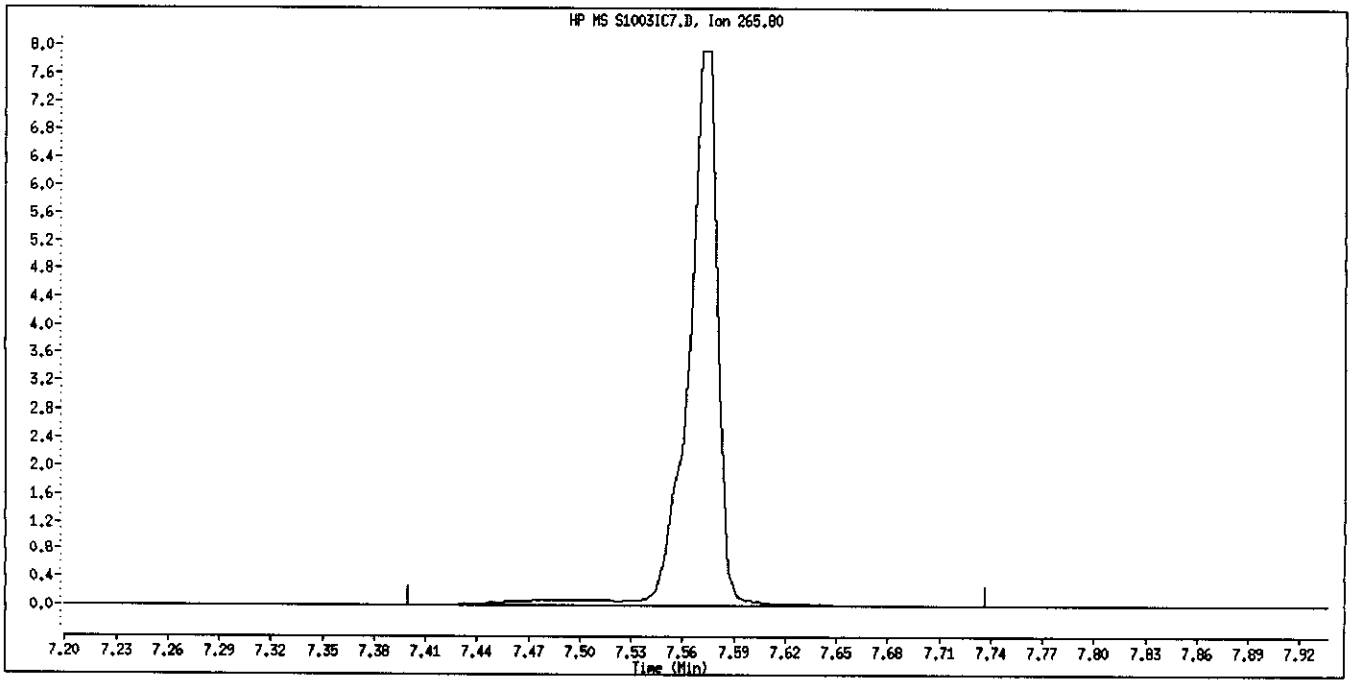

Manual Integration

Manually Integrated By: BachaS
Manual Integration Reason: Peak Integrated Incorrectly

Data File Name: S1003IC7.D
Inj. Date and Time: 03-OCT-2008 21:30
Instrument ID: 71.i
Client ID: sstd80
Compound Name: Benzidine
CAS #: 92-87-5
Report Date: 10/06/2008

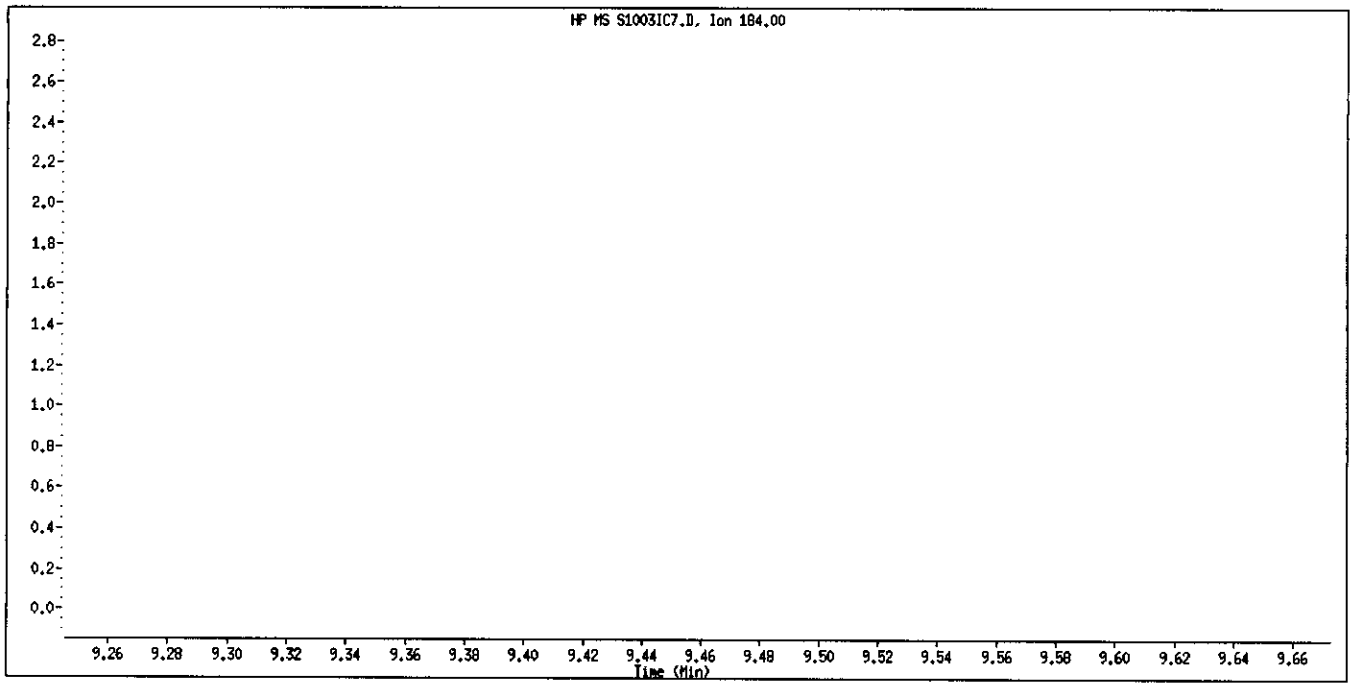

Original Integration

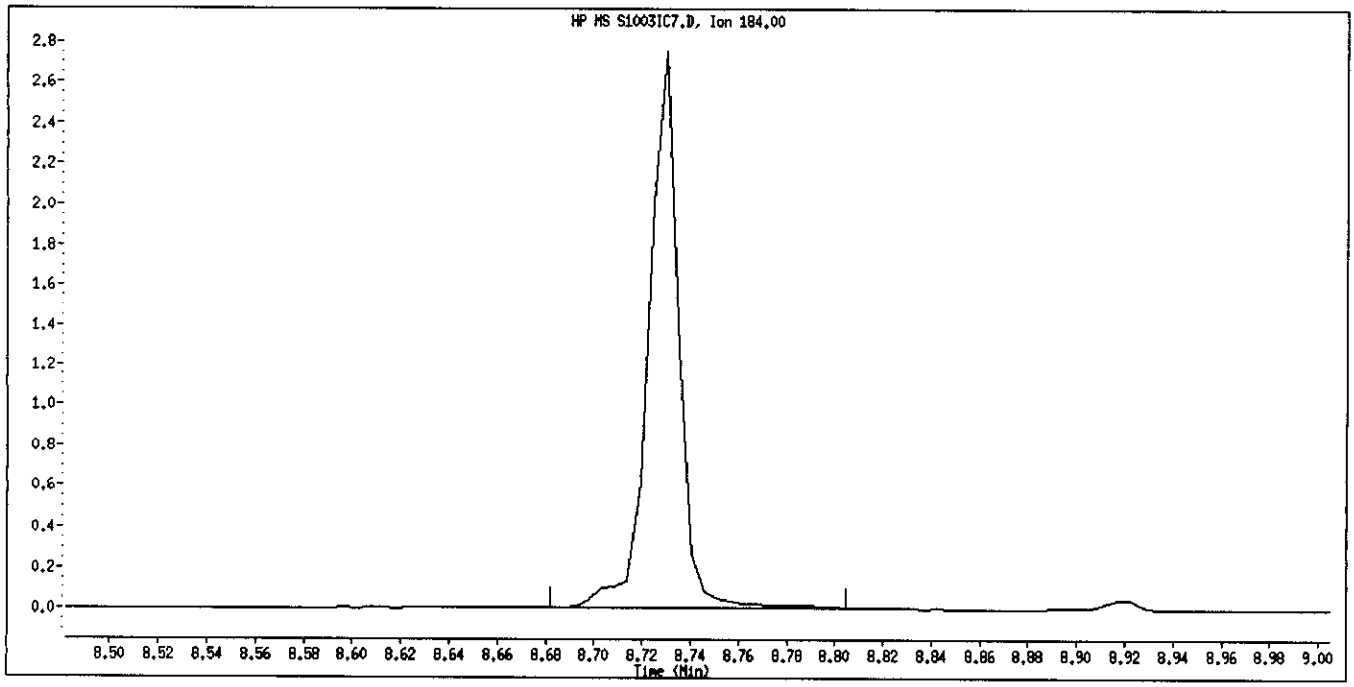

Manual Integration

Manually Integrated By: BachaS
Manual Integration Reason: Peak Integrated Incorrectly

Data File Name: S1003IC7.D
Inj. Date and Time: 03-OCT-2008 21:30
Instrument ID: 71.i
Client ID: sstd80
Compound Name: Pyrene
CAS #: 129-00-0
Report Date: 10/06/2008

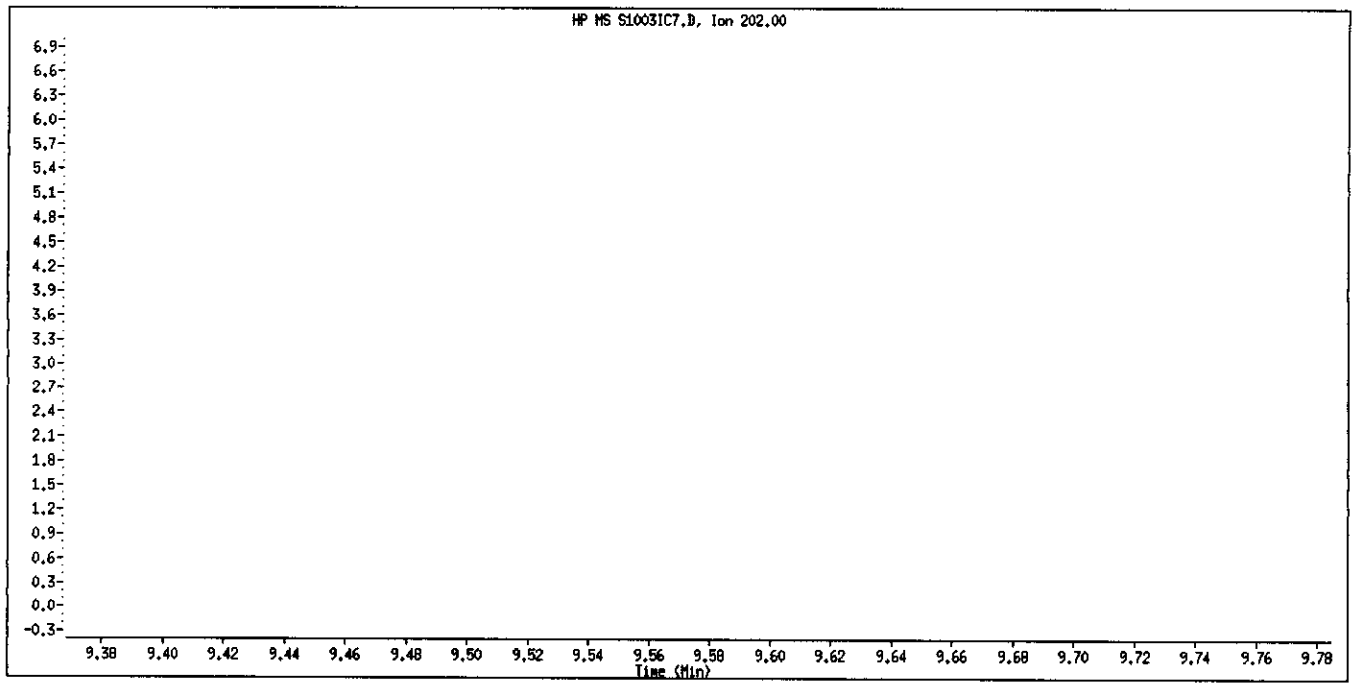

Original Integration

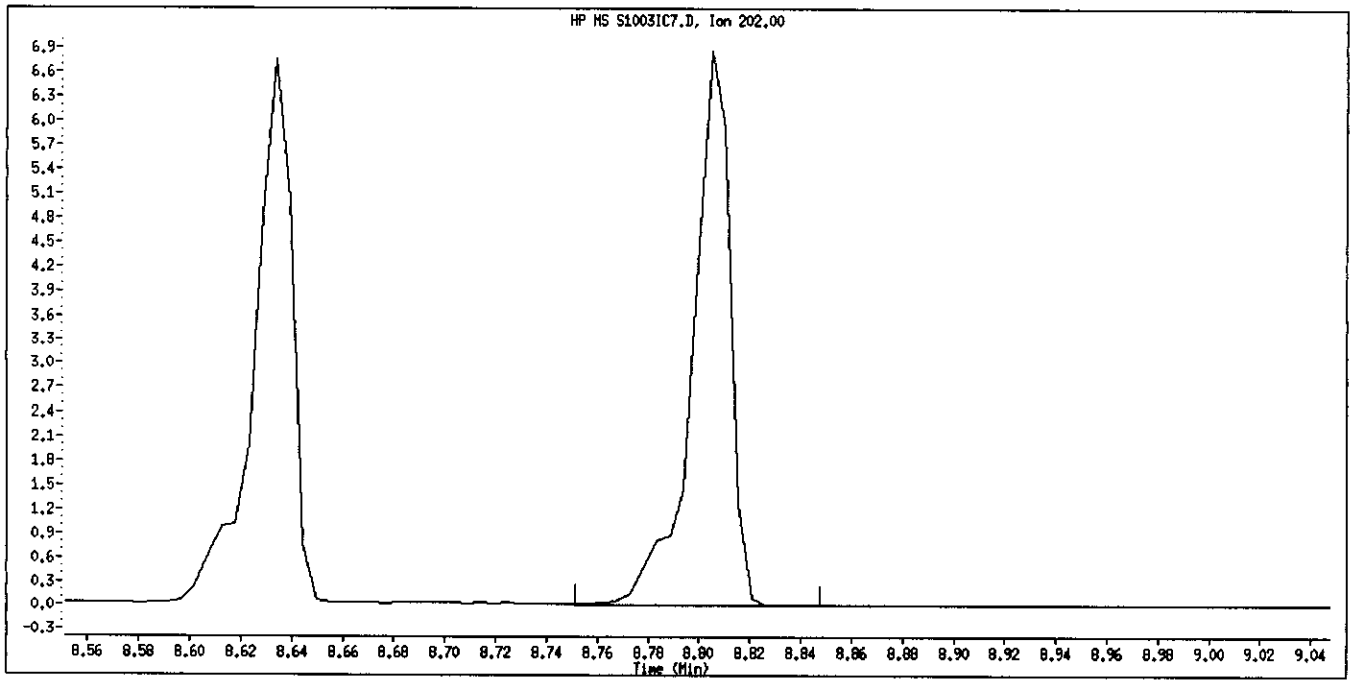

Manual Integration

Manually Integrated By: BachaS
Manual Integration Reason: Peak Integrated Incorrectly

Data File Name: S1003IC7.D
Inj. Date and Time: 03-OCT-2008 21:30
Instrument ID: 71.i
Client ID: sstd80
Compound Name: Terphenyl-d14
CAS #: 1718-51-0
Report Date: 10/06/2008

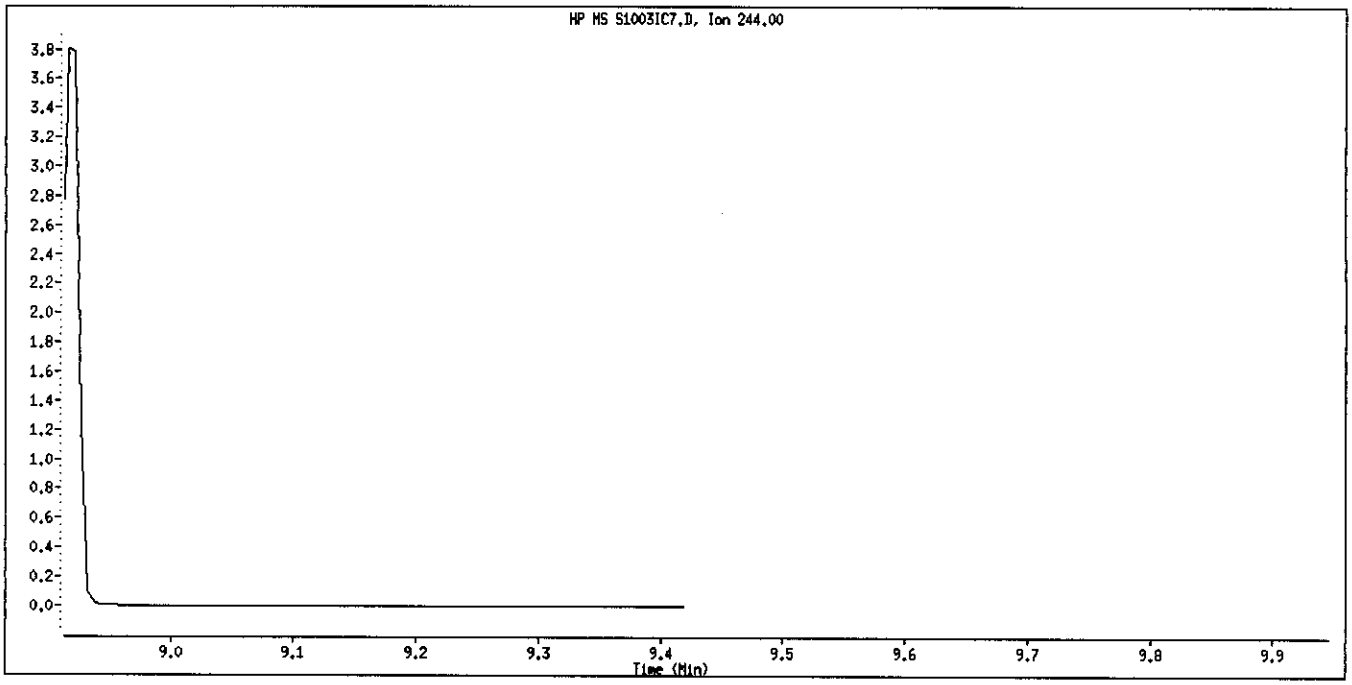

Original Integration

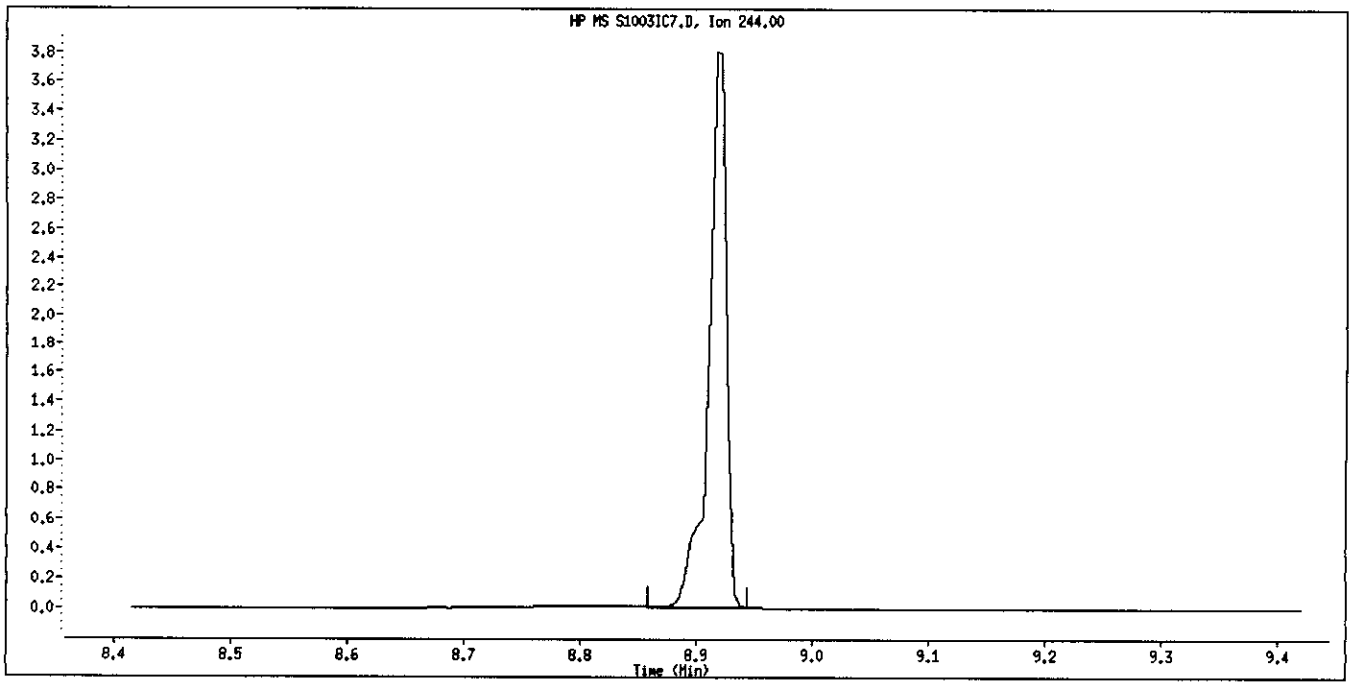

Manual Integration

Manually Integrated By: BachaS
Manual Integration Reason: Peak Integrated Incorrectly

Data File Name: S1003IC7.D
Inj. Date and Time: 03-OCT-2008 21:30
Instrument ID: 71.i
Client ID: sstd80
Compound Name: Butylbenzylphthalate
CAS #: 85-68-7
Report Date: 10/06/2008

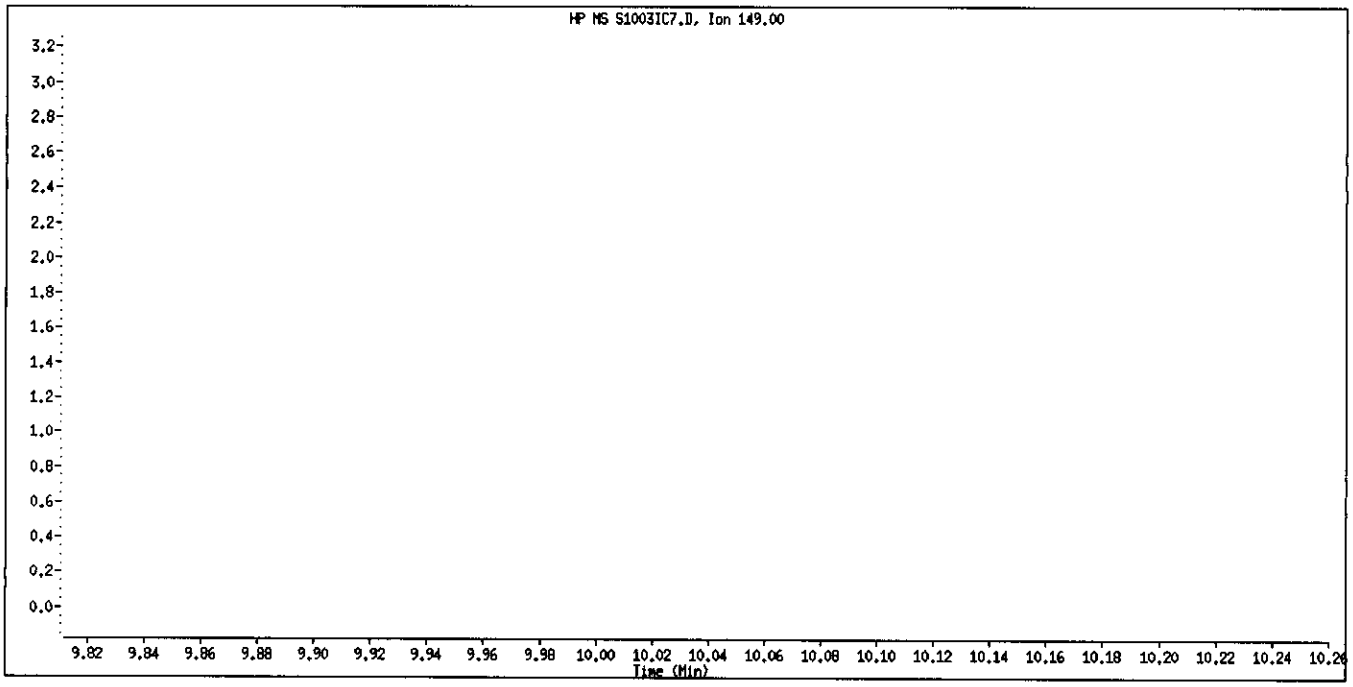

Original Integration

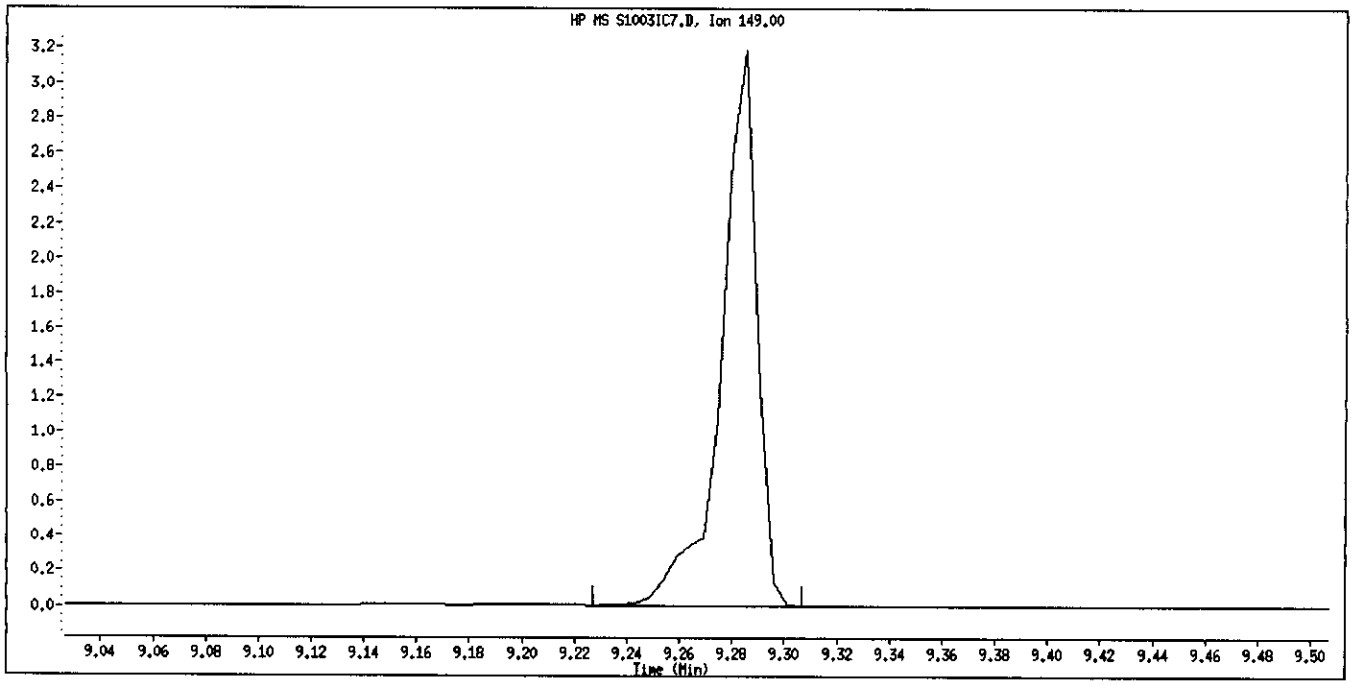

Manual Integration

Manually Integrated By: BachaS
Manual Integration Reason: Peak Integrated Incorrectly

Data File Name: S1003IC7.D
Inj. Date and Time: 03-OCT-2008 21:30
Instrument ID: 71.i
Client ID: sstd80
Compound Name: 3,3'-Dichlorobenzidine
CAS #: 91-94-1
Report Date: 10/06/2008

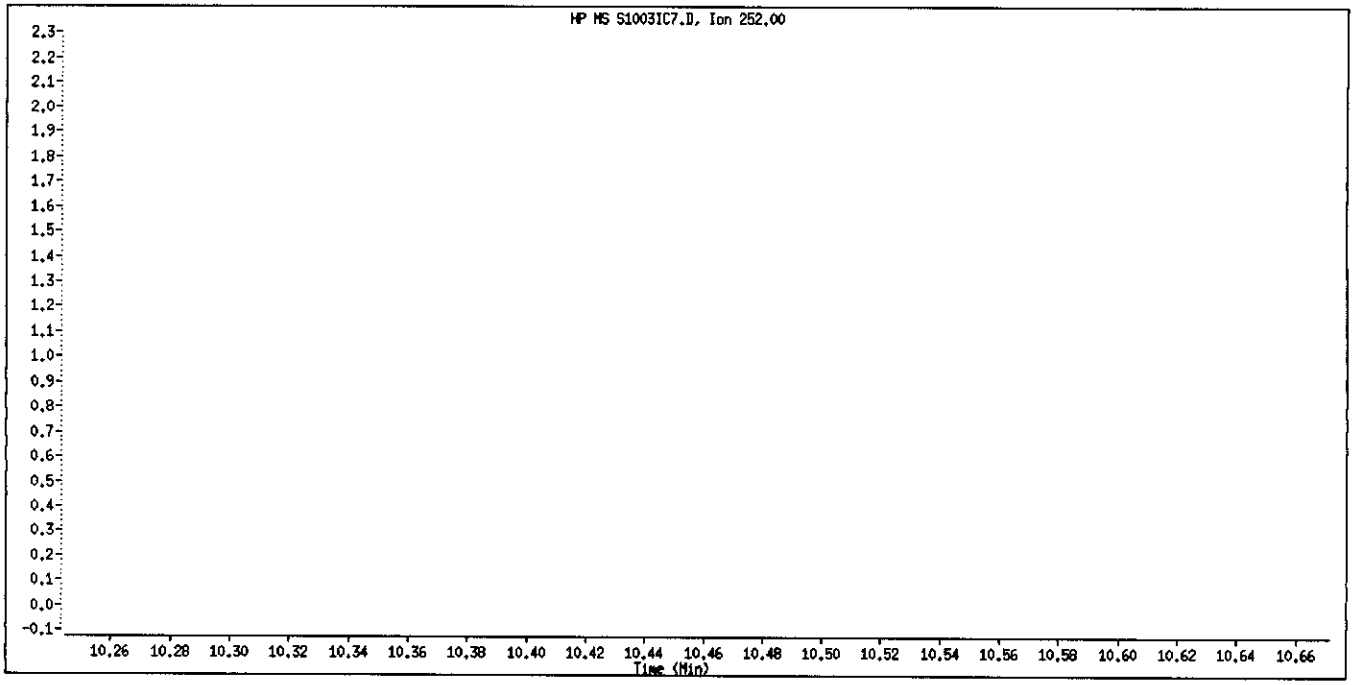

Original Integration

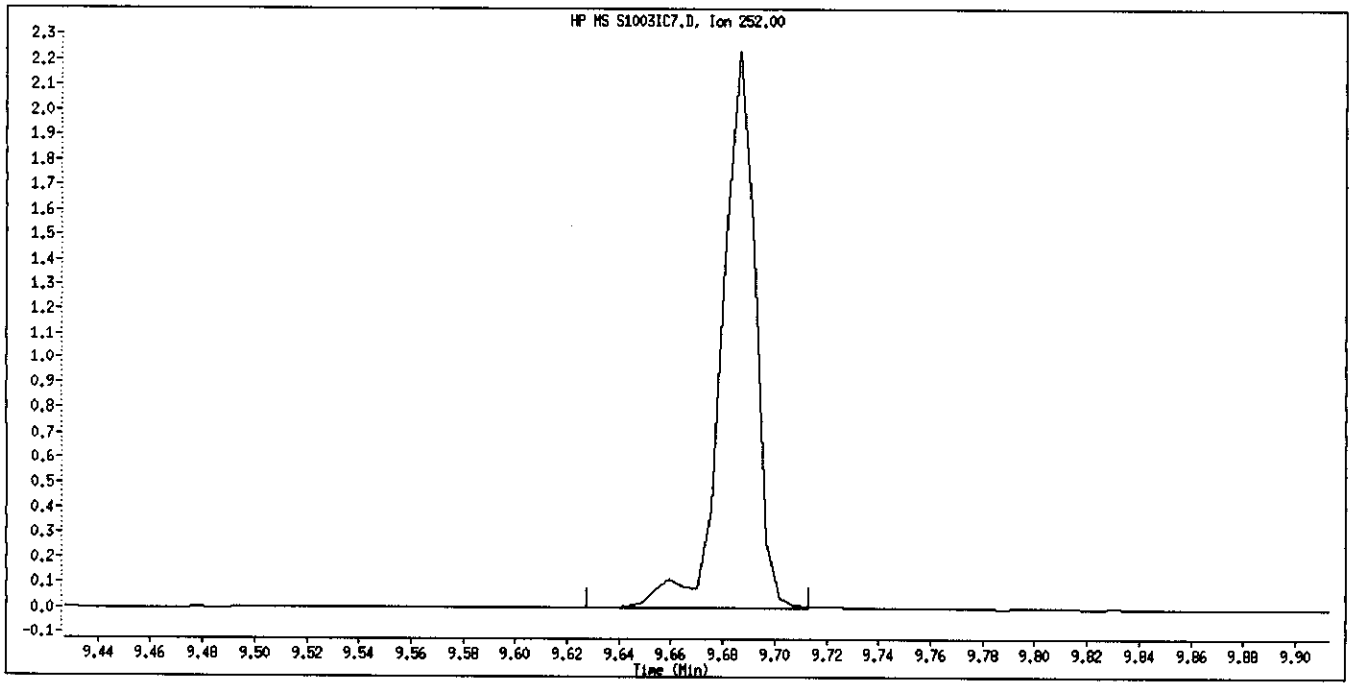

Manual Integration

Manually Integrated By: BachaS
Manual Integration Reason: Peak Integrated Incorrectly

Data File Name: S1003IC7.D
Inj. Date and Time: 03-OCT-2008 21:30
Instrument ID: 71.i
Client ID: sstd80
Compound Name: bis(2-ethylhexyl)Phthalate
CAS #: 117-81-7
Report Date: 10/06/2008

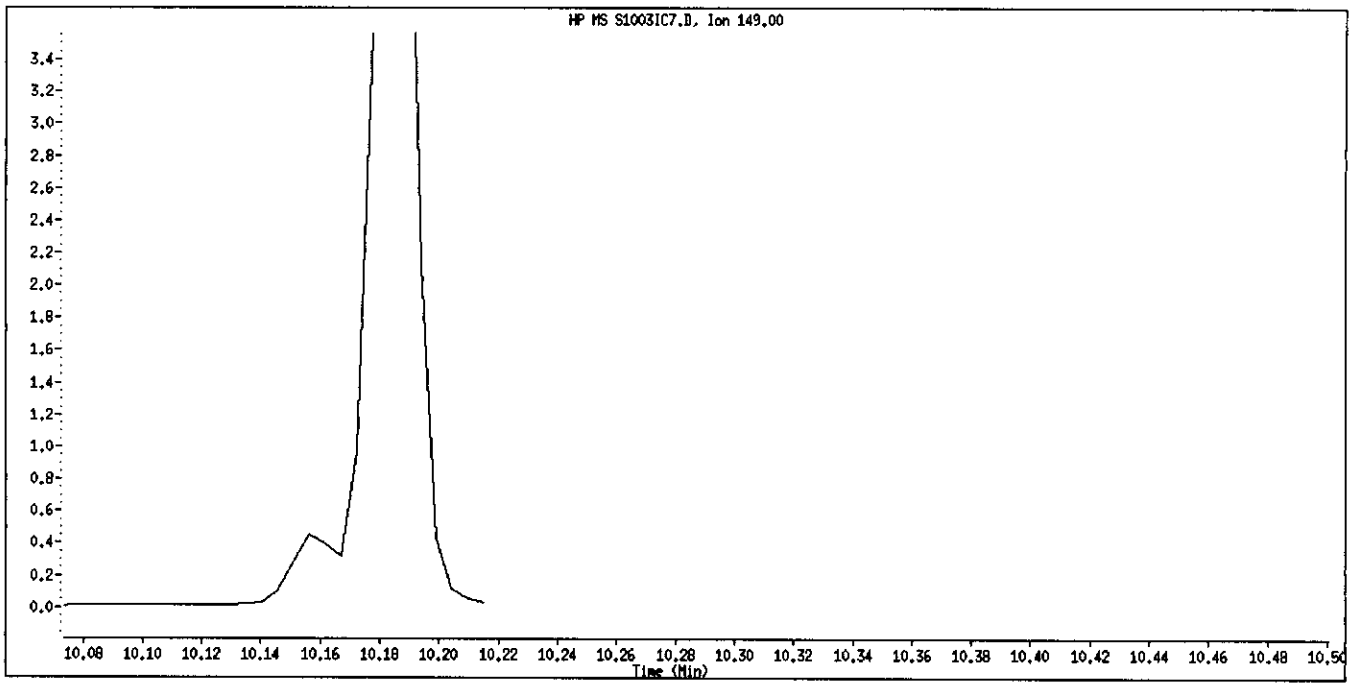

Original Integration

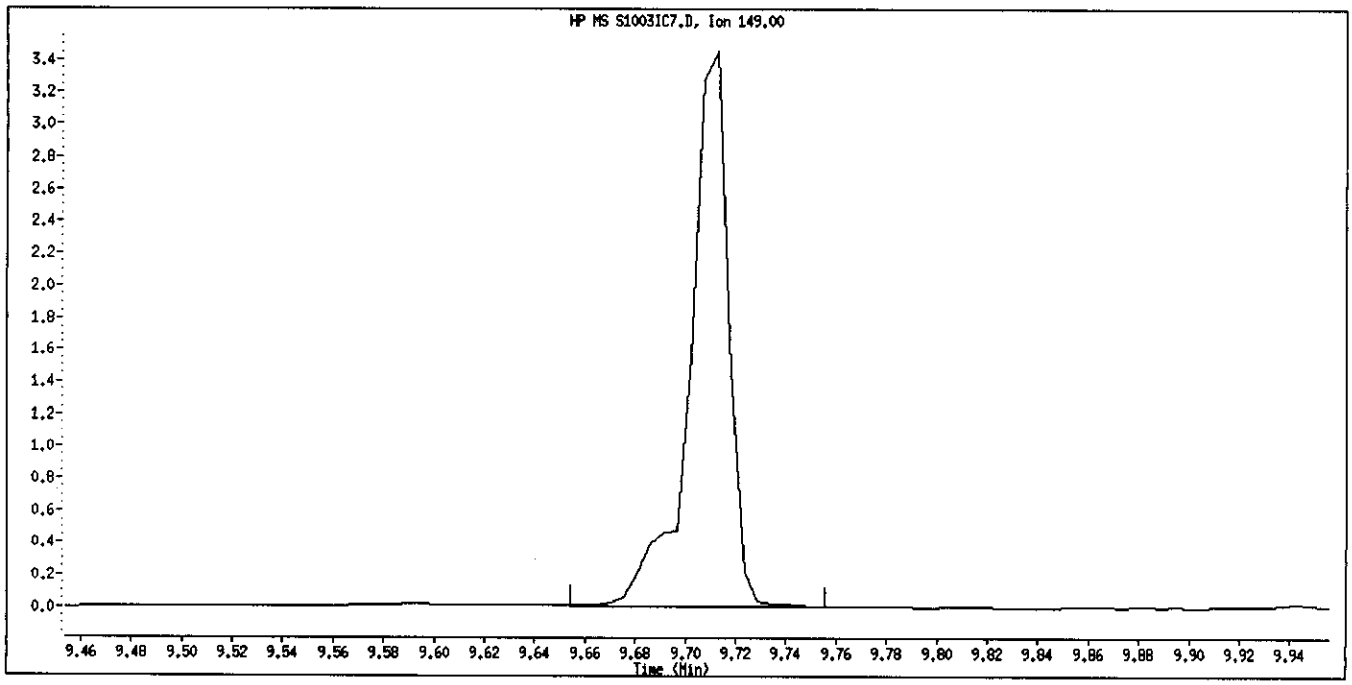

Manual Integration

Manually Integrated By: BachaS
Manual Integration Reason: Peak Integrated Incorrectly

Data File Name: S1003IC7.D
Inj. Date and Time: 03-OCT-2008 21:30
Instrument ID: 71.i
Client ID: sstd80
Compound Name: Benzo(a)Anthracene
CAS #: 56-55-3
Report Date: 10/06/2008

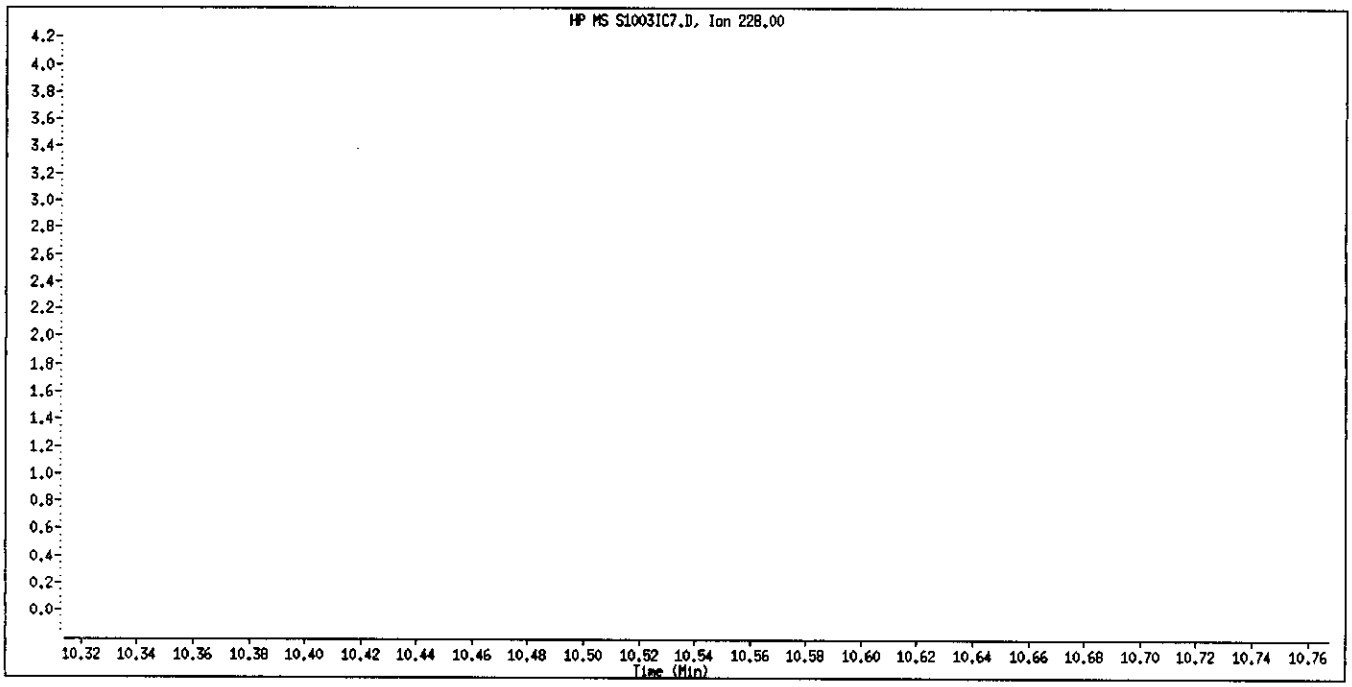

Original Integration

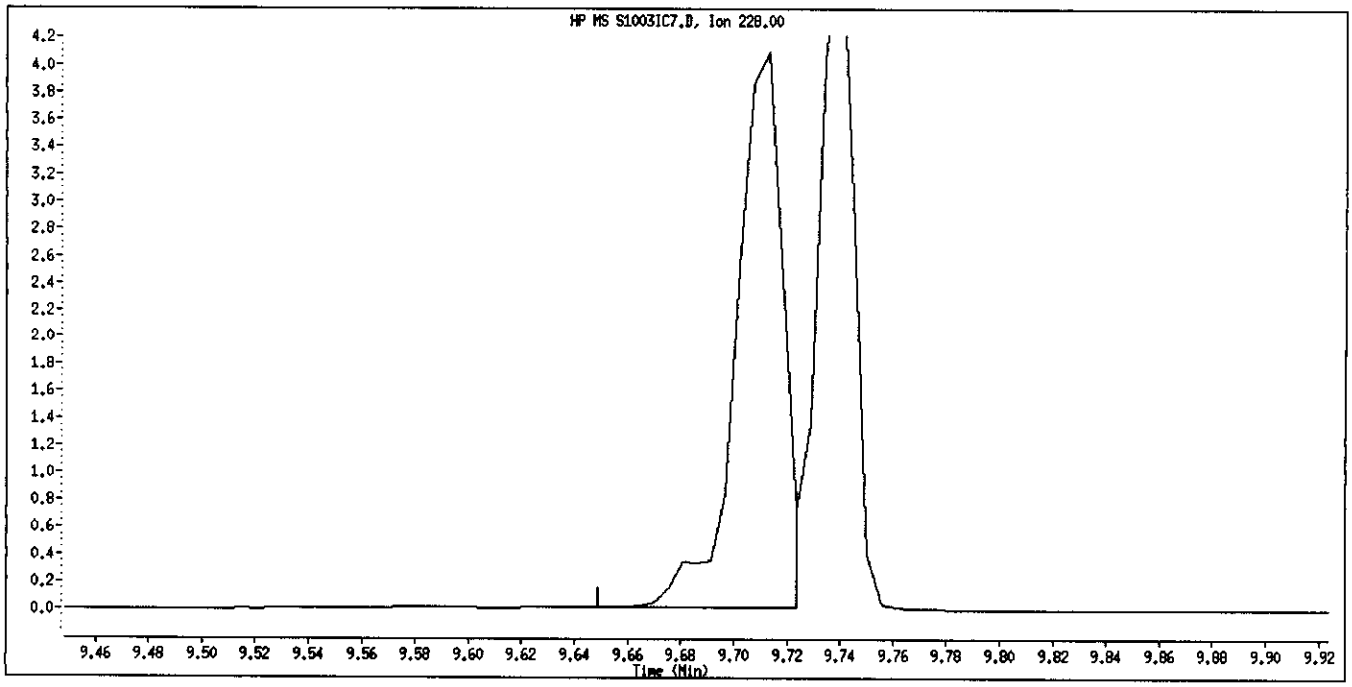

Manual Integration

Manually Integrated By: BachaS
Manual Integration Reason: Peak Integrated Incorrectly

Data File Name: S1003IC7.D
Inj. Date and Time: 03-OCT-2008 21:30
Instrument ID: 71.i
Client ID: sstd80
Compound Name: Chrysene-d12
CAS #: 1719-03-5
Report Date: 10/06/2008

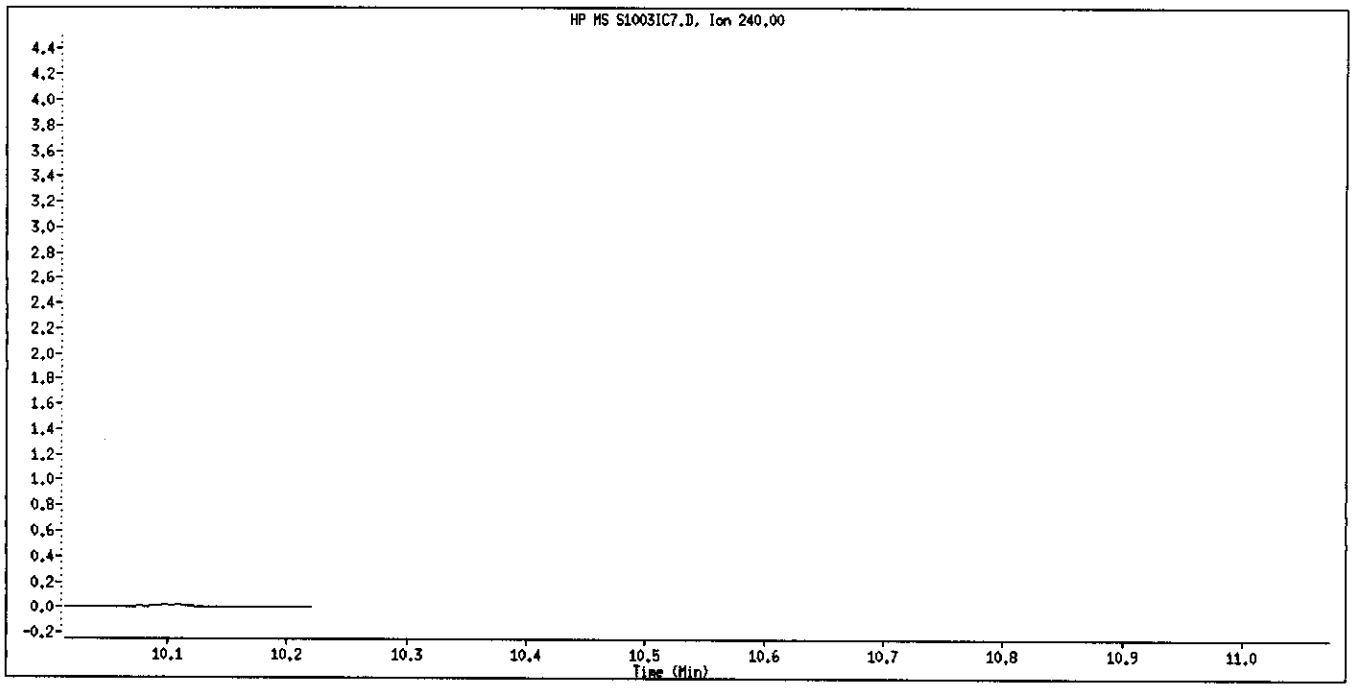

Original Integration

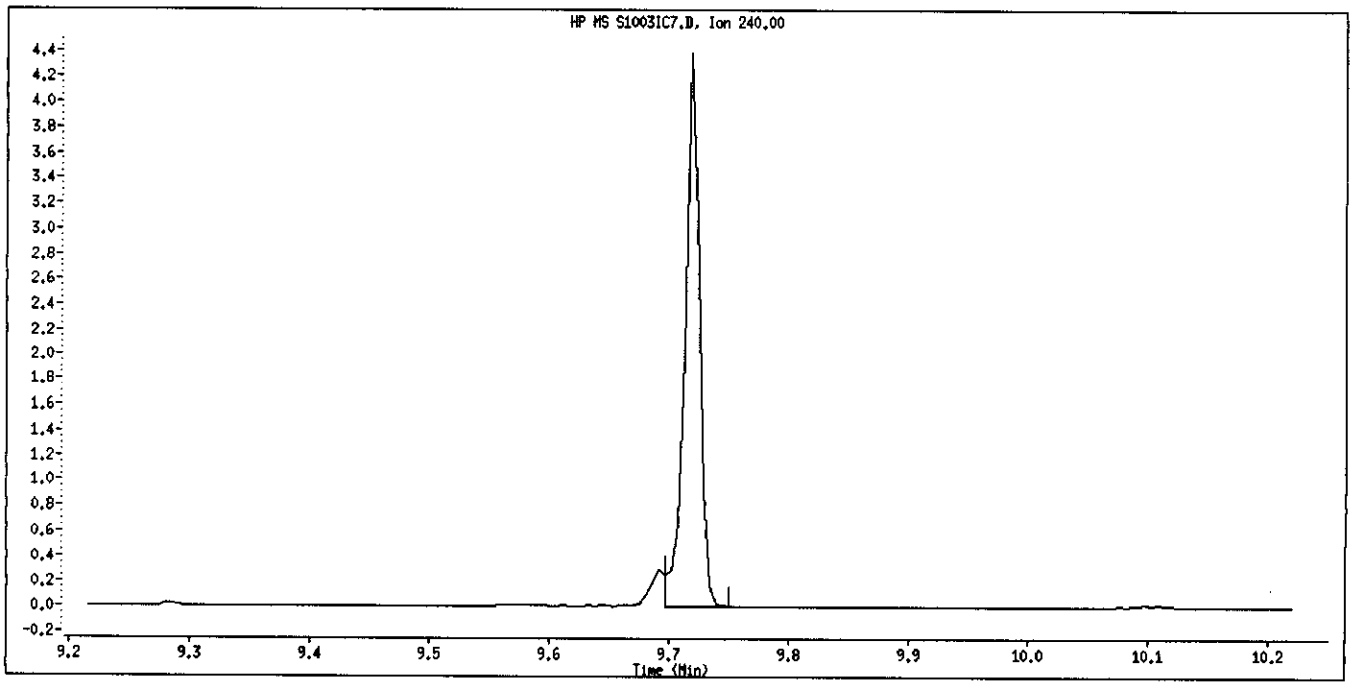

Manual Integration

Manually Integrated By: BachaS
Manual Integration Reason: Peak Integrated Incorrectly

Data File Name: S1003IC7.D
Inj. Date and Time: 03-OCT-2008 21:30
Instrument ID: 71.i
Client ID: sstd80
Compound Name: Chrysene
CAS #: 218-01-9
Report Date: 10/06/2008

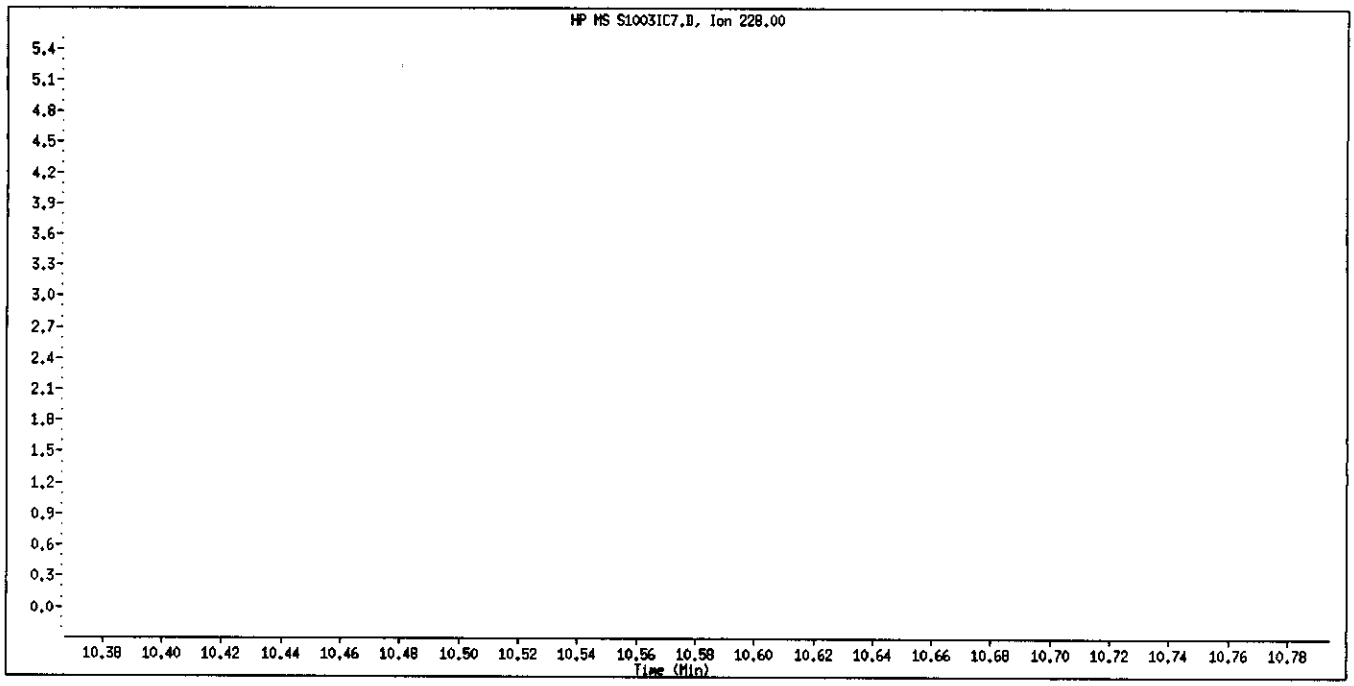

Original Integration

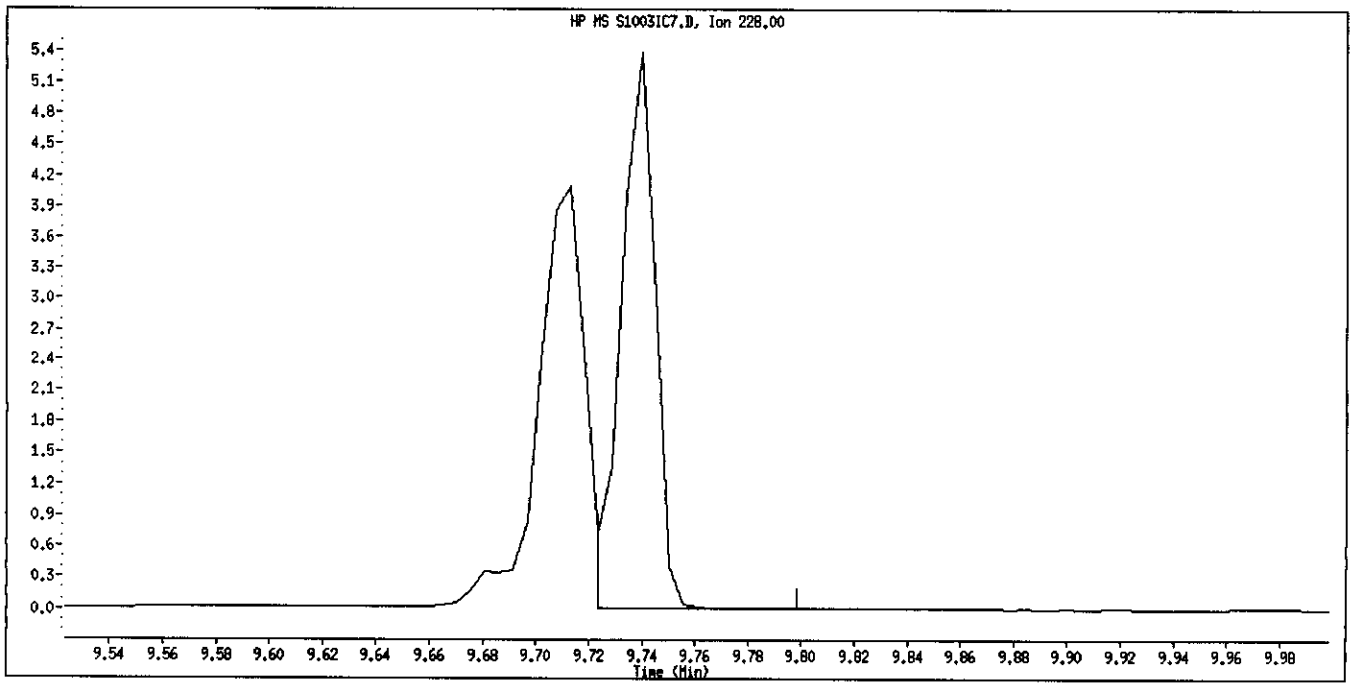

Manual Integration

Manually Integrated By: BachaS
Manual Integration Reason: Peak Integrated Incorrectly

Data File: \\PITSVR06\D\chem\71.i\s100308a.b\S1003IC8.D
Date : 03-OCT-2008 21:50
Client ID: ver
Sample Info: ver20 bna-0626-08 LL8270

Instrument: 71.i
Operator: 403801nlb
Column diameter: 0.32

Column phase: DB5-MS

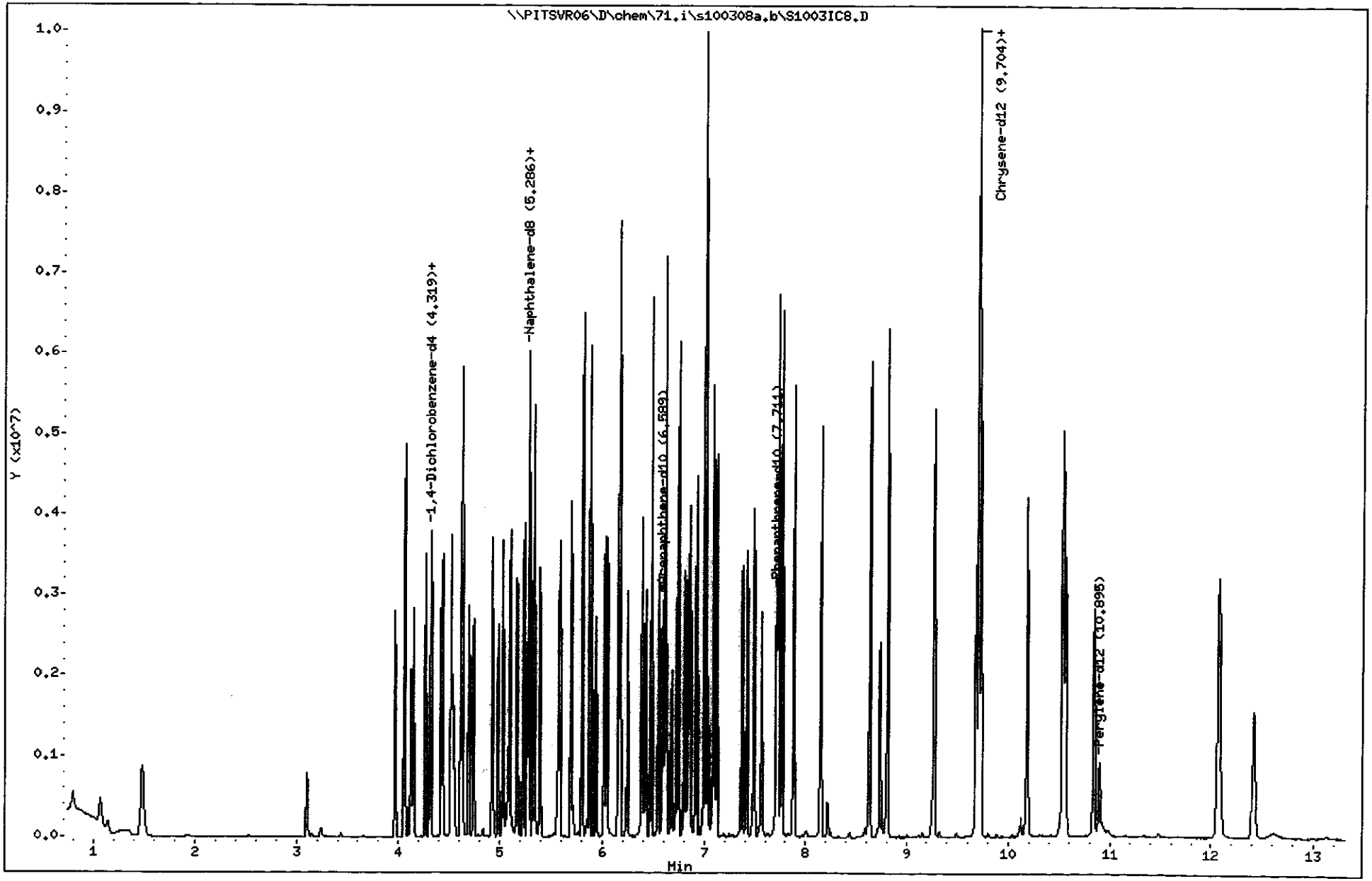

(2001 - 3460)
3138
C8J160331

TestAmerica Pittsburgh

Semivolatile REPORT SW-846 Method 8270

Data file : \\PITSVR06\D\chem\71.i\s100308a.b\S1003IC8.D
Lab Smp Id: ver20 Client Smp ID: ver
Inj Date : 03-OCT-2008 21:50
Operator : 403801nlb Inst ID: 71.i
Smp Info : ver20 bna-0626-08 LL8270
Misc Info : ver20,s100308a.b,llb.m,4-root.sub
Comment :
Method : \\PITSVR06\D\chem\71.i\s100308a.b\llb.m
Meth Date : 06-Oct-2008 13:44 bachas Quant Type: ISTD
Cal Date : 03-OCT-2008 21:30 Cal File: S1003IC7.D
Als bottle: 31
Dil Factor: 1.00000
Integrator: HP RTE Compound Sublist: 4-root.sub
Target Version: 4.14
Processing Host: PITPC-501

	Compounds	QUANT SIG MASS	RT	EXP RT	REL RT	RESPONSE	CONCENTRATIONS ON-COLUMN (NG)	FINAL (NG)
* 1	1,4-Dichlorobenzene-d4	152	4.308	4.311	(1.000)	214386	8.00000	(Q)
* 2	Naphthalene-d8	136	5.269	5.273	(1.000)	970299	8.00000	
* 3	Acenaphthene-d10	164	6.589	6.593	(1.000)	625799	8.00000	
* 4	Phenanthrene-d10	188	7.711	7.714	(1.000)	1010446	8.00000	
* 5	Chrysene-d12	240	9.709	9.718	(1.000)	582396	8.00000	
* 6	Perylene-d12	264	10.895	10.904	(1.000)	353392	8.00000	
198	1,4-Dioxane	88	1.065	1.069	(0.247)	199160	18.9108	18.911(M)
10	N-Nitrosodimethylamine	74	1.466	1.475	(0.340)	284983	22.2343	22.234
9	Pyridine	79	1.482	1.485	(0.344)	505452	20.8553	20.855(M)
16	Methyl methanesulfonate	80	3.100	3.109	(0.720)	287564	21.6753	21.675
206	Benzaldehyde	77	3.960	3.964	(0.919)	444776	22.8783	22.878
21	Aniline	93	4.051	4.060	(0.940)	1099044	22.9090	22.909
22	Phenol	94	4.057	4.071	(0.942)	914086	21.1099	21.110
23	bis(2-Chloroethyl)ether	93	4.115	4.124	(0.955)	680692	21.2858	21.286
24	2-Chlorophenol	128	4.142	4.151	(0.962)	807914	21.5694	21.569
26	1,3-Dichlorobenzene	146	4.260	4.263	(0.989)	889458	21.1509	21.151
27	1,4-Dichlorobenzene	146	4.318	4.322	(1.002)	911818	21.1573	21.157
28	1,2-Dichlorobenzene	146	4.431	4.440	(1.029)	854572	21.3069	21.307
29	Benzyl Alcohol	108	4.420	4.429	(1.026)	511836	21.5721	21.572
30	2-Methylphenol	108	4.516	4.525	(1.048)	688909	20.0004	20.000
31	2,2'-oxybis(1-Chloropropane)	45	4.532	4.536	(1.052)	1054715	18.1496	18.150
37	Acetophenone	105	4.612	4.621	(1.071)	998141	21.0819	21.082
32	N-Nitroso-di-n-propylamine	70	4.623	4.637	(1.073)	382366	20.4640	20.464
192	4-Methylphenol	108	4.628	4.637	(1.074)	723413	20.7469	20.747
34	Hexachloroethane	117	4.692	4.696	(1.089)	325842	20.8570	20.857
35	Nitrobenzene	77	4.740	4.749	(0.900)	663607	21.1021	21.102
41	Isophorone	82	4.922	4.931	(0.934)	1327329	20.5440	20.544
42	2-Nitrophenol	139	4.981	4.985	(0.945)	489817	21.2300	21.230
43	2,4-Dimethylphenol	107	5.029	5.038	(0.954)	650034	18.9272	18.927
44	bis(2-Chloroethoxy)methane	93	5.098	5.102	(0.968)	877271	20.4804	20.480
48	2,4-Dichlorophenol	162	5.168	5.172	(0.981)	742447	21.2073	21.207
49	Benzoic Acid	122	5.093	5.151	(0.967)	476661	19.6099	19.610(QMH)
50	1,2,4-Trichlorobenzene	180	5.232	5.236	(0.993)	761189	20.8650	20.865

Compounds	QUANT SIG MASS	RT	EXP RT	REL RT	RESPONSE	CONCENTRATIONS ON-COLUMN (NG)	FINAL (NG)
51 Naphthalene	128	5.285	5.289	(1.003)	2553498	20.4116	20.412
52 4-Chloroaniline	127	5.328	5.337	(1.011)	1070901	20.5205	20.520
54 2,6-Dichlorophenol	162	5.339	5.348	(1.013)	715716	20.3863	20.386
56 Hexachlorobutadiene	225	5.392	5.396	(1.023)	364268	19.9154	19.915(Q)
208 Caprolactam	113	5.579	5.620	(1.059)	265478	21.3722	21.372(Q)
59 4-Chloro-3-Methylphenol	107	5.697	5.706	(1.081)	673397	20.5334	20.533
62 2-Methylnaphthalene	142	5.809	5.813	(1.102)	1776809	20.3132	20.313
63 1-Methylnaphthalene	142	5.884	5.887	(1.117)	1800236	20.9238	20.924
64 Hexachlorocyclopentadiene	237	5.937	5.935	(0.901)	433114	22.8558	22.856
66 2,4,6-Trichlorophenol	196	6.022	6.026	(0.914)	541334	20.6909	20.691
67 2,4,5-Trichlorophenol	196	6.044	6.053	(0.917)	548087	20.1411	20.141
209 1,1'-Biphenyl	154	6.161	6.165	(0.935)	2193063	20.4678	20.468
70 2-Chloronaphthalene	162	6.172	6.176	(0.937)	1676869	20.7552	20.755
73 2-Nitroaniline	65	6.247	6.251	(0.948)	433447	21.0684	21.068
76 Dimethylphthalate	163	6.391	6.395	(0.970)	1825678	21.1532	21.153
78 2,6-Dinitrotoluene	165	6.428	6.438	(0.976)	432078	22.1483	22.148
79 Acenaphthylene	152	6.482	6.486	(0.984)	2852059	20.7582	20.758
81 3-Nitroaniline	138	6.551	6.560	(0.994)	553801	22.4928	22.493
82 Acenaphthene	153	6.615	6.619	(1.004)	1666317	20.5252	20.525
83 2,4-Dinitrophenol	184	6.631	6.641	(1.006)	244188	21.7647	21.765(Q)
85 4-Nitrophenol	109	6.680	6.689	(1.014)	142324	19.7509	19.751
86 Dibenzofuran	168	6.744	6.753	(1.024)	2481215	21.2513	21.251
87 2,4-Dinitrotoluene	165	6.733	6.742	(1.022)	557924	21.9724	21.972
92 2-Naphthylamine	143	6.861	6.865	(1.041)	1457387	33.1364	33.136
91 2,3,5,6-Tetrachlorophenol	232	6.808	6.812	(1.033)	462905	21.4515	21.451
88 2,3,4,6-Tetrachlorophenol	232	6.840	6.844	(1.038)	435579	20.5297	20.530
93 Diethylphthalate	149	6.920	6.929	(1.050)	1759891	20.9427	20.943
94 Fluorene	166	7.000	7.009	(1.062)	1762666	19.5331	19.533
95 4-Chlorophenyl-phenylether	204	7.005	7.010	(1.063)	752213	20.9017	20.902
96 4-Nitroaniline	138	7.011	7.025	(1.064)	472138	20.5321	20.532
98 4,6-Dinitro-2-methylphenol	198	7.037	7.047	(0.913)	293355	19.9181	19.918
99 N-Nitrosodiphenylamine (1)	169	7.091	7.100	(0.920)	1492409	21.4952	21.495
100 1,2-Diphenylhydrazine	77	7.123	7.127	(0.924)	1528007	19.9319	19.932
106 4-Bromophenyl-phenylether	248	7.374	7.378	(0.956)	462268	20.3227	20.323
107 Hexachlorobenzene	284	7.422	7.431	(0.963)	491929	19.9575	19.958
210 Atrazine	200	7.492	7.501	(0.972)	441766	19.5536	19.554
111 Pentachlorophenol	266	7.566	7.570	(0.981)	312040	20.0806	20.081(M)
115 Phenanthrene	178	7.727	7.730	(1.002)	2756483	20.0559	20.056
116 Anthracene	178	7.764	7.773	(1.007)	2742315	20.6459	20.646
119 Carbazole	167	7.887	7.891	(1.023)	2531231	20.8937	20.894
120 Di-n-Butylphthalate	149	8.149	8.152	(1.057)	2929496	20.9189	20.919
123 Fluoranthene	202	8.629	8.633	(1.119)	2482455	20.1265	20.126
124 Benzidine	184	8.726	8.729	(0.899)	1055847	23.1741	23.174
125 Pyrene	202	8.800	8.804	(0.906)	2496910	20.7327	20.733
131 Butylbenzylphthalate	149	9.276	9.285	(0.955)	1090062	21.9888	21.989
135 3,3'-Dichlorobenzidine	252	9.677	9.686	(0.997)	680789	20.8946	20.894(H)
136 Benzo(a)Anthracene	228	9.703	9.712	(0.999)	2025547	22.3999	22.400(QM)
137 Chrysene	228	9.730	9.739	(1.002)	1665458	20.0414	20.041
139 bis(2-ethylhexyl)Phthalate	149	9.709	9.712	(1.000)	1442962	21.9154	21.915(H)
140 Di-n-octylphthalate	149	10.179	10.183	(0.934)	2200984	19.6874	19.687
141 Benzo(b)fluoranthene	252	10.542	10.557	(0.968)	1713216	19.2881	19.288
142 Benzo(k)fluoranthene	252	10.563	10.578	(0.970)	1552243	21.1391	21.139
143 7,12-dimethylbenz[a]anthracen	256	10.531	10.546	(0.967)	706654	21.9442	21.944
146 Benzo(a)pyrene	252	10.841	10.856	(0.995)	1294527	21.9848	21.985

Compounds	QUANT SIG MASS	RT	EXP RT	REL RT	RESPONSE	CONCENTRATIONS ON-COLUMN (NG)	CONCENTRATIONS FINAL (NG)
149 Indeno(1,2,3-cd)pyrene	276	12.070	12.090	(1.108)	1477638	20.2360	20.236
150 Dibenz(a,h)anthracene	278	12.075	12.101	(1.108)	1229418	19.8023	19.802
151 Benzo(g,h,i)perylene	276	12.412	12.443	(1.139)	1138030	19.8491	19.849
$ 154 Nitrobenzene-d5	82	Compound Not Detected.					
$ 155 2-Fluorobiphenyl	172	Compound Not Detected.					
$ 156 Terphenyl-d14	244	Compound Not Detected.					
$ 157 Phenol-d5	99	Compound Not Detected.					
$ 158 2-Fluorophenol	112	Compound Not Detected.					
$ 159 2,4,6-Tribromophenol	329	Compound Not Detected.					
$ 186 2-Chlorophenol-d4	132	Compound Not Detected.					
$ 187 1,2-Dichlorobenzene-d4	152	Compound Not Detected.					

QC Flag Legend

Q - Qualifier signal failed the ratio test.
M - Compound response manually integrated.
H - Operator selected an alternate compound hit.

Data File Name: S1003IC8.D
Inj. Date and Time: 03-OCT-2008 21:50
Instrument ID: 71.i
Client ID: ver
Compound Name: 1,4-Dioxane
CAS #: 123-91-1
Report Date: 10/06/2008

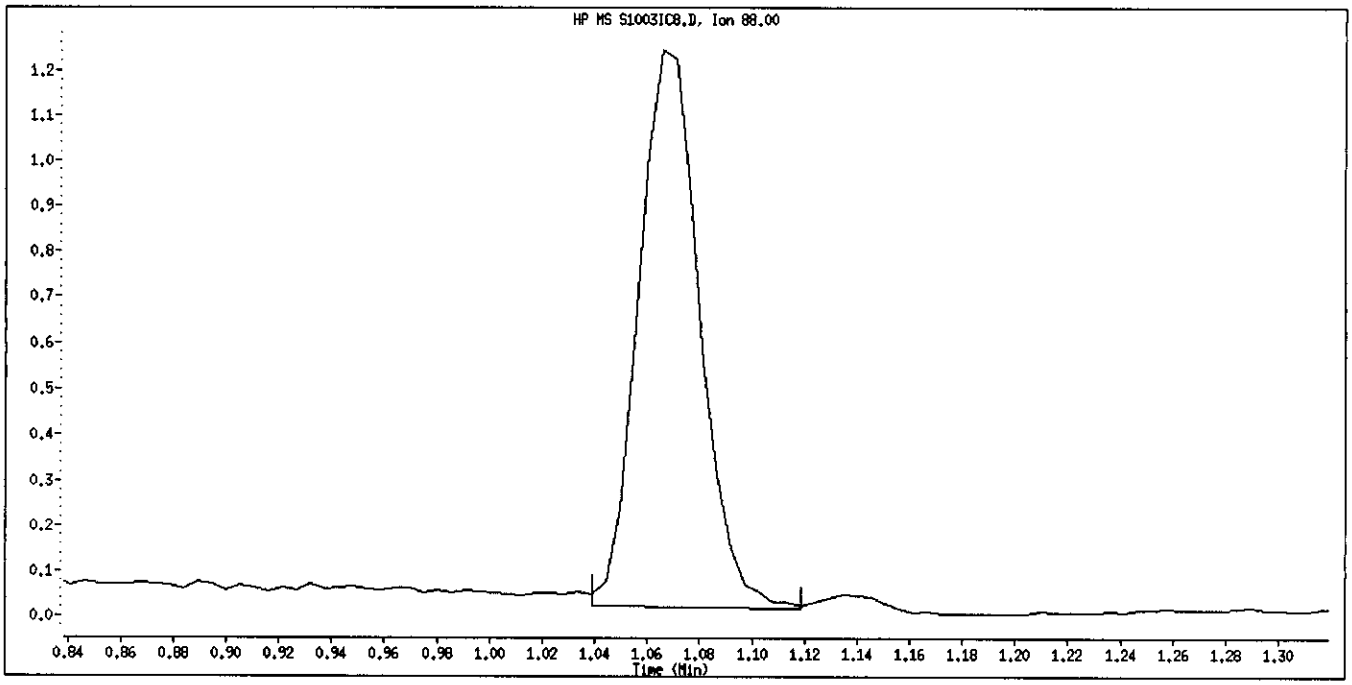

Original Integration

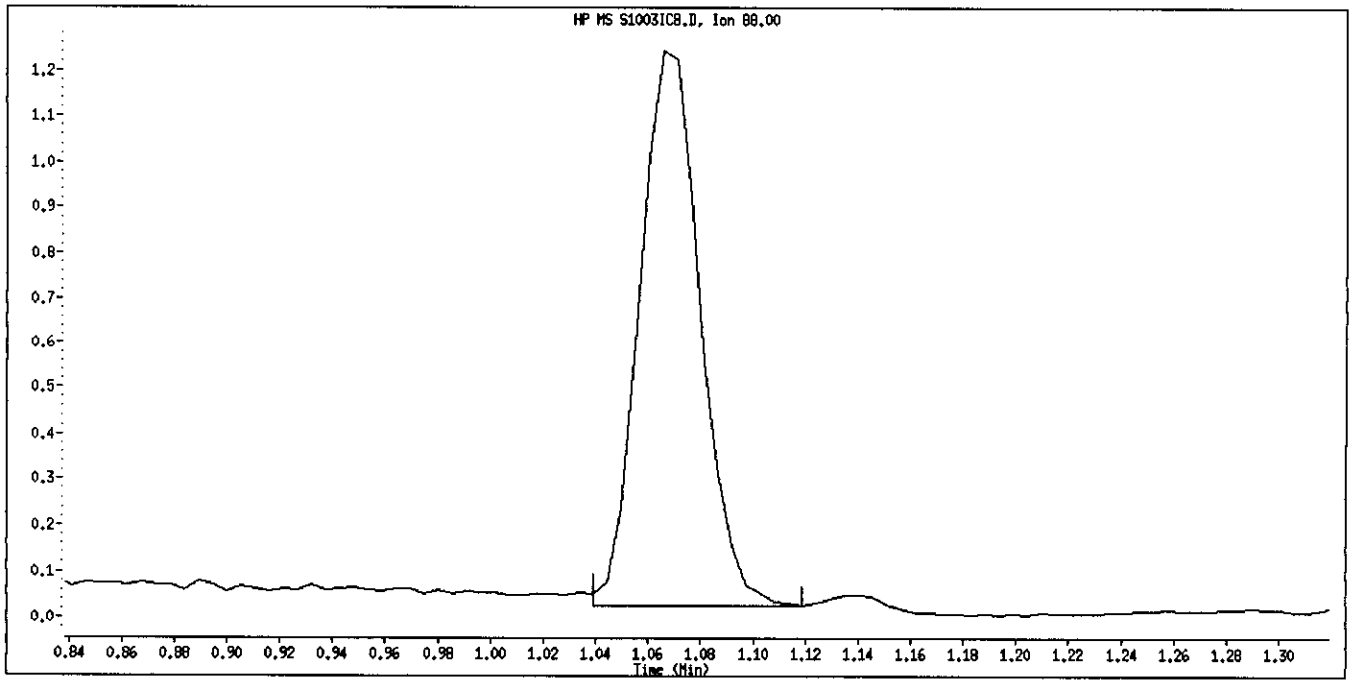

Manual Integration

Manually Integrated By: BachaS
Manual Integration Reason: Peak Integrated Incorrectly

Data File Name: S1003IC8.D
Inj. Date and Time: 03-OCT-2008 21:50
Instrument ID: 71.i
Client ID: ver
Compound Name: Pyridine
CAS #: 110-86-1
Report Date: 10/06/2008

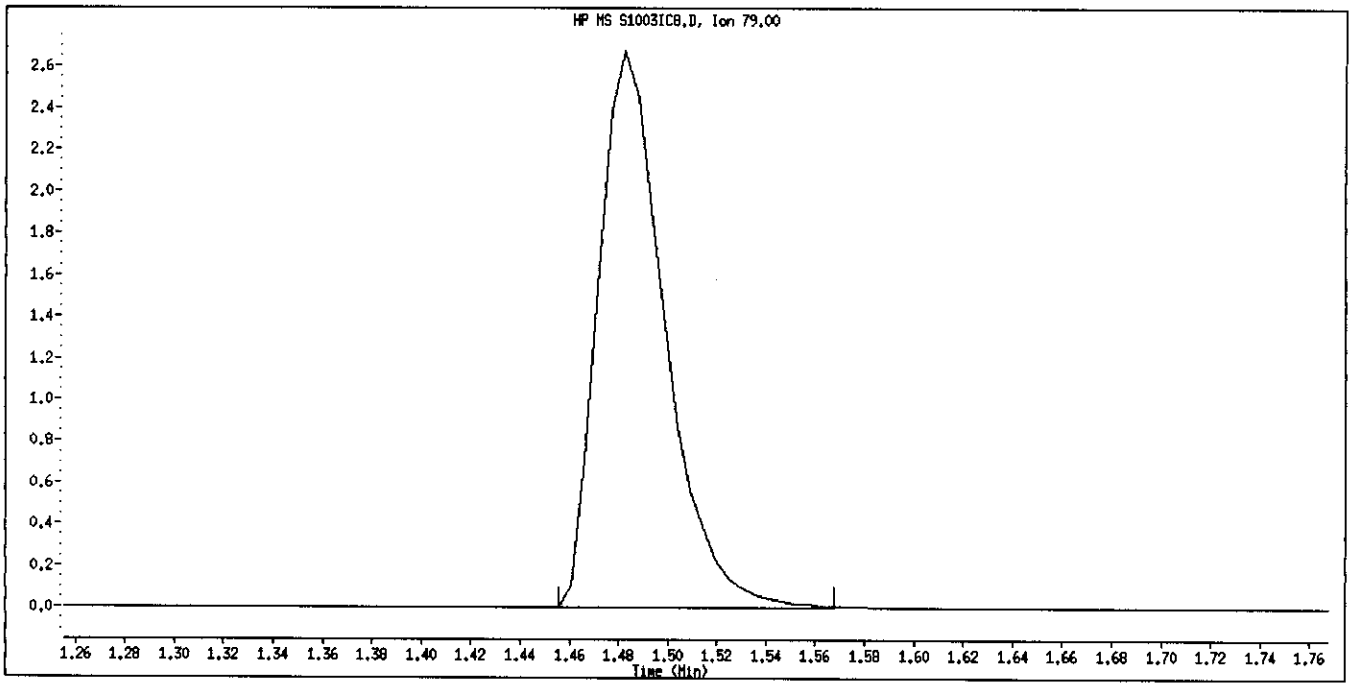

Original Integration

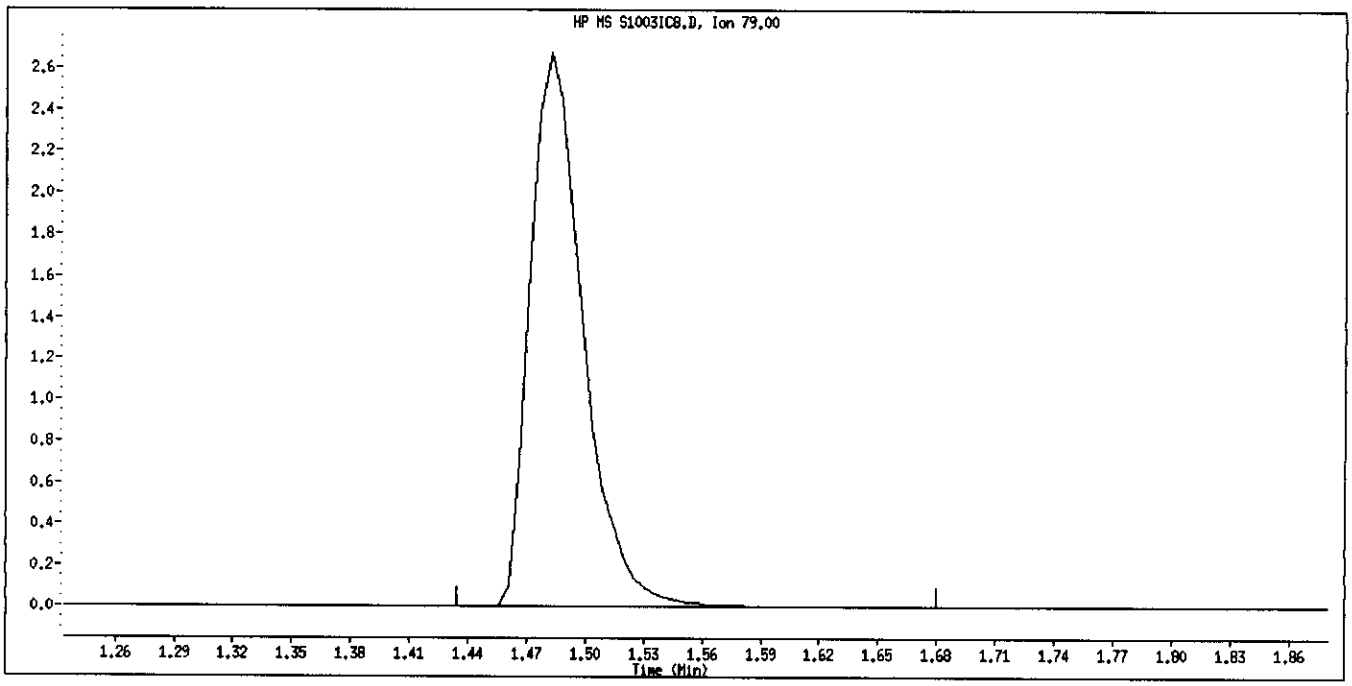

Manual Integration

Manually Integrated By: BachaS
Manual Integration Reason: Peak Integrated Incorrectly

Data File Name: S1003IC8.D
Inj. Date and Time: 03-OCT-2008 21:50
Instrument ID: 71.i
Client ID: ver
Compound Name: Benzoic Acid
CAS #: 65-85-0
Report Date: 10/06/2008

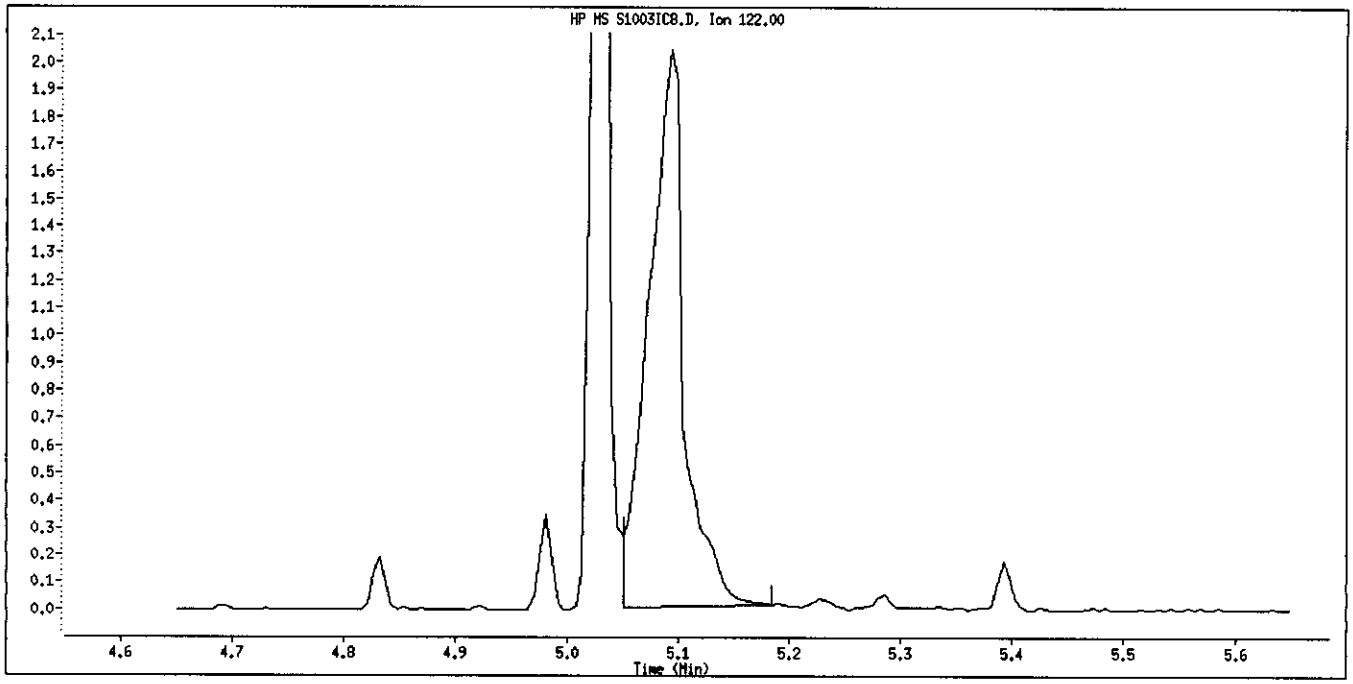

Original Integration

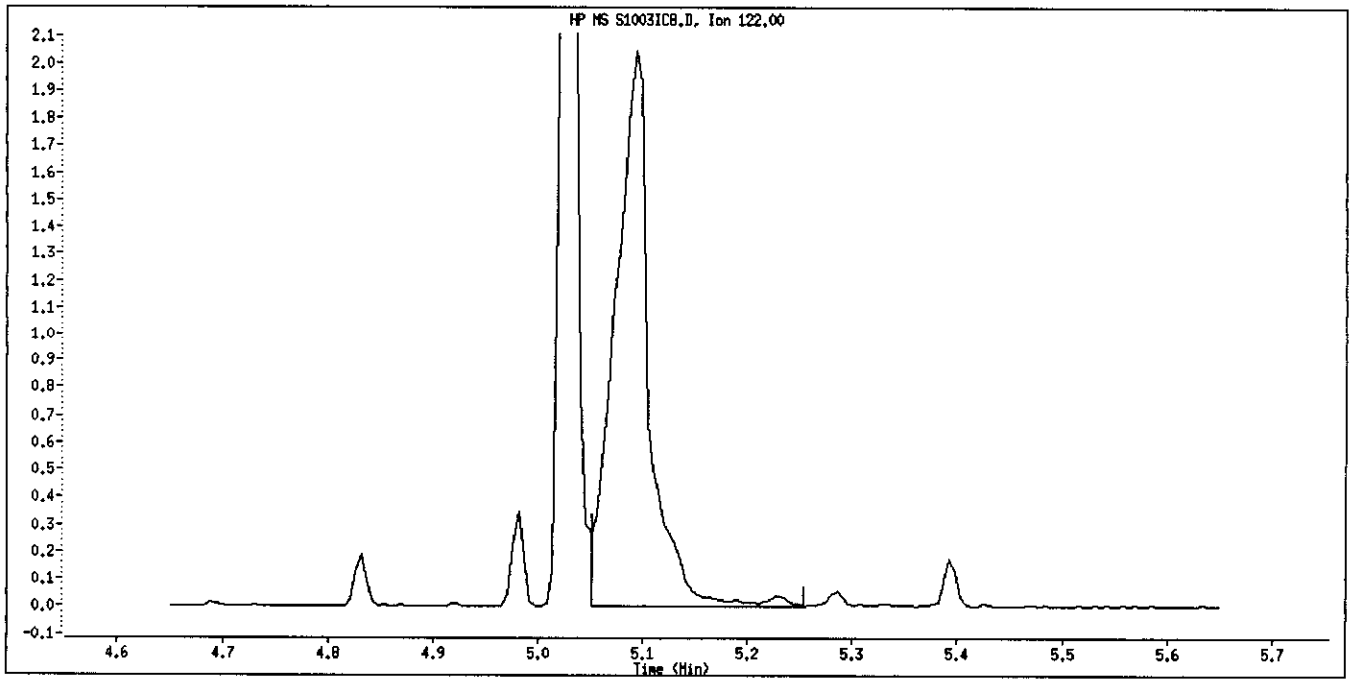

Manual Integration

Manually Integrated By: BachaS
Manual Integration Reason: Peak Integrated Incorrectly

Data File Name: S1003IC8.D
Inj. Date and Time: 03-OCT-2008 21:50
Instrument ID: 71.i
Client ID: ver
Compound Name: Pentachlorophenol
CAS #: 87-86-5
Report Date: 10/06/2008

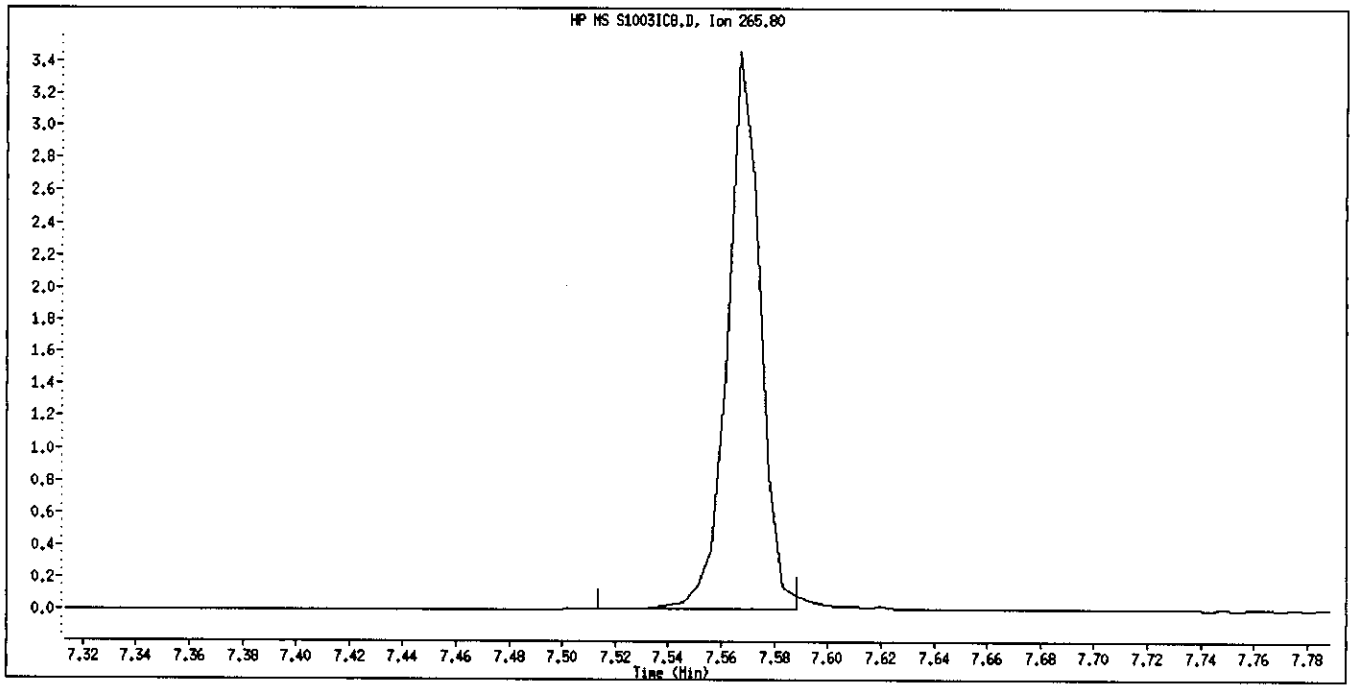

Original Integration

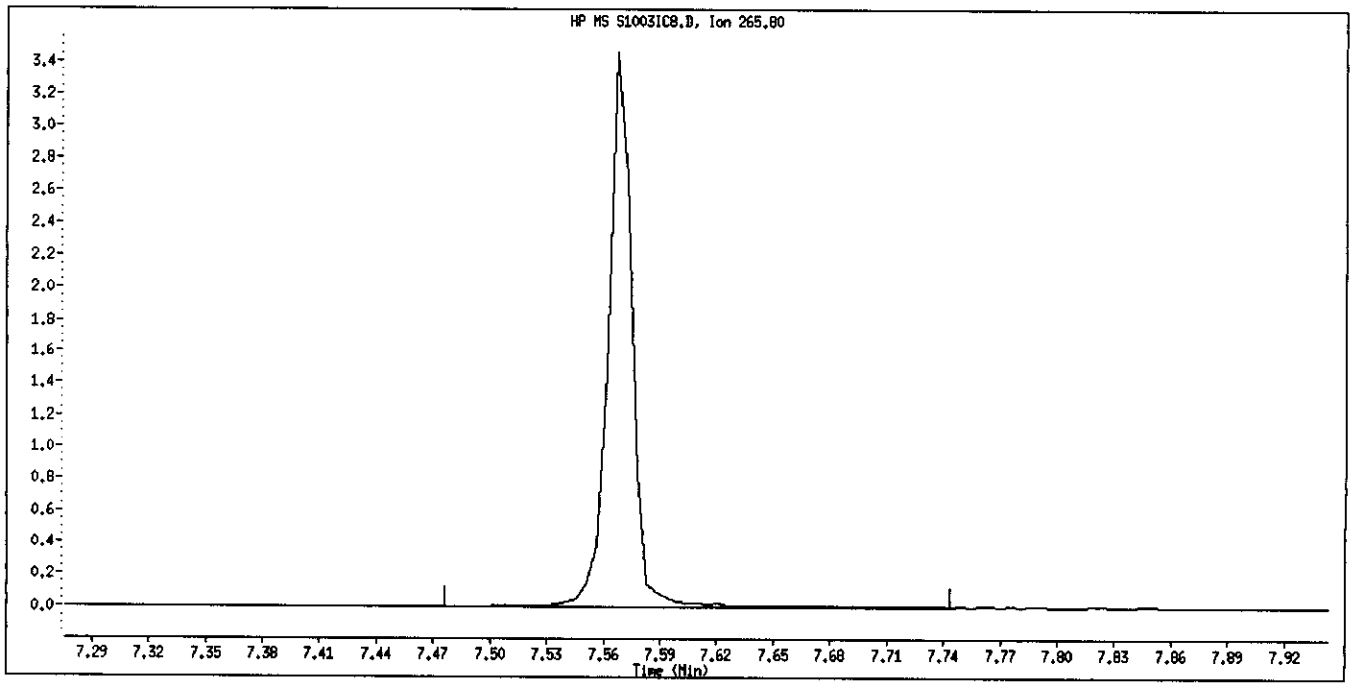

Manual Integration

Manually Integrated By: BachaS
Manual Integration Reason: Peak Integrated Incorrectly

Data File Name: S1003IC8.D
Inj. Date and Time: 03-OCT-2008 21:50
Instrument ID: 71.i
Client ID: ver
Compound Name: 3,3'-Dichlorobenzidine
CAS #: 91-94-1
Report Date: 10/06/2008

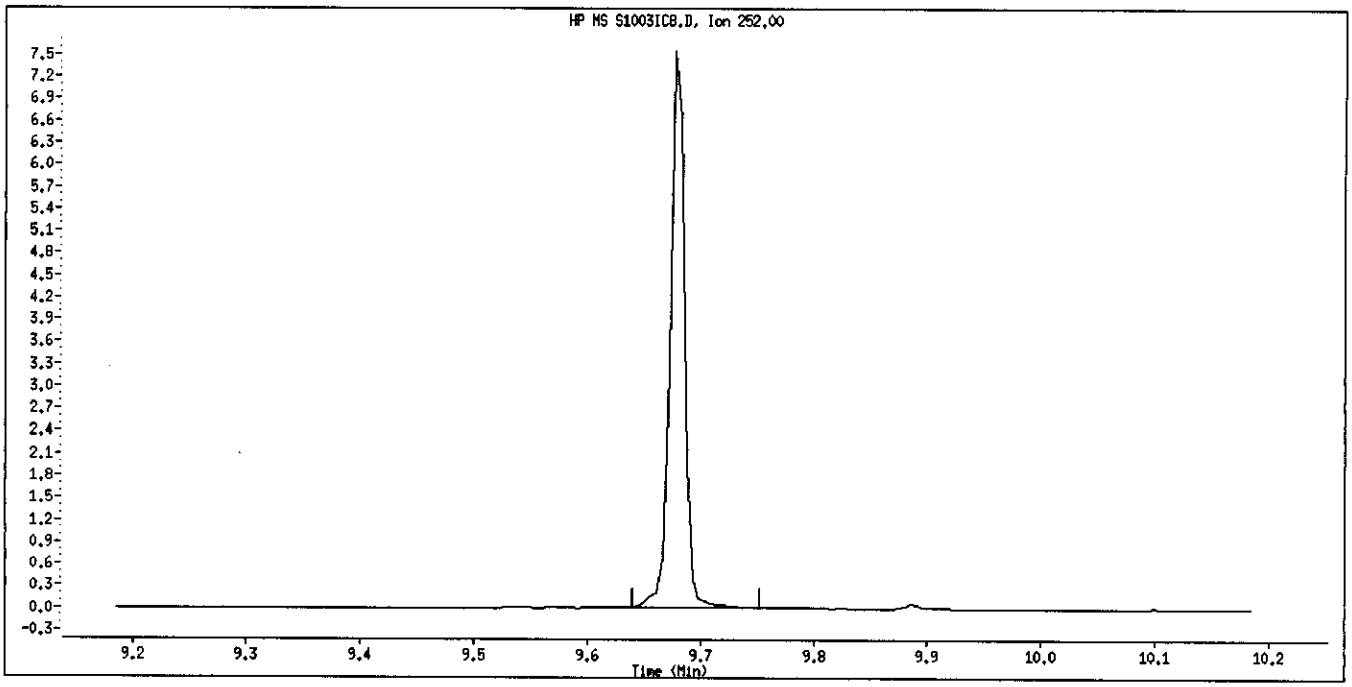

Original Integration

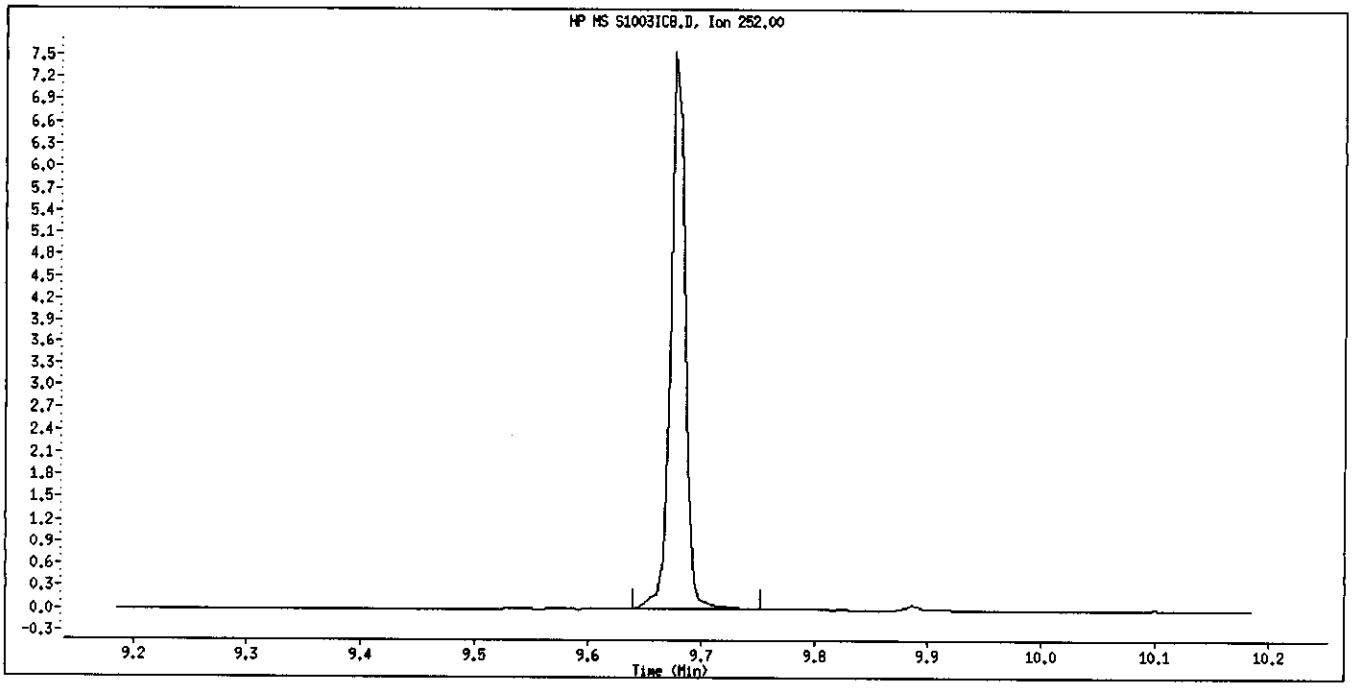

Manual Integration

Manually Integrated By: BachaS
Manual Integration Reason: Peak Integrated Incorrectly

Data File Name: S1003IC8.D
Inj. Date and Time: 03-OCT-2008 21:50
Instrument ID: 71.i
Client ID: ver
Compound Name: Benzo(a)Anthracene
CAS #: 56-55-3
Report Date: 10/06/2008

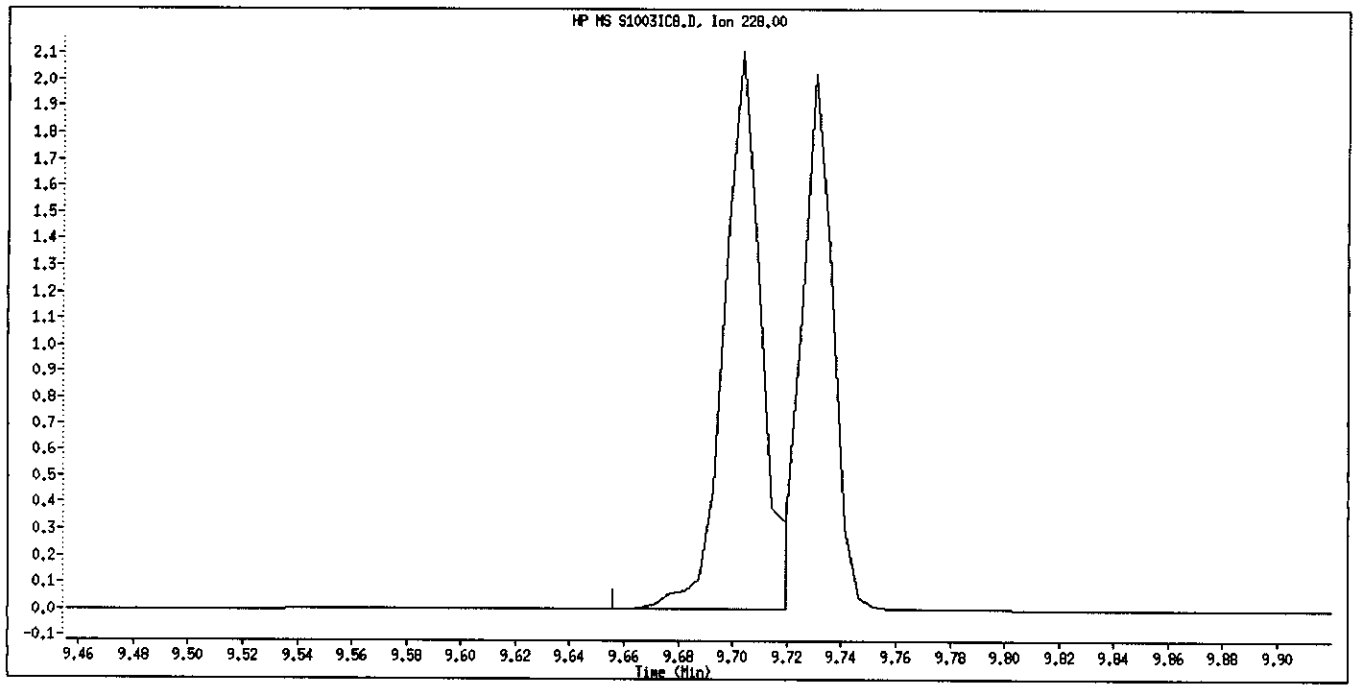

Original Integration

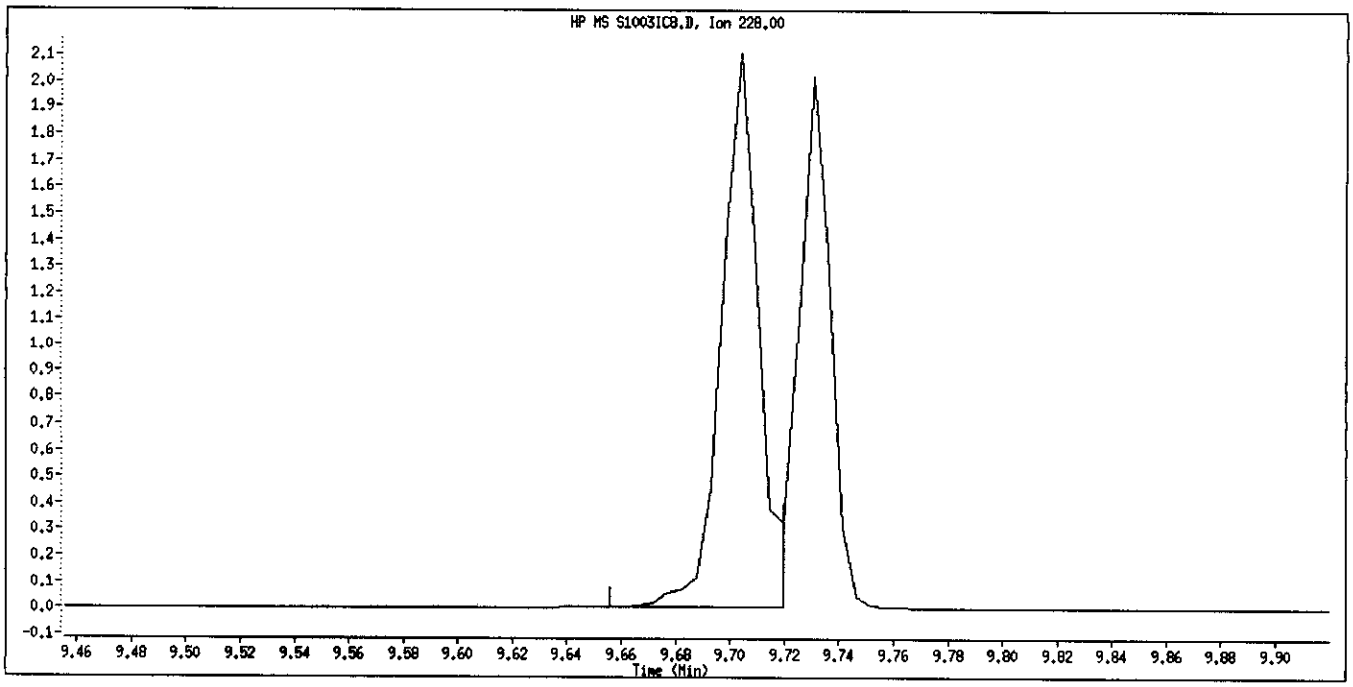

Manual Integration

Manually Integrated By: BachaS
Manual Integration Reason: Peak Integrated Incorrectly

Data File Name: S1003IC8.D
Inj. Date and Time: 03-OCT-2008 21:50
Instrument ID: 71.i
Client ID: ver
Compound Name: bis(2-ethylhexyl)Phthalate
CAS #: 117-81-7
Report Date: 10/06/2008

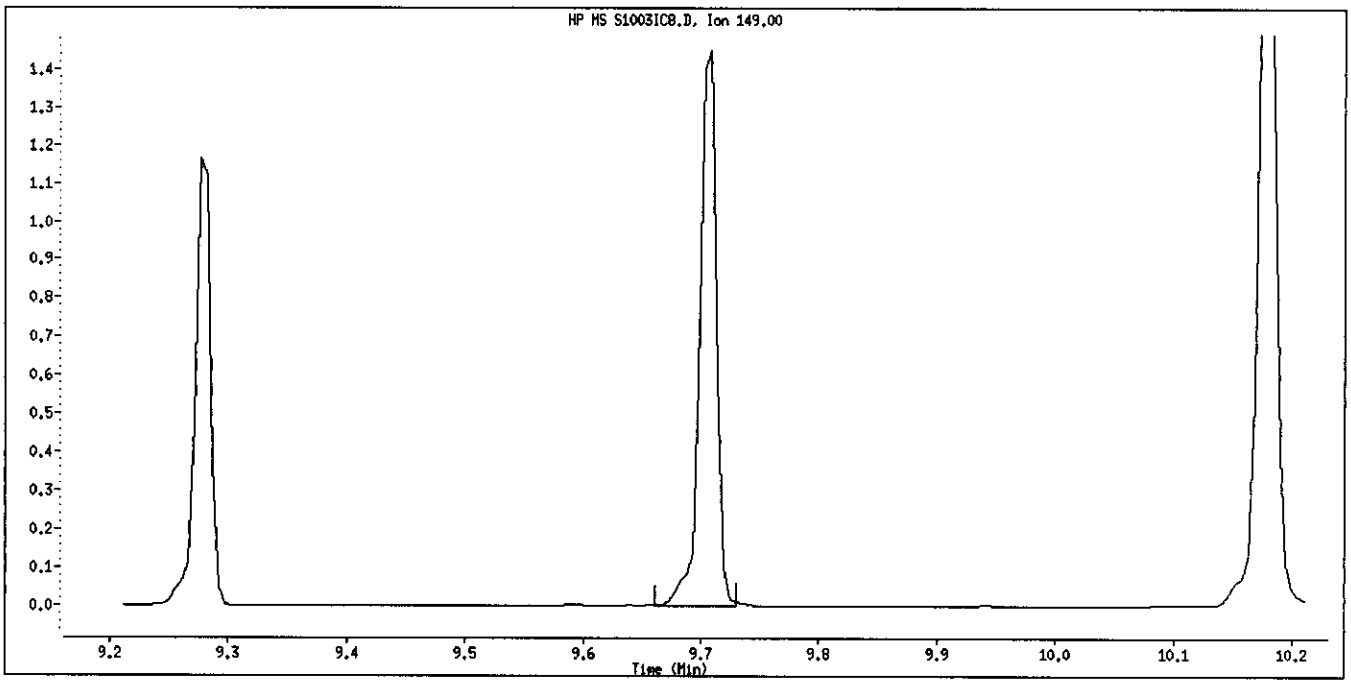

Original Integration

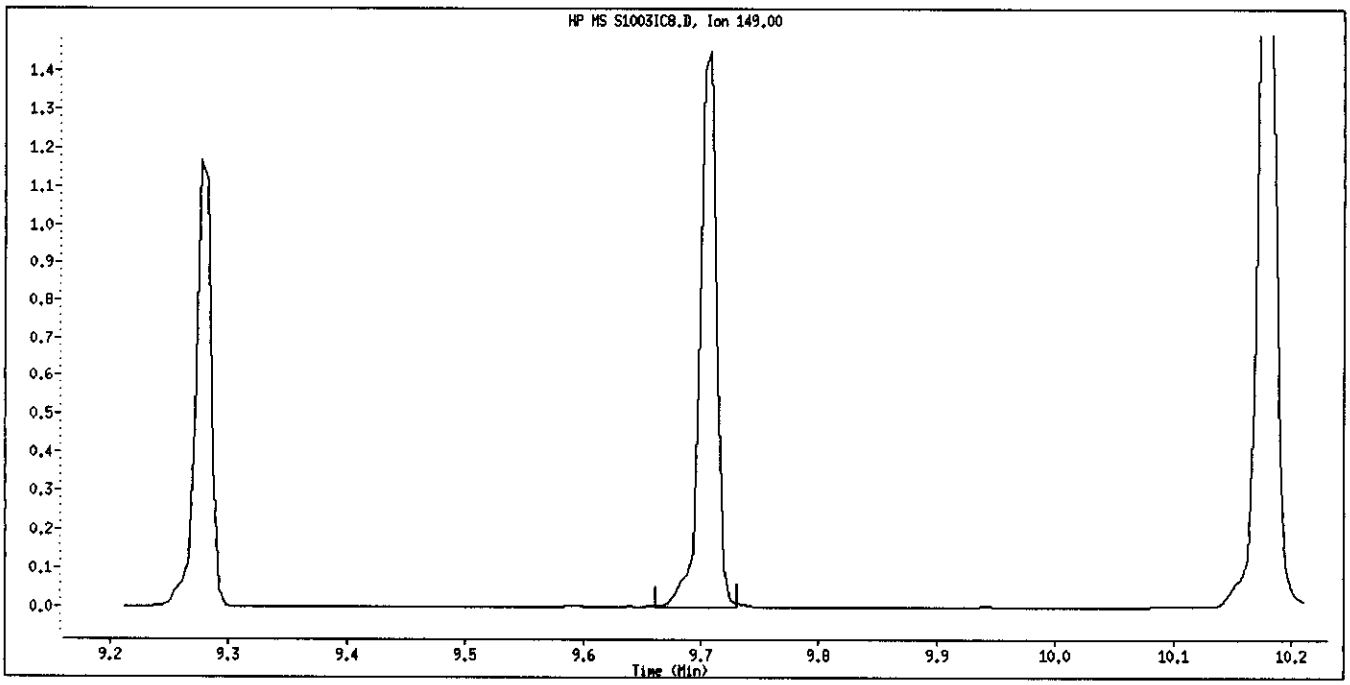

Manual Integration

Manually Integrated By: BachaS
Manual Integration Reason: Peak Integrated Incorrectly

TestAmerica Pittsburgh

CONTINUING CALIBRATION COMPOUNDS

Instrument ID: 71.i
Lab File ID: S1007CCC.D
Analysis Type: WATER
Lab Sample ID: sstd4.0
Method: \\PITSVR06\D\chem\71.i\s100708.b\11b.m

Injection Date: 07-OCT-2008 11:41
Init. Cal. Date(s): 03-OCT-2008 03-OCT-2008
Init. Cal. Times: 17:09 21:30
Quant Type: ISTD

COMPOUND	RRF / AMOUNT	RF4	CCAL RRF4	MIN RRF	%D / %DRIFT	MAX %D / %DRIFT	CURVE TYPE
198 1,4-Dioxane	0.39299	0.44491	0.44491	0.010	-13.21020	25.00000	Averaged
10 N-Nitrosodimethylamine	0.47829	0.47782	0.47782	0.010	0.09824	25.00000	Averaged
9 Pyridine	0.90439	0.89141	0.89141	0.010	1.43565	25.00000	Averaged
16 Methyl methanesulfonate	0.49506	0.45086	0.45086	0.010	8.92834	25.00000	Averaged
206 Benzaldehyde	0.72545	0.70850	0.70850	0.010	2.33678	25.00000	Averaged
21 Aniline	1.79020	1.78171	1.78171	0.010	0.47450	25.00000	Averaged
22 Phenol	1.61583	1.63688	1.63688	0.010	-1.30273	20.00000	Averaged
23 bis(2-Chloroethyl)ether	1.19331	1.16879	1.16879	0.010	2.05516	25.00000	Averaged
24 2-Chlorophenol	1.39772	1.38431	1.38431	0.010	0.95960	25.00000	Averaged
26 1,3-Dichlorobenzene	1.56925	1.59831	1.59831	0.010	-1.85185	25.00000	Averaged
27 1,4-Dichlorobenzene	1.60820	1.64458	1.64458	0.010	-2.26222	20.00000	Averaged
28 1,2-Dichlorobenzene	1.49665	1.55528	1.55528	0.010	-3.91703	25.00000	Averaged
29 Benzyl Alcohol	0.88539	0.89629	0.89629	0.010	-1.23203	25.00000	Averaged
30 2-Methylphenol	1.28533	1.25799	1.25799	0.010	2.12773	25.00000	Averaged
31 2,2'-oxybis(1-Chloropropane	2.16851	2.12979	2.12979	0.010	1.78555	25.00000	Averaged
37 Acetophenone	1.76675	1.73722	1.73722	0.010	1.67130	25.00000	Averaged
32 N-Nitroso-di-n-propylamine	0.69724	0.71194	0.71194	0.050	-2.10844	50.00000	Averaged
192 4-Methylphenol	1.30115	1.36968	1.36968	0.010	-5.26719	25.00000	Averaged
34 Hexachloroethane	0.58297	0.57554	0.57554	0.010	1.27484	25.00000	Averaged
35 Nitrobenzene	0.25928	0.27044	0.27044	0.010	-4.30588	25.00000	Averaged
41 Isophorone	0.53269	0.53657	0.53657	0.010	-0.72777	25.00000	Averaged
42 2-Nitrophenol	0.19023	0.18440	0.18440	0.010	3.06478	20.00000	Averaged
43 2,4-Dimethylphenol	0.28316	0.30158	0.30158	0.010	-6.50439	25.00000	Averaged
44 bis(2-Chloroethoxy)methane	0.35317	0.36033	0.36033	0.010	-2.02715	25.00000	Averaged
48 2,4-Dichlorophenol	0.28865	0.28712	0.28712	0.010	0.52999	20.00000	Averaged
49 Benzoic Acid	10.00000	11.05299	0.20027	0.010	-10.52985	25.00000	Quadratic
50 1,2,4-Trichlorobenzene	0.30079	0.31372	0.31372	0.010	-4.30065	25.00000	Averaged
51 Naphthalene	1.03144	1.04403	1.04403	0.010	-1.22072	25.00000	Averaged
52 4-Chloroaniline	0.43028	0.43470	0.43470	0.010	-1.02752	25.00000	Averaged
54 2,6-Dichlorophenol	0.28946	0.30714	0.30714	0.010	-6.11014	25.00000	Averaged
56 Hexachlorobutadiene	0.15081	0.15614	0.15614	0.010	-3.53628	20.00000	Averaged
208 Caprolactam	0.10242	0.10963	0.10963	0.010	-7.04249	25.00000	Averaged
59 4-Chloro-3-Methylphenol	0.27039	0.27082	0.27082	0.010	-0.15969	20.00000	Averaged
62 2-Methylnaphthalene	0.72119	0.71209	0.71209	0.010	1.26071	25.00000	Averaged
63 1-Methylnaphthalene	0.70937	0.71210	0.71210	0.010	-0.38427	25.00000	Averaged
64 Hexachlorocyclopentadiene	0.24225	0.25949	0.25949	0.050	-7.11771	50.00000	Averaged
66 2,4,6-Trichlorophenol	0.33446	0.34409	0.34409	0.010	-2.88033	20.00000	Averaged
67 2,4,5-Trichlorophenol	0.34787	0.33645	0.33645	0.010	3.28502	25.00000	Averaged
209 1,1'-Biphenyl	1.36973	1.41913	1.41913	0.010	-3.60693	25.00000	Averaged
70 2-Chloronaphthalene	1.03283	1.09211	1.09211	0.010	-5.74031	25.00000	Averaged
73 2-Nitroaniline	0.26300	0.25588	0.25588	0.010	2.70686	25.00000	Averaged
76 Dimethylphthalate	1.10332	1.05911	1.05911	0.010	4.00696	25.00000	Averaged

TestAmerica Pittsburgh

CONTINUING CALIBRATION COMPOUNDS

Instrument ID: 71.i
Lab File ID: S1007CCC.D
Analysis Type: WATER
Lab Sample ID: sstd4.0
Method: \\PITSVR06\D\chem\71.i\s100708.b\11b.m

Injection Date: 07-OCT-2008 11:41
Init. Cal. Date(s): 03-OCT-2008 03-OCT-2008
Init. Cal. Times: 17:09 21:30
Quant Type: ISTD

COMPOUND	RRF / AMOUNT	RF4	CCAL RRF4	MIN RRF	%D / %DRIFT	MAX %D / %DRIFT	CURVE TYPE	
78 2,6-Dinitrotoluene	0.24939	0.24315	0.24315	0.010	2.50067	25.00000	Averaged	
79 Acenaphthylene	1.75641	1.74975	1.74975	0.010	0.37876	25.00000	Averaged	
81 3-Nitroaniline	0.31475	0.30852	0.30852	0.010	1.97990	25.00000	Averaged	
82 Acenaphthene	1.03783	1.03761	1.03761	0.010	0.02112	20.00000	Averaged	
83 2,4-Dinitrophenol	10.00000	9.54586	0.12190	0.050	4.54143	25.00000	Quadratic	
85 4-Nitrophenol	0.09212	0.09505	0.09505	0.050	-3.18330	50.00000	Averaged	
86 Dibenzofuran	1.49257	1.51784	1.51784	0.010	-1.69302	25.00000	Averaged	
87 2,4-Dinitrotoluene	0.32460	0.32233	0.32233	0.010	0.70076	25.00000	Averaged	
92 2-Naphthylamine	4.00000	2.43053	0.63232	0.010	39.23669	25.00000	Quadratic	<-
91 2,3,5,6-Tetrachlorophenol	0.27586	0.26450	0.26450	0.010	4.11937	25.00000	Averaged	
88 2,3,4,6-Tetrachlorophenol	0.27123	0.25755	0.25755	0.010	5.04475	25.00000	Averaged	
93 Diethylphthalate	1.07426	1.08061	1.08061	0.010	-0.59166	25.00000	Averaged	
94 Fluorene	1.15359	1.19860	1.19860	0.010	-3.90112	25.00000	Averaged	
95 4-Chlorophenyl-phenylether	4.00000	4.02353	0.53835	0.010	-0.58836	25.00000	Quadratic	
96 4-Nitroaniline	0.29396	0.32324	0.32324	0.010	-9.95870	25.00000	Averaged	
98 4,6-Dinitro-2-methylphenol	10.00000	9.91637	0.11003	0.010	0.83627	25.00000	Quadratic	
99 N-Nitrosodiphenylamine (1)	0.54970	0.53960	0.53960	0.010	1.83770	20.00000	Averaged	
100 1,2-Diphenylhydrazine	0.60695	0.61287	0.61287	0.010	-0.97556	25.00000	Averaged	
106 4-Bromophenyl-phenylether	0.18009	0.18520	0.18520	0.010	-2.83979	25.00000	Averaged	
107 Hexachlorobenzene	0.19515	0.18977	0.18977	0.010	2.75985	25.00000	Averaged	
210 Atrazine	4.00000	3.11207	0.11528	0.010	22.19813	25.00000	Quadratic	
111 Pentachlorophenol	0.12303	0.12862	0.12862	0.010	-4.54118	20.00000	Averaged	
115 Phenanthrene	1.08815	1.03366	1.03366	0.010	5.00789	25.00000	Averaged	
116 Anthracene	1.05162	1.05225	1.05225	0.010	-0.05965	25.00000	Averaged	
119 Carbazole	0.95916	0.99492	0.99492	0.010	-3.72790	25.00000	Averaged	
120 Di-n-Butylphthalate	1.10874	1.12100	1.12100	0.010	-1.10512	25.00000	Averaged	
123 Fluoranthene	0.97654	1.01270	1.01270	0.010	-3.70282	20.00000	Averaged	
124 Benzidine	0.62585	0.51840	0.51840	0.010	17.16840	25.00000	Averaged	
125 Pyrene	1.65431	1.33509	1.33509	0.010	19.29631	25.00000	Averaged	
131 Butylbenzylphthalate	0.68096	0.59344	0.59344	0.010	12.85197	25.00000	Averaged	
135 3,3'-Dichlorobenzidine	0.44756	0.42396	0.42396	0.010	5.27341	25.00000	Averaged	
136 Benzo(a)Anthracene	1.24213	1.15619	1.15619	0.010	6.91879	25.00000	Averaged	
137 Chrysene	1.14151	1.08831	1.08831	0.010	4.66057	25.00000	Averaged	
139 bis(2-ethylhexyl)Phthalate	0.90443	0.86558	0.86558	0.010	4.29534	25.00000	Averaged	
140 Di-n-octylphthalate	4.00000	3.68530	1.94636	0.010	7.86758	20.00000	Quadratic	
141 Benzo(b)fluoranthene	4.00000	3.57407	1.47061	0.010	10.64817	25.00000	Quadratic	
142 Benzo(k)fluoranthene	1.66229	1.58076	1.58076	0.010	4.90460	25.00000	Averaged	
143 7,12-dimethylbenz[a]anthrac	0.72899	0.66128	0.66128	0.010	9.28739	25.00000	Averaged	
146 Benzo(a)pyrene	1.33298	1.18396	1.18396	0.010	11.17919	20.00000	Averaged	
149 Indeno(1,2,3-cd)pyrene	4.00000	3.78914	1.28474	0.010	5.27151	25.00000	Quadratic	
150 Dibenz(a,h)anthracene	4.00000	3.80882	1.09168	0.010	4.77941	25.00000	Quadratic	
151 Benzo(g,h,i)perylene	4.00000	3.76367	1.09177	0.010	5.90837	25.00000	Quadratic	

TestAmerica Pittsburgh

CONTINUING CALIBRATION COMPOUNDS

Instrument ID: 71.i Injection Date: 07-OCT-2008 11:41
Lab File ID: S1007CCC.D Init. Cal. Date(s): 03-OCT-2008 03-OCT-2008
Analysis Type: WATER Init. Cal. Times: 17:09 21:30
Lab Sample ID: sstd4.0 Quant Type: ISTD
Method: \\PITSVR06\D\chem\71.i\s100708.b\11b.m

COMPOUND	RRF / AMOUNT	RF4	CCAL RRF4	MIN RRF	%D / %DRIFT	MAX %D / %DRIFT	CURVE TYPE
$ 154 Nitrobenzene-d5	0.26939	0.26597	0.26597	0.010	1.26830	25.00000	Averaged
$ 155 2-Fluorobiphenyl	1.16186	1.18946	1.18946	0.010	-2.37558	25.00000	Averaged
$ 156 Terphenyl-d14	1.00048	0.83952	0.83952	0.010	16.08888	25.00000	Averaged
$ 157 Phenol-d5	1.42293	1.48719	1.48719	0.010	-4.51558	25.00000	Averaged
$ 158 2-Fluorophenol	1.16901	1.12098	1.12098	0.010	4.10816	25.00000	Averaged
$ 159 2,4,6-Tribromophenol	0.08789	0.09105	0.09105	0.010	-3.58490	25.00000	Averaged
$ 186 2-Chlorophenol-d4	1.40867	1.41936	1.41936	0.010	-0.75868	25.00000	Averaged
$ 187 1,2-Dichlorobenzene-d4	0.92869	0.98347	0.98347	0.010	-5.89913	25.00000	Averaged

Data File: \\PITSVR06\D\chem\71.i\s100708.b\S1007CCC.D
Date : 07-OCT-2008 11:41
Client ID: sstd4.0
Sample Info: sstd4.0NG(2.0ug/ml) bna-0670-08 LL8270
Volume Injected (uL): 2.0
Column phase: DB5-MS

Instrument: 71.i
Operator: 045183sab
Column diameter: 0.32

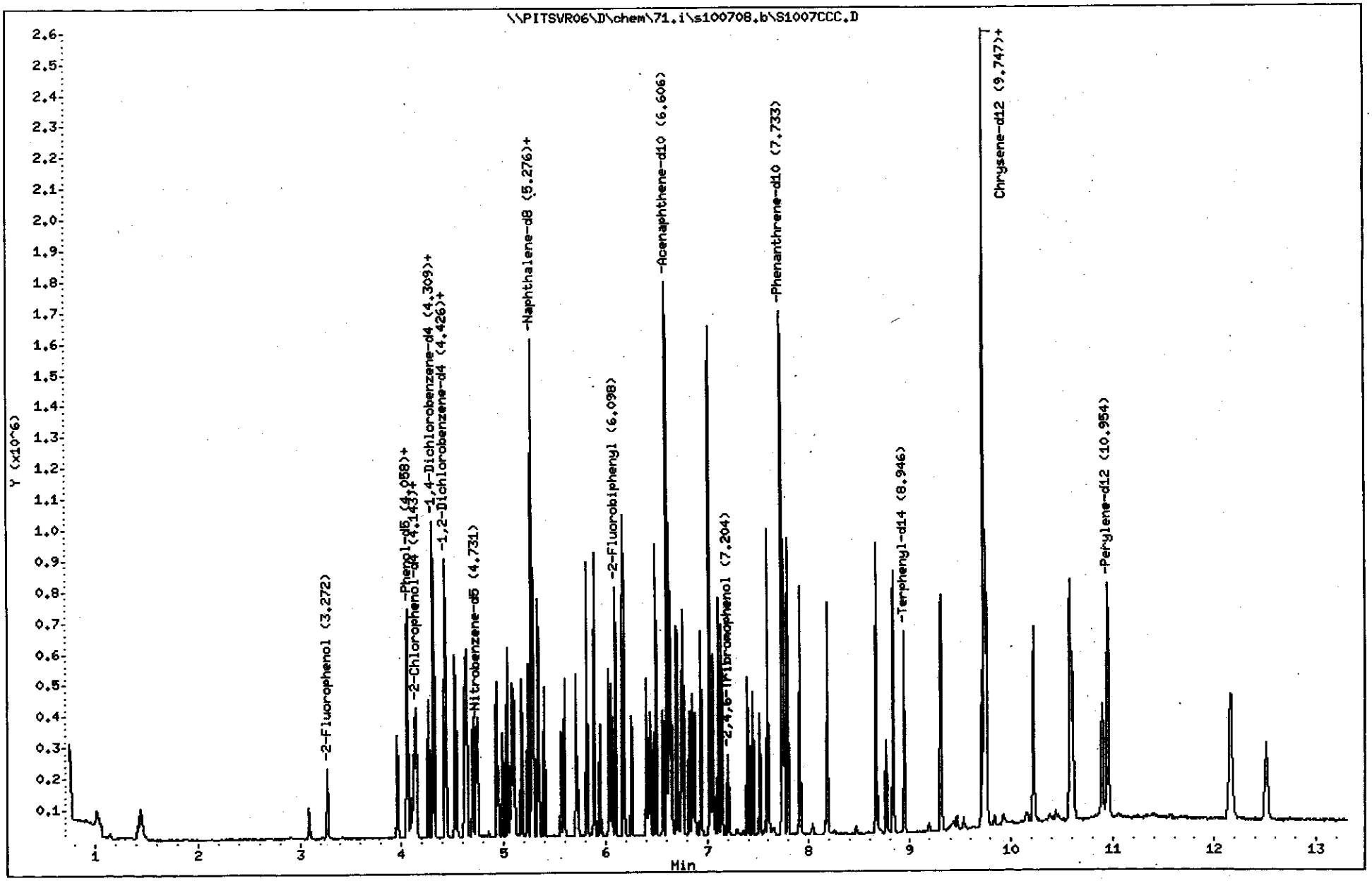

(2001 - 3460)
3152
C8J160331

TestAmerica Pittsburgh

Semivolatile REPORT SW-846 Method 8270

Data file : \\PITSVR06\D\chem\71.i\s100708.b\S1007CCC.D
Lab Smp Id: sstd4.0 Client Smp ID: sstd4.0
Inj Date : 07-OCT-2008 11:41
Operator : 045183sab Inst ID: 71.i
Smp Info : sstd4.0NG(2.0ug/ml) bna-0670-08 LL8270
Misc Info : sstd4.0,s100708.b,llb.m,4-root.sub,2,3
Comment :
Method : \\PITSVR06\D\chem\71.i\s100708.b\llb.m
Meth Date : 07-Oct-2008 11:59 71.i Quant Type: ISTD
Cal Date : 03-OCT-2008 21:30 Cal File: S1003IC7.D
Als bottle: 2 Continuing Calibration Sample
Dil Factor: 1.00000
Integrator: HP RTE Compound Sublist: 4-root.sub
Target Version: 4.14
Processing Host: PITPC-501

Concentration Formula: Amt * DF * Uf * Vt/(Vo * Vi)*1*gpc * CpndVariable

Name	Value	Description
DF	1.000	Dilution Factor
Uf	1.000	ng unit correction factor
Vt	1000.000	Volume of final extract (uL)
Vo	1000.000	Volume of sample extracted (mL)
Vi	2.000	Volume injected (uL)
gpc	1.000	GPC correction Factor
Cpnd Variable		Local Compound Variable

	Compounds	QUANT SIG MASS	RT	EXP RT	REL RT	RESPONSE	AMOUNTS CAL-AMT (NG)	ON-COL (NG)
* 1	1,4-Dichlorobenzene-d4	152	4.308	4.308	(1.000)	149442	8.00000	
* 2	Naphthalene-d8	136	5.275	5.275	(1.000)	631774	8.00000	
* 3	Acenaphthene-d10	164	6.605	6.605	(1.000)	396360	8.00000	
* 4	Phenanthrene-d10	188	7.733	7.733	(1.000)	639283	8.00000	
* 5	Chrysene-d12	240	9.747	9.747	(1.000)	474378	8.00000	
* 6	Perylene-d12	264	10.954	10.954	(1.000)	315151	8.00000	
198	1,4-Dioxane	88	1.017	1.017	(0.236)	33244	4.00000	4.5284
10	N-Nitrosodimethylamine	74	1.418	1.418	(0.329)	35703	4.00000	3.9961
9	Pyridine	79	1.440	1.440	(0.334)	66607	4.00000	3.9426
16	Methyl methanesulfonate	80	3.090	3.090	(0.717)	33689	4.00000	3.6429
206	Benzaldehyde	77	3.961	3.961	(0.919)	52940	4.00000	3.9065
21	Aniline	93	4.052	4.052	(0.940)	133131	4.00000	3.9810
22	Phenol	94	4.068	4.068	(0.944)	122309	4.00000	4.0521
23	bis(2-Chloroethyl)ether	93	4.116	4.116	(0.955)	87333	4.00000	3.9178
24	2-Chlorophenol	128	4.148	4.148	(0.963)	103437	4.00000	3.9616
26	1,3-Dichlorobenzene	146	4.260	4.260	(0.989)	119427	4.00000	4.0741
27	1,4-Dichlorobenzene	146	4.319	4.319	(1.002)	122885	4.00000	4.0905
28	1,2-Dichlorobenzene	146	4.436	4.436	(1.030)	116212	4.00000	4.1567
29	Benzyl Alcohol	108	4.420	4.420	(1.026)	66972	4.00000	4.0493

	Compounds	QUANT SIG MASS	RT	EXP RT	REL RT	RESPONSE	AMOUNTS CAL-AMT (NG)	ON-COL (NG)
30	2-Methylphenol	108	4.522	4.522	(1.050)	93998	4.00000	3.9149
31	2,2'-oxybis(1-Chloropropane)	45	4.533	4.533	(1.052)	159140	4.00000	3.9286
37	Acetophenone	105	4.618	4.618	(1.072)	129807	4.00000	3.9331
32	N-Nitroso-di-n-propylamine	70	4.629	4.629	(1.074)	53197	4.00000	4.0843
192	4-Methylphenol	108	4.639	4.639	(1.077)	102344	4.00000	4.2107
34	Hexachloroethane	117	4.698	4.698	(1.091)	43005	4.00000	3.9490
35	Nitrobenzene	77	4.741	4.741	(0.899)	85430	4.00000	4.1722
41	Isophorone	82	4.928	4.928	(0.934)	169496	4.00000	4.0291
42	2-Nitrophenol	139	4.987	4.987	(0.945)	58248	4.00000	3.8774
43	2,4-Dimethylphenol	107	5.035	5.035	(0.954)	95265	4.00000	4.2602
44	bis(2-Chloroethoxy)methane	93	5.104	5.104	(0.968)	113822	4.00000	4.0811
48	2,4-Dichlorophenol	162	5.174	5.174	(0.981)	90696	4.00000	3.9788
49	Benzoic Acid	122	5.088	5.088	(0.965)	158153	10.0000	11.053(MH)
50	1,2,4-Trichlorobenzene	180	5.238	5.238	(0.993)	99101	4.00000	4.1720
51	Naphthalene	128	5.291	5.291	(1.003)	329795	4.00000	4.0488
52	4-Chloroaniline	127	5.334	5.334	(1.011)	137315	4.00000	4.0411
54	2,6-Dichlorophenol	162	5.345	5.345	(1.013)	97023	4.00000	4.2444
56	Hexachlorobutadiene	225	5.398	5.398	(1.023)	49322	4.00000	4.1414(Q)
208	Caprolactam	113	5.564	5.564	(1.055)	34630	4.00000	4.2817
59	4-Chloro-3-Methylphenol	107	5.708	5.708	(1.082)	85550	4.00000	4.0064
62	2-Methylnaphthalene	142	5.815	5.815	(1.102)	224941	4.00000	3.9496
63	1-Methylnaphthalene	142	5.890	5.890	(1.116)	224942	4.00000	4.0154
64	Hexachlorocyclopentadiene	237	5.948	5.948	(0.901)	51426	4.00000	4.2847
66	2,4,6-Trichlorophenol	196	6.034	6.034	(0.913)	68192	4.00000	4.1152
67	2,4,5-Trichlorophenol	196	6.060	6.060	(0.918)	66677	4.00000	3.8686
209	1,1'-Biphenyl	154	6.173	6.173	(0.934)	281244	4.00000	4.1443
70	2-Chloronaphthalene	162	6.183	6.183	(0.936)	216435	4.00000	4.2296
73	2-Nitroaniline	65	6.258	6.258	(0.947)	50711	4.00000	3.8917
76	Dimethylphthalate	163	6.408	6.408	(0.970)	209895	4.00000	3.8397
78	2,6-Dinitrotoluene	165	6.445	6.445	(0.976)	48188	4.00000	3.9000
79	Acenaphthylene	152	6.499	6.499	(0.984)	346766	4.00000	3.9848
81	3-Nitroaniline	138	6.568	6.568	(0.994)	61142	4.00000	3.9208
82	Acenaphthene	153	6.632	6.632	(1.004)	205633	4.00000	3.9992
83	2,4-Dinitrophenol	184	6.648	6.648	(1.006)	60395	10.0000	9.5458
85	4-Nitrophenol	109	6.707	6.707	(1.015)	47093	10.0000	10.318
86	Dibenzofuran	168	6.766	6.766	(1.024)	300805	4.00000	4.0677
87	2,4-Dinitrotoluene	165	6.750	6.750	(1.022)	63879	4.00000	3.9720
92	2-Naphthylamine	143	6.878	6.878	(1.041)	125314	4.00000	2.4305
91	2,3,5,6-Tetrachlorophenol	232	6.830	6.830	(1.034)	52418	4.00000	3.8352
88	2,3,4,6-Tetrachlorophenol	232	6.862	6.862	(1.039)	51041	4.00000	3.7982
93	Diethylphthalate	149	6.942	6.942	(1.051)	214156	4.00000	4.0237
94	Fluorene	166	7.022	7.022	(1.063)	237538	4.00000	4.1560
95	4-Chlorophenyl-phenylether	204	7.027	7.027	(1.064)	106691	4.00000	4.0235
96	4-Nitroaniline	138	7.033	7.033	(1.065)	64059	4.00000	4.3983
98	4,6-Dinitro-2-methylphenol	198	7.059	7.059	(0.913)	87926	10.0000	9.9164
99	N-Nitrosodiphenylamine (1)	169	7.113	7.113	(0.920)	172477	4.00000	3.9265
100	1,2-Diphenylhydrazine	77	7.145	7.145	(0.924)	195899	4.00000	4.0390
106	4-Bromophenyl-phenylether	248	7.396	7.396	(0.956)	59199	4.00000	4.1136
107	Hexachlorobenzene	284	7.449	7.449	(0.963)	60657	4.00000	3.8896
210	Atrazine	200	7.519	7.519	(0.972)	36849	4.00000	3.1121
111	Pentachlorophenol	266	7.594	7.594	(0.982)	102778	10.0000	10.454(Q)
115	Phenanthrene	178	7.754	7.754	(1.003)	330401	4.00000	3.7997
116	Anthracene	178	7.791	7.791	(1.008)	336343	4.00000	4.0024
119	Carbazole	167	7.914	7.914	(1.023)	318018	4.00000	4.1491

Compounds	QUANT SIG MASS	RT	EXP RT	REL RT	RESPONSE	AMOUNTS CAL-AMT (NG)	AMOUNTS ON-COL (NG)
120 Di-n-Butylphthalate	149	8.181	8.181	(1.058)	358317	4.00000	4.0442
123 Fluoranthene	202	8.657	8.657	(1.120)	323700	4.00000	4.1481
124 Benzidine	184	8.753	8.753	(0.898)	122959	4.00000	3.3133
125 Pyrene	202	8.833	8.833	(0.906)	316669	4.00000	3.2281
131 Butylbenzylphthalate	149	9.314	9.314	(0.956)	140758	4.00000	3.4859
135 3,3'-Dichlorobenzidine	252	9.714	9.714	(0.997)	100558	4.00000	3.7891
136 Benzo(a)Anthracene	228	9.741	9.741	(0.999)	274236	4.00000	3.7232
137 Chrysene	228	9.768	9.768	(1.002)	258134	4.00000	3.8136
139 bis(2-ethylhexyl)Phthalate	149	9.747	9.747	(1.000)	205307	4.00000	3.8282
140 Di-n-octylphthalate	149	10.222	10.222	(0.933)	306698	4.00000	3.6853
141 Benzo(b)fluoranthene	252	10.591	10.591	(0.967)	231732	4.00000	3.5741(QH)
142 Benzo(k)fluoranthene	252	10.612	10.612	(0.969)	249089	4.00000	3.8038
143 7,12-dimethylbenz[a]anthracen	256	10.580	10.580	(0.966)	104202	4.00000	3.6285
146 Benzo(a)pyrene	252	10.900	10.900	(0.995)	186563	4.00000	3.5528
149 Indeno(1,2,3-cd)pyrene	276	12.150	12.150	(1.109)	202444	4.00000	3.7891
150 Dibenz(a,h)anthracene	278	12.161	12.161	(1.110)	172022	4.00000	3.8088
151 Benzo(g,h,i)perylene	276	12.503	12.503	(1.141)	172036	4.00000	3.7637
$ 154 Nitrobenzene-d5	82	4.730	4.730	(0.897)	84016	4.00000	3.9493
$ 155 2-Fluorobiphenyl	172	6.098	6.098	(0.923)	235727	4.00000	4.0950
$ 156 Terphenyl-d14	244	8.945	8.945	(0.918)	199124	4.00000	3.3564
$ 157 Phenol-d5	99	4.057	4.057	(0.942)	111124	4.00000	4.1806
$ 158 2-Fluorophenol	112	3.277	3.277	(0.761)	83761	4.00000	3.8357
$ 159 2,4,6-Tribromophenol	330	7.209	7.209	(0.932)	29102	4.00000	4.1434
$ 186 2-Chlorophenol-d4	132	4.132	4.132	(0.959)	106056	4.00000	4.0303
$ 187 1,2-Dichlorobenzene-d4	152	4.426	4.426	(1.027)	73486	4.00000	4.2360

QC Flag Legend

Q - Qualifier signal failed the ratio test.
M - Compound response manually integrated.
H - Operator selected an alternate compound hit.

Data File Name: S1007CCC.D
Inj. Date and Time: 07-OCT-2008 11:41
Instrument ID: 71.i
Client ID: sstd4.0
Compound Name: Benzoic Acid
CAS #: 65-85-0
Report Date: 10/07/2008

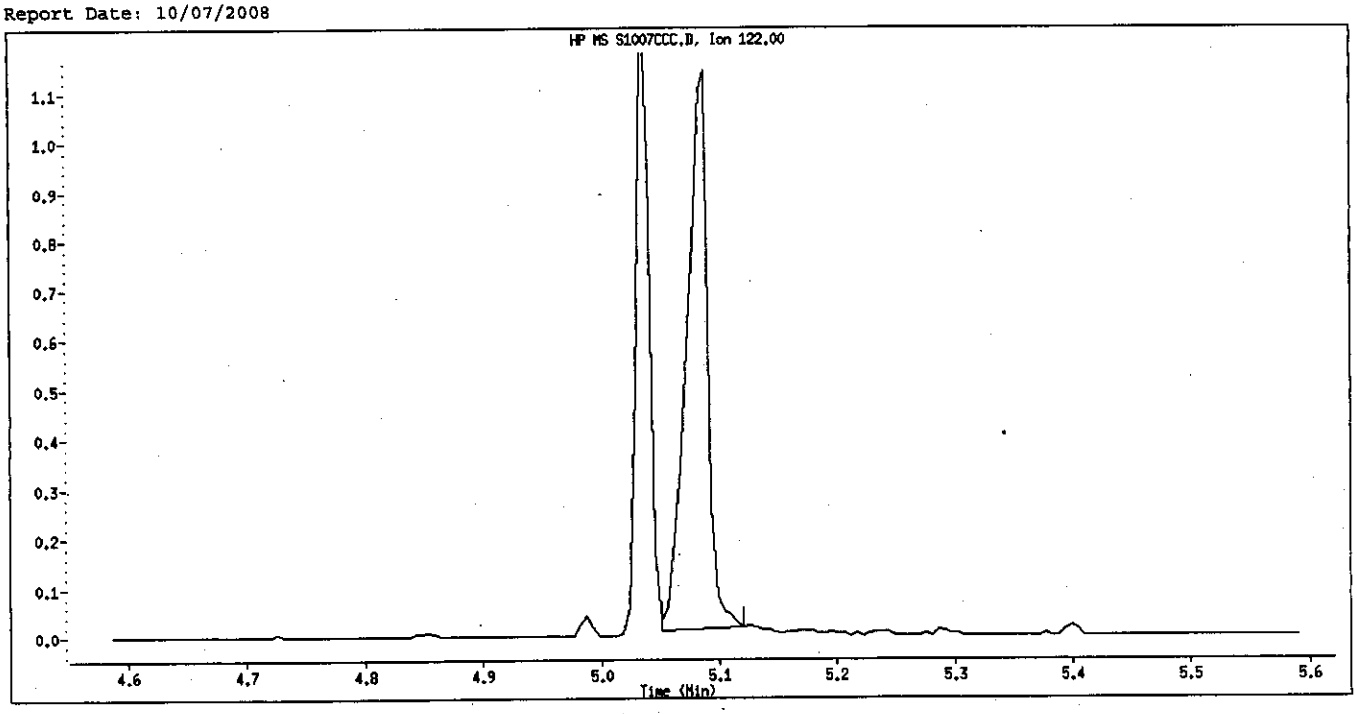

Original Integration

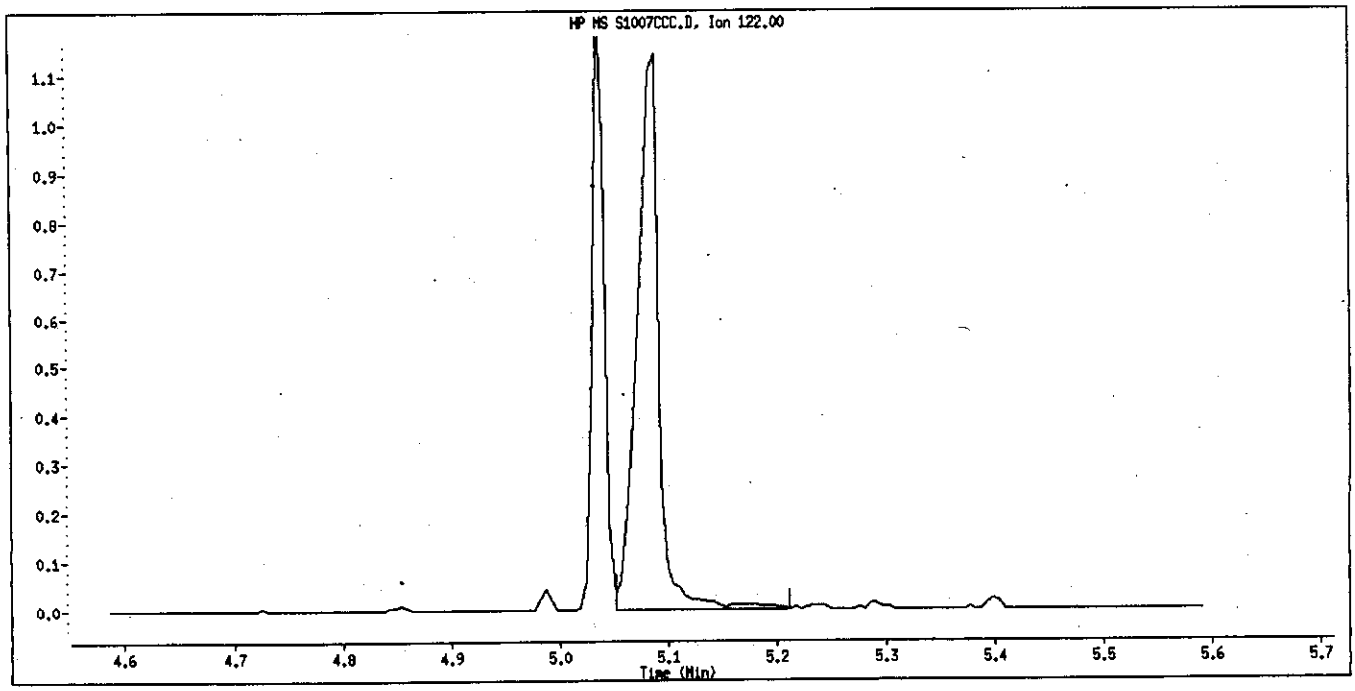

Manual Integration

Manually Integrated By: BachaS
Manual Integration Reason: Peak Identified Incorrectly

Data File Name: S1007CCC.D
Inj. Date and Time: 07-OCT-2008 11:41
Instrument ID: 71.i
Client ID: sstd4.0
Compound Name: Benzo(b)fluoranthene
CAS #: 205-99-2
Report Date: 10/07/2008

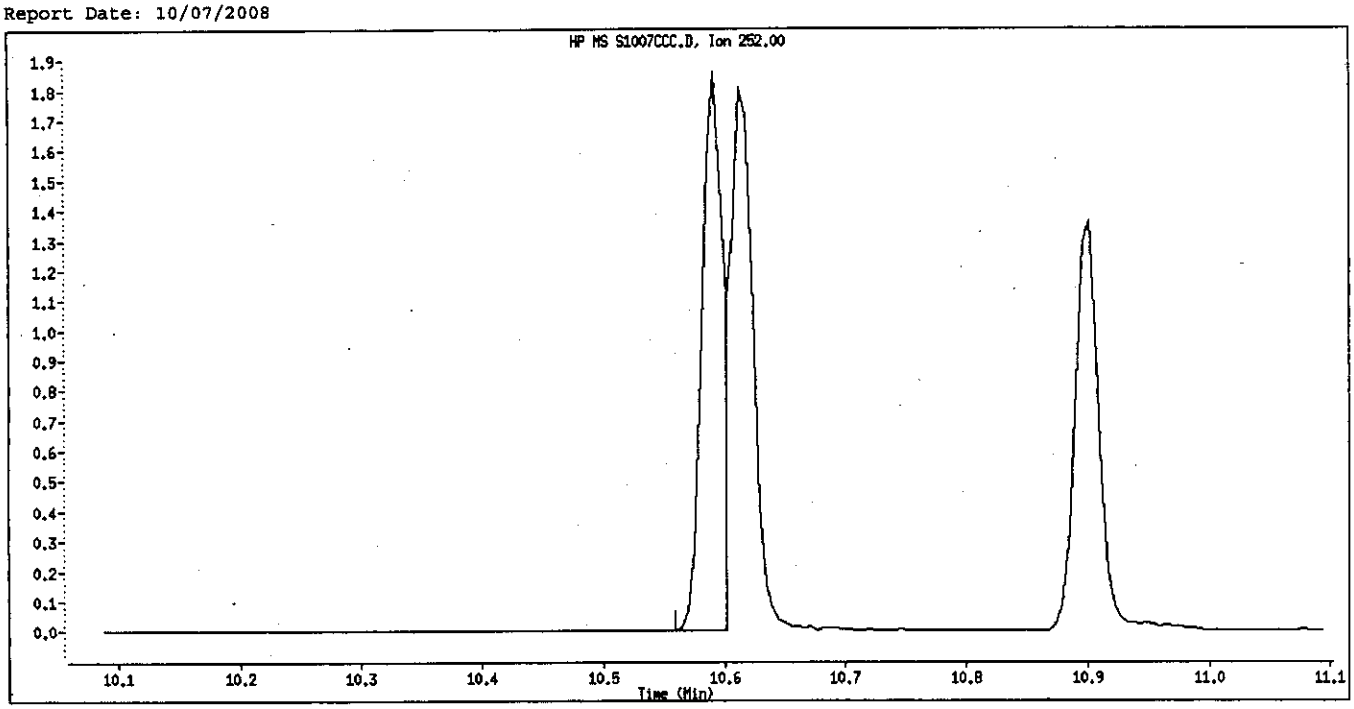

Original Integration

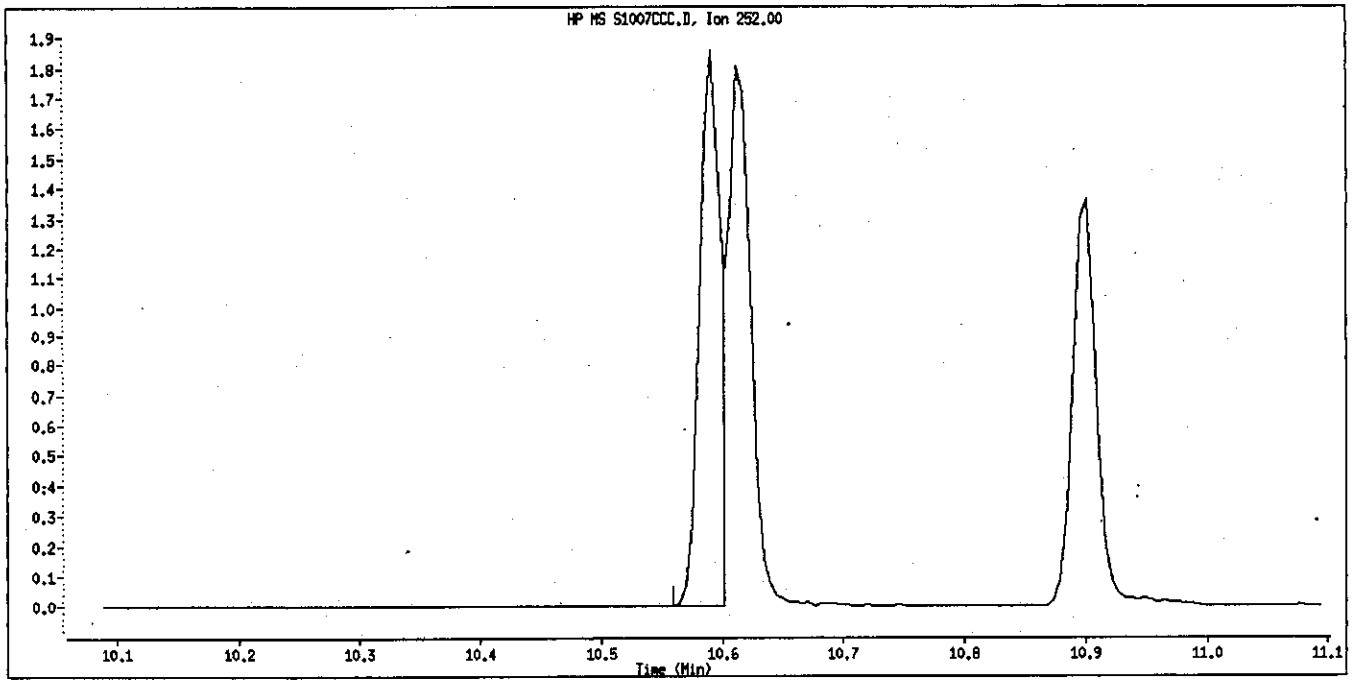

Manual Integration

Manually Integrated By: BachaS
Manual Integration Reason: Peak Identified Incorrectly

Data File: \\PITSVR06\D\chem\71.i\s100708.b\S1007VR2.D
Date : 07-OCT-2008 13:01
Client ID:
Sample Info: ver20NG(10ug/ml) bna-0669-08 LL8270

Instrument: 71.i

Operator: 045183sab
Column diameter: 0.32

Column phase: DB5-MS

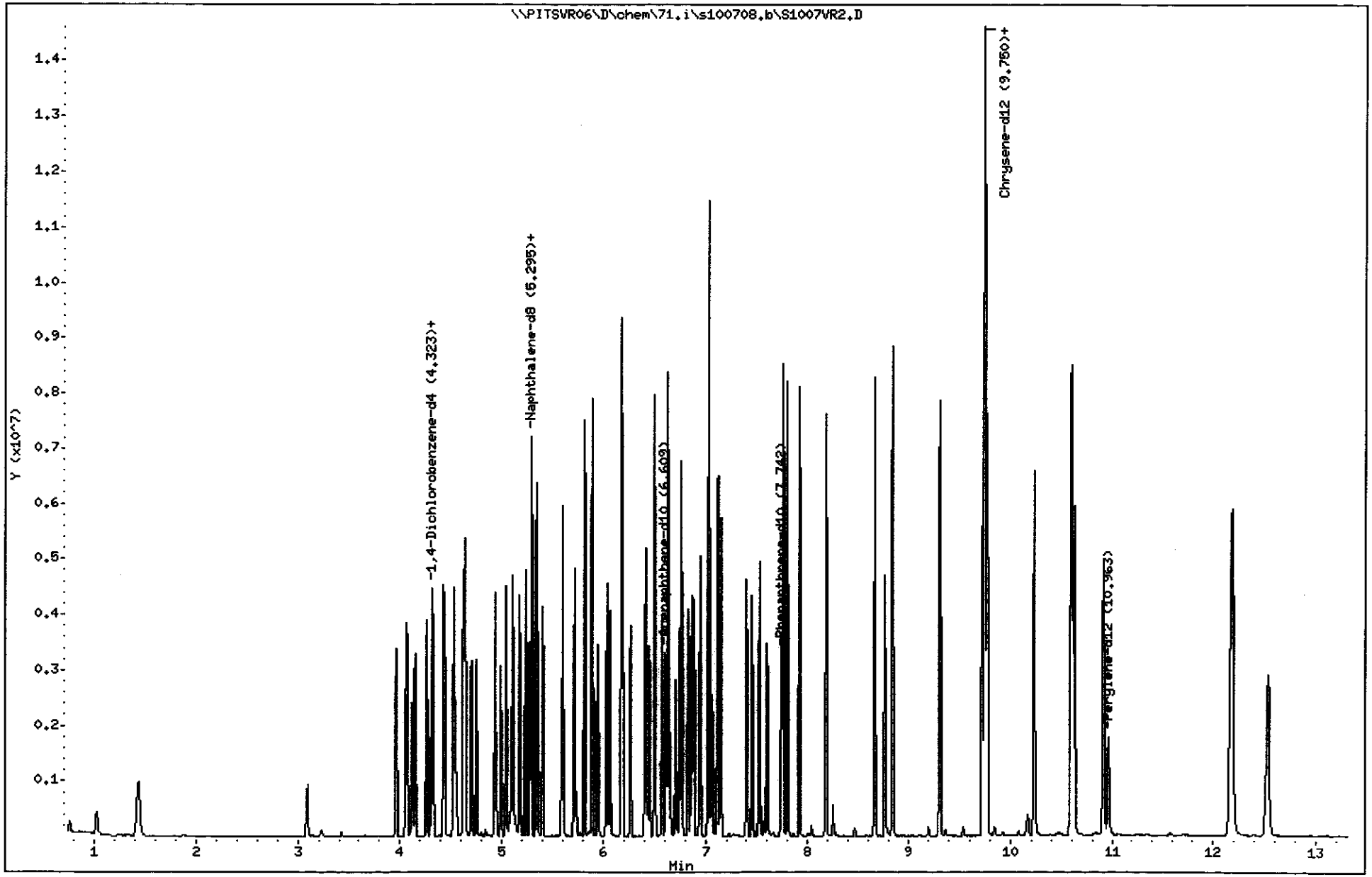

(2001 - 3460)
3158
C8J160331

TestAmerica Pittsburgh

Semivolatile REPORT SW-846 Method 8270

Data file : \\PITSVR06\D\chem\71.i\s100708.b\S1007VR2.D
Lab Smp Id: ver20 Client Smp ID: ver20
Inj Date : 07-OCT-2008 13:01
Operator : 045183sab Inst ID: 71.i
Smp Info : ver20NG(10ug/ml) bna-0669-08 LL8270
Misc Info : ver20,s100708.b,llb.m,4-napl.sub,
Comment :
Method : \\PITSVR06\D\chem\71.i\s100708.b\llb.m
Meth Date : 09-Oct-2008 11:22 bachas Quant Type: ISTD
Cal Date : 03-OCT-2008 21:30 Cal File: S1003IC7.D
Als bottle: 4
Dil Factor: 1.00000
Integrator: HP RTE Compound Sublist: 4-napl.sub
Target Version: 4.14
Processing Host: PITPC-501

Compounds	QUANT SIG MASS	RT	EXP RT	REL RT	RESPONSE	CONCENTRATIONS ON-COLUMN (NG)	FINAL (NG)	
* 1 1,4-Dichlorobenzene-d4	152	4.312	4.308	(1.000)	282918	8.00000		(Q)
* 2 Naphthalene-d8	136	5.278	5.275	(1.000)	1223328	8.00000		
* 3 Acenaphthene-d10	164	6.609	6.605	(1.000)	737812	8.00000		
* 4 Phenanthrene-d10	188	7.741	7.733	(1.000)	1253965	8.00000		
* 5 Chrysene-d12	240	9.755	9.747	(1.000)	965258	8.00000		
* 6 Perylene-d12	264	10.963	10.954	(1.000)	695396	8.00000		
92 2-Naphthylamine	143	6.886	6.878	(1.042)	1392668	22.4626	22.462	

QC Flag Legend

Q - Qualifier signal failed the ratio test.

File Name: S100708CCC

The following compound(s) had the %D > 25% in the calibration verification standard; but was/were within expected performance range for this/these compound(s):

2-Naphthylamine 39.2%

TestAmerica Pittsburgh

INITIAL CALIBRATION DATA

Start Cal Date : 23-OCT-2008 00:05
End Cal Date : 23-OCT-2008 02:14
Quant Method : ISTD
Origin : Included
Target Version : 4.14
Integrator : HP RTE
Method file : \\PITSVR06\D\chem\731.i\V102308.b\8270ll.m
Last Edit : 23-Oct-2008 02:28 piccolinov

Calibration File Names:
Level 1: \\PITSVR06\D\chem\731.i\V102308.b\V1023IC1.D
Level 2: \\PITSVR06\D\chem\731.i\V102308.b\V1023IC2.D
Level 3: \\PITSVR06\D\chem\731.i\V102308.b\V1023IC3.D
Level 4: \\PITSVR06\D\chem\731.i\V102308.b\V1023IC4.D
Level 5: \\PITSVR06\D\chem\731.i\V102308.b\V1023IC5.D
Level 6: \\PITSVR06\D\chem\731.i\V102308.b\V1023IC6.D
Level 7: \\PITSVR06\D\chem\731.i\V102308.b\V1023IC7.D

Compound	0.4000000 Level 1	2.0000 Level 2	4.0000 Level 3	10.0000 Level 4	20.0000 Level 5	40.0000 Level 6	Curve	Coefficients b	m1	m2	%RSD or R^2	
	80.0000 Level 7											
198 1,4-Dioxane	218	3955	8367	20287	44960	81896						
	152486						QUAD	0.05532	5.56881	0.28396	0.99991	
226 n-Decane	+++++	+++++	+++++	+++++	+++++	+++++						
	+++++						AVRG		0.000e+000		0.000e+000	<-
227 n-Octadecane	+++++	+++++	+++++	+++++	+++++	+++++						
	+++++						AVRG		0.000e+000		0.000e+000	<-
7 N-Nitrosomorpholine	+++++	+++++	+++++	+++++	+++++	+++++						
	+++++						AVRG		0.000e+000		0.000e+000	<-

(2001 - 3460)

3161

C8J160331

TestAmerica Pittsburgh

INITIAL CALIBRATION DATA

Start Cal Date : 23-OCT-2008 00:05
End Cal Date : 23-OCT-2008 02:14
Quant Method : ISTD
Origin : Included
Target Version : 4.14
Integrator : HP RTE
Method file : \\PITSVR06\D\chem\731.i\V102308.b\8270ll.m
Last Edit : 23-Oct-2008 02:28 piccolinov

Compound	0.4000000 Level 1 / 80.0000 Level 7	2.0000 Level 2	4.0000 Level 3	10.0000 Level 4	20.0000 Level 5	40.0000 Level 6	Curve	Coefficients b	m1	m2	%RSD or R^2	
8 Ethyl methanesulfonate	+++++ / +++++	+++++	+++++	+++++	+++++	+++++	AVRG		0.000e+000		0.000e+000	<-
9 Pyridine	+++++ / 0.45717	0.36785	0.41705	0.45132	0.48566	0.48008	AVRG		0.44319		9.98213	
199 Thionazin	+++++ / +++++	+++++	+++++	+++++	+++++	+++++	AVRG		0.000e+000		0.000e+000	<-
200 Sulfotepp	+++++ / +++++	+++++	+++++	+++++	+++++	+++++	AVRG		0.000e+000		0.000e+000	<-
10 N-Nitrosodimethylamine	+++++ / 0.22177	0.21368	0.19267	0.21835	0.22834	0.22243	AVRG		0.21621		5.78253	
11 Ethyl methacrylate	+++++ / +++++	+++++	+++++	+++++	+++++	+++++	AVRG		0.000e+000		0.000e+000	<-
12 3-Chloropropionitrile	+++++ / +++++	+++++	+++++	+++++	+++++	+++++	AVRG		0.000e+000		0.000e+000	<-

(2001 - 3460)

3162

C8J160331

TestAmerica Pittsburgh

INITIAL CALIBRATION DATA

Start Cal Date : 23-OCT-2008 00:05
End Cal Date : 23-OCT-2008 02:14
Quant Method : ISTD
Origin : Included
Target Version : 4.14
Integrator : HP RTE
Method file : \\PITSVR06\D\chem\731.i\V102308.b\8270ll.m
Last Edit : 23-Oct-2008 02:28 piccolinov

Compound	0.4000000 Level 1 / 80.0000 Level 7	2.0000 Level 2	4.0000 Level 3	10.0000 Level 4	20.0000 Level 5	40.0000 Level 6	Curve	Coefficients b	Coefficients m1	Coefficients m2	%RSD or R^2	
13 Malononitrile	+++++ / +++++	+++++	+++++	+++++	+++++	+++++	AVRG		0.000e+000		0.000e+000	<-
14 2-Picoline	+++++ / +++++	+++++	+++++	+++++	+++++	+++++	AVRG		0.000e+000		0.000e+000	<-
15 N-Nitrosomethylethylamine	+++++ / +++++	+++++	+++++	+++++	+++++	+++++	AVRG		0.000e+000		0.000e+000	<-
16 Methyl methanesulfonate	0.42388 / 0.37920	0.40953	0.39478	0.38983	0.39507	0.39198	AVRG		0.39775		3.66855	
18 1,3-Dichloro-2-propanol	+++++ / +++++	+++++	+++++	+++++	+++++	+++++	AVRG		0.000e+000		0.000e+000	<-
19 N-Nitrosodiethylamine	+++++ / +++++	+++++	+++++	+++++	+++++	+++++	AVRG		0.000e+000		0.000e+000	<-
21 Aniline	1.57885 / 1.21223	1.50601	1.48107	1.47161	1.44741	1.38197	AVRG		1.43988		8.10030	

(2001 - 3460)

3163

C8J160331

TestAmerica Pittsburgh

INITIAL CALIBRATION DATA

Start Cal Date : 23-OCT-2008 00:05
End Cal Date : 23-OCT-2008 02:14
Quant Method : ISTD
Origin : Included
Target Version : 4.14
Integrator : HP RTE
Method file : \\PITSVR06\D\chem\731.i\V102308.b\827011.m
Last Edit : 23-Oct-2008 02:28 piccolinov

Compound	0.4000000 Level 1 / 80.0000 Level 7	2.0000 Level 2	4.0000 Level 3	10.0000 Level 4	20.0000 Level 5	40.0000 Level 6	Curve	Coefficients b	Coefficients m1	Coefficients m2	%RSD or R^2	
206 Benzaldehyde	1929	9233	17600	61602	168854	267167						
	+++++						QUAD	0.17791	1.30141	0.14778	0.99331	
22 Phenol	1.47352	1.43556	1.38999	1.38610	1.36640	1.27644						
	1.12058						AVRG		1.34980		8.75512	
23 bis(2-Chloroethyl)ether	1.09823	1.01272	0.97050	0.93482	0.91661	0.88694						
	0.81151						AVRG		0.94733		9.71092	
24 2-Chlorophenol	1.44127	1.35099	1.31095	1.29945	1.26756	1.23412						
	1.11422						AVRG		1.28837		7.86689	
25 Pentachloroethane	+++++	+++++	+++++	+++++	+++++	+++++						
	+++++						AVRG		0.000e+000		0.000e+000	<-
26 1,3-Dichlorobenzene	1.64017	1.63371	1.53102	1.54271	1.54669	1.50297						
	1.39217						AVRG		1.54135		5.43859	
27 1,4-Dichlorobenzene	1.71145	1.65253	1.58874	1.58723	1.58054	1.53854						
	1.41408						AVRG		1.58187		5.87898	

(2001 - 3460)

3164

C8J160331

TestAmerica Pittsburgh

INITIAL CALIBRATION DATA

Start Cal Date : 23-OCT-2008 00:05
End Cal Date : 23-OCT-2008 02:14
Quant Method : ISTD
Origin : Included
Target Version : 4.14
Integrator : HP RTE
Method file : \\PITSVR06\D\chem\731.i\V102308.b\8270ll.m
Last Edit : 23-Oct-2008 02:28 piccolinov

Compound	0.4000000 Level 1 / 80.0000 Level 7	2.0000 Level 2	4.0000 Level 3	10.0000 Level 4	20.0000 Level 5	40.0000 Level 6	Curve	Coefficients b	Coefficients m1	Coefficients m2	%RSD or R^2	
28 1,2-Dichlorobenzene	1.69791	1.62501	1.55601	1.53249	1.50807	1.42868						
	1.23859						AVRG		1.51239		9.78484	
29 Benzyl Alcohol	0.55608	0.69222	0.70979	0.70933	0.72128	0.68192						
	0.59844						AVRG		0.66701		9.56680	
30 2-Methylphenol	1.08369	1.16252	1.15095	1.08721	1.07637	1.05212						
	0.96164						AVRG		1.08207		6.16246	
31 2,2'-oxybis(1-Chloropropane)	1.32321	1.32070	1.22767	1.21740	1.21277	1.16614						
	1.05179						AVRG		1.21710		7.65248	
32 N-Nitroso-di-n-propylamine	0.61979	0.73675	0.65481	0.63920	0.63692	0.58811						
	0.51913						AVRG		0.62782		10.53778	
M 195 Cresols, total	+++++	+++++	+++++	+++++	+++++	+++++						
	+++++						AVRG		0.000e+000		0.000e+000	<-
192 4-Methylphenol	1.13944	1.24748	1.16171	1.14518	1.09201	1.00729						
	0.86435						AVRG		1.09392		11.38636	

(2001 - 3460)

3165

C8J160331

TestAmerica Pittsburgh

INITIAL CALIBRATION DATA

Start Cal Date : 23-OCT-2008 00:05
End Cal Date : 23-OCT-2008 02:14
Quant Method : ISTD
Origin : Included
Target Version : 4.14
Integrator : HP RTE
Method file : \\PITSVR06\D\chem\731.i\V102308.b\8270ll.m
Last Edit : 23-Oct-2008 02:28 piccolinov

Compound	0.4000000 Level 1	2.0000 Level 2	4.0000 Level 3	10.0000 Level 4	20.0000 Level 5	40.0000 Level 6	Curve	Coefficients b	m1	m2	%RSD or R^2	
	80.0000 Level 7											
203 3&4-Methylphenol total	+++++	+++++	+++++	+++++	+++++	+++++						
	+++++						AVRG		0.000e+000		0.000e+000	<-
193 3-Methylphenol	+++++	+++++	+++++	+++++	+++++	+++++						
	+++++						AVRG		0.000e+000		0.000e+000	<-
34 Hexachloroethane	0.71715	0.69932	0.66421	0.68163	0.70148	0.66189						
	0.60294						AVRG		0.67552		5.60217	
35 Nitrobenzene	0.26436	0.26521	0.27218	0.26777	0.27877	0.26012						
	0.24592						AVRG		0.26491		3.89002	
36 N-Nitrosopyrrolidine	+++++	+++++	+++++	+++++	+++++	+++++						
	+++++						AVRG		0.000e+000		0.000e+000	<-
37 Acetophenone	1.78949	1.71603	1.55808	1.51262	1.49599	1.41199						
	1.28425						AVRG		1.53835		11.19701	
39 o-Toluidine	+++++	+++++	+++++	+++++	+++++	+++++						
	+++++						AVRG		0.000e+000		0.000e+000	<-

(2001 - 3460)

3166

C8J160331

TestAmerica Pittsburgh

INITIAL CALIBRATION DATA

Start Cal Date : 23-OCT-2008 00:05
End Cal Date : 23-OCT-2008 02:14
Quant Method : ISTD
Origin : Included
Target Version : 4.14
Integrator : HP RTE
Method file : \\PITSVR06\D\chem\731.i\V102308.b\8270ll.m
Last Edit : 23-Oct-2008 02:28 piccolinov

Compound	0.4000000 Level 1 / 80.0000 Level 7	2.0000 Level 2	4.0000 Level 3	10.0000 Level 4	20.0000 Level 5	40.0000 Level 6	Curve	Coefficients b	Coefficients m1	Coefficients m2	%RSD or R^2	
40 N-Nitrosopiperidine	+++++ / +++++	+++++	+++++	+++++	+++++	+++++	AVRG		0.000e+000		0.000e+000	<-
41 Isophorone	0.48355 / 0.45407	0.48177	0.48562	0.46706	0.49896	0.48152	AVRG		0.47894		3.00270	
42 2-Nitrophenol	0.15299 / 0.17692	0.16237	0.17188	0.17715	0.19182	0.18347	AVRG		0.17380		7.45299	
43 2,4-Dimethylphenol	0.26964 / 0.26817	0.29220	0.30485	0.29745	0.30891	0.29054	AVRG		0.29025		5.50027	
44 bis(2-Chloroethoxy)methane	0.30725 / 0.28405	0.32441	0.32075	0.31594	0.32677	0.31459	AVRG		0.31339		4.62609	
45 O,O,O-Triethyl phosphorothioa	+++++ / +++++	+++++	+++++	+++++	+++++	+++++	AVRG		0.000e+000		0.000e+000	<-
46 2,4-Toluenediamene	+++++ / +++++	+++++	+++++	+++++	+++++	+++++	AVRG		0.000e+000		0.000e+000	<-

(2001 - 3460)

3167

C8J160331

TestAmerica Pittsburgh

INITIAL CALIBRATION DATA

Start Cal Date : 23-OCT-2008 00:05
End Cal Date : 23-OCT-2008 02:14
Quant Method : ISTD
Origin : Included
Target Version : 4.14
Integrator : HP RTE
Method file : \\PITSVR06\D\chem\731.i\V102308.b\8270ll.m
Last Edit : 23-Oct-2008 02:28 piccolinov

Compound	0.4000000 Level 1 / 80.0000 Level 7	2.0000 Level 2	4.0000 Level 3	10.0000 Level 4	20.0000 Level 5	40.0000 Level 6	Curve	Coefficients b	Coefficients m1	Coefficients m2	%RSD or R^2	
47 1,3,5-Trichlorobenzene	+++++ / +++++	+++++	+++++	+++++	+++++	+++++	AVRG		0.000e+000		0.000e+000	<-
48 2,4-Dichlorophenol	0.27228 / 0.28731	0.30223	0.29585	0.30038	0.32110	0.30008	AVRG		0.29703		5.02255	
49 Benzoic Acid	7955 / 735006	13886	56480	154444	259708	359247	QUAD	0.34946	5.84575	-0.39972	0.99830	
50 1,2,4-Trichlorobenzene	0.36094 / 0.31574	0.33562	0.35263	0.33910	0.35141	0.33571	AVRG		0.34159		4.36976	
51 Naphthalene	1.07635 / 0.92713	1.05955	1.05862	1.02674	1.07471	0.99538	AVRG		1.03121		5.25520	
52 4-Chloroaniline	0.39016 / 0.35064	0.41648	0.40311	0.41203	0.42728	0.38731	AVRG		0.39814		6.35390	
53 a,a-Dimethyl-phenethylamine	+++++ / +++++	+++++	+++++	+++++	+++++	+++++	AVRG		0.000e+000		0.000e+000	<-

(2001 - 3460)

3168

C8J160331

(2001 - 3460)

3169

C8J160331

TestAmerica Pittsburgh

INITIAL CALIBRATION DATA

Start Cal Date : 23-OCT-2008 00:05
End Cal Date : 23-OCT-2008 02:14
Quant Method : ISTD
Origin : Included
Target Version : 4.14
Integrator : HP RTE
Method file : \\PITSVR06\D\chem\731.i\V102308.b\8270ll.m
Last Edit : 23-Oct-2008 02:28 piccolinov

Compound	0.4000000 Level 1	2.0000 Level 2	4.0000 Level 3	10.0000 Level 4	20.0000 Level 5	40.0000 Level 6	Curve	Coefficients b	m1	m2	%RSD or R^2	
	80.0000 Level 7											
54 2,6-Dichlorophenol	0.32384	0.32611	0.32345	0.31668	0.33051	0.30210						
	0.27408						AVRG		0.31382		6.30300	
55 Hexachloropropene	+++++	+++++	+++++	+++++	+++++	+++++						
	+++++						AVRG		0.000e+000		0.000e+000	<-
56 Hexachlorobutadiene	0.20855	0.19981	0.20269	0.20168	0.20546	0.19479						
	0.18405						AVRG		0.19957		4.05560	
208 Caprolactam	0.06866	0.06976	0.07879	0.08305	0.09022	0.08860						
	0.08535						AVRG		0.08063		10.71879	
57 1,2,3-Trichlorobenzene	+++++	+++++	+++++	+++++	+++++	+++++						
	+++++						AVRG		0.000e+000		0.000e+000	<-
58 N-Nitrosodi-n-butylamine	+++++	+++++	+++++	+++++	+++++	+++++						
	+++++						AVRG		0.000e+000		0.000e+000	<-
59 4-Chloro-3-Methylphenol	0.25913	0.26145	0.27987	0.26671	0.27635	0.26453						
	0.24673						AVRG		0.26497		4.17355	

TestAmerica Pittsburgh

INITIAL CALIBRATION DATA

Start Cal Date : 23-OCT-2008 00:05
End Cal Date : 23-OCT-2008 02:14
Quant Method : ISTD
Origin : Included
Target Version : 4.14
Integrator : HP RTE
Method file : \\PITSVR06\D\chem\731.i\V102308.b\8270ll.m
Last Edit : 23-Oct-2008 02:28 piccolinov

Compound	0.4000000 Level 1 / 80.0000 Level 7	2.0000 Level 2	4.0000 Level 3	10.0000 Level 4	20.0000 Level 5	40.0000 Level 6	Curve	Coefficients b	m1	m2	%RSD or R^2	
60 p-Phenylene diamine	+++++ / +++++	+++++	+++++	+++++	+++++	+++++	AVRG		0.000e+000		0.000e+000	<-
61 Safrole	+++++ / +++++	+++++	+++++	+++++	+++++	+++++	AVRG		0.000e+000		0.000e+000	<-
62 2-Methylnaphthalene	0.76659 / 0.65617	0.73854	0.75772	0.73376	0.76786	0.71741	AVRG		0.73401		5.31265	
63 1-Methylnaphthalene	0.77739 / 0.64962	0.76548	0.74635	0.74545	0.75819	0.71187	AVRG		0.73634		5.89745	
64 Hexachlorocyclopentadiene	+++++ / 0.32303	0.23635	0.26361	0.29039	0.32265	0.32242	AVRG		0.29307		12.51522	
65 1,2,4,5-Tetrachlorobenzene	+++++ / +++++	+++++	+++++	+++++	+++++	+++++	AVRG		0.000e+000		0.000e+000	<-
66 2,4,6-Trichlorophenol	0.32416 / 0.31773	0.33252	0.33968	0.33019	0.34213	0.33150	AVRG		0.33113		2.54226	

(2001 - 3460)

3170

C8J160331

TestAmerica Pittsburgh

INITIAL CALIBRATION DATA

Start Cal Date : 23-OCT-2008 00:05
End Cal Date : 23-OCT-2008 02:14
Quant Method : ISTD
Origin : Included
Target Version : 4.14
Integrator : HP RTE
Method file : \\PITSVR06\D\chem\731.i\V102308.b\8270ll.m
Last Edit : 23-Oct-2008 02:28 piccolinov

Compound	0.4000000 Level 1 / 80.0000 Level 7	2.0000 Level 2	4.0000 Level 3	10.0000 Level 4	20.0000 Level 5	40.0000 Level 6	Curve	Coefficients b	m1	m2	%RSD or R^2	
67 2,4,5-Trichlorophenol	0.33895	0.33198	0.32301	0.32856	0.35893	0.34567						
	0.33610						AVRG		0.33760		3.52618	
209 1,1'-Biphenyl	1.40901	1.28798	1.26561	1.30244	1.30923	1.22819						
	1.13104						AVRG		1.27622		6.63676	
68 1,2,3,5-Tetrachlorobenzene	+++++	+++++	+++++	+++++	+++++	+++++						
	+++++						AVRG		0.000e+000		0.000e+000	<-
69 1,4-Dinitrobenzene	+++++	+++++	+++++	+++++	+++++	+++++						
	+++++						AVRG		0.000e+000		0.000e+000	<-
70 2-Chloronaphthalene	1.16895	1.06003	1.05712	1.03372	1.04823	0.98216						
	0.89313						AVRG		1.03476		8.10047	
71 Isosafrole 1	+++++	+++++	+++++	+++++	+++++	+++++						
	+++++						AVRG		0.000e+000		0.000e+000	<-
M 188 Isosafrole, Total	+++++	+++++	+++++	+++++	+++++	+++++						
	+++++						AVRG		0.000e+000		0.000e+000	<-

(2001 - 3460)

3171

C8J160331

TestAmerica Pittsburgh

INITIAL CALIBRATION DATA

Start Cal Date : 23-OCT-2008 00:05
End Cal Date : 23-OCT-2008 02:14
Quant Method : ISTD
Origin : Included
Target Version : 4.14
Integrator : HP RTE
Method file : \\PITSVR06\D\chem\731.i\V102308.b\8270ll.m
Last Edit : 23-Oct-2008 02:28 piccolinov

Compound	0.4000000 Level 1	2.0000 Level 2	4.0000 Level 3	10.0000 Level 4	20.0000 Level 5	40.0000 Level 6	Curve	Coefficients b	m1	m2	%RSD or R^2	
	80.0000 Level 7											
72 Isosafrole 2	+++++	+++++	+++++	+++++	+++++	+++++						
	+++++						AVRG		0.000e+000		0.000e+000	<-
73 2-Nitroaniline	0.22959	0.21277	0.22446	0.24314	0.24989	0.24267						
	0.23390						AVRG		0.23377		5.44427	
74 1,2,3,4-Tetrachlorobenzene	+++++	+++++	+++++	+++++	+++++	+++++						
	+++++						AVRG		0.000e+000		0.000e+000	<-
75 1,4-Naphthoquinone	+++++	+++++	+++++	+++++	+++++	+++++						
	+++++						AVRG		0.000e+000		0.000e+000	<-
76 Dimethylphthalate	1.03766	1.03902	1.07896	1.07579	1.13054	1.09154						
	1.04240						AVRG		1.07085		3.19091	
77 m-Dinitrobenzene	+++++	+++++	+++++	+++++	+++++	+++++						
	+++++						AVRG		0.000e+000		0.000e+000	<-
78 2,6-Dinitrotoluene	0.17500	0.21682	0.22907	0.25072	0.26710	0.26136						
	0.25145						AVRG		0.23593		13.62760	

(2001 - 3460)

3172

C8J160331

TestAmerica Pittsburgh

INITIAL CALIBRATION DATA

Start Cal Date : 23-OCT-2008 00:05
End Cal Date : 23-OCT-2008 02:14
Quant Method : ISTD
Origin : Included
Target Version : 4.14
Integrator : HP RTE
Method file : \\PITSVR06\D\chem\731.i\V102308.b\8270ll.m
Last Edit : 23-Oct-2008 02:28 piccolinov

Compound	0.4000000 Level 1 / 80.0000 Level 7	2.0000 Level 2	4.0000 Level 3	10.0000 Level 4	20.0000 Level 5	40.0000 Level 6	Curve	Coefficients b	Coefficients m1	Coefficients m2	%RSD or R^2	
79 Acenaphthylene	1.67616 / 1.58661	1.68072	1.68743	1.72810	1.75427	1.67798	AVRG		1.68447		3.11186	
80 1,2-Dinitrobenzene	+++++ / +++++	+++++	+++++	+++++	+++++	+++++	AVRG		0.000e+000		0.000e+000	<-
81 3-Nitroaniline	0.22634 / 0.28922	0.26366	0.26339	0.29125	0.31543	0.29981	AVRG		0.27844		10.63870	
82 Acenaphthene	1.12081 / 0.95641	1.07860	1.04408	1.06019	1.08806	1.01468	AVRG		1.05183		5.12027	
83 2,4-Dinitrophenol	2785 / 477286	8883	30326	89013	155428	219629	QUAD	0.38887	7.43171	-0.99238	0.99788	<-
84 Pentachlorobenzene	+++++ / +++++	+++++	+++++	+++++	+++++	+++++	AVRG		0.000e+000		0.000e+000	<-
85 4-Nitrophenol	0.11868 / 0.14887	0.12691	0.13342	0.14283	0.14799	0.15276	AVRG		0.13878		9.17303	

(2001 - 3460)

3173

C8J160331

TestAmerica Pittsburgh

INITIAL CALIBRATION DATA

Start Cal Date : 23-OCT-2008 00:05
End Cal Date : 23-OCT-2008 02:14
Quant Method : ISTD
Origin : Included
Target Version : 4.14
Integrator : HP RTE
Method file : \\PITSVR06\D\chem\731.i\V102308.b\8270ll.m
Last Edit : 23-Oct-2008 02:28 piccolinov

Compound	0.4000000 Level 1	2.0000 Level 2	4.0000 Level 3	10.0000 Level 4	20.0000 Level 5	40.0000 Level 6	Curve	Coefficients b	m1	m2	%RSD or R^2	
	80.0000 Level 7											
86 Dibenzofuran	1.72016	1.57527	1.57754	1.58467	1.59870	1.50327						
	1.37781						AVRG		1.56249		6.64428	
87 2,4-Dinitrotoluene	0.28891	0.31023	0.33130	0.35548	0.37525	0.36197						
	0.34753						AVRG		0.33867		9.00578	
88 2,3,4,6-Tetrachlorophenol	0.26520	0.30042	0.30417	0.31515	0.32856	0.32407						
	0.30985						AVRG		0.30678		6.82394	
89 1-Naphthylamine	+++++	+++++	+++++	+++++	+++++	+++++						
	+++++						AVRG		0.000e+000		0.000e+000	<-
90 Zinophos	+++++	+++++	+++++	+++++	+++++	+++++						
	+++++						AVRG		0.000e+000		0.000e+000	<-
91 2,3,5,6-Tetrachlorophenol	0.25981	0.23790	0.27012	0.29154	0.31948	0.31256						
	0.31347						AVRG		0.28641		10.91297	
92 2-Naphthylamine	0.52513	0.58448	0.59687	0.62083	0.61975	0.56940						
	0.50193						AVRG		0.57406		7.95841	

(2001 - 3460)

3174

C8J160331

TestAmerica Pittsburgh

INITIAL CALIBRATION DATA

Start Cal Date : 23-OCT-2008 00:05
End Cal Date : 23-OCT-2008 02:14
Quant Method : ISTD
Origin : Included
Target Version : 4.14
Integrator : HP RTE
Method file : \\PITSVR06\D\chem\731.i\V102308.b\8270ll.m
Last Edit : 23-Oct-2008 02:28 piccolinov

Compound	0.4000000 Level 1	2.0000 Level 2	4.0000 Level 3	10.0000 Level 4	20.0000 Level 5	40.0000 Level 6	80.0000 Level 7	Curve	Coefficients b	Coefficients m1	Coefficients m2	%RSD or R^2	
93 Diethylphthalate	1.11614	1.14354	1.16464	1.17992	1.23095	1.16325	1.10366	AVRG		1.15744		3.66327	
94 Fluorene	1.37128	1.26181	1.27936	1.26715	1.25880	1.15047	0.99208	AVRG		1.22585		9.90351	
95 4-Chlorophenyl-phenylether	0.59474	0.59601	0.59164	0.57320	0.57208	0.52153	0.45527	AVRG		0.55778		9.32676	
96 4-Nitroaniline	0.24887	0.27159	0.29787	0.30989	0.31595	0.29594	0.28725	AVRG		0.28962		7.97810	
97 5-Nitro-o-toluidine	+++++	+++++	+++++	+++++	+++++	+++++	+++++	AVRG		0.000e+000		0.000e+000	<-
98 4,6-Dinitro-2-methylphenol	7841	21409	67551	159829	240455	335689	635672	QUAD	0.20241	9.41605	-0.59682	0.99938	
99 N-Nitrosodiphenylamine (1)	0.48054	0.51098	0.49652	0.48647	0.49559	0.46447	0.44732	AVRG		0.48313		4.43779	

(2001 - 3460)

3175

C8J160331

TestAmerica Pittsburgh

INITIAL CALIBRATION DATA

Start Cal Date : 23-OCT-2008 00:05
End Cal Date : 23-OCT-2008 02:14
Quant Method : ISTD
Origin : Included
Target Version : 4.14
Integrator : HP RTE
Method file : \\PITSVR06\D\chem\731.i\V102308.b\8270ll.m
Last Edit : 23-Oct-2008 02:28 piccolinov

Compound	0.4000000 Level 1 / 80.0000 Level 7	2.0000 Level 2	4.0000 Level 3	10.0000 Level 4	20.0000 Level 5	40.0000 Level 6	Curve	Coefficients b	m1	m2	%RSD or R^2	
100 1,2-Diphenylhydrazine	0.58977 / 0.51521	0.58589	0.60158	0.56757	0.58803	0.53808	AVRG		0.56945		5.54857	
101 Diphenylamine	+++++ / +++++	+++++	+++++	+++++	+++++	+++++	AVRG		0.000e+000		0.000e+000	<-
202 N-Nitroso&Diphenylamine	+++++ / +++++	+++++	+++++	+++++	+++++	+++++	AVRG		0.000e+000		0.000e+000	<-
102 Tetraethyl dithiopyrophosphat	+++++ / +++++	+++++	+++++	+++++	+++++	+++++	AVRG		0.000e+000		0.000e+000	<-
103 Diallate 1	+++++ / +++++	+++++	+++++	+++++	+++++	+++++	AVRG		0.000e+000		0.000e+000	<-
M 189 Diallate, Total	+++++ / +++++	+++++	+++++	+++++	+++++	+++++	AVRG		0.000e+000		0.000e+000	<-
104 Phorate	+++++ / +++++	+++++	+++++	+++++	+++++	+++++	AVRG		0.000e+000		0.000e+000	<-

(2001 - 3460)

3176

C8J160331

TestAmerica Pittsburgh

INITIAL CALIBRATION DATA

Start Cal Date : 23-OCT-2008 00:05
End Cal Date : 23-OCT-2008 02:14
Quant Method : ISTD
Origin : Included
Target Version : 4.14
Integrator : HP RTE
Method file : \\PITSVR06\D\chem\731.i\V102308.b\8270ll.m
Last Edit : 23-Oct-2008 02:28 piccolinov

Compound	0.4000000 Level 1	2.0000 Level 2	4.0000 Level 3	10.0000 Level 4	20.0000 Level 5	40.0000 Level 6	Curve	Coefficients b	m1	m2	%RSD or R^2	
	80.0000 Level 7											
105 1,3,5-Trinitrobenzene	+++++	+++++	+++++	+++++	+++++	+++++						
	+++++						AVRG		0.000e+000		0.000e+000	<-
106 4-Bromophenyl-phenylether	0.19212	0.18559	0.18888	0.19061	0.19182	0.18425						
	0.17484						AVRG		0.18687		3.26489	
107 Hexachlorobenzene	0.22548	0.21774	0.21009	0.21222	0.21452	0.20620						
	0.19980						AVRG		0.21229		3.87749	
210 Atrazine	0.08980	0.10461	0.10712	0.11257	0.11691	0.10805						
	0.10486						AVRG		0.10628		7.99180	
108 Phenacetin	+++++	+++++	+++++	+++++	+++++	+++++						
	+++++						AVRG		0.000e+000		0.000e+000	<-
109 Diallate 2	+++++	+++++	+++++	+++++	+++++	+++++						
	+++++						AVRG		0.000e+000		0.000e+000	<-
110 Dimethoate	+++++	+++++	+++++	+++++	+++++	+++++						
	+++++						AVRG		0.000e+000		0.000e+000	<-

(2001 - 3460)

3177

C8J160331

TestAmerica Pittsburgh

INITIAL CALIBRATION DATA

Start Cal Date : 23-OCT-2008 00:05
End Cal Date : 23-OCT-2008 02:14
Quant Method : ISTD
Origin : Included
Target Version : 4.14
Integrator : HP RTE
Method file : \\PITSVR06\D\chem\731.i\V102308.b\827011.m
Last Edit : 23-Oct-2008 02:28 piccolinov

Compound	0.4000000 Level 1 / 80.0000 Level 7	2.0000 Level 2	4.0000 Level 3	10.0000 Level 4	20.0000 Level 5	40.0000 Level 6	Curve	Coefficients b	m1	m2	%RSD or R^2	
111 Pentachlorophenol	13166 / 774512	28467	82821	185268	305606	411991	QUAD	0.19537	7.63532	-0.33276	0.99930	
112 Pentachloronitrobenzene	+++++ / +++++	+++++	+++++	+++++	+++++	+++++	AVRG		0.000e+000		0.000e+000	<-
113 4-Aminobiphenyl	+++++ / +++++	+++++	+++++	+++++	+++++	+++++	AVRG		0.000e+000		0.000e+000	<-
114 Pronamide	+++++ / +++++	+++++	+++++	+++++	+++++	+++++	AVRG		0.000e+000		0.000e+000	<-
115 Phenanthrene	1.08108 / 0.92292	1.04330	1.02239	1.02520	1.02283	0.96630	AVRG		1.01200		5.13062	
116 Anthracene	1.04582 / 0.93608	1.05325	1.04557	1.04519	1.04473	0.99186	AVRG		1.02321		4.26648	
117 Dinoseb	+++++ / +++++	+++++	+++++	+++++	+++++	+++++	AVRG		0.000e+000		0.000e+000	<-

(2001 - 3460)

3178

C8J160331

TestAmerica Pittsburgh

INITIAL CALIBRATION DATA

Start Cal Date : 23-OCT-2008 00:05
End Cal Date : 23-OCT-2008 02:14
Quant Method : ISTD
Origin : Included
Target Version : 4.14
Integrator : HP RTE
Method file : \\PITSVR06\D\chem\731.i\V102308.b\8270ll.m
Last Edit : 23-Oct-2008 02:28 piccolinov

Compound	0.4000000 Level 1 / 80.0000 Level 7	2.0000 Level 2	4.0000 Level 3	10.0000 Level 4	20.0000 Level 5	40.0000 Level 6	Curve	Coefficients b	Coefficients m1	Coefficients m2	%RSD or R^2	
118 Disulfoton	+++++ / +++++	+++++	+++++	+++++	+++++	+++++	AVRG		0.000e+000		0.000e+000	<-
119 Carbazole	0.98180 / 0.93105	0.99838	1.01731	1.00601	1.00936	0.97770	AVRG		0.98880		2.95739	
120 Di-n-Butylphthalate	1.05447 / 1.14932	1.15566	1.20930	1.23869	1.27821	1.22131	AVRG		1.18671		6.21432	
121 4-Nitroquinoline 1-oxide	+++++ / +++++	+++++	+++++	+++++	+++++	+++++	AVRG		0.000e+000		0.000e+000	<-
122 Methapyrilene	+++++ / +++++	+++++	+++++	+++++	+++++	+++++	AVRG		0.000e+000		0.000e+000	<-
123 Fluoranthene	1.16609 / 1.17120	1.22654	1.20935	1.21750	1.25761	1.21967	AVRG		1.20971		2.64086	
124 Benzidine	5224 / 2720502	38282	91159	317677	759082	1495598	QUAD	0.16753	2.04725	-0.01992	0.99943	

(2001 - 3460)

3179

C8J160331

TestAmerica Pittsburgh

INITIAL CALIBRATION DATA

Start Cal Date : 23-OCT-2008 00:05
End Cal Date : 23-OCT-2008 02:14
Quant Method : ISTD
Origin : Included
Target Version : 4.14
Integrator : HP RTE
Method file : \\PITSVR06\D\chem\731.i\V102308.b\8270ll.m
Last Edit : 23-Oct-2008 02:28 piccolinov

Compound	0.4000000 Level 1 / 80.0000 Level 7	2.0000 Level 2	4.0000 Level 3	10.0000 Level 4	20.0000 Level 5	40.0000 Level 6	Curve	Coefficients b	Coefficients m1	Coefficients m2	%RSD or R^2	
125 Pyrene	1.16040 / 1.27684	1.20800	1.16813	1.22388	1.28962	1.26265	AVRG		1.22708		4.20164	
126 Aramite 1	+++++ / +++++	+++++	+++++	+++++	+++++	+++++	AVRG		0.000e+000		0.000e+000	<-
M 191 Aramite, Total	+++++ / +++++	+++++	+++++	+++++	+++++	+++++	AVRG		0.000e+000		0.000e+000	<-
127 Aramite 2	+++++ / +++++	+++++	+++++	+++++	+++++	+++++	AVRG		0.000e+000		0.000e+000	<-
128 p-Dimethylamino azobenzene	+++++ / +++++	+++++	+++++	+++++	+++++	+++++	AVRG		0.000e+000		0.000e+000	<-
129 p-Chlorobenzilate	+++++ / +++++	+++++	+++++	+++++	+++++	+++++	AVRG		0.000e+000		0.000e+000	<-
130 Famphur	+++++ / +++++	+++++	+++++	+++++	+++++	+++++	AVRG		0.000e+000		0.000e+000	<-

(2001 - 3460)

3180

C8J160331

TestAmerica Pittsburgh

INITIAL CALIBRATION DATA

Start Cal Date : 23-OCT-2008 00:05
End Cal Date : 23-OCT-2008 02:14
Quant Method : ISTD
Origin : Included
Target Version : 4.14
Integrator : HP RTE
Method file : \\PITSVR06\D\chem\731.i\V102308.b\8270ll.m
Last Edit : 23-Oct-2008 02:28 piccolinov

Compound	0.4000000 Level 1	2.0000 Level 2	4.0000 Level 3	10.0000 Level 4	20.0000 Level 5	40.0000 Level 6	Curve	Coefficients b	Coefficients m1	Coefficients m2	%RSD or R^2	
	80.0000 Level 7											
131 Butylbenzylphthalate	0.52091	0.54192	0.56814	0.57472	0.60844	0.60676						
	0.60193						AVRG		0.57469		5.90916	
132 3,3'-Dimethylbenzidine	+++++	+++++	+++++	+++++	+++++	+++++						
	+++++						AVRG		0.000e+000		0.000e+000	<-
133 3,3'-Dimethoxybenzidine	+++++	+++++	+++++	+++++	+++++	+++++						
	+++++						AVRG		0.000e+000		0.000e+000	<-
134 2-Acetylaminofluorene	+++++	+++++	+++++	+++++	+++++	+++++						
	+++++						AVRG		0.000e+000		0.000e+000	<-
135 3,3'-Dichlorobenzidine	0.40180	0.43366	0.44022	0.47054	0.51817	0.52981						
	0.55738						AVRG		0.47880		12.01305	
136 Benzo(a)Anthracene	1.22720	1.14699	1.13999	1.15179	1.19469	1.14848						
	1.08160						AVRG		1.15582		3.95099	
137 Chrysene	1.12494	1.12079	1.08971	1.13687	1.16587	1.17698						
	1.23632						AVRG		1.15021		4.15712	

(2001 - 3460)

3181

C8J160331

TestAmerica Pittsburgh

INITIAL CALIBRATION DATA

Start Cal Date : 23-OCT-2008 00:05
End Cal Date : 23-OCT-2008 02:14
Quant Method : ISTD
Origin : Included
Target Version : 4.14
Integrator : HP RTE
Method file : \\PITSVR06\D\chem\731.i\V102308.b\8270ll.m
Last Edit : 23-Oct-2008 02:28 piccolinov

Compound	0.4000000 Level 1 / 80.0000 Level 7	2.0000 Level 2	4.0000 Level 3	10.0000 Level 4	20.0000 Level 5	40.0000 Level 6	Curve	Coefficients b	Coefficients m1	Coefficients m2	%RSD or R^2	
138 4,4'-Methylene bis(o-chloroan	+++++ / +++++	+++++	+++++	+++++	+++++	+++++	AVRG		0.000e+000		0.000e+000	<-
139 bis(2-ethylhexyl)Phthalate	0.83296 / 0.71428	0.79560	0.82321	0.81432	0.85051	0.78651	AVRG		0.80249		5.54666	
140 Di-n-octylphthalate	1.50463 / 1.49205	1.47341	1.48170	1.51246	1.60962	1.55199	AVRG		1.51798		3.15218	
141 Benzo(b)fluoranthene	1.36930 / 1.41475	1.44288	1.33588	1.40458	1.55910	1.37166	AVRG		1.41402		5.15430	
204 6-Methylchrysene	+++++ / +++++	+++++	+++++	+++++	+++++	+++++	AVRG		0.000e+000		0.000e+000	<-
142 Benzo(k)fluoranthene	1.43479 / 1.35050	1.33952	1.52043	1.38301	1.40852	1.45021	AVRG		1.41243		4.44260	
143 7,12-dimethylbenz[a]anthracen	0.61505 / 0.60747	0.60770	0.62435	0.61733	0.66863	0.63526	AVRG		0.62511		3.43940	

(2001 - 3460)

3182

C8J160331

TestAmerica Pittsburgh

INITIAL CALIBRATION DATA

Start Cal Date : 23-OCT-2008 00:05
End Cal Date : 23-OCT-2008 02:14
Quant Method : ISTD
Origin : Included
Target Version : 4.14
Integrator : HP RTE
Method file : \\PITSVR06\D\chem\731.i\V102308.b\8270ll.m
Last Edit : 23-Oct-2008 02:28 piccolinov

Compound	0.4000000 Level 1 / 80.0000 Level 7	2.0000 Level 2	4.0000 Level 3	10.0000 Level 4	20.0000 Level 5	40.0000 Level 6	Curve	Coefficients b	Coefficients m1	Coefficients m2	%RSD or R^2	
144 Hexachlorophene	+++++ / +++++	+++++	+++++	+++++	+++++	+++++	AVRG		0.000e+000		0.000e+000	<-
145 Hexachlorophene product	+++++ / +++++	+++++	+++++	+++++	+++++	+++++	AVRG		0.000e+000		0.000e+000	<-
146 Benzo(a)pyrene	1.18606 / 1.23206	1.14720	1.19899	1.18316	1.27331	1.22445	AVRG		1.20646		3.37965	
148 3-Methylcholanthrene	+++++ / +++++	+++++	+++++	+++++	+++++	+++++	AVRG		0.000e+000		0.000e+000	<-
149 Indeno(1,2,3-cd)pyrene	1.46195 / 1.51797	1.43708	1.42411	1.42338	1.53001	1.49500	AVRG		1.46993		3.03675	
150 Dibenz(a,h)anthracene	1.24868 / 1.26138	1.22091	1.17955	1.20660	1.27466	1.25208	AVRG		1.23484		2.73196	
151 Benzo(g,h,i)perylene	1.26534 / 1.33197	1.30171	1.22301	1.23892	1.32659	1.29681	AVRG		1.28348		3.28886	

(2001 - 3460)

3183

C8J160331

TestAmerica Pittsburgh

INITIAL CALIBRATION DATA

Start Cal Date : 23-OCT-2008 00:05
End Cal Date : 23-OCT-2008 02:14
Quant Method : ISTD
Origin : Included
Target Version : 4.14
Integrator : HP RTE
Method file : \\PITSVR06\D\chem\731.i\V102308.b\8270ll.m
Last Edit : 23-Oct-2008 02:28 piccolinov

Compound	0.4000000 Level 1 / 80.0000 Level 7	2.0000 Level 2	4.0000 Level 3	10.0000 Level 4	20.0000 Level 5	40.0000 Level 6	Curve	Coefficients b	m1	m2	%RSD or R^2	
211 Benzenethiol	+++++ / +++++	+++++	+++++	+++++	+++++	+++++	AVRG		0.000e+000		0.000e+000	<-
212 Kepone	+++++ / +++++	+++++	+++++	+++++	+++++	+++++	AVRG		0.000e+000		0.000e+000	<-
213 Dibenzo(a,h) acridine	+++++ / +++++	+++++	+++++	+++++	+++++	+++++	AVRG		0.000e+000		0.000e+000	<-
214 Methyl parathion	+++++ / +++++	+++++	+++++	+++++	+++++	+++++	AVRG		0.000e+000		0.000e+000	<-
215 Parathion	+++++ / +++++	+++++	+++++	+++++	+++++	+++++	AVRG		0.000e+000		0.000e+000	<-
216 Isodrin	+++++ / +++++	+++++	+++++	+++++	+++++	+++++	AVRG		0.000e+000		0.000e+000	<-
217 Indene	+++++ / +++++	+++++	+++++	+++++	+++++	+++++	AVRG		0.000e+000		0.000e+000	<-

TestAmerica Pittsburgh

INITIAL CALIBRATION DATA

Start Cal Date : 23-OCT-2008 00:05
End Cal Date : 23-OCT-2008 02:14
Quant Method : ISTD
Origin : Included
Target Version : 4.14
Integrator : HP RTE
Method file : \\PITSVR06\D\chem\731.i\V102308.b\8270ll.m
Last Edit : 23-Oct-2008 02:28 piccolinov

Compound	0.4000000 Level 1 / 80.0000 Level 7	2.0000 Level 2	4.0000 Level 3	10.0000 Level 4	20.0000 Level 5	40.0000 Level 6	Curve	Coefficients b	m1	m2	%RSD or R^2	
218 Quinoline	+++++ / +++++	+++++	+++++	+++++	+++++	+++++	AVRG		0.000e+000		0.000e+000	<-
219 1,4-Dithiane	+++++ / +++++	+++++	+++++	+++++	+++++	+++++	AVRG		0.000e+000		0.000e+000	<-
220 1,4-Oxathiane	+++++ / +++++	+++++	+++++	+++++	+++++	+++++	AVRG		0.000e+000		0.000e+000	<-
221 Benzothiazole	+++++ / +++++	+++++	+++++	+++++	+++++	+++++	AVRG		0.000e+000		0.000e+000	<-
222 Dimethyl Disulfide	+++++ / +++++	+++++	+++++	+++++	+++++	+++++	AVRG		0.000e+000		0.000e+000	<-
223 p-Chlorophenylmethylsulfide	+++++ / +++++	+++++	+++++	+++++	+++++	+++++	AVRG		0.000e+000		0.000e+000	<-
224 p-Chlorophenylmethylsulfone	+++++ / +++++	+++++	+++++	+++++	+++++	+++++	AVRG		0.000e+000		0.000e+000	<-

(2001 - 3460)

3185

C8J160331

(2001 - 3460)

3186

C8J160331

TestAmerica Pittsburgh

INITIAL CALIBRATION DATA

Start Cal Date : 23-OCT-2008 00:05
End Cal Date : 23-OCT-2008 02:14
Quant Method : ISTD
Origin : Included
Target Version : 4.14
Integrator : HP RTE
Method file : \\PITSVR06\D\chem\731.i\V102308.b\827011.m
Last Edit : 23-Oct-2008 02:28 piccolinov

Compound	0.4000000 Level 1	2.0000 Level 2	4.0000 Level 3	10.0000 Level 4	20.0000 Level 5	40.0000 Level 6	Curve	Coefficients b	ml	m2	%RSD or R^2	
	80.0000 Level 7											
225 p-Chlorophenylmethylsulfoxide	+++++	+++++	+++++	+++++	+++++	+++++						
	+++++						AVRG		0.000e+000		0.000e+000	<-
$ 154 Nitrobenzene-d5	0.29614	0.26851	0.27871	0.27840	0.28920	0.27629						
	0.26258						AVRG		0.27855		4.10405	
$ 155 2-Fluorobiphenyl	1.19273	1.14608	1.15195	1.15720	1.16536	1.10598						
	1.04944						AVRG		1.13839		4.12626	
$ 156 Terphenyl-d14	0.73795	0.78707	0.76053	0.76577	0.84207	0.81975						
	0.82860						AVRG		0.79168		4.95700	
$ 157 Phenol-d5	1.27781	1.35946	1.30189	1.29484	1.27180	1.24337						
	1.13498						AVRG		1.26916		5.44327	
$ 158 2-Fluorophenol	0.85194	0.89169	0.89866	0.89326	0.92166	0.89511						
	0.84605						AVRG		0.88548		3.04229	

TestAmerica Pittsburgh

INITIAL CALIBRATION DATA

Start Cal Date : 23-OCT-2008 00:05
End Cal Date : 23-OCT-2008 02:14
Quant Method : ISTD
Origin : Included
Target Version : 4.14
Integrator : HP RTE
Method file : \\PITSVR06\D\chem\731.i\V102308.b\8270ll.m
Last Edit : 23-Oct-2008 02:28 piccolinov

Compound	0.4000000 Level 1 / 80.0000 Level 7	2.0000 Level 2	4.0000 Level 3	10.0000 Level 4	20.0000 Level 5	40.0000 Level 6	Curve	Coefficients b	Coefficients m1	Coefficients m2	%RSD or R^2
$ 159 2,4,6-Tribromophenol	0.09207	0.08485	0.09142	0.09389	0.09918	0.09755					
	0.09928						AVRG		0.09403		5.51470
$ 186 2-Chlorophenol-d4	1.28418	1.30610	1.27196	1.26582	1.27605	1.21209					
	1.08796						AVRG		1.24345		5.97522
$ 187 1,2-Dichlorobenzene-d4	1.07394	1.07029	1.03217	0.98652	0.96619	0.90837					
	0.78226						AVRG		0.97425		10.59524

(2001 - 3460)

3187

C8J160331

TestAmerica Pittsburgh

INITIAL CALIBRATION DATA

Start Cal Date : 23-OCT-2008 00:05
End Cal Date : 23-OCT-2008 02:14
Quant Method : ISTD
Origin : Included
Target Version : 4.14
Integrator : HP RTE
Method file : \\PITSVR06\D\chem\731.i\V102308.b\827011.m
Last Edit : 23-Oct-2008 02:28 piccolinov

Curve	Formula	Units
Averaged	Amt = Rsp/m1	Response
Quad	Amt = b + m1*Rsp + m2*Rsp^2	Response

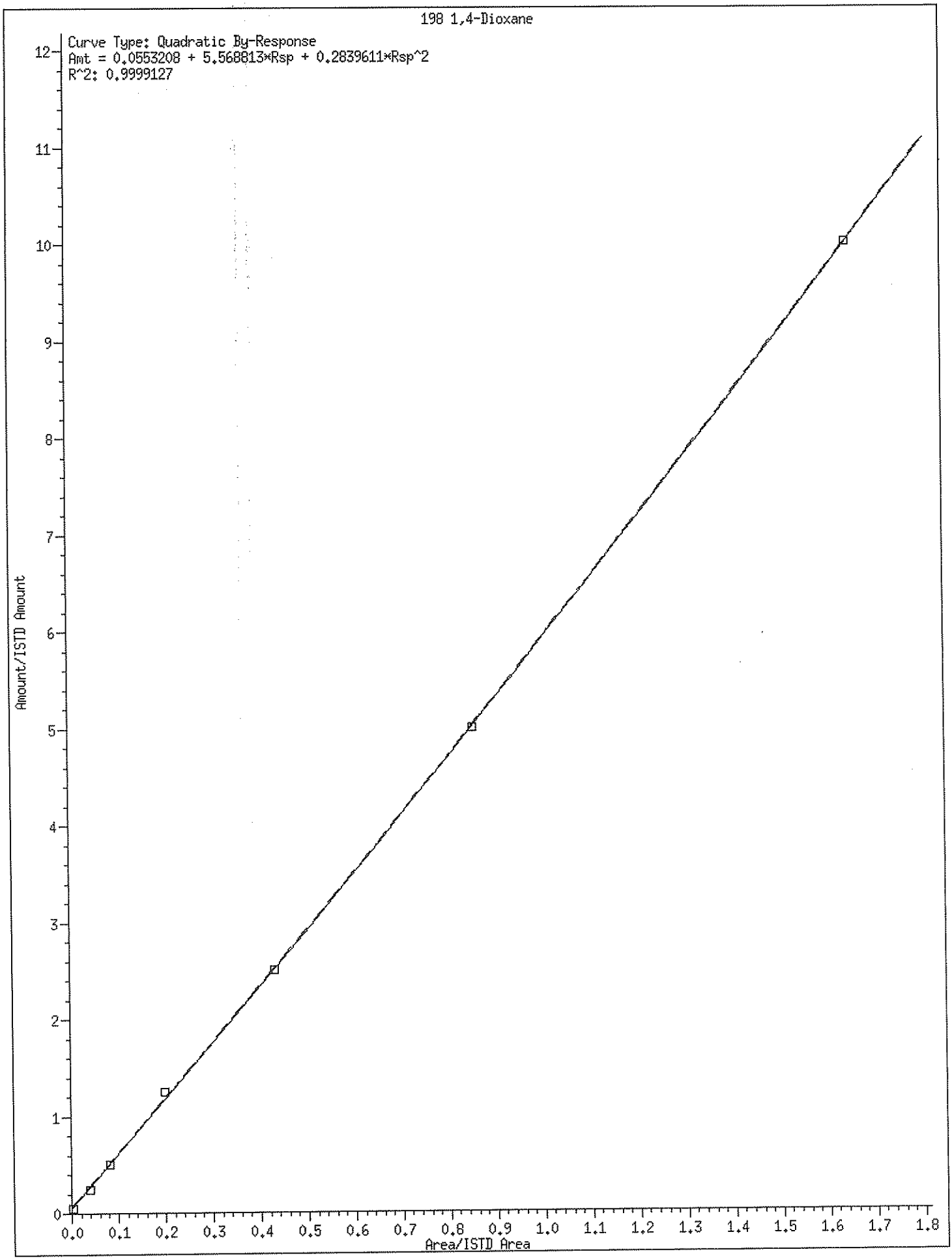
198 1,4-Dioxane
Curve Type: Quadratic By-Response
Amt = 0.0553208 + 5.568813*Rsp + 0.2839611*Rsp^2
R^2: 0.9999127
Amount/ISTD Amount
Area/ISTD Area
0
1
2
3
4
5
6
7
8
9
10
11
12
0.0
0.1
0.2
0.3
0.4
0.5
0.6
0.7
0.8
0.9
1.0
1.1
1.2
1.3
1.4
1.5
1.6
1.7
1.8

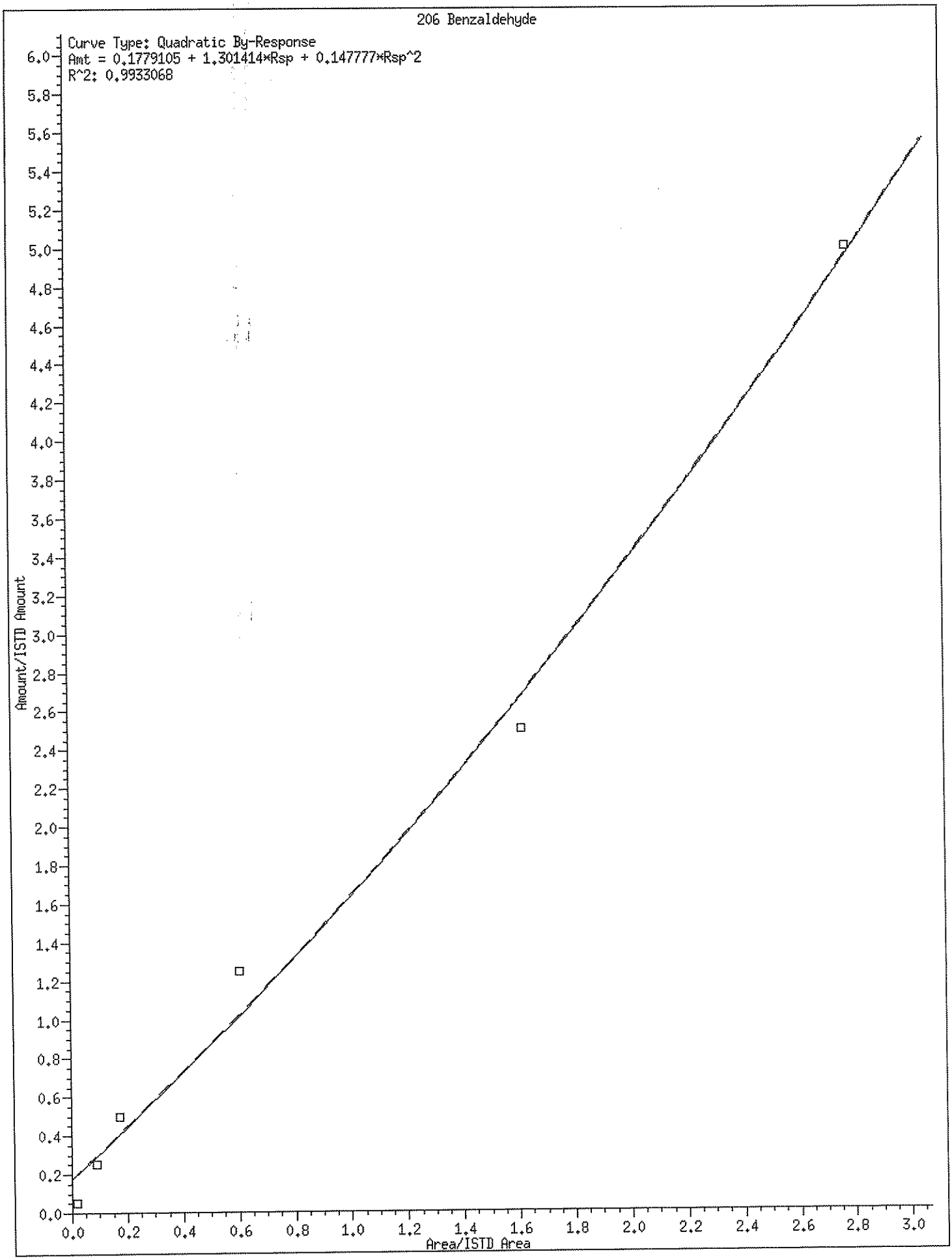
206 Benzaldehyde
Curve Type: Quadratic By-Response
Amt = 0.1779105 + 1.301414*Rsp + 0.147777*Rsp^2
R^2: 0.9933068
Amount/ISTD Amount
Area/ISTD Area
0.0
0.2
0.4
0.6
0.8
1.0
1.2
1.4
1.6
1.8
2.0
2.2
2.4
2.6
2.8
3.0
3.2
3.4
3.6
3.8
4.0
4.2
4.4
4.6
4.8
5.0
5.2
5.4
5.6
5.8
6.0

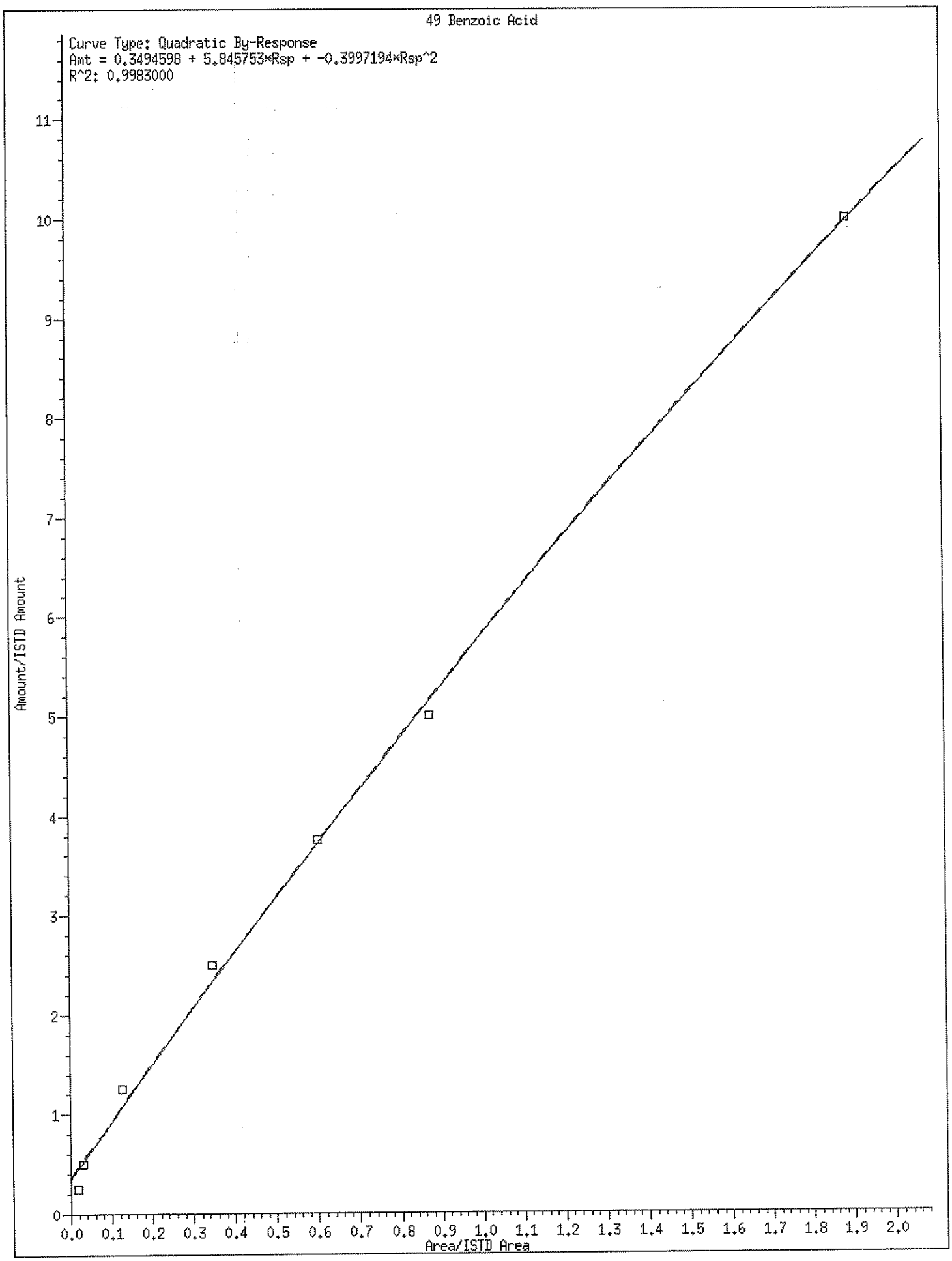
49 Benzoic Acid
Curve Type: Quadratic By-Response
Amt = 0.3494598 + 5.845753*Rsp + -0.3997194*Rsp^2
R^2: 0.9983000
Amount/ISTD Amount
Area/ISTD Area
0
1
2
3
4
5
6
7
8
9
10
11
0.0
0.1
0.2
0.3
0.4
0.5
0.6
0.7
0.8
0.9
1.0
1.1
1.2
1.3
1.4
1.5
1.6
1.7
1.8
1.9
2.0

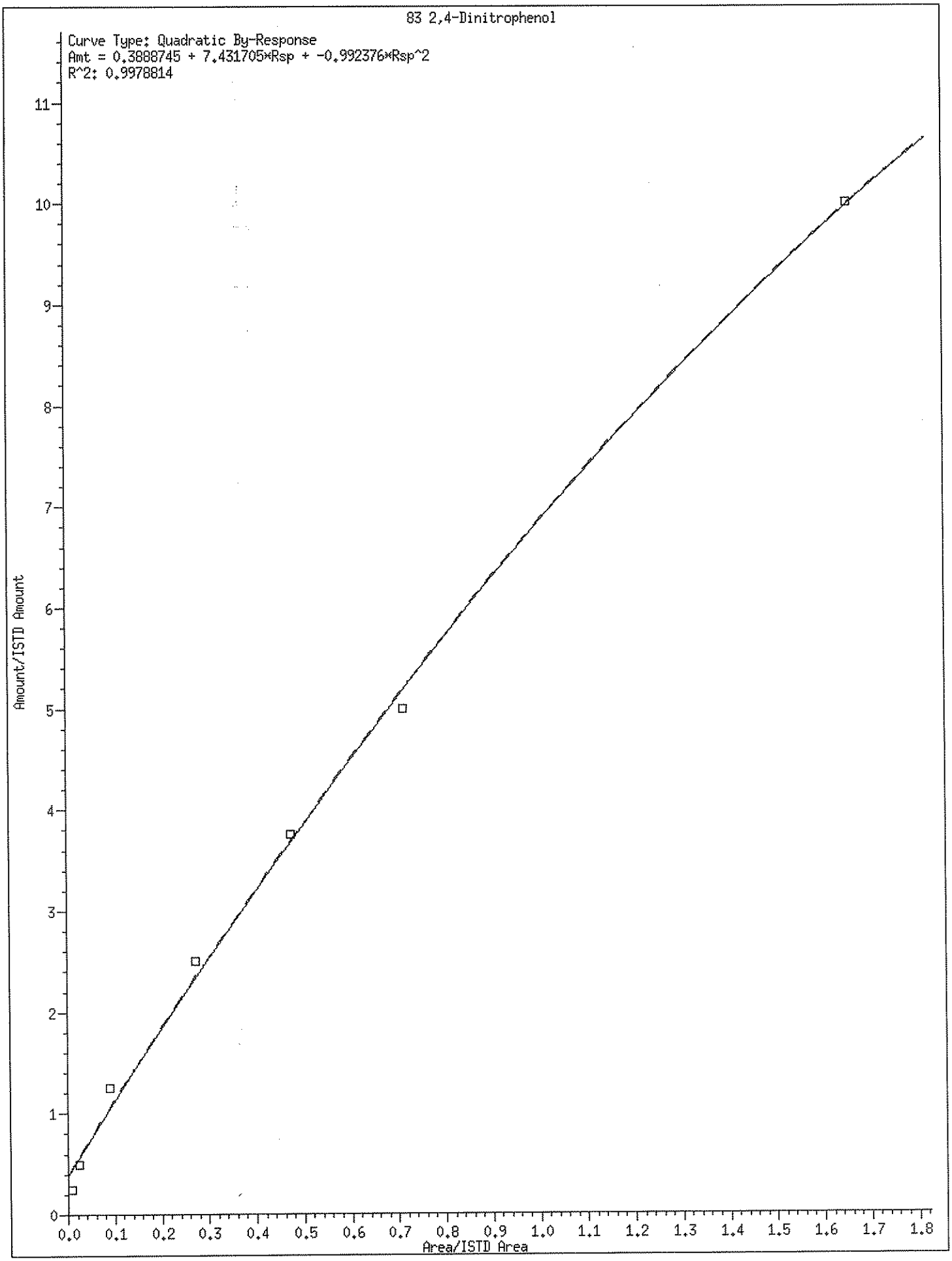
83 2,4-Dinitrophenol
Curve Type: Quadratic By-Response
Amt = 0.3888745 + 7.431705*Rsp + -0.992376*Rsp^2
R^2: 0.9978814
Amount/ISTD Amount
Area/ISTD Area
0
1
2
3
4
5
6
7
8
9
10
11
0.0
0.1
0.2
0.3
0.4
0.5
0.6
0.7
0.8
0.9
1.0
1.1
1.2
1.3
1.4
1.5
1.6
1.7
1.8

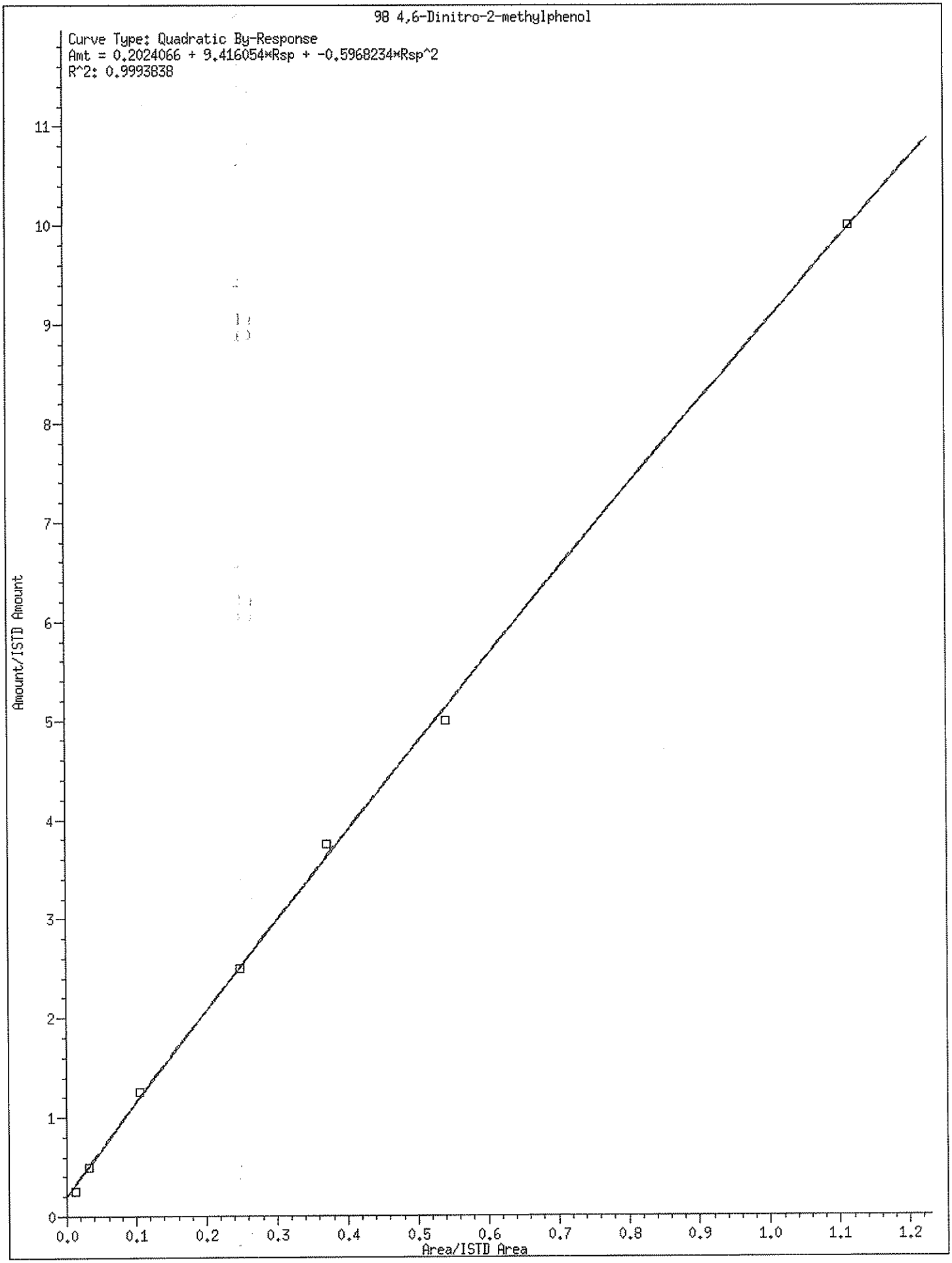
98 4,6-Dinitro-2-methylphenol
Curve Type: Quadratic By-Response
Amt = 0.2024066 + 9.416054*Rsp + -0.5968234*Rsp^2
R^2: 0.9993838
Amount/ISTD Amount
Area/ISTD Area
0
1
2
3
4
5
6
7
8
9
10
11
0.0
0.1
0.2
0.3
0.4
0.5
0.6
0.7
0.8
0.9
1.0
1.1
1.2

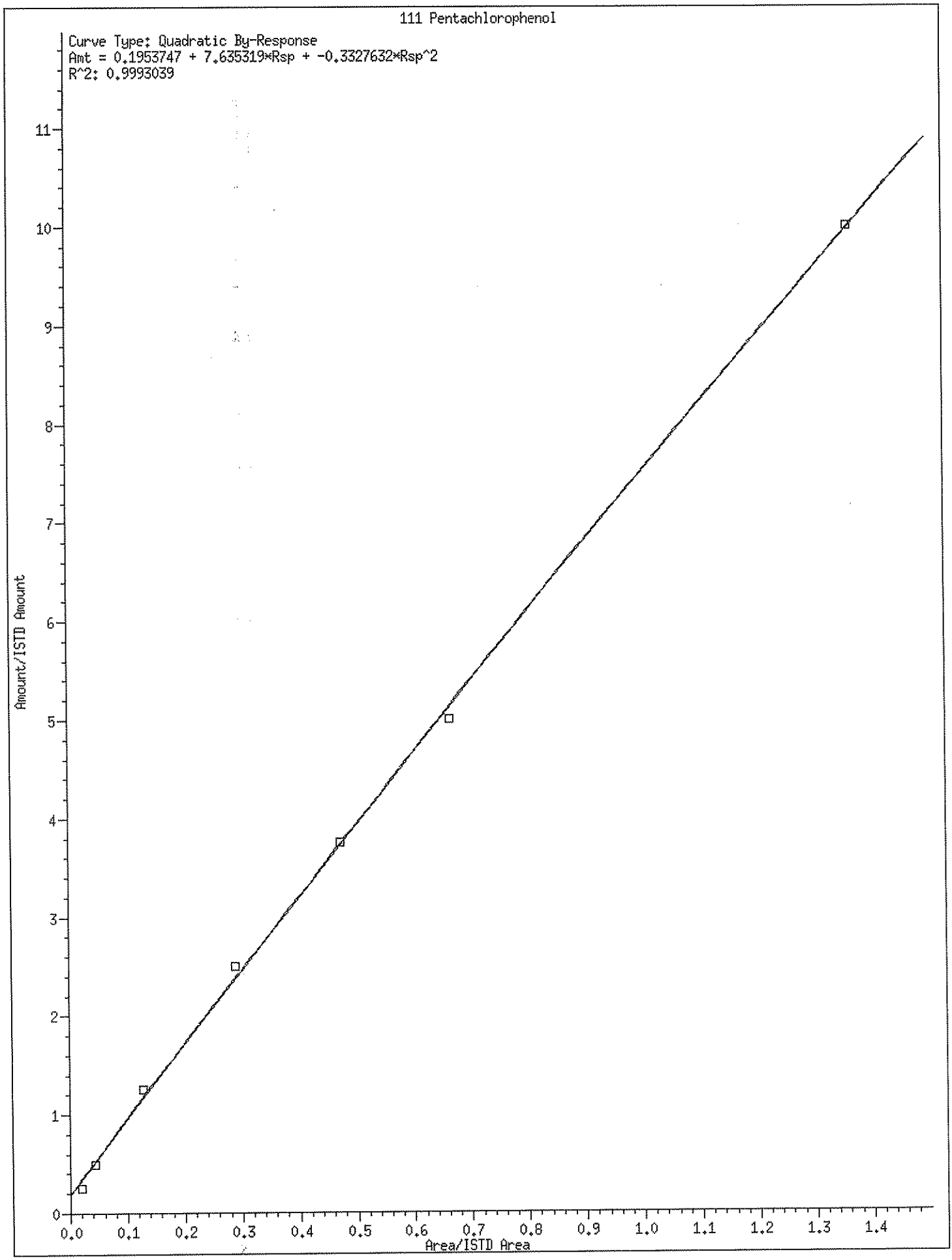
111 Pentachlorophenol
Curve Type: Quadratic By-Response
Amt = 0.1953747 + 7.635319*Rsp + -0.3327632*Rsp^2
R^2: 0.9993039
Amount/ISTD Amount
Area/ISTD Area
0
1
2
3
4
5
6
7
8
9
10
11
0.0
0.1
0.2
0.3
0.4
0.5
0.6
0.7
0.8
0.9
1.0
1.1
1.2
1.3
1.4

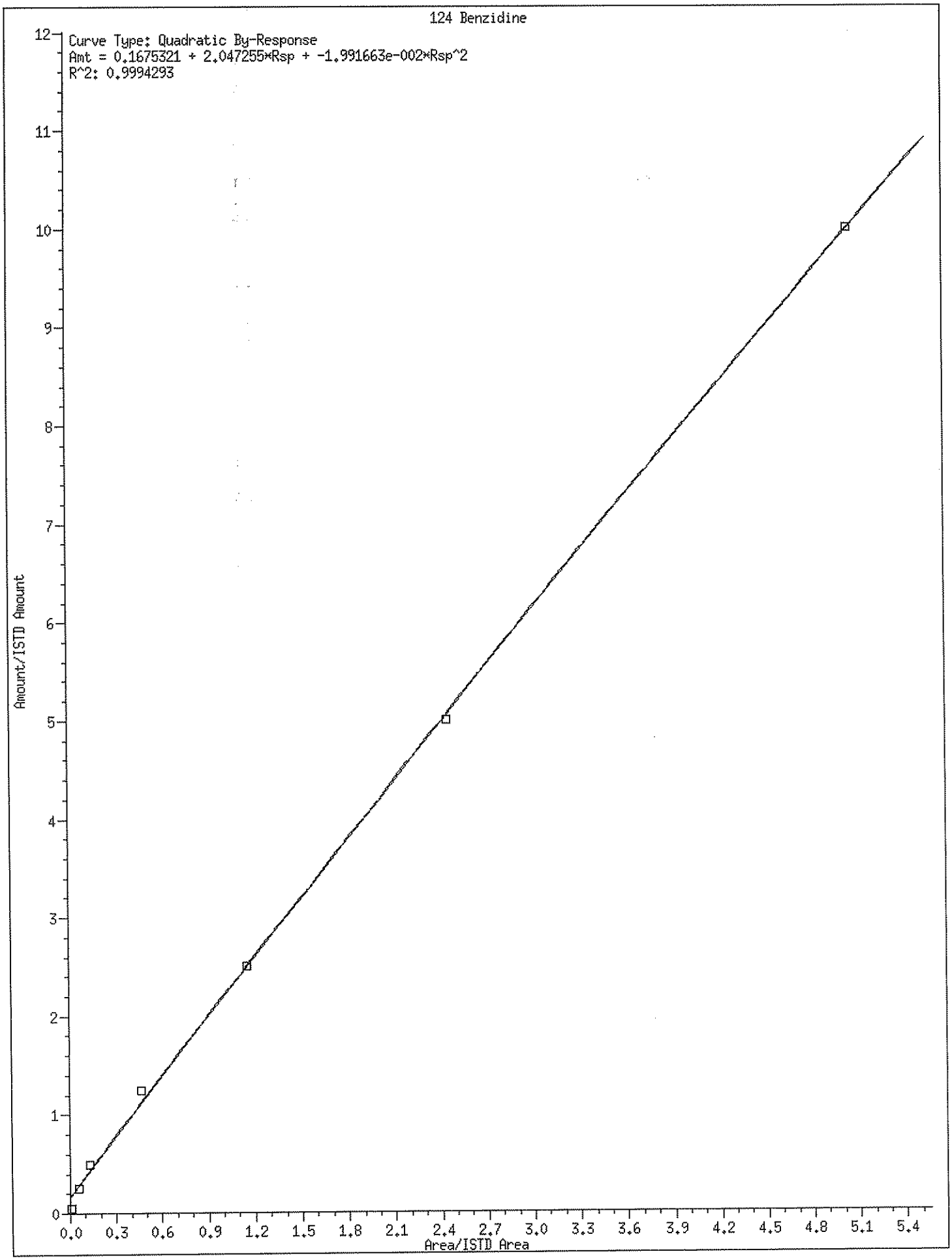
124 Benzidine
Curve Type: Quadratic By-Response
Amt = 0.1675321 + 2.047255*Rsp + -1.991663e-002*Rsp^2
R^2: 0.9994293
Amount/ISTD Amount
Area/ISTD Area
0
1
2
3
4
5
6
7
8
9
10
11
12
0.0
0.3
0.6
0.9
1.2
1.5
1.8
2.1
2.4
2.7
3.0
3.3
3.6
3.9
4.2
4.5
4.8
5.1
5.4

Data File: \\PITSVR06\D\chem\731.i\W102308.b\W1023IC1.D
Date : 23-OCT-2008 00:05
Client ID: SSTD0.4
Sample Info: SSTD0.4(0.2ug/mL) BNA0672-08 8270c11

Instrument: 731.i
Operator: 003200
Column diameter: 0.32

Column phase: DB5-MS

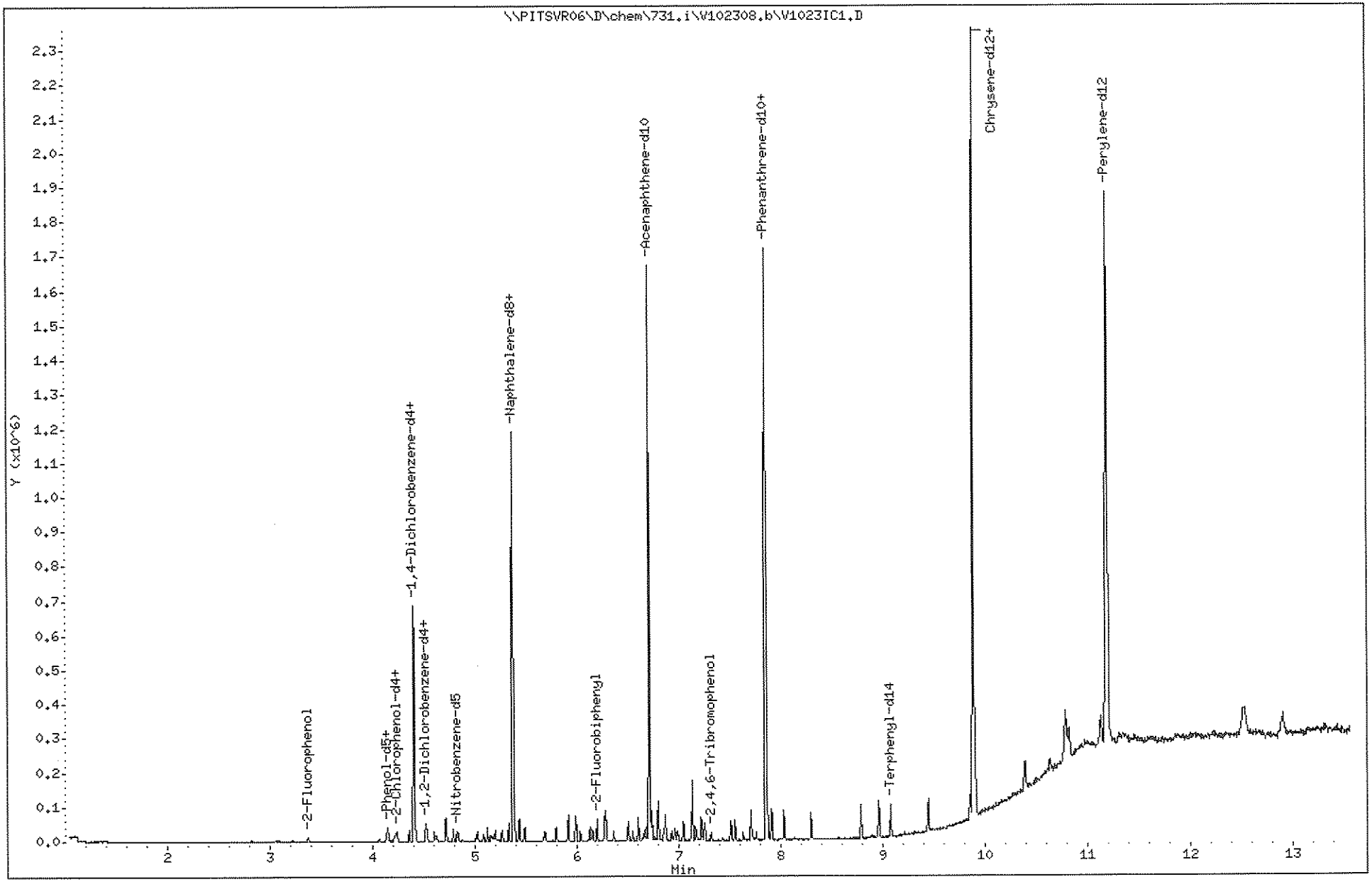

(2001 - 3460)
3196
C8J160331

TestAmerica Pittsburgh

Semivolatile REPORT SW-846 Method 8270

Data file : \\PITSVR06\D\chem\731.i\V102308.b\V1023IC1.D
Lab Smp Id: SSTD0.4 Client Smp ID: SSTD0.4
Inj Date : 23-OCT-2008 00:05
Operator : 003200 Inst ID: 731.i
Smp Info : SSTD0.4(0.2ug/mL) BNA0672-08 8270cll
Misc Info : SSTD0.4,V102308.b,8270ll.m,padep.sub,1,1
Comment :
Method : \\PITSVR06\D\chem\731.i\V102308.b\8270ll.m
Meth Date : 23-Oct-2008 01:51 piccolinov Quant Type: ISTD
Cal Date : 23-OCT-2008 00:05 Cal File: V1023IC1.D
Als bottle: 2 Calibration Sample, Level: 1
Dil Factor: 1.00000
Integrator: HP RTE Compound Sublist: padep.sub
Target Version: 4.14
Processing Host: PITPC-502

Compounds	QUANT SIG MASS	RT	EXP RT	REL RT	RESPONSE	AMOUNTS CAL-AMT (NG)	ON-COL (NG)
* 1 1,4-Dichlorobenzene-d4	152	4.405	4.405	(1.000)	100453	8.00000	
* 2 Naphthalene-d8	136	5.372	5.372	(1.000)	470109	8.00000	
* 3 Acenaphthene-d10	164	6.713	6.713	(1.000)	338166	8.00000	
* 4 Phenanthrene-d10	188	7.851	7.851	(1.000)	651682	8.00000	
* 5 Chrysene-d12	240	9.886	9.886	(1.000)	695520	8.00000	
* 6 Perylene-d12	264	11.189	11.189	(1.000)	731090	8.00000	
198 1,4-Dioxane	88	1.205	1.205	(0.274)	218	0.40000	0.12531(M)
10 N-Nitrosodimethylamine	74	1.670	1.670	(0.379)	183	0.40000	0.081924(M)
9 Pyridine	79	1.803	1.803	(0.409)	240	0.40000	0.054003(M)
16 Methyl methanesulfonate	80	3.224	3.224	(0.732)	2129	0.40000	0.42112(M)
206 Benzaldehyde	77	4.068	4.068	(0.924)	1929	0.40000	0.34611
21 Aniline	93	4.154	4.154	(0.943)	7930	0.40000	0.42187
22 Phenol	94	4.149	4.149	(0.942)	7401	0.40000	0.41793
23 bis(2-Chloroethyl)ether	93	4.218	4.218	(0.958)	5516	0.40000	0.44527
24 2-Chlorophenol	128	4.239	4.239	(0.962)	7239	0.40000	0.43215
26 1,3-Dichlorobenzene	146	4.357	4.357	(0.989)	8238	0.40000	0.41553
27 1,4-Dichlorobenzene	146	4.421	4.421	(1.004)	8596	0.40000	0.42151
28 1,2-Dichlorobenzene	146	4.533	4.533	(1.029)	8528	0.40000	0.42879
29 Benzyl Alcohol	108	4.517	4.517	(1.025)	2793	0.40000	0.32820
30 2-Methylphenol	108	4.608	4.608	(1.046)	5443	0.40000	0.38976
31 2,2'-oxybis(1-Chloropropane)	45	4.629	4.629	(1.051)	6646	0.40000	0.41995
37 Acetophenone	105	4.715	4.715	(1.070)	8988	0.40000	0.44337
32 N-Nitroso-di-n-propylamine	70	4.720	4.720	(1.072)	3113	0.40000	0.37706
192 4-Methylphenol	108	4.720	4.720	(1.072)	5723	0.40000	0.39387
34 Hexachloroethane	117	4.790	4.790	(1.087)	3602	0.40000	0.41408
35 Nitrobenzene	77	4.843	4.843	(0.902)	6214	0.40000	0.39214
41 Isophorone	82	5.025	5.025	(0.935)	11366	0.40000	0.40013
42 2-Nitrophenol	139	5.083	5.083	(0.946)	3596	0.40000	0.35736
43 2,4-Dimethylphenol	107	5.121	5.121	(0.953)	6338	0.40000	0.36610
44 bis(2-Chloroethoxy)methane	93	5.196	5.196	(0.967)	7222	0.40000	0.38524
48 2,4-Dichlorophenol	162	5.265	5.265	(0.980)	6400	0.40000	0.36502
49 Benzoic Acid	122	5.153	5.153	(0.959)	7955	2.00000	1.2795(M)
50 1,2,4-Trichlorobenzene	180	5.329	5.329	(0.992)	8484	0.40000	0.41494

	Compounds	QUANT SIG MASS	RT	EXP RT	REL RT	RESPONSE	AMOUNTS CAL-AMT (NG)	AMOUNTS ON-COL (NG)
51	Naphthalene	128	5.388	5.388	(1.003)	25300	0.40000	0.40648
52	4-Chloroaniline	127	5.431	5.431	(1.011)	9171	0.40000	0.38082
54	2,6-Dichlorophenol	162	5.436	5.436	(1.012)	7612	0.40000	0.39966
56	Hexachlorobutadiene	225	5.489	5.489	(1.022)	4902	0.40000	0.40965
208	Caprolactam	113	5.671	5.671	(1.056)	1614	0.40000	0.35169
59	4-Chloro-3-Methylphenol	107	5.799	5.799	(1.080)	6091	0.40000	0.38576
62	2-Methylnaphthalene	142	5.917	5.917	(1.101)	18019	0.40000	0.40727
63	1-Methylnaphthalene	142	5.992	5.992	(1.115)	18273	0.40000	0.40992
64	Hexachlorocyclopentadiene	237	6.034	6.034	(0.899)	2949	0.40000	0.27095
66	2,4,6-Trichlorophenol	196	6.130	6.130	(0.913)	5481	0.40000	0.38852
67	2,4,5-Trichlorophenol	196	6.152	6.152	(0.916)	5731	0.40000	0.40316
209	1,1'-Biphenyl	154	6.275	6.275	(0.935)	23824	0.40000	0.42864
70	2-Chloronaphthalene	162	6.285	6.285	(0.936)	19765	0.40000	0.43552
73	2-Nitroaniline	65	6.360	6.360	(0.947)	3882	0.40000	0.39590
76	Dimethylphthalate	163	6.504	6.504	(0.969)	17545	0.40000	0.38704
78	2,6-Dinitrotoluene	165	6.547	6.547	(0.975)	2959	0.40000	0.30737
79	Acenaphthylene	152	6.601	6.601	(0.983)	28341	0.40000	0.39316
81	3-Nitroaniline	138	6.675	6.675	(0.994)	3827	0.40000	0.33283
82	Acenaphthene	153	6.734	6.734	(1.003)	18951	0.40000	0.41575
83	2,4-Dinitrophenol	184	6.772	6.772	(1.009)	2785	2.00000	0.84498
85	4-Nitrophenol	109	6.798	6.798	(1.013)	10033	2.00000	1.7717
86	Dibenzofuran	168	6.868	6.868	(1.023)	29085	0.40000	0.42703
87	2,4-Dinitrotoluene	165	6.857	6.857	(1.021)	4885	0.40000	0.34784
91	2,3,5,6-Tetrachlorophenol	232	6.932	6.932	(1.033)	4393	0.40000	0.37685
88	2,3,4,6-Tetrachlorophenol	232	6.964	6.964	(1.037)	4484	0.40000	0.35044
92	2-Naphthylamine	143	6.991	6.991	(1.041)	8879	0.40000	0.35637
93	Diethylphthalate	149	7.044	7.044	(1.049)	18872	0.40000	0.38255
94	Fluorene	166	7.135	7.135	(1.063)	23186	0.40000	0.41569
95	4-Chlorophenyl-phenylether	204	7.135	7.135	(1.063)	10056	0.40000	0.40629
96	4-Nitroaniline	138	7.140	7.140	(1.064)	4208	0.40000	0.34466
98	4,6-Dinitro-2-methylphenol	198	7.172	7.172	(0.914)	7841	2.00000	1.2162(M)
99	N-Nitrosodiphenylamine (1)	169	7.220	7.220	(0.920)	15658	0.40000	0.38909
100	1,2-Diphenylhydrazine	77	7.252	7.252	(0.924)	19217	0.40000	0.40218
106	4-Bromophenyl-phenylether	248	7.509	7.509	(0.956)	6260	0.40000	0.40488
107	Hexachlorobenzene	284	7.551	7.551	(0.962)	7347	0.40000	0.41753
210	Atrazine	200	7.632	7.632	(0.972)	2926	0.40000	0.33821
111	Pentachlorophenol	266	7.706	7.706	(0.982)	13166	2.00000	1.5800
115	Phenanthrene	178	7.872	7.872	(1.003)	35226	0.40000	0.41622
116	Anthracene	178	7.909	7.909	(1.007)	34077	0.40000	0.39958
119	Carbazole	167	8.032	8.032	(1.023)	31991	0.40000	0.39171
120	Di-n-Butylphthalate	149	8.299	8.299	(1.057)	34359	0.40000	0.35526
123	Fluoranthene	202	8.786	8.786	(1.119)	37996	0.40000	0.38376
124	Benzidine	184	8.887	8.887	(0.899)	5224	0.40000	0.20486(M)
125	Pyrene	202	8.962	8.962	(0.907)	40354	0.40000	0.38360
131	Butylbenzylphthalate	149	9.448	9.448	(0.956)	18115	0.40000	0.37021
135	3,3'-Dichlorobenzidine	252	9.854	9.854	(0.997)	13973	0.40000	0.35488(M)
136	Benzo(a)Anthracene	228	9.881	9.881	(0.999)	42677	0.40000	0.41879
137	Chrysene	228	9.907	9.907	(1.002)	39121	0.40000	0.39904
139	bis(2-ethylhexyl)Phthalate	149	9.881	9.881	(0.999)	28967	0.40000	0.40468
140	Di-n-octylphthalate	149	10.394	10.394	(0.929)	55001	0.40000	0.39690
141	Benzo(b)fluoranthene	252	10.789	10.789	(0.964)	50054	0.40000	0.38508
142	Benzo(k)fluoranthene	252	10.821	10.821	(0.967)	52448	0.40000	0.40495
143	7,12-dimethylbenz[a]anthracen	256	10.778	10.778	(0.963)	22483	0.40000	0.39262
146	Benzo(a)pyrene	252	11.131	11.131	(0.995)	43356	0.40000	0.39610

Compounds	QUANT SIG MASS	RT	EXP RT	REL RT	RESPONSE	AMOUNTS CAL-AMT (NG)	AMOUNTS ON-COL (NG)
149 Indeno(1,2,3-cd)pyrene	276	12.509	12.509	(1.118)	53441	0.40000	0.40183
150 Dibenz(a,h)anthracene	278	12.530	12.530	(1.120)	45645	0.40000	0.40737
151 Benzo(g,h,i)perylene	276	12.904	12.904	(1.153)	46254	0.40000	0.39818
$ 154 Nitrobenzene-d5	82	4.827	4.827	(0.899)	6961	0.40000	0.41978
$ 155 2-Fluorobiphenyl	172	6.195	6.195	(0.923)	20167	0.40000	0.41034
$ 156 Terphenyl-d14	244	9.079	9.079	(0.918)	25663	0.40000	0.37908
$ 157 Phenol-d5	99	4.138	4.138	(0.939)	6418	0.40000	0.39282
$ 158 2-Fluorophenol	112	3.379	3.379	(0.767)	4279	0.40000	0.38228
$ 159 2,4,6-Tribromophenol	330	7.316	7.316	(0.932)	3000	0.40000	0.39907
$ 186 2-Chlorophenol-d4	132	4.229	4.229	(0.960)	6450	0.40000	0.40105
$ 187 1,2-Dichlorobenzene-d4	152	4.522	4.522	(1.027)	5394	0.40000	0.41876

QC Flag Legend

M - Compound response manually integrated.

Data File Name: V1023IC1.D
Inj. Date and Time: 23-OCT-2008 00:05
Instrument ID: 731.i
Client ID: SSTD0.4
Compound Name: 1,4-Dioxane
CAS #: 123-91-1
Report Date: 10/23/2008

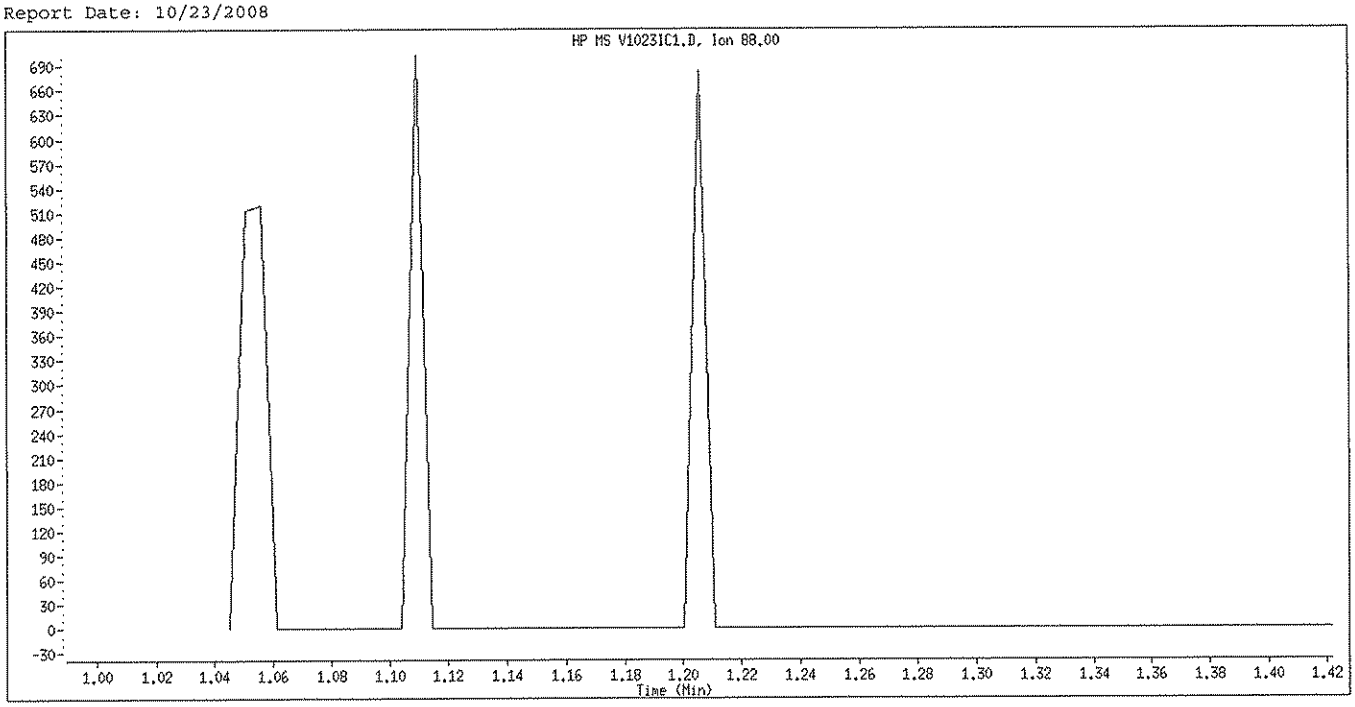

Original Integration

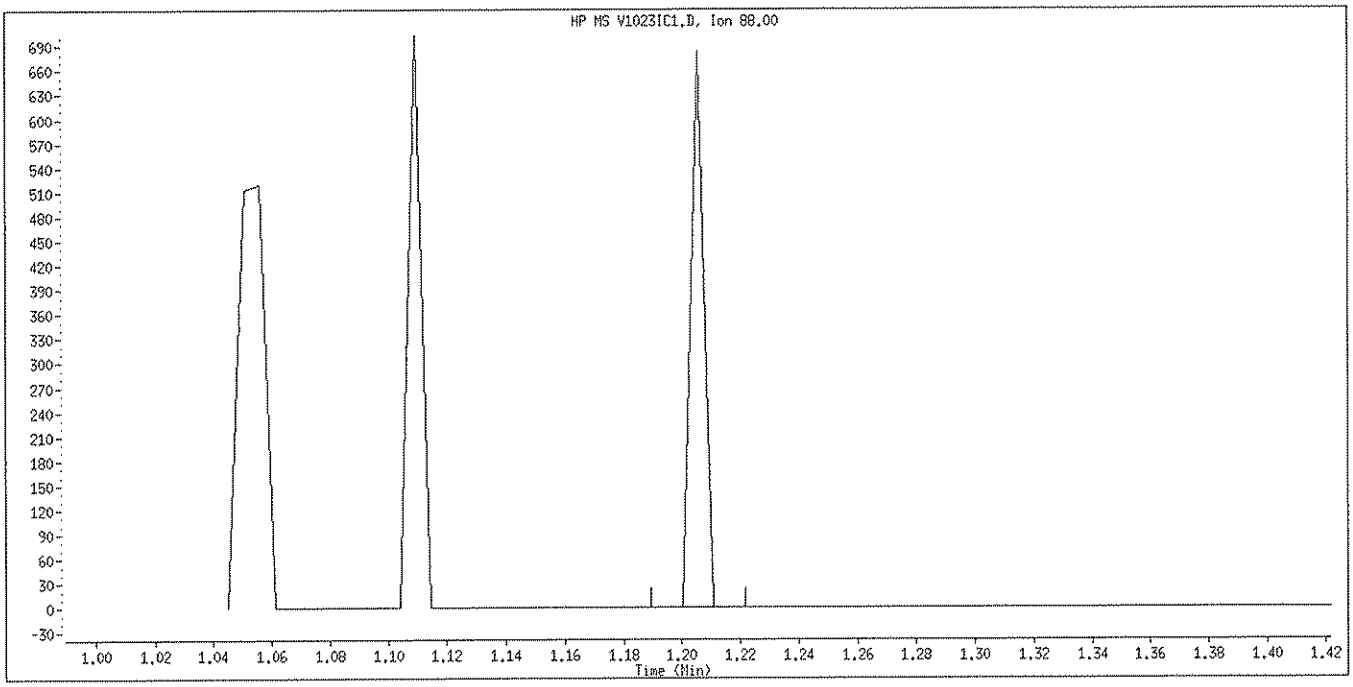

Manual Integration

Manually Integrated By: piccolinov
Manual Integration Reason: Peak Not Found

Data File Name: V1023IC1.D
Inj. Date and Time: 23-OCT-2008 00:05
Instrument ID: 731.i
Client ID: SSTD0.4
Compound Name: N-Nitrosodimethylamine
CAS #: 62-75-9
Report Date: 10/23/2008

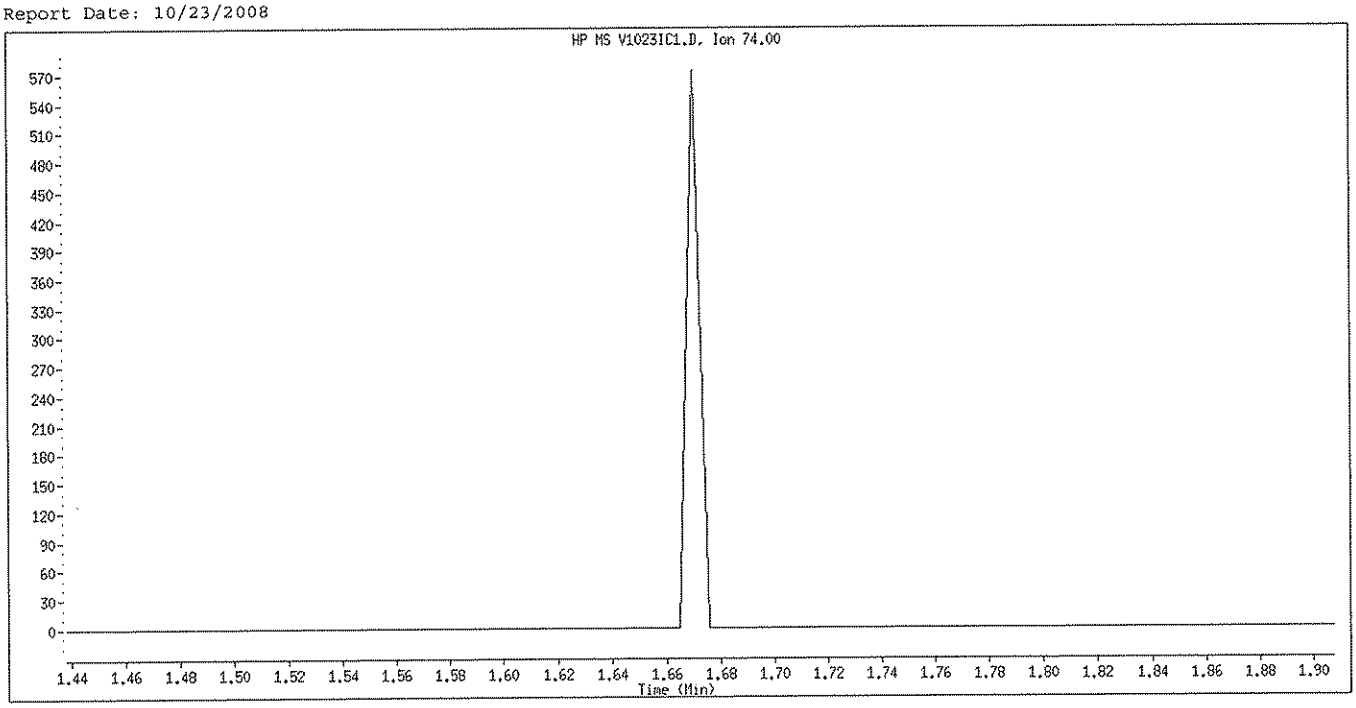

Original Integration

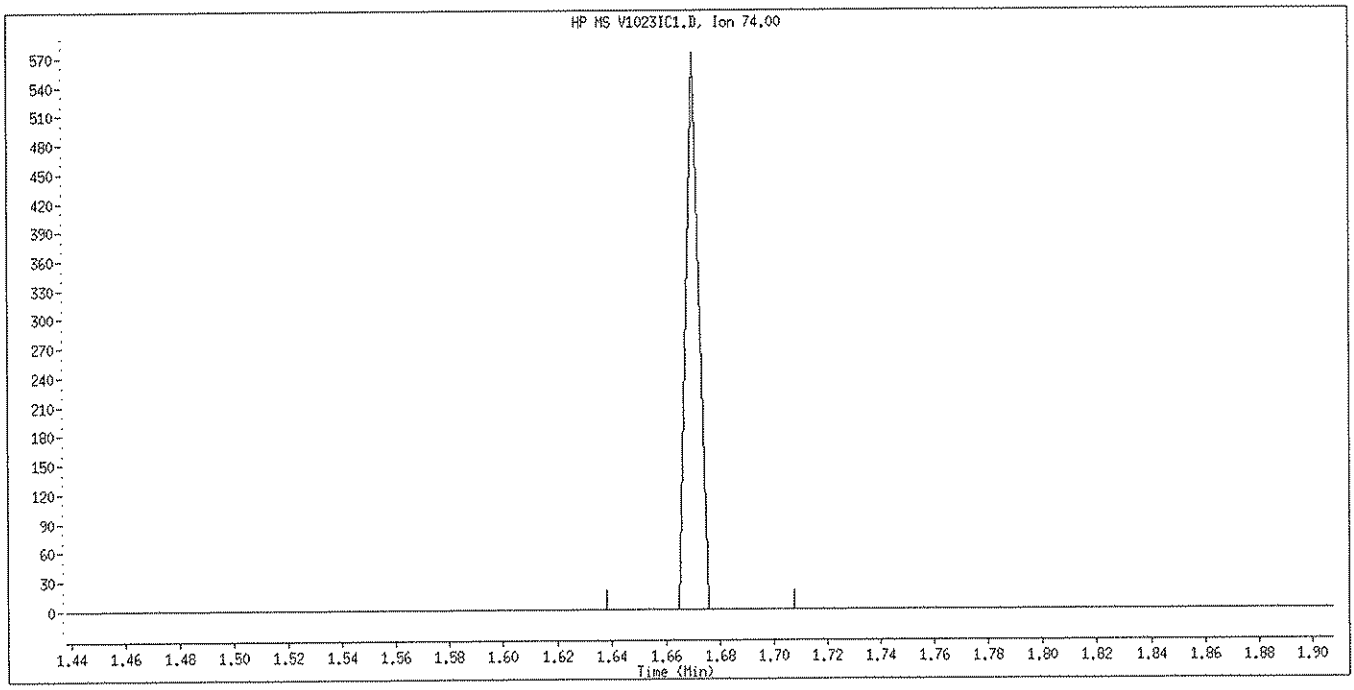

Manual Integration

Manually Integrated By: piccolinov
Manual Integration Reason: Peak Not Found

Data File Name: V1023IC1.D
Inj. Date and Time: 23-OCT-2008 00:05
Instrument ID: 731.i
Client ID: SSTD0.4
Compound Name: Pyridine
CAS #: 110-86-1
Report Date: 10/23/2008

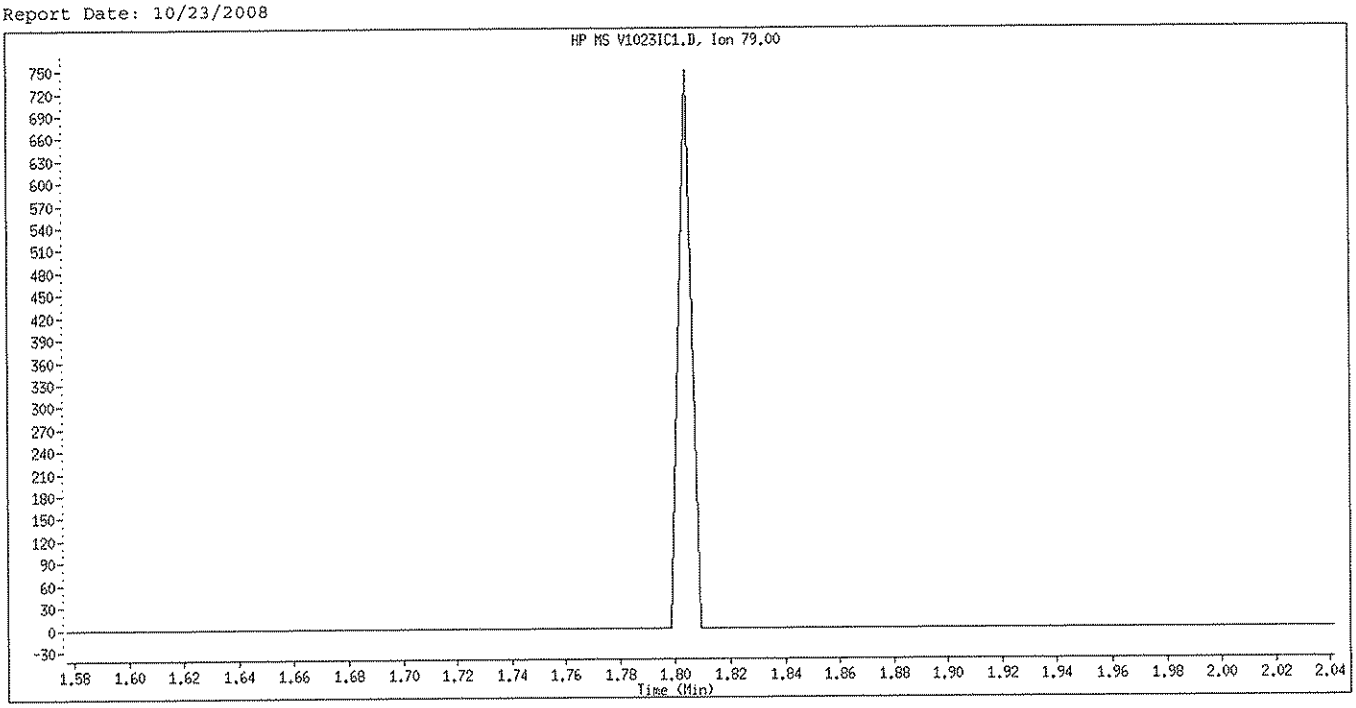

Original Integration

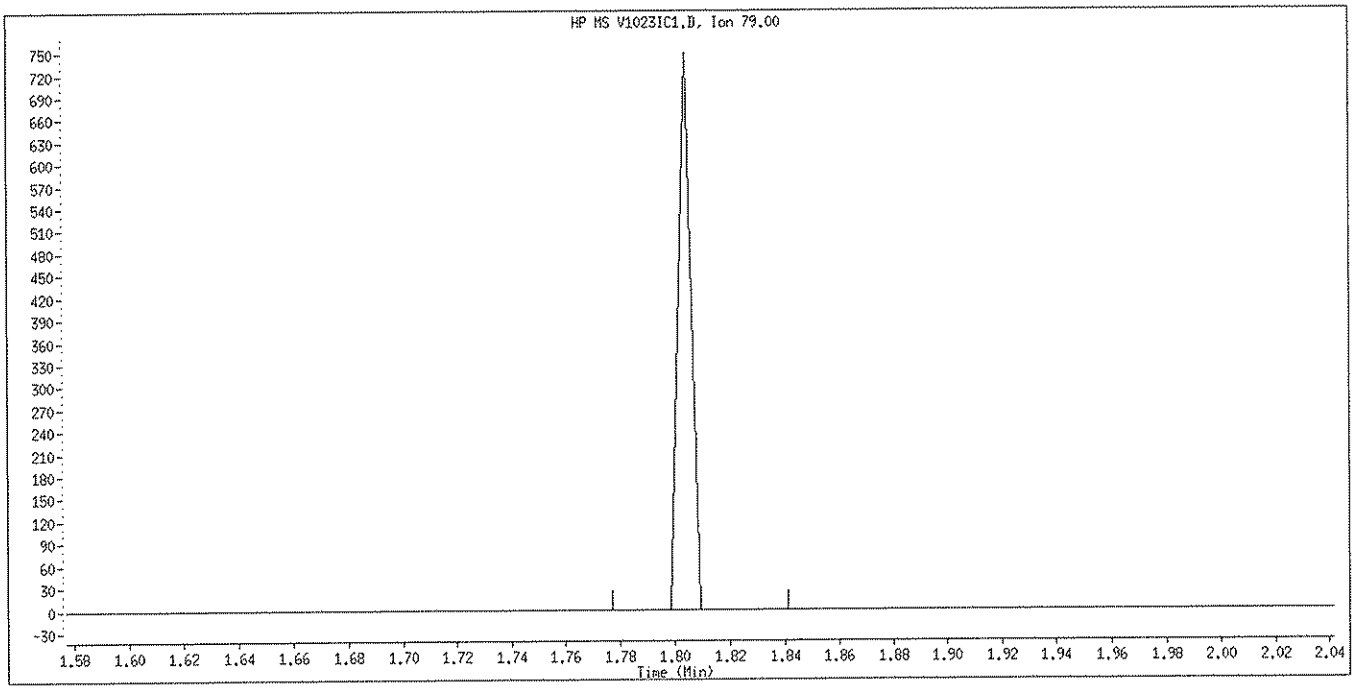

Manual Integration

Manually Integrated By: piccolinov
Manual Integration Reason: Peak Not Found

Data File Name: V1023IC1.D
Inj. Date and Time: 23-OCT-2008 00:05
Instrument ID: 731.i
Client ID: SSTD0.4
Compound Name: Methyl methanesulfonate
CAS #: 66-27-3
Report Date: 10/23/2008

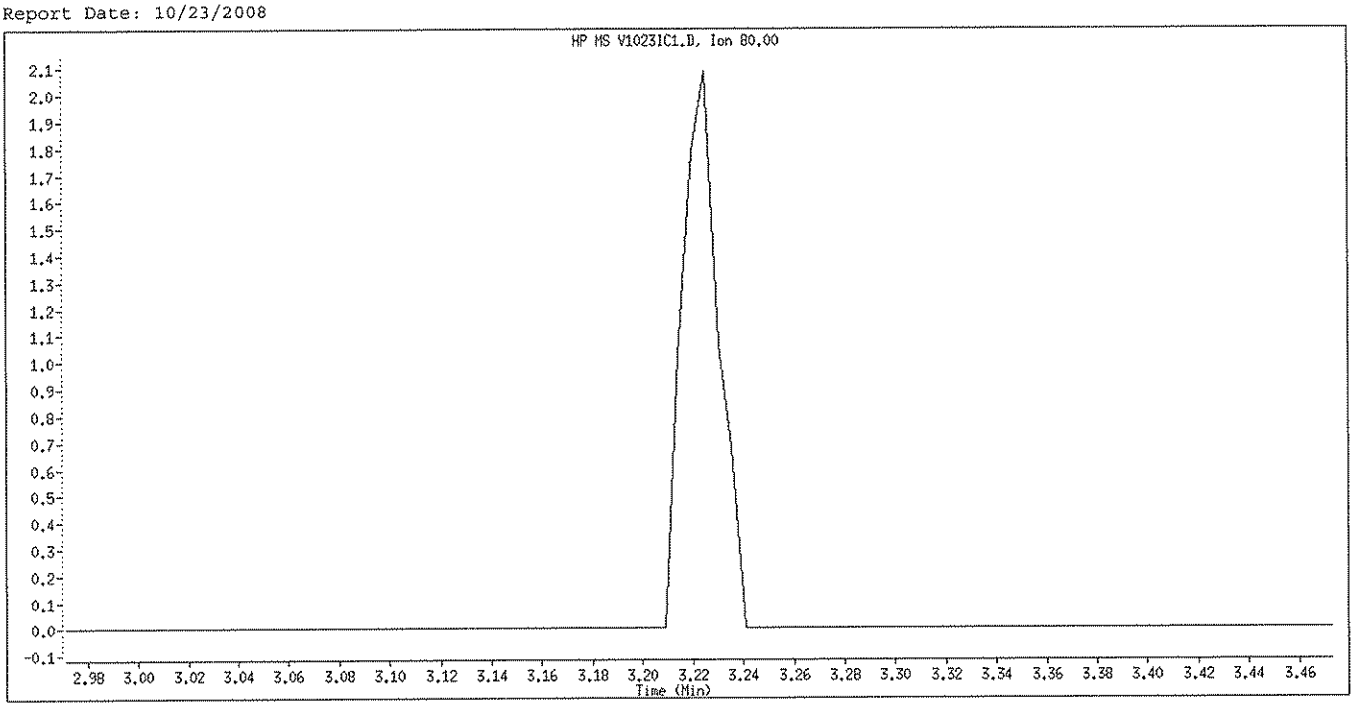

Original Integration

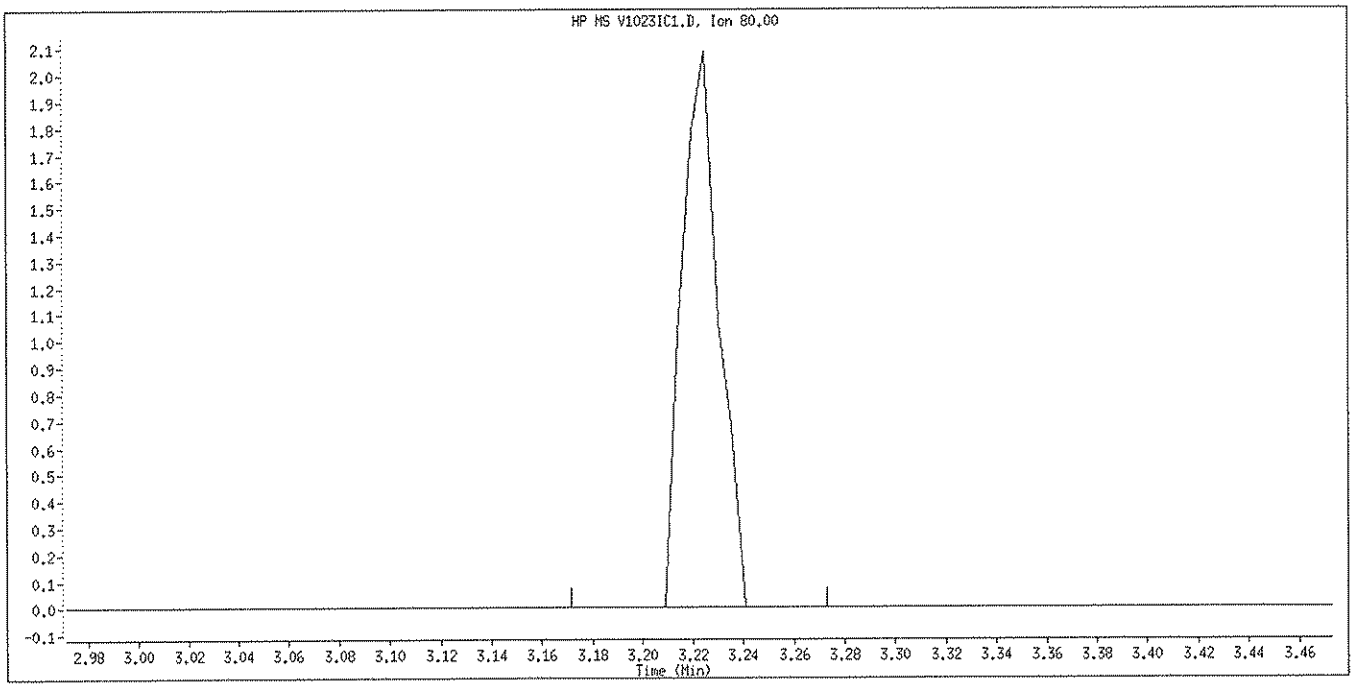

Manual Integration

Manually Integrated By: piccolinov
Manual Integration Reason: Peak Not Found

Data File Name: V1023IC1.D
Inj. Date and Time: 23-OCT-2008 00:05
Instrument ID: 731.i
Client ID: SSTD0.4
Compound Name: Benzoic Acid
CAS #: 65-85-0
Report Date: 10/23/2008

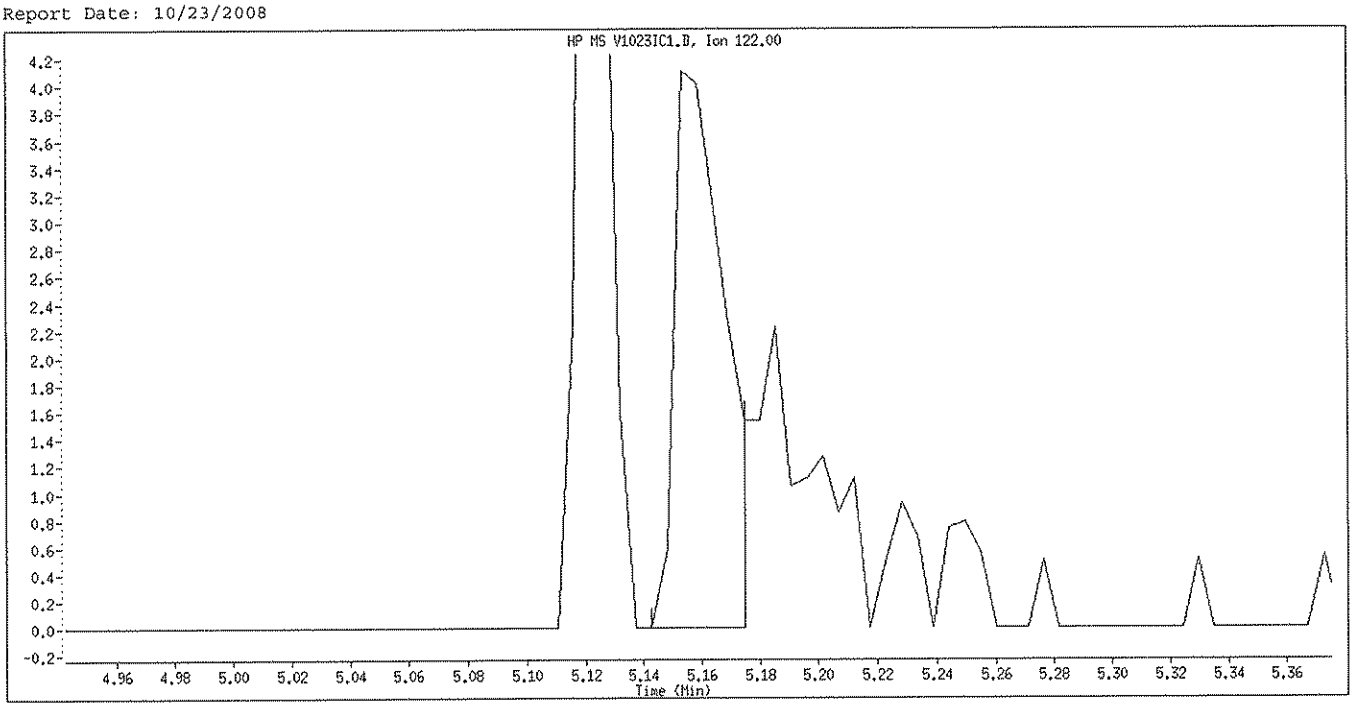

Original Integration

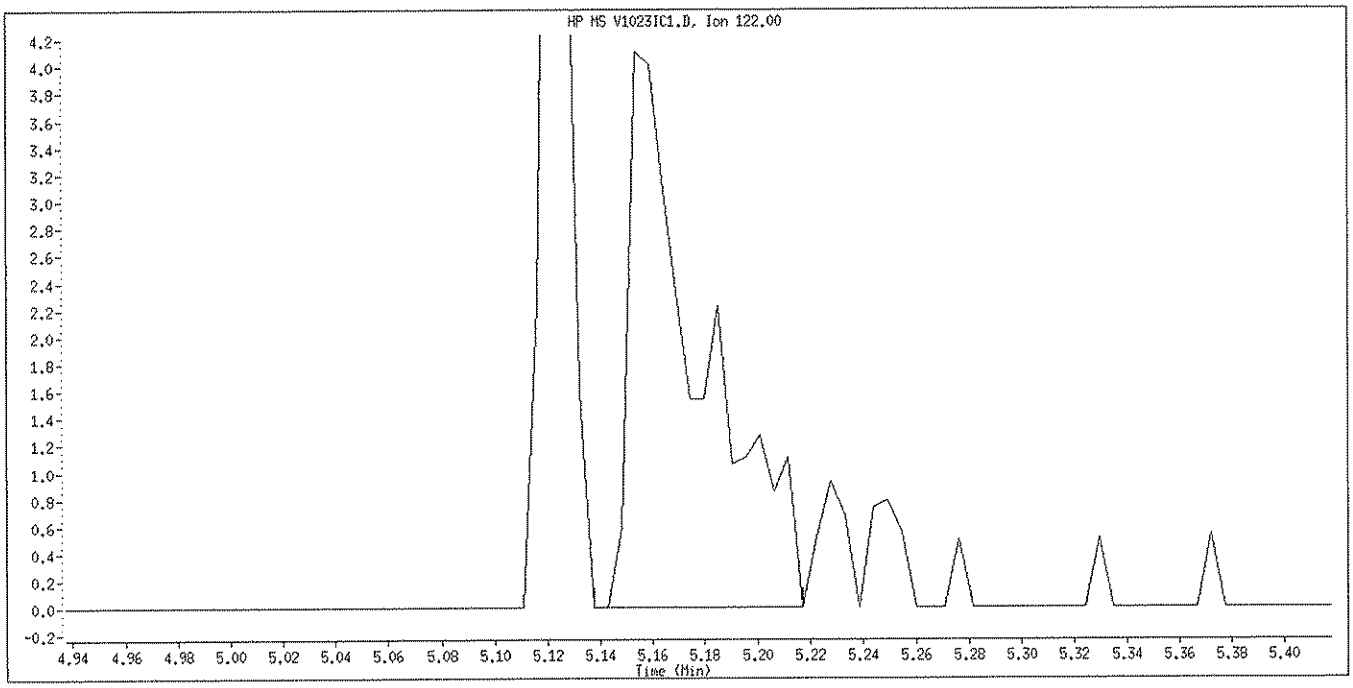

Manual Integration

Manually Integrated By: piccolinov
Manual Integration Reason: Poor Chromatography

Data File Name: V1023IC1.D
Inj. Date and Time: 23-OCT-2008 00:05
Instrument ID: 731.i
Client ID: SSTD0.4
Compound Name: 4,6-Dinitro-2-methylphenol
CAS #: 534-52-1
Report Date: 10/23/2008

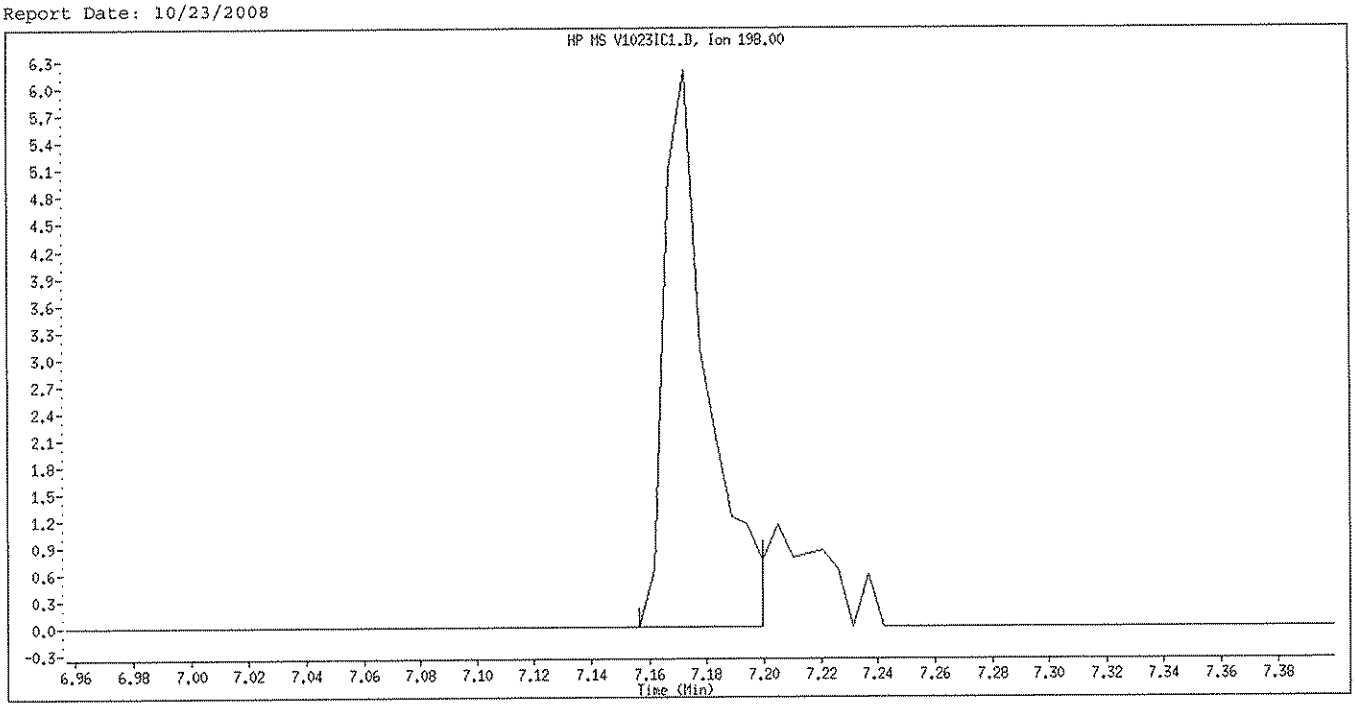

Original Integration

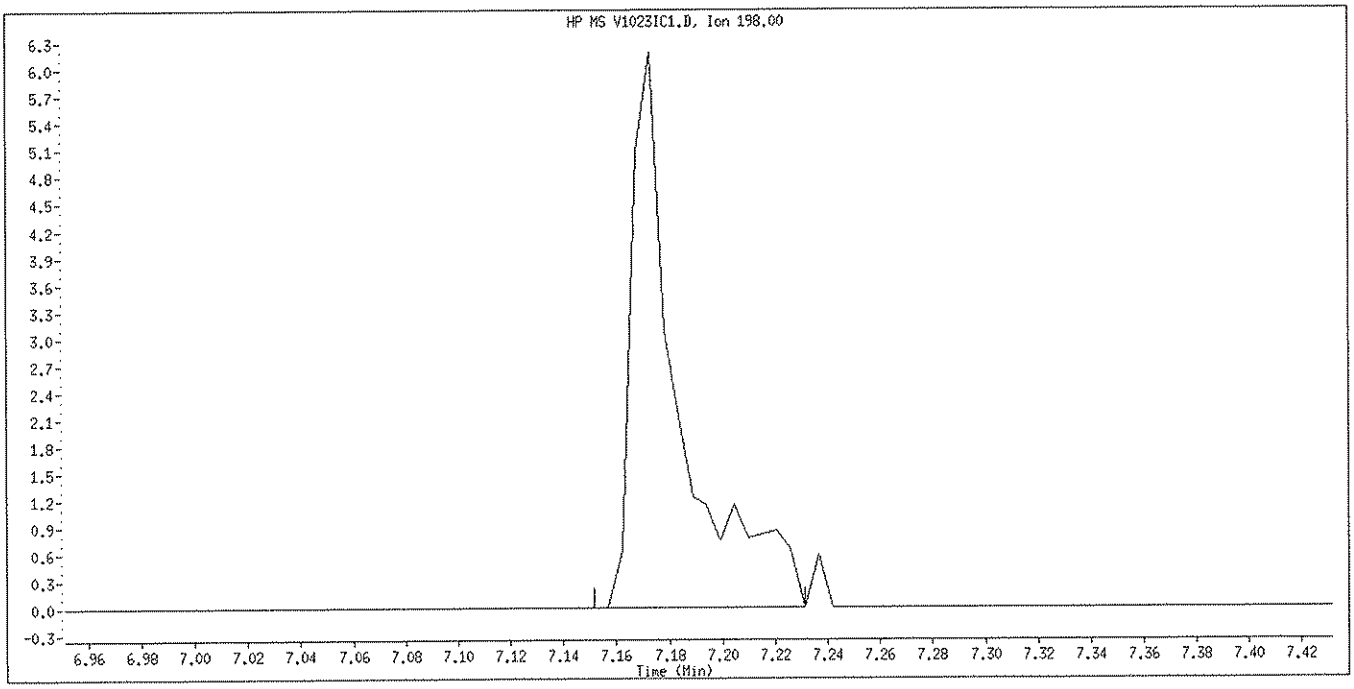

Manual Integration

Manually Integrated By: piccolinov
Manual Integration Reason: Poor Chromatography

Data File Name: V1023IC1.D
Inj. Date and Time: 23-OCT-2008 00:05
Instrument ID: 731.i
Client ID: SSTD0.4
Compound Name: Benzidine
CAS #: 92-87-5
Report Date: 10/23/2008

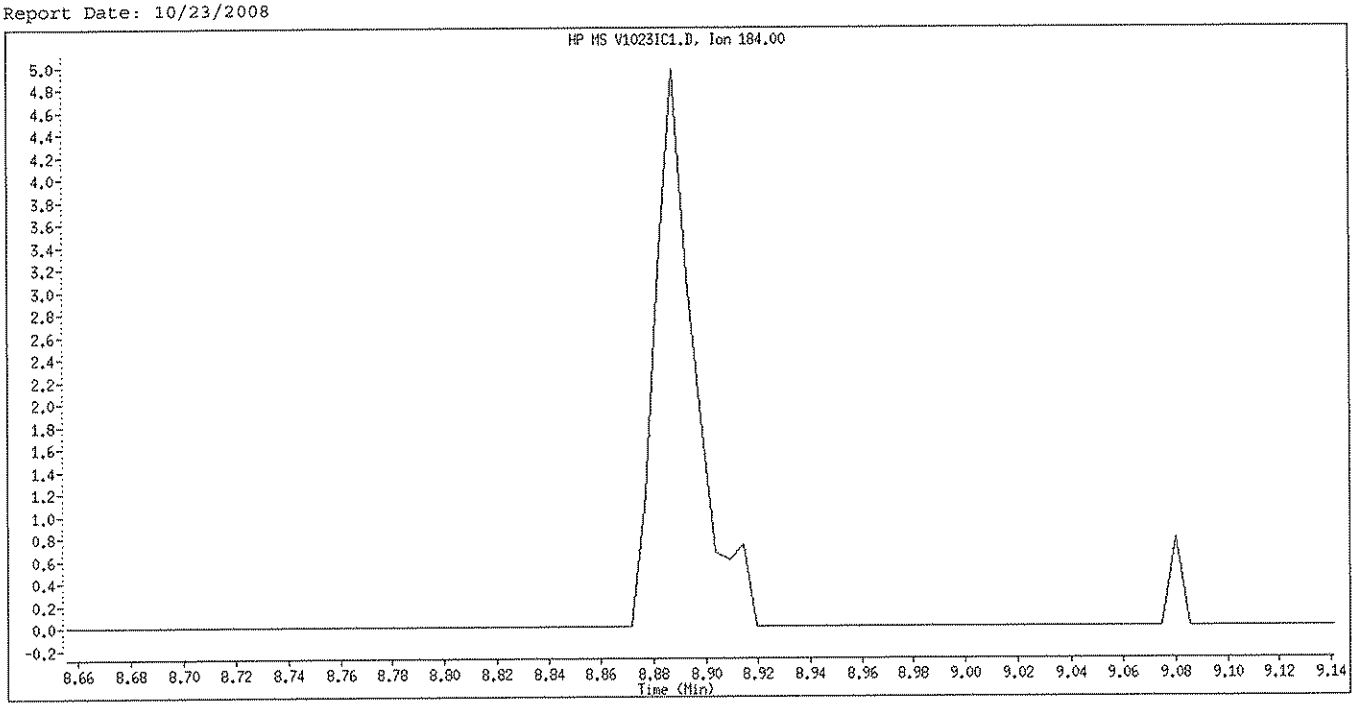

Original Integration

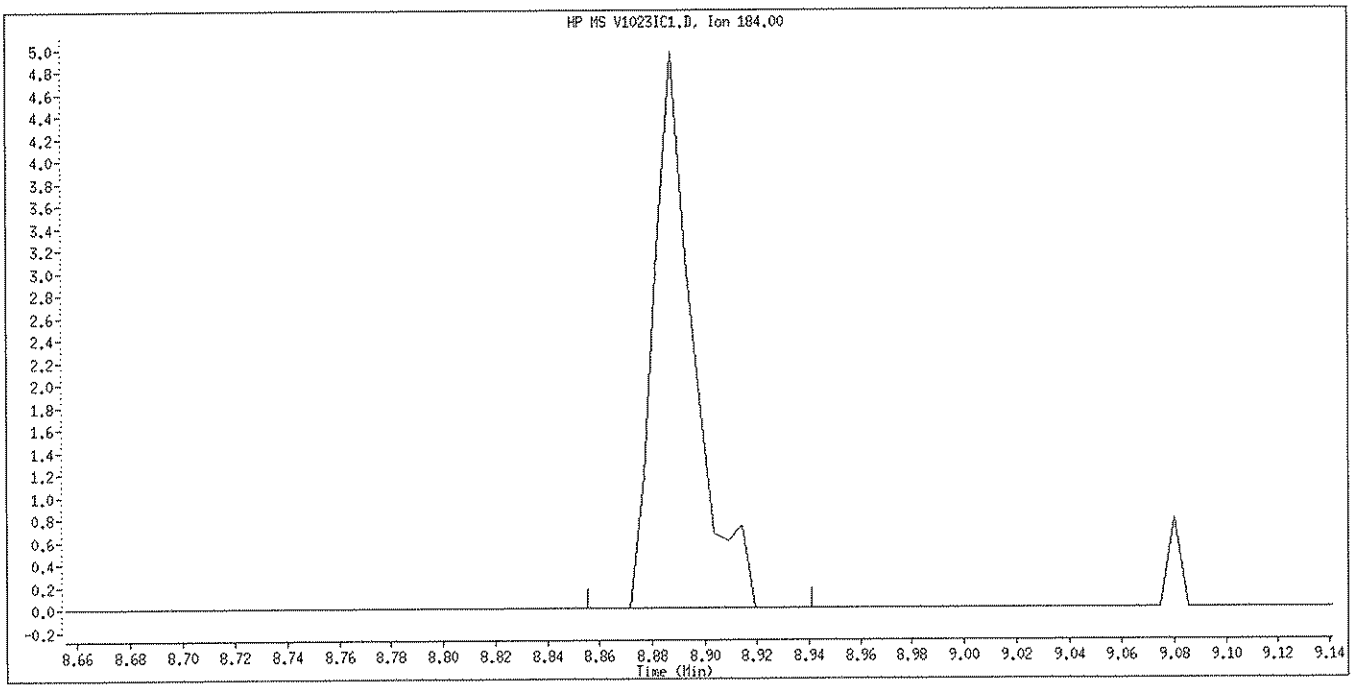

Manual Integration

Manually Integrated By: piccolinov
Manual Integration Reason: Peak Not Found

Data File Name: V1023IC1.D
Inj. Date and Time: 23-OCT-2008 00:05
Instrument ID: 731.i
Client ID: SSTD0.4
Compound Name: 3,3'-Dichlorobenzidine
CAS #: 91-94-1
Report Date: 10/23/2008

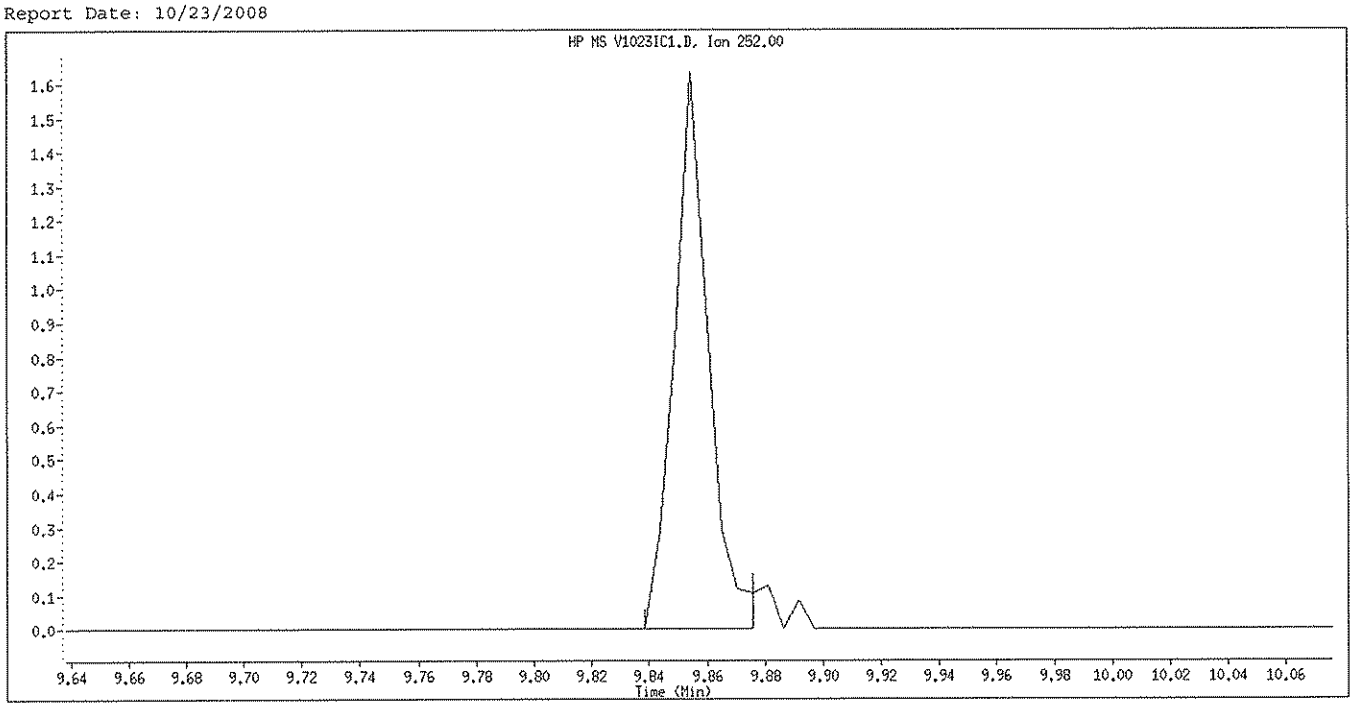

Original Integration

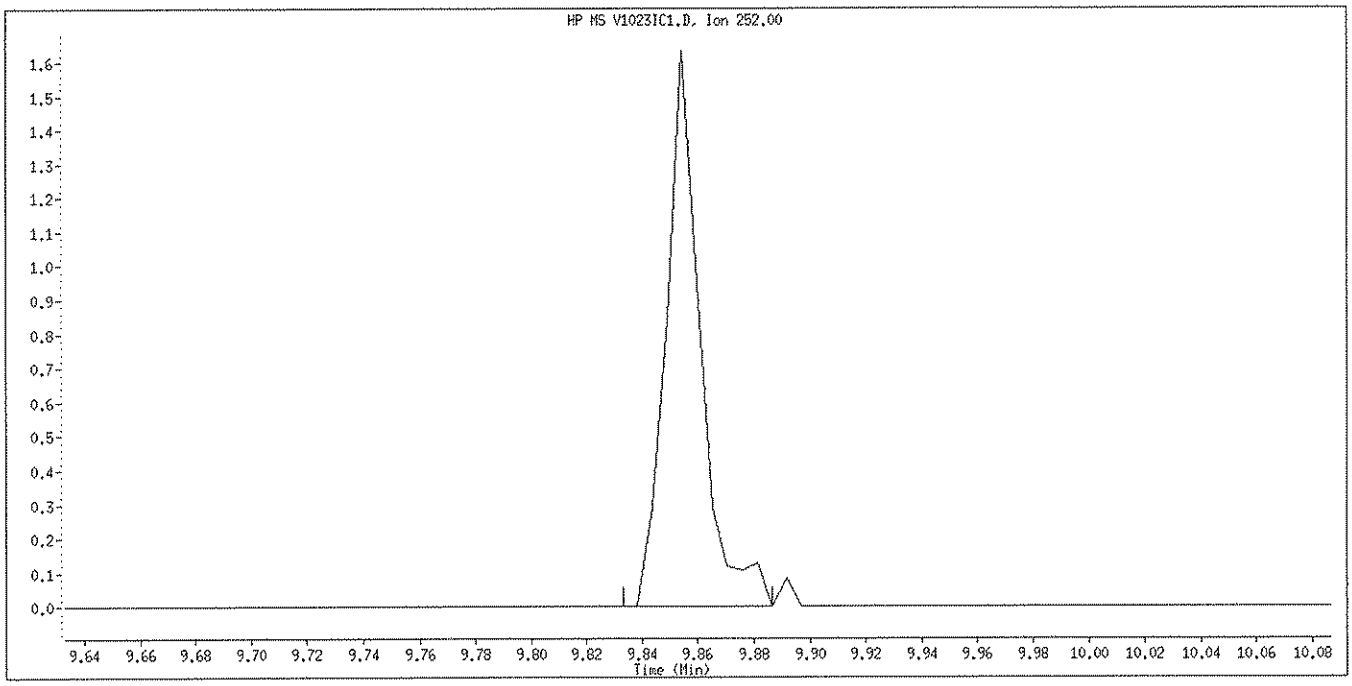

Manual Integration

Manually Integrated By: piccolinov
Manual Integration Reason: Poor Chromatography

Data File: \\PITSVR06\D\chem\731.i\V102308.b\V1023IC2.D
Date : 23-OCT-2008 00:27
Client ID: SSTD2.0
Sample Info: SSTD2.0(1.0ug/mL) BNA0673-08 8270c11

Instrument: 731.i
Operator: 003200
Column diameter: 0.32

Column phase: DB5-MS

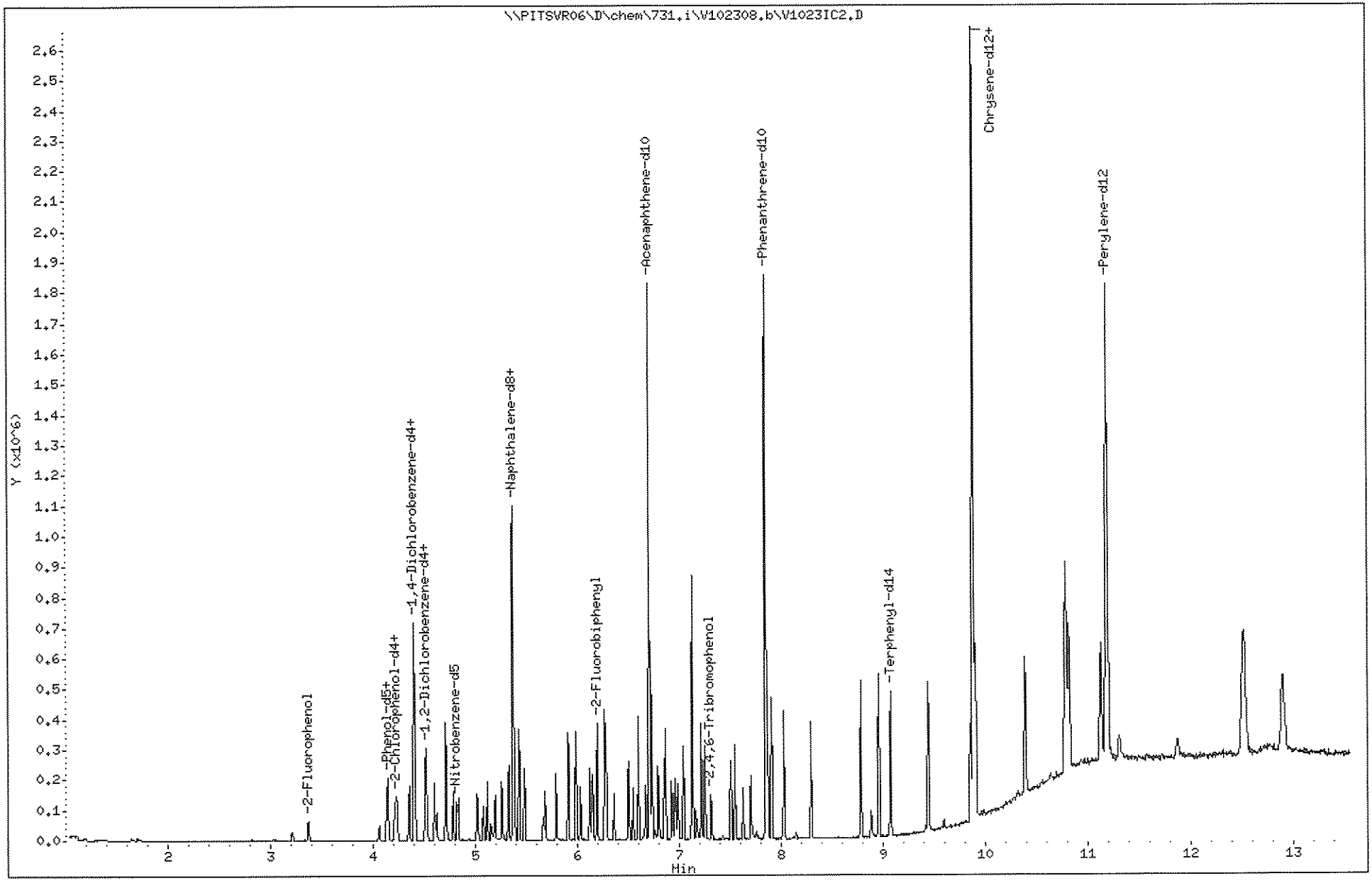

(2001 - 3460)
3208
C8J160331

TestAmerica Pittsburgh

Semivolatile REPORT SW-846 Method 8270

Data file : \\PITSVR06\D\chem\731.i\V102308.b\V1023IC2.D
Lab Smp Id: SSTD2.0 Client Smp ID: SSTD2.0
Inj Date : 23-OCT-2008 00:27
Operator : 003200 Inst ID: 731.i
Smp Info : SSTD2.0(1.0ug/mL) BNA0673-08 8270cll
Misc Info : SSTD2.0,V102308.b,8270ll.m,padep.sub,1,2
Comment :
Method : \\PITSVR06\D\chem\731.i\V102308.b\8270ll.m
Meth Date : 23-Oct-2008 01:32 piccolinov Quant Type: ISTD
Cal Date : 23-OCT-2008 00:27 Cal File: V1023IC2.D
Als bottle: 3 Calibration Sample, Level: 2
Dil Factor: 1.00000
Integrator: HP RTE Compound Sublist: padep.sub
Target Version: 4.14
Processing Host: PITSVR06

	Compounds	QUANT SIG MASS	RT	EXP RT	REL RT	RESPONSE	AMOUNTS CAL-AMT (NG)	AMOUNTS ON-COL (NG)
* 1	1,4-Dichlorobenzene-d4	152	4.406	4.406	(1.000)	102488	8.00000	
* 2	Naphthalene-d8	136	5.373	5.373	(1.000)	464400	8.00000	
* 3	Acenaphthene-d10	164	6.709	6.709	(1.000)	355391	8.00000	
* 4	Phenanthrene-d10	188	7.852	7.852	(1.000)	661367	8.00000	
* 5	Chrysene-d12	240	9.887	9.887	(1.000)	680540	8.00000	
* 6	Perylene-d12	264	11.186	11.186	(1.000)	718130	8.00000	
198	1,4-Dioxane	88	1.196	1.196	(0.271)	3955	2.00000	1.9422(M)
10	N-Nitrosodimethylamine	74	1.645	1.645	(0.373)	5475	2.00000	2.0523(M)
9	Pyridine	79	1.698	1.698	(0.385)	9425	2.00000	1.7854(M)
16	Methyl methanesulfonate	80	3.215	3.215	(0.730)	10493	2.00000	2.0577
206	Benzaldehyde	77	4.065	4.065	(0.922)	9233	2.00000	2.0000
21	Aniline	93	4.150	4.150	(0.942)	38587	2.00000	2.0266
22	Phenol	94	4.145	4.145	(0.941)	36782	2.00000	2.0451
23	bis(2-Chloroethyl)ether	93	4.214	4.214	(0.956)	25948	2.00000	2.0823
24	2-Chlorophenol	128	4.241	4.241	(0.962)	34615	2.00000	2.0462
26	1,3-Dichlorobenzene	146	4.358	4.358	(0.989)	41859	2.00000	2.0823
27	1,4-Dichlorobenzene	146	4.417	4.417	(1.002)	42341	2.00000	2.0535
28	1,2-Dichlorobenzene	146	4.529	4.529	(1.028)	41636	2.00000	2.0685
29	Benzyl Alcohol	108	4.513	4.513	(1.024)	17736	2.00000	1.9671
30	2-Methylphenol	108	4.604	4.604	(1.045)	29786	2.00000	2.0511
31	2,2'-oxybis(1-Chloropropane)	45	4.625	4.625	(1.050)	33839	2.00000	2.1043
37	Acetophenone	105	4.711	4.711	(1.069)	43968	2.00000	2.1510
32	N-Nitroso-di-n-propylamine	70	4.716	4.716	(1.070)	18877	2.00000	2.1768
192	4-Methylphenol	108	4.716	4.716	(1.070)	31963	2.00000	2.0000
34	Hexachloroethane	117	4.786	4.786	(1.086)	17918	2.00000	2.0516
35	Nitrobenzene	77	4.839	4.839	(0.901)	30791	2.00000	1.9763
41	Isophorone	82	5.021	5.021	(0.934)	55933	2.00000	2.0151
42	2-Nitrophenol	139	5.080	5.080	(0.945)	18851	2.00000	1.9050
43	2,4-Dimethylphenol	107	5.122	5.122	(0.953)	33925	2.00000	1.9600
44	bis(2-Chloroethoxy)methane	93	5.197	5.197	(0.967)	37664	2.00000	2.0252
48	2,4-Dichlorophenol	162	5.261	5.261	(0.979)	35089	2.00000	2.0183
49	Benzoic Acid	122	5.154	5.154	(0.959)	13886	4.00000	4.0000
50	1,2,4-Trichlorobenzene	180	5.331	5.331	(0.992)	38966	2.00000	1.9601

Compounds	QUANT SIG MASS	RT	EXP RT	REL RT	RESPONSE	AMOUNTS CAL-AMT (NG)	AMOUNTS ON-COL (NG)
51 Naphthalene	128	5.389	5.389	(1.003)	123014	2.00000	2.0214
52 4-Chloroaniline	127	5.432	5.432	(1.011)	48353	2.00000	2.0289
54 2,6-Dichlorophenol	162	5.437	5.437	(1.012)	37861	2.00000	2.0250
56 Hexachlorobutadiene	225	5.486	5.486	(1.021)	23198	2.00000	1.9843
208 Caprolactam	113	5.667	5.667	(1.055)	8099	2.00000	1.8072
59 4-Chloro-3-Methylphenol	107	5.795	5.795	(1.079)	30354	2.00000	1.9414
62 2-Methylnaphthalene	142	5.913	5.913	(1.100)	85745	2.00000	1.9871
63 1-Methylnaphthalene	142	5.988	5.988	(1.114)	88872	2.00000	2.0347
64 Hexachlorocyclopentadiene	237	6.036	6.036	(0.900)	20999	2.00000	1.7943
66 2,4,6-Trichlorophenol	196	6.127	6.127	(0.913)	29544	2.00000	1.9904
67 2,4,5-Trichlorophenol	196	6.153	6.153	(0.917)	29496	2.00000	2.0252
209 1,1'-Biphenyl	154	6.271	6.271	(0.935)	114434	2.00000	2.0041
70 2-Chloronaphthalene	162	6.287	6.287	(0.937)	94181	2.00000	2.0185
73 2-Nitroaniline	65	6.362	6.362	(0.948)	18904	2.00000	1.8764
76 Dimethylphthalate	163	6.506	6.506	(0.970)	92315	2.00000	1.9520
78 2,6-Dinitrotoluene	165	6.549	6.549	(0.976)	19264	2.00000	1.8675
79 Acenaphthylene	152	6.602	6.602	(0.984)	149328	2.00000	1.9788
81 3-Nitroaniline	138	6.671	6.671	(0.994)	23426	2.00000	1.9332
82 Acenaphthene	153	6.736	6.736	(1.004)	95831	2.00000	2.0332
83 2,4-Dinitrophenol	184	6.762	6.762	(1.008)	8883	4.00000	4.0000(M)
85 4-Nitrophenol	109	6.794	6.794	(1.013)	22552	4.00000	3.7775
86 Dibenzofuran	168	6.869	6.869	(1.024)	139959	2.00000	1.9951
87 2,4-Dinitrotoluene	165	6.853	6.853	(1.021)	27563	2.00000	1.8670
91 2,3,5,6-Tetrachlorophenol	232	6.928	6.928	(1.033)	21137	2.00000	1.7852
88 2,3,4,6-Tetrachlorophenol	232	6.960	6.960	(1.037)	26692	2.00000	1.9598
92 2-Naphthylamine	143	6.987	6.987	(1.041)	51930	2.00000	2.0000
93 Diethylphthalate	149	7.045	7.045	(1.050)	101601	2.00000	1.9670
94 Fluorene	166	7.131	7.131	(1.063)	112109	2.00000	2.0000
95 4-Chlorophenyl-phenylether	204	7.131	7.131	(1.063)	52954	2.00000	2.0000
96 4-Nitroaniline	138	7.136	7.136	(1.064)	24130	2.00000	1.8531
98 4,6-Dinitro-2-methylphenol	198	7.168	7.168	(0.913)	21409	4.00000	4.0000
99 N-Nitrosodiphenylamine (1)	169	7.222	7.222	(0.920)	84486	2.00000	2.0522
100 1,2-Diphenylhydrazine	77	7.254	7.254	(0.924)	96872	2.00000	2.0030
106 4-Bromophenyl-phenylether	248	7.510	7.510	(0.956)	30686	2.00000	1.9706
107 Hexachlorobenzene	284	7.548	7.548	(0.961)	36001	2.00000	2.0411
210 Atrazine	200	7.628	7.628	(0.971)	17297	2.00000	1.9892
111 Pentachlorophenol	266	7.703	7.703	(0.981)	28467	4.00000	4.0000(M)
115 Phenanthrene	178	7.868	7.868	(1.002)	172501	2.00000	2.0252
116 Anthracene	178	7.911	7.911	(1.007)	174146	2.00000	2.0100
119 Carbazole	167	8.028	8.028	(1.022)	165074	2.00000	1.9824
120 Di-n-Butylphthalate	149	8.295	8.295	(1.056)	191079	2.00000	1.9242
123 Fluoranthene	202	8.782	8.782	(1.118)	202799	2.00000	2.0144
124 Benzidine	184	8.883	8.883	(0.898)	38282	2.00000	2.0000(M)
125 Pyrene	202	8.958	8.958	(0.906)	205523	2.00000	2.0133
131 Butylbenzylphthalate	149	9.444	9.444	(0.955)	92200	2.00000	1.9299
135 3,3'-Dichlorobenzidine	252	9.855	9.855	(0.997)	73781	2.00000	2.0000
136 Benzo(a)Anthracene	228	9.877	9.877	(0.999)	195143	2.00000	2.0013
137 Chrysene	228	9.909	9.909	(1.002)	190686	2.00000	2.0090
139 bis(2-ethylhexyl)Phthalate	149	9.882	9.882	(0.999)	135360	2.00000	1.9619
140 Di-n-octylphthalate	149	10.390	10.390	(0.929)	264525	2.00000	2.0000
141 Benzo(b)fluoranthene	252	10.790	10.790	(0.965)	259043	2.00000	2.0694
142 Benzo(k)fluoranthene	252	10.817	10.817	(0.967)	240488	2.00000	1.8942
143 7,12-dimethylbenz[a]anthracen	256	10.780	10.780	(0.964)	109102	2.00000	1.9716
146 Benzo(a)pyrene	252	11.127	11.127	(0.995)	205959	2.00000	1.9503

Compounds	QUANT SIG MASS	RT	EXP RT	REL RT	RESPONSE	AMOUNTS CAL-AMT (NG)	AMOUNTS ON-COL (NG)
149 Indeno(1,2,3-cd)pyrene	276	12.505	12.505	(1.118)	258002	2.00000	2.0000
150 Dibenz(a,h)anthracene	278	12.526	12.526	(1.120)	219193	2.00000	2.0000
151 Benzo(g,h,i)perylene	276	12.900	12.900	(1.153)	233700	2.00000	2.0000
$ 154 Nitrobenzene-d5	82	4.823	4.823	(0.898)	31174	2.00000	1.9513
$ 155 2-Fluorobiphenyl	172	6.196	6.196	(0.924)	101827	2.00000	1.9902
$ 156 Terphenyl-d14	244	9.075	9.075	(0.918)	133908	2.00000	2.0414
$ 157 Phenol-d5	99	4.139	4.139	(0.939)	34832	2.00000	2.0618
$ 158 2-Fluorophenol	112	3.375	3.375	(0.766)	22847	2.00000	1.9936
$ 159 2,4,6-Tribromophenol	330	7.318	7.318	(0.932)	14030	2.00000	1.8845
$ 186 2-Chlorophenol-d4	132	4.225	4.225	(0.959)	33465	2.00000	2.0387
$ 187 1,2-Dichlorobenzene-d4	152	4.519	4.519	(1.025)	27423	2.00000	2.0789

QC Flag Legend

M - Compound response manually integrated.

Data File Name: V1023IC2.D
Inj. Date and Time: 23-OCT-2008 00:27
Instrument ID: 731.i
Client ID: SSTD2.0
Compound Name: 1,4-Dioxane
CAS #: 123-91-1
Report Date: 10/23/2008

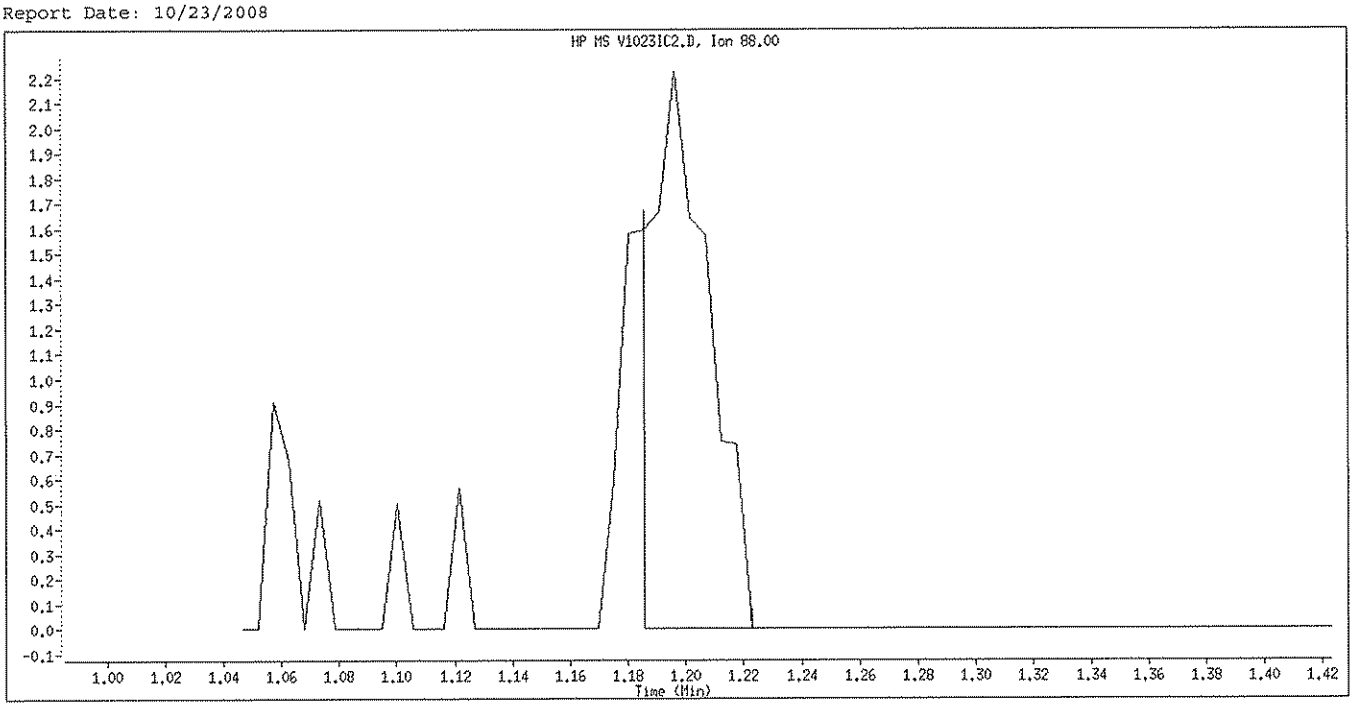

Original Integration

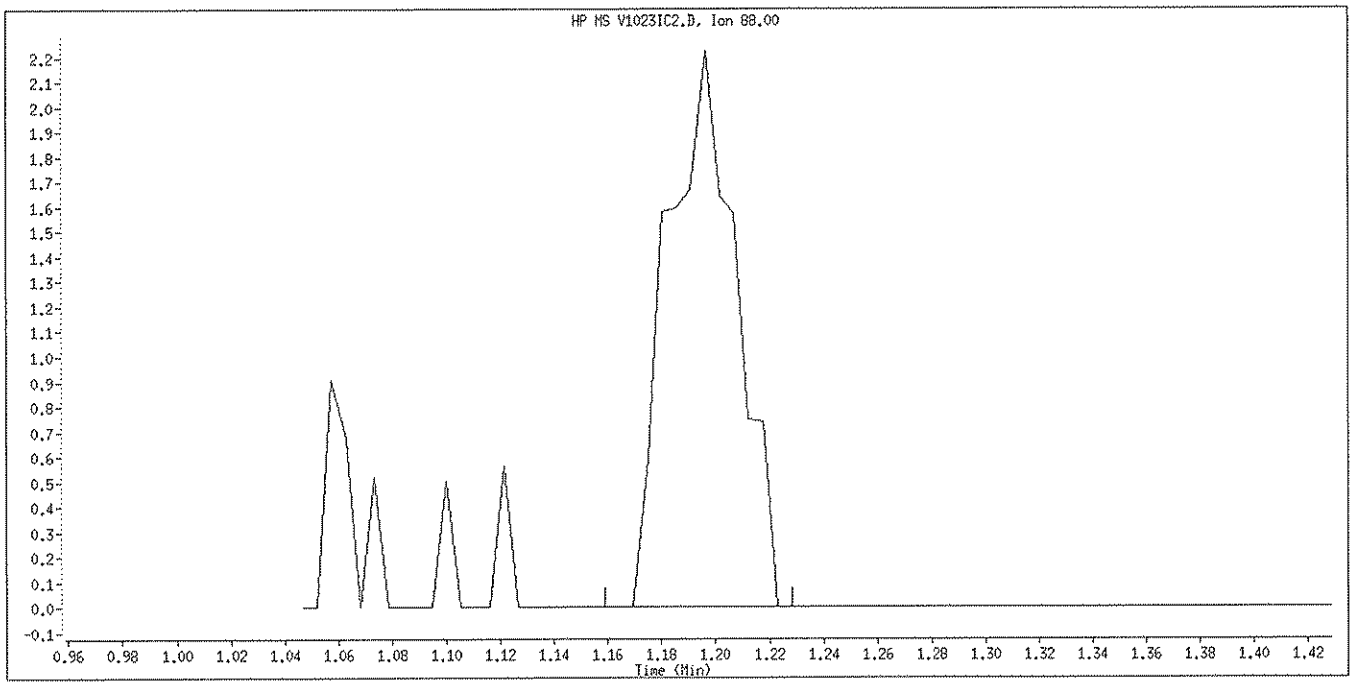

Manual Integration

Manually Integrated By: piccolinov
Manual Integration Reason: Poor Chromatography

Data File Name: V1023IC2.D
Inj. Date and Time: 23-OCT-2008 00:27
Instrument ID: 731.i
Client ID: SSTD2.0
Compound Name: N-Nitrosodimethylamine
CAS #: 62-75-9
Report Date: 10/23/2008

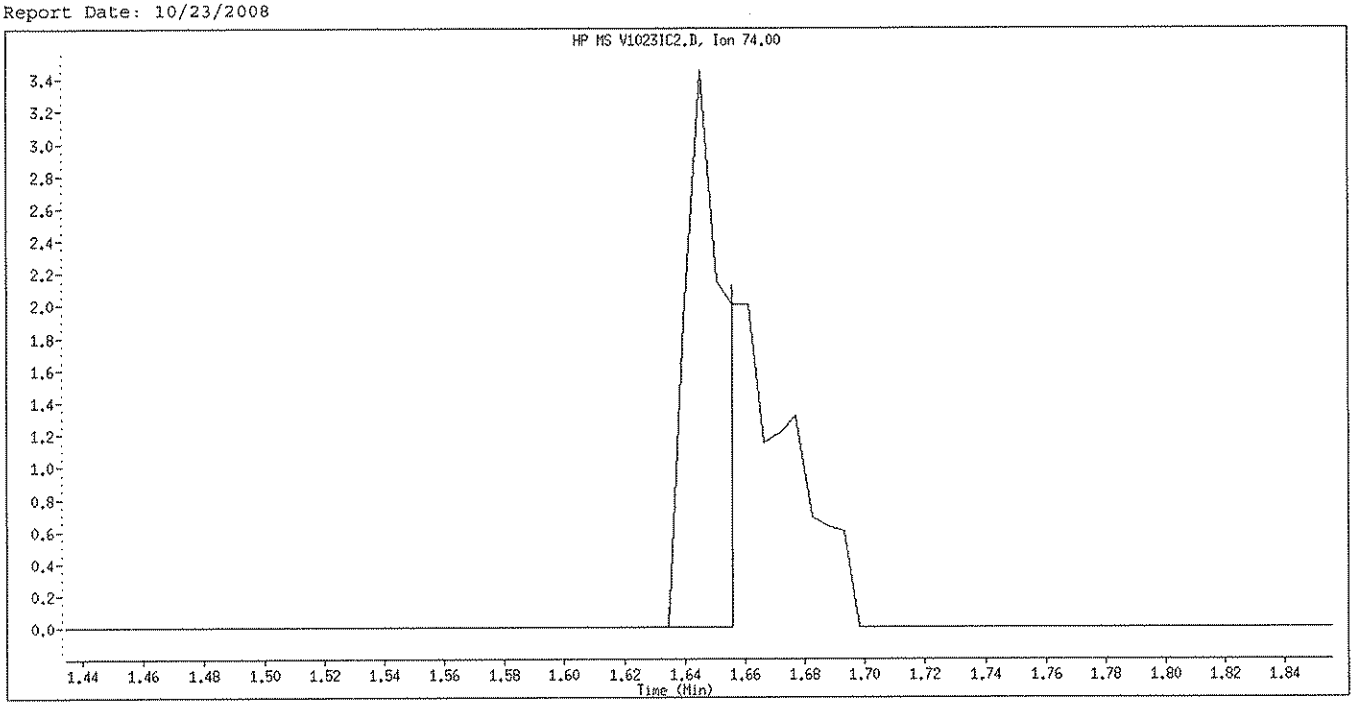

Original Integration

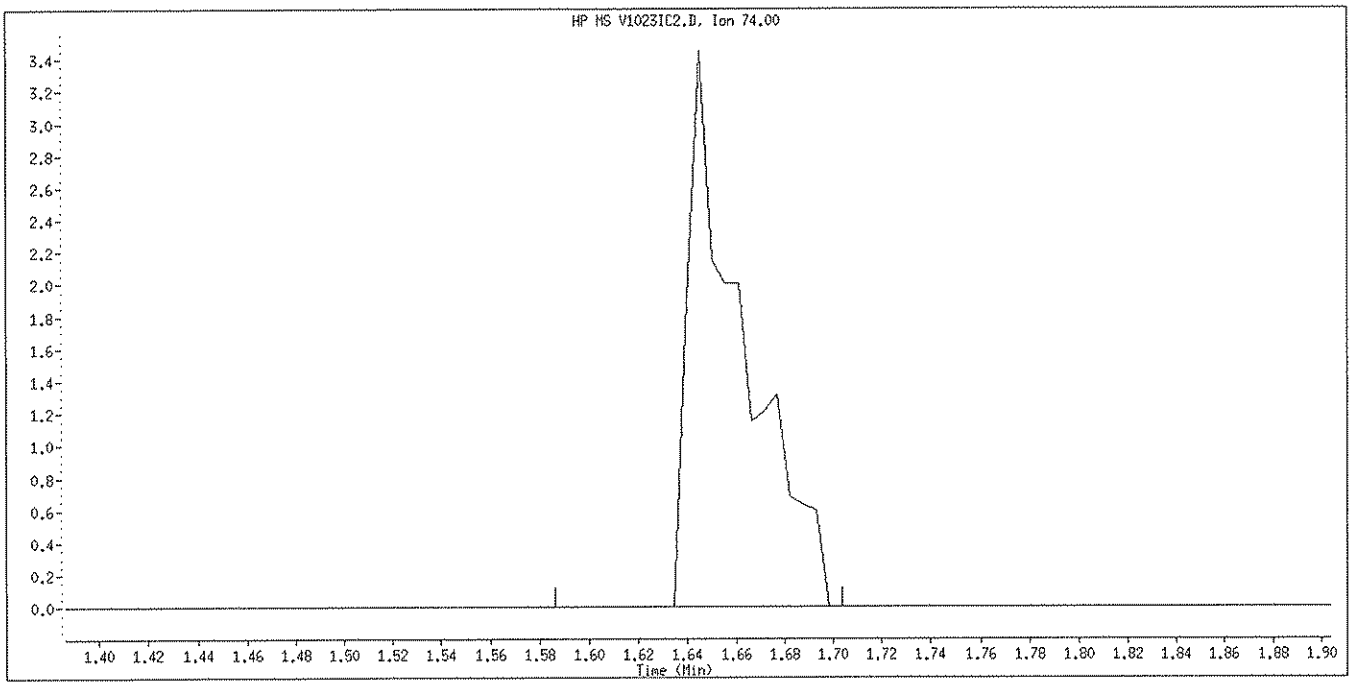

Manual Integration

Manually Integrated By: piccolinov
Manual Integration Reason: Poor Chromatography

Data File Name: V1023IC2.D
Inj. Date and Time: 23-OCT-2008 00:27
Instrument ID: 731.i
Client ID: SSTD2.0
Compound Name: Pyridine
CAS #: 110-86-1
Report Date: 10/23/2008

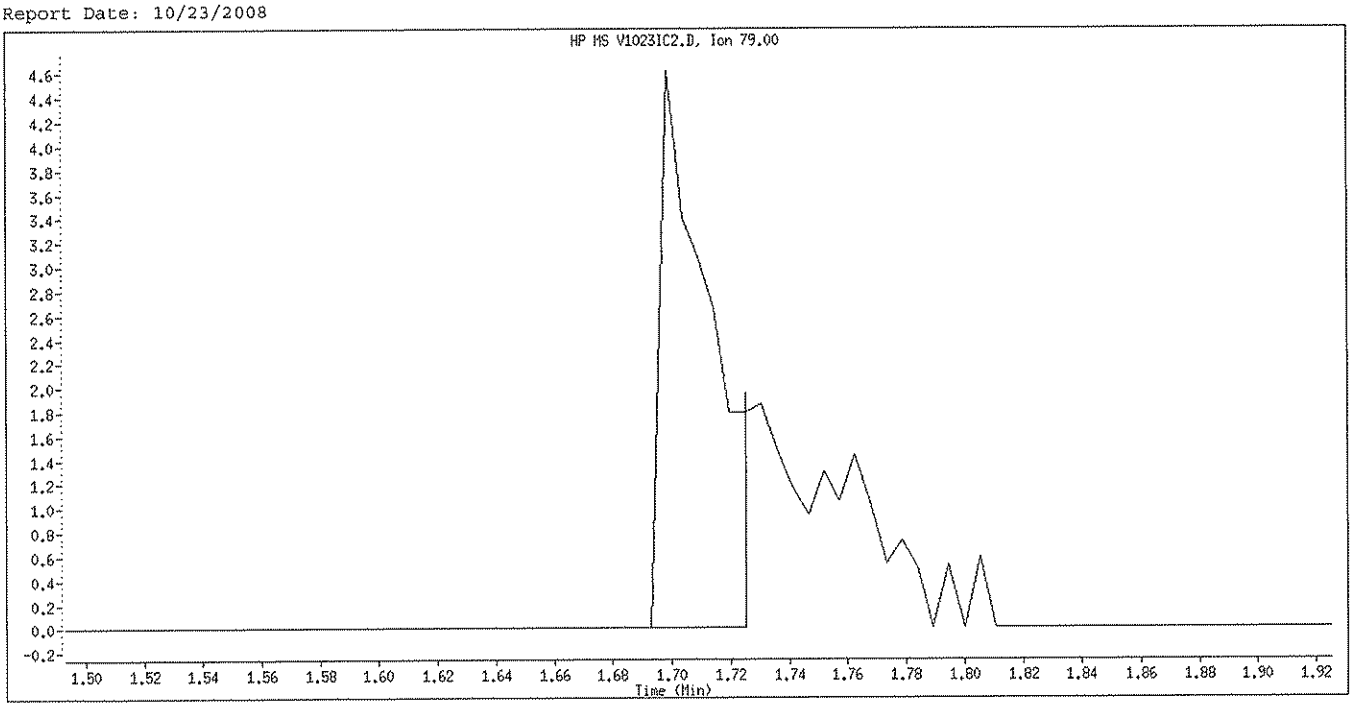

Original Integration

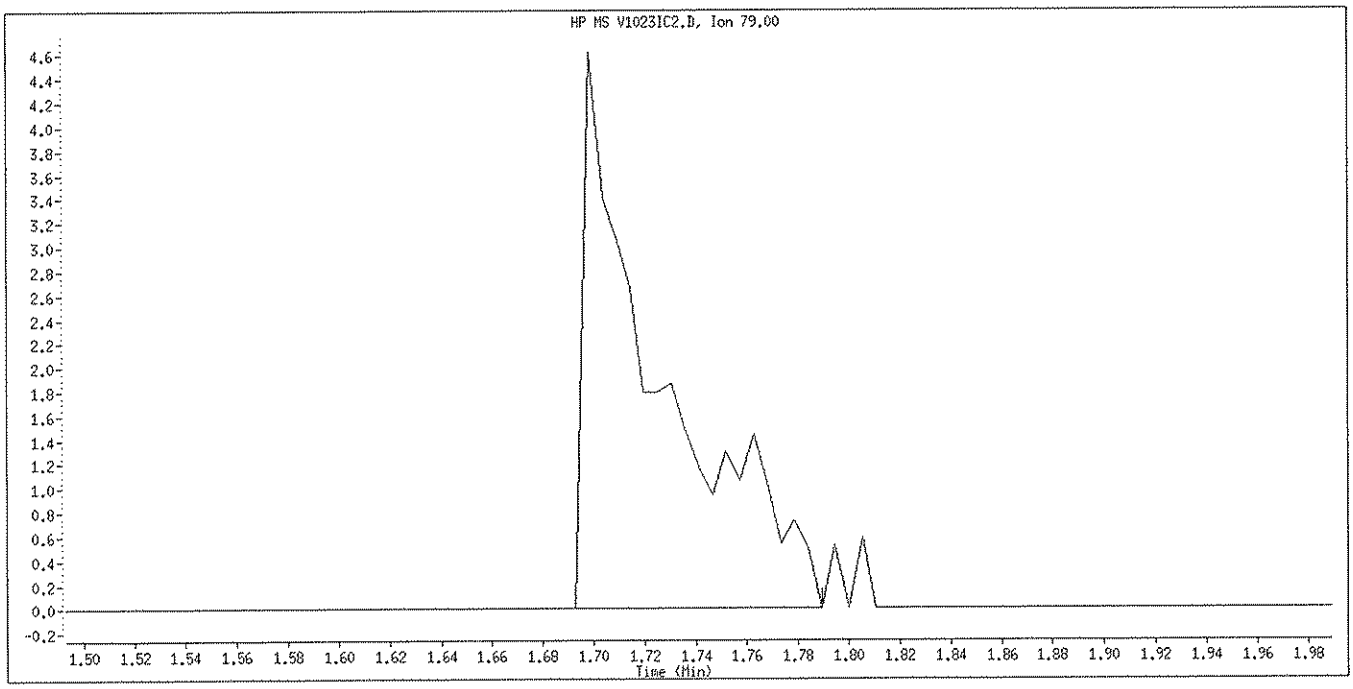

Manual Integration

Manually Integrated By: piccolinov
Manual Integration Reason: Poor Chromatography

Data File Name: V1023IC2.D
Inj. Date and Time: 23-OCT-2008 00:27
Instrument ID: 731.i
Client ID: SSTD2.0
Compound Name: 2,4-Dinitrophenol
CAS #: 51-28-5
Report Date: 10/23/2008

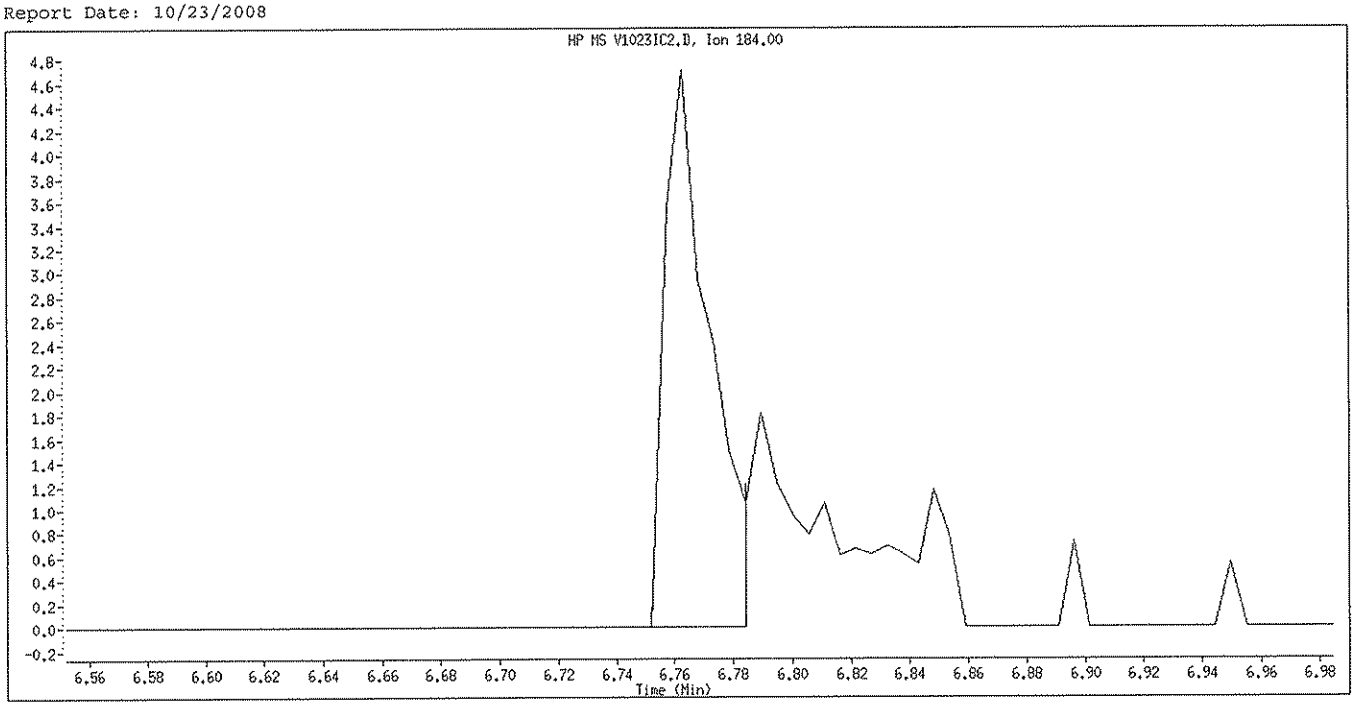

Original Integration

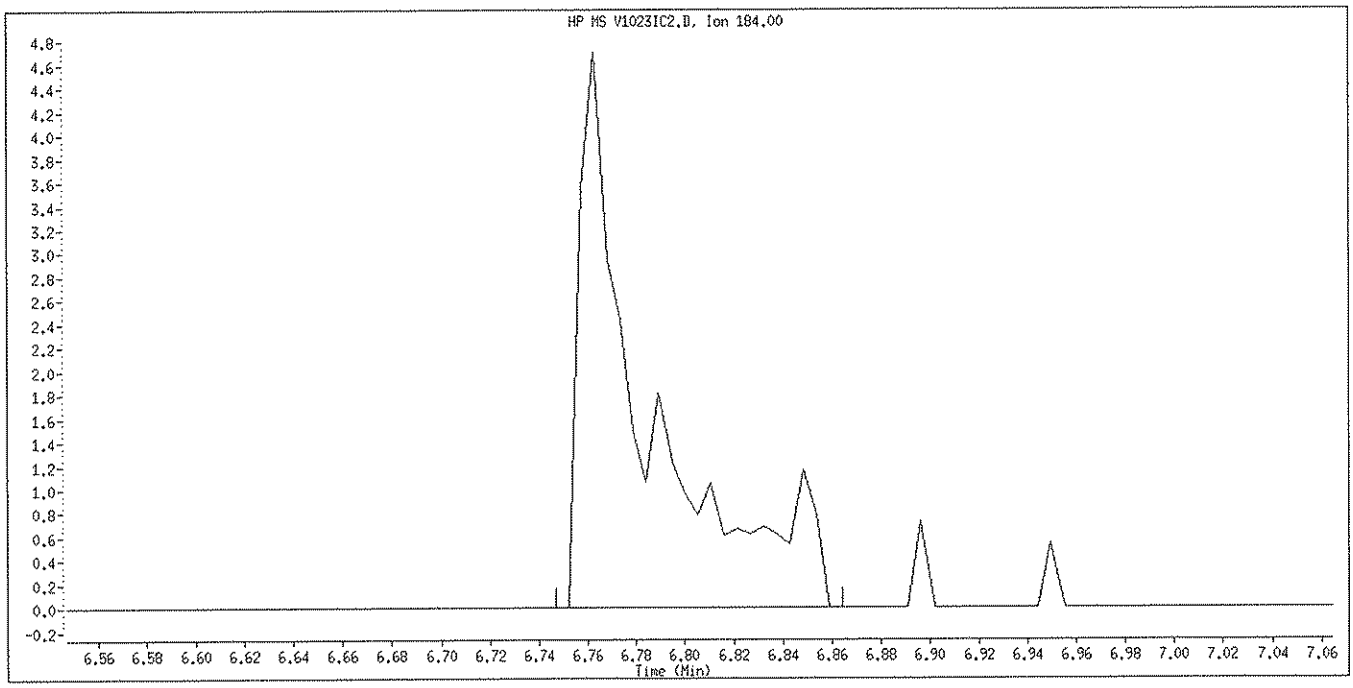

Manual Integration

Manually Integrated By: piccolinov
Manual Integration Reason: Poor Chromatography

Data File Name: V1023IC2.D
Inj. Date and Time: 23-OCT-2008 00:27
Instrument ID: 731.i
Client ID: SSTD2.0
Compound Name: Pentachlorophenol
CAS #: 87-86-5
Report Date: 10/23/2008

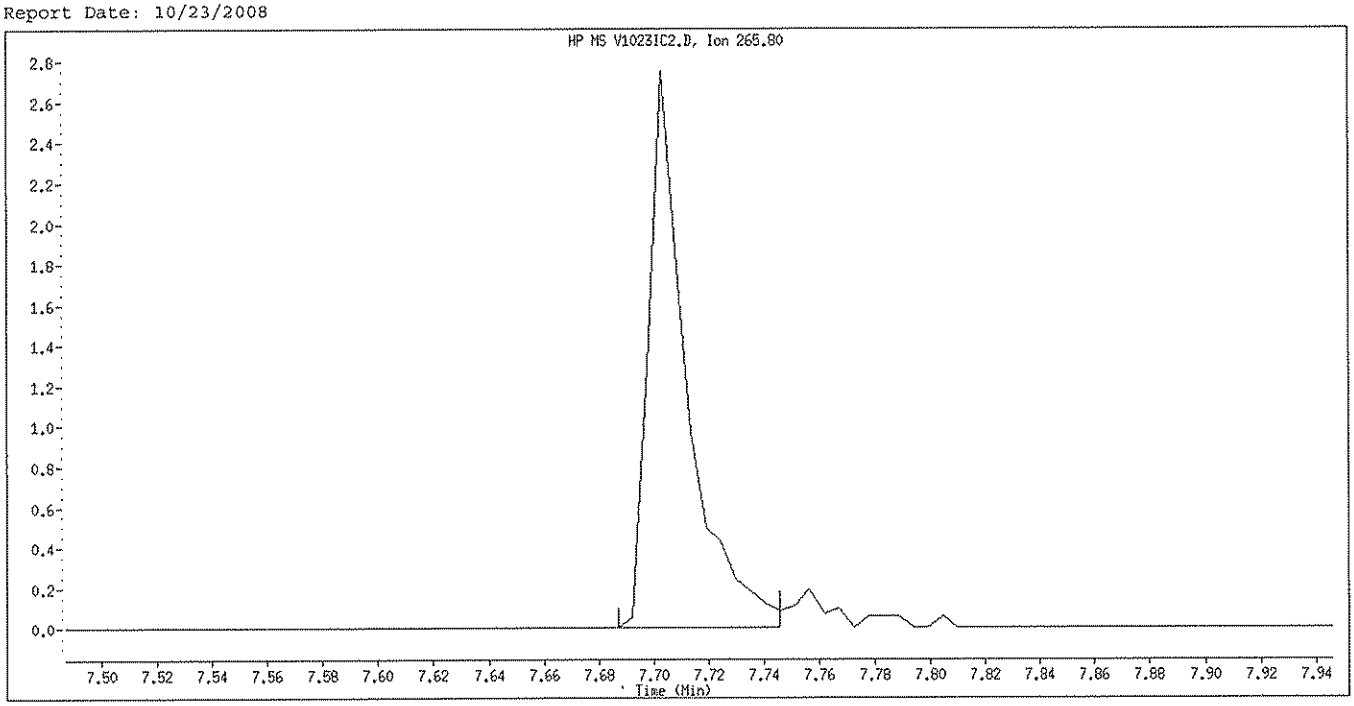

Original Integration

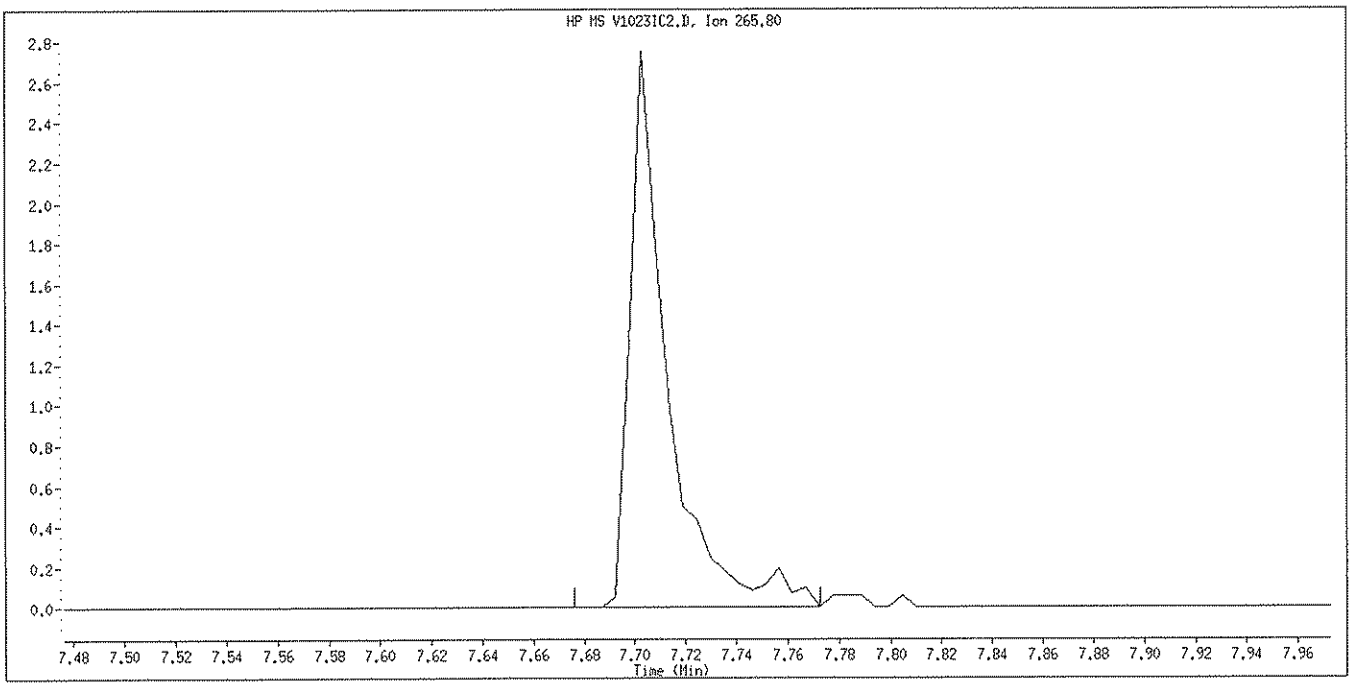

Manual Integration

Manually Integrated By: piccolinov
Manual Integration Reason: Poor Chromatography

Data File Name: V1023IC2.D
Inj. Date and Time: 23-OCT-2008 00:27
Instrument ID: 731.i
Client ID: SSTD2.0
Compound Name: Benzidine
CAS #: 92-87-5
Report Date: 10/23/2008

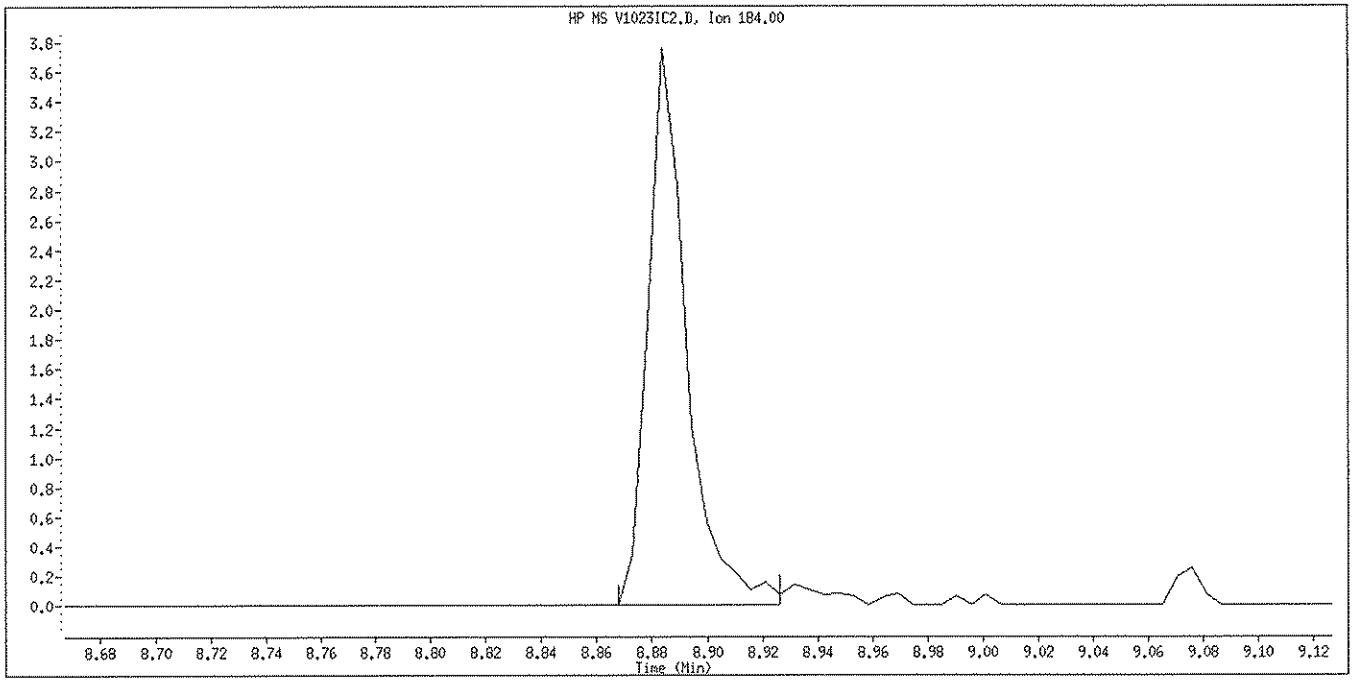

Original Integration

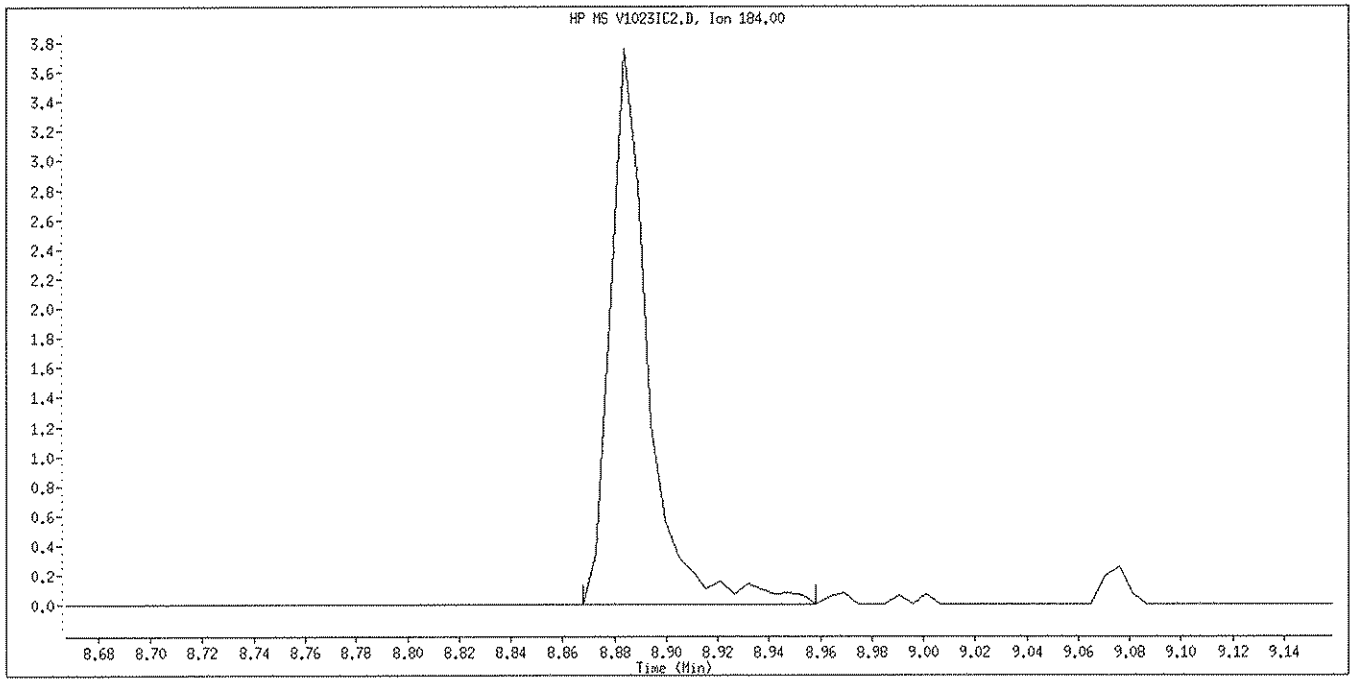

Manual Integration

Manually Integrated By: piccolinov
Manual Integration Reason: Poor Chromatography

Data File: \\PITSVR06\D\chem\731.i\V102308.b\V1023IC3.D
Date : 23-OCT-2008 00:48
Client ID: SSTD4.0
Sample Info: SSTD4.0(2.0ug/mL) BNA0721-08 8270c11

Instrument: 731.i
Operator: 003200
Column diameter: 0.32

Column phase: DB5-MS

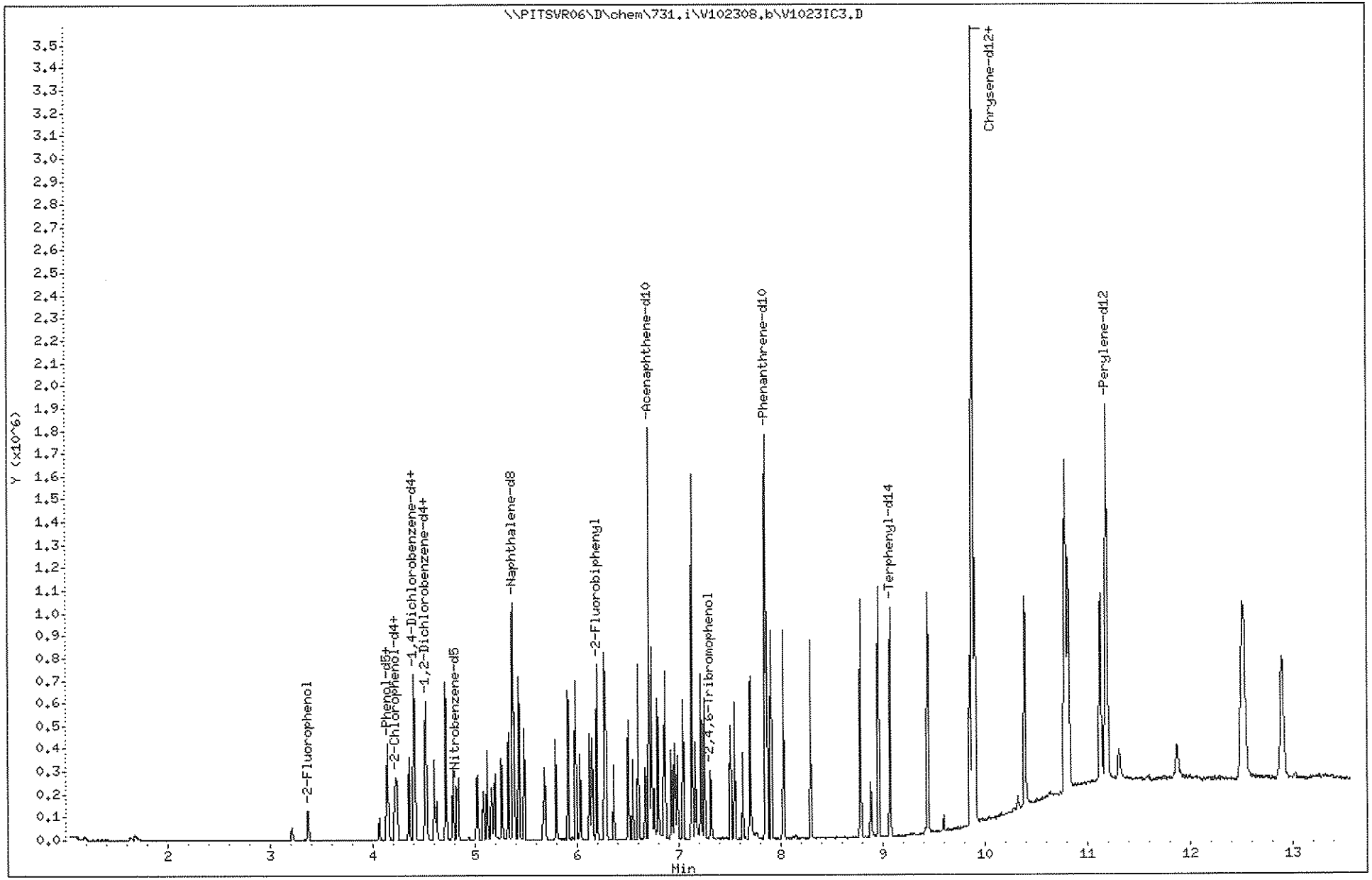

(2001 - 3460)
3218
C8J160331

TestAmerica Pittsburgh

Semivolatile REPORT SW-846 Method 8270

Data file : \\PITSVR06\D\chem\731.i\V102308.b\V1023IC3.D
Lab Smp Id: SSTD4.0 Client Smp ID: SSTD4.0
Inj Date : 23-OCT-2008 00:48
Operator : 003200 Inst ID: 731.i
Smp Info : SSTD4.0(2.0ug/mL) BNA0721-08 8270cll
Misc Info : SSTD4.0,V102308.b,8270ll.m,padep.sub,1,3
Comment :
Method : \\PITSVR06\D\chem\731.i\V102308.b\8270ll.m
Meth Date : 23-Oct-2008 01:32 piccolinov Quant Type: ISTD
Cal Date : 23-OCT-2008 00:48 Cal File: V1023IC3.D
Als bottle: 4 Calibration Sample, Level: 3
Dil Factor: 1.00000
Integrator: HP RTE Compound Sublist: padep.sub
Target Version: 4.14
Processing Host: PITSVR06

	Compounds	QUANT SIG MASS	RT	EXP RT	REL RT	RESPONSE	AMOUNTS CAL-AMT (NG)	AMOUNTS ON-COL (NG)
* 1	1,4-Dichlorobenzene-d4	152	4.405	4.405	(1.000)	102588	8.00000	
* 2	Naphthalene-d8	136	5.372	5.372	(1.000)	443890	8.00000	
* 3	Acenaphthene-d10	164	6.707	6.707	(1.000)	338427	8.00000	
* 4	Phenanthrene-d10	188	7.850	7.850	(1.000)	642318	8.00000	
* 5	Chrysene-d12	240	9.886	9.886	(1.000)	700928	8.00000	
* 6	Perylene-d12	264	11.184	11.184	(1.000)	754562	8.00000	
198	1,4-Dioxane	88	1.183	1.183	(0.269)	8367	4.00000	4.3518
10	N-Nitrosodimethylamine	74	1.632	1.632	(0.371)	9883	4.00000	4.3642
9	Pyridine	79	1.680	1.680	(0.382)	21392	4.00000	4.6111(M)
16	Methyl methanesulfonate	80	3.213	3.213	(0.730)	20250	4.00000	3.9672
206	Benzaldehyde	77	4.063	4.063	(0.922)	17600	4.00000	4.0000
21	Aniline	93	4.148	4.148	(0.942)	75970	4.00000	3.9861
22	Phenol	94	4.148	4.148	(0.942)	71298	4.00000	3.9604
23	bis(2-Chloroethyl)ether	93	4.212	4.212	(0.956)	49781	4.00000	3.9910
24	2-Chlorophenol	128	4.239	4.239	(0.962)	67244	4.00000	3.9712
26	1,3-Dichlorobenzene	146	4.357	4.357	(0.989)	78532	4.00000	3.9028
27	1,4-Dichlorobenzene	146	4.415	4.415	(1.002)	81493	4.00000	3.9484
28	1,2-Dichlorobenzene	146	4.528	4.528	(1.028)	79814	4.00000	3.9614
29	Benzyl Alcohol	108	4.512	4.512	(1.024)	36408	4.00000	4.0342
30	2-Methylphenol	108	4.602	4.602	(1.045)	59037	4.00000	4.0614
31	2,2'-oxybis(1-Chloropropane)	45	4.624	4.624	(1.050)	62972	4.00000	3.9121
37	Acetophenone	105	4.709	4.709	(1.069)	79920	4.00000	3.9060
32	N-Nitroso-di-n-propylamine	70	4.720	4.720	(1.072)	33588	4.00000	3.8694
192	4-Methylphenol	108	4.720	4.720	(1.072)	59589	4.00000	4.0000
34	Hexachloroethane	117	4.784	4.784	(1.086)	34070	4.00000	3.8973
35	Nitrobenzene	77	4.837	4.837	(0.901)	60410	4.00000	4.0566
41	Isophorone	82	5.024	5.024	(0.935)	107782	4.00000	4.0625
42	2-Nitrophenol	139	5.083	5.083	(0.946)	38149	4.00000	4.0333
43	2,4-Dimethylphenol	107	5.121	5.121	(0.953)	67659	4.00000	4.0896
44	bis(2-Chloroethoxy)methane	93	5.195	5.195	(0.967)	71188	4.00000	4.0047
48	2,4-Dichlorophenol	162	5.259	5.259	(0.979)	65662	4.00000	3.9514
49	Benzoic Acid	122	5.163	5.163	(0.961)	56480	10.0000	10.000
50	1,2,4-Trichlorobenzene	180	5.329	5.329	(0.992)	78264	4.00000	4.1188

Compounds	QUANT SIG MASS	RT	EXP RT	REL RT	RESPONSE	AMOUNTS CAL-AMT (NG)	AMOUNTS ON-COL (NG)
51 Naphthalene	128	5.388	5.388	(1.003)	234955	4.00000	4.0394
52 4-Chloroaniline	127	5.430	5.430	(1.011)	89469	4.00000	3.9276
54 2,6-Dichlorophenol	162	5.436	5.436	(1.012)	71788	4.00000	4.0170
56 Hexachlorobutadiene	225	5.484	5.484	(1.021)	44985	4.00000	4.0257
208 Caprolactam	113	5.671	5.671	(1.056)	17488	4.00000	4.0825
59 4-Chloro-3-Methylphenol	107	5.794	5.794	(1.079)	62115	4.00000	4.1563
62 2-Methylnaphthalene	142	5.911	5.911	(1.100)	168173	4.00000	4.0774
63 1-Methylnaphthalene	142	5.986	5.986	(1.114)	165649	4.00000	3.9677
64 Hexachlorocyclopentadiene	237	6.034	6.034	(0.900)	44606	4.00000	4.0024
66 2,4,6-Trichlorophenol	196	6.125	6.125	(0.913)	57478	4.00000	4.0664
67 2,4,5-Trichlorophenol	196	6.152	6.152	(0.917)	54658	4.00000	3.9410
209 1,1'-Biphenyl	154	6.269	6.269	(0.935)	214159	4.00000	3.9386
70 2-Chloronaphthalene	162	6.285	6.285	(0.937)	178879	4.00000	4.0260
73 2-Nitroaniline	65	6.360	6.360	(0.948)	37982	4.00000	3.9590
76 Dimethylphthalate	163	6.504	6.504	(0.970)	182575	4.00000	4.0540
78 2,6-Dinitrotoluene	165	6.547	6.547	(0.976)	38761	4.00000	3.9460
79 Acenaphthylene	152	6.600	6.600	(0.984)	285536	4.00000	3.9734
81 3-Nitroaniline	138	6.670	6.670	(0.994)	44569	4.00000	3.8624
82 Acenaphthene	153	6.734	6.734	(1.004)	176672	4.00000	3.9364
83 2,4-Dinitrophenol	184	6.755	6.755	(1.007)	30326	10.0000	10.000
85 4-Nitrophenol	109	6.793	6.793	(1.013)	56443	10.0000	9.9281
86 Dibenzofuran	168	6.867	6.867	(1.024)	266941	4.00000	3.9959
87 2,4-Dinitrotoluene	165	6.851	6.851	(1.022)	56060	4.00000	3.9875
91 2,3,5,6-Tetrachlorophenol	232	6.926	6.926	(1.033)	45708	4.00000	4.0540
88 2,3,4,6-Tetrachlorophenol	232	6.958	6.958	(1.037)	51470	4.00000	3.9685
92 2-Naphthylamine	143	6.985	6.985	(1.041)	100998	4.00000	4.0000
93 Diethylphthalate	149	7.044	7.044	(1.050)	197072	4.00000	4.0067
94 Fluorene	166	7.129	7.129	(1.063)	216485	4.00000	4.0000
95 4-Chlorophenyl-phenylether	204	7.129	7.129	(1.063)	100113	4.00000	4.0000
96 4-Nitroaniline	138	7.135	7.135	(1.064)	50403	4.00000	4.0648
98 4,6-Dinitro-2-methylphenol	198	7.161	7.161	(0.912)	67551	10.0000	10.000
99 N-Nitrosodiphenylamine (1)	169	7.220	7.220	(0.920)	159463	4.00000	3.9882
100 1,2-Diphenylhydrazine	77	7.252	7.252	(0.924)	193203	4.00000	4.1133
106 4-Bromophenyl-phenylether	248	7.508	7.508	(0.956)	60661	4.00000	4.0111
107 Hexachlorobenzene	284	7.546	7.546	(0.961)	67471	4.00000	3.9388
210 Atrazine	200	7.626	7.626	(0.971)	34404	4.00000	4.0069
111 Pentachlorophenol	266	7.701	7.701	(0.981)	82821	10.0000	10.000
115 Phenanthrene	178	7.866	7.866	(1.002)	328350	4.00000	3.9693
116 Anthracene	178	7.904	7.904	(1.007)	335793	4.00000	3.9907
119 Carbazole	167	8.027	8.027	(1.022)	326717	4.00000	4.0400
120 Di-n-Butylphthalate	149	8.294	8.294	(1.056)	388376	4.00000	4.0269
123 Fluoranthene	202	8.780	8.780	(1.118)	388395	4.00000	3.9722
124 Benzidine	184	8.881	8.881	(0.898)	91159	4.00000	4.0000
125 Pyrene	202	8.956	8.956	(0.906)	409388	4.00000	3.8938
131 Butylbenzylphthalate	149	9.442	9.442	(0.955)	199111	4.00000	4.0466
135 3,3'-Dichlorobenzidine	252	9.854	9.854	(0.997)	154283	4.00000	4.0000
136 Benzo(a)Anthracene	228	9.875	9.875	(0.999)	399527	4.00000	3.9781
137 Chrysene	228	9.907	9.907	(1.002)	381904	4.00000	3.9065
139 bis(2-ethylhexyl)Phthalate	149	9.880	9.880	(0.999)	288505	4.00000	4.0600
140 Di-n-octylphthalate	149	10.388	10.388	(0.929)	559019	4.00000	4.0000
141 Benzo(b)fluoranthene	252	10.789	10.789	(0.965)	504003	4.00000	3.8320
142 Benzo(k)fluoranthene	252	10.815	10.815	(0.967)	573631	4.00000	4.3001
143 7,12-dimethylbenz[a]anthracen	256	10.778	10.778	(0.964)	235555	4.00000	4.0512
146 Benzo(a)pyrene	252	11.125	11.125	(0.995)	452357	4.00000	4.0766

Compounds	QUANT SIG MASS	RT	EXP RT	REL RT	RESPONSE	AMOUNTS CAL-AMT (NG)	AMOUNTS ON-COL (NG)
149 Indeno(1,2,3-cd)pyrene	276	12.503	12.503	(1.118)	537290	4.00000	4.0000
150 Dibenz(a,h)anthracene	278	12.525	12.525	(1.120)	445020	4.00000	4.0000
151 Benzo(g,h,i)perylene	276	12.893	12.893	(1.153)	461418	4.00000	4.0000
$ 154 Nitrobenzene-d5	82	4.821	4.821	(0.898)	61858	4.00000	4.0509
$ 155 2-Fluorobiphenyl	172	6.194	6.194	(0.924)	194925	4.00000	4.0007
$ 156 Terphenyl-d14	244	9.074	9.074	(0.918)	266538	4.00000	3.9450
$ 157 Phenol-d5	99	4.138	4.138	(0.939)	66779	4.00000	3.9489
$ 158 2-Fluorophenol	112	3.374	3.374	(0.766)	46096	4.00000	4.0184
$ 159 2,4,6-Tribromophenol	330	7.316	7.316	(0.932)	29360	4.00000	4.0606
$ 186 2-Chlorophenol-d4	132	4.223	4.223	(0.959)	65244	4.00000	3.9709
$ 187 1,2-Dichlorobenzene-d4	152	4.517	4.517	(1.025)	52944	4.00000	4.0097

QC Flag Legend

M - Compound response manually integrated.

Data File Name: V1023IC3.D
Inj. Date and Time: 23-OCT-2008 00:48
Instrument ID: 731.i
Client ID: SSTD4.0
Compound Name: Pyridine
CAS #: 110-86-1
Report Date: 10/23/2008

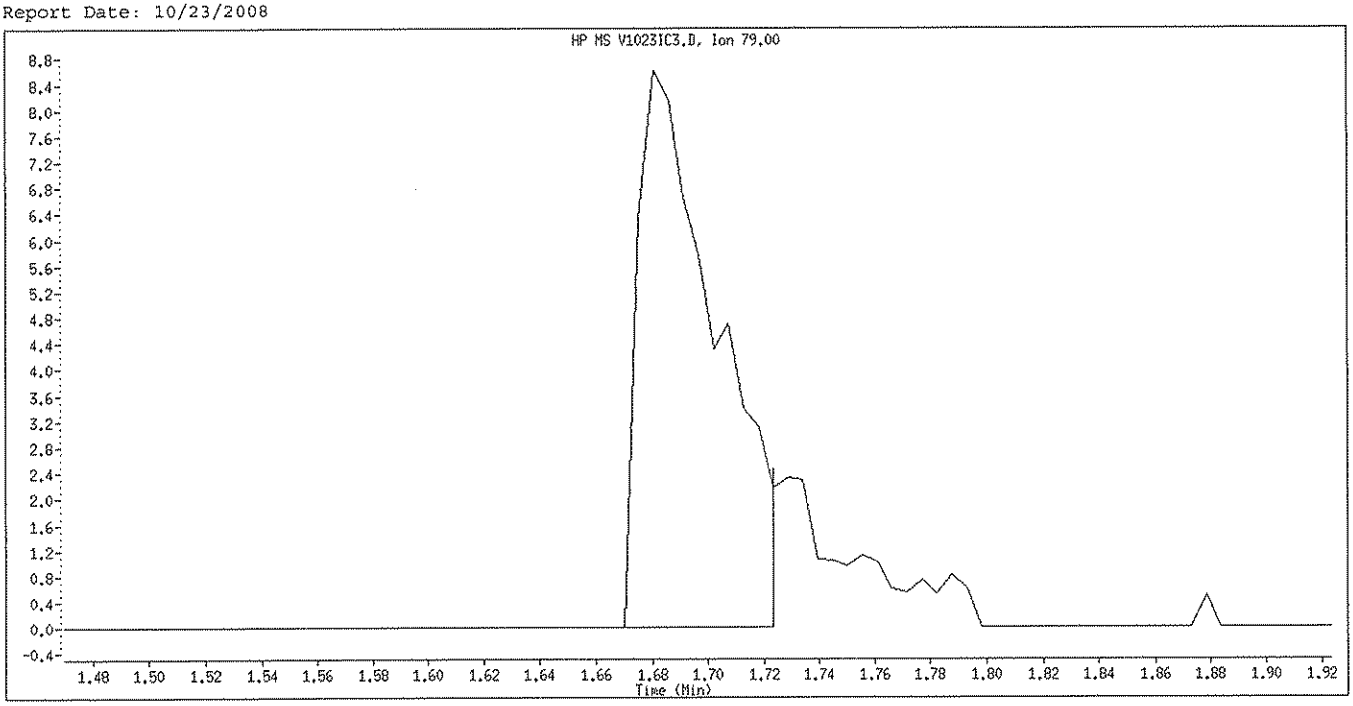

Original Integration

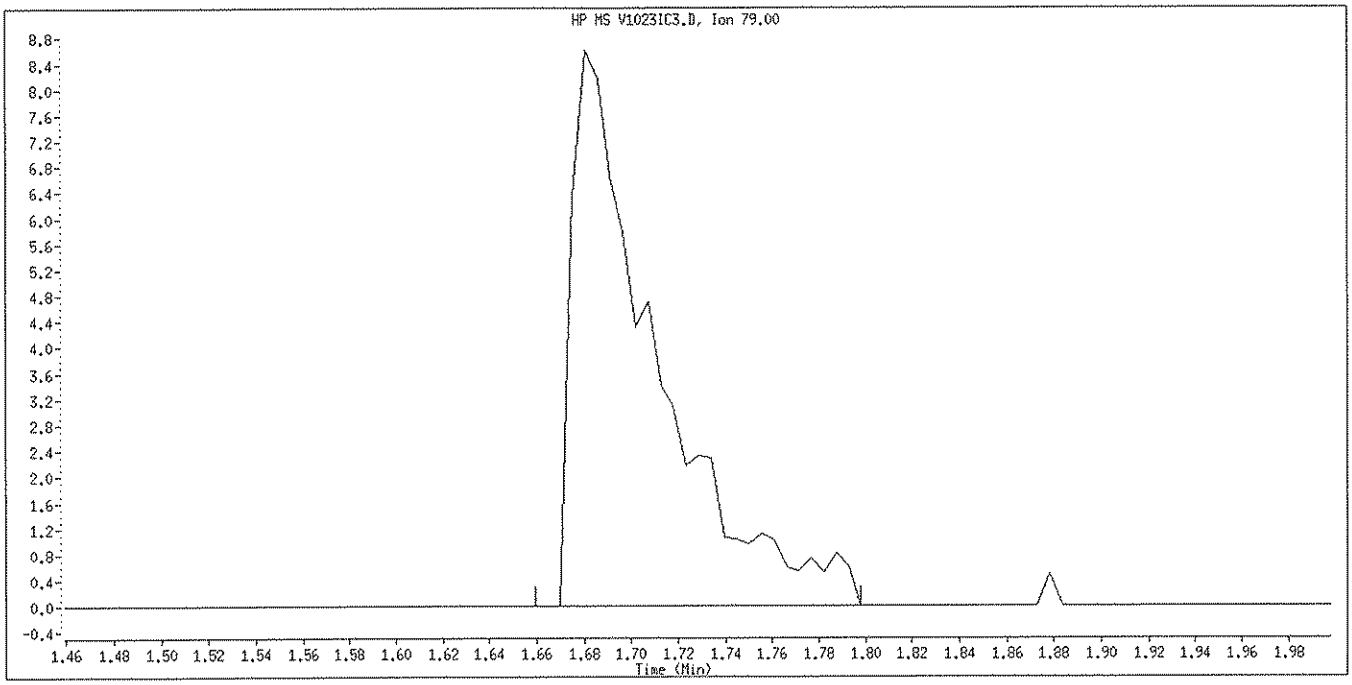

Manual Integration

Manually Integrated By: piccolinov
Manual Integration Reason: Poor Chromatography

Data File: \\PITSVR06\D\chem\731.i\V102308.b\V1023IC4.D
Date : 23-OCT-2008 01:10
Client ID: SSTD10
Sample Info: SSTD10(5.0ug/mL) BNA0675-08 8270cll

Instrument: 731.i
Operator: 003200
Column diameter: 0.32

Column phase: DB5-MS

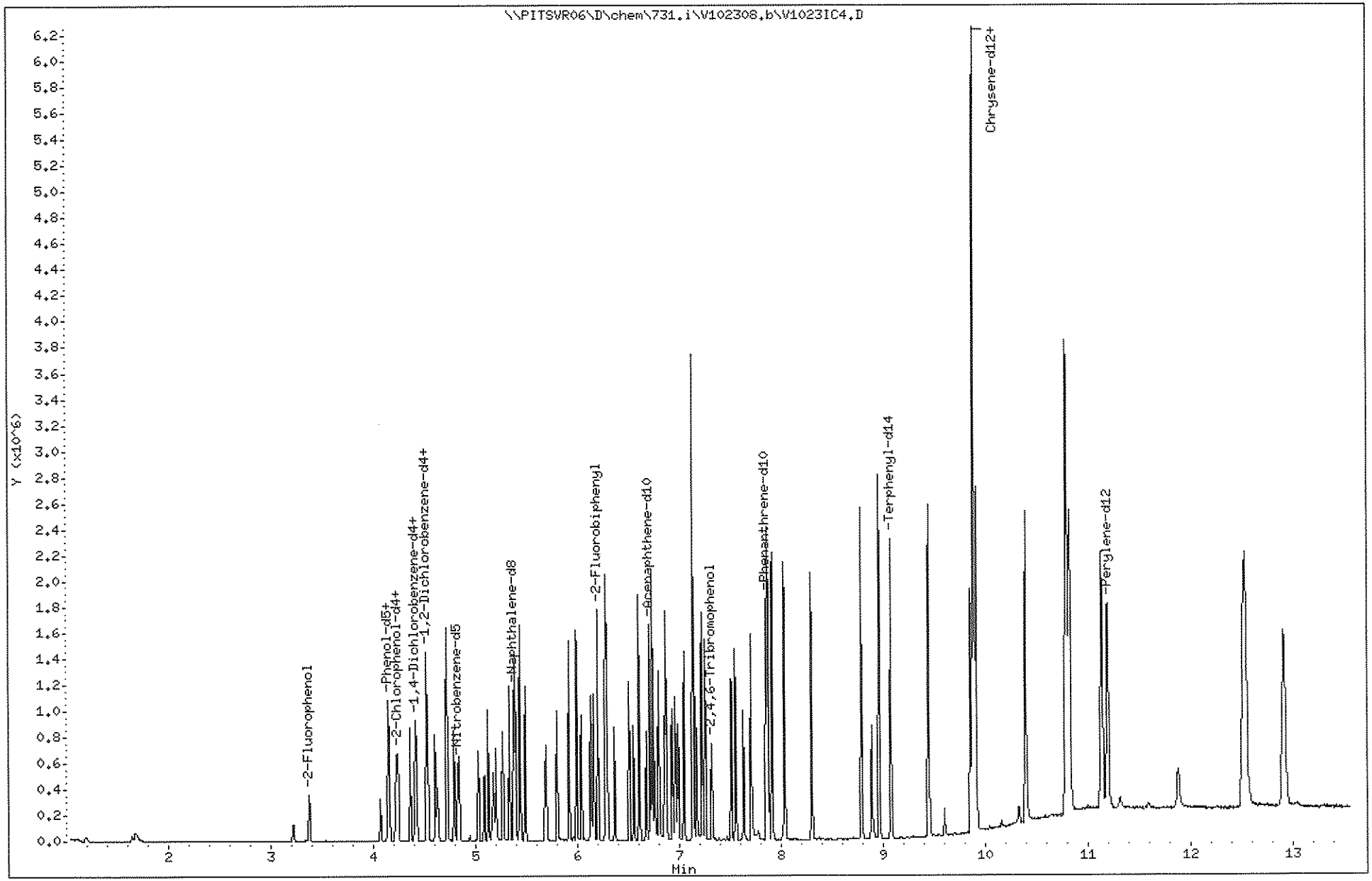

(2001 - 3460)
3223
C8J160331

TestAmerica Pittsburgh

Semivolatile REPORT SW-846 Method 8270

Data file : \\PITSVR06\D\chem\731.i\V102308.b\V1023IC4.D
Lab Smp Id: SSTD10 Client Smp ID: SSTD10
Inj Date : 23-OCT-2008 01:10
Operator : 003200 Inst ID: 731.i
Smp Info : SSTD10(5.0ug/mL) BNA0675-08 8270cll
Misc Info : SSTD10,V102308.b,8270ll.m,padep.sub,1,4
Comment :
Method : \\PITSVR06\D\chem\731.i\V102308.b\8270ll.m
Meth Date : 23-Oct-2008 01:32 piccolinov Quant Type: ISTD
Cal Date : 23-OCT-2008 01:10 Cal File: V1023IC4.D
Als bottle: 5 Calibration Sample, Level: 4
Dil Factor: 1.00000
Integrator: HP RTE Compound Sublist: padep.sub
Target Version: 4.14
Processing Host: PITSVR06

	Compounds	QUANT SIG MASS	RT	EXP RT	REL RT	RESPONSE	AMOUNTS CAL-AMT (NG)	AMOUNTS ON-COL (NG)
* 1	1,4-Dichlorobenzene-d4	152	4.408	4.408	(1.000)	101836	8.00000	
* 2	Naphthalene-d8	136	5.375	5.375	(1.000)	442420	8.00000	
* 3	Acenaphthene-d10	164	6.710	6.710	(1.000)	327659	8.00000	
* 4	Phenanthrene-d10	188	7.854	7.854	(1.000)	641167	8.00000	
* 5	Chrysene-d12	240	9.889	9.889	(1.000)	684401	8.00000	
* 6	Perylene-d12	264	11.187	11.187	(1.000)	755563	8.00000	
198	1,4-Dioxane	88	1.197	1.197	(0.272)	20287	10.0000	10.629
10	N-Nitrosodimethylamine	74	1.646	1.646	(0.374)	27795	10.0000	12.364
9	Pyridine	79	1.673	1.673	(0.380)	57451	10.0000	13.532(M)
16	Methyl methanesulfonate	80	3.222	3.222	(0.731)	49623	10.0000	9.7935
206	Benzaldehyde	77	4.066	4.066	(0.922)	61602	10.0000	10.000
21	Aniline	93	4.152	4.152	(0.942)	187329	10.0000	9.9016
22	Phenol	94	4.152	4.152	(0.942)	176444	10.0000	9.8733
23	bis(2-Chloroethyl)ether	93	4.221	4.221	(0.958)	118998	10.0000	9.6107
24	2-Chlorophenol	128	4.242	4.242	(0.962)	165413	10.0000	9.8408
26	1,3-Dichlorobenzene	146	4.360	4.360	(0.989)	196379	10.0000	9.8315
27	1,4-Dichlorobenzene	146	4.419	4.419	(1.002)	202047	10.0000	9.8616
28	1,2-Dichlorobenzene	146	4.531	4.531	(1.028)	195078	10.0000	9.7538
29	Benzyl Alcohol	108	4.520	4.520	(1.025)	90294	10.0000	10.079
30	2-Methylphenol	108	4.606	4.606	(1.045)	138396	10.0000	9.5911
31	2,2'-oxybis(1-Chloropropane)	45	4.627	4.627	(1.050)	154969	10.0000	9.6984
37	Acetophenone	105	4.718	4.718	(1.070)	192549	10.0000	9.4801
32	N-Nitroso-di-n-propylamine	70	4.723	4.723	(1.071)	81367	10.0000	9.4428
192	4-Methylphenol	108	4.723	4.723	(1.071)	145776	10.0000	10.000
34	Hexachloroethane	117	4.793	4.793	(1.087)	86768	10.0000	9.9987
35	Nitrobenzene	77	4.841	4.841	(0.901)	148084	10.0000	9.9770
41	Isophorone	82	5.028	5.028	(0.935)	258294	10.0000	9.7680
42	2-Nitrophenol	139	5.086	5.086	(0.946)	97967	10.0000	10.392
43	2,4-Dimethylphenol	107	5.124	5.124	(0.953)	164495	10.0000	9.9759
44	bis(2-Chloroethoxy)methane	93	5.199	5.199	(0.967)	174725	10.0000	9.8620
48	2,4-Dichlorophenol	162	5.268	5.268	(0.980)	166117	10.0000	10.030
49	Benzoic Acid	122	5.177	5.177	(0.963)	154444	20.0000	20.000
50	1,2,4-Trichlorobenzene	180	5.332	5.332	(0.992)	187533	10.0000	9.9022

Compounds	QUANT SIG MASS	RT	EXP RT	REL RT	RESPONSE	AMOUNTS CAL-AMT (NG)	AMOUNTS ON-COL (NG)
51 Naphthalene	128	5.391	5.391	(1.003)	567815	10.0000	9.7943
52 4-Chloroaniline	127	5.434	5.434	(1.011)	227863	10.0000	10.036
54 2,6-Dichlorophenol	162	5.439	5.439	(1.012)	175130	10.0000	9.8323
56 Hexachlorobutadiene	225	5.487	5.487	(1.021)	111534	10.0000	10.014
208 Caprolactam	113	5.679	5.679	(1.057)	45930	10.0000	10.758
59 4-Chloro-3-Methylphenol	107	5.797	5.797	(1.079)	147497	10.0000	9.9023
62 2-Methylnaphthalene	142	5.920	5.920	(1.101)	405790	10.0000	9.8711
63 1-Methylnaphthalene	142	5.989	5.989	(1.114)	412250	10.0000	9.9072
64 Hexachlorocyclopentadiene	237	6.037	6.037	(0.900)	118936	10.0000	11.023
66 2,4,6-Trichlorophenol	196	6.128	6.128	(0.913)	135237	10.0000	9.8821
67 2,4,5-Trichlorophenol	196	6.155	6.155	(0.917)	134568	10.0000	10.022
209 1,1'-Biphenyl	154	6.272	6.272	(0.935)	533444	10.0000	10.133
70 2-Chloronaphthalene	162	6.288	6.288	(0.937)	423384	10.0000	9.8422
73 2-Nitroaniline	65	6.363	6.363	(0.948)	99582	10.0000	10.721
76 Dimethylphthalate	163	6.507	6.507	(0.970)	440617	10.0000	10.105
78 2,6-Dinitrotoluene	165	6.550	6.550	(0.976)	102688	10.0000	10.797
79 Acenaphthylene	152	6.604	6.604	(0.984)	707783	10.0000	10.173
81 3-Nitroaniline	138	6.673	6.673	(0.994)	119290	10.0000	10.678
82 Acenaphthene	153	6.737	6.737	(1.004)	434225	10.0000	9.9928
83 2,4-Dinitrophenol	184	6.758	6.758	(1.007)	89013	20.0000	20.000
85 4-Nitrophenol	109	6.796	6.796	(1.013)	117001	20.0000	21.256
86 Dibenzofuran	168	6.871	6.871	(1.024)	649041	10.0000	10.035
87 2,4-Dinitrotoluene	165	6.855	6.855	(1.021)	145595	10.0000	10.696
91 2,3,5,6-Tetrachlorophenol	232	6.929	6.929	(1.033)	119407	10.0000	10.939
88 2,3,4,6-Tetrachlorophenol	232	6.961	6.961	(1.037)	129079	10.0000	10.280
92 2-Naphthylamine	143	6.988	6.988	(1.041)	254277	10.0000	10.000
93 Diethylphthalate	149	7.047	7.047	(1.050)	483263	10.0000	10.148
94 Fluorene	166	7.132	7.132	(1.063)	518993	10.0000	10.000
95 4-Chlorophenyl-phenylether	204	7.132	7.132	(1.063)	234769	10.0000	10.000
96 4-Nitroaniline	138	7.138	7.138	(1.064)	126922	10.0000	10.572
98 4,6-Dinitro-2-methylphenol	198	7.164	7.164	(0.912)	159829	20.0000	20.000
99 N-Nitrosodiphenylamine (1)	169	7.223	7.223	(0.920)	389886	10.0000	9.7687
100 1,2-Diphenylhydrazine	77	7.255	7.255	(0.924)	454882	10.0000	9.7018
106 4-Bromophenyl-phenylether	248	7.512	7.512	(0.956)	152764	10.0000	10.119
107 Hexachlorobenzene	284	7.549	7.549	(0.961)	170086	10.0000	9.9472
210 Atrazine	200	7.629	7.629	(0.971)	90218	10.0000	9.9994
111 Pentachlorophenol	266	7.704	7.704	(0.981)	185268	20.0000	20.000
115 Phenanthrene	178	7.870	7.870	(1.002)	821657	10.0000	9.9505
116 Anthracene	178	7.912	7.912	(1.007)	837677	10.0000	9.9732
119 Carbazole	167	8.030	8.030	(1.022)	806276	10.0000	9.9879
120 Di-n-Butylphthalate	149	8.297	8.297	(1.056)	992759	10.0000	10.312
123 Fluoranthene	202	8.783	8.783	(1.118)	975778	10.0000	9.9976
124 Benzidine	184	8.885	8.885	(0.898)	317677	10.0000	10.000
125 Pyrene	202	8.959	8.959	(0.906)	1047034	10.0000	10.199
131 Butylbenzylphthalate	149	9.446	9.446	(0.955)	491674	10.0000	10.234
135 3,3'-Dichlorobenzidine	252	9.852	9.852	(0.996)	402547	10.0000	10.000
136 Benzo(a)Anthracene	228	9.878	9.878	(0.999)	985356	10.0000	10.048
137 Chrysene	228	9.910	9.910	(1.002)	972592	10.0000	10.189
139 bis(2-ethylhexyl)Phthalate	149	9.884	9.884	(0.999)	696656	10.0000	10.040
140 Di-n-octylphthalate	149	10.391	10.391	(0.929)	1428447	10.0000	10.000
141 Benzo(b)fluoranthene	252	10.792	10.792	(0.965)	1326564	10.0000	10.073
142 Benzo(k)fluoranthene	252	10.819	10.819	(0.967)	1306190	10.0000	9.7786
143 7,12-dimethylbenz[a]anthracen	256	10.781	10.781	(0.964)	583036	10.0000	10.014
146 Benzo(a)pyrene	252	11.134	11.134	(0.995)	1117442	10.0000	10.057

Compounds	QUANT SIG MASS	RT	EXP RT	REL RT	RESPONSE	AMOUNTS CAL-AMT (NG)	AMOUNTS ON-COL (NG)
149 Indeno(1,2,3-cd)pyrene	276	12.512	12.512	(1.118)	1344314	10.0000	10.000
150 Dibenz(a,h)anthracene	278	12.533	12.533	(1.120)	1139581	10.0000	10.000
151 Benzo(g,h,i)perylene	276	12.907	12.907	(1.154)	1170104	10.0000	10.000
$ 154 Nitrobenzene-d5	82	4.830	4.830	(0.899)	153962	10.0000	10.116
$ 155 2-Fluorobiphenyl	172	6.198	6.198	(0.924)	473957	10.0000	10.047
$ 156 Terphenyl-d14	244	9.077	9.077	(0.918)	655120	10.0000	9.9306
$ 157 Phenol-d5	99	4.141	4.141	(0.939)	164827	10.0000	9.8189
$ 158 2-Fluorophenol	112	3.377	3.377	(0.766)	113707	10.0000	9.9857
$ 159 2,4,6-Tribromophenol	330	7.319	7.319	(0.932)	75248	10.0000	10.426
$ 186 2-Chlorophenol-d4	132	4.232	4.232	(0.960)	161132	10.0000	9.8792
$ 187 1,2-Dichlorobenzene-d4	152	4.520	4.520	(1.025)	125579	10.0000	9.5810

QC Flag Legend

M - Compound response manually integrated.

Data File Name: V1023IC4.D
Inj. Date and Time: 23-OCT-2008 01:10
Instrument ID: 731.i
Client ID: SSTD10
Compound Name: Pyridine
CAS #: 110-86-1
Report Date: 10/23/2008

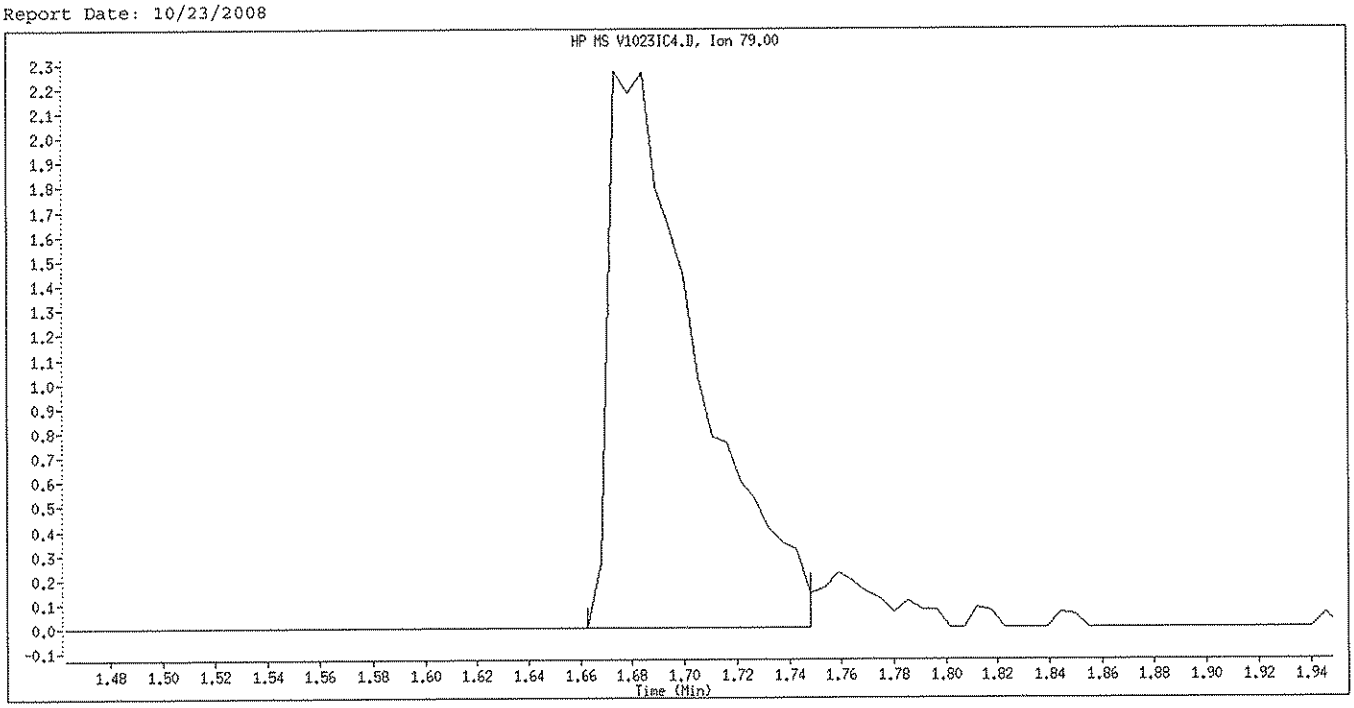

Original Integration

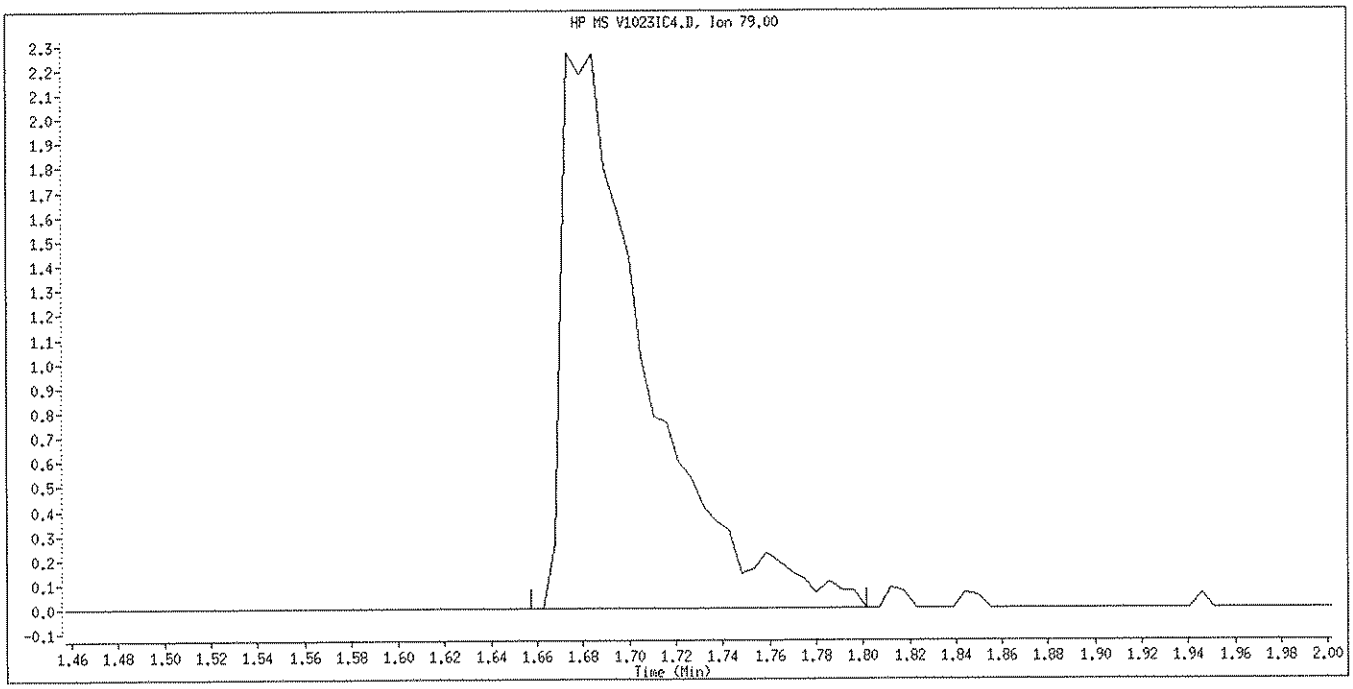

Manual Integration

Manually Integrated By: piccolinov
Manual Integration Reason: Poor Chromatography

Data File: \\PITSVR06\D\chem\731.i\V102308.b\V1023IC5.D
Date : 23-OCT-2008 01:31
Client ID: SSTD20
Sample Info: SSTD20(10ug/mL) BNA0676-08 8270c11

Instrument: 731.i
Operator: 003200
Column diameter: 0.32

Column phase: DB5-MS

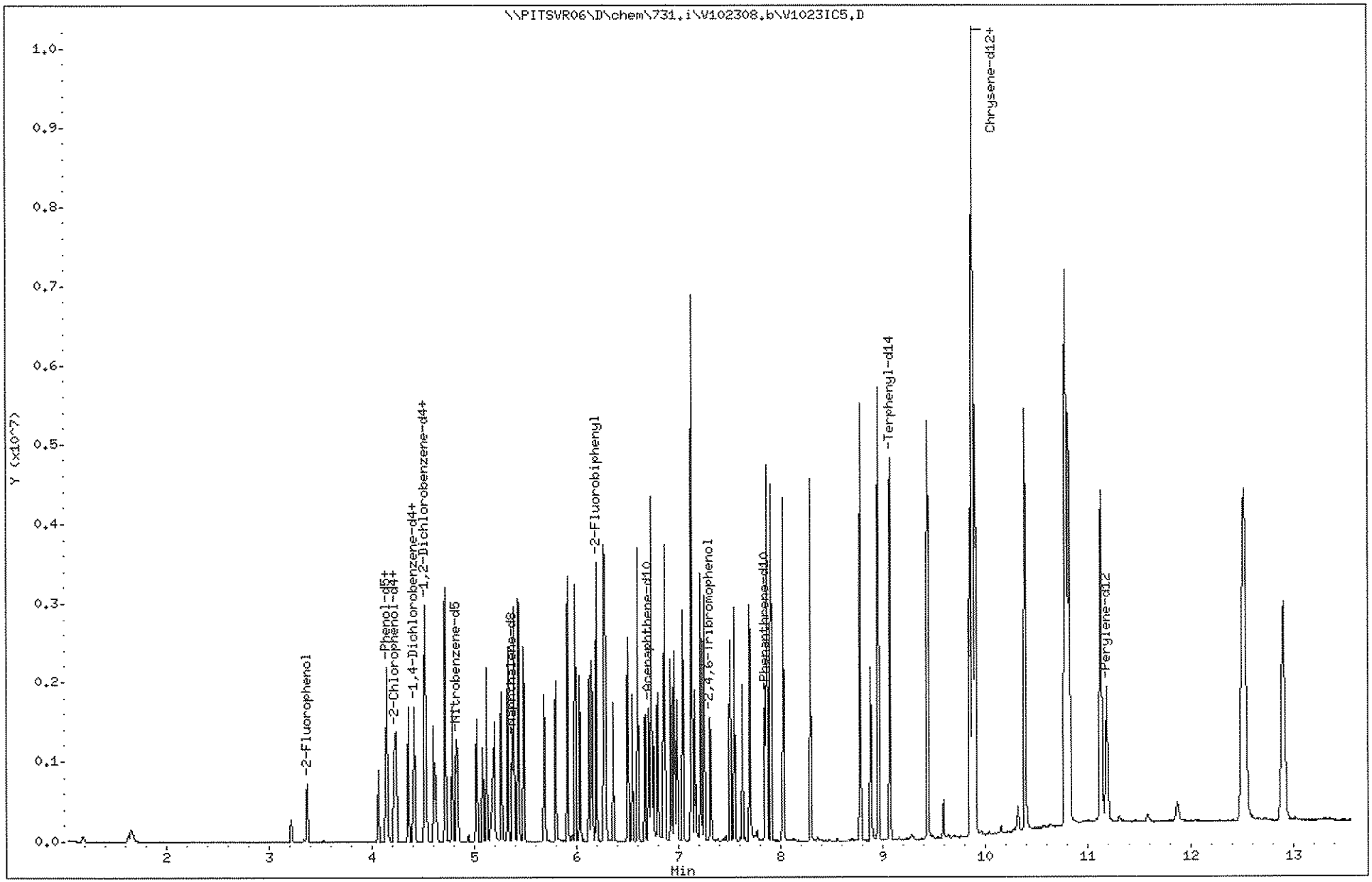

(2001 - 3460)
3228
C8J160331

TestAmerica Pittsburgh

Semivolatile REPORT SW-846 Method 8270

Data file : \\PITSVR06\D\chem\731.i\V102308.b\V1023IC5.D
Lab Smp Id: SSTD20 Client Smp ID: SSTD20
Inj Date : 23-OCT-2008 01:31
Operator : 003200 Inst ID: 731.i
Smp Info : SSTD20(10ug/mL) BNA0676-08 8270cll
Misc Info : SSTD20,V102308.b,8270ll.m,padep.sub,1,5
Comment :
Method : \\PITSVR06\D\chem\731.i\V102308.b\8270ll.m
Meth Date : 23-Oct-2008 01:51 piccolinov Quant Type: ISTD
Cal Date : 23-OCT-2008 01:31 Cal File: V1023IC5.D
Als bottle: 6 Calibration Sample, Level: 5
Dil Factor: 1.00000
Integrator: HP RTE Compound Sublist: padep.sub
Target Version: 4.14
Processing Host: PITSVR06

	Compounds	QUANT SIG MASS	RT	EXP RT	REL RT	RESPONSE	AMOUNTS CAL-AMT (NG)	AMOUNTS ON-COL (NG)
* 1	1,4-Dichlorobenzene-d4	152	4.403	4.403	(1.000)	104258	8.00000	
* 2	Naphthalene-d8	136	5.370	5.370	(1.000)	432633	8.00000	
* 3	Acenaphthene-d10	164	6.706	6.706	(1.000)	327453	8.00000	
* 4	Phenanthrene-d10	188	7.849	7.849	(1.000)	647580	8.00000	
* 5	Chrysene-d12	240	9.884	9.884	(1.000)	660222	8.00000	
* 6	Perylene-d12	264	11.182	11.182	(1.000)	743812	8.00000	
198	1,4-Dioxane	88	1.187	1.187	(0.270)	44960	20.0000	21.252
10	N-Nitrosodimethylamine	74	1.631	1.631	(0.370)	59515	20.0000	21.414
9	Pyridine	79	1.657	1.657	(0.376)	126584	20.0000	22.564(M)
16	Methyl methanesulfonate	80	3.212	3.212	(0.729)	102974	20.0000	19.888
206	Benzaldehyde	77	4.067	4.067	(0.924)	168854	20.0000	29.191
21	Aniline	93	4.152	4.152	(0.943)	377259	20.0000	19.338
22	Phenol	94	4.147	4.147	(0.942)	356146	20.0000	19.377
23	bis(2-Chloroethyl)ether	93	4.216	4.216	(0.958)	238911	20.0000	18.582
24	2-Chlorophenol	128	4.238	4.238	(0.962)	330383	20.0000	19.003
26	1,3-Dichlorobenzene	146	4.355	4.355	(0.989)	403136	20.0000	19.592
27	1,4-Dichlorobenzene	146	4.419	4.419	(1.004)	411961	20.0000	19.464
28	1,2-Dichlorobenzene	146	4.526	4.526	(1.028)	393070	20.0000	19.042
29	Benzyl Alcohol	108	4.515	4.515	(1.025)	187999	20.0000	21.285
30	2-Methylphenol	108	4.606	4.606	(1.046)	280550	20.0000	19.356
31	2,2'-oxybis(1-Chloropropane)	45	4.622	4.622	(1.050)	316103	20.0000	19.245
37	Acetophenone	105	4.713	4.713	(1.070)	389923	20.0000	18.533
32	N-Nitroso-di-n-propylamine	70	4.718	4.718	(1.072)	166011	20.0000	19.374
192	4-Methylphenol	108	4.718	4.718	(1.072)	284626	20.0000	18.874
34	Hexachloroethane	117	4.788	4.788	(1.087)	182836	20.0000	20.252
35	Nitrobenzene	77	4.841	4.841	(0.902)	301513	20.0000	20.676
41	Isophorone	82	5.023	5.023	(0.935)	539667	20.0000	20.644
42	2-Nitrophenol	139	5.082	5.082	(0.946)	207470	20.0000	22.404
43	2,4-Dimethylphenol	107	5.119	5.119	(0.953)	334116	20.0000	20.971
44	bis(2-Chloroethoxy)methane	93	5.194	5.194	(0.967)	353429	20.0000	20.486
48	2,4-Dichlorophenol	162	5.263	5.263	(0.980)	347295	20.0000	21.524
49	Benzoic Acid	122	5.183	5.183	(0.965)	259708	30.0000	47.643
50	1,2,4-Trichlorobenzene	180	5.327	5.327	(0.992)	380078	20.0000	20.199

	Compounds	QUANT SIG MASS	RT	EXP RT	REL RT	RESPONSE	AMOUNTS CAL-AMT (NG)	AMOUNTS ON-COL (NG)
51	Naphthalene	128	5.386	5.386	(1.003)	1162389	20.0000	20.293
52	4-Chloroaniline	127	5.429	5.429	(1.011)	462135	20.0000	20.852
54	2,6-Dichlorophenol	162	5.434	5.434	(1.012)	357471	20.0000	20.394
56	Hexachlorobutadiene	225	5.482	5.482	(1.021)	222220	20.0000	20.179
208	Caprolactam	113	5.680	5.680	(1.058)	97575	20.0000	23.103
59	4-Chloro-3-Methylphenol	107	5.798	5.798	(1.080)	298891	20.0000	20.569
62	2-Methylnaphthalene	142	5.915	5.915	(1.101)	830502	20.0000	20.397
63	1-Methylnaphthalene	142	5.990	5.990	(1.115)	820041	20.0000	19.990
64	Hexachlorocyclopentadiene	237	6.033	6.033	(0.900)	264129	20.0000	25.062
66	2,4,6-Trichlorophenol	196	6.129	6.129	(0.914)	280082	20.0000	20.503
67	2,4,5-Trichlorophenol	196	6.150	6.150	(0.917)	293832	20.0000	21.347
209	1,1'-Biphenyl	154	6.268	6.268	(0.935)	1071777	20.0000	19.914
70	2-Chloronaphthalene	162	6.284	6.284	(0.937)	858114	20.0000	19.527
73	2-Nitroaniline	65	6.359	6.359	(0.948)	204565	20.0000	21.545
76	Dimethylphthalate	163	6.503	6.503	(0.970)	925498	20.0000	21.084
78	2,6-Dinitrotoluene	165	6.545	6.545	(0.976)	218659	20.0000	23.456
79	Acenaphthylene	152	6.599	6.599	(0.984)	1436100	20.0000	20.574
81	3-Nitroaniline	138	6.674	6.674	(0.995)	258223	20.0000	23.192
82	Acenaphthene	153	6.732	6.732	(1.004)	890723	20.0000	20.180
83	2,4-Dinitrophenol	184	6.754	6.754	(1.007)	155428	30.0000	48.700
85	4-Nitrophenol	109	6.797	6.797	(1.014)	181730	30.0000	33.141
86	Dibenzofuran	168	6.866	6.866	(1.024)	1308749	20.0000	19.844
87	2,4-Dinitrotoluene	165	6.850	6.850	(1.022)	307194	20.0000	22.590
91	2,3,5,6-Tetrachlorophenol	232	6.925	6.925	(1.033)	261538	20.0000	23.170
88	2,3,4,6-Tetrachlorophenol	232	6.957	6.957	(1.037)	268969	20.0000	21.708
92	2-Naphthylamine	143	6.984	6.984	(1.041)	507345	20.0000	21.029
93	Diethylphthalate	149	7.042	7.042	(1.050)	1007698	20.0000	21.095
94	Fluorene	166	7.128	7.128	(1.063)	1030497	20.0000	20.000
95	4-Chlorophenyl-phenylether	204	7.133	7.133	(1.064)	468320	20.0000	19.540
96	4-Nitroaniline	138	7.138	7.138	(1.065)	258651	20.0000	21.878
98	4,6-Dinitro-2-methylphenol	198	7.160	7.160	(0.912)	240455	30.0000	38.340
99	N-Nitrosodiphenylamine (1)	169	7.219	7.219	(0.920)	802330	20.0000	20.063
100	1,2-Diphenylhydrazine	77	7.251	7.251	(0.924)	951988	20.0000	20.050
106	4-Bromophenyl-phenylether	248	7.507	7.507	(0.956)	310551	20.0000	20.213
107	Hexachlorobenzene	284	7.544	7.544	(0.961)	347305	20.0000	19.862
210	Atrazine	200	7.625	7.625	(0.971)	189272	20.0000	22.016
111	Pentachlorophenol	266	7.694	7.694	(0.980)	305606	30.0000	36.906
115	Phenanthrene	178	7.865	7.865	(1.002)	1655917	20.0000	19.690
116	Anthracene	178	7.908	7.908	(1.007)	1691364	20.0000	19.958
119	Carbazole	167	8.025	8.025	(1.022)	1634100	20.0000	20.135
120	Di-n-Butylphthalate	149	8.292	8.292	(1.056)	2069356	20.0000	21.532
123	Fluoranthene	202	8.778	8.778	(1.118)	2036013	20.0000	20.694
124	Benzidine	184	8.880	8.880	(0.898)	759082	20.0000	27.950
125	Pyrene	202	8.955	8.955	(0.906)	2128591	20.0000	21.316
131	Butylbenzylphthalate	149	9.441	9.441	(0.955)	1004265	20.0000	21.621
135	3,3'-Dichlorobenzidine	252	9.847	9.847	(0.996)	855269	20.0000	23.005
136	Benzo(a)Anthracene	228	9.874	9.874	(0.999)	1971904	20.0000	20.385
137	Chrysene	228	9.906	9.906	(1.002)	1924337	20.0000	20.678
139	bis(2-ethylhexyl)Phthalate	149	9.874	9.874	(0.999)	1403813	20.0000	20.660
140	Di-n-octylphthalate	149	10.386	10.386	(0.929)	2993130	20.0000	21.230
141	Benzo(b)fluoranthene	252	10.787	10.787	(0.965)	2899202	20.0000	21.923
142	Benzo(k)fluoranthene	252	10.814	10.814	(0.967)	2619182	20.0000	19.877
143	7,12-dimethylbenz[a]anthracen	256	10.776	10.776	(0.964)	1243340	20.0000	21.341
146	Benzo(a)pyrene	252	11.124	11.124	(0.995)	2367766	20.0000	21.262

Compounds	QUANT SIG MASS	RT	EXP RT	REL RT	RESPONSE	AMOUNTS CAL-AMT (NG)	AMOUNTS ON-COL (NG)
149 Indeno(1,2,3-cd)pyrene	276	12.502	12.502	(1.118)	2845105	20.0000	21.027
150 Dibenz(a,h)anthracene	278	12.523	12.523	(1.120)	2370277	20.0000	20.792
151 Benzo(g,h,i)perylene	276	12.897	12.897	(1.153)	2466831	20.0000	20.873
$ 154 Nitrobenzene-d5	82	4.825	4.825	(0.899)	312796	20.0000	20.497
$ 155 2-Fluorobiphenyl	172	6.193	6.193	(0.924)	954001	20.0000	20.046
$ 156 Terphenyl-d14	244	9.072	9.072	(0.918)	1389887	20.0000	21.628
$ 157 Phenol-d5	99	4.136	4.136	(0.939)	331488	20.0000	19.549
$ 158 2-Fluorophenol	112	3.372	3.372	(0.766)	240225	20.0000	20.678
$ 159 2,4,6-Tribromophenol	330	7.315	7.315	(0.932)	160573	20.0000	21.495
$ 186 2-Chlorophenol-d4	132	4.227	4.227	(0.960)	332595	20.0000	19.925
$ 187 1,2-Dichlorobenzene-d4	152	4.515	4.515	(1.025)	251832	20.0000	18.837

QC Flag Legend

M - Compound response manually integrated.

Data File Name: V1023IC5.D
Inj. Date and Time: 23-OCT-2008 01:31
Instrument ID: 731.i
Client ID: SSTD20
Compound Name: Pyridine
CAS #: 110-86-1
Report Date: 10/23/2008

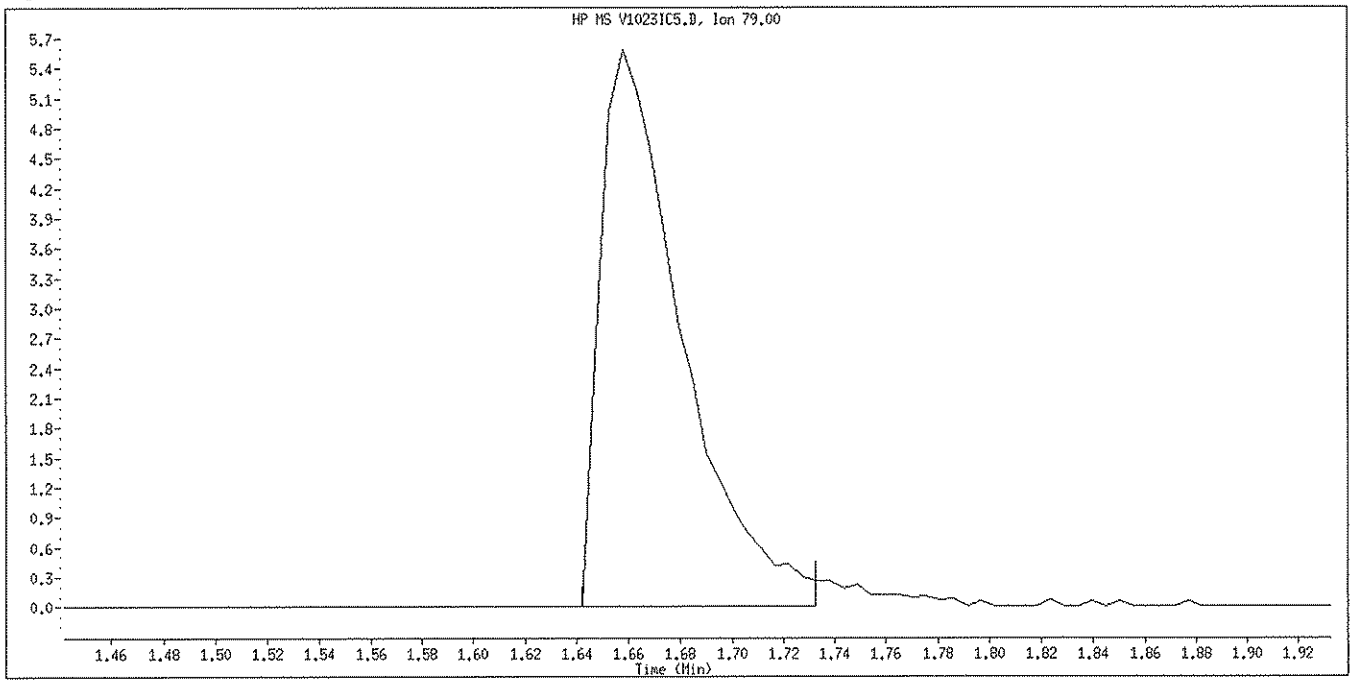

Original Integration

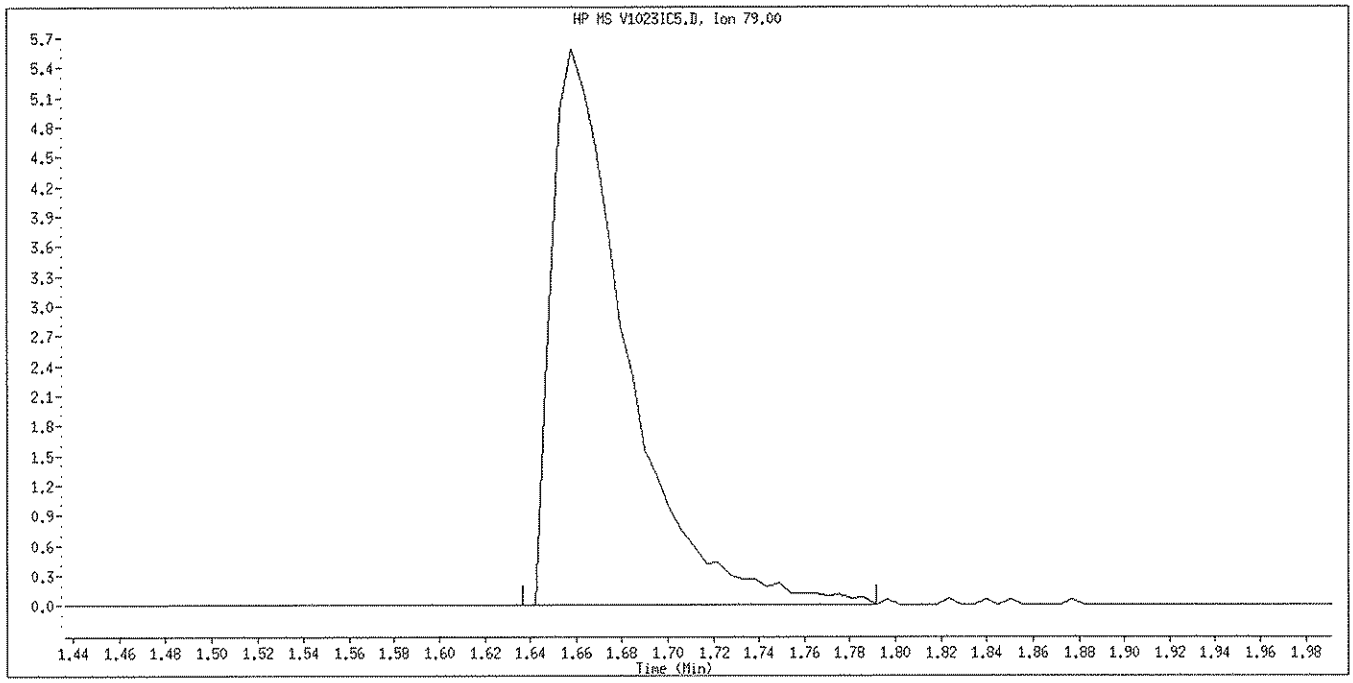

Manual Integration

Manually Integrated By: piccolinov
Manual Integration Reason: Poor Chromatography

Data File: \\PITSVR06\D\chem\731.i\V102308.b\V1023IC6.D
Date : 23-OCT-2008 01:53
Client ID: SSTD40
Sample Info: SSTD40(20ug/mL) BNA0677-08 8270c11

Instrument: 731.i
Operator: 003200
Column diameter: 0.32

Column phase: DB5-MS

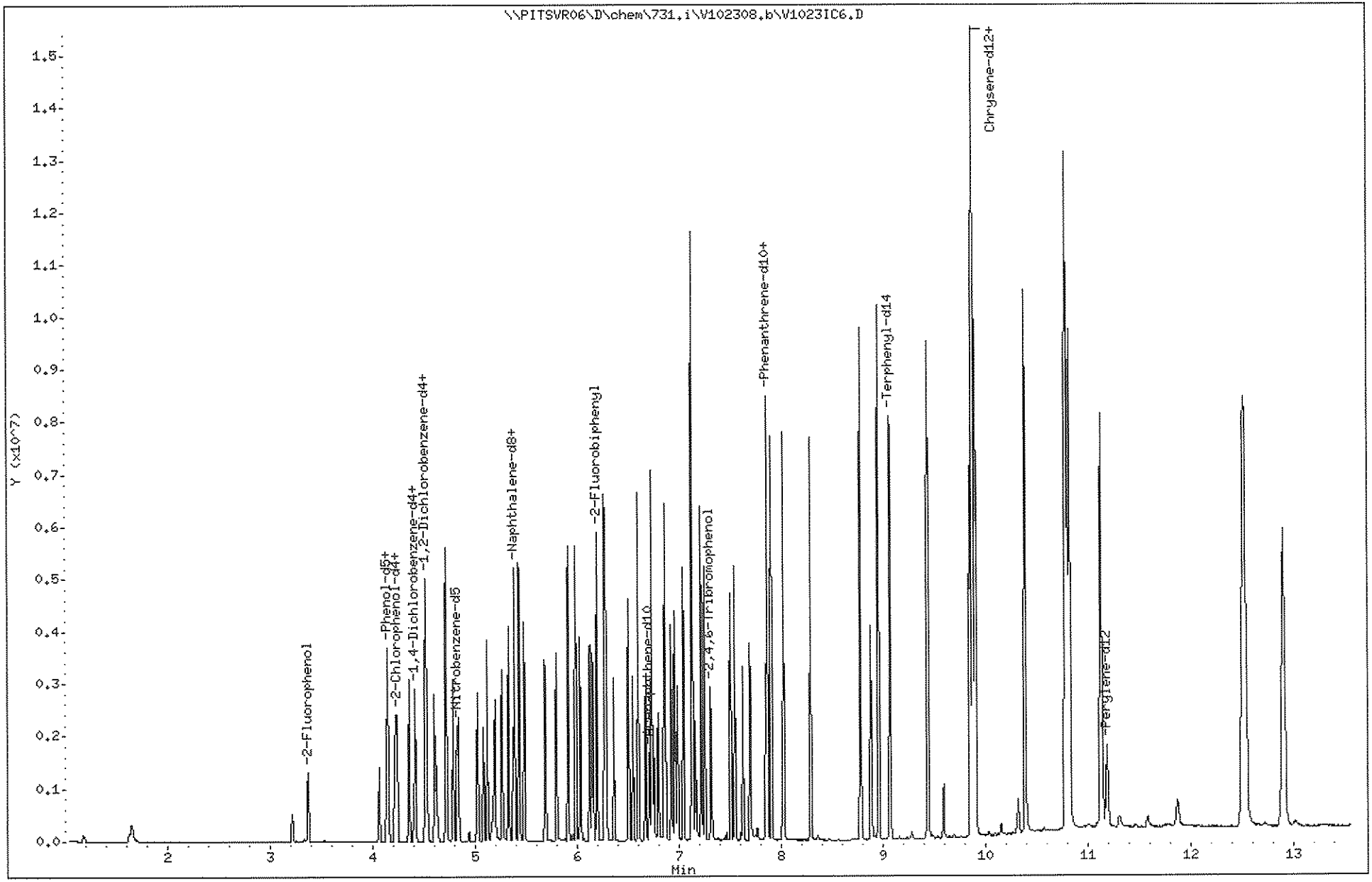

(2001 - 3460)
3233
C8J160331

TestAmerica Pittsburgh

Semivolatile REPORT SW-846 Method 8270

Data file : \\PITSVR06\D\chem\731.i\V102308.b\V1023IC6.D
Lab Smp Id: SSTD40 Client Smp ID: SSTD40
Inj Date : 23-OCT-2008 01:53
Operator : 003200 Inst ID: 731.i
Smp Info : SSTD40(20ug/mL) BNA0677-08 8270cll
Misc Info : SSTD40,V102308.b,8270ll.m,padep.sub,1,6
Comment :
Method : \\PITSVR06\D\chem\731.i\V102308.b\8270ll.m
Meth Date : 23-Oct-2008 02:08 piccolinov Quant Type: ISTD
Cal Date : 23-OCT-2008 01:53 Cal File: V1023IC6.D
Als bottle: 7 Calibration Sample, Level: 6
Dil Factor: 1.00000
Integrator: HP RTE Compound Sublist: padep.sub
Target Version: 4.14
Processing Host: PITSVR06

	Compounds	QUANT SIG MASS	RT	EXP RT	REL RT	RESPONSE	AMOUNTS CAL-AMT (NG)	AMOUNTS ON-COL (NG)
* 1	1,4-Dichlorobenzene-d4	152	4.404	4.404	(1.000)	95864	8.00000	
* 2	Naphthalene-d8	136	5.370	5.370	(1.000)	410476	8.00000	
* 3	Acenaphthene-d10	164	6.706	6.706	(1.000)	308684	8.00000	
* 4	Phenanthrene-d10	188	7.849	7.849	(1.000)	619663	8.00000	
* 5	Chrysene-d12	240	9.885	9.885	(1.000)	611745	8.00000	(H)
* 6	Perylene-d12	264	11.183	11.183	(1.000)	736684	8.00000	
198	1,4-Dioxane	88	1.182	1.182	(0.269)	81896	40.0000	47.482
10	N-Nitrosodimethylamine	74	1.631	1.631	(0.370)	106614	40.0000	48.010
9	Pyridine	79	1.652	1.652	(0.375)	230111	40.0000	51.214(M)
16	Methyl methanesulfonate	80	3.218	3.218	(0.731)	187886	40.0000	39.116
206	Benzaldehyde	77	4.067	4.067	(0.924)	267167	40.0000	48.177
21	Aniline	93	4.152	4.152	(0.943)	662405	40.0000	37.406
22	Phenol	94	4.147	4.147	(0.942)	611823	40.0000	36.785
23	bis(2-Chloroethyl)ether	93	4.217	4.217	(0.958)	425126	40.0000	36.576
24	2-Chlorophenol	128	4.238	4.238	(0.962)	591538	40.0000	37.472
26	1,3-Dichlorobenzene	146	4.355	4.355	(0.989)	720404	40.0000	38.385
27	1,4-Dichlorobenzene	146	4.420	4.420	(1.004)	737453	40.0000	38.228
28	1,2-Dichlorobenzene	146	4.532	4.532	(1.029)	684796	40.0000	36.679
29	Benzyl Alcohol	108	4.516	4.516	(1.025)	326856	40.0000	40.205
30	2-Methylphenol	108	4.607	4.607	(1.046)	504303	40.0000	38.184
31	2,2'-oxybis(1-Chloropropane)	45	4.623	4.623	(1.050)	558953	40.0000	37.477
37	Acetophenone	105	4.713	4.713	(1.070)	676796	40.0000	35.731
32	N-Nitroso-di-n-propylamine	70	4.719	4.719	(1.072)	281891	40.0000	36.419
192	4-Methylphenol	108	4.719	4.719	(1.072)	482812	40.0000	35.587
34	Hexachloroethane	117	4.788	4.788	(1.087)	317256	40.0000	38.504
35	Nitrobenzene	77	4.842	4.842	(0.902)	533874	40.0000	38.814
41	Isophorone	82	5.023	5.023	(0.935)	988253	40.0000	39.870
42	2-Nitrophenol	139	5.082	5.082	(0.946)	376545	40.0000	42.352
43	2,4-Dimethylphenol	107	5.119	5.119	(0.953)	596308	40.0000	39.539
44	bis(2-Chloroethoxy)methane	93	5.194	5.194	(0.967)	645649	40.0000	39.535
48	2,4-Dichlorophenol	162	5.264	5.264	(0.980)	615875	40.0000	40.191
49	Benzoic Acid	122	5.189	5.189	(0.966)	359247	40.0000	59.670(MH)
50	1,2,4-Trichlorobenzene	180	5.328	5.328	(0.992)	689011	40.0000	38.822

	Compounds	QUANT SIG MASS	RT	EXP RT	REL RT	RESPONSE	AMOUNTS CAL-AMT (NG)	AMOUNTS ON-COL (NG)
51	Naphthalene	128	5.386	5.386	(1.003)	2042891	40.0000	37.971
52	4-Chloroaniline	127	5.429	5.429	(1.011)	794905	40.0000	38.153
54	2,6-Dichlorophenol	162	5.435	5.435	(1.012)	620016	40.0000	37.709
56	Hexachlorobutadiene	225	5.483	5.483	(1.021)	399782	40.0000	38.541
208	Caprolactam	113	5.686	5.686	(1.059)	181833	40.0000	44.383
59	4-Chloro-3-Methylphenol	107	5.798	5.798	(1.080)	542911	40.0000	39.481
62	2-Methylnaphthalene	142	5.915	5.915	(1.101)	1472403	40.0000	38.416
63	1-Methylnaphthalene	142	5.990	5.990	(1.115)	1461037	40.0000	37.927
64	Hexachlorocyclopentadiene	237	6.033	6.033	(0.900)	497631	40.0000	48.068
66	2,4,6-Trichlorophenol	196	6.129	6.129	(0.914)	511651	40.0000	39.777
67	2,4,5-Trichlorophenol	196	6.156	6.156	(0.918)	533510	40.0000	40.926
209	1,1'-Biphenyl	154	6.268	6.268	(0.935)	1895619	40.0000	37.779
70	2-Chloronaphthalene	162	6.284	6.284	(0.937)	1515891	40.0000	37.120
73	2-Nitroaniline	65	6.359	6.359	(0.948)	374547	40.0000	41.526
76	Dimethylphthalate	163	6.503	6.503	(0.970)	1684706	40.0000	40.593
78	2,6-Dinitrotoluene	165	6.546	6.546	(0.976)	403389	40.0000	44.802
79	Acenaphthylene	152	6.599	6.599	(0.984)	2589829	40.0000	39.464
81	3-Nitroaniline	138	6.674	6.674	(0.995)	462739	40.0000	43.349
82	Acenaphthene	153	6.733	6.733	(1.004)	1566079	40.0000	38.012
83	2,4-Dinitrophenol	184	6.754	6.754	(1.007)	219629	40.0000	64.176
85	4-Nitrophenol	109	6.797	6.797	(1.014)	235775	40.0000	44.569
86	Dibenzofuran	168	6.866	6.866	(1.024)	2320180	40.0000	37.740
87	2,4-Dinitrotoluene	165	6.856	6.856	(1.022)	558666	40.0000	42.939
91	2,3,5,6-Tetrachlorophenol	232	6.925	6.925	(1.033)	482410	40.0000	44.350
88	2,3,4,6-Tetrachlorophenol	232	6.957	6.957	(1.037)	500182	40.0000	42.326
92	2-Naphthylamine	143	6.984	6.984	(1.041)	878828	40.0000	38.862
93	Diethylphthalate	149	7.043	7.043	(1.050)	1795390	40.0000	39.892
94	Fluorene	166	7.128	7.128	(1.063)	1775651	40.0000	39.951
95	4-Chlorophenyl-phenylether	204	7.128	7.128	(1.063)	804944	40.0000	36.289
96	4-Nitroaniline	138	7.139	7.139	(1.065)	456755	40.0000	40.816
98	4,6-Dinitro-2-methylphenol	198	7.160	7.160	(0.912)	335689	40.0000	51.585
99	N-Nitrosodiphenylamine (1)	169	7.219	7.219	(0.920)	1439078	40.0000	37.986
100	1,2-Diphenylhydrazine	77	7.251	7.251	(0.924)	1667129	40.0000	37.206
106	4-Bromophenyl-phenylether	248	7.502	7.502	(0.956)	570875	40.0000	39.020
107	Hexachlorobenzene	284	7.545	7.545	(0.961)	638866	40.0000	38.474
210	Atrazine	200	7.625	7.625	(0.971)	334784	40.0000	40.579
111	Pentachlorophenol	266	7.694	7.694	(0.980)	411991	40.0000	49.520
115	Phenanthrene	178	7.865	7.865	(1.002)	2993895	40.0000	37.641
116	Anthracene	178	7.908	7.908	(1.007)	3073083	40.0000	38.232
119	Carbazole	167	8.025	8.025	(1.022)	3029215	40.0000	39.170
120	Di-n-Butylphthalate	149	8.293	8.293	(1.056)	3784007	40.0000	40.951
123	Fluoranthene	202	8.779	8.779	(1.118)	3778920	40.0000	40.116
124	Benzidine	184	8.880	8.880	(0.898)	1495598	40.0000	60.010(M)
125	Pyrene	202	8.955	8.955	(0.906)	3862102	40.0000	41.440(M)
131	Butylbenzylphthalate	149	9.441	9.441	(0.955)	1855926	40.0000	42.569(M)
135	3,3'-Dichlorobenzidine	252	9.852	9.852	(0.997)	1620541	40.0000	45.506(M)
136	Benzo(a)Anthracene	228	9.874	9.874	(0.999)	3512878	40.0000	39.325(M)
137	Chrysene	228	9.906	9.906	(1.002)	3600047	40.0000	41.448(M)
139	bis(2-ethylhexyl)Phthalate	149	9.879	9.879	(0.999)	2405715	40.0000	38.498(M)
140	Di-n-octylphthalate	149	10.387	10.387	(0.929)	5716635	40.0000	40.780
141	Benzo(b)fluoranthene	252	10.793	10.793	(0.965)	5052411	40.0000	38.805
142	Benzo(k)fluoranthene	252	10.819	10.819	(0.968)	5341733	40.0000	40.772
143	7,12-dimethylbenz[a]anthracen	256	10.777	10.777	(0.964)	2339931	40.0000	40.459
146	Benzo(a)pyrene	252	11.124	11.124	(0.995)	4510164	40.0000	40.740

Compounds	QUANT SIG MASS	RT	EXP RT	REL RT	RESPONSE	AMOUNTS CAL-AMT (NG)	AMOUNTS ON-COL (NG)
149 Indeno(1,2,3-cd)pyrene	276	12.508	12.508	(1.118)	5506715	40.0000	40.905
150 Dibenz(a,h)anthracene	278	12.524	12.524	(1.120)	4611942	40.0000	40.704
151 Benzo(g,h,i)perylene	276	12.903	12.903	(1.154)	4776678	40.0000	40.671
$ 154 Nitrobenzene-d5	82	4.826	4.826	(0.899)	567054	40.0000	39.300
$ 155 2-Fluorobiphenyl	172	6.193	6.193	(0.924)	1706998	40.0000	38.362
$ 156 Terphenyl-d14	244	9.073	9.073	(0.918)	2507398	40.0000	41.743(M)
$ 157 Phenol-d5	99	4.136	4.136	(0.939)	595971	40.0000	38.508
$ 158 2-Fluorophenol	112	3.372	3.372	(0.766)	429042	40.0000	40.137
$ 159 2,4,6-Tribromophenol	330	7.310	7.310	(0.931)	302240	40.0000	41.884
$ 186 2-Chlorophenol-d4	132	4.227	4.227	(0.960)	580979	40.0000	38.195
$ 187 1,2-Dichlorobenzene-d4	152	4.516	4.516	(1.025)	435398	40.0000	36.109

QC Flag Legend

M - Compound response manually integrated.
H - Operator selected an alternate compound hit.

Data File Name: V1023IC6.D
Inj. Date and Time: 23-OCT-2008 01:53
Instrument ID: 731.i
Client ID: SSTD40
Compound Name: Pyridine
CAS #: 110-86-1
Report Date: 10/23/2008

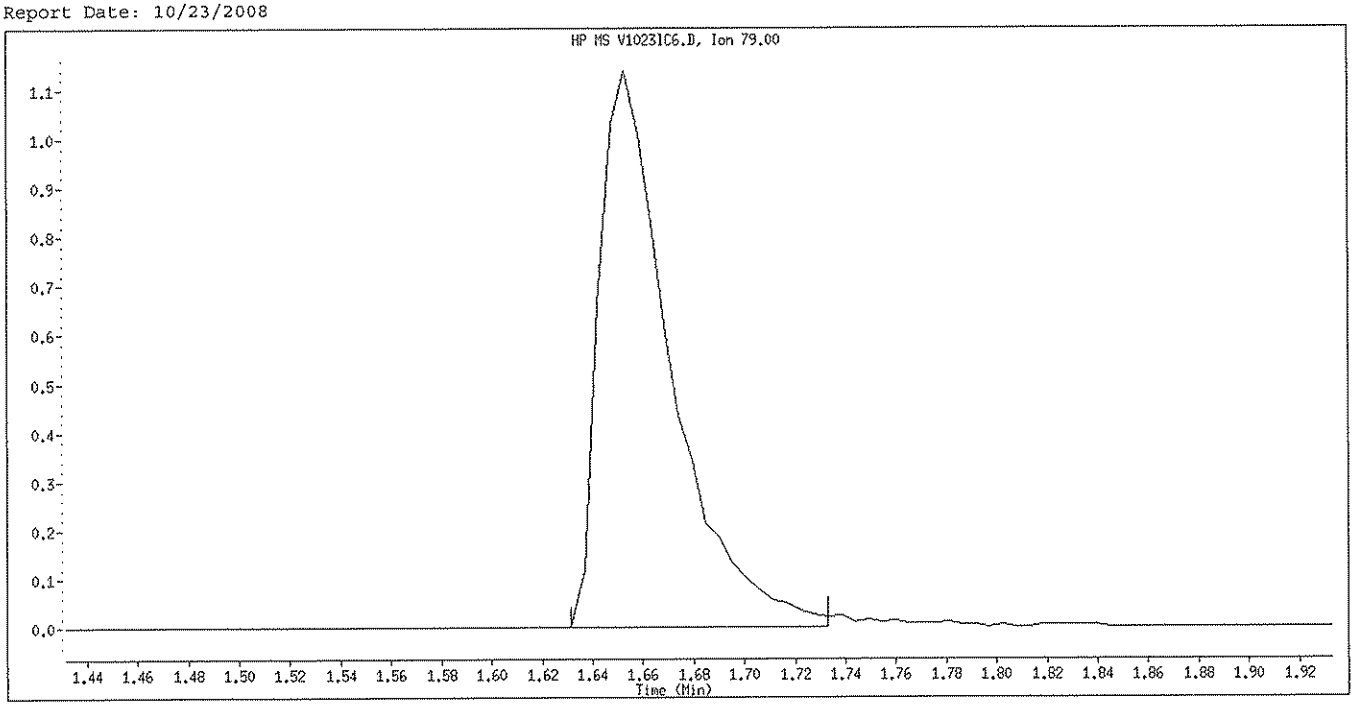

Original Integration

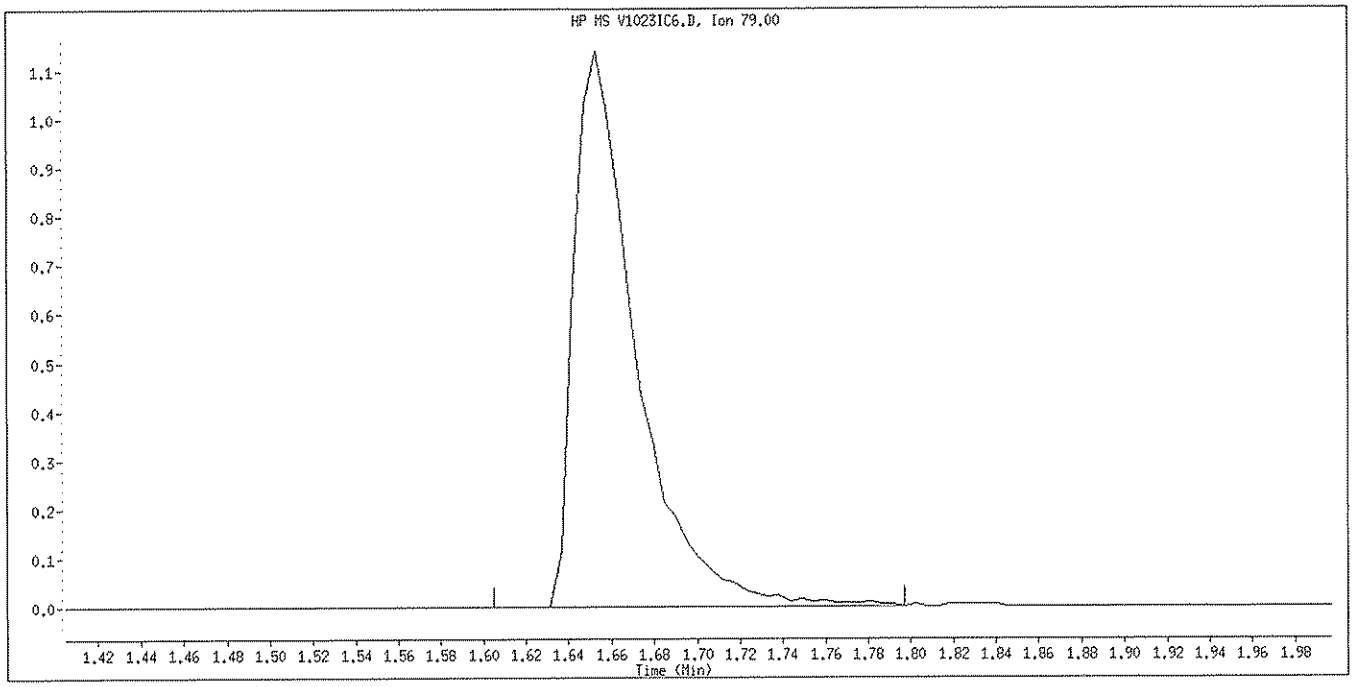

Manual Integration

Manually Integrated By: piccolinov
Manual Integration Reason: Peak Not Found

Data File Name: V1023IC6.D
Inj. Date and Time: 23-OCT-2008 01:53
Instrument ID: 731.i
Client ID: SSTD40
Compound Name: Benzoic Acid
CAS #: 65-85-0
Report Date: 10/23/2008

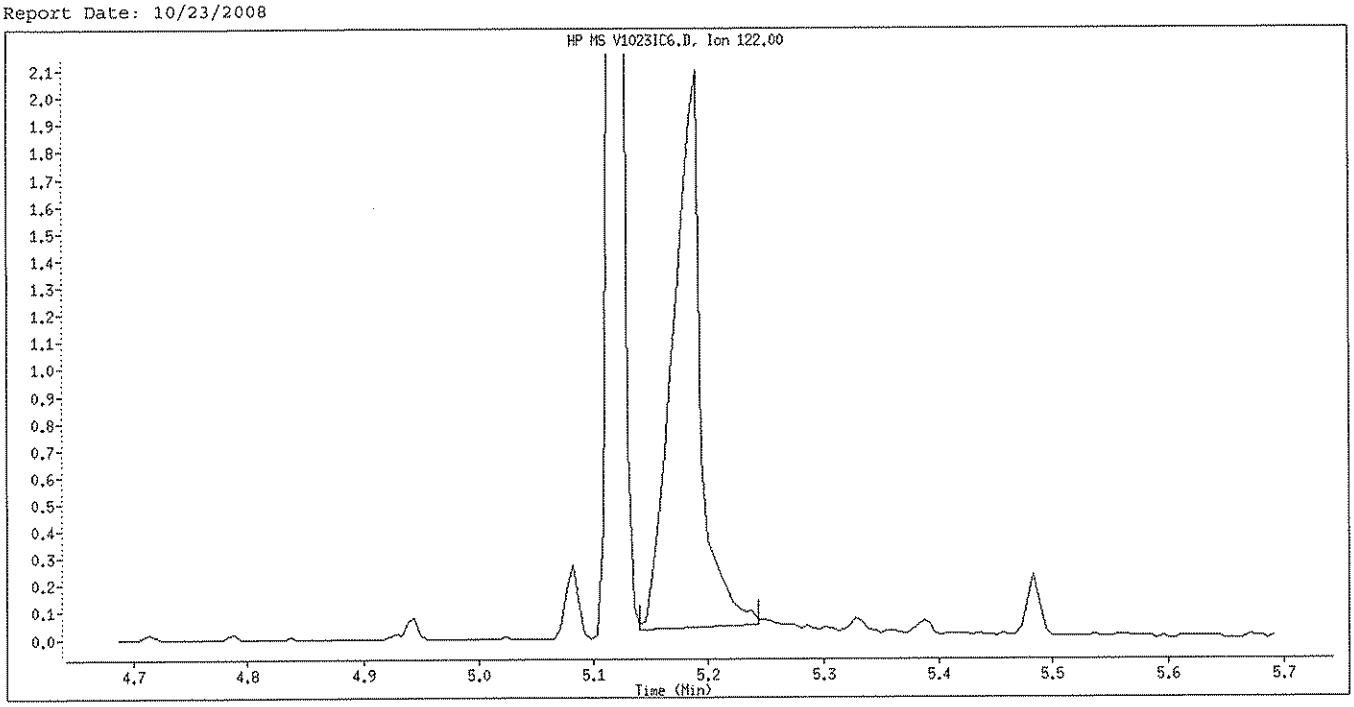

Original Integration

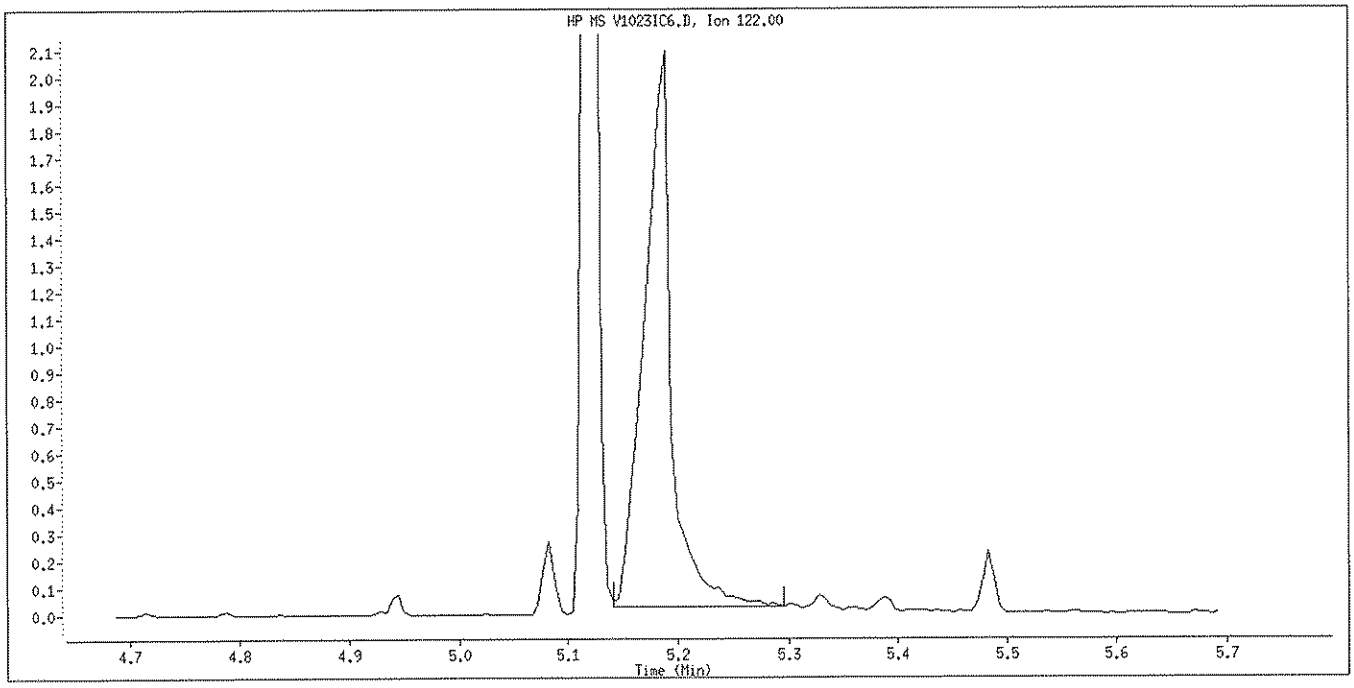

Manual Integration

Manually Integrated By: piccolinov
Manual Integration Reason: Peak Not Found

Data File Name: V1023IC6.D
Inj. Date and Time: 23-OCT-2008 01:53
Instrument ID: 731.i
Client ID: SSTD40
Compound Name: Benzidine
CAS #: 92-87-5
Report Date: 10/23/2008

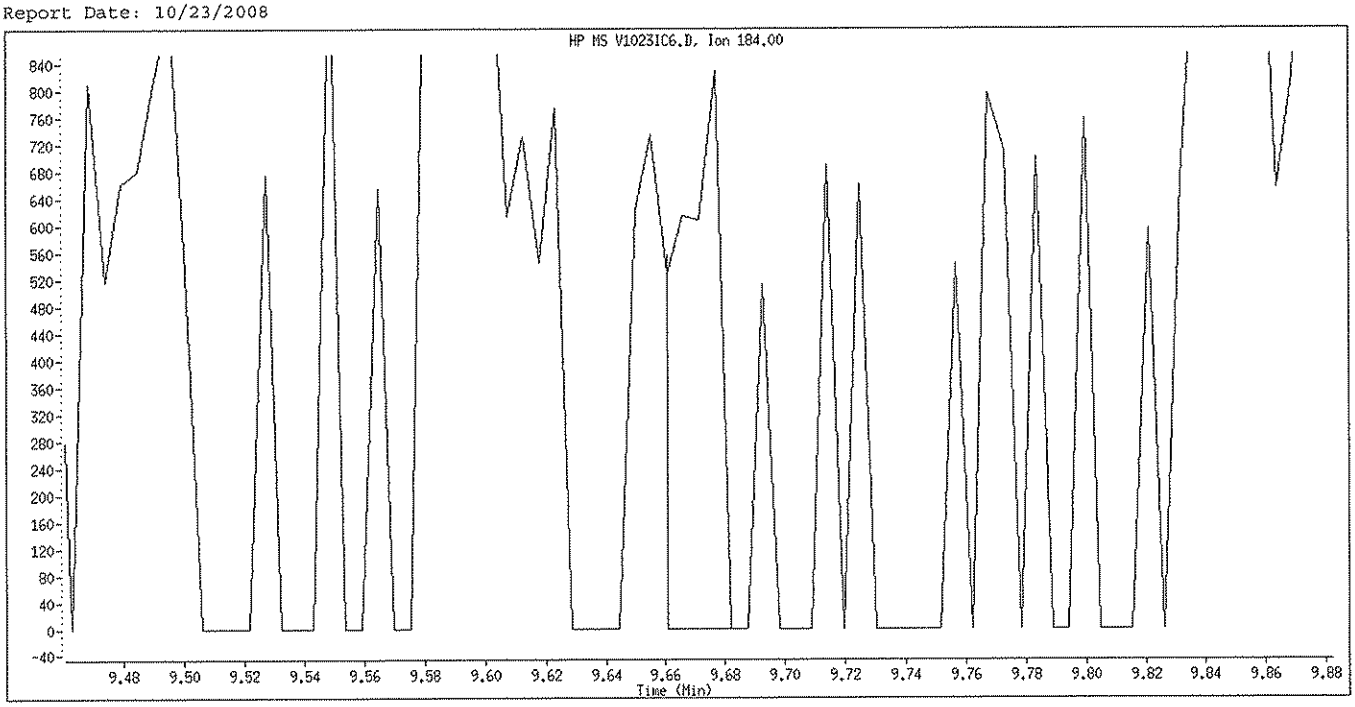

Original Integration

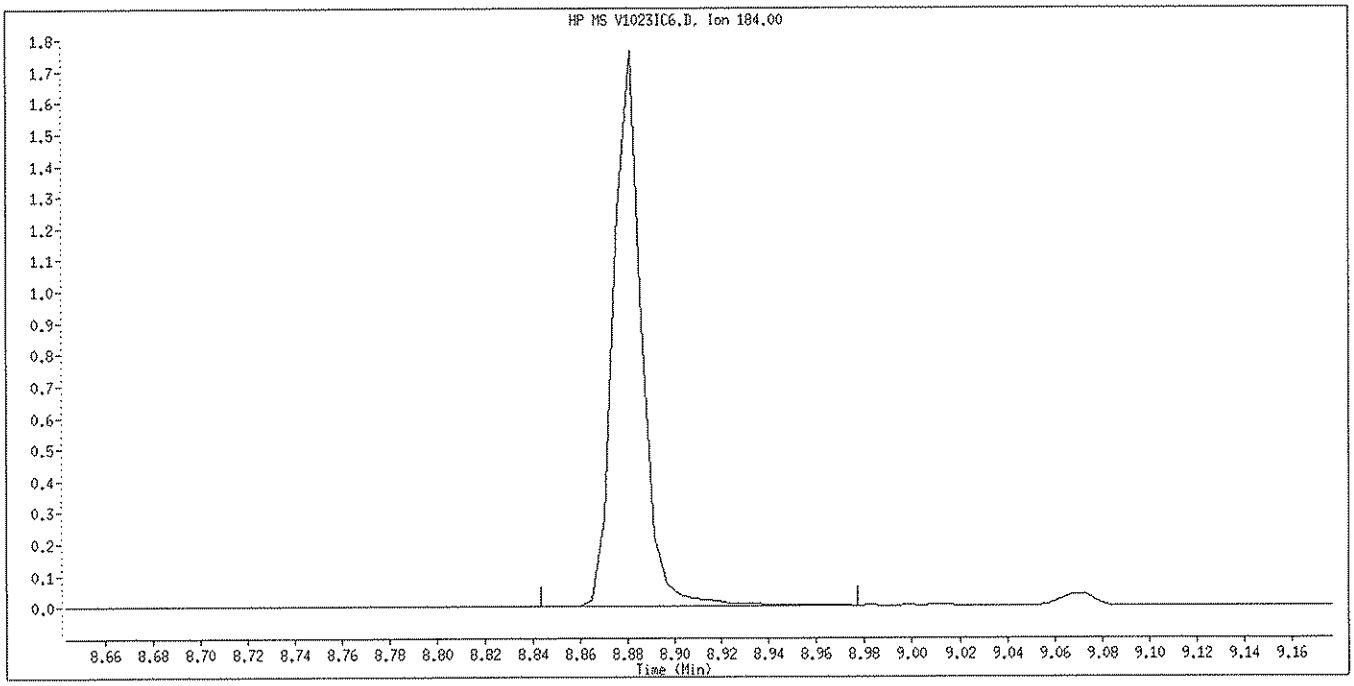

Manual Integration

Manually Integrated By: piccolinov
Manual Integration Reason: Peak Not Found

Data File Name: V1023IC6.D
Inj. Date and Time: 23-OCT-2008 01:53
Instrument ID: 731.i
Client ID: SSTD40
Compound Name: Pyrene
CAS #: 129-00-0
Report Date: 10/23/2008

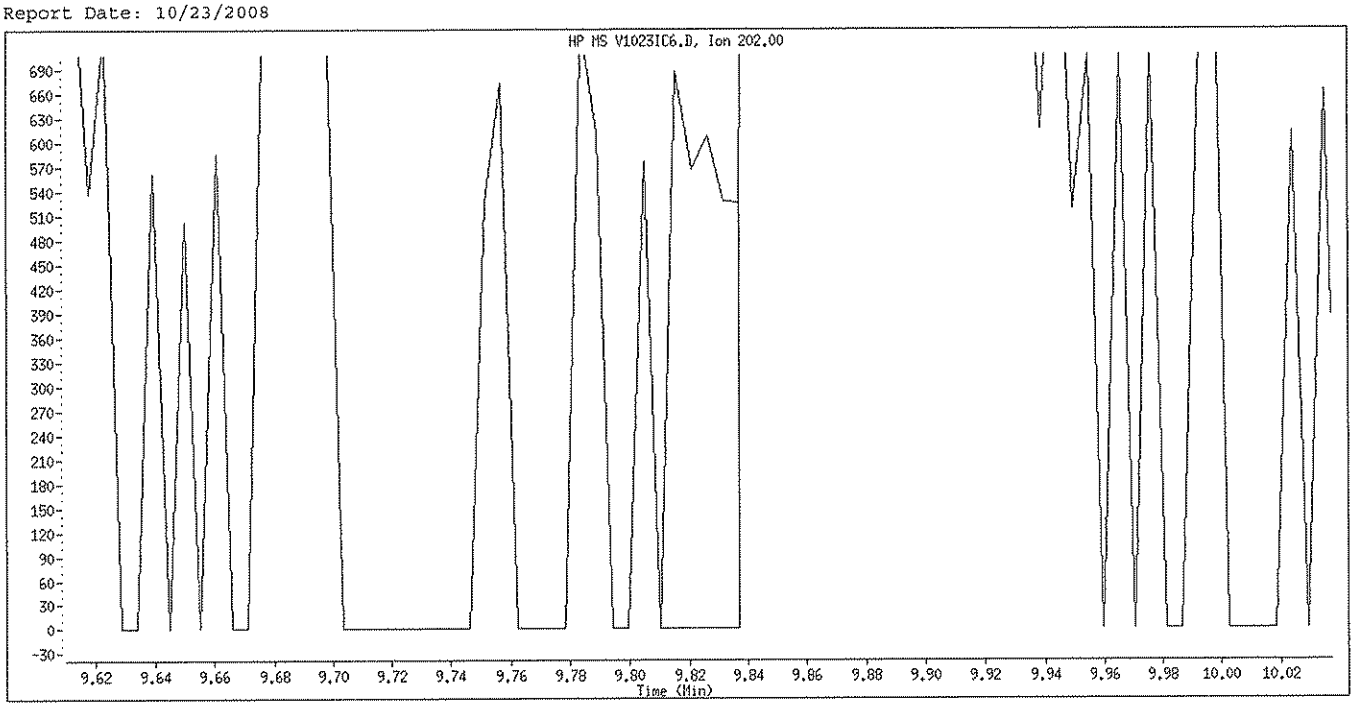

Original Integration

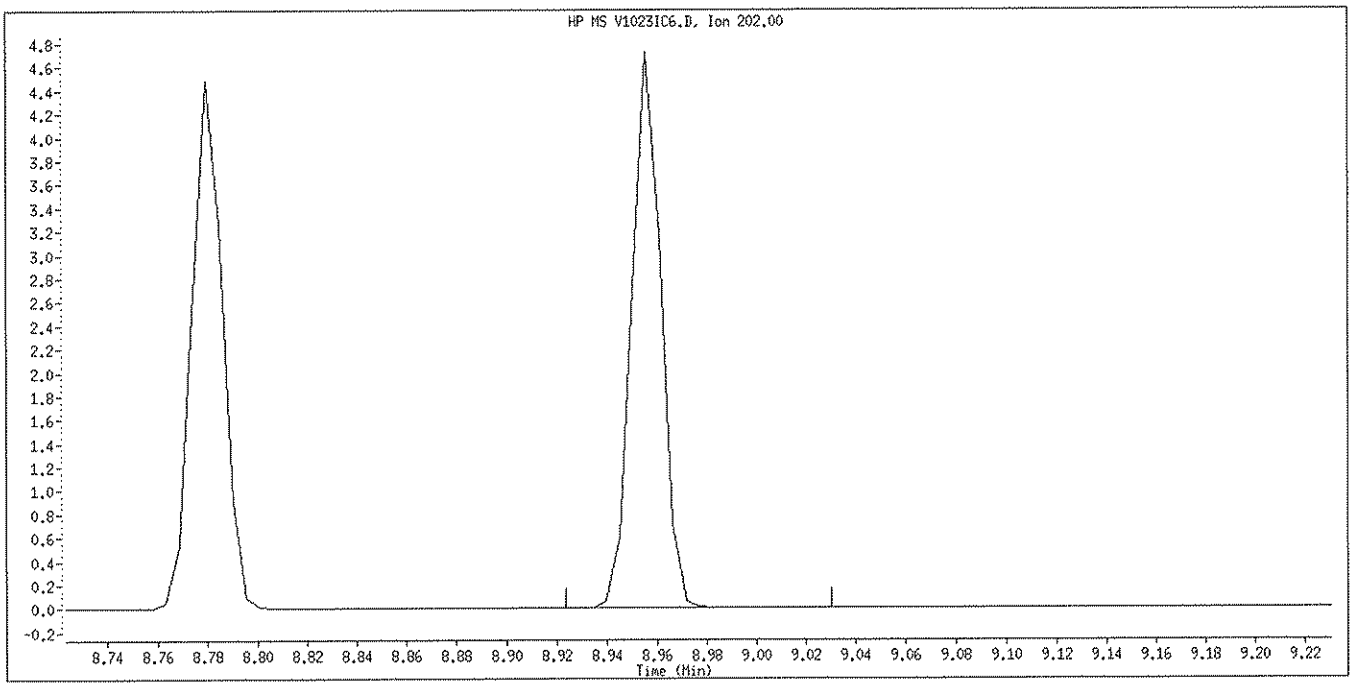

Manual Integration

Manually Integrated By: piccolinov
Manual Integration Reason: Peak Not Found

Data File Name: V1023IC6.D
Inj. Date and Time: 23-OCT-2008 01:53
Instrument ID: 731.i
Client ID: SSTD40
Compound Name: Terphenyl-d14
CAS #: 1718-51-0
Report Date: 10/23/2008

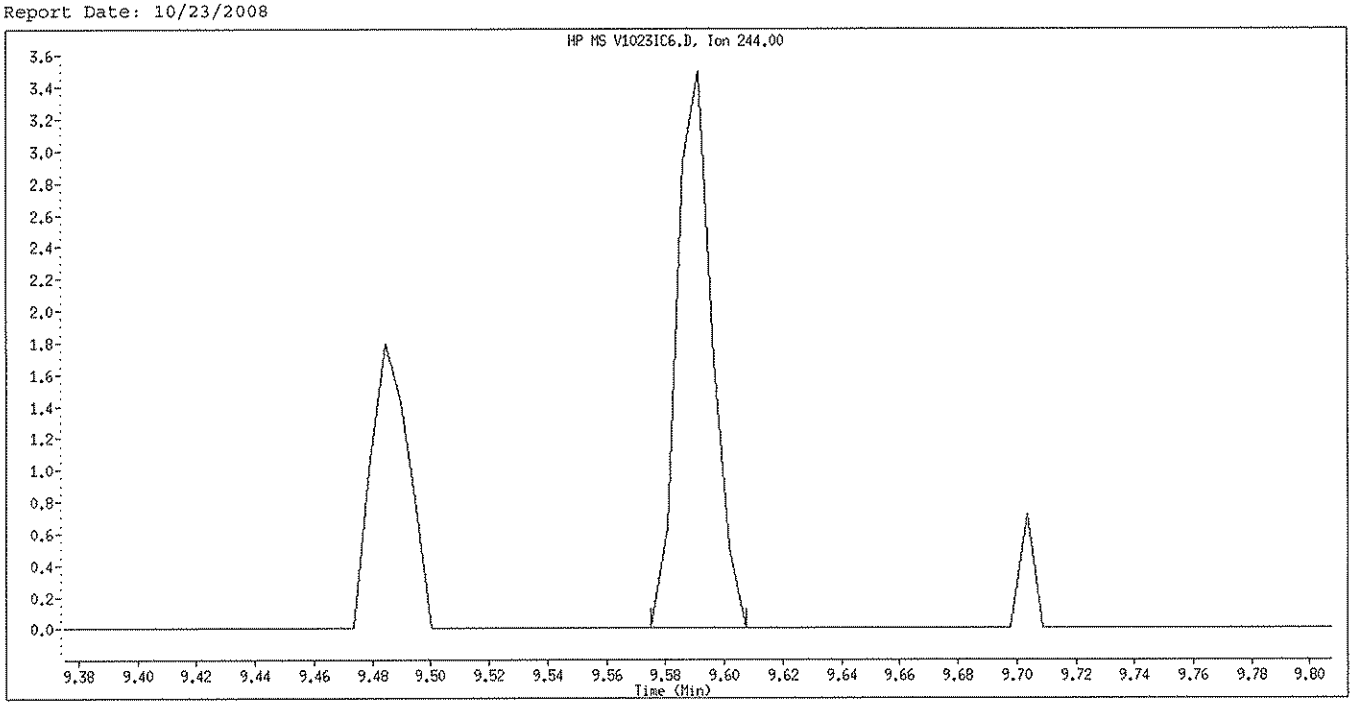

Original Integration

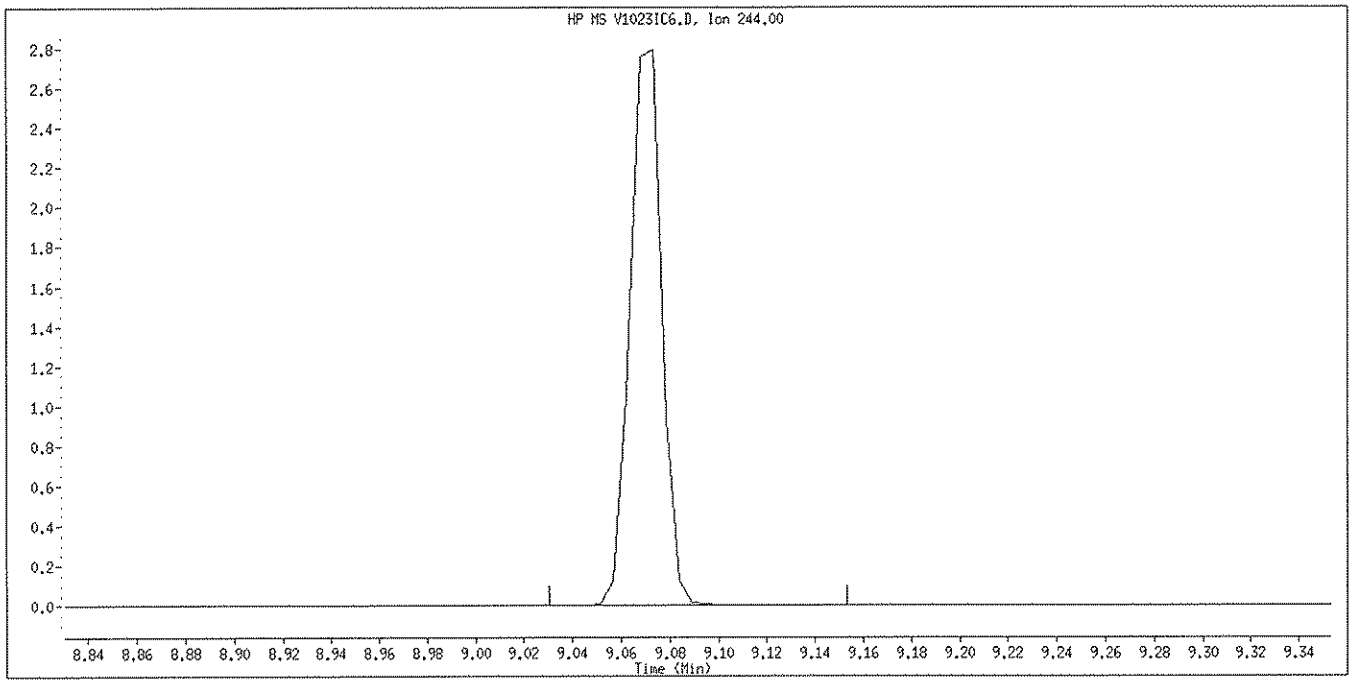

Manual Integration

Manually Integrated By: piccolinov
Manual Integration Reason: Peak Not Found

Data File Name: V1023IC6.D
Inj. Date and Time: 23-OCT-2008 01:53
Instrument ID: 731.i
Client ID: SSTD40
Compound Name: Butylbenzylphthalate
CAS #: 85-68-7
Report Date: 10/23/2008

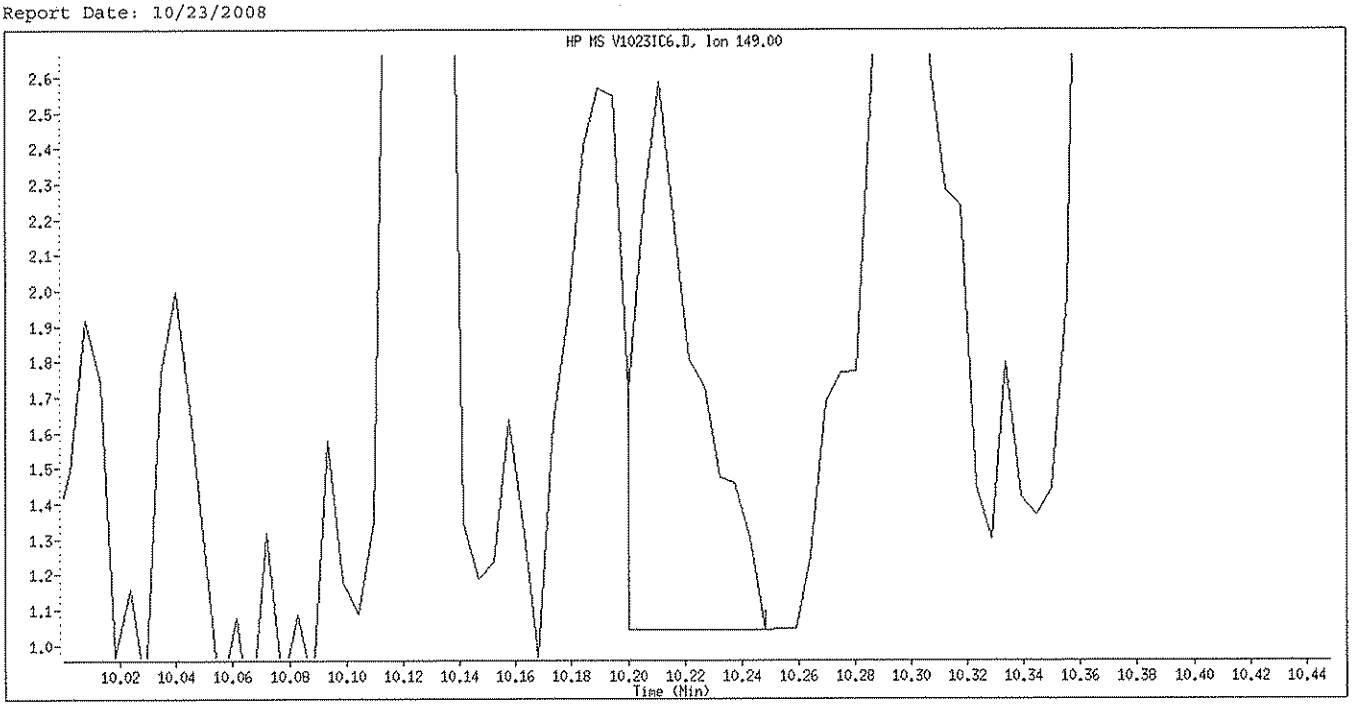

Original Integration

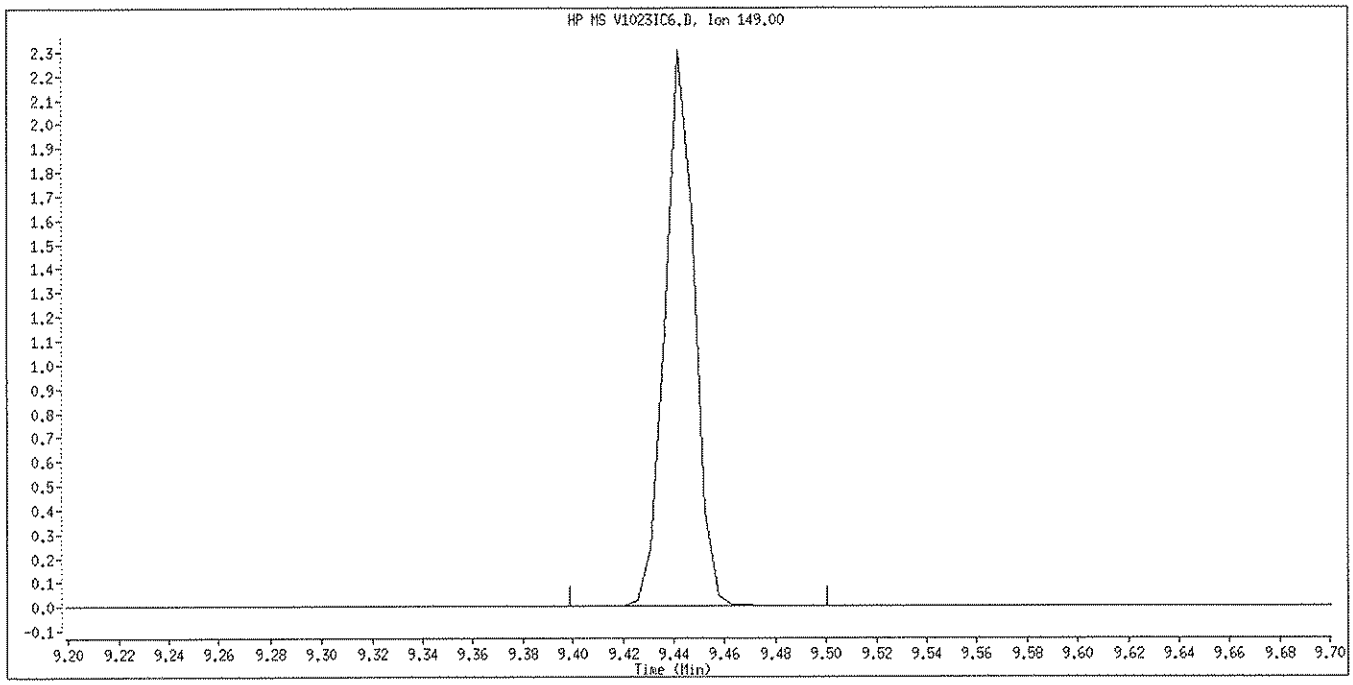

Manual Integration

Manually Integrated By: piccolinov
Manual Integration Reason: Peak Not Found

Data File Name: V1023IC6.D
Inj. Date and Time: 23-OCT-2008 01:53
Instrument ID: 731.i
Client ID: SSTD40
Compound Name: 3,3'-Dichlorobenzidine
CAS #: 91-94-1
Report Date: 10/23/2008

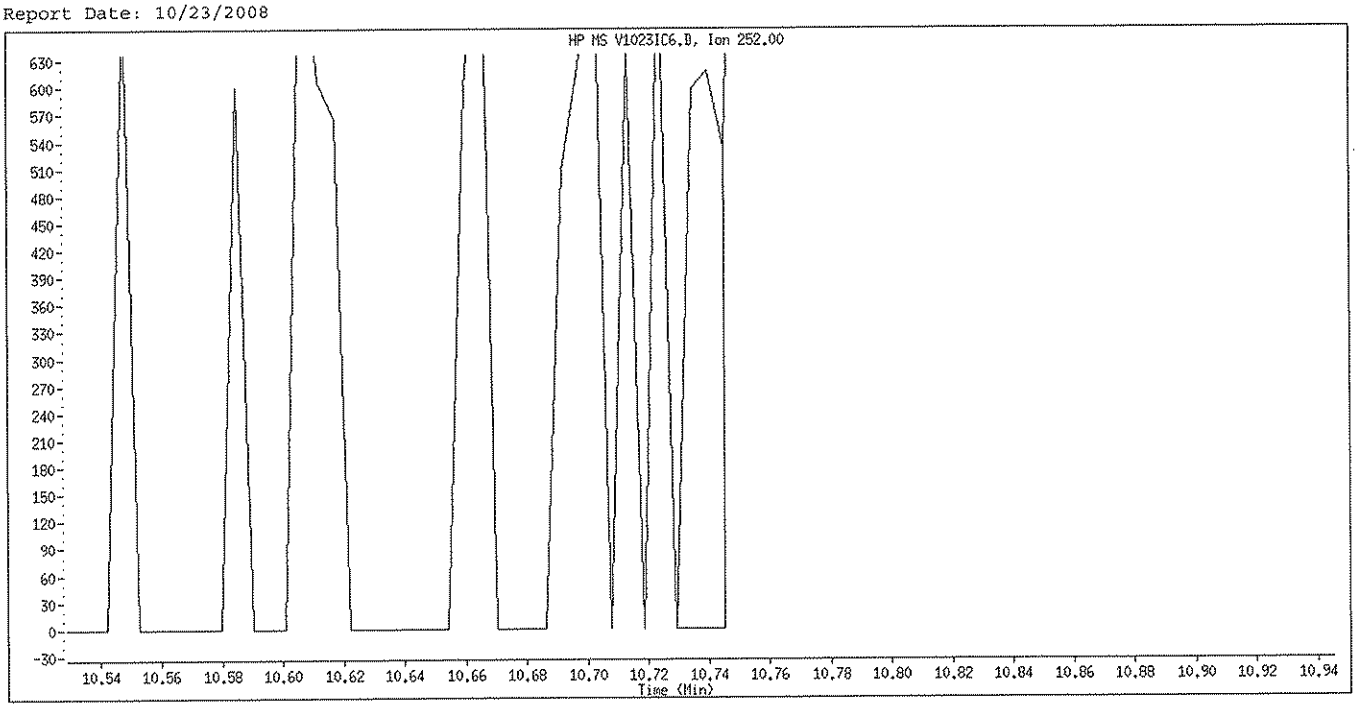

Original Integration

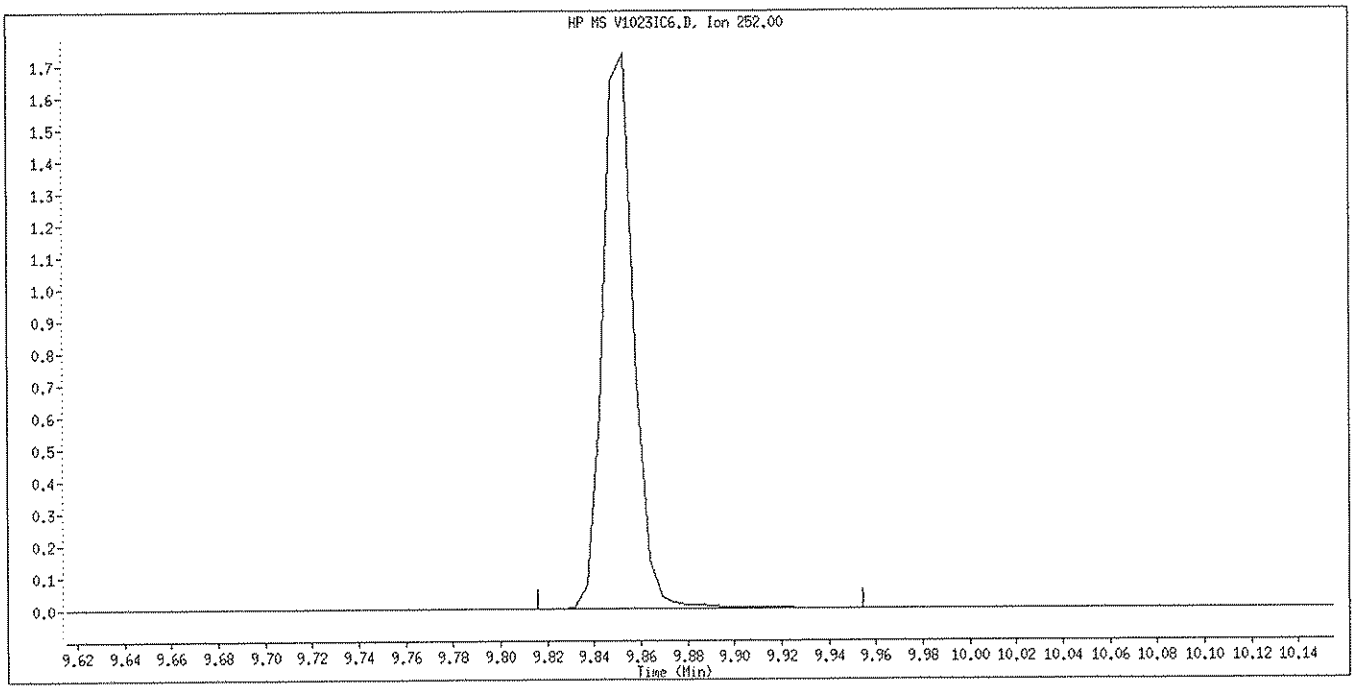

Manual Integration

Manually Integrated By: piccolinov
Manual Integration Reason: Peak Not Found

Data File Name: V1023IC6.D
Inj. Date and Time: 23-OCT-2008 01:53
Instrument ID: 731.i
Client ID: SSTD40
Compound Name: Benzo(a)Anthracene
CAS #: 56-55-3
Report Date: 10/23/2008

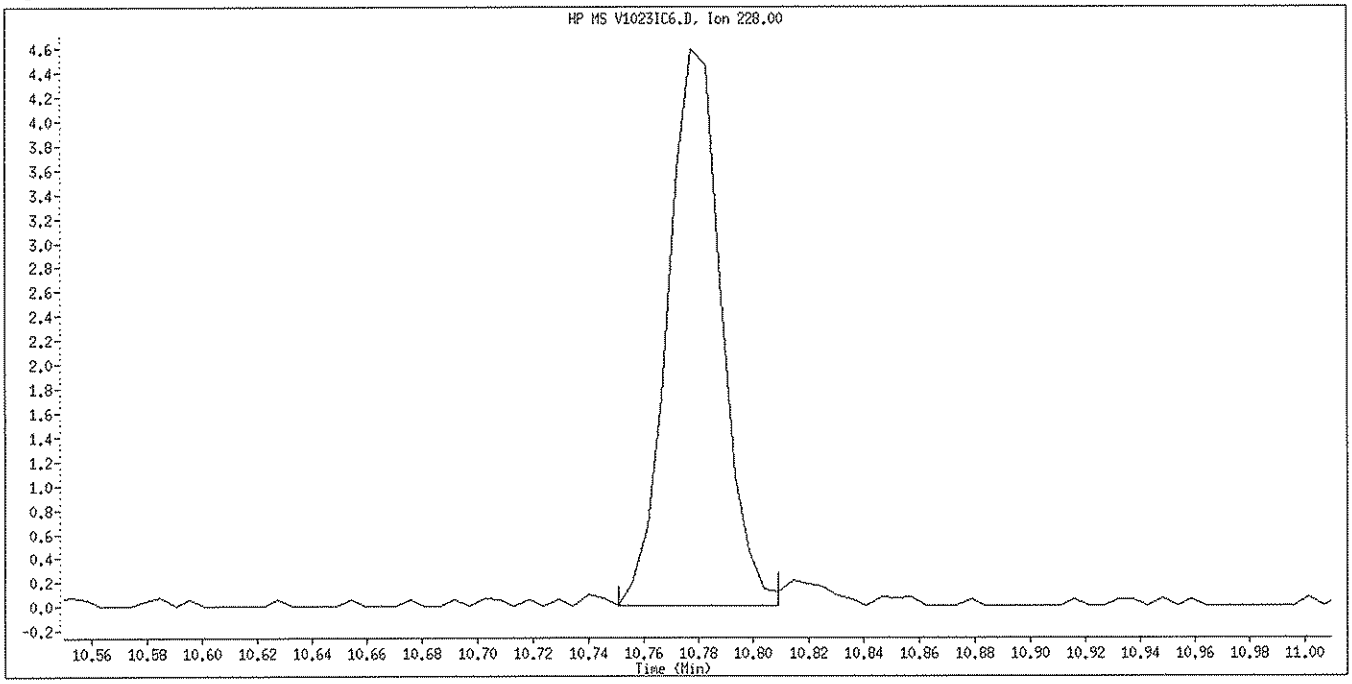

Original Integration

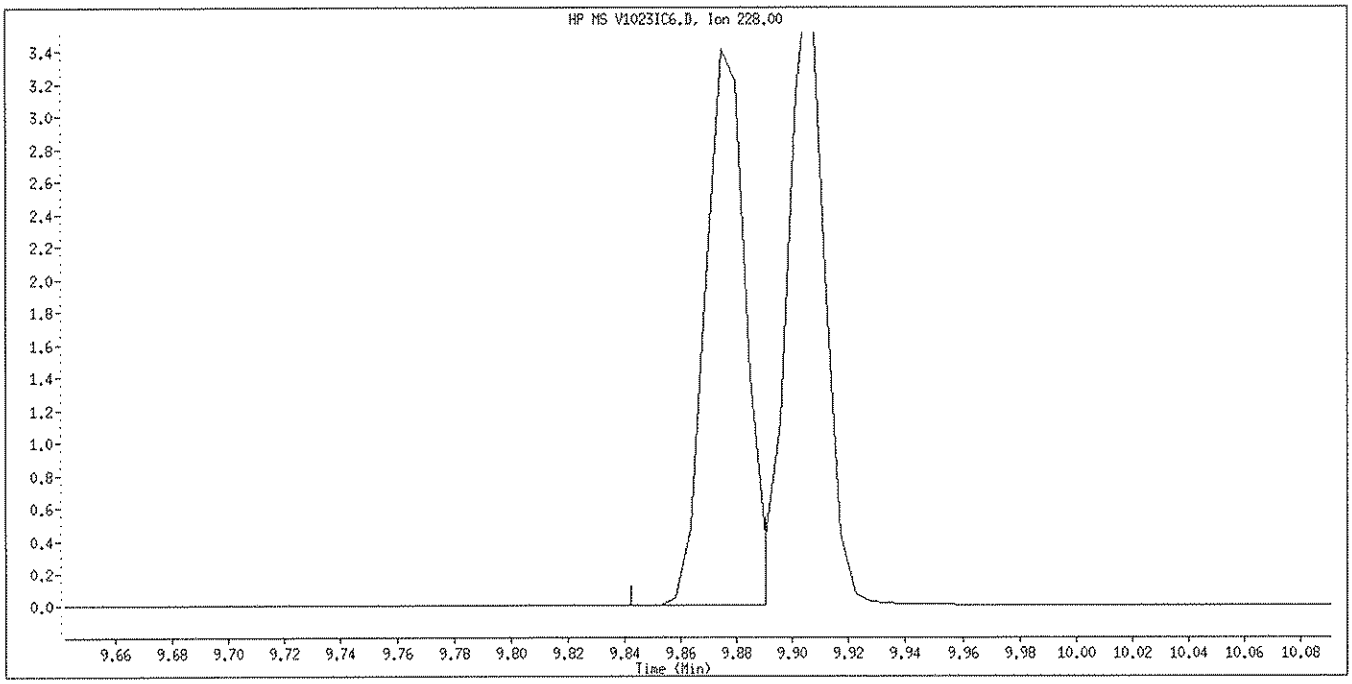

Manual Integration

Manually Integrated By: piccolinov
Manual Integration Reason: Peak Not Found

Data File Name: V1023IC6.D
Inj. Date and Time: 23-OCT-2008 01:53
Instrument ID: 731.i
Client ID: SSTD40
Compound Name: bis(2-ethylhexyl)Phthalate
CAS #: 117-81-7
Report Date: 10/23/2008

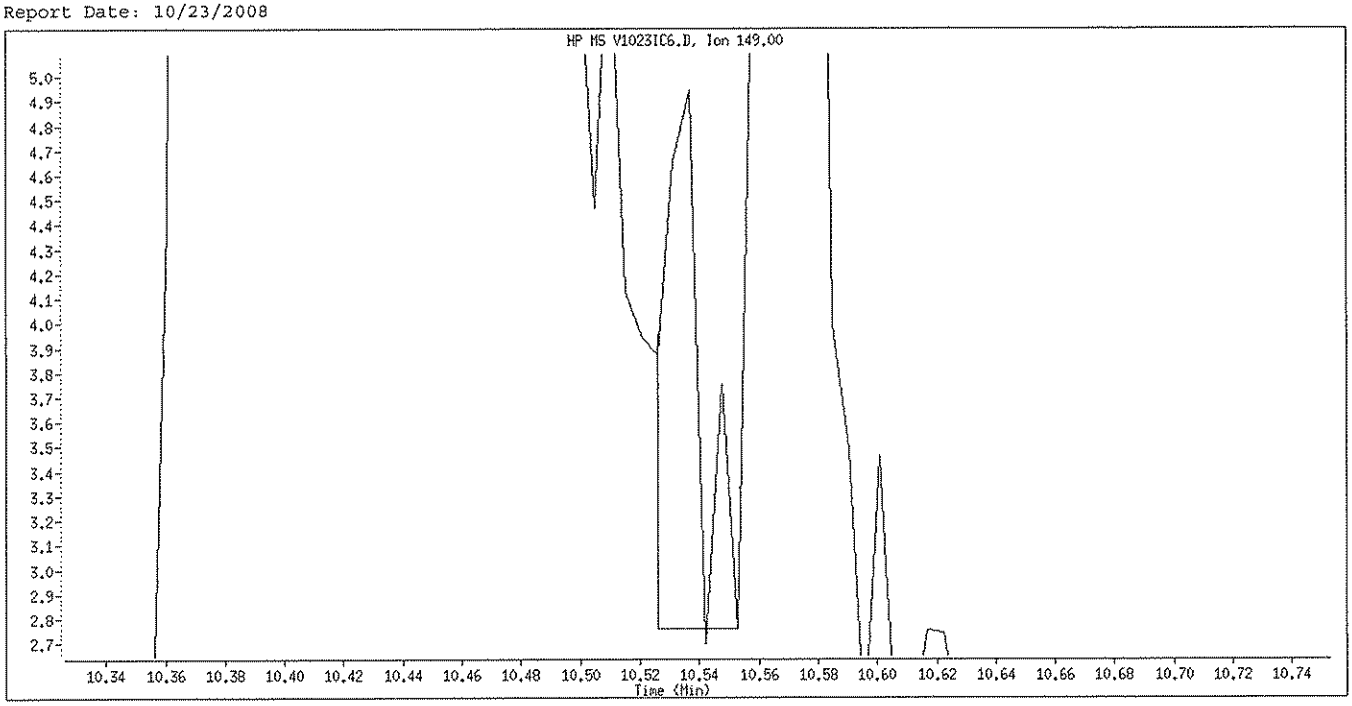

Original Integration

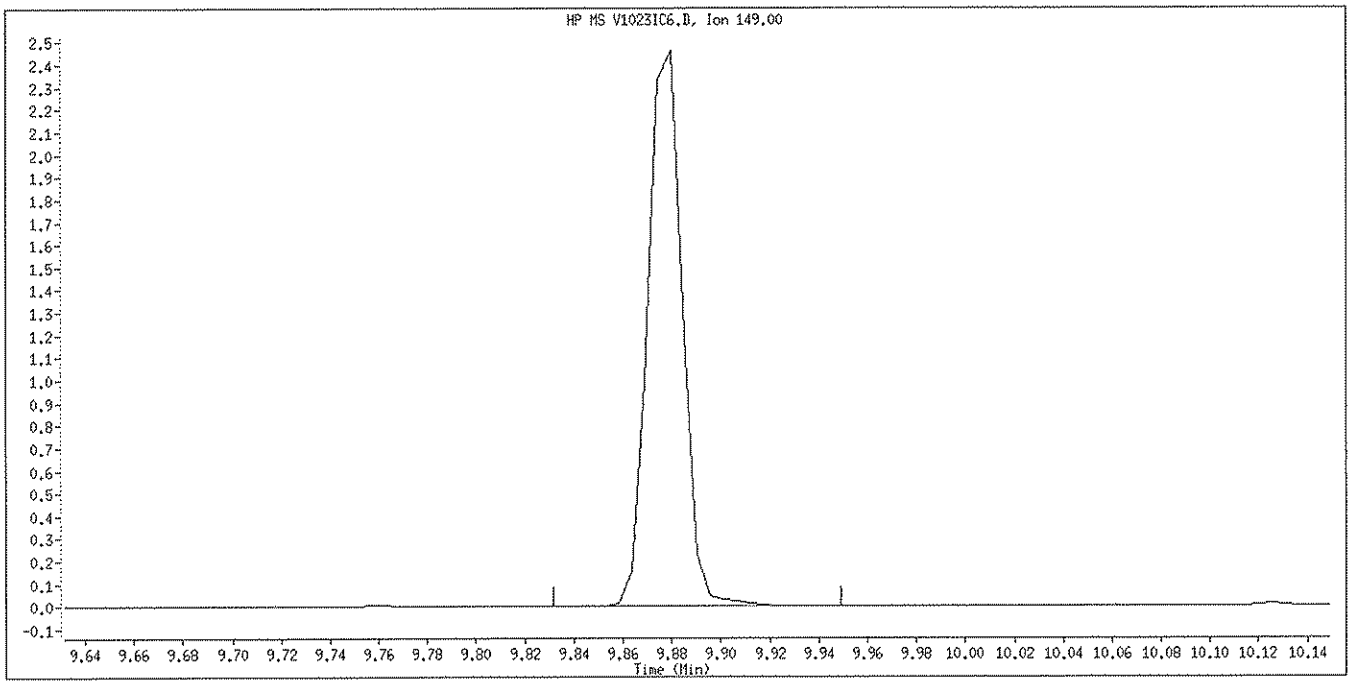

Manual Integration

Manually Integrated By: piccolinov
Manual Integration Reason: Peak Not Found

Data File Name: V1023IC6.D
Inj. Date and Time: 23-OCT-2008 01:53
Instrument ID: 731.i
Client ID: SSTD40
Compound Name: Chrysene-d12
CAS #: 1719-03-5
Report Date: 10/23/2008

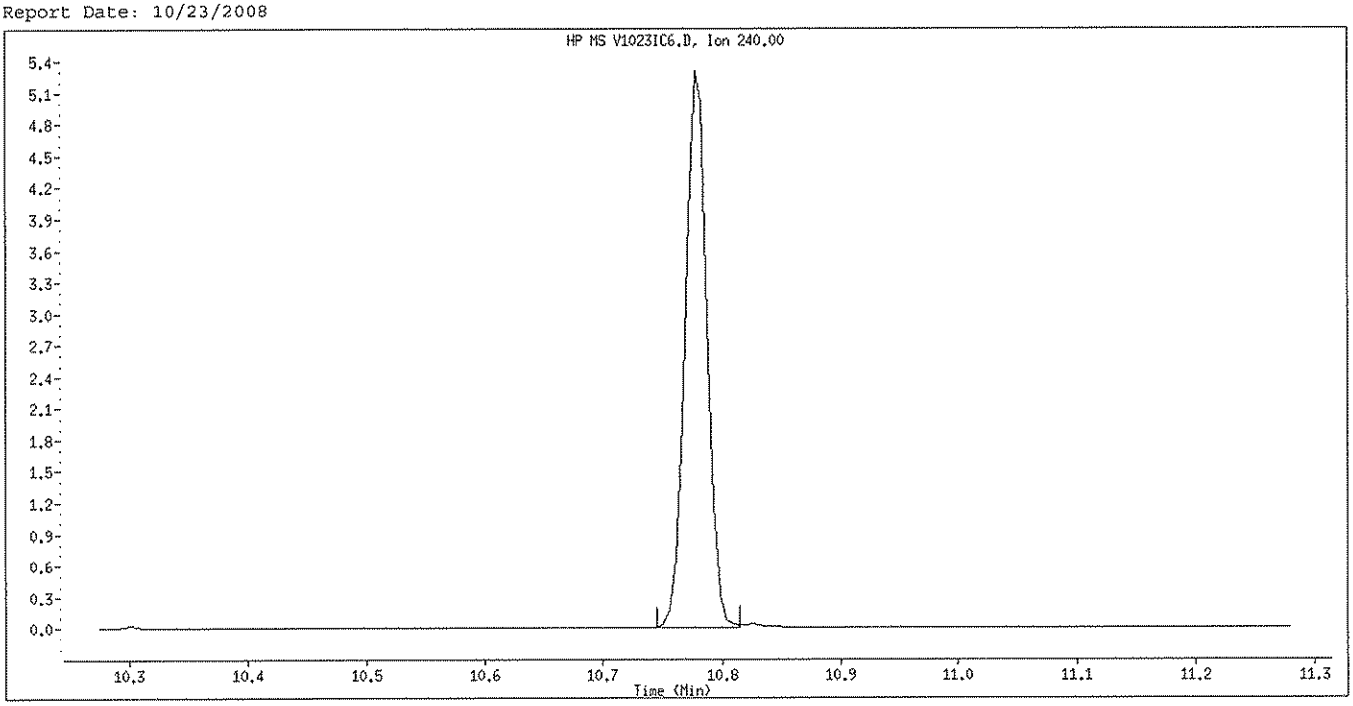

Original Integration

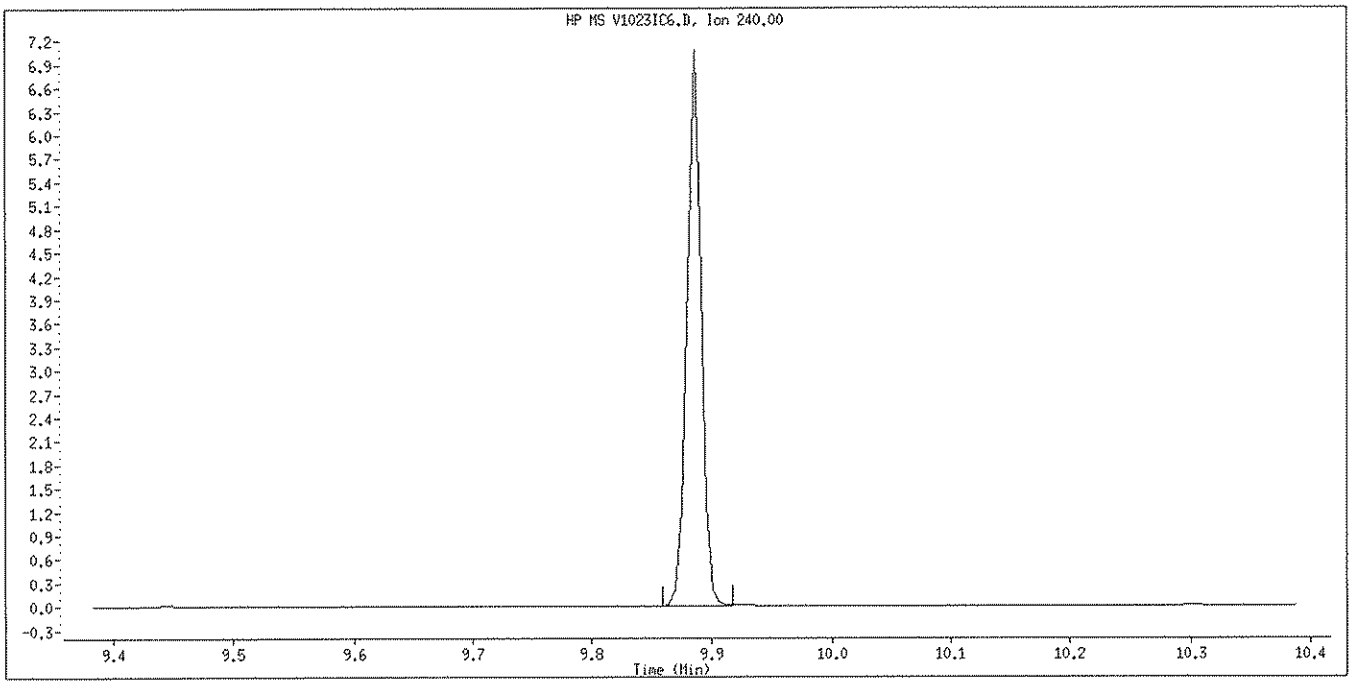

Manual Integration

Manually Integrated By: piccolinov
Manual Integration Reason: Unknown

Data File Name: V1023IC6.D
Inj. Date and Time: 23-OCT-2008 01:53
Instrument ID: 731.i
Client ID: SSTD40
Compound Name: Chrysene
CAS #: 218-01-9
Report Date: 10/23/2008

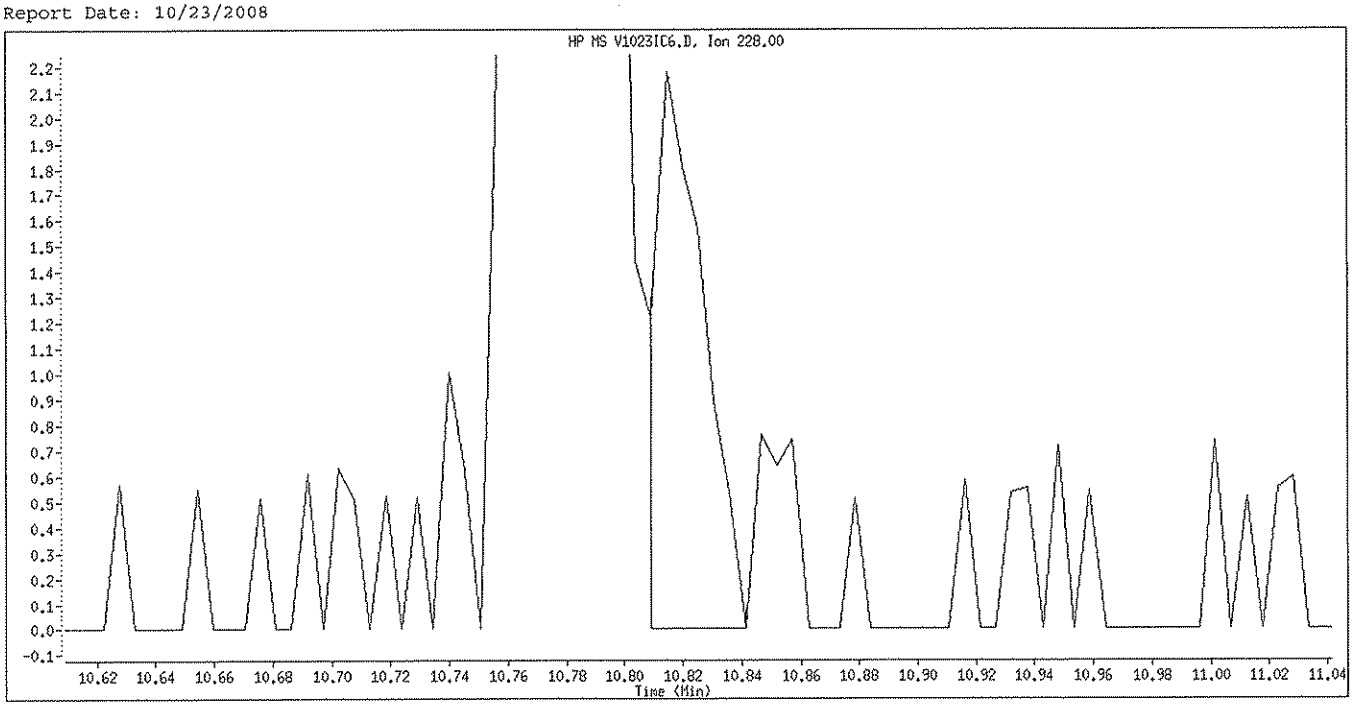

Original Integration

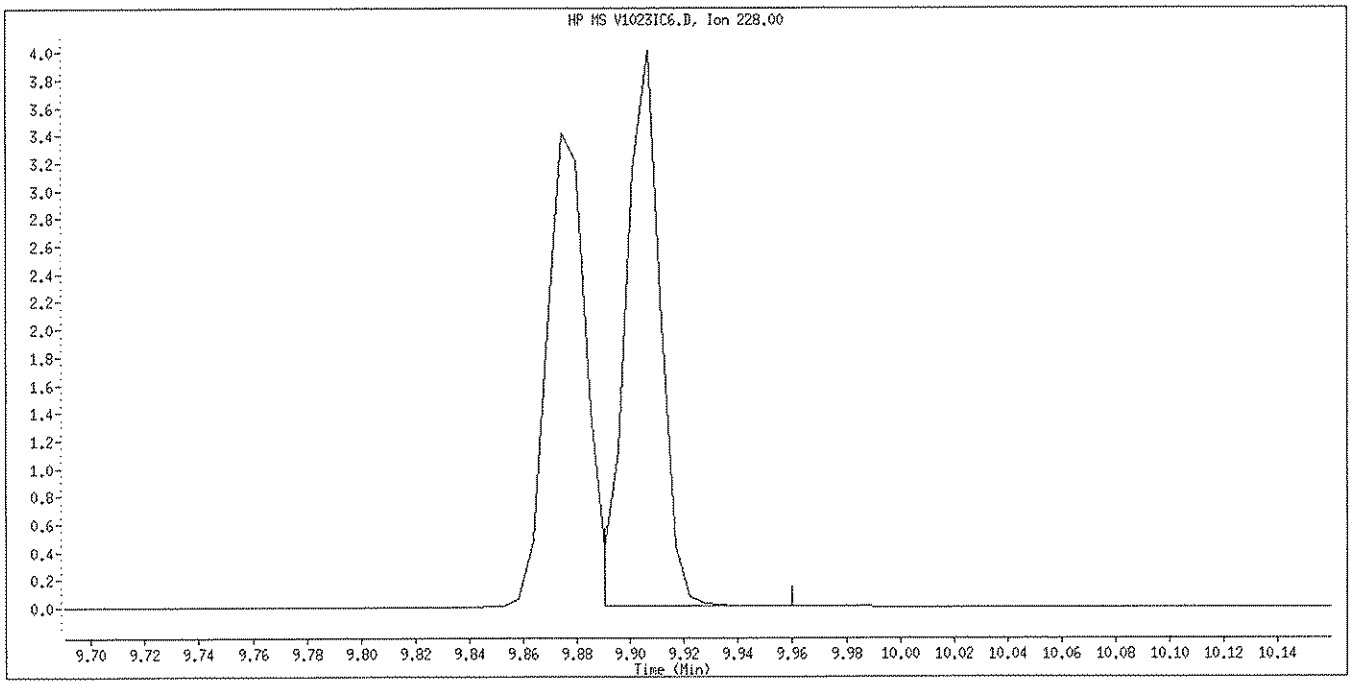

Manual Integration

Manually Integrated By: piccolinov
Manual Integration Reason: Peak Not Found

Data File: \\PITSVR06\D\chem\731.i\V102308.b\V1023IC7.D
Date : 23-OCT-2008 02:14
Client ID: SSTD80
Sample Info: SSTD80(40ug/mL) BNA0678-08 8270c11

Instrument: 731.i

Operator: 003200
Column diameter: 0.32

Column phase: DB5-MS

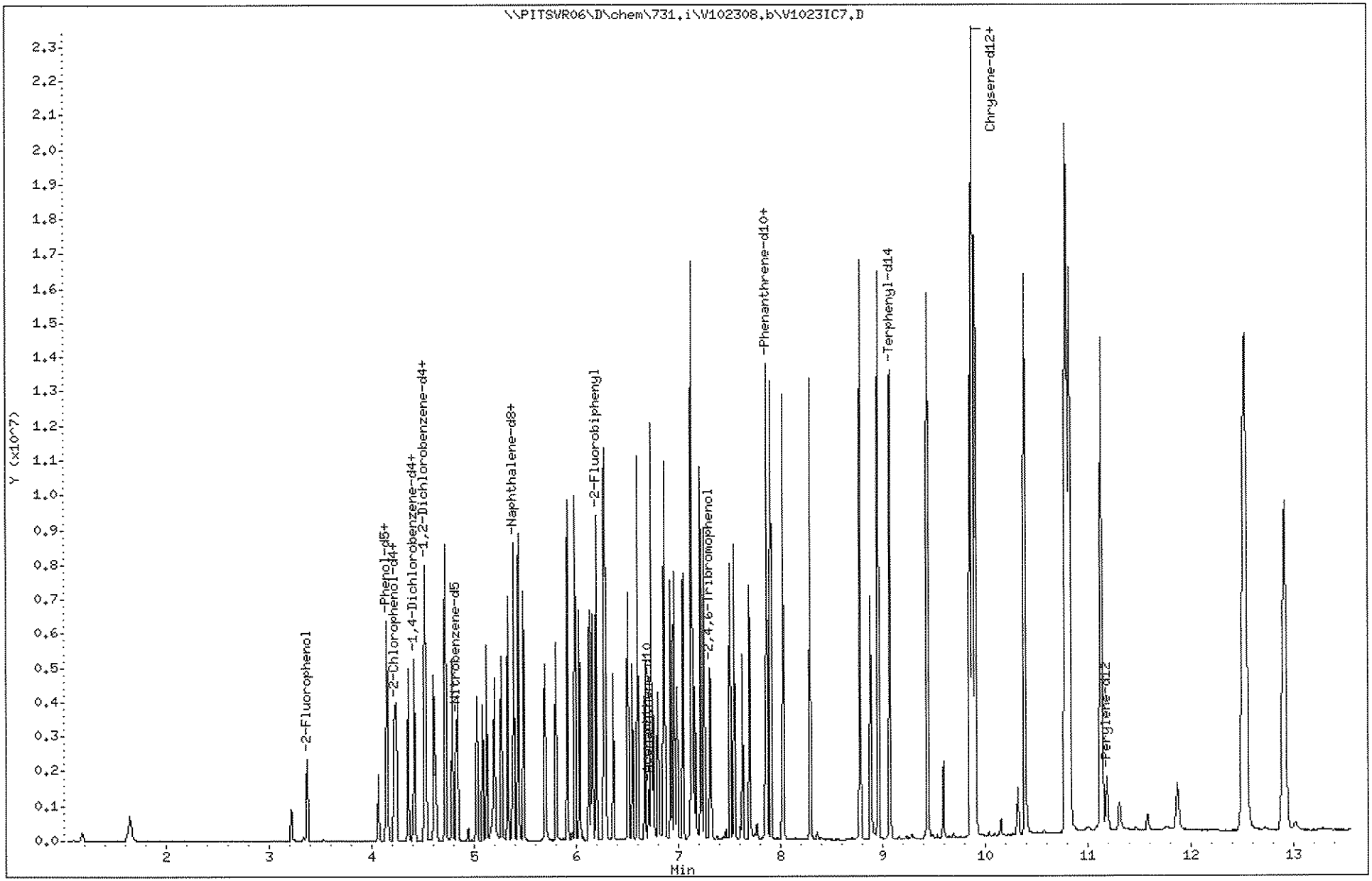

TestAmerica Pittsburgh

Semivolatile REPORT SW-846 Method 8270

Data file : \\PITSVR06\D\chem\731.i\V102308.b\V1023IC7.D
Lab Smp Id: SSTD80 Client Smp ID: SSTD80
Inj Date : 23-OCT-2008 02:14
Operator : 003200 Inst ID: 731.i
Smp Info : SSTD80(40ug/mL) BNA0678-08 8270cll
Misc Info : SSTD80,V102308.b,8270ll.m,padep.sub,1,7
Comment :
Method : \\PITSVR06\D\chem\731.i\V102308.b\8270ll.m
Meth Date : 23-Oct-2008 02:28 piccolinov Quant Type: ISTD
Cal Date : 23-OCT-2008 02:14 Cal File: V1023IC7.D
Als bottle: 8 Calibration Sample, Level: 7
Dil Factor: 1.00000
Integrator: HP RTE Compound Sublist: padep.sub
Target Version: 4.14
Processing Host: PITSVR06

	Compounds	QUANT SIG MASS	RT	EXP RT	REL RT	RESPONSE	AMOUNTS CAL-AMT (NG)	AMOUNTS ON-COL (NG)	
* 1	1,4-Dichlorobenzene-d4	152	4.403	4.403	(1.000)	92605	8.00000		
* 2	Naphthalene-d8	136	5.370	5.370	(1.000)	388634	8.00000		
* 3	Acenaphthene-d10	164	6.706	6.706	(1.000)	288080	8.00000		
* 4	Phenanthrene-d10	188	7.849	7.849	(1.000)	568517	8.00000		
* 5	Chrysene-d12	240	9.884	9.884	(1.000)	539256	8.00000		(H)
* 6	Perylene-d12	264	11.182	11.182	(1.000)	688961	8.00000		
198	1,4-Dioxane	88	1.182	1.182	(0.268)	152486	80.0000	89.676	
10	N-Nitrosodimethylamine	74	1.631	1.631	(0.370)	205366	80.0000	93.118	
9	Pyridine	79	1.647	1.647	(0.374)	423365	80.0000	94.579	
16	Methyl methanesulfonate	80	3.217	3.217	(0.731)	351161	80.0000	76.269	
206	Benzaldehyde	77	4.067	4.067	(0.924)	347804	80.0000	66.721	
21	Aniline	93	4.152	4.152	(0.943)	1122590	80.0000	67.352	
22	Phenol	94	4.152	4.152	(0.943)	1037715	80.0000	66.415	
23	bis(2-Chloroethyl)ether	93	4.216	4.216	(0.958)	751495	80.0000	68.530	
24	2-Chlorophenol	128	4.243	4.243	(0.964)	1031825	80.0000	69.187	
26	1,3-Dichlorobenzene	146	4.360	4.360	(0.990)	1289215	80.0000	72.257	
27	1,4-Dichlorobenzene	146	4.419	4.419	(1.004)	1309507	80.0000	71.514	
28	1,2-Dichlorobenzene	146	4.531	4.531	(1.029)	1146998	80.0000	65.517	
29	Benzyl Alcohol	108	4.515	4.515	(1.025)	554186	80.0000	71.776	
30	2-Methylphenol	108	4.606	4.606	(1.046)	890524	80.0000	71.096	
31	2,2'-oxybis(1-Chloropropane)	45	4.628	4.628	(1.051)	974006	80.0000	69.134	
37	Acetophenone	105	4.713	4.713	(1.070)	1189282	80.0000	66.786	
32	N-Nitroso-di-n-propylamine	70	4.724	4.724	(1.073)	480743	80.0000	66.151	
192	4-Methylphenol	108	4.724	4.724	(1.073)	800433	80.0000	63.211	
34	Hexachloroethane	117	4.788	4.788	(1.087)	558349	80.0000	71.404	
35	Nitrobenzene	77	4.841	4.841	(0.902)	955726	80.0000	74.266	
41	Isophorone	82	5.028	5.028	(0.936)	1764687	80.0000	75.847	
42	2-Nitrophenol	139	5.082	5.082	(0.946)	687568	80.0000	81.436	
43	2,4-Dimethylphenol	107	5.119	5.119	(0.953)	1042214	80.0000	73.914	
44	bis(2-Chloroethoxy)methane	93	5.194	5.194	(0.967)	1103913	80.0000	72.509	
48	2,4-Dichlorophenol	162	5.263	5.263	(0.980)	1116596	80.0000	77.382	
49	Benzoic Acid	122	5.210	5.210	(0.970)	735006	80.0000	118.58	(M)
50	1,2,4-Trichlorobenzene	180	5.327	5.327	(0.992)	1227091	80.0000	73.946	

Compounds	QUANT SIG MASS	RT	EXP RT	REL RT	RESPONSE	AMOUNTS CAL-AMT (NG)	AMOUNTS ON-COL (NG)
51 Naphthalene	128	5.386	5.386	(1.003)	3603142	80.0000	71.926
52 4-Chloroaniline	127	5.429	5.429	(1.011)	1362714	80.0000	70.455
54 2,6-Dichlorophenol	162	5.434	5.434	(1.012)	1065163	80.0000	69.868
56 Hexachlorobutadiene	225	5.482	5.482	(1.021)	715297	80.0000	73.778
208 Caprolactam	113	5.701	5.701	(1.062)	331701	80.0000	84.680(MH)
59 4-Chloro-3-Methylphenol	107	5.797	5.797	(1.080)	958877	80.0000	74.494
62 2-Methylnaphthalene	142	5.915	5.915	(1.101)	2550118	80.0000	71.517
63 1-Methylnaphthalene	142	5.990	5.990	(1.115)	2524631	80.0000	70.578
64 Hexachlorocyclopentadiene	237	6.032	6.032	(0.900)	930599	80.0000	93.592
66 2,4,6-Trichlorophenol	196	6.129	6.129	(0.914)	915322	80.0000	76.763
67 2,4,5-Trichlorophenol	196	6.155	6.155	(0.918)	968226	80.0000	79.644
209 1,1'-Biphenyl	154	6.273	6.273	(0.935)	3258312	80.0000	70.900
70 2-Chloronaphthalene	162	6.284	6.284	(0.937)	2572915	80.0000	69.050
73 2-Nitroaniline	65	6.358	6.358	(0.948)	673819	80.0000	80.043
76 Dimethylphthalate	163	6.503	6.503	(0.970)	3002951	80.0000	77.875
78 2,6-Dinitrotoluene	165	6.551	6.551	(0.977)	724374	80.0000	85.262
79 Acenaphthylene	152	6.599	6.599	(0.984)	4570698	80.0000	75.352
81 3-Nitroaniline	138	6.674	6.674	(0.995)	833187	80.0000	83.096
82 Acenaphthene	153	6.732	6.732	(1.004)	2755216	80.0000	72.742
83 2,4-Dinitrophenol	184	6.754	6.754	(1.007)	477286	80.0000	132.95
85 4-Nitrophenol	109	6.796	6.796	(1.014)	428878	80.0000	85.818
86 Dibenzofuran	168	6.866	6.866	(1.024)	3969195	80.0000	70.544
87 2,4-Dinitrotoluene	165	6.855	6.855	(1.022)	1001166	80.0000	82.094
91 2,3,5,6-Tetrachlorophenol	232	6.925	6.925	(1.033)	903030	80.0000	87.556
88 2,3,4,6-Tetrachlorophenol	232	6.957	6.957	(1.037)	892609	80.0000	80.801
92 2-Naphthylamine	143	6.989	6.989	(1.042)	1445953	80.0000	69.948
93 Diethylphthalate	149	7.048	7.048	(1.051)	3179413	80.0000	76.282
94 Fluorene	166	7.128	7.128	(1.063)	2857974	80.0000	79.933
95 4-Chlorophenyl-phenylether	204	7.128	7.128	(1.063)	1311538	80.0000	65.297
96 4-Nitroaniline	138	7.144	7.144	(1.065)	827503	80.0000	79.344
98 4,6-Dinitro-2-methylphenol	198	7.165	7.165	(0.913)	635672	80.0000	101.66
99 N-Nitrosodiphenylamine (1)	169	7.218	7.218	(0.920)	2543117	80.0000	74.071
100 1,2-Diphenylhydrazine	77	7.251	7.251	(0.924)	2929082	80.0000	72.381
106 4-Bromophenyl-phenylether	248	7.507	7.507	(0.956)	993981	80.0000	74.848
107 Hexachlorobenzene	284	7.544	7.544	(0.961)	1135899	80.0000	75.293
210 Atrazine	200	7.624	7.624	(0.971)	596161	80.0000	78.936
111 Pentachlorophenol	266	7.694	7.694	(0.980)	774512	80.0000	97.723
115 Phenanthrene	178	7.865	7.865	(1.002)	5246951	80.0000	72.958
116 Anthracene	178	7.908	7.908	(1.007)	5321757	80.0000	73.187
119 Carbazole	167	8.025	8.025	(1.022)	5293167	80.0000	75.328
120 Di-n-Butylphthalate	149	8.292	8.292	(1.056)	6534061	80.0000	77.479
123 Fluoranthene	202	8.778	8.778	(1.118)	6658493	80.0000	77.453
124 Benzidine	184	8.880	8.880	(0.898)	2720502	80.0000	114.84(M)
125 Pyrene	202	8.955	8.955	(0.906)	6885461	80.0000	83.245(M)
131 Butylbenzylphthalate	149	9.441	9.441	(0.955)	3245945	80.0000	83.792(M)
135 3,3'-Dichlorobenzidine	252	9.852	9.852	(0.997)	3005725	80.0000	93.130(M)
136 Benzo(a)Anthracene	228	9.873	9.873	(0.999)	5832607	80.0000	74.863(M)
137 Chrysene	228	9.906	9.906	(1.002)	6666904	80.0000	85.989(M)
139 bis(2-ethylhexyl)Phthalate	149	9.873	9.873	(0.999)	3851797	80.0000	71.207(M)
140 Di-n-octylphthalate	149	10.386	10.386	(0.929)	10279642	80.0000	78.633
141 Benzo(b)fluoranthene	252	10.798	10.798	(0.966)	9747046	80.0000	80.041
142 Benzo(k)fluoranthene	252	10.819	10.819	(0.968)	9304387	80.0000	76.492
143 7,12-dimethylbenz[a]anthracen	256	10.782	10.782	(0.964)	4185258	80.0000	77.742
146 Benzo(a)pyrene	252	11.129	11.129	(0.995)	8488410	80.0000	81.697

Compounds	QUANT SIG MASS	RT	EXP RT	REL RT	RESPONSE	AMOUNTS CAL-AMT (NG)	AMOUNTS ON-COL (NG)
149 Indeno(1,2,3-cd)pyrene	276	12.513	12.513	(1.119)	10458187	80.0000	82.614
150 Dibenz(a,h)anthracene	278	12.534	12.534	(1.121)	8690449	80.0000	81.720
151 Benzo(g,h,i)perylene	276	12.913	12.913	(1.155)	9176768	80.0000	83.022
$ 154 Nitrobenzene-d5	82	4.825	4.825	(0.899)	1020464	80.0000	75.413
$ 155 2-Fluorobiphenyl	172	6.198	6.198	(0.924)	3023228	80.0000	73.749
$ 156 Terphenyl-d14	244	9.072	9.072	(0.918)	4468289	80.0000	83.731(M)
$ 157 Phenol-d5	99	4.141	4.141	(0.941)	1051048	80.0000	71.542
$ 158 2-Fluorophenol	112	3.372	3.372	(0.766)	783480	80.0000	76.437
$ 159 2,4,6-Tribromophenol	330	7.315	7.315	(0.932)	564408	80.0000	84.460
$ 186 2-Chlorophenol-d4	132	4.227	4.227	(0.960)	1007502	80.0000	69.996
$ 187 1,2-Dichlorobenzene-d4	152	4.521	4.521	(1.027)	724414	80.0000	64.235

QC Flag Legend

M - Compound response manually integrated.
H - Operator selected an alternate compound hit.

Data File Name: V1023IC7.D
Inj. Date and Time: 23-OCT-2008 02:14
Instrument ID: 731.i
Client ID: SSTD80
Compound Name: Benzoic Acid
CAS #: 65-85-0
Report Date: 10/23/2008

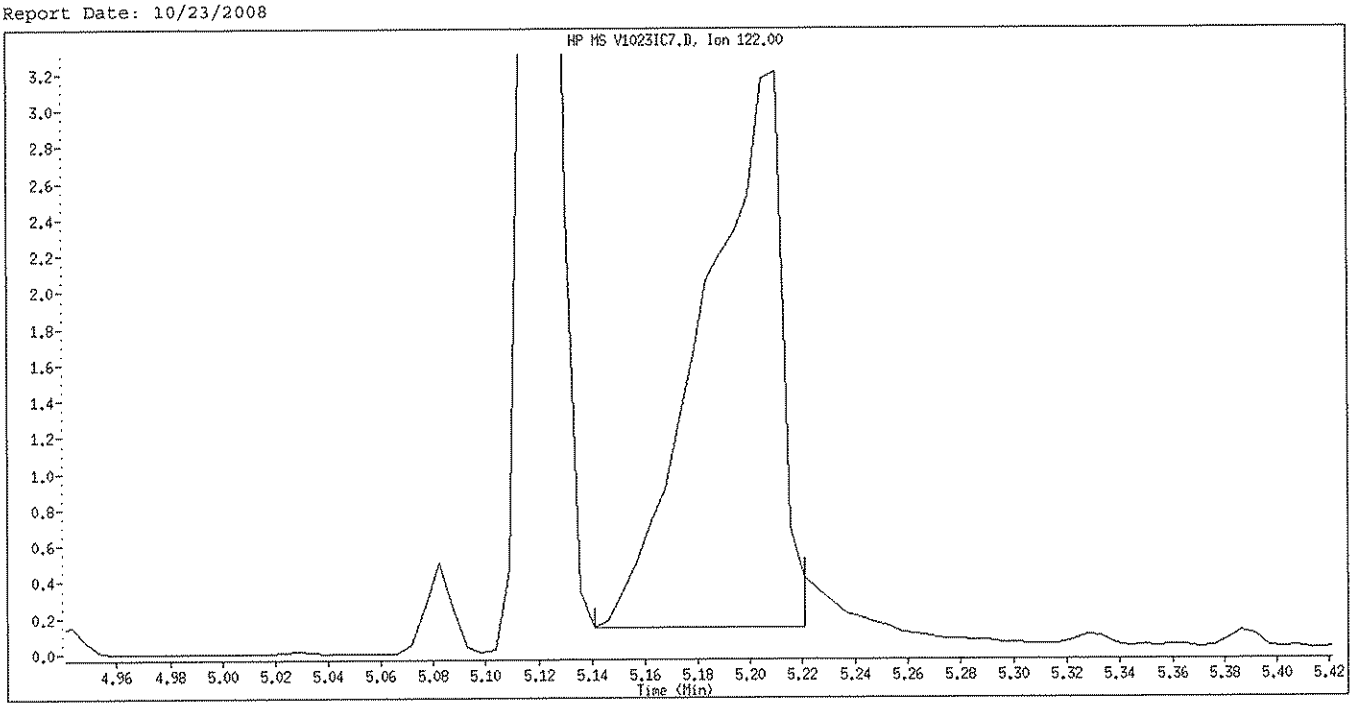

Original Integration

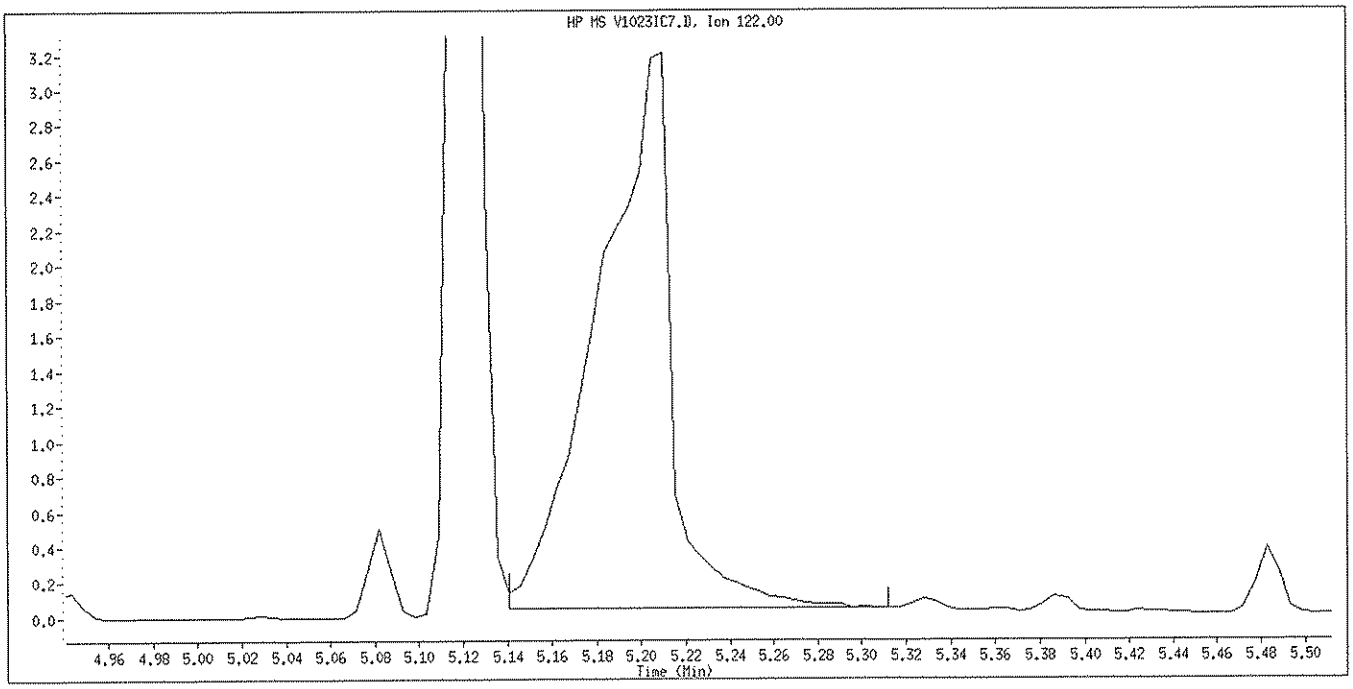

Manual Integration

Manually Integrated By: piccolinov
Manual Integration Reason: Peak Not Found

Data File Name: V1023IC7.D
Inj. Date and Time: 23-OCT-2008 02:14
Instrument ID: 731.i
Client ID: SSTD80
Compound Name: Caprolactam
CAS #: 105-60-2
Report Date: 10/23/2008

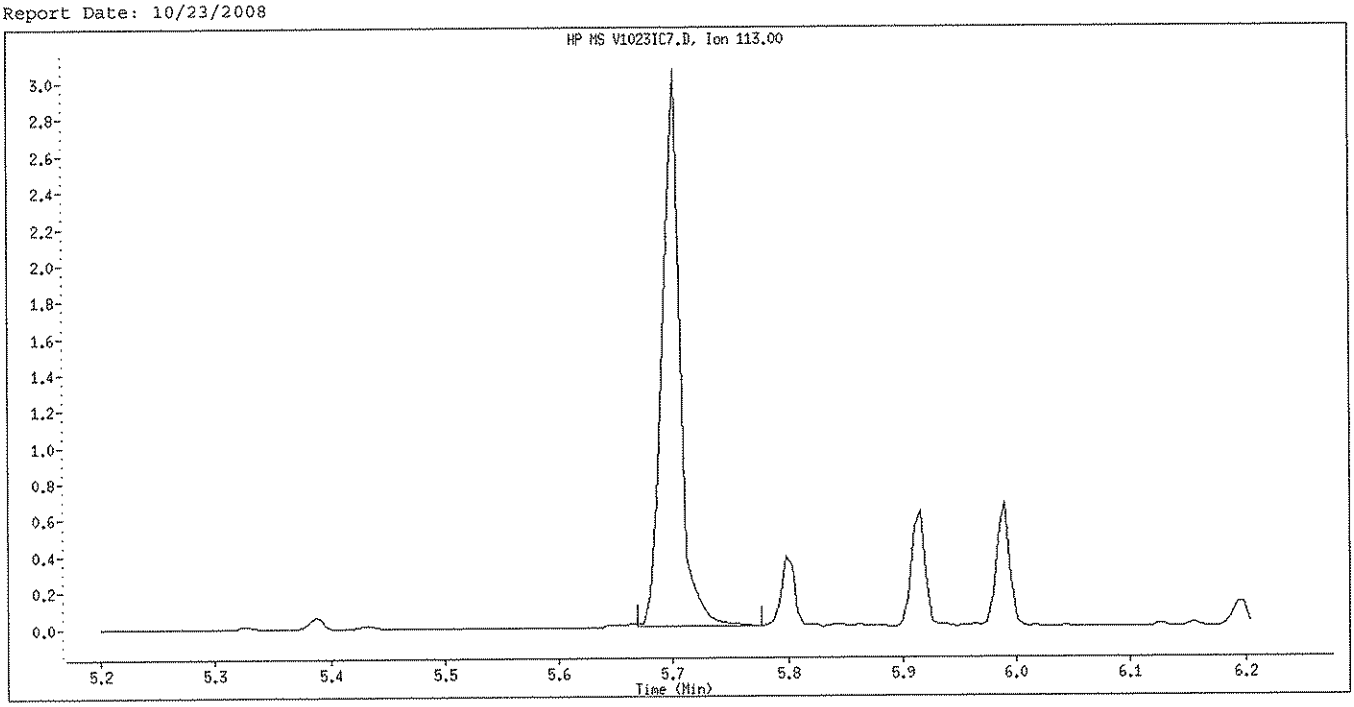

Original Integration

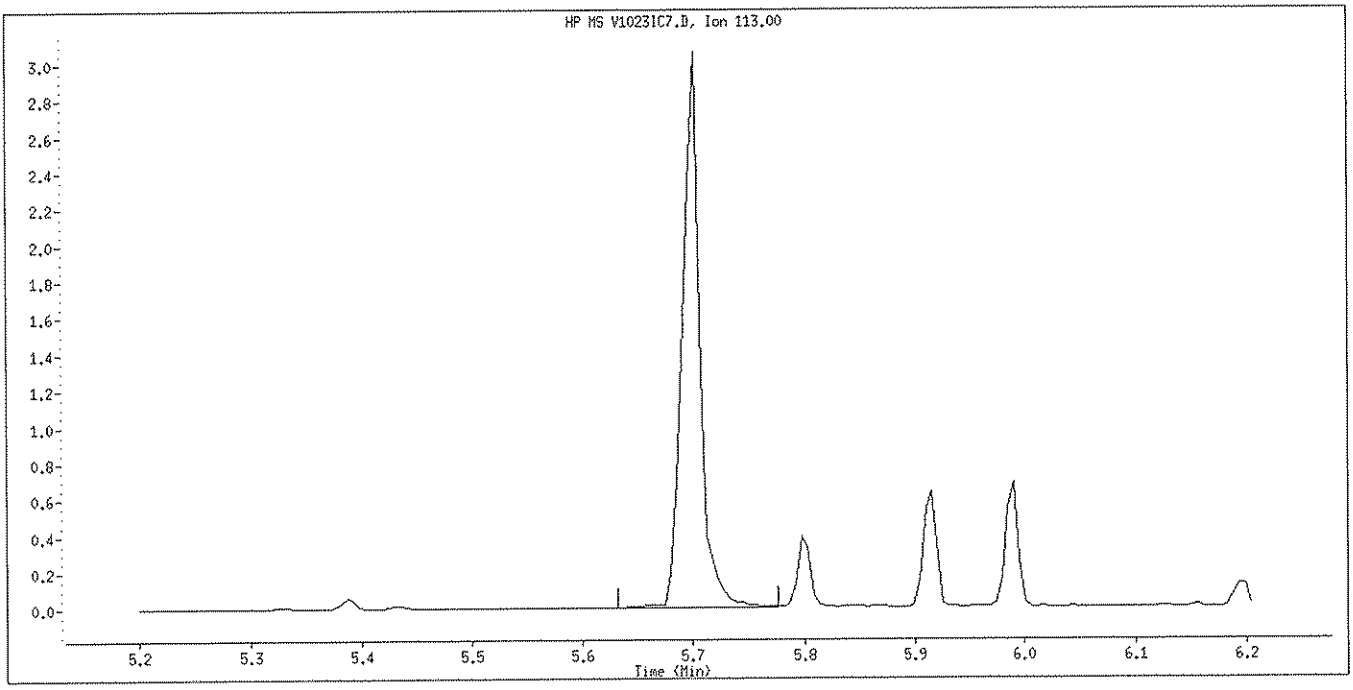

Manual Integration

Manually Integrated By: piccolinov
Manual Integration Reason: Peak Not Found

Data File Name: V1023IC7.D
Inj. Date and Time: 23-OCT-2008 02:14
Instrument ID: 731.i
Client ID: SSTD80
Compound Name: Benzidine
CAS #: 92-87-5
Report Date: 10/23/2008

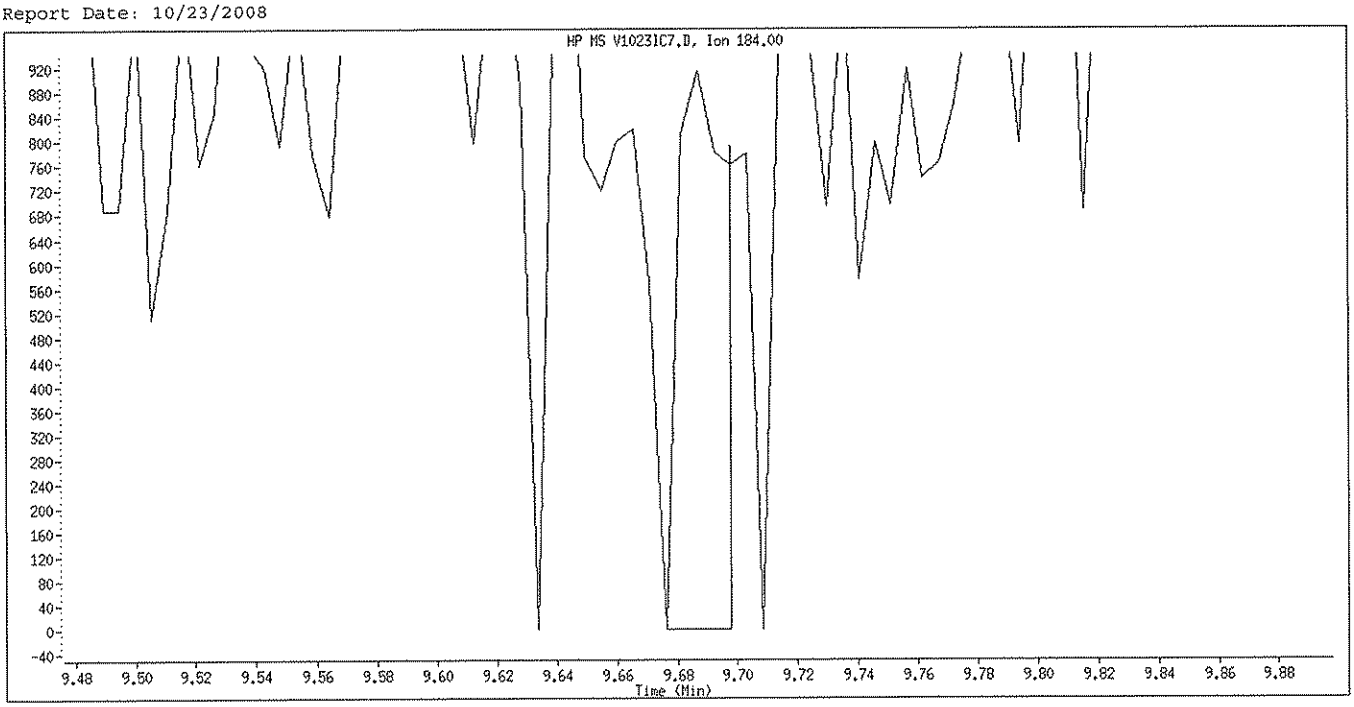

Original Integration

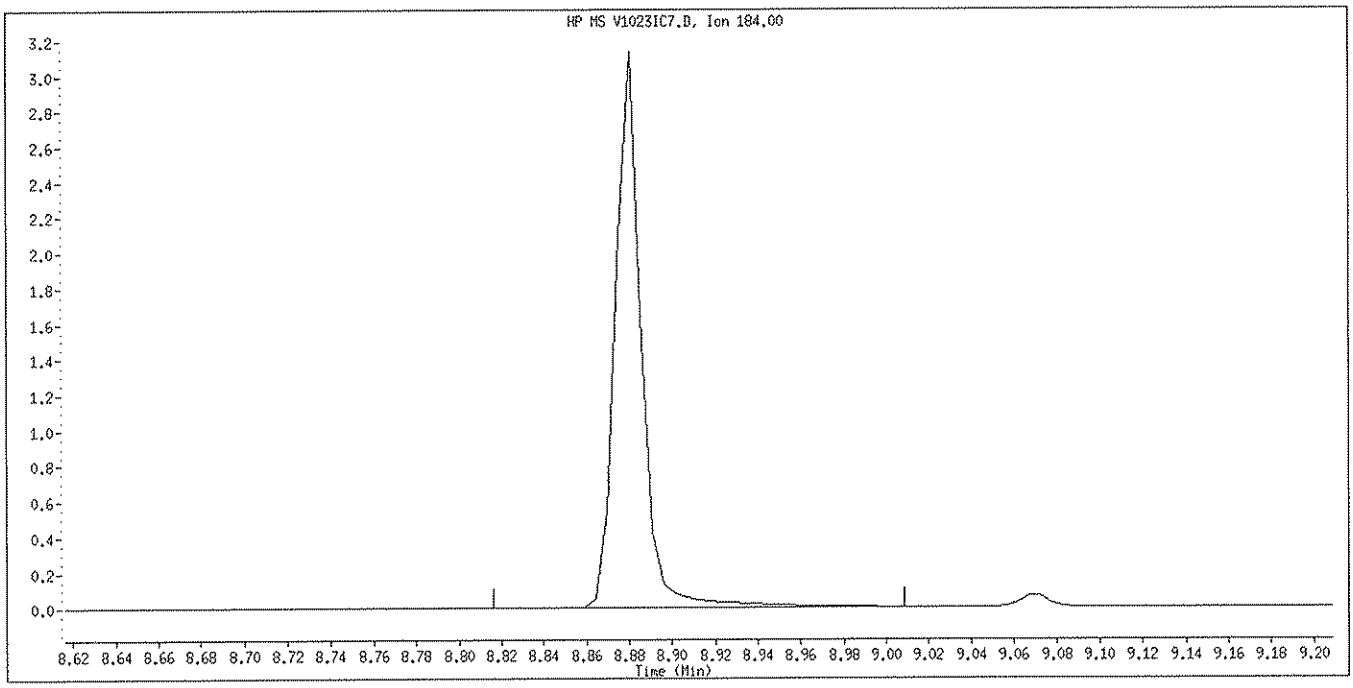

Manual Integration

Manually Integrated By: piccolinov
Manual Integration Reason: Peak Not Found

Data File Name: V1023IC7.D
Inj. Date and Time: 23-OCT-2008 02:14
Instrument ID: 731.i
Client ID: SSTD80
Compound Name: Pyrene
CAS #: 129-00-0
Report Date: 10/23/2008

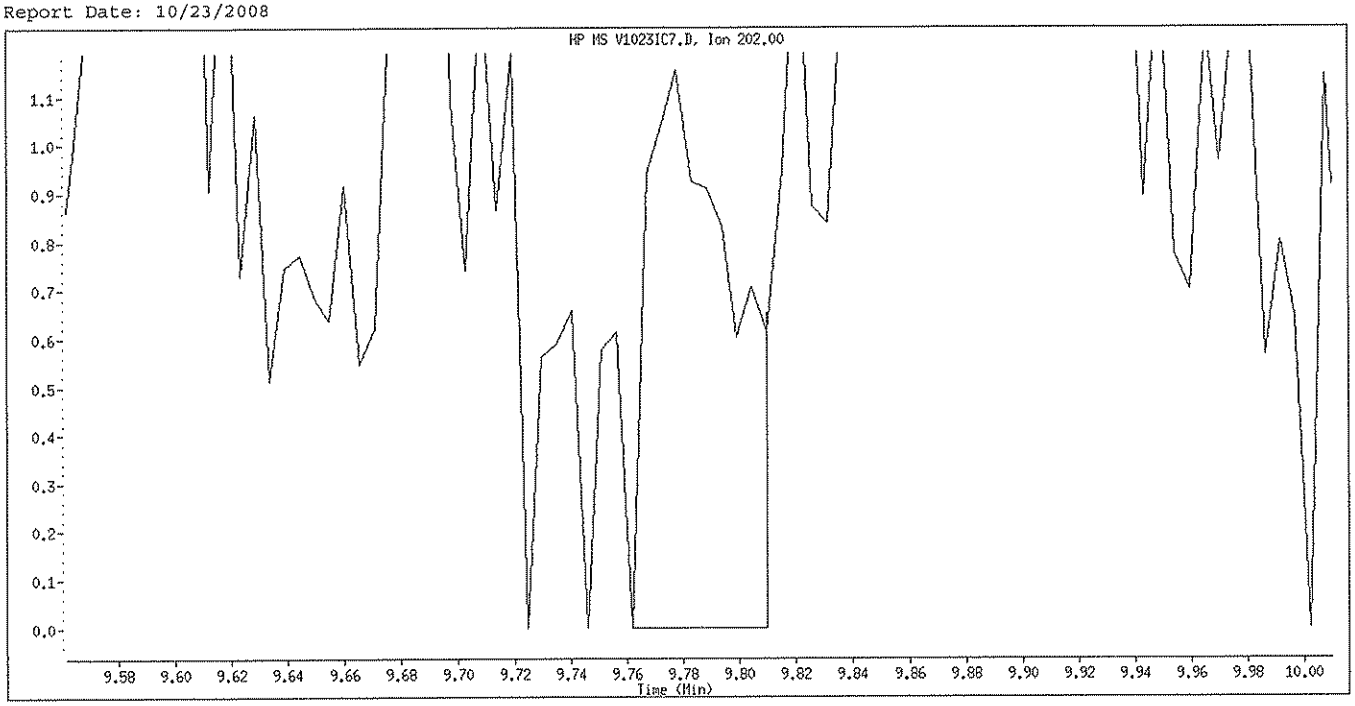

Original Integration

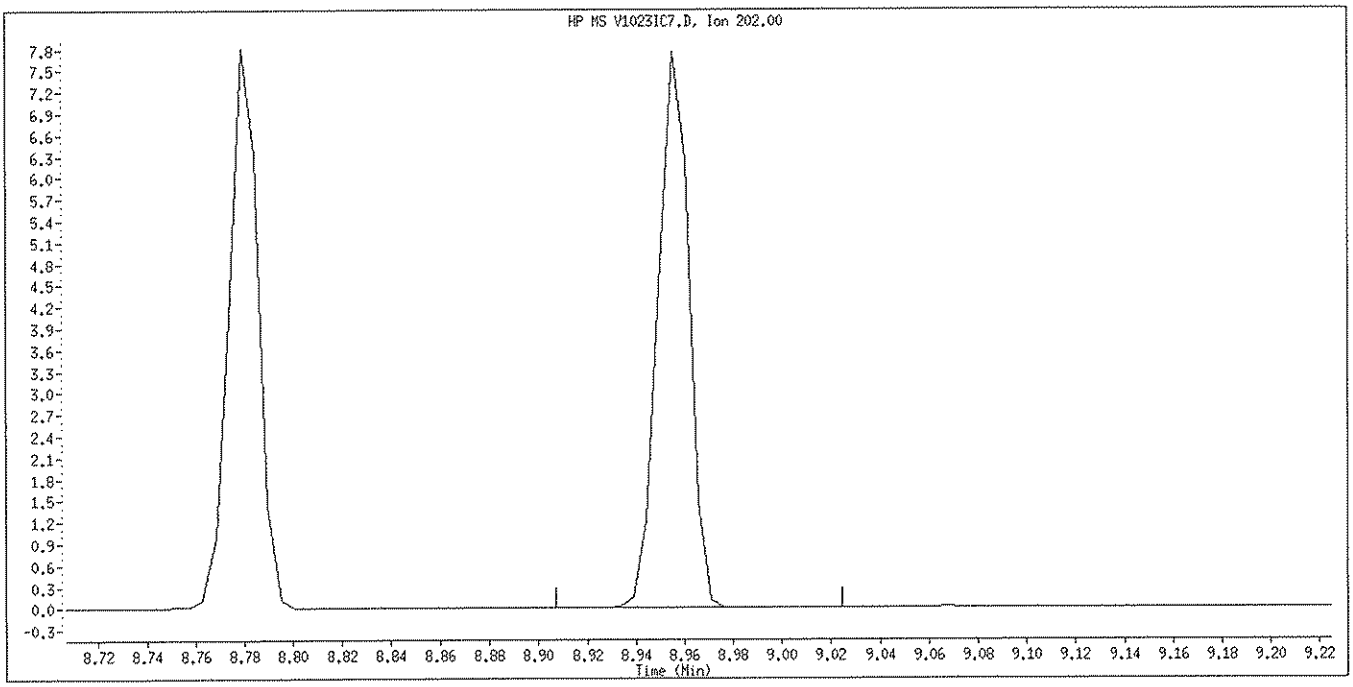

Manual Integration

Manually Integrated By: piccolinov
Manual Integration Reason: Peak Not Found

Data File Name: V1023IC7.D
Inj. Date and Time: 23-OCT-2008 02:14
Instrument ID: 731.i
Client ID: SSTD80
Compound Name: Terphenyl-d14
CAS #: 1718-51-0
Report Date: 10/23/2008

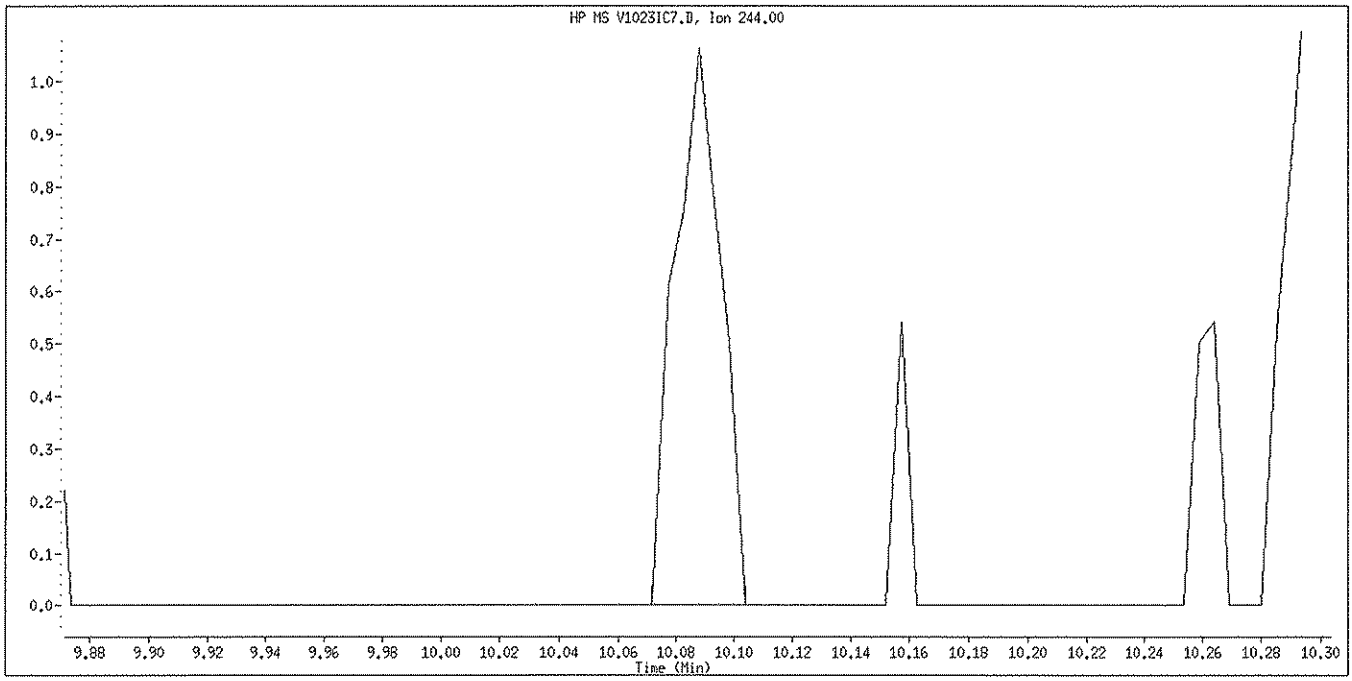

Original Integration

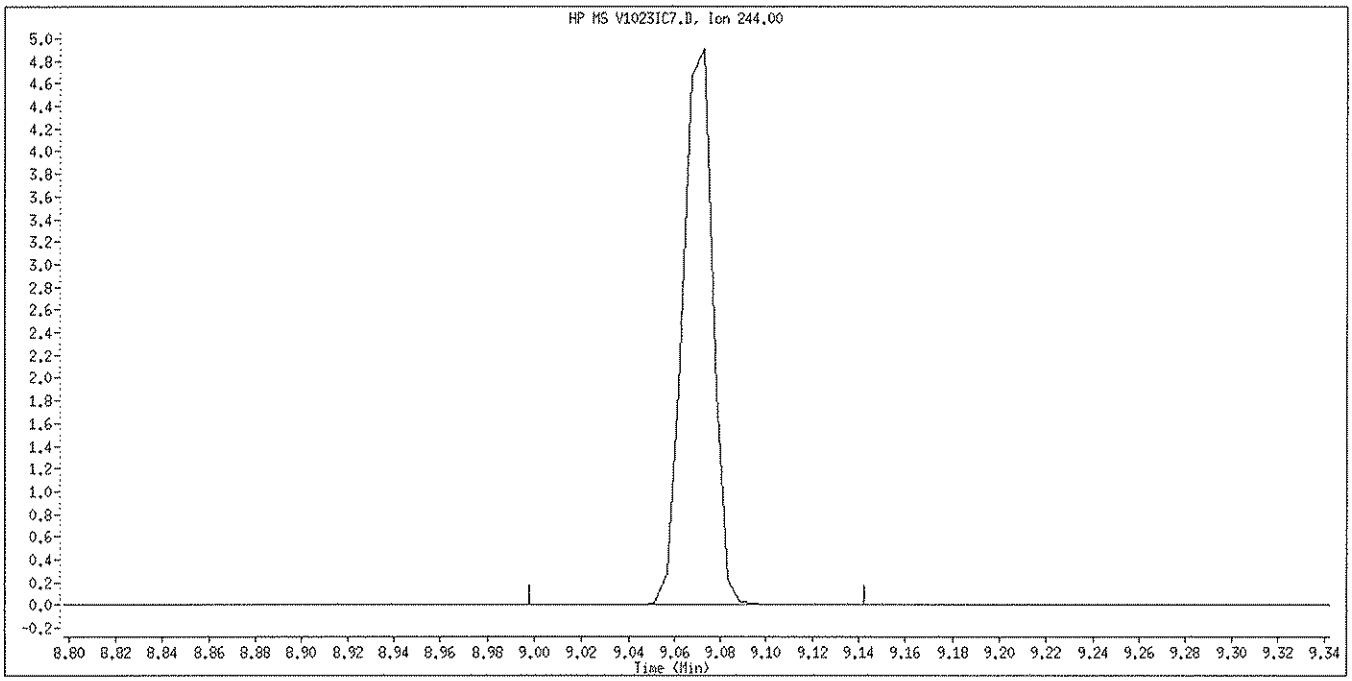

Manual Integration

Manually Integrated By: piccolinov
Manual Integration Reason: Peak Not Found

Data File Name: V1023IC7.D
Inj. Date and Time: 23-OCT-2008 02:14
Instrument ID: 731.i
Client ID: SSTD80
Compound Name: Butylbenzylphthalate
CAS #: 85-68-7
Report Date: 10/23/2008

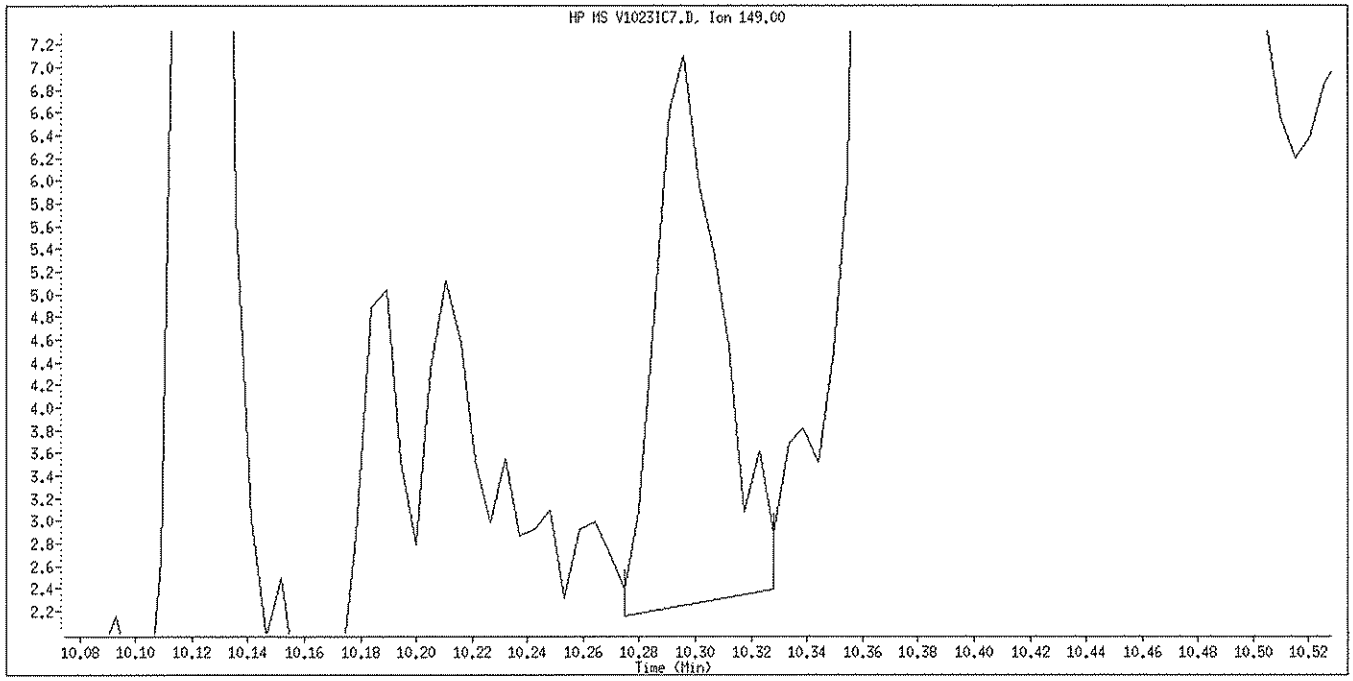

Original Integration

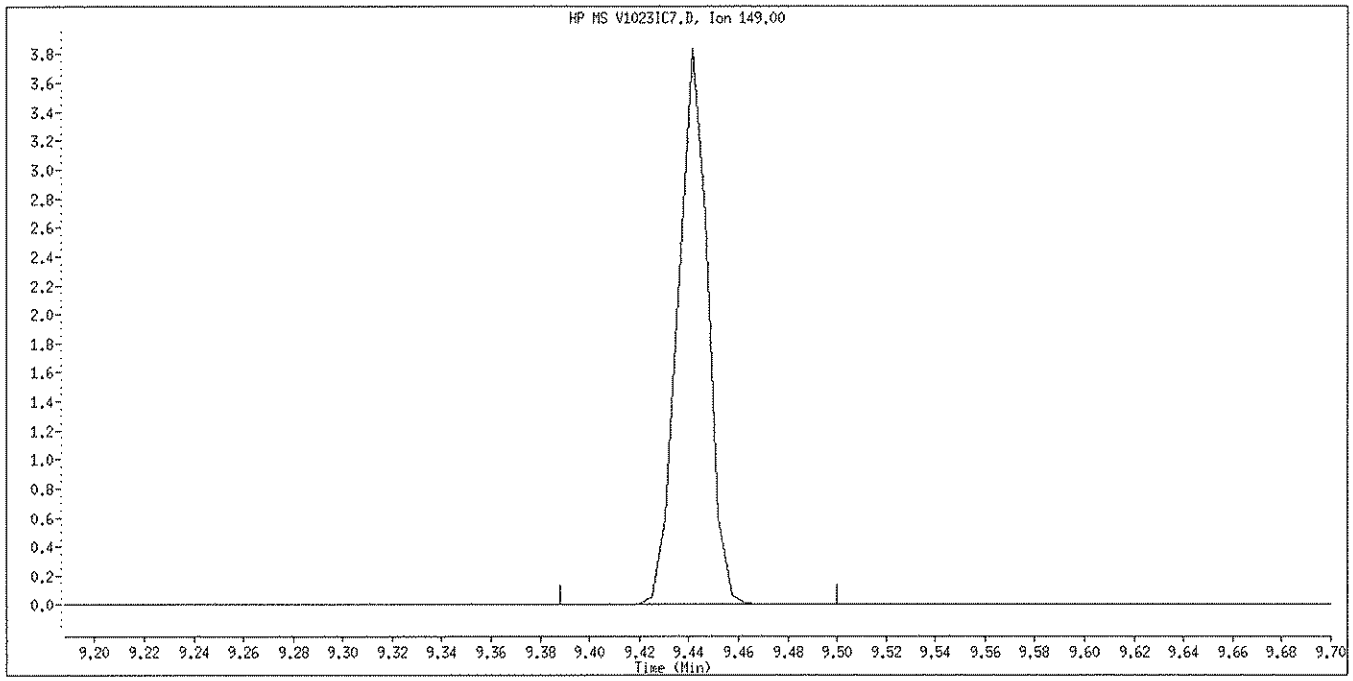

Manual Integration

Manually Integrated By: piccolinov
Manual Integration Reason: Peak Not Found

Data File Name: V1023IC7.D
Inj. Date and Time: 23-OCT-2008 02:14
Instrument ID: 731.i
Client ID: SSTD80
Compound Name: 3,3'-Dichlorobenzidine
CAS #: 91-94-1
Report Date: 10/23/2008

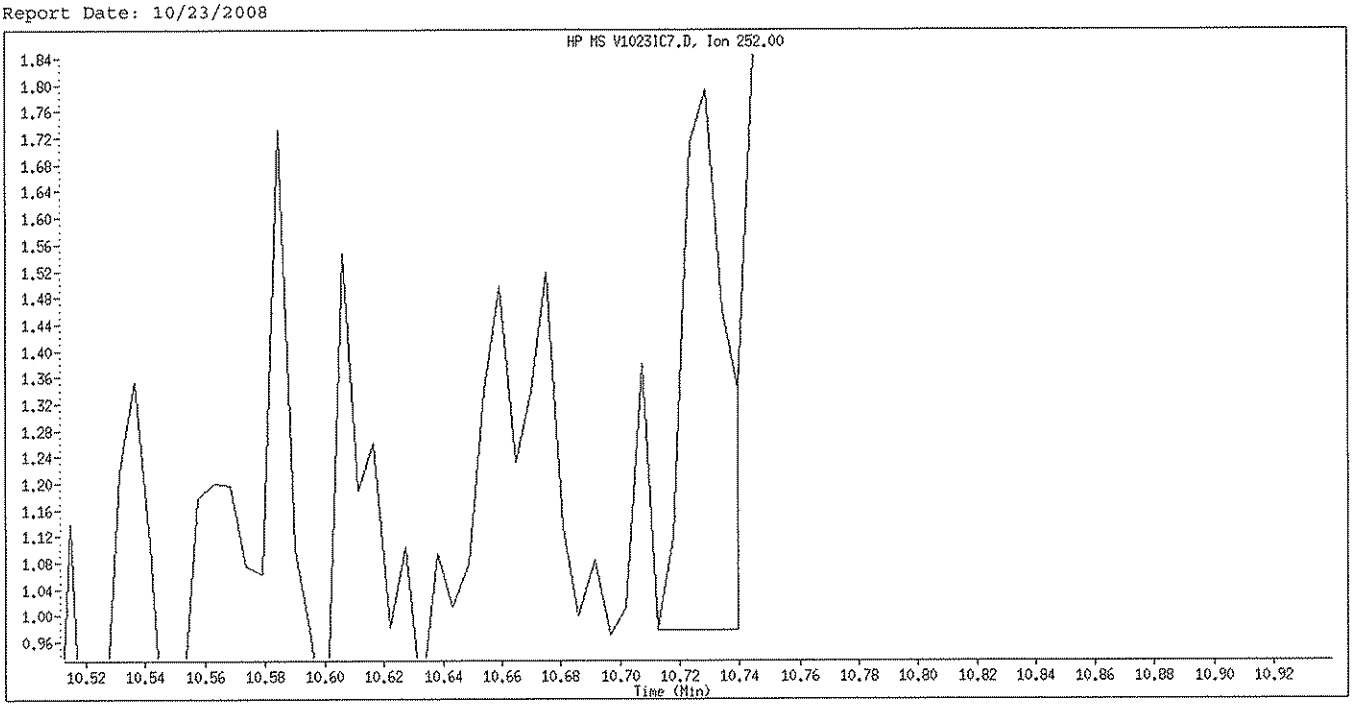

Original Integration

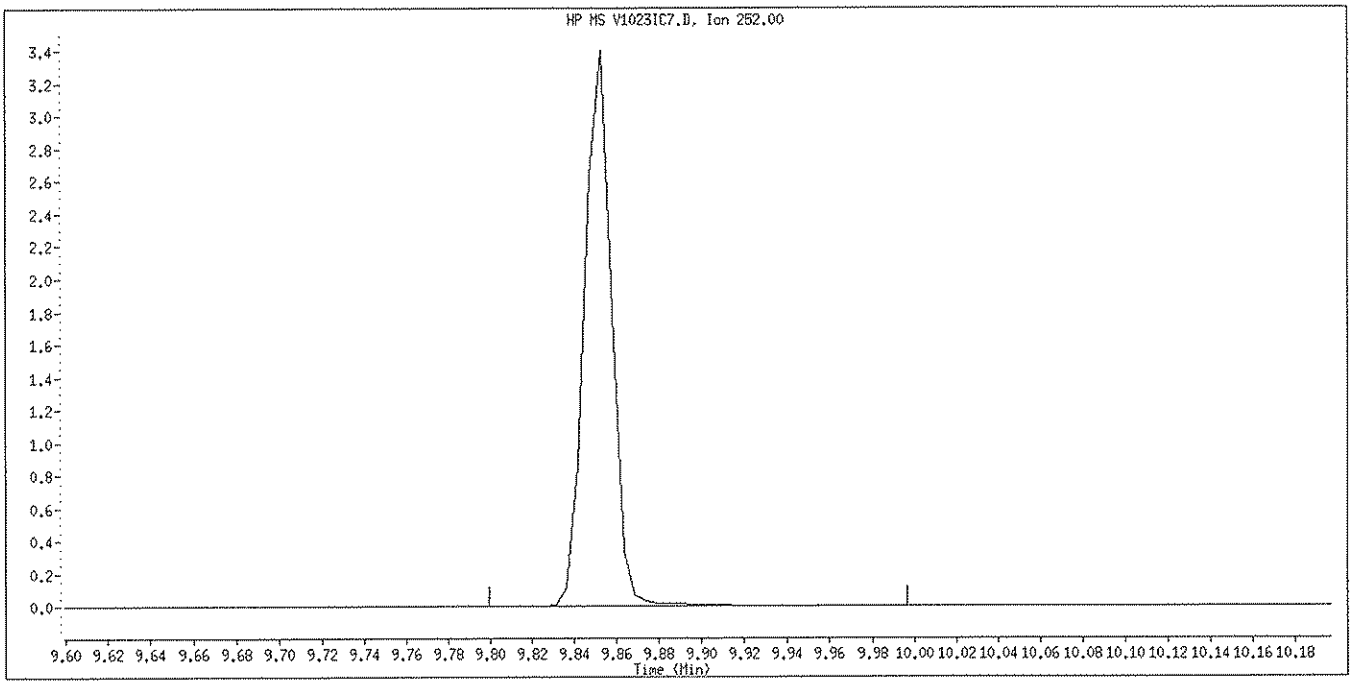

Manual Integration

Manually Integrated By: piccolinov
Manual Integration Reason: Peak Not Found

Data File Name: V1023IC7.D
Inj. Date and Time: 23-OCT-2008 02:14
Instrument ID: 731.i
Client ID: SSTD80
Compound Name: bis(2-ethylhexyl)Phthalate
CAS #: 117-81-7
Report Date: 10/23/2008

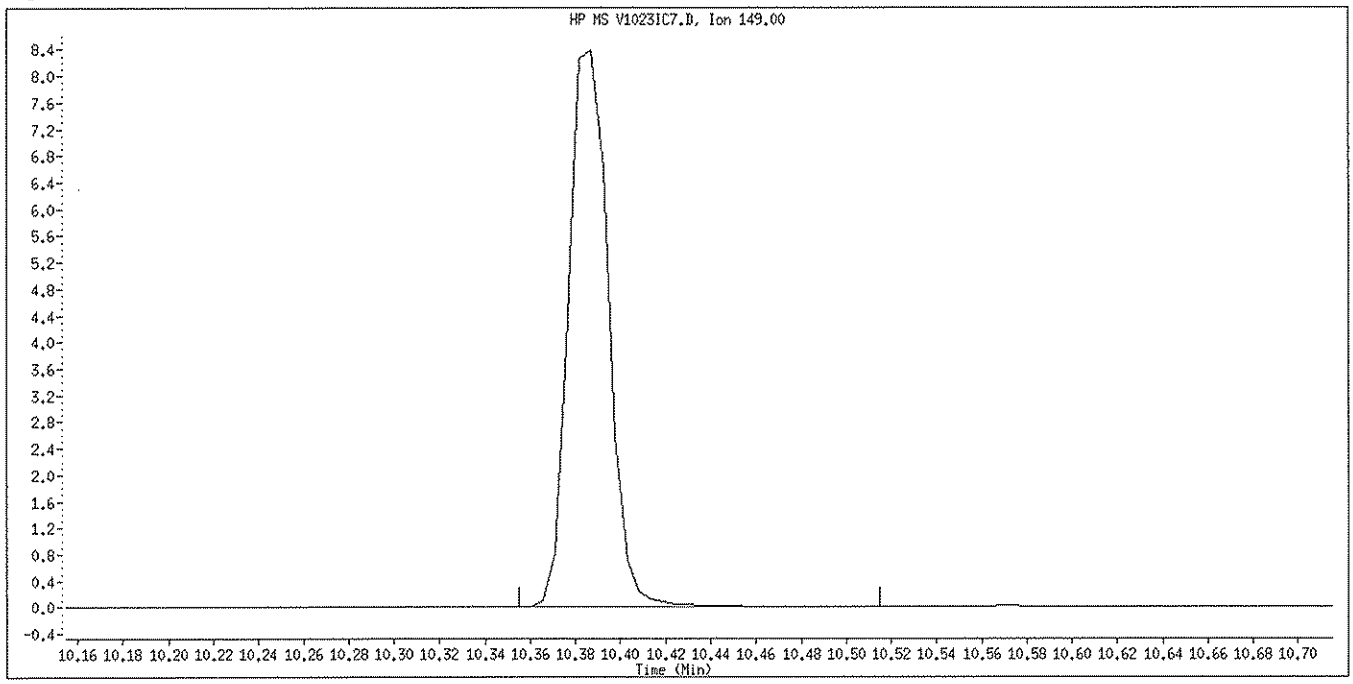

Original Integration

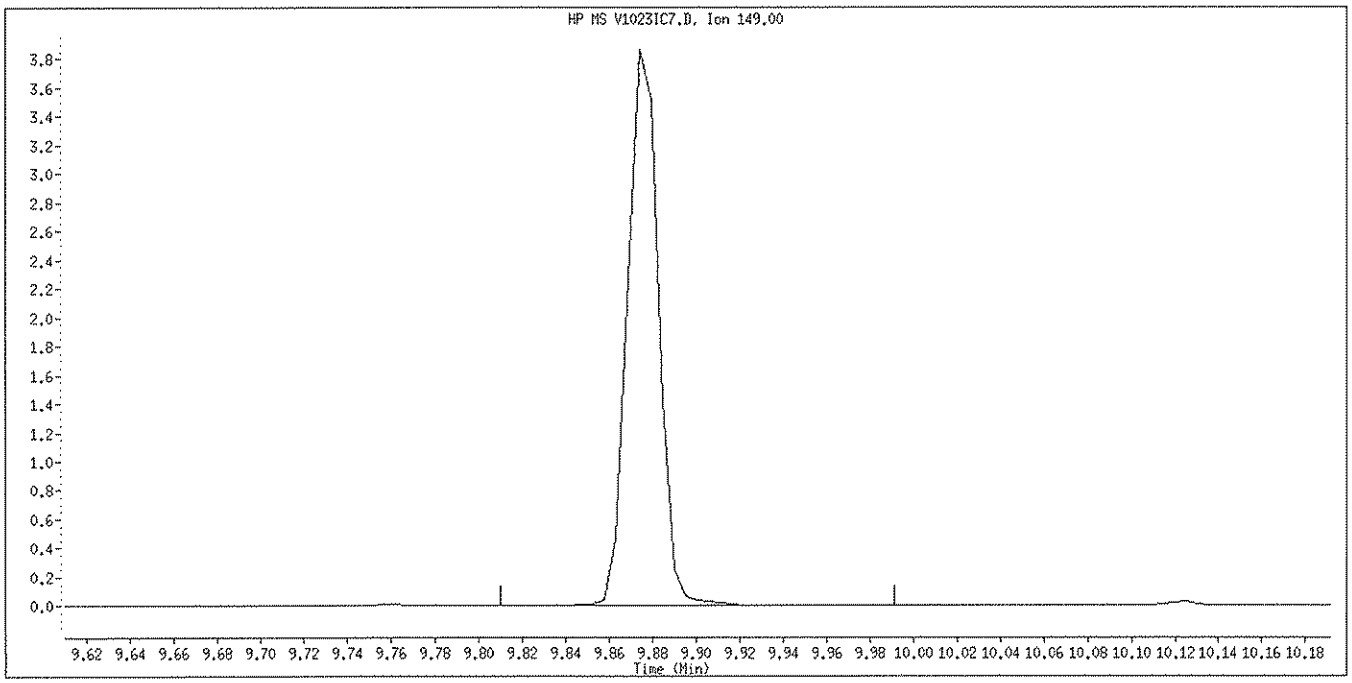

Manual Integration

Manually Integrated By: piccolinov
Manual Integration Reason: Peak Not Found

Data File Name: V1023IC7.D
Inj. Date and Time: 23-OCT-2008 02:14
Instrument ID: 731.i
Client ID: SSTD80
Compound Name: Benzo(a)Anthracene
CAS #: 56-55-3
Report Date: 10/23/2008

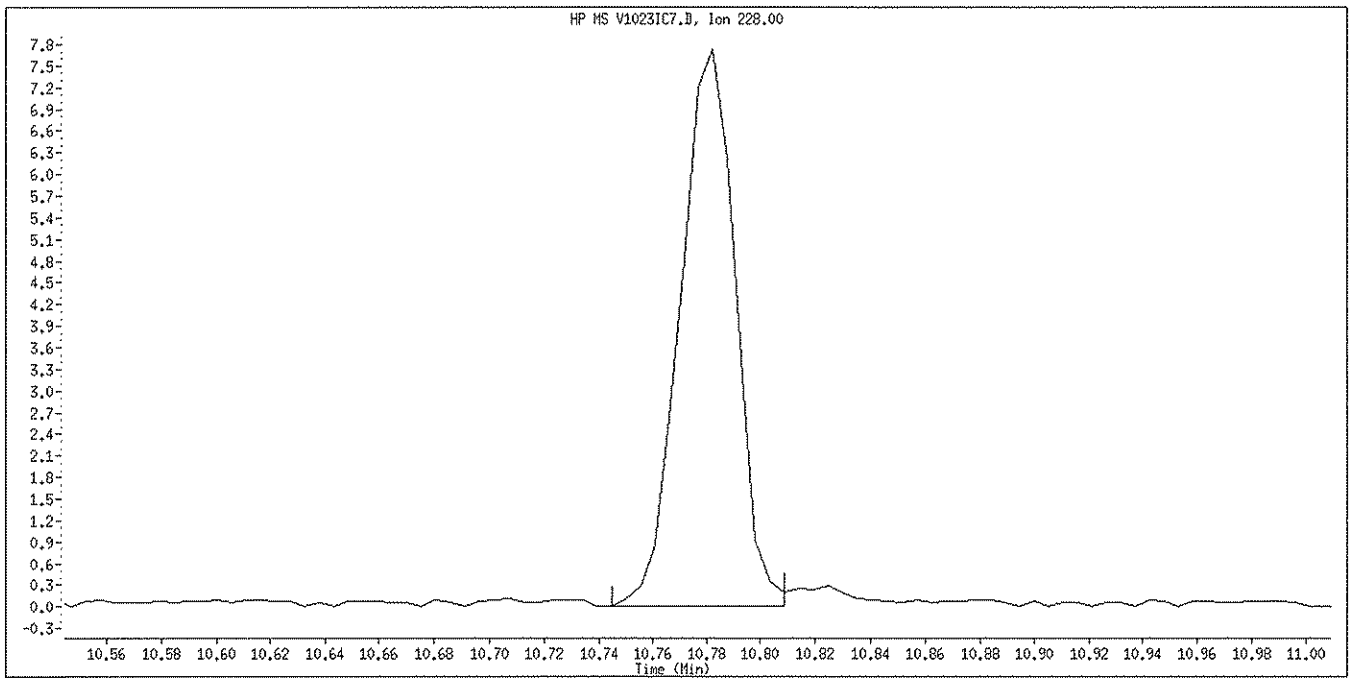

Original Integration

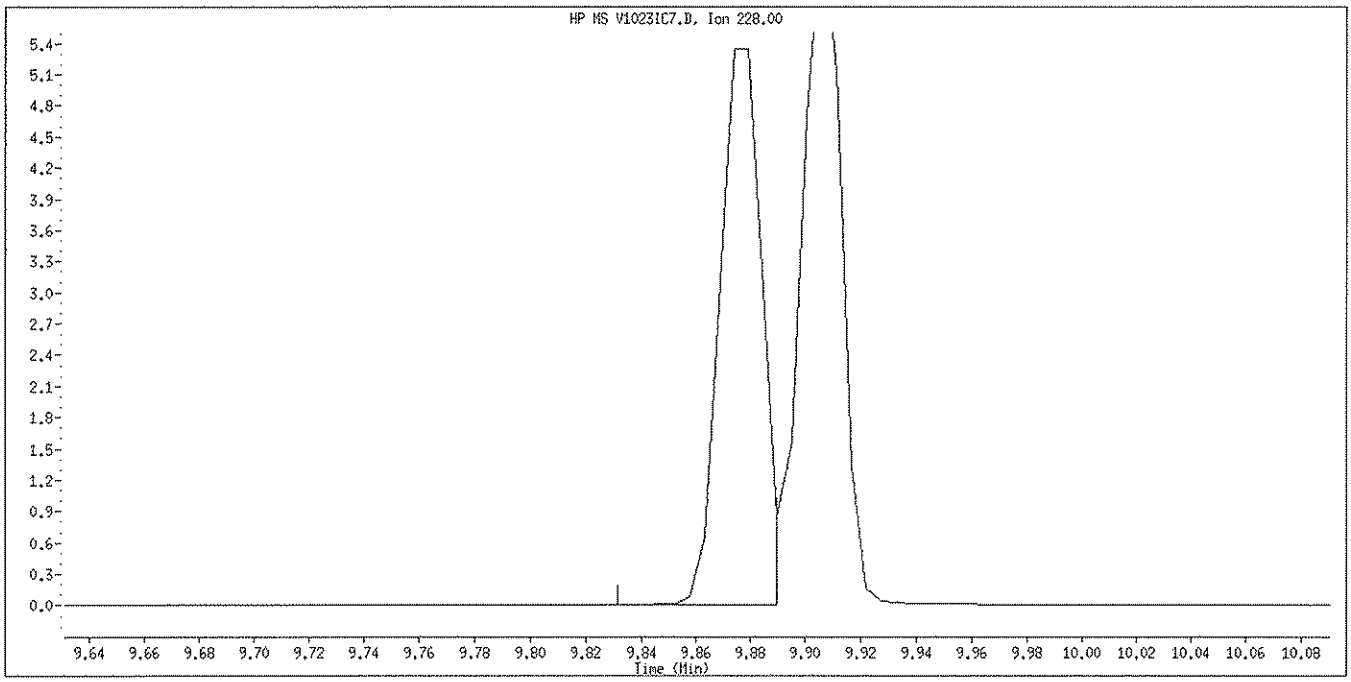

Manual Integration

Manually Integrated By: piccolinov
Manual Integration Reason: Peak Not Found

Data File Name: V1023IC7.D
Inj. Date and Time: 23-OCT-2008 02:14
Instrument ID: 731.i
Client ID: SSTD80
Compound Name: Chrysene-d12
CAS #: 1719-03-5
Report Date: 10/23/2008

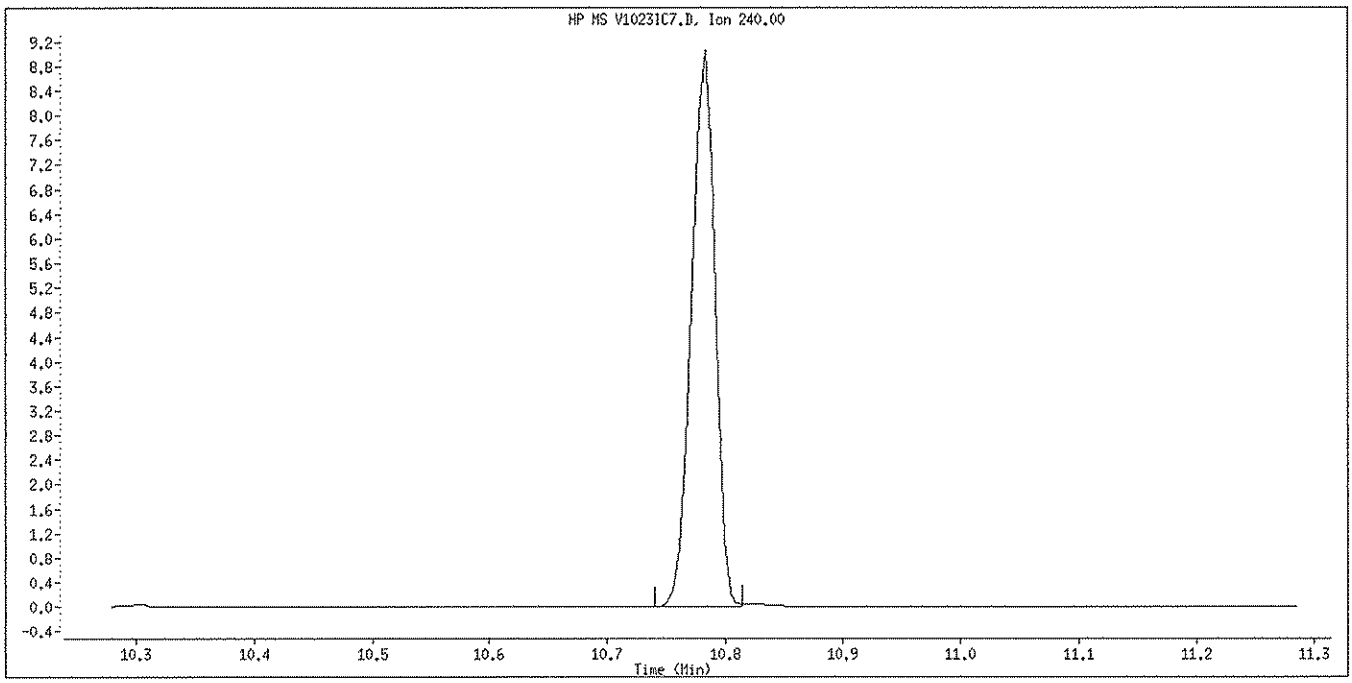

Original Integration

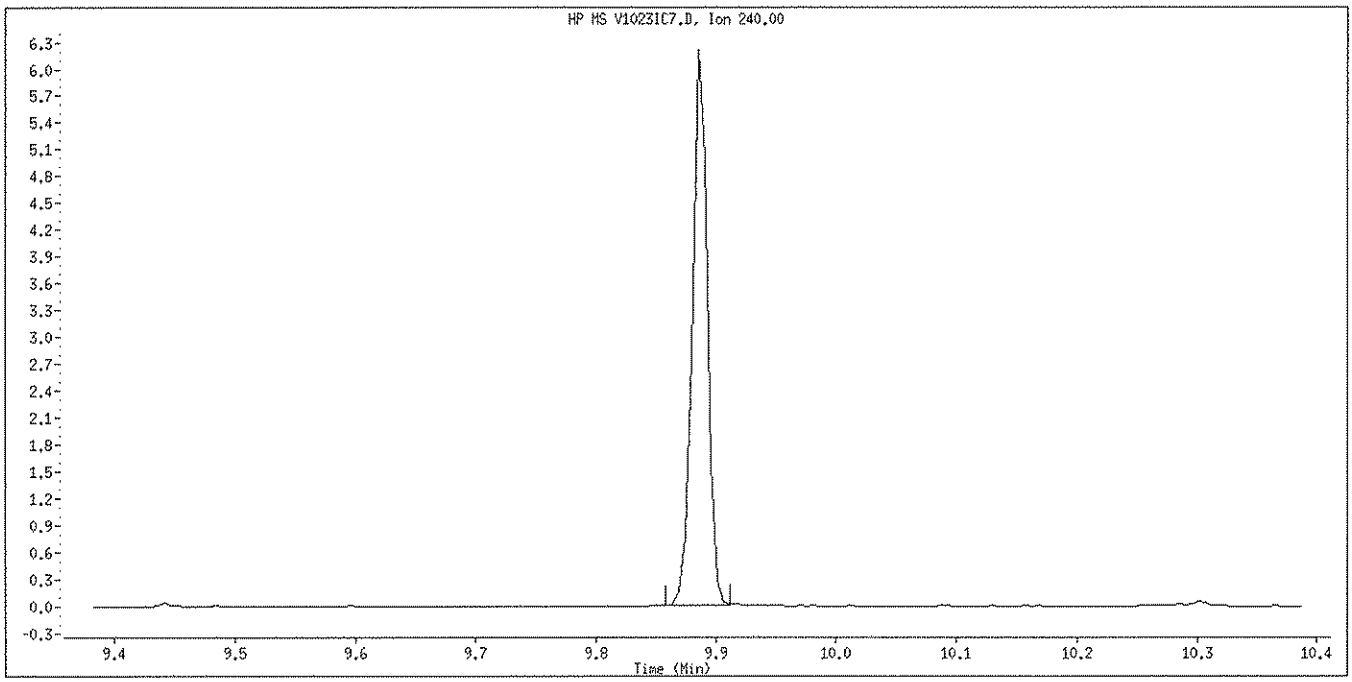

Manual Integration

Manually Integrated By: piccolinov
Manual Integration Reason: Unknown

Data File Name: V1023IC7.D
Inj. Date and Time: 23-OCT-2008 02:14
Instrument ID: 731.i
Client ID: SSTD80
Compound Name: Chrysene
CAS #: 218-01-9
Report Date: 10/23/2008

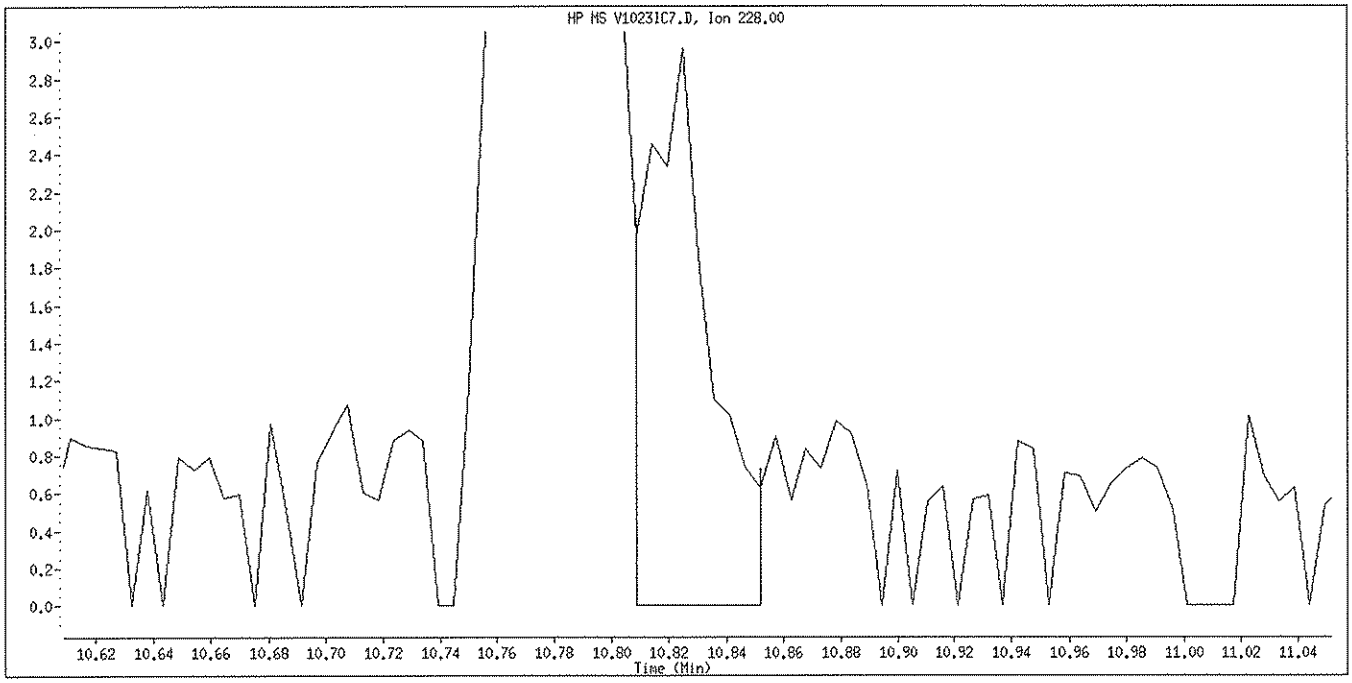

Original Integration

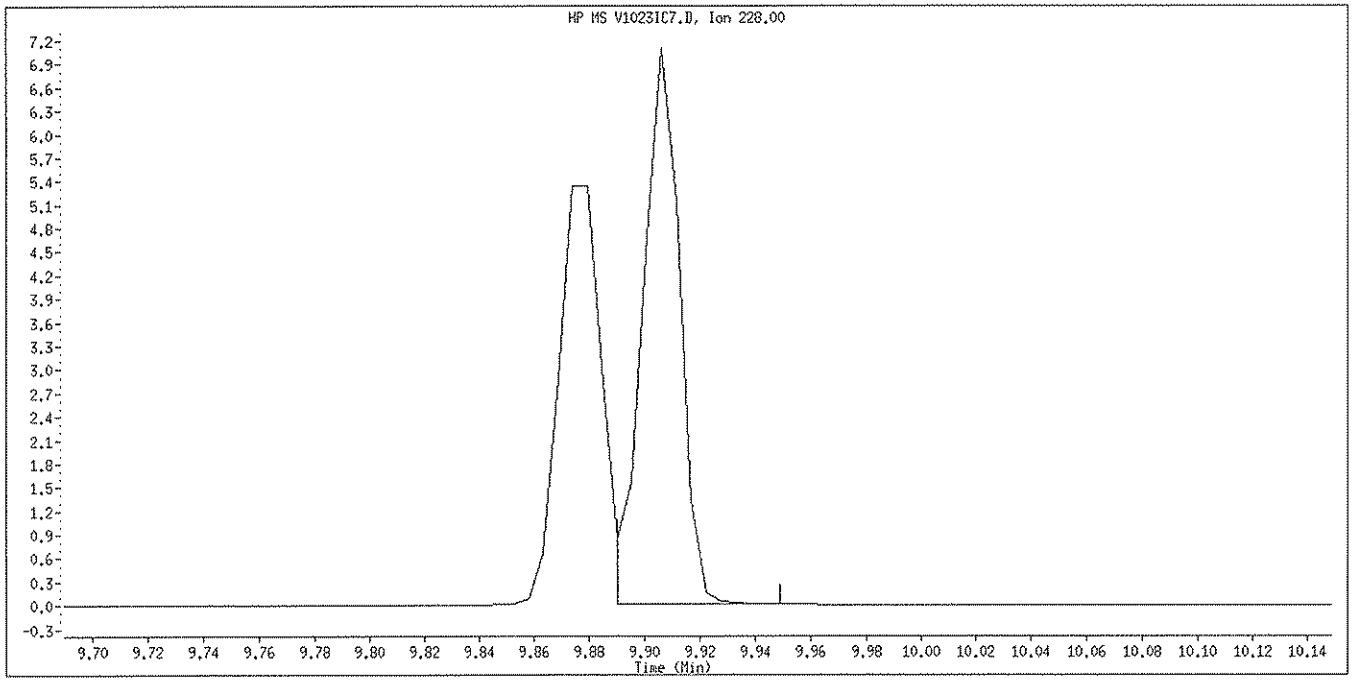

Manual Integration

Manually Integrated By: piccolinov
Manual Integration Reason: Peak Not Found

Data File: \\PITSVR06\D\chem\731.i\V102308.b\V1023STV.D
Date : 23-OCT-2008 02:35
Client ID: STDVER20
Sample Info: STDVR20(10ug/mL) BNA0731-08 8270c11

Instrument: 731.i
Operator: 003200
Column diameter: 0.32

Column phase: DB5-MS

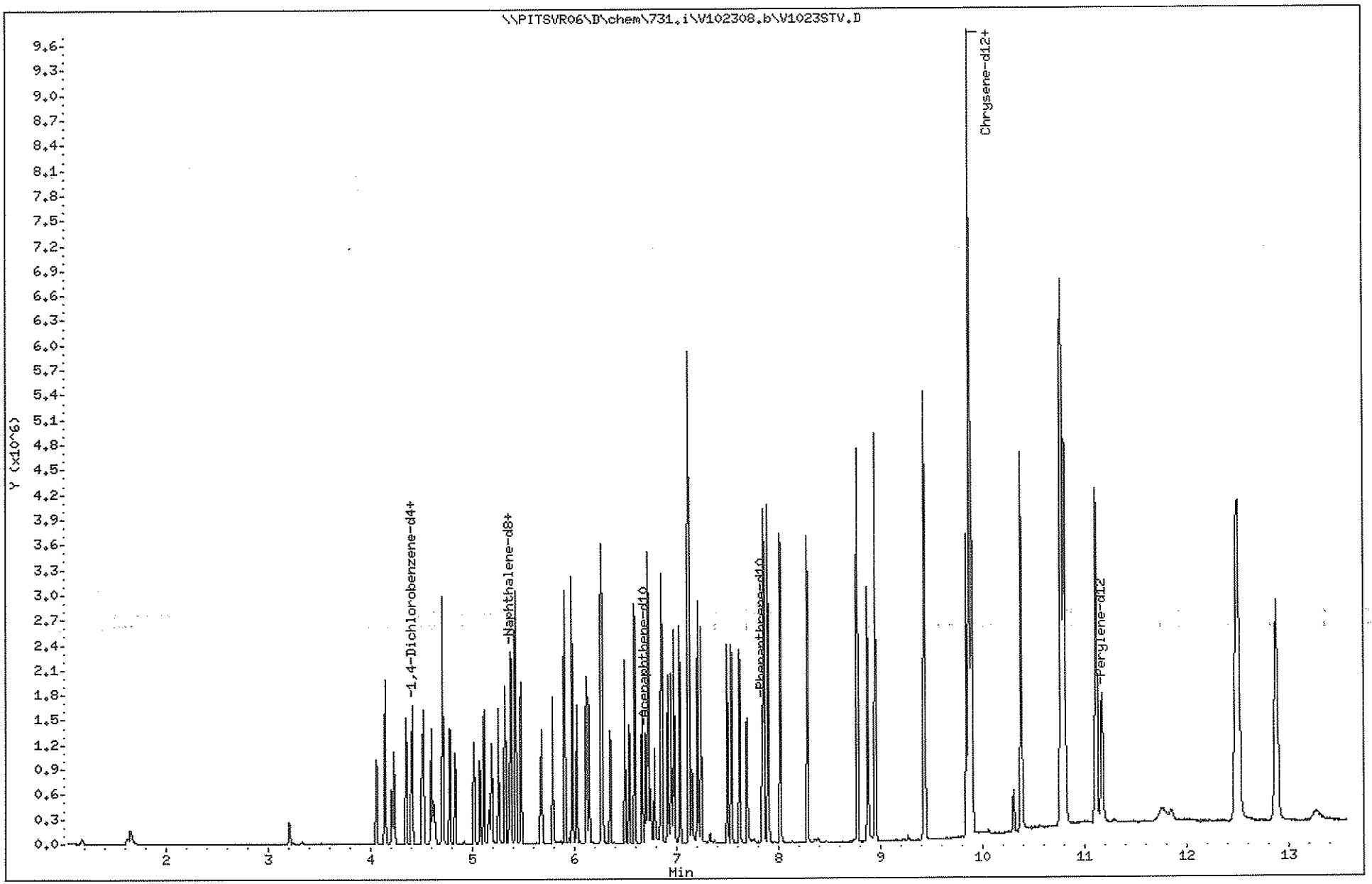

TestAmerica Pittsburgh

Semivolatile REPORT SW-846 Method 8270

Data file : \\PITSVR06\D\chem\731.i\V102308.b\V1023STV.D
Lab Smp Id: STDVER20 Client Smp ID: STDVER20
Inj Date : 23-OCT-2008 02:35
Operator : 003200 Inst ID: 731.i
Smp Info : STDVR20(10ug/mL) BNA0731-08 8270cll
Misc Info : STDVER20,V102308.b,8270ll.m,padep.sub
Comment :
Method : \\PITSVR06\D\chem\731.i\V102308.b\8270ll.m
Meth Date : 23-Oct-2008 02:43 piccolinov Quant Type: ISTD
Cal Date : 23-OCT-2008 02:14 Cal File: V1023IC7.D
Als bottle: 9
Dil Factor: 1.00000
Integrator: HP RTE Compound Sublist: padep.sub
Target Version: 4.14
Processing Host: PITSVR06

Compounds	QUANT SIG MASS	RT	EXP RT	REL RT	RESPONSE	CONCENTRATIONS ON-COLUMN (NG)	FINAL (NG)
* 1 1,4-Dichlorobenzene-d4	152	4.401	4.403	(1.000)	92468	8.00000	
* 2 Naphthalene-d8	136	5.362	5.370	(1.000)	390594	8.00000	
* 3 Acenaphthene-d10	164	6.703	6.706	(1.000)	283893	8.00000	
* 4 Phenanthrene-d10	188	7.841	7.849	(1.000)	585441	8.00000	
* 5 Chrysene-d12	240	9.876	9.884	(1.000)	631102	8.00000	
* 6 Perylene-d12	264	11.169	11.182	(1.000)	709206	8.00000	
198 1,4-Dioxane	88	1.185	1.182	(0.269)	39117	19.6954	19.695
10 N-Nitrosodimethylamine	74	1.628	1.631	(0.370)	53815	21.5344	21.534
9 Pyridine	79	1.655	1.647	(0.376)	117465	22.9308	22.931
16 Methyl methanesulfonate	80	3.209	3.218	(0.729)	96699	21.0332	21.033
206 Benzaldehyde	77	4.059	4.067	(0.922)	180824	26.3038	26.304
21 Aniline	93	4.144	4.152	(0.942)	393928	23.6695	23.670
22 Phenol	94	4.144	4.152	(0.942)	316319	20.2747	20.275
23 bis(2-Chloroethyl)ether	93	4.214	4.216	(0.958)	210464	19.2209	19.221
24 2-Chlorophenol	128	4.235	4.243	(0.962)	300966	20.2105	20.210
26 1,3-Dichlorobenzene	146	4.353	4.361	(0.989)	352945	19.8109	19.811
27 1,4-Dichlorobenzene	146	4.411	4.420	(1.002)	364690	19.9458	19.946
28 1,2-Dichlorobenzene	146	4.524	4.532	(1.028)	347083	19.8549	19.855
29 Benzyl Alcohol	108	4.513	4.516	(1.025)	184860	23.9778	23.978
30 2-Methylphenol	108	4.598	4.607	(1.045)	235002	18.7895	18.789
31 2,2'-oxybis(1-Chloropropane)	45	4.620	4.628	(1.050)	229928	16.3443	16.344
37 Acetophenone	105	4.711	4.713	(1.070)	349217	19.6399	19.640
32 N-Nitroso-di-n-propylamine	70	4.716	4.724	(1.072)	146371	20.1707	20.171
192 4-Methylphenol	108	4.716	4.724	(1.072)	251774	19.9124	19.912
34 Hexachloroethane	117	4.780	4.788	(1.086)	158541	20.3051	20.305
35 Nitrobenzene	77	4.833	4.842	(0.901)	266479	20.6032	20.603
41 Isophorone	82	5.020	5.029	(0.936)	469711	20.0872	20.087
42 2-Nitrophenol	139	5.074	5.082	(0.946)	178352	21.0182	21.018
43 2,4-Dimethylphenol	107	5.117	5.119	(0.954)	287332	20.2755	20.276
44 bis(2-Chloroethoxy)methane	93	5.191	5.194	(0.968)	309304	20.2144	20.214
48 2,4-Dichlorophenol	162	5.256	5.264	(0.980)	293108	20.2110	20.211
49 Benzoic Acid	122	5.165	5.210	(0.963)	132125	18.2492	18.249
50 1,2,4-Trichlorobenzene	180	5.325	5.328	(0.993)	348259	20.8812	20.881

Compounds	QUANT SIG MASS	RT	EXP RT	REL RT	RESPONSE	CONCENTRATIONS ON-COLUMN (NG)	CONCENTRATIONS FINAL (NG)
51 Naphthalene	128	5.378	5.387	(1.003)	993557	19.7337	19.734
52 4-Chloroaniline	127	5.421	5.429	(1.011)	402457	20.7035	20.703
54 2,6-Dichlorophenol	162	5.426	5.435	(1.012)	331033	21.6049	21.605
56 Hexachlorobutadiene	225	5.480	5.483	(1.022)	194992	20.0113	20.011
208 Caprolactam	113	5.672	5.702	(1.058)	85794	21.7925	21.792
59 4-Chloro-3-Methylphenol	107	5.790	5.798	(1.080)	267178	20.6527	20.653
62 2-Methylnaphthalene	142	5.907	5.915	(1.102)	714750	19.9442	19.944
63 1-Methylnaphthalene	142	5.982	5.990	(1.116)	729131	20.2812	20.281
64 Hexachlorocyclopentadiene	237	6.025	6.033	(0.899)	225700	21.7014	21.701
66 2,4,6-Trichlorophenol	196	6.121	6.129	(0.913)	240355	20.4544	20.454
67 2,4,5-Trichlorophenol	196	6.148	6.156	(0.917)	265184	22.1351	22.135
209 1,1'-Biphenyl	154	6.265	6.273	(0.935)	947465	20.9206	20.921
70 2-Chloronaphthalene	162	6.276	6.284	(0.936)	741353	20.1892	20.189
73 2-Nitroaniline	65	6.351	6.359	(0.947)	173972	20.9710	20.971
76 Dimethylphthalate	163	6.495	6.503	(0.969)	780904	20.5497	20.550
78 2,6-Dinitrotoluene	165	6.543	6.551	(0.976)	191529	22.8762	22.876
79 Acenaphthylene	152	6.591	6.599	(0.983)	1201551	20.1009	20.101
81 3-Nitroaniline	138	6.666	6.674	(0.994)	222386	22.5063	22.506
82 Acenaphthene	153	6.725	6.733	(1.003)	744790	19.9537	19.954
83 2,4-Dinitrophenol	184	6.746	6.754	(1.006)	83117	19.8371	19.837
85 4-Nitrophenol	109	6.789	6.797	(1.013)	103239	20.9626	20.962
86 Dibenzofuran	168	6.858	6.866	(1.023)	1134121	20.4540	20.454
87 2,4-Dinitrotoluene	165	6.847	6.856	(1.022)	257831	21.4535	21.454
91 2,3,5,6-Tetrachlorophenol	232	6.917	6.925	(1.032)	231041	22.7318	22.732
88 2,3,4,6-Tetrachlorophenol	232	6.949	6.957	(1.037)	224489	20.6210	20.621
92 2-Naphthylamine	143	6.976	6.989	(1.041)	833748	40.9276	40.928
93 Diethylphthalate	149	7.034	7.048	(1.049)	845836	20.5931	20.593
94 Fluorene	166	7.120	7.128	(1.062)	889656	20.4513	20.451
95 4-Chlorophenyl-phenylether	204	7.125	7.128	(1.063)	407625	20.5936	20.594
96 4-Nitroaniline	138	7.131	7.144	(1.064)	230769	22.4534	22.453
98 4,6-Dinitro-2-methylphenol	198	7.157	7.166	(0.913)	142860	19.7167	19.717
99 N-Nitrosodiphenylamine (1)	169	7.211	7.219	(0.920)	667286	18.8737	18.874
100 1,2-Diphenylhydrazine	77	7.243	7.251	(0.924)	813350	19.5178	19.518
106 4-Bromophenyl-phenylether	248	7.499	7.507	(0.956)	266661	19.4993	19.499
107 Hexachlorobenzene	284	7.542	7.545	(0.962)	306674	19.7401	19.740
210 Atrazine	200	7.622	7.625	(0.972)	260395	33.4815	33.482
111 Pentachlorophenol	266	7.692	7.694	(0.981)	176176	19.7034	19.703
115 Phenanthrene	178	7.857	7.865	(1.002)	1373410	18.5449	18.545
116 Anthracene	178	7.900	7.908	(1.007)	1466191	19.5809	19.581
119 Carbazole	167	8.017	8.026	(1.022)	1490918	20.6040	20.604
120 Di-n-Butylphthalate	149	8.285	8.292	(1.057)	1832159	21.0973	21.097
123 Fluoranthene	202	8.771	8.779	(1.119)	1797099	20.3001	20.300
124 Benzidine	184	8.872	8.880	(0.898)	1149223	30.6360	30.636
125 Pyrene	202	8.947	8.955	(0.906)	1913717	19.7696	19.770
131 Butylbenzylphthalate	149	9.433	9.441	(0.955)	951475	20.9872	20.987
135 3,3'-Dichlorobenzidine	252	9.844	9.853	(0.997)	775195	20.5234	20.523
136 Benzo(a)Anthracene	228	9.866	9.874	(0.999)	1861940	20.4205	20.420
137 Chrysene	228	9.898	9.906	(1.002)	1864635	20.5498	20.550
139 bis(2-ethylhexyl)Phthalate	149	9.871	9.874	(0.999)	1284107	20.2841	20.284
140 Di-n-octylphthalate	149	10.379	10.387	(0.929)	2748012	20.4207	20.421
141 Benzo(b)fluoranthene	252	10.779	10.798	(0.965)	2434283	19.4193	19.419
142 Benzo(k)fluoranthene	252	10.806	10.820	(0.967)	2605642	20.8097	20.810
143 7,12-dimethylbenz[a]anthracen	256	10.763	10.782	(0.964)	1188887	21.4536	21.454
146 Benzo(a)pyrene	252	11.110	11.129	(0.995)	2277450	21.2938	21.294

Compounds	QUANT SIG MASS	RT	EXP RT	REL RT	RESPONSE	CONCENTRATIONS ON-COLUMN (NG)	CONCENTRATIONS FINAL (NG)
149 Indeno(1,2,3-cd)pyrene	276	12.483	12.513	(1.118)	2695602	20.6860	20.686
150 Dibenz(a,h)anthracene	278	12.505	12.534	(1.120)	2186124	19.9702	19.970
151 Benzo(g,h,i)perylene	276	12.879	12.914	(1.153)	2267209	19.9260	19.926
$ 154 Nitrobenzene-d5	82	Compound Not Detected.					
$ 155 2-Fluorobiphenyl	172	Compound Not Detected.					
$ 156 Terphenyl-d14	244	Compound Not Detected.					
$ 157 Phenol-d5	99	Compound Not Detected.					
$ 158 2-Fluorophenol	112	Compound Not Detected.					
$ 159 2,4,6-Tribromophenol	329	Compound Not Detected.					
$ 186 2-Chlorophenol-d4	132	Compound Not Detected.					
$ 187 1,2-Dichlorobenzene-d4	152	Compound Not Detected.					

TestAmerica Pittsburgh

CONTINUING CALIBRATION COMPOUNDS

Instrument ID: 731.i Injection Date: 26-OCT-2008 23:04
Lab File ID: V10260CC.D Init. Cal. Date(s): 23-OCT-2008 23-OCT-2008
Analysis Type: Init. Cal. Times: 00:05 04:48
Lab Sample ID: SSTD4.0 Quant Type: ISTD
Method: \\PITSVR06\D\chem\731.i\V102608.b\8270ll.m

COMPOUND	RRF / AMOUNT	RF4	CCAL RRF4	MIN RRF	%D / %DRIFT	MAX %D / %DRIFT	CURVE TYPE
198 1,4-Dioxane	4.00000	3.93521	0.15617	0.010	1.61985	0.000e+000	Quadratic
10 N-Nitrosodimethylamine	0.21621	0.19865	0.19865	0.010	8.11899	25.00000	Averaged
9 Pyridine	0.44319	0.42070	0.42070	0.010	5.07477	25.00000	Averaged
16 Methyl methanesulfonate	0.39775	0.35047	0.35047	0.010	11.88835	25.00000	Averaged
206 Benzaldehyde	4.00000	3.27729	0.34923	0.010	18.06769	0.000e+000	Quadratic
21 Aniline	1.43988	1.42260	1.42260	0.010	1.19987	25.00000	Averaged
22 Phenol	1.34980	1.38853	1.38853	0.010	-2.86905	20.00000	Averaged
23 bis(2-Chloroethyl)ether	0.94733	0.94936	0.94936	0.010	-0.21416	25.00000	Averaged
24 2-Chlorophenol	1.28837	1.26780	1.26780	0.010	1.59651	25.00000	Averaged
26 1,3-Dichlorobenzene	1.54135	1.55389	1.55389	0.010	-0.81364	25.00000	Averaged
27 1,4-Dichlorobenzene	1.58187	1.55509	1.55509	0.010	1.69303	20.00000	Averaged
28 1,2-Dichlorobenzene	1.51239	1.53717	1.53717	0.010	-1.63820	25.00000	Averaged
29 Benzyl Alcohol	0.66701	0.59359	0.59359	0.010	11.00742	25.00000	Averaged
30 2-Methylphenol	1.08207	1.03195	1.03195	0.010	4.63182	25.00000	Averaged
31 2,2'-oxybis(1-Chloropropane	1.21710	1.18882	1.18882	0.010	2.32349	25.00000	Averaged
37 Acetophenone	1.53835	1.52517	1.52517	0.010	0.85657	25.00000	Averaged
32 N-Nitroso-di-n-propylamine	0.62782	0.64002	0.64002	0.050	-1.94438	50.00000	Averaged
192 4-Methylphenol	1.09392	1.14276	1.14276	0.010	-4.46469	25.00000	Averaged
34 Hexachloroethane	0.67552	0.67964	0.67964	0.010	-0.61076	25.00000	Averaged
35 Nitrobenzene	0.26491	0.26798	0.26798	0.010	-1.16150	25.00000	Averaged
41 Isophorone	0.47894	0.47338	0.47338	0.010	1.15915	25.00000	Averaged
42 2-Nitrophenol	0.17380	0.16649	0.16649	0.010	4.20427	20.00000	Averaged
43 2,4-Dimethylphenol	0.29025	0.29173	0.29173	0.010	-0.51042	25.00000	Averaged
44 bis(2-Chloroethoxy)methane	0.31339	0.31460	0.31460	0.010	-0.38381	25.00000	Averaged
48 2,4-Dichlorophenol	0.29703	0.30954	0.30954	0.010	-4.21126	20.00000	Averaged
49 Benzoic Acid	10.00000	10.06235	0.12566	0.010	-0.62355	0.000e+000	Quadratic
50 1,2,4-Trichlorobenzene	0.34159	0.35594	0.35594	0.010	-4.20056	25.00000	Averaged
51 Naphthalene	1.03121	1.04347	1.04347	0.010	-1.18861	25.00000	Averaged
52 4-Chloroaniline	0.39814	0.41309	0.41309	0.010	-3.75319	25.00000	Averaged
54 2,6-Dichlorophenol	0.31382	0.32734	0.32734	0.010	-4.30867	25.00000	Averaged
56 Hexachlorobutadiene	0.19957	0.20009	0.20009	0.010	-0.25708	20.00000	Averaged
208 Caprolactam	0.08063	0.07423	0.07423	0.010	7.94503	25.00000	Averaged
59 4-Chloro-3-Methylphenol	0.26497	0.25866	0.25866	0.010	2.37947	20.00000	Averaged
62 2-Methylnaphthalene	0.73401	0.74142	0.74142	0.010	-1.00923	25.00000	Averaged
63 1-Methylnaphthalene	0.73634	0.74001	0.74001	0.010	-0.49967	25.00000	Averaged
64 Hexachlorocyclopentadiene	0.29307	0.25355	0.25355	0.050	13.48786	50.00000	Averaged
66 2,4,6-Trichlorophenol	0.33113	0.32498	0.32498	0.010	1.85647	20.00000	Averaged
67 2,4,5-Trichlorophenol	0.33760	0.35832	0.35832	0.010	-6.13712	25.00000	Averaged
209 1,1'-Biphenyl	1.27622	1.33607	1.33607	0.010	-4.68976	25.00000	Averaged
70 2-Chloronaphthalene	1.03476	1.09191	1.09191	0.010	-5.52308	25.00000	Averaged
73 2-Nitroaniline	0.23377	0.22677	0.22677	0.010	2.99490	25.00000	Averaged
76 Dimethylphthalate	1.07085	1.09947	1.09947	0.010	-2.67307	25.00000	Averaged

TestAmerica Pittsburgh

CONTINUING CALIBRATION COMPOUNDS

Instrument ID: 731.i
Lab File ID: V10260CC.D
Analysis Type:
Lab Sample ID: SSTD4.0
Method: \\PITSVR06\D\chem\731.i\V102608.b\8270ll.m

Injection Date: 26-OCT-2008 23:04
Init. Cal. Date(s): 23-OCT-2008 23-OCT-2008
Init. Cal. Times: 00:05 04:48
Quant Type: ISTD

COMPOUND	RRF / AMOUNT	RF4	CCAL RRF4	MIN RRF	%D / %DRIFT	MAX %D / %DRIFT	CURVE TYPE
78 2,6-Dinitrotoluene	0.23593	0.22117	0.22117	0.010	6.25725	25.00000	Averaged
79 Acenaphthylene	1.68447	1.73238	1.73238	0.010	-2.84462	25.00000	Averaged
81 3-Nitroaniline	0.27844	0.27207	0.27207	0.010	2.28894	25.00000	Averaged
82 Acenaphthene	1.05183	1.09383	1.09383	0.010	-3.99252	20.00000	Averaged
83 2,4-Dinitrophenol	10.00000	9.38686	0.08567	0.050	6.13138	0.000e+000	Quadratic
85 4-Nitrophenol	0.13878	0.13286	0.13286	0.050	4.26613	50.00000	Averaged
86 Dibenzofuran	1.56249	1.58559	1.58559	0.010	-1.47817	25.00000	Averaged
87 2,4-Dinitrotoluene	0.33867	0.32822	0.32822	0.010	3.08314	25.00000	Averaged
91 2,3,5,6-Tetrachlorophenol	0.28641	0.25767	0.25767	0.010	10.03557	25.00000	Averaged
88 2,3,4,6-Tetrachlorophenol	0.30678	0.30239	0.30239	0.010	1.42880	25.00000	Averaged
92 2-Naphthylamine	0.57406	0.59422	0.59422	0.010	-3.51257	25.00000	Averaged
93 Diethylphthalate	1.15744	1.18518	1.18518	0.010	-2.39661	25.00000	Averaged
94 Fluorene	1.22585	1.33312	1.33312	0.010	-8.75044	25.00000	Averaged
95 4-Chlorophenyl-phenylether	0.55778	0.61150	0.61150	0.010	-9.63064	25.00000	Averaged
96 4-Nitroaniline	0.28962	0.29487	0.29487	0.010	-1.81355	25.00000	Averaged
98 4,6-Dinitro-2-methylphenol	10.00000	9.62102	0.08556	0.010	3.78981	0.000e+000	Quadratic
99 N-Nitrosodiphenylamine (1)	0.48313	0.47799	0.47799	0.010	1.06410	20.00000	Averaged
100 1,2-Diphenylhydrazine	0.56945	0.58457	0.58457	0.010	-2.65676	25.00000	Averaged
106 4-Bromophenyl-phenylether	0.18687	0.18100	0.18100	0.010	3.14418	25.00000	Averaged
107 Hexachlorobenzene	0.21229	0.20357	0.20357	0.010	4.10629	25.00000	Averaged
210 Atrazine	0.10628	0.10521	0.10521	0.010	1.00659	25.00000	Averaged
111 Pentachlorophenol	10.00000	9.71165	0.10735	0.010	2.88346	0.000e+000	Quadratic
115 Phenanthrene	1.01200	1.00915	1.00915	0.010	0.28217	25.00000	Averaged
116 Anthracene	1.02321	1.03392	1.03392	0.010	-1.04659	25.00000	Averaged
119 Carbazole	0.98880	1.01669	1.01669	0.010	-2.82020	25.00000	Averaged
120 Di-n-Butylphthalate	1.18671	1.14853	1.14853	0.010	3.21728	25.00000	Averaged
123 Fluoranthene	1.20971	1.20744	1.20744	0.010	0.18742	20.00000	Averaged
124 Benzidine	4.00000	3.41937	0.25420	0.010	14.51572	0.000e+000	Quadratic
125 Pyrene	1.22708	1.20951	1.20951	0.010	1.43190	25.00000	Averaged
131 Butylbenzylphthalate	0.57469	0.54628	0.54628	0.010	4.94388	25.00000	Averaged
135 3,3'-Dichlorobenzidine	0.47880	0.41498	0.41498	0.010	13.32870	25.00000	Averaged
136 Benzo(a)Anthracene	1.15582	1.13556	1.13556	0.010	1.75319	25.00000	Averaged
137 Chrysene	1.15021	1.17904	1.17904	0.010	-2.50654	25.00000	Averaged
139 bis(2-ethylhexyl)Phthalate	0.80249	0.76942	0.76942	0.010	4.12065	25.00000	Averaged
140 Di-n-octylphthalate	1.51798	1.36036	1.36036	0.010	10.38351	20.00000	Averaged
141 Benzo(b)fluoranthene	1.41402	1.37521	1.37521	0.010	2.74465	25.00000	Averaged
142 Benzo(k)fluoranthene	1.41243	1.44077	1.44077	0.010	-2.00664	25.00000	Averaged
143 7,12-dimethylbenz[a]anthrac	0.62511	0.60282	0.60282	0.010	3.56558	25.00000	Averaged
146 Benzo(a)pyrene	1.20646	1.19066	1.19066	0.010	1.31020	20.00000	Averaged
149 Indeno(1,2,3-cd)pyrene	1.46993	1.44749	1.44749	0.010	1.52635	25.00000	Averaged
150 Dibenz(a,h)anthracene	1.23484	1.24772	1.24772	0.010	-1.04351	25.00000	Averaged
151 Benzo(g,h,i)perylene	1.28348	1.27220	1.27220	0.010	0.87915	25.00000	Averaged

TestAmerica Pittsburgh

CONTINUING CALIBRATION COMPOUNDS

Instrument ID: 731.i Injection Date: 26-OCT-2008 23:04
Lab File ID: V10260CC.D Init. Cal. Date(s): 23-OCT-2008 23-OCT-2008
Analysis Type: Init. Cal. Times: 00:05 04:48
Lab Sample ID: SSTD4.0 Quant Type: ISTD
Method: \\PITSVR06\D\chem\731.i\V102608.b\8270ll.m

COMPOUND	RRF / AMOUNT	RF4	CCAL RRF4	MIN RRF	%D / %DRIFT	MAX %D / %DRIFT	CURVE TYPE
$ 154 Nitrobenzene-d5	0.27855	0.26972	0.26972	0.010	3.16953	25.00000	Averaged
$ 155 2-Fluorobiphenyl	1.13839	1.20696	1.20696	0.010	-6.02325	25.00000	Averaged
$ 156 Terphenyl-d14	0.79168	0.75785	0.75785	0.010	4.27337	25.00000	Averaged
$ 157 Phenol-d5	1.26916	1.29584	1.29584	0.010	-2.10165	25.00000	Averaged
$ 158 2-Fluorophenol	0.88548	0.82418	0.82418	0.010	6.92252	25.00000	Averaged
$ 159 2,4,6-Tribromophenol	0.09403	0.08414	0.08414	0.010	10.51812	25.00000	Averaged
$ 186 2-Chlorophenol-d4	1.24345	1.24557	1.24557	0.010	-0.17058	25.00000	Averaged
$ 187 1,2-Dichlorobenzene-d4	0.97425	0.98883	0.98883	0.010	-1.49716	25.00000	Averaged

Data File: \\PITSVR06\D\chem\731.i\V102608.b\V10260CC.D
Date : 26-OCT-2008 23:04
Client ID: SSTD4.0
Sample Info: SSTD4.0(2.0ug/mL) BNA0721-08 8270c11

Instrument: 731.i

Operator: 003200
Column diameter: 0.32

Column phase: DB5-MS

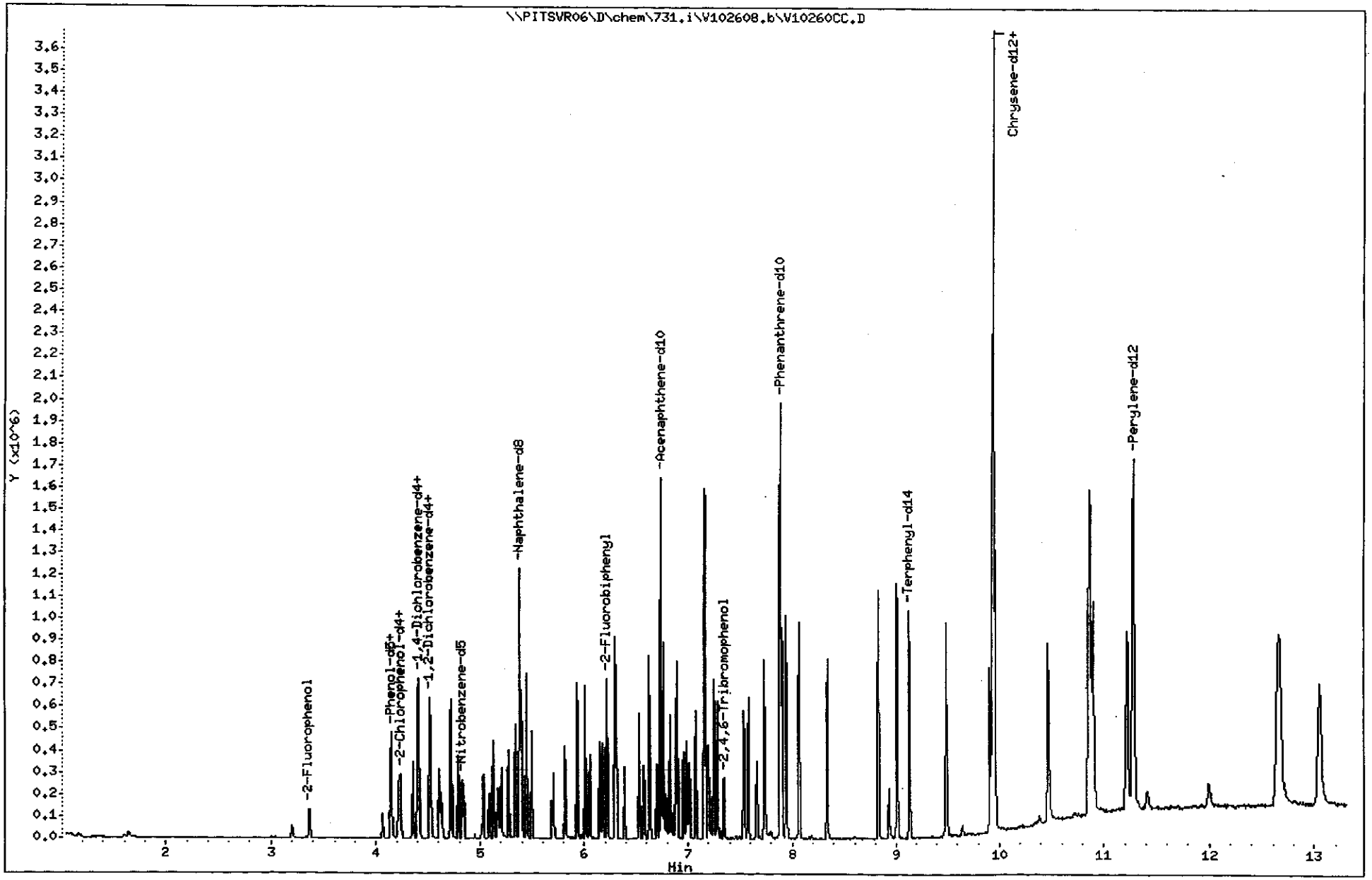

(2001 - 3460)
3270
C8J160331

TestAmerica Pittsburgh

Semivolatile REPORT SW-846 Method 8270

Data file : \\PITSVR06\D\chem\731.i\V102608.b\V10260CC.D
Lab Smp Id: SSTD4.0 Client Smp ID: SSTD4.0
Inj Date : 26-OCT-2008 23:04
Operator : 003200 Inst ID: 731.i
Smp Info : SSTD4.0(2.0ug/mL) BNA0721-08 8270cll
Misc Info : SSTD4.0,V102608.b,827011.m,padep.sub,2,3
Comment :
Method : \\PITSVR06\D\chem\731.i\V102608.b\827011.m
Meth Date : 26-Oct-2008 23:15 Quant Type: ISTD
Cal Date : 23-OCT-2008 04:48 Cal File: V1023NC7.D
Als bottle: 2 Continuing Calibration Sample
Dil Factor: 1.00000
Integrator: HP RTE Compound Sublist: padep.sub
Target Version: 4.14
Processing Host: PITSVR06

	Compounds	QUANT SIG MASS	RT	EXP RT	REL RT	RESPONSE	AMOUNTS CAL-AMT (NG)	ON-COL (NG)
* 1	1,4-Dichlorobenzene-d4	152	4.408	4.408	(1.000)	109699	8.00000	
* 2	Naphthalene-d8	136	5.381	5.381	(1.000)	474761	8.00000	
* 3	Acenaphthene-d10	164	6.732	6.732	(1.000)	351180	8.00000	
* 4	Phenanthrene-d10	188	7.886	7.886	(1.000)	690341	8.00000	
* 5	Chrysene-d12	240	9.937	9.937	(1.000)	726178	8.00000	
* 6	Perylene-d12	264	11.278	11.278	(1.000)	772188	8.00000	
198	1,4-Dioxane	88	1.160	1.160	(0.263)	8566	4.00000	3.9352
10	N-Nitrosodimethylamine	74	1.604	1.604	(0.364)	10896	4.00000	3.6752
9	Pyridine	79	1.641	1.641	(0.372)	23075	4.00000	3.7970(M)
16	Methyl methanesulfonate	80	3.201	3.201	(0.726)	19223	4.00000	3.5245
206	Benzaldehyde	77	4.061	4.061	(0.921)	19155	4.00000	3.2773
21	Aniline	93	4.152	4.152	(0.942)	78029	4.00000	3.9520
22	Phenol	94	4.147	4.147	(0.941)	76160	4.00000	4.1148
23	bis(2-Chloroethyl)ether	93	4.216	4.216	(0.956)	52072	4.00000	4.0086(M)
24	2-Chlorophenol	128	4.237	4.237	(0.961)	69538	4.00000	3.9361
26	1,3-Dichlorobenzene	146	4.360	4.360	(0.989)	85230	4.00000	4.0325
27	1,4-Dichlorobenzene	146	4.419	4.419	(1.002)	85296	4.00000	3.9323
28	1,2-Dichlorobenzene	146	4.531	4.531	(1.028)	84313	4.00000	4.0655
29	Benzyl Alcohol	108	4.520	4.520	(1.025)	32558	4.00000	3.5597
30	2-Methylphenol	108	4.611	4.611	(1.046)	56602	4.00000	3.8147
31	2,2'-oxybis(1-Chloropropane)	45	4.627	4.627	(1.050)	65206	4.00000	3.9071
37	Acetophenone	105	4.718	4.718	(1.070)	83655	4.00000	3.9657
32	N-Nitroso-di-n-propylamine	70	4.723	4.723	(1.071)	35105	4.00000	4.0778
192	4-Methylphenol	108	4.729	4.729	(1.073)	62680	4.00000	4.1786
34	Hexachloroethane	117	4.793	4.793	(1.087)	37278	4.00000	4.0244
35	Nitrobenzene	77	4.846	4.846	(0.901)	63614	4.00000	4.0465
41	Isophorone	82	5.033	5.033	(0.935)	112372	4.00000	3.9536
42	2-Nitrophenol	139	5.092	5.092	(0.946)	39522	4.00000	3.8318
43	2,4-Dimethylphenol	107	5.129	5.129	(0.953)	69252	4.00000	4.0204
44	bis(2-Chloroethoxy)methane	93	5.204	5.204	(0.967)	74679	4.00000	4.0154
48	2,4-Dichlorophenol	162	5.274	5.274	(0.980)	73479	4.00000	4.1684
49	Benzoic Acid	122	5.172	5.172	(0.961)	74571	10.0000	10.062(M)
50	1,2,4-Trichlorobenzene	180	5.338	5.338	(0.992)	84494	4.00000	4.1680

Compounds	QUANT SIG MASS	RT	EXP RT	REL RT	RESPONSE	AMOUNTS CAL-AMT (NG)	AMOUNTS ON-COL (NG)
51 Naphthalene	128	5.397	5.397	(1.003)	247699	4.00000	4.0475
52 4-Chloroaniline	127	5.445	5.445	(1.012)	98059	4.00000	4.1501
54 2,6-Dichlorophenol	162	5.450	5.450	(1.013)	77705	4.00000	4.1723
56 Hexachlorobutadiene	225	5.498	5.498	(1.022)	47497	4.00000	4.0103
208 Caprolactam	113	5.685	5.685	(1.057)	17620	4.00000	3.6822
59 4-Chloro-3-Methylphenol	107	5.813	5.813	(1.080)	61401	4.00000	3.9048
62 2-Methylnaphthalene	142	5.931	5.931	(1.102)	175998	4.00000	4.0404
63 1-Methylnaphthalene	142	6.006	6.006	(1.116)	175665	4.00000	4.0200
64 Hexachlorocyclopentadiene	237	6.054	6.054	(0.899)	44520	4.00000	3.4605
66 2,4,6-Trichlorophenol	196	6.150	6.150	(0.914)	57064	4.00000	3.9257(H)
67 2,4,5-Trichlorophenol	196	6.171	6.171	(0.917)	62917	4.00000	4.2455(M)
209 1,1'-Biphenyl	154	6.294	6.294	(0.935)	234600	4.00000	4.1876
70 2-Chloronaphthalene	162	6.305	6.305	(0.937)	191729	4.00000	4.2209
73 2-Nitroaniline	65	6.385	6.385	(0.948)	39819	4.00000	3.8802
76 Dimethylphthalate	163	6.529	6.529	(0.970)	193056	4.00000	4.1069
78 2,6-Dinitrotoluene	165	6.572	6.572	(0.976)	38835	4.00000	3.7497
79 Acenaphthylene	152	6.625	6.625	(0.984)	304189	4.00000	4.1138
81 3-Nitroaniline	138	6.700	6.700	(0.995)	47773	4.00000	3.9084
82 Acenaphthene	153	6.759	6.759	(1.004)	192065	4.00000	4.1597
83 2,4-Dinitrophenol	184	6.786	6.786	(1.008)	37608	10.0000	9.3869
85 4-Nitrophenol	109	6.828	6.828	(1.014)	58323	10.0000	9.5734
86 Dibenzofuran	168	6.892	6.892	(1.024)	278413	4.00000	4.0591
87 2,4-Dinitrotoluene	165	6.882	6.882	(1.022)	57633	4.00000	3.8767
91 2,3,5,6-Tetrachlorophenol	232	6.956	6.956	(1.033)	45244	4.00000	3.5986
88 2,3,4,6-Tetrachlorophenol	232	6.989	6.989	(1.038)	53097	4.00000	3.9428
92 2-Naphthylamine	143	7.015	7.015	(1.042)	104339	4.00000	4.1405
93 Diethylphthalate	149	7.074	7.074	(1.051)	208106	4.00000	4.0959
94 Fluorene	166	7.159	7.159	(1.063)	234082	4.00000	4.3500
95 4-Chlorophenyl-phenylether	204	7.165	7.165	(1.064)	107373	4.00000	4.3852
96 4-Nitroaniline	138	7.165	7.165	(1.064)	51777	4.00000	4.0725
98 4,6-Dinitro-2-methylphenol	198	7.197	7.197	(0.913)	73832	10.0000	9.6210
99 N-Nitrosodiphenylamine (1)	169	7.250	7.250	(0.919)	164987	4.00000	3.9574
100 1,2-Diphenylhydrazine	77	7.282	7.282	(0.923)	201778	4.00000	4.1063
106 4-Bromophenyl-phenylether	248	7.539	7.539	(0.956)	62475	4.00000	3.8742
107 Hexachlorobenzene	284	7.582	7.582	(0.961)	70268	4.00000	3.8357
210 Atrazine	200	7.662	7.662	(0.972)	36314	4.00000	3.9597
111 Pentachlorophenol	266	7.736	7.736	(0.981)	92636	10.0000	9.7116
115 Phenanthrene	178	7.902	7.902	(1.002)	348328	4.00000	3.9887
116 Anthracene	178	7.945	7.945	(1.007)	356879	4.00000	4.0419
119 Carbazole	167	8.068	8.068	(1.023)	350930	4.00000	4.1128
120 Di-n-Butylphthalate	149	8.340	8.340	(1.058)	396438	4.00000	3.8713
123 Fluoranthene	202	8.826	8.826	(1.119)	416774	4.00000	3.9925
124 Benzidine	184	8.928	8.928	(0.898)	92299	4.00000	3.4194
125 Pyrene	202	9.003	9.003	(0.906)	439158	4.00000	3.9427
131 Butylbenzylphthalate	149	9.499	9.499	(0.956)	198347	4.00000	3.8022
135 3,3'-Dichlorobenzidine	252	9.905	9.905	(0.997)	150675	4.00000	3.4668
136 Benzo(a)Anthracene	228	9.932	9.932	(0.999)	412308	4.00000	3.9299
137 Chrysene	228	9.959	9.959	(1.002)	428097	4.00000	4.1003
139 bis(2-ethylhexyl)Phthalate	149	9.937	9.937	(1.000)	279367	4.00000	3.8352
140 Di-n-octylphthalate	149	10.466	10.466	(0.928)	525227	4.00000	3.5846
141 Benzo(b)fluoranthene	252	10.872	10.872	(0.964)	530961	4.00000	3.8902(H)
142 Benzo(k)fluoranthene	252	10.904	10.904	(0.967)	556272	4.00000	4.0803
143 7,12-dimethylbenz[a]anthracen	256	10.862	10.862	(0.963)	232747	4.00000	3.8574(MH)
146 Benzo(a)pyrene	252	11.220	11.220	(0.995)	459705	4.00000	3.9476

Compounds	QUANT SIG MASS	RT	EXP RT	REL RT	RESPONSE	AMOUNTS CAL-AMT (NG)	AMOUNTS ON-COL (NG)
149 Indeno(1,2,3-cd)pyrene	276	12.646	12.646	(1.121)	558868	4.00000	3.9389
150 Dibenz(a,h)anthracene	278	12.667	12.667	(1.123)	481739	4.00000	4.0417
151 Benzo(g,h,i)perylene	276	13.047	13.047	(1.157)	491187	4.00000	3.9648
$ 154 Nitrobenzene-d5	82	4.830	4.830	(0.898)	64026	4.00000	3.8732
$ 155 2-Fluorobiphenyl	172	6.219	6.219	(0.924)	211930	4.00000	4.2409
$ 156 Terphenyl-d14	244	9.120	9.120	(0.918)	275166	4.00000	3.8291
$ 157 Phenol-d5	99	4.141	4.141	(0.939)	71076	4.00000	4.0841
$ 158 2-Fluorophenol	112	3.367	3.367	(0.764)	45206	4.00000	3.7231
$ 159 2,4,6-Tribromophenol	330	7.346	7.346	(0.932)	29044	4.00000	3.5793
$ 186 2-Chlorophenol-d4	132	4.227	4.227	(0.959)	68319	4.00000	4.0068
$ 187 1,2-Dichlorobenzene-d4	152	4.520	4.520	(1.025)	54237	4.00000	4.0599

QC Flag Legend

M - Compound response manually integrated.
H - Operator selected an alternate compound hit.

Data File Name: V10260CC.D
Inj. Date and Time: 26-OCT-2008 23:04
Instrument ID: 731.i
Client ID: SSTD4.0
Compound Name: Pyridine
CAS #: 110-86-1
Report Date: 10/26/2008

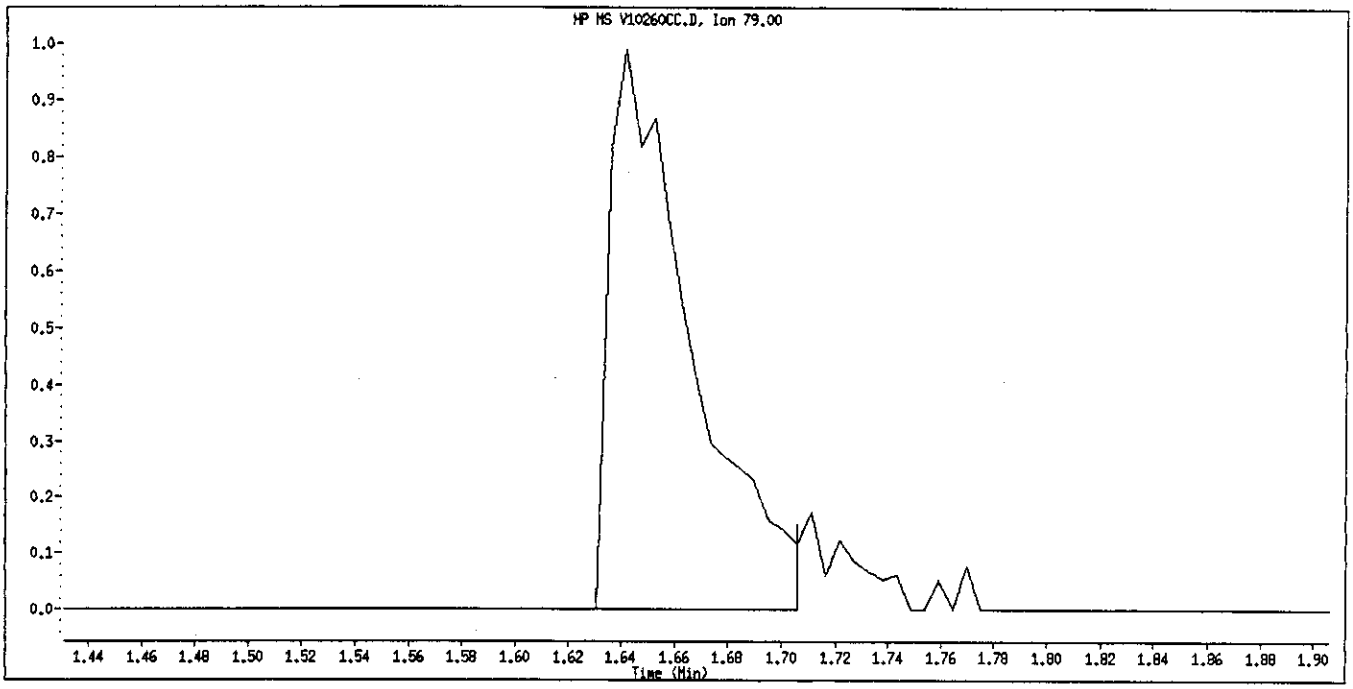

Original Integration

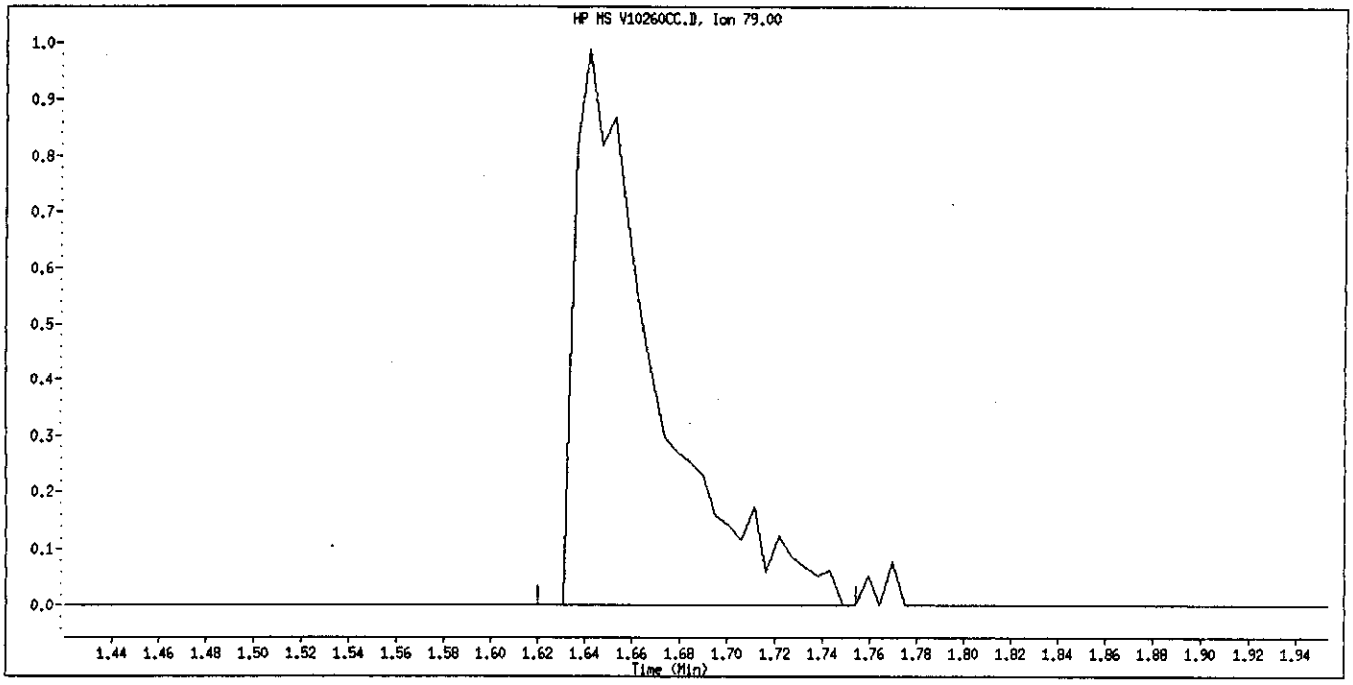

Manual Integration

Manually Integrated By: piccolinov
Manual Integration Reason: Poor Chromatography

Data File Name: V10260CC.D
Inj. Date and Time: 26-OCT-2008 23:04
Instrument ID: 731.i
Client ID: SSTD4.0
Compound Name: bis(2-Chloroethyl)ether
CAS #: 111-44-4
Report Date: 10/26/2008

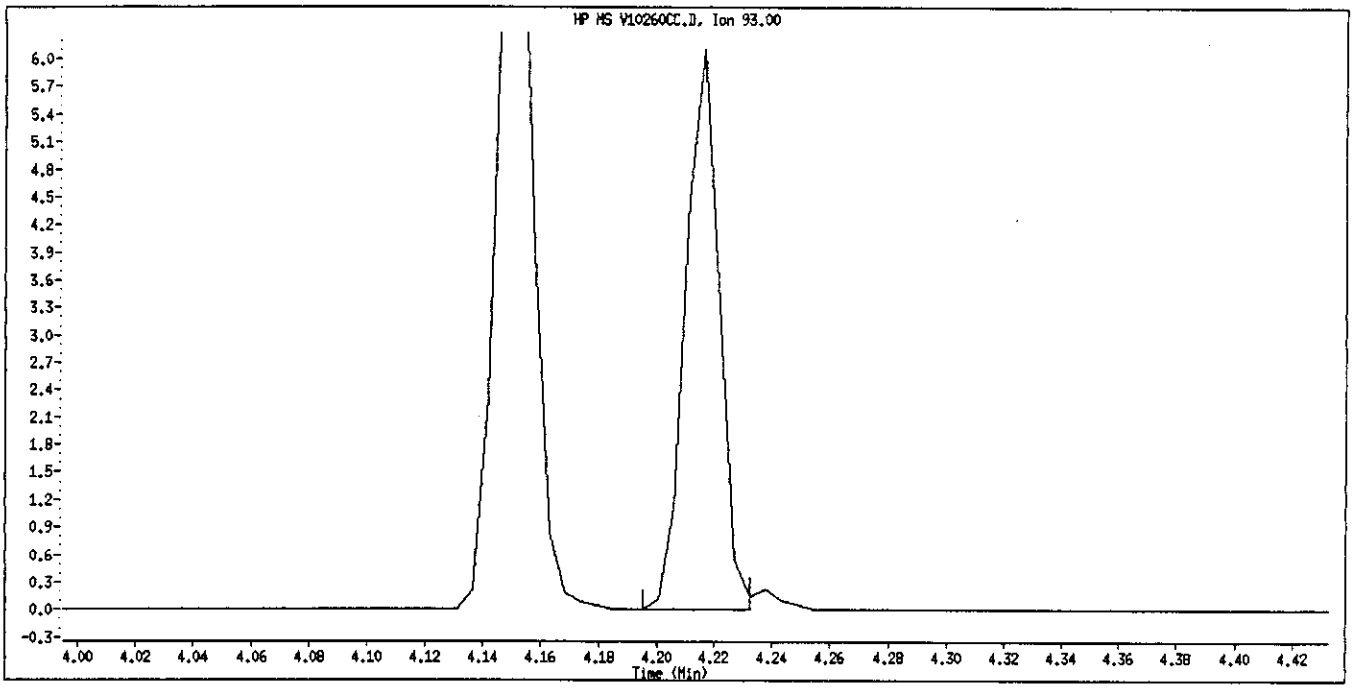

Original Integration

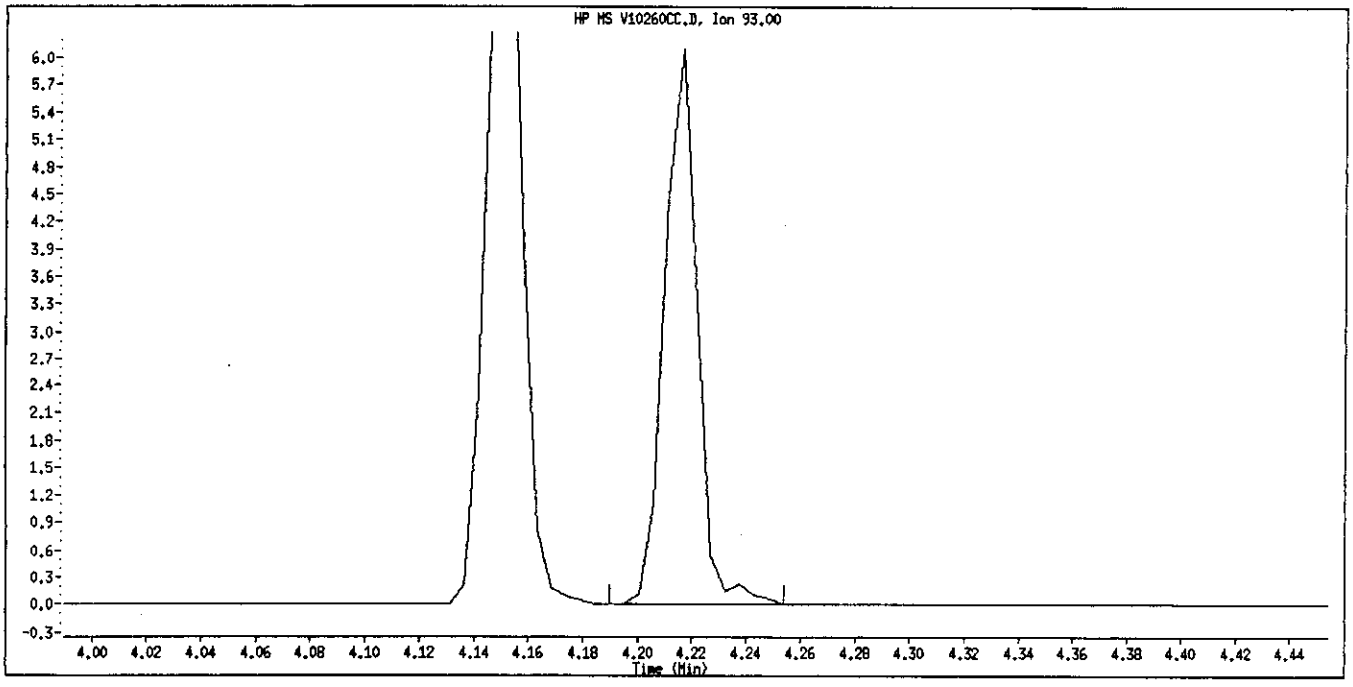

Manual Integration

Manually Integrated By: piccolinov
Manual Integration Reason: Peak Not Found

Data File Name: V10260CC.D
Inj. Date and Time: 26-OCT-2008 23:04
Instrument ID: 731.i
Client ID: SSTD4.0
Compound Name: Benzoic Acid
CAS #: 65-85-0
Report Date: 10/26/2008

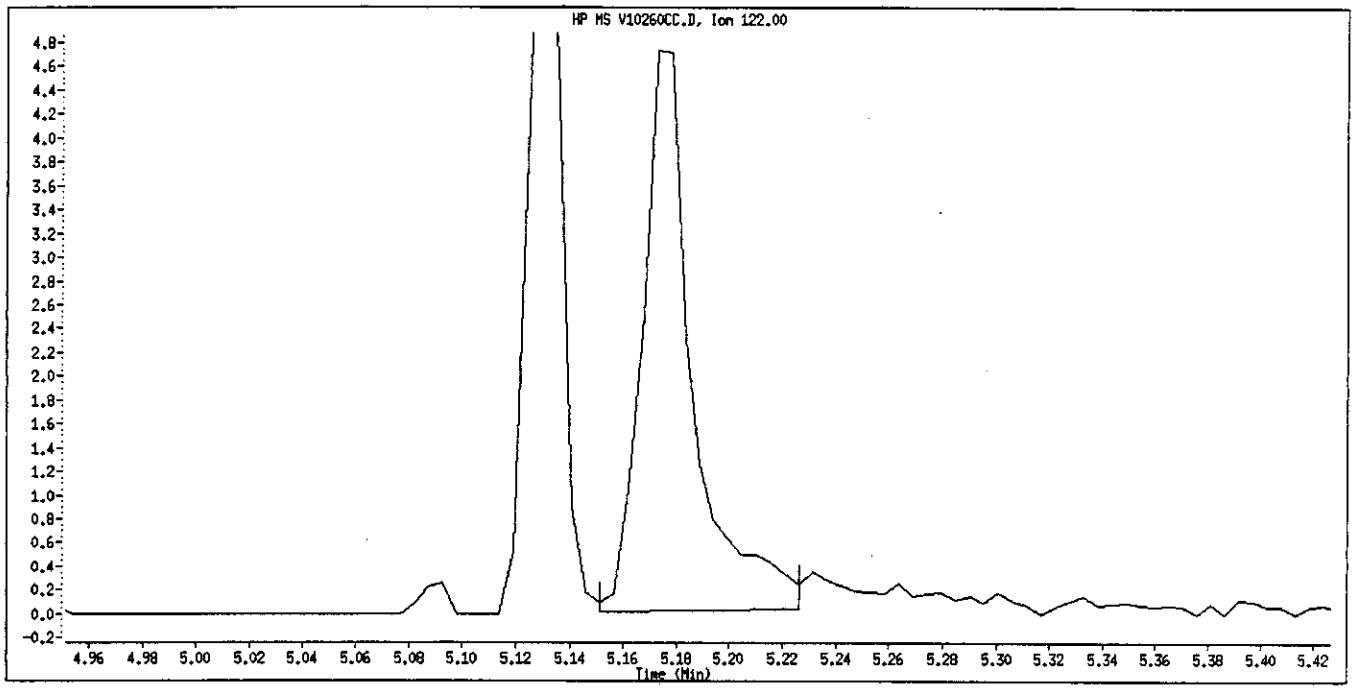

Original Integration

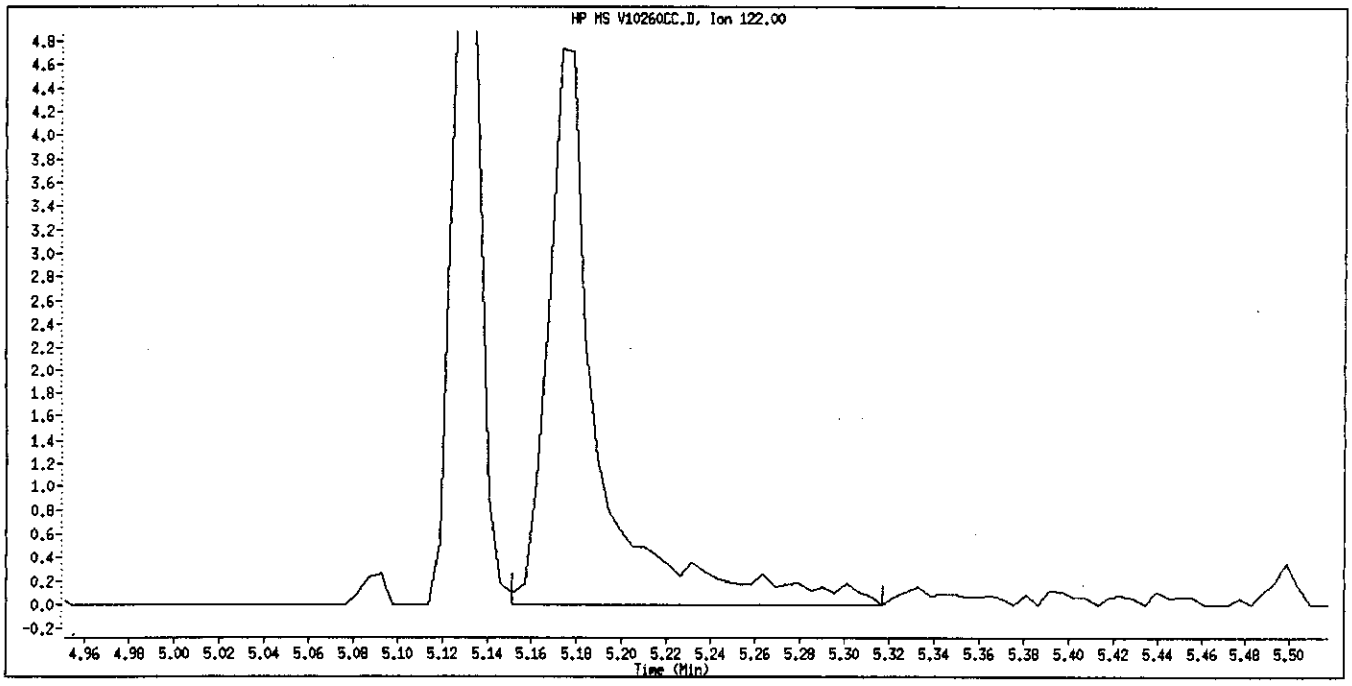

Manual Integration

Manually Integrated By: piccolinov
Manual Integration Reason: Peak Not Found

Data File Name: V10260CC.D
Inj. Date and Time: 26-OCT-2008 23:04
Instrument ID: 731.i
Client ID: SSTD4.0
Compound Name: 2,4,6-Trichlorophenol
CAS #: 88-06-2
Report Date: 10/26/2008

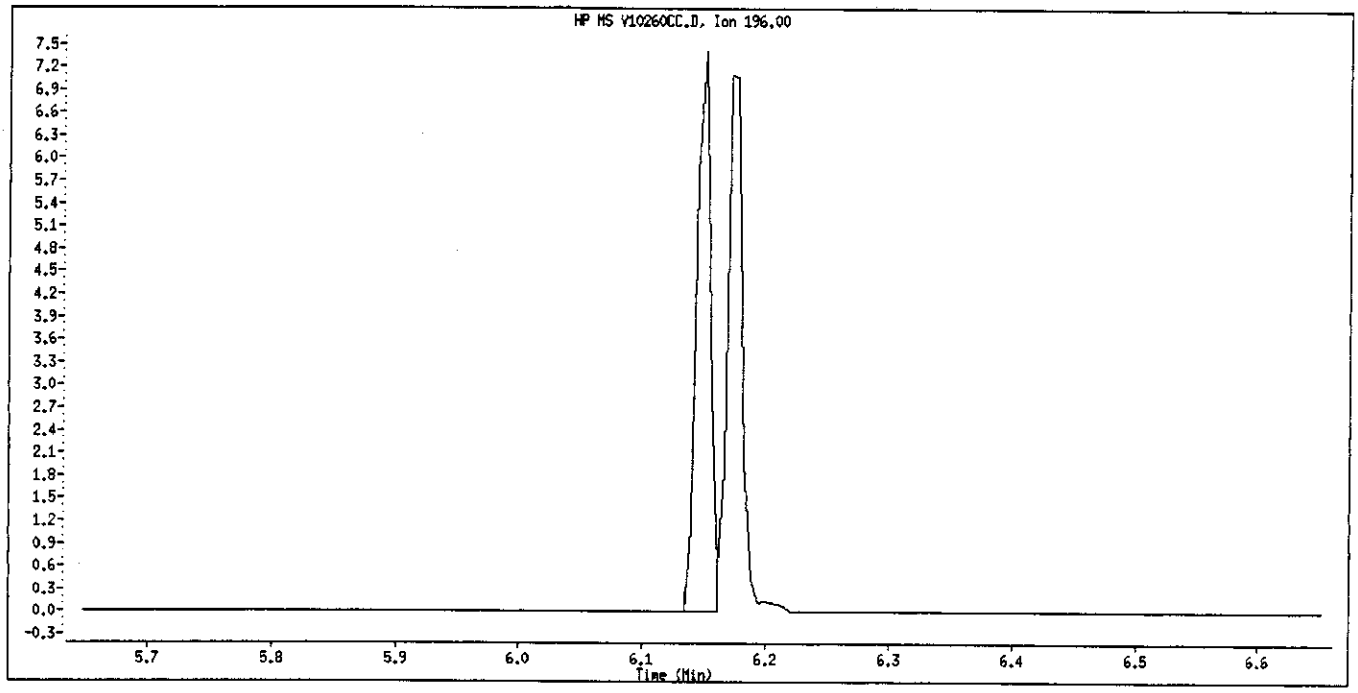

Original Integration

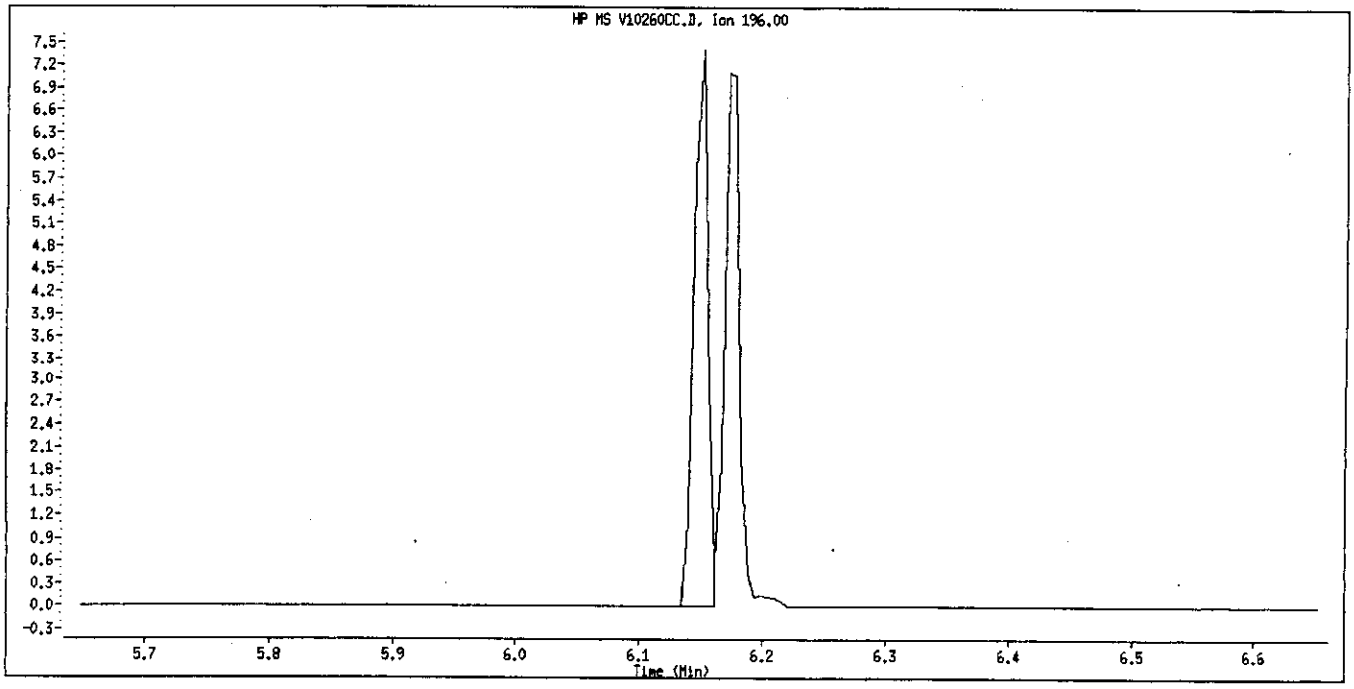

Manual Integration

Manually Integrated By: piccolinov
Manual Integration Reason: Peak Integrated Incorrectly

Data File Name: V10260CC.D
Inj. Date and Time: 26-OCT-2008 23:04
Instrument ID: 731.i
Client ID: SSTD4.0
Compound Name: 2,4,5-Trichlorophenol
CAS #: 95-95-4
Report Date: 10/26/2008

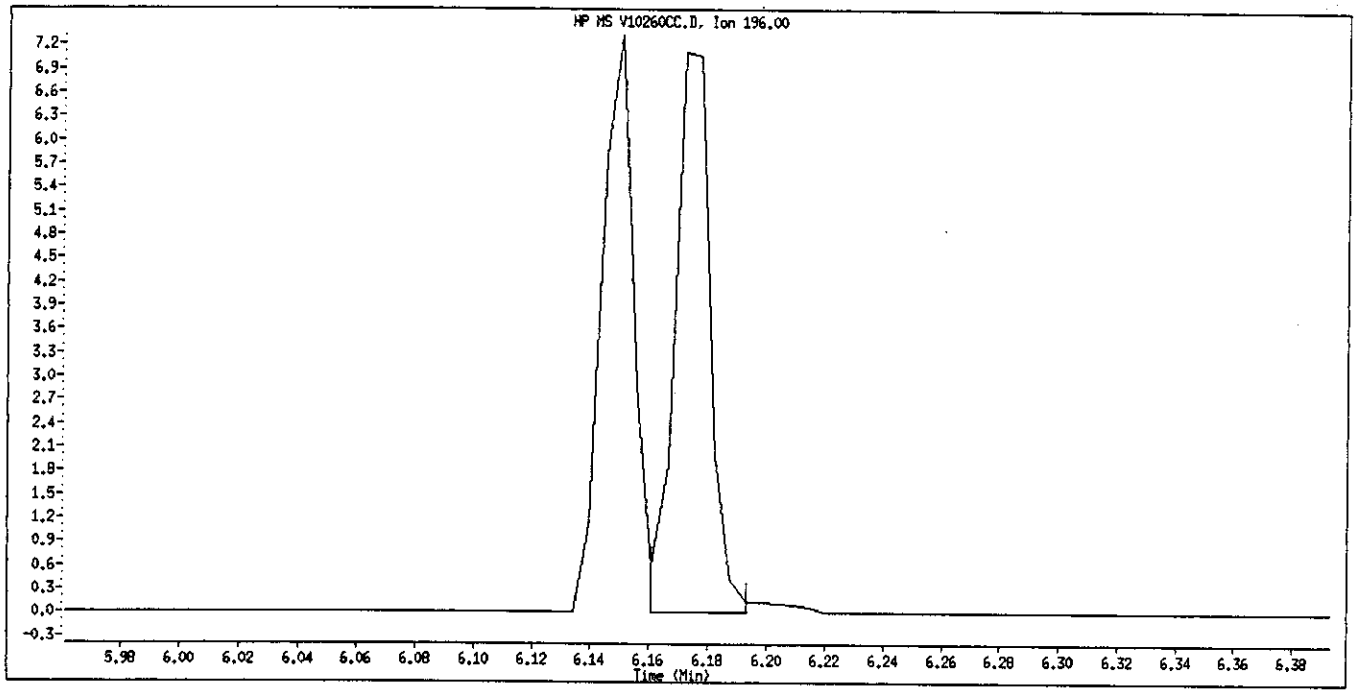

Original Integration

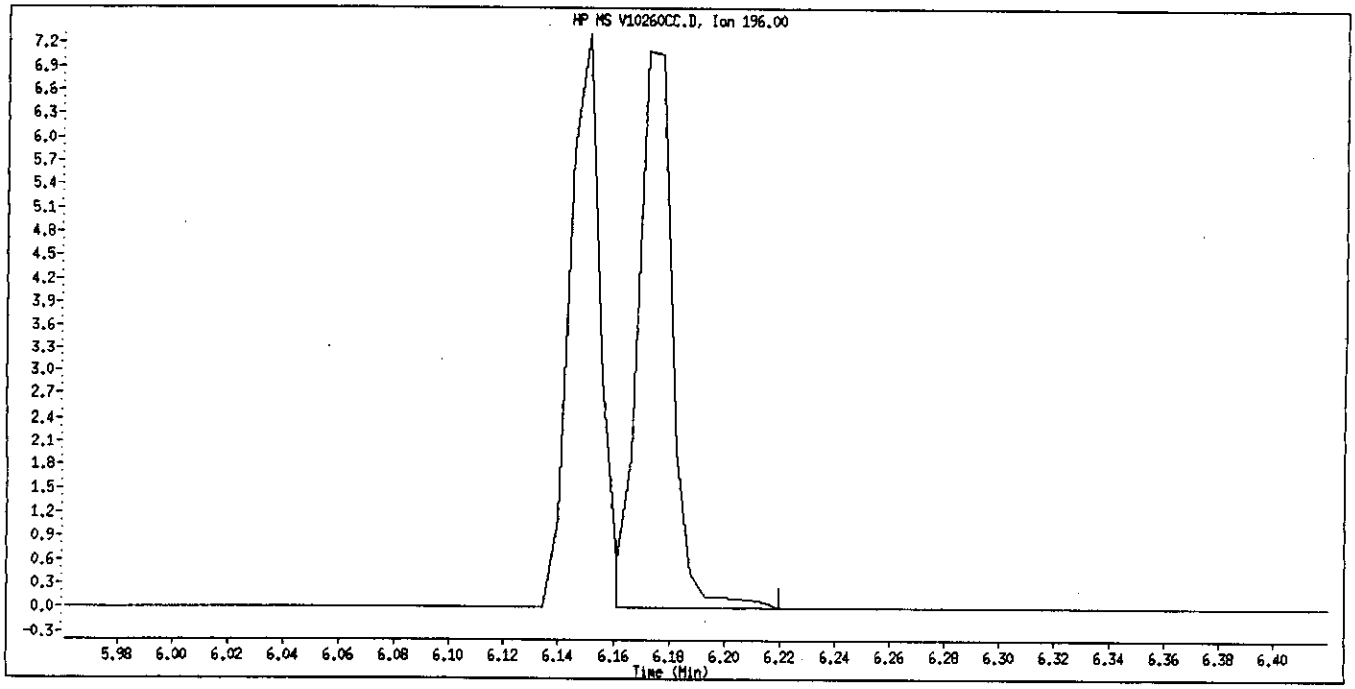

Manual Integration

Manually Integrated By: piccolinov
Manual Integration Reason: Peak Not Found

Data File Name: V10260CC.D
Inj. Date and Time: 26-OCT-2008 23:04
Instrument ID: 731.i
Client ID: SSTD4.0
Compound Name: 7,12-dimethylbenz[a]anthracen
CAS #: 57-97-6
Report Date: 10/26/2008

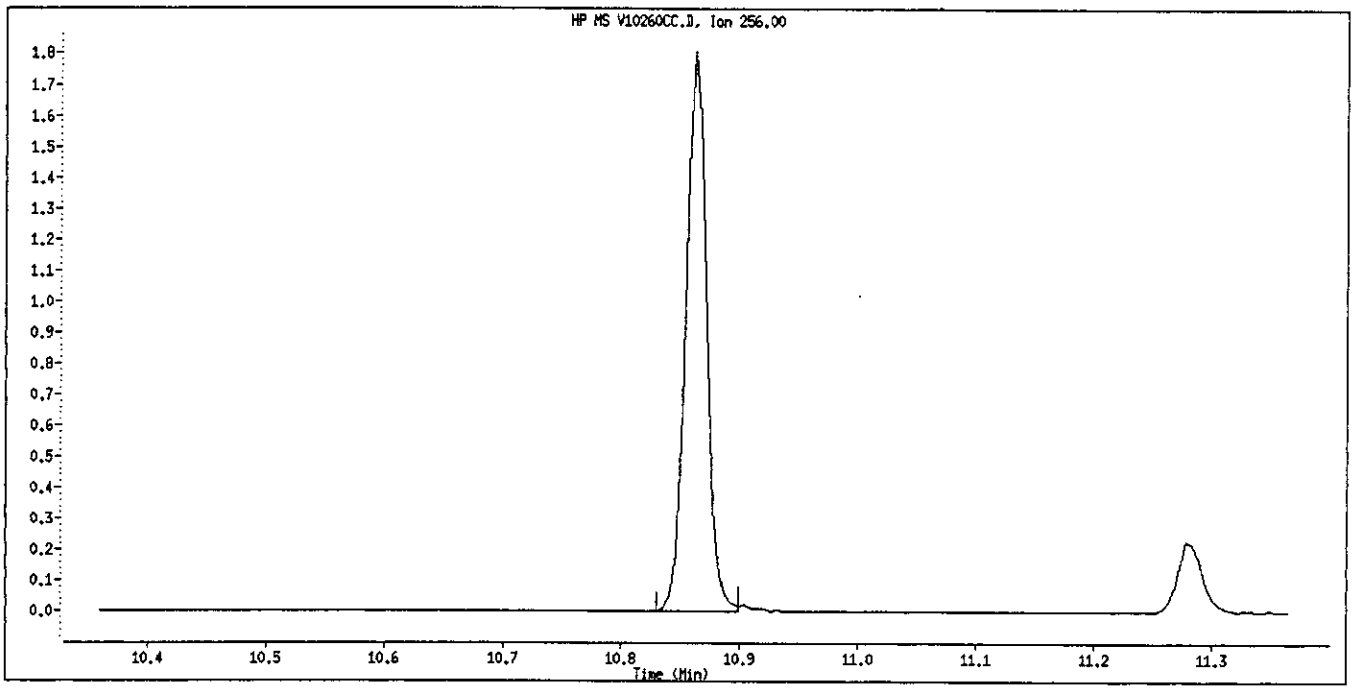

Original Integration

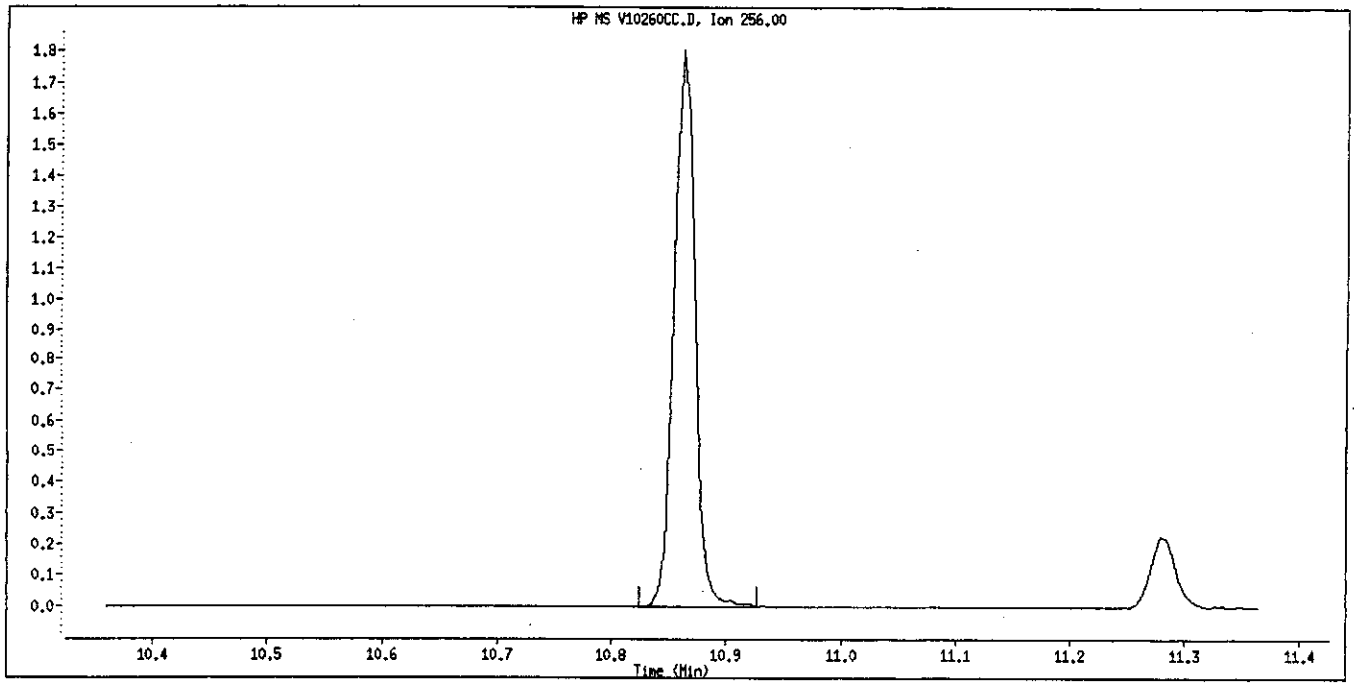

Manual Integration

Manually Integrated By: piccolinov
Manual Integration Reason: Peak Not Found

Data File Name: V10260CC.D
Inj. Date and Time: 26-OCT-2008 23:04
Instrument ID: 731.i
Client ID: SSTD4.0
Compound Name: Benzo(b)fluoranthene
CAS #: 205-99-2
Report Date: 10/26/2008

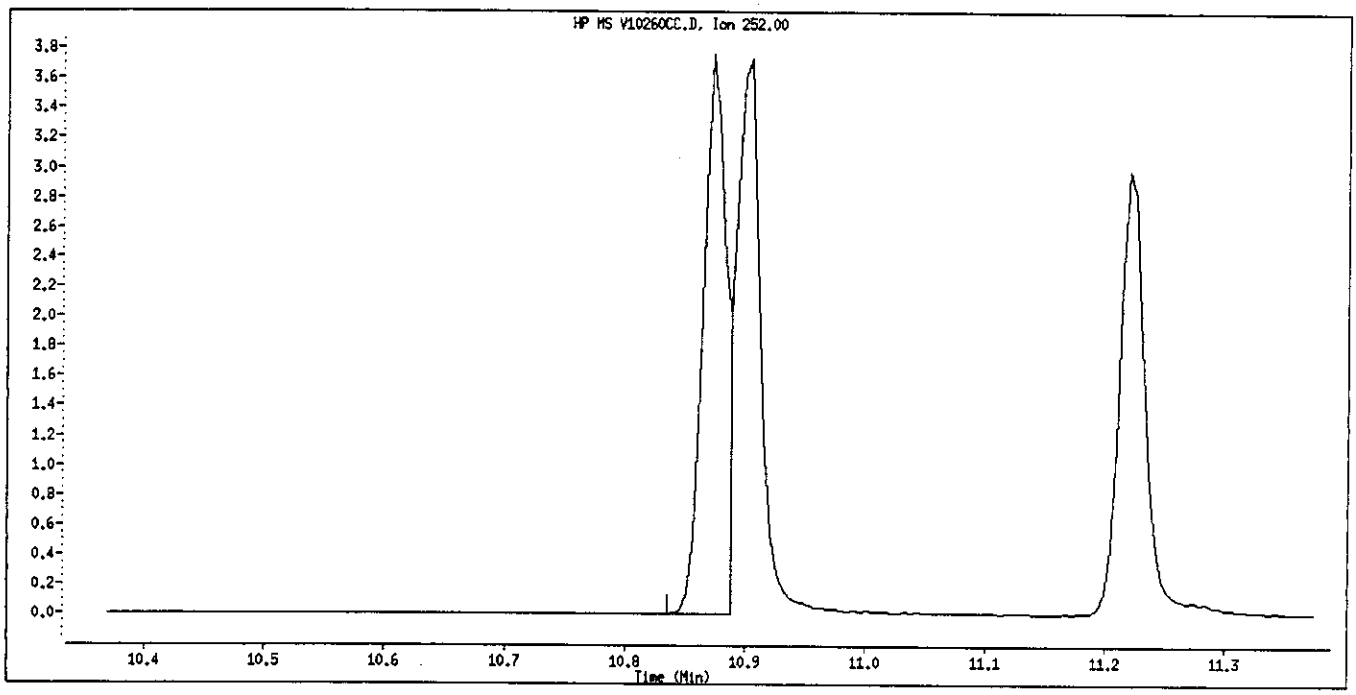

Original Integration

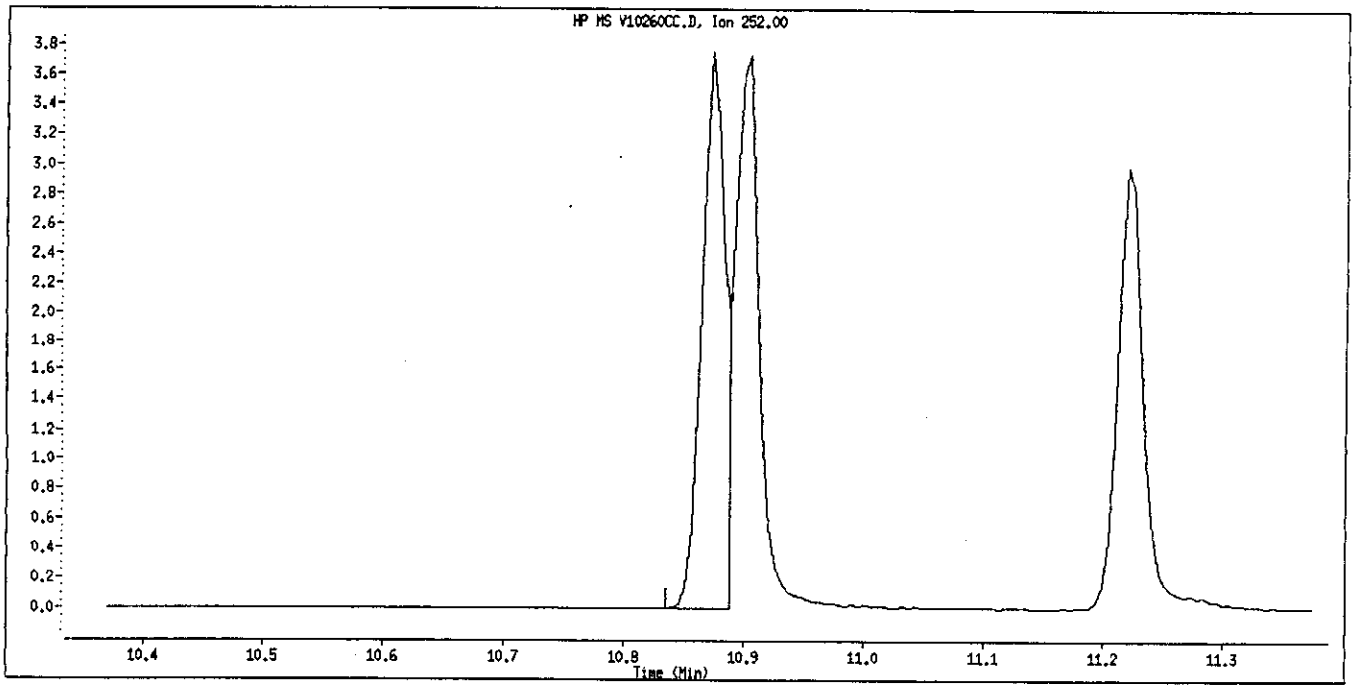

Manual Integration

Manually Integrated By: piccolinov
Manual Integration Reason: Peak Integrated Incorrectly

TestAmerica Pittsburgh

CONTINUING CALIBRATION COMPOUNDS

Instrument ID: 731.i Injection Date: 27-OCT-2008 22:40
Lab File ID: V10280CC.D Init. Cal. Date(s): 23-OCT-2008 23-OCT-2008
Analysis Type: Init. Cal. Times: 00:05 04:48
Lab Sample ID: SSTD4.0 Quant Type: ISTD
Method: \\PITSVR06\D\chem\731.i\V102808.b\8270ll.m

COMPOUND	RRF / AMOUNT	RF4	CCAL RRF4	MIN RRF	%D / %DRIFT	MAX %D / %DRIFT	CURVE TYPE
198 1,4-Dioxane	4.00000	3.98070	0.15820	0.010	0.48239	0.000e+000	Quadratic
10 N-Nitrosodimethylamine	0.21621	0.18542	0.18542	0.010	14.24094	25.00000	Averaged
9 Pyridine	0.44319	0.42460	0.42460	0.010	4.19349	25.00000	Averaged
16 Methyl methanesulfonate	0.39775	0.38207	0.38207	0.010	3.94412	25.00000	Averaged
206 Benzaldehyde	4.00000	3.46221	0.38333	0.010	13.44480	0.000e+000	Quadratic
21 Aniline	1.43988	1.49186	1.49186	0.010	-3.60999	25.00000	Averaged
22 Phenol	1.34980	1.46380	1.46380	0.010	-8.44544	20.00000	Averaged
23 bis(2-Chloroethyl)ether	0.94733	0.98134	0.98134	0.010	-3.58987	25.00000	Averaged
24 2-Chlorophenol	1.28837	1.32012	1.32012	0.010	-2.46447	25.00000	Averaged
26 1,3-Dichlorobenzene	1.54135	1.53828	1.53828	0.010	0.19908	25.00000	Averaged
27 1,4-Dichlorobenzene	1.58187	1.65292	1.65292	0.010	-4.49137	20.00000	Averaged
28 1,2-Dichlorobenzene	1.51239	1.59396	1.59396	0.010	-5.39299	25.00000	Averaged
29 Benzyl Alcohol	0.66701	0.64081	0.64081	0.010	3.92763	25.00000	Averaged
30 2-Methylphenol	1.08207	1.18410	1.18410	0.010	-9.42869	25.00000	Averaged
31 2,2'-oxybis(1-Chloropropane	1.21710	1.21959	1.21959	0.010	-0.20526	25.00000	Averaged
37 Acetophenone	1.53835	1.63527	1.63527	0.010	-6.30034	25.00000	Averaged
32 N-Nitroso-di-n-propylamine	0.62782	0.71678	0.71678	0.050	-14.17024	50.00000	Averaged
192 4-Methylphenol	1.09392	1.26686	1.26686	0.010	-15.80872	25.00000	Averaged
34 Hexachloroethane	0.67552	0.66323	0.66323	0.010	1.81828	25.00000	Averaged
35 Nitrobenzene	0.26491	0.26784	0.26784	0.010	-1.10902	25.00000	Averaged
41 Isophorone	0.47894	0.48643	0.48643	0.010	-1.56410	25.00000	Averaged
42 2-Nitrophenol	0.17380	0.17377	0.17377	0.010	0.01787	20.00000	Averaged
43 2,4-Dimethylphenol	0.29025	0.30343	0.30343	0.010	-4.53966	25.00000	Averaged
44 bis(2-Chloroethoxy)methane	0.31339	0.32613	0.32613	0.010	-4.06435	25.00000	Averaged
48 2,4-Dichlorophenol	0.29703	0.32370	0.32370	0.010	-8.97785	20.00000	Averaged
49 Benzoic Acid	10.00000	10.11426	0.12656	0.010	-1.14258	0.000e+000	Quadratic
50 1,2,4-Trichlorobenzene	0.34159	0.33854	0.33854	0.010	0.89519	25.00000	Averaged
51 Naphthalene	1.03121	1.05050	1.05050	0.010	-1.87027	25.00000	Averaged
52 4-Chloroaniline	0.39814	0.43589	0.43589	0.010	-9.47953	25.00000	Averaged
54 2,6-Dichlorophenol	0.31382	0.32527	0.32527	0.010	-3.64735	25.00000	Averaged
56 Hexachlorobutadiene	0.19957	0.19825	0.19825	0.010	0.66232	20.00000	Averaged
208 Caprolactam	0.08063	0.08967	0.08967	0.010	-11.20283	25.00000	Averaged
59 4-Chloro-3-Methylphenol	0.26497	0.28401	0.28401	0.010	-7.18818	20.00000	Averaged
62 2-Methylnaphthalene	0.73401	0.77058	0.77058	0.010	-4.98217	25.00000	Averaged
63 1-Methylnaphthalene	0.73634	0.77109	0.77109	0.010	-4.71939	25.00000	Averaged
64 Hexachlorocyclopentadiene	0.29307	0.23100	0.23100	0.050	21.18036	50.00000	Averaged
66 2,4,6-Trichlorophenol	0.33113	0.30653	0.30653	0.010	7.42927	20.00000	Averaged
67 2,4,5-Trichlorophenol	0.33760	0.32134	0.32134	0.010	4.81553	25.00000	Averaged
209 1,1'-Biphenyl	1.27622	1.25899	1.25899	0.010	1.35002	25.00000	Averaged
70 2-Chloronaphthalene	1.03476	1.00498	1.00498	0.010	2.87840	25.00000	Averaged
73 2-Nitroaniline	0.23377	0.22575	0.22575	0.010	3.43157	25.00000	Averaged
76 Dimethylphthalate	1.07085	1.11089	1.11089	0.010	-3.73911	25.00000	Averaged

TestAmerica Pittsburgh

CONTINUING CALIBRATION COMPOUNDS

Instrument ID: 731.i Injection Date: 27-OCT-2008 22:40
Lab File ID: V10280CC.D Init. Cal. Date(s): 23-OCT-2008 23-OCT-2008
Analysis Type: Init. Cal. Times: 00:05 04:48
Lab Sample ID: SSTD4.0 Quant Type: ISTD
Method: \\PITSVR06\D\chem\731.i\V102808.b\827011.m

COMPOUND	RRF / AMOUNT	RF4	CCAL RRF4	MIN RRF	%D / %DRIFT	MAX %D / %DRIFT	CURVE TYPE
78 2,6-Dinitrotoluene	0.23593	0.23085	0.23085	0.010	2.15315	25.00000	Averaged
79 Acenaphthylene	1.68447	1.70555	1.70555	0.010	-1.25141	25.00000	Averaged
81 3-Nitroaniline	0.27844	0.29255	0.29255	0.010	-5.06520	25.00000	Averaged
82 Acenaphthene	1.05183	1.06381	1.06381	0.010	-1.13869	20.00000	Averaged
83 2,4-Dinitrophenol	10.00000	9.37933	0.08557	0.050	6.20669	0.000e+000	Quadratic
85 4-Nitrophenol	0.13878	0.15246	0.15246	0.050	-9.85544	50.00000	Averaged
86 Dibenzofuran	1.56249	1.66183	1.66183	0.010	-6.35771	25.00000	Averaged
87 2,4-Dinitrotoluene	0.33867	0.35560	0.35560	0.010	-4.99946	25.00000	Averaged
91 2,3,5,6-Tetrachlorophenol	0.28641	0.28720	0.28720	0.010	-0.27482	25.00000	Averaged
88 2,3,4,6-Tetrachlorophenol	0.30678	0.32108	0.32108	0.010	-4.66282	25.00000	Averaged
92 2-Naphthylamine	0.57406	0.63533	0.63533	0.010	-10.67427	25.00000	Averaged
93 Diethylphthalate	1.15744	1.21794	1.21794	0.010	-5.22673	25.00000	Averaged
94 Fluorene	1.22585	1.32782	1.32782	0.010	-8.31838	25.00000	Averaged
95 4-Chlorophenyl-phenylether	0.55778	0.60664	0.60664	0.010	-8.75958	25.00000	Averaged
96 4-Nitroaniline	0.28962	0.33516	0.33516	0.010	-15.72440	25.00000	Averaged
98 4,6-Dinitro-2-methylphenol	10.00000	9.96704	0.08929	0.010	0.32957	0.000e+000	Quadratic
99 N-Nitrosodiphenylamine (1)	0.48313	0.49119	0.49119	0.010	-1.66948	20.00000	Averaged
100 1,2-Diphenylhydrazine	0.56945	0.57503	0.57503	0.010	-0.98074	25.00000	Averaged
106 4-Bromophenyl-phenylether	0.18687	0.17723	0.17723	0.010	5.16139	25.00000	Averaged
107 Hexachlorobenzene	0.21229	0.20929	0.20929	0.010	1.41317	25.00000	Averaged
210 Atrazine	0.10628	0.10696	0.10696	0.010	-0.63963	25.00000	Averaged
111 Pentachlorophenol	10.00000	10.32110	0.11543	0.010	-3.21097	0.000e+000	Quadratic
115 Phenanthrene	1.01200	1.03585	1.03585	0.010	-2.35601	25.00000	Averaged
116 Anthracene	1.02321	1.05496	1.05496	0.010	-3.10267	25.00000	Averaged
119 Carbazole	0.98880	1.06868	1.06868	0.010	-8.07866	25.00000	Averaged
120 Di-n-Butylphthalate	1.18671	1.21578	1.21578	0.010	-2.45002	25.00000	Averaged
123 Fluoranthene	1.20971	1.25521	1.25521	0.010	-3.76152	20.00000	Averaged
124 Benzidine	4.00000	3.51342	0.26572	0.010	12.16456	0.000e+000	Quadratic
125 Pyrene	1.22708	1.20271	1.20271	0.010	1.98602	25.00000	Averaged
131 Butylbenzylphthalate	0.57469	0.57224	0.57224	0.010	0.42533	25.00000	Averaged
135 3,3'-Dichlorobenzidine	0.47880	0.44266	0.44266	0.010	7.54854	25.00000	Averaged
136 Benzo(a)Anthracene	1.15582	1.15957	1.15957	0.010	-0.32406	25.00000	Averaged
137 Chrysene	1.15021	1.12799	1.12799	0.010	1.93233	25.00000	Averaged
139 bis(2-ethylhexyl)Phthalate	0.80249	0.81151	0.81151	0.010	-1.12519	25.00000	Averaged
140 Di-n-octylphthalate	1.51798	1.41341	1.41341	0.010	6.88897	20.00000	Averaged
141 Benzo(b)fluoranthene	1.41402	1.33307	1.33307	0.010	5.72528	25.00000	Averaged
142 Benzo(k)fluoranthene	1.41243	1.44592	1.44592	0.010	-2.37141	25.00000	Averaged
143 7,12-dimethylbenz[a]anthrac	0.62511	0.60042	0.60042	0.010	3.95064	25.00000	Averaged
146 Benzo(a)pyrene	1.20646	1.18513	1.18513	0.010	1.76849	20.00000	Averaged
149 Indeno(1,2,3-cd)pyrene	1.46993	1.47994	1.47994	0.010	-0.68116	25.00000	Averaged
150 Dibenz(a,h)anthracene	1.23484	1.25860	1.25860	0.010	-1.92444	25.00000	Averaged
151 Benzo(g,h,i)perylene	1.28348	1.31040	1.31040	0.010	-2.09730	25.00000	Averaged

TestAmerica Pittsburgh

CONTINUING CALIBRATION COMPOUNDS

Instrument ID: 731.i Injection Date: 27-OCT-2008 22:40
Lab File ID: V10280CC.D Init. Cal. Date(s): 23-OCT-2008 23-OCT-2008
Analysis Type: Init. Cal. Times: 00:05 04:48
Lab Sample ID: SSTD4.0 Quant Type: ISTD
Method: \\PITSVR06\D\chem\731.i\V102808.b\8270ll.m

COMPOUND	RRF / AMOUNT	RF4	CCAL RRF4	MIN RRF	%D / %DRIFT	MAX %D / %DRIFT	CURVE TYPE
$ 154 Nitrobenzene-d5	0.27855	0.26304	0.26304	0.010	5.56735	25.00000	Averaged
$ 155 2-Fluorobiphenyl	1.13839	1.12793	1.12793	0.010	0.91888	25.00000	Averaged
$ 156 Terphenyl-d14	0.79168	0.76813	0.76813	0.010	2.97510	25.00000	Averaged
$ 157 Phenol-d5	1.26916	1.29794	1.29794	0.010	-2.26726	25.00000	Averaged
$ 158 2-Fluorophenol	0.88548	0.88806	0.88806	0.010	-0.29081	25.00000	Averaged
$ 159 2,4,6-Tribromophenol	0.09403	0.08821	0.08821	0.010	6.19329	25.00000	Averaged
$ 186 2-Chlorophenol-d4	1.24345	1.25334	1.25334	0.010	-0.79516	25.00000	Averaged
$ 187 1,2-Dichlorobenzene-d4	0.97425	1.03333	1.03333	0.010	-6.06485	25.00000	Averaged

Data File: \\PITSVR06\D\chem\731.i\V102808.b\V10280CC.D
Date : 27-OCT-2008 22:40
Client ID: SSTD4.0
Sample Info: SSTD4.0(2.0ug/mL) BNA0735-08 8270c11

Column phase: DB5-MS

Instrument: 731.i

Operator: 003200
Column diameter: 0.32

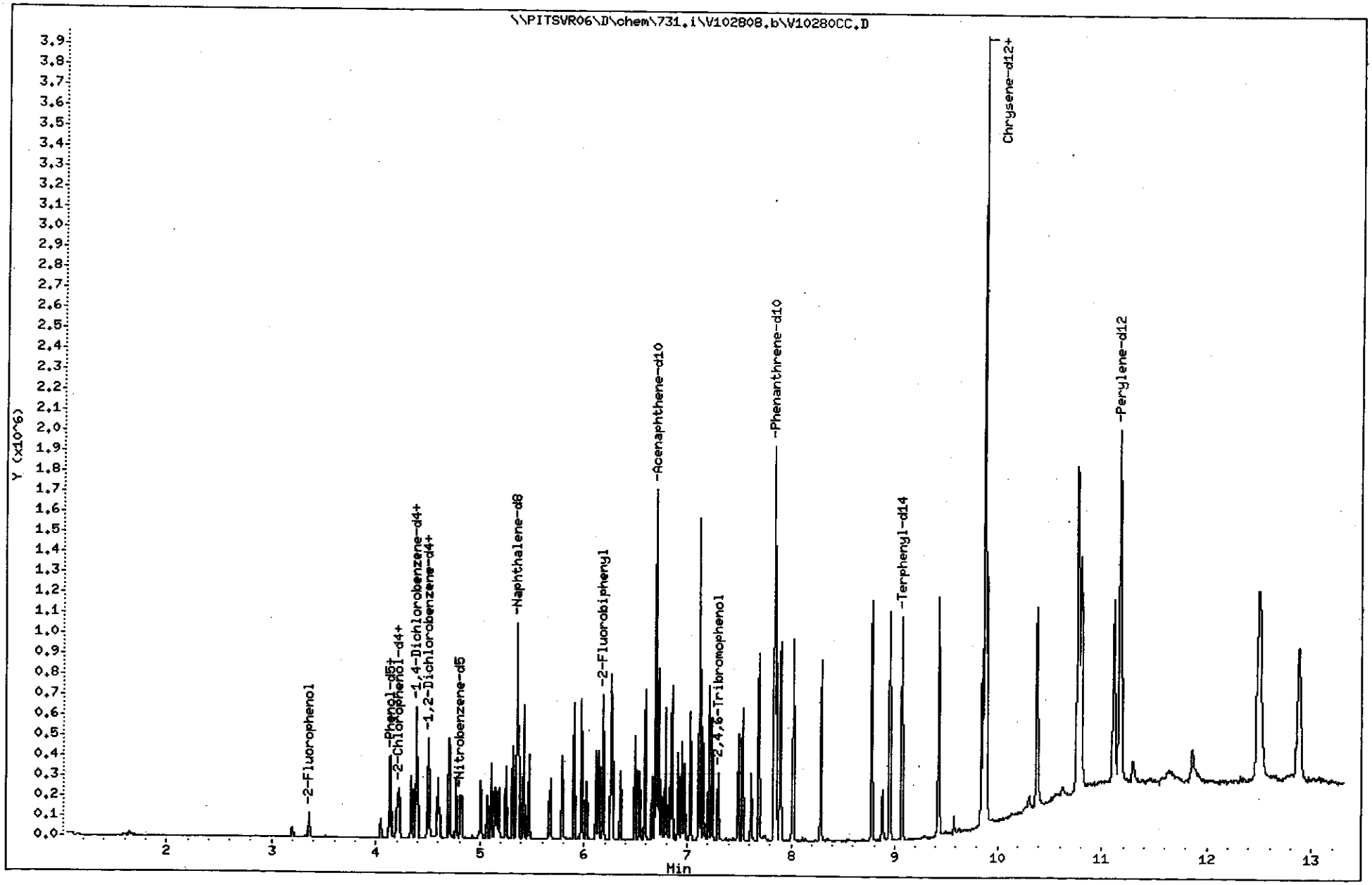

(2001 - 3460)
3284
C8J160331

TestAmerica Pittsburgh

Semivolatile REPORT SW-846 Method 8270

Data file : \\PITSVR06\D\chem\731.i\V102808.b\V10280CC.D
Lab Smp Id: SSTD4.0 Client Smp ID: SSTD4.0
Inj Date : 27-OCT-2008 22:40
Operator : 003200 Inst ID: 731.i
Smp Info : SSTD4.0(2.0ug/mL) BNA0735-08 8270cll
Misc Info : SSTD4.0,V102808.b,827011.m,padep.sub,2,3
Comment :
Method : \\PITSVR06\D\chem\731.i\V102808.b\827011.m
Meth Date : 27-Oct-2008 22:55 piccolinov Quant Type: ISTD
Cal Date : 23-OCT-2008 04:48 Cal File: V1023NC7.D
Als bottle: 2 Continuing Calibration Sample
Dil Factor: 1.00000
Integrator: HP RTE Compound Sublist: padep.sub
Target Version: 4.14
Processing Host: PITPC-502

Compounds	QUANT SIG MASS	RT	EXP RT	REL RT	RESPONSE	AMOUNTS CAL-AMT (NG)	ON-COL (NG)
* 1 1,4-Dichlorobenzene-d4	152	4.387	4.387	(1.000)	90089	8.00000	
* 2 Naphthalene-d8	136	5.354	5.354	(1.000)	410455	8.00000	
* 3 Acenaphthene-d10	164	6.695	6.695	(1.000)	335705	8.00000	
* 4 Phenanthrene-d10	188	7.838	7.838	(1.000)	684565	8.00000	
* 5 Chrysene-d12	240	9.874	9.874	(1.000)	763003	8.00000	
* 6 Perylene-d12	264	11.167	11.167	(1.000)	837497	8.00000	
198 1,4-Dioxane	88	1.145	1.145	(0.261)	7126	4.00000	3.9807
10 N-Nitrosodimethylamine	74	1.599	1.599	(0.364)	8352	4.00000	3.4304(M)
9 Pyridine	79	1.647	1.647	(0.375)	19126	4.00000	3.8323(M)
16 Methyl methanesulfonate	80	3.196	3.196	(0.729)	17210	4.00000	3.8422
206 Benzaldehyde	77	4.046	4.046	(0.922)	17267	4.00000	3.4622
21 Aniline	93	4.136	4.136	(0.943)	67200	4.00000	4.1444
22 Phenol	94	4.136	4.136	(0.943)	65936	4.00000	4.3378
23 bis(2-Chloroethyl)ether	93	4.200	4.200	(0.957)	44204	4.00000	4.1436
24 2-Chlorophenol	128	4.222	4.222	(0.962)	59464	4.00000	4.0986
26 1,3-Dichlorobenzene	146	4.339	4.339	(0.989)	69291	4.00000	3.9920
27 1,4-Dichlorobenzene	146	4.398	4.398	(1.002)	74455	4.00000	4.1796
28 1,2-Dichlorobenzene	146	4.510	4.510	(1.028)	71799	4.00000	4.2157
29 Benzyl Alcohol	108	4.500	4.500	(1.026)	28865	4.00000	3.8429
30 2-Methylphenol	108	4.590	4.590	(1.046)	53337	4.00000	4.3771
31 2,2'-oxybis(1-Chloropropane)	45	4.606	4.606	(1.050)	54936	4.00000	4.0082
37 Acetophenone	105	4.697	4.697	(1.071)	73660	4.00000	4.2520
32 N-Nitroso-di-n-propylamine	70	4.703	4.703	(1.072)	32287	4.00000	4.5668
192 4-Methylphenol	108	4.708	4.708	(1.073)	57065	4.00000	4.6323
34 Hexachloroethane	117	4.772	4.772	(1.088)	29875	4.00000	3.9273
35 Nitrobenzene	77	4.820	4.820	(0.900)	54969	4.00000	4.0444
41 Isophorone	82	5.007	5.007	(0.935)	99828	4.00000	4.0626
42 2-Nitrophenol	139	5.066	5.066	(0.946)	35662	4.00000	3.9993
43 2,4-Dimethylphenol	107	5.109	5.109	(0.954)	62272	4.00000	4.1816
44 bis(2-Chloroethoxy)methane	93	5.178	5.178	(0.967)	66931	4.00000	4.1626
48 2,4-Dichlorophenol	162	5.248	5.248	(0.980)	66432	4.00000	4.3591
49 Benzoic Acid	122	5.151	5.151	(0.962)	64936	10.0000	10.114
50 1,2,4-Trichlorobenzene	180	5.312	5.312	(0.992)	69477	4.00000	3.9642

Compounds	QUANT SIG MASS	RT	EXP RT	REL RT	RESPONSE	AMOUNTS CAL-AMT (NG)	AMOUNTS ON-COL (NG)
51 Naphthalene	128	5.370	5.370	(1.003)	215591	4.00000	4.0748
52 4-Chloroaniline	127	5.413	5.413	(1.011)	89456	4.00000	4.3792
54 2,6-Dichlorophenol	162	5.418	5.418	(1.012)	66754	4.00000	4.1459
56 Hexachlorobutadiene	225	5.467	5.467	(1.021)	40687	4.00000	3.9735
208 Caprolactam	113	5.659	5.659	(1.057)	18402	4.00000	4.4481
59 4-Chloro-3-Methylphenol	107	5.787	5.787	(1.081)	58287	4.00000	4.2875
62 2-Methylnaphthalene	142	5.899	5.899	(1.102)	158144	4.00000	4.1993
63 1-Methylnaphthalene	142	5.974	5.974	(1.116)	158248	4.00000	4.1888
64 Hexachlorocyclopentadiene	237	6.022	6.022	(0.899)	38774	4.00000	3.1528
66 2,4,6-Trichlorophenol	196	6.113	6.113	(0.913)	51452	4.00000	3.7028
67 2,4,5-Trichlorophenol	196	6.140	6.140	(0.917)	53938	4.00000	3.8074
209 1,1'-Biphenyl	154	6.257	6.257	(0.935)	211324	4.00000	3.9460
70 2-Chloronaphthalene	162	6.273	6.273	(0.937)	168688	4.00000	3.8849
73 2-Nitroaniline	65	6.348	6.348	(0.948)	37893	4.00000	3.8627
76 Dimethylphthalate	163	6.492	6.492	(0.970)	186465	4.00000	4.1496
78 2,6-Dinitrotoluene	165	6.535	6.535	(0.976)	38749	4.00000	3.9139
79 Acenaphthylene	152	6.588	6.588	(0.984)	286280	4.00000	4.0500
81 3-Nitroaniline	138	6.663	6.663	(0.995)	49105	4.00000	4.2026
82 Acenaphthene	153	6.722	6.722	(1.004)	178563	4.00000	4.0455
83 2,4-Dinitrophenol	184	6.743	6.743	(1.007)	35907	10.0000	9.3793
85 4-Nitrophenol	109	6.791	6.791	(1.014)	63977	10.0000	10.986
86 Dibenzofuran	168	6.850	6.850	(1.023)	278942	4.00000	4.2543
87 2,4-Dinitrotoluene	165	6.839	6.839	(1.022)	59688	4.00000	4.2000
91 2,3,5,6-Tetrachlorophenol	232	6.914	6.914	(1.033)	48207	4.00000	4.0110
88 2,3,4,6-Tetrachlorophenol	232	6.946	6.946	(1.037)	53894	4.00000	4.1865
92 2-Naphthylamine	143	6.973	6.973	(1.041)	106642	4.00000	4.4270
93 Diethylphthalate	149	7.032	7.032	(1.050)	204434	4.00000	4.2091
94 Fluorene	166	7.117	7.117	(1.063)	222878	4.00000	4.3327
95 4-Chlorophenyl-phenylether	204	7.117	7.117	(1.063)	101826	4.00000	4.3504
96 4-Nitroaniline	138	7.128	7.128	(1.065)	56258	4.00000	4.6290
98 4,6-Dinitro-2-methylphenol	198	7.149	7.149	(0.912)	76403	10.0000	9.9670
99 N-Nitrosodiphenylamine (1)	169	7.208	7.208	(0.920)	168127	4.00000	4.0668
100 1,2-Diphenylhydrazine	77	7.240	7.240	(0.924)	196823	4.00000	4.0392
106 4-Bromophenyl-phenylether	248	7.497	7.497	(0.956)	60662	4.00000	3.7935
107 Hexachlorobenzene	284	7.534	7.534	(0.961)	71637	4.00000	3.9435
210 Atrazine	200	7.619	7.619	(0.972)	36609	4.00000	4.0256
111 Pentachlorophenol	266	7.689	7.689	(0.981)	98775	10.0000	10.321
115 Phenanthrene	178	7.854	7.854	(1.002)	354552	4.00000	4.0942
116 Anthracene	178	7.897	7.897	(1.007)	361094	4.00000	4.1241
119 Carbazole	167	8.020	8.020	(1.023)	365791	4.00000	4.3231
120 Di-n-Butylphthalate	149	8.287	8.287	(1.057)	416141	4.00000	4.0980
123 Fluoranthene	202	8.773	8.773	(1.119)	429638	4.00000	4.1505
124 Benzidine	184	8.875	8.875	(0.899)	101372	4.00000	3.5134
125 Pyrene	202	8.950	8.950	(0.906)	458834	4.00000	3.9206
131 Butylbenzylphthalate	149	9.436	9.436	(0.956)	218312	4.00000	3.9830
135 3,3'-Dichlorobenzidine	252	9.842	9.842	(0.997)	168874	4.00000	3.6980
136 Benzo(a)Anthracene	228	9.868	9.868	(0.999)	442376	4.00000	4.0130
137 Chrysene	228	9.895	9.895	(1.002)	430328	4.00000	3.9227
139 bis(2-ethylhexyl)Phthalate	149	9.868	9.868	(0.999)	309594	4.00000	4.0450
140 Di-n-octylphthalate	149	10.381	10.381	(0.930)	591862	4.00000	3.7244
141 Benzo(b)fluoranthene	252	10.777	10.777	(0.965)	558219	4.00000	3.7710
142 Benzo(k)fluoranthene	252	10.803	10.803	(0.967)	605477	4.00000	4.0948
143 7,12-dimethylbenz[a]anthracen	256	10.766	10.766	(0.964)	251424	4.00000	3.8420
146 Benzo(a)pyrene	252	11.108	11.108	(0.995)	496270	4.00000	3.9293

Compounds	QUANT SIG MASS	RT	EXP RT	REL RT	RESPONSE	AMOUNTS CAL-AMT (NG)	AMOUNTS ON-COL (NG)
149 Indeno(1,2,3-cd)pyrene	276	12.481	12.481	(1.118)	619723	4.00000	4.0272
150 Dibenz(a,h)anthracene	278	12.507	12.507	(1.120)	527038	4.00000	4.0770
151 Benzo(g,h,i)perylene	276	12.876	12.876	(1.153)	548727	4.00000	4.0839
$ 154 Nitrobenzene-d5	82	4.809	4.809	(0.898)	53983	4.00000	3.7773
$ 155 2-Fluorobiphenyl	172	6.182	6.182	(0.923)	189326	4.00000	3.9632
$ 156 Terphenyl-d14	244	9.062	9.062	(0.918)	293041	4.00000	3.8810
$ 157 Phenol-d5	99	4.126	4.126	(0.940)	58465	4.00000	4.0907
$ 158 2-Fluorophenol	112	3.356	3.356	(0.765)	40002	4.00000	4.0116
$ 159 2,4,6-Tribromophenol	330	7.299	7.299	(0.931)	30193	4.00000	3.7523
$ 186 2-Chlorophenol-d4	132	4.211	4.211	(0.960)	56456	4.00000	4.0318
$ 187 1,2-Dichlorobenzene-d4	152	4.500	4.500	(1.026)	46546	4.00000	4.2426

QC Flag Legend

M - Compound response manually integrated.

Data File Name: V10280CC.D
Inj. Date and Time: 27-OCT-2008 22:40
Instrument ID: 731.i
Client ID: SSTD4.0
Compound Name: N-Nitrosodimethylamine
CAS #: 62-75-9
Report Date: 10/27/2008

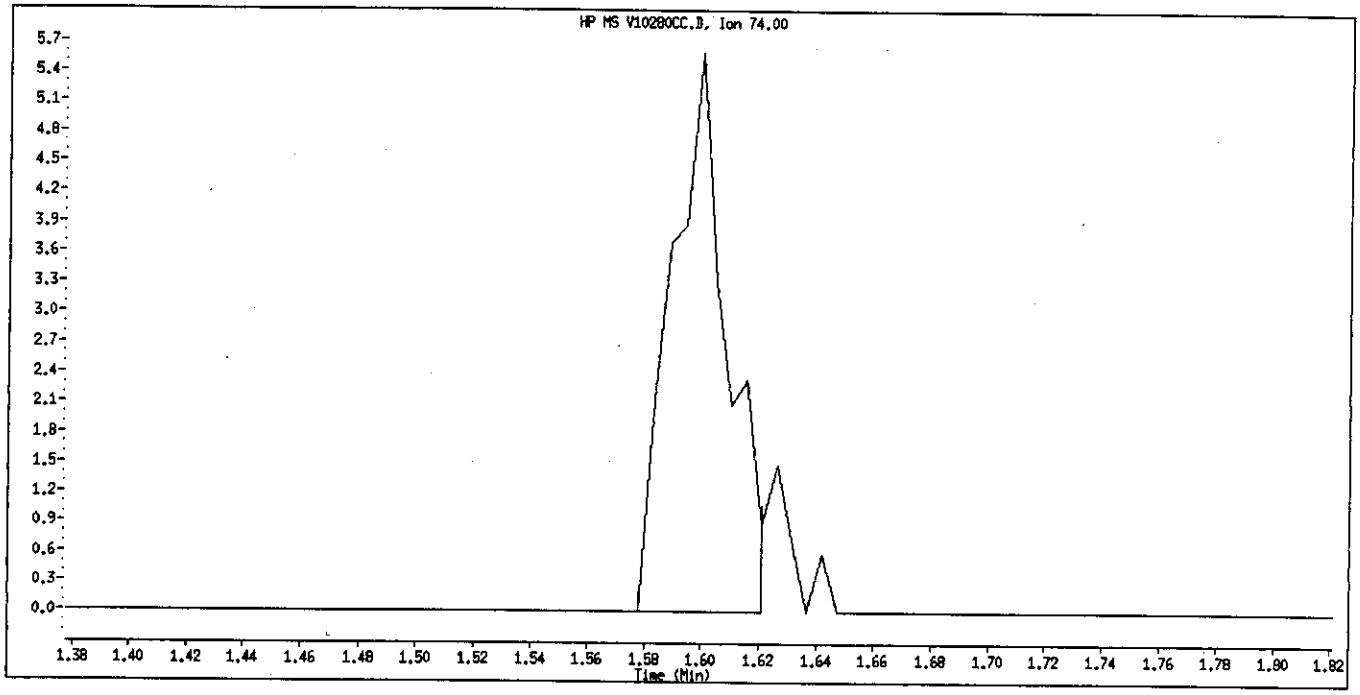

Original Integration

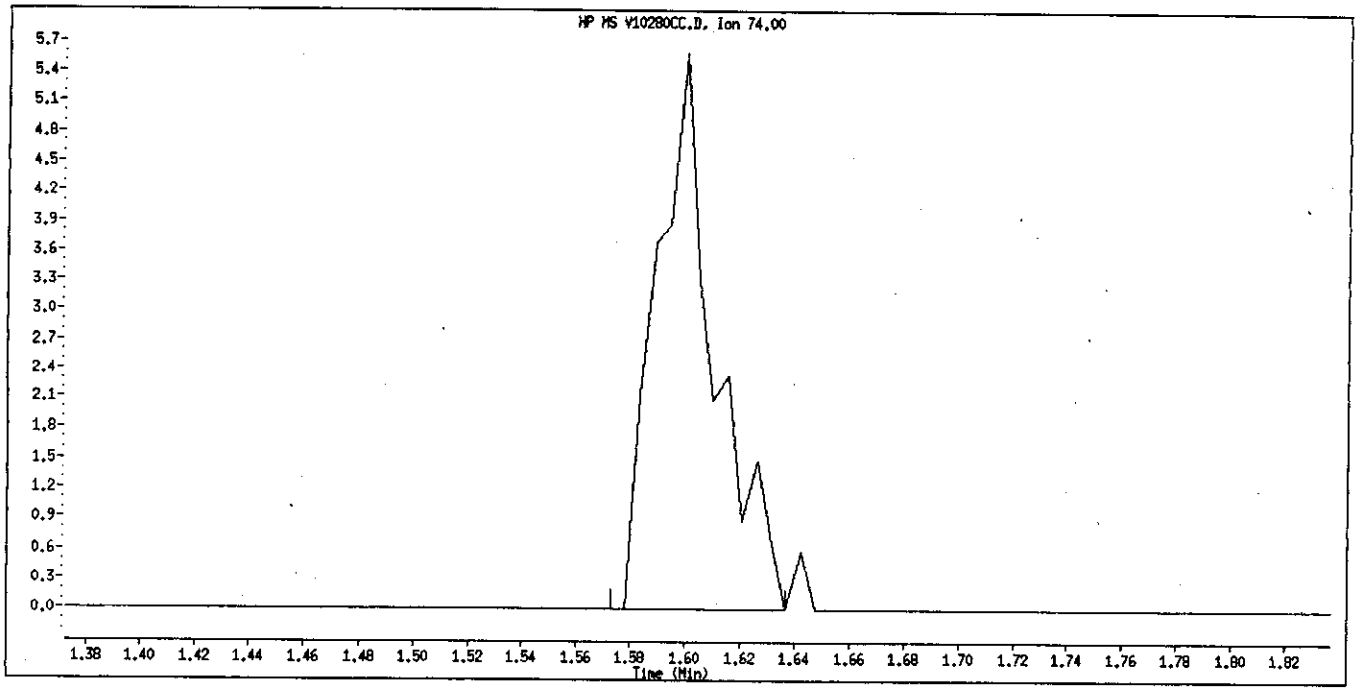

Manual Integration

Manually Integrated By: piccolinov
Manual Integration Reason: Poor Chromatography

Data File Name: V10280CC.D
Inj. Date and Time: 27-OCT-2008 22:40
Instrument ID: 731.i
Client ID: SSTD4.0
Compound Name: Pyridine
CAS #: 110-86-1
Report Date: 10/27/2008

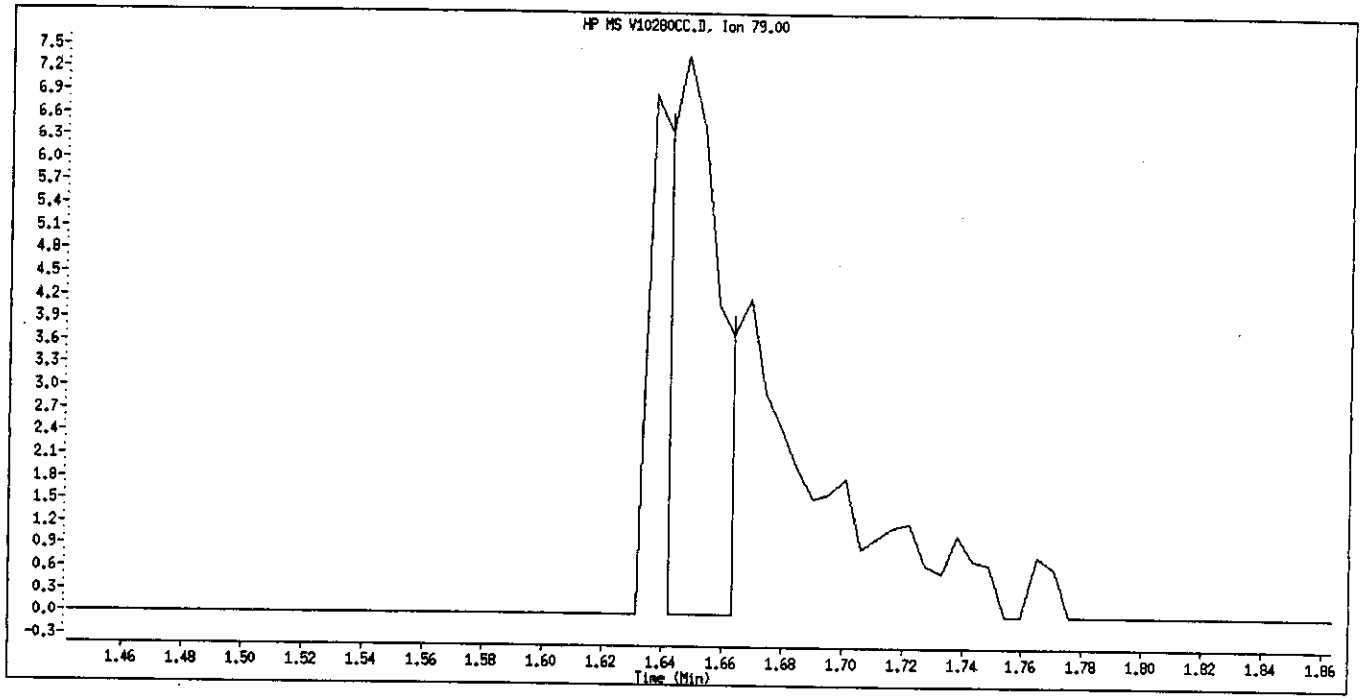

Original Integration

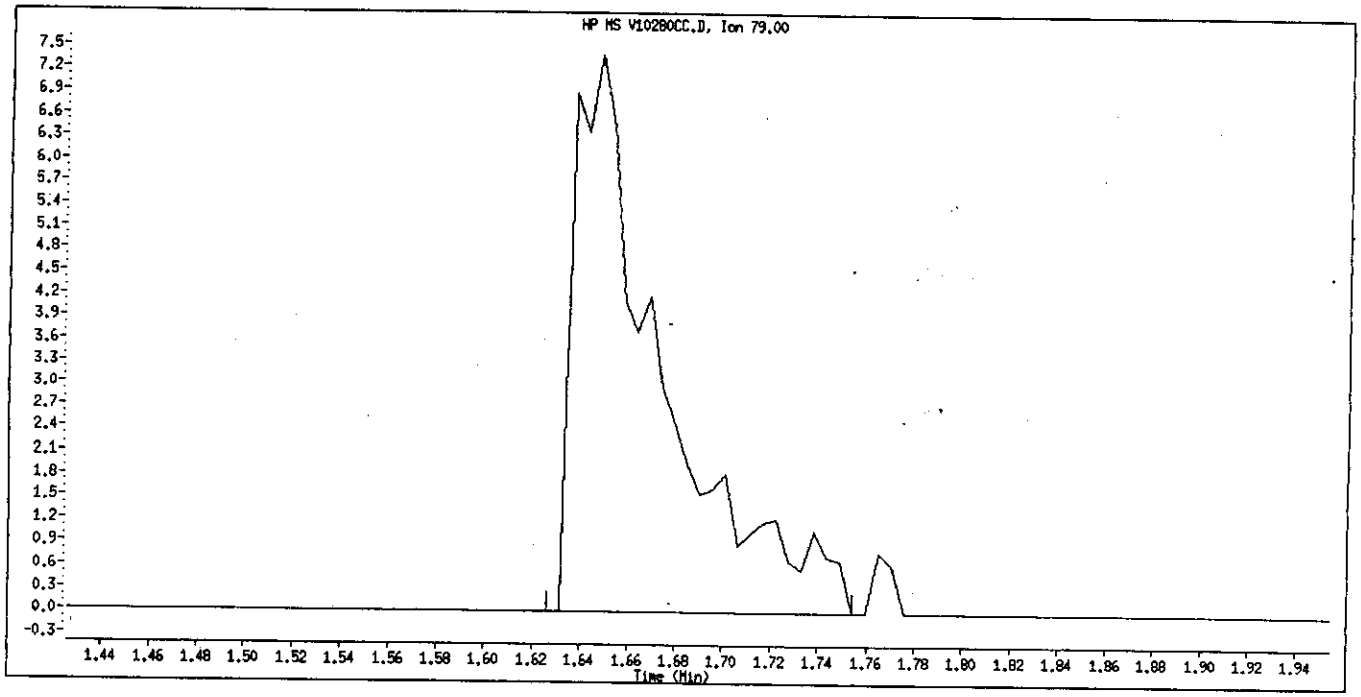

Manual Integration

Manually Integrated By: piccolinov
Manual Integration Reason: Poor Chromatography

TestAmerica Pittsburgh

CONTINUING CALIBRATION COMPOUNDS

Instrument ID: 731.i Injection Date: 29-OCT-2008 01:04
Lab File ID: V10290CC.D Init. Cal. Date(s): 23-OCT-2008 23-OCT-2008
Analysis Type: Init. Cal. Times: 00:05 04:48
Lab Sample ID: SSTD4.0 Quant Type: ISTD
Method: \\PITSVR06\D\chem\731.i\V102908.b\827011.m

COMPOUND	RRF / AMOUNT	RF4	CCAL RRF4	MIN RRF	%D / %DRIFT	MAX %D / %DRIFT	CURVE TYPE
198 1,4-Dioxane	4.00000	3.62514	0.14236	0.010	9.37139	0.000e+000	Quadratic
10 N-Nitrosodimethylamine	0.21621	0.18224	0.18224	0.010	15.70892	25.00000	Averaged
9 Pyridine	0.44319	0.39840	0.39840	0.010	10.10470	25.00000	Averaged
16 Methyl methanesulfonate	0.39775	0.39755	0.39755	0.010	0.05164	25.00000	Averaged
206 Benzaldehyde	4.00000	3.22662	0.33986	0.010	19.33443	0.000e+000	Quadratic
21 Aniline	1.43988	1.45928	1.45928	0.010	-1.34766	25.00000	Averaged
22 Phenol	1.34980	1.42943	1.42943	0.010	-5.89963	20.00000	Averaged
23 bis(2-Chloroethyl)ether	0.94733	0.93575	0.93575	0.010	1.22312	25.00000	Averaged
24 2-Chlorophenol	1.28837	1.26585	1.26585	0.010	1.74761	25.00000	Averaged
26 1,3-Dichlorobenzene	1.54135	1.51114	1.51114	0.010	1.95951	25.00000	Averaged
27 1,4-Dichlorobenzene	1.58187	1.65697	1.65697	0.010	-4.74740	20.00000	Averaged
28 1,2-Dichlorobenzene	1.51239	1.57103	1.57103	0.010	-3.87697	25.00000	Averaged
29 Benzyl Alcohol	0.66701	0.72987	0.72987	0.010	-9.42484	25.00000	Averaged
30 2-Methylphenol	1.08207	1.11831	1.11831	0.010	-3.34927	25.00000	Averaged
31 2,2'-oxybis(1-Chloropropane	1.21710	1.17859	1.17859	0.010	3.16378	25.00000	Averaged
37 Acetophenone	1.53835	1.53424	1.53424	0.010	0.26702	25.00000	Averaged
32 N-Nitroso-di-n-propylamine	0.62782	0.67054	0.67054	0.050	-6.80556	50.00000	Averaged
192 4-Methylphenol	1.09392	1.20860	1.20860	0.010	-10.48319	25.00000	Averaged
34 Hexachloroethane	0.67552	0.68932	0.68932	0.010	-2.04319	25.00000	Averaged
35 Nitrobenzene	0.26491	0.26460	0.26460	0.010	0.11621	25.00000	Averaged
41 Isophorone	0.47894	0.44758	0.44758	0.010	6.54720	25.00000	Averaged
42 2-Nitrophenol	0.17380	0.16053	0.16053	0.010	7.63227	20.00000	Averaged
43 2,4-Dimethylphenol	0.29025	0.29027	0.29027	0.010	-0.00487	25.00000	Averaged
44 bis(2-Chloroethoxy)methane	0.31339	0.31881	0.31881	0.010	-1.72890	25.00000	Averaged
48 2,4-Dichlorophenol	0.29703	0.30358	0.30358	0.010	-2.20570	20.00000	Averaged
49 Benzoic Acid	10.00000	10.28948	0.12963	0.010	-2.89482	0.000e+000	Quadratic
50 1,2,4-Trichlorobenzene	0.34159	0.34883	0.34883	0.010	-2.11706	25.00000	Averaged
51 Naphthalene	1.03121	1.05264	1.05264	0.010	-2.07812	25.00000	Averaged
52 4-Chloroaniline	0.39814	0.42115	0.42115	0.010	-5.77781	25.00000	Averaged
54 2,6-Dichlorophenol	0.31382	0.32848	0.32848	0.010	-4.66925	25.00000	Averaged
56 Hexachlorobutadiene	0.19957	0.20088	0.20088	0.010	-0.65351	20.00000	Averaged
208 Caprolactam	0.08063	0.07958	0.07958	0.010	1.30341	25.00000	Averaged
59 4-Chloro-3-Methylphenol	0.26497	0.27864	0.27864	0.010	-5.16086	20.00000	Averaged
62 2-Methylnaphthalene	0.73401	0.75569	0.75569	0.010	-2.95328	25.00000	Averaged
63 1-Methylnaphthalene	0.73634	0.74609	0.74609	0.010	-1.32424	25.00000	Averaged
64 Hexachlorocyclopentadiene	0.29307	0.26807	0.26807	0.050	8.53075	50.00000	Averaged
66 2,4,6-Trichlorophenol	0.33113	0.32200	0.32200	0.010	2.75699	20.00000	Averaged
67 2,4,5-Trichlorophenol	0.33760	0.33809	0.33809	0.010	-0.14484	25.00000	Averaged
209 1,1'-Biphenyl	1.27622	1.33507	1.33507	0.010	-4.61127	25.00000	Averaged
70 2-Chloronaphthalene	1.03476	1.07730	1.07730	0.010	-4.11078	25.00000	Averaged
73 2-Nitroaniline	0.23377	0.23735	0.23735	0.010	-1.52923	25.00000	Averaged
76 Dimethylphthalate	1.07085	1.11697	1.11697	0.010	-4.30710	25.00000	Averaged

TestAmerica Pittsburgh

CONTINUING CALIBRATION COMPOUNDS

Instrument ID: 731.i Injection Date: 29-OCT-2008 01:04
Lab File ID: V10290CC.D Init. Cal. Date(s): 23-OCT-2008 23-OCT-2008
Analysis Type: Init. Cal. Times: 00:05 04:48
Lab Sample ID: SSTD4.0 Quant Type: ISTD
Method: \\PITSVR06\D\chem\731.i\V102908.b\827011.m

COMPOUND	RRF / AMOUNT	RF4	CCAL RRF4	MIN RRF	%D / %DRIFT	MAX %D / %DRIFT	CURVE TYPE
78 2,6-Dinitrotoluene	0.23593	0.23337	0.23337	0.010	1.08361	25.00000	Averaged
79 Acenaphthylene	1.68447	1.73905	1.73905	0.010	-3.24023	25.00000	Averaged
81 3-Nitroaniline	0.27844	0.26660	0.26660	0.010	4.25432	25.00000	Averaged
82 Acenaphthene	1.05183	1.08938	1.08938	0.010	-3.57000	20.00000	Averaged
83 2,4-Dinitrophenol	10.00000	9.74800	0.09068	0.050	2.51999	0.000e+000	Quadratic
85 4-Nitrophenol	0.13878	0.15155	0.15155	0.050	-9.19926	50.00000	Averaged
86 Dibenzofuran	1.56249	1.65637	1.65637	0.010	-6.00811	25.00000	Averaged
87 2,4-Dinitrotoluene	0.33867	0.33348	0.33348	0.010	1.53085	25.00000	Averaged
91 2,3,5,6-Tetrachlorophenol	0.28641	0.30073	0.30073	0.010	-4.99874	25.00000	Averaged
88 2,3,4,6-Tetrachlorophenol	0.30678	0.30005	0.30005	0.010	2.19306	25.00000	Averaged
92 2-Naphthylamine	0.57406	0.59704	0.59704	0.010	-4.00400	25.00000	Averaged
93 Diethylphthalate	1.15744	1.21175	1.21175	0.010	-4.69236	25.00000	Averaged
94 Fluorene	1.22585	1.31715	1.31715	0.010	-7.44770	25.00000	Averaged
95 4-Chlorophenyl-phenylether	0.55778	0.61130	0.61130	0.010	-9.59517	25.00000	Averaged
96 4-Nitroaniline	0.28962	0.31150	0.31150	0.010	-7.55359	25.00000	Averaged
98 4,6-Dinitro-2-methylphenol	10.00000	9.88283	0.08838	0.010	1.17171	0.000e+000	Quadratic
99 N-Nitrosodiphenylamine (1)	0.48313	0.49561	0.49561	0.010	-2.58430	20.00000	Averaged
100 1,2-Diphenylhydrazine	0.56945	0.56530	0.56530	0.010	0.72813	25.00000	Averaged
106 4-Bromophenyl-phenylether	0.18687	0.18747	0.18747	0.010	-0.31813	25.00000	Averaged
107 Hexachlorobenzene	0.21229	0.21111	0.21111	0.010	0.55867	25.00000	Averaged
210 Atrazine	0.10628	0.10248	0.10248	0.010	3.56938	25.00000	Averaged
111 Pentachlorophenol	10.00000	9.79057	0.10840	0.010	2.09429	0.000e+000	Quadratic
115 Phenanthrene	1.01200	1.03964	1.03964	0.010	-2.73139	25.00000	Averaged
116 Anthracene	1.02321	1.03353	1.03353	0.010	-1.00821	25.00000	Averaged
119 Carbazole	0.98880	1.04759	1.04759	0.010	-5.94572	25.00000	Averaged
120 Di-n-Butylphthalate	1.18671	1.19986	1.19986	0.010	-1.10838	25.00000	Averaged
123 Fluoranthene	1.20971	1.26743	1.26743	0.010	-4.77100	20.00000	Averaged
124 Benzidine	4.00000	2.79886	0.17827	0.010	30.02860	0.000e+000	Quadratic
125 Pyrene	1.22708	1.19163	1.19163	0.010	2.88873	25.00000	Averaged
131 Butylbenzylphthalate	0.57469	0.56970	0.56970	0.010	0.86826	25.00000	Averaged
135 3,3'-Dichlorobenzidine	0.47880	0.41412	0.41412	0.010	13.50759	25.00000	Averaged
136 Benzo(a)Anthracene	1.15582	1.20719	1.20719	0.010	-4.44421	25.00000	Averaged
137 Chrysene	1.15021	1.10261	1.10261	0.010	4.13870	25.00000	Averaged
139 bis(2-ethylhexyl)Phthalate	0.80249	0.81303	0.81303	0.010	-1.31430	25.00000	Averaged
140 Di-n-octylphthalate	1.51798	1.41411	1.41411	0.010	6.84293	20.00000	Averaged
141 Benzo(b)fluoranthene	1.41402	1.34381	1.34381	0.010	4.96537	25.00000	Averaged
142 Benzo(k)fluoranthene	1.41243	1.48868	1.48868	0.010	-5.39869	25.00000	Averaged
143 7,12-dimethylbenz[a]anthrac	0.62511	0.59265	0.59265	0.010	5.19304	25.00000	Averaged
146 Benzo(a)pyrene	1.20646	1.17049	1.17049	0.010	2.98190	20.00000	Averaged
149 Indeno(1,2,3-cd)pyrene	1.46993	1.44028	1.44028	0.010	2.01704	25.00000	Averaged
150 Dibenz(a,h)anthracene	1.23484	1.23055	1.23055	0.010	0.34750	25.00000	Averaged
151 Benzo(g,h,i)perylene	1.28348	1.29128	1.29128	0.010	-0.60755	25.00000	Averaged

TestAmerica Pittsburgh

CONTINUING CALIBRATION COMPOUNDS

Instrument ID: 731.i Injection Date: 29-OCT-2008 01:04
Lab File ID: V10290CC.D Init. Cal. Date(s): 23-OCT-2008 23-OCT-2008
Analysis Type: Init. Cal. Times: 00:05 04:48
Lab Sample ID: SSTD4.0 Quant Type: ISTD
Method: \\PITSVR06\D\chem\731.i\V102908.b\827011.m

COMPOUND	RRF / AMOUNT	RF4	CCAL RRF4	MIN RRF	%D / %DRIFT	MAX %D / %DRIFT	CURVE TYPE
$ 154 Nitrobenzene-d5	0.27855	0.26678	0.26678	0.010	4.22571	25.00000	Averaged
$ 155 2-Fluorobiphenyl	1.13839	1.16599	1.16599	0.010	-2.42434	25.00000	Averaged
$ 156 Terphenyl-d14	0.79168	0.77766	0.77766	0.010	1.77082	25.00000	Averaged
$ 157 Phenol-d5	1.26916	1.31239	1.31239	0.010	-3.40615	25.00000	Averaged
$ 158 2-Fluorophenol	0.88548	0.83265	0.83265	0.010	5.96655	25.00000	Averaged
$ 159 2,4,6-Tribromophenol	0.09403	0.08561	0.08561	0.010	8.95872	25.00000	Averaged
$ 186 2-Chlorophenol-d4	1.24345	1.26418	1.26418	0.010	-1.66746	25.00000	Averaged
$ 187 1,2-Dichlorobenzene-d4	0.97425	0.99662	0.99662	0.010	-2.29688	25.00000	Averaged

Data File: \\PITSVR06\D\chem\731.i\V102908.b\V10290CC.D
Date : 29-OCT-2008 01:04
Client ID: SSTD4.0
Sample Info: SSTD4.0(2.0ug/mL) BNA0735-08 8270c11

Column phase: DB5-MS

Instrument: 731.i

Operator: 003200
Column diameter: 0.32

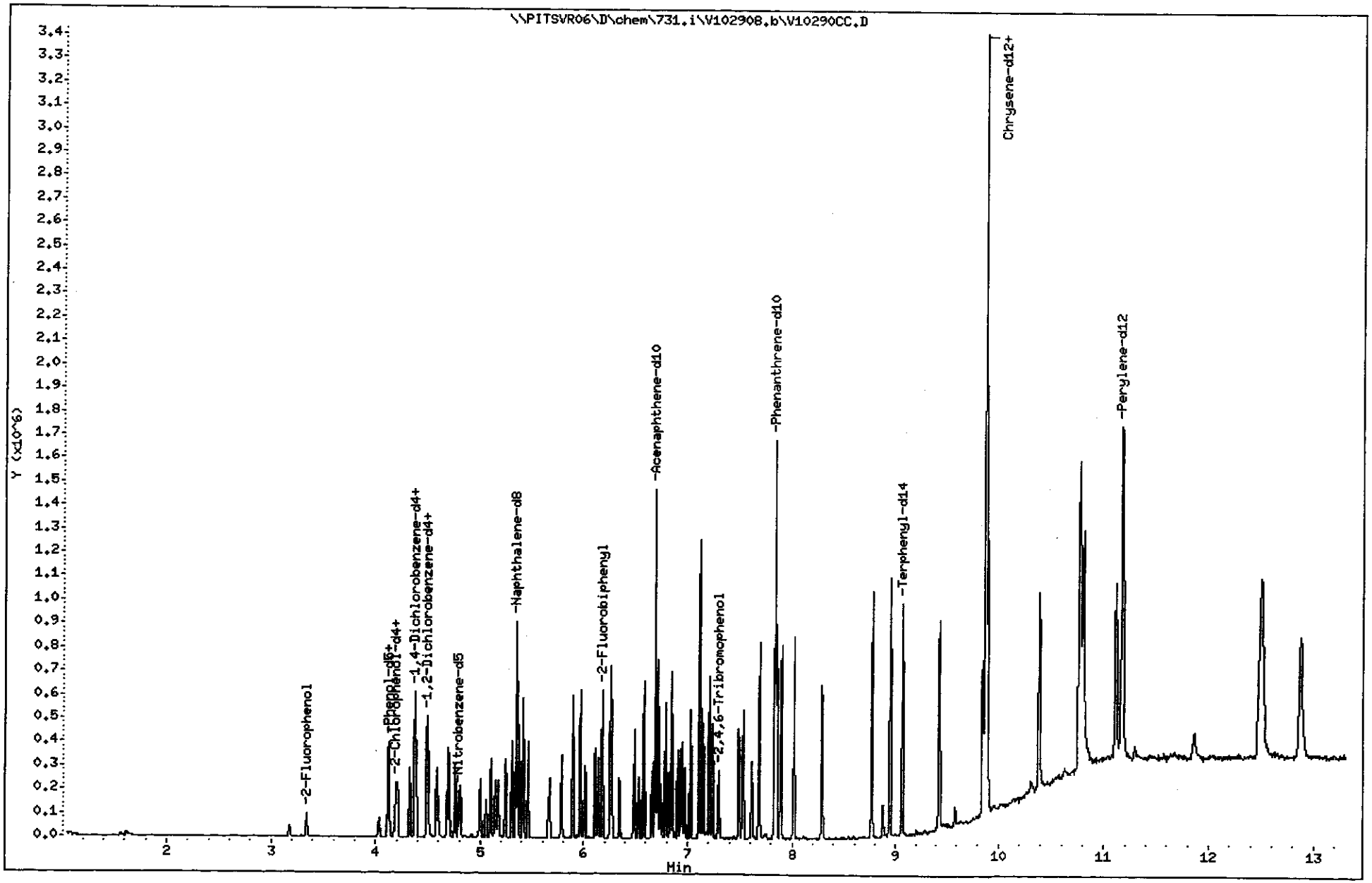

(2001 - 3460)
3293
C8J160331

TestAmerica Pittsburgh

Semivolatile REPORT SW-846 Method 8270

Data file : \\PITSVR06\D\chem\731.i\V102908.b\V10290CC.D
Lab Smp Id: SSTD4.0 Client Smp ID: SSTD4.0
Inj Date : 29-OCT-2008 01:04
Operator : 003200 Inst ID: 731.i
Smp Info : SSTD4.0(2.0ug/mL) BNA0735-08 8270cll
Misc Info : SSTD4.0,V102908.b,827011.m,padep.sub,2,3
Comment :
Method : \\PITSVR06\D\chem\731.i\V102908.b\827011.m
Meth Date : 29-Oct-2008 01:20 piccolinov Quant Type: ISTD
Cal Date : 23-OCT-2008 04:48 Cal File: V1023NC7.D
Als bottle: 2 Continuing Calibration Sample
Dil Factor: 1.00000
Integrator: HP RTE Compound Sublist: padep.sub
Target Version: 4.14
Processing Host: PITPC-502

	Compounds	QUANT SIG MASS	RT	EXP RT	REL RT	RESPONSE	AMOUNTS CAL-AMT (NG)	AMOUNTS ON-COL (NG)
* 1	1,4-Dichlorobenzene-d4	152	4.374	4.374	(1.000)	86500	8.00000	
* 2	Naphthalene-d8	136	5.346	5.346	(1.000)	381015	8.00000	
* 3	Acenaphthene-d10	164	6.687	6.687	(1.000)	284855	8.00000	
* 4	Phenanthrene-d10	188	7.835	7.835	(1.000)	569581	8.00000	
* 5	Chrysene-d12	240	9.871	9.871	(1.000)	632071	8.00000	
* 6	Perylene-d12	264	11.169	11.169	(1.000)	685506	8.00000	
198	1,4-Dioxane	88	1.120	1.120	(0.256)	6157	4.00000	3.6251
10	N-Nitrosodimethylamine	74	1.564	1.564	(0.358)	7882	4.00000	3.3716
9	Pyridine	79	1.617	1.617	(0.370)	17231	4.00000	3.5958(M)
16	Methyl methanesulfonate	80	3.177	3.177	(0.726)	17194	4.00000	3.9979
206	Benzaldehyde	77	4.032	4.032	(0.922)	14699	4.00000	3.2266
21	Aniline	93	4.122	4.122	(0.943)	63114	4.00000	4.0539
22	Phenol	94	4.128	4.128	(0.944)	61823	4.00000	4.2360
23	bis(2-Chloroethyl)ether	93	4.187	4.187	(0.957)	40471	4.00000	3.9511
24	2-Chlorophenol	128	4.208	4.208	(0.962)	54748	4.00000	3.9301
26	1,3-Dichlorobenzene	146	4.325	4.325	(0.989)	65357	4.00000	3.9216
27	1,4-Dichlorobenzene	146	4.384	4.384	(1.002)	71664	4.00000	4.1899
28	1,2-Dichlorobenzene	146	4.496	4.496	(1.028)	67947	4.00000	4.1551
29	Benzyl Alcohol	108	4.491	4.491	(1.027)	31567	4.00000	4.3770
30	2-Methylphenol	108	4.582	4.582	(1.048)	48367	4.00000	4.1340
31	2,2'-oxybis(1-Chloropropane)	45	4.598	4.598	(1.051)	50974	4.00000	3.8734
37	Acetophenone	105	4.683	4.683	(1.071)	66356	4.00000	3.9893
32	N-Nitroso-di-n-propylamine	70	4.694	4.694	(1.073)	29001	4.00000	4.2722
192	4-Methylphenol	108	4.699	4.699	(1.075)	52272	4.00000	4.4193
34	Hexachloroethane	117	4.758	4.758	(1.088)	29813	4.00000	4.0817
35	Nitrobenzene	77	4.812	4.812	(0.900)	50408	4.00000	3.9954
41	Isophorone	82	4.999	4.999	(0.935)	85267	4.00000	3.7381
42	2-Nitrophenol	139	5.057	5.057	(0.946)	30583	4.00000	3.6947
43	2,4-Dimethylphenol	107	5.100	5.100	(0.954)	55298	4.00000	4.0002
44	bis(2-Chloroethoxy)methane	93	5.169	5.169	(0.967)	60736	4.00000	4.0692
48	2,4-Dichlorophenol	162	5.239	5.239	(0.980)	57835	4.00000	4.0882
49	Benzoic Acid	122	5.148	5.148	(0.963)	61738	10.0000	10.289(M)
50	1,2,4-Trichlorobenzene	180	5.303	5.303	(0.992)	66454	4.00000	4.0847

Compounds	QUANT SIG MASS	RT	EXP RT	REL RT	RESPONSE	AMOUNTS CAL-AMT (NG)	AMOUNTS ON-COL (NG)
51 Naphthalene	128	5.362	5.362	(1.003)	200536	4.00000	4.0831
52 4-Chloroaniline	127	5.405	5.405	(1.011)	80232	4.00000	4.2311
54 2,6-Dichlorophenol	162	5.410	5.410	(1.012)	62577	4.00000	4.1868
56 Hexachlorobutadiene	225	5.458	5.458	(1.021)	38269	4.00000	4.0261
208 Caprolactam	113	5.656	5.656	(1.058)	15161	4.00000	3.9479
59 4-Chloro-3-Methylphenol	107	5.778	5.778	(1.081)	53083	4.00000	4.2064
62 2-Methylnaphthalene	142	5.891	5.891	(1.102)	143964	4.00000	4.1181
63 1-Methylnaphthalene	142	5.965	5.965	(1.116)	142135	4.00000	4.0530
64 Hexachlorocyclopentadiene	237	6.008	6.008	(0.899)	38181	4.00000	3.6588
66 2,4,6-Trichlorophenol	196	6.110	6.110	(0.914)	45862	4.00000	3.8897
67 2,4,5-Trichlorophenol	196	6.136	6.136	(0.918)	48153	4.00000	4.0058
209 1,1'-Biphenyl	154	6.249	6.249	(0.934)	190150	4.00000	4.1844
70 2-Chloronaphthalene	162	6.265	6.265	(0.937)	153437	4.00000	4.1644
73 2-Nitroaniline	65	6.339	6.339	(0.948)	33805	4.00000	4.0612
76 Dimethylphthalate	163	6.484	6.484	(0.970)	159087	4.00000	4.1723
78 2,6-Dinitrotoluene	165	6.532	6.532	(0.977)	33239	4.00000	3.9566
79 Acenaphthylene	152	6.580	6.580	(0.984)	247688	4.00000	4.1296
81 3-Nitroaniline	138	6.655	6.655	(0.995)	37971	4.00000	3.8298
82 Acenaphthene	153	6.713	6.713	(1.004)	155158	4.00000	4.1428
83 2,4-Dinitrophenol	184	6.740	6.740	(1.008)	32288	10.0000	9.7480
85 4-Nitrophenol	109	6.788	6.788	(1.015)	53962	10.0000	10.920
86 Dibenzofuran	168	6.847	6.847	(1.024)	235912	4.00000	4.2403
87 2,4-Dinitrotoluene	165	6.836	6.836	(1.022)	47497	4.00000	3.9388
91 2,3,5,6-Tetrachlorophenol	232	6.911	6.911	(1.034)	42832	4.00000	4.1999
88 2,3,4,6-Tetrachlorophenol	232	6.943	6.943	(1.038)	42735	4.00000	3.9123
92 2-Naphthylamine	143	6.970	6.970	(1.042)	85035	4.00000	4.1602
93 Diethylphthalate	149	7.029	7.029	(1.051)	172587	4.00000	4.1877
94 Fluorene	166	7.109	7.109	(1.063)	187598	4.00000	4.2979
95 4-Chlorophenyl-phenylether	204	7.114	7.114	(1.064)	87066	4.00000	4.3838
96 4-Nitroaniline	138	7.125	7.125	(1.066)	44366	4.00000	4.3021
98 4,6-Dinitro-2-methylphenol	198	7.146	7.146	(0.912)	62924	10.0000	9.8828
99 N-Nitrosodiphenylamine (1)	169	7.205	7.205	(0.920)	141146	4.00000	4.1034
100 1,2-Diphenylhydrazine	77	7.237	7.237	(0.924)	160992	4.00000	3.9709
106 4-Bromophenyl-phenylether	248	7.493	7.493	(0.956)	53389	4.00000	4.0127
107 Hexachlorobenzene	284	7.531	7.531	(0.961)	60121	4.00000	3.9776
210 Atrazine	200	7.616	7.616	(0.972)	29186	4.00000	3.8572
111 Pentachlorophenol	266	7.686	7.686	(0.981)	77176	10.0000	9.7906
115 Phenanthrene	178	7.851	7.851	(1.002)	296081	4.00000	4.1092
116 Anthracene	178	7.894	7.894	(1.007)	294339	4.00000	4.0403
119 Carbazole	167	8.017	8.017	(1.023)	298344	4.00000	4.2378
120 Di-n-Butylphthalate	149	8.284	8.284	(1.057)	341709	4.00000	4.0443
123 Fluoranthene	202	8.770	8.770	(1.119)	360951	4.00000	4.1908
124 Benzidine	184	8.872	8.872	(0.899)	56340	4.00000	2.7988(M)
125 Pyrene	202	8.946	8.946	(0.906)	376597	4.00000	3.8844
131 Butylbenzylphthalate	149	9.438	9.438	(0.956)	180045	4.00000	3.9653
135 3,3'-Dichlorobenzidine	252	9.844	9.844	(0.997)	130878	4.00000	3.4597
136 Benzo(a)Anthracene	228	9.865	9.865	(0.999)	381514	4.00000	4.1778
137 Chrysene	228	9.892	9.892	(1.002)	348463	4.00000	3.8344
139 bis(2-ethylhexyl)Phthalate	149	9.871	9.871	(1.000)	256947	4.00000	4.0526
140 Di-n-octylphthalate	149	10.383	10.383	(0.930)	484689	4.00000	3.7263
141 Benzo(b)fluoranthene	252	10.779	10.779	(0.965)	460595	4.00000	3.8014
142 Benzo(k)fluoranthene	252	10.805	10.805	(0.967)	510249	4.00000	4.2159
143 7,12-dimethylbenz[a]anthracen	256	10.768	10.768	(0.964)	203133	4.00000	3.7923
146 Benzo(a)pyrene	252	11.110	11.110	(0.995)	401188	4.00000	3.8807

Compounds	QUANT SIG MASS	RT	EXP RT	REL RT	RESPONSE	AMOUNTS CAL-AMT (NG)	AMOUNTS ON-COL (NG)
149 Indeno(1,2,3-cd)pyrene	276	12.483	12.483	(1.118)	493660	4.00000	3.9193
150 Dibenz(a,h)anthracene	278	12.510	12.510	(1.120)	421774	4.00000	3.9861
151 Benzo(g,h,i)perylene	276	12.873	12.873	(1.153)	442589	4.00000	4.0243
$ 154 Nitrobenzene-d5	82	4.796	4.796	(0.897)	50823	4.00000	3.8310
$ 155 2-Fluorobiphenyl	172	6.174	6.174	(0.923)	166069	4.00000	4.0970
$ 156 Terphenyl-d14	244	9.064	9.064	(0.918)	245768	4.00000	3.9292
$ 157 Phenol-d5	99	4.117	4.117	(0.941)	56761	4.00000	4.1362
$ 158 2-Fluorophenol	112	3.342	3.342	(0.764)	36012	4.00000	3.7613
$ 159 2,4,6-Tribromophenol	330	7.296	7.296	(0.931)	24381	4.00000	3.6416
$ 186 2-Chlorophenol-d4	132	4.197	4.197	(0.960)	54676	4.00000	4.0667
$ 187 1,2-Dichlorobenzene-d4	152	4.486	4.486	(1.026)	43104	4.00000	4.0919

QC Flag Legend

M - Compound response manually integrated.

Data File Name: V10290CC.D
Inj. Date and Time: 29-OCT-2008 01:04
Instrument ID: 731.i
Client ID: SSTD4.0
Compound Name: Pyridine
CAS #: 110-86-1
Report Date: 10/29/2008

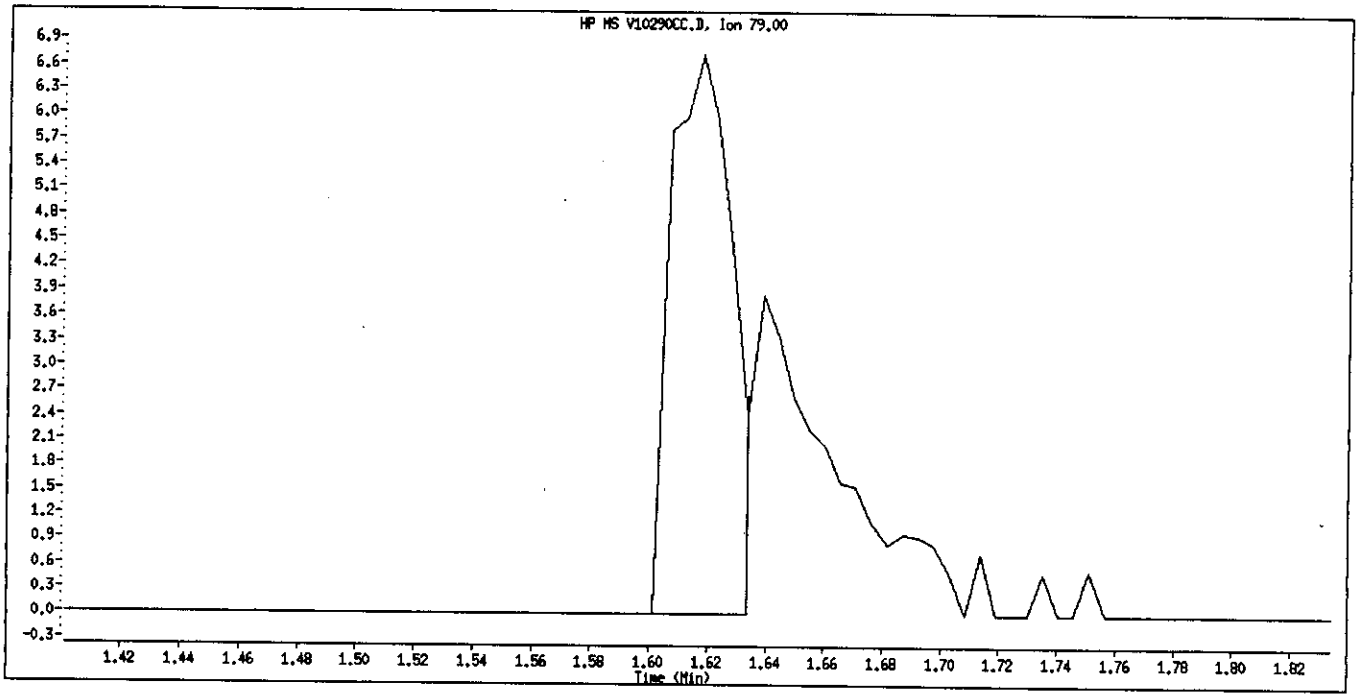

Original Integration

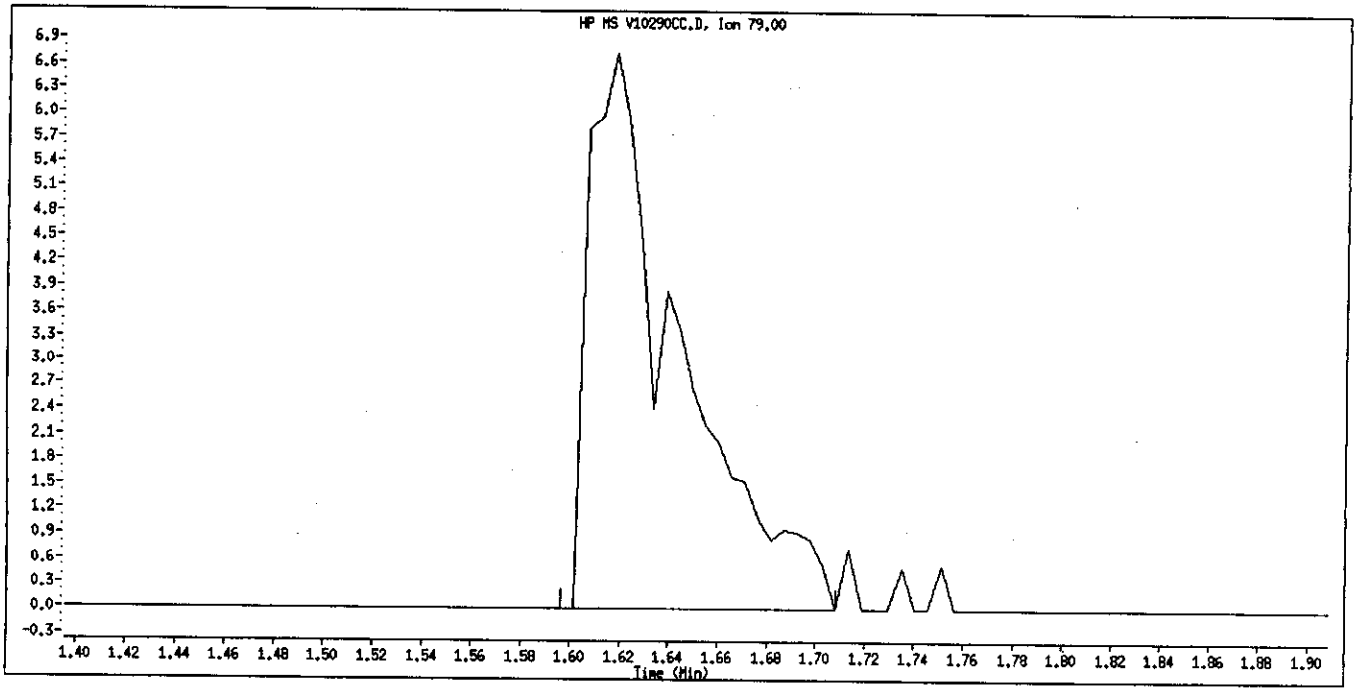

Manual Integration

Manually Integrated By: piccolinov
Manual Integration Reason: Poor Chromatography

Data File Name: V10290CC.D
Inj. Date and Time: 29-OCT-2008 01:04
Instrument ID: 731.i
Client ID: SSTD4.0
Compound Name: Benzoic Acid
CAS #: 65-85-0
Report Date: 10/29/2008

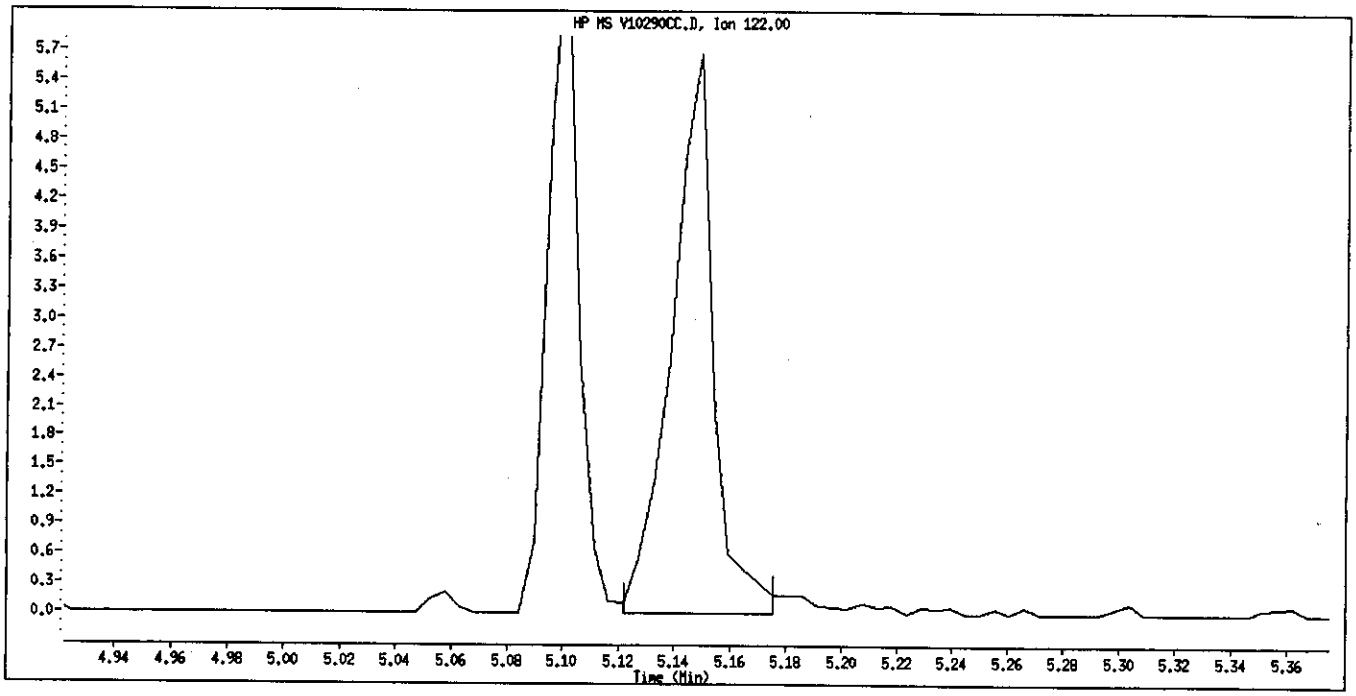

Original Integration

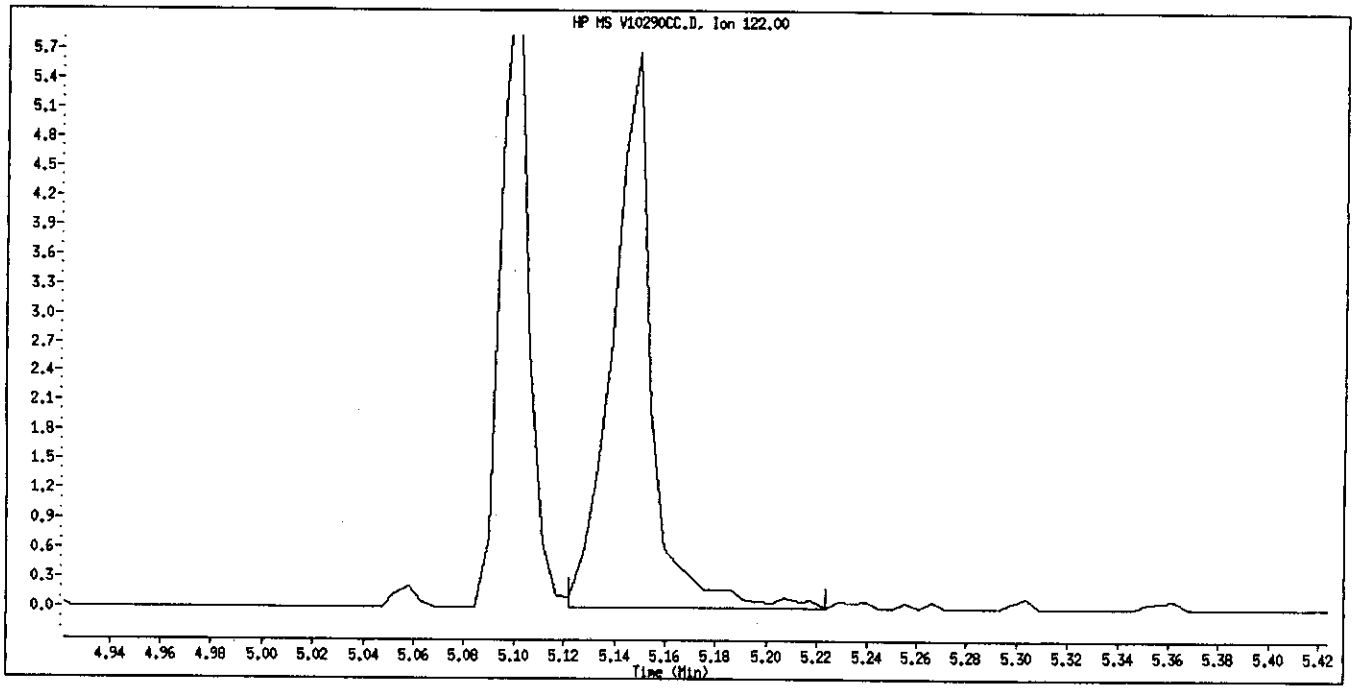

Manual Integration

Manually Integrated By: piccolinov
Manual Integration Reason: Poor Chromatography

Data File Name: V10290CC.D
Inj. Date and Time: 29-OCT-2008 01:04
Instrument ID: 731.i
Client ID: SSTD4.0
Compound Name: Benzidine
CAS #: 92-87-5
Report Date: 10/29/2008

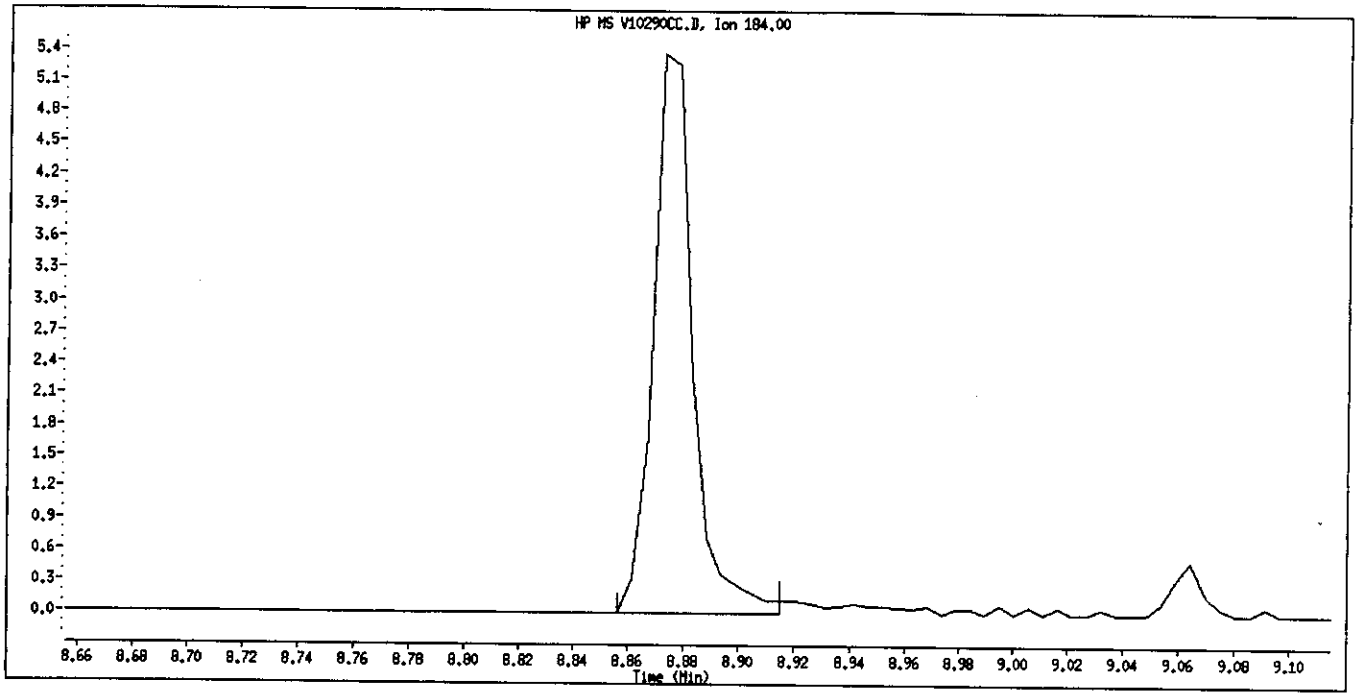

Original Integration

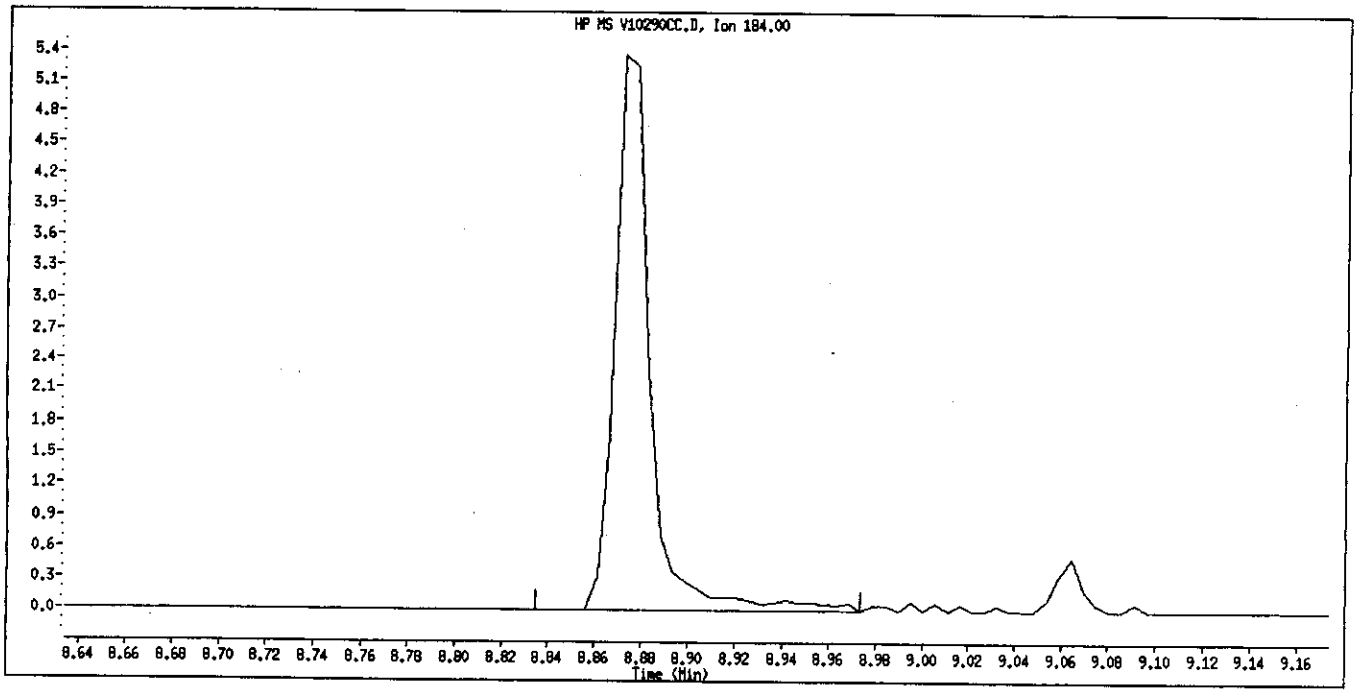

Manual Integration

Manually Integrated By: piccolinov
Manual Integration Reason: Poor Chromatography

TestAmerica Pittsburgh

CONTINUING CALIBRATION COMPOUNDS

Instrument ID: 71.i
Lab File ID: S1024CCC.D
Analysis Type:
Lab Sample ID: sstd4.0
Method: \\PITSVR06\D\chem\71.i\s102408.b\llb.m

Injection Date: 24-OCT-2008 15:48
Init. Cal. Date(s): 03-OCT-2008 21-OCT-2008
Init. Cal. Times: 17:09 18:50
Quant Type: ISTD

COMPOUND	RRF / AMOUNT	RF4	CCAL RRF4	MIN RRF	%D / %DRIFT	MAX %D / %DRIFT	CURVE TYPE	
198 1,4-Dioxane	0.39299	0.43745	0.43745	0.010	-11.31260	25.00000	Averaged	
10 N-Nitrosodimethylamine	0.47829	0.54368	0.54368	0.010	-13.67139	25.00000	Averaged	
9 Pyridine	0.90439	1.04656	1.04656	0.010	-15.71939	25.00000	Averaged	
16 Methyl methanesulfonate	0.49506	0.52665	0.52665	0.010	-6.37939	25.00000	Averaged	
206 Benzaldehyde	0.72545	0.39874	0.39874	0.010	45.03613	25.00000	Averaged	<-
21 Aniline	1.79020	1.78567	1.78567	0.010	0.25313	25.00000	Averaged	
22 Phenol	1.61583	1.70339	1.70339	0.010	-5.41904	20.00000	Averaged	
23 bis(2-Chloroethyl)ether	1.19331	1.25503	1.25503	0.010	-5.17225	25.00000	Averaged	
24 2-Chlorophenol	1.39772	1.47199	1.47199	0.010	-5.31362	25.00000	Averaged	
26 1,3-Dichlorobenzene	1.56925	1.62780	1.62780	0.010	-3.73155	25.00000	Averaged	
27 1,4-Dichlorobenzene	1.60820	1.67645	1.67645	0.010	-4.24338	20.00000	Averaged	
28 1,2-Dichlorobenzene	1.49665	1.55649	1.55649	0.010	-3.99769	25.00000	Averaged	
29 Benzyl Alcohol	0.88539	0.89871	0.89871	0.010	-1.50520	25.00000	Averaged	
30 2-Methylphenol	1.28533	1.18977	1.18977	0.010	7.43487	25.00000	Averaged	
31 2,2'-oxybis(1-Chloropropane	2.16851	2.29253	2.29253	0.010	-5.71909	25.00000	Averaged	
37 Acetophenone	1.76675	1.66956	1.66956	0.010	5.50135	25.00000	Averaged	
32 N-Nitroso-di-n-propylamine	0.69724	0.69489	0.69489	0.050	0.33669	50.00000	Averaged	
192 4-Methylphenol	1.30115	1.23879	1.23879	0.010	4.79287	25.00000	Averaged	
34 Hexachloroethane	0.58297	0.59849	0.59849	0.010	-2.66165	25.00000	Averaged	
35 Nitrobenzene	0.25928	0.28600	0.28600	0.010	-10.30614	25.00000	Averaged	
41 Isophorone	0.53269	0.51658	0.51658	0.010	3.02557	25.00000	Averaged	
42 2-Nitrophenol	0.19023	0.18165	0.18165	0.010	4.50865	20.00000	Averaged	
43 2,4-Dimethylphenol	0.28316	0.29687	0.29687	0.010	-4.84285	25.00000	Averaged	
44 bis(2-Chloroethoxy)methane	0.35317	0.35986	0.35986	0.010	-1.89464	25.00000	Averaged	
48 2,4-Dichlorophenol	0.28865	0.27453	0.27453	0.010	4.88889	20.00000	Averaged	
49 Benzoic Acid	10.00000	9.97612	0.17636	0.010	0.23876	25.00000	Quadratic	
50 1,2,4-Trichlorobenzene	0.30079	0.30494	0.30494	0.010	-1.38173	25.00000	Averaged	
51 Naphthalene	1.03144	1.01167	1.01167	0.010	1.91616	25.00000	Averaged	
52 4-Chloroaniline	0.43028	0.41040	0.41040	0.010	4.62001	25.00000	Averaged	
54 2,6-Dichlorophenol	0.28946	0.29239	0.29239	0.010	-1.01172	25.00000	Averaged	
56 Hexachlorobutadiene	0.15081	0.15688	0.15688	0.010	-4.02937	20.00000	Averaged	
208 Caprolactam	0.10242	0.08471	0.08471	0.010	17.28469	25.00000	Averaged	
59 4-Chloro-3-Methylphenol	0.27039	0.23721	0.23721	0.010	12.27118	20.00000	Averaged	
62 2-Methylnaphthalene	0.72119	0.60942	0.60942	0.010	15.49784	25.00000	Averaged	
63 1-Methylnaphthalene	0.70937	0.62012	0.62012	0.010	12.58160	25.00000	Averaged	
64 Hexachlorocyclopentadiene	0.24225	0.28769	0.28769	0.050	-18.75938	50.00000	Averaged	
66 2,4,6-Trichlorophenol	0.33446	0.33660	0.33660	0.010	-0.63981	20.00000	Averaged	
67 2,4,5-Trichlorophenol	0.34787	0.38987	0.38987	0.010	-12.07181	25.00000	Averaged	
209 1,1'-Biphenyl	1.36973	1.48943	1.48943	0.010	-8.73875	25.00000	Averaged	
70 2-Chloronaphthalene	1.03283	1.12443	1.12443	0.010	-8.86901	25.00000	Averaged	
73 2-Nitroaniline	0.26300	0.27601	0.27601	0.010	-4.94535	25.00000	Averaged	
76 Dimethylphthalate	1.10332	1.11793	1.11793	0.010	-1.32437	25.00000	Averaged	

TestAmerica Pittsburgh

CONTINUING CALIBRATION COMPOUNDS

Instrument ID: 71.i
Lab File ID: S1024CCC.D
Analysis Type:
Lab Sample ID: sstd4.0
Method: \\PITSVR06\D\chem\71.i\s102408.b\llb.m

Injection Date: 24-OCT-2008 15:48
Init. Cal. Date(s): 03-OCT-2008 21-OCT-2008
Init. Cal. Times: 17:09 18:50
Quant Type: ISTD

COMPOUND	RRF / AMOUNT	RF4	CCAL RRF4	MIN RRF	%D / %DRIFT	MAX %D / %DRIFT	CURVE TYPE	
78 2,6-Dinitrotoluene	0.24939	0.24318	0.24318	0.010	2.49169	25.00000	Averaged	
79 Acenaphthylene	1.75641	1.73716	1.73716	0.010	1.09563	25.00000	Averaged	
81 3-Nitroaniline	0.31475	0.31311	0.31311	0.010	0.52100	25.00000	Averaged	
82 Acenaphthene	1.03783	1.01963	1.01963	0.010	1.75329	20.00000	Averaged	
83 2,4-Dinitrophenol	10.00000	9.24228	0.11709	0.050	7.57724	25.00000	Quadratic	
85 4-Nitrophenol	0.09212	0.11439	0.11439	0.050	-24.18164	50.00000	Averaged	
86 Dibenzofuran	1.49257	1.52011	1.52011	0.010	-1.84537	25.00000	Averaged	
87 2,4-Dinitrotoluene	0.32460	0.31549	0.31549	0.010	2.80610	25.00000	Averaged	
92 2-Naphthylamine	4.00000	2.34994	0.58866	0.010	41.25143	25.00000	Quadratic	<-
91 2,3,5,6-Tetrachlorophenol	0.27586	0.26136	0.26136	0.010	5.25814	25.00000	Averaged	
88 2,3,4,6-Tetrachlorophenol	0.27123	0.26949	0.26949	0.010	0.64231	25.00000	Averaged	
93 Diethylphthalate	1.07426	1.05761	1.05761	0.010	1.54938	25.00000	Averaged	
94 Fluorene	1.15359	1.16007	1.16007	0.010	-0.56153	25.00000	Averaged	
95 4-Chlorophenyl-phenylether	4.00000	3.79490	0.51074	0.010	5.12759	25.00000	Quadratic	
96 4-Nitroaniline	0.29396	0.30188	0.30188	0.010	-2.69306	25.00000	Averaged	
98 4,6-Dinitro-2-methylphenol	10.00000	9.94006	0.11032	0.010	0.59939	25.00000	Quadratic	
99 N-Nitrosodiphenylamine (1)	0.54970	0.52100	0.52100	0.010	5.22099	20.00000	Averaged	
100 1,2-Diphenylhydrazine	0.60695	0.63635	0.63635	0.010	-4.84447	25.00000	Averaged	
106 4-Bromophenyl-phenylether	0.18009	0.17097	0.17097	0.010	5.06269	25.00000	Averaged	
107 Hexachlorobenzene	0.19515	0.19007	0.19007	0.010	2.60565	25.00000	Averaged	
210 Atrazine	4.00000	2.80107	0.09255	0.010	29.97315	25.00000	Quadratic	<-
111 Pentachlorophenol	0.12303	0.12970	0.12970	0.010	-5.42114	20.00000	Averaged	
115 Phenanthrene	1.08815	0.98655	0.98655	0.010	9.33719	25.00000	Averaged	
116 Anthracene	1.05162	0.99514	0.99514	0.010	5.37063	25.00000	Averaged	
119 Carbazole	0.95916	0.90676	0.90676	0.010	5.46358	25.00000	Averaged	
120 Di-n-Butylphthalate	1.10874	1.03984	1.03984	0.010	6.21469	25.00000	Averaged	
123 Fluoranthene	0.97654	0.87466	0.87466	0.010	10.43269	20.00000	Averaged	
124 Benzidine	0.62585	0.30836	0.30836	0.010	50.72866	25.00000	Averaged	<-
125 Pyrene	1.65431	1.42969	1.42969	0.010	13.57790	25.00000	Averaged	
131 Butylbenzylphthalate	0.68096	0.62690	0.62690	0.010	7.93897	25.00000	Averaged	
135 3,3'-Dichlorobenzidine	0.44756	0.39892	0.39892	0.010	10.86728	25.00000	Averaged	
136 Benzo(a)Anthracene	1.24213	1.11421	1.11421	0.010	10.29868	25.00000	Averaged	
137 Chrysene	1.14151	1.04663	1.04663	0.010	8.31156	25.00000	Averaged	
139 bis(2-ethylhexyl)Phthalate	0.90443	0.81651	0.81651	0.010	9.72080	25.00000	Averaged	
140 Di-n-octylphthalate	4.00000	3.51838	1.83392	0.010	12.04044	20.00000	Quadratic	
141 Benzo(b)fluoranthene	4.00000	3.48624	1.42529	0.010	12.84412	25.00000	Quadratic	
142 Benzo(k)fluoranthene	1.66229	1.59897	1.59897	0.010	3.80888	25.00000	Averaged	
143 7,12-dimethylbenz[a]anthrac	0.72899	0.65425	0.65425	0.010	10.25217	25.00000	Averaged	
146 Benzo(a)pyrene	1.33298	1.20742	1.20742	0.010	9.41912	20.00000	Averaged	
149 Indeno(1,2,3-cd)pyrene	4.00000	4.12353	1.42440	0.010	-3.08816	25.00000	Quadratic	
150 Dibenz(a,h)anthracene	4.00000	4.09541	1.19364	0.010	-2.38532	25.00000	Quadratic	
151 Benzo(g,h,i)perylene	4.00000	3.93180	1.14577	0.010	1.70488	25.00000	Quadratic	

TestAmerica Pittsburgh

CONTINUING CALIBRATION COMPOUNDS

Instrument ID: 71.i
Lab File ID: S1024CCC.D
Analysis Type:
Lab Sample ID: sstd4.0
Method: \\PITSVR06\D\chem\71.i\s102408.b\11b.m

Injection Date: 24-OCT-2008 15:48
Init. Cal. Date(s): 03-OCT-2008 21-OCT-2008
Init. Cal. Times: 17:09 18:50
Quant Type: ISTD

COMPOUND	RRF / AMOUNT	RF4	CCAL RRF4	MIN RRF	%D / %DRIFT	MAX %D / %DRIFT	CURVE TYPE
$ 154 Nitrobenzene-d5	0.26939	0.29142	0.29142	0.010	-8.18135	25.00000	Averaged
$ 155 2-Fluorobiphenyl	1.16186	1.23336	1.23336	0.010	-6.15400	25.00000	Averaged
$ 156 Terphenyl-d14	1.00048	0.88641	0.88641	0.010	11.40199	25.00000	Averaged
$ 157 Phenol-d5	1.42293	1.52162	1.52162	0.010	-6.93530	25.00000	Averaged
$ 158 2-Fluorophenol	1.16901	1.22397	1.22397	0.010	-4.70147	25.00000	Averaged
$ 159 2,4,6-Tribromophenol	0.08789	0.08789	0.08789	0.010	0.00359	25.00000	Averaged
$ 186 2-Chlorophenol-d4	1.40867	1.44206	1.44206	0.010	-2.37040	25.00000	Averaged
$ 187 1,2-Dichlorobenzene-d4	0.92869	0.99888	0.99888	0.010	-7.55854	25.00000	Averaged

Data File: \\PITSVR06\D\chem\71.i\s102408.b\S1024CCC.D
Date : 24-OCT-2008 15:48
Client ID: sstd4.0
Sample Info: sstd4.0(2.0ug/ml) bna-0721-08 LL8270

Instrument: 71.i

Operator: 045183sab
Column diameter: 0.32

Column phase: DB5-MS

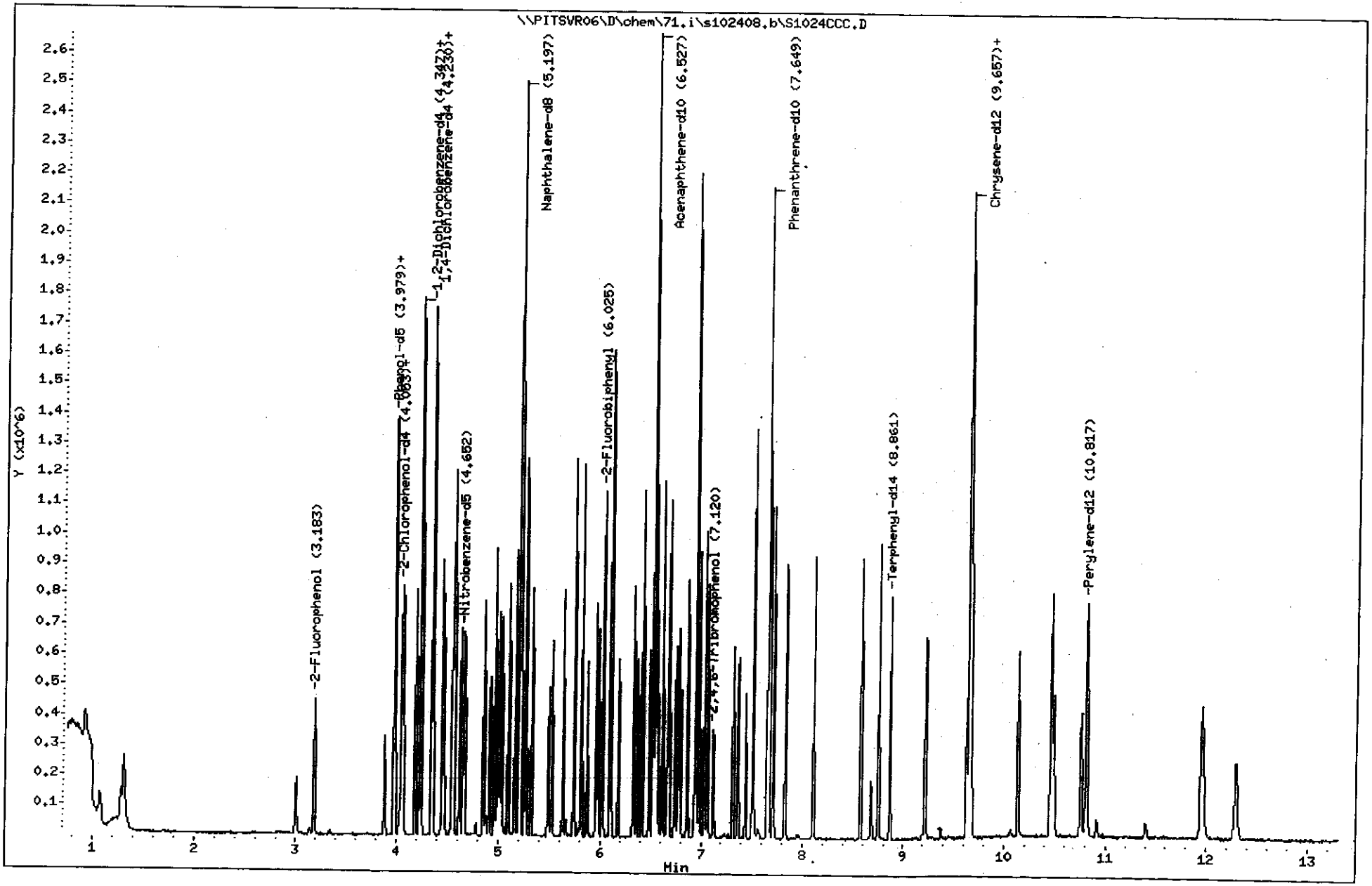

(2001 - 3460)
3303
C8J160331

TestAmerica Pittsburgh

Semivolatile REPORT SW-846 Method 8270

Data file : \\PITSVR06\D\chem\71.i\s102408.b\S1024CCC.D
Lab Smp Id: sstd4.0 Client Smp ID: sstd4.0
Inj Date : 24-OCT-2008 15:48
Operator : 045183sab Inst ID: 71.i
Smp Info : sstd4.0(2.0ug/ml) bna-0721-08 LL8270
Misc Info : sstd4.0,s102408.b,llb.m,4-root.sub,2,3
Comment :
Method : \\PITSVR06\D\chem\71.i\s102408.b\llb.m
Meth Date : 24-Oct-2008 16:09 71.i Quant Type: ISTD
Cal Date : 16-OCT-2008 20:15 Cal File: S1016AM7.D
Als bottle: 2 Continuing Calibration Sample
Dil Factor: 1.00000
Integrator: HP RTE Compound Sublist: 4-root.sub
Target Version: 4.14
Processing Host: PITPC-501

Compounds	QUANT SIG MASS	RT	EXP RT	REL RT	RESPONSE	AMOUNTS CAL-AMT (NG)	AMOUNTS ON-COL (NG)
* 1 1,4-Dichlorobenzene-d4	152	4.229	4.229	(1.000)	258621	8.00000	
* 2 Naphthalene-d8	136	5.196	5.196	(1.000)	1005866	8.00000	
* 3 Acenaphthene-d10	164	6.526	6.526	(1.000)	516599	8.00000	
* 4 Phenanthrene-d10	188	7.648	7.648	(1.000)	782031	8.00000	
* 5 Chrysene-d12	240	9.657	9.657	(1.000)	479874	8.00000	
* 6 Perylene-d12	264	10.816	10.816	(1.000)	313715	8.00000	
198 1,4-Dioxane	88	0.917	0.917	(0.217)	56567	4.00000	4.4525(MH)
10 N-Nitrosodimethylamine	74	1.286	1.286	(0.304)	70303	4.00000	4.5468(M)
9 Pyridine	79	1.307	1.307	(0.309)	135331	4.00000	4.6288(M)
16 Methyl methanesulfonate	80	3.001	3.001	(0.710)	68101	4.00000	4.2552
206 Benzaldehyde	77	3.882	3.882	(0.918)	51561	4.00000	2.1986
21 Aniline	93	3.973	3.973	(0.939)	230906	4.00000	3.9899
22 Phenol	94	3.983	3.983	(0.942)	220266	4.00000	4.2168
23 bis(2-Chloroethyl)ether	93	4.042	4.042	(0.956)	162289	4.00000	4.2069
24 2-Chlorophenol	128	4.064	4.064	(0.961)	190344	4.00000	4.2125
26 1,3-Dichlorobenzene	146	4.186	4.186	(0.990)	210492	4.00000	4.1493
27 1,4-Dichlorobenzene	146	4.245	4.245	(1.004)	216782	4.00000	4.1697
28 1,2-Dichlorobenzene	146	4.357	4.357	(1.030)	201270	4.00000	4.1599
29 Benzyl Alcohol	108	4.347	4.347	(1.028)	116213	4.00000	4.0602
30 2-Methylphenol	108	4.443	4.443	(1.051)	153850	4.00000	3.7026
31 2,2'-oxybis(1-Chloropropane)	45	4.459	4.459	(1.054)	296448	4.00000	4.2288
37 Acetophenone	105	4.539	4.539	(1.073)	215891	4.00000	3.7799
32 N-Nitroso-di-n-propylamine	70	4.555	4.555	(1.077)	89857	4.00000	3.9865
192 4-Methylphenol	108	4.560	4.560	(1.078)	160188	4.00000	3.8083
34 Hexachloroethane	117	4.619	4.619	(1.092)	77391	4.00000	4.1065
35 Nitrobenzene	77	4.667	4.667	(0.898)	143840	4.00000	4.4122
41 Isophorone	82	4.854	4.854	(0.934)	259804	4.00000	3.8790
42 2-Nitrophenol	139	4.913	4.913	(0.946)	91357	4.00000	3.8196
43 2,4-Dimethylphenol	107	4.961	4.961	(0.955)	149308	4.00000	4.1937
44 bis(2-Chloroethoxy)methane	93	5.031	5.031	(0.968)	180984	4.00000	4.0758
48 2,4-Dichlorophenol	162	5.095	5.095	(0.980)	138072	4.00000	3.8044
49 Benzoic Acid	122	5.004	5.004	(0.963)	221741	10.0000	9.9761(M)
50 1,2,4-Trichlorobenzene	180	5.159	5.159	(0.993)	153366	4.00000	4.0553

Compounds	QUANT SIG MASS	RT	EXP RT	REL RT	RESPONSE	AMOUNTS CAL-AMT (NG)	AMOUNTS ON-COL (NG)
51 Naphthalene	128	5.212	5.212	(1.003)	508804	4.00000	3.9234
52 4-Chloroaniline	127	5.260	5.260	(1.012)	206402	4.00000	3.8152
54 2,6-Dichlorophenol	162	5.266	5.266	(1.013)	147051	4.00000	4.0405
56 Hexachlorobutadiene	225	5.324	5.324	(1.025)	78901	4.00000	4.1612(Q)
208 Caprolactam	113	5.490	5.490	(1.057)	42605	4.00000	3.3086
59 4-Chloro-3-Methylphenol	107	5.634	5.634	(1.084)	119302	4.00000	3.5092
62 2-Methylnaphthalene	142	5.741	5.741	(1.105)	306496	4.00000	3.3801
63 1-Methylnaphthalene	142	5.816	5.816	(1.119)	311879	4.00000	3.4967
64 Hexachlorocyclopentadiene	237	5.869	5.869	(0.899)	74311	4.00000	4.7504
66 2,4,6-Trichlorophenol	196	5.955	5.955	(0.912)	86943	4.00000	4.0256
67 2,4,5-Trichlorophenol	196	5.981	5.981	(0.917)	100703	4.00000	4.4829
209 1,1'-Biphenyl	154	6.094	6.094	(0.934)	384718	4.00000	4.3495
70 2-Chloronaphthalene	162	6.104	6.104	(0.935)	290439	4.00000	4.3548
73 2-Nitroaniline	65	6.179	6.179	(0.947)	71293	4.00000	4.1978
76 Dimethylphthalate	163	6.329	6.329	(0.970)	288762	4.00000	4.0530
78 2,6-Dinitrotoluene	165	6.366	6.366	(0.975)	62812	4.00000	3.9003
79 Acenaphthylene	152	6.419	6.419	(0.984)	448708	4.00000	3.9562
81 3-Nitroaniline	138	6.489	6.489	(0.994)	80876	4.00000	3.9792
82 Acenaphthene	153	6.553	6.553	(1.004)	263370	4.00000	3.9299
83 2,4-Dinitrophenol	184	6.569	6.569	(1.007)	75610	10.0000	9.2423
85 4-Nitrophenol	109	6.617	6.617	(1.014)	73870	10.0000	12.418
86 Dibenzofuran	168	6.681	6.681	(1.024)	392644	4.00000	4.0738
87 2,4-Dinitrotoluene	165	6.671	6.671	(1.022)	81492	4.00000	3.8878
92 2-Naphthylamine	143	6.799	6.799	(1.042)	152051	4.00000	2.3499
91 2,3,5,6-Tetrachlorophenol	232	6.745	6.745	(1.034)	67508	4.00000	3.7897
88 2,3,4,6-Tetrachlorophenol	232	6.777	6.777	(1.038)	69609	4.00000	3.9743
93 Diethylphthalate	149	6.863	6.863	(1.052)	273181	4.00000	3.9380
94 Fluorene	166	6.943	6.943	(1.064)	299646	4.00000	4.0225
95 4-Chlorophenyl-phenylether	204	6.948	6.948	(1.065)	131924	4.00000	3.7949
96 4-Nitroaniline	138	6.948	6.948	(1.065)	77975	4.00000	4.1077
98 4,6-Dinitro-2-methylphenol	198	6.975	6.975	(0.912)	107843	10.0000	9.9401
99 N-Nitrosodiphenylamine (1)	169	7.034	7.034	(0.920)	203718	4.00000	3.7912
100 1,2-Diphenylhydrazine	77	7.066	7.066	(0.924)	248824	4.00000	4.1938
106 4-Bromophenyl-phenylether	248	7.317	7.317	(0.957)	66853	4.00000	3.7975
107 Hexachlorobenzene	284	7.365	7.365	(0.963)	74319	4.00000	3.8958
210 Atrazine	200	7.440	7.440	(0.973)	36190	4.00000	2.8011
111 Pentachlorophenol	266	7.509	7.509	(0.982)	126786	10.0000	10.542(QM)
115 Phenanthrene	178	7.670	7.670	(1.003)	385757	4.00000	3.6265
116 Anthracene	178	7.707	7.707	(1.008)	389117	4.00000	3.7852
119 Carbazole	167	7.830	7.830	(1.024)	354557	4.00000	3.7814(Q)
120 Di-n-Butylphthalate	149	8.102	8.102	(1.059)	406593	4.00000	3.7514
123 Fluoranthene	202	8.572	8.572	(1.121)	342005	4.00000	3.5827
124 Benzidine	184	8.669	8.669	(0.898)	73988	4.00000	1.9708(M)
125 Pyrene	202	8.743	8.743	(0.905)	343036	4.00000	3.4569
131 Butylbenzylphthalate	149	9.235	9.235	(0.956)	150416	4.00000	3.6824
135 3,3'-Dichlorobenzidine	252	9.630	9.630	(0.997)	95716	4.00000	3.5653
136 Benzo(a)Anthracene	228	9.651	9.651	(0.999)	267340	4.00000	3.5880
137 Chrysene	228	9.678	9.678	(1.002)	251125	4.00000	3.6675
139 bis(2-ethylhexyl)Phthalate	149	9.667	9.667	(1.001)	195912	4.00000	3.6112
140 Di-n-octylphthalate	149	10.138	10.138	(0.937)	287664	4.00000	3.5184
141 Benzo(b)fluoranthene	252	10.469	10.469	(0.968)	223567	4.00000	3.4862
142 Benzo(k)fluoranthene	252	10.496	10.496	(0.970)	250811	4.00000	3.8476
143 7,12-dimethylbenz[a]anthracen	256	10.463	10.463	(0.967)	102624	4.00000	3.5899
146 Benzo(a)pyrene	252	10.763	10.763	(0.995)	189393	4.00000	3.6232

Compounds	QUANT SIG MASS	RT	EXP RT	REL RT	RESPONSE	AMOUNTS CAL-AMT (NG)	AMOUNTS ON-COL (NG)
149 Indeno(1,2,3-cd)pyrene	276	11.943	11.943	(1.104)	223428	4.00000	4.1235
150 Dibenz(a,h)anthracene	278	11.959	11.959	(1.106)	187232	4.00000	4.0954
151 Benzo(g,h,i)perylene	276	12.285	12.285	(1.136)	179723	4.00000	3.9318
$ 154 Nitrobenzene-d5	82	4.651	4.651	(0.895)	146567	4.00000	4.3272
$ 155 2-Fluorobiphenyl	172	6.024	6.024	(0.923)	318576	4.00000	4.2462
$ 156 Terphenyl-d14	244	8.861	8.861	(0.918)	212682	4.00000	3.5439
$ 157 Phenol-d5	99	3.973	3.973	(0.939)	196761	4.00000	4.2774
$ 158 2-Fluorophenol	112	3.182	3.182	(0.752)	158272	4.00000	4.1880
$ 159 2,4,6-Tribromophenol	330	7.125	7.125	(0.932)	34367	4.00000	3.9998
$ 186 2-Chlorophenol-d4	132	4.053	4.053	(0.958)	186474	4.00000	4.0948
$ 187 1,2-Dichlorobenzene-d4	152	4.347	4.347	(1.028)	129166	4.00000	4.3023

QC Flag Legend

Q - Qualifier signal failed the ratio test.
M - Compound response manually integrated.
H - Operator selected an alternate compound hit.

Data File Name: S1024CCC.D
Inj. Date and Time: 24-OCT-2008 15:48
Instrument ID: 71.i
Client ID: sstd4.0
Compound Name: 1,4-Dioxane
CAS #: 123-91-1
Report Date: 10/24/2008

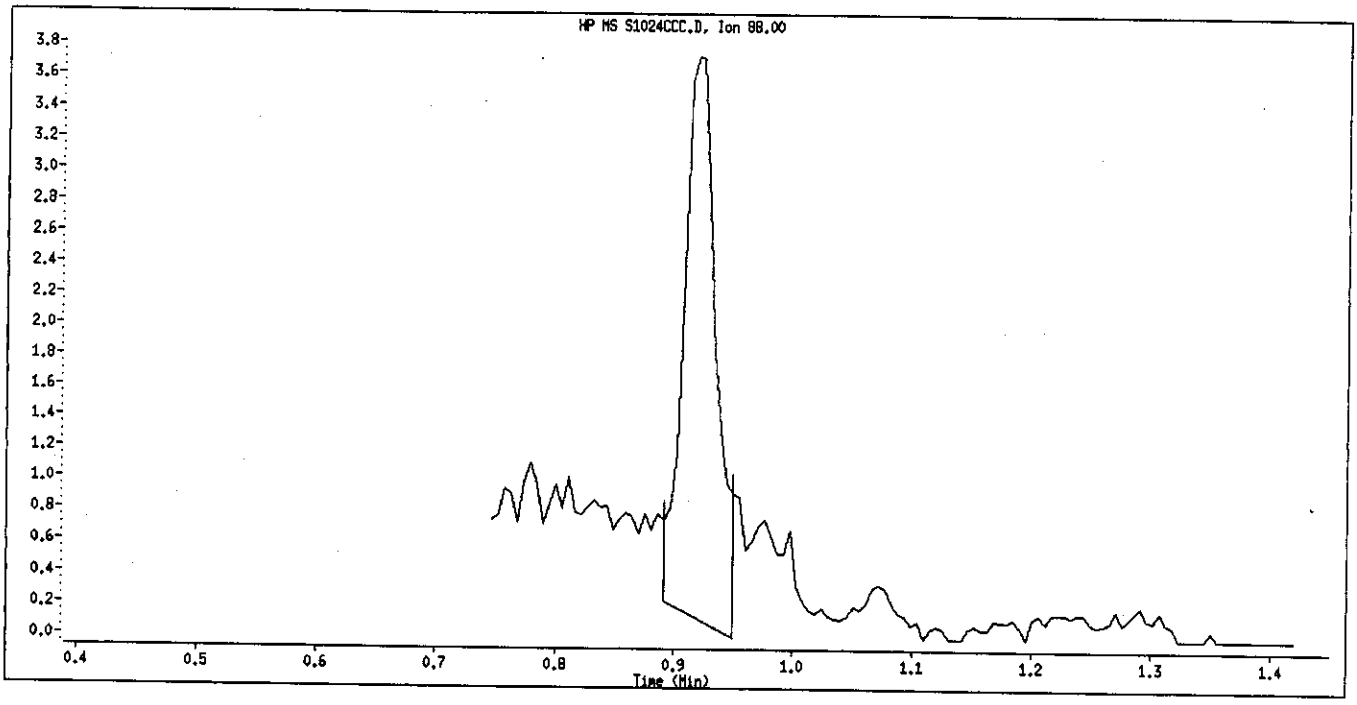

Original Integration

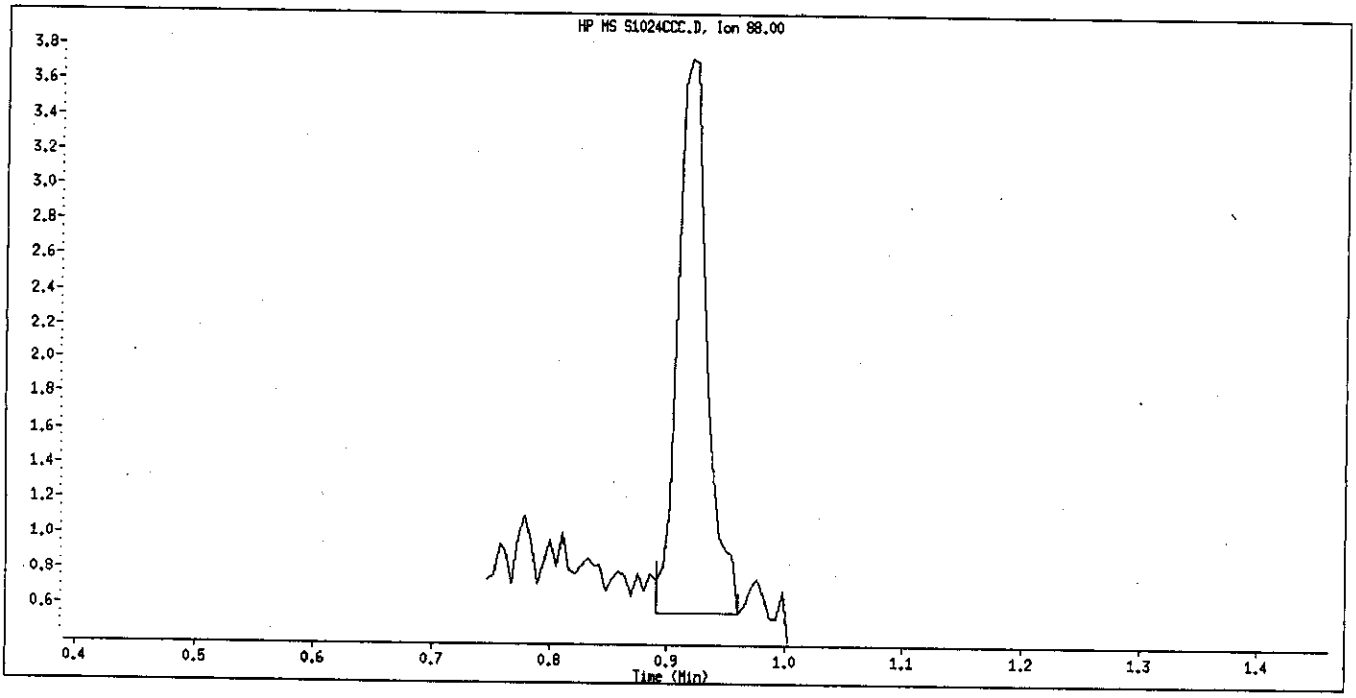

Manual Integration

Manually Integrated By: BachaS
Manual Integration Reason: Unknown

Data File Name: S1024CCC.D
Inj. Date and Time: 24-OCT-2008 15:48
Instrument ID: 71.i
Client ID: sstd4.0
Compound Name: N-Nitrosodimethylamine
CAS #: 62-75-9
Report Date: 10/24/2008

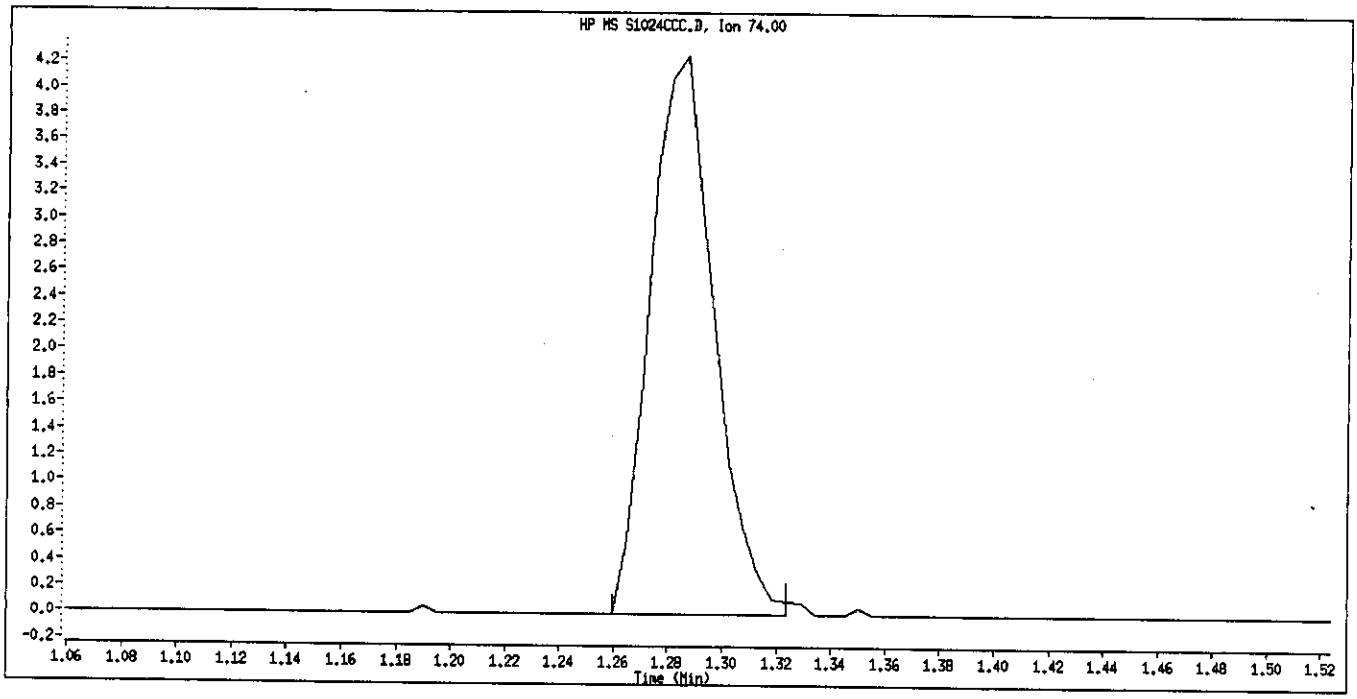

Original Integration

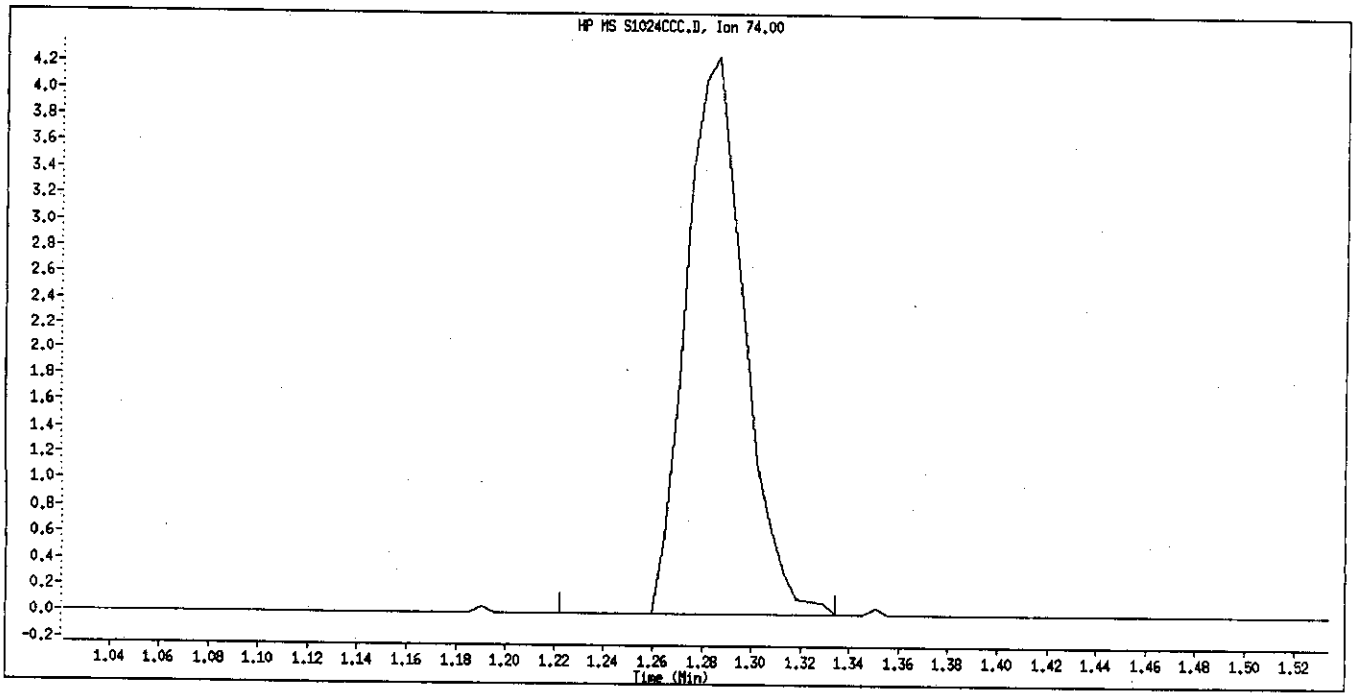

Manual Integration

Manually Integrated By: BachaS
Manual Integration Reason: Peak Integrated Incorrectly

Data File Name: S1024CCC.D
Inj. Date and Time: 24-OCT-2008 15:48
Instrument ID: 71.i
Client ID: sstd4.0
Compound Name: Pyridine
CAS #: 110-86-1
Report Date: 10/24/2008

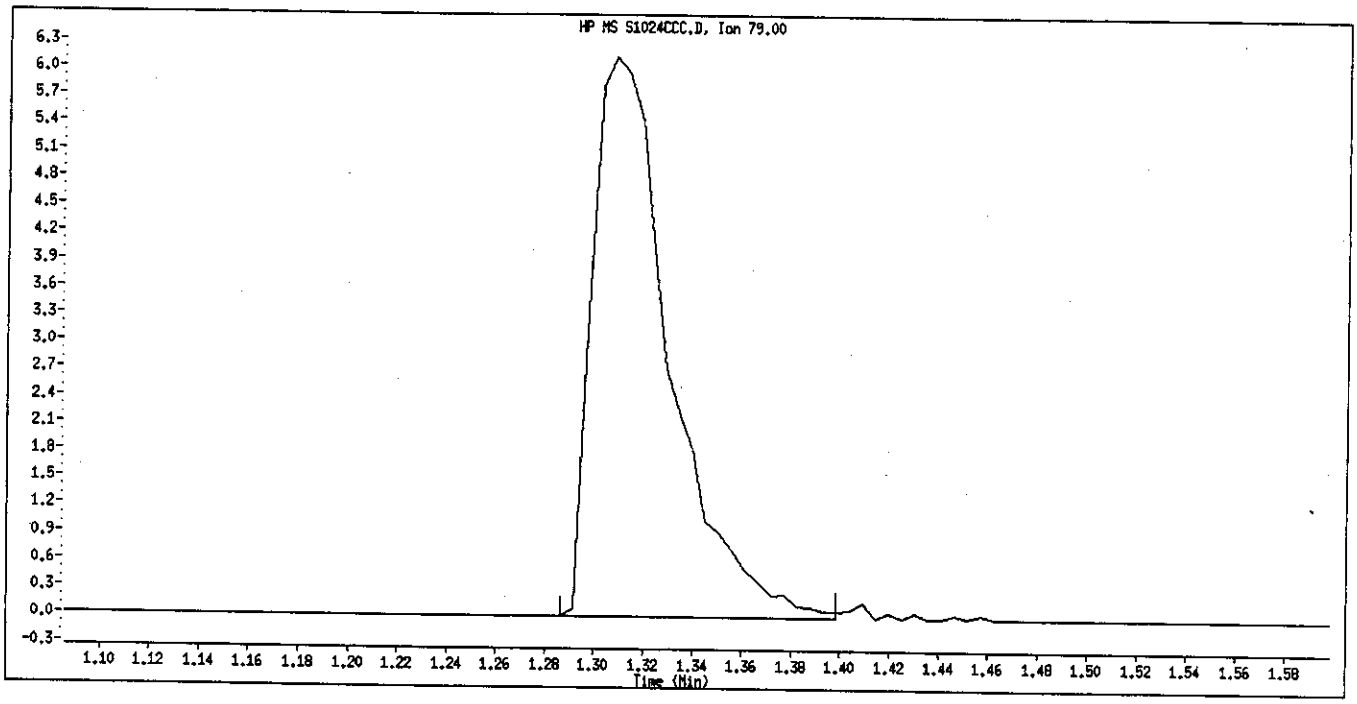

Original Integration

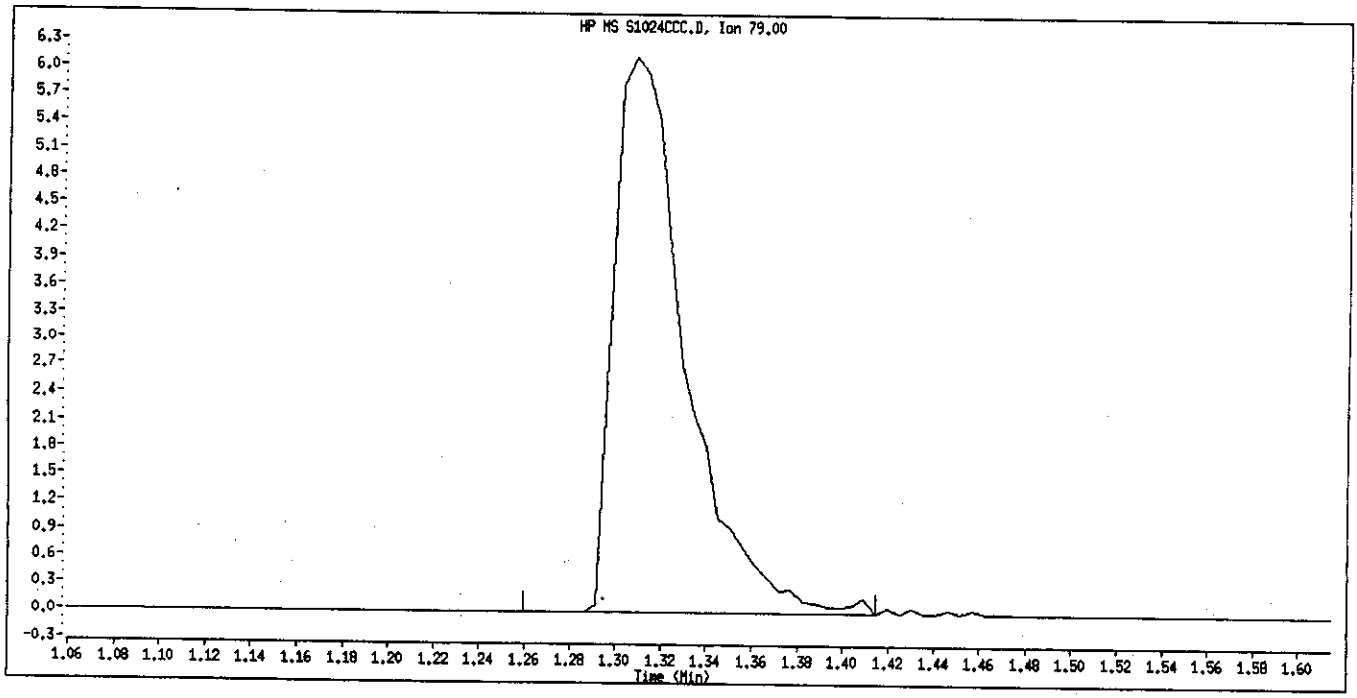

Manual Integration

Manually Integrated By: BachaS
Manual Integration Reason: Peak Integrated Incorrectly

Data File Name: S1024CCC.D
Inj. Date and Time: 24-OCT-2008 15:48
Instrument ID: 71.i
Client ID: sstd4.0
Compound Name: Benzoic Acid
CAS #: 65-85-0
Report Date: 10/24/2008

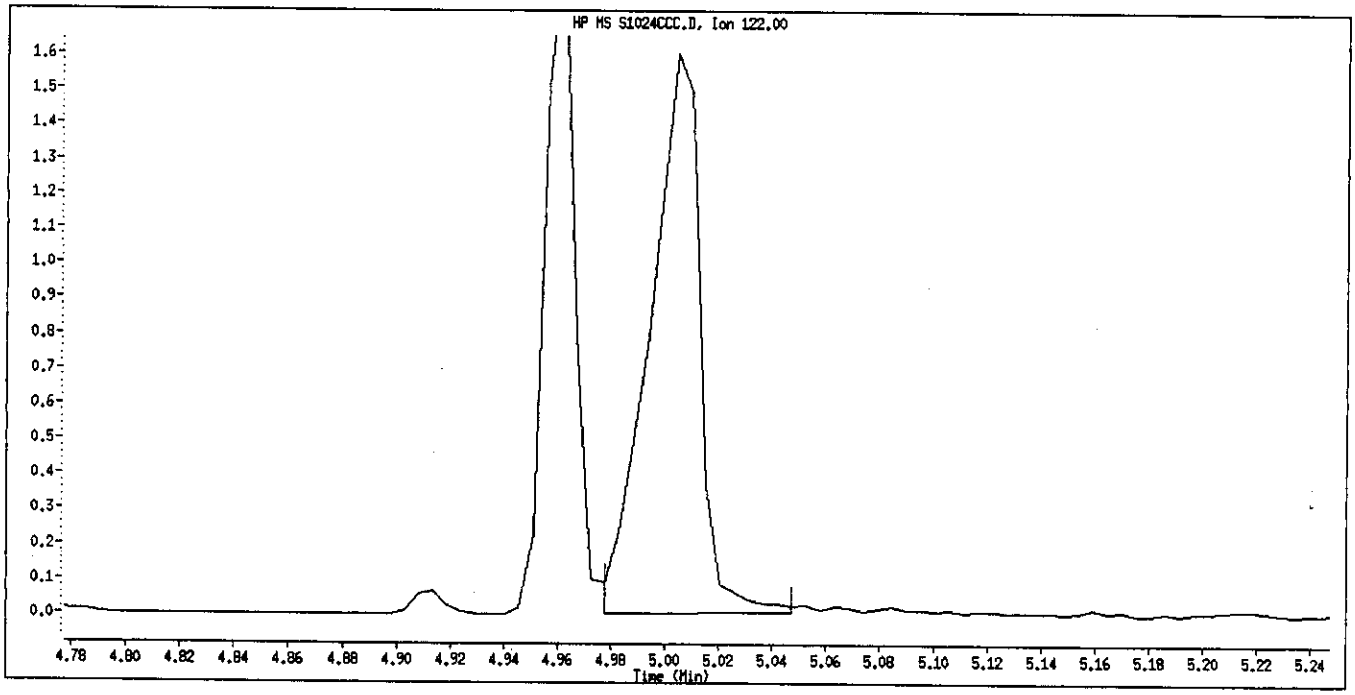

Original Integration

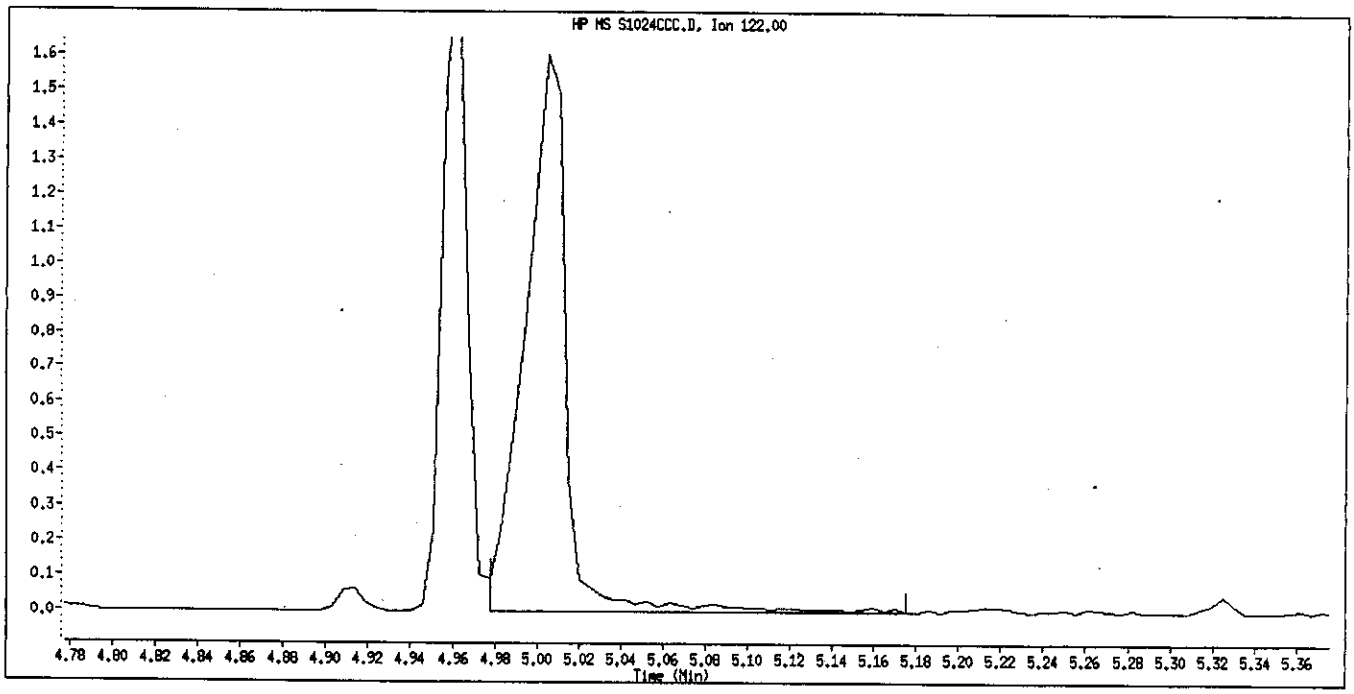

Manual Integration

Manually Integrated By: BachaS
Manual Integration Reason: Peak Integrated Incorrectly

Data File Name: S1024CCC.D
Inj. Date and Time: 24-OCT-2008 15:48
Instrument ID: 71.i
Client ID: sstd4.0
Compound Name: Pentachlorophenol
CAS #: 87-86-5
Report Date: 10/24/2008

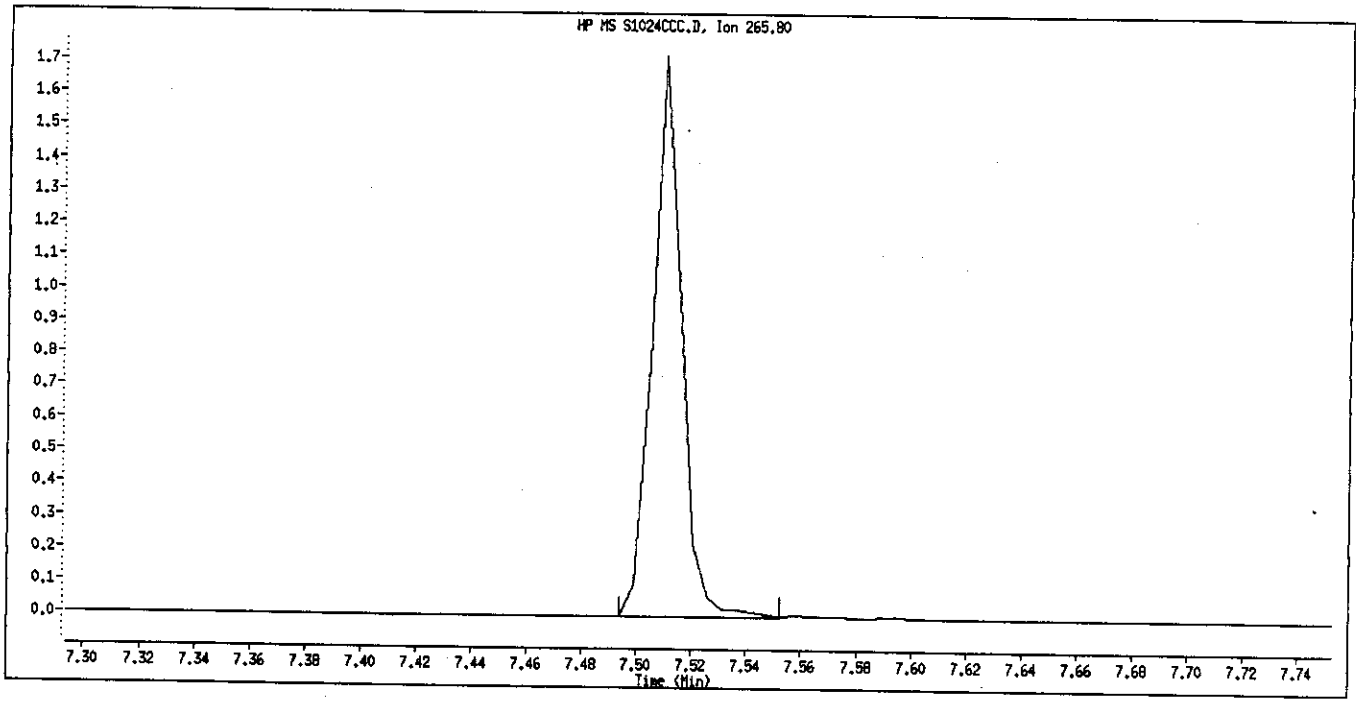

Original Integration

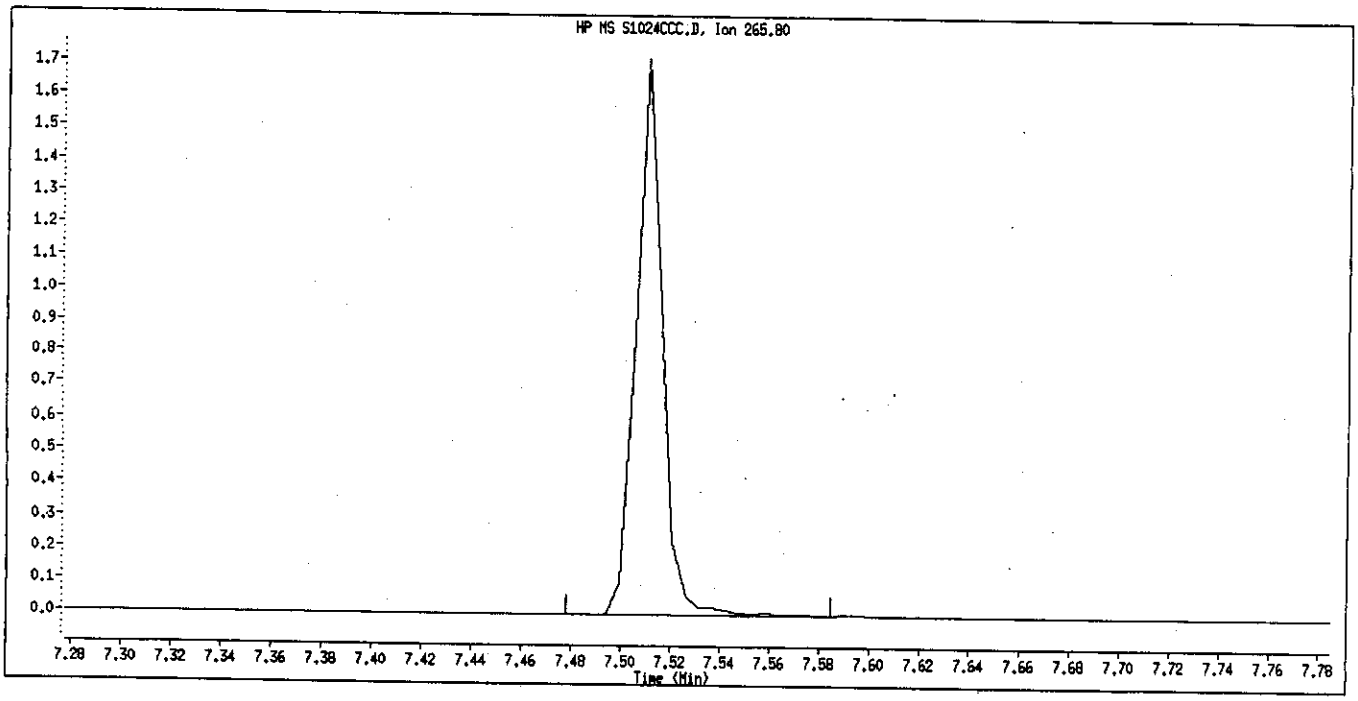

Manual Integration

Manually Integrated By: BachaS
Manual Integration Reason: Peak Integrated Incorrectly

Data File Name: S1024CCC.D
Inj. Date and Time: 24-OCT-2008 15:48
Instrument ID: 71.i
Client ID: sstd4.0
Compound Name: Benzidine
CAS #: 92-87-5
Report Date: 10/24/2008

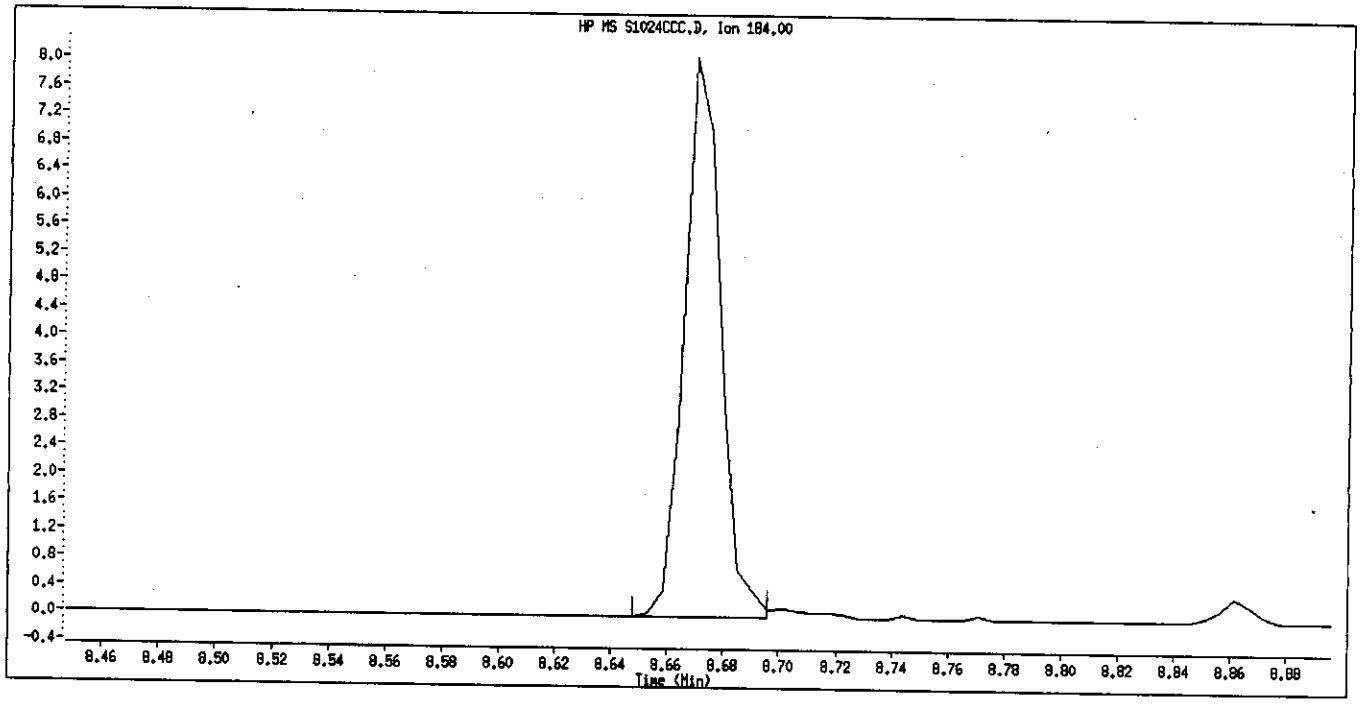

Original Integration

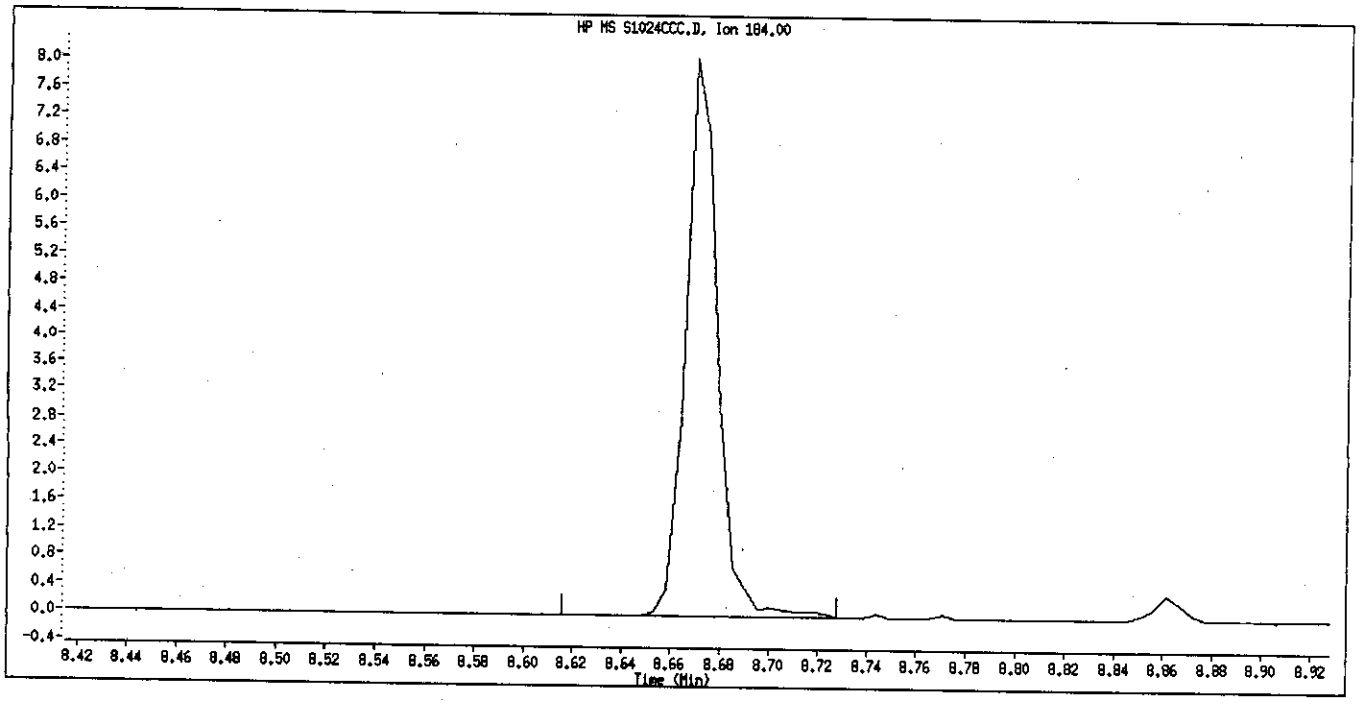

Manual Integration

Manually Integrated By: BachaS
Manual Integration Reason: Unknown

Test America Pittsburgh

CONTINUING CALIBRATION COMPOUNDS

Instrument ID: 732.i Injection Date: 30-OCT-2008 14:20
Lab File ID: D10300C1.D Init. Cal. Date(s): 30-SEP-2008 29-OCT-2008
Analysis Type: Init. Cal. Times: 10:23 17:36
Lab Sample ID: sstd4.0 Quant Type: ISTD
Method: \\PITSVR06\D\chem\732.i\d103008.b\ll.m

COMPOUND	RRF / AMOUNT	RF4	CCAL RRF4	MIN RRF	%D / %DRIFT	MAX %D / %DRIFT	CURVE TYPE	
198 1,4-Dioxane	4.00000	3.32722	0.16052	0.010	16.81944	0.000e+000	Quadratic	
10 N-Nitrosodimethylamine	4.00000	3.16234	0.45342	0.010	20.94138	0.000e+000	Quadratic	
9 Pyridine	1.28519	1.31220	1.31220	0.010	-2.10177	25.00000	Averaged	
16 Methyl methanesulfonate	0.65027	0.65356	0.65356	0.010	-0.50644	25.00000	Averaged	
206 Benzaldehyde	4.00000	3.26729	0.55788	0.010	18.31776	0.000e+000	Quadratic	
21 Aniline	1.90351	1.80017	1.80017	0.010	5.42886	25.00000	Averaged	
22 Phenol	1.75477	1.64548	1.64548	0.010	6.22828	20.00000	Averaged	
23 bis(2-Chloroethyl)ether	1.16266	1.06586	1.06586	0.010	8.32517	25.00000	Averaged	
24 2-Chlorophenol	1.40031	1.45031	1.45031	0.010	-3.57074	25.00000	Averaged	
26 1,3-Dichlorobenzene	1.60828	1.55632	1.55632	0.010	3.23068	25.00000	Averaged	
27 1,4-Dichlorobenzene	1.66924	1.60155	1.60155	0.010	4.05483	20.00000	Averaged	
28 1,2-Dichlorobenzene	1.55219	1.46941	1.46941	0.010	5.33317	25.00000	Averaged	
29 Benzyl Alcohol	0.88778	0.85180	0.85180	0.010	4.05268	25.00000	Averaged	
30 2-Methylphenol	1.24136	1.26569	1.26569	0.010	-1.96021	25.00000	Averaged	
31 2,2'-oxybis(1-Chloropropane	1.48136	1.42568	1.42568	0.010	3.75862	25.00000	Averaged	
37 Acetophenone	1.97107	1.91024	1.91024	0.010	3.08618	25.00000	Averaged	
32 N-Nitroso-di-n-propylamine	1.02397	0.95299	0.95299	0.050	6.93145	50.00000	Averaged	
192 4-Methylphenol	1.30137	1.29151	1.29151	0.010	0.75760	25.00000	Averaged	
34 Hexachloroethane	0.71704	0.65076	0.65076	0.010	9.24371	25.00000	Averaged	
35 Nitrobenzene	0.40345	0.37772	0.37772	0.010	6.37911	25.00000	Averaged	
41 Isophorone	0.64378	0.61640	0.61640	0.010	4.25333	25.00000	Averaged	
42 2-Nitrophenol	0.18291	0.18846	0.18846	0.010	-3.02923	20.00000	Averaged	
43 2,4-Dimethylphenol	0.40122	0.39657	0.39657	0.010	1.15896	25.00000	Averaged	
44 bis(2-Chloroethoxy)methane	0.38073	0.33653	0.33653	0.010	11.60891	25.00000	Averaged	
48 2,4-Dichlorophenol	0.28400	0.28690	0.28690	0.010	-1.01961	20.00000	Averaged	
49 Benzoic Acid	0.12035	0.15823	0.15823	0.010	-31.47413	25.00000	Averaged	<-
50 1,2,4-Trichlorobenzene	0.33272	0.35502	0.35502	0.010	-6.70335	25.00000	Averaged	
51 Naphthalene	1.05378	1.06720	1.06720	0.010	-1.27355	25.00000	Averaged	
52 4-Chloroaniline	0.42249	0.42230	0.42230	0.010	0.04479	25.00000	Averaged	
54 2,6-Dichlorophenol	0.29627	0.31766	0.31766	0.010	-7.22172	25.00000	Averaged	
56 Hexachlorobutadiene	0.20282	0.22091	0.22091	0.010	-8.92245	20.00000	Averaged	
208 Caprolactam	0.07661	0.08492	0.08492	0.010	-10.84686	25.00000	Averaged	
59 4-Chloro-3-Methylphenol	0.31963	0.33833	0.33833	0.010	-5.85175	20.00000	Averaged	
62 2-Methylnaphthalene	0.64475	0.69015	0.69015	0.010	-7.04065	25.00000	Averaged	
63 1-Methylnaphthalene	0.64601	0.64719	0.64719	0.010	-0.18290	25.00000	Averaged	
64 Hexachlorocyclopentadiene	4.00000	3.82865	0.33991	0.050	4.28366	0.000e+000	Quadratic	
66 2,4,6-Trichlorophenol	0.36593	0.33371	0.33371	0.010	8.80447	20.00000	Averaged	
67 2,4,5-Trichlorophenol	0.39375	0.36822	0.36822	0.010	6.48499	25.00000	Averaged	
209 1,1'-Biphenyl	1.50828	1.35601	1.35601	0.010	10.09513	25.00000	Averaged	
70 2-Chloronaphthalene	1.18243	1.09949	1.09949	0.010	7.01484	25.00000	Averaged	
73 2-Nitroaniline	0.38733	0.35606	0.35606	0.010	8.07327	25.00000	Averaged	
76 Dimethylphthalate	1.22274	1.23265	1.23265	0.010	-0.81001	25.00000	Averaged	

Test America Pittsburgh

CONTINUING CALIBRATION COMPOUNDS

Instrument ID: 732.i Injection Date: 30-OCT-2008 14:20
Lab File ID: D10300C1.D Init. Cal. Date(s): 30-SEP-2008 29-OCT-2008
Analysis Type: Init. Cal. Times: 10:23 17:36
Lab Sample ID: sstd4.0 Quant Type: ISTD
Method: \\PITSVR06\D\chem\732.i\d103008.b\ll.m

COMPOUND	RRF / AMOUNT	RF4	CCAL RRF4	MIN RRF	%D / %DRIFT	MAX %D / %DRIFT	CURVE TYPE	
78 2,6-Dinitrotoluene	0.25899	0.24033	0.24033	0.010	7.20578	25.00000	Averaged	
79 Acenaphthylene	1.83002	1.68077	1.68077	0.010	8.15600	25.00000	Averaged	
81 3-Nitroaniline	0.28745	0.29501	0.29501	0.010	-2.62908	25.00000	Averaged	
82 Acenaphthene	1.18925	1.16046	1.16046	0.010	2.42092	20.00000	Averaged	
83 2,4-Dinitrophenol	10.00000	11.40693	0.13454	0.050	-14.06926	0.000e+000	Quadratic	
85 4-Nitrophenol	0.24341	0.25168	0.25168	0.050	-3.39661	50.00000	Averaged	
86 Dibenzofuran	1.58041	1.52591	1.52591	0.010	3.44886	25.00000	Averaged	
87 2,4-Dinitrotoluene	0.35903	0.36386	0.36386	0.010	-1.34474	25.00000	Averaged	
91 2,3,5,6-Tetrachlorophenol	0.30352	0.33484	0.33484	0.010	-10.31891	25.00000	Averaged	
88 2,3,4,6-Tetrachlorophenol	0.30650	0.30587	0.30587	0.010	0.20672	25.00000	Averaged	
92 2-Naphthylamine	0.54544	0.61558	0.61558	0.010	-12.85969	25.00000	Averaged	
93 Diethylphthalate	1.25714	1.30308	1.30308	0.010	-3.65424	25.00000	Averaged	
94 Fluorene	1.26075	1.23908	1.23908	0.010	1.71863	25.00000	Averaged	
95 4-Chlorophenyl-phenylether	0.59171	0.60305	0.60305	0.010	-1.91538	25.00000	Averaged	
96 4-Nitroaniline	0.30362	0.33891	0.33891	0.010	-11.62478	25.00000	Averaged	
98 4,6-Dinitro-2-methylphenol	10.00000	10.03490	0.12317	0.010	-0.34896	0.000e+000	Quadratic	
99 N-Nitrosodiphenylamine (1)	0.61679	0.54085	0.54085	0.010	12.31155	20.00000	Averaged	
100 1,2-Diphenylhydrazine	1.02517	0.82908	0.82908	0.010	19.12694	25.00000	Averaged	
106 4-Bromophenyl-phenylether	0.22052	0.21048	0.21048	0.010	4.55266	25.00000	Averaged	
107 Hexachlorobenzene	0.24724	0.23511	0.23511	0.010	4.90921	25.00000	Averaged	
210 Atrazine	0.12475	0.10957	0.10957	0.010	12.16611	25.00000	Averaged	
111 Pentachlorophenol	10.00000	10.65313	0.14616	0.010	-6.53132	0.000e+000	Quadratic	
115 Phenanthrene	1.04806	0.95590	0.95590	0.010	8.79307	25.00000	Averaged	
116 Anthracene	1.12033	0.99223	0.99223	0.010	11.43394	25.00000	Averaged	
119 Carbazole	0.96535	0.95698	0.95698	0.010	0.86687	25.00000	Averaged	
120 Di-n-Butylphthalate	1.24217	1.19376	1.19376	0.010	3.89731	25.00000	Averaged	
123 Fluoranthene	1.01906	1.01288	1.01288	0.010	0.60631	20.00000	Averaged	
124 Benzidine	4.00000	3.95904	0.26595	0.010	1.02407	0.000e+000	Quadratic	
125 Pyrene	1.11196	0.80809	0.80809	0.010	27.32753	25.00000	Averaged	<-
131 Butylbenzylphthalate	0.58540	0.43815	0.43815	0.010	25.15393	25.00000	Averaged	<-
135 3,3'-Dichlorobenzidine	0.42250	0.38603	0.38603	0.010	8.63167	25.00000	Averaged	
136 Benzo(a)Anthracene	1.15556	0.95156	0.95156	0.010	17.65358	25.00000	Averaged	
137 Chrysene	1.13294	0.97759	0.97759	0.010	13.71212	25.00000	Averaged	
139 bis(2-ethylhexyl)Phthalate	0.88170	0.77270	0.77270	0.010	12.36295	25.00000	Averaged	
140 Di-n-octylphthalate	4.00000	4.09009	1.30842	0.010	-2.25224	0.000e+000	Quadratic	
141 Benzo(b)fluoranthene	1.32308	1.25091	1.25091	0.010	5.45453	25.00000	Averaged	
142 Benzo(k)fluoranthene	1.46683	1.11308	1.11308	0.010	24.11615	25.00000	Averaged	
143 7,12-dimethylbenz[a]anthrac	4.00000	3.77110	0.53419	0.010	5.72251	0.000e+000	Quadratic	
146 Benzo(a)pyrene	1.18142	0.98174	0.98174	0.010	16.90146	20.00000	Averaged	
149 Indeno(1,2,3-cd)pyrene	1.55886	1.50550	1.50550	0.010	3.42301	25.00000	Averaged	
150 Dibenz(a,h)anthracene	1.35902	1.30330	1.30330	0.010	4.10032	25.00000	Averaged	
151 Benzo(g,h,i)perylene	1.34852	1.23300	1.23300	0.010	8.56601	25.00000	Averaged	

Test America Pittsburgh

CONTINUING CALIBRATION COMPOUNDS

Instrument ID: 732.i Injection Date: 30-OCT-2008 14:20
Lab File ID: D10300C1.D Init. Cal. Date(s): 30-SEP-2008 29-OCT-2008
Analysis Type: Init. Cal. Times: 10:23 17:36
Lab Sample ID: sstd4.0 Quant Type: ISTD
Method: \\PITSVR06\D\chem\732.i\d103008.b\ll.m

COMPOUND	RRF / AMOUNT	RF4	CCAL RRF4	MIN RRF	%D / %DRIFT	MAX %D / %DRIFT	CURVE TYPE
$ 154 Nitrobenzene-d5	0.40789	0.39870	0.39870	0.010	2.25476	25.00000	Averaged
$ 155 2-Fluorobiphenyl	1.33618	1.22325	1.22325	0.010	8.45201	25.00000	Averaged
$ 156 Terphenyl-d14	0.80874	0.66952	0.66952	0.010	17.21507	25.00000	Averaged
$ 157 Phenol-d5	1.51758	1.50787	1.50787	0.010	0.63967	25.00000	Averaged
$ 158 2-Fluorophenol	1.20599	1.25273	1.25273	0.010	-3.87633	25.00000	Averaged
$ 159 2,4,6-Tribromophenol	4.00000	4.43356	0.12724	0.010	-10.83891	0.000e+000	Quadratic
$ 186 2-Chlorophenol-d4	1.39358	1.37530	1.37530	0.010	1.31155	25.00000	Averaged
$ 187 1,2-Dichlorobenzene-d4	1.00884	0.98282	0.98282	0.010	2.57895	25.00000	Averaged

Data File: \\PITSVR06\D\chem\732.i\d103008.b\D10300C1.D
Date : 30-OCT-2008 14:20
Client ID: sstd4.0
Sample Info: sstd4.0(2.0ug/ml) BNA0735-08

Instrument: 732.i

Operator: 403801nlb (INT BNA0446-05)
Column diameter: 0.32

Column phase: DB5-MS

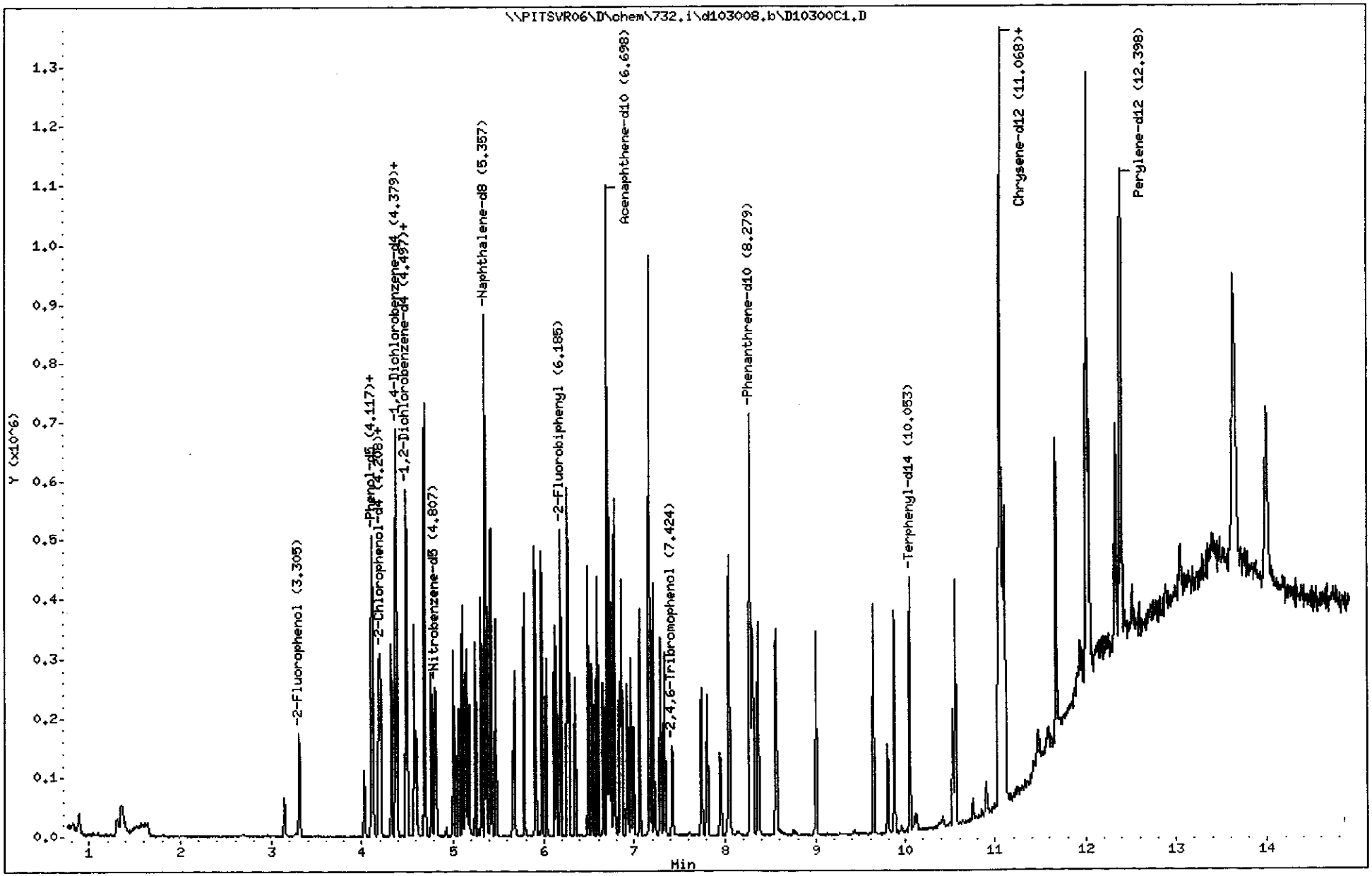

(2001 - 3460)
3316
C8J160331

Test America Pittsburgh

Semivolatile REPORT SW-846 Method 8270

Data file : \\PITSVR06\D\chem\732.i\d103008.b\D10300C1.D
Lab Smp Id: sstd4.0 Client Smp ID: sstd4.0
Inj Date : 30-OCT-2008 14:20
Operator : 403801nlb (INT BNA0446-05) Inst ID: 732.i
Smp Info : sstd4.0(2.0ug/ml) BNA0735-08
Misc Info : sstd4.0,d103008.b,ll.m,3-root.sub,2,3
Comment :
Method : \\PITSVR06\D\chem\732.i\d103008.b\ll.m
Meth Date : 30-Oct-2008 15:30 732.i Quant Type: ISTD
Cal Date : 27-OCT-2008 13:31 Cal File: D1027ID7.D
Als bottle: 2 Continuing Calibration Sample
Dil Factor: 1.00000
Integrator: HP RTE Compound Sublist: 3-root.sub
Target Version: 4.14
Processing Host: PITPC-732

	Compounds	QUANT SIG MASS	RT	EXP RT	REL RT	RESPONSE	AMOUNTS CAL-AMT (NG)	ON-COL (NG)
* 1	1,4-Dichlorobenzene-d4	152	4.379	4.379	(1.000)	82731	8.00000	
* 2	Naphthalene-d8	136	5.356	5.356	(1.000)	309644	8.00000	
* 3	Acenaphthene-d10	164	6.697	6.697	(1.000)	186178	8.00000	
* 4	Phenanthrene-d10	188	8.278	8.278	(1.000)	310618	8.00000	
* 5	Chrysene-d12	240	11.067	11.067	(1.000)	376683	8.00000	
* 6	Perylene-d12	264	12.397	12.397	(1.000)	386855	8.00000	
198	1,4-Dioxane	88	0.885	0.885	(0.202)	6640	4.00000	3.3272
10	N-Nitrosodimethylamine	74	1.312	1.312	(0.300)	18756	4.00000	3.1623
9	Pyridine	79	1.360	1.360	(0.311)	54280	4.00000	4.0841(M)
16	Methyl methanesulfonate	80	3.139	3.139	(0.717)	27035	4.00000	4.0202
206	Benzaldehyde	77	4.031	4.031	(0.921)	23077	4.00000	3.2673
21	Aniline	93	4.117	4.117	(0.940)	74465	4.00000	3.7828
22	Phenol	94	4.117	4.117	(0.940)	68066	4.00000	3.7509
23	bis(2-Chloroethyl)ether	93	4.186	4.186	(0.956)	44090	4.00000	3.6670
24	2-Chlorophenol	128	4.208	4.208	(0.961)	59993	4.00000	4.1428
26	1,3-Dichlorobenzene	146	4.331	4.331	(0.989)	64378	4.00000	3.8708
27	1,4-Dichlorobenzene	146	4.395	4.395	(1.004)	66249	4.00000	3.8378
28	1,2-Dichlorobenzene	146	4.507	4.507	(1.029)	60783	4.00000	3.7867
29	Benzyl Alcohol	108	4.491	4.491	(1.026)	35235	4.00000	3.8379
30	2-Methylphenol	108	4.582	4.582	(1.046)	52356	4.00000	4.0784
31	2,2'-oxybis(1-Chloropropane)	45	4.603	4.603	(1.051)	58974	4.00000	3.8496
37	Acetophenone	105	4.694	4.694	(1.072)	79018	4.00000	3.8766
32	N-Nitroso-di-n-propylamine	70	4.699	4.699	(1.073)	39421	4.00000	3.7227
192	4-Methylphenol	108	4.699	4.699	(1.073)	53424	4.00000	3.9697
34	Hexachloroethane	117	4.769	4.769	(1.089)	26919	4.00000	3.6302
35	Nitrobenzene	77	4.822	4.822	(0.900)	58479	4.00000	3.7448
41	Isophorone	82	5.009	5.009	(0.935)	95432	4.00000	3.8299
42	2-Nitrophenol	139	5.068	5.068	(0.946)	29177	4.00000	4.1212
43	2,4-Dimethylphenol	107	5.105	5.105	(0.953)	61397	4.00000	3.9536
44	bis(2-Chloroethoxy)methane	93	5.180	5.180	(0.967)	52102	4.00000	3.5356
48	2,4-Dichlorophenol	162	5.249	5.249	(0.980)	44418	4.00000	4.0408
49	Benzoic Acid	122	5.148	5.148	(0.961)	61242	10.0000	13.147(H)
50	1,2,4-Trichlorobenzene	180	5.314	5.314	(0.992)	54965	4.00000	4.2681

Compounds	QUANT SIG MASS	RT	EXP RT	REL RT	RESPONSE	AMOUNTS CAL-AMT (NG)	AMOUNTS ON-COL (NG)
51 Naphthalene	128	5.372	5.372	(1.003)	165226	4.00000	4.0509
52 4-Chloroaniline	127	5.415	5.415	(1.011)	65381	4.00000	3.9982
54 2,6-Dichlorophenol	162	5.420	5.420	(1.012)	49181	4.00000	4.2889
56 Hexachlorobutadiene	225	5.474	5.474	(1.022)	34202	4.00000	4.3569(Q)
208 Caprolactam	113	5.661	5.661	(1.057)	13147	4.00000	4.4339
59 4-Chloro-3-Methylphenol	107	5.784	5.784	(1.080)	52381	4.00000	4.2341
62 2-Methylnaphthalene	142	5.901	5.901	(1.102)	106850	4.00000	4.2816
63 1-Methylnaphthalene	142	5.976	5.976	(1.116)	100199	4.00000	4.0073
64 Hexachlorocyclopentadiene	237	6.024	6.024	(0.899)	31642	4.00000	3.8286
66 2,4,6-Trichlorophenol	196	6.115	6.115	(0.913)	31065	4.00000	3.6478
67 2,4,5-Trichlorophenol	196	6.142	6.142	(0.917)	34277	4.00000	3.7406
209 1,1'-Biphenyl	154	6.259	6.259	(0.935)	126230	4.00000	3.5962
70 2-Chloronaphthalene	162	6.275	6.275	(0.937)	102350	4.00000	3.7194
73 2-Nitroaniline	65	6.345	6.345	(0.947)	33145	4.00000	3.6771
76 Dimethylphthalate	163	6.489	6.489	(0.969)	114746	4.00000	4.0324
78 2,6-Dinitrotoluene	165	6.532	6.532	(0.975)	22372	4.00000	3.7118
79 Acenaphthylene	152	6.590	6.590	(0.984)	156461	4.00000	3.6738(Q)
81 3-Nitroaniline	138	6.654	6.654	(0.994)	27462	4.00000	4.1052
82 Acenaphthene	153	6.719	6.719	(1.003)	108026	4.00000	3.9032
83 2,4-Dinitrophenol	184	6.735	6.735	(1.006)	31311	10.0000	11.407
85 4-Nitrophenol	109	6.777	6.777	(1.012)	58571	10.0000	10.340
86 Dibenzofuran	168	6.857	6.857	(1.024)	142045	4.00000	3.8620
87 2,4-Dinitrotoluene	165	6.841	6.841	(1.022)	33871	4.00000	4.0538
91 2,3,5,6-Tetrachlorophenol	232	6.927	6.927	(1.034)	31170	4.00000	4.4128
88 2,3,4,6-Tetrachlorophenol	232	6.964	6.964	(1.040)	28473	4.00000	3.9917
92 2-Naphthylamine	143	6.996	6.996	(1.045)	57304	4.00000	4.5144
93 Diethylphthalate	149	7.066	7.066	(1.055)	121302	4.00000	4.1462
94 Fluorene	166	7.173	7.173	(1.071)	115345	4.00000	3.9312
95 4-Chlorophenyl-phenylether	204	7.178	7.178	(1.072)	56137	4.00000	4.0766
96 4-Nitroaniline	138	7.178	7.178	(1.072)	31549	4.00000	4.4650
98 4,6-Dinitro-2-methylphenol	198	7.215	7.215	(0.872)	47824	10.0000	10.035
99 N-Nitrosodiphenylamine (1)	169	7.295	7.295	(0.881)	83999	4.00000	3.5075
100 1,2-Diphenylhydrazine	77	7.344	7.344	(0.887)	128764	4.00000	3.2349
106 4-Bromophenyl-phenylether	248	7.744	7.744	(0.935)	32689	4.00000	3.8179
107 Hexachlorobenzene	284	7.808	7.808	(0.943)	36514	4.00000	3.8036
210 Atrazine	200	7.953	7.953	(0.961)	17017	4.00000	3.5134
111 Pentachlorophenol	266	8.049	8.049	(0.972)	56748	10.0000	10.653(Q)
115 Phenanthrene	178	8.311	8.311	(1.004)	148460	4.00000	3.6483
116 Anthracene	178	8.369	8.369	(1.011)	154103	4.00000	3.5426
119 Carbazole	167	8.562	8.562	(1.034)	148628	4.00000	3.9653(Q)
120 Di-n-Butylphthalate	149	9.000	9.000	(1.087)	185402	4.00000	3.8441
123 Fluoranthene	202	9.635	9.635	(1.164)	157309	4.00000	3.9757
124 Benzidine	184	9.790	9.790	(0.885)	50090	4.00000	3.9590
125 Pyrene	202	9.870	9.870	(0.892)	152197	4.00000	2.9069
131 Butylbenzylphthalate	149	10.554	10.554	(0.954)	82522	4.00000	2.9938
135 3,3'-Dichlorobenzidine	252	11.046	11.046	(0.998)	72705	4.00000	3.6547
136 Benzo(a)Anthracene	228	11.056	11.056	(0.999)	179218	4.00000	3.2938
137 Chrysene	228	11.088	11.088	(1.002)	184121	4.00000	3.4515
139 bis(2-ethylhexyl)Phthalate	149	11.110	11.110	(1.004)	145531	4.00000	3.5055
140 Di-n-octylphthalate	149	11.676	11.676	(0.942)	253085	4.00000	4.0901
141 Benzo(b)fluoranthene	252	12.018	12.018	(0.969)	241960	4.00000	3.7818
142 Benzo(k)fluoranthene	252	12.039	12.039	(0.971)	215301	4.00000	3.0354
143 7,12-dimethylbenz[a]anthracen	256	12.018	12.018	(0.969)	103328	4.00000	3.7711
146 Benzo(a)pyrene	252	12.339	12.339	(0.995)	189896	4.00000	3.3239(Q)

Compounds	QUANT SIG MASS	RT	EXP RT	REL RT	RESPONSE	AMOUNTS CAL-AMT (NG)	AMOUNTS ON-COL (NG)
149 Indeno(1,2,3-cd)pyrene	276	13.637	13.637	(1.100)	291206	4.00000	3.8631(MH)
150 Dibenz(a,h)anthracene	278	13.653	13.653	(1.101)	252094	4.00000	3.8360(MH)
151 Benzo(g,h,i)perylene	276	14.005	14.005	(1.130)	238497	4.00000	3.6574(H)
$ 154 Nitrobenzene-d5	82	4.806	4.806	(0.897)	61727	4.00000	3.9098
$ 155 2-Fluorobiphenyl	172	6.184	6.184	(0.923)	113871	4.00000	3.6619
$ 156 Terphenyl-d14	244	10.052	10.052	(0.908)	126098	4.00000	3.3114
$ 157 Phenol-d5	99	4.106	4.106	(0.938)	62374	4.00000	3.9744
$ 158 2-Fluorophenol	112	3.305	3.305	(0.755)	51820	4.00000	4.1550
$ 159 2,4,6-Tribromophenol	330	7.429	7.429	(0.897)	19761	4.00000	4.4336
$ 186 2-Chlorophenol-d4	132	4.197	4.197	(0.959)	56890	4.00000	3.9475
$ 187 1,2-Dichlorobenzene-d4	152	4.496	4.496	(1.027)	40655	4.00000	3.8968

QC Flag Legend

Q - Qualifier signal failed the ratio test.
M - Compound response manually integrated.
H - Operator selected an alternate compound hit.

Data File Name: D10300C1.D
Inj. Date and Time: 30-OCT-2008 14:20
Instrument ID: 732.i
Client ID: sstd4.0
Compound Name: Pyridine
CAS #: 110-86-1
Report Date: 10/30/2008

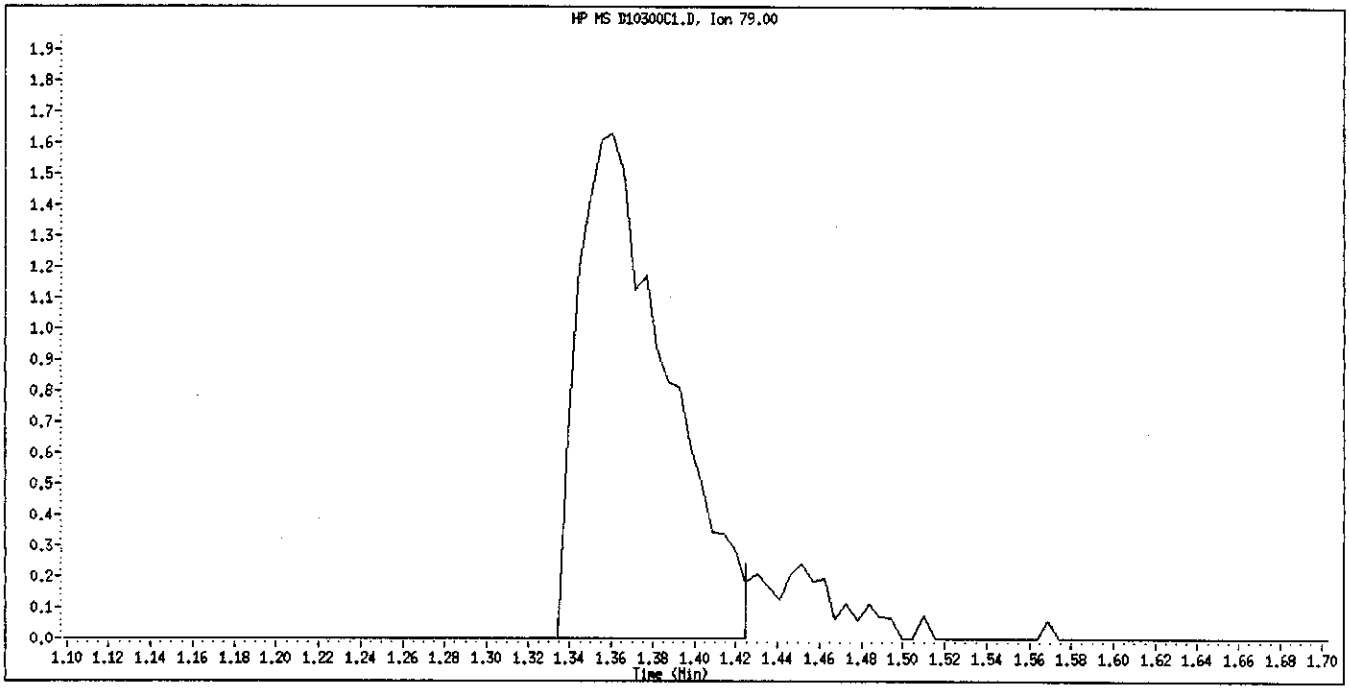

Original Integration

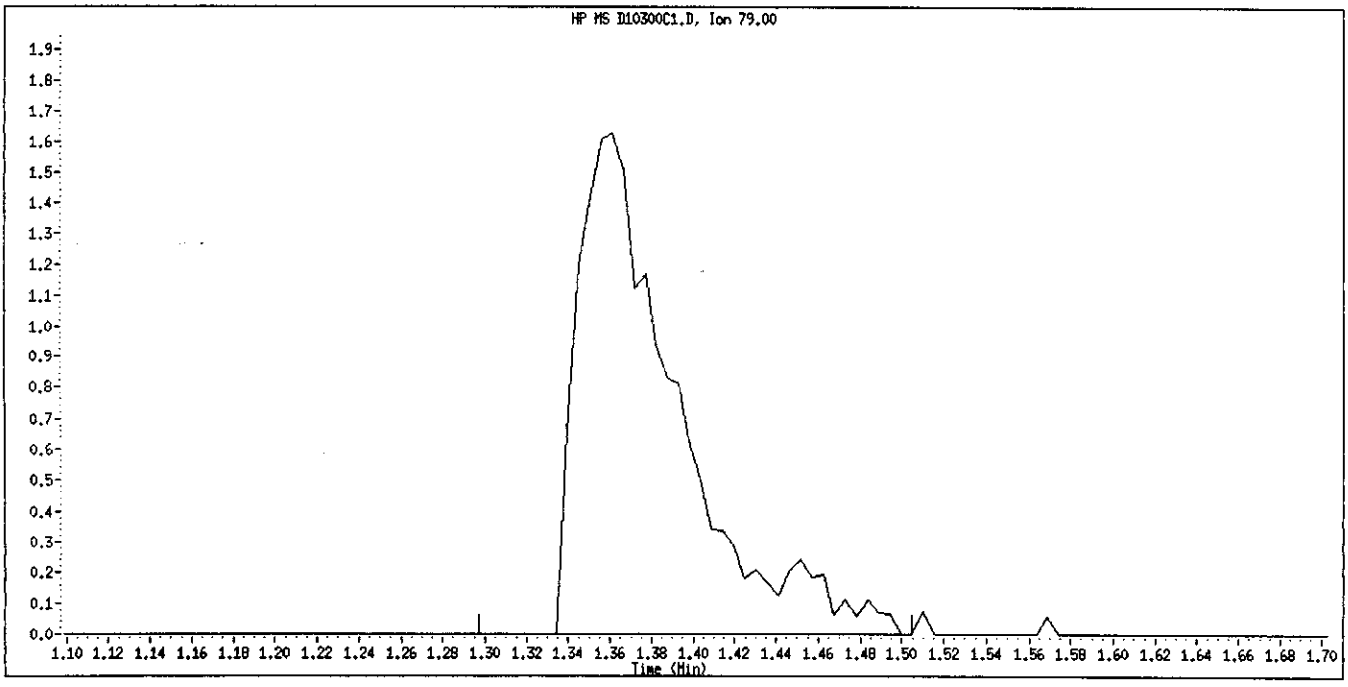

Manual Integration

Manually Integrated By: PGH_BNA
Manual Integration Reason: Peak Integrated Incorrectly

Data File Name: D10300C1.D
Inj. Date and Time: 30-OCT-2008 14:20
Instrument ID: 732.i
Client ID: sstd4.0
Compound Name: Indeno(1,2,3-cd)pyrene
CAS #: 193-39-5
Report Date: 10/30/2008

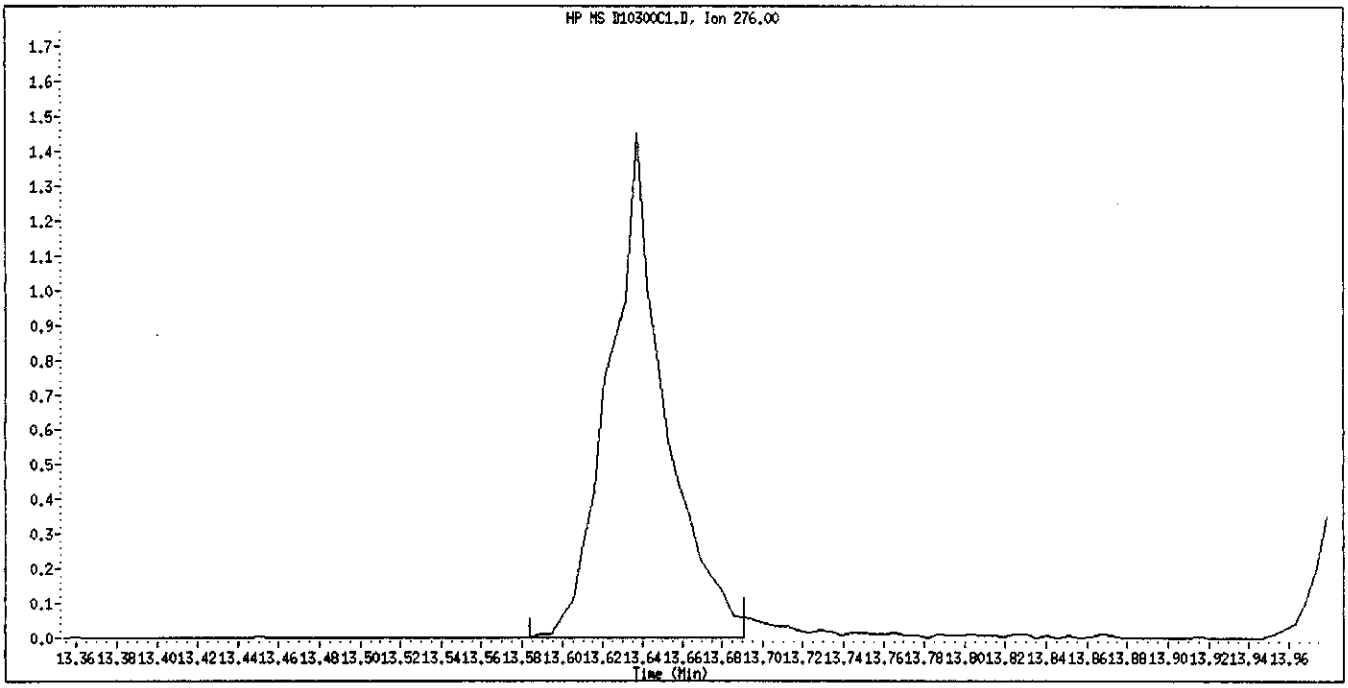

Original Integration

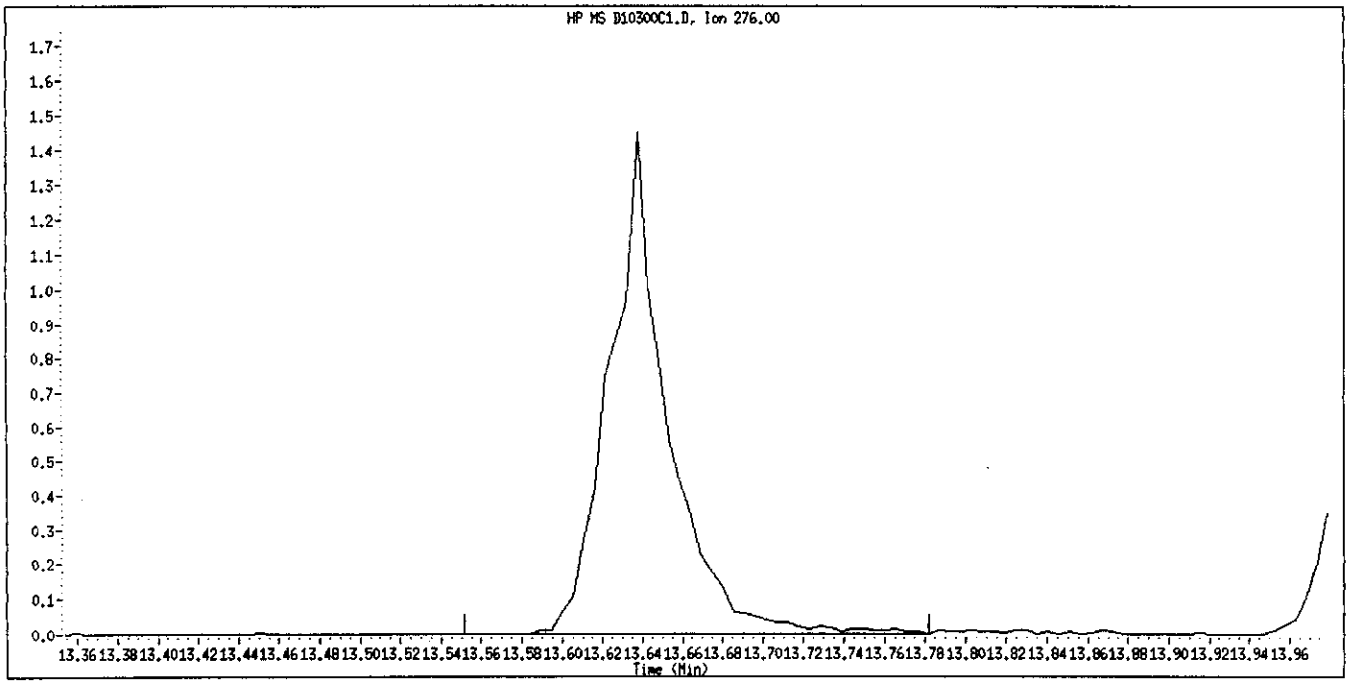

Manual Integration

Manually Integrated By: PGH_BNA
Manual Integration Reason: Peak Integrated Incorrectly

Data File Name: D10300C1.D
Inj. Date and Time: 30-OCT-2008 14:20
Instrument ID: 732.i
Client ID: sstd4.0
Compound Name: Dibenz(a,h)anthracene
CAS #: 53-70-3
Report Date: 10/30/2008

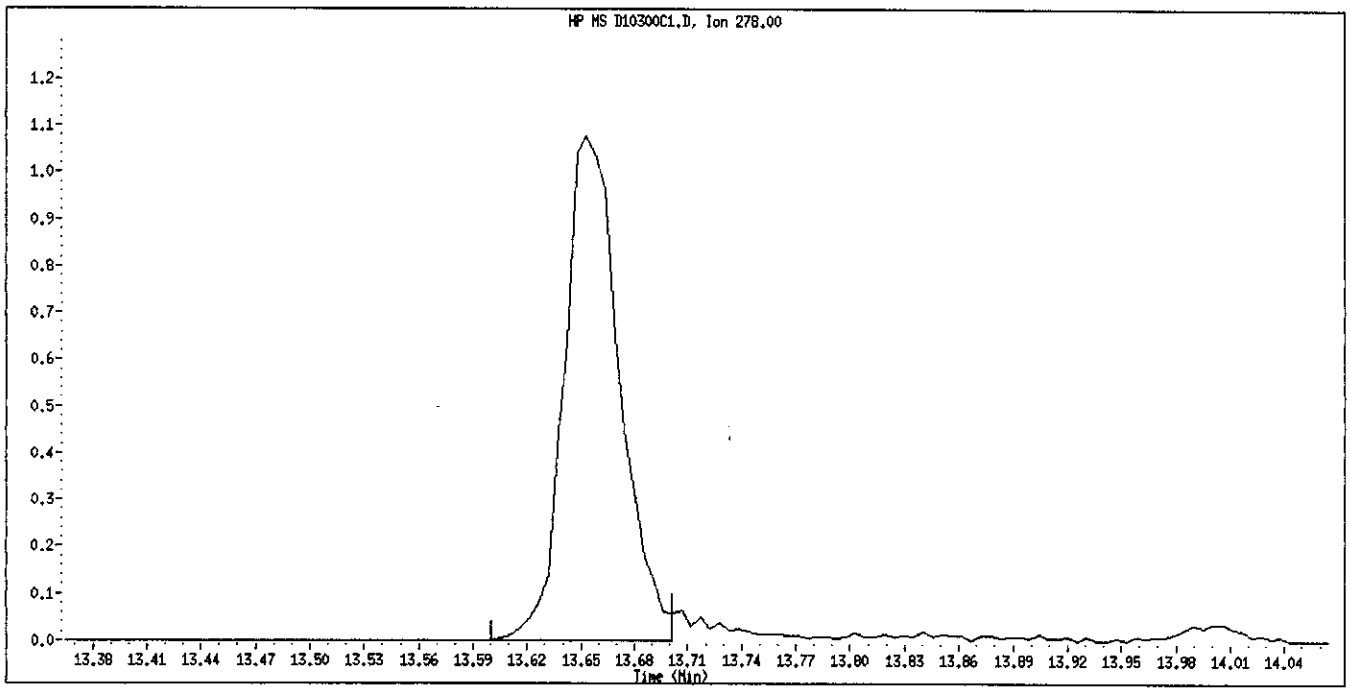

Original Integration

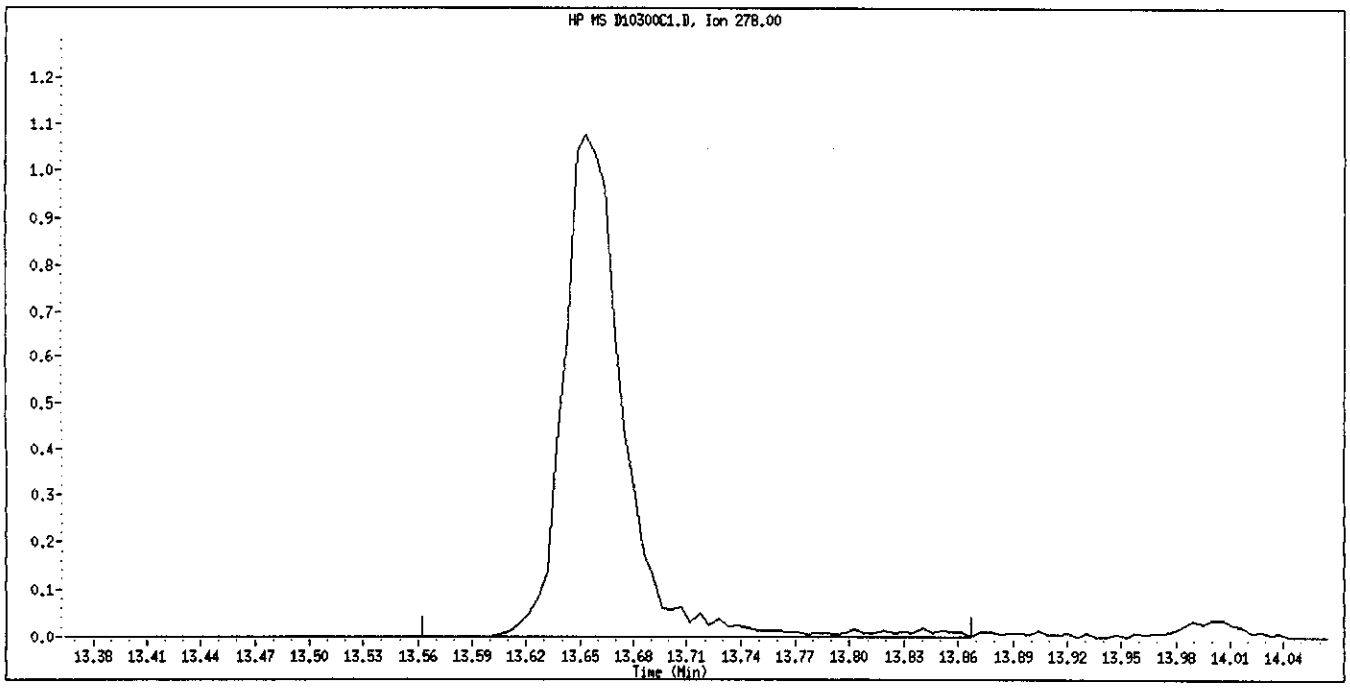

Manual Integration

Manually Integrated By: PGH_BNA
Manual Integration Reason: Peak Integrated Incorrectly

Data File Name: D10300C1.D
Inj. Date and Time: 30-OCT-2008 14:20
Instrument ID: 732.i
Client ID: sstd4.0
Compound Name: Pyridine
CAS #: 110-86-1
Report Date: 10/30/2008

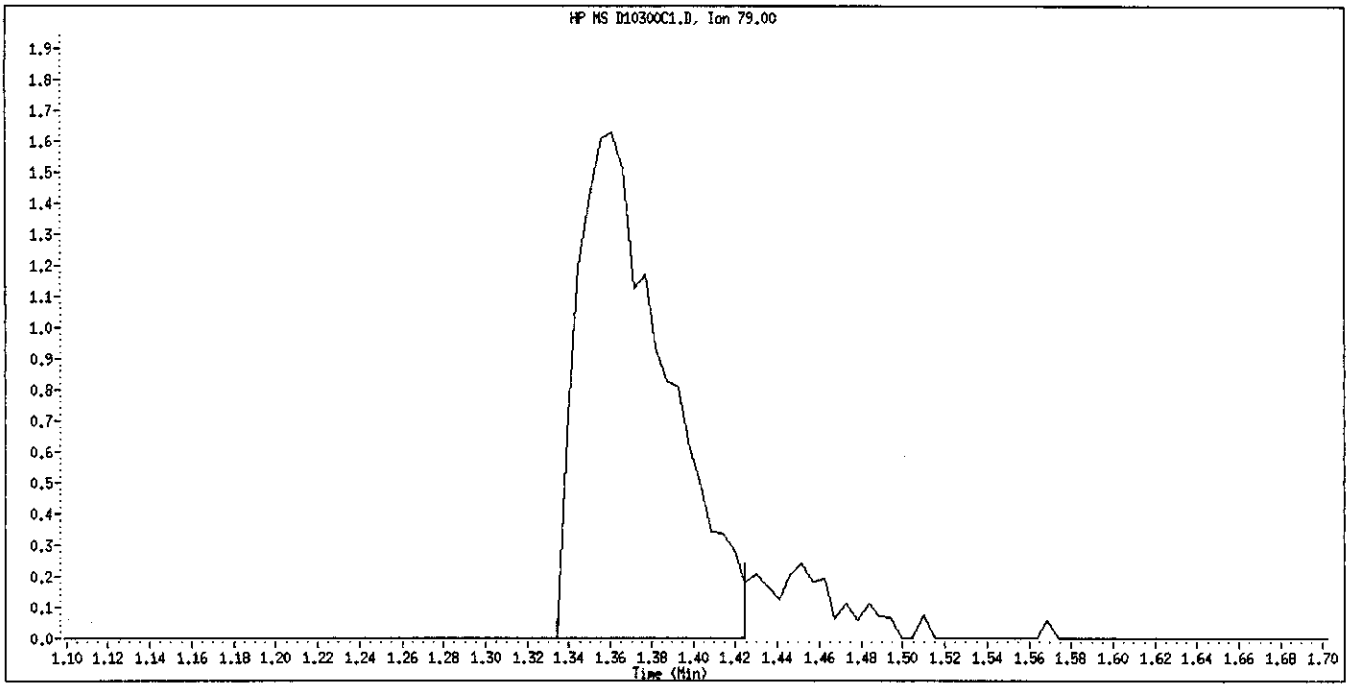

Original Integration

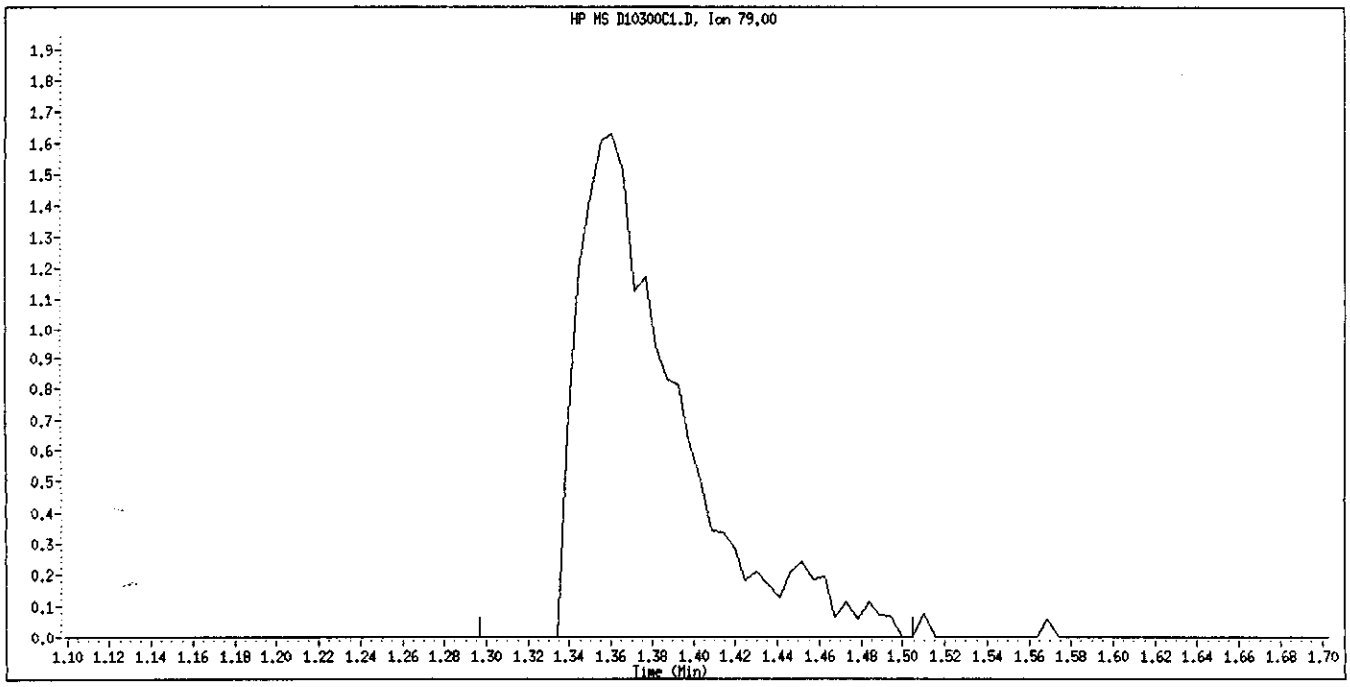

Manual Integration

Manually Integrated By: PGH_BNA
Manual Integration Reason: Peak Integrated Incorrectly

Data File Name: D10300C1.D
Inj. Date and Time: 30-OCT-2008 14:20
Instrument ID: 732.i
Client ID: sstd4.0
Compound Name: Indeno(1,2,3-cd)pyrene
CAS #: 193-39-5
Report Date: 10/30/2008

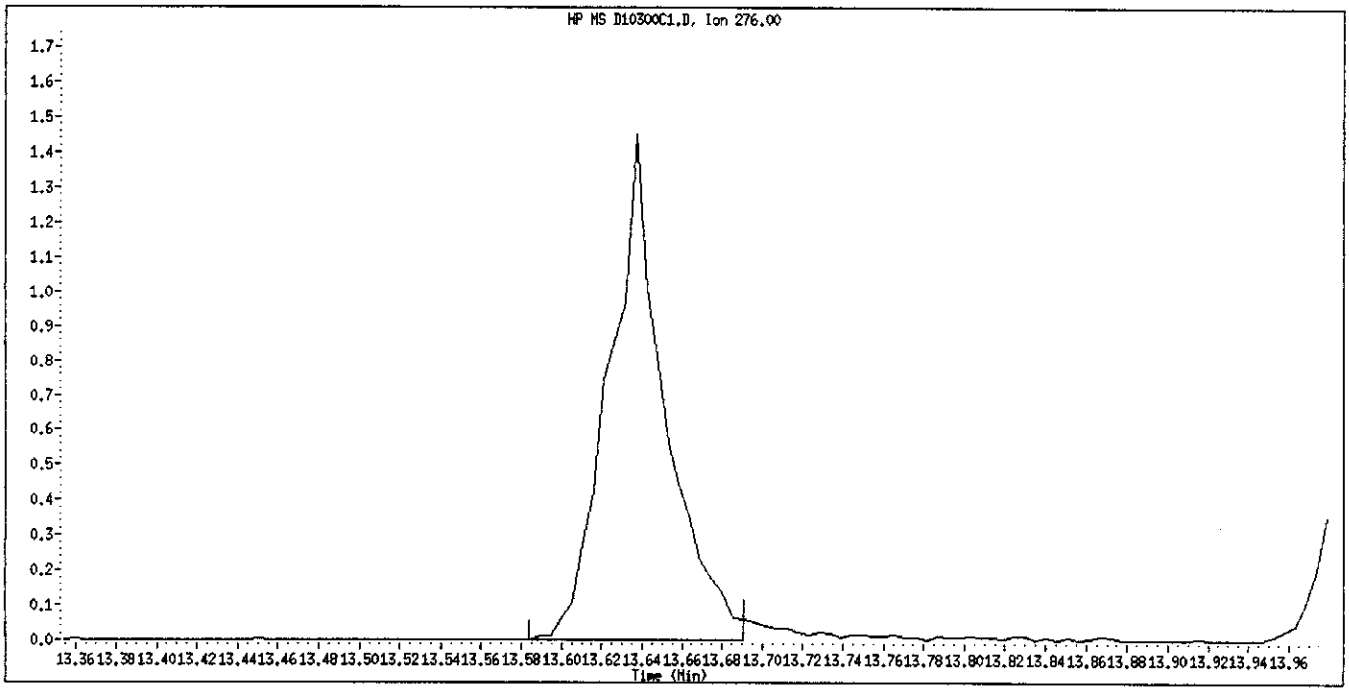

Original Integration

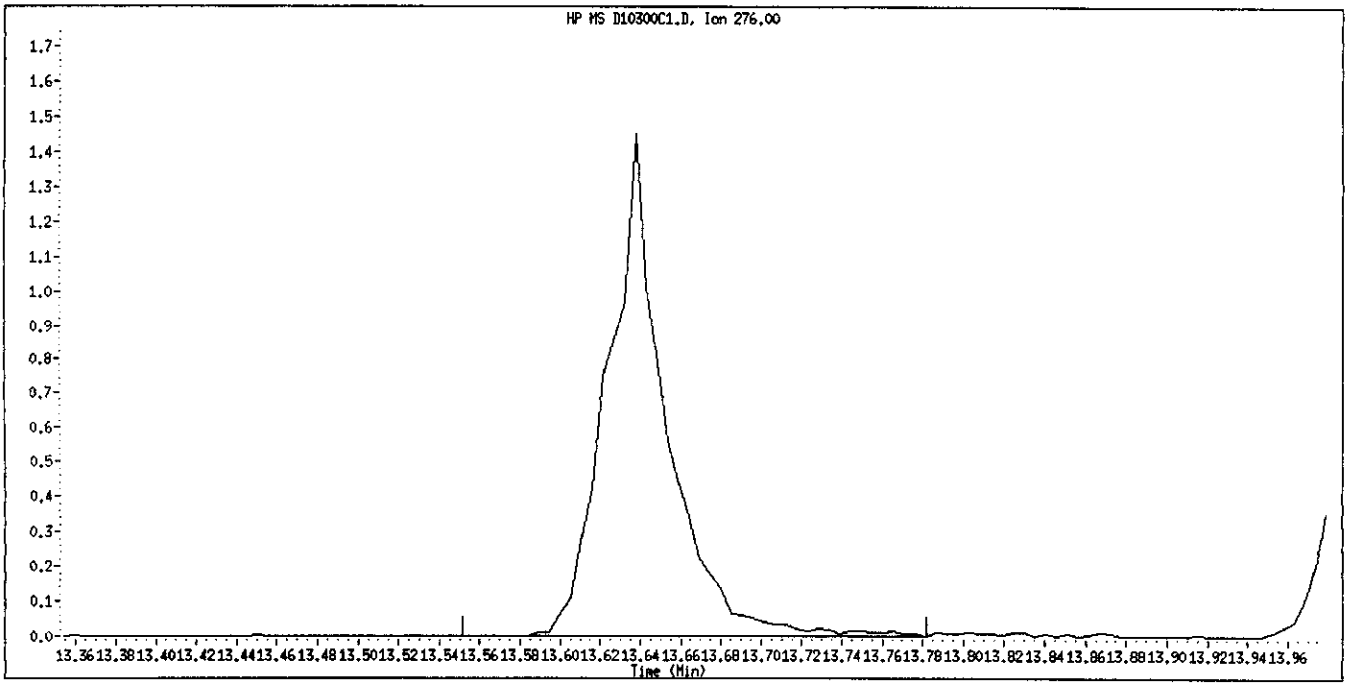

Manual Integration

Manually Integrated By: PGH_BNA
Manual Integration Reason: Peak Integrated Incorrectly

Data File Name: D10300C1.D
Inj. Date and Time: 30-OCT-2008 14:20
Instrument ID: 732.i
Client ID: sstd4.0
Compound Name: Dibenz(a,h)anthracene
CAS #: 53-70-3
Report Date: 10/30/2008

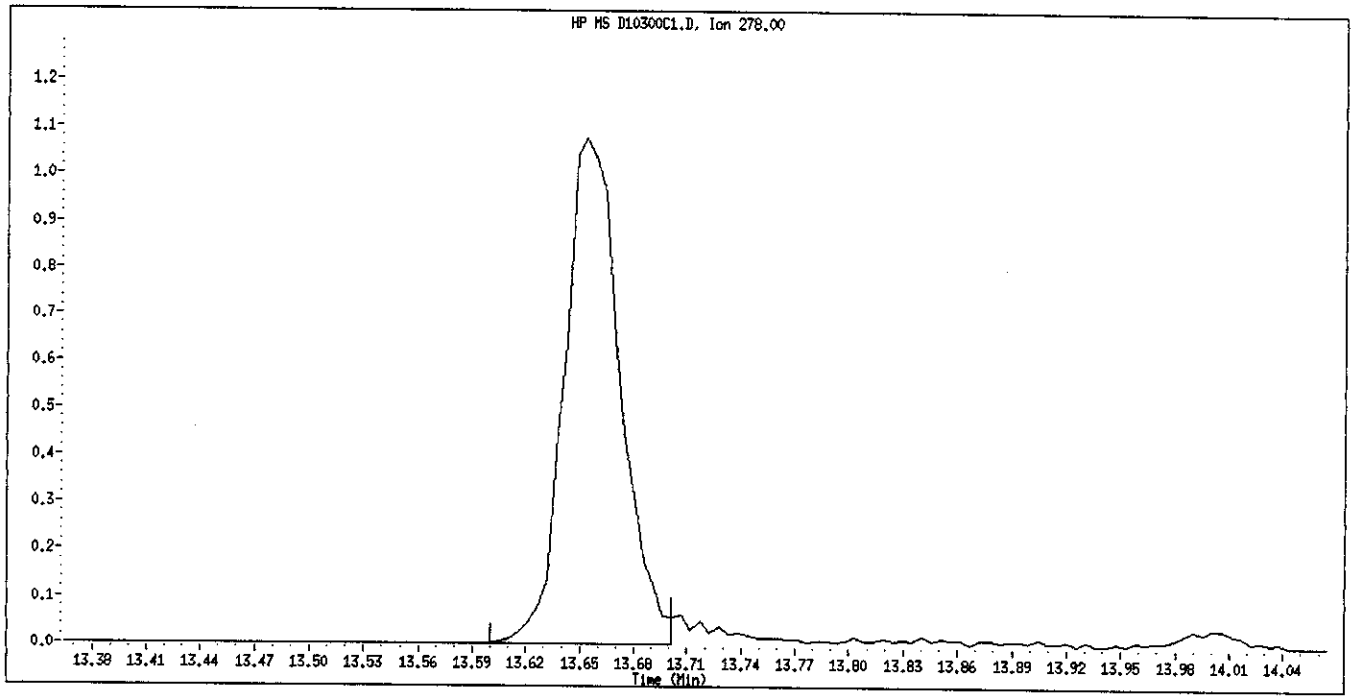

Original Integration

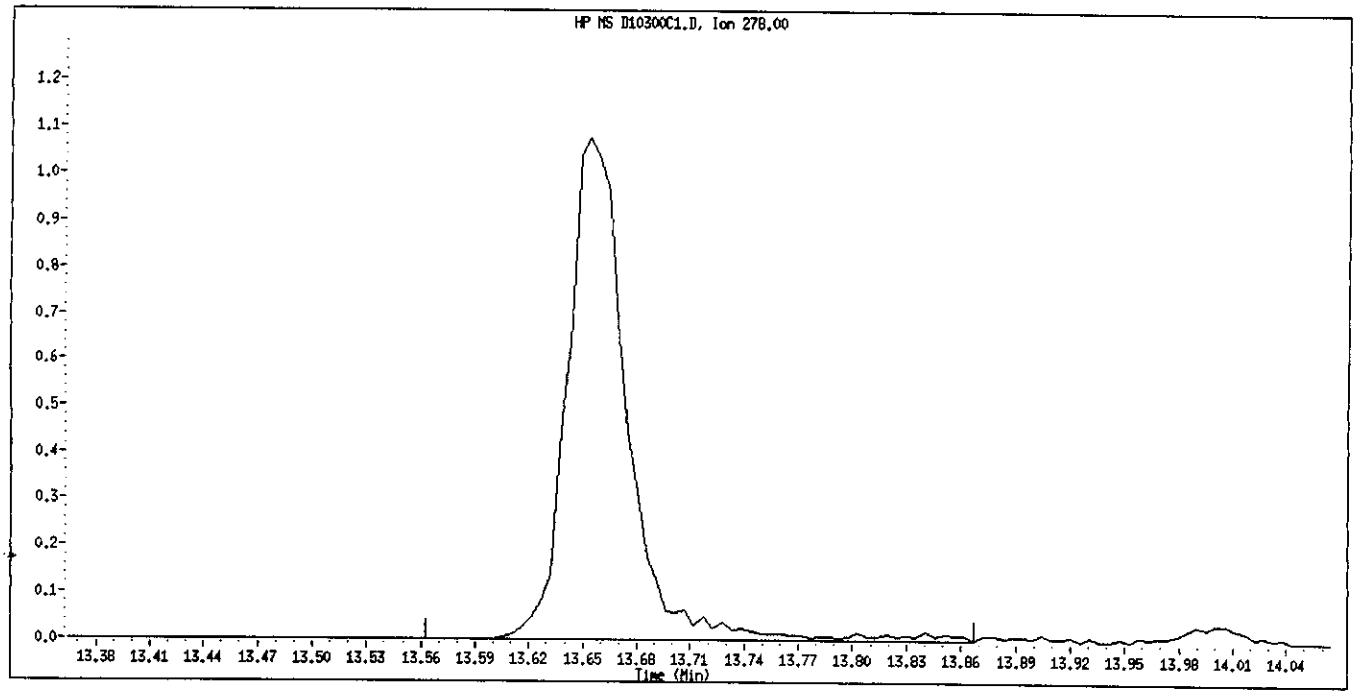

Manual Integration

Manually Integrated By: PGH_BNA
Manual Integration Reason: Peak Integrated Incorrectly

GC/MS SEMIVOLATILE
QC DATA

Data File: \\PITSVR06\D\chem\732.i\d102908.b\D1029DF1.D

Date : 29-OCT-2008 14:54

Client ID: dftpp

Instrument: 732.i

Sample Info: dftpp (25ug/ml) bna0367-07

Operator: 403801nlb (INT BNA0446-05)

Column phase:

Column diameter: 2.00

1 dftpp

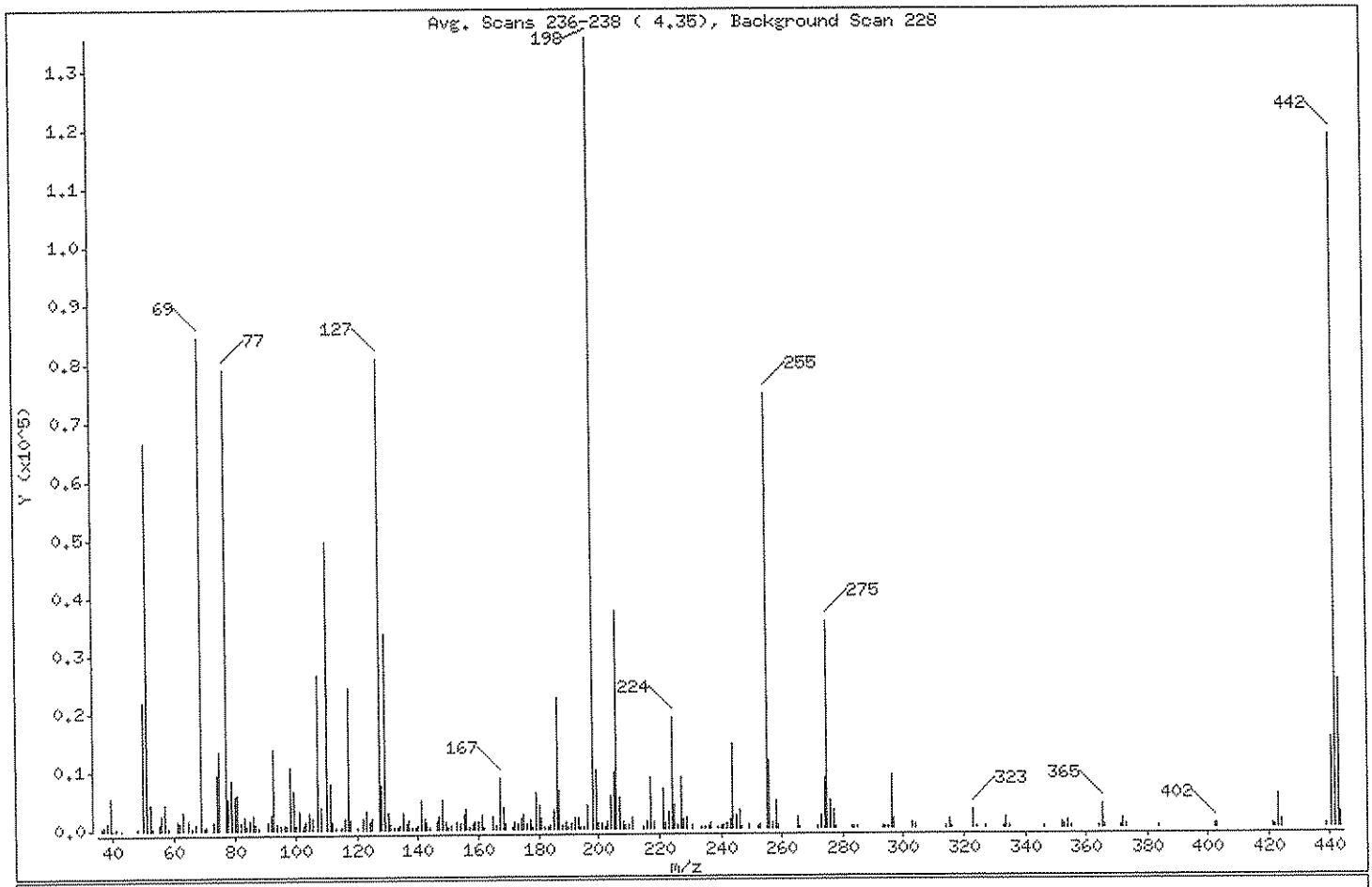

m/e	ION ABUNDANCE CRITERIA	% RELATIVE ABUNDANCE
198	Base Peak, 100% relative abundance	100.00
51	30.00 - 60.00% of mass 198	49.06
68	Less than 2.00% of mass 69	0.00 (0.00)
69	Mass 69 relative abundance	62.20
70	Less than 2.00% of mass 69	0.28 (0.45)
127	40.00 - 60.00% of mass 198	59.55
197	Less than 1.00% of mass 198	0.00
199	5.00 - 9.00% of mass 198	7.29
275	10.00 - 30.00% of mass 198	26.30
365	Greater than 1.00% of mass 198	2.98
441	Present, but less than mass 443	11.29
442	40.00 - 99.00% of mass 198	87.67
443	17.00 - 23.00% of mass 442	18.62 (21.24)

Data File: \\PITSVR06\D\chem\732.i\d102908.b\D1029DF1.D

Date : 29-OCT-2008 14:54

Client ID: dftpp

Instrument: 732.i

Sample Info: dftpp (25ug/ml) bna0367-07

Operator: 403801nlb (INT BNA0446-05)

Column phase:

Column diameter: 2.00

Data File: D1029DF1.D

Spectrum: Avg. Scans 236-238 (4.35), Background Scan 228

Location of Maximum: 198.00

Number of points: 235

m/z	Y	m/z	Y	m/z	Y	m/z	Y
36.00	183	112.00	1214	180.00	4088	252.00	225
37.00	580	113.00	208	181.00	1791	253.00	556
38.00	1275	115.00	465	182.00	246	255.00	74680
39.00	5603	116.00	1758	183.00	178	256.00	11694
40.00	19	117.00	24304	184.00	565	257.00	1065
41.00	347	118.00	1410	185.00	3099	258.00	4555
43.00	140	120.00	349	186.00	22568	259.00	701
48.00	192	122.00	1980	187.00	6645	265.00	1735
50.00	21896	123.00	3073	188.00	552	266.00	416
51.00	66568	124.00	1202	189.00	1379	272.00	182
52.00	4484	125.00	1825	190.00	342	273.00	2268
53.00	182	127.00	80792	191.00	875	274.00	8329
55.00	989	128.00	7583	192.00	1890	275.00	35680
56.00	2540	129.00	33568	193.00	1982	276.00	4627
57.00	4465	130.00	2854	194.00	447	277.00	3030
58.00	228	131.00	918	195.00	225	278.00	413
61.00	1423	132.00	203	196.00	4144	283.00	412
62.00	1219	133.00	274	198.00	135680	284.00	217
63.00	3085	134.00	762	199.00	9885	285.00	290
65.00	1533	135.00	2830	200.00	1027	293.00	452
66.00	189	136.00	934	201.00	985	294.00	219
67.00	1005	137.00	1706	202.00	200	295.00	306
69.00	84392	138.00	240	203.00	1252	296.00	9003
70.00	376	139.00	209	204.00	5683	297.00	1418
71.00	473	140.00	604	205.00	9557	303.00	813
73.00	1237	141.00	4966	206.00	37392	304.00	468
74.00	9479	142.00	1792	207.00	5319	314.00	191
75.00	13499	143.00	1203	208.00	1140	315.00	1415
77.00	79016	144.00	182	209.00	498	316.00	198
78.00	5397	146.00	1192	210.00	578	323.00	3273
79.00	8562	147.00	2119	211.00	1749	324.00	234
80.00	5689	148.00	5101	215.00	192	327.00	241
81.00	5788	149.00	1143	216.00	1103	333.00	375
82.00	1309	150.00	236	217.00	8642	334.00	1858
83.00	2172	151.00	661	218.00	1160	335.00	442

Data File: \\PITSVR06\D\chem\732.i\d102908.b\D1029DF1.D

Date : 29-OCT-2008 14:54

Client ID: dftpp

Instrument: 732.i

Sample Info: dftpp (25ug/ml) bna0367-07

Operator: 403801nlb (INT BNA0446-05)

Column phase:

Column diameter: 2.00

Data File: D1029DF1.D
Spectrum: Avg. Scans 236-238 (4.35), Background Scan 228
Location of Maximum: 198.00
Number of points: 235

m/z	Y	m/z	Y	m/z	Y	m/z	Y
84.00	591	153.00	1383	221.00	6856	346.00	343
85.00	1485	154.00	925	222.00	950	352.00	918
86.00	2362	155.00	2516	223.00	2808	353.00	486
87.00	1091	156.00	3530	224.00	19008	354.00	1098
88.00	216	157.00	351	225.00	4088	355.00	233
91.00	1388	158.00	937	226.00	662	364.00	445
92.00	2342	159.00	1299	227.00	8826	365.00	4050
93.00	13585	160.00	1378	228.00	1425	366.00	589
94.00	829	161.00	2358	229.00	1758	371.00	183
95.00	629	162.00	393	231.00	543	372.00	1522
96.00	499	165.00	2145	234.00	237	373.00	492
97.00	591	166.00	755	235.00	406	384.00	176
98.00	10475	167.00	8796	236.00	300	402.00	647
99.00	6450	168.00	3855	237.00	941	403.00	497
100.00	472	169.00	846	239.00	222	421.00	499
101.00	2990	171.00	215	240.00	209	422.00	440
102.00	551	172.00	1104	241.00	727	423.00	5726
103.00	1370	173.00	860	242.00	1067	424.00	1222
104.00	2839	174.00	1742	243.00	1563	439.00	530
105.00	1953	175.00	2651	244.00	14385	441.00	15312
107.00	26368	176.00	916	245.00	2140	442.00	118952
108.00	3885	177.00	1475	246.00	3255	443.00	25264
110.00	49640	178.00	359	247.00	428	444.00	2399
111.00	7914	179.00	6136	249.00	486		

Data File: \\PITSVR06\D\chem\732.i\d102908.b\D1029DF1.D
Date : 29-OCT-2008 14:54
Client ID: dftpp
Sample Info: dftpp (25ug/ml) bna0367-07

Instrument: 732.i

Operator: 403801nlb (INT BNA0446-05)
Column diameter: 2.00

Column phase:

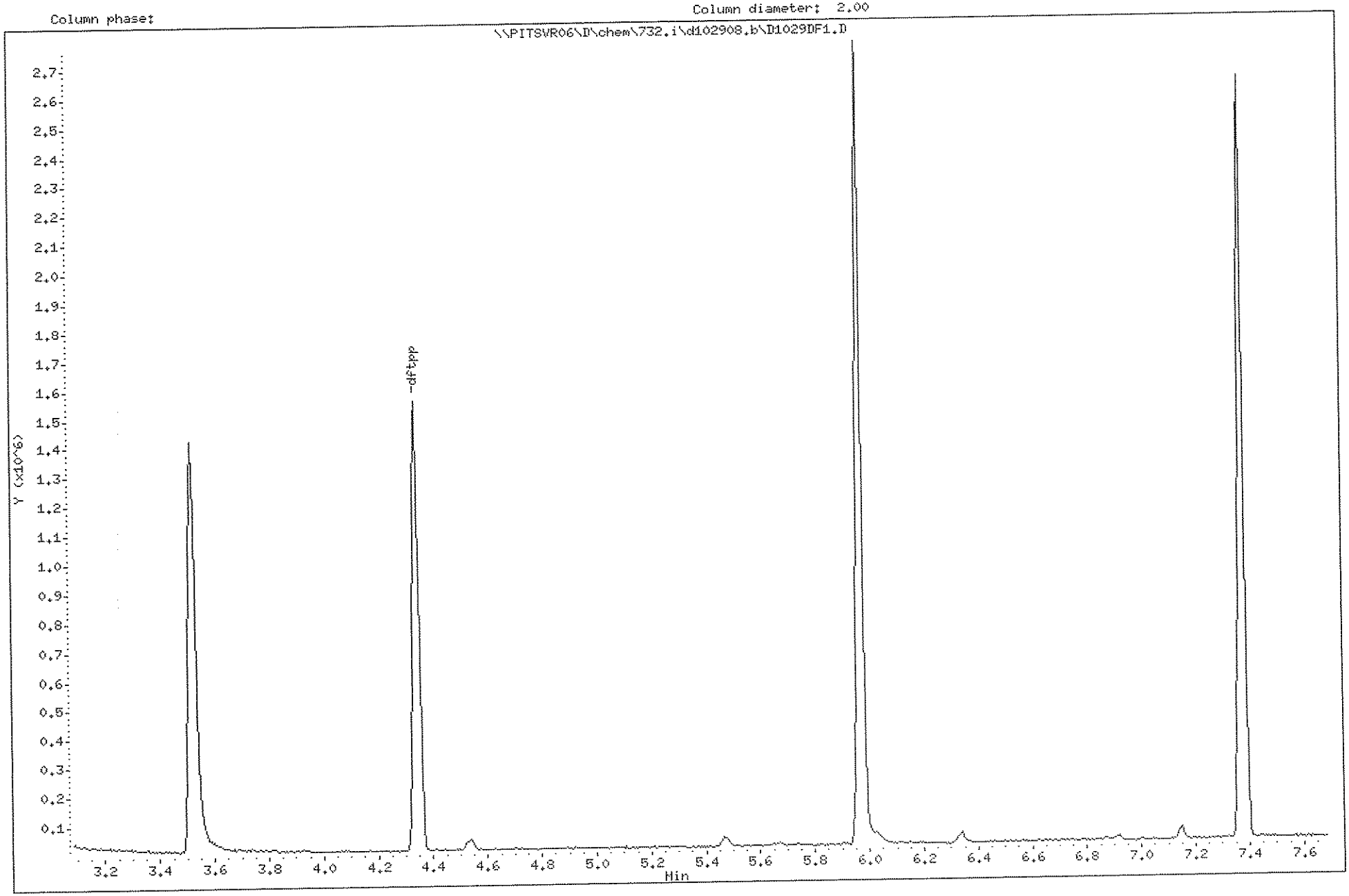

(2001 - 3460)
3330
C8J160331

Data File: D1029DF1.D
Inj Date: 29-OCT-2008 14:54
Instrument ID: 732.i
Compound Name: Pentachlorophenol
Operator Name: 403801nlb (INT BNA0446-05)
Report Date: 10/29/2008

TAILING FACTOR

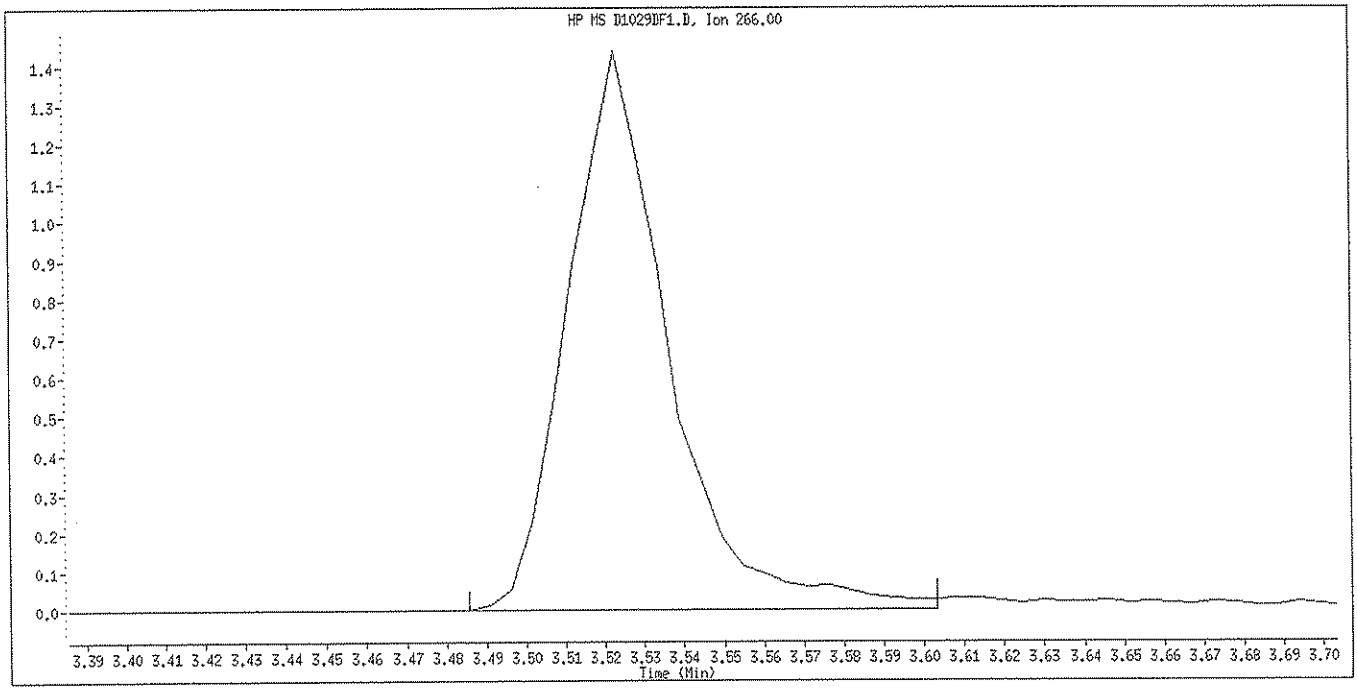

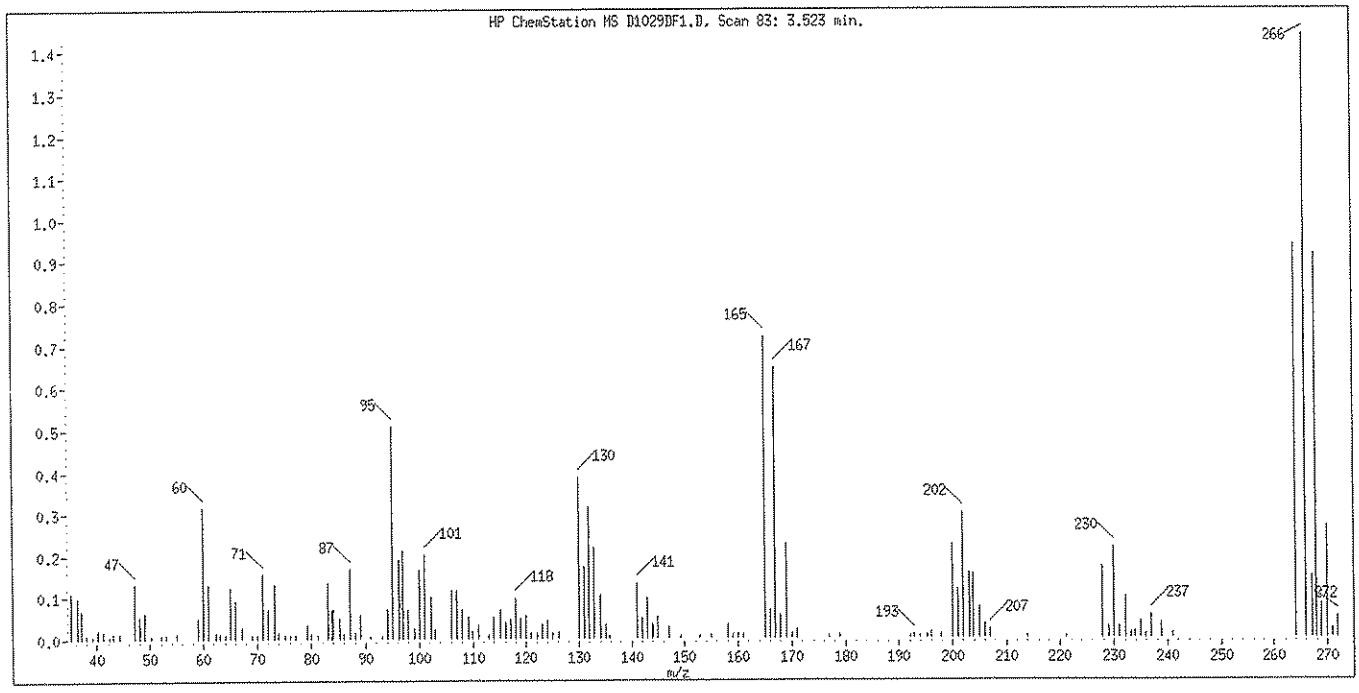

Tailing Factor = 1.24 Good
Acceptance Criteria 0 - 5
Tailing Factor = (T3 - T2) / (T2 - T1)
T1 = 3.49899 T2 = 3.523 T3 = 3.552714

Data File: D1029DF1.D
Inj Date: 29-OCT-2008 14:54
Instrument ID: 732.i
Compound Name: Benzidine
Operator Name: 403801nlb (INT BNA0446-05)
Report Date: 10/29/2008

TAILING FACTOR

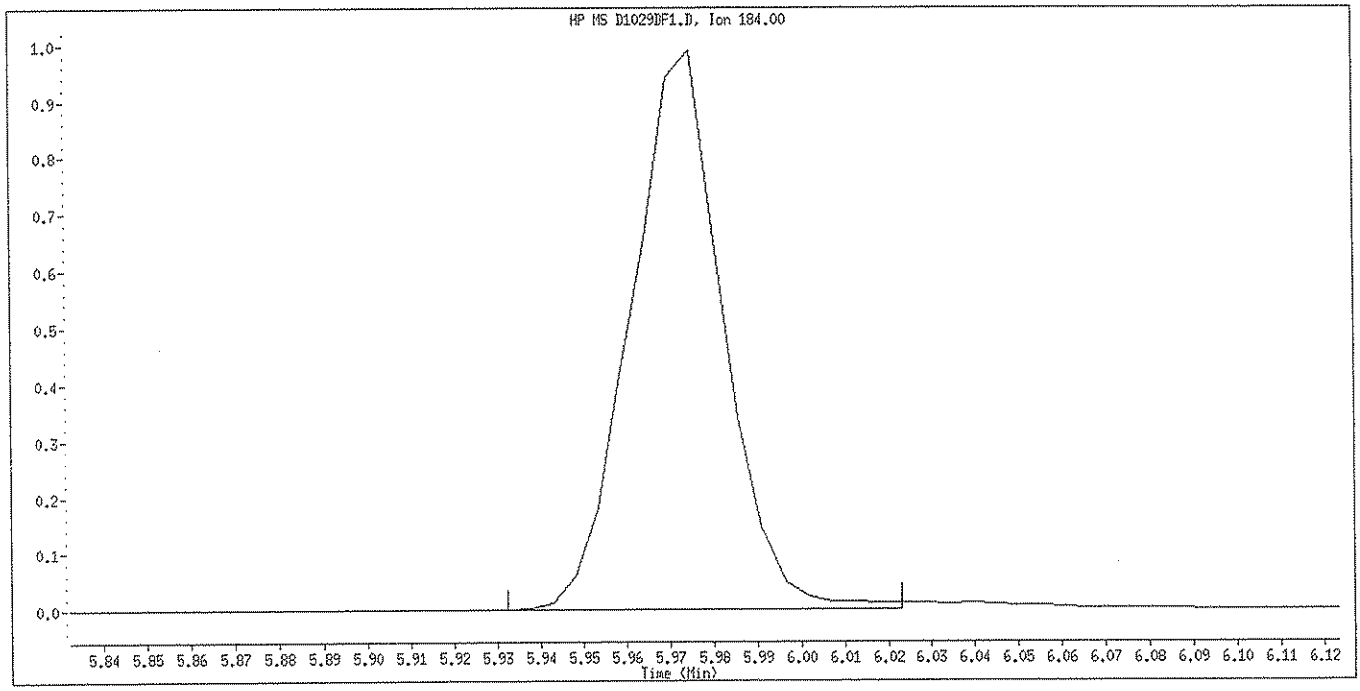

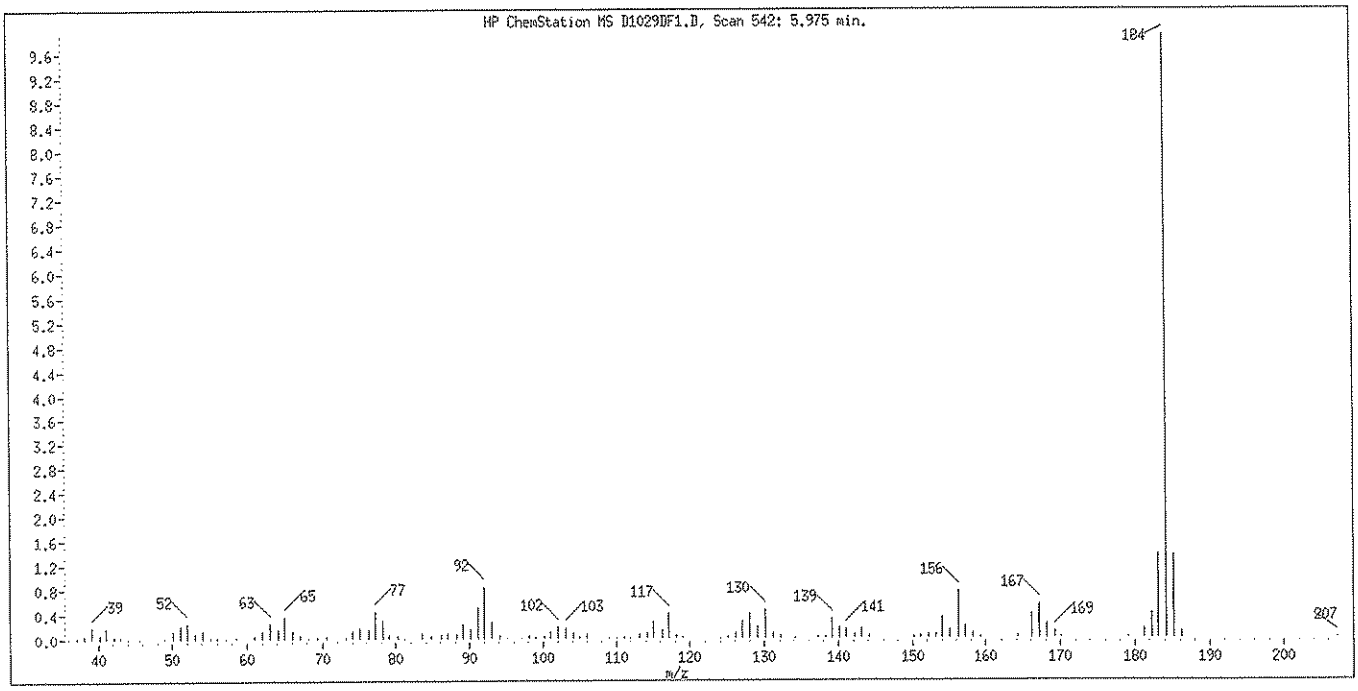

Tailing Factor = 0.746 Good
Acceptance Criteria 0 - 3
Tailing Factor = (T3 - T2) / (T2 - T1)
T1 = 5.950113 T2 = 5.975083 T3 = 5.993723

Data File: D1029DF1.D
Inj Date: 29-OCT-2008 14:54
Instrument ID: 732.i
Compound Name: 4,4'-DDT
Operator Name: 403801nlb (INT BNA0446-05)
Report Date: 10/29/2008

DEGRADATION REPORT

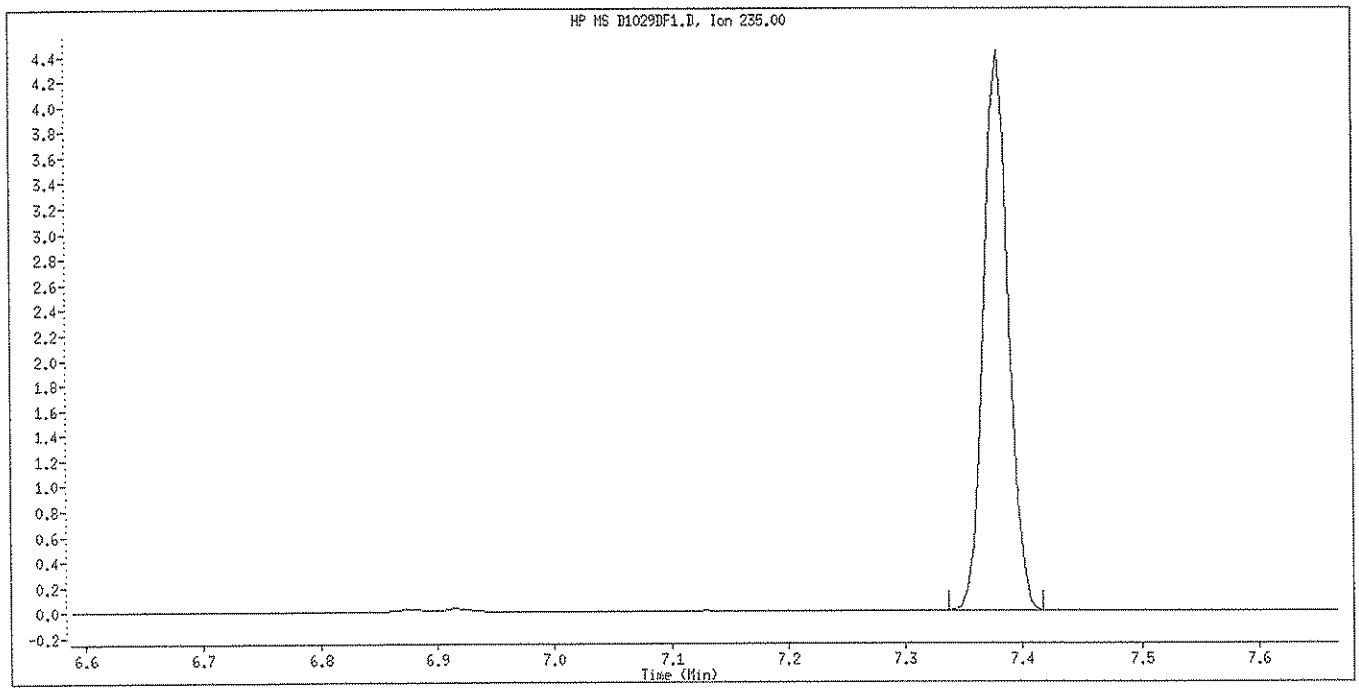

Degradation = 6.25% Good
Acceptance Criteria 0 - 20 %
DDT Area = 637448
DDE Area = 41758
DDD Area = 708

Data File: \\PITSVR06\D\chem\71.i\s102908.b\S1029DF5.D

Date : 29-OCT-2008 16:33

Client ID: DFTPP02

Instrument: 71.i

Sample Info: dftpp50(25ug/ml) BNA0336-08

Operator: 045183sab

Column phase:

Column diameter: 0.32

1 dftpp

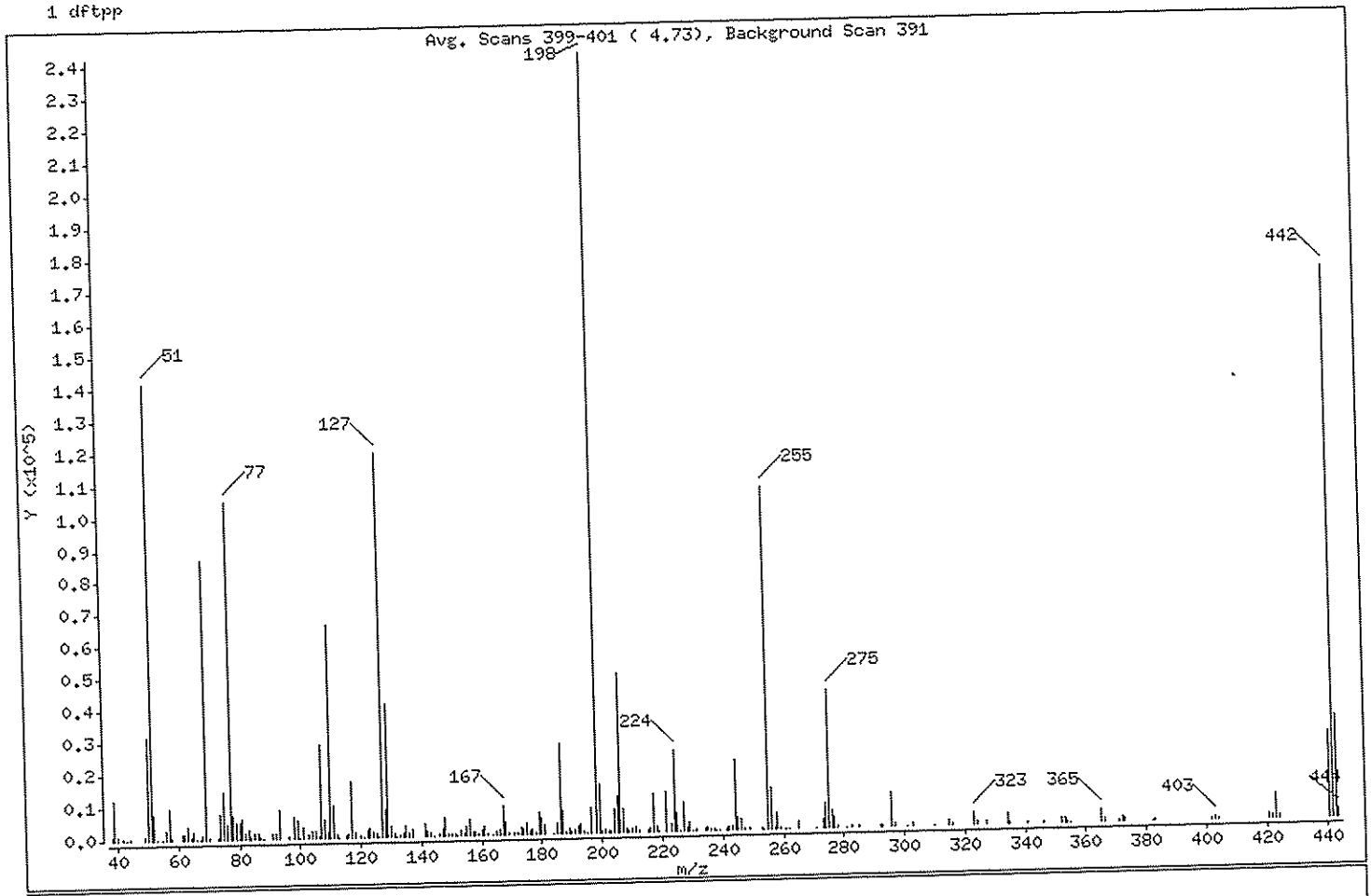

m/e	ION ABUNDANCE CRITERIA	% RELATIVE ABUNDANCE
198	Base Peak, 100% relative abundance	100.00
51	30.00 - 60.00% of mass 198	58.50
68	Less than 2.00% of mass 69	0.40 (1.12)
69	Mass 69 relative abundance	35.76
70	Less than 2.00% of mass 69	0.19 (0.54)
127	40.00 - 60.00% of mass 198	49.18
197	Less than 1.00% of mass 198	0.00
199	5.00 - 9.00% of mass 198	6.23
275	10.00 - 30.00% of mass 198	17.63
365	Greater than 1.00% of mass 198	1.65
441	Present, but less than mass 443	10.98
442	40.00 - 100.00% of mass 198	70.83
443	17.00 - 23.00% of mass 442	13.11 (18.51)

Data File: \\PITSVR06\D\chem\71.i\s102908.b\S1029DF5.D

Date : 29-OCT-2008 16:33

Client ID: DFTPP02

Instrument: 71.i

Sample Info: dftpp50(25ug/ml) BNA0336-08

Operator: 045183sab

Column phase:

Column diameter: 0.32

Data File: S1029DF5.D

Spectrum: Avg. Scans 399-401 (4.73), Background Scan 391

Location of Maximum: 198.00

Number of points: 235

m/z	Y	m/z	Y	m/z	Y	m/z	Y
38.00	1197	113.00	201	180.00	5249	253.00	593
39.00	12009	115.00	391	181.00	2727	254.00	200
40.00	1137	116.00	1024	184.00	183	255.00	106344
42.00	455	117.00	17064	185.00	3369	256.00	12999
43.00	51	118.00	1606	186.00	28096	257.00	429
44.00	518	120.00	437	187.00	7300	258.00	5175
49.00	842	121.00	222	188.00	687	259.00	605
50.00	32024	122.00	2008	189.00	1933	261.00	171
51.00	141824	123.00	2954	190.00	304	262.00	168
52.00	7733	124.00	1454	191.00	1024	265.00	2008
53.00	123	125.00	1239	192.00	2130	271.00	181
55.00	141	126.00	194	193.00	2544	273.00	2927
56.00	2764	127.00	119240	194.00	713	274.00	8014
57.00	9751	128.00	8337	195.00	228	275.00	42752
58.00	498	129.00	41352	196.00	8008	276.00	5636
61.00	1417	130.00	3111	198.00	242432	277.00	3306
62.00	1531	131.00	1132	199.00	15097	278.00	383
63.00	3764	132.00	223	200.00	690	281.00	220
64.00	553	133.00	340	201.00	974	283.00	544
65.00	2300	134.00	1352	202.00	522	285.00	617
66.00	216	135.00	3297	203.00	423	292.00	422
67.00	217	136.00	1377	204.00	7352	293.00	530
68.00	974	137.00	2088	205.00	11419	296.00	10482
69.00	86704	141.00	3735	206.00	49624	297.00	1258
70.00	471	142.00	1612	207.00	7040	301.00	170
73.00	476	143.00	1041	208.00	1273	303.00	1343
74.00	7985	144.00	200	209.00	671	310.00	231
75.00	14234	146.00	569	210.00	1162	315.00	1844
76.00	4579	147.00	2471	211.00	1862	316.00	387
77.00	104592	148.00	5660	212.00	343	323.00	3912
78.00	6988	149.00	793	215.00	582	324.00	969
79.00	5241	150.00	494	216.00	894	327.00	1098
80.00	4750	151.00	796	217.00	11435	334.00	3095
81.00	6376	152.00	168	218.00	1598	335.00	519
82.00	1867	153.00	1698	219.00	181	341.00	299

Data File: \\PITSVR06\D\chem\71.i\s102908.b\S1029DF5.D

Date : 29-OCT-2008 16:33

Client ID: DFTPP02

Instrument: 71.i

Sample Info: dftpp50(25ug/ml) BNA0336-08

Operator: 045183sab

Column phase:

Column diameter: 0.32

Data File: S1029DF5.D

Spectrum: Avg. Scans 399-401 (4.73), Background Scan 391

Location of Maximum: 198.00

Number of points: 235

m/z	Y	m/z	Y	m/z	Y	m/z	Y
83.00	2688	154.00	807	221.00	12231	346.00	765
84.00	451	155.00	2570	223.00	2476	352.00	1513
85.00	1581	156.00	4742	224.00	24952	353.00	1527
86.00	1553	157.00	1175	225.00	5407	354.00	734
87.00	708	158.00	844	226.00	240	355.00	166
88.00	191	159.00	710	227.00	8949	365.00	4010
91.00	1583	160.00	1479	228.00	1135	366.00	1390
92.00	1457	161.00	2990	229.00	2645	371.00	755
93.00	8651	162.00	780	230.00	194	372.00	1745
96.00	669	164.00	194	231.00	826	373.00	856
98.00	6887	165.00	1240	234.00	407	382.00	215
99.00	5571	166.00	1480	235.00	1012	383.00	602
100.00	193	167.00	9021	236.00	315	402.00	798
101.00	3259	168.00	4167	237.00	469	403.00	1148
103.00	1019	169.00	736	238.00	200	404.00	389
104.00	2185	171.00	280	239.00	200	421.00	1528
105.00	2023	172.00	533	241.00	493	422.00	979
106.00	485	173.00	1972	242.00	1316	423.00	7917
107.00	28840	174.00	1865	243.00	1049	424.00	1393
108.00	5370	175.00	3587	244.00	21944	441.00	26608
109.00	1412	176.00	1280	245.00	3950	442.00	171712
110.00	66136	177.00	1632	246.00	3461	443.00	31776
111.00	10226	178.00	501	247.00	730	444.00	2850
112.00	952	179.00	6505	249.00	725		

Data File: \\PITSVR06\D\chem\71.i\s102908.b\S1029DF5.D
Date : 29-OCT-2008 16:33
Client ID: DFTPP02
Sample Info: dftpp50(25ug/ml) BNA0336-08

Instrument: 71.i

Operator: 045183sab
Column diameter: 0.32

Column phase:

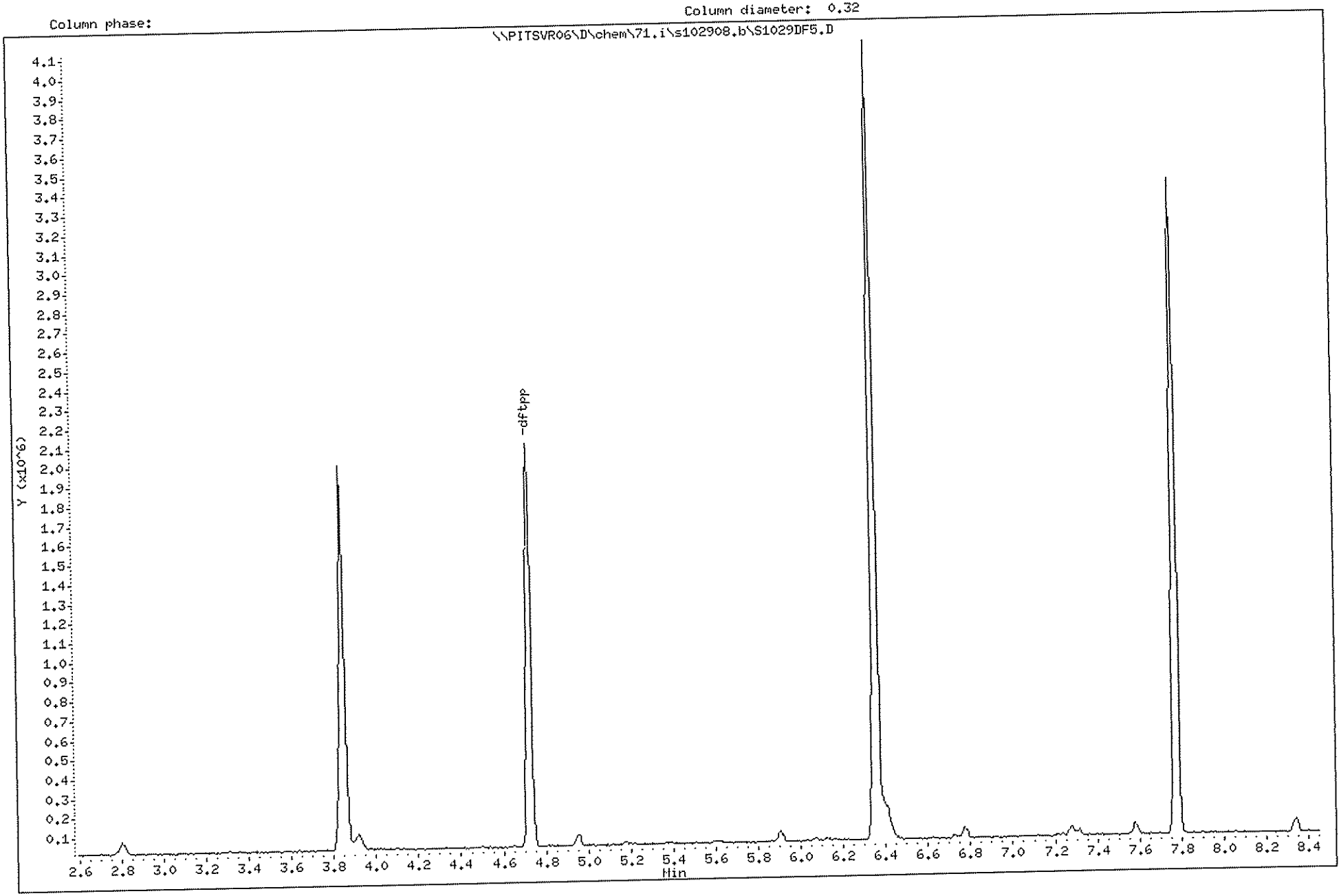

(2001 - 3460)
3337
C8J160331

Data File: S1029DF5.D
Inj Date: 29-OCT-2008 16:33
Instrument ID: 71.i
Compound Name: Pentachlorophenol
Operator Name: 045183sab
Report Date: 10/29/2008

TAILING FACTOR

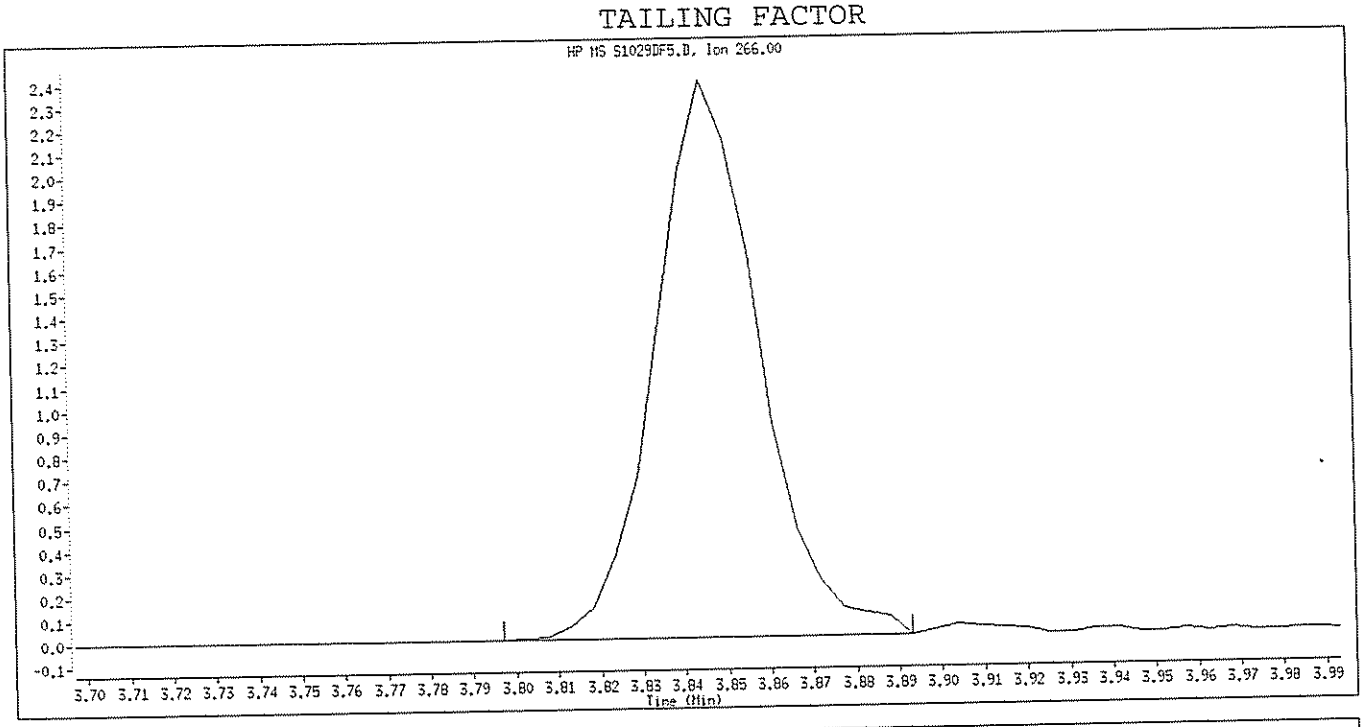

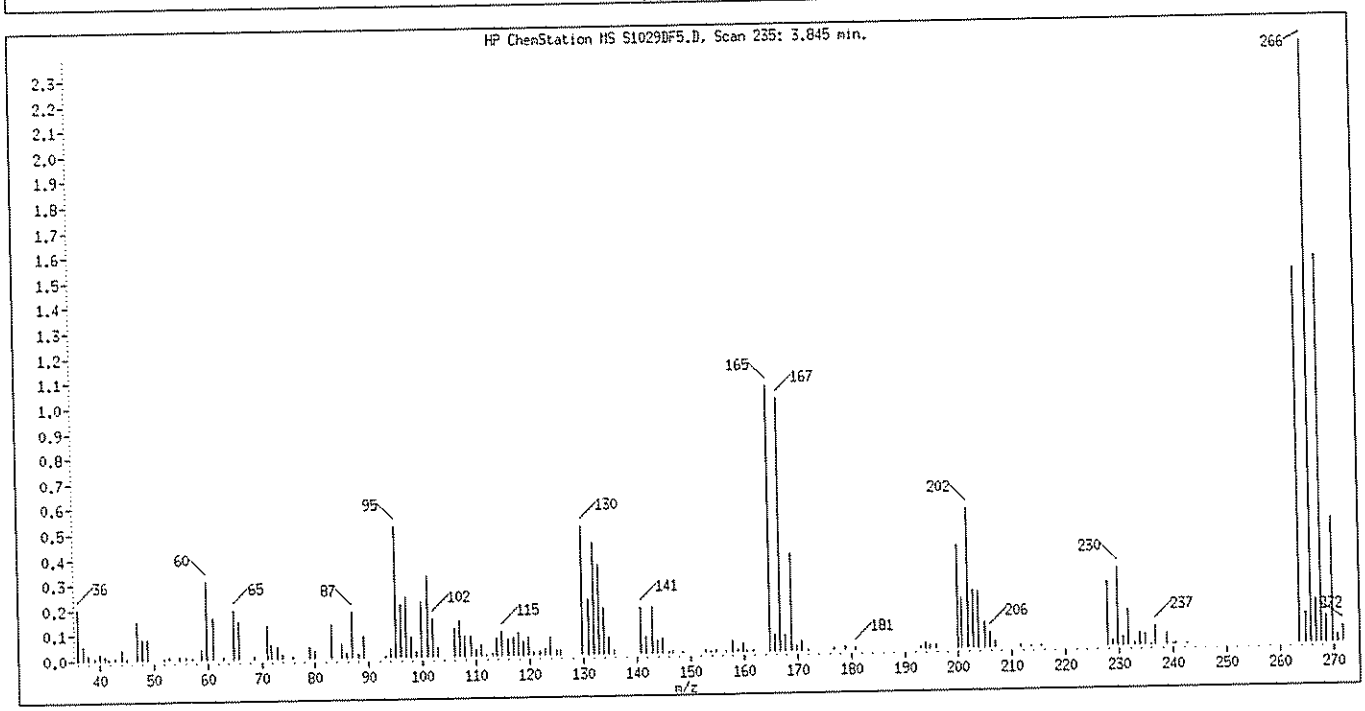

Tailing Factor = 1.11 Good
Acceptance Criteria 0 - 5
Tailing Factor = (T3 - T2) / (T2 - T1)
T1 = 3.820663 T2 = 3.845017 T3 = 3.871968

Data File: S1029DF5.D
Inj Date: 29-OCT-2008 16:33
Instrument ID: 71.i
Compound Name: Benzidine
Operator Name: 045183sab
Report Date: 10/29/2008

TAILING FACTOR

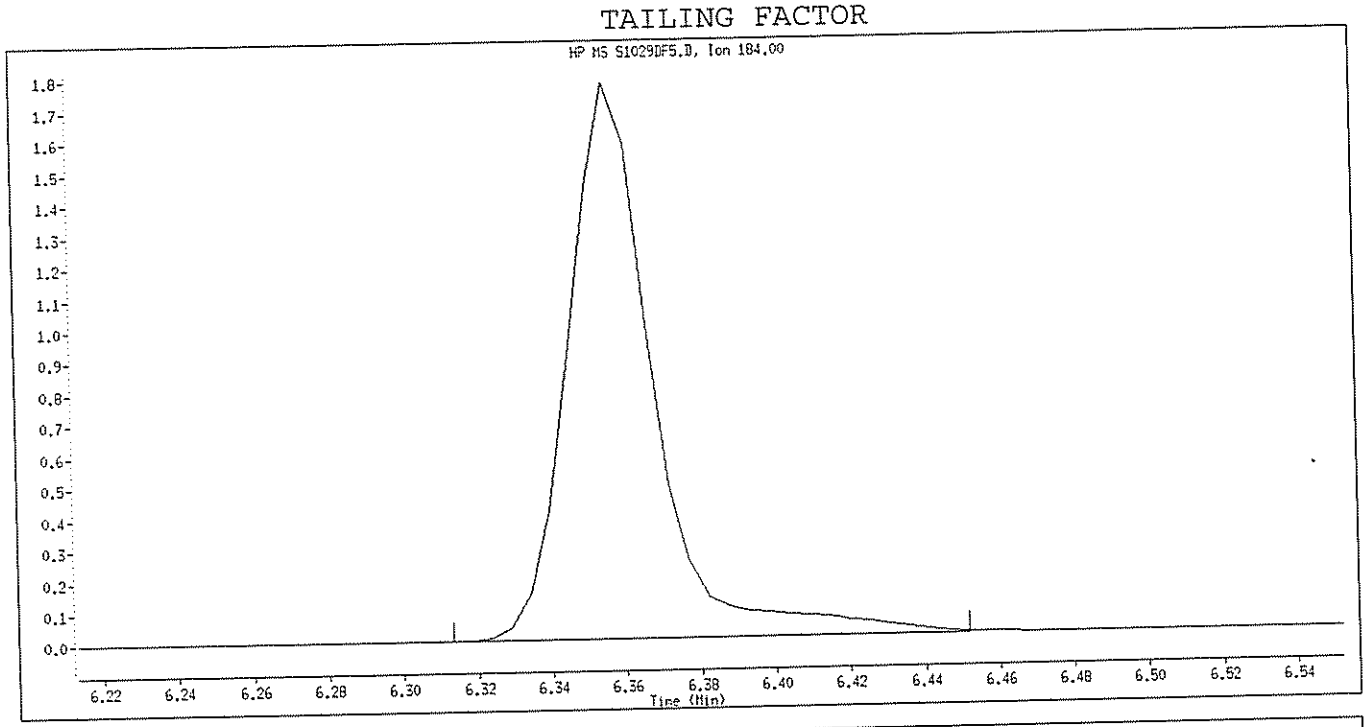

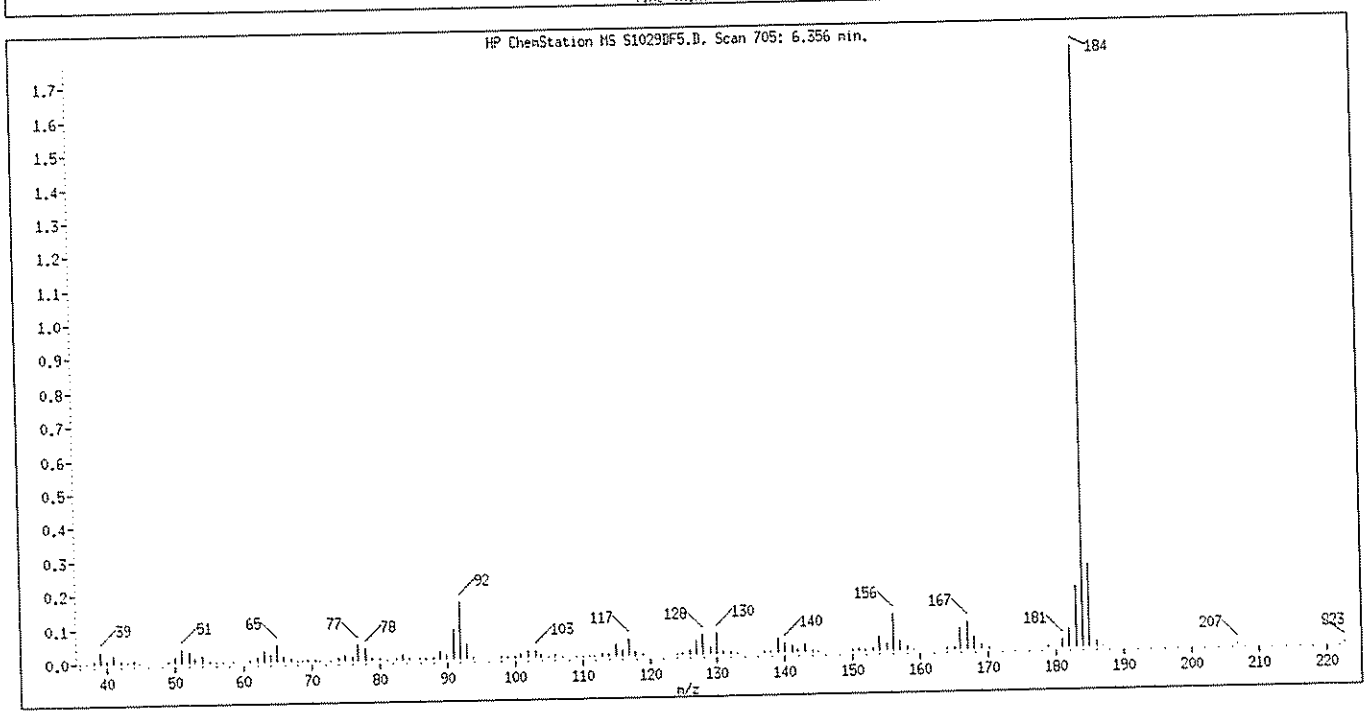

Tailing Factor = 1.18 Good
Acceptance Criteria 0 - 3
Tailing Factor = (T3 - T2) / (T2 - T1)
T1 = 6.334986 T2 = 6.355817 T3 = 6.380326

Data File: S1029DF5.D
Inj Date: 29-OCT-2008 16:33
Instrument ID: 71.i
Compound Name: 4,4'-DDT
Operator Name: 045183sab
Report Date: 10/29/2008

DEGRADATION REPORT

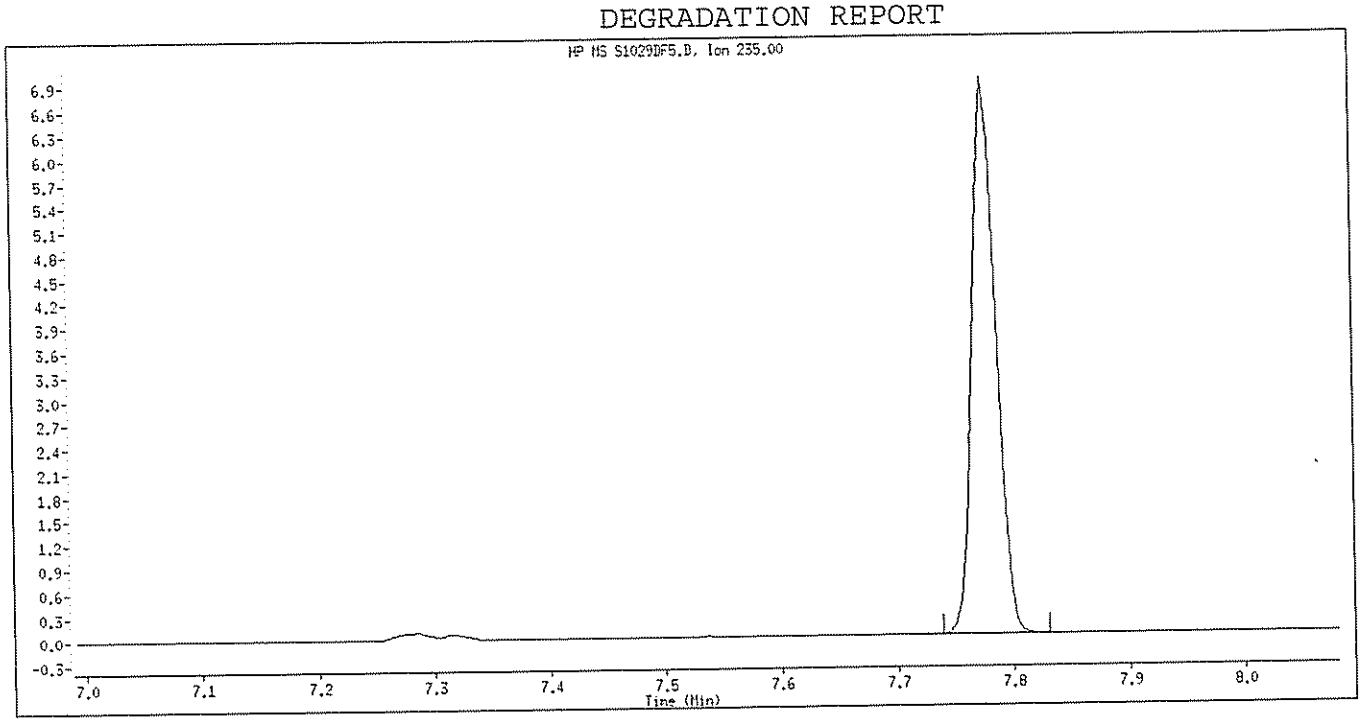

Degradation = 1.83% Good
Acceptance Criteria 0 - 20 %
DDT Area = 970247
DDE Area = 231
DDD Area = 17870

Data File: \\PITSVR06\D\chem\71.i\s100308.b\S1003DF2.D

Date : 03-OCT-2008 16:53

Client ID: DFTPP02

Instrument: 71.i

Sample Info: dftpp50(25ug/ml) BNA0336-08

Operator: 403801nlb

Column phase:

Column diameter: 0.32

1 dftpp

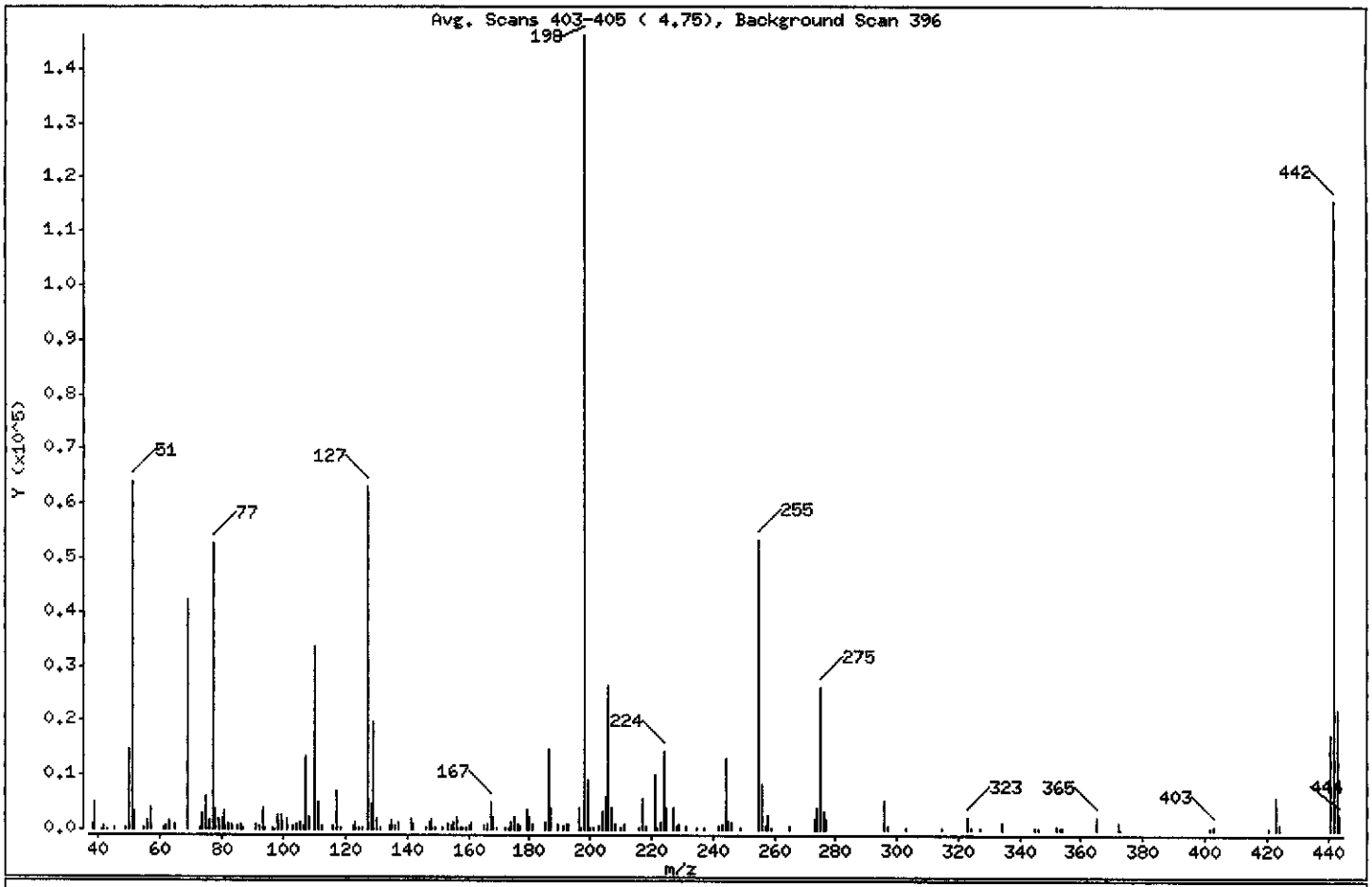

m/e	ION ABUNDANCE CRITERIA	% RELATIVE ABUNDANCE
198	Base Peak, 100% relative abundance	100.00
51	30.00 - 60.00% of mass 198	43.93
68	Less than 2.00% of mass 69	0.00 (0.00)
69	Mass 69 relative abundance	28.85
70	Less than 2.00% of mass 69	0.00 (0.00)
127	40.00 - 60.00% of mass 198	43.18
197	Less than 1.00% of mass 198	0.13
199	5.00 - 9.00% of mass 198	6.27
275	10.00 - 30.00% of mass 198	18.01
365	Greater than 1.00% of mass 198	1.69
441	Present, but less than mass 443	11.88
442	40.00 - 100.00% of mass 198	79.25
443	17.00 - 23.00% of mass 442	15.17 (19.14)

Date : 03-OCT-2008 16:53

Client ID: DFTPP02 Instrument: 71.i

Sample Info: dftpp50(25ug/ml) BNA0336-08

Operator: 403801nlb

Column phase: Column diameter: 0.32

Data File: S1003DF2.D
Spectrum: Avg. Scans 403-405 (4.75), Background Scan 396
Location of Maximum: 198.00
Number of points: 173

m/z	Y	m/z	Y	m/z	Y	m/z	Y
38.00	1019	106.00	520	173.00	244	243.00	883
39.00	5133	107.00	13492	174.00	1260	244.00	13122
41.00	160	108.00	2483	175.00	2228	245.00	1672
42.00	559	110.00	33688	176.00	968	246.00	1438
43.00	75	111.00	4871	177.00	743	249.00	259
45.00	269	112.00	829	179.00	3658	255.00	53416
49.00	192	116.00	567	180.00	2502	256.00	8360
50.00	14650	117.00	7183	181.00	1137	257.00	781
51.00	64128	118.00	227	185.00	1291	258.00	2576
52.00	3308	122.00	837	186.00	14608	259.00	370
55.00	217	123.00	1237	187.00	4055	265.00	626
56.00	1796	124.00	445	189.00	839	273.00	1876
57.00	4015	125.00	425	191.00	736	274.00	4113
61.00	408	127.00	63032	192.00	1172	275.00	26288
62.00	701	128.00	4778	193.00	1155	276.00	3381
63.00	1604	129.00	19952	196.00	4066	277.00	1855
65.00	1136	130.00	1899	197.00	194	296.00	5445
69.00	42120	131.00	211	198.00	145984	297.00	695
73.00	215	134.00	709	199.00	9154	303.00	234
74.00	2871	135.00	1735	200.00	437	315.00	222
75.00	5886	136.00	549	201.00	503	323.00	2245
76.00	1714	137.00	1260	203.00	646	324.00	409
77.00	52832	141.00	2158	204.00	3306	327.00	202
78.00	3564	142.00	931	205.00	5957	334.00	1247
79.00	2105	146.00	220	206.00	26504	345.00	172
80.00	1926	147.00	1224	207.00	4007	346.00	195
81.00	3220	148.00	1950	208.00	925	352.00	785
82.00	908	149.00	428	210.00	217	353.00	434
83.00	1057	151.00	361	211.00	1022	354.00	389
85.00	763	153.00	1004	216.00	258	365.00	2468
86.00	1046	154.00	634	217.00	5790	372.00	1463
87.00	220	155.00	1253	218.00	572	373.00	167
91.00	863	156.00	2427	221.00	10199	402.00	382
92.00	752	157.00	443	222.00	283	403.00	715
93.00	3886	158.00	213	223.00	1506	421.00	491

Date : 03-OCT-2008 16:53

Client ID: DFTPP02 Instrument: 71.i

Sample Info: dftpp50(25ug/ml) BNA0336-08

Operator: 403801nlb

Column phase: Column diameter: 0.32

Data File: S1003DF2.D
Spectrum: Avg. Scans 403-405 (4.75), Background Scan 396
Location of Maximum: 198.00
Number of points: 173

m/z	Y	m/z	Y	m/z	Y	m/z	Y
94.00	193	159.00	215	224.00	14547	423.00	6152
96.00	193	160.00	793	225.00	4177	424.00	1147
97.00	167	161.00	1401	227.00	3999	441.00	17336
98.00	2560	165.00	689	228.00	587	442.00	115688
99.00	2647	166.00	905	229.00	996	443.00	22144
101.00	1903	167.00	4939	231.00	705	444.00	2530
103.00	531	168.00	2332	235.00	187		
104.00	1010	169.00	280	237.00	380		
105.00	1216	172.00	426	242.00	692		

Data File: \\PITSVR06\D\chem\71.i\s100308.b\S1003DF2.D
Date : 03-OCT-2008 16:53
Client ID: DFTPP02
Sample Info: dftpp50(25ug/ml) BNA0336-08

Instrument: 71.i
Operator: 403801nlb
Column diameter: 0.32
Column phase:

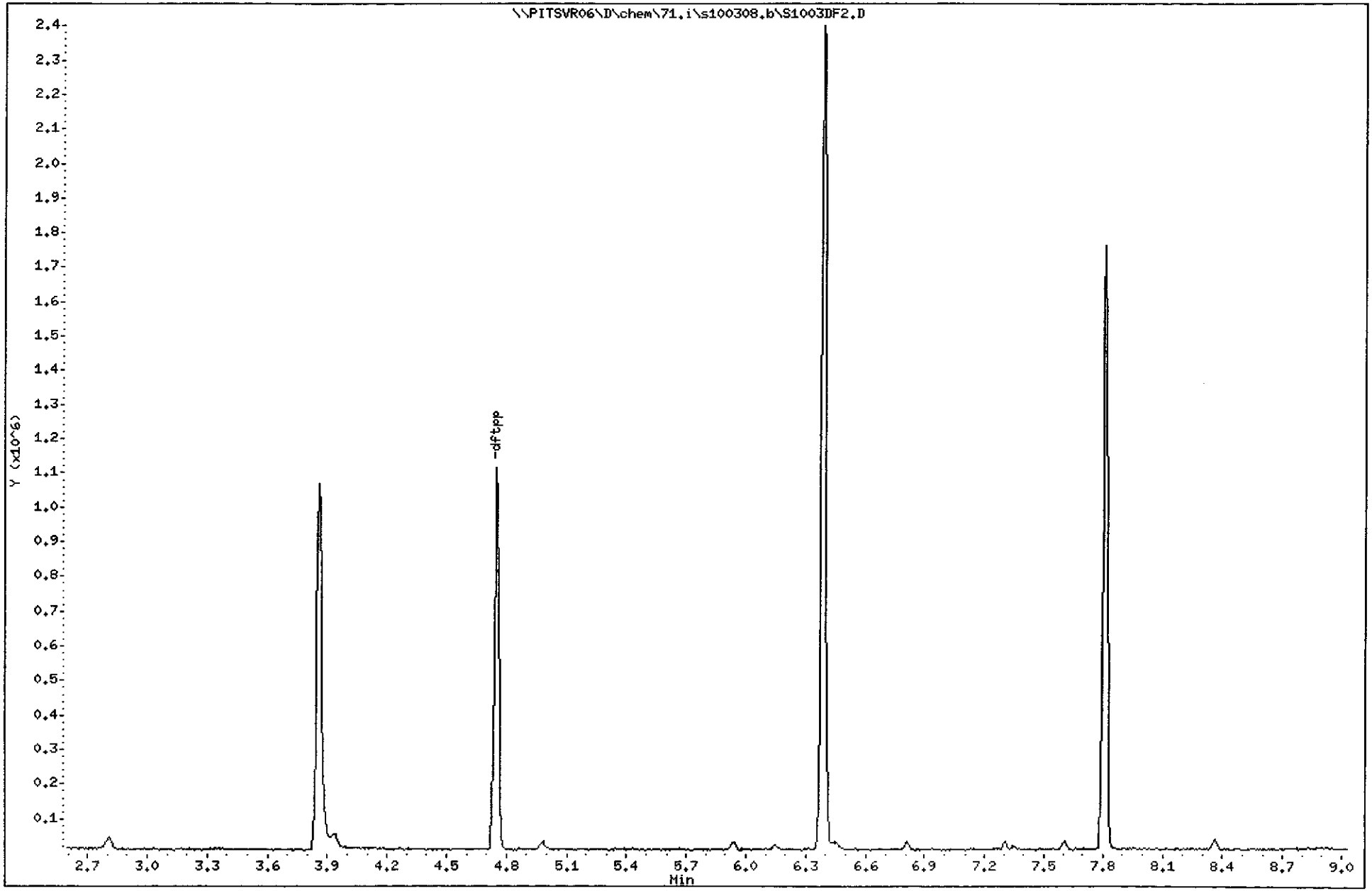

(2001 - 3460)
3344
C8J160331

Data File: S1003DF2.D
Inj Date: 03-OCT-2008 16:53
Instrument ID: 71.i
Compound Name: Pentachlorophenol
Operator Name: 403801nlb
Report Date: 10/04/2008

TAILING FACTOR

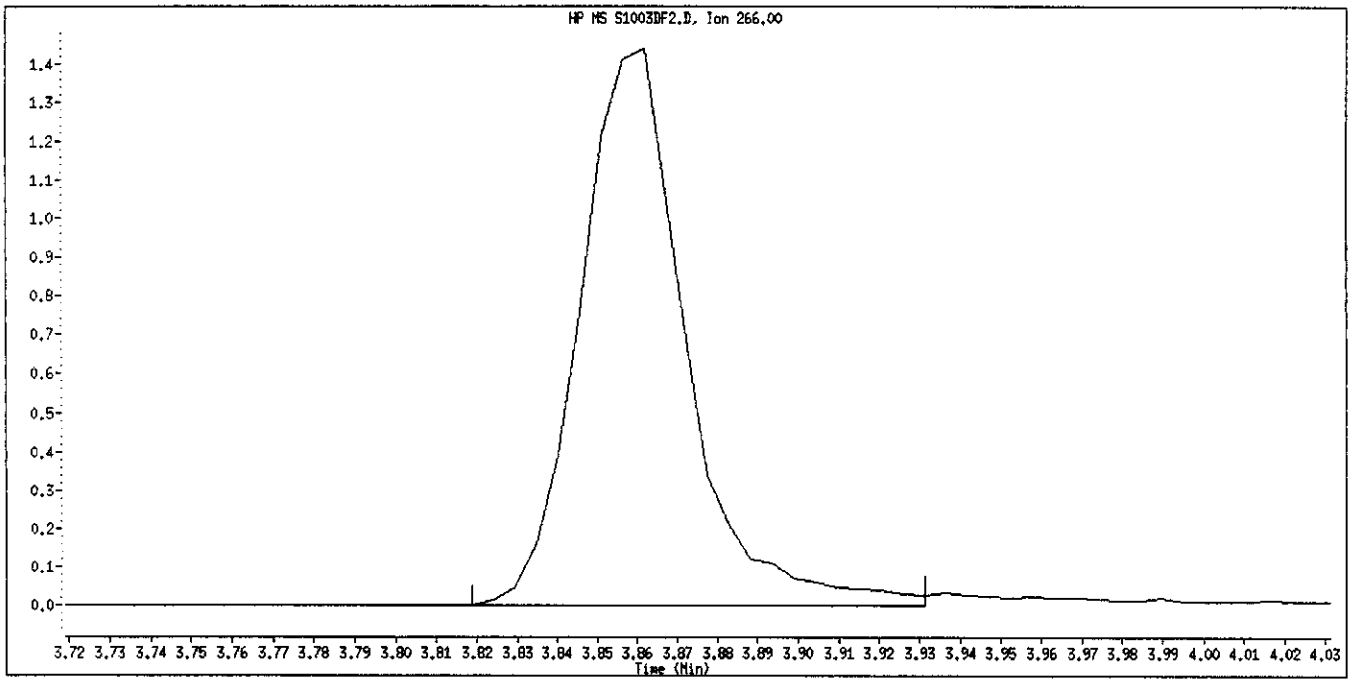

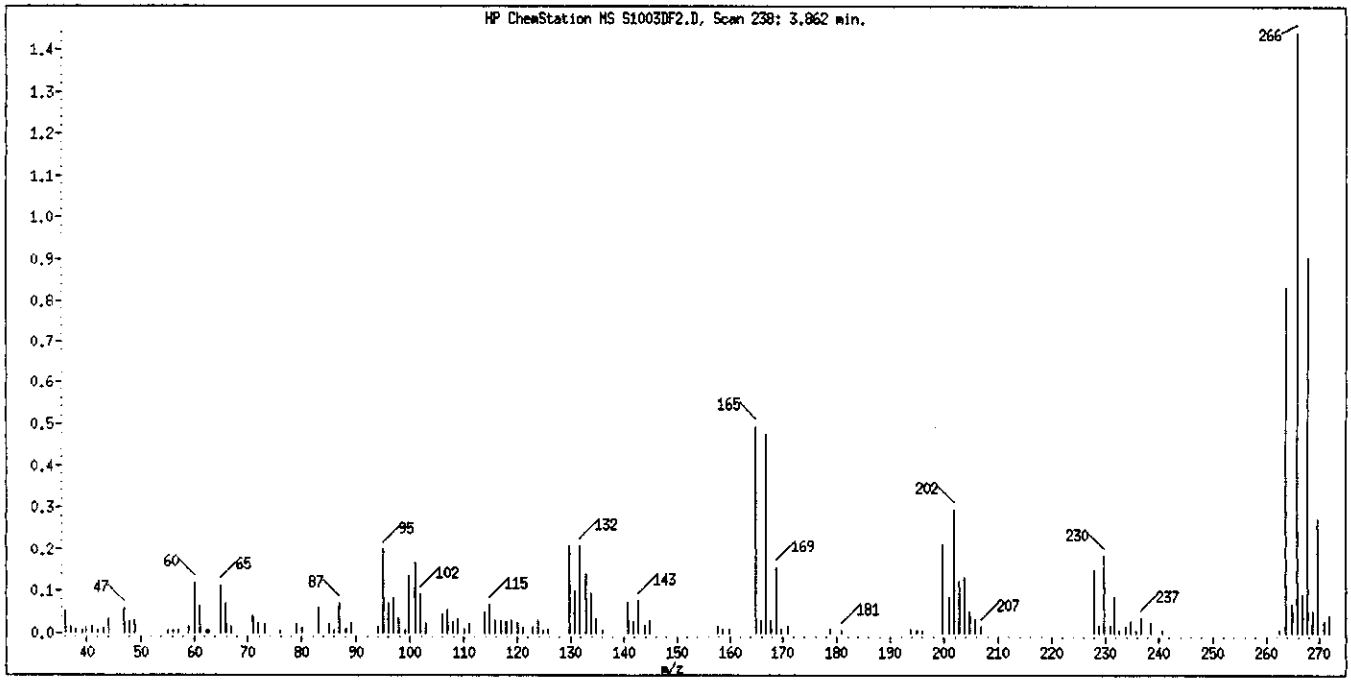

Tailing Factor = 0.918 Good
Acceptance Criteria 0 - 5
Tailing Factor = (T3 - T2) / (T2 - T1)
T1 = 3.834166 T2 = 3.86165 T3 = 3.886874

Data File: S1003DF2.D
Inj Date: 03-OCT-2008 16:53
Instrument ID: 71.i
Compound Name: Benzidine
Operator Name: 403801nlb
Report Date: 10/04/2008

TAILING FACTOR

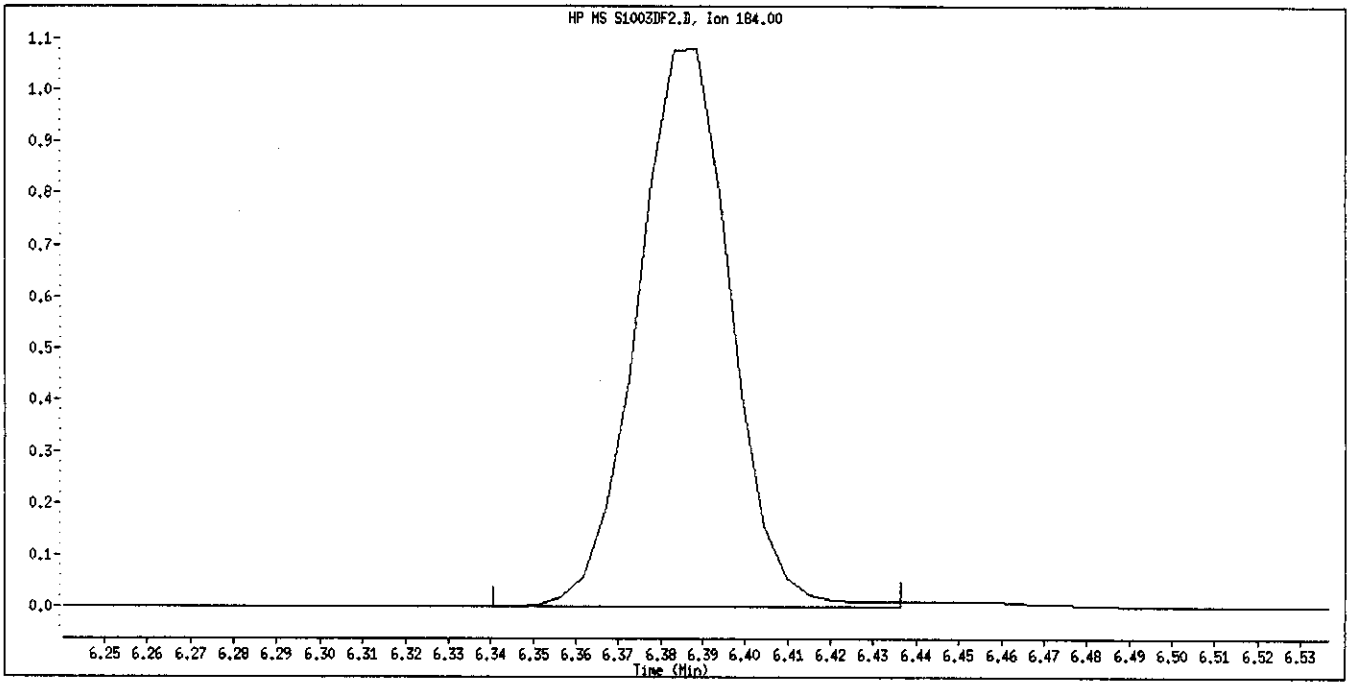

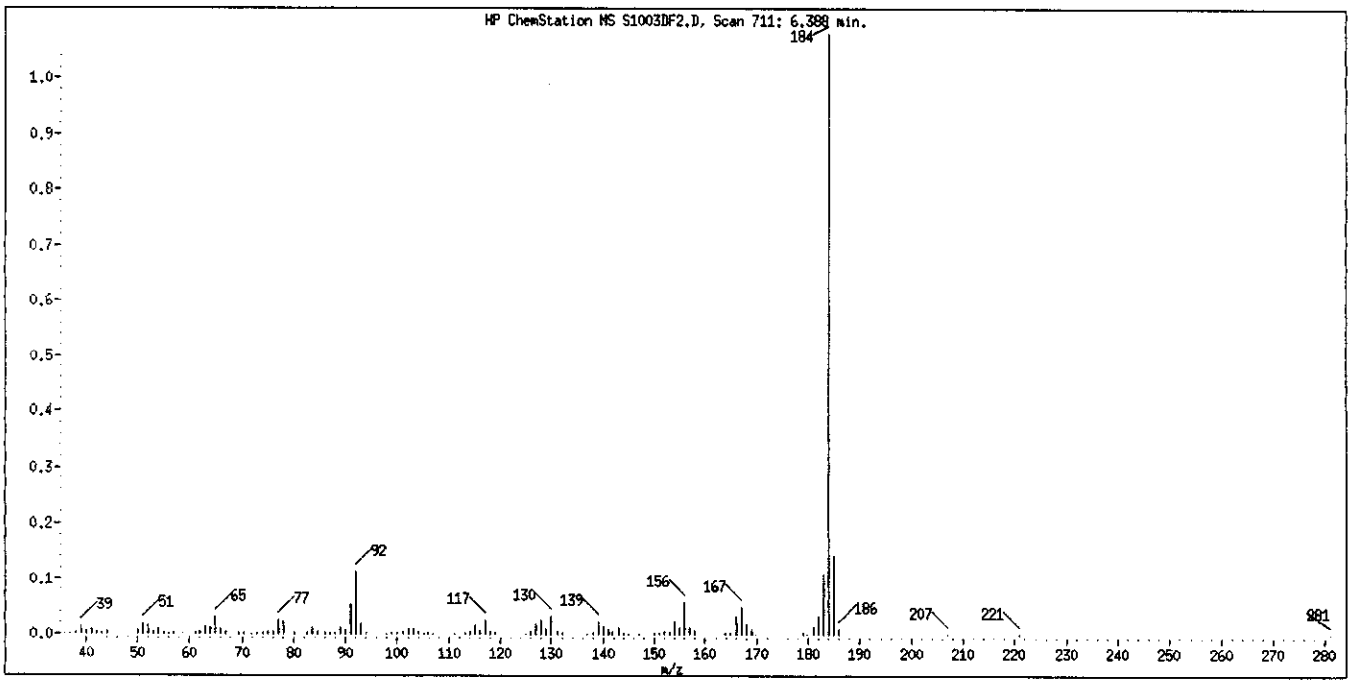

Tailing Factor = 0.754 Good
Acceptance Criteria 0 - 3
Tailing Factor = (T3 - T2) / (T2 - T1)
T1 = 6.363759 T2 = 6.388483 T3 = 6.407126

Data File: S1003DF2.D
Inj Date: 03-OCT-2008 16:53
Instrument ID: 71.i
Compound Name: 4,4'-DDT
Operator Name: 403801nlb
Report Date: 10/04/2008

DEGRADATION REPORT

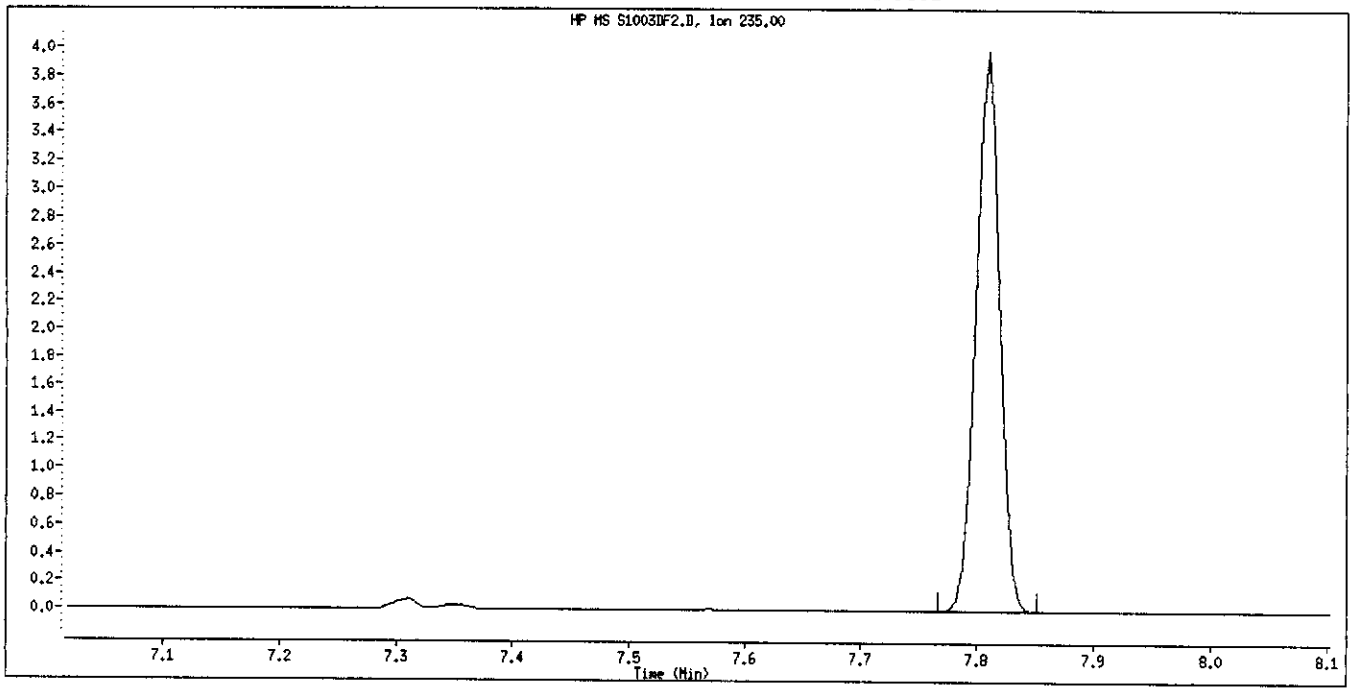

Degradation = 0% Good
Acceptance Criteria 0 - 20 %
DDT Area = 568218
DDE Area = 0
DDD Area = 0

Data File: \\PITSVR06\D\chem\71.i\s100708.b\S1007DF8.D

Date : 07-OCT-2008 11:27

Client ID: DFTPP02

Instrument: 71.i

Sample Info: dftpp50(25ug/ml) BNA0336-08

Operator: 045183sab

Column phase:

Column diameter: 0.32

1 dftpp

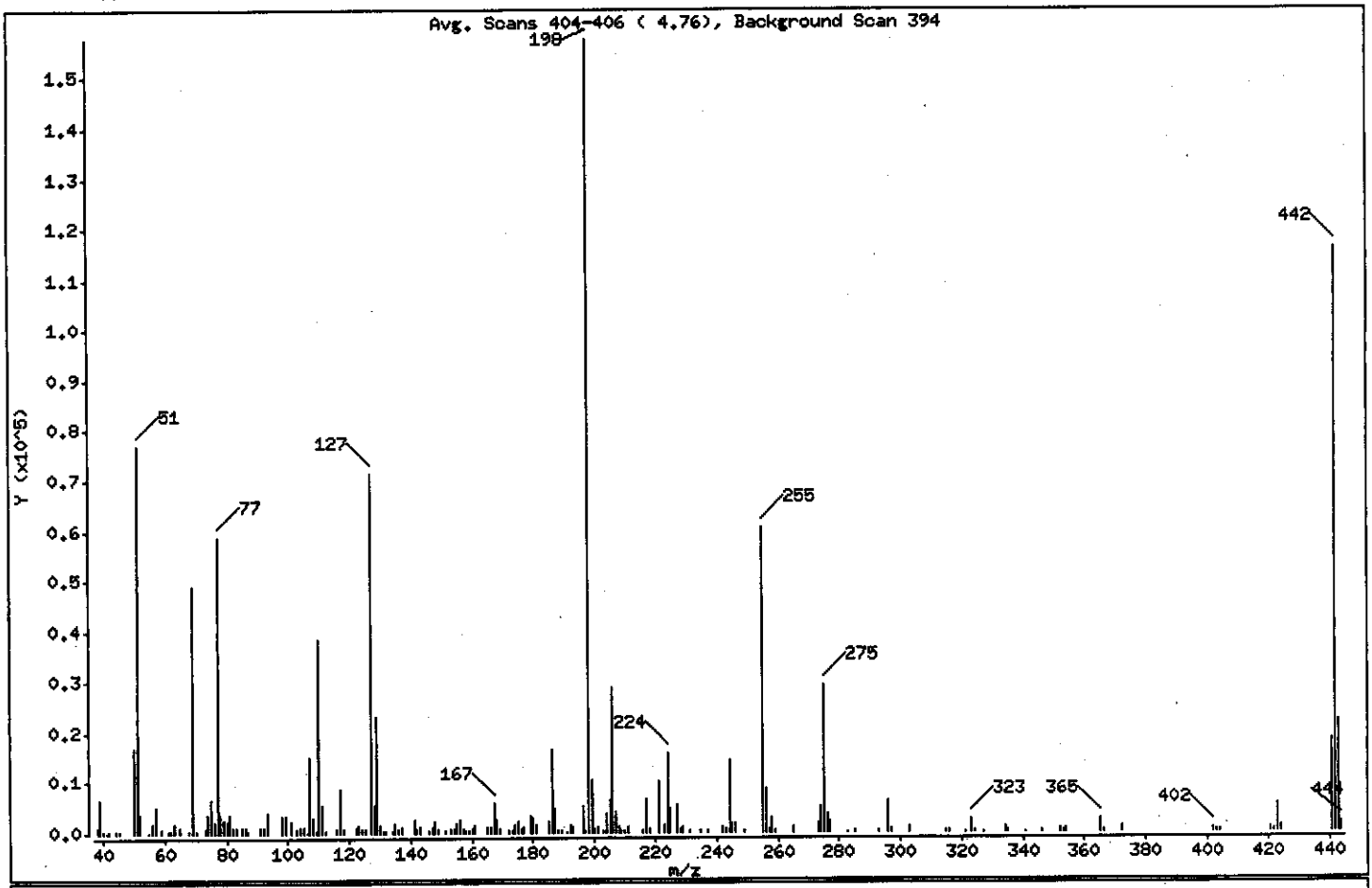

m/e	ION ABUNDANCE CRITERIA	% RELATIVE ABUNDANCE
198	Base Peak, 100% relative abundance	100.00
51	30.00 - 60.00% of mass 198	48.64
68	Less than 2.00% of mass 69	0.17 (0.55)
69	Mass 69 relative abundance	31.04
70	Less than 2.00% of mass 69	0.16 (0.50)
127	40.00 - 60.00% of mass 198	45.22
197	Less than 1.00% of mass 198	0.23
199	5.00 - 9.00% of mass 198	6.73
275	10.00 - 30.00% of mass 198	18.56
365	Greater than 1.00% of mass 198	1.50
441	Present, but less than mass 443	11.78
442	40.00 - 100.00% of mass 198	73.61
443	17.00 - 23.00% of mass 442	14.12 (19.19)

Data File: \\PITSVR06\D\chem\71.i\s100708.b\S1007DF8.D

Date : 07-OCT-2008 11:27

Client ID: DFTPP02

Instrument: 71.i

Sample Info: dftpp50(25ug/ml) BNA0336-08

Operator: 045183sab

Column phase:

Column diameter: 0.32

Data File: S1007DF8.D

Spectrum: Avg. Scans 404-406 (4.76), Background Scan 394

Location of Maximum: 198.00

Number of points: 185

m/z	Y	m/z	Y	m/z	Y	m/z	Y
38.00	1054	109.00	455	176.00	814	255.00	60552
39.00	6539	110.00	38592	177.00	1027	256.00	8729
40.00	222	111.00	5287	179.00	3378	257.00	691
41.00	39	112.00	530	180.00	2868	258.00	2914
42.00	392	116.00	743	181.00	1307	259.00	270
44.00	422	117.00	8646	185.00	2018	265.00	1069
45.00	200	118.00	865	186.00	16792	273.00	1794
50.00	16928	122.00	919	187.00	4757	274.00	4990
51.00	76736	123.00	1566	188.00	381	275.00	29280
52.00	3605	124.00	796	189.00	544	276.00	3772
55.00	125	125.00	697	191.00	180	277.00	2021
56.00	1965	127.00	71336	192.00	1353	283.00	169
57.00	5232	128.00	5531	193.00	1190	285.00	191
59.00	673	129.00	23320	196.00	4907	293.00	396
61.00	396	130.00	1514	197.00	361	296.00	6230
62.00	433	131.00	280	198.00	157760	297.00	889
63.00	1935	132.00	397	199.00	10612	303.00	970
65.00	1043	134.00	365	200.00	706	315.00	412
68.00	268	135.00	1792	201.00	1076	316.00	368
69.00	48976	136.00	734	203.00	497	321.00	172
70.00	245	137.00	996	204.00	3652	323.00	2484
73.00	733	141.00	2659	205.00	6584	324.00	241
74.00	3539	142.00	786	206.00	29104	327.00	179
75.00	6700	143.00	978	207.00	4074	334.00	1256
76.00	2203	146.00	395	208.00	960	335.00	357
77.00	58792	147.00	1135	209.00	336	341.00	174
78.00	3775	148.00	2146	210.00	355	346.00	186
79.00	2455	149.00	588	211.00	1255	352.00	663
80.00	2057	151.00	457	216.00	514	353.00	424
81.00	3650	153.00	721	217.00	6673	354.00	619
82.00	973	154.00	732	218.00	823	365.00	2359
83.00	1113	155.00	1693	221.00	10114	366.00	247
85.00	1176	156.00	2410	223.00	1522	372.00	1098
86.00	912	157.00	774	224.00	16006	402.00	554
87.00	493	158.00	185	225.00	4553	403.00	511

Data File: \\PITSVR06\D\chem\71.i\s100708.b\S1007DF8.D

Date : 07-OCT-2008 11:27

Client ID: DFTPP02

Instrument: 71.i

Sample Info: dftpp50(25ug/ml) BNA0336-08

Operator: 045183sab

Column phase:

Column diameter: 0.32

Data File: S1007DF8.D

Spectrum: Avg. Scans 404-406 (4.76), Background Scan 394

Location of Maximum: 198.00

Number of points: 185

m/z	Y	m/z	Y	m/z	Y	m/z	Y
91.00	932	159.00	189	227.00	5388	404.00	187
92.00	1010	160.00	749	228.00	679	421.00	604
93.00	3951	161.00	1532	229.00	1258	422.00	393
98.00	3317	165.00	931	231.00	192	423.00	5379
99.00	3237	166.00	1056	235.00	374	424.00	1003
101.00	2004	167.00	5688	237.00	483	441.00	18592
103.00	891	168.00	2613	242.00	924	442.00	116128
104.00	1074	169.00	607	243.00	860	443.00	22280
105.00	1004	172.00	189	244.00	14644	444.00	1803
106.00	167	173.00	495	245.00	1661		
107.00	18394	174.00	1342	246.00	1865		
108.00	2859	175.00	2083	249.00	488		

Data File: \\PITSVR06\D\chem\71.i\s100708.b\S1007DF8.D
Date : 07-OCT-2008 11:27
Client ID: DFTPP02
Sample Info: dftpp50(25ug/ml) BNA0336-08

Instrument: 71.i
Operator: 045183sab
Column diameter: 0.32

Column phase:

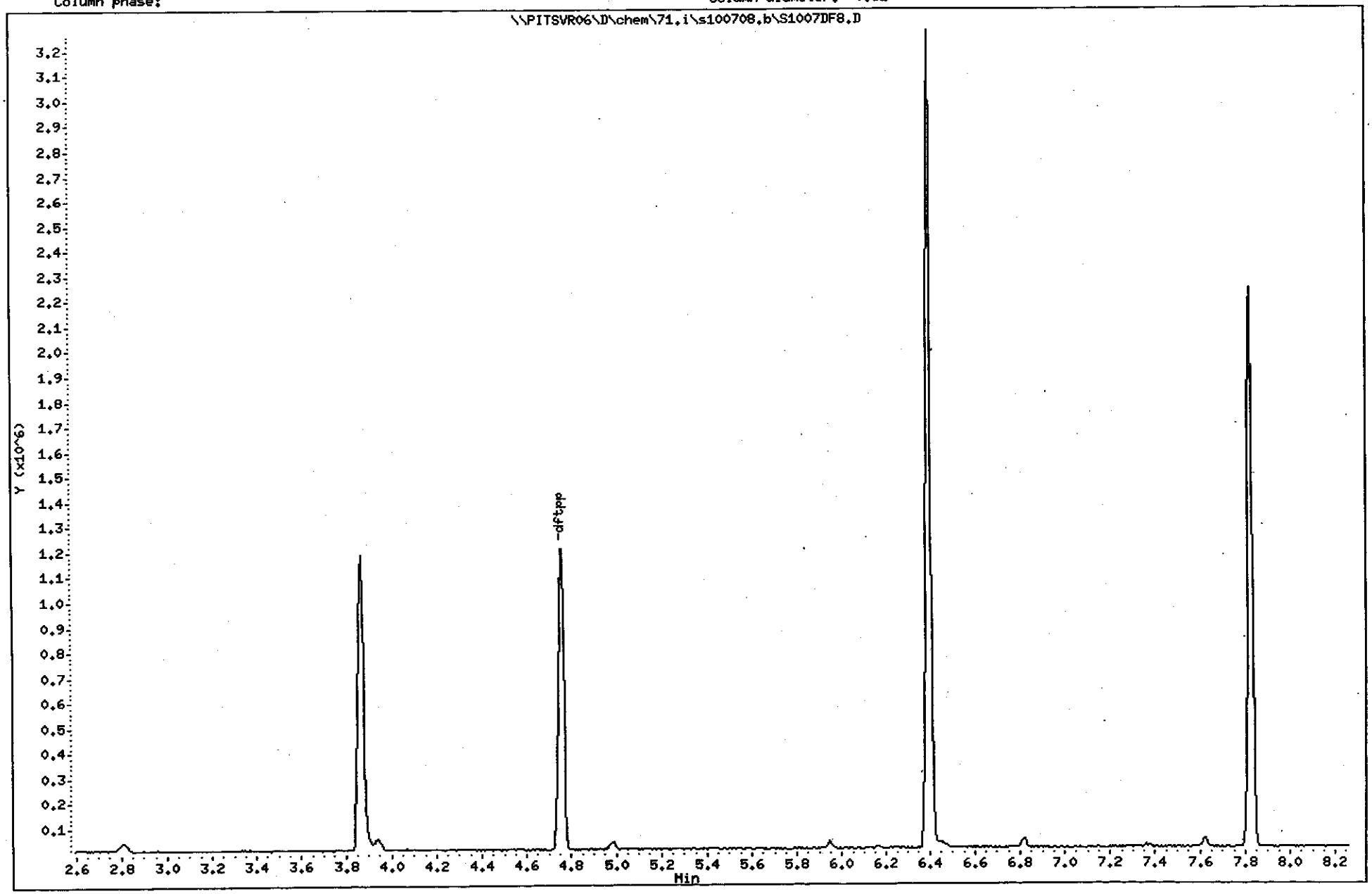

(2001 - 3460)
3351
C8J160331

Data File: S1007DF8.D
Inj Date: 07-OCT-2008 11:27
Instrument ID: 71.i
Compound Name: Pentachlorophenol
Operator Name: 045183sab
Report Date: 10/07/2008

TAILING FACTOR

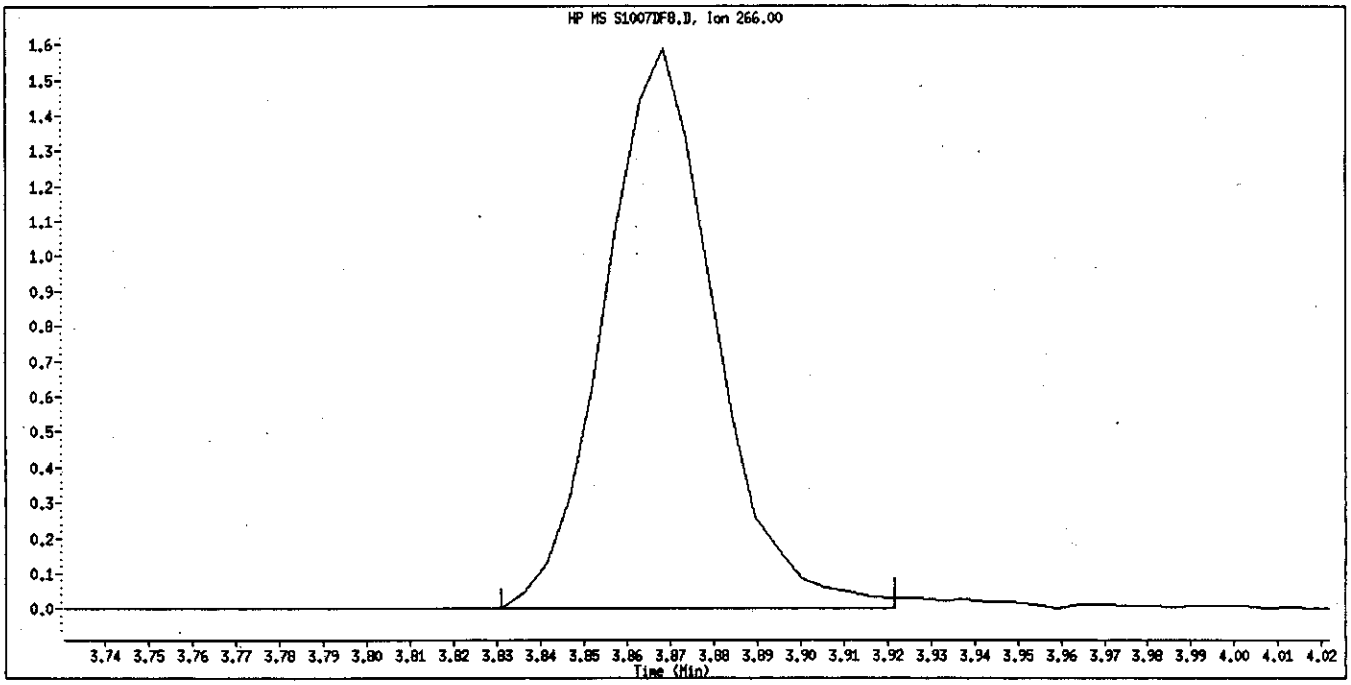

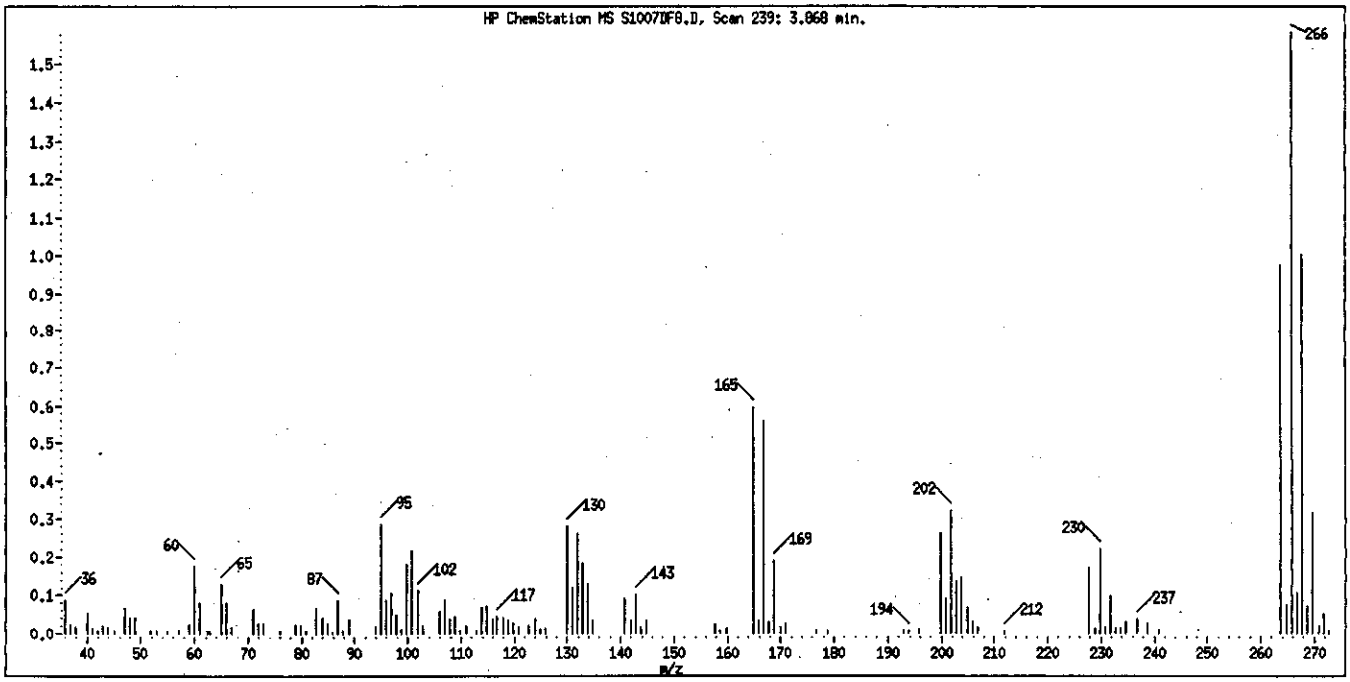

Tailing Factor = 1.06 Good
Acceptance Criteria 0 - 5
Tailing Factor = (T3 - T2) / (T2 - T1)
T1 = 3.842424 T2 = 3.868233 T3 = 3.895468

Data File: S1007DF8.D
Inj Date: 07-OCT-2008 11:27
Instrument ID: 71.i
Compound Name: Benzidine
Operator Name: 045183sab
Report Date: 10/07/2008

TAILING FACTOR

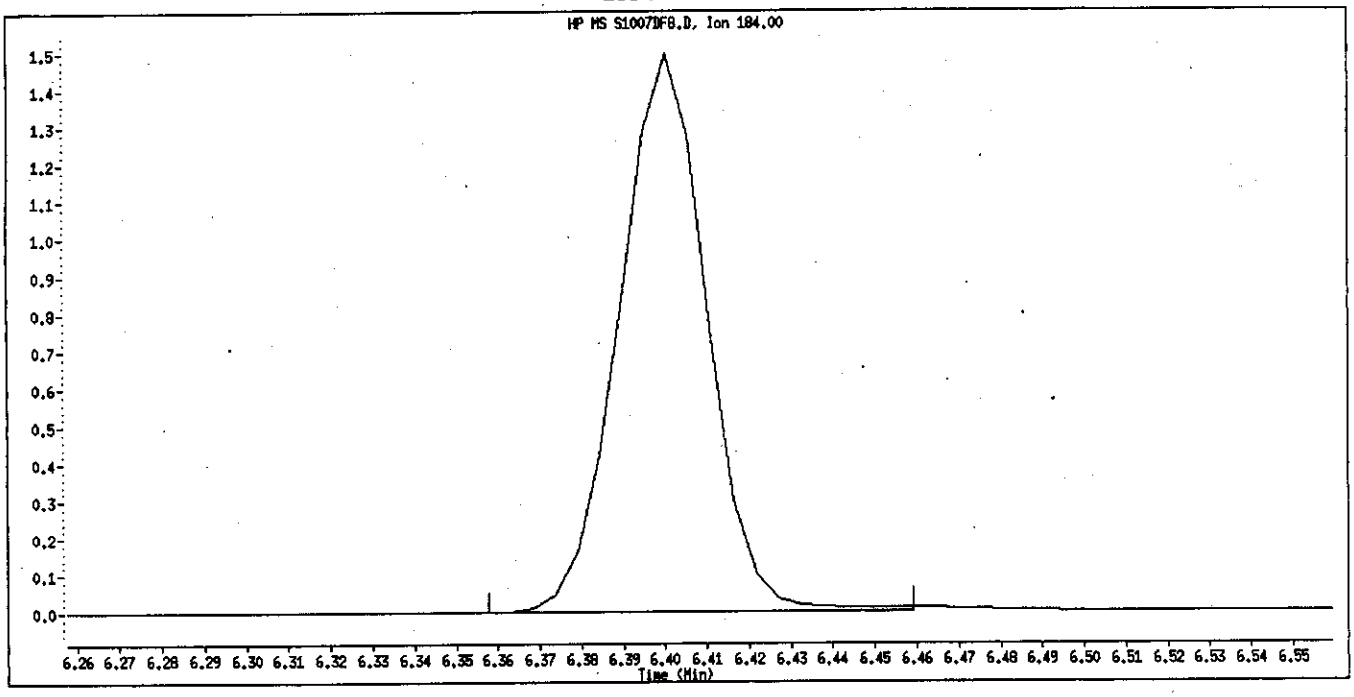

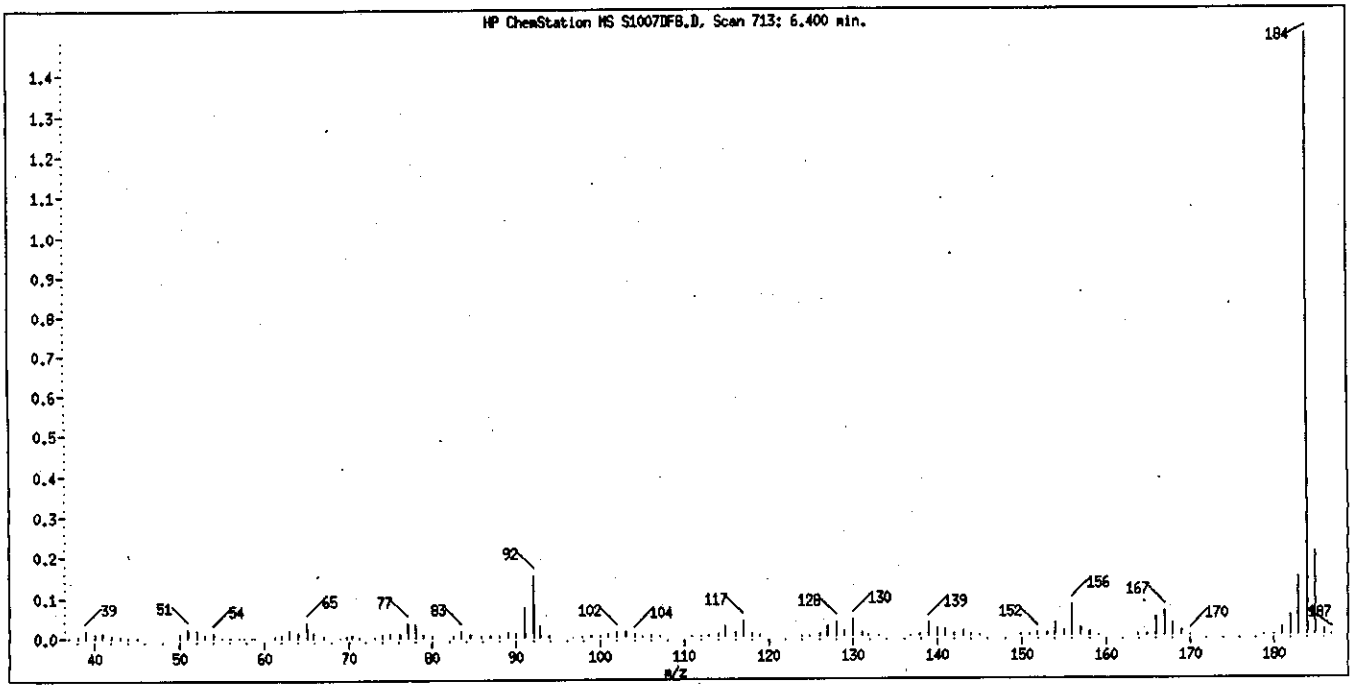

Tailing Factor = 0.915 Good
Acceptance Criteria 0 - 3
Tailing Factor = (T3 - T2) / (T2 - T1)
T1 = 6.378454 T2 = 6.400417 T3 = 6.420503

Data File: S1007DF8.D
Inj Date: 07-OCT-2008 11:27
Instrument ID: 71.i
Compound Name: 4,4'-DDT
Operator Name: 045183sab
Report Date: 10/07/2008

DEGRADATION REPORT

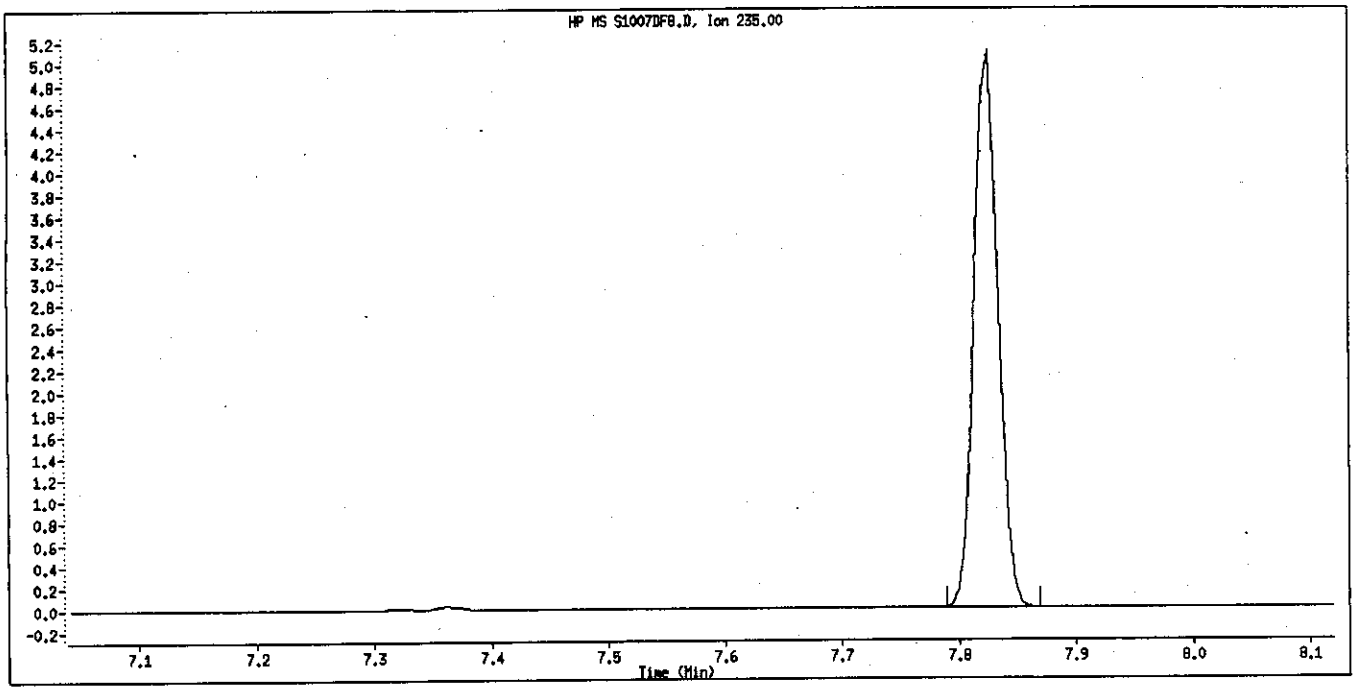

Degradation = 0% Good
Acceptance Criteria 0 - 20 %
DDT Area = 732666
DDE Area = 0
DDD Area = 0

Data File: \\PITSVR06\D\chem\731.i\V102308.b\V1023DF1.D

Date : 22-OCT-2008 23:48

Client ID: DFTPP

Instrument: 731.i

Sample Info: DFTPP (25ug/mL) bna0367-08

Operator: 003200

Column phase: db-5ms

Column diameter: 0.25

1 dftpp

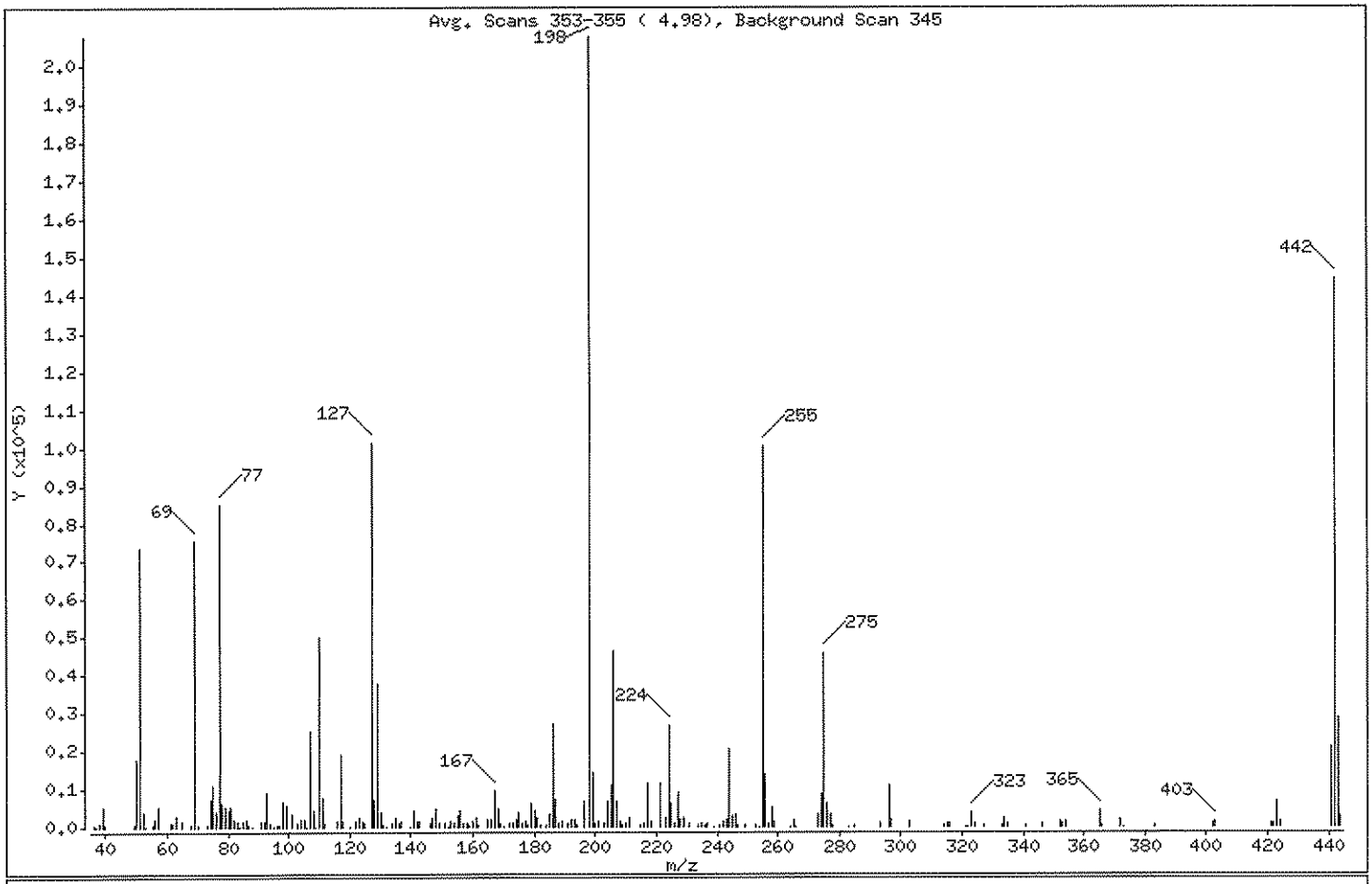

m/e	ION ABUNDANCE CRITERIA	% RELATIVE ABUNDANCE
198	Base Peak, 100% relative abundance	100.00
51	30.00 - 60.00% of mass 198	35.30
68	Less than 2.00% of mass 69	0.32 (0.89)
69	Mass 69 relative abundance	36.31
70	Less than 2.00% of mass 69	0.31 (0.84)
127	40.00 - 60.00% of mass 198	48.80
197	Less than 1.00% of mass 198	0.00
199	5.00 - 9.00% of mass 198	6.93
275	10.00 - 30.00% of mass 198	22.00
365	Greater than 1.00% of mass 198	2.16
441	Present, but less than mass 443	10.02
442	Greater than 40.00% of mass 198	69.51
443	17.00 - 23.00% of mass 442	13.79 (19.84)

Data File: \\PITSVR06\D\chem\731.i\V102308.b\V1023DF1.D

Date : 22-OCT-2008 23:48

Client ID: DFTPP

Instrument: 731.i

Sample Info: DFTPP (25ug/mL) bna0367-08

Operator: 003200

Column phase: db-5ms

Column diameter: 0.25

Data File: V1023DF1.D
Spectrum: Avg. Scans 353-355 (4.98), Background Scan 345
Location of Maximum: 198.00
Number of points: 214

m/z	Y	m/z	Y	m/z	Y	m/z	Y
36.00	392	111.00	7621	180.00	4369	254.00	175
37.00	200	112.00	890	181.00	2186	255.00	100192
38.00	934	116.00	1372	182.00	397	256.00	13953
39.00	5127	117.00	18944	184.00	410	257.00	1110
40.00	616	118.00	1385	185.00	3146	258.00	5303
49.00	271	120.00	197	186.00	27296	259.00	1269
50.00	17592	122.00	1453	187.00	7110	264.00	196
51.00	73360	123.00	2447	188.00	734	265.00	1983
52.00	3583	124.00	1261	189.00	1526	266.00	230
53.00	170	125.00	1040	191.00	780	273.00	3479
55.00	437	127.00	101416	192.00	2140	274.00	8510
56.00	2030	128.00	7237	193.00	2024	275.00	45712
57.00	5439	129.00	37848	194.00	458	276.00	6044
61.00	1173	130.00	3680	196.00	6784	277.00	3377
62.00	967	131.00	692	198.00	207808	278.00	479
63.00	2887	132.00	190	199.00	14399	283.00	195
65.00	1637	134.00	977	200.00	1146	285.00	631
68.00	668	135.00	2396	201.00	1326	293.00	864
69.00	75448	136.00	1119	203.00	1166	296.00	11186
70.00	636	137.00	1539	204.00	6820	297.00	1843
73.00	489	140.00	213	205.00	10859	303.00	1233
74.00	7296	141.00	4232	206.00	46480	314.00	393
75.00	10782	142.00	1614	207.00	6505	315.00	1104
76.00	3769	143.00	1321	208.00	1554	316.00	717
77.00	84984	146.00	791	209.00	483	321.00	197
78.00	6109	147.00	2226	210.00	1027	322.00	193
79.00	5364	148.00	4600	211.00	2532	323.00	3833
80.00	4483	149.00	734	215.00	563	324.00	732
81.00	5313	151.00	838	216.00	973	327.00	611
82.00	1771	152.00	206	217.00	11389	333.00	249
83.00	1511	153.00	1434	218.00	1430	334.00	2525
84.00	196	154.00	1062	221.00	11607	335.00	796
85.00	1406	155.00	3039	223.00	2522	341.00	424
86.00	1675	156.00	4309	224.00	26648	346.00	1001
87.00	594	157.00	817	225.00	6210	352.00	1320

Date : 22-OCT-2008 23:48

Client ID: DFTPP Instrument: 731.i

Sample Info: DFTPP (25ug/mL) bna0367-08

Operator: 003200

Column phase: db-5ms Column diameter: 0.25

Data File: V1023DF1.D
Spectrum: Avg. Scans 353-355 (4.98), Background Scan 345
Location of Maximum: 198.00
Number of points: 214

m/z	Y	m/z	Y	m/z	Y	m/z	Y
88.00	173	158.00	1095	226.00	851	353.00	935
91.00	1382	159.00	652	227.00	9169	354.00	1269
92.00	1429	160.00	1536	228.00	1687	365.00	4488
93.00	8979	161.00	2227	229.00	2312	366.00	459
94.00	872	162.00	654	231.00	942	372.00	1854
95.00	190	165.00	1841	234.00	393	373.00	169
96.00	437	166.00	1723	235.00	1067	383.00	406
97.00	382	167.00	9658	236.00	278	402.00	910
98.00	6579	168.00	4963	237.00	765	403.00	1195
99.00	5840	169.00	925	239.00	208	421.00	881
101.00	3547	170.00	187	241.00	535	422.00	988
103.00	1086	172.00	727	242.00	1285	423.00	6529
104.00	1900	173.00	993	243.00	1727	424.00	1495
105.00	2047	174.00	1867	244.00	20712	441.00	20816
106.00	229	175.00	3687	245.00	3033	442.00	144448
107.00	25104	176.00	1150	246.00	3215	443.00	28664
108.00	4407	177.00	1656	247.00	549	444.00	2683
109.00	216	178.00	385	249.00	393		
110.00	50088	179.00	6335	253.00	292		

Data File: \\PITSVR06\D\chem\731.i\V102308.b\V1023DF1.D

Page 1

Date : 22-OCT-2008 23:48

Client ID: DFTPP

Instrument: 731.i

Sample Info: DFTPP (25ug/mL) bna0367-08

Operator: 003200

Column phase: db-5ms

Column diameter: 0.25

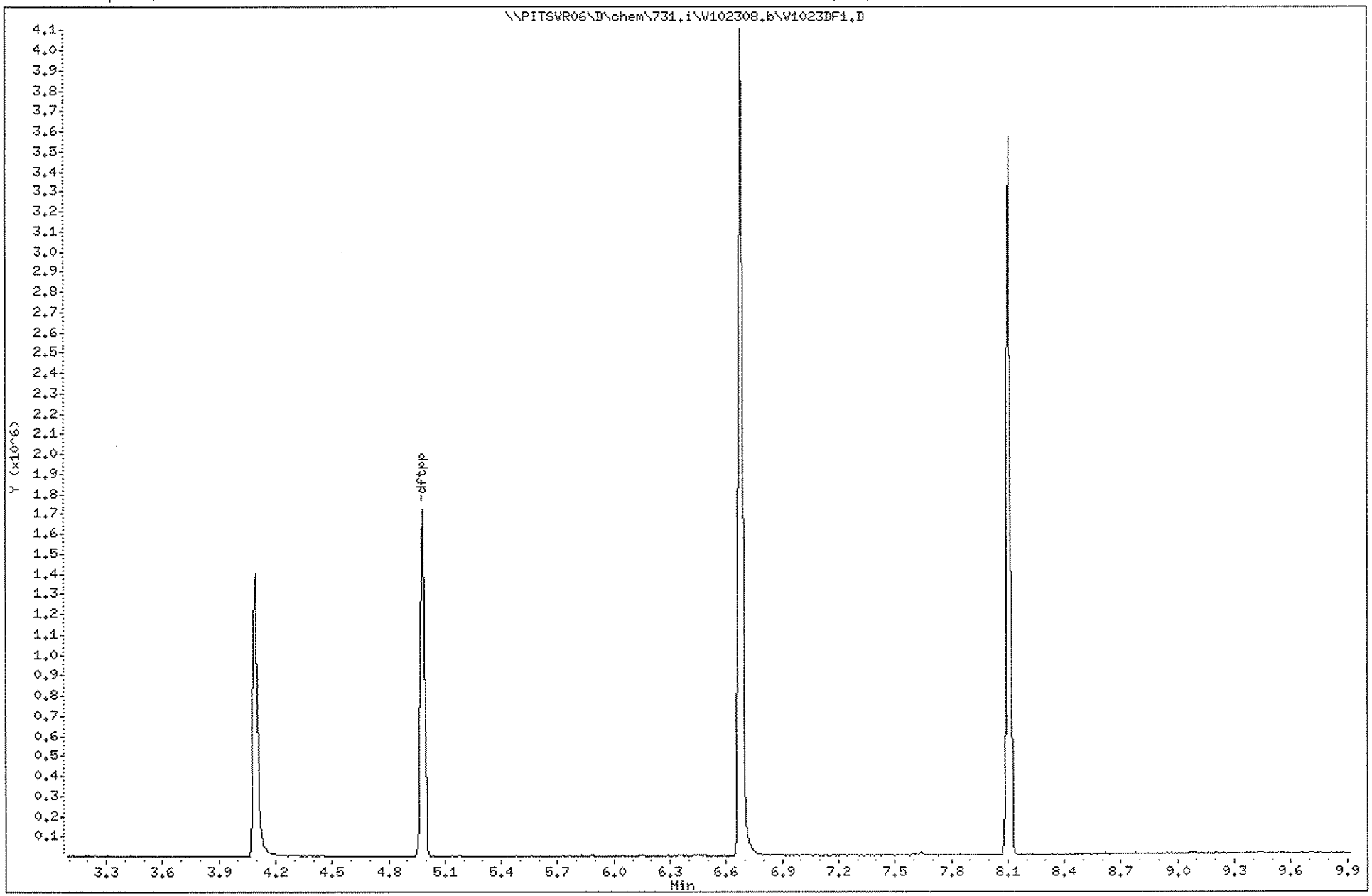

(2001 - 3460)
3358
C8J160331

Data File: V1023DF1.D
Inj Date: 22-OCT-2008 23:48
Instrument ID: 731.i
Compound Name: Pentachlorophenol
Operator Name: 003200
Report Date: 10/23/2008

TAILING FACTOR

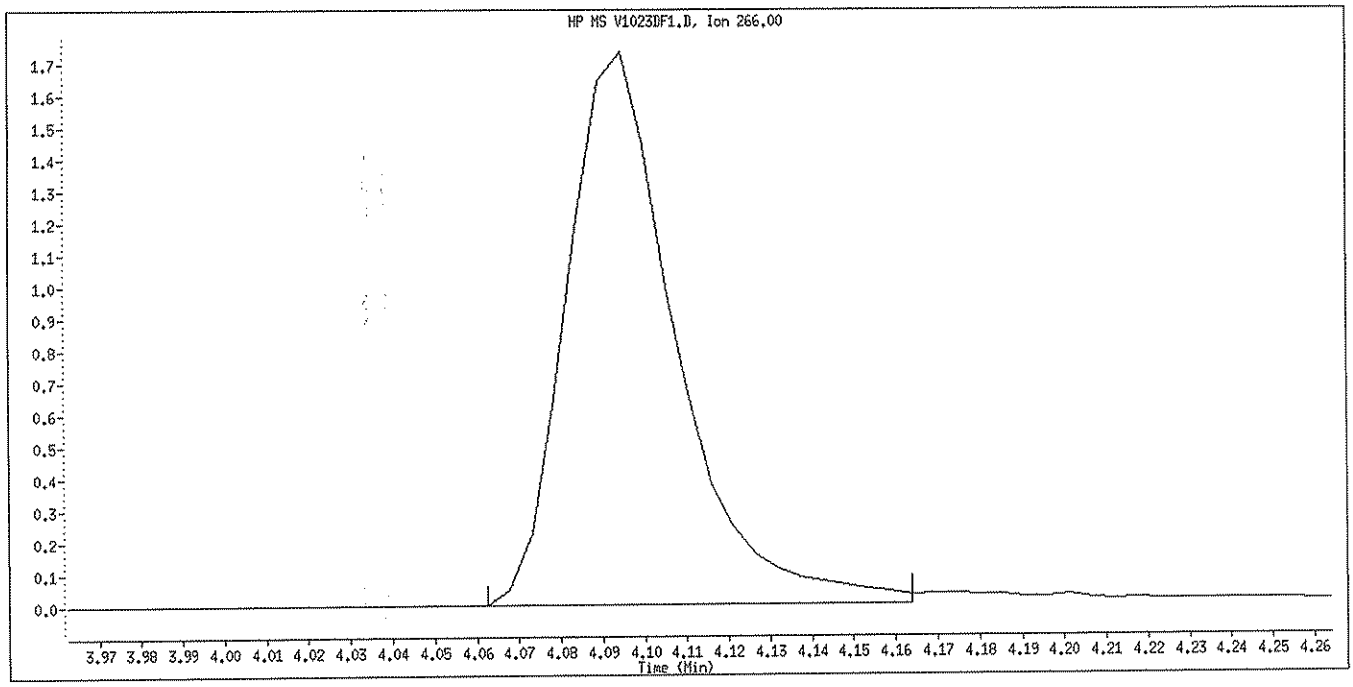

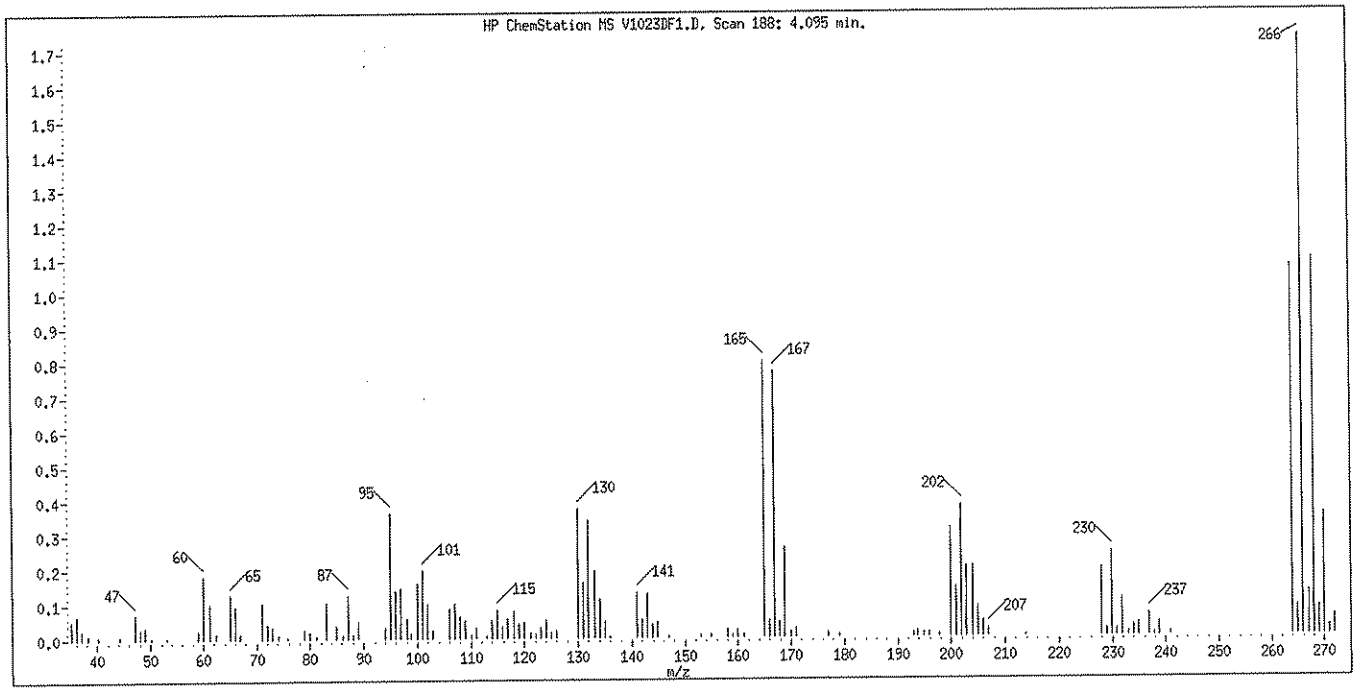

Tailing Factor = 1.36 Good
Acceptance Criteria 0 - 5
Tailing Factor = (T3 - T2) / (T2 - T1)
T1 = 4.071598 T2 = 4.094533 T3 = 4.125665

Data File: V1023DF1.D
Inj Date: 22-OCT-2008 23:48
Instrument ID: 731.i
Compound Name: Benzidine
Operator Name: 003200
Report Date: 10/23/2008

TAILING FACTOR

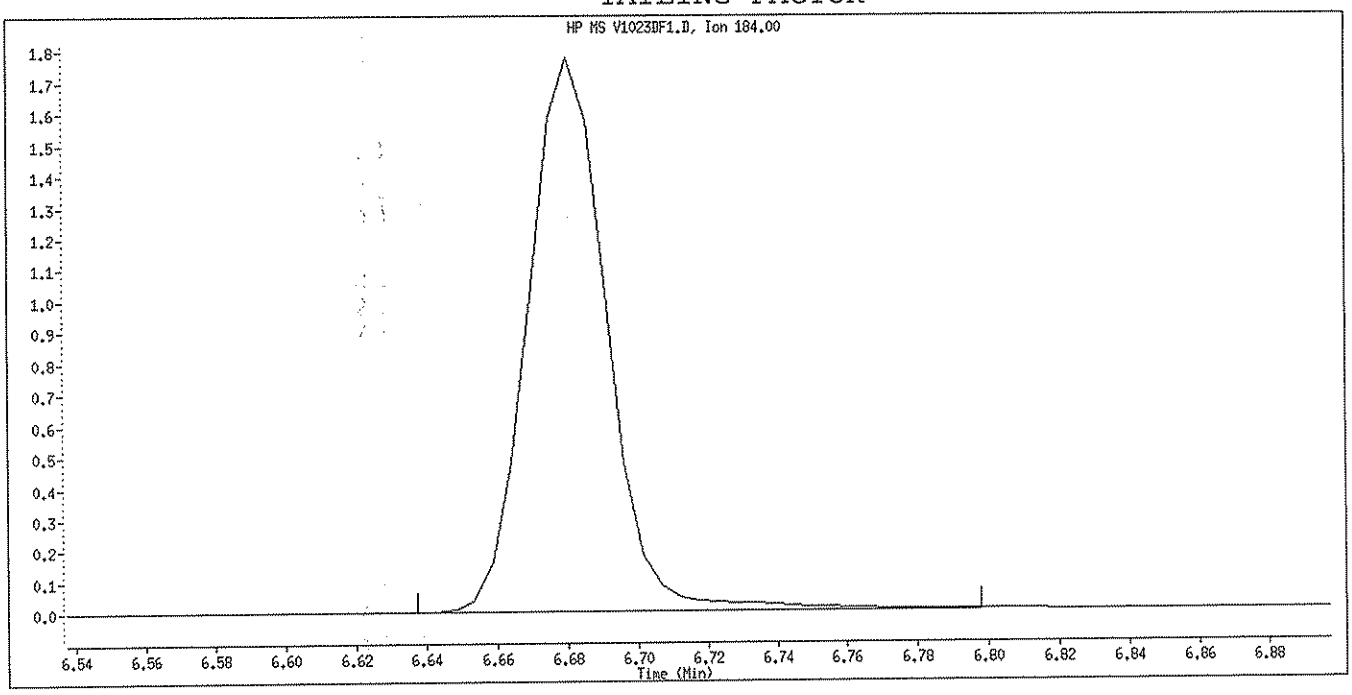

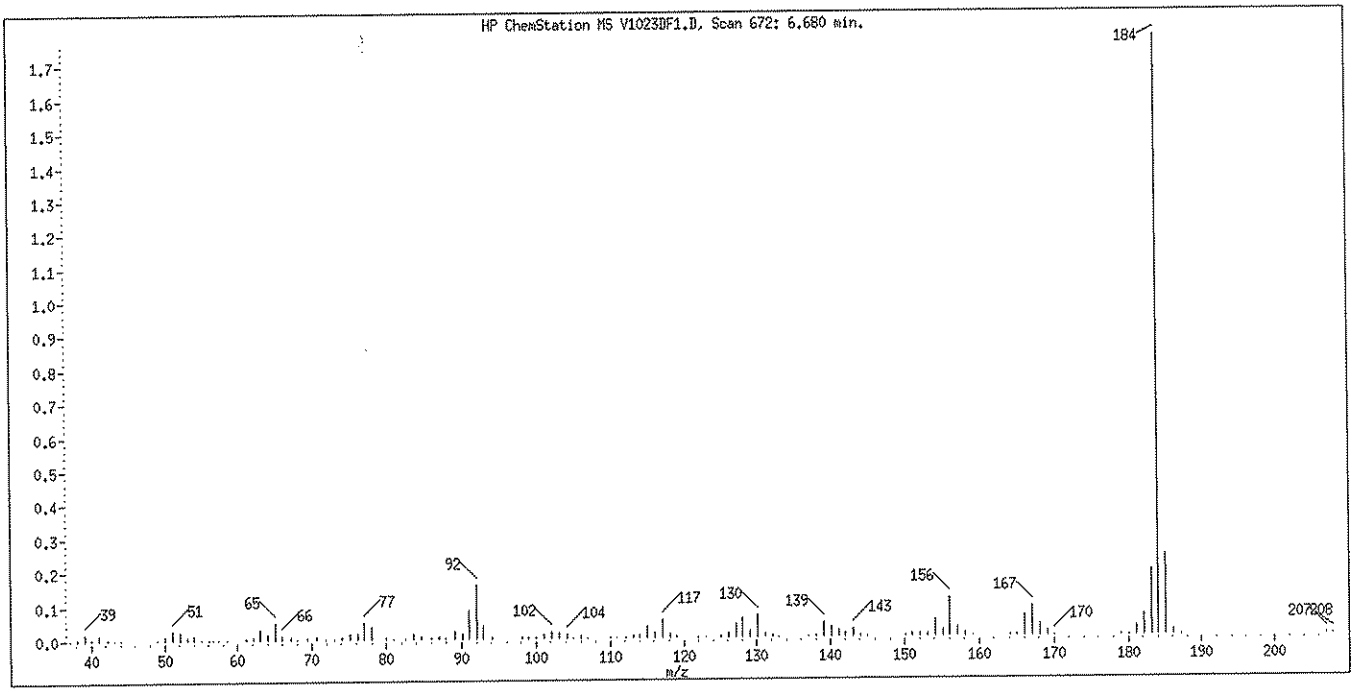

Tailing Factor = 1.02 Good
Acceptance Criteria 0 - 3
Tailing Factor = (T3 - T2) / (T2 - T1)
T1 = 6.658963 T2 = 6.680133 T3 = 6.701753

Data File: V1023DF1.D
Inj Date: 22-OCT-2008 23:48
Instrument ID: 731.i
Compound Name: 4,4'-DDT
Operator Name: 003200
Report Date: 10/23/2008

DEGRADATION REPORT

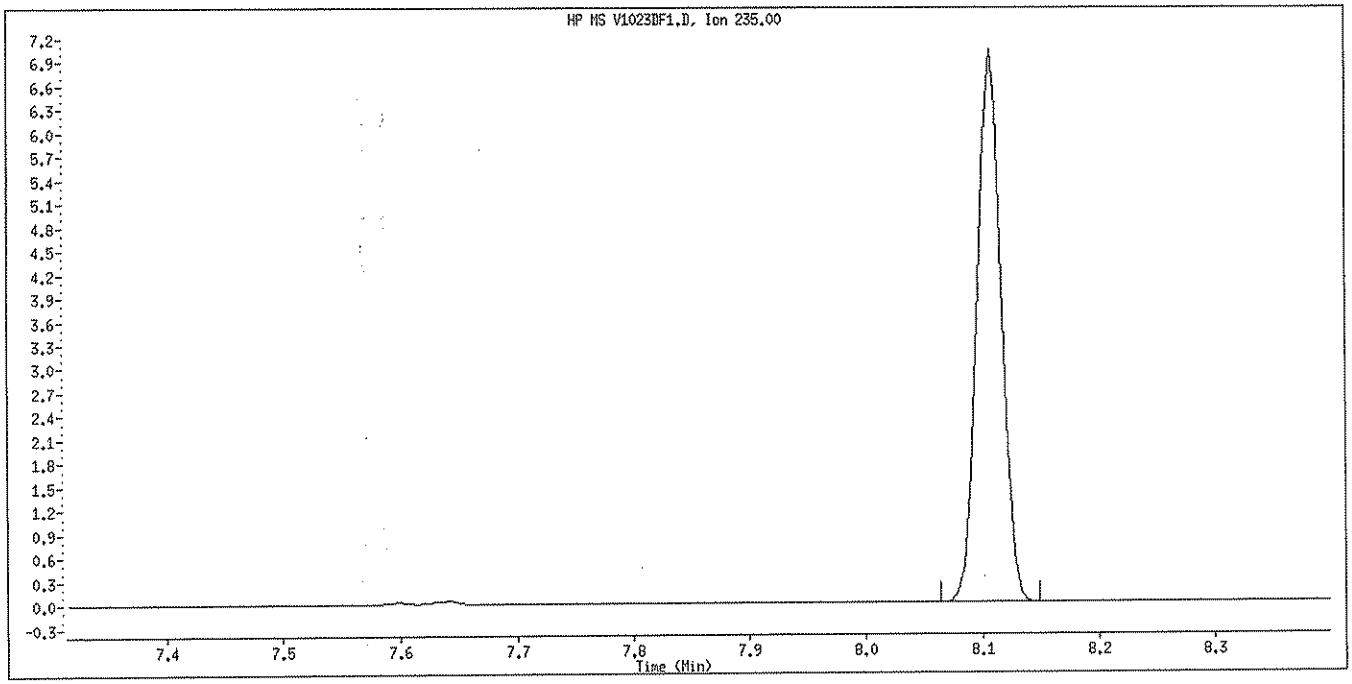

Degradation = 0.153% Good
Acceptance Criteria 0 - 20 %
DDT Area = 1025092
DDE Area = 1221
DDD Area = 354

Data File: \\PITSVR06\D\chem\731.i\V102608.b\V1026DF1.D

Date : 26-OCT-2008 22:47

Client ID: DFTPP

Instrument: 731.i

Sample Info: DFTPP (25ug/mL) bna0367-08

Operator: 003200

Column phase: db-5ms

Column diameter: 0.25

1 dftpp

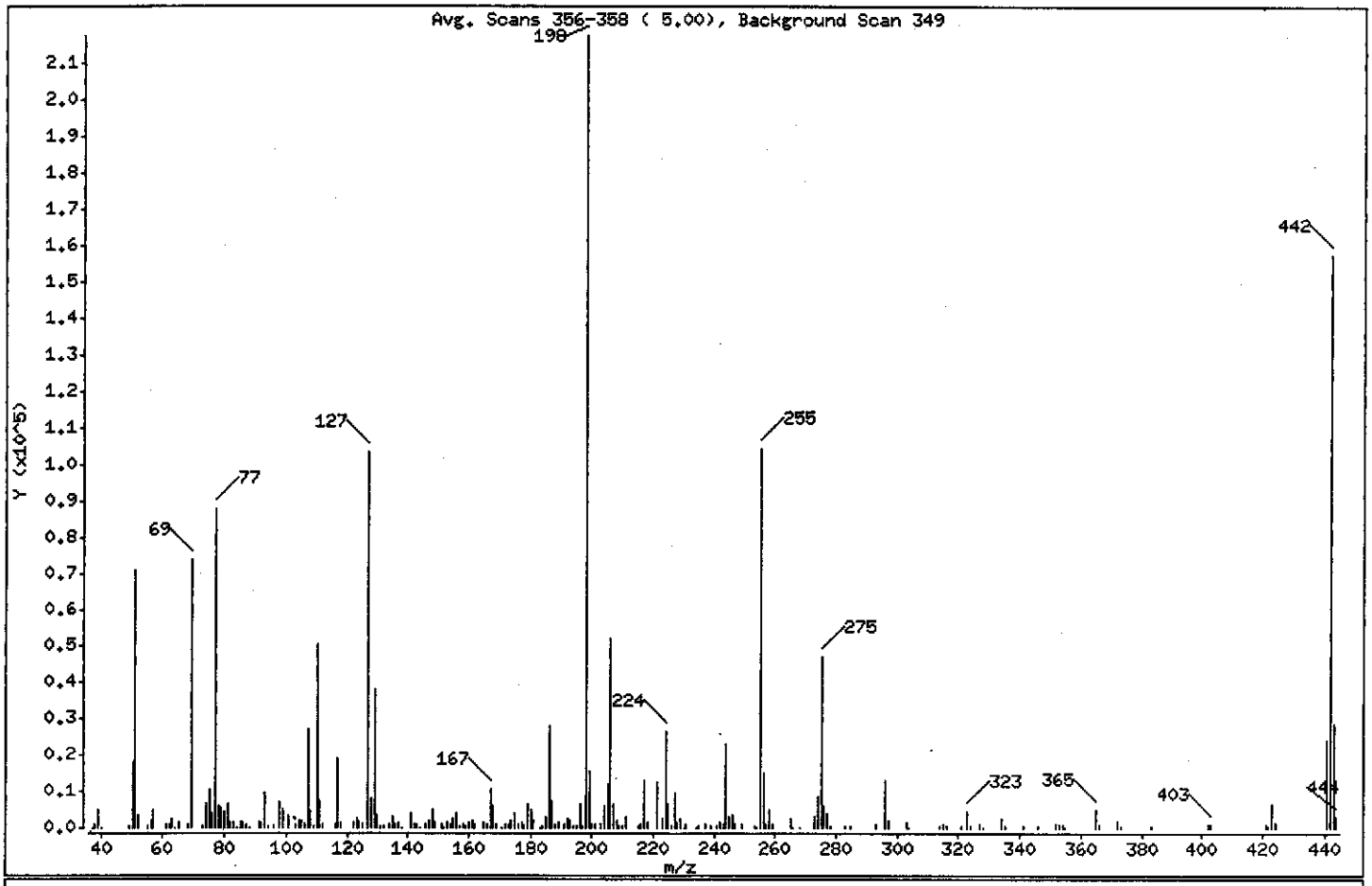

m/e	ION ABUNDANCE CRITERIA	% RELATIVE ABUNDANCE
198	Base Peak, 100% relative abundance	100.00
51	30.00 - 60.00% of mass 198	32.62
68	Less than 2.00% of mass 69	0.44 (1.28)
69	Mass 69 relative abundance	34.10
70	Less than 2.00% of mass 69	0.00 (0.00)
127	40.00 - 60.00% of mass 198	47.68
197	Less than 1.00% of mass 198	0.24
199	5.00 - 9.00% of mass 198	7.18
275	10.00 - 30.00% of mass 198	21.58
365	Greater than 1.00% of mass 198	2.36
441	Present, but less than mass 443	10.96
442	Greater than 40.00% of mass 198	72.30
443	17.00 - 23.00% of mass 442	13.18 (18.23)

Data File: \\PITSVR06\D\chem\731.i\V102608.b\V1026DF1.D

Date : 26-OCT-2008 22:47

Client ID: DFTPP

Instrument: 731.i

Sample Info: DFTPP (25ug/mL) bna0367-08

Operator: 003200

Column phase: db-5ms

Column diameter: 0.25

Data File: V1026DF1.D
Spectrum: Avg. Scans 356-358 (5.00), Background Scan 349
Location of Maximum: 198.00
Number of points: 213

m/z	Y	m/z	Y	m/z	Y	m/z	Y
37.00	213	118.00	1652	185.00	3221	256.00	15152
38.00	1005	122.00	1736	186.00	28216	257.00	1200
39.00	5182	123.00	2598	187.00	7654	258.00	5111
40.00	12	124.00	1368	188.00	1144	259.00	866
49.00	262	125.00	1169	189.00	1630	265.00	2433
50.00	17800	127.00	103792	191.00	759	266.00	246
51.00	71008	128.00	7782	192.00	2368	268.00	167
52.00	3510	129.00	38080	193.00	2238	273.00	3071
55.00	398	130.00	3745	194.00	584	274.00	8523
56.00	1953	131.00	712	195.00	382	275.00	46976
57.00	5024	132.00	258	196.00	6270	276.00	5831
61.00	822	134.00	1024	197.00	519	277.00	3918
62.00	906	135.00	2784	198.00	217664	278.00	321
63.00	2709	136.00	1135	199.00	15618	283.00	383
64.00	167	137.00	1424	200.00	1188	285.00	544
65.00	1724	138.00	223	201.00	1223	293.00	817
68.00	948	141.00	4183	203.00	1192	296.00	12987
69.00	74232	142.00	1078	204.00	6243	297.00	1863
73.00	567	143.00	867	205.00	11942	303.00	1523
74.00	6435	144.00	170	206.00	52240	304.00	195
75.00	10654	146.00	899	207.00	6737	314.00	442
76.00	3811	147.00	2189	208.00	1818	315.00	1214
77.00	87928	148.00	4899	209.00	500	316.00	317
78.00	5964	149.00	1286	210.00	639	321.00	433
79.00	5261	151.00	770	211.00	2758	323.00	4425
80.00	4342	152.00	219	215.00	559	324.00	550
81.00	6559	153.00	1284	216.00	970	327.00	933
82.00	1578	154.00	1216	217.00	12910	328.00	177
83.00	1478	155.00	2461	218.00	1600	334.00	2663
84.00	188	156.00	3891	221.00	12579	335.00	388
85.00	1364	157.00	679	223.00	2749	341.00	272
86.00	1323	158.00	1203	224.00	26344	346.00	738
87.00	814	159.00	257	225.00	6261	352.00	1205
88.00	237	160.00	1348	226.00	571	353.00	913
91.00	1410	161.00	1937	227.00	9380	354.00	1108

Data File: V1026DF1.D
Spectrum: Avg. Scans 356-358 (5.00), Background Scan 349
Location of Maximum: 198.00
Number of points: 213

m/z	Y	m/z	Y	m/z	Y	m/z	Y
92.00	1366	162.00	813	228.00	1578	355.00	167
93.00	9742	165.00	1690	229.00	2436	365.00	5140
94.00	652	166.00	1178	230.00	213	366.00	808
96.00	321	167.00	10658	231.00	1017	372.00	2052
98.00	6791	168.00	5893	234.00	235	373.00	574
99.00	4913	169.00	1050	235.00	571	383.00	439
101.00	3579	171.00	195	237.00	1082	402.00	798
103.00	996	172.00	1052	239.00	349	403.00	1241
104.00	2171	173.00	931	241.00	631	421.00	1191
105.00	1822	174.00	2075	242.00	1337	422.00	553
106.00	763	175.00	3989	243.00	1198	423.00	6521
107.00	26784	176.00	1051	244.00	22824	424.00	1484
108.00	4476	177.00	1442	245.00	2840	441.00	23864
109.00	257	178.00	693	246.00	3334	442.00	157376
110.00	50520	179.00	6354	247.00	851	443.00	28696
111.00	7341	180.00	5136	249.00	821	444.00	2941
112.00	1138	181.00	2169	253.00	641		
116.00	1220	183.00	180	254.00	205		
117.00	19000	184.00	515	255.00	104512		

Data File: \\PITSVR06\D\chem\731.i\V102608.b\V1026DF1.D

Date : 26-OCT-2008 22:47

Client ID: DFTPP

Sample Info: DFTPP (25ug/mL) bna0367-08

Column phase: db-5ms

Instrument: 731.i

Operator: 003200

Column diameter: 0.25

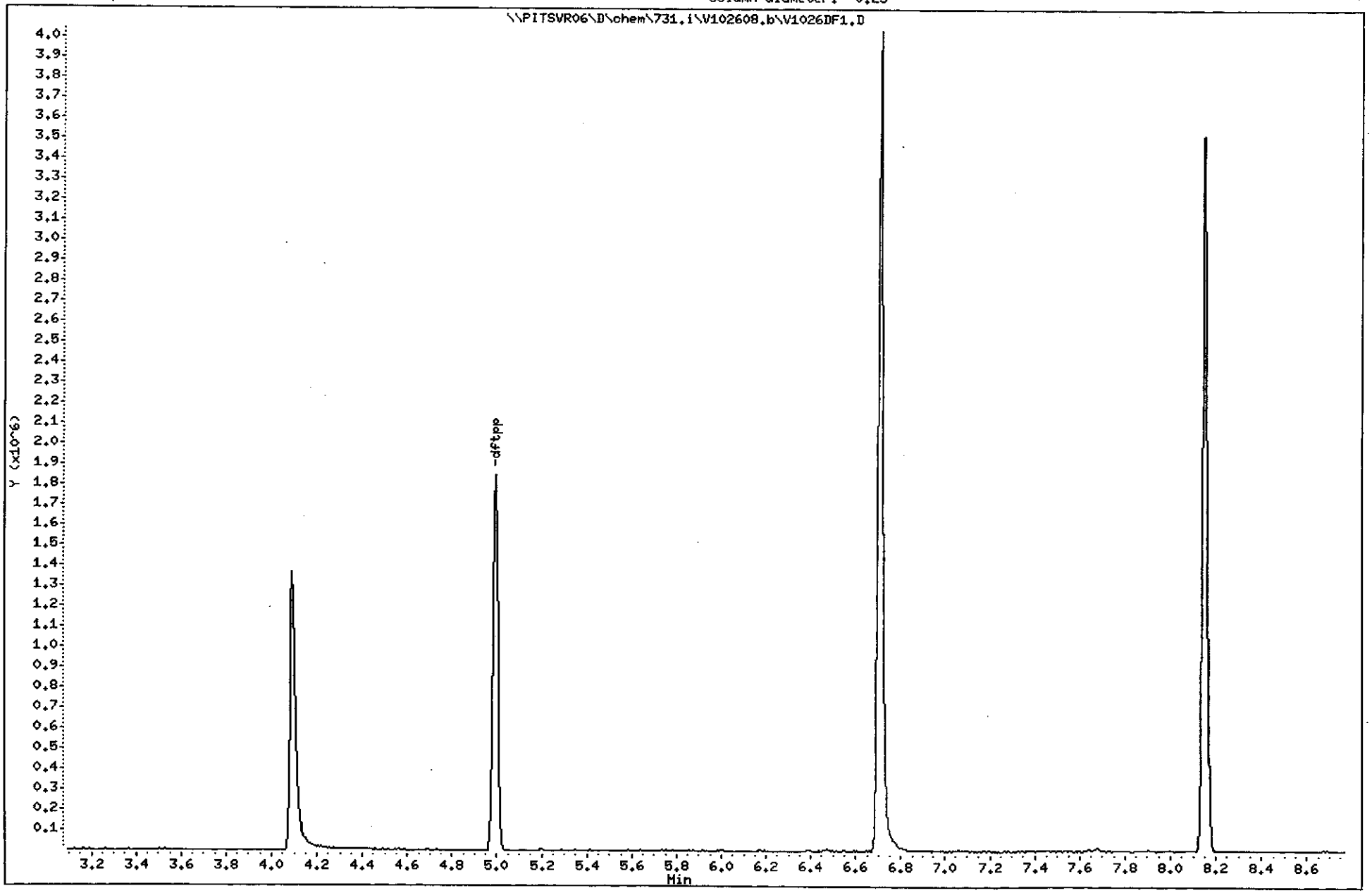

(2001 - 3460)
3365
C8J160331

Data File: V1026DF1.D
Inj Date: 26-OCT-2008 22:47
Instrument ID: 731.i
Compound Name: Pentachlorophenol
Operator Name: 003200
Report Date: 10/26/2008

TAILING FACTOR

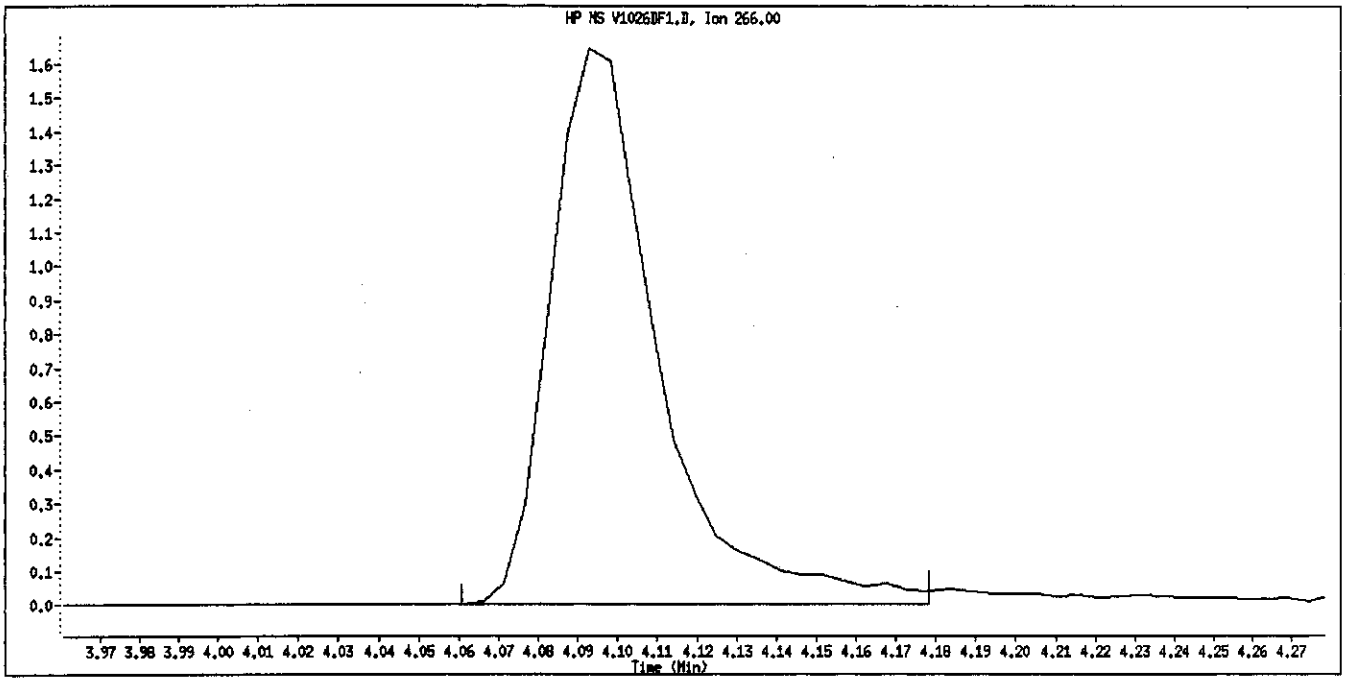

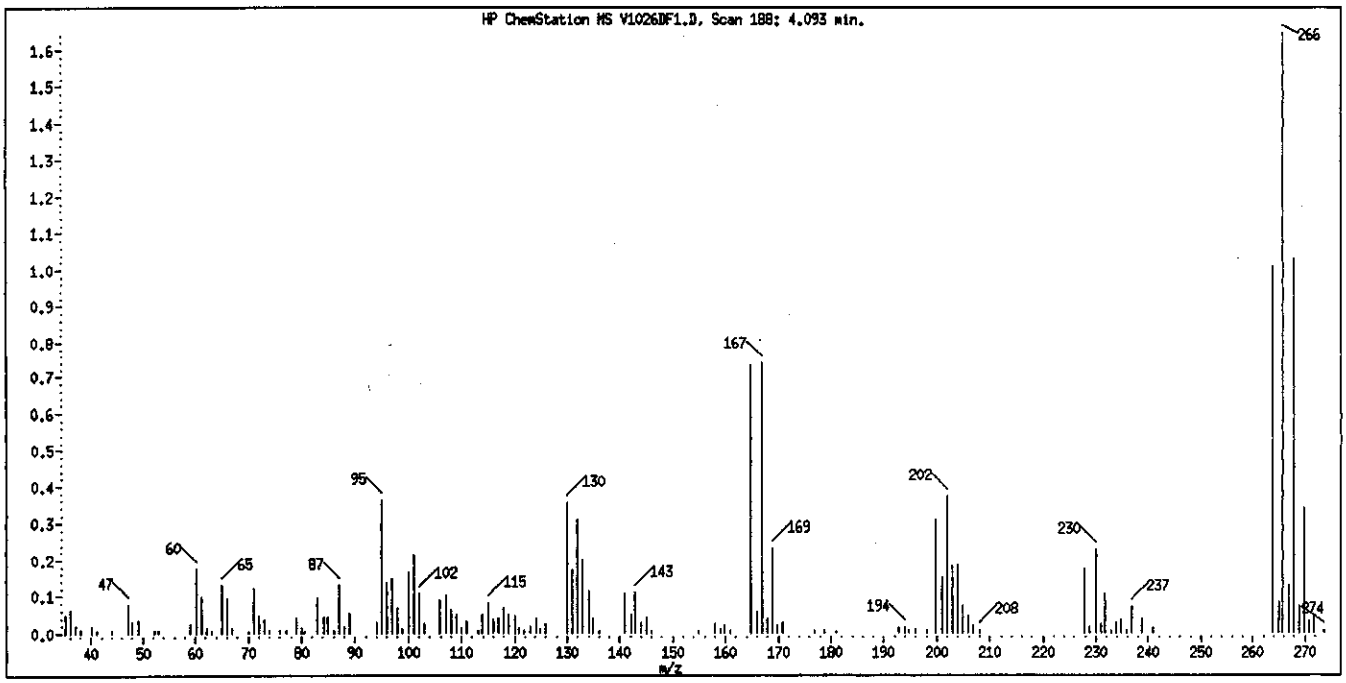

Tailing Factor = 1.93 Good
Acceptance Criteria 0 - 5
Tailing Factor = (T3 - T2) / (T2 - T1)
T1 = 4.073816 T2 = 4.092817 T3 = 4.129433

Data File: V1026DF1.D
Inj Date: 26-OCT-2008 22:47
Instrument ID: 731.i
Compound Name: Benzidine
Operator Name: 003200
Report Date: 10/26/2008

TAILING FACTOR

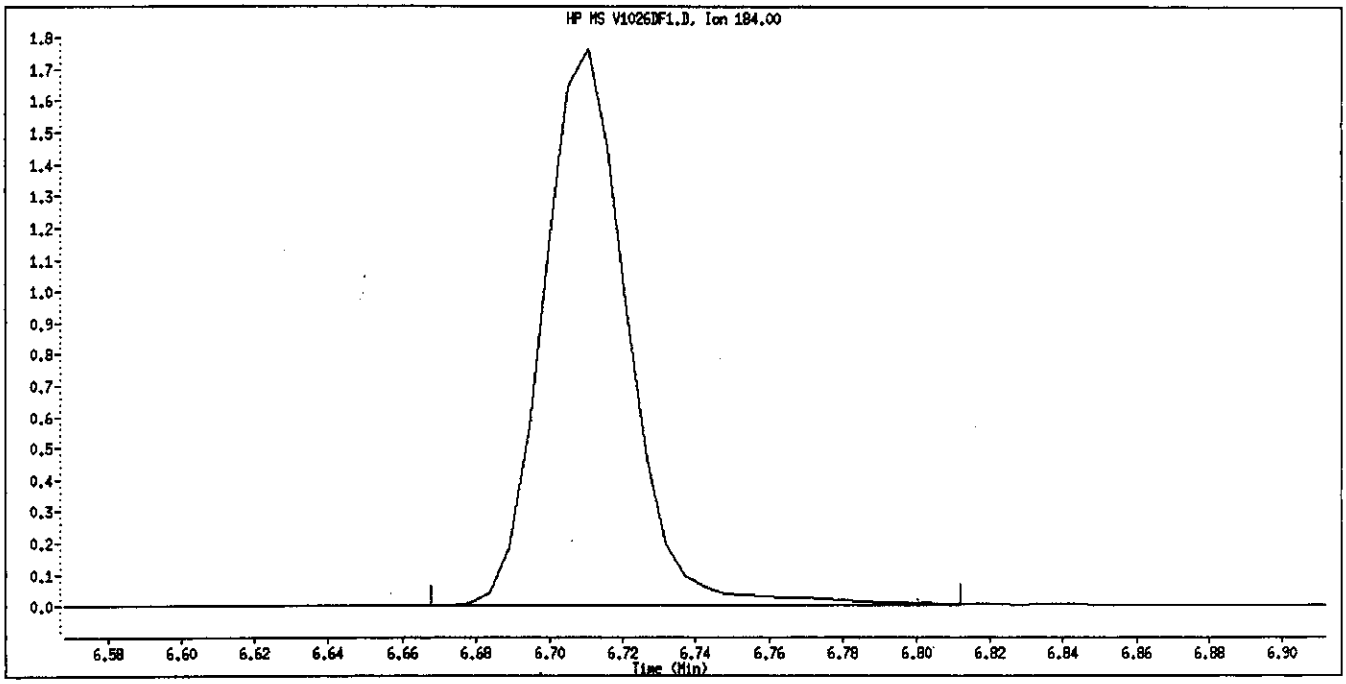

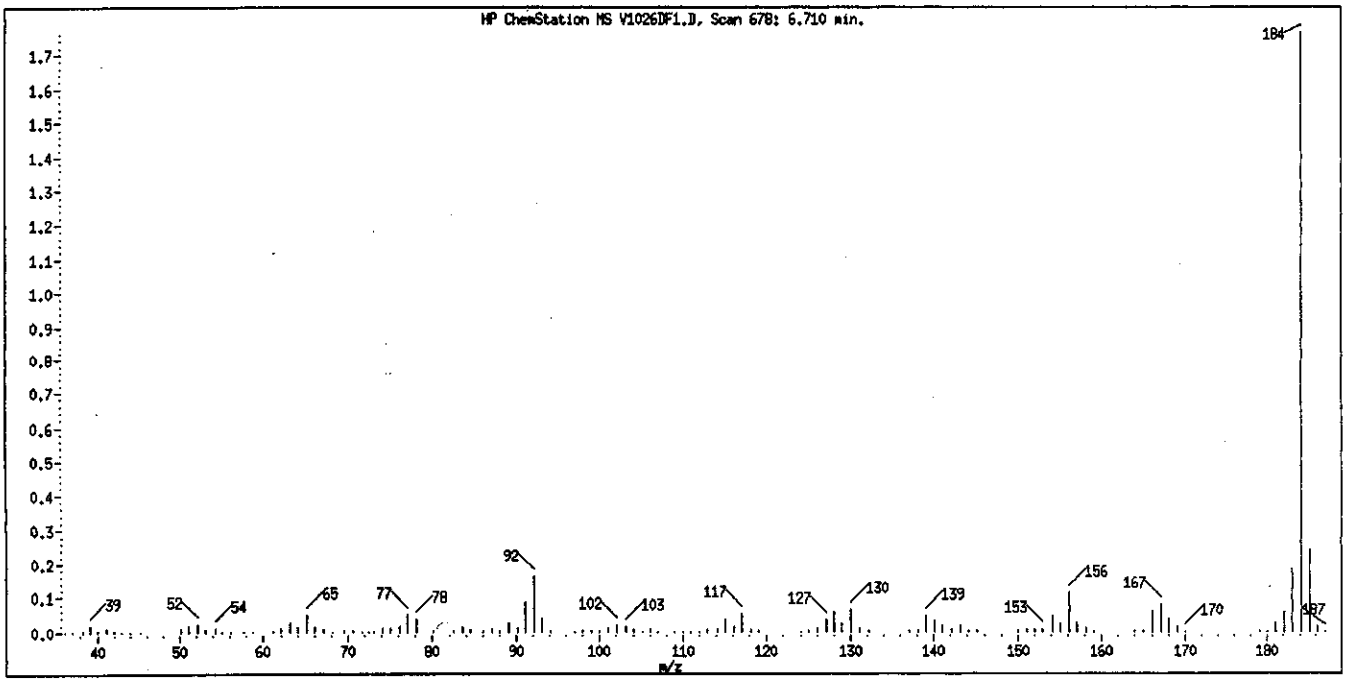

Tailing Factor = 1.03 Good
Acceptance Criteria 0 - 3
Tailing Factor = (T3 - T2) / (T2 - T1)
T1 = 6.688813 T2 = 6.710467 T3 = 6.73277

Data File: V1026DF1.D
Inj Date: 26-OCT-2008 22:47
Instrument ID: 731.i
Compound Name: 4,4'-DDT
Operator Name: 003200
Report Date: 10/26/2008

DEGRADATION REPORT

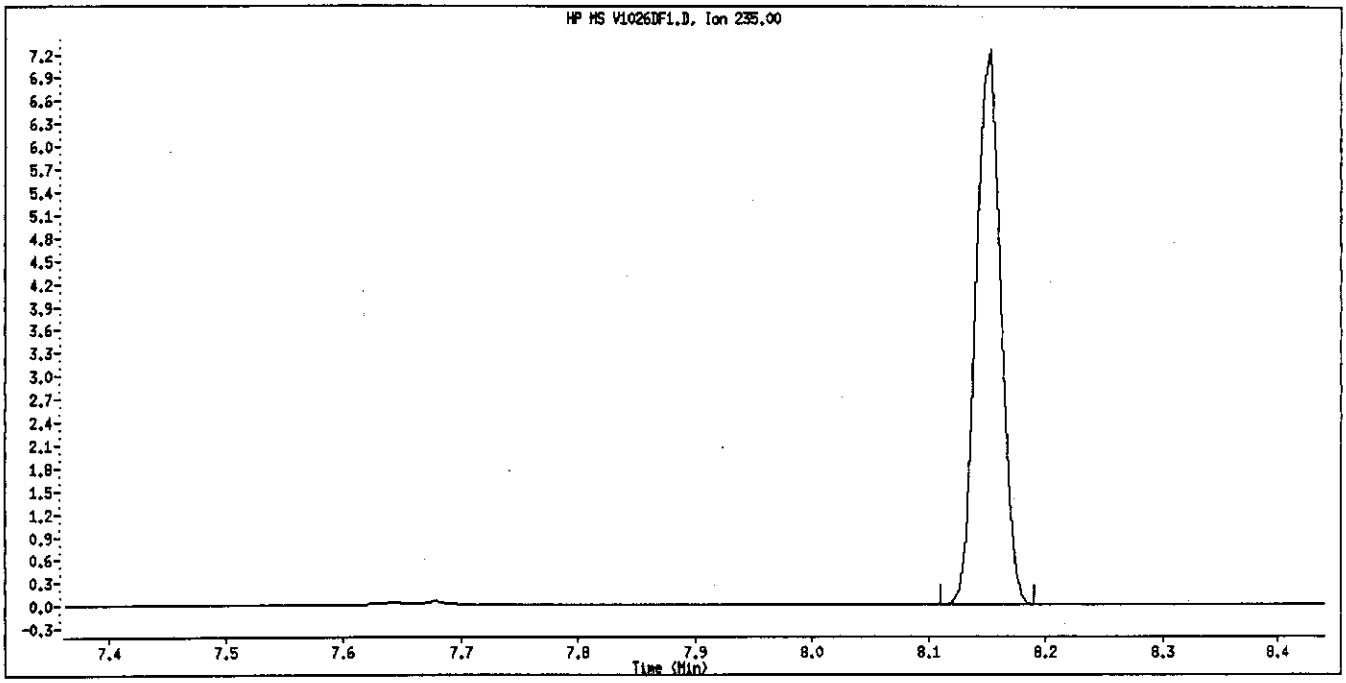

Degradation = 0.112% Good
Acceptance Criteria 0 - 20 %
DDT Area = 1061902
DDE Area = 983
DDD Area = 209

Data File: \\PITSVR06\D\chem\731.i\W102808.b\W1028DF1.D

Date : 27-OCT-2008 22:26

Client ID: DFTPP

Instrument: 731.i

Sample Info: DFTPP (25ug/mL) bna0367-08

Operator: 003200

Column phase: db-5ms

Column diameter: 0.25

1 dftpp

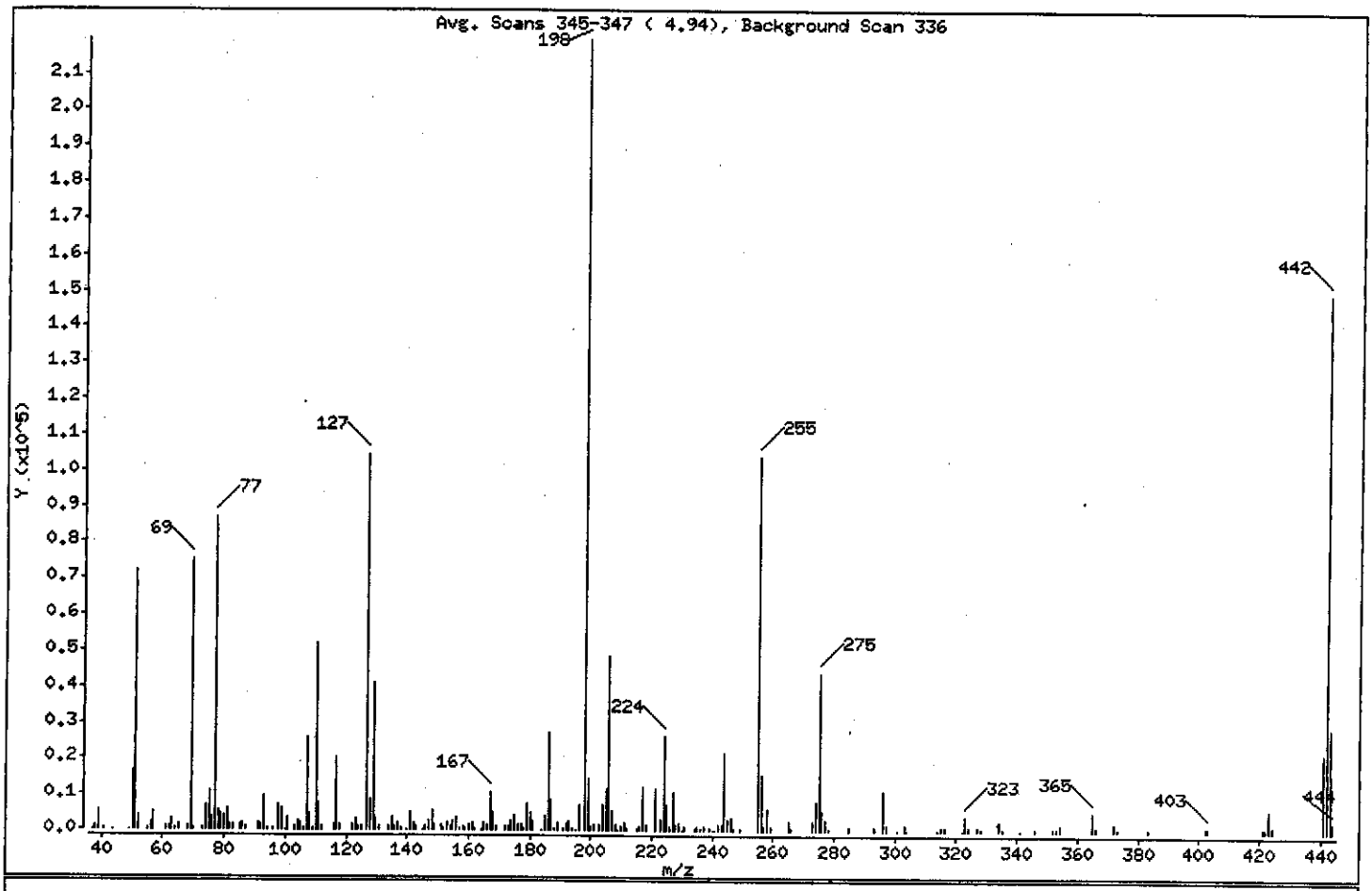

m/e	ION ABUNDANCE CRITERIA	% RELATIVE ABUNDANCE
198	Base Peak, 100% relative abundance	100.00
51	30.00 - 60.00% of mass 198	32.77
68	Less than 2.00% of mass 69	0.44 (1.29)
69	Mass 69 relative abundance	34.18
70	Less than 2.00% of mass 69	0.21 (0.60)
127	40.00 - 60.00% of mass 198	47.61
197	Less than 1.00% of mass 198	0.00
199	5.00 - 9.00% of mass 198	6.58
275	10.00 - 30.00% of mass 198	19.95
365	Greater than 1.00% of mass 198	2.30
441	Present, but less than mass 443	9.96
442	Greater than 40.00% of mass 198	68.16
443	17.00 - 23.00% of mass 442	13.03 (19.11)

Data File: \\PITSVR06\D\chem\731.i\V102808.b\V1028DF1.D

Date : 27-OCT-2008 22:26

Client ID: DFTPP

Instrument: 731.i

Sample Info: DFTPP (25ug/mL) bna0367-08

Operator: 003200

Column phase: db-5ms

Column diameter: 0.25

Data File: V1028DF1.D
Spectrum: Avg. Scans 345-347 (4.94), Background Scan 336
Location of Maximum: 198.00
Number of points: 211

m/z	Y	m/z	Y	m/z	Y	m/z	Y
37.00	180	116.00	1411	181.00	2378	247.00	652
38.00	990	117.00	20064	184.00	229	249.00	491
39.00	5385	118.00	1372	185.00	3940	255.00	103952
41.00	544	122.00	1565	186.00	27160	256.00	15548
44.00	109	123.00	2827	187.00	8413	257.00	1185
49.00	241	124.00	1117	188.00	744	258.00	5985
50.00	16512	125.00	1206	189.00	1947	259.00	837
51.00	71864	127.00	104424	191.00	752	265.00	2353
52.00	4001	128.00	8785	192.00	2112	266.00	421
55.00	553	129.00	40616	193.00	2575	273.00	2758
56.00	2174	130.00	3186	194.00	494	274.00	8276
57.00	5091	131.00	763	195.00	197	275.00	43752
61.00	773	134.00	1137	196.00	6931	276.00	5513
62.00	962	135.00	3523	198.00	219328	277.00	3072
63.00	2776	136.00	1253	199.00	14441	278.00	692
64.00	342	137.00	1946	200.00	965	285.00	819
65.00	1615	138.00	447	201.00	1389	293.00	930
68.00	968	140.00	187	203.00	1559	296.00	11051
69.00	74976	141.00	4791	204.00	7298	297.00	1606
70.00	451	142.00	1833	205.00	11495	301.00	185
73.00	651	143.00	1058	206.00	48424	303.00	1307
74.00	7004	145.00	170	207.00	5736	304.00	170
75.00	11188	146.00	852	208.00	1614	314.00	190
76.00	3694	147.00	2339	209.00	180	315.00	1126
77.00	86888	148.00	5414	210.00	943	316.00	894
78.00	5572	149.00	1542	211.00	1795	322.00	172
79.00	4765	151.00	1264	212.00	452	323.00	3947
80.00	4027	152.00	611	215.00	504	324.00	1011
81.00	5845	153.00	1851	216.00	933	327.00	838
82.00	1439	154.00	1044	217.00	11872	328.00	380
83.00	1508	155.00	2663	218.00	1527	334.00	2307
85.00	1463	156.00	3732	221.00	11791	335.00	389
86.00	1940	157.00	612	223.00	2942	341.00	206
87.00	879	158.00	870	224.00	26200	346.00	587
91.00	1793	159.00	702	225.00	7134	352.00	682

Data File: \\PITSVR06\D\chem\731.i\V102808.b\V1028DF1.D

Date : 27-OCT-2008 22:26

Client ID: DFTPP

Instrument: 731.i

Sample Info: DFTPP (25ug/mL) bna0367-08

Operator: 003200

Column phase: db-5ms

Column diameter: 0.25

Data File: V1028DF1.D
Spectrum: Avg. Scans 345-347 (4.94), Background Scan 336
Location of Maximum: 198.00
Number of points: 211

m/z	Y	m/z	Y	m/z	Y	m/z	Y
92.00	1391	160.00	1556	226.00	936	353.00	285
93.00	9625	161.00	2176	227.00	10459	354.00	1280
94.00	698	162.00	535	228.00	1541	365.00	5047
96.00	553	164.00	211	229.00	2191	366.00	868
98.00	6997	165.00	1836	230.00	185	372.00	1941
99.00	5950	166.00	1663	231.00	833	373.00	394
100.00	229	167.00	10801	234.00	638	383.00	447
101.00	3511	168.00	5267	235.00	934	402.00	934
103.00	1183	169.00	978	236.00	661	403.00	1220
104.00	2293	172.00	771	237.00	1197	421.00	1023
105.00	2189	173.00	1193	239.00	393	422.00	977
106.00	637	174.00	2279	240.00	183	423.00	6123
107.00	25896	175.00	4017	241.00	198	424.00	1655
108.00	4525	176.00	1393	242.00	1679	441.00	21848
109.00	299	177.00	1724	243.00	1545	442.00	149504
110.00	52032	178.00	434	244.00	21440	443.00	28576
111.00	7534	179.00	7426	245.00	3214	444.00	2406
112.00	1104	180.00	4821	246.00	3452		

Data File: \\PITSVR06\D\chem\731.i\V102808.b\V1028DF1.D
Date : 27-OCT-2008 22:26
Client ID: DFTPP
Sample Info: DFTPP (25ug/mL) bna0367-08

Instrument: 731.i

Operator: 003200
Column diameter: 0.25

Column phase: db-5ms

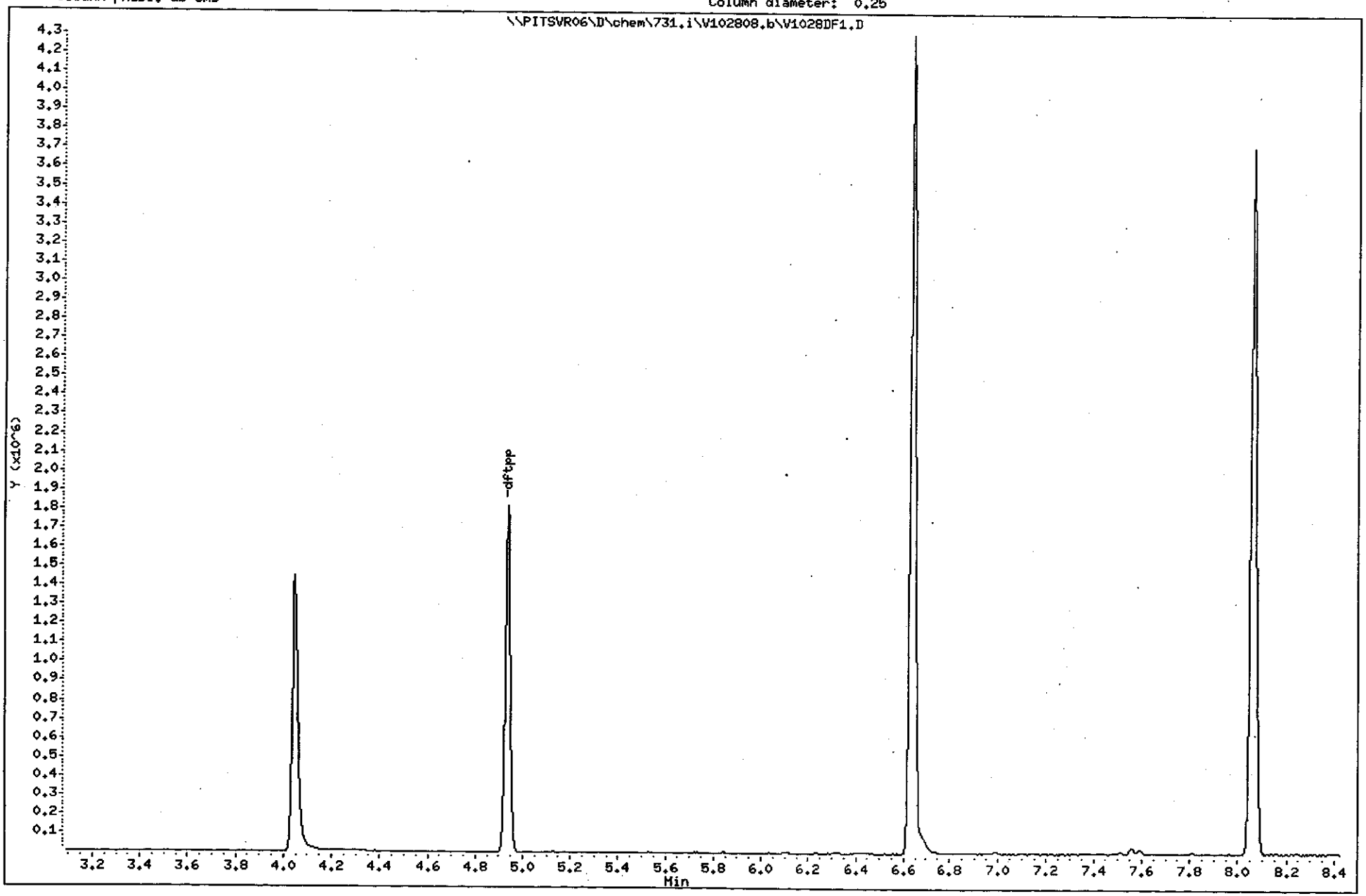

(2001 - 3460)
3372
C8J160331

Data File: V1028DF1.D
Inj Date: 27-OCT-2008 22:26
Instrument ID: 731.i
Compound Name: Pentachlorophenol
Operator Name: 003200
Report Date: 10/27/2008

TAILING FACTOR

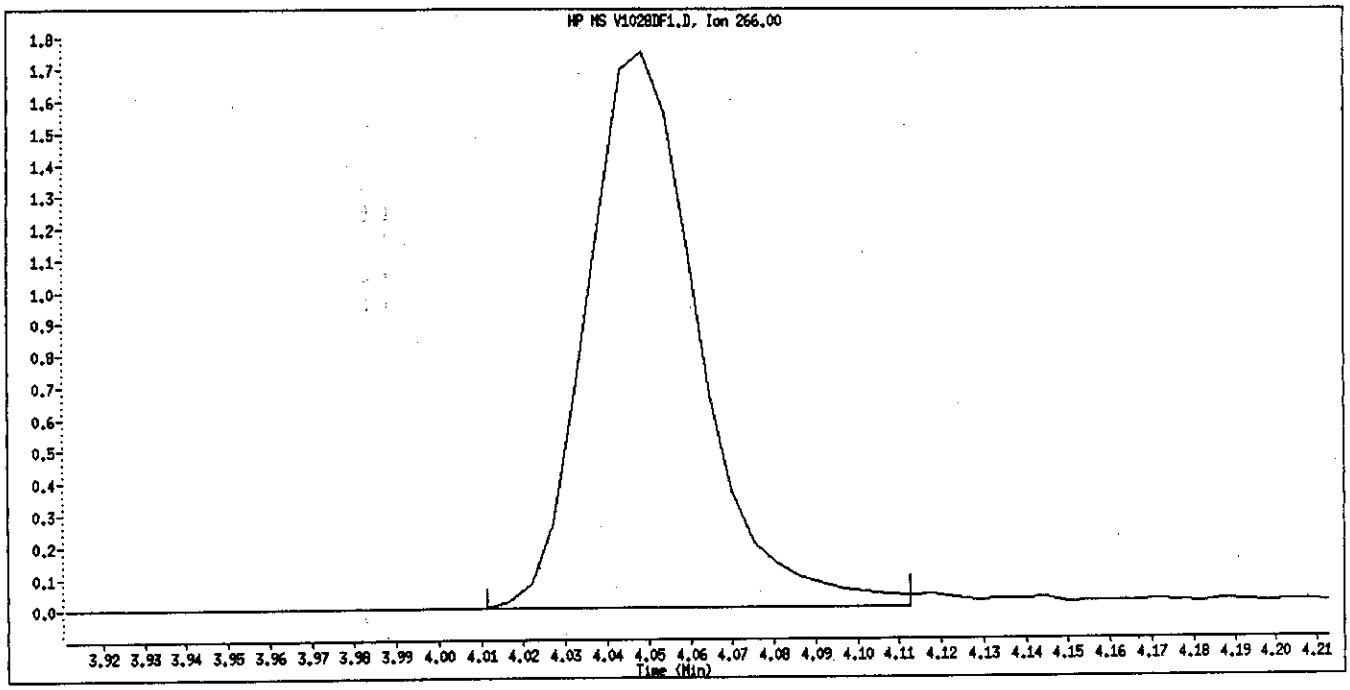

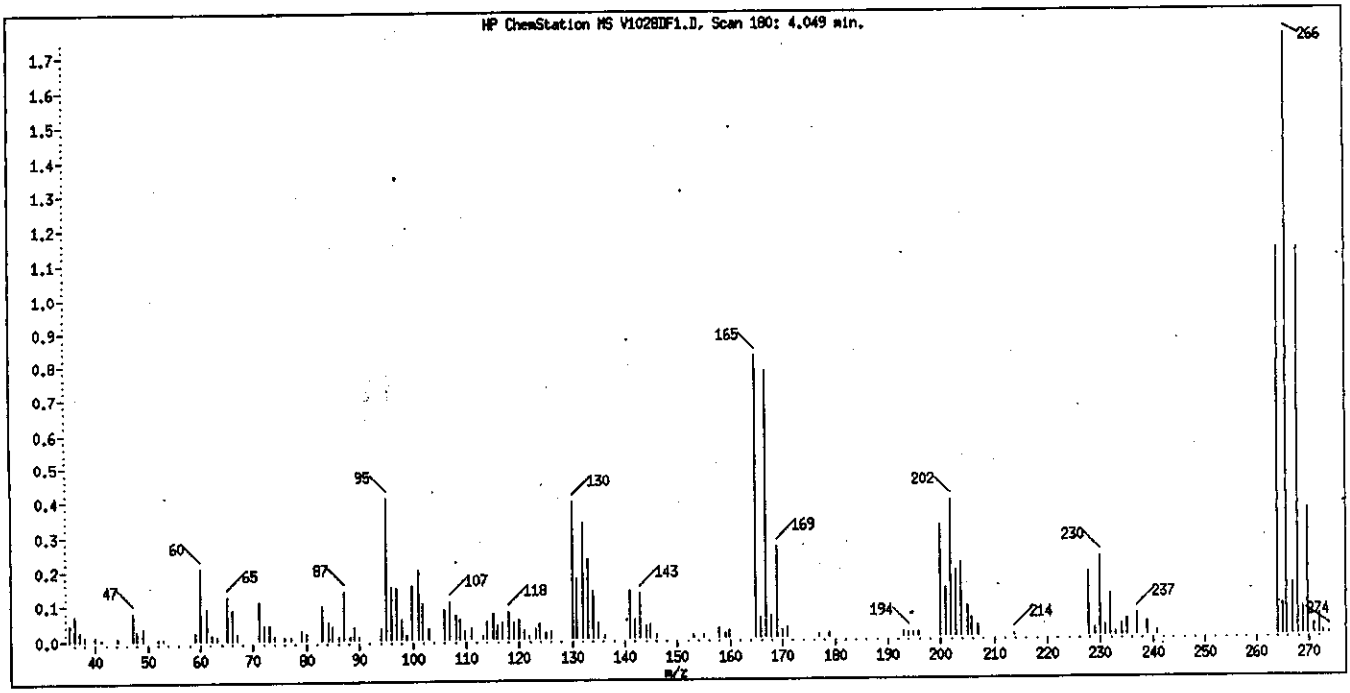

Tailing Factor = 1.21 Good
Acceptance Criteria 0 - 5
Tailing Factor = (T3 - T2) / (T2 - T1)
T1 = 4.024642 T2 = 4.048617 T3 = 4.077623

Data File: V1028DF1.D
Inj Date: 27-OCT-2008 22:26
Instrument ID: 731.i
Compound Name: Benzidine
Operator Name: 003200
Report Date: 10/27/2008

TAILING FACTOR

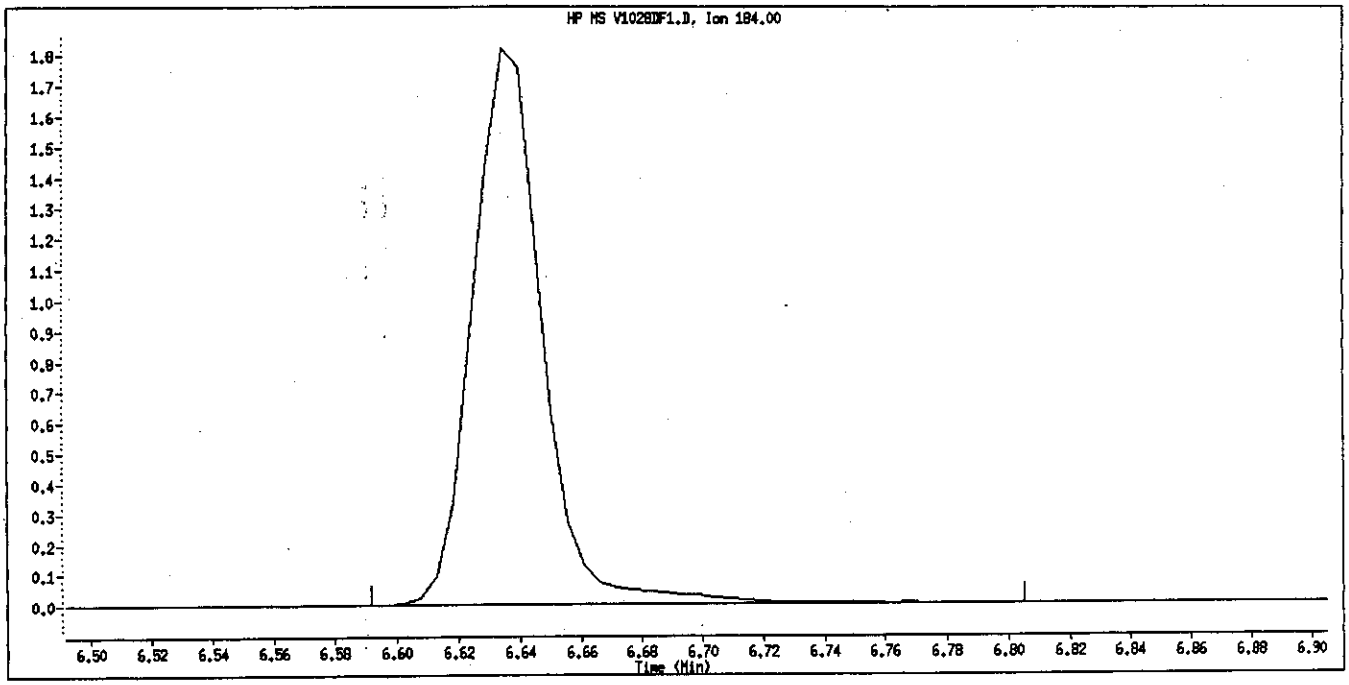

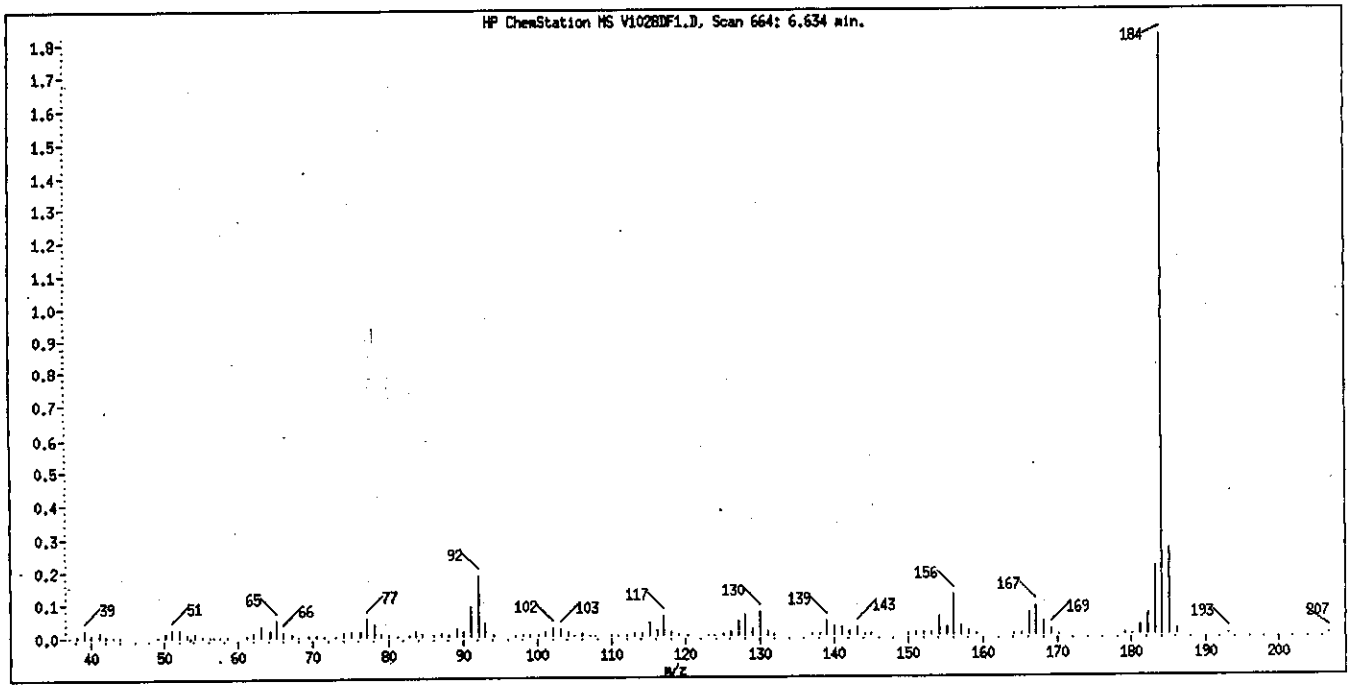

Tailing Factor = 1.28 Good
Acceptance Criteria 0 - 3
Tailing Factor = (T3 - T2) / (T2 - T1)
T1 = 6.614803 T2 = 6.6342 T3 = 6.658936

Data File: V1028DF1.D
Inj Date: 27-OCT-2008 22:26
Instrument ID: 731.i
Compound Name: 4,4'-DDT
Operator Name: 003200
Report Date: 10/27/2008

DEGRADATION REPORT

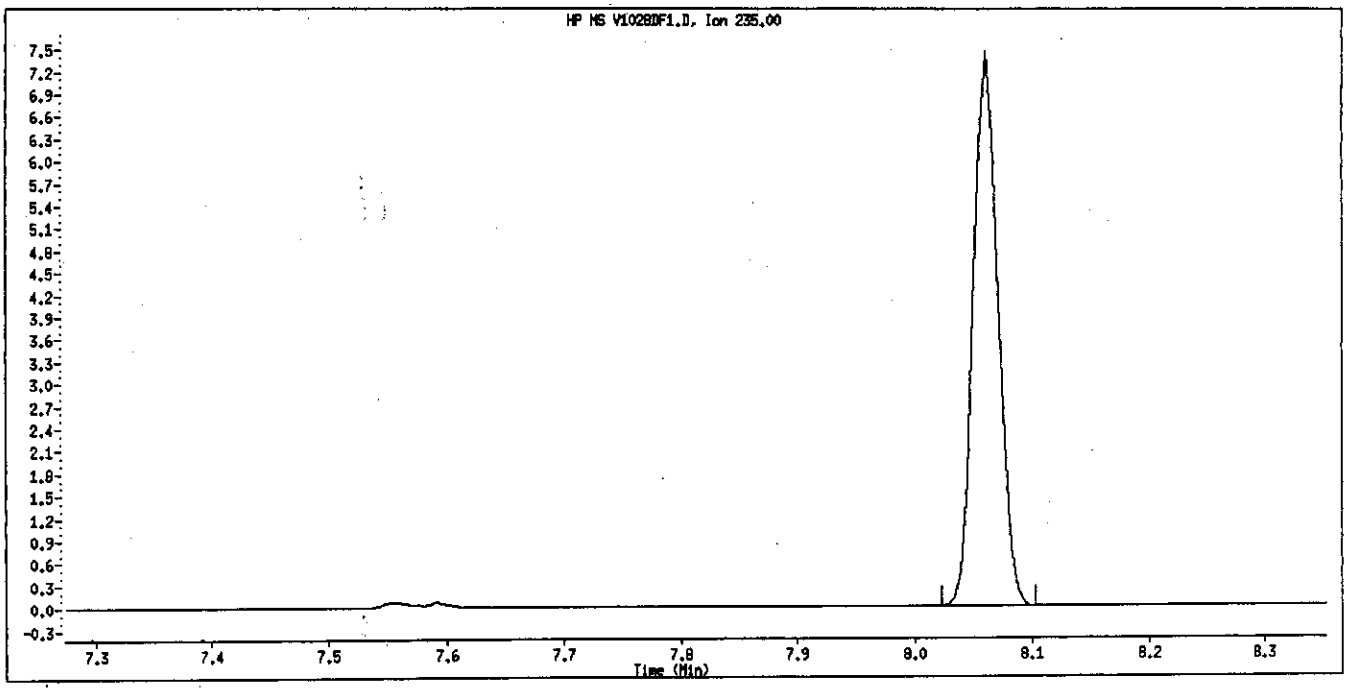

Degradation = 50% Fail
Acceptance Criteria 0 - 20 %
DDT Area = 1084629
DDE Area = 1486
DDD Area = 1084629

Data File: \\PITSVR06\D\chem\731.i\V102908.b\V1029DF1.D

Date : 29-OCT-2008 00:49

Client ID: DFTPP

Instrument: 731.i

Sample Info: DFTPP (25ug/mL) bna0367-08

Operator: 003200

Column phase: db-5ms

Column diameter: 0.25

1 dftpp

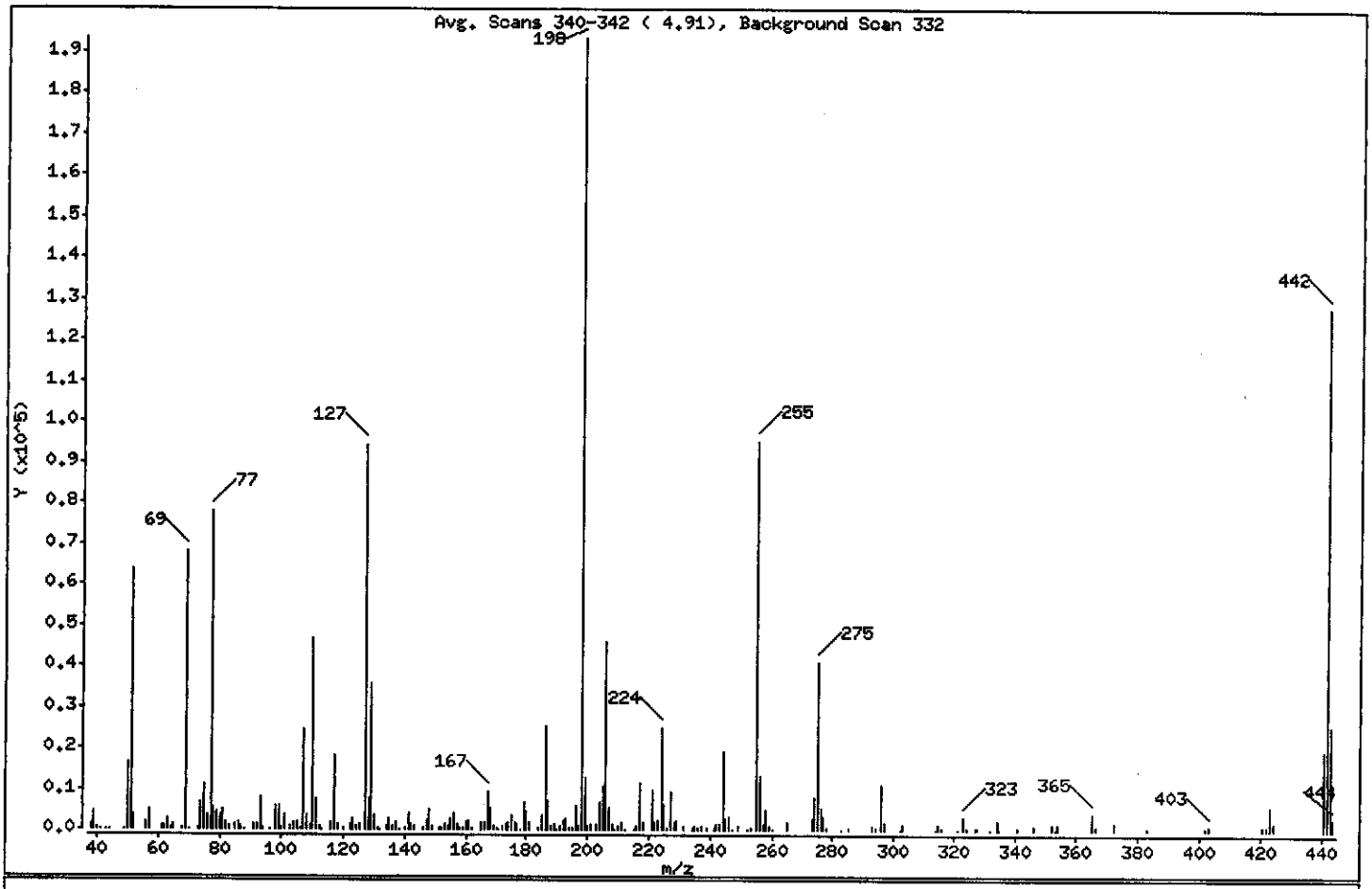

m/e	ION ABUNDANCE CRITERIA	% RELATIVE ABUNDANCE
198	Base Peak, 100% relative abundance	100.00
51	30.00 - 60.00% of mass 198	32.91
68	Less than 2.00% of mass 69	0.32 (0.90)
69	Mass 69 relative abundance	35.28
70	Less than 2.00% of mass 69	0.11 (0.31)
127	40.00 - 60.00% of mass 198	48.67
197	Less than 1.00% of mass 198	0.43
199	5.00 - 9.00% of mass 198	6.68
275	10.00 - 30.00% of mass 198	21.10
365	Greater than 1.00% of mass 198	2.12
441	Present, but less than mass 443	10.10
442	Greater than 40.00% of mass 198	66.15
443	17.00 - 23.00% of mass 442	13.05 (19.72)

Data File: \\PITSVR06\D\chem\731.i\V102908.b\V1029DF1.D

Date : 29-OCT-2008 00:49

Client ID: DFTPP

Instrument: 731.i

Sample Info: DFTPP (25ug/mL) bna0367-08

Operator: 003200

Column phase: db-5ms

Column diameter: 0.25

Data File: V1029DF1.D

Spectrum: Avg. Scans 340-342 (4.91), Background Scan 332

Location of Maximum: 198.00

Number of points: 219

m/z	Y	m/z	Y	m/z	Y	m/z	Y
38.00	1124	116.00	1705	181.00	1922	249.00	794
39.00	4450	117.00	18240	184.00	399	252.00	208
40.00	543	118.00	1298	185.00	3511	253.00	421
41.00	174	120.00	446	186.00	25280	255.00	95216
43.00	170	122.00	1489	187.00	7029	256.00	13550
44.00	102	123.00	2617	188.00	1007	257.00	1436
49.00	217	124.00	1097	189.00	1372	258.00	5054
50.00	16512	125.00	1279	190.00	178	259.00	862
51.00	63680	127.00	94168	191.00	895	260.00	175
52.00	3366	128.00	7524	192.00	2244	265.00	1734
56.00	1590	129.00	35664	193.00	2551	273.00	2882
57.00	4698	130.00	3677	194.00	225	274.00	7980
61.00	892	131.00	517	195.00	269	275.00	40824
62.00	1076	132.00	200	196.00	5565	276.00	5543
63.00	2730	134.00	1071	197.00	830	277.00	3229
64.00	368	135.00	2576	198.00	193472	278.00	666
65.00	1426	136.00	1097	199.00	12920	283.00	174
68.00	616	137.00	1593	200.00	937	285.00	661
69.00	68264	138.00	192	201.00	1327	293.00	927
70.00	209	140.00	243	203.00	1148	294.00	342
73.00	406	141.00	4210	204.00	6693	296.00	11133
74.00	6516	142.00	1496	205.00	10788	297.00	1856
75.00	10979	143.00	942	206.00	45744	302.00	178
76.00	3761	146.00	539	207.00	5473	303.00	1369
77.00	77840	147.00	2287	208.00	1520	314.00	173
78.00	5516	148.00	4994	209.00	215	315.00	1377
79.00	4446	149.00	1109	210.00	674	316.00	408
80.00	3381	151.00	646	211.00	1753	321.00	193
81.00	4743	152.00	285	212.00	202	323.00	3185
82.00	1577	153.00	1170	215.00	182	324.00	416
83.00	1019	154.00	1037	216.00	937	327.00	265
85.00	1242	155.00	2795	217.00	11417	328.00	371
86.00	1720	156.00	3962	218.00	1575	332.00	208
87.00	798	157.00	1279	221.00	9874	334.00	2016
88.00	188	158.00	598	222.00	1563	335.00	210

Data File: \\PITSVR06\D\chem\731.i\V102908.b\V1029DF1.D

Date : 29-OCT-2008 00:49

Client ID: DFTPP

Instrument: 731.i

Sample Info: DFTPP (25ug/mL) bna0367-08

Operator: 003200

Column phase: db-5ms

Column diameter: 0.25

Data File: V1029DF1.D
Spectrum: Avg. Scans 340-342 (4.91), Background Scan 332
Location of Maximum: 198.00
Number of points: 219

m/z	Y	m/z	Y	m/z	Y	m/z	Y
91.00	1468	159.00	631	223.00	2331	341.00	387
92.00	1416	160.00	1667	224.00	24992	346.00	815
93.00	8080	161.00	2331	225.00	6263	352.00	1124
94.00	442	162.00	564	226.00	467	353.00	198
96.00	181	165.00	1634	227.00	9297	354.00	1162
98.00	5712	166.00	1674	228.00	1724	365.00	4095
99.00	5724	167.00	9241	229.00	2221	366.00	779
100.00	349	168.00	5400	231.00	773	372.00	1746
101.00	3389	169.00	703	234.00	567	383.00	282
103.00	728	170.00	240	235.00	689	402.00	450
104.00	1896	171.00	211	236.00	580	403.00	708
105.00	1723	172.00	857	237.00	942	421.00	951
106.00	385	173.00	1422	239.00	430	422.00	789
107.00	24320	174.00	1944	241.00	263	423.00	5868
108.00	3752	175.00	3510	242.00	1371	424.00	1662
109.00	676	176.00	1739	243.00	1303	441.00	19536
110.00	46480	177.00	1340	244.00	19208	442.00	127976
111.00	7760	178.00	193	245.00	2766	443.00	25240
112.00	872	179.00	6689	246.00	3247	444.00	2561
113.00	186	180.00	4277	247.00	190		

Data File: \\PITSVR06\D\chem\731.i\V102908.b\V1029DF1.D
Date : 29-OCT-2008 00:49
Client ID: DFTPP
Sample Info: DFTPP (25ug/mL) bna0367-08

Instrument: 731.i
Operator: 003200
Column diameter: 0.25

Column phase: db-5ms

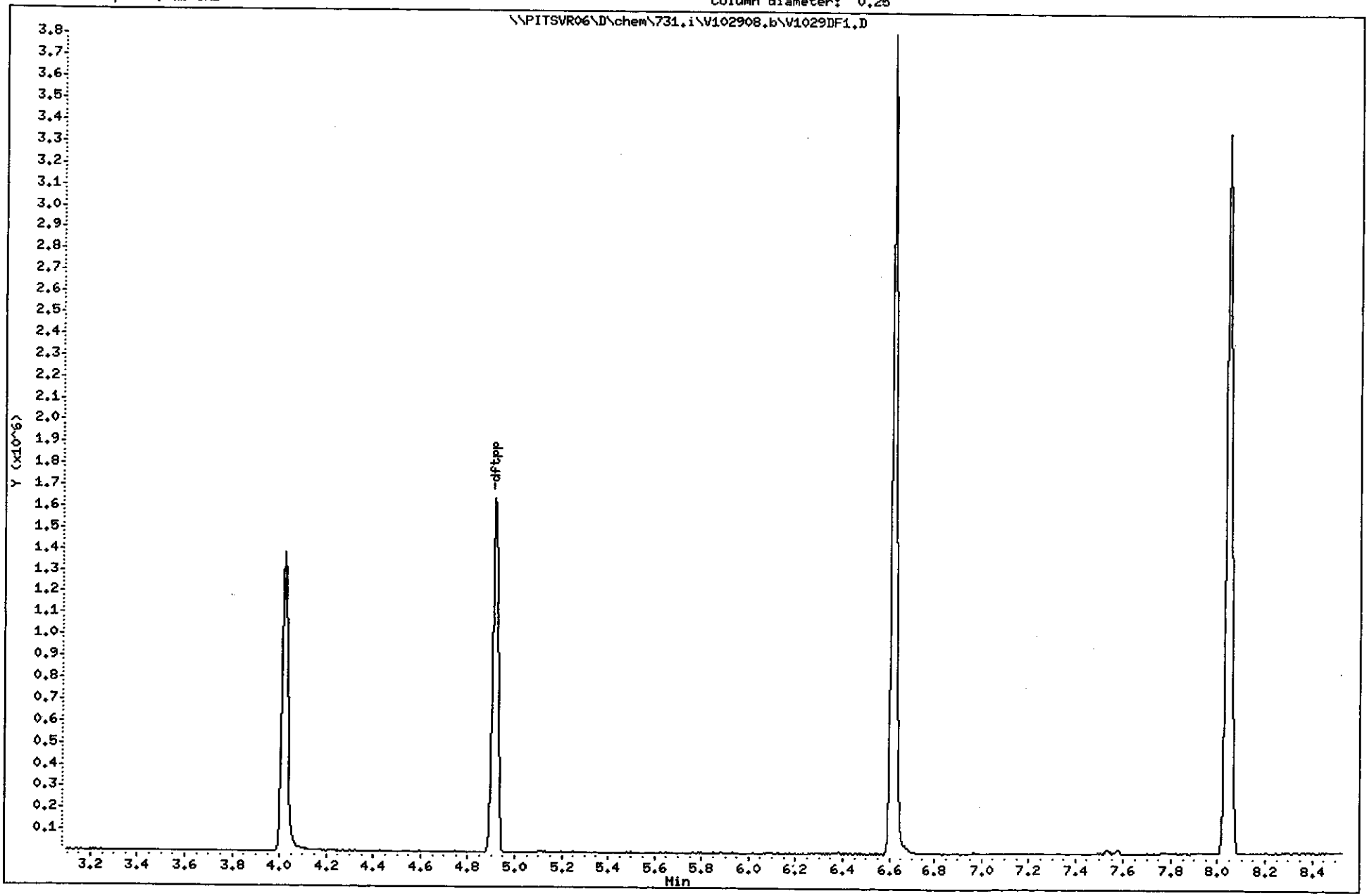

(2001 - 3460)
3379
C8J160331

Data File: V1029DF1.D
Inj Date: 29-OCT-2008 00:49
Instrument ID: 731.i
Compound Name: Pentachlorophenol
Operator Name: 003200
Report Date: 10/29/2008

TAILING FACTOR

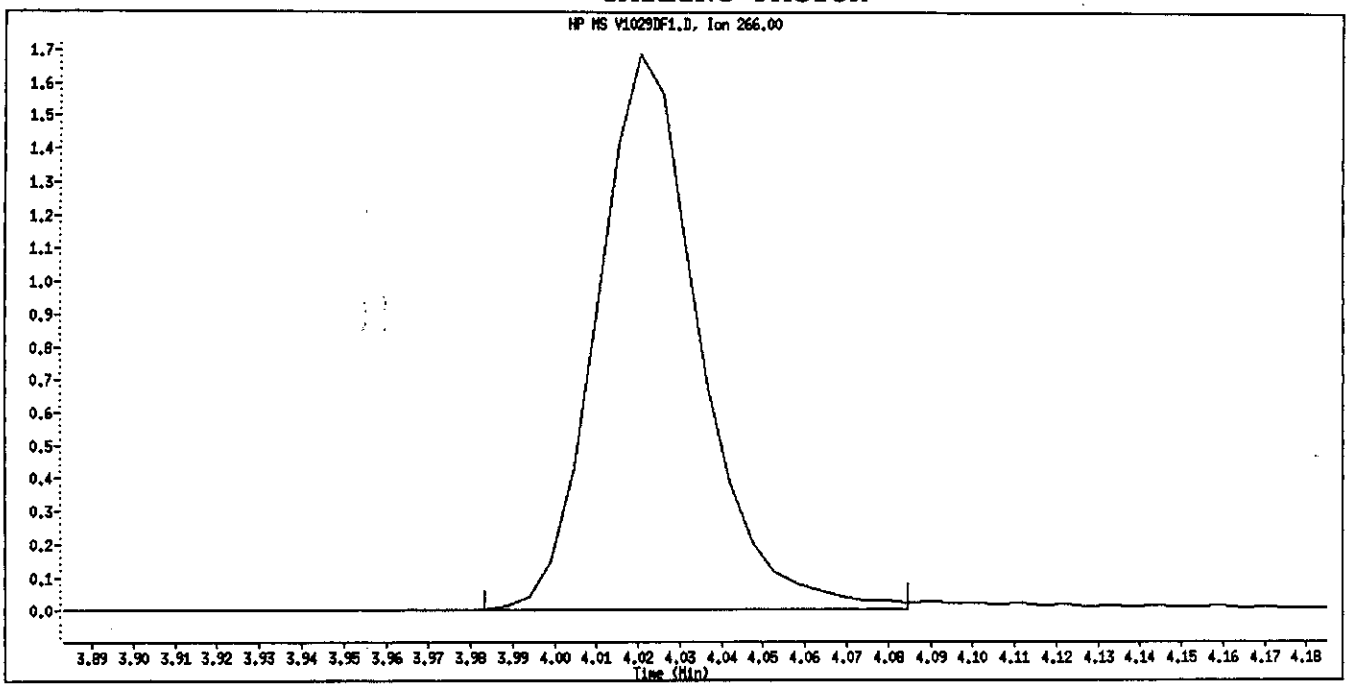

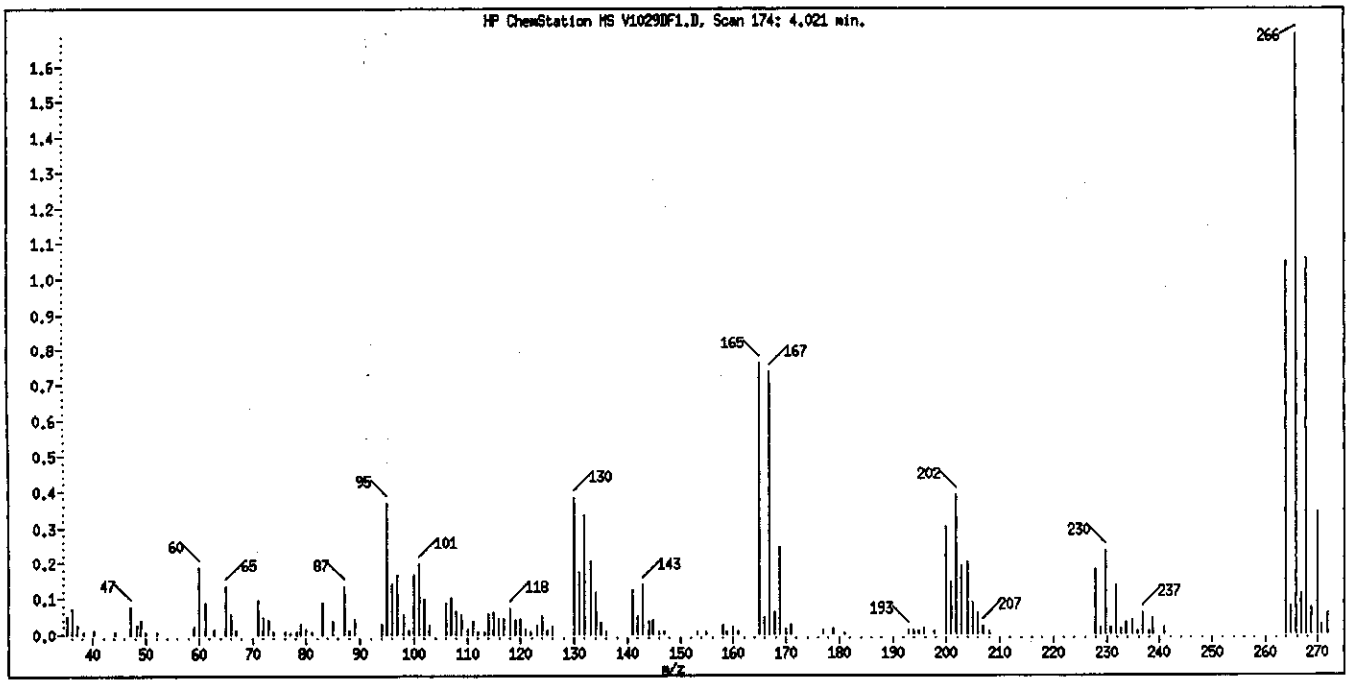

Tailing Factor = 1.37 Good
Acceptance Criteria 0 - 5
Tailing Factor = (T3 - T2) / (T2 - T1)
T1 = 3.999628 T2 = 4.02065 T3 = 4.049437

Data File: V1029DF1.D
Inj Date: 29-OCT-2008 00:49
Instrument ID: 731.i
Compound Name: Benzidine
Operator Name: 003200
Report Date: 10/29/2008

TAILING FACTOR

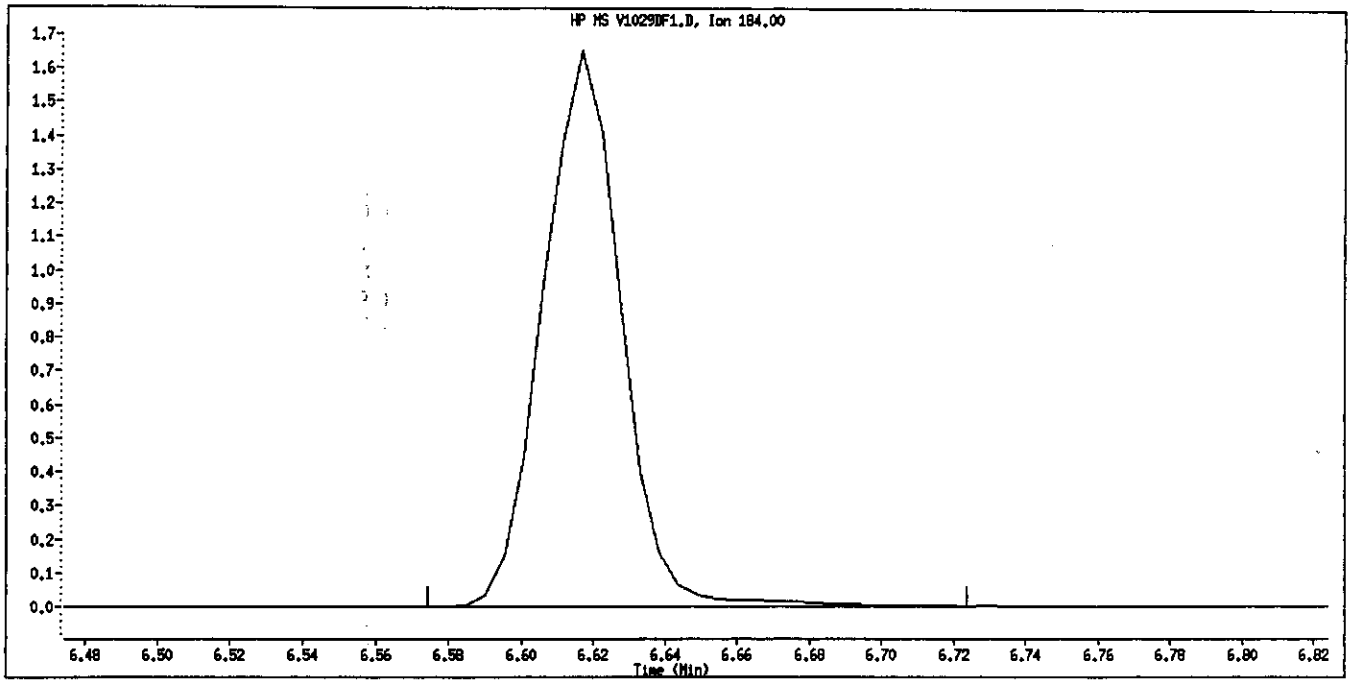

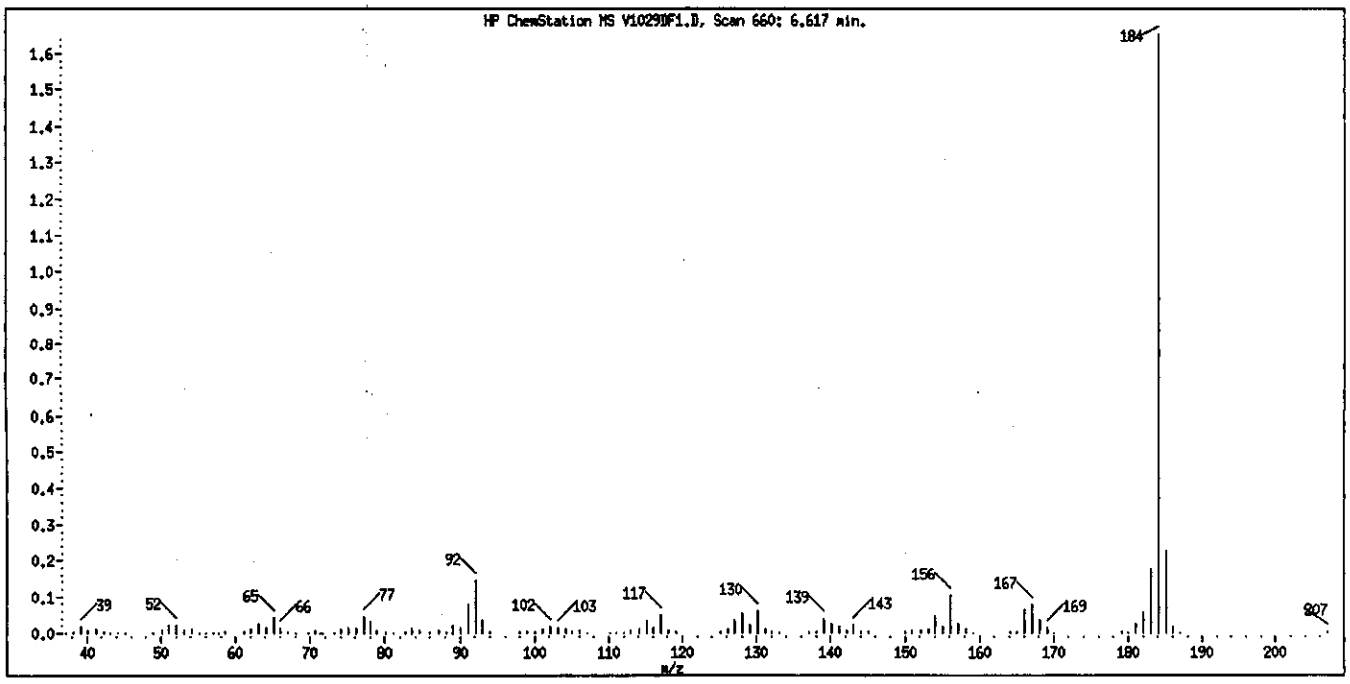

Tailing Factor = 1.01 Good
Acceptance Criteria 0 - 3
Tailing Factor = (T3 - T2) / (T2 - T1)
T1 = 6.595881 T2 = 6.616933 T3 = 6.638207

Data File: V1029DF1.D
Inj Date: 29-OCT-2008 00:49
Instrument ID: 731.i
Compound Name: 4,4'-DDT
Operator Name: 003200
Report Date: 10/29/2008

DEGRADATION REPORT

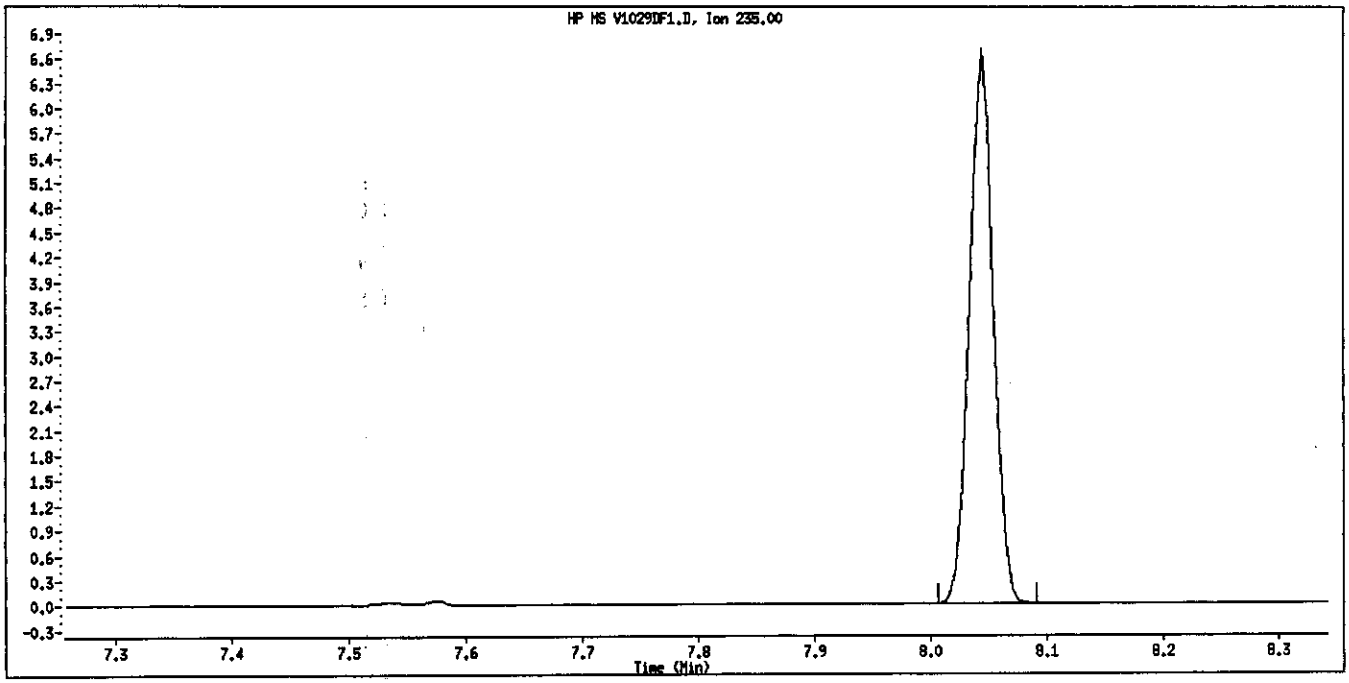

Degradation = 50% Fail
Acceptance Criteria 0 - 20 %
DDT Area = 958059
DDE Area = 1033
DDD Area = 958059

Data File: \\PITSVR06\D\chem\71.i\s102408.b\S1024DF3.D

Date : 24-OCT-2008 14:47

Client ID: DFTPP02

Instrument: 71.i

Sample Info: dftpp50(25ug/ml) BNA0336-08

Operator: 045183sab

Column phase:
1 dftpp

Column diameter: 0.32

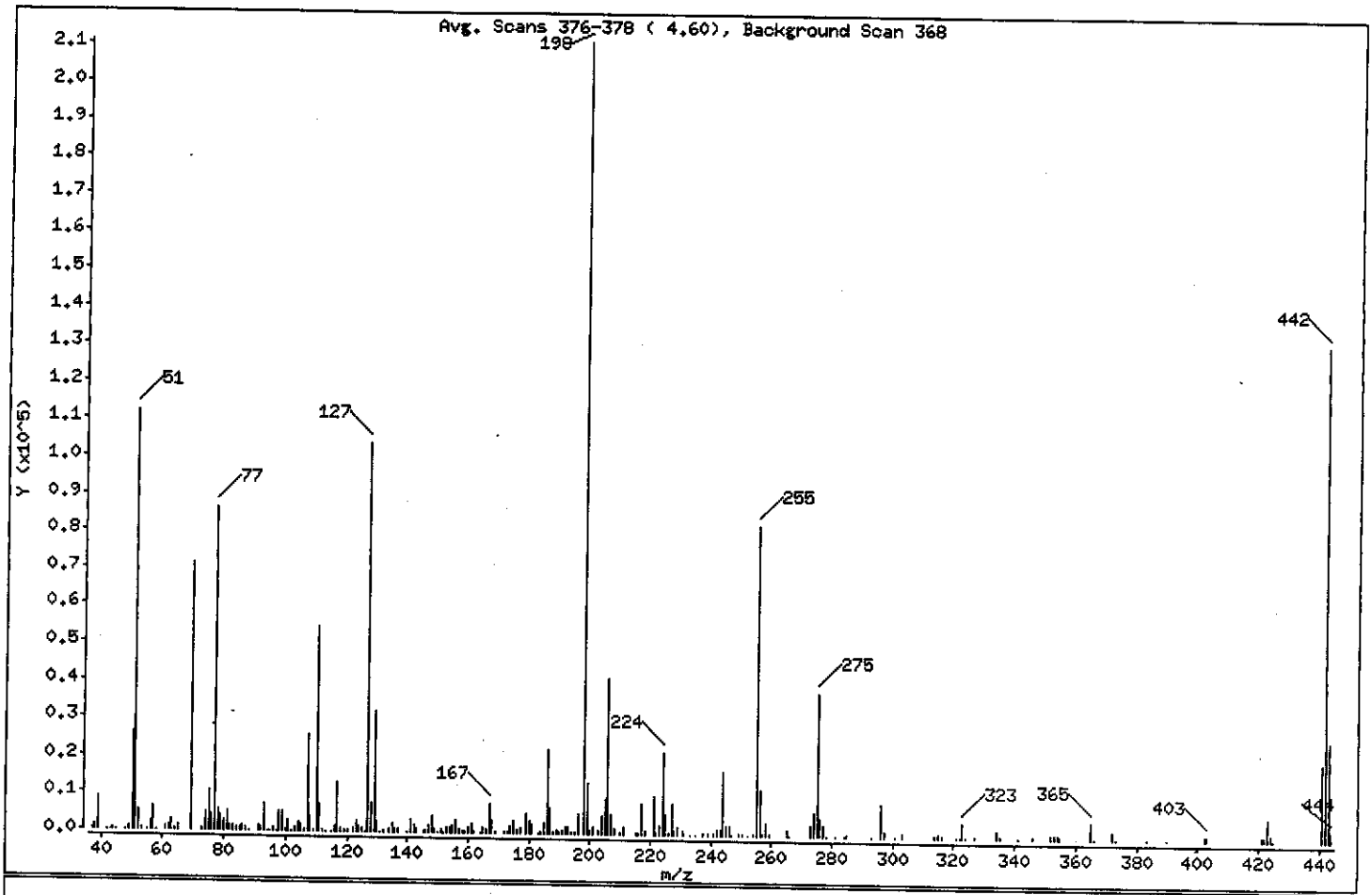

m/e	ION ABUNDANCE CRITERIA	% RELATIVE ABUNDANCE
198	Base Peak, 100% relative abundance	100.00
51	30.00 - 60.00% of mass 198	53.05
68	Less than 2.00% of mass 69	0.00 (0.00)
69	Mass 69 relative abundance	33.73
70	Less than 2.00% of mass 69	0.00 (0.00)
127	40.00 - 60.00% of mass 198	49.14
197	Less than 1.00% of mass 198	0.00
199	5.00 - 9.00% of mass 198	6.53
275	10.00 - 30.00% of mass 198	17.92
365	Greater than 1.00% of mass 198	2.01
441	Present, but less than mass 443	9.75
442	40.00 - 100.00% of mass 198	62.52
443	17.00 - 23.00% of mass 442	12.36 (19.77)

Data File: \\PITSVR06\D\chem\71.i\s102408.b\S1024DF3.D

Date : 24-OCT-2008 14:47

Client ID: DFTPP02

Instrument: 71.i

Sample Info: dftpp50(25ug/ml) BNA0336-08

Operator: 045183sab

Column phase:

Column diameter: 0.32

Data File: S1024DF3.D
Spectrum: Avg. Scans 376-378 (4.60), Background Scan 368
Location of Maximum: 198.00
Number of points: 229

m/z	Y	m/z	Y	m/z	Y	m/z	Y
37.00	458	110.00	54528	177.00	1239	254.00	283
38.00	1665	111.00	7261	179.00	5214	255.00	82760
39.00	8593	112.00	719	180.00	3618	256.00	12148
42.00	81	113.00	190	181.00	2222	257.00	678
43.00	171	115.00	187	183.00	192	258.00	3460
44.00	706	116.00	1307	184.00	397	259.00	415
45.00	201	117.00	13109	185.00	3142	265.00	1608
48.00	171	118.00	955	186.00	22160	266.00	186
49.00	884	119.00	439	187.00	6841	273.00	3001
50.00	26208	120.00	258	188.00	364	274.00	6447
51.00	112048	122.00	1150	189.00	1073	275.00	37856
52.00	5350	123.00	2723	190.00	430	276.00	4904
53.00	570	124.00	1409	191.00	755	277.00	2934
55.00	165	125.00	774	192.00	2122	278.00	242
56.00	2503	126.00	206	193.00	2006	281.00	213
57.00	6438	127.00	103776	194.00	274	284.00	241
58.00	176	128.00	7782	195.00	338	285.00	268
61.00	959	129.00	31840	196.00	5503	293.00	189
62.00	1468	130.00	3096	198.00	211200	296.00	8914
63.00	2930	131.00	195	199.00	13791	297.00	1522
64.00	450	132.00	448	200.00	729	301.00	212
65.00	1285	134.00	911	201.00	2076	303.00	1004
69.00	71232	135.00	2414	203.00	851	314.00	572
73.00	544	136.00	971	204.00	4790	315.00	943
74.00	4860	137.00	850	205.00	9301	316.00	538
75.00	10670	140.00	185	206.00	41328	321.00	238
76.00	4200	141.00	3400	207.00	5367	322.00	176
77.00	86392	142.00	1893	208.00	1383	323.00	3863
78.00	5736	143.00	881	210.00	334	324.00	213
79.00	3852	145.00	563	211.00	1783	327.00	585
80.00	2892	146.00	636	215.00	283	334.00	2036
81.00	5549	147.00	1999	216.00	701	335.00	554
82.00	1556	148.00	4213	217.00	8475	341.00	213
83.00	1588	149.00	859	218.00	1160	346.00	470
84.00	800	150.00	171	221.00	10003	352.00	1016

Data File: \\PITSVR06\D\chem\71.i\s102408.b\S1024DF3.D

Date : 24-OCT-2008 14:47

Client ID: DFTPP02

Instrument: 71.i

Sample Info: dftpp50(25ug/ml) BNA0336-08

Operator: 045183sab

Column phase:

Column diameter: 0.32

Data File: S1024DF3.D

Spectrum: Avg. Scans 376-378 (4.60), Background Scan 368

Location of Maximum: 198.00

Number of points: 229

m/z	Y	m/z	Y	m/z	Y	m/z	Y
85.00	1052	151.00	772	222.00	652	353.00	733
86.00	1391	152.00	218	223.00	2526	354.00	745
87.00	1140	153.00	1373	224.00	21616	355.00	456
88.00	201	154.00	1294	225.00	5374	365.00	4254
91.00	1653	155.00	2001	226.00	463	366.00	181
92.00	1064	156.00	3430	227.00	8269	372.00	1844
93.00	7221	157.00	1014	228.00	1046	373.00	215
94.00	184	158.00	368	229.00	1822	383.00	195
95.00	212	159.00	249	231.00	836	390.00	180
96.00	863	160.00	1240	233.00	191	402.00	1019
97.00	170	161.00	2338	235.00	187	403.00	1141
98.00	5511	162.00	493	237.00	687	421.00	1146
99.00	5201	164.00	172	239.00	428	422.00	885
100.00	414	165.00	1256	241.00	391	423.00	5669
101.00	2933	166.00	1021	242.00	1359	424.00	1461
102.00	192	167.00	7826	243.00	1254	425.00	197
103.00	814	168.00	3268	244.00	17120	441.00	20584
104.00	2240	169.00	576	245.00	2542	442.00	132032
105.00	1715	172.00	390	246.00	2322	443.00	26104
106.00	247	173.00	636	247.00	236	444.00	2502
107.00	25680	174.00	1780	249.00	600		
108.00	3793	175.00	3259	250.00	250		
109.00	681	176.00	1137	252.00	200		

Data File: \\PITSVR06\D\chem\71.i\s102408.b\S1024DF3.D
Date : 24-OCT-2008 14:47
Client ID: DFTPP02
Sample Info: dftpp50(25ug/ml) BNA0336-08

Instrument: 71.i
Operator: 045183sab
Column diameter: 0.32

Column phase:

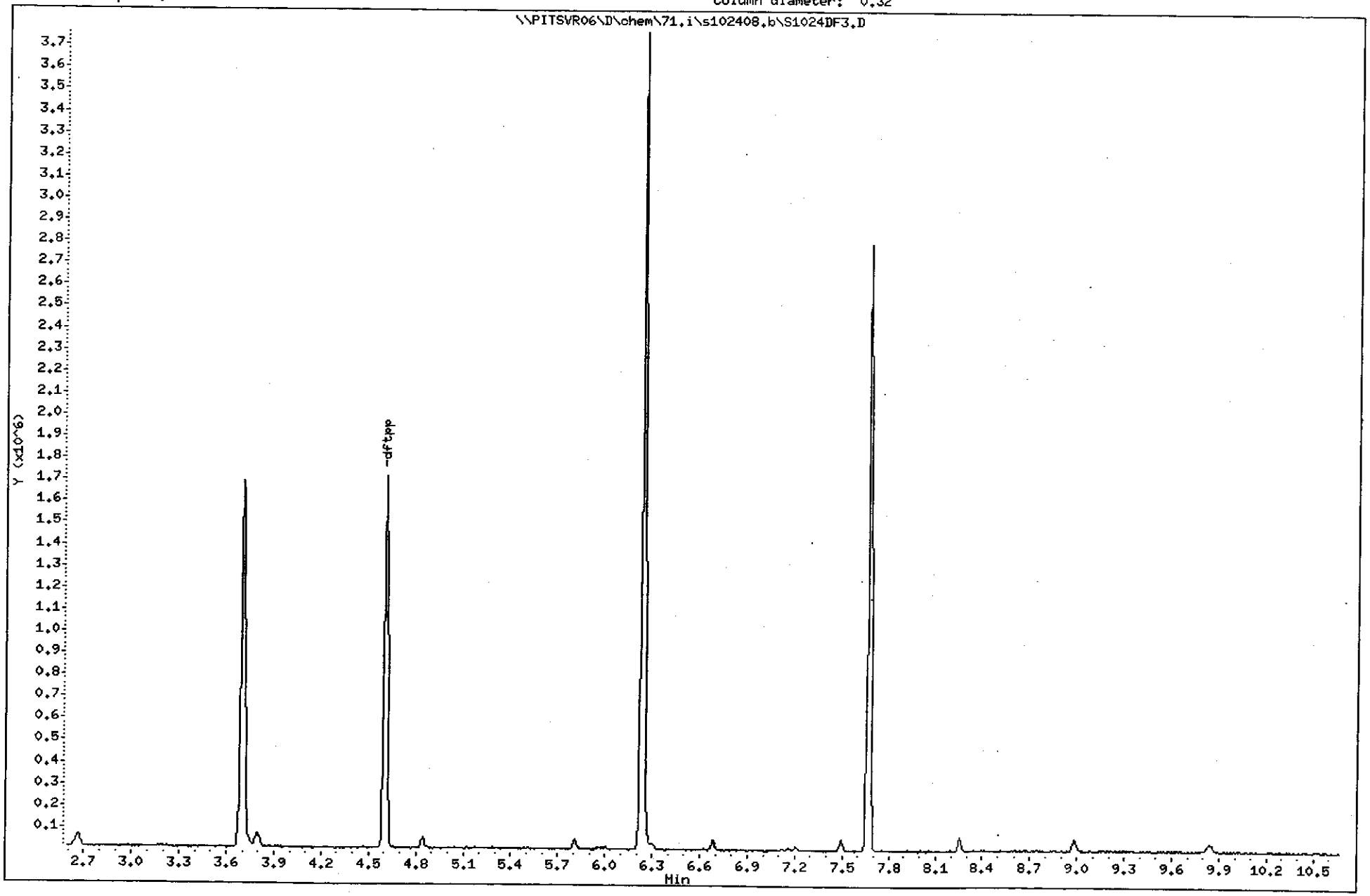

(2001 - 3460)
3386
C8J160331

Data File: S1024DF3.D
Inj Date: 24-OCT-2008 14:47
Instrument ID: 71.i
Compound Name: Pentachlorophenol
Operator Name: 045183sab
Report Date: 10/24/2008

TAILING FACTOR

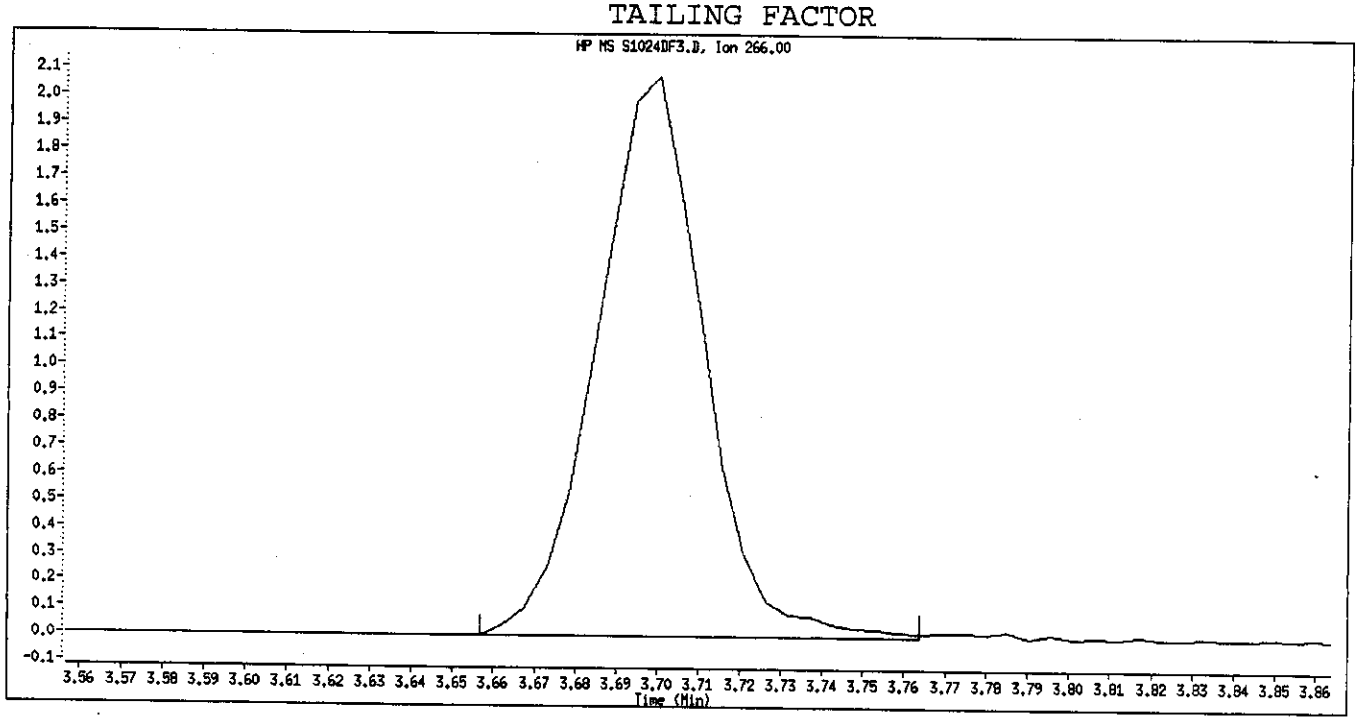

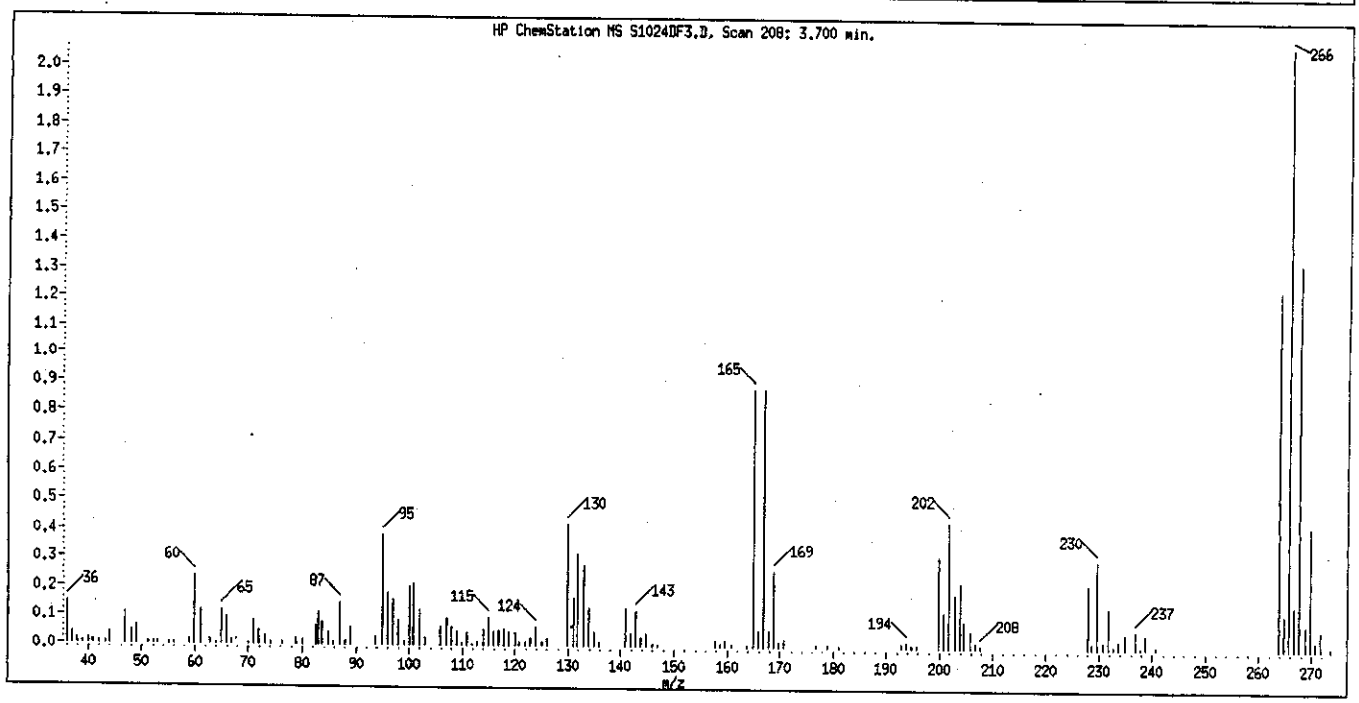

Tailing Factor = 0.861 Good
Acceptance Criteria 0 - 5
Tailing Factor = (T3 - T2) / (T2 - T1)
T1 = 3.671143 T2 = 3.699517 T3 = 3.723948

Data File: S1024DF3.D
Inj Date: 24-OCT-2008 14:47
Instrument ID: 71.i
Compound Name: Benzidine
Operator Name: 045183sab
Report Date: 10/24/2008

TAILING FACTOR

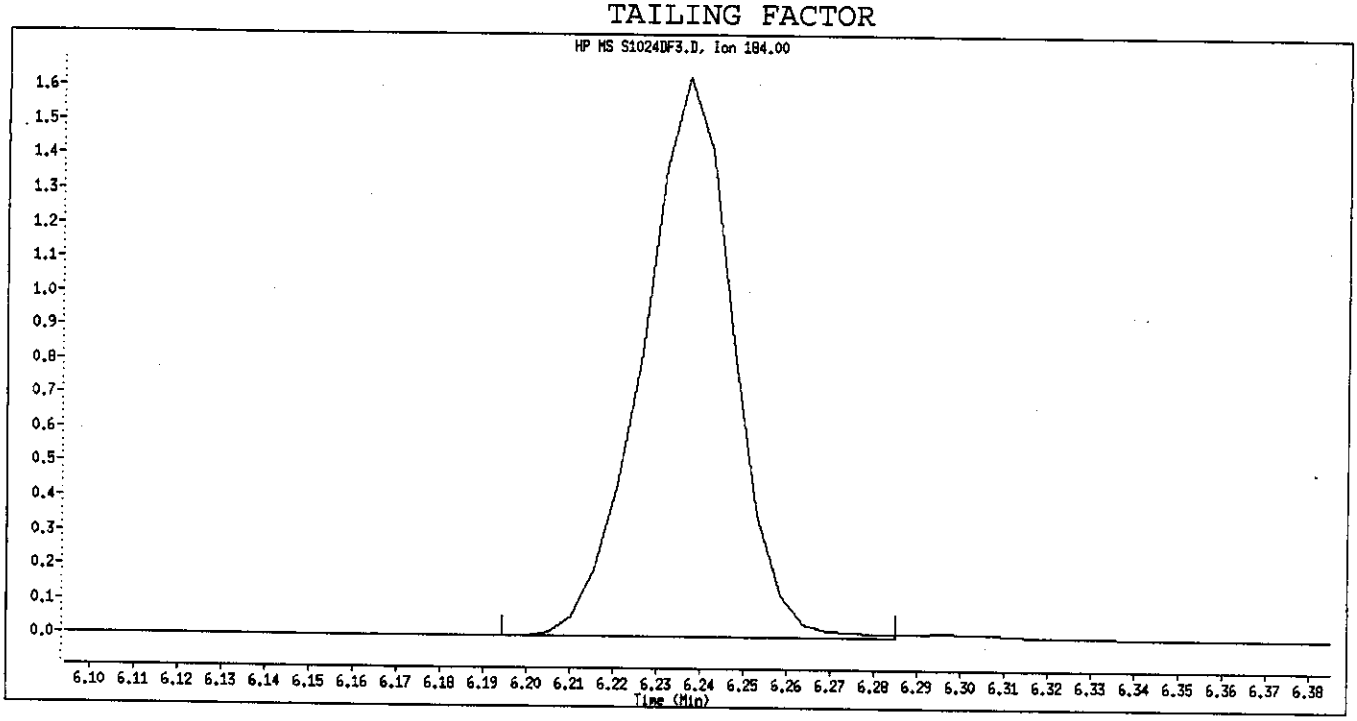

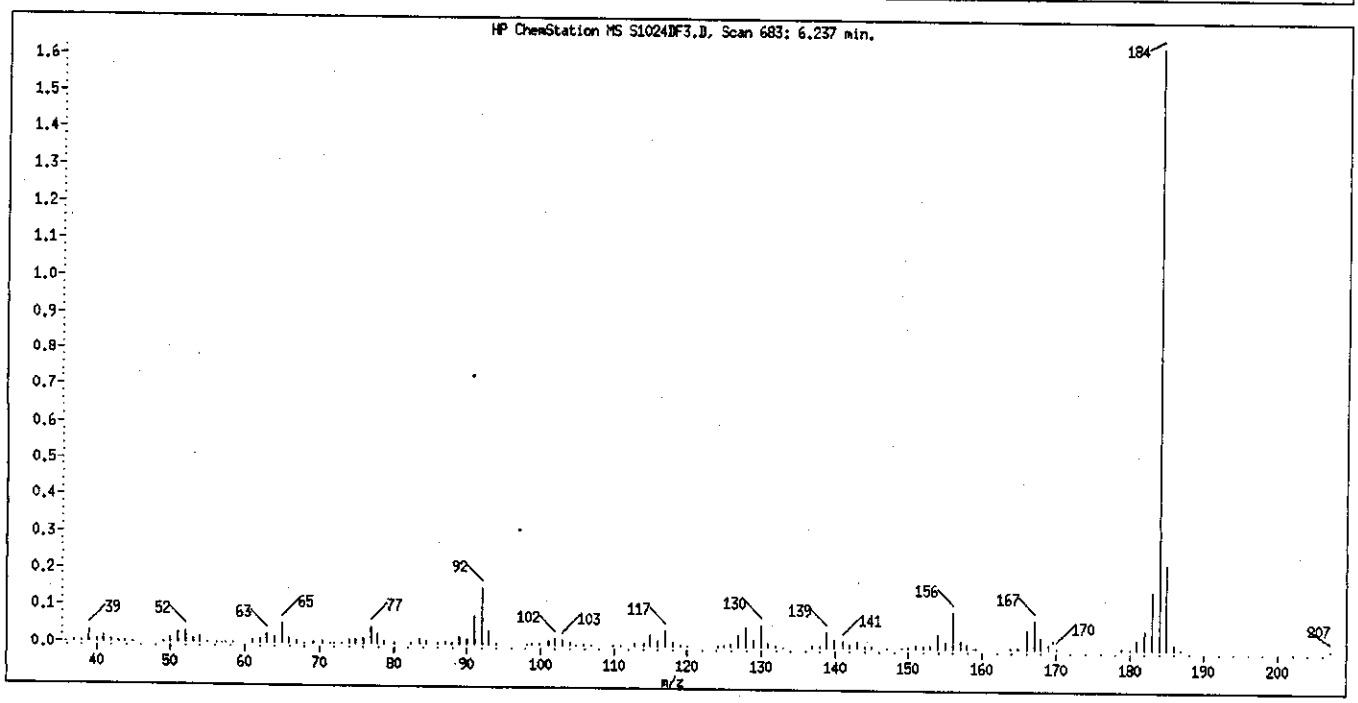

Tailing Factor = 0.9 Good
Acceptance Criteria 0 - 3
Tailing Factor = (T3 - T2) / (T2 - T1)
T1 = 6.214337 T2 = 6.237033 T3 = 6.25746

Data File: S1024DF3.D
Inj Date: 24-OCT-2008 14:47
Instrument ID: 71.i
Compound Name: 4,4'-DDT
Operator Name: 045183sab
Report Date: 10/24/2008

DEGRADATION REPORT

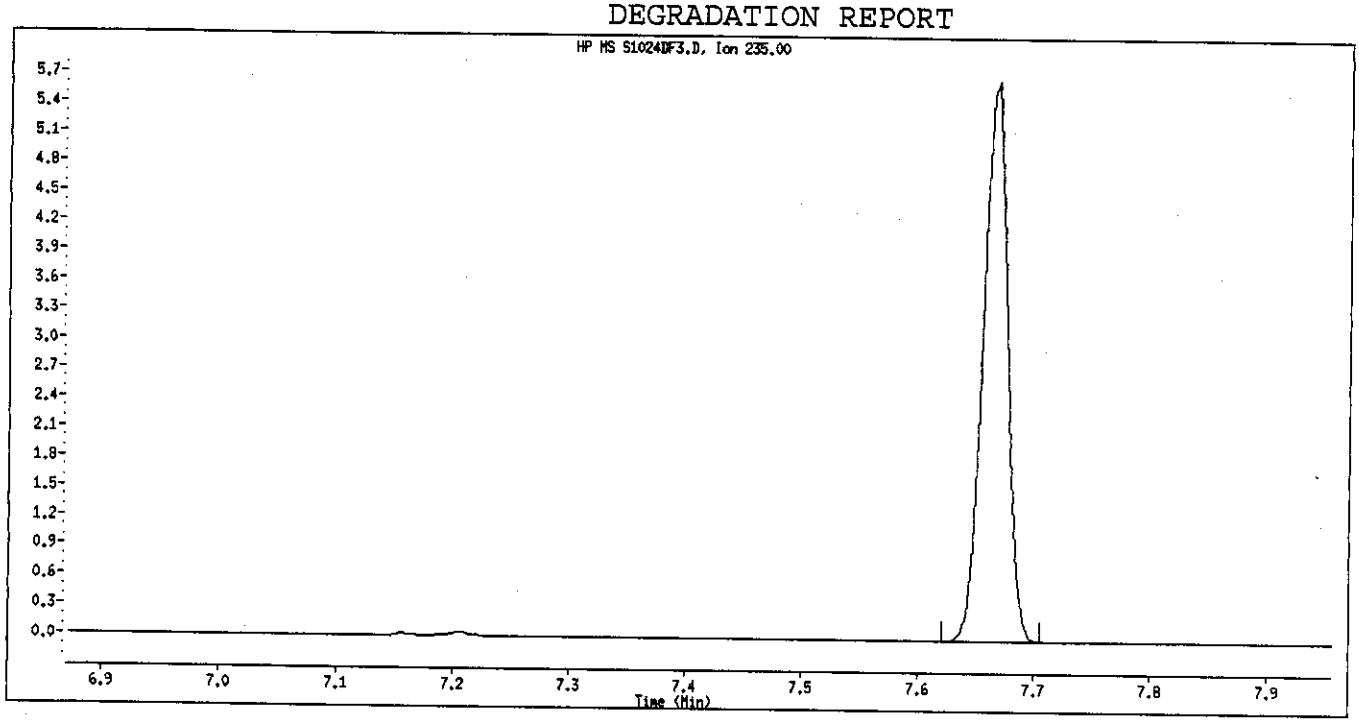

Degradation = 5.17% Good
Acceptance Criteria 0 - 20 %
DDT Area = 838847
DDE Area = 42272
DDD Area = 3502

Data File: \\PITSVR06\D\chem\732.i\d103008.b\D1030DF8.D

Date : 30-OCT-2008 14:04

Client ID: dftpp

Instrument: 732.i

Sample Info: dftpp (25ug/ml) bna0367-07

Operator: 403801nlb (INT BNA0446-05)

Column phase:

Column diameter: 2.00

1 dftpp

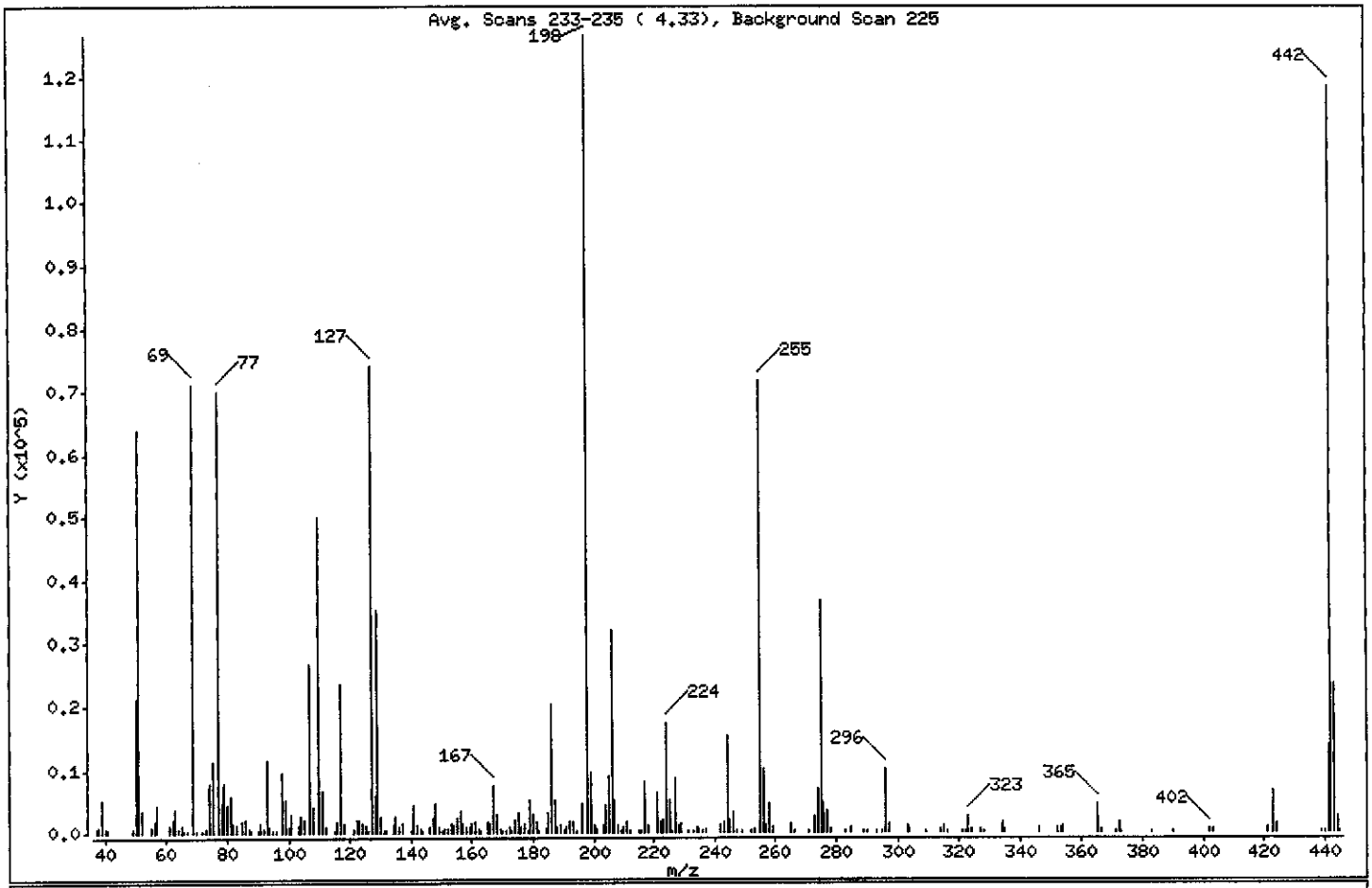

m/e	ION ABUNDANCE CRITERIA	% RELATIVE ABUNDANCE
198	Base Peak, 100% relative abundance	100.00
51	30.00 - 60.00% of mass 198	50.60
68	Less than 2.00% of mass 69	0.00 (0.00)
69	Mass 69 relative abundance	56.32
70	Less than 2.00% of mass 69	0.14 (0.25)
127	40.00 - 60.00% of mass 198	58.64
197	Less than 1.00% of mass 198	0.00
199	5.00 - 9.00% of mass 198	7.48
275	10.00 - 30.00% of mass 198	28.95
365	Greater than 1.00% of mass 198	3.76
441	Present, but less than mass 443	11.05
442	40.00 - 99.00% of mass 198	93.55
443	17.00 - 23.00% of mass 442	18.61 (19.89)

Date : 30-OCT-2008 14:04

Client ID: dftpp Instrument: 732.i

Sample Info: dftpp (25ug/ml) bna0367-07

Operator: 403801nlb (INT BNA0446-05)

Column phase: Column diameter: 2.00

Data File: D1030DF8.D

Spectrum: Avg. Scans 233-235 (4.33), Background Scan 225

Location of Maximum: 198.00

Number of points: 229

m/z	Y	m/z	Y	m/z	Y	m/z	Y
37.00	475	118.00	1509	184.00	443	259.00	946
38.00	829	121.00	450	185.00	3142	265.00	1578
39.00	5158	122.00	1976	186.00	20352	266.00	244
40.00	439	123.00	2107	187.00	5382	271.00	169
41.00	517	124.00	1390	188.00	754	273.00	2712
49.00	686	125.00	1138	189.00	1156	274.00	6985
50.00	21232	126.00	240	190.00	249	275.00	36648
51.00	64056	127.00	74224	191.00	790	276.00	4587
52.00	3363	128.00	5936	192.00	1633	277.00	3415
55.00	954	129.00	35192	193.00	1840	278.00	467
56.00	1741	130.00	2756	194.00	252	283.00	234
57.00	4415	131.00	283	196.00	4537	285.00	857
61.00	1063	132.00	194	198.00	126584	289.00	181
62.00	2152	134.00	1092	199.00	9471	290.00	174
63.00	3767	135.00	2734	200.00	1208	293.00	393
64.00	723	136.00	806	201.00	718	295.00	257
65.00	1254	137.00	1319	203.00	1029	296.00	10132
66.00	225	140.00	276	204.00	4284	297.00	1453
67.00	311	141.00	4241	205.00	8897	303.00	1137
69.00	71288	142.00	1085	206.00	31928	304.00	464
70.00	181	143.00	691	207.00	5231	309.00	168
72.00	176	144.00	393	208.00	1242	314.00	488
73.00	578	146.00	893	209.00	216	315.00	1126
74.00	7820	147.00	2473	210.00	829	316.00	179
75.00	11217	148.00	4633	211.00	1698	321.00	371
77.00	70176	149.00	828	212.00	400	322.00	178
78.00	4676	150.00	340	215.00	186	323.00	2732
79.00	7787	151.00	599	216.00	413	324.00	614
80.00	4319	152.00	492	217.00	8048	327.00	460
81.00	5825	153.00	1433	218.00	1047	328.00	168
82.00	1535	154.00	1164	221.00	6440	334.00	1771
83.00	1159	155.00	2327	222.00	1705	335.00	686
85.00	1640	156.00	3531	223.00	2143	346.00	758
86.00	2091	157.00	1324	224.00	17424	352.00	737
87.00	635	158.00	909	225.00	5369	353.00	739

Date : 30-OCT-2008 14:04

Client ID: dftpp Instrument: 732.i

Sample Info: dftpp (25ug/ml) bna0367-07

Operator: 403801nlb (INT BNA0446-05)

Column phase: Column diameter: 2.00

Data File: D1030DF8.D
Spectrum: Avg. Scans 233-235 (4.33), Background Scan 225
Location of Maximum: 198.00
Number of points: 229

m/z	Y	m/z	Y	m/z	Y	m/z	Y
88.00	166	159.00	845	226.00	263	354.00	1276
90.00	177	160.00	1532	227.00	8865	365.00	4765
91.00	1600	161.00	1748	228.00	1068	366.00	528
92.00	598	162.00	501	229.00	1554	371.00	232
93.00	11607	163.00	193	231.00	425	372.00	1886
94.00	838	165.00	1744	233.00	234	373.00	204
95.00	195	166.00	1441	234.00	751	383.00	237
96.00	286	167.00	7502	235.00	669	390.00	168
98.00	9492	168.00	2836	236.00	403	402.00	554
99.00	5225	169.00	500	237.00	588	403.00	442
100.00	830	170.00	187	242.00	1301	421.00	939
101.00	3027	171.00	368	243.00	1870	423.00	6824
103.00	1285	172.00	759	244.00	15373	424.00	1587
104.00	2493	173.00	358	245.00	1918	439.00	177
105.00	2076	174.00	2032	246.00	3211	440.00	427
107.00	26728	175.00	3132	247.00	342	441.00	13992
108.00	4163	176.00	909	249.00	317	442.00	118424
110.00	49944	177.00	1505	252.00	188	443.00	23560
111.00	6693	178.00	301	253.00	699	444.00	2539
112.00	766	179.00	5229	255.00	71896	445.00	191
115.00	280	180.00	2973	256.00	10097		
116.00	1679	181.00	1784	257.00	1032		
117.00	23568	182.00	236	258.00	4777		

Data File: \\PITSVR06\D\chem\732.i\d103008.b\D1030DF8.D

Page 1

Date : 30-OCT-2008 14:04

Client ID: dftpp

Instrument: 732.i

Sample Info: dftpp (25ug/ml) bna0367-07

Operator: 403801nlb (INT BNA0446-05)

Column phase:

Column diameter: 2.00

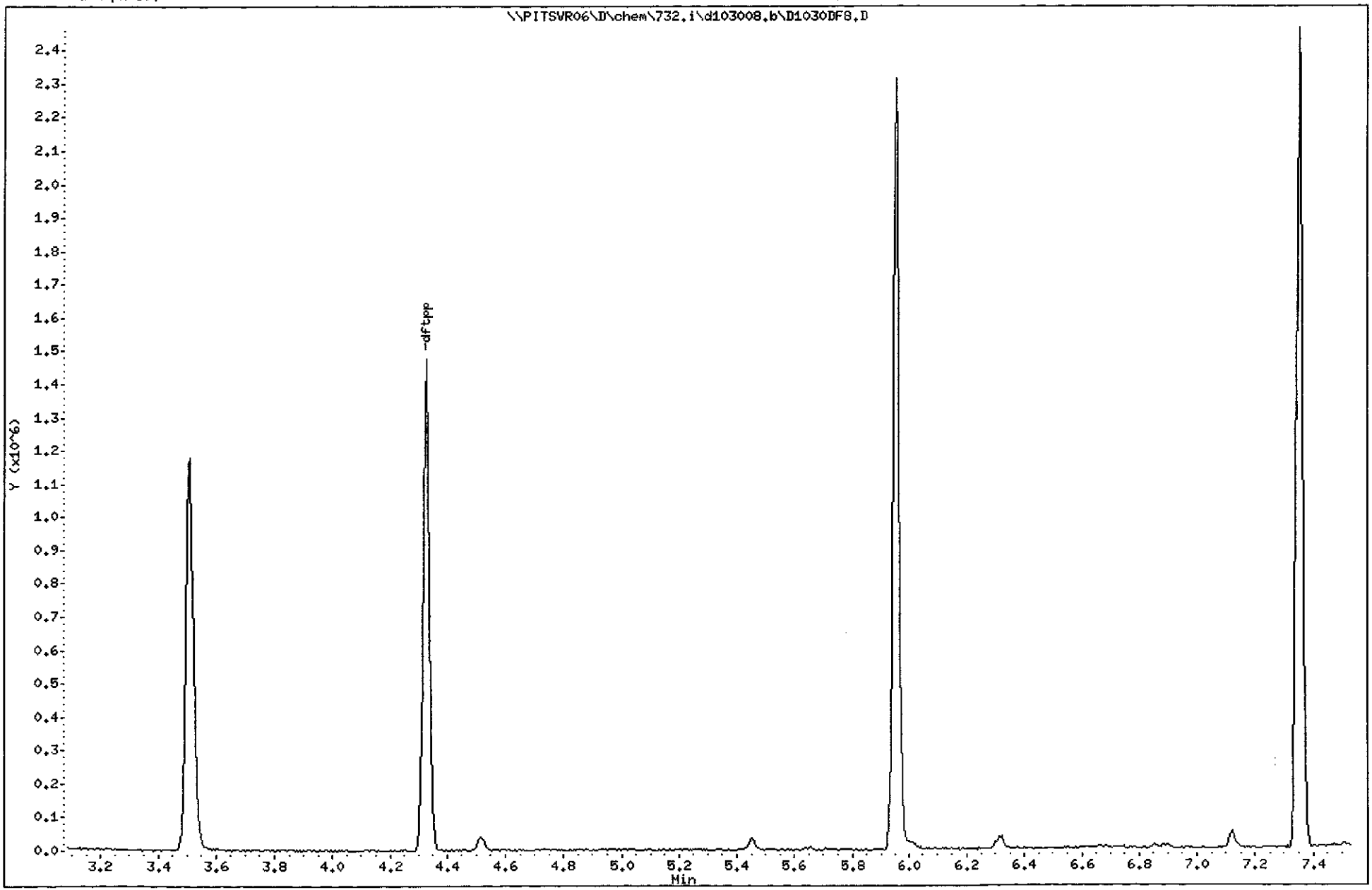

(2001 - 3460)
3393
C8J160331

Data File: D1030DF8.D
Inj Date: 30-OCT-2008 14:04
Instrument ID: 732.i
Compound Name: Pentachlorophenol
Operator Name: 403801nlb (INT BNA0446-05)
Report Date: 10/30/2008

TAILING FACTOR

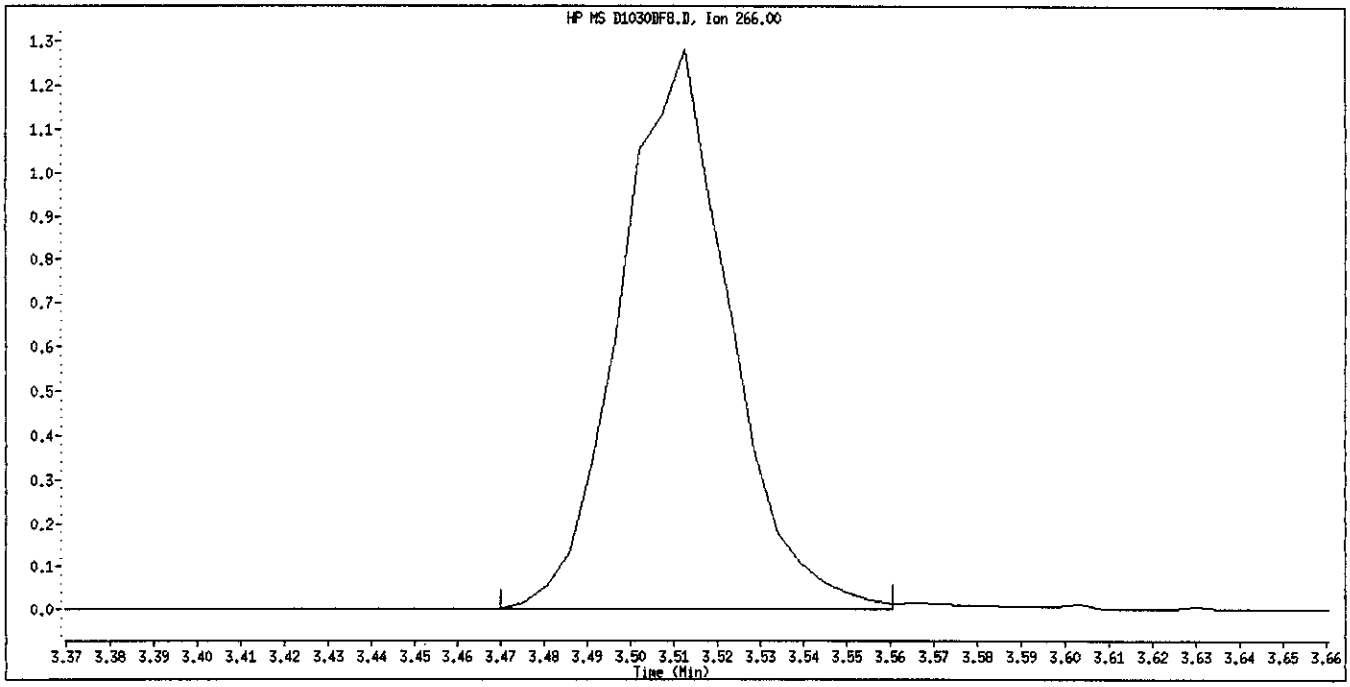

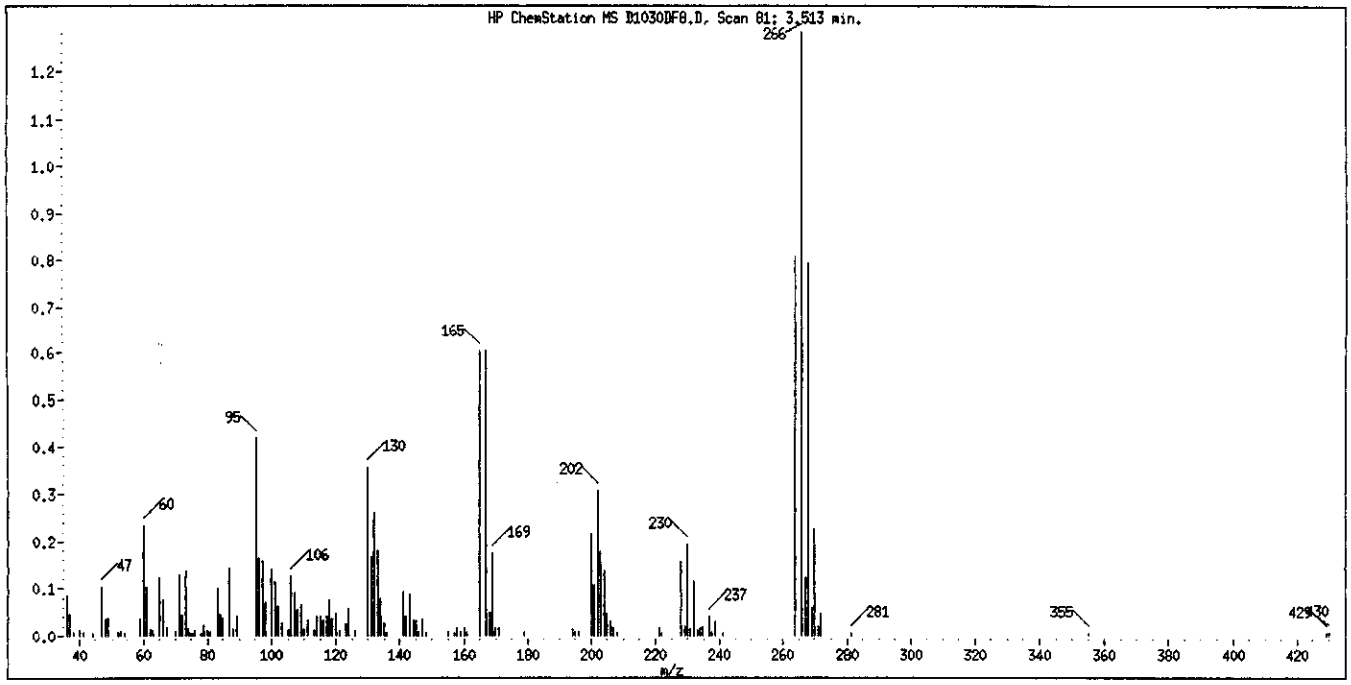

Tailing Factor = 0.928 Good
Acceptance Criteria 0 - 5
Tailing Factor = (T3 - T2) / (T2 - T1)
T1 = 3.485618 T2 = 3.512517 T3 = 3.537491

Data File: D1030DF8.D
Inj Date: 30-OCT-2008 14:04
Instrument ID: 732.i
Compound Name: Benzidine
Operator Name: 403801nlb (INT BNA0446-05)
Report Date: 10/30/2008

TAILING FACTOR

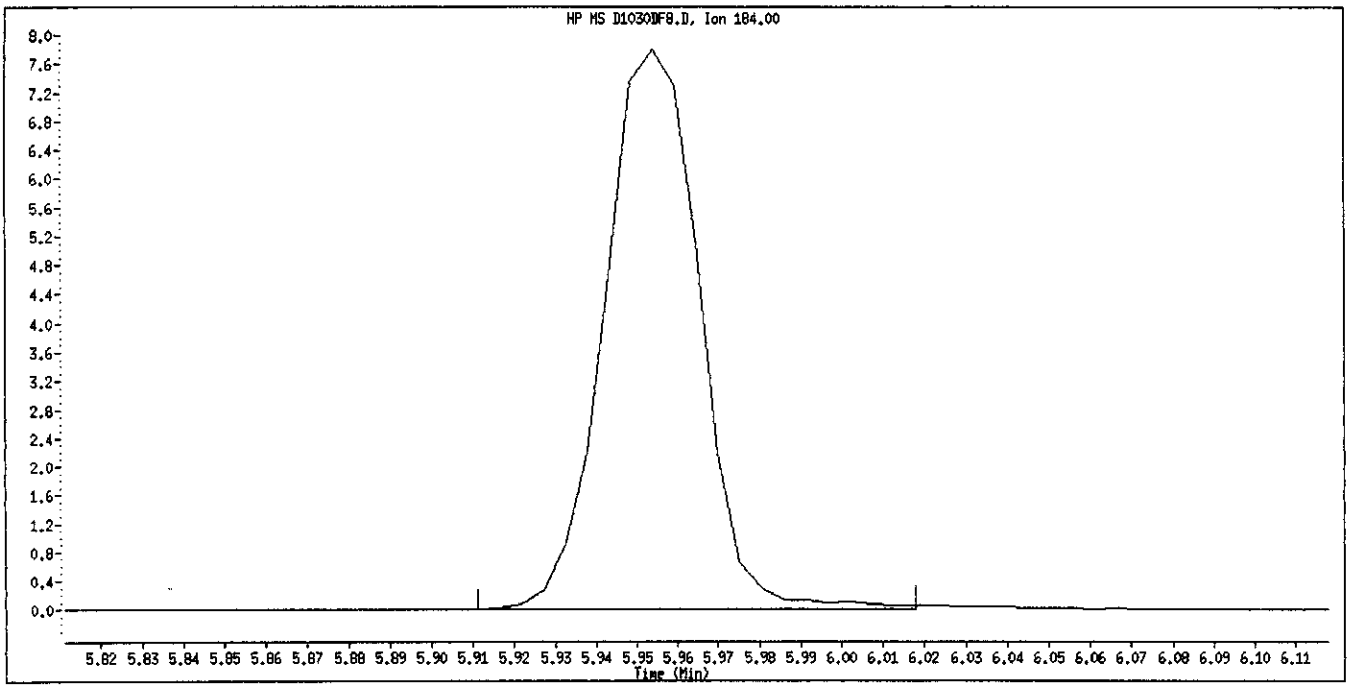

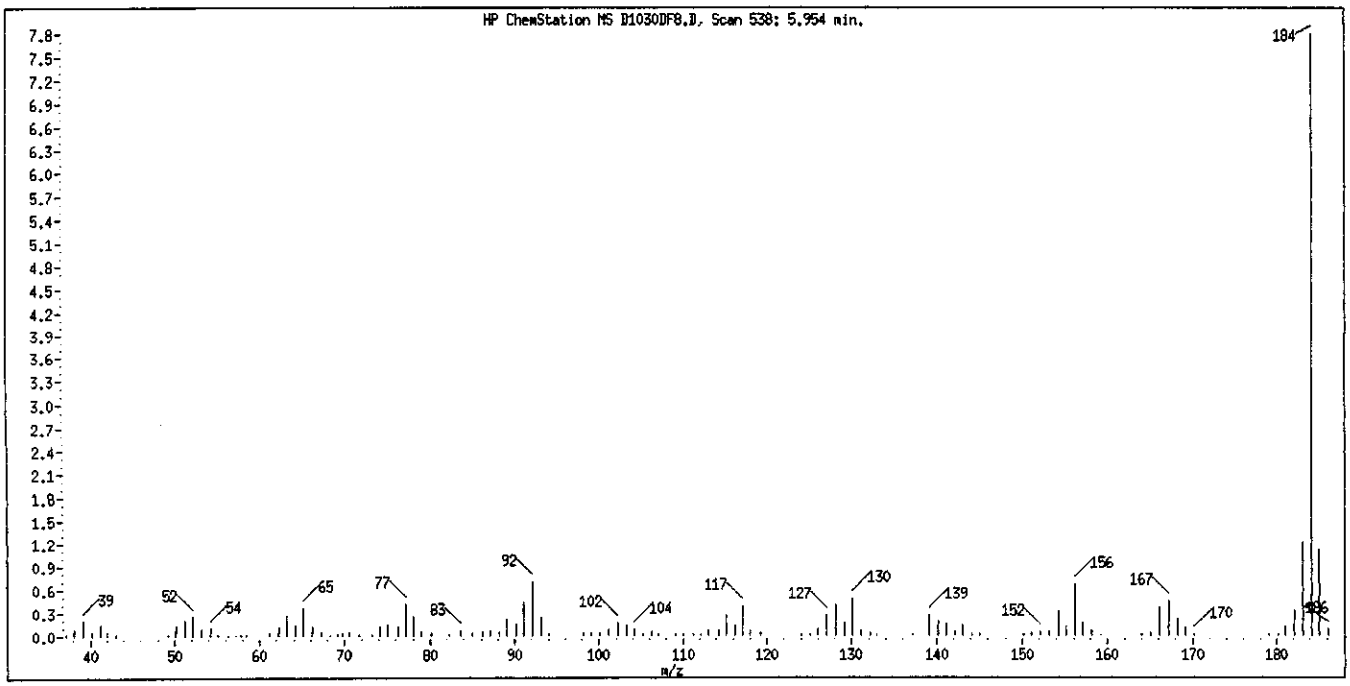

Tailing Factor = 0.931 Good
Acceptance Criteria 0 - 3
Tailing Factor = (T3 - T2) / (T2 - T1)
T1 = 5.931424 T2 = 5.953917 T3 = 5.974864

Data File: D1030DF8.D
Inj Date: 30-OCT-2008 14:04
Instrument ID: 732.i
Compound Name: 4,4'-DDT
Operator Name: 403801nlb (INT BNA0446-05)
Report Date: 10/30/2008

DEGRADATION REPORT

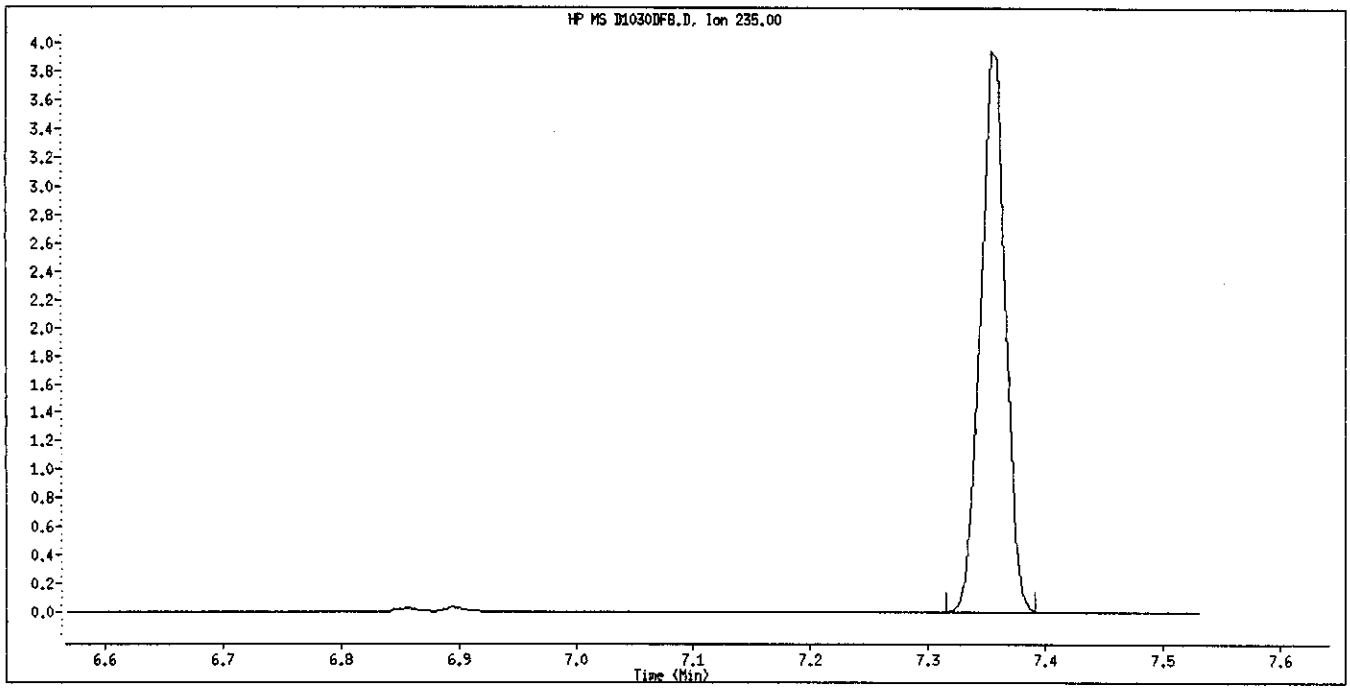

Degradation = 7.12% Good
Acceptance Criteria 0 - 20 %
DDT Area = 573940
DDE Area = 39113
DDD Area = 4879

METHOD BLANK REPORT

GC/MS Semivolatiles

Client Lot #...: C8J160331 **Work Order #...:** K07531AA **Matrix.....:** WATER
MB Lot-Sample #: C8J210000-020

Prep Date.....: 10/20/08 **Analysis Time..:** 23:25
Analysis Date..: 10/26/08 **Prep Batch #...:** 8295020 **Final Wgt/Vol..:** 1 mL
Dilution Factor: 1 **Initial Wgt/Vol:** 1000 mL **Instrument ID..:** 731
Analyst ID.....: 003200

PARAMETER	RESULT	REPORTING LIMIT	UNITS	METHOD
Aniline	ND	1.0	ug/L	SW846 8270C
Acenaphthene	ND	0.20	ug/L	SW846 8270C
Acenaphthylene	ND	0.20	ug/L	SW846 8270C
Acetophenone	ND	1.0	ug/L	SW846 8270C
Anthracene	ND	0.20	ug/L	SW846 8270C
Atrazine	ND	1.0	ug/L	SW846 8270C
Benzo(a)anthracene	ND	0.20	ug/L	SW846 8270C
Benzo(a)pyrene	ND	0.20	ug/L	SW846 8270C
Benzo(b)fluoranthene	ND	0.20	ug/L	SW846 8270C
Benzo(ghi)perylene	ND	0.20	ug/L	SW846 8270C
Benzo(k)fluoranthene	ND	0.20	ug/L	SW846 8270C
Benzaldehyde	ND	1.0	ug/L	SW846 8270C
1,1'-Biphenyl	ND	1.0	ug/L	SW846 8270C
bis(2-Chloroethoxy) methane	ND	1.0	ug/L	SW846 8270C
bis(2-Chloroethyl)-ether	ND	0.20	ug/L	SW846 8270C
bis(2-Ethylhexyl) phthalate	ND	1.0	ug/L	SW846 8270C
4-Bromophenyl phenyl ether	ND	1.0	ug/L	SW846 8270C
Butyl benzyl phthalate	ND	1.0	ug/L	SW846 8270C
Caprolactam	ND	5.0	ug/L	SW846 8270C
Carbazole	ND	0.20	ug/L	SW846 8270C
4-Chloroaniline	ND	1.0	ug/L	SW846 8270C
4-Chloro-3-methylphenol	ND	1.0	ug/L	SW846 8270C
2-Chloronaphthalene	ND	0.20	ug/L	SW846 8270C
2-Chlorophenol	ND	1.0	ug/L	SW846 8270C
4-Chlorophenyl phenyl ether	ND	1.0	ug/L	SW846 8270C
Chrysene	ND	0.20	ug/L	SW846 8270C
Dibenz(a,h)anthracene	ND	0.20	ug/L	SW846 8270C
Dibenzofuran	ND	1.0	ug/L	SW846 8270C
3,3'-Dichlorobenzidine	ND	1.0	ug/L	SW846 8270C
2,4-Dichlorophenol	ND	0.20	ug/L	SW846 8270C
Diethyl phthalate	ND	1.0	ug/L	SW846 8270C
2,4-Dimethylphenol	ND	1.0	ug/L	SW846 8270C
Dimethyl phthalate	ND	1.0	ug/L	SW846 8270C
Di-n-butyl phthalate	ND	1.0	ug/L	SW846 8270C
4,6-Dinitro-2-methylphenol	ND	5.0	ug/L	SW846 8270C

(Continued on next page)

METHOD BLANK REPORT

GC/MS Semivolatiles

Client Lot #...: C8J160331 **Work Order #...:** K07531AA **Matrix.....:** WATER

PARAMETER	RESULT	REPORTING LIMIT	UNITS	METHOD
2,4-Dinitrophenol	ND	5.0	ug/L	SW846 8270C
2,4-Dinitrotoluene	ND	1.0	ug/L	SW846 8270C
2,6-Dinitrotoluene	ND	1.0	ug/L	SW846 8270C
Di-n-octyl phthalate	ND	1.0	ug/L	SW846 8270C
Fluoranthene	ND	0.20	ug/L	SW846 8270C
Fluorene	ND	0.20	ug/L	SW846 8270C
Hexachlorobenzene	ND	0.20	ug/L	SW846 8270C
Hexachlorobutadiene	ND	0.20	ug/L	SW846 8270C
Hexachlorocyclopenta-diene	ND	1.0	ug/L	SW846 8270C
Hexachloroethane	ND	1.0	ug/L	SW846 8270C
Indeno(1,2,3-cd)pyrene	ND	0.20	ug/L	SW846 8270C
Isophorone	ND	1.0	ug/L	SW846 8270C
2-Methylnaphthalene	ND	0.20	ug/L	SW846 8270C
2-Methylphenol	ND	1.0	ug/L	SW846 8270C
4-Methylphenol	ND	1.0	ug/L	SW846 8270C
Naphthalene	ND	0.20	ug/L	SW846 8270C
2-Nitroaniline	ND	5.0	ug/L	SW846 8270C
3-Nitroaniline	ND	5.0	ug/L	SW846 8270C
4-Nitroaniline	ND	5.0	ug/L	SW846 8270C
Nitrobenzene	ND	0.20	ug/L	SW846 8270C
2-Nitrophenol	ND	1.0	ug/L	SW846 8270C
4-Nitrophenol	ND	5.0	ug/L	SW846 8270C
N-Nitrosodi-n-propyl-amine	ND	0.20	ug/L	SW846 8270C
N-Nitrosodiphenylamine	ND	0.20	ug/L	SW846 8270C
2,2'-oxybis (1-Chloropropane)	ND	0.20	ug/L	SW846 8270C
Pentachlorophenol	ND	1.0	ug/L	SW846 8270C
Phenanthrene	ND	0.20	ug/L	SW846 8270C
Phenol	ND	0.20	ug/L	SW846 8270C
Pyrene	ND	0.20	ug/L	SW846 8270C
2,4,5-Trichloro-phenol	ND	1.0	ug/L	SW846 8270C
2,4,6-Trichloro-phenol	ND	1.0	ug/L	SW846 8270C

SURROGATE	PERCENT RECOVERY	RECOVERY LIMITS
Nitrobenzene-d5	79	(23 - 112)
Terphenyl-d14	88	(10 - 132)
2-Fluorobiphenyl	78	(19 - 107)
2-Fluorophenol	74	(10 - 111)
Phenol-d5	78	(15 - 112)
2,4,6-Tribromophenol	77	(16 - 122)

(Continued on next page)

METHOD BLANK REPORT

GC/MS Semivolatiles

Client Lot #...: C8J160331 **Work Order #...:** K07531AA **Matrix.....:** WATER

NOTE(S):

Calculations are performed before rounding to avoid round-off errors in calculated results.

Data File: \\PITSVR06\D\chem\731.i\V102608.b\V1026001.D
Date : 26-OCT-2008 23:25
Client ID: INTRA-LAB BLANK
Sample Info: C8J160331-BLK 10/20/08 h2o (8295020) 8270c
Volume Injected (uL): 2.0
Column phase: DB5-MS

Instrument: 731.i
Operator: 003200
Column diameter: 0.32

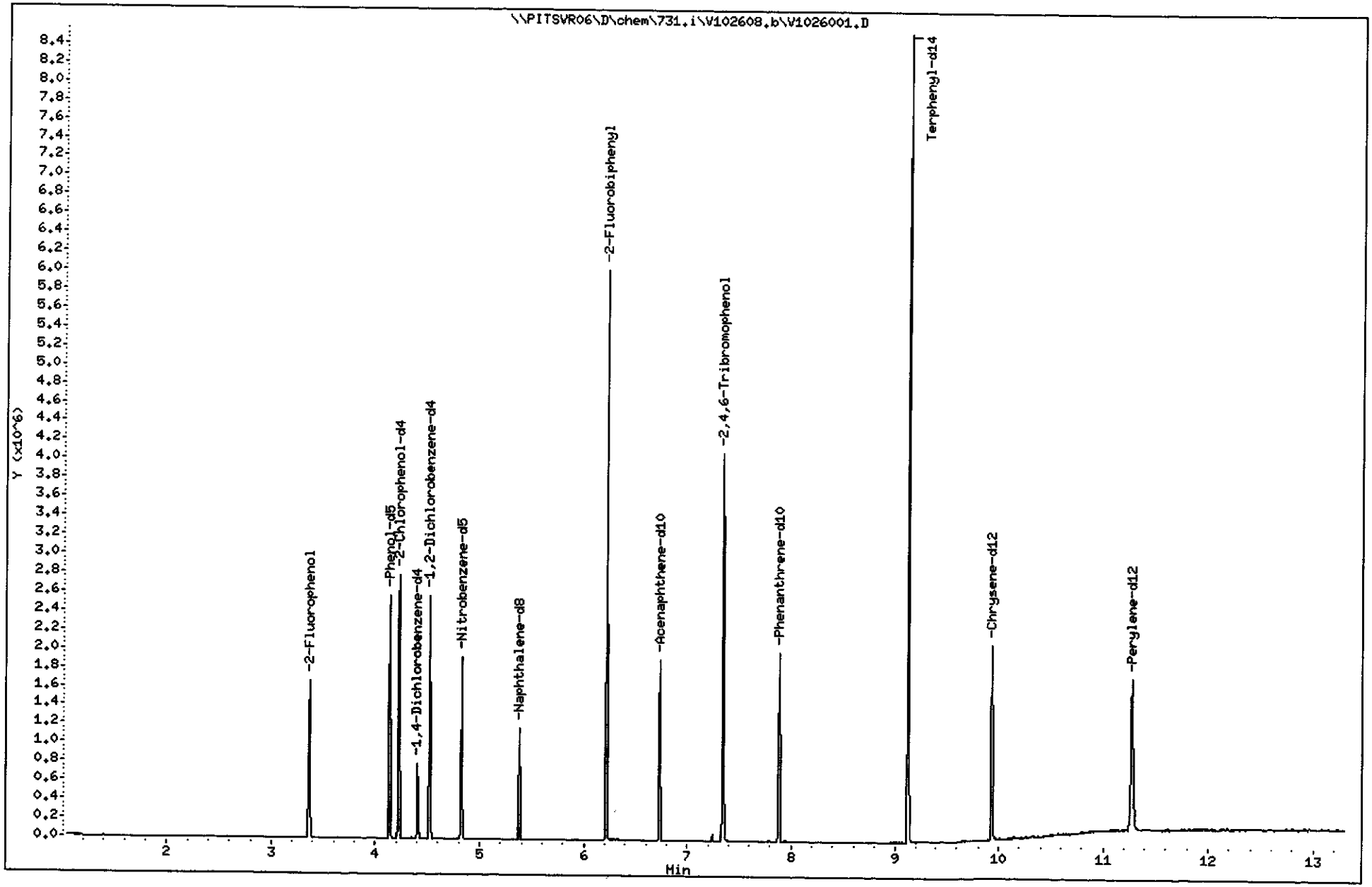

TestAmerica Pittsburgh

Semivolatile REPORT SW-846 Method 8270

Data file : \\PITSVR06\D\chem\731.i\V102608.b\V1026001.D
Lab Smp Id: K07531AA Client Smp ID: INTRA-LAB BLANK
Inj Date : 26-OCT-2008 23:25
Operator : 003200 Inst ID: 731.i
Smp Info : C8J160331-BLK 10/20/08 h2o (8295020) 8270c
Misc Info : K07531AA,V102608.b,827011.m,padep.sub
Comment :
Method : \\PITSVR06\D\chem\731.i\V102608.b\827011.m
Meth Date : 27-Oct-2008 01:04 piccolinov Quant Type: ISTD
Cal Date : 23-OCT-2008 04:48 Cal File: V1023NC7.D
Als bottle: 3 QC Sample: METHOD BLANK
Dil Factor: 1.00000
Integrator: HP RTE Compound Sublist: padep.sub
Target Version: 4.14
Processing Host: PITSVR06

Concentration Formula: Amt * DF * Uf * Vt/(Vo * Vi) * CpndVariable

Name	Value	Description
DF	1.000	Dilution Factor
Uf	1.000	ng unit correction factor
Vt	1000.000	Volume of final extract (uL)
Vo	1000.000	Volume of sample extracted (mL)
Vi	2.000	Volume injected (uL)
Cpnd Variable		Local Compound Variable

	Compounds	QUANT SIG MASS	RT	EXP RT	REL RT	RESPONSE	CONCENTRATIONS ON-COLUMN (NG)	CONCENTRATIONS FINAL (ug/L)
* 1	1,4-Dichlorobenzene-d4	152	4.403	4.408	(1.000)	113891	8.00000	
* 2	Naphthalene-d8	136	5.381	5.381	(1.000)	492661	8.00000	
* 3	Acenaphthene-d10	164	6.733	6.732	(1.000)	377483	8.00000	
* 4	Phenanthrene-d10	188	7.881	7.886	(1.000)	725706	8.00000	
* 5	Chrysene-d12	240	9.938	9.937	(1.000)	752436	8.00000	
* 6	Perylene-d12	264	11.273	11.278	(1.000)	800651	8.00000	
198	1,4-Dioxane	88	Compound Not Detected.					
10	N-Nitrosodimethylamine	74	Compound Not Detected.					
9	Pyridine	79	Compound Not Detected.					
16	Methyl methanesulfonate	80	Compound Not Detected.					
206	Benzaldehyde	77	Compound Not Detected.					
21	Aniline	93	Compound Not Detected.					
22	Phenol	94	Compound Not Detected.					
23	bis(2-Chloroethyl)ether	93	Compound Not Detected.					
24	2-Chlorophenol	128	Compound Not Detected.					
26	1,3-Dichlorobenzene	146	Compound Not Detected.					
27	1,4-Dichlorobenzene	146	Compound Not Detected.					
28	1,2-Dichlorobenzene	146	Compound Not Detected.					
29	Benzyl Alcohol	108	Compound Not Detected.					
30	2-Methylphenol	108	Compound Not Detected.					

Compounds	QUANT SIG MASS	RT	EXP RT	REL RT	RESPONSE	CONCENTRATIONS ON-COLUMN (NG)	CONCENTRATIONS FINAL (ug/L)
31 2,2'-oxybis(1-Chloropropane)	45	Compound Not Detected.					
37 Acetophenone	105	Compound Not Detected.					
32 N-Nitroso-di-n-propylamine	70	Compound Not Detected.					
192 4-Methylphenol	108	Compound Not Detected.					
34 Hexachloroethane	117	Compound Not Detected.					
35 Nitrobenzene	77	Compound Not Detected.					
41 Isophorone	82	Compound Not Detected.					
42 2-Nitrophenol	139	Compound Not Detected.					
43 2,4-Dimethylphenol	107	Compound Not Detected.					
44 bis(2-Chloroethoxy)methane	93	Compound Not Detected.					
48 2,4-Dichlorophenol	162	Compound Not Detected.					
49 Benzoic Acid	122	Compound Not Detected.					
50 1,2,4-Trichlorobenzene	180	Compound Not Detected.					
51 Naphthalene	128	Compound Not Detected.					
52 4-Chloroaniline	127	Compound Not Detected.					
54 2,6-Dichlorophenol	162	Compound Not Detected.					
56 Hexachlorobutadiene	224	Compound Not Detected.					
208 Caprolactam	113	Compound Not Detected.					
59 4-Chloro-3-Methylphenol	107	Compound Not Detected.					
62 2-Methylnaphthalene	142	Compound Not Detected.					
63 1-Methylnaphthalene	142	Compound Not Detected.					
64 Hexachlorocyclopentadiene	236	Compound Not Detected.					
66 2,4,6-Trichlorophenol	196	Compound Not Detected.					
67 2,4,5-Trichlorophenol	196	Compound Not Detected.					
209 1,1'-Biphenyl	154	Compound Not Detected.					
70 2-Chloronaphthalene	162	Compound Not Detected.					
73 2-Nitroaniline	65	Compound Not Detected.					
76 Dimethylphthalate	163	Compound Not Detected.					
78 2,6-Dinitrotoluene	165	Compound Not Detected.					
79 Acenaphthylene	152	Compound Not Detected.					
81 3-Nitroaniline	138	Compound Not Detected.					
82 Acenaphthene	153	Compound Not Detected.					
83 2,4-Dinitrophenol	184	Compound Not Detected.					
85 4-Nitrophenol	109	Compound Not Detected.					
86 Dibenzofuran	168	Compound Not Detected.					
87 2,4-Dinitrotoluene	165	Compound Not Detected.					
91 2,3,5,6-Tetrachlorophenol	231	Compound Not Detected.					
88 2,3,4,6-Tetrachlorophenol	231	Compound Not Detected.					
92 2-Naphthylamine	143	Compound Not Detected.					
93 Diethylphthalate	149	Compound Not Detected.					
94 Fluorene	166	Compound Not Detected.					
95 4-Chlorophenyl-phenylether	204	Compound Not Detected.					
96 4-Nitroaniline	138	Compound Not Detected.					
98 4,6-Dinitro-2-methylphenol	198	Compound Not Detected.					
99 N-Nitrosodiphenylamine (1)	169	Compound Not Detected.					
100 1,2-Diphenylhydrazine	77	Compound Not Detected.					
106 4-Bromophenyl-phenylether	248	Compound Not Detected.					
107 Hexachlorobenzene	283	Compound Not Detected.					
210 Atrazine	200	Compound Not Detected.					
111 Pentachlorophenol	265	Compound Not Detected.					
115 Phenanthrene	178	Compound Not Detected.					
116 Anthracene	178	Compound Not Detected.					
119 Carbazole	167	Compound Not Detected.					
120 Di-n-Butylphthalate	149	Compound Not Detected.					

Compounds	QUANT SIG MASS	RT	EXP RT	REL RT	RESPONSE	CONCENTRATIONS ON-COLUMN (NG)	CONCENTRATIONS FINAL (ug/L)
123 Fluoranthene	202	Compound Not Detected.					
124 Benzidine	184	Compound Not Detected.					
125 Pyrene	202	Compound Not Detected.					
131 Butylbenzylphthalate	149	Compound Not Detected.					
135 3,3'-Dichlorobenzidine	252	Compound Not Detected.					
136 Benzo(a)Anthracene	228	Compound Not Detected.					
137 Chrysene	228	Compound Not Detected.					
139 bis(2-ethylhexyl)Phthalate	149	Compound Not Detected.					
140 Di-n-octylphthalate	149	Compound Not Detected.					
141 Benzo(b)fluoranthene	252	Compound Not Detected.					
142 Benzo(k)fluoranthene	252	Compound Not Detected.					
143 7,12-dimethylbenz[a]anthracen	256	Compound Not Detected.					
146 Benzo(a)pyrene	252	Compound Not Detected.					
149 Indeno(1,2,3-cd)pyrene	276	Compound Not Detected.					
150 Dibenz(a,h)anthracene	278	Compound Not Detected.					
151 Benzo(g,h,i)perylene	276	Compound Not Detected.					
$ 154 Nitrobenzene-d5	82	4.831	4.830	(0.898)	540171	31.4901	15.745
$ 155 2-Fluorobiphenyl	172	6.214	6.219	(0.923)	1666610	31.0267	15.513
$ 156 Terphenyl-d14	244	9.121	9.120	(0.918)	2607307	35.0158	17.508
$ 157 Phenol-d5	99	4.136	4.141	(0.939)	847269	46.8926	23.446
$ 158 2-Fluorophenol	112	3.362	3.367	(0.763)	561553	44.5464	22.273
$ 159 2,4,6-Tribromophenol	330	7.342	7.346	(0.932)	394470	46.2440	23.122
$ 186 2-Chlorophenol-d4	132	4.227	4.227	(0.960)	804676	45.4562	22.728
$ 187 1,2-Dichlorobenzene-d4	152	4.521	4.520	(1.027)	420963	30.3512	15.176

METHOD BLANK REPORT

GC/MS Semivolatiles

Client Lot #...: C8J160331
MB Lot-Sample #: C8J210000-022

Work Order #...: K07551AA

Matrix.....: WATER

Analysis Date..: 10/24/08
Dilution Factor: 1

Prep Date.....: 10/20/08
Prep Batch #...: 8295022
Initial Wgt/Vol: 1000 mL
Analyst ID.....: 045183

Analysis Time..: 18:40
Final Wgt/Vol..: 1 mL
Instrument ID..: 71

PARAMETER	RESULT	REPORTING LIMIT	UNITS	METHOD
Aniline	ND	1.0	ug/L	SW846 8270C
Acenaphthene	ND	0.20	ug/L	SW846 8270C
Acenaphthylene	ND	0.20	ug/L	SW846 8270C
Acetophenone	ND	1.0	ug/L	SW846 8270C
Anthracene	ND	0.20	ug/L	SW846 8270C
Atrazine	ND	1.0	ug/L	SW846 8270C
Benzo(a)anthracene	ND	0.20	ug/L	SW846 8270C
Benzo(a)pyrene	ND	0.20	ug/L	SW846 8270C
Benzo(b)fluoranthene	ND	0.20	ug/L	SW846 8270C
Benzo(ghi)perylene	ND	0.20	ug/L	SW846 8270C
Benzo(k)fluoranthene	ND	0.20	ug/L	SW846 8270C
Benzaldehyde	ND	1.0	ug/L	SW846 8270C
1,1'-Biphenyl	ND	1.0	ug/L	SW846 8270C
bis(2-Chloroethoxy) methane	ND	1.0	ug/L	SW846 8270C
bis(2-Chloroethyl)-ether	ND	0.20	ug/L	SW846 8270C
bis(2-Ethylhexyl) phthalate	ND	1.0	ug/L	SW846 8270C
4-Bromophenyl phenyl ether	ND	1.0	ug/L	SW846 8270C
Butyl benzyl phthalate	ND	1.0	ug/L	SW846 8270C
Caprolactam	ND	5.0	ug/L	SW846 8270C
Carbazole	ND	0.20	ug/L	SW846 8270C
4-Chloroaniline	ND	1.0	ug/L	SW846 8270C
4-Chloro-3-methylphenol	ND	1.0	ug/L	SW846 8270C
2-Chloronaphthalene	ND	0.20	ug/L	SW846 8270C
2-Chlorophenol	ND	1.0	ug/L	SW846 8270C
4-Chlorophenyl phenyl ether	ND	1.0	ug/L	SW846 8270C
Chrysene	ND	0.20	ug/L	SW846 8270C
Dibenz(a,h)anthracene	ND	0.20	ug/L	SW846 8270C
Dibenzofuran	ND	1.0	ug/L	SW846 8270C
3,3'-Dichlorobenzidine	ND	1.0	ug/L	SW846 8270C
2,4-Dichlorophenol	ND	0.20	ug/L	SW846 8270C
Diethyl phthalate	ND	1.0	ug/L	SW846 8270C
2,4-Dimethylphenol	ND	1.0	ug/L	SW846 8270C
Dimethyl phthalate	ND	1.0	ug/L	SW846 8270C
Di-n-butyl phthalate	ND	1.0	ug/L	SW846 8270C
4,6-Dinitro-2-methylphenol	ND	5.0	ug/L	SW846 8270C

(Continued on next page)

METHOD BLANK REPORT

GC/MS Semivolatiles

Client Lot #...: C8J160331 **Work Order #...:** K07551AA **Matrix.....:** WATER

PARAMETER	RESULT	REPORTING LIMIT	UNITS	METHOD
2,4-Dinitrophenol	ND	5.0	ug/L	SW846 8270C
2,4-Dinitrotoluene	ND	1.0	ug/L	SW846 8270C
2,6-Dinitrotoluene	ND	1.0	ug/L	SW846 8270C
Di-n-octyl phthalate	ND	1.0	ug/L	SW846 8270C
Fluoranthene	ND	0.20	ug/L	SW846 8270C
Fluorene	ND	0.20	ug/L	SW846 8270C
Hexachlorobenzene	ND	0.20	ug/L	SW846 8270C
Hexachlorobutadiene	ND	0.20	ug/L	SW846 8270C
Hexachlorocyclopenta-diene	ND	1.0	ug/L	SW846 8270C
Hexachloroethane	ND	1.0	ug/L	SW846 8270C
Indeno(1,2,3-cd)pyrene	ND	0.20	ug/L	SW846 8270C
Isophorone	ND	1.0	ug/L	SW846 8270C
2-Methylnaphthalene	ND	0.20	ug/L	SW846 8270C
2-Methylphenol	ND	1.0	ug/L	SW846 8270C
4-Methylphenol	ND	1.0	ug/L	SW846 8270C
Naphthalene	ND	0.20	ug/L	SW846 8270C
2-Nitroaniline	ND	5.0	ug/L	SW846 8270C
3-Nitroaniline	ND	5.0	ug/L	SW846 8270C
4-Nitroaniline	ND	5.0	ug/L	SW846 8270C
Nitrobenzene	ND	0.20	ug/L	SW846 8270C
2-Nitrophenol	ND	1.0	ug/L	SW846 8270C
4-Nitrophenol	ND	5.0	ug/L	SW846 8270C
N-Nitrosodi-n-propyl-amine	ND	0.20	ug/L	SW846 8270C
N-Nitrosodiphenylamine	ND	0.20	ug/L	SW846 8270C
2,2'-oxybis (1-Chloropropane)	ND	0.20	ug/L	SW846 8270C
Pentachlorophenol	ND	1.0	ug/L	SW846 8270C
Phenanthrene	**0.067 J**	**0.20**	**ug/L**	**SW846 8270C**
Phenol	ND	0.20	ug/L	SW846 8270C
Pyrene	ND	0.20	ug/L	SW846 8270C
2,4,5-Trichloro-phenol	ND	1.0	ug/L	SW846 8270C
2,4,6-Trichloro-phenol	ND	1.0	ug/L	SW846 8270C

SURROGATE	PERCENT RECOVERY	RECOVERY LIMITS
Nitrobenzene-d5	74	(23 - 112)
Terphenyl-d14	109	(10 - 132)
2-Fluorobiphenyl	78	(19 - 107)
2-Fluorophenol	33	(10 - 111)
Phenol-d5	52	(15 - 112)
2,4,6-Tribromophenol	87	(16 - 122)

(Continued on next page)

METHOD BLANK REPORT

GC/MS Semivolatiles

Client Lot #...: C8J160331 Work Order #...: K07551AA Matrix.....: WATER

NOTE(S):

Calculations are performed before rounding to avoid round-off errors in calculated results.

J Estimated result. Result is less than RL.

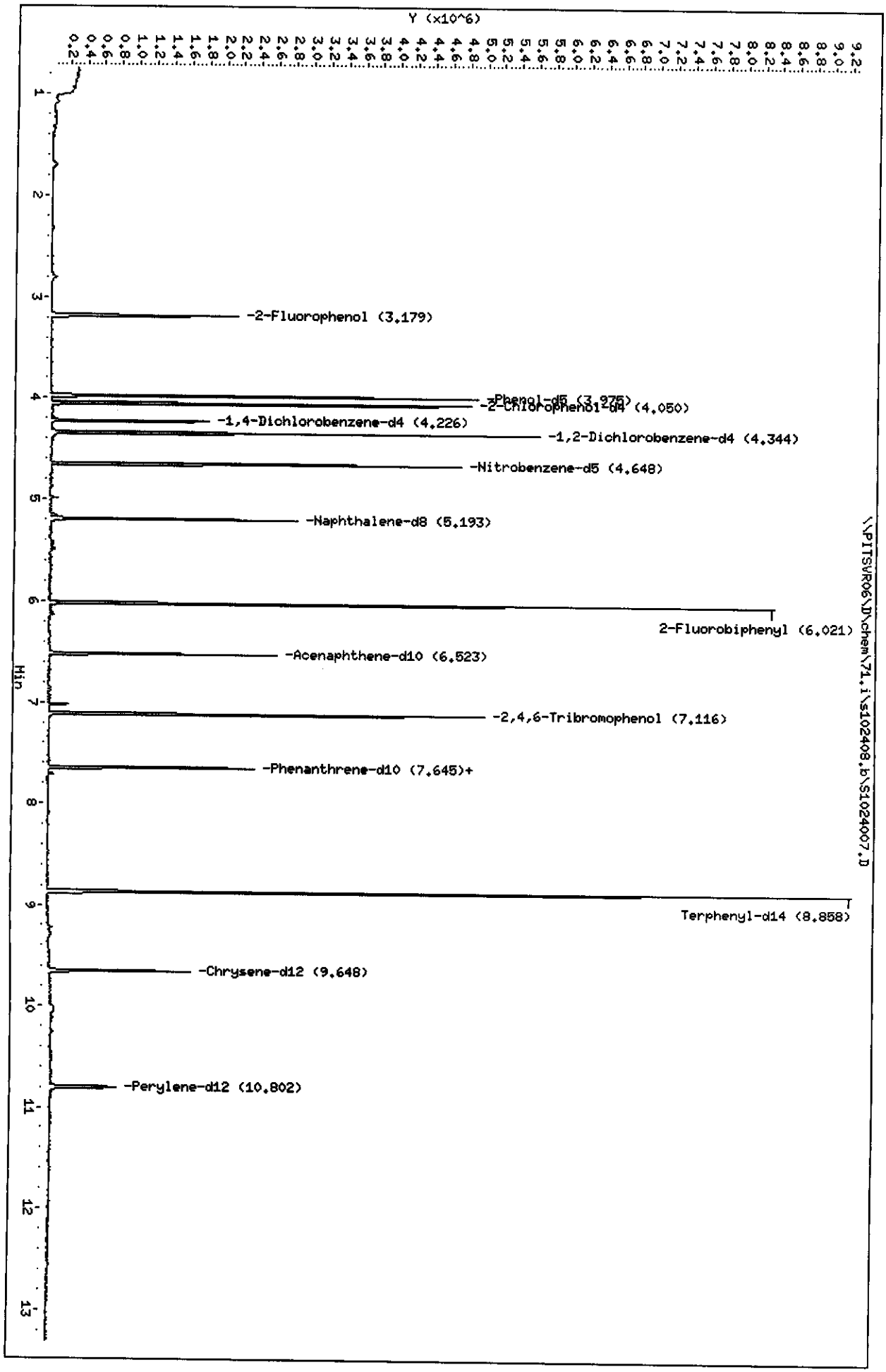

Data File: \\PITSVR06\D\chem\71.i\s102408.b\S1024007.D
Date : 24-OCT-2008 18:40
Client ID: INTRA-LAB BLANK
Sample Info: c8j160299-sblk 10/20/08 h2042(8295022) 8270
Volume Injected (uL): 2.0
Column phase: DB5-MS

Instrument: 71.i
Operator: 045183sab
Column diameter: 0.32

TestAmerica Pittsburgh

Semivolatile REPORT SW-846 Method 8270

Data file : \\PITSVR06\D\chem\71.i\s102408.b\S1024007.D
Lab Smp Id: K07551AA Client Smp ID: INTRA-LAB BLANK
Inj Date : 24-OCT-2008 18:40
Operator : 045183sab Inst ID: 71.i
Smp Info : c8j160299-sblk 10/20/08 h2042(8295022) 8270
Misc Info : k07551aa,s102408.b,llb.m,4-42fulllist.sub
Comment :
Method : \\PITSVR06\D\chem\71.i\s102408.b\llb.m
Meth Date : 29-Oct-2008 23:10 bachas Quant Type: ISTD
Cal Date : 16-OCT-2008 20:15 Cal File: S1016AM7.D
Als bottle: 12 QC Sample: METHOD BLANK
Dil Factor: 1.00000
Integrator: HP RTE Compound Sublist: 4-42fulllist.sub
Target Version: 4.14

Concentration Formula: Amt * DF * Uf * Vt/(Vo * Vi)*1*gpc * CpndVariable

Name	Value	Description
DF	1.000	Dilution Factor
Uf	1.000	ng unit correction factor
Vt	1000.000	Volume of final extract (uL)
Vo	1000.000	Volume of sample extracted (mL)
Vi	2.000	Volume injected (uL)
gpc	1.000	GPC correction Factor
Cpnd Variable		Local Compound Variable

	Compounds	QUANT SIG MASS	RT	EXP RT	REL RT	RESPONSE	CONCENTRATIONS ON-COLUMN (NG)	CONCENTRATIONS FINAL (ug/L)	
* 1	1,4-Dichlorobenzene-d4	152	4.226	4.229	(1.000)	270345	8.00000		(a)
* 2	Naphthalene-d8	136	5.193	5.196	(1.000)	1089431	8.00000		(a)
* 3	Acenaphthene-d10	164	6.523	6.526	(1.000)	567988	8.00000		(a)
* 4	Phenanthrene-d10	188	7.645	7.648	(1.000)	821899	8.00000		(a)
* 5	Chrysene-d12	240	9.648	9.657	(1.000)	476409	8.00000		(a)
* 6	Perylene-d12	264	10.802	10.816	(1.000)	316637	8.00000		(a)
198	1,4-Dioxane	88	Compound Not Detected.						
206	Benzaldehyde	77	Compound Not Detected.						
10	N-Nitrosodimethylamine	74	Compound Not Detected.						
9	Pyridine	79	Compound Not Detected.						
14	2-Picoline	93	Compound Not Detected.						
15	N-Nitrosomethylethylamine	88	Compound Not Detected.						
16	Methyl methanesulfonate	80	Compound Not Detected.						
19	N-Nitrosodiethylamine	102	Compound Not Detected.						
8	Ethyl methanesulfonate	79	Compound Not Detected.						
25	Pentachloroethane	167	Compound Not Detected.						
211	Benzenethiol	110	Compound Not Detected.						
21	Aniline	93	Compound Not Detected.						
22	Phenol	94	Compound Not Detected.						
23	bis(2-Chloroethyl)ether	93	Compound Not Detected.						

Compounds	QUANT SIG MASS	RT	EXP RT	REL RT	RESPONSE	CONCENTRATIONS ON-COLUMN (NG)	CONCENTRATIONS FINAL (ug/L)
24 2-Chlorophenol	128	Compound Not Detected.					
26 1,3-Dichlorobenzene	146	Compound Not Detected.					
27 1,4-Dichlorobenzene	146	Compound Not Detected.					
28 1,2-Dichlorobenzene	146	Compound Not Detected.					
29 Benzyl Alcohol	108	Compound Not Detected.					
30 2-Methylphenol	108	Compound Not Detected.					
31 2,2'-oxybis(1-Chloropropane)	45	Compound Not Detected.					
36 N-Nitrosopyrrolidine	100	Compound Not Detected.					
37 Acetophenone	105	Compound Not Detected.					
32 N-Nitroso-di-n-propylamine	70	Compound Not Detected.					
192 4-Methylphenol	108	Compound Not Detected.					
7 N-Nitrosomorpholine	116	Compound Not Detected.					
39 o-Toluidine	106	Compound Not Detected.					
34 Hexachloroethane	117	Compound Not Detected.					
35 Nitrobenzene	77	Compound Not Detected.					
40 N-Nitrosopiperidine	114	Compound Not Detected.					
41 Isophorone	82	Compound Not Detected.					
42 2-Nitrophenol	139	Compound Not Detected.					
43 2,4-Dimethylphenol	107	Compound Not Detected.					
45 O,O,O-Triethyl phosphorothioa	198	Compound Not Detected.					
44 bis(2-Chloroethoxy)methane	93	Compound Not Detected.					
53 a,a-Dimethyl-phenethylamine	58	Compound Not Detected.					
48 2,4-Dichlorophenol	162	Compound Not Detected.					
49 Benzoic Acid	122	4.984	5.004	(0.960)	15215	2.44232	1.2212(aH)
50 1,2,4-Trichlorobenzene	180	Compound Not Detected.					
51 Naphthalene	128	Compound Not Detected.					
52 4-Chloroaniline	127	Compound Not Detected.					
54 2,6-Dichlorophenol	162	Compound Not Detected.					
55 Hexachloropropene	212	Compound Not Detected.					
56 Hexachlorobutadiene	224	Compound Not Detected.					
208 Caprolactam	113	Compound Not Detected.					
58 N-Nitrosodi-n-butylamine	84	Compound Not Detected.					
60 p-Phenylene diamine	108	Compound Not Detected.					
59 4-Chloro-3-Methylphenol	107	Compound Not Detected.					
61 Safrole	162	Compound Not Detected.					
62 2-Methylnaphthalene	142	Compound Not Detected.					
63 1-Methylnaphthalene	142	Compound Not Detected.					
65 1,2,4,5-Tetrachlorobenzene	215	Compound Not Detected.					
64 Hexachlorocyclopentadiene	236	Compound Not Detected.					
66 2,4,6-Trichlorophenol	196	Compound Not Detected.					
67 2,4,5-Trichlorophenol	196	Compound Not Detected.					
71 Isosafrole 1	162	Compound Not Detected.					
209 1,1'-Biphenyl	154	Compound Not Detected.					
70 2-Chloronaphthalene	162	Compound Not Detected.					
73 2-Nitroaniline	65	Compound Not Detected.					
75 1,4-Naphthoquinone	158	Compound Not Detected.					
77 m-Dinitrobenzene	168	Compound Not Detected.					
76 Dimethylphthalate	163	Compound Not Detected.					
78 2,6-Dinitrotoluene	165	Compound Not Detected.					
79 Acenaphthylene	152	Compound Not Detected.					
81 3-Nitroaniline	138	Compound Not Detected.					
82 Acenaphthene	153	Compound Not Detected.					
83 2,4-Dinitrophenol	184	Compound Not Detected.					
85 4-Nitrophenol	109	Compound Not Detected.					

Compounds	QUANT SIG MASS	RT	EXP RT	REL RT	RESPONSE	CONCENTRATIONS ON-COLUMN (NG)	CONCENTRATIONS FINAL (ug/L)
86 Dibenzofuran	168	6.672	6.681	(1.023)	5627	0.05310	0.026550(aH)
84 Pentachlorobenzene	249	Compound Not Detected.					
87 2,4-Dinitrotoluene	165	Compound Not Detected.					
89 1-Naphthylamine	143	Compound Not Detected.					
91 2,3,5,6-Tetrachlorophenol	231	Compound Not Detected.					
88 2,3,4,6-Tetrachlorophenol	231	Compound Not Detected.					
92 2-Naphthylamine	143	Compound Not Detected.					
93 Diethylphthalate	149	6.859	6.863	(1.052)	6763	0.08867	0.044336(a)
94 Fluorene	166	Compound Not Detected.					
95 4-Chlorophenyl-phenylether	204	Compound Not Detected.					
199 Thionazin	97	Compound Not Detected.					
97 5-Nitro-o-toluidine	152	Compound Not Detected.					
96 4-Nitroaniline	138	Compound Not Detected.					
98 4,6-Dinitro-2-methylphenol	198	Compound Not Detected.					
99 N-Nitrosodiphenylamine (1)	169	Compound Not Detected.					
100 1,2-Diphenylhydrazine	77	Compound Not Detected.					
200 Sulfotepp	97	Compound Not Detected.					
103 Diallate 1	86	Compound Not Detected.					
105 1,3,5-Trinitrobenzene	213	Compound Not Detected.					
104 Phorate	121	Compound Not Detected.					
108 Phenacetin	108	Compound Not Detected.					
106 4-Bromophenyl-phenylether	248	Compound Not Detected.					
109 Diallate 2	86	Compound Not Detected.					
107 Hexachlorobenzene	283	Compound Not Detected.					
110 Dimethoate	87	Compound Not Detected.					
210 Atrazine	200	Compound Not Detected.					
113 4-Aminobiphenyl	169	Compound Not Detected.					
111 Pentachlorophenol	265	Compound Not Detected.					
112 Pentachloronitrobenzene	236	Compound Not Detected.					
114 Pronamide	173	Compound Not Detected.					
115 Phenanthrene	178	7.661	7.670	(1.002)	14967	0.13388	0.066940(a)
118 Disulfoton	88	Compound Not Detected.					
116 Anthracene	178	Compound Not Detected.					
117 Dinoseb	211	Compound Not Detected.					
119 Carbazole	167	Compound Not Detected.					
214 Methyl parathion	109	Compound Not Detected.					
120 Di-n-Butylphthalate	149	Compound Not Detected.					
215 Parathion	109	Compound Not Detected.					
121 4-Nitroquinoline 1-oxide	190	Compound Not Detected.					
122 Methapyrilene	58	Compound Not Detected.					
216 Isodrin	193	Compound Not Detected.					
123 Fluoranthene	202	Compound Not Detected.					
124 Benzidine	184	Compound Not Detected.					
125 Pyrene	202	Compound Not Detected.					
126 Aramite 1	185	Compound Not Detected.					
127 Aramite 2	185	Compound Not Detected.					
128 p-Dimethylamino azobenzene	225	Compound Not Detected.					
129 p-Chlorobenzilate	139	Compound Not Detected.					
132 3,3'-Dimethylbenzidine	212	Compound Not Detected.					
130 Famphur	218	Compound Not Detected.					
212 Kepone	271	Compound Not Detected.					
131 Butylbenzylphthalate	149	9.226	9.235	(0.956)	9641	0.23774	0.11887(a)
135 3,3'-Dichlorobenzidine	252	Compound Not Detected.					
134 2-Acetylaminofluorene	181	Compound Not Detected.					

Compounds	QUANT SIG MASS	RT	EXP RT	REL RT	RESPONSE	CONCENTRATIONS ON-COLUMN (NG)	CONCENTRATIONS FINAL (ug/L)
136 Benzo(a)Anthracene	228	Compound Not Detected.					
137 Chrysene	228	Compound Not Detected.					
139 bis(2-ethylhexyl)Phthalate	149	Compound Not Detected.					
204 6-Methylchrysene	242	Compound Not Detected.					
140 Di-n-octylphthalate	149	Compound Not Detected.					
141 Benzo(b)fluoranthene	252	Compound Not Detected.					
142 Benzo(k)fluoranthene	252	Compound Not Detected.					
143 7,12-dimethylbenz[a]anthracen	256	Compound Not Detected.					
146 Benzo(a)pyrene	252	Compound Not Detected.					
138 4,4'-Methylene bis(o-chloroan	231	Compound Not Detected.					
148 3-Methylcholanthrene	268	Compound Not Detected.					
149 Indeno(1,2,3-cd)pyrene	276	Compound Not Detected.					
150 Dibenz(a,h)anthracene	278	Compound Not Detected.					
151 Benzo(g,h,i)perylene	276	Compound Not Detected.					
$ 154 Nitrobenzene-d5	82	4.648	4.651	(0.895)	1088267	29.6655	14.833
$ 155 2-Fluorobiphenyl	172	6.021	6.024	(0.923)	2566951	31.1183	15.559
$ 156 Terphenyl-d14	244	8.857	8.861	(0.918)	2597295	43.5935	21.797
$ 157 Phenol-d5	99	3.975	3.973	(0.941)	1503271	31.2626	15.631
$ 158 2-Fluorophenol	112	3.184	3.182	(0.754)	781407	19.7802	9.8901(a)
$ 159 2,4,6-Tribromophenol	330	7.116	7.125	(0.931)	470580	52.1125	26.056
$ 186 2-Chlorophenol-d4	132	4.049	4.053	(0.958)	1422869	29.8900	14.945
$ 187 1,2-Dichlorobenzene-d4	152	4.343	4.347	(1.028)	804483	25.6342	12.817

QC Flag Legend

a - Target compound detected but, quantitated amount
Below Limit Of Quantitation(BLOQ).
H - Operator selected an alternate compound hit.

Data File: \\PITSVR06\D\chem\71.i\s102408.b\S1024007.D

Date : 24-OCT-2008 18:40

Client ID: INTRA-LAB BLANK

Instrument: 71.i

Sample Info: c8j160299-sblk 10/20/08 h2042(8295022) 8270

Volume Injected (uL): 2.0

Operator: 045183sab

Column phase: DB5-MS

Column diameter: 0.32

49 Benzoic Acid

Concentration: 1.2212 ug/L

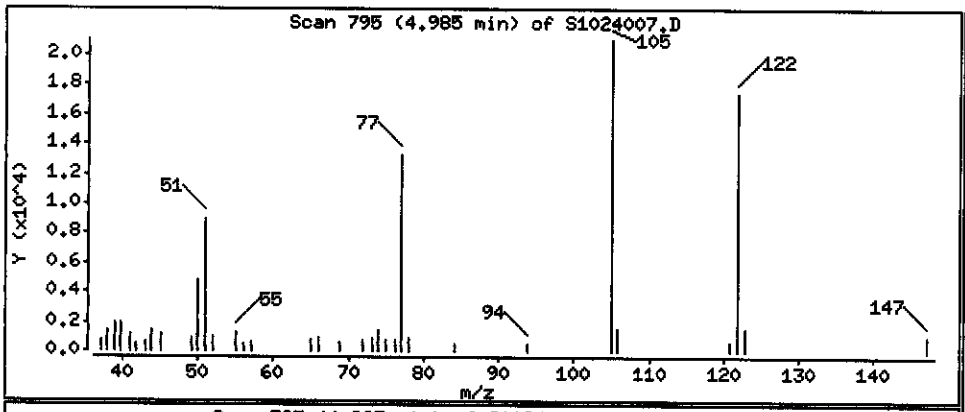

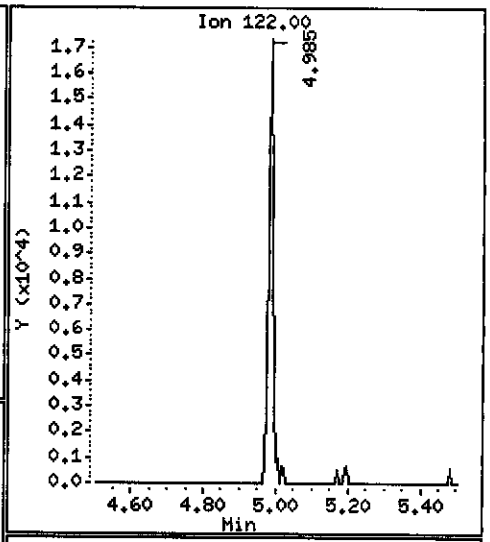

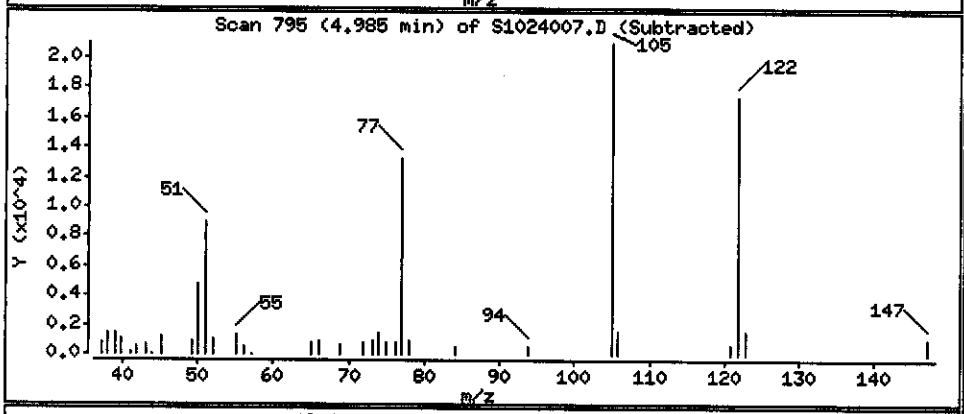

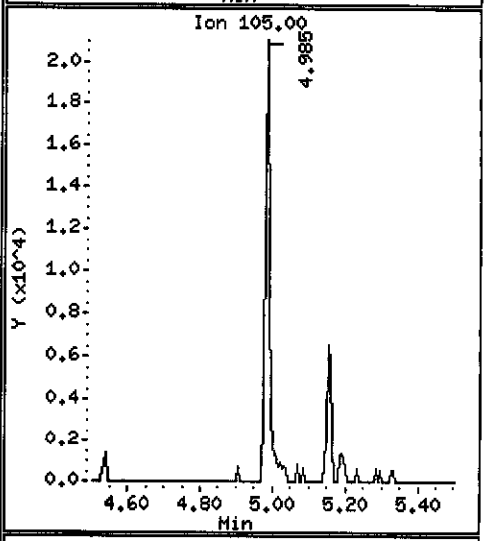

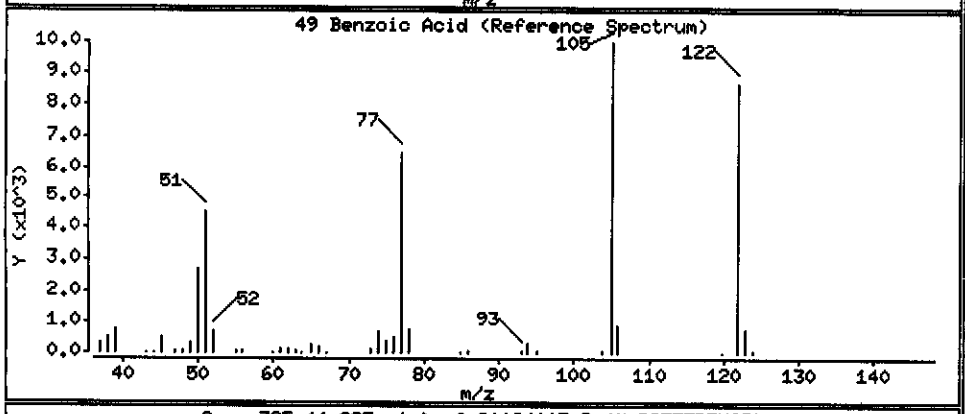

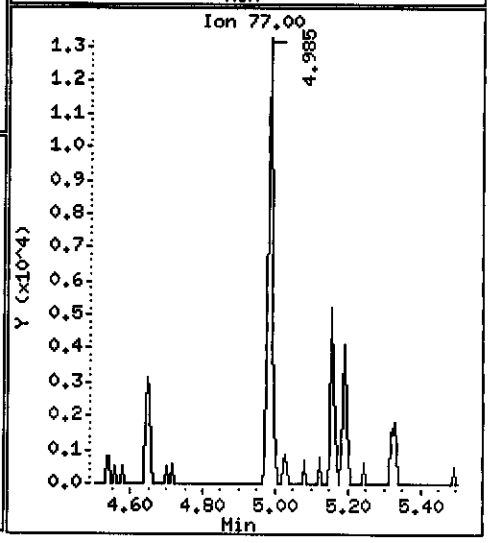

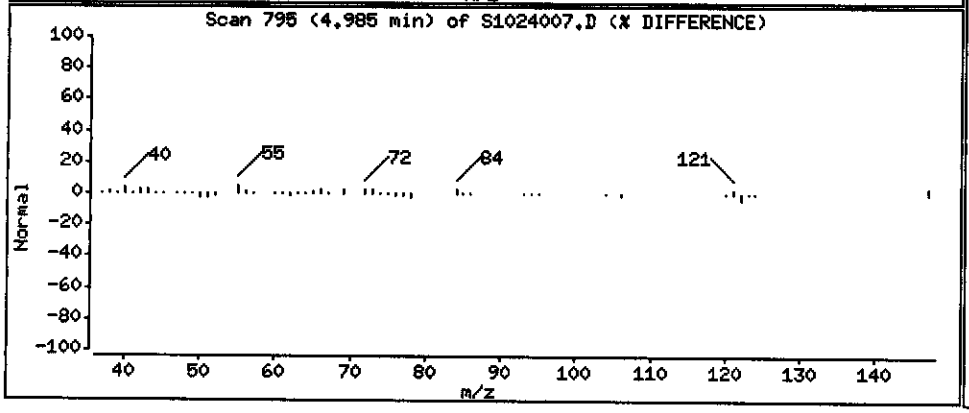

Data File: \\PITSVR06\D\chem\71.i\s102408.b\S1024007.D

Date : 24-OCT-2008 18:40

Client ID: INTRA-LAB BLANK

Instrument: 71.i

Sample Info: c8j160299-sblk 10/20/08 h2042(8295022) 8270

Volume Injected (uL): 2.0

Operator: 045183sab

Column phase: DB5-MS

Column diameter: 0.32

86 Dibenzofuran

Concentration: 0.026550 ug/L

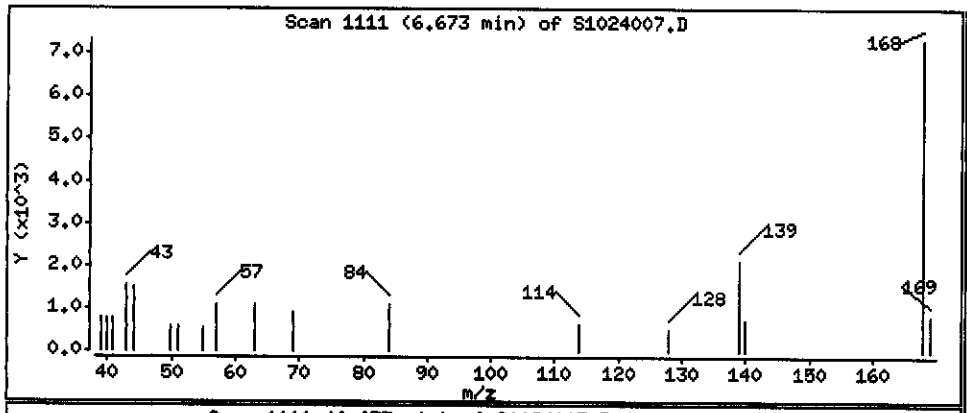

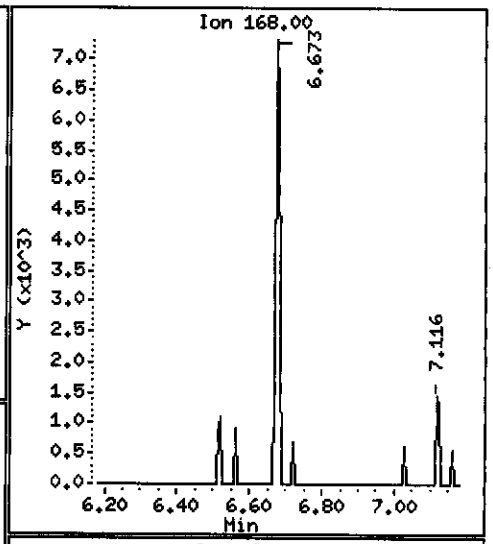

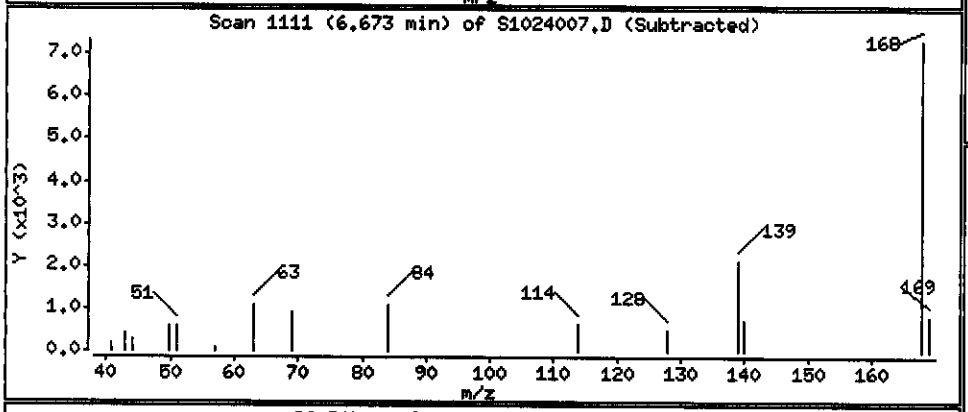

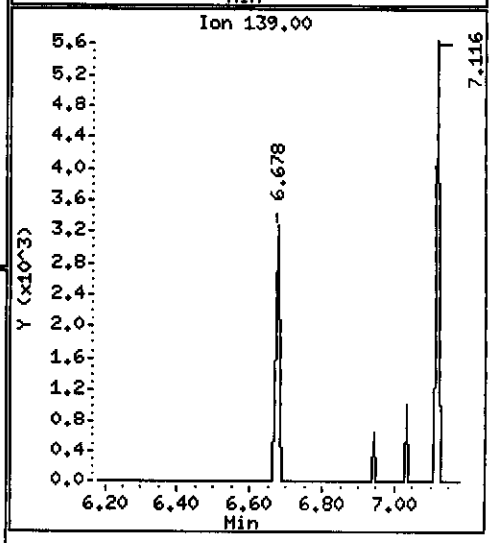

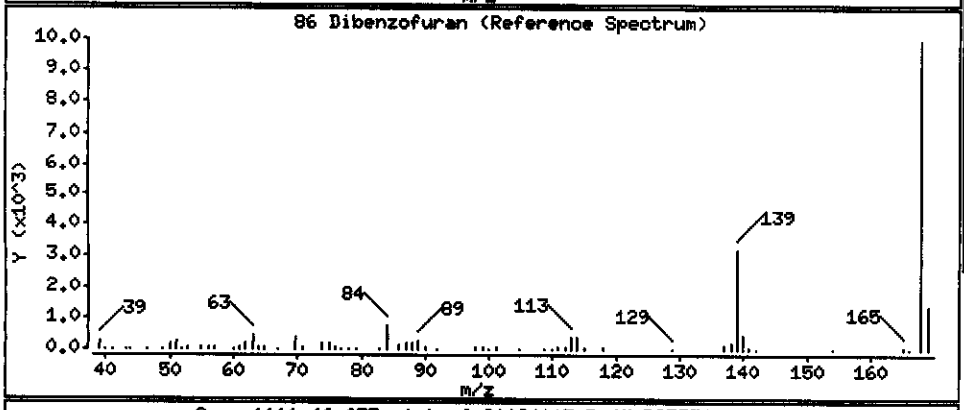

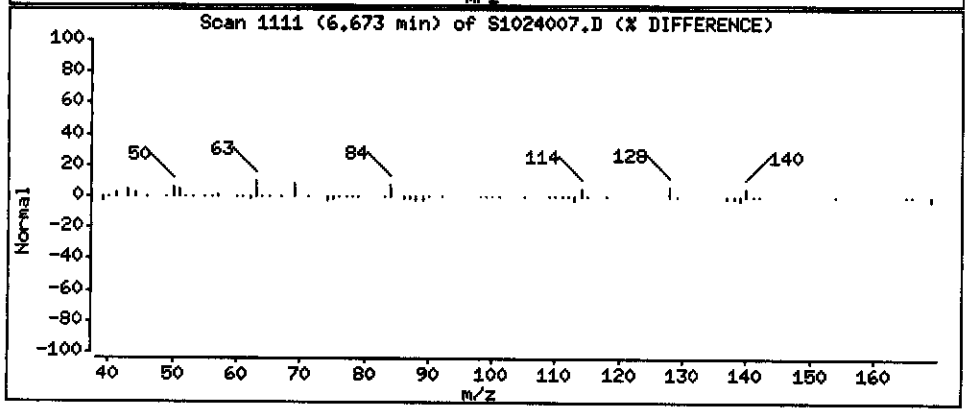

Data File: \\PITSVR06\D\chem\71.i\s102408.b\S1024007.D

Date : 24-OCT-2008 18:40

Client ID: INTRA-LAB BLANK

Instrument: 71.i

Sample Info: c8j160299-sblk 10/20/08 h2042(8295022) 8270

Volume Injected (uL): 2.0

Operator: 045183sab

Column phase: DB5-MS

Column diameter: 0.32

93 Diethylphthalate

Concentration: 0.044336 ug/L

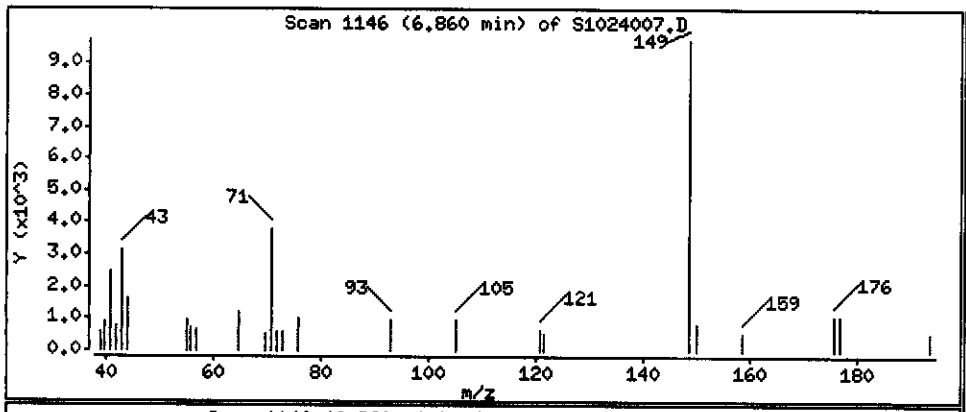

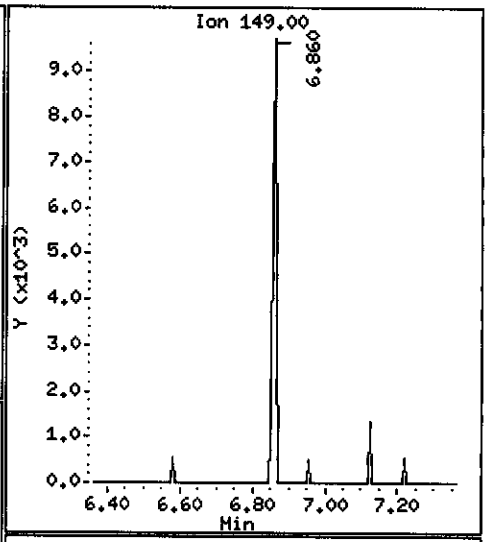

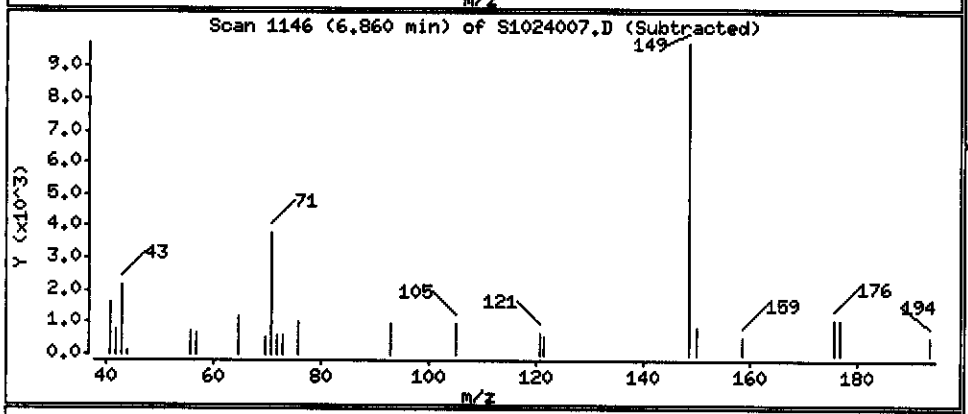

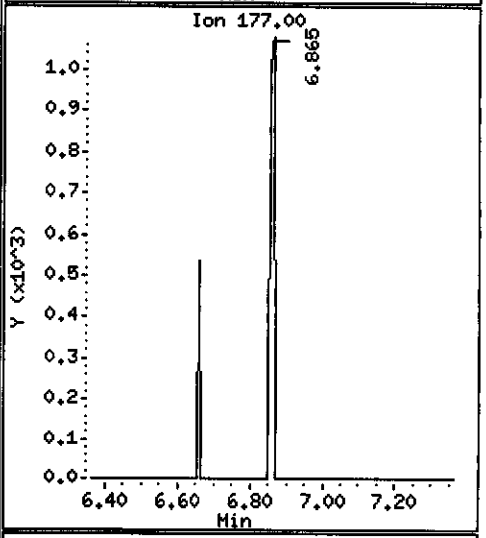

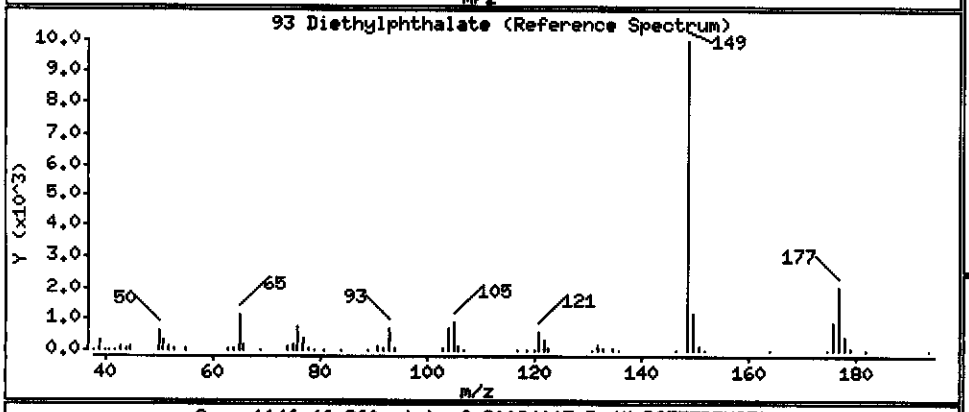

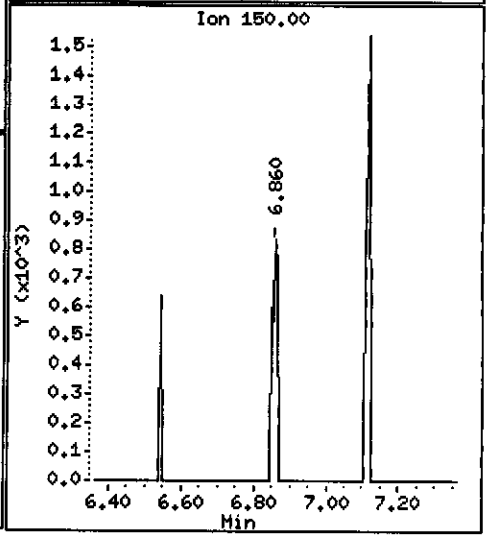

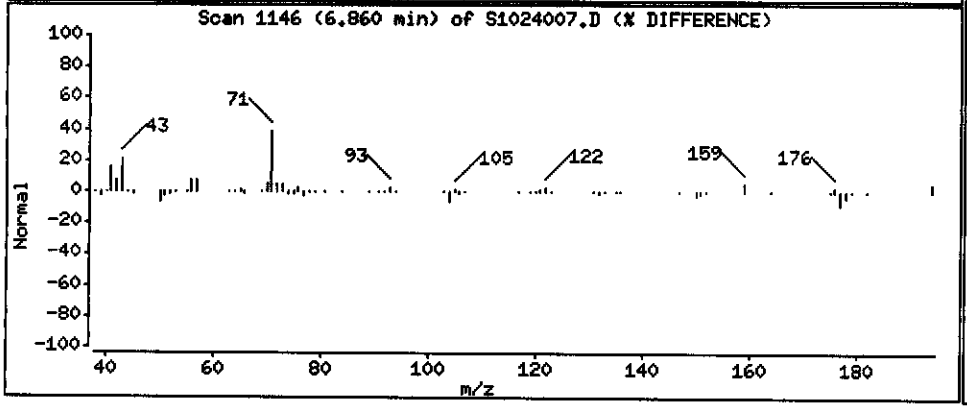

Data File: \\PITSVR06\D\chem\71.i\s102408.b\S1024007.D

Date : 24-OCT-2008 18:40

Client ID: INTRA-LAB BLANK

Instrument: 71.i

Sample Info: c8j160299-sblk 10/20/08 h2042(8295022) 8270

Volume Injected (uL): 2.0

Operator: 045183sab

Column phase: DB5-MS

Column diameter: 0.32

115 Phenanthrene

Concentration: 0.066940 ug/L

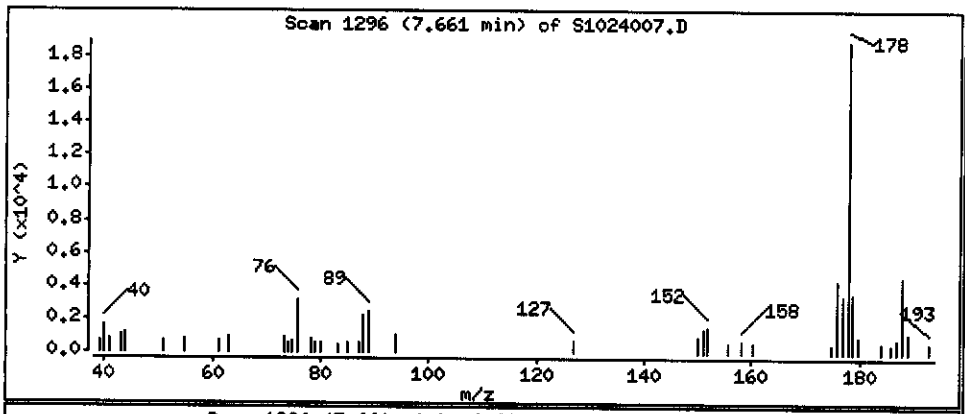

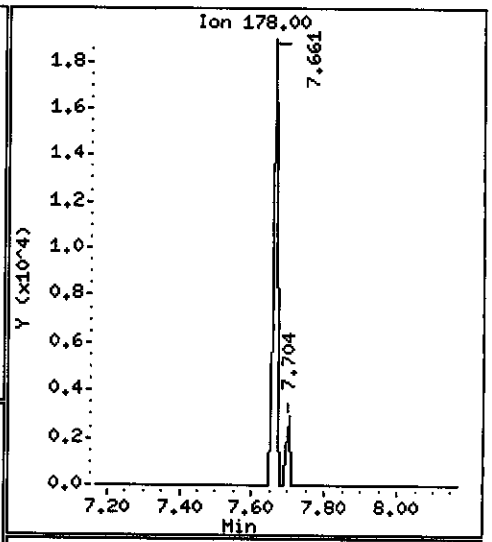

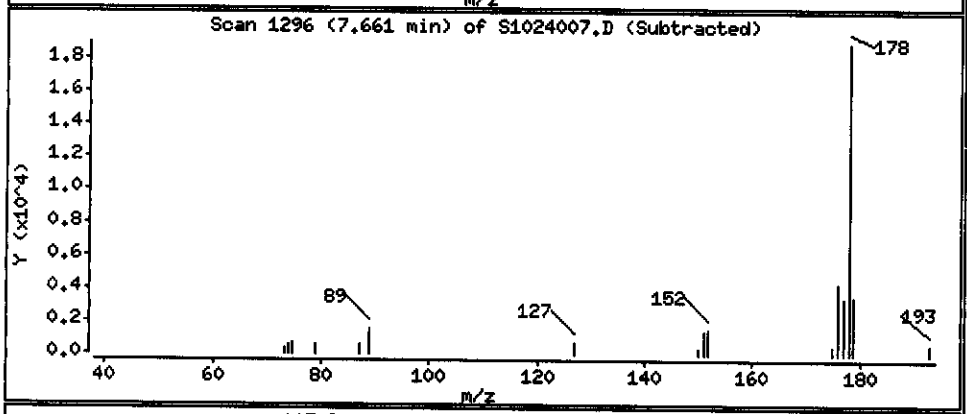

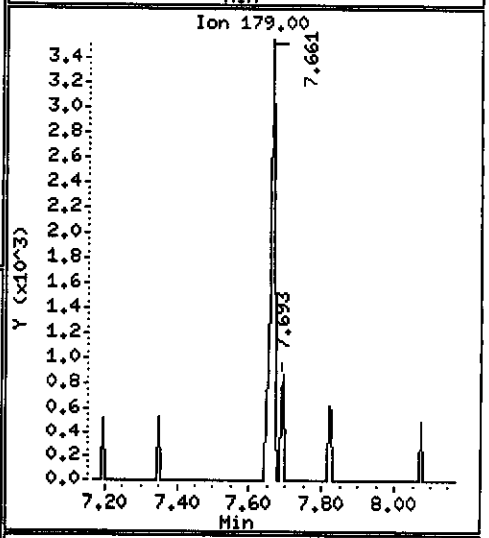

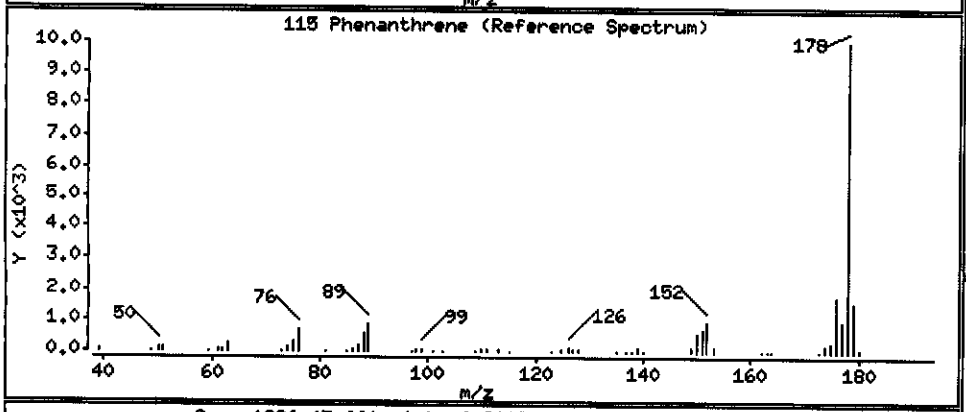

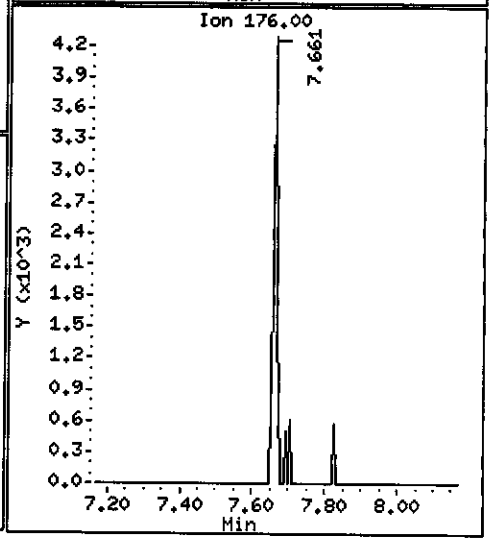

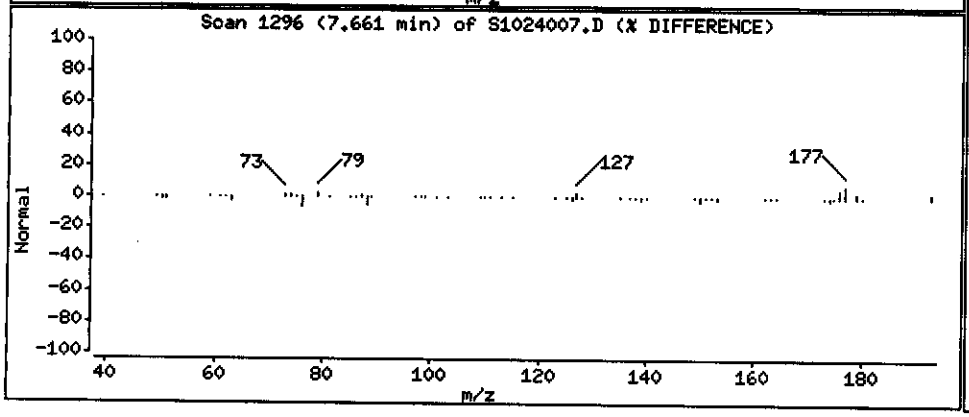

Data File: \\PITSVR06\D\chem\71.i\s102408.b\S1024007.D

Date : 24-OCT-2008 18:40

Client ID: INTRA-LAB BLANK

Instrument: 71.i

Sample Info: c8j160299-sblk 10/20/08 h2042(8295022) 8270

Volume Injected (uL): 2.0

Operator: 045183sab

Column phase: DB5-MS

Column diameter: 0.32

131 Butylbenzylphthalate

Concentration: 0.11887 ug/L

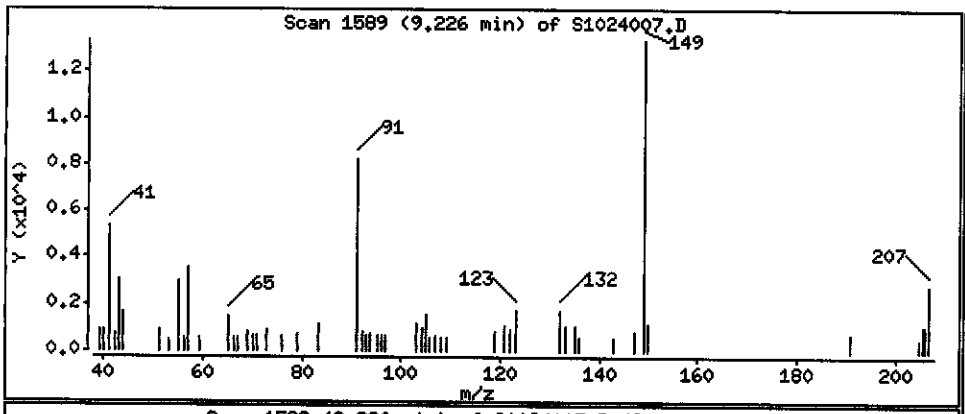

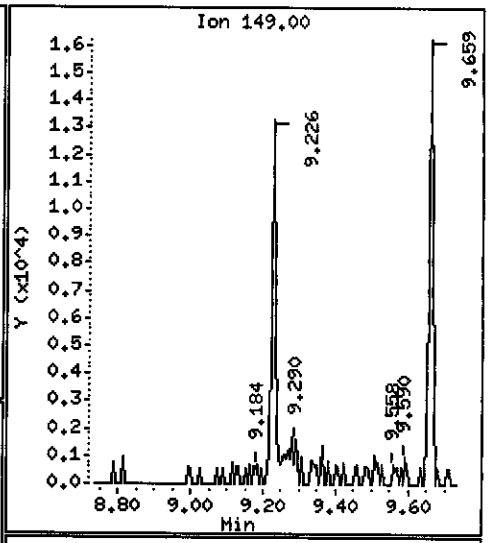

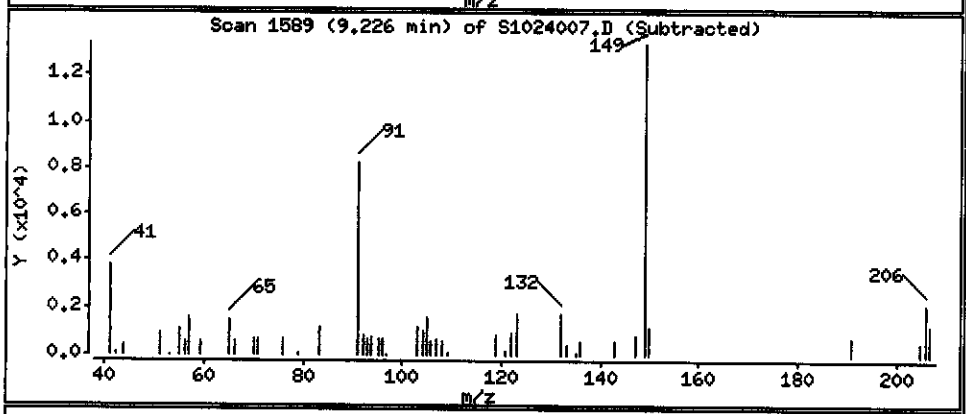

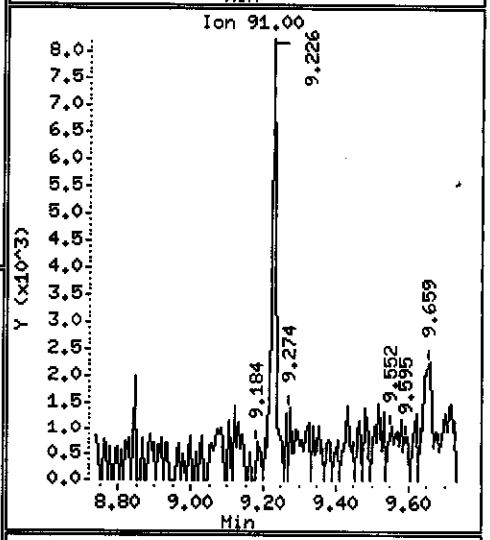

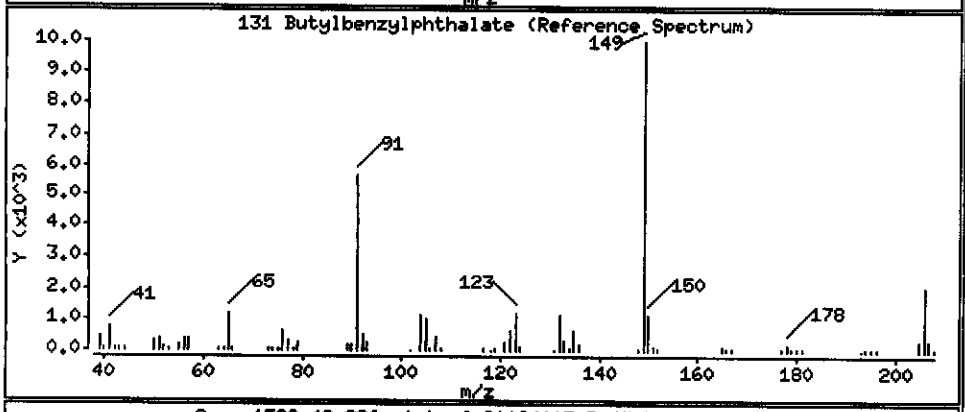

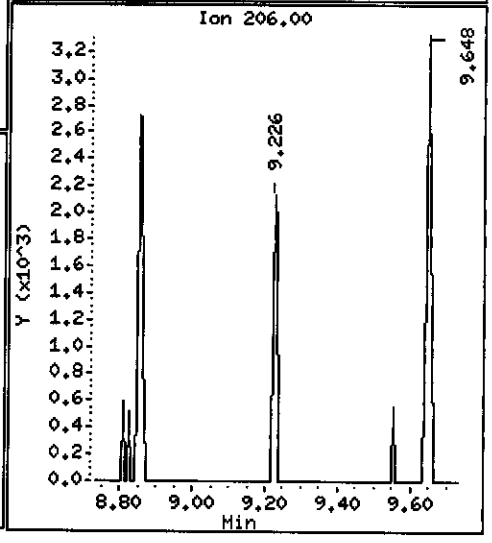

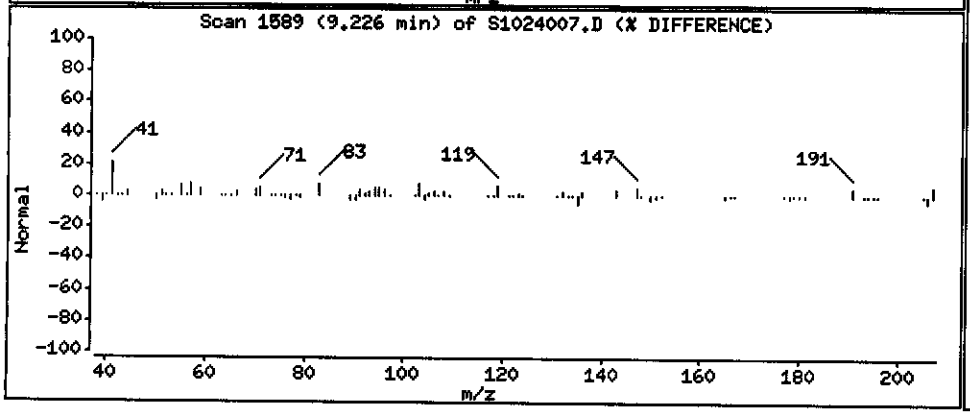

Data File Name: S1024007.D
Inj. Date and Time: 24-OCT-2008 18:40
Instrument ID: 71.i
Client ID: INTRA-LAB BLANK
Compound Name: Benzoic Acid
CAS #: 65-85-0
Report Date: 10/28/2008

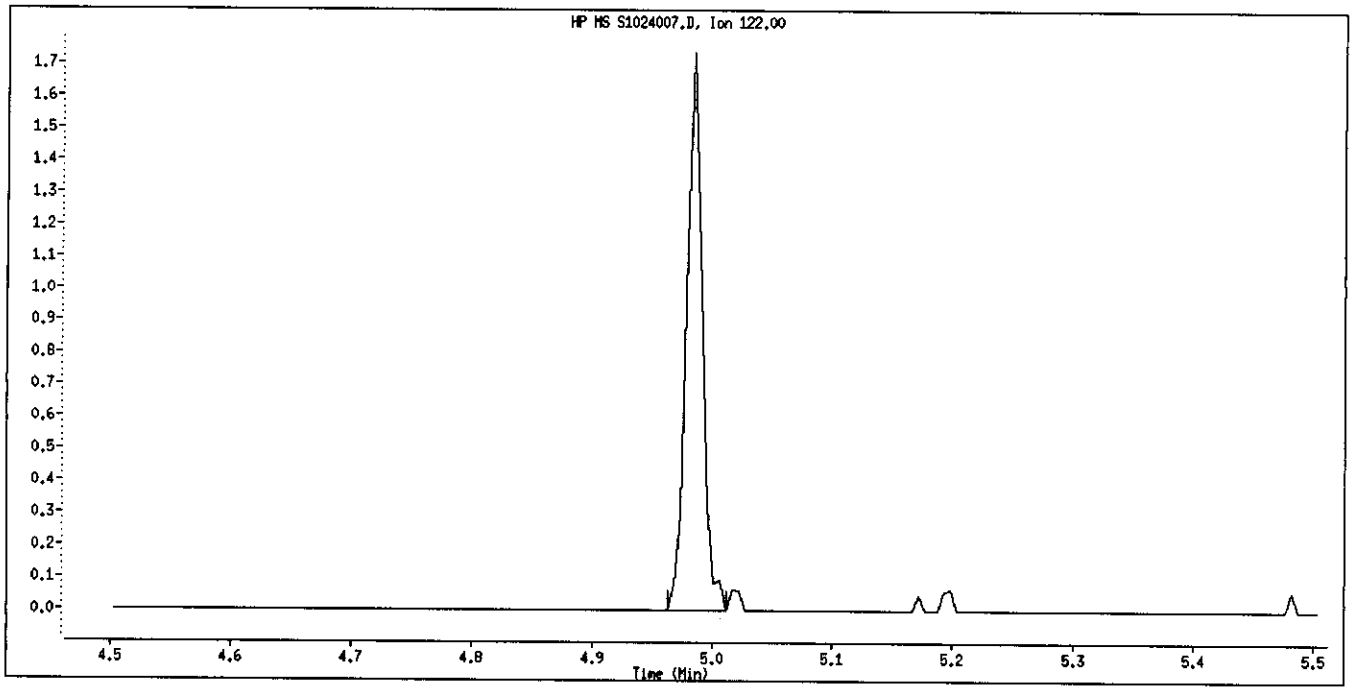

Original Integration

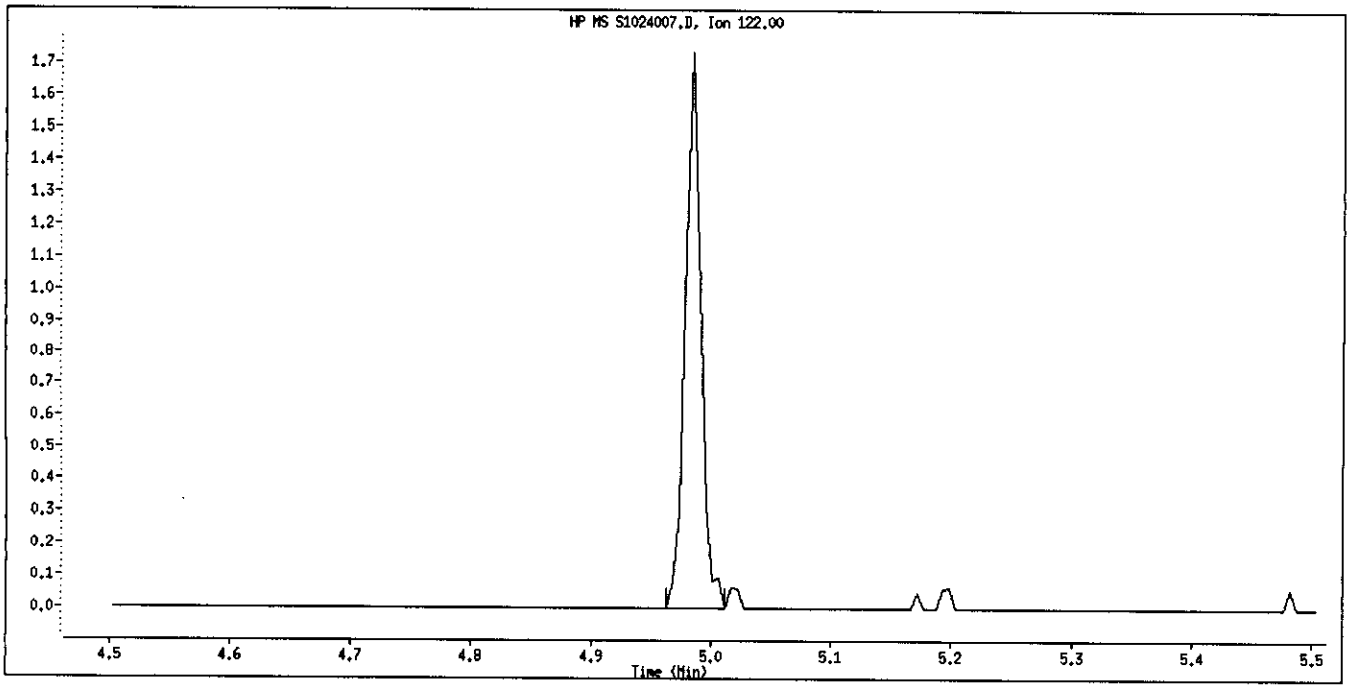

Manual Integration

Manually Integrated By: BachaS
Manual Integration Reason: Peak Added Back

Data File Name: S1024007.D
Inj. Date and Time: 24-OCT-2008 18:40
Instrument ID: 71.i
Client ID: INTRA-LAB BLANK
Compound Name: Dibenzofuran
CAS #: 132-64-9
Report Date: 10/28/2008

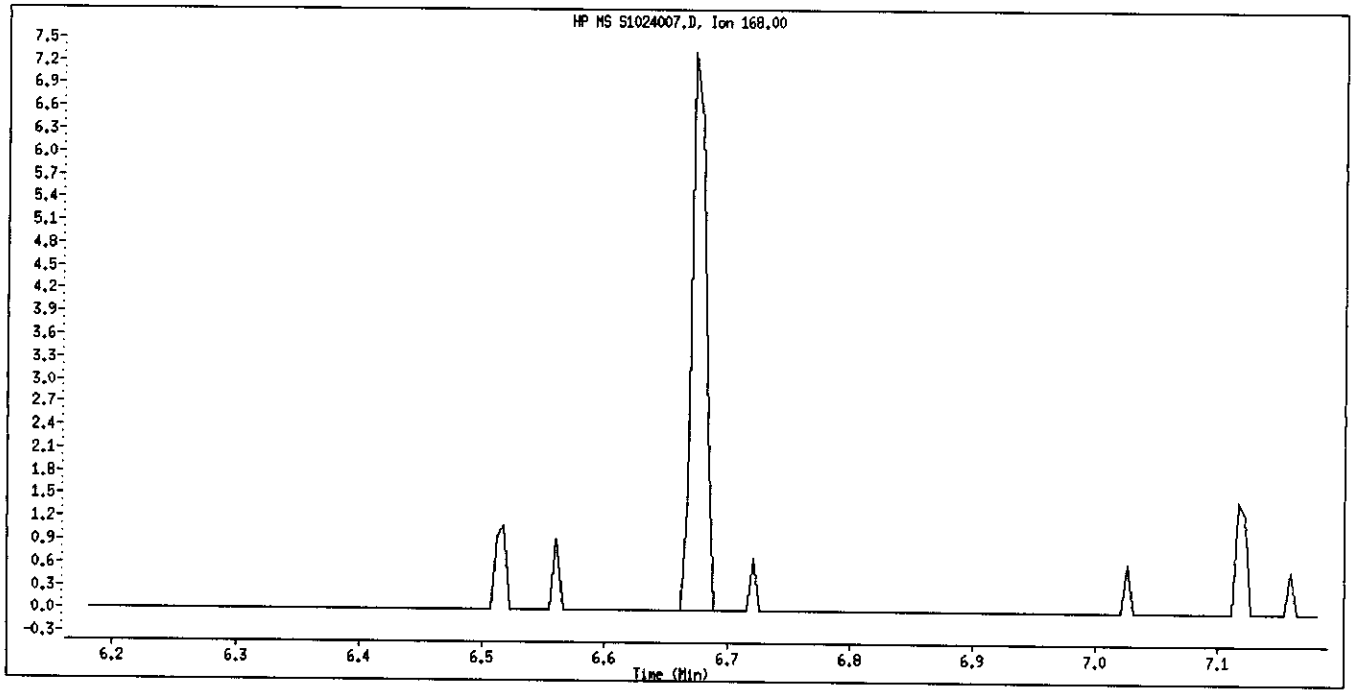

Original Integration

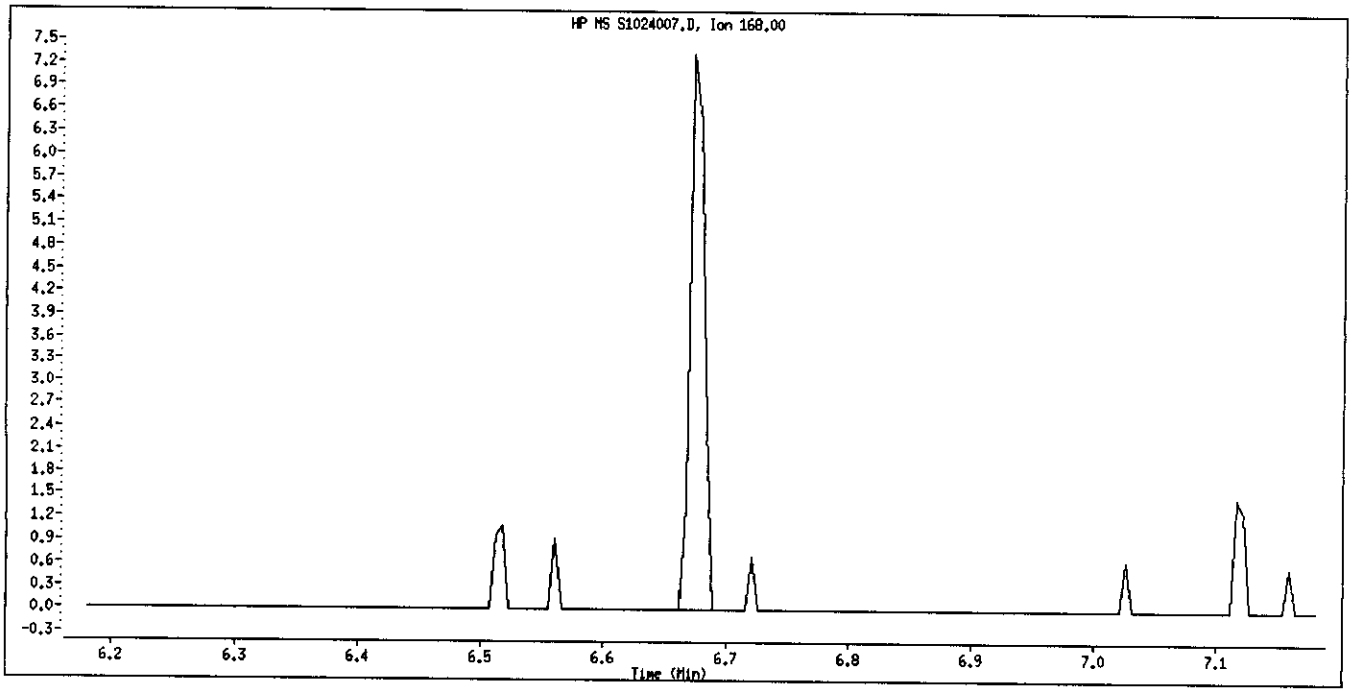

Manual Integration

Manually Integrated By: BachaS
Manual Integration Reason: Peak Added Back

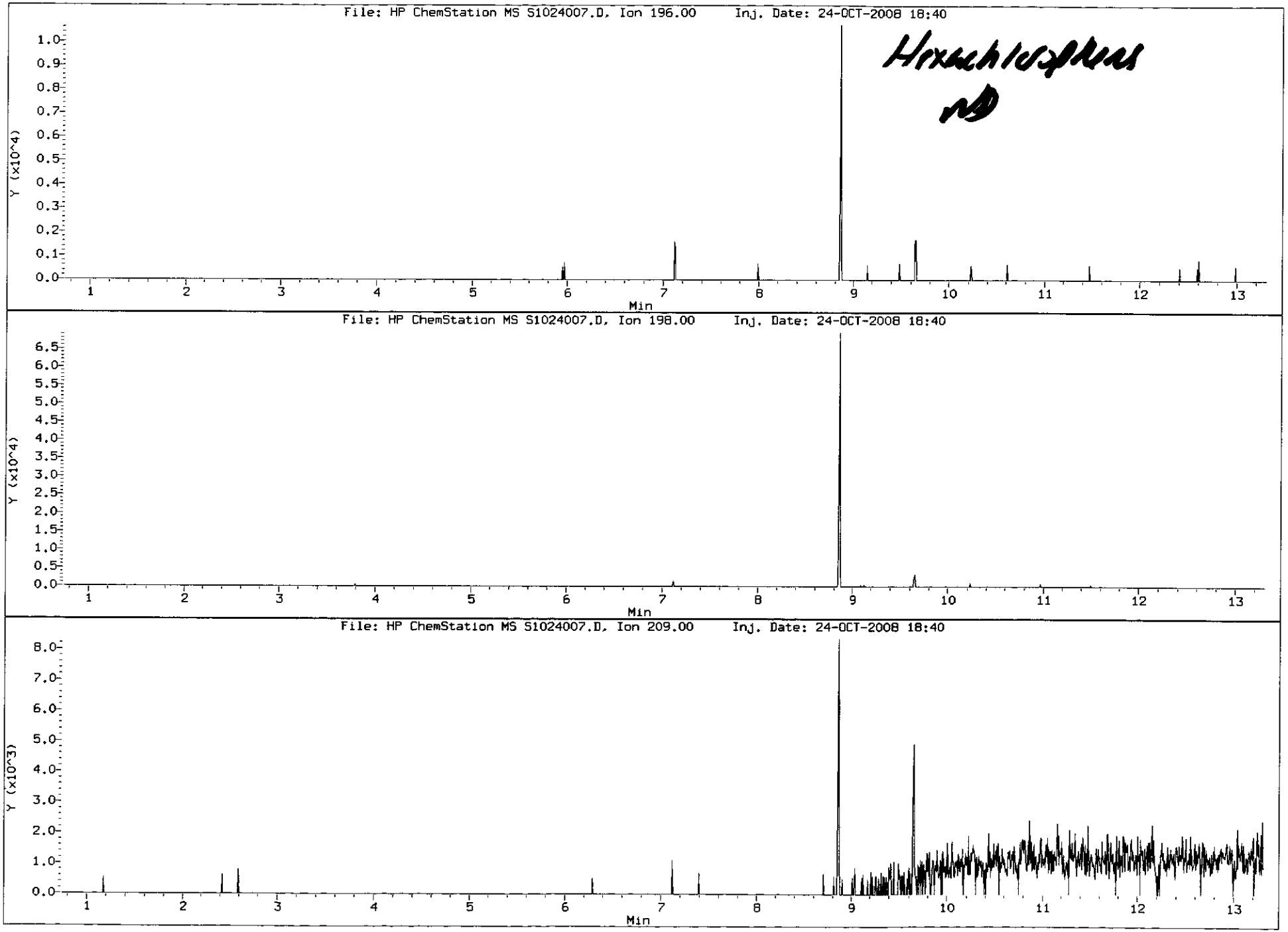

(2001 - 3460)

3419

C8J160331

LABORATORY CONTROL SAMPLE EVALUATION REPORT

GC/MS Semivolatiles

Client Lot #...:	C8J160331	**Work Order #...:**	K07531AC-LCS	**Matrix.....:**	WATER
LCS Lot-Sample#:	C8J210000-020		K07531AD-LCSD		
Prep Date.....:	10/20/08	**Analysis Date..:**	10/26/08		
Prep Batch #...:	8295020	**Analysis Time..:**	23:46		
Dilution Factor:	1	**Initial Wgt/Vol:**	1000 mL	**Final Wgt/Vol..:**	1 mL
Analyst ID.....:	003200	**Instrument ID..:**	731		

PARAMETER	PERCENT RECOVERY	RECOVERY LIMITS	RPD	RPD LIMITS	METHOD
Acenaphthene	**80**	**(35 - 99)**			**SW846 8270C**
	77	**(35 - 99)**	**3.8**	**(0-41)**	**SW846 8270C**
1,4-Dichlorobenzene	**79**	**(34 - 93)**			**SW846 8270C**
	73	**(34 - 93)**	**8.0**	**(0-41)**	**SW846 8270C**
1,2,4-Trichloro-benzene	**81**	**(34 - 96)**			**SW846 8270C**
	77	**(34 - 96)**	**5.2**	**(0-45)**	**SW846 8270C**
4-Bromophenyl phenyl ether	**83**	**(37 - 104)**			**SW846 8270C**
	78	**(37 - 104)**	**5.9**	**(0-40)**	**SW846 8270C**
Butyl benzyl phthalate	**91**	**(36 - 108)**			**SW846 8270C**
	87	**(36 - 108)**	**5.0**	**(0-40)**	**SW846 8270C**
4-Chloro-3-methylphenol	**86**	**(35 - 104)**			**SW846 8270C**
	81	**(35 - 104)**	**4.9**	**(0-42)**	**SW846 8270C**
2-Chlorophenol	**79**	**(31 - 99)**			**SW846 8270C**
	73	**(31 - 99)**	**8.6**	**(0-39)**	**SW846 8270C**
2,4-Dinitrotoluene	**89**	**(37 - 115)**			**SW846 8270C**
	87	**(37 - 115)**	**2.7**	**(0-39)**	**SW846 8270C**
Hexachloroethane	**80**	**(32 - 94)**			**SW846 8270C**
	75	**(32 - 94)**	**7.0**	**(0-39)**	**SW846 8270C**
4-Methylphenol	**76**	**(32 - 100)**			**SW846 8270C**
	72	**(32 - 100)**	**6.6**	**(0-41)**	**SW846 8270C**
Naphthalene	**79**	**(35 - 97)**			**SW846 8270C**
	75	**(35 - 97)**	**5.7**	**(0-43)**	**SW846 8270C**
4-Nitrophenol	**85**	**(29 - 115)**			**SW846 8270C**
	87	**(29 - 115)**	**1.4**	**(0-42)**	**SW846 8270C**
N-Nitrosodi-n-propyl-amine	**78**	**(34 - 101)**			**SW846 8270C**
	72	**(34 - 101)**	**7.8**	**(0-43)**	**SW846 8270C**
Pentachlorophenol	**84**	**(15 - 111)**			**SW846 8270C**
	79	**(15 - 111)**	**5.3**	**(0-42)**	**SW846 8270C**
Phenol	**78**	**(32 - 95)**			**SW846 8270C**
	71	**(32 - 95)**	**9.9**	**(0-39)**	**SW846 8270C**
Pyrene	**88**	**(35 - 106)**			**SW846 8270C**
	84	**(35 - 106)**	**4.4**	**(0-42)**	**SW846 8270C**

(Continued on next page)

LABORATORY CONTROL SAMPLE EVALUATION REPORT

GC/MS Semivolatiles

Client Lot #...: C8J160331 **Work Order #...:** K07531AC-LCS **Matrix.....:** WATER
LCS Lot-Sample#: C8J210000-020 K07531AD-LCSD

SURROGATE	PERCENT RECOVERY	RECOVERY LIMITS
Nitrobenzene-d5	81	(23 - 112)
	76	(23 - 112)
Terphenyl-d14	96	(10 - 132)
	90	(10 - 132)
2-Fluorobiphenyl	81	(19 - 107)
	79	(19 - 107)
2-Fluorophenol	70	(10 - 111)
	74	(10 - 111)
Phenol-d5	69	(15 - 112)
	73	(15 - 112)
2,4,6-Tribromophenol	74	(16 - 122)
	83	(16 - 122)

NOTE(S):

Calculations are performed before rounding to avoid round-off errors in calculated results.

Bold print denotes control parameters

Data File: \\PITSVR06\D\chem\731.i\V102608.b\V1026002.D
Date : 26-OCT-2008 23:46
Client ID: INTRA-LAB CHECK
Sample Info: C8J160331-LCS 10/20/08 h2o (8295020) 8270c
Volume Injected (uL): 2.0
Column phase: DB5-MS

Instrument: 731.i

Operator: 003200
Column diameter: 0.32

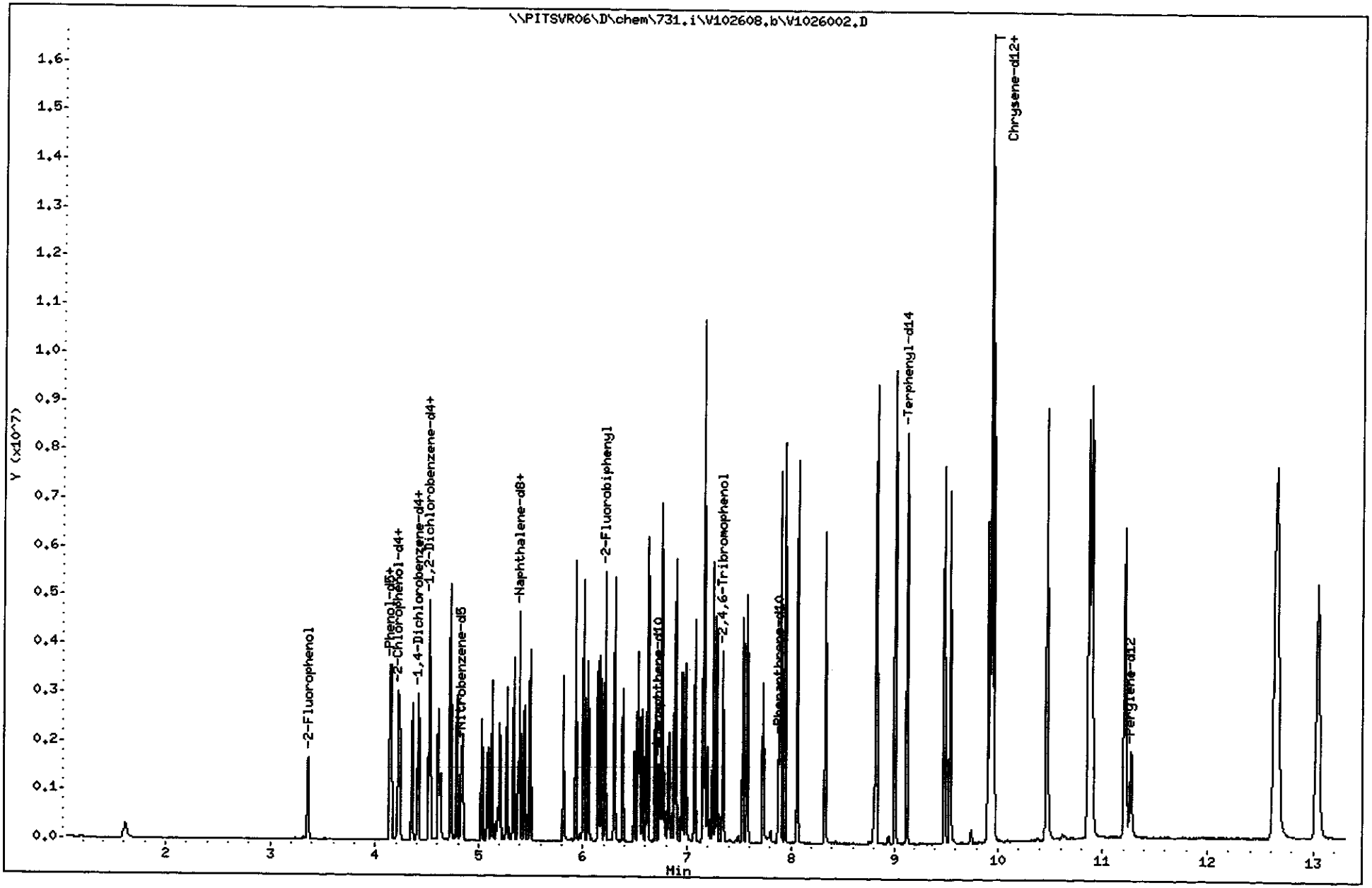

(2001 - 3460)
3422
C8J160331

TestAmerica Pittsburgh

Semivolatile REPORT SW-846 Method 8270

Data file : \\PITSVR06\D\chem\731.i\V102608.b\V1026002.D
Lab Smp Id: K07531AC Client Smp ID: INTRA-LAB CHECK
Inj Date : 26-OCT-2008 23:46
Operator : 003200 Inst ID: 731.i
Smp Info : C8J160331-LCS 10/20/08 h2o (8295020) 8270c
Misc Info : K07531AC,V102608.b,827011.m,padep.sub
Comment :
Method : \\PITSVR06\D\chem\731.i\V102608.b\827011.m
Meth Date : 27-Oct-2008 01:04 piccolinov Quant Type: ISTD
Cal Date : 23-OCT-2008 04:48 Cal File: V1023NC7.D
Als bottle: 4 QC Sample: METHOD SPIKE
Dil Factor: 1.00000
Integrator: HP RTE Compound Sublist: padep.sub
Target Version: 4.14
Processing Host: PITSVR06

Concentration Formula: Amt * DF * Uf * Vt/(Vo * Vi) * CpndVariable

Name	Value	Description
DF	1.000	Dilution Factor
Uf	1.000	ng unit correction factor
Vt	1000.000	Volume of final extract (uL)
Vo	1000.000	Volume of sample extracted (mL)
Vi	2.000	Volume injected (uL)
Cpnd Variable		Local Compound Variable

Compounds	QUANT SIG MASS	RT	EXP RT	REL RT	RESPONSE	CONCENTRATIONS ON-COLUMN (NG)	CONCENTRATIONS FINAL (ug/L)
* 1 1,4-Dichlorobenzene-d4	152	4.406	4.408	(1.000)	109602	8.00000	
* 2 Naphthalene-d8	136	5.378	5.381	(1.000)	468568	8.00000	
* 3 Acenaphthene-d10	164	6.735	6.732	(1.000)	357649	8.00000	
* 4 Phenanthrene-d10	188	7.884	7.886	(1.000)	706785	8.00000	
* 5 Chrysene-d12	240	9.935	9.937	(1.000)	701187	8.00000	
* 6 Perylene-d12	264	11.270	11.278	(1.000)	831059	8.00000	
198 1,4-Dioxane	88	Compound Not Detected.					
10 N-Nitrosodimethylamine	74	1.596	1.604	(0.362)	106755	36.0405	18.020
9 Pyridine	79	1.612	1.641	(0.366)	215438	35.4819	17.741
16 Methyl methanesulfonate	80	Compound Not Detected.					
206 Benzaldehyde	77	Compound Not Detected.					
21 Aniline	93	4.149	4.152	(0.942)	506458	25.6737	12.837
22 Phenol	94	4.149	4.147	(0.942)	580410	31.3861	15.693
23 bis(2-Chloroethyl)ether	93	4.214	4.216	(0.956)	395319	30.4591	15.230
24 2-Chlorophenol	128	4.240	4.237	(0.962)	559955	31.7238	15.862
26 1,3-Dichlorobenzene	146	4.358	4.360	(0.989)	677107	32.0648	16.032
27 1,4-Dichlorobenzene	146	4.417	4.419	(1.002)	687457	31.7209	15.860
28 1,2-Dichlorobenzene	146	4.529	4.531	(1.028)	640107	30.8929	15.446
29 Benzyl Alcohol	108	4.518	4.520	(1.025)	281014	30.7516	15.376
30 2-Methylphenol	108	4.609	4.611	(1.046)	467628	31.5440	15.772

Compounds	QUANT SIG MASS	RT	EXP RT	REL RT	RESPONSE	CONCENTRATIONS ON-COLUMN (NG)	CONCENTRATIONS FINAL (ug/L)
31 2,2'-oxybis(1-Chloropropane)	45	4.630	4.627	(1.051)	513237	30.7797	15.390
37 Acetophenone	105	Compound Not Detected.					
32 N-Nitroso-di-n-propylamine	70	4.726	4.723	(1.073)	269045	31.2798	15.640
192 4-Methylphenol	108	4.726	4.729	(1.073)	916888	61.1788	30.589
34 Hexachloroethane	117	4.790	4.793	(1.087)	296501	32.0378	16.019
35 Nitrobenzene	77	4.844	4.846	(0.901)	502024	32.3556	16.178
41 Isophorone	82	5.031	5.033	(0.935)	896530	31.9599	15.980
42 2-Nitrophenol	139	5.090	5.092	(0.946)	358800	35.2470	17.623
43 2,4-Dimethylphenol	107	5.127	5.129	(0.953)	559743	32.9253	16.463
44 bis(2-Chloroethoxy)methane	93	5.202	5.204	(0.967)	605882	33.0077	16.504
48 2,4-Dichlorophenol	162	5.271	5.274	(0.980)	596777	34.3025	17.151
49 Benzoic Acid	122	5.196	5.172	(0.966)	249284	26.7707	13.385
50 1,2,4-Trichlorobenzene	180	5.335	5.338	(0.992)	650631	32.5193	16.260
51 Naphthalene	128	5.394	5.397	(1.003)	1916732	31.7345	15.867
52 4-Chloroaniline	127	5.442	5.445	(1.012)	785374	33.6785	16.839
54 2,6-Dichlorophenol	162	Compound Not Detected.					
56 Hexachlorobutadiene	225	5.496	5.498	(1.022)	381891	32.6701	16.335
208 Caprolactam	113	Compound Not Detected.					
59 4-Chloro-3-Methylphenol	107	5.811	5.813	(1.080)	531294	34.2344	17.117
62 2-Methylnaphthalene	142	5.928	5.931	(1.102)	1375591	31.9967	15.998
63 1-Methylnaphthalene	142	6.003	6.006	(1.116)	1396807	32.3876	16.194
64 Hexachlorocyclopentadiene	237	6.051	6.054	(0.898)	494297	37.7262	18.863
66 2,4,6-Trichlorophenol	196	6.147	6.150	(0.913)	481527	32.5277	16.264
67 2,4,5-Trichlorophenol	196	6.169	6.171	(0.916)	514485	34.0883	17.044
209 1,1'-Biphenyl	154	Compound Not Detected.					
70 2-Chloronaphthalene	162	6.302	6.305	(0.936)	1484488	32.0900	16.045
73 2-Nitroaniline	65	6.382	6.385	(0.948)	367742	35.1868	17.593
76 Dimethylphthalate	163	6.532	6.529	(0.970)	1605325	33.5327	16.766
78 2,6-Dinitrotoluene	165	6.575	6.572	(0.976)	392055	37.1701	18.585
79 Acenaphthylene	152	6.623	6.625	(0.983)	2510948	33.3433	16.672
81 3-Nitroaniline	138	6.698	6.700	(0.994)	448349	36.0172	18.009
82 Acenaphthene	153	6.756	6.759	(1.003)	1499200	31.8820	15.941
83 2,4-Dinitrophenol	184	6.778	6.786	(1.006)	181390	31.2222	15.611
85 4-Nitrophenol	109	6.826	6.828	(1.013)	211776	34.1331	17.066
86 Dibenzofuran	168	6.890	6.892	(1.023)	2238746	32.0495	16.025
87 2,4-Dinitrotoluene	165	6.879	6.882	(1.021)	539095	35.6062	17.803
91 2,3,5,6-Tetrachlorophenol	232	6.954	6.956	(1.033)	452733	35.3578	17.679
88 2,3,4,6-Tetrachlorophenol	232	6.986	6.989	(1.037)	471249	34.3608	17.180
92 2-Naphthylamine	143	Compound Not Detected.					
93 Diethylphthalate	149	7.072	7.074	(1.050)	1733557	33.5021	16.751
94 Fluorene	166	7.157	7.159	(1.063)	1735655	31.6708	15.835
95 4-Chlorophenyl-phenylether	204	7.162	7.165	(1.063)	785440	31.4980	15.749
96 4-Nitroaniline	138	7.168	7.165	(1.064)	435823	33.6598	16.830
98 4,6-Dinitro-2-methylphenol	198	7.194	7.197	(0.913)	295299	32.2585	16.129
99 N-Nitrosodiphenylamine (1)	169	7.248	7.250	(0.919)	1345194	31.5156	15.758
100 1,2-Diphenylhydrazine	77	7.280	7.282	(0.923)	1620797	32.2165	16.108
106 4-Bromophenyl-phenylether	248	7.536	7.539	(0.956)	547945	33.1889	16.594
107 Hexachlorobenzene	284	7.579	7.582	(0.961)	603524	32.1783	16.089
210 Atrazine	200	Compound Not Detected.					
111 Pentachlorophenol	266	7.734	7.736	(0.981)	378812	33.5364	16.768
115 Phenanthrene	178	7.900	7.902	(1.002)	2865170	32.0458	16.023
116 Anthracene	178	7.942	7.945	(1.007)	2930002	32.4119	16.206
119 Carbazole	167	8.065	8.068	(1.023)	2907132	33.2781	16.639
120 Di-n-Butylphthalate	149	8.332	8.340	(1.057)	3611567	34.4473	17.224

Compounds	QUANT SIG MASS	RT	EXP RT	REL RT	RESPONSE	CONCENTRATIONS ON-COLUMN (NG)	CONCENTRATIONS FINAL (ug/L)
123 Fluoranthene	202	8.824	8.826	(1.119)	3629851	33.9633	16.982
124 Benzidine	184	Compound Not Detected.					
125 Pyrene	202	9.000	9.003	(0.906)	3794410	35.2800	17.640
131 Butylbenzylphthalate	149	9.492	9.499	(0.955)	1835481	36.4396	18.220
135 3,3'-Dichlorobenzidine	252	9.903	9.905	(0.997)	1376462	32.7995	16.400
136 Benzo(a)Anthracene	228	9.924	9.932	(0.999)	3418304	33.7424	16.871
137 Chrysene	228	9.956	9.959	(1.002)	3702638	36.7274	18.364
139 bis(2-ethylhexyl)Phthalate	149	9.930	9.937	(0.999)	2325362	33.0605	16.530
140 Di-n-octylphthalate	149	10.458	10.466	(0.928)	5510609	34.9455	17.473
141 Benzo(b)fluoranthene	252	10.870	10.872	(0.964)	4622746	31.4704	15.735
142 Benzo(k)fluoranthene	252	10.897	10.904	(0.967)	5451506	37.1543	18.577
143 7,12-dimethylbenz[a]anthracen	256	Compound Not Detected.					
146 Benzo(a)pyrene	252	11.212	11.220	(0.995)	3869757	30.8765	15.438
149 Indeno(1,2,3-cd)pyrene	276	12.638	12.646	(1.121)	5542008	36.2935	18.147
150 Dibenz(a,h)anthracene	278	12.659	12.667	(1.123)	4517631	35.2175	17.609
151 Benzo(g,h,i)perylene	276	13.044	13.047	(1.157)	4708089	35.3113	17.656
$ 154 Nitrobenzene-d5	82	4.828	4.830	(0.898)	526886	32.2950	16.147
$ 155 2-Fluorobiphenyl	172	6.217	6.219	(0.923)	1658977	32.5973	16.299
$ 156 Terphenyl-d14	244	9.118	9.120	(0.918)	2667886	38.4481	19.224
$ 157 Phenol-d5	99	4.139	4.141	(0.939)	842559	48.4567	24.228
$ 158 2-Fluorophenol	112	3.364	3.367	(0.764)	590543	48.6793	24.340
$ 159 2,4,6-Tribromophenol	330	7.344	7.346	(0.932)	432644	52.0770	26.038
$ 186 2-Chlorophenol-d4	132	4.224	4.227	(0.959)	792962	46.5474	23.274
$ 187 1,2-Dichlorobenzene-d4	152	4.518	4.520	(1.025)	404212	30.2839	15.142

Data File: \\PITSVR06\D\chem\731.i\V102608.b\V1026003.D
Date : 27-OCT-2008 00:08
Client ID: INTRA-LAB CHECK
Sample Info: C8J160331-LCSD 10/20/08 h2o (8295020) 8270c
Volume Injected (uL): 2.0
Column phase: DB5-MS

Instrument: 731.i

Operator: 003200
Column diameter: 0.32

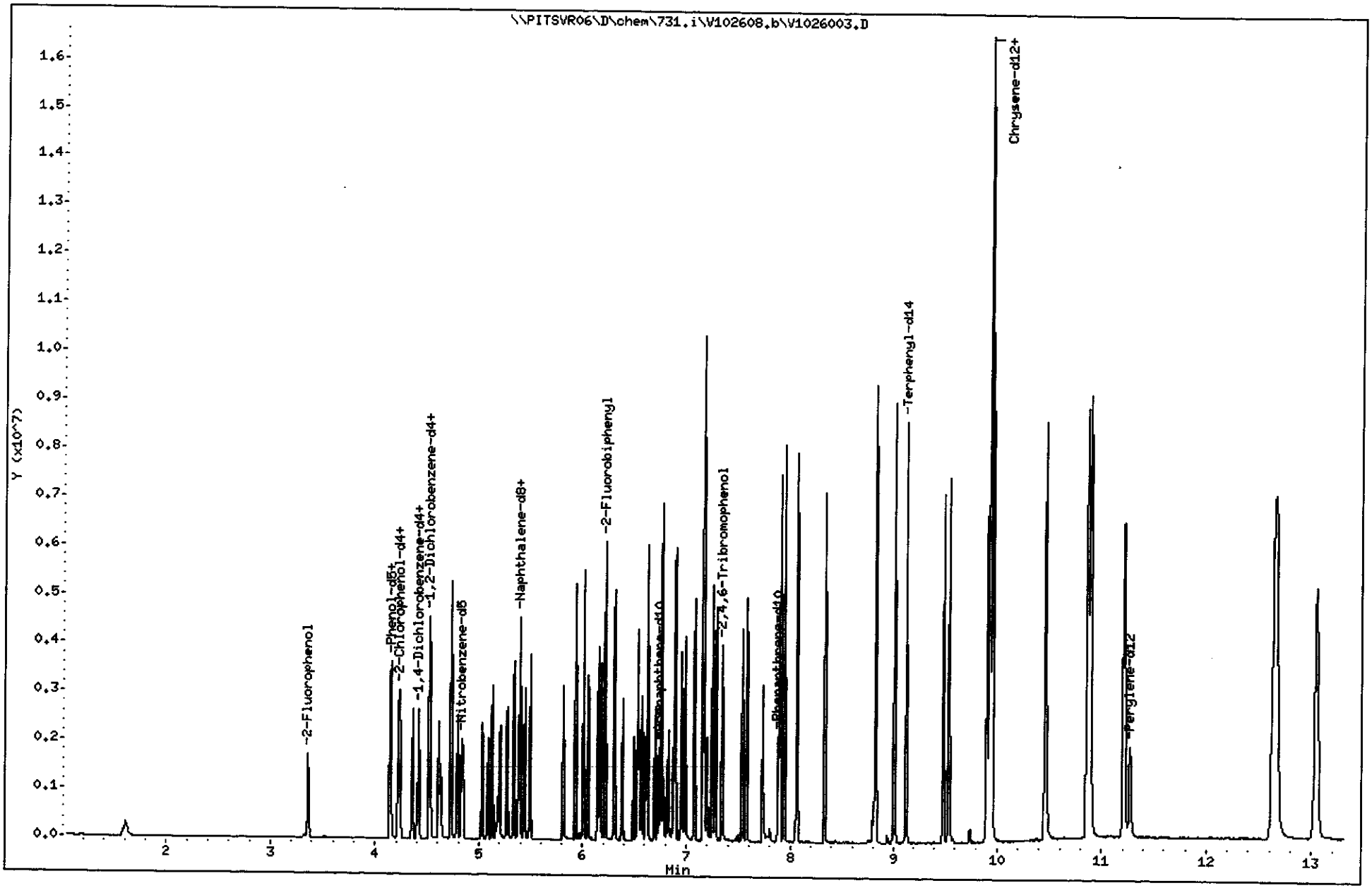

(2001 - 3460)
3426
C8J160331

TestAmerica Pittsburgh

Semivolatile REPORT SW-846 Method 8270

Data file : \\PITSVR06\D\chem\731.i\V102608.b\V1026003.D
Lab Smp Id: K07531AD Client Smp ID: INTRA-LAB CHECK
Inj Date : 27-OCT-2008 00:08
Operator : 003200 Inst ID: 731.i
Smp Info : C8J160331-LCSD 10/20/08 h2o (8295020) 8270c
Misc Info : K07531AD,V102608.b,8270ll.m,padep.sub
Comment :
Method : \\PITSVR06\D\chem\731.i\V102608.b\8270ll.m
Meth Date : 27-Oct-2008 01:04 piccolinov Quant Type: ISTD
Cal Date : 23-OCT-2008 04:48 Cal File: V1023NC7.D
Als bottle: 5 QC Sample: METHOD SPIKE
Dil Factor: 1.00000
Integrator: HP RTE Compound Sublist: padep.sub
Target Version: 4.14
Processing Host: PITSVR06

Concentration Formula: Amt * DF * Uf * Vt/(Vo * Vi) * CpndVariable

Name	Value	Description
DF	1.000	Dilution Factor
Uf	1.000	ng unit correction factor
Vt	1000.000	Volume of final extract (uL)
Vo	1000.000	Volume of sample extracted (mL)
Vi	2.000	Volume injected (uL)
Cpnd Variable		Local Compound Variable

Compounds	QUANT SIG MASS	RT	EXP RT	REL RT	RESPONSE	CONCENTRATIONS ON-COLUMN (NG)	CONCENTRATIONS FINAL (ug/L)
* 1 1,4-Dichlorobenzene-d4	152	4.403	4.408	(1.000)	117681	8.00000	
* 2 Naphthalene-d8	136	5.380	5.381	(1.000)	494494	8.00000	
* 3 Acenaphthene-d10	164	6.732	6.732	(1.000)	371028	8.00000	
* 4 Phenanthrene-d10	188	7.881	7.886	(1.000)	741474	8.00000	
* 5 Chrysene-d12	240	9.932	9.937	(1.000)	741829	8.00000	
* 6 Perylene-d12	264	11.273	11.278	(1.000)	877097	8.00000	
198 1,4-Dioxane	88	Compound Not Detected.					
10 N-Nitrosodimethylamine	74	1.593	1.604	(0.362)	104933	32.9934	16.497
9 Pyridine	79	1.609	1.641	(0.365)	206781	31.7181	15.859
16 Methyl methanesulfonate	80	Compound Not Detected.					
206 Benzaldehyde	77	Compound Not Detected.					
21 Aniline	93	4.146	4.152	(0.942)	507573	23.9638	11.982
22 Phenol	94	4.152	4.147	(0.943)	564565	28.4334	14.217
23 bis(2-Chloroethyl)ether	93	4.216	4.216	(0.958)	390164	27.9981	13.999
24 2-Chlorophenol	128	4.237	4.237	(0.962)	551621	29.1062	14.553
26 1,3-Dichlorobenzene	146	4.355	4.360	(0.989)	660640	29.1372	14.569
27 1,4-Dichlorobenzene	146	4.419	4.419	(1.004)	681206	29.2746	14.637
28 1,2-Dichlorobenzene	146	4.531	4.531	(1.029)	629186	28.2812	14.140
29 Benzyl Alcohol	108	4.515	4.520	(1.025)	269962	27.5141	13.757
30 2-Methylphenol	108	4.606	4.611	(1.046)	458571	28.8094	14.405

Compounds	QUANT SIG MASS	RT	EXP RT	REL RT	RESPONSE	CONCENTRATIONS ON-COLUMN (NG)	CONCENTRATIONS FINAL (ug/L)
31 2,2'-oxybis(1-Chloropropane)	45	4.627	4.627	(1.051)	501052	27.9861	13.993
37 Acetophenone	105	Compound Not Detected.					
32 N-Nitroso-di-n-propylamine	70	4.723	4.723	(1.073)	267102	28.9220	14.461
192 4-Methylphenol	108	4.729	4.729	(1.074)	921987	57.2956	28.648
34 Hexachloroethane	117	4.787	4.793	(1.087)	296758	29.8642	14.932
35 Nitrobenzene	77	4.846	4.846	(0.901)	497964	30.4113	15.206
41 Isophorone	82	5.028	5.033	(0.934)	888726	30.0207	15.010
42 2-Nitrophenol	139	5.087	5.092	(0.945)	353037	32.8626	16.431
43 2,4-Dimethylphenol	107	5.129	5.129	(0.953)	542491	30.2375	15.119
44 bis(2-Chloroethoxy)methane	93	5.204	5.204	(0.967)	595928	30.7633	15.382
48 2,4-Dichlorophenol	162	5.274	5.274	(0.980)	581767	31.6865	15.843
49 Benzoic Acid	122	5.193	5.172	(0.965)	238335	24.5930	12.296
50 1,2,4-Trichlorobenzene	180	5.338	5.338	(0.992)	651460	30.8536	15.427
51 Naphthalene	128	5.396	5.397	(1.003)	1910806	29.9777	14.989
52 4-Chloroaniline	127	5.439	5.445	(1.011)	772094	31.3732	15.686
54 2,6-Dichlorophenol	162	Compound Not Detected.					
56 Hexachlorobutadiene	225	5.493	5.498	(1.021)	384495	31.1683	15.584
208 Caprolactam	113	Compound Not Detected.					
59 4-Chloro-3-Methylphenol	107	5.813	5.813	(1.080)	533905	32.5990	16.299
62 2-Methylnaphthalene	142	5.931	5.931	(1.102)	1382767	30.4773	15.239
63 1-Methylnaphthalene	142	6.005	6.006	(1.116)	1358258	29.8425	14.921
64 Hexachlorocyclopentadiene	237	6.048	6.054	(0.898)	494806	36.4032	18.202
66 2,4,6-Trichlorophenol	196	6.144	6.150	(0.913)	499956	32.5547	16.277
67 2,4,5-Trichlorophenol	196	6.171	6.171	(0.917)	498118	31.8137	15.907
209 1,1'-Biphenyl	154	Compound Not Detected.					
70 2-Chloronaphthalene	162	6.305	6.305	(0.937)	1465479	30.5367	15.268
73 2-Nitroaniline	65	6.379	6.385	(0.948)	355694	32.8068	16.403
76 Dimethylphthalate	163	6.529	6.529	(0.970)	1620841	32.6360	16.318
78 2,6-Dinitrotoluene	165	6.572	6.572	(0.976)	396448	36.2313	18.116
79 Acenaphthylene	152	6.625	6.625	(0.984)	2442497	31.2648	15.632
81 3-Nitroaniline	138	6.700	6.700	(0.995)	447395	34.6446	17.322
82 Acenaphthene	153	6.759	6.759	(1.004)	1497130	30.6900	15.345
83 2,4-Dinitrophenol	184	6.780	6.786	(1.007)	181520	30.2976	15.149
85 4-Nitrophenol	109	6.823	6.828	(1.013)	222853	34.6232	17.312
86 Dibenzofuran	168	6.892	6.892	(1.024)	2214831	30.5638	15.282
87 2,4-Dinitrotoluene	165	6.882	6.882	(1.022)	544172	34.6455	17.323
91 2,3,5,6-Tetrachlorophenol	232	6.951	6.956	(1.033)	457122	34.4132	17.206
88 2,3,4,6-Tetrachlorophenol	232	6.983	6.989	(1.037)	484312	34.0399	17.020
92 2-Naphthylamine	143	Compound Not Detected.					
93 Diethylphthalate	149	7.074	7.074	(1.051)	1769181	32.9577	16.479
94 Fluorene	166	7.154	7.159	(1.063)	1708672	30.0542	15.027
95 4-Chlorophenyl-phenylether	204	7.159	7.165	(1.063)	778775	30.1045	15.052
96 4-Nitroaniline	138	7.170	7.165	(1.065)	447261	33.2976	16.649
98 4,6-Dinitro-2-methylphenol	198	7.191	7.197	(0.913)	313434	32.6087	16.304
99 N-Nitrosodiphenylamine (1)	169	7.250	7.250	(0.920)	1335345	29.8212	14.911
100 1,2-Diphenylhydrazine	77	7.282	7.282	(0.924)	1594713	30.2151	15.108
106 4-Bromophenyl-phenylether	248	7.539	7.539	(0.957)	541969	31.2912	15.646
107 Hexachlorobenzene	284	7.576	7.582	(0.961)	618558	31.4370	15.718
210 Atrazine	200	Compound Not Detected.					
111 Pentachlorophenol	266	7.731	7.736	(0.981)	375195	31.7899	15.895
115 Phenanthrene	178	7.902	7.902	(1.003)	2893838	30.8522	15.426
116 Anthracene	178	7.939	7.945	(1.007)	2975170	31.3719	15.686
119 Carbazole	167	8.062	8.068	(1.023)	2989303	32.6179	16.309
120 Di-n-Butylphthalate	149	8.335	8.340	(1.058)	3735042	33.9583	16.979

Compounds	QUANT SIG MASS	RT	EXP RT	REL RT	RESPONSE	CONCENTRATIONS ON-COLUMN (NG)	CONCENTRATIONS FINAL (ug/L)
123 Fluoranthene	202	8.821	8.826	(1.119)	3645809	32.5167	16.258
124 Benzidine	184	Compound Not Detected.					
125 Pyrene	202	8.997	9.003	(0.906)	3839528	33.7437	16.872
131 Butylbenzylphthalate	149	9.494	9.499	(0.956)	1847677	34.6721	17.336
135 3,3'-Dichlorobenzidine	252	9.900	9.905	(0.997)	1450364	32.6671	16.334
136 Benzo(a)Anthracene	228	9.927	9.932	(0.999)	3372522	31.4667	15.733
137 Chrysene	228	9.953	9.959	(1.002)	3759259	35.2461	17.623
139 bis(2-ethylhexyl)Phthalate	149	9.932	9.937	(1.000)	2376083	31.9309	15.965
140 Di-n-octylphthalate	149	10.455	10.466	(0.927)	5539662	33.2858	16.643
141 Benzo(b)fluoranthene	252	10.867	10.872	(0.964)	4678677	30.1793	15.090
142 Benzo(k)fluoranthene	252	10.893	10.904	(0.966)	5422404	35.0162	17.508
143 7,12-dimethylbenz[a]anthracen	256	Compound Not Detected.					
146 Benzo(a)pyrene	252	11.214	11.220	(0.995)	3906542	29.5339	14.767
149 Indeno(1,2,3-cd)pyrene	276	12.640	12.646	(1.121)	5608780	34.8028	17.401
150 Dibenz(a,h)anthracene	278	12.662	12.667	(1.123)	4567969	33.7408	16.870
151 Benzo(g,h,i)perylene	276	13.046	13.047	(1.157)	4815241	34.2193	17.110
$ 154 Nitrobenzene-d5	82	4.830	4.830	(0.898)	525869	30.5427	15.271
$ 155 2-Fluorobiphenyl	172	6.214	6.219	(0.923)	1659318	31.4283	15.714
$ 156 Terphenyl-d14	244	9.115	9.120	(0.918)	2647269	36.0608	18.030
$ 157 Phenol-d5	99	4.141	4.141	(0.941)	820392	43.9428	21.971
$ 158 2-Fluorophenol	112	3.361	3.367	(0.763)	580239	44.5463	22.273
$ 159 2,4,6-Tribromophenol	330	7.341	7.346	(0.932)	431645	49.5260	24.763
$ 186 2-Chlorophenol-d4	132	4.226	4.227	(0.960)	776088	42.4293	21.215
$ 187 1,2-Dichlorobenzene-d4	152	4.520	4.520	(1.027)	405551	28.2983	14.149

LABORATORY CONTROL SAMPLE EVALUATION REPORT

GC/MS Semivolatiles

Client Lot #...: C8J160331	Work Order #...: K07551AC	Matrix.....: WATER	
LCS Lot-Sample#: C8J210000-022			
Prep Date.....: 10/20/08	Analysis Date..: 10/24/08		
Prep Batch #...: 8295022	Analysis Time..: 19:01		
Dilution Factor: 1	Initial Wgt/Vol: 1000 mL	Final Wgt/Vol..: 1 mL	
Analyst ID.....: 045183	Instrument ID..: 71		

PARAMETER	PERCENT RECOVERY	RECOVERY LIMITS	METHOD
Acenaphthene	**68**	**(35 - 99)**	**SW846 8270C**
1,4-Dichlorobenzene	**54**	**(34 - 93)**	**SW846 8270C**
1,2,4-Trichloro-benzene	**58**	**(34 - 96)**	**SW846 8270C**
4-Bromophenyl phenyl ether	**72**	**(37 - 104)**	**SW846 8270C**
Butyl benzyl phthalate	**72**	**(36 - 108)**	**SW846 8270C**
4-Chloro-3-methylphenol	**59**	**(35 - 104)**	**SW846 8270C**
2-Chlorophenol	**47**	**(31 - 99)**	**SW846 8270C**
2,4-Dinitrotoluene	**82**	**(37 - 115)**	**SW846 8270C**
Hexachloroethane	**53**	**(32 - 94)**	**SW846 8270C**
4-Methylphenol	**51**	**(32 - 100)**	**SW846 8270C**
Naphthalene	**60**	**(35 - 97)**	**SW846 8270C**
4-Nitrophenol	**99**	**(29 - 115)**	**SW846 8270C**
N-Nitrosodi-n-propyl-amine	**60**	**(34 - 101)**	**SW846 8270C**
Pentachlorophenol	**70**	**(15 - 111)**	**SW846 8270C**
Phenol	**50**	**(32 - 95)**	**SW846 8270C**
Pyrene	**70**	**(35 - 106)**	**SW846 8270C**

SURROGATE	PERCENT RECOVERY	RECOVERY LIMITS
Nitrobenzene-d5	70	(23 - 112)
Terphenyl-d14	79	(10 - 132)
2-Fluorobiphenyl	73	(19 - 107)
2-Fluorophenol	33	(10 - 111)
Phenol-d5	55	(15 - 112)
2,4,6-Tribromophenol	82	(16 - 122)

NOTE(S):

Calculations are performed before rounding to avoid round-off errors in calculated results.

Bold print denotes control parameters

Data File: \\PITSVR06\D\chem\71.i\s102408.b\S1024008.D
Date : 24-OCT-2008 19:01
Client ID: INTRA-LAB CHECK
Sample Info: c8j160299-lcs 10/20/08 h2042(8295022) 8270
Volume Injected (uL): 2.0
Column phase: DB5-MS

Instrument: 71.i

Operator: 045183sab
Column diameter: 0.32

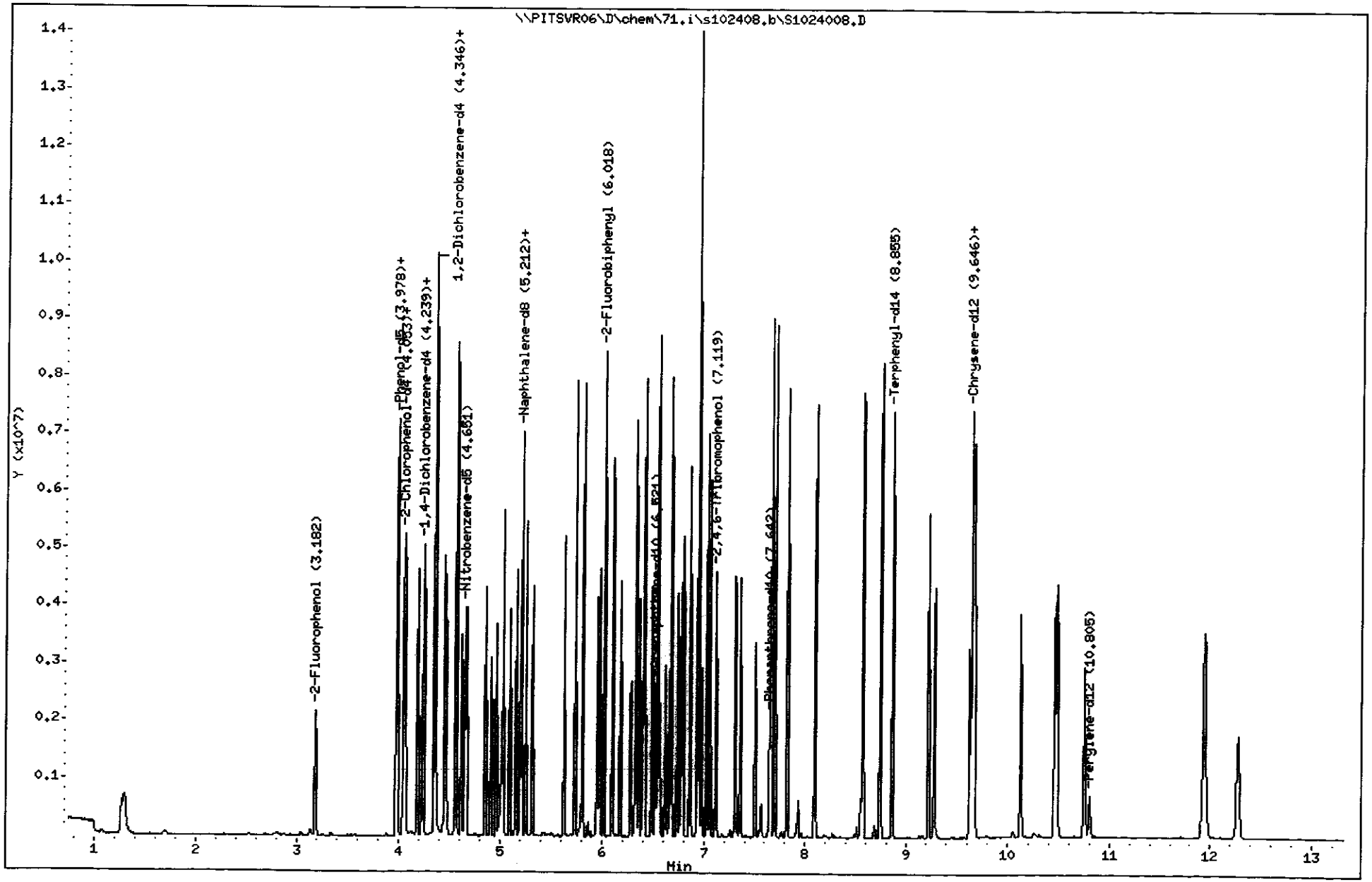

(2001 - 3460)
3431
C8J160331

TestAmerica Pittsburgh

Semivolatile REPORT SW-846 Method 8270

Data file : \\PITSVR06\D\chem\71.i\s102408.b\S1024008.D
Lab Smp Id: K07551AC Client Smp ID: INTRA-LAB CHECK
Inj Date : 24-OCT-2008 19:01
Operator : 045183sab Inst ID: 71.i
Smp Info : c8j160299-lcs 10/20/08 h2042(8295022) 8270
Misc Info : k07551ac,s102408.b,llb.m,4-42fulllist.sub
Comment :
Method : \\PITSVR06\D\chem\71.i\s102408.b\llb.m
Meth Date : 28-Oct-2008 13:38 bachas Quant Type: ISTD
Cal Date : 16-OCT-2008 20:15 Cal File: S1016AM7.D
Als bottle: 13 QC Sample: METHOD SPIKE
Dil Factor: 1.00000
Integrator: HP RTE Compound Sublist: 4-42fulllist.sub
Target Version: 4.14
Processing Host: PITPC-501

Concentration Formula: Amt * DF * Uf * Vt/(Vo * Vi)*1*gpc * CpndVariable

Name	Value	Description
DF	1.000	Dilution Factor
Uf	1.000	ng unit correction factor
Vt	1000.000	Volume of final extract (uL)
Vo	1000.000	Volume of sample extracted (mL)
Vi	2.000	Volume injected (uL)
gpc	1.000	GPC correction Factor
Cpnd Variable		Local Compound Variable

	Compounds	QUANT SIG MASS	RT	EXP RT	REL RT	RESPONSE	CONCENTRATIONS ON-COLUMN (NG)	FINAL (ug/L)
* 1	1,4-Dichlorobenzene-d4	152	4.228	4.229	(1.000)	258283	8.00000	(aQ)
* 2	Naphthalene-d8	136	5.195	5.196	(1.000)	979247	8.00000	(a)
* 3	Acenaphthene-d10	164	6.520	6.526	(1.000)	510621	8.00000	(a)
* 4	Phenanthrene-d10	188	7.642	7.648	(1.000)	762917	8.00000	(a)
* 5	Chrysene-d12	240	9.651	9.657	(1.000)	510604	8.00000	(a)
* 6	Perylene-d12	264	10.804	10.816	(1.000)	285693	8.00000	(a)
198	1,4-Dioxane	88	Compound Not Detected.					
206	Benzaldehyde	77	Compound Not Detected.					
10	N-Nitrosodimethylamine	74	1.269	1.286	(0.300)	393933	25.5110	12.756
9	Pyridine	79	1.295	1.307	(0.306)	408024	13.9741	6.9870(aM)
14	2-Picoline	93	Compound Not Detected.					
15	N-Nitrosomethylethylamine	88	Compound Not Detected.					
16	Methyl methanesulfonate	80	Compound Not Detected.					
19	N-Nitrosodiethylamine	102	Compound Not Detected.					
8	Ethyl methanesulfonate	79	Compound Not Detected.					
25	Pentachloroethane	167	Compound Not Detected.					
211	Benzenethiol	110	Compound Not Detected.					
21	Aniline	93	3.972	3.973	(0.939)	901736	15.6017	7.8008(aQ)
22	Phenol	94	3.988	3.983	(0.943)	1043443	20.0018	10.001(QR)

Compounds	QUANT SIG MASS	RT	EXP RT	REL RT	RESPONSE	CONCENTRATIONS ON-COLUMN (NG)	CONCENTRATIONS FINAL (ug/L)
23 bis(2-Chloroethyl)ether	93	4.041	4.042	(0.956)	913498	23.7109	11.855
24 2-Chlorophenol	128	4.063	4.064	(0.961)	857350	18.9990	9.4995(aR)
26 1,3-Dichlorobenzene	146	4.180	4.186	(0.989)	1105908	21.8284	10.914
27 1,4-Dichlorobenzene	146	4.239	4.245	(1.003)	1131725	21.7969	10.898(R)
28 1,2-Dichlorobenzene	146	4.357	4.357	(1.030)	1061740	21.9731	10.986
29 Benzyl Alcohol	108	4.346	4.347	(1.028)	641899	22.4558	11.228(M)
30 2-Methylphenol	108	4.442	4.443	(1.051)	835257	20.1279	10.064
31 2,2'-oxybis(1-Chloropropane)	45	4.458	4.459	(1.054)	1706124	24.3693	12.185
36 N-Nitrosopyrrolidine	100	Compound Not Detected.					
37 Acetophenone	105	Compound Not Detected.					
32 N-Nitroso-di-n-propylamine	70	4.554	4.555	(1.077)	539640	23.9726	11.986(R)
192 4-Methylphenol	108	4.565	4.560	(1.080)	1727006	41.1113	20.556
7 N-Nitrosomorpholine	116	Compound Not Detected.					
39 o-Toluidine	106	Compound Not Detected.					
34 Hexachloroethane	117	4.613	4.619	(1.091)	396912	21.0882	10.544
35 Nitrobenzene	77	4.661	4.667	(0.897)	864318	27.2334	13.617
40 N-Nitrosopiperidine	114	Compound Not Detected.					
41 Isophorone	82	4.848	4.854	(0.933)	1510817	23.1703	11.585
42 2-Nitrophenol	139	4.907	4.913	(0.944)	516653	22.1886	11.094
43 2,4-Dimethylphenol	107	4.955	4.961	(0.954)	621277	17.9246	8.9623(a)
45 O,O,O-Triethyl phosphorothioa	198	Compound Not Detected.					
44 bis(2-Chloroethoxy)methane	93	5.024	5.031	(0.967)	1090403	25.2235	12.612
53 a,a-Dimethyl-phenethylamine	58	Compound Not Detected.					
48 2,4-Dichlorophenol	162	5.094	5.095	(0.980)	744045	21.0588	10.529
49 Benzoic Acid	122	5.024	5.004	(0.967)	626336	24.7690	12.384(M)
50 1,2,4-Trichlorobenzene	180	5.158	5.159	(0.993)	851941	23.1392	11.570(R)
51 Naphthalene	128	5.211	5.212	(1.003)	3041373	24.0893	12.045
52 4-Chloroaniline	127	5.254	5.260	(1.011)	1253021	23.7908	11.895
54 2,6-Dichlorophenol	162	Compound Not Detected.					
55 Hexachloropropene	212	Compound Not Detected.					
56 Hexachlorobutadiene	225	5.318	5.324	(1.024)	407800	22.0917	11.046(Q)
208 Caprolactam	113	Compound Not Detected.					
58 N-Nitrosodi-n-butylamine	84	Compound Not Detected.					
60 p-Phenylene diamine	108	Compound Not Detected.					
59 4-Chloro-3-Methylphenol	107	5.628	5.634	(1.083)	778902	23.5334	11.767(R)
61 Safrole	162	Compound Not Detected.					
62 2-Methylnaphthalene	142	5.735	5.741	(1.104)	1955068	22.1469	11.073
63 1-Methylnaphthalene	142	5.810	5.816	(1.118)	1836981	21.1558	10.578
65 1,2,4,5-Tetrachlorobenzene	215	Compound Not Detected.					
64 Hexachlorocyclopentadiene	237	5.863	5.869	(0.899)	26911	1.74044	0.87022(a)
66 2,4,6-Trichlorophenol	196	5.954	5.955	(0.913)	541283	25.3556	12.678
67 2,4,5-Trichlorophenol	196	5.975	5.981	(0.916)	566465	25.5118	12.756
71 Isosafrole 1	162	Compound Not Detected.					
209 1,1'-Biphenyl	154	Compound Not Detected.					
70 2-Chloronaphthalene	162	6.098	6.104	(0.935)	1814950	27.5314	13.766
73 2-Nitroaniline	65	6.178	6.179	(0.948)	533900	31.8047	15.902
75 1,4-Naphthoquinone	158	Compound Not Detected.					
77 m-Dinitrobenzene	168	6.338	6.337	(0.972)	376869	31.1800	15.590(Q)
76 Dimethylphthalate	163	6.328	6.329	(0.971)	2173827	30.8684	15.434
78 2,6-Dinitrotoluene	165	6.365	6.366	(0.976)	495737	31.1433	15.572
79 Acenaphthylene	152	6.413	6.419	(0.984)	3041399	27.1294	13.565
81 3-Nitroaniline	138	6.488	6.489	(0.995)	612635	30.4950	15.247
82 Acenaphthene	153	6.547	6.553	(1.004)	1805939	27.2628	13.631(R)
83 2,4-Dinitrophenol	184	6.563	6.569	(1.007)	268422	28.9096	14.455

Compounds	QUANT SIG MASS	RT	EXP RT	REL RT	RESPONSE	CONCENTRATIONS ON-COLUMN (NG)	CONCENTRATIONS FINAL (ug/L)
85 4-Nitrophenol	109	6.622	6.617	(1.016)	233505	39.7137	19.857(R)
86 Dibenzofuran	168	6.675	6.681	(1.024)	2641930	27.7318	13.866
84 Pentachlorobenzene	249	Compound Not Detected.					
87 2,4-Dinitrotoluene	165	6.670	6.671	(1.023)	680608	32.8500	16.425(R)
89 1-Naphthylamine	143	Compound Not Detected.					
91 2,3,5,6-Tetrachlorophenol	232	6.739	6.745	(1.034)	455704	25.8812	12.940
88 2,3,4,6-Tetrachlorophenol	232	6.771	6.777	(1.039)	458892	26.5071	13.254
92 2-Naphthylamine	143	6.793	6.799	(1.042)	1515448	52.5171	26.258
93 Diethylphthalate	149	6.862	6.863	(1.052)	2139772	31.2069	15.603
94 Fluorene	166	6.937	6.943	(1.064)	2242916	30.4615	15.231
95 4-Chlorophenyl-phenylether	204	6.942	6.948	(1.065)	934433	33.8522	16.926
199 Thionazin	97	Compound Not Detected.					
97 5-Nitro-o-toluidine	152	Compound Not Detected.					
96 4-Nitroaniline	138	6.947	6.948	(1.066)	632945	33.7339	16.867
98 4,6-Dinitro-2-methylphenol	198	6.974	6.975	(0.913)	344357	30.5135	15.257
99 N-Nitrosodiphenylamine (1)	169	7.028	7.034	(0.920)	1450182	27.6638	13.832
100 1,2-Diphenylhydrazine	77	7.060	7.066	(0.924)	1769670	30.5740	15.287
200 Sulfotepp	97	Compound Not Detected.					
103 Diallate 1	86	Compound Not Detected.					
105 1,3,5-Trinitrobenzene	213	Compound Not Detected.					
104 Phorate	121	Compound Not Detected.					
108 Phenacetin	108	Compound Not Detected.					
106 4-Bromophenyl-phenylether	248	7.311	7.317	(0.957)	492586	28.6817	14.341
109 Diallate 2	86	Compound Not Detected.					
107 Hexachlorobenzene	284	7.359	7.365	(0.963)	537359	28.8739	14.437
110 Dimethoate	87	Compound Not Detected.					
210 Atrazine	200	Compound Not Detected.					
113 4-Aminobiphenyl	169	Compound Not Detected.					
111 Pentachlorophenol	266	7.503	7.509	(0.982)	328070	27.9621	13.981(RM)
112 Pentachloronitrobenzene	236	Compound Not Detected.					
114 Pronamide	173	Compound Not Detected.					
115 Phenanthrene	178	7.663	7.670	(1.003)	3078798	29.6690	14.834
118 Disulfoton	88	Compound Not Detected.					
116 Anthracene	178	7.701	7.707	(1.008)	3018236	30.0958	15.048
117 Dinoseb	211	Compound Not Detected.					
119 Carbazole	167	7.824	7.830	(1.024)	2892917	31.6268	15.813
214 Methyl parathion	109	Compound Not Detected.					
120 Di-n-Butylphthalate	149	8.096	8.102	(1.059)	3381974	31.9854	15.993
215 Parathion	109	Compound Not Detected.					
121 4-Nitroquinoline 1-oxide	190	Compound Not Detected.					
122 Methapyrilene	58	Compound Not Detected.					
216 Isodrin	193	Compound Not Detected.					
123 Fluoranthene	202	8.566	8.572	(1.121)	2948029	31.6560	15.828
124 Benzidine	184	Compound Not Detected.					
125 Pyrene	202	8.737	8.743	(0.905)	2953081	27.9681	13.984(R)
126 Aramite 1	185	Compound Not Detected.					
127 Aramite 2	185	Compound Not Detected.					
128 p-Dimethylamino azobenzene	225	Compound Not Detected.					
129 p-Chlorobenzilate	139	Compound Not Detected.					
132 3,3'-Dimethylbenzidine	212	Compound Not Detected.					
130 Famphur	218	Compound Not Detected.					
212 Kepone	271	Compound Not Detected.					
131 Butylbenzylphthalate	149	9.223	9.235	(0.956)	1255980	28.8980	14.449
135 3,3'-Dichlorobenzidine	252	9.624	9.630	(0.997)	619570	21.6893	10.845
134 2-Acetylaminofluorene	181	Compound Not Detected.					

Compounds	QUANT SIG MASS	RT	EXP RT	REL RT	RESPONSE	CONCENTRATIONS ON-COLUMN (NG)	CONCENTRATIONS FINAL (ug/L)
136 Benzo(a)Anthracene	228	9.645	9.651	(0.999)	2282010	28.7843	14.392
137 Chrysene	228	9.672	9.678	(1.002)	2053687	28.1878	14.094
139 bis(2-ethylhexyl)Phthalate	149	9.656	9.667	(1.001)	1130788	19.5889	9.7945(a)
204 6-Methylchrysene	242	Compound Not Detected.					
140 Di-n-octylphthalate	149	10.126	10.138	(0.937)	1588459	17.6089	8.8044(a)
141 Benzo(b)fluoranthene	252	10.463	10.469	(0.968)	1827622	25.0904	12.545
142 Benzo(k)fluoranthene	252	10.484	10.496	(0.970)	1793645	30.2149	15.107
143 7,12-dimethylbenz[a]anthracen	256	Compound Not Detected.					
146 Benzo(a)pyrene	252	10.751	10.763	(0.995)	1252491	26.3113	13.156
138 4,4'-Methylene bis(o-chloroan	231	Compound Not Detected.					
148 3-Methylcholanthrene	268	Compound Not Detected.					
149 Indeno(1,2,3-cd)pyrene	276	11.937	11.943	(1.105)	1612609	26.7384	13.369
150 Dibenz(a,h)anthracene	278	11.948	11.959	(1.106)	1378136	26.7995	13.400
151 Benzo(g,h,i)perylene	276	12.274	12.285	(1.136)	1237555	26.1965	13.098
$ 154 Nitrobenzene-d5	82	4.650	4.651	(0.895)	923771	28.0149	14.007
$ 155 2-Fluorobiphenyl	172	6.018	6.024	(0.923)	2160751	29.1369	14.568
$ 156 Terphenyl-d14	244	8.855	8.861	(0.918)	2008061	31.4466	15.723
$ 157 Phenol-d5	99	3.977	3.973	(0.941)	1523716	33.1676	16.584
$ 158 2-Fluorophenol	112	3.181	3.182	(0.752)	756015	20.0312	10.016
$ 159 2,4,6-Tribromophenol	330	7.118	7.125	(0.931)	414670	49.4712	24.736
$ 186 2-Chlorophenol-d4	132	4.052	4.053	(0.958)	1303599	28.6634	14.332
$ 187 1,2-Dichlorobenzene-d4	152	4.346	4.347	(1.028)	740142	24.6854	12.343

QC Flag Legend

a - Target compound detected but, quantitated amount
Below Limit Of Quantitation(BLOQ).
Q - Qualifier signal failed the ratio test.
R - Spike/Surrogate failed recovery limits.
M - Compound response manually integrated.

TestAmerica Pittsburgh

INTERNAL STANDARD COMPOUNDS
AREA AND RT SUMMARY

Instrument ID: 71.i
Lab File ID: S1024008.D
Lab Smp Id: K07551AC
Analysis Type: SV
Quant Type: ISTD
Operator: 045183sab
Method File: \\PITSVR06\D\chem\71.i\s102408.b\11b.m
Misc Info: k07551ac,s102408.b,11b.m,4-42fulllist.sub

Calibration Date: 24-OCT-2008
Calibration Time: 15:48
Client Smp ID: INTRA-LAB CHECK
Level: LOW
Sample Type: WATER

COMPOUND	STANDARD	AREA LIMIT LOWER	AREA LIMIT UPPER	SAMPLE	%DIFF
1 1,4-Dichlorobenze	258621	129311	517242	258283	-0.13
2 Naphthalene-d8	1005866	502933	2011732	979247	-2.65
3 Acenaphthene-d10	516599	258300	1033198	510621	-1.16
4 Phenanthrene-d10	782031	391016	1564062	762917	-2.44
5 Chrysene-d12	479874	239937	959748	510604	6.40
6 Perylene-d12	313715	156858	627430	285693	-8.93

COMPOUND	STANDARD	RT LIMIT LOWER	RT LIMIT UPPER	SAMPLE	%DIFF
1 1,4-Dichlorobenze	4.23	3.73	4.73	4.23	-0.02
2 Naphthalene-d8	5.20	4.70	5.70	5.20	-0.02
3 Acenaphthene-d10	6.53	6.03	7.03	6.52	-0.10
4 Phenanthrene-d10	7.65	7.15	8.15	7.64	-0.08
5 Chrysene-d12	9.66	9.16	10.16	9.65	-0.06
6 Perylene-d12	10.82	10.32	11.32	10.80	-0.11

AREA UPPER LIMIT = +100% of internal standard area.
AREA LOWER LIMIT = - 50% of internal standard area.
RT UPPER LIMIT = + 0.50 minutes of internal standard RT.
RT LOWER LIMIT = - 0.50 minutes of internal standard RT.

Data File Name: S1024008.D
Inj. Date and Time: 24-OCT-2008 19:01
Instrument ID: 71.i
Client ID: INTRA-LAB CHECK
Compound Name: Pyridine
CAS #: 110-86-1
Report Date: 10/28/2008

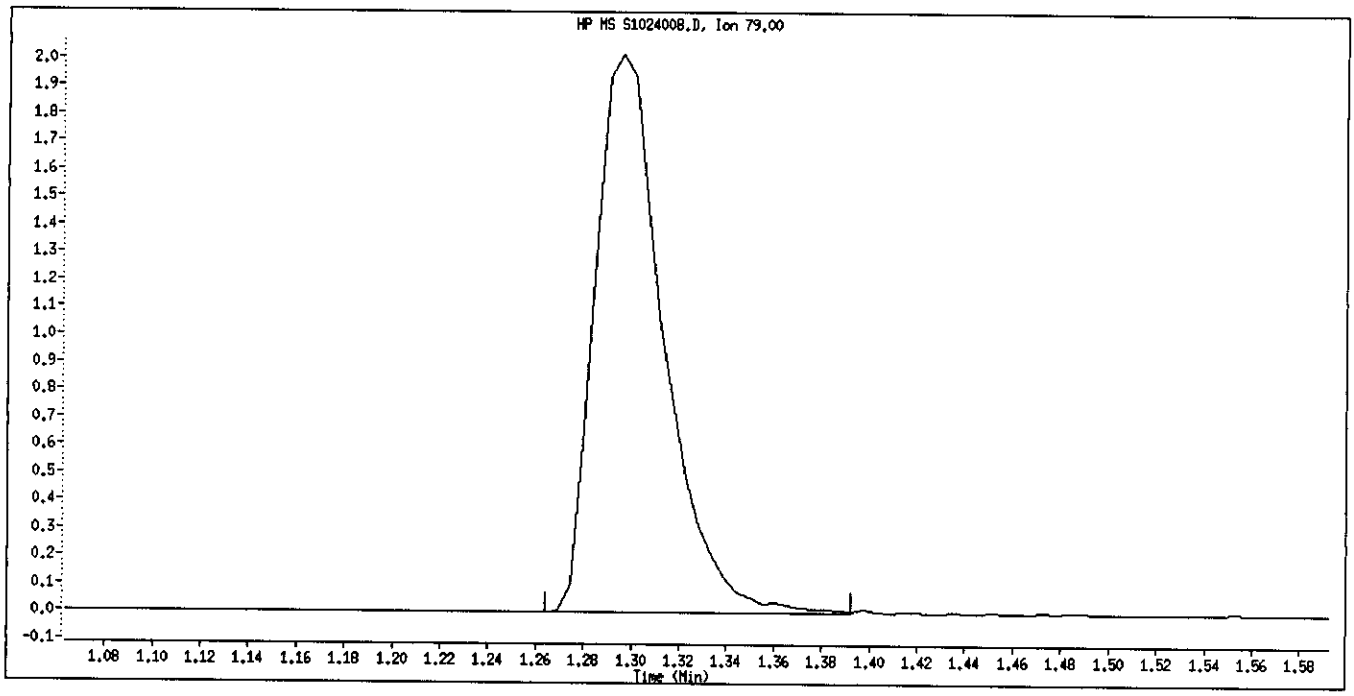

Original Integration

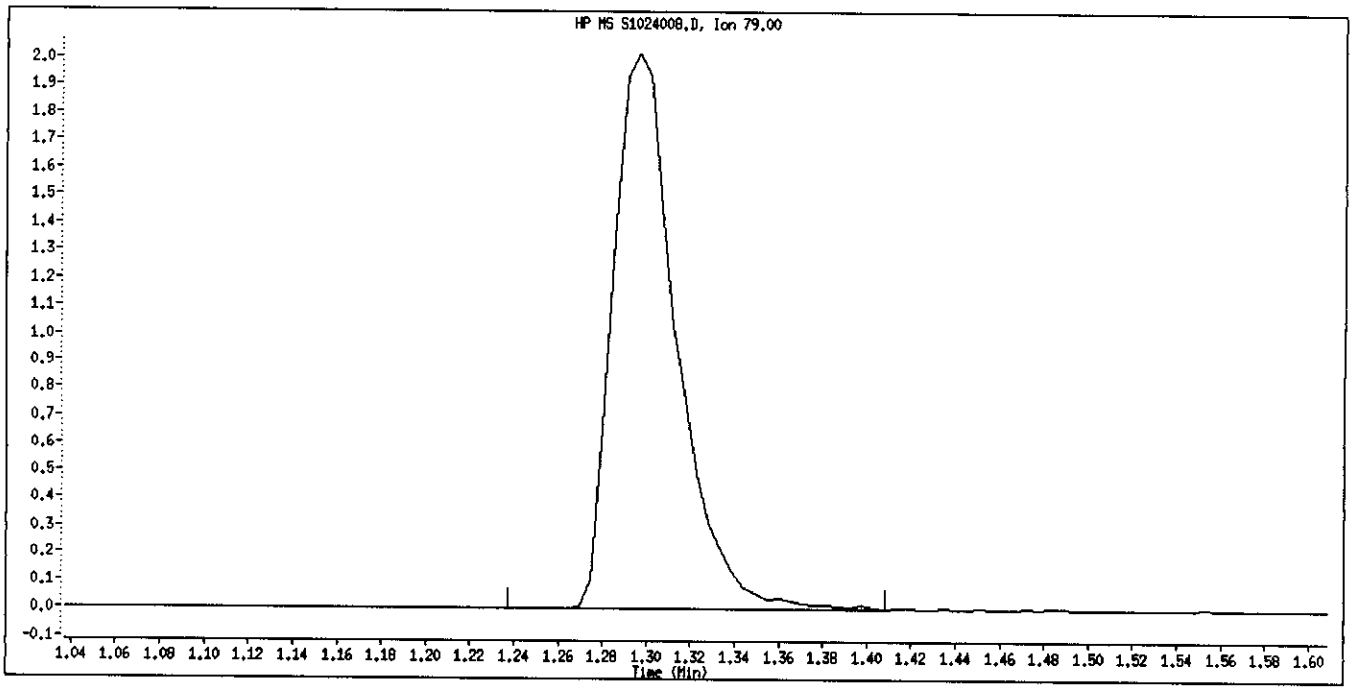

Manual Integration

Manually Integrated By: BachaS
Manual Integration Reason: Peak Integrated Incorrectly

Data File Name: S1024008.D
Inj. Date and Time: 24-OCT-2008 19:01
Instrument ID: 71.i
Client ID: INTRA-LAB CHECK
Compound Name: Benzyl Alcohol
CAS #: 100-51-6
Report Date: 10/28/2008

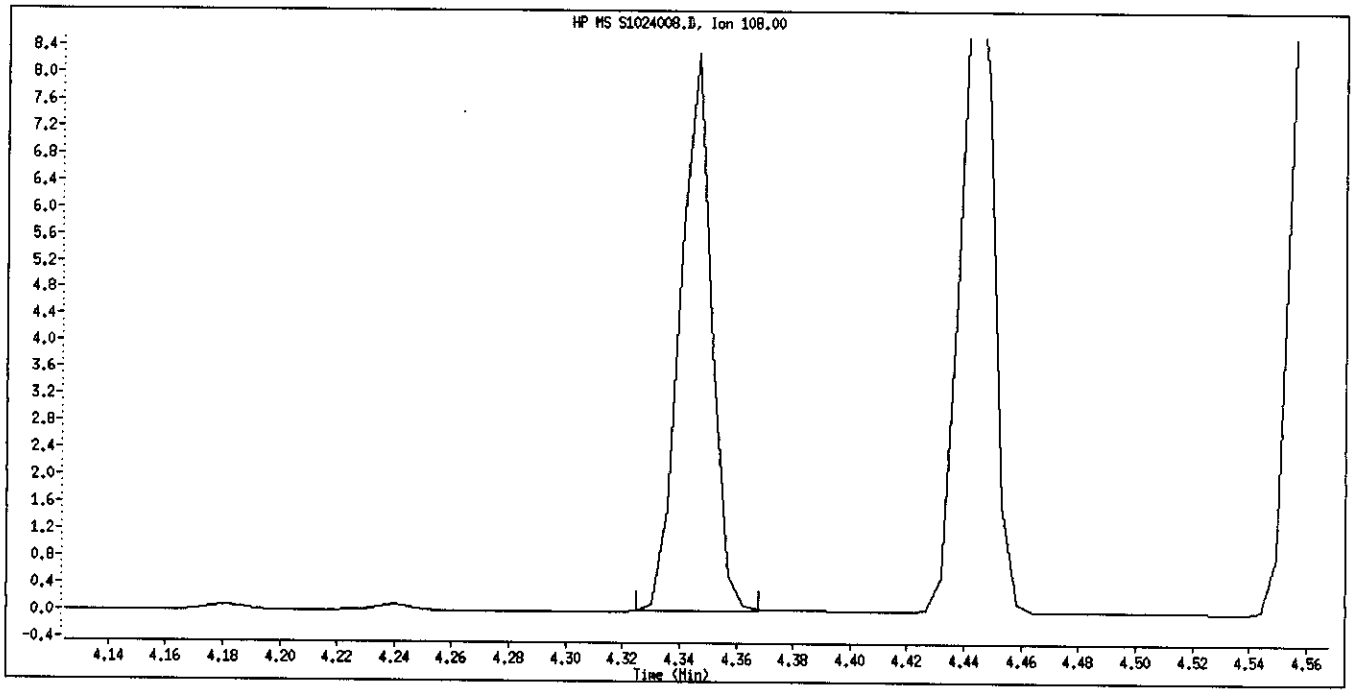

Original Integration

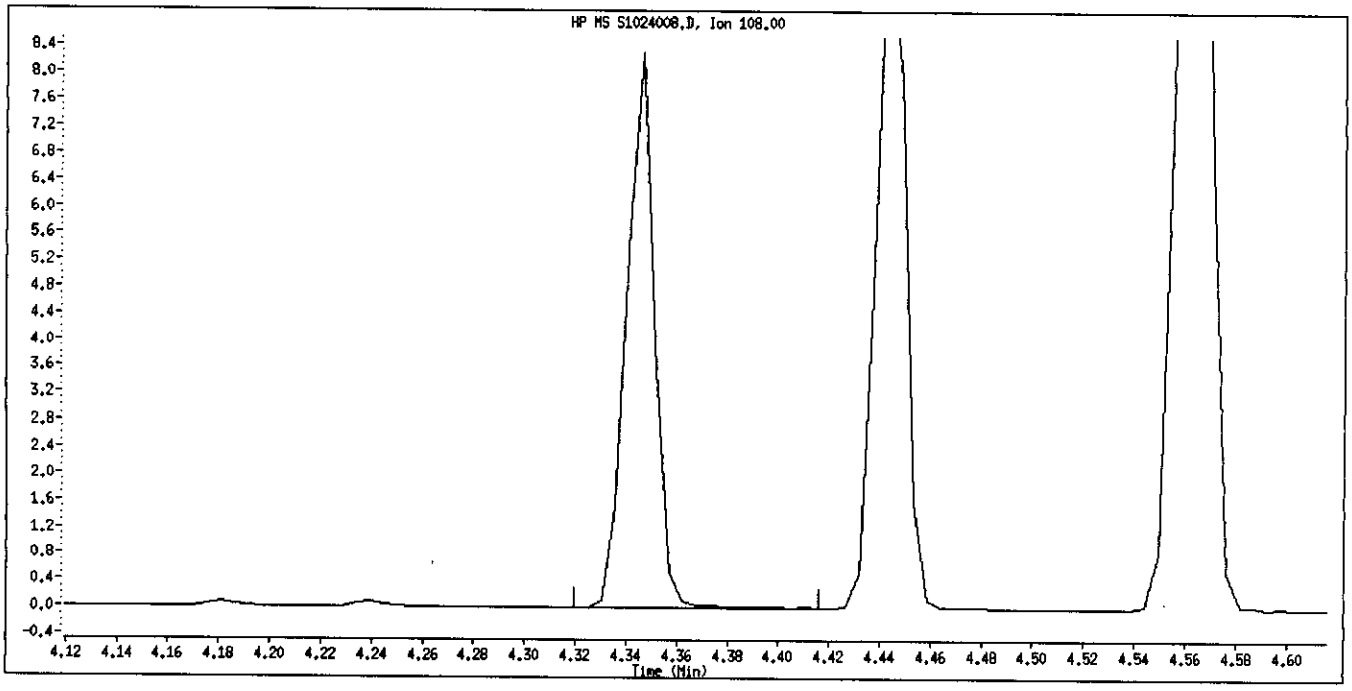

Manual Integration

Manually Integrated By: BachaS
Manual Integration Reason: Peak Integrated Incorrectly

Data File Name: S1024008.D
Inj. Date and Time: 24-OCT-2008 19:01
Instrument ID: 71.i
Client ID: INTRA-LAB CHECK
Compound Name: Benzoic Acid
CAS #: 65-85-0
Report Date: 10/28/2008

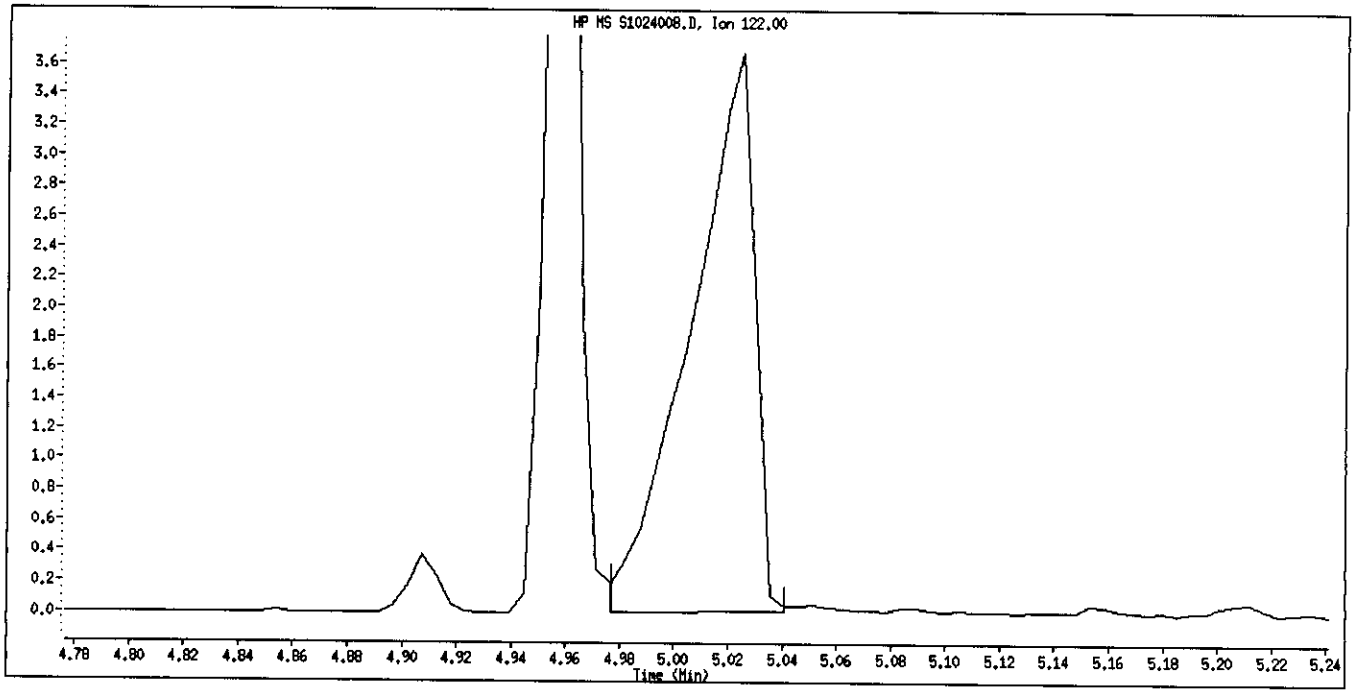

Original Integration

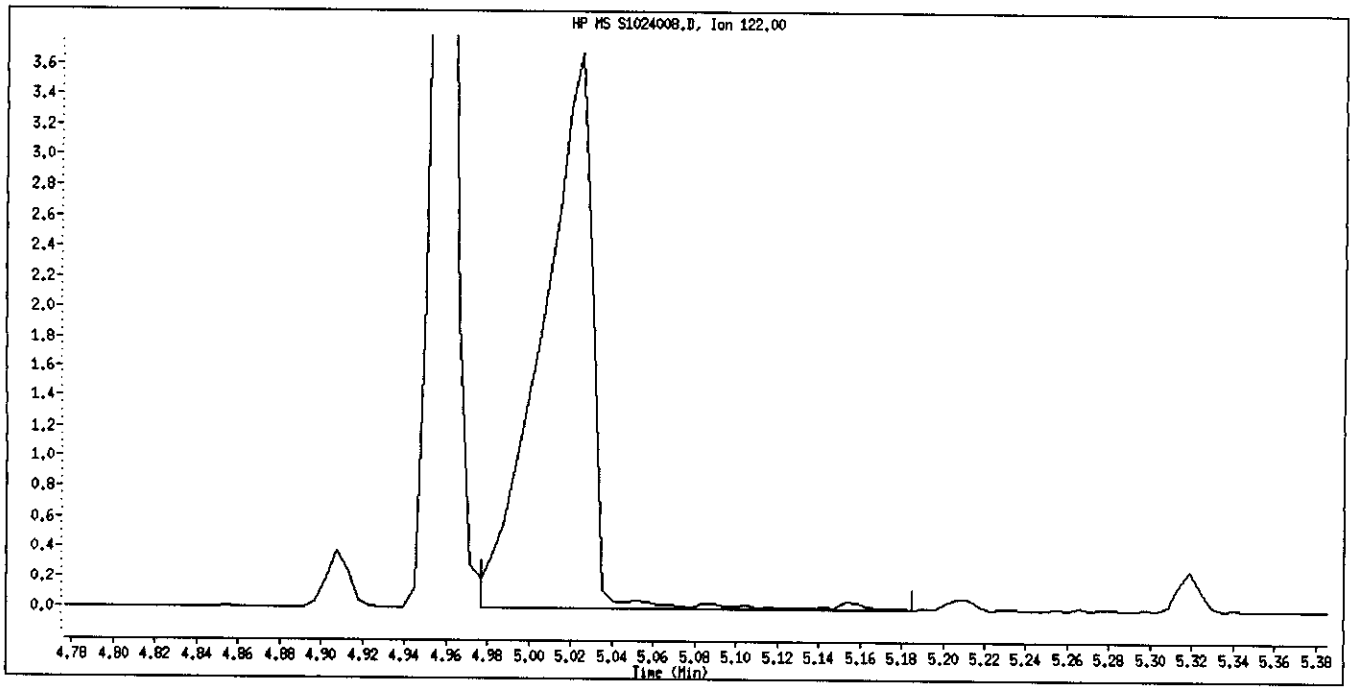

Manual Integration

Manually Integrated By: BachaS
Manual Integration Reason: Peak Integrated Incorrectly

Data File Name: S1024008.D
Inj. Date and Time: 24-OCT-2008 19:01
Instrument ID: 71.i
Client ID: INTRA-LAB CHECK
Compound Name: Pentachlorophenol
CAS #: 87-86-5
Report Date: 10/28/2008

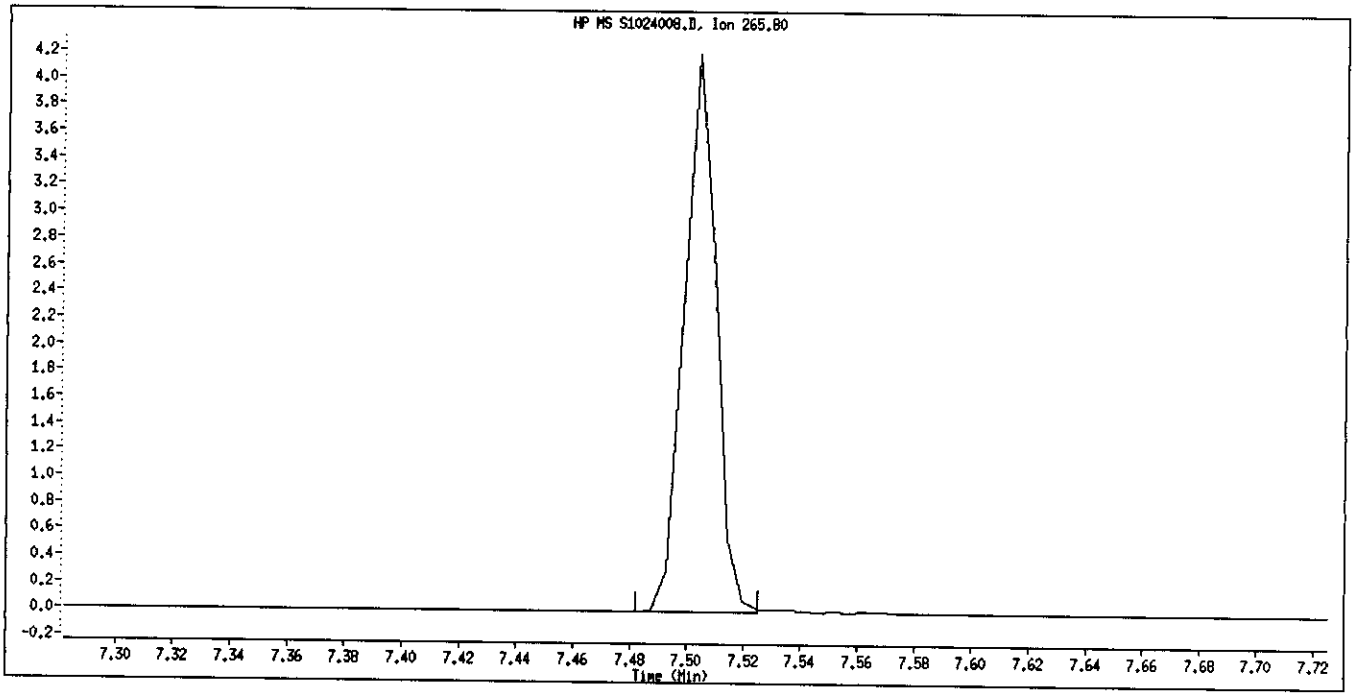

Original Integration

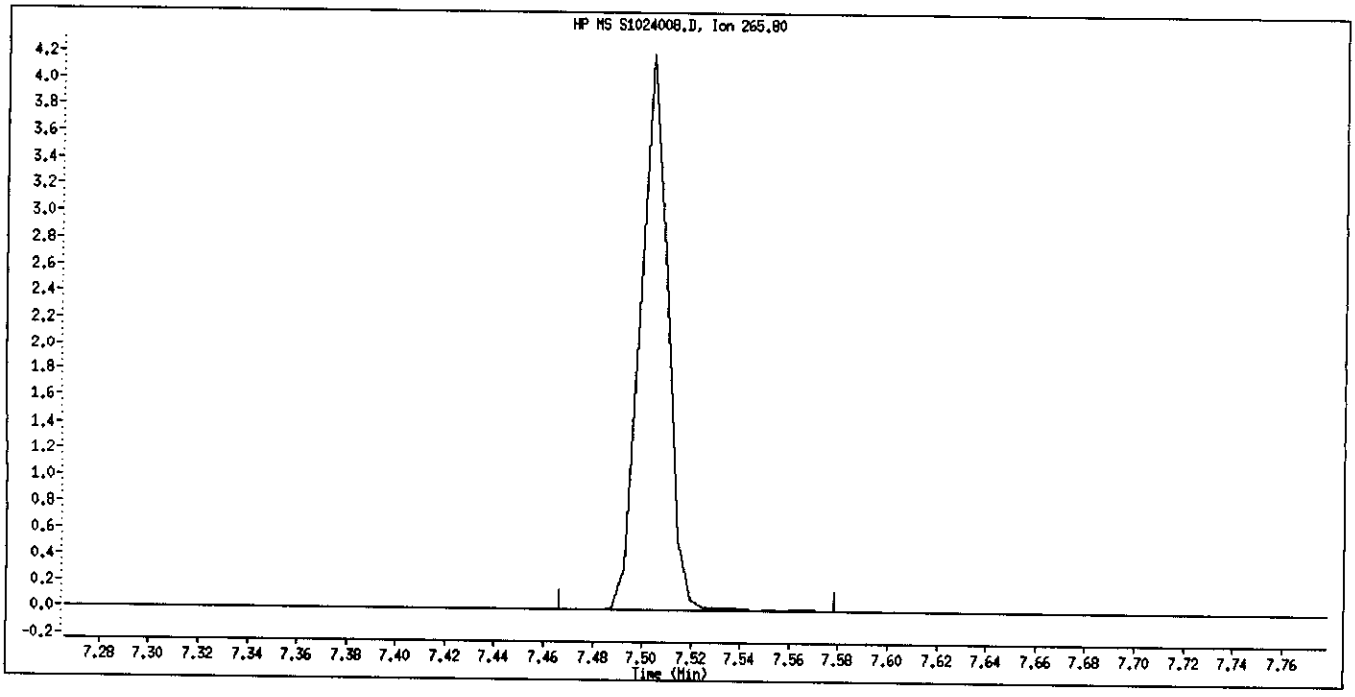

Manual Integration

Manually Integrated By: BachaS
Manual Integration Reason: Peak Integrated Incorrectly

GC/MS SEMIVOLATILE
MISCELLANEOUS

Continuous L-L Extraction Worksheet

TestAmerica Pittsburgh
Logbook ID: OP2879

Began 10/20/08	Time 15:30	Balance ID: 1120122641 LL (42)							
Change Over 10/21/08	Time 11:40	Prep Meth # 3520C	H2SO4 OP0108-08	Solvent MeCl2	Solvent Lot OP0165-08	NaSO4 Lot OP0163-08	Cleanup Method NA		
Completed 10/26/08	Time 1150	Analysis 8270	NaOH OP0133-08	Solvent Mfg Baker					

	Lot Number	Sample ID	Client ID	Extract Volume (mL)	Final Volume (mL)	pH	Surrogate Lot #	Surr Vol (mL)	Matrix Spike Lot #	MS Vol (mL)	Cleanup Init/Date
1.	C8J160331	BLK	NA	1000	1.0	5/2/11	BNA0715-08	1.0	NA	NA	NA
2.		LCS		1000		5/2/11			BNA0564-08	1.0	
3.		LCS Dup		1000		5/2/11			↓	↓	
4.		001		1020		7/2/11			NA	NA	
5.		002		1030		7/2/11					
6.		003		1030		7/2/11					
7.		004		1030		7/2/11					
8.		005		1040		9/2/11					
9.		006		1040		10/2/11					
10.		007		1010		10/2/11					
11.		008		1030		7/2/11					
12.		009		1030		7/2/11					
13.		010		1010		7/2/11					
14.		011		1000		7/2/11					
15.		012		950		7/2/11					
16.		013		1040		7/2/11					
17.		014		1030		7/2/11					
18.		015		1000		7/2/11					
19.		016		1030		7/2/11					
20.		017		1040		7/2/11					
21.		018		1010		10/2/11					
22.		~~019~~ BT 10/20/08 019		1060		9/2/11					
23.		020		1050		7/2/11					
24.								BT 10/20/08			
Prep Analyst:	BT	BT	BT	BT	CJM	BT	BT	BT	BT	BT	BT

Extract(s) (record line # from above)	Date	Time	Extract(s) Received	Analyst	Location	Date	Time	Extract(s) Relinquished	Analyst	Location
ALL ABOVE	10/22/08	0915	CJM		ORG PREP	10/22/08	0920	CJM		RF-12EXT
ALL ABOVE	10/26/08	0555	CJM		RF-12EXT	10/26/08	1150	CJM		RF-04BNA
"	10/26/08	2200			Floor	10/27/08	0100			Floor
"	10/27/08	2400			Floor	10/27/08	2310			Floor
"	10/28/08	2330			Floor	10/29/08	2110			Floor

Batch Number: 8295020 | N2 Blow Down Temp: NA | Reviewed by: Charles J. Miller | Date: 10/26/08

printed on: 10-Sep-08 2:02:46 PM

(2001 - 3460) 3442 C8J160331

Continuous L-L Extraction Worksheet

TestAmerica Pittsburgh
Logbook ID: OP2879

Began 10/20/08	Time 15:45	Balance ID: 1120122641 LL (42)					
Change Over 10/21/08	Time 12:20	Prep Meth # 3520C	H2SO4 OP0108-08	Solvent MeCl2	Solvent Lot OP0165-08	NaSO4 Lot OP0163-08	Cleanup Method NA
Completed 10/23/08	Time 1105	Analysis 8270	NaOH OP0133-08	Solvent Mfg Baker			

Lot Number	Sample ID	Client ID	Extract Volume (mL)	Final Volume (mL)	pH	Surrogate Lot #	Surr Vol (mL)	Matrix Spike Lot #	MS Vol (mL)	Cleanup Init/Date
1. C8J160299	BIK	NA	1000	1.0	5/2/11	BNA0715-08	1.0	NA	NA	NA
2.	LCS		1000		5/2/11			BNA0564-08	1.0/100uL	
3.	MS (015)		960		7/2/11			BNA0687-08		
4.	MSD (015)		900		7/2/11					
5.	001		950		7/2/11			NA	NA	
6.	002		970		7/2/11					
7.	003		930		7/2/11					
8.	004		950		7/2/11					
9.	005		940		7/2/11					
10.	006		940		7/2/11					
11.	007		960		7/2/11					
12.	008		950		7/2/11					
13.	009		970		5/2/11					
14.	011		940		7/2/11					
15.	012		940		5/2/11					
16.	013		960		7/2/11					
17.	014		960		7/2/11					
18.	015		890		7/2/11					
19.	016		940		7/2/11					
20.	017		970		7/2/11					
21. C8J160331	021		940		7/2/11					
22.	022		1030		7/2/11					
23.								BT 10/20/08		
24.								BT 10/20/08		
Prep Analyst: BT	BT	BT	BT	CJM	BT	BT	BT	BT	BT	BT

Extract(s) (record line # from above)	Date	Time	Extract(s) Received	Analyst	Location	Date	Time	Extract(s) Relinquished	Analyst	Location
ALL ABOVE	10/22/08	0815	[signature]		ORG PREP	10/22/08	0820	[signature]		RF-12EXT
ALL ABOVE	10/23/08	0335	[signature]		RF-12EXT	10/23/08	1105	[signature]		RF-04BNA
[signature]	10/24/08	0700	[signature]		NOYBNA	10/24/08	1000	[signature]		NOYBNA
[signature]	10/24/08	0700	[signature]		NOYBNA	10/24/08	1000	[signature]		NOYBNA
[signature]	10/27/08	0700	[signature]		NOYBNA	10/28/08	1100	[signature]		NOYBNA
[signature]	10/30/08	1200	[signature]		NOYBNA	12/30/08	1400	[signature]		NOYBNA

Batch Number: 8295022 | N2 Blow Down Temp: NA | Reviewed by: [signature] | Date: 10/23/08

printed on: 10-Sep-08 2:02:46 PM

C8J160331 3443 (2001 - 3460)

Simulate Run Sequence Mon Oct 27 18:53:06 2008

Instrument Name: 731
Sequence File: C:\HPCHEM\1\SEQUENCE\V102608.S
Comment: TA-PITT HP5973-731 LOG 2ul inj 100ul+1ul int
Operator: 003200
Data Path: c:\hpchem\1\data\V102608.b\
Method Path: C:\HPCHEM\1\METHODS\

LL 8270c 10/26/08 VVP

Line	Type	Vial	DataFile	Method	Sample Name
1)	Sample	1	V1026DFT	DFTPP	DFTPP (25ug/mL) bna0367-08
2)	Sample	1	V1026DF1	DFTPP	DFTPP (25ug/mL) bna0367-08
3)	Sample	2	V10260CC	GCMSF2	SSTD4.0(2.0ug/mL) BNA0721-08 8270c11
4)	Sample	3	V1026001	GCMSF2	C8J160331-BLK 10/20/08 h2o (8295020) 8270c
5)	Sample	4	V1026002	GCMSF2	C8J160331-LCS 10/20/08 h2o (8295020) 8270c
6)	Sample	5	V1026003	GCMSF2	C8J160331-LCSD 10/20/08 h2o (8295020) 8270c
7)	Sample	6	V1026004	GCMSF2	C8J160331-001 10/20/08 h2o (8295020) 8270c
8)	Sample	7	V1026005	GCMSF2	C8J160331-002 10/20/08 h2o (8295020) 8270c
9)	Sample	8	V1026006	GCMSF2	C8J160331-003 10/20/08 h2o (8295020) 8270c
10)	Sample	9	V1026007	GCMSF2 (E)	C8J160331-004 10/20/08 h2o (8295020) 8270c
11)	Sample	10	V1026008	GCMSF2 (E)	C8J160331-005 10/20/08 h2o (8295020) 8270c
12)	Sample	11	V1026009	GCMSF2 (E)	C8J160331-006 X10 10/20/08 h2o(8295020) 8270c
13)	Sample	12	V1026010	GCMSF2 (E)	C8J160331-007 X10 10/20/08 h2o(8295020) 8270c
14)	Sample	13	V1026011	GCMSF2 (E)	C8J160331-008 X2 10/20/08 h2o (8295020) 8270c
15)	Sample	14	V1026012	GCMSF2 (E)	C8J160331-009 10/20/08 h2o (8295020) 8270c
16)	Sample	15	V1026013	GCMSF2 (E)	C8J160331-010 10/20/08 h2o (8295020) 8270c
17)	Sample	16	V1026014	GCMSF2	C8J160331-011 10/20/08 h2o (8295020) 8270c
18)	Sample	17	V1026015	GCMSF2	C8J160331-012 10/20/08 h2o (8295020) 8270c
19)	Sample	18	V1026016	GCMSF2	C8J160331-013 10/20/08 h2o (8295020) 8270c
20)	Sample	19	V1026017	GCMSF2	C8J160331-014 10/20/08 h2o (8295020) 8270c
21)	Sample	20	V1026018	GCMSF2	C8J160331-015 10/20/08 h2o (8295020) 8270c
22)	Sample	21	V1026019	GCMSF2	C8J160331-016 10/20/08 h2o (8295020) 8270c
23)	Sample	22	V1026020	GCMSF2	C8J160331-017 10/20/08 h2o (8295020) 8270c
24)	Sample	23	V1026021	GCMSF2 (E)	C8J160331-018 X20 10/20/08 h2o(8295020) 8270c
25)	Sample	24	V1026022	GCMSF2	C8J160331-019 X20 10/20/08 h2o(8295020) 8270c
26)	Sample	25	V1026023	GCMSF2	C8J160331-020 X10 10/20/08 h2o(8295020) 8270c
27)	Sample	26	V1026024	GCMSF2	C8J240380-BLK 10/25/08 soil (8299032) 8270c
28)	Sample	27	V1026025	GCMSF2	C8J240380-LCS 10/25/08 soil (8299032) 8270c
29)	Sample	28	V1026026	GCMSF2	C8J240380-001 10/25/08 soil (8299032) 8270c
30)	Sample	29	V1026027	GCMSF2	C8J240380-002 10/25/08 soil (8299032) 8270c
31)	Sample	33	V1026031	GCMSF2	C8J240380-006 10/25/08 soil (8299032) 8270c
32)	Sample	34	V1026032	GCMSF2	C8J240380-006MS 10/25/08 soil (8299032) 8270c
33)	Sample	35	V1026033	GCMSF2	C8J240380-006MSD 10/25/08 soil(8299032) 8270c
34)	Sample	36	V1026034	GCMSF2	C8J240189-001 10/25/08 soil(8299032) 8270c
35)	Sample	30	V1026028	GCMSF2	C8J240380-003 10/25/08 soil (8299032) 8270c
36)	Sample	31	V1026029	GCMSF2	C8J240380-004 10/25/08 soil (8299032) 8270c
37)	Sample	32	V1026030	GCMSF2	C8J240380-005 10/25/08 soil (8299032) 8270c
38)	Sample	100	V10260B1	GCMSF2	BLK 8270c
39)	Sample	100	V10260B2	GCMSF2	BLK 8270c
40)	Sample	100	V10260B3	GCMSF2	BLK 8270c
41)	Sample	100	V10260B4	GCMSF2	BLK 8270c
42)	Sample	100	V10260B5	GCMSF2	BLK 8270c

Bytes Needed: 2100000 Space on drive C: 885431808
Sequence Verification Done!

Instrument Name: 731
Sequence File: C:\HPCHEM\1\SEQUENCE\V102808.S
Comment: TA-PITT HP5973-731 LOG 2ul inj 100ul+1ul int
Operator: 003200
Data Path: c:\hpchem\1\data\V102808.b\
Method Path: C:\HPCHEM\1\METHODS\

LL 8270C 10/27/08 VVP

Line	Type	Vial	DataFile	Method	Sample Name
1)	Sample	1	V1028DFT	DFTPP	DFTPP (25ug/mL) bna0367-08
2)	Sample	1	V1028DF1	DFTPP	DFTPP (25ug/mL) bna0367-08
3)	Sample	2	V10280CC	GCMSF2	SSTD4.0(2.0ug/mL) BNA0735-08 8270c11
4)	Sample	16	V1028014	GCMSF2	C8J180171-BLK 10/23/08 h2o (8298042) 8270c
5)	Sample	17	V1028015	GCMSF2	C8J180171-LCS 10/23/08 h2o (8298042) 8270c
6)	Sample	18	V1028016	GCMSF2	C8J180171-LCSD 10/23/08 h2o (8298042) 8270c
7)	Sample	19	V1028017	GCMSF2	C8J180171-001 10/23/08 h2o (8298042) 8270c
8)	Sample	20	V1028018	GCMSF2	C8J180171-002 10/23/08 h2o (8298042) 8270c
9)	Sample	21	V1028019	GCMSF2	C8J180171-003 10/23/08 h2o (8298042) 8270c
10)	Sample	22	V1028020	GCMSF2	C8J180171-004 10/23/08 h2o (8298042) 8270c
11)	Sample	23	V1028021	GCMSF2	C8J180171-005 10/23/08 h2o (8298042) 8270c
12)	Sample	24	V1028022	GCMSF2	C8J180171-006 10/23/08 h2o (8298042) 8270c
13)	Sample	25	V1028023	GCMSF2	C8J180171-007 10/23/08 h2o (8298042) 8270c
14)	Sample	26	V1028024	GCMSF2	C8J180171-008 10/23/08 h2o (8298042) 8270c
15)	Sample	27	V1028025	GCMSF2	C8J180171-009 10/23/08 h2o (8298042) 8270c
16)	Sample	28	V1028026	GCMSF2	C8J180171-010 10/23/08 h2o (8298042) 8270c
17)	Sample	29	V1028027	GCMSF2	C8J180171-011 10/23/08 h2o (8298042) 8270c
18)	Sample	30	V1028028	GCMSF2	C8J180171-012 10/23/08 h2o (8298042) 8270c
19)	Sample	3	V1028001	GCMSF2	C8J160331-001 10/20/08 h2o (8295020) 8270c
20)	Sample	4	V1028002	GCMSF2	C8J160331-004 X10 10/20/08 h2o(8295020) 8270c
21)	Sample	5	V1028003	GCMSF2	C8J160331-005 X25 10/20/08 h2o(8295020) 8270c
22)	Sample	6	V1028004	GCMSF2	C8J160331-006 X200 10/20/08h2o(8295020) 8270c
23)	Sample	7	V1028005	GCMSF2	C8J160331-007 X1K 10/20/08 h2o(8295020) 8270c
24)	Sample	8	V1028006	GCMSF2	C8J160331-008 X20 10/20/08 h2o(8295020) 8270c
25)	Sample	9	V1028007	GCMSF2	C8J160331-009 X10 10/20/08 h2o(8295020) 8270c
26)	Sample	10	V1028008	GCMSF2	C8J160331-012 X5 10/20/08 h2o (8295020) 8270c
27)	Sample	11	V1028009	GCMSF2	C8J160331-018 X100 10/20/08h2o(8295020) 8270c
28)	Sample	12	V1028010	GCMSF2	C8J160331-020 X2 10/20/08 h2o(8295020) 8270c
29)	Sample	13	V1028011	GCMSF2	C8J240380-003 10/25/08 soil (8299032) 8270c
30)	Sample	14	V1028012	GCMSF2	C8J240380-004 10/25/08 soil (8299032) 8270c
31)	Sample	15	V1028013	GCMSF2	C8J240380-005 10/25/08 soil (8299032) 8270c
32)	Sample	35	V1028033	GCMSF2	C8J180171-012 X10 10/23/08 h2o(8298042) 8270c
33)	Sample	31	V1028029	GCMSF2	C8J180171-003 X10 10/23/08 h2o(8298042) 8270c
34)	Sample	32	V1028030	GCMSF2	C8J180171-005 X10 10/23/08 h2o(8298042) 8270c
35)	Sample	33	V1028031	GCMSF2	C8J180171-006 X10 10/23/08 h2o(8298042) 8270c
36)	Sample	34	V1028032	GCMSF2	C8J180171-008 X10 10/23/08 h2o(8298042) 8270c
37)	Sample	100	V10280B1	GCMSF2	BLK 8270c
38)	Sample	100	V10280B2	GCMSF2	BLK 8270c
39)	Sample	100	V10280B3	GCMSF2	BLK 8270c
40)	Sample	100	V10280B4	GCMSF2	BLK 8270c
41)	Sample	100	V10280B5	GCMSF2	BLK 8270c

Bytes Needed: 2050000 Space on drive C: 846482432
Sequence Verification Done!

Simulate Run Sequence Wed Oct 29 02:49:03 2008

Instrument Name: 731
Sequence File: C:\HPCHEM\1\SEQUENCE\V102908.S
Comment: TA-PITT HP5973-731 LOG 2ul inj 100ul+1ul int
Operator: 003200
Data Path: c:\hpchem\1\data\V102808.b\
Method Path: C:\HPCHEM\1\METHODS\

L-CB270c
10/29/08
VVP

Line	Type	Vial	DataFile	Method	Sample Name
1)	Sample	1	V1029DFT	DFTPP	DFTPP (25ug/mL) bna0367-08
2)	Sample	1	V1029DF1	DFTPP	DFTPP (25ug/mL) bna0367-08
3)	Sample	2	V10290CC	GCMSF2	SSTD4.0(2.0ug/mL) BNA0735-08 8270c11
4)	Sample	6	V1029004	SFAST	C8J220365-BLK 10/28/08 tclp (8302561) 8270c
5)	Sample	7	V1029005	SFAST	C8J220365-LCS 10/28/08 tclp (8302561) 8270c
6)	Sample	8	V1029006	SFAST	C8J220365-001 10/28/08 tclp (8302561) 8270c
7)	Sample	9	V1029007	SFAST	C8J220365-001MS 10/28/08 tclp (8302561) 8270c
8)	Sample	10	V1029008	SFAST	C8J220365-001MSD 10/28/08 tclp(8302561) 8270c
9)	Sample	11	V1029009	SFAST	C8J230149-001 10/28/08 tclp(8302561) 8270c
10)	Sample	12	V1029010	SFAST	C8J220311-BLK 10/28/08 tclp(8302566) 8270c
11)	Sample	13	V1029011	SFAST	C8J220311-LCS 10/28/08 tclp(8302566) 8270c
12)	Sample	14	V1029012	SFAST	C8J220311-LCSD 10/28/08 tclp(8302566) 8270c
13)	Sample	15	V1029013	SFAST	C8J220311-001 10/28/08 tclp(8302566) 8270c
14)	Sample	3	V1029001	GCMSF2	C8J180171-003 10/23/08 h2o (8298042) 8270c
15)	Sample	4	V1029002	GCMSF2	C8J180171-010 10/23/08 h2o (8298042) 8270c
16)	Sample	5	V1029003	GCMSF2	C8J160331-006 X500 10/20/08h2o(8295020) 8270c
17)	Sample	16	V1029014	GCMSF2	C8J240181-BLK 10/26/08 h2o (8300080) 8270c
18)	Sample	17	V1029015	GCMSF2	C8J240181-LCS 10/26/08 h2o (8300080) 8270c
19)	Sample	18	V1029016	GCMSF2	C8J240181-LCSD 10/26/08 h2o (8300080) 8270c
20)	Sample	19	V1029017	GCMSF2	C8J240181-001 10/26/08 h2o (8300080) 8270c
21)	Sample	20	V1029018	GCMSF2	C8J240181-002 10/26/08 h2o (8300080) 8270c
22)	Sample	21	V1029019	GCMSF2	C8J160129-BLK 10/20/08 h2o (8295019) 8270c
23)	Sample	22	V1029020	GCMSF2	C8J160129-LCS 10/20/08 h2o (8295019) 8270c
24)	Sample	23	V1029021	GCMSF2	C8J160129-LCSD 10/20/08 h2o (8295019) 8270c
25)	Sample	24	V1029022	GCMSF2	C8J160129-002 10/20/08 h2o (8295019) 8270c
26)	Sample	25	V1029023	GCMSF2	C8J160135-001 10/20/08 h2o (8295019) 8270c
27)	Sample	26	V1029024	GCMSF2	C8J160135-002 10/20/08 h2o (8295019) 8270c
28)	Sample	27	V1029025	GCMSF2	C8J160135-003 10/20/08 h2o (8295019) 8270c
29)	Sample	28	V1029026	GCMSF2	C8J160135-004 10/20/08 h2o (8295019) 8270c
30)	Sample	29	V1029027	GCMSF2	C8J160135-005 10/20/08 h2o (8295019) 8270c
31)	Sample	30	V1029028	GCMSF2	C8J160135-006 10/20/08 h2o (8295019) 8270c
32)	Sample	31	V1029029	GCMSF2	C8J160135-007 10/20/08 h2o (8295019) 8270c
33)	Sample	32	V1029030	GCMSF2 (2)	C8J160135-009 10/20/08 h2o (8295019) 8270c
34)	Sample	33	V1029031	GCMSF2	C8J210227[illegible]-BLK 10/24/08 h2o (8300078) 8270c
35)	Sample	34	V1029032	GCMSF2	C8J210227[illegible]-LCS 10/24/08 h2o (8300078) 8270c
36)	Sample	35	V1029033	GCMSF2	C8J210227[illegible]-LCSD 10/24/08 h2o (8300078) 8270c
37)	Sample	36	V1029034	GCMSF2	C8J210227[illegible]-021 10/24/08 h2o (8300078) 8270c
38)	Sample	100	V10290B1	GCMSF2	BLK 8270c
39)	Sample	100	V10290B2	GCMSF2	BLK 8270c
40)	Sample	100	V10290B3	GCMSF2	BLK 8270c
41)	Sample	100	V10290B4	GCMSF2	BLK 8270c

Bytes Needed: 2050000 Space on drive C: 843881472
Sequence Verification Done!

Sequence Name: D:\HPCHEM\1\SEQUENCE\S102408.S
Comment: TA PGH HP597371A LOG 2ul inj 100ul+ 1ul IS
Operator: 045183sab
Data Path: D:\HPCHEM\1\DATA\s102408.b\
Pre-Seq Cmd:
Post-Seq Cmd:

Method Sections To Run
(X) Full Method
( ) Reprocessing Only

On A Barcode Mismatch
(X) Inject Anyway
( ) Don't Inject

Line	Type	Vial	DataFile	Method	Sample Name
1	Sample	2	S1024CL1	AFSTLL	clean out
2	Sample	99	S1024CL2	AFSTLL	clean out
3	Sample	1	S1024DF3	DFTPPA	dftpp50(25ug/ml) BNA0336-08
4	Sample	3	S1024AMO	AFSTLL	amoco4.0/16.0/6 bna-0415-08
5	Sample	4	S1024APC	AFSTLL	appix4.0(2.0ug/ml) bna-0483-
6	Sample	2	S1024CCC	AFSTLL	sstd4.0(2.0ug/ml) bna-0721-0
7	Sample	5	S1024000	AFSTLL	crql-sblk 10/20/08 h20 42
8	Sample	6	S1024001	AFSTLL	c8j150353-005 10/17/08 h2042(
9	Sample	7	S1024002	AFSTLL	c8j140288-003 10/17/08 h2042(
10	Sample	8	S1024003	AFSTLL	c8j140288-008 10/17/08 h2042(
11	Sample	9	S1024004	AFSTLL	c8j160265-001 10/17/08 h2042(
12	Sample	10	S1024005	AFSTLL	c8j160265-003 10/17/08 h2042(
13	Sample	11	S1024006	AFSTLL	c8j160265-004 10/17/08 h2042(
14	Sample	12	S1024007	AFSTLL	c8j160299-sblk 10/20/08 h2042
15	Sample	13	S1024008	AFSTLL	c8j160299-lcs 10/20/08 h2042(
16	Sample	14	S1024009	AFSTLL	c8j160299-015 10/20/08 h2042(
17	Sample	15	S1024010	AFSTLL	c8j160299-015MS 10/20/08 h204
18	Sample	16	S1024011	AFSTLL	c8j160299-015MSD 10/20/08 h20
19	Sample	17	S1024012	AFSTLL	c8j160299-001 10/20/08 h2042(
20	Sample	18	S1024013	AFSTLL	c8j160299-002 10/20/08 h2042(
21	Sample	19	S1024014	AFSTLL	c8j160299-003 10/20/08 h2042(
22	Sample	20	S1024015	AFSTLL	c8j160299-004 10/20/08 h2042(
23	Sample	21	S1024016	AFSTLL	c8j160299-005 10/20/08 h2042(
24	Sample	22	S1024017	AFSTLL	c8j160299-006 10/20/08 h2042(
25	Sample	23	S1024018	AFSTLL	c8j160299-007 10/20/08 h2042(
26	Sample	24	S1024019	AFSTLL	c8j160299-008 10/20/08 h2042(
27	Sample	25	S1024020	AFSTLL	c8j160299-009 10/20/08 h2042(
28	Sample	26	S1024021	AFSTLL	c8j160299-011 10/20/08 h2042(
29	Sample	27	S1024022	AFSTLL	c8j160299-012 10/20/08 h2042(
30	Sample	28	S1024023	AFSTLL	c8j160299-013 10/20/08 h2042(
31	Sample	29	S1024024	AFSTLL	c8j160299-014 10/20/08 h2042(
32	Sample	30	S1024025	AFSTLL	c8j160299-016 10/20/08 h2042(
33	Sample	31	S1024026	AFSTLL	c8j160299-017 10/20/08 h2042(
34	Sample	32	S1024027	AFSTLL	c8j160331-021 10/20/08 h2042(
35	Sample	33	S1024028	AFSTLL	c8j160331-022 x2 10/20/08 h20
36	Sample	100	S1024CL3	AFSTLL	clean out
37	Sample	100	S1024CL4	AFSTLL	clean out
38	Sample	100	S1024CL5	AFSTLL	clean out
39	Sample	100	S1024CL6	AFSTLL	clean out
40	Sample	100	S1024CL7	AFSTLL	clean out

Last Modified: Fri Oct 24 13:59:59 2008

Sequence Name: D:\HPCHEM\1\SEQUENCE\S102908.S
Comment: TA PGH HP597371A LOG 2ul inj 100ul+ 1ul IS
Operator: 045183sab
Data Path: D:\HPCHEM\1\DATA\s102908.b\
Pre-Seq Cmd:
Post-Seq Cmd:

Method Sections To Run
(X) Full Method
( ) Reprocessing Only

On A Barcode Mismatch
(X) Inject Anyway
( ) Don't Inject

Line	Type	Vial	DataFile	Method	Sample Name
1	Sample	100	S1029CL1	AFSTLL	clean out
2	Sample	100	S1029CL2	AFSTLL	clean out
3	Sample	1	S1029DF5	DFTPPA	dftpp50(25ug/ml) BNA0336-08
4	Sample	3	S1029AMC	AFSTLL	amo4.0(2.0ug/ml) bna-0415-08
5	Sample	4	S1029APC	AFSTLL	apx4.0(2.0ug/ml) bna-0483-08
6	Sample	2	S1029CCC	AFSTLL	sstd4.0(2.0ug/ml) bna-0735-0
7	Sample	3	S1029ACC	AFSTLL	amo4.0(2.0ug/ml) bna-739-08
8	Sample	90	S1029CC1	AFSTLL	sstd0.4(0.2ug/ml) bna-0672-0
9	Sample	91	S1029CC2	AFSTLL	sstd2.0(1.0ug/ml) bna-06732-
10	Sample	92	S1029CC3	AFSTLL	sstd4.0(2.0ug/ml) bna-0735-0
11	Sample	93	S1029CC4	AFSTLL	sstd10(5.0ug/ml) bna-0675-08
12	Sample	94	S1029CC5	AFSTLL	sstd20(10ug/ml) bna-0676-08
13	Sample	95	S1029CC6	AFSTLL	sstd40(20ug/ml) bna-0677-08
14	Sample	96	S1029CC7	AFSTLL	sstd80(40ug/ml) bna-0678-08
15	Sample	97	S1029CC8	AFSTLL	ver20(10ug/ml) bna-0731-08 L
16	Sample	12	S1029008	AFSTLL	c8j210111-sblk 10/24/08 soil4
17	Sample	5	S1029001	AFSTLL	c8j160331-022dlx1000 10/20/08
18	Sample	6	S1029002	AFSTLL	c8j160299-015ms 10/20/08 h204
19	Sample	7	S1029003	AFSTLL	c8j160299-015msd 10/20/08 h20
20	Sample	8	S1029004	AFSTLL	c8j150353-005 10/17/08 h2042(
21	Sample	9	S1029005	AFSTLL	c8j140288-003 10/17/08 h2042(
22	Sample	10	S1029006	AFSTLL	c8j160265-001 10/17/08 h2042(
23	Sample	11	S1029007	AFSTLL	c8j160265-004 10/17/08 h2042(
24	Sample	13	S1029009	AFSTLL	c8j210111-003dl x20 10/24/08
25	Sample	14	S1029010	AFSTLL	c8j210111-005dl x40 10/24/08
26	Sample	15	S1029011	AFSTLL	c8j210111-008dl x4 10/24/08 s
27	Sample	16	S1029012	AFSTLL	c8j210111-009 x20 10/24/08 so
28	Sample	17	S1029013	AFSTLL	c8j210111-010 x2 10/24/08 soi
29	Sample	18	S1029014	AFSTLL	c8j210111-011 x20 10/24/08 so
30	Sample	19	S1029015	AFSTLL	c8j210111-012 x2 10/24/08 soi
31	Sample	20	S1029016	AFSTLL	c8j210111-013 x20 10/24/08 so
32	Sample	21	S1029017	AFSTLL	c8j210111-014 x2 10/24/08 soi
33	Sample	22	S1029018	AFSTLL	c8j210111-015 x20 10/24/08 so
34	Sample	23	S1029019	AFSTLL	c8j210111-016 x2 10/24/08 soi
35	Sample	24	S1029020	AFSTLL	c8j210111-017 x20 10/24/08 so
36	Sample	25	S1029021	AFSTLL	c8j210111-019 x20 10/24/08 so
37	Sample	26	S1029022	AFSTLL	c8j210111-020 x2 10/24/08 soi
38	Sample	100	S1029CL3	AFSTLL	clean out
39	Sample	100	S1029CL4	AFSTLL	clean out
40	Sample	100	S1029CL5	AFSTLL	clean out
41	Sample	100	S1029CL6	AFSTLL	clean out
42	Sample	100	S1029CL7	AFSTLL	clean out
43	Sample	100	S1029CL8	AFSTLL	clean out

Last Modified: Thu Oct 30 10:30:29 2008 Page: 1

Sequence Name: D:\HPCHEM\1\SEQUENCE\S102908.S

Line	Type	Vial	DataFile	Method	Sample Name

Last Modified: Thu Oct 30 10:30:29 2008 Page: 2

Sequence Name: C:\MSDChem\1\sequence\D103008.S
Comment: STL PITT HP5973-732 LOG 2ul inj 100ul + 1ulIS
Operator: 403801nlb (INT BNA0446-05)
Data Path: C:\MSDCHEM\1\DATA\d103008.B\

Top Pre-Seq Cmd:
Instrument Control Pre-Seq Cmd:
Data Analysis Pre-Seq Cmd:

Top Post-Seq Cmd:
Instrument Control Post-Seq Cmd:
Data Analysis Post-Seq Cmd:

Method Sections To Run
(X) Full Method
( ) Reprocessing Only

On A Barcode Mismatch
(X) Inject Anyway
( ) Don't Inject

Line				
1)	Sample	100	D10300B1 FFAST	Clean Out Blank
2)	Sample	1	D1030DF8 DFTPPZ	dftpp (25ug/ml) bna0367-07
3)	Sample	2	D10300C1 FFAST	sstd4.0(2.0ug/ml) BNA0735-08
4)	Sample	3	D1030IND FFAST	ind4.0(2.0ug/ml) BNA0691-08
5)	Sample	4	D1030IC8 FFAST	ver20 BNA0731-08
6)	Sample	5	D1030001 FFAST	mdl-sblk 10/28/08 h2o42
7)	Sample	6	D1030002 FFAST	mdl-c 10/28/08 h2o42
8)	Sample	7	D1030003 FFAST	mdl-d 10/28/08 h2o42
9)	Sample	33	D1030029 FFAST	C8j160331-021 10/20/08 h2o42(
10)	Sample	8	D1030004 FFAST	C8j070215-lcs 10/21/08 soil42
11)	Sample	9	D1030005 FFAST	C8j180198-lcs 10/24/08 soil42
12)	Sample	10	D1030006 FFAST	C8j070215-007 x10 10/21/08 so
13)	Sample	11	D1030007 FFAST	C8j159319-sblk 10/28/08 h2oQL
14)	Sample	12	D1030008 FFAST	C8j159319-lcs 10/28/08 h2oQL(
15)	Sample	13	D1030009 FFAST	C8j159319-lcsd 10/28/08 h2oQL
16)	Sample	14	D1030010 FFAST	C8j159319-001 10/28/08 h2oQL(
17)	Sample	15	D1030011 FFAST	C8j159319-002 10/28/08 h2oQL(
18)	Sample	16	D1030012 FFAST	C8j159319-003 10/28/08 h2oQL(
19)	Sample	17	D1030013 FFAST	C8j220277-sblk 10/29/08 soil4
20)	Sample	18	D1030014 FFAST	C8j220277-lcs 10/29/08 soil42
21)	Sample	19	D1030015 FFAST	C8j220277-001 x10 10/29/08 so
22)	Sample	20	D1030016 FFAST	C8j220277-001s x10 10/29/08 s
23)	Sample	21	D1030017 FFAST	C8j220277-001d x10 10/29/08
24)	Sample	22	D1030018 FFAST	C8j220277-002 x10 10/29/08 so
25)	Sample	23	D1030019 FFAST	C8j220277-003 x10 10/29/08 so
26)	Sample	24	D1030020 FFAST	C8j220277-006 x10 10/29/08 so
27)	Sample	25	D1030021 FFAST	C8j220277-006s x10 10/29/08 s
28)	Sample	26	D1030022 FFAST	C8j220277-006d x10 10/29/08 s
29)	Sample	27	D1030023 FFAST	C8j220277-007 10/29/08 soil42
30)	Sample	28	D1030024 FFAST	C8j230105-001 x10 10/29/08 so
31)	Sample	29	D1030025 FFAST	C8j230105-002 x10 10/29/08 so
32)	Sample	30	D1030026 FFAST	C8j230105-003 x10 10/29/08 so
33)	Sample	31	D1030027 FFAST	C8j230105-004 x10 10/29/08 so
34)	Sample	32	D1030028 FFAST	C8j180206-001 x10 10/29/08 so
35)	Sample	100	D10300B2 FFAST	Clean Out Blank
36)	Sample	100	D10300B3 FFAST	Clean Out Blank
37)	Sample	100	D10300B4 FFAST	Clean Out Blank
38)	Sample	100	D10300B5 FFAST	Clean Out Blank
39)	Sample	100	D10300B6 FFAST	Clean Out Blank

Last Modified: Thu Oct 30 15:59:54 2008 Page: 1

Sequence Name: C:\MSDChem\1\sequence\D102908.S
Comment: STL PITT HP5973-732 LOG 2ul inj 100ul + 1ulIS
Operator: 403801nlb (INT BNA0446-05)
Data Path: C:\MSDCHEM\1\DATA\d102808.B\

Top Pre-Seq Cmd:
Instrument Control Pre-Seq Cmd:
Data Analysis Pre-Seq Cmd:

Top Post-Seq Cmd:
Instrument Control Post-Seq Cmd:
Data Analysis Post-Seq Cmd:

Method Sections To Run
(X) Full Method
( ) Reprocessing Only

On A Barcode Mismatch
(X) Inject Anyway
( ) Don't Inject

Line				Sample Name/Misc Info
1)	Sample	96	D1029TST FFAST	SSTD4 (2 ug/ml) BNA0721-08
2)	Sample	1	D1029DF1 DFTPPZ	dftpp (25ug/ml) bna0367-07
3)	Sample	100	D10290A1 FFAST	Clean Out Blank
4)	Sample	91	D1029IC1 FFAST	SSTD0.4 (0.2 ug/ml) BNA0672-0
5)	Sample	92	D1029IC2 FFAST	SSTD2.0 (1.0 ug/ml) BNA0673-0
6)	Sample	2	D1029IC3 FFAST	SSTD4 (2 ug/ml) BNA0735-08
7)	Sample	93	D1029IC4 FFAST	SSTD10 (5 ug/ml) BNA0675-08
8)	Sample	94	D1029IC5 FFAST	SSTD20 (10 ug/ml) BNA0676-08
9)	Sample	95	D1029IC6 FFAST	SSTD40 (20 ug/ml) BNA0677-08
10)	Sample	96	D1029IC7 FFAST	SSTD80 (40 ug/ml) BNA0678-08
11)	Sample	97	D1029IC8 FFAST	ver20 BNA0731-08
12)	Sample	3	D1029001 FFAST	C8j070215-sblk 10/21/08 soil4
13)	Sample	4	D1029002 FFAST	C8j070215-lcs 10/21/08 soil42
14)	Sample	22	D1029020 FFAST	C8j180198-lcs 10/24/08 soil42
15)	Sample	5	D1029003 FFAST	C8j070215-002 x10 10/21/08 so
16)	Sample	6	D1029004 FFAST	C8j070215-002ms x10 10/21/08
17)	Sample	7	D1029005 FFAST	C8j070215-002msd x10 10/21/08
18)	Sample	8	D1029006 FFAST	C8j070215-001 x10 10/21/08 so
19)	Sample	9	D1029007 FFAST	C8j070215-003 x10 10/21/08 so
20)	Sample	10	D1029008 FFAST	C8j070215-004 x10 10/21/08 so
21)	Sample	11	D1029009 FFAST	C8j070215-005 x10 10/21/08 so
22)	Sample	12	D1029010 FFAST	C8j070215-006 x10 10/21/08 so
23)	Sample	13	D1029011 FFAST	C8j070215-007 x10 10/21/08 so
24)	Sample	14	D1029012 FFAST	C8j070215-008 x10 10/21/08 so
25)	Sample	15	D1029013 FFAST	C8j070215-009 x10 10/21/08 so
26)	Sample	16	D1029014 FFAST	C8j070215-010 x10 10/21/08 so
27)	Sample	17	D1029015 FFAST	C8j070215-010ms x10 10/21/08
28)	Sample	18	D1029016 FFAST	C8j070215-010msd x10 10/21/08
29)	Sample	19	D1029017 FFAST	C8j070215-011 x10 10/21/08 so
30)	Sample	20	D1029018 FFAST	C8j070215-012 x10 10/21/08 so
31)	Sample	21	D1029019 FFAST	C8j070215-013 x5 10/21/08 soi
32)	Sample	100	D10290B2 FFAST	Clean Out Blank
33)	Sample	100	D10290B3 FFAST	Clean Out Blank
34)	Sample	100	D10290B4 FFAST	Clean Out Blank
35)	Sample	100	D10290B5 FFAST	Clean Out Blank

Last Modified: Thu Oct 30 08:13:33 2008 Page: 1

Sequence Name: D:\HPCHEM\1\SEQUENCE\S102908.S
Comment: TA PGH HP597371A LOG 2ul inj 100ul+ 1ul IS
Operator: 045183sab
Data Path: D:\HPCHEM\1\DATA\s102908.b\
Pre-Seq Cmd:
Post-Seq Cmd:

Method Sections To Run
(X) Full Method
( ) Reprocessing Only

On A Barcode Mismatch
(X) Inject Anyway
( ) Don't Inject

Line	Type	Vial	DataFile	Method	Sample Name
1	Sample	100	S1029CL1	AFSTLL	clean out
2	Sample	100	S1029CL2	AFSTLL	clean out
3	Sample	1	S1029DF5	DFTPPA	dftpp50(25ug/ml) BNA0336-08
4	Sample	3	S1029AMC	AFSTLL	amo4.0(2.0ug/ml) bna-0415-08
5	Sample	4	S1029APC	AFSTLL	apx4.0(2.0ug/ml) bna-0483-08
6	Sample	2	S1029CCC	AFSTLL	sstd4.0(2.0ug/ml) bna-0735-0
7	Sample	3	S1029ACC	AFSTLL	amo4.0(2.0ug/ml) bna-739-08
8	Sample	90	S1029CC1	AFSTLL	sstd0.4(0.2ug/ml) bna-0672-0
9	Sample	91	S1029CC2	AFSTLL	sstd2.0(1.0ug/ml) bna-06732-
10	Sample	92	S1029CC3	AFSTLL	sstd4.0(2.0ug/ml) bna-0735-0
11	Sample	93	S1029CC4	AFSTLL	sstd10(5.0ug/ml) bna-0675-08
12	Sample	94	S1029CC5	AFSTLL	sstd20(10ug/ml) bna-0676-08
13	Sample	95	S1029CC6	AFSTLL	sstd40(20ug/ml) bna-0677-08
14	Sample	96	S1029CC7	AFSTLL	sstd80(40ug/ml) bna-0678-08
15	Sample	97	S1029CC8	AFSTLL	ver20(10ug/ml) bna-0731-08 L
16	Sample	12	S1029008	AFSTLL	c8j210111-sblk 10/24/08 soil4
17	Sample	5	S1029001	AFSTLL	c8j160331-022dlx1000 10/20/08
18	Sample	6	S1029002	AFSTLL	c8j160299-015ms 10/20/08 h204
19	Sample	7	S1029003	AFSTLL	c8j160299-015msd 10/20/08 h20
20	Sample	8	S1029004	AFSTLL	c8j150353-005 10/17/08 h2042(
21	Sample	9	S1029005	AFSTLL	c8j140288-003 10/17/08 h2042(
22	Sample	10	S1029006	AFSTLL	c8j160265-001 10/17/08 h2042(
23	Sample	11	S1029007	AFSTLL	c8j160265-004 10/17/08 h2042(
24	Sample	13	S1029009	AFSTLL	c8j210111-003dl x20 10/24/08
25	Sample	14	S1029010	AFSTLL	c8j210111-005dl x40 10/24/08
26	Sample	15	S1029011	AFSTLL	c8j210111-008dl x4 10/24/08 s
27	Sample	16	S1029012	AFSTLL	c8j210111-009 x20 10/24/08 so
28	Sample	17	S1029013	AFSTLL	c8j210111-010 x2 10/24/08 soi
29	Sample	18	S1029014	AFSTLL	c8j210111-011 x20 10/24/08 so
30	Sample	19	S1029015	AFSTLL	c8j210111-012 x2 10/24/08 soi
31	Sample	20	S1029016	AFSTLL	c8j210111-013 x20 10/24/08 so
32	Sample	21	S1029017	AFSTLL	c8j210111-014 x2 10/24/08 soi
33	Sample	22	S1029018	AFSTLL	c8j210111-015 x20 10/24/08 so
34	Sample	23	S1029019	AFSTLL	c8j210111-016 x2 10/24/08 soi
35	Sample	24	S1029020	AFSTLL	c8j210111-017 x20 10/24/08 so
36	Sample	25	S1029021	AFSTLL	c8j210111-019 x20 10/24/08 so
37	Sample	26	S1029022	AFSTLL	c8j210111-020 x2 10/24/08 soi
38	Sample	100	S1029CL3	AFSTLL	clean out
39	Sample	100	S1029CL4	AFSTLL	clean out
40	Sample	100	S1029CL5	AFSTLL	clean out
41	Sample	100	S1029CL6	AFSTLL	clean out
42	Sample	100	S1029CL7	AFSTLL	clean out
43	Sample	100	S1029CL8	AFSTLL	clean out

Last Modified: Thu Oct 30 10:30:29 2008

Sequence Name: D:\HPCHEM\1\SEQUENCE\S102908.S

Line Type	Vial	DataFile	Method	Sample Name

Sequence Name: D:\HPCHEM\1\SEQUENCE\S100308.S
Comment: TA PGH HP597371A LOG 2ul inj 100ul+ 1ul IS
Operator: 403801n1b
Data Path: D:\HPCHEM\1\DATA\s100308.b\
Pre-Seq Cmd:
Post-Seq Cmd:

Method Sections To Run
(X) Full Method
( ) Reprocessing Only

On A Barcode Mismatch
(X) Inject Anyway
( ) Don't Inject

HP 10/3/08

Line	Type	Vial	DataFile	Method	Sample Name
1	Sample	99	S1003CL1	AFSTLL	clean out
2	Sample	99	S1003CL2	AFSTLL	clean out
3	Sample	1	S1003DF1	DFTPPA	dftpp50(25ug/ml) BNA0336-08
4	Sample	1	S1003DF2	DFTPPA	dftpp50(25ug/ml) BNA0336-08
5	Sample	17	S1003AP1	AFSTLL	appix0.4(0.2ug/ml) bna-0481-0
6	Sample	18	S1003AP2	AFSTLL	appix2.0(1.0ug/ml) bna-0482-0
7	Sample	19	S1003AP3	AFSTLL	appix4.0NG(2.0ug/ml) bna-048
8	Sample	20	S1003AP4	AFSTLL	appix10(5.0ug/ml) bna-0484-08
9	Sample	21	S1003AP5	AFSTLL	appix20(10ug/ml) bna-0485-08
10	Sample	22	S1003AP6	AFSTLL	appix40(20ug/ml) bna-0486-08
11	Sample	23	S1003AP7	AFSTLL	appix80(20ug/ml) bna-0487-08
12	Sample	24	S1003IC1	AFSTLL	sstd0.4NG(0.2ug/ml) bna-0402
13	Sample	25	S1003IC2	AFSTLL	sstd2.0NG(1.0ug/ml) bna-0403
14	Sample	26	S1003IC3	AFSTLL	sstd4.0NG(2.0ug/ml) bna-0657
15	Sample	27	S1003IC4	AFSTLL	sstd10NG(5ug/ml) bna-0405-08
16	Sample	28	S1003IC5	AFSTLL	sstd20NG(10ug/ml) bna-0406-0
17	Sample	29	S1003IC6	AFSTLL	sstd40NG(20ug/ml) bna-0407-0
18	Sample	30	S1003IC7	AFSTLL	sstd80NG(40ug/ml) bna-0408-0
19	Sample	31	S1003IC8	AFSTLL	ver20 bna-0626-08 LL8270
20	Sample	2	S1003001	AFSTLL	mdl-sblk 10/02/08 soil42 appi
21	Sample	3	S1003002	AFSTLL	mdl-a 10/02/08 soil42 appix
22	Sample	4	S1003003	AFSTLL	mdl-b 10/02/08 soil42 appix
23	Sample	5	S1003004	AFSTLL	mdl-c 10/02/08 soil42 appix
24	Sample	6	S1003005	AFSTLL	mdl-d 10/02/08 soil42 appix
25	Sample	7	S1003006	AFSTLL	mdl-sblk 10/02/08 soil42 appi
26	Sample	8	S1003007	AFSTLL	mdl-1 10/02/08 soil42 appix
27	Sample	9	S1003008	AFSTLL	mdl-2 10/02/08 soil42 appix
28	Sample	10	S1003009	AFSTLL	mdl-3 10/02/08 soil42 appix
29	Sample	11	S1003010	AFSTLL	mdl-4 10/02/08 soil42 appix
30	Sample	12	S1003011	AFSTLL	mdl-5 10/02/08 soil42 appix
31	Sample	13	S1003012	AFSTLL	mdl-6 10/02/08 soil42 appix
32	Sample	14	S1003013	AFSTLL	mdl-7 10/02/08 soil42 appix
33	Sample	15	S1003014	AFSTLL	mdl-8 10/02/08 soil42 appix
34	Sample	16	S1003015	AFSTLL	mdl-9 10/02/08 soil42 appix
35	Sample	100	S1003CL3	AFSTLL	clean out
36	Sample	100	S1003CL4	AFSTLL	clean out
37	Sample	100	S1003CL5	AFSTLL	clean out
38	Sample	100	S1003CL6	AFSTLL	clean out
39	Sample	100	S1003CL7	AFSTLL	clean out

HP 10/3/08

Last Modified: Fri Oct 03 16:46:31 2008 Page: 1

Sequence Name: D:\HPCHEM\1\SEQUENCE\S100708.S
Comment: TA PGH HP597371A LOG 2ul inj 100ul+ 1ul IS
Operator: 045183sab
Data Path: D:\HPCHEM\1\DATA\s100708.b\
Pre-Seq Cmd:
Post-Seq Cmd:

Method Sections To Run
(X) Full Method
( ) Reprocessing Only

On A Barcode Mismatch
(X) Inject Anyway
( ) Don't Inject

Line	Type	Vial	DataFile	Method	Sample Name
1	Sample	99	S1007CL1	AFSTLL	clean out
2	Sample	99	S1007CL2	AFSTLL	clean out
3	Sample	1	S1007DF8	DFTPPA	dftpp50(25ug/ml) BNA0336-08
4	Sample	2	S1007CCC	AFSTLL	sstd4.0NG(2.0ug/ml) bna-0670
5	Sample	3	S1007VR1	AFSTLL	ver20NG(10ug/ml) bna-0669-08
6	Sample	5	S1007001	AFSTLL	c8i250123-sblk 9/30/08 soilQL-
7	Sample	15	S1007011	AFSTLL	c8i270147-sblk 10/01/08 soil4-
8	Sample	4	S1007VR2	AFSTLL	ver20NG(10ug/ml) bna-0669-08
9	Sample	6	S1007002	AFSTLL	c8i250123-lcs 9/30/08 soilQL(
10	Sample	30	S1007026	AFSTLL	c8i300194-sblk 10/06/08 h20SP
11	Sample	31	S1007027	AFSTLL	c8i300194-lcs 10/06/08 h20SPL
12	Sample	32	S1007028	AFSTLL	c8i300194-lcsd 10/06/08 h20SP
13	Sample	33	S1007029	AFSTLL	c8i300194-001 10/06/08 h20SPL
14	Sample	34	S1007030	AFSTLL	c8j010175-001 10/06/08 h20SPL
15	Sample	7	S1007003	AFSTLL	c8i250123-007 9/30/08 soilQL(
16	Sample	8	S1007004	AFSTLL	c8i250123-007ms 9/30/08 soilQ
17	Sample	9	S1007005	AFSTLL	c8i250123-007msd 9/30/08 soil
18	Sample	10	S1007006	AFSTLL	c8i250123-001 9/30/08 soilQL(
19	Sample	11	S1007007	AFSTLL	c8i250123-004 9/30/08 soilQL(
20	Sample	12	S1007008	AFSTLL	c8i250241-007 9/30/08 soilQL(
21	Sample	13	S1007009	AFSTLL	c8i240323-003 re 9/30/08 soil
22	Sample	14	S1007010	AFSTLL	c8i240323-004 re 9/30/08 soil-
23	Sample	28	S1007024	AFSTLL	c8i260312-002DL x10 9/30/08 s
24	Sample	29	S1007025	AFSTLL	c8i270114-001DL x50 9/30/08 s
25	Sample	16	S1007012	AFSTLL	c8i270147-001msd x5 10/01/08
26	Sample	17	S1007013	AFSTLL	c8i270147-003 x5 10/01/08 soi
27	Sample	18	S1007014	AFSTLL	c8i270147-004 x5 10/01/08 soi
28	Sample	19	S1007015	AFSTLL	c8i270147-005 x5 10/01/08 soi
29	Sample	20	S1007016	AFSTLL	c8i270147-006 x5 10/01/08 soi
30	Sample	21	S1007017	AFSTLL	c8i270147-007 x5 10/01/08 soi
31	Sample	22	S1007018	AFSTLL	c8i270147-008 x5 10/01/08 soi
32	Sample	23	S1007019	AFSTLL	c8i270147-009 x5 10/01/08 soi
33	Sample	24	S1007020	AFSTLL	c8i270147-010 x5 10/01/08 soi
34	Sample	25	S1007021	AFSTLL	c8i270147-011 x5 10/01/08 soi
35	Sample	26	S1007022	AFSTLL	c8i270147-012 x5 10/01/08 soi
36	Sample	27	S1007023	AFSTLL	c8i270147-013 x5 10/01/08 soi
37	Sample	100	S1007CL3	AFSTLL	clean out
38	Sample	100	S1007CL4	AFSTLL	clean out
39	Sample	100	S1007CL5	AFSTLL	clean out
40	Sample	100	S1007CL6	AFSTLL	clean out
41	Sample	100	S1007CL7	AFSTLL	clean out

Simulate Run Sequence Thu Oct 23 15:09:42 2008

Instrument Name: 731
Sequence File: C:\HPCHEM\1\SEQUENCE\V102308.S
Comment: TA-PITT HP5973-731 LOG 2ul inj 100ul+1ul int
Operator: 003200
Data Path: c:\hpchem\1\data\V102308.b\
Method Path: C:\HPCHEM\1\METHODS\

Line	Type	Vial	DataFile	Method	Sample Name
1)	Sample	1	V1023DFT	DFTPP	DFTPP (25ug/mL) bna0367-08
2)	Sample	1	V1023DF1	DFTPP	DFTPP (25ug/mL) bna0367-08
3)	Sample	2	V1023IC1	GCMSF2	SSTD0.4(0.2ug/mL) BNA0672-08 8270c11
4)	Sample	3	V1023IC2	GCMSF2	SSTD2.0(1.0ug/mL) BNA0673-08 8270c11
5)	Sample	4	V1023IC3	GCMSF2	SSTD4.0(2.0ug/mL) BNA0721-08 8270c11
6)	Sample	5	V1023IC4	GCMSF2	SSTD10(5.0ug/mL) BNA0675-08 8270c11
7)	Sample	6	V1023IC5	GCMSF2	SSTD20(10ug/mL) BNA0676-08 8270c11
8)	Sample	7	V1023IC6	GCMSF2	SSTD40(20ug/mL) BNA0677-08 8270c11
9)	Sample	8	V1023IC7	GCMSF2	SSTD80(40ug/mL) BNA0678-08 8270c11
10)	Sample	9	V1023STV	GCMSF2	STDVR20(10ug/mL) BNA0731-08 8270c11
11)	Sample	10	V1023NC1	SFAST	SSTD0.4(0.2ug/mL) BNA0689-08 indene
12)	Sample	11	V1023NC2	SFAST	SSTD2.0(1.0ug/mL) BNA0690-08 indene
13)	Sample	12	V1023NC3	SFAST	SSTD4.0(2.0ug/mL) BNA0691-08 indene
14)	Sample	13	V1023NC4	SFAST	SSTD10(5.0ug/mL) BNA0692-08 indene
15)	Sample	14	V1023NC5	SFAST	SSTD20(10ug/mL) BNA0693-08 indene
16)	Sample	15	V1023NC6	SFAST	SSTD40(20ug/mL) BNA0694-08 indene
17)	Sample	16	V1023NC7	SFAST	SSTD80(40ug/mL) BNA0695-08 indene
18)	Sample	17	V1023NSV	SFAST	STDVER20(10ug/mL) BNA0697-08 indene
19)	Sample	100	V10230B1	GCMSF2	BLK 8270c
20)	Sample	18	V1023001	GCMSF2	C8J170298-BLK 10/20/08 h2o (8295023) 8270c
21)	Sample	19	V1023002	GCMSF2	C8J170298-LCS 10/20/08 h2o (8295023) 8270c
22)	Sample	20	V1023003	GCMSF2	C8J170298-LCSD 10/20/08 h2o (8295023) 8270c
23)	Sample	21	V1023004	GCMSF2	C8J170298-001 10/20/08 h2o (8295023) 8270c
24)	Sample	22	V1023005	GCMSF2	C8J170298-003 10/20/08 h2o (8295023) 8270c
25)	Sample	23	V1023006	SFAST	MDLVERBLK 10/15/08 soil indene
26)	Sample	24	V1023007	SFAST	MDLVER#A 10/15/08 soil indene
27)	Sample	25	V1023008	SFAST	MDLVER#B 10/15/08 soil indene
28)	Sample	100	V10230B2	GCMSF2	BLK 8270c
29)	Sample	100	V10230B3	GCMSF2	BLK 8270c
30)	Sample	100	V10230B4	GCMSF2	BLK 8270c
31)	Sample	100	V10230B5	GCMSF2	BLK 8270c

Bytes Needed: 1550000 Space on drive C: 926071808
Sequence Verification Done!

REQUESTED BY: **TROUTB**

METHOD: 42 Base/Neutrals & Acids (8270C) Low Level Curve

STORAGE LOCATION	WORK ORDER #	PICKED CNTR#	CONTROL #	CLIENT #	ANALYSIS	LOTID	SMP#	SFX	MATRIX DESCRIPTION	QTY RCVD	QTY REQD
3A,B,CLP1	K02TX-1-A9	___ ___ ___	539848	357557	I-49-42	C8J160331	001		WATER	9	1
3A,B,CLP1	K02T0-1-AL	___ ___ ___	539849	357557	I-49-42	C8J160331	002		WATER	9	1
3A,B,CLP1	K02T1-1-AL	___ ___ ___	539850	357557	I-49-42	C8J160331	003		WATER	9	1
3A,B,CLP1	K02T2-1-AL	___ ___ ___	539851	357557	I-49-42	C8J160331	004		WATER	9	1
3A,B,CLP1	K02T3-1-AL	___ ___ ___	539852	357557	I-49-42	C8J160331	005		WATER	9	1
3A,B,CLP1	K02T4-1-AL	___ ___ ___	539853	357557	I-49-42	C8J160331	006		WATER	9	1
3A,B,CLP1	K02T5-1-AL	___ ___ ___	539854	357557	I-49-42	C8J160331	007		WATER	9	1
3A,B,CLP1	K02T6-1-AL	___ ___ ___	539855	357557	I-49-42	C8J160331	008		WATER	8	1
3A,B,CLP1	K02T7-1-AL	___ ___ ___	539856	357557	I-49-42	C8J160331	009		WATER	9	1
3A,B,CLP1	K02T8-1-AL	___ ___ ___	539857	357557	I-49-42	C8J160331	010		WATER	9	1
3A,B,CLP1	K02T9-1-AL	___ ___ ___	539858	357557	I-49-42	C8J160331	011		WATER	9	1
3A,B,CLP1	K02VA-1-AL	___ ___ ___	539859	357557	I-49-42	C8J160331	012		WATER	9	1
3A,B,CLP1	K02VC-1-AL	___ ___ ___	539860	357557	I-49-42	C8J160331	013		WATER	9	1
3A,B,CLP1	K02VD-1-AL	___ ___ ___	539861	357557	I-49-42	C8J160331	014		WATER	9	1
3A,B,CLP1	K02VE-1-AL	___ ___ ___	539862	357557	I-49-42	C8J160331	015		WATER	9	1
3A,B,CLP1	K02VH-1-AL	___ ___ ___	539863	357557	I-49-42	C8J160331	016		WATER	9	1
3A,B,CLP1	K02VJ-1-AL	___ ___ ___	539864	357557	I-49-42	C8J160331	017		WATER	9	1
3A,B,CLP1	K02VK-1-AL	___ ___ ___	539865	357557	I-49-42	C8J160331	018		WATER	9	1
3A,B,CLP1	K02VM-1-AL	___ ___ ___	539866	357557	I-49-42	C8J160331	019		WATER	9	1
3A,B,CLP1	K02VN-1-AL	___ ___ ___	539867	357557	I-49-42	C8J160331	020		WATER	9	1

REQUESTED BY: **TROUTB**

METHOD: 42 Base/Neutrals & Acids (8270C) Low Level Curve

STORAGE LOCATION	WORK ORDER #	PICKED CNTR#	CONTROL #	CLIENT #	ANALYSIS	LOTID	SMP#	SFX	MATRIX DESCRIPTION	QTY RCVD	QTY REQD

RELINQUISHED BY	RECEIVED BY	DATE/TIME
Jim Vicine	B Trout	10/20/08 07:25
B Trout	Dumped empty Jars	10/20/08 15:20

***** END OF REPORT *****

REQUESTED BY: **TROUTB**

METHOD: 42 Base/Neutrals & Acids (8270C) Low Level Curve

STORAGE LOCATION	WORK ORDER #	PICKED CNTR#	CONTROL #	CLIENT #	ANALYSIS	LOTID	SMP#	SFX	MATRIX DESCRIPTION	QTY RCVD	QTY REQD
2E,CLP1	K02H6-1-AC	___ ___ ___	539868	428551	I-49-42	C8J160299	001		WATER	6	1
2E,CLP1	K02JG-1-AC	___ ___ ___	539869	428551	I-49-42	C8J160299	002		WATER	6	1
2E,CLP1	K02JH-1-AC	___ ___ ___	539870	428551	I-49-42	C8J160299	003		WATER	6	1
2E,CLP1	K02JJ-1-AC	___ ___ ___	539871	428551	I-49-42	C8J160299	004		WATER	6	1
2E,CLP1	K02JK-1-AC	___ ___ ___	539872	428551	I-49-42	C8J160299	005		WATER	6	1
2E,CLP1	K02JM-1-AC	___ ___ ___	539873	428551	I-49-42	C8J160299	006		WATER	6	1
2E,CLP1	K02JP-1-AC	___ ___ ___	539874	428551	I-49-42	C8J160299	007		WATER	6	1
2E,CLP1	K02JR-1-AC	___ ___ ___	539875	428551	I-49-42	C8J160299	008		WATER	6	1
2E,CLP1	K02JW-1-AC	___ ___ ___	539876	428551	I-49-42	C8J160299	009		WATER	6	1
2E,CLP1	K02J9-1-AC	___ ___ ___	539877	428551	I-49-42	C8J160299	011		WATER	6	1
2E,CLP1	K02KA-1-AC	___ ___ ___	539878	428551	I-49-42	C8J160299	012		WATER	6	1
2E,CLP1	K02KE-1-AC	___ ___ ___	539879	428551	I-49-42	C8J160299	013		WATER	6	1
2E,CLP1	K02KG-1-AC	___ ___ ___	539880	428551	I-49-42	C8J160299	014		WATER	6	1
2E,CLP1	K02KK-1-AE	___ ___ ___	539881	428551	I-49-42	C8J160299	015		WATER	18	1
2E,CLP1	K02K1-1-AC	___ ___ ___	539882	428551	I-49-42	C8J160299	016		WATER	6	1
2E,CLP1	K02K7-1-AC	___ ___ ___	539883	428551	I-49-42	C8J160299	017		WATER	6	1
3A,B,CLP1	K02VP-1-AL	___ ___ ___	539884	357557	I-49-42	C8J160331	021		WATER	9	1
3A,B,CLP1	K02VT-1-AL	___ ___ ___	539885	357557	I-49-42	C8J160331	022		WATER	9	1

REQUESTED BY: **TROUTB**

METHOD: 42 Base/Neutrals & Acids (8270C) Low Level Curve

STORAGE LOCATION	WORK ORDER #	PICKED CNTR#	CONTROL #	CLIENT #	ANALYSIS	LOTID	SMP#	SFX	MATRIX DESCRIPTION	QTY RCVD	QTY REQD

RELINQUISHED BY	RECEIVED BY	DATE/TIME
Jim Ucinie	B Trout	10/20/08 07:25
B Trout	Dumped empty Jar	10/20/08 15:20

***** END OF REPORT *****

METALS DATA

METALS
RESULTS

MACTEC Engineering and Consulting Inc

Client Sample ID: RFI-18-1008

TOTAL Metals

Lot-Sample #...: C8J160331-001 **Matrix.....:** WATER
Date Sampled...: 10/14/08 **Date Received..:** 10/16/08

PARAMETER	RESULT	REPORTING LIMIT	UNITS	METHOD	PREPARATION-ANALYSIS DATE	WORK ORDER #
Prep Batch #...: 8292090						
Silver	ND	5.0	ug/L	SW846 6010B	10/18-10/27/08	K02TX1AH
		Dilution Factor: 1		Analysis Time..: 15:03	Analyst ID.....: 022952	
		Instrument ID..: TRACEICP		MS Run #.....: 8292050	MDL.....: 0.54	
Aluminum	ND	200	ug/L	SW846 6010B	10/18-10/27/08	K02TX1AJ
		Dilution Factor: 1		Analysis Time..: 15:03	Analyst ID.....: 022952	
		Instrument ID..: TRACEICP		MS Run #.....: 8292050	MDL.....: 16.2	
Arsenic	**5.7 B**	**10.0**	**ug/L**	**SW846 6010B**	**10/18-10/27/08**	**K02TX1AK**
		Dilution Factor: 1		Analysis Time..: 15:03	Analyst ID.....: 022952	
		Instrument ID..: TRACEICP		MS Run #.....: 8292050	MDL.....: 2.0	
Barium	**67.5 B**	**200**	**ug/L**	**SW846 6010B**	**10/18-10/27/08**	**K02TX1AL**
		Dilution Factor: 1		Analysis Time..: 15:03	Analyst ID.....: 022952	
		Instrument ID..: TRACEICP		MS Run #.....: 8292050	MDL.....: 0.26	
Beryllium	**0.34 B,J**	**4.0**	**ug/L**	**SW846 6010B**	**10/18-10/27/08**	**K02TX1AM**
		Dilution Factor: 1		Analysis Time..: 15:03	Analyst ID.....: 022952	
		Instrument ID..: TRACEICP		MS Run #.....: 8292050	MDL.....: 0.18	
Calcium	**987000**	**25000**	**ug/L**	**SW846 6010B**	**10/18-10/28/08**	**K02TX1AN**
		Dilution Factor: 5		Analysis Time..: 14:45	Analyst ID.....: 022952	
		Instrument ID..: TRACEICP		MS Run #.....: 8292050	MDL.....: 88.4	
Cadmium	ND	5.0	ug/L	SW846 6010B	10/18-10/27/08	K02TX1AP
		Dilution Factor: 1		Analysis Time..: 15:03	Analyst ID.....: 022952	
		Instrument ID..: TRACEICP		MS Run #.....: 8292050	MDL.....: 0.21	
Cobalt	**14.4 B**	**50.0**	**ug/L**	**SW846 6010B**	**10/18-10/27/08**	**K02TX1AQ**
		Dilution Factor: 1		Analysis Time..: 15:03	Analyst ID.....: 022952	
		Instrument ID..: TRACEICP		MS Run #.....: 8292050	MDL.....: 0.45	
Chromium	**8.1**	**5.0**	**ug/L**	**SW846 6010B**	**10/18-10/27/08**	**K02TX1AR**
		Dilution Factor: 1		Analysis Time..: 15:03	Analyst ID.....: 022952	
		Instrument ID..: TRACEICP		MS Run #.....: 8292050	MDL.....: 1.1	

(Continued on next page)

MACTEC Engineering and Consulting Inc

Client Sample ID: RFI-18-1008

TOTAL Metals

Lot-Sample #...: C8J160331-001 **Matrix.....:** WATER

PARAMETER	RESULT	REPORTING LIMIT	UNITS	METHOD	PREPARATION-ANALYSIS DATE	WORK ORDER #
Copper	ND	25.0	ug/L	SW846 6010B	10/18-10/27/08	K02TX1AT
		Dilution Factor: 1		Analysis Time..: 15:03	Analyst ID.....: 022952	
		Instrument ID..: TRACEICP		MS Run #.....: 8292050	MDL.....: 4.6	
Iron	**7830**	**100**	**ug/L**	**SW846 6010B**	**10/18-10/27/08**	**K02TX1AU**
		Dilution Factor: 1		Analysis Time..: 15:03	Analyst ID.....: 022952	
		Instrument ID..: TRACEICP		MS Run #.....: 8292050	MDL.....: 8.4	
Potassium	**3190 B**	**5000**	**ug/L**	**SW846 6010B**	**10/18-10/27/08**	**K02TX1AV**
		Dilution Factor: 1		Analysis Time..: 15:03	Analyst ID.....: 022952	
		Instrument ID..: TRACEICP		MS Run #.....: 8292050	MDL.....: 750	
Magnesium	**307000**	**5000**	**ug/L**	**SW846 6010B**	**10/18-10/27/08**	**K02TX1AW**
		Dilution Factor: 1		Analysis Time..: 15:03	Analyst ID.....: 022952	
		Instrument ID..: TRACEICP		MS Run #.....: 8292050	MDL.....: 21.8	
Manganese	**4340**	**15.0**	**ug/L**	**SW846 6010B**	**10/18-10/27/08**	**K02TX1AX**
		Dilution Factor: 1		Analysis Time..: 15:03	Analyst ID.....: 022952	
		Instrument ID..: TRACEICP		MS Run #.....: 8292050	MDL.....: 0.57	
Sodium	**1050000**	**25000**	**ug/L**	**SW846 6010B**	**10/18-10/28/08**	**K02TX1A0**
		Dilution Factor: 5		Analysis Time..: 14:45	Analyst ID.....: 022952	
		Instrument ID..: TRACEICP		MS Run #.....: 8292050	MDL.....: 726	
Nickel	**97.7**	**40.0**	**ug/L**	**SW846 6010B**	**10/18-10/27/08**	**K02TX1A1**
		Dilution Factor: 1		Analysis Time..: 15:03	Analyst ID.....: 022952	
		Instrument ID..: TRACEICP		MS Run #.....: 8292050	MDL.....: 0.78	
Lead	ND	3.0	ug/L	SW846 6010B	10/18-10/27/08	K02TX1A2
		Dilution Factor: 1		Analysis Time..: 15:03	Analyst ID.....: 022952	
		Instrument ID..: TRACEICP		MS Run #.....: 8292050	MDL.....: 1.7	
Selenium	ND	5.0	ug/L	SW846 6010B	10/18-10/27/08	K02TX1A3
		Dilution Factor: 1		Analysis Time..: 15:03	Analyst ID.....: 022952	
		Instrument ID..: TRACEICP		MS Run #.....: 8292050	MDL.....: 2.9	
Thallium	ND	10.0	ug/L	SW846 6010B	10/18-10/27/08	K02TX1A4
		Dilution Factor: 1		Analysis Time..: 15:03	Analyst ID.....: 022952	
		Instrument ID..: TRACEICP		MS Run #.....: 8292050	MDL.....: 2.8	

(Continued on next page)

MACTEC Engineering and Consulting Inc

Client Sample ID: RFI-18-1008

TOTAL Metals

Lot-Sample #...: C8J160331-001 **Matrix.....:** WATER

PARAMETER	RESULT	REPORTING LIMIT	UNITS	METHOD	PREPARATION-ANALYSIS DATE	WORK ORDER #
Antimony	**3.1 B**	**10.0**	**ug/L**	**SW846 6010B**	**10/18-10/27/08**	**K02TX1A5**
		Dilution Factor: 1		Analysis Time..: 15:03	Analyst ID.....: 022952	
		Instrument ID..: TRACEICP		MS Run #.....: 8292050	MDL.....: 1.8	
Vanadium	**3.0 B**	**50.0**	**ug/L**	**SW846 6010B**	**10/18-10/27/08**	**K02TX1A6**
		Dilution Factor: 1		Analysis Time..: 15:03	Analyst ID.....: 022952	
		Instrument ID..: TRACEICP		MS Run #.....: 8292050	MDL.....: 2.4	
Zinc	**12.5 B,J**	**20.0**	**ug/L**	**SW846 6010B**	**10/18-10/27/08**	**K02TX1A7**
		Dilution Factor: 1		Analysis Time..: 15:03	Analyst ID.....: 022952	
		Instrument ID..: TRACEICP		MS Run #.....: 8292050	MDL.....: 3.1	
Prep Batch #...: 8298023						
Mercury	ND	0.20	ug/L	SW846 7470A	10/24/08	K02TX1A8
		Dilution Factor: 1		Analysis Time..: 09:07	Analyst ID.....: 031043	
		Instrument ID..: HGHYDRA		MS Run #.....: 8298016	MDL.....: 0.016	

NOTE(S):

B Estimated result. Result is less than RL.

J Method blank contamination. The associated method blank contains the target analyte at a reportable level.

MACTEC Engineering and Consulting Inc

Client Sample ID: RFI-28-1008

TOTAL Metals

Lot-Sample #...: C8J160331-002 **Matrix.....:** WATER
Date Sampled...: 10/14/08 **Date Received..:** 10/16/08

PARAMETER	RESULT	REPORTING LIMIT	UNITS	METHOD	PREPARATION-ANALYSIS DATE	WORK ORDER #
Prep Batch #...: 8292090						
Silver	ND	5.0	ug/L	SW846 6010B	10/18-10/27/08	K02T01AU
		Dilution Factor: 1		Analysis Time..: 13:54	Analyst ID.....: 022952	
		Instrument ID..: TRACEICP		MS Run #.....: 8292050	MDL.....: 0.54	
Aluminum	ND	200	ug/L	SW846 6010B	10/18-10/27/08	K02T01AV
		Dilution Factor: 1		Analysis Time..: 13:54	Analyst ID.....: 022952	
		Instrument ID..: TRACEICP		MS Run #.....: 8292050	MDL.....: 16.2	
Arsenic	**59.7**	**10.0**	**ug/L**	**SW846 6010B**	**10/18-10/27/08**	**K02T01AW**
		Dilution Factor: 1		Analysis Time..: 13:54	Analyst ID.....: 022952	
		Instrument ID..: TRACEICP		MS Run #.....: 8292050	MDL.....: 2.0	
Barium	**14.3 B**	**200**	**ug/L**	**SW846 6010B**	**10/18-10/27/08**	**K02T01AX**
		Dilution Factor: 1		Analysis Time..: 13:54	Analyst ID.....: 022952	
		Instrument ID..: TRACEICP		MS Run #.....: 8292050	MDL.....: 0.26	
Beryllium	**0.62 B,J**	**4.0**	**ug/L**	**SW846 6010B**	**10/18-10/27/08**	**K02T01A0**
		Dilution Factor: 1		Analysis Time..: 13:54	Analyst ID.....: 022952	
		Instrument ID..: TRACEICP		MS Run #.....: 8292050	MDL.....: 0.18	
Calcium	**161000**	**5000**	**ug/L**	**SW846 6010B**	**10/18-10/27/08**	**K02T01A1**
		Dilution Factor: 1		Analysis Time..: 13:54	Analyst ID.....: 022952	
		Instrument ID..: TRACEICP		MS Run #.....: 8292050	MDL.....: 17.7	
Cadmium	ND	5.0	ug/L	SW846 6010B	10/18-10/27/08	K02T01A2
		Dilution Factor: 1		Analysis Time..: 13:54	Analyst ID.....: 022952	
		Instrument ID..: TRACEICP		MS Run #.....: 8292050	MDL.....: 0.21	
Cobalt	ND	50.0	ug/L	SW846 6010B	10/18-10/27/08	K02T01A3
		Dilution Factor: 1		Analysis Time..: 13:54	Analyst ID.....: 022952	
		Instrument ID..: TRACEICP		MS Run #.....: 8292050	MDL.....: 0.45	
Chromium	**8.7**	**5.0**	**ug/L**	**SW846 6010B**	**10/18-10/27/08**	**K02T01A4**
		Dilution Factor: 1		Analysis Time..: 13:54	Analyst ID.....: 022952	
		Instrument ID..: TRACEICP		MS Run #.....: 8292050	MDL.....: 1.1	

(Continued on next page)

MACTEC Engineering and Consulting Inc

Client Sample ID: RFI-28-1008

TOTAL Metals

Lot-Sample #...: C8J160331-002 **Matrix.....:** WATER

PARAMETER	RESULT	REPORTING LIMIT	UNITS	METHOD	PREPARATION-ANALYSIS DATE	WORK ORDER #
Copper	ND	25.0	ug/L	SW846 6010B	10/18-10/27/08	K02T01A5
		Dilution Factor: 1		Analysis Time..: 13:54	Analyst ID.....: 022952	
		Instrument ID..: TRACEICP		MS Run #.....: 8292050	MDL.....: 4.6	
Iron	**49.9 B**	**100**	**ug/L**	**SW846 6010B**	**10/18-10/27/08**	**K02T01A6**
		Dilution Factor: 1		Analysis Time..: 13:54	Analyst ID.....: 022952	
		Instrument ID..: TRACEICP		MS Run #.....: 8292050	MDL.....: 8.4	
Potassium	**8930**	**5000**	**ug/L**	**SW846 6010B**	**10/18-10/27/08**	**K02T01A7**
		Dilution Factor: 1		Analysis Time..: 13:54	Analyst ID.....: 022952	
		Instrument ID..: TRACEICP		MS Run #.....: 8292050	MDL.....: 750	
Magnesium	**9760**	**5000**	**ug/L**	**SW846 6010B**	**10/18-10/27/08**	**K02T01A8**
		Dilution Factor: 1		Analysis Time..: 13:54	Analyst ID.....: 022952	
		Instrument ID..: TRACEICP		MS Run #.....: 8292050	MDL.....: 21.8	
Manganese	**81.0**	**15.0**	**ug/L**	**SW846 6010B**	**10/18-10/27/08**	**K02T01A9**
		Dilution Factor: 1		Analysis Time..: 13:54	Analyst ID.....: 022952	
		Instrument ID..: TRACEICP		MS Run #.....: 8292050	MDL.....: 0.57	
Sodium	**519000**	**10000**	**ug/L**	**SW846 6010B**	**10/18-10/28/08**	**K02T01AA**
		Dilution Factor: 2		Analysis Time..: 13:48	Analyst ID.....: 022952	
		Instrument ID..: TRACEICP		MS Run #.....: 8292050	MDL.....: 290	
Nickel	**5.9 B**	**40.0**	**ug/L**	**SW846 6010B**	**10/18-10/27/08**	**K02T01AC**
		Dilution Factor: 1		Analysis Time..: 13:54	Analyst ID.....: 022952	
		Instrument ID..: TRACEICP		MS Run #.....: 8292050	MDL.....: 0.78	
Lead	ND	3.0	ug/L	SW846 6010B	10/18-10/27/08	K02T01AD
		Dilution Factor: 1		Analysis Time..: 13:54	Analyst ID.....: 022952	
		Instrument ID..: TRACEICP		MS Run #.....: 8292050	MDL.....: 1.7	
Selenium	ND	5.0	ug/L	SW846 6010B	10/18-10/27/08	K02T01AE
		Dilution Factor: 1		Analysis Time..: 13:54	Analyst ID.....: 022952	
		Instrument ID..: TRACEICP		MS Run #.....: 8292050	MDL.....: 2.9	
Thallium	ND	10.0	ug/L	SW846 6010B	10/18-10/27/08	K02T01AF
		Dilution Factor: 1		Analysis Time..: 13:54	Analyst ID.....: 022952	
		Instrument ID..: TRACEICP		MS Run #.....: 8292050	MDL.....: 2.8	

(Continued on next page)

MACTEC Engineering and Consulting Inc

Client Sample ID: RFI-28-1008

TOTAL Metals

Lot-Sample #...: C8J160331-002 **Matrix.....:** WATER

PARAMETER	RESULT	REPORTING LIMIT	UNITS	METHOD	PREPARATION-ANALYSIS DATE	WORK ORDER #
Antimony	**2.2 B**	**10.0**	**ug/L**	**SW846 6010B**	**10/18-10/27/08**	**K02T01AG**
		Dilution Factor: 1		Analysis Time..: 13:54	Analyst ID.....: 022952	
		Instrument ID..: TRACEICP		MS Run #.....: 8292050	MDL.....: 1.8	
Vanadium	**30.8 B**	**50.0**	**ug/L**	**SW846 6010B**	**10/18-10/27/08**	**K02T01AH**
		Dilution Factor: 1		Analysis Time..: 13:54	Analyst ID.....: 022952	
		Instrument ID..: TRACEICP		MS Run #.....: 8292050	MDL.....: 2.4	
Zinc	**8.8 B,J**	**20.0**	**ug/L**	**SW846 6010B**	**10/18-10/27/08**	**K02T01AJ**
		Dilution Factor: 1		Analysis Time..: 13:54	Analyst ID.....: 022952	
		Instrument ID..: TRACEICP		MS Run #.....: 8292050	MDL.....: 3.1	
Prep Batch #...: 8298023						
Mercury	**0.041 B**	**0.20**	**ug/L**	**SW846 7470A**	**10/24/08**	**K02T01AK**
		Dilution Factor: 1		Analysis Time..: 09:09	Analyst ID.....: 031043	
		Instrument ID..: HGHYDRA		MS Run #.....: 8298016	MDL.....: 0.016	

NOTE(S):

B Estimated result. Result is less than RL.

J Method blank contamination. The associated method blank contains the target analyte at a reportable level.

MACTEC Engineering and Consulting Inc

Client Sample ID: RFI-35-1008

TOTAL Metals

Lot-Sample #...: C8J160331-003 **Matrix.....:** WATER
Date Sampled...: 10/14/08 **Date Received..:** 10/16/08

PARAMETER	RESULT	REPORTING LIMIT	UNITS	METHOD	PREPARATION-ANALYSIS DATE	WORK ORDER #
Prep Batch #...: 8292090						
Silver	**0.68 B,J**	**5.0**	**ug/L**	**SW846 6010B**	**10/18-10/27/08**	**K02T11AU**
		Dilution Factor: 1		Analysis Time..: 13:59	Analyst ID.....: 022952	
		Instrument ID..: TRACEICP		MS Run #.....: 8292050	MDL.....: 0.54	
Aluminum	ND	200	ug/L	SW846 6010B	10/18-10/27/08	K02T11AV
		Dilution Factor: 1		Analysis Time..: 13:59	Analyst ID.....: 022952	
		Instrument ID..: TRACEICP		MS Run #.....: 8292050	MDL.....: 16.2	
Arsenic	**8.1 B**	**10.0**	**ug/L**	**SW846 6010B**	**10/18-10/27/08**	**K02T11AW**
		Dilution Factor: 1		Analysis Time..: 13:59	Analyst ID.....: 022952	
		Instrument ID..: TRACEICP		MS Run #.....: 8292050	MDL.....: 2.0	
Barium	**12.7 B**	**200**	**ug/L**	**SW846 6010B**	**10/18-10/27/08**	**K02T11AX**
		Dilution Factor: 1		Analysis Time..: 13:59	Analyst ID.....: 022952	
		Instrument ID..: TRACEICP		MS Run #.....: 8292050	MDL.....: 0.26	
Beryllium	**0.34 B,J**	**4.0**	**ug/L**	**SW846 6010B**	**10/18-10/27/08**	**K02T11A0**
		Dilution Factor: 1		Analysis Time..: 13:59	Analyst ID.....: 022952	
		Instrument ID..: TRACEICP		MS Run #.....: 8292050	MDL.....: 0.18	
Calcium	**501000**	**5000**	**ug/L**	**SW846 6010B**	**10/18-10/27/08**	**K02T11A1**
		Dilution Factor: 1		Analysis Time..: 13:59	Analyst ID.....: 022952	
		Instrument ID..: TRACEICP		MS Run #.....: 8292050	MDL.....: 17.7	
Cadmium	ND	5.0	ug/L	SW846 6010B	10/18-10/27/08	K02T11A2
		Dilution Factor: 1		Analysis Time..: 13:59	Analyst ID.....: 022952	
		Instrument ID..: TRACEICP		MS Run #.....: 8292050	MDL.....: 0.21	
Cobalt	**7.3 B**	**50.0**	**ug/L**	**SW846 6010B**	**10/18-10/27/08**	**K02T11A3**
		Dilution Factor: 1		Analysis Time..: 13:59	Analyst ID.....: 022952	
		Instrument ID..: TRACEICP		MS Run #.....: 8292050	MDL.....: 0.45	
Chromium	ND	5.0	ug/L	SW846 6010B	10/18-10/27/08	K02T11A4
		Dilution Factor: 1		Analysis Time..: 13:59	Analyst ID.....: 022952	
		Instrument ID..: TRACEICP		MS Run #.....: 8292050	MDL.....: 1.1	

(Continued on next page)

MACTEC Engineering and Consulting Inc

Client Sample ID: RFI-35-1008

TOTAL Metals

Lot-Sample #...: C8J160331-003 **Matrix.....:** WATER

PARAMETER	RESULT	REPORTING LIMIT	UNITS	METHOD	PREPARATION-ANALYSIS DATE	WORK ORDER #
Copper	ND	25.0	ug/L	SW846 6010B	10/18-10/27/08	K02T11A5
		Dilution Factor: 1		Analysis Time..: 13:59	Analyst ID.....: 022952	
		Instrument ID..: TRACEICP		MS Run #.....: 8292050	MDL.....: 4.6	
Iron	**8700**	**100**	**ug/L**	**SW846 6010B**	**10/18-10/27/08**	**K02T11A6**
		Dilution Factor: 1		Analysis Time..: 13:59	Analyst ID.....: 022952	
		Instrument ID..: TRACEICP		MS Run #.....: 8292050	MDL.....: 8.4	
Potassium	**5970**	**5000**	**ug/L**	**SW846 6010B**	**10/18-10/27/08**	**K02T11A7**
		Dilution Factor: 1		Analysis Time..: 13:59	Analyst ID.....: 022952	
		Instrument ID..: TRACEICP		MS Run #.....: 8292050	MDL.....: 750	
Magnesium	**546000**	**5000**	**ug/L**	**SW846 6010B**	**10/18-10/27/08**	**K02T11A8**
		Dilution Factor: 1		Analysis Time..: 13:59	Analyst ID.....: 022952	
		Instrument ID..: TRACEICP		MS Run #.....: 8292050	MDL.....: 21.8	
Manganese	**1350**	**15.0**	**ug/L**	**SW846 6010B**	**10/18-10/27/08**	**K02T11A9**
		Dilution Factor: 1		Analysis Time..: 13:59	Analyst ID.....: 022952	
		Instrument ID..: TRACEICP		MS Run #.....: 8292050	MDL.....: 0.57	
Sodium	**655000**	**10000**	**ug/L**	**SW846 6010B**	**10/18-10/28/08**	**K02T11AA**
		Dilution Factor: 2		Analysis Time..: 13:53	Analyst ID.....: 022952	
		Instrument ID..: TRACEICP		MS Run #.....: 8292050	MDL.....: 290	
Nickel	**11.1 B**	**40.0**	**ug/L**	**SW846 6010B**	**10/18-10/27/08**	**K02T11AC**
		Dilution Factor: 1		Analysis Time..: 13:59	Analyst ID.....: 022952	
		Instrument ID..: TRACEICP		MS Run #.....: 8292050	MDL.....: 0.78	
Lead	ND	3.0	ug/L	SW846 6010B	10/18-10/27/08	K02T11AD
		Dilution Factor: 1		Analysis Time..: 13:59	Analyst ID.....: 022952	
		Instrument ID..: TRACEICP		MS Run #.....: 8292050	MDL.....: 1.7	
Selenium	ND	5.0	ug/L	SW846 6010B	10/18-10/27/08	K02T11AE
		Dilution Factor: 1		Analysis Time..: 13:59	Analyst ID.....: 022952	
		Instrument ID..: TRACEICP		MS Run #.....: 8292050	MDL.....: 2.9	
Thallium	ND	10.0	ug/L	SW846 6010B	10/18-10/27/08	K02T11AF
		Dilution Factor: 1		Analysis Time..: 13:59	Analyst ID.....: 022952	
		Instrument ID..: TRACEICP		MS Run #.....: 8292050	MDL.....: 2.8	

(Continued on next page)

MACTEC Engineering and Consulting Inc

Client Sample ID: RFI-35-1008

TOTAL Metals

Lot-Sample #...: C8J160331-003 **Matrix.....:** WATER

PARAMETER	RESULT	REPORTING LIMIT	UNITS	METHOD	PREPARATION-ANALYSIS DATE	WORK ORDER #
Antimony	ND	10.0	ug/L	SW846 6010B	10/18-10/27/08	K02T11AG
		Dilution Factor: 1		Analysis Time..: 13:59	Analyst ID.....: 022952	
		Instrument ID..: TRACEICP		MS Run #.....: 8292050	MDL.....: 1.8	
Vanadium	**4.6 B**	**50.0**	**ug/L**	**SW846 6010B**	**10/18-10/27/08**	**K02T11AH**
		Dilution Factor: 1		Analysis Time..: 13:59	Analyst ID.....: 022952	
		Instrument ID..: TRACEICP		MS Run #.....: 8292050	MDL.....: 2.4	
Zinc	**13.6 B,J**	**20.0**	**ug/L**	**SW846 6010B**	**10/18-10/27/08**	**K02T11AJ**
		Dilution Factor: 1		Analysis Time..: 13:59	Analyst ID.....: 022952	
		Instrument ID..: TRACEICP		MS Run #.....: 8292050	MDL.....: 3.1	
Prep Batch #...: 8298023						
Mercury	ND	0.20	ug/L	SW846 7470A	10/24/08	K02T11AK
		Dilution Factor: 1		Analysis Time..: 09:10	Analyst ID.....: 031043	
		Instrument ID..: HGHYDRA		MS Run #.....: 8298016	MDL.....: 0.016	

NOTE(S):

B Estimated result. Result is less than RL.

J Method blank contamination. The associated method blank contains the target analyte at a reportable level.

MACTEC Engineering and Consulting Inc

Client Sample ID: EW-1-1008

TOTAL Metals

Lot-Sample #...: C8J160331-004 **Matrix.....:** WATER
Date Sampled...: 10/14/08 **Date Received..:** 10/16/08

PARAMETER	RESULT	REPORTING LIMIT	UNITS	METHOD	PREPARATION-ANALYSIS DATE	WORK ORDER #
Prep Batch #...: 8292090						
Silver	ND	5.0	ug/L	SW846 6010B	10/18-10/27/08	K02T21AU
		Dilution Factor: 1		Analysis Time..: 14:05	Analyst ID.....: 022952	
		Instrument ID..: TRACEICP		MS Run #.....: 8292050	MDL.....: 0.54	
Aluminum	ND	200	ug/L	SW846 6010B	10/18-10/27/08	K02T21AV
		Dilution Factor: 1		Analysis Time..: 14:05	Analyst ID.....: 022952	
		Instrument ID..: TRACEICP		MS Run #.....: 8292050	MDL.....: 16.2	
Arsenic	**29.2**	**10.0**	**ug/L**	**SW846 6010B**	**10/18-10/27/08**	**K02T21AW**
		Dilution Factor: 1		Analysis Time..: 14:05	Analyst ID.....: 022952	
		Instrument ID..: TRACEICP		MS Run #.....: 8292050	MDL.....: 2.0	
Barium	**50.8 B**	**200**	**ug/L**	**SW846 6010B**	**10/18-10/27/08**	**K02T21AX**
		Dilution Factor: 1		Analysis Time..: 14:05	Analyst ID.....: 022952	
		Instrument ID..: TRACEICP		MS Run #.....: 8292050	MDL.....: 0.26	
Beryllium	**0.70 B,J**	**4.0**	**ug/L**	**SW846 6010B**	**10/18-10/27/08**	**K02T21A0**
		Dilution Factor: 1		Analysis Time..: 14:05	Analyst ID.....: 022952	
		Instrument ID..: TRACEICP		MS Run #.....: 8292050	MDL.....: 0.18	
Calcium	**158000**	**5000**	**ug/L**	**SW846 6010B**	**10/18-10/27/08**	**K02T21A1**
		Dilution Factor: 1		Analysis Time..: 14:05	Analyst ID.....: 022952	
		Instrument ID..: TRACEICP		MS Run #.....: 8292050	MDL.....: 17.7	
Cadmium	ND	5.0	ug/L	SW846 6010B	10/18-10/27/08	K02T21A2
		Dilution Factor: 1		Analysis Time..: 14:05	Analyst ID.....: 022952	
		Instrument ID..: TRACEICP		MS Run #.....: 8292050	MDL.....: 0.21	
Cobalt	ND	50.0	ug/L	SW846 6010B	10/18-10/27/08	K02T21A3
		Dilution Factor: 1		Analysis Time..: 14:05	Analyst ID.....: 022952	
		Instrument ID..: TRACEICP		MS Run #.....: 8292050	MDL.....: 0.45	
Chromium	**3.1 B**	**5.0**	**ug/L**	**SW846 6010B**	**10/18-10/27/08**	**K02T21A4**
		Dilution Factor: 1		Analysis Time..: 14:05	Analyst ID.....: 022952	
		Instrument ID..: TRACEICP		MS Run #.....: 8292050	MDL.....: 1.1	

(Continued on next page)

MACTEC Engineering and Consulting Inc

Client Sample ID: EW-1-1008

TOTAL Metals

Lot-Sample #...: C8J160331-004 **Matrix.....:** WATER

PARAMETER	RESULT	REPORTING LIMIT	UNITS	METHOD	PREPARATION-ANALYSIS DATE	WORK ORDER #
Copper	**190**	**25.0**	**ug/L**	**SW846 6010B**	**10/18-10/27/08**	**K02T21A5**
		Dilution Factor: 1		Analysis Time..: 14:05	Analyst ID.....: 022952	
		Instrument ID..: TRACEICP		MS Run #.....: 8292050	MDL.....: 4.6	
Iron	**6470**	**100**	**ug/L**	**SW846 6010B**	**10/18-10/27/08**	**K02T21A6**
		Dilution Factor: 1		Analysis Time..: 14:05	Analyst ID.....: 022952	
		Instrument ID..: TRACEICP		MS Run #.....: 8292050	MDL.....: 8.4	
Potassium	**32900**	**5000**	**ug/L**	**SW846 6010B**	**10/18-10/27/08**	**K02T21A7**
		Dilution Factor: 1		Analysis Time..: 14:05	Analyst ID.....: 022952	
		Instrument ID..: TRACEICP		MS Run #.....: 8292050	MDL.....: 750	
Magnesium	**22200**	**5000**	**ug/L**	**SW846 6010B**	**10/18-10/27/08**	**K02T21A8**
		Dilution Factor: 1		Analysis Time..: 14:05	Analyst ID.....: 022952	
		Instrument ID..: TRACEICP		MS Run #.....: 8292050	MDL.....: 21.8	
Manganese	**690**	**15.0**	**ug/L**	**SW846 6010B**	**10/18-10/27/08**	**K02T21A9**
		Dilution Factor: 1		Analysis Time..: 14:05	Analyst ID.....: 022952	
		Instrument ID..: TRACEICP		MS Run #.....: 8292050	MDL.....: 0.57	
Sodium	**165000**	**5000**	**ug/L**	**SW846 6010B**	**10/18-10/27/08**	**K02T21AA**
		Dilution Factor: 1		Analysis Time..: 14:05	Analyst ID.....: 022952	
		Instrument ID..: TRACEICP		MS Run #.....: 8292050	MDL.....: 145	
Nickel	**0.78 B**	**40.0**	**ug/L**	**SW846 6010B**	**10/18-10/27/08**	**K02T21AC**
		Dilution Factor: 1		Analysis Time..: 14:05	Analyst ID.....: 022952	
		Instrument ID..: TRACEICP		MS Run #.....: 8292050	MDL.....: 0.78	
Lead	**19.5**	**3.0**	**ug/L**	**SW846 6010B**	**10/18-10/27/08**	**K02T21AD**
		Dilution Factor: 1		Analysis Time..: 14:05	Analyst ID.....: 022952	
		Instrument ID..: TRACEICP		MS Run #.....: 8292050	MDL.....: 1.7	
Selenium	ND	5.0	ug/L	SW846 6010B	10/18-10/27/08	K02T21AE
		Dilution Factor: 1		Analysis Time..: 14:05	Analyst ID.....: 022952	
		Instrument ID..: TRACEICP		MS Run #.....: 8292050	MDL.....: 2.9	
Thallium	ND	10.0	ug/L	SW846 6010B	10/18-10/27/08	K02T21AF
		Dilution Factor: 1		Analysis Time..: 14:05	Analyst ID.....: 022952	
		Instrument ID..: TRACEICP		MS Run #.....: 8292050	MDL.....: 2.8	

(Continued on next page)

MACTEC Engineering and Consulting Inc

Client Sample ID: EW-1-1008

TOTAL Metals

Lot-Sample #...: C8J160331-004 **Matrix.....:** WATER

PARAMETER	RESULT	REPORTING LIMIT	UNITS	METHOD	PREPARATION-ANALYSIS DATE	WORK ORDER #
Antimony	ND	10.0	ug/L	SW846 6010B	10/18-10/27/08	K02T21AG
		Dilution Factor: 1		Analysis Time..: 14:05	Analyst ID.....: 022952	
		Instrument ID..: TRACEICP		MS Run #.....: 8292050	MDL.....: 1.8	
Vanadium	**4.1 B**	**50.0**	**ug/L**	**SW846 6010B**	**10/18-10/27/08**	**K02T21AH**
		Dilution Factor: 1		Analysis Time..: 14:05	Analyst ID.....: 022952	
		Instrument ID..: TRACEICP		MS Run #.....: 8292050	MDL.....: 2.4	
Zinc	**114 J**	**20.0**	**ug/L**	**SW846 6010B**	**10/18-10/27/08**	**K02T21AJ**
		Dilution Factor: 1		Analysis Time..: 14:05	Analyst ID.....: 022952	
		Instrument ID..: TRACEICP		MS Run #.....: 8292050	MDL.....: 3.1	
Prep Batch #...: 8298023						
Mercury	ND	0.20	ug/L	SW846 7470A	10/24/08	K02T21AK
		Dilution Factor: 1		Analysis Time..: 09:15	Analyst ID.....: 031043	
		Instrument ID..: HGHYDRA		MS Run #.....: 8298016	MDL.....: 0.016	

NOTE(S):

B Estimated result. Result is less than RL.

J Method blank contamination. The associated method blank contains the target analyte at a reportable level.

MACTEC Engineering and Consulting Inc

Client Sample ID: EW-2-1008

TOTAL Metals

Lot-Sample #...: C8J160331-005 **Matrix.....:** WATER
Date Sampled...: 10/14/08 **Date Received..:** 10/16/08

PARAMETER	RESULT	REPORTING LIMIT	UNITS	METHOD	PREPARATION-ANALYSIS DATE	WORK ORDER #
Prep Batch #...: 8292090						
Silver	**1.2 B,J**	**5.0**	**ug/L**	**SW846 6010B**	**10/18-10/27/08**	**K02T31AU**
		Dilution Factor: 1		Analysis Time..: 14:10	Analyst ID.....: 022952	
		Instrument ID..: TRACEICP		MS Run #.....: 8292050	MDL.....: 0.54	
Aluminum	**109 B**	**200**	**ug/L**	**SW846 6010B**	**10/18-10/27/08**	**K02T31AV**
		Dilution Factor: 1		Analysis Time..: 14:10	Analyst ID.....: 022952	
		Instrument ID..: TRACEICP		MS Run #.....: 8292050	MDL.....: 16.2	
Arsenic	**291**	**10.0**	**ug/L**	**SW846 6010B**	**10/18-10/27/08**	**K02T31AW**
		Dilution Factor: 1		Analysis Time..: 14:10	Analyst ID.....: 022952	
		Instrument ID..: TRACEICP		MS Run #.....: 8292050	MDL.....: 2.0	
Barium	**75.5 B**	**200**	**ug/L**	**SW846 6010B**	**10/18-10/27/08**	**K02T31AX**
		Dilution Factor: 1		Analysis Time..: 14:10	Analyst ID.....: 022952	
		Instrument ID..: TRACEICP		MS Run #.....: 8292050	MDL.....: 0.26	
Beryllium	**0.43 B,J**	**4.0**	**ug/L**	**SW846 6010B**	**10/18-10/27/08**	**K02T31A0**
		Dilution Factor: 1		Analysis Time..: 14:10	Analyst ID.....: 022952	
		Instrument ID..: TRACEICP		MS Run #.....: 8292050	MDL.....: 0.18	
Calcium	**103000**	**5000**	**ug/L**	**SW846 6010B**	**10/18-10/27/08**	**K02T31A1**
		Dilution Factor: 1		Analysis Time..: 14:10	Analyst ID.....: 022952	
		Instrument ID..: TRACEICP		MS Run #.....: 8292050	MDL.....: 17.7	
Cadmium	ND	5.0	ug/L	SW846 6010B	10/18-10/27/08	K02T31A2
		Dilution Factor: 1		Analysis Time..: 14:10	Analyst ID.....: 022952	
		Instrument ID..: TRACEICP		MS Run #.....: 8292050	MDL.....: 0.21	
Cobalt	**0.94 B**	**50.0**	**ug/L**	**SW846 6010B**	**10/18-10/27/08**	**K02T31A3**
		Dilution Factor: 1		Analysis Time..: 14:10	Analyst ID.....: 022952	
		Instrument ID..: TRACEICP		MS Run #.....: 8292050	MDL.....: 0.45	
Chromium	**31.7**	**5.0**	**ug/L**	**SW846 6010B**	**10/18-10/27/08**	**K02T31A4**
		Dilution Factor: 1		Analysis Time..: 14:10	Analyst ID.....: 022952	
		Instrument ID..: TRACEICP		MS Run #.....: 8292050	MDL.....: 1.1	

(Continued on next page)

MACTEC Engineering and Consulting Inc

Client Sample ID: EW-2-1008

TOTAL Metals

Lot-Sample #...: C8J160331-005 **Matrix.....:** WATER

PARAMETER	RESULT	REPORTING LIMIT	UNITS	METHOD	PREPARATION-ANALYSIS DATE	WORK ORDER #
Copper	**16.9 B**	**25.0**	**ug/L**	**SW846 6010B**	**10/18-10/27/08**	**K02T31A5**
		Dilution Factor: 1		Analysis Time..: 14:10	Analyst ID.....: 022952	
		Instrument ID..: TRACEICP		MS Run #.....: 8292050	MDL.....: 4.6	
Iron	**1140**	**100**	**ug/L**	**SW846 6010B**	**10/18-10/27/08**	**K02T31A6**
		Dilution Factor: 1		Analysis Time..: 14:10	Analyst ID.....: 022952	
		Instrument ID..: TRACEICP		MS Run #.....: 8292050	MDL.....: 8.4	
Potassium	**164000**	**5000**	**ug/L**	**SW846 6010B**	**10/18-10/27/08**	**K02T31A7**
		Dilution Factor: 1		Analysis Time..: 14:10	Analyst ID.....: 022952	
		Instrument ID..: TRACEICP		MS Run #.....: 8292050	MDL.....: 750	
Magnesium	**13900**	**5000**	**ug/L**	**SW846 6010B**	**10/18-10/27/08**	**K02T31A8**
		Dilution Factor: 1		Analysis Time..: 14:10	Analyst ID.....: 022952	
		Instrument ID..: TRACEICP		MS Run #.....: 8292050	MDL.....: 21.8	
Manganese	**197**	**15.0**	**ug/L**	**SW846 6010B**	**10/18-10/27/08**	**K02T31A9**
		Dilution Factor: 1		Analysis Time..: 14:10	Analyst ID.....: 022952	
		Instrument ID..: TRACEICP		MS Run #.....: 8292050	MDL.....: 0.57	
Sodium	**411000**	**10000**	**ug/L**	**SW846 6010B**	**10/18-10/28/08**	**K02T31AA**
		Dilution Factor: 2		Analysis Time..: 13:59	Analyst ID.....: 022952	
		Instrument ID..: TRACEICP		MS Run #.....: 8292050	MDL.....: 290	
Nickel	**16.9 B**	**40.0**	**ug/L**	**SW846 6010B**	**10/18-10/27/08**	**K02T31AC**
		Dilution Factor: 1		Analysis Time..: 14:10	Analyst ID.....: 022952	
		Instrument ID..: TRACEICP		MS Run #.....: 8292050	MDL.....: 0.78	
Lead	**14.5**	**3.0**	**ug/L**	**SW846 6010B**	**10/18-10/27/08**	**K02T31AD**
		Dilution Factor: 1		Analysis Time..: 14:10	Analyst ID.....: 022952	
		Instrument ID..: TRACEICP		MS Run #.....: 8292050	MDL.....: 1.7	
Selenium	ND	5.0	ug/L	SW846 6010B	10/18-10/27/08	K02T31AE
		Dilution Factor: 1		Analysis Time..: 14:10	Analyst ID.....: 022952	
		Instrument ID..: TRACEICP		MS Run #.....: 8292050	MDL.....: 2.9	
Thallium	ND	10.0	ug/L	SW846 6010B	10/18-10/27/08	K02T31AF
		Dilution Factor: 1		Analysis Time..: 14:10	Analyst ID.....: 022952	
		Instrument ID..: TRACEICP		MS Run #.....: 8292050	MDL.....: 2.8	

(Continued on next page)

MACTEC Engineering and Consulting Inc

Client Sample ID: EW-2-1008

TOTAL Metals

Lot-Sample #...: C8J160331-005 **Matrix.....:** WATER

PARAMETER	RESULT	REPORTING LIMIT	UNITS	METHOD	PREPARATION-ANALYSIS DATE	WORK ORDER #
Antimony	**3.2 B**	**10.0**	**ug/L**	**SW846 6010B**	**10/18-10/27/08**	**K02T31AG**
		Dilution Factor: 1		Analysis Time..: 14:10	Analyst ID.....: 022952	
		Instrument ID..: TRACEICP		MS Run #.....: 8292050	MDL.....: 1.8	
Vanadium	**41.9 B**	**50.0**	**ug/L**	**SW846 6010B**	**10/18-10/27/08**	**K02T31AH**
		Dilution Factor: 1		Analysis Time..: 14:10	Analyst ID.....: 022952	
		Instrument ID..: TRACEICP		MS Run #.....: 8292050	MDL.....: 2.4	
Zinc	**49.6 J**	**20.0**	**ug/L**	**SW846 6010B**	**10/18-10/27/08**	**K02T31AJ**
		Dilution Factor: 1		Analysis Time..: 14:10	Analyst ID.....: 022952	
		Instrument ID..: TRACEICP		MS Run #.....: 8292050	MDL.....: 3.1	
Prep Batch #...: 8298023						
Mercury	**0.021 B**	**0.20**	**ug/L**	**SW846 7470A**	**10/24/08**	**K02T31AK**
		Dilution Factor: 1		Analysis Time..: 09:20	Analyst ID.....: 031043	
		Instrument ID..: HGHYDRA		MS Run #.....: 8298016	MDL.....: 0.016	

NOTE(S):

B Estimated result. Result is less than RL.

J Method blank contamination. The associated method blank contains the target analyte at a reportable level.

MACTEC Engineering and Consulting Inc

Client Sample ID: EW-3-1008

TOTAL Metals

Lot-Sample #...: C8J160331-006 **Matrix.....:** WATER
Date Sampled...: 10/14/08 **Date Received..:** 10/16/08

PARAMETER	RESULT	REPORTING LIMIT	UNITS	METHOD	PREPARATION-ANALYSIS DATE	WORK ORDER #
Prep Batch #...: 8292090						
Silver	**0.79 B,J**	**5.0**	**ug/L**	**SW846 6010B**	**10/18-10/27/08**	**K02T41AU**
		Dilution Factor: 1		Analysis Time..: 14:16	Analyst ID.....: 022952	
		Instrument ID..: TRACEICP		MS Run #.....: 8292050	MDL.....: 0.54	
Aluminum	**506**	**200**	**ug/L**	**SW846 6010B**	**10/18-10/27/08**	**K02T41AV**
		Dilution Factor: 1		Analysis Time..: 14:16	Analyst ID.....: 022952	
		Instrument ID..: TRACEICP		MS Run #.....: 8292050	MDL.....: 16.2	
Arsenic	**143**	**10.0**	**ug/L**	**SW846 6010B**	**10/18-10/27/08**	**K02T41AW**
		Dilution Factor: 1		Analysis Time..: 14:16	Analyst ID.....: 022952	
		Instrument ID..: TRACEICP		MS Run #.....: 8292050	MDL.....: 2.0	
Barium	**87.2 B**	**200**	**ug/L**	**SW846 6010B**	**10/18-10/27/08**	**K02T41AX**
		Dilution Factor: 1		Analysis Time..: 14:16	Analyst ID.....: 022952	
		Instrument ID..: TRACEICP		MS Run #.....: 8292050	MDL.....: 0.26	
Beryllium	**0.56 B,J**	**4.0**	**ug/L**	**SW846 6010B**	**10/18-10/27/08**	**K02T41A0**
		Dilution Factor: 1		Analysis Time..: 14:16	Analyst ID.....: 022952	
		Instrument ID..: TRACEICP		MS Run #.....: 8292050	MDL.....: 0.18	
Calcium	**4190 B**	**5000**	**ug/L**	**SW846 6010B**	**10/18-10/27/08**	**K02T41A1**
		Dilution Factor: 1		Analysis Time..: 14:16	Analyst ID.....: 022952	
		Instrument ID..: TRACEICP		MS Run #.....: 8292050	MDL.....: 17.7	
Cadmium	ND	5.0	ug/L	SW846 6010B	10/18-10/27/08	K02T41A2
		Dilution Factor: 1		Analysis Time..: 14:16	Analyst ID.....: 022952	
		Instrument ID..: TRACEICP		MS Run #.....: 8292050	MDL.....: 0.21	
Cobalt	**2.4 B**	**50.0**	**ug/L**	**SW846 6010B**	**10/18-10/27/08**	**K02T41A3**
		Dilution Factor: 1		Analysis Time..: 14:16	Analyst ID.....: 022952	
		Instrument ID..: TRACEICP		MS Run #.....: 8292050	MDL.....: 0.45	
Chromium	**60.8**	**5.0**	**ug/L**	**SW846 6010B**	**10/18-10/27/08**	**K02T41A4**
		Dilution Factor: 1		Analysis Time..: 14:16	Analyst ID.....: 022952	
		Instrument ID..: TRACEICP		MS Run #.....: 8292050	MDL.....: 1.1	

(Continued on next page)

MACTEC Engineering and Consulting Inc

Client Sample ID: EW-3-1008

TOTAL Metals

Lot-Sample #...: C8J160331-006 **Matrix.....:** WATER

PARAMETER	RESULT	REPORTING LIMIT	UNITS	METHOD	PREPARATION-ANALYSIS DATE	WORK ORDER #
Copper	**54.3**	**25.0**	**ug/L**	**SW846 6010B**	**10/18-10/27/08**	**K02T41A5**
		Dilution Factor: 1		Analysis Time..: 14:16	Analyst ID.....: 022952	
		Instrument ID..: TRACEICP		MS Run #.....: 8292050	MDL.....: 4.6	
Iron	**4650**	**100**	**ug/L**	**SW846 6010B**	**10/18-10/27/08**	**K02T41A6**
		Dilution Factor: 1		Analysis Time..: 14:16	Analyst ID.....: 022952	
		Instrument ID..: TRACEICP		MS Run #.....: 8292050	MDL.....: 8.4	
Potassium	**383000**	**25000**	**ug/L**	**SW846 6010B**	**10/18-10/28/08**	**K02T41A7**
		Dilution Factor: 5		Analysis Time..: 14:04	Analyst ID.....: 022952	
		Instrument ID..: TRACEICP		MS Run #.....: 8292050	MDL.....: 3750	
Magnesium	**137 B**	**5000**	**ug/L**	**SW846 6010B**	**10/18-10/27/08**	**K02T41A8**
		Dilution Factor: 1		Analysis Time..: 14:16	Analyst ID.....: 022952	
		Instrument ID..: TRACEICP		MS Run #.....: 8292050	MDL.....: 21.8	
Manganese	**103**	**15.0**	**ug/L**	**SW846 6010B**	**10/18-10/27/08**	**K02T41A9**
		Dilution Factor: 1		Analysis Time..: 14:16	Analyst ID.....: 022952	
		Instrument ID..: TRACEICP		MS Run #.....: 8292050	MDL.....: 0.57	
Sodium	**876000**	**25000**	**ug/L**	**SW846 6010B**	**10/18-10/28/08**	**K02T41AA**
		Dilution Factor: 5		Analysis Time..: 14:04	Analyst ID.....: 022952	
		Instrument ID..: TRACEICP		MS Run #.....: 8292050	MDL.....: 726	
Nickel	**15.9 B**	**40.0**	**ug/L**	**SW846 6010B**	**10/18-10/27/08**	**K02T41AC**
		Dilution Factor: 1		Analysis Time..: 14:16	Analyst ID.....: 022952	
		Instrument ID..: TRACEICP		MS Run #.....: 8292050	MDL.....: 0.78	
Lead	**32.5**	**3.0**	**ug/L**	**SW846 6010B**	**10/18-10/27/08**	**K02T41AD**
		Dilution Factor: 1		Analysis Time..: 14:16	Analyst ID.....: 022952	
		Instrument ID..: TRACEICP		MS Run #.....: 8292050	MDL.....: 1.7	
Selenium	**4.6 B**	**5.0**	**ug/L**	**SW846 6010B**	**10/18-10/27/08**	**K02T41AE**
		Dilution Factor: 1		Analysis Time..: 14:16	Analyst ID.....: 022952	
		Instrument ID..: TRACEICP		MS Run #.....: 8292050	MDL.....: 2.9	
Thallium	ND	10.0	ug/L	SW846 6010B	10/18-10/27/08	K02T41AF
		Dilution Factor: 1		Analysis Time..: 14:16	Analyst ID.....: 022952	
		Instrument ID..: TRACEICP		MS Run #.....: 8292050	MDL.....: 2.8	

(Continued on next page)

MACTEC Engineering and Consulting Inc

Client Sample ID: EW-3-1008

TOTAL Metals

Lot-Sample #...: C8J160331-006 **Matrix.....:** WATER

PARAMETER	RESULT	REPORTING LIMIT	UNITS	METHOD	PREPARATION-ANALYSIS DATE	WORK ORDER #
Antimony	**4.3 B**	**10.0**	**ug/L**	**SW846 6010B**	**10/18-10/27/08**	**K02T41AG**
		Dilution Factor: 1		Analysis Time..: 14:16	Analyst ID.....: 022952	
		Instrument ID..: TRACEICP		MS Run #.....: 8292050	MDL.....: 1.8	
Vanadium	**128**	**50.0**	**ug/L**	**SW846 6010B**	**10/18-10/27/08**	**K02T41AH**
		Dilution Factor: 1		Analysis Time..: 14:16	Analyst ID.....: 022952	
		Instrument ID..: TRACEICP		MS Run #.....: 8292050	MDL.....: 2.4	
Zinc	**160 J**	**20.0**	**ug/L**	**SW846 6010B**	**10/18-10/27/08**	**K02T41AJ**
		Dilution Factor: 1		Analysis Time..: 14:16	Analyst ID.....: 022952	
		Instrument ID..: TRACEICP		MS Run #.....: 8292050	MDL.....: 3.1	
Prep Batch #...: 8298023						
Mercury	**0.29**	**0.20**	**ug/L**	**SW846 7470A**	**10/24/08**	**K02T41AK**
		Dilution Factor: 1		Analysis Time..: 09:22	Analyst ID.....: 031043	
		Instrument ID..: HGHYDRA		MS Run #.....: 8298016	MDL.....: 0.016	

NOTE(S):

B Estimated result. Result is less than RL.

J Method blank contamination. The associated method blank contains the target analyte at a reportable level.

MACTEC Engineering and Consulting Inc

Client Sample ID: EW-4-1008

TOTAL Metals

Lot-Sample #...: C8J160331-007 **Matrix.....:** WATER
Date Sampled...: 10/14/08 **Date Received..:** 10/16/08

PARAMETER	RESULT	REPORTING LIMIT	UNITS	METHOD	PREPARATION-ANALYSIS DATE	WORK ORDER #
Prep Batch #...: 8292090						
Silver	ND	5.0	ug/L	SW846 6010B	10/18-10/27/08	K02T51AU
		Dilution Factor: 1		Analysis Time..: 14:21	Analyst ID.....: 022952	
		Instrument ID..: TRACEICP		MS Run #.....: 8292050	MDL.....: 0.54	
Aluminum	**38.3 B**	**200**	**ug/L**	**SW846 6010B**	**10/18-10/27/08**	**K02T51AV**
		Dilution Factor: 1		Analysis Time..: 14:21	Analyst ID.....: 022952	
		Instrument ID..: TRACEICP		MS Run #.....: 8292050	MDL.....: 16.2	
Arsenic	**6.3 B**	**10.0**	**ug/L**	**SW846 6010B**	**10/18-10/27/08**	**K02T51AW**
		Dilution Factor: 1		Analysis Time..: 14:21	Analyst ID.....: 022952	
		Instrument ID..: TRACEICP		MS Run #.....: 8292050	MDL.....: 2.0	
Barium	**16.4 B**	**200**	**ug/L**	**SW846 6010B**	**10/18-10/27/08**	**K02T51AX**
		Dilution Factor: 1		Analysis Time..: 14:21	Analyst ID.....: 022952	
		Instrument ID..: TRACEICP		MS Run #.....: 8292050	MDL.....: 0.26	
Beryllium	ND	4.0	ug/L	SW846 6010B	10/18-10/27/08	K02T51A0
		Dilution Factor: 1		Analysis Time..: 14:21	Analyst ID.....: 022952	
		Instrument ID..: TRACEICP		MS Run #.....: 8292050	MDL.....: 0.18	
Calcium	**3060 B**	**5000**	**ug/L**	**SW846 6010B**	**10/18-10/27/08**	**K02T51A1**
		Dilution Factor: 1		Analysis Time..: 14:21	Analyst ID.....: 022952	
		Instrument ID..: TRACEICP		MS Run #.....: 8292050	MDL.....: 17.7	
Cadmium	ND	5.0	ug/L	SW846 6010B	10/18-10/27/08	K02T51A2
		Dilution Factor: 1		Analysis Time..: 14:21	Analyst ID.....: 022952	
		Instrument ID..: TRACEICP		MS Run #.....: 8292050	MDL.....: 0.21	
Cobalt	**1.2 B**	**50.0**	**ug/L**	**SW846 6010B**	**10/18-10/27/08**	**K02T51A3**
		Dilution Factor: 1		Analysis Time..: 14:21	Analyst ID.....: 022952	
		Instrument ID..: TRACEICP		MS Run #.....: 8292050	MDL.....: 0.45	
Chromium	**11.1**	**5.0**	**ug/L**	**SW846 6010B**	**10/18-10/27/08**	**K02T51A4**
		Dilution Factor: 1		Analysis Time..: 14:21	Analyst ID.....: 022952	
		Instrument ID..: TRACEICP		MS Run #.....: 8292050	MDL.....: 1.1	

(Continued on next page)

MACTEC Engineering and Consulting Inc

Client Sample ID: EW-4-1008

TOTAL Metals

Lot-Sample #...: C8J160331-007 **Matrix.....:** WATER

PARAMETER	RESULT	REPORTING LIMIT	UNITS	METHOD	PREPARATION-ANALYSIS DATE	WORK ORDER #
Copper	ND	25.0	ug/L	SW846 6010B	10/18-10/27/08	K02T51A5
		Dilution Factor: 1		Analysis Time..: 14:21	Analyst ID.....: 022952	
		Instrument ID..: TRACEICP		MS Run #.....: 8292050	MDL.....: 4.6	
Iron	**492**	**100**	**ug/L**	**SW846 6010B**	**10/18-10/27/08**	**K02T51A6**
		Dilution Factor: 1		Analysis Time..: 14:21	Analyst ID.....: 022952	
		Instrument ID..: TRACEICP		MS Run #.....: 8292050	MDL.....: 8.4	
Potassium	**631000**	**25000**	**ug/L**	**SW846 6010B**	**10/18-10/28/08**	**K02T51A7**
		Dilution Factor: 5		Analysis Time..: 14:10	Analyst ID.....: 022952	
		Instrument ID..: TRACEICP		MS Run #.....: 8292050	MDL.....: 3750	
Magnesium	**26.7 B**	**5000**	**ug/L**	**SW846 6010B**	**10/18-10/27/08**	**K02T51A8**
		Dilution Factor: 1		Analysis Time..: 14:21	Analyst ID.....: 022952	
		Instrument ID..: TRACEICP		MS Run #.....: 8292050	MDL.....: 21.8	
Manganese	**9.6 B**	**15.0**	**ug/L**	**SW846 6010B**	**10/18-10/27/08**	**K02T51A9**
		Dilution Factor: 1		Analysis Time..: 14:21	Analyst ID.....: 022952	
		Instrument ID..: TRACEICP		MS Run #.....: 8292050	MDL.....: 0.57	
Sodium	**1340000**	**25000**	**ug/L**	**SW846 6010B**	**10/18-10/28/08**	**K02T51AA**
		Dilution Factor: 5		Analysis Time..: 14:10	Analyst ID.....: 022952	
		Instrument ID..: TRACEICP		MS Run #.....: 8292050	MDL.....: 726	
Nickel	**8.6 B**	**40.0**	**ug/L**	**SW846 6010B**	**10/18-10/27/08**	**K02T51AC**
		Dilution Factor: 1		Analysis Time..: 14:21	Analyst ID.....: 022952	
		Instrument ID..: TRACEICP		MS Run #.....: 8292050	MDL.....: 0.78	
Lead	ND	3.0	ug/L	SW846 6010B	10/18-10/27/08	K02T51AD
		Dilution Factor: 1		Analysis Time..: 14:21	Analyst ID.....: 022952	
		Instrument ID..: TRACEICP		MS Run #.....: 8292050	MDL.....: 1.7	
Selenium	ND	5.0	ug/L	SW846 6010B	10/18-10/27/08	K02T51AE
		Dilution Factor: 1		Analysis Time..: 14:21	Analyst ID.....: 022952	
		Instrument ID..: TRACEICP		MS Run #.....: 8292050	MDL.....: 2.9	
Thallium	ND	10.0	ug/L	SW846 6010B	10/18-10/27/08	K02T51AF
		Dilution Factor: 1		Analysis Time..: 14:21	Analyst ID.....: 022952	
		Instrument ID..: TRACEICP		MS Run #.....: 8292050	MDL.....: 2.8	

(Continued on next page)

MACTEC Engineering and Consulting Inc

Client Sample ID: EW-4-1008

TOTAL Metals

Lot-Sample #...: C8J160331-007 **Matrix.....:** WATER

PARAMETER	RESULT	REPORTING LIMIT	UNITS	METHOD	PREPARATION-ANALYSIS DATE	WORK ORDER #
Antimony	**3.5 B**	**10.0**	**ug/L**	**SW846 6010B**	**10/18-10/27/08**	**K02T51AG**
		Dilution Factor: 1		Analysis Time..: 14:21	Analyst ID.....: 022952	
		Instrument ID..: TRACEICP		MS Run #.....: 8292050	MDL.....: 1.8	
Vanadium	**39.3 B**	**50.0**	**ug/L**	**SW846 6010B**	**10/18-10/27/08**	**K02T51AH**
		Dilution Factor: 1		Analysis Time..: 14:21	Analyst ID.....: 022952	
		Instrument ID..: TRACEICP		MS Run #.....: 8292050	MDL.....: 2.4	
Zinc	**13.3 B,J**	**20.0**	**ug/L**	**SW846 6010B**	**10/18-10/27/08**	**K02T51AJ**
		Dilution Factor: 1		Analysis Time..: 14:21	Analyst ID.....: 022952	
		Instrument ID..: TRACEICP		MS Run #.....: 8292050	MDL.....: 3.1	
Prep Batch #...: 8298023						
Mercury	**0.060 B**	**0.20**	**ug/L**	**SW846 7470A**	**10/24/08**	**K02T51AK**
		Dilution Factor: 1		Analysis Time..: 09:24	Analyst ID.....: 031043	
		Instrument ID..: HGHYDRA		MS Run #.....: 8298016	MDL.....: 0.016	

NOTE(S):

B Estimated result. Result is less than RL.

J Method blank contamination. The associated method blank contains the target analyte at a reportable level.

MACTEC Engineering and Consulting Inc

Client Sample ID: EW-5-1008

TOTAL Metals

Lot-Sample #...: C8J160331-008 **Matrix.....:** WATER
Date Sampled...: 10/14/08 **Date Received..:** 10/16/08

PARAMETER	RESULT	REPORTING LIMIT	UNITS	METHOD	PREPARATION-ANALYSIS DATE	WORK ORDER #
Prep Batch #...: 8292090						
Silver	**1.7 B,J**	**5.0**	**ug/L**	**SW846 6010B**	**10/18-10/27/08**	**K02T61AU**
		Dilution Factor: 1		Analysis Time..: 14:27	Analyst ID.....: 022952	
		Instrument ID..: TRACEICP		MS Run #.....: 8292050	MDL.....: 0.54	
Aluminum	ND	200	ug/L	SW846 6010B	10/18-10/27/08	K02T61AV
		Dilution Factor: 1		Analysis Time..: 14:27	Analyst ID.....: 022952	
		Instrument ID..: TRACEICP		MS Run #.....: 8292050	MDL.....: 16.2	
Arsenic	**23.8**	**10.0**	**ug/L**	**SW846 6010B**	**10/18-10/27/08**	**K02T61AW**
		Dilution Factor: 1		Analysis Time..: 14:27	Analyst ID.....: 022952	
		Instrument ID..: TRACEICP		MS Run #.....: 8292050	MDL.....: 2.0	
Barium	**77.4 B**	**200**	**ug/L**	**SW846 6010B**	**10/18-10/27/08**	**K02T61AX**
		Dilution Factor: 1		Analysis Time..: 14:27	Analyst ID.....: 022952	
		Instrument ID..: TRACEICP		MS Run #.....: 8292050	MDL.....: 0.26	
Beryllium	**0.43 B,J**	**4.0**	**ug/L**	**SW846 6010B**	**10/18-10/27/08**	**K02T61A0**
		Dilution Factor: 1		Analysis Time..: 14:27	Analyst ID.....: 022952	
		Instrument ID..: TRACEICP		MS Run #.....: 8292050	MDL.....: 0.18	
Calcium	**336000**	**5000**	**ug/L**	**SW846 6010B**	**10/18-10/27/08**	**K02T61A1**
		Dilution Factor: 1		Analysis Time..: 14:27	Analyst ID.....: 022952	
		Instrument ID..: TRACEICP		MS Run #.....: 8292050	MDL.....: 17.7	
Cadmium	ND	5.0	ug/L	SW846 6010B	10/18-10/27/08	K02T61A2
		Dilution Factor: 1		Analysis Time..: 14:27	Analyst ID.....: 022952	
		Instrument ID..: TRACEICP		MS Run #.....: 8292050	MDL.....: 0.21	
Cobalt	**1.5 B**	**50.0**	**ug/L**	**SW846 6010B**	**10/18-10/27/08**	**K02T61A3**
		Dilution Factor: 1		Analysis Time..: 14:27	Analyst ID.....: 022952	
		Instrument ID..: TRACEICP		MS Run #.....: 8292050	MDL.....: 0.45	
Chromium	**2.2 B**	**5.0**	**ug/L**	**SW846 6010B**	**10/18-10/27/08**	**K02T61A4**
		Dilution Factor: 1		Analysis Time..: 14:27	Analyst ID.....: 022952	
		Instrument ID..: TRACEICP		MS Run #.....: 8292050	MDL.....: 1.1	

(Continued on next page)

MACTEC Engineering and Consulting Inc

Client Sample ID: EW-5-1008

TOTAL Metals

Lot-Sample #...: C8J160331-008 **Matrix.....:** WATER

PARAMETER	RESULT	REPORTING LIMIT	UNITS	METHOD	PREPARATION-ANALYSIS DATE	WORK ORDER #
Copper	**23.2 B**	**25.0**	**ug/L**	**SW846 6010B**	**10/18-10/27/08**	**K02T61A5**
		Dilution Factor: 1		Analysis Time..: 14:27	Analyst ID.....: 022952	
		Instrument ID..: TRACEICP		MS Run #.....: 8292050	MDL.....: 4.6	
Iron	**22100**	**100**	**ug/L**	**SW846 6010B**	**10/18-10/27/08**	**K02T61A6**
		Dilution Factor: 1		Analysis Time..: 14:27	Analyst ID.....: 022952	
		Instrument ID..: TRACEICP		MS Run #.....: 8292050	MDL.....: 8.4	
Potassium	**104000**	**5000**	**ug/L**	**SW846 6010B**	**10/18-10/27/08**	**K02T61A7**
		Dilution Factor: 1		Analysis Time..: 14:27	Analyst ID.....: 022952	
		Instrument ID..: TRACEICP		MS Run #.....: 8292050	MDL.....: 750	
Magnesium	**76800**	**5000**	**ug/L**	**SW846 6010B**	**10/18-10/27/08**	**K02T61A8**
		Dilution Factor: 1		Analysis Time..: 14:27	Analyst ID.....: 022952	
		Instrument ID..: TRACEICP		MS Run #.....: 8292050	MDL.....: 21.8	
Manganese	**3970**	**15.0**	**ug/L**	**SW846 6010B**	**10/18-10/27/08**	**K02T61A9**
		Dilution Factor: 1		Analysis Time..: 14:27	Analyst ID.....: 022952	
		Instrument ID..: TRACEICP		MS Run #.....: 8292050	MDL.....: 0.57	
Sodium	**789000**	**25000**	**ug/L**	**SW846 6010B**	**10/18-10/28/08**	**K02T61AA**
		Dilution Factor: 5		Analysis Time..: 14:15	Analyst ID.....: 022952	
		Instrument ID..: TRACEICP		MS Run #.....: 8292050	MDL.....: 726	
Nickel	**8.0 B**	**40.0**	**ug/L**	**SW846 6010B**	**10/18-10/27/08**	**K02T61AC**
		Dilution Factor: 1		Analysis Time..: 14:27	Analyst ID.....: 022952	
		Instrument ID..: TRACEICP		MS Run #.....: 8292050	MDL.....: 0.78	
Lead	ND	3.0	ug/L	SW846 6010B	10/18-10/27/08	K02T61AD
		Dilution Factor: 1		Analysis Time..: 14:27	Analyst ID.....: 022952	
		Instrument ID..: TRACEICP		MS Run #.....: 8292050	MDL.....: 1.7	
Selenium	ND	5.0	ug/L	SW846 6010B	10/18-10/27/08	K02T61AE
		Dilution Factor: 1		Analysis Time..: 14:27	Analyst ID.....: 022952	
		Instrument ID..: TRACEICP		MS Run #.....: 8292050	MDL.....: 2.9	
Thallium	ND	10.0	ug/L	SW846 6010B	10/18-10/27/08	K02T61AF
		Dilution Factor: 1		Analysis Time..: 14:27	Analyst ID.....: 022952	
		Instrument ID..: TRACEICP		MS Run #.....: 8292050	MDL.....: 2.8	

(Continued on next page)

MACTEC Engineering and Consulting Inc

Client Sample ID: EW-5-1008

TOTAL Metals

Lot-Sample #...: C8J160331-008 **Matrix.....:** WATER

PARAMETER	RESULT	REPORTING LIMIT	UNITS	METHOD	PREPARATION-ANALYSIS DATE	WORK ORDER #
Antimony	**2.6 B**	**10.0**	**ug/L**	**SW846 6010B**	**10/18-10/27/08**	**K02T61AG**
		Dilution Factor: 1		Analysis Time..: 14:27	Analyst ID.....: 022952	
		Instrument ID..: TRACEICP		MS Run #.....: 8292050	MDL.....: 1.8	
Vanadium	**6.2 B**	**50.0**	**ug/L**	**SW846 6010B**	**10/18-10/27/08**	**K02T61AH**
		Dilution Factor: 1		Analysis Time..: 14:27	Analyst ID.....: 022952	
		Instrument ID..: TRACEICP		MS Run #.....: 8292050	MDL.....: 2.4	
Zinc	**28.1 J**	**20.0**	**ug/L**	**SW846 6010B**	**10/18-10/27/08**	**K02T61AJ**
		Dilution Factor: 1		Analysis Time..: 14:27	Analyst ID.....: 022952	
		Instrument ID..: TRACEICP		MS Run #.....: 8292050	MDL.....: 3.1	
Prep Batch #...: 8298023						
Mercury	ND	0.20	ug/L	SW846 7470A	10/24/08	K02T61AK
		Dilution Factor: 1		Analysis Time..: 09:25	Analyst ID.....: 031043	
		Instrument ID..: HGHYDRA		MS Run #.....: 8298016	MDL.....: 0.016	

NOTE(S):

B Estimated result. Result is less than RL.

J Method blank contamination. The associated method blank contains the target analyte at a reportable level.

MACTEC Engineering and Consulting Inc

Client Sample ID: DUPLICATE EW-1-1008

TOTAL Metals

Lot-Sample #...: C8J160331-009 **Matrix.....:** WATER
Date Sampled...: 10/14/08 **Date Received..:** 10/16/08

PARAMETER	RESULT	REPORTING LIMIT	UNITS	METHOD	PREPARATION-ANALYSIS DATE	WORK ORDER #
Prep Batch #...: 8292090						
Silver	**0.56 B,J**	**5.0**	**ug/L**	**SW846 6010B**	**10/18-10/27/08**	**K02T71AU**
		Dilution Factor: 1		Analysis Time..: 14:32	Analyst ID.....: 022952	
		Instrument ID..: TRACEICP		MS Run #.....: 8292050	MDL.....: 0.54	
Aluminum	ND	200	ug/L	SW846 6010B	10/18-10/27/08	K02T71AV
		Dilution Factor: 1		Analysis Time..: 14:32	Analyst ID.....: 022952	
		Instrument ID..: TRACEICP		MS Run #.....: 8292050	MDL.....: 16.2	
Arsenic	**29.6**	**10.0**	**ug/L**	**SW846 6010B**	**10/18-10/27/08**	**K02T71AW**
		Dilution Factor: 1		Analysis Time..: 14:32	Analyst ID.....: 022952	
		Instrument ID..: TRACEICP		MS Run #.....: 8292050	MDL.....: 2.0	
Barium	**51.6 B**	**200**	**ug/L**	**SW846 6010B**	**10/18-10/27/08**	**K02T71AX**
		Dilution Factor: 1		Analysis Time..: 14:32	Analyst ID.....: 022952	
		Instrument ID..: TRACEICP		MS Run #.....: 8292050	MDL.....: 0.26	
Beryllium	**0.55 B,J**	**4.0**	**ug/L**	**SW846 6010B**	**10/18-10/27/08**	**K02T71A0**
		Dilution Factor: 1		Analysis Time..: 14:32	Analyst ID.....: 022952	
		Instrument ID..: TRACEICP		MS Run #.....: 8292050	MDL.....: 0.18	
Calcium	**160000**	**5000**	**ug/L**	**SW846 6010B**	**10/18-10/27/08**	**K02T71A1**
		Dilution Factor: 1		Analysis Time..: 14:32	Analyst ID.....: 022952	
		Instrument ID..: TRACEICP		MS Run #.....: 8292050	MDL.....: 17.7	
Cadmium	ND	5.0	ug/L	SW846 6010B	10/18-10/27/08	K02T71A2
		Dilution Factor: 1		Analysis Time..: 14:32	Analyst ID.....: 022952	
		Instrument ID..: TRACEICP		MS Run #.....: 8292050	MDL.....: 0.21	
Cobalt	ND	50.0	ug/L	SW846 6010B	10/18-10/27/08	K02T71A3
		Dilution Factor: 1		Analysis Time..: 14:32	Analyst ID.....: 022952	
		Instrument ID..: TRACEICP		MS Run #.....: 8292050	MDL.....: 0.45	
Chromium	**2.8 B**	**5.0**	**ug/L**	**SW846 6010B**	**10/18-10/27/08**	**K02T71A4**
		Dilution Factor: 1		Analysis Time..: 14:32	Analyst ID.....: 022952	
		Instrument ID..: TRACEICP		MS Run #.....: 8292050	MDL.....: 1.1	

(Continued on next page)

MACTEC Engineering and Consulting Inc

Client Sample ID: DUPLICATE EW-1-1008

TOTAL Metals

Lot-Sample #...: C8J160331-009 **Matrix.....:** WATER

PARAMETER	RESULT	REPORTING LIMIT	UNITS	METHOD	PREPARATION-ANALYSIS DATE	WORK ORDER #
Copper	**21.8 B**	**25.0**	**ug/L**	**SW846 6010B**	**10/18-10/27/08**	**K02T71A5**
		Dilution Factor: 1		Analysis Time..: 14:32	Analyst ID.....: 022952	
		Instrument ID..: TRACEICP		MS Run #.....: 8292050	MDL.....: 4.6	
Iron	**6390**	**100**	**ug/L**	**SW846 6010B**	**10/18-10/27/08**	**K02T71A6**
		Dilution Factor: 1		Analysis Time..: 14:32	Analyst ID.....: 022952	
		Instrument ID..: TRACEICP		MS Run #.....: 8292050	MDL.....: 8.4	
Potassium	**33400**	**5000**	**ug/L**	**SW846 6010B**	**10/18-10/27/08**	**K02T71A7**
		Dilution Factor: 1		Analysis Time..: 14:32	Analyst ID.....: 022952	
		Instrument ID..: TRACEICP		MS Run #.....: 8292050	MDL.....: 750	
Magnesium	**22500**	**5000**	**ug/L**	**SW846 6010B**	**10/18-10/27/08**	**K02T71A8**
		Dilution Factor: 1		Analysis Time..: 14:32	Analyst ID.....: 022952	
		Instrument ID..: TRACEICP		MS Run #.....: 8292050	MDL.....: 21.8	
Manganese	**694**	**15.0**	**ug/L**	**SW846 6010B**	**10/18-10/27/08**	**K02T71A9**
		Dilution Factor: 1		Analysis Time..: 14:32	Analyst ID.....: 022952	
		Instrument ID..: TRACEICP		MS Run #.....: 8292050	MDL.....: 0.57	
Sodium	**167000**	**5000**	**ug/L**	**SW846 6010B**	**10/18-10/27/08**	**K02T71AA**
		Dilution Factor: 1		Analysis Time..: 14:32	Analyst ID.....: 022952	
		Instrument ID..: TRACEICP		MS Run #.....: 8292050	MDL.....: 145	
Nickel	**1.8 B**	**40.0**	**ug/L**	**SW846 6010B**	**10/18-10/27/08**	**K02T71AC**
		Dilution Factor: 1		Analysis Time..: 14:32	Analyst ID.....: 022952	
		Instrument ID..: TRACEICP		MS Run #.....: 8292050	MDL.....: 0.78	
Lead	**4.2**	**3.0**	**ug/L**	**SW846 6010B**	**10/18-10/27/08**	**K02T71AD**
		Dilution Factor: 1		Analysis Time..: 14:32	Analyst ID.....: 022952	
		Instrument ID..: TRACEICP		MS Run #.....: 8292050	MDL.....: 1.7	
Selenium	ND	5.0	ug/L	SW846 6010B	10/18-10/27/08	K02T71AE
		Dilution Factor: 1		Analysis Time..: 14:32	Analyst ID.....: 022952	
		Instrument ID..: TRACEICP		MS Run #.....: 8292050	MDL.....: 2.9	
Thallium	ND	10.0	ug/L	SW846 6010B	10/18-10/27/08	K02T71AF
		Dilution Factor: 1		Analysis Time..: 14:32	Analyst ID.....: 022952	
		Instrument ID..: TRACEICP		MS Run #.....: 8292050	MDL.....: 2.8	

(Continued on next page)

MACTEC Engineering and Consulting Inc

Client Sample ID: DUPLICATE EW-1-1008

TOTAL Metals

Lot-Sample #...: C8J160331-009 **Matrix.....:** WATER

PARAMETER	RESULT	REPORTING LIMIT	UNITS	METHOD	PREPARATION-ANALYSIS DATE	WORK ORDER #
Antimony	ND	10.0	ug/L	SW846 6010B	10/18-10/27/08	K02T71AG
		Dilution Factor: 1		Analysis Time..: 14:32	Analyst ID.....: 022952	
		Instrument ID..: TRACEICP		MS Run #.....: 8292050	MDL.....: 1.8	
Vanadium	**4.6 B**	**50.0**	**ug/L**	**SW846 6010B**	**10/18-10/27/08**	**K02T71AH**
		Dilution Factor: 1		Analysis Time..: 14:32	Analyst ID.....: 022952	
		Instrument ID..: TRACEICP		MS Run #.....: 8292050	MDL.....: 2.4	
Zinc	**46.5 J**	**20.0**	**ug/L**	**SW846 6010B**	**10/18-10/27/08**	**K02T71AJ**
		Dilution Factor: 1		Analysis Time..: 14:32	Analyst ID.....: 022952	
		Instrument ID..: TRACEICP		MS Run #.....: 8292050	MDL.....: 3.1	
Prep Batch #...: 8298023						
Mercury	ND	0.20	ug/L	SW846 7470A	10/24/08	K02T71AK
		Dilution Factor: 1		Analysis Time..: 09:27	Analyst ID.....: 031043	
		Instrument ID..: HGHYDRA		MS Run #.....: 8298016	MDL.....: 0.016	

NOTE(S):

B Estimated result. Result is less than RL.

J Method blank contamination. The associated method blank contains the target analyte at a reportable level.

MACTEC Engineering and Consulting Inc

Client Sample ID: RFI-22-1008

TOTAL Metals

Lot-Sample #...: C8J160331-010 **Matrix.....:** WATER
Date Sampled...: 10/15/08 **Date Received..:** 10/16/08

PARAMETER	RESULT	REPORTING LIMIT	UNITS	METHOD	PREPARATION-ANALYSIS DATE	WORK ORDER #
Prep Batch #...: 8292090						
Silver	**1.0 B,J**	**5.0**	**ug/L**	**SW846 6010B**	**10/18-10/27/08**	**K02T81AU**
		Dilution Factor: 1		Analysis Time..: 14:38	Analyst ID.....: 022952	
		Instrument ID..: TRACEICP		MS Run #.....: 8292050	MDL.....: 0.54	
Aluminum	ND	200	ug/L	SW846 6010B	10/18-10/27/08	K02T81AV
		Dilution Factor: 1		Analysis Time..: 14:38	Analyst ID.....: 022952	
		Instrument ID..: TRACEICP		MS Run #.....: 8292050	MDL.....: 16.2	
Arsenic	**6.0 B**	**10.0**	**ug/L**	**SW846 6010B**	**10/18-10/27/08**	**K02T81AW**
		Dilution Factor: 1		Analysis Time..: 14:38	Analyst ID.....: 022952	
		Instrument ID..: TRACEICP		MS Run #.....: 8292050	MDL.....: 2.0	
Barium	**247**	**200**	**ug/L**	**SW846 6010B**	**10/18-10/27/08**	**K02T81AX**
		Dilution Factor: 1		Analysis Time..: 14:38	Analyst ID.....: 022952	
		Instrument ID..: TRACEICP		MS Run #.....: 8292050	MDL.....: 0.26	
Beryllium	**0.50 B,J**	**4.0**	**ug/L**	**SW846 6010B**	**10/18-10/27/08**	**K02T81A0**
		Dilution Factor: 1		Analysis Time..: 14:38	Analyst ID.....: 022952	
		Instrument ID..: TRACEICP		MS Run #.....: 8292050	MDL.....: 0.18	
Calcium	**282000**	**5000**	**ug/L**	**SW846 6010B**	**10/18-10/27/08**	**K02T81A1**
		Dilution Factor: 1		Analysis Time..: 14:38	Analyst ID.....: 022952	
		Instrument ID..: TRACEICP		MS Run #.....: 8292050	MDL.....: 17.7	
Cadmium	ND	5.0	ug/L	SW846 6010B	10/18-10/27/08	K02T81A2
		Dilution Factor: 1		Analysis Time..: 14:38	Analyst ID.....: 022952	
		Instrument ID..: TRACEICP		MS Run #.....: 8292050	MDL.....: 0.21	
Cobalt	ND	50.0	ug/L	SW846 6010B	10/18-10/27/08	K02T81A3
		Dilution Factor: 1		Analysis Time..: 14:38	Analyst ID.....: 022952	
		Instrument ID..: TRACEICP		MS Run #.....: 8292050	MDL.....: 0.45	
Chromium	**1.4 B**	**5.0**	**ug/L**	**SW846 6010B**	**10/18-10/27/08**	**K02T81A4**
		Dilution Factor: 1		Analysis Time..: 14:38	Analyst ID.....: 022952	
		Instrument ID..: TRACEICP		MS Run #.....: 8292050	MDL.....: 1.1	

(Continued on next page)

MACTEC Engineering and Consulting Inc

Client Sample ID: RFI-22-1008

TOTAL Metals

Lot-Sample #...: C8J160331-010 **Matrix.....:** WATER

PARAMETER	RESULT	REPORTING LIMIT	UNITS	METHOD	PREPARATION-ANALYSIS DATE	WORK ORDER #
Copper	ND	25.0	ug/L	SW846 6010B	10/18-10/27/08	K02T81A5
		Dilution Factor: 1		Analysis Time..: 14:38	Analyst ID.....: 022952	
		Instrument ID..: TRACEICP		MS Run #.....: 8292050	MDL.....: 4.6	
Iron	**151000**	**100**	**ug/L**	**SW846 6010B**	**10/18-10/27/08**	**K02T81A6**
		Dilution Factor: 1		Analysis Time..: 14:38	Analyst ID.....: 022952	
		Instrument ID..: TRACEICP		MS Run #.....: 8292050	MDL.....: 8.4	
Potassium	**46400**	**5000**	**ug/L**	**SW846 6010B**	**10/18-10/27/08**	**K02T81A7**
		Dilution Factor: 1		Analysis Time..: 14:38	Analyst ID.....: 022952	
		Instrument ID..: TRACEICP		MS Run #.....: 8292050	MDL.....: 750	
Magnesium	**33600**	**5000**	**ug/L**	**SW846 6010B**	**10/18-10/27/08**	**K02T81A8**
		Dilution Factor: 1		Analysis Time..: 14:38	Analyst ID.....: 022952	
		Instrument ID..: TRACEICP		MS Run #.....: 8292050	MDL.....: 21.8	
Manganese	**3760**	**15.0**	**ug/L**	**SW846 6010B**	**10/18-10/27/08**	**K02T81A9**
		Dilution Factor: 1		Analysis Time..: 14:38	Analyst ID.....: 022952	
		Instrument ID..: TRACEICP		MS Run #.....: 8292050	MDL.....: 0.57	
Sodium	**456000**	**10000**	**ug/L**	**SW846 6010B**	**10/18-10/28/08**	**K02T81AA**
		Dilution Factor: 2		Analysis Time..: 14:21	Analyst ID.....: 022952	
		Instrument ID..: TRACEICP		MS Run #.....: 8292050	MDL.....: 290	
Nickel	**5.4 B**	**40.0**	**ug/L**	**SW846 6010B**	**10/18-10/27/08**	**K02T81AC**
		Dilution Factor: 1		Analysis Time..: 14:38	Analyst ID.....: 022952	
		Instrument ID..: TRACEICP		MS Run #.....: 8292050	MDL.....: 0.78	
Lead	ND	3.0	ug/L	SW846 6010B	10/18-10/27/08	K02T81AD
		Dilution Factor: 1		Analysis Time..: 14:38	Analyst ID.....: 022952	
		Instrument ID..: TRACEICP		MS Run #.....: 8292050	MDL.....: 1.7	
Selenium	ND	5.0	ug/L	SW846 6010B	10/18-10/27/08	K02T81AE
		Dilution Factor: 1		Analysis Time..: 14:38	Analyst ID.....: 022952	
		Instrument ID..: TRACEICP		MS Run #.....: 8292050	MDL.....: 2.9	
Thallium	ND	10.0	ug/L	SW846 6010B	10/18-10/27/08	K02T81AF
		Dilution Factor: 1		Analysis Time..: 14:38	Analyst ID.....: 022952	
		Instrument ID..: TRACEICP		MS Run #.....: 8292050	MDL.....: 2.8	

(Continued on next page)

MACTEC Engineering and Consulting Inc

Client Sample ID: RFI-22-1008

TOTAL Metals

Lot-Sample #...: C8J160331-010 **Matrix.....:** WATER

PARAMETER	RESULT	REPORTING LIMIT	UNITS	METHOD	PREPARATION-ANALYSIS DATE	WORK ORDER #
Antimony	**2.2 B**	**10.0**	**ug/L**	**SW846 6010B**	**10/18-10/27/08**	**K02T81AG**
		Dilution Factor: 1		Analysis Time..: 14:38	Analyst ID.....: 022952	
		Instrument ID..: TRACEICP		MS Run #.....: 8292050	MDL.....: 1.8	
Vanadium	ND	50.0	ug/L	SW846 6010B	10/18-10/27/08	K02T81AH
		Dilution Factor: 1		Analysis Time..: 14:38	Analyst ID.....: 022952	
		Instrument ID..: TRACEICP		MS Run #.....: 8292050	MDL.....: 2.4	
Zinc	ND	20.0	ug/L	SW846 6010B	10/18-10/27/08	K02T81AJ
		Dilution Factor: 1		Analysis Time..: 14:38	Analyst ID.....: 022952	
		Instrument ID..: TRACEICP		MS Run #.....: 8292050	MDL.....: 3.1	
Prep Batch #...: 8298023						
Mercury	**0.017 B**	**0.20**	**ug/L**	**SW846 7470A**	**10/24/08**	**K02T81AK**
		Dilution Factor: 1		Analysis Time..: 09:29	Analyst ID.....: 031043	
		Instrument ID..: HGHYDRA		MS Run #.....: 8298016	MDL.....: 0.016	

NOTE(S):

B Estimated result. Result is less than RL.

J Method blank contamination. The associated method blank contains the target analyte at a reportable level.

MACTEC Engineering and Consulting Inc

Client Sample ID: ICM-105-1008

TOTAL Metals

Lot-Sample #...: C8J160331-011 **Matrix.....:** WATER
Date Sampled...: 10/15/08 **Date Received..:** 10/16/08

PARAMETER	RESULT	REPORTING LIMIT	UNITS	METHOD	PREPARATION-ANALYSIS DATE	WORK ORDER #
Prep Batch #...: 8292090						
Silver	**0.70 B,J**	**5.0**	**ug/L**	**SW846 6010B**	**10/18-10/27/08**	**K02T91AU**
		Dilution Factor: 1		Analysis Time..: 14:58	Analyst ID.....: 022952	
		Instrument ID..: TRACEICP		MS Run #.....: 8292050	MDL.....: 0.54	
Aluminum	**141 B**	**200**	**ug/L**	**SW846 6010B**	**10/18-10/27/08**	**K02T91AV**
		Dilution Factor: 1		Analysis Time..: 14:58	Analyst ID.....: 022952	
		Instrument ID..: TRACEICP		MS Run #.....: 8292050	MDL.....: 16.2	
Arsenic	**21.3**	**10.0**	**ug/L**	**SW846 6010B**	**10/18-10/27/08**	**K02T91AW**
		Dilution Factor: 1		Analysis Time..: 14:58	Analyst ID.....: 022952	
		Instrument ID..: TRACEICP		MS Run #.....: 8292050	MDL.....: 2.0	
Barium	**128 B**	**200**	**ug/L**	**SW846 6010B**	**10/18-10/27/08**	**K02T91AX**
		Dilution Factor: 1		Analysis Time..: 14:58	Analyst ID.....: 022952	
		Instrument ID..: TRACEICP		MS Run #.....: 8292050	MDL.....: 0.26	
Beryllium	**0.55 B,J**	**4.0**	**ug/L**	**SW846 6010B**	**10/18-10/27/08**	**K02T91A0**
		Dilution Factor: 1		Analysis Time..: 14:58	Analyst ID.....: 022952	
		Instrument ID..: TRACEICP		MS Run #.....: 8292050	MDL.....: 0.18	
Calcium	**218000**	**5000**	**ug/L**	**SW846 6010B**	**10/18-10/27/08**	**K02T91A1**
		Dilution Factor: 1		Analysis Time..: 14:58	Analyst ID.....: 022952	
		Instrument ID..: TRACEICP		MS Run #.....: 8292050	MDL.....: 17.7	
Cadmium	ND	5.0	ug/L	SW846 6010B	10/18-10/27/08	K02T91A2
		Dilution Factor: 1		Analysis Time..: 14:58	Analyst ID.....: 022952	
		Instrument ID..: TRACEICP		MS Run #.....: 8292050	MDL.....: 0.21	
Cobalt	ND	50.0	ug/L	SW846 6010B	10/18-10/27/08	K02T91A3
		Dilution Factor: 1		Analysis Time..: 14:58	Analyst ID.....: 022952	
		Instrument ID..: TRACEICP		MS Run #.....: 8292050	MDL.....: 0.45	
Chromium	**1.2 B**	**5.0**	**ug/L**	**SW846 6010B**	**10/18-10/27/08**	**K02T91A4**
		Dilution Factor: 1		Analysis Time..: 14:58	Analyst ID.....: 022952	
		Instrument ID..: TRACEICP		MS Run #.....: 8292050	MDL.....: 1.1	

(Continued on next page)

MACTEC Engineering and Consulting Inc

Client Sample ID: ICM-105-1008

TOTAL Metals

Lot-Sample #...: C8J160331-011 **Matrix.....:** WATER

PARAMETER	RESULT	REPORTING LIMIT	UNITS	METHOD	PREPARATION-ANALYSIS DATE	WORK ORDER #
Copper	**4.8 B**	**25.0**	**ug/L**	**SW846 6010B**	**10/18-10/27/08**	**K02T91A5**
		Dilution Factor: 1		Analysis Time..: 14:58	Analyst ID.....: 022952	
		Instrument ID..: TRACEICP		MS Run #.....: 8292050	MDL.....: 4.6	
Iron	**20200**	**100**	**ug/L**	**SW846 6010B**	**10/18-10/27/08**	**K02T91A6**
		Dilution Factor: 1		Analysis Time..: 14:58	Analyst ID.....: 022952	
		Instrument ID..: TRACEICP		MS Run #.....: 8292050	MDL.....: 8.4	
Potassium	**25400**	**5000**	**ug/L**	**SW846 6010B**	**10/18-10/27/08**	**K02T91A7**
		Dilution Factor: 1		Analysis Time..: 14:58	Analyst ID.....: 022952	
		Instrument ID..: TRACEICP		MS Run #.....: 8292050	MDL.....: 750	
Magnesium	**21500**	**5000**	**ug/L**	**SW846 6010B**	**10/18-10/27/08**	**K02T91A8**
		Dilution Factor: 1		Analysis Time..: 14:58	Analyst ID.....: 022952	
		Instrument ID..: TRACEICP		MS Run #.....: 8292050	MDL.....: 21.8	
Manganese	**443**	**15.0**	**ug/L**	**SW846 6010B**	**10/18-10/27/08**	**K02T91A9**
		Dilution Factor: 1		Analysis Time..: 14:58	Analyst ID.....: 022952	
		Instrument ID..: TRACEICP		MS Run #.....: 8292050	MDL.....: 0.57	
Sodium	**80000**	**5000**	**ug/L**	**SW846 6010B**	**10/18-10/27/08**	**K02T91AA**
		Dilution Factor: 1		Analysis Time..: 14:58	Analyst ID.....: 022952	
		Instrument ID..: TRACEICP		MS Run #.....: 8292050	MDL.....: 145	
Nickel	**1.6 B**	**40.0**	**ug/L**	**SW846 6010B**	**10/18-10/27/08**	**K02T91AC**
		Dilution Factor: 1		Analysis Time..: 14:58	Analyst ID.....: 022952	
		Instrument ID..: TRACEICP		MS Run #.....: 8292050	MDL.....: 0.78	
Lead	**2.4 B**	**3.0**	**ug/L**	**SW846 6010B**	**10/18-10/27/08**	**K02T91AD**
		Dilution Factor: 1		Analysis Time..: 14:58	Analyst ID.....: 022952	
		Instrument ID..: TRACEICP		MS Run #.....: 8292050	MDL.....: 1.7	
Selenium	ND	5.0	ug/L	SW846 6010B	10/18-10/27/08	K02T91AE
		Dilution Factor: 1		Analysis Time..: 14:58	Analyst ID.....: 022952	
		Instrument ID..: TRACEICP		MS Run #.....: 8292050	MDL.....: 2.9	
Thallium	ND	10.0	ug/L	SW846 6010B	10/18-10/27/08	K02T91AF
		Dilution Factor: 1		Analysis Time..: 14:58	Analyst ID.....: 022952	
		Instrument ID..: TRACEICP		MS Run #.....: 8292050	MDL.....: 2.8	

(Continued on next page)

MACTEC Engineering and Consulting Inc

Client Sample ID: ICM-105-1008

TOTAL Metals

Lot-Sample #...: C8J160331-011 **Matrix.....:** WATER

PARAMETER	RESULT	REPORTING LIMIT	UNITS	METHOD	PREPARATION-ANALYSIS DATE	WORK ORDER #
Antimony	**2.2 B**	**10.0**	**ug/L**	**SW846 6010B**	**10/18-10/27/08**	**K02T91AG**
		Dilution Factor: 1		Analysis Time..: 14:58	Analyst ID.....: 022952	
		Instrument ID..: TRACEICP		MS Run #.....: 8292050	MDL.....: 1.8	
Vanadium	ND	50.0	ug/L	SW846 6010B	10/18-10/27/08	K02T91AH
		Dilution Factor: 1		Analysis Time..: 14:58	Analyst ID.....: 022952	
		Instrument ID..: TRACEICP		MS Run #.....: 8292050	MDL.....: 2.4	
Zinc	**122 J**	**20.0**	**ug/L**	**SW846 6010B**	**10/18-10/27/08**	**K02T91AJ**
		Dilution Factor: 1		Analysis Time..: 14:58	Analyst ID.....: 022952	
		Instrument ID..: TRACEICP		MS Run #.....: 8292050	MDL.....: 3.1	
Prep Batch #...: 8298023						
Mercury	**0.031 B**	**0.20**	**ug/L**	**SW846 7470A**	**10/24/08**	**K02T91AK**
		Dilution Factor: 1		Analysis Time..: 09:30	Analyst ID.....: 031043	
		Instrument ID..: HGHYDRA		MS Run #.....: 8298016	MDL.....: 0.016	

NOTE(S):

B Estimated result. Result is less than RL.

J Method blank contamination. The associated method blank contains the target analyte at a reportable level.

MACTEC Engineering and Consulting Inc

Client Sample ID: RFI-31-1008

TOTAL Metals

Lot-Sample #...: C8J160331-012 **Matrix.....:** WATER
Date Sampled...: 10/15/08 **Date Received..:** 10/16/08

PARAMETER	RESULT	REPORTING LIMIT	UNITS	METHOD	PREPARATION-ANALYSIS DATE	WORK ORDER #
Prep Batch #...: 8292090						
Silver	**0.97 B,J**	**5.0**	**ug/L**	**SW846 6010B**	**10/18-10/27/08**	**K02VA1AU**
		Dilution Factor: 1		Analysis Time..: 15:25	Analyst ID.....: 022952	
		Instrument ID..: TRACEICP		MS Run #.....: 8292050	MDL.....: 0.54	
Aluminum	ND	200	ug/L	SW846 6010B	10/18-10/27/08	K02VA1AV
		Dilution Factor: 1		Analysis Time..: 15:25	Analyst ID.....: 022952	
		Instrument ID..: TRACEICP		MS Run #.....: 8292050	MDL.....: 16.2	
Arsenic	**2.8 B**	**10.0**	**ug/L**	**SW846 6010B**	**10/18-10/27/08**	**K02VA1AW**
		Dilution Factor: 1		Analysis Time..: 15:25	Analyst ID.....: 022952	
		Instrument ID..: TRACEICP		MS Run #.....: 8292050	MDL.....: 2.0	
Barium	**44.0 B**	**200**	**ug/L**	**SW846 6010B**	**10/18-10/27/08**	**K02VA1AX**
		Dilution Factor: 1		Analysis Time..: 15:25	Analyst ID.....: 022952	
		Instrument ID..: TRACEICP		MS Run #.....: 8292050	MDL.....: 0.26	
Beryllium	**0.21 B,J**	**4.0**	**ug/L**	**SW846 6010B**	**10/18-10/27/08**	**K02VA1A0**
		Dilution Factor: 1		Analysis Time..: 15:25	Analyst ID.....: 022952	
		Instrument ID..: TRACEICP		MS Run #.....: 8292050	MDL.....: 0.18	
Calcium	**154000**	**5000**	**ug/L**	**SW846 6010B**	**10/18-10/27/08**	**K02VA1A1**
		Dilution Factor: 1		Analysis Time..: 15:25	Analyst ID.....: 022952	
		Instrument ID..: TRACEICP		MS Run #.....: 8292050	MDL.....: 17.7	
Cadmium	ND	5.0	ug/L	SW846 6010B	10/18-10/27/08	K02VA1A2
		Dilution Factor: 1		Analysis Time..: 15:25	Analyst ID.....: 022952	
		Instrument ID..: TRACEICP		MS Run #.....: 8292050	MDL.....: 0.21	
Cobalt	**3.5 B**	**50.0**	**ug/L**	**SW846 6010B**	**10/18-10/27/08**	**K02VA1A3**
		Dilution Factor: 1		Analysis Time..: 15:25	Analyst ID.....: 022952	
		Instrument ID..: TRACEICP		MS Run #.....: 8292050	MDL.....: 0.45	
Chromium	**3.9 B**	**5.0**	**ug/L**	**SW846 6010B**	**10/18-10/27/08**	**K02VA1A4**
		Dilution Factor: 1		Analysis Time..: 15:25	Analyst ID.....: 022952	
		Instrument ID..: TRACEICP		MS Run #.....: 8292050	MDL.....: 1.1	

(Continued on next page)

MACTEC Engineering and Consulting Inc

Client Sample ID: RFI-31-1008

TOTAL Metals

Lot-Sample #...: C8J160331-012 **Matrix.....:** WATER

PARAMETER	RESULT	REPORTING LIMIT	UNITS	METHOD	PREPARATION-ANALYSIS DATE	WORK ORDER #
Copper	ND	25.0	ug/L	SW846 6010B	10/18-10/27/08	K02VA1A5
		Dilution Factor: 1		Analysis Time..: 15:25	Analyst ID.....: 022952	
		Instrument ID..: TRACEICP		MS Run #.....: 8292050	MDL.....: 4.6	
Iron	**747**	**100**	**ug/L**	**SW846 6010B**	**10/18-10/27/08**	**K02VA1A6**
		Dilution Factor: 1		Analysis Time..: 15:25	Analyst ID.....: 022952	
		Instrument ID..: TRACEICP		MS Run #.....: 8292050	MDL.....: 8.4	
Potassium	**32500**	**5000**	**ug/L**	**SW846 6010B**	**10/18-10/27/08**	**K02VA1A7**
		Dilution Factor: 1		Analysis Time..: 15:25	Analyst ID.....: 022952	
		Instrument ID..: TRACEICP		MS Run #.....: 8292050	MDL.....: 750	
Magnesium	**37300**	**5000**	**ug/L**	**SW846 6010B**	**10/18-10/27/08**	**K02VA1A8**
		Dilution Factor: 1		Analysis Time..: 15:25	Analyst ID.....: 022952	
		Instrument ID..: TRACEICP		MS Run #.....: 8292050	MDL.....: 21.8	
Manganese	**841**	**15.0**	**ug/L**	**SW846 6010B**	**10/18-10/27/08**	**K02VA1A9**
		Dilution Factor: 1		Analysis Time..: 15:25	Analyst ID.....: 022952	
		Instrument ID..: TRACEICP		MS Run #.....: 8292050	MDL.....: 0.57	
Sodium	**2360000**	**50000**	**ug/L**	**SW846 6010B**	**10/18-10/28/08**	**K02VA1AA**
		Dilution Factor: 10		Analysis Time..: 15:07	Analyst ID.....: 022952	
		Instrument ID..: TRACEICP		MS Run #.....: 8292050	MDL.....: 1450	
Nickel	**27.6 B**	**40.0**	**ug/L**	**SW846 6010B**	**10/18-10/27/08**	**K02VA1AC**
		Dilution Factor: 1		Analysis Time..: 15:25	Analyst ID.....: 022952	
		Instrument ID..: TRACEICP		MS Run #.....: 8292050	MDL.....: 0.78	
Lead	ND	3.0	ug/L	SW846 6010B	10/18-10/27/08	K02VA1AD
		Dilution Factor: 1		Analysis Time..: 15:25	Analyst ID.....: 022952	
		Instrument ID..: TRACEICP		MS Run #.....: 8292050	MDL.....: 1.7	
Selenium	ND	5.0	ug/L	SW846 6010B	10/18-10/27/08	K02VA1AE
		Dilution Factor: 1		Analysis Time..: 15:25	Analyst ID.....: 022952	
		Instrument ID..: TRACEICP		MS Run #.....: 8292050	MDL.....: 2.9	
Thallium	ND	10.0	ug/L	SW846 6010B	10/18-10/27/08	K02VA1AF
		Dilution Factor: 1		Analysis Time..: 15:25	Analyst ID.....: 022952	
		Instrument ID..: TRACEICP		MS Run #.....: 8292050	MDL.....: 2.8	

(Continued on next page)

MACTEC Engineering and Consulting Inc

Client Sample ID: RFI-31-1008

TOTAL Metals

Lot-Sample #...: C8J160331-012 **Matrix.....:** WATER

PARAMETER	RESULT	REPORTING LIMIT	UNITS	METHOD	PREPARATION-ANALYSIS DATE	WORK ORDER #
Antimony	**2.2 B**	**10.0**	**ug/L**	**SW846 6010B**	**10/18-10/27/08**	**K02VA1AG**
		Dilution Factor: 1		Analysis Time..: 15:25	Analyst ID.....: 022952	
		Instrument ID..: TRACEICP		MS Run #.....: 8292050	MDL.....: 1.8	
Vanadium	**3.0 B**	**50.0**	**ug/L**	**SW846 6010B**	**10/18-10/27/08**	**K02VA1AH**
		Dilution Factor: 1		Analysis Time..: 15:25	Analyst ID.....: 022952	
		Instrument ID..: TRACEICP		MS Run #.....: 8292050	MDL.....: 2.4	
Zinc	**42.0 J**	**20.0**	**ug/L**	**SW846 6010B**	**10/18-10/27/08**	**K02VA1AJ**
		Dilution Factor: 1		Analysis Time..: 15:25	Analyst ID.....: 022952	
		Instrument ID..: TRACEICP		MS Run #.....: 8292050	MDL.....: 3.1	
Prep Batch #...: 8298023						
Mercury	**0.016 B**	**0.20**	**ug/L**	**SW846 7470A**	**10/24/08**	**K02VA1AK**
		Dilution Factor: 1		Analysis Time..: 09:32	Analyst ID.....: 031043	
		Instrument ID..: HGHYDRA		MS Run #.....: 8298016	MDL.....: 0.016	

NOTE(S):

B Estimated result. Result is less than RL.

J Method blank contamination. The associated method blank contains the target analyte at a reportable level.

MACTEC Engineering and Consulting Inc

Client Sample ID: RFI-20-1008

TOTAL Metals

Lot-Sample #...: C8J160331-013 **Matrix.....:** WATER
Date Sampled...: 10/15/08 **Date Received..:** 10/16/08

PARAMETER	RESULT	REPORTING LIMIT	UNITS	METHOD	PREPARATION-ANALYSIS DATE	WORK ORDER #
Prep Batch #...: 8292090						
Silver	**0.74 B,J**	**5.0**	**ug/L**	**SW846 6010B**	**10/18-10/27/08**	**K02VC1AU**
		Dilution Factor: 1		Analysis Time..: 15:31	Analyst ID.....: 022952	
		Instrument ID..: TRACEICP		MS Run #.....: 8292050	MDL.....: 0.54	
Aluminum	ND	200	ug/L	SW846 6010B	10/18-10/27/08	K02VC1AV
		Dilution Factor: 1		Analysis Time..: 15:31	Analyst ID.....: 022952	
		Instrument ID..: TRACEICP		MS Run #.....: 8292050	MDL.....: 16.2	
Arsenic	**5.1 B**	**10.0**	**ug/L**	**SW846 6010B**	**10/18-10/27/08**	**K02VC1AW**
		Dilution Factor: 1		Analysis Time..: 15:31	Analyst ID.....: 022952	
		Instrument ID..: TRACEICP		MS Run #.....: 8292050	MDL.....: 2.0	
Barium	**19.5 B**	**200**	**ug/L**	**SW846 6010B**	**10/18-10/27/08**	**K02VC1AX**
		Dilution Factor: 1		Analysis Time..: 15:31	Analyst ID.....: 022952	
		Instrument ID..: TRACEICP		MS Run #.....: 8292050	MDL.....: 0.26	
Beryllium	**0.51 B,J**	**4.0**	**ug/L**	**SW846 6010B**	**10/18-10/27/08**	**K02VC1A0**
		Dilution Factor: 1		Analysis Time..: 15:31	Analyst ID.....: 022952	
		Instrument ID..: TRACEICP		MS Run #.....: 8292050	MDL.....: 0.18	
Calcium	**389000**	**5000**	**ug/L**	**SW846 6010B**	**10/18-10/27/08**	**K02VC1A1**
		Dilution Factor: 1		Analysis Time..: 15:31	Analyst ID.....: 022952	
		Instrument ID..: TRACEICP		MS Run #.....: 8292050	MDL.....: 17.7	
Cadmium	ND	5.0	ug/L	SW846 6010B	10/18-10/27/08	K02VC1A2
		Dilution Factor: 1		Analysis Time..: 15:31	Analyst ID.....: 022952	
		Instrument ID..: TRACEICP		MS Run #.....: 8292050	MDL.....: 0.21	
Cobalt	**1.5 B**	**50.0**	**ug/L**	**SW846 6010B**	**10/18-10/27/08**	**K02VC1A3**
		Dilution Factor: 1		Analysis Time..: 15:31	Analyst ID.....: 022952	
		Instrument ID..: TRACEICP		MS Run #.....: 8292050	MDL.....: 0.45	
Chromium	**1.6 B**	**5.0**	**ug/L**	**SW846 6010B**	**10/18-10/27/08**	**K02VC1A4**
		Dilution Factor: 1		Analysis Time..: 15:31	Analyst ID.....: 022952	
		Instrument ID..: TRACEICP		MS Run #.....: 8292050	MDL.....: 1.1	

(Continued on next page)

MACTEC Engineering and Consulting Inc

Client Sample ID: RFI-20-1008

TOTAL Metals

Lot-Sample #...: C8J160331-013 **Matrix.....:** WATER

PARAMETER	RESULT	REPORTING LIMIT	UNITS	METHOD	PREPARATION-ANALYSIS DATE	WORK ORDER #
Copper	ND	25.0	ug/L	SW846 6010B	10/18-10/27/08	K02VC1A5
		Dilution Factor: 1		Analysis Time..: 15:31	Analyst ID.....: 022952	
		Instrument ID..: TRACEICP		MS Run #.....: 8292050	MDL.....: 4.6	
Iron	**2050**	**100**	**ug/L**	**SW846 6010B**	**10/18-10/27/08**	**K02VC1A6**
		Dilution Factor: 1		Analysis Time..: 15:31	Analyst ID.....: 022952	
		Instrument ID..: TRACEICP		MS Run #.....: 8292050	MDL.....: 8.4	
Potassium	**7320**	**5000**	**ug/L**	**SW846 6010B**	**10/18-10/27/08**	**K02VC1A7**
		Dilution Factor: 1		Analysis Time..: 15:31	Analyst ID.....: 022952	
		Instrument ID..: TRACEICP		MS Run #.....: 8292050	MDL.....: 750	
Magnesium	**125000**	**5000**	**ug/L**	**SW846 6010B**	**10/18-10/27/08**	**K02VC1A8**
		Dilution Factor: 1		Analysis Time..: 15:31	Analyst ID.....: 022952	
		Instrument ID..: TRACEICP		MS Run #.....: 8292050	MDL.....: 21.8	
Manganese	**1640**	**15.0**	**ug/L**	**SW846 6010B**	**10/18-10/27/08**	**K02VC1A9**
		Dilution Factor: 1		Analysis Time..: 15:31	Analyst ID.....: 022952	
		Instrument ID..: TRACEICP		MS Run #.....: 8292050	MDL.....: 0.57	
Sodium	**144000**	**5000**	**ug/L**	**SW846 6010B**	**10/18-10/27/08**	**K02VC1AA**
		Dilution Factor: 1		Analysis Time..: 15:31	Analyst ID.....: 022952	
		Instrument ID..: TRACEICP		MS Run #.....: 8292050	MDL.....: 145	
Nickel	**3.0 B**	**40.0**	**ug/L**	**SW846 6010B**	**10/18-10/27/08**	**K02VC1AC**
		Dilution Factor: 1		Analysis Time..: 15:31	Analyst ID.....: 022952	
		Instrument ID..: TRACEICP		MS Run #.....: 8292050	MDL.....: 0.78	
Lead	ND	3.0	ug/L	SW846 6010B	10/18-10/27/08	K02VC1AD
		Dilution Factor: 1		Analysis Time..: 15:31	Analyst ID.....: 022952	
		Instrument ID..: TRACEICP		MS Run #.....: 8292050	MDL.....: 1.7	
Selenium	ND	5.0	ug/L	SW846 6010B	10/18-10/27/08	K02VC1AE
		Dilution Factor: 1		Analysis Time..: 15:31	Analyst ID.....: 022952	
		Instrument ID..: TRACEICP		MS Run #.....: 8292050	MDL.....: 2.9	
Thallium	ND	10.0	ug/L	SW846 6010B	10/18-10/27/08	K02VC1AF
		Dilution Factor: 1		Analysis Time..: 15:31	Analyst ID.....: 022952	
		Instrument ID..: TRACEICP		MS Run #.....: 8292050	MDL.....: 2.8	

(Continued on next page)

MACTEC Engineering and Consulting Inc

Client Sample ID: RFI-20-1008

TOTAL Metals

Lot-Sample #...: C8J160331-013 **Matrix.....:** WATER

PARAMETER	RESULT	REPORTING LIMIT	UNITS	METHOD	PREPARATION-ANALYSIS DATE	WORK ORDER #
Antimony	**1.8 B**	**10.0**	**ug/L**	**SW846 6010B**	**10/18-10/27/08**	**K02VC1AG**
		Dilution Factor: 1		Analysis Time..: 15:31	Analyst ID.....: 022952	
		Instrument ID..: TRACEICP		MS Run #.....: 8292050	MDL.....: 1.8	
Vanadium	**4.5 B**	**50.0**	**ug/L**	**SW846 6010B**	**10/18-10/27/08**	**K02VC1AH**
		Dilution Factor: 1		Analysis Time..: 15:31	Analyst ID.....: 022952	
		Instrument ID..: TRACEICP		MS Run #.....: 8292050	MDL.....: 2.4	
Zinc	ND	20.0	ug/L	SW846 6010B	10/18-10/27/08	K02VC1AJ
		Dilution Factor: 1		Analysis Time..: 15:31	Analyst ID.....: 022952	
		Instrument ID..: TRACEICP		MS Run #.....: 8292050	MDL.....: 3.1	
Prep Batch #...: 8298023						
Mercury	ND	0.20	ug/L	SW846 7470A	10/24/08	K02VC1AK
		Dilution Factor: 1		Analysis Time..: 09:34	Analyst ID.....: 031043	
		Instrument ID..: HGHYDRA		MS Run #.....: 8298016	MDL.....: 0.016	

NOTE(S):

B Estimated result. Result is less than RL.

J Method blank contamination. The associated method blank contains the target analyte at a reportable level.

MACTEC Engineering and Consulting Inc

Client Sample ID: RFI-30-1008

TOTAL Metals

Lot-Sample #...: C8J160331-014 **Matrix.....:** WATER
Date Sampled...: 10/15/08 **Date Received..:** 10/16/08

PARAMETER	RESULT	REPORTING LIMIT	UNITS	METHOD	PREPARATION-ANALYSIS DATE	WORK ORDER #
Prep Batch #...: 8292090						
Silver	ND	5.0	ug/L	SW846 6010B	10/18-10/27/08	K02VD1AU
		Dilution Factor: 1		Analysis Time..: 15:36	Analyst ID.....: 022952	
		Instrument ID..: TRACEICP		MS Run #.....: 8292050	MDL.....: 0.54	
Aluminum	ND	200	ug/L	SW846 6010B	10/18-10/27/08	K02VD1AV
		Dilution Factor: 1		Analysis Time..: 15:36	Analyst ID.....: 022952	
		Instrument ID..: TRACEICP		MS Run #.....: 8292050	MDL.....: 16.2	
Arsenic	ND	10.0	ug/L	SW846 6010B	10/18-10/27/08	K02VD1AW
		Dilution Factor: 1		Analysis Time..: 15:36	Analyst ID.....: 022952	
		Instrument ID..: TRACEICP		MS Run #.....: 8292050	MDL.....: 2.0	
Barium	**28.6 B**	**200**	**ug/L**	**SW846 6010B**	**10/18-10/27/08**	**K02VD1AX**
		Dilution Factor: 1		Analysis Time..: 15:36	Analyst ID.....: 022952	
		Instrument ID..: TRACEICP		MS Run #.....: 8292050	MDL.....: 0.26	
Beryllium	**0.44 B,J**	**4.0**	**ug/L**	**SW846 6010B**	**10/18-10/27/08**	**K02VD1A0**
		Dilution Factor: 1		Analysis Time..: 15:36	Analyst ID.....: 022952	
		Instrument ID..: TRACEICP		MS Run #.....: 8292050	MDL.....: 0.18	
Calcium	**341000**	**5000**	**ug/L**	**SW846 6010B**	**10/18-10/27/08**	**K02VD1A1**
		Dilution Factor: 1		Analysis Time..: 15:36	Analyst ID.....: 022952	
		Instrument ID..: TRACEICP		MS Run #.....: 8292050	MDL.....: 17.7	
Cadmium	**0.49 B**	**5.0**	**ug/L**	**SW846 6010B**	**10/18-10/27/08**	**K02VD1A2**
		Dilution Factor: 1		Analysis Time..: 15:36	Analyst ID.....: 022952	
		Instrument ID..: TRACEICP		MS Run #.....: 8292050	MDL.....: 0.21	
Cobalt	**1.2 B**	**50.0**	**ug/L**	**SW846 6010B**	**10/18-10/27/08**	**K02VD1A3**
		Dilution Factor: 1		Analysis Time..: 15:36	Analyst ID.....: 022952	
		Instrument ID..: TRACEICP		MS Run #.....: 8292050	MDL.....: 0.45	
Chromium	**190**	**5.0**	**ug/L**	**SW846 6010B**	**10/18-10/27/08**	**K02VD1A4**
		Dilution Factor: 1		Analysis Time..: 15:36	Analyst ID.....: 022952	
		Instrument ID..: TRACEICP		MS Run #.....: 8292050	MDL.....: 1.1	

(Continued on next page)

MACTEC Engineering and Consulting Inc

Client Sample ID: RFI-30-1008

TOTAL Metals

Lot-Sample #...: C8J160331-014 **Matrix.....:** WATER

PARAMETER	RESULT	REPORTING LIMIT	UNITS	METHOD	PREPARATION-ANALYSIS DATE	WORK ORDER #
Copper	**13.5 B**	**25.0**	**ug/L**	**SW846 6010B**	**10/18-10/27/08**	**K02VD1A5**
		Dilution Factor: 1		Analysis Time..: 15:36	Analyst ID.....: 022952	
		Instrument ID..: TRACEICP		MS Run #.....: 8292050	MDL.....: 4.6	
Iron	**330**	**100**	**ug/L**	**SW846 6010B**	**10/18-10/27/08**	**K02VD1A6**
		Dilution Factor: 1		Analysis Time..: 15:36	Analyst ID.....: 022952	
		Instrument ID..: TRACEICP		MS Run #.....: 8292050	MDL.....: 8.4	
Potassium	**1650 B**	**5000**	**ug/L**	**SW846 6010B**	**10/18-10/27/08**	**K02VD1A7**
		Dilution Factor: 1		Analysis Time..: 15:36	Analyst ID.....: 022952	
		Instrument ID..: TRACEICP		MS Run #.....: 8292050	MDL.....: 750	
Magnesium	**120000**	**5000**	**ug/L**	**SW846 6010B**	**10/18-10/27/08**	**K02VD1A8**
		Dilution Factor: 1		Analysis Time..: 15:36	Analyst ID.....: 022952	
		Instrument ID..: TRACEICP		MS Run #.....: 8292050	MDL.....: 21.8	
Manganese	**755**	**15.0**	**ug/L**	**SW846 6010B**	**10/18-10/27/08**	**K02VD1A9**
		Dilution Factor: 1		Analysis Time..: 15:36	Analyst ID.....: 022952	
		Instrument ID..: TRACEICP		MS Run #.....: 8292050	MDL.....: 0.57	
Sodium	**316000**	**5000**	**ug/L**	**SW846 6010B**	**10/18-10/27/08**	**K02VD1AA**
		Dilution Factor: 1		Analysis Time..: 15:36	Analyst ID.....: 022952	
		Instrument ID..: TRACEICP		MS Run #.....: 8292050	MDL.....: 145	
Nickel	**75.5**	**40.0**	**ug/L**	**SW846 6010B**	**10/18-10/27/08**	**K02VD1AC**
		Dilution Factor: 1		Analysis Time..: 15:36	Analyst ID.....: 022952	
		Instrument ID..: TRACEICP		MS Run #.....: 8292050	MDL.....: 0.78	
Lead	ND	3.0	ug/L	SW846 6010B	10/18-10/27/08	K02VD1AD
		Dilution Factor: 1		Analysis Time..: 15:36	Analyst ID.....: 022952	
		Instrument ID..: TRACEICP		MS Run #.....: 8292050	MDL.....: 1.7	
Selenium	ND	5.0	ug/L	SW846 6010B	10/18-10/27/08	K02VD1AE
		Dilution Factor: 1		Analysis Time..: 15:36	Analyst ID.....: 022952	
		Instrument ID..: TRACEICP		MS Run #.....: 8292050	MDL.....: 2.9	
Thallium	ND	10.0	ug/L	SW846 6010B	10/18-10/27/08	K02VD1AF
		Dilution Factor: 1		Analysis Time..: 15:36	Analyst ID.....: 022952	
		Instrument ID..: TRACEICP		MS Run #.....: 8292050	MDL.....: 2.8	

(Continued on next page)

MACTEC Engineering and Consulting Inc

Client Sample ID: RFI-30-1008

TOTAL Metals

Lot-Sample #...: C8J160331-014 **Matrix.....:** WATER

PARAMETER	RESULT	REPORTING LIMIT	UNITS	METHOD	PREPARATION-ANALYSIS DATE	WORK ORDER #
Antimony	**1.8 B**	**10.0**	**ug/L**	**SW846 6010B**	**10/18-10/27/08**	**K02VD1AG**
		Dilution Factor: 1		Analysis Time..: 15:36	Analyst ID.....: 022952	
		Instrument ID..: TRACEICP		MS Run #.....: 8292050	MDL.....: 1.8	
Vanadium	**4.4 B**	**50.0**	**ug/L**	**SW846 6010B**	**10/18-10/27/08**	**K02VD1AH**
		Dilution Factor: 1		Analysis Time..: 15:36	Analyst ID.....: 022952	
		Instrument ID..: TRACEICP		MS Run #.....: 8292050	MDL.....: 2.4	
Zinc	**52.1 J**	**20.0**	**ug/L**	**SW846 6010B**	**10/18-10/27/08**	**K02VD1AJ**
		Dilution Factor: 1		Analysis Time..: 15:36	Analyst ID.....: 022952	
		Instrument ID..: TRACEICP		MS Run #.....: 8292050	MDL.....: 3.1	
Prep Batch #...: 8298023						
Mercury	ND	0.20	ug/L	SW846 7470A	10/24/08	K02VD1AK
		Dilution Factor: 1		Analysis Time..: 09:36	Analyst ID.....: 031043	
		Instrument ID..: HGHYDRA		MS Run #.....: 8298016	MDL.....: 0.016	

NOTE(S):

B Estimated result. Result is less than RL.

J Method blank contamination. The associated method blank contains the target analyte at a reportable level.

MACTEC Engineering and Consulting Inc

Client Sample ID: ICM-102-1008

TOTAL Metals

Lot-Sample #...: C8J160331-015 **Matrix.....:** WATER
Date Sampled...: 10/15/08 **Date Received..:** 10/16/08

PARAMETER	RESULT	REPORTING LIMIT	UNITS	METHOD	PREPARATION-ANALYSIS DATE	WORK ORDER #
Prep Batch #...: 8292090						
Silver	ND	5.0	ug/L	SW846 6010B	10/18-10/27/08	K02VE1AU
		Dilution Factor: 1		Analysis Time..: 15:42	Analyst ID.....: 022952	
		Instrument ID..: TRACEICP		MS Run #.....: 8292050	MDL.....: 0.54	
Aluminum	ND	200	ug/L	SW846 6010B	10/18-10/27/08	K02VE1AV
		Dilution Factor: 1		Analysis Time..: 15:42	Analyst ID.....: 022952	
		Instrument ID..: TRACEICP		MS Run #.....: 8292050	MDL.....: 16.2	
Arsenic	ND	10.0	ug/L	SW846 6010B	10/18-10/27/08	K02VE1AW
		Dilution Factor: 1		Analysis Time..: 15:42	Analyst ID.....: 022952	
		Instrument ID..: TRACEICP		MS Run #.....: 8292050	MDL.....: 2.0	
Barium	**86.9 B**	**200**	**ug/L**	**SW846 6010B**	**10/18-10/27/08**	**K02VE1AX**
		Dilution Factor: 1		Analysis Time..: 15:42	Analyst ID.....: 022952	
		Instrument ID..: TRACEICP		MS Run #.....: 8292050	MDL.....: 0.26	
Beryllium	**0.65 B,J**	**4.0**	**ug/L**	**SW846 6010B**	**10/18-10/27/08**	**K02VE1A0**
		Dilution Factor: 1		Analysis Time..: 15:42	Analyst ID.....: 022952	
		Instrument ID..: TRACEICP		MS Run #.....: 8292050	MDL.....: 0.18	
Calcium	**256000**	**5000**	**ug/L**	**SW846 6010B**	**10/18-10/27/08**	**K02VE1A1**
		Dilution Factor: 1		Analysis Time..: 15:42	Analyst ID.....: 022952	
		Instrument ID..: TRACEICP		MS Run #.....: 8292050	MDL.....: 17.7	
Cadmium	ND	5.0	ug/L	SW846 6010B	10/18-10/27/08	K02VE1A2
		Dilution Factor: 1		Analysis Time..: 15:42	Analyst ID.....: 022952	
		Instrument ID..: TRACEICP		MS Run #.....: 8292050	MDL.....: 0.21	
Cobalt	ND	50.0	ug/L	SW846 6010B	10/18-10/27/08	K02VE1A3
		Dilution Factor: 1		Analysis Time..: 15:42	Analyst ID.....: 022952	
		Instrument ID..: TRACEICP		MS Run #.....: 8292050	MDL.....: 0.45	
Chromium	**2.6 B**	**5.0**	**ug/L**	**SW846 6010B**	**10/18-10/27/08**	**K02VE1A4**
		Dilution Factor: 1		Analysis Time..: 15:42	Analyst ID.....: 022952	
		Instrument ID..: TRACEICP		MS Run #.....: 8292050	MDL.....: 1.1	

(Continued on next page)

MACTEC Engineering and Consulting Inc

Client Sample ID: ICM-102-1008

TOTAL Metals

Lot-Sample #...: C8J160331-015 **Matrix.....:** WATER

PARAMETER	RESULT	REPORTING LIMIT	UNITS	METHOD	PREPARATION-ANALYSIS DATE	WORK ORDER #
Copper	ND	25.0	ug/L	SW846 6010B	10/18-10/27/08	K02VE1A5
		Dilution Factor: 1		Analysis Time..: 15:42	Analyst ID.....: 022952	
		Instrument ID..: TRACEICP		MS Run #.....: 8292050	MDL.....: 4.6	
Iron	**3180**	**100**	**ug/L**	**SW846 6010B**	**10/18-10/27/08**	**K02VE1A6**
		Dilution Factor: 1		Analysis Time..: 15:42	Analyst ID.....: 022952	
		Instrument ID..: TRACEICP		MS Run #.....: 8292050	MDL.....: 8.4	
Potassium	**10000**	**5000**	**ug/L**	**SW846 6010B**	**10/18-10/27/08**	**K02VE1A7**
		Dilution Factor: 1		Analysis Time..: 15:42	Analyst ID.....: 022952	
		Instrument ID..: TRACEICP		MS Run #.....: 8292050	MDL.....: 750	
Magnesium	**24400**	**5000**	**ug/L**	**SW846 6010B**	**10/18-10/27/08**	**K02VE1A8**
		Dilution Factor: 1		Analysis Time..: 15:42	Analyst ID.....: 022952	
		Instrument ID..: TRACEICP		MS Run #.....: 8292050	MDL.....: 21.8	
Manganese	**1800**	**15.0**	**ug/L**	**SW846 6010B**	**10/18-10/27/08**	**K02VE1A9**
		Dilution Factor: 1		Analysis Time..: 15:42	Analyst ID.....: 022952	
		Instrument ID..: TRACEICP		MS Run #.....: 8292050	MDL.....: 0.57	
Sodium	**85000**	**5000**	**ug/L**	**SW846 6010B**	**10/18-10/27/08**	**K02VE1AA**
		Dilution Factor: 1		Analysis Time..: 15:42	Analyst ID.....: 022952	
		Instrument ID..: TRACEICP		MS Run #.....: 8292050	MDL.....: 145	
Nickel	ND	40.0	ug/L	SW846 6010B	10/18-10/27/08	K02VE1AC
		Dilution Factor: 1		Analysis Time..: 15:42	Analyst ID.....: 022952	
		Instrument ID..: TRACEICP		MS Run #.....: 8292050	MDL.....: 0.78	
Lead	ND	3.0	ug/L	SW846 6010B	10/18-10/27/08	K02VE1AD
		Dilution Factor: 1		Analysis Time..: 15:42	Analyst ID.....: 022952	
		Instrument ID..: TRACEICP		MS Run #.....: 8292050	MDL.....: 1.7	
Selenium	ND	5.0	ug/L	SW846 6010B	10/18-10/27/08	K02VE1AE
		Dilution Factor: 1		Analysis Time..: 15:42	Analyst ID.....: 022952	
		Instrument ID..: TRACEICP		MS Run #.....: 8292050	MDL.....: 2.9	
Thallium	ND	10.0	ug/L	SW846 6010B	10/18-10/27/08	K02VE1AF
		Dilution Factor: 1		Analysis Time..: 15:42	Analyst ID.....: 022952	
		Instrument ID..: TRACEICP		MS Run #.....: 8292050	MDL.....: 2.8	

(Continued on next page)

MACTEC Engineering and Consulting Inc

Client Sample ID: ICM-102-1008

TOTAL Metals

Lot-Sample #...: C8J160331-015 **Matrix.....:** WATER

PARAMETER	RESULT	REPORTING LIMIT	UNITS	METHOD	PREPARATION-ANALYSIS DATE	WORK ORDER #
Antimony	**2.1 B**	**10.0**	**ug/L**	**SW846 6010B**	**10/18-10/27/08**	**K02VE1AG**
		Dilution Factor: 1		Analysis Time..: 15:42	Analyst ID.....: 022952	
		Instrument ID..: TRACEICP		MS Run #.....: 8292050	MDL.....: 1.8	
Vanadium	**4.2 B**	**50.0**	**ug/L**	**SW846 6010B**	**10/18-10/27/08**	**K02VE1AH**
		Dilution Factor: 1		Analysis Time..: 15:42	Analyst ID.....: 022952	
		Instrument ID..: TRACEICP		MS Run #.....: 8292050	MDL.....: 2.4	
Zinc	**6.4 B,J**	**20.0**	**ug/L**	**SW846 6010B**	**10/18-10/27/08**	**K02VE1AJ**
		Dilution Factor: 1		Analysis Time..: 15:42	Analyst ID.....: 022952	
		Instrument ID..: TRACEICP		MS Run #.....: 8292050	MDL.....: 3.1	
Prep Batch #...: 8298023						
Mercury	**0.033 B**	**0.20**	**ug/L**	**SW846 7470A**	**10/24/08**	**K02VE1AK**
		Dilution Factor: 1		Analysis Time..: 09:41	Analyst ID.....: 031043	
		Instrument ID..: HGHYDRA		MS Run #.....: 8298016	MDL.....: 0.016	

NOTE(S):

B Estimated result. Result is less than RL.

J Method blank contamination. The associated method blank contains the target analyte at a reportable level.

MACTEC Engineering and Consulting Inc

Client Sample ID: RFI-25-1008

TOTAL Metals

Lot-Sample #...: C8J160331-016 **Matrix.....:** WATER
Date Sampled...: 10/15/08 **Date Received..:** 10/16/08

PARAMETER	RESULT	REPORTING LIMIT	UNITS	METHOD	PREPARATION-ANALYSIS DATE	WORK ORDER #
Prep Batch #...: 8292090						
Silver	**0.60 B,J**	**5.0**	**ug/L**	**SW846 6010B**	**10/18-10/27/08**	**K02VH1AD**
		Dilution Factor: 1		Analysis Time..: 15:47	Analyst ID.....: 022952	
		Instrument ID..: TRACEICP		MS Run #.....: 8292050	MDL.....: 0.54	
Aluminum	ND	200	ug/L	SW846 6010B	10/18-10/27/08	K02VH1AV
		Dilution Factor: 1		Analysis Time..: 15:47	Analyst ID.....: 022952	
		Instrument ID..: TRACEICP		MS Run #.....: 8292050	MDL.....: 16.2	
Arsenic	**40.2**	**10.0**	**ug/L**	**SW846 6010B**	**10/18-10/27/08**	**K02VH1AW**
		Dilution Factor: 1		Analysis Time..: 15:47	Analyst ID.....: 022952	
		Instrument ID..: TRACEICP		MS Run #.....: 8292050	MDL.....: 2.0	
Barium	**64.1 B**	**200**	**ug/L**	**SW846 6010B**	**10/18-10/27/08**	**K02VH1AX**
		Dilution Factor: 1		Analysis Time..: 15:47	Analyst ID.....: 022952	
		Instrument ID..: TRACEICP		MS Run #.....: 8292050	MDL.....: 0.26	
Beryllium	**0.56 B,J**	**4.0**	**ug/L**	**SW846 6010B**	**10/18-10/27/08**	**K02VH1A0**
		Dilution Factor: 1		Analysis Time..: 15:47	Analyst ID.....: 022952	
		Instrument ID..: TRACEICP		MS Run #.....: 8292050	MDL.....: 0.18	
Calcium	**187000**	**5000**	**ug/L**	**SW846 6010B**	**10/18-10/27/08**	**K02VH1A1**
		Dilution Factor: 1		Analysis Time..: 15:47	Analyst ID.....: 022952	
		Instrument ID..: TRACEICP		MS Run #.....: 8292050	MDL.....: 17.7	
Cadmium	ND	5.0	ug/L	SW846 6010B	10/18-10/27/08	K02VH1A2
		Dilution Factor: 1		Analysis Time..: 15:47	Analyst ID.....: 022952	
		Instrument ID..: TRACEICP		MS Run #.....: 8292050	MDL.....: 0.21	
Cobalt	ND	50.0	ug/L	SW846 6010B	10/18-10/27/08	K02VH1A3
		Dilution Factor: 1		Analysis Time..: 15:47	Analyst ID.....: 022952	
		Instrument ID..: TRACEICP		MS Run #.....: 8292050	MDL.....: 0.45	
Chromium	**1.2 B**	**5.0**	**ug/L**	**SW846 6010B**	**10/18-10/27/08**	**K02VH1A4**
		Dilution Factor: 1		Analysis Time..: 15:47	Analyst ID.....: 022952	
		Instrument ID..: TRACEICP		MS Run #.....: 8292050	MDL.....: 1.1	

(Continued on next page)

MACTEC Engineering and Consulting Inc

Client Sample ID: RFI-25-1008

TOTAL Metals

Lot-Sample #...: C8J160331-016 **Matrix.....:** WATER

PARAMETER	RESULT	REPORTING LIMIT	UNITS	METHOD	PREPARATION-ANALYSIS DATE	WORK ORDER #
Copper	ND	25.0	ug/L	SW846 6010B	10/18-10/27/08	K02VH1A5
		Dilution Factor: 1		Analysis Time..: 15:47	Analyst ID.....: 022952	
		Instrument ID..: TRACEICP		MS Run #.....: 8292050	MDL.....: 4.6	
Iron	**2270**	**100**	**ug/L**	**SW846 6010B**	**10/18-10/27/08**	**K02VH1A6**
		Dilution Factor: 1		Analysis Time..: 15:47	Analyst ID.....: 022952	
		Instrument ID..: TRACEICP		MS Run #.....: 8292050	MDL.....: 8.4	
Potassium	**16500**	**5000**	**ug/L**	**SW846 6010B**	**10/18-10/27/08**	**K02VH1A7**
		Dilution Factor: 1		Analysis Time..: 15:47	Analyst ID.....: 022952	
		Instrument ID..: TRACEICP		MS Run #.....: 8292050	MDL.....: 750	
Magnesium	**23100**	**5000**	**ug/L**	**SW846 6010B**	**10/18-10/27/08**	**K02VH1A8**
		Dilution Factor: 1		Analysis Time..: 15:47	Analyst ID.....: 022952	
		Instrument ID..: TRACEICP		MS Run #.....: 8292050	MDL.....: 21.8	
Manganese	**732**	**15.0**	**ug/L**	**SW846 6010B**	**10/18-10/27/08**	**K02VH1A9**
		Dilution Factor: 1		Analysis Time..: 15:47	Analyst ID.....: 022952	
		Instrument ID..: TRACEICP		MS Run #.....: 8292050	MDL.....: 0.57	
Sodium	**69600**	**5000**	**ug/L**	**SW846 6010B**	**10/18-10/27/08**	**K02VH1AA**
		Dilution Factor: 1		Analysis Time..: 15:47	Analyst ID.....: 022952	
		Instrument ID..: TRACEICP		MS Run #.....: 8292050	MDL.....: 145	
Nickel	ND	40.0	ug/L	SW846 6010B	10/18-10/27/08	K02VH1AC
		Dilution Factor: 1		Analysis Time..: 15:47	Analyst ID.....: 022952	
		Instrument ID..: TRACEICP		MS Run #.....: 8292050	MDL.....: 0.78	
Lead	ND	3.0	ug/L	SW846 6010B	10/18-10/27/08	K02VH1AD
		Dilution Factor: 1		Analysis Time..: 15:47	Analyst ID.....: 022952	
		Instrument ID..: TRACEICP		MS Run #.....: 8292050	MDL.....: 1.7	
Selenium	ND	5.0	ug/L	SW846 6010B	10/18-10/27/08	K02VH1AE
		Dilution Factor: 1		Analysis Time..: 15:47	Analyst ID.....: 022952	
		Instrument ID..: TRACEICP		MS Run #.....: 8292050	MDL.....: 2.9	
Thallium	ND	10.0	ug/L	SW846 6010B	10/18-10/27/08	K02VH1AF
		Dilution Factor: 1		Analysis Time..: 15:47	Analyst ID.....: 022952	
		Instrument ID..: TRACEICP		MS Run #.....: 8292050	MDL.....: 2.8	

(Continued on next page)

MACTEC Engineering and Consulting Inc

Client Sample ID: RFI-25-1008

TOTAL Metals

Lot-Sample #...: C8J160331-016 **Matrix.....:** WATER

PARAMETER	RESULT	REPORTING LIMIT	UNITS	METHOD	PREPARATION-ANALYSIS DATE	WORK ORDER #
Antimony	ND	10.0	ug/L	SW846 6010B	10/18-10/27/08	K02VH1AG
		Dilution Factor: 1		Analysis Time..: 15:47	Analyst ID.....: 022952	
		Instrument ID..: TRACEICP		MS Run #.....: 8292050	MDL.....: 1.8	
Vanadium	ND	50.0	ug/L	SW846 6010B	10/18-10/27/08	K02VH1AH
		Dilution Factor: 1		Analysis Time..: 15:47	Analyst ID.....: 022952	
		Instrument ID..: TRACEICP		MS Run #.....: 8292050	MDL.....: 2.4	
Zinc	**3.8 B,J**	**20.0**	**ug/L**	**SW846 6010B**	**10/18-10/27/08**	**K02VH1AJ**
		Dilution Factor: 1		Analysis Time..: 15:47	Analyst ID.....: 022952	
		Instrument ID..: TRACEICP		MS Run #.....: 8292050	MDL.....: 3.1	
Prep Batch #...: 8298023						
Mercury	ND	0.20	ug/L	SW846 7470A	10/24/08	K02VH1AK
		Dilution Factor: 1		Analysis Time..: 09:42	Analyst ID.....: 031043	
		Instrument ID..: HGHYDRA		MS Run #.....: 8298016	MDL.....: 0.016	

NOTE(S):

B Estimated result. Result is less than RL.

J Method blank contamination. The associated method blank contains the target analyte at a reportable level.

MACTEC Engineering and Consulting Inc

Client Sample ID: RFI-27-1008

TOTAL Metals

Lot-Sample #...: C8J160331-017 **Matrix.....:** WATER
Date Sampled...: 10/15/08 **Date Received..:** 10/16/08

PARAMETER	RESULT	REPORTING LIMIT	UNITS	METHOD	PREPARATION-ANALYSIS DATE	WORK ORDER #
Prep Batch #...: 8292090						
Silver	**0.86 B,J**	**5.0**	**ug/L**	**SW846 6010B**	**10/18-10/27/08**	**K02VJ1AU**
		Dilution Factor: 1		Analysis Time..: 16:07	Analyst ID.....: 022952	
		Instrument ID..: TRACEICP		MS Run #.....: 8292050	MDL.....: 0.54	
Aluminum	ND	200	ug/L	SW846 6010B	10/18-10/27/08	K02VJ1AV
		Dilution Factor: 1		Analysis Time..: 16:07	Analyst ID.....: 022952	
		Instrument ID..: TRACEICP		MS Run #.....: 8292050	MDL.....: 16.2	
Arsenic	ND	10.0	ug/L	SW846 6010B	10/18-10/27/08	K02VJ1AW
		Dilution Factor: 1		Analysis Time..: 16:07	Analyst ID.....: 022952	
		Instrument ID..: TRACEICP		MS Run #.....: 8292050	MDL.....: 2.0	
Barium	**41.3 B**	**200**	**ug/L**	**SW846 6010B**	**10/18-10/27/08**	**K02VJ1AX**
		Dilution Factor: 1		Analysis Time..: 16:07	Analyst ID.....: 022952	
		Instrument ID..: TRACEICP		MS Run #.....: 8292050	MDL.....: 0.26	
Beryllium	**0.60 B,J**	**4.0**	**ug/L**	**SW846 6010B**	**10/18-10/27/08**	**K02VJ1A0**
		Dilution Factor: 1		Analysis Time..: 16:07	Analyst ID.....: 022952	
		Instrument ID..: TRACEICP		MS Run #.....: 8292050	MDL.....: 0.18	
Calcium	**220000**	**5000**	**ug/L**	**SW846 6010B**	**10/18-10/27/08**	**K02VJ1A1**
		Dilution Factor: 1		Analysis Time..: 16:07	Analyst ID.....: 022952	
		Instrument ID..: TRACEICP		MS Run #.....: 8292050	MDL.....: 17.7	
Cadmium	ND	5.0	ug/L	SW846 6010B	10/18-10/27/08	K02VJ1A2
		Dilution Factor: 1		Analysis Time..: 16:07	Analyst ID.....: 022952	
		Instrument ID..: TRACEICP		MS Run #.....: 8292050	MDL.....: 0.21	
Cobalt	**13.8 B**	**50.0**	**ug/L**	**SW846 6010B**	**10/18-10/27/08**	**K02VJ1A3**
		Dilution Factor: 1		Analysis Time..: 16:07	Analyst ID.....: 022952	
		Instrument ID..: TRACEICP		MS Run #.....: 8292050	MDL.....: 0.45	
Chromium	**18.1**	**5.0**	**ug/L**	**SW846 6010B**	**10/18-10/27/08**	**K02VJ1A4**
		Dilution Factor: 1		Analysis Time..: 16:07	Analyst ID.....: 022952	
		Instrument ID..: TRACEICP		MS Run #.....: 8292050	MDL.....: 1.1	

(Continued on next page)

MACTEC Engineering and Consulting Inc

Client Sample ID: RFI-27-1008

TOTAL Metals

Lot-Sample #...: C8J160331-017 **Matrix.....:** WATER

PARAMETER	RESULT	REPORTING LIMIT	UNITS	METHOD	PREPARATION-ANALYSIS DATE	WORK ORDER #
Copper	**5.8 B**	**25.0**	**ug/L**	**SW846 6010B**	**10/18-10/27/08**	**K02VJ1A5**
		Dilution Factor: 1		Analysis Time..: 16:07	Analyst ID.....: 022952	
		Instrument ID..: TRACEICP		MS Run #.....: 8292050	MDL.....: 4.6	
Iron	**291**	**100**	**ug/L**	**SW846 6010B**	**10/18-10/27/08**	**K02VJ1A6**
		Dilution Factor: 1		Analysis Time..: 16:07	Analyst ID.....: 022952	
		Instrument ID..: TRACEICP		MS Run #.....: 8292050	MDL.....: 8.4	
Potassium	**2220 B**	**5000**	**ug/L**	**SW846 6010B**	**10/18-10/27/08**	**K02VJ1A7**
		Dilution Factor: 1		Analysis Time..: 16:07	Analyst ID.....: 022952	
		Instrument ID..: TRACEICP		MS Run #.....: 8292050	MDL.....: 750	
Magnesium	**94600**	**5000**	**ug/L**	**SW846 6010B**	**10/18-10/27/08**	**K02VJ1A8**
		Dilution Factor: 1		Analysis Time..: 16:07	Analyst ID.....: 022952	
		Instrument ID..: TRACEICP		MS Run #.....: 8292050	MDL.....: 21.8	
Manganese	**656**	**15.0**	**ug/L**	**SW846 6010B**	**10/18-10/27/08**	**K02VJ1A9**
		Dilution Factor: 1		Analysis Time..: 16:07	Analyst ID.....: 022952	
		Instrument ID..: TRACEICP		MS Run #.....: 8292050	MDL.....: 0.57	
Sodium	**268000**	**5000**	**ug/L**	**SW846 6010B**	**10/18-10/27/08**	**K02VJ1AA**
		Dilution Factor: 1		Analysis Time..: 16:07	Analyst ID.....: 022952	
		Instrument ID..: TRACEICP		MS Run #.....: 8292050	MDL.....: 145	
Nickel	**269**	**40.0**	**ug/L**	**SW846 6010B**	**10/18-10/27/08**	**K02VJ1AC**
		Dilution Factor: 1		Analysis Time..: 16:07	Analyst ID.....: 022952	
		Instrument ID..: TRACEICP		MS Run #.....: 8292050	MDL.....: 0.78	
Lead	ND	3.0	ug/L	SW846 6010B	10/18-10/27/08	K02VJ1AD
		Dilution Factor: 1		Analysis Time..: 16:07	Analyst ID.....: 022952	
		Instrument ID..: TRACEICP		MS Run #.....: 8292050	MDL.....: 1.7	
Selenium	ND	5.0	ug/L	SW846 6010B	10/18-10/27/08	K02VJ1AE
		Dilution Factor: 1		Analysis Time..: 16:07	Analyst ID.....: 022952	
		Instrument ID..: TRACEICP		MS Run #.....: 8292050	MDL.....: 2.9	
Thallium	ND	10.0	ug/L	SW846 6010B	10/18-10/27/08	K02VJ1AF
		Dilution Factor: 1		Analysis Time..: 16:07	Analyst ID.....: 022952	
		Instrument ID..: TRACEICP		MS Run #.....: 8292050	MDL.....: 2.8	

(Continued on next page)

MACTEC Engineering and Consulting Inc

Client Sample ID: RFI-27-1008

TOTAL Metals

Lot-Sample #...: C8J160331-017 **Matrix.....:** WATER

PARAMETER	RESULT	REPORTING LIMIT	UNITS	METHOD	PREPARATION-ANALYSIS DATE	WORK ORDER #
Antimony	**2.1 B**	**10.0**	**ug/L**	**SW846 6010B**	**10/18-10/27/08**	**K02VJ1AG**
		Dilution Factor: 1		Analysis Time..: 16:07	Analyst ID.....: 022952	
		Instrument ID..: TRACEICP		MS Run #.....: 8292050	MDL.....: 1.8	
Vanadium	**4.2 B**	**50.0**	**ug/L**	**SW846 6010B**	**10/18-10/27/08**	**K02VJ1AH**
		Dilution Factor: 1		Analysis Time..: 16:07	Analyst ID.....: 022952	
		Instrument ID..: TRACEICP		MS Run #.....: 8292050	MDL.....: 2.4	
Zinc	**5.5 B,J**	**20.0**	**ug/L**	**SW846 6010B**	**10/18-10/27/08**	**K02VJ1AJ**
		Dilution Factor: 1		Analysis Time..: 16:07	Analyst ID.....: 022952	
		Instrument ID..: TRACEICP		MS Run #.....: 8292050	MDL.....: 3.1	
Prep Batch #...: 8298026						
Mercury	ND	0.20	ug/L	SW846 7470A	10/24/08	K02VJ1AK
		Dilution Factor: 1		Analysis Time..: 09:48	Analyst ID.....: 031043	
		Instrument ID..: HGHYDRA		MS Run #.....: 8298018	MDL.....: 0.016	

NOTE(S):

B Estimated result. Result is less than RL.

J Method blank contamination. The associated method blank contains the target analyte at a reportable level.

MACTEC Engineering and Consulting Inc

Client Sample ID: ICM-104-1008

TOTAL Metals

Lot-Sample #...: C8J160331-018 **Matrix.....:** WATER
Date Sampled...: 10/15/08 **Date Received..:** 10/16/08

PARAMETER	RESULT	REPORTING LIMIT	UNITS	METHOD	PREPARATION-ANALYSIS DATE	WORK ORDER #
Prep Batch #...: 8292090						
Silver	ND	5.0	ug/L	SW846 6010B	10/18-10/27/08	K02VK1AU
		Dilution Factor: 1		Analysis Time..: 16:12	Analyst ID.....: 022952	
		Instrument ID..: TRACEICP		MS Run #.....: 8292050	MDL.....: 0.54	
Aluminum	**528**	**200**	**ug/L**	**SW846 6010B**	**10/18-10/27/08**	**K02VK1AV**
		Dilution Factor: 1		Analysis Time..: 16:12	Analyst ID.....: 022952	
		Instrument ID..: TRACEICP		MS Run #.....: 8292050	MDL.....: 16.2	
Arsenic	**76.5**	**10.0**	**ug/L**	**SW846 6010B**	**10/18-10/27/08**	**K02VK1AW**
		Dilution Factor: 1		Analysis Time..: 16:12	Analyst ID.....: 022952	
		Instrument ID..: TRACEICP		MS Run #.....: 8292050	MDL.....: 2.0	
Barium	**8.0 B**	**200**	**ug/L**	**SW846 6010B**	**10/18-10/27/08**	**K02VK1AX**
		Dilution Factor: 1		Analysis Time..: 16:12	Analyst ID.....: 022952	
		Instrument ID..: TRACEICP		MS Run #.....: 8292050	MDL.....: 0.26	
Beryllium	**0.29 B,J**	**4.0**	**ug/L**	**SW846 6010B**	**10/18-10/27/08**	**K02VK1A0**
		Dilution Factor: 1		Analysis Time..: 16:12	Analyst ID.....: 022952	
		Instrument ID..: TRACEICP		MS Run #.....: 8292050	MDL.....: 0.18	
Calcium	**5550**	**5000**	**ug/L**	**SW846 6010B**	**10/18-10/27/08**	**K02VK1A1**
		Dilution Factor: 1		Analysis Time..: 16:12	Analyst ID.....: 022952	
		Instrument ID..: TRACEICP		MS Run #.....: 8292050	MDL.....: 17.7	
Cadmium	ND	5.0	ug/L	SW846 6010B	10/18-10/27/08	K02VK1A2
		Dilution Factor: 1		Analysis Time..: 16:12	Analyst ID.....: 022952	
		Instrument ID..: TRACEICP		MS Run #.....: 8292050	MDL.....: 0.21	
Cobalt	ND	50.0	ug/L	SW846 6010B	10/18-10/27/08	K02VK1A3
		Dilution Factor: 1		Analysis Time..: 16:12	Analyst ID.....: 022952	
		Instrument ID..: TRACEICP		MS Run #.....: 8292050	MDL.....: 0.45	
Chromium	**3.0 B**	**5.0**	**ug/L**	**SW846 6010B**	**10/18-10/27/08**	**K02VK1A4**
		Dilution Factor: 1		Analysis Time..: 16:12	Analyst ID.....: 022952	
		Instrument ID..: TRACEICP		MS Run #.....: 8292050	MDL.....: 1.1	

(Continued on next page)

MACTEC Engineering and Consulting Inc

Client Sample ID: ICM-104-1008

TOTAL Metals

Lot-Sample #...: C8J160331-018 **Matrix.....:** WATER

PARAMETER	RESULT	REPORTING LIMIT	UNITS	METHOD	PREPARATION-ANALYSIS DATE	WORK ORDER #
Copper	**8.6 B**	**25.0**	**ug/L**	**SW846 6010B**	**10/18-10/27/08**	**K02VK1A5**
		Dilution Factor: 1		Analysis Time..: 16:12	Analyst ID.....: 022952	
		Instrument ID..: TRACEICP		MS Run #.....: 8292050	MDL.....: 4.6	
Iron	**289**	**100**	**ug/L**	**SW846 6010B**	**10/18-10/27/08**	**K02VK1A6**
		Dilution Factor: 1		Analysis Time..: 16:12	Analyst ID.....: 022952	
		Instrument ID..: TRACEICP		MS Run #.....: 8292050	MDL.....: 8.4	
Potassium	**87900**	**5000**	**ug/L**	**SW846 6010B**	**10/18-10/27/08**	**K02VK1A7**
		Dilution Factor: 1		Analysis Time..: 16:12	Analyst ID.....: 022952	
		Instrument ID..: TRACEICP		MS Run #.....: 8292050	MDL.....: 750	
Magnesium	**62.2 B**	**5000**	**ug/L**	**SW846 6010B**	**10/18-10/27/08**	**K02VK1A8**
		Dilution Factor: 1		Analysis Time..: 16:12	Analyst ID.....: 022952	
		Instrument ID..: TRACEICP		MS Run #.....: 8292050	MDL.....: 21.8	
Manganese	**3.0 B**	**15.0**	**ug/L**	**SW846 6010B**	**10/18-10/27/08**	**K02VK1A9**
		Dilution Factor: 1		Analysis Time..: 16:12	Analyst ID.....: 022952	
		Instrument ID..: TRACEICP		MS Run #.....: 8292050	MDL.....: 0.57	
Sodium	**231000**	**5000**	**ug/L**	**SW846 6010B**	**10/18-10/27/08**	**K02VK1AA**
		Dilution Factor: 1		Analysis Time..: 16:12	Analyst ID.....: 022952	
		Instrument ID..: TRACEICP		MS Run #.....: 8292050	MDL.....: 145	
Nickel	**3.8 B**	**40.0**	**ug/L**	**SW846 6010B**	**10/18-10/27/08**	**K02VK1AC**
		Dilution Factor: 1		Analysis Time..: 16:12	Analyst ID.....: 022952	
		Instrument ID..: TRACEICP		MS Run #.....: 8292050	MDL.....: 0.78	
Lead	**9.9**	**3.0**	**ug/L**	**SW846 6010B**	**10/18-10/27/08**	**K02VK1AD**
		Dilution Factor: 1		Analysis Time..: 16:12	Analyst ID.....: 022952	
		Instrument ID..: TRACEICP		MS Run #.....: 8292050	MDL.....: 1.7	
Selenium	ND	5.0	ug/L	SW846 6010B	10/18-10/27/08	K02VK1AE
		Dilution Factor: 1		Analysis Time..: 16:12	Analyst ID.....: 022952	
		Instrument ID..: TRACEICP		MS Run #.....: 8292050	MDL.....: 2.9	
Thallium	ND	10.0	ug/L	SW846 6010B	10/18-10/27/08	K02VK1AF
		Dilution Factor: 1		Analysis Time..: 16:12	Analyst ID.....: 022952	
		Instrument ID..: TRACEICP		MS Run #.....: 8292050	MDL.....: 2.8	

(Continued on next page)

MACTEC Engineering and Consulting Inc

Client Sample ID: ICM-104-1008

TOTAL Metals

Lot-Sample #...: C8J160331-018 **Matrix.....:** WATER

PARAMETER	RESULT	REPORTING LIMIT	UNITS	METHOD	PREPARATION-ANALYSIS DATE	WORK ORDER #
Antimony	**4.3 B**	**10.0**	**ug/L**	**SW846 6010B**	**10/18-10/27/08**	**K02VK1AG**
		Dilution Factor: 1		Analysis Time..: 16:12	Analyst ID.....: 022952	
		Instrument ID..: TRACEICP		MS Run #.....: 8292050	MDL.....: 1.8	
Vanadium	**35.3 B**	**50.0**	**ug/L**	**SW846 6010B**	**10/18-10/27/08**	**K02VK1AH**
		Dilution Factor: 1		Analysis Time..: 16:12	Analyst ID.....: 022952	
		Instrument ID..: TRACEICP		MS Run #.....: 8292050	MDL.....: 2.4	
Zinc	**20.6 J**	**20.0**	**ug/L**	**SW846 6010B**	**10/18-10/27/08**	**K02VK1AJ**
		Dilution Factor: 1		Analysis Time..: 16:12	Analyst ID.....: 022952	
		Instrument ID..: TRACEICP		MS Run #.....: 8292050	MDL.....: 3.1	
Prep Batch #...: 8298026						
Mercury	**0.14 B**	**0.20**	**ug/L**	**SW846 7470A**	**10/24/08**	**K02VK1AK**
		Dilution Factor: 1		Analysis Time..: 09:53	Analyst ID.....: 031043	
		Instrument ID..: HGHYDRA		MS Run #.....: 8298018	MDL.....: 0.016	

NOTE(S):

B Estimated result. Result is less than RL.

J Method blank contamination. The associated method blank contains the target analyte at a reportable level.

MACTEC Engineering and Consulting Inc

Client Sample ID: RFI-24-1008

TOTAL Metals

Lot-Sample #...: C8J160331-019 **Matrix.....:** WATER
Date Sampled...: 10/15/08 **Date Received..:** 10/16/08

PARAMETER	RESULT	REPORTING LIMIT	UNITS	METHOD	PREPARATION-ANALYSIS DATE	WORK ORDER #
Prep Batch #...: 8292090						
Silver	ND	5.0	ug/L	SW846 6010B	10/18-10/27/08	K02VM1AU
		Dilution Factor: 1		Analysis Time..: 16:18	Analyst ID.....: 022952	
		Instrument ID..: TRACEICP		MS Run #.....: 8292050	MDL.....: 0.54	
Aluminum	**279**	**200**	**ug/L**	**SW846 6010B**	**10/18-10/27/08**	**K02VM1AV**
		Dilution Factor: 1		Analysis Time..: 16:18	Analyst ID.....: 022952	
		Instrument ID..: TRACEICP		MS Run #.....: 8292050	MDL.....: 16.2	
Arsenic	**13.2**	**10.0**	**ug/L**	**SW846 6010B**	**10/18-10/27/08**	**K02VM1AW**
		Dilution Factor: 1		Analysis Time..: 16:18	Analyst ID.....: 022952	
		Instrument ID..: TRACEICP		MS Run #.....: 8292050	MDL.....: 2.0	
Barium	**10.4 B**	**200**	**ug/L**	**SW846 6010B**	**10/18-10/27/08**	**K02VM1AX**
		Dilution Factor: 1		Analysis Time..: 16:18	Analyst ID.....: 022952	
		Instrument ID..: TRACEICP		MS Run #.....: 8292050	MDL.....: 0.26	
Beryllium	**0.37 B,J**	**4.0**	**ug/L**	**SW846 6010B**	**10/18-10/27/08**	**K02VM1A0**
		Dilution Factor: 1		Analysis Time..: 16:18	Analyst ID.....: 022952	
		Instrument ID..: TRACEICP		MS Run #.....: 8292050	MDL.....: 0.18	
Calcium	**2900 B**	**5000**	**ug/L**	**SW846 6010B**	**10/18-10/27/08**	**K02VM1A1**
		Dilution Factor: 1		Analysis Time..: 16:18	Analyst ID.....: 022952	
		Instrument ID..: TRACEICP		MS Run #.....: 8292050	MDL.....: 17.7	
Cadmium	**0.36 B**	**5.0**	**ug/L**	**SW846 6010B**	**10/18-10/27/08**	**K02VM1A2**
		Dilution Factor: 1		Analysis Time..: 16:18	Analyst ID.....: 022952	
		Instrument ID..: TRACEICP		MS Run #.....: 8292050	MDL.....: 0.21	
Cobalt	ND	50.0	ug/L	SW846 6010B	10/18-10/27/08	K02VM1A3
		Dilution Factor: 1		Analysis Time..: 16:18	Analyst ID.....: 022952	
		Instrument ID..: TRACEICP		MS Run #.....: 8292050	MDL.....: 0.45	
Chromium	**13.0**	**5.0**	**ug/L**	**SW846 6010B**	**10/18-10/27/08**	**K02VM1A4**
		Dilution Factor: 1		Analysis Time..: 16:18	Analyst ID.....: 022952	
		Instrument ID..: TRACEICP		MS Run #.....: 8292050	MDL.....: 1.1	

(Continued on next page)

MACTEC Engineering and Consulting Inc

Client Sample ID: RFI-24-1008

TOTAL Metals

Lot-Sample #...: C8J160331-019 **Matrix.....:** WATER

PARAMETER	RESULT	REPORTING LIMIT	UNITS	METHOD	PREPARATION-ANALYSIS DATE	WORK ORDER #
Copper	**11.7 B**	**25.0**	**ug/L**	**SW846 6010B**	**10/18-10/27/08**	**K02VM1A5**
		Dilution Factor: 1		Analysis Time..: 16:18	Analyst ID.....: 022952	
		Instrument ID..: TRACEICP		MS Run #.....: 8292050	MDL.....: 4.6	
Iron	**1230**	**100**	**ug/L**	**SW846 6010B**	**10/18-10/27/08**	**K02VM1A6**
		Dilution Factor: 1		Analysis Time..: 16:18	Analyst ID.....: 022952	
		Instrument ID..: TRACEICP		MS Run #.....: 8292050	MDL.....: 8.4	
Potassium	**214000**	**5000**	**ug/L**	**SW846 6010B**	**10/18-10/27/08**	**K02VM1A7**
		Dilution Factor: 1		Analysis Time..: 16:18	Analyst ID.....: 022952	
		Instrument ID..: TRACEICP		MS Run #.....: 8292050	MDL.....: 750	
Magnesium	**73.9 B**	**5000**	**ug/L**	**SW846 6010B**	**10/18-10/27/08**	**K02VM1A8**
		Dilution Factor: 1		Analysis Time..: 16:18	Analyst ID.....: 022952	
		Instrument ID..: TRACEICP		MS Run #.....: 8292050	MDL.....: 21.8	
Manganese	**8.9 B**	**15.0**	**ug/L**	**SW846 6010B**	**10/18-10/27/08**	**K02VM1A9**
		Dilution Factor: 1		Analysis Time..: 16:18	Analyst ID.....: 022952	
		Instrument ID..: TRACEICP		MS Run #.....: 8292050	MDL.....: 0.57	
Sodium	**295000**	**5000**	**ug/L**	**SW846 6010B**	**10/18-10/27/08**	**K02VM1AA**
		Dilution Factor: 1		Analysis Time..: 16:18	Analyst ID.....: 022952	
		Instrument ID..: TRACEICP		MS Run #.....: 8292050	MDL.....: 145	
Nickel	**3.4 B**	**40.0**	**ug/L**	**SW846 6010B**	**10/18-10/27/08**	**K02VM1AC**
		Dilution Factor: 1		Analysis Time..: 16:18	Analyst ID.....: 022952	
		Instrument ID..: TRACEICP		MS Run #.....: 8292050	MDL.....: 0.78	
Lead	**38.0**	**3.0**	**ug/L**	**SW846 6010B**	**10/18-10/27/08**	**K02VM1AD**
		Dilution Factor: 1		Analysis Time..: 16:18	Analyst ID.....: 022952	
		Instrument ID..: TRACEICP		MS Run #.....: 8292050	MDL.....: 1.7	
Selenium	ND	5.0	ug/L	SW846 6010B	10/18-10/27/08	K02VM1AE
		Dilution Factor: 1		Analysis Time..: 16:18	Analyst ID.....: 022952	
		Instrument ID..: TRACEICP		MS Run #.....: 8292050	MDL.....: 2.9	
Thallium	ND	10.0	ug/L	SW846 6010B	10/18-10/27/08	K02VM1AF
		Dilution Factor: 1		Analysis Time..: 16:18	Analyst ID.....: 022952	
		Instrument ID..: TRACEICP		MS Run #.....: 8292050	MDL.....: 2.8	

(Continued on next page)

MACTEC Engineering and Consulting Inc

Client Sample ID: RFI-24-1008

TOTAL Metals

Lot-Sample #...: C8J160331-019 **Matrix.....:** WATER

PARAMETER	RESULT	REPORTING LIMIT	UNITS	METHOD	PREPARATION-ANALYSIS DATE	WORK ORDER #
Antimony	**4.2 B**	**10.0**	**ug/L**	**SW846 6010B**	**10/18-10/27/08**	**K02VM1AG**
		Dilution Factor: 1		Analysis Time..: 16:18	Analyst ID.....: 022952	
		Instrument ID..: TRACEICP		MS Run #.....: 8292050	MDL.....: 1.8	
Vanadium	**22.2 B**	**50.0**	**ug/L**	**SW846 6010B**	**10/18-10/27/08**	**K02VM1AH**
		Dilution Factor: 1		Analysis Time..: 16:18	Analyst ID.....: 022952	
		Instrument ID..: TRACEICP		MS Run #.....: 8292050	MDL.....: 2.4	
Zinc	**46.6 J**	**20.0**	**ug/L**	**SW846 6010B**	**10/18-10/27/08**	**K02VM1AJ**
		Dilution Factor: 1		Analysis Time..: 16:18	Analyst ID.....: 022952	
		Instrument ID..: TRACEICP		MS Run #.....: 8292050	MDL.....: 3.1	
Prep Batch #...: 8298026						
Mercury	**0.22**	**0.20**	**ug/L**	**SW846 7470A**	**10/24/08**	**K02VM1AK**
		Dilution Factor: 1		Analysis Time..: 09:54	Analyst ID.....: 031043	
		Instrument ID..: HGHYDRA		MS Run #.....: 8298018	MDL.....: 0.016	

NOTE(S):

B Estimated result. Result is less than RL.

J Method blank contamination. The associated method blank contains the target analyte at a reportable level.

MACTEC Engineering and Consulting Inc

Client Sample ID: ICM-103-1008

TOTAL Metals

Lot-Sample #...: C8J160331-020 **Matrix.....:** WATER
Date Sampled...: 10/15/08 **Date Received..:** 10/16/08

PARAMETER	RESULT	REPORTING LIMIT	UNITS	METHOD	PREPARATION-ANALYSIS DATE	WORK ORDER #
Prep Batch #...: 8292090						
Silver	ND	5.0	ug/L	SW846 6010B	10/18-10/27/08	K02VN1AU
		Dilution Factor: 1		Analysis Time..: 16:23	Analyst ID.....: 022952	
		Instrument ID..: TRACEICP		MS Run #.....: 8292050	MDL.....: 0.54	
Aluminum	**16.9 B**	**200**	**ug/L**	**SW846 6010B**	**10/18-10/27/08**	**K02VN1AV**
		Dilution Factor: 1		Analysis Time..: 16:23	Analyst ID.....: 022952	
		Instrument ID..: TRACEICP		MS Run #.....: 8292050	MDL.....: 16.2	
Arsenic	**6.5 B**	**10.0**	**ug/L**	**SW846 6010B**	**10/18-10/27/08**	**K02VN1AW**
		Dilution Factor: 1		Analysis Time..: 16:23	Analyst ID.....: 022952	
		Instrument ID..: TRACEICP		MS Run #.....: 8292050	MDL.....: 2.0	
Barium	**38.1 B**	**200**	**ug/L**	**SW846 6010B**	**10/18-10/27/08**	**K02VN1AX**
		Dilution Factor: 1		Analysis Time..: 16:23	Analyst ID.....: 022952	
		Instrument ID..: TRACEICP		MS Run #.....: 8292050	MDL.....: 0.26	
Beryllium	**0.61 B,J**	**4.0**	**ug/L**	**SW846 6010B**	**10/18-10/27/08**	**K02VN1A0**
		Dilution Factor: 1		Analysis Time..: 16:23	Analyst ID.....: 022952	
		Instrument ID..: TRACEICP		MS Run #.....: 8292050	MDL.....: 0.18	
Calcium	**46900**	**5000**	**ug/L**	**SW846 6010B**	**10/18-10/27/08**	**K02VN1A1**
		Dilution Factor: 1		Analysis Time..: 16:23	Analyst ID.....: 022952	
		Instrument ID..: TRACEICP		MS Run #.....: 8292050	MDL.....: 17.7	
Cadmium	ND	5.0	ug/L	SW846 6010B	10/18-10/27/08	K02VN1A2
		Dilution Factor: 1		Analysis Time..: 16:23	Analyst ID.....: 022952	
		Instrument ID..: TRACEICP		MS Run #.....: 8292050	MDL.....: 0.21	
Cobalt	ND	50.0	ug/L	SW846 6010B	10/18-10/27/08	K02VN1A3
		Dilution Factor: 1		Analysis Time..: 16:23	Analyst ID.....: 022952	
		Instrument ID..: TRACEICP		MS Run #.....: 8292050	MDL.....: 0.45	
Chromium	**2.1 B**	**5.0**	**ug/L**	**SW846 6010B**	**10/18-10/27/08**	**K02VN1A4**
		Dilution Factor: 1		Analysis Time..: 16:23	Analyst ID.....: 022952	
		Instrument ID..: TRACEICP		MS Run #.....: 8292050	MDL.....: 1.1	

(Continued on next page)

MACTEC Engineering and Consulting Inc

Client Sample ID: ICM-103-1008

TOTAL Metals

Lot-Sample #...: C8J160331-020 **Matrix.....:** WATER

PARAMETER	RESULT	REPORTING LIMIT	UNITS	METHOD	PREPARATION-ANALYSIS DATE	WORK ORDER #
Copper	ND	25.0	ug/L	SW846 6010B	10/18-10/27/08	K02VN1A5
		Dilution Factor: 1		Analysis Time..: 16:23	Analyst ID.....: 022952	
		Instrument ID..: TRACEICP		MS Run #.....: 8292050	MDL.....: 4.6	
Iron	**145**	**100**	**ug/L**	**SW846 6010B**	**10/18-10/27/08**	**K02VN1A6**
		Dilution Factor: 1		Analysis Time..: 16:23	Analyst ID.....: 022952	
		Instrument ID..: TRACEICP		MS Run #.....: 8292050	MDL.....: 8.4	
Potassium	**6940**	**5000**	**ug/L**	**SW846 6010B**	**10/18-10/27/08**	**K02VN1A7**
		Dilution Factor: 1		Analysis Time..: 16:23	Analyst ID.....: 022952	
		Instrument ID..: TRACEICP		MS Run #.....: 8292050	MDL.....: 750	
Magnesium	**6500**	**5000**	**ug/L**	**SW846 6010B**	**10/18-10/27/08**	**K02VN1A8**
		Dilution Factor: 1		Analysis Time..: 16:23	Analyst ID.....: 022952	
		Instrument ID..: TRACEICP		MS Run #.....: 8292050	MDL.....: 21.8	
Manganese	**32.2**	**15.0**	**ug/L**	**SW846 6010B**	**10/18-10/27/08**	**K02VN1A9**
		Dilution Factor: 1		Analysis Time..: 16:23	Analyst ID.....: 022952	
		Instrument ID..: TRACEICP		MS Run #.....: 8292050	MDL.....: 0.57	
Sodium	**44200**	**5000**	**ug/L**	**SW846 6010B**	**10/18-10/27/08**	**K02VN1AA**
		Dilution Factor: 1		Analysis Time..: 16:23	Analyst ID.....: 022952	
		Instrument ID..: TRACEICP		MS Run #.....: 8292050	MDL.....: 145	
Nickel	**1.7 B**	**40.0**	**ug/L**	**SW846 6010B**	**10/18-10/27/08**	**K02VN1AC**
		Dilution Factor: 1		Analysis Time..: 16:23	Analyst ID.....: 022952	
		Instrument ID..: TRACEICP		MS Run #.....: 8292050	MDL.....: 0.78	
Lead	ND	3.0	ug/L	SW846 6010B	10/18-10/27/08	K02VN1AD
		Dilution Factor: 1		Analysis Time..: 16:23	Analyst ID.....: 022952	
		Instrument ID..: TRACEICP		MS Run #.....: 8292050	MDL.....: 1.7	
Selenium	ND	5.0	ug/L	SW846 6010B	10/18-10/27/08	K02VN1AE
		Dilution Factor: 1		Analysis Time..: 16:23	Analyst ID.....: 022952	
		Instrument ID..: TRACEICP		MS Run #.....: 8292050	MDL.....: 2.9	
Thallium	ND	10.0	ug/L	SW846 6010B	10/18-10/27/08	K02VN1AF
		Dilution Factor: 1		Analysis Time..: 16:23	Analyst ID.....: 022952	
		Instrument ID..: TRACEICP		MS Run #.....: 8292050	MDL.....: 2.8	

(Continued on next page)

MACTEC Engineering and Consulting Inc

Client Sample ID: ICM-103-1008

TOTAL Metals

Lot-Sample #...: C8J160331-020 **Matrix.....:** WATER

PARAMETER	RESULT	REPORTING LIMIT	UNITS	METHOD	PREPARATION-ANALYSIS DATE	WORK ORDER #
Antimony	**2.2 B**	**10.0**	**ug/L**	**SW846 6010B**	**10/18-10/27/08**	**K02VN1AG**
		Dilution Factor: 1		Analysis Time..: 16:23	Analyst ID.....: 022952	
		Instrument ID..: TRACEICP		MS Run #.....: 8292050	MDL.....: 1.8	
Vanadium	**3.6 B**	**50.0**	**ug/L**	**SW846 6010B**	**10/18-10/27/08**	**K02VN1AH**
		Dilution Factor: 1		Analysis Time..: 16:23	Analyst ID.....: 022952	
		Instrument ID..: TRACEICP		MS Run #.....: 8292050	MDL.....: 2.4	
Zinc	**7.8 B,J**	**20.0**	**ug/L**	**SW846 6010B**	**10/18-10/27/08**	**K02VN1AJ**
		Dilution Factor: 1		Analysis Time..: 16:23	Analyst ID.....: 022952	
		Instrument ID..: TRACEICP		MS Run #.....: 8292050	MDL.....: 3.1	
Prep Batch #...: 8298026						
Mercury	**0.026 B**	**0.20**	**ug/L**	**SW846 7470A**	**10/24/08**	**K02VN1AK**
		Dilution Factor: 1		Analysis Time..: 09:56	Analyst ID.....: 031043	
		Instrument ID..: HGHYDRA		MS Run #.....: 8298018	MDL.....: 0.016	

NOTE(S):

B Estimated result. Result is less than RL.

J Method blank contamination. The associated method blank contains the target analyte at a reportable level.

MACTEC Engineering and Consulting Inc

Client Sample ID: MW6-R-R-1008

TOTAL Metals

Lot-Sample #...: C8J160331-021 **Matrix.....:** WATER
Date Sampled...: 10/15/08 **Date Received..:** 10/16/08

PARAMETER	RESULT	REPORTING LIMIT	UNITS	METHOD	PREPARATION-ANALYSIS DATE	WORK ORDER #
Prep Batch #...: 8292093						
Silver	**0.80 B**	**5.0**	**ug/L**	**SW846 6010B**	**10/18-10/27/08**	**K02VP1AU**
		Dilution Factor: 1		Analysis Time..: 16:51	Analyst ID.....: 022952	
		Instrument ID..: TRACEICP		MS Run #.....: 8292061	MDL.....: 0.54	
Aluminum	**103 B**	**200**	**ug/L**	**SW846 6010B**	**10/18-10/27/08**	**K02VP1AV**
		Dilution Factor: 1		Analysis Time..: 16:51	Analyst ID.....: 022952	
		Instrument ID..: TRACEICP		MS Run #.....: 8292061	MDL.....: 16.2	
Arsenic	**58.5**	**10.0**	**ug/L**	**SW846 6010B**	**10/18-10/27/08**	**K02VP1AW**
		Dilution Factor: 1		Analysis Time..: 16:51	Analyst ID.....: 022952	
		Instrument ID..: TRACEICP		MS Run #.....: 8292061	MDL.....: 2.0	
Barium	**111 B**	**200**	**ug/L**	**SW846 6010B**	**10/18-10/27/08**	**K02VP1AX**
		Dilution Factor: 1		Analysis Time..: 16:51	Analyst ID.....: 022952	
		Instrument ID..: TRACEICP		MS Run #.....: 8292061	MDL.....: 0.26	
Beryllium	**0.73 B,J**	**4.0**	**ug/L**	**SW846 6010B**	**10/18-10/27/08**	**K02VP1A0**
		Dilution Factor: 1		Analysis Time..: 16:51	Analyst ID.....: 022952	
		Instrument ID..: TRACEICP		MS Run #.....: 8292061	MDL.....: 0.18	
Calcium	**135000**	**5000**	**ug/L**	**SW846 6010B**	**10/18-10/27/08**	**K02VP1A1**
		Dilution Factor: 1		Analysis Time..: 16:51	Analyst ID.....: 022952	
		Instrument ID..: TRACEICP		MS Run #.....: 8292061	MDL.....: 17.7	
Cadmium	ND	5.0	ug/L	SW846 6010B	10/18-10/27/08	K02VP1A2
		Dilution Factor: 1		Analysis Time..: 16:51	Analyst ID.....: 022952	
		Instrument ID..: TRACEICP		MS Run #.....: 8292061	MDL.....: 0.21	
Cobalt	**2.1 B**	**50.0**	**ug/L**	**SW846 6010B**	**10/18-10/27/08**	**K02VP1A3**
		Dilution Factor: 1		Analysis Time..: 16:51	Analyst ID.....: 022952	
		Instrument ID..: TRACEICP		MS Run #.....: 8292061	MDL.....: 0.45	
Chromium	**4.7 B**	**5.0**	**ug/L**	**SW846 6010B**	**10/18-10/27/08**	**K02VP1A4**
		Dilution Factor: 1		Analysis Time..: 16:51	Analyst ID.....: 022952	
		Instrument ID..: TRACEICP		MS Run #.....: 8292061	MDL.....: 1.1	

(Continued on next page)

MACTEC Engineering and Consulting Inc

Client Sample ID: MW6-R-R-1008

TOTAL Metals

Lot-Sample #...: C8J160331-021 **Matrix.....:** WATER

PARAMETER	RESULT	REPORTING LIMIT	UNITS	METHOD	PREPARATION-ANALYSIS DATE	WORK ORDER #
Copper	ND	25.0	ug/L	SW846 6010B	10/18-10/27/08	K02VP1A5
		Dilution Factor: 1		Analysis Time..: 16:51	Analyst ID.....: 022952	
		Instrument ID..: TRACEICP		MS Run #.....: 8292061	MDL.....: 4.6	
Iron	**21900**	**100**	**ug/L**	**SW846 6010B**	**10/18-10/27/08**	**K02VP1A6**
		Dilution Factor: 1		Analysis Time..: 16:51	Analyst ID.....: 022952	
		Instrument ID..: TRACEICP		MS Run #.....: 8292061	MDL.....: 8.4	
Potassium	**6250**	**5000**	**ug/L**	**SW846 6010B**	**10/18-10/27/08**	**K02VP1A7**
		Dilution Factor: 1		Analysis Time..: 16:51	Analyst ID.....: 022952	
		Instrument ID..: TRACEICP		MS Run #.....: 8292061	MDL.....: 750	
Magnesium	**17200**	**5000**	**ug/L**	**SW846 6010B**	**10/18-10/27/08**	**K02VP1A8**
		Dilution Factor: 1		Analysis Time..: 16:51	Analyst ID.....: 022952	
		Instrument ID..: TRACEICP		MS Run #.....: 8292061	MDL.....: 21.8	
Manganese	**1630**	**15.0**	**ug/L**	**SW846 6010B**	**10/18-10/27/08**	**K02VP1A9**
		Dilution Factor: 1		Analysis Time..: 16:51	Analyst ID.....: 022952	
		Instrument ID..: TRACEICP		MS Run #.....: 8292061	MDL.....: 0.57	
Sodium	**95800**	**5000**	**ug/L**	**SW846 6010B**	**10/18-10/27/08**	**K02VP1AA**
		Dilution Factor: 1		Analysis Time..: 16:51	Analyst ID.....: 022952	
		Instrument ID..: TRACEICP		MS Run #.....: 8292061	MDL.....: 145	
Nickel	**2.7 B**	**40.0**	**ug/L**	**SW846 6010B**	**10/18-10/27/08**	**K02VP1AC**
		Dilution Factor: 1		Analysis Time..: 16:51	Analyst ID.....: 022952	
		Instrument ID..: TRACEICP		MS Run #.....: 8292061	MDL.....: 0.78	
Lead	ND	3.0	ug/L	SW846 6010B	10/18-10/27/08	K02VP1AD
		Dilution Factor: 1		Analysis Time..: 16:51	Analyst ID.....: 022952	
		Instrument ID..: TRACEICP		MS Run #.....: 8292061	MDL.....: 1.7	
Selenium	ND	5.0	ug/L	SW846 6010B	10/18-10/27/08	K02VP1AE
		Dilution Factor: 1		Analysis Time..: 16:51	Analyst ID.....: 022952	
		Instrument ID..: TRACEICP		MS Run #.....: 8292061	MDL.....: 2.9	
Thallium	ND	10.0	ug/L	SW846 6010B	10/18-10/27/08	K02VP1AF
		Dilution Factor: 1		Analysis Time..: 16:51	Analyst ID.....: 022952	
		Instrument ID..: TRACEICP		MS Run #.....: 8292061	MDL.....: 2.8	

(Continued on next page)

MACTEC Engineering and Consulting Inc

Client Sample ID: MW6-R-R-1008

TOTAL Metals

Lot-Sample #...: C8J160331-021 **Matrix.....:** WATER

PARAMETER	RESULT	REPORTING LIMIT	UNITS	METHOD	PREPARATION-ANALYSIS DATE	WORK ORDER #
Antimony	**2.8 B,J**	**10.0**	**ug/L**	**SW846 6010B**	**10/18-10/27/08**	**K02VP1AG**
		Dilution Factor: 1		Analysis Time..: 16:51	Analyst ID.....: 022952	
		Instrument ID..: TRACEICP		MS Run #.....: 8292061	MDL.....: 1.8	
Vanadium	**12.9 B**	**50.0**	**ug/L**	**SW846 6010B**	**10/18-10/27/08**	**K02VP1AH**
		Dilution Factor: 1		Analysis Time..: 16:51	Analyst ID.....: 022952	
		Instrument ID..: TRACEICP		MS Run #.....: 8292061	MDL.....: 2.4	
Zinc	**8.7 B,J**	**20.0**	**ug/L**	**SW846 6010B**	**10/18-10/27/08**	**K02VP1AJ**
		Dilution Factor: 1		Analysis Time..: 16:51	Analyst ID.....: 022952	
		Instrument ID..: TRACEICP		MS Run #.....: 8292061	MDL.....: 3.1	
Prep Batch #...: 8298026						
Mercury	ND	0.20	ug/L	SW846 7470A	10/24/08	K02VP1AK
		Dilution Factor: 1		Analysis Time..: 10:01	Analyst ID.....: 031043	
		Instrument ID..: HGHYDRA		MS Run #.....: 8298018	MDL.....: 0.016	

NOTE(S):

B Estimated result. Result is less than RL.

J Method blank contamination. The associated method blank contains the target analyte at a reportable level.

MACTEC Engineering and Consulting Inc

Client Sample ID: ICM-101-1008

TOTAL Metals

Lot-Sample #...: C8J160331-022 **Matrix.....:** WATER
Date Sampled...: 10/15/08 **Date Received..:** 10/16/08

PARAMETER	RESULT	REPORTING LIMIT	UNITS	METHOD	PREPARATION-ANALYSIS DATE	WORK ORDER #
Prep Batch #...: 8292093						
Silver	ND	25.0	ug/L	SW846 6010B	10/18-10/27/08	K02VT1AU
		Dilution Factor: 5		Analysis Time..: 17:24	Analyst ID.....: 022952	
		Instrument ID..: TRACEICP		MS Run #.....: 8292061	MDL.....: 2.7	
Aluminum	**5950**	**1000**	**ug/L**	**SW846 6010B**	**10/18-10/27/08**	**K02VT1AV**
		Dilution Factor: 5		Analysis Time..: 17:24	Analyst ID.....: 022952	
		Instrument ID..: TRACEICP		MS Run #.....: 8292061	MDL.....: 80.9	
Arsenic	**88.6**	**50.0**	**ug/L**	**SW846 6010B**	**10/18-10/27/08**	**K02VT1AW**
		Dilution Factor: 5		Analysis Time..: 17:24	Analyst ID.....: 022952	
		Instrument ID..: TRACEICP		MS Run #.....: 8292061	MDL.....: 9.8	
Barium	**342 B**	**1000**	**ug/L**	**SW846 6010B**	**10/18-10/27/08**	**K02VT1AX**
		Dilution Factor: 5		Analysis Time..: 17:24	Analyst ID.....: 022952	
		Instrument ID..: TRACEICP		MS Run #.....: 8292061	MDL.....: 1.3	
Beryllium	**7.8 B,J**	**20.0**	**ug/L**	**SW846 6010B**	**10/18-10/27/08**	**K02VT1A0**
		Dilution Factor: 5		Analysis Time..: 17:24	Analyst ID.....: 022952	
		Instrument ID..: TRACEICP		MS Run #.....: 8292061	MDL.....: 0.90	
Calcium	**106000**	**25000**	**ug/L**	**SW846 6010B**	**10/18-10/27/08**	**K02VT1A1**
		Dilution Factor: 5		Analysis Time..: 17:24	Analyst ID.....: 022952	
		Instrument ID..: TRACEICP		MS Run #.....: 8292061	MDL.....: 88.4	
Cadmium	ND	25.0	ug/L	SW846 6010B	10/18-10/27/08	K02VT1A2
		Dilution Factor: 5		Analysis Time..: 17:24	Analyst ID.....: 022952	
		Instrument ID..: TRACEICP		MS Run #.....: 8292061	MDL.....: 1.0	
Cobalt	**7.2 B**	**250**	**ug/L**	**SW846 6010B**	**10/18-10/27/08**	**K02VT1A3**
		Dilution Factor: 5		Analysis Time..: 17:24	Analyst ID.....: 022952	
		Instrument ID..: TRACEICP		MS Run #.....: 8292061	MDL.....: 2.2	
Chromium	**202**	**25.0**	**ug/L**	**SW846 6010B**	**10/18-10/27/08**	**K02VT1A4**
		Dilution Factor: 5		Analysis Time..: 17:24	Analyst ID.....: 022952	
		Instrument ID..: TRACEICP		MS Run #.....: 8292061	MDL.....: 5.4	

(Continued on next page)

MACTEC Engineering and Consulting Inc

Client Sample ID: ICM-101-1008

TOTAL Metals

Lot-Sample #...: C8J160331-022 **Matrix.....:** WATER

PARAMETER	RESULT	REPORTING LIMIT	UNITS	METHOD	PREPARATION-ANALYSIS DATE	WORK ORDER #
Copper	**40.8 B**	**125**	**ug/L**	**SW846 6010B**	**10/18-10/27/08**	**K02VT1A5**
		Dilution Factor: 5		Analysis Time..: 17:24	Analyst ID.....: 022952	
		Instrument ID..: TRACEICP		MS Run #.....: 8292061	MDL.....: 22.8	
Iron	**42900**	**500**	**ug/L**	**SW846 6010B**	**10/18-10/27/08**	**K02VT1A6**
		Dilution Factor: 5		Analysis Time..: 17:24	Analyst ID.....: 022952	
		Instrument ID..: TRACEICP		MS Run #.....: 8292061	MDL.....: 42.0	
Potassium	**10900 B**	**25000**	**ug/L**	**SW846 6010B**	**10/18-10/27/08**	**K02VT1A7**
		Dilution Factor: 5		Analysis Time..: 17:24	Analyst ID.....: 022952	
		Instrument ID..: TRACEICP		MS Run #.....: 8292061	MDL.....: 3750	
Magnesium	**19700 B**	**25000**	**ug/L**	**SW846 6010B**	**10/18-10/27/08**	**K02VT1A8**
		Dilution Factor: 5		Analysis Time..: 17:24	Analyst ID.....: 022952	
		Instrument ID..: TRACEICP		MS Run #.....: 8292061	MDL.....: 109	
Manganese	**939**	**75.0**	**ug/L**	**SW846 6010B**	**10/18-10/27/08**	**K02VT1A9**
		Dilution Factor: 5		Analysis Time..: 17:24	Analyst ID.....: 022952	
		Instrument ID..: TRACEICP		MS Run #.....: 8292061	MDL.....: 2.8	
Sodium	**1170000**	**25000**	**ug/L**	**SW846 6010B**	**10/18-10/27/08**	**K02VT1AA**
		Dilution Factor: 5		Analysis Time..: 17:24	Analyst ID.....: 022952	
		Instrument ID..: TRACEICP		MS Run #.....: 8292061	MDL.....: 726	
Nickel	**32.7 B**	**200**	**ug/L**	**SW846 6010B**	**10/18-10/27/08**	**K02VT1AC**
		Dilution Factor: 5		Analysis Time..: 17:24	Analyst ID.....: 022952	
		Instrument ID..: TRACEICP		MS Run #.....: 8292061	MDL.....: 3.9	
Lead	**27.5**	**15.0**	**ug/L**	**SW846 6010B**	**10/18-10/27/08**	**K02VT1AD**
		Dilution Factor: 5		Analysis Time..: 17:24	Analyst ID.....: 022952	
		Instrument ID..: TRACEICP		MS Run #.....: 8292061	MDL.....: 8.6	
Selenium	**17.2 B**	**25.0**	**ug/L**	**SW846 6010B**	**10/18-10/27/08**	**K02VT1AE**
		Dilution Factor: 5		Analysis Time..: 17:24	Analyst ID.....: 022952	
		Instrument ID..: TRACEICP		MS Run #.....: 8292061	MDL.....: 14.5	
Thallium	**14.4 B**	**50.0**	**ug/L**	**SW846 6010B**	**10/18-10/27/08**	**K02VT1AF**
		Dilution Factor: 5		Analysis Time..: 17:24	Analyst ID.....: 022952	
		Instrument ID..: TRACEICP		MS Run #.....: 8292061	MDL.....: 13.8	

(Continued on next page)

MACTEC Engineering and Consulting Inc

Client Sample ID: ICM-101-1008

TOTAL Metals

Lot-Sample #...: C8J160331-022 **Matrix.....:** WATER

PARAMETER	RESULT	REPORTING LIMIT	UNITS	METHOD	PREPARATION-ANALYSIS DATE	WORK ORDER #
Antimony	**14.5 B,J**	**50.0**	**ug/L**	**SW846 6010B**	**10/18-10/27/08**	**K02VT1AG**
		Dilution Factor: 5		Analysis Time..: 17:24	Analyst ID.....: 022952	
		Instrument ID..: TRACEICP		MS Run #.....: 8292061	MDL.....: 8.9	
Vanadium	**345**	**250**	**ug/L**	**SW846 6010B**	**10/18-10/27/08**	**K02VT1AH**
		Dilution Factor: 5		Analysis Time..: 17:24	Analyst ID.....: 022952	
		Instrument ID..: TRACEICP		MS Run #.....: 8292061	MDL.....: 11.9	
Zinc	**144 J**	**100**	**ug/L**	**SW846 6010B**	**10/18-10/27/08**	**K02VT1AJ**
		Dilution Factor: 5		Analysis Time..: 17:24	Analyst ID.....: 022952	
		Instrument ID..: TRACEICP		MS Run #.....: 8292061	MDL.....: 15.3	
Prep Batch #...: 8298026						
Mercury	**0.81**	**0.20**	**ug/L**	**SW846 7470A**	**10/24/08**	**K02VT1AK**
		Dilution Factor: 1		Analysis Time..: 10:03	Analyst ID.....: 031043	
		Instrument ID..: HGHYDRA		MS Run #.....: 8298018	MDL.....: 0.016	

NOTE(S):

B Estimated result. Result is less than RL.

J Method blank contamination. The associated method blank contains the target analyte at a reportable level.

METHOD BLANK REPORT

TOTAL Metals

Client Lot #...: C8J160331 **Matrix.....:** WATER

PARAMETER	RESULT	REPORTING LIMIT	UNITS	METHOD	PREPARATION-ANALYSIS DATE	WORK ORDER #
MB Lot-Sample #: C8J180000-090 **Prep Batch #...:** 8292090						
Silver	**0.57 B**	**5.0**	**ug/L**	**SW846 6010B**	**10/18-10/27/08**	**K057X1AA**
		Dilution Factor: 1				
		Analysis Time..: 13:28		Analyst ID.....: 022952	Instrument ID..: TRA	
Aluminum	ND	200	ug/L	SW846 6010B	10/18-10/27/08	K057X1AC
		Dilution Factor: 1				
		Analysis Time..: 13:28		Analyst ID.....: 022952	Instrument ID..: TRA	
Arsenic	ND	10.0	ug/L	SW846 6010B	10/18-10/27/08	K057X1AD
		Dilution Factor: 1				
		Analysis Time..: 13:28		Analyst ID.....: 022952	Instrument ID..: TRA	
Barium	ND	200	ug/L	SW846 6010B	10/18-10/27/08	K057X1AE
		Dilution Factor: 1				
		Analysis Time..: 13:28		Analyst ID.....: 022952	Instrument ID..: TRA	
Beryllium	**0.66 B**	**4.0**	**ug/L**	**SW846 6010B**	**10/18-10/27/08**	**K057X1AF**
		Dilution Factor: 1				
		Analysis Time..: 13:28		Analyst ID.....: 022952	Instrument ID..: TRA	
Calcium	ND	5000	ug/L	SW846 6010B	10/18-10/27/08	K057X1AG
		Dilution Factor: 1				
		Analysis Time..: 13:28		Analyst ID.....: 022952	Instrument ID..: TRA	
Cadmium	ND	5.0	ug/L	SW846 6010B	10/18-10/27/08	K057X1AH
		Dilution Factor: 1				
		Analysis Time..: 13:28		Analyst ID.....: 022952	Instrument ID..: TRA	
Cobalt	ND	50.0	ug/L	SW846 6010B	10/18-10/27/08	K057X1AJ
		Dilution Factor: 1				
		Analysis Time..: 13:28		Analyst ID.....: 022952	Instrument ID..: TRA	
Chromium	ND	5.0	ug/L	SW846 6010B	10/18-10/27/08	K057X1AK
		Dilution Factor: 1				
		Analysis Time..: 13:28		Analyst ID.....: 022952	Instrument ID..: TRA	
Copper	ND	25.0	ug/L	SW846 6010B	10/18-10/27/08	K057X1AL
		Dilution Factor: 1				
		Analysis Time..: 13:28		Analyst ID.....: 022952	Instrument ID..: TRA	
Iron	ND	100	ug/L	SW846 6010B	10/18-10/27/08	K057X1AM
		Dilution Factor: 1				
		Analysis Time..: 13:28		Analyst ID.....: 022952	Instrument ID..: TRA	

(Continued on next page)

METHOD BLANK REPORT

TOTAL Metals

Client Lot #...: C8J160331 **Matrix.....:** WATER

PARAMETER	RESULT	REPORTING LIMIT	UNITS	METHOD	PREPARATION-ANALYSIS DATE	WORK ORDER #
Potassium	ND	5000	ug/L	SW846 6010B	10/18-10/27/08	K057X1AN
		Dilution Factor: 1				
		Analysis Time..: 13:28		Analyst ID.....: 022952	Instrument ID..: TRA	
Magnesium	ND	5000	ug/L	SW846 6010B	10/18-10/27/08	K057X1AP
		Dilution Factor: 1				
		Analysis Time..: 13:28		Analyst ID.....: 022952	Instrument ID..: TRA	
Manganese	ND	15.0	ug/L	SW846 6010B	10/18-10/27/08	K057X1AQ
		Dilution Factor: 1				
		Analysis Time..: 13:28		Analyst ID.....: 022952	Instrument ID..: TRA	
Sodium	ND	5000	ug/L	SW846 6010B	10/18-10/27/08	K057X1AR
		Dilution Factor: 1				
		Analysis Time..: 13:28		Analyst ID.....: 022952	Instrument ID..: TRA	
Nickel	ND	40.0	ug/L	SW846 6010B	10/18-10/27/08	K057X1AT
		Dilution Factor: 1				
		Analysis Time..: 13:28		Analyst ID.....: 022952	Instrument ID..: TRA	
Lead	ND	3.0	ug/L	SW846 6010B	10/18-10/27/08	K057X1AU
		Dilution Factor: 1				
		Analysis Time..: 13:28		Analyst ID.....: 022952	Instrument ID..: TRA	
Selenium	ND	5.0	ug/L	SW846 6010B	10/18-10/27/08	K057X1AV
		Dilution Factor: 1				
		Analysis Time..: 13:28		Analyst ID.....: 022952	Instrument ID..: TRA	
Thallium	ND	10.0	ug/L	SW846 6010B	10/18-10/27/08	K057X1AW
		Dilution Factor: 1				
		Analysis Time..: 13:28		Analyst ID.....: 022952	Instrument ID..: TRA	
Antimony	ND	10.0	ug/L	SW846 6010B	10/18-10/27/08	K057X1AX
		Dilution Factor: 1				
		Analysis Time..: 13:28		Analyst ID.....: 022952	Instrument ID..: TRA	
Vanadium	ND	50.0	ug/L	SW846 6010B	10/18-10/27/08	K057X1A0
		Dilution Factor: 1				
		Analysis Time..: 13:28		Analyst ID.....: 022952	Instrument ID..: TRA	
Zinc	**7.5 B**	**20.0**	**ug/L**	**SW846 6010B**	**10/18-10/27/08**	**K057X1A1**
		Dilution Factor: 1				
		Analysis Time..: 13:28		Analyst ID.....: 022952	Instrument ID..: TRA	

(Continued on next page)

METHOD BLANK REPORT

TOTAL Metals

Client Lot #...: C8J160331 **Matrix.....:** WATER

PARAMETER	RESULT	REPORTING LIMIT	UNITS	METHOD	PREPARATION-ANALYSIS DATE	WORK ORDER #
MB Lot-Sample #: C8J180000-093 **Prep Batch #...:** 8292093						
Silver	ND	5.0	ug/L	SW846 6010B	10/18-10/27/08	K058W1AK
		Dilution Factor: 1				
		Analysis Time..: 16:29		Analyst ID.....: 022952	Instrument ID..: TRA	
Aluminum	ND	200	ug/L	SW846 6010B	10/18-10/27/08	K058W1AL
		Dilution Factor: 1				
		Analysis Time..: 16:29		Analyst ID.....: 022952	Instrument ID..: TRA	
Arsenic	ND	10.0	ug/L	SW846 6010B	10/18-10/27/08	K058W1AM
		Dilution Factor: 1				
		Analysis Time..: 16:29		Analyst ID.....: 022952	Instrument ID..: TRA	
Barium	ND	200	ug/L	SW846 6010B	10/18-10/27/08	K058W1AN
		Dilution Factor: 1				
		Analysis Time..: 16:29		Analyst ID.....: 022952	Instrument ID..: TRA	
Beryllium	**0.69 B**	**4.0**	**ug/L**	**SW846 6010B**	**10/18-10/27/08**	**K058W1AP**
		Dilution Factor: 1				
		Analysis Time..: 16:29		Analyst ID.....: 022952	Instrument ID..: TRA	
Calcium	ND	5000	ug/L	SW846 6010B	10/18-10/27/08	K058W1AQ
		Dilution Factor: 1				
		Analysis Time..: 16:29		Analyst ID.....: 022952	Instrument ID..: TRA	
Cadmium	ND	5.0	ug/L	SW846 6010B	10/18-10/27/08	K058W1AR
		Dilution Factor: 1				
		Analysis Time..: 16:29		Analyst ID.....: 022952	Instrument ID..: TRA	
Cobalt	ND	50.0	ug/L	SW846 6010B	10/18-10/27/08	K058W1AT
		Dilution Factor: 1				
		Analysis Time..: 16:29		Analyst ID.....: 022952	Instrument ID..: TRA	
Chromium	ND	5.0	ug/L	SW846 6010B	10/18-10/27/08	K058W1AU
		Dilution Factor: 1				
		Analysis Time..: 16:29		Analyst ID.....: 022952	Instrument ID..: TRA	
Copper	ND	25.0	ug/L	SW846 6010B	10/18-10/27/08	K058W1AV
		Dilution Factor: 1				
		Analysis Time..: 16:29		Analyst ID.....: 022952	Instrument ID..: TRA	
Iron	ND	100	ug/L	SW846 6010B	10/18-10/27/08	K058W1AW
		Dilution Factor: 1				
		Analysis Time..: 16:29		Analyst ID.....: 022952	Instrument ID..: TRA	

(Continued on next page)

METHOD BLANK REPORT

TOTAL Metals

Client Lot #...: C8J160331 **Matrix.....:** WATER

PARAMETER	RESULT	REPORTING LIMIT	UNITS	METHOD	PREPARATION-ANALYSIS DATE	WORK ORDER #
Potassium	ND	5000	ug/L	SW846 6010B	10/18-10/27/08	K058W1AX
		Dilution Factor: 1				
		Analysis Time..: 16:29		Analyst ID.....: 022952	Instrument ID..: TRA	
Magnesium	ND	5000	ug/L	SW846 6010B	10/18-10/27/08	K058W1A0
		Dilution Factor: 1				
		Analysis Time..: 16:29		Analyst ID.....: 022952	Instrument ID..: TRA	
Manganese	ND	15.0	ug/L	SW846 6010B	10/18-10/27/08	K058W1A1
		Dilution Factor: 1				
		Analysis Time..: 16:29		Analyst ID.....: 022952	Instrument ID..: TRA	
Sodium	ND	5000	ug/L	SW846 6010B	10/18-10/27/08	K058W1AA
		Dilution Factor: 1				
		Analysis Time..: 16:29		Analyst ID.....: 022952	Instrument ID..: TRA	
Nickel	ND	40.0	ug/L	SW846 6010B	10/18-10/27/08	K058W1AC
		Dilution Factor: 1				
		Analysis Time..: 16:29		Analyst ID.....: 022952	Instrument ID..: TRA	
Lead	ND	3.0	ug/L	SW846 6010B	10/18-10/27/08	K058W1AD
		Dilution Factor: 1				
		Analysis Time..: 16:29		Analyst ID.....: 022952	Instrument ID..: TRA	
Selenium	ND	5.0	ug/L	SW846 6010B	10/18-10/27/08	K058W1AE
		Dilution Factor: 1				
		Analysis Time..: 16:29		Analyst ID.....: 022952	Instrument ID..: TRA	
Thallium	ND	10.0	ug/L	SW846 6010B	10/18-10/27/08	K058W1AF
		Dilution Factor: 1				
		Analysis Time..: 16:29		Analyst ID.....: 022952	Instrument ID..: TRA	
Antimony	**2.1 B**	**10.0**	**ug/L**	**SW846 6010B**	**10/18-10/27/08**	**K058W1AG**
		Dilution Factor: 1				
		Analysis Time..: 16:29		Analyst ID.....: 022952	Instrument ID..: TRA	
Vanadium	ND	50.0	ug/L	SW846 6010B	10/18-10/27/08	K058W1AH
		Dilution Factor: 1				
		Analysis Time..: 16:29		Analyst ID.....: 022952	Instrument ID..: TRA	
Zinc	**3.6 B**	**20.0**	**ug/L**	**SW846 6010B**	**10/18-10/27/08**	**K058W1AJ**
		Dilution Factor: 1				
		Analysis Time..: 16:29		Analyst ID.....: 022952	Instrument ID..: TRA	

(Continued on next page)

METHOD BLANK REPORT

TOTAL Metals

Client Lot #...: C8J160331 **Matrix.....:** WATER

PARAMETER	RESULT	REPORTING LIMIT	UNITS	METHOD	PREPARATION-ANALYSIS DATE	WORK ORDER #
MB Lot-Sample #: C8J240000-023 **Prep Batch #...:** 8298023						
Mercury	ND	0.20	ug/L	SW846 7470A	10/24/08	K1HHW1AA
		Dilution Factor: 1				
		Analysis Time..: 09:04		Analyst ID.....: 031043	Instrument ID..: HGH	
MB Lot-Sample #: C8J240000-026 **Prep Batch #...:** 8298026						
Mercury	ND	0.20	ug/L	SW846 7470A	10/24/08	K1HH41AA
		Dilution Factor: 1				
		Analysis Time..: 09:44		Analyst ID.....: 031043	Instrument ID..: HGH	

NOTE(S):

Calculations are performed before rounding to avoid round-off errors in calculated results.

B Estimated result. Result is less than RL.

LABORATORY CONTROL SAMPLE EVALUATION REPORT

TOTAL Metals

Client Lot #...: C8J160331 **Matrix.....:** WATER

PARAMETER	PERCENT RECOVERY	RECOVERY LIMITS	METHOD	PREPARATION-ANALYSIS DATE	WORK ORDER #
LCS Lot-Sample#: C8J180000-090 **Prep Batch #...:** 8292090					
Silver	101	(80 - 120)	SW846 6010B	10/18-10/27/08	K057X1A2
		Dilution Factor: 1	Analysis Time..: 13:48	Analyst ID.....: 022952	
		Instrument ID..: TRACEICP			
Aluminum	97	(80 - 120)	SW846 6010B	10/18-10/27/08	K057X1A3
		Dilution Factor: 1	Analysis Time..: 13:48	Analyst ID.....: 022952	
		Instrument ID..: TRACEICP			
Arsenic	99	(80 - 120)	SW846 6010B	10/18-10/27/08	K057X1A4
		Dilution Factor: 1	Analysis Time..: 13:48	Analyst ID.....: 022952	
		Instrument ID..: TRACEICP			
Barium	98	(80 - 120)	SW846 6010B	10/18-10/27/08	K057X1A5
		Dilution Factor: 1	Analysis Time..: 13:48	Analyst ID.....: 022952	
		Instrument ID..: TRACEICP			
Beryllium	103	(80 - 120)	SW846 6010B	10/18-10/27/08	K057X1A6
		Dilution Factor: 1	Analysis Time..: 13:48	Analyst ID.....: 022952	
		Instrument ID..: TRACEICP			
Calcium	101	(80 - 120)	SW846 6010B	10/18-10/27/08	K057X1A7
		Dilution Factor: 1	Analysis Time..: 13:48	Analyst ID.....: 022952	
		Instrument ID..: TRACEICP			
Cadmium	99	(80 - 120)	SW846 6010B	10/18-10/27/08	K057X1A8
		Dilution Factor: 1	Analysis Time..: 13:48	Analyst ID.....: 022952	
		Instrument ID..: TRACEICP			
Cobalt	99	(80 - 120)	SW846 6010B	10/18-10/27/08	K057X1A9
		Dilution Factor: 1	Analysis Time..: 13:48	Analyst ID.....: 022952	
		Instrument ID..: TRACEICP			
Chromium	102	(80 - 120)	SW846 6010B	10/18-10/27/08	K057X1CA
		Dilution Factor: 1	Analysis Time..: 13:48	Analyst ID.....: 022952	
		Instrument ID..: TRACEICP			
Copper	99	(80 - 120)	SW846 6010B	10/18-10/27/08	K057X1CC
		Dilution Factor: 1	Analysis Time..: 13:48	Analyst ID.....: 022952	
		Instrument ID..: TRACEICP			

(Continued on next page)

LABORATORY CONTROL SAMPLE EVALUATION REPORT

TOTAL Metals

Client Lot #...: C8J160331 **Matrix.....:** WATER

PARAMETER	PERCENT RECOVERY	RECOVERY LIMITS	METHOD	PREPARATION-ANALYSIS DATE	WORK ORDER #
Iron	92	(80 - 120)	SW846 6010B	10/18-10/27/08	K057X1CD
		Dilution Factor: 1	Analysis Time..: 13:48	Analyst ID.....: 022952	
		Instrument ID..: TRACEICP			
Potassium	94	(80 - 120)	SW846 6010B	10/18-10/27/08	K057X1CE
		Dilution Factor: 1	Analysis Time..: 13:48	Analyst ID.....: 022952	
		Instrument ID..: TRACEICP			
Magnesium	99	(80 - 120)	SW846 6010B	10/18-10/27/08	K057X1CF
		Dilution Factor: 1	Analysis Time..: 13:48	Analyst ID.....: 022952	
		Instrument ID..: TRACEICP			
Manganese	101	(80 - 120)	SW846 6010B	10/18-10/27/08	K057X1CG
		Dilution Factor: 1	Analysis Time..: 13:48	Analyst ID.....: 022952	
		Instrument ID..: TRACEICP			
Sodium	95	(80 - 120)	SW846 6010B	10/18-10/27/08	K057X1CH
		Dilution Factor: 1	Analysis Time..: 13:48	Analyst ID.....: 022952	
		Instrument ID..: TRACEICP			
Nickel	99	(80 - 120)	SW846 6010B	10/18-10/27/08	K057X1CJ
		Dilution Factor: 1	Analysis Time..: 13:48	Analyst ID.....: 022952	
		Instrument ID..: TRACEICP			
Lead	99	(80 - 120)	SW846 6010B	10/18-10/27/08	K057X1CK
		Dilution Factor: 1	Analysis Time..: 13:48	Analyst ID.....: 022952	
		Instrument ID..: TRACEICP			
Selenium	98	(80 - 120)	SW846 6010B	10/18-10/27/08	K057X1CL
		Dilution Factor: 1	Analysis Time..: 13:48	Analyst ID.....: 022952	
		Instrument ID..: TRACEICP			
Thallium	99	(80 - 120)	SW846 6010B	10/18-10/27/08	K057X1CM
		Dilution Factor: 1	Analysis Time..: 13:48	Analyst ID.....: 022952	
		Instrument ID..: TRACEICP			
Antimony	98	(80 - 120)	SW846 6010B	10/18-10/27/08	K057X1CN
		Dilution Factor: 1	Analysis Time..: 13:48	Analyst ID.....: 022952	
		Instrument ID..: TRACEICP			
Vanadium	103	(80 - 120)	SW846 6010B	10/18-10/27/08	K057X1CP
		Dilution Factor: 1	Analysis Time..: 13:48	Analyst ID.....: 022952	
		Instrument ID..: TRACEICP			

(Continued on next page)

LABORATORY CONTROL SAMPLE EVALUATION REPORT

TOTAL Metals

Client Lot #...: C8J160331 **Matrix.....:** WATER

PARAMETER	PERCENT RECOVERY	RECOVERY LIMITS	METHOD	PREPARATION-ANALYSIS DATE	WORK ORDER #
Zinc	103	(80 - 120)	SW846 6010B	10/18-10/27/08	K057X1CQ
	Dilution Factor: 1	Analysis Time..: 13:48	Analyst ID.....: 022952		
	Instrument ID..: TRACEICP				
LCS Lot-Sample#: C8J180000-093 **Prep Batch #...:** 8292093					
Silver	102	(80 - 120)	SW846 6010B	10/18-10/27/08	K058W1CA
	Dilution Factor: 1	Analysis Time..: 16:34	Analyst ID.....: 022952		
	Instrument ID..: TRACEICP				
Aluminum	99	(80 - 120)	SW846 6010B	10/18-10/27/08	K058W1CC
	Dilution Factor: 1	Analysis Time..: 16:34	Analyst ID.....: 022952		
	Instrument ID..: TRACEICP				
Arsenic	100	(80 - 120)	SW846 6010B	10/18-10/27/08	K058W1CD
	Dilution Factor: 1	Analysis Time..: 16:34	Analyst ID.....: 022952		
	Instrument ID..: TRACEICP				
Barium	100	(80 - 120)	SW846 6010B	10/18-10/27/08	K058W1CE
	Dilution Factor: 1	Analysis Time..: 16:34	Analyst ID.....: 022952		
	Instrument ID..: TRACEICP				
Beryllium	105	(80 - 120)	SW846 6010B	10/18-10/27/08	K058W1CF
	Dilution Factor: 1	Analysis Time..: 16:34	Analyst ID.....: 022952		
	Instrument ID..: TRACEICP				
Calcium	102	(80 - 120)	SW846 6010B	10/18-10/27/08	K058W1CG
	Dilution Factor: 1	Analysis Time..: 16:34	Analyst ID.....: 022952		
	Instrument ID..: TRACEICP				
Cadmium	101	(80 - 120)	SW846 6010B	10/18-10/27/08	K058W1CH
	Dilution Factor: 1	Analysis Time..: 16:34	Analyst ID.....: 022952		
	Instrument ID..: TRACEICP				
Cobalt	101	(80 - 120)	SW846 6010B	10/18-10/27/08	K058W1CJ
	Dilution Factor: 1	Analysis Time..: 16:34	Analyst ID.....: 022952		
	Instrument ID..: TRACEICP				
Chromium	104	(80 - 120)	SW846 6010B	10/18-10/27/08	K058W1CK
	Dilution Factor: 1	Analysis Time..: 16:34	Analyst ID.....: 022952		
	Instrument ID..: TRACEICP				
Copper	101	(80 - 120)	SW846 6010B	10/18-10/27/08	K058W1CL
	Dilution Factor: 1	Analysis Time..: 16:34	Analyst ID.....: 022952		
	Instrument ID..: TRACEICP				

(Continued on next page)

LABORATORY CONTROL SAMPLE EVALUATION REPORT

TOTAL Metals

Client Lot #...: C8J160331 **Matrix.....:** WATER

PARAMETER	PERCENT RECOVERY	RECOVERY LIMITS	METHOD	PREPARATION-ANALYSIS DATE	WORK ORDER #
Iron	94	(80 - 120)	SW846 6010B	10/18-10/27/08	K058W1CM
		Dilution Factor: 1	Analysis Time..: 16:34	Analyst ID.....: 022952	
		Instrument ID..: TRACEICP			
Potassium	95	(80 - 120)	SW846 6010B	10/18-10/27/08	K058W1CN
		Dilution Factor: 1	Analysis Time..: 16:34	Analyst ID.....: 022952	
		Instrument ID..: TRACEICP			
Magnesium	100	(80 - 120)	SW846 6010B	10/18-10/27/08	K058W1CP
		Dilution Factor: 1	Analysis Time..: 16:34	Analyst ID.....: 022952	
		Instrument ID..: TRACEICP			
Manganese	103	(80 - 120)	SW846 6010B	10/18-10/27/08	K058W1CQ
		Dilution Factor: 1	Analysis Time..: 16:34	Analyst ID.....: 022952	
		Instrument ID..: TRACEICP			
Sodium	95	(80 - 120)	SW846 6010B	10/18-10/27/08	K058W1A2
		Dilution Factor: 1	Analysis Time..: 16:34	Analyst ID.....: 022952	
		Instrument ID..: TRACEICP			
Nickel	101	(80 - 120)	SW846 6010B	10/18-10/27/08	K058W1A3
		Dilution Factor: 1	Analysis Time..: 16:34	Analyst ID.....: 022952	
		Instrument ID..: TRACEICP			
Lead	101	(80 - 120)	SW846 6010B	10/18-10/27/08	K058W1A4
		Dilution Factor: 1	Analysis Time..: 16:34	Analyst ID.....: 022952	
		Instrument ID..: TRACEICP			
Selenium	99	(80 - 120)	SW846 6010B	10/18-10/27/08	K058W1A5
		Dilution Factor: 1	Analysis Time..: 16:34	Analyst ID.....: 022952	
		Instrument ID..: TRACEICP			
Thallium	101	(80 - 120)	SW846 6010B	10/18-10/27/08	K058W1A6
		Dilution Factor: 1	Analysis Time..: 16:34	Analyst ID.....: 022952	
		Instrument ID..: TRACEICP			
Antimony	100	(80 - 120)	SW846 6010B	10/18-10/27/08	K058W1A7
		Dilution Factor: 1	Analysis Time..: 16:34	Analyst ID.....: 022952	
		Instrument ID..: TRACEICP			
Vanadium	104	(80 - 120)	SW846 6010B	10/18-10/27/08	K058W1A8
		Dilution Factor: 1	Analysis Time..: 16:34	Analyst ID.....: 022952	
		Instrument ID..: TRACEICP			

(Continued on next page)

LABORATORY CONTROL SAMPLE EVALUATION REPORT

TOTAL Metals

Client Lot #...: C8J160331 **Matrix.....:** WATER

PARAMETER	PERCENT RECOVERY	RECOVERY LIMITS	METHOD	PREPARATION-ANALYSIS DATE	WORK ORDER #
Zinc	105	(80 - 120)	SW846 6010B	10/18-10/27/08	K058W1A9

Dilution Factor: 1 Analysis Time..: 16:34 Analyst ID.....: 022952
Instrument ID..: TRACEICP

LCS Lot-Sample#: C8J240000-023 **Prep Batch #...:** 8298023

Mercury	99	(80 - 120)	SW846 7470A	10/24/08	K1HHW1AC

Dilution Factor: 1 Analysis Time..: 09:05 Analyst ID.....: 031043
Instrument ID..: HGHYDRA

LCS Lot-Sample#: C8J240000-026 **Prep Batch #...:** 8298026

Mercury	99	(80 - 120)	SW846 7470A	10/24/08	K1HH41AC

Dilution Factor: 1 Analysis Time..: 09:46 Analyst ID.....: 031043
Instrument ID..: HGHYDRA

NOTE(S):

Calculations are performed before rounding to avoid round-off errors in calculated results.

LABORATORY CONTROL SAMPLE DATA REPORT

TOTAL Metals

Client Lot #...: C8J160331 **Matrix.....:** WATER

PARAMETER	SPIKE AMOUNT	MEASURED AMOUNT	UNITS	PERCNT RECVRY	METHOD	PREPARATION-ANALYSIS DATE	WORK ORDER #
LCS Lot-Sample#: C8J180000-090 **Prep Batch #...:** 8292090							
Silver	50.0	50.6	ug/L	101	SW846 6010B	10/18-10/27/08	K057X1A2
		Dilution Factor: 1		Analysis Time..: 13:48		Analyst ID.....: 022952	
		Instrument ID..: TRACEICP					
Aluminum	2000	1940	ug/L	97	SW846 6010B	10/18-10/27/08	K057X1A3
		Dilution Factor: 1		Analysis Time..: 13:48		Analyst ID.....: 022952	
		Instrument ID..: TRACEICP					
Arsenic	2000	1970	ug/L	99	SW846 6010B	10/18-10/27/08	K057X1A4
		Dilution Factor: 1		Analysis Time..: 13:48		Analyst ID.....: 022952	
		Instrument ID..: TRACEICP					
Barium	2000	1960	ug/L	98	SW846 6010B	10/18-10/27/08	K057X1A5
		Dilution Factor: 1		Analysis Time..: 13:48		Analyst ID.....: 022952	
		Instrument ID..: TRACEICP					
Beryllium	50.0	51.7	ug/L	103	SW846 6010B	10/18-10/27/08	K057X1A6
		Dilution Factor: 1		Analysis Time..: 13:48		Analyst ID.....: 022952	
		Instrument ID..: TRACEICP					
Calcium	50000	50500	ug/L	101	SW846 6010B	10/18-10/27/08	K057X1A7
		Dilution Factor: 1		Analysis Time..: 13:48		Analyst ID.....: 022952	
		Instrument ID..: TRACEICP					
Cadmium	50.0	49.6	ug/L	99	SW846 6010B	10/18-10/27/08	K057X1A8
		Dilution Factor: 1		Analysis Time..: 13:48		Analyst ID.....: 022952	
		Instrument ID..: TRACEICP					
Cobalt	500	497	ug/L	99	SW846 6010B	10/18-10/27/08	K057X1A9
		Dilution Factor: 1		Analysis Time..: 13:48		Analyst ID.....: 022952	
		Instrument ID..: TRACEICP					
Chromium	200	204	ug/L	102	SW846 6010B	10/18-10/27/08	K057X1CA
		Dilution Factor: 1		Analysis Time..: 13:48		Analyst ID.....: 022952	
		Instrument ID..: TRACEICP					
Copper	250	248	ug/L	99	SW846 6010B	10/18-10/27/08	K057X1CC
		Dilution Factor: 1		Analysis Time..: 13:48		Analyst ID.....: 022952	
		Instrument ID..: TRACEICP					

(Continued on next page)

LABORATORY CONTROL SAMPLE DATA REPORT

TOTAL Metals

Client Lot #...: C8J160331 **Matrix.....:** WATER

PARAMETER	SPIKE AMOUNT	MEASURED AMOUNT	UNITS	PERCNT RECVRY	METHOD	PREPARATION-ANALYSIS DATE	WORK ORDER #
Iron	1000	923	ug/L	92	SW846 6010B	10/18-10/27/08	K057X1CD
			Dilution Factor: 1		Analysis Time..: 13:48	Analyst ID.....: 022952	
			Instrument ID..: TRACEICP				
Potassium	50000	47000	ug/L	94	SW846 6010B	10/18-10/27/08	K057X1CE
			Dilution Factor: 1		Analysis Time..: 13:48	Analyst ID.....: 022952	
			Instrument ID..: TRACEICP				
Magnesium	50000	49500	ug/L	99	SW846 6010B	10/18-10/27/08	K057X1CF
			Dilution Factor: 1		Analysis Time..: 13:48	Analyst ID.....: 022952	
			Instrument ID..: TRACEICP				
Manganese	500	505	ug/L	101	SW846 6010B	10/18-10/27/08	K057X1CG
			Dilution Factor: 1		Analysis Time..: 13:48	Analyst ID.....: 022952	
			Instrument ID..: TRACEICP				
Sodium	50000	47300	ug/L	95	SW846 6010B	10/18-10/27/08	K057X1CH
			Dilution Factor: 1		Analysis Time..: 13:48	Analyst ID.....: 022952	
			Instrument ID..: TRACEICP				
Nickel	500	495	ug/L	99	SW846 6010B	10/18-10/27/08	K057X1CJ
			Dilution Factor: 1		Analysis Time..: 13:48	Analyst ID.....: 022952	
			Instrument ID..: TRACEICP				
Lead	500	496	ug/L	99	SW846 6010B	10/18-10/27/08	K057X1CK
			Dilution Factor: 1		Analysis Time..: 13:48	Analyst ID.....: 022952	
			Instrument ID..: TRACEICP				
Selenium	2000	1960	ug/L	98	SW846 6010B	10/18-10/27/08	K057X1CL
			Dilution Factor: 1		Analysis Time..: 13:48	Analyst ID.....: 022952	
			Instrument ID..: TRACEICP				
Thallium	2000	1980	ug/L	99	SW846 6010B	10/18-10/27/08	K057X1CM
			Dilution Factor: 1		Analysis Time..: 13:48	Analyst ID.....: 022952	
			Instrument ID..: TRACEICP				
Antimony	500	492	ug/L	98	SW846 6010B	10/18-10/27/08	K057X1CN
			Dilution Factor: 1		Analysis Time..: 13:48	Analyst ID.....: 022952	
			Instrument ID..: TRACEICP				
Vanadium	500	513	ug/L	103	SW846 6010B	10/18-10/27/08	K057X1CP
			Dilution Factor: 1		Analysis Time..: 13:48	Analyst ID.....: 022952	
			Instrument ID..: TRACEICP				

(Continued on next page)

LABORATORY CONTROL SAMPLE DATA REPORT

TOTAL Metals

Client Lot #...: C8J160331 **Matrix.....:** WATER

PARAMETER	SPIKE AMOUNT	MEASURED AMOUNT	UNITS	PERCNT RECVRY	METHOD	PREPARATION-ANALYSIS DATE	WORK ORDER #
Zinc	500	516	ug/L	103	SW846 6010B	10/18-10/27/08	K057X1CQ
			Dilution Factor: 1		Analysis Time..: 13:48	Analyst ID.....: 022952	
			Instrument ID..: TRACEICP				

LCS Lot-Sample#: C8J180000-093 **Prep Batch #...:** 8292093

Silver	50.0	51.2	ug/L	102	SW846 6010B	10/18-10/27/08	K058W1CA
			Dilution Factor: 1		Analysis Time..: 16:34	Analyst ID.....: 022952	
			Instrument ID..: TRACEICP				
Aluminum	2000	1970	ug/L	99	SW846 6010B	10/18-10/27/08	K058W1CC
			Dilution Factor: 1		Analysis Time..: 16:34	Analyst ID.....: 022952	
			Instrument ID..: TRACEICP				
Arsenic	2000	2010	ug/L	100	SW846 6010B	10/18-10/27/08	K058W1CD
			Dilution Factor: 1		Analysis Time..: 16:34	Analyst ID.....: 022952	
			Instrument ID..: TRACEICP				
Barium	2000	1990	ug/L	100	SW846 6010B	10/18-10/27/08	K058W1CE
			Dilution Factor: 1		Analysis Time..: 16:34	Analyst ID.....: 022952	
			Instrument ID..: TRACEICP				
Beryllium	50.0	52.4	ug/L	105	SW846 6010B	10/18-10/27/08	K058W1CF
			Dilution Factor: 1		Analysis Time..: 16:34	Analyst ID.....: 022952	
			Instrument ID..: TRACEICP				
Calcium	50000	50900	ug/L	102	SW846 6010B	10/18-10/27/08	K058W1CG
			Dilution Factor: 1		Analysis Time..: 16:34	Analyst ID.....: 022952	
			Instrument ID..: TRACEICP				
Cadmium	50.0	50.6	ug/L	101	SW846 6010B	10/18-10/27/08	K058W1CH
			Dilution Factor: 1		Analysis Time..: 16:34	Analyst ID.....: 022952	
			Instrument ID..: TRACEICP				
Cobalt	500	507	ug/L	101	SW846 6010B	10/18-10/27/08	K058W1CJ
			Dilution Factor: 1		Analysis Time..: 16:34	Analyst ID.....: 022952	
			Instrument ID..: TRACEICP				
Chromium	200	208	ug/L	104	SW846 6010B	10/18-10/27/08	K058W1CK
			Dilution Factor: 1		Analysis Time..: 16:34	Analyst ID.....: 022952	
			Instrument ID..: TRACEICP				
Copper	250	251	ug/L	101	SW846 6010B	10/18-10/27/08	K058W1CL
			Dilution Factor: 1		Analysis Time..: 16:34	Analyst ID.....: 022952	
			Instrument ID..: TRACEICP				

(Continued on next page)

LABORATORY CONTROL SAMPLE DATA REPORT

TOTAL Metals

Client Lot #...: C8J160331 **Matrix.....:** WATER

PARAMETER	SPIKE AMOUNT	MEASURED AMOUNT	UNITS	PERCNT RECVRY	METHOD	PREPARATION-ANALYSIS DATE	WORK ORDER #
Iron	1000	941	ug/L	94	SW846 6010B	10/18-10/27/08	K058W1CM
			Dilution Factor: 1		Analysis Time..: 16:34	Analyst ID.....: 022952	
			Instrument ID..: TRACEICP				
Potassium	50000	47700	ug/L	95	SW846 6010B	10/18-10/27/08	K058W1CN
			Dilution Factor: 1		Analysis Time..: 16:34	Analyst ID.....: 022952	
			Instrument ID..: TRACEICP				
Magnesium	50000	50000	ug/L	100	SW846 6010B	10/18-10/27/08	K058W1CP
			Dilution Factor: 1		Analysis Time..: 16:34	Analyst ID.....: 022952	
			Instrument ID..: TRACEICP				
Manganese	500	513	ug/L	103	SW846 6010B	10/18-10/27/08	K058W1CQ
			Dilution Factor: 1		Analysis Time..: 16:34	Analyst ID.....: 022952	
			Instrument ID..: TRACEICP				
Sodium	50000	47700	ug/L	95	SW846 6010B	10/18-10/27/08	K058W1A2
			Dilution Factor: 1		Analysis Time..: 16:34	Analyst ID.....: 022952	
			Instrument ID..: TRACEICP				
Nickel	500	506	ug/L	101	SW846 6010B	10/18-10/27/08	K058W1A3
			Dilution Factor: 1		Analysis Time..: 16:34	Analyst ID.....: 022952	
			Instrument ID..: TRACEICP				
Lead	500	503	ug/L	101	SW846 6010B	10/18-10/27/08	K058W1A4
			Dilution Factor: 1		Analysis Time..: 16:34	Analyst ID.....: 022952	
			Instrument ID..: TRACEICP				
Selenium	2000	1990	ug/L	99	SW846 6010B	10/18-10/27/08	K058W1A5
			Dilution Factor: 1		Analysis Time..: 16:34	Analyst ID.....: 022952	
			Instrument ID..: TRACEICP				
Thallium	2000	2020	ug/L	101	SW846 6010B	10/18-10/27/08	K058W1A6
			Dilution Factor: 1		Analysis Time..: 16:34	Analyst ID.....: 022952	
			Instrument ID..: TRACEICP				
Antimony	500	498	ug/L	100	SW846 6010B	10/18-10/27/08	K058W1A7
			Dilution Factor: 1		Analysis Time..: 16:34	Analyst ID.....: 022952	
			Instrument ID..: TRACEICP				
Vanadium	500	522	ug/L	104	SW846 6010B	10/18-10/27/08	K058W1A8
			Dilution Factor: 1		Analysis Time..: 16:34	Analyst ID.....: 022952	
			Instrument ID..: TRACEICP				

(Continued on next page)

LABORATORY CONTROL SAMPLE DATA REPORT

TOTAL Metals

Client Lot #...: C8J160331 **Matrix.....:** WATER

PARAMETER	SPIKE AMOUNT	MEASURED AMOUNT	UNITS	PERCNT RECVRY	METHOD	PREPARATION-ANALYSIS DATE	WORK ORDER #
Zinc	500	525	ug/L	105	SW846 6010B	10/18-10/27/08	K058W1A9

Dilution Factor: 1 Analysis Time..: 16:34 Analyst ID.....: 022952
Instrument ID..: TRACEICP

LCS Lot-Sample#: C8J240000-023 **Prep Batch #...:** 8298023

Mercury	2.50	2.47	ug/L	99	SW846 7470A	10/24/08	K1HHW1AC

Dilution Factor: 1 Analysis Time..: 09:05 Analyst ID.....: 031043
Instrument ID..: HGHYDRA

LCS Lot-Sample#: C8J240000-026 **Prep Batch #...:** 8298026

Mercury	2.50	2.48	ug/L	99	SW846 7470A	10/24/08	K1HH41AC

Dilution Factor: 1 Analysis Time..: 09:46 Analyst ID.....: 031043
Instrument ID..: HGHYDRA

NOTE(S):

Calculations are performed before rounding to avoid round-off errors in calculated results.

MATRIX SPIKE SAMPLE EVALUATION REPORT

TOTAL Metals

Client Lot #...: C8J160331 **Matrix.....:** WATER
Date Sampled...: 10/14/08 **Date Received..:** 10/16/08

PARAMETER	PERCENT RECOVERY	RECOVERY LIMITS	RPD	RPD LIMITS	METHOD	PREPARATION-ANALYSIS DATE	WORK ORDER #
MS Lot-Sample #: C8J160331-001 **Prep Batch #...:** 8292090							
Silver	112	(75 - 125)			SW846 6010B	10/18-10/27/08	K02TX1CF
	112	(75 - 125)	0.14	(0-20)	SW846 6010B	10/18-10/27/08	K02TX1CG
		Dilution Factor: 1					
		Analysis Time..: 15:14			Instrument ID..: TRACEICP	Analyst ID.....: 022952	
		MS Run #.....: 8292050					
Aluminum	105	(75 - 125)			SW846 6010B	10/18-10/27/08	K02TX1CH
	106	(75 - 125)	1.8	(0-20)	SW846 6010B	10/18-10/27/08	K02TX1CJ
		Dilution Factor: 1					
		Analysis Time..: 15:14			Instrument ID..: TRACEICP	Analyst ID.....: 022952	
		MS Run #.....: 8292050					
Arsenic	101	(75 - 125)			SW846 6010B	10/18-10/27/08	K02TX1CK
	103	(75 - 125)	1.9	(0-20)	SW846 6010B	10/18-10/27/08	K02TX1CL
		Dilution Factor: 1					
		Analysis Time..: 15:14			Instrument ID..: TRACEICP	Analyst ID.....: 022952	
		MS Run #.....: 8292050					
Barium	99	(75 - 125)			SW846 6010B	10/18-10/27/08	K02TX1CM
	100	(75 - 125)	1.5	(0-20)	SW846 6010B	10/18-10/27/08	K02TX1CN
		Dilution Factor: 1					
		Analysis Time..: 15:14			Instrument ID..: TRACEICP	Analyst ID.....: 022952	
		MS Run #.....: 8292050					
Beryllium	97	(75 - 125)			SW846 6010B	10/18-10/27/08	K02TX1CP
	98	(75 - 125)	1.4	(0-20)	SW846 6010B	10/18-10/27/08	K02TX1CQ
		Dilution Factor: 1					
		Analysis Time..: 15:14			Instrument ID..: TRACEICP	Analyst ID.....: 022952	
		MS Run #.....: 8292050					
Calcium	NC	(75 - 125)			SW846 6010B	10/18-10/28/08	K02TX1CR
	NC	(75 - 125)		(0-20)	SW846 6010B	10/18-10/28/08	K02TX1CT
		Dilution Factor: 5					
		Analysis Time..: 14:56			Instrument ID..: TRACEICP	Analyst ID.....: 022952	
		MS Run #.....: 8292050					
Cadmium	94	(75 - 125)			SW846 6010B	10/18-10/27/08	K02TX1CU
	95	(75 - 125)	1.6	(0-20)	SW846 6010B	10/18-10/27/08	K02TX1CV
		Dilution Factor: 1					
		Analysis Time..: 15:14			Instrument ID..: TRACEICP	Analyst ID.....: 022952	
		MS Run #.....: 8292050					

(Continued on next page)

MATRIX SPIKE SAMPLE EVALUATION REPORT

TOTAL Metals

Client Lot #...: C8J160331 **Matrix.....:** WATER
Date Sampled...: 10/14/08 **Date Received..:** 10/16/08

PARAMETER	PERCENT RECOVERY	RECOVERY LIMITS	RPD	RPD LIMITS	METHOD	PREPARATION-ANALYSIS DATE	WORK ORDER #
Cobalt	96	(75 - 125)			SW846 6010B	10/18-10/27/08	K02TX1CW
	98	(75 - 125)	1.6	(0-20)	SW846 6010B	10/18-10/27/08	K02TX1CX
		Dilution Factor: 1					
		Analysis Time..: 15:14			Instrument ID..: TRACEICP	Analyst ID.....: 022952	
		MS Run #.....: 8292050					
Chromium	97	(75 - 125)			SW846 6010B	10/18-10/27/08	K02TX1C0
	98	(75 - 125)	0.98	(0-20)	SW846 6010B	10/18-10/27/08	K02TX1C1
		Dilution Factor: 1					
		Analysis Time..: 15:14			Instrument ID..: TRACEICP	Analyst ID.....: 022952	
		MS Run #.....: 8292050					
Copper	105	(75 - 125)			SW846 6010B	10/18-10/27/08	K02TX1C2
	107	(75 - 125)	1.7	(0-20)	SW846 6010B	10/18-10/27/08	K02TX1C3
		Dilution Factor: 1					
		Analysis Time..: 15:14			Instrument ID..: TRACEICP	Analyst ID.....: 022952	
		MS Run #.....: 8292050					
Iron	NC	(75 - 125)			SW846 6010B	10/18-10/27/08	K02TX1C4
	NC	(75 - 125)		(0-20)	SW846 6010B	10/18-10/27/08	K02TX1C5
		Dilution Factor: 1					
		Analysis Time..: 15:14			Instrument ID..: TRACEICP	Analyst ID.....: 022952	
		MS Run #.....: 8292050					
Potassium	134 N	(75 - 125)			SW846 6010B	10/18-10/27/08	K02TX1C6
	137 N	(75 - 125)	2.4	(0-20)	SW846 6010B	10/18-10/27/08	K02TX1C7
		Dilution Factor: 1					
		Analysis Time..: 15:14			Instrument ID..: TRACEICP	Analyst ID.....: 022952	
		MS Run #.....: 8292050					
Magnesium	NC	(75 - 125)			SW846 6010B	10/18-10/27/08	K02TX1C8
	NC	(75 - 125)		(0-20)	SW846 6010B	10/18-10/27/08	K02TX1C9
		Dilution Factor: 1					
		Analysis Time..: 15:14			Instrument ID..: TRACEICP	Analyst ID.....: 022952	
		MS Run #.....: 8292050					
Manganese	NC	(75 - 125)			SW846 6010B	10/18-10/27/08	K02TX1DA
	NC	(75 - 125)		(0-20)	SW846 6010B	10/18-10/27/08	K02TX1DC
		Dilution Factor: 1					
		Analysis Time..: 15:14			Instrument ID..: TRACEICP	Analyst ID.....: 022952	
		MS Run #.....: 8292050					

(Continued on next page)

MATRIX SPIKE SAMPLE EVALUATION REPORT

TOTAL Metals

Client Lot #...: C8J160331 **Matrix.....:** WATER
Date Sampled...: 10/14/08 **Date Received..:** 10/16/08

PARAMETER	PERCENT RECOVERY	RECOVERY LIMITS	RPD	RPD LIMITS	METHOD	PREPARATION-ANALYSIS DATE	WORK ORDER #
Sodium	NC	(75 - 125)			SW846 6010B	10/18-10/28/08	K02TX1DD
	NC	(75 - 125)		(0-20)	SW846 6010B	10/18-10/28/08	K02TX1DE
		Dilution Factor: 5					
		Analysis Time..: 14:56			Instrument ID..: TRACEICP	Analyst ID.....: 022952	
		MS Run #.....: 8292050					
Nickel	93	(75 - 125)			SW846 6010B	10/18-10/27/08	K02TX1DF
	95	(75 - 125)	1.8	(0-20)	SW846 6010B	10/18-10/27/08	K02TX1DG
		Dilution Factor: 1					
		Analysis Time..: 15:14			Instrument ID..: TRACEICP	Analyst ID.....: 022952	
		MS Run #.....: 8292050					
Lead	96	(75 - 125)			SW846 6010B	10/18-10/27/08	K02TX1DH
	97	(75 - 125)	1.1	(0-20)	SW846 6010B	10/18-10/27/08	K02TX1DJ
		Dilution Factor: 1					
		Analysis Time..: 15:14			Instrument ID..: TRACEICP	Analyst ID.....: 022952	
		MS Run #.....: 8292050					
Selenium	101	(75 - 125)			SW846 6010B	10/18-10/27/08	K02TX1DK
	103	(75 - 125)	1.5	(0-20)	SW846 6010B	10/18-10/27/08	K02TX1DL
		Dilution Factor: 1					
		Analysis Time..: 15:14			Instrument ID..: TRACEICP	Analyst ID.....: 022952	
		MS Run #.....: 8292050					
Thallium	96	(75 - 125)			SW846 6010B	10/18-10/27/08	K02TX1DM
	98	(75 - 125)	1.6	(0-20)	SW846 6010B	10/18-10/27/08	K02TX1DN
		Dilution Factor: 1					
		Analysis Time..: 15:14			Instrument ID..: TRACEICP	Analyst ID.....: 022952	
		MS Run #.....: 8292050					
Antimony	103	(75 - 125)			SW846 6010B	10/18-10/27/08	K02TX1DP
	104	(75 - 125)	1.2	(0-20)	SW846 6010B	10/18-10/27/08	K02TX1DQ
		Dilution Factor: 1					
		Analysis Time..: 15:14			Instrument ID..: TRACEICP	Analyst ID.....: 022952	
		MS Run #.....: 8292050					
Vanadium	101	(75 - 125)			SW846 6010B	10/18-10/27/08	K02TX1DR
	101	(75 - 125)	0.82	(0-20)	SW846 6010B	10/18-10/27/08	K02TX1DT
		Dilution Factor: 1					
		Analysis Time..: 15:14			Instrument ID..: TRACEICP	Analyst ID.....: 022952	
		MS Run #.....: 8292050					

(Continued on next page)

MATRIX SPIKE SAMPLE EVALUATION REPORT

TOTAL Metals

Client Lot #...: C8J160331 **Matrix.....:** WATER
Date Sampled...: 10/14/08 **Date Received..:** 10/16/08

PARAMETER	PERCENT RECOVERY	RECOVERY LIMITS	RPD	RPD LIMITS	METHOD	PREPARATION-ANALYSIS DATE	WORK ORDER #
Zinc	105	(75 - 125)			SW846 6010B	10/18-10/27/08	K02TX1DU
	107	(75 - 125)	1.6	(0-20)	SW846 6010B	10/18-10/27/08	K02TX1DV

Dilution Factor: 1
Analysis Time..: 15:14 Instrument ID..: TRACEICP Analyst ID.....: 022952
MS Run #.....: 8292050

NOTE(S):

Calculations are performed before rounding to avoid round-off errors in calculated results.

NC The recovery and/or RPD were not calculated.

N Spiked analyte recovery is outside stated control limits.

MATRIX SPIKE SAMPLE DATA REPORT

TOTAL Metals

Client Lot #...: C8J160331 **Matrix.....:** WATER
Date Sampled...: 10/14/08 **Date Received..:** 10/16/08

PARAMETER	SAMPLE AMOUNT	SPIKE AMT	MEASRD AMOUNT	UNITS	PERCNT RECVRY	RPD	METHOD	PREPARATION-ANALYSIS DATE	WORK ORDER #
MS Lot-Sample #: C8J160331-001 **Prep Batch #...:** 8292090									
Silver									
	ND	50.0	56.1	ug/L	112		SW846 6010B	10/18-10/27/08	K02TX1CF
	ND	50.0	56.2	ug/L	112	0.14	SW846 6010B	10/18-10/27/08	K02TX1CG
			Dilution Factor: 1						
			Analysis Time..: 15:14		Instrument ID..: TRACEICP		Analyst ID.....: 022952		
			MS Run #.....: 8292050						
Aluminum									
	ND	2000	2090	ug/L	105		SW846 6010B	10/18-10/27/08	K02TX1CH
	ND	2000	2130	ug/L	106	1.8	SW846 6010B	10/18-10/27/08	K02TX1CJ
			Dilution Factor: 1						
			Analysis Time..: 15:14		Instrument ID..: TRACEICP		Analyst ID.....: 022952		
			MS Run #.....: 8292050						
Arsenic									
	5.7	2000	2030	ug/L	101		SW846 6010B	10/18-10/27/08	K02TX1CK
	5.7	2000	2070	ug/L	103	1.9	SW846 6010B	10/18-10/27/08	K02TX1CL
			Dilution Factor: 1						
			Analysis Time..: 15:14		Instrument ID..: TRACEICP		Analyst ID.....: 022952		
			MS Run #.....: 8292050						
Barium									
	67.5	2000	2040	ug/L	99		SW846 6010B	10/18-10/27/08	K02TX1CM
	67.5	2000	2070	ug/L	100	1.5	SW846 6010B	10/18-10/27/08	K02TX1CN
			Dilution Factor: 1						
			Analysis Time..: 15:14		Instrument ID..: TRACEICP		Analyst ID.....: 022952		
			MS Run #.....: 8292050						
Beryllium									
	0.34	50.0	48.8	ug/L	97		SW846 6010B	10/18-10/27/08	K02TX1CP
	0.34	50.0	49.5	ug/L	98	1.4	SW846 6010B	10/18-10/27/08	K02TX1CQ
			Dilution Factor: 1						
			Analysis Time..: 15:14		Instrument ID..: TRACEICP		Analyst ID.....: 022952		
			MS Run #.....: 8292050						
Calcium									
	987000	50000	1040000	ug/L			SW846 6010B	10/18-10/28/08	K02TX1CR
			Qualifiers: NC						
	987000	50000	1040000	ug/L			SW846 6010B	10/18-10/28/08	K02TX1CT
			Qualifiers: NC						
			Dilution Factor: 5						
			Analysis Time..: 14:56		Instrument ID..: TRACEICP		Analyst ID.....: 022952		
			MS Run #.....: 8292050						

(Continued on next page)

MATRIX SPIKE SAMPLE DATA REPORT

TOTAL Metals

Client Lot #...: C8J160331 **Matrix.....:** WATER
Date Sampled...: 10/14/08 **Date Received..:** 10/16/08

PARAMETER	SAMPLE AMOUNT	SPIKE AMT	MEASRD AMOUNT	UNITS	PERCNT RECVRY	RPD	METHOD	PREPARATION-ANALYSIS DATE	WORK ORDER #
Cadmium									
	ND	50.0	46.9	ug/L	94		SW846 6010B	10/18-10/27/08	K02TX1CU
	ND	50.0	47.6	ug/L	95	1.6	SW846 6010B	10/18-10/27/08	K02TX1CV
			Dilution Factor: 1						
			Analysis Time..: 15:14		Instrument ID..: TRACEICP		Analyst ID.....: 022952		
			MS Run #.....: 8292050						
Cobalt									
	14.4	500	494	ug/L	96		SW846 6010B	10/18-10/27/08	K02TX1CW
	14.4	500	502	ug/L	98	1.6	SW846 6010B	10/18-10/27/08	K02TX1CX
			Dilution Factor: 1						
			Analysis Time..: 15:14		Instrument ID..: TRACEICP		Analyst ID.....: 022952		
			MS Run #.....: 8292050						
Chromium									
	8.1	200	202	ug/L	97		SW846 6010B	10/18-10/27/08	K02TX1C0
	8.1	200	204	ug/L	98	0.98	SW846 6010B	10/18-10/27/08	K02TX1C1
			Dilution Factor: 1						
			Analysis Time..: 15:14		Instrument ID..: TRACEICP		Analyst ID.....: 022952		
			MS Run #.....: 8292050						
Copper									
	ND	250	263	ug/L	105		SW846 6010B	10/18-10/27/08	K02TX1C2
	ND	250	267	ug/L	107	1.7	SW846 6010B	10/18-10/27/08	K02TX1C3
			Dilution Factor: 1						
			Analysis Time..: 15:14		Instrument ID..: TRACEICP		Analyst ID.....: 022952		
			MS Run #.....: 8292050						
Iron									
	7830	1000	8700 NC	ug/L			SW846 6010B	10/18-10/27/08	K02TX1C4
	7830	1000	8860 NC	ug/L			SW846 6010B	10/18-10/27/08	K02TX1C5
			Dilution Factor: 1						
			Analysis Time..: 15:14		Instrument ID..: TRACEICP		Analyst ID.....: 022952		
			MS Run #.....: 8292050						
Potassium									
	3190	50000	70200 N	ug/L	134		SW846 6010B	10/18-10/27/08	K02TX1C6
	3190	50000	71900 N	ug/L	137	2.4	SW846 6010B	10/18-10/27/08	K02TX1C7
			Dilution Factor: 1						
			Analysis Time..: 15:14		Instrument ID..: TRACEICP		Analyst ID.....: 022952		
			MS Run #.....: 8292050						

(Continued on next page)

MATRIX SPIKE SAMPLE DATA REPORT

TOTAL Metals

Client Lot #...: C8J160331 **Matrix.....:** WATER
Date Sampled...: 10/14/08 **Date Received..:** 10/16/08

PARAMETER	SAMPLE AMOUNT	SPIKE AMT	MEASRD AMOUNT	UNITS	PERCNT RECVRY	RPD	METHOD	PREPARATION-ANALYSIS DATE	WORK ORDER #
Magnesium									
	307000	50000	352000	ug/L			SW846 6010B	10/18-10/27/08	K02TX1C8
			Qualifiers: NC						
	307000	50000	357000	ug/L			SW846 6010B	10/18-10/27/08	K02TX1C9
			Qualifiers: NC						
			Dilution Factor: 1						
			Analysis Time..: 15:14		Instrument ID..: TRACEICP		Analyst ID.....: 022952		
			MS Run #.....: 8292050						
Manganese									
	4340	500	4760 NC	ug/L			SW846 6010B	10/18-10/27/08	K02TX1DA
	4340	500	4850 NC	ug/L			SW846 6010B	10/18-10/27/08	K02TX1DC
			Dilution Factor: 1						
			Analysis Time..: 15:14		Instrument ID..: TRACEICP		Analyst ID.....: 022952		
			MS Run #.....: 8292050						
Sodium									
	1050000	50000	1110000	ug/L			SW846 6010B	10/18-10/28/08	K02TX1DD
			Qualifiers: NC						
	1050000	50000	1110000	ug/L			SW846 6010B	10/18-10/28/08	K02TX1DE
			Qualifiers: NC						
			Dilution Factor: 5						
			Analysis Time..: 14:56		Instrument ID..: TRACEICP		Analyst ID.....: 022952		
			MS Run #.....: 8292050						
Nickel									
	97.7	500	564	ug/L	93		SW846 6010B	10/18-10/27/08	K02TX1DF
	97.7	500	574	ug/L	95	1.8	SW846 6010B	10/18-10/27/08	K02TX1DG
			Dilution Factor: 1						
			Analysis Time..: 15:14		Instrument ID..: TRACEICP		Analyst ID.....: 022952		
			MS Run #.....: 8292050						
Lead									
	ND	500	478	ug/L	96		SW846 6010B	10/18-10/27/08	K02TX1DH
	ND	500	484	ug/L	97	1.1	SW846 6010B	10/18-10/27/08	K02TX1DJ
			Dilution Factor: 1						
			Analysis Time..: 15:14		Instrument ID..: TRACEICP		Analyst ID.....: 022952		
			MS Run #.....: 8292050						
Selenium									
	ND	2000	2030	ug/L	101		SW846 6010B	10/18-10/27/08	K02TX1DK
	ND	2000	2060	ug/L	103	1.5	SW846 6010B	10/18-10/27/08	K02TX1DL
			Dilution Factor: 1						
			Analysis Time..: 15:14		Instrument ID..: TRACEICP		Analyst ID.....: 022952		
			MS Run #.....: 8292050						

(Continued on next page)

MATRIX SPIKE SAMPLE DATA REPORT

TOTAL Metals

Client Lot #...: C8J160331 **Matrix.....:** WATER
Date Sampled...: 10/14/08 **Date Received..:** 10/16/08

PARAMETER	SAMPLE AMOUNT	SPIKE AMT	MEASRD AMOUNT	UNITS	PERCNT RECVRY	RPD	METHOD	PREPARATION-ANALYSIS DATE	WORK ORDER #
Thallium									
	ND	2000	1920	ug/L	96		SW846 6010B	10/18-10/27/08	K02TX1DM
	ND	2000	1960	ug/L	98	1.6	SW846 6010B	10/18-10/27/08	K02TX1DN
			Dilution Factor: 1						
			Analysis Time..: 15:14		Instrument ID..: TRACEICP		Analyst ID.....: 022952		
			MS Run #.....: 8292050						
Antimony									
	3.1	500	516	ug/L	103		SW846 6010B	10/18-10/27/08	K02TX1DP
	3.1	500	522	ug/L	104	1.2	SW846 6010B	10/18-10/27/08	K02TX1DQ
			Dilution Factor: 1						
			Analysis Time..: 15:14		Instrument ID..: TRACEICP		Analyst ID.....: 022952		
			MS Run #.....: 8292050						
Vanadium									
	3.0	500	506	ug/L	101		SW846 6010B	10/18-10/27/08	K02TX1DR
	3.0	500	510	ug/L	101	0.82	SW846 6010B	10/18-10/27/08	K02TX1DT
			Dilution Factor: 1						
			Analysis Time..: 15:14		Instrument ID..: TRACEICP		Analyst ID.....: 022952		
			MS Run #.....: 8292050						
Zinc									
	12.5	500	539	ug/L	105		SW846 6010B	10/18-10/27/08	K02TX1DU
	12.5	500	547	ug/L	107	1.6	SW846 6010B	10/18-10/27/08	K02TX1DV
			Dilution Factor: 1						
			Analysis Time..: 15:14		Instrument ID..: TRACEICP		Analyst ID.....: 022952		
			MS Run #.....: 8292050						

NOTE(S):

Calculations are performed before rounding to avoid round-off errors in calculated results.

NC The recovery and/or RPD were not calculated.

N Spiked analyte recovery is outside stated control limits.

MATRIX SPIKE SAMPLE EVALUATION REPORT

TOTAL Metals

Client Lot #...: C8J160331 **Matrix.....:** WATER
Date Sampled...: 10/14/08 **Date Received..:** 10/16/08

PARAMETER	PERCENT RECOVERY	RECOVERY LIMITS	RPD	RPD LIMITS	METHOD	PREPARATION-ANALYSIS DATE	WORK ORDER #
MS Lot-Sample #: C8J160331-003 **Prep Batch #...:** 8298023							
Mercury	91	(75 - 125)			SW846 7470A	10/24/08	K02T11CA
	92	(75 - 125)	0.43	(0-20)	SW846 7470A	10/24/08	K02T11CC

Dilution Factor: 1
Analysis Time..: 09:12 Instrument ID..: HGHYDRA Analyst ID.....: 031043
MS Run #.....: 8298016

NOTE(S):

Calculations are performed before rounding to avoid round-off errors in calculated results.

MATRIX SPIKE SAMPLE DATA REPORT

TOTAL Metals

Client Lot #...: C8J160331 **Matrix.....:** WATER
Date Sampled...: 10/14/08 **Date Received..:** 10/16/08

PARAMETER	SAMPLE AMOUNT	SPIKE AMT	MEASRD AMOUNT	UNITS	PERCNT RECVRY	RPD	METHOD	PREPARATION-ANALYSIS DATE	WORK ORDER #
MS Lot-Sample #: C8J160331-003 **Prep Batch #...:** 8298023									
Mercury									
	ND	1.00	0.912	ug/L	91		SW846 7470A	10/24/08	K02T11CA
	ND	1.00	0.916	ug/L	92	0.43	SW846 7470A	10/24/08	K02T11CC

Dilution Factor: 1
Analysis Time..: 09:12 Instrument ID..: HGHYDRA Analyst ID.....: 031043
MS Run #.....: 8298016

NOTE(S):

Calculations are performed before rounding to avoid round-off errors in calculated results.

MATRIX SPIKE SAMPLE EVALUATION REPORT

TOTAL Metals

Client Lot #...: C8J160331 **Matrix.....:** WATER
Date Sampled...: 10/15/08 **Date Received..:** 10/16/08

PARAMETER	PERCENT RECOVERY	RECOVERY LIMITS	RPD	RPD LIMITS	METHOD	PREPARATION-ANALYSIS DATE	WORK ORDER #
MS Lot-Sample #: C8J160331-017 **Prep Batch #...:** 8298026							
Mercury	97	(75 - 125)			SW846 7470A	10/24/08	K02VJ1CF
	99	(75 - 125)	1.5	(0-20)	SW846 7470A	10/24/08	K02VJ1CG

Dilution Factor: 1
Analysis Time..: 09:49 Instrument ID..: HGHYDRA Analyst ID.....: 031043
MS Run #.....: 8298018

NOTE(S):

Calculations are performed before rounding to avoid round-off errors in calculated results.

MATRIX SPIKE SAMPLE DATA REPORT

TOTAL Metals

Client Lot #...: C8J160331 **Matrix.....:** WATER
Date Sampled...: 10/15/08 **Date Received..:** 10/16/08

PARAMETER	SAMPLE AMOUNT	SPIKE AMT	MEASRD AMOUNT	UNITS	PERCNT RECVRY	RPD	METHOD	PREPARATION-ANALYSIS DATE	WORK ORDER #
MS Lot-Sample #: C8J160331-017 **Prep Batch #...:** 8298026									
Mercury									
	ND	1.00	0.971	ug/L	97		SW846 7470A	10/24/08	K02VJ1CF
	ND	1.00	0.986	ug/L	99	1.5	SW846 7470A	10/24/08	K02VJ1CG

Dilution Factor: 1
Analysis Time..: 09:49 Instrument ID..: HGHYDRA Analyst ID.....: 031043
MS Run #.....: 8298018

NOTE(S):

Calculations are performed before rounding to avoid round-off errors in calculated results.

MATRIX SPIKE SAMPLE EVALUATION REPORT

TOTAL Metals

Client Lot #...: C8J160331 **Matrix.....:** WATER
Date Sampled...: 10/15/08 **Date Received..:** 10/16/08

PARAMETER	PERCENT RECOVERY	RECOVERY LIMITS	RPD	RPD LIMITS	METHOD	PREPARATION-ANALYSIS DATE	WORK ORDER #
MS Lot-Sample #: C8J160331-021 **Prep Batch #...:** 8292093							
Silver	104	(75 - 125)			SW846 6010B	10/18-10/27/08	K02VP1CU
	102	(75 - 125)	2.1	(0-20)	SW846 6010B	10/18-10/27/08	K02VP1CV
		Dilution Factor: 1					
		Analysis Time..: 17:13			Instrument ID..: TRACEICP	Analyst ID.....: 022952	
		MS Run #.....: 8292061					
Aluminum	101	(75 - 125)			SW846 6010B	10/18-10/27/08	K02VP1CW
	102	(75 - 125)	0.73	(0-20)	SW846 6010B	10/18-10/27/08	K02VP1CX
		Dilution Factor: 1					
		Analysis Time..: 17:13			Instrument ID..: TRACEICP	Analyst ID.....: 022952	
		MS Run #.....: 8292061					
Arsenic	101	(75 - 125)			SW846 6010B	10/18-10/27/08	K02VP1C0
	101	(75 - 125)	0.35	(0-20)	SW846 6010B	10/18-10/27/08	K02VP1C1
		Dilution Factor: 1					
		Analysis Time..: 17:13			Instrument ID..: TRACEICP	Analyst ID.....: 022952	
		MS Run #.....: 8292061					
Barium	99	(75 - 125)			SW846 6010B	10/18-10/27/08	K02VP1C2
	99	(75 - 125)	0.28	(0-20)	SW846 6010B	10/18-10/27/08	K02VP1C3
		Dilution Factor: 1					
		Analysis Time..: 17:13			Instrument ID..: TRACEICP	Analyst ID.....: 022952	
		MS Run #.....: 8292061					
Beryllium	103	(75 - 125)			SW846 6010B	10/18-10/27/08	K02VP1C4
	103	(75 - 125)	0.09	(0-20)	SW846 6010B	10/18-10/27/08	K02VP1C5
		Dilution Factor: 1					
		Analysis Time..: 17:13			Instrument ID..: TRACEICP	Analyst ID.....: 022952	
		MS Run #.....: 8292061					
Calcium	96	(75 - 125)			SW846 6010B	10/18-10/27/08	K02VP1C6
	100	(75 - 125)	0.99	(0-20)	SW846 6010B	10/18-10/27/08	K02VP1C7
		Dilution Factor: 1					
		Analysis Time..: 17:13			Instrument ID..: TRACEICP	Analyst ID.....: 022952	
		MS Run #.....: 8292061					
Cadmium	99	(75 - 125)			SW846 6010B	10/18-10/27/08	K02VP1C8
	98	(75 - 125)	0.50	(0-20)	SW846 6010B	10/18-10/27/08	K02VP1C9
		Dilution Factor: 1					
		Analysis Time..: 17:13			Instrument ID..: TRACEICP	Analyst ID.....: 022952	
		MS Run #.....: 8292061					

(Continued on next page)

MATRIX SPIKE SAMPLE EVALUATION REPORT

TOTAL Metals

Client Lot #...: C8J160331 **Matrix.....:** WATER
Date Sampled...: 10/15/08 **Date Received..:** 10/16/08

PARAMETER	PERCENT RECOVERY	RECOVERY LIMITS	RPD	RPD LIMITS	METHOD	PREPARATION-ANALYSIS DATE	WORK ORDER #
Cobalt	101	(75 - 125)			SW846 6010B	10/18-10/27/08	K02VP1DA
	101	(75 - 125)	0.22	(0-20)	SW846 6010B	10/18-10/27/08	K02VP1DC
		Dilution Factor: 1					
		Analysis Time..: 17:13			Instrument ID..: TRACEICP	Analyst ID.....: 022952	
		MS Run #.....: 8292061					
Chromium	103	(75 - 125)			SW846 6010B	10/18-10/27/08	K02VP1DD
	102	(75 - 125)	0.23	(0-20)	SW846 6010B	10/18-10/27/08	K02VP1DE
		Dilution Factor: 1					
		Analysis Time..: 17:13			Instrument ID..: TRACEICP	Analyst ID.....: 022952	
		MS Run #.....: 8292061					
Copper	102	(75 - 125)			SW846 6010B	10/18-10/27/08	K02VP1DF
	102	(75 - 125)	0.14	(0-20)	SW846 6010B	10/18-10/27/08	K02VP1DG
		Dilution Factor: 1					
		Analysis Time..: 17:13			Instrument ID..: TRACEICP	Analyst ID.....: 022952	
		MS Run #.....: 8292061					
Iron	NC	(75 - 125)			SW846 6010B	10/18-10/27/08	K02VP1DH
	NC	(75 - 125)		(0-20)	SW846 6010B	10/18-10/27/08	K02VP1DJ
		Dilution Factor: 1					
		Analysis Time..: 17:13			Instrument ID..: TRACEICP	Analyst ID.....: 022952	
		MS Run #.....: 8292061					
Potassium	102	(75 - 125)			SW846 6010B	10/18-10/27/08	K02VP1DK
	102	(75 - 125)	0.68	(0-20)	SW846 6010B	10/18-10/27/08	K02VP1DL
		Dilution Factor: 1					
		Analysis Time..: 17:13			Instrument ID..: TRACEICP	Analyst ID.....: 022952	
		MS Run #.....: 8292061					
Magnesium	100	(75 - 125)			SW846 6010B	10/18-10/27/08	K02VP1DM
	101	(75 - 125)	0.44	(0-20)	SW846 6010B	10/18-10/27/08	K02VP1DN
		Dilution Factor: 1					
		Analysis Time..: 17:13			Instrument ID..: TRACEICP	Analyst ID.....: 022952	
		MS Run #.....: 8292061					
Manganese	97	(75 - 125)			SW846 6010B	10/18-10/27/08	K02VP1DP
	102	(75 - 125)	1.1	(0-20)	SW846 6010B	10/18-10/27/08	K02VP1DQ
		Dilution Factor: 1					
		Analysis Time..: 17:13			Instrument ID..: TRACEICP	Analyst ID.....: 022952	
		MS Run #.....: 8292061					

(Continued on next page)

MATRIX SPIKE SAMPLE EVALUATION REPORT

TOTAL Metals

Client Lot #...: C8J160331 **Matrix.....:** WATER
Date Sampled...: 10/15/08 **Date Received..:** 10/16/08

PARAMETER	PERCENT RECOVERY	RECOVERY LIMITS	RPD	RPD LIMITS	METHOD	PREPARATION-ANALYSIS DATE	WORK ORDER #
Sodium	95	(75 - 125)			SW846 6010B	10/18-10/27/08	K02VP1CA
	99	(75 - 125)	1.4	(0-20)	SW846 6010B	10/18-10/27/08	K02VP1CC
		Dilution Factor: 1					
		Analysis Time..: 17:13			Instrument ID..: TRACEICP	Analyst ID.....: 022952	
		MS Run #.....: 8292061					
Nickel	100	(75 - 125)			SW846 6010B	10/18-10/27/08	K02VP1CD
	100	(75 - 125)	0.22	(0-20)	SW846 6010B	10/18-10/27/08	K02VP1CE
		Dilution Factor: 1					
		Analysis Time..: 17:13			Instrument ID..: TRACEICP	Analyst ID.....: 022952	
		MS Run #.....: 8292061					
Lead	100	(75 - 125)			SW846 6010B	10/18-10/27/08	K02VP1CF
	100	(75 - 125)	0.44	(0-20)	SW846 6010B	10/18-10/27/08	K02VP1CG
		Dilution Factor: 1					
		Analysis Time..: 17:13			Instrument ID..: TRACEICP	Analyst ID.....: 022952	
		MS Run #.....: 8292061					
Selenium	98	(75 - 125)			SW846 6010B	10/18-10/27/08	K02VP1CH
	99	(75 - 125)	0.62	(0-20)	SW846 6010B	10/18-10/27/08	K02VP1CJ
		Dilution Factor: 1					
		Analysis Time..: 17:13			Instrument ID..: TRACEICP	Analyst ID.....: 022952	
		MS Run #.....: 8292061					
Thallium	99	(75 - 125)			SW846 6010B	10/18-10/27/08	K02VP1CK
	100	(75 - 125)	0.52	(0-20)	SW846 6010B	10/18-10/27/08	K02VP1CL
		Dilution Factor: 1					
		Analysis Time..: 17:13			Instrument ID..: TRACEICP	Analyst ID.....: 022952	
		MS Run #.....: 8292061					
Antimony	101	(75 - 125)			SW846 6010B	10/18-10/27/08	K02VP1CM
	101	(75 - 125)	0.25	(0-20)	SW846 6010B	10/18-10/27/08	K02VP1CN
		Dilution Factor: 1					
		Analysis Time..: 17:13			Instrument ID..: TRACEICP	Analyst ID.....: 022952	
		MS Run #.....: 8292061					
Vanadium	103	(75 - 125)			SW846 6010B	10/18-10/27/08	K02VP1CP
	103	(75 - 125)	0.29	(0-20)	SW846 6010B	10/18-10/27/08	K02VP1CQ
		Dilution Factor: 1					
		Analysis Time..: 17:13			Instrument ID..: TRACEICP	Analyst ID.....: 022952	
		MS Run #.....: 8292061					

(Continued on next page)

MATRIX SPIKE SAMPLE EVALUATION REPORT

TOTAL Metals

Client Lot #...: C8J160331 **Matrix.....:** WATER
Date Sampled...: 10/15/08 **Date Received..:** 10/16/08

PARAMETER	PERCENT RECOVERY	RECOVERY LIMITS	RPD	RPD LIMITS	METHOD	PREPARATION-ANALYSIS DATE	WORK ORDER #
Zinc	104	(75 - 125)			SW846 6010B	10/18-10/27/08	K02VP1CR
	104	(75 - 125)	0.0	(0-20)	SW846 6010B	10/18-10/27/08	K02VP1CT

Dilution Factor: 1
Analysis Time..: 17:13 Instrument ID..: TRACEICP Analyst ID.....: 022952
MS Run #.....: 8292061

NOTE(S):

Calculations are performed before rounding to avoid round-off errors in calculated results.

NC The recovery and/or RPD were not calculated.

MATRIX SPIKE SAMPLE DATA REPORT

TOTAL Metals

Client Lot #...: C8J160331 **Matrix.....:** WATER
Date Sampled...: 10/15/08 **Date Received..:** 10/16/08

PARAMETER	SAMPLE AMOUNT	SPIKE AMT	MEASRD AMOUNT	UNITS	PERCNT RECVRY	RPD	METHOD	PREPARATION-ANALYSIS DATE	WORK ORDER #
MS Lot-Sample #: C8J160331-021 **Prep Batch #...:** 8292093									
Silver									
	0.80	50.0	52.7	ug/L	104		SW846 6010B	10/18-10/27/08	K02VP1CU
	0.80	50.0	51.6	ug/L	102	2.1	SW846 6010B	10/18-10/27/08	K02VP1CV
			Dilution Factor: 1						
			Analysis Time..: 17:13		Instrument ID..: TRACEICP		Analyst ID.....: 022952		
			MS Run #.....: 8292061						
Aluminum									
	103	2000	2130	ug/L	101		SW846 6010B	10/18-10/27/08	K02VP1CW
	103	2000	2150	ug/L	102	0.73	SW846 6010B	10/18-10/27/08	K02VP1CX
			Dilution Factor: 1						
			Analysis Time..: 17:13		Instrument ID..: TRACEICP		Analyst ID.....: 022952		
			MS Run #.....: 8292061						
Arsenic									
	58.5	2000	2070	ug/L	101		SW846 6010B	10/18-10/27/08	K02VP1C0
	58.5	2000	2080	ug/L	101	0.35	SW846 6010B	10/18-10/27/08	K02VP1C1
			Dilution Factor: 1						
			Analysis Time..: 17:13		Instrument ID..: TRACEICP		Analyst ID.....: 022952		
			MS Run #.....: 8292061						
Barium									
	111	2000	2090	ug/L	99		SW846 6010B	10/18-10/27/08	K02VP1C2
	111	2000	2100	ug/L	99	0.28	SW846 6010B	10/18-10/27/08	K02VP1C3
			Dilution Factor: 1						
			Analysis Time..: 17:13		Instrument ID..: TRACEICP		Analyst ID.....: 022952		
			MS Run #.....: 8292061						
Beryllium									
	0.73	50.0	52.1	ug/L	103		SW846 6010B	10/18-10/27/08	K02VP1C4
	0.73	50.0	52.1	ug/L	103	0.09	SW846 6010B	10/18-10/27/08	K02VP1C5
			Dilution Factor: 1						
			Analysis Time..: 17:13		Instrument ID..: TRACEICP		Analyst ID.....: 022952		
			MS Run #.....: 8292061						
Calcium									
	135000	50000	183000	ug/L	96		SW846 6010B	10/18-10/27/08	K02VP1C6
	135000	50000	185000	ug/L	100	0.99	SW846 6010B	10/18-10/27/08	K02VP1C7
			Dilution Factor: 1						
			Analysis Time..: 17:13		Instrument ID..: TRACEICP		Analyst ID.....: 022952		
			MS Run #.....: 8292061						

(Continued on next page)

MATRIX SPIKE SAMPLE DATA REPORT

TOTAL Metals

Client Lot #...: C8J160331 **Matrix.....:** WATER
Date Sampled...: 10/15/08 **Date Received..:** 10/16/08

PARAMETER	SAMPLE AMOUNT	SPIKE AMT	MEASRD AMOUNT	UNITS	PERCNT RECVRY	RPD	METHOD	PREPARATION-ANALYSIS DATE	WORK ORDER #
Cadmium									
	ND	50.0	49.4	ug/L	99		SW846 6010B	10/18-10/27/08	K02VP1C8
	ND	50.0	49.1	ug/L	98	0.50	SW846 6010B	10/18-10/27/08	K02VP1C9
			Dilution Factor: 1						
			Analysis Time..: 17:13		Instrument ID..: TRACEICP		Analyst ID.....: 022952		
			MS Run #.....: 8292061						
Cobalt									
	2.1	500	505	ug/L	101		SW846 6010B	10/18-10/27/08	K02VP1DA
	2.1	500	506	ug/L	101	0.22	SW846 6010B	10/18-10/27/08	K02VP1DC
			Dilution Factor: 1						
			Analysis Time..: 17:13		Instrument ID..: TRACEICP		Analyst ID.....: 022952		
			MS Run #.....: 8292061						
Chromium									
	4.7	200	210	ug/L	103		SW846 6010B	10/18-10/27/08	K02VP1DD
	4.7	200	209	ug/L	102	0.23	SW846 6010B	10/18-10/27/08	K02VP1DE
			Dilution Factor: 1						
			Analysis Time..: 17:13		Instrument ID..: TRACEICP		Analyst ID.....: 022952		
			MS Run #.....: 8292061						
Copper									
	ND	250	254	ug/L	102		SW846 6010B	10/18-10/27/08	K02VP1DF
	ND	250	255	ug/L	102	0.14	SW846 6010B	10/18-10/27/08	K02VP1DG
			Dilution Factor: 1						
			Analysis Time..: 17:13		Instrument ID..: TRACEICP		Analyst ID.....: 022952		
			MS Run #.....: 8292061						
Iron									
	21900	1000	22600	ug/L			SW846 6010B	10/18-10/27/08	K02VP1DH
			Qualifiers: NC						
	21900	1000	22800	ug/L			SW846 6010B	10/18-10/27/08	K02VP1DJ
			Qualifiers: NC						
			Dilution Factor: 1						
			Analysis Time..: 17:13		Instrument ID..: TRACEICP		Analyst ID.....: 022952		
			MS Run #.....: 8292061						
Potassium									
	6250	50000	57000	ug/L	102		SW846 6010B	10/18-10/27/08	K02VP1DK
	6250	50000	57400	ug/L	102	0.68	SW846 6010B	10/18-10/27/08	K02VP1DL
			Dilution Factor: 1						
			Analysis Time..: 17:13		Instrument ID..: TRACEICP		Analyst ID.....: 022952		
			MS Run #.....: 8292061						

(Continued on next page)

MATRIX SPIKE SAMPLE DATA REPORT

TOTAL Metals

Client Lot #...: C8J160331 **Matrix.....:** WATER
Date Sampled...: 10/15/08 **Date Received..:** 10/16/08

PARAMETER	SAMPLE AMOUNT	SPIKE AMT	MEASRD AMOUNT	UNITS	PERCNT RECVRY	RPD	METHOD	PREPARATION-ANALYSIS DATE	WORK ORDER #
Magnesium									
	17200	50000	67400	ug/L	100		SW846 6010B	10/18-10/27/08	K02VP1DM
	17200	50000	67700	ug/L	101	0.44	SW846 6010B	10/18-10/27/08	K02VP1DN
			Dilution Factor: 1						
			Analysis Time..: 17:13		Instrument ID..: TRACEICP		Analyst ID.....: 022952		
			MS Run #.....: 8292061						
Manganese									
	1630	500	2120	ug/L	97		SW846 6010B	10/18-10/27/08	K02VP1DP
	1630	500	2140	ug/L	102	1.1	SW846 6010B	10/18-10/27/08	K02VP1DQ
			Dilution Factor: 1						
			Analysis Time..: 17:13		Instrument ID..: TRACEICP		Analyst ID.....: 022952		
			MS Run #.....: 8292061						
Sodium									
	95800	50000	143000	ug/L	95		SW846 6010B	10/18-10/27/08	K02VP1CA
	95800	50000	145000	ug/L	99	1.4	SW846 6010B	10/18-10/27/08	K02VP1CC
			Dilution Factor: 1						
			Analysis Time..: 17:13		Instrument ID..: TRACEICP		Analyst ID.....: 022952		
			MS Run #.....: 8292061						
Nickel									
	2.7	500	503	ug/L	100		SW846 6010B	10/18-10/27/08	K02VP1CD
	2.7	500	504	ug/L	100	0.22	SW846 6010B	10/18-10/27/08	K02VP1CE
			Dilution Factor: 1						
			Analysis Time..: 17:13		Instrument ID..: TRACEICP		Analyst ID.....: 022952		
			MS Run #.....: 8292061						
Lead									
	ND	500	498	ug/L	100		SW846 6010B	10/18-10/27/08	K02VP1CF
	ND	500	500	ug/L	100	0.44	SW846 6010B	10/18-10/27/08	K02VP1CG
			Dilution Factor: 1						
			Analysis Time..: 17:13		Instrument ID..: TRACEICP		Analyst ID.....: 022952		
			MS Run #.....: 8292061						
Selenium									
	ND	2000	1960	ug/L	98		SW846 6010B	10/18-10/27/08	K02VP1CH
	ND	2000	1980	ug/L	99	0.62	SW846 6010B	10/18-10/27/08	K02VP1CJ
			Dilution Factor: 1						
			Analysis Time..: 17:13		Instrument ID..: TRACEICP		Analyst ID.....: 022952		
			MS Run #.....: 8292061						

(Continued on next page)

MATRIX SPIKE SAMPLE DATA REPORT

TOTAL Metals

Client Lot #...: C8J160331 **Matrix.....:** WATER
Date Sampled...: 10/15/08 **Date Received..:** 10/16/08

PARAMETER	SAMPLE AMOUNT	SPIKE AMT	MEASRD AMOUNT	UNITS	PERCNT RECVRY	RPD	METHOD	PREPARATION-ANALYSIS DATE	WORK ORDER #
Thallium									
	ND	2000	1980	ug/L	99		SW846 6010B	10/18-10/27/08	K02VP1CK
	ND	2000	1990	ug/L	100	0.52	SW846 6010B	10/18-10/27/08	K02VP1CL
			Dilution Factor: 1						
			Analysis Time..: 17:13		Instrument ID..: TRACEICP		Analyst ID.....: 022952		
			MS Run #.....: 8292061						
Antimony									
	2.8	500	506	ug/L	101		SW846 6010B	10/18-10/27/08	K02VP1CM
	2.8	500	507	ug/L	101	0.25	SW846 6010B	10/18-10/27/08	K02VP1CN
			Dilution Factor: 1						
			Analysis Time..: 17:13		Instrument ID..: TRACEICP		Analyst ID.....: 022952		
			MS Run #.....: 8292061						
Vanadium									
	12.9	500	528	ug/L	103		SW846 6010B	10/18-10/27/08	K02VP1CP
	12.9	500	530	ug/L	103	0.29	SW846 6010B	10/18-10/27/08	K02VP1CQ
			Dilution Factor: 1						
			Analysis Time..: 17:13		Instrument ID..: TRACEICP		Analyst ID.....: 022952		
			MS Run #.....: 8292061						
Zinc									
	8.7	500	530	ug/L	104		SW846 6010B	10/18-10/27/08	K02VP1CR
	8.7	500	531	ug/L	104	0.0	SW846 6010B	10/18-10/27/08	K02VP1CT
			Dilution Factor: 1						
			Analysis Time..: 17:13		Instrument ID..: TRACEICP		Analyst ID.....: 022952		
			MS Run #.....: 8292061						

NOTE(S):

Calculations are performed before rounding to avoid round-off errors in calculated results.

NC The recovery and/or RPD were not calculated.

TestAmerica Pittsburgh

Metals Data Reporting Form

Initial Calibration Verification Standar

Instrument: ICPST **Units:** ug/L

Chart Number: T81027A.ARC **Acceptable Range:** 90% - 110%

Standard Source: Inorganic Ventures **Standard ID:** MET4787-08

Element	WL/ Mass	True Conc	ICV1-1 10/27/2008 9:44 AM Found	% Rec	Found	% Rec	Found	% Rec	Found	% Rec	Found	% Rec
Aluminum	308.215	12500.0	12213.50	**97.7**								
Antimony	220.353	250.0	249.22	**99.7**								
Arsenic	189.042	250.0	247.41	**99.0**								
Barium	493.409	1000.0	991.48	**99.1**								
Beryllium	313.042	1000.0	1003.76	**100.4**								
Cadmium	226.502	250.0	242.31	**96.9**								
Calcium	317.933	25000.0	26279.91	**105.1**								
Chromium	267.716	1000.0	1004.29	**100.4**								
Cobalt	228.616	1000.0	1003.44	**100.3**								
Copper	324.753	1000.0	1006.62	**100.7**								
Iron	271.441	12500.0	12683.28	**101.5**								
Lead	220.353	250.0	245.97	**98.4**								
Magnesium	279.078	25000.0	24802.23	**99.2**								
Manganese	257.61	1000.0	991.43	**99.1**								
Nickel	231.604	1000.0	984.86	**98.5**								
Potassium	766.491	50000.0	48627.42	**97.3**								
Selenium	220.353	250.0	247.51	**99.0**								
Silver	328.068	500.0	505.36	**101.1**								
Sodium	330.232	50000.0	48673.50	**97.3**								
Thallium	190.864	500.0	498.52	**99.7**								
Vanadium	292.402	1000.0	999.84	**100.0**								
Zinc	213.856	1000.0	1034.38	**103.4**								

TestAmerica Pittsburgh

Metals Data Reporting Form

Initial Calibration Verification Standar

Instrument: ICPST **Units:** ug/L

Chart Number: T81028A.ARC **Acceptable Range:** 90% - 110%

Standard Source: Inorganic Ventures **Standard ID:** MET4787-08

Element	WL/ Mass	True Conc	ICV1-1 10/28/2008 11:51 AM Found	% Rec	Found	% Rec	Found	% Rec	Found	% Rec	Found	% Rec
Calcium	317.933	25000.0	25956.42	**103.8**								
Potassium	766.491	50000.0	48576.42	**97.2**								
Sodium	330.232	50000.0	49253.60	**98.5**								

5.22.0

Form 2A Equivalent

TestAmerica Pittsburgh

Metals Data Reporting Form

Initial Calibration Verification Standar

Instrument: CVAA **Units:** ug/L

Chart Number: G81024A.PRN **Acceptable Range:** 90% - 110%

Standard Source: Ultra **Standard ID:** MET5318-08

Element	WL/ Mass	True Conc	ICV1 10/24/2008 8:13 AM Found	% Rec	Found	% Rec	Found	% Rec	Found	% Rec	Found	% Rec
Mercury	253.7	2.5	2.48	99.2								

5.22.0

Form 2A Equivalent

TestAmerica Pittsburgh

Metals Data Reporting Form

Continuing Calibration Verification

Instrument: ICPST **Units:** ug/L

Chart Number: T81027A.ARC **Acceptable Range:** 90% - 110%

Standard Source: Inorganic Ventures **Standard ID:** MET5327-08

Element	WL/ Mass	True Conc	CCV1-1 10/27/2008 10:13 AM Found	% Rec	CCV1-2 10/27/2008 11:19 AM Found	% Rec	CCV1-3 10/27/2008 12:25 PM Found	% Rec	CCV1-4 10/27/2008 1:34 PM Found	% Rec	CCV1-5 10/27/2008 2:43 PM Found	% Rec
Aluminum	308.215	25000.0	24008.83	96.0	24014.31	96.1	23941.44	95.8	23905.34	95.6	23597.28	94.4
Antimony	220.353	500.0	494.61	98.9	493.24	98.6	491.89	98.4	490.36	98.1	483.94	96.8
Arsenic	189.042	500.0	499.91	100.0	497.96	99.6	495.76	99.2	494.50	98.9	489.68	97.9
Barium	493.409	2000.0	1971.75	98.6	1953.13	97.7	1941.25	97.1	1943.36	97.2	1917.70	95.9
Beryllium	313.042	2000.0	1986.00	99.3	1984.76	99.2	1983.54	99.2	1987.51	99.4	1969.85	98.5
Cadmium	226.502	500.0	484.79	97.0	485.13	97.0	483.61	96.7	481.58	96.3	477.06	95.4
Calcium	317.933	50000.0	50313.01	100.6	50424.40	100.8	50305.56	100.6	50219.27	100.4	49544.47	99.1
Chromium	267.716	2000.0	1975.86	98.8	1979.33	99.0	1973.03	98.7	1966.19	98.3	1947.65	97.4
Cobalt	228.616	2000.0	1970.73	98.5	1974.57	98.7	1971.98	98.6	1969.22	98.5	1948.67	97.4
Copper	324.753	2000.0	1967.24	98.4	1953.05	97.7	1942.69	97.1	1945.26	97.3	1916.52	95.8
Iron	271.441	25000.0	25119.27	100.5	25061.23	100.2	24964.80	99.9	24855.58	99.4	24664.60	98.7
Lead	220.353	500.0	495.03	99.0	493.51	98.7	491.42	98.3	491.93	98.4	488.99	97.8
Magnesium	279.078	50000.0	49000.33	98.0	49084.71	98.2	49006.31	98.0	48968.32	97.9	48429.29	96.9
Manganese	257.61	2000.0	1966.88	98.3	1967.38	98.4	1963.89	98.2	1962.29	98.1	1937.41	96.9
Nickel	231.604	2000.0	1961.84	98.1	1962.36	98.1	1955.58	97.8	1950.90	97.5	1931.34	96.6
Potassium	766.491	125000.0	118451.82	94.8	117685.43	94.1	116725.92	93.4	116812.88	93.5	115213.71	92.2
Selenium	220.353	500.0	496.61	99.3	496.20	99.2	493.87	98.8	492.43	98.5	484.73	96.9
Silver	328.068	1000.0	993.30	99.3	987.82	98.8	985.07	98.5	991.22	99.1	979.89	98.0
Sodium	330.232	125000.0	118085.78	94.5	117310.06	93.8	116638.82	93.3	117027.65	93.6	115290.90	92.2
Thallium	190.864	1000.0	990.43	99.0	992.69	99.3	987.22	98.7	985.51	98.6	968.56	96.9
Vanadium	292.402	2000.0	1983.95	99.2	1985.38	99.3	1982.09	99.1	1982.06	99.1	1963.55	98.2
Zinc	213.856	2000.0	2015.74	100.8	2019.76	101.0	2015.44	100.8	2009.86	100.5	1991.99	99.6

TestAmerica Pittsburgh

Metals Data Reporting Form

Continuing Calibration Verification

Instrument: ICPST **Units:** ug/L

Chart Number: T81027A.ARC **Acceptable Range:** 90% - 110%

Standard Source: Inorganic Ventures **Standard ID:** MET5327-08

Element	WL/ Mass	True Conc	CCV1-6 10/27/2008 3:53 PM Found	% Rec	CCV1-7 10/27/2008 5:02 PM Found	% Rec	CCV1-8 10/27/2008 6:08 PM Found	% Rec				
									Found	% Rec	Found	% Rec
Aluminum	308.215	25000.0	23800.28	95.2	23798.45	95.2	23668.18	94.7				
Antimony	220.353	500.0	488.20	97.6	491.87	98.4	487.11	97.4				
Arsenic	189.042	500.0	493.35	98.7	497.46	99.5	490.80	98.2				
Barium	493.409	2000.0	1927.61	96.4	1930.24	96.5	1918.77	95.9				
Beryllium	313.042	2000.0	1986.16	99.3	1998.38	99.9	1980.40	99.0				
Cadmium	226.502	500.0	482.07	96.4	486.10	97.2	482.03	96.4				
Calcium	317.933	50000.0	49840.17	99.7	50282.14	100.6	49882.17	99.8				
Chromium	267.716	2000.0	1965.68	98.3	1979.12	99.0	1964.78	98.2				
Cobalt	228.616	2000.0	1968.95	98.4	1982.35	99.1	1967.53	98.4				
Copper	324.753	2000.0	1931.00	96.6	1930.39	96.5	1919.61	96.0				
Iron	271.441	25000.0	24867.10	99.5	24996.72	100.0	24872.52	99.5				
Lead	220.353	500.0	490.04	98.0	495.37	99.1	494.25	98.9				
Magnesium	279.078	50000.0	48798.63	97.6	49132.08	98.3	48702.52	97.4				
Manganese	257.61	2000.0	1953.02	97.7	1968.07	98.4	1951.55	97.6				
Nickel	231.604	2000.0	1949.32	97.5	1963.32	98.2	1948.65	97.4				
Potassium	766.491	125000.0	116059.22	92.8	115776.06	92.6	115216.27	92.2				
Selenium	220.353	500.0	488.09	97.6	495.01	99.0	490.78	98.2				
Silver	328.068	1000.0	986.22	98.6	988.67	98.9	981.93	98.2				
Sodium	330.232	125000.0	115870.65	92.7	115252.12	92.2	115048.74	92.0				
Thallium	190.864	1000.0	980.97	98.1	985.72	98.6	980.37	98.0				
Vanadium	292.402	2000.0	1981.84	99.1	1990.82	99.5	1977.23	98.9				
Zinc	213.856	2000.0	2008.62	100.4	2021.71	101.1	2009.70	100.5				

TestAmerica Pittsburgh

Metals Data Reporting Form

Continuing Calibration Verification

Instrument: ICPST **Units:** ug/L

Chart Number: T81028A.ARC **Acceptable Range:** 90% - 110%

Standard Source: Inorganic Ventures **Standard ID:** MET5327-08

Element	WL/ Mass	True Conc	CCV1-1 10/28/2008 12:20 PM Found	% Rec	CCV1-2 10/28/2008 1:26 PM Found	% Rec	CCV1-3 10/28/2008 2:32 PM Found	% Rec	CCV1-4 10/28/2008 3:40 PM Found	% Rec	Found	% Rec
Calcium	317.933	50000.0	49720.21	99.4	49386.25	98.8	48886.24	97.8	48720.36	97.4		
Potassium	766.491	125000.0	120453.24	96.4	119213.21	95.4	117554.18	94.0	116458.58	93.2		
Sodium	330.232	125000.0	122042.80	97.6	121818.98	97.5	121430.51	97.1	120657.53	96.5		

TestAmerica Pittsburgh

Metals Data Reporting Form

Continuing Calibration Verification

Instrument: CVAA **Units:** ug/L

Chart Number: G81024A.PRN **Acceptable Range:** 80% - 120%

Standard Source: Inorganic Ventures **Standard ID:** MET5320-08

Element	WL/ Mass	True Conc	CCV6-1 10/24/2008 8:18 AM Found	% Rec	CCV6-2 10/24/2008 8:37 AM Found	% Rec	CCV6-3 10/24/2008 8:57 AM Found	% Rec	CCV6-4 10/24/2008 9:17 AM Found	% Rec	CCV6-5 10/24/2008 9:37 AM Found	% Rec
Mercury	253.7	5.0	5.13	**102.6**	5.13	**102.6**	5.17	**103.4**	5.06	**101.2**	5.05	**101.0**

TestAmerica Pittsburgh

Metals Data Reporting Form

Continuing Calibration Verification

Instrument: CVAA **Units:** ug/L

Chart Number: G81024A.PRN **Acceptable Range:** 80% - 120%

Standard Source: Inorganic Ventures **Standard ID:** MET5320-08

Element	WL/ Mass	True Conc	CCV6-6 10/24/2008 9:58 AM Found	% Rec	CCV6-7 10/24/2008 10:14 AM Found	% Rec	Found	% Rec	Found	% Rec	Found	% Rec
Mercury	253.7	5.0	5.05	**101.0**	5.01	**100.2**						

5.22.0

Form 2A Equivalent

TestAmerica Pittsburgh

Metals Data Reporting Form

Contract Required Detection Limit Standard

Instrument: ICPST **Units:** ug/L

Chart Number: T81027A.ARC **Acceptable Range:** 50% - 150%

Standard Source: Inorganic Ventures **Standard ID:** MET4418-08

Element	WL/ Mass	True Conc	CRA/RLV 10/27/2008 9:56 AM Found	% Rec	Found	% Rec	Found	% Rec	Found	% Rec	Found	% Rec
Aluminum	308.215	200.0	187.88	**93.9**								
Antimony	220.353	10.0	11.37	**113.7**								
Arsenic	189.042	10.0	10.88	**108.8**								
Barium	493.409	200.0	202.97	**101.5**								
Beryllium	313.042	4.0	4.37	**109.3**								
Cadmium	226.502	5.0	5.12	**102.4**								
Calcium	317.933	5000.0	5154.39	**103.1**								
Chromium	267.716	5.0	5.37	**107.4**								
Cobalt	228.616	50.0	49.83	**99.7**								
Copper	324.753	25.0	25.34	**101.4**								
Iron	271.441	100.0	90.13	**90.1**								
Lead	220.353	3.0	2.48	**82.7**								
Magnesium	279.078	5000.0	4918.78	**98.4**								
Manganese	257.61	15.0	15.20	**101.3**								
Nickel	231.604	40.0	40.62	**101.6**								
Potassium	766.491	5000.0	4593.65	**91.9**								
Selenium	220.353	5.0	5.09	**101.8**								
Silver	328.068	5.0	5.46	**109.2**								
Sodium	330.232	5000.0	5146.25	**102.9**								
Thallium	190.864	10.0	11.01	**110.1**								
Vanadium	292.402	50.0	50.67	**101.3**								
Zinc	213.856	20.0	22.32	**111.6**								

TestAmerica Pittsburgh

Metals Data Reporting Form

Contract Required Detection Limit Standard

Instrument: ICPST **Units:** ug/L

Chart Number: T81028A.ARC **Acceptable Range:** 50% - 150%

Standard Source: Inorganic Ventures **Standard ID:** MET4418-08

Element	WL/ Mass	True Conc	CRA/RLV 10/28/2008 12:03 PM Found	% Rec	Found	% Rec	Found	% Rec	Found	% Rec	Found	% Rec
Calcium	317.933	5000.0	5122.11	**102.4**								
Potassium	766.491	5000.0	4498.10	**90.0**								
Sodium	330.232	5000.0	4943.69	**98.9**								

5.22.0

Form 2B Equivalent

TestAmerica Pittsburgh

Metals Data Reporting Form

Contract Required Detection Limit Standard

Instrument: CVAA **Units:** ug/L

Chart Number: G81024A.PRN **Acceptable Range:** 50% - 150%

Standard Source: Ultra **Standard ID:** MET5319-08

Element	WL/ Mass	True Conc	CRA/RLV 10/24/2008 8:16 AM Found	% Rec	Found	% Rec	Found	% Rec	Found	% Rec	Found	% Rec
Mercury	253.7	0.2	0.17	**84.0**								

5.22.0

Form 2B Equivalent

TestAmerica Pittsburgh

Metals Data Reporting Form

Initial Calibration Blank Results

Instrument: ICPST **Units:** ug/L

Chart Number: T81027A.ARC

Standard Source: _____ **Standard ID:** _____

Element	WL/ Mass	Report Limit	ICB1 10/27/2008 9:51 AM Found	Q	Found	Q	Found	Q	Found	Q	Found	Q
Aluminum	308.215	200	16.2	U								
Antimony	220.353	10	1.8	U								
Arsenic	189.042	10	2.0	U								
Barium	493.409	200	0.3	U								
Beryllium	313.042	4	**0.6**	**B**								
Cadmium	226.502	5	0.2	U								
Calcium	317.933	5000	**68.6**	**B**								
Chromium	267.716	5	1.1	U								
Cobalt	228.616	50	0.5	U								
Copper	324.753	25	4.6	U								
Iron	271.441	100	8.4	U								
Lead	220.353	3	1.7	U								
Magnesium	279.078	5000	21.8	U								
Manganese	257.61	15	0.6	U								
Nickel	231.604	40	0.8	U								
Potassium	766.491	5000	750.0	U								
Selenium	220.353	5	2.9	U								
Silver	328.068	5	0.5	U								
Sodium	330.232	5000	**-630.0**	**B**								
Thallium	190.864	10	2.8	U								
Vanadium	292.402	50	2.4	U								
Zinc	213.856	20	3.1	U								

5.22.0

U Result is less than the MDL
B Result is between MDL and RL

Form 3 Equivalent

TestAmerica Pittsburgh

Metals Data Reporting Form

Initial Calibration Blank Results

Instrument: ICPST **Units:** ug/L

Chart Number: T81028A.ARC

Standard Source: _____ **Standard ID:** _____

Element	WL/ Mass	Report Limit	ICB1 10/28/2008 11:58 AM Found	Q	Found	Q	Found	Q	Found	Q	Found	Q
Calcium	317.933	5000	17.7	U								
Potassium	766.491	5000	750.0	U								
Sodium	330.232	5000	**-630.0**	**B**								

5.22.0

U Result is less than the MDL

B Result is between MDL and RL

Form 3 Equivalent

TestAmerica Pittsburgh

Metals Data Reporting Form

Initial Calibration Blank Results

Instrument: CVAA **Units:** ug/L

Chart Number: G81024A.PRN

Standard Source: _____ **Standard ID:** _____

Element	WL/ Mass	Report Limit	ICB1 10/24/2008 8:14 AM Found	Q	Found	Q	Found	Q	Found	Q	Found	Q
Mercury	253.7	0.2	**0.0**	**B**								

5.22.0

U Result is less than the MDL

B Result is between MDL and RL

Form 3 Equivalent

TestAmerica Pittsburgh

Metals Data Reporting Form

Continuing Calibration Blank Result

Instrument: ICPST **Units:** ug/L

Chart Number: T81027A.ARC

Standard Source: _____ **Standard ID:** _____

Element	WL/ Mass	Report Limit	CCB1 10/27/2008 10:18 AM Found	Q	CCB2 10/27/2008 11:24 AM Found	Q	CCB3 10/27/2008 12:31 PM Found	Q	CCB4 10/27/2008 1:39 PM Found	Q	CCB5 10/27/2008 2:49 PM Found	Q
Aluminum	308.215	200	16.2	U	**-23.0**	**B**	**-23.0**	**B**	**-22.0**	**B**	**-25.0**	**B**
Antimony	220.353	10	**2.2**	**B**	1.8	U	1.8	U	1.8	U	1.8	U
Arsenic	189.042	10	2.0	U	2.0	U	2.0	U	2.0	U	2.0	U
Barium	493.409	200	0.3	U	0.3	U	0.3	U	0.3	U	0.3	U
Beryllium	313.042	4	**0.7**	**B**	**0.8**	**B**	**0.9**	**B**	**0.9**	**B**	**0.8**	**B**
Cadmium	226.502	5	0.2	U	0.2	U	0.2	U	0.2	U	0.2	U
Calcium	317.933	5000	17.7	U	**20.3**	**B**	17.7	U	17.7	U	17.7	U
Chromium	267.716	5	1.1	U	1.1	U	1.1	U	1.1	U	1.1	U
Cobalt	228.616	50	0.5	U	0.5	U	0.5	U	0.5	U	0.5	U
Copper	324.753	25	4.6	U	4.6	U	4.6	U	4.6	U	4.6	U
Iron	271.441	100	8.4	U	**-9.8**	**B**	8.4	U	8.4	U	8.4	U
Lead	220.353	3	1.7	U	1.7	U	1.7	U	1.7	U	1.7	U
Magnesium	279.078	5000	21.8	U	21.8	U	21.8	U	21.8	U	21.8	U
Manganese	257.61	15	0.6	U	0.6	U	0.6	U	0.6	U	0.6	U
Nickel	231.604	40	0.8	U	0.8	U	0.8	U	0.8	U	**0.8**	**B**
Potassium	766.491	5000	750.0	U	750.0	U	750.0	U	750.0	U	750.0	U
Selenium	220.353	5	2.9	U	2.9	U	2.9	U	2.9	U	2.9	U
Silver	328.068	5	0.5	U	0.5	U	0.5	U	0.5	U	**0.9**	**B**
Sodium	330.232	5000	**-500.0**	**B**	**-780.0**	**B**	**-740.0**	**B**	**-490.0**	**B**	**-450.0**	**B**
Thallium	190.864	10	2.8	U	2.8	U	2.8	U	2.8	U	2.8	U
Vanadium	292.402	50	2.4	U	2.4	U	2.4	U	2.4	U	2.4	U
Zinc	213.856	20	3.1	U	3.1	U	3.1	U	3.1	U	3.1	U

5.22.0

U Result is less than the MDL

B Result is between MDL and RL

Form 3 Equivalent

TestAmerica Pittsburgh

Metals Data Reporting Form

Continuing Calibration Blank Result

Instrument: ICPST **Units:** ug/L

Chart Number: T81027A.ARC

Standard Source: _____ **Standard ID:** _____

Element	WL/ Mass	Report Limit	CCB6 10/27/2008 3:58 PM Found	Q	CCB7 10/27/2008 5:07 PM Found	Q	CCB8 10/27/2008 6:13 PM Found	Q	Found	Q	Found	Q
Aluminum	308.215	200	**-23.0**	**B**	**-29.0**	**B**	**-27.0**	**B**				
Antimony	220.353	10	1.8	U	1.8	U	**2.0**	**B**				
Arsenic	189.042	10	2.0	U	2.0	U	2.0	U				
Barium	493.409	200	0.3	U	0.3	U	0.3	U				
Beryllium	313.042	4	**0.9**	**B**	**0.9**	**B**	**1.0**	**B**				
Cadmium	226.502	5	0.2	U	0.2	U	0.2	U				
Calcium	317.933	5000	17.7	U	17.7	U	17.7	U				
Chromium	267.716	5	1.1	U	1.1	U	1.1	U				
Cobalt	228.616	50	0.5	U	0.5	U	0.5	U				
Copper	324.753	25	4.6	U	4.6	U	4.6	U				
Iron	271.441	100	8.4	U	**-16.0**	**B**	8.4	U				
Lead	220.353	3	1.7	U	1.7	U	1.7	U				
Magnesium	279.078	5000	21.8	U	21.8	U	21.8	U				
Manganese	257.61	15	0.6	U	0.6	U	0.6	U				
Nickel	231.604	40	0.8	U	0.8	U	0.8	U				
Potassium	766.491	5000	750.0	U	750.0	U	750.0	U				
Selenium	220.353	5	2.9	U	2.9	U	2.9	U				
Silver	328.068	5	0.5	U	0.5	U	0.5	U				
Sodium	330.232	5000	**-490.0**	**B**	**-610.0**	**B**	**-510.0**	**B**				
Thallium	190.864	10	2.8	U	2.8	U	2.8	U				
Vanadium	292.402	50	2.4	U	2.4	U	2.4	U				
Zinc	213.856	20	3.1	U	3.1	U	3.1	U				

5.22.0

U Result is less than the MDL

B Result is between MDL and RL

Form 3 Equivalent

TestAmerica Pittsburgh

Metals Data Reporting Form

Continuing Calibration Blank Result

Instrument: ICPST **Units:** ug/L

Chart Number: T81028A.ARC

Standard Source: _____ **Standard ID:** _____

Element	WL/ Mass	Report Limit	CCB1 10/28/2008 12:25 PM Found	Q	CCB2 10/28/2008 1:31 PM Found	Q	CCB3 10/28/2008 2:37 PM Found	Q	CCB4 10/28/2008 3:45 PM Found	Q	Found	Q
Calcium	317.933	5000	17.7	U	17.7	U	17.7	U	17.7	U		
Potassium	766.491	5000	750.0	U	750.0	U	750.0	U	750.0	U		
Sodium	330.232	5000	**-650.0**	**B**	**-910.0**	**B**	**-630.0**	**B**	**-570.0**	**B**		

5.22.0

U Result is less than the MDL

B Result is between MDL and RL

Form 3 Equivalent

TestAmerica Pittsburgh

Metals Data Reporting Form

Continuing Calibration Blank Result

Instrument: CVAA **Units:** ug/L

Chart Number: G81024A.PRN

Standard Source: _____ **Standard ID:** _____

Element	WL/ Mass	Report Limit	CCB1 10/24/2008 8:19 AM Found	Q	CCB2 10/24/2008 8:39 AM Found	Q	CCB3 10/24/2008 8:59 AM Found	Q	CCB4 10/24/2008 9:19 AM Found	Q	CCB5 10/24/2008 9:39 AM Found	Q
Mercury	253.7	0.2	**0.0**	**B**	**0.0**	**B**	0.0	U	**0.0**	**B**	0.0	U

5.22.0

U Result is less than the MDL

B Result is between MDL and RL

Form 3 Equivalent

TestAmerica Pittsburgh

Metals Data Reporting Form

Continuing Calibration Blank Result

Instrument: CVAA **Units:** ug/L

Chart Number: G81024A.PRN

Standard Source: _____ **Standard ID:** _____

Element	WL/ Mass	Report Limit	CCB6 10/24/2008 9:59 AM Found	Q	CCB7 10/24/2008 10:16 AM Found	Q	Found	Q	Found	Q	Found	Q
Mercury	253.7	0.2	0.0	U	0.0	U						

5.22.0

U Result is less than the MDL

B Result is between MDL and RL

Form 3 Equivalent

TestAmerica Pittsburgh

Metals Data Reporting Form

Interference Check Standard A

Instrument: ICPST **Units:** ug/L

Chart Number: T81027A.ARC **Acceptable Range:** 80% - 120%

Standard Source: Inorganic Ventures **Standard ID:** ME4784-08

Element	WL/ Mass	Reporting Limit	True Conc	ICSA 10/27/2008 10:02 AM Found	Found	Found	Found	Found
Aluminum	308.215		500000	479000				
Antimony	220.353	10		2				
Arsenic	189.042	10		-1				
Barium	493.409	200		1				
Beryllium	313.042	4		0				
Cadmium	226.502	5		0				
Calcium	317.933		500000	480000				
Chromium	267.716	5		1				
Cobalt	228.616	50		0				
Copper	324.753	25		-1				
Iron	271.441		200000	199000				
Lead	220.353	3		1				
Magnesium	279.078		500000	516000				
Manganese	257.61	15		7				
Nickel	231.604	40		1				
Potassium	766.491	5000		201				
Selenium	220.353	5		-1				
Silver	328.068	5		0				
Sodium	330.232	5000		-280				
Thallium	190.864	10		-9				
Vanadium	292.402	50		1				
Zinc	213.856	20		2				

U Result is less than the MDL

B Result is between MDL and RL

Form 4 Equivalent

TestAmerica Pittsburgh

Metals Data Reporting Form

Interference Check Standard A

Instrument: ICPST **Units:** ug/L

Chart Number: T81028A.ARC **Acceptable Range:** 80% - 120%

Standard Source: Inorganic Ventures **Standard ID:** ME4784-08

Element	WL/ Mass	Reporting Limit	True Conc	ICSA 10/28/2008 12:09 PM Found	Found	Found	Found	Found
Calcium	317.933		500000	478000				
Potassium	766.491	5000		146				
Sodium	330.232	5000		-600				

5.22.0

U Result is less than the MDL

B Result is between MDL and RL

Form 4 Equivalent

TestAmerica Pittsburgh

Metals Data Reporting Form

Interference Check Standard AB

Instrument: ICPST **Units:** ug/L

Chart Number: T81027A.ARC **Acceptable Range:** 80% - 120%

Standard Source: Inorganic Ventures **Standard ID:** MET4786-08

Element	WL/ Mass	True Conc	ICSAB 10/27/2008 10:07 AM Found	% Rec	Found	% Rec	Found	% Rec	Found	% Rec	Found	% Rec
Aluminum	308.215	500000	473907.0	**94.8**								
Antimony	220.353	1000	1009.8	**101.0**								
Arsenic	189.042	1000	997.7	**99.8**								
Barium	493.409	500	520.8	**104.2**								
Beryllium	313.042	500	493.2	**98.6**								
Cadmium	226.502	1000	941.5	**94.1**								
Calcium	317.933	500000	479655.9	**95.9**								
Chromium	267.716	500	492.0	**98.4**								
Cobalt	228.616	500	479.2	**95.8**								
Copper	324.753	500	534.5	**106.9**								
Iron	271.441	200000	198582.6	**99.3**								
Lead	220.353	1000	951.3	**95.1**								
Magnesium	279.078	500000	511279.7	**102.3**								
Manganese	257.61	500	497.5	**99.5**								
Nickel	231.604	1000	942.6	**94.3**								
Potassium	766.491	10000	10848.2	**108.5**								
Selenium	220.353	1000	991.1	**99.1**								
Silver	328.068	1000	1075.4	**107.5**								
Sodium	330.232	10000	11041.9	**110.4**								
Thallium	190.864	1000	953.5	**95.4**								
Vanadium	292.402	500	504.2	**100.8**								
Zinc	213.856	1000	1042.9	**104.3**								

U Result is less than the MDL
B Result is between MDL and RL
N Spike recovery failed

Form 4 Equivalent

TestAmerica Pittsburgh

Metals Data Reporting Form

Interference Check Standard AB

Instrument: ICPST **Units:** ug/L

Chart Number: T81028A.ARC **Acceptable Range:** 80% - 120%

Standard Source: Inorganic Ventures **Standard ID:** MET4786-08

Element	WL/ Mass	True Conc	ICSAB 10/28/2008 12:14 PM Found	% Rec	Found	% Rec	Found	% Rec	Found	% Rec	Found	% Rec
Calcium	317.933	500000	478605.6	**95.7**								
Potassium	766.491	10000	10804.8	**108.0**								
Sodium	330.232	10000	11064.7	**110.6**								

5.22.0

U Result is less than the MDL
B Result is between MDL and RL
N Spike recovery failed

Form 4 Equivalent

TestAmerica Pittsburgh

Metals Data Reporting Form

Serial Dilution RPD Report

Serial Dilution Sample ID: K02TXP

Original Sample ID: K02TX **Client ID:** RFI-18-1008P

Matrix: Water **Units:** ug/L **Prep Date:** 10/18/2008 **Prep Batch:** 8292090

Weight: NA **Volume:** 50 **Percent Moisture:** NA

Element	WL/ Mass	OS Conc	Q	Serial Dilution Conc	Q	Percent Diff	OS DF	Ser Dil DF	Instr	OS Anal Date	OS Anal Time	Ser Dil Anal Date	Ser Dil Anal Time
Aluminum	308.215	16.2	U	80.9	U		1	5	ICPST	10/27/2008	15:03	10/27/2008	15:09
Antimony	220.353	3.1	B	8.9	U		1	5	ICPST	10/27/2008	15:03	10/27/2008	15:09
Arsenic	189.042	5.7	B	9.8	U		1	5	ICPST	10/27/2008	15:03	10/27/2008	15:09
Barium	493.409	67.5	B	66.8	B	1.0	1	5	ICPST	10/27/2008	15:03	10/27/2008	15:09
Beryllium	313.042	0.34	B	3.2	B		1	5	ICPST	10/27/2008	15:03	10/27/2008	15:09
Cadmium	226.502	0.21	U	1.0	U		1	5	ICPST	10/27/2008	15:03	10/27/2008	15:09
Calcium	317.933	987000		993000		0.6	5	25	ICPST	10/28/2008	14:45	10/28/2008	14:50
Chromium	267.716	8.1		8.8	B		1	5	ICPST	10/27/2008	15:03	10/27/2008	15:09
Cobalt	228.616	14.4	B	14.9	B		1	5	ICPST	10/27/2008	15:03	10/27/2008	15:09
Copper	324.753	4.6	U	22.8	U		1	5	ICPST	10/27/2008	15:03	10/27/2008	15:09
Iron	271.441	7830		7620		2.6	1	5	ICPST	10/27/2008	15:03	10/27/2008	15:09
Lead	220.353	1.7	U	8.6	U		1	5	ICPST	10/27/2008	15:03	10/27/2008	15:09
Magnesium	279.078	307000		302000		1.4	1	5	ICPST	10/27/2008	15:03	10/27/2008	15:09
Manganese	257.61	4340		4420		1.7	1	5	ICPST	10/27/2008	15:03	10/27/2008	15:09
Nickel	231.604	97.7		106	B	8.5	1	5	ICPST	10/27/2008	15:03	10/27/2008	15:09
Potassium	766.491	3190	B	3750	U		1	5	ICPST	10/27/2008	15:03	10/27/2008	15:09
Selenium	220.353	2.9	U	14.5	U		1	5	ICPST	10/27/2008	15:03	10/27/2008	15:09
Silver	328.068	0.54	U	2.7	U		1	5	ICPST	10/27/2008	15:03	10/27/2008	15:09
Sodium	330.232	1050000		1030000		1.3	5	25	ICPST	10/28/2008	14:45	10/28/2008	14:50
Thallium	190.864	2.8	U	13.8	U		1	5	ICPST	10/27/2008	15:03	10/27/2008	15:09
Vanadium	292.402	3.0	B	12.3	B		1	5	ICPST	10/27/2008	15:03	10/27/2008	15:09
Zinc	213.856	12.5	B	22.5	B		1	5	ICPST	10/27/2008	15:03	10/27/2008	15:09

Comments:

5.22.0

U Result is less than the MDL
B Result is between MDL and RL
E Serial dilution percent difference not within limits

Form 9 Equivalent

TestAmerica Pittsburgh

Metals Data Reporting Form

Serial Dilution RPD Report

Serial Dilution Sample ID: K02VPP

Original Sample ID: K02VP **Client ID:** MW6-R-R-1008P

Matrix: Water **Units:** ug/L **Prep Date:** 10/18/2008 **Prep Batch:** 8292093

Weight: NA **Volume:** 50 **Percent Moisture:** NA

Element	WL/ Mass	OS Conc	Q	Serial Dilution Conc	Q	Percent Diff	OS DF	Ser Dil DF	Instr	OS Anal Date	OS Anal Time	Ser Dil Anal Date	Ser Dil Anal Time
Aluminum	308.215	103	B	80.9	U		1	5	ICPST	10/27/2008	16:51	10/27/2008	16:56
Antimony	220.353	2.8	B	8.9	U		1	5	ICPST	10/27/2008	16:51	10/27/2008	16:56
Arsenic	189.042	58.5		55.5			1	5	ICPST	10/27/2008	16:51	10/27/2008	16:56
Barium	493.409	111	B	108	B	2.6	1	5	ICPST	10/27/2008	16:51	10/27/2008	16:56
Beryllium	313.042	0.73	B	4.0	B		1	5	ICPST	10/27/2008	16:51	10/27/2008	16:56
Cadmium	226.502	0.21	U	1.0	U		1	5	ICPST	10/27/2008	16:51	10/27/2008	16:56
Calcium	317.933	135000		135000		0.5	1	5	ICPST	10/27/2008	16:51	10/27/2008	16:56
Chromium	267.716	4.7	B	5.4	U		1	5	ICPST	10/27/2008	16:51	10/27/2008	16:56
Cobalt	228.616	2.1	B	2.2	U		1	5	ICPST	10/27/2008	16:51	10/27/2008	16:56
Copper	324.753	4.6	U	22.8	U		1	5	ICPST	10/27/2008	16:51	10/27/2008	16:56
Iron	271.441	21900		21700		0.7	1	5	ICPST	10/27/2008	16:51	10/27/2008	16:56
Lead	220.353	1.7	U	8.6	U		1	5	ICPST	10/27/2008	16:51	10/27/2008	16:56
Magnesium	279.078	17200		17000	B	1.1	1	5	ICPST	10/27/2008	16:51	10/27/2008	16:56
Manganese	257.61	1630		1620		0.8	1	5	ICPST	10/27/2008	16:51	10/27/2008	16:56
Nickel	231.604	2.7	B	3.9	U		1	5	ICPST	10/27/2008	16:51	10/27/2008	16:56
Potassium	766.491	6250		6070	B		1	5	ICPST	10/27/2008	16:51	10/27/2008	16:56
Selenium	220.353	2.9	U	14.5	U		1	5	ICPST	10/27/2008	16:51	10/27/2008	16:56
Silver	328.068	0.80	B	2.7	U		1	5	ICPST	10/27/2008	16:51	10/27/2008	16:56
Sodium	330.232	95800		96000		0.2	1	5	ICPST	10/27/2008	16:51	10/27/2008	16:56
Thallium	190.864	2.8	U	13.8	U		1	5	ICPST	10/27/2008	16:51	10/27/2008	16:56
Vanadium	292.402	12.9	B	12.6	B		1	5	ICPST	10/27/2008	16:51	10/27/2008	16:56
Zinc	213.856	8.7	B	18.8	B		1	5	ICPST	10/27/2008	16:51	10/27/2008	16:56

Comments:

5.22.0

U Result is less than the MDL
B Result is between MDL and RL
E Serial dilution percent difference not within limits

Form 9 Equivalent

TestAmerica Pittsburgh

Metals Data Reporting Form

Instrument Detection Limits

Instrument: ICPST **Units:** ppb

Element	Wavelength	Reporting Limit	MDL	Date of MDL
Aluminum	308.215	200.0	16.2	4/26/2008
Antimony	220.353	10.0	1.8	4/26/2008
Arsenic	189.042	10.0	2.0	4/26/2008
Barium	493.409	200.0	0.26	4/26/2008
Beryllium	313.042	4.0	0.18	4/26/2008
Cadmium	226.502	5.0	0.21	4/26/2008
Calcium	317.933	5000.0	17.7	4/26/2008
Chromium	267.716	5.0	1.1	4/26/2008
Cobalt	228.616	50.0	0.45	4/26/2008
Copper	324.753	25.0	4.6	4/26/2008
Iron	271.441	100.0	8.4	4/26/2008
Lead	220.353	3.0	1.7	4/26/2008
Magnesium	279.078	5000.0	21.8	4/26/2008
Manganese	257.610	15.0	0.57	4/26/2008
Nickel	231.604	40.0	0.78	4/26/2008
Potassium	766.491	5000.0	750	4/26/2008
Selenium	220.353	5.0	2.9	4/26/2008
Silver	328.068	5.0	0.54	4/26/2008
Sodium	330.232	5000.0	145	4/26/2008
Thallium	190.864	10.0	2.8	4/26/2008
Vanadium	292.402	50.0	2.4	4/26/2008
Zinc	213.856	20.0	3.1	4/26/2008

TestAmerica Pittsburgh

Metals Data Reporting Form

Instrument Detection Limits

Instrument: CVAA **Units:** ppb

Element	Wavelength	Reporting Limit	MDL	Date of MDL
Mercury	253.700	0.2	0.016	7/31/2008

TestAmerica Pittsburgh

Metals Data Reporting Form

Inter-Element Correction Factors

Instrument: ICPST **Date of IEC's:** 10/14/2008

Interfering Element	Wavelength /Mass	Correction Factor(s)
Aluminum	308.215	Pb(-0.000338)
Aluminum	308.215	Pb(0.00053)
Chromium	267.716	Sb(0.008587)
Chromium	267.716	As(-0.002929), Sb(0.012665)
Cobalt	228.616	Cd(-0.00009), Fe(0.087791), Pb(-0.000869), Se(0.000535), Tl(0.003919)
Cobalt	228.616	Ni(-0.000447), Se(-0.000305)
Iron	271.441	Cd(0.000105), Cr(-0.000008), Na(-0.013536), Pb(0.000083), Sb(0.00002), Tl(-0.000128), V(-0.000302), Zn(0.00111)
Iron	271.441	Pb(0.000043), Sb(0.00002), Se(-0.000291)
Magnesium	279.078	Fe(-0.000334)
Manganese	257.61	Se(0.00039), Tl(0.001233)
Manganese	257.61	Se(0.00044)
Molybdenum	202.03	Al(0.009992), Pb(-0.00083), Sb(-0.010066)
Molybdenum	202.03	As(-0.001183), Pb(-0.000721), Sb(-0.00138), Tl(-0.007092)
Nickel	231.604	Pb(0.00022), Sb(-0.00104), Zn(0.004648)
Nickel	231.604	Pb(0.000113)
Tin	189.989	Sb(-0.004972)
Titanium	334.941	Pb(0.000189), Sb(0.001406), Tl(0.000643)
Titanium	334.941	Co(0.002138), Pb(-0.000643)
Vanadium	292.402	Al(0.015114), Sb(-0.008623), Se(0.000228), Tl(0.002237)
Vanadium	292.402	Be(-0.010409), Cr(-0.000127), Fe(0.007914), Pb(-0.000394)

TestAmerica Pittsburgh

Metals Data Reporting Form

Linear Dynamic Ranges

Instrument: ICPST **Units:** ppb

Element	Wavelength /Mass	Linear Range	Date of Linear Range
Aluminum	308.22	500000	8/25/2008
Antimony	220.35	5000	8/25/2008
Arsenic	189.04	10000	8/25/2008
Barium	493.41	10000	8/25/2008
Beryllium	313.04	10000	8/25/2008
Cadmium	226.50	5000	8/25/2008
Calcium	317.93	600000	8/25/2008
Chromium	267.72	20000	8/25/2008
Cobalt	228.62	100000	8/25/2008
Copper	324.75	10000	8/25/2008
Iron	271.44	500000	8/25/2008
Lead	220.35	5000	8/25/2008
Magnesium	279.08	600000	8/25/2008
Manganese	257.61	20000	8/25/2008
Nickel	231.60	100000	8/25/2008
Potassium	766.49	400000	8/25/2008
Selenium	220.35	10000	8/25/2008
Silver	328.07	2000	8/25/2008
Sodium	330.23	400000	8/25/2008
Thallium	190.86	10000	8/25/2008
Vanadium	292.40	50000	8/25/2008
Zinc	213.86	10000	8/25/2008

TestAmerica Pittsburgh

Metals Data Reporting Form

Linear Dynamic Ranges

Instrument: CVAA **Units:** ppb

Element	Wavelength /Mass	Linear Range	Date of Linear Range
Mercury	253.70	10	10/17/2008

METALS
RAW DATA

C8J160331

Returned 102808

#	Sample Name	AG	AL	AS	BA	BE	CA
1	STD1	-.00119	.021	.01821	.00076	-.01704	.00312
2	STD2	6.85882		2.79431			
3	STD3		5.4598				4.20811
4	STD4				8.47765	7.16612	
5	ICV1-1 MET4787-08	.50536	12.214	.24741	.99148	1.0038	26.280
6	ICB1	.00030	-.00459	.00024	.00024	.00055	.06859
7	CRA/RLV MET4418-08	.00546	.18788	.01088	.20297	.00437	5.1544
8	ICSA MET4784-08	.00047	478.89	-.00087	.00065	-.00024	479.95
9	ICSAB MET4786-08	1.0754	473.91	.99771	.52078	.49315	479.66
10	CCV1-1 MET5327-08	.99330	24.009	.49991	1.9718	1.9860	50.313
11	CCB1	.00034	-.01565	.00023	.00000	.00065	-.00126
12	K05DCBF	-.00001	-.01447	-.00080	-.00004	.00052	-.00909
13	K05DCCF	.05116	1.9925	2.0391	2.0100	.05198	50.849
14	K0J3JF	.00120	.10114	.00194	.08244	.00053	66.063
15	K0J3LF	-.00006	.09454	-.00001	.08223	.00045	65.947
16	K0J3MF	.00048	.08949	.00090	.08126	.00046	65.653
17	K0L3QF	.00108	.09482	.00111	.09215	.00051	66.105
18	K0L8TF	-.00016	.10731	.00023	.08119	.00049	64.328
19	K0L8TP5F	.00062	.00520	.00101	.01586	.00069	12.790
20	K0L8TSF	.05207	2.1061	2.0356	2.0760	.05154	114.01
21	K0L8TDF	.05112	2.1121	2.0373	2.0833	.05142	113.96
22	CCV1-2	.98782	24.014	.49796	1.9531	1.9848	50.424
23	CCB2	.00044	-.02340	-.00010	.00000	.00078	.02029
24	K0MAAF	.00010	.10209	.00141	.07848	.00053	63.014
25	K0MAKF	.00033	.10780	.00111	.08032	.00059	65.151
26	K0N03F	.00040	.06103	-.00002	.07666	.00055	63.255
27	K0N0CF	.00053	.06492	.00035	.07662	.00058	63.842
28	K0N0PF	.00044	.05366	.00053	.07633	.00066	63.773
29	K0N15F	.00037	-.00954	.00074	.00020	.00063	.04224
30	K0N1FF	.00056	.08004	.00125	.07605	.00056	61.746
31	K0N1PF	.00112	.08963	.00155	.07375	.00060	61.736
32	K0N1RF	.00078	.08293	.00183	.07453	.00066	61.789
33	K0N1VF	.00004	.08255	.00079	.07360	.00052	60.786
34	CCV1-3	.98507	23.941	.49576	1.9413	1.9835	50.306
35	CCB3	-.00008	-.02262	.00010	.00002	.00092	-.00071
36	K0N1XF	.00054	.08277	.00036	.07335	.00068	60.875
37	K0N2DF	.00073	.09252	.00072	.07602	.00055	61.242
38	K0NX7F	.00020	.06910	.00071	.07571	.00073	63.184
39	K0TT0F	.00009	.07035	.00004	.06914	.00078	57.952
40	K0TT2F	.00014	.08259	-.00013	.06897	.00059	58.421
41	K05VE/5 Cu	.00086	17.108	.00227	.04881	.00119	.64551
42	K05VEP25 Cu	-.00048	3.4141	-.00056	.00976	.00089	.13267
43	K05VES/5 Cu	.00966	18.047	.00934	.42677	.01073	10.137
44	K05VED/5 Cu	.00988	18.126	.00936	.42296	.01068	10.217
45	K057XB	.00057	-.02248	-.00032	.00009	.00066	.00259
46	CCV1-4	.99122	23.905	.49450	1.9434	1.9875	50.219
47	CCB4	.00037	-.02239	.00041	.00014	.00093	.00018
48	K057XC	.05061	1.9449	1.9739	1.9623	.05167	50.526
49	K02T0	.00021	.00198	.05973	.01430	.00062	160.55
50	K02T1	.00068	-.00769	.00809	.01273	.00034	501.46
51	K02T2	-.00034	-.01466	.02917	.05078	.00070	157.78
52	K02T3	.00122	.10940	.29120	.07550	.00043	102.81
53	K02T4	.00079	.50560	.14313	.08722	.00056	4.1858

#	Sample Name	AG	AL	AS	BA	BE	CA
54	K02T5	.00023	.03828	.00633	.01636	.00011	3.0559
55	K02T6	.00169	-.00569	.02380	.07739	.00043	336.40
56	K02T7	.00056	-.01172	.02965	.05162	.00055	160.13
57	K02T8	.00105	-.01257	.00601	.24685	.00050	282.05
58	CCV1-5	.97989	23.597	.48968	1.9177	1.9699	49.544
59	CCB5	.00087	-.02451	.00052	.00016	.00076	.00638
60	K02T9	.00070	.14136	.02129	.12850	.00055	218.30
61	K02TX	.00006	.00790	.00570	.06749	.00034	H911.81
62	K02TXP5	.00014	-.01773	.00181	.01336	.00064	202.50
63	K02TXS	.05607	2.0918	2.0319	2.0386	.04877	H937.17
64	K02TXD	.05615	2.1288	2.0710	2.0697	.04948	H951.48
65	K02VA	.00097	.00084	.00278	.04402	.00021	154.44
66	K02VC	.00074	-.00268	.00514	.01949	.00051	389.23
67	K02VD	-.00024	.00032	.00010	.02856	.00044	340.68
68	K02VE	.00046	-.00570	.00170	.08692	.00065	255.83
69	K02VH	.00060	-.01563	.04016	.06410	.00056	186.74
70	CCV1-6	.98622	23.800	.49335	1.9276	1.9862	49.840
71	CCB6	.00049	-.02314	.00132	.00013	.00086	.00789
72	K02VJ	.00086	-.01458	.00046	.04127	.00060	220.05
73	K02VK	.00040	.52809	.07646	.00801	.00029	5.5498
74	K02VM	.00000	.27920	.01324	.01035	.00037	2.8962
75	K02VN	.00018	.01690	.00650	.03806	.00061	46.897
76	K058WB	-.00019	-.02064	-.00042	-.00009	.00069	.00709
77	K058WC	.05116	1.9724	2.0087	1.9903	.05240	50.858
78	K02CA	.00125	-.01286	.00063	.21687	.00071	19.194
79	K02CJ	.00015	-.01157	.00007	.22136	.00057	19.579
80	K02VP	.00080	.10274	.05848	.11122	.00073	135.30
81	K02VPP5	.00025	-.00370	.01110	.02166	.00081	26.924
82	CCV1-7	.98867	23.798	.49746	1.9302	1.9984	50.282
83	CCB7	.00025	-.02879	-.00019	.00002	.00094	.00365
84	K02VPS	.05269	2.1326	2.0715	2.0912	.05206	183.26
85	K02VPD	.05160	2.1484	2.0788	2.0971	.05211	185.10
86	K02VT/5	.00021	1.1900	.01773	.06835	.00156	21.275
87	K03LV	.00062	.03200	.00049	.01576	.00057	528.23
88	K049G	.00002	.03877	.00117	.07592	.00078	3.2862
89	K049H	.00016	.00497	.00067	.13146	.00091	4.8012
90	K049J	.00098	-.00927	.00142	.12090	.00076	3.2151
91	K049K	.00022	.71467	.00094	.04564	.00151	26.733
92	K049M	.00099	.01054	.02821	.55842	.00073	24.663
93	K049N	.00098	-.02123	.02097	.35251	.00063	33.597
94	CCV1-8	.98193	23.668	.49080	1.9188	1.9804	49.882
95	CCB8	.00004	-.02720	-.00072	.00017	.00103	.01176
96	K1A8RB	.00005	-.02649	.00027	.00006	.00085	.01056
97	K1A8RC	.04801	1.8698	1.9359	1.9163	.05080	L.02110
98	K08JM	.00018	.08796	.00377	.04549	.00048	170.96
99	K08JMP5	.00037	-.00412	.00053	.00913	.00064	34.787
100	K08JMS	.05726	2.2906	2.1282	1.9675	.04940	170.47
101	K08JMD	.05569	2.2592	2.0949	1.9436	.04853	168.76
102	K08L9	.00235	31.155	.01199	.28068	.00224	H1808.1
103	K08MA	.00103	24.392	.00803	.34277	.00215	H769.18
104	K08MC	.00201	k23.835	k.01231	.24752	k.00323	H1436.1
105	K08ME	.00197	23.245	.01173	.17420	.00340	559.54
106	CCV1-9	.96804	23.345	.49034	1.8856	1.9641	49.563
107	CCB9	.00069	-.02727	.00056	.00016	.00105	.01640

#	Sample Name	AG	AL	AS	BA	BE	CA
108	K08MF	.00181	5.2373	k.00193	.02916	k.00099	66.872
109	K08MG	.00120	6.4435	k.00267	.04856	k.00197	112.02
110	K08MH	.00161	6.2813	k.00180	.04194	k.00179	106.11
111	K08MJ	.00209	35.814	k.00478	.14162	k.00092	105.65
112	K08MK	.00122	37.554	k.00277	.08285	k.00091	61.876
113	K08ML	.00155	6.6121	k.00049	.03727	k.00281	101.16
114	K08MM	.00209	6.1348	k.00323	.02613	k.00259	61.439
115	K08MQ	.00166	9.7135	k.00182	.05380	k.00334	84.393
116	K08MR	.00163	9.5817	k.00210	.04692	k.00332	96.224
117	K08MT	.00115	8.7408	k.00063	.04523	k.00302	81.689
118	CCV1-10	.96598	23.281	.48937	1.8816	1.9685	49.812
119	CCB10	.00035	-.03232	.00102	.00016	.00111	.01157
120	K096T	.00046	.00654	.00080	.01464	.00062	516.83
121	K1AHG	.00028	-.01437	.00100	.01353	.00077	555.50
122	K1AHG/5	-.00018	-.03080	.00064	.00269	.00093	115.11
123	K0687B	.00040	-.02962	.00072	.00017	.00090	.02541
124	K0687C	.04866	1.8547	1.9237	1.8683	.05025	48.899
125	K03JE	.00310	.26384	.00260	.02469	.00165	37.605
126	K03JG	.00261	.25565	.00107	.02526	.00154	38.888
127	K03JK	.00013	.03266	.00006	.12436	.00112	11.265
128	K03JL	.00094	22.585	.00210	.02955	.00409	31.280
129	K03JM	.00350	.29118	.00161	.01761	.00337	72.709
130	CCV1-11	.96308	23.207	.48855	1.8678	1.9612	49.573
131	CCB11	.00072	-.01575	.00126	.00004	.00088	.00602
132	K03JN	.00288	1.3270	.00097	.02035	.00416	31.301
133	K03JP	.00233	7.7601	.00238	.02287	.00254	14.719
134	K03JPP5	.00070	1.5642	.00074	.00488	.00117	3.0263
135	K03JPS	.04984	9.4714	1.9073	1.8579	.05063	62.020
136	K03JPD	.04948	9.7627	1.8763	1.8386	.05008	61.754
137	K050G	.01451	14.675	.00173	.01629	.00474	27.718
138	K050J	.00028	.00325	.00011	.04352	.00102	28.027
139	K050L	.00355	1.5736	.00104	.01580	.00145	60.461
140	K05X6	.00179	39.235	.00134	.09145	.00610	54.566
141	K0VV4B	.00048	-.02833	-.00045	.00001	.00081	.02505
142	CCV1-12	.97615	23.515	.48853	1.8980	1.9725	49.759
143	CCB12	.00036	-.02942	.00034	.00015	.00088	.01132
144	K0VV4C	.04871	1.8641	1.9250	1.8611	.05017	48.898
145	K0MX0	.00103	.12189	.00480	.00951	.00043	298.19
146	K0MX1	.00037	.04549	.00340	.00923	.00036	299.43
147	K0MX2	.00038	.01562	.00262	.01013	.00038	300.59
148	K0MX3	.00017	.01532	.00338	.00993	.00049	293.98
149	K0MX4	.00011	.00497	.00061	.00028	.00075	.29397
150	K0MX6	.00018	.00696	.00404	.01018	.00043	298.11
151	K0MXX	-.00013	.09357	.00390	.00976	.00050	298.96
152	K0MXXP5	-.00054	-.00363	.00109	.00179	.00047	63.194
153	K0MXXS	.06099	2.4420	2.1699	1.9219	.04764	353.37
154	CCV1-13	.97581	23.511	.49055	1.8957	1.9725	49.652
155	CCB13	.00031	-.01505	.00025	.00031	.00099	.02395
156	K0MXXD	.05954	2.3950	2.1234	1.8846	.04647	346.89
157	CCV1-14	.98117	23.632	.49237	1.9012	1.9722	49.530
158	CCB14	.00030	-.02617	.00043	.00021	.00090	.02126

#	Sample Name	CD	CO	CR	CU	FE	K
1	STD1	.00213	-.00038	.00098	.00859	-.00034	.27395
2	STD2	9.83652					
3	STD3					3.78094	31.9355
4	STD4		2.6816	10.4503	2.35372		
5	ICV1-1 MET4787-08	.24231	1.0034	1.0043	1.0066	12.683	48.627
6	ICB1	.00008	.00022	.00028	-.00027	-.00043	.19651
7	CRA/RLV MET4418-08	.00512	.04983	.00537	.02534	.09013	4.5937
8	ICSA MET4784-08	-.00002	-.00015	.00078	-.00085	199.18	.20058
9	ICSAB MET4786-08	.94147	.47917	.49204	.53453	198.58	10.848
10	CCV1-1 MET5327-08	.48479	1.9707	1.9759	1.9672	25.119	118.45
11	CCB1	.00014	-.00006	.00026	-.00114	-.00759	.21815
12	K05DCBF	-.00008	.00022	.00025	-.00072	-.01742	.18036
13	K05DCCF	.05032	.50176	.20549	.25332	.93713	48.768
14	K0J3JF	.00020	.00099	.00163	.00057	.04293	3.7157
15	K0J3LF	.00000	.00053	.00081	-.00019	.02286	3.7047
16	K0J3MF	.00003	.00063	.00074	.00010	.03312	3.6705
17	K0L3QF	.00007	.00176	.00148	.00006	.21888	3.7176
18	K0L8TF	.00004	.00049	.00057	-.00003	.03774	3.8649
19	K0L8TP5F	.00018	.00028	.00049	-.00092	.00296	.81942
20	K0L8TSF	.04944	.50105	.20574	.25569	1.0006	53.745
21	K0L8TDF	.04956	.50107	.20541	.25685	1.0095	54.264
22	CCV1-2	.48513	1.9746	1.9793	1.9531	25.061	117.69
23	CCB2	-.00002	.00019	.00038	-.00093	-.00981	.20034
24	K0MAAF	-.00006	.00085	.00073	.00000	.03459	3.7618
25	K0MAKF	-.00003	.00093	.00067	.00147	.03508	3.8563
26	K0N03F	.00013	.00049	.00078	-.00024	.00554	3.4205
27	K0N0CF	.00001	.00029	.00092	-.00016	.01116	3.3998
28	K0N0PF	.00006	.00015	.00057	-.00029	-.00358	3.4134
29	K0N15F	-.00003	.00019	.00021	-.00093	-.00404	.17420
30	K0N1FF	.00006	.00058	.00102	.00009	.01602	3.5062
31	K0N1PF	.00005	.00110	.00120	.00001	.02695	3.5189
32	K0N1RF	-.00009	.00062	.00110	-.00016	.02055	3.5006
33	K0N1VF	.00001	.00038	.00047	-.00013	.00599	3.4573
34	CCV1-3	.48361	1.9720	1.9730	1.9427	24.965	116.73
35	CCB3	.00011	-.00014	-.00005	-.00123	-.00572	.18536
36	K0N1XF	.00000	.00038	.00076	-.00040	.00211	3.4660
37	K0N2DF	.00010	.00077	.00116	-.00011	.04016	3.5187
38	K0NX7F	.00018	.00052	.00071	.00154	.01734	3.3507
39	K0TT0F	-.00005	.00052	.00024	-.00057	.00525	3.6483
40	K0TT2F	-.00005	.00018	.00087	-.00001	.02542	3.5278
41	K05VE/5 Cu	-.00005	.00577	.01919	8.7473	8.6342	1.4786
42	K05VEP25 Cu	-.00015	.00077	.00352	1.7639	1.7016	.40778
43	K05VES/5 Cu	.00933	.09874	.05582	4.7615	7.8550	10.009
44	K05VED/5 Cu	.00934	.09920	.05651	7.7442	7.6831	9.8799
45	K057XB	.00009	.00042	.00029	-.00079	-.00570	.15934
46	CCV1-4	.48158	1.9692	1.9662	1.9453	24.856	116.81
47	CCB4	.00012	.00041	.00051	-.00078	.00827	.18317
48	K057XC	.04958	.49730	.20404	.24774	.92337	46.971
49	K02T0	-.00001	-.00019	.00869	.00070	.04988	8.9344
50	K02T1	.00005	.00733	.00081	-.00017	8.6959	5.9664
51	K02T2	-.00001	.00002	.00308	.19027	6.4707	32.918
52	K02T3	.00016	.00094	.03171	.01692	1.1423	163.94
53	K02T4	.00018	.00239	.06075	.05427	4.6482	H411.66

#	Sample Name	CD	CO	CR	CU	FE	K
54	K02T5	-.00089	.00121	.01114	.00315	.49212	C.00000
55	K02T6	-.00007	.00146	.00218	.02323	22.145	104.19
56	K02T7	.00000	.00030	.00277	.02176	6.3908	33.372
57	K02T8	-.00123	-.00007	.00135	-.00252	150.66	46.388
58	CCV1-5	.47706	1.9487	1.9477	1.9165	24.665	115.21
59	CCB5	.00007	.00026	.00057	-.00103	-.00006	.19459
60	K02T9	.00000	.00024	.00121	.00475	20.172	25.421
61	K02TX	-.00015	.01440	.00807	-.00006	7.8296	3.1869
62	K02TXP5	.00000	.00298	.00177	-.00116	1.5247	.60319
63	K02TXS	.04687	.49375	.20166	.26270	8.7014	70.248
64	K02TXD	.04763	.50190	.20365	.26711	8.8580	71.930
65	K02VA	.00018	.00349	.00387	.00289	.74674	32.521
66	K02VC	-.00011	.00146	.00159	.00220	2.0533	7.3171
67	K02VD	.00049	.00123	.18995	.01350	.32985	1.6527
68	K02VE	-.00012	-.00019	.00262	-.00033	3.1828	9.9983
69	K02VH	-.00004	.00010	.00122	-.00071	2.2733	16.543
70	CCV1-6	.48207	1.9690	1.9657	1.9310	24.867	116.06
71	CCB6	.00005	.00024	.00043	-.00094	-.00561	.20515
72	K02VJ	.00004	.01384	.01807	.00575	.29147	2.2244
73	K02VK	-.00008	.00023	.00297	.00857	.28906	87.936
74	K02VM	.00036	.00043	.01299	.01167	1.2290	213.65
75	K02VN	.00006	.00012	.00207	.00077	.14499	6.9412
76	K058WB	.00002	.00003	-.00003	-.00139	-.00193	.17436
77	K058WC	.05059	.50743	.20840	.25134	.94101	47.722
78	K02CA	.00000	-.00006	.00092	.00832	.32374	.93043
79	K02CJ	.00006	-.00028	.00034	.00622	.30361	.95623
80	K02VP	-.00031	.00207	.00466	-.00037	21.886	6.2543
81	K02VPP5	-.00010	.00040	.00084	-.00118	4.3477	1.2149
82	CCV1-7	.48610	1.9824	1.9791	1.9304	24.997	115.78
83	CCB7	.00006	.00009	.00017	-.00156	-.01582	.20407
84	K02VPS	.04936	.50478	.20987	.25439	22.572	57.038
85	K02VPD	.04911	.50592	.20937	.25476	22.834	57.427
86	K02VT/5	.00007	.00143	.04045	.00817	8.5748	2.1873
87	K03LV	.00027	.00039	.00086	.00017	-.06506	38.882
88	K049G	.00003	.00127	.00218	-.00032	.00983	1.0260
89	K049H	.00009	.00606	.00434	.00014	-.00620	1.4963
90	K049J	.00029	.00516	.00728	-.00087	.03067	2.0252
91	K049K	.00011	.00449	.00487	.00000	-.01831	2.2292
92	K049M	-.00120	.03083	.00030	-.00246	119.09	65.806
93	K049N	-.00124	.05604	.00016	-.00236	161.64	H432.22
94	CCV1-8	.48203	1.9675	1.9648	1.9196	24.873	115.22
95	CCB8	-.00002	.00016	.00029	-.00117	-.00047	.22822
96	K1A8RB	.00008	.00034	.00034	-.00133	.00865	.20148
97	K1A8RC	.04981	.49856	.20182	.24190	1.0153	L.18496
98	K08JM	.00004	.00000	.00065	.00233	.07892	238.45
99	K08JMP5	.00001	-.00014	.00038	.00030	-.10226	36.739
100	K08JMS	.04909	.50258	.20049	.27165	1.1281	237.94
101	K08JMD	.04814	.49337	.19665	.26784	1.0929	237.65
102	K08L9	.00373	.37490	2.7318	.22429	263.89	.65201
103	K08MA	.00058	.10629	1.2103	.11100	97.869	.41827
104	K08MC	k.00290	.14520	k1.2150	.18289	k251.73	.32657
105	K08ME	.00068	.37406	.51277	.07502	111.53	.33102
106	CCV1-9	.47946	1.9544	1.9532	1.8922	24.719	113.90
107	CCB9	.00010	.00020	.00089	.00094	.00382	.23441

#	Sample Name	CD	CO	CR	CU	FE	K
108	K08MF	k.00004	.19330	k.69447	.04006	k30.040	.29372
109	K08MG	k-.00001	.12193	k.68157	.04098	k41.058	.29575
110	K08MH	k-.00015	.07516	k.62711	.04488	k43.049	.38765
111	K08MJ	k-.00009	.27466	k1.5547	.12412	k38.389	.52452
112	K08MK	k.00009	.11855	k1.8945	.06645	k26.386	.63286
113	K08ML	k.00018	.05120	k.31810	.05383	k43.286	.43835
114	K08MM	k.00011	.12489	k.10779	.03451	k28.887	.38378
115	K08MQ	k-.00041	1.5269	k.19991	.04635	k34.947	.68423
116	K08MR	k.00002	.83271	k.13100	.03108	k42.121	.60984
117	K08MT	k-.00008	1.5153	k.17356	.03657	k38.175	.37478
118	CCV1-10	.47973	1.9565	1.9607	1.8830	24.749	113.46
119	CCB10	.00007	.00039	.00068	.00013	.00369	.25966
120	K096T	-.00002	.00065	.00074	-.00012	-.07848	37.899
121	K1AHG	.00013	.00130	.00071	-.00051	L-.10740	6.9407
122	K1AHG/5	-.00007	.00017	.00023	-.00018	-.09010	1.3369
123	K0687B	.00009	.00035	.00049	.00241	.00881	.22105
124	K0687C	.04832	.48457	.19946	.23939	.90455	45.446
125	K03JE	.00180	.02798	.00337	.00496	.06193	5.1623
126	K03JG	.00183	.02921	.00304	.00619	.04055	5.2974
127	K03JK	.00033	.00004	.00086	.00390	.02678	.78166
128	K03JL	.00298	.00078	.00663	.03584	.07656	9.4136
129	K03JM	.00227	.07877	.00410	.00281	.15338	29.399
130	CCV1-11	.47805	1.9495	1.9517	1.8774	24.575	112.94
131	CCB11	.00006	.00011	.00066	.00001	-.00467	.25176
132	K03JN	.00303	.04311	.00481	.01113	.23373	5.3140
133	K03JP	.00158	.04461	.00411	.02452	.01649	2.3897
134	K03JPP5	.00042	.00917	.00103	.00464	.00229	.64368
135	K03JPS	.04882	.51739	.19756	.25543	.92291	46.885
136	K03JPD	.04821	.51131	.19509	.25415	.90461	46.593
137	K050G	.01912	.08654	.02093	.05343	3.5920	10.900
138	K050J	.00008	.00015	.00112	-.00013	-.01773	2.6020
139	K050L	.01963	.08688	.00426	.06498	.09640	62.971
140	K05X6	.00241	.06732	.01062	.01220	9.7441	13.628
141	K0VV4B	.00004	-.00002	.00052	-.00114	-.00929	.22222
142	CCV1-12	.47913	1.9582	1.9618	1.9062	24.677	115.25
143	CCB12	.00011	.00017	.00063	-.00089	-.00133	.24653
144	K0VV4C	.04826	.48286	.19838	.23453	.90383	45.674
145	K0MX0	.00024	.00085	.00131	.00236	.31888	H552.26
146	K0MX1	-.00004	.00038	.00063	.00158	.19443	H556.58
147	K0MX2	.00005	.00059	.00093	.00326	.14468	H559.42
148	K0MX3	.00004	.00019	.00085	.00376	.16962	H542.29
149	K0MX4	.00040	.00030	.00135	.00254	.06076	.48445
150	K0MX6	.00003	.00023	.00114	.00327	.15459	H548.04
151	K0MXX	.00000	.00075	.00051	.00255	.25624	H558.71
152	K0MXXP5	-.00006	-.00013	.00017	-.00020	-.10596	82.563
153	K0MXXS	.04724	.48866	.19482	.28589	1.2937	H716.04
154	CCV1-13	.47856	1.9578	1.9588	1.9046	24.671	115.30
155	CCB13	.00003	.00049	.00071	-.00100	-.00003	.28305
156	K0MXXD	.04600	.47779	.19092	.28055	1.2596	H697.26
157	CCV1-14	.47913	1.9579	1.9574	1.9194	24.644	115.65
158	CCB14	.00002	.00032	.00095	-.00096	.01406	.28147

#	Sample Name	MG	MN	NA	NI	PB	SB
1	STD1	-.00018	.00008	.00347	.00019		
2	STD2						
3	STD3	2.93089		1.80821			
4	STD4		2.57974		2.16631		
5	ICV1-1 MET4787-08	24.802	.99143	48.674	.98486	.24597	.24922
6	ICB1	.01025	.00030	-.62773	.00018	-.00031	.00096
7	CRA/RLV MET4418-08	4.9188	.01520	5.1463	.04062	.00248	.01137
8	ICSA MET4784-08	516.26	.00725	-.28410	.00095	.00105	.00163
9	ICSAB MET4786-08	511.28	.49746	11.042	.94255	.95134	1.0098
10	CCV1-1 MET5327-08	49.000	1.9669	118.09	1.9618	.49503	.49461
11	CCB1	.00825	.00010	-.50115	-.00004	-.00035	.00219
12	K05DCBF	.00476	-.00001	-.78105	.00018	-.00115	.00188
13	K05DCCF	50.258	.50834	49.034	.50270	.50252	.50877
14	K0J3JF	14.115	.10760	40.023	.00602	-.00009	.00256
15	K0J3LF	14.097	.10663	40.586	.00535	-.00127	.00172
16	K0J3MF	14.058	.16277	39.071	.00545	-.00024	.00167
17	K0L3QF	14.140	.54322	38.889	.00606	-.00033	.00134
18	K0L8TF	13.878	.10878	39.301	.00558	-.00008	.00144
19	K0L8TP5F	2.7321	.02152	7.7491	.00116	-.00034	.00140
20	K0L8TSF	64.063	.61606	87.221	.50331	.49668	.50845
21	K0L8TDF	64.318	.61593	87.634	.50241	.49688	.51060
22	CCV1-2	49.085	1.9674	117.31	1.9624	.49351	.49324
23	CCB2	.01755	.00019	-.77832	.00011	-.00015	.00159
24	K0MAAF	13.697	.10895	40.748	.00460	-.00088	.00232
25	K0MAKF	14.173	.11291	42.345	.00493	-.00091	.00169
26	K0N03F	13.793	.07626	35.768	.00505	-.00072	.00199
27	K0N0CF	14.047	.07300	35.556	.00434	-.00024	.00178
28	K0N0PF	13.993	.07342	36.110	.00372	-.00094	.00210
29	K0N15F	.01825	.00024	-.49950	.00034	-.00151	.00237
30	K0N1FF	13.729	.09489	39.072	.00458	-.00101	.00102
31	K0N1PF	13.836	.08268	38.557	.00518	-.00090	.00214
32	K0N1RF	13.866	.08266	39.002	.00495	-.00119	.00164
33	K0N1VF	13.646	.08107	41.894	.00499	-.00017	.00134
34	CCV1-3	49.006	1.9639	116.64	1.9556	.49142	.49189
35	CCB3	.00287	.00006	-.74416	-.00050	-.00095	.00140
36	K0N1XF	13.683	.08158	40.160	.00512	-.00087	.00143
37	K0N2DF	13.632	.08824	39.086	.00504	-.00062	.00110
38	K0NX7F	13.928	.07006	35.060	.00435	-.00059	.00133
39	K0TT0F	13.696	.06943	45.588	.00470	-.00086	.00017
40	K0TT2F	13.688	.07797	49.009	.00533	-.00089	.00157
41	K05VE/5 Cu	2.0242	.09070	-.45909	.01312	.01340	.00194
42	K05VEP25 Cu	.39989	.01783	-.79730	.00253	.00342	.00185
43	K05VES/5 Cu	11.235	.17898	9.1835	.10431	.01886	.06411
44	K05VED/5 Cu	11.147	.17962	9.1611	.10482	.01786	.06109
45	K057XB	.00784	.00004	-.53338	.00046	.00014	.00127
46	CCV1-4	48.968	1.9623	117.03	1.9509	.49193	.49036
47	CCB4	.00859	.00027	-.49152	.00031	-.00080	.00138
48	K057XC	49.487	.50451	47.343	.49479	.49572	.49201
49	K02T0	9.7604	.08100	H503.41	.00587	-.00022	.00224
50	K02T1	546.15	1.3517	H642.59	.01113	-.00040	.00175
51	K02T2	22.225	.68986	165.20	.00078	.01946	.00063
52	K02T3	13.895	.19709	H402.95	.01687	.01450	.00315
53	K02T4	.13661	.10311	H878.91	.01592	.03252	.00433

#	Sample Name	MG	MN	NA	NI	PB	SB
54	K02T5	.02672	.00958	H1372.4	.00862	-.00005	.00346
55	K02T6	76.751	3.9654	H790.60	.00795	.00086	.00264
56	K02T7	22.499	.69420	166.61	.00180	.00418	.00110
57	K02T8	33.594	3.7606	H441.80	.00535	-.00051	.00221
58	CCV1-5	48.429	1.9374	115.29	1.9313	.48899	.48394
59	CCB5	.01132	.00020	-.44890	.00078	-.00053	.00173
60	K02T9	21.496	.44333	80.009	.00163	.00237	.00223
61	K02TX	306.64	4.3440	H1076.8	.09774	-.00102	.00313
62	K02TXP5	60.497	.88351	200.70	.02120	-.00068	.00083
63	K02TXS	351.82	4.7643	H1114.1	.56383	.47849	.51605
64	K02TXD	357.47	4.8451	H1132.4	.57430	.48370	.52225
65	K02VA	37.348	.84131	H2597.3	.02757	-.00061	.00220
66	K02VC	124.55	1.6433	144.35	.00304	-.00092	.00180
67	K02VD	120.42	.75530	316.31	.07546	-.00085	.00178
68	K02VE	24.429	1.7998	85.005	.00034	.00130	.00210
69	K02VH	23.126	.73194	69.585	-.00002	-.00070	.00146
70	CCV1-6	48.799	1.9530	115.87	1.9493	.49004	.48820
71	CCB6	.00940	.00019	-.48579	.00066	-.00052	.00147
72	K02VJ	94.609	.65571	267.58	.26878	-.00065	.00206
73	K02VK	.06215	.00304	231.06	.00381	.00993	.00434
74	K02VM	.07386	.00892	294.58	.00341	.03805	.00415
75	K02VN	6.4994	.03220	44.205	.00169	.00088	.00225
76	K058WB	.00322	.00000	-.41025	-.00050	-.00052	.00213
77	K058WC	50.006	.51261	47.655	.50581	.50263	.49794
78	K02CA	5.4811	.02690	26.877	.00104	.00103	.00169
79	K02CJ	5.5802	.02550	27.486	.00066	-.00065	.00072
80	K02VP	17.186	1.6299	95.785	.00271	.00003	.00275
81	K02VPP5	3.3996	.32348	19.204	.00041	-.00009	.00158
82	CCV1-7	49.132	1.9681	115.25	1.9633	.49537	.49187
83	CCB7	.00748	.00015	-.61270	-.00063	-.00037	.00151
84	K02VPS	67.367	2.1161	143.14	.50257	.49799	.50588
85	K02VPD	67.665	2.1387	145.17	.50369	.50020	.50718
86	K02VT/5	3.9329	.18783	233.03	.00654	.00550	.00290
87	K03LV	172.97	.17513	10.541	.00059	-.00071	.00154
88	K049G	3.1813	.01622	20.819	.00138	.00024	.00148
89	K049H	4.1306	.09283	24.850	.00208	.00011	.00222
90	K049J	3.0607	.13403	24.678	.00136	-.00062	.00142
91	K049K	11.480	.27601	H420.89	.00585	.00128	.00083
92	K049M	19.801	1.4683	261.37	.00196	.00044	.00197
93	K049N	13.905	1.6845	325.45	.00198	.00080	.00248
94	CCV1-8	48.703	1.9516	115.05	1.9487	.49425	.48711
95	CCB8	.00745	.00017	-.51240	.00074	-.00045	.00198
96	K1A8RB	.00593	.00006	-.51091	.00064	-.00095	.00165
97	K1A8RC	L.00977	.49862	L-.64362	.49990	.49473	.48304
98	K08JM	514.67	.06732	H5221.0	.00177	-.00003	.00214
99	K08JMP5	100.85	.01345	792.36	.00064	.00006	.00178
100	K08JMS	516.48	.56996	H5241.8	.49177	.49760	.53632
101	K08JMD	512.01	.56127	H5228.0	.48151	.49113	.53369
102	K08L9	H2569.0	3.5543	30.366	.29540	.00014	-.00351
103	K08MA	H3645.2	4.4863	5.8606	.19358	-.00262	.00041
104	K08MC	S10328.	4.2690	k18.234	.41900	k-.00052	k.00225
105	K08ME	H3796.9	4.4343	1.1952	.11642	L-.00303	-.00263
106	CCV1-9	48.020	1.9311	113.26	1.9361	.48957	.47870
107	CCB9	.03439	.00020	-.41368	.00048	-.00048	.00192

#	Sample Name	MG	MN	NA	NI	PB	SB
108	K08MF	S10170.	2.4538	k.85440	.01612	k-.00363	k-.00275
109	K08MG	S9996.5	3.4885	k.60304	.02054	k-.00300	k-.00068
110	K08MH	S10098.	3.4057	k.71323	.01612	k-.00273	k.00000
111	K08MJ	S9931.7	2.8784	k1.7035	.06866	k-.00074	k-.00127
112	K08MK	S9937.9	2.2444	k1.5816	.06413	k-.00042	k-.00069
113	K08ML	S10096.	3.4187	k1.0516	.03386	k-.00129	k.00009
114	K08MM	S9966.2	2.8711	k1.2906	.01235	k-.00166	k-.00084
115	K08MQ	S9659.9	3.0695	k1.2398	.05099	k-.00266	k.01659
116	K08MR	S9866.3	3.0844	k.90480	.04607	k.00048	k.01404
117	K08MT	S9775.2	2.2095	k.44081	.05789	k-.00552	k-.00312
118	CCV1-10	48.145	1.9336	L112.48	1.9389	.49038	.47806
119	CCB10	.05977	.00029	-.60676	.00042	-.00104	.00075
120	K096T	163.76	.10940	10.040	.00062	-.00142	.00147
121	K1AHG	236.22	.17118	19.100	.00183	-.00088	.00092
122	K1AHG/5	45.012	.03394	3.3858	.00009	.00013	.00172
123	K0687B	.01953	.00011	-.34833	.00055	-.00024	.00086
124	K0687C	47.632	.48737	45.126	.48329	.48423	.47783
125	K03JE	4.5433	8.9987	12.928	.00811	-.00017	.00178
126	K03JG	4.6709	9.2689	13.311	.00923	.00058	.00158
127	K03JK	2.7398	.02590	11.597	.00083	-.00099	.00201
128	K03JL	3.8328	1.5349	13.216	.01568	.00058	.00101
129	K03JM	9.9411	13.418	8.5545	.01022	.00148	.00083
130	CCV1-11	47.962	1.9210	L112.02	1.9339	.48798	.47912
131	CCB11	.01441	.00027	-.53565	.00049	-.00057	.00257
132	K03JN	7.5490	14.843	17.896	.01434	.00136	.00107
133	K03JP	4.2163	9.3118	16.003	.01939	.00092	.00153
134	K03JPP5	.86982	1.9197	3.1037	.00367	-.00040	.00101
135	K03JPS	50.825	9.6153	59.143	.48983	.47307	.46899
136	K03JPD	50.332	9.9277	59.547	.48452	.46474	.46445
137	K050G	17.389	H54.945	18.848	.04361	.00542	.00034
138	K050J	6.5481	.16885	25.037	.00163	-.00101	.00032
139	K050L	9.7773	14.003	13.990	.03493	.00147	.00117
140	K05X6	29.601	5.5934	17.250	.05740	.00245	.00294
141	K0VV4B	.01890	.00065	-.57561	-.00030	-.00061	.00236
142	CCV1-12	48.278	1.9320	114.07	1.9406	.48947	.48409
143	CCB12	.01747	.00027	-.33882	.00038	-.00029	.00266
144	K0VV4C	47.843	.48326	45.422	.48165	.48281	.47841
145	K0MX0	H984.28	.01628	C.00000	.00153	.00226	.00299
146	K0MX1	H986.17	.01962	C.00000	.00061	.00125	.00242
147	K0MX2	H988.94	.02070	C.00000	.00000	.00061	.00190
148	K0MX3	H965.98	.02074	C.00000	.00139	.01296	.00223
149	K0MX4	.80032	.00174	7.7253	.00163	.00004	.00152
150	K0MX6	H980.33	.02115	C.00000	.00193	.00254	.00186
151	K0MXX	H984.12	.01696	C.00000	.00026	-.00018	.00171
152	K0MXXP5	201.62	.00348	1631.0	-.00002	.00039	.00149
153	K0MXXS	H1062.0	.50828	C.00000	.46994	.48917	.55034
154	CCV1-13	48.068	1.9385	114.83	1.9379	.49301	.48184
155	CCB13	.03913	.00038	.40389	.00030	-.00054	.00157
156	K0MXXD	H1044.4	.49794	C.00000	.46172	.47869	.54004
157	CCV1-14	48.094	1.9389	115.32	1.9403	.49259	.48442
158	CCB14	.03658	.00031	.38527	-.00009	-.00060	.00170

#	Sample Name	SE	TL	V_	ZN		
1	STD1		-.01315	.00002	.00076		
2	STD2		4.1559				
3	STD3						
4	STD4			.71853	1.72425		
5	ICV1-1 MET4787-08	.24751	.49852	.99984	1.0344		
6	ICB1	.00012	-.00061	.00083	.00235		
7	CRA/RLV MET4418-08	.00509	.01101	.05067	.02232		
8	ICSA MET4784-08	-.00075	-.00933	.00067	.00154		
9	ICSAB MET4786-08	.99114	.95351	.50421	1.0429		
10	CCV1-1 MET5327-08	.49661	.99043	1.9840	2.0157		
11	CCB1	.00028	.00073	.00031	.00052		
12	K05DCBF	.00059	-.00069	.00177	.00215		
13	K05DCCF	2.0817	2.0288	.51448	.52583		
14	K0J3JF	.00166	.00266	.00284	.00554		
15	K0J3LF	.00085	-.00065	-.00012	.00607		
16	K0J3MF	-.00043	.00065	.00235	.00666		
17	K0L3QF	.00116	.00013	.00197	.02125		
18	K0L8TF	-.00028	-.00007	-.00011	.00824		
19	K0L8TP5F	-.00026	-.00064	-.00012	.00392		
20	K0L8TSF	2.0454	1.9997	.51569	.53078		
21	K0L8TDF	2.0486	2.0082	.51439	.52893		
22	CCV1-2	.49620	.99269	1.9854	2.0198		
23	CCB2	.00059	.00210	.00050	.00077		
24	K0MAAF	.00002	.00286	.00070	.00593		
25	K0MAKF	.00029	-.00014	.00334	.00915		
26	K0N03F	-.00002	-.00334	.00089	.01183		
27	K0N0CF	-.00042	.00067	.00220	.00958		
28	K0N0PF	.00004	.00000	.00395	.02190		
29	K0N15F	-.00043	-.00205	.00106	.00424		
30	K0N1FF	-.00105	.00048	.00183	.00539		
31	K0N1PF	-.00067	.00218	.00376	.00692		
32	K0N1RF	-.00039	-.00077	.00126	.00674		
33	K0N1VF	.00152	.00090	.00075	.00931		
34	CCV1-3	.49387	.98722	1.9821	2.0154		
35	CCB3	.00000	.00024	-.00062	.00104		
36	K0N1XF	-.00011	.00014	.00169	.00706		
37	K0N2DF	-.00135	.00145	.00119	.00433		
38	K0NX7F	-.00052	.00118	.00375	.00505		
39	K0TT0F	-.00096	-.00145	.00363	.00635		
40	K0TT2F	-.00063	-.00130	.00321	.00567		
41	K05VE/5 Cu	.00066	.00046	.01363	.13210		
42	K05VEP25 Cu	-.00148	-.00256	.00169	.02762		
43	K05VES/5 Cu	.00391	.01024	.10700	.22222		
44	K05VED/5 Cu	.00362	.01087	.10553	.23397		
45	K057XB	-.00044	-.00179	.00100	.00749		
46	CCV1-4	.49243	.98551	1.9821	2.0099		
47	CCB4	-.00086	.00175	.00012	.00194		
48	K057XC	1.9617	1.9814	.51306	.51644		
49	K02T0	.00196	.00003	.03084	.00878		
50	K02T1	-.00083	-.00218	.00458	.01357		
51	K02T2	.00152	-.00277	.00410	.11404		
52	K02T3	-.00009	-.00157	.04191	.04958		
53	K02T4	.00465	-.00111	.12788	.15953		

#	Sample Name	SE	TL	V_	ZN		
54	K02T5	.00242	-.00036	.03926	.01333		
55	K02T6	-.00007	-.00200	.00615	.02811		
56	K02T7	.00085	-.00061	.00456	.04654		
57	K02T8	.00036	-.00195	.00097	.00149		
58	CCV1-5	.48473	.96856	1.9636	1.9920		
59	CCB5	.00061	.00193	.00226	.00057		
60	K02T9	.00045	-.00251	.00172	.12242		
61	K02TX	-.00067	-.00335	.00298	.01248		
62	K02TXP5	.00067	-.00168	.00246	.00450		
63	K02TXS	2.0255	1.9247	.50597	.53854		
64	K02TXD	2.0557	1.9565	.51018	.54718		
65	K02VA	-.00021	.00198	.00298	.04201		
66	K02VC	.00000	-.00327	.00449	.00278		
67	K02VD	-.00066	-.00214	.00443	.05213		
68	K02VE	-.00007	-.00241	.00418	.00643		
69	K02VH	-.00144	-.00244	.00107	.00376		
70	CCV1-6	.48809	.98097	1.9818	2.0086		
71	CCB6	.00064	.00171	.00050	.00097		
72	K02VJ	-.00122	-.00135	.00415	.00549		
73	K02VK	.00193	-.00238	.03532	.02062		
74	K02VM	.00041	.00007	.02222	.04662		
75	K02VN	.00074	-.00409	.00356	.00775		
76	K058WB	-.00091	-.00165	-.00012	.00362		
77	K058WC	1.9893	2.0169	.52209	.52462		
78	K02CA	.00098	.00093	-.00002	.01083		
79	K02CJ	-.00015	-.00056	-.00003	.02360		
80	K02VP	.00082	-.00159	.01287	.00866		
81	K02VPP5	-.00117	-.00098	.00251	.00375		
82	CCV1-7	.49501	.98572	1.9908	2.0217		
83	CCB7	.00024	.00164	.00018	.00130		
84	K02VPS	1.9645	1.9809	.52809	.53046		
85	K02VPD	1.9768	1.9913	.52964	.53051		
86	K02VT/5	.00344	.00289	.06893	.02872		
87	K03LV	-.00029	-.00105	.00373	.02071		
88	K049G	.00070	-.00005	-.00005	.00766		
89	K049H	.00116	-.00221	-.00012	.01149		
90	K049J	.00263	-.00105	.00089	.00758		
91	K049K	.00136	.00122	.00062	.02896		
92	K049M	.00254	-.00166	.00063	.00137		
93	K049N	.00170	-.00388	.00321	.00400		
94	CCV1-8	.49078	.98037	1.9772	2.0097		
95	CCB8	.00014	.00080	.00018	.00093		
96	K1A8RB	.00045	-.00148	.00006	.00572		
97	K1A8RC	1.9292	1.9532	.49845	.51388		
98	K08JM	.00138	-.00019	.00612	.00690		
99	K08JMP5	-.00207	.00055	.00229	.00400		
100	K08JMS	2.1324	1.9880	.51230	.56816		
101	K08JMD	2.1041	1.9584	.50219	.55981		
102	K08L9	.00383	L-.04807	.12026	.38376		
103	K08MA	.00272	L-.01488	.08255	.15376		
104	K08MC	k-.00038	k-.02670	k.13854	k.34095		
105	K08ME	.00720	L-.03971	.07564	.13770		
106	CCV1-9	.48384	.97241	1.9583	1.9936		
107	CCB9	.00018	-.00026	.00031	.00127		

#	Sample Name	SE	TL	V_	ZN		
108	K08MF	k.00645	k-.02256	k.02932	k.07114		
109	K08MG	k.00349	k-.01314	k.02810	k.03917		
110	K08MH	k.00205	k-.01584	k.02921	k.02365		
111	K08MJ	k.00488	k-.02106	k.08041	k.38641		
112	K08MK	k.00191	k-.01625	k.07420	k1.3708		
113	K08ML	k.00173	k-.01383	k.03303	k.15888		
114	K08MM	k.00373	k-.01259	k.02370	k.37697		
115	K08MQ	k.02130	k-.08894	k.04610	k.03225		
116	K08MR	k.01575	k-.06692	k.06016	k.06191		
117	K08MT	k.02242	k-.09604	k.05732	k.02942		
118	CCV1-10	.48711	.96944	1.9635	1.9953		
119	CCB10	.00152	-.00403	.00238	.00128		
120	K096T	.00096	-.00293	.00419	.01602		
121	K1AHG	-.00019	-.00023	.00409	.00447		
122	K1AHG/5	.00057	-.00330	.00250	.00482		
123	K0687B	.00084	.00122	-.00012	.00313		
124	K0687C	1.9161	1.9224	.49680	.50756		
125	K03JE	.00267	-.00078	.00069	2.6832		
126	K03JG	.00089	-.00179	-.00005	2.7590		
127	K03JK	.00042	.00025	.00037	.04233		
128	K03JL	.00223	-.00164	.00082	5.3304		
129	K03JM	-.00061	.00018	.00083	1.6941		
130	CCV1-11	.48168	.96847	1.9542	1.9888		
131	CCB11	.00021	.00232	-.00012	.00099		
132	K03JN	.00010	-.00019	.00095	4.0563		
133	K03JP	.00083	-.00093	.00053	2.7085		
134	K03JPP5	.00040	-.00085	.00031	.57209		
135	K03JPS	1.8862	1.8850	.48474	3.0710		
136	K03JPD	1.8601	1.8568	.47926	3.1555		
137	K050G	-.00030	-.00070	.01104	H22.434		
138	K050J	.00074	.00045	.00072	.24174		
139	K050L	-.00118	-.00297	.00173	5.7372		
140	K05X6	.00521	-.00028	.02686	1.9114		
141	K0VV4B	-.00074	-.00042	.00024	.00395		
142	CCV1-12	.48675	.97899	1.9682	2.0050		
143	CCB12	.00039	.00356	.00024	.00157		
144	K0VV4C	1.9311	1.9258	.49483	.50179		
145	K0MX0	.00088	.00226	.01023	.01392		
146	K0MX1	.00086	.00178	.00958	.01408		
147	K0MX2	.00023	-.00043	.00921	.01481		
148	K0MX3	-.00040	.00113	.00851	.01868		
149	K0MX4	.00078	.00083	.00020	.00675		
150	K0MX6	.00078	-.00049	.00755	.01985		
151	K0MXX	-.00131	.00032	.00880	.01520		
152	K0MXXP5	.00046	.00016	.00416	.00620		
153	K0MXXS	2.1899	1.9235	.50256	.59120		
154	CCV1-13	.48682	.98185	1.9682	2.0031		
155	CCB13	.00089	.00196	.00018	.00370		
156	K0MXXD	2.1455	1.8805	.49100	.58109		
157	CCV1-14	.49045	.97610	1.9720	2.0075		
158	CCB14	-.00016	.00224	.00057	.00287		

RG 102808

#	Sample Name	File	Method	Date	Time	OpID	Type	Mode
1	STD1	T81027A	METTRACE	10/27/08	09:23		X	IR
2	STD2	T81027A	METTRACE	10/27/08	09:28		X	IR
3	STD3	T81027A	METTRACE	10/27/08	09:34		X	IR
4	STD4	T81027A	METTRACE	10/27/08	09:39		X	IR
5	ICV1-1 MET4787-08	T81027A	METTRACE	10/27/08	09:44	RJG	S	CONC
6	ICB1	T81027A	METTRACE	10/27/08	09:51	RJG	S	CONC
7	CRA/RLV MET4418-08	T81027A	METTRACE	10/27/08	09:56	RJG	S	CONC
8	ICSA MET4784-08	T81027A	METTRACE	10/27/08	10:02	RJG	Q	CONC
9	ICSAB MET4786-08	T81027A	METTRACE	10/27/08	10:07	RJG	Q	CONC
10	CCV1-1 MET5327-08	T81027A	METTRACE	10/27/08	10:13	RJG	S	CONC
11	CCB1	T81027A	METTRACE	10/27/08	10:18	RJG	S	CONC
12	K05DCBF	T81027A	METTRACE	10/27/08	10:24	RJG	S	CONC
13	K05DCCF	T81027A	METTRACE	10/27/08	10:29	RJG	S	CONC
14	K0J3JF	T81027A	METTRACE	10/27/08	10:35	RJG	S	CONC
15	K0J3LF	T81027A	METTRACE	10/27/08	10:40	RJG	S	CONC
16	K0J3MF	T81027A	METTRACE	10/27/08	10:46	RJG	S	CONC
17	K0L3QF	T81027A	METTRACE	10/27/08	10:51	RJG	S	CONC
18	K0L8TF	T81027A	METTRACE	10/27/08	10:57	RJG	S	CONC
19	K0L8TP5F	T81027A	METTRACE	10/27/08	11:02	RJG	S	CONC
20	K0L8TSF	T81027A	METTRACE	10/27/08	11:08	RJG	S	CONC
21	K0L8TDF	T81027A	METTRACE	10/27/08	11:13	RJG	S	CONC
22	CCV1-2	T81027A	METTRACE	10/27/08	11:19	RJG	S	CONC
23	CCB2	T81027A	METTRACE	10/27/08	11:24	RJG	S	CONC
24	K0MAAF	T81027A	METTRACE	10/27/08	11:31	RJG	S	CONC
25	K0MAKF	T81027A	METTRACE	10/27/08	11:36	RJG	S	CONC
26	K0N03F	T81027A	METTRACE	10/27/08	11:42	RJG	S	CONC
27	K0N0CF	T81027A	METTRACE	10/27/08	11:47	RJG	S	CONC
28	K0N0PF	T81027A	METTRACE	10/27/08	11:53	RJG	S	CONC
29	K0N15F	T81027A	METTRACE	10/27/08	11:58	RJG	S	CONC
30	K0N1FF	T81027A	METTRACE	10/27/08	12:04	RJG	S	CONC
31	K0N1PF	T81027A	METTRACE	10/27/08	12:09	RJG	S	CONC
32	K0N1RF	T81027A	METTRACE	10/27/08	12:15	RJG	S	CONC
33	K0N1VF	T81027A	METTRACE	10/27/08	12:20	RJG	S	CONC
34	CCV1-3	T81027A	METTRACE	10/27/08	12:25	RJG	S	CONC
35	CCB3	T81027A	METTRACE	10/27/08	12:31	RJG	S	CONC
36	K0N1XF	T81027A	METTRACE	10/27/08	12:39	RJG	S	CONC
37	K0N2DF	T81027A	METTRACE	10/27/08	12:44	RJG	S	CONC
38	K0NX7F	T81027A	METTRACE	10/27/08	12:50	RJG	S	CONC
39	K0TT0F	T81027A	METTRACE	10/27/08	12:55	RJG	S	CONC
40	K0TT2F	T81027A	METTRACE	10/27/08	13:01	RJG	S	CONC
41	K05VE/5 Cu	T81027A	METTRACE	10/27/08	13:06	RJG	S	CONC
42	K05VEP25 Cu	T81027A	METTRACE	10/27/08	13:12	RJG	S	CONC
43	K05VES/5 Cu	T81027A	METTRACE	10/27/08	13:17	RJG	S	CONC
44	K05VED/5 Cu	T81027A	METTRACE	10/27/08	13:23	RJG	S	CONC
45	K057XB	T81027A	METTRACE	10/27/08	13:28	RJG	S	CONC
46	CCV1-4	T81027A	METTRACE	10/27/08	13:34	RJG	S	CONC
47	CCB4	T81027A	METTRACE	10/27/08	13:39	RJG	S	CONC
48	K057XC	T81027A	METTRACE	10/27/08	13:48	RJG	S	CONC
49	K02T0	T81027A	METTRACE	10/27/08	13:54	RJG	S	CONC
50	K02T1	T81027A	METTRACE	10/27/08	13:59	RJG	S	CONC
51	K02T2	T81027A	METTRACE	10/27/08	14:05	RJG	S	CONC
52	K02T3	T81027A	METTRACE	10/27/08	14:10	RJG	S	CONC
53	K02T4	T81027A	METTRACE	10/27/08	14:16	RJG	S	CONC

#	Sample Name	File	Method	Date	Time	OpID	Type	Mode
54	K02T5	T81027A	METTRACE	10/27/08	14:21	RJG	S	CONC
55	K02T6	T81027A	METTRACE	10/27/08	14:27	RJG	S	CONC
56	K02T7	T81027A	METTRACE	10/27/08	14:32	RJG	S	CONC
57	K02T8	T81027A	METTRACE	10/27/08	14:38	RJG	S	CONC
58	CCV1-5	T81027A	METTRACE	10/27/08	14:43	RJG	S	CONC
59	CCB5	T81027A	METTRACE	10/27/08	14:49	RJG	S	CONC
60	K02T9	T81027A	METTRACE	10/27/08	14:58	RJG	S	CONC
61	K02TX	T81027A	METTRACE	10/27/08	15:03	RJG	S	CONC
62	K02TXP5	T81027A	METTRACE	10/27/08	15:09	RJG	S	CONC
63	K02TXS	T81027A	METTRACE	10/27/08	15:14	RJG	S	CONC
64	K02TXD	T81027A	METTRACE	10/27/08	15:20	RJG	S	CONC
65	K02VA	T81027A	METTRACE	10/27/08	15:25	RJG	S	CONC
66	K02VC	T81027A	METTRACE	10/27/08	15:31	RJG	S	CONC
67	K02VD	T81027A	METTRACE	10/27/08	15:36	RJG	S	CONC
68	K02VE	T81027A	METTRACE	10/27/08	15:42	RJG	S	CONC
69	K02VH	T81027A	METTRACE	10/27/08	15:47	RJG	S	CONC
70	CCV1-6	T81027A	METTRACE	10/27/08	15:53	RJG	S	CONC
71	CCB6	T81027A	METTRACE	10/27/08	15:58	RJG	S	CONC
72	K02VJ	T81027A	METTRACE	10/27/08	16:07	RJG	S	CONC
73	K02VK	T81027A	METTRACE	10/27/08	16:12	RJG	S	CONC
74	K02VM	T81027A	METTRACE	10/27/08	16:18	RJG	S	CONC
75	K02VN	T81027A	METTRACE	10/27/08	16:23	RJG	S	CONC
76	K058WB	T81027A	METTRACE	10/27/08	16:29	RJG	S	CONC
77	K058WC	T81027A	METTRACE	10/27/08	16:34	RJG	S	CONC
78	K02CA	T81027A	METTRACE	10/27/08	16:40	RJG	S	CONC
79	K02CJ	T81027A	METTRACE	10/27/08	16:45	RJG	S	CONC
80	K02VP	T81027A	METTRACE	10/27/08	16:51	RJG	S	CONC
81	K02VPP5	T81027A	METTRACE	10/27/08	16:56	RJG	S	CONC
82	CCV1-7	T81027A	METTRACE	10/27/08	17:02	RJG	S	CONC
83	CCB7	T81027A	METTRACE	10/27/08	17:07	RJG	S	CONC
84	K02VPS	T81027A	METTRACE	10/27/08	17:13	RJG	S	CONC
85	K02VPD	T81027A	METTRACE	10/27/08	17:18	RJG	S	CONC
86	K02VT/5	T81027A	METTRACE	10/27/08	17:24	RJG	S	CONC
87	K03LV	T81027A	METTRACE	10/27/08	17:29	RJG	S	CONC
88	K049G	T81027A	METTRACE	10/27/08	17:35	RJG	S	CONC
89	K049H	T81027A	METTRACE	10/27/08	17:40	RJG	S	CONC
90	K049J	T81027A	METTRACE	10/27/08	17:46	RJG	S	CONC
91	K049K	T81027A	METTRACE	10/27/08	17:51	RJG	S	CONC
92	K049M	T81027A	METTRACE	10/27/08	17:57	RJG	S	CONC
93	K049N	T81027A	METTRACE	10/27/08	18:02	RJG	S	CONC
94	CCV1-8	T81027A	METTRACE	10/27/08	18:08	RJG	S	CONC
95	CCB8	T81027A	METTRACE	10/27/08	18:13	RJG	S	CONC
96	K1A8RB	T81027A	METTRACE	10/27/08	18:19	RJG	S	CONC
97	K1A8RC	T81027A	METTRACE	10/27/08	18:24	RJG	S	CONC
98	K08JM	T81027A	METTRACE	10/27/08	18:30	RJG	S	CONC
99	K08JMP5	T81027A	METTRACE	10/27/08	18:35	RJG	S	CONC
100	K08JMS	T81027A	METTRACE	10/27/08	18:41	RJG	S	CONC
101	K08JMD	T81027A	METTRACE	10/27/08	18:46	RJG	S	CONC
102	K08L9	T81027A	METTRACE	10/27/08	18:52	RJG	S	CONC
103	K08MA	T81027A	METTRACE	10/27/08	18:57	RJG	S	CONC
104	K08MC	T81027A	METTRACE	10/27/08	19:03	RJG	S	CONC
105	K08ME	T81027A	METTRACE	10/27/08	19:08	RJG	S	CONC
106	CCV1-9	T81027A	METTRACE	10/27/08	19:14	RJG	S	CONC
107	CCB9	T81027A	METTRACE	10/27/08	19:19	RJG	S	CONC

#	Sample Name	File	Method	Date	Time	OpID	Type	Mode
108	K08MF	T81027A	METTRACE	10/27/08	19:25	RJG	S	CONC
109	K08MG	T81027A	METTRACE	10/27/08	19:30	RJG	S	CONC
110	K08MH	T81027A	METTRACE	10/27/08	19:36	RJG	S	CONC
111	K08MJ	T81027A	METTRACE	10/27/08	19:41	RJG	S	CONC
112	K08MK	T81027A	METTRACE	10/27/08	19:47	RJG	S	CONC
113	K08ML	T81027A	METTRACE	10/27/08	19:52	RJG	S	CONC
114	K08MM	T81027A	METTRACE	10/27/08	19:58	RJG	S	CONC
115	K08MQ	T81027A	METTRACE	10/27/08	20:03	RJG	S	CONC
116	K08MR	T81027A	METTRACE	10/27/08	20:09	RJG	S	CONC
117	K08MT	T81027A	METTRACE	10/27/08	20:14	RJG	S	CONC
118	CCV1-10	T81027A	METTRACE	10/27/08	20:20	RJG	S	CONC
119	CCB10	T81027A	METTRACE	10/27/08	20:25	RJG	S	CONC
120	K096T	T81027A	METTRACE	10/27/08	20:31	RJG	S	CONC
121	K1AHG	T81027A	METTRACE	10/27/08	20:36	RJG	S	CONC
122	K1AHG/5	T81027A	METTRACE	10/27/08	20:42	RJG	S	CONC
123	K0687B	T81027A	METTRACE	10/27/08	20:47	RJG	S	CONC
124	K0687C	T81027A	METTRACE	10/27/08	20:53	RJG	S	CONC
125	K03JE	T81027A	METTRACE	10/27/08	20:58	RJG	S	CONC
126	K03JG	T81027A	METTRACE	10/27/08	21:04	RJG	S	CONC
127	K03JK	T81027A	METTRACE	10/27/08	21:09	RJG	S	CONC
128	K03JL	T81027A	METTRACE	10/27/08	21:15	RJG	S	CONC
129	K03JM	T81027A	METTRACE	10/27/08	21:20	RJG	S	CONC
130	CCV1-11	T81027A	METTRACE	10/27/08	21:26	RJG	S	CONC
131	CCB11	T81027A	METTRACE	10/27/08	21:31	RJG	S	CONC
132	K03JN	T81027A	METTRACE	10/27/08	21:37	RJG	S	CONC
133	K03JP	T81027A	METTRACE	10/27/08	21:42	RJG	S	CONC
134	K03JPP5	T81027A	METTRACE	10/27/08	21:48	RJG	S	CONC
135	K03JPS	T81027A	METTRACE	10/27/08	21:53	RJG	S	CONC
136	K03JPD	T81027A	METTRACE	10/27/08	21:59	RJG	S	CONC
137	K050G	T81027A	METTRACE	10/27/08	22:04	RJG	S	CONC
138	K050J	T81027A	METTRACE	10/27/08	22:10	RJG	S	CONC
139	K050L	T81027A	METTRACE	10/27/08	22:15	RJG	S	CONC
140	K05X6	T81027A	METTRACE	10/27/08	22:21	RJG	S	CONC
141	K0VV4B	T81027A	METTRACE	10/27/08	22:27	RJG	S	CONC
142	CCV1-12	T81027A	METTRACE	10/27/08	22:32	RJG	S	CONC
143	CCB12	T81027A	METTRACE	10/27/08	22:38	RJG	S	CONC
144	K0VV4C	T81027A	METTRACE	10/27/08	22:43	RJG	S	CONC
145	K0MX0	T81027A	METTRACE	10/27/08	22:49	RJG	S	CONC
146	K0MX1	T81027A	METTRACE	10/27/08	22:54	RJG	S	CONC
147	K0MX2	T81027A	METTRACE	10/27/08	23:00	RJG	S	CONC
148	K0MX3	T81027A	METTRACE	10/27/08	23:05	RJG	S	CONC
149	K0MX4	T81027A	METTRACE	10/27/08	23:11	RJG	S	CONC
150	K0MX6	T81027A	METTRACE	10/27/08	23:16	RJG	S	CONC
151	K0MXX	T81027A	METTRACE	10/27/08	23:22	RJG	S	CONC
152	K0MXXP5	T81027A	METTRACE	10/27/08	23:27	RJG	S	CONC
153	K0MXXS	T81027A	METTRACE	10/27/08	23:33	RJG	S	CONC
154	CCV1-13	T81027A	METTRACE	10/27/08	23:38	RJG	S	CONC
155	CCB13	T81027A	METTRACE	10/27/08	23:44	RJG	S	CONC
156	K0MXXD	T81027A	METTRACE	10/27/08	23:49	RJG	S	CONC
157	CCV1-14	T81027A	METTRACE	10/27/08	23:55	RJG	S	CONC
158	CCB14	T81027A	METTRACE	10/28/08	00:00	RJG	S	CONC

STD2: MET4703-08
STD3: MET4704-08
STD4: MET4705-08

Internal Standard: MET5284-08

Note: Analytical run briefly delayed before and after the analysis of ICV1-1 to set the instrument to analyze 4 exposures for the ICV analysis (Method 200.7 requirement) and then to reset it to analyze 3 exposures for the duration of the run.

Note: Sample ID K0L3QF (sequence #17 on runlog) is incorrect. The correct sample ID is K0J3QF. Corrections have been made to reports.

Method: METTRACE Standard: STD1
Run Time: 10/27/08 09:23:04

Elem	AG	AL	AS	B_	BA	BE	CA
Avge	-.00119	.02101	.01821	.00075	.00077	-.01705	.00312
SDev	.00098	.00039	.00221	.00040	.00011	.00016	.00002
%RSD	81.976	1.8570	12.119	53.022	14.022	.94686	.65402
#1	-.00220	.02069	.02028	.00096	.00066	-.01723	.00314
#2	-.00024	.02090	.01846	.00029	.00088	-.01694	.00310
#3	-.00115	.02144	.01589	.00101	.00076	-.01697	.00312

Elem	CD	CO	CR	CU	FE	K_	MG
Avge	.00214	-.00038	.00098	.00859	-.00035	.27396	-.00019
SDev	.00068	.00015	.00048	.00005	.00111	.00183	.00004
%RSD	31.896	39.329	48.660	.57516	316.61	.66835	22.155
#1	.00145	-.00047	.00150	.00862	-.00157	.27544	-.00021
#2	.00215	-.00046	.00090	.00863	-.00007	.27191	-.00014
#3	.00281	-.00021	.00056	.00854	.00059	.27452	-.00021

Elem	MN	MO	NA	NI	PB/1	PB/2	SB/1
Avge	.00008	.00045	.00348	.00020	.01454	.00012	-.01409
SDev	.00002	.00007	.00071	.00023	.01244	.00065	.02420
%RSD	24.822	16.019	20.527	117.12	85.540	526.05	171.77
#1	.00007	.00052	.00303	.00031	.02853	-.00059	-.04172
#2	.00007	.00038	.00310	-.00007	.01033	.00069	.00334
#3	.00010	.00045	.00430	.00035	.00475	.00028	-.00389

Elem	SB/2	SE/1	SE/2	SI	SN	SR	TI
Avge	-.00790	-.02350	.03262	.02319	.00009	.00040	-.00015
SDev	.00631	.00502	.01230	.00046	.00009	.00005	.00004
%RSD	79.885	21.378	37.698	1.9653	94.224	13.294	27.125
#1	-.00474	-.01783	.01849	.02358	.00010	.00045	-.00017
#2	-.00379	-.02531	.04087	.02331	.00000	.00041	-.00010
#3	-.01516	-.02738	.03851	.02269	.00017	.00035	-.00017

Elem	TL	V_	ZN
Avge	-.01316	.00002	.00076
SDev	.00264	.00007	.00005
%RSD	20.077	315.10	6.1190
#1	-.01594	-.00003	.00080
#2	-.01284	.00010	.00077
#3	-.01069	.00000	.00071

IntStd	1	2	3	4	5	6	7
Mode	Counts	NOTUSED	NOTUSED	NOTUSED	NOTUSED	NOTUSED	NOTUSED
Elem	Y	--	--	--	--	--	--
Wavlen	371.030	--	--	--	--	--	--
Avge	28843	--	--	--	--	--	--
SDev	188.8571	--	--	--	--	--	--
%RSD	.6547687	--	--	--	--	--	--
#1	28667	--	--	--	--	--	--
#2	29042	--	--	--	--	--	--
#3	28821	--	--	--	--	--	--

Method: METTRACE Standard: STD2
Run Time: 10/27/08 09:28:34

Elem	AG	AS	CD	PB/1	PB/2	SB/1	SB/2
Avge	6.8588	2.7943	9.8365	4.1606	.43967	11.346	3.7365
SDev	.0148	.0111	.0442	.0218	.00310	.061	.0128
%RSD	.21616	.39564	.44890	.52453	.70546	.53552	.34251
#1	6.8681	2.7833	9.8106	4.1496	.43855	11.315	3.7438
#2	6.8417	2.7942	9.8115	4.1463	.43728	11.307	3.7217
#3	6.8667	2.8054	9.8875	4.1857	.44317	11.416	3.7439

Elem	SE/1	SE/2	TL
Avge	2.1348	3.5805	4.1559
SDev	.0157	.0228	.0265
%RSD	.73481	.63801	.63869
#1	2.1222	3.5670	4.1421
#2	2.1298	3.5676	4.1391
#3	2.1524	3.6069	4.1865

IntStd	1	2	3	4	5	6	7
Mode	Counts	NOTUSED	NOTUSED	NOTUSED	NOTUSED	NOTUSED	NOTUSED
Elem	Y	--	--	--	--	--	--
Wavlen	371.030	--	--	--	--	--	--
Avge	28961	--	--	--	--	--	--
SDev	149.1777	--	--	--	--	--	--
%RSD	.5151012	--	--	--	--	--	--
#1	28795	--	--	--	--	--	--
#2	29004	--	--	--	--	--	--
#3	29083	--	--	--	--	--	--

Method: METTRACE Standard: STD3
Run Time: 10/27/08 09:34:05

Elem	AL	CA	FE	K_	MG	NA
Avge	5.4598	4.2081	3.7809	31.935	2.9309	1.8082
SDev	.0074	.0166	.0148	.032	.0124	.0015
%RSD	.13629	.39444	.39241	.10142	.42249	.08316
#1	5.4680	4.2263	3.7967	31.923	2.9440	1.8093
#2	5.4535	4.1938	3.7673	31.911	2.9194	1.8065
#3	5.4579	4.2042	3.7788	31.972	2.9293	1.8089

IntStd	1	2	3	4	5	6	7
Mode	Counts	NOTUSED	NOTUSED	NOTUSED	NOTUSED	NOTUSED	NOTUSED
Elem	Y	--	--	--	--	--	--
Wavlen	371.030	--	--	--	--	--	--
Avge	28010	--	--	--	--	--	--
SDev	129.9036	--	--	--	--	--	--
%RSD	.4637824	--	--	--	--	--	--
#1	28001	--	--	--	--	--	--
#2	28143	--	--	--	--	--	--
#3	27884	--	--	--	--	--	--

Method: METTRACE Standard: STD4
Run Time: 10/27/08 09:39:35

Elem	B_	BA	BE	CO	CR	CU	MN
Avge	1.9945	8.4777	7.1661	2.6816	10.450	2.3537	2.5797
SDev	.0035	.0133	.0121	.0035	.012	.0051	.0033
%RSD	.17437	.15721	.16920	.13123	.11167	.21713	.12792
#1	1.9979	8.4867	7.1790	2.6856	10.462	2.3572	2.5835
#2	1.9910	8.4623	7.1646	2.6802	10.449	2.3479	2.5782
#3	1.9945	8.4839	7.1549	2.6790	10.439	2.3561	2.5775

Elem	MO	NI	SI	SN	SR	TI	V_
Avge	1.2198	2.1663	.68187	.53030	6.7098	1.1384	.71854
SDev	.0076	.0022	.00179	.00066	.0118	.0013	.00055
%RSD	.62285	.10071	.26302	.12505	.17535	.11260	.07642
#1	1.2120	2.1688	.68385	.53107	6.7187	1.1394	.71895
#2	1.2201	2.1648	.68139	.52990	6.6965	1.1369	.71791
#3	1.2272	2.1654	.68036	.52994	6.7142	1.1387	.71876

Elem	ZN
Avge	1.7243
SDev	.0023
%RSD	.13536
#1	1.7269
#2	1.7227
#3	1.7232

IntStd	1	2	3	4	5	6	7
Mode	Counts	NOTUSED	NOTUSED	NOTUSED	NOTUSED	NOTUSED	NOTUSED
Elem	Y	--	--	--	--	--	--
Wavlen	371.030	--	--	--	--	--	--
Avge	29065	--	--	--	--	--	--
SDev	13.22220	--	--	--	--	--	--
%RSD	.0454926	--	--	--	--	--	--
#1	29051	--	--	--	--	--	--
#2	29077	--	--	--	--	--	--
#3	29065	--	--	--	--	--	--

Method: METTRACE Slope = Conc(SIR)/IR

Element	Wavelen	High std	Low std	Slope	Y-intercept	Date Standardized
AG	328.068	STD2	STD1	.291544	.000348	10/27/08 09:39:35
AL	308.215	STD3	STD1	9.19322	-.193147	10/27/08 09:39:35
AS	189.042	STD2	STD1	.360217	-.006560	10/27/08 09:39:35
B_	249.678	STD4	STD1	2.00632	-.001510	10/27/08 09:39:35
BA	493.409	STD4	STD1	.471872	-.000362	10/27/08 09:39:35
BE	313.042	STD4	STD1	.551061	.009394	10/27/08 09:39:35
CA	317.933	STD3	STD1	23.7813	-.074207	10/27/08 09:39:35
CD	226.502	STD2	STD1	.101684	-.000217	10/27/08 09:39:35
CO	228.616	STD4	STD1	1.49462	.000570	10/27/08 09:39:35
CR	267.716	STD4	STD1	.382751	-.000376	10/27/08 09:39:35
CU	324.753	STD4	STD1	1.70566	-.014656	10/27/08 09:39:35
FE	271.441	STD3	STD1	13.2141	.004620	10/27/08 09:39:35
K_	766.491	STD3	STD1	.799824	-.069847	10/27/08 09:39:35
MG	279.078	STD3	STD1	34.1171	.006314	10/27/08 09:39:35
MN	257.610	STD4	STD1	1.55059	-.000125	10/27/08 09:39:35
MO	202.030	STD4	STD1	3.28056	-.001480	10/27/08 09:39:35
NA	330.232	STD3	STD1	.900081	.000361	10/27/08 09:39:35
NI	231.604	STD4	STD1	1.84579	-.000364	10/27/08 09:39:35
PB/1	220.351	STD2	STD1	.241195	-.003507	10/27/08 09:39:35
PB/2	220.352	STD2	STD1	2.27509	-.000283	10/27/08 09:39:35
PB	220.353	NONE	NONE	.000000	.000000	*NOT STANDARDIZED
SB/1	206.831	STD2	STD1	.088026	.001240	10/27/08 09:39:35
SB/2	206.832	STD2	STD1	.267069	.002109	10/27/08 09:39:35
SB	220.353	NONE	NONE	.000000	.000000	*NOT STANDARDIZED
SE/1	196.021	STD2	STD1	.463329	.010890	10/27/08 09:39:35
SE/2	196.022	STD2	STD1	.281860	-.009196	10/27/08 09:39:35
SE	220.353	NONE	NONE	.000000	.000000	*NOT STANDARDIZED
SI	288.158	STD4	STD1	6.07281	-.140857	10/27/08 09:39:35
SN	189.989	STD4	STD1	7.54418	-.000699	10/27/08 09:39:35
SR	421.552	STD4	STD1	.596179	-.000241	10/27/08 09:39:35
TI	334.941	STD4	STD1	3.51335	.000528	10/27/08 09:39:35
TL	190.864	STD2	STD1	.479724	.006312	10/27/08 09:39:35
V_	292.402	STD4	STD1	5.56703	-.000127	10/27/08 09:39:35
ZN	213.856	STD4	STD1	2.33166	-.001779	10/27/08 09:39:35

Method: METTRACE Sample Name: ICV1-1 MET4787-08 Operator: RJG
Run Time: 10/27/08 09:44:39
Comment: TESTAMERICA PITTSBURGH ICP METALS ANALYSIS-INST TRACEICP
Mode: CONC Corr. Factor: 1

Elem	AG	AL	AS	B_	BA	BE	CA
Units	ppm	ppm	ppm	ppm	ppm	ppm	ppm
Avge	.50536	12.214	.24742	1.0025	.99148	1.0038	26.280
SDev	.00044	.049	.00053	.0019	.00320	.0027	.156
%RSD	.08728	.39836	.21496	.19023	.32309	.27310	.59461
#1	.50536	12.224	.24682	1.0019	.99201	.99994	26.067
#2	.50580	12.204	.24741	1.0043	.99129	1.0064	26.441
#3	.50476	12.154	.24811	1.0001	.98742	1.0048	26.324
#4	.50554	12.272	.24734	1.0038	.99522	1.0039	26.287
Errors	LC Pass	LC Pass	LC Pass	LC Pass	LC Pass	LC Pass	LC Pass
High	.55000	13.750	.27500	1.1000	1.1000	1.1000	27.500
Low	.45000	11.250	.22500	.90000	.90000	.90000	22.500

Elem	CD	CO	CR	CU	FE	K_	MG
Units	ppm	ppm	ppm	ppm	ppm	ppm	ppm
Avge	.24231	1.0034	1.0043	1.0066	12.683	48.627	24.802
SDev	.00102	.0026	.0022	.0039	.036	.228	.061
%RSD	.42263	.25920	.21986	.39118	.28572	.46879	.24620
#1	.24081	.99980	1.0012	1.0079	12.630	48.713	24.711
#2	.24289	1.0057	1.0065	1.0064	12.712	48.492	24.838
#3	.24253	1.0035	1.0049	1.0014	12.694	48.399	24.824
#4	.24302	1.0048	1.0046	1.0108	12.697	48.906	24.836
Errors	LC Pass	LC Pass	LC Pass	LC Pass	LC Pass	LC Pass	LC Pass
High	.27500	1.1000	1.1000	1.1000	13.750	55.000	27.500
Low	.22500	.90000	.90000	.90000	11.250	45.000	22.500

Elem	MN	MO	NA	NI	PB/1	PB/2	PB
Units	ppm	ppm	ppm	ppm	ppm	ppm	ppm
Avge	.99144	1.0310	48.674	.98486	.24804	.24495	.24598
SDev	.00213	.0051	.210	.00473	.00168	.00115	.00075
%RSD	.21491	.49732	.43102	.48026	.67613	.47140	.30279
#1	.98854	1.0235	48.716	.97962	.24755	.24366	.24496
#2	.99342	1.0352	48.725	.99067	.24834	.24592	.24673
#3	.99122	1.0329	48.379	.98627	.25015	.24428	.24623
#4	.99257	1.0323	48.875	.98289	.24612	.24592	.24599
Errors	LC Pass	LC Pass	LC Pass	LC Pass	NOCHECK	NOCHECK	LC Pass
High	1.1000	1.1000	55.000	1.1000			.27500
Low	.90000	.90000	45.000	.90000			.22500

Elem	SB/1	SB/2	SB	SE/1	SE/2	SE	SI
Units	ppm	ppm	ppm	ppm	ppm	ppm	ppm
Avge	.24510	.25129	.24923	.25073	.24591	.24752	.96048
SDev	.00117	.00176	.00130	.00377	.00207	.00248	.00381
%RSD	.47549	.69844	.52284	1.5038	.84093	1.0012	.39708

#1	.24511	.25081	.24892	.24513	.24339	.24397	.96548
#2	.24423	.25322	.25023	.25275	.24509	.24764	.95671

#3	.24674	.25201	.25026	.25186	.24791	.24923	.95851
#4	.24432	.24911	.24751	.25317	.24725	.24922	.96123
Errors	NOCHECK	NOCHECK	LC Pass	NOCHECK	NOCHECK	LC Pass	LC Pass
High			.27500			.27500	1.1000
Low			.22500			.22500	.90000
Elem	SN	SR	TI	TL	V_	ZN	
Units	ppm	ppm	ppm	ppm	ppm	ppm	
Avge	.99794	1.0167	.99630	.49853	.99985	1.0344	
SDev	.00600	.0034	.00217	.00496	.00175	.0032	
%RSD	.60152	.33575	.21737	.99578	.17503	.31334	
#1	.99099	1.0172	.99409	.49110	.99732	1.0307	
#2	.99548	1.0172	.99916	.50060	1.0000	1.0382	
#3	1.0004	1.0121	.99534	.50097	1.0009	1.0330	
#4	1.0048	1.0204	.99660	.50145	1.0012	1.0355	
Errors	LC Pass	LC Pass	LC Pass	LC Pass	LC Pass	LC Pass	
High	1.1000	1.1000	1.1000	.55000	1.1000	1.1000	
Low	.90000	.90000	.90000	.45000	.90000	.90000	
IntStd	1	2	3	4	5	6	7
Mode	Counts	NOTUSED	NOTUSED	NOTUSED	NOTUSED	NOTUSED	NOTUSED
Elem	Y	--	--	--	--	--	--
Wavlen	371.030	--	--	--	--	--	--
Avge	28784	--	--	--	--	--	--
SDev	182.2563	--	--	--	--	--	--
%RSD	.6331916	--	--	--	--	--	--
#1	28703	--	--	--	--	--	--
#2	28641	--	--	--	--	--	--
#3	28741	--	--	--	--	--	--
#4	29050	--	--	--	--	--	--

Method: METTRACE Sample Name: ICB1 Operator: RJG
Run Time: 10/27/08 09:51:29
Comment: TESTAMERICA PITTSBURGH ICP METALS ANALYSIS-INST TRACEICP
Mode: CONC Corr. Factor: 1

Elem	AG	AL	AS	B_	BA	BE	CA
Units	ppm	ppm	ppm	ppm	ppm	ppm	ppm
Avge	.00031	-.00460	.00025	.00164	.00025	.00055	.06860
SDev	.00027	.00262	.00157	.00069	.00016	.00016	.03014
%RSD	88.016	56.976	631.50	42.022	63.150	28.326	43.942
#1	.00004	-.00372	-.00131	.00180	.00008	.00037	.03379
#2	.00058	-.00253	.00183	.00224	.00038	.00064	.08556
#3	.00031	-.00755	.00023	.00089	.00028	.00065	.08644
Errors	LC Pass	LC Pass	LC Pass	LC Pass	LC Pass	LC Pass	LC Pass
High	.00500	.20000	.01000	.20000	.20000	.00400	5.0000
Low	-.00500	-.20000	-.01000	-.20000	-.20000	-.00400	-5.0000

Elem	CD	CO	CR	CU	FE	K_	MG
Units	ppm	ppm	ppm	ppm	ppm	ppm	ppm
Avge	.00008	.00023	.00028	-.00027	-.00043	.19651	.01026
SDev	.00007	.00041	.00033	.00024	.00211	.01235	.00447
%RSD	89.439	182.16	118.27	87.254	489.62	6.2836	43.576
#1	.00000	.00000	-.00005	-.00022	.00145	.18306	.00514
#2	.00015	.00070	.00062	-.00007	-.00003	.20732	.01340
#3	.00009	-.00003	.00027	-.00053	-.00271	.19916	.01222
Errors	LC Pass	LC Pass	LC Pass	LC Pass	LC Pass	LC Pass	LC Pass
High	.00500	.05000	.00500	.02500	.10000	5.0000	5.0000
Low	-.00500	-.05000	-.00500	-.02500	-.10000	-5.0000	-5.0000

Elem	MN	MO	NA	NI	PB/1	PB/2	PB
Units	ppm	ppm	ppm	ppm	ppm	ppm	ppm
Avge	.00030	.00457	-.62774	.00019	.00056	-.00075	-.00032
SDev	.00014	.00085	.01593	.00037	.00190	.00057	.00033
%RSD	47.131	18.567	2.5370	194.98	338.70	75.290	103.15
#1	.00014	.00529	-.64432	-.00024	-.00161	-.00012	-.00062
#2	.00041	.00477	-.61256	.00040	.00138	-.00122	-.00036
#3	.00036	.00363	-.62633	.00040	.00191	-.00091	.00003
Errors	LC Pass	LC Pass	LC Pass	LC Pass	NOCHECK	NOCHECK	LC Pass
High	.01500	.04000	5.0000	.04000			.00300
Low	-.01500	-.04000	-5.0000	-.04000			-.00300

Elem	SB/1	SB/2	SB	SE/1	SE/2	SE	SI
Units	ppm	ppm	ppm	ppm	ppm	ppm	ppm
Avge	-.00129	.00209	.00096	.00081	-.00021	.00013	-.00739
SDev	.00292	.00108	.00153	.00456	.00217	.00040	.00413
%RSD	225.71	51.630	158.88	565.19	1017.0	321.91	55.941
#1	.00139	.00330	.00267	-.00357	.00217	.00026	-.00442
#2	-.00087	.00123	.00053	.00046	-.00072	-.00033	-.00563

#3	-.00440	.00175	-.00030	.00553	-.00209	.00045	-.01211
Errors	NOCHECK	NOCHECK	LC Pass	NOCHECK	NOCHECK	LC Pass	LC Pass

High			.06000			.00500	.50000
Low			-.06000			-.00500	-.50000

Elem	SN	SR	TI	TL	V_	ZN	
Units	ppm	ppm	ppm	ppm	ppm	ppm	
Avge	-.00304	.00028	.00045	-.00062	.00084	.00236	
SDev	.00226	.00017	.00007	.00094	.00201	.00077	
%RSD	74.307	59.325	15.647	151.53	238.98	32.596	
#1	-.00563	.00011	.00041	.00026	-.00147	.00147	
#2	-.00201	.00044	.00053	-.00160	.00219	.00282	
#3	-.00148	.00030	.00041	-.00051	.00180	.00278	
Errors	LC Pass	LC Pass	LC Pass	LC Pass	LC Pass	LC Pass	
High	.10000	.05000	.05000	.01000	.05000	.02000	
Low	-.10000	-.05000	-.05000	-.01000	-.05000	-.02000	

IntStd	1	2	3	4	5	6	7
Mode	Counts	NOTUSED	NOTUSED	NOTUSED	NOTUSED	NOTUSED	NOTUSED
Elem	Y	--	--	--	--	--	--
Wavlen	371.030	--	--	--	--	--	--
Avge	28937	--	--	--	--	--	--
SDev	111.7138	--	--	--	--	--	--
%RSD	.3860628	--	--	--	--	--	--
#1	29066	--	--	--	--	--	--
#2	28877	--	--	--	--	--	--
#3	28867	--	--	--	--	--	--

Method: METTRACE Sample Name: CRA/RLV MET4418-08 Operator: RJG
Run Time: 10/27/08 09:56:59
Comment: TESTAMERICA PITTSBURGH ICP METALS ANALYSIS-INST TRACEICP
Mode: CONC Corr. Factor: 1

Elem	AG	AL	AS	B_	BA	BE	CA
Units	ppm	ppm	ppm	ppm	ppm	ppm	ppm
Avge	.00547	.18789	.01088	.19932	.20298	.00437	5.1544
SDev	.00090	.00141	.00048	.00100	.00044	.00006	.0293
%RSD	16.515	.75168	4.3708	.49980	.21650	1.2759	.56807
#1	.00631	.18787	.01126	.20023	.20265	.00444	5.1840
#2	.00557	.18648	.01104	.19946	.20348	.00435	5.1538
#3	.00451	.18931	.01035	.19825	.20280	.00433	5.1254
Errors	LC Pass	LC Pass	LC Pass	LC Pass	LC Pass	LC Pass	LC Pass
High	.00750	.30000	.01500	.30000	.30000	.00600	7.5000
Low	.00250	.10000	.00500	.10000	.10000	.00200	2.5000

Elem	CD	CO	CR	CU	FE	K_	MG
Units	ppm	ppm	ppm	ppm	ppm	ppm	ppm
Avge	.00512	.04983	.00538	.02534	.09014	4.5937	4.9188
SDev	.00020	.00061	.00038	.00014	.01347	.0047	.0320
%RSD	3.8177	1.2337	7.1099	.56186	14.946	.10148	.64968
#1	.00525	.05048	.00580	.02543	.10569	4.5903	4.9526
#2	.00522	.04977	.00527	.02543	.08240	4.5917	4.9147
#3	.00490	.04925	.00506	.02518	.08232	4.5990	4.8891
Errors	LC Pass	LC Pass	LC Pass	LC Pass	LC Pass	LC Pass	LC Pass
High	.00750	.07500	.00750	.03750	.15000	7.5000	7.5000
Low	.00250	.02500	.00250	.01250	.05000	2.5000	2.5000

Elem	MN	MO	NA	NI	PB/1	PB/2	PB
Units	ppm	ppm	ppm	ppm	ppm	ppm	ppm
Avge	.01520	.04280	5.1463	.04062	.00389	.00179	.00249
SDev	.00005	.00097	.0864	.00042	.00229	.00208	.00098
%RSD	.29287	2.2556	1.6783	1.0415	58.910	116.68	39.419
#1	.01525	.04388	5.2287	.04107	.00282	.00400	.00361
#2	.01520	.04251	5.1536	.04057	.00652	-.00014	.00208
#3	.01516	.04201	5.0564	.04023	.00233	.00150	.00178
Errors	LC Pass	LC Pass	LC Pass	LC Pass	NOCHECK	NOCHECK	LC Pass
High	.02250	.06000	7.5000	.06000			.00450
Low	.00750	.02000	2.5000	.02000			.00150

Elem	SB/1	SB/2	SB	SE/1	SE/2	SE	SI
Units	ppm	ppm	ppm	ppm	ppm	ppm	ppm
Avge	.00853	.01280	.01137	.00743	.00393	.00510	.47718
SDev	.00275	.00040	.00073	.00236	.00144	.00052	.00265
%RSD	32.195	3.1026	6.4178	31.771	36.732	10.183	.55527
#1	.00915	.01244	.01135	.00730	.00489	.00570	.47957
#2	.00552	.01322	.01066	.00985	.00227	.00479	.47764

#3	.01091	.01272	.01212	.00513	.00463	.00480	.47433
Errors	NOCHECK	NOCHECK	LC Pass	NOCHECK	NOCHECK	LC Pass	LC Pass

High			.01500			.00750	.75000
Low			.00500			.00250	.25000

Elem	SN	SR	TI	TL	V_	ZN	
Units	ppm	ppm	ppm	ppm	ppm	ppm	
Avge	.08673	.04989	.05100	.01101	.05067	.02233	
SDev	.00241	.00011	.00047	.00327	.00136	.00008	
%RSD	2.7800	.22330	.91198	29.698	2.6785	.37187	
#1	.08911	.04979	.05151	.01282	.05223	.02238	
#2	.08678	.05001	.05088	.01298	.04979	.02223	
#3	.08429	.04986	.05061	.00724	.04999	.02237	

Errors	LC Pass	LC Pass	LC Pass	LC Pass	LC Pass	LC Pass	
High	.15000	.07500	.07500	.01500	.07500	.03000	
Low	.05000	.02500	.02500	.00500	.02500	.01000	

IntStd	1	2	3	4	5	6	7
Mode	Counts	NOTUSED	NOTUSED	NOTUSED	NOTUSED	NOTUSED	NOTUSED
Elem	Y	--	--	--	--	--	--
Wavlen	371.030	--	--	--	--	--	--
Avge	29167	--	--	--	--	--	--
SDev	61.56369	--	--	--	--	--	--
%RSD	.2110754	--	--	--	--	--	--
#1	29149	--	--	--	--	--	--
#2	29235	--	--	--	--	--	--
#3	29116	--	--	--	--	--	--

Method: METTRACE Sample Name: ICSA MET4784-08 Operator: RJG
Run Time: 10/27/08 10:02:29
Comment: TESTAMERICA PITTSBURGH ICP METALS ANALYSIS-INST TRACEICP
Mode: CONC Corr. Factor: 1

Elem	AG	AL	AS	B_	BA	BE	CA
Units	ppm	ppm	ppm	ppm	ppm	ppm	ppm
Avge	.00047	478.89	-.00087	-.00104	.00065	-.00025	479.95
SDev	.00030	.80	.00102	.00069	.00011	.00017	.83
%RSD	63.254	.16619	116.41	66.123	17.127	66.695	.17310
#1	.00077	479.76	-.00201	-.00041	.00078	-.00044	480.87
#2	.00047	478.73	-.00056	-.00094	.00058	-.00013	479.26
#3	.00017	478.19	-.00005	-.00177	.00060	-.00017	479.73
Errors	NOCHECK	QC Pass	NOCHECK	NOCHECK	NOCHECK	NOCHECK	QC Pass
Value		500.00					500.00
Range		20.000					20.000

Elem	CD	CO	CR	CU	FE	K_	MG
Units	ppm	ppm	ppm	ppm	ppm	ppm	ppm
Avge	-.00003	-.00016	.00079	-.00086	199.18	.20059	516.26
SDev	.00028	.00012	.00036	.00016	.23	.00741	.76
%RSD	1008.7	78.807	45.205	18.435	.11770	3.6918	.14724
#1	-.00034	-.00025	.00059	-.00068	199.42	.20906	517.14
#2	.00021	-.00002	.00120	-.00098	198.95	.19732	515.85
#3	.00005	-.00021	.00057	-.00092	199.15	.19538	515.79
Errors	NOCHECK	NOCHECK	NOCHECK	NOCHECK	QC Pass	NOCHECK	QC Pass
Value					200.00		500.00
Range					20.000		20.000

Elem	MN	MO	NA	NI	PB/1	PB/2	PB
Units	ppm	ppm	ppm	ppm	ppm	ppm	ppm
Avge	.00726	-.00061	-.28411	.00096	.00380	-.00032	.00105
SDev	.00005	.00098	.03564	.00039	.00515	.00239	.00042
%RSD	.73617	159.52	12.546	40.935	135.67	751.76	40.019
#1	.00729	-.00098	-.32043	.00132	-.00190	.00205	.00074
#2	.00729	.00050	-.28272	.00054	.00515	-.00028	.00153
#3	.00719	-.00136	-.24918	.00102	.00813	-.00273	.00089
Errors	NOCHECK	NOCHECK	NOCHECK	NOCHECK	NOCHECK	NOCHECK	NOCHECK
Value							
Range							

Elem	SB/1	SB/2	SB	SE/1	SE/2	SE	SI
Units	ppm	ppm	ppm	ppm	ppm	ppm	ppm
Avge	-.00520	.00505	.00164	.01319	-.00771	-.00075	.01414
SDev	.00554	.00355	.00139	.00691	.00443	.00150	.00159
%RSD	106.48	70.410	85.063	52.421	57.448	198.75	11.265
#1	.00050	.00099	.00083	.00547	-.00277	-.00003	.01591
#2	-.01056	.00653	.00084	.01882	-.00903	.00024	.01367

#3	-.00553	.00762	.00324	.01526	-.01133	-.00248	.01283
Errors	NOCHECK	NOCHECK	NOCHECK	NOCHECK	NOCHECK	NOCHECK	NOCHECK

Value
Range

Elem	SN	SR	TI	TL	V_	ZN
Units	ppm	ppm	ppm	ppm	ppm	ppm
Avge	-.00042	.01116	-.00229	-.00933	.00068	.00155
SDev	.00215	.00007	.00032	.00450	.00204	.00016
%RSD	512.08	.67133	13.766	48.252	300.72	10.326
#1	-.00242	.01111	-.00200	-.00506	-.00056	.00154
#2	.00186	.01125	-.00225	-.01403	-.00044	.00171
#3	-.00070	.01113	-.00263	-.00891	.00303	.00139
Errors	NOCHECK	NOCHECK	NOCHECK	NOCHECK	NOCHECK	NOCHECK

Value
Range

IntStd	1	2	3	4	5	6	7
Mode	Counts	NOTUSED	NOTUSED	NOTUSED	NOTUSED	NOTUSED	NOTUSED
Elem	Y	--	--	--	--	--	--
Wavlen	371.030	--	--	--	--	--	--
Avge	26540	--	--	--	--	--	--
SDev	167.0385	--	--	--	--	--	--
%RSD	.6293825	--	--	--	--	--	--
#1	26361	--	--	--	--	--	--
#2	26566	--	--	--	--	--	--
#3	26692	--	--	--	--	--	--

Method: METTRACE Sample Name: ICSAB MET4786-08 Operator: RJG
Run Time: 10/27/08 10:07:59
Comment: TESTAMERICA PITTSBURGH ICP METALS ANALYSIS-INST TRACEICP
Mode: CONC Corr. Factor: 1

Elem	AG	AL	AS	B_	BA	BE	CA
Units	ppm	ppm	ppm	ppm	ppm	ppm	ppm
Avge	1.0754	473.91	.99771	1.0293	.52079	.49316	479.66
SDev	.0037	.91	.00239	.0021	.00138	.00029	1.09
%RSD	.34218	.19170	.23987	.20586	.26465	.05836	.22714
#1	1.0792	474.75	.99920	1.0298	.52212	.49342	478.68
#2	1.0751	474.02	.99898	1.0269	.52087	.49285	479.46
#3	1.0719	472.95	.99495	1.0310	.51937	.49320	480.83
Errors	QC Pass	QC Pass	QC Pass	QC Pass	QC Pass	QC Pass	QC Pass
Value	1.0000	500.00	1.0000	1.0000	.50000	.50000	500.00
Range	20.000	20.000	20.000	20.000	20.000	20.000	20.000

Elem	CD	CO	CR	CU	FE	K_	MG
Units	ppm	ppm	ppm	ppm	ppm	ppm	ppm
Avge	.94147	.47918	.49204	.53453	198.58	10.848	511.28
SDev	.00100	.00044	.00109	.00275	.10	.040	.39
%RSD	.10650	.09279	.22118	.51474	.05116	.37279	.07717
#1	.94252	.47957	.49269	.53721	198.68	10.893	511.47
#2	.94139	.47870	.49079	.53467	198.47	10.837	510.83
#3	.94052	.47927	.49266	.53171	198.60	10.814	511.54
Errors	QC Pass	QC Pass	QC Pass	QC Pass	QC Pass	QC Pass	QC Pass
Value	1.0000	.50000	.50000	.50000	200.00	10.000	500.00
Range	20.000	20.000	20.000	20.000	20.000	20.000	20.000

Elem	MN	MO	NA	NI	PB/1	PB/2	PB
Units	ppm	ppm	ppm	ppm	ppm	ppm	ppm
Avge	.49747	1.0209	11.042	.94255	.96903	.94252	.95134
SDev	.00045	.0035	.017	.00403	.00993	.01202	.00471
%RSD	.09131	.34387	.15693	.42778	1.0246	1.2754	.49544
#1	.49790	1.0171	11.023	.94706	.97977	.92939	.94617
#2	.49700	1.0216	11.045	.93929	.96019	.95299	.95539
#3	.49750	1.0241	11.057	.94131	.96711	.94517	.95248
Errors	QC Pass	QC Pass	QC Pass	QC Pass	NOCHECK	NOCHECK	QC Pass
Value	.50000	1.0000	10.000	1.0000			1.0000
Range	20.000	20.000	20.000	20.000			20.000

Elem	SB/1	SB/2	SB	SE/1	SE/2	SE	SI
Units	ppm	ppm	ppm	ppm	ppm	ppm	ppm
Avge	1.0043	1.0126	1.0098	1.0083	.98259	.99114	.97097
SDev	.0153	.0060	.0015	.0099	.01025	.00358	.00679
%RSD	1.5187	.59663	.15030	.98443	1.0434	.36143	.69922
#1	.98740	1.0186	1.0082	1.0190	.97110	.98704	.97880
#2	1.0170	1.0065	1.0100	.99935	.99081	.99365	.96666

#3	1.0086	1.0126	1.0112	1.0065	.98586	.99273	.96745
Errors	NOCHECK	NOCHECK	QC Pass	NOCHECK	NOCHECK	QC Pass	QC Pass

Value			1.0000			1.0000	1.0000
Range			20.000			20.000	20.000
Elem	SN	SR	TI	TL	V_	ZN	
Units	ppm	ppm	ppm	ppm	ppm	ppm	
Avge	.87358	1.0171	1.0025	.95351	.50421	1.0429	
SDev	.00436	.0035	.0008	.00298	.00032	.0027	
%RSD	.49958	.34830	.07888	.31209	.06393	.25575	
#1	.87811	1.0204	1.0031	.95055	.50454	1.0457	
#2	.86941	1.0175	1.0027	.95349	.50420	1.0426	
#3	.87321	1.0134	1.0016	.95650	.50390	1.0404	
Errors	QC Pass	QC Pass	QC Pass	QC Pass	QC Pass	QC Pass	
Value	1.0000	1.0000	1.0000	1.0000	.50000	1.0000	
Range	20.000	20.000	20.000	20.000	20.000	20.000	
IntStd	1	2	3	4	5	6	7
Mode	Counts	NOTUSED	NOTUSED	NOTUSED	NOTUSED	NOTUSED	NOTUSED
Elem	Y	--	--	--	--	--	--
Wavlen	371.030	--	--	--	--	--	--
Avge	26698	--	--	--	--	--	--
SDev	33.73891	--	--	--	--	--	--
%RSD	.1263704	--	--	--	--	--	--
#1	26664	--	--	--	--	--	--
#2	26731	--	--	--	--	--	--
#3	26701	--	--	--	--	--	--

Method: METTRACE Sample Name: CCV1-1 MET5327-08 Operator: RJG
Run Time: 10/27/08 10:13:28
Comment: TESTAMERICA PITTSBURGH ICP METALS ANALYSIS-INST TRACEICP
Mode: CONC Corr. Factor: 1

Elem	AG	AL	AS	B_	BA	BE	CA
Units	ppm	ppm	ppm	ppm	ppm	ppm	ppm
Avge	.99330	24.009	.49991	1.9919	1.9718	1.9860	50.313
SDev	.00147	.039	.00149	.0042	.0037	.0043	.080
%RSD	.14842	.16038	.29765	.21097	.18659	.21893	.15960
#1	.99446	24.013	.50124	1.9926	1.9758	1.9906	50.389
#2	.99381	24.045	.49831	1.9957	1.9710	1.9854	50.320
#3	.99164	23.969	.50019	1.9874	1.9685	1.9820	50.229
Errors	LC Pass	LC Pass	LC Pass	LC Pass	LC Pass	LC Pass	LC Pass
High	1.1000	27.500	.55000	2.2000	2.2000	2.2000	55.000
Low	.90000	22.500	.45000	1.8000	1.8000	1.8000	45.000

Elem	CD	CO	CR	CU	FE	K_	MG
Units	ppm	ppm	ppm	ppm	ppm	ppm	ppm
Avge	.48479	1.9707	1.9759	1.9672	25.119	118.45	49.000
SDev	.00115	.0044	.0029	.0040	.081	.21	.091
%RSD	.23739	.22158	.14719	.20154	.32295	.18050	.18664
#1	.48594	1.9755	1.9787	1.9692	25.201	118.64	49.074
#2	.48480	1.9697	1.9759	1.9698	25.118	118.49	49.029
#3	.48364	1.9670	1.9729	1.9627	25.039	118.22	48.898
Errors	LC Pass	LC Pass	LC Pass	LC Pass	LC Pass	LC Pass	LC Pass
High	.55000	2.2000	2.2000	2.2000	27.500	137.50	55.000
Low	.45000	1.8000	1.8000	1.8000	22.500	112.50	45.000

Elem	MN	MO	NA	NI	PB/1	PB/2	PB
Units	ppm	ppm	ppm	ppm	ppm	ppm	ppm
Avge	1.9669	2.0079	118.09	1.9618	.49905	.49303	.49503
SDev	.0031	.0079	.39	.0058	.00052	.00204	.00139
%RSD	.15520	.39363	.32843	.29687	.10404	.41481	.28156
#1	1.9699	1.9989	118.36	1.9680	.49853	.49164	.49393
#2	1.9670	2.0109	118.25	1.9612	.49905	.49537	.49660
#3	1.9638	2.0138	117.64	1.9564	.49957	.49207	.49456
Errors	LC Pass	LC Pass	LC Pass	LC Pass	NOCHECK	NOCHECK	LC Pass
High	2.2000	2.2000	137.50	2.2000			.55000
Low	1.8000	1.8000	112.50	1.8000			.45000

Elem	SB/1	SB/2	SB	SE/1	SE/2	SE	SI
Units	ppm	ppm	ppm	ppm	ppm	ppm	ppm
Avge	.49519	.49433	.49462	.49883	.49552	.49662	1.8857
SDev	.00175	.00182	.00098	.00324	.00339	.00157	.0036
%RSD	.35309	.36727	.19923	.64897	.68424	.31694	.18988
#1	.49661	.49467	.49531	.50116	.49553	.49740	1.8873
#2	.49324	.49596	.49505	.50019	.49212	.49481	1.8883

#3	.49573	.49237	.49349	.49513	.49890	.49765	1.8816
Errors	NOCHECK	NOCHECK	LC Pass	NOCHECK	NOCHECK	LC Pass	LC Pass

High			.55000			.55000	2.2000
Low			.45000			.45000	1.8000

Elem	SN	SR	TI	TL	V_	ZN	
Units	ppm	ppm	ppm	ppm	ppm	ppm	
Avge	1.9916	1.9411	1.9867	.99044	1.9840	2.0157	
SDev	.0040	.0042	.0034	.00454	.0022	.0027	
%RSD	.19920	.21787	.16866	.45842	.11240	.13244	
#1	1.9937	1.9457	1.9900	.99483	1.9864	2.0177	
#2	1.9940	1.9403	1.9868	.99072	1.9834	2.0169	
#3	1.9870	1.9374	1.9833	.98576	1.9821	2.0127	
Errors	LC Pass	LC Pass	LC Pass	LC Pass	LC Pass	LC Pass	
High	2.2000	2.2000	2.2000	1.1000	2.2000	2.2000	
Low	1.8000	1.8000	1.8000	.90000	1.8000	1.8000	

IntStd	1	2	3	4	5	6	7
Mode	Counts	NOTUSED	NOTUSED	NOTUSED	NOTUSED	NOTUSED	NOTUSED
Elem	Y	--	--	--	--	--	--
Wavlen	371.030	--	--	--	--	--	--
Avge	28860	--	--	--	--	--	--
SDev	68.60429	--	--	--	--	--	--
%RSD	.2377158	--	--	--	--	--	--
#1	28919	--	--	--	--	--	--
#2	28876	--	--	--	--	--	--
#3	28785	--	--	--	--	--	--

Method: METTRACE Sample Name: CCB1 Operator: RJG
Run Time: 10/27/08 10:18:57
Comment: TESTAMERICA PITTSBURGH ICP METALS ANALYSIS-INST TRACEICP
Mode: CONC Corr. Factor: 1

Elem	AG	AL	AS	B_	BA	BE	CA
Units	ppm	ppm	ppm	ppm	ppm	ppm	ppm
Avge	.00035	-.01566	.00023	.00160	.00001	.00066	-.00127
SDev	.00050	.00316	.00073	.00093	.00007	.00009	.00270
%RSD	145.01	20.176	313.55	58.367	1137.5	13.704	213.71
#1	.00048	-.01911	.00008	.00182	.00003	.00057	-.00414
#2	.00077	-.01495	-.00041	.00241	.00007	.00066	-.00087
#3	-.00021	-.01291	.00103	.00058	-.00007	.00075	.00122
Errors	LC Pass	LC Pass	LC Pass	LC Pass	LC Pass	LC Pass	LC Pass
High	.00500	.20000	.01000	.20000	.20000	.00400	5.0000
Low	-.00500	-.20000	-.01000	-.20000	-.20000	-.00400	-5.0000

Elem	CD	CO	CR	CU	FE	K_	MG
Units	ppm	ppm	ppm	ppm	ppm	ppm	ppm
Avge	.00015	-.00007	.00027	-.00115	-.00759	.21815	.00826
SDev	.00007	.00022	.00025	.00027	.00751	.00304	.00178
%RSD	44.752	318.00	95.606	23.832	98.854	1.3950	21.607
#1	.00012	.00019	.00016	-.00127	-.01260	.21584	.00631
#2	.00022	-.00020	.00055	-.00083	-.01121	.22160	.00982
#3	.00010	-.00020	.00008	-.00133	.00104	.21702	.00864
Errors	LC Pass	LC Pass	LC Pass	LC Pass	LC Pass	LC Pass	LC Pass
High	.00500	.05000	.00500	.02500	.10000	5.0000	5.0000
Low	-.00500	-.05000	-.00500	-.02500	-.10000	-5.0000	-5.0000

Elem	MN	MO	NA	NI	PB/1	PB/2	PB
Units	ppm	ppm	ppm	ppm	ppm	ppm	ppm
Avge	.00010	.00784	-.50115	-.00005	.00203	-.00155	-.00036
SDev	.00003	.00311	.13949	.00087	.00312	.00133	.00118
%RSD	29.664	39.621	27.835	1858.4	153.42	85.442	327.50
#1	.00009	.01088	-.59189	.00046	.00307	-.00309	-.00103
#2	.00014	.00796	-.57104	.00046	.00450	-.00075	.00100
#3	.00009	.00467	-.34053	-.00106	-.00147	-.00083	-.00104
Errors	LC Pass	LC Pass	LC Pass	LC Pass	NOCHECK	NOCHECK	LC Pass
High	.01500	.04000	5.0000	.04000			.00300
Low	-.01500	-.04000	-5.0000	-.04000			-.00300

Elem	SB/1	SB/2	SB	SE/1	SE/2	SE	SI
Units	ppm	ppm	ppm	ppm	ppm	ppm	ppm
Avge	-.00286	.00472	.00220	.00352	-.00134	.00028	-.01105
SDev	.00177	.00105	.00030	.00131	.00091	.00103	.00467
%RSD	62.013	22.294	13.690	37.071	67.984	365.37	42.239
#1	-.00355	.00461	.00189	.00408	-.00066	.00092	-.01219
#2	-.00419	.00583	.00249	.00203	-.00237	-.00091	-.00592

#3	-.00085	.00373	.00221	.00446	-.00098	.00083	-.01504
Errors	NOCHECK	NOCHECK	LC Pass	NOCHECK	NOCHECK	LC Pass	LC Pass

High			.06000			.00500	.50000
Low			-.06000			-.00500	-.50000

Elem	SN	SR	TI	TL	V_	ZN	
Units	ppm	ppm	ppm	ppm	ppm	ppm	
Avge	-.00070	.00002	.00021	.00073	.00032	.00052	
SDev	.00000	.00010	.00007	.00053	.00055	.00014	
%RSD	.00000	596.58	33.176	72.746	173.32	26.847	
#1	-.00070	.00000	.00017	.00134	.00063	.00038	
#2	-.00070	.00013	.00029	.00035	.00063	.00066	
#3	-.00070	-.00008	.00017	.00051	-.00032	.00053	
Errors	LC Pass	LC Pass	LC Pass	LC Pass	LC Pass	LC Pass	
High	.10000	.05000	.05000	.01000	.05000	.02000	
Low	-.10000	-.05000	-.05000	-.01000	-.05000	-.02000	

IntStd	1	2	3	4	5	6	7
Mode	Counts	NOTUSED	NOTUSED	NOTUSED	NOTUSED	NOTUSED	NOTUSED
Elem	Y	--	--	--	--	--	--
Wavlen	371.030	--	--	--	--	--	--
Avge	29233	--	--	--	--	--	--
SDev	77.35335	--	--	--	--	--	--
%RSD	.2646126	--	--	--	--	--	--
#1	29191	--	--	--	--	--	--
#2	29185	--	--	--	--	--	--
#3	29322	--	--	--	--	--	--

Method: METTRACE Sample Name: K05DCBF Operator: RJG
Run Time: 10/27/08 10:24:27
Comment: TESTAMERICA PITTSBURGH ICP METALS ANALYSIS-INST TRACEICP
Mode: CONC Corr. Factor: 1

Elem	AG	AL	AS	B_	BA	BE	CA
Units	ppm	ppm	ppm	ppm	ppm	ppm	ppm
Avge	-.00002	-.01448	-.00080	.00044	-.00005	.00052	-.00909
SDev	.00095	.00137	.00068	.00063	.00014	.00003	.00067
%RSD	5792.7	9.4815	84.393	143.40	291.09	5.3244	7.4018
#1	-.00045	-.01483	-.00003	.00068	-.00005	.00055	-.00841
#2	-.00067	-.01296	-.00130	-.00027	-.00018	.00051	-.00913
#3	.00107	-.01564	-.00108	.00090	.00009	.00050	-.00975
Errors	LC Pass	LC Pass	LC Pass	LC Pass	LC Pass	LC Pass	LC Pass
High	.00500	.20000	.01000	.20000	.20000	.00400	5.0000
Low	-.00500	-.20000	-.01000	-.20000	-.20000	-.00400	-5.0000

Elem	CD	CO	CR	CU	FE	K_	MG
Units	ppm	ppm	ppm	ppm	ppm	ppm	ppm
Avge	-.00008	.00022	.00025	-.00072	-.01743	.18036	.00477
SDev	.00012	.00028	.00058	.00055	.00954	.00753	.00552
%RSD	144.75	127.32	227.67	75.814	54.738	4.1730	115.84
#1	-.00006	.00008	-.00017	-.00035	-.00850	.18034	.00049
#2	-.00021	.00003	.00002	-.00135	-.02748	.17285	.00281
#3	.00002	.00054	.00091	-.00046	-.01630	.18790	.01100
Errors	LC Pass	LC Pass	LC Pass	LC Pass	LC Pass	LC Pass	LC Pass
High	.00500	.05000	.00500	.02500	.10000	5.0000	5.0000
Low	-.00500	-.05000	-.00500	-.02500	-.10000	-5.0000	-5.0000

Elem	MN	MO	NA	NI	PB/1	PB/2	PB
Units	ppm	ppm	ppm	ppm	ppm	ppm	ppm
Avge	-.00002	.00163	-.78105	.00018	.00241	-.00294	-.00115
SDev	.00005	.00040	.13255	.00068	.00484	.00274	.00069
%RSD	277.11	24.511	16.971	370.99	200.53	93.351	59.789
#1	-.00007	.00166	-.62806	-.00011	-.00233	.00018	-.00065
#2	-.00002	.00121	-.86163	-.00030	.00222	-.00402	-.00194
#3	.00003	.00201	-.85346	.00097	.00734	-.00497	-.00087
Errors	LC Pass	LC Pass	LC Pass	LC Pass	NOCHECK	NOCHECK	LC Pass
High	.01500	.04000	5.0000	.04000			.00300
Low	-.01500	-.04000	-5.0000	-.04000			-.00300

Elem	SB/1	SB/2	SB	SE/1	SE/2	SE	SI
Units	ppm	ppm	ppm	ppm	ppm	ppm	ppm
Avge	-.00242	.00404	.00189	.00526	-.00173	.00060	-.00836
SDev	.00278	.00183	.00046	.00296	.00141	.00147	.00238
%RSD	115.16	45.221	24.552	56.270	81.273	245.68	28.537
#1	.00080	.00206	.00164	.00203	-.00148	-.00031	-.01037
#2	-.00407	.00567	.00242	.00593	-.00324	-.00019	-.00572

#3	-.00397	.00439	.00160	.00784	-.00047	.00230	-.00897
Errors	NOCHECK	NOCHECK	LC Pass	NOCHECK	NOCHECK	LC Pass	LC Pass

High			.06000			.00500	.50000
Low			-.06000			-.00500	-.50000

Elem	SN	SR	TI	TL	V_	ZN	
Units	ppm	ppm	ppm	ppm	ppm	ppm	
Avge	-.00130	-.00000	-.00003	-.00070	.00177	.00216	
SDev	.00098	.00015	.00037	.00197	.00167	.00017	
%RSD	75.146	5076.2	1119.2	282.94	93.855	7.9381	
#1	-.00199	-.00010	.00029	.00142	.00253	.00197	
#2	-.00173	-.00008	-.00043	-.00248	-.00014	.00229	
#3	-.00018	.00017	.00005	-.00103	.00292	.00222	
Errors	LC Pass	LC Pass	LC Pass	LC Pass	LC Pass	LC Pass	
High	.10000	.05000	.05000	.01000	.05000	.02000	
Low	-.10000	-.05000	-.05000	-.01000	-.05000	-.02000	

IntStd	1	2	3	4	5	6	7
Mode	Counts	NOTUSED	NOTUSED	NOTUSED	NOTUSED	NOTUSED	NOTUSED
Elem	Y	--	--	--	--	--	--
Wavlen	371.030	--	--	--	--	--	--
Avge	29218	--	--	--	--	--	--
SDev	64.80710	--	--	--	--	--	--
%RSD	.2218029	--	--	--	--	--	--
#1	29274	--	--	--	--	--	--
#2	29233	--	--	--	--	--	--
#3	29147	--	--	--	--	--	--

Method: METTRACE Sample Name: K05DCCF Operator: RJG
Run Time: 10/27/08 10:29:56
Comment: TESTAMERICA PITTSBURGH ICP METALS ANALYSIS-INST TRACEICP
Mode: CONC Corr. Factor: 1

Elem	AG	AL	AS	B_	BA	BE	CA
Units	ppm	ppm	ppm	ppm	ppm	ppm	ppm
Avge	.05116	1.9925	2.0391	1.0151	2.0100	.05199	50.849
SDev	.00036	.0022	.0040	.0035	.0044	.00013	.112
%RSD	.70221	.11201	.19487	.34230	.21766	.24229	.21955
#1	.05077	1.9901	2.0380	1.0151	2.0116	.05195	50.749
#2	.05122	1.9946	2.0435	1.0186	2.0135	.05213	50.970
#3	.05148	1.9927	2.0357	1.0117	2.0051	.05188	50.829
Errors	LC Pass	LC Pass	LC Pass	LC Pass	LC Pass	LC Pass	LC Pass
High	.06000	2.4000	2.4000	1.2000	2.4000	.06000	60.000
Low	.04000	1.6000	1.6000	.80000	1.6000	.04000	40.000

Elem	CD	CO	CR	CU	FE	K_	MG
Units	ppm	ppm	ppm	ppm	ppm	ppm	ppm
Avge	.05032	.50176	.20549	.25332	.93713	48.768	50.258
SDev	.00011	.00124	.00061	.00038	.01523	.113	.114
%RSD	.21569	.24797	.29669	.15122	1.6251	.23206	.22675
#1	.05031	.50057	.20488	.25370	.93354	48.878	50.191
#2	.05044	.50305	.20610	.25333	.92402	48.776	50.390
#3	.05022	.50167	.20550	.25294	.95384	48.652	50.194
Errors	LC Pass	LC Pass	LC Pass	LC Pass	LC Pass	LC Pass	LC Pass
High	.06000	.60000	.24000	.30000	1.2000	60.000	60.000
Low	.04000	.40000	.16000	.20000	.80000	40.000	40.000

Elem	MN	MO	NA	NI	PB/1	PB/2	PB
Units	ppm	ppm	ppm	ppm	ppm	ppm	ppm
Avge	.50834	1.0323	49.034	.50271	.50092	.50333	.50253
SDev	.00088	.0064	.180	.00117	.00357	.00322	.00220
%RSD	.17261	.62321	.36787	.23343	.71294	.63889	.43843
#1	.50774	1.0252	49.237	.50266	.50132	.49965	.50021
#2	.50935	1.0339	48.971	.50390	.50427	.50475	.50459
#3	.50794	1.0378	48.894	.50156	.49716	.50559	.50279
Errors	LC Pass	LC Pass	LC Pass	LC Pass	NOCHECK	NOCHECK	LC Pass
High	.60000	1.2000	60.000	.60000			.60000
Low	.40000	.80000	40.000	.40000			.40000

Elem	SB/1	SB/2	SB	SE/1	SE/2	SE	SI
Units	ppm	ppm	ppm	ppm	ppm	ppm	ppm
Avge	.51166	.50734	.50878	2.0797	2.0828	2.0817	9.8763
SDev	.00524	.00248	.00124	.0062	.0104	.0085	.0232
%RSD	1.0247	.48938	.24291	.30010	.49814	.40936	.23447
#1	.50663	.50801	.50755	2.0753	2.0709	2.0724	9.8643
#2	.51125	.50941	.51002	2.0868	2.0902	2.0891	9.9030

#3	.51710	.50459	.50875	2.0769	2.0872	2.0838	9.8616
Errors	NOCHECK	NOCHECK	LC Pass	NOCHECK	NOCHECK	LC Pass	LC Pass

High			.60000			2.4000	12.000
Low			.40000			1.6000	8.0000

Elem	SN	SR	TI	TL	V_	ZN	
Units	ppm	ppm	ppm	ppm	ppm	ppm	
Avge	2.0347	.97033	1.0098	2.0288	.51449	.52584	
SDev	.0040	.00284	.0017	.0082	.00104	.00148	
%RSD	.19495	.29281	.16987	.40635	.20221	.28116	
#1	2.0302	.97140	1.0090	2.0202	.51407	.52514	
#2	2.0369	.97248	1.0118	2.0367	.51567	.52753	
#3	2.0371	.96711	1.0086	2.0295	.51373	.52484	
Errors	LC Pass	LC Pass	LC Pass	LC Pass	LC Pass	LC Pass	
High	2.4000	1.2000	1.2000	2.4000	.60000	.60000	
Low	1.6000	.80000	.80000	1.6000	.40000	.40000	

IntStd	1	2	3	4	5	6	7
Mode	Counts	NOTUSED	NOTUSED	NOTUSED	NOTUSED	NOTUSED	NOTUSED
Elem	Y	--	--	--	--	--	--
Wavlen	371.030	--	--	--	--	--	--
Avge	29188	--	--	--	--	--	--
SDev	112.7428	--	--	--	--	--	--
%RSD	.3862627	--	--	--	--	--	--
#1	29313	--	--	--	--	--	--
#2	29157	--	--	--	--	--	--
#3	29094	--	--	--	--	--	--

Method: METTRACE Sample Name: K0J3JF Operator: RJG
Run Time: 10/27/08 10:35:26
Comment: TESTAMERICA PITTSBURGH ICP METALS ANALYSIS-INST TRACEICP
Mode: CONC Corr. Factor: 1

Elem	AG	AL	AS	B_	BA	BE	CA
Units	ppm	ppm	ppm	ppm	ppm	ppm	ppm
Avge	.00120	.10114	.00194	.05624	.08244	.00053	66.063
SDev	.00038	.00426	.00056	.00082	.00079	.00011	.530
%RSD	31.409	4.2127	28.979	1.4612	.96135	19.586	.80257
#1	.00112	.10231	.00259	.05681	.08199	.00050	65.613
#2	.00162	.10469	.00163	.05662	.08336	.00045	66.647
#3	.00088	.09642	.00160	.05530	.08198	.00065	65.928
Errors	LC Pass	LC Pass	LC Pass	LC Pass	LC Pass	LC Pass	LC Pass
High	2.0000	500.00	10.000	30.000	10.000	10.000	600.00
Low	-.00500	-.20000	-.01000	-.20000	-.20000	-.00400	-5.0000

Elem	CD	CO	CR	CU	FE	K_	MG
Units	ppm	ppm	ppm	ppm	ppm	ppm	ppm
Avge	.00020	.00100	.00163	.00058	.04294	3.7157	14.115
SDev	.00016	.00015	.00049	.00034	.00749	.0308	.115
%RSD	76.943	15.025	29.921	58.621	17.437	.83000	.81454
#1	.00030	.00111	.00205	.00032	.03665	3.6990	14.028
#2	.00029	.00083	.00175	.00096	.05122	3.7513	14.245
#3	.00002	.00106	.00110	.00045	.04094	3.6969	14.072
Errors	LC Pass	LC Pass	LC Pass	LC Pass	LC Pass	LC Pass	LC Pass
High	5.0000	100.00	20.000	10.000	500.00	400.00	600.00
Low	-.00500	-.05000	-.00500	-.02500	-.10000	-5.0000	-5.0000

Elem	MN	MO	NA	NI	PB/1	PB/2	PB
Units	ppm	ppm	ppm	ppm	ppm	ppm	ppm
Avge	.10760	.00507	40.023	.00603	.00093	-.00061	-.00010
SDev	.00083	.00186	.340	.00056	.00232	.00107	.00032
%RSD	.76990	36.667	.84866	9.3379	250.07	174.65	327.91
#1	.10699	.00716	39.768	.00603	.00244	-.00166	-.00030
#2	.10854	.00447	40.408	.00659	-.00175	.00047	-.00027
#3	.10727	.00359	39.892	.00546	.00209	-.00064	.00027
Errors	LC Pass	LC Pass	LC Pass	LC Pass	NOCHECK	NOCHECK	LC Pass
High	20.000	20.000	400.00	100.00			5.0000
Low	-.01500	-.04000	-5.0000	-.04000			-.00300

Elem	SB/1	SB/2	SB	SE/1	SE/2	SE	SI
Units	ppm	ppm	ppm	ppm	ppm	ppm	ppm
Avge	-.00103	.00436	.00256	.00635	-.00067	.00167	1.6641
SDev	.00052	.00118	.00092	.00047	.00249	.00156	.0106
%RSD	50.730	27.168	35.929	7.3324	371.09	93.726	.63568
#1	-.00080	.00561	.00348	.00674	-.00039	.00198	1.6568
#2	-.00066	.00420	.00258	.00584	.00167	.00305	1.6763

#3	-.00162	.00326	.00164	.00649	-.00328	-.00003	1.6593
Errors	NOCHECK	NOCHECK	LC Pass	NOCHECK	NOCHECK	LC Pass	LC Pass

High			5.0000			10.000	50.000
Low			-.01000			-.00500	-.50000

Elem	SN	SR	TI	TL	V_	ZN	
Units	ppm	ppm	ppm	ppm	ppm	ppm	
Avge	.00121	.26086	.00102	.00266	.00284	.00555	
SDev	.00029	.00195	.00013	.00100	.00056	.00004	
%RSD	23.886	.74705	12.361	37.435	19.602	.66832	
#1	.00139	.26009	.00102	.00295	.00220	.00554	
#2	.00088	.26308	.00114	.00155	.00319	.00559	
#3	.00137	.25941	.00089	.00348	.00313	.00551	

Errors	LC Pass	LC Pass	LC Pass	LC Pass	LC Pass	LC Pass	
High	30.000	10.000	30.000	10.000	50.000	10.000	
Low	-.10000	-.05000	-.05000	-.01000	-.05000	-.02000	

IntStd	1	2	3	4	5	6	7
Mode	Counts	NOTUSED	NOTUSED	NOTUSED	NOTUSED	NOTUSED	NOTUSED
Elem	Y	--	--	--	--	--	--
Wavlen	371.030	--	--	--	--	--	--
Avge	28889	--	--	--	--	--	--
SDev	236.3946	--	--	--	--	--	--
%RSD	.8182843	--	--	--	--	--	--
#1	28864	--	--	--	--	--	--
#2	28666	--	--	--	--	--	--
#3	29137	--	--	--	--	--	--

Method: METTRACE Sample Name: K0J3LF Operator: RJG
Run Time: 10/27/08 10:40:55
Comment: TESTAMERICA PITTSBURGH ICP METALS ANALYSIS-INST TRACEICP
Mode: CONC Corr. Factor: 1

Elem	AG	AL	AS	B_	BA	BE	CA
Units	ppm	ppm	ppm	ppm	ppm	ppm	ppm
Avge	-.00006	.09455	-.00001	.05433	.08223	.00046	65.947
SDev	.00111	.00136	.00079	.00090	.00012	.00008	.112
%RSD	1834.7	1.4443	6502.4	1.6643	.14501	17.400	.16919
#1	.00121	.09361	.00090	.05529	.08225	.00038	65.906
#2	-.00083	.09392	-.00049	.05420	.08211	.00045	65.862
#3	-.00057	.09611	-.00045	.05349	.08235	.00054	66.073
Errors	LC Pass	LC Pass	LC Pass	LC Pass	LC Pass	LC Pass	LC Pass
High	2.0000	500.00	10.000	30.000	10.000	10.000	600.00
Low	-.00500	-.20000	-.01000	-.20000	-.20000	-.00400	-5.0000

Elem	CD	CO	CR	CU	FE	K_	MG
Units	ppm	ppm	ppm	ppm	ppm	ppm	ppm
Avge	.00001	.00053	.00081	-.00020	.02287	3.7047	14.097
SDev	.00015	.00026	.00063	.00024	.00078	.0090	.013
%RSD	2927.6	47.867	78.143	124.99	3.4221	.24409	.09285
#1	.00018	.00080	.00154	.00001	.02323	3.6982	14.084
#2	-.00005	.00029	.00044	-.00046	.02197	3.7008	14.099
#3	-.00012	.00052	.00045	-.00014	.02340	3.7150	14.110
Errors	LC Pass	LC Pass	LC Pass	LC Pass	LC Pass	LC Pass	LC Pass
High	5.0000	100.00	20.000	10.000	500.00	400.00	600.00
Low	-.00500	-.05000	-.00500	-.02500	-.10000	-5.0000	-5.0000

Elem	MN	MO	NA	NI	PB/1	PB/2	PB
Units	ppm	ppm	ppm	ppm	ppm	ppm	ppm
Avge	.10663	.00099	40.586	.00535	-.00204	-.00090	-.00128
SDev	.00004	.00066	.105	.00052	.00216	.00133	.00029
%RSD	.03811	66.832	.25973	9.8107	105.81	147.76	22.533
#1	.10667	.00166	40.485	.00556	-.00022	-.00227	-.00159
#2	.10659	.00099	40.695	.00475	-.00147	-.00080	-.00102
#3	.10664	.00033	40.578	.00574	-.00442	.00038	-.00122
Errors	LC Pass	LC Pass	LC Pass	LC Pass	NOCHECK	NOCHECK	LC Pass
High	20.000	20.000	400.00	100.00			5.0000
Low	-.01500	-.04000	-5.0000	-.04000			-.00300

Elem	SB/1	SB/2	SB	SE/1	SE/2	SE	SI
Units	ppm	ppm	ppm	ppm	ppm	ppm	ppm
Avge	-.00033	.00275	.00172	.00583	-.00163	.00085	1.6576
SDev	.00250	.00129	.00121	.00562	.00144	.00095	.0029
%RSD	749.72	46.975	70.604	96.324	88.293	111.81	.17339
#1	-.00322	.00273	.00075	.00795	-.00250	.00098	1.6590
#2	.00116	.00404	.00308	.01009	-.00243	.00174	1.6543

#3	.00106	.00146	.00133	-.00054	.00003	-.00016	1.6595
Errors	NOCHECK	NOCHECK	LC Pass	NOCHECK	NOCHECK	LC Pass	LC Pass

High			5.0000			10.000	50.000
Low			-.01000			-.00500	-.50000

Elem	SN	SR	TI	TL	V_	ZN	
Units	ppm	ppm	ppm	ppm	ppm	ppm	
Avge	-.00001	.26942	.00049	-.00065	-.00012	.00608	
SDev	.00131	.00059	.00007	.00039	.00000	.00009	
%RSD	19586.	.21886	14.223	60.016	.19669	1.4407	
#1	-.00018	.26875	.00053	-.00042	-.00012	.00611	
#2	-.00122	.26984	.00041	-.00110	-.00012	.00598	
#3	.00138	.26967	.00053	-.00043	-.00012	.00615	
Errors	LC Pass	LC Pass	LC Pass	LC Pass	LC Pass	LC Pass	
High	30.000	10.000	30.000	10.000	50.000	10.000	
Low	-.10000	-.05000	-.05000	-.01000	-.05000	-.02000	
IntStd	1	2	3	4	5	6	7
Mode	Counts	NOTUSED	NOTUSED	NOTUSED	NOTUSED	NOTUSED	NOTUSED
Elem	Y	--	--	--	--	--	--
Wavlen	371.030	--	--	--	--	--	--
Avge	29174	--	--	--	--	--	--
SDev	144.5973	--	--	--	--	--	--
%RSD	.4956294	--	--	--	--	--	--
#1	29301	--	--	--	--	--	--
#2	29206	--	--	--	--	--	--
#3	29017	--	--	--	--	--	--

Method: METTRACE Sample Name: K0J3MF Operator: RJG
Run Time: 10/27/08 10:46:24
Comment: TESTAMERICA PITTSBURGH ICP METALS ANALYSIS-INST TRACEICP
Mode: CONC Corr. Factor: 1

Elem	AG	AL	AS	B_	BA	BE	CA
Units	ppm	ppm	ppm	ppm	ppm	ppm	ppm
Avge	.00048	.08950	.00090	.05518	.08127	.00046	65.653
SDev	.00030	.00156	.00165	.00027	.00006	.00001	.018
%RSD	62.190	1.7419	182.33	.48451	.07814	1.8975	.02669
#1	.00083	.09034	.00266	.05546	.08125	.00046	65.670
#2	.00037	.09046	.00064	.05493	.08122	.00047	65.656
#3	.00026	.08770	-.00060	.05514	.08134	.00045	65.635
Errors	LC Pass	LC Pass	LC Pass	LC Pass	LC Pass	LC Pass	LC Pass
High	2.0000	500.00	10.000	30.000	10.000	10.000	600.00
Low	-.00500	-.20000	-.01000	-.20000	-.20000	-.00400	-5.0000

Elem	CD	CO	CR	CU	FE	K_	MG
Units	ppm	ppm	ppm	ppm	ppm	ppm	ppm
Avge	.00004	.00064	.00074	.00011	.03312	3.6705	14.058
SDev	.00006	.00010	.00021	.00019	.00824	.0071	.007
%RSD	165.25	15.166	28.071	182.84	24.867	.19252	.05146
#1	.00003	.00059	.00097	.00024	.02958	3.6768	14.065
#2	.00010	.00057	.00069	.00019	.04254	3.6628	14.050
#3	-.00002	.00075	.00056	-.00011	.02725	3.6718	14.058
Errors	LC Pass	LC Pass	LC Pass	LC Pass	LC Pass	LC Pass	LC Pass
High	5.0000	100.00	20.000	10.000	500.00	400.00	600.00
Low	-.00500	-.05000	-.00500	-.02500	-.10000	-5.0000	-5.0000

Elem	MN	MO	NA	NI	PB/1	PB/2	PB
Units	ppm	ppm	ppm	ppm	ppm	ppm	ppm
Avge	.16277	.00106	39.071	.00545	-.00209	.00068	-.00024
SDev	.00021	.00025	.002	.00036	.00114	.00086	.00023
%RSD	.13103	24.028	.00494	6.6297	54.295	127.26	94.384
#1	.16274	.00076	39.073	.00532	-.00131	-.00010	-.00050
#2	.16258	.00120	39.070	.00586	-.00339	.00161	-.00006
#3	.16300	.00121	39.069	.00518	-.00156	.00052	-.00017
Errors	LC Pass	LC Pass	LC Pass	LC Pass	NOCHECK	NOCHECK	LC Pass
High	20.000	20.000	400.00	100.00			5.0000
Low	-.01500	-.04000	-5.0000	-.04000			-.00300

Elem	SB/1	SB/2	SB	SE/1	SE/2	SE	SI
Units	ppm	ppm	ppm	ppm	ppm	ppm	ppm
Avge	.00034	.00234	.00167	.00386	-.00257	-.00043	1.6417
SDev	.00321	.00129	.00100	.00318	.00205	.00218	.0022
%RSD	943.16	55.253	60.095	82.531	79.759	505.13	.13679
#1	-.00312	.00253	.00065	.00751	-.00135	.00160	1.6442
#2	.00322	.00096	.00171	.00237	-.00143	-.00017	1.6398

#3	.00092	.00352	.00265	.00169	-.00494	-.00273	1.6412
Errors	NOCHECK	NOCHECK	LC Pass	NOCHECK	NOCHECK	LC Pass	LC Pass

High			5.0000			10.000	50.000
Low			-.01000			-.00500	-.50000

Elem	SN	SR	TI	TL	V_	ZN	
Units	ppm	ppm	ppm	ppm	ppm	ppm	
Avge	-.00001	.26269	.00061	.00065	.00235	.00666	
SDev	.00119	.00045	.00025	.00178	.00057	.00011	
%RSD	10273.	.17057	41.053	273.32	24.115	1.6888	
#1	.00136	.26253	.00089	-.00137	.00179	.00668	
#2	-.00070	.26235	.00041	.00131	.00292	.00677	
#3	-.00070	.26320	.00053	.00201	.00235	.00654	

Errors	LC Pass	LC Pass	LC Pass	LC Pass	LC Pass	LC Pass	
High	30.000	10.000	30.000	10.000	50.000	10.000	
Low	-.10000	-.05000	-.05000	-.01000	-.05000	-.02000	

IntStd	1	2	3	4	5	6	7
Mode	Counts	NOTUSED	NOTUSED	NOTUSED	NOTUSED	NOTUSED	NOTUSED
Elem	Y	--	--	--	--	--	--
Wavlen	371.030	--	--	--	--	--	--
Avge	29312	--	--	--	--	--	--
SDev	58.64882	--	--	--	--	--	--
%RSD	.2000860	--	--	--	--	--	--
#1	29248	--	--	--	--	--	--
#2	29363	--	--	--	--	--	--
#3	29325	--	--	--	--	--	--

Method: METTRACE Sample Name: K0L3QF Operator: RJG
Run Time: 10/27/08 10:51:53
Comment: TESTAMERICA PITTSBURGH ICP METALS ANALYSIS-INST TRACEICP
Mode: CONC Corr. Factor: 1

Elem	AG	AL	AS	B_	BA	BE	CA
Units	ppm	ppm	ppm	ppm	ppm	ppm	ppm
Avge	.00109	.09482	.00112	.05502	.09215	.00051	66.105
SDev	.00082	.00204	.00104	.00025	.00004	.00008	.134
%RSD	75.160	2.1471	92.987	.45799	.04649	15.251	.20242
#1	.00118	.09597	.00087	.05503	.09212	.00056	66.011
#2	.00023	.09602	.00023	.05476	.09215	.00056	66.045
#3	.00186	.09247	.00226	.05527	.09220	.00042	66.258
Errors	LC Pass	LC Pass	LC Pass	LC Pass	LC Pass	LC Pass	LC Pass
High	2.0000	500.00	10.000	30.000	10.000	10.000	600.00
Low	-.00500	-.20000	-.01000	-.20000	-.20000	-.00400	-5.0000

Elem	CD	CO	CR	CU	FE	K_	MG
Units	ppm	ppm	ppm	ppm	ppm	ppm	ppm
Avge	.00008	.00177	.00148	.00006	.21888	3.7176	14.140
SDev	.00008	.00074	.00037	.00004	.00258	.0092	.029
%RSD	106.14	42.008	25.211	65.232	1.1792	.24877	.20741
#1	.00005	.00101	.00160	.00004	.22182	3.7111	14.118
#2	.00017	.00180	.00106	.00011	.21701	3.7136	14.128
#3	.00001	.00249	.00178	.00004	.21781	3.7282	14.173
Errors	LC Pass	LC Pass	LC Pass	LC Pass	LC Pass	LC Pass	LC Pass
High	5.0000	100.00	20.000	10.000	500.00	400.00	600.00
Low	-.00500	-.05000	-.00500	-.02500	-.10000	-5.0000	-5.0000

Elem	MN	MO	NA	NI	PB/1	PB/2	PB
Units	ppm	ppm	ppm	ppm	ppm	ppm	ppm
Avge	.54323	.00123	38.889	.00607	.00259	-.00179	-.00033
SDev	.00070	.00001	.097	.00045	.00362	.00397	.00147
%RSD	.12894	.65126	.24960	7.4510	139.79	221.80	442.25
#1	.54290	.00123	38.808	.00631	.00224	-.00073	.00026
#2	.54275	.00123	38.863	.00554	-.00084	.00154	.00075
#3	.54403	.00122	38.996	.00634	.00637	-.00618	-.00200
Errors	LC Pass	LC Pass	LC Pass	LC Pass	NOCHECK	NOCHECK	LC Pass
High	20.000	20.000	400.00	100.00			5.0000
Low	-.01500	-.04000	-5.0000	-.04000			-.00300

Elem	SB/1	SB/2	SB	SE/1	SE/2	SE	SI
Units	ppm	ppm	ppm	ppm	ppm	ppm	ppm
Avge	-.00200	.00301	.00134	.00704	-.00177	.00117	1.6688
SDev	.00372	.00186	.00048	.00378	.00476	.00214	.0037
%RSD	185.64	61.652	36.074	53.626	269.40	183.31	.22137
#1	-.00051	.00155	.00087	.00635	-.00351	-.00023	1.6653
#2	.00073	.00238	.00183	.00366	.00362	.00363	1.6726

#3	-.00624	.00510	.00133	.01112	-.00540	.00010	1.6684
Errors	NOCHECK	NOCHECK	LC Pass	NOCHECK	NOCHECK	LC Pass	LC Pass

High			5.0000			10.000	50.000
Low			-.01000			-.00500	-.50000

Elem	SN	SR	TI	TL	V_	ZN	
Units	ppm	ppm	ppm	ppm	ppm	ppm	
Avge	.00069	.25198	.00053	.00013	.00198	.02125	
SDev	.00159	.00029	.00000	.00195	.00178	.00049	
%RSD	231.38	.11398	.00000	1449.6	89.766	2.2930	
#1	.00242	.25230	.00053	-.00212	.00282	.02094	
#2	.00034	.25192	.00053	.00140	-.00006	.02100	
#3	-.00070	.25173	.00053	.00112	.00318	.02181	
Errors	LC Pass	LC Pass	LC Pass	LC Pass	LC Pass	LC Pass	
High	30.000	10.000	30.000	10.000	50.000	10.000	
Low	-.10000	-.05000	-.05000	-.01000	-.05000	-.02000	

IntStd	1	2	3	4	5	6	7
Mode	Counts	NOTUSED	NOTUSED	NOTUSED	NOTUSED	NOTUSED	NOTUSED
Elem	Y	--	--	--	--	--	--
Wavlen	371.030	--	--	--	--	--	--
Avge	29090	--	--	--	--	--	--
SDev	86.00826	--	--	--	--	--	--
%RSD	.2956626	--	--	--	--	--	--
#1	29026	--	--	--	--	--	--
#2	29057	--	--	--	--	--	--
#3	29188	--	--	--	--	--	--

Method: METTRACE Sample Name: K0L8TF Operator: RJG
Run Time: 10/27/08 10:57:23
Comment: TESTAMERICA PITTSBURGH ICP METALS ANALYSIS-INST TRACEICP
Mode: CONC Corr. Factor: 1

Elem	AG	AL	AS	B_	BA	BE	CA
Units	ppm	ppm	ppm	ppm	ppm	ppm	ppm
Avge	-.00017	.10732	.00024	.06046	.08119	.00049	64.328
SDev	.00035	.00360	.00096	.00020	.00018	.00010	.067
%RSD	213.20	3.3509	402.81	.32350	.22274	20.247	.10487
#1	.00023	.10955	.00108	.06027	.08105	.00038	64.405
#2	-.00045	.10317	-.00080	.06047	.08140	.00054	64.276
#3	-.00027	.10924	.00044	.06066	.08113	.00056	64.304
Errors	LC Pass	LC Pass	LC Pass	LC Pass	LC Pass	LC Pass	LC Pass
High	2.0000	500.00	10.000	30.000	10.000	10.000	600.00
Low	-.00500	-.20000	-.01000	-.20000	-.20000	-.00400	-5.0000

Elem	CD	CO	CR	CU	FE	K_	MG
Units	ppm	ppm	ppm	ppm	ppm	ppm	ppm
Avge	.00004	.00050	.00057	-.00003	.03775	3.8649	13.878
SDev	.00015	.00058	.00012	.00028	.01062	.0080	.012
%RSD	342.85	116.88	20.120	875.82	28.123	.20749	.08663
#1	.00020	.00098	.00064	.00020	.04031	3.8598	13.889
#2	-.00010	-.00015	.00044	-.00034	.02608	3.8741	13.881
#3	.00003	.00067	.00064	.00004	.04684	3.8607	13.865
Errors	LC Pass	LC Pass	LC Pass	LC Pass	LC Pass	LC Pass	LC Pass
High	5.0000	100.00	20.000	10.000	500.00	400.00	600.00
Low	-.00500	-.05000	-.00500	-.02500	-.10000	-5.0000	-5.0000

Elem	MN	MO	NA	NI	PB/1	PB/2	PB
Units	ppm	ppm	ppm	ppm	ppm	ppm	ppm
Avge	.10879	.00051	39.301	.00558	-.00221	.00097	-.00009
SDev	.00013	.00032	.036	.00122	.00239	.00193	.00062
%RSD	.11619	62.499	.09041	21.903	108.36	198.34	717.14
#1	.10887	.00087	39.260	.00600	-.00286	.00069	-.00050
#2	.10885	.00033	39.322	.00421	.00044	-.00080	-.00038
#3	.10864	.00032	39.321	.00654	-.00421	.00303	.00062
Errors	LC Pass	LC Pass	LC Pass	LC Pass	NOCHECK	NOCHECK	LC Pass
High	20.000	20.000	400.00	100.00			5.0000
Low	-.01500	-.04000	-5.0000	-.04000			-.00300

Elem	SB/1	SB/2	SB	SE/1	SE/2	SE	SI
Units	ppm	ppm	ppm	ppm	ppm	ppm	ppm
Avge	.00040	.00197	.00145	.00227	-.00155	-.00028	1.6330
SDev	.00125	.00125	.00091	.00168	.00024	.00071	.0021
%RSD	310.80	63.325	62.834	73.935	15.508	254.18	.12552
#1	.00105	.00322	.00250	.00213	-.00150	-.00029	1.6336
#2	-.00104	.00197	.00097	.00401	-.00134	.00044	1.6347

#3	.00119	.00072	.00088	.00067	-.00182	-.00099	1.6307
Errors	NOCHECK	NOCHECK	LC Pass	NOCHECK	NOCHECK	LC Pass	LC Pass

High			5.0000			10.000	50.000
Low			-.01000			-.00500	-.50000

Elem	SN	SR	TI	TL	V_	ZN	
Units	ppm	ppm	ppm	ppm	ppm	ppm	
Avge	-.00156	.21926	.00077	-.00008	-.00012	.00824	
SDev	.00130	.00052	.00032	.00172	.00000	.00009	
%RSD	83.343	.23539	41.475	2276.2	2.7720	1.0492	
#1	-.00276	.21883	.00089	.00035	-.00011	.00826	
#2	-.00018	.21983	.00041	-.00197	-.00012	.00814	
#3	-.00174	.21913	.00101	.00139	-.00011	.00831	

Errors	LC Pass	LC Pass	LC Pass	LC Pass	LC Pass	LC Pass	
High	30.000	10.000	30.000	10.000	50.000	10.000	
Low	-.10000	-.05000	-.05000	-.01000	-.05000	-.02000	

IntStd	1	2	3	4	5	6	7
Mode	Counts	NOTUSED	NOTUSED	NOTUSED	NOTUSED	NOTUSED	NOTUSED
Elem	Y	--	--	--	--	--	--
Wavlen	371.030	--	--	--	--	--	--
Avge	29158	--	--	--	--	--	--
SDev	107.2133	--	--	--	--	--	--
%RSD	.3677040	--	--	--	--	--	--
#1	29277	--	--	--	--	--	--
#2	29070	--	--	--	--	--	--
#3	29125	--	--	--	--	--	--

Method: METTRACE Sample Name: K0L8TP5F Operator: RJG
Run Time: 10/27/08 11:02:53
Comment: TESTAMERICA PITTSBURGH ICP METALS ANALYSIS-INST TRACEICP
Mode: CONC Corr. Factor: 1

Elem	AG	AL	AS	B_	BA	BE	CA
Units	ppm	ppm	ppm	ppm	ppm	ppm	ppm
Avge	.00063	.00520	.00102	.01115	.01587	.00069	12.790
SDev	.00007	.00206	.00102	.00020	.00008	.00006	.027
%RSD	11.997	39.529	100.10	1.8270	.48678	9.3061	.20966
#1	.00055	.00526	.00041	.01138	.01592	.00076	12.759
#2	.00063	.00724	.00220	.01107	.01591	.00069	12.811
#3	.00070	.00312	.00045	.01099	.01578	.00063	12.798

Elem	CD	CO	CR	CU	FE	K_	MG
Units	ppm	ppm	ppm	ppm	ppm	ppm	ppm
Avge	.00018	.00028	.00050	-.00092	.00297	.81942	2.7321
SDev	.00016	.00015	.00026	.00005	.00223	.00156	.0069
%RSD	88.914	52.203	51.221	5.1333	75.069	.19025	.25223
#1	.00028	.00037	.00029	-.00097	.00146	.81809	2.7255
#2	.00028	.00037	.00043	-.00089	.00192	.81904	2.7392
#3	-.00000	.00011	.00078	-.00089	.00552	.82114	2.7316

Elem	MN	MO	NA	NI	PB/1	PB/2	PB
Units	ppm	ppm	ppm	ppm	ppm	ppm	ppm
Avge	.02153	.00049	7.7491	.00116	.00277	-.00191	-.00035
SDev	.00001	.00017	.0559	.00085	.00089	.00074	.00064
%RSD	.03049	34.315	.72103	73.552	32.367	38.950	183.96
#1	.02153	.00064	7.6846	.00020	.00375	-.00144	.00029
#2	.02153	.00052	7.7795	.00145	.00201	-.00151	-.00034
#3	.02152	.00031	7.7831	.00184	.00254	-.00276	-.00100

Elem	SB/1	SB/2	SB	SE/1	SE/2	SE	SI
Units	ppm	ppm	ppm	ppm	ppm	ppm	ppm
Avge	-.00268	.00344	.00140	.00215	-.00147	-.00026	.30743
SDev	.00048	.00167	.00101	.00286	.00086	.00061	.00257
%RSD	17.845	48.578	71.700	133.13	58.341	232.02	.83735
#1	-.00323	.00468	.00205	.00468	-.00167	.00044	.30610
#2	-.00235	.00154	.00024	-.00096	-.00053	-.00067	.31039
#3	-.00246	.00411	.00192	.00274	-.00221	-.00056	.30579

Elem	SN	SR	TI	TL	V_	ZN
Units	ppm	ppm	ppm	ppm	ppm	ppm
Avge	-.00232	.04273	.00025	-.00064	-.00013	.00392
SDev	.00150	.00013	.00018	.00240	.00000	.00010
%RSD	64.500	.29605	73.268	373.57	.53291	2.6191
#1	-.00121	.04288	.00041	.00060	-.00013	.00381
#2	-.00402	.04266	.00029	-.00340	-.00013	.00394
#3	-.00173	.04265	.00005	.00088	-.00013	.00401

IntStd	1	2	3	4	5	6	7
Mode	Counts	NOTUSED	NOTUSED	NOTUSED	NOTUSED	NOTUSED	NOTUSED
Elem	Y	--	--	--	--	--	--
Wavlen	371.030	--	--	--	--	--	--
Avge	29430	--	--	--	--	--	--
SDev	65.75263	--	--	--	--	--	--
%RSD	.2234193	--	--	--	--	--	--
#1	29423	--	--	--	--	--	--
#2	29499	--	--	--	--	--	--
#3	29368	--	--	--	--	--	--

Method: METTRACE Sample Name: K0L8TSF Operator: RJG
Run Time: 10/27/08 11:08:22
Comment: TESTAMERICA PITTSBURGH ICP METALS ANALYSIS-INST TRACEICP
Mode: CONC Corr. Factor: 1

Elem	AG	AL	AS	B_	BA	BE	CA
Units	ppm	ppm	ppm	ppm	ppm	ppm	ppm
Avge	.05208	2.1061	2.0356	1.0634	2.0760	.05155	114.01
SDev	.00054	.0042	.0087	.0041	.0022	.00020	.42
%RSD	1.0323	.20015	.42975	.38805	.10394	.38429	.36526
#1	.05209	2.1012	2.0257	1.0589	2.0736	.05133	113.53
#2	.05153	2.1085	2.0389	1.0643	2.0779	.05171	114.29
#3	.05261	2.1085	2.0422	1.0670	2.0764	.05161	114.20
Errors	LC Pass	LC Pass	LC Pass	LC Pass	LC Pass	LC Pass	LC Pass
High	2.0000	500.00	10.000	30.000	10.000	10.000	600.00
Low	-.00500	-.20000	-.01000	-.20000	-.20000	-.00400	-5.0000

Elem	CD	CO	CR	CU	FE	K_	MG
Units	ppm	ppm	ppm	ppm	ppm	ppm	ppm
Avge	.04944	.50105	.20574	.25569	1.0006	53.745	64.063
SDev	.00012	.00165	.00044	.00018	.0054	.105	.216
%RSD	.24028	.32855	.21217	.07083	.54052	.19456	.33726
#1	.04931	.49917	.20528	.25553	.99451	53.639	63.814
#2	.04949	.50224	.20579	.25566	1.0024	53.748	64.201
#3	.04954	.50174	.20615	.25589	1.0049	53.848	64.173
Errors	LC Pass	LC Pass	LC Pass	LC Pass	LC Pass	LC Pass	LC Pass
High	5.0000	100.00	20.000	10.000	500.00	400.00	600.00
Low	-.00500	-.05000	-.00500	-.02500	-.10000	-5.0000	-5.0000

Elem	MN	MO	NA	NI	PB/1	PB/2	PB
Units	ppm	ppm	ppm	ppm	ppm	ppm	ppm
Avge	.61607	1.0284	87.221	.50331	.49947	.49530	.49669
SDev	.00179	.0093	.188	.00187	.00121	.00344	.00231
%RSD	.29144	.90661	.21530	.37207	.24301	.69494	.46612
#1	.61404	1.0180	87.004	.50299	.49929	.49138	.49402
#2	.61744	1.0312	87.329	.50532	.49835	.49783	.49800
#3	.61673	1.0360	87.330	.50162	.50076	.49669	.49805
Errors	LC Pass	LC Pass	LC Pass	LC Pass	NOCHECK	NOCHECK	LC Pass
High	20.000	20.000	400.00	100.00			5.0000
Low	-.01500	-.04000	-5.0000	-.04000			-.00300

Elem	SB/1	SB/2	SB	SE/1	SE/2	SE	SI
Units	ppm	ppm	ppm	ppm	ppm	ppm	ppm
Avge	.50792	.50872	.50846	2.0544	2.0409	2.0454	11.356
SDev	.00260	.00148	.00142	.0102	.0143	.0119	.047
%RSD	.51227	.29111	.27956	.49735	.69872	.58069	.41467
#1	.50507	.50792	.50697	2.0489	2.0246	2.0327	11.302
#2	.51016	.50782	.50860	2.0481	2.0467	2.0472	11.378

#3	.50854	.51043	.50980	2.0662	2.0513	2.0563	11.388
Errors	NOCHECK	NOCHECK	LC Pass	NOCHECK	NOCHECK	LC Pass	LC Pass

High			5.0000			10.000	50.000
Low			-.01000			-.00500	-.50000

Elem	SN	SR	TI	TL	V_	ZN	
Units	ppm	ppm	ppm	ppm	ppm	ppm	
Avge	2.0289	1.1738	1.0005	1.9997	.51569	.53079	
SDev	.0049	.0012	.0029	.0073	.00175	.00149	
%RSD	.24229	.10025	.29367	.36441	.34011	.28147	
#1	2.0245	1.1727	.99715	1.9916	.51375	.52907	
#2	2.0281	1.1750	1.0027	2.0020	.51716	.53159	
#3	2.0342	1.1735	1.0015	2.0056	.51617	.53171	
Errors	LC Pass	LC Pass	LC Pass	LC Pass	LC Pass	LC Pass	
High	30.000	10.000	30.000	10.000	50.000	10.000	
Low	-.10000	-.05000	-.05000	-.01000	-.05000	-.02000	

IntStd	1	2	3	4	5	6	7
Mode	Counts	NOTUSED	NOTUSED	NOTUSED	NOTUSED	NOTUSED	NOTUSED
Elem	Y	--	--	--	--	--	--
Wavlen	371.030	--	--	--	--	--	--
Avge	28905	--	--	--	--	--	--
SDev	70.73616	--	--	--	--	--	--
%RSD	.2447186	--	--	--	--	--	--
#1	28964	--	--	--	--	--	--
#2	28826	--	--	--	--	--	--
#3	28925	--	--	--	--	--	--

Method: METTRACE Sample Name: K0L8TDF Operator: RJG
Run Time: 10/27/08 11:13:52
Comment: TESTAMERICA PITTSBURGH ICP METALS ANALYSIS-INST TRACEICP
Mode: CONC Corr. Factor: 1

Elem	AG	AL	AS	B_	BA	BE	CA
Units	ppm	ppm	ppm	ppm	ppm	ppm	ppm
Avge	.05112	2.1121	2.0373	1.0634	2.0833	.05143	113.96
SDev	.00042	.0041	.0039	.0017	.0009	.00009	.23
%RSD	.81336	.19183	.19299	.16296	.04463	.18198	.20284
#1	.05072	2.1095	2.0397	1.0619	2.0822	.05150	114.16
#2	.05110	2.1100	2.0395	1.0630	2.0837	.05147	114.00
#3	.05155	2.1167	2.0328	1.0653	2.0839	.05132	113.71
Errors	LC Pass	LC Pass	LC Pass	LC Pass	LC Pass	LC Pass	LC Pass
High	2.0000	500.00	10.000	30.000	10.000	10.000	600.00
Low	-.00500	-.20000	-.01000	-.20000	-.20000	-.00400	-5.0000

Elem	CD	CO	CR	CU	FE	K_	MG
Units	ppm	ppm	ppm	ppm	ppm	ppm	ppm
Avge	.04957	.50107	.20541	.25685	1.0095	54.264	64.318
SDev	.00012	.00071	.00036	.00051	.0043	.101	.093
%RSD	.24995	.14189	.17308	.19719	.43063	.18541	.14386
#1	.04971	.50162	.20521	.25643	1.0120	54.159	64.417
#2	.04951	.50132	.20582	.25671	1.0120	54.273	64.303
#3	.04948	.50027	.20520	.25742	1.0045	54.359	64.234
Errors	LC Pass	LC Pass	LC Pass	LC Pass	LC Pass	LC Pass	LC Pass
High	5.0000	100.00	20.000	10.000	500.00	400.00	600.00
Low	-.00500	-.05000	-.00500	-.02500	-.10000	-5.0000	-5.0000

Elem	MN	MO	NA	NI	PB/1	PB/2	PB
Units	ppm	ppm	ppm	ppm	ppm	ppm	ppm
Avge	.61594	1.0333	87.634	.50241	.49500	.49783	.49689
SDev	.00032	.0033	.224	.00017	.00260	.00157	.00020
%RSD	.05232	.31806	.25520	.03304	.52473	.31452	.04126
#1	.61628	1.0298	87.379	.50223	.49300	.49917	.49712
#2	.61589	1.0339	87.722	.50255	.49406	.49821	.49683
#3	.61564	1.0363	87.800	.50246	.49793	.49611	.49672
Errors	LC Pass	LC Pass	LC Pass	LC Pass	NOCHECK	NOCHECK	LC Pass
High	20.000	20.000	400.00	100.00			5.0000
Low	-.01500	-.04000	-5.0000	-.04000			-.00300

Elem	SB/1	SB/2	SB	SE/1	SE/2	SE	SI
Units	ppm	ppm	ppm	ppm	ppm	ppm	ppm
Avge	.51522	.50830	.51060	2.0475	2.0491	2.0486	11.395
SDev	.00158	.00347	.00249	.0068	.0041	.0050	.010
%RSD	.30665	.68204	.48713	.32979	.19874	.24190	.08819
#1	.51632	.50576	.50928	2.0508	2.0516	2.0514	11.388
#2	.51341	.50689	.50906	2.0397	2.0444	2.0429	11.391

#3	.51592	.51225	.51347	2.0520	2.0513	2.0515	11.407
Errors	NOCHECK	NOCHECK	LC Pass	NOCHECK	NOCHECK	LC Pass	LC Pass

High			5.0000			10.000	50.000
Low			-.01000			-.00500	-.50000

Elem	SN	SR	TI	TL	V_	ZN	
Units	ppm	ppm	ppm	ppm	ppm	ppm	
Avge	2.0302	1.1767	1.0041	2.0082	.51439	.52894	
SDev	.0045	.0005	.0005	.0041	.00165	.00050	
%RSD	.22009	.04104	.05417	.20394	.32040	.09385	
#1	2.0339	1.1766	1.0044	2.0080	.51323	.52900	
#2	2.0252	1.1762	1.0044	2.0123	.51628	.52940	
#3	2.0314	1.1772	1.0035	2.0041	.51368	.52841	
Errors	LC Pass	LC Pass	LC Pass	LC Pass	LC Pass	LC Pass	
High	30.000	10.000	30.000	10.000	50.000	10.000	
Low	-.10000	-.05000	-.05000	-.01000	-.05000	-.02000	

IntStd	1	2	3	4	5	6	7
Mode	Counts	NOTUSED	NOTUSED	NOTUSED	NOTUSED	NOTUSED	NOTUSED
Elem	Y	--	--	--	--	--	--
Wavlen	371.030	--	--	--	--	--	--
Avge	28884	--	--	--	--	--	--
SDev	172.6354	--	--	--	--	--	--
%RSD	.5976769	--	--	--	--	--	--
#1	29037	--	--	--	--	--	--
#2	28919	--	--	--	--	--	--
#3	28697	--	--	--	--	--	--

Method: METTRACE Sample Name: CCV1-2 Operator: RJG
Run Time: 10/27/08 11:19:23
Comment: TESTAMERICA PITTSBURGH ICP METALS ANALYSIS-INST TRACEICP
Mode: CONC Corr. Factor: 1

Elem	AG	AL	AS	B_	BA	BE	CA
Units	ppm	ppm	ppm	ppm	ppm	ppm	ppm
Avge	.98783	24.014	.49797	1.9867	1.9531	1.9848	50.424
SDev	.00281	.074	.00126	.0066	.0057	.0049	.143
%RSD	.28422	.30821	.25226	.33301	.29122	.24459	.28294
#1	.98961	24.032	.49726	1.9844	1.9555	1.9822	50.295
#2	.98928	24.078	.49942	1.9941	1.9573	1.9904	50.577
#3	.98459	23.933	.49722	1.9815	1.9467	1.9817	50.401
Errors	LC Pass	LC Pass	LC Pass	LC Pass	LC Pass	LC Pass	LC Pass
High	1.1000	27.500	.55000	2.2000	2.2000	2.2000	55.000
Low	.90000	22.500	.45000	1.8000	1.8000	1.8000	45.000

Elem	CD	CO	CR	CU	FE	K_	MG
Units	ppm	ppm	ppm	ppm	ppm	ppm	ppm
Avge	.48513	1.9746	1.9793	1.9531	25.061	117.69	49.085
SDev	.00124	.0045	.0040	.0065	.078	.46	.112
%RSD	.25485	.22977	.20379	.33463	.31200	.38846	.22819
#1	.48441	1.9723	1.9786	1.9565	25.001	118.08	49.026
#2	.48656	1.9798	1.9837	1.9572	25.150	117.80	49.214
#3	.48443	1.9717	1.9757	1.9455	25.033	117.18	49.014
Errors	LC Pass	LC Pass	LC Pass	LC Pass	LC Pass	LC Pass	LC Pass
High	.55000	2.2000	2.2000	2.2000	27.500	137.50	55.000
Low	.45000	1.8000	1.8000	1.8000	22.500	112.50	45.000

Elem	MN	MO	NA	NI	PB/1	PB/2	PB
Units	ppm	ppm	ppm	ppm	ppm	ppm	ppm
Avge	1.9674	2.0105	117.31	1.9624	.49867	.49094	.49351
SDev	.0042	.0118	.29	.0086	.01036	.00347	.00246
%RSD	.21586	.58680	.24853	.43747	2.0782	.70679	.49879
#1	1.9662	1.9975	117.47	1.9610	.51024	.48749	.49507
#2	1.9721	2.0206	117.49	1.9716	.49554	.49443	.49480
#3	1.9638	2.0134	116.97	1.9546	.49024	.49089	.49068
Errors	LC Pass	LC Pass	LC Pass	LC Pass	NOCHECK	NOCHECK	LC Pass
High	2.2000	2.2000	137.50	2.2000			.55000
Low	1.8000	1.8000	112.50	1.8000			.45000

Elem	SB/1	SB/2	SB	SE/1	SE/2	SE	SI
Units	ppm	ppm	ppm	ppm	ppm	ppm	ppm
Avge	.49222	.49376	.49325	.50154	.49355	.49621	1.8828
SDev	.00555	.00300	.00077	.00682	.00248	.00087	.0069
%RSD	1.1279	.60781	.15669	1.3602	.50166	.17461	.36582
#1	.48581	.49697	.49326	.50905	.49069	.49680	1.8855
#2	.49550	.49327	.49402	.49982	.49500	.49660	1.8880

#3	.49535	.49103	.49247	.49573	.49495	.49521	1.8750
Errors	NOCHECK	NOCHECK	LC Pass	NOCHECK	NOCHECK	LC Pass	LC Pass

High			.55000			.55000	2.2000
Low			.45000			.45000	1.8000

Elem	SN	SR	TI	TL	V_	ZN	
Units	ppm	ppm	ppm	ppm	ppm	ppm	
Avge	1.9887	1.9175	1.9824	.99269	1.9854	2.0198	
SDev	.0017	.0048	.0049	.00502	.0042	.0069	
%RSD	.08383	.24867	.24791	.50608	.21218	.34075	
#1	1.9906	1.9190	1.9802	.98737	1.9839	2.0195	
#2	1.9879	1.9214	1.9881	.99735	1.9901	2.0268	
#3	1.9876	1.9122	1.9790	.99337	1.9821	2.0130	
Errors	LC Pass	LC Pass	LC Pass	LC Pass	LC Pass	LC Pass	
High	2.2000	2.2000	2.2000	1.1000	2.2000	2.2000	
Low	1.8000	1.8000	1.8000	.90000	1.8000	1.8000	

IntStd	1	2	3	4	5	6	7
Mode	Counts	NOTUSED	NOTUSED	NOTUSED	NOTUSED	NOTUSED	NOTUSED
Elem	Y	--	--	--	--	--	--
Wavlen	371.030	--	--	--	--	--	--
Avge	29009	--	--	--	--	--	--
SDev	167.4086	--	--	--	--	--	--
%RSD	.5771004	--	--	--	--	--	--
#1	28823	--	--	--	--	--	--
#2	29055	--	--	--	--	--	--
#3	29148	--	--	--	--	--	--

Method: METTRACE Sample Name: CCB2 Operator: RJG
Run Time: 10/27/08 11:24:52
Comment: TESTAMERICA PITTSBURGH ICP METALS ANALYSIS-INST TRACEICP
Mode: CONC Corr. Factor: 1

Elem	AG	AL	AS	B_	BA	BE	CA
Units	ppm	ppm	ppm	ppm	ppm	ppm	ppm
Avge	.00044	-.02340	-.00010	.00132	-.00001	.00079	.02030
SDev	.00071	.00152	.00023	.00064	.00007	.00005	.00084
%RSD	159.77	6.4911	219.18	48.910	1074.3	6.9010	4.1223
#1	.00047	-.02182	.00003	.00199	-.00003	.00073	.01938
#2	-.00028	-.02485	-.00037	.00071	-.00006	.00082	.02051
#3	.00114	-.02353	.00003	.00125	.00007	.00082	.02101
Errors	LC Pass	LC Pass	LC Pass	LC Pass	LC Pass	LC Pass	LC Pass
High	.00500	.20000	.01000	.20000	.20000	.00400	5.0000
Low	-.00500	-.20000	-.01000	-.20000	-.20000	-.00400	-5.0000

Elem	CD	CO	CR	CU	FE	K_	MG
Units	ppm	ppm	ppm	ppm	ppm	ppm	ppm
Avge	-.00003	.00020	.00038	-.00093	-.00981	.20035	.01755
SDev	.00010	.00076	.00052	.00022	.00836	.00215	.00295
%RSD	390.80	386.40	136.99	23.700	85.224	1.0732	16.830
#1	.00006	.00057	.00025	-.00076	-.01125	.20279	.02032
#2	-.00013	-.00068	-.00006	-.00118	-.01736	.19875	.01444
#3	-.00000	.00070	.00096	-.00085	-.00082	.19951	.01789
Errors	LC Pass	LC Pass	LC Pass	LC Pass	LC Pass	LC Pass	LC Pass
High	.00500	.05000	.00500	.02500	.10000	5.0000	5.0000
Low	-.00500	-.05000	-.00500	-.02500	-.10000	-5.0000	-5.0000

Elem	MN	MO	NA	NI	PB/1	PB/2	PB
Units	ppm	ppm	ppm	ppm	ppm	ppm	ppm
Avge	.00019	.00821	-.77832	.00011	.00372	-.00209	-.00015
SDev	.00005	.00251	.03906	.00114	.00092	.00153	.00082
%RSD	27.268	30.550	5.0186	992.38	24.665	73.192	532.88
#1	.00019	.01098	-.75795	-.00081	.00324	-.00044	.00079
#2	.00014	.00757	-.75366	-.00024	.00314	-.00238	-.00054
#3	.00024	.00609	-.82336	.00139	.00478	-.00345	-.00071
Errors	LC Pass	LC Pass	LC Pass	LC Pass	NOCHECK	NOCHECK	LC Pass
High	.01500	.04000	5.0000	.04000			.00300
Low	-.01500	-.04000	-5.0000	-.04000			-.00300

Elem	SB/1	SB/2	SB	SE/1	SE/2	SE	SI
Units	ppm	ppm	ppm	ppm	ppm	ppm	ppm
Avge	-.00376	.00426	.00159	.00328	-.00075	.00059	-.01156
SDev	.00113	.00043	.00041	.00187	.00150	.00137	.00154
%RSD	29.993	9.9890	25.658	56.987	200.44	232.54	13.308
#1	-.00281	.00384	.00163	.00198	-.00244	-.00097	-.00994
#2	-.00346	.00470	.00198	.00244	.00044	.00111	-.01175

#3	-.00501	.00425	.00117	.00542	-.00025	.00163	-.01300
Errors	NOCHECK	NOCHECK	LC Pass	NOCHECK	NOCHECK	LC Pass	LC Pass

High			.06000			.00500	.50000
Low			-.06000			-.00500	-.50000

Elem	SN	SR	TI	TL	V_	ZN	
Units	ppm	ppm	ppm	ppm	ppm	ppm	
Avge	-.00001	.00011	.00013	.00211	.00050	.00078	
SDev	.00132	.00007	.00007	.00161	.00040	.00014	
%RSD	8900.5	63.640	53.184	76.222	78.910	18.609	
#1	.00033	.00011	.00017	.00395	.00063	.00062	
#2	-.00147	.00004	.00005	.00107	.00006	.00080	
#3	.00109	.00018	.00017	.00129	.00082	.00090	
Errors	LC Pass	LC Pass	LC Pass	LC Pass	LC Pass	LC Pass	
High	.10000	.05000	.05000	.01000	.05000	.02000	
Low	-.10000	-.05000	-.05000	-.01000	-.05000	-.02000	

IntStd	1	2	3	4	5	6	7
Mode	Counts	NOTUSED	NOTUSED	NOTUSED	NOTUSED	NOTUSED	NOTUSED
Elem	Y	--	--	--	--	--	--
Wavlen	371.030	--	--	--	--	--	--
Avge	29357	--	--	--	--	--	--
SDev	125.1990	--	--	--	--	--	--
%RSD	.4264696	--	--	--	--	--	--
#1	29224	--	--	--	--	--	--
#2	29375	--	--	--	--	--	--
#3	29472	--	--	--	--	--	--

Method: METTRACE Sample Name: K0MAAF Operator: RJG
Run Time: 10/27/08 11:31:06
Comment: TESTAMERICA PITTSBURGH ICP METALS ANALYSIS-INST TRACEICP
Mode: CONC Corr. Factor: 1

Elem	AG	AL	AS	B_	BA	BE	CA
Units	ppm	ppm	ppm	ppm	ppm	ppm	ppm
Avge	.00010	.10210	.00141	.04976	.07848	.00054	63.014
SDev	.00030	.00619	.00090	.00106	.00016	.00010	.131
%RSD	290.69	6.0620	64.049	2.1238	.20074	17.894	.20851
#1	-.00019	.09554	.00095	.04868	.07835	.00065	63.166
#2	.00041	.10784	.00245	.04979	.07866	.00047	62.945
#3	.00009	.10291	.00083	.05080	.07844	.00049	62.932
Errors	LC Pass	LC Pass	LC Pass	LC Pass	LC Pass	LC Pass	LC Pass
High	2.0000	500.00	10.000	30.000	10.000	10.000	600.00
Low	-.00500	-.20000	-.01000	-.20000	-.20000	-.00400	-5.0000

Elem	CD	CO	CR	CU	FE	K_	MG
Units	ppm	ppm	ppm	ppm	ppm	ppm	ppm
Avge	-.00006	.00085	.00073	-.00000	.03459	3.7618	13.697
SDev	.00009	.00032	.00044	.00032	.00752	.0066	.030
%RSD	138.21	37.531	60.078	17623.	21.739	.17587	.21713
#1	-.00015	.00049	.00024	-.00036	.02626	3.7547	13.729
#2	-.00008	.00095	.00108	.00024	.03664	3.7678	13.693
#3	.00003	.00111	.00089	.00012	.04088	3.7628	13.670
Errors	LC Pass	LC Pass	LC Pass	LC Pass	LC Pass	LC Pass	LC Pass
High	5.0000	100.00	20.000	10.000	500.00	400.00	600.00
Low	-.00500	-.05000	-.00500	-.02500	-.10000	-5.0000	-5.0000

Elem	MN	MO	NA	NI	PB/1	PB/2	PB
Units	ppm	ppm	ppm	ppm	ppm	ppm	ppm
Avge	.10895	.00163	40.748	.00461	-.00086	-.00090	-.00088
SDev	.00012	.00040	.054	.00080	.00184	.00035	.00060
%RSD	.11334	24.598	.13344	17.270	213.16	39.011	67.269
#1	.10909	.00120	40.809	.00391	-.00126	-.00126	-.00126
#2	.10890	.00200	40.729	.00443	.00114	-.00087	-.00020
#3	.10886	.00168	40.705	.00547	-.00247	-.00056	-.00120
Errors	LC Pass	LC Pass	LC Pass	LC Pass	NOCHECK	NOCHECK	LC Pass
High	20.000	20.000	400.00	100.00			5.0000
Low	-.01500	-.04000	-5.0000	-.04000			-.00300

Elem	SB/1	SB/2	SB	SE/1	SE/2	SE	SI
Units	ppm	ppm	ppm	ppm	ppm	ppm	ppm
Avge	.00047	.00325	.00232	.00367	-.00180	.00002	1.5242
SDev	.00051	.00068	.00060	.00309	.00159	.00138	.0048
%RSD	108.05	21.016	25.963	84.123	88.229	6677.7	.31225
#1	.00097	.00404	.00301	.00220	-.00336	-.00151	1.5248
#2	.00050	.00284	.00206	.00722	-.00186	.00116	1.5286

#3	-.00005	.00287	.00190	.00159	-.00018	.00041	1.5192
Errors	NOCHECK	NOCHECK	LC Pass	NOCHECK	NOCHECK	LC Pass	LC Pass

High			5.0000			10.000	50.000
Low			-.01000			-.00500	-.50000

Elem	SN	SR	TI	TL	V_	ZN	
Units	ppm	ppm	ppm	ppm	ppm	ppm	
Avge	-.00138	.22017	.00085	.00286	.00071	.00593	
SDev	.00142	.00018	.00049	.00294	.00143	.00017	
%RSD	102.32	.08351	57.152	102.83	201.78	2.8504	
#1	-.00301	.22034	.00029	.00062	-.00012	.00582	
#2	-.00070	.22019	.00113	.00178	.00236	.00613	
#3	-.00044	.21998	.00113	.00619	-.00011	.00584	
Errors	LC Pass	LC Pass	LC Pass	LC Pass	LC Pass	LC Pass	
High	30.000	10.000	30.000	10.000	50.000	10.000	
Low	-.10000	-.05000	-.05000	-.01000	-.05000	-.02000	

IntStd	1	2	3	4	5	6	7
Mode	Counts	NOTUSED	NOTUSED	NOTUSED	NOTUSED	NOTUSED	NOTUSED
Elem	Y	--	--	--	--	--	--
Wavlen	371.030	--	--	--	--	--	--
Avge	29236	--	--	--	--	--	--
SDev	133.6306	--	--	--	--	--	--
%RSD	.4570705	--	--	--	--	--	--
#1	29360	--	--	--	--	--	--
#2	29255	--	--	--	--	--	--
#3	29094	--	--	--	--	--	--

Method: METTRACE Sample Name: K0MAKF Operator: RJG
Run Time: 10/27/08 11:36:35
Comment: TESTAMERICA PITTSBURGH ICP METALS ANALYSIS-INST TRACEICP
Mode: CONC Corr. Factor: 1

Elem	AG	AL	AS	B_	BA	BE	CA
Units	ppm	ppm	ppm	ppm	ppm	ppm	ppm
Avge	.00034	.10781	.00112	.05559	.08033	.00059	65.151
SDev	.00063	.00278	.00164	.00055	.00033	.00002	.222
%RSD	186.05	2.5775	146.70	.99671	.40986	3.5160	.34059
#1	.00102	.10659	.00135	.05605	.08033	.00058	65.310
#2	.00019	.11099	.00263	.05575	.08065	.00058	65.246
#3	-.00020	.10584	-.00063	.05498	.08000	.00062	64.898
Errors	LC Pass	LC Pass	LC Pass	LC Pass	LC Pass	LC Pass	LC Pass
High	2.0000	500.00	10.000	30.000	10.000	10.000	600.00
Low	-.00500	-.20000	-.01000	-.20000	-.20000	-.00400	-5.0000

Elem	CD	CO	CR	CU	FE	K_	MG
Units	ppm	ppm	ppm	ppm	ppm	ppm	ppm
Avge	-.00003	.00093	.00068	.00148	.03508	3.8563	14.173
SDev	.00017	.00065	.00056	.00066	.01266	.0034	.043
%RSD	488.46	70.118	83.485	44.513	36.098	.08724	.30614
#1	.00012	.00169	.00120	.00174	.02893	3.8538	14.194
#2	-.00002	.00054	.00075	.00196	.04964	3.8602	14.203
#3	-.00021	.00057	.00008	.00073	.02667	3.8551	14.124
Errors	LC Pass	LC Pass	LC Pass	LC Pass	LC Pass	LC Pass	LC Pass
High	5.0000	100.00	20.000	10.000	500.00	400.00	600.00
Low	-.00500	-.05000	-.00500	-.02500	-.10000	-5.0000	-5.0000

Elem	MN	MO	NA	NI	PB/1	PB/2	PB
Units	ppm	ppm	ppm	ppm	ppm	ppm	ppm
Avge	.11291	.00137	42.345	.00493	-.00216	-.00030	-.00092
SDev	.00020	.00056	.117	.00019	.00395	.00255	.00045
%RSD	.17375	40.962	.27694	3.9211	182.77	856.95	48.665
#1	.11308	.00198	42.240	.00472	.00202	-.00280	-.00119
#2	.11296	.00086	42.323	.00509	-.00582	.00230	-.00040
#3	.11269	.00129	42.472	.00500	-.00269	-.00040	-.00116
Errors	LC Pass	LC Pass	LC Pass	LC Pass	NOCHECK	NOCHECK	LC Pass
High	20.000	20.000	400.00	100.00			5.0000
Low	-.01500	-.04000	-5.0000	-.04000			-.00300

Elem	SB/1	SB/2	SB	SE/1	SE/2	SE	SI
Units	ppm	ppm	ppm	ppm	ppm	ppm	ppm
Avge	-.00091	.00299	.00169	.00284	-.00097	.00030	1.6125
SDev	.00425	.00298	.00103	.00251	.00166	.00106	.0053
%RSD	467.70	99.808	60.843	88.428	170.66	357.02	.33023
#1	-.00437	.00631	.00275	.00549	-.00244	.00020	1.6081
#2	.00384	.00052	.00163	.00253	.00083	.00140	1.6184

#3	-.00219	.00214	.00070	.00050	-.00132	-.00071	1.6109
Errors	NOCHECK	NOCHECK	LC Pass	NOCHECK	NOCHECK	LC Pass	LC Pass

High			5.0000			10.000	50.000
Low			-.01000			-.00500	-.50000

Elem	SN	SR	TI	TL	V_	ZN	
Units	ppm	ppm	ppm	ppm	ppm	ppm	
Avge	.00177	.25886	.00100	-.00014	.00334	.00915	
SDev	.00147	.00041	.00055	.00114	.00059	.00029	
%RSD	83.248	.15922	54.398	811.82	17.560	3.1324	
#1	.00263	.25846	.00053	.00063	.00385	.00909	
#2	.00007	.25884	.00160	-.00145	.00348	.00947	
#3	.00261	.25928	.00088	.00039	.00270	.00891	

Errors	LC Pass	LC Pass	LC Pass	LC Pass	LC Pass	LC Pass	
High	30.000	10.000	30.000	10.000	50.000	10.000	
Low	-.10000	-.05000	-.05000	-.01000	-.05000	-.02000	

IntStd	1	2	3	4	5	6	7
Mode	Counts	NOTUSED	NOTUSED	NOTUSED	NOTUSED	NOTUSED	NOTUSED
Elem	Y	--	--	--	--	--	--
Wavlen	371.030	--	--	--	--	--	--
Avge	29502	--	--	--	--	--	--
SDev	89.90048	--	--	--	--	--	--
%RSD	.3047259	--	--	--	--	--	--
#1	29436	--	--	--	--	--	--
#2	29466	--	--	--	--	--	--
#3	29604	--	--	--	--	--	--

Method: METTRACE Sample Name: K0N03F Operator: RJG
Run Time: 10/27/08 11:42:04
Comment: TESTAMERICA PITTSBURGH ICP METALS ANALYSIS-INST TRACEICP
Mode: CONC Corr. Factor: 1

Elem	AG	AL	AS	B_	BA	BE	CA
Units	ppm	ppm	ppm	ppm	ppm	ppm	ppm
Avge	.00041	.06104	-.00003	.05814	.07667	.00056	63.255
SDev	.00047	.00037	.00008	.00064	.00013	.00006	.195
%RSD	116.59	.60275	271.56	1.1093	.16839	10.464	.30784
#1	.00076	.06146	-.00004	.05759	.07652	.00051	63.101
#2	.00059	.06084	-.00010	.05885	.07673	.00055	63.189
#3	-.00013	.06081	.00006	.05798	.07676	.00062	63.474
Errors	LC Pass	LC Pass	LC Pass	LC Pass	LC Pass	LC Pass	LC Pass
High	2.0000	500.00	10.000	30.000	10.000	10.000	600.00
Low	-.00500	-.20000	-.01000	-.20000	-.20000	-.00400	-5.0000

Elem	CD	CO	CR	CU	FE	K_	MG
Units	ppm	ppm	ppm	ppm	ppm	ppm	ppm
Avge	.00014	.00049	.00078	-.00024	.00554	3.4205	13.793
SDev	.00003	.00011	.00041	.00019	.00505	.0070	.033
%RSD	22.112	22.794	52.299	75.948	91.084	.20537	.23960
#1	.00016	.00054	.00081	-.00037	.01008	3.4127	13.767
#2	.00014	.00036	.00118	-.00003	.00010	3.4224	13.781
#3	.00010	.00057	.00036	-.00033	.00644	3.4264	13.830
Errors	LC Pass	LC Pass	LC Pass	LC Pass	LC Pass	LC Pass	LC Pass
High	5.0000	100.00	20.000	10.000	500.00	400.00	600.00
Low	-.00500	-.05000	-.00500	-.02500	-.10000	-5.0000	-5.0000

Elem	MN	MO	NA	NI	PB/1	PB/2	PB
Units	ppm	ppm	ppm	ppm	ppm	ppm	ppm
Avge	.07626	.00149	35.768	.00505	.00367	-.00292	-.00073
SDev	.00010	.00017	.177	.00055	.00126	.00103	.00027
%RSD	.12677	11.208	.49396	10.784	34.373	35.217	36.697
#1	.07624	.00135	35.568	.00505	.00225	-.00175	-.00042
#2	.07618	.00168	35.834	.00560	.00466	-.00370	-.00092
#3	.07637	.00144	35.902	.00451	.00410	-.00330	-.00084
Errors	LC Pass	LC Pass	LC Pass	LC Pass	NOCHECK	NOCHECK	LC Pass
High	20.000	20.000	400.00	100.00			5.0000
Low	-.01500	-.04000	-5.0000	-.04000			-.00300

Elem	SB/1	SB/2	SB	SE/1	SE/2	SE	SI
Units	ppm	ppm	ppm	ppm	ppm	ppm	ppm
Avge	-.00229	.00413	.00199	.00254	-.00131	-.00003	1.4083
SDev	.00356	.00166	.00173	.00159	.00206	.00182	.0030
%RSD	155.66	40.206	87.038	62.770	157.27	6343.6	.21544
#1	.00129	.00343	.00271	.00113	-.00176	-.00080	1.4063
#2	-.00583	.00293	.00001	.00221	-.00311	-.00134	1.4069

#3	-.00231	.00602	.00325	.00427	.00094	.00205	1.4118
Errors	NOCHECK	NOCHECK	LC Pass	NOCHECK	NOCHECK	LC Pass	LC Pass

High			5.0000			10.000	50.000
Low			-.01000			-.00500	-.50000

Elem	SN	SR	TI	TL	V_	ZN	
Units	ppm	ppm	ppm	ppm	ppm	ppm	
Avge	-.00061	.20726	.00009	-.00334	.00089	.01183	
SDev	.00015	.00014	.00018	.00083	.00176	.00011	
%RSD	24.417	.06572	215.52	24.967	197.54	.89804	
#1	-.00070	.20731	.00004	-.00282	-.00012	.01172	
#2	-.00044	.20736	.00029	-.00290	-.00013	.01194	
#3	-.00070	.20710	-.00007	-.00431	.00293	.01183	

Errors	LC Pass	LC Pass	LC Pass	LC Pass	LC Pass	LC Pass	
High	30.000	10.000	30.000	10.000	50.000	10.000	
Low	-.10000	-.05000	-.05000	-.01000	-.05000	-.02000	

IntStd	1	2	3	4	5	6	7
Mode	Counts	NOTUSED	NOTUSED	NOTUSED	NOTUSED	NOTUSED	NOTUSED
Elem	Y	--	--	--	--	--	--
Wavlen	371.030	--	--	--	--	--	--
Avge	29075	--	--	--	--	--	--
SDev	108.7796	--	--	--	--	--	--
%RSD	.3741282	--	--	--	--	--	--
#1	28957	--	--	--	--	--	--
#2	29100	--	--	--	--	--	--
#3	29170	--	--	--	--	--	--

Method: METTRACE Sample Name: K0N0CF Operator: RJG
Run Time: 10/27/08 11:47:33
Comment: TESTAMERICA PITTSBURGH ICP METALS ANALYSIS-INST TRACEICP
Mode: CONC Corr. Factor: 1

Elem	AG	AL	AS	B_	BA	BE	CA
Units	ppm	ppm	ppm	ppm	ppm	ppm	ppm
Avge	.00054	.06493	.00035	.05596	.07662	.00059	63.842
SDev	.00058	.00488	.00068	.00054	.00014	.00003	.132
%RSD	106.69	7.5219	192.77	.95957	.17793	5.2007	.20603
#1	.00096	.07024	-.00043	.05548	.07657	.00058	63.980
#2	-.00012	.06389	.00083	.05654	.07652	.00056	63.828
#3	.00078	.06064	.00065	.05587	.07678	.00062	63.718
Errors	LC Pass	LC Pass	LC Pass	LC Pass	LC Pass	LC Pass	LC Pass
High	2.0000	500.00	10.000	30.000	10.000	10.000	600.00
Low	-.00500	-.20000	-.01000	-.20000	-.20000	-.00400	-5.0000

Elem	CD	CO	CR	CU	FE	K_	MG
Units	ppm	ppm	ppm	ppm	ppm	ppm	ppm
Avge	.00001	.00029	.00093	-.00017	.01117	3.3998	14.047
SDev	.00013	.00022	.00028	.00027	.01618	.0086	.021
%RSD	1125.0	75.984	30.653	162.76	144.90	.25264	.14844
#1	.00014	.00016	.00124	.00015	.02984	3.3976	14.071
#2	-.00011	.00055	.00069	-.00033	.00251	3.3926	14.038
#3	-.00001	.00016	.00085	-.00032	.00116	3.4093	14.032
Errors	LC Pass	LC Pass	LC Pass	LC Pass	LC Pass	LC Pass	LC Pass
High	5.0000	100.00	20.000	10.000	500.00	400.00	600.00
Low	-.00500	-.05000	-.00500	-.02500	-.10000	-5.0000	-5.0000

Elem	MN	MO	NA	NI	PB/1	PB/2	PB
Units	ppm	ppm	ppm	ppm	ppm	ppm	ppm
Avge	.07301	.00079	35.556	.00434	.00207	-.00140	-.00024
SDev	.00015	.00035	.013	.00018	.00275	.00064	.00050
%RSD	.19922	44.527	.03637	4.1645	133.23	45.690	203.80
#1	.07316	.00041	35.571	.00413	.00053	-.00111	-.00056
#2	.07297	.00086	35.547	.00446	.00043	-.00096	-.00049
#3	.07288	.00110	35.551	.00443	.00525	-.00213	.00033
Errors	LC Pass	LC Pass	LC Pass	LC Pass	NOCHECK	NOCHECK	LC Pass
High	20.000	20.000	400.00	100.00			5.0000
Low	-.01500	-.04000	-5.0000	-.04000			-.00300

Elem	SB/1	SB/2	SB	SE/1	SE/2	SE	SI
Units	ppm	ppm	ppm	ppm	ppm	ppm	ppm
Avge	-.00293	.00415	.00179	.00431	-.00279	-.00042	1.4415
SDev	.00348	.00236	.00054	.00346	.00205	.00064	.0020
%RSD	118.69	56.934	30.239	80.237	73.731	151.68	.14069
#1	-.00042	.00196	.00117	.00033	-.00062	-.00030	1.4394
#2	-.00147	.00383	.00207	.00654	-.00304	.00015	1.4416

#3	-.00691	.00665	.00213	.00608	-.00470	-.00111	1.4434
Errors	NOCHECK	NOCHECK	LC Pass	NOCHECK	NOCHECK	LC Pass	LC Pass

High			5.0000			10.000	50.000
Low			-.01000			-.00500	-.50000

Elem	SN	SR	TI	TL	V_	ZN	
Units	ppm	ppm	ppm	ppm	ppm	ppm	
Avge	-.00096	.22377	.00001	.00067	.00220	.00958	
SDev	.00153	.00011	.00030	.00145	.00207	.00015	
%RSD	160.26	.05089	2758.5	215.94	94.037	1.5593	
#1	.00058	.22366	.00029	.00223	.00384	.00948	
#2	-.00249	.22389	-.00031	.00042	.00290	.00975	
#3	-.00096	.22377	.00005	-.00064	-.00013	.00951	
Errors	LC Pass	LC Pass	LC Pass	LC Pass	LC Pass	LC Pass	
High	30.000	10.000	30.000	10.000	50.000	10.000	
Low	-.10000	-.05000	-.05000	-.01000	-.05000	-.02000	

IntStd	1	2	3	4	5	6	7
Mode	Counts	NOTUSED	NOTUSED	NOTUSED	NOTUSED	NOTUSED	NOTUSED
Elem	Y	--	--	--	--	--	--
Wavlen	371.030	--	--	--	--	--	--
Avge	29430	--	--	--	--	--	--
SDev	147.3565	--	--	--	--	--	--
%RSD	.5007089	--	--	--	--	--	--
#1	29556	--	--	--	--	--	--
#2	29465	--	--	--	--	--	--
#3	29268	--	--	--	--	--	--

Method: METTRACE Sample Name: K0N0PF Operator: RJG
Run Time: 10/27/08 11:53:02
Comment: TESTAMERICA PITTSBURGH ICP METALS ANALYSIS-INST TRACEICP
Mode: CONC Corr. Factor: 1

Elem	AG	AL	AS	B_	BA	BE	CA
Units	ppm	ppm	ppm	ppm	ppm	ppm	ppm
Avge	.00045	.05367	.00054	.05207	.07634	.00067	63.773
SDev	.00089	.00422	.00081	.00015	.00006	.00005	.175
%RSD	199.63	7.8734	151.30	.28162	.07866	7.5971	.27516
#1	.00059	.05015	.00041	.05212	.07637	.00072	63.943
#2	.00127	.05249	.00140	.05218	.07637	.00062	63.782
#3	-.00051	.05836	-.00020	.05190	.07627	.00067	63.593
Errors	LC Pass	LC Pass	LC Pass	LC Pass	LC Pass	LC Pass	LC Pass
High	2.0000	500.00	10.000	30.000	10.000	10.000	600.00
Low	-.00500	-.20000	-.01000	-.20000	-.20000	-.00400	-5.0000

Elem	CD	CO	CR	CU	FE	K_	MG
Units	ppm	ppm	ppm	ppm	ppm	ppm	ppm
Avge	.00006	.00016	.00058	-.00029	-.00359	3.4134	13.993
SDev	.00006	.00066	.00050	.00026	.00253	.0126	.043
%RSD	105.02	418.95	86.715	89.621	70.441	.36963	.30829
#1	-.00001	.00024	.00067	-.00038	-.00379	3.4117	14.028
#2	.00008	.00077	.00102	.00000	-.00601	3.4267	14.005
#3	.00011	-.00054	.00004	-.00050	-.00096	3.4017	13.945
Errors	LC Pass	LC Pass	LC Pass	LC Pass	LC Pass	LC Pass	LC Pass
High	5.0000	100.00	20.000	10.000	500.00	400.00	600.00
Low	-.00500	-.05000	-.00500	-.02500	-.10000	-5.0000	-5.0000

Elem	MN	MO	NA	NI	PB/1	PB/2	PB
Units	ppm	ppm	ppm	ppm	ppm	ppm	ppm
Avge	.07343	.00122	36.110	.00372	.00083	-.00183	-.00095
SDev	.00023	.00039	.046	.00115	.00431	.00249	.00041
%RSD	.32054	32.038	.12754	30.921	518.14	135.87	42.925
#1	.07364	.00120	36.096	.00479	.00326	-.00266	-.00069
#2	.07348	.00163	36.161	.00388	.00337	-.00380	-.00141
#3	.07317	.00084	36.072	.00250	-.00414	.00097	-.00073
Errors	LC Pass	LC Pass	LC Pass	LC Pass	NOCHECK	NOCHECK	LC Pass
High	20.000	20.000	400.00	100.00			5.0000
Low	-.01500	-.04000	-5.0000	-.04000			-.00300

Elem	SB/1	SB/2	SB	SE/1	SE/2	SE	SI
Units	ppm	ppm	ppm	ppm	ppm	ppm	ppm
Avge	-.00168	.00400	.00210	.00605	-.00295	.00005	1.4104
SDev	.00416	.00283	.00060	.00321	.00294	.00094	.0020
%RSD	246.78	70.734	28.637	53.001	99.828	1895.6	.14423
#1	-.00362	.00590	.00273	.00752	-.00365	.00007	1.4125
#2	-.00452	.00534	.00206	.00826	-.00547	-.00090	1.4084

#3	.00309	.00075	.00153	.00237	.00028	.00098	1.4102
Errors	NOCHECK	NOCHECK	LC Pass	NOCHECK	NOCHECK	LC Pass	LC Pass

High			5.0000			10.000	50.000
Low			-.01000			-.00500	-.50000

Elem	SN	SR	TI	TL	V_	ZN	
Units	ppm	ppm	ppm	ppm	ppm	ppm	
Avge	-.00095	.20617	-.00011	.00001	.00396	.02191	
SDev	.00025	.00036	.00018	.00147	.00030	.00013	
%RSD	26.663	.17362	171.07	28669.	7.6738	.58552	
#1	-.00096	.20658	-.00007	.00033	.00423	.02192	
#2	-.00070	.20592	-.00030	.00129	.00401	.02203	
#3	-.00121	.20601	.00005	-.00160	.00363	.02177	

Errors	LC Pass	LC Pass	LC Pass	LC Pass	LC Pass	LC Pass	
High	30.000	10.000	30.000	10.000	50.000	10.000	
Low	-.10000	-.05000	-.05000	-.01000	-.05000	-.02000	

IntStd	1	2	3	4	5	6	7
Mode	Counts	NOTUSED	NOTUSED	NOTUSED	NOTUSED	NOTUSED	NOTUSED
Elem	Y	--	--	--	--	--	--
Wavlen	371.030	--	--	--	--	--	--
Avge	29527	--	--	--	--	--	--
SDev	127.2261	--	--	--	--	--	--
%RSD	.4308755	--	--	--	--	--	--
#1	29388	--	--	--	--	--	--
#2	29557	--	--	--	--	--	--
#3	29637	--	--	--	--	--	--

Method: METTRACE Sample Name: K0N15F Operator: RJG
Run Time: 10/27/08 11:58:32
Comment: TESTAMERICA PITTSBURGH ICP METALS ANALYSIS-INST TRACEICP
Mode: CONC Corr. Factor: 1

Elem	AG	AL	AS	B_	BA	BE	CA
Units	ppm	ppm	ppm	ppm	ppm	ppm	ppm
Avge	.00038	-.00955	.00075	.02843	.00020	.00064	.04225
SDev	.00046	.00015	.00097	.00039	.00006	.00009	.00792
%RSD	121.76	1.6128	129.60	1.3612	27.742	13.449	18.743
#1	.00009	-.00959	-.00035	.02874	.00017	.00055	.03443
#2	.00090	-.00938	.00111	.02856	.00027	.00063	.04204
#3	.00013	-.00968	.00149	.02800	.00017	.00072	.05027
Errors	LC Pass	LC Pass	LC Pass	LC Pass	LC Pass	LC Pass	LC Pass
High	2.0000	500.00	10.000	30.000	10.000	10.000	600.00
Low	-.00500	-.20000	-.01000	-.20000	-.20000	-.00400	-5.0000

Elem	CD	CO	CR	CU	FE	K_	MG
Units	ppm	ppm	ppm	ppm	ppm	ppm	ppm
Avge	-.00004	.00019	.00022	-.00093	-.00405	.17421	.01825
SDev	.00000	.00037	.00046	.00023	.00340	.00802	.00180
%RSD	9.9149	192.78	211.04	24.922	84.021	4.6041	9.8460
#1	-.00004	.00057	-.00008	-.00075	-.00794	.16519	.01786
#2	-.00004	.00016	.00074	-.00119	-.00169	.17686	.02021
#3	-.00004	-.00016	-.00001	-.00086	-.00250	.18056	.01668
Errors	LC Pass	LC Pass	LC Pass	LC Pass	LC Pass	LC Pass	LC Pass
High	5.0000	100.00	20.000	10.000	500.00	400.00	600.00
Low	-.00500	-.05000	-.00500	-.02500	-.10000	-5.0000	-5.0000

Elem	MN	MO	NA	NI	PB/1	PB/2	PB
Units	ppm	ppm	ppm	ppm	ppm	ppm	ppm
Avge	.00024	-.00037	-.49950	.00034	.00056	-.00255	-.00151
SDev	.00005	.00034	.09614	.00052	.00196	.00154	.00037
%RSD	22.088	90.943	19.246	151.33	347.34	60.278	24.583
#1	.00024	-.00070	-.38851	.00051	-.00113	-.00121	-.00118
#2	.00030	-.00003	-.55660	.00076	.00271	-.00422	-.00191
#3	.00019	-.00037	-.55340	-.00024	.00011	-.00221	-.00144
Errors	LC Pass	LC Pass	LC Pass	LC Pass	NOCHECK	NOCHECK	LC Pass
High	20.000	20.000	400.00	100.00			5.0000
Low	-.01500	-.04000	-5.0000	-.04000			-.00300

Elem	SB/1	SB/2	SB	SE/1	SE/2	SE	SI
Units	ppm	ppm	ppm	ppm	ppm	ppm	ppm
Avge	-.00138	.00425	.00237	.00598	-.00364	-.00044	.10234
SDev	.00120	.00171	.00139	.00182	.00235	.00104	.00268
%RSD	86.996	40.229	58.745	30.473	64.520	238.50	2.6175
#1	.00000	.00541	.00361	.00509	-.00159	.00064	.10348
#2	-.00217	.00505	.00265	.00807	-.00620	-.00145	.10426

#3	-.00199	.00229	.00086	.00477	-.00313	-.00050	.09928
Errors	NOCHECK	NOCHECK	LC Pass	NOCHECK	NOCHECK	LC Pass	LC Pass

High			5.0000			10.000	50.000
Low			-.01000			-.00500	-.50000

Elem	SN	SR	TI	TL	V_	ZN	
Units	ppm	ppm	ppm	ppm	ppm	ppm	
Avge	-.00036	.00024	.00029	-.00205	.00107	.00425	
SDev	.00156	.00007	.00012	.00240	.00176	.00027	
%RSD	438.68	30.286	40.780	117.17	164.51	6.4541	
#1	-.00070	.00016	.00041	-.00303	-.00013	.00402	
#2	.00135	.00031	.00029	-.00381	.00309	.00455	
#3	-.00172	.00024	.00017	.00069	.00025	.00417	
Errors	LC Pass	LC Pass	LC Pass	LC Pass	LC Pass	LC Pass	
High	30.000	10.000	30.000	10.000	50.000	10.000	
Low	-.10000	-.05000	-.05000	-.01000	-.05000	-.02000	

IntStd	1	2	3	4	5	6	7
Mode	Counts	NOTUSED	NOTUSED	NOTUSED	NOTUSED	NOTUSED	NOTUSED
Elem	Y	--	--	--	--	--	--
Wavlen	371.030	--	--	--	--	--	--
Avge	29541	--	--	--	--	--	--
SDev	78.30413	--	--	--	--	--	--
%RSD	.2650713	--	--	--	--	--	--
#1	29551	--	--	--	--	--	--
#2	29458	--	--	--	--	--	--
#3	29613	--	--	--	--	--	--

Method: METTRACE Sample Name: K0N1FF Operator: RJG
Run Time: 10/27/08 12:04:01
Comment: TESTAMERICA PITTSBURGH ICP METALS ANALYSIS-INST TRACEICP
Mode: CONC Corr. Factor: 1

Elem	AG	AL	AS	B_	BA	BE	CA
Units	ppm	ppm	ppm	ppm	ppm	ppm	ppm
Avge	.00057	.08004	.00126	.05190	.07605	.00057	61.746
SDev	.00039	.00079	.00132	.00012	.00033	.00004	.169
%RSD	68.632	.98985	105.09	.22692	.43112	7.1925	.27391
#1	.00033	.07942	.00068	.05177	.07605	.00059	61.928
#2	.00036	.07977	.00032	.05199	.07572	.00052	61.594
#3	.00102	.08094	.00277	.05195	.07638	.00059	61.715
Errors	LC Pass	LC Pass	LC Pass	LC Pass	LC Pass	LC Pass	LC Pass
High	2.0000	500.00	10.000	30.000	10.000	10.000	600.00
Low	-.00500	-.20000	-.01000	-.20000	-.20000	-.00400	-5.0000

Elem	CD	CO	CR	CU	FE	K_	MG
Units	ppm	ppm	ppm	ppm	ppm	ppm	ppm
Avge	.00006	.00059	.00103	.00009	.01603	3.5062	13.729
SDev	.00010	.00008	.00014	.00022	.00167	.0178	.033
%RSD	161.05	13.958	13.450	246.79	10.447	.50847	.23966
#1	-.00002	.00049	.00104	.00006	.01676	3.5020	13.763
#2	.00004	.00065	.00088	-.00011	.01721	3.4908	13.697
#3	.00018	.00062	.00116	.00033	.01411	3.5257	13.726
Errors	LC Pass	LC Pass	LC Pass	LC Pass	LC Pass	LC Pass	LC Pass
High	5.0000	100.00	20.000	10.000	500.00	400.00	600.00
Low	-.00500	-.05000	-.00500	-.02500	-.10000	-5.0000	-5.0000

Elem	MN	MO	NA	NI	PB/1	PB/2	PB
Units	ppm	ppm	ppm	ppm	ppm	ppm	ppm
Avge	.09489	.00102	39.072	.00458	.00011	-.00157	-.00101
SDev	.00019	.00014	.107	.00055	.00210	.00094	.00131
%RSD	.20191	13.341	.27289	11.981	1848.0	59.576	129.86
#1	.09505	.00108	38.978	.00395	.00188	-.00103	-.00006
#2	.09468	.00086	39.051	.00484	-.00221	-.00265	-.00251
#3	.09496	.00111	39.188	.00496	.00068	-.00104	-.00046
Errors	LC Pass	LC Pass	LC Pass	LC Pass	NOCHECK	NOCHECK	LC Pass
High	20.000	20.000	400.00	100.00			5.0000
Low	-.01500	-.04000	-5.0000	-.04000			-.00300

Elem	SB/1	SB/2	SB	SE/1	SE/2	SE	SI
Units	ppm	ppm	ppm	ppm	ppm	ppm	ppm
Avge	-.00196	.00252	.00103	.00208	-.00262	-.00105	1.5562
SDev	.00147	.00051	.00076	.00426	.00078	.00189	.0037
%RSD	75.036	20.231	74.399	205.29	29.834	179.48	.23928
#1	-.00322	.00193	.00021	.00506	-.00250	.00002	1.5595
#2	-.00035	.00276	.00173	-.00281	-.00345	-.00324	1.5568

#3	-.00230	.00285	.00114	.00398	-.00190	.00006	1.5522
Errors	NOCHECK	NOCHECK	LC Pass	NOCHECK	NOCHECK	LC Pass	LC Pass

High			5.0000			10.000	50.000
Low			-.01000			-.00500	-.50000

Elem	SN	SR	TI	TL	V_	ZN	
Units	ppm	ppm	ppm	ppm	ppm	ppm	
Avge	.00041	.23747	.00013	.00049	.00184	.00540	
SDev	.00163	.00084	.00014	.00142	.00172	.00004	
%RSD	400.79	.35437	108.03	289.74	93.473	.80331	
#1	.00135	.23748	.00029	.00122	.00309	.00539	
#2	.00135	.23663	.00005	.00139	-.00012	.00544	
#3	-.00148	.23831	.00005	-.00115	.00255	.00536	

Errors	LC Pass	LC Pass	LC Pass	LC Pass	LC Pass	LC Pass	
High	30.000	10.000	30.000	10.000	50.000	10.000	
Low	-.10000	-.05000	-.05000	-.01000	-.05000	-.02000	

IntStd	1	2	3	4	5	6	7
Mode	Counts	NOTUSED	NOTUSED	NOTUSED	NOTUSED	NOTUSED	NOTUSED
Elem	Y	--	--	--	--	--	--
Wavlen	371.030	--	--	--	--	--	--
Avge	29363	--	--	--	--	--	--
SDev	193.5254	--	--	--	--	--	--
%RSD	.6590840	--	--	--	--	--	--
#1	29506	--	--	--	--	--	--
#2	29440	--	--	--	--	--	--
#3	29143	--	--	--	--	--	--

Method: METTRACE Sample Name: K0N1PF Operator: RJG
Run Time: 10/27/08 12:09:31
Comment: TESTAMERICA PITTSBURGH ICP METALS ANALYSIS-INST TRACEICP
Mode: CONC Corr. Factor: 1

Elem	AG	AL	AS	B_	BA	BE	CA
Units	ppm	ppm	ppm	ppm	ppm	ppm	ppm
Avge	.00113	.08963	.00155	.05300	.07376	.00061	61.736
SDev	.00065	.00445	.00160	.00072	.00011	.00010	.114
%RSD	57.897	4.9616	103.04	1.3641	.14590	17.022	.18411
#1	.00088	.08450	.00058	.05217	.07385	.00067	61.618
#2	.00063	.09222	.00340	.05331	.07378	.00067	61.845
#3	.00187	.09218	.00068	.05352	.07364	.00049	61.746
Errors	LC Pass	LC Pass	LC Pass	LC Pass	LC Pass	LC Pass	LC Pass
High	2.0000	500.00	10.000	30.000	10.000	10.000	600.00
Low	-.00500	-.20000	-.01000	-.20000	-.20000	-.00400	-5.0000

Elem	CD	CO	CR	CU	FE	K_	MG
Units	ppm	ppm	ppm	ppm	ppm	ppm	ppm
Avge	.00005	.00111	.00120	.00002	.02696	3.5189	13.836
SDev	.00010	.00061	.00042	.00068	.01434	.0054	.017
%RSD	201.95	54.780	35.129	3441.7	53.193	.15459	.12471
#1	-.00005	.00052	.00080	-.00069	.01050	3.5250	13.823
#2	.00004	.00107	.00116	.00009	.03362	3.5172	13.855
#3	.00016	.00173	.00164	.00066	.03676	3.5146	13.828
Errors	LC Pass	LC Pass	LC Pass	LC Pass	LC Pass	LC Pass	LC Pass
High	5.0000	100.00	20.000	10.000	500.00	400.00	600.00
Low	-.00500	-.05000	-.00500	-.02500	-.10000	-5.0000	-5.0000

Elem	MN	MO	NA	NI	PB/1	PB/2	PB
Units	ppm	ppm	ppm	ppm	ppm	ppm	ppm
Avge	.08268	.00085	38.557	.00519	.00364	-.00317	-.00091
SDev	.00004	.00049	.090	.00043	.00354	.00214	.00094
%RSD	.05132	57.177	.23272	8.2288	97.409	67.328	103.31
#1	.08264	.00052	38.510	.00469	.00663	-.00564	-.00155
#2	.08273	.00062	38.661	.00542	-.00027	-.00186	-.00133
#3	.08267	.00140	38.501	.00544	.00455	-.00202	.00017
Errors	LC Pass	LC Pass	LC Pass	LC Pass	NOCHECK	NOCHECK	LC Pass
High	20.000	20.000	400.00	100.00			5.0000
Low	-.01500	-.04000	-5.0000	-.04000			-.00300

Elem	SB/1	SB/2	SB	SE/1	SE/2	SE	SI
Units	ppm	ppm	ppm	ppm	ppm	ppm	ppm
Avge	-.00545	.00593	.00214	.00783	-.00492	-.00067	1.5624
SDev	.00262	.00109	.00015	.00302	.00068	.00144	.0025
%RSD	48.136	18.306	7.0660	38.524	13.907	214.42	.16284
#1	-.00825	.00708	.00197	.01108	-.00433	.00080	1.5609
#2	-.00305	.00491	.00226	.00511	-.00567	-.00208	1.5653

#3	-.00503	.00581	.00220	.00731	-.00476	-.00074	1.5609
Errors	NOCHECK	NOCHECK	LC Pass	NOCHECK	NOCHECK	LC Pass	LC Pass

High			5.0000			10.000	50.000
Low			-.01000			-.00500	-.50000

Elem	SN	SR	TI	TL	V_	ZN	
Units	ppm	ppm	ppm	ppm	ppm	ppm	
Avge	.00041	.24050	.00025	.00219	.00377	.00693	
SDev	.00115	.00052	.00048	.00343	.00028	.00024	
%RSD	284.05	.21431	191.29	156.74	7.5734	3.5155	
#1	-.00070	.24081	-.00018	-.00129	.00345	.00672	
#2	.00032	.24078	.00077	.00229	.00401	.00719	
#3	.00160	.23990	.00017	.00556	.00384	.00687	
Errors	LC Pass	LC Pass	LC Pass	LC Pass	LC Pass	LC Pass	
High	30.000	10.000	30.000	10.000	50.000	10.000	
Low	-.10000	-.05000	-.05000	-.01000	-.05000	-.02000	

IntStd	1	2	3	4	5	6	7
Mode	Counts	NOTUSED	NOTUSED	NOTUSED	NOTUSED	NOTUSED	NOTUSED
Elem	Y	--	--	--	--	--	--
Wavlen	371.030	--	--	--	--	--	--
Avge	29599	--	--	--	--	--	--
SDev	56.23459	--	--	--	--	--	--
%RSD	.1899906	--	--	--	--	--	--
#1	29562	--	--	--	--	--	--
#2	29663	--	--	--	--	--	--
#3	29570	--	--	--	--	--	--

Method: METTRACE Sample Name: K0N1RF Operator: RJG
Run Time: 10/27/08 12:15:00
Comment: TESTAMERICA PITTSBURGH ICP METALS ANALYSIS-INST TRACEICP
Mode: CONC Corr. Factor: 1

Elem	AG	AL	AS	B_	BA	BE	CA
Units	ppm	ppm	ppm	ppm	ppm	ppm	ppm
Avge	.00079	.08294	.00183	.04791	.07454	.00066	61.789
SDev	.00103	.00145	.00192	.00043	.00018	.00008	.232
%RSD	130.49	1.7481	104.61	.89244	.23802	12.308	.37581
#1	.00160	.08158	.00234	.04818	.07467	.00061	61.672
#2	-.00037	.08278	-.00029	.04742	.07460	.00062	61.638
#3	.00113	.08446	.00345	.04813	.07434	.00076	62.056
Errors	LC Pass	LC Pass	LC Pass	LC Pass	LC Pass	LC Pass	LC Pass
High	2.0000	500.00	10.000	30.000	10.000	10.000	600.00
Low	-.00500	-.20000	-.01000	-.20000	-.20000	-.00400	-5.0000

Elem	CD	CO	CR	CU	FE	K_	MG
Units	ppm	ppm	ppm	ppm	ppm	ppm	ppm
Avge	-.00010	.00063	.00111	-.00016	.02056	3.5006	13.866
SDev	.00015	.00038	.00056	.00039	.01314	.0151	.041
%RSD	147.75	61.272	50.797	237.92	63.920	.43020	.29275
#1	-.00007	.00090	.00141	-.00002	.01818	3.5115	13.857
#2	-.00026	.00019	.00046	-.00061	.00877	3.5070	13.830
#3	.00003	.00080	.00146	.00013	.03472	3.4835	13.910
Errors	LC Pass	LC Pass	LC Pass	LC Pass	LC Pass	LC Pass	LC Pass
High	5.0000	100.00	20.000	10.000	500.00	400.00	600.00
Low	-.00500	-.05000	-.00500	-.02500	-.10000	-5.0000	-5.0000

Elem	MN	MO	NA	NI	PB/1	PB/2	PB
Units	ppm	ppm	ppm	ppm	ppm	ppm	ppm
Avge	.08267	.00109	39.002	.00496	.00467	-.00413	-.00120
SDev	.00014	.00112	.225	.00091	.00320	.00210	.00045
%RSD	.16662	102.71	.57624	18.360	68.430	50.869	37.762
#1	.08266	.00221	39.260	.00600	.00829	-.00631	-.00145
#2	.08253	-.00003	38.851	.00429	.00221	-.00212	-.00068
#3	.08281	.00108	38.895	.00458	.00352	-.00396	-.00147
Errors	LC Pass	LC Pass	LC Pass	LC Pass	NOCHECK	NOCHECK	LC Pass
High	20.000	20.000	400.00	100.00			5.0000
Low	-.01500	-.04000	-5.0000	-.04000			-.00300

Elem	SB/1	SB/2	SB	SE/1	SE/2	SE	SI
Units	ppm	ppm	ppm	ppm	ppm	ppm	ppm
Avge	-.00475	.00485	.00165	.00837	-.00477	-.00039	1.5391
SDev	.00287	.00224	.00105	.00211	.00306	.00235	.0031
%RSD	60.368	46.283	63.821	25.249	64.275	600.36	.19948
#1	-.00803	.00694	.00195	.00665	-.00791	-.00306	1.5377
#2	-.00270	.00512	.00252	.00773	-.00179	.00138	1.5426

#3	-.00353	.00248	.00048	.01073	-.00460	.00050	1.5370
Errors	NOCHECK	NOCHECK	LC Pass	NOCHECK	NOCHECK	LC Pass	LC Pass

High			5.0000			10.000	50.000
Low			-.01000			-.00500	-.50000

Elem	SN	SR	TI	TL	V_	ZN	
Units	ppm	ppm	ppm	ppm	ppm	ppm	
Avge	.00187	.24351	.00009	-.00077	.00127	.00674	
SDev	.00068	.00072	.00030	.00052	.00224	.00004	
%RSD	36.129	.29660	338.48	67.666	177.19	.63888	
#1	.00213	.24383	.00005	-.00088	.00007	.00670	
#2	.00110	.24401	-.00019	-.00123	-.00012	.00679	
#3	.00237	.24268	.00041	-.00020	.00385	.00674	
Errors	LC Pass	LC Pass	LC Pass	LC Pass	LC Pass	LC Pass	
High	30.000	10.000	30.000	10.000	50.000	10.000	
Low	-.10000	-.05000	-.05000	-.01000	-.05000	-.02000	

IntStd	1	2	3	4	5	6	7
Mode	Counts	NOTUSED	NOTUSED	NOTUSED	NOTUSED	NOTUSED	NOTUSED
Elem	Y	--	--	--	--	--	--
Wavlen	371.030	--	--	--	--	--	--
Avge	29366	--	--	--	--	--	--
SDev	86.61400	--	--	--	--	--	--
%RSD	.2949508	--	--	--	--	--	--
#1	29312	--	--	--	--	--	--
#2	29320	--	--	--	--	--	--
#3	29465	--	--	--	--	--	--

Method: METTRACE Sample Name: K0N1VF Operator: RJG
Run Time: 10/27/08 12:20:30
Comment: TESTAMERICA PITTSBURGH ICP METALS ANALYSIS-INST TRACEICP
Mode: CONC Corr. Factor: 1

Elem	AG	AL	AS	B_	BA	BE	CA
Units	ppm	ppm	ppm	ppm	ppm	ppm	ppm
Avge	.00004	.08256	.00079	.05091	.07361	.00053	60.786
SDev	.00140	.00358	.00109	.00065	.00009	.00007	.125
%RSD	3477.1	4.3357	137.70	1.2727	.12365	13.055	.20625
#1	-.00143	.08408	-.00046	.05025	.07371	.00053	60.798
#2	.00019	.07847	.00149	.05154	.07353	.00045	60.905
#3	.00136	.08513	.00134	.05094	.07358	.00059	60.655
Errors	LC Pass	LC Pass	LC Pass	LC Pass	LC Pass	LC Pass	LC Pass
High	2.0000	500.00	10.000	30.000	10.000	10.000	600.00
Low	-.00500	-.20000	-.01000	-.20000	-.20000	-.00400	-5.0000

Elem	CD	CO	CR	CU	FE	K_	MG
Units	ppm	ppm	ppm	ppm	ppm	ppm	ppm
Avge	.00001	.00038	.00048	-.00014	.00600	3.4573	13.646
SDev	.00021	.00048	.00090	.00043	.01105	.0114	.024
%RSD	1649.5	125.17	188.41	314.50	184.25	.33070	.17258
#1	-.00023	-.00017	-.00056	-.00060	-.00650	3.4703	13.652
#2	.00015	.00060	.00096	-.00006	.01449	3.4490	13.666
#3	.00012	.00072	.00102	.00025	.01000	3.4526	13.620
Errors	LC Pass	LC Pass	LC Pass	LC Pass	LC Pass	LC Pass	LC Pass
High	5.0000	100.00	20.000	10.000	500.00	400.00	600.00
Low	-.00500	-.05000	-.00500	-.02500	-.10000	-5.0000	-5.0000

Elem	MN	MO	NA	NI	PB/1	PB/2	PB
Units	ppm	ppm	ppm	ppm	ppm	ppm	ppm
Avge	.08107	.00057	41.894	.00499	-.00166	.00057	-.00017
SDev	.00011	.00013	.155	.00086	.00411	.00178	.00021
%RSD	.14042	23.525	.36913	17.150	247.63	314.21	119.70
#1	.08114	.00041	42.071	.00408	-.00639	.00260	-.00039
#2	.08114	.00064	41.783	.00578	.00042	-.00018	.00002
#3	.08094	.00065	41.828	.00512	.00099	-.00072	-.00015
Errors	LC Pass	LC Pass	LC Pass	LC Pass	NOCHECK	NOCHECK	LC Pass
High	20.000	20.000	400.00	100.00			5.0000
Low	-.01500	-.04000	-5.0000	-.04000			-.00300

Elem	SB/1	SB/2	SB	SE/1	SE/2	SE	SI
Units	ppm	ppm	ppm	ppm	ppm	ppm	ppm
Avge	.00080	.00161	.00134	.00401	.00028	.00152	1.5347
SDev	.00299	.00235	.00057	.00095	.00228	.00130	.0060
%RSD	371.50	145.84	42.568	23.574	813.45	85.573	.38923
#1	.00408	-.00094	.00073	.00342	.00281	.00302	1.5414
#2	.00011	.00210	.00144	.00351	-.00035	.00093	1.5328

#3	-.00178	.00367	.00186	.00510	-.00162	.00062	1.5299
Errors	NOCHECK	NOCHECK	LC Pass	NOCHECK	NOCHECK	LC Pass	LC Pass

High			5.0000			10.000	50.000
Low			-.01000			-.00500	-.50000

Elem	SN	SR	TI	TL	V_	ZN	
Units	ppm	ppm	ppm	ppm	ppm	ppm	
Avge	-.00147	.24894	.00017	.00090	.00076	.00931	
SDev	.00133	.00072	.00021	.00206	.00153	.00051	
%RSD	90.633	.28846	122.23	228.25	202.12	5.4242	
#1	-.00300	.24976	.00041	.00080	-.00013	.00876	
#2	-.00070	.24867	.00005	.00302	.00252	.00976	
#3	-.00070	.24840	.00005	-.00110	-.00012	.00942	
Errors	LC Pass	LC Pass	LC Pass	LC Pass	LC Pass	LC Pass	
High	30.000	10.000	30.000	10.000	50.000	10.000	
Low	-.10000	-.05000	-.05000	-.01000	-.05000	-.02000	

IntStd	1	2	3	4	5	6	7
Mode	Counts	NOTUSED	NOTUSED	NOTUSED	NOTUSED	NOTUSED	NOTUSED
Elem	Y	--	--	--	--	--	--
Wavlen	371.030	--	--	--	--	--	--
Avge	29408	--	--	--	--	--	--
SDev	93.19545	--	--	--	--	--	--
%RSD	.3169037	--	--	--	--	--	--
#1	29480	--	--	--	--	--	--
#2	29441	--	--	--	--	--	--
#3	29303	--	--	--	--	--	--

Method: METTRACE Sample Name: CCV1-3 Operator: RJG
Run Time: 10/27/08 12:25:59
Comment: TESTAMERICA PITTSBURGH ICP METALS ANALYSIS-INST TRACEICP
Mode: CONC Corr. Factor: 1

Elem	AG	AL	AS	B_	BA	BE	CA
Units	ppm	ppm	ppm	ppm	ppm	ppm	ppm
Avge	.98507	23.941	.49577	1.9771	1.9413	1.9835	50.306
SDev	.00337	.085	.00136	.0054	.0085	.0080	.197
%RSD	.34219	.35335	.27437	.27264	.44028	.40188	.39184
#1	.98840	24.030	.49454	1.9831	1.9508	1.9896	50.391
#2	.98515	23.932	.49723	1.9754	1.9386	1.9865	50.446
#3	.98166	23.862	.49554	1.9727	1.9343	1.9745	50.080
Errors	LC Pass	LC Pass	LC Pass	LC Pass	LC Pass	LC Pass	LC Pass
High	1.1000	27.500	.55000	2.2000	2.2000	2.2000	55.000
Low	.90000	22.500	.45000	1.8000	1.8000	1.8000	45.000

Elem	CD	CO	CR	CU	FE	K_	MG
Units	ppm	ppm	ppm	ppm	ppm	ppm	ppm
Avge	.48362	1.9720	1.9730	1.9427	24.965	116.73	49.006
SDev	.00149	.0075	.0070	.0066	.083	.45	.190
%RSD	.30860	.38034	.35482	.33874	.33136	.38397	.38867
#1	.48468	1.9775	1.9778	1.9503	25.006	117.22	49.135
#2	.48427	1.9750	1.9763	1.9390	25.019	116.61	49.097
#3	.48191	1.9634	1.9650	1.9388	24.870	116.34	48.787
Errors	LC Pass	LC Pass	LC Pass	LC Pass	LC Pass	LC Pass	LC Pass
High	.55000	2.2000	2.2000	2.2000	27.500	137.50	55.000
Low	.45000	1.8000	1.8000	1.8000	22.500	112.50	45.000

Elem	MN	MO	NA	NI	PB/1	PB/2	PB
Units	ppm	ppm	ppm	ppm	ppm	ppm	ppm
Avge	1.9639	1.9985	116.64	1.9556	.49772	.48829	.49143
SDev	.0071	.0098	.26	.0031	.00375	.00328	.00175
%RSD	.36019	.49113	.22047	.15613	.75379	.67219	.35601
#1	1.9694	1.9871	116.92	1.9590	.50199	.48555	.49103
#2	1.9664	2.0043	116.57	1.9546	.49618	.49193	.49334
#3	1.9559	2.0039	116.43	1.9532	.49498	.48739	.48992
Errors	LC Pass	LC Pass	LC Pass	LC Pass	NOCHECK	NOCHECK	LC Pass
High	2.2000	2.2000	137.50	2.2000			.55000
Low	1.8000	1.8000	112.50	1.8000			.45000

Elem	SB/1	SB/2	SB	SE/1	SE/2	SE	SI
Units	ppm	ppm	ppm	ppm	ppm	ppm	ppm
Avge	.48906	.49332	.49190	.49961	.49101	.49387	1.8689
SDev	.00432	.00257	.00160	.00497	.00185	.00274	.0066
%RSD	.88282	.52001	.32497	.99540	.37579	.55558	.35281
#1	.48478	.49589	.49219	.50506	.49303	.49704	1.8755
#2	.49341	.49329	.49333	.49843	.48941	.49242	1.8687

#3	.48900	.49076	.49017	.49533	.49058	.49216	1.8624
Errors	NOCHECK	NOCHECK	LC Pass	NOCHECK	NOCHECK	LC Pass	LC Pass

High			.55000			.55000	2.2000
Low			.45000			.45000	1.8000

Elem	SN	SR	TI	TL	V_	ZN	
Units	ppm	ppm	ppm	ppm	ppm	ppm	
Avge	1.9826	1.9052	1.9760	.98722	1.9821	2.0154	
SDev	.0046	.0103	.0054	.00267	.0065	.0063	
%RSD	.22998	.54093	.27310	.27025	.32743	.31094	
#1	1.9831	1.9169	1.9805	.98705	1.9871	2.0207	
#2	1.9868	1.9010	1.9775	.98998	1.9845	2.0171	
#3	1.9778	1.8976	1.9700	.98465	1.9748	2.0085	
Errors	LC Pass	LC Pass	LC Pass	LC Pass	LC Pass	LC Pass	
High	2.2000	2.2000	2.2000	1.1000	2.2000	2.2000	
Low	1.8000	1.8000	1.8000	.90000	1.8000	1.8000	

IntStd	1	2	3	4	5	6	7
Mode	Counts	NOTUSED	NOTUSED	NOTUSED	NOTUSED	NOTUSED	NOTUSED
Elem	Y	--	--	--	--	--	--
Wavlen	371.030	--	--	--	--	--	--
Avge	29147	--	--	--	--	--	--
SDev	74.03941	--	--	--	--	--	--
%RSD	.2540218	--	--	--	--	--	--
#1	29069	--	--	--	--	--	--
#2	29155	--	--	--	--	--	--
#3	29216	--	--	--	--	--	--

Method: METTRACE Sample Name: CCB3 Operator: RJG
Run Time: 10/27/08 12:31:28
Comment: TESTAMERICA PITTSBURGH ICP METALS ANALYSIS-INST TRACEICP
Mode: CONC Corr. Factor: 1

Elem	AG	AL	AS	B_	BA	BE	CA
Units	ppm	ppm	ppm	ppm	ppm	ppm	ppm
Avge	-.00009	-.02263	.00011	.00186	.00003	.00092	-.00071
SDev	.00078	.00245	.00122	.00077	.00015	.00007	.00177
%RSD	874.29	10.805	1162.2	41.286	551.18	7.6744	248.05
#1	.00009	-.02258	.00116	.00242	.00003	.00085	-.00197
#2	.00058	-.02021	-.00123	.00218	.00018	.00092	.00131
#3	-.00095	-.02510	.00039	.00098	-.00012	.00099	-.00148
Errors	LC Pass	LC Pass	LC Pass	LC Pass	LC Pass	LC Pass	LC Pass
High	.00500	.20000	.01000	.20000	.20000	.00400	5.0000
Low	-.00500	-.20000	-.01000	-.20000	-.20000	-.00400	-5.0000

Elem	CD	CO	CR	CU	FE	K_	MG
Units	ppm	ppm	ppm	ppm	ppm	ppm	ppm
Avge	.00012	-.00014	-.00005	-.00124	-.00572	.18537	.00287
SDev	.00008	.00069	.00066	.00037	.01763	.00506	.00526
%RSD	71.613	478.96	1256.1	29.568	308.06	2.7276	183.25
#1	.00004	-.00044	-.00023	-.00121	.00243	.18362	.00171
#2	.00021	.00064	.00068	-.00088	.00635	.19107	.00862
#3	.00010	-.00064	-.00061	-.00162	-.02596	.18142	-.00171
Errors	LC Pass	LC Pass	LC Pass	LC Pass	LC Pass	LC Pass	LC Pass
High	.00500	.05000	.00500	.02500	.10000	5.0000	5.0000
Low	-.00500	-.05000	-.00500	-.02500	-.10000	-5.0000	-5.0000

Elem	MN	MO	NA	NI	PB/1	PB/2	PB
Units	ppm	ppm	ppm	ppm	ppm	ppm	ppm
Avge	.00007	.00590	-.74416	-.00051	-.00131	-.00077	-.00095
SDev	.00011	.00238	.26066	.00092	.00260	.00102	.00098
%RSD	164.63	40.312	35.027	181.81	198.32	131.66	102.56
#1	.00003	.00848	-.61488	-.00074	-.00294	.00033	-.00076
#2	.00019	.00539	-.57341	.00051	-.00269	-.00167	-.00201
#3	-.00002	.00381	-1.0442	-.00130	.00169	-.00098	-.00009
Errors	LC Pass	LC Pass	LC Pass	LC Pass	NOCHECK	NOCHECK	LC Pass
High	.01500	.04000	5.0000	.04000			.00300
Low	-.01500	-.04000	-5.0000	-.04000			-.00300

Elem	SB/1	SB/2	SB	SE/1	SE/2	SE	SI
Units	ppm	ppm	ppm	ppm	ppm	ppm	ppm
Avge	-.00073	.00248	.00141	.00045	-.00021	.00001	-.01651
SDev	.00153	.00075	.00058	.00262	.00380	.00292	.00204
%RSD	210.64	30.356	40.853	586.51	1797.5	37678.	12.339
#1	-.00037	.00162	.00096	.00162	.00416	.00331	-.01614
#2	.00059	.00279	.00206	-.00256	-.00205	-.00222	-.01469

#3	-.00241	.00302	.00121	.00228	-.00274	-.00107	-.01871
Errors	NOCHECK	NOCHECK	LC Pass	NOCHECK	NOCHECK	LC Pass	LC Pass

High			.06000			.00500	.50000
Low			-.06000			-.00500	-.50000

Elem	SN	SR	TI	TL	V_	ZN	
Units	ppm	ppm	ppm	ppm	ppm	ppm	
Avge	-.00070	.00000	.00049	.00025	-.00063	.00104	
SDev	.00025	.00013	.00018	.00281	.00039	.00011	
%RSD	36.416	60825.	36.918	1144.0	62.708	10.889	
#1	-.00044	-.00002	.00053	.00238	-.00050	.00098	
#2	-.00095	.00014	.00065	.00131	-.00031	.00117	
#3	-.00070	-.00012	.00029	-.00295	-.00107	.00097	
Errors	LC Pass	LC Pass	LC Pass	LC Pass	LC Pass	LC Pass	
High	.10000	.05000	.05000	.01000	.05000	.02000	
Low	-.10000	-.05000	-.05000	-.01000	-.05000	-.02000	

IntStd	1	2	3	4	5	6	7
Mode	Counts	NOTUSED	NOTUSED	NOTUSED	NOTUSED	NOTUSED	NOTUSED
Elem	Y	--	--	--	--	--	--
Wavlen	371.030	--	--	--	--	--	--
Avge	29663	--	--	--	--	--	--
SDev	82.44563	--	--	--	--	--	--
%RSD	.2779445	--	--	--	--	--	--
#1	29630	--	--	--	--	--	--
#2	29602	--	--	--	--	--	--
#3	29756	--	--	--	--	--	--

Method: METTRACE Sample Name: K0N1XF Operator: RJG
Run Time: 10/27/08 12:39:18
Comment: TESTAMERICA PITTSBURGH ICP METALS ANALYSIS-INST TRACEICP
Mode: CONC Corr. Factor: 1

Elem	AG	AL	AS	B_	BA	BE	CA
Units	ppm	ppm	ppm	ppm	ppm	ppm	ppm
Avge	.00054	.08278	.00037	.05073	.07336	.00068	60.875
SDev	.00031	.00045	.00051	.00046	.00021	.00003	.276
%RSD	57.931	.54162	137.90	.90556	.28550	4.7241	.45367
#1	.00019	.08318	.00030	.05024	.07331	.00065	60.645
#2	.00064	.08229	-.00010	.05079	.07317	.00068	60.800
#3	.00079	.08287	.00091	.05116	.07358	.00072	61.181
Errors	LC Pass	LC Pass	LC Pass	LC Pass	LC Pass	LC Pass	LC Pass
High	2.0000	500.00	10.000	30.000	10.000	10.000	600.00
Low	-.00500	-.20000	-.01000	-.20000	-.20000	-.00400	-5.0000

Elem	CD	CO	CR	CU	FE	K_	MG
Units	ppm	ppm	ppm	ppm	ppm	ppm	ppm
Avge	.00001	.00038	.00076	-.00040	.00212	3.4660	13.683
SDev	.00021	.00022	.00041	.00034	.00291	.0061	.051
%RSD	2317.5	57.075	53.702	84.528	137.52	.17568	.37288
#1	-.00019	.00019	.00034	-.00078	.00512	3.4633	13.643
#2	-.00001	.00062	.00115	-.00011	.00194	3.4618	13.666
#3	.00022	.00034	.00079	-.00032	-.00070	3.4730	13.740
Errors	LC Pass	LC Pass	LC Pass	LC Pass	LC Pass	LC Pass	LC Pass
High	5.0000	100.00	20.000	10.000	500.00	400.00	600.00
Low	-.00500	-.05000	-.00500	-.02500	-.10000	-5.0000	-5.0000

Elem	MN	MO	NA	NI	PB/1	PB/2	PB
Units	ppm	ppm	ppm	ppm	ppm	ppm	ppm
Avge	.08159	.00134	40.160	.00512	.00217	-.00239	-.00087
SDev	.00029	.00055	.075	.00034	.00328	.00171	.00012
%RSD	.35835	40.826	.18754	6.7221	151.35	71.481	13.526
#1	.08135	.00097	40.218	.00515	.00015	-.00118	-.00074
#2	.08151	.00108	40.075	.00477	.00595	-.00434	-.00091
#3	.08191	.00197	40.187	.00545	.00040	-.00164	-.00096
Errors	LC Pass	LC Pass	LC Pass	LC Pass	NOCHECK	NOCHECK	LC Pass
High	20.000	20.000	400.00	100.00			5.0000
Low	-.01500	-.04000	-5.0000	-.04000			-.00300

Elem	SB/1	SB/2	SB	SE/1	SE/2	SE	SI
Units	ppm	ppm	ppm	ppm	ppm	ppm	ppm
Avge	-.00404	.00417	.00144	.00554	-.00294	-.00012	1.5280
SDev	.00281	.00033	.00077	.00519	.00231	.00065	.0016
%RSD	69.579	7.9217	53.549	93.545	78.414	559.30	.10269
#1	-.00312	.00430	.00183	.00102	-.00042	.00006	1.5266
#2	-.00720	.00442	.00055	.01120	-.00495	.00043	1.5297

#3	-.00181	.00380	.00193	.00440	-.00345	-.00084	1.5277
Errors	NOCHECK	NOCHECK	LC Pass	NOCHECK	NOCHECK	LC Pass	LC Pass

High			5.0000			10.000	50.000
Low			-.01000			-.00500	-.50000

Elem	SN	SR	TI	TL	V_	ZN	
Units	ppm	ppm	ppm	ppm	ppm	ppm	
Avge	-.00130	.23152	.00013	.00015	.00170	.00707	
SDev	.00126	.00040	.00014	.00153	.00158	.00014	
%RSD	97.404	.17163	104.54	1041.9	93.167	1.9864	
#1	-.00275	.23175	.00029	.00052	-.00013	.00691	
#2	-.00044	.23106	.00005	-.00153	.00270	.00717	
#3	-.00070	.23175	.00005	.00145	.00251	.00713	

Errors	LC Pass	LC Pass	LC Pass	LC Pass	LC Pass	LC Pass	
High	30.000	10.000	30.000	10.000	50.000	10.000	
Low	-.10000	-.05000	-.05000	-.01000	-.05000	-.02000	

IntStd	1	2	3	4	5	6	7
Mode	Counts	NOTUSED	NOTUSED	NOTUSED	NOTUSED	NOTUSED	NOTUSED
Elem	Y	--	--	--	--	--	--
Wavlen	371.030	--	--	--	--	--	--
Avge	29482	--	--	--	--	--	--
SDev	34.00880	--	--	--	--	--	--
%RSD	.1153545	--	--	--	--	--	--
#1	29443	--	--	--	--	--	--
#2	29499	--	--	--	--	--	--
#3	29504	--	--	--	--	--	--

Method: METTRACE Sample Name: K0N2DF Operator: RJG
Run Time: 10/27/08 12:44:47
Comment: TESTAMERICA PITTSBURGH ICP METALS ANALYSIS-INST TRACEICP
Mode: CONC Corr. Factor: 1

Elem	AG	AL	AS	B_	BA	BE	CA
Units	ppm	ppm	ppm	ppm	ppm	ppm	ppm
Avge	.00073	.09252	.00073	.05355	.07602	.00056	61.242
SDev	.00051	.00476	.00087	.00060	.00056	.00014	.327
%RSD	69.795	5.1402	119.73	1.1221	.72948	24.784	.53411
#1	.00014	.09256	.00110	.05327	.07558	.00067	61.114
#2	.00103	.09726	-.00027	.05424	.07664	.00041	61.614
#3	.00103	.08775	.00135	.05314	.07584	.00060	60.999
Errors	LC Pass	LC Pass	LC Pass	LC Pass	LC Pass	LC Pass	LC Pass
High	2.0000	500.00	10.000	30.000	10.000	10.000	600.00
Low	-.00500	-.20000	-.01000	-.20000	-.20000	-.00400	-5.0000

Elem	CD	CO	CR	CU	FE	K_	MG
Units	ppm	ppm	ppm	ppm	ppm	ppm	ppm
Avge	.00010	.00078	.00117	-.00011	.04017	3.5187	13.632
SDev	.00015	.00019	.00022	.00017	.01233	.0313	.064
%RSD	147.17	24.129	19.310	148.34	30.702	.88894	.47000
#1	.00008	.00097	.00126	-.00015	.05078	3.4906	13.595
#2	-.00004	.00077	.00091	.00007	.04308	3.5524	13.706
#3	.00026	.00059	.00133	-.00026	.02664	3.5131	13.596
Errors	LC Pass	LC Pass	LC Pass	LC Pass	LC Pass	LC Pass	LC Pass
High	5.0000	100.00	20.000	10.000	500.00	400.00	600.00
Low	-.00500	-.05000	-.00500	-.02500	-.10000	-5.0000	-5.0000

Elem	MN	MO	NA	NI	PB/1	PB/2	PB
Units	ppm	ppm	ppm	ppm	ppm	ppm	ppm
Avge	.08825	.00138	39.086	.00505	-.00085	-.00052	-.00063
SDev	.00049	.00030	.228	.00005	.00423	.00157	.00071
%RSD	.56092	21.689	.58317	.91539	496.51	303.29	112.44
#1	.08789	.00106	38.928	.00503	-.00473	.00128	-.00072
#2	.08881	.00144	39.347	.00501	-.00149	-.00119	-.00129
#3	.08804	.00165	38.982	.00510	.00366	-.00165	.00012
Errors	LC Pass	LC Pass	LC Pass	LC Pass	NOCHECK	NOCHECK	LC Pass
High	20.000	20.000	400.00	100.00			5.0000
Low	-.01500	-.04000	-5.0000	-.04000			-.00300

Elem	SB/1	SB/2	SB	SE/1	SE/2	SE	SI
Units	ppm	ppm	ppm	ppm	ppm	ppm	ppm
Avge	-.00156	.00244	.00110	.00275	-.00341	-.00136	1.5506
SDev	.00308	.00109	.00053	.00318	.00168	.00045	.0132
%RSD	197.44	44.860	48.305	115.47	49.214	32.836	.84917
#1	.00082	.00124	.00110	.00025	-.00276	-.00176	1.5395
#2	-.00046	.00269	.00164	.00168	-.00215	-.00088	1.5651

#3	-.00504	.00338	.00057	.00633	-.00531	-.00144	1.5472
Errors	NOCHECK	NOCHECK	LC Pass	NOCHECK	NOCHECK	LC Pass	LC Pass

High			5.0000			10.000	50.000
Low			-.01000			-.00500	-.50000

Elem	SN	SR	TI	TL	V_	ZN	
Units	ppm	ppm	ppm	ppm	ppm	ppm	
Avge	-.00181	.20361	.00089	.00146	.00119	.00433	
SDev	.00079	.00132	.00021	.00097	.00227	.00022	
%RSD	43.389	.64836	23.287	66.450	190.08	5.0750	
#1	-.00095	.20242	.00100	.00203	.00382	.00423	
#2	-.00199	.20503	.00101	.00201	-.00011	.00458	
#3	-.00250	.20339	.00065	.00034	-.00012	.00418	

Errors	LC Pass	LC Pass	LC Pass	LC Pass	LC Pass	LC Pass	
High	30.000	10.000	30.000	10.000	50.000	10.000	
Low	-.10000	-.05000	-.05000	-.01000	-.05000	-.02000	

IntStd	1	2	3	4	5	6	7
Mode	Counts	NOTUSED	NOTUSED	NOTUSED	NOTUSED	NOTUSED	NOTUSED
Elem	Y	--	--	--	--	--	--
Wavlen	371.030	--	--	--	--	--	--
Avge	29444	--	--	--	--	--	--
SDev	289.1484	--	--	--	--	--	--
%RSD	.9820390	--	--	--	--	--	--
#1	29756	--	--	--	--	--	--
#2	29186	--	--	--	--	--	--
#3	29389	--	--	--	--	--	--

Method: METTRACE Sample Name: K0NX7F Operator: RJG
Run Time: 10/27/08 12:50:17
Comment: TESTAMERICA PITTSBURGH ICP METALS ANALYSIS-INST TRACEICP
Mode: CONC Corr. Factor: 1

Elem	AG	AL	AS	B_	BA	BE	CA
Units	ppm	ppm	ppm	ppm	ppm	ppm	ppm
Avge	.00021	.06911	.00072	.05322	.07572	.00074	63.184
SDev	.00095	.00340	.00115	.00027	.00009	.00007	.094
%RSD	463.02	4.9122	160.10	.51578	.11867	10.011	.14895
#1	.00122	.06637	.00185	.05308	.07561	.00081	63.220
#2	.00005	.07290	-.00045	.05353	.07575	.00073	63.254
#3	-.00066	.06805	.00076	.05304	.07579	.00066	63.077
Errors	LC Pass	LC Pass	LC Pass	LC Pass	LC Pass	LC Pass	LC Pass
High	2.0000	500.00	10.000	30.000	10.000	10.000	600.00
Low	-.00500	-.20000	-.01000	-.20000	-.20000	-.00400	-5.0000

Elem	CD	CO	CR	CU	FE	K_	MG
Units	ppm	ppm	ppm	ppm	ppm	ppm	ppm
Avge	.00018	.00053	.00071	.00155	.01734	3.3507	13.928
SDev	.00015	.00010	.00078	.00002	.00170	.0065	.015
%RSD	83.364	19.225	110.06	1.4967	9.8047	.19507	.10964
#1	.00035	.00054	.00147	.00157	.01855	3.3563	13.935
#2	.00017	.00062	.00076	.00153	.01540	3.3523	13.938
#3	.00004	.00042	-.00009	.00155	.01808	3.3435	13.910
Errors	LC Pass	LC Pass	LC Pass	LC Pass	LC Pass	LC Pass	LC Pass
High	5.0000	100.00	20.000	10.000	500.00	400.00	600.00
Low	-.00500	-.05000	-.00500	-.02500	-.10000	-5.0000	-5.0000

Elem	MN	MO	NA	NI	PB/1	PB/2	PB
Units	ppm	ppm	ppm	ppm	ppm	ppm	ppm
Avge	.07007	.00102	35.060	.00436	.00186	-.00182	-.00059
SDev	.00011	.00078	.047	.00141	.00458	.00291	.00056
%RSD	.15065	76.271	.13348	32.388	245.80	160.30	93.740
#1	.07008	.00184	35.061	.00499	.00573	-.00471	-.00123
#2	.07017	.00094	35.014	.00534	.00304	-.00186	-.00023
#3	.06996	.00029	35.107	.00274	-.00319	.00112	-.00032
Errors	LC Pass	LC Pass	LC Pass	LC Pass	NOCHECK	NOCHECK	LC Pass
High	20.000	20.000	400.00	100.00			5.0000
Low	-.01500	-.04000	-5.0000	-.04000			-.00300

Elem	SB/1	SB/2	SB	SE/1	SE/2	SE	SI
Units	ppm	ppm	ppm	ppm	ppm	ppm	ppm
Avge	-.00355	.00377	.00133	.00513	-.00335	-.00053	1.4426
SDev	.00232	.00131	.00011	.00280	.00229	.00060	.0074
%RSD	65.225	34.673	8.4705	54.513	68.304	113.09	.51180
#1	-.00614	.00521	.00143	.00667	-.00469	-.00091	1.4346
#2	-.00282	.00345	.00136	.00682	-.00466	-.00084	1.4491

#3	-.00169	.00265	.00121	.00190	-.00071	.00016	1.4441
Errors	NOCHECK	NOCHECK	LC Pass	NOCHECK	NOCHECK	LC Pass	LC Pass

High			5.0000			10.000	50.000
Low			-.01000			-.00500	-.50000

Elem	SN	SR	TI	TL	V_	ZN	
Units	ppm	ppm	ppm	ppm	ppm	ppm	
Avge	-.00112	.20592	.00021	.00119	.00375	.00505	
SDev	.00235	.00011	.00007	.00168	.00040	.00002	
%RSD	209.75	.05505	32.263	141.41	10.627	.29105	
#1	.00159	.20584	.00017	.00032	.00420	.00504	
#2	-.00247	.20605	.00029	.00012	.00362	.00505	
#3	-.00248	.20587	.00017	.00312	.00344	.00507	
Errors	LC Pass	LC Pass	LC Pass	LC Pass	LC Pass	LC Pass	
High	30.000	10.000	30.000	10.000	50.000	10.000	
Low	-.10000	-.05000	-.05000	-.01000	-.05000	-.02000	

IntStd	1	2	3	4	5	6	7
Mode	Counts	NOTUSED	NOTUSED	NOTUSED	NOTUSED	NOTUSED	NOTUSED
Elem	Y	--	--	--	--	--	--
Wavlen	371.030	--	--	--	--	--	--
Avge	29718	--	--	--	--	--	--
SDev	70.37453	--	--	--	--	--	--
%RSD	.2368060	--	--	--	--	--	--
#1	29641	--	--	--	--	--	--
#2	29779	--	--	--	--	--	--
#3	29735	--	--	--	--	--	--

Method: METTRACE Sample Name: K0TT0F Operator: RJG
Run Time: 10/27/08 12:55:46
Comment: TESTAMERICA PITTSBURGH ICP METALS ANALYSIS-INST TRACEICP
Mode: CONC Corr. Factor: 1

Elem	AG	AL	AS	B_	BA	BE	CA
Units	ppm	ppm	ppm	ppm	ppm	ppm	ppm
Avge	.00009	.07036	.00005	.05314	.06915	.00078	57.952
SDev	.00001	.00359	.00037	.00087	.00021	.00003	.338
%RSD	11.100	5.0990	763.70	1.6442	.29783	4.3805	.58278
#1	.00010	.06713	-.00036	.05267	.06896	.00080	57.619
#2	.00009	.07422	.00016	.05260	.06912	.00074	57.943
#3	.00008	.06973	.00035	.05415	.06937	.00080	58.294
Errors	LC Pass	LC Pass	LC Pass	LC Pass	LC Pass	LC Pass	LC Pass
High	2.0000	500.00	10.000	30.000	10.000	10.000	600.00
Low	-.00500	-.20000	-.01000	-.20000	-.20000	-.00400	-5.0000

Elem	CD	CO	CR	CU	FE	K_	MG
Units	ppm	ppm	ppm	ppm	ppm	ppm	ppm
Avge	-.00006	.00053	.00024	-.00058	.00526	3.6483	13.696
SDev	.00013	.00033	.00012	.00025	.00641	.0116	.070
%RSD	231.22	62.453	47.074	43.884	121.89	.31850	.51236
#1	-.00014	.00054	.00015	-.00073	-.00203	3.6349	13.623
#2	-.00013	.00019	.00021	-.00072	.00780	3.6554	13.703
#3	.00010	.00085	.00037	-.00028	.01000	3.6547	13.762
Errors	LC Pass	LC Pass	LC Pass	LC Pass	LC Pass	LC Pass	LC Pass
High	5.0000	100.00	20.000	10.000	500.00	400.00	600.00
Low	-.00500	-.05000	-.00500	-.02500	-.10000	-5.0000	-5.0000

Elem	MN	MO	NA	NI	PB/1	PB/2	PB
Units	ppm	ppm	ppm	ppm	ppm	ppm	ppm
Avge	.06944	.00085	45.588	.00471	-.00212	-.00023	-.00086
SDev	.00039	.00039	.066	.00090	.00091	.00105	.00044
%RSD	.55972	45.957	.14481	19.026	42.744	451.21	50.953
#1	.06905	.00040	45.652	.00368	-.00136	-.00072	-.00093
#2	.06943	.00108	45.592	.00527	-.00188	-.00095	-.00126
#3	.06983	.00107	45.520	.00518	-.00312	.00097	-.00039
Errors	LC Pass	LC Pass	LC Pass	LC Pass	NOCHECK	NOCHECK	LC Pass
High	20.000	20.000	400.00	100.00			5.0000
Low	-.01500	-.04000	-5.0000	-.04000			-.00300

Elem	SB/1	SB/2	SB	SE/1	SE/2	SE	SI
Units	ppm	ppm	ppm	ppm	ppm	ppm	ppm
Avge	-.00045	.00049	.00018	.00096	-.00193	-.00097	1.3885
SDev	.00098	.00119	.00084	.00190	.00164	.00070	.0056
%RSD	220.67	243.01	471.20	199.16	85.221	72.248	.40070
#1	-.00021	.00182	.00114	.00312	-.00325	-.00113	1.3842
#2	-.00153	.00014	-.00041	-.00043	-.00009	-.00020	1.3866

#3	.00040	-.00049	-.00019	.00017	-.00245	-.00157	1.3948
Errors	NOCHECK	NOCHECK	LC Pass	NOCHECK	NOCHECK	LC Pass	LC Pass

High			5.0000			10.000	50.000
Low			-.01000			-.00500	-.50000

Elem	SN	SR	TI	TL	V_	ZN	
Units	ppm	ppm	ppm	ppm	ppm	ppm	
Avge	-.00011	.19791	.00033	-.00145	.00364	.00635	
SDev	.00103	.00048	.00018	.00026	.00050	.00002	
%RSD	980.54	.24221	54.697	17.637	13.753	.38413	
#1	-.00070	.19737	.00017	-.00132	.00325	.00633	
#2	-.00070	.19807	.00029	-.00129	.00346	.00638	
#3	.00108	.19828	.00053	-.00175	.00420	.00635	
Errors	LC Pass	LC Pass	LC Pass	LC Pass	LC Pass	LC Pass	
High	30.000	10.000	30.000	10.000	50.000	10.000	
Low	-.10000	-.05000	-.05000	-.01000	-.05000	-.02000	

IntStd	1	2	3	4	5	6	7
Mode	Counts	NOTUSED	NOTUSED	NOTUSED	NOTUSED	NOTUSED	NOTUSED
Elem	Y	--	--	--	--	--	--
Wavlen	371.030	--	--	--	--	--	--
Avge	29602	--	--	--	--	--	--
SDev	102.5299	--	--	--	--	--	--
%RSD	.3463569	--	--	--	--	--	--
#1	29699	--	--	--	--	--	--
#2	29495	--	--	--	--	--	--
#3	29613	--	--	--	--	--	--

Method: METTRACE Sample Name: K0TT2F Operator: RJG
Run Time: 10/27/08 13:01:16
Comment: TESTAMERICA PITTSBURGH ICP METALS ANALYSIS-INST TRACEICP
Mode: CONC Corr. Factor: 1

Elem	AG	AL	AS	B_	BA	BE	CA
Units	ppm	ppm	ppm	ppm	ppm	ppm	ppm
Avge	.00014	.08260	-.00013	.05342	.06897	.00059	58.421
SDev	.00056	.00115	.00026	.00031	.00004	.00006	.203
%RSD	395.96	1.3939	191.90	.58433	.05590	10.046	.34733
#1	-.00001	.08393	-.00009	.05375	.06902	.00057	58.641
#2	.00075	.08195	-.00041	.05313	.06895	.00055	58.382
#3	-.00033	.08192	.00010	.05337	.06895	.00066	58.240
Errors	LC Pass	LC Pass	LC Pass	LC Pass	LC Pass	LC Pass	LC Pass
High	2.0000	500.00	10.000	30.000	10.000	10.000	600.00
Low	-.00500	-.20000	-.01000	-.20000	-.20000	-.00400	-5.0000

Elem	CD	CO	CR	CU	FE	K_	MG
Units	ppm	ppm	ppm	ppm	ppm	ppm	ppm
Avge	-.00006	.00018	.00088	-.00001	.02542	3.5278	13.688
SDev	.00019	.00026	.00022	.00013	.00562	.0042	.048
%RSD	342.31	143.10	24.724	1030.9	22.107	.11919	.35219
#1	-.00011	-.00004	.00074	.00013	.03061	3.5315	13.739
#2	.00016	.00011	.00113	-.00012	.01945	3.5232	13.683
#3	-.00022	.00047	.00077	-.00005	.02620	3.5287	13.643
Errors	LC Pass	LC Pass	LC Pass	LC Pass	LC Pass	LC Pass	LC Pass
High	5.0000	100.00	20.000	10.000	500.00	400.00	600.00
Low	-.00500	-.05000	-.00500	-.02500	-.10000	-5.0000	-5.0000

Elem	MN	MO	NA	NI	PB/1	PB/2	PB
Units	ppm	ppm	ppm	ppm	ppm	ppm	ppm
Avge	.07798	.00049	49.009	.00533	-.00023	-.00124	-.00090
SDev	.00012	.00017	.182	.00024	.00487	.00242	.00029
%RSD	.14808	35.753	.37122	4.4753	2132.3	195.54	31.682
#1	.07806	.00029	49.037	.00506	-.00501	.00136	-.00076
#2	.07803	.00063	49.175	.00552	.00471	-.00342	-.00071
#3	.07785	.00053	48.814	.00542	-.00038	-.00165	-.00123
Errors	LC Pass	LC Pass	LC Pass	LC Pass	NOCHECK	NOCHECK	LC Pass
High	20.000	20.000	400.00	100.00			5.0000
Low	-.01500	-.04000	-5.0000	-.04000			-.00300

Elem	SB/1	SB/2	SB	SE/1	SE/2	SE	SI
Units	ppm	ppm	ppm	ppm	ppm	ppm	ppm
Avge	-.00250	.00361	.00158	.00190	-.00191	-.00064	1.3964
SDev	.00354	.00246	.00063	.00394	.00035	.00150	.0032
%RSD	141.32	68.089	40.256	206.77	18.312	234.69	.22620
#1	.00089	.00185	.00153	-.00245	-.00228	-.00233	1.4000
#2	-.00617	.00642	.00223	.00520	-.00186	.00049	1.3948

#3	-.00224	.00256	.00096	.00296	-.00158	-.00007	1.3944
Errors	NOCHECK	NOCHECK	LC Pass	NOCHECK	NOCHECK	LC Pass	LC Pass

High			5.0000			10.000	50.000
Low			-.01000			-.00500	-.50000

Elem	SN	SR	TI	TL	V_	ZN	
Units	ppm	ppm	ppm	ppm	ppm	ppm	
Avge	-.00028	.28102	.00041	-.00131	.00321	.00568	
SDev	.00270	.00039	.00066	.00076	.00054	.00092	
%RSD	978.25	.13856	162.01	57.803	16.658	16.115	
#1	.00262	.28147	.00100	-.00092	.00383	.00505	
#2	-.00275	.28082	-.00031	-.00082	.00290	.00673	
#3	-.00070	.28077	.00053	-.00218	.00291	.00526	

Errors	LC Pass	LC Pass	LC Pass	LC Pass	LC Pass	LC Pass	
High	30.000	10.000	30.000	10.000	50.000	10.000	
Low	-.10000	-.05000	-.05000	-.01000	-.05000	-.02000	

IntStd	1	2	3	4	5	6	7
Mode	Counts	NOTUSED	NOTUSED	NOTUSED	NOTUSED	NOTUSED	NOTUSED
Elem	Y	--	--	--	--	--	--
Wavlen	371.030	--	--	--	--	--	--
Avge	29489	--	--	--	--	--	--
SDev	109.2042	--	--	--	--	--	--
%RSD	.3703265	--	--	--	--	--	--
#1	29590	--	--	--	--	--	--
#2	29503	--	--	--	--	--	--
#3	29373	--	--	--	--	--	--

Method: METTRACE Sample Name: K05VE/5 Cu Operator: RJG
Run Time: 10/27/08 13:06:45
Comment: TESTAMERICA PITTSBURGH ICP METALS ANALYSIS-INST TRACEICP
Mode: CONC Corr. Factor: 1

Elem	AG	AL	AS	B_	BA	BE	CA
Units	ppm	ppm	ppm	ppm	ppm	ppm	ppm
Avge	.00087	17.108	.00227	.00082	.04882	.00120	.64552
SDev	.00073	.034	.00137	.00046	.00010	.00006	.00228
%RSD	84.497	.19595	60.456	56.533	.19773	5.2035	.35302
#1	.00040	17.136	.00170	.00040	.04892	.00121	.64294
#2	.00049	17.117	.00128	.00075	.04880	.00125	.64636
#3	.00171	17.071	.00384	.00132	.04873	.00113	.64726
Errors	LC Pass	LC Pass	LC Pass	LC Pass	LC Pass	LC Pass	LC Pass
High	2.0000	500.00	10.000	30.000	10.000	10.000	600.00
Low	-.00500	-.20000	-.01000	-.20000	-.20000	-.00400	-5.0000

Elem	CD	CO	CR	CU	FE	K_	MG
Units	ppm	ppm	ppm	ppm	ppm	ppm	ppm
Avge	-.00006	.00577	.01920	8.7473	8.6342	1.4786	2.0242
SDev	.00021	.00057	.00030	.0236	.0181	.0055	.0051
%RSD	360.28	9.9593	1.5617	.26931	.20942	.37227	.25041
#1	-.00017	.00542	.01895	8.7682	8.6165	1.4849	2.0219
#2	-.00019	.00546	.01911	8.7519	8.6336	1.4749	2.0207
#3	.00018	.00644	.01953	8.7218	8.6526	1.4759	2.0300
Errors	LC Pass	LC Pass	LC Pass	LC Pass	LC Pass	LC Pass	LC Pass
High	5.0000	100.00	20.000	10.000	500.00	400.00	600.00
Low	-.00500	-.05000	-.00500	-.02500	-.10000	-5.0000	-5.0000

Elem	MN	MO	NA	NI	PB/1	PB/2	PB
Units	ppm	ppm	ppm	ppm	ppm	ppm	ppm
Avge	.09071	.00084	-.45909	.01312	.01597	.01213	.01341
SDev	.00005	.00027	.11984	.00021	.00134	.00098	.00021
%RSD	.05087	32.459	26.103	1.5798	8.3826	8.0489	1.5598
#1	.09070	.00082	-.51225	.01294	.01588	.01212	.01337
#2	.09076	.00058	-.54316	.01309	.01736	.01116	.01322
#3	.09067	.00113	-.32187	.01335	.01468	.01311	.01364
Errors	LC Pass	LC Pass	LC Pass	LC Pass	NOCHECK	NOCHECK	LC Pass
High	20.000	20.000	400.00	100.00			5.0000
Low	-.01500	-.04000	-5.0000	-.04000			-.00300

Elem	SB/1	SB/2	SB	SE/1	SE/2	SE	SI
Units	ppm	ppm	ppm	ppm	ppm	ppm	ppm
Avge	-.00252	.00417	.00194	.00385	-.00093	.00066	1.0490
SDev	.00152	.00081	.00079	.00148	.00179	.00110	.0011
%RSD	60.156	19.523	40.777	38.322	192.33	165.18	.10307
#1	-.00346	.00331	.00106	.00555	-.00156	.00081	1.0483
#2	-.00333	.00494	.00218	.00315	-.00232	-.00050	1.0484

#3	-.00077	.00427	.00259	.00286	.00109	.00168	1.0502
Errors	NOCHECK	NOCHECK	LC Pass	NOCHECK	NOCHECK	LC Pass	LC Pass

High			5.0000			10.000	50.000
Low			-.01000			-.00500	-.50000

Elem	SN	SR	TI	TL	V_	ZN	
Units	ppm	ppm	ppm	ppm	ppm	ppm	
Avge	.00706	.00792	.94050	.00046	.01363	.13211	
SDev	.00203	.00008	.00162	.00113	.00032	.00012	
%RSD	28.711	.95550	.17236	244.86	2.3255	.09370	
#1	.00484	.00793	.93871	.00009	.01399	.13196	
#2	.00754	.00783	.94092	-.00044	.01354	.13217	
#3	.00881	.00798	.94187	.00174	.01337	.13218	

Errors	LC Pass	LC Pass	LC Pass	LC Pass	LC Pass	LC Pass	
High	30.000	10.000	30.000	10.000	50.000	10.000	
Low	-.10000	-.05000	-.05000	-.01000	-.05000	-.02000	

IntStd	1	2	3	4	5	6	7
Mode	Counts	NOTUSED	NOTUSED	NOTUSED	NOTUSED	NOTUSED	NOTUSED
Elem	Y	--	--	--	--	--	--
Wavlen	371.030	--	--	--	--	--	--
Avge	30112	--	--	--	--	--	--
SDev	118.1319	--	--	--	--	--	--
%RSD	.3923063	--	--	--	--	--	--
#1	29978	--	--	--	--	--	--
#2	30198	--	--	--	--	--	--
#3	30161	--	--	--	--	--	--

Method: METTRACE Sample Name: K05VEP25 Cu Operator: RJG
Run Time: 10/27/08 13:12:15
Comment: TESTAMERICA PITTSBURGH ICP METALS ANALYSIS-INST TRACEICP
Mode: CONC Corr. Factor: 1

Elem	AG	AL	AS	B_	BA	BE	CA
Units	ppm	ppm	ppm	ppm	ppm	ppm	ppm
Avge	-.00049	3.4141	-.00057	-.00093	.00976	.00090	.13268
SDev	.00022	.0081	.00115	.00004	.00013	.00013	.00286
%RSD	45.042	.23678	202.62	4.4609	1.3235	14.430	2.1532
#1	-.00029	3.4215	.00020	-.00090	.00965	.00082	.13137
#2	-.00045	3.4154	-.00189	-.00090	.00973	.00082	.13070
#3	-.00073	3.4055	-.00001	-.00097	.00990	.00105	.13595

Elem	CD	CO	CR	CU	FE	K_	MG
Units	ppm	ppm	ppm	ppm	ppm	ppm	ppm
Avge	-.00015	.00077	.00353	1.7639	1.7016	.40778	.39990
SDev	.00019	.00038	.00021	.0052	.0157	.00309	.00169
%RSD	123.42	49.189	6.0538	.29672	.92526	.75788	.42287
#1	-.00019	.00037	.00375	1.7663	1.6887	.40428	.40032
#2	-.00032	.00112	.00332	1.7674	1.6969	.40892	.40134
#3	.00005	.00082	.00351	1.7578	1.7191	.41014	.39803

Elem	MN	MO	NA	NI	PB/1	PB/2	PB
Units	ppm	ppm	ppm	ppm	ppm	ppm	ppm
Avge	.01783	-.00030	-.79731	.00254	.00563	.00232	.00342
SDev	.00005	.00017	.08120	.00092	.00416	.00051	.00120
%RSD	.27615	56.150	10.184	36.091	73.862	22.000	35.079
#1	.01778	-.00015	-.78209	.00319	.00493	.00192	.00292
#2	.01788	-.00049	-.88504	.00293	.01009	.00214	.00479
#3	.01783	-.00027	-.72480	.00149	.00187	.00289	.00255

Elem	SB/1	SB/2	SB	SE/1	SE/2	SE	SI
Units	ppm	ppm	ppm	ppm	ppm	ppm	ppm
Avge	-.00113	.00334	.00185	.00058	-.00252	-.00149	.19659
SDev	.00322	.00140	.00055	.00080	.00102	.00078	.00360
%RSD	286.00	41.954	29.727	137.23	40.610	52.618	1.8315
#1	-.00276	.00321	.00122	.00149	-.00247	-.00115	.19268
#2	-.00321	.00481	.00214	-.00000	-.00357	-.00238	.19977
#3	.00259	.00202	.00221	.00026	-.00152	-.00093	.19730

Elem	SN	SR	TI	TL	V_	ZN
Units	ppm	ppm	ppm	ppm	ppm	ppm
Avge	-.00045	.00148	.18774	-.00257	.00170	.02762
SDev	.00132	.00004	.00011	.00167	.00075	.00011
%RSD	294.20	2.5845	.05857	65.104	44.123	.39728
#1	-.00197	.00151	.18786	-.00146	.00245	.02751
#2	.00032	.00148	.18772	-.00175	.00170	.02765
#3	.00031	.00144	.18764	-.00449	.00095	.02772

IntStd	1	2	3	4	5	6	7
Mode	Counts	NOTUSED	NOTUSED	NOTUSED	NOTUSED	NOTUSED	NOTUSED
Elem	Y	--	--	--	--	--	--
Wavlen	371.030	--	--	--	--	--	--
Avge	29733	--	--	--	--	--	--
SDev	131.3281	--	--	--	--	--	--
%RSD	.4416942	--	--	--	--	--	--
#1	29614	--	--	--	--	--	--
#2	29711	--	--	--	--	--	--
#3	29874	--	--	--	--	--	--

Method: METTRACE Sample Name: K05VES/5 Cu Operator: RJG
Run Time: 10/27/08 13:17:44
Comment: TESTAMERICA PITTSBURGH ICP METALS ANALYSIS-INST TRACEICP
Mode: CONC Corr. Factor: 1

Elem	AG	AL	AS	B_	BA	BE	CA
Units	ppm	ppm	ppm	ppm	ppm	ppm	ppm
Avge	.00967	18.047	.00935	.17904	.42677	.01073	10.137
SDev	.00110	.030	.00168	.00077	.00045	.00005	.060
%RSD	11.361	.16753	17.940	.42770	.10489	.46664	.59350
#1	.01092	18.072	.01128	.17988	.42729	.01079	10.201
#2	.00919	18.054	.00828	.17888	.42658	.01070	10.128
#3	.00889	18.013	.00848	.17837	.42646	.01072	10.081
Errors	LC Pass	LC Pass	LC Pass	LC Pass	LC Pass	LC Pass	LC Pass
High	2.0000	500.00	10.000	30.000	10.000	10.000	600.00
Low	-.00500	-.20000	-.01000	-.20000	-.20000	-.00400	-5.0000

Elem	CD	CO	CR	CU	FE	K_	MG
Units	ppm	ppm	ppm	ppm	ppm	ppm	ppm
Avge	.00934	.09875	.05583	4.7615	7.8550	10.009	11.235
SDev	.00017	.00079	.00081	.0015	.0420	.010	.065
%RSD	1.8285	.80070	1.4438	.03186	.53411	.09534	.58074
#1	.00952	.09966	.05676	4.7605	7.9017	10.020	11.306
#2	.00930	.09829	.05539	4.7632	7.8428	10.003	11.221
#3	.00919	.09829	.05534	4.7608	7.8206	10.004	11.177
Errors	LC Pass	LC Pass	LC Pass	LC Pass	LC Pass	LC Pass	LC Pass
High	5.0000	100.00	20.000	10.000	500.00	400.00	600.00
Low	-.00500	-.05000	-.00500	-.02500	-.10000	-5.0000	-5.0000

Elem	MN	MO	NA	NI	PB/1	PB/2	PB
Units	ppm	ppm	ppm	ppm	ppm	ppm	ppm
Avge	.17898	.18832	9.1835	.10431	.01886	.01887	.01887
SDev	.00080	.00080	.1469	.00154	.00381	.00098	.00062
%RSD	.44630	.42623	1.5994	1.4782	20.210	5.2214	3.2773
#1	.17979	.18906	9.2978	.10597	.02325	.01775	.01958
#2	.17896	.18747	9.2348	.10291	.01698	.01926	.01850
#3	.17820	.18842	9.0178	.10405	.01636	.01961	.01852
Errors	LC Pass	LC Pass	LC Pass	LC Pass	NOCHECK	NOCHECK	LC Pass
High	20.000	20.000	400.00	100.00			5.0000
Low	-.01500	-.04000	-5.0000	-.04000			-.00300

Elem	SB/1	SB/2	SB	SE/1	SE/2	SE	SI
Units	ppm	ppm	ppm	ppm	ppm	ppm	ppm
Avge	.06177	.06528	.06412	.00589	.00293	.00392	1.2211
SDev	.00162	.00246	.00157	.00048	.00173	.00105	.0051
%RSD	2.6247	3.7652	2.4489	8.1245	58.985	26.743	.41636
#1	.05992	.06647	.06429	.00643	.00185	.00338	1.2267
#2	.06292	.06692	.06559	.00552	.00492	.00512	1.2199

#3	.06248	.06246	.06246	.00572	.00201	.00325	1.2168
Errors	NOCHECK	NOCHECK	LC Pass	NOCHECK	NOCHECK	LC Pass	LC Pass

High			5.0000			10.000	50.000
Low			-.01000			-.00500	-.50000

Elem	SN	SR	TI	TL	V_	ZN	
Units	ppm	ppm	ppm	ppm	ppm	ppm	
Avge	.34300	.19002	1.0943	.01024	.10700	.22223	
SDev	.00549	.00041	.0042	.00220	.00192	.00075	
%RSD	1.5999	.21495	.38117	21.532	1.7931	.33552	
#1	.34920	.19049	1.0983	.01210	.10602	.22309	
#2	.34103	.18977	1.0948	.01082	.10578	.22175	
#3	.33876	.18980	1.0900	.00780	.10922	.22185	
Errors	LC Pass	LC Pass	LC Pass	LC Pass	LC Pass	LC Pass	
High	30.000	10.000	30.000	10.000	50.000	10.000	
Low	-.10000	-.05000	-.05000	-.01000	-.05000	-.02000	

IntStd	1	2	3	4	5	6	7
Mode	Counts	NOTUSED	NOTUSED	NOTUSED	NOTUSED	NOTUSED	NOTUSED
Elem	Y	--	--	--	--	--	--
Wavlen	371.030	--	--	--	--	--	--
Avge	29954	--	--	--	--	--	--
SDev	73.96133	--	--	--	--	--	--
%RSD	.2469149	--	--	--	--	--	--
#1	29992	--	--	--	--	--	--
#2	30002	--	--	--	--	--	--
#3	29869	--	--	--	--	--	--

Method: METTRACE Sample Name: K05VED/5 Cu Operator: RJG
Run Time: 10/27/08 13:23:14
Comment: TESTAMERICA PITTSBURGH ICP METALS ANALYSIS-INST TRACEICP
Mode: CONC Corr. Factor: 1

Elem	AG	AL	AS	B_	BA	BE	CA
Units	ppm	ppm	ppm	ppm	ppm	ppm	ppm
Avge	.00989	18.126	.00936	.17681	.42296	.01068	10.217
SDev	.00049	.058	.00091	.00072	.00085	.00014	.005
%RSD	4.9156	.31874	9.7532	.40970	.20118	1.2671	.04711
#1	.00945	18.188	.00895	.17614	.42394	.01082	10.220
#2	.00981	18.118	.01041	.17669	.42246	.01067	10.220
#3	.01041	18.073	.00873	.17758	.42248	.01055	10.211
Errors	LC Pass	LC Pass	LC Pass	LC Pass	LC Pass	LC Pass	LC Pass
High	2.0000	500.00	10.000	30.000	10.000	10.000	600.00
Low	-.00500	-.20000	-.01000	-.20000	-.20000	-.00400	-5.0000

Elem	CD	CO	CR	CU	FE	K_	MG
Units	ppm	ppm	ppm	ppm	ppm	ppm	ppm
Avge	.00935	.09921	.05652	7.7442	7.6831	9.8799	11.147
SDev	.00018	.00022	.00014	.0187	.0094	.0226	.013
%RSD	1.8973	.22103	.25173	.24148	.12238	.22860	.11939
#1	.00937	.09897	.05638	7.7638	7.6830	9.9058	11.156
#2	.00916	.09925	.05666	7.7422	7.6925	9.8695	11.153
#3	.00951	.09941	.05651	7.7266	7.6737	9.8643	11.132
Errors	LC Pass	LC Pass	LC Pass	LC Pass	LC Pass	LC Pass	LC Pass
High	5.0000	100.00	20.000	10.000	500.00	400.00	600.00
Low	-.00500	-.05000	-.00500	-.02500	-.10000	-5.0000	-5.0000

Elem	MN	MO	NA	NI	PB/1	PB/2	PB
Units	ppm	ppm	ppm	ppm	ppm	ppm	ppm
Avge	.17963	.18958	9.1611	.10483	.02173	.01593	.01786
SDev	.00015	.00138	.0664	.00015	.00074	.00175	.00093
%RSD	.08656	.72847	.72531	.14300	3.3985	10.956	5.1772
#1	.17977	.18980	9.2298	.10466	.02256	.01392	.01679
#2	.17965	.18810	9.0971	.10494	.02114	.01701	.01838
#3	.17946	.19084	9.1565	.10488	.02150	.01686	.01841
Errors	LC Pass	LC Pass	LC Pass	LC Pass	NOCHECK	NOCHECK	LC Pass
High	20.000	20.000	400.00	100.00			5.0000
Low	-.01500	-.04000	-5.0000	-.04000			-.00300

Elem	SB/1	SB/2	SB	SE/1	SE/2	SE	SI
Units	ppm	ppm	ppm	ppm	ppm	ppm	ppm
Avge	.05702	.06313	.06109	.00574	.00256	.00362	1.0123
SDev	.00260	.00331	.00134	.00447	.00166	.00069	.0014
%RSD	4.5645	5.2394	2.1927	77.768	64.745	19.195	.14151
#1	.05402	.06695	.06264	.01065	.00067	.00399	1.0135
#2	.05852	.06128	.06036	.00467	.00375	.00406	1.0127

#3	.05852	.06116	.06028	.00191	.00328	.00282	1.0108
Errors	NOCHECK	NOCHECK	LC Pass	NOCHECK	NOCHECK	LC Pass	LC Pass

High			5.0000			10.000	50.000
Low			-.01000			-.00500	-.50000

Elem	SN	SR	TI	TL	V_	ZN	
Units	ppm	ppm	ppm	ppm	ppm	ppm	
Avge	.34729	.18864	1.0592	.01087	.10554	.23398	
SDev	.00322	.00044	.0013	.00166	.00055	.00069	
%RSD	.92767	.23462	.12233	15.291	.52290	.29714	
#1	.34879	.18891	1.0598	.01272	.10550	.23455	
#2	.34948	.18888	1.0602	.00949	.10500	.23417	
#3	.34359	.18813	1.0578	.01041	.10610	.23320	

Errors	LC Pass	LC Pass	LC Pass	LC Pass	LC Pass	LC Pass	
High	30.000	10.000	30.000	10.000	50.000	10.000	
Low	-.10000	-.05000	-.05000	-.01000	-.05000	-.02000	

IntStd	1	2	3	4	5	6	7
Mode	Counts	NOTUSED	NOTUSED	NOTUSED	NOTUSED	NOTUSED	NOTUSED
Elem	Y	--	--	--	--	--	--
Wavlen	371.030	--	--	--	--	--	--
Avge	30077	--	--	--	--	--	--
SDev	103.4527	--	--	--	--	--	--
%RSD	.3439596	--	--	--	--	--	--
#1	29962	--	--	--	--	--	--
#2	30161	--	--	--	--	--	--
#3	30108	--	--	--	--	--	--

Method: METTRACE Sample Name: K057XB Operator: RJG
Run Time: 10/27/08 13:28:43
Comment: TESTAMERICA PITTSBURGH ICP METALS ANALYSIS-INST TRACEICP
Mode: CONC Corr. Factor: 1

Elem	AG	AL	AS	B_	BA	BE	CA
Units	ppm	ppm	ppm	ppm	ppm	ppm	ppm
Avge	.00057	-.02249	-.00032	-.00007	.00010	.00067	.00259
SDev	.00032	.00341	.00123	.00026	.00014	.00009	.00248
%RSD	56.413	15.186	379.87	393.59	143.88	13.259	95.771
#1	.00020	-.02641	-.00018	-.00036	-.00006	.00061	-.00017
#2	.00075	-.02090	.00083	.00002	.00014	.00062	.00464
#3	.00077	-.02016	-.00162	.00014	.00021	.00077	.00331
Errors	LC Pass	LC Pass	LC Pass	LC Pass	LC Pass	LC Pass	LC Pass
High	.00500	.20000	.01000	.20000	.20000	.00400	5.0000
Low	-.00500	-.20000	-.01000	-.20000	-.20000	-.00400	-5.0000

Elem	CD	CO	CR	CU	FE	K_	MG
Units	ppm	ppm	ppm	ppm	ppm	ppm	ppm
Avge	.00009	.00043	.00030	-.00080	-.00570	.15934	.00785
SDev	.00002	.00010	.00028	.00053	.01205	.00602	.00240
%RSD	24.456	23.831	93.087	66.261	211.28	3.7769	30.587
#1	.00010	.00032	.00001	-.00141	-.01955	.15264	.00516
#2	.00011	.00052	.00057	-.00052	.00009	.16429	.00978
#3	.00007	.00044	.00032	-.00047	.00236	.16110	.00861
Errors	LC Pass	LC Pass	LC Pass	LC Pass	LC Pass	LC Pass	LC Pass
High	.00500	.05000	.00500	.02500	.10000	5.0000	5.0000
Low	-.00500	-.05000	-.00500	-.02500	-.10000	-5.0000	-5.0000

Elem	MN	MO	NA	NI	PB/1	PB/2	PB
Units	ppm	ppm	ppm	ppm	ppm	ppm	ppm
Avge	.00005	.00099	-.53338	.00047	.00336	-.00147	.00014
SDev	.00003	.00039	.07569	.00034	.00075	.00078	.00038
%RSD	60.197	39.285	14.190	73.719	22.291	53.258	266.94
#1	.00003	.00063	-.62033	.00014	.00398	-.00237	-.00026
#2	.00003	.00141	-.49760	.00082	.00253	-.00098	.00019
#3	.00008	.00095	-.48222	.00044	.00358	-.00105	.00049
Errors	LC Pass	LC Pass	LC Pass	LC Pass	NOCHECK	NOCHECK	LC Pass
High	.01500	.04000	5.0000	.04000			.00300
Low	-.01500	-.04000	-5.0000	-.04000			-.00300

Elem	SB/1	SB/2	SB	SE/1	SE/2	SE	SI
Units	ppm	ppm	ppm	ppm	ppm	ppm	ppm
Avge	-.00280	.00331	.00128	.00359	-.00246	-.00045	-.00190
SDev	.00233	.00085	.00127	.00228	.00111	.00063	.00266
%RSD	83.346	25.660	99.704	63.604	45.182	141.27	140.03
#1	-.00500	.00303	.00036	.00098	-.00178	-.00086	-.00492
#2	-.00305	.00264	.00075	.00457	-.00186	.00028	.00008

#3	-.00035	.00427	.00273	.00522	-.00375	-.00076	-.00086
Errors	NOCHECK	NOCHECK	LC Pass	NOCHECK	NOCHECK	LC Pass	LC Pass

High			.06000			.00500	.50000
Low			-.06000			-.00500	-.50000

Elem	SN	SR	TI	TL	V_	ZN	
Units	ppm	ppm	ppm	ppm	ppm	ppm	
Avge	-.00045	.00003	.00005	-.00179	.00100	.00749	
SDev	.00044	.00006	.00032	.00168	.00150	.00030	
%RSD	98.477	226.30	589.94	93.968	149.76	3.9374	
#1	-.00070	-.00004	-.00030	-.00294	-.00013	.00718	
#2	-.00070	.00008	.00017	-.00258	.00270	.00776	
#3	.00006	.00004	.00029	.00014	.00044	.00754	
Errors	LC Pass	LC Pass	LC Pass	LC Pass	LC Pass	LC Pass	
High	.10000	.05000	.05000	.01000	.05000	.02000	
Low	-.10000	-.05000	-.05000	-.01000	-.05000	-.02000	

IntStd	1	2	3	4	5	6	7
Mode	Counts	NOTUSED	NOTUSED	NOTUSED	NOTUSED	NOTUSED	NOTUSED
Elem	Y	--	--	--	--	--	--
Wavlen	371.030	--	--	--	--	--	--
Avge	29622	--	--	--	--	--	--
SDev	116.7073	--	--	--	--	--	--
%RSD	.3939847	--	--	--	--	--	--
#1	29551	--	--	--	--	--	--
#2	29558	--	--	--	--	--	--
#3	29757	--	--	--	--	--	--

Method: METTRACE Sample Name: CCV1-4 Operator: RJG
Run Time: 10/27/08 13:34:12
Comment: TESTAMERICA PITTSBURGH ICP METALS ANALYSIS-INST TRACEICP
Mode: CONC Corr. Factor: 1

Elem	AG	AL	AS	B_	BA	BE	CA
Units	ppm	ppm	ppm	ppm	ppm	ppm	ppm
Avge	.99122	23.905	.49451	1.9761	1.9434	1.9875	50.219
SDev	.00105	.025	.00142	.0039	.0015	.0019	.059
%RSD	.10562	.10439	.28757	.19597	.07968	.09677	.11742
#1	.99103	23.934	.49614	1.9732	1.9426	1.9853	50.156
#2	.99028	23.887	.49355	1.9746	1.9424	1.9888	50.273
#3	.99235	23.895	.49383	1.9805	1.9452	1.9884	50.229
Errors	LC Pass	LC Pass	LC Pass	LC Pass	LC Pass	LC Pass	LC Pass
High	1.1000	27.500	.55000	2.2000	2.2000	2.2000	55.000
Low	.90000	22.500	.45000	1.8000	1.8000	1.8000	45.000

Elem	CD	CO	CR	CU	FE	K_	MG
Units	ppm	ppm	ppm	ppm	ppm	ppm	ppm
Avge	.48159	1.9692	1.9662	1.9453	24.856	116.81	48.968
SDev	.00033	.0014	.0019	.0022	.042	.24	.036
%RSD	.06936	.07143	.09555	.11148	.17040	.20204	.07300
#1	.48182	1.9676	1.9640	1.9469	24.810	116.69	48.931
#2	.48174	1.9702	1.9673	1.9428	24.863	116.67	49.002
#3	.48121	1.9699	1.9673	1.9461	24.894	117.09	48.973
Errors	LC Pass	LC Pass	LC Pass	LC Pass	LC Pass	LC Pass	LC Pass
High	.55000	2.2000	2.2000	2.2000	27.500	137.50	55.000
Low	.45000	1.8000	1.8000	1.8000	22.500	112.50	45.000

Elem	MN	MO	NA	NI	PB/1	PB/2	PB
Units	ppm	ppm	ppm	ppm	ppm	ppm	ppm
Avge	1.9623	1.9951	117.03	1.9509	.49518	.49031	.49194
SDev	.0015	.0131	.18	.0026	.00402	.00265	.00049
%RSD	.07551	.65838	.15404	.13528	.81230	.53988	.10055
#1	1.9606	1.9800	117.24	1.9479	.49695	.48963	.49207
#2	1.9632	2.0012	116.92	1.9530	.49803	.48808	.49139
#3	1.9631	2.0041	116.93	1.9518	.49058	.49324	.49235
Errors	LC Pass	LC Pass	LC Pass	LC Pass	NOCHECK	NOCHECK	LC Pass
High	2.2000	2.2000	137.50	2.2000			.55000
Low	1.8000	1.8000	112.50	1.8000			.45000

Elem	SB/1	SB/2	SB	SE/1	SE/2	SE	SI
Units	ppm	ppm	ppm	ppm	ppm	ppm	ppm
Avge	.49007	.49051	.49036	.49494	.49119	.49244	1.8612
SDev	.00626	.00111	.00166	.00171	.00271	.00124	.0021
%RSD	1.2762	.22661	.33824	.34640	.55280	.25256	.11139
#1	.48704	.49172	.49016	.49688	.48808	.49101	1.8588
#2	.48591	.49026	.48881	.49434	.49241	.49306	1.8628

#3	.49727	.48954	.49211	.49361	.49307	.49325	1.8619
Errors	NOCHECK	NOCHECK	LC Pass	NOCHECK	NOCHECK	LC Pass	LC Pass

High			.55000			.55000	2.2000
Low			.45000			.45000	1.8000

Elem	SN	SR	TI	TL	V_	ZN	
Units	ppm	ppm	ppm	ppm	ppm	ppm	
Avge	1.9728	1.9111	1.9764	.98552	1.9821	2.0099	
SDev	.0040	.0025	.0043	.00458	.0012	.0025	
%RSD	.20468	.13098	.21531	.46440	.06262	.12682	
#1	1.9704	1.9133	1.9715	.98033	1.9808	2.0079	
#2	1.9706	1.9084	1.9782	.98899	1.9833	2.0089	
#3	1.9775	1.9117	1.9795	.98723	1.9820	2.0127	
Errors	LC Pass	LC Pass	LC Pass	LC Pass	LC Pass	LC Pass	
High	2.2000	2.2000	2.2000	1.1000	2.2000	2.2000	
Low	1.8000	1.8000	1.8000	.90000	1.8000	1.8000	

IntStd	1	2	3	4	5	6	7
Mode	Counts	NOTUSED	NOTUSED	NOTUSED	NOTUSED	NOTUSED	NOTUSED
Elem	Y	--	--	--	--	--	--
Wavlen	371.030	--	--	--	--	--	--
Avge	29278	--	--	--	--	--	--
SDev	172.2775	--	--	--	--	--	--
%RSD	.5884135	--	--	--	--	--	--
#1	29436	--	--	--	--	--	--
#2	29304	--	--	--	--	--	--
#3	29095	--	--	--	--	--	--

Method: METTRACE Sample Name: CCB4 Operator: RJG
Run Time: 10/27/08 13:39:42
Comment: TESTAMERICA PITTSBURGH ICP METALS ANALYSIS-INST TRACEICP
Mode: CONC Corr. Factor: 1

Elem	AG	AL	AS	B_	BA	BE	CA
Units	ppm	ppm	ppm	ppm	ppm	ppm	ppm
Avge	.00038	-.02240	.00042	.00245	.00015	.00093	.00019
SDev	.00053	.00297	.00080	.00092	.00004	.00002	.00179
%RSD	141.25	13.276	192.80	37.808	27.450	2.2965	948.26
#1	.00087	-.02069	.00128	.00343	.00014	.00092	-.00167
#2	.00045	-.02067	.00028	.00230	.00020	.00093	.00190
#3	-.00019	-.02583	-.00031	.00160	.00012	.00096	.00033
Errors	LC Pass	LC Pass	LC Pass	LC Pass	LC Pass	LC Pass	LC Pass
High	.00500	.20000	.01000	.20000	.20000	.00400	5.0000
Low	-.00500	-.20000	-.01000	-.20000	-.20000	-.00400	-5.0000

Elem	CD	CO	CR	CU	FE	K_	MG
Units	ppm	ppm	ppm	ppm	ppm	ppm	ppm
Avge	.00013	.00042	.00052	-.00078	.00827	.18318	.00860
SDev	.00010	.00031	.00025	.00018	.00697	.00956	.00115
%RSD	82.343	74.242	47.382	23.141	84.280	5.2193	13.341
#1	.00012	.00044	.00064	-.00062	.01433	.19076	.00974
#2	.00023	.00072	.00068	-.00075	.00984	.18634	.00859
#3	.00002	.00010	.00024	-.00098	.00065	.17244	.00745
Errors	LC Pass	LC Pass	LC Pass	LC Pass	LC Pass	LC Pass	LC Pass
High	.00500	.05000	.00500	.02500	.10000	5.0000	5.0000
Low	-.00500	-.05000	-.00500	-.02500	-.10000	-5.0000	-5.0000

Elem	MN	MO	NA	NI	PB/1	PB/2	PB
Units	ppm	ppm	ppm	ppm	ppm	ppm	ppm
Avge	.00027	.00744	-.49152	.00032	.00050	-.00145	-.00080
SDev	.00003	.00290	.14940	.00076	.00111	.00118	.00047
%RSD	10.578	38.925	30.395	240.85	221.11	81.340	58.025
#1	.00024	.01051	-.63922	.00087	.00177	-.00265	-.00118
#2	.00029	.00705	-.49486	.00062	-.00027	-.00028	-.00028
#3	.00029	.00476	-.34048	-.00055	.00001	-.00143	-.00095
Errors	LC Pass	LC Pass	LC Pass	LC Pass	NOCHECK	NOCHECK	LC Pass
High	.01500	.04000	5.0000	.04000			.00300
Low	-.01500	-.04000	-5.0000	-.04000			-.00300

Elem	SB/1	SB/2	SB	SE/1	SE/2	SE	SI
Units	ppm	ppm	ppm	ppm	ppm	ppm	ppm
Avge	-.00232	.00323	.00138	.00219	-.00240	-.00087	-.01487
SDev	.00190	.00110	.00104	.00090	.00182	.00145	.00372
%RSD	82.131	34.095	75.637	40.930	75.784	167.27	25.045
#1	-.00435	.00256	.00026	.00168	-.00201	-.00078	-.01679
#2	-.00203	.00450	.00232	.00167	-.00437	-.00236	-.01058

#3	-.00057	.00263	.00156	.00323	-.00080	.00054	-.01724
Errors	NOCHECK	NOCHECK	LC Pass	NOCHECK	NOCHECK	LC Pass	LC Pass

High			.06000			.00500	.50000
Low			-.06000			-.00500	-.50000

Elem	SN	SR	TI	TL	V_	ZN	
Units	ppm	ppm	ppm	ppm	ppm	ppm	
Avge	.00098	.00013	.00018	.00176	.00012	.00194	
SDev	.00228	.00006	.00023	.00172	.00022	.00023	
%RSD	232.74	49.543	132.85	98.203	175.37	11.774	
#1	.00132	.00018	.00018	.00299	.00025	.00169	
#2	.00307	.00016	.00041	-.00021	.00025	.00214	
#3	-.00145	.00006	-.00006	.00249	-.00013	.00199	
Errors	LC Pass	LC Pass	LC Pass	LC Pass	LC Pass	LC Pass	
High	.10000	.05000	.05000	.01000	.05000	.02000	
Low	-.10000	-.05000	-.05000	-.01000	-.05000	-.02000	

IntStd	1	2	3	4	5	6	7
Mode	Counts	NOTUSED	NOTUSED	NOTUSED	NOTUSED	NOTUSED	NOTUSED
Elem	Y	--	--	--	--	--	--
Wavlen	371.030	--	--	--	--	--	--
Avge	29940	--	--	--	--	--	--
SDev	92.77307	--	--	--	--	--	--
%RSD	.3098625	--	--	--	--	--	--
#1	29833	--	--	--	--	--	--
#2	29996	--	--	--	--	--	--
#3	29992	--	--	--	--	--	--

Method: METTRACE Sample Name: K057XC Operator: RJG
Run Time: 10/27/08 13:48:49
Comment: TESTAMERICA PITTSBURGH ICP METALS ANALYSIS-INST TRACEICP
Mode: CONC Corr. Factor: 1

Elem	AG	AL	AS	B_	BA	BE	CA
Units	ppm	ppm	ppm	ppm	ppm	ppm	ppm
Avge	.05061	1.9449	1.9739	.97740	1.9623	.05168	50.526
SDev	.00032	.0106	.0072	.00343	.0043	.00026	.137
%RSD	.63865	.54435	.36511	.35064	.21772	.51205	.27022
#1	.05091	1.9358	1.9703	.97636	1.9596	.05191	50.617
#2	.05067	1.9565	1.9822	.98123	1.9672	.05173	50.592
#3	.05027	1.9424	1.9692	.97462	1.9601	.05139	50.369
Errors	LC Pass	LC Pass	LC Pass	LC Pass	LC Pass	LC Pass	LC Pass
High	.06000	2.4000	2.4000	1.2000	2.4000	.06000	60.000
Low	.04000	1.6000	1.6000	.80000	1.6000	.04000	40.000

Elem	CD	CO	CR	CU	FE	K_	MG
Units	ppm	ppm	ppm	ppm	ppm	ppm	ppm
Avge	.04958	.49731	.20404	.24774	.92338	46.971	49.487
SDev	.00010	.00155	.00029	.00073	.00503	.078	.143
%RSD	.19617	.31113	.14042	.29414	.54460	.16709	.28979
#1	.04957	.49796	.20410	.24724	.92203	46.893	49.569
#2	.04949	.49842	.20430	.24858	.91916	47.050	49.572
#3	.04968	.49554	.20373	.24741	.92894	46.972	49.322
Errors	LC Pass	LC Pass	LC Pass	LC Pass	LC Pass	LC Pass	LC Pass
High	.06000	.60000	.24000	.30000	1.2000	60.000	60.000
Low	.04000	.40000	.16000	.20000	.80000	40.000	40.000

Elem	MN	MO	NA	NI	PB/1	PB/2	PB
Units	ppm	ppm	ppm	ppm	ppm	ppm	ppm
Avge	.50452	1.0232	47.343	.49479	.49736	.49490	.49572
SDev	.00112	.0046	.140	.00242	.00453	.00198	.00032
%RSD	.22256	.45293	.29595	.48959	.91114	.39967	.06358
#1	.50473	1.0186	47.182	.49494	.50140	.49342	.49608
#2	.50552	1.0279	47.433	.49714	.49821	.49414	.49549
#3	.50330	1.0232	47.415	.49230	.49246	.49715	.49559
Errors	LC Pass	LC Pass	LC Pass	LC Pass	NOCHECK	NOCHECK	LC Pass
High	.60000	1.2000	60.000	.60000			.60000
Low	.40000	.80000	40.000	.40000			.40000

Elem	SB/1	SB/2	SB	SE/1	SE/2	SE	SI
Units	ppm	ppm	ppm	ppm	ppm	ppm	ppm
Avge	.49364	.49120	.49202	1.9651	1.9600	1.9617	9.6158
SDev	.00473	.00026	.00141	.0077	.0086	.0056	.0377
%RSD	.95909	.05345	.28720	.39391	.43895	.28720	.39198
#1	.48820	.49150	.49040	1.9683	1.9502	1.9562	9.5772
#2	.49596	.49099	.49265	1.9706	1.9659	1.9675	9.6525

#3	.49677	.49112	.49300	1.9562	1.9641	1.9615	9.6176
Errors	NOCHECK	NOCHECK	LC Pass	NOCHECK	NOCHECK	LC Pass	LC Pass

High			.60000			2.4000	12.000
Low			.40000			1.6000	8.0000

Elem	SN	SR	TI	TL	V_	ZN	
Units	ppm	ppm	ppm	ppm	ppm	ppm	
Avge	2.0058	.94734	.99693	1.9814	.51307	.51644	
SDev	.0076	.00239	.00176	.0040	.00125	.00096	
%RSD	.37959	.25230	.17609	.20148	.24420	.18643	
#1	2.0049	.94642	.99632	1.9769	.51395	.51651	
#2	2.0139	.95006	.99891	1.9846	.51363	.51736	
#3	1.9987	.94555	.99557	1.9827	.51163	.51544	
Errors	LC Pass	LC Pass	LC Pass	LC Pass	LC Pass	LC Pass	
High	2.4000	1.2000	1.2000	2.4000	.60000	.60000	
Low	1.6000	.80000	.80000	1.6000	.40000	.40000	

IntStd	1	2	3	4	5	6	7
Mode	Counts	NOTUSED	NOTUSED	NOTUSED	NOTUSED	NOTUSED	NOTUSED
Elem	Y	--	--	--	--	--	--
Wavlen	371.030	--	--	--	--	--	--
Avge	29489	--	--	--	--	--	--
SDev	35.19057	--	--	--	--	--	--
%RSD	.1193329	--	--	--	--	--	--
#1	29461	--	--	--	--	--	--
#2	29479	--	--	--	--	--	--
#3	29529	--	--	--	--	--	--

Method: METTRACE Sample Name: K02T0 Operator: RJG
Run Time: 10/27/08 13:54:19
Comment: TESTAMERICA PITTSBURGH ICP METALS ANALYSIS-INST TRACEICP
Mode: CONC Corr. Factor: 1

Elem	AG	AL	AS	B_	BA	BE	CA
Units	ppm	ppm	ppm	ppm	ppm	ppm	ppm
Avge	.00022	.00198	.05973	.12312	.01430	.00062	160.55
SDev	.00042	.00613	.00177	.00089	.00009	.00004	.46
%RSD	194.94	309.05	2.9635	.72218	.59954	5.7651	.28740
#1	.00021	.00855	.06113	.12398	.01437	.00060	160.50
#2	-.00020	-.00358	.05774	.12220	.01421	.00067	160.11
#3	.00065	.00098	.06034	.12318	.01432	.00061	161.03
Errors	LC Pass	LC Pass	LC Pass	LC Pass	LC Pass	LC Pass	LC Pass
High	2.0000	500.00	10.000	30.000	10.000	10.000	600.00
Low	-.00500	-.20000	-.01000	-.20000	-.20000	-.00400	-5.0000

Elem	CD	CO	CR	CU	FE	K_	MG
Units	ppm	ppm	ppm	ppm	ppm	ppm	ppm
Avge	-.00002	-.00019	.00870	.00071	.04989	8.9344	9.7604
SDev	.00004	.00030	.00033	.00014	.01370	.0344	.0247
%RSD	276.31	152.96	3.8188	19.394	27.461	.38533	.25303
#1	-.00002	.00013	.00888	.00085	.06030	8.9471	9.7635
#2	-.00006	-.00026	.00832	.00069	.03437	8.9607	9.7343
#3	.00003	-.00046	.00890	.00058	.05499	8.8955	9.7834
Errors	LC Pass	LC Pass	LC Pass	LC Pass	LC Pass	LC Pass	LC Pass
High	5.0000	100.00	20.000	10.000	500.00	400.00	600.00
Low	-.00500	-.05000	-.00500	-.02500	-.10000	-5.0000	-5.0000

Elem	MN	MO	NA	NI	PB/1	PB/2	PB
Units	ppm	ppm	ppm	ppm	ppm	ppm	ppm
Avge	.08101	.00434	H503.41	.00587	.00243	-.00155	-.00023
SDev	.00013	.00094	1.69	.00118	.00217	.00123	.00072
%RSD	.16216	21.771	.33623	20.011	89.515	79.563	317.81
#1	.08105	.00540	H503.57	.00583	.00051	-.00168	-.00096
#2	.08086	.00401	H505.01	.00472	.00478	-.00272	-.00022
#3	.08111	.00360	H501.64	.00707	.00199	-.00026	.00049
Errors	LC Pass	LC Pass	LC High	LC Pass	NOCHECK	NOCHECK	LC Pass
High	20.000	20.000	400.00	100.00			5.0000
Low	-.01500	-.04000	-5.0000	-.04000			-.00300

Elem	SB/1	SB/2	SB	SE/1	SE/2	SE	SI
Units	ppm	ppm	ppm	ppm	ppm	ppm	ppm
Avge	-.00330	.00502	.00225	.00718	-.00064	.00196	25.070
SDev	.00296	.00073	.00055	.00527	.00114	.00102	.020
%RSD	89.443	14.494	24.433	73.387	177.83	51.700	.07790
#1	-.00005	.00435	.00288	.00505	.00003	.00170	25.086
#2	-.00581	.00579	.00193	.01318	-.00196	.00308	25.076

#3	-.00406	.00493	.00194	.00331	.00000	.00110	25.048
Errors	NOCHECK	NOCHECK	LC Pass	NOCHECK	NOCHECK	LC Pass	LC Pass

High			5.0000			10.000	50.000
Low			-.01000			-.00500	-.50000

Elem	SN	SR	TI	TL	V_	ZN	
Units	ppm	ppm	ppm	ppm	ppm	ppm	
Avge	.00176	.26639	.02230	.00004	.03084	.00879	
SDev	.00345	.00074	.00018	.00176	.00026	.00015	
%RSD	196.23	.27756	.83148	4822.8	.83742	1.6815	
#1	.00563	.26719	.02240	.00203	.03104	.00879	
#2	-.00096	.26624	.02209	-.00128	.03094	.00864	
#3	.00060	.26573	.02242	-.00064	.03055	.00894	

Errors	LC Pass	LC Pass	LC Pass	LC Pass	LC Pass	LC Pass	
High	30.000	10.000	30.000	10.000	50.000	10.000	
Low	-.10000	-.05000	-.05000	-.01000	-.05000	-.02000	

IntStd	1	2	3	4	5	6	7
Mode	Counts	NOTUSED	NOTUSED	NOTUSED	NOTUSED	NOTUSED	NOTUSED
Elem	Y	--	--	--	--	--	--
Wavlen	371.030	--	--	--	--	--	--
Avge	28776	--	--	--	--	--	--
SDev	241.6349	--	--	--	--	--	--
%RSD	.8397229	--	--	--	--	--	--
#1	28595	--	--	--	--	--	--
#2	28681	--	--	--	--	--	--
#3	29050	--	--	--	--	--	--

Method: METTRACE Sample Name: K02T1 Operator: RJG
Run Time: 10/27/08 13:59:49
Comment: TESTAMERICA PITTSBURGH ICP METALS ANALYSIS-INST TRACEICP
Mode: CONC Corr. Factor: 1

Elem	AG	AL	AS	B_	BA	BE	CA
Units	ppm	ppm	ppm	ppm	ppm	ppm	ppm
Avge	.00068	-.00770	.00810	.16242	.01274	.00034	501.46
SDev	.00044	.00075	.00148	.00137	.00002	.00003	1.53
%RSD	64.279	9.7081	18.232	.84537	.15502	9.2666	.30522
#1	.00018	-.00719	.00950	.16172	.01273	.00033	502.89
#2	.00099	-.00735	.00656	.16401	.01272	.00032	501.65
#3	.00088	-.00856	.00824	.16155	.01276	.00038	499.85
Errors	LC Pass	LC Pass	LC Pass	LC Pass	LC Pass	LC Pass	LC Pass
High	2.0000	500.00	10.000	30.000	10.000	10.000	600.00
Low	-.00500	-.20000	-.01000	-.20000	-.20000	-.00400	-5.0000

Elem	CD	CO	CR	CU	FE	K_	MG
Units	ppm	ppm	ppm	ppm	ppm	ppm	ppm
Avge	.00005	.00734	.00081	-.00017	8.6959	5.9664	546.15
SDev	.00013	.00023	.00037	.00010	.0349	.0115	1.21
%RSD	246.47	3.1536	45.483	61.313	.40144	.19254	.22203
#1	.00012	.00726	.00040	-.00020	8.7330	5.9588	547.37
#2	.00014	.00760	.00112	-.00005	8.6911	5.9609	546.15
#3	-.00010	.00716	.00092	-.00025	8.6637	5.9796	544.94
Errors	LC Pass	LC Pass	LC Pass	LC Pass	LC Pass	LC Pass	LC Pass
High	5.0000	100.00	20.000	10.000	500.00	400.00	600.00
Low	-.00500	-.05000	-.00500	-.02500	-.10000	-5.0000	-5.0000

Elem	MN	MO	NA	NI	PB/1	PB/2	PB
Units	ppm	ppm	ppm	ppm	ppm	ppm	ppm
Avge	1.3518	.00301	H642.59	.01113	-.00068	-.00027	-.00041
SDev	.0023	.00037	1.79	.00082	.00159	.00199	.00085
%RSD	.17124	12.414	.27863	7.3701	232.55	733.22	206.78
#1	1.3541	.00268	H640.99	.01127	-.00121	.00107	.00031
#2	1.3517	.00294	H642.25	.01188	-.00194	.00067	-.00020
#3	1.3495	.00342	H644.52	.01025	.00110	-.00256	-.00134
Errors	LC Pass	LC Pass	LC High	LC Pass	NOCHECK	NOCHECK	LC Pass
High	20.000	20.000	400.00	100.00			5.0000
Low	-.01500	-.04000	-5.0000	-.04000			-.00300

Elem	SB/1	SB/2	SB	SE/1	SE/2	SE	SI
Units	ppm	ppm	ppm	ppm	ppm	ppm	ppm
Avge	-.00033	.00280	.00176	.00091	-.00171	-.00083	11.676
SDev	.00268	.00069	.00046	.00426	.00112	.00106	.009
%RSD	818.89	24.520	26.215	467.65	65.500	126.79	.07632
#1	.00266	.00201	.00223	-.00280	-.00042	-.00121	11.683
#2	-.00112	.00317	.00174	-.00004	-.00245	-.00165	11.678

#3	-.00252	.00322	.00130	.00557	-.00224	.00036	11.666
Errors	NOCHECK	NOCHECK	LC Pass	NOCHECK	NOCHECK	LC Pass	LC Pass

High			5.0000			10.000	50.000
Low			-.01000			-.00500	-.50000

Elem	SN	SR	TI	TL	V_	ZN	
Units	ppm	ppm	ppm	ppm	ppm	ppm	
Avge	-.00025	2.3172	-.00283	-.00218	.00459	.01358	
SDev	.00151	.0032	.00008	.00263	.00102	.00012	
%RSD	612.86	.13947	2.7712	120.42	22.184	.85206	
#1	.00149	2.3157	-.00278	.00035	.00553	.01345	
#2	-.00097	2.3149	-.00280	-.00200	.00351	.01368	
#3	-.00125	2.3209	-.00292	-.00489	.00472	.01359	
Errors	LC Pass	LC Pass	LC Pass	LC Pass	LC Pass	LC Pass	
High	30.000	10.000	30.000	10.000	50.000	10.000	
Low	-.10000	-.05000	-.05000	-.01000	-.05000	-.02000	

IntStd	1	2	3	4	5	6	7
Mode	Counts	NOTUSED	NOTUSED	NOTUSED	NOTUSED	NOTUSED	NOTUSED
Elem	Y	--	--	--	--	--	--
Wavlen	371.030	--	--	--	--	--	--
Avge	27515	--	--	--	--	--	--
SDev	91.22666	--	--	--	--	--	--
%RSD	.3315563	--	--	--	--	--	--
#1	27619	--	--	--	--	--	--
#2	27449	--	--	--	--	--	--
#3	27476	--	--	--	--	--	--

Method: METTRACE Sample Name: K02T2 Operator: RJG
Run Time: 10/27/08 14:05:19
Comment: TESTAMERICA PITTSBURGH ICP METALS ANALYSIS-INST TRACEICP
Mode: CONC Corr. Factor: 1

Elem	AG	AL	AS	B_	BA	BE	CA
Units	ppm	ppm	ppm	ppm	ppm	ppm	ppm
Avge	-.00034	-.01466	.02918	.17543	.05079	.00070	157.78
SDev	.00076	.00023	.00242	.00191	.00045	.00006	.97
%RSD	222.13	1.5398	8.2995	1.0889	.88076	7.9762	.61400
#1	-.00058	-.01461	.03187	.17720	.05086	.00072	158.31
#2	-.00096	-.01491	.02847	.17341	.05031	.00075	156.66
#3	.00051	-.01447	.02718	.17567	.05120	.00064	158.36
Errors	LC Pass	LC Pass	LC Pass	LC Pass	LC Pass	LC Pass	LC Pass
High	2.0000	500.00	10.000	30.000	10.000	10.000	600.00
Low	-.00500	-.20000	-.01000	-.20000	-.20000	-.00400	-5.0000

Elem	CD	CO	CR	CU	FE	K_	MG
Units	ppm	ppm	ppm	ppm	ppm	ppm	ppm
Avge	-.00001	.00003	.00308	.19028	6.4707	32.918	22.225
SDev	.00018	.00008	.00046	.00122	.0446	.147	.156
%RSD	1741.1	269.01	14.952	.64107	.68876	.44547	.69982
#1	.00014	.00006	.00283	.19096	6.4943	32.996	22.310
#2	-.00020	-.00006	.00280	.18887	6.4193	32.749	22.046
#3	.00003	.00009	.00361	.19100	6.4985	33.009	22.320
Errors	LC Pass	LC Pass	LC Pass	LC Pass	LC Pass	LC Pass	LC Pass
High	5.0000	100.00	20.000	10.000	500.00	400.00	600.00
Low	-.00500	-.05000	-.00500	-.02500	-.10000	-5.0000	-5.0000

Elem	MN	MO	NA	NI	PB/1	PB/2	PB
Units	ppm	ppm	ppm	ppm	ppm	ppm	ppm
Avge	.68986	.00064	165.20	.00079	.02030	.01905	.01946
SDev	.00425	.00079	.72	.00075	.00325	.00158	.00033
%RSD	.61666	123.14	.43544	94.868	15.996	8.3089	1.7143
#1	.69229	.00120	165.50	.00165	.02041	.01843	.01909
#2	.68495	-.00026	164.38	.00032	.01699	.02085	.01956
#3	.69234	.00099	165.72	.00039	.02348	.01787	.01974
Errors	LC Pass	LC Pass	LC Pass	LC Pass	NOCHECK	NOCHECK	LC Pass
High	20.000	20.000	400.00	100.00			5.0000
Low	-.01500	-.04000	-5.0000	-.04000			-.00300

Elem	SB/1	SB/2	SB	SE/1	SE/2	SE	SI
Units	ppm	ppm	ppm	ppm	ppm	ppm	ppm
Avge	.00004	.00093	.00064	.00319	.00069	.00152	9.0855
SDev	.00299	.00183	.00111	.00585	.00216	.00063	.0486
%RSD	7055.6	195.55	174.32	183.23	312.50	41.453	.53460
#1	.00046	.00260	.00189	.00624	.00008	.00214	9.1195
#2	.00280	-.00102	.00025	-.00355	.00308	.00087	9.0299

#3	-.00313	.00122	-.00023	.00688	-.00110	.00156	9.1071
Errors	NOCHECK	NOCHECK	LC Pass	NOCHECK	NOCHECK	LC Pass	LC Pass

High			5.0000			10.000	50.000
Low			-.01000			-.00500	-.50000

Elem	SN	SR	TI	TL	V_	ZN	
Units	ppm	ppm	ppm	ppm	ppm	ppm	
Avge	-.00172	.34952	-.00027	-.00277	.00410	.11405	
SDev	.00155	.00209	.00007	.00146	.00135	.00042	
%RSD	90.043	.59644	27.651	52.800	32.867	.36805	
#1	-.00096	.35037	-.00031	-.00439	.00354	.11439	
#2	-.00350	.34715	-.00018	-.00154	.00312	.11358	
#3	-.00070	.35105	-.00031	-.00239	.00564	.11416	

Errors	LC Pass	LC Pass	LC Pass	LC Pass	LC Pass	LC Pass	
High	30.000	10.000	30.000	10.000	50.000	10.000	
Low	-.10000	-.05000	-.05000	-.01000	-.05000	-.02000	

IntStd	1	2	3	4	5	6	7
Mode	Counts	NOTUSED	NOTUSED	NOTUSED	NOTUSED	NOTUSED	NOTUSED
Elem	Y	--	--	--	--	--	--
Wavlen	371.030	--	--	--	--	--	--
Avge	29417	--	--	--	--	--	--
SDev	206.1605	--	--	--	--	--	--
%RSD	.7008238	--	--	--	--	--	--
#1	29340	--	--	--	--	--	--
#2	29650	--	--	--	--	--	--
#3	29260	--	--	--	--	--	--

Method: METTRACE Sample Name: K02T3 Operator: RJG
Run Time: 10/27/08 14:10:48
Comment: TESTAMERICA PITTSBURGH ICP METALS ANALYSIS-INST TRACEICP
Mode: CONC Corr. Factor: 1

Elem	AG	AL	AS	B_	BA	BE	CA
Units	ppm	ppm	ppm	ppm	ppm	ppm	ppm
Avge	.00123	.10940	.29120	.09636	.07550	.00043	102.81
SDev	.00151	.00132	.00116	.00063	.00006	.00008	.44
%RSD	122.67	1.2099	.39980	.65307	.08656	19.401	.43151
#1	.00269	.10961	.29187	.09703	.07557	.00039	102.81
#2	-.00032	.10799	.28986	.09629	.07549	.00053	102.37
#3	.00131	.11061	.29188	.09577	.07544	.00037	103.26
Errors	LC Pass	LC Pass	LC Pass	LC Pass	LC Pass	LC Pass	LC Pass
High	2.0000	500.00	10.000	30.000	10.000	10.000	600.00
Low	-.00500	-.20000	-.01000	-.20000	-.20000	-.00400	-5.0000

Elem	CD	CO	CR	CU	FE	K_	MG
Units	ppm	ppm	ppm	ppm	ppm	ppm	ppm
Avge	.00017	.00095	.03172	.01693	1.1423	163.94	13.895
SDev	.00007	.00055	.00080	.00062	.0107	.25	.058
%RSD	41.261	57.736	2.5055	3.6731	.93406	.15065	.41621
#1	.00025	.00155	.03244	.01764	1.1516	163.89	13.904
#2	.00013	.00050	.03086	.01655	1.1307	164.21	13.833
#3	.00012	.00078	.03184	.01658	1.1446	163.72	13.947
Errors	LC Pass	LC Pass	LC Pass	LC Pass	LC Pass	LC Pass	LC Pass
High	5.0000	100.00	20.000	10.000	500.00	400.00	600.00
Low	-.00500	-.05000	-.00500	-.02500	-.10000	-5.0000	-5.0000

Elem	MN	MO	NA	NI	PB/1	PB/2	PB
Units	ppm	ppm	ppm	ppm	ppm	ppm	ppm
Avge	.19710	.01199	H402.95	.01687	.01940	.01206	.01451
SDev	.00070	.00119	1.19	.00087	.00196	.00173	.00054
%RSD	.35522	9.9254	.29458	5.1670	10.075	14.377	3.7004
#1	.19708	.01309	H401.81	.01788	.02134	.01017	.01389
#2	.19640	.01073	H404.18	.01646	.01743	.01357	.01486
#3	.19780	.01214	H402.88	.01629	.01943	.01245	.01478
Errors	LC Pass	LC Pass	LC High	LC Pass	NOCHECK	NOCHECK	LC Pass
High	20.000	20.000	400.00	100.00			5.0000
Low	-.01500	-.04000	-5.0000	-.04000			-.00300

Elem	SB/1	SB/2	SB	SE/1	SE/2	SE	SI
Units	ppm	ppm	ppm	ppm	ppm	ppm	ppm
Avge	-.00271	.00608	.00315	.00506	-.00266	-.00009	20.190
SDev	.00222	.00173	.00120	.00082	.00232	.00159	.030
%RSD	82.170	28.444	38.171	16.200	87.212	1734.1	.15075
#1	-.00501	.00568	.00212	.00531	-.00521	-.00171	20.181
#2	-.00058	.00458	.00286	.00414	-.00212	-.00004	20.165

#3	-.00253	.00797	.00448	.00572	-.00066	.00147	20.224
Errors	NOCHECK	NOCHECK	LC Pass	NOCHECK	NOCHECK	LC Pass	LC Pass

High			5.0000			10.000	50.000
Low			-.01000			-.00500	-.50000

Elem	SN	SR	TI	TL	V_	ZN	
Units	ppm	ppm	ppm	ppm	ppm	ppm	
Avge	.00085	.29247	.03241	-.00158	.04192	.04958	
SDev	.00180	.00012	.00026	.00169	.00183	.00020	
%RSD	212.28	.04247	.81604	107.31	4.3533	.39611	
#1	.00086	.29238	.03270	-.00214	.04315	.04951	
#2	-.00096	.29261	.03219	-.00292	.04278	.04944	
#3	.00264	.29241	.03234	.00032	.03982	.04981	

Errors	LC Pass	LC Pass	LC Pass	LC Pass	LC Pass	LC Pass	
High	30.000	10.000	30.000	10.000	50.000	10.000	
Low	-.10000	-.05000	-.05000	-.01000	-.05000	-.02000	

IntStd	1	2	3	4	5	6	7
Mode	Counts	NOTUSED	NOTUSED	NOTUSED	NOTUSED	NOTUSED	NOTUSED
Elem	Y	--	--	--	--	--	--
Wavlen	371.030	--	--	--	--	--	--
Avge	29239	--	--	--	--	--	--
SDev	173.1424	--	--	--	--	--	--
%RSD	.5921574	--	--	--	--	--	--
#1	29045	--	--	--	--	--	--
#2	29295	--	--	--	--	--	--
#3	29378	--	--	--	--	--	--

Method: METTRACE Sample Name: K02T4 Operator: RJG
Run Time: 10/27/08 14:16:18
Comment: TESTAMERICA PITTSBURGH ICP METALS ANALYSIS-INST TRACEICP
Mode: CONC Corr. Factor: 1

Elem	AG	AL	AS	B_	BA	BE	CA
Units	ppm	ppm	ppm	ppm	ppm	ppm	ppm
Avge	.00080	.50561	.14314	.05732	.08723	.00057	4.1858
SDev	.00068	.00485	.00106	.00094	.00023	.00007	.0077
%RSD	86.155	.95885	.74188	1.6353	.26919	11.524	.18338
#1	.00007	.50917	.14221	.05731	.08741	.00054	4.1919
#2	.00143	.50757	.14430	.05826	.08731	.00052	4.1883
#3	.00089	.50008	.14290	.05639	.08696	.00064	4.1771
Errors	LC Pass	LC Pass	LC Pass	LC Pass	LC Pass	LC Pass	LC Pass
High	2.0000	500.00	10.000	30.000	10.000	10.000	600.00
Low	-.00500	-.20000	-.01000	-.20000	-.20000	-.00400	-5.0000

Elem	CD	CO	CR	CU	FE	K_	MG
Units	ppm	ppm	ppm	ppm	ppm	ppm	ppm
Avge	.00019	.00240	.06076	.05427	4.6482	H411.66	.13661
SDev	.00009	.00024	.00060	.00037	.0245	1.48	.00096
%RSD	48.031	9.9929	.98391	.67961	.52738	.36009	.70071
#1	.00009	.00267	.06035	.05429	4.6643	H410.70	.13553
#2	.00022	.00232	.06145	.05463	4.6603	H413.37	.13735
#3	.00026	.00221	.06048	.05390	4.6200	H410.93	.13696
Errors	LC Pass	LC Pass	LC Pass	LC Pass	LC Pass	LC High	LC Pass
High	5.0000	100.00	20.000	10.000	500.00	400.00	600.00
Low	-.00500	-.05000	-.00500	-.02500	-.10000	-5.0000	-5.0000

Elem	MN	MO	NA	NI	PB/1	PB/2	PB
Units	ppm	ppm	ppm	ppm	ppm	ppm	ppm
Avge	.10312	.03516	H878.91	.01592	.02739	.03509	.03253
SDev	.00019	.00047	2.73	.00027	.00496	.00240	.00055
%RSD	.18475	1.3343	.31088	1.6681	18.095	6.8479	1.6758
#1	.10318	.03546	H876.46	.01603	.02224	.03705	.03212
#2	.10326	.03541	H881.86	.01611	.02779	.03582	.03315
#3	.10290	.03462	H878.42	.01562	.03212	.03241	.03232
Errors	LC Pass	LC Pass	LC High	LC Pass	NOCHECK	NOCHECK	LC Pass
High	20.000	20.000	400.00	100.00			5.0000
Low	-.01500	-.04000	-5.0000	-.04000			-.00300

Elem	SB/1	SB/2	SB	SE/1	SE/2	SE	SI
Units	ppm	ppm	ppm	ppm	ppm	ppm	ppm
Avge	.00534	.00384	.00434	.00613	.00391	.00465	H86.171
SDev	.00438	.00322	.00070	.00367	.00225	.00038	.173
%RSD	81.965	83.767	16.126	59.861	57.409	8.0909	.20025
#1	.00851	.00173	.00398	.00198	.00651	.00500	H86.170
#2	.00716	.00225	.00389	.00747	.00265	.00425	H86.344

#3	.00035	.00754	.00514	.00895	.00259	.00470	H85.999
Errors	NOCHECK	NOCHECK	LC Pass	NOCHECK	NOCHECK	LC Pass	LC High

High			5.0000			10.000	50.000
Low			-.01000			-.00500	-.50000

Elem	SN	SR	TI	TL	V_	ZN	
Units	ppm	ppm	ppm	ppm	ppm	ppm	
Avge	.00503	.02159	.11466	-.00112	.12788	.15953	
SDev	.00068	.00003	.00031	.00063	.00046	.00068	
%RSD	13.439	.15705	.27388	56.043	.36107	.42866	
#1	.00553	.02156	.11497	-.00122	.12836	.15948	
#2	.00426	.02163	.11468	-.00169	.12784	.16024	
#3	.00529	.02158	.11434	-.00045	.12744	.15887	

Errors	LC Pass	LC Pass	LC Pass	LC Pass	LC Pass	LC Pass	
High	30.000	10.000	30.000	10.000	50.000	10.000	
Low	-.10000	-.05000	-.05000	-.01000	-.05000	-.02000	

IntStd	1	2	3	4	5	6	7
Mode	Counts	NOTUSED	NOTUSED	NOTUSED	NOTUSED	NOTUSED	NOTUSED
Elem	Y	--	--	--	--	--	--
Wavlen	371.030	--	--	--	--	--	--
Avge	28977	--	--	--	--	--	--
SDev	71.95007	--	--	--	--	--	--
%RSD	.2483010	--	--	--	--	--	--
#1	29043	--	--	--	--	--	--
#2	28900	--	--	--	--	--	--
#3	28987	--	--	--	--	--	--

Method: METTRACE Sample Name: K02T5 Operator: RJG
Run Time: 10/27/08 14:21:48
Comment: TESTAMERICA PITTSBURGH ICP METALS ANALYSIS-INST TRACEICP
Mode: CONC Corr. Factor: 1

Elem	AG	AL	AS	B_	BA	BE	CA
Units	ppm	ppm	ppm	ppm	ppm	ppm	ppm
Avge	.00024	.03828	.00633	.05770	.01637	.00011	3.0559
SDev	.00030	.00281	.00163	.00073	.00011	.00004	.0107
%RSD	125.44	7.3289	25.730	1.2667	.66424	31.968	.34956
#1	.00051	.04136	.00808	.05771	.01643	.00013	3.0630
#2	.00029	.03586	.00485	.05696	.01644	.00014	3.0612
#3	-.00008	.03762	.00608	.05842	.01624	.00007	3.0437
Errors	LC Pass	LC Pass	LC Pass	LC Pass	LC Pass	LC Pass	LC Pass
High	2.0000	500.00	10.000	30.000	10.000	10.000	600.00
Low	-.00500	-.20000	-.01000	-.20000	-.20000	-.00400	-5.0000

Elem	CD	CO	CR	CU	FE	K_	MG
Units	ppm	ppm	ppm	ppm	ppm	ppm	ppm
Avge	-.00090	.00121	.01114	.00316	.49213	C.00000	.02672
SDev	.00006	.00036	.00006	.00035	.01106	.00000	.00242
%RSD	6.4173	29.644	.57174	11.132	2.2477	.00000	9.0470
#1	-.00084	.00154	.01118	.00335	.50298	C.00000	.02916
#2	-.00095	.00127	.01107	.00275	.49254	C.00000	.02433
#3	-.00091	.00083	.01118	.00338	.48086	C.00000	.02668
Errors	LC Pass	LC Pass	LC Pass	LC Pass	LC Pass	LC Pass	LC Pass
High	5.0000	100.00	20.000	10.000	500.00	400.00	600.00
Low	-.00500	-.05000	-.00500	-.02500	-.10000	-5.0000	-5.0000

Elem	MN	MO	NA	NI	PB/1	PB/2	PB
Units	ppm	ppm	ppm	ppm	ppm	ppm	ppm
Avge	.00959	.01314	H1372.4	.00862	-.00912	.00448	-.00005
SDev	.00002	.00032	8.4	.00027	.00101	.00051	.00036
%RSD	.17927	2.4065	.61029	3.1006	11.045	11.320	673.40
#1	.00960	.01344	H1364.1	.00887	-.00938	.00504	.00024
#2	.00959	.01318	H1372.3	.00834	-.00801	.00407	.00005
#3	.00957	.01281	H1380.8	.00865	-.00998	.00431	-.00045
Errors	LC Pass	LC Pass	LC High	LC Pass	NOCHECK	NOCHECK	LC Pass
High	20.000	20.000	400.00	100.00			5.0000
Low	-.01500	-.04000	-5.0000	-.04000			-.00300

Elem	SB/1	SB/2	SB	SE/1	SE/2	SE	SI
Units	ppm	ppm	ppm	ppm	ppm	ppm	ppm
Avge	.00617	.00212	.00347	.00573	.00078	.00243	H135.21
SDev	.00109	.00089	.00085	.00281	.00042	.00093	1.39
%RSD	17.624	42.094	24.476	49.146	53.779	38.227	1.0293
#1	.00733	.00297	.00442	.00746	.00114	.00325	H133.71
#2	.00600	.00119	.00279	.00724	.00032	.00262	H135.48

#3	.00518	.00221	.00320	.00248	.00089	.00142	H136.46
Errors	NOCHECK	NOCHECK	LC Pass	NOCHECK	NOCHECK	LC Pass	LC High

High			5.0000			10.000	50.000
Low			-.01000			-.00500	-.50000

Elem	SN	SR	TI	TL	V_	ZN	
Units	ppm	ppm	ppm	ppm	ppm	ppm	
Avge	.00364	.04536	.02707	-.00036	.03926	.01333	
SDev	.00041	.00009	.00012	.00076	.00045	.00006	
%RSD	11.354	.20737	.42845	210.46	1.1357	.45174	
#1	.00409	.04525	.02715	.00028	.03927	.01329	
#2	.00355	.04540	.02711	-.00120	.03882	.01331	
#3	.00327	.04543	.02693	-.00016	.03971	.01340	
Errors	LC Pass	LC Pass	LC Pass	LC Pass	LC Pass	LC Pass	
High	30.000	10.000	30.000	10.000	50.000	10.000	
Low	-.10000	-.05000	-.05000	-.01000	-.05000	-.02000	

IntStd	1	2	3	4	5	6	7
Mode	Counts	NOTUSED	NOTUSED	NOTUSED	NOTUSED	NOTUSED	NOTUSED
Elem	Y	--	--	--	--	--	--
Wavlen	371.030	--	--	--	--	--	--
Avge	28420	--	--	--	--	--	--
SDev	50.31060	--	--	--	--	--	--
%RSD	.1770270	--	--	--	--	--	--
#1	28373	--	--	--	--	--	--
#2	28413	--	--	--	--	--	--
#3	28473	--	--	--	--	--	--

Method: METTRACE Sample Name: K02T6 Operator: RJG
Run Time: 10/27/08 14:27:18
Comment: TESTAMERICA PITTSBURGH ICP METALS ANALYSIS-INST TRACEICP
Mode: CONC Corr. Factor: 1

Elem	AG	AL	AS	B_	BA	BE	CA
Units	ppm	ppm	ppm	ppm	ppm	ppm	ppm
Avge	.00170	-.00570	.02380	.12127	.07740	.00043	336.40
SDev	.00095	.00199	.00037	.00038	.00023	.00006	.92
%RSD	55.906	35.004	1.5380	.31214	.29253	13.091	.27312
#1	.00132	-.00718	.02339	.12092	.07763	.00038	335.34
#2	.00100	-.00647	.02409	.12121	.07739	.00042	336.93
#3	.00278	-.00343	.02393	.12167	.07717	.00049	336.93
Errors	LC Pass	LC Pass	LC Pass	LC Pass	LC Pass	LC Pass	LC Pass
High	2.0000	500.00	10.000	30.000	10.000	10.000	600.00
Low	-.00500	-.20000	-.01000	-.20000	-.20000	-.00400	-5.0000

Elem	CD	CO	CR	CU	FE	K_	MG
Units	ppm	ppm	ppm	ppm	ppm	ppm	ppm
Avge	-.00008	.00147	.00219	.02323	22.145	104.19	76.751
SDev	.00014	.00053	.00070	.00038	.038	.51	.138
%RSD	170.38	36.448	31.875	1.6312	.17362	.48661	.17956
#1	-.00011	.00087	.00185	.02341	22.100	104.64	76.592
#2	-.00020	.00162	.00173	.02280	22.168	104.29	76.844
#3	.00007	.00190	.00299	.02349	22.165	103.64	76.815
Errors	LC Pass	LC Pass	LC Pass	LC Pass	LC Pass	LC Pass	LC Pass
High	5.0000	100.00	20.000	10.000	500.00	400.00	600.00
Low	-.00500	-.05000	-.00500	-.02500	-.10000	-5.0000	-5.0000

Elem	MN	MO	NA	NI	PB/1	PB/2	PB
Units	ppm	ppm	ppm	ppm	ppm	ppm	ppm
Avge	3.9654	.00656	H790.60	.00796	.00754	-.00247	.00086
SDev	.0036	.00087	3.16	.00130	.00401	.00285	.00057
%RSD	.09159	13.213	.39946	16.361	53.219	115.44	66.052
#1	3.9623	.00681	H794.05	.00823	.00983	-.00401	.00060
#2	3.9694	.00560	H789.92	.00654	.00291	.00082	.00152
#3	3.9643	.00728	H787.84	.00910	.00988	-.00422	.00047
Errors	LC Pass	LC Pass	LC High	LC Pass	NOCHECK	NOCHECK	LC Pass
High	20.000	20.000	400.00	100.00			5.0000
Low	-.01500	-.04000	-5.0000	-.04000			-.00300

Elem	SB/1	SB/2	SB	SE/1	SE/2	SE	SI
Units	ppm	ppm	ppm	ppm	ppm	ppm	ppm
Avge	-.00523	.00658	.00265	.00713	-.00366	-.00007	11.808
SDev	.00343	.00277	.00094	.00445	.00136	.00104	.041
%RSD	65.577	42.060	35.560	62.442	37.040	1479.9	.34766
#1	-.00696	.00663	.00211	.01046	-.00357	.00110	11.848
#2	-.00128	.00378	.00210	.00207	-.00235	-.00088	11.811

#3	-.00745	.00931	.00373	.00885	-.00506	-.00043	11.766
Errors	NOCHECK	NOCHECK	LC Pass	NOCHECK	NOCHECK	LC Pass	LC Pass

High			5.0000			10.000	50.000
Low			-.01000			-.00500	-.50000

Elem	SN	SR	TI	TL	V_	ZN	
Units	ppm	ppm	ppm	ppm	ppm	ppm	
Avge	.00084	.61969	-.00157	-.00200	.00615	.02812	
SDev	.00191	.00286	.00032	.00153	.00071	.00026	
%RSD	228.34	.46143	20.377	76.316	11.497	.93523	
#1	.00284	.62261	-.00188	-.00292	.00534	.02784	
#2	-.00097	.61958	-.00124	-.00024	.00656	.02815	
#3	.00064	.61689	-.00160	-.00284	.00656	.02836	
Errors	LC Pass	LC Pass	LC Pass	LC Pass	LC Pass	LC Pass	
High	30.000	10.000	30.000	10.000	50.000	10.000	
Low	-.10000	-.05000	-.05000	-.01000	-.05000	-.02000	
IntStd	1	2	3	4	5	6	7
Mode	Counts	NOTUSED	NOTUSED	NOTUSED	NOTUSED	NOTUSED	NOTUSED
Elem	Y	--	--	--	--	--	--
Wavlen	371.030	--	--	--	--	--	--
Avge	27864	--	--	--	--	--	--
SDev	192.1804	--	--	--	--	--	--
%RSD	.6897029	--	--	--	--	--	--
#1	27711	--	--	--	--	--	--
#2	27802	--	--	--	--	--	--
#3	28080	--	--	--	--	--	--

Method: METTRACE Sample Name: K02T7 Operator: RJG
Run Time: 10/27/08 14:32:47
Comment: TESTAMERICA PITTSBURGH ICP METALS ANALYSIS-INST TRACEICP
Mode: CONC Corr. Factor: 1

Elem	AG	AL	AS	B_	BA	BE	CA
Units	ppm	ppm	ppm	ppm	ppm	ppm	ppm
Avge	.00057	-.01173	.02965	.17809	.05162	.00055	160.13
SDev	.00143	.00696	.00164	.00141	.00020	.00008	.84
%RSD	251.90	59.346	5.5211	.79408	.39256	14.319	.52722
#1	.00165	-.00757	.03103	.17925	.05182	.00052	160.91
#2	.00111	-.00784	.03008	.17852	.05163	.00049	160.26
#3	-.00106	-.01976	.02784	.17652	.05142	.00064	159.23
Errors	LC Pass	LC Pass	LC Pass	LC Pass	LC Pass	LC Pass	LC Pass
High	2.0000	500.00	10.000	30.000	10.000	10.000	600.00
Low	-.00500	-.20000	-.01000	-.20000	-.20000	-.00400	-5.0000

Elem	CD	CO	CR	CU	FE	K_	MG
Units	ppm	ppm	ppm	ppm	ppm	ppm	ppm
Avge	-.00001	.00030	.00278	.02176	6.3908	33.372	22.499
SDev	.00014	.00097	.00089	.00071	.0406	.040	.097
%RSD	1774.8	321.83	31.989	3.2472	.63475	.12022	.42970
#1	.00013	.00111	.00338	.02215	6.4199	33.326	22.586
#2	-.00001	.00057	.00320	.02219	6.4082	33.387	22.515
#3	-.00015	-.00078	.00176	.02095	6.3445	33.403	22.395
Errors	LC Pass	LC Pass	LC Pass	LC Pass	LC Pass	LC Pass	LC Pass
High	5.0000	100.00	20.000	10.000	500.00	400.00	600.00
Low	-.00500	-.05000	-.00500	-.02500	-.10000	-5.0000	-5.0000

Elem	MN	MO	NA	NI	PB/1	PB/2	PB
Units	ppm	ppm	ppm	ppm	ppm	ppm	ppm
Avge	.69421	.00079	166.61	.00181	.00654	.00301	.00419
SDev	.00222	.00091	.38	.00101	.00097	.00009	.00038
%RSD	.32005	114.54	.22876	56.016	14.825	3.0640	9.1788
#1	.69634	.00170	166.17	.00257	.00708	.00306	.00440
#2	.69437	.00079	166.81	.00219	.00542	.00291	.00374
#3	.69191	-.00011	166.85	.00066	.00711	.00307	.00442
Errors	LC Pass	LC Pass	LC Pass	LC Pass	NOCHECK	NOCHECK	LC Pass
High	20.000	20.000	400.00	100.00			5.0000
Low	-.01500	-.04000	-5.0000	-.04000			-.00300

Elem	SB/1	SB/2	SB	SE/1	SE/2	SE	SI
Units	ppm	ppm	ppm	ppm	ppm	ppm	ppm
Avge	-.00174	.00253	.00111	.00362	-.00053	.00085	9.3053
SDev	.00190	.00097	.00003	.00277	.00049	.00064	.0185
%RSD	108.79	38.436	3.0196	76.526	91.149	74.596	.19853
#1	-.00295	.00310	.00109	.00180	-.00041	.00033	9.3232
#2	.00044	.00141	.00109	.00225	-.00012	.00067	9.3065

#3	-.00272	.00308	.00115	.00681	-.00107	.00156	9.2863
Errors	NOCHECK	NOCHECK	LC Pass	NOCHECK	NOCHECK	LC Pass	LC Pass

High			5.0000			10.000	50.000
Low			-.01000			-.00500	-.50000

Elem	SN	SR	TI	TL	V_	ZN	
Units	ppm	ppm	ppm	ppm	ppm	ppm	
Avge	-.00148	.35541	-.00016	-.00061	.00456	.04654	
SDev	.00136	.00048	.00058	.00137	.00242	.00014	
%RSD	91.582	.13629	357.13	224.58	53.047	.29613	
#1	-.00070	.35511	.00029	-.00097	.00624	.04669	
#2	-.00070	.35515	.00004	.00090	.00566	.04642	
#3	-.00305	.35597	-.00081	-.00177	.00179	.04651	
Errors	LC Pass	LC Pass	LC Pass	LC Pass	LC Pass	LC Pass	
High	30.000	10.000	30.000	10.000	50.000	10.000	
Low	-.10000	-.05000	-.05000	-.01000	-.05000	-.02000	

IntStd	1	2	3	4	5	6	7
Mode	Counts	NOTUSED	NOTUSED	NOTUSED	NOTUSED	NOTUSED	NOTUSED
Elem	Y	--	--	--	--	--	--
Wavlen	371.030	--	--	--	--	--	--
Avge	28887	--	--	--	--	--	--
SDev	41.76844	--	--	--	--	--	--
%RSD	.1445910	--	--	--	--	--	--
#1	28914	--	--	--	--	--	--
#2	28909	--	--	--	--	--	--
#3	28839	--	--	--	--	--	--

Method: METTRACE Sample Name: K02T8 Operator: RJG
Run Time: 10/27/08 14:38:16
Comment: TESTAMERICA PITTSBURGH ICP METALS ANALYSIS-INST TRACEICP
Mode: CONC Corr. Factor: 1

Elem	AG	AL	AS	B_	BA	BE	CA
Units	ppm	ppm	ppm	ppm	ppm	ppm	ppm
Avge	.00105	-.01257	.00601	.23305	.24686	.00051	282.05
SDev	.00058	.00337	.00131	.00092	.00067	.00014	.44
%RSD	55.205	26.839	21.847	.39466	.27065	26.705	.15719
#1	.00054	-.01453	.00748	.23274	.24659	.00064	281.92
#2	.00093	-.00868	.00560	.23409	.24762	.00050	282.55
#3	.00168	-.01451	.00495	.23233	.24636	.00037	281.69
Errors	LC Pass	LC Pass	LC Pass	LC Pass	LC Pass	LC Pass	LC Pass
High	2.0000	500.00	10.000	30.000	10.000	10.000	600.00
Low	-.00500	-.20000	-.01000	-.20000	-.20000	-.00400	-5.0000

Elem	CD	CO	CR	CU	FE	K_	MG
Units	ppm	ppm	ppm	ppm	ppm	ppm	ppm
Avge	-.00124	-.00008	.00135	-.00252	150.66	46.388	33.594
SDev	.00019	.00003	.00039	.00007	.23	.107	.044
%RSD	15.274	33.207	29.140	2.7017	.15332	.23151	.13177
#1	-.00145	-.00011	.00123	-.00248	150.60	46.298	33.609
#2	-.00117	-.00008	.00103	-.00260	150.92	46.507	33.628
#3	-.00109	-.00005	.00179	-.00250	150.47	46.359	33.544
Errors	LC Pass	LC Pass	LC Pass	LC Pass	LC Pass	LC Pass	LC Pass
High	5.0000	100.00	20.000	10.000	500.00	400.00	600.00
Low	-.00500	-.05000	-.00500	-.02500	-.10000	-5.0000	-5.0000

Elem	MN	MO	NA	NI	PB/1	PB/2	PB
Units	ppm	ppm	ppm	ppm	ppm	ppm	ppm
Avge	3.7606	-.00240	H441.80	.00535	-.00131	-.00012	-.00052
SDev	.0055	.00020	.37	.00064	.00133	.00233	.00111
%RSD	.14526	8.3287	.08382	11.906	101.32	1950.5	215.92
#1	3.7608	-.00251	H441.94	.00487	-.00086	-.00058	-.00068
#2	3.7660	-.00217	H442.07	.00608	-.00280	.00240	.00067
#3	3.7551	-.00251	H441.38	.00512	-.00027	-.00218	-.00154
Errors	LC Pass	LC Pass	LC High	LC Pass	NOCHECK	NOCHECK	LC Pass
High	20.000	20.000	400.00	100.00			5.0000
Low	-.01500	-.04000	-5.0000	-.04000			-.00300

Elem	SB/1	SB/2	SB	SE/1	SE/2	SE	SI
Units	ppm	ppm	ppm	ppm	ppm	ppm	ppm
Avge	.00022	.00322	.00222	.00498	-.00194	.00036	30.556
SDev	.00180	.00136	.00052	.00372	.00110	.00113	.049
%RSD	827.63	42.275	23.665	74.701	56.698	310.54	.15955
#1	-.00047	.00283	.00173	.00926	-.00239	.00149	30.571
#2	.00226	.00209	.00215	.00323	-.00276	-.00076	30.595

#3	-.00114	.00473	.00277	.00246	-.00069	.00036	30.501
Errors	NOCHECK	NOCHECK	LC Pass	NOCHECK	NOCHECK	LC Pass	LC Pass

High			5.0000			10.000	50.000
Low			-.01000			-.00500	-.50000

Elem	SN	SR	TI	TL	V_	ZN	
Units	ppm	ppm	ppm	ppm	ppm	ppm	
Avge	.00071	.47668	-.00164	-.00196	.00098	.00150	
SDev	.00244	.00116	.00014	.00045	.00024	.00018	
%RSD	344.08	.24249	8.8271	23.149	25.054	12.113	
#1	.00353	.47705	-.00181	-.00237	.00069	.00129	
#2	-.00070	.47760	-.00156	-.00203	.00112	.00164	
#3	-.00070	.47538	-.00156	-.00147	.00112	.00156	
Errors	LC Pass	LC Pass	LC Pass	LC Pass	LC Pass	LC Pass	
High	30.000	10.000	30.000	10.000	50.000	10.000	
Low	-.10000	-.05000	-.05000	-.01000	-.05000	-.02000	

IntStd	1	2	3	4	5	6	7
Mode	Counts	NOTUSED	NOTUSED	NOTUSED	NOTUSED	NOTUSED	NOTUSED
Elem	Y	--	--	--	--	--	--
Wavlen	371.030	--	--	--	--	--	--
Avge	28613	--	--	--	--	--	--
SDev	44.12002	--	--	--	--	--	--
%RSD	.1541971	--	--	--	--	--	--
#1	28568	--	--	--	--	--	--
#2	28656	--	--	--	--	--	--
#3	28614	--	--	--	--	--	--

Method: METTRACE Sample Name: CCV1-5 Operator: RJG
Run Time: 10/27/08 14:43:46
Comment: TESTAMERICA PITTSBURGH ICP METALS ANALYSIS-INST TRACEICP
Mode: CONC Corr. Factor: 1

Elem	AG	AL	AS	B_	BA	BE	CA
Units	ppm	ppm	ppm	ppm	ppm	ppm	ppm
Avge	.97990	23.597	.48968	1.9559	1.9177	1.9699	49.544
SDev	.00274	.071	.00228	.0066	.0057	.0061	.166
%RSD	.27911	.30278	.46480	.33632	.29860	.30741	.33418
#1	.98290	23.674	.48990	1.9567	1.9230	1.9706	49.477
#2	.97755	23.532	.48731	1.9489	1.9117	1.9635	49.423
#3	.97924	23.586	.49184	1.9620	1.9184	1.9755	49.733
Errors	LC Pass	LC Pass	LC Pass	LC Pass	LC Pass	LC Pass	LC Pass
High	1.1000	27.500	.55000	2.2000	2.2000	2.2000	55.000
Low	.90000	22.500	.45000	1.8000	1.8000	1.8000	45.000

Elem	CD	CO	CR	CU	FE	K_	MG
Units	ppm	ppm	ppm	ppm	ppm	ppm	ppm
Avge	.47706	1.9487	1.9477	1.9165	24.665	115.21	48.429
SDev	.00146	.0051	.0051	.0068	.075	.43	.138
%RSD	.30520	.25936	.25984	.35605	.30483	.37283	.28443
#1	.47696	1.9490	1.9489	1.9237	24.625	115.70	48.459
#2	.47566	1.9435	1.9421	1.9101	24.617	114.88	48.279
#3	.47856	1.9536	1.9520	1.9159	24.751	115.07	48.550
Errors	LC Pass	LC Pass	LC Pass	LC Pass	LC Pass	LC Pass	LC Pass
High	.55000	2.2000	2.2000	2.2000	27.500	137.50	55.000
Low	.45000	1.8000	1.8000	1.8000	22.500	112.50	45.000

Elem	MN	MO	NA	NI	PB/1	PB/2	PB
Units	ppm	ppm	ppm	ppm	ppm	ppm	ppm
Avge	1.9374	1.9732	115.29	1.9313	.49130	.48784	.48899
SDev	.0051	.0145	.43	.0061	.00340	.00196	.00229
%RSD	.26170	.73696	.37248	.31410	.69263	.40261	.46836
#1	1.9379	1.9596	115.79	1.9335	.49316	.48734	.48928
#2	1.9321	1.9716	115.06	1.9245	.48737	.48617	.48657
#3	1.9422	1.9885	115.03	1.9360	.49336	.49000	.49112
Errors	LC Pass	LC Pass	LC Pass	LC Pass	NOCHECK	NOCHECK	LC Pass
High	2.2000	2.2000	137.50	2.2000			.55000
Low	1.8000	1.8000	112.50	1.8000			.45000

Elem	SB/1	SB/2	SB	SE/1	SE/2	SE	SI
Units	ppm	ppm	ppm	ppm	ppm	ppm	ppm
Avge	.48285	.48449	.48395	.48694	.48363	.48473	2.0038
SDev	.00447	.00130	.00064	.00319	.00370	.00346	.0245
%RSD	.92490	.26937	.13325	.65435	.76512	.71383	1.2248
#1	.48009	.48508	.48342	.48641	.48130	.48300	2.0320
#2	.48047	.48540	.48376	.48405	.48170	.48248	1.9921

#3	.48801	.48300	.48467	.49036	.48790	.48872	1.9872
Errors	NOCHECK	NOCHECK	LC Pass	NOCHECK	NOCHECK	LC Pass	LC Pass

High			.55000			.55000	2.2000
Low			.45000			.45000	1.8000

Elem	SN	SR	TI	TL	V_	ZN	
Units	ppm	ppm	ppm	ppm	ppm	ppm	
Avge	1.9534	1.8874	1.9546	.96857	1.9636	1.9920	
SDev	.0104	.0063	.0041	.00487	.0055	.0057	
%RSD	.53067	.33313	.21125	.50296	.27831	.28796	
#1	1.9483	1.8944	1.9556	.96307	1.9655	1.9943	
#2	1.9465	1.8821	1.9501	.97030	1.9574	1.9855	
#3	1.9653	1.8859	1.9582	.97234	1.9678	1.9963	
Errors	LC Pass	LC Pass	LC Pass	LC Pass	LC Pass	LC Pass	
High	2.2000	2.2000	2.2000	1.1000	2.2000	2.2000	
Low	1.8000	1.8000	1.8000	.90000	1.8000	1.8000	

IntStd	1	2	3	4	5	6	7
Mode	Counts	NOTUSED	NOTUSED	NOTUSED	NOTUSED	NOTUSED	NOTUSED
Elem	Y	--	--	--	--	--	--
Wavlen	371.030	--	--	--	--	--	--
Avge	29191	--	--	--	--	--	--
SDev	127.0557	--	--	--	--	--	--
%RSD	.4352554	--	--	--	--	--	--
#1	29046	--	--	--	--	--	--
#2	29244	--	--	--	--	--	--
#3	29283	--	--	--	--	--	--

Method: METTRACE Sample Name: CCB5 Operator: RJG
Run Time: 10/27/08 14:49:16
Comment: TESTAMERICA PITTSBURGH ICP METALS ANALYSIS-INST TRACEICP
Mode: CONC Corr. Factor: 1

Elem	AG	AL	AS	B_	BA	BE	CA
Units	ppm	ppm	ppm	ppm	ppm	ppm	ppm
Avge	.00087	-.02451	.00052	.00303	.00017	.00077	.00638
SDev	.00097	.00421	.00070	.00104	.00009	.00010	.00243
%RSD	110.90	17.187	133.81	34.465	55.057	13.063	38.041
#1	.00144	-.02228	.00093	.00414	.00023	.00070	.00446
#2	-.00024	-.02189	-.00028	.00288	.00006	.00072	.00558
#3	.00142	-.02937	.00092	.00207	.00022	.00088	.00911
Errors	LC Pass	LC Pass	LC Pass	LC Pass	LC Pass	LC Pass	LC Pass
High	.00500	.20000	.01000	.20000	.20000	.00400	5.0000
Low	-.00500	-.20000	-.01000	-.20000	-.20000	-.00400	-5.0000

Elem	CD	CO	CR	CU	FE	K_	MG
Units	ppm	ppm	ppm	ppm	ppm	ppm	ppm
Avge	.00008	.00026	.00058	-.00104	-.00006	.19459	.01132
SDev	.00012	.00076	.00052	.00041	.00691	.00614	.00545
%RSD	157.60	289.22	89.270	39.509	11098.	3.1555	48.181
#1	.00011	.00110	.00094	-.00058	.00764	.19266	.01553
#2	-.00006	.00009	-.00001	-.00116	-.00213	.18965	.00516
#3	.00017	-.00040	.00081	-.00137	-.00571	.20147	.01328
Errors	LC Pass	LC Pass	LC Pass	LC Pass	LC Pass	LC Pass	LC Pass
High	.00500	.05000	.00500	.02500	.10000	5.0000	5.0000
Low	-.00500	-.05000	-.00500	-.02500	-.10000	-5.0000	-5.0000

Elem	MN	MO	NA	NI	PB/1	PB/2	PB
Units	ppm	ppm	ppm	ppm	ppm	ppm	ppm
Avge	.00021	.00666	-.44891	.00078	.00270	-.00216	-.00054
SDev	.00011	.00316	.12127	.00130	.00492	.00266	.00080
%RSD	52.938	47.380	27.015	166.53	181.93	123.33	149.01
#1	.00024	.01015	-.30890	.00119	.00396	-.00412	-.00143
#2	.00008	.00586	-.51681	-.00068	-.00272	.00087	-.00032
#3	.00030	.00399	-.52103	.00183	.00687	-.00323	.00014
Errors	LC Pass	LC Pass	LC Pass	LC Pass	NOCHECK	NOCHECK	LC Pass
High	.01500	.04000	5.0000	.04000			.00300
Low	-.01500	-.04000	-5.0000	-.04000			-.00300

Elem	SB/1	SB/2	SB	SE/1	SE/2	SE	SI
Units	ppm	ppm	ppm	ppm	ppm	ppm	ppm
Avge	-.00199	.00360	.00174	.00119	.00033	.00062	.00929
SDev	.00430	.00219	.00005	.00278	.00181	.00094	.00374
%RSD	216.47	60.966	2.9934	233.97	547.52	152.93	40.293
#1	-.00223	.00365	.00169	.00359	.00041	.00147	.01308
#2	.00243	.00138	.00173	-.00186	.00210	.00078	.00918

#3	-.00617	.00577	.00179	.00184	-.00152	-.00040	.00560
Errors	NOCHECK	NOCHECK	LC Pass	NOCHECK	NOCHECK	LC Pass	LC Pass

High			.06000			.00500	.50000
Low			-.06000			-.00500	-.50000

Elem	SN	SR	TI	TL	V_	ZN	
Units	ppm	ppm	ppm	ppm	ppm	ppm	
Avge	-.00062	.00016	.00017	.00194	.00227	.00057	
SDev	.00074	.00016	.00021	.00226	.00129	.00002	
%RSD	120.02	100.20	121.66	116.74	56.901	3.6699	
#1	-.00019	.00028	.00029	.00414	.00081	.00058	
#2	-.00019	-.00002	.00029	.00204	.00270	.00060	
#3	-.00147	.00020	-.00007	-.00037	.00328	.00055	
Errors	LC Pass	LC Pass	LC Pass	LC Pass	LC Pass	LC Pass	
High	.10000	.05000	.05000	.01000	.05000	.02000	
Low	-.10000	-.05000	-.05000	-.01000	-.05000	-.02000	

IntStd	1	2	3	4	5	6	7
Mode	Counts	NOTUSED	NOTUSED	NOTUSED	NOTUSED	NOTUSED	NOTUSED
Elem	Y	--	--	--	--	--	--
Wavlen	371.030	--	--	--	--	--	--
Avge	29510	--	--	--	--	--	--
SDev	114.0015	--	--	--	--	--	--
%RSD	.3863089	--	--	--	--	--	--
#1	29626	--	--	--	--	--	--
#2	29507	--	--	--	--	--	--
#3	29398	--	--	--	--	--	--

Method: METTRACE Sample Name: K02T9 Operator: RJG
Run Time: 10/27/08 14:58:26
Comment: TESTAMERICA PITTSBURGH ICP METALS ANALYSIS-INST TRACEICP
Mode: CONC Corr. Factor: 1

Elem	AG	AL	AS	B_	BA	BE	CA
Units	ppm	ppm	ppm	ppm	ppm	ppm	ppm
Avge	.00070	.14137	.02129	.20488	.12850	.00055	218.30
SDev	.00021	.00137	.00072	.00135	.00056	.00004	.70
%RSD	30.011	.97171	3.3747	.66009	.43229	8.0023	.32135
#1	.00080	.14188	.02176	.20356	.12787	.00054	217.65
#2	.00084	.14241	.02166	.20482	.12876	.00052	218.20
#3	.00046	.13981	.02046	.20626	.12888	.00060	219.04
Errors	LC Pass	LC Pass	LC Pass	LC Pass	LC Pass	LC Pass	LC Pass
High	2.0000	500.00	10.000	30.000	10.000	10.000	600.00
Low	-.00500	-.20000	-.01000	-.20000	-.20000	-.00400	-5.0000

Elem	CD	CO	CR	CU	FE	K_	MG
Units	ppm	ppm	ppm	ppm	ppm	ppm	ppm
Avge	-.00000	.00025	.00121	.00476	20.172	25.421	21.496
SDev	.00011	.00025	.00027	.00014	.058	.102	.069
%RSD	22681.	100.85	22.352	2.9286	.28834	.40202	.32013
#1	-.00004	-.00003	.00146	.00490	20.125	25.309	21.428
#2	-.00009	.00046	.00126	.00473	20.155	25.445	21.495
#3	.00012	.00031	.00093	.00463	20.237	25.509	21.565
Errors	LC Pass	LC Pass	LC Pass	LC Pass	LC Pass	LC Pass	LC Pass
High	5.0000	100.00	20.000	10.000	500.00	400.00	600.00
Low	-.00500	-.05000	-.00500	-.02500	-.10000	-5.0000	-5.0000

Elem	MN	MO	NA	NI	PB/1	PB/2	PB
Units	ppm	ppm	ppm	ppm	ppm	ppm	ppm
Avge	.44333	.00348	80.009	.00164	.00579	.00067	.00237
SDev	.00160	.00066	.501	.00026	.00147	.00185	.00074
%RSD	.36141	19.037	.62620	15.621	25.385	276.36	31.265
#1	.44170	.00373	79.453	.00187	.00701	-.00093	.00171
#2	.44340	.00397	80.148	.00168	.00620	.00025	.00223
#3	.44490	.00272	80.426	.00136	.00416	.00269	.00318
Errors	LC Pass	LC Pass	LC Pass	LC Pass	NOCHECK	NOCHECK	LC Pass
High	20.000	20.000	400.00	100.00			5.0000
Low	-.01500	-.04000	-5.0000	-.04000			-.00300

Elem	SB/1	SB/2	SB	SE/1	SE/2	SE	SI
Units	ppm	ppm	ppm	ppm	ppm	ppm	ppm
Avge	-.00301	.00485	.00223	.00544	-.00203	.00046	17.901
SDev	.00185	.00076	.00108	.00159	.00125	.00034	.067
%RSD	61.441	15.677	48.441	29.233	61.644	73.346	.37270
#1	-.00166	.00568	.00323	.00622	-.00237	.00049	17.827
#2	-.00512	.00418	.00109	.00648	-.00308	.00011	17.916

#3	-.00225	.00469	.00238	.00361	-.00064	.00077	17.958
Errors	NOCHECK	NOCHECK	LC Pass	NOCHECK	NOCHECK	LC Pass	LC Pass

High			5.0000			10.000	50.000
Low			-.01000			-.00500	-.50000

Elem	SN	SR	TI	TL	V_	ZN	
Units	ppm	ppm	ppm	ppm	ppm	ppm	
Avge	-.00027	.55654	.00130	-.00252	.00172	.12242	
SDev	.00185	.00261	.00014	.00065	.00119	.00034	
%RSD	698.59	.46867	10.762	25.811	69.218	.27664	
#1	.00008	.55368	.00138	-.00214	.00306	.12203	
#2	.00139	.55716	.00138	-.00215	.00133	.12262	
#3	-.00227	.55879	.00114	-.00327	.00077	.12262	

Errors	LC Pass	LC Pass	LC Pass	LC Pass	LC Pass	LC Pass	
High	30.000	10.000	30.000	10.000	50.000	10.000	
Low	-.10000	-.05000	-.05000	-.01000	-.05000	-.02000	

IntStd	1	2	3	4	5	6	7
Mode	Counts	NOTUSED	NOTUSED	NOTUSED	NOTUSED	NOTUSED	NOTUSED
Elem	Y	--	--	--	--	--	--
Wavlen	371.030	--	--	--	--	--	--
Avge	28909	--	--	--	--	--	--
SDev	37.25542	--	--	--	--	--	--
%RSD	.1288728	--	--	--	--	--	--
#1	28950	--	--	--	--	--	--
#2	28899	--	--	--	--	--	--
#3	28877	--	--	--	--	--	--

Method: METTRACE Sample Name: K02TX Operator: RJG
Run Time: 10/27/08 15:03:56
Comment: TESTAMERICA PITTSBURGH ICP METALS ANALYSIS-INST TRACEICP
Mode: CONC Corr. Factor: 1

Elem	AG	AL	AS	B_	BA	BE	CA
Units	ppm	ppm	ppm	ppm	ppm	ppm	ppm
Avge	.00006	.00791	.00570	.08070	.06750	.00035	H911.81
SDev	.00047	.00133	.00112	.00075	.00010	.00002	6.88
%RSD	768.13	16.814	19.628	.92953	.14641	6.4567	.75496
#1	-.00003	.00939	.00625	.08126	.06761	.00033	H918.27
#2	.00057	.00754	.00644	.08100	.06746	.00033	H912.58
#3	-.00036	.00681	.00441	.07985	.06742	.00037	H904.57
Errors	LC Pass	LC Pass	LC Pass	LC Pass	LC Pass	LC Pass	LC High
High	2.0000	500.00	10.000	30.000	10.000	10.000	600.00
Low	-.00500	-.20000	-.01000	-.20000	-.20000	-.00400	-5.0000

Elem	CD	CO	CR	CU	FE	K_	MG
Units	ppm	ppm	ppm	ppm	ppm	ppm	ppm
Avge	-.00016	.01440	.00808	-.00007	7.8296	3.1869	306.64
SDev	.00026	.00050	.00034	.00034	.0525	.0182	1.97
%RSD	167.08	3.4796	4.2336	489.26	.67037	.57229	.64336
#1	-.00005	.01454	.00838	.00014	7.8744	3.2044	308.43
#2	.00003	.01482	.00814	.00011	7.8427	3.1882	306.95
#3	-.00045	.01384	.00770	-.00046	7.7719	3.1680	304.53
Errors	LC Pass	LC Pass	LC Pass	LC Pass	LC Pass	LC Pass	LC Pass
High	5.0000	100.00	20.000	10.000	500.00	400.00	600.00
Low	-.00500	-.05000	-.00500	-.02500	-.10000	-5.0000	-5.0000

Elem	MN	MO	NA	NI	PB/1	PB/2	PB
Units	ppm	ppm	ppm	ppm	ppm	ppm	ppm
Avge	4.3440	.00343	H1076.8	.09775	-.00318	.00004	-.00103
SDev	.0236	.00028	.7	.00140	.00104	.00096	.00073
%RSD	.54274	8.1894	.06200	1.4304	32.621	2175.3	71.414
#1	4.3659	.00361	H1076.4	.09920	-.00432	-.00029	-.00163
#2	4.3471	.00359	H1077.5	.09764	-.00290	.00113	-.00021
#3	4.3190	.00311	H1076.4	.09641	-.00231	-.00071	-.00124
Errors	LC Pass	LC Pass	LC High	LC Pass	NOCHECK	NOCHECK	LC Pass
High	20.000	20.000	400.00	100.00			5.0000
Low	-.01500	-.04000	-5.0000	-.04000			-.00300

Elem	SB/1	SB/2	SB	SE/1	SE/2	SE	SI
Units	ppm	ppm	ppm	ppm	ppm	ppm	ppm
Avge	.00042	.00449	.00313	.00168	-.00184	-.00067	11.596
SDev	.00201	.00191	.00139	.00238	.00083	.00130	.041
%RSD	479.32	42.645	44.353	141.97	45.045	194.05	.35207
#1	-.00176	.00390	.00202	.00442	-.00100	.00081	11.634
#2	.00221	.00294	.00270	.00023	-.00188	-.00118	11.601

#3	.00081	.00663	.00469	.00038	-.00266	-.00165	11.553
Errors	NOCHECK	NOCHECK	LC Pass	NOCHECK	NOCHECK	LC Pass	LC Pass

High			5.0000			10.000	50.000
Low			-.01000			-.00500	-.50000

Elem	SN	SR	TI	TL	V_	ZN	
Units	ppm	ppm	ppm	ppm	ppm	ppm	
Avge	-.00144	3.5813	-.00616	-.00336	.00299	.01249	
SDev	.00085	.0092	.00009	.00135	.00063	.00006	
%RSD	58.835	.25653	1.3895	40.058	21.203	.50729	
#1	-.00126	3.5894	-.00622	-.00417	.00287	.01251	
#2	-.00236	3.5832	-.00606	-.00181	.00367	.01242	
#3	-.00070	3.5713	-.00620	-.00410	.00242	.01254	
Errors	LC Pass	LC Pass	LC Pass	LC Pass	LC Pass	LC Pass	
High	30.000	10.000	30.000	10.000	50.000	10.000	
Low	-.10000	-.05000	-.05000	-.01000	-.05000	-.02000	

IntStd	1	2	3	4	5	6	7
Mode	Counts	NOTUSED	NOTUSED	NOTUSED	NOTUSED	NOTUSED	NOTUSED
Elem	Y	--	--	--	--	--	--
Wavlen	371.030	--	--	--	--	--	--
Avge	27150	--	--	--	--	--	--
SDev	56.55073	--	--	--	--	--	--
%RSD	.2082915	--	--	--	--	--	--
#1	27088	--	--	--	--	--	--
#2	27199	--	--	--	--	--	--
#3	27163	--	--	--	--	--	--

Method: METTRACE Sample Name: K02TXP5 Operator: RJG
Run Time: 10/27/08 15:09:25
Comment: TESTAMERICA PITTSBURGH ICP METALS ANALYSIS-INST TRACEICP
Mode: CONC Corr. Factor: 1

Elem	AG	AL	AS	B_	BA	BE	CA
Units	ppm	ppm	ppm	ppm	ppm	ppm	ppm
Avge	.00015	-.01773	.00181	.01619	.01337	.00064	202.50
SDev	.00069	.00081	.00042	.00056	.00014	.00005	1.20
%RSD	471.24	4.5742	23.191	3.4634	1.0373	6.9592	.59448
#1	-.00030	-.01840	.00161	.01618	.01344	.00059	203.65
#2	.00095	-.01683	.00230	.01676	.01346	.00067	202.59
#3	-.00020	-.01797	.00153	.01564	.01321	.00067	201.25

Elem	CD	CO	CR	CU	FE	K_	MG
Units	ppm	ppm	ppm	ppm	ppm	ppm	ppm
Avge	.00000	.00299	.00177	-.00117	1.5247	.60319	60.497
SDev	.00018	.00052	.00047	.00029	.0174	.01473	.433
%RSD	8754.2	17.408	26.732	24.675	1.1412	2.4412	.71530
#1	-.00020	.00239	.00134	-.00130	1.5382	.61536	60.946
#2	.00015	.00335	.00228	-.00084	1.5309	.60739	60.462
#3	.00005	.00323	.00171	-.00137	1.5051	.58682	60.082

Elem	MN	MO	NA	NI	PB/1	PB/2	PB
Units	ppm	ppm	ppm	ppm	ppm	ppm	ppm
Avge	.88352	.00103	200.70	.02120	.00172	-.00188	-.00068
SDev	.00655	.00044	1.95	.00086	.00199	.00101	.00092
%RSD	.74183	42.568	.97227	4.0795	115.65	53.819	135.51
#1	.89056	.00060	202.92	.02054	.00225	-.00076	.00024
#2	.88238	.00148	199.93	.02218	.00339	-.00272	-.00069
#3	.87760	.00101	199.24	.02089	-.00048	-.00216	-.00160

Elem	SB/1	SB/2	SB	SE/1	SE/2	SE	SI
Units	ppm	ppm	ppm	ppm	ppm	ppm	ppm
Avge	-.00407	.00329	.00084	.00600	-.00199	.00067	2.2562
SDev	.00203	.00105	.00081	.00317	.00167	.00044	.0190
%RSD	49.746	32.003	96.915	52.738	83.614	65.692	.83990
#1	-.00622	.00317	.00004	.00461	-.00202	.00019	2.2769
#2	-.00381	.00440	.00167	.00963	-.00364	.00078	2.2520
#3	-.00219	.00230	.00081	.00377	-.00031	.00105	2.2397

Elem	SN	SR	TI	TL	V_	ZN
Units	ppm	ppm	ppm	ppm	ppm	ppm
Avge	-.00088	.71432	-.00135	-.00169	.00246	.00450
SDev	.00106	.00787	.00007	.00043	.00049	.00021
%RSD	120.94	1.1017	5.0761	25.501	19.951	4.6850
#1	-.00150	.72326	-.00133	-.00159	.00191	.00437
#2	.00035	.71129	-.00142	-.00216	.00285	.00474
#3	-.00148	.70843	-.00129	-.00132	.00263	.00439

IntStd	1	2	3	4	5	6	7
Mode	Counts	NOTUSED	NOTUSED	NOTUSED	NOTUSED	NOTUSED	NOTUSED
Elem	Y	--	--	--	--	--	--
Wavlen	371.030	--	--	--	--	--	--
Avge	28729	--	--	--	--	--	--
SDev	341.2648	--	--	--	--	--	--
%RSD	1.187873	--	--	--	--	--	--
#1	28350	--	--	--	--	--	--
#2	28824	--	--	--	--	--	--
#3	29013	--	--	--	--	--	--

Method: METTRACE Sample Name: K02TXS Operator: RJG
Run Time: 10/27/08 15:14:55
Comment: TESTAMERICA PITTSBURGH ICP METALS ANALYSIS-INST TRACEICP
Mode: CONC Corr. Factor: 1

Elem	AG	AL	AS	B_	BA	BE	CA
Units	ppm	ppm	ppm	ppm	ppm	ppm	ppm
Avge	.05608	2.0918	2.0319	1.0879	2.0386	.04877	H937.17
SDev	.00085	.0051	.0013	.0006	.0042	.00009	3.15
%RSD	1.5074	.24198	.06320	.05424	.20489	.18044	.33630
#1	.05511	2.0977	2.0334	1.0877	2.0433	.04868	H933.55
#2	.05666	2.0895	2.0310	1.0885	2.0373	.04877	H938.62
#3	.05646	2.0884	2.0314	1.0874	2.0353	.04886	H939.34
Errors	LC Pass	LC Pass	LC Pass	LC Pass	LC Pass	LC Pass	LC High
High	2.0000	500.00	10.000	30.000	10.000	10.000	600.00
Low	-.00500	-.20000	-.01000	-.20000	-.20000	-.00400	-5.0000

Elem	CD	CO	CR	CU	FE	K_	MG
Units	ppm	ppm	ppm	ppm	ppm	ppm	ppm
Avge	.04688	.49376	.20166	.26271	8.7014	70.248	351.82
SDev	.00024	.00089	.00062	.00049	.0204	.219	.64
%RSD	.50603	.18024	.30617	.18709	.23434	.31242	.18331
#1	.04660	.49275	.20096	.26324	8.6779	70.469	351.08
#2	.04702	.49407	.20213	.26260	8.7122	70.245	352.11
#3	.04701	.49445	.20189	.26228	8.7142	70.030	352.27
Errors	LC Pass	LC Pass	LC Pass	LC Pass	LC Pass	LC Pass	LC Pass
High	5.0000	100.00	20.000	10.000	500.00	400.00	600.00
Low	-.00500	-.05000	-.00500	-.02500	-.10000	-5.0000	-5.0000

Elem	MN	MO	NA	NI	PB/1	PB/2	PB
Units	ppm	ppm	ppm	ppm	ppm	ppm	ppm
Avge	4.7643	1.0216	H1114.1	.56384	.48207	.47672	.47850
SDev	.0046	.0067	4.3	.00191	.00543	.00373	.00252
%RSD	.09749	.65452	.38423	.33818	1.1265	.78136	.52594
#1	4.7591	1.0143	H1118.5	.56180	.47641	.47632	.47635
#2	4.7659	1.0233	H1113.9	.56414	.48256	.48062	.48127
#3	4.7680	1.0273	H1109.9	.56558	.48724	.47321	.47788
Errors	LC Pass	LC Pass	LC High	LC Pass	NOCHECK	NOCHECK	LC Pass
High	20.000	20.000	400.00	100.00			5.0000
Low	-.01500	-.04000	-5.0000	-.04000			-.00300

Elem	SB/1	SB/2	SB	SE/1	SE/2	SE	SI
Units	ppm	ppm	ppm	ppm	ppm	ppm	ppm
Avge	.52052	.51383	.51605	2.0351	2.0207	2.0255	21.368
SDev	.00147	.00104	.00074	.0044	.0011	.0009	.030
%RSD	.28265	.20201	.14341	.21702	.05405	.04480	.13937
#1	.52185	.51430	.51682	2.0320	2.0219	2.0252	21.402
#2	.52076	.51264	.51534	2.0331	2.0206	2.0247	21.351

#3	.51894	.51454	.51601	2.0402	2.0197	2.0265	21.350
Errors	NOCHECK	NOCHECK	LC Pass	NOCHECK	NOCHECK	LC Pass	LC Pass

High			5.0000			10.000	50.000
Low			-.01000			-.00500	-.50000

Elem	SN	SR	TI	TL	V_	ZN	
Units	ppm	ppm	ppm	ppm	ppm	ppm	
Avge	2.0006	4.4593	.97850	1.9247	.50597	.53854	
SDev	.0071	.0105	.00090	.0046	.00269	.00050	
%RSD	.35639	.23460	.09224	.23658	.53079	.09281	
#1	1.9998	4.4713	.97777	1.9199	.50287	.53811	
#2	1.9939	4.4530	.97821	1.9252	.50743	.53909	
#3	2.0081	4.4534	.97951	1.9289	.50761	.53843	
Errors	LC Pass	LC Pass	LC Pass	LC Pass	LC Pass	LC Pass	
High	30.000	10.000	30.000	10.000	50.000	10.000	
Low	-.10000	-.05000	-.05000	-.01000	-.05000	-.02000	

IntStd	1	2	3	4	5	6	7
Mode	Counts	NOTUSED	NOTUSED	NOTUSED	NOTUSED	NOTUSED	NOTUSED
Elem	Y	--	--	--	--	--	--
Wavlen	371.030	--	--	--	--	--	--
Avge	26784	--	--	--	--	--	--
SDev	60.95271	--	--	--	--	--	--
%RSD	.2275677	--	--	--	--	--	--
#1	26813	--	--	--	--	--	--
#2	26714	--	--	--	--	--	--
#3	26826	--	--	--	--	--	--

Method: METTRACE Sample Name: K02TXD Operator: RJG
Run Time: 10/27/08 15:20:24
Comment: TESTAMERICA PITTSBURGH ICP METALS ANALYSIS-INST TRACEICP
Mode: CONC Corr. Factor: 1

Elem	AG	AL	AS	B_	BA	BE	CA
Units	ppm	ppm	ppm	ppm	ppm	ppm	ppm
Avge	.05616	2.1288	2.0710	1.1066	2.0697	.04948	H951.48
SDev	.00113	.0025	.0087	.0029	.0072	.00026	6.64
%RSD	2.0114	.11969	.41889	.26605	.34865	.52099	.69757
#1	.05669	2.1314	2.0802	1.1098	2.0744	.04974	H956.02
#2	.05692	2.1288	2.0698	1.1060	2.0614	.04948	H954.56
#3	.05486	2.1263	2.0630	1.1040	2.0732	.04923	H943.86
Errors	LC Pass	LC Pass	LC Pass	LC Pass	LC Pass	LC Pass	LC High
High	2.0000	500.00	10.000	30.000	10.000	10.000	600.00
Low	-.00500	-.20000	-.01000	-.20000	-.20000	-.00400	-5.0000

Elem	CD	CO	CR	CU	FE	K_	MG
Units	ppm	ppm	ppm	ppm	ppm	ppm	ppm
Avge	.04763	.50190	.20365	.26712	8.8580	71.930	357.47
SDev	.00031	.00292	.00160	.00137	.0552	.374	1.83
%RSD	.64816	.58161	.78679	.51223	.62342	.52041	.51141
#1	.04784	.50386	.20474	.26748	8.8937	72.187	359.03
#2	.04778	.50330	.20441	.26561	8.8859	71.501	357.93
#3	.04728	.49855	.20181	.26827	8.7944	72.103	355.46
Errors	LC Pass	LC Pass	LC Pass	LC Pass	LC Pass	LC Pass	LC Pass
High	5.0000	100.00	20.000	10.000	500.00	400.00	600.00
Low	-.00500	-.05000	-.00500	-.02500	-.10000	-5.0000	-5.0000

Elem	MN	MO	NA	NI	PB/1	PB/2	PB
Units	ppm	ppm	ppm	ppm	ppm	ppm	ppm
Avge	4.8451	1.0373	H1132.4	.57430	.48641	.48236	.48371
SDev	.0209	.0024	6.6	.00391	.00548	.00084	.00231
%RSD	.43140	.23507	.57960	.68050	1.1271	.17485	.47671
#1	4.8648	1.0382	H1134.3	.57770	.49272	.48319	.48637
#2	4.8473	1.0392	H1125.1	.57518	.48284	.48239	.48254
#3	4.8232	1.0346	H1137.8	.57003	.48366	.48151	.48222
Errors	LC Pass	LC Pass	LC High	LC Pass	NOCHECK	NOCHECK	LC Pass
High	20.000	20.000	400.00	100.00			5.0000
Low	-.01500	-.04000	-5.0000	-.04000			-.00300

Elem	SB/1	SB/2	SB	SE/1	SE/2	SE	SI
Units	ppm	ppm	ppm	ppm	ppm	ppm	ppm
Avge	.52661	.52008	.52226	2.0624	2.0524	2.0557	21.606
SDev	.00187	.00220	.00123	.0132	.0167	.0147	.070
%RSD	.35538	.42299	.23582	.64101	.81537	.71528	.32379
#1	.52667	.52215	.52365	2.0772	2.0633	2.0679	21.685
#2	.52846	.51777	.52133	2.0579	2.0608	2.0598	21.580

#3	.52472	.52033	.52179	2.0519	2.0331	2.0394	21.552
Errors	NOCHECK	NOCHECK	LC Pass	NOCHECK	NOCHECK	LC Pass	LC Pass

High			5.0000			10.000	50.000
Low			-.01000			-.00500	-.50000

Elem	SN	SR	TI	TL	V_	ZN	
Units	ppm	ppm	ppm	ppm	ppm	ppm	
Avge	2.0262	4.5375	.99231	1.9565	.51019	.54719	
SDev	.0149	.0162	.00390	.0034	.00282	.00212	
%RSD	.73322	.35677	.39251	.17544	.55262	.38724	
#1	2.0400	4.5480	.99569	1.9593	.51211	.54950	
#2	2.0280	4.5189	.99320	1.9574	.51150	.54673	
#3	2.0105	4.5457	.98805	1.9527	.50695	.54534	
Errors	LC Pass	LC Pass	LC Pass	LC Pass	LC Pass	LC Pass	
High	30.000	10.000	30.000	10.000	50.000	10.000	
Low	-.10000	-.05000	-.05000	-.01000	-.05000	-.02000	

IntStd	1	2	3	4	5	6	7
Mode	Counts	NOTUSED	NOTUSED	NOTUSED	NOTUSED	NOTUSED	NOTUSED
Elem	Y	--	--	--	--	--	--
Wavlen	371.030	--	--	--	--	--	--
Avge	26919	--	--	--	--	--	--
SDev	10.73993	--	--	--	--	--	--
%RSD	.0398971	--	--	--	--	--	--
#1	26909	--	--	--	--	--	--
#2	26930	--	--	--	--	--	--
#3	26918	--	--	--	--	--	--

Method: METTRACE Sample Name: K02VA Operator: RJG
Run Time: 10/27/08 15:25:54
Comment: TESTAMERICA PITTSBURGH ICP METALS ANALYSIS-INST TRACEICP
Mode: CONC Corr. Factor: 1

Elem	AG	AL	AS	B_	BA	BE	CA
Units	ppm	ppm	ppm	ppm	ppm	ppm	ppm
Avge	.00097	.00084	.00279	.22370	.04403	.00022	154.44
SDev	.00017	.00351	.00040	.00105	.00015	.00010	.19
%RSD	17.667	417.93	14.405	.46881	.33765	45.689	.11982
#1	.00114	.00476	.00280	.22491	.04420	.00017	154.25
#2	.00098	-.00202	.00319	.22318	.04396	.00033	154.62
#3	.00080	-.00022	.00238	.22302	.04393	.00015	154.44
Errors	LC Pass	LC Pass	LC Pass	LC Pass	LC Pass	LC Pass	LC Pass
High	2.0000	500.00	10.000	30.000	10.000	10.000	600.00
Low	-.00500	-.20000	-.01000	-.20000	-.20000	-.00400	-5.0000

Elem	CD	CO	CR	CU	FE	K_	MG
Units	ppm	ppm	ppm	ppm	ppm	ppm	ppm
Avge	.00019	.00349	.00387	.00289	.74675	32.521	37.348
SDev	.00014	.00078	.00002	.00004	.00942	.108	.035
%RSD	72.824	22.465	.43604	1.3474	1.2613	.33183	.09493
#1	.00028	.00411	.00385	.00293	.74976	32.582	37.360
#2	.00003	.00261	.00389	.00290	.73619	32.585	37.377
#3	.00025	.00376	.00387	.00285	.75430	32.396	37.309
Errors	LC Pass	LC Pass	LC Pass	LC Pass	LC Pass	LC Pass	LC Pass
High	5.0000	100.00	20.000	10.000	500.00	400.00	600.00
Low	-.00500	-.05000	-.00500	-.02500	-.10000	-5.0000	-5.0000

Elem	MN	MO	NA	NI	PB/1	PB/2	PB
Units	ppm	ppm	ppm	ppm	ppm	ppm	ppm
Avge	.84131	.01416	H2597.3	.02757	.00303	-.00244	-.00062
SDev	.00060	.00019	12.6	.00095	.00364	.00123	.00043
%RSD	.07177	1.3389	.48440	3.4490	120.06	50.367	70.453
#1	.84111	.01430	H2606.1	.02709	.00174	-.00225	-.00092
#2	.84199	.01423	H2602.9	.02867	.00714	-.00374	-.00012
#3	.84083	.01394	H2582.9	.02695	.00021	-.00131	-.00080
Errors	LC Pass	LC Pass	LC High	LC Pass	NOCHECK	NOCHECK	LC Pass
High	20.000	20.000	400.00	100.00			5.0000
Low	-.01500	-.04000	-5.0000	-.04000			-.00300

Elem	SB/1	SB/2	SB	SE/1	SE/2	SE	SI
Units	ppm	ppm	ppm	ppm	ppm	ppm	ppm
Avge	-.00351	.00506	.00221	.00496	-.00280	-.00022	6.9033
SDev	.00164	.00136	.00105	.00485	.00281	.00049	.0158
%RSD	46.708	26.860	47.622	97.789	100.07	224.26	.22919
#1	-.00162	.00495	.00276	.00106	-.00006	.00031	6.9092
#2	-.00437	.00647	.00286	.01039	-.00567	-.00032	6.9153

#3	-.00455	.00376	.00099	.00343	-.00269	-.00065	6.8854
Errors	NOCHECK	NOCHECK	LC Pass	NOCHECK	NOCHECK	LC Pass	LC Pass

High			5.0000			10.000	50.000
Low			-.01000			-.00500	-.50000

Elem	SN	SR	TI	TL	V_	ZN	
Units	ppm	ppm	ppm	ppm	ppm	ppm	
Avge	.00070	.71747	-.00085	.00198	.00298	.04201	
SDev	.00156	.00242	.00029	.00258	.00057	.00013	
%RSD	222.66	.33708	33.961	129.85	19.112	.30488	
#1	.00211	.71957	-.00052	.00482	.00363	.04200	
#2	.00097	.71801	-.00102	-.00020	.00276	.04215	
#3	-.00098	.71483	-.00102	.00133	.00255	.04189	

Errors	LC Pass	LC Pass	LC Pass	LC Pass	LC Pass	LC Pass	
High	30.000	10.000	30.000	10.000	50.000	10.000	
Low	-.10000	-.05000	-.05000	-.01000	-.05000	-.02000	

IntStd	1	2	3	4	5	6	7
Mode	Counts	NOTUSED	NOTUSED	NOTUSED	NOTUSED	NOTUSED	NOTUSED
Elem	Y	--	--	--	--	--	--
Wavlen	371.030	--	--	--	--	--	--
Avge	27068	--	--	--	--	--	--
SDev	216.4460	--	--	--	--	--	--
%RSD	.7996355	--	--	--	--	--	--
#1	26823	--	--	--	--	--	--
#2	27150	--	--	--	--	--	--
#3	27232	--	--	--	--	--	--

Method: METTRACE Sample Name: K02VC Operator: RJG
Run Time: 10/27/08 15:31:23
Comment: TESTAMERICA PITTSBURGH ICP METALS ANALYSIS-INST TRACEICP
Mode: CONC Corr. Factor: 1

Elem	AG	AL	AS	B_	BA	BE	CA
Units	ppm	ppm	ppm	ppm	ppm	ppm	ppm
Avge	.00075	-.00269	.00514	.25815	.01949	.00051	389.23
SDev	.00015	.00289	.00168	.00090	.00016	.00010	.83
%RSD	20.721	107.61	32.732	.34895	.80969	18.976	.21263
#1	.00090	-.00288	.00708	.25745	.01941	.00041	388.31
#2	.00074	-.00548	.00409	.25785	.01967	.00052	389.46
#3	.00060	.00030	.00426	.25917	.01939	.00060	389.92
Errors	LC Pass	LC Pass	LC Pass	LC Pass	LC Pass	LC Pass	LC Pass
High	2.0000	500.00	10.000	30.000	10.000	10.000	600.00
Low	-.00500	-.20000	-.01000	-.20000	-.20000	-.00400	-5.0000

Elem	CD	CO	CR	CU	FE	K_	MG
Units	ppm	ppm	ppm	ppm	ppm	ppm	ppm
Avge	-.00012	.00146	.00160	.00221	2.0533	7.3171	124.55
SDev	.00008	.00013	.00013	.00024	.0085	.0219	.17
%RSD	72.497	8.8405	8.1399	10.983	.41498	.29984	.13730
#1	-.00013	.00155	.00174	.00198	2.0454	7.2954	124.36
#2	-.00019	.00131	.00148	.00246	2.0522	7.3392	124.60
#3	-.00003	.00152	.00157	.00218	2.0624	7.3167	124.69
Errors	LC Pass	LC Pass	LC Pass	LC Pass	LC Pass	LC Pass	LC Pass
High	5.0000	100.00	20.000	10.000	500.00	400.00	600.00
Low	-.00500	-.05000	-.00500	-.02500	-.10000	-5.0000	-5.0000

Elem	MN	MO	NA	NI	PB/1	PB/2	PB
Units	ppm	ppm	ppm	ppm	ppm	ppm	ppm
Avge	1.6433	.00331	144.35	.00305	.00199	-.00238	-.00092
SDev	.0027	.00124	.21	.00061	.00267	.00101	.00069
%RSD	.16252	37.460	.14599	19.892	134.02	42.365	74.904
#1	1.6402	.00304	144.43	.00277	.00422	-.00230	-.00013
#2	1.6450	.00466	144.50	.00375	.00272	-.00342	-.00138
#3	1.6447	.00223	144.11	.00264	-.00097	-.00141	-.00126
Errors	LC Pass	LC Pass	LC Pass	LC Pass	NOCHECK	NOCHECK	LC Pass
High	20.000	20.000	400.00	100.00			5.0000
Low	-.01500	-.04000	-5.0000	-.04000			-.00300

Elem	SB/1	SB/2	SB	SE/1	SE/2	SE	SI
Units	ppm	ppm	ppm	ppm	ppm	ppm	ppm
Avge	-.00199	.00370	.00180	.00339	-.00169	.00000	9.8251
SDev	.00078	.00043	.00024	.00426	.00293	.00054	.0104
%RSD	39.304	11.617	13.466	125.78	173.74	32145.	.10632
#1	-.00187	.00326	.00156	.00828	-.00504	-.00060	9.8131
#2	-.00284	.00412	.00181	.00050	.00043	.00045	9.8302

#3	-.00128	.00370	.00204	.00138	-.00046	.00015	9.8321
Errors	NOCHECK	NOCHECK	LC Pass	NOCHECK	NOCHECK	LC Pass	LC Pass

High			5.0000			10.000	50.000
Low			-.01000			-.00500	-.50000

Elem	SN	SR	TI	TL	V_	ZN	
Units	ppm	ppm	ppm	ppm	ppm	ppm	
Avge	.00072	.97331	-.00216	-.00327	.00449	.00279	
SDev	.00134	.00247	.00036	.00134	.00030	.00006	
%RSD	185.80	.25397	16.603	40.907	6.6511	2.1663	
#1	-.00070	.97090	-.00195	-.00175	.00482	.00272	
#2	.00197	.97584	-.00258	-.00381	.00443	.00284	
#3	.00090	.97319	-.00195	-.00426	.00423	.00280	

Errors	LC Pass	LC Pass	LC Pass	LC Pass	LC Pass	LC Pass	
High	30.000	10.000	30.000	10.000	50.000	10.000	
Low	-.10000	-.05000	-.05000	-.01000	-.05000	-.02000	

IntStd	1	2	3	4	5	6	7
Mode	Counts	NOTUSED	NOTUSED	NOTUSED	NOTUSED	NOTUSED	NOTUSED
Elem	Y	--	--	--	--	--	--
Wavlen	371.030	--	--	--	--	--	--
Avge	28303	--	--	--	--	--	--
SDev	8.045768	--	--	--	--	--	--
%RSD	.0284278	--	--	--	--	--	--
#1	28299	--	--	--	--	--	--
#2	28297	--	--	--	--	--	--
#3	28312	--	--	--	--	--	--

Method: METTRACE Sample Name: K02VD Operator: RJG
Run Time: 10/27/08 15:36:53
Comment: TESTAMERICA PITTSBURGH ICP METALS ANALYSIS-INST TRACEICP
Mode: CONC Corr. Factor: 1

Elem	AG	AL	AS	B_	BA	BE	CA
Units	ppm	ppm	ppm	ppm	ppm	ppm	ppm
Avge	-.00025	.00032	.00011	.18711	.02856	.00044	340.68
SDev	.00077	.00536	.00043	.00113	.00021	.00004	.49
%RSD	311.45	1660.7	404.73	.60595	.74449	9.7046	.14308
#1	-.00108	-.00466	-.00034	.18667	.02835	.00049	340.90
#2	-.00007	-.00036	.00015	.18840	.02856	.00041	341.02
#3	.00042	.00599	.00051	.18626	.02878	.00043	340.12
Errors	LC Pass	LC Pass	LC Pass	LC Pass	LC Pass	LC Pass	LC Pass
High	2.0000	500.00	10.000	30.000	10.000	10.000	600.00
Low	-.00500	-.20000	-.01000	-.20000	-.20000	-.00400	-5.0000

Elem	CD	CO	CR	CU	FE	K_	MG
Units	ppm	ppm	ppm	ppm	ppm	ppm	ppm
Avge	.00050	.00123	.18995	.01350	.32986	1.6527	120.42
SDev	.00013	.00069	.00005	.00041	.02054	.0020	.25
%RSD	26.207	55.749	.02753	3.0530	6.2266	.12037	.21127
#1	.00035	.00057	.18997	.01303	.30644	1.6529	120.61
#2	.00057	.00118	.18999	.01371	.34482	1.6546	120.52
#3	.00058	.00195	.18989	.01377	.33831	1.6506	120.13
Errors	LC Pass	LC Pass	LC Pass	LC Pass	LC Pass	LC Pass	LC Pass
High	5.0000	100.00	20.000	10.000	500.00	400.00	600.00
Low	-.00500	-.05000	-.00500	-.02500	-.10000	-5.0000	-5.0000

Elem	MN	MO	NA	NI	PB/1	PB/2	PB
Units	ppm	ppm	ppm	ppm	ppm	ppm	ppm
Avge	.75530	.03313	316.31	.07546	-.00122	-.00068	-.00086
SDev	.00113	.00071	.42	.00100	.00133	.00126	.00107
%RSD	.14908	2.1341	.13183	1.3202	109.37	185.81	125.09
#1	.75625	.03239	316.18	.07463	-.00054	.00077	.00034
#2	.75559	.03380	315.98	.07519	-.00276	-.00124	-.00175
#3	.75406	.03320	316.78	.07657	-.00037	-.00156	-.00116
Errors	LC Pass	LC Pass	LC Pass	LC Pass	NOCHECK	NOCHECK	LC Pass
High	20.000	20.000	400.00	100.00			5.0000
Low	-.01500	-.04000	-5.0000	-.04000			-.00300

Elem	SB/1	SB/2	SB	SE/1	SE/2	SE	SI
Units	ppm	ppm	ppm	ppm	ppm	ppm	ppm
Avge	.00076	.00230	.00179	-.00128	-.00036	-.00067	7.9015
SDev	.00185	.00143	.00120	.00231	.00115	.00141	.0126
%RSD	242.83	62.106	67.269	180.44	322.40	211.52	.15994
#1	-.00059	.00342	.00209	.00135	.00037	.00070	7.9158
#2	.00287	.00278	.00281	-.00296	-.00169	-.00211	7.8964

#3	.00000	.00069	.00046	-.00223	.00025	-.00058	7.8921
Errors	NOCHECK	NOCHECK	LC Pass	NOCHECK	NOCHECK	LC Pass	LC Pass

High			5.0000			10.000	50.000
Low			-.01000			-.00500	-.50000

Elem	SN	SR	TI	TL	V_	ZN	
Units	ppm	ppm	ppm	ppm	ppm	ppm	
Avge	-.00248	1.0890	-.00187	-.00215	.00443	.05213	
SDev	.00111	.0023	.00007	.00094	.00041	.00044	
%RSD	44.835	.20739	3.8211	43.709	9.2949	.83908	
#1	-.00123	1.0916	-.00196	-.00293	.00410	.05164	
#2	-.00337	1.0881	-.00183	-.00241	.00431	.05228	
#3	-.00283	1.0874	-.00183	-.00111	.00490	.05248	
Errors	LC Pass	LC Pass	LC Pass	LC Pass	LC Pass	LC Pass	
High	30.000	10.000	30.000	10.000	50.000	10.000	
Low	-.10000	-.05000	-.05000	-.01000	-.05000	-.02000	

IntStd	1	2	3	4	5	6	7
Mode	Counts	NOTUSED	NOTUSED	NOTUSED	NOTUSED	NOTUSED	NOTUSED
Elem	Y	--	--	--	--	--	--
Wavlen	371.030	--	--	--	--	--	--
Avge	28278	--	--	--	--	--	--
SDev	11.33519	--	--	--	--	--	--
%RSD	.0400848	--	--	--	--	--	--
#1	28280	--	--	--	--	--	--
#2	28266	--	--	--	--	--	--
#3	28288	--	--	--	--	--	--

Method: METTRACE Sample Name: K02VE Operator: RJG
Run Time: 10/27/08 15:42:23
Comment: TESTAMERICA PITTSBURGH ICP METALS ANALYSIS-INST TRACEICP
Mode: CONC Corr. Factor: 1

Elem	AG	AL	AS	B_	BA	BE	CA
Units	ppm	ppm	ppm	ppm	ppm	ppm	ppm
Avge	.00047	-.00570	.00170	.17342	.08693	.00066	255.83
SDev	.00020	.00101	.00105	.00022	.00045	.00002	.61
%RSD	43.625	17.686	61.448	.12834	.52046	3.7031	.24003
#1	.00041	-.00461	.00068	.17333	.08722	.00063	255.28
#2	.00069	-.00660	.00278	.17367	.08716	.00068	256.49
#3	.00030	-.00590	.00165	.17325	.08640	.00066	255.71
Errors	LC Pass	LC Pass	LC Pass	LC Pass	LC Pass	LC Pass	LC Pass
High	2.0000	500.00	10.000	30.000	10.000	10.000	600.00
Low	-.00500	-.20000	-.01000	-.20000	-.20000	-.00400	-5.0000

Elem	CD	CO	CR	CU	FE	K_	MG
Units	ppm	ppm	ppm	ppm	ppm	ppm	ppm
Avge	-.00012	-.00019	.00262	-.00034	3.1828	9.9983	24.429
SDev	.00002	.00060	.00022	.00031	.0076	.0260	.042
%RSD	20.234	310.94	8.4004	93.450	.23923	.25973	.17354
#1	-.00010	-.00084	.00238	-.00045	3.1744	10.010	24.396
#2	-.00015	-.00008	.00282	.00002	3.1893	10.016	24.477
#3	-.00012	.00034	.00267	-.00058	3.1846	9.9686	24.414
Errors	LC Pass	LC Pass	LC Pass	LC Pass	LC Pass	LC Pass	LC Pass
High	5.0000	100.00	20.000	10.000	500.00	400.00	600.00
Low	-.00500	-.05000	-.00500	-.02500	-.10000	-5.0000	-5.0000

Elem	MN	MO	NA	NI	PB/1	PB/2	PB
Units	ppm	ppm	ppm	ppm	ppm	ppm	ppm
Avge	1.7998	-.00034	85.005	.00034	.00132	.00130	.00130
SDev	.0040	.00079	.141	.00040	.00166	.00098	.00074
%RSD	.22266	233.05	.16570	117.20	125.62	75.791	56.992
#1	1.7980	-.00079	84.969	-.00011	-.00029	.00213	.00132
#2	1.8043	.00057	84.885	.00066	.00123	.00021	.00055
#3	1.7969	-.00080	85.160	.00047	.00301	.00155	.00204
Errors	LC Pass	LC Pass	LC Pass	LC Pass	NOCHECK	NOCHECK	LC Pass
High	20.000	20.000	400.00	100.00			5.0000
Low	-.01500	-.04000	-5.0000	-.04000			-.00300

Elem	SB/1	SB/2	SB	SE/1	SE/2	SE	SI
Units	ppm	ppm	ppm	ppm	ppm	ppm	ppm
Avge	-.00177	.00405	.00211	.00344	-.00182	-.00007	12.304
SDev	.00128	.00044	.00028	.00153	.00137	.00115	.014
%RSD	72.356	10.848	13.139	44.613	74.901	1587.0	.11009
#1	-.00145	.00364	.00195	.00218	-.00317	-.00139	12.296
#2	-.00318	.00451	.00195	.00514	-.00186	.00047	12.320

#3	-.00068	.00398	.00243	.00299	-.00044	.00070	12.296
Errors	NOCHECK	NOCHECK	LC Pass	NOCHECK	NOCHECK	LC Pass	LC Pass

High			5.0000			10.000	50.000
Low			-.01000			-.00500	-.50000

Elem	SN	SR	TI	TL	V_	ZN	
Units	ppm	ppm	ppm	ppm	ppm	ppm	
Avge	-.00175	.71333	-.00118	-.00242	.00419	.00644	
SDev	.00095	.00248	.00001	.00262	.00066	.00017	
%RSD	54.271	.34750	.86309	108.23	15.802	2.6974	
#1	-.00255	.71464	-.00119	-.00344	.00356	.00624	
#2	-.00070	.71487	-.00118	.00055	.00413	.00654	
#3	-.00200	.71047	-.00117	-.00438	.00488	.00654	

Errors	LC Pass	LC Pass	LC Pass	LC Pass	LC Pass	LC Pass	
High	30.000	10.000	30.000	10.000	50.000	10.000	
Low	-.10000	-.05000	-.05000	-.01000	-.05000	-.02000	

IntStd	1	2	3	4	5	6	7
Mode	Counts	NOTUSED	NOTUSED	NOTUSED	NOTUSED	NOTUSED	NOTUSED
Elem	Y	--	--	--	--	--	--
Wavlen	371.030	--	--	--	--	--	--
Avge	28748	--	--	--	--	--	--
SDev	171.3044	--	--	--	--	--	--
%RSD	.5958791	--	--	--	--	--	--
#1	28567	--	--	--	--	--	--
#2	28770	--	--	--	--	--	--
#3	28908	--	--	--	--	--	--

Method: METTRACE Sample Name: K02VH Operator: RJG
Run Time: 10/27/08 15:47:53
Comment: TESTAMERICA PITTSBURGH ICP METALS ANALYSIS-INST TRACEICP
Mode: CONC Corr. Factor: 1

Elem	AG	AL	AS	B_	BA	BE	CA
Units	ppm	ppm	ppm	ppm	ppm	ppm	ppm
Avge	.00061	-.01564	.04017	.17306	.06411	.00056	186.74
SDev	.00047	.00312	.00112	.00131	.00009	.00008	.34
%RSD	77.694	19.955	2.7799	.75827	.14160	13.874	.18171
#1	.00115	-.01910	.04142	.17418	.06414	.00050	187.10
#2	.00041	-.01304	.03980	.17162	.06400	.00065	186.43
#3	.00027	-.01477	.03928	.17339	.06418	.00054	186.70
Errors	LC Pass	LC Pass	LC Pass	LC Pass	LC Pass	LC Pass	LC Pass
High	2.0000	500.00	10.000	30.000	10.000	10.000	600.00
Low	-.00500	-.20000	-.01000	-.20000	-.20000	-.00400	-5.0000

Elem	CD	CO	CR	CU	FE	K_	MG
Units	ppm	ppm	ppm	ppm	ppm	ppm	ppm
Avge	-.00004	.00010	.00122	-.00071	2.2733	16.543	23.126
SDev	.00007	.00014	.00051	.00015	.0119	.048	.043
%RSD	167.15	131.62	42.023	20.746	.52304	.29213	.18425
#1	-.00003	.00021	.00179	-.00054	2.2827	16.588	23.166
#2	-.00012	-.00005	.00078	-.00081	2.2772	16.492	23.081
#3	.00002	.00015	.00110	-.00078	2.2599	16.550	23.130
Errors	LC Pass	LC Pass	LC Pass	LC Pass	LC Pass	LC Pass	LC Pass
High	5.0000	100.00	20.000	10.000	500.00	400.00	600.00
Low	-.00500	-.05000	-.00500	-.02500	-.10000	-5.0000	-5.0000

Elem	MN	MO	NA	NI	PB/1	PB/2	PB
Units	ppm	ppm	ppm	ppm	ppm	ppm	ppm
Avge	.73195	.00209	69.585	-.00002	.00155	-.00183	-.00070
SDev	.00126	.00046	.312	.00102	.00260	.00129	.00057
%RSD	.17246	21.799	.44888	4839.8	167.49	70.739	80.878
#1	.73286	.00181	69.890	.00047	.00351	-.00330	-.00103
#2	.73051	.00262	69.266	-.00120	-.00140	-.00086	-.00104
#3	.73248	.00184	69.598	.00067	.00254	-.00134	-.00005
Errors	LC Pass	LC Pass	LC Pass	LC Pass	NOCHECK	NOCHECK	LC Pass
High	20.000	20.000	400.00	100.00			5.0000
Low	-.01500	-.04000	-5.0000	-.04000			-.00300

Elem	SB/1	SB/2	SB	SE/1	SE/2	SE	SI
Units	ppm	ppm	ppm	ppm	ppm	ppm	ppm
Avge	-.00220	.00330	.00147	-.00053	-.00190	-.00145	15.083
SDev	.00473	.00222	.00064	.00268	.00142	.00148	.042
%RSD	214.58	67.268	43.740	504.51	74.504	102.33	.28135
#1	-.00570	.00400	.00077	-.00317	-.00313	-.00314	15.108
#2	.00318	.00081	.00160	-.00060	-.00035	-.00043	15.034

#3	-.00409	.00508	.00203	.00218	-.00223	-.00076	15.106
Errors	NOCHECK	NOCHECK	LC Pass	NOCHECK	NOCHECK	LC Pass	LC Pass

High			5.0000			10.000	50.000
Low			-.01000			-.00500	-.50000

Elem	SN	SR	TI	TL	V_	ZN	
Units	ppm	ppm	ppm	ppm	ppm	ppm	
Avge	.00070	.66262	-.00069	-.00244	.00108	.00376	
SDev	.00243	.00011	.00012	.00153	.00030	.00024	
%RSD	345.05	.01659	17.449	62.561	27.424	6.4387	
#1	-.00070	.66274	-.00081	-.00080	.00114	.00362	
#2	-.00070	.66252	-.00057	-.00270	.00075	.00404	
#3	.00351	.66262	-.00070	-.00382	.00133	.00362	

Errors	LC Pass	LC Pass	LC Pass	LC Pass	LC Pass	LC Pass	
High	30.000	10.000	30.000	10.000	50.000	10.000	
Low	-.10000	-.05000	-.05000	-.01000	-.05000	-.02000	

IntStd	1	2	3	4	5	6	7
Mode	Counts	NOTUSED	NOTUSED	NOTUSED	NOTUSED	NOTUSED	NOTUSED
Elem	Y	--	--	--	--	--	--
Wavlen	371.030	--	--	--	--	--	--
Avge	28790	--	--	--	--	--	--
SDev	124.1485	--	--	--	--	--	--
%RSD	.4312254	--	--	--	--	--	--
#1	28886	--	--	--	--	--	--
#2	28833	--	--	--	--	--	--
#3	28650	--	--	--	--	--	--

Method: METTRACE Sample Name: CCV1-6 Operator: RJG
Run Time: 10/27/08 15:53:22
Comment: TESTAMERICA PITTSBURGH ICP METALS ANALYSIS-INST TRACEICP
Mode: CONC Corr. Factor: 1

Elem	AG	AL	AS	B_	BA	BE	CA
Units	ppm	ppm	ppm	ppm	ppm	ppm	ppm
Avge	.98622	23.800	.49336	1.9703	1.9276	1.9862	49.840
SDev	.00324	.038	.00399	.0031	.0041	.0113	.262
%RSD	.32858	.16045	.80852	.15711	.21458	.56831	.52625
#1	.98864	23.807	.49590	1.9705	1.9297	1.9932	50.007
#2	.98749	23.835	.49541	1.9733	1.9302	1.9922	49.976
#3	.98254	23.759	.48876	1.9671	1.9228	1.9731	49.538
Errors	LC Pass	LC Pass	LC Pass	LC Pass	LC Pass	LC Pass	LC Pass
High	1.1000	27.500	.55000	2.2000	2.2000	2.2000	55.000
Low	.90000	22.500	.45000	1.8000	1.8000	1.8000	45.000

Elem	CD	CO	CR	CU	FE	K_	MG
Units	ppm	ppm	ppm	ppm	ppm	ppm	ppm
Avge	.48207	1.9690	1.9657	1.9310	24.867	116.06	48.799
SDev	.00283	.0082	.0098	.0022	.115	.25	.244
%RSD	.58612	.41661	.49957	.11267	.46374	.21802	.50083
#1	.48353	1.9748	1.9713	1.9317	24.936	116.33	48.962
#2	.48387	1.9725	1.9714	1.9327	24.931	116.01	48.917
#3	.47882	1.9596	1.9543	1.9286	24.734	115.83	48.518
Errors	LC Pass	LC Pass	LC Pass	LC Pass	LC Pass	LC Pass	LC Pass
High	.55000	2.2000	2.2000	2.2000	27.500	137.50	55.000
Low	.45000	1.8000	1.8000	1.8000	22.500	112.50	45.000

Elem	MN	MO	NA	NI	PB/1	PB/2	PB
Units	ppm	ppm	ppm	ppm	ppm	ppm	ppm
Avge	1.9530	1.9940	115.87	1.9493	.49646	.48685	.49005
SDev	.0083	.0072	.01	.0081	.00257	.00279	.00243
%RSD	.42458	.35979	.01240	.41691	.51849	.57319	.49575
#1	1.9586	1.9876	115.85	1.9530	.49741	.48998	.49245
#2	1.9570	2.0017	115.88	1.9550	.49843	.48594	.49010
#3	1.9435	1.9926	115.88	1.9400	.49355	.48462	.48759
Errors	LC Pass	LC Pass	LC Pass	LC Pass	NOCHECK	NOCHECK	LC Pass
High	2.2000	2.2000	137.50	2.2000			.55000
Low	1.8000	1.8000	112.50	1.8000			.45000

Elem	SB/1	SB/2	SB	SE/1	SE/2	SE	SI
Units	ppm	ppm	ppm	ppm	ppm	ppm	ppm
Avge	.48554	.48954	.48821	.49176	.48626	.48810	1.9390
SDev	.00166	.00441	.00338	.00490	.00085	.00177	.0217
%RSD	.34155	.90166	.69253	.99681	.17558	.36156	1.1179
#1	.48740	.49250	.49080	.49443	.48716	.48958	1.9589
#2	.48501	.49166	.48944	.49476	.48546	.48856	1.9421

#3	.48422	.48447	.48438	.48611	.48616	.48615	1.9159
Errors	NOCHECK	NOCHECK	LC Pass	NOCHECK	NOCHECK	LC Pass	LC Pass

High			.55000			.55000	2.2000
Low			.45000			.45000	1.8000

Elem	SN	SR	TI	TL	V_	ZN	
Units	ppm	ppm	ppm	ppm	ppm	ppm	
Avge	1.9778	1.8954	1.9698	.98098	1.9818	2.0086	
SDev	.0063	.0040	.0075	.00147	.0067	.0078	
%RSD	.31849	.21278	.37921	.14941	.33836	.38809	
#1	1.9770	1.8965	1.9747	.97957	1.9876	2.0128	
#2	1.9845	1.8988	1.9735	.98250	1.9835	2.0135	
#3	1.9719	1.8909	1.9612	.98087	1.9745	1.9996	
Errors	LC Pass	LC Pass	LC Pass	LC Pass	LC Pass	LC Pass	
High	2.2000	2.2000	2.2000	1.1000	2.2000	2.2000	
Low	1.8000	1.8000	1.8000	.90000	1.8000	1.8000	

IntStd	1	2	3	4	5	6	7
Mode	Counts	NOTUSED	NOTUSED	NOTUSED	NOTUSED	NOTUSED	NOTUSED
Elem	Y	--	--	--	--	--	--
Wavlen	371.030	--	--	--	--	--	--
Avge	29169	--	--	--	--	--	--
SDev	102.4832	--	--	--	--	--	--
%RSD	.3513438	--	--	--	--	--	--
#1	29052	--	--	--	--	--	--
#2	29209	--	--	--	--	--	--
#3	29245	--	--	--	--	--	--

Method: METTRACE Sample Name: CCB6 Operator: RJG
Run Time: 10/27/08 15:58:52
Comment: TESTAMERICA PITTSBURGH ICP METALS ANALYSIS-INST TRACEICP
Mode: CONC Corr. Factor: 1

Elem	AG	AL	AS	B_	BA	BE	CA
Units	ppm	ppm	ppm	ppm	ppm	ppm	ppm
Avge	.00050	-.02314	.00132	.00328	.00014	.00087	.00789
SDev	.00048	.00146	.00087	.00098	.00013	.00006	.00203
%RSD	97.715	6.3162	65.490	30.041	92.399	6.7741	25.775
#1	.00005	-.02302	.00032	.00440	.00000	.00081	.00556
#2	.00043	-.02466	.00177	.00290	.00016	.00093	.00927
#3	.00101	-.02175	.00187	.00254	.00025	.00086	.00885
Errors	LC Pass	LC Pass	LC Pass	LC Pass	LC Pass	LC Pass	LC Pass
High	.00500	.20000	.01000	.20000	.20000	.00400	5.0000
Low	-.00500	-.20000	-.01000	-.20000	-.20000	-.00400	-5.0000

Elem	CD	CO	CR	CU	FE	K_	MG
Units	ppm	ppm	ppm	ppm	ppm	ppm	ppm
Avge	.00006	.00025	.00044	-.00094	-.00561	.20516	.00940
SDev	.00011	.00025	.00036	.00010	.00319	.00361	.00373
%RSD	178.70	100.31	82.276	10.449	56.791	1.7591	39.665
#1	.00013	-.00002	.00007	-.00102	-.00533	.20661	.00515
#2	.00011	.00047	.00046	-.00097	-.00893	.20781	.01096
#3	-.00006	.00029	.00079	-.00083	-.00258	.20105	.01210
Errors	LC Pass	LC Pass	LC Pass	LC Pass	LC Pass	LC Pass	LC Pass
High	.00500	.05000	.00500	.02500	.10000	5.0000	5.0000
Low	-.00500	-.05000	-.00500	-.02500	-.10000	-5.0000	-5.0000

Elem	MN	MO	NA	NI	PB/1	PB/2	PB
Units	ppm	ppm	ppm	ppm	ppm	ppm	ppm
Avge	.00019	.00650	-.48580	.00066	.00282	-.00219	-.00052
SDev	.00009	.00267	.08595	.00034	.00336	.00108	.00044
%RSD	47.299	41.028	17.693	51.592	119.03	49.426	83.770
#1	.00009	.00907	-.53038	.00033	-.00105	-.00098	-.00101
#2	.00024	.00668	-.54029	.00064	.00490	-.00308	-.00042
#3	.00024	.00375	-.38671	.00101	.00461	-.00252	-.00015
Errors	LC Pass	LC Pass	LC Pass	LC Pass	NOCHECK	NOCHECK	LC Pass
High	.01500	.04000	5.0000	.04000			.00300
Low	-.01500	-.04000	-5.0000	-.04000			-.00300

Elem	SB/1	SB/2	SB	SE/1	SE/2	SE	SI
Units	ppm	ppm	ppm	ppm	ppm	ppm	ppm
Avge	-.00310	.00376	.00148	.00535	-.00171	.00064	-.00312
SDev	.00351	.00105	.00095	.00088	.00181	.00099	.00206
%RSD	113.33	27.803	64.459	16.361	105.58	153.99	66.022
#1	.00096	.00306	.00236	.00434	-.00005	.00141	-.00337
#2	-.00514	.00327	.00047	.00587	-.00364	-.00047	-.00095

#3	-.00510	.00497	.00161	.00585	-.00145	.00098	-.00505
Errors	NOCHECK	NOCHECK	LC Pass	NOCHECK	NOCHECK	LC Pass	LC Pass

High			.06000			.00500	.50000
Low			-.06000			-.00500	-.50000

Elem	SN	SR	TI	TL	V_	ZN	
Units	ppm	ppm	ppm	ppm	ppm	ppm	
Avge	.00144	.00014	.00053	.00171	.00050	.00097	
SDev	.00200	.00008	.00021	.00049	.00039	.00017	
%RSD	138.58	58.651	39.286	28.446	78.165	17.938	
#1	-.00018	.00004	.00077	.00206	.00006	.00081	
#2	.00367	.00019	.00041	.00116	.00063	.00116	
#3	.00084	.00018	.00041	.00193	.00082	.00094	
Errors	LC Pass	LC Pass	LC Pass	LC Pass	LC Pass	LC Pass	
High	.10000	.05000	.05000	.01000	.05000	.02000	
Low	-.10000	-.05000	-.05000	-.01000	-.05000	-.02000	

IntStd	1	2	3	4	5	6	7
Mode	Counts	NOTUSED	NOTUSED	NOTUSED	NOTUSED	NOTUSED	NOTUSED
Elem	Y	--	--	--	--	--	--
Wavlen	371.030	--	--	--	--	--	--
Avge	29351	--	--	--	--	--	--
SDev	136.6532	--	--	--	--	--	--
%RSD	.4655848	--	--	--	--	--	--
#1	29219	--	--	--	--	--	--
#2	29343	--	--	--	--	--	--
#3	29492	--	--	--	--	--	--

Method: METTRACE Sample Name: K02VJ Operator: RJG
Run Time: 10/27/08 16:07:01
Comment: TESTAMERICA PITTSBURGH ICP METALS ANALYSIS-INST TRACEICP
Mode: CONC Corr. Factor: 1

Elem	AG	AL	AS	B_	BA	BE	CA
Units	ppm	ppm	ppm	ppm	ppm	ppm	ppm
Avge	.00087	-.01458	.00047	.09131	.04128	.00060	220.05
SDev	.00081	.00315	.00041	.00187	.00026	.00005	1.71
%RSD	93.143	21.578	86.406	2.0456	.63317	8.8078	.77750
#1	.00077	-.01672	.00026	.08951	.04098	.00066	218.29
#2	.00011	-.01606	.00094	.09118	.04141	.00056	220.15
#3	.00171	-.01097	.00021	.09324	.04144	.00059	221.70
Errors	LC Pass	LC Pass	LC Pass	LC Pass	LC Pass	LC Pass	LC Pass
High	2.0000	500.00	10.000	30.000	10.000	10.000	600.00
Low	-.00500	-.20000	-.01000	-.20000	-.20000	-.00400	-5.0000

Elem	CD	CO	CR	CU	FE	K_	MG
Units	ppm	ppm	ppm	ppm	ppm	ppm	ppm
Avge	.00004	.01384	.01808	.00576	.29148	2.2244	94.609
SDev	.00001	.00037	.00075	.00029	.00534	.0180	.746
%RSD	25.271	2.6747	4.1395	5.0049	1.8310	.80830	.78884
#1	.00003	.01362	.01779	.00565	.29612	2.2038	93.812
#2	.00003	.01364	.01752	.00554	.28565	2.2325	94.724
#3	.00005	.01427	.01893	.00608	.29266	2.2368	95.292
Errors	LC Pass	LC Pass	LC Pass	LC Pass	LC Pass	LC Pass	LC Pass
High	5.0000	100.00	20.000	10.000	500.00	400.00	600.00
Low	-.00500	-.05000	-.00500	-.02500	-.10000	-5.0000	-5.0000

Elem	MN	MO	NA	NI	PB/1	PB/2	PB
Units	ppm	ppm	ppm	ppm	ppm	ppm	ppm
Avge	.65572	.01775	267.58	.26879	.00231	-.00214	-.00065
SDev	.00466	.00056	1.87	.00127	.00247	.00100	.00017
%RSD	.71031	3.1795	.69975	.47181	106.68	46.867	26.247
#1	.65061	.01741	265.42	.26735	-.00032	-.00112	-.00085
#2	.65682	.01744	268.68	.26974	.00268	-.00217	-.00055
#3	.65972	.01841	268.65	.26927	.00458	-.00312	-.00056
Errors	LC Pass	LC Pass	LC Pass	LC Pass	NOCHECK	NOCHECK	LC Pass
High	20.000	20.000	400.00	100.00			5.0000
Low	-.01500	-.04000	-5.0000	-.04000			-.00300

Elem	SB/1	SB/2	SB	SE/1	SE/2	SE	SI
Units	ppm	ppm	ppm	ppm	ppm	ppm	ppm
Avge	-.00302	.00461	.00207	.00309	-.00338	-.00123	6.7256
SDev	.00231	.00100	.00045	.00255	.00070	.00080	.0439
%RSD	76.472	21.575	21.828	82.737	20.692	65.101	.65280
#1	-.00041	.00383	.00242	.00035	-.00337	-.00213	6.6761
#2	-.00386	.00426	.00156	.00351	-.00268	-.00062	6.7413

#3	-.00480	.00573	.00222	.00540	-.00408	-.00092	6.7596
Errors	NOCHECK	NOCHECK	LC Pass	NOCHECK	NOCHECK	LC Pass	LC Pass

High			5.0000			10.000	50.000
Low			-.01000			-.00500	-.50000

Elem	SN	SR	TI	TL	V_	ZN	
Units	ppm	ppm	ppm	ppm	ppm	ppm	
Avge	-.00088	.94747	-.00142	-.00135	.00416	.00549	
SDev	.00226	.00547	.00038	.00045	.00183	.00009	
%RSD	257.33	.57761	26.966	33.039	44.027	1.6516	
#1	-.00257	.94119	-.00109	-.00187	.00626	.00539	
#2	-.00177	.95121	-.00183	-.00107	.00331	.00552	
#3	.00169	.95000	-.00133	-.00112	.00290	.00557	

Errors	LC Pass	LC Pass	LC Pass	LC Pass	LC Pass	LC Pass	
High	30.000	10.000	30.000	10.000	50.000	10.000	
Low	-.10000	-.05000	-.05000	-.01000	-.05000	-.02000	

IntStd	1	2	3	4	5	6	7
Mode	Counts	NOTUSED	NOTUSED	NOTUSED	NOTUSED	NOTUSED	NOTUSED
Elem	Y	--	--	--	--	--	--
Wavlen	371.030	--	--	--	--	--	--
Avge	28312	--	--	--	--	--	--
SDev	59.28054	--	--	--	--	--	--
%RSD	.2093822	--	--	--	--	--	--
#1	28303	--	--	--	--	--	--
#2	28258	--	--	--	--	--	--
#3	28375	--	--	--	--	--	--

Method: METTRACE Sample Name: K02VK Operator: RJG
Run Time: 10/27/08 16:12:32
Comment: TESTAMERICA PITTSBURGH ICP METALS ANALYSIS-INST TRACEICP
Mode: CONC Corr. Factor: 1

Elem	AG	AL	AS	B_	BA	BE	CA
Units	ppm	ppm	ppm	ppm	ppm	ppm	ppm
Avge	.00041	.52809	.07647	.24885	.00801	.00030	5.5498
SDev	.00094	.00597	.00079	.00100	.00003	.00007	.0006
%RSD	229.57	1.1308	1.0313	.40213	.43564	24.481	.01126
#1	-.00067	.53112	.07580	.24981	.00797	.00035	5.5491
#2	.00083	.53195	.07734	.24891	.00801	.00021	5.5503
#3	.00106	.52121	.07627	.24782	.00804	.00033	5.5499
Errors	LC Pass	LC Pass	LC Pass	LC Pass	LC Pass	LC Pass	LC Pass
High	2.0000	500.00	10.000	30.000	10.000	10.000	600.00
Low	-.00500	-.20000	-.01000	-.20000	-.20000	-.00400	-5.0000

Elem	CD	CO	CR	CU	FE	K_	MG
Units	ppm	ppm	ppm	ppm	ppm	ppm	ppm
Avge	-.00009	.00024	.00297	.00858	.28907	87.936	.06215
SDev	.00011	.00019	.00043	.00028	.00441	.287	.00730
%RSD	121.33	80.410	14.527	3.2559	1.5242	.32629	11.744
#1	-.00019	.00002	.00247	.00827	.29391	88.052	.05398
#2	.00002	.00035	.00324	.00882	.28799	88.148	.06444
#3	-.00010	.00035	.00320	.00863	.28530	87.610	.06803
Errors	LC Pass	LC Pass	LC Pass	LC Pass	LC Pass	LC Pass	LC Pass
High	5.0000	100.00	20.000	10.000	500.00	400.00	600.00
Low	-.00500	-.05000	-.00500	-.02500	-.10000	-5.0000	-5.0000

Elem	MN	MO	NA	NI	PB/1	PB/2	PB
Units	ppm	ppm	ppm	ppm	ppm	ppm	ppm
Avge	.00305	.01638	231.06	.00381	.00782	.01099	.00994
SDev	.00011	.00097	.70	.00061	.00441	.00128	.00093
%RSD	3.5544	5.8939	.30449	15.951	56.398	11.614	9.3837
#1	.00294	.01540	231.11	.00316	.00304	.01240	.00929
#2	.00304	.01641	231.74	.00391	.00870	.00993	.00952
#3	.00316	.01733	230.34	.00436	.01174	.01064	.01100
Errors	LC Pass	LC Pass	LC Pass	LC Pass	NOCHECK	NOCHECK	LC Pass
High	20.000	20.000	400.00	100.00			5.0000
Low	-.01500	-.04000	-5.0000	-.04000			-.00300

Elem	SB/1	SB/2	SB	SE/1	SE/2	SE	SI
Units	ppm	ppm	ppm	ppm	ppm	ppm	ppm
Avge	.00474	.00415	.00435	.00066	.00257	.00194	49.246
SDev	.00271	.00322	.00125	.00498	.00236	.00052	.139
%RSD	57.269	77.652	28.681	750.79	91.653	26.585	.28242
#1	.00751	.00084	.00306	-.00402	.00517	.00211	49.335
#2	.00460	.00434	.00443	.00013	.00197	.00136	49.317

#3	.00209	.00727	.00555	.00588	.00057	.00234	49.086
Errors	NOCHECK	NOCHECK	LC Pass	NOCHECK	NOCHECK	LC Pass	LC Pass

High			5.0000			10.000	50.000
Low			-.01000			-.00500	-.50000

Elem	SN	SR	TI	TL	V_	ZN	
Units	ppm	ppm	ppm	ppm	ppm	ppm	
Avge	.00136	.04577	.02041	-.00238	.03533	.02063	
SDev	.00068	.00007	.00002	.00163	.00188	.00016	
%RSD	50.005	.16420	.09107	68.629	5.3128	.75761	
#1	.00187	.04575	.02040	-.00423	.03316	.02046	
#2	.00161	.04585	.02040	-.00181	.03638	.02066	
#3	.00059	.04570	.02043	-.00111	.03644	.02077	
Errors	LC Pass	LC Pass	LC Pass	LC Pass	LC Pass	LC Pass	
High	30.000	10.000	30.000	10.000	50.000	10.000	
Low	-.10000	-.05000	-.05000	-.01000	-.05000	-.02000	

IntStd	1	2	3	4	5	6	7
Mode	Counts	NOTUSED	NOTUSED	NOTUSED	NOTUSED	NOTUSED	NOTUSED
Elem	Y	--	--	--	--	--	--
Wavlen	371.030	--	--	--	--	--	--
Avge	29331	--	--	--	--	--	--
SDev	27.40733	--	--	--	--	--	--
%RSD	.0934425	--	--	--	--	--	--
#1	29345	--	--	--	--	--	--
#2	29348	--	--	--	--	--	--
#3	29299	--	--	--	--	--	--

Method: METTRACE Sample Name: K02VM Operator: RJG
Run Time: 10/27/08 16:18:02
Comment: TESTAMERICA PITTSBURGH ICP METALS ANALYSIS-INST TRACEICP
Mode: CONC Corr. Factor: 1

Elem	AG	AL	AS	B_	BA	BE	CA
Units	ppm	ppm	ppm	ppm	ppm	ppm	ppm
Avge	-.00000	.27921	.01324	.02268	.01036	.00038	2.8962
SDev	.00089	.00480	.00008	.00092	.00006	.00006	.0051
%RSD	18981.	1.7203	.62523	4.0603	.60959	16.467	.17575
#1	.00093	.27378	.01334	.02250	.01036	.00035	2.8964
#2	-.00010	.28090	.01320	.02367	.01042	.00033	2.9012
#3	-.00085	.28293	.01318	.02186	.01029	.00045	2.8911
Errors	LC Pass	LC Pass	LC Pass	LC Pass	LC Pass	LC Pass	LC Pass
High	2.0000	500.00	10.000	30.000	10.000	10.000	600.00
Low	-.00500	-.20000	-.01000	-.20000	-.20000	-.00400	-5.0000

Elem	CD	CO	CR	CU	FE	K_	MG
Units	ppm	ppm	ppm	ppm	ppm	ppm	ppm
Avge	.00037	.00044	.01299	.01168	1.2290	213.65	.07387
SDev	.00014	.00043	.00073	.00022	.0042	.88	.00533
%RSD	37.553	98.321	5.6552	1.9053	.33772	.41194	7.2152
#1	.00030	.00063	.01366	.01158	1.2257	212.66	.07697
#2	.00053	.00073	.01311	.01193	1.2336	213.96	.07692
#3	.00027	-.00006	.01220	.01152	1.2277	214.33	.06771
Errors	LC Pass	LC Pass	LC Pass	LC Pass	LC Pass	LC Pass	LC Pass
High	5.0000	100.00	20.000	10.000	500.00	400.00	600.00
Low	-.00500	-.05000	-.00500	-.02500	-.10000	-5.0000	-5.0000

Elem	MN	MO	NA	NI	PB/1	PB/2	PB
Units	ppm	ppm	ppm	ppm	ppm	ppm	ppm
Avge	.00893	.02944	294.58	.00342	.03692	.03861	.03805
SDev	.00009	.00105	1.67	.00020	.00419	.00170	.00048
%RSD	.99178	3.5544	.56649	5.8422	11.354	4.3932	1.2573
#1	.00898	.03026	292.67	.00333	.04134	.03666	.03822
#2	.00898	.02979	295.30	.00364	.03642	.03942	.03842
#3	.00883	.02826	295.77	.00327	.03300	.03976	.03751
Errors	LC Pass	LC Pass	LC Pass	LC Pass	NOCHECK	NOCHECK	LC Pass
High	20.000	20.000	400.00	100.00			5.0000
Low	-.01500	-.04000	-5.0000	-.04000			-.00300

Elem	SB/1	SB/2	SB	SE/1	SE/2	SE	SI
Units	ppm	ppm	ppm	ppm	ppm	ppm	ppm
Avge	.00165	.00540	.00415	.00048	.00038	.00041	25.059
SDev	.00391	.00174	.00061	.00550	.00239	.00038	.029
%RSD	236.83	32.169	14.751	1146.7	630.58	91.845	.11453
#1	-.00281	.00701	.00374	.00626	-.00190	.00082	25.033
#2	.00330	.00563	.00486	-.00012	.00017	.00007	25.090

#3	.00446	.00356	.00386	-.00469	.00286	.00035	25.053
Errors	NOCHECK	NOCHECK	LC Pass	NOCHECK	NOCHECK	LC Pass	LC Pass

High			5.0000			10.000	50.000
Low			-.01000			-.00500	-.50000

Elem	SN	SR	TI	TL	V_	ZN	
Units	ppm	ppm	ppm	ppm	ppm	ppm	
Avge	.00476	.00773	.04326	.00008	.02223	.04663	
SDev	.00090	.00010	.00005	.00124	.00057	.00020	
%RSD	18.919	1.2667	.11005	1575.1	2.5831	.42039	
#1	.00570	.00779	.04323	.00131	.02274	.04640	
#2	.00391	.00777	.04332	.00010	.02234	.04676	
#3	.00468	.00761	.04324	-.00117	.02160	.04672	
Errors	LC Pass	LC Pass	LC Pass	LC Pass	LC Pass	LC Pass	
High	30.000	10.000	30.000	10.000	50.000	10.000	
Low	-.10000	-.05000	-.05000	-.01000	-.05000	-.02000	
IntStd	1	2	3	4	5	6	7
Mode	Counts	NOTUSED	NOTUSED	NOTUSED	NOTUSED	NOTUSED	NOTUSED
Elem	Y	--	--	--	--	--	--
Wavlen	371.030	--	--	--	--	--	--
Avge	29459	--	--	--	--	--	--
SDev	14.78009	--	--	--	--	--	--
%RSD	.0501709	--	--	--	--	--	--
#1	29453	--	--	--	--	--	--
#2	29476	--	--	--	--	--	--
#3	29449	--	--	--	--	--	--

Method: METTRACE Sample Name: K02VN Operator: RJG
Run Time: 10/27/08 16:23:32
Comment: TESTAMERICA PITTSBURGH ICP METALS ANALYSIS-INST TRACEICP
Mode: CONC Corr. Factor: 1

Elem	AG	AL	AS	B_	BA	BE	CA
Units	ppm	ppm	ppm	ppm	ppm	ppm	ppm
Avge	.00018	.01691	.00650	.07270	.03807	.00061	46.897
SDev	.00039	.00519	.00078	.00151	.00076	.00024	.643
%RSD	215.76	30.696	11.964	2.0824	1.9864	39.439	1.3701
#1	.00056	.02250	.00619	.07437	.03894	.00033	47.639
#2	.00020	.01597	.00739	.07229	.03759	.00074	46.506
#3	-.00022	.01225	.00593	.07143	.03768	.00076	46.547
Errors	LC Pass	LC Pass	LC Pass	LC Pass	LC Pass	LC Pass	LC Pass
High	2.0000	500.00	10.000	30.000	10.000	10.000	600.00
Low	-.00500	-.20000	-.01000	-.20000	-.20000	-.00400	-5.0000

Elem	CD	CO	CR	CU	FE	K_	MG
Units	ppm	ppm	ppm	ppm	ppm	ppm	ppm
Avge	.00006	.00013	.00207	.00078	.14499	6.9412	6.4994
SDev	.00011	.00023	.00031	.00031	.00541	.1196	.0988
%RSD	177.57	175.32	15.094	39.246	3.7332	1.7236	1.5194
#1	.00019	-.00009	.00239	.00113	.14235	7.0785	6.6134
#2	.00000	.00037	.00207	.00055	.15122	6.8591	6.4382
#3	-.00001	.00011	.00176	.00066	.14141	6.8860	6.4468
Errors	LC Pass	LC Pass	LC Pass	LC Pass	LC Pass	LC Pass	LC Pass
High	5.0000	100.00	20.000	10.000	500.00	400.00	600.00
Low	-.00500	-.05000	-.00500	-.02500	-.10000	-5.0000	-5.0000

Elem	MN	MO	NA	NI	PB/1	PB/2	PB
Units	ppm	ppm	ppm	ppm	ppm	ppm	ppm
Avge	.03220	.01145	44.205	.00170	.00401	-.00068	.00089
SDev	.00050	.00161	.660	.00032	.00289	.00084	.00048
%RSD	1.5561	14.058	1.4923	18.863	71.911	124.86	54.232
#1	.03278	.01297	44.951	.00204	.00729	-.00163	.00134
#2	.03198	.00977	43.697	.00141	.00185	-.00035	.00038
#3	.03185	.01160	43.967	.00165	.00290	-.00004	.00094
Errors	LC Pass	LC Pass	LC Pass	LC Pass	NOCHECK	NOCHECK	LC Pass
High	20.000	20.000	400.00	100.00			5.0000
Low	-.01500	-.04000	-5.0000	-.04000			-.00300

Elem	SB/1	SB/2	SB	SE/1	SE/2	SE	SI
Units	ppm	ppm	ppm	ppm	ppm	ppm	ppm
Avge	-.00268	.00472	.00226	.00211	.00006	.00074	4.4095
SDev	.00193	.00150	.00091	.00253	.00162	.00036	.0796
%RSD	71.997	31.699	40.446	119.64	2855.4	47.908	1.8048
#1	-.00481	.00502	.00175	.00286	.00009	.00101	4.5014
#2	-.00217	.00605	.00331	-.00070	.00166	.00087	4.3607

#3	-.00106	.00310	.00172	.00418	-.00158	.00034	4.3665
Errors	NOCHECK	NOCHECK	LC Pass	NOCHECK	NOCHECK	LC Pass	LC Pass

High			5.0000			10.000	50.000
Low			-.01000			-.00500	-.50000

Elem	SN	SR	TI	TL	V_	ZN	
Units	ppm	ppm	ppm	ppm	ppm	ppm	
Avge	-.00011	.22344	-.00016	-.00410	.00356	.00775	
SDev	.00195	.00451	.00020	.00185	.00063	.00012	
%RSD	1726.7	2.0200	121.66	45.269	17.790	1.5308	
#1	-.00203	.22865	-.00034	-.00456	.00286	.00781	
#2	-.00018	.22077	-.00019	-.00205	.00374	.00783	
#3	.00187	.22090	.00005	-.00567	.00409	.00762	

Errors	LC Pass	LC Pass	LC Pass	LC Pass	LC Pass	LC Pass	
High	30.000	10.000	30.000	10.000	50.000	10.000	
Low	-.10000	-.05000	-.05000	-.01000	-.05000	-.02000	

IntStd	1	2	3	4	5	6	7
Mode	Counts	NOTUSED	NOTUSED	NOTUSED	NOTUSED	NOTUSED	NOTUSED
Elem	Y	--	--	--	--	--	--
Wavlen	371.030	--	--	--	--	--	--
Avge	28958	--	--	--	--	--	--
SDev	516.6912	--	--	--	--	--	--
%RSD	1.784256	--	--	--	--	--	--
#1	28370	--	--	--	--	--	--
#2	29169	--	--	--	--	--	--
#3	29337	--	--	--	--	--	--

Method: METTRACE Sample Name: K058WB Operator: RJG
Run Time: 10/27/08 16:29:01
Comment: TESTAMERICA PITTSBURGH ICP METALS ANALYSIS-INST TRACEICP
Mode: CONC Corr. Factor: 1

Elem	AG	AL	AS	B_	BA	BE	CA
Units	ppm	ppm	ppm	ppm	ppm	ppm	ppm
Avge	-.00020	-.02065	-.00042	-.00013	-.00010	.00070	.00709
SDev	.00043	.00539	.00136	.00035	.00009	.00005	.00135
%RSD	220.13	26.109	321.91	264.23	96.101	7.3328	19.078
#1	-.00002	-.02664	.00115	-.00052	-.00014	.00065	.00563
#2	-.00069	-.01619	-.00114	.00013	-.00016	.00075	.00830
#3	.00012	-.01912	-.00127	.00000	.00001	.00070	.00735
Errors	LC Pass	LC Pass	LC Pass	LC Pass	LC Pass	LC Pass	LC Pass
High	.00500	.20000	.01000	.20000	.20000	.00400	5.0000
Low	-.00500	-.20000	-.01000	-.20000	-.20000	-.00400	-5.0000

Elem	CD	CO	CR	CU	FE	K_	MG
Units	ppm	ppm	ppm	ppm	ppm	ppm	ppm
Avge	.00003	.00004	-.00003	-.00140	-.00194	.17437	.00322
SDev	.00014	.00028	.00013	.00005	.01324	.00902	.00355
%RSD	490.75	760.89	390.25	3.5931	683.72	5.1700	110.06
#1	-.00011	-.00024	.00005	-.00144	-.01551	.16960	.00400
#2	.00018	.00004	-.00018	-.00134	-.00124	.16874	-.00065
#3	.00002	.00031	.00003	-.00141	.01094	.18477	.00631
Errors	LC Pass	LC Pass	LC Pass	LC Pass	LC Pass	LC Pass	LC Pass
High	.00500	.05000	.00500	.02500	.10000	5.0000	5.0000
Low	-.00500	-.05000	-.00500	-.02500	-.10000	-5.0000	-5.0000

Elem	MN	MO	NA	NI	PB/1	PB/2	PB
Units	ppm	ppm	ppm	ppm	ppm	ppm	ppm
Avge	-.00000	.00001	-.41026	-.00051	.00104	-.00130	-.00052
SDev	.00006	.00065	.08534	.00095	.00351	.00207	.00088
%RSD	2887.2	6198.6	20.801	186.90	338.50	159.14	168.74
#1	.00003	-.00048	-.31172	-.00099	.00506	-.00292	-.00026
#2	-.00007	.00075	-.45936	-.00112	-.00146	.00103	.00020
#3	.00003	-.00024	-.45969	.00059	-.00048	-.00201	-.00150
Errors	LC Pass	LC Pass	LC Pass	LC Pass	NOCHECK	NOCHECK	LC Pass
High	.01500	.04000	5.0000	.04000			.00300
Low	-.01500	-.04000	-5.0000	-.04000			-.00300

Elem	SB/1	SB/2	SB	SE/1	SE/2	SE	SI
Units	ppm	ppm	ppm	ppm	ppm	ppm	ppm
Avge	-.00018	.00329	.00214	-.00340	.00033	-.00091	.01506
SDev	.00333	.00216	.00052	.00209	.00178	.00049	.00097
%RSD	1903.8	65.613	24.374	61.505	540.56	53.973	6.4259
#1	-.00326	.00565	.00269	-.00099	-.00171	-.00147	.01442
#2	.00336	.00143	.00207	-.00471	.00156	-.00053	.01458

#3	-.00062	.00278	.00165	-.00449	.00113	-.00074	.01617
Errors	NOCHECK	NOCHECK	LC Pass	NOCHECK	NOCHECK	LC Pass	LC Pass

High			.06000			.00500	.50000
Low			-.06000			-.00500	-.50000

Elem	SN	SR	TI	TL	V_	ZN	
Units	ppm	ppm	ppm	ppm	ppm	ppm	
Avge	-.00190	-.00007	-.00007	-.00165	-.00013	.00363	
SDev	.00129	.00004	.00036	.00086	.00170	.00020	
%RSD	67.833	58.719	511.76	52.264	1354.3	5.5727	
#1	-.00326	-.00004	-.00042	-.00229	-.00183	.00349	
#2	-.00070	-.00012	.00029	-.00067	.00158	.00386	
#3	-.00173	-.00006	-.00007	-.00200	-.00012	.00353	
Errors	LC Pass	LC Pass	LC Pass	LC Pass	LC Pass	LC Pass	
High	.10000	.05000	.05000	.01000	.05000	.02000	
Low	-.10000	-.05000	-.05000	-.01000	-.05000	-.02000	

IntStd	1	2	3	4	5	6	7
Mode	Counts	NOTUSED	NOTUSED	NOTUSED	NOTUSED	NOTUSED	NOTUSED
Elem	Y	--	--	--	--	--	--
Wavlen	371.030	--	--	--	--	--	--
Avge	29350	--	--	--	--	--	--
SDev	170.0461	--	--	--	--	--	--
%RSD	.5793809	--	--	--	--	--	--
#1	29489	--	--	--	--	--	--
#2	29399	--	--	--	--	--	--
#3	29160	--	--	--	--	--	--

Method: METTRACE Sample Name: K058WC Operator: RJG
Run Time: 10/27/08 16:34:31
Comment: TESTAMERICA PITTSBURGH ICP METALS ANALYSIS-INST TRACEICP
Mode: CONC Corr. Factor: 1

Elem	AG	AL	AS	B_	BA	BE	CA
Units	ppm	ppm	ppm	ppm	ppm	ppm	ppm
Avge	.05117	1.9724	2.0087	.99319	1.9903	.05241	50.858
SDev	.00059	.0157	.0204	.00902	.0191	.00058	.544
%RSD	1.1579	.79368	1.0179	.90792	.95780	1.1060	1.0705
#1	.05175	1.9884	2.0300	1.0024	2.0105	.05292	51.389
#2	.05120	1.9718	2.0070	.99286	1.9876	.05252	50.883
#3	.05056	1.9571	1.9892	.98435	1.9727	.05178	50.301
Errors	LC Pass	LC Pass	LC Pass	LC Pass	LC Pass	LC Pass	LC Pass
High	.06000	2.4000	2.4000	1.2000	2.4000	.06000	60.000
Low	.04000	1.6000	1.6000	.80000	1.6000	.04000	40.000

Elem	CD	CO	CR	CU	FE	K_	MG
Units	ppm	ppm	ppm	ppm	ppm	ppm	ppm
Avge	.05060	.50744	.20841	.25134	.94101	47.722	50.006
SDev	.00046	.00484	.00188	.00209	.01675	.422	.538
%RSD	.89849	.95315	.90113	.83319	1.7805	.88458	1.0751
#1	.05106	.51238	.21021	.25372	.95519	48.159	50.534
#2	.05058	.50722	.20854	.25054	.94533	47.689	50.025
#3	.05015	.50272	.20646	.24977	.92252	47.317	49.459
Errors	LC Pass	LC Pass	LC Pass	LC Pass	LC Pass	LC Pass	LC Pass
High	.06000	.60000	.24000	.30000	1.2000	60.000	60.000
Low	.04000	.40000	.16000	.20000	.80000	40.000	40.000

Elem	MN	MO	NA	NI	PB/1	PB/2	PB
Units	ppm	ppm	ppm	ppm	ppm	ppm	ppm
Avge	.51261	1.0431	47.655	.50582	.50718	.50037	.50264
SDev	.00536	.0079	.388	.00490	.00542	.00267	.00346
%RSD	1.0448	.75327	.81500	.96804	1.0689	.53386	.68908
#1	.51812	1.0509	48.025	.51041	.51244	.50345	.50645
#2	.51230	1.0432	47.689	.50638	.50748	.49895	.50179
#3	.50742	1.0352	47.250	.50066	.50161	.49871	.49968
Errors	LC Pass	LC Pass	LC Pass	LC Pass	NOCHECK	NOCHECK	LC Pass
High	.60000	1.2000	60.000	.60000			.60000
Low	.40000	.80000	40.000	.40000			.40000

Elem	SB/1	SB/2	SB	SE/1	SE/2	SE	SI
Units	ppm	ppm	ppm	ppm	ppm	ppm	ppm
Avge	.49993	.49695	.49795	1.9897	1.9891	1.9893	10.217
SDev	.00337	.00425	.00393	.0200	.0096	.0120	.129
%RSD	.67385	.85587	.78941	1.0044	.48278	.60373	1.2644
#1	.50376	.50185	.50249	2.0098	1.9997	2.0031	10.341
#2	.49741	.49486	.49571	1.9896	1.9810	1.9839	10.225

#3	.49863	.49415	.49564	1.9698	1.9865	1.9810	10.083
Errors	NOCHECK	NOCHECK	LC Pass	NOCHECK	NOCHECK	LC Pass	LC Pass

High			.60000			2.4000	12.000
Low			.40000			1.6000	8.0000

Elem	SN	SR	TI	TL	V_	ZN	
Units	ppm	ppm	ppm	ppm	ppm	ppm	
Avge	2.0459	.96080	1.0142	2.0169	.52209	.52462	
SDev	.0159	.00960	.0091	.0177	.00487	.00494	
%RSD	.77797	.99953	.89654	.87891	.93352	.94246	
#1	2.0630	.97076	1.0240	2.0332	.52702	.52949	
#2	2.0432	.96002	1.0126	2.0195	.52198	.52477	
#3	2.0315	.95160	1.0060	1.9980	.51728	.51961	
Errors	LC Pass	LC Pass	LC Pass	LC Pass	LC Pass	LC Pass	
High	2.4000	1.2000	1.2000	2.4000	.60000	.60000	
Low	1.6000	.80000	.80000	1.6000	.40000	.40000	

IntStd	1	2	3	4	5	6	7
Mode	Counts	NOTUSED	NOTUSED	NOTUSED	NOTUSED	NOTUSED	NOTUSED
Elem	Y	--	--	--	--	--	--
Wavlen	371.030	--	--	--	--	--	--
Avge	29081	--	--	--	--	--	--
SDev	225.0553	--	--	--	--	--	--
%RSD	.7738984	--	--	--	--	--	--
#1	28825	--	--	--	--	--	--
#2	29168	--	--	--	--	--	--
#3	29249	--	--	--	--	--	--

Method: METTRACE Sample Name: K02CA Operator: RJG
Run Time: 10/27/08 16:40:01
Comment: TESTAMERICA PITTSBURGH ICP METALS ANALYSIS-INST TRACEICP
Mode: CONC Corr. Factor: 1

Elem	AG	AL	AS	B_	BA	BE	CA
Units	ppm	ppm	ppm	ppm	ppm	ppm	ppm
Avge	.00126	-.01286	.00063	.09319	.21688	.00071	19.194
SDev	.00031	.00175	.00098	.00053	.00064	.00008	.127
%RSD	24.553	13.635	154.89	.56910	.29744	10.669	.66207
#1	.00138	-.01460	-.00023	.09339	.21661	.00064	19.102
#2	.00149	-.01109	.00043	.09259	.21640	.00070	19.141
#3	.00091	-.01290	.00169	.09359	.21761	.00079	19.339
Errors	LC Pass	LC Pass	LC Pass	LC Pass	LC Pass	LC Pass	LC Pass
High	2.0000	500.00	10.000	30.000	10.000	10.000	600.00
Low	-.00500	-.20000	-.01000	-.20000	-.20000	-.00400	-5.0000

Elem	CD	CO	CR	CU	FE	K_	MG
Units	ppm	ppm	ppm	ppm	ppm	ppm	ppm
Avge	-.00000	-.00006	.00093	.00832	.32374	.93043	5.4811
SDev	.00008	.00016	.00017	.00004	.00310	.00577	.0386
%RSD	12192.	268.20	18.320	.52248	.95671	.62028	.70338
#1	-.00001	.00011	.00073	.00828	.32541	.93080	5.4533
#2	.00008	-.00007	.00103	.00836	.32017	.92448	5.4649
#3	-.00007	-.00022	.00103	.00833	.32565	.93601	5.5251
Errors	LC Pass	LC Pass	LC Pass	LC Pass	LC Pass	LC Pass	LC Pass
High	5.0000	100.00	20.000	10.000	500.00	400.00	600.00
Low	-.00500	-.05000	-.00500	-.02500	-.10000	-5.0000	-5.0000

Elem	MN	MO	NA	NI	PB/1	PB/2	PB
Units	ppm	ppm	ppm	ppm	ppm	ppm	ppm
Avge	.02691	.00418	26.877	.00105	.00766	-.00227	.00104
SDev	.00013	.00179	.062	.00014	.00190	.00073	.00058
%RSD	.47492	42.722	.22998	13.786	24.748	32.296	56.134
#1	.02680	.00619	26.877	.00097	.00838	-.00170	.00165
#2	.02687	.00357	26.815	.00121	.00910	-.00310	.00096
#3	.02705	.00278	26.938	.00096	.00551	-.00201	.00050
Errors	LC Pass	LC Pass	LC Pass	LC Pass	NOCHECK	NOCHECK	LC Pass
High	20.000	20.000	400.00	100.00			5.0000
Low	-.01500	-.04000	-5.0000	-.04000			-.00300

Elem	SB/1	SB/2	SB	SE/1	SE/2	SE	SI
Units	ppm	ppm	ppm	ppm	ppm	ppm	ppm
Avge	-.00532	.00519	.00169	.00499	-.00101	.00099	5.8892
SDev	.00106	.00156	.00134	.00266	.00084	.00038	.0260
%RSD	19.909	29.993	79.082	53.221	83.228	37.946	.44211
#1	-.00580	.00560	.00181	.00763	-.00195	.00124	5.8693
#2	-.00410	.00651	.00297	.00503	-.00076	.00117	5.8797

#3	-.00605	.00347	.00030	.00232	-.00032	.00056	5.9187
Errors	NOCHECK	NOCHECK	LC Pass	NOCHECK	NOCHECK	LC Pass	LC Pass

High			5.0000			10.000	50.000
Low			-.01000			-.00500	-.50000

Elem	SN	SR	TI	TL	V_	ZN	
Units	ppm	ppm	ppm	ppm	ppm	ppm	
Avge	-.00061	.43916	.00005	.00094	-.00003	.01084	
SDev	.00194	.00105	.00036	.00104	.00000	.00016	
%RSD	318.75	.24023	755.82	110.86	3.1944	1.4735	
#1	.00138	.43870	.00041	.00207	-.00003	.01073	
#2	-.00070	.43841	-.00031	.00068	-.00003	.01102	
#3	-.00250	.44036	.00005	.00005	-.00003	.01077	

Errors	LC Pass	LC Pass	LC Pass	LC Pass	LC Pass	LC Pass	
High	30.000	10.000	30.000	10.000	50.000	10.000	
Low	-.10000	-.05000	-.05000	-.01000	-.05000	-.02000	

IntStd	1	2	3	4	5	6	7
Mode	Counts	NOTUSED	NOTUSED	NOTUSED	NOTUSED	NOTUSED	NOTUSED
Elem	Y	--	--	--	--	--	--
Wavlen	371.030	--	--	--	--	--	--
Avge	29195	--	--	--	--	--	--
SDev	100.4520	--	--	--	--	--	--
%RSD	.3440737	--	--	--	--	--	--
#1	29081	--	--	--	--	--	--
#2	29232	--	--	--	--	--	--
#3	29272	--	--	--	--	--	--

Method: METTRACE Sample Name: K02CJ Operator: RJG
Run Time: 10/27/08 16:45:31
Comment: TESTAMERICA PITTSBURGH ICP METALS ANALYSIS-INST TRACEICP
Mode: CONC Corr. Factor: 1

Elem	AG	AL	AS	B_	BA	BE	CA
Units	ppm	ppm	ppm	ppm	ppm	ppm	ppm
Avge	.00015	-.01157	.00008	.09436	.22136	.00057	19.579
SDev	.00039	.00301	.00047	.00062	.00029	.00004	.081
%RSD	255.18	26.030	590.56	.66039	.13039	7.0548	.41479
#1	.00058	-.01040	-.00017	.09508	.22120	.00053	19.669
#2	.00007	-.01500	.00062	.09405	.22170	.00058	19.558
#3	-.00019	-.00933	-.00022	.09396	.22119	.00061	19.511
Errors	LC Pass	LC Pass	LC Pass	LC Pass	LC Pass	LC Pass	LC Pass
High	2.0000	500.00	10.000	30.000	10.000	10.000	600.00
Low	-.00500	-.20000	-.01000	-.20000	-.20000	-.00400	-5.0000

Elem	CD	CO	CR	CU	FE	K_	MG
Units	ppm	ppm	ppm	ppm	ppm	ppm	ppm
Avge	.00006	-.00029	.00035	.00623	.30362	.95623	5.5802
SDev	.00013	.00010	.00032	.00023	.00586	.00768	.0237
%RSD	206.15	34.078	93.468	3.7703	1.9295	.80348	.42503
#1	-.00009	-.00040	.00071	.00644	.30946	.96508	5.5993
#2	.00013	-.00022	.00011	.00627	.29775	.95234	5.5877
#3	.00015	-.00025	.00021	.00598	.30364	.95127	5.5537
Errors	LC Pass	LC Pass	LC Pass	LC Pass	LC Pass	LC Pass	LC Pass
High	5.0000	100.00	20.000	10.000	500.00	400.00	600.00
Low	-.00500	-.05000	-.00500	-.02500	-.10000	-5.0000	-5.0000

Elem	MN	MO	NA	NI	PB/1	PB/2	PB
Units	ppm	ppm	ppm	ppm	ppm	ppm	ppm
Avge	.02551	.00091	27.486	.00067	.00279	-.00237	-.00065
SDev	.00012	.00047	.112	.00062	.00288	.00562	.00322
%RSD	.45868	51.661	.40674	93.497	103.37	237.25	493.51
#1	.02561	.00144	27.487	.00096	.00445	-.00014	.00139
#2	.02553	.00054	27.374	-.00005	.00444	-.00876	L-.00436
#3	.02538	.00076	27.597	.00108	-.00054	.00180	.00102
Errors	LC Pass	LC Pass	LC Pass	LC Pass	NOCHECK	NOCHECK	LC Pass
High	20.000	20.000	400.00	100.00			5.0000
Low	-.01500	-.04000	-5.0000	-.04000			-.00300

Elem	SB/1	SB/2	SB	SE/1	SE/2	SE	SI
Units	ppm	ppm	ppm	ppm	ppm	ppm	ppm
Avge	-.00190	.00204	.00073	-.00237	.00095	-.00016	6.0159
SDev	.00363	.00130	.00060	.00319	.00147	.00053	.0110
%RSD	190.83	63.594	83.055	134.42	155.88	331.02	.18222
#1	-.00267	.00298	.00110	-.00501	.00259	.00006	6.0226
#2	-.00508	.00258	.00003	.00117	-.00025	.00022	6.0218

#3	.00205	.00056	.00106	-.00329	.00050	-.00076	6.0032
Errors	NOCHECK	NOCHECK	LC Pass	NOCHECK	NOCHECK	LC Pass	LC Pass

High			5.0000			10.000	50.000
Low			-.01000			-.00500	-.50000

Elem	SN	SR	TI	TL	V_	ZN	
Units	ppm	ppm	ppm	ppm	ppm	ppm	
Avge	-.00328	.44816	-.00015	-.00057	-.00004	.02360	
SDev	.00078	.00127	.00025	.00116	.00000	.00033	
%RSD	23.710	.28246	164.50	203.33	5.0036	1.4039	
#1	-.00406	.44712	.00005	.00077	-.00003	.02331	
#2	-.00327	.44957	-.00043	-.00121	-.00004	.02396	
#3	-.00250	.44778	-.00007	-.00127	-.00004	.02352	

Errors	LC Pass	LC Pass	LC Pass	LC Pass	LC Pass	LC Pass	
High	30.000	10.000	30.000	10.000	50.000	10.000	
Low	-.10000	-.05000	-.05000	-.01000	-.05000	-.02000	

IntStd	1	2	3	4	5	6	7
Mode	Counts	NOTUSED	NOTUSED	NOTUSED	NOTUSED	NOTUSED	NOTUSED
Elem	Y	--	--	--	--	--	--
Wavlen	371.030	--	--	--	--	--	--
Avge	29280	--	--	--	--	--	--
SDev	47.74811	--	--	--	--	--	--
%RSD	.1630727	--	--	--	--	--	--
#1	29225	--	--	--	--	--	--
#2	29310	--	--	--	--	--	--
#3	29306	--	--	--	--	--	--

Method: METTRACE Sample Name: K02VP Operator: RJG
Run Time: 10/27/08 16:51:01
Comment: TESTAMERICA PITTSBURGH ICP METALS ANALYSIS-INST TRACEICP
Mode: CONC Corr. Factor: 1

Elem	AG	AL	AS	B_	BA	BE	CA
Units	ppm	ppm	ppm	ppm	ppm	ppm	ppm
Avge	.00080	.10275	.05849	.19340	.11123	.00074	135.30
SDev	.00019	.00065	.00154	.00018	.00034	.00004	.50
%RSD	23.393	.63083	2.6304	.09505	.30262	5.8090	.37056
#1	.00094	.10289	.06009	.19336	.11123	.00071	135.42
#2	.00087	.10331	.05703	.19360	.11157	.00072	135.73
#3	.00059	.10204	.05834	.19323	.11089	.00079	134.75
Errors	LC Pass	LC Pass	LC Pass	LC Pass	LC Pass	LC Pass	LC Pass
High	2.0000	500.00	10.000	30.000	10.000	10.000	600.00
Low	-.00500	-.20000	-.01000	-.20000	-.20000	-.00400	-5.0000

Elem	CD	CO	CR	CU	FE	K_	MG
Units	ppm	ppm	ppm	ppm	ppm	ppm	ppm
Avge	-.00031	.00208	.00467	-.00038	21.886	6.2543	17.186
SDev	.00005	.00045	.00026	.00021	.059	.0148	.065
%RSD	15.221	21.636	5.4848	56.802	.27025	.23688	.37649
#1	-.00033	.00257	.00496	-.00018	21.894	6.2403	17.205
#2	-.00026	.00199	.00452	-.00035	21.940	6.2698	17.240
#3	-.00034	.00168	.00452	-.00060	21.823	6.2529	17.114
Errors	LC Pass	LC Pass	LC Pass	LC Pass	LC Pass	LC Pass	LC Pass
High	5.0000	100.00	20.000	10.000	500.00	400.00	600.00
Low	-.00500	-.05000	-.00500	-.02500	-.10000	-5.0000	-5.0000

Elem	MN	MO	NA	NI	PB/1	PB/2	PB
Units	ppm	ppm	ppm	ppm	ppm	ppm	ppm
Avge	1.6299	.00225	95.785	.00271	.00235	-.00112	.00004
SDev	.0049	.00050	.323	.00050	.00158	.00216	.00094
%RSD	.29968	22.390	.33706	18.305	67.037	194.10	2435.5
#1	1.6308	.00260	95.413	.00315	.00301	-.00141	.00006
#2	1.6343	.00247	95.954	.00282	.00055	.00118	.00097
#3	1.6246	.00167	95.989	.00217	.00349	-.00312	-.00092
Errors	LC Pass	LC Pass	LC Pass	LC Pass	NOCHECK	NOCHECK	LC Pass
High	20.000	20.000	400.00	100.00			5.0000
Low	-.01500	-.04000	-5.0000	-.04000			-.00300

Elem	SB/1	SB/2	SB	SE/1	SE/2	SE	SI
Units	ppm	ppm	ppm	ppm	ppm	ppm	ppm
Avge	-.00110	.00467	.00275	.00399	-.00075	.00083	7.9645
SDev	.00165	.00095	.00113	.00123	.00225	.00171	.0191
%RSD	149.89	20.296	40.941	30.751	297.81	207.39	.23927
#1	-.00168	.00500	.00277	.00365	.00126	.00206	7.9601
#2	-.00237	.00361	.00161	.00535	-.00035	.00155	7.9853

#3	.00076	.00542	.00387	.00297	-.00318	-.00113	7.9479
Errors	NOCHECK	NOCHECK	LC Pass	NOCHECK	NOCHECK	LC Pass	LC Pass

High			5.0000			10.000	50.000
Low			-.01000			-.00500	-.50000

Elem	SN	SR	TI	TL	V_	ZN	
Units	ppm	ppm	ppm	ppm	ppm	ppm	
Avge	-.00070	.41966	.00940	-.00160	.01287	.00867	
SDev	.00248	.00077	.00039	.00109	.00013	.00016	
%RSD	354.81	.18372	4.1820	68.357	.99611	1.8706	
#1	.00087	.41926	.00928	-.00172	.01283	.00848	
#2	-.00356	.42055	.00985	-.00045	.01301	.00879	
#3	.00060	.41917	.00909	-.00262	.01277	.00872	

Errors	LC Pass	LC Pass	LC Pass	LC Pass	LC Pass	LC Pass	
High	30.000	10.000	30.000	10.000	50.000	10.000	
Low	-.10000	-.05000	-.05000	-.01000	-.05000	-.02000	

IntStd	1	2	3	4	5	6	7
Mode	Counts	NOTUSED	NOTUSED	NOTUSED	NOTUSED	NOTUSED	NOTUSED
Elem	Y	--	--	--	--	--	--
Wavlen	371.030	--	--	--	--	--	--
Avge	29028	--	--	--	--	--	--
SDev	104.5374	--	--	--	--	--	--
%RSD	.3601202	--	--	--	--	--	--
#1	28921	--	--	--	--	--	--
#2	29035	--	--	--	--	--	--
#3	29130	--	--	--	--	--	--

Method: METTRACE Sample Name: K02VPP5 Operator: RJG
Run Time: 10/27/08 16:56:31
Comment: TESTAMERICA PITTSBURGH ICP METALS ANALYSIS-INST TRACEICP
Mode: CONC Corr. Factor: 1

Elem	AG	AL	AS	B_	BA	BE	CA
Units	ppm	ppm	ppm	ppm	ppm	ppm	ppm
Avge	.00025	-.00370	.01110	.03795	.02166	.00082	26.924
SDev	.00091	.00290	.00220	.00023	.00022	.00009	.065
%RSD	358.77	78.223	19.797	.60043	.99647	10.811	.24315
#1	.00074	-.00193	.01157	.03817	.02176	.00071	26.926
#2	.00082	-.00213	.01303	.03796	.02181	.00087	26.988
#3	-.00079	-.00705	.00871	.03771	.02142	.00087	26.857

Elem	CD	CO	CR	CU	FE	K_	MG
Units	ppm	ppm	ppm	ppm	ppm	ppm	ppm
Avge	-.00010	.00040	.00084	-.00119	4.3477	1.2149	3.3996
SDev	.00014	.00055	.00054	.00049	.0234	.0031	.0109
%RSD	139.45	135.06	64.463	41.582	.53713	.25328	.32179
#1	-.00004	.00041	.00109	-.00097	4.3467	1.2165	3.4065
#2	-.00000	.00095	.00122	-.00084	4.3715	1.2168	3.4052
#3	-.00026	-.00015	.00022	-.00175	4.3249	1.2113	3.3870

Elem	MN	MO	NA	NI	PB/1	PB/2	PB
Units	ppm	ppm	ppm	ppm	ppm	ppm	ppm
Avge	.32348	.00065	19.204	.00041	.00261	-.00145	-.00010
SDev	.00069	.00051	.097	.00037	.00178	.00161	.00071
%RSD	.21415	78.925	.50318	89.514	68.455	110.64	712.57
#1	.32370	.00009	19.273	.00027	.00442	-.00218	.00002
#2	.32404	.00110	19.244	.00084	.00085	.00039	.00054
#3	.32271	.00076	19.093	.00014	.00256	-.00256	-.00086

Elem	SB/1	SB/2	SB	SE/1	SE/2	SE	SI
Units	ppm	ppm	ppm	ppm	ppm	ppm	ppm
Avge	-.00222	.00349	.00159	.00113	-.00233	-.00118	1.5561
SDev	.00208	.00019	.00059	.00186	.00160	.00163	.0085
%RSD	93.714	5.5952	37.258	164.99	68.747	138.37	.54564
#1	-.00454	.00370	.00096	.00068	-.00359	-.00217	1.5628
#2	-.00050	.00345	.00213	-.00047	-.00286	-.00207	1.5589
#3	-.00163	.00332	.00167	.00317	-.00053	.00070	1.5465

Elem	SN	SR	TI	TL	V_	ZN
Units	ppm	ppm	ppm	ppm	ppm	ppm
Avge	-.00104	.08273	.00181	-.00099	.00252	.00375
SDev	.00060	.00042	.00066	.00131	.00170	.00021
%RSD	57.118	.50664	36.615	132.37	67.448	5.7313
#1	-.00173	.08308	.00185	.00016	.00118	.00388
#2	-.00070	.08284	.00245	-.00241	.00443	.00387
#3	-.00070	.08226	.00113	-.00071	.00194	.00350

IntStd	1	2	3	4	5	6	7
Mode	Counts	NOTUSED	NOTUSED	NOTUSED	NOTUSED	NOTUSED	NOTUSED
Elem	Y	--	--	--	--	--	--
Wavlen	371.030	--	--	--	--	--	--
Avge	29272	--	--	--	--	--	--
SDev	57.55975	--	--	--	--	--	--
%RSD	.1966388	--	--	--	--	--	--
#1	29229	--	--	--	--	--	--
#2	29250	--	--	--	--	--	--
#3	29337	--	--	--	--	--	--

Method: METTRACE Sample Name: CCV1-7 Operator: RJG
Run Time: 10/27/08 17:02:01
Comment: TESTAMERICA PITTSBURGH ICP METALS ANALYSIS-INST TRACEICP
Mode: CONC Corr. Factor: 1

Elem	AG	AL	AS	B_	BA	BE	CA
Units	ppm	ppm	ppm	ppm	ppm	ppm	ppm
Avge	.98868	23.798	.49746	1.9776	1.9302	1.9984	50.282
SDev	.00405	.102	.00233	.0080	.0073	.0121	.334
%RSD	.40991	.42741	.46838	.40555	.37742	.60754	.66397
#1	.99122	23.873	.49899	1.9816	1.9338	2.0071	50.535
#2	.99082	23.839	.49862	1.9828	1.9351	2.0035	50.408
#3	.98401	23.683	.49478	1.9684	1.9219	1.9845	49.904
Errors	LC Pass	LC Pass	LC Pass	LC Pass	LC Pass	LC Pass	LC Pass
High	1.1000	27.500	.55000	2.2000	2.2000	2.2000	55.000
Low	.90000	22.500	.45000	1.8000	1.8000	1.8000	45.000

Elem	CD	CO	CR	CU	FE	K_	MG
Units	ppm	ppm	ppm	ppm	ppm	ppm	ppm
Avge	.48610	1.9824	1.9791	1.9304	24.997	115.78	49.132
SDev	.00323	.0130	.0125	.0063	.158	.36	.319
%RSD	.66469	.65623	.63161	.32432	.63331	.30854	.64832
#1	.48841	1.9928	1.9882	1.9344	25.127	116.06	49.370
#2	.48749	1.9865	1.9843	1.9336	25.043	115.90	49.256
#3	.48241	1.9678	1.9649	1.9232	24.820	115.37	48.770
Errors	LC Pass	LC Pass	LC Pass	LC Pass	LC Pass	LC Pass	LC Pass
High	.55000	2.2000	2.2000	2.2000	27.500	137.50	55.000
Low	.45000	1.8000	1.8000	1.8000	22.500	112.50	45.000

Elem	MN	MO	NA	NI	PB/1	PB/2	PB
Units	ppm	ppm	ppm	ppm	ppm	ppm	ppm
Avge	1.9681	2.0068	115.25	1.9633	.49612	.49501	.49538
SDev	.0112	.0067	.16	.0104	.00337	.00420	.00392
%RSD	.56915	.33614	.14253	.52798	.67941	.84832	.79168
#1	1.9762	2.0021	115.33	1.9688	.49834	.49801	.49812
#2	1.9727	2.0145	115.36	1.9698	.49779	.49681	.49713
#3	1.9553	2.0037	115.06	1.9514	.49224	.49021	.49089
Errors	LC Pass	LC Pass	LC Pass	LC Pass	NOCHECK	NOCHECK	LC Pass
High	2.2000	2.2000	137.50	2.2000			.55000
Low	1.8000	1.8000	112.50	1.8000			.45000

Elem	SB/1	SB/2	SB	SE/1	SE/2	SE	SI
Units	ppm	ppm	ppm	ppm	ppm	ppm	ppm
Avge	.49553	.49005	.49187	.49653	.49426	.49501	1.9025
SDev	.00209	.00172	.00184	.00325	.00118	.00186	.0164
%RSD	.42205	.35136	.37435	.65464	.23806	.37496	.86438
#1	.49779	.49181	.49380	.49793	.49447	.49562	1.9171
#2	.49513	.48997	.49169	.49885	.49531	.49649	1.9057

#3	.49367	.48837	.49013	.49281	.49299	.49293	1.8847
Errors	NOCHECK	NOCHECK	LC Pass	NOCHECK	NOCHECK	LC Pass	LC Pass

High			.55000			.55000	2.2000
Low			.45000			.45000	1.8000

Elem	SN	SR	TI	TL	V_	ZN	
Units	ppm	ppm	ppm	ppm	ppm	ppm	
Avge	1.9936	1.8997	1.9793	.98573	1.9908	2.0217	
SDev	.0170	.0064	.0103	.00732	.0094	.0106	
%RSD	.85232	.33822	.51964	.74255	.47336	.52536	
#1	2.0042	1.9014	1.9877	.99188	1.9968	2.0299	
#2	2.0026	1.9051	1.9825	.98767	1.9958	2.0256	
#3	1.9740	1.8926	1.9678	.97763	1.9800	2.0097	
Errors	LC Pass	LC Pass	LC Pass	LC Pass	LC Pass	LC Pass	
High	2.2000	2.2000	2.2000	1.1000	2.2000	2.2000	
Low	1.8000	1.8000	1.8000	.90000	1.8000	1.8000	

IntStd	1	2	3	4	5	6	7
Mode	Counts	NOTUSED	NOTUSED	NOTUSED	NOTUSED	NOTUSED	NOTUSED
Elem	Y	--	--	--	--	--	--
Wavlen	371.030	--	--	--	--	--	--
Avge	28913	--	--	--	--	--	--
SDev	32.10198	--	--	--	--	--	--
%RSD	.1110303	--	--	--	--	--	--
#1	28945	--	--	--	--	--	--
#2	28880	--	--	--	--	--	--
#3	28913	--	--	--	--	--	--

Method: METTRACE Sample Name: CCB7 Operator: RJG
Run Time: 10/27/08 17:07:31
Comment: TESTAMERICA PITTSBURGH ICP METALS ANALYSIS-INST TRACEICP
Mode: CONC Corr. Factor: 1

Elem	AG	AL	AS	B_	BA	BE	CA
Units	ppm	ppm	ppm	ppm	ppm	ppm	ppm
Avge	.00025	-.02880	-.00020	.00334	.00003	.00095	.00366
SDev	.00128	.00183	.00107	.00129	.00014	.00018	.00292
%RSD	504.17	6.3455	539.45	38.493	522.62	18.686	79.979
#1	.00165	-.02958	.00104	.00477	.00014	.00076	.00028
#2	-.00004	-.02671	-.00084	.00296	.00008	.00111	.00535
#3	-.00085	-.03010	-.00080	.00229	-.00013	.00097	.00534
Errors	LC Pass	LC Pass	LC Pass	LC Pass	LC Pass	LC Pass	LC Pass
High	.00500	.20000	.01000	.20000	.20000	.00400	5.0000
Low	-.00500	-.20000	-.01000	-.20000	-.20000	-.00400	-5.0000

Elem	CD	CO	CR	CU	FE	K_	MG
Units	ppm	ppm	ppm	ppm	ppm	ppm	ppm
Avge	.00007	.00009	.00017	-.00157	-.01583	.20408	.00748
SDev	.00017	.00051	.00090	.00049	.00542	.01129	.00530
%RSD	259.62	559.85	531.07	31.233	34.225	5.5323	70.861
#1	.00022	.00065	.00107	-.00104	-.01479	.21121	.01212
#2	.00009	-.00004	.00018	-.00200	-.01100	.20996	.00862
#3	-.00012	-.00034	-.00074	-.00166	-.02169	.19106	.00170
Errors	LC Pass	LC Pass	LC Pass	LC Pass	LC Pass	LC Pass	LC Pass
High	.00500	.05000	.00500	.02500	.10000	5.0000	5.0000
Low	-.00500	-.05000	-.00500	-.02500	-.10000	-5.0000	-5.0000

Elem	MN	MO	NA	NI	PB/1	PB/2	PB
Units	ppm	ppm	ppm	ppm	ppm	ppm	ppm
Avge	.00015	.00683	-.61271	-.00063	.00419	-.00266	-.00038
SDev	.00016	.00348	.10910	.00167	.00552	.00346	.00069
%RSD	103.60	51.009	17.807	264.50	131.54	130.01	184.23
#1	.00019	.01025	-.56851	.00121	.01056	-.00648	-.00081
#2	.00029	.00695	-.53264	-.00105	.00077	.00025	.00042
#3	-.00002	.00329	-.73698	-.00205	.00126	-.00175	-.00075
Errors	LC Pass	LC Pass	LC Pass	LC Pass	NOCHECK	NOCHECK	LC Pass
High	.01500	.04000	5.0000	.04000			.00300
Low	-.01500	-.04000	-5.0000	-.04000			-.00300

Elem	SB/1	SB/2	SB	SE/1	SE/2	SE	SI
Units	ppm	ppm	ppm	ppm	ppm	ppm	ppm
Avge	-.00375	.00415	.00152	.00431	-.00178	.00025	-.00958
SDev	.00440	.00331	.00088	.00513	.00234	.00048	.00264
%RSD	117.13	79.855	58.054	119.07	131.14	195.41	27.502
#1	-.00880	.00770	.00221	.00993	-.00448	.00032	-.01091
#2	-.00070	.00114	.00053	-.00012	-.00034	-.00027	-.00655

#3	-.00176	.00361	.00182	.00311	-.00053	.00068	-.01129
Errors	NOCHECK	NOCHECK	LC Pass	NOCHECK	NOCHECK	LC Pass	LC Pass

High			.06000			.00500	.50000
Low			-.06000			-.00500	-.50000

Elem	SN	SR	TI	TL	V_	ZN	
Units	ppm	ppm	ppm	ppm	ppm	ppm	
Avge	.00161	.00010	.00009	.00165	.00019	.00131	
SDev	.00219	.00015	.00007	.00047	.00095	.00078	
%RSD	136.60	150.95	75.741	28.218	514.74	59.799	
#1	.00367	.00023	.00005	.00130	.00120	.00088	
#2	-.00070	.00012	.00005	.00218	.00006	.00221	
#3	.00185	-.00006	.00017	.00147	-.00070	.00083	
Errors	LC Pass	LC Pass	LC Pass	LC Pass	LC Pass	LC Pass	
High	.10000	.05000	.05000	.01000	.05000	.02000	
Low	-.10000	-.05000	-.05000	-.01000	-.05000	-.02000	

IntStd	1	2	3	4	5	6	7
Mode	Counts	NOTUSED	NOTUSED	NOTUSED	NOTUSED	NOTUSED	NOTUSED
Elem	Y	--	--	--	--	--	--
Wavlen	371.030	--	--	--	--	--	--
Avge	29521	--	--	--	--	--	--
SDev	128.7353	--	--	--	--	--	--
%RSD	.4360744	--	--	--	--	--	--
#1	29373	--	--	--	--	--	--
#2	29593	--	--	--	--	--	--
#3	29598	--	--	--	--	--	--

Method: METTRACE Sample Name: K02VPS Operator: RJG
Run Time: 10/27/08 17:13:02
Comment: TESTAMERICA PITTSBURGH ICP METALS ANALYSIS-INST TRACEICP
Mode: CONC Corr. Factor: 1

Elem	AG	AL	AS	B_	BA	BE	CA
Units	ppm	ppm	ppm	ppm	ppm	ppm	ppm
Avge	.05270	2.1326	2.0715	1.1953	2.0912	.05206	183.26
SDev	.00016	.0136	.0074	.0043	.0112	.00008	.62
%RSD	.30001	.63897	.35801	.36339	.53362	.16023	.33840
#1	.05257	2.1343	2.0752	1.1984	2.0987	.05215	183.19
#2	.05265	2.1454	2.0763	1.1972	2.0965	.05205	183.92
#3	.05288	2.1183	2.0629	1.1904	2.0783	.05198	182.69
Errors	LC Pass	LC Pass	LC Pass	LC Pass	LC Pass	LC Pass	LC Pass
High	2.0000	500.00	10.000	30.000	10.000	10.000	600.00
Low	-.00500	-.20000	-.01000	-.20000	-.20000	-.00400	-5.0000

Elem	CD	CO	CR	CU	FE	K_	MG
Units	ppm	ppm	ppm	ppm	ppm	ppm	ppm
Avge	.04937	.50479	.20987	.25439	22.572	57.038	67.367
SDev	.00013	.00203	.00078	.00151	.086	.347	.221
%RSD	.26724	.40187	.37259	.59375	.38300	.60859	.32790
#1	.04927	.50430	.20978	.25542	22.548	57.192	67.384
#2	.04952	.50702	.21069	.25509	22.668	57.280	67.579
#3	.04932	.50305	.20914	.25266	22.501	56.640	67.139
Errors	LC Pass	LC Pass	LC Pass	LC Pass	LC Pass	LC Pass	LC Pass
High	5.0000	100.00	20.000	10.000	500.00	400.00	600.00
Low	-.00500	-.05000	-.00500	-.02500	-.10000	-5.0000	-5.0000

Elem	MN	MO	NA	NI	PB/1	PB/2	PB
Units	ppm	ppm	ppm	ppm	ppm	ppm	ppm
Avge	2.1161	1.0403	143.14	.50257	.50168	.49616	.49800
SDev	.0082	.0034	.91	.00233	.00548	.00441	.00144
%RSD	.38704	.32625	.63419	.46372	1.0927	.88775	.28965
#1	2.1188	1.0381	143.43	.50387	.50774	.49224	.49740
#2	2.1225	1.0443	143.86	.50397	.49707	.50093	.49964
#3	2.1068	1.0387	142.12	.49988	.50022	.49532	.49695
Errors	LC Pass	LC Pass	LC Pass	LC Pass	NOCHECK	NOCHECK	LC Pass
High	20.000	20.000	400.00	100.00			5.0000
Low	-.01500	-.04000	-5.0000	-.04000			-.00300

Elem	SB/1	SB/2	SB	SE/1	SE/2	SE	SI
Units	ppm	ppm	ppm	ppm	ppm	ppm	ppm
Avge	.50559	.50604	.50589	1.9720	1.9608	1.9645	17.701
SDev	.00591	.00214	.00249	.0054	.0110	.0084	.066
%RSD	1.1688	.42362	.49219	.27456	.56300	.42939	.37366
#1	.50196	.50807	.50603	1.9742	1.9529	1.9600	17.667
#2	.51241	.50626	.50831	1.9760	1.9734	1.9743	17.777

#3	.50240	.50380	.50333	1.9658	1.9561	1.9594	17.659
Errors	NOCHECK	NOCHECK	LC Pass	NOCHECK	NOCHECK	LC Pass	LC Pass

High			5.0000			10.000	50.000
Low			-.01000			-.00500	-.50000

Elem	SN	SR	TI	TL	V_	ZN	
Units	ppm	ppm	ppm	ppm	ppm	ppm	
Avge	2.0378	1.3682	1.0164	1.9809	.52809	.53046	
SDev	.0031	.0082	.0047	.0091	.00109	.00216	
%RSD	.15360	.60082	.46619	.46098	.20539	.40665	
#1	2.0375	1.3745	1.0173	1.9787	.52845	.53116	
#2	2.0411	1.3712	1.0206	1.9910	.52895	.53219	
#3	2.0349	1.3589	1.0112	1.9731	.52687	.52804	

Errors	LC Pass	LC Pass	LC Pass	LC Pass	LC Pass	LC Pass	
High	30.000	10.000	30.000	10.000	50.000	10.000	
Low	-.10000	-.05000	-.05000	-.01000	-.05000	-.02000	

IntStd	1	2	3	4	5	6	7
Mode	Counts	NOTUSED	NOTUSED	NOTUSED	NOTUSED	NOTUSED	NOTUSED
Elem	Y	--	--	--	--	--	--
Wavlen	371.030	--	--	--	--	--	--
Avge	28518	--	--	--	--	--	--
SDev	179.4078	--	--	--	--	--	--
%RSD	.6290953	--	--	--	--	--	--
#1	28445	--	--	--	--	--	--
#2	28388	--	--	--	--	--	--
#3	28723	--	--	--	--	--	--

Method: METTRACE Sample Name: K02VPD Operator: RJG
Run Time: 10/27/08 17:18:32
Comment: TESTAMERICA PITTSBURGH ICP METALS ANALYSIS-INST TRACEICP
Mode: CONC Corr. Factor: 1

Elem	AG	AL	AS	B_	BA	BE	CA
Units	ppm	ppm	ppm	ppm	ppm	ppm	ppm
Avge	.05161	2.1484	2.0788	1.2007	2.0971	.05212	185.10
SDev	.00023	.0022	.0062	.0033	.0072	.00013	.87
%RSD	.44214	.10452	.29961	.27349	.34136	.24980	.46983
#1	.05150	2.1465	2.0816	1.1976	2.0893	.05216	185.60
#2	.05187	2.1509	2.0832	1.2041	2.1034	.05222	185.61
#3	.05145	2.1479	2.0717	1.2005	2.0988	.05197	184.10
Errors	LC Pass	LC Pass	LC Pass	LC Pass	LC Pass	LC Pass	LC Pass
High	2.0000	500.00	10.000	30.000	10.000	10.000	600.00
Low	-.00500	-.20000	-.01000	-.20000	-.20000	-.00400	-5.0000

Elem	CD	CO	CR	CU	FE	K_	MG
Units	ppm	ppm	ppm	ppm	ppm	ppm	ppm
Avge	.04912	.50592	.20937	.25476	22.834	57.427	67.665
SDev	.00030	.00107	.00073	.00146	.097	.168	.237
%RSD	.61535	.21184	.34724	.57264	.42423	.29181	.35073
#1	.04937	.50620	.20961	.25312	22.906	57.235	67.758
#2	.04920	.50683	.20995	.25591	22.872	57.510	67.842
#3	.04878	.50474	.20856	.25526	22.724	57.538	67.396
Errors	LC Pass	LC Pass	LC Pass	LC Pass	LC Pass	LC Pass	LC Pass
High	5.0000	100.00	20.000	10.000	500.00	400.00	600.00
Low	-.00500	-.05000	-.00500	-.02500	-.10000	-5.0000	-5.0000

Elem	MN	MO	NA	NI	PB/1	PB/2	PB
Units	ppm	ppm	ppm	ppm	ppm	ppm	ppm
Avge	2.1387	1.0431	145.17	.50369	.49791	.50135	.50020
SDev	.0064	.0038	.61	.00196	.00317	.00616	.00346
%RSD	.29700	.36676	.42028	.38856	.63581	1.2294	.69246
#1	2.1394	1.0390	144.52	.50401	.49425	.50625	.50225
#2	2.1446	1.0466	145.28	.50547	.49971	.50336	.50215
#3	2.1320	1.0438	145.72	.50160	.49976	.49443	.49620
Errors	LC Pass	LC Pass	LC Pass	LC Pass	NOCHECK	NOCHECK	LC Pass
High	20.000	20.000	400.00	100.00			5.0000
Low	-.01500	-.04000	-5.0000	-.04000			-.00300

Elem	SB/1	SB/2	SB	SE/1	SE/2	SE	SI
Units	ppm	ppm	ppm	ppm	ppm	ppm	ppm
Avge	.51225	.50466	.50719	1.9772	1.9766	1.9768	17.894
SDev	.00368	.00183	.00107	.0100	.0087	.0090	.050
%RSD	.71944	.36219	.21168	.50589	.43871	.45453	.27721
#1	.51637	.50298	.50744	1.9865	1.9862	1.9863	17.846
#2	.51112	.50661	.50811	1.9785	1.9743	1.9757	17.945

#3	.50927	.50438	.50601	1.9666	1.9694	1.9685	17.891
Errors	NOCHECK	NOCHECK	LC Pass	NOCHECK	NOCHECK	LC Pass	LC Pass

High			5.0000			10.000	50.000
Low			-.01000			-.00500	-.50000

Elem	SN	SR	TI	TL	V_	ZN	
Units	ppm	ppm	ppm	ppm	ppm	ppm	
Avge	2.0388	1.3759	1.0175	1.9913	.52965	.53052	
SDev	.0090	.0060	.0033	.0057	.00171	.00168	
%RSD	.44317	.43367	.32118	.28405	.32232	.31593	
#1	2.0400	1.3692	1.0181	1.9957	.52977	.53005	
#2	2.0472	1.3806	1.0205	1.9933	.53129	.53238	
#3	2.0293	1.3778	1.0140	1.9849	.52788	.52912	

Errors	LC Pass	LC Pass	LC Pass	LC Pass	LC Pass	LC Pass	
High	30.000	10.000	30.000	10.000	50.000	10.000	
Low	-.10000	-.05000	-.05000	-.01000	-.05000	-.02000	

IntStd	1	2	3	4	5	6	7
Mode	Counts	NOTUSED	NOTUSED	NOTUSED	NOTUSED	NOTUSED	NOTUSED
Elem	Y	--	--	--	--	--	--
Wavlen	371.030	--	--	--	--	--	--
Avge	28778	--	--	--	--	--	--
SDev	70.33347	--	--	--	--	--	--
%RSD	.2443993	--	--	--	--	--	--
#1	28858	--	--	--	--	--	--
#2	28752	--	--	--	--	--	--
#3	28724	--	--	--	--	--	--

Method: METTRACE Sample Name: K02VT/5 Operator: RJG
Run Time: 10/27/08 17:24:02
Comment: TESTAMERICA PITTSBURGH ICP METALS ANALYSIS-INST TRACEICP
Mode: CONC Corr. Factor: 1

Elem	AG	AL	AS	B_	BA	BE	CA
Units	ppm	ppm	ppm	ppm	ppm	ppm	ppm
Avge	.00021	1.1900	.01773	.02412	.06836	.00156	21.275
SDev	.00061	.0024	.00133	.00029	.00007	.00009	.056
%RSD	286.21	.20333	7.5010	1.2046	.10716	5.8143	.26090
#1	-.00046	1.1928	.01675	.02387	.06838	.00157	21.236
#2	.00039	1.1891	.01721	.02444	.06842	.00165	21.338
#3	.00072	1.1882	.01925	.02406	.06827	.00147	21.250
Errors	LC Pass	LC Pass	LC Pass	LC Pass	LC Pass	LC Pass	LC Pass
High	2.0000	500.00	10.000	30.000	10.000	10.000	600.00
Low	-.00500	-.20000	-.01000	-.20000	-.20000	-.00400	-5.0000

Elem	CD	CO	CR	CU	FE	K_	MG
Units	ppm	ppm	ppm	ppm	ppm	ppm	ppm
Avge	.00008	.00143	.04046	.00817	8.5748	2.1873	3.9329
SDev	.00024	.00049	.00027	.00020	.0163	.0138	.0072
%RSD	310.15	33.945	.66811	2.4727	.19008	.63112	.18271
#1	-.00019	.00088	.04015	.00796	8.5695	2.2004	3.9295
#2	.00015	.00162	.04055	.00820	8.5931	2.1887	3.9411
#3	.00028	.00179	.04067	.00836	8.5619	2.1729	3.9280
Errors	LC Pass	LC Pass	LC Pass	LC Pass	LC Pass	LC Pass	LC Pass
High	5.0000	100.00	20.000	10.000	500.00	400.00	600.00
Low	-.00500	-.05000	-.00500	-.02500	-.10000	-5.0000	-5.0000

Elem	MN	MO	NA	NI	PB/1	PB/2	PB
Units	ppm	ppm	ppm	ppm	ppm	ppm	ppm
Avge	.18783	.01022	233.03	.00654	.00615	.00519	.00551
SDev	.00039	.00029	1.14	.00090	.00121	.00170	.00079
%RSD	.20822	2.8174	.49085	13.706	19.625	32.800	14.295
#1	.18782	.01054	234.31	.00621	.00536	.00552	.00547
#2	.18823	.01013	232.70	.00586	.00555	.00669	.00631
#3	.18745	.00998	232.09	.00756	.00754	.00334	.00474
Errors	LC Pass	LC Pass	LC Pass	LC Pass	NOCHECK	NOCHECK	LC Pass
High	20.000	20.000	400.00	100.00			5.0000
Low	-.01500	-.04000	-5.0000	-.04000			-.00300

Elem	SB/1	SB/2	SB	SE/1	SE/2	SE	SI
Units	ppm	ppm	ppm	ppm	ppm	ppm	ppm
Avge	.00064	.00403	.00290	.00577	.00229	.00344	2.2754
SDev	.00120	.00069	.00008	.00120	.00088	.00098	.0087
%RSD	186.62	17.166	2.8506	20.818	38.310	28.452	.38411
#1	.00011	.00425	.00287	.00474	.00167	.00270	2.2854
#2	.00202	.00326	.00285	.00709	.00329	.00455	2.2714

#3	-.00020	.00459	.00300	.00547	.00190	.00309	2.2693
Errors	NOCHECK	NOCHECK	LC Pass	NOCHECK	NOCHECK	LC Pass	LC Pass

High			5.0000			10.000	50.000
Low			-.01000			-.00500	-.50000

Elem	SN	SR	TI	TL	V_	ZN	
Units	ppm	ppm	ppm	ppm	ppm	ppm	
Avge	.00636	.04793	.23139	.00289	.06894	.02872	
SDev	.00135	.00010	.00031	.00135	.00066	.00006	
%RSD	21.200	.21484	.13372	46.797	.95191	.21661	
#1	.00741	.04802	.23157	.00336	.06849	.02878	
#2	.00484	.04796	.23157	.00137	.06862	.02873	
#3	.00683	.04782	.23104	.00395	.06969	.02866	

Errors	LC Pass	LC Pass	LC Pass	LC Pass	LC Pass	LC Pass	
High	30.000	10.000	30.000	10.000	50.000	10.000	
Low	-.10000	-.05000	-.05000	-.01000	-.05000	-.02000	

IntStd	1	2	3	4	5	6	7
Mode	Counts	NOTUSED	NOTUSED	NOTUSED	NOTUSED	NOTUSED	NOTUSED
Elem	Y	--	--	--	--	--	--
Wavlen	371.030	--	--	--	--	--	--
Avge	29924	--	--	--	--	--	--
SDev	151.6024	--	--	--	--	--	--
%RSD	.5066200	--	--	--	--	--	--
#1	29759	--	--	--	--	--	--
#2	29957	--	--	--	--	--	--
#3	30057	--	--	--	--	--	--

Method: METTRACE Sample Name: K03LV Operator: RJG
Run Time: 10/27/08 17:29:32
Comment: TESTAMERICA PITTSBURGH ICP METALS ANALYSIS-INST TRACEICP
Mode: CONC Corr. Factor: 1

Elem	AG	AL	AS	B_	BA	BE	CA
Units	ppm	ppm	ppm	ppm	ppm	ppm	ppm
Avge	.00062	.03200	.00050	.01200	.01577	.00058	528.23
SDev	.00097	.00165	.00103	.00060	.00012	.00014	5.67
%RSD	156.13	5.1503	207.15	5.0061	.73357	24.324	1.0731
#1	-.00007	.03284	-.00057	.01163	.01584	.00042	531.09
#2	.00173	.03307	.00058	.01269	.01563	.00068	521.70
#3	.00020	.03010	.00149	.01168	.01582	.00064	531.90
Errors	LC Pass	LC Pass	LC Pass	LC Pass	LC Pass	LC Pass	LC Pass
High	2.0000	500.00	10.000	30.000	10.000	10.000	600.00
Low	-.00500	-.20000	-.01000	-.20000	-.20000	-.00400	-5.0000

Elem	CD	CO	CR	CU	FE	K_	MG
Units	ppm	ppm	ppm	ppm	ppm	ppm	ppm
Avge	.00028	.00039	.00086	.00018	-.06506	38.882	172.97
SDev	.00007	.00021	.00021	.00024	.01567	.640	2.21
%RSD	25.761	54.066	24.246	136.22	24.081	1.6450	1.2776
#1	.00024	.00023	.00073	-.00007	-.06259	39.325	174.26
#2	.00036	.00063	.00111	.00018	-.05078	38.149	170.42
#3	.00024	.00031	.00076	.00041	-.08182	39.173	174.22
Errors	LC Pass	LC Pass	LC Pass	LC Pass	LC Pass	LC Pass	LC Pass
High	5.0000	100.00	20.000	10.000	500.00	400.00	600.00
Low	-.00500	-.05000	-.00500	-.02500	-.10000	-5.0000	-5.0000

Elem	MN	MO	NA	NI	PB/1	PB/2	PB
Units	ppm	ppm	ppm	ppm	ppm	ppm	ppm
Avge	.17514	.00198	10.541	.00060	.00228	-.00221	-.00072
SDev	.00243	.00026	.007	.00055	.00130	.00092	.00103
%RSD	1.3880	12.963	.06517	91.812	57.305	41.783	144.09
#1	.17662	.00193	10.544	.00089	.00330	-.00182	-.00011
#2	.17233	.00176	10.546	.00094	.00272	-.00155	-.00013
#3	.17646	.00226	10.533	-.00004	.00081	-.00327	-.00191
Errors	LC Pass	LC Pass	LC Pass	LC Pass	NOCHECK	NOCHECK	LC Pass
High	20.000	20.000	400.00	100.00			5.0000
Low	-.01500	-.04000	-5.0000	-.04000			-.00300

Elem	SB/1	SB/2	SB	SE/1	SE/2	SE	SI
Units	ppm	ppm	ppm	ppm	ppm	ppm	ppm
Avge	-.00258	.00361	.00155	.00081	-.00084	-.00029	1.3499
SDev	.00043	.00158	.00105	.00287	.00095	.00052	.0224
%RSD	16.826	43.834	67.927	354.78	113.19	178.04	1.6561
#1	-.00241	.00526	.00271	-.00041	-.00101	-.00081	1.3622
#2	-.00225	.00211	.00066	-.00125	.00018	-.00029	1.3241

#3	-.00307	.00345	.00128	.00409	-.00170	.00023	1.3633
Errors	NOCHECK	NOCHECK	LC Pass	NOCHECK	NOCHECK	LC Pass	LC Pass

High			5.0000			10.000	50.000
Low			-.01000			-.00500	-.50000

Elem	SN	SR	TI	TL	V_	ZN	
Units	ppm	ppm	ppm	ppm	ppm	ppm	
Avge	.00035	2.0364	-.00351	-.00106	.00374	.02071	
SDev	.00469	.0382	.00033	.00140	.00189	.00008	
%RSD	1345.4	1.8766	9.5259	132.52	50.744	.39564	
#1	-.00448	2.0580	-.00350	-.00266	.00165	.02067	
#2	.00488	1.9923	-.00318	-.00007	.00535	.02080	
#3	.00064	2.0590	-.00385	-.00044	.00421	.02066	
Errors	LC Pass	LC Pass	LC Pass	LC Pass	LC Pass	LC Pass	
High	30.000	10.000	30.000	10.000	50.000	10.000	
Low	-.10000	-.05000	-.05000	-.01000	-.05000	-.02000	

IntStd	1	2	3	4	5	6	7
Mode	Counts	NOTUSED	NOTUSED	NOTUSED	NOTUSED	NOTUSED	NOTUSED
Elem	Y	--	--	--	--	--	--
Wavlen	371.030	--	--	--	--	--	--
Avge	28137	--	--	--	--	--	--
SDev	232.6213	--	--	--	--	--	--
%RSD	.8267570	--	--	--	--	--	--
#1	27942	--	--	--	--	--	--
#2	28394	--	--	--	--	--	--
#3	28073	--	--	--	--	--	--

Method: METTRACE Sample Name: K049G Operator: RJG
Run Time: 10/27/08 17:35:02
Comment: TESTAMERICA PITTSBURGH ICP METALS ANALYSIS-INST TRACEICP
Mode: CONC Corr. Factor: 1

Elem	AG	AL	AS	B_	BA	BE	CA
Units	ppm	ppm	ppm	ppm	ppm	ppm	ppm
Avge	.00002	.03878	.00117	1.1023	.07592	.00079	3.2862
SDev	.00073	.00369	.00060	.0169	.00125	.00010	.0561
%RSD	3609.6	9.5236	51.062	1.5351	1.6450	12.110	1.7081
#1	.00084	.04197	.00055	1.1109	.07666	.00070	3.3227
#2	-.00055	.03962	.00122	1.1133	.07663	.00078	3.3143
#3	-.00023	.03473	.00174	1.0828	.07448	.00089	3.2216
Errors	LC Pass	LC Pass	LC Pass	LC Pass	LC Pass	LC Pass	LC Pass
High	2.0000	500.00	10.000	30.000	10.000	10.000	600.00
Low	-.00500	-.20000	-.01000	-.20000	-.20000	-.00400	-5.0000

Elem	CD	CO	CR	CU	FE	K_	MG
Units	ppm	ppm	ppm	ppm	ppm	ppm	ppm
Avge	.00003	.00128	.00219	-.00033	.00984	1.0260	3.1813
SDev	.00011	.00026	.00062	.00047	.00588	.0291	.0594
%RSD	375.44	20.761	28.511	143.18	59.810	2.8388	1.8662
#1	.00014	.00158	.00290	.00014	.01656	1.0453	3.2208
#2	.00004	.00114	.00175	-.00033	.00559	1.0402	3.2100
#3	-.00009	.00111	.00191	-.00080	.00737	.99247	3.1130
Errors	LC Pass	LC Pass	LC Pass	LC Pass	LC Pass	LC Pass	LC Pass
High	5.0000	100.00	20.000	10.000	500.00	400.00	600.00
Low	-.00500	-.05000	-.00500	-.02500	-.10000	-5.0000	-5.0000

Elem	MN	MO	NA	NI	PB/1	PB/2	PB
Units	ppm	ppm	ppm	ppm	ppm	ppm	ppm
Avge	.01623	.00018	20.819	.00138	.00033	.00020	.00024
SDev	.00028	.00028	.396	.00149	.00209	.00091	.00038
%RSD	1.7144	155.88	1.9010	107.67	634.25	454.18	156.72
#1	.01645	.00046	20.968	.00303	.00200	-.00082	.00012
#2	.01632	-.00011	21.118	.00015	-.00202	.00092	-.00006
#3	.01592	.00020	20.370	.00096	.00100	.00051	.00067
Errors	LC Pass	LC Pass	LC Pass	LC Pass	NOCHECK	NOCHECK	LC Pass
High	20.000	20.000	400.00	100.00			5.0000
Low	-.01500	-.04000	-5.0000	-.04000			-.00300

Elem	SB/1	SB/2	SB	SE/1	SE/2	SE	SI
Units	ppm	ppm	ppm	ppm	ppm	ppm	ppm
Avge	-.00029	.00237	.00149	.00059	.00076	.00070	4.5665
SDev	.00225	.00094	.00104	.00233	.00230	.00078	.0740
%RSD	784.76	39.682	69.981	397.50	304.20	111.09	1.6195
#1	-.00287	.00213	.00046	.00165	.00010	.00061	4.6179
#2	.00122	.00158	.00146	.00220	-.00114	-.00003	4.5998

#3	.00079	.00342	.00254	-.00209	.00332	.00152	4.4817
Errors	NOCHECK	NOCHECK	LC Pass	NOCHECK	NOCHECK	LC Pass	LC Pass

High			5.0000			10.000	50.000
Low			-.01000			-.00500	-.50000

Elem	SN	SR	TI	TL	V_	ZN	
Units	ppm	ppm	ppm	ppm	ppm	ppm	
Avge	.00037	.03579	.00021	-.00006	-.00006	.00766	
SDev	.00364	.00059	.00018	.00078	.00049	.00019	
%RSD	992.24	1.6380	88.765	1368.2	815.70	2.5429	
#1	.00297	.03617	.00016	.00073	.00046	.00788	
#2	.00192	.03609	.00041	-.00084	-.00051	.00763	
#3	-.00379	.03512	.00005	-.00006	-.00012	.00749	
Errors	LC Pass	LC Pass	LC Pass	LC Pass	LC Pass	LC Pass	
High	30.000	10.000	30.000	10.000	50.000	10.000	
Low	-.10000	-.05000	-.05000	-.01000	-.05000	-.02000	
IntStd	1	2	3	4	5	6	7
Mode	Counts	NOTUSED	NOTUSED	NOTUSED	NOTUSED	NOTUSED	NOTUSED
Elem	Y	--	--	--	--	--	--
Wavlen	371.030	--	--	--	--	--	--
Avge	28952	--	--	--	--	--	--
SDev	292.6533	--	--	--	--	--	--
%RSD	1.010809	--	--	--	--	--	--
#1	28815	--	--	--	--	--	--
#2	28753	--	--	--	--	--	--
#3	29288	--	--	--	--	--	--

Method: METTRACE Sample Name: K049H Operator: RJG
Run Time: 10/27/08 17:40:32
Comment: TESTAMERICA PITTSBURGH ICP METALS ANALYSIS-INST TRACEICP
Mode: CONC Corr. Factor: 1

Elem	AG	AL	AS	B_	BA	BE	CA
Units	ppm	ppm	ppm	ppm	ppm	ppm	ppm
Avge	.00016	.00497	.00067	.10346	.13147	.00091	4.8012
SDev	.00027	.00180	.00055	.00048	.00055	.00005	.0106
%RSD	169.01	36.271	81.049	.46811	.42160	5.8431	.21999
#1	.00015	.00289	.00028	.10384	.13201	.00097	4.8025
#2	.00044	.00601	.00130	.10362	.13149	.00091	4.8111
#3	-.00010	.00601	.00044	.10292	.13090	.00086	4.7901
Errors	LC Pass	LC Pass	LC Pass	LC Pass	LC Pass	LC Pass	LC Pass
High	2.0000	500.00	10.000	30.000	10.000	10.000	600.00
Low	-.00500	-.20000	-.01000	-.20000	-.20000	-.00400	-5.0000

Elem	CD	CO	CR	CU	FE	K_	MG
Units	ppm	ppm	ppm	ppm	ppm	ppm	ppm
Avge	.00009	.00606	.00435	.00014	-.00621	1.4963	4.1306
SDev	.00003	.00045	.00023	.00019	.00431	.0120	.0130
%RSD	33.782	7.3673	5.3618	133.53	69.481	.80046	.31359
#1	.00012	.00567	.00416	-.00008	-.01118	1.5076	4.1353
#2	.00006	.00655	.00461	.00024	-.00398	1.4976	4.1405
#3	.00011	.00597	.00428	.00028	-.00346	1.4837	4.1159
Errors	LC Pass	LC Pass	LC Pass	LC Pass	LC Pass	LC Pass	LC Pass
High	5.0000	100.00	20.000	10.000	500.00	400.00	600.00
Low	-.00500	-.05000	-.00500	-.02500	-.10000	-5.0000	-5.0000

Elem	MN	MO	NA	NI	PB/1	PB/2	PB
Units	ppm	ppm	ppm	ppm	ppm	ppm	ppm
Avge	.09283	.00104	24.850	.00208	.00340	-.00152	.00012
SDev	.00027	.00036	.129	.00026	.00256	.00150	.00016
%RSD	.29032	34.929	.51979	12.657	75.233	98.413	137.44
#1	.09304	.00121	24.703	.00178	.00551	-.00284	-.00006
#2	.09293	.00130	24.904	.00227	.00413	-.00182	.00016
#3	.09253	.00063	24.944	.00220	.00056	.00010	.00025
Errors	LC Pass	LC Pass	LC Pass	LC Pass	NOCHECK	NOCHECK	LC Pass
High	20.000	20.000	400.00	100.00			5.0000
Low	-.01500	-.04000	-5.0000	-.04000			-.00300

Elem	SB/1	SB/2	SB	SE/1	SE/2	SE	SI
Units	ppm	ppm	ppm	ppm	ppm	ppm	ppm
Avge	-.00215	.00442	.00223	.00347	.00001	.00116	4.8042
SDev	.00365	.00091	.00071	.00135	.00148	.00069	.0077
%RSD	169.36	20.607	31.613	38.754	20415.	59.774	.16027
#1	-.00588	.00547	.00169	.00344	-.00102	.00047	4.8074
#2	-.00200	.00396	.00197	.00483	-.00067	.00116	4.8098

#3	.00142	.00383	.00303	.00214	.00171	.00185	4.7955
Errors	NOCHECK	NOCHECK	LC Pass	NOCHECK	NOCHECK	LC Pass	LC Pass

High			5.0000			10.000	50.000
Low			-.01000			-.00500	-.50000

Elem	SN	SR	TI	TL	V_	ZN	
Units	ppm	ppm	ppm	ppm	ppm	ppm	
Avge	-.00258	.04813	.00001	-.00222	-.00013	.01149	
SDev	.00165	.00023	.00014	.00373	.00000	.00007	
%RSD	63.855	.47800	1228.4	168.24	1.0104	.58287	
#1	-.00327	.04836	-.00007	-.00323	-.00013	.01146	
#2	-.00377	.04815	-.00007	-.00533	-.00013	.01157	
#3	-.00070	.04790	.00017	.00191	-.00013	.01145	
Errors	LC Pass	LC Pass	LC Pass	LC Pass	LC Pass	LC Pass	
High	30.000	10.000	30.000	10.000	50.000	10.000	
Low	-.10000	-.05000	-.05000	-.01000	-.05000	-.02000	

IntStd	1	2	3	4	5	6	7
Mode	Counts	NOTUSED	NOTUSED	NOTUSED	NOTUSED	NOTUSED	NOTUSED
Elem	Y	--	--	--	--	--	--
Wavlen	371.030	--	--	--	--	--	--
Avge	29463	--	--	--	--	--	--
SDev	142.4040	--	--	--	--	--	--
%RSD	.4833247	--	--	--	--	--	--
#1	29308	--	--	--	--	--	--
#2	29495	--	--	--	--	--	--
#3	29588	--	--	--	--	--	--

Method: METTRACE Sample Name: K049J Operator: RJG
Run Time: 10/27/08 17:46:02
Comment: TESTAMERICA PITTSBURGH ICP METALS ANALYSIS-INST TRACEICP
Mode: CONC Corr. Factor: 1

Elem	AG	AL	AS	B_	BA	BE	CA
Units	ppm	ppm	ppm	ppm	ppm	ppm	ppm
Avge	.00098	-.00927	.00143	.03173	.12090	.00076	3.2151
SDev	.00072	.00174	.00024	.00028	.00025	.00007	.0182
%RSD	73.843	18.763	16.593	.88632	.20609	9.1384	.56669
#1	.00015	-.01091	.00152	.03152	.12115	.00068	3.1948
#2	.00133	-.00745	.00160	.03205	.12091	.00080	3.2301
#3	.00147	-.00945	.00116	.03162	.12065	.00081	3.2203
Errors	LC Pass	LC Pass	LC Pass	LC Pass	LC Pass	LC Pass	LC Pass
High	2.0000	500.00	10.000	30.000	10.000	10.000	600.00
Low	-.00500	-.20000	-.01000	-.20000	-.20000	-.00400	-5.0000

Elem	CD	CO	CR	CU	FE	K_	MG
Units	ppm	ppm	ppm	ppm	ppm	ppm	ppm
Avge	.00029	.00516	.00728	-.00088	.03068	2.0252	3.0607
SDev	.00009	.00016	.00047	.00021	.00807	.0038	.0097
%RSD	30.480	3.1537	6.4359	23.567	26.306	.18669	.31632
#1	.00028	.00500	.00678	-.00111	.02378	2.0219	3.0521
#2	.00038	.00533	.00736	-.00073	.03955	2.0293	3.0588
#3	.00020	.00515	.00771	-.00079	.02870	2.0243	3.0712
Errors	LC Pass	LC Pass	LC Pass	LC Pass	LC Pass	LC Pass	LC Pass
High	5.0000	100.00	20.000	10.000	500.00	400.00	600.00
Low	-.00500	-.05000	-.00500	-.02500	-.10000	-5.0000	-5.0000

Elem	MN	MO	NA	NI	PB/1	PB/2	PB
Units	ppm	ppm	ppm	ppm	ppm	ppm	ppm
Avge	.13404	.00092	24.678	.00137	.00354	-.00270	-.00062
SDev	.00020	.00115	.144	.00036	.00230	.00074	.00029
%RSD	.15244	124.91	.58205	26.428	64.788	27.388	46.419
#1	.13405	.00043	24.564	.00166	.00135	-.00193	-.00084
#2	.13383	.00009	24.840	.00147	.00335	-.00278	-.00074
#3	.13424	.00223	24.631	.00096	.00593	-.00340	-.00029
Errors	LC Pass	LC Pass	LC Pass	LC Pass	NOCHECK	NOCHECK	LC Pass
High	20.000	20.000	400.00	100.00			5.0000
Low	-.01500	-.04000	-5.0000	-.04000			-.00300

Elem	SB/1	SB/2	SB	SE/1	SE/2	SE	SI
Units	ppm	ppm	ppm	ppm	ppm	ppm	ppm
Avge	-.00263	.00345	.00143	.00465	.00163	.00264	5.3526
SDev	.00162	.00133	.00105	.00422	.00254	.00061	.0105
%RSD	61.515	38.602	73.449	90.736	155.95	23.110	.19606
#1	-.00111	.00259	.00136	-.00000	.00457	.00305	5.3645
#2	-.00433	.00279	.00042	.00823	.00028	.00293	5.3447

#3	-.00246	.00499	.00251	.00573	.00004	.00194	5.3486
Errors	NOCHECK	NOCHECK	LC Pass	NOCHECK	NOCHECK	LC Pass	LC Pass

High			5.0000			10.000	50.000
Low			-.01000			-.00500	-.50000

Elem	SN	SR	TI	TL	V_	ZN	
Units	ppm	ppm	ppm	ppm	ppm	ppm	
Avge	-.00182	.03526	.00017	-.00106	.00090	.00758	
SDev	.00105	.00001	.00024	.00157	.00055	.00019	
%RSD	57.452	.03891	143.61	148.55	61.353	2.4716	
#1	-.00277	.03525	.00017	-.00224	.00026	.00737	
#2	-.00070	.03526	.00041	.00072	.00122	.00771	
#3	-.00199	.03528	-.00007	-.00166	.00122	.00767	

Errors	LC Pass	LC Pass	LC Pass	LC Pass	LC Pass	LC Pass	
High	30.000	10.000	30.000	10.000	50.000	10.000	
Low	-.10000	-.05000	-.05000	-.01000	-.05000	-.02000	

IntStd	1	2	3	4	5	6	7
Mode	Counts	NOTUSED	NOTUSED	NOTUSED	NOTUSED	NOTUSED	NOTUSED
Elem	Y	--	--	--	--	--	--
Wavlen	371.030	--	--	--	--	--	--
Avge	29194	--	--	--	--	--	--
SDev	33.13747	--	--	--	--	--	--
%RSD	.1135062	--	--	--	--	--	--
#1	29157	--	--	--	--	--	--
#2	29205	--	--	--	--	--	--
#3	29221	--	--	--	--	--	--

Method: METTRACE Sample Name: K049K Operator: RJG
Run Time: 10/27/08 17:51:32
Comment: TESTAMERICA PITTSBURGH ICP METALS ANALYSIS-INST TRACEICP
Mode: CONC Corr. Factor: 1

Elem	AG	AL	AS	B_	BA	BE	CA
Units	ppm	ppm	ppm	ppm	ppm	ppm	ppm
Avge	.00022	.71467	.00094	.36759	.04565	.00151	26.733
SDev	.00132	.00351	.00067	.00111	.00028	.00012	.029
%RSD	591.22	.49074	71.394	.30079	.62203	7.7590	.10970
#1	-.00077	.71107	.00112	.36671	.04533	.00164	26.701
#2	-.00029	.71807	.00020	.36722	.04572	.00147	26.738
#3	.00172	.71487	.00151	.36883	.04588	.00142	26.759
Errors	LC Pass	LC Pass	LC Pass	LC Pass	LC Pass	LC Pass	LC Pass
High	2.0000	500.00	10.000	30.000	10.000	10.000	600.00
Low	-.00500	-.20000	-.01000	-.20000	-.20000	-.00400	-5.0000

Elem	CD	CO	CR	CU	FE	K_	MG
Units	ppm	ppm	ppm	ppm	ppm	ppm	ppm
Avge	.00012	.00450	.00488	-.00000	-.01832	2.2292	11.480
SDev	.00007	.00044	.00085	.00026	.00804	.0108	.022
%RSD	61.245	9.8906	17.339	12136.	43.890	.48659	.19127
#1	.00014	.00431	.00455	-.00024	-.01069	2.2168	11.461
#2	.00004	.00418	.00425	-.00004	-.01754	2.2370	11.475
#3	.00018	.00501	.00584	.00027	-.02671	2.2338	11.504
Errors	LC Pass	LC Pass	LC Pass	LC Pass	LC Pass	LC Pass	LC Pass
High	5.0000	100.00	20.000	10.000	500.00	400.00	600.00
Low	-.00500	-.05000	-.00500	-.02500	-.10000	-5.0000	-5.0000

Elem	MN	MO	NA	NI	PB/1	PB/2	PB
Units	ppm	ppm	ppm	ppm	ppm	ppm	ppm
Avge	.27602	.00079	H420.89	.00585	.00416	-.00015	.00128
SDev	.00076	.00085	2.20	.00131	.00471	.00274	.00075
%RSD	.27654	108.27	.52155	22.483	113.30	1799.5	58.657
#1	.27518	.00018	H418.36	.00450	.00080	.00265	.00203
#2	.27620	.00042	H422.26	.00592	.00213	-.00027	.00053
#3	.27668	.00177	H422.05	.00713	.00954	-.00283	.00129
Errors	LC Pass	LC Pass	LC High	LC Pass	NOCHECK	NOCHECK	LC Pass
High	20.000	20.000	400.00	100.00			5.0000
Low	-.01500	-.04000	-5.0000	-.04000			-.00300

Elem	SB/1	SB/2	SB	SE/1	SE/2	SE	SI
Units	ppm	ppm	ppm	ppm	ppm	ppm	ppm
Avge	-.00211	.00230	.00083	.00357	.00027	.00137	6.0694
SDev	.00659	.00403	.00049	.00569	.00201	.00071	.0163
%RSD	312.74	175.14	59.266	159.33	753.41	51.723	.26785
#1	.00292	-.00079	.00045	.00170	.00151	.00157	6.0513
#2	.00033	.00083	.00067	-.00095	.00134	.00058	6.0741

#3	-.00957	.00686	.00139	.00996	-.00205	.00195	6.0827
Errors	NOCHECK	NOCHECK	LC Pass	NOCHECK	NOCHECK	LC Pass	LC Pass

High			5.0000			10.000	50.000
Low			-.01000			-.00500	-.50000

Elem	SN	SR	TI	TL	V_	ZN	
Units	ppm	ppm	ppm	ppm	ppm	ppm	
Avge	-.00215	.16594	.00009	.00122	.00063	.02896	
SDev	.00209	.00054	.00007	.00039	.00115	.00019	
%RSD	97.130	.32392	74.294	31.823	183.90	.66545	
#1	-.00121	.16536	.00005	.00161	-.00013	.02874	
#2	-.00455	.16605	.00005	.00122	.00006	.02909	
#3	-.00070	.16642	.00017	.00083	.00195	.02906	

Errors	LC Pass	LC Pass	LC Pass	LC Pass	LC Pass	LC Pass	
High	30.000	10.000	30.000	10.000	50.000	10.000	
Low	-.10000	-.05000	-.05000	-.01000	-.05000	-.02000	

IntStd	1	2	3	4	5	6	7
Mode	Counts	NOTUSED	NOTUSED	NOTUSED	NOTUSED	NOTUSED	NOTUSED
Elem	Y	--	--	--	--	--	--
Wavlen	371.030	--	--	--	--	--	--
Avge	29431	--	--	--	--	--	--
SDev	141.5170	--	--	--	--	--	--
%RSD	.4808393	--	--	--	--	--	--
#1	29586	--	--	--	--	--	--
#2	29399	--	--	--	--	--	--
#3	29309	--	--	--	--	--	--

Method: METTRACE Sample Name: K049M Operator: RJG
Run Time: 10/27/08 17:57:02
Comment: TESTAMERICA PITTSBURGH ICP METALS ANALYSIS-INST TRACEICP
Mode: CONC Corr. Factor: 1

Elem	AG	AL	AS	B_	BA	BE	CA
Units	ppm	ppm	ppm	ppm	ppm	ppm	ppm
Avge	.00099	.01054	.02822	.03855	.55842	.00074	24.663
SDev	.00081	.00236	.00042	.00030	.00028	.00006	.085
%RSD	81.845	22.352	1.5021	.77982	.05078	8.0575	.34373
#1	.00009	.01026	.02800	.03821	.55841	.00075	24.566
#2	.00120	.00834	.02795	.03876	.55871	.00078	24.701
#3	.00167	.01303	.02871	.03869	.55815	.00067	24.722
Errors	LC Pass	LC Pass	LC Pass	LC Pass	LC Pass	LC Pass	LC Pass
High	2.0000	500.00	10.000	30.000	10.000	10.000	600.00
Low	-.00500	-.20000	-.01000	-.20000	-.20000	-.00400	-5.0000

Elem	CD	CO	CR	CU	FE	K_	MG
Units	ppm	ppm	ppm	ppm	ppm	ppm	ppm
Avge	-.00120	.03083	.00031	-.00246	119.09	65.806	19.801
SDev	.00017	.00061	.00051	.00034	.39	.139	.061
%RSD	14.398	1.9789	167.75	13.831	.32538	.21057	.30988
#1	-.00136	.03029	-.00027	-.00273	118.65	65.966	19.731
#2	-.00122	.03072	.00046	-.00259	119.22	65.725	19.828
#3	-.00102	.03149	.00072	-.00208	119.39	65.727	19.844
Errors	LC Pass	LC Pass	LC Pass	LC Pass	LC Pass	LC Pass	LC Pass
High	5.0000	100.00	20.000	10.000	500.00	400.00	600.00
Low	-.00500	-.05000	-.00500	-.02500	-.10000	-5.0000	-5.0000

Elem	MN	MO	NA	NI	PB/1	PB/2	PB
Units	ppm	ppm	ppm	ppm	ppm	ppm	ppm
Avge	1.4683	.00037	261.37	.00197	.00375	-.00121	.00044
SDev	.0028	.00036	.37	.00016	.00224	.00213	.00087
%RSD	.19367	95.822	.13987	8.0970	59.668	176.38	196.86
#1	1.4651	.00012	261.77	.00215	.00278	.00075	.00143
#2	1.4696	.00022	261.06	.00188	.00631	-.00348	-.00022
#3	1.4703	.00078	261.27	.00188	.00216	-.00090	.00012
Errors	LC Pass	LC Pass	LC Pass	LC Pass	NOCHECK	NOCHECK	LC Pass
High	20.000	20.000	400.00	100.00			5.0000
Low	-.01500	-.04000	-5.0000	-.04000			-.00300

Elem	SB/1	SB/2	SB	SE/1	SE/2	SE	SI
Units	ppm	ppm	ppm	ppm	ppm	ppm	ppm
Avge	-.00154	.00373	.00198	.00361	.00202	.00255	5.8261
SDev	.00244	.00024	.00080	.00178	.00066	.00024	.0107
%RSD	158.27	6.3751	40.354	49.404	32.819	9.5145	.18340
#1	.00089	.00382	.00285	.00155	.00273	.00233	5.8178
#2	-.00398	.00391	.00128	.00461	.00191	.00281	5.8224

#3	-.00153	.00346	.00180	.00466	.00141	.00250	5.8381
Errors	NOCHECK	NOCHECK	LC Pass	NOCHECK	NOCHECK	LC Pass	LC Pass

High			5.0000			10.000	50.000
Low			-.01000			-.00500	-.50000

Elem	SN	SR	TI	TL	V_	ZN	
Units	ppm	ppm	ppm	ppm	ppm	ppm	
Avge	.00086	.26053	.00000	-.00167	.00064	.00137	
SDev	.00119	.00010	.00018	.00055	.00015	.00021	
%RSD	138.05	.03968	10002.	33.152	24.222	15.449	
#1	-.00044	.26062	.00004	-.00214	.00062	.00131	
#2	.00112	.26055	-.00020	-.00106	.00049	.00161	
#3	.00190	.26042	.00017	-.00179	.00080	.00119	

Errors	LC Pass	LC Pass	LC Pass	LC Pass	LC Pass	LC Pass	
High	30.000	10.000	30.000	10.000	50.000	10.000	
Low	-.10000	-.05000	-.05000	-.01000	-.05000	-.02000	

IntStd	1	2	3	4	5	6	7
Mode	Counts	NOTUSED	NOTUSED	NOTUSED	NOTUSED	NOTUSED	NOTUSED
Elem	Y	--	--	--	--	--	--
Wavlen	371.030	--	--	--	--	--	--
Avge	28913	--	--	--	--	--	--
SDev	149.1859	--	--	--	--	--	--
%RSD	.5159755	--	--	--	--	--	--
#1	28744	--	--	--	--	--	--
#2	28971	--	--	--	--	--	--
#3	29025	--	--	--	--	--	--

Method: METTRACE Sample Name: K049N Operator: RJG
Run Time: 10/27/08 18:02:32
Comment: TESTAMERICA PITTSBURGH ICP METALS ANALYSIS-INST TRACEICP
Mode: CONC Corr. Factor: 1

Elem	AG	AL	AS	B_	BA	BE	CA
Units	ppm	ppm	ppm	ppm	ppm	ppm	ppm
Avge	.00098	-.02123	.02097	.03905	.35251	.00063	33.597
SDev	.00081	.00123	.00226	.00043	.00066	.00006	.098
%RSD	83.049	5.8012	10.782	1.1065	.18751	8.9749	.29096
#1	.00017	-.02262	.01837	.03879	.35255	.00064	33.523
#2	.00180	-.02080	.02213	.03955	.35183	.00057	33.559
#3	.00097	-.02028	.02242	.03882	.35315	.00069	33.708
Errors	LC Pass	LC Pass	LC Pass	LC Pass	LC Pass	LC Pass	LC Pass
High	2.0000	500.00	10.000	30.000	10.000	10.000	600.00
Low	-.00500	-.20000	-.01000	-.20000	-.20000	-.00400	-5.0000

Elem	CD	CO	CR	CU	FE	K_	MG
Units	ppm	ppm	ppm	ppm	ppm	ppm	ppm
Avge	-.00125	.05604	.00016	-.00236	161.64	H432.22	13.905
SDev	.00018	.00019	.00029	.00011	.36	1.13	.037
%RSD	14.521	.34818	174.44	4.5075	.22166	.26121	.26810
#1	-.00138	.05582	-.00000	-.00247	161.43	H431.18	13.878
#2	-.00132	.05617	.00050	-.00235	161.44	H432.05	13.890
#3	-.00104	.05614	.00000	-.00226	162.06	H433.42	13.948
Errors	LC Pass	LC Pass	LC Pass	LC Pass	LC Pass	LC High	LC Pass
High	5.0000	100.00	20.000	10.000	500.00	400.00	600.00
Low	-.00500	-.05000	-.00500	-.02500	-.10000	-5.0000	-5.0000

Elem	MN	MO	NA	NI	PB/1	PB/2	PB
Units	ppm	ppm	ppm	ppm	ppm	ppm	ppm
Avge	1.6845	-.00075	325.45	.00199	.00537	-.00148	.00080
SDev	.0036	.00077	.45	.00053	.00121	.00029	.00055
%RSD	.21393	103.66	.13825	26.524	22.441	19.727	68.732
#1	1.6819	-.00113	325.35	.00259	.00594	-.00116	.00120
#2	1.6829	-.00125	325.06	.00162	.00619	-.00154	.00103
#3	1.6886	.00014	325.94	.00175	.00399	-.00173	.00017
Errors	LC Pass	LC Pass	LC Pass	LC Pass	NOCHECK	NOCHECK	LC Pass
High	20.000	20.000	400.00	100.00			5.0000
Low	-.01500	-.04000	-5.0000	-.04000			-.00300

Elem	SB/1	SB/2	SB	SE/1	SE/2	SE	SI
Units	ppm	ppm	ppm	ppm	ppm	ppm	ppm
Avge	-.00152	.00448	.00248	.00481	.00015	.00170	4.3763
SDev	.00141	.00147	.00105	.00226	.00156	.00127	.0103
%RSD	92.804	32.874	42.372	46.903	1027.6	74.682	.23496
#1	-.00238	.00312	.00129	.00496	.00195	.00295	4.3745
#2	.00011	.00429	.00290	.00699	-.00087	.00175	4.3670

#3	-.00230	.00605	.00327	.00248	-.00062	.00041	4.3874
Errors	NOCHECK	NOCHECK	LC Pass	NOCHECK	NOCHECK	LC Pass	LC Pass

High			5.0000			10.000	50.000
Low			-.01000			-.00500	-.50000

Elem	SN	SR	TI	TL	V_	ZN	
Units	ppm	ppm	ppm	ppm	ppm	ppm	
Avge	-.00123	.26457	-.00030	-.00388	.00321	.00401	
SDev	.00262	.00028	.00047	.00091	.00060	.00009	
%RSD	213.20	.10651	156.75	23.506	18.538	2.2071	
#1	-.00416	.26454	-.00083	-.00452	.00284	.00408	
#2	-.00043	.26430	.00003	-.00429	.00290	.00403	
#3	.00090	.26486	-.00009	-.00284	.00390	.00391	

Errors	LC Pass	LC Pass	LC Pass	LC Pass	LC Pass	LC Pass	
High	30.000	10.000	30.000	10.000	50.000	10.000	
Low	-.10000	-.05000	-.05000	-.01000	-.05000	-.02000	

IntStd	1	2	3	4	5	6	7
Mode	Counts	NOTUSED	NOTUSED	NOTUSED	NOTUSED	NOTUSED	NOTUSED
Elem	Y	--	--	--	--	--	--
Wavlen	371.030	--	--	--	--	--	--
Avge	28300	--	--	--	--	--	--
SDev	46.10891	--	--	--	--	--	--
%RSD	.1629306	--	--	--	--	--	--
#1	28352	--	--	--	--	--	--
#2	28265	--	--	--	--	--	--
#3	28282	--	--	--	--	--	--

Method: METTRACE Sample Name: CCV1-8 Operator: RJG
Run Time: 10/27/08 18:08:02
Comment: TESTAMERICA PITTSBURGH ICP METALS ANALYSIS-INST TRACEICP
Mode: CONC Corr. Factor: 1

Elem	AG	AL	AS	B_	BA	BE	CA
Units	ppm	ppm	ppm	ppm	ppm	ppm	ppm
Avge	.98194	23.668	.49081	1.9693	1.9188	1.9804	49.882
SDev	.00225	.020	.00179	.0058	.0051	.0043	.066
%RSD	.22907	.08313	.36393	.29621	.26727	.21507	.13221
#1	.97976	23.651	.48914	1.9627	1.9134	1.9768	49.836
#2	.98180	23.664	.49058	1.9737	1.9194	1.9851	49.958
#3	.98426	23.690	.49269	1.9715	1.9236	1.9793	49.853
Errors	LC Pass	LC Pass	LC Pass	LC Pass	LC Pass	LC Pass	LC Pass
High	1.1000	27.500	.55000	2.2000	2.2000	2.2000	55.000
Low	.90000	22.500	.45000	1.8000	1.8000	1.8000	45.000

Elem	CD	CO	CR	CU	FE	K_	MG
Units	ppm	ppm	ppm	ppm	ppm	ppm	ppm
Avge	.48204	1.9675	1.9648	1.9196	24.873	115.22	48.703
SDev	.00081	.0021	.0016	.0046	.039	.41	.058
%RSD	.16867	.10590	.08161	.24015	.15752	.36000	.11940
#1	.48250	1.9653	1.9631	1.9157	24.828	114.92	48.657
#2	.48252	1.9695	1.9663	1.9184	24.887	115.04	48.768
#3	.48110	1.9678	1.9649	1.9247	24.902	115.69	48.683
Errors	LC Pass	LC Pass	LC Pass	LC Pass	LC Pass	LC Pass	LC Pass
High	.55000	2.2000	2.2000	2.2000	27.500	137.50	55.000
Low	.45000	1.8000	1.8000	1.8000	22.500	112.50	45.000

Elem	MN	MO	NA	NI	PB/1	PB/2	PB
Units	ppm	ppm	ppm	ppm	ppm	ppm	ppm
Avge	1.9516	1.9914	115.05	1.9487	.49369	.49453	.49425
SDev	.0021	.0133	.36	.0023	.00218	.00210	.00080
%RSD	.10586	.66929	.31266	.11913	.44198	.42450	.16136
#1	1.9492	1.9767	114.82	1.9471	.49620	.49238	.49365
#2	1.9531	1.9949	114.86	1.9513	.49253	.49465	.49395
#3	1.9523	2.0026	115.46	1.9476	.49232	.49657	.49516
Errors	LC Pass	LC Pass	LC Pass	LC Pass	NOCHECK	NOCHECK	LC Pass
High	2.2000	2.2000	137.50	2.2000			.55000
Low	1.8000	1.8000	112.50	1.8000			.45000

Elem	SB/1	SB/2	SB	SE/1	SE/2	SE	SI
Units	ppm	ppm	ppm	ppm	ppm	ppm	ppm
Avge	.49036	.48550	.48712	.49136	.49050	.49079	1.8942
SDev	.00384	.00063	.00155	.00097	.00114	.00085	.0042
%RSD	.78401	.12929	.31820	.19710	.23165	.17248	.22307
#1	.48621	.48491	.48535	.49238	.49008	.49085	1.8946
#2	.49108	.48616	.48780	.49122	.49179	.49160	1.8982

#3	.49380	.48542	.48821	.49046	.48964	.48991	1.8898
Errors	NOCHECK	NOCHECK	LC Pass	NOCHECK	NOCHECK	LC Pass	LC Pass

High			.55000			.55000	2.2000
Low			.45000			.45000	1.8000

Elem	SN	SR	TI	TL	V_	ZN	
Units	ppm	ppm	ppm	ppm	ppm	ppm	
Avge	1.9728	1.8855	1.9632	.98038	1.9772	2.0097	
SDev	.0082	.0056	.0027	.00660	.0039	.0035	
%RSD	.41787	.29752	.13561	.67326	.19820	.17228	
#1	1.9691	1.8790	1.9604	.97776	1.9728	2.0058	
#2	1.9671	1.8887	1.9657	.97549	1.9786	2.0125	
#3	1.9823	1.8887	1.9636	.98789	1.9803	2.0108	
Errors	LC Pass	LC Pass	LC Pass	LC Pass	LC Pass	LC Pass	
High	2.2000	2.2000	2.2000	1.1000	2.2000	2.2000	
Low	1.8000	1.8000	1.8000	.90000	1.8000	1.8000	

IntStd	1	2	3	4	5	6	7
Mode	Counts	NOTUSED	NOTUSED	NOTUSED	NOTUSED	NOTUSED	NOTUSED
Elem	Y	--	--	--	--	--	--
Wavlen	371.030	--	--	--	--	--	--
Avge	29077	--	--	--	--	--	--
SDev	159.3542	--	--	--	--	--	--
%RSD	.5480421	--	--	--	--	--	--
#1	29191	--	--	--	--	--	--
#2	29145	--	--	--	--	--	--
#3	28895	--	--	--	--	--	--

Method: METTRACE Sample Name: CCB8 Operator: RJG
Run Time: 10/27/08 18:13:32
Comment: TESTAMERICA PITTSBURGH ICP METALS ANALYSIS-INST TRACEICP
Mode: CONC Corr. Factor: 1

Elem	AG	AL	AS	B_	BA	BE	CA
Units	ppm	ppm	ppm	ppm	ppm	ppm	ppm
Avge	.00004	-.02720	-.00073	.00362	.00017	.00104	.01176
SDev	.00079	.00113	.00052	.00081	.00011	.00005	.01035
%RSD	1962.5	4.1374	71.187	22.359	61.282	5.2461	87.999
#1	-.00076	-.02685	-.00118	.00444	.00008	.00098	.00523
#2	.00081	-.02846	-.00016	.00359	.00029	.00108	.00636
#3	.00007	-.02630	-.00085	.00282	.00015	.00106	.02370
Errors	LC Pass	LC Pass	LC Pass	LC Pass	LC Pass	LC Pass	LC Pass
High	.00500	.20000	.01000	.20000	.20000	.00400	5.0000
Low	-.00500	-.20000	-.01000	-.20000	-.20000	-.00400	-5.0000

Elem	CD	CO	CR	CU	FE	K_	MG
Units	ppm	ppm	ppm	ppm	ppm	ppm	ppm
Avge	-.00002	.00016	.00029	-.00117	-.00048	.22823	.00746
SDev	.00010	.00017	.00057	.00017	.00469	.00729	.00531
%RSD	504.71	101.94	196.09	14.379	983.62	3.1926	71.217
#1	-.00014	.00019	-.00035	-.00131	-.00035	.22227	.00166
#2	.00005	-.00001	.00075	-.00122	-.00523	.23635	.01209
#3	.00003	.00032	.00048	-.00099	.00415	.22606	.00862
Errors	LC Pass	LC Pass	LC Pass	LC Pass	LC Pass	LC Pass	LC Pass
High	.00500	.05000	.00500	.02500	.10000	5.0000	5.0000
Low	-.00500	-.05000	-.00500	-.02500	-.10000	-5.0000	-5.0000

Elem	MN	MO	NA	NI	PB/1	PB/2	PB
Units	ppm	ppm	ppm	ppm	ppm	ppm	ppm
Avge	.00017	.00672	-.51241	.00074	.00065	-.00100	-.00045
SDev	.00018	.00228	.12638	.00042	.00521	.00307	.00031
%RSD	107.02	33.964	24.665	56.350	800.07	305.87	69.441
#1	-.00002	.00914	-.64303	.00102	-.00284	.00111	-.00020
#2	.00035	.00641	-.50344	.00026	.00665	-.00453	-.00081
#3	.00019	.00461	-.39074	.00094	-.00185	.00040	-.00035
Errors	LC Pass	LC Pass	LC Pass	LC Pass	NOCHECK	NOCHECK	LC Pass
High	.01500	.04000	5.0000	.04000			.00300
Low	-.01500	-.04000	-5.0000	-.04000			-.00300

Elem	SB/1	SB/2	SB	SE/1	SE/2	SE	SI
Units	ppm	ppm	ppm	ppm	ppm	ppm	ppm
Avge	-.00048	.00321	.00198	.00506	-.00230	.00015	-.00964
SDev	.00510	.00149	.00083	.00311	.00284	.00112	.00073
%RSD	1071.5	46.312	42.040	61.447	123.34	760.46	7.5475
#1	.00358	.00168	.00231	.00233	-.00120	-.00003	-.00973
#2	-.00620	.00465	.00104	.00844	-.00553	-.00088	-.00887

#3	.00119	.00331	.00261	.00440	-.00018	.00135	-.01032
Errors	NOCHECK	NOCHECK	LC Pass	NOCHECK	NOCHECK	LC Pass	LC Pass

High			.06000			.00500	.50000
Low			-.06000			-.00500	-.50000

Elem	SN	SR	TI	TL	V_	ZN	
Units	ppm	ppm	ppm	ppm	ppm	ppm	
Avge	.00178	.00005	.00045	.00080	.00019	.00093	
SDev	.00294	.00017	.00018	.00159	.00058	.00018	
%RSD	165.41	312.46	40.648	197.99	308.56	19.881	
#1	.00187	-.00014	.00029	-.00031	-.00032	.00080	
#2	.00467	.00018	.00065	.00010	.00081	.00114	
#3	-.00121	.00012	.00041	.00262	.00006	.00085	
Errors	LC Pass	LC Pass	LC Pass	LC Pass	LC Pass	LC Pass	
High	.10000	.05000	.05000	.01000	.05000	.02000	
Low	-.10000	-.05000	-.05000	-.01000	-.05000	-.02000	

IntStd	1	2	3	4	5	6	7
Mode	Counts	NOTUSED	NOTUSED	NOTUSED	NOTUSED	NOTUSED	NOTUSED
Elem	Y	--	--	--	--	--	--
Wavlen	371.030	--	--	--	--	--	--
Avge	29497	--	--	--	--	--	--
SDev	148.7517	--	--	--	--	--	--
%RSD	.5042977	--	--	--	--	--	--
#1	29339	--	--	--	--	--	--
#2	29517	--	--	--	--	--	--
#3	29635	--	--	--	--	--	--

Method: METTRACE Sample Name: K1A8RB Operator: RJG
Run Time: 10/27/08 18:19:02
Comment: TESTAMERICA PITTSBURGH ICP METALS ANALYSIS-INST TRACEICP
Mode: CONC Corr. Factor: 1

Elem	AG	AL	AS	B_	BA	BE	CA
Units	ppm	ppm	ppm	ppm	ppm	ppm	ppm
Avge	.00006	-.02650	.00028	.00135	.00007	.00086	.01056
SDev	.00092	.00189	.00119	.00037	.00017	.00012	.00041
%RSD	1579.9	7.1200	426.06	27.367	247.08	14.404	3.8933
#1	-.00096	-.02453	.00037	.00115	-.00009	.00073	.01059
#2	.00029	-.02829	-.00095	.00112	.00005	.00085	.01014
#3	.00085	-.02667	.00142	.00177	.00025	.00098	.01096
Errors	LC Pass	LC Pass	LC Pass	LC Pass	LC Pass	LC Pass	LC Pass
High	.00500	.20000	.01000	.20000	.20000	.00400	5.0000
Low	-.00500	-.20000	-.01000	-.20000	-.20000	-.00400	-5.0000

Elem	CD	CO	CR	CU	FE	K_	MG
Units	ppm	ppm	ppm	ppm	ppm	ppm	ppm
Avge	.00009	.00034	.00034	-.00133	.00865	.20149	.00593
SDev	.00006	.00031	.00038	.00038	.00700	.00948	.00483
%RSD	65.782	91.594	112.06	28.514	80.883	4.7041	81.397
#1	.00010	.00021	-.00006	-.00174	.00059	.19188	.00052
#2	.00002	.00011	.00039	-.00128	.01225	.20176	.00748
#3	.00014	.00070	.00069	-.00098	.01312	.21083	.00981
Errors	LC Pass	LC Pass	LC Pass	LC Pass	LC Pass	LC Pass	LC Pass
High	.00500	.05000	.00500	.02500	.10000	5.0000	5.0000
Low	-.00500	-.05000	-.00500	-.02500	-.10000	-5.0000	-5.0000

Elem	MN	MO	NA	NI	PB/1	PB/2	PB
Units	ppm	ppm	ppm	ppm	ppm	ppm	ppm
Avge	.00007	.00165	-.51091	.00064	-.00067	-.00109	-.00095
SDev	.00008	.00038	.06710	.00083	.00200	.00214	.00080
%RSD	118.63	22.984	13.134	129.31	300.51	195.26	84.044
#1	-.00002	.00209	-.44690	.00158	-.00217	.00095	-.00009
#2	.00014	.00143	-.58073	.00001	.00161	-.00332	-.00168
#3	.00009	.00143	-.50510	.00033	-.00144	-.00091	-.00109
Errors	LC Pass	LC Pass	LC Pass	LC Pass	NOCHECK	NOCHECK	LC Pass
High	.01500	.04000	5.0000	.04000			.00300
Low	-.01500	-.04000	-5.0000	-.04000			-.00300

Elem	SB/1	SB/2	SB	SE/1	SE/2	SE	SI
Units	ppm	ppm	ppm	ppm	ppm	ppm	ppm
Avge	-.00044	.00269	.00165	.00272	-.00068	.00045	-.00711
SDev	.00348	.00189	.00011	.00047	.00340	.00213	.00364
%RSD	798.34	70.279	6.7904	17.327	502.42	470.60	51.210
#1	.00324	.00066	.00152	.00217	.00284	.00262	-.00938
#2	-.00366	.00441	.00172	.00297	-.00395	-.00165	-.00904

#3	-.00089	.00301	.00171	.00300	-.00091	.00039	-.00291
Errors	NOCHECK	NOCHECK	LC Pass	NOCHECK	NOCHECK	LC Pass	LC Pass

High			.06000			.00500	.50000
Low			-.06000			-.00500	-.50000

Elem	SN	SR	TI	TL	V_	ZN	
Units	ppm	ppm	ppm	ppm	ppm	ppm	
Avge	.00093	.00002	.00009	-.00148	.00007	.00572	
SDev	.00167	.00009	.00037	.00167	.00298	.00014	
%RSD	179.99	527.07	408.80	112.68	4268.4	2.4147	
#1	-.00070	-.00008	.00017	-.00281	-.00315	.00558	
#2	.00084	.00004	-.00031	-.00204	.00272	.00585	
#3	.00265	.00008	.00041	.00040	.00064	.00573	
Errors	LC Pass	LC Pass	LC Pass	LC Pass	LC Pass	LC Pass	
High	.10000	.05000	.05000	.01000	.05000	.02000	
Low	-.10000	-.05000	-.05000	-.01000	-.05000	-.02000	

IntStd	1	2	3	4	5	6	7
Mode	Counts	NOTUSED	NOTUSED	NOTUSED	NOTUSED	NOTUSED	NOTUSED
Elem	Y	--	--	--	--	--	--
Wavlen	371.030	--	--	--	--	--	--
Avge	29363	--	--	--	--	--	--
SDev	72.33315	--	--	--	--	--	--
%RSD	.2463430	--	--	--	--	--	--
#1	29446	--	--	--	--	--	--
#2	29323	--	--	--	--	--	--
#3	29319	--	--	--	--	--	--

Method: METTRACE Sample Name: K1A8RC Operator: RJG
Run Time: 10/27/08 18:24:32
Comment: TESTAMERICA PITTSBURGH ICP METALS ANALYSIS-INST TRACEICP
Mode: CONC Corr. Factor: 1

Elem	AG	AL	AS	B_	BA	BE	CA
Units	ppm	ppm	ppm	ppm	ppm	ppm	ppm
Avge	.04802	1.8698	1.9359	.95245	1.9163	.05080	L.02110
SDev	.00074	.0025	.0021	.00278	.0060	.00008	.00759
%RSD	1.5466	.13308	.10878	.29130	.31071	.14944	35.970
#1	.04750	1.8672	1.9366	.95113	1.9205	.05088	L.01307
#2	.04887	1.8701	1.9336	.95059	1.9095	.05073	L.02207
#3	.04769	1.8722	1.9376	.95564	1.9189	.05080	L.02816
Errors	LC Pass	LC Pass	LC Pass	LC Pass	LC Pass	LC Pass	LC Low
High	.06000	2.4000	2.4000	1.2000	2.4000	.06000	60.000
Low	.04000	1.6000	1.6000	.80000	1.6000	.04000	40.000

Elem	CD	CO	CR	CU	FE	K_	MG
Units	ppm	ppm	ppm	ppm	ppm	ppm	ppm
Avge	.04982	.49857	.20183	.24190	1.0153	L.18497	L.00977
SDev	.00013	.00020	.00041	.00054	.0200	.00759	.00460
%RSD	.25452	.04007	.20530	.22178	1.9738	4.1026	47.097
#1	.04972	.49847	.20140	.24186	.99448	L.17630	L.00517
#2	.04977	.49843	.20222	.24139	1.0345	L.19042	L.01437
#3	.04996	.49880	.20186	.24246	1.0170	L.18818	L.00978
Errors	LC Pass	LC Pass	LC Pass	LC Pass	LC Pass	LC Low	LC Low
High	.06000	.60000	.24000	.30000	1.2000	60.000	60.000
Low	.04000	.40000	.16000	.20000	.80000	40.000	40.000

Elem	MN	MO	NA	NI	PB/1	PB/2	PB
Units	ppm	ppm	ppm	ppm	ppm	ppm	ppm
Avge	.49862	1.0108	L-.64363	.49991	.49220	.49600	.49473
SDev	.00055	.0048	.15373	.00086	.00465	.00368	.00190
%RSD	.11091	.47876	23.885	.17137	.94390	.74207	.38453
#1	.49920	1.0060	L-.81985	.49916	.49343	.49217	.49259
#2	.49810	1.0107	L-.57397	.49972	.49611	.49630	.49623
#3	.49857	1.0157	L-.53706	.50084	.48706	.49952	.49537
Errors	LC Pass	LC Pass	LC Low	LC Pass	NOCHECK	NOCHECK	LC Pass
High	.60000	1.2000	60.000	.60000			.60000
Low	.40000	.80000	40.000	.40000			.40000

Elem	SB/1	SB/2	SB	SE/1	SE/2	SE	SI
Units	ppm	ppm	ppm	ppm	ppm	ppm	ppm
Avge	.48553	.48180	.48304	1.9313	1.9282	1.9292	9.6147
SDev	.00304	.00340	.00151	.0042	.0027	.0021	.0095
%RSD	.62724	.70557	.31328	.21486	.14255	.10929	.09833
#1	.48404	.48130	.48221	1.9314	1.9250	1.9272	9.6151
#2	.48353	.48542	.48479	1.9354	1.9294	1.9314	9.6238

#3	.48904	.47867	.48212	1.9271	1.9301	1.9291	9.6050
Errors	NOCHECK	NOCHECK	LC Pass	NOCHECK	NOCHECK	LC Pass	LC Pass

High			.60000			2.4000	12.000
Low			.40000			1.6000	8.0000

Elem	SN	SR	TI	TL	V_	ZN	
Units	ppm	ppm	ppm	ppm	ppm	ppm	
Avge	1.9946	.92533	.98097	1.9532	.49845	.51389	
SDev	.0049	.00353	.00007	.0064	.00091	.00036	
%RSD	.24422	.38167	.00687	.32627	.18224	.07006	
#1	2.0002	.92819	.98097	1.9470	.49934	.51410	
#2	1.9912	.92138	.98090	1.9528	.49752	.51347	
#3	1.9925	.92642	.98103	1.9597	.49850	.51409	
Errors	LC Pass	LC Pass	LC Pass	LC Pass	LC Pass	LC Pass	
High	2.4000	1.2000	1.2000	2.4000	.60000	.60000	
Low	1.6000	.80000	.80000	1.6000	.40000	.40000	
IntStd	1	2	3	4	5	6	7
Mode	Counts	NOTUSED	NOTUSED	NOTUSED	NOTUSED	NOTUSED	NOTUSED
Elem	Y	--	--	--	--	--	--
Wavlen	371.030	--	--	--	--	--	--
Avge	29615	--	--	--	--	--	--
SDev	100.2755	--	--	--	--	--	--
%RSD	.3385992	--	--	--	--	--	--
#1	29700	--	--	--	--	--	--
#2	29641	--	--	--	--	--	--
#3	29504	--	--	--	--	--	--

Method: METTRACE Sample Name: K08JM Operator: RJG
Run Time: 10/27/08 18:30:03
Comment: TESTAMERICA PITTSBURGH ICP METALS ANALYSIS-INST TRACEICP
Mode: CONC Corr. Factor: 1

Elem	AG	AL	AS	B_	BA	BE	CA
Units	ppm	ppm	ppm	ppm	ppm	ppm	ppm
Avge	.00019	.08796	.00377	1.8855	.04549	.00048	170.96
SDev	.00049	.00483	.00015	.0217	.00052	.00011	2.52
%RSD	259.89	5.4958	4.0817	1.1494	1.1522	22.619	1.4714
#1	-.00004	.08239	.00390	1.8605	.04489	.00045	168.05
#2	.00075	.09047	.00360	1.8997	.04578	.00039	172.44
#3	-.00015	.09102	.00382	1.8962	.04581	.00060	172.38
Errors	LC Pass	LC Pass	LC Pass	LC Pass	LC Pass	LC Pass	LC Pass
High	2.0000	500.00	10.000	30.000	10.000	10.000	600.00
Low	-.00500	-.20000	-.01000	-.20000	-.20000	-.00400	-5.0000

Elem	CD	CO	CR	CU	FE	K_	MG
Units	ppm	ppm	ppm	ppm	ppm	ppm	ppm
Avge	.00004	.00001	.00065	.00233	.07892	238.45	514.67
SDev	.00014	.00048	.00023	.00028	.01233	2.49	6.90
%RSD	327.57	5496.7	35.252	11.780	15.624	1.0453	1.3409
#1	-.00012	-.00011	.00039	.00202	.06577	235.58	506.72
#2	.00015	.00054	.00082	.00252	.09023	239.72	519.08
#3	.00010	-.00040	.00074	.00246	.08076	240.05	518.21
Errors	LC Pass	LC Pass	LC Pass	LC Pass	LC Pass	LC Pass	LC Pass
High	5.0000	100.00	20.000	10.000	500.00	400.00	600.00
Low	-.00500	-.05000	-.00500	-.02500	-.10000	-5.0000	-5.0000

Elem	MN	MO	NA	NI	PB/1	PB/2	PB
Units	ppm	ppm	ppm	ppm	ppm	ppm	ppm
Avge	.06733	.01007	H5221.0	.00177	.00345	-.00177	-.00003
SDev	.00091	.00111	87.5	.00048	.00211	.00108	.00072
%RSD	1.3482	11.006	1.6764	27.350	61.186	61.310	2382.6
#1	.06628	.01101	H5120.0	.00130	.00570	-.00275	.00007
#2	.06785	.01035	H5274.5	.00227	.00312	-.00060	.00063
#3	.06785	.00885	H5268.4	.00174	.00152	-.00195	-.00079
Errors	LC Pass	LC Pass	LC High	LC Pass	NOCHECK	NOCHECK	LC Pass
High	20.000	20.000	400.00	100.00			5.0000
Low	-.01500	-.04000	-5.0000	-.04000			-.00300

Elem	SB/1	SB/2	SB	SE/1	SE/2	SE	SI
Units	ppm	ppm	ppm	ppm	ppm	ppm	ppm
Avge	-.00152	.00398	.00215	.00120	.00148	.00139	1.7094
SDev	.00301	.00181	.00177	.00170	.00141	.00126	.0184
%RSD	198.54	45.557	82.275	140.98	95.025	91.011	1.0752
#1	-.00383	.00511	.00213	.00226	.00054	.00111	1.6885
#2	-.00261	.00189	.00039	.00210	.00310	.00277	1.7232

#3	.00189	.00493	.00392	-.00075	.00080	.00028	1.7165
Errors	NOCHECK	NOCHECK	LC Pass	NOCHECK	NOCHECK	LC Pass	LC Pass

High			5.0000			10.000	50.000
Low			-.01000			-.00500	-.50000

Elem	SN	SR	TI	TL	V_	ZN	
Units	ppm	ppm	ppm	ppm	ppm	ppm	
Avge	.00050	2.8047	.00136	-.00020	.00612	.00690	
SDev	.00215	.0262	.00024	.00297	.00257	.00025	
%RSD	434.45	.93568	17.981	1492.3	41.934	3.5820	
#1	-.00011	2.7744	.00122	.00286	.00317	.00663	
#2	.00289	2.8202	.00164	-.00306	.00784	.00698	
#3	-.00129	2.8194	.00122	-.00040	.00735	.00711	
Errors	LC Pass	LC Pass	LC Pass	LC Pass	LC Pass	LC Pass	
High	30.000	10.000	30.000	10.000	50.000	10.000	
Low	-.10000	-.05000	-.05000	-.01000	-.05000	-.02000	

IntStd	1	2	3	4	5	6	7
Mode	Counts	NOTUSED	NOTUSED	NOTUSED	NOTUSED	NOTUSED	NOTUSED
Elem	Y	--	--	--	--	--	--
Wavlen	371.030	--	--	--	--	--	--
Avge	25372	--	--	--	--	--	--
SDev	127.1708	--	--	--	--	--	--
%RSD	.5012180	--	--	--	--	--	--
#1	25476	--	--	--	--	--	--
#2	25231	--	--	--	--	--	--
#3	25410	--	--	--	--	--	--

Method: METTRACE Sample Name: K08JMP5 Operator: RJG
Run Time: 10/27/08 18:35:33
Comment: TESTAMERICA PITTSBURGH ICP METALS ANALYSIS-INST TRACEICP
Mode: CONC Corr. Factor: 1

Elem	AG	AL	AS	B_	BA	BE	CA
Units	ppm	ppm	ppm	ppm	ppm	ppm	ppm
Avge	.00037	-.00413	.00054	.36376	.00914	.00065	34.787
SDev	.00069	.00414	.00062	.00159	.00005	.00013	.180
%RSD	185.25	100.27	115.33	.43610	.58460	20.154	.51651
#1	.00104	-.00689	.00063	.36193	.00908	.00059	34.592
#2	.00042	.00063	.00111	.36457	.00916	.00056	34.823
#3	-.00034	-.00612	-.00012	.36478	.00917	.00080	34.945

Elem	CD	CO	CR	CU	FE	K_	MG
Units	ppm	ppm	ppm	ppm	ppm	ppm	ppm
Avge	.00002	-.00014	.00038	.00031	-.10226	36.739	100.85
SDev	.00016	.00014	.00049	.00145	.01721	.132	.48
%RSD	850.76	100.41	128.86	468.45	16.830	.36019	.47431
#1	.00000	-.00028	.00092	-.00060	-.12203	36.597	100.33
#2	.00019	.00001	.00025	.00198	-.09059	36.859	100.94
#3	-.00013	-.00015	-.00003	-.00045	-.09417	36.763	101.27

Elem	MN	MO	NA	NI	PB/1	PB/2	PB
Units	ppm	ppm	ppm	ppm	ppm	ppm	ppm
Avge	.01346	.00215	792.36	.00064	.00284	-.00132	.00006
SDev	.00006	.00119	3.22	.00084	.00433	.00257	.00057
%RSD	.43287	55.650	.40682	130.38	152.40	194.03	890.37
#1	.01339	.00352	788.99	.00160	.00784	-.00415	-.00015
#2	.01350	.00134	795.42	.00003	.00041	.00087	.00071
#3	.01349	.00158	792.66	.00030	.00027	-.00069	-.00037

Elem	SB/1	SB/2	SB	SE/1	SE/2	SE	SI
Units	ppm	ppm	ppm	ppm	ppm	ppm	ppm
Avge	-.00168	.00351	.00178	.00032	-.00328	-.00208	.31773
SDev	.00429	.00287	.00091	.00433	.00255	.00030	.00364
%RSD	254.82	81.597	50.979	1336.5	77.792	14.296	1.1468
#1	-.00646	.00676	.00236	.00486	-.00605	-.00242	.31843
#2	.00185	.00246	.00226	-.00013	-.00274	-.00187	.32097
#3	-.00044	.00132	.00073	-.00376	-.00104	-.00194	.31378

Elem	SN	SR	TI	TL	V_	ZN
Units	ppm	ppm	ppm	ppm	ppm	ppm
Avge	.00029	.56659	.00032	.00056	.00229	.00400
SDev	.00128	.00150	.00026	.00145	.00084	.00004
%RSD	441.35	.26424	80.797	259.43	36.388	1.0011
#1	-.00016	.56491	.00003	.00219	.00201	.00401
#2	-.00070	.56780	.00040	.00010	.00164	.00396
#3	.00173	.56705	.00053	-.00060	.00324	.00404

IntStd	1	2	3	4	5	6	7
Mode	Counts	NOTUSED	NOTUSED	NOTUSED	NOTUSED	NOTUSED	NOTUSED
Elem	Y	--	--	--	--	--	--
Wavlen	371.030	--	--	--	--	--	--
Avge	28008	--	--	--	--	--	--
SDev	186.3324	--	--	--	--	--	--
%RSD	.6652877	--	--	--	--	--	--
#1	28223	--	--	--	--	--	--
#2	27890	--	--	--	--	--	--
#3	27910	--	--	--	--	--	--

Method: METTRACE Sample Name: K08JMS Operator: RJG
Run Time: 10/27/08 18:41:03
Comment: TESTAMERICA PITTSBURGH ICP METALS ANALYSIS-INST TRACEICP
Mode: CONC Corr. Factor: 1

Elem	AG	AL	AS	B_	BA	BE	CA
Units	ppm	ppm	ppm	ppm	ppm	ppm	ppm
Avge	.05726	2.2906	2.1282	2.9477	1.9675	.04940	170.47
SDev	.00033	.0058	.0092	.0050	.0038	.00017	.48
%RSD	.57437	.25362	.43460	.17010	.19440	.33906	.28266
#1	.05705	2.2876	2.1295	2.9457	1.9653	.04929	170.41
#2	.05710	2.2973	2.1367	2.9535	1.9719	.04960	170.98
#3	.05764	2.2869	2.1184	2.9440	1.9652	.04932	170.03
Errors	LC Pass	LC Pass	LC Pass	LC Pass	LC Pass	LC Pass	LC Pass
High	2.0000	500.00	10.000	30.000	10.000	10.000	600.00
Low	-.00500	-.20000	-.01000	-.20000	-.20000	-.00400	-5.0000

Elem	CD	CO	CR	CU	FE	K_	MG
Units	ppm	ppm	ppm	ppm	ppm	ppm	ppm
Avge	.04910	.50258	.20049	.27165	1.1281	237.94	516.48
SDev	.00028	.00162	.00057	.00031	.0122	.53	1.44
%RSD	.57768	.32275	.28209	.11498	1.0802	.22097	.27864
#1	.04916	.50249	.19995	.27155	1.1319	237.39	516.21
#2	.04934	.50425	.20108	.27200	1.1380	238.44	518.03
#3	.04879	.50101	.20045	.27140	1.1145	237.99	515.19
Errors	LC Pass	LC Pass	LC Pass	LC Pass	LC Pass	LC Pass	LC Pass
High	5.0000	100.00	20.000	10.000	500.00	400.00	600.00
Low	-.00500	-.05000	-.00500	-.02500	-.10000	-5.0000	-5.0000

Elem	MN	MO	NA	NI	PB/1	PB/2	PB
Units	ppm	ppm	ppm	ppm	ppm	ppm	ppm
Avge	.56996	1.0674	H5241.8	.49178	.49986	.49648	.49760
SDev	.00150	.0047	10.9	.00246	.00117	.00172	.00107
%RSD	.26349	.44363	.20767	.49998	.23378	.34582	.21520
#1	.56998	1.0620	H5229.8	.49094	.50106	.49670	.49815
#2	.57145	1.0709	H5251.1	.49455	.49872	.49807	.49829
#3	.56845	1.0693	H5244.5	.48985	.49979	.49466	.49637
Errors	LC Pass	LC Pass	LC High	LC Pass	NOCHECK	NOCHECK	LC Pass
High	20.000	20.000	400.00	100.00			5.0000
Low	-.01500	-.04000	-5.0000	-.04000			-.00300

Elem	SB/1	SB/2	SB	SE/1	SE/2	SE	SI
Units	ppm	ppm	ppm	ppm	ppm	ppm	ppm
Avge	.54232	.53334	.53633	2.1506	2.1234	2.1324	12.225
SDev	.00198	.00036	.00081	.0094	.0027	.0047	.043
%RSD	.36427	.06671	.15022	.43479	.12934	.22238	.35258
#1	.54419	.53330	.53693	2.1567	2.1234	2.1345	12.188
#2	.54253	.53371	.53664	2.1552	2.1261	2.1358	12.273

#3	.54025	.53300	.53541	2.1398	2.1206	2.1270	12.216
Errors	NOCHECK	NOCHECK	LC Pass	NOCHECK	NOCHECK	LC Pass	LC Pass

High			5.0000			10.000	50.000
Low			-.01000			-.00500	-.50000

Elem	SN	SR	TI	TL	V_	ZN	
Units	ppm	ppm	ppm	ppm	ppm	ppm	
Avge	2.1123	3.6838	.98112	1.9880	.51230	.56817	
SDev	.0030	.0087	.00208	.0077	.00097	.00137	
%RSD	.14121	.23701	.21228	.38717	.18974	.24041	
#1	2.1148	3.6809	.98089	1.9802	.51193	.56787	
#2	2.1132	3.6936	.98331	1.9956	.51341	.56966	
#3	2.1090	3.6769	.97916	1.9882	.51158	.56698	
Errors	LC Pass	LC Pass	LC Pass	LC Pass	LC Pass	LC Pass	
High	30.000	10.000	30.000	10.000	50.000	10.000	
Low	-.10000	-.05000	-.05000	-.01000	-.05000	-.02000	
IntStd	1	2	3	4	5	6	7
Mode	Counts	NOTUSED	NOTUSED	NOTUSED	NOTUSED	NOTUSED	NOTUSED
Elem	Y	--	--	--	--	--	--
Wavlen	371.030	--	--	--	--	--	--
Avge	25536	--	--	--	--	--	--
SDev	26.82365	--	--	--	--	--	--
%RSD	.1050406	--	--	--	--	--	--
#1	25566	--	--	--	--	--	--
#2	25514	--	--	--	--	--	--
#3	25529	--	--	--	--	--	--

Method: METTRACE Sample Name: K08JMD Operator: RJG
Run Time: 10/27/08 18:46:34
Comment: TESTAMERICA PITTSBURGH ICP METALS ANALYSIS-INST TRACEICP
Mode: CONC Corr. Factor: 1

Elem	AG	AL	AS	B_	BA	BE	CA
Units	ppm	ppm	ppm	ppm	ppm	ppm	ppm
Avge	.05569	2.2592	2.0949	2.9318	1.9436	.04853	168.76
SDev	.00023	.0130	.0120	.0095	.0081	.00014	.69
%RSD	.42218	.57530	.57361	.32285	.41488	.28792	.40872
#1	.05551	2.2510	2.0810	2.9230	1.9432	.04837	167.97
#2	.05596	2.2742	2.1019	2.9418	1.9519	.04861	169.06
#3	.05561	2.2524	2.1017	2.9305	1.9357	.04861	169.25
Errors	LC Pass	LC Pass	LC Pass	LC Pass	LC Pass	LC Pass	LC Pass
High	2.0000	500.00	10.000	30.000	10.000	10.000	600.00
Low	-.00500	-.20000	-.01000	-.20000	-.20000	-.00400	-5.0000

Elem	CD	CO	CR	CU	FE	K_	MG
Units	ppm	ppm	ppm	ppm	ppm	ppm	ppm
Avge	.04814	.49337	.19665	.26785	1.0929	237.65	512.01
SDev	.00037	.00147	.00070	.00179	.0140	1.78	1.99
%RSD	.76673	.29758	.35425	.66999	1.2796	.74721	.38957
#1	.04775	.49172	.19590	.26748	1.0768	237.34	509.71
#2	.04819	.49452	.19728	.26980	1.1018	239.56	513.32
#3	.04849	.49387	.19678	.26627	1.1002	236.05	513.00
Errors	LC Pass	LC Pass	LC Pass	LC Pass	LC Pass	LC Pass	LC Pass
High	5.0000	100.00	20.000	10.000	500.00	400.00	600.00
Low	-.00500	-.05000	-.00500	-.02500	-.10000	-5.0000	-5.0000

Elem	MN	MO	NA	NI	PB/1	PB/2	PB
Units	ppm	ppm	ppm	ppm	ppm	ppm	ppm
Avge	.56127	1.0588	H5228.0	.48151	.49846	.48747	.49113
SDev	.00152	.0068	65.3	.00047	.00230	.00171	.00158
%RSD	.27005	.64470	1.2481	.09700	.46187	.35136	.32171
#1	.55968	1.0510	H5232.3	.48205	.49581	.48662	.48968
#2	.56270	1.0635	H5291.0	.48131	.50000	.48636	.49090
#3	.56144	1.0619	H5160.7	.48118	.49956	.48945	.49281
Errors	LC Pass	LC Pass	LC High	LC Pass	NOCHECK	NOCHECK	LC Pass
High	20.000	20.000	400.00	100.00			5.0000
Low	-.01500	-.04000	-5.0000	-.04000			-.00300

Elem	SB/1	SB/2	SB	SE/1	SE/2	SE	SI
Units	ppm	ppm	ppm	ppm	ppm	ppm	ppm
Avge	.53619	.53245	.53370	2.1275	2.0924	2.1041	12.191
SDev	.00411	.00298	.00332	.0127	.0149	.0136	.062
%RSD	.76589	.55876	.62311	.59815	.71322	.64685	.50917
#1	.53146	.52918	.52994	2.1161	2.0751	2.0888	12.123
#2	.53880	.53501	.53627	2.1412	2.1016	2.1148	12.245

#3	.53831	.53316	.53488	2.1253	2.1003	2.1086	12.206
Errors	NOCHECK	NOCHECK	LC Pass	NOCHECK	NOCHECK	LC Pass	LC Pass

High			5.0000			10.000	50.000
Low			-.01000			-.00500	-.50000

Elem	SN	SR	TI	TL	V_	ZN	
Units	ppm	ppm	ppm	ppm	ppm	ppm	
Avge	2.0890	3.6594	.97246	1.9584	.50219	.55982	
SDev	.0104	.0147	.00262	.0099	.00307	.00198	
%RSD	.49865	.40073	.26918	.50319	.61169	.35418	
#1	2.0802	3.6575	.97057	1.9471	.49887	.55810	
#2	2.1005	3.6749	.97545	1.9651	.50493	.56199	
#3	2.0863	3.6458	.97136	1.9631	.50277	.55937	
Errors	LC Pass	LC Pass	LC Pass	LC Pass	LC Pass	LC Pass	
High	30.000	10.000	30.000	10.000	50.000	10.000	
Low	-.10000	-.05000	-.05000	-.01000	-.05000	-.02000	

IntStd	1	2	3	4	5	6	7
Mode	Counts	NOTUSED	NOTUSED	NOTUSED	NOTUSED	NOTUSED	NOTUSED
Elem	Y	--	--	--	--	--	--
Wavlen	371.030	--	--	--	--	--	--
Avge	25366	--	--	--	--	--	--
SDev	87.63065	--	--	--	--	--	--
%RSD	.3454589	--	--	--	--	--	--
#1	25364	--	--	--	--	--	--
#2	25280	--	--	--	--	--	--
#3	25455	--	--	--	--	--	--

Method: METTRACE Sample Name: K08L9 Operator: RJG
Run Time: 10/27/08 18:52:04
Comment: TESTAMERICA PITTSBURGH ICP METALS ANALYSIS-INST TRACEICP
Mode: CONC Corr. Factor: 1

Elem	AG	AL	AS	B_	BA	BE	CA
Units	ppm	ppm	ppm	ppm	ppm	ppm	ppm
Avge	.00235	31.155	.01200	.35542	.28069	.00225	H1808.1
SDev	.00103	.131	.00180	.00338	.00111	.00015	10.8
%RSD	43.971	.42120	14.983	.95100	.39632	6.4716	.59465
#1	.00354	31.182	.01294	.35906	.28059	.00209	H1817.2
#2	.00164	31.271	.00992	.35481	.28184	.00229	H1796.2
#3	.00188	31.013	.01312	.35239	.27962	.00237	H1810.9
Errors	LC Pass	LC Pass	LC Pass	LC Pass	LC Pass	LC Pass	LC High
High	2.0000	500.00	10.000	30.000	10.000	10.000	600.00
Low	-.00500	-.20000	-.01000	-.20000	-.20000	-.00400	-5.0000

Elem	CD	CO	CR	CU	FE	K_	MG
Units	ppm	ppm	ppm	ppm	ppm	ppm	ppm
Avge	.00374	.37490	2.7318	.22430	263.89	.65201	H2569.0
SDev	.00037	.00225	.0088	.00135	.96	.00809	8.4
%RSD	9.9940	.60012	.32383	.60333	.36365	1.2403	.32777
#1	.00412	.37715	2.7420	.22493	264.99	.65967	H2578.4
#2	.00372	.37265	2.7271	.22521	263.28	.64356	H2562.1
#3	.00337	.37491	2.7262	.22274	263.39	.65281	H2566.5
Errors	LC Pass	LC Pass	LC Pass	LC Pass	LC Pass	LC Pass	LC High
High	5.0000	100.00	20.000	10.000	500.00	400.00	600.00
Low	-.00500	-.05000	-.00500	-.02500	-.10000	-5.0000	-5.0000

Elem	MN	MO	NA	NI	PB/1	PB/2	PB
Units	ppm	ppm	ppm	ppm	ppm	ppm	ppm
Avge	3.5543	.11742	30.366	.29540	-.00445	.00245	.00015
SDev	.0108	.00232	.216	.00245	.00480	.00105	.00092
%RSD	.30501	1.9757	.71206	.82789	107.88	43.133	615.68
#1	3.5666	.11990	30.595	.29771	-.00765	.00335	-.00032
#2	3.5502	.11708	30.338	.29284	.00107	.00128	.00121
#3	3.5460	.11530	30.165	.29566	-.00676	.00271	-.00045
Errors	LC Pass	LC Pass	LC Pass	LC Pass	NOCHECK	NOCHECK	LC Pass
High	20.000	20.000	400.00	100.00			5.0000
Low	-.01500	-.04000	-5.0000	-.04000			-.00300

Elem	SB/1	SB/2	SB	SE/1	SE/2	SE	SI
Units	ppm	ppm	ppm	ppm	ppm	ppm	ppm
Avge	-.01750	.00347	-.00351	.01873	-.00360	.00383	H73.948
SDev	.00394	.00142	.00057	.00557	.00230	.00055	.227
%RSD	22.494	40.862	16.136	29.745	63.894	14.405	.30728
#1	-.01692	.00390	-.00303	.01742	-.00239	.00420	H74.096
#2	-.02170	.00463	-.00414	.02484	-.00626	.00410	H74.061

#3	-.01389	.00189	-.00336	.01393	-.00216	.00320	H73.686
Errors	NOCHECK	NOCHECK	LC Pass	NOCHECK	NOCHECK	LC Pass	LC High

High			5.0000			10.000	50.000
Low			-.01000			-.00500	-.50000

Elem	SN	SR	TI	TL	V_	ZN	
Units	ppm	ppm	ppm	ppm	ppm	ppm	
Avge	.01220	1.0947	1.0778	L-.04807	.12027	.38377	
SDev	.00226	.0051	.0036	.00316	.00066	.00120	
%RSD	18.541	.46846	.33675	6.5817	.54794	.31314	
#1	.01481	1.0945	1.0806	L-.04446	.12055	.38487	
#2	.01091	1.1000	1.0792	L-.04944	.11952	.38395	
#3	.01087	1.0897	1.0737	L-.05032	.12074	.38248	
Errors	LC Pass	LC Pass	LC Pass	LC Low	LC Pass	LC Pass	
High	30.000	10.000	30.000	10.000	50.000	10.000	
Low	-.10000	-.05000	-.05000	-.01000	-.05000	-.02000	

IntStd	1	2	3	4	5	6	7
Mode	Counts	NOTUSED	NOTUSED	NOTUSED	NOTUSED	NOTUSED	NOTUSED
Elem	Y	--	--	--	--	--	--
Wavlen	371.030	--	--	--	--	--	--
Avge	25356	--	--	--	--	--	--
SDev	63.41519	--	--	--	--	--	--
%RSD	.2501003	--	--	--	--	--	--
#1	25298	--	--	--	--	--	--
#2	25346	--	--	--	--	--	--
#3	25424	--	--	--	--	--	--

Method: METTRACE Sample Name: K08MA Operator: RJG
Run Time: 10/27/08 18:57:34
Comment: TESTAMERICA PITTSBURGH ICP METALS ANALYSIS-INST TRACEICP
Mode: CONC Corr. Factor: 1

Elem	AG	AL	AS	B_	BA	BE	CA
Units	ppm	ppm	ppm	ppm	ppm	ppm	ppm
Avge	.00103	24.392	.00803	.24624	.34278	.00215	H769.18
SDev	.00129	.079	.00154	.00114	.00121	.00004	3.12
%RSD	125.08	.32559	19.204	.46380	.35263	1.6940	.40611
#1	.00196	24.343	.00873	.24737	.34186	.00217	H772.78
#2	-.00044	24.484	.00627	.24508	.34414	.00211	H767.60
#3	.00158	24.351	.00911	.24627	.34233	.00217	H767.17
Errors	LC Pass	LC Pass	LC Pass	LC Pass	LC Pass	LC Pass	LC High
High	2.0000	500.00	10.000	30.000	10.000	10.000	600.00
Low	-.00500	-.20000	-.01000	-.20000	-.20000	-.00400	-5.0000

Elem	CD	CO	CR	CU	FE	K_	MG
Units	ppm	ppm	ppm	ppm	ppm	ppm	ppm
Avge	.00058	.10630	1.2103	.11100	97.869	.41828	H3645.2
SDev	.00006	.00043	.0038	.00014	.288	.00761	11.0
%RSD	10.122	.40792	.31108	.12606	.29455	1.8192	.30182
#1	.00052	.10678	1.2141	.11102	98.164	.42698	H3657.6
#2	.00060	.10593	1.2103	.11113	97.855	.41288	H3641.2
#3	.00063	.10618	1.2066	.11086	97.588	.41498	H3636.7
Errors	LC Pass	LC Pass	LC Pass	LC Pass	LC Pass	LC Pass	LC High
High	5.0000	100.00	20.000	10.000	500.00	400.00	600.00
Low	-.00500	-.05000	-.00500	-.02500	-.10000	-5.0000	-5.0000

Elem	MN	MO	NA	NI	PB/1	PB/2	PB
Units	ppm	ppm	ppm	ppm	ppm	ppm	ppm
Avge	4.4863	.02579	5.8606	.19359	-.01310	.00260	-.00263
SDev	.0096	.00014	.1319	.00203	.00126	.00147	.00077
%RSD	.21487	.53806	2.2504	1.0507	9.6020	56.640	29.110
#1	4.4942	.02568	6.0091	.19526	-.01235	.00309	-.00205
#2	4.4892	.02574	5.7573	.19132	-.01455	.00376	-.00234
#3	4.4756	.02595	5.8152	.19417	-.01239	.00094	L-.00350
Errors	LC Pass	LC Pass	LC Pass	LC Pass	NOCHECK	NOCHECK	LC Pass
High	20.000	20.000	400.00	100.00			5.0000
Low	-.01500	-.04000	-5.0000	-.04000			-.00300

Elem	SB/1	SB/2	SB	SE/1	SE/2	SE	SI
Units	ppm	ppm	ppm	ppm	ppm	ppm	ppm
Avge	-.00237	.00180	.00041	.00960	-.00071	.00272	H100.99
SDev	.00061	.00122	.00085	.00183	.00287	.00132	.84
%RSD	25.615	67.537	205.18	19.055	405.15	48.362	.83384
#1	-.00271	.00300	.00110	.01083	-.00217	.00216	H100.02
#2	-.00273	.00056	-.00053	.01046	-.00255	.00178	H101.51

#3	-.00167	.00185	.00068	.00750	.00260	.00423	H101.44
Errors	NOCHECK	NOCHECK	LC Pass	NOCHECK	NOCHECK	LC Pass	LC High

High			5.0000			10.000	50.000
Low			-.01000			-.00500	-.50000

Elem	SN	SR	TI	TL	V_	ZN	
Units	ppm	ppm	ppm	ppm	ppm	ppm	
Avge	.01428	.56426	1.0850	L-.01489	.08256	.15376	
SDev	.00225	.00201	.0018	.00300	.00119	.00069	
%RSD	15.724	.35621	.16684	20.155	1.4401	.45189	
#1	.01283	.56318	1.0858	L-.01759	.08387	.15385	
#2	.01315	.56658	1.0863	L-.01541	.08156	.15441	
#3	.01687	.56302	1.0829	L-.01166	.08224	.15303	
Errors	LC Pass	LC Pass	LC Pass	LC Low	LC Pass	LC Pass	
High	30.000	10.000	30.000	10.000	50.000	10.000	
Low	-.10000	-.05000	-.05000	-.01000	-.05000	-.02000	

IntStd	1	2	3	4	5	6	7
Mode	Counts	NOTUSED	NOTUSED	NOTUSED	NOTUSED	NOTUSED	NOTUSED
Elem	Y	--	--	--	--	--	--
Wavlen	371.030	--	--	--	--	--	--
Avge	26184	--	--	--	--	--	--
SDev	30.48383	--	--	--	--	--	--
%RSD	.1164219	--	--	--	--	--	--
#1	26208	--	--	--	--	--	--
#2	26150	--	--	--	--	--	--
#3	26194	--	--	--	--	--	--

Method: METTRACE Sample Name: K08MC Operator: RJG
Run Time: 10/27/08 19:03:04
Comment: TESTAMERICA PITTSBURGH ICP METALS ANALYSIS-INST TRACEICP
Mode: CONC Corr. Factor: 1

Elem	AG	AL	AS	B_	BA	BE	CA
Units	ppm	ppm	ppm	ppm	ppm	ppm	ppm
Avge	.00202	k23.835	k.01231	.25044	.24752	k.00323	H1436.1
SDev	.00056	.047	.00114	.00075	.00050	.00004	10.7
%RSD	27.951	.19766	9.3050	.29866	.20046	1.3608	.74403
#1	.00226	k23.812	k.01102	.25067	.24744	k.00328	H1427.2
#2	.00137	23.890	k.01322	.24961	.24805	k.00323	H1433.1
#3	.00242	k23.805	k.01268	.25105	.24707	k.00319	H1447.9
Errors	LC Pass	LC Pass	LC Pass	LC Pass	LC Pass	LC Pass	LC High
High	2.0000	500.00	10.000	30.000	10.000	10.000	600.00
Low	-.00500	-.20000	-.01000	-.20000	-.20000	-.00400	-5.0000

Elem	CD	CO	CR	CU	FE	K_	MG
Units	ppm	ppm	ppm	ppm	ppm	ppm	ppm
Avge	k.00291	.14520	k1.2150	.18290	k251.73	.32658	S10328.
SDev	.00027	.00047	.0056	.00085	1.11	.00354	52.
%RSD	9.2980	.32581	.46032	.46385	.43967	1.0853	.50310
#1	k.00293	.14466	k1.2098	.18258	k250.61	.32387	S10378.
#2	k.00316	.14542	k1.2143	.18386	k251.76	.32527	S10331.
#3	k.00262	.14553	k1.2209	.18225	k252.82	.33059	S10274.
Errors	LC Pass	LC Pass	LC Pass	LC Pass	LC Pass	LC Pass	LC High
High	5.0000	100.00	20.000	10.000	500.00	400.00	600.00
Low	-.00500	-.05000	-.00500	-.02500	-.10000	-5.0000	-5.0000

Elem	MN	MO	NA	NI	PB/1	PB/2	PB
Units	ppm	ppm	ppm	ppm	ppm	ppm	ppm
Avge	4.2690	.14569	k18.234	.41900	k-.00418	k.00130	k-.00053
SDev	.0156	.00240	.132	.00052	.00132	.00009	.00042
%RSD	.36443	1.6497	.72393	.12479	31.478	7.1271	80.603
#1	4.2527	.14536	k18.167	.41894	k-.00266	k.00127	k-.00004
#2	4.2707	.14347	k18.150	.41852	k-.00493	k.00140	k-.00070
#3	4.2837	.14824	k18.387	.41956	k-.00495	k.00123	k-.00083
Errors	LC Pass	LC Pass	LC Pass	LC Pass	NOCHECK	NOCHECK	LC Pass
High	20.000	20.000	400.00	100.00			5.0000
Low	-.01500	-.04000	-5.0000	-.04000			-.00300

Elem	SB/1	SB/2	SB	SE/1	SE/2	SE	SI
Units	ppm	ppm	ppm	ppm	ppm	ppm	ppm
Avge	k-.00803	k.00739	k.00225	k.01802	k-.00957	k-.00038	H90.846
SDev	.00191	.00060	.00085	.00367	.00188	.00233	.267
%RSD	23.729	8.1971	37.925	20.394	19.665	608.59	.29435
#1	k-.00823	k.00670	k.00173	k.01749	k-.00838	k.00023	H90.538
#2	k-.00603	k.00786	k.00324	k.01464	k-.01174	k-.00296	H90.981

#3	k-.00983	k.00759	k.00179	k.02193	k-.00859	k.00158	H91.019
Errors	NOCHECK	NOCHECK	LC Pass	NOCHECK	NOCHECK	LC Pass	LC High

High			5.0000			10.000	50.000
Low			-.01000			-.00500	-.50000

Elem	SN	SR	TI	TL	V_	ZN	
Units	ppm	ppm	ppm	ppm	ppm	ppm	
Avge	.01608	.97243	.98599	k-.02670	k.13855	k.34096	
SDev	.00040	.00259	.00188	.00141	.00203	.00133	
%RSD	2.5012	.26680	.19120	5.2936	1.4676	.39018	
#1	.01567	.97363	.98383	k-.02508	k.14087	k.33943	
#2	.01648	.97420	.98685	k-.02763	k.13707	k.34156	
#3	.01610	.96945	.98729	k-.02741	k.13771	k.34188	

Errors	LC Pass	LC Pass	LC Pass	LC Low	LC Pass	LC Pass	
High	30.000	10.000	30.000	10.000	50.000	10.000	
Low	-.10000	-.05000	-.05000	-.01000	-.05000	-.02000	

IntStd	1	2	3	4	5	6	7
Mode	Counts	NOTUSED	NOTUSED	NOTUSED	NOTUSED	NOTUSED	NOTUSED
Elem	Y	--	--	--	--	--	--
Wavlen	371.030	--	--	--	--	--	--
Avge	25924	--	--	--	--	--	--
SDev	124.1338	--	--	--	--	--	--
%RSD	.4788456	--	--	--	--	--	--
#1	25804	--	--	--	--	--	--
#2	25914	--	--	--	--	--	--
#3	26052	--	--	--	--	--	--

Method: METTRACE Sample Name: K08ME Operator: RJG
Run Time: 10/27/08 19:08:35
Comment: TESTAMERICA PITTSBURGH ICP METALS ANALYSIS-INST TRACEICP
Mode: CONC Corr. Factor: 1

Elem	AG	AL	AS	B_	BA	BE	CA
Units	ppm	ppm	ppm	ppm	ppm	ppm	ppm
Avge	.00197	23.245	.01173	.21607	.17420	.00340	559.54
SDev	.00031	.080	.00069	.00151	.00038	.00010	3.10
%RSD	15.646	.34352	5.8736	.70052	.22030	2.8412	.55407
#1	.00231	23.154	.01111	.21506	.17376	.00330	556.02
#2	.00191	23.304	.01162	.21534	.17443	.00342	560.73
#3	.00170	23.276	.01247	.21781	.17442	.00349	561.86
Errors	LC Pass	LC Pass	LC Pass	LC Pass	LC Pass	LC Pass	LC Pass
High	2.0000	500.00	10.000	30.000	10.000	10.000	600.00
Low	-.00500	-.20000	-.01000	-.20000	-.20000	-.00400	-5.0000

Elem	CD	CO	CR	CU	FE	K_	MG
Units	ppm	ppm	ppm	ppm	ppm	ppm	ppm
Avge	.00069	.37407	.51277	.07502	111.53	.33103	H3796.9
SDev	.00021	.00161	.00225	.00048	.44	.00814	20.3
%RSD	29.902	.43058	.43939	.64554	.39040	2.4598	.53554
#1	.00045	.37222	.51018	.07454	111.02	.32207	H3773.7
#2	.00083	.37517	.51390	.07503	111.78	.33305	H3805.4
#3	.00079	.37482	.51424	.07550	111.77	.33797	H3811.6
Errors	LC Pass	LC Pass	LC Pass	LC Pass	LC Pass	LC Pass	LC High
High	5.0000	100.00	20.000	10.000	500.00	400.00	600.00
Low	-.00500	-.05000	-.00500	-.02500	-.10000	-5.0000	-5.0000

Elem	MN	MO	NA	NI	PB/1	PB/2	PB
Units	ppm	ppm	ppm	ppm	ppm	ppm	ppm
Avge	4.4343	.04229	1.1952	.11643	-.00682	-.00115	L-.00304
SDev	.0175	.00080	.0414	.00131	.00191	.00202	.00117
%RSD	.39541	1.9021	3.4678	1.1234	27.961	175.47	38.530
#1	4.4141	.04141	1.1965	.11652	-.00469	-.00176	-.00274
#2	4.4429	.04298	1.1531	.11507	-.00837	.00110	-.00205
#3	4.4459	.04250	1.2359	.11768	-.00741	-.00280	L-.00433
Errors	LC Pass	LC Pass	LC Pass	LC Pass	NOCHECK	NOCHECK	LC Low
High	20.000	20.000	400.00	100.00			5.0000
Low	-.01500	-.04000	-5.0000	-.04000			-.00300

Elem	SB/1	SB/2	SB	SE/1	SE/2	SE	SI
Units	ppm	ppm	ppm	ppm	ppm	ppm	ppm
Avge	-.01587	.00397	-.00263	.01017	.00573	.00721	H94.467
SDev	.00246	.00148	.00134	.00231	.00345	.00292	.709
%RSD	15.527	37.259	51.022	22.750	60.311	40.551	.75025
#1	-.01560	.00568	-.00141	.00879	.00191	.00421	H93.653
#2	-.01355	.00313	-.00243	.00887	.00662	.00737	H94.797

#3	-.01845	.00311	-.00407	.01284	.00865	.01004	H94.950
Errors	NOCHECK	NOCHECK	LC Pass	NOCHECK	NOCHECK	LC Pass	LC High

High			5.0000			10.000	50.000
Low			-.01000			-.00500	-.50000

Elem	SN	SR	TI	TL	V_	ZN	
Units	ppm	ppm	ppm	ppm	ppm	ppm	
Avge	.00955	.59942	.90160	L-.03972	.07565	.13770	
SDev	.00202	.00164	.00336	.00169	.00214	.00068	
%RSD	21.127	.27436	.37249	4.2530	2.8320	.49249	
#1	.01134	.59752	.89775	L-.03920	.07442	.13692	
#2	.00736	.60040	.90312	L-.03835	.07441	.13806	
#3	.00993	.60033	.90393	L-.04161	.07812	.13813	

Errors	LC Pass	LC Pass	LC Pass	LC Low	LC Pass	LC Pass	
High	30.000	10.000	30.000	10.000	50.000	10.000	
Low	-.10000	-.05000	-.05000	-.01000	-.05000	-.02000	

IntStd	1	2	3	4	5	6	7
Mode	Counts	NOTUSED	NOTUSED	NOTUSED	NOTUSED	NOTUSED	NOTUSED
Elem	Y	--	--	--	--	--	--
Wavlen	371.030	--	--	--	--	--	--
Avge	26257	--	--	--	--	--	--
SDev	58.75143	--	--	--	--	--	--
%RSD	.2237595	--	--	--	--	--	--
#1	26314	--	--	--	--	--	--
#2	26197	--	--	--	--	--	--
#3	26259	--	--	--	--	--	--

Method: METTRACE Sample Name: CCV1-9 Operator: RJG
Run Time: 10/27/08 19:14:05
Comment: TESTAMERICA PITTSBURGH ICP METALS ANALYSIS-INST TRACEICP
Mode: CONC Corr. Factor: 1

Elem	AG	AL	AS	B_	BA	BE	CA
Units	ppm	ppm	ppm	ppm	ppm	ppm	ppm
Avge	.96805	23.345	.49035	1.9465	1.8856	1.9641	49.563
SDev	.00349	.107	.00296	.0069	.0076	.0095	.278
%RSD	.36103	.45733	.60286	.35422	.40536	.48285	.56090
#1	.97049	23.393	.49366	1.9444	1.8875	1.9750	49.878
#2	.96404	23.223	.48799	1.9408	1.8772	1.9597	49.458
#3	.96961	23.419	.48938	1.9542	1.8921	1.9577	49.353
Errors	LC Pass	LC Pass	LC Pass	LC Pass	LC Pass	LC Pass	LC Pass
High	1.1000	27.500	.55000	2.2000	2.2000	2.2000	55.000
Low	.90000	22.500	.45000	1.8000	1.8000	1.8000	45.000

Elem	CD	CO	CR	CU	FE	K_	MG
Units	ppm	ppm	ppm	ppm	ppm	ppm	ppm
Avge	.47947	1.9544	1.9532	1.8922	24.719	113.90	48.020
SDev	.00279	.0082	.0094	.0090	.123	.59	.190
%RSD	.58168	.41886	.48336	.47578	.49563	.52158	.39487
#1	.48267	1.9638	1.9641	1.8922	24.860	114.07	48.238
#2	.47814	1.9505	1.9470	1.8832	24.660	113.25	47.925
#3	.47759	1.9489	1.9485	1.9012	24.637	114.40	47.896
Errors	LC Pass	LC Pass	LC Pass	LC Pass	LC Pass	LC Pass	LC Pass
High	.55000	2.2000	2.2000	2.2000	27.500	137.50	55.000
Low	.45000	1.8000	1.8000	1.8000	22.500	112.50	45.000

Elem	MN	MO	NA	NI	PB/1	PB/2	PB
Units	ppm	ppm	ppm	ppm	ppm	ppm	ppm
Avge	1.9311	1.9727	113.26	1.9361	.49176	.48848	.48957
SDev	.0075	.0056	.58	.0071	.00300	.00174	.00215
%RSD	.38742	.28193	.51012	.36575	.61015	.35589	.43958
#1	1.9396	1.9674	113.34	1.9443	.49519	.49048	.49205
#2	1.9255	1.9722	112.65	1.9321	.49051	.48746	.48848
#3	1.9282	1.9784	113.80	1.9319	.48959	.48748	.48818
Errors	LC Pass	LC Pass	LC Pass	LC Pass	NOCHECK	NOCHECK	LC Pass
High	2.2000	2.2000	137.50	2.2000			.55000
Low	1.8000	1.8000	112.50	1.8000			.45000

Elem	SB/1	SB/2	SB	SE/1	SE/2	SE	SI
Units	ppm	ppm	ppm	ppm	ppm	ppm	ppm
Avge	.48126	.47743	.47870	.48689	.48233	.48385	H2.2172
SDev	.00230	.00198	.00144	.00341	.00107	.00051	.0887
%RSD	.47842	.41393	.30157	.70065	.22227	.10486	4.0008
#1	.47897	.47881	.47887	.48844	.48151	.48382	H2.3105
#2	.48123	.47516	.47718	.48297	.48354	.48335	H2.2070

#3	.48358	.47830	.48006	.48924	.48193	.48437	2.1340
Errors	NOCHECK	NOCHECK	LC Pass	NOCHECK	NOCHECK	LC Pass	LC High

High			.55000			.55000	2.2000
Low			.45000			.45000	1.8000

Elem	SN	SR	TI	TL	V_	ZN	
Units	ppm	ppm	ppm	ppm	ppm	ppm	
Avge	1.9679	1.8519	1.9418	.97241	1.9583	1.9936	
SDev	.0063	.0090	.0060	.00358	.0078	.0065	
%RSD	.32221	.48622	.30733	.36801	.40016	.32575	
#1	1.9752	1.8539	1.9484	.97581	1.9672	2.0009	
#2	1.9636	1.8420	1.9368	.96867	1.9524	1.9884	
#3	1.9648	1.8597	1.9402	.97275	1.9554	1.9916	
Errors	LC Pass	LC Pass	LC Pass	LC Pass	LC Pass	LC Pass	
High	2.2000	2.2000	2.2000	1.1000	2.2000	2.2000	
Low	1.8000	1.8000	1.8000	.90000	1.8000	1.8000	

IntStd	1	2	3	4	5	6	7
Mode	Counts	NOTUSED	NOTUSED	NOTUSED	NOTUSED	NOTUSED	NOTUSED
Elem	Y	--	--	--	--	--	--
Wavlen	371.030	--	--	--	--	--	--
Avge	29368	--	--	--	--	--	--
SDev	75.43339	--	--	--	--	--	--
%RSD	.2568535	--	--	--	--	--	--
#1	29343	--	--	--	--	--	--
#2	29453	--	--	--	--	--	--
#3	29309	--	--	--	--	--	--

Method: METTRACE Sample Name: CCB9 Operator: RJG
Run Time: 10/27/08 19:19:35
Comment: TESTAMERICA PITTSBURGH ICP METALS ANALYSIS-INST TRACEICP
Mode: CONC Corr. Factor: 1

Elem	AG	AL	AS	B_	BA	BE	CA
Units	ppm	ppm	ppm	ppm	ppm	ppm	ppm
Avge	.00069	-.02727	.00057	.00621	.00017	.00105	.01641
SDev	.00006	.00392	.00085	.00142	.00016	.00013	.01060
%RSD	8.6518	14.356	150.11	22.860	99.478	12.783	64.632
#1	.00071	-.02917	.00132	.00783	.00009	.00097	.00826
#2	.00063	-.02988	-.00036	.00557	.00005	.00098	.01257
#3	.00074	-.02277	.00074	.00522	.00035	.00120	.02840
Errors	LC Pass	LC Pass	LC Pass	LC Pass	LC Pass	LC Pass	LC Pass
High	.00500	.20000	.01000	.20000	.20000	.00400	5.0000
Low	-.00500	-.20000	-.01000	-.20000	-.20000	-.00400	-5.0000

Elem	CD	CO	CR	CU	FE	K_	MG
Units	ppm	ppm	ppm	ppm	ppm	ppm	ppm
Avge	.00011	.00020	.00090	.00094	.00383	.23442	.03440
SDev	.00013	.00044	.00022	.00146	.00904	.00626	.02252
%RSD	121.63	214.65	24.409	154.85	236.21	2.6704	65.457
#1	.00002	-.00014	.00074	.00236	.00104	.22752	.02023
#2	.00004	.00006	.00080	-.00055	-.00349	.23973	.02260
#3	.00026	.00069	.00115	.00101	.01393	.23600	.06036
Errors	LC Pass	LC Pass	LC Pass	LC Pass	LC Pass	LC Pass	LC Pass
High	.00500	.05000	.00500	.02500	.10000	5.0000	5.0000
Low	-.00500	-.05000	-.00500	-.02500	-.10000	-5.0000	-5.0000

Elem	MN	MO	NA	NI	PB/1	PB/2	PB
Units	ppm	ppm	ppm	ppm	ppm	ppm	ppm
Avge	.00021	.00721	-.41368	.00049	.00123	-.00135	-.00049
SDev	.00008	.00211	.09690	.00089	.00120	.00211	.00122
%RSD	37.694	29.241	23.424	182.74	97.825	156.80	250.94
#1	.00019	.00945	-.45291	.00014	.00173	.00002	.00059
#2	.00014	.00691	-.48482	-.00018	.00211	-.00378	-.00182
#3	.00029	.00527	-.30332	.00150	-.00014	-.00029	-.00024
Errors	LC Pass	LC Pass	LC Pass	LC Pass	NOCHECK	NOCHECK	LC Pass
High	.01500	.04000	5.0000	.04000			.00300
Low	-.01500	-.04000	-5.0000	-.04000			-.00300

Elem	SB/1	SB/2	SB	SE/1	SE/2	SE	SI
Units	ppm	ppm	ppm	ppm	ppm	ppm	ppm
Avge	-.00151	.00364	.00192	.00440	-.00192	.00018	.04701
SDev	.00248	.00166	.00106	.00373	.00145	.00199	.00293
%RSD	164.33	45.705	54.971	84.916	75.768	1074.5	6.2310
#1	-.00066	.00504	.00314	.00853	-.00132	.00196	.04588
#2	-.00430	.00407	.00128	.00127	-.00357	-.00196	.04481

#3	.00043	.00180	.00134	.00339	-.00086	.00056	.05033
Errors	NOCHECK	NOCHECK	LC Pass	NOCHECK	NOCHECK	LC Pass	LC Pass

High			.06000			.00500	.50000
Low			-.06000			-.00500	-.50000

Elem	SN	SR	TI	TL	V_	ZN	
Units	ppm	ppm	ppm	ppm	ppm	ppm	
Avge	.00067	.00015	.00065	-.00026	.00032	.00128	
SDev	.00304	.00010	.00012	.00440	.00011	.00066	
%RSD	453.58	64.964	18.299	1685.3	34.667	51.496	
#1	.00417	.00010	.00065	.00364	.00025	.00080	
#2	-.00096	.00008	.00053	-.00503	.00044	.00101	
#3	-.00121	.00026	.00077	.00061	.00025	.00202	
Errors	LC Pass	LC Pass	LC Pass	LC Pass	LC Pass	LC Pass	
High	.10000	.05000	.05000	.01000	.05000	.02000	
Low	-.10000	-.05000	-.05000	-.01000	-.05000	-.02000	

IntStd	1	2	3	4	5	6	7
Mode	Counts	NOTUSED	NOTUSED	NOTUSED	NOTUSED	NOTUSED	NOTUSED
Elem	Y	--	--	--	--	--	--
Wavlen	371.030	--	--	--	--	--	--
Avge	29469	--	--	--	--	--	--
SDev	178.1421	--	--	--	--	--	--
%RSD	.6045144	--	--	--	--	--	--
#1	29415	--	--	--	--	--	--
#2	29323	--	--	--	--	--	--
#3	29667	--	--	--	--	--	--

Method: METTRACE Sample Name: K08MF Operator: RJG
Run Time: 10/27/08 19:25:05
Comment: TESTAMERICA PITTSBURGH ICP METALS ANALYSIS-INST TRACEICP
Mode: CONC Corr. Factor: 1

Elem	AG	AL	AS	B_	BA	BE	CA
Units	ppm	ppm	ppm	ppm	ppm	ppm	ppm
Avge	.00182	5.2373	k.00193	.07095	.02917	k.00100	66.872
SDev	.00049	.0204	.00081	.00096	.00020	.00007	.403
%RSD	26.672	.38981	42.080	1.3532	.69452	6.9946	.60317
#1	.00138	5.2563	k.00275	.07202	.02938	k.00094	67.335
#2	.00173	5.2401	k.00193	.07066	.02915	k.00107	66.682
#3	.00234	5.2157	k.00112	.07016	.02898	k.00098	66.599
Errors	LC Pass	LC Pass	LC Pass	LC Pass	LC Pass	LC Pass	LC Pass
High	2.0000	500.00	10.000	30.000	10.000	10.000	600.00
Low	-.00500	-.20000	-.01000	-.20000	-.20000	-.00400	-5.0000

Elem	CD	CO	CR	CU	FE	K_	MG
Units	ppm	ppm	ppm	ppm	ppm	ppm	ppm
Avge	k.00004	.19331	k.69447	.04006	k30.040	.29372	S10170.
SDev	.00012	.00113	.00370	.00031	.175	.00595	23.
%RSD	292.23	.58414	.53325	.77214	.58263	2.0272	.22333
#1	k-.00005	.19445	k.69860	.03977	k30.234	.29816	S10195.
#2	k.00018	.19329	k.69336	.04039	k29.991	.28696	S10152.
#3	k-.00001	.19219	k.69145	.04002	k29.895	.29604	S10162.
Errors	LC Pass	LC Pass	LC Pass	LC Pass	LC Pass	LC Pass	LC High
High	5.0000	100.00	20.000	10.000	500.00	400.00	600.00
Low	-.00500	-.05000	-.00500	-.02500	-.10000	-5.0000	-5.0000

Elem	MN	MO	NA	NI	PB/1	PB/2	PB
Units	ppm	ppm	ppm	ppm	ppm	ppm	ppm
Avge	2.4538	.00738	k.85441	.01613	k-.00266	k-.00412	k-.00363
SDev	.0125	.00100	.07692	.00074	.00252	.00211	.00058
%RSD	.51032	13.551	9.0031	4.5679	94.840	51.172	15.914
#1	2.4677	.00648	k.85371	.01593	k-.00519	k-.00188	k-.00298
#2	2.4503	.00846	k.77783	.01551	k-.00265	k-.00440	k-.00382
#3	2.4435	.00721	k.93168	.01694	k-.00014	k-.00607	k-.00410
Errors	LC Pass	LC Pass	LC Pass	LC Pass	NOCHECK	NOCHECK	LC Low
High	20.000	20.000	400.00	100.00			5.0000
Low	-.01500	-.04000	-5.0000	-.04000			-.00300

Elem	SB/1	SB/2	SB	SE/1	SE/2	SE	SI
Units	ppm	ppm	ppm	ppm	ppm	ppm	ppm
Avge	k-.01187	k.00179	k-.00276	k.01427	k.00255	k.00645	21.598
SDev	.00378	.00144	.00117	.00405	.00281	.00081	.086
%RSD	31.837	80.428	42.347	28.405	110.25	12.602	.40037
#1	k-.00751	k.00104	k-.00181	k.01146	k.00335	k.00605	21.685
#2	k-.01396	k.00088	k-.00406	k.01244	k.00486	k.00739	21.595

#3	k-.01415	k.00346	k-.00240	k.01892	k-.00057	k.00592	21.513
Errors	NOCHECK	NOCHECK	LC Pass	NOCHECK	NOCHECK	LC Pass	LC Pass

High			5.0000			10.000	50.000
Low			-.01000			-.00500	-.50000

Elem	SN	SR	TI	TL	V_	ZN	
Units	ppm	ppm	ppm	ppm	ppm	ppm	
Avge	.00520	.11052	.13861	k-.02257	k.02933	k.07115	
SDev	.00219	.00050	.00113	.00329	.00030	.00027	
%RSD	42.158	.45484	.81405	14.588	1.0350	.38018	
#1	.00773	.11099	.13991	k-.01923	k.02958	k.07127	
#2	.00393	.11058	.13809	k-.02267	k.02899	k.07133	
#3	.00393	.10999	.13784	k-.02581	k.02941	k.07084	

Errors	LC Pass	LC Pass	LC Pass	LC Low	LC Pass	LC Pass	
High	30.000	10.000	30.000	10.000	50.000	10.000	
Low	-.10000	-.05000	-.05000	-.01000	-.05000	-.02000	

IntStd	1	2	3	4	5	6	7
Mode	Counts	NOTUSED	NOTUSED	NOTUSED	NOTUSED	NOTUSED	NOTUSED
Elem	Y	--	--	--	--	--	--
Wavlen	371.030	--	--	--	--	--	--
Avge	26029	--	--	--	--	--	--
SDev	58.60121	--	--	--	--	--	--
%RSD	.2251410	--	--	--	--	--	--
#1	25963	--	--	--	--	--	--
#2	26076	--	--	--	--	--	--
#3	26047	--	--	--	--	--	--

Method: METTRACE Sample Name: K08MG Operator: RJG
Run Time: 10/27/08 19:30:36
Comment: TESTAMERICA PITTSBURGH ICP METALS ANALYSIS-INST TRACEICP
Mode: CONC Corr. Factor: 1

Elem	AG	AL	AS	B_	BA	BE	CA
Units	ppm	ppm	ppm	ppm	ppm	ppm	ppm
Avge	.00121	6.4435	k.00268	.09939	.04856	k.00198	112.02
SDev	.00092	.0105	.00168	.00009	.00010	.00012	.17
%RSD	76.326	.16283	62.742	.09410	.21268	6.0970	.15170
#1	.00206	6.4315	k.00435	.09950	.04852	k.00185	112.20
#2	.00023	6.4508	k.00099	.09933	.04849	k.00198	111.87
#3	.00134	6.4483	k.00271	.09934	.04868	k.00209	111.98
Errors	LC Pass	LC Pass	LC Pass	LC Pass	LC Pass	LC Pass	LC Pass
High	2.0000	500.00	10.000	30.000	10.000	10.000	600.00
Low	-.00500	-.20000	-.01000	-.20000	-.20000	-.00400	-5.0000

Elem	CD	CO	CR	CU	FE	K_	MG
Units	ppm	ppm	ppm	ppm	ppm	ppm	ppm
Avge	k-.00002	.12194	k.68158	.04098	k41.058	.29575	S9996.5
SDev	.00010	.00005	.00154	.00045	.054	.00507	25.5
%RSD	620.14	.04066	.22638	1.0942	.13163	1.7150	.25552
#1	k.00010	.12194	k.68332	.04074	k41.117	.30064	S10015.
#2	k-.00009	.12188	k.68037	.04071	k41.010	.29052	S9967.4
#3	k-.00006	.12198	k.68104	.04150	k41.048	.29610	S10007.
Errors	LC Pass	LC Pass	LC Pass	LC Pass	LC Pass	LC Pass	LC High
High	5.0000	100.00	20.000	10.000	500.00	400.00	600.00
Low	-.00500	-.05000	-.00500	-.02500	-.10000	-5.0000	-5.0000

Elem	MN	MO	NA	NI	PB/1	PB/2	PB
Units	ppm	ppm	ppm	ppm	ppm	ppm	ppm
Avge	3.4885	.00720	k.60305	.02054	k-.00628	k-.00138	k-.00301
SDev	.0030	.00034	.21515	.00036	.00127	.00134	.00127
%RSD	.08617	4.7918	35.676	1.7744	20.309	97.672	42.206
#1	3.4913	.00759	k.85040	.02086	k-.00775	k-.00265	k-.00435
#2	3.4854	.00693	k.49943	.02062	k-.00555	k-.00151	k-.00286
#3	3.4889	.00708	k.45932	.02014	k-.00553	k.00003	k-.00182
Errors	LC Pass	LC Pass	LC Pass	LC Pass	NOCHECK	NOCHECK	LC Low
High	20.000	20.000	400.00	100.00			5.0000
Low	-.01500	-.04000	-5.0000	-.04000			-.00300

Elem	SB/1	SB/2	SB	SE/1	SE/2	SE	SI
Units	ppm	ppm	ppm	ppm	ppm	ppm	ppm
Avge	k-.00593	k.00193	k-.00069	k.00909	k.00070	k.00350	35.269
SDev	.00069	.00038	.00046	.00344	.00222	.00210	.029
%RSD	11.721	19.873	66.931	37.784	316.34	60.112	.08203
#1	k-.00644	k.00191	k-.00087	k.00997	k.00326	k.00549	35.250
#2	k-.00621	k.00155	k-.00103	k.01201	k-.00046	k.00369	35.256

#3	k-.00514	k.00232	k-.00016	k.00531	k-.00069	k.00130	35.303
Errors	NOCHECK	NOCHECK	LC Pass	NOCHECK	NOCHECK	LC Pass	LC Pass

High			5.0000			10.000	50.000
Low			-.01000			-.00500	-.50000

Elem	SN	SR	TI	TL	V_	ZN	
Units	ppm	ppm	ppm	ppm	ppm	ppm	
Avge	.00082	.20516	.20354	k-.01315	k.02811	k.03918	
SDev	.00320	.00039	.00044	.00166	.00089	.00012	
%RSD	391.46	.18980	.21730	12.590	3.1726	.31357	
#1	.00159	.20476	.20374	k-.01341	k.02914	k.03907	
#2	.00356	.20518	.20386	k-.01465	k.02756	k.03914	
#3	-.00270	.20553	.20304	k-.01137	k.02763	k.03931	

Errors	LC Pass	LC Pass	LC Pass	LC Low	LC Pass	LC Pass	
High	30.000	10.000	30.000	10.000	50.000	10.000	
Low	-.10000	-.05000	-.05000	-.01000	-.05000	-.02000	

IntStd	1	2	3	4	5	6	7
Mode	Counts	NOTUSED	NOTUSED	NOTUSED	NOTUSED	NOTUSED	NOTUSED
Elem	Y	--	--	--	--	--	--
Wavlen	371.030	--	--	--	--	--	--
Avge	26466	--	--	--	--	--	--
SDev	65.45702	--	--	--	--	--	--
%RSD	.2473205	--	--	--	--	--	--
#1	26418	--	--	--	--	--	--
#2	26541	--	--	--	--	--	--
#3	26440	--	--	--	--	--	--

Method: METTRACE Sample Name: K08MH Operator: RJG
Run Time: 10/27/08 19:36:06
Comment: TESTAMERICA PITTSBURGH ICP METALS ANALYSIS-INST TRACEICP
Mode: CONC Corr. Factor: 1

Elem	AG	AL	AS	B_	BA	BE	CA
Units	ppm	ppm	ppm	ppm	ppm	ppm	ppm
Avge	.00161	6.2813	k.00181	.09484	.04194	k.00179	106.11
SDev	.00067	.0283	.00137	.00059	.00022	.00001	.29
%RSD	41.475	.45019	76.020	.61764	.52661	.59834	.26957
#1	.00103	6.3049	k.00120	.09437	.04210	k.00179	105.87
#2	.00146	6.2890	k.00338	.09550	.04204	k.00181	106.43
#3	.00234	6.2500	k.00084	.09466	.04169	k.00178	106.03
Errors	LC Pass	LC Pass	LC Pass	LC Pass	LC Pass	LC Pass	LC Pass
High	2.0000	500.00	10.000	30.000	10.000	10.000	600.00
Low	-.00500	-.20000	-.01000	-.20000	-.20000	-.00400	-5.0000

Elem	CD	CO	CR	CU	FE	K_	MG
Units	ppm	ppm	ppm	ppm	ppm	ppm	ppm
Avge	k-.00016	.07516	k.62711	.04489	k43.049	.38766	S10098.
SDev	.00007	.00054	.00093	.00036	.119	.00650	82.
%RSD	45.201	.72217	.14882	.80768	.27662	1.6768	.81108
#1	k-.00020	.07547	k.62654	.04458	k43.069	.38460	S10156.
#2	k-.00020	.07548	k.62819	.04529	k43.156	.39512	S10134.
#3	k-.00007	.07453	k.62660	.04480	k42.921	.38325	S10005.
Errors	LC Pass	LC Pass	LC Pass	LC Pass	LC Pass	LC Pass	LC High
High	5.0000	100.00	20.000	10.000	500.00	400.00	600.00
Low	-.00500	-.05000	-.00500	-.02500	-.10000	-5.0000	-5.0000

Elem	MN	MO	NA	NI	PB/1	PB/2	PB
Units	ppm	ppm	ppm	ppm	ppm	ppm	ppm
Avge	3.4057	.00548	k.71324	.01612	k-.00144	k-.00338	k-.00273
SDev	.0081	.00084	.07283	.00105	.00197	.00054	.00032
%RSD	.23789	15.216	10.211	6.5201	136.97	16.117	11.656
#1	3.4064	.00456	k.62946	.01546	k-.00185	k-.00342	k-.00290
#2	3.4135	.00618	k.76139	.01734	k-.00317	k-.00281	k-.00293
#3	3.3973	.00571	k.74887	.01558	k.00070	k-.00390	k-.00236
Errors	LC Pass	LC Pass	LC Pass	LC Pass	NOCHECK	NOCHECK	LC Pass
High	20.000	20.000	400.00	100.00			5.0000
Low	-.01500	-.04000	-5.0000	-.04000			-.00300

Elem	SB/1	SB/2	SB	SE/1	SE/2	SE	SI
Units	ppm	ppm	ppm	ppm	ppm	ppm	ppm
Avge	k-.01017	k.00507	k-.00001	k.01219	k-.00301	k.00206	30.499
SDev	.00239	.00257	.00145	.00083	.00065	.00031	.091
%RSD	23.456	50.765	27980.	6.7900	21.778	14.933	.29692
#1	k-.00898	k.00212	k-.00158	k.01124	k-.00250	k.00208	30.560
#2	k-.00861	k.00624	k.00129	k.01262	k-.00277	k.00235	30.541

#3	k-.01291	k.00685	k.00027	k.01272	k-.00375	k.00174	30.395
Errors	NOCHECK	NOCHECK	LC Pass	NOCHECK	NOCHECK	LC Pass	LC Pass

High			5.0000			10.000	50.000
Low			-.01000			-.00500	-.50000

Elem	SN	SR	TI	TL	V_	ZN	
Units	ppm	ppm	ppm	ppm	ppm	ppm	
Avge	.00391	.18857	.21049	k-.01584	k.02921	k.02365	
SDev	.00191	.00140	.00046	.00135	.00193	.00012	
%RSD	48.747	.74443	.21969	8.5379	6.6039	.51255	
#1	.00596	.19005	.21020	k-.01690	k.02718	k.02352	
#2	.00219	.18842	.21102	k-.01432	k.03101	k.02376	
#3	.00358	.18725	.21025	k-.01630	k.02945	k.02368	

Errors	LC Pass	LC Pass	LC Pass	LC Low	LC Pass	LC Pass	
High	30.000	10.000	30.000	10.000	50.000	10.000	
Low	-.10000	-.05000	-.05000	-.01000	-.05000	-.02000	

IntStd	1	2	3	4	5	6	7
Mode	Counts	NOTUSED	NOTUSED	NOTUSED	NOTUSED	NOTUSED	NOTUSED
Elem	Y	--	--	--	--	--	--
Wavlen	371.030	--	--	--	--	--	--
Avge	26215	--	--	--	--	--	--
SDev	206.4144	--	--	--	--	--	--
%RSD	.7873763	--	--	--	--	--	--
#1	26073	--	--	--	--	--	--
#2	26121	--	--	--	--	--	--
#3	26452	--	--	--	--	--	--

Method: METTRACE Sample Name: K08MJ Operator: RJG
Run Time: 10/27/08 19:41:37
Comment: TESTAMERICA PITTSBURGH ICP METALS ANALYSIS-INST TRACEICP
Mode: CONC Corr. Factor: 1

Elem	AG	AL	AS	B_	BA	BE	CA
Units	ppm	ppm	ppm	ppm	ppm	ppm	ppm
Avge	.00209	35.814	k.00479	.14467	.14162	k.00092	105.65
SDev	.00016	.036	.00057	.00079	.00017	.00006	.04
%RSD	7.9088	.10170	12.011	.54556	.12059	6.3056	.04257
#1	.00225	35.844	k.00445	.14470	.14182	k.00092	105.62
#2	.00192	35.773	k.00545	.14387	.14150	k.00098	105.70
#3	.00211	35.823	k.00445	.14545	.14156	k.00086	105.63
Errors	LC Pass	LC Pass	LC Pass	LC Pass	LC Pass	LC Pass	LC Pass
High	2.0000	500.00	10.000	30.000	10.000	10.000	600.00
Low	-.00500	-.20000	-.01000	-.20000	-.20000	-.00400	-5.0000

Elem	CD	CO	CR	CU	FE	K_	MG
Units	ppm	ppm	ppm	ppm	ppm	ppm	ppm
Avge	k-.00010	.27467	k1.5547	.12412	k38.389	.52452	S9931.7
SDev	.00006	.00005	.0007	.00067	.007	.00836	55.5
%RSD	64.795	.01951	.04739	.53770	.01940	1.5942	.55872
#1	k-.00011	.27468	k1.5539	.12471	k38.382	.51503	S9880.8
#2	k-.00015	.27471	k1.5550	.12426	k38.396	.52775	S9923.4
#3	k-.00003	.27461	k1.5553	.12339	k38.388	.53079	S9990.8
Errors	LC Pass	LC Pass	LC Pass	LC Pass	LC Pass	LC Pass	LC High
High	5.0000	100.00	20.000	10.000	500.00	400.00	600.00
Low	-.00500	-.05000	-.00500	-.02500	-.10000	-5.0000	-5.0000

Elem	MN	MO	NA	NI	PB/1	PB/2	PB
Units	ppm	ppm	ppm	ppm	ppm	ppm	ppm
Avge	2.8784	.07823	k1.7035	.06866	k-.00288	k.00032	k-.00075
SDev	.0017	.00065	.0786	.00062	.00135	.00181	.00081
%RSD	.05855	.83541	4.6134	.90454	46.751	566.70	108.35
#1	2.8773	.07750	k1.7327	.06937	k-.00374	k.00203	k.00011
#2	2.8775	.07846	k1.7632	.06843	k-.00359	k.00052	k-.00085
#3	2.8803	.07874	k1.6144	.06819	k-.00133	k-.00159	k-.00150
Errors	LC Pass	LC Pass	LC Pass	LC Pass	NOCHECK	NOCHECK	LC Pass
High	20.000	20.000	400.00	100.00			5.0000
Low	-.01500	-.04000	-5.0000	-.04000			-.00300

Elem	SB/1	SB/2	SB	SE/1	SE/2	SE	SI
Units	ppm	ppm	ppm	ppm	ppm	ppm	ppm
Avge	k-.01260	k.00438	k-.00127	k.01386	k.00041	k.00489	H50.342
SDev	.00232	.00278	.00150	.00334	.00245	.00159	.041
%RSD	18.409	63.317	118.12	24.111	596.71	32.511	.08224
#1	k-.01042	k.00131	k-.00260	k.01237	k.00324	k.00628	H50.349
#2	k-.01234	k.00670	k.00036	k.01768	k-.00099	k.00523	H50.297

#3	k-.01504	k.00515	k-.00157	k.01152	k-.00102	k.00316	H50.379
Errors	NOCHECK	NOCHECK	LC Pass	NOCHECK	NOCHECK	LC Pass	LC High

High			5.0000			10.000	50.000
Low			-.01000			-.00500	-.50000

Elem	SN	SR	TI	TL	V_	ZN	
Units	ppm	ppm	ppm	ppm	ppm	ppm	
Avge	.00438	.19688	.23719	k-.02106	k.08041	k.38641	
SDev	.00241	.00022	.00008	.00248	.00151	.00029	
%RSD	54.877	.11058	.03501	11.768	1.8766	.07570	
#1	.00408	.19713	.23725	k-.01821	k.07971	k.38675	
#2	.00692	.19677	.23723	k-.02264	k.07939	k.38620	
#3	.00214	.19674	.23709	k-.02235	k.08215	k.38629	

Errors	LC Pass	LC Pass	LC Pass	LC Low	LC Pass	LC Pass	
High	30.000	10.000	30.000	10.000	50.000	10.000	
Low	-.10000	-.05000	-.05000	-.01000	-.05000	-.02000	

IntStd	1	2	3	4	5	6	7
Mode	Counts	NOTUSED	NOTUSED	NOTUSED	NOTUSED	NOTUSED	NOTUSED
Elem	Y	--	--	--	--	--	--
Wavlen	371.030	--	--	--	--	--	--
Avge	26697	--	--	--	--	--	--
SDev	148.4439	--	--	--	--	--	--
%RSD	.5560321	--	--	--	--	--	--
#1	26834	--	--	--	--	--	--
#2	26717	--	--	--	--	--	--
#3	26540	--	--	--	--	--	--

Method: METTRACE Sample Name: K08MK Operator: RJG
Run Time: 10/27/08 19:47:08
Comment: TESTAMERICA PITTSBURGH ICP METALS ANALYSIS-INST TRACEICP
Mode: CONC Corr. Factor: 1

Elem	AG	AL	AS	B_	BA	BE	CA
Units	ppm	ppm	ppm	ppm	ppm	ppm	ppm
Avge	.00122	37.554	k.00277	.11155	.08285	k.00091	61.876
SDev	.00125	.047	.00143	.00053	.00007	.00011	.223
%RSD	101.82	.12485	51.700	.47219	.08375	11.761	.36089
#1	.00183	37.517	k.00426	.11170	.08281	k.00086	61.676
#2	.00205	37.539	k.00264	.11199	.08281	k.00084	62.117
#3	-.00021	37.607	k.00141	.11097	.08293	k.00103	61.835
Errors	LC Pass	LC Pass	LC Pass	LC Pass	LC Pass	LC Pass	LC Pass
High	2.0000	500.00	10.000	30.000	10.000	10.000	600.00
Low	-.00500	-.20000	-.01000	-.20000	-.20000	-.00400	-5.0000

Elem	CD	CO	CR	CU	FE	K_	MG
Units	ppm	ppm	ppm	ppm	ppm	ppm	ppm
Avge	k.00009	.11856	k1.8945	.06646	k26.386	.63286	S9937.9
SDev	.00012	.00115	.0047	.00169	.059	.00479	12.3
%RSD	134.72	.97405	.24835	2.5489	.22313	.75697	.12327
#1	k.00015	.11838	k1.8903	.06594	k26.336	.63279	S9952.0
#2	k.00017	.11979	k1.8996	.06835	k26.451	.63769	S9929.9
#3	k-.00005	.11750	k1.8937	.06508	k26.372	.62811	S9931.9
Errors	LC Pass	LC Pass	LC Pass	LC Pass	LC Pass	LC Pass	LC High
High	5.0000	100.00	20.000	10.000	500.00	400.00	600.00
Low	-.00500	-.05000	-.00500	-.02500	-.10000	-5.0000	-5.0000

Elem	MN	MO	NA	NI	PB/1	PB/2	PB
Units	ppm	ppm	ppm	ppm	ppm	ppm	ppm
Avge	2.2444	.06883	k1.5816	.06414	k-.00168	k.00021	k-.00042
SDev	.0054	.00106	.0801	.00214	.00476	.00322	.00057
%RSD	.23990	1.5423	5.0629	3.3330	283.67	1561.7	135.64
#1	2.2385	.06932	k1.5335	.06425	k.00317	k-.00300	k-.00095
#2	2.2489	.06956	k1.6741	.06621	k-.00186	k.00018	k-.00050
#3	2.2459	.06761	k1.5373	.06194	k-.00634	k.00344	k.00018
Errors	LC Pass	LC Pass	LC Pass	LC Pass	NOCHECK	NOCHECK	LC Pass
High	20.000	20.000	400.00	100.00			5.0000
Low	-.01500	-.04000	-5.0000	-.04000			-.00300

Elem	SB/1	SB/2	SB	SE/1	SE/2	SE	SI
Units	ppm	ppm	ppm	ppm	ppm	ppm	ppm
Avge	k-.00963	k.00377	k-.00069	k.00993	k-.00209	k.00191	33.550
SDev	.00391	.00270	.00062	.00254	.00343	.00147	.056
%RSD	40.627	71.652	89.319	25.536	163.77	76.724	.16787
#1	k-.01406	k.00661	k-.00028	k.01286	k-.00597	k.00030	33.486
#2	k-.00813	k.00347	k-.00040	k.00844	k.00052	k.00316	33.574

#3	k-.00668	k.00123	k-.00140	k.00849	k-.00083	k.00228	33.591
Errors	NOCHECK	NOCHECK	LC Pass	NOCHECK	NOCHECK	LC Pass	LC Pass

High			5.0000			10.000	50.000
Low			-.01000			-.00500	-.50000

Elem	SN	SR	TI	TL	V_	ZN	
Units	ppm	ppm	ppm	ppm	ppm	ppm	
Avge	.00128	.13425	.13922	k-.01625	k.07420	k1.3708	
SDev	.00221	.00018	.00032	.00308	.00042	.0022	
%RSD	172.50	.13122	.23104	18.968	.56962	.16208	
#1	-.00013	.13424	.13885	k-.01343	k.07426	k1.3683	
#2	.00382	.13408	.13939	k-.01578	k.07459	k1.3719	
#3	.00015	.13443	.13943	k-.01954	k.07375	k1.3723	

Errors	LC Pass	LC Pass	LC Pass	LC Low	LC Pass	LC Pass	
High	30.000	10.000	30.000	10.000	50.000	10.000	
Low	-.10000	-.05000	-.05000	-.01000	-.05000	-.02000	

IntStd	1	2	3	4	5	6	7
Mode	Counts	NOTUSED	NOTUSED	NOTUSED	NOTUSED	NOTUSED	NOTUSED
Elem	Y	--	--	--	--	--	--
Wavlen	371.030	--	--	--	--	--	--
Avge	26674	--	--	--	--	--	--
SDev	26.33042	--	--	--	--	--	--
%RSD	.0987117	--	--	--	--	--	--
#1	26644	--	--	--	--	--	--
#2	26693	--	--	--	--	--	--
#3	26685	--	--	--	--	--	--

Method: METTRACE Sample Name: K08ML Operator: RJG
Run Time: 10/27/08 19:52:38
Comment: TESTAMERICA PITTSBURGH ICP METALS ANALYSIS-INST TRACEICP
Mode: CONC Corr. Factor: 1

Elem	AG	AL	AS	B_	BA	BE	CA
Units	ppm	ppm	ppm	ppm	ppm	ppm	ppm
Avge	.00155	6.6121	k.00050	.12709	.03727	k.00282	101.16
SDev	.00064	.0092	.00158	.00055	.00009	.00012	.15
%RSD	41.211	.13847	317.58	.42892	.23288	4.2894	.14668
#1	.00228	6.6066	k.00202	.12746	.03737	k.00273	100.99
#2	.00129	6.6070	k.00060	.12735	.03721	k.00295	101.24
#3	.00108	6.6227	k-.00113	.12646	.03723	k.00277	101.26
Errors	LC Pass	LC Pass	LC Pass	LC Pass	LC Pass	LC Pass	LC Pass
High	2.0000	500.00	10.000	30.000	10.000	10.000	600.00
Low	-.00500	-.20000	-.01000	-.20000	-.20000	-.00400	-5.0000

Elem	CD	CO	CR	CU	FE	K_	MG
Units	ppm	ppm	ppm	ppm	ppm	ppm	ppm
Avge	k.00019	.05121	k.31810	.05384	k43.286	.43835	S10096.
SDev	.00024	.00079	.00057	.00029	.043	.00185	33.
%RSD	129.88	1.5414	.17818	.54684	.09839	.42256	.32509
#1	k.00034	.05210	k.31876	.05408	k43.237	.43751	S10130.
#2	k.00032	.05059	k.31777	.05392	k43.315	.44048	S10093.
#3	k-.00009	.05094	k.31779	.05351	k43.305	.43707	S10065.
Errors	LC Pass	LC Pass	LC Pass	LC Pass	LC Pass	LC Pass	LC High
High	5.0000	100.00	20.000	10.000	500.00	400.00	600.00
Low	-.00500	-.05000	-.00500	-.02500	-.10000	-5.0000	-5.0000

Elem	MN	MO	NA	NI	PB/1	PB/2	PB
Units	ppm	ppm	ppm	ppm	ppm	ppm	ppm
Avge	3.4187	.00961	k1.0516	.03387	k.00311	k-.00350	k-.00130
SDev	.0044	.00103	.1553	.00079	.00627	.00087	.00153
%RSD	.12988	10.663	14.769	2.3333	201.82	24.951	117.46
#1	3.4139	.01069	k1.2154	.03376	k.00820	k-.00435	k-.00017
#2	3.4195	.00865	k1.0329	.03471	k-.00390	k-.00261	k-.00304
#3	3.4227	.00950	k.90652	.03314	k.00502	k-.00354	k-.00069
Errors	LC Pass	LC Pass	LC Pass	LC Pass	NOCHECK	NOCHECK	LC Pass
High	20.000	20.000	400.00	100.00			5.0000
Low	-.01500	-.04000	-5.0000	-.04000			-.00300

Elem	SB/1	SB/2	SB	SE/1	SE/2	SE	SI
Units	ppm	ppm	ppm	ppm	ppm	ppm	ppm
Avge	k-.00741	k.00384	k.00010	k.00668	k-.00074	k.00173	25.816
SDev	.00424	.00231	.00093	.00475	.00421	.00197	.036
%RSD	57.209	60.059	970.51	71.141	570.72	113.64	.13815
#1	k-.00960	k.00622	k.00095	k.01174	k-.00274	k.00208	25.788
#2	k-.00252	k.00161	k.00024	k.00231	k.00410	k.00350	25.804

#3	k-.01010	k.00370	k-.00090	k.00598	k-.00357	k-.00039	25.856
Errors	NOCHECK	NOCHECK	LC Pass	NOCHECK	NOCHECK	LC Pass	LC Pass

High			5.0000			10.000	50.000
Low			-.01000			-.00500	-.50000

Elem	SN	SR	TI	TL	V_	ZN	
Units	ppm	ppm	ppm	ppm	ppm	ppm	
Avge	.00065	.13865	.21909	k-.01383	k.03303	k.15888	
SDev	.00303	.00017	.00029	.00363	.00093	.00044	
%RSD	468.60	.12104	.13352	26.247	2.8214	.27734	
#1	.00363	.13880	.21878	k-.01517	k.03379	k.15855	
#2	-.00243	.13847	.21915	k-.00972	k.03332	k.15872	
#3	.00073	.13868	.21935	k-.01661	k.03199	k.15938	

Errors	LC Pass	LC Pass	LC Pass	LC Low	LC Pass	LC Pass	
High	30.000	10.000	30.000	10.000	50.000	10.000	
Low	-.10000	-.05000	-.05000	-.01000	-.05000	-.02000	

IntStd	1	2	3	4	5	6	7
Mode	Counts	NOTUSED	NOTUSED	NOTUSED	NOTUSED	NOTUSED	NOTUSED
Elem	Y	--	--	--	--	--	--
Wavlen	371.030	--	--	--	--	--	--
Avge	26223	--	--	--	--	--	--
SDev	78.00371	--	--	--	--	--	--
%RSD	.2974620	--	--	--	--	--	--
#1	26143	--	--	--	--	--	--
#2	26227	--	--	--	--	--	--
#3	26299	--	--	--	--	--	--

Method: METTRACE Sample Name: K08MM Operator: RJG
Run Time: 10/27/08 19:58:09
Comment: TESTAMERICA PITTSBURGH ICP METALS ANALYSIS-INST TRACEICP
Mode: CONC Corr. Factor: 1

Elem	AG	AL	AS	B_	BA	BE	CA
Units	ppm	ppm	ppm	ppm	ppm	ppm	ppm
Avge	.00210	6.1348	k.00323	.06407	.02613	k.00260	61.439
SDev	.00080	.0173	.00043	.00074	.00008	.00008	.088
%RSD	38.248	.28118	13.339	1.1591	.30753	2.9181	.14324
#1	.00238	6.1218	k.00340	.06394	.02622	k.00252	61.461
#2	.00119	6.1544	k.00274	.06340	.02605	k.00261	61.513
#3	.00272	6.1283	k.00355	.06487	.02613	k.00267	61.342
Errors	LC Pass	LC Pass	LC Pass	LC Pass	LC Pass	LC Pass	LC Pass
High	2.0000	500.00	10.000	30.000	10.000	10.000	600.00
Low	-.00500	-.20000	-.01000	-.20000	-.20000	-.00400	-5.0000

Elem	CD	CO	CR	CU	FE	K_	MG
Units	ppm	ppm	ppm	ppm	ppm	ppm	ppm
Avge	k.00012	.12489	k.10779	.03451	k28.887	.38378	S9966.2
SDev	.00010	.00021	.00077	.00014	.017	.00385	10.4
%RSD	81.939	.17131	.71826	.40811	.05845	1.0038	.10448
#1	k.00006	.12509	k.10792	.03455	k28.907	.38422	S9970.6
#2	k.00007	.12466	k.10696	.03436	k28.879	.37973	S9954.3
#3	k.00023	.12493	k.10849	.03463	k28.876	.38740	S9973.8
Errors	LC Pass	LC Pass	LC Pass	LC Pass	LC Pass	LC Pass	LC High
High	5.0000	100.00	20.000	10.000	500.00	400.00	600.00
Low	-.00500	-.05000	-.00500	-.02500	-.10000	-5.0000	-5.0000

Elem	MN	MO	NA	NI	PB/1	PB/2	PB
Units	ppm	ppm	ppm	ppm	ppm	ppm	ppm
Avge	2.8711	.00763	k1.2906	.01236	k-.00307	k-.00097	k-.00167
SDev	.0023	.00144	.1647	.00143	.00417	.00080	.00085
%RSD	.08035	18.860	12.761	11.585	135.71	83.181	51.267
#1	2.8709	.00693	k1.2152	.01285	k-.00140	k-.00134	k-.00136
#2	2.8736	.00667	k1.1772	.01074	k-.00782	k-.00004	k-.00263
#3	2.8690	.00929	k1.4795	.01348	k-.00000	k-.00151	k-.00101
Errors	LC Pass	LC Pass	LC Pass	LC Pass	NOCHECK	NOCHECK	LC Pass
High	20.000	20.000	400.00	100.00			5.0000
Low	-.01500	-.04000	-5.0000	-.04000			-.00300

Elem	SB/1	SB/2	SB	SE/1	SE/2	SE	SI
Units	ppm	ppm	ppm	ppm	ppm	ppm	ppm
Avge	k-.00693	k.00220	k-.00084	k.00827	k.00148	k.00374	16.748
SDev	.00325	.00273	.00077	.00427	.00256	.00098	.025
%RSD	46.849	124.29	91.146	51.619	173.20	26.246	.15081
#1	k-.00904	k.00433	k-.00012	k.01235	k.00043	k.00440	16.742
#2	k-.00319	k-.00088	k-.00165	k.00384	k.00439	k.00421	16.776

#3	k-.00856	k.00314	k-.00075	k.00863	k-.00039	k.00261	16.726
Errors	NOCHECK	NOCHECK	LC Pass	NOCHECK	NOCHECK	LC Pass	LC Pass

High			5.0000			10.000	50.000
Low			-.01000			-.00500	-.50000

Elem	SN	SR	TI	TL	V_	ZN	
Units	ppm	ppm	ppm	ppm	ppm	ppm	
Avge	.00215	.10625	.10309	k-.01259	k.02370	k.37697	
SDev	.00130	.00020	.00033	.00165	.00132	.00032	
%RSD	60.828	.18422	.32193	13.096	5.5877	.08358	
#1	.00328	.10604	.10322	k-.01210	k.02413	k.37712	
#2	.00072	.10628	.10334	k-.01443	k.02222	k.37719	
#3	.00243	.10643	.10271	k-.01124	k.02476	k.37661	

Errors	LC Pass	LC Pass	LC Pass	LC Low	LC Pass	LC Pass	
High	30.000	10.000	30.000	10.000	50.000	10.000	
Low	-.10000	-.05000	-.05000	-.01000	-.05000	-.02000	

IntStd	1	2	3	4	5	6	7
Mode	Counts	NOTUSED	NOTUSED	NOTUSED	NOTUSED	NOTUSED	NOTUSED
Elem	Y	--	--	--	--	--	--
Wavlen	371.030	--	--	--	--	--	--
Avge	26526	--	--	--	--	--	--
SDev	23.28916	--	--	--	--	--	--
%RSD	.0877983	--	--	--	--	--	--
#1	26516	--	--	--	--	--	--
#2	26552	--	--	--	--	--	--
#3	26509	--	--	--	--	--	--

Method: METTRACE Sample Name: K08MQ Operator: RJG
Run Time: 10/27/08 20:03:40
Comment: TESTAMERICA PITTSBURGH ICP METALS ANALYSIS-INST TRACEICP
Mode: CONC Corr. Factor: 1

Elem	AG	AL	AS	B_	BA	BE	CA
Units	ppm	ppm	ppm	ppm	ppm	ppm	ppm
Avge	.00166	9.7135	k.00182	.24981	.05380	k.00335	84.393
SDev	.00047	.0369	.00110	.00110	.00030	.00002	.402
%RSD	28.099	.37954	60.235	.43916	.55564	.65523	.47647
#1	.00220	9.6791	k.00172	.24885	.05350	k.00337	84.029
#2	.00142	9.7524	k.00296	.25101	.05410	k.00334	84.825
#3	.00136	9.7088	k.00078	.24959	.05382	k.00333	84.326
Errors	LC Pass	LC Pass	LC Pass	LC Pass	LC Pass	LC Pass	LC Pass
High	2.0000	500.00	10.000	30.000	10.000	10.000	600.00
Low	-.00500	-.20000	-.01000	-.20000	-.20000	-.00400	-5.0000

Elem	CD	CO	CR	CU	FE	K_	MG
Units	ppm	ppm	ppm	ppm	ppm	ppm	ppm
Avge	k-.00042	1.5269	k.19991	.04636	k34.947	.68423	S9659.9
SDev	.00011	.0056	.00079	.00018	.157	.00703	36.2
%RSD	25.113	.36697	.39742	.38860	.44969	1.0269	.37522
#1	k-.00054	1.5223	k.19927	.04617	k34.796	.68007	S9685.9
#2	k-.00039	1.5332	k.20080	.04653	k35.110	.69234	S9675.3
#3	k-.00033	1.5253	k.19967	.04637	k34.935	.68027	S9618.5
Errors	LC Pass	LC Pass	LC Pass	LC Pass	LC Pass	LC Pass	LC High
High	5.0000	100.00	20.000	10.000	500.00	400.00	600.00
Low	-.00500	-.05000	-.00500	-.02500	-.10000	-5.0000	-5.0000

Elem	MN	MO	NA	NI	PB/1	PB/2	PB
Units	ppm	ppm	ppm	ppm	ppm	ppm	ppm
Avge	3.0695	.01222	k1.2398	.05100	k-.00215	k-.00292	k-.00266
SDev	.0123	.00129	.1037	.00066	.00609	.00326	.00035
%RSD	.40197	10.552	8.3630	1.2934	283.49	111.91	13.195
#1	3.0595	.01325	k1.1456	.05065	k.00377	k-.00636	k-.00299
#2	3.0833	.01264	k1.2229	.05176	k-.00182	k-.00252	k-.00229
#3	3.0657	.01077	k1.3509	.05059	k-.00840	k.00013	k-.00271
Errors	LC Pass	LC Pass	LC Pass	LC Pass	NOCHECK	NOCHECK	LC Pass
High	20.000	20.000	400.00	100.00			5.0000
Low	-.01500	-.04000	-5.0000	-.04000			-.00300

Elem	SB/1	SB/2	SB	SE/1	SE/2	SE	SI
Units	ppm	ppm	ppm	ppm	ppm	ppm	ppm
Avge	k-.01345	k.03160	k.01660	k.02683	k.01854	k.02130	H62.846
SDev	.00470	.00430	.00150	.00472	.00389	.00197	.230
%RSD	34.930	13.594	9.0296	17.591	20.961	9.2464	.36629
#1	k-.01641	k.03558	k.01827	k.03223	k.01516	k.02084	H62.658
#2	k-.01590	k.03217	k.01616	k.02346	k.01768	k.01960	H63.103

#3	k-.00803	k.02705	k.01537	k.02482	k.02278	k.02346	H62.778
Errors	NOCHECK	NOCHECK	LC Pass	NOCHECK	NOCHECK	LC Pass	LC High

High			5.0000			10.000	50.000
Low			-.01000			-.00500	-.50000

Elem	SN	SR	TI	TL	V_	ZN	
Units	ppm	ppm	ppm	ppm	ppm	ppm	
Avge	.00434	.32389	.65633	k-.08895	k.04610	k.03226	
SDev	.00223	.00101	.00322	.00087	.00121	.00010	
%RSD	51.389	.31270	.49117	.98047	2.6297	.31485	
#1	.00674	.32351	.65317	k-.08811	k.04736	k.03222	
#2	.00233	.32504	.65962	k-.08985	k.04600	k.03237	
#3	.00395	.32312	.65620	k-.08888	k.04494	k.03217	

Errors	LC Pass	LC Pass	LC Pass	LC Low	LC Pass	LC Pass	
High	30.000	10.000	30.000	10.000	50.000	10.000	
Low	-.10000	-.05000	-.05000	-.01000	-.05000	-.02000	

IntStd	1	2	3	4	5	6	7
Mode	Counts	NOTUSED	NOTUSED	NOTUSED	NOTUSED	NOTUSED	NOTUSED
Elem	Y	--	--	--	--	--	--
Wavlen	371.030	--	--	--	--	--	--
Avge	27462	--	--	--	--	--	--
SDev	98.00551	--	--	--	--	--	--
%RSD	.3568817	--	--	--	--	--	--
#1	27395	--	--	--	--	--	--
#2	27415	--	--	--	--	--	--
#3	27574	--	--	--	--	--	--

Method: METTRACE Sample Name: K08MR Operator: RJG
Run Time: 10/27/08 20:09:11
Comment: TESTAMERICA PITTSBURGH ICP METALS ANALYSIS-INST TRACEICP
Mode: CONC Corr. Factor: 1

Elem	AG	AL	AS	B_	BA	BE	CA
Units	ppm	ppm	ppm	ppm	ppm	ppm	ppm
Avge	.00163	9.5817	k.00211	.26318	.04693	k.00333	96.224
SDev	.00036	.0393	.00047	.00027	.00020	.00011	.348
%RSD	22.030	.41046	22.067	.10136	.41953	3.2536	.36183
#1	.00178	9.6152	k.00231	.26289	.04705	k.00323	95.848
#2	.00190	9.5915	k.00243	.26341	.04703	k.00330	96.536
#3	.00122	9.5384	k.00157	.26323	.04670	k.00345	96.287
Errors	LC Pass	LC Pass	LC Pass	LC Pass	LC Pass	LC Pass	LC Pass
High	2.0000	500.00	10.000	30.000	10.000	10.000	600.00
Low	-.00500	-.20000	-.01000	-.20000	-.20000	-.00400	-5.0000

Elem	CD	CO	CR	CU	FE	K_	MG
Units	ppm	ppm	ppm	ppm	ppm	ppm	ppm
Avge	k.00003	.83271	k.13100	.03108	k42.121	.60984	S9866.3
SDev	.00029	.00199	.00030	.00007	.098	.00880	43.9
%RSD	1128.6	.23932	.22988	.21726	.23280	1.4427	.44459
#1	k.00003	.83057	k.13069	.03106	k42.026	.60085	S9912.7
#2	k.00032	.83451	k.13129	.03116	k42.222	.61843	S9860.7
#3	k-.00027	.83305	k.13103	.03103	k42.115	.61025	S9825.6
Errors	LC Pass	LC Pass	LC Pass	LC Pass	LC Pass	LC Pass	LC High
High	5.0000	100.00	20.000	10.000	500.00	400.00	600.00
Low	-.00500	-.05000	-.00500	-.02500	-.10000	-5.0000	-5.0000

Elem	MN	MO	NA	NI	PB/1	PB/2	PB
Units	ppm	ppm	ppm	ppm	ppm	ppm	ppm
Avge	3.0844	.00967	k.90481	.04608	k.00263	k-.00059	k.00048
SDev	.0044	.00022	.09735	.00137	.00162	.00152	.00054
%RSD	.14105	2.2790	10.759	2.9824	61.364	257.17	111.30
#1	3.0804	.00943	k.86536	.04465	k.00289	k-.00022	k.00082
#2	3.0890	.00987	k1.0157	.04739	k.00090	k.00071	k.00077
#3	3.0837	.00971	k.83337	.04619	k.00411	k-.00226	k-.00014
Errors	LC Pass	LC Pass	LC Pass	LC Pass	NOCHECK	NOCHECK	LC Pass
High	20.000	20.000	400.00	100.00			5.0000
Low	-.01500	-.04000	-5.0000	-.04000			-.00300

Elem	SB/1	SB/2	SB	SE/1	SE/2	SE	SI
Units	ppm	ppm	ppm	ppm	ppm	ppm	ppm
Avge	k-.01208	k.02708	k.01404	k.02463	k.01133	k.01576	H51.024
SDev	.00200	.00242	.00100	.00501	.00228	.00157	.067
%RSD	16.537	8.9246	7.0919	20.337	20.152	9.9701	.13145
#1	k-.01366	k.02951	k.01514	k.02859	k.00875	k.01536	H51.081
#2	k-.00983	k.02468	k.01318	k.01900	k.01214	k.01442	H51.041

#3	k-.01274	k.02707	k.01381	k.02628	k.01310	k.01749	H50.950
Errors	NOCHECK	NOCHECK	LC Pass	NOCHECK	NOCHECK	LC Pass	LC High

High			5.0000			10.000	50.000
Low			-.01000			-.00500	-.50000

Elem	SN	SR	TI	TL	V_	ZN	
Units	ppm	ppm	ppm	ppm	ppm	ppm	
Avge	.00595	.29614	.70926	k-.06693	k.06017	k.06192	
SDev	.00247	.00115	.00062	.00199	.00089	.00041	
%RSD	41.465	.38732	.08796	2.9730	1.4750	.66198	
#1	.00804	.29737	.70904	k-.06469	k.05917	k.06178	
#2	.00323	.29593	.70997	k-.06759	k.06087	k.06238	
#3	.00657	.29511	.70878	k-.06850	k.06046	k.06159	

Errors	LC Pass	LC Pass	LC Pass	LC Low	LC Pass	LC Pass	
High	30.000	10.000	30.000	10.000	50.000	10.000	
Low	-.10000	-.05000	-.05000	-.01000	-.05000	-.02000	

IntStd	1	2	3	4	5	6	7
Mode	Counts	NOTUSED	NOTUSED	NOTUSED	NOTUSED	NOTUSED	NOTUSED
Elem	Y	--	--	--	--	--	--
Wavlen	371.030	--	--	--	--	--	--
Avge	26870	--	--	--	--	--	--
SDev	112.1028	--	--	--	--	--	--
%RSD	.4172069	--	--	--	--	--	--
#1	26753	--	--	--	--	--	--
#2	26881	--	--	--	--	--	--
#3	26976	--	--	--	--	--	--

Method: METTRACE Sample Name: K08MT Operator: RJG
Run Time: 10/27/08 20:14:41
Comment: TESTAMERICA PITTSBURGH ICP METALS ANALYSIS-INST TRACEICP
Mode: CONC Corr. Factor: 1

Elem	AG	AL	AS	B_	BA	BE	CA
Units	ppm	ppm	ppm	ppm	ppm	ppm	ppm
Avge	.00116	8.7408	k.00064	.18195	.04524	k.00303	81.689
SDev	.00094	.0303	.00072	.00232	.00022	.00003	.327
%RSD	80.985	.34614	112.07	1.2745	.48046	.83403	.40075
#1	.00077	8.7728	k.00040	.18461	.04540	k.00301	82.066
#2	.00048	8.7127	k.00007	.18085	.04499	k.00302	81.506
#3	.00223	8.7368	k.00144	.18038	.04532	k.00306	81.493
Errors	LC Pass	LC Pass	LC Pass	LC Pass	LC Pass	LC Pass	LC Pass
High	2.0000	500.00	10.000	30.000	10.000	10.000	600.00
Low	-.00500	-.20000	-.01000	-.20000	-.20000	-.00400	-5.0000

Elem	CD	CO	CR	CU	FE	K_	MG
Units	ppm	ppm	ppm	ppm	ppm	ppm	ppm
Avge	k-.00008	1.5153	k.17356	.03658	k38.175	.37478	S9775.2
SDev	.00015	.0074	.00061	.00027	.168	.00461	30.8
%RSD	181.07	.49106	.35303	.74011	.44036	1.2290	.31474
#1	k-.00026	1.5239	k.17411	.03650	k38.369	.37992	S9809.2
#2	k.00003	1.5107	k.17290	.03635	k38.077	.37102	S9749.2
#3	k-.00002	1.5113	k.17368	.03688	k38.079	.37341	S9767.2
Errors	LC Pass	LC Pass	LC Pass	LC Pass	LC Pass	LC Pass	LC High
High	5.0000	100.00	20.000	10.000	500.00	400.00	600.00
Low	-.00500	-.05000	-.00500	-.02500	-.10000	-5.0000	-5.0000

Elem	MN	MO	NA	NI	PB/1	PB/2	PB
Units	ppm	ppm	ppm	ppm	ppm	ppm	ppm
Avge	2.2095	.01052	k.44081	.05790	k-.00501	k-.00579	k-.00553
SDev	.0084	.00017	.21363	.00032	.00249	.00297	.00144
%RSD	.37822	1.5951	48.463	.55101	49.743	51.376	25.969
#1	2.2191	.01065	k.60980	.05817	k-.00761	k-.00430	k-.00540
#2	2.2041	.01033	k.51196	.05755	k-.00478	k-.00386	k-.00416
#3	2.2053	.01059	k.20069	.05798	k-.00264	k-.00922	k-.00703
Errors	LC Pass	LC Pass	LC Pass	LC Pass	NOCHECK	NOCHECK	LC Low
High	20.000	20.000	400.00	100.00			5.0000
Low	-.01500	-.04000	-5.0000	-.04000			-.00300

Elem	SB/1	SB/2	SB	SE/1	SE/2	SE	SI
Units	ppm	ppm	ppm	ppm	ppm	ppm	ppm
Avge	k-.03743	k.01401	k-.00312	k.03219	k.01754	k.02242	44.705
SDev	.00274	.00122	.00010	.00865	.00130	.00280	.182
%RSD	7.3256	8.7195	3.2802	26.876	7.4131	12.496	.40682
#1	k-.03695	k.01384	k-.00307	k.02449	k.01689	k.01942	44.913
#2	k-.03495	k.01288	k-.00305	k.03054	k.01904	k.02287	44.576

#3	k-.04038	k.01530	k-.00324	k.04156	k.01669	k.02497	44.626
Errors	NOCHECK	NOCHECK	LC Pass	NOCHECK	NOCHECK	LC Pass	LC Pass

High			5.0000			10.000	50.000
Low			-.01000			-.00500	-.50000

Elem	SN	SR	TI	TL	V_	ZN	
Units	ppm	ppm	ppm	ppm	ppm	ppm	
Avge	.00810	.28408	.67678	k-.09604	k.05733	k.02943	
SDev	.00172	.00120	.00239	.00143	.00031	.00007	
%RSD	21.252	.42299	.35256	1.4858	.53528	.25187	
#1	.00962	.28546	.67953	k-.09544	k.05754	k.02951	
#2	.00623	.28330	.67523	k-.09502	k.05697	k.02938	
#3	.00846	.28347	.67559	k-.09767	k.05746	k.02939	

Errors	LC Pass	LC Pass	LC Pass	LC Low	LC Pass	LC Pass	
High	30.000	10.000	30.000	10.000	50.000	10.000	
Low	-.10000	-.05000	-.05000	-.01000	-.05000	-.02000	

IntStd	1	2	3	4	5	6	7
Mode	Counts	NOTUSED	NOTUSED	NOTUSED	NOTUSED	NOTUSED	NOTUSED
Elem	Y	--	--	--	--	--	--
Wavlen	371.030	--	--	--	--	--	--
Avge	27149	--	--	--	--	--	--
SDev	83.53879	--	--	--	--	--	--
%RSD	.3077026	--	--	--	--	--	--
#1	27056	--	--	--	--	--	--
#2	27218	--	--	--	--	--	--
#3	27173	--	--	--	--	--	--

Method: METTRACE Sample Name: CCV1-10 Operator: RJG
Run Time: 10/27/08 20:20:12
Comment: TESTAMERICA PITTSBURGH ICP METALS ANALYSIS-INST TRACEICP
Mode: CONC Corr. Factor: 1

Elem	AG	AL	AS	B_	BA	BE	CA
Units	ppm	ppm	ppm	ppm	ppm	ppm	ppm
Avge	.96598	23.281	.48938	1.9333	1.8816	1.9685	49.812
SDev	.00257	.024	.00105	.0005	.0025	.0085	.207
%RSD	.26638	.10504	.21491	.02689	.13220	.43021	.41461
#1	.96888	23.287	.48955	1.9327	1.8834	1.9771	49.997
#2	.96396	23.255	.49033	1.9336	1.8788	1.9682	49.850
#3	.96511	23.303	.48825	1.9336	1.8826	1.9602	49.589
Errors	LC Pass	LC Pass	LC Pass	LC Pass	LC Pass	LC Pass	LC Pass
High	1.1000	27.500	.55000	2.2000	2.2000	2.2000	55.000
Low	.90000	22.500	.45000	1.8000	1.8000	1.8000	45.000

Elem	CD	CO	CR	CU	FE	K_	MG
Units	ppm	ppm	ppm	ppm	ppm	ppm	ppm
Avge	.47973	1.9565	1.9607	1.8830	24.749	113.46	48.145
SDev	.00152	.0078	.0082	.0043	.078	.34	.213
%RSD	.31703	.39682	.41913	.22859	.31664	.30347	.44255
#1	.48099	1.9636	1.9682	1.8825	24.813	113.48	48.080
#2	.48016	1.9577	1.9621	1.8790	24.773	113.11	48.383
#3	.47804	1.9482	1.9519	1.8876	24.662	113.80	47.972
Errors	LC Pass	LC Pass	LC Pass	LC Pass	LC Pass	LC Pass	LC Pass
High	.55000	2.2000	2.2000	2.2000	27.500	137.50	55.000
Low	.45000	1.8000	1.8000	1.8000	22.500	112.50	45.000

Elem	MN	MO	NA	NI	PB/1	PB/2	PB
Units	ppm	ppm	ppm	ppm	ppm	ppm	ppm
Avge	1.9336	1.9685	L112.48	1.9389	.49264	.48926	.49038
SDev	.0059	.0090	.41	.0091	.00486	.00284	.00246
%RSD	.30472	.45712	.36608	.47172	.98640	.57959	.50088
#1	1.9393	1.9582	L112.42	1.9487	.49535	.48635	.48935
#2	1.9342	1.9728	L112.10	1.9372	.49554	.49201	.49319
#3	1.9275	1.9746	112.92	1.9307	.48703	.48941	.48862
Errors	LC Pass	LC Pass	LC Low	LC Pass	NOCHECK	NOCHECK	LC Pass
High	2.2000	2.2000	137.50	2.2000			.55000
Low	1.8000	1.8000	112.50	1.8000			.45000

Elem	SB/1	SB/2	SB	SE/1	SE/2	SE	SI
Units	ppm	ppm	ppm	ppm	ppm	ppm	ppm
Avge	.47639	.47890	.47806	.48928	.48603	.48711	2.0971
SDev	.00611	.00125	.00264	.00358	.00434	.00201	.0602
%RSD	1.2827	.26071	.55276	.73138	.89336	.41284	2.8723
#1	.47020	.47863	.47582	.49265	.48102	.48489	2.1631
#2	.47655	.47780	.47738	.48968	.48838	.48881	2.0831

#3	.48242	.48026	.48098	.48552	.48870	.48764	2.0451
Errors	NOCHECK	NOCHECK	LC Pass	NOCHECK	NOCHECK	LC Pass	LC Pass

High			.55000			.55000	2.2000
Low			.45000			.45000	1.8000

Elem	SN	SR	TI	TL	V_	ZN	
Units	ppm	ppm	ppm	ppm	ppm	ppm	
Avge	1.9617	1.8385	1.9423	.96945	1.9635	1.9953	
SDev	.0106	.0026	.0029	.00229	.0046	.0044	
%RSD	.54092	.13958	.14974	.23627	.23582	.22264	
#1	1.9713	1.8411	1.9449	.97170	1.9682	1.9997	
#2	1.9636	1.8360	1.9429	.96712	1.9632	1.9954	
#3	1.9503	1.8384	1.9392	.96952	1.9590	1.9908	
Errors	LC Pass	LC Pass	LC Pass	LC Pass	LC Pass	LC Pass	
High	2.2000	2.2000	2.2000	1.1000	2.2000	2.2000	
Low	1.8000	1.8000	1.8000	.90000	1.8000	1.8000	

IntStd	1	2	3	4	5	6	7
Mode	Counts	NOTUSED	NOTUSED	NOTUSED	NOTUSED	NOTUSED	NOTUSED
Elem	Y	--	--	--	--	--	--
Wavlen	371.030	--	--	--	--	--	--
Avge	29422	--	--	--	--	--	--
SDev	35.22742	--	--	--	--	--	--
%RSD	.1197335	--	--	--	--	--	--
#1	29384	--	--	--	--	--	--
#2	29454	--	--	--	--	--	--
#3	29426	--	--	--	--	--	--

Method: METTRACE Sample Name: CCB10 Operator: RJG
Run Time: 10/27/08 20:25:43
Comment: TESTAMERICA PITTSBURGH ICP METALS ANALYSIS-INST TRACEICP
Mode: CONC Corr. Factor: 1

Elem	AG	AL	AS	B_	BA	BE	CA
Units	ppm	ppm	ppm	ppm	ppm	ppm	ppm
Avge	.00035	-.03232	.00103	.00470	.00016	.00112	.01158
SDev	.00092	.00142	.00018	.00102	.00006	.00015	.00326
%RSD	258.15	4.4072	17.529	21.780	34.085	13.532	28.190
#1	.00059	-.03318	.00113	.00578	.00011	.00095	.00781
#2	-.00066	-.03068	.00082	.00456	.00016	.00125	.01345
#3	.00113	-.03312	.00113	.00375	.00022	.00116	.01348
Errors	LC Pass	LC Pass	LC Pass	LC Pass	LC Pass	LC Pass	LC Pass
High	.00500	.20000	.01000	.20000	.20000	.00400	5.0000
Low	-.00500	-.20000	-.01000	-.20000	-.20000	-.00400	-5.0000

Elem	CD	CO	CR	CU	FE	K_	MG
Units	ppm	ppm	ppm	ppm	ppm	ppm	ppm
Avge	.00007	.00040	.00068	.00014	.00369	.25966	.05978
SDev	.00003	.00032	.00051	.00034	.00550	.00947	.03539
%RSD	48.691	80.606	75.106	244.33	148.95	3.6472	59.198
#1	.00009	.00021	.00068	.00022	-.00031	.24977	.01900
#2	.00003	.00021	.00017	-.00024	.00996	.26059	.07784
#3	.00009	.00077	.00119	.00043	.00142	.26864	.08248
Errors	LC Pass	LC Pass	LC Pass	LC Pass	LC Pass	LC Pass	LC Pass
High	.00500	.05000	.00500	.02500	.10000	5.0000	5.0000
Low	-.00500	-.05000	-.00500	-.02500	-.10000	-5.0000	-5.0000

Elem	MN	MO	NA	NI	PB/1	PB/2	PB
Units	ppm	ppm	ppm	ppm	ppm	ppm	ppm
Avge	.00029	.00817	-.60677	.00043	-.00000	-.00157	-.00105
SDev	.00011	.00280	.11161	.00059	.00254	.00185	.00053
%RSD	35.696	34.240	18.394	139.13	232890.	117.88	51.108
#1	.00019	.01128	-.70227	.00045	.00097	-.00151	-.00069
#2	.00029	.00740	-.63397	-.00018	-.00288	.00025	-.00079
#3	.00040	.00584	-.48407	.00101	.00191	-.00344	-.00166
Errors	LC Pass	LC Pass	LC Pass	LC Pass	NOCHECK	NOCHECK	LC Pass
High	.01500	.04000	5.0000	.04000			.00300
Low	-.01500	-.04000	-5.0000	-.04000			-.00300

Elem	SB/1	SB/2	SB	SE/1	SE/2	SE	SI
Units	ppm	ppm	ppm	ppm	ppm	ppm	ppm
Avge	-.00186	.00206	.00076	.00323	.00067	.00152	.01488
SDev	.00387	.00067	.00105	.00351	.00283	.00102	.00029
%RSD	207.92	32.281	138.49	108.73	422.05	66.659	1.9540
#1	-.00339	.00278	.00072	-.00003	.00208	.00138	.01458
#2	.00254	.00146	.00182	.00277	.00252	.00261	.01491

#3	-.00473	.00195	-.00027	.00695	-.00259	.00059	.01516
Errors	NOCHECK	NOCHECK	LC Pass	NOCHECK	NOCHECK	LC Pass	LC Pass

High			.06000			.00500	.50000
Low			-.06000			-.00500	-.50000

Elem	SN	SR	TI	TL	V_	ZN	
Units	ppm	ppm	ppm	ppm	ppm	ppm	
Avge	.00381	.00012	.00156	-.00403	.00238	.00128	
SDev	.00170	.00009	.00007	.00068	.00221	.00013	
%RSD	44.594	72.261	4.4053	16.982	92.568	9.9300	
#1	.00491	.00006	.00160	-.00329	-.00013	.00114	
#2	.00466	.00008	.00148	-.00416	.00326	.00138	
#3	.00185	.00022	.00160	-.00465	.00402	.00133	
Errors	LC Pass	LC Pass	LC Pass	LC Pass	LC Pass	LC Pass	
High	.10000	.05000	.05000	.01000	.05000	.02000	
Low	-.10000	-.05000	-.05000	-.01000	-.05000	-.02000	

IntStd	1	2	3	4	5	6	7
Mode	Counts	NOTUSED	NOTUSED	NOTUSED	NOTUSED	NOTUSED	NOTUSED
Elem	Y	--	--	--	--	--	--
Wavlen	371.030	--	--	--	--	--	--
Avge	29570	--	--	--	--	--	--
SDev	6.423716	--	--	--	--	--	--
%RSD	.0217237	--	--	--	--	--	--
#1	29576	--	--	--	--	--	--
#2	29572	--	--	--	--	--	--
#3	29563	--	--	--	--	--	--

Method: METTRACE Sample Name: K096T Operator: RJG
Run Time: 10/27/08 20:31:14
Comment: TESTAMERICA PITTSBURGH ICP METALS ANALYSIS-INST TRACEICP
Mode: CONC Corr. Factor: 1

Elem	AG	AL	AS	B_	BA	BE	CA
Units	ppm	ppm	ppm	ppm	ppm	ppm	ppm
Avge	.00046	.00654	.00081	.01179	.01465	.00063	516.83
SDev	.00093	.00455	.00097	.00111	.00019	.00016	2.33
%RSD	199.88	69.554	120.23	9.3951	1.3228	25.136	.45023
#1	.00153	.00322	.00137	.01242	.01486	.00053	519.05
#2	.00001	.01173	.00137	.01244	.01460	.00081	517.02
#3	-.00015	.00467	-.00031	.01051	.01448	.00054	514.41
Errors	LC Pass	LC Pass	LC Pass	LC Pass	LC Pass	LC Pass	LC Pass
High	2.0000	500.00	10.000	30.000	10.000	10.000	600.00
Low	-.00500	-.20000	-.01000	-.20000	-.20000	-.00400	-5.0000

Elem	CD	CO	CR	CU	FE	K_	MG
Units	ppm	ppm	ppm	ppm	ppm	ppm	ppm
Avge	-.00003	.00065	.00075	-.00013	-.07849	37.899	163.76
SDev	.00014	.00072	.00067	.00027	.02215	.116	.58
%RSD	501.25	109.71	89.259	213.43	28.221	.30631	.35460
#1	.00007	.00128	.00148	.00002	-.07522	38.025	164.35
#2	.00004	.00081	.00057	.00004	-.05815	37.797	163.72
#3	-.00019	-.00013	.00018	-.00044	L-.10209	37.874	163.19
Errors	LC Pass	LC Pass	LC Pass	LC Pass	LC Pass	LC Pass	LC Pass
High	5.0000	100.00	20.000	10.000	500.00	400.00	600.00
Low	-.00500	-.05000	-.00500	-.02500	-.10000	-5.0000	-5.0000

Elem	MN	MO	NA	NI	PB/1	PB/2	PB
Units	ppm	ppm	ppm	ppm	ppm	ppm	ppm
Avge	.10940	.00231	10.040	.00063	.00041	-.00234	-.00143
SDev	.00039	.00100	.056	.00083	.00609	.00351	.00077
%RSD	.35892	43.489	.56184	133.14	1476.0	149.79	53.688
#1	.10982	.00346	10.104	.00132	.00548	-.00601	-.00218
#2	.10933	.00184	10.020	.00086	-.00635	.00100	-.00145
#3	.10905	.00162	9.9963	-.00030	.00211	-.00203	-.00065
Errors	LC Pass	LC Pass	LC Pass	LC Pass	NOCHECK	NOCHECK	LC Pass
High	20.000	20.000	400.00	100.00			5.0000
Low	-.01500	-.04000	-5.0000	-.04000			-.00300

Elem	SB/1	SB/2	SB	SE/1	SE/2	SE	SI
Units	ppm	ppm	ppm	ppm	ppm	ppm	ppm
Avge	-.00283	.00363	.00147	.00302	-.00006	.00096	1.3058
SDev	.00398	.00329	.00158	.00591	.00128	.00119	.0050
%RSD	140.38	90.590	106.85	195.85	2092.6	122.85	.38124
#1	-.00625	.00741	.00286	.00921	-.00153	.00205	1.3114
#2	.00153	.00194	.00180	-.00258	.00084	-.00030	1.3043

#3	-.00378	.00153	-.00024	.00243	.00051	.00115	1.3018
Errors	NOCHECK	NOCHECK	LC Pass	NOCHECK	NOCHECK	LC Pass	LC Pass

High			5.0000			10.000	50.000
Low			-.01000			-.00500	-.50000

Elem	SN	SR	TI	TL	V_	ZN	
Units	ppm	ppm	ppm	ppm	ppm	ppm	
Avge	.00229	1.9251	-.00266	-.00293	.00420	.01602	
SDev	.00130	.0013	.00032	.00082	.00166	.00011	
%RSD	56.781	.06855	12.161	28.070	39.603	.66686	
#1	.00141	1.9267	-.00254	-.00200	.00589	.01613	
#2	.00378	1.9242	-.00242	-.00325	.00414	.01603	
#3	.00167	1.9246	-.00303	-.00355	.00257	.01591	
Errors	LC Pass	LC Pass	LC Pass	LC Pass	LC Pass	LC Pass	
High	30.000	10.000	30.000	10.000	50.000	10.000	
Low	-.10000	-.05000	-.05000	-.01000	-.05000	-.02000	
IntStd	1	2	3	4	5	6	7
Mode	Counts	NOTUSED	NOTUSED	NOTUSED	NOTUSED	NOTUSED	NOTUSED
Elem	Y	--	--	--	--	--	--
Wavlen	371.030	--	--	--	--	--	--
Avge	28607	--	--	--	--	--	--
SDev	18.21686	--	--	--	--	--	--
%RSD	.0636790	--	--	--	--	--	--
#1	28586	--	--	--	--	--	--
#2	28617	--	--	--	--	--	--
#3	28619	--	--	--	--	--	--

Method: METTRACE Sample Name: K1AHG Operator: RJG
Run Time: 10/27/08 20:36:44
Comment: TESTAMERICA PITTSBURGH ICP METALS ANALYSIS-INST TRACEICP
Mode: CONC Corr. Factor: 1

Elem	AG	AL	AS	B_	BA	BE	CA
Units	ppm	ppm	ppm	ppm	ppm	ppm	ppm
Avge	.00028	-.01437	.00100	.01651	.01353	.00077	555.50
SDev	.00066	.00614	.00139	.00071	.00014	.00004	3.44
%RSD	233.44	42.725	138.30	4.2837	1.0545	5.1978	.61838
#1	-.00008	-.01453	.00124	.01648	.01354	.00079	551.54
#2	.00105	-.00815	.00226	.01723	.01367	.00080	557.31
#3	-.00012	-.02043	-.00049	.01581	.01338	.00073	557.65
Errors	LC Pass	LC Pass	LC Pass	LC Pass	LC Pass	LC Pass	LC Pass
High	2.0000	500.00	10.000	30.000	10.000	10.000	600.00
Low	-.00500	-.20000	-.01000	-.20000	-.20000	-.00400	-5.0000

Elem	CD	CO	CR	CU	FE	K_	MG
Units	ppm	ppm	ppm	ppm	ppm	ppm	ppm
Avge	.00013	.00130	.00071	-.00052	L-.10740	6.9407	236.22
SDev	.00021	.00079	.00023	.00036	.03097	.0130	1.01
%RSD	161.63	60.546	32.444	68.980	28.838	.18683	.42626
#1	.00006	.00060	.00063	-.00079	L-.12901	6.9468	235.09
#2	.00037	.00215	.00098	-.00012	-.07192	6.9258	236.58
#3	-.00004	.00115	.00054	-.00064	L-.12128	6.9495	237.00
Errors	LC Pass	LC Pass	LC Pass	LC Pass	LC Low	LC Pass	LC Pass
High	5.0000	100.00	20.000	10.000	500.00	400.00	600.00
Low	-.00500	-.05000	-.00500	-.02500	-.10000	-5.0000	-5.0000

Elem	MN	MO	NA	NI	PB/1	PB/2	PB
Units	ppm	ppm	ppm	ppm	ppm	ppm	ppm
Avge	.17119	.00118	19.100	.00184	-.00013	-.00126	-.00088
SDev	.00049	.00045	.232	.00062	.00194	.00157	.00041
%RSD	.28851	38.387	1.2154	33.493	1491.9	124.81	45.913
#1	.17065	.00093	18.832	.00196	.00131	-.00251	-.00124
#2	.17129	.00170	19.216	.00239	-.00234	.00051	-.00044
#3	.17162	.00091	19.251	.00117	.00064	-.00178	-.00098
Errors	LC Pass	LC Pass	LC Pass	LC Pass	NOCHECK	NOCHECK	LC Pass
High	20.000	20.000	400.00	100.00			5.0000
Low	-.01500	-.04000	-5.0000	-.04000			-.00300

Elem	SB/1	SB/2	SB	SE/1	SE/2	SE	SI
Units	ppm	ppm	ppm	ppm	ppm	ppm	ppm
Avge	-.00232	.00254	.00092	.00277	-.00167	-.00019	1.4316
SDev	.00191	.00297	.00143	.00214	.00263	.00106	.0011
%RSD	82.417	116.73	154.62	77.150	157.14	553.74	.07983
#1	-.00400	.00397	.00132	.00456	-.00345	-.00078	1.4313
#2	-.00024	-.00087	-.00066	.00040	.00135	.00103	1.4305

#3	-.00272	.00452	.00211	.00337	-.00291	-.00082	1.4328
Errors	NOCHECK	NOCHECK	LC Pass	NOCHECK	NOCHECK	LC Pass	LC Pass

High			5.0000			10.000	50.000
Low			-.01000			-.00500	-.50000

Elem	SN	SR	TI	TL	V_	ZN	
Units	ppm	ppm	ppm	ppm	ppm	ppm	
Avge	.00314	1.8332	-.00265	-.00023	.00409	.00448	
SDev	.00192	.0035	.00049	.00268	.00177	.00018	
%RSD	61.110	.18877	18.455	1145.8	43.137	4.0282	
#1	.00246	1.8372	-.00266	-.00074	.00217	.00434	
#2	.00531	1.8311	-.00215	.00266	.00564	.00468	
#3	.00166	1.8314	-.00313	-.00262	.00447	.00442	
Errors	LC Pass	LC Pass	LC Pass	LC Pass	LC Pass	LC Pass	
High	30.000	10.000	30.000	10.000	50.000	10.000	
Low	-.10000	-.05000	-.05000	-.01000	-.05000	-.02000	

IntStd	1	2	3	4	5	6	7
Mode	Counts	NOTUSED	NOTUSED	NOTUSED	NOTUSED	NOTUSED	NOTUSED
Elem	Y	--	--	--	--	--	--
Wavlen	371.030	--	--	--	--	--	--
Avge	28768	--	--	--	--	--	--
SDev	136.8120	--	--	--	--	--	--
%RSD	.4755710	--	--	--	--	--	--
#1	28610	--	--	--	--	--	--
#2	28857	--	--	--	--	--	--
#3	28837	--	--	--	--	--	--

Method: METTRACE Sample Name: K1AHG/5 Operator: RJG
Run Time: 10/27/08 20:42:15
Comment: TESTAMERICA PITTSBURGH ICP METALS ANALYSIS-INST TRACEICP
Mode: CONC Corr. Factor: 1

Elem	AG	AL	AS	B_	BA	BE	CA
Units	ppm	ppm	ppm	ppm	ppm	ppm	ppm
Avge	-.00019	-.03081	.00065	.00314	.00269	.00093	115.11
SDev	.00073	.00159	.00095	.00032	.00011	.00004	.67
%RSD	387.74	5.1487	147.41	10.089	4.0648	4.4285	.58391
#1	-.00076	-.03187	.00071	.00334	.00258	.00089	114.45
#2	-.00044	-.03157	-.00034	.00278	.00270	.00098	115.08
#3	.00064	-.02899	.00156	.00331	.00280	.00093	115.80
Errors	LC Pass	LC Pass	LC Pass	LC Pass	LC Pass	LC Pass	LC Pass
High	2.0000	500.00	10.000	30.000	10.000	10.000	600.00
Low	-.00500	-.20000	-.01000	-.20000	-.20000	-.00400	-5.0000

Elem	CD	CO	CR	CU	FE	K_	MG
Units	ppm	ppm	ppm	ppm	ppm	ppm	ppm
Avge	-.00007	.00017	.00024	-.00018	-.09010	1.3369	45.012
SDev	.00012	.00008	.00037	.00073	.00994	.0080	.203
%RSD	162.20	45.880	157.96	400.16	11.037	.60194	.45103
#1	-.00021	.00019	-.00001	-.00103	L-.10157	1.3277	44.821
#2	.00002	.00008	.00006	.00022	-.08390	1.3409	44.990
#3	-.00003	.00024	.00067	.00026	-.08484	1.3422	45.225
Errors	LC Pass	LC Pass	LC Pass	LC Pass	LC Pass	LC Pass	LC Pass
High	5.0000	100.00	20.000	10.000	500.00	400.00	600.00
Low	-.00500	-.05000	-.00500	-.02500	-.10000	-5.0000	-5.0000

Elem	MN	MO	NA	NI	PB/1	PB/2	PB
Units	ppm	ppm	ppm	ppm	ppm	ppm	ppm
Avge	.03395	.00065	3.3858	.00010	-.00012	.00026	.00013
SDev	.00022	.00073	.1046	.00060	.00146	.00056	.00043
%RSD	.65129	113.11	3.0895	609.79	1221.2	218.86	326.16
#1	.03374	.00053	3.2950	-.00036	-.00129	.00010	-.00036
#2	.03392	-.00002	3.5002	-.00011	-.00059	.00088	.00039
#3	.03418	.00143	3.3622	.00077	.00152	-.00021	.00037
Errors	LC Pass	LC Pass	LC Pass	LC Pass	NOCHECK	NOCHECK	LC Pass
High	20.000	20.000	400.00	100.00			5.0000
Low	-.01500	-.04000	-5.0000	-.04000			-.00300

Elem	SB/1	SB/2	SB	SE/1	SE/2	SE	SI
Units	ppm	ppm	ppm	ppm	ppm	ppm	ppm
Avge	-.00170	.00343	.00172	.00027	.00074	.00058	.28234
SDev	.00123	.00028	.00047	.00509	.00116	.00231	.00413
%RSD	72.252	8.2900	27.194	1904.1	157.84	398.17	1.4616
#1	-.00029	.00351	.00224	.00041	.00171	.00128	.27855
#2	-.00224	.00312	.00133	-.00489	-.00055	-.00200	.28172

#3	-.00256	.00367	.00159	.00528	.00105	.00246	.28674
Errors	NOCHECK	NOCHECK	LC Pass	NOCHECK	NOCHECK	LC Pass	LC Pass

High			5.0000			10.000	50.000
Low			-.01000			-.00500	-.50000

Elem	SN	SR	TI	TL	V_	ZN	
Units	ppm	ppm	ppm	ppm	ppm	ppm	
Avge	.00196	.35858	-.00007	-.00330	.00251	.00482	
SDev	.00194	.00083	.00024	.00153	.00019	.00010	
%RSD	99.253	.23149	338.12	46.411	7.7061	2.0318	
#1	.00418	.35940	-.00007	-.00242	.00231	.00471	
#2	.00111	.35774	-.00031	-.00241	.00251	.00489	
#3	.00059	.35859	.00017	-.00507	.00269	.00486	

Errors	LC Pass	LC Pass	LC Pass	LC Pass	LC Pass	LC Pass	
High	30.000	10.000	30.000	10.000	50.000	10.000	
Low	-.10000	-.05000	-.05000	-.01000	-.05000	-.02000	

IntStd	1	2	3	4	5	6	7
Mode	Counts	NOTUSED	NOTUSED	NOTUSED	NOTUSED	NOTUSED	NOTUSED
Elem	Y	--	--	--	--	--	--
Wavlen	371.030	--	--	--	--	--	--
Avge	29307	--	--	--	--	--	--
SDev	60.84259	--	--	--	--	--	--
%RSD	.2076018	--	--	--	--	--	--
#1	29350	--	--	--	--	--	--
#2	29238	--	--	--	--	--	--
#3	29335	--	--	--	--	--	--

Method: METTRACE Sample Name: K0687B Operator: RJG
Run Time: 10/27/08 20:47:45
Comment: TESTAMERICA PITTSBURGH ICP METALS ANALYSIS-INST TRACEICP
Mode: CONC Corr. Factor: 1

Elem	AG	AL	AS	B_	BA	BE	CA
Units	ppm	ppm	ppm	ppm	ppm	ppm	ppm
Avge	.00041	-.02963	.00073	.00068	.00018	.00090	.02541
SDev	.00164	.00243	.00037	.00097	.00016	.00004	.01026
%RSD	399.27	8.1908	50.388	142.36	91.691	4.7998	40.366
#1	-.00101	-.03056	.00053	.00013	.00006	.00092	.01484
#2	.00003	-.02687	.00051	.00011	.00011	.00085	.03533
#3	.00220	-.03145	.00115	.00179	.00036	.00093	.02607
Errors	LC Pass	LC Pass	LC Pass	LC Pass	LC Pass	LC Pass	LC Pass
High	.00500	.20000	.01000	.20000	.20000	.00400	5.0000
Low	-.00500	-.20000	-.01000	-.20000	-.20000	-.00400	-5.0000

Elem	CD	CO	CR	CU	FE	K_	MG
Units	ppm	ppm	ppm	ppm	ppm	ppm	ppm
Avge	.00010	.00036	.00050	.00241	.00881	.22106	.01953
SDev	.00020	.00052	.00103	.00159	.00828	.00916	.01205
%RSD	206.29	144.71	207.05	66.038	93.956	4.1450	61.708
#1	-.00009	-.00021	-.00039	.00063	.00022	.22420	.00631
#2	.00007	.00047	.00025	.00292	.00947	.22824	.02237
#3	.00031	.00081	.00163	.00369	.01675	.21074	.02992
Errors	LC Pass	LC Pass	LC Pass	LC Pass	LC Pass	LC Pass	LC Pass
High	.00500	.05000	.00500	.02500	.10000	5.0000	5.0000
Low	-.00500	-.05000	-.00500	-.02500	-.10000	-5.0000	-5.0000

Elem	MN	MO	NA	NI	PB/1	PB/2	PB
Units	ppm	ppm	ppm	ppm	ppm	ppm	ppm
Avge	.00011	.00103	-.34834	.00055	-.00004	-.00035	-.00025
SDev	.00018	.00084	.17394	.00107	.00418	.00248	.00030
%RSD	155.99	81.472	49.936	192.82	10431.	703.29	121.05
#1	-.00007	.00038	-.51980	-.00055	-.00299	.00161	.00008
#2	.00014	.00073	-.35320	.00063	-.00187	.00047	-.00031
#3	.00028	.00198	-.17201	.00158	.00474	-.00314	-.00052
Errors	LC Pass	LC Pass	LC Pass	LC Pass	NOCHECK	NOCHECK	LC Pass
High	.01500	.04000	5.0000	.04000			.00300
Low	-.01500	-.04000	-5.0000	-.04000			-.00300

Elem	SB/1	SB/2	SB	SE/1	SE/2	SE	SI
Units	ppm	ppm	ppm	ppm	ppm	ppm	ppm
Avge	.00036	.00112	.00087	.00162	.00046	.00084	.02495
SDev	.00284	.00193	.00045	.00183	.00248	.00113	.00229
%RSD	783.54	172.77	51.898	112.44	542.73	133.96	9.1668
#1	.00249	.00016	.00094	.00022	.00128	.00093	.02390
#2	.00145	-.00015	.00038	.00097	.00242	.00193	.02758

#3	-.00286	.00334	.00127	.00369	-.00233	-.00033	.02338
Errors	NOCHECK	NOCHECK	LC Pass	NOCHECK	NOCHECK	LC Pass	LC Pass

High			.06000			.00500	.50000
Low			-.06000			-.00500	-.50000

Elem	SN	SR	TI	TL	V_	ZN	
Units	ppm	ppm	ppm	ppm	ppm	ppm	
Avge	.00071	.00007	.00076	.00123	-.00012	.00314	
SDev	.00223	.00020	.00000	.00115	.00000	.00027	
%RSD	313.56	290.18	.32284	93.677	2.0107	8.7292	
#1	-.00045	-.00010	.00076	-.00010	-.00013	.00282	
#2	-.00070	.00002	.00076	.00188	-.00012	.00331	
#3	.00328	.00029	.00076	.00190	-.00012	.00328	

Errors	LC Pass	LC Pass	LC Pass	LC Pass	LC Pass	LC Pass	
High	.10000	.05000	.05000	.01000	.05000	.02000	
Low	-.10000	-.05000	-.05000	-.01000	-.05000	-.02000	

IntStd	1	2	3	4	5	6	7
Mode	Counts	NOTUSED	NOTUSED	NOTUSED	NOTUSED	NOTUSED	NOTUSED
Elem	Y	--	--	--	--	--	--
Wavlen	371.030	--	--	--	--	--	--
Avge	30004	--	--	--	--	--	--
SDev	316.7412	--	--	--	--	--	--
%RSD	1.055661	--	--	--	--	--	--
#1	29910	--	--	--	--	--	--
#2	29745	--	--	--	--	--	--
#3	30357	--	--	--	--	--	--

Method: METTRACE Sample Name: K0687C Operator: RJG
Run Time: 10/27/08 20:53:16
Comment: TESTAMERICA PITTSBURGH ICP METALS ANALYSIS-INST TRACEICP
Mode: CONC Corr. Factor: 1

Elem	AG	AL	AS	B_	BA	BE	CA
Units	ppm	ppm	ppm	ppm	ppm	ppm	ppm
Avge	.04867	1.8547	1.9237	.94890	1.8683	.05025	48.899
SDev	.00099	.0162	.0176	.00868	.0164	.00047	.501
%RSD	2.0397	.87350	.91327	.91513	.87993	.92594	1.0244
#1	.04858	1.8524	1.9209	.94730	1.8670	.05026	48.789
#2	.04970	1.8719	1.9425	.95827	1.8854	.05071	49.446
#3	.04772	1.8398	1.9077	.94113	1.8526	.04978	48.462
Errors	LC Pass	LC Pass	LC Pass	LC Pass	LC Pass	LC Pass	LC Pass
High	.06000	2.4000	2.4000	1.2000	2.4000	.06000	60.000
Low	.04000	1.6000	1.6000	.80000	1.6000	.04000	40.000

Elem	CD	CO	CR	CU	FE	K_	MG
Units	ppm	ppm	ppm	ppm	ppm	ppm	ppm
Avge	.04833	.48457	.19946	.23940	.90455	45.446	47.632
SDev	.00041	.00478	.00215	.00167	.01635	.345	.480
%RSD	.84228	.98600	1.0786	.69535	1.8077	.75902	1.0068
#1	.04827	.48374	.19873	.23884	.89194	45.345	47.553
#2	.04876	.48971	.20188	.24127	.92303	45.830	48.146
#3	.04795	.48026	.19777	.23809	.89869	45.163	47.197
Errors	LC Pass	LC Pass	LC Pass	LC Pass	LC Pass	LC Pass	LC Pass
High	.06000	.60000	.24000	.30000	1.2000	60.000	60.000
Low	.04000	.40000	.16000	.20000	.80000	40.000	40.000

Elem	MN	MO	NA	NI	PB/1	PB/2	PB
Units	ppm	ppm	ppm	ppm	ppm	ppm	ppm
Avge	.48737	.98965	45.126	.48329	.48525	.48372	.48423
SDev	.00482	.01061	.297	.00515	.00585	.00455	.00415
%RSD	.98811	1.0723	.65845	1.0647	1.2053	.93991	.85792
#1	.48680	.98166	44.953	.48226	.48595	.47904	.48134
#2	.49245	1.0017	45.470	.48888	.49072	.48813	.48899
#3	.48287	.98560	44.957	.47875	.47909	.48399	.48236
Errors	LC Pass	LC Pass	LC Pass	LC Pass	NOCHECK	NOCHECK	LC Pass
High	.60000	1.2000	60.000	.60000			.60000
Low	.40000	.80000	40.000	.40000			.40000

Elem	SB/1	SB/2	SB	SE/1	SE/2	SE	SI
Units	ppm	ppm	ppm	ppm	ppm	ppm	ppm
Avge	.47887	.47731	.47783	1.9206	1.9139	1.9161	10.143
SDev	.00411	.00574	.00515	.0140	.0219	.0187	.133
%RSD	.85772	1.2025	1.0774	.72692	1.1463	.97527	1.3136
#1	.47643	.47580	.47601	1.9196	1.8986	1.9056	10.200
#2	.48361	.48366	.48364	1.9350	1.9390	1.9377	10.239

#3	.47656	.47248	.47384	1.9072	1.9040	1.9051	9.9913
Errors	NOCHECK	NOCHECK	LC Pass	NOCHECK	NOCHECK	LC Pass	LC Pass

High			.60000			2.4000	12.000
Low			.40000			1.6000	8.0000

Elem	SN	SR	TI	TL	V_	ZN	
Units	ppm	ppm	ppm	ppm	ppm	ppm	
Avge	1.9539	.89529	.96152	1.9224	.49680	.50757	
SDev	.0199	.00733	.00971	.0176	.00501	.00492	
%RSD	1.0196	.81876	1.0095	.91808	1.0093	.96875	
#1	1.9454	.89504	.95899	1.9132	.49484	.50702	
#2	1.9767	.90275	.97224	1.9427	.50250	.51273	
#3	1.9397	.88809	.95333	1.9112	.49306	.50295	
Errors	LC Pass	LC Pass	LC Pass	LC Pass	LC Pass	LC Pass	
High	2.4000	1.2000	1.2000	2.4000	.60000	.60000	
Low	1.6000	.80000	.80000	1.6000	.40000	.40000	
IntStd	1	2	3	4	5	6	7
Mode	Counts	NOTUSED	NOTUSED	NOTUSED	NOTUSED	NOTUSED	NOTUSED
Elem	Y	--	--	--	--	--	--
Wavlen	371.030	--	--	--	--	--	--
Avge	29511	--	--	--	--	--	--
SDev	262.2902	--	--	--	--	--	--
%RSD	.8887834	--	--	--	--	--	--
#1	29427	--	--	--	--	--	--
#2	29301	--	--	--	--	--	--
#3	29805	--	--	--	--	--	--

Method: METTRACE Sample Name: K03JE Operator: RJG
Run Time: 10/27/08 20:58:47
Comment: TESTAMERICA PITTSBURGH ICP METALS ANALYSIS-INST TRACEICP
Mode: CONC Corr. Factor: 1

Elem	AG	AL	AS	B_	BA	BE	CA
Units	ppm	ppm	ppm	ppm	ppm	ppm	ppm
Avge	.00310	.26385	.00260	.37435	.02469	.00166	37.605
SDev	.00056	.00271	.00141	.00085	.00012	.00002	.087
%RSD	18.083	1.0271	54.257	.22608	.46744	1.3654	.23103
#1	.00286	.26697	.00116	.37518	.02460	.00168	37.505
#2	.00270	.26208	.00266	.37438	.02482	.00164	37.665
#3	.00374	.26249	.00398	.37349	.02466	.00166	37.644
Errors	LC Pass	LC Pass	LC Pass	LC Pass	LC Pass	LC Pass	LC Pass
High	2.0000	500.00	10.000	30.000	10.000	10.000	600.00
Low	-.00500	-.20000	-.01000	-.20000	-.20000	-.00400	-5.0000

Elem	CD	CO	CR	CU	FE	K_	MG
Units	ppm	ppm	ppm	ppm	ppm	ppm	ppm
Avge	.00181	.02798	.00338	.00496	.06194	5.1623	4.5433
SDev	.00004	.00026	.00075	.00067	.00458	.0253	.0169
%RSD	2.3619	.92460	22.102	13.418	7.4010	.48980	.37252
#1	.00184	.02769	.00281	.00426	.06706	5.1899	4.5240
#2	.00182	.02819	.00310	.00504	.06055	5.1566	4.5557
#3	.00176	.02805	.00422	.00559	.05821	5.1403	4.5501
Errors	LC Pass	LC Pass	LC Pass	LC Pass	LC Pass	LC Pass	LC Pass
High	5.0000	100.00	20.000	10.000	500.00	400.00	600.00
Low	-.00500	-.05000	-.00500	-.02500	-.10000	-5.0000	-5.0000

Elem	MN	MO	NA	NI	PB/1	PB/2	PB
Units	ppm	ppm	ppm	ppm	ppm	ppm	ppm
Avge	8.9987	.00264	12.928	.00811	.00401	-.00226	-.00017
SDev	.0112	.00148	.053	.00035	.00160	.00203	.00123
%RSD	.12460	55.954	.41129	4.3156	39.886	89.554	705.15
#1	8.9911	.00409	12.988	.00838	.00219	-.00171	-.00041
#2	9.0116	.00268	12.908	.00772	.00462	-.00057	.00116
#3	8.9934	.00114	12.887	.00825	.00521	-.00451	-.00127
Errors	LC Pass	LC Pass	LC Pass	LC Pass	NOCHECK	NOCHECK	LC Pass
High	20.000	20.000	400.00	100.00			5.0000
Low	-.01500	-.04000	-5.0000	-.04000			-.00300

Elem	SB/1	SB/2	SB	SE/1	SE/2	SE	SI
Units	ppm	ppm	ppm	ppm	ppm	ppm	ppm
Avge	-.00442	.00489	.00179	.00946	-.00071	.00268	7.3323
SDev	.00176	.00273	.00138	.00102	.00197	.00107	.0213
%RSD	39.957	55.903	77.313	10.753	278.40	39.956	.29111
#1	-.00254	.00180	.00036	.00831	.00135	.00367	7.3497
#2	-.00467	.00701	.00312	.01025	-.00090	.00282	7.3386

#3	-.00604	.00584	.00189	.00981	-.00258	.00154	7.3085
Errors	NOCHECK	NOCHECK	LC Pass	NOCHECK	NOCHECK	LC Pass	LC Pass

High			5.0000			10.000	50.000
Low			-.01000			-.00500	-.50000

Elem	SN	SR	TI	TL	V_	ZN	
Units	ppm	ppm	ppm	ppm	ppm	ppm	
Avge	.00492	.13667	.00260	-.00079	.00070	2.6832	
SDev	.00210	.00076	.00014	.00112	.00060	.0046	
%RSD	42.692	.55480	5.3120	142.48	85.869	.17035	
#1	.00558	.13735	.00252	.00042	.00138	2.6816	
#2	.00660	.13681	.00276	-.00099	.00026	2.6884	
#3	.00257	.13586	.00252	-.00179	.00045	2.6797	

Errors	LC Pass	LC Pass	LC Pass	LC Pass	LC Pass	LC Pass	
High	30.000	10.000	30.000	10.000	50.000	10.000	
Low	-.10000	-.05000	-.05000	-.01000	-.05000	-.02000	

IntStd	1	2	3	4	5	6	7
Mode	Counts	NOTUSED	NOTUSED	NOTUSED	NOTUSED	NOTUSED	NOTUSED
Elem	Y	--	--	--	--	--	--
Wavlen	371.030	--	--	--	--	--	--
Avge	30012	--	--	--	--	--	--
SDev	39.28928	--	--	--	--	--	--
%RSD	.1309130	--	--	--	--	--	--
#1	30026	--	--	--	--	--	--
#2	29967	--	--	--	--	--	--
#3	30042	--	--	--	--	--	--

Method: METTRACE Sample Name: K03JG Operator: RJG
Run Time: 10/27/08 21:04:17
Comment: TESTAMERICA PITTSBURGH ICP METALS ANALYSIS-INST TRACEICP
Mode: CONC Corr. Factor: 1

Elem	AG	AL	AS	B_	BA	BE	CA
Units	ppm	ppm	ppm	ppm	ppm	ppm	ppm
Avge	.00261	.25565	.00107	.38697	.02526	.00154	38.888
SDev	.00025	.00455	.00066	.00140	.00007	.00003	.182
%RSD	9.5615	1.7810	61.532	.36226	.26625	2.0630	.46731
#1	.00266	.25642	.00067	.38575	.02528	.00153	39.017
#2	.00284	.25977	.00184	.38850	.02532	.00158	38.966
#3	.00234	.25077	.00071	.38668	.02519	.00153	38.680
Errors	LC Pass	LC Pass	LC Pass	LC Pass	LC Pass	LC Pass	LC Pass
High	2.0000	500.00	10.000	30.000	10.000	10.000	600.00
Low	-.00500	-.20000	-.01000	-.20000	-.20000	-.00400	-5.0000

Elem	CD	CO	CR	CU	FE	K_	MG
Units	ppm	ppm	ppm	ppm	ppm	ppm	ppm
Avge	.00184	.02921	.00304	.00620	.04056	5.2974	4.6709
SDev	.00017	.00070	.00005	.00150	.01069	.0100	.0166
%RSD	9.2502	2.3891	1.4725	24.230	26.363	.18785	.35552
#1	.00172	.02901	.00305	.00772	.04031	5.2862	4.6790
#2	.00203	.02999	.00308	.00615	.05137	5.3010	4.6818
#3	.00176	.02864	.00299	.00472	.02999	5.3051	4.6518
Errors	LC Pass	LC Pass	LC Pass	LC Pass	LC Pass	LC Pass	LC Pass
High	5.0000	100.00	20.000	10.000	500.00	400.00	600.00
Low	-.00500	-.05000	-.00500	-.02500	-.10000	-5.0000	-5.0000

Elem	MN	MO	NA	NI	PB/1	PB/2	PB
Units	ppm	ppm	ppm	ppm	ppm	ppm	ppm
Avge	9.2689	.00015	13.311	.00923	.00139	.00018	.00058
SDev	.0297	.00068	.122	.00024	.00164	.00079	.00058
%RSD	.32064	448.29	.91879	2.5765	118.01	438.77	99.901
#1	9.2915	.00069	13.243	.00941	.00043	-.00035	-.00009
#2	9.2799	-.00061	13.452	.00896	.00045	.00109	.00087
#3	9.2352	.00037	13.238	.00933	.00328	-.00020	.00096
Errors	LC Pass	LC Pass	LC Pass	LC Pass	NOCHECK	NOCHECK	LC Pass
High	20.000	20.000	400.00	100.00			5.0000
Low	-.01500	-.04000	-5.0000	-.04000			-.00300

Elem	SB/1	SB/2	SB	SE/1	SE/2	SE	SI
Units	ppm	ppm	ppm	ppm	ppm	ppm	ppm
Avge	-.00235	.00354	.00158	.00554	-.00141	.00090	7.5183
SDev	.00197	.00139	.00027	.00477	.00062	.00140	.0055
%RSD	83.860	39.174	17.057	86.137	43.679	155.69	.07297
#1	-.00217	.00344	.00157	.00953	-.00129	.00231	7.5240
#2	-.00047	.00221	.00132	.00026	-.00087	-.00049	7.5179

#3	-.00440	.00498	.00185	.00681	-.00208	.00088	7.5131
Errors	NOCHECK	NOCHECK	LC Pass	NOCHECK	NOCHECK	LC Pass	LC Pass

High			5.0000			10.000	50.000
Low			-.01000			-.00500	-.50000

Elem	SN	SR	TI	TL	V_	ZN	
Units	ppm	ppm	ppm	ppm	ppm	ppm	
Avge	.00222	.14068	.00200	-.00179	-.00005	2.7590	
SDev	.00101	.00020	.00054	.00036	.00010	.0065	
%RSD	45.422	.13960	26.954	19.968	195.89	.23681	
#1	.00279	.14083	.00169	-.00208	-.00011	2.7655	
#2	.00281	.14046	.00263	-.00139	-.00011	2.7590	
#3	.00105	.14077	.00170	-.00192	.00007	2.7524	
Errors	LC Pass	LC Pass	LC Pass	LC Pass	LC Pass	LC Pass	
High	30.000	10.000	30.000	10.000	50.000	10.000	
Low	-.10000	-.05000	-.05000	-.01000	-.05000	-.02000	

IntStd	1	2	3	4	5	6	7
Mode	Counts	NOTUSED	NOTUSED	NOTUSED	NOTUSED	NOTUSED	NOTUSED
Elem	Y	--	--	--	--	--	--
Wavlen	371.030	--	--	--	--	--	--
Avge	30166	--	--	--	--	--	--
SDev	85.19642	--	--	--	--	--	--
%RSD	.2824269	--	--	--	--	--	--
#1	30264	--	--	--	--	--	--
#2	30122	--	--	--	--	--	--
#3	30111	--	--	--	--	--	--

Method: METTRACE Sample Name: K03JK Operator: RJG
Run Time: 10/27/08 21:09:49
Comment: TESTAMERICA PITTSBURGH ICP METALS ANALYSIS-INST TRACEICP
Mode: CONC Corr. Factor: 1

Elem	AG	AL	AS	B_	BA	BE	CA
Units	ppm	ppm	ppm	ppm	ppm	ppm	ppm
Avge	.00014	.03267	.00007	.03537	.12437	.00113	11.265
SDev	.00035	.00513	.00120	.00020	.00021	.00004	.027
%RSD	249.58	15.714	1712.9	.55617	.17163	3.3783	.23612
#1	-.00025	.03073	-.00115	.03544	.12413	.00117	11.246
#2	.00043	.02878	.00124	.03515	.12442	.00110	11.295
#3	.00024	.03849	.00012	.03553	.12455	.00111	11.254
Errors	LC Pass	LC Pass	LC Pass	LC Pass	LC Pass	LC Pass	LC Pass
High	2.0000	500.00	10.000	30.000	10.000	10.000	600.00
Low	-.00500	-.20000	-.01000	-.20000	-.20000	-.00400	-5.0000

Elem	CD	CO	CR	CU	FE	K_	MG
Units	ppm	ppm	ppm	ppm	ppm	ppm	ppm
Avge	.00034	.00004	.00086	.00390	.02679	.78167	2.7398
SDev	.00003	.00040	.00027	.00121	.01113	.00323	.0058
%RSD	9.9390	1002.6	31.879	31.069	41.558	.41281	.21202
#1	.00036	-.00001	.00056	.00294	.02370	.78368	2.7335
#2	.00030	-.00033	.00110	.00350	.01752	.78337	2.7450
#3	.00035	.00047	.00092	.00526	.03914	.77794	2.7408
Errors	LC Pass	LC Pass	LC Pass	LC Pass	LC Pass	LC Pass	LC Pass
High	5.0000	100.00	20.000	10.000	500.00	400.00	600.00
Low	-.00500	-.05000	-.00500	-.02500	-.10000	-5.0000	-5.0000

Elem	MN	MO	NA	NI	PB/1	PB/2	PB
Units	ppm	ppm	ppm	ppm	ppm	ppm	ppm
Avge	.02590	.00076	11.597	.00083	.00031	-.00164	-.00099
SDev	.00098	.00006	.069	.00044	.00378	.00179	.00070
%RSD	3.7850	8.2351	.59724	52.243	1217.9	108.76	70.124
#1	.02510	.00072	11.518	.00087	.00025	-.00050	-.00025
#2	.02561	.00072	11.646	.00124	.00412	-.00371	-.00110
#3	.02700	.00083	11.628	.00038	-.00344	-.00073	-.00163
Errors	LC Pass	LC Pass	LC Pass	LC Pass	NOCHECK	NOCHECK	LC Pass
High	20.000	20.000	400.00	100.00			5.0000
Low	-.01500	-.04000	-5.0000	-.04000			-.00300

Elem	SB/1	SB/2	SB	SE/1	SE/2	SE	SI
Units	ppm	ppm	ppm	ppm	ppm	ppm	ppm
Avge	-.00104	.00353	.00201	.00374	-.00122	.00043	6.6770
SDev	.00308	.00083	.00063	.00328	.00178	.00010	.0153
%RSD	295.80	23.444	31.360	87.668	145.36	22.784	.22875
#1	-.00109	.00303	.00166	.00187	-.00025	.00046	6.6615
#2	-.00409	.00449	.00163	.00752	-.00328	.00032	6.6920

#3	.00206	.00308	.00274	.00183	-.00015	.00051	6.6774
Errors	NOCHECK	NOCHECK	LC Pass	NOCHECK	NOCHECK	LC Pass	LC Pass

High			5.0000			10.000	50.000
Low			-.01000			-.00500	-.50000

Elem	SN	SR	TI	TL	V_	ZN	
Units	ppm	ppm	ppm	ppm	ppm	ppm	
Avge	.00099	.09418	.00163	.00026	.00038	.04233	
SDev	.00039	.00009	.00034	.00269	.00011	.00029	
%RSD	39.118	.09113	20.885	1052.7	28.620	.69144	
#1	.00057	.09415	.00182	-.00079	.00025	.04201	
#2	.00132	.09427	.00124	.00331	.00044	.04239	
#3	.00107	.09411	.00182	-.00175	.00044	.04259	
Errors	LC Pass	LC Pass	LC Pass	LC Pass	LC Pass	LC Pass	
High	30.000	10.000	30.000	10.000	50.000	10.000	
Low	-.10000	-.05000	-.05000	-.01000	-.05000	-.02000	

IntStd	1	2	3	4	5	6	7
Mode	Counts	NOTUSED	NOTUSED	NOTUSED	NOTUSED	NOTUSED	NOTUSED
Elem	Y	--	--	--	--	--	--
Wavlen	371.030	--	--	--	--	--	--
Avge	29826	--	--	--	--	--	--
SDev	16.61664	--	--	--	--	--	--
%RSD	.0557117	--	--	--	--	--	--
#1	29811	--	--	--	--	--	--
#2	29823	--	--	--	--	--	--
#3	29844	--	--	--	--	--	--

Method: METTRACE Sample Name: K03JL Operator: RJG
Run Time: 10/27/08 21:15:19
Comment: TESTAMERICA PITTSBURGH ICP METALS ANALYSIS-INST TRACEICP
Mode: CONC Corr. Factor: 1

Elem	AG	AL	AS	B_	BA	BE	CA
Units	ppm	ppm	ppm	ppm	ppm	ppm	ppm
Avge	.00095	22.585	.00210	.38138	.02955	.00410	31.280
SDev	.00101	.003	.00169	.00046	.00005	.00003	.069
%RSD	106.48	.01156	80.544	.11961	.18285	.69549	.22179
#1	.00199	22.584	.00314	.38097	.02960	.00410	31.357
#2	-.00002	22.588	.00015	.38187	.02950	.00407	31.224
#3	.00087	22.584	.00302	.38129	.02956	.00412	31.257
Errors	LC Pass	LC Pass	LC Pass	LC Pass	LC Pass	LC Pass	LC Pass
High	2.0000	500.00	10.000	30.000	10.000	10.000	600.00
Low	-.00500	-.20000	-.01000	-.20000	-.20000	-.00400	-5.0000

Elem	CD	CO	CR	CU	FE	K_	MG
Units	ppm	ppm	ppm	ppm	ppm	ppm	ppm
Avge	.00299	.00079	.00663	.03584	.07657	9.4136	3.8328
SDev	.00023	.00039	.00054	.00015	.00089	.0114	.0151
%RSD	7.7404	49.254	8.1706	.42405	1.1635	.12063	.39295
#1	.00325	.00123	.00725	.03568	.07597	9.4238	3.8501
#2	.00285	.00048	.00623	.03588	.07615	9.4158	3.8258
#3	.00285	.00066	.00642	.03598	.07759	9.4014	3.8225
Errors	LC Pass	LC Pass	LC Pass	LC Pass	LC Pass	LC Pass	LC Pass
High	5.0000	100.00	20.000	10.000	500.00	400.00	600.00
Low	-.00500	-.05000	-.00500	-.02500	-.10000	-5.0000	-5.0000

Elem	MN	MO	NA	NI	PB/1	PB/2	PB
Units	ppm	ppm	ppm	ppm	ppm	ppm	ppm
Avge	1.5349	.00095	13.216	.01568	.00101	.00037	.00058
SDev	.0019	.00045	.074	.00030	.00390	.00256	.00051
%RSD	.12628	47.592	.56315	1.8910	386.89	691.34	87.259
#1	1.5371	.00146	13.300	.01600	.00551	-.00255	.00013
#2	1.5335	.00059	13.192	.01565	-.00100	.00220	.00113
#3	1.5340	.00080	13.158	.01540	-.00148	.00146	.00048
Errors	LC Pass	LC Pass	LC Pass	LC Pass	NOCHECK	NOCHECK	LC Pass
High	20.000	20.000	400.00	100.00			5.0000
Low	-.01500	-.04000	-5.0000	-.04000			-.00300

Elem	SB/1	SB/2	SB	SE/1	SE/2	SE	SI
Units	ppm	ppm	ppm	ppm	ppm	ppm	ppm
Avge	-.00178	.00240	.00101	.00764	-.00046	.00224	21.982
SDev	.00292	.00231	.00063	.00197	.00160	.00047	.031
%RSD	164.44	96.363	62.621	25.804	349.80	20.778	.14281
#1	-.00513	.00494	.00159	.00924	-.00206	.00171	21.946
#2	.00018	.00041	.00033	.00544	.00114	.00257	22.001

#3	-.00038	.00186	.00111	.00824	-.00045	.00244	22.000
Errors	NOCHECK	NOCHECK	LC Pass	NOCHECK	NOCHECK	LC Pass	LC Pass

High			5.0000			10.000	50.000
Low			-.01000			-.00500	-.50000

Elem	SN	SR	TI	TL	V_	ZN	
Units	ppm	ppm	ppm	ppm	ppm	ppm	
Avge	.00189	.11525	.00535	-.00165	.00082	5.3304	
SDev	.00162	.00013	.00018	.00064	.00049	.0064	
%RSD	86.094	.11111	3.2975	38.962	59.630	.11977	
#1	.00180	.11539	.00554	-.00169	.00137	5.3370	
#2	.00030	.11515	.00520	-.00227	.00064	5.3299	
#3	.00355	.11521	.00530	-.00099	.00045	5.3242	
Errors	LC Pass	LC Pass	LC Pass	LC Pass	LC Pass	LC Pass	
High	30.000	10.000	30.000	10.000	50.000	10.000	
Low	-.10000	-.05000	-.05000	-.01000	-.05000	-.02000	

IntStd	1	2	3	4	5	6	7
Mode	Counts	NOTUSED	NOTUSED	NOTUSED	NOTUSED	NOTUSED	NOTUSED
Elem	Y	--	--	--	--	--	--
Wavlen	371.030	--	--	--	--	--	--
Avge	30133	--	--	--	--	--	--
SDev	62.62917	--	--	--	--	--	--
%RSD	.2078411	--	--	--	--	--	--
#1	30125	--	--	--	--	--	--
#2	30075	--	--	--	--	--	--
#3	30200	--	--	--	--	--	--

Method: METTRACE Sample Name: K03JM Operator: RJG
Run Time: 10/27/08 21:20:50
Comment: TESTAMERICA PITTSBURGH ICP METALS ANALYSIS-INST TRACEICP
Mode: CONC Corr. Factor: 1

Elem	AG	AL	AS	B_	BA	BE	CA
Units	ppm	ppm	ppm	ppm	ppm	ppm	ppm
Avge	.00350	.29118	.00162	.24247	.01761	.00338	72.709
SDev	.00096	.00115	.00056	.00013	.00011	.00005	.134
%RSD	27.471	.39555	34.782	.05345	.59579	1.5178	.18408
#1	.00455	.29247	.00216	.24242	.01773	.00337	72.847
#2	.00266	.29084	.00164	.24237	.01753	.00343	72.700
#3	.00330	.29024	.00104	.24261	.01758	.00333	72.580
Errors	LC Pass	LC Pass	LC Pass	LC Pass	LC Pass	LC Pass	LC Pass
High	2.0000	500.00	10.000	30.000	10.000	10.000	600.00
Low	-.00500	-.20000	-.01000	-.20000	-.20000	-.00400	-5.0000

Elem	CD	CO	CR	CU	FE	K_	MG
Units	ppm	ppm	ppm	ppm	ppm	ppm	ppm
Avge	.00227	.07878	.00410	.00281	.15339	29.399	9.9411
SDev	.00018	.00043	.00067	.00021	.00776	.145	.0092
%RSD	7.8510	.54902	16.421	7.4080	5.0591	.49357	.09271
#1	.00248	.07920	.00481	.00258	.16083	29.252	9.9517
#2	.00214	.07834	.00347	.00289	.14534	29.543	9.9372
#3	.00221	.07879	.00402	.00297	.15399	29.401	9.9346
Errors	LC Pass	LC Pass	LC Pass	LC Pass	LC Pass	LC Pass	LC Pass
High	5.0000	100.00	20.000	10.000	500.00	400.00	600.00
Low	-.00500	-.05000	-.00500	-.02500	-.10000	-5.0000	-5.0000

Elem	MN	MO	NA	NI	PB/1	PB/2	PB
Units	ppm	ppm	ppm	ppm	ppm	ppm	ppm
Avge	13.418	-.00151	8.5545	.01022	.00052	.00197	.00148
SDev	.010	.00063	.0217	.00071	.00237	.00101	.00012
%RSD	.07173	41.759	.25392	6.9793	458.82	51.057	8.0340
#1	13.427	-.00099	8.5759	.01104	.00254	.00110	.00158
#2	13.419	-.00221	8.5552	.00975	-.00209	.00307	.00135
#3	13.408	-.00132	8.5325	.00987	.00110	.00173	.00152
Errors	LC Pass	LC Pass	LC Pass	LC Pass	NOCHECK	NOCHECK	LC Pass
High	20.000	20.000	400.00	100.00			5.0000
Low	-.01500	-.04000	-5.0000	-.04000			-.00300

Elem	SB/1	SB/2	SB	SE/1	SE/2	SE	SI
Units	ppm	ppm	ppm	ppm	ppm	ppm	ppm
Avge	-.00095	.00173	.00084	.00637	-.00411	-.00062	6.3648
SDev	.00385	.00088	.00102	.00089	.00107	.00100	.0077
%RSD	403.57	50.837	120.97	13.919	26.094	162.43	.12067
#1	-.00379	.00275	.00058	.00553	-.00526	-.00167	6.3568
#2	.00343	.00122	.00196	.00730	-.00314	.00034	6.3721

#3	-.00251	.00123	-.00002	.00628	-.00392	-.00053	6.3654
Errors	NOCHECK	NOCHECK	LC Pass	NOCHECK	NOCHECK	LC Pass	LC Pass

High			5.0000			10.000	50.000
Low			-.01000			-.00500	-.50000

Elem	SN	SR	TI	TL	V_	ZN	
Units	ppm	ppm	ppm	ppm	ppm	ppm	
Avge	.00098	.20667	.00450	.00019	.00083	1.6941	
SDev	.00093	.00061	.00025	.00082	.00159	.0009	
%RSD	94.681	.29585	5.4827	443.07	190.20	.05378	
#1	.00190	.20597	.00477	.00046	.00266	1.6931	
#2	.00098	.20710	.00443	-.00074	-.00008	1.6948	
#3	.00005	.20694	.00429	.00084	-.00008	1.6945	
Errors	LC Pass	LC Pass	LC Pass	LC Pass	LC Pass	LC Pass	
High	30.000	10.000	30.000	10.000	50.000	10.000	
Low	-.10000	-.05000	-.05000	-.01000	-.05000	-.02000	

IntStd	1	2	3	4	5	6	7
Mode	Counts	NOTUSED	NOTUSED	NOTUSED	NOTUSED	NOTUSED	NOTUSED
Elem	Y	--	--	--	--	--	--
Wavlen	371.030	--	--	--	--	--	--
Avge	40411	--	--	--	--	--	--
SDev	217.3219	--	--	--	--	--	--
%RSD	.5377771	--	--	--	--	--	--
#1	40586	--	--	--	--	--	--
#2	40480	--	--	--	--	--	--
#3	40168	--	--	--	--	--	--

Method: METTRACE Sample Name: CCV1-11 Operator: RJG
Run Time: 10/27/08 21:26:21
Comment: TESTAMERICA PITTSBURGH ICP METALS ANALYSIS-INST TRACEICP
Mode: CONC Corr. Factor: 1

Elem	AG	AL	AS	B_	BA	BE	CA
Units	ppm	ppm	ppm	ppm	ppm	ppm	ppm
Avge	.96308	23.207	.48855	1.9364	1.8678	1.9612	49.573
SDev	.00188	.075	.00049	.0084	.0054	.0042	.138
%RSD	.19564	.32237	.09935	.43302	.29095	.21229	.27816
#1	.96093	23.121	.48804	1.9268	1.8617	1.9571	49.442
#2	.96445	23.244	.48901	1.9397	1.8695	1.9611	49.559
#3	.96386	23.256	.48860	1.9426	1.8721	1.9654	49.717
Errors	LC Pass	LC Pass	LC Pass	LC Pass	LC Pass	LC Pass	LC Pass
High	1.1000	27.500	.55000	2.2000	2.2000	2.2000	55.000
Low	.90000	22.500	.45000	1.8000	1.8000	1.8000	45.000

Elem	CD	CO	CR	CU	FE	K_	MG
Units	ppm	ppm	ppm	ppm	ppm	ppm	ppm
Avge	.47805	1.9495	1.9517	1.8774	24.575	112.94	47.962
SDev	.00106	.0037	.0039	.0053	.054	.39	.114
%RSD	.22191	.18845	.20052	.28198	.21895	.34630	.23774
#1	.47699	1.9459	1.9476	1.8714	24.521	112.52	47.855
#2	.47805	1.9495	1.9522	1.8815	24.575	113.02	47.949
#3	.47911	1.9532	1.9554	1.8792	24.628	113.29	48.081
Errors	LC Pass	LC Pass	LC Pass	LC Pass	LC Pass	LC Pass	LC Pass
High	.55000	2.2000	2.2000	2.2000	27.500	137.50	55.000
Low	.45000	1.8000	1.8000	1.8000	22.500	112.50	45.000

Elem	MN	MO	NA	NI	PB/1	PB/2	PB
Units	ppm	ppm	ppm	ppm	ppm	ppm	ppm
Avge	1.9210	1.9643	L112.02	1.9339	.49070	.48663	.48798
SDev	.0050	.0163	.48	.0045	.00159	.00146	.00045
%RSD	.25930	.82880	.43185	.23183	.32433	.30069	.09249
#1	1.9155	1.9460	L111.46	1.9291	.49015	.48697	.48803
#2	1.9224	1.9698	L112.28	1.9344	.49249	.48502	.48751
#3	1.9252	1.9772	L112.32	1.9381	.48945	.48789	.48841
Errors	LC Pass	LC Pass	LC Low	LC Pass	NOCHECK	NOCHECK	LC Pass
High	2.2000	2.2000	137.50	2.2000			.55000
Low	1.8000	1.8000	112.50	1.8000			.45000

Elem	SB/1	SB/2	SB	SE/1	SE/2	SE	SI
Units	ppm	ppm	ppm	ppm	ppm	ppm	ppm
Avge	.47904	.47916	.47912	.48440	.48033	.48168	1.9468
SDev	.00086	.00168	.00138	.00224	.00376	.00297	.0076
%RSD	.17911	.35000	.28877	.46156	.78244	.61550	.39296
#1	.47815	.47722	.47753	.48434	.47658	.47916	1.9521
#2	.47912	.48010	.47978	.48667	.48409	.48495	1.9504

#3	.47986	.48015	.48006	.48220	.48031	.48094	1.9380
Errors	NOCHECK	NOCHECK	LC Pass	NOCHECK	NOCHECK	LC Pass	LC Pass

High			.55000			.55000	2.2000
Low			.45000			.45000	1.8000

Elem	SN	SR	TI	TL	V_	ZN	
Units	ppm	ppm	ppm	ppm	ppm	ppm	
Avge	1.9545	1.8271	1.9322	.96848	1.9542	1.9888	
SDev	.0078	.0068	.0051	.00427	.0038	.0038	
%RSD	.39932	.37122	.26203	.44083	.19645	.19209	
#1	1.9508	1.8193	1.9268	.96562	1.9502	1.9845	
#2	1.9492	1.8305	1.9329	.96643	1.9545	1.9916	
#3	1.9634	1.8316	1.9368	.97339	1.9578	1.9905	
Errors	LC Pass	LC Pass	LC Pass	LC Pass	LC Pass	LC Pass	
High	2.2000	2.2000	2.2000	1.1000	2.2000	2.2000	
Low	1.8000	1.8000	1.8000	.90000	1.8000	1.8000	

IntStd	1	2	3	4	5	6	7
Mode	Counts	NOTUSED	NOTUSED	NOTUSED	NOTUSED	NOTUSED	NOTUSED
Elem	Y	--	--	--	--	--	--
Wavlen	371.030	--	--	--	--	--	--
Avge	29246	--	--	--	--	--	--
SDev	42.19148	--	--	--	--	--	--
%RSD	.1442621	--	--	--	--	--	--
#1	29218	--	--	--	--	--	--
#2	29227	--	--	--	--	--	--
#3	29295	--	--	--	--	--	--

Method: METTRACE Sample Name: CCB11 Operator: RJG
Run Time: 10/27/08 21:31:53
Comment: TESTAMERICA PITTSBURGH ICP METALS ANALYSIS-INST TRACEICP
Mode: CONC Corr. Factor: 1

Elem	AG	AL	AS	B_	BA	BE	CA
Units	ppm	ppm	ppm	ppm	ppm	ppm	ppm
Avge	.00072	-.01576	.00126	.00615	.00004	.00088	.00603
SDev	.00049	.00145	.00052	.00146	.00009	.00011	.00308
%RSD	67.698	9.1884	41.435	23.775	220.49	12.684	51.105
#1	.00097	-.01619	.00180	.00784	.00001	.00082	.00401
#2	.00016	-.01694	.00076	.00527	-.00003	.00082	.00450
#3	.00104	-.01414	.00123	.00535	.00014	.00101	.00957
Errors	LC Pass	LC Pass	LC Pass	LC Pass	LC Pass	LC Pass	LC Pass
High	.00500	.20000	.01000	.20000	.20000	.00400	5.0000
Low	-.00500	-.20000	-.01000	-.20000	-.20000	-.00400	-5.0000

Elem	CD	CO	CR	CU	FE	K_	MG
Units	ppm	ppm	ppm	ppm	ppm	ppm	ppm
Avge	.00007	.00012	.00067	.00002	-.00467	.25177	.01442
SDev	.00005	.00038	.00038	.00170	.00771	.00679	.00502
%RSD	72.160	321.04	56.542	9176.7	164.98	2.6952	34.852
#1	.00006	.00014	.00077	-.00101	-.01017	.24483	.01210
#2	.00012	-.00027	.00025	-.00092	-.00798	.25208	.01097
#3	.00002	.00049	.00098	.00198	.00414	.25839	.02018
Errors	LC Pass	LC Pass	LC Pass	LC Pass	LC Pass	LC Pass	LC Pass
High	.00500	.05000	.00500	.02500	.10000	5.0000	5.0000
Low	-.00500	-.05000	-.00500	-.02500	-.10000	-5.0000	-5.0000

Elem	MN	MO	NA	NI	PB/1	PB/2	PB
Units	ppm	ppm	ppm	ppm	ppm	ppm	ppm
Avge	.00028	.00766	-.53566	.00049	.00368	-.00270	-.00058
SDev	.00011	.00226	.16456	.00081	.00141	.00158	.00065
%RSD	39.104	29.460	30.721	163.83	38.307	58.480	111.85
#1	.00019	.01009	-.72136	-.00018	.00493	-.00444	-.00132
#2	.00024	.00725	-.47766	.00027	.00396	-.00230	-.00022
#3	.00040	.00563	-.40795	.00139	.00215	-.00136	-.00019
Errors	LC Pass	LC Pass	LC Pass	LC Pass	NOCHECK	NOCHECK	LC Pass
High	.01500	.04000	5.0000	.04000			.00300
Low	-.01500	-.04000	-5.0000	-.04000			-.00300

Elem	SB/1	SB/2	SB	SE/1	SE/2	SE	SI
Units	ppm	ppm	ppm	ppm	ppm	ppm	ppm
Avge	-.00140	.00455	.00257	.00609	-.00272	.00021	-.00087
SDev	.00190	.00118	.00079	.00380	.00246	.00187	.00104
%RSD	134.94	25.917	30.733	62.416	90.473	882.02	119.42
#1	-.00264	.00383	.00167	.00186	-.00294	-.00134	.00030
#2	-.00235	.00592	.00316	.00721	-.00016	.00229	-.00121

#3	.00078	.00392	.00287	.00921	-.00507	-.00031	-.00170
Errors	NOCHECK	NOCHECK	LC Pass	NOCHECK	NOCHECK	LC Pass	LC Pass

High			.06000			.00500	.50000
Low			-.06000			-.00500	-.50000

Elem	SN	SR	TI	TL	V_	ZN	
Units	ppm	ppm	ppm	ppm	ppm	ppm	
Avge	.00289	.00011	.00065	.00232	-.00013	.00099	
SDev	.00076	.00011	.00024	.00125	.00000	.00011	
%RSD	26.283	104.08	36.845	53.791	1.8116	10.994	
#1	.00365	.00014	.00065	.00332	-.00013	.00087	
#2	.00213	-.00002	.00041	.00273	-.00013	.00109	
#3	.00288	.00020	.00089	.00092	-.00013	.00102	
Errors	LC Pass	LC Pass	LC Pass	LC Pass	LC Pass	LC Pass	
High	.10000	.05000	.05000	.01000	.05000	.02000	
Low	-.10000	-.05000	-.05000	-.01000	-.05000	-.02000	

IntStd	1	2	3	4	5	6	7
Mode	Counts	NOTUSED	NOTUSED	NOTUSED	NOTUSED	NOTUSED	NOTUSED
Elem	Y	--	--	--	--	--	--
Wavlen	371.030	--	--	--	--	--	--
Avge	29441	--	--	--	--	--	--
SDev	115.0914	--	--	--	--	--	--
%RSD	.3909211	--	--	--	--	--	--
#1	29492	--	--	--	--	--	--
#2	29309	--	--	--	--	--	--
#3	29522	--	--	--	--	--	--

Method: METTRACE Sample Name: K03JN Operator: RJG
Run Time: 10/27/08 21:37:23
Comment: TESTAMERICA PITTSBURGH ICP METALS ANALYSIS-INST TRACEICP
Mode: CONC Corr. Factor: 1

Elem	AG	AL	AS	B_	BA	BE	CA
Units	ppm	ppm	ppm	ppm	ppm	ppm	ppm
Avge	.00289	1.3270	.00097	1.9842	.02036	.00416	31.301
SDev	.00036	.0130	.00015	.0193	.00017	.00002	.242
%RSD	12.348	.98210	15.183	.97229	.82789	.55966	.77383
#1	.00250	1.3133	.00109	1.9625	.02017	.00419	31.051
#2	.00296	1.3392	.00081	1.9992	.02048	.00414	31.534
#3	.00320	1.3285	.00103	1.9911	.02043	.00416	31.319
Errors	LC Pass	LC Pass	LC Pass	LC Pass	LC Pass	LC Pass	LC Pass
High	2.0000	500.00	10.000	30.000	10.000	10.000	600.00
Low	-.00500	-.20000	-.01000	-.20000	-.20000	-.00400	-5.0000

Elem	CD	CO	CR	CU	FE	K_	MG
Units	ppm	ppm	ppm	ppm	ppm	ppm	ppm
Avge	.00303	.04312	.00481	.01113	.23374	5.3140	7.5490
SDev	.00011	.00075	.00038	.00036	.00931	.0553	.0682
%RSD	3.6099	1.7458	7.8140	3.2584	3.9814	1.0404	.90308
#1	.00291	.04262	.00438	.01089	.23540	5.2506	7.4780
#2	.00313	.04398	.00501	.01155	.24210	5.3519	7.6140
#3	.00305	.04274	.00505	.01097	.22371	5.3397	7.5549
Errors	LC Pass	LC Pass	LC Pass	LC Pass	LC Pass	LC Pass	LC Pass
High	5.0000	100.00	20.000	10.000	500.00	400.00	600.00
Low	-.00500	-.05000	-.00500	-.02500	-.10000	-5.0000	-5.0000

Elem	MN	MO	NA	NI	PB/1	PB/2	PB
Units	ppm	ppm	ppm	ppm	ppm	ppm	ppm
Avge	14.843	-.00071	17.896	.01434	-.00217	.00313	.00136
SDev	.121	.00032	.088	.00010	.00322	.00219	.00039
%RSD	.81340	45.712	.49399	.68089	148.54	69.991	28.606
#1	14.711	-.00107	17.803	.01426	-.00389	.00439	.00163
#2	14.947	-.00043	17.978	.01432	-.00417	.00439	.00154
#3	14.872	-.00064	17.907	.01445	.00155	.00060	.00092
Errors	LC Pass	LC Pass	LC Pass	LC Pass	NOCHECK	NOCHECK	LC Pass
High	20.000	20.000	400.00	100.00			5.0000
Low	-.01500	-.04000	-5.0000	-.04000			-.00300

Elem	SB/1	SB/2	SB	SE/1	SE/2	SE	SI
Units	ppm	ppm	ppm	ppm	ppm	ppm	ppm
Avge	.00126	.00098	.00107	.00031	.00000	.00010	13.072
SDev	.00277	.00113	.00094	.00329	.00043	.00119	.108
%RSD	219.51	115.40	87.144	1057.8	35823.	1140.6	.82887
#1	.00157	-.00027	.00035	.00059	.00050	.00053	12.950
#2	.00386	.00127	.00213	-.00311	-.00031	-.00124	13.158

#3	-.00165	.00194	.00075	.00345	-.00019	.00102	13.108
Errors	NOCHECK	NOCHECK	LC Pass	NOCHECK	NOCHECK	LC Pass	LC Pass

High			5.0000			10.000	50.000
Low			-.01000			-.00500	-.50000

Elem	SN	SR	TI	TL	V_	ZN	
Units	ppm	ppm	ppm	ppm	ppm	ppm	
Avge	-.00006	.08538	.01210	-.00019	.00095	4.0563	
SDev	.00037	.00105	.00031	.00139	.00055	.0301	
%RSD	629.85	1.2293	2.5790	728.14	57.490	.74247	
#1	.00001	.08420	.01194	.00124	.00047	4.0227	
#2	-.00046	.08622	.01246	-.00154	.00084	4.0807	
#3	.00027	.08571	.01191	-.00027	.00155	4.0657	

Errors	LC Pass	LC Pass	LC Pass	LC Pass	LC Pass	LC Pass	
High	30.000	10.000	30.000	10.000	50.000	10.000	
Low	-.10000	-.05000	-.05000	-.01000	-.05000	-.02000	

IntStd	1	2	3	4	5	6	7
Mode	Counts	NOTUSED	NOTUSED	NOTUSED	NOTUSED	NOTUSED	NOTUSED
Elem	Y	--	--	--	--	--	--
Wavlen	371.030	--	--	--	--	--	--
Avge	31372	--	--	--	--	--	--
SDev	302.9277	--	--	--	--	--	--
%RSD	.9656104	--	--	--	--	--	--
#1	31721	--	--	--	--	--	--
#2	31208	--	--	--	--	--	--
#3	31186	--	--	--	--	--	--

Method: METTRACE Sample Name: K03JP Operator: RJG
Run Time: 10/27/08 21:42:54
Comment: TESTAMERICA PITTSBURGH ICP METALS ANALYSIS-INST TRACEICP
Mode: CONC Corr. Factor: 1

Elem	AG	AL	AS	B_	BA	BE	CA
Units	ppm	ppm	ppm	ppm	ppm	ppm	ppm
Avge	.00233	7.7601	.00238	.17537	.02287	.00254	14.719
SDev	.00065	.0455	.00079	.00186	.00011	.00006	.009
%RSD	27.917	.58609	33.125	1.0579	.47445	2.3823	.05939
#1	.00253	7.7961	.00161	.17739	.02295	.00250	14.708
#2	.00161	7.7753	.00319	.17496	.02275	.00251	14.724
#3	.00286	7.7090	.00235	.17375	.02291	.00261	14.723
Errors	LC Pass	LC Pass	LC Pass	LC Pass	LC Pass	LC Pass	LC Pass
High	2.0000	500.00	10.000	30.000	10.000	10.000	600.00
Low	-.00500	-.20000	-.01000	-.20000	-.20000	-.00400	-5.0000

Elem	CD	CO	CR	CU	FE	K_	MG
Units	ppm	ppm	ppm	ppm	ppm	ppm	ppm
Avge	.00159	.04462	.00412	.02452	.01650	2.3897	4.2163
SDev	.00008	.00039	.00034	.00050	.01017	.0112	.0022
%RSD	4.8779	.87735	8.2767	2.0431	61.644	.46905	.05312
#1	.00168	.04464	.00442	.02486	.01718	2.4018	4.2187
#2	.00154	.04421	.00375	.02394	.00600	2.3877	4.2160
#3	.00154	.04499	.00419	.02476	.02631	2.3797	4.2142
Errors	LC Pass	LC Pass	LC Pass	LC Pass	LC Pass	LC Pass	LC Pass
High	5.0000	100.00	20.000	10.000	500.00	400.00	600.00
Low	-.00500	-.05000	-.00500	-.02500	-.10000	-5.0000	-5.0000

Elem	MN	MO	NA	NI	PB/1	PB/2	PB
Units	ppm	ppm	ppm	ppm	ppm	ppm	ppm
Avge	9.3118	-.00056	16.003	.01940	.00234	.00022	.00093
SDev	.0154	.00050	.066	.00043	.00049	.00064	.00038
%RSD	.16573	88.528	.40999	2.1969	20.787	292.03	41.581
#1	9.3108	-.00073	15.969	.01982	.00239	-.00047	.00048
#2	9.3277	-.00095	16.079	.01942	.00183	.00079	.00114
#3	9.2969	-.00000	15.961	.01896	.00280	.00034	.00116
Errors	LC Pass	LC Pass	LC Pass	LC Pass	NOCHECK	NOCHECK	LC Pass
High	20.000	20.000	400.00	100.00			5.0000
Low	-.01500	-.04000	-5.0000	-.04000			-.00300

Elem	SB/1	SB/2	SB	SE/1	SE/2	SE	SI
Units	ppm	ppm	ppm	ppm	ppm	ppm	ppm
Avge	-.00249	.00355	.00154	.00671	-.00209	.00084	13.656
SDev	.00040	.00040	.00034	.00365	.00037	.00097	.054
%RSD	15.948	11.118	21.976	54.292	17.769	115.07	.39603
#1	-.00239	.00318	.00132	.00252	-.00167	-.00027	13.677
#2	-.00293	.00351	.00136	.00916	-.00235	.00148	13.696

#3	-.00215	.00396	.00193	.00847	-.00227	.00131	13.594
Errors	NOCHECK	NOCHECK	LC Pass	NOCHECK	NOCHECK	LC Pass	LC Pass

High			5.0000			10.000	50.000
Low			-.01000			-.00500	-.50000

Elem	SN	SR	TI	TL	V_	ZN	
Units	ppm	ppm	ppm	ppm	ppm	ppm	
Avge	.00092	.05543	.00102	-.00093	.00054	2.7086	
SDev	.00213	.00021	.00013	.00179	.00058	.0083	
%RSD	230.90	.37736	12.837	191.30	107.88	.30792	
#1	-.00144	.05558	.00110	-.00197	.00079	2.7113	
#2	.00150	.05553	.00087	-.00196	-.00013	2.7152	
#3	.00270	.05520	.00109	.00113	.00096	2.6992	
Errors	LC Pass	LC Pass	LC Pass	LC Pass	LC Pass	LC Pass	
High	30.000	10.000	30.000	10.000	50.000	10.000	
Low	-.10000	-.05000	-.05000	-.01000	-.05000	-.02000	

IntStd	1	2	3	4	5	6	7
Mode	Counts	NOTUSED	NOTUSED	NOTUSED	NOTUSED	NOTUSED	NOTUSED
Elem	Y	--	--	--	--	--	--
Wavlen	371.030	--	--	--	--	--	--
Avge	30854	--	--	--	--	--	--
SDev	200.6799	--	--	--	--	--	--
%RSD	.6504162	--	--	--	--	--	--
#1	30672	--	--	--	--	--	--
#2	30821	--	--	--	--	--	--
#3	31069	--	--	--	--	--	--

Method: METTRACE Sample Name: K03JPP5 Operator: RJG
Run Time: 10/27/08 21:48:25
Comment: TESTAMERICA PITTSBURGH ICP METALS ANALYSIS-INST TRACEICP
Mode: CONC Corr. Factor: 1

Elem	AG	AL	AS	B_	BA	BE	CA
Units	ppm	ppm	ppm	ppm	ppm	ppm	ppm
Avge	.00070	1.5643	.00075	.03800	.00488	.00117	3.0263
SDev	.00009	.0078	.00056	.00061	.00010	.00004	.0043
%RSD	13.300	.50059	74.622	1.6063	1.9745	3.7504	.14240
#1	.00075	1.5717	.00086	.03867	.00499	.00112	3.0312
#2	.00059	1.5650	.00014	.03783	.00482	.00118	3.0244
#3	.00076	1.5561	.00124	.03748	.00484	.00121	3.0232

Elem	CD	CO	CR	CU	FE	K_	MG
Units	ppm	ppm	ppm	ppm	ppm	ppm	ppm
Avge	.00043	.00917	.00104	.00464	.00229	.64369	.86982
SDev	.00014	.00044	.00018	.00043	.01117	.00329	.00342
%RSD	32.053	4.7811	16.958	9.2363	486.84	.51157	.39321
#1	.00051	.00968	.00091	.00514	.01512	.64030	.87013
#2	.00027	.00888	.00124	.00440	-.00300	.64389	.87307
#3	.00051	.00897	.00097	.00439	-.00524	.64688	.86626

Elem	MN	MO	NA	NI	PB/1	PB/2	PB
Units	ppm	ppm	ppm	ppm	ppm	ppm	ppm
Avge	1.9197	.00003	3.1038	.00368	.00024	-.00073	-.00041
SDev	.0019	.00065	.0157	.00018	.00379	.00201	.00008
%RSD	.10148	2274.0	.50535	5.0176	1590.8	275.78	19.353
#1	1.9208	.00028	3.0919	.00366	-.00405	.00154	-.00032
#2	1.9209	-.00071	3.1215	.00387	.00316	-.00228	-.00047
#3	1.9175	.00051	3.0979	.00350	.00161	-.00145	-.00043

Elem	SB/1	SB/2	SB	SE/1	SE/2	SE	SI
Units	ppm	ppm	ppm	ppm	ppm	ppm	ppm
Avge	-.00236	.00271	.00102	.00344	-.00111	.00041	2.8121
SDev	.00244	.00173	.00064	.00508	.00110	.00119	.0272
%RSD	103.31	63.843	63.073	147.68	99.265	291.93	.96757
#1	.00045	.00101	.00083	-.00208	-.00041	-.00097	2.8430
#2	-.00380	.00264	.00049	.00447	-.00053	.00113	2.8018
#3	-.00373	.00447	.00174	.00793	-.00237	.00106	2.7916

Elem	SN	SR	TI	TL	V_	ZN
Units	ppm	ppm	ppm	ppm	ppm	ppm
Avge	.00116	.01147	.00041	-.00086	.00031	.57210
SDev	.00173	.00002	.00031	.00189	.00076	.00064
%RSD	148.95	.20984	76.355	220.31	242.99	.11275
#1	.00056	.01144	.00076	.00044	-.00012	.57239
#2	.00311	.01147	.00029	-.00303	.00119	.57254
#3	-.00019	.01149	.00017	.00001	-.00013	.57136

IntStd	1	2	3	4	5	6	7
Mode	Counts	NOTUSED	NOTUSED	NOTUSED	NOTUSED	NOTUSED	NOTUSED
Elem	Y	--	--	--	--	--	--
Wavlen	371.030	--	--	--	--	--	--
Avge	29725	--	--	--	--	--	--
SDev	118.1144	--	--	--	--	--	--
%RSD	.3973623	--	--	--	--	--	--
#1	29859	--	--	--	--	--	--
#2	29679	--	--	--	--	--	--
#3	29636	--	--	--	--	--	--

Method: METTRACE Sample Name: K03JPS Operator: RJG
Run Time: 10/27/08 21:53:56
Comment: TESTAMERICA PITTSBURGH ICP METALS ANALYSIS-INST TRACEICP
Mode: CONC Corr. Factor: 1

Elem	AG	AL	AS	B_	BA	BE	CA
Units	ppm	ppm	ppm	ppm	ppm	ppm	ppm
Avge	.04984	9.4714	1.9073	1.1011	1.8579	.05064	62.020
SDev	.00024	.0071	.0049	.0031	.0017	.00023	.191
%RSD	.48413	.07447	.25864	.27966	.08895	.44874	.30825
#1	.05012	9.4640	1.9120	1.1007	1.8584	.05088	62.240
#2	.04972	9.4722	1.9077	1.0983	1.8561	.05044	61.909
#3	.04969	9.4781	1.9022	1.1044	1.8593	.05059	61.909
Errors	LC Pass	LC Pass	LC Pass	LC Pass	LC Pass	LC Pass	LC Pass
High	2.0000	500.00	10.000	30.000	10.000	10.000	600.00
Low	-.00500	-.20000	-.01000	-.20000	-.20000	-.00400	-5.0000

Elem	CD	CO	CR	CU	FE	K_	MG
Units	ppm	ppm	ppm	ppm	ppm	ppm	ppm
Avge	.04883	.51739	.19756	.25544	.92291	46.885	50.825
SDev	.00032	.00192	.00100	.00022	.02322	.119	.151
%RSD	.64915	.37165	.50497	.08677	2.5157	.25378	.29678
#1	.04913	.51956	.19855	.25568	.94332	46.755	50.999
#2	.04885	.51672	.19759	.25537	.92777	46.913	50.743
#3	.04850	.51590	.19655	.25526	.89765	46.988	50.734
Errors	LC Pass	LC Pass	LC Pass	LC Pass	LC Pass	LC Pass	LC Pass
High	5.0000	100.00	20.000	10.000	500.00	400.00	600.00
Low	-.00500	-.05000	-.00500	-.02500	-.10000	-5.0000	-5.0000

Elem	MN	MO	NA	NI	PB/1	PB/2	PB
Units	ppm	ppm	ppm	ppm	ppm	ppm	ppm
Avge	9.6153	.96364	59.143	.48983	.47340	.47291	.47307
SDev	.0247	.00208	.254	.00204	.00430	.00268	.00092
%RSD	.25687	.21566	.42887	.41758	.90739	.56766	.19382
#1	9.6431	.96162	58.853	.49102	.47252	.47494	.47413
#2	9.5958	.96353	59.258	.48747	.46961	.47393	.47249
#3	9.6070	.96577	59.320	.49101	.47806	.46987	.47260
Errors	LC Pass	LC Pass	LC Pass	LC Pass	NOCHECK	NOCHECK	LC Pass
High	20.000	20.000	400.00	100.00			5.0000
Low	-.01500	-.04000	-5.0000	-.04000			-.00300

Elem	SB/1	SB/2	SB	SE/1	SE/2	SE	SI
Units	ppm	ppm	ppm	ppm	ppm	ppm	ppm
Avge	.47126	.46787	.46900	1.8880	1.8853	1.8862	22.102
SDev	.00097	.00277	.00217	.0103	.0061	.0039	.033
%RSD	.20513	.59183	.46203	.54627	.32323	.20490	.14797
#1	.47238	.47104	.47149	1.8999	1.8823	1.8881	22.067
#2	.47070	.46594	.46752	1.8816	1.8923	1.8888	22.108

#3	.47071	.46663	.46799	1.8826	1.8814	1.8818	22.132
Errors	NOCHECK	NOCHECK	LC Pass	NOCHECK	NOCHECK	LC Pass	LC Pass

High			5.0000			10.000	50.000
Low			-.01000			-.00500	-.50000

Elem	SN	SR	TI	TL	V_	ZN	
Units	ppm	ppm	ppm	ppm	ppm	ppm	
Avge	1.9158	.93216	.93606	1.8850	.48474	3.0710	
SDev	.0060	.00124	.00126	.0039	.00170	.0077	
%RSD	.31510	.13344	.13505	.20882	.34990	.25166	
#1	1.9228	.93324	.93736	1.8815	.48644	3.0798	
#2	1.9118	.93080	.93484	1.8843	.48305	3.0653	
#3	1.9128	.93244	.93597	1.8893	.48474	3.0679	
Errors	LC Pass	LC Pass	LC Pass	LC Pass	LC Pass	LC Pass	
High	30.000	10.000	30.000	10.000	50.000	10.000	
Low	-.10000	-.05000	-.05000	-.01000	-.05000	-.02000	

IntStd	1	2	3	4	5	6	7
Mode	Counts	NOTUSED	NOTUSED	NOTUSED	NOTUSED	NOTUSED	NOTUSED
Elem	Y	--	--	--	--	--	--
Wavlen	371.030	--	--	--	--	--	--
Avge	30555	--	--	--	--	--	--
SDev	113.8672	--	--	--	--	--	--
%RSD	.3726673	--	--	--	--	--	--
#1	30452	--	--	--	--	--	--
#2	30677	--	--	--	--	--	--
#3	30535	--	--	--	--	--	--

Method: METTRACE Sample Name: K03JPD Operator: RJG
Run Time: 10/27/08 21:59:27
Comment: TESTAMERICA PITTSBURGH ICP METALS ANALYSIS-INST TRACEICP
Mode: CONC Corr. Factor: 1

Elem	AG	AL	AS	B_	BA	BE	CA
Units	ppm	ppm	ppm	ppm	ppm	ppm	ppm
Avge	.04948	9.7627	1.8763	1.0990	1.8386	.05008	61.754
SDev	.00063	.0241	.0018	.0005	.0065	.00006	.080
%RSD	1.2798	.24735	.09664	.04361	.35102	.12657	.12964
#1	.04933	9.7668	1.8763	1.0995	1.8402	.05009	61.725
#2	.04894	9.7845	1.8745	1.0990	1.8441	.05014	61.693
#3	.05018	9.7368	1.8781	1.0985	1.8315	.05002	61.845
Errors	LC Pass	LC Pass	LC Pass	LC Pass	LC Pass	LC Pass	LC Pass
High	2.0000	500.00	10.000	30.000	10.000	10.000	600.00
Low	-.00500	-.20000	-.01000	-.20000	-.20000	-.00400	-5.0000

Elem	CD	CO	CR	CU	FE	K_	MG
Units	ppm	ppm	ppm	ppm	ppm	ppm	ppm
Avge	.04821	.51132	.19509	.25415	.90462	46.593	50.332
SDev	.00005	.00017	.00035	.00114	.01083	.140	.033
%RSD	.10555	.03346	.17802	.44850	1.1968	.30034	.06577
#1	.04826	.51123	.19496	.25510	.91569	46.609	50.305
#2	.04816	.51152	.19483	.25446	.90410	46.724	50.323
#3	.04821	.51121	.19548	.25289	.89406	46.445	50.369
Errors	LC Pass	LC Pass	LC Pass	LC Pass	LC Pass	LC Pass	LC Pass
High	5.0000	100.00	20.000	10.000	500.00	400.00	600.00
Low	-.00500	-.05000	-.00500	-.02500	-.10000	-5.0000	-5.0000

Elem	MN	MO	NA	NI	PB/1	PB/2	PB
Units	ppm	ppm	ppm	ppm	ppm	ppm	ppm
Avge	9.9277	.95397	59.547	.48453	.46733	.46345	.46474
SDev	.0031	.00376	.261	.00076	.00441	.00285	.00300
%RSD	.03082	.39411	.43900	.15633	.94409	.61560	.64494
#1	9.9242	.95012	59.623	.48466	.46443	.46460	.46455
#2	9.9299	.95764	59.763	.48372	.46514	.46020	.46185
#3	9.9290	.95416	59.256	.48521	.47240	.46555	.46783
Errors	LC Pass	LC Pass	LC Pass	LC Pass	NOCHECK	NOCHECK	LC Pass
High	20.000	20.000	400.00	100.00			5.0000
Low	-.01500	-.04000	-5.0000	-.04000			-.00300

Elem	SB/1	SB/2	SB	SE/1	SE/2	SE	SI
Units	ppm	ppm	ppm	ppm	ppm	ppm	ppm
Avge	.46506	.46415	.46445	1.8670	1.8566	1.8601	22.522
SDev	.00070	.00310	.00187	.0115	.0115	.0099	.036
%RSD	.15070	.66757	.40176	.61827	.61721	.53010	.16092
#1	.46571	.46060	.46230	1.8541	1.8541	1.8541	22.500
#2	.46514	.46556	.46542	1.8709	1.8466	1.8547	22.564

#3	.46432	.46629	.46564	1.8762	1.8691	1.8715	22.503
Errors	NOCHECK	NOCHECK	LC Pass	NOCHECK	NOCHECK	LC Pass	LC Pass

High			5.0000			10.000	50.000
Low			-.01000			-.00500	-.50000

Elem	SN	SR	TI	TL	V_	ZN	
Units	ppm	ppm	ppm	ppm	ppm	ppm	
Avge	1.8838	.92481	.92503	1.8568	.47927	3.1555	
SDev	.0117	.00473	.00142	.0061	.00072	.0032	
%RSD	.62110	.51178	.15309	.33060	.14944	.10278	
#1	1.8772	.92570	.92551	1.8514	.47993	3.1558	
#2	1.8768	.92904	.92615	1.8556	.47850	3.1587	
#3	1.8973	.91970	.92344	1.8635	.47937	3.1522	
Errors	LC Pass	LC Pass	LC Pass	LC Pass	LC Pass	LC Pass	
High	30.000	10.000	30.000	10.000	50.000	10.000	
Low	-.10000	-.05000	-.05000	-.01000	-.05000	-.02000	

IntStd	1	2	3	4	5	6	7
Mode	Counts	NOTUSED	NOTUSED	NOTUSED	NOTUSED	NOTUSED	NOTUSED
Elem	Y	--	--	--	--	--	--
Wavlen	371.030	--	--	--	--	--	--
Avge	30322	--	--	--	--	--	--
SDev	105.4725	--	--	--	--	--	--
%RSD	.3478376	--	--	--	--	--	--
#1	30227	--	--	--	--	--	--
#2	30305	--	--	--	--	--	--
#3	30436	--	--	--	--	--	--

Method: METTRACE Sample Name: K050G Operator: RJG
Run Time: 10/27/08 22:04:58
Comment: TESTAMERICA PITTSBURGH ICP METALS ANALYSIS-INST TRACEICP
Mode: CONC Corr. Factor: 1

Elem	AG	AL	AS	B_	BA	BE	CA
Units	ppm	ppm	ppm	ppm	ppm	ppm	ppm
Avge	.01452	14.675	.00174	3.6303	.01629	.00474	27.718
SDev	.00109	.094	.00025	.0352	.00030	.00005	.135
%RSD	7.5198	.63849	14.476	.96913	1.8360	1.0529	.48833
#1	.01511	14.568	.00197	3.5896	.01601	.00476	27.569
#2	.01326	14.743	.00176	3.6509	.01627	.00478	27.833
#3	.01519	14.715	.00147	3.6502	.01661	.00468	27.753
Errors	LC Pass	LC Pass	LC Pass	LC Pass	LC Pass	LC Pass	LC Pass
High	2.0000	500.00	10.000	30.000	10.000	10.000	600.00
Low	-.00500	-.20000	-.01000	-.20000	-.20000	-.00400	-5.0000

Elem	CD	CO	CR	CU	FE	K_	MG
Units	ppm	ppm	ppm	ppm	ppm	ppm	ppm
Avge	.01913	.08655	.02093	.05343	3.5920	10.900	17.389
SDev	.00010	.00010	.00068	.00042	.0189	.054	.096
%RSD	.50570	.11547	3.2604	.78410	.52722	.49149	.55468
#1	.01902	.08657	.02121	.05295	3.5704	10.838	17.278
#2	.01915	.08644	.02016	.05369	3.6060	10.938	17.455
#3	.01921	.08664	.02143	.05366	3.5996	10.923	17.434
Errors	LC Pass	LC Pass	LC Pass	LC Pass	LC Pass	LC Pass	LC Pass
High	5.0000	100.00	20.000	10.000	500.00	400.00	600.00
Low	-.00500	-.05000	-.00500	-.02500	-.10000	-5.0000	-5.0000

Elem	MN	MO	NA	NI	PB/1	PB/2	PB
Units	ppm	ppm	ppm	ppm	ppm	ppm	ppm
Avge	H54.945	-.00386	18.848	.04362	.00366	.00631	.00543
SDev	.251	.00153	.146	.00070	.00562	.00362	.00054
%RSD	.45719	39.666	.77550	1.6107	153.66	57.378	9.9901
#1	H54.661	-.00217	18.707	.04397	.00652	.00444	.00513
#2	H55.138	-.00515	18.999	.04281	-.00282	.01048	.00605
#3	H55.036	-.00428	18.838	.04407	.00728	.00400	.00510
Errors	LC High	LC Pass	LC Pass	LC Pass	NOCHECK	NOCHECK	LC Pass
High	20.000	20.000	400.00	100.00			5.0000
Low	-.01500	-.04000	-5.0000	-.04000			-.00300

Elem	SB/1	SB/2	SB	SE/1	SE/2	SE	SI
Units	ppm	ppm	ppm	ppm	ppm	ppm	ppm
Avge	-.00599	.00351	.00035	.00425	-.00257	-.00030	23.413
SDev	.00447	.00391	.00151	.00351	.00363	.00140	.166
%RSD	74.640	111.23	434.09	82.701	140.97	462.53	.70947
#1	-.00836	.00331	-.00058	.00504	-.00183	.00046	23.222
#2	-.00083	-.00029	-.00047	.00041	.00062	.00055	23.518

#3	-.00877	.00752	.00209	.00729	-.00652	-.00192	23.500
Errors	NOCHECK	NOCHECK	LC Pass	NOCHECK	NOCHECK	LC Pass	LC Pass

High			5.0000			10.000	50.000
Low			-.01000			-.00500	-.50000

Elem	SN	SR	TI	TL	V_	ZN	
Units	ppm	ppm	ppm	ppm	ppm	ppm	
Avge	.00241	.10532	.15592	-.00070	.01105	H22.434	
SDev	.00093	.00106	.00244	.00067	.00145	.117	
%RSD	38.471	1.0030	1.5651	95.589	13.120	.52028	
#1	.00314	.10410	.15505	.00006	.01196	H22.299	
#2	.00272	.10600	.15867	-.00119	.00938	H22.490	
#3	.00137	.10586	.15403	-.00099	.01181	H22.511	

Errors	LC Pass	LC Pass	LC Pass	LC Pass	LC Pass	LC High	
High	30.000	10.000	30.000	10.000	50.000	10.000	
Low	-.10000	-.05000	-.05000	-.01000	-.05000	-.02000	

IntStd	1	2	3	4	5	6	7
Mode	Counts	NOTUSED	NOTUSED	NOTUSED	NOTUSED	NOTUSED	NOTUSED
Elem	Y	--	--	--	--	--	--
Wavlen	371.030	--	--	--	--	--	--
Avge	33101	--	--	--	--	--	--
SDev	267.8842	--	--	--	--	--	--
%RSD	.8093038	--	--	--	--	--	--
#1	33378	--	--	--	--	--	--
#2	33080	--	--	--	--	--	--
#3	32844	--	--	--	--	--	--

Method: METTRACE Sample Name: K050J Operator: RJG
Run Time: 10/27/08 22:10:28
Comment: TESTAMERICA PITTSBURGH ICP METALS ANALYSIS-INST TRACEICP
Mode: CONC Corr. Factor: 1

Elem	AG	AL	AS	B_	BA	BE	CA
Units	ppm	ppm	ppm	ppm	ppm	ppm	ppm
Avge	.00029	.00326	.00012	.07557	.04352	.00103	28.027
SDev	.00040	.00391	.00158	.00331	.00006	.00010	.057
%RSD	139.41	120.02	1325.0	4.3858	.14303	9.2779	.20338
#1	.00068	-.00039	.00137	.07904	.04355	.00102	28.070
#2	-.00012	.00739	.00064	.07525	.04357	.00113	28.049
#3	.00031	.00277	-.00165	.07243	.04345	.00094	27.962
Errors	LC Pass	LC Pass	LC Pass	LC Pass	LC Pass	LC Pass	LC Pass
High	2.0000	500.00	10.000	30.000	10.000	10.000	600.00
Low	-.00500	-.20000	-.01000	-.20000	-.20000	-.00400	-5.0000

Elem	CD	CO	CR	CU	FE	K_	MG
Units	ppm	ppm	ppm	ppm	ppm	ppm	ppm
Avge	.00009	.00016	.00113	-.00013	-.01773	2.6020	6.5481
SDev	.00013	.00036	.00020	.00014	.00721	.0079	.0101
%RSD	150.37	228.51	17.401	107.91	40.683	.30319	.15420
#1	.00015	.00045	.00130	-.00000	-.01739	2.6111	6.5587
#2	.00017	.00027	.00117	-.00011	-.01069	2.5973	6.5468
#3	-.00006	-.00025	.00092	-.00029	-.02511	2.5975	6.5386
Errors	LC Pass	LC Pass	LC Pass	LC Pass	LC Pass	LC Pass	LC Pass
High	5.0000	100.00	20.000	10.000	500.00	400.00	600.00
Low	-.00500	-.05000	-.00500	-.02500	-.10000	-5.0000	-5.0000

Elem	MN	MO	NA	NI	PB/1	PB/2	PB
Units	ppm	ppm	ppm	ppm	ppm	ppm	ppm
Avge	.16885	.00127	25.037	.00163	.00189	-.00247	-.00102
SDev	.00310	.00072	.150	.00037	.00254	.00164	.00027
%RSD	1.8344	56.612	.60083	22.873	134.50	66.428	26.819
#1	.16529	.00081	25.180	.00203	.00381	-.00353	-.00109
#2	.17034	.00091	25.052	.00159	-.00099	-.00058	-.00072
#3	.17093	.00210	24.880	.00129	.00284	-.00329	-.00125
Errors	LC Pass	LC Pass	LC Pass	LC Pass	NOCHECK	NOCHECK	LC Pass
High	20.000	20.000	400.00	100.00			5.0000
Low	-.01500	-.04000	-5.0000	-.04000			-.00300

Elem	SB/1	SB/2	SB	SE/1	SE/2	SE	SI
Units	ppm	ppm	ppm	ppm	ppm	ppm	ppm
Avge	-.00405	.00252	.00033	.00415	-.00096	.00074	9.4039
SDev	.00148	.00201	.00085	.00435	.00130	.00131	.0084
%RSD	36.521	79.748	258.34	104.67	135.08	177.11	.08985
#1	-.00455	.00301	.00049	.00420	-.00231	-.00014	9.4108
#2	-.00239	.00031	-.00059	-.00022	.00029	.00012	9.4064

#3	-.00522	.00423	.00108	.00848	-.00086	.00225	9.3945
Errors	NOCHECK	NOCHECK	LC Pass	NOCHECK	NOCHECK	LC Pass	LC Pass

High			5.0000			10.000	50.000
Low			-.01000			-.00500	-.50000

Elem	SN	SR	TI	TL	V_	ZN	
Units	ppm	ppm	ppm	ppm	ppm	ppm	
Avge	.00171	.09950	.00002	.00045	.00073	.24174	
SDev	.00184	.00022	.00007	.00116	.00028	.00192	
%RSD	107.11	.21833	277.20	255.05	38.762	.79228	
#1	.00030	.09974	.00006	-.00084	.00098	.23955	
#2	.00379	.09931	.00006	.00138	.00042	.24310	
#3	.00105	.09944	-.00005	.00082	.00079	.24258	

Errors	LC Pass	LC Pass	LC Pass	LC Pass	LC Pass	LC Pass	
High	30.000	10.000	30.000	10.000	50.000	10.000	
Low	-.10000	-.05000	-.05000	-.01000	-.05000	-.02000	

IntStd	1	2	3	4	5	6	7
Mode	Counts	NOTUSED	NOTUSED	NOTUSED	NOTUSED	NOTUSED	NOTUSED
Elem	Y	--	--	--	--	--	--
Wavlen	371.030	--	--	--	--	--	--
Avge	30186	--	--	--	--	--	--
SDev	85.61178	--	--	--	--	--	--
%RSD	.2836123	--	--	--	--	--	--
#1	30090	--	--	--	--	--	--
#2	30254	--	--	--	--	--	--
#3	30214	--	--	--	--	--	--

Method: METTRACE Sample Name: K050L Operator: RJG
Run Time: 10/27/08 22:15:59
Comment: TESTAMERICA PITTSBURGH ICP METALS ANALYSIS-INST TRACEICP
Mode: CONC Corr. Factor: 1

Elem	AG	AL	AS	B_	BA	BE	CA
Units	ppm	ppm	ppm	ppm	ppm	ppm	ppm
Avge	.00356	1.5736	.00105	.91500	.01581	.00145	60.461
SDev	.00048	.0081	.00104	.00348	.00010	.00008	.256
%RSD	13.505	.51695	99.052	.38017	.64584	5.3318	.42386
#1	.00336	1.5759	.00131	.91398	.01581	.00153	60.322
#2	.00320	1.5646	-.00010	.91215	.01570	.00146	60.304
#3	.00410	1.5804	.00193	.91888	.01590	.00137	60.757
Errors	LC Pass	LC Pass	LC Pass	LC Pass	LC Pass	LC Pass	LC Pass
High	2.0000	500.00	10.000	30.000	10.000	10.000	600.00
Low	-.00500	-.20000	-.01000	-.20000	-.20000	-.00400	-5.0000

Elem	CD	CO	CR	CU	FE	K_	MG
Units	ppm	ppm	ppm	ppm	ppm	ppm	ppm
Avge	.01963	.08688	.00427	.06499	.09641	62.971	9.7773
SDev	.00016	.00052	.00031	.00032	.01071	.170	.0340
%RSD	.83078	.60152	7.3000	.48409	11.114	.26979	.34826
#1	.01969	.08681	.00437	.06521	.10578	63.099	9.7597
#2	.01945	.08640	.00392	.06463	.08473	62.778	9.7557
#3	.01976	.08744	.00451	.06512	.09871	63.035	9.8166
Errors	LC Pass	LC Pass	LC Pass	LC Pass	LC Pass	LC Pass	LC Pass
High	5.0000	100.00	20.000	10.000	500.00	400.00	600.00
Low	-.00500	-.05000	-.00500	-.02500	-.10000	-5.0000	-5.0000

Elem	MN	MO	NA	NI	PB/1	PB/2	PB
Units	ppm	ppm	ppm	ppm	ppm	ppm	ppm
Avge	14.003	-.00085	13.990	.03494	.00535	-.00045	.00148
SDev	.043	.00061	.051	.00056	.00392	.00080	.00124
%RSD	.31043	72.106	.36757	1.6086	73.232	177.22	84.080
#1	13.980	-.00148	14.049	.03450	.00103	.00009	.00040
#2	13.976	-.00081	13.952	.03475	.00867	-.00007	.00284
#3	14.053	-.00026	13.970	.03557	.00635	-.00137	.00120
Errors	LC Pass	LC Pass	LC Pass	LC Pass	NOCHECK	NOCHECK	LC Pass
High	20.000	20.000	400.00	100.00			5.0000
Low	-.01500	-.04000	-5.0000	-.04000			-.00300

Elem	SB/1	SB/2	SB	SE/1	SE/2	SE	SI
Units	ppm	ppm	ppm	ppm	ppm	ppm	ppm
Avge	-.00573	.00462	.00118	.00610	-.00483	-.00119	8.6636
SDev	.00132	.00159	.00073	.00112	.00215	.00133	.0171
%RSD	23.076	34.330	62.424	18.373	44.538	111.83	.19735
#1	-.00436	.00281	.00042	.00508	-.00264	-.00007	8.6574
#2	-.00700	.00532	.00122	.00730	-.00490	-.00084	8.6506

#3	-.00585	.00575	.00189	.00593	-.00694	-.00265	8.6830
Errors	NOCHECK	NOCHECK	LC Pass	NOCHECK	NOCHECK	LC Pass	LC Pass

High			5.0000			10.000	50.000
Low			-.01000			-.00500	-.50000

Elem	SN	SR	TI	TL	V_	ZN	
Units	ppm	ppm	ppm	ppm	ppm	ppm	
Avge	.00007	.24088	.00200	-.00298	.00173	5.7372	
SDev	.00051	.00017	.00018	.00086	.00187	.0117	
%RSD	742.75	.07039	8.9752	28.930	108.09	.20312	
#1	.00058	.24098	.00196	-.00359	.00388	5.7322	
#2	-.00044	.24069	.00184	-.00199	.00047	5.7289	
#3	.00007	.24098	.00219	-.00335	.00085	5.7505	

Errors	LC Pass	LC Pass	LC Pass	LC Pass	LC Pass	LC Pass	
High	30.000	10.000	30.000	10.000	50.000	10.000	
Low	-.10000	-.05000	-.05000	-.01000	-.05000	-.02000	

IntStd	1	2	3	4	5	6	7
Mode	Counts	NOTUSED	NOTUSED	NOTUSED	NOTUSED	NOTUSED	NOTUSED
Elem	Y	--	--	--	--	--	--
Wavlen	371.030	--	--	--	--	--	--
Avge	29451	--	--	--	--	--	--
SDev	55.69108	--	--	--	--	--	--
%RSD	.1890976	--	--	--	--	--	--
#1	29418	--	--	--	--	--	--
#2	29420	--	--	--	--	--	--
#3	29515	--	--	--	--	--	--

Method: METTRACE Sample Name: K05X6 Operator: RJG
Run Time: 10/27/08 22:21:30
Comment: TESTAMERICA PITTSBURGH ICP METALS ANALYSIS-INST TRACEICP
Mode: CONC Corr. Factor: 1

Elem	AG	AL	AS	B_	BA	BE	CA
Units	ppm	ppm	ppm	ppm	ppm	ppm	ppm
Avge	.00180	39.235	.00134	.45237	.09146	.00611	54.566
SDev	.00029	.061	.00166	.00118	.00019	.00001	.142
%RSD	16.384	.15575	123.61	.25982	.20413	.21346	.26055
#1	.00191	39.172	.00280	.45258	.09125	.00609	54.568
#2	.00202	39.294	.00169	.45343	.09151	.00611	54.706
#3	.00146	39.237	-.00046	.45111	.09161	.00612	54.422
Errors	LC Pass	LC Pass	LC Pass	LC Pass	LC Pass	LC Pass	LC Pass
High	2.0000	500.00	10.000	30.000	10.000	10.000	600.00
Low	-.00500	-.20000	-.01000	-.20000	-.20000	-.00400	-5.0000

Elem	CD	CO	CR	CU	FE	K_	MG
Units	ppm	ppm	ppm	ppm	ppm	ppm	ppm
Avge	.00241	.06732	.01062	.01221	9.7441	13.628	29.601
SDev	.00012	.00033	.00039	.00035	.0231	.015	.074
%RSD	4.8081	.48449	3.6614	2.8347	.23659	.10710	.25116
#1	.00231	.06704	.01044	.01200	9.7398	13.613	29.597
#2	.00254	.06768	.01107	.01261	9.7691	13.627	29.677
#3	.00239	.06725	.01036	.01202	9.7236	13.642	29.528
Errors	LC Pass	LC Pass	LC Pass	LC Pass	LC Pass	LC Pass	LC Pass
High	5.0000	100.00	20.000	10.000	500.00	400.00	600.00
Low	-.00500	-.05000	-.00500	-.02500	-.10000	-5.0000	-5.0000

Elem	MN	MO	NA	NI	PB/1	PB/2	PB
Units	ppm	ppm	ppm	ppm	ppm	ppm	ppm
Avge	5.5934	.01288	17.250	.05741	.00071	.00333	.00246
SDev	.0117	.00061	.025	.00092	.00252	.00186	.00045
%RSD	.20976	4.7033	.14588	1.6057	356.63	55.821	18.414
#1	5.5877	.01218	17.279	.05748	.00264	.00227	.00239
#2	5.6069	.01328	17.243	.05829	.00163	.00224	.00204
#3	5.5857	.01318	17.230	.05645	-.00215	.00547	.00294
Errors	LC Pass	LC Pass	LC Pass	LC Pass	NOCHECK	NOCHECK	LC Pass
High	20.000	20.000	400.00	100.00			5.0000
Low	-.01500	-.04000	-5.0000	-.04000			-.00300

Elem	SB/1	SB/2	SB	SE/1	SE/2	SE	SI
Units	ppm	ppm	ppm	ppm	ppm	ppm	ppm
Avge	.00072	.00405	.00294	.00836	.00364	.00521	44.081
SDev	.00219	.00160	.00180	.00153	.00115	.00081	.144
%RSD	305.05	39.594	61.127	18.324	31.637	15.598	.32633
#1	.00295	.00574	.00481	.01013	.00322	.00552	43.917
#2	-.00142	.00254	.00122	.00737	.00276	.00429	44.186

#3	.00063	.00387	.00279	.00760	.00494	.00583	44.140
Errors	NOCHECK	NOCHECK	LC Pass	NOCHECK	NOCHECK	LC Pass	LC Pass

High			5.0000			10.000	50.000
Low			-.01000			-.00500	-.50000

Elem	SN	SR	TI	TL	V_	ZN	
Units	ppm	ppm	ppm	ppm	ppm	ppm	
Avge	.00204	.11551	.44044	-.00029	.02686	1.9114	
SDev	.00222	.00033	.00084	.00120	.00029	.0038	
%RSD	108.74	.28255	.18955	414.62	1.0768	.20106	
#1	.00007	.11518	.44008	.00106	.02694	1.9084	
#2	.00161	.11584	.44140	-.00067	.02711	1.9157	
#3	.00445	.11553	.43985	-.00125	.02654	1.9100	
Errors	LC Pass	LC Pass	LC Pass	LC Pass	LC Pass	LC Pass	
High	30.000	10.000	30.000	10.000	50.000	10.000	
Low	-.10000	-.05000	-.05000	-.01000	-.05000	-.02000	

IntStd	1	2	3	4	5	6	7
Mode	Counts	NOTUSED	NOTUSED	NOTUSED	NOTUSED	NOTUSED	NOTUSED
Elem	Y	--	--	--	--	--	--
Wavlen	371.030	--	--	--	--	--	--
Avge	29398	--	--	--	--	--	--
SDev	118.3942	--	--	--	--	--	--
%RSD	.4027261	--	--	--	--	--	--
#1	29534	--	--	--	--	--	--
#2	29342	--	--	--	--	--	--
#3	29318	--	--	--	--	--	--

Method: METTRACE Sample Name: K0VV4B Operator: RJG
Run Time: 10/27/08 22:27:00
Comment: TESTAMERICA PITTSBURGH ICP METALS ANALYSIS-INST TRACEICP
Mode: CONC Corr. Factor: 1

Elem	AG	AL	AS	B_	BA	BE	CA
Units	ppm	ppm	ppm	ppm	ppm	ppm	ppm
Avge	.00049	-.02834	-.00046	.00364	.00001	.00082	.02506
SDev	.00017	.00322	.00084	.00119	.00008	.00004	.00311
%RSD	34.078	11.350	184.39	32.734	662.74	4.9855	12.401
#1	.00048	-.03151	-.00143	.00446	-.00007	.00079	.02148
#2	.00066	-.02843	-.00004	.00418	.00001	.00080	.02713
#3	.00033	-.02508	.00010	.00227	.00009	.00086	.02656
Errors	LC Pass	LC Pass	LC Pass	LC Pass	LC Pass	LC Pass	LC Pass
High	.00500	.20000	.01000	.20000	.20000	.00400	5.0000
Low	-.00500	-.20000	-.01000	-.20000	-.20000	-.00400	-5.0000

Elem	CD	CO	CR	CU	FE	K_	MG
Units	ppm	ppm	ppm	ppm	ppm	ppm	ppm
Avge	.00004	-.00003	.00052	-.00114	-.00930	.22222	.01891
SDev	.00017	.00037	.00029	.00023	.00573	.00902	.00340
%RSD	416.25	1436.1	55.997	20.025	61.607	4.0571	17.980
#1	-.00005	-.00042	.00068	-.00139	-.01589	.23119	.01554
#2	.00024	.00002	.00070	-.00109	-.00558	.22230	.02234
#3	-.00007	.00032	.00019	-.00094	-.00642	.21316	.01883
Errors	LC Pass	LC Pass	LC Pass	LC Pass	LC Pass	LC Pass	LC Pass
High	.00500	.05000	.00500	.02500	.10000	5.0000	5.0000
Low	-.00500	-.05000	-.00500	-.02500	-.10000	-5.0000	-5.0000

Elem	MN	MO	NA	NI	PB/1	PB/2	PB
Units	ppm	ppm	ppm	ppm	ppm	ppm	ppm
Avge	.00065	.00006	-.57562	-.00030	.00305	-.00244	-.00061
SDev	.00032	.00044	.18075	.00040	.00179	.00220	.00093
%RSD	49.256	705.19	31.400	134.40	58.567	90.169	151.28
#1	.00029	.00007	-.70244	-.00024	.00426	-.00452	-.00160
#2	.00092	-.00038	-.36866	.00007	.00389	-.00266	-.00048
#3	.00075	.00049	-.65575	-.00073	.00100	-.00014	.00024
Errors	LC Pass	LC Pass	LC Pass	LC Pass	NOCHECK	NOCHECK	LC Pass
High	.01500	.04000	5.0000	.04000			.00300
Low	-.01500	-.04000	-5.0000	-.04000			-.00300

Elem	SB/1	SB/2	SB	SE/1	SE/2	SE	SI
Units	ppm	ppm	ppm	ppm	ppm	ppm	ppm
Avge	-.00434	.00570	.00236	.00653	-.00438	-.00075	.03791
SDev	.00182	.00226	.00090	.00515	.00127	.00227	.00468
%RSD	41.981	39.520	38.026	78.849	28.922	304.29	12.340
#1	-.00575	.00750	.00309	.01167	-.00309	.00183	.03985
#2	-.00499	.00645	.00264	.00652	-.00562	-.00158	.04131

#3	-.00228	.00317	.00136	.00138	-.00442	-.00249	.03257
Errors	NOCHECK	NOCHECK	LC Pass	NOCHECK	NOCHECK	LC Pass	LC Pass

High			.06000			.00500	.50000
Low			-.06000			-.00500	-.50000

Elem	SN	SR	TI	TL	V_	ZN	
Units	ppm	ppm	ppm	ppm	ppm	ppm	
Avge	.00058	.00003	.00010	-.00043	.00024	.00395	
SDev	.00242	.00001	.00018	.00192	.00019	.00043	
%RSD	419.32	51.428	186.38	450.11	76.686	10.861	
#1	.00211	.00004	.00005	.00175	.00024	.00351	
#2	.00183	.00002	.00029	-.00187	.00043	.00436	
#3	-.00221	.00002	-.00006	-.00116	.00006	.00398	

Errors	LC Pass	LC Pass	LC Pass	LC Pass	LC Pass	LC Pass	
High	.10000	.05000	.05000	.01000	.05000	.02000	
Low	-.10000	-.05000	-.05000	-.01000	-.05000	-.02000	

IntStd	1	2	3	4	5	6	7
Mode	Counts	NOTUSED	NOTUSED	NOTUSED	NOTUSED	NOTUSED	NOTUSED
Elem	Y	--	--	--	--	--	--
Wavlen	371.030	--	--	--	--	--	--
Avge	29784	--	--	--	--	--	--
SDev	200.6055	--	--	--	--	--	--
%RSD	.6735451	--	--	--	--	--	--
#1	29574	--	--	--	--	--	--
#2	29803	--	--	--	--	--	--
#3	29974	--	--	--	--	--	--

Method: METTRACE Sample Name: CCV1-12 Operator: RJG
Run Time: 10/27/08 22:32:31
Comment: TESTAMERICA PITTSBURGH ICP METALS ANALYSIS-INST TRACEICP
Mode: CONC Corr. Factor: 1

Elem	AG	AL	AS	B_	BA	BE	CA
Units	ppm	ppm	ppm	ppm	ppm	ppm	ppm
Avge	.97616	23.515	.48854	1.9561	1.8980	1.9725	49.759
SDev	.00194	.041	.00181	.0056	.0032	.0033	.100
%RSD	.19901	.17383	.37030	.28427	.16812	.16882	.20119
#1	.97429	23.486	.49063	1.9515	1.8959	1.9726	49.831
#2	.97602	23.497	.48747	1.9546	1.8964	1.9691	49.644
#3	.97817	23.562	.48752	1.9623	1.9016	1.9758	49.801
Errors	LC Pass	LC Pass	LC Pass	LC Pass	LC Pass	LC Pass	LC Pass
High	1.1000	27.500	.55000	2.2000	2.2000	2.2000	55.000
Low	.90000	22.500	.45000	1.8000	1.8000	1.8000	45.000

Elem	CD	CO	CR	CU	FE	K_	MG
Units	ppm	ppm	ppm	ppm	ppm	ppm	ppm
Avge	.47914	1.9582	1.9618	1.9062	24.677	115.25	48.278
SDev	.00092	.0033	.0024	.0036	.055	.32	.072
%RSD	.19232	.16641	.12136	.18651	.22395	.28133	.14978
#1	.47917	1.9602	1.9631	1.9027	24.712	115.07	48.311
#2	.47820	1.9544	1.9590	1.9059	24.613	115.06	48.195
#3	.48004	1.9600	1.9632	1.9098	24.706	115.63	48.328
Errors	LC Pass	LC Pass	LC Pass	LC Pass	LC Pass	LC Pass	LC Pass
High	.55000	2.2000	2.2000	2.2000	27.500	137.50	55.000
Low	.45000	1.8000	1.8000	1.8000	22.500	112.50	45.000

Elem	MN	MO	NA	NI	PB/1	PB/2	PB
Units	ppm	ppm	ppm	ppm	ppm	ppm	ppm
Avge	1.9320	1.9765	114.07	1.9406	.49479	.48682	.48947
SDev	.0026	.0133	.28	.0018	.00443	.00377	.00136
%RSD	.13368	.67083	.24808	.09088	.89621	.77489	.27797
#1	1.9328	1.9616	113.81	1.9426	.48997	.48983	.48988
#2	1.9291	1.9811	114.04	1.9395	.49871	.48259	.48796
#3	1.9340	1.9869	114.37	1.9397	.49568	.48804	.49059
Errors	LC Pass	LC Pass	LC Pass	LC Pass	NOCHECK	NOCHECK	LC Pass
High	2.2000	2.2000	137.50	2.2000			.55000
Low	1.8000	1.8000	112.50	1.8000			.45000

Elem	SB/1	SB/2	SB	SE/1	SE/2	SE	SI
Units	ppm	ppm	ppm	ppm	ppm	ppm	ppm
Avge	.48224	.48502	.48410	.49279	.48374	.48676	2.0070
SDev	.00305	.00318	.00138	.00398	.00320	.00127	.0196
%RSD	.63220	.65600	.28423	.80712	.66080	.26149	.97633
#1	.48531	.48135	.48267	.48831	.48628	.48695	2.0261
#2	.47922	.48669	.48420	.49590	.48015	.48540	2.0079

#3	.48220	.48702	.48542	.49416	.48480	.48792	1.9870
Errors	NOCHECK	NOCHECK	LC Pass	NOCHECK	NOCHECK	LC Pass	LC Pass

High			.55000			.55000	2.2000
Low			.45000			.45000	1.8000

Elem	SN	SR	TI	TL	V_	ZN	
Units	ppm	ppm	ppm	ppm	ppm	ppm	
Avge	1.9560	1.8556	1.9489	.97899	1.9682	2.0050	
SDev	.0048	.0039	.0020	.00325	.0011	.0022	
%RSD	.24636	.20887	.10338	.33217	.05612	.11116	
#1	1.9615	1.8519	1.9479	.97691	1.9695	2.0032	
#2	1.9541	1.8553	1.9475	.98274	1.9674	2.0043	
#3	1.9524	1.8596	1.9512	.97732	1.9678	2.0074	
Errors	LC Pass	LC Pass	LC Pass	LC Pass	LC Pass	LC Pass	
High	2.2000	2.2000	2.2000	1.1000	2.2000	2.2000	
Low	1.8000	1.8000	1.8000	.90000	1.8000	1.8000	

IntStd	1	2	3	4	5	6	7
Mode	Counts	NOTUSED	NOTUSED	NOTUSED	NOTUSED	NOTUSED	NOTUSED
Elem	Y	--	--	--	--	--	--
Wavlen	371.030	--	--	--	--	--	--
Avge	28900	--	--	--	--	--	--
SDev	24.24670	--	--	--	--	--	--
%RSD	.0838979	--	--	--	--	--	--
#1	28906	--	--	--	--	--	--
#2	28921	--	--	--	--	--	--
#3	28874	--	--	--	--	--	--

Method: METTRACE Sample Name: CCB12 Operator: RJG
Run Time: 10/27/08 22:38:03
Comment: TESTAMERICA PITTSBURGH ICP METALS ANALYSIS-INST TRACEICP
Mode: CONC Corr. Factor: 1

Elem	AG	AL	AS	B_	BA	BE	CA
Units	ppm	ppm	ppm	ppm	ppm	ppm	ppm
Avge	.00037	-.02942	.00034	.00782	.00016	.00088	.01133
SDev	.00017	.00208	.00019	.00181	.00006	.00010	.00653
%RSD	47.613	7.0678	55.487	23.110	36.651	11.147	57.668
#1	.00020	-.02987	.00034	.00990	.00010	.00078	.00469
#2	.00035	-.03124	.00015	.00696	.00015	.00098	.01775
#3	.00055	-.02715	.00053	.00661	.00022	.00088	.01154
Errors	LC Pass	LC Pass	LC Pass	LC Pass	LC Pass	LC Pass	LC Pass
High	.00500	.20000	.01000	.20000	.20000	.00400	5.0000
Low	-.00500	-.20000	-.01000	-.20000	-.20000	-.00400	-5.0000

Elem	CD	CO	CR	CU	FE	K_	MG
Units	ppm	ppm	ppm	ppm	ppm	ppm	ppm
Avge	.00011	.00017	.00063	-.00089	-.00133	.24654	.01748
SDev	.00014	.00032	.00032	.00011	.00523	.00521	.00293
%RSD	126.59	187.74	50.009	12.199	391.79	2.1147	16.784
#1	-.00002	.00054	.00061	-.00091	.00189	.24502	.01440
#2	.00010	-.00006	.00033	-.00078	-.00736	.24225	.01779
#3	.00025	.00003	.00096	-.00099	.00148	.25234	.02024
Errors	LC Pass	LC Pass	LC Pass	LC Pass	LC Pass	LC Pass	LC Pass
High	.00500	.05000	.00500	.02500	.10000	5.0000	5.0000
Low	-.00500	-.05000	-.00500	-.02500	-.10000	-5.0000	-5.0000

Elem	MN	MO	NA	NI	PB/1	PB/2	PB
Units	ppm	ppm	ppm	ppm	ppm	ppm	ppm
Avge	.00028	.00766	-.33883	.00038	.00067	-.00077	-.00029
SDev	.00008	.00265	.08760	.00016	.00217	.00085	.00017
%RSD	28.577	34.551	25.853	42.535	325.28	109.68	59.124
#1	.00019	.01063	-.43574	.00020	-.00144	.00010	-.00041
#2	.00034	.00679	-.26528	.00050	.00290	-.00159	-.00009
#3	.00030	.00555	-.31546	.00045	.00055	-.00083	-.00037
Errors	LC Pass	LC Pass	LC Pass	LC Pass	NOCHECK	NOCHECK	LC Pass
High	.01500	.04000	5.0000	.04000			.00300
Low	-.01500	-.04000	-5.0000	-.04000			-.00300

Elem	SB/1	SB/2	SB	SE/1	SE/2	SE	SI
Units	ppm	ppm	ppm	ppm	ppm	ppm	ppm
Avge	-.00036	.00417	.00266	.00429	-.00155	.00040	.00210
SDev	.00296	.00026	.00115	.00254	.00196	.00132	.00291
%RSD	831.03	6.3523	43.192	59.264	126.90	333.04	138.85
#1	.00300	.00442	.00395	.00239	.00055	.00116	.00511
#2	-.00260	.00389	.00173	.00718	-.00184	.00116	.00188

#3	-.00147	.00420	.00231	.00331	-.00335	-.00113	-.00070
Errors	NOCHECK	NOCHECK	LC Pass	NOCHECK	NOCHECK	LC Pass	LC Pass

High			.06000			.00500	.50000
Low			-.06000			-.00500	-.50000

Elem	SN	SR	TI	TL	V_	ZN	
Units	ppm	ppm	ppm	ppm	ppm	ppm	
Avge	.00160	.00015	.00089	.00357	.00025	.00157	
SDev	.00118	.00005	.00043	.00227	.00050	.00023	
%RSD	73.428	33.041	48.406	63.693	199.92	14.662	
#1	.00262	.00010	.00136	.00096	.00082	.00138	
#2	.00032	.00020	.00053	.00463	-.00013	.00183	
#3	.00187	.00014	.00077	.00511	.00006	.00151	
Errors	LC Pass	LC Pass	LC Pass	LC Pass	LC Pass	LC Pass	
High	.10000	.05000	.05000	.01000	.05000	.02000	
Low	-.10000	-.05000	-.05000	-.01000	-.05000	-.02000	

IntStd	1	2	3	4	5	6	7
Mode	Counts	NOTUSED	NOTUSED	NOTUSED	NOTUSED	NOTUSED	NOTUSED
Elem	Y	--	--	--	--	--	--
Wavlen	371.030	--	--	--	--	--	--
Avge	29559	--	--	--	--	--	--
SDev	172.0020	--	--	--	--	--	--
%RSD	.5818924	--	--	--	--	--	--
#1	29539	--	--	--	--	--	--
#2	29740	--	--	--	--	--	--
#3	29398	--	--	--	--	--	--

Method: METTRACE Sample Name: K0VV4C Operator: RJG
Run Time: 10/27/08 22:43:34
Comment: TESTAMERICA PITTSBURGH ICP METALS ANALYSIS-INST TRACEICP
Mode: CONC Corr. Factor: 1

Elem	AG	AL	AS	B_	BA	BE	CA
Units	ppm	ppm	ppm	ppm	ppm	ppm	ppm
Avge	.04872	1.8641	1.9250	.95469	1.8611	.05018	48.898
SDev	.00037	.0020	.0044	.00195	.0025	.00009	.036
%RSD	.75930	.10513	.22677	.20472	.13176	.16957	.07459
#1	.04914	1.8633	1.9226	.95310	1.8584	.05009	48.928
#2	.04847	1.8663	1.9223	.95410	1.8620	.05026	48.857
#3	.04853	1.8627	1.9300	.95687	1.8631	.05020	48.909
Errors	LC Pass	LC Pass	LC Pass	LC Pass	LC Pass	LC Pass	LC Pass
High	.06000	2.4000	2.4000	1.2000	2.4000	.06000	60.000
Low	.04000	1.6000	1.6000	.80000	1.6000	.04000	40.000

Elem	CD	CO	CR	CU	FE	K_	MG
Units	ppm	ppm	ppm	ppm	ppm	ppm	ppm
Avge	.04826	.48287	.19839	.23454	.90384	45.674	47.843
SDev	.00019	.00119	.00037	.00028	.01554	.059	.045
%RSD	.38452	.24628	.18508	.11790	1.7192	.12814	.09407
#1	.04809	.48375	.19876	.23468	.91714	45.623	47.838
#2	.04823	.48333	.19803	.23422	.90761	45.659	47.801
#3	.04846	.48151	.19837	.23472	.88676	45.738	47.890
Errors	LC Pass	LC Pass	LC Pass	LC Pass	LC Pass	LC Pass	LC Pass
High	.06000	.60000	.24000	.30000	1.2000	60.000	60.000
Low	.04000	.40000	.16000	.20000	.80000	40.000	40.000

Elem	MN	MO	NA	NI	PB/1	PB/2	PB
Units	ppm	ppm	ppm	ppm	ppm	ppm	ppm
Avge	.48327	.98869	45.422	.48166	.48141	.48352	.48282
SDev	.00048	.00562	.038	.00055	.00364	.00350	.00353
%RSD	.10014	.56823	.08331	.11400	.75634	.72303	.73125
#1	.48317	.98250	45.453	.48149	.47990	.48140	.48090
#2	.48284	.99010	45.380	.48122	.47877	.48160	.48066
#3	.48379	.99347	45.433	.48227	.48556	.48755	.48689
Errors	LC Pass	LC Pass	LC Pass	LC Pass	NOCHECK	NOCHECK	LC Pass
High	.60000	1.2000	60.000	.60000			.60000
Low	.40000	.80000	40.000	.40000			.40000

Elem	SB/1	SB/2	SB	SE/1	SE/2	SE	SI
Units	ppm	ppm	ppm	ppm	ppm	ppm	ppm
Avge	.48173	.47675	.47841	1.9355	1.9290	1.9311	10.033
SDev	.00268	.00349	.00203	.0115	.0037	.0063	.055
%RSD	.55621	.73297	.42410	.59618	.19052	.32474	.55133
#1	.48384	.47281	.47649	1.9229	1.9252	1.9245	10.088
#2	.47872	.47797	.47822	1.9380	1.9290	1.9320	10.032

#3	.48264	.47948	.48053	1.9456	1.9326	1.9369	9.9776
Errors	NOCHECK	NOCHECK	LC Pass	NOCHECK	NOCHECK	LC Pass	LC Pass

High			.60000			2.4000	12.000
Low			.40000			1.6000	8.0000

Elem	SN	SR	TI	TL	V_	ZN	
Units	ppm	ppm	ppm	ppm	ppm	ppm	
Avge	1.9442	.89281	.95956	1.9258	.49484	.50179	
SDev	.0070	.00153	.00039	.0029	.00220	.00049	
%RSD	.36087	.17191	.04053	.15196	.44546	.09869	
#1	1.9367	.89109	.95913	1.9225	.49658	.50169	
#2	1.9506	.89404	.95965	1.9268	.49557	.50136	
#3	1.9453	.89331	.95990	1.9281	.49236	.50233	
Errors	LC Pass	LC Pass	LC Pass	LC Pass	LC Pass	LC Pass	
High	2.4000	1.2000	1.2000	2.4000	.60000	.60000	
Low	1.6000	.80000	.80000	1.6000	.40000	.40000	

IntStd	1	2	3	4	5	6	7
Mode	Counts	NOTUSED	NOTUSED	NOTUSED	NOTUSED	NOTUSED	NOTUSED
Elem	Y	--	--	--	--	--	--
Wavlen	371.030	--	--	--	--	--	--
Avge	29345	--	--	--	--	--	--
SDev	63.52807	--	--	--	--	--	--
%RSD	.2164843	--	--	--	--	--	--
#1	29302	--	--	--	--	--	--
#2	29418	--	--	--	--	--	--
#3	29316	--	--	--	--	--	--

Method: METTRACE Sample Name: K0MX0 Operator: RJG
Run Time: 10/27/08 22:49:05
Comment: TESTAMERICA PITTSBURGH ICP METALS ANALYSIS-INST TRACEICP
Mode: CONC Corr. Factor: 1

Elem	AG	AL	AS	B_	BA	BE	CA
Units	ppm	ppm	ppm	ppm	ppm	ppm	ppm
Avge	.00103	.12190	.00481	3.7970	.00952	.00043	298.19
SDev	.00020	.00484	.00140	.0103	.00005	.00014	.94
%RSD	19.652	3.9700	29.146	.27148	.54370	31.777	.31591
#1	.00125	.12629	.00636	3.8070	.00951	.00027	299.25
#2	.00099	.12270	.00444	3.7864	.00957	.00049	297.45
#3	.00085	.11671	.00363	3.7976	.00947	.00052	297.87
Errors	LC Pass	LC Pass	LC Pass	LC Pass	LC Pass	LC Pass	LC Pass
High	2.0000	500.00	10.000	30.000	10.000	10.000	600.00
Low	-.00500	-.20000	-.01000	-.20000	-.20000	-.00400	-5.0000

Elem	CD	CO	CR	CU	FE	K_	MG
Units	ppm	ppm	ppm	ppm	ppm	ppm	ppm
Avge	.00024	.00086	.00131	.00237	.31888	H552.26	H984.28
SDev	.00003	.00127	.00061	.00049	.01225	2.91	2.90
%RSD	10.878	147.91	46.732	20.628	3.8402	.52755	.29478
#1	.00027	.00154	.00190	.00226	.32604	H555.61	H987.57
#2	.00024	.00164	.00136	.00290	.32587	H550.32	H982.07
#3	.00022	-.00061	.00068	.00194	.30474	H550.86	H983.21
Errors	LC Pass	LC Pass	LC Pass	LC Pass	LC Pass	LC High	LC High
High	5.0000	100.00	20.000	10.000	500.00	400.00	600.00
Low	-.00500	-.05000	-.00500	-.02500	-.10000	-5.0000	-5.0000

Elem	MN	MO	NA	NI	PB/1	PB/2	PB
Units	ppm	ppm	ppm	ppm	ppm	ppm	ppm
Avge	.01629	.01348	C.00000	.00154	.00265	.00207	.00227
SDev	.00011	.00181	.00000	.00142	.00091	.00117	.00050
%RSD	.69862	13.415	.00000	92.227	34.295	56.558	22.152
#1	.01640	.01468	C.00000	-.00005	.00296	.00131	.00186
#2	.01629	.01436	C.00000	.00198	.00163	.00343	.00283
#3	.01617	.01140	C.00000	.00267	.00338	.00149	.00212
Errors	LC Pass	LC Pass	LC Pass	LC Pass	NOCHECK	NOCHECK	LC Pass
High	20.000	20.000	400.00	100.00			5.0000
Low	-.01500	-.04000	-5.0000	-.04000			-.00300

Elem	SB/1	SB/2	SB	SE/1	SE/2	SE	SI
Units	ppm	ppm	ppm	ppm	ppm	ppm	ppm
Avge	.00159	.00369	.00299	.00937	-.00334	.00089	1.0037
SDev	.00118	.00116	.00108	.00135	.00038	.00066	.0075
%RSD	74.397	31.523	36.049	14.421	11.451	73.845	.75189
#1	.00291	.00482	.00418	.00781	-.00364	.00017	1.0123
#2	.00125	.00250	.00208	.01023	-.00291	.00147	1.0009

#3	.00061	.00376	.00271	.01006	-.00349	.00102	.99795
Errors	NOCHECK	NOCHECK	LC Pass	NOCHECK	NOCHECK	LC Pass	LC Pass

High			5.0000			10.000	50.000
Low			-.01000			-.00500	-.50000

Elem	SN	SR	TI	TL	V_	ZN	
Units	ppm	ppm	ppm	ppm	ppm	ppm	
Avge	.00218	5.2513	.00420	.00227	.01023	.01392	
SDev	.00167	.0156	.00048	.00340	.00215	.00030	
%RSD	76.426	.29767	11.424	150.02	20.983	2.1869	
#1	.00314	5.2673	.00456	.00592	.00966	.01377	
#2	.00314	5.2361	.00365	.00170	.01261	.01427	
#3	.00026	5.2504	.00438	-.00082	.00843	.01373	
Errors	LC Pass	LC Pass	LC Pass	LC Pass	LC Pass	LC Pass	
High	30.000	10.000	30.000	10.000	50.000	10.000	
Low	-.10000	-.05000	-.05000	-.01000	-.05000	-.02000	

IntStd	1	2	3	4	5	6	7
Mode	Counts	NOTUSED	NOTUSED	NOTUSED	NOTUSED	NOTUSED	NOTUSED
Elem	Y	--	--	--	--	--	--
Wavlen	371.030	--	--	--	--	--	--
Avge	23615	--	--	--	--	--	--
SDev	69.39731	--	--	--	--	--	--
%RSD	.2938652	--	--	--	--	--	--
#1	23549	--	--	--	--	--	--
#2	23610	--	--	--	--	--	--
#3	23687	--	--	--	--	--	--

Method: METTRACE Sample Name: K0MX1 Operator: RJG
Run Time: 10/27/08 22:54:36
Comment: TESTAMERICA PITTSBURGH ICP METALS ANALYSIS-INST TRACEICP
Mode: CONC Corr. Factor: 1

Elem	AG	AL	AS	B_	BA	BE	CA
Units	ppm	ppm	ppm	ppm	ppm	ppm	ppm
Avge	.00037	.04550	.00341	3.8297	.00924	.00037	299.43
SDev	.00030	.00849	.00302	.0136	.00018	.00003	.43
%RSD	80.203	18.670	88.696	.35603	1.9195	9.5089	.14494
#1	.00058	.03738	.00401	3.8291	.00932	.00033	299.40
#2	.00003	.05433	.00013	3.8437	.00903	.00039	299.88
#3	.00051	.04478	.00608	3.8164	.00936	.00038	299.02
Errors	LC Pass	LC Pass	LC Pass	LC Pass	LC Pass	LC Pass	LC Pass
High	2.0000	500.00	10.000	30.000	10.000	10.000	600.00
Low	-.00500	-.20000	-.01000	-.20000	-.20000	-.00400	-5.0000

Elem	CD	CO	CR	CU	FE	K_	MG
Units	ppm	ppm	ppm	ppm	ppm	ppm	ppm
Avge	-.00005	.00039	.00063	.00158	.19443	H556.58	H986.17
SDev	.00019	.00146	.00018	.00052	.02703	2.95	1.59
%RSD	422.61	373.96	28.250	32.625	13.901	.53078	.16085
#1	-.00023	.00038	.00070	.00186	.17610	H557.65	H985.87
#2	-.00006	-.00106	.00043	.00099	.18173	H558.85	H987.88
#3	.00015	.00185	.00077	.00190	.22547	H553.24	H984.75
Errors	LC Pass	LC Pass	LC Pass	LC Pass	LC Pass	LC High	LC High
High	5.0000	100.00	20.000	10.000	500.00	400.00	600.00
Low	-.00500	-.05000	-.00500	-.02500	-.10000	-5.0000	-5.0000

Elem	MN	MO	NA	NI	PB/1	PB/2	PB
Units	ppm	ppm	ppm	ppm	ppm	ppm	ppm
Avge	.01962	.01109	C.00000	.00062	.00055	.00161	.00126
SDev	.00002	.00041	.00000	.00103	.00421	.00038	.00141
%RSD	.12128	3.7166	.00000	167.29	764.42	23.675	111.77
#1	.01963	.01145	C.00000	-.00005	.00459	.00183	.00275
#2	.01959	.01064	C.00000	.00010	.00088	.00117	.00107
#3	.01963	.01117	C.00000	.00180	-.00381	.00183	-.00005
Errors	LC Pass	LC Pass	LC Pass	LC Pass	NOCHECK	NOCHECK	LC Pass
High	20.000	20.000	400.00	100.00			5.0000
Low	-.01500	-.04000	-5.0000	-.04000			-.00300

Elem	SB/1	SB/2	SB	SE/1	SE/2	SE	SI
Units	ppm	ppm	ppm	ppm	ppm	ppm	ppm
Avge	-.00097	.00412	.00243	.00679	-.00210	.00086	.72348
SDev	.00288	.00103	.00050	.00083	.00263	.00197	.00223
%RSD	298.18	24.908	20.458	12.235	125.19	228.48	.30822
#1	-.00422	.00500	.00193	.00587	-.00484	-.00127	.72602
#2	.00003	.00437	.00293	.00748	-.00185	.00125	.72188

#3	.00129	.00299	.00243	.00703	.00040	.00261	.72253
Errors	NOCHECK	NOCHECK	LC Pass	NOCHECK	NOCHECK	LC Pass	LC Pass

High			5.0000			10.000	50.000
Low			-.01000			-.00500	-.50000

Elem	SN	SR	TI	TL	V_	ZN	
Units	ppm	ppm	ppm	ppm	ppm	ppm	
Avge	.00025	5.2979	.00092	.00178	.00958	.01409	
SDev	.00114	.0162	.00009	.00177	.00215	.00019	
%RSD	456.38	.30602	9.2470	99.498	22.416	1.3391	
#1	-.00007	5.2952	.00082	.00125	.01206	.01394	
#2	.00152	5.3153	.00097	.00033	.00834	.01430	
#3	-.00070	5.2832	.00097	.00375	.00834	.01402	
Errors	LC Pass	LC Pass	LC Pass	LC Pass	LC Pass	LC Pass	
High	30.000	10.000	30.000	10.000	50.000	10.000	
Low	-.10000	-.05000	-.05000	-.01000	-.05000	-.02000	

IntStd	1	2	3	4	5	6	7
Mode	Counts	NOTUSED	NOTUSED	NOTUSED	NOTUSED	NOTUSED	NOTUSED
Elem	Y	--	--	--	--	--	--
Wavlen	371.030	--	--	--	--	--	--
Avge	23846	--	--	--	--	--	--
SDev	16.65188	--	--	--	--	--	--
%RSD	.0698302	--	--	--	--	--	--
#1	23857	--	--	--	--	--	--
#2	23827	--	--	--	--	--	--
#3	23855	--	--	--	--	--	--

Method: METTRACE Sample Name: K0MX2 Operator: RJG
Run Time: 10/27/08 23:00:08
Comment: TESTAMERICA PITTSBURGH ICP METALS ANALYSIS-INST TRACEICP
Mode: CONC Corr. Factor: 1

Elem	AG	AL	AS	B_	BA	BE	CA
Units	ppm	ppm	ppm	ppm	ppm	ppm	ppm
Avge	.00039	.01563	.00263	3.8294	.01013	.00038	300.59
SDev	.00039	.00343	.00205	.0820	.00022	.00020	5.78
%RSD	102.02	21.924	78.148	2.1402	2.1831	52.853	1.9242
#1	.00039	.01550	.00027	3.9240	.01037	.00016	307.26
#2	-.00001	.01226	.00356	3.7844	.00993	.00045	296.94
#3	.00078	.01911	.00405	3.7798	.01010	.00055	297.58
Errors	LC Pass	LC Pass	LC Pass	LC Pass	LC Pass	LC Pass	LC Pass
High	2.0000	500.00	10.000	30.000	10.000	10.000	600.00
Low	-.00500	-.20000	-.01000	-.20000	-.20000	-.00400	-5.0000

Elem	CD	CO	CR	CU	FE	K_	MG
Units	ppm	ppm	ppm	ppm	ppm	ppm	ppm
Avge	.00005	.00060	.00094	.00327	.14469	H559.42	H988.94
SDev	.00015	.00069	.00028	.00070	.02731	26.13	19.84
%RSD	293.04	116.81	30.361	21.418	18.875	4.6707	2.0059
#1	-.00010	.00008	.00072	.00353	.13804	H589.35	H1011.8
#2	.00019	.00032	.00126	.00248	.12132	H547.81	H976.85
#3	.00006	.00139	.00083	.00380	.17471	H541.12	H978.13
Errors	LC Pass	LC Pass	LC Pass	LC Pass	LC Pass	LC High	LC High
High	5.0000	100.00	20.000	10.000	500.00	400.00	600.00
Low	-.00500	-.05000	-.00500	-.02500	-.10000	-5.0000	-5.0000

Elem	MN	MO	NA	NI	PB/1	PB/2	PB
Units	ppm	ppm	ppm	ppm	ppm	ppm	ppm
Avge	.02071	.01046	C.00000	-.00000	.00213	-.00015	.00061
SDev	.00034	.00053	.00000	.00063	.00364	.00263	.00122
%RSD	1.6448	5.0383	.00000	128980.	171.12	1786.2	200.40
#1	.02110	.00989	C.00000	-.00036	.00324	-.00277	-.00077
#2	.02049	.01057	C.00000	.00073	.00509	-.00018	.00158
#3	.02053	.01093	C.00000	-.00036	-.00194	.00250	.00102
Errors	LC Pass	LC Pass	LC Pass	LC Pass	NOCHECK	NOCHECK	LC Pass
High	20.000	20.000	400.00	100.00			5.0000
Low	-.01500	-.04000	-5.0000	-.04000			-.00300

Elem	SB/1	SB/2	SB	SE/1	SE/2	SE	SI
Units	ppm	ppm	ppm	ppm	ppm	ppm	ppm
Avge	-.00282	.00426	.00190	.00997	-.00462	.00023	1.0389
SDev	.00240	.00168	.00089	.00143	.00156	.00124	.0245
%RSD	85.361	39.386	46.769	14.308	33.651	530.11	2.3576
#1	-.00538	.00477	.00139	.01161	-.00424	.00104	1.0672
#2	-.00247	.00563	.00293	.00920	-.00329	.00087	1.0246

#3	-.00061	.00239	.00139	.00909	-.00633	-.00120	1.0250
Errors	NOCHECK	NOCHECK	LC Pass	NOCHECK	NOCHECK	LC Pass	LC Pass

High			5.0000			10.000	50.000
Low			-.01000			-.00500	-.50000

Elem	SN	SR	TI	TL	V_	ZN	
Units	ppm	ppm	ppm	ppm	ppm	ppm	
Avge	.00199	5.3009	-.00063	-.00043	.00921	.01481	
SDev	.00175	.1241	.00055	.00112	.00201	.00032	
%RSD	88.288	2.3410	87.913	259.83	21.843	2.1843	
#1	.00195	5.4438	-.00117	-.00138	.01139	.01514	
#2	.00376	5.2394	-.00066	.00081	.00743	.01449	
#3	.00025	5.2197	-.00006	-.00074	.00882	.01481	
Errors	LC Pass	LC Pass	LC Pass	LC Pass	LC Pass	LC Pass	
High	30.000	10.000	30.000	10.000	50.000	10.000	
Low	-.10000	-.05000	-.05000	-.01000	-.05000	-.02000	

IntStd	1	2	3	4	5	6	7
Mode	Counts	NOTUSED	NOTUSED	NOTUSED	NOTUSED	NOTUSED	NOTUSED
Elem	Y	--	--	--	--	--	--
Wavlen	371.030	--	--	--	--	--	--
Avge	23428	--	--	--	--	--	--
SDev	551.1078	--	--	--	--	--	--
%RSD	2.352367	--	--	--	--	--	--
#1	22794	--	--	--	--	--	--
#2	23695	--	--	--	--	--	--
#3	23794	--	--	--	--	--	--

Method: METTRACE Sample Name: K0MX3 Operator: RJG
Run Time: 10/27/08 23:05:38
Comment: TESTAMERICA PITTSBURGH ICP METALS ANALYSIS-INST TRACEICP
Mode: CONC Corr. Factor: 1

Elem	AG	AL	AS	B_	BA	BE	CA
Units	ppm	ppm	ppm	ppm	ppm	ppm	ppm
Avge	.00018	.01532	.00338	3.7549	.00994	.00050	293.98
SDev	.00034	.00433	.00054	.0335	.00007	.00009	2.66
%RSD	193.55	28.232	15.876	.89287	.66010	18.882	.90349
#1	.00053	.01993	.00400	3.7168	.00997	.00057	291.08
#2	.00014	.01134	.00300	3.7681	.00997	.00039	294.55
#3	-.00014	.01470	.00314	3.7798	.00986	.00052	296.30
Errors	LC Pass	LC Pass	LC Pass	LC Pass	LC Pass	LC Pass	LC Pass
High	2.0000	500.00	10.000	30.000	10.000	10.000	600.00
Low	-.00500	-.20000	-.01000	-.20000	-.20000	-.00400	-5.0000

Elem	CD	CO	CR	CU	FE	K_	MG
Units	ppm	ppm	ppm	ppm	ppm	ppm	ppm
Avge	.00004	.00019	.00086	.00376	.16963	H542.29	H965.98
SDev	.00007	.00021	.00013	.00065	.01086	6.61	9.30
%RSD	162.19	107.04	14.695	17.346	6.4034	1.2184	.96228
#1	.00012	.00017	.00078	.00378	.18008	H534.69	H955.80
#2	.00004	.00000	.00100	.00441	.15840	H546.70	H968.14
#3	-.00003	.00041	.00079	.00310	.17041	H545.46	H974.01
Errors	LC Pass	LC Pass	LC Pass	LC Pass	LC Pass	LC High	LC High
High	5.0000	100.00	20.000	10.000	500.00	400.00	600.00
Low	-.00500	-.05000	-.00500	-.02500	-.10000	-5.0000	-5.0000

Elem	MN	MO	NA	NI	PB/1	PB/2	PB
Units	ppm	ppm	ppm	ppm	ppm	ppm	ppm
Avge	.02075	.00929	C.00000	.00139	.01239	.01325	.01296
SDev	.00016	.00048	.00000	.00066	.00144	.00112	.00027
%RSD	.77179	5.1652	.00000	47.190	11.650	8.4452	2.0486
#1	.02058	.00879	C.00000	.00164	.01085	.01444	.01324
#2	.02077	.00933	C.00000	.00065	.01370	.01222	.01271
#3	.02090	.00974	C.00000	.00190	.01263	.01308	.01293
Errors	LC Pass	LC Pass	LC Pass	LC Pass	NOCHECK	NOCHECK	LC Pass
High	20.000	20.000	400.00	100.00			5.0000
Low	-.01500	-.04000	-5.0000	-.04000			-.00300

Elem	SB/1	SB/2	SB	SE/1	SE/2	SE	SI
Units	ppm	ppm	ppm	ppm	ppm	ppm	ppm
Avge	.00013	.00328	.00223	.00483	-.00302	-.00041	1.0292
SDev	.00064	.00149	.00085	.00231	.00153	.00029	.0052
%RSD	496.46	45.388	38.046	47.783	50.631	70.346	.50797
#1	.00073	.00157	.00129	.00228	-.00143	-.00019	1.0236
#2	-.00055	.00395	.00245	.00546	-.00317	-.00030	1.0302

#3	.00020	.00432	.00295	.00677	-.00448	-.00073	1.0339
Errors	NOCHECK	NOCHECK	LC Pass	NOCHECK	NOCHECK	LC Pass	LC Pass

High			5.0000			10.000	50.000
Low			-.01000			-.00500	-.50000

Elem	SN	SR	TI	TL	V_	ZN	
Units	ppm	ppm	ppm	ppm	ppm	ppm	
Avge	.00152	5.2064	-.00046	.00113	.00852	.01868	
SDev	.00053	.0468	.00031	.00155	.00193	.00041	
%RSD	34.990	.89944	67.901	137.04	22.620	2.1867	
#1	.00213	5.1525	-.00035	-.00049	.00736	.01824	
#2	.00121	5.2295	-.00021	.00261	.00745	.01904	
#3	.00121	5.2372	-.00081	.00129	.01074	.01877	

Errors	LC Pass	LC Pass	LC Pass	LC Pass	LC Pass	LC Pass	
High	30.000	10.000	30.000	10.000	50.000	10.000	
Low	-.10000	-.05000	-.05000	-.01000	-.05000	-.02000	

IntStd	1	2	3	4	5	6	7
Mode	Counts	NOTUSED	NOTUSED	NOTUSED	NOTUSED	NOTUSED	NOTUSED
Elem	Y	--	--	--	--	--	--
Wavlen	371.030	--	--	--	--	--	--
Avge	23771	--	--	--	--	--	--
SDev	169.3138	--	--	--	--	--	--
%RSD	.7122713	--	--	--	--	--	--
#1	23966	--	--	--	--	--	--
#2	23668	--	--	--	--	--	--
#3	23678	--	--	--	--	--	--

Method: METTRACE Sample Name: K0MX4 Operator: RJG
Run Time: 10/27/08 23:11:10
Comment: TESTAMERICA PITTSBURGH ICP METALS ANALYSIS-INST TRACEICP
Mode: CONC Corr. Factor: 1

Elem	AG	AL	AS	B_	BA	BE	CA
Units	ppm	ppm	ppm	ppm	ppm	ppm	ppm
Avge	.00011	.00497	.00062	.01945	.00029	.00076	.29397
SDev	.00065	.00641	.00168	.00240	.00019	.00007	.01722
%RSD	579.61	129.03	271.16	12.359	64.249	8.8697	5.8577
#1	.00034	.00198	.00053	.02223	.00030	.00076	.27707
#2	-.00062	.00059	-.00101	.01807	.00010	.00083	.31149
#3	.00063	.01233	.00233	.01805	.00047	.00069	.29335
Errors	LC Pass	LC Pass	LC Pass	LC Pass	LC Pass	LC Pass	LC Pass
High	2.0000	500.00	10.000	30.000	10.000	10.000	600.00
Low	-.00500	-.20000	-.01000	-.20000	-.20000	-.00400	-5.0000

Elem	CD	CO	CR	CU	FE	K_	MG
Units	ppm	ppm	ppm	ppm	ppm	ppm	ppm
Avge	.00040	.00031	.00135	.00254	.06076	.48446	.80033
SDev	.00023	.00077	.00057	.00031	.01039	.00437	.04816
%RSD	56.147	249.51	42.443	12.169	17.107	.90244	6.0169
#1	.00049	.00044	.00160	.00255	.05843	.48376	.75474
#2	.00015	-.00052	.00070	.00222	.05173	.48913	.85070
#3	.00058	.00100	.00176	.00284	.07213	.48047	.79554
Errors	LC Pass	LC Pass	LC Pass	LC Pass	LC Pass	LC Pass	LC Pass
High	5.0000	100.00	20.000	10.000	500.00	400.00	600.00
Low	-.00500	-.05000	-.00500	-.02500	-.10000	-5.0000	-5.0000

Elem	MN	MO	NA	NI	PB/1	PB/2	PB
Units	ppm	ppm	ppm	ppm	ppm	ppm	ppm
Avge	.00175	.00022	7.7253	.00164	.00110	-.00048	.00004
SDev	.00004	.00045	.4637	.00109	.00195	.00185	.00062
%RSD	2.0542	201.53	6.0027	66.614	177.00	383.06	1397.1
#1	.00176	.00074	7.2644	.00188	.00254	-.00144	-.00011
#2	.00170	-.00004	8.1918	.00044	.00189	-.00167	-.00048
#3	.00177	-.00003	7.7197	.00258	-.00112	.00165	.00073
Errors	LC Pass	LC Pass	LC Pass	LC Pass	NOCHECK	NOCHECK	LC Pass
High	20.000	20.000	400.00	100.00			5.0000
Low	-.01500	-.04000	-5.0000	-.04000			-.00300

Elem	SB/1	SB/2	SB	SE/1	SE/2	SE	SI
Units	ppm	ppm	ppm	ppm	ppm	ppm	ppm
Avge	-.00217	.00337	.00152	.00619	-.00191	.00079	.07291
SDev	.00312	.00276	.00149	.00212	.00157	.00042	.00282
%RSD	143.75	81.953	97.791	34.326	82.208	53.344	3.8677
#1	-.00498	.00644	.00264	.00758	-.00246	.00088	.07108
#2	-.00273	.00111	-.00017	.00723	-.00312	.00033	.07149

#3	.00119	.00255	.00209	.00374	-.00014	.00116	.07616
Errors	NOCHECK	NOCHECK	LC Pass	NOCHECK	NOCHECK	LC Pass	LC Pass

High			5.0000			10.000	50.000
Low			-.01000			-.00500	-.50000

Elem	SN	SR	TI	TL	V_	ZN	
Units	ppm	ppm	ppm	ppm	ppm	ppm	
Avge	-.00078	.00436	.00168	.00084	.00021	.00675	
SDev	.00015	.00020	.00025	.00092	.00029	.00005	
%RSD	18.768	4.5099	15.024	110.31	140.65	.67269	
#1	-.00095	.00417	.00160	.00150	.00046	.00676	
#2	-.00070	.00456	.00148	-.00022	-.00011	.00670	
#3	-.00070	.00434	.00196	.00123	.00027	.00680	

Errors	LC Pass	LC Pass	LC Pass	LC Pass	LC Pass	LC Pass	
High	30.000	10.000	30.000	10.000	50.000	10.000	
Low	-.10000	-.05000	-.05000	-.01000	-.05000	-.02000	

IntStd	1	2	3	4	5	6	7
Mode	Counts	NOTUSED	NOTUSED	NOTUSED	NOTUSED	NOTUSED	NOTUSED
Elem	Y	--	--	--	--	--	--
Wavlen	371.030	--	--	--	--	--	--
Avge	29560	--	--	--	--	--	--
SDev	111.2746	--	--	--	--	--	--
%RSD	.3764343	--	--	--	--	--	--
#1	29585	--	--	--	--	--	--
#2	29657	--	--	--	--	--	--
#3	29439	--	--	--	--	--	--

Method: METTRACE Sample Name: K0MX6 Operator: RJG
Run Time: 10/27/08 23:16:41
Comment: TESTAMERICA PITTSBURGH ICP METALS ANALYSIS-INST TRACEICP
Mode: CONC Corr. Factor: 1

Elem	AG	AL	AS	B_	BA	BE	CA
Units	ppm	ppm	ppm	ppm	ppm	ppm	ppm
Avge	.00019	.00696	.00405	3.7992	.01019	.00043	298.11
SDev	.00101	.00138	.00119	.0070	.00012	.00015	1.22
%RSD	537.69	19.844	29.514	.18539	1.2107	34.926	.40963
#1	.00134	.00774	.00536	3.7972	.01031	.00027	297.91
#2	-.00053	.00537	.00304	3.7933	.01007	.00056	297.00
#3	-.00026	.00777	.00374	3.8070	.01018	.00047	299.42
Errors	LC Pass	LC Pass	LC Pass	LC Pass	LC Pass	LC Pass	LC Pass
High	2.0000	500.00	10.000	30.000	10.000	10.000	600.00
Low	-.00500	-.20000	-.01000	-.20000	-.20000	-.00400	-5.0000

Elem	CD	CO	CR	CU	FE	K_	MG
Units	ppm	ppm	ppm	ppm	ppm	ppm	ppm
Avge	.00004	.00023	.00115	.00328	.15460	H548.04	H980.33
SDev	.00003	.00029	.00065	.00020	.00333	4.62	3.48
%RSD	63.034	125.20	56.381	6.0913	2.1575	.84253	.35524
#1	.00007	.00057	.00183	.00349	.15712	H553.37	H980.34
#2	.00002	.00010	.00055	.00310	.15081	H545.35	H976.84
#3	.00003	.00003	.00106	.00325	.15586	H545.39	H983.81
Errors	LC Pass	LC Pass	LC Pass	LC Pass	LC Pass	LC High	LC High
High	5.0000	100.00	20.000	10.000	500.00	400.00	600.00
Low	-.00500	-.05000	-.00500	-.02500	-.10000	-5.0000	-5.0000

Elem	MN	MO	NA	NI	PB/1	PB/2	PB
Units	ppm	ppm	ppm	ppm	ppm	ppm	ppm
Avge	.02115	.01062	C.00000	.00193	.00401	.00181	.00254
SDev	.00017	.00069	.00000	.00049	.00241	.00111	.00029
%RSD	.82846	6.5006	.00000	25.584	59.979	61.173	11.356
#1	.02121	.01142	C.00000	.00248	.00668	.00079	.00275
#2	.02095	.01015	C.00000	.00151	.00200	.00299	.00266
#3	.02129	.01030	C.00000	.00182	.00335	.00165	.00221
Errors	LC Pass	LC Pass	LC Pass	LC Pass	NOCHECK	NOCHECK	LC Pass
High	20.000	20.000	400.00	100.00			5.0000
Low	-.01500	-.04000	-5.0000	-.04000			-.00300

Elem	SB/1	SB/2	SB	SE/1	SE/2	SE	SI
Units	ppm	ppm	ppm	ppm	ppm	ppm	ppm
Avge	-.00348	.00453	.00186	.00929	-.00346	.00079	1.0266
SDev	.00272	.00109	.00061	.00064	.00039	.00023	.0051
%RSD	77.994	23.970	33.041	6.9170	11.336	28.905	.49936
#1	-.00660	.00534	.00137	.01003	-.00367	.00089	1.0311
#2	-.00159	.00330	.00167	.00885	-.00301	.00094	1.0210

#3	-.00226	.00495	.00255	.00900	-.00371	.00052	1.0276
Errors	NOCHECK	NOCHECK	LC Pass	NOCHECK	NOCHECK	LC Pass	LC Pass

High			5.0000			10.000	50.000
Low			-.01000			-.00500	-.50000

Elem	SN	SR	TI	TL	V_	ZN	
Units	ppm	ppm	ppm	ppm	ppm	ppm	
Avge	-.00027	5.2634	-.00076	-.00050	.00755	.01986	
SDev	.00145	.0085	.00046	.00034	.00012	.00013	
%RSD	542.01	.16135	60.803	68.942	1.6019	.64987	
#1	.00123	5.2723	-.00127	-.00017	.00753	.01971	
#2	-.00038	5.2553	-.00036	-.00047	.00744	.01995	
#3	-.00166	5.2627	-.00066	-.00085	.00768	.01991	
Errors	LC Pass	LC Pass	LC Pass	LC Pass	LC Pass	LC Pass	
High	30.000	10.000	30.000	10.000	50.000	10.000	
Low	-.10000	-.05000	-.05000	-.01000	-.05000	-.02000	

IntStd	1	2	3	4	5	6	7
Mode	Counts	NOTUSED	NOTUSED	NOTUSED	NOTUSED	NOTUSED	NOTUSED
Elem	Y	--	--	--	--	--	--
Wavlen	371.030	--	--	--	--	--	--
Avge	23588	--	--	--	--	--	--
SDev	159.7715	--	--	--	--	--	--
%RSD	.6773359	--	--	--	--	--	--
#1	23404	--	--	--	--	--	--
#2	23685	--	--	--	--	--	--
#3	23675	--	--	--	--	--	--

Method: METTRACE Sample Name: K0MXX Operator: RJG
Run Time: 10/27/08 23:22:13
Comment: TESTAMERICA PITTSBURGH ICP METALS ANALYSIS-INST TRACEICP
Mode: CONC Corr. Factor: 1

Elem	AG	AL	AS	B_	BA	BE	CA
Units	ppm	ppm	ppm	ppm	ppm	ppm	ppm
Avge	-.00013	.09357	.00390	3.8408	.00976	.00051	298.96
SDev	.00198	.00493	.00214	.0136	.00024	.00003	1.65
%RSD	1490.8	5.2716	54.776	.35371	2.4282	5.5185	.55044
#1	.00173	.09582	.00582	3.8423	.00992	.00049	300.84
#2	-.00221	.08792	.00160	3.8536	.00949	.00049	297.77
#3	.00008	.09698	.00429	3.8266	.00988	.00054	298.28
Errors	LC Pass	LC Pass	LC Pass	LC Pass	LC Pass	LC Pass	LC Pass
High	2.0000	500.00	10.000	30.000	10.000	10.000	600.00
Low	-.00500	-.20000	-.01000	-.20000	-.20000	-.00400	-5.0000

Elem	CD	CO	CR	CU	FE	K_	MG
Units	ppm	ppm	ppm	ppm	ppm	ppm	ppm
Avge	-.00001	.00075	.00051	.00256	.25624	H558.71	H984.12
SDev	.00025	.00129	.00123	.00079	.02511	3.64	4.95
%RSD	3123.9	171.60	241.00	30.751	9.8014	.65197	.50349
#1	.00013	.00180	.00188	.00329	.27808	H559.37	H989.78
#2	-.00029	-.00070	-.00052	.00173	.22880	H561.99	H980.53
#3	.00014	.00116	.00018	.00264	.26186	H554.79	H982.06
Errors	LC Pass	LC Pass	LC Pass	LC Pass	LC Pass	LC High	LC High
High	5.0000	100.00	20.000	10.000	500.00	400.00	600.00
Low	-.00500	-.05000	-.00500	-.02500	-.10000	-5.0000	-5.0000

Elem	MN	MO	NA	NI	PB/1	PB/2	PB
Units	ppm	ppm	ppm	ppm	ppm	ppm	ppm
Avge	.01696	.00965	C.00000	.00026	-.00126	.00036	-.00018
SDev	.00022	.00150	.00000	.00113	.00380	.00186	.00007
%RSD	1.2932	15.526	.00000	434.13	302.49	523.22	36.374
#1	.01721	.01047	C.00000	.00143	.00310	-.00179	-.00016
#2	.01679	.00792	C.00000	-.00083	-.00390	.00157	-.00025
#3	.01688	.01056	C.00000	.00018	-.00296	.00129	-.00013
Errors	LC Pass	LC Pass	LC Pass	LC Pass	NOCHECK	NOCHECK	LC Pass
High	20.000	20.000	400.00	100.00			5.0000
Low	-.01500	-.04000	-5.0000	-.04000			-.00300

Elem	SB/1	SB/2	SB	SE/1	SE/2	SE	SI
Units	ppm	ppm	ppm	ppm	ppm	ppm	ppm
Avge	-.00248	.00381	.00172	.00417	-.00405	-.00131	.97349
SDev	.00229	.00214	.00070	.00076	.00417	.00287	.00628
%RSD	92.311	56.059	40.663	18.135	103.07	218.95	.64475
#1	-.00512	.00617	.00241	.00384	-.00886	-.00463	.98073
#2	-.00097	.00201	.00102	.00364	-.00135	.00031	.96981

#3	-.00136	.00326	.00172	.00504	-.00195	.00038	.96991
Errors	NOCHECK	NOCHECK	LC Pass	NOCHECK	NOCHECK	LC Pass	LC Pass

High			5.0000			10.000	50.000
Low			-.01000			-.00500	-.50000

Elem	SN	SR	TI	TL	V_	ZN	
Units	ppm	ppm	ppm	ppm	ppm	ppm	
Avge	.00047	5.3127	.00300	.00032	.00881	.01520	
SDev	.00260	.0235	.00035	.00123	.00445	.00008	
%RSD	550.13	.44212	11.549	382.39	50.460	.52770	
#1	.00345	5.3153	.00321	.00165	.01174	.01515	
#2	-.00070	5.3347	.00260	-.00077	.00369	.01529	
#3	-.00134	5.2880	.00320	.00008	.01099	.01515	
Errors	LC Pass	LC Pass	LC Pass	LC Pass	LC Pass	LC Pass	
High	30.000	10.000	30.000	10.000	50.000	10.000	
Low	-.10000	-.05000	-.05000	-.01000	-.05000	-.02000	

IntStd	1	2	3	4	5	6	7
Mode	Counts	NOTUSED	NOTUSED	NOTUSED	NOTUSED	NOTUSED	NOTUSED
Elem	Y	--	--	--	--	--	--
Wavlen	371.030	--	--	--	--	--	--
Avge	23687	--	--	--	--	--	--
SDev	63.56891	--	--	--	--	--	--
%RSD	.2683676	--	--	--	--	--	--
#1	23615	--	--	--	--	--	--
#2	23735	--	--	--	--	--	--
#3	23711	--	--	--	--	--	--

Method: METTRACE Sample Name: K0MXXP5 Operator: RJG
Run Time: 10/27/08 23:27:44
Comment: TESTAMERICA PITTSBURGH ICP METALS ANALYSIS-INST TRACEICP
Mode: CONC Corr. Factor: 1

Elem	AG	AL	AS	B_	BA	BE	CA
Units	ppm	ppm	ppm	ppm	ppm	ppm	ppm
Avge	-.00055	-.00363	.00110	.73558	.00179	.00047	63.194
SDev	.00013	.00025	.00024	.00231	.00003	.00006	.121
%RSD	24.039	6.7578	21.501	.31331	1.6091	13.145	.19108
#1	-.00062	-.00370	.00119	.73822	.00179	.00052	63.329
#2	-.00063	-.00336	.00128	.73454	.00176	.00049	63.156
#3	-.00039	-.00384	.00083	.73397	.00182	.00040	63.097

Elem	CD	CO	CR	CU	FE	K_	MG
Units	ppm	ppm	ppm	ppm	ppm	ppm	ppm
Avge	-.00007	-.00014	.00018	-.00020	-.10597	82.563	201.62
SDev	.00008	.00005	.00023	.00020	.00983	.171	.38
%RSD	123.08	34.679	129.05	99.023	9.2802	.20671	.18656
#1	-.00016	-.00019	.00010	.00001	-.09744	82.643	202.06
#2	-.00002	-.00011	-.00000	-.00039	-.10374	82.678	201.42
#3	-.00002	-.00011	.00043	-.00022	-.11672	82.367	201.39

Elem	MN	MO	NA	NI	PB/1	PB/2	PB
Units	ppm	ppm	ppm	ppm	ppm	ppm	ppm
Avge	.00348	.00166	1631.0	-.00003	.00025	.00047	.00039
SDev	.00001	.00056	.5	.00041	.00076	.00181	.00115
%RSD	.19903	33.452	.03331	1420.5	312.02	388.39	293.58
#1	.00349	.00199	1631.5	.00024	-.00044	-.00028	-.00033
#2	.00348	.00102	1631.1	.00017	.00010	.00253	.00172
#3	.00349	.00198	1630.4	-.00050	.00107	-.00086	-.00021

Elem	SB/1	SB/2	SB	SE/1	SE/2	SE	SI
Units	ppm	ppm	ppm	ppm	ppm	ppm	ppm
Avge	-.00173	.00310	.00149	.00479	-.00169	.00047	.18046
SDev	.00258	.00022	.00082	.00385	.00292	.00307	.00364
%RSD	149.08	6.9558	54.753	80.316	172.48	656.16	2.0148
#1	-.00101	.00331	.00187	.00049	-.00376	-.00235	.18413
#2	.00041	.00288	.00206	.00791	.00165	.00373	.18039
#3	-.00460	.00313	.00056	.00598	-.00296	.00002	.17685

Elem	SN	SR	TI	TL	V_	ZN
Units	ppm	ppm	ppm	ppm	ppm	ppm
Avge	.00031	1.0831	.00053	.00016	.00416	.00621
SDev	.00079	.0007	.00022	.00234	.00125	.00014
%RSD	258.21	.06304	41.894	1451.3	29.914	2.2376
#1	-.00015	1.0838	.00040	.00244	.00552	.00605
#2	.00122	1.0830	.00040	.00029	.00388	.00627
#3	-.00015	1.0824	.00078	-.00224	.00308	.00630

IntStd	1	2	3	4	5	6	7
Mode	Counts	NOTUSED	NOTUSED	NOTUSED	NOTUSED	NOTUSED	NOTUSED
Elem	Y	--	--	--	--	--	--
Wavlen	371.030	--	--	--	--	--	--
Avge	27493	--	--	--	--	--	--
SDev	52.86184	--	--	--	--	--	--
%RSD	.1922722	--	--	--	--	--	--
#1	27451	--	--	--	--	--	--
#2	27552	--	--	--	--	--	--
#3	27477	--	--	--	--	--	--

Method: METTRACE Sample Name: K0MXXS Operator: RJG
Run Time: 10/27/08 23:33:15
Comment: TESTAMERICA PITTSBURGH ICP METALS ANALYSIS-INST TRACEICP
Mode: CONC Corr. Factor: 1

Elem	AG	AL	AS	B_	BA	BE	CA
Units	ppm	ppm	ppm	ppm	ppm	ppm	ppm
Avge	.06100	2.4420	2.1699	5.0274	1.9219	.04765	353.37
SDev	.00071	.0051	.0046	.0067	.0040	.00010	.42
%RSD	1.1707	.20729	.21351	.13379	.20976	.20734	.12022
#1	.06172	2.4479	2.1711	5.0223	1.9260	.04771	353.60
#2	.06029	2.4391	2.1648	5.0249	1.9218	.04753	352.88
#3	.06097	2.4391	2.1738	5.0350	1.9180	.04770	353.62
Errors	LC Pass	LC Pass	LC Pass	LC Pass	LC Pass	LC Pass	LC Pass
High	2.0000	500.00	10.000	30.000	10.000	10.000	600.00
Low	-.00500	-.20000	-.01000	-.20000	-.20000	-.00400	-5.0000

Elem	CD	CO	CR	CU	FE	K_	MG
Units	ppm	ppm	ppm	ppm	ppm	ppm	ppm
Avge	.04725	.48866	.19482	.28590	1.2937	H716.04	H1062.0
SDev	.00013	.00064	.00070	.00044	.0031	6.47	1.3
%RSD	.26480	.13084	.35934	.15389	.24189	.90318	.12468
#1	.04738	.48917	.19546	.28641	1.2901	H722.16	H1062.9
#2	.04714	.48794	.19407	.28563	1.2952	H716.67	H1060.4
#3	.04721	.48887	.19494	.28566	1.2957	H709.28	H1062.5
Errors	LC Pass	LC Pass	LC Pass	LC Pass	LC Pass	LC High	LC High
High	5.0000	100.00	20.000	10.000	500.00	400.00	600.00
Low	-.00500	-.05000	-.00500	-.02500	-.10000	-5.0000	-5.0000

Elem	MN	MO	NA	NI	PB/1	PB/2	PB
Units	ppm	ppm	ppm	ppm	ppm	ppm	ppm
Avge	.50828	1.0621	C.00000	.46994	.49591	.48581	.48917
SDev	.00054	.0050	.00000	.00265	.00344	.00256	.00086
%RSD	.10612	.46848	.00000	.56494	.69352	.52666	.17680
#1	.50888	1.0564	C.00000	.46982	.49905	.48291	.48828
#2	.50783	1.0641	C.00000	.46735	.49223	.48773	.48923
#3	.50813	1.0658	C.00000	.47266	.49645	.48679	.49001
Errors	LC Pass	LC Pass	LC Pass	LC Pass	NOCHECK	NOCHECK	LC Pass
High	20.000	20.000	400.00	100.00			5.0000
Low	-.01500	-.04000	-5.0000	-.04000			-.00300

Elem	SB/1	SB/2	SB	SE/1	SE/2	SE	SI
Units	ppm	ppm	ppm	ppm	ppm	ppm	ppm
Avge	.55375	.54864	.55034	2.2161	2.1768	2.1899	12.364
SDev	.00226	.00195	.00160	.0072	.0023	.0038	.038
%RSD	.40842	.35553	.29004	.32345	.10506	.17147	.30620
#1	.55133	.54750	.54877	2.2115	2.1744	2.1868	12.325
#2	.55411	.55090	.55196	2.2125	2.1772	2.1889	12.367

#3	.55581	.54754	.55029	2.2244	2.1789	2.1941	12.401
Errors	NOCHECK	NOCHECK	LC Pass	NOCHECK	NOCHECK	LC Pass	LC Pass

High			5.0000			10.000	50.000
Low			-.01000			-.00500	-.50000

Elem	SN	SR	TI	TL	V_	ZN	
Units	ppm	ppm	ppm	ppm	ppm	ppm	
Avge	2.0645	6.3617	.96305	1.9235	.50257	.59120	
SDev	.0063	.0130	.00146	.0035	.00249	.00071	
%RSD	.30652	.20462	.15159	.18230	.49474	.11998	
#1	2.0697	6.3759	.96473	1.9197	.50492	.59201	
#2	2.0575	6.3586	.96216	1.9241	.50281	.59068	
#3	2.0663	6.3505	.96225	1.9266	.49997	.59092	
Errors	LC Pass	LC Pass	LC Pass	LC Pass	LC Pass	LC Pass	
High	30.000	10.000	30.000	10.000	50.000	10.000	
Low	-.10000	-.05000	-.05000	-.01000	-.05000	-.02000	
IntStd	1	2	3	4	5	6	7
Mode	Counts	NOTUSED	NOTUSED	NOTUSED	NOTUSED	NOTUSED	NOTUSED
Elem	Y	--	--	--	--	--	--
Wavlen	371.030	--	--	--	--	--	--
Avge	23485	--	--	--	--	--	--
SDev	127.3029	--	--	--	--	--	--
%RSD	.5420537	--	--	--	--	--	--
#1	23353	--	--	--	--	--	--
#2	23496	--	--	--	--	--	--
#3	23607	--	--	--	--	--	--

Method: METTRACE Sample Name: CCV1-13 Operator: RJG
Run Time: 10/27/08 23:38:46
Comment: TESTAMERICA PITTSBURGH ICP METALS ANALYSIS-INST TRACEICP
Mode: CONC Corr. Factor: 1

Elem	AG	AL	AS	B_	BA	BE	CA
Units	ppm	ppm	ppm	ppm	ppm	ppm	ppm
Avge	.97581	23.511	.49055	1.9749	1.8957	1.9725	49.652
SDev	.00196	.049	.00172	.0036	.0035	.0024	.082
%RSD	.20124	.20670	.35053	.18431	.18298	.12349	.16556
#1	.97382	23.498	.48898	1.9707	1.8920	1.9704	49.608
#2	.97774	23.565	.49239	1.9766	1.8989	1.9751	49.747
#3	.97588	23.470	.49030	1.9774	1.8961	1.9719	49.601
Errors	LC Pass	LC Pass	LC Pass	LC Pass	LC Pass	LC Pass	LC Pass
High	1.1000	27.500	.55000	2.2000	2.2000	2.2000	55.000
Low	.90000	22.500	.45000	1.8000	1.8000	1.8000	45.000

Elem	CD	CO	CR	CU	FE	K_	MG
Units	ppm	ppm	ppm	ppm	ppm	ppm	ppm
Avge	.47856	1.9578	1.9588	1.9046	24.671	115.30	48.068
SDev	.00089	.0036	.0036	.0044	.045	.22	.092
%RSD	.18576	.18413	.18562	.23331	.18070	.18992	.19058
#1	.47861	1.9561	1.9573	1.9020	24.652	115.16	47.974
#2	.47942	1.9620	1.9630	1.9097	24.723	115.56	48.157
#3	.47765	1.9554	1.9562	1.9020	24.640	115.20	48.072
Errors	LC Pass	LC Pass	LC Pass	LC Pass	LC Pass	LC Pass	LC Pass
High	.55000	2.2000	2.2000	2.2000	27.500	137.50	55.000
Low	.45000	1.8000	1.8000	1.8000	22.500	112.50	45.000

Elem	MN	MO	NA	NI	PB/1	PB/2	PB
Units	ppm	ppm	ppm	ppm	ppm	ppm	ppm
Avge	1.9385	1.9782	114.83	1.9379	.48885	.49509	.49302
SDev	.0030	.0146	.49	.0014	.00475	.00276	.00336
%RSD	.15506	.73797	.42777	.07023	.97258	.55645	.68112
#1	1.9372	1.9614	114.27	1.9369	.49221	.49595	.49471
#2	1.9420	1.9853	115.19	1.9394	.49093	.49732	.49519
#3	1.9365	1.9880	115.02	1.9374	.48341	.49201	.48915
Errors	LC Pass	LC Pass	LC Pass	LC Pass	NOCHECK	NOCHECK	LC Pass
High	2.2000	2.2000	137.50	2.2000			.55000
Low	1.8000	1.8000	112.50	1.8000			.45000

Elem	SB/1	SB/2	SB	SE/1	SE/2	SE	SI
Units	ppm	ppm	ppm	ppm	ppm	ppm	ppm
Avge	.48497	.48029	.48184	.48512	.48768	.48683	1.9146
SDev	.00213	.00199	.00136	.00554	.00220	.00331	.0093
%RSD	.43909	.41455	.28191	1.1426	.45091	.67969	.48324
#1	.48385	.48252	.48296	.49143	.49014	.49057	1.9239
#2	.48742	.47965	.48224	.48289	.48703	.48565	1.9144

#3	.48363	.47869	.48033	.48103	.48589	.48427	1.9054
Errors	NOCHECK	NOCHECK	LC Pass	NOCHECK	NOCHECK	LC Pass	LC Pass

High			.55000			.55000	2.2000
Low			.45000			.45000	1.8000

Elem	SN	SR	TI	TL	V_	ZN	
Units	ppm	ppm	ppm	ppm	ppm	ppm	
Avge	1.9591	1.8506	1.9471	.98186	1.9682	2.0031	
SDev	.0074	.0066	.0040	.00136	.0033	.0038	
%RSD	.37782	.35529	.20505	.13800	.16763	.18830	
#1	1.9557	1.8430	1.9448	.98211	1.9651	1.9996	
#2	1.9676	1.8544	1.9517	.98040	1.9717	2.0071	
#3	1.9540	1.8544	1.9447	.98307	1.9679	2.0026	
Errors	LC Pass	LC Pass	LC Pass	LC Pass	LC Pass	LC Pass	
High	2.2000	2.2000	2.2000	1.1000	2.2000	2.2000	
Low	1.8000	1.8000	1.8000	.90000	1.8000	1.8000	

IntStd	1	2	3	4	5	6	7
Mode	Counts	NOTUSED	NOTUSED	NOTUSED	NOTUSED	NOTUSED	NOTUSED
Elem	Y	--	--	--	--	--	--
Wavlen	371.030	--	--	--	--	--	--
Avge	28920	--	--	--	--	--	--
SDev	78.37560	--	--	--	--	--	--
%RSD	.2710087	--	--	--	--	--	--
#1	29010	--	--	--	--	--	--
#2	28885	--	--	--	--	--	--
#3	28865	--	--	--	--	--	--

Method: METTRACE Sample Name: CCB13 Operator: RJG
Run Time: 10/27/08 23:44:18
Comment: TESTAMERICA PITTSBURGH ICP METALS ANALYSIS-INST TRACEICP
Mode: CONC Corr. Factor: 1

Elem	AG	AL	AS	B_	BA	BE	CA
Units	ppm	ppm	ppm	ppm	ppm	ppm	ppm
Avge	.00032	-.01506	.00025	.01525	.00031	.00100	.02396
SDev	.00083	.00617	.00045	.00138	.00030	.00011	.01118
%RSD	263.36	41.004	176.75	9.0691	97.789	10.611	46.654
#1	-.00048	-.02115	-.00024	.01673	-.00003	.00094	.01113
#2	.00025	-.01520	.00037	.01505	.00043	.00112	.03162
#3	.00118	-.00881	.00063	.01398	.00053	.00093	.02911
Errors	LC Pass	LC Pass	LC Pass	LC Pass	LC Pass	LC Pass	LC Pass
High	.00500	.20000	.01000	.20000	.20000	.00400	5.0000
Low	-.00500	-.20000	-.01000	-.20000	-.20000	-.00400	-5.0000

Elem	CD	CO	CR	CU	FE	K_	MG
Units	ppm	ppm	ppm	ppm	ppm	ppm	ppm
Avge	.00004	.00049	.00072	-.00100	-.00004	.28305	.03913
SDev	.00020	.00079	.00075	.00058	.01563	.00966	.02261
%RSD	509.67	160.84	104.92	58.432	41663.	3.4109	57.775
#1	-.00017	-.00001	.00014	-.00155	-.01014	.27220	.01324
#2	.00007	.00008	.00044	-.00107	-.00794	.29070	.05499
#3	.00022	.00141	.00157	-.00038	.01796	.28625	.04916
Errors	LC Pass	LC Pass	LC Pass	LC Pass	LC Pass	LC Pass	LC Pass
High	.00500	.05000	.00500	.02500	.10000	5.0000	5.0000
Low	-.00500	-.05000	-.00500	-.02500	-.10000	-5.0000	-5.0000

Elem	MN	MO	NA	NI	PB/1	PB/2	PB
Units	ppm	ppm	ppm	ppm	ppm	ppm	ppm
Avge	.00038	.00835	.40390	.00030	.00113	-.00139	-.00055
SDev	.00013	.00294	.25880	.00056	.00112	.00076	.00029
%RSD	34.710	35.270	64.076	184.90	98.597	54.856	52.438
#1	.00024	.01174	.12647	.00001	.00234	-.00190	-.00048
#2	.00040	.00688	.44642	-.00005	.00092	-.00175	-.00086
#3	.00051	.00643	.63880	.00095	.00014	-.00051	-.00030
Errors	LC Pass	LC Pass	LC Pass	LC Pass	NOCHECK	NOCHECK	LC Pass
High	.01500	.04000	5.0000	.04000			.00300
Low	-.01500	-.04000	-5.0000	-.04000			-.00300

Elem	SB/1	SB/2	SB	SE/1	SE/2	SE	SI
Units	ppm	ppm	ppm	ppm	ppm	ppm	ppm
Avge	-.00158	.00316	.00158	.00362	-.00047	.00089	-.00242
SDev	.00132	.00045	.00019	.00241	.00069	.00121	.00420
%RSD	83.513	14.392	11.812	66.537	147.07	135.15	173.18
#1	-.00062	.00299	.00179	.00600	.00032	.00221	-.00383
#2	-.00308	.00367	.00142	.00367	-.00091	.00062	-.00573

#3	-.00104	.00281	.00153	.00119	-.00082	-.00015	.00230
Errors	NOCHECK	NOCHECK	LC Pass	NOCHECK	NOCHECK	LC Pass	LC Pass

High			.06000			.00500	.50000
Low			-.06000			-.00500	-.50000

Elem	SN	SR	TI	TL	V_	ZN	
Units	ppm	ppm	ppm	ppm	ppm	ppm	
Avge	.00092	.00031	.00081	.00196	.00019	.00370	
SDev	.00167	.00029	.00042	.00175	.00055	.00034	
%RSD	180.55	91.986	51.918	89.003	292.70	9.1360	
#1	-.00070	-.00002	.00041	.00121	-.00013	.00331	
#2	.00084	.00049	.00124	.00396	-.00013	.00389	
#3	.00263	.00047	.00077	.00072	.00082	.00391	

Errors	LC Pass	LC Pass	LC Pass	LC Pass	LC Pass	LC Pass	
High	.10000	.05000	.05000	.01000	.05000	.02000	
Low	-.10000	-.05000	-.05000	-.01000	-.05000	-.02000	

IntStd	1	2	3	4	5	6	7
Mode	Counts	NOTUSED	NOTUSED	NOTUSED	NOTUSED	NOTUSED	NOTUSED
Elem	Y	--	--	--	--	--	--
Wavlen	371.030	--	--	--	--	--	--
Avge	29479	--	--	--	--	--	--
SDev	52.93876	--	--	--	--	--	--
%RSD	.1795797	--	--	--	--	--	--
#1	29539	--	--	--	--	--	--
#2	29437	--	--	--	--	--	--
#3	29462	--	--	--	--	--	--

Method: METTRACE Sample Name: K0MXXD Operator: RJG
Run Time: 10/27/08 23:49:49
Comment: TESTAMERICA PITTSBURGH ICP METALS ANALYSIS-INST TRACEICP
Mode: CONC Corr. Factor: 1

Elem	AG	AL	AS	B_	BA	BE	CA
Units	ppm	ppm	ppm	ppm	ppm	ppm	ppm
Avge	.05954	2.3950	2.1234	4.9420	1.8846	.04647	346.89
SDev	.00081	.0080	.0052	.0168	.0042	.00019	1.20
%RSD	1.3564	.33257	.24370	.33962	.22475	.41556	.34581
#1	.06037	2.3928	2.1188	4.9238	1.8810	.04625	346.00
#2	.05949	2.4039	2.1290	4.9570	1.8892	.04659	348.26
#3	.05876	2.3884	2.1223	4.9451	1.8834	.04658	346.42
Errors	LC Pass	LC Pass	LC Pass	LC Pass	LC Pass	LC Pass	LC Pass
High	2.0000	500.00	10.000	30.000	10.000	10.000	600.00
Low	-.00500	-.20000	-.01000	-.20000	-.20000	-.00400	-5.0000

Elem	CD	CO	CR	CU	FE	K_	MG
Units	ppm	ppm	ppm	ppm	ppm	ppm	ppm
Avge	.04600	.47779	.19093	.28056	1.2596	H697.26	H1044.4
SDev	.00039	.00088	.00093	.00091	.0074	3.72	3.5
%RSD	.84550	.18429	.48840	.32409	.58409	.53420	.33974
#1	.04566	.47760	.19162	.28053	1.2516	H697.87	H1041.9
#2	.04643	.47875	.19130	.28148	1.2661	H700.65	H1048.5
#3	.04592	.47702	.18987	.27966	1.2612	H693.27	H1042.8
Errors	LC Pass	LC Pass	LC Pass	LC Pass	LC Pass	LC High	LC High
High	5.0000	100.00	20.000	10.000	500.00	400.00	600.00
Low	-.00500	-.05000	-.00500	-.02500	-.10000	-5.0000	-5.0000

Elem	MN	MO	NA	NI	PB/1	PB/2	PB
Units	ppm	ppm	ppm	ppm	ppm	ppm	ppm
Avge	.49794	1.0417	C.00000	.46173	.48581	.47514	.47869
SDev	.00140	.0065	.00000	.00244	.00093	.00263	.00184
%RSD	.28103	.62237	.00000	.52843	.19097	.55260	.38457
#1	.49709	1.0342	C.00000	.46206	.48530	.47223	.47658
#2	.49956	1.0454	C.00000	.46398	.48525	.47733	.47997
#3	.49718	1.0455	C.00000	.45914	.48689	.47585	.47953
Errors	LC Pass	LC Pass	LC Pass	LC Pass	NOCHECK	NOCHECK	LC Pass
High	20.000	20.000	400.00	100.00			5.0000
Low	-.01500	-.04000	-5.0000	-.04000			-.00300

Elem	SB/1	SB/2	SB	SE/1	SE/2	SE	SI
Units	ppm	ppm	ppm	ppm	ppm	ppm	ppm
Avge	.54524	.53745	.54005	2.1777	2.1294	2.1455	12.085
SDev	.00084	.00090	.00039	.0016	.0058	.0034	.064
%RSD	.15400	.16820	.07206	.07337	.27080	.15770	.53225
#1	.54430	.53844	.54039	2.1763	2.1359	2.1494	12.011
#2	.54590	.53723	.54012	2.1775	2.1272	2.1439	12.118

#3	.54553	.53668	.53963	2.1795	2.1251	2.1432	12.127
Errors	NOCHECK	NOCHECK	LC Pass	NOCHECK	NOCHECK	LC Pass	LC Pass

High			5.0000			10.000	50.000
Low			-.01000			-.00500	-.50000

Elem	SN	SR	TI	TL	V_	ZN	
Units	ppm	ppm	ppm	ppm	ppm	ppm	
Avge	2.0221	6.2611	.94436	1.8805	.49101	.58109	
SDev	.0107	.0235	.00344	.0098	.00099	.00151	
%RSD	.52780	.37573	.36462	.52303	.20120	.25928	
#1	2.0159	6.2441	.94281	1.8701	.49011	.58011	
#2	2.0344	6.2880	.94830	1.8896	.49085	.58283	
#3	2.0160	6.2513	.94195	1.8819	.49206	.58033	
Errors	LC Pass	LC Pass	LC Pass	LC Pass	LC Pass	LC Pass	
High	30.000	10.000	30.000	10.000	50.000	10.000	
Low	-.10000	-.05000	-.05000	-.01000	-.05000	-.02000	

IntStd	1	2	3	4	5	6	7
Mode	Counts	NOTUSED	NOTUSED	NOTUSED	NOTUSED	NOTUSED	NOTUSED
Elem	Y	--	--	--	--	--	--
Wavlen	371.030	--	--	--	--	--	--
Avge	23467	--	--	--	--	--	--
SDev	102.8583	--	--	--	--	--	--
%RSD	.4383186	--	--	--	--	--	--
#1	23445	--	--	--	--	--	--
#2	23376	--	--	--	--	--	--
#3	23578	--	--	--	--	--	--

Method: METTRACE Sample Name: CCV1-14 Operator: RJG
Run Time: 10/27/08 23:55:20
Comment: TESTAMERICA PITTSBURGH ICP METALS ANALYSIS-INST TRACEICP
Mode: CONC Corr. Factor: 1

Elem	AG	AL	AS	B_	BA	BE	CA
Units	ppm	ppm	ppm	ppm	ppm	ppm	ppm
Avge	.98118	23.632	.49238	1.9837	1.9012	1.9722	49.530
SDev	.00543	.101	.00090	.0098	.0105	.0082	.170
%RSD	.55297	.42889	.18291	.49246	.55430	.41673	.34233
#1	.97735	23.539	.49160	1.9792	1.8930	1.9733	49.562
#2	.97880	23.616	.49217	1.9770	1.8974	1.9635	49.347
#3	.98739	23.740	.49337	1.9949	1.9131	1.9798	49.682
Errors	LC Pass	LC Pass	LC Pass	LC Pass	LC Pass	LC Pass	LC Pass
High	1.1000	27.500	.55000	2.2000	2.2000	2.2000	55.000
Low	.90000	22.500	.45000	1.8000	1.8000	1.8000	45.000

Elem	CD	CO	CR	CU	FE	K_	MG
Units	ppm	ppm	ppm	ppm	ppm	ppm	ppm
Avge	.47913	1.9579	1.9574	1.9194	24.644	115.65	48.094
SDev	.00161	.0076	.0072	.0104	.082	.68	.203
%RSD	.33703	.38818	.36630	.54204	.33426	.59158	.42273
#1	.47925	1.9582	1.9566	1.9090	24.649	114.97	48.038
#2	.47746	1.9501	1.9506	1.9192	24.559	115.64	47.924
#3	.48069	1.9653	1.9649	1.9298	24.724	116.34	48.319
Errors	LC Pass	LC Pass	LC Pass	LC Pass	LC Pass	LC Pass	LC Pass
High	.55000	2.2000	2.2000	2.2000	27.500	137.50	55.000
Low	.45000	1.8000	1.8000	1.8000	22.500	112.50	45.000

Elem	MN	MO	NA	NI	PB/1	PB/2	PB
Units	ppm	ppm	ppm	ppm	ppm	ppm	ppm
Avge	1.9389	1.9836	115.32	1.9403	.48907	.49436	.49260
SDev	.0070	.0145	.89	.0090	.00517	.00320	.00221
%RSD	.36065	.73345	.77146	.46543	1.0573	.64662	.44903
#1	1.9382	1.9708	114.32	1.9398	.49238	.49650	.49513
#2	1.9323	1.9805	115.64	1.9315	.48311	.49589	.49163
#3	1.9462	1.9994	116.01	1.9495	.49173	.49068	.49103
Errors	LC Pass	LC Pass	LC Pass	LC Pass	NOCHECK	NOCHECK	LC Pass
High	2.2000	2.2000	137.50	2.2000			.55000
Low	1.8000	1.8000	112.50	1.8000			.45000

Elem	SB/1	SB/2	SB	SE/1	SE/2	SE	SI
Units	ppm	ppm	ppm	ppm	ppm	ppm	ppm
Avge	.48818	.48255	.48442	.49264	.48937	.49046	1.9179
SDev	.00166	.00173	.00119	.00587	.00435	.00437	.0011
%RSD	.33935	.35859	.24493	1.1914	.88941	.89016	.05861
#1	.48627	.48278	.48394	.49930	.49157	.49414	1.9177
#2	.48924	.48071	.48355	.49042	.49218	.49159	1.9170

#3	.48903	.48415	.48577	.48821	.48435	.48564	1.9192
Errors	NOCHECK	NOCHECK	LC Pass	NOCHECK	NOCHECK	LC Pass	LC Pass

High			.55000			.55000	2.2000
Low			.45000			.45000	1.8000

Elem	SN	SR	TI	TL	V_	ZN	
Units	ppm	ppm	ppm	ppm	ppm	ppm	
Avge	1.9610	1.8606	1.9507	.97610	1.9720	2.0075	
SDev	.0097	.0128	.0072	.00386	.0057	.0076	
%RSD	.49395	.68737	.37047	.39536	.28903	.38078	
#1	1.9612	1.8501	1.9501	.97699	1.9714	2.0035	
#2	1.9513	1.8570	1.9439	.97188	1.9666	2.0027	
#3	1.9706	1.8748	1.9583	.97944	1.9779	2.0163	
Errors	LC Pass	LC Pass	LC Pass	LC Pass	LC Pass	LC Pass	
High	2.2000	2.2000	2.2000	1.1000	2.2000	2.2000	
Low	1.8000	1.8000	1.8000	.90000	1.8000	1.8000	

IntStd	1	2	3	4	5	6	7
Mode	Counts	NOTUSED	NOTUSED	NOTUSED	NOTUSED	NOTUSED	NOTUSED
Elem	Y	--	--	--	--	--	--
Wavlen	371.030	--	--	--	--	--	--
Avge	28951	--	--	--	--	--	--
SDev	164.8612	--	--	--	--	--	--
%RSD	.5694543	--	--	--	--	--	--
#1	29086	--	--	--	--	--	--
#2	28999	--	--	--	--	--	--
#3	28767	--	--	--	--	--	--

Method: METTRACE Sample Name: CCB14 Operator: RJG
Run Time: 10/28/08 00:00:50
Comment: TESTAMERICA PITTSBURGH ICP METALS ANALYSIS-INST TRACEICP
Mode: CONC Corr. Factor: 1

Elem	AG	AL	AS	B_	BA	BE	CA
Units	ppm	ppm	ppm	ppm	ppm	ppm	ppm
Avge	.00030	-.02617	.00043	.01407	.00021	.00091	.02126
SDev	.00049	.00241	.00137	.00267	.00006	.00013	.01158
%RSD	164.03	9.2234	316.21	18.998	28.969	14.487	54.473
#1	.00074	-.02713	.00201	.01672	.00018	.00083	.00851
#2	.00041	-.02796	-.00021	.01413	.00028	.00083	.02415
#3	-.00024	-.02343	-.00050	.01138	.00018	.00106	.03113
Errors	LC Pass	LC Pass	LC Pass	LC Pass	LC Pass	LC Pass	LC Pass
High	.00500	.20000	.01000	.20000	.20000	.00400	5.0000
Low	-.00500	-.20000	-.01000	-.20000	-.20000	-.00400	-5.0000

Elem	CD	CO	CR	CU	FE	K_	MG
Units	ppm	ppm	ppm	ppm	ppm	ppm	ppm
Avge	.00003	.00032	.00096	-.00096	.01406	.28148	.03658
SDev	.00003	.00006	.00070	.00013	.00360	.00413	.01417
%RSD	104.19	19.800	73.549	13.134	25.575	1.4656	38.721
#1	-.00000	.00031	.00153	-.00099	.01766	.27890	.02028
#2	.00003	.00039	.00117	-.00107	.01047	.28624	.04363
#3	.00005	.00026	.00017	-.00082	.01407	.27930	.04584
Errors	LC Pass	LC Pass	LC Pass	LC Pass	LC Pass	LC Pass	LC Pass
High	.00500	.05000	.00500	.02500	.10000	5.0000	5.0000
Low	-.00500	-.05000	-.00500	-.02500	-.10000	-5.0000	-5.0000

Elem	MN	MO	NA	NI	PB/1	PB/2	PB
Units	ppm	ppm	ppm	ppm	ppm	ppm	ppm
Avge	.00032	.00878	.38527	-.00009	-.00025	-.00078	-.00060
SDev	.00011	.00379	.07099	.00064	.00224	.00266	.00162
%RSD	34.901	43.143	18.425	711.48	881.39	342.44	269.05
#1	.00019	.01284	.32968	-.00036	-.00018	-.00362	-.00247
#2	.00035	.00816	.36090	.00065	.00195	-.00036	.00041
#3	.00040	.00534	.46523	-.00055	-.00253	.00165	.00026
Errors	LC Pass	LC Pass	LC Pass	LC Pass	NOCHECK	NOCHECK	LC Pass
High	.01500	.04000	5.0000	.04000			.00300
Low	-.01500	-.04000	-5.0000	-.04000			-.00300

Elem	SB/1	SB/2	SB	SE/1	SE/2	SE	SI
Units	ppm	ppm	ppm	ppm	ppm	ppm	ppm
Avge	-.00053	.00281	.00170	.00292	-.00170	-.00016	-.00342
SDev	.00187	.00232	.00095	.00344	.00058	.00095	.00217
%RSD	355.03	82.549	55.750	117.54	34.213	593.22	63.567
#1	-.00123	.00419	.00239	.00579	-.00237	.00035	-.00128
#2	-.00195	.00412	.00210	.00387	-.00129	.00043	-.00563

#3	.00159	.00013	.00062	-.00089	-.00144	-.00126	-.00336
Errors	NOCHECK	NOCHECK	LC Pass	NOCHECK	NOCHECK	LC Pass	LC Pass

High			.06000			.00500	.50000
Low			-.06000			-.00500	-.50000

Elem	SN	SR	TI	TL	V_	ZN	
Units	ppm	ppm	ppm	ppm	ppm	ppm	
Avge	.00153	.00024	.00069	.00225	.00057	.00287	
SDev	.00132	.00020	.00014	.00016	.00029	.00014	
%RSD	86.378	81.640	20.115	7.0596	50.657	4.8397	
#1	.00187	.00006	.00053	.00208	.00083	.00271	
#2	.00265	.00045	.00077	.00240	.00064	.00296	
#3	.00007	.00021	.00077	.00226	.00026	.00295	
Errors	LC Pass	LC Pass	LC Pass	LC Pass	LC Pass	LC Pass	
High	.10000	.05000	.05000	.01000	.05000	.02000	
Low	-.10000	-.05000	-.05000	-.01000	-.05000	-.02000	

IntStd	1	2	3	4	5	6	7
Mode	Counts	NOTUSED	NOTUSED	NOTUSED	NOTUSED	NOTUSED	NOTUSED
Elem	Y	--	--	--	--	--	--
Wavlen	371.030	--	--	--	--	--	--
Avge	29310	--	--	--	--	--	--
SDev	47.40425	--	--	--	--	--	--
%RSD	.1617342	--	--	--	--	--	--
#1	29325	--	--	--	--	--	--
#2	29257	--	--	--	--	--	--
#3	29348	--	--	--	--	--	--

C8J160331

Reanalyzed 102908

#	Sample Name	CA	K_	NA
1	STD1	.00293	.29648	.00527
2	STD2			
3	STD3	4.18669	30.9982	1.70261
4	STD4			
5	ICV1-1 MET4787-08	25.956	48.576	49.254
6	ICB1	.01183	.16228	-.62981
7	CRA/RLV MET4418-08	5.1221	4.4981	4.9437
8	ICSA MET4784-08	477.76	.14604	-.60460
9	ICSAB MET4786-08	478.61	10.805	11.065
10	CCV1-1 MET5327-08	49.720	120.45	122.04
11	CCB1	.00375	.11877	-.64914
12	K0KJ6	2.7267	9.1048	-.24157
13	K0KJ8/250 Pb	1.0173	.14366	-.62490
14	K0KJJ	10.067	7.7614	-.07698
15	K0KJT/250 Pb	3.3933	.14042	-.73080
16	K0KJW/25 Pb	5.8340	.50878	-.68046
17	K0KJX	17.157	4.7553	3.4515
18	K0KKD/10 Pb	1.5426	.66393	-.59971
19	K0KKF	4.5978	11.967	.03190
20	K0KKJ	3.3115	10.744	1.8706
21	K0KKN	4.5773	11.514	.05889
22	CCV1-2	49.386	119.21	121.82
23	CCB2	-.00487	.11113	-.90988
24	K0DT0/2 Pb	20.138	5.1919	-.13405
25	K0DT2/2 Pb	39.308	1.9180	.22368
26	K02T0/2 Na	80.127	3.9908	259.25
27	K02T1/2 Na	260.68	2.6054	327.30
28	K02T3/2 Na	51.181	81.297	205.58
29	K02T4/5 K,Na	.84584	76.512	175.20
30	K02T5/5 K,Na	.58766	126.12	267.57
31	K02T6/5 Na	68.065	17.520	157.75
32	K02T8/2 Na	141.75	21.524	227.84
33	K02TX/2 Ca,Na	~~481.70~~	~~1.3866~~	~~H545.74~~
34	CCV1-3	48.886	117.55	121.43
35	CCB3	.00223	.11997	-.62720
36	K02TX/5 Ca,Na	197.39	.51798	209.54
37	K02TXP25 Ca,Na	39.721	.17675	41.354
38	K02TXS/5 Ca,Na	208.11	10.775	221.29
39	K02TXD/5 Ca,Na	207.89	10.761	221.85
40	K02VA/10 Na	15.030	1.9254	236.07
41	K1NNXBT	-.00749	.12684	-.36495
42	K1NNXCT	L-.00587	L.14050	L-.31592
43	K1NNXLT	L-.00189	L.12047	L-.45808
44	K082XT	.31408	.09631	.07821
45	K1DM5T	.23349	.11398	-.18983
46	CCV1-4	48.720	116.46	120.66
47	CCB4	-.00815	.11972	-.56589
48	K1DNPT	3.7875	.10388	-.26872
49	K1E33T	.16333	.06353	-.44028
50	K1E37T	.20244	.09689	-.32870
51	K1E3NT	.28307	.11234	-.40173
52	K1FMNT	.55662	.89048	6.6305
53	K1FMNP5T	.10442	.25805	.93804

VOID: use KS dilution RL 102908

#	Sample Name	CA	K_	NA			
54	K1NJ6B	-.00034	.10141	-.89951			
55	K1NJ6C	48.566	46.981	49.155			
56	K09L0	152.81	2.0783	56.780			
57	K09L9	190.47	4.1684	29.408			
58	CCV1-5	48.493	115.87	120.09			
59	CCB5	-.00503	.11895	-.82109			
60	K09MA	112.90	1.2657	26.336			
61	K1E0R	102.69	191.94	399.05			
62	K1GNM	318.62	10.646	H1161.5			
63	K1GNMP5	65.855	1.5471	217.55			
64	K1GNMS	325.86	13.450	H1182.3			
65	K1GNMD	325.10	13.463	H1185.3			
66	K1KET	525.86	39.969	11.075			
67	K1NJFBF	.03268	.10594	-.64250			
68	K1NJFCF	47.875	46.941	48.877			
69	K09K8F	63.628	23.284	60.526			
70	CCV1-6	48.626	117.07	120.69			
71	CCB6	-.00710	.12612	-.83096			
72	K09K8P5F	13.033	4.2686	12.101			
73	K09K8SF	109.94	71.316	109.03			
74	K09K8DF	110.50	72.099	110.68			
75	K09L0F	156.13	2.1370	58.250			
76	K09L9F	187.65	4.1414	28.756			
77	K09LNF	71.249	2.1397	21.397			
78	K09LPF	108.28	6.6815	31.308			
79	K09LRF	138.69	16.103	67.440			
80	K09LWF	123.82	3.8119	21.234			
81	K09MAF	109.54	1.2448	25.446			
82	CCV1-7	48.786	117.62	120.86			
83	CCB7	-.00797	.12949	-.73571			
84	K1CA5F	86.587	11.045	51.442			
85	K1DV2F	23.116	.27866	23.586			
86	K1DV5F	116.61	3.5168	47.656			
87	K1DV7F	159.15	2.1218	19.635			
88	K1DVHF	358.58	2.4820	97.570			
89	K1DWAF	133.77	.51839	15.075			
90	K1DWEF	90.015	1.3347	16.989			
91	K1DWGF	60.702	.49457	41.630			
92	K1NF7BT	-.00974	.11105	-.92526			
93	K1NF7CT	L-.01128	L.12273	L-1.0373			
94	CCV1-8	48.885	117.56	120.73			
95	CCB8	-.00869	.14011	-.77267			
96	K1NF7LT	L-.01121	L.12801	L-.96833			
97	K080HT/10 Prep Dil	2.5824	41.951	9.7657			
98	K0820T/10 Prep Dil	1.5282	.37647	8.4846			
99	K082ET/10 Prep Dil	1.2430	184.61	267.83			
100	K1DNWT/10 Prep Dil	.30315	202.21	137.88			
101	K1DNWP50T Prep Dil	.04944	42.492	29.401			
102	K1NP4B	-.00392	.06367	-.71497			
103	K1NP4C	L-.00587	L.07434	L-.66707			
104	K1NP4L	L-.01262	L.07672	L-.98602			
105	K1JAP	.07092	.08099	-.13002			
106	CCV1-9	48.211	120.29	124.96			
107	CCB9	-.00968	.09148	-.87433			

#	Sample Name	CA	K_	NA			
108	K1NPQB	-.00475	.11759	-.37747			
109	K1NPQC	L.02349	L.13734	L-.54396			
110	K1H90	H615.27	7.5289	6.4255			
111	K1H91	204.27	15.671	3.7941			
112	K1H92	249.08	12.475	2.2990			
113	K1H93	244.54	14.953	2.4223			
114	K1H94	247.87	17.293	3.2408			
115	K1H95	7.3646	9.7140	-.23020			
116	K1H96	26.652	8.6035	-.00833			
117	K1H98	6.4723	8.6811	-.57982			
118	CCV1-10	48.252	120.51	124.80			
119	CCB10	-.00959	.11704	-.84012			
120	K1H9P	6.4004	6.9531	.15757			
121	K1H9PP5	1.3298	1.3533	-.56866			
122	K1H9PS	6.3648	6.1542	.37789			
123	K1H9PD	6.0423	6.6197	-.08723			
124	K1H9R	6.5291	5.9068	.03689			
125	K1H9V	5.3759	6.3522	.03460			
126	K1H9W	5.2294	6.2761	3.8596			
127	K1H9X	7.2140	6.3965	-.34675			
128	K1JAA	7.7118	9.9585	-.34132			
129	K1JAC	8.1810	7.7374	-.06804			
130	CCV1-11	48.963	121.60	125.92			
131	CCB11	-.00904	.12530	-.92227			
132	K1JAD	7.7634	7.7416	-.08040			
133	K1JAE	9.6924	5.9963	.38406			
134	K1JAJ	4.3916	8.5666	.84514			
135	K1JAL	9.2216	5.6646	.72590			
136	K1JAM	9.7481	7.4080	-.24475			
137	K1QAKB	-.00667	.12833	-.74959			
138	K1QAKC	47.841	45.172	49.002			
139	K1QAKL	47.605	45.007	48.955			
140	KXAC6 (SET A)	52.481	6.8345	20.872			
141	KXAC6P5 (SET A)	10.920	1.3898	4.1861			
142	CCV1-12	48.426	121.41	125.81			
143	CCB12	-.00945	.11984	-.90245			
144	KXADF (SET A)	444.64	14.941	22.121			
145	KXAC6 (SET B)	37.279	6.2879	21.380			
146	KXADF (SET B)	458.48	13.761	23.237			
147	KXADFP5 (SET B)	99.734	2.6118	4.4930			
148	CCV1-13	47.974	119.93	124.03			
149	CCB13	-.01694	.12703	-.63692			

R6 102908

#	Sample Name	File	Method	Date	Time	OpID	Type	Mode
1	STD1	T81028A	METTRACE	10/28/08	11:29		X	IR
2	STD2	T81028A	METTRACE	10/28/08	11:35		X	IR
3	STD3	T81028A	METTRACE	10/28/08	11:40		X	IR
4	STD4	T81028A	METTRACE	10/28/08	11:46		X	IR
5	ICV1-1 MET4787-08	T81028A	METTRACE	10/28/08	11:51	RJG	S	CONC
6	ICB1	T81028A	METTRACE	10/28/08	11:58	RJG	S	CONC
7	CRA/RLV MET4418-08	T81028A	METTRACE	10/28/08	12:03	RJG	S	CONC
8	ICSA MET4784-08	T81028A	METTRACE	10/28/08	12:09	RJG	Q	CONC
9	ICSAB MET4786-08	T81028A	METTRACE	10/28/08	12:14	RJG	Q	CONC
10	CCV1-1 MET5327-08	T81028A	METTRACE	10/28/08	12:20	RJG	S	CONC
11	CCB1	T81028A	METTRACE	10/28/08	12:25	RJG	S	CONC
12	K0KJ6	T81028A	METTRACE	10/28/08	12:31	RJG	S	CONC
13	K0KJ8/250 Pb	T81028A	METTRACE	10/28/08	12:36	RJG	S	CONC
14	K0KJJ	T81028A	METTRACE	10/28/08	12:42	RJG	S	CONC
15	K0KJT/250 Pb	T81028A	METTRACE	10/28/08	12:47	RJG	S	CONC
16	K0KJW/25 Pb	T81028A	METTRACE	10/28/08	12:53	RJG	S	CONC
17	K0KJX	T81028A	METTRACE	10/28/08	12:58	RJG	S	CONC
18	K0KKD/10 Pb	T81028A	METTRACE	10/28/08	13:04	RJG	S	CONC
19	K0KKF	T81028A	METTRACE	10/28/08	13:09	RJG	S	CONC
20	K0KKJ	T81028A	METTRACE	10/28/08	13:15	RJG	S	CONC
21	K0KKN	T81028A	METTRACE	10/28/08	13:20	RJG	S	CONC
22	CCV1-2	T81028A	METTRACE	10/28/08	13:26	RJG	S	CONC
23	CCB2	T81028A	METTRACE	10/28/08	13:31	RJG	S	CONC
24	K0DT0/2 Pb	T81028A	METTRACE	10/28/08	13:37	RJG	S	CONC
25	K0DT2/2 Pb	T81028A	METTRACE	10/28/08	13:42	RJG	S	CONC
26	K02T0/2 Na	T81028A	METTRACE	10/28/08	13:48	RJG	S	CONC
27	K02T1/2 Na	T81028A	METTRACE	10/28/08	13:53	RJG	S	CONC
28	K02T3/2 Na	T81028A	METTRACE	10/28/08	13:59	RJG	S	CONC
29	K02T4/5 K,Na	T81028A	METTRACE	10/28/08	14:04	RJG	S	CONC
30	K02T5/5 K,Na	T81028A	METTRACE	10/28/08	14:10	RJG	S	CONC
31	K02T6/5 Na	T81028A	METTRACE	10/28/08	14:15	RJG	S	CONC
32	K02T8/2 Na	T81028A	METTRACE	10/28/08	14:21	RJG	S	CONC
33	K02TX/2 Ca,Na	T81028A	METTRACE	10/28/08	14:26	RJG	S	CONC
34	CCV1-3	T81028A	METTRACE	10/28/08	14:32	RJG	S	CONC
35	CCB3	T81028A	METTRACE	10/28/08	14:37	RJG	S	CONC
36	K02TX/5 Ca,Na	T81028A	METTRACE	10/28/08	14:45	RJG	S	CONC
37	K02TXP25 Ca,Na	T81028A	METTRACE	10/28/08	14:50	RJG	S	CONC
38	K02TXS/5 Ca,Na	T81028A	METTRACE	10/28/08	14:56	RJG	S	CONC
39	K02TXD/5 Ca,Na	T81028A	METTRACE	10/28/08	15:01	RJG	S	CONC
40	K02VA/10 Na	T81028A	METTRACE	10/28/08	15:07	RJG	S	CONC
41	K1NNXBT	T81028A	METTRACE	10/28/08	15:12	RJG	S	CONC
42	K1NNXCT	T81028A	METTRACE	10/28/08	15:18	RJG	S	CONC
43	K1NNXLT	T81028A	METTRACE	10/28/08	15:23	RJG	S	CONC
44	K082XT	T81028A	METTRACE	10/28/08	15:29	RJG	S	CONC
45	K1DM5T	T81028A	METTRACE	10/28/08	15:34	RJG	S	CONC
46	CCV1-4	T81028A	METTRACE	10/28/08	15:40	RJG	S	CONC
47	CCB4	T81028A	METTRACE	10/28/08	15:45	RJG	S	CONC
48	K1DNPT	T81028A	METTRACE	10/28/08	15:54	RJG	S	CONC
49	K1E33T	T81028A	METTRACE	10/28/08	15:59	RJG	S	CONC
50	K1E37T	T81028A	METTRACE	10/28/08	16:05	RJG	S	CONC
51	K1E3NT	T81028A	METTRACE	10/28/08	16:10	RJG	S	CONC
52	K1FMNT	T81028A	METTRACE	10/28/08	16:16	RJG	S	CONC
53	K1FMNP5T	T81028A	METTRACE	10/28/08	16:21	RJG	S	CONC

#	Sample Name	File	Method	Date	Time	OpID	Type	Mode
54	K1NJ6B	T81028A	METTRACE	10/28/08	16:27	RJG	S	CONC
55	K1NJ6C	T81028A	METTRACE	10/28/08	16:32	RJG	S	CONC
56	K09L0	T81028A	METTRACE	10/28/08	16:38	RJG	S	CONC
57	K09L9	T81028A	METTRACE	10/28/08	16:43	RJG	S	CONC
58	CCV1-5	T81028A	METTRACE	10/28/08	16:49	RJG	S	CONC
59	CCB5	T81028A	METTRACE	10/28/08	16:54	RJG	S	CONC
60	K09MA	T81028A	METTRACE	10/28/08	17:00	RJG	S	CONC
61	K1E0R	T81028A	METTRACE	10/28/08	17:05	RJG	S	CONC
62	K1GNM	T81028A	METTRACE	10/28/08	17:11	RJG	S	CONC
63	K1GNMP5	T81028A	METTRACE	10/28/08	17:21	RJG	S	CONC
64	K1GNMS	T81028A	METTRACE	10/28/08	17:29	RJG	S	CONC
65	K1GNMD	T81028A	METTRACE	10/28/08	17:39	RJG	S	CONC
66	K1KET	T81028A	METTRACE	10/28/08	17:49	RJG	S	CONC
67	K1NJFBF	T81028A	METTRACE	10/28/08	17:55	RJG	S	CONC
68	K1NJFCF	T81028A	METTRACE	10/28/08	18:00	RJG	S	CONC
69	K09K8F	T81028A	METTRACE	10/28/08	18:06	RJG	S	CONC
70	CCV1-6	T81028A	METTRACE	10/28/08	18:11	RJG	S	CONC
71	CCB6	T81028A	METTRACE	10/28/08	18:17	RJG	S	CONC
72	K09K8P5F	T81028A	METTRACE	10/28/08	18:22	RJG	S	CONC
73	K09K8SF	T81028A	METTRACE	10/28/08	18:28	RJG	S	CONC
74	K09K8DF	T81028A	METTRACE	10/28/08	18:33	RJG	S	CONC
75	K09L0F	T81028A	METTRACE	10/28/08	18:39	RJG	S	CONC
76	K09L9F	T81028A	METTRACE	10/28/08	18:44	RJG	S	CONC
77	K09LNF	T81028A	METTRACE	10/28/08	18:50	RJG	S	CONC
78	K09LPF	T81028A	METTRACE	10/28/08	18:55	RJG	S	CONC
79	K09LRF	T81028A	METTRACE	10/28/08	19:01	RJG	S	CONC
80	K09LWF	T81028A	METTRACE	10/28/08	19:06	RJG	S	CONC
81	K09MAF	T81028A	METTRACE	10/28/08	19:12	RJG	S	CONC
82	CCV1-7	T81028A	METTRACE	10/28/08	19:17	RJG	S	CONC
83	CCB7	T81028A	METTRACE	10/28/08	19:23	RJG	S	CONC
84	K1CA5F	T81028A	METTRACE	10/28/08	19:28	RJG	S	CONC
85	K1DV2F	T81028A	METTRACE	10/28/08	19:34	RJG	S	CONC
86	K1DV5F	T81028A	METTRACE	10/28/08	19:39	RJG	S	CONC
87	K1DV7F	T81028A	METTRACE	10/28/08	19:45	RJG	S	CONC
88	K1DVHF	T81028A	METTRACE	10/28/08	19:50	RJG	S	CONC
89	K1DWAF	T81028A	METTRACE	10/28/08	19:56	RJG	S	CONC
90	K1DWEF	T81028A	METTRACE	10/28/08	20:02	RJG	S	CONC
91	K1DWGF	T81028A	METTRACE	10/28/08	20:07	RJG	S	CONC
92	K1NF7BT	T81028A	METTRACE	10/28/08	20:13	RJG	S	CONC
93	K1NF7CT	T81028A	METTRACE	10/28/08	20:18	RJG	S	CONC
94	CCV1-8	T81028A	METTRACE	10/28/08	20:24	RJG	S	CONC
95	CCB8	T81028A	METTRACE	10/28/08	20:29	RJG	S	CONC
96	K1NF7LT	T81028A	METTRACE	10/28/08	20:35	RJG	S	CONC
97	K080HT/10 Prep Dil	T81028A	METTRACE	10/28/08	20:40	RJG	S	CONC
98	K0820T/10 Prep Dil	T81028A	METTRACE	10/28/08	20:46	RJG	S	CONC
99	K082ET/10 Prep Dil	T81028A	METTRACE	10/28/08	20:51	RJG	S	CONC
100	K1DNWT/10 Prep Dil	T81028A	METTRACE	10/28/08	20:57	RJG	S	CONC
101	K1DNWP50T Prep Dil	T81028A	METTRACE	10/28/08	21:02	RJG	S	CONC
102	K1NP4B	T81028A	METTRACE	10/28/08	21:08	RJG	S	CONC
103	K1NP4C	T81028A	METTRACE	10/28/08	21:13	RJG	S	CONC
104	K1NP4L	T81028A	METTRACE	10/28/08	21:19	RJG	S	CONC
105	K1JAP	T81028A	METTRACE	10/28/08	21:24	RJG	S	CONC
106	CCV1-9	T81028A	METTRACE	10/28/08	21:30	RJG	S	CONC
107	CCB9	T81028A	METTRACE	10/28/08	21:35	RJG	S	CONC

#	Sample Name	File	Method	Date	Time	OpID	Type	Mode
108	K1NPQB	T81028A	METTRACE	10/28/08	21:41	RJG	S	CONC
109	K1NPQC	T81028A	METTRACE	10/28/08	21:46	RJG	S	CONC
110	K1H90	T81028A	METTRACE	10/28/08	21:52	RJG	S	CONC
111	K1H91	T81028A	METTRACE	10/28/08	21:57	RJG	S	CONC
112	K1H92	T81028A	METTRACE	10/28/08	22:03	RJG	S	CONC
113	K1H93	T81028A	METTRACE	10/28/08	22:08	RJG	S	CONC
114	K1H94	T81028A	METTRACE	10/28/08	22:14	RJG	S	CONC
115	K1H95	T81028A	METTRACE	10/28/08	22:19	RJG	S	CONC
116	K1H96	T81028A	METTRACE	10/28/08	22:25	RJG	S	CONC
117	K1H98	T81028A	METTRACE	10/28/08	22:30	RJG	S	CONC
118	CCV1-10	T81028A	METTRACE	10/28/08	22:36	RJG	S	CONC
119	CCB10	T81028A	METTRACE	10/28/08	22:41	RJG	S	CONC
120	K1H9P	T81028A	METTRACE	10/28/08	22:47	RJG	S	CONC
121	K1H9PP5	T81028A	METTRACE	10/28/08	22:52	RJG	S	CONC
122	K1H9PS	T81028A	METTRACE	10/28/08	22:58	RJG	S	CONC
123	K1H9PD	T81028A	METTRACE	10/28/08	23:03	RJG	S	CONC
124	K1H9R	T81028A	METTRACE	10/28/08	23:09	RJG	S	CONC
125	K1H9V	T81028A	METTRACE	10/28/08	23:14	RJG	S	CONC
126	K1H9W	T81028A	METTRACE	10/28/08	23:20	RJG	S	CONC
127	K1H9X	T81028A	METTRACE	10/28/08	23:25	RJG	S	CONC
128	K1JAA	T81028A	METTRACE	10/28/08	23:31	RJG	S	CONC
129	K1JAC	T81028A	METTRACE	10/28/08	23:36	RJG	S	CONC
130	CCV1-11	T81028A	METTRACE	10/28/08	23:42	RJG	S	CONC
131	CCB11	T81028A	METTRACE	10/28/08	23:47	RJG	S	CONC
132	K1JAD	T81028A	METTRACE	10/28/08	23:53	RJG	S	CONC
133	K1JAE	T81028A	METTRACE	10/28/08	23:58	RJG	S	CONC
134	K1JAJ	T81028A	METTRACE	10/29/08	00:04	RJG	S	CONC
135	K1JAL	T81028A	METTRACE	10/29/08	00:09	RJG	S	CONC
136	K1JAM	T81028A	METTRACE	10/29/08	00:15	RJG	S	CONC
137	K1QAKB	T81028A	METTRACE	10/29/08	00:20	RJG	S	CONC
138	K1QAKC	T81028A	METTRACE	10/29/08	00:26	RJG	S	CONC
139	K1QAKL	T81028A	METTRACE	10/29/08	00:32	RJG	S	CONC
140	KXAC6 (SET A)	T81028A	METTRACE	10/29/08	00:37	RJG	S	CONC
141	KXAC6P5 (SET A)	T81028A	METTRACE	10/29/08	00:43	RJG	S	CONC
142	CCV1-12	T81028A	METTRACE	10/29/08	00:48	RJG	S	CONC
143	CCB12	T81028A	METTRACE	10/29/08	00:54	RJG	S	CONC
144	KXADF (SET A)	T81028A	METTRACE	10/29/08	00:59	RJG	S	CONC
145	KXAC6 (SET B)	T81028A	METTRACE	10/29/08	01:05	RJG	S	CONC
146	KXADF (SET B)	T81028A	METTRACE	10/29/08	01:10	RJG	S	CONC
147	KXADFP5 (SET B)	T81028A	METTRACE	10/29/08	01:16	RJG	S	CONC
148	CCV1-13	T81028A	METTRACE	10/29/08	01:21	RJG	S	CONC
149	CCB13	T81028A	METTRACE	10/29/08	01:27	RJG	S	CONC

STD2: MET4703-08
STD3: MET4704-08
STD4: MET4705-08

Internal Standard: MET5284-08

Note: Analytical run briefly delayed before and after the analysis of ICV1-1 to set the instrument to analyze 4 exposures for the ICV analysis (Method 200.7 requirement) and then to reset it to analyze 3 exposures for the duration of the run.

Note: Sample ID’s K1GNM, K1GNMP5, K1GNMS, and K1GNMD (sequence #62 through #65 on runlog) are incorrect. The correct sample ID’s are K1GNM/25, K1GNMP125, K1GNMS/25 and K1GNMD/25. Corrections have been made to reports.

Method: METTRACE Standard: STD1
Run Time: 10/28/08 11:29:44

Elem	AG	AL	AS	B_	BA	BE	CA
Avge	-.00093	.01748	.01662	.00035	.00067	-.01701	.00293
SDev	.00240	.00016	.00210	.00037	.00017	.00012	.00005
%RSD	258.79	.91147	12.627	106.45	25.573	.72140	1.7584
#1	-.00059	.01752	.01646	.00042	.00076	-.01693	.00299
#2	-.00348	.01730	.01460	-.00005	.00047	-.01695	.00289
#3	.00129	.01761	.01879	.00068	.00077	-.01715	.00292

Elem	CD	CO	CR	CU	FE	K_	MG
Avge	.00147	-.00059	.00148	.00835	-.00172	.29649	.00006
SDev	.00085	.00035	.00146	.00014	.00032	.00061	.00011
%RSD	57.668	59.524	98.133	1.6231	18.373	.20736	192.97
#1	.00238	-.00033	.00170	.00840	-.00195	.29670	.00014
#2	.00071	-.00099	-.00007	.00820	-.00184	.29697	-.00007
#3	.00130	-.00045	.00282	.00846	-.00136	.29579	.00010

Elem	MN	MO	NA	NI	PB/1	PB/2	SB/1
Avge	.00020	.00049	.00528	.00015	.02419	-.00086	-.06633
SDev	.00005	.00018	.00082	.00056	.00765	.00083	.01288
%RSD	26.912	37.813	15.501	371.33	31.624	96.498	19.412
#1	.00024	.00035	.00435	.00056	.03122	-.00101	-.07124
#2	.00014	.00042	.00588	-.00049	.01605	.00003	-.05172
#3	.00021	.00070	.00560	.00038	.02530	-.00160	-.07603

Elem	SB/2	SE/1	SE/2	SI	SN	SR	TI
Avge	.00561	-.02159	.02508	.02921	.00010	.00035	-.00021
SDev	.00141	.00442	.00163	.00904	.00010	.00025	.00000
%RSD	25.167	20.481	6.5018	30.945	99.976	72.115	.05259
#1	.00709	-.01700	.02420	.03964	.00021	.00042	-.00021
#2	.00546	-.02583	.02409	.02363	.00000	.00007	-.00021
#3	.00428	-.02196	.02697	.02436	.00010	.00056	-.00021

Elem	TL	V_	ZN
Avge	-.01640	-.00000	.00059
SDev	.00321	.00012	.00005
%RSD	19.594	385260.	7.7843
#1	-.01874	.00007	.00057
#2	-.01772	-.00014	.00056
#3	-.01273	.00007	.00064

IntStd	1	2	3	4	5	6	7
Mode	Counts	NOTUSED	NOTUSED	NOTUSED	NOTUSED	NOTUSED	NOTUSED
Elem	Y	--	--	--	--	--	--
Wavlen	371.030	--	--	--	--	--	--
Avge	28743	--	--	--	--	--	--
SDev	15.11787	--	--	--	--	--	--
%RSD	.0525960	--	--	--	--	--	--
#1	28760	--	--	--	--	--	--
#2	28730	--	--	--	--	--	--
#3	28740	--	--	--	--	--	--

Method: METTRACE Standard: STD2
Run Time: 10/28/08 11:35:14

Elem	AG	AS	CD	PB/1	PB/2	SB/1	SB/2
Avge	6.8880	2.6969	9.5500	4.0765	.43380	10.969	3.5825
SDev	.0202	.0019	.0076	.0068	.00138	.063	.0144
%RSD	.29382	.06982	.07947	.16650	.31888	.57298	.40199
#1	6.8703	2.6991	9.5495	4.0700	.43348	10.897	3.5669
#2	6.9101	2.6959	9.5426	4.0835	.43531	11.005	3.5852
#3	6.8838	2.6958	9.5578	4.0760	.43260	11.006	3.5954

Elem	SE/1	SE/2	TL
Avge	2.0549	3.4602	4.0658
SDev	.0035	.0206	.0060
%RSD	.17193	.59398	.14720
#1	2.0589	3.4789	4.0633
#2	2.0520	3.4636	4.0615
#3	2.0538	3.4382	4.0727

IntStd	1	2	3	4	5	6	7
Mode	Counts	NOTUSED	NOTUSED	NOTUSED	NOTUSED	NOTUSED	NOTUSED
Elem	Y	--	--	--	--	--	--
Wavlen	371.030	--	--	--	--	--	--
Avge	28598	--	--	--	--	--	--
SDev	90.45879	--	--	--	--	--	--
%RSD	.3163110	--	--	--	--	--	--
#1	28700	--	--	--	--	--	--
#2	28529	--	--	--	--	--	--
#3	28565	--	--	--	--	--	--

Method: METTRACE Standard: STD3
Run Time: 10/28/08 11:40:44

Elem	AL	CA	FE	K_	MG	NA
Avge	5.3480	4.1867	3.7074	30.998	2.8802	1.7026
SDev	.0136	.0059	.0073	.080	.0054	.0056
%RSD	.25513	.14010	.19615	.25881	.18900	.32869
#1	5.3323	4.1806	3.6996	30.915	2.8739	1.6962
#2	5.3570	4.1923	3.7139	31.005	2.8834	1.7062
#3	5.3547	4.1871	3.7088	31.075	2.8834	1.7055

IntStd	1	2	3	4	5	6	7
Mode	Counts	NOTUSED	NOTUSED	NOTUSED	NOTUSED	NOTUSED	NOTUSED
Elem	Y	--	--	--	--	--	--
Wavlen	371.030	--	--	--	--	--	--
Avge	27848	--	--	--	--	--	--
SDev	98.64403	--	--	--	--	--	--
%RSD	.3542240	--	--	--	--	--	--
#1	27940	--	--	--	--	--	--
#2	27860	--	--	--	--	--	--
#3	27744	--	--	--	--	--	--

Method: METTRACE Standard: STD4
Run Time: 10/28/08 11:46:15

Elem	B_	BA	BE	CO	CR	CU	MN
Avge	1.9883	8.3783	7.1931	2.6782	10.297	2.2918	2.5548
SDev	.0092	.0211	.0246	.0084	.033	.0050	.0081
%RSD	.46524	.25188	.34253	.31284	.32332	.21990	.31604
#1	1.9812	8.3693	7.1921	2.6762	10.293	2.2874	2.5530
#2	1.9848	8.3632	7.1690	2.6710	10.266	2.2906	2.5478
#3	1.9987	8.4024	7.2182	2.6874	10.332	2.2973	2.5637

Elem	MO	NI	SI	SN	SR	TI	V_
Avge	1.2008	2.1475	.71230	.51243	6.5098	1.1274	.72634
SDev	.0099	.0111	.00340	.00082	.0200	.0028	.00257
%RSD	.82206	.51630	.47680	.16001	.30688	.24815	.35332
#1	1.1913	2.1415	.70921	.51152	6.4919	1.1265	.72535
#2	1.2002	2.1408	.71175	.51266	6.5062	1.1251	.72442
#3	1.2110	2.1603	.71594	.51311	6.5314	1.1305	.72926

Elem	ZN
Avge	1.7233
SDev	.0047
%RSD	.27355
#1	1.7215
#2	1.7198
#3	1.7287

IntStd	1	2	3	4	5	6	7
Mode	Counts	NOTUSED	NOTUSED	NOTUSED	NOTUSED	NOTUSED	NOTUSED
Elem	Y	--	--	--	--	--	--
Wavlen	371.030	--	--	--	--	--	--
Avge	28621	--	--	--	--	--	--
SDev	146.8399	--	--	--	--	--	--
%RSD	.5130584	--	--	--	--	--	--
#1	28453	--	--	--	--	--	--
#2	28725	--	--	--	--	--	--
#3	28684	--	--	--	--	--	--

Method: METTRACE Slope = Conc(SIR)/IR

Element	Wavelen	High std	Low std	Slope	Y-intercept	Date Standardized
AG	328.068	STD2	STD1	.290319	.000269	10/28/08 11:46:15
AL	308.215	STD3	STD1	9.37998	-.163929	10/28/08 11:46:15
AS	189.042	STD2	STD1	.373089	-.006200	10/28/08 11:46:15
B_	249.678	STD4	STD1	2.01215	-.000700	10/28/08 11:46:15
BA	493.409	STD4	STD1	.477463	-.000318	10/28/08 11:46:15
BE	313.042	STD4	STD1	.549001	.009340	10/28/08 11:46:15
CA	317.933	STD3	STD1	23.9019	-.070128	10/28/08 11:46:15
CD	226.502	STD2	STD1	.104729	-.000154	10/28/08 11:46:15
CO	228.616	STD4	STD1	1.49643	.000885	10/28/08 11:46:15
CR	267.716	STD4	STD1	.388459	-.000577	10/28/08 11:46:15
CU	324.753	STD4	STD1	1.75176	-.014627	10/28/08 11:46:15
FE	271.441	STD3	STD1	13.4712	.023121	10/28/08 11:46:15
K_	766.491	STD3	STD1	.824829	-.095277	10/28/08 11:46:15
MG	279.078	STD3	STD1	34.7202	-.002012	10/28/08 11:46:15
MN	257.610	STD4	STD1	1.56578	-.000309	10/28/08 11:46:15
MO	202.030	STD4	STD1	3.33236	-.001623	10/28/08 11:46:15
NA	330.232	STD3	STD1	.957035	-.001558	10/28/08 11:46:15
NI	231.604	STD4	STD1	1.86190	-.000280	10/28/08 11:46:15
PB/1	220.351	STD2	STD1	.246771	-.005969	10/28/08 11:46:15
PB/2	220.352	STD2	STD1	2.30068	.001974	10/28/08 11:46:15
PB	220.353	NONE	NONE	.000000	.000000	*NOT STANDARDIZED
SB/1	206.831	STD2	STD1	.090617	.006011	10/28/08 11:46:15
SB/2	206.832	STD2	STD1	.279572	-.001569	10/28/08 11:46:15
SB	220.353	NONE	NONE	.000000	.000000	*NOT STANDARDIZED
SE/1	196.021	STD2	STD1	.481581	.010400	10/28/08 11:46:15
SE/2	196.022	STD2	STD1	.291107	-.007302	10/28/08 11:46:15
SE	220.353	NONE	NONE	.000000	.000000	*NOT STANDARDIZED
SI	288.158	STD4	STD1	5.85572	-.171042	10/28/08 11:46:15
SN	189.989	STD4	STD1	7.80757	-.000815	10/28/08 11:46:15
SR	421.552	STD4	STD1	.614487	-.000214	10/28/08 11:46:15
TI	334.941	STD4	STD1	3.54742	.000741	10/28/08 11:46:15
TL	190.864	STD2	STD1	.489928	.008034	10/28/08 11:46:15
V_	292.402	STD4	STD1	5.50704	.000000	10/28/08 11:46:15
ZN	213.856	STD4	STD1	2.33269	-.001380	10/28/08 11:46:15

Method: METTRACE Sample Name: ICV1-1 MET4787-08 Operator: RJG
Run Time: 10/28/08 11:51:22
Comment: TESTAMERICA PITTSBURGH ICP METALS ANALYSIS-INST TRACEICP
Mode: CONC Corr. Factor: 1

Elem	AG	AL	AS	B_	BA	BE	CA
Units	ppm	ppm	ppm	ppm	ppm	ppm	ppm
Avge	.51129	12.267	.25068	1.0145	.99595	1.0086	25.956
SDev	.00206	.023	.00067	.0016	.00095	.0036	.075
%RSD	.40229	.19002	.26755	.15834	.09566	.35692	.29034
#1	.50996	12.255	.25060	1.0164	.99516	1.0076	25.957
#2	.50919	12.262	.25008	1.0128	.99530	1.0052	25.875
#3	.51248	12.302	.25164	1.0136	.99724	1.0078	25.937
#4	.51355	12.251	.25042	1.0152	.99609	1.0137	26.057
Errors	LC Pass	LC Pass	LC Pass	LC Pass	LC Pass	LC Pass	LC Pass
High	.55000	13.750	.27500	1.1000	1.1000	1.1000	27.500
Low	.45000	11.250	.22500	.90000	.90000	.90000	22.500

Elem	CD	CO	CR	CU	FE	K_	MG
Units	ppm	ppm	ppm	ppm	ppm	ppm	ppm
Avge	.24441	1.0064	1.0063	1.0182	12.655	48.576	24.766
SDev	.00099	.0026	.0031	.0009	.035	.089	.079
%RSD	.40619	.25837	.31062	.08510	.27442	.18246	.31711
#1	.24459	1.0062	1.0065	1.0184	12.652	48.529	24.751
#2	.24339	1.0035	1.0030	1.0176	12.613	48.489	24.690
#3	.24395	1.0062	1.0054	1.0194	12.658	48.691	24.746
#4	.24570	1.0098	1.0105	1.0175	12.698	48.597	24.876
Errors	LC Pass	LC Pass	LC Pass	LC Pass	LC Pass	LC Pass	LC Pass
High	.27500	1.1000	1.1000	1.1000	13.750	55.000	27.500
Low	.22500	.90000	.90000	.90000	11.250	45.000	22.500

Elem	MN	MO	NA	NI	PB/1	PB/2	PB
Units	ppm	ppm	ppm	ppm	ppm	ppm	ppm
Avge	.99330	1.0292	49.254	.98698	.24949	.24853	.24885
SDev	.00240	.0026	.132	.00355	.00387	.00186	.00048
%RSD	.24152	.25487	.26752	.35966	1.5512	.74797	.19280
#1	.99296	1.0268	49.132	.98682	.24878	.24974	.24942
#2	.99058	1.0281	49.247	.98309	.24525	.25030	.24862
#3	.99322	1.0288	49.438	.98633	.24928	.24784	.24832
#4	.99642	1.0329	49.197	.99169	.25463	.24623	.24903
Errors	LC Pass	LC Pass	LC Pass	LC Pass	NOCHECK	NOCHECK	LC Pass
High	1.1000	1.1000	55.000	1.1000			.27500
Low	.90000	.90000	45.000	.90000			.22500

Elem	SB/1	SB/2	SB	SE/1	SE/2	SE	SI
Units	ppm	ppm	ppm	ppm	ppm	ppm	ppm
Avge	.25187	.25081	.25116	.25499	.24892	.25094	.90026
SDev	.00168	.00455	.00248	.00234	.00351	.00268	.00426
%RSD	.66722	1.8132	.98719	.91839	1.4109	1.0685	.47285

#1	.25242	.24955	.25051	.25577	.25043	.25221	.90405
#2	.25311	.24674	.24886	.25330	.25202	.25245	L.89611

#3	.25255	.24962	.25060	.25293	.24392	.24692	.90380
#4	.24939	.25733	.25468	.25795	.24930	.25218	L.89707
Errors	NOCHECK	NOCHECK	LC Pass	NOCHECK	NOCHECK	LC Pass	LC Pass
High			.27500			.27500	1.1000
Low			.22500			.22500	.90000

Elem	SN	SR	TI	TL	V_	ZN	
Units	ppm	ppm	ppm	ppm	ppm	ppm	
Avge	.99946	1.0225	1.0017	.50251	1.0041	1.0338	
SDev	.00350	.0020	.0015	.00162	.0038	.0018	
%RSD	.35054	.19133	.15046	.32239	.38317	.17679	
#1	.99577	1.0205	1.0020	.50286	1.0019	1.0329	
#2	.99716	1.0217	.99958	.50423	1.0004	1.0322	
#3	1.0027	1.0251	1.0020	.50032	1.0050	1.0338	
#4	1.0022	1.0228	1.0032	.50262	1.0091	1.0364	
Errors	LC Pass	LC Pass	LC Pass	LC Pass	LC Pass	LC Pass	
High	1.1000	1.1000	1.1000	.55000	1.1000	1.1000	
Low	.90000	.90000	.90000	.45000	.90000	.90000	

IntStd	1	2	3	4	5	6	7
Mode	Counts	NOTUSED	NOTUSED	NOTUSED	NOTUSED	NOTUSED	NOTUSED
Elem	Y	--	--	--	--	--	--
Wavlen	371.030	--	--	--	--	--	--
Avge	28373	--	--	--	--	--	--
SDev	135.8646	--	--	--	--	--	--
%RSD	.4788498	--	--	--	--	--	--
#1	28533	--	--	--	--	--	--
#2	28391	--	--	--	--	--	--
#3	28368	--	--	--	--	--	--
#4	28201	--	--	--	--	--	--

Method: METTRACE Sample Name: ICB1 Operator: RJG
Run Time: 10/28/08 11:58:12
Comment: TESTAMERICA PITTSBURGH ICP METALS ANALYSIS-INST TRACEICP
Mode: CONC Corr. Factor: 1

Elem	AG	AL	AS	B_	BA	BE	CA
Units	ppm	ppm	ppm	ppm	ppm	ppm	ppm
Avge	.00013	.01085	.00010	.00582	.00038	.00030	.01183
SDev	.00064	.00451	.00162	.00103	.00029	.00025	.00837
%RSD	511.79	41.605	1561.3	17.668	77.446	83.696	70.742
#1	-.00051	.00598	.00108	.00675	.00015	.00018	.00509
#2	.00077	.01489	.00100	.00601	.00071	.00060	.02120
#3	.00012	.01169	-.00177	.00471	.00027	.00014	.00921
Errors	LC Pass	LC Pass	LC Pass	LC Pass	LC Pass	LC Pass	LC Pass
High	.00500	.20000	.01000	.20000	.20000	.00400	5.0000
Low	-.00500	-.20000	-.01000	-.20000	-.20000	-.00400	-5.0000

Elem	CD	CO	CR	CU	FE	K_	MG
Units	ppm	ppm	ppm	ppm	ppm	ppm	ppm
Avge	.00011	.00058	.00060	.00066	.01839	.16228	.01207
SDev	.00020	.00028	.00044	.00060	.00247	.00603	.01094
%RSD	177.77	47.693	73.557	89.672	13.450	3.7166	90.668
#1	.00002	.00034	.00015	.00006	.01750	.15609	.00399
#2	.00034	.00088	.00103	.00126	.01649	.16814	.02452
#3	-.00003	.00052	.00062	.00067	.02119	.16262	.00769
Errors	LC Pass	LC Pass	LC Pass	LC Pass	LC Pass	LC Pass	LC Pass
High	.00500	.05000	.00500	.02500	.10000	5.0000	5.0000
Low	-.00500	-.05000	-.00500	-.02500	-.10000	-5.0000	-5.0000

Elem	MN	MO	NA	NI	PB/1	PB/2	PB
Units	ppm	ppm	ppm	ppm	ppm	ppm	ppm
Avge	.00025	.00494	-.62981	.00048	-.00340	.00004	-.00111
SDev	.00028	.00066	.05939	.00071	.00184	.00071	.00070
%RSD	110.06	13.458	9.4298	149.20	53.941	1853.6	63.125
#1	.00002	.00564	-.65484	-.00034	-.00509	-.00033	-.00191
#2	.00056	.00486	-.67259	.00088	-.00145	-.00041	-.00076
#3	.00018	.00431	-.56201	.00089	-.00367	.00086	-.00065
Errors	LC Pass	LC Pass	LC Pass	LC Pass	NOCHECK	NOCHECK	LC Pass
High	.01500	.04000	5.0000	.04000			.00300
Low	-.01500	-.04000	-5.0000	-.04000			-.00300

Elem	SB/1	SB/2	SB	SE/1	SE/2	SE	SI
Units	ppm	ppm	ppm	ppm	ppm	ppm	ppm
Avge	.00511	-.00145	.00073	.00118	.00132	.00127	-.03070
SDev	.00112	.00083	.00041	.00222	.00143	.00169	.00060
%RSD	21.926	57.023	55.394	188.49	108.50	132.85	1.9708
#1	.00556	-.00234	.00029	.00182	.00195	.00191	-.03000
#2	.00383	-.00069	.00081	-.00129	-.00032	-.00064	-.03099

#3	.00593	-.00133	.00109	.00301	.00233	.00255	-.03110
Errors	NOCHECK	NOCHECK	LC Pass	NOCHECK	NOCHECK	LC Pass	LC Pass

High			.06000			.00500	.50000
Low			-.06000			-.00500	-.50000

Elem	SN	SR	TI	TL	V_	ZN	
Units	ppm	ppm	ppm	ppm	ppm	ppm	
Avge	.00054	.00036	.00066	.00110	.00071	.00182	
SDev	.00135	.00035	.00007	.00238	.00022	.00047	
%RSD	249.98	96.287	10.815	216.10	31.128	25.693	
#1	.00189	.00006	.00062	.00377	.00058	.00144	
#2	-.00081	.00075	.00074	-.00082	.00096	.00234	
#3	.00055	.00028	.00062	.00036	.00058	.00167	
Errors	LC Pass	LC Pass	LC Pass	LC Pass	LC Pass	LC Pass	
High	.10000	.05000	.05000	.01000	.05000	.02000	
Low	-.10000	-.05000	-.05000	-.01000	-.05000	-.02000	

IntStd	1	2	3	4	5	6	7
Mode	Counts	NOTUSED	NOTUSED	NOTUSED	NOTUSED	NOTUSED	NOTUSED
Elem	Y	--	--	--	--	--	--
Wavlen	371.030	--	--	--	--	--	--
Avge	28775	--	--	--	--	--	--
SDev	148.6180	--	--	--	--	--	--
%RSD	.5164835	--	--	--	--	--	--
#1	28917	--	--	--	--	--	--
#2	28787	--	--	--	--	--	--
#3	28621	--	--	--	--	--	--

Method: METTRACE Sample Name: CRA/RLV MET4418-08 Operator: RJG
Run Time: 10/28/08 12:03:41
Comment: TESTAMERICA PITTSBURGH ICP METALS ANALYSIS-INST TRACEICP
Mode: CONC Corr. Factor: 1

Elem	AG	AL	AS	B_	BA	BE	CA
Units	ppm	ppm	ppm	ppm	ppm	ppm	ppm
Avge	.00573	.20249	.01043	.20168	.20351	.00428	5.1221
SDev	.00048	.00283	.00212	.00047	.00025	.00012	.0212
%RSD	8.3454	1.3994	20.324	.23044	.12418	2.8020	.41323
#1	.00566	.20326	.00960	.20118	.20380	.00417	5.1022
#2	.00528	.19935	.01284	.20175	.20335	.00426	5.1198
#3	.00623	.20486	.00884	.20210	.20339	.00441	5.1443
Errors	LC Pass	LC Pass	LC Pass	LC Pass	LC Pass	LC Pass	LC Pass
High	.00750	.30000	.01500	.30000	.30000	.00600	7.5000
Low	.00250	.10000	.00500	.10000	.10000	.00200	2.5000

Elem	CD	CO	CR	CU	FE	K_	MG
Units	ppm	ppm	ppm	ppm	ppm	ppm	ppm
Avge	.00529	.05010	.00590	.02623	.10050	4.4981	4.9316
SDev	.00011	.00048	.00006	.00021	.00170	.0157	.0175
%RSD	2.0157	.96574	1.0207	.78584	1.6882	.34809	.35429
#1	.00529	.04970	.00594	.02639	.10056	4.5157	4.9154
#2	.00519	.04996	.00594	.02600	.09877	4.4930	4.9293
#3	.00540	.05064	.00583	.02631	.10216	4.4857	4.9501
Errors	LC Pass	LC Pass	LC Pass	LC Pass	LC Pass	LC Pass	LC Pass
High	.00750	.07500	.00750	.03750	.15000	7.5000	7.5000
Low	.00250	.02500	.00250	.01250	.05000	2.5000	2.5000

Elem	MN	MO	NA	NI	PB/1	PB/2	PB
Units	ppm	ppm	ppm	ppm	ppm	ppm	ppm
Avge	.01516	.04337	4.9437	.04083	.00497	.00242	.00326
SDev	.00006	.00022	.1492	.00023	.00047	.00058	.00044
%RSD	.38889	.51946	3.0171	.56599	9.5110	23.971	13.614
#1	.01513	.04324	5.1118	.04063	.00444	.00212	.00289
#2	.01512	.04363	4.8921	.04078	.00535	.00204	.00314
#3	.01523	.04324	4.8272	.04108	.00511	.00308	.00376
Errors	LC Pass	LC Pass	LC Pass	LC Pass	NOCHECK	NOCHECK	LC Pass
High	.02250	.06000	7.5000	.06000			.00450
Low	.00750	.02000	2.5000	.02000			.00150

Elem	SB/1	SB/2	SB	SE/1	SE/2	SE	SI
Units	ppm	ppm	ppm	ppm	ppm	ppm	ppm
Avge	.01049	.01099	.01082	.00946	.00531	.00669	.42983
SDev	.00033	.00204	.00126	.00293	.00080	.00132	.00281
%RSD	3.1554	18.594	11.680	30.958	15.141	19.751	.65362
#1	.01087	.00896	.00960	.00613	.00473	.00519	.42752
#2	.01026	.01305	.01212	.01163	.00498	.00719	.42902

#3	.01033	.01097	.01076	.01062	.00623	H.00769	.43296
Errors	NOCHECK	NOCHECK	LC Pass	NOCHECK	NOCHECK	LC Pass	LC Pass

High			.01500			.00750	.75000
Low			.00500			.00250	.25000

Elem	SN	SR	TI	TL	V_	ZN	
Units	ppm	ppm	ppm	ppm	ppm	ppm	
Avge	.09046	.05026	.05127	.01069	.05136	.02324	
SDev	.00195	.00008	.00059	.00207	.00192	.00030	
%RSD	2.1526	.15982	1.1543	19.394	3.7374	1.2890	
#1	.08983	.05026	.05135	.00830	.04933	.02289	
#2	.08890	.05017	.05064	.01207	.05161	.02340	
#3	.09264	.05033	.05182	.01169	.05315	.02343	

Errors	LC Pass	LC Pass	LC Pass	LC Pass	LC Pass	LC Pass	
High	.15000	.07500	.07500	.01500	.07500	.03000	
Low	.05000	.02500	.02500	.00500	.02500	.01000	

IntStd	1	2	3	4	5	6	7
Mode	Counts	NOTUSED	NOTUSED	NOTUSED	NOTUSED	NOTUSED	NOTUSED
Elem	Y	--	--	--	--	--	--
Wavlen	371.030	--	--	--	--	--	--
Avge	28713	--	--	--	--	--	--
SDev	113.7775	--	--	--	--	--	--
%RSD	.3962638	--	--	--	--	--	--
#1	28596	--	--	--	--	--	--
#2	28719	--	--	--	--	--	--
#3	28823	--	--	--	--	--	--

Method: METTRACE Sample Name: ICSA MET4784-08 Operator: RJG
Run Time: 10/28/08 12:09:11
Comment: TESTAMERICA PITTSBURGH ICP METALS ANALYSIS-INST TRACEICP
Mode: CONC Corr. Factor: 1

Elem	AG	AL	AS	B_	BA	BE	CA
Units	ppm	ppm	ppm	ppm	ppm	ppm	ppm
Avge	.00064	482.67	-.00022	.00170	.00067	-.00061	477.76
SDev	.00040	1.94	.00257	.00038	.00004	.00009	1.42
%RSD	62.486	.40133	1193.8	22.142	6.2080	14.870	.29825
#1	.00066	480.44	.00275	.00210	.00071	-.00054	476.39
#2	.00102	483.65	-.00178	.00136	.00069	-.00071	477.65
#3	.00023	483.91	-.00161	.00164	.00063	-.00057	479.23
Errors	NOCHECK	QC Pass	NOCHECK	NOCHECK	NOCHECK	NOCHECK	QC Pass
Value		500.00					500.00
Range		20.000					20.000

Elem	CD	CO	CR	CU	FE	K_	MG
Units	ppm	ppm	ppm	ppm	ppm	ppm	ppm
Avge	.00036	.00036	.00117	.00017	198.48	.14604	517.00
SDev	.00019	.00009	.00032	.00016	.67	.00226	1.65
%RSD	53.675	24.502	27.247	93.931	.33885	1.5492	.31964
#1	.00054	.00030	.00124	-.00001	197.80	.14753	515.32
#2	.00038	.00032	.00145	.00028	198.49	.14344	517.07
#3	.00015	.00046	.00082	.00024	199.14	.14716	518.62
Errors	NOCHECK	NOCHECK	NOCHECK	NOCHECK	QC Pass	NOCHECK	QC Pass
Value					200.00		500.00
Range					20.000		20.000

Elem	MN	MO	NA	NI	PB/1	PB/2	PB
Units	ppm	ppm	ppm	ppm	ppm	ppm	ppm
Avge	.00724	-.00032	-.60460	.00139	-.00405	.00401	.00133
SDev	.00005	.00105	.11409	.00065	.00152	.00069	.00097
%RSD	.71279	325.59	18.870	46.565	37.470	17.246	72.618
#1	.00730	.00089	-.54827	.00112	-.00301	.00443	.00195
#2	.00723	-.00099	-.73590	.00092	-.00334	.00440	.00182
#3	.00720	-.00086	-.52964	.00213	-.00579	.00321	.00022
Errors	NOCHECK	NOCHECK	NOCHECK	NOCHECK	NOCHECK	NOCHECK	NOCHECK
Value							
Range							

Elem	SB/1	SB/2	SB	SE/1	SE/2	SE	SI
Units	ppm	ppm	ppm	ppm	ppm	ppm	ppm
Avge	.00194	.00054	.00100	.00959	-.00302	.00118	-.01181
SDev	.00117	.00159	.00140	.00498	.00240	.00256	.00303
%RSD	60.393	295.83	139.69	51.856	79.479	216.32	25.628
#1	.00059	-.00095	-.00044	.01225	-.00033	.00386	-.01004
#2	.00267	.00221	.00236	.01268	-.00493	.00093	-.01009

#3	.00255	.00035	.00108	.00385	-.00379	-.00124	-.01530
Errors	NOCHECK	NOCHECK	NOCHECK	NOCHECK	NOCHECK	NOCHECK	NOCHECK

Value
Range

Elem	SN	SR	TI	TL	V_	ZN
Units	ppm	ppm	ppm	ppm	ppm	ppm
Avge	.00391	.01128	-.00199	-.00650	.00267	.00196
SDev	.00154	.00005	.00027	.00274	.00199	.00014
%RSD	39.348	.44648	13.682	42.114	74.684	7.0982
#1	.00565	.01131	-.00207	-.00334	.00410	.00195
#2	.00274	.01123	-.00222	-.00816	.00039	.00182
#3	.00334	.01131	-.00169	-.00799	.00352	.00210
Errors	NOCHECK	NOCHECK	NOCHECK	NOCHECK	NOCHECK	NOCHECK

Value
Range

IntStd	1	2	3	4	5	6	7
Mode	Counts	NOTUSED	NOTUSED	NOTUSED	NOTUSED	NOTUSED	NOTUSED
Elem	Y	--	--	--	--	--	--
Wavlen	371.030	--	--	--	--	--	--
Avge	26403	--	--	--	--	--	--
SDev	135.9863	--	--	--	--	--	--
%RSD	.5150445	--	--	--	--	--	--
#1	26550	--	--	--	--	--	--
#2	26376	--	--	--	--	--	--
#3	26282	--	--	--	--	--	--

Method: METTRACE Sample Name: ICSAB MET4786-08 Operator: RJG
Run Time: 10/28/08 12:14:41
Comment: TESTAMERICA PITTSBURGH ICP METALS ANALYSIS-INST TRACEICP
Mode: CONC Corr. Factor: 1

Elem	AG	AL	AS	B_	BA	BE	CA
Units	ppm	ppm	ppm	ppm	ppm	ppm	ppm
Avge	1.0963	482.49	1.0169	1.0448	.52474	.49951	478.61
SDev	.0020	.83	.0028	.0041	.00078	.00188	2.09
%RSD	.18444	.17273	.27443	.39616	.14797	.37704	.43602
#1	1.0940	481.73	1.0145	1.0401	.52405	.49824	477.46
#2	1.0976	482.36	1.0163	1.0479	.52458	.50167	481.01
#3	1.0973	483.38	1.0200	1.0463	.52558	.49861	477.34
Errors	QC Pass	QC Pass	QC Pass	QC Pass	QC Pass	QC Pass	QC Pass
Value	1.0000	500.00	1.0000	1.0000	.50000	.50000	500.00
Range	20.000	20.000	20.000	20.000	20.000	20.000	20.000

Elem	CD	CO	CR	CU	FE	K_	MG
Units	ppm	ppm	ppm	ppm	ppm	ppm	ppm
Avge	.95821	.48221	.49288	.54663	199.44	10.805	516.54
SDev	.00357	.00186	.00178	.00139	.62	.023	1.70
%RSD	.37215	.38673	.36225	.25429	.31017	.21372	.32891
#1	.95548	.48066	.49159	.54551	198.96	10.806	515.39
#2	.96224	.48428	.49492	.54619	200.14	10.781	518.50
#3	.95690	.48167	.49213	.54818	199.23	10.827	515.75
Errors	QC Pass	QC Pass	QC Pass	QC Pass	QC Pass	QC Pass	QC Pass
Value	1.0000	.50000	.50000	.50000	200.00	10.000	500.00
Range	20.000	20.000	20.000	20.000	20.000	20.000	20.000

Elem	MN	MO	NA	NI	PB/1	PB/2	PB
Units	ppm	ppm	ppm	ppm	ppm	ppm	ppm
Avge	.50082	1.0246	11.065	.94508	.96508	.97196	.96967
SDev	.00140	.0065	.143	.00386	.00277	.00789	.00548
%RSD	.28058	.63481	1.2919	.40821	.28711	.81156	.56523
#1	.49962	1.0173	10.971	.94368	.96482	.96287	.96352
#2	.50237	1.0297	11.229	.94944	.96798	.97708	.97405
#3	.50047	1.0269	10.994	.94211	.96245	.97592	.97143
Errors	QC Pass	QC Pass	QC Pass	QC Pass	NOCHECK	NOCHECK	QC Pass
Value	.50000	1.0000	10.000	1.0000			1.0000
Range	20.000	20.000	20.000	20.000			20.000

Elem	SB/1	SB/2	SB	SE/1	SE/2	SE	SI
Units	ppm	ppm	ppm	ppm	ppm	ppm	ppm
Avge	1.0339	1.0284	1.0302	1.0188	1.0092	1.0124	.91352
SDev	.0103	.0066	.0058	.0093	.0039	.0052	.00851
%RSD	.99871	.63765	.56143	.91659	.38605	.50868	.93128
#1	1.0220	1.0281	1.0261	1.0135	1.0047	1.0076	.90402
#2	1.0403	1.0351	1.0368	1.0295	1.0120	1.0179	.91612

#3	1.0393	1.0220	1.0278	1.0132	1.0107	1.0116	.92042
Errors	NOCHECK	NOCHECK	QC Pass	NOCHECK	NOCHECK	QC Pass	QC Pass

Value			1.0000			1.0000	1.0000
Range			20.000			20.000	20.000

Elem	SN	SR	TI	TL	V_	ZN	
Units	ppm	ppm	ppm	ppm	ppm	ppm	
Avge	.87838	1.0295	1.0120	.96348	.50515	1.0487	
SDev	.00421	.0022	.0024	.00217	.00097	.0015	
%RSD	.47968	.21083	.23701	.22499	.19296	.13967	
#1	.87561	1.0278	1.0093	.96182	.50404	1.0476	
#2	.88323	1.0288	1.0137	.96593	.50583	1.0503	
#3	.87631	1.0319	1.0130	.96269	.50560	1.0481	
Errors	QC Pass	QC Pass	QC Pass	QC Pass	QC Pass	QC Pass	
Value	1.0000	1.0000	1.0000	1.0000	.50000	1.0000	
Range	20.000	20.000	20.000	20.000	20.000	20.000	

IntStd	1	2	3	4	5	6	7
Mode	Counts	NOTUSED	NOTUSED	NOTUSED	NOTUSED	NOTUSED	NOTUSED
Elem	Y	--	--	--	--	--	--
Wavlen	371.030	--	--	--	--	--	--
Avge	26461	--	--	--	--	--	--
SDev	30.69926	--	--	--	--	--	--
%RSD	.1160191	--	--	--	--	--	--
#1	26494	--	--	--	--	--	--
#2	26433	--	--	--	--	--	--
#3	26455	--	--	--	--	--	--

Method: METTRACE Sample Name: CCV1-1 MET5327-08 Operator: RJG
Run Time: 10/28/08 12:20:11
Comment: TESTAMERICA PITTSBURGH ICP METALS ANALYSIS-INST TRACEICP
Mode: CONC Corr. Factor: 1

Elem	AG	AL	AS	B_	BA	BE	CA
Units	ppm	ppm	ppm	ppm	ppm	ppm	ppm
Avge	1.0179	24.326	.50596	2.0161	1.9934	2.0052	49.720
SDev	.0040	.078	.00072	.0009	.0094	.0046	.121
%RSD	.39002	.32079	.14250	.04634	.47362	.23009	.24430
#1	1.0221	24.404	.50592	2.0171	2.0023	2.0099	49.799
#2	1.0174	24.326	.50526	2.0158	1.9943	2.0007	49.580
#3	1.0142	24.248	.50670	2.0153	1.9835	2.0050	49.782
Errors	LC Pass	LC Pass	LC Pass	LC Pass	LC Pass	LC Pass	LC Pass
High	1.1000	27.500	.55000	2.2000	2.2000	2.2000	55.000
Low	.90000	22.500	.45000	1.8000	1.8000	1.8000	45.000

Elem	CD	CO	CR	CU	FE	K_	MG
Units	ppm	ppm	ppm	ppm	ppm	ppm	ppm
Avge	.48834	1.9710	1.9725	2.0183	25.062	120.45	49.157
SDev	.00173	.0055	.0058	.0087	.070	.63	.114
%RSD	.35464	.27740	.29253	.42911	.27914	.51993	.23258
#1	.48927	1.9770	1.9791	2.0272	25.131	120.97	49.252
#2	.48634	1.9662	1.9682	2.0177	24.991	120.64	49.030
#3	.48941	1.9699	1.9703	2.0099	25.064	119.76	49.190
Errors	LC Pass	LC Pass	LC Pass	LC Pass	LC Pass	LC Pass	LC Pass
High	.55000	2.2000	2.2000	2.2000	27.500	137.50	55.000
Low	.45000	1.8000	1.8000	1.8000	22.500	112.50	45.000

Elem	MN	MO	NA	NI	PB/1	PB/2	PB
Units	ppm	ppm	ppm	ppm	ppm	ppm	ppm
Avge	1.9736	2.0059	122.04	1.9628	.50506	.49551	.49869
SDev	.0060	.0059	.49	.0075	.00200	.00308	.00145
%RSD	.30190	.29176	.40313	.37998	.39631	.62227	.29072
#1	1.9804	2.0018	122.31	1.9683	.50314	.49760	.49944
#2	1.9692	2.0033	122.34	1.9543	.50713	.49197	.49702
#3	1.9712	2.0126	121.47	1.9658	.50490	.49697	.49961
Errors	LC Pass	LC Pass	LC Pass	LC Pass	NOCHECK	NOCHECK	LC Pass
High	2.2000	2.2000	137.50	2.2000			.55000
Low	1.8000	1.8000	112.50	1.8000			.45000

Elem	SB/1	SB/2	SB	SE/1	SE/2	SE	SI
Units	ppm	ppm	ppm	ppm	ppm	ppm	ppm
Avge	.50369	.50721	.50604	.50867	.50146	.50386	1.8151
SDev	.00549	.00217	.00248	.00334	.00284	.00081	.0075
%RSD	1.0902	.42742	.49040	.65653	.56574	.16060	.41490
#1	.50894	.50888	.50890	.50738	.50299	.50446	1.8236
#2	.49799	.50799	.50466	.51246	.49819	.50294	1.8121

#3	.50414	.50476	.50455	.50616	.50320	.50419	1.8095
Errors	NOCHECK	NOCHECK	LC Pass	NOCHECK	NOCHECK	LC Pass	LC Pass

High			.55000			.55000	2.2000
Low			.45000			.45000	1.8000

Elem	SN	SR	TI	TL	V_	ZN	
Units	ppm	ppm	ppm	ppm	ppm	ppm	
Avge	1.9815	1.9738	1.9973	.99214	1.9924	2.0233	
SDev	.0021	.0091	.0068	.00015	.0036	.0066	
%RSD	.10407	.46128	.33997	.01538	.18036	.32742	
#1	1.9810	1.9815	2.0051	.99227	1.9965	2.0309	
#2	1.9798	1.9763	1.9939	.99217	1.9903	2.0187	
#3	1.9838	1.9638	1.9929	.99197	1.9903	2.0204	
Errors	LC Pass	LC Pass	LC Pass	LC Pass	LC Pass	LC Pass	
High	2.2000	2.2000	2.2000	1.1000	2.2000	2.2000	
Low	1.8000	1.8000	1.8000	.90000	1.8000	1.8000	

IntStd	1	2	3	4	5	6	7
Mode	Counts	NOTUSED	NOTUSED	NOTUSED	NOTUSED	NOTUSED	NOTUSED
Elem	Y	--	--	--	--	--	--
Wavlen	371.030	--	--	--	--	--	--
Avge	28308	--	--	--	--	--	--
SDev	228.3692	--	--	--	--	--	--
%RSD	.8067372	--	--	--	--	--	--
#1	28062	--	--	--	--	--	--
#2	28347	--	--	--	--	--	--
#3	28514	--	--	--	--	--	--

Method: METTRACE Sample Name: CCB1 Operator: RJG
Run Time: 10/28/08 12:25:40
Comment: TESTAMERICA PITTSBURGH ICP METALS ANALYSIS-INST TRACEICP
Mode: CONC Corr. Factor: 1

Elem	AG	AL	AS	B_	BA	BE	CA
Units	ppm	ppm	ppm	ppm	ppm	ppm	ppm
Avge	.00078	.01284	.00135	.00763	.00026	.00011	.00375
SDev	.00047	.00464	.00145	.00164	.00012	.00002	.00726
%RSD	60.413	36.106	107.28	21.447	44.736	22.274	193.38
#1	.00048	.00836	.00070	.00898	.00014	.00013	-.00172
#2	.00133	.01762	.00302	.00810	.00038	.00011	.01199
#3	.00054	.01255	.00034	.00581	.00027	.00008	.00099
Errors	LC Pass	LC Pass	LC Pass	LC Pass	LC Pass	LC Pass	LC Pass
High	.00500	.20000	.01000	.20000	.20000	.00400	5.0000
Low	-.00500	-.20000	-.01000	-.20000	-.20000	-.00400	-5.0000

Elem	CD	CO	CR	CU	FE	K_	MG
Units	ppm	ppm	ppm	ppm	ppm	ppm	ppm
Avge	.00023	.00074	.00087	.00059	.02230	.11877	.01362
SDev	.00006	.00067	.00027	.00037	.01276	.01196	.00756
%RSD	26.162	90.302	31.205	62.880	57.227	10.071	55.481
#1	.00020	.00032	.00080	.00038	.01566	.10876	.00757
#2	.00030	.00151	.00116	.00103	.03701	.13202	.02209
#3	.00020	.00039	.00063	.00037	.01423	.11553	.01120
Errors	LC Pass	LC Pass	LC Pass	LC Pass	LC Pass	LC Pass	LC Pass
High	.00500	.05000	.00500	.02500	.10000	5.0000	5.0000
Low	-.00500	-.05000	-.00500	-.02500	-.10000	-5.0000	-5.0000

Elem	MN	MO	NA	NI	PB/1	PB/2	PB
Units	ppm	ppm	ppm	ppm	ppm	ppm	ppm
Avge	.00016	.00729	-.64915	.00114	-.00129	.00116	.00035
SDev	.00008	.00228	.21749	.00023	.00114	.00108	.00037
%RSD	52.284	31.331	33.504	19.951	88.426	92.957	107.94
#1	.00007	.00987	-.71683	.00088	.00001	-.00008	-.00005
#2	.00023	.00647	-.40586	.00127	-.00215	.00167	.00040
#3	.00018	.00553	-.82474	.00127	-.00174	.00190	.00069
Errors	LC Pass	LC Pass	LC Pass	LC Pass	NOCHECK	NOCHECK	LC Pass
High	.01500	.04000	5.0000	.04000			.00300
Low	-.01500	-.04000	-5.0000	-.04000			-.00300

Elem	SB/1	SB/2	SB	SE/1	SE/2	SE	SI
Units	ppm	ppm	ppm	ppm	ppm	ppm	ppm
Avge	.00435	.00055	.00182	.00402	.00179	.00253	-.02917
SDev	.00161	.00078	.00070	.00271	.00078	.00139	.00257
%RSD	37.080	140.62	38.586	67.569	43.460	54.793	8.8283
#1	.00302	.00125	.00184	.00401	.00219	.00279	-.03141
#2	.00388	-.00028	.00110	.00131	.00089	.00103	-.02636

#3	.00614	.00069	.00250	.00673	.00228	.00376	-.02973
Errors	NOCHECK	NOCHECK	LC Pass	NOCHECK	NOCHECK	LC Pass	LC Pass

High			.06000			.00500	.50000
Low			-.06000			-.00500	-.50000

Elem	SN	SR	TI	TL	V_	ZN	
Units	ppm	ppm	ppm	ppm	ppm	ppm	
Avge	.00171	.00025	.00078	.00347	.00096	.00148	
SDev	.00109	.00014	.00026	.00029	.00039	.00019	
%RSD	63.743	55.922	32.629	8.4292	40.329	12.980	
#1	.00269	.00015	.00050	.00354	.00057	.00131	
#2	.00189	.00040	.00086	.00314	.00135	.00169	
#3	.00054	.00019	.00099	.00371	.00096	.00144	
Errors	LC Pass	LC Pass	LC Pass	LC Pass	LC Pass	LC Pass	
High	.10000	.05000	.05000	.01000	.05000	.02000	
Low	-.10000	-.05000	-.05000	-.01000	-.05000	-.02000	

IntStd	1	2	3	4	5	6	7
Mode	Counts	NOTUSED	NOTUSED	NOTUSED	NOTUSED	NOTUSED	NOTUSED
Elem	Y	--	--	--	--	--	--
Wavlen	371.030	--	--	--	--	--	--
Avge	28906	--	--	--	--	--	--
SDev	92.04235	--	--	--	--	--	--
%RSD	.3184157	--	--	--	--	--	--
#1	29000	--	--	--	--	--	--
#2	28816	--	--	--	--	--	--
#3	28903	--	--	--	--	--	--

Method: METTRACE Sample Name: K0KJ6 Operator: RJG
Run Time: 10/28/08 12:31:10
Comment: TESTAMERICA PITTSBURGH ICP METALS ANALYSIS-INST TRACEICP
Mode: CONC Corr. Factor: 1

Elem	AG	AL	AS	B_	BA	BE	CA
Units	ppm	ppm	ppm	ppm	ppm	ppm	ppm
Avge	.00069	111.18	.03906	.01610	.62943	.00725	2.7267
SDev	.00028	.16	.00059	.00017	.00079	.00002	.0046
%RSD	40.332	.14419	1.5215	1.0577	.12554	.23080	.16822
#1	.00097	111.00	.03862	.01628	.62868	.00724	2.7252
#2	.00068	111.24	.03883	.01607	.62936	.00727	2.7230
#3	.00042	111.30	.03974	.01595	.63026	.00724	2.7318
Errors	LC Pass	LC Pass	LC Pass	LC Pass	LC Pass	LC Pass	LC Pass
High	2.0000	500.00	10.000	30.000	10.000	10.000	600.00
Low	-.00500	-.20000	-.01000	-.20000	-.20000	-.00400	-5.0000

Elem	CD	CO	CR	CU	FE	K_	MG
Units	ppm	ppm	ppm	ppm	ppm	ppm	ppm
Avge	-.00266	.04837	.15908	.20291	261.98	9.1048	29.209
SDev	.00016	.00020	.00039	.00038	.38	.0148	.013
%RSD	6.0506	.40495	.24338	.18577	.14363	.16225	.04587
#1	-.00284	.04859	.15934	.20250	261.64	9.0879	29.206
#2	-.00263	.04822	.15864	.20298	261.92	9.1152	29.197
#3	-.00252	.04831	.15927	.20325	262.38	9.1113	29.224
Errors	LC Pass	LC Pass	LC Pass	LC Pass	LC Pass	LC Pass	LC Pass
High	5.0000	100.00	20.000	10.000	500.00	400.00	600.00
Low	-.00500	-.05000	-.00500	-.02500	-.10000	-5.0000	-5.0000

Elem	MN	MO	NA	NI	PB/1	PB/2	PB
Units	ppm	ppm	ppm	ppm	ppm	ppm	ppm
Avge	.71095	.00155	-.24157	.20498	.23295	.23024	.23114
SDev	.00082	.00063	.16451	.00148	.00249	.00202	.00056
%RSD	.11477	40.887	68.099	.72056	1.0709	.87852	.24218
#1	.71011	.00173	-.17552	.20643	.23516	.22819	.23051
#2	.71100	.00207	-.12036	.20502	.23343	.23031	.23135
#3	.71173	.00084	-.42884	.20348	.23024	.23223	.23157
Errors	LC Pass	LC Pass	LC Pass	LC Pass	NOCHECK	NOCHECK	LC Pass
High	20.000	20.000	400.00	100.00			5.0000
Low	-.01500	-.04000	-5.0000	-.04000			-.00300

Elem	SB/1	SB/2	SB	SE/1	SE/2	SE	SI
Units	ppm	ppm	ppm	ppm	ppm	ppm	ppm
Avge	.00956	.00741	.00813	.00480	.00667	.00605	3.5474
SDev	.00208	.00145	.00126	.00771	.00153	.00246	.0037
%RSD	21.751	19.600	15.447	160.53	22.893	40.623	.10551
#1	.00724	.00765	.00751	.01353	.00648	.00883	3.5431
#2	.01018	.00586	.00730	-.00107	.00829	.00517	3.5491

#3	.01125	.00873	.00957	.00195	.00525	.00415	3.5500
Errors	NOCHECK	NOCHECK	LC Pass	NOCHECK	NOCHECK	LC Pass	LC Pass

High			5.0000			10.000	50.000
Low			-.01000			-.00500	-.50000

Elem	SN	SR	TI	TL	V_	ZN	
Units	ppm	ppm	ppm	ppm	ppm	ppm	
Avge	.03606	.03955	.78705	-.00240	.16596	.52302	
SDev	.00210	.00003	.00192	.00039	.00051	.00084	
%RSD	5.8299	.07896	.24341	16.276	.30830	.16101	
#1	.03849	.03954	.78597	-.00204	.16655	.52233	
#2	.03480	.03952	.78593	-.00281	.16567	.52277	
#3	.03489	.03959	.78927	-.00235	.16566	.52396	

Errors	LC Pass	LC Pass	LC Pass	LC Pass	LC Pass	LC Pass	
High	30.000	10.000	30.000	10.000	50.000	10.000	
Low	-.10000	-.05000	-.05000	-.01000	-.05000	-.02000	

IntStd	1	2	3	4	5	6	7
Mode	Counts	NOTUSED	NOTUSED	NOTUSED	NOTUSED	NOTUSED	NOTUSED
Elem	Y	--	--	--	--	--	--
Wavlen	371.030	--	--	--	--	--	--
Avge	29783	--	--	--	--	--	--
SDev	40.66484	--	--	--	--	--	--
%RSD	.1365363	--	--	--	--	--	--
#1	29799	--	--	--	--	--	--
#2	29814	--	--	--	--	--	--
#3	29737	--	--	--	--	--	--

Method: METTRACE Sample Name: K0KJ8/250 Pb Operator: RJG
Run Time: 10/28/08 12:36:39
Comment: TESTAMERICA PITTSBURGH ICP METALS ANALYSIS-INST TRACEICP
Mode: CONC Corr. Factor: 1

Elem	AG	AL	AS	B_	BA	BE	CA
Units	ppm	ppm	ppm	ppm	ppm	ppm	ppm
Avge	.00022	.15964	.00250	.00233	.00855	.00010	1.0173
SDev	.00046	.00408	.00095	.00011	.00017	.00003	.0060
%RSD	208.99	2.5538	37.891	4.7908	1.9725	24.342	.59389
#1	-.00019	.16163	.00312	.00245	.00853	.00010	1.0127
#2	.00014	.15495	.00298	.00233	.00839	.00008	1.0150
#3	.00072	.16234	.00141	.00222	.00873	.00013	1.0241
Errors	LC Pass	LC Pass	LC Pass	LC Pass	LC Pass	LC Pass	LC Pass
High	2.0000	500.00	10.000	30.000	10.000	10.000	600.00
Low	-.00500	-.20000	-.01000	-.20000	-.20000	-.00400	-5.0000

Elem	CD	CO	CR	CU	FE	K_	MG
Units	ppm	ppm	ppm	ppm	ppm	ppm	ppm
Avge	.00018	.00062	.00108	.00302	1.3364	.14367	.33130
SDev	.00011	.00015	.00026	.00014	.0106	.00546	.00881
%RSD	57.050	23.662	24.165	4.5041	.79168	3.8000	2.6593
#1	.00011	.00066	.00078	.00317	1.3322	.13881	.32488
#2	.00013	.00046	.00118	.00292	1.3285	.14261	.32767
#3	.00031	.00074	.00127	.00297	1.3484	.14958	.34134
Errors	LC Pass	LC Pass	LC Pass	LC Pass	LC Pass	LC Pass	LC Pass
High	5.0000	100.00	20.000	10.000	500.00	400.00	600.00
Low	-.00500	-.05000	-.00500	-.02500	-.10000	-5.0000	-5.0000

Elem	MN	MO	NA	NI	PB/1	PB/2	PB
Units	ppm	ppm	ppm	ppm	ppm	ppm	ppm
Avge	.00790	.00042	-.62490	.00051	2.3553	2.3400	2.3451
SDev	.00015	.00103	.08520	.00094	.0123	.0026	.0055
%RSD	1.8555	247.68	13.635	182.30	.52304	.11273	.23613
#1	.00774	-.00023	-.61003	-.00015	2.3421	2.3371	2.3388
#2	.00794	-.00012	-.71656	.00011	2.3575	2.3424	2.3474
#3	.00803	.00160	-.54812	.00159	2.3664	2.3405	2.3491
Errors	LC Pass	LC Pass	LC Pass	LC Pass	NOCHECK	NOCHECK	LC Pass
High	20.000	20.000	400.00	100.00			5.0000
Low	-.01500	-.04000	-5.0000	-.04000			-.00300

Elem	SB/1	SB/2	SB	SE/1	SE/2	SE	SI
Units	ppm	ppm	ppm	ppm	ppm	ppm	ppm
Avge	.04144	.04190	.04175	.00198	.00069	.00112	-.00293
SDev	.00215	.00218	.00074	.00172	.00142	.00056	.00282
%RSD	5.1901	5.2064	1.7699	87.049	205.58	49.763	96.074
#1	.04377	.03954	.04095	.00004	.00222	.00150	-.00168
#2	.03953	.04384	.04241	.00257	-.00056	.00048	-.00616

#3	.04102	.04232	.04188	.00334	.00040	.00138	-.00096
Errors	NOCHECK	NOCHECK	LC Pass	NOCHECK	NOCHECK	LC Pass	LC Pass

High			5.0000			10.000	50.000
Low			-.01000			-.00500	-.50000

Elem	SN	SR	TI	TL	V_	ZN	
Units	ppm	ppm	ppm	ppm	ppm	ppm	
Avge	.00072	.00192	.00574	.00114	.00066	.00758	
SDev	.00242	.00008	.00026	.00044	.00029	.00034	
%RSD	338.20	4.1831	4.6206	39.102	43.875	4.5263	
#1	-.00081	.00184	.00604	.00063	.00059	.00719	
#2	-.00054	.00192	.00553	.00144	.00097	.00773	
#3	.00350	.00200	.00565	.00134	.00041	.00782	
Errors	LC Pass	LC Pass	LC Pass	LC Pass	LC Pass	LC Pass	
High	30.000	10.000	30.000	10.000	50.000	10.000	
Low	-.10000	-.05000	-.05000	-.01000	-.05000	-.02000	

IntStd	1	2	3	4	5	6	7
Mode	Counts	NOTUSED	NOTUSED	NOTUSED	NOTUSED	NOTUSED	NOTUSED
Elem	Y	--	--	--	--	--	--
Wavlen	371.030	--	--	--	--	--	--
Avge	28853	--	--	--	--	--	--
SDev	68.47968	--	--	--	--	--	--
%RSD	.2373372	--	--	--	--	--	--
#1	28784	--	--	--	--	--	--
#2	28856	--	--	--	--	--	--
#3	28920	--	--	--	--	--	--

Method: METTRACE Sample Name: K0KJJ Operator: RJG
Run Time: 10/28/08 12:42:08
Comment: TESTAMERICA PITTSBURGH ICP METALS ANALYSIS-INST TRACEICP
Mode: CONC Corr. Factor: 1

Elem	AG	AL	AS	B_	BA	BE	CA
Units	ppm	ppm	ppm	ppm	ppm	ppm	ppm
Avge	.00164	153.30	.07139	.01335	.55182	.01043	10.067
SDev	.00053	.65	.00038	.00080	.00263	.00006	.004
%RSD	32.598	.42389	.52970	6.0177	.47626	.52873	.04215
#1	.00225	152.56	.07108	.01426	.54879	.01049	10.071
#2	.00128	153.76	.07182	.01275	.55353	.01041	10.063
#3	.00138	153.58	.07128	.01305	.55313	.01039	10.066
Errors	LC Pass	LC Pass	LC Pass	LC Pass	LC Pass	LC Pass	LC Pass
High	2.0000	500.00	10.000	30.000	10.000	10.000	600.00
Low	-.00500	-.20000	-.01000	-.20000	-.20000	-.00400	-5.0000

Elem	CD	CO	CR	CU	FE	K_	MG
Units	ppm	ppm	ppm	ppm	ppm	ppm	ppm
Avge	-.00196	.11450	.19735	.26416	274.23	7.7614	40.553
SDev	.00010	.00053	.00014	.00144	.30	.0212	.014
%RSD	5.0439	.46218	.07148	.54371	.10981	.27301	.03573
#1	-.00198	.11511	.19722	.26261	273.88	7.7371	40.538
#2	-.00205	.11414	.19750	.26544	274.42	7.7762	40.556
#3	-.00186	.11424	.19734	.26444	274.38	7.7708	40.566
Errors	LC Pass	LC Pass	LC Pass	LC Pass	LC Pass	LC Pass	LC Pass
High	5.0000	100.00	20.000	10.000	500.00	400.00	600.00
Low	-.00500	-.05000	-.00500	-.02500	-.10000	-5.0000	-5.0000

Elem	MN	MO	NA	NI	PB/1	PB/2	PB
Units	ppm	ppm	ppm	ppm	ppm	ppm	ppm
Avge	3.0171	-.00176	-.07698	.25383	.09985	.10399	.10261
SDev	.0056	.00133	.17759	.00078	.00048	.00196	.00146
%RSD	.18686	75.682	230.69	.30577	.47699	1.8862	1.4272
#1	3.0106	-.00089	.11687	.25406	.09938	.10230	.10133
#2	3.0209	-.00330	-.11600	.25447	.09983	.10352	.10229
#3	3.0197	-.00110	-.23182	.25297	.10033	.10614	.10420
Errors	LC Pass	LC Pass	LC Pass	LC Pass	NOCHECK	NOCHECK	LC Pass
High	20.000	20.000	400.00	100.00			5.0000
Low	-.01500	-.04000	-5.0000	-.04000			-.00300

Elem	SB/1	SB/2	SB	SE/1	SE/2	SE	SI
Units	ppm	ppm	ppm	ppm	ppm	ppm	ppm
Avge	.00495	.00132	.00253	.00074	.00555	.00395	4.2128
SDev	.00072	.00081	.00038	.00354	.00034	.00124	.0153
%RSD	14.455	61.737	14.932	481.31	6.1120	31.369	.36325
#1	.00515	.00059	.00211	-.00282	.00530	.00260	4.1962
#2	.00554	.00116	.00262	.00426	.00541	.00503	4.2263

#3	.00416	.00220	.00285	.00076	.00594	.00421	4.2158
Errors	NOCHECK	NOCHECK	LC Pass	NOCHECK	NOCHECK	LC Pass	LC Pass

High			5.0000			10.000	50.000
Low			-.01000			-.00500	-.50000

Elem	SN	SR	TI	TL	V_	ZN	
Units	ppm	ppm	ppm	ppm	ppm	ppm	
Avge	.03207	.07360	.37797	-.00346	.17785	.72965	
SDev	.00213	.00029	.00091	.00246	.00068	.00214	
%RSD	6.6395	.39327	.24173	71.211	.38525	.29272	
#1	.03390	.07326	.37694	-.00180	.17852	.72718	
#2	.03258	.07378	.37869	-.00229	.17789	.73094	
#3	.02973	.07375	.37827	-.00629	.17715	.73082	
Errors	LC Pass	LC Pass	LC Pass	LC Pass	LC Pass	LC Pass	
High	30.000	10.000	30.000	10.000	50.000	10.000	
Low	-.10000	-.05000	-.05000	-.01000	-.05000	-.02000	

IntStd	1	2	3	4	5	6	7
Mode	Counts	NOTUSED	NOTUSED	NOTUSED	NOTUSED	NOTUSED	NOTUSED
Elem	Y	--	--	--	--	--	--
Wavlen	371.030	--	--	--	--	--	--
Avge	31810	--	--	--	--	--	--
SDev	122.4650	--	--	--	--	--	--
%RSD	.3849834	--	--	--	--	--	--
#1	31938	--	--	--	--	--	--
#2	31800	--	--	--	--	--	--
#3	31694	--	--	--	--	--	--

Method: METTRACE Sample Name: K0KJT/250 Pb Operator: RJG
Run Time: 10/28/08 12:47:37
Comment: TESTAMERICA PITTSBURGH ICP METALS ANALYSIS-INST TRACEICP
Mode: CONC Corr. Factor: 1

Elem	AG	AL	AS	B_	BA	BE	CA
Units	ppm	ppm	ppm	ppm	ppm	ppm	ppm
Avge	.00044	.20676	.00444	.00259	.00590	.00014	3.3933
SDev	.00070	.00656	.00032	.00029	.00015	.00013	.0044
%RSD	159.42	3.1707	7.2027	11.366	2.5676	88.541	.13110
#1	-.00008	.19930	.00427	.00278	.00577	.00022	3.3940
#2	.00124	.20936	.00424	.00274	.00606	-.00000	3.3973
#3	.00016	.21162	.00480	.00225	.00585	.00020	3.3885
Errors	LC Pass	LC Pass	LC Pass	LC Pass	LC Pass	LC Pass	LC Pass
High	2.0000	500.00	10.000	30.000	10.000	10.000	600.00
Low	-.00500	-.20000	-.01000	-.20000	-.20000	-.00400	-5.0000

Elem	CD	CO	CR	CU	FE	K_	MG
Units	ppm	ppm	ppm	ppm	ppm	ppm	ppm
Avge	.00092	.00095	.00196	.00547	1.5931	.14043	.15739
SDev	.00020	.00039	.00068	.00048	.0091	.00496	.00409
%RSD	21.971	41.397	34.803	8.8003	.57266	3.5332	2.6014
#1	.00074	.00062	.00147	.00508	1.5835	.13834	.15372
#2	.00114	.00138	.00274	.00601	1.5941	.14609	.16181
#3	.00087	.00085	.00168	.00533	1.6016	.13685	.15665
Errors	LC Pass	LC Pass	LC Pass	LC Pass	LC Pass	LC Pass	LC Pass
High	5.0000	100.00	20.000	10.000	500.00	400.00	600.00
Low	-.00500	-.05000	-.00500	-.02500	-.10000	-5.0000	-5.0000

Elem	MN	MO	NA	NI	PB/1	PB/2	PB
Units	ppm	ppm	ppm	ppm	ppm	ppm	ppm
Avge	.00738	.00054	-.73081	.00169	4.4795	4.4771	4.4779
SDev	.00016	.00071	.22468	.00094	.0141	.0145	.0131
%RSD	2.1548	131.57	30.745	55.448	.31550	.32301	.29341
#1	.00720	-.00003	-.93690	.00150	4.4852	4.4687	4.4742
#2	.00745	.00134	-.49128	.00271	4.4899	4.4938	4.4925
#3	.00749	.00031	-.76425	.00086	4.4634	4.4688	4.4670
Errors	LC Pass	LC Pass	LC Pass	LC Pass	NOCHECK	NOCHECK	LC Pass
High	20.000	20.000	400.00	100.00			5.0000
Low	-.01500	-.04000	-5.0000	-.04000			-.00300

Elem	SB/1	SB/2	SB	SE/1	SE/2	SE	SI
Units	ppm	ppm	ppm	ppm	ppm	ppm	ppm
Avge	.44524	.43857	.44079	.00116	.00157	.00143	-.01334
SDev	.00275	.00209	.00078	.00182	.00317	.00157	.00056
%RSD	.61776	.47647	.17719	157.28	201.55	109.28	4.1928
#1	.44207	.44068	.44114	-.00050	.00509	.00323	-.01295
#2	.44696	.43853	.44134	.00310	-.00106	.00033	-.01398

#3	.44670	.43650	.43990	.00087	.00069	.00075	-.01308
Errors	NOCHECK	NOCHECK	LC Pass	NOCHECK	NOCHECK	LC Pass	LC Pass

High			5.0000			10.000	50.000
Low			-.01000			-.00500	-.50000

Elem	SN	SR	TI	TL	V_	ZN	
Units	ppm	ppm	ppm	ppm	ppm	ppm	
Avge	.02098	.00784	.00535	.00163	.00048	.01142	
SDev	.00136	.00013	.00037	.00059	.00000	.00007	
%RSD	6.4698	1.6922	6.9056	36.502	.57246	.62548	
#1	.02191	.00772	.00536	.00124	.00048	.01134	
#2	.02161	.00798	.00571	.00133	.00048	.01147	
#3	.01942	.00781	.00497	.00231	.00048	.01145	
Errors	LC Pass	LC Pass	LC Pass	LC Pass	LC Pass	LC Pass	
High	30.000	10.000	30.000	10.000	50.000	10.000	
Low	-.10000	-.05000	-.05000	-.01000	-.05000	-.02000	

IntStd	1	2	3	4	5	6	7
Mode	Counts	NOTUSED	NOTUSED	NOTUSED	NOTUSED	NOTUSED	NOTUSED
Elem	Y	--	--	--	--	--	--
Wavlen	371.030	--	--	--	--	--	--
Avge	29259	--	--	--	--	--	--
SDev	58.74513	--	--	--	--	--	--
%RSD	.2007747	--	--	--	--	--	--
#1	29207	--	--	--	--	--	--
#2	29248	--	--	--	--	--	--
#3	29323	--	--	--	--	--	--

Method: METTRACE Sample Name: K0KJW/25 Pb Operator: RJG
Run Time: 10/28/08 12:53:07
Comment: TESTAMERICA PITTSBURGH ICP METALS ANALYSIS-INST TRACEICP
Mode: CONC Corr. Factor: 1

Elem	AG	AL	AS	B_	BA	BE	CA
Units	ppm	ppm	ppm	ppm	ppm	ppm	ppm
Avge	.00037	6.6022	.01419	.00254	.04220	.00070	5.8340
SDev	.00032	.0024	.00122	.00036	.00009	.00013	.0225
%RSD	84.739	.03614	8.5775	14.347	.21385	18.369	.38553
#1	.00058	6.6031	.01298	.00222	.04226	.00056	5.8104
#2	.00053	6.5995	.01417	.00247	.04225	.00073	5.8365
#3	.00001	6.6040	.01541	.00294	.04210	.00081	5.8552
Errors	LC Pass	LC Pass	LC Pass	LC Pass	LC Pass	LC Pass	LC Pass
High	2.0000	500.00	10.000	30.000	10.000	10.000	600.00
Low	-.00500	-.20000	-.01000	-.20000	-.20000	-.00400	-5.0000

Elem	CD	CO	CR	CU	FE	K_	MG
Units	ppm	ppm	ppm	ppm	ppm	ppm	ppm
Avge	.00126	.00865	.00953	.01940	17.483	.50879	2.6267
SDev	.00018	.00004	.00020	.00016	.062	.00478	.0097
%RSD	14.147	.43362	2.1050	.80281	.35561	.94011	.36759
#1	.00118	.00865	.00962	.01944	17.415	.50343	2.6171
#2	.00146	.00862	.00930	.01923	17.498	.51031	2.6266
#3	.00113	.00869	.00966	.01953	17.537	.51263	2.6364
Errors	LC Pass	LC Pass	LC Pass	LC Pass	LC Pass	LC Pass	LC Pass
High	5.0000	100.00	20.000	10.000	500.00	400.00	600.00
Low	-.00500	-.05000	-.00500	-.02500	-.10000	-5.0000	-5.0000

Elem	MN	MO	NA	NI	PB/1	PB/2	PB
Units	ppm	ppm	ppm	ppm	ppm	ppm	ppm
Avge	.35820	-.00001	-.68046	.01590	2.9930	2.9748	2.9808
SDev	.00077	.00057	.05005	.00093	.0089	.0152	.0130
%RSD	.21390	4988.7	7.3547	5.8184	.29727	.51054	.43703
#1	.35734	-.00001	-.72246	.01564	2.9856	2.9597	2.9683
#2	.35846	-.00059	-.62508	.01692	2.9904	2.9746	2.9799
#3	.35881	.00056	-.69384	.01513	3.0029	2.9900	2.9943
Errors	LC Pass	LC Pass	LC Pass	LC Pass	NOCHECK	NOCHECK	LC Pass
High	20.000	20.000	400.00	100.00			5.0000
Low	-.01500	-.04000	-5.0000	-.04000			-.00300

Elem	SB/1	SB/2	SB	SE/1	SE/2	SE	SI
Units	ppm	ppm	ppm	ppm	ppm	ppm	ppm
Avge	.08261	.08490	.08413	.00336	.00011	.00120	.46810
SDev	.00148	.00228	.00142	.00127	.00102	.00106	.00143
%RSD	1.7956	2.6798	1.6854	37.681	892.17	88.783	.30542
#1	.08199	.08752	.08568	.00407	.00005	.00139	.46703
#2	.08154	.08357	.08289	.00412	.00117	.00215	.46973

#3	.08430	.08360	.08383	.00190	-.00087	.00005	.46756
Errors	NOCHECK	NOCHECK	LC Pass	NOCHECK	NOCHECK	LC Pass	LC Pass

High			5.0000			10.000	50.000
Low			-.01000			-.00500	-.50000

Elem	SN	SR	TI	TL	V_	ZN	
Units	ppm	ppm	ppm	ppm	ppm	ppm	
Avge	.00935	.02698	.02767	-.00108	.01086	.05710	
SDev	.00108	.00009	.00041	.00073	.00049	.00014	
%RSD	11.559	.34450	1.4771	67.745	4.4750	.24181	
#1	.00810	.02696	.02750	-.00053	.01040	.05708	
#2	.00999	.02709	.02738	-.00080	.01081	.05698	
#3	.00995	.02691	.02814	-.00192	.01137	.05725	

Errors	LC Pass	LC Pass	LC Pass	LC Pass	LC Pass	LC Pass	
High	30.000	10.000	30.000	10.000	50.000	10.000	
Low	-.10000	-.05000	-.05000	-.01000	-.05000	-.02000	

IntStd	1	2	3	4	5	6	7
Mode	Counts	NOTUSED	NOTUSED	NOTUSED	NOTUSED	NOTUSED	NOTUSED
Elem	Y	--	--	--	--	--	--
Wavlen	371.030	--	--	--	--	--	--
Avge	28934	--	--	--	--	--	--
SDev	59.76201	--	--	--	--	--	--
%RSD	.2065426	--	--	--	--	--	--
#1	28899	--	--	--	--	--	--
#2	28901	--	--	--	--	--	--
#3	29003	--	--	--	--	--	--

Method: METTRACE Sample Name: K0KJX Operator: RJG
Run Time: 10/28/08 12:58:36
Comment: TESTAMERICA PITTSBURGH ICP METALS ANALYSIS-INST TRACEICP
Mode: CONC Corr. Factor: 1

Elem	AG	AL	AS	B_	BA	BE	CA
Units	ppm	ppm	ppm	ppm	ppm	ppm	ppm
Avge	.00056	18.332	.22764	.02436	.61015	.00187	17.157
SDev	.00078	.039	.00110	.00047	.00138	.00004	.035
%RSD	139.98	.21054	.48494	1.9091	.22675	2.2910	.20257
#1	-.00027	18.303	.22820	.02382	.60883	.00192	17.118
#2	.00129	18.317	.22637	.02461	.61003	.00184	17.169
#3	.00067	18.376	.22836	.02464	.61159	.00185	17.184
Errors	LC Pass	LC Pass	LC Pass	LC Pass	LC Pass	LC Pass	LC Pass
High	2.0000	500.00	10.000	30.000	10.000	10.000	600.00
Low	-.00500	-.20000	-.01000	-.20000	-.20000	-.00400	-5.0000

Elem	CD	CO	CR	CU	FE	K_	MG
Units	ppm	ppm	ppm	ppm	ppm	ppm	ppm
Avge	-.00164	.02284	.05563	.18513	158.06	4.7553	3.8706
SDev	.00030	.00024	.00041	.00098	.31	.0113	.0115
%RSD	18.093	1.0485	.72922	.52753	.19434	.23727	.29616
#1	-.00156	.02256	.05516	.18426	157.72	4.7431	3.8575
#2	-.00197	.02299	.05583	.18494	158.16	4.7576	3.8789
#3	-.00140	.02296	.05590	.18618	158.31	4.7653	3.8753
Errors	LC Pass	LC Pass	LC Pass	LC Pass	LC Pass	LC Pass	LC Pass
High	5.0000	100.00	20.000	10.000	500.00	400.00	600.00
Low	-.00500	-.05000	-.00500	-.02500	-.10000	-5.0000	-5.0000

Elem	MN	MO	NA	NI	PB/1	PB/2	PB
Units	ppm	ppm	ppm	ppm	ppm	ppm	ppm
Avge	.57735	.00424	3.4515	.05196	.19290	.19246	.19261
SDev	.00123	.00071	.1375	.00071	.00494	.00144	.00081
%RSD	.21290	16.791	3.9830	1.3597	2.5631	.74972	.42181
#1	.57605	.00357	3.2931	.05275	.19256	.19312	.19294
#2	.57753	.00416	3.5224	.05139	.19800	.19081	.19320
#3	.57849	.00499	3.5391	.05173	.18813	.19345	.19168
Errors	LC Pass	LC Pass	LC Pass	LC Pass	NOCHECK	NOCHECK	LC Pass
High	20.000	20.000	400.00	100.00			5.0000
Low	-.01500	-.04000	-5.0000	-.04000			-.00300

Elem	SB/1	SB/2	SB	SE/1	SE/2	SE	SI
Units	ppm	ppm	ppm	ppm	ppm	ppm	ppm
Avge	.03705	.03171	.03349	.00870	.01247	.01121	3.7151
SDev	.00323	.00035	.00101	.00319	.00242	.00191	.0043
%RSD	8.7252	1.1172	3.0016	36.729	19.400	17.029	.11503
#1	.03797	.03203	.03401	.00502	.01273	.01016	3.7124
#2	.03346	.03176	.03233	.01032	.00993	.01006	3.7129

#3	.03973	.03133	.03413	.01075	.01475	.01342	3.7200
Errors	NOCHECK	NOCHECK	LC Pass	NOCHECK	NOCHECK	LC Pass	LC Pass

High			5.0000			10.000	50.000
Low			-.01000			-.00500	-.50000

Elem	SN	SR	TI	TL	V_	ZN	
Units	ppm	ppm	ppm	ppm	ppm	ppm	
Avge	.04484	.28317	1.1461	-.00045	.08871	.38354	
SDev	.00287	.00088	.0026	.00083	.00069	.00124	
%RSD	6.4119	.30904	.22648	182.28	.77517	.32383	
#1	.04153	.28239	1.1435	-.00069	.08792	.38262	
#2	.04677	.28300	1.1462	-.00114	.08916	.38304	
#3	.04621	.28411	1.1486	.00047	.08905	.38495	

Errors	LC Pass	LC Pass	LC Pass	LC Pass	LC Pass	LC Pass	
High	30.000	10.000	30.000	10.000	50.000	10.000	
Low	-.10000	-.05000	-.05000	-.01000	-.05000	-.02000	

IntStd	1	2	3	4	5	6	7
Mode	Counts	NOTUSED	NOTUSED	NOTUSED	NOTUSED	NOTUSED	NOTUSED
Elem	Y	--	--	--	--	--	--
Wavlen	371.030	--	--	--	--	--	--
Avge	29363	--	--	--	--	--	--
SDev	139.4541	--	--	--	--	--	--
%RSD	.4749366	--	--	--	--	--	--
#1	29498	--	--	--	--	--	--
#2	29371	--	--	--	--	--	--
#3	29219	--	--	--	--	--	--

Method: METTRACE Sample Name: K0KKD/10 Pb Operator: RJG
Run Time: 10/28/08 13:04:05
Comment: TESTAMERICA PITTSBURGH ICP METALS ANALYSIS-INST TRACEICP
Mode: CONC Corr. Factor: 1

Elem	AG	AL	AS	B_	BA	BE	CA
Units	ppm	ppm	ppm	ppm	ppm	ppm	ppm
Avge	.00061	5.4059	.00853	.00349	.17959	.00079	1.5426
SDev	.00046	.1420	.00083	.00039	.00461	.00017	.0375
%RSD	74.834	2.6276	9.7009	11.196	2.5659	22.161	2.4328
#1	.00107	5.2419	.00948	.00308	.17427	.00099	1.4994
#2	.00061	5.4912	.00796	.00386	.18229	.00069	1.5664
#3	.00015	5.4846	.00814	.00352	.18222	.00068	1.5622
Errors	LC Pass	LC Pass	LC Pass	LC Pass	LC Pass	LC Pass	LC Pass
High	2.0000	500.00	10.000	30.000	10.000	10.000	600.00
Low	-.00500	-.20000	-.01000	-.20000	-.20000	-.00400	-5.0000

Elem	CD	CO	CR	CU	FE	K_	MG
Units	ppm	ppm	ppm	ppm	ppm	ppm	ppm
Avge	.00057	.00590	.01116	.05075	22.460	.66394	1.2649
SDev	.00012	.00015	.00012	.00153	.589	.03386	.0269
%RSD	20.911	2.5860	1.1005	3.0192	2.6228	5.0996	2.1298
#1	.00061	.00584	.01118	.04898	21.781	.62563	1.2338
#2	.00043	.00579	.01128	.05177	22.835	.68985	1.2817
#3	.00066	.00607	.01103	.05148	22.764	.67634	1.2791
Errors	LC Pass	LC Pass	LC Pass	LC Pass	LC Pass	LC Pass	LC Pass
High	5.0000	100.00	20.000	10.000	500.00	400.00	600.00
Low	-.00500	-.05000	-.00500	-.02500	-.10000	-5.0000	-5.0000

Elem	MN	MO	NA	NI	PB/1	PB/2	PB
Units	ppm	ppm	ppm	ppm	ppm	ppm	ppm
Avge	.09458	.00135	-.59972	.01949	2.5781	2.5690	2.5720
SDev	.00245	.00085	.14140	.00059	.0507	.0695	.0627
%RSD	2.5895	63.519	23.578	3.0092	1.9682	2.7037	2.4378
#1	.09176	.00099	-.74477	.01962	2.5234	2.4891	2.5005
#2	.09614	.00232	-.46227	.02000	2.6237	2.6144	2.6175
#3	.09584	.00073	-.59211	.01885	2.5871	2.6036	2.5981
Errors	LC Pass	LC Pass	LC Pass	LC Pass	NOCHECK	NOCHECK	LC Pass
High	20.000	20.000	400.00	100.00			5.0000
Low	-.01500	-.04000	-5.0000	-.04000			-.00300

Elem	SB/1	SB/2	SB	SE/1	SE/2	SE	SI
Units	ppm	ppm	ppm	ppm	ppm	ppm	ppm
Avge	.04780	.04492	.04588	.00410	.00217	.00282	.33100
SDev	.00411	.00139	.00132	.00473	.00347	.00172	.00873
%RSD	8.5919	3.0970	2.8780	115.21	159.84	61.037	2.6379
#1	.04319	.04518	.04452	.00929	-.00131	.00222	.32093
#2	.04912	.04617	.04715	.00298	.00564	.00475	.33655

#3	.05108	.04342	.04597	.00004	.00219	.00148	.33552
Errors	NOCHECK	NOCHECK	LC Pass	NOCHECK	NOCHECK	LC Pass	LC Pass

High			5.0000			10.000	50.000
Low			-.01000			-.00500	-.50000

Elem	SN	SR	TI	TL	V_	ZN	
Units	ppm	ppm	ppm	ppm	ppm	ppm	
Avge	.01010	.02702	.10932	.00097	.01326	.16478	
SDev	.00176	.00066	.00306	.00156	.00013	.00425	
%RSD	17.460	2.4518	2.7983	159.75	1.0014	2.5804	
#1	.01194	.02626	.10579	.00267	.01341	.15989	
#2	.00843	.02745	.11114	-.00038	.01322	.16759	
#3	.00993	.02735	.11103	.00063	.01316	.16687	
Errors	LC Pass	LC Pass	LC Pass	LC Pass	LC Pass	LC Pass	
High	30.000	10.000	30.000	10.000	50.000	10.000	
Low	-.10000	-.05000	-.05000	-.01000	-.05000	-.02000	

IntStd	1	2	3	4	5	6	7
Mode	Counts	NOTUSED	NOTUSED	NOTUSED	NOTUSED	NOTUSED	NOTUSED
Elem	Y	--	--	--	--	--	--
Wavlen	371.030	--	--	--	--	--	--
Avge	29980	--	--	--	--	--	--
SDev	543.9510	--	--	--	--	--	--
%RSD	1.814360	--	--	--	--	--	--
#1	30595	--	--	--	--	--	--
#2	29562	--	--	--	--	--	--
#3	29784	--	--	--	--	--	--

Method: METTRACE Sample Name: K0KKF Operator: RJG
Run Time: 10/28/08 13:09:35
Comment: TESTAMERICA PITTSBURGH ICP METALS ANALYSIS-INST TRACEICP
Mode: CONC Corr. Factor: 1

Elem	AG	AL	AS	B_	BA	BE	CA
Units	ppm	ppm	ppm	ppm	ppm	ppm	ppm
Avge	.00120	124.57	.05266	.01905	.51901	.00768	4.5978
SDev	.00055	.19	.00025	.00086	.00077	.00008	.0238
%RSD	45.994	.15346	.46787	4.5282	.14758	1.0823	.51753
#1	.00170	124.35	.05247	.01964	.51815	.00758	4.5888
#2	.00061	124.65	.05256	.01806	.51961	.00772	4.5799
#3	.00128	124.71	.05294	.01945	.51928	.00773	4.6248
Errors	LC Pass	LC Pass	LC Pass	LC Pass	LC Pass	LC Pass	LC Pass
High	2.0000	500.00	10.000	30.000	10.000	10.000	600.00
Low	-.00500	-.20000	-.01000	-.20000	-.20000	-.00400	-5.0000

Elem	CD	CO	CR	CU	FE	K_	MG
Units	ppm	ppm	ppm	ppm	ppm	ppm	ppm
Avge	-.00199	.06209	.16279	.28691	279.62	11.967	32.042
SDev	.00030	.00055	.00150	.00009	1.20	.019	.127
%RSD	15.054	.88076	.92228	.03183	.43036	.16190	.39643
#1	-.00166	.06194	.16273	.28681	278.92	11.950	31.994
#2	-.00207	.06163	.16132	.28698	278.94	11.988	31.945
#3	-.00225	.06269	.16432	.28695	281.01	11.964	32.186
Errors	LC Pass	LC Pass	LC Pass	LC Pass	LC Pass	LC Pass	LC Pass
High	5.0000	100.00	20.000	10.000	500.00	400.00	600.00
Low	-.00500	-.05000	-.00500	-.02500	-.10000	-5.0000	-5.0000

Elem	MN	MO	NA	NI	PB/1	PB/2	PB
Units	ppm	ppm	ppm	ppm	ppm	ppm	ppm
Avge	.82559	.00028	.03190	.22452	.20294	.19947	.20063
SDev	.00301	.00081	.27973	.00100	.00570	.00138	.00180
%RSD	.36420	290.78	876.84	.44629	2.8076	.68973	.89737
#1	.82382	.00050	.35462	.22451	.20361	.19793	.19982
#2	.82389	-.00062	-.14143	.22352	.19693	.20058	.19937
#3	.82907	.00094	-.11748	.22552	.20827	.19990	.20269
Errors	LC Pass	LC Pass	LC Pass	LC Pass	NOCHECK	NOCHECK	LC Pass
High	20.000	20.000	400.00	100.00			5.0000
Low	-.01500	-.04000	-5.0000	-.04000			-.00300

Elem	SB/1	SB/2	SB	SE/1	SE/2	SE	SI
Units	ppm	ppm	ppm	ppm	ppm	ppm	ppm
Avge	.01722	.01748	.01739	.00574	.00380	.00445	3.5318
SDev	.00416	.00146	.00049	.00464	.00258	.00074	.0092
%RSD	24.179	8.3718	2.8028	80.783	67.910	16.594	.26147
#1	.01554	.01841	.01745	.00561	.00259	.00360	3.5250
#2	.02196	.01579	.01785	.00117	.00677	.00490	3.5282

#3	.01416	.01823	.01688	.01044	.00205	.00484	3.5424
Errors	NOCHECK	NOCHECK	LC Pass	NOCHECK	NOCHECK	LC Pass	LC Pass

High			5.0000			10.000	50.000
Low			-.01000			-.00500	-.50000

Elem	SN	SR	TI	TL	V_	ZN	
Units	ppm	ppm	ppm	ppm	ppm	ppm	
Avge	.03498	.04980	.59565	-.00210	.17385	.69786	
SDev	.00154	.00013	.00163	.00123	.00136	.00198	
%RSD	4.3952	.26463	.27400	58.750	.78182	.28382	
#1	.03669	.04974	.59413	-.00075	.17277	.69611	
#2	.03454	.04971	.59545	-.00238	.17339	.69745	
#3	.03371	.04995	.59737	-.00317	.17537	.70001	
Errors	LC Pass	LC Pass	LC Pass	LC Pass	LC Pass	LC Pass	
High	30.000	10.000	30.000	10.000	50.000	10.000	
Low	-.10000	-.05000	-.05000	-.01000	-.05000	-.02000	

IntStd	1	2	3	4	5	6	7
Mode	Counts	NOTUSED	NOTUSED	NOTUSED	NOTUSED	NOTUSED	NOTUSED
Elem	Y	--	--	--	--	--	--
Wavlen	371.030	--	--	--	--	--	--
Avge	29813	--	--	--	--	--	--
SDev	40.91257	--	--	--	--	--	--
%RSD	.1372323	--	--	--	--	--	--
#1	29772	--	--	--	--	--	--
#2	29813	--	--	--	--	--	--
#3	29853	--	--	--	--	--	--

Method: METTRACE Sample Name: K0KKJ Operator: RJG
Run Time: 10/28/08 13:15:04
Comment: TESTAMERICA PITTSBURGH ICP METALS ANALYSIS-INST TRACEICP
Mode: CONC Corr. Factor: 1

Elem	AG	AL	AS	B_	BA	BE	CA
Units	ppm	ppm	ppm	ppm	ppm	ppm	ppm
Avge	.00030	112.64	.09222	.01157	.75139	.00645	3.3115
SDev	.00037	.03	.00120	.00055	.00039	.00003	.0016
%RSD	123.36	.02500	1.3031	4.7501	.05149	.41978	.04768
#1	-.00005	112.61	.09152	.01219	.75103	.00643	3.3134
#2	.00026	112.65	.09361	.01138	.75180	.00648	3.3107
#3	.00069	112.66	.09153	.01114	.75134	.00643	3.3106
Errors	LC Pass	LC Pass	LC Pass	LC Pass	LC Pass	LC Pass	LC Pass
High	2.0000	500.00	10.000	30.000	10.000	10.000	600.00
Low	-.00500	-.20000	-.01000	-.20000	-.20000	-.00400	-5.0000

Elem	CD	CO	CR	CU	FE	K_	MG
Units	ppm	ppm	ppm	ppm	ppm	ppm	ppm
Avge	-.00228	.05005	.17291	.39674	281.35	10.744	33.624
SDev	.00006	.00032	.00032	.00022	.18	.009	.018
%RSD	2.6506	.64106	.18494	.05680	.06557	.08495	.05475
#1	-.00227	.04988	.17255	.39690	281.54	10.741	33.645
#2	-.00235	.04985	.17308	.39648	281.33	10.754	33.614
#3	-.00223	.05042	.17312	.39683	281.18	10.736	33.612
Errors	LC Pass	LC Pass	LC Pass	LC Pass	LC Pass	LC Pass	LC Pass
High	5.0000	100.00	20.000	10.000	500.00	400.00	600.00
Low	-.00500	-.05000	-.00500	-.02500	-.10000	-5.0000	-5.0000

Elem	MN	MO	NA	NI	PB/1	PB/2	PB
Units	ppm	ppm	ppm	ppm	ppm	ppm	ppm
Avge	.88788	.00258	1.8706	.19648	.13041	.13377	.13265
SDev	.00064	.00059	.0879	.00123	.00395	.00302	.00094
%RSD	.07186	22.718	4.7012	.62774	3.0269	2.2557	.70887
#1	.88846	.00213	1.8733	.19755	.12646	.13590	.13276
#2	.88720	.00324	1.7814	.19513	.13436	.13032	.13167
#3	.88799	.00236	1.9572	.19674	.13040	.13510	.13354
Errors	LC Pass	LC Pass	LC Pass	LC Pass	NOCHECK	NOCHECK	LC Pass
High	20.000	20.000	400.00	100.00			5.0000
Low	-.01500	-.04000	-5.0000	-.04000			-.00300

Elem	SB/1	SB/2	SB	SE/1	SE/2	SE	SI
Units	ppm	ppm	ppm	ppm	ppm	ppm	ppm
Avge	.01152	.00606	.00788	.00325	.00848	.00674	3.1204
SDev	.00436	.00337	.00107	.00643	.00220	.00177	.0021
%RSD	37.866	55.657	13.581	197.72	26.001	26.180	.06795
#1	.01652	.00264	.00726	-.00290	.00853	.00473	3.1197
#2	.00857	.00938	.00911	.00993	.00625	.00748	3.1187

#3	.00946	.00615	.00725	.00273	.01066	.00802	3.1228
Errors	NOCHECK	NOCHECK	LC Pass	NOCHECK	NOCHECK	LC Pass	LC Pass

High			5.0000			10.000	50.000
Low			-.01000			-.00500	-.50000

Elem	SN	SR	TI	TL	V_	ZN	
Units	ppm	ppm	ppm	ppm	ppm	ppm	
Avge	.03285	.29710	.41098	-.00168	.20965	.60739	
SDev	.00059	.00011	.00064	.00163	.00005	.00035	
%RSD	1.7986	.03572	.15668	96.601	.02172	.05772	
#1	.03226	.29698	.41109	-.00246	.20963	.60698	
#2	.03284	.29719	.41030	-.00278	.20961	.60759	
#3	.03344	.29713	.41157	.00019	.20970	.60760	
Errors	LC Pass	LC Pass	LC Pass	LC Pass	LC Pass	LC Pass	
High	30.000	10.000	30.000	10.000	50.000	10.000	
Low	-.10000	-.05000	-.05000	-.01000	-.05000	-.02000	

IntStd	1	2	3	4	5	6	7
Mode	Counts	NOTUSED	NOTUSED	NOTUSED	NOTUSED	NOTUSED	NOTUSED
Elem	Y	--	--	--	--	--	--
Wavlen	371.030	--	--	--	--	--	--
Avge	30152	--	--	--	--	--	--
SDev	65.52818	--	--	--	--	--	--
%RSD	.2173233	--	--	--	--	--	--
#1	30214	--	--	--	--	--	--
#2	30160	--	--	--	--	--	--
#3	30083	--	--	--	--	--	--

Method: METTRACE Sample Name: K0KKN Operator: RJG
Run Time: 10/28/08 13:20:34
Comment: TESTAMERICA PITTSBURGH ICP METALS ANALYSIS-INST TRACEICP
Mode: CONC Corr. Factor: 1

Elem	AG	AL	AS	B_	BA	BE	CA
Units	ppm	ppm	ppm	ppm	ppm	ppm	ppm
Avge	.00075	131.87	.05309	.01766	1.2623	.00911	4.5773
SDev	.00038	.46	.00106	.00041	.0049	.00006	.0238
%RSD	50.331	.34570	2.0019	2.3168	.38887	.70224	.51936
#1	.00034	131.35	.05186	.01721	1.2567	.00905	4.5500
#2	.00109	132.07	.05372	.01774	1.2656	.00918	4.5883
#3	.00082	132.19	.05368	.01802	1.2647	.00910	4.5935
Errors	LC Pass	LC Pass	LC Pass	LC Pass	LC Pass	LC Pass	LC Pass
High	2.0000	500.00	10.000	30.000	10.000	10.000	600.00
Low	-.00500	-.20000	-.01000	-.20000	-.20000	-.00400	-5.0000

Elem	CD	CO	CR	CU	FE	K_	MG
Units	ppm	ppm	ppm	ppm	ppm	ppm	ppm
Avge	-.00260	.06225	.20149	.28468	324.57	11.514	37.877
SDev	.00015	.00062	.00098	.00117	1.50	.047	.175
%RSD	5.7833	.99244	.48591	.41173	.46267	.40934	.46292
#1	-.00257	.06157	.20042	.28333	322.85	11.460	37.678
#2	-.00246	.06239	.20171	.28522	325.22	11.548	37.942
#3	-.00276	.06278	.20234	.28548	325.63	11.535	38.010
Errors	LC Pass	LC Pass	LC Pass	LC Pass	LC Pass	LC Pass	LC Pass
High	5.0000	100.00	20.000	10.000	500.00	400.00	600.00
Low	-.00500	-.05000	-.00500	-.02500	-.10000	-5.0000	-5.0000

Elem	MN	MO	NA	NI	PB/1	PB/2	PB
Units	ppm	ppm	ppm	ppm	ppm	ppm	ppm
Avge	1.7362	.00040	.05889	.23677	.41364	.41241	.41282
SDev	.0069	.00059	.04931	.00220	.00398	.00626	.00286
%RSD	.39692	147.66	83.731	.93127	.96119	1.5166	.69252
#1	1.7283	.00030	.03924	.23561	.41669	.40706	.41027
#2	1.7393	.00103	.11500	.23932	.41508	.41089	.41228
#3	1.7411	-.00014	.02243	.23539	.40914	.41928	.41591
Errors	LC Pass	LC Pass	LC Pass	LC Pass	NOCHECK	NOCHECK	LC Pass
High	20.000	20.000	400.00	100.00			5.0000
Low	-.01500	-.04000	-5.0000	-.04000			-.00300

Elem	SB/1	SB/2	SB	SE/1	SE/2	SE	SI
Units	ppm	ppm	ppm	ppm	ppm	ppm	ppm
Avge	.00754	.00738	.00743	.00189	.00416	.00340	3.0292
SDev	.00196	.00237	.00106	.00370	.00256	.00125	.0137
%RSD	26.034	32.189	14.266	195.83	61.562	36.811	.45073
#1	.00732	.00893	.00839	.00576	.00324	.00408	3.0136
#2	.00569	.00856	.00761	.00151	.00218	.00196	3.0356

#3	.00960	.00464	.00629	-.00160	.00705	.00417	3.0385
Errors	NOCHECK	NOCHECK	LC Pass	NOCHECK	NOCHECK	LC Pass	LC Pass

High			5.0000			10.000	50.000
Low			-.01000			-.00500	-.50000

Elem	SN	SR	TI	TL	V_	ZN	
Units	ppm	ppm	ppm	ppm	ppm	ppm	
Avge	.03403	.06065	.66854	-.00036	.20435	.61954	
SDev	.00200	.00025	.00297	.00283	.00111	.00176	
%RSD	5.8760	.40741	.44449	793.83	.54088	.28450	
#1	.03406	.06037	.66512	-.00363	.20308	.61758	
#2	.03601	.06079	.66997	.00128	.20486	.62004	
#3	.03202	.06080	.67052	.00128	.20510	.62100	
Errors	LC Pass	LC Pass	LC Pass	LC Pass	LC Pass	LC Pass	
High	30.000	10.000	30.000	10.000	50.000	10.000	
Low	-.10000	-.05000	-.05000	-.01000	-.05000	-.02000	

IntStd	1	2	3	4	5	6	7
Mode	Counts	NOTUSED	NOTUSED	NOTUSED	NOTUSED	NOTUSED	NOTUSED
Elem	Y	--	--	--	--	--	--
Wavlen	371.030	--	--	--	--	--	--
Avge	31295	--	--	--	--	--	--
SDev	153.3156	--	--	--	--	--	--
%RSD	.4899039	--	--	--	--	--	--
#1	31118	--	--	--	--	--	--
#2	31375	--	--	--	--	--	--
#3	31392	--	--	--	--	--	--

Method: METTRACE Sample Name: CCV1-2 Operator: RJG
Run Time: 10/28/08 13:26:04
Comment: TESTAMERICA PITTSBURGH ICP METALS ANALYSIS-INST TRACEICP
Mode: CONC Corr. Factor: 1

Elem	AG	AL	AS	B_	BA	BE	CA
Units	ppm	ppm	ppm	ppm	ppm	ppm	ppm
Avge	1.0150	24.172	.49876	1.9838	1.9826	2.0066	49.386
SDev	.0024	.043	.00252	.0096	.0033	.0075	.179
%RSD	.23355	.17664	.50483	.48424	.16675	.37517	.36245
#1	1.0130	24.128	.49771	1.9755	1.9797	2.0017	49.273
#2	1.0144	24.175	.50164	1.9817	1.9819	2.0029	49.294
#3	1.0176	24.214	.49694	1.9943	1.9862	2.0153	49.593
Errors	LC Pass	LC Pass	LC Pass	LC Pass	LC Pass	LC Pass	LC Pass
High	1.1000	27.500	.55000	2.2000	2.2000	2.2000	55.000
Low	.90000	22.500	.45000	1.8000	1.8000	1.8000	45.000

Elem	CD	CO	CR	CU	FE	K_	MG
Units	ppm	ppm	ppm	ppm	ppm	ppm	ppm
Avge	.48398	1.9529	1.9514	2.0060	24.906	119.21	49.109
SDev	.00074	.0051	.0063	.0021	.084	.35	.171
%RSD	.15336	.25915	.32242	.10664	.33900	.28967	.34738
#1	.48341	1.9494	1.9461	2.0036	24.850	118.86	48.984
#2	.48372	1.9506	1.9497	2.0073	24.865	119.23	49.039
#3	.48482	1.9587	1.9584	2.0072	25.003	119.55	49.303
Errors	LC Pass	LC Pass	LC Pass	LC Pass	LC Pass	LC Pass	LC Pass
High	.55000	2.2000	2.2000	2.2000	27.500	137.50	55.000
Low	.45000	1.8000	1.8000	1.8000	22.500	112.50	45.000

Elem	MN	MO	NA	NI	PB/1	PB/2	PB
Units	ppm	ppm	ppm	ppm	ppm	ppm	ppm
Avge	1.9596	1.9789	121.82	1.9426	.49027	.49186	.49133
SDev	.0057	.0178	.03	.0075	.00578	.00238	.00137
%RSD	.28903	.89823	.02367	.38767	1.1797	.48384	.27853
#1	1.9551	1.9604	121.84	1.9393	.48360	.49391	.49047
#2	1.9578	1.9806	121.83	1.9373	.49331	.48925	.49060
#3	1.9659	1.9958	121.79	1.9512	.49389	.49241	.49290
Errors	LC Pass	LC Pass	LC Pass	LC Pass	NOCHECK	NOCHECK	LC Pass
High	2.2000	2.2000	137.50	2.2000			.55000
Low	1.8000	1.8000	112.50	1.8000			.45000

Elem	SB/1	SB/2	SB	SE/1	SE/2	SE	SI
Units	ppm	ppm	ppm	ppm	ppm	ppm	ppm
Avge	.50233	.49838	.49969	.49367	.49492	.49451	1.8040
SDev	.00243	.00309	.00136	.00779	.00244	.00143	.0027
%RSD	.48449	.62007	.27154	1.5772	.49275	.28878	.15043
#1	.50508	.49488	.49827	.48480	.49710	.49301	1.8020
#2	.50044	.49952	.49983	.49679	.49538	.49585	1.8029

#3	.50147	.50073	.50098	.49941	.49229	.49466	1.8071
Errors	NOCHECK	NOCHECK	LC Pass	NOCHECK	NOCHECK	LC Pass	LC Pass

High			.55000			.55000	2.2000
Low			.45000			.45000	1.8000

Elem	SN	SR	TI	TL	V_	ZN	
Units	ppm	ppm	ppm	ppm	ppm	ppm	
Avge	1.9653	1.9842	1.9883	.98466	1.9812	1.9923	
SDev	.0069	.0040	.0053	.00570	.0059	.0055	
%RSD	.35185	.20162	.26762	.57859	.29864	.27507	
#1	1.9590	1.9821	1.9840	.98175	1.9774	1.9876	
#2	1.9641	1.9816	1.9866	.98100	1.9782	1.9909	
#3	1.9727	1.9888	1.9942	.99122	1.9880	1.9983	
Errors	LC Pass	LC Pass	LC Pass	LC Pass	LC Pass	LC Pass	
High	2.2000	2.2000	2.2000	1.1000	2.2000	2.2000	
Low	1.8000	1.8000	1.8000	.90000	1.8000	1.8000	

IntStd	1	2	3	4	5	6	7
Mode	Counts	NOTUSED	NOTUSED	NOTUSED	NOTUSED	NOTUSED	NOTUSED
Elem	Y	--	--	--	--	--	--
Wavlen	371.030	--	--	--	--	--	--
Avge	28653	--	--	--	--	--	--
SDev	142.7130	--	--	--	--	--	--
%RSD	.4980721	--	--	--	--	--	--
#1	28814	--	--	--	--	--	--
#2	28601	--	--	--	--	--	--
#3	28544	--	--	--	--	--	--

Method: METTRACE Sample Name: CCB2 Operator: RJG
Run Time: 10/28/08 13:31:34
Comment: TESTAMERICA PITTSBURGH ICP METALS ANALYSIS-INST TRACEICP
Mode: CONC Corr. Factor: 1

Elem	AG	AL	AS	B_	BA	BE	CA
Units	ppm	ppm	ppm	ppm	ppm	ppm	ppm
Avge	-.00022	.01751	.00094	.00636	.00006	.00020	-.00487
SDev	.00015	.00266	.00052	.00233	.00003	.00004	.00050
%RSD	67.935	15.177	55.040	36.653	55.917	17.956	10.214
#1	-.00025	.01732	.00078	.00897	.00008	.00018	-.00435
#2	-.00006	.01495	.00152	.00564	.00002	.00017	-.00534
#3	-.00034	.02026	.00053	.00448	.00008	.00024	-.00493
Errors	LC Pass	LC Pass	LC Pass	LC Pass	LC Pass	LC Pass	LC Pass
High	.00500	.20000	.01000	.20000	.20000	.00400	5.0000
Low	-.00500	-.20000	-.01000	-.20000	-.20000	-.00400	-5.0000

Elem	CD	CO	CR	CU	FE	K_	MG
Units	ppm	ppm	ppm	ppm	ppm	ppm	ppm
Avge	-.00001	-.00006	-.00006	-.00070	.01123	.11113	.00389
SDev	.00004	.00045	.00019	.00013	.00888	.00643	.00313
%RSD	439.03	789.70	311.10	18.051	79.063	5.7896	80.435
#1	-.00001	.00045	-.00027	-.00058	.02033	.11257	.00035
#2	.00003	-.00021	-.00001	-.00068	.00260	.10410	.00505
#3	-.00005	-.00042	.00010	-.00083	.01076	.11673	.00627
Errors	LC Pass	LC Pass	LC Pass	LC Pass	LC Pass	LC Pass	LC Pass
High	.00500	.05000	.00500	.02500	.10000	5.0000	5.0000
Low	-.00500	-.05000	-.00500	-.02500	-.10000	-5.0000	-5.0000

Elem	MN	MO	NA	NI	PB/1	PB/2	PB
Units	ppm	ppm	ppm	ppm	ppm	ppm	ppm
Avge	.00005	.00577	-.90989	.00004	-.00133	.00183	.00078
SDev	.00003	.00300	.10732	.00114	.00461	.00200	.00050
%RSD	66.853	51.894	11.795	3029.8	346.88	109.48	63.852
#1	.00001	.00913	-.97077	-.00091	-.00663	.00394	.00042
#2	.00006	.00481	-.97292	-.00028	.00179	-.00004	.00057
#3	.00007	.00338	-.78597	.00131	.00085	.00159	.00135
Errors	LC Pass	LC Pass	LC Pass	LC Pass	NOCHECK	NOCHECK	LC Pass
High	.01500	.04000	5.0000	.04000			.00300
Low	-.01500	-.04000	-5.0000	-.04000			-.00300

Elem	SB/1	SB/2	SB	SE/1	SE/2	SE	SI
Units	ppm	ppm	ppm	ppm	ppm	ppm	ppm
Avge	.00374	.00015	.00134	.00211	.00222	.00219	-.03360
SDev	.00365	.00112	.00060	.00600	.00192	.00081	.00314
%RSD	97.726	751.71	44.296	283.70	86.304	37.052	9.3537
#1	.00775	-.00114	.00182	-.00443	.00442	.00148	-.03237
#2	.00060	.00071	.00068	.00736	.00092	.00307	-.03126

#3	.00287	.00088	.00154	.00341	.00132	.00201	-.03717
Errors	NOCHECK	NOCHECK	LC Pass	NOCHECK	NOCHECK	LC Pass	LC Pass

High			.06000			.00500	.50000
Low			-.06000			-.00500	-.50000

Elem	SN	SR	TI	TL	V_	ZN	
Units	ppm	ppm	ppm	ppm	ppm	ppm	
Avge	-.00090	.00003	.00062	.00249	.00019	.00142	
SDev	.00015	.00010	.00053	.00048	.00037	.00012	
%RSD	16.960	315.77	84.832	19.372	196.15	8.7599	
#1	-.00108	-.00007	.00122	.00212	.00019	.00128	
#2	-.00081	.00004	.00038	.00304	.00056	.00151	
#3	-.00081	.00012	.00026	.00231	-.00018	.00148	
Errors	LC Pass	LC Pass	LC Pass	LC Pass	LC Pass	LC Pass	
High	.10000	.05000	.05000	.01000	.05000	.02000	
Low	-.10000	-.05000	-.05000	-.01000	-.05000	-.02000	

IntStd	1	2	3	4	5	6	7
Mode	Counts	NOTUSED	NOTUSED	NOTUSED	NOTUSED	NOTUSED	NOTUSED
Elem	Y	--	--	--	--	--	--
Wavlen	371.030	--	--	--	--	--	--
Avge	29425	--	--	--	--	--	--
SDev	92.09822	--	--	--	--	--	--
%RSD	.3129979	--	--	--	--	--	--
#1	29432	--	--	--	--	--	--
#2	29513	--	--	--	--	--	--
#3	29329	--	--	--	--	--	--

Method: METTRACE Sample Name: K0DT0/2 Pb Operator: RJG
Run Time: 10/28/08 13:37:03
Comment: TESTAMERICA PITTSBURGH ICP METALS ANALYSIS-INST TRACEICP
Mode: CONC Corr. Factor: 1

Elem	AG	AL	AS	B_	BA	BE	CA
Units	ppm	ppm	ppm	ppm	ppm	ppm	ppm
Avge	.00111	64.714	.05235	.00802	.48002	.00418	20.138
SDev	.00012	.116	.00114	.00065	.00078	.00005	.070
%RSD	10.551	.17960	2.1742	8.1237	.16232	1.2413	.34811
#1	.00121	64.580	.05357	.00873	.47937	.00412	20.063
#2	.00115	64.788	.05132	.00789	.47980	.00422	20.149
#3	.00098	64.773	.05216	.00744	.48088	.00419	20.201
Errors	LC Pass	LC Pass	LC Pass	LC Pass	LC Pass	LC Pass	LC Pass
High	2.0000	500.00	10.000	30.000	10.000	10.000	600.00
Low	-.00500	-.20000	-.01000	-.20000	-.20000	-.00400	-5.0000

Elem	CD	CO	CR	CU	FE	K_	MG
Units	ppm	ppm	ppm	ppm	ppm	ppm	ppm
Avge	-.00141	.05106	.08343	.08771	136.19	5.1919	17.248
SDev	.00018	.00024	.00036	.00018	.42	.0106	.061
%RSD	12.996	.46494	.43599	.20277	.30856	.20453	.35405
#1	-.00121	.05103	.08330	.08762	135.77	5.1806	17.184
#2	-.00156	.05131	.08316	.08760	136.19	5.2017	17.256
#3	-.00147	.05084	.08385	.08792	136.61	5.1934	17.305
Errors	LC Pass	LC Pass	LC Pass	LC Pass	LC Pass	LC Pass	LC Pass
High	5.0000	100.00	20.000	10.000	500.00	400.00	600.00
Low	-.00500	-.05000	-.00500	-.02500	-.10000	-5.0000	-5.0000

Elem	MN	MO	NA	NI	PB/1	PB/2	PB
Units	ppm	ppm	ppm	ppm	ppm	ppm	ppm
Avge	2.2613	.00148	-.13405	.10163	3.2785	3.2613	3.2670
SDev	.0053	.00065	.09749	.00027	.0089	.0108	.0087
%RSD	.23552	43.746	72.729	.26471	.27259	.33015	.26539
#1	2.2561	.00175	-.10421	.10191	3.2683	3.2558	3.2599
#2	2.2612	.00195	-.24298	.10159	3.2846	3.2544	3.2644
#3	2.2667	.00074	-.05497	.10138	3.2827	3.2737	3.2767
Errors	LC Pass	LC Pass	LC Pass	LC Pass	NOCHECK	NOCHECK	LC Pass
High	20.000	20.000	400.00	100.00			5.0000
Low	-.01500	-.04000	-5.0000	-.04000			-.00300

Elem	SB/1	SB/2	SB	SE/1	SE/2	SE	SI
Units	ppm	ppm	ppm	ppm	ppm	ppm	ppm
Avge	.02828	.02613	.02685	.00165	.00377	.00306	1.8026
SDev	.00052	.00178	.00105	.00105	.00113	.00090	.0063
%RSD	1.8313	6.8331	3.8990	63.275	30.065	29.493	.34769
#1	.02880	.02407	.02564	.00059	.00409	.00292	1.7954
#2	.02829	.02718	.02755	.00170	.00251	.00224	1.8055

#3	.02776	.02714	.02735	.00268	.00470	.00403	1.8070
Errors	NOCHECK	NOCHECK	LC Pass	NOCHECK	NOCHECK	LC Pass	LC Pass

High			5.0000			10.000	50.000
Low			-.01000			-.00500	-.50000

Elem	SN	SR	TI	TL	V_	ZN	
Units	ppm	ppm	ppm	ppm	ppm	ppm	
Avge	.02182	.08952	.22824	.00028	.10418	.28473	
SDev	.00159	.00014	.00089	.00124	.00044	.00056	
%RSD	7.3060	.15648	.39144	439.54	.42451	.19819	
#1	.02365	.08943	.22771	.00056	.10461	.28410	
#2	.02073	.08944	.22773	-.00107	.10421	.28487	
#3	.02109	.08968	.22927	.00137	.10373	.28521	

Errors	LC Pass	LC Pass	LC Pass	LC Pass	LC Pass	LC Pass	
High	30.000	10.000	30.000	10.000	50.000	10.000	
Low	-.10000	-.05000	-.05000	-.01000	-.05000	-.02000	

IntStd	1	2	3	4	5	6	7
Mode	Counts	NOTUSED	NOTUSED	NOTUSED	NOTUSED	NOTUSED	NOTUSED
Elem	Y	--	--	--	--	--	--
Wavlen	371.030	--	--	--	--	--	--
Avge	30817	--	--	--	--	--	--
SDev	190.9049	--	--	--	--	--	--
%RSD	.6194793	--	--	--	--	--	--
#1	30634	--	--	--	--	--	--
#2	30803	--	--	--	--	--	--
#3	31015	--	--	--	--	--	--

Method: METTRACE Sample Name: K0DT2/2 Pb Operator: RJG
Run Time: 10/28/08 13:42:33
Comment: TESTAMERICA PITTSBURGH ICP METALS ANALYSIS-INST TRACEICP
Mode: CONC Corr. Factor: 1

Elem	AG	AL	AS	B_	BA	BE	CA
Units	ppm	ppm	ppm	ppm	ppm	ppm	ppm
Avge	.00167	17.304	.02536	.01620	.49363	.00305	39.308
SDev	.00055	.029	.00145	.00040	.00072	.00006	.036
%RSD	32.879	.16956	5.7334	2.4456	.14650	2.0031	.09138
#1	.00130	17.271	.02468	.01640	.49287	.00311	39.348
#2	.00140	17.315	.02438	.01574	.49430	.00303	39.300
#3	.00230	17.326	.02703	.01645	.49372	.00299	39.277
Errors	LC Pass	LC Pass	LC Pass	LC Pass	LC Pass	LC Pass	LC Pass
High	2.0000	500.00	10.000	30.000	10.000	10.000	600.00
Low	-.00500	-.20000	-.01000	-.20000	-.20000	-.00400	-5.0000

Elem	CD	CO	CR	CU	FE	K_	MG
Units	ppm	ppm	ppm	ppm	ppm	ppm	ppm
Avge	.00345	.01574	.02142	.30358	41.839	1.9180	9.1342
SDev	.00007	.00031	.00022	.00095	.035	.0104	.0037
%RSD	2.0567	1.9869	1.0121	.31439	.08424	.54178	.04018
#1	.00342	.01583	.02147	.30248	41.868	1.9061	9.1368
#2	.00352	.01539	.02118	.30416	41.850	1.9253	9.1357
#3	.00339	.01600	.02161	.30411	41.800	1.9227	9.1300
Errors	LC Pass	LC Pass	LC Pass	LC Pass	LC Pass	LC Pass	LC Pass
High	5.0000	100.00	20.000	10.000	500.00	400.00	600.00
Low	-.00500	-.05000	-.00500	-.02500	-.10000	-5.0000	-5.0000

Elem	MN	MO	NA	NI	PB/1	PB/2	PB
Units	ppm	ppm	ppm	ppm	ppm	ppm	ppm
Avge	.69115	.00538	.22368	.06078	2.7204	2.7365	2.7311
SDev	.00030	.00064	.19515	.00032	.0120	.0084	.0096
%RSD	.04269	11.986	87.244	.53145	.44241	.30711	.34997
#1	.69098	.00468	.44241	.06041	2.7257	2.7382	2.7340
#2	.69149	.00550	.16122	.06101	2.7288	2.7439	2.7389
#3	.69097	.00595	.06741	.06091	2.7066	2.7273	2.7204
Errors	LC Pass	LC Pass	LC Pass	LC Pass	NOCHECK	NOCHECK	LC Pass
High	20.000	20.000	400.00	100.00			5.0000
Low	-.01500	-.04000	-5.0000	-.04000			-.00300

Elem	SB/1	SB/2	SB	SE/1	SE/2	SE	SI
Units	ppm	ppm	ppm	ppm	ppm	ppm	ppm
Avge	.03879	.03334	.03516	.00478	.00925	.00776	1.9891
SDev	.00042	.00056	.00047	.00241	.00278	.00249	.0025
%RSD	1.0924	1.6824	1.3459	50.355	30.049	32.135	.12469
#1	.03831	.03305	.03480	.00421	.00660	.00580	1.9879
#2	.03896	.03299	.03498	.00271	.00901	.00691	1.9875

#3	.03911	.03399	.03569	.00742	.01214	.01057	1.9920
Errors	NOCHECK	NOCHECK	LC Pass	NOCHECK	NOCHECK	LC Pass	LC Pass

High			5.0000			10.000	50.000
Low			-.01000			-.00500	-.50000

Elem	SN	SR	TI	TL	V_	ZN	
Units	ppm	ppm	ppm	ppm	ppm	ppm	
Avge	.04257	.15800	.75733	.00289	.04788	1.5808	
SDev	.00016	.00023	.00037	.00212	.00014	.0021	
%RSD	.37204	.14482	.04929	73.229	.28297	.13089	
#1	.04246	.15773	.75693	.00483	.04773	1.5810	
#2	.04275	.15812	.75738	.00321	.04796	1.5828	
#3	.04251	.15814	.75767	.00063	.04796	1.5787	
Errors	LC Pass	LC Pass	LC Pass	LC Pass	LC Pass	LC Pass	
High	30.000	10.000	30.000	10.000	50.000	10.000	
Low	-.10000	-.05000	-.05000	-.01000	-.05000	-.02000	

IntStd	1	2	3	4	5	6	7
Mode	Counts	NOTUSED	NOTUSED	NOTUSED	NOTUSED	NOTUSED	NOTUSED
Elem	Y	--	--	--	--	--	--
Wavlen	371.030	--	--	--	--	--	--
Avge	29991	--	--	--	--	--	--
SDev	122.0530	--	--	--	--	--	--
%RSD	.4069704	--	--	--	--	--	--
#1	30131	--	--	--	--	--	--
#2	29926	--	--	--	--	--	--
#3	29914	--	--	--	--	--	--

Method: METTRACE Sample Name: K02T0/2 Na Operator: RJG
Run Time: 10/28/08 13:48:28
Comment: TESTAMERICA PITTSBURGH ICP METALS ANALYSIS-INST TRACEICP
Mode: CONC Corr. Factor: 1

Elem	AG	AL	AS	B_	BA	BE	CA
Units	ppm	ppm	ppm	ppm	ppm	ppm	ppm
Avge	.00006	.03615	.03020	.06189	.00753	.00005	80.127
SDev	.00005	.00359	.00155	.00042	.00002	.00003	.409
%RSD	77.471	9.9229	5.1199	.68606	.31753	60.417	.51012
#1	.00002	.03278	.03019	.06183	.00751	.00004	80.507
#2	.00011	.03575	.02866	.06234	.00752	.00003	80.180
#3	.00005	.03992	.03176	.06149	.00756	.00008	79.695
Errors	LC Pass	LC Pass	LC Pass	LC Pass	LC Pass	LC Pass	LC Pass
High	2.0000	500.00	10.000	30.000	10.000	10.000	600.00
Low	-.00500	-.20000	-.01000	-.20000	-.20000	-.00400	-5.0000

Elem	CD	CO	CR	CU	FE	K_	MG
Units	ppm	ppm	ppm	ppm	ppm	ppm	ppm
Avge	.00011	.00032	.00436	.00063	.05084	3.9908	4.9765
SDev	.00006	.00026	.00023	.00010	.00179	.0083	.0197
%RSD	56.739	82.610	5.2506	15.459	3.5320	.20873	.39614
#1	.00007	.00055	.00455	.00056	.04878	3.9995	4.9975
#2	.00018	.00037	.00442	.00074	.05209	3.9829	4.9736
#3	.00008	.00003	.00411	.00059	.05164	3.9899	4.9584
Errors	LC Pass	LC Pass	LC Pass	LC Pass	LC Pass	LC Pass	LC Pass
High	5.0000	100.00	20.000	10.000	500.00	400.00	600.00
Low	-.00500	-.05000	-.00500	-.02500	-.10000	-5.0000	-5.0000

Elem	MN	MO	NA	NI	PB/1	PB/2	PB
Units	ppm	ppm	ppm	ppm	ppm	ppm	ppm
Avge	.04067	.00052	259.25	.00330	-.00229	.00295	.00120
SDev	.00013	.00024	.42	.00090	.00042	.00139	.00084
%RSD	.31943	45.976	.16357	27.229	18.458	47.208	69.607
#1	.04082	.00033	259.62	.00402	-.00216	.00152	.00030
#2	.04058	.00045	258.79	.00229	-.00195	.00303	.00137
#3	.04062	.00079	259.34	.00358	-.00277	.00430	.00195
Errors	LC Pass	LC Pass	LC Pass	LC Pass	NOCHECK	NOCHECK	LC Pass
High	20.000	20.000	400.00	100.00			5.0000
Low	-.01500	-.04000	-5.0000	-.04000			-.00300

Elem	SB/1	SB/2	SB	SE/1	SE/2	SE	SI
Units	ppm	ppm	ppm	ppm	ppm	ppm	ppm
Avge	.00520	-.00227	.00022	.00025	.00230	.00161	11.994
SDev	.00064	.00144	.00077	.00094	.00075	.00078	.038
%RSD	12.289	63.589	350.26	380.12	32.739	48.512	.31579
#1	.00447	-.00087	.00091	.00059	.00209	.00159	12.026
#2	.00546	-.00217	.00037	.00097	.00313	.00241	12.005

#3	.00567	-.00375	-.00061	-.00081	.00167	.00085	11.952
Errors	NOCHECK	NOCHECK	LC Pass	NOCHECK	NOCHECK	LC Pass	LC Pass

High			5.0000			10.000	50.000
Low			-.01000			-.00500	-.50000

Elem	SN	SR	TI	TL	V_	ZN	
Units	ppm	ppm	ppm	ppm	ppm	ppm	
Avge	-.00054	.14019	.01172	-.00007	.01415	.00736	
SDev	.00389	.00027	.00015	.00279	.00023	.00011	
%RSD	714.53	.19336	1.2660	3887.2	1.6612	1.4269	
#1	-.00162	.14040	.01162	-.00282	.01387	.00724	
#2	.00377	.14029	.01189	-.00015	.01428	.00743	
#3	-.00378	.13989	.01164	.00276	.01428	.00742	

Errors	LC Pass	LC Pass	LC Pass	LC Pass	LC Pass	LC Pass	
High	30.000	10.000	30.000	10.000	50.000	10.000	
Low	-.10000	-.05000	-.05000	-.01000	-.05000	-.02000	

IntStd	1	2	3	4	5	6	7
Mode	Counts	NOTUSED	NOTUSED	NOTUSED	NOTUSED	NOTUSED	NOTUSED
Elem	Y	--	--	--	--	--	--
Wavlen	371.030	--	--	--	--	--	--
Avge	28972	--	--	--	--	--	--
SDev	31.04704	--	--	--	--	--	--
%RSD	.1071617	--	--	--	--	--	--
#1	29008	--	--	--	--	--	--
#2	28952	--	--	--	--	--	--
#3	28957	--	--	--	--	--	--

Method: METTRACE Sample Name: K02T1/2 Na Operator: RJG
Run Time: 10/28/08 13:53:58
Comment: TESTAMERICA PITTSBURGH ICP METALS ANALYSIS-INST TRACEICP
Mode: CONC Corr. Factor: 1

Elem	AG	AL	AS	B_	BA	BE	CA
Units	ppm	ppm	ppm	ppm	ppm	ppm	ppm
Avge	.00094	.02739	.00486	.08259	.00663	-.00001	260.68
SDev	.00021	.00161	.00142	.00017	.00012	.00001	1.64
%RSD	22.331	5.8778	29.151	.20252	1.7810	214.77	.62819
#1	.00118	.02554	.00632	.08266	.00653	-.00002	258.81
#2	.00085	.02819	.00350	.08240	.00660	.00001	261.36
#3	.00079	.02844	.00474	.08272	.00676	-.00001	261.86
Errors	LC Pass	LC Pass	LC Pass	LC Pass	LC Pass	LC Pass	LC Pass
High	2.0000	500.00	10.000	30.000	10.000	10.000	600.00
Low	-.00500	-.20000	-.01000	-.20000	-.20000	-.00400	-5.0000

Elem	CD	CO	CR	CU	FE	K_	MG
Units	ppm	ppm	ppm	ppm	ppm	ppm	ppm
Avge	.00022	.00425	.00071	-.00010	4.3845	2.6054	279.96
SDev	.00005	.00025	.00034	.00010	.0361	.0086	1.60
%RSD	23.115	5.8053	47.505	99.711	.82285	.32940	.57110
#1	.00025	.00418	.00096	-.00021	4.3443	2.5955	278.12
#2	.00016	.00452	.00085	-.00002	4.3951	2.6095	280.71
#3	.00026	.00404	.00033	-.00007	4.4141	2.6111	281.04
Errors	LC Pass	LC Pass	LC Pass	LC Pass	LC Pass	LC Pass	LC Pass
High	5.0000	100.00	20.000	10.000	500.00	400.00	600.00
Low	-.00500	-.05000	-.00500	-.02500	-.10000	-5.0000	-5.0000

Elem	MN	MO	NA	NI	PB/1	PB/2	PB
Units	ppm	ppm	ppm	ppm	ppm	ppm	ppm
Avge	.68989	.00262	327.30	.00598	.00094	-.00009	.00025
SDev	.00369	.00146	.17	.00068	.00339	.00211	.00088
%RSD	.53466	55.952	.05334	11.448	362.41	2256.7	352.65
#1	.68564	.00231	327.15	.00565	.00120	-.00174	-.00076
#2	.69173	.00421	327.49	.00677	.00419	-.00083	.00084
#3	.69229	.00133	327.26	.00553	-.00258	.00229	.00067
Errors	LC Pass	LC Pass	LC Pass	LC Pass	NOCHECK	NOCHECK	LC Pass
High	20.000	20.000	400.00	100.00			5.0000
Low	-.01500	-.04000	-5.0000	-.04000			-.00300

Elem	SB/1	SB/2	SB	SE/1	SE/2	SE	SI
Units	ppm	ppm	ppm	ppm	ppm	ppm	ppm
Avge	.00135	.00067	.00089	.00581	-.00011	.00186	5.5320
SDev	.00215	.00181	.00049	.00359	.00117	.00060	.0244
%RSD	159.85	271.08	54.872	61.766	1093.3	32.167	.44191
#1	.00017	.00162	.00114	.00706	.00009	.00241	5.5060
#2	.00003	.00180	.00121	.00861	-.00136	.00196	5.5356

#3	.00383	-.00142	.00033	.00176	.00095	.00122	5.5545
Errors	NOCHECK	NOCHECK	LC Pass	NOCHECK	NOCHECK	LC Pass	LC Pass

High			5.0000			10.000	50.000
Low			-.01000			-.00500	-.50000

Elem	SN	SR	TI	TL	V_	ZN	
Units	ppm	ppm	ppm	ppm	ppm	ppm	
Avge	.00039	1.2192	-.00116	.00107	.00630	.00951	
SDev	.00113	.0036	.00034	.00096	.00165	.00004	
%RSD	288.20	.29126	29.588	89.474	26.143	.39178	
#1	.00142	1.2152	-.00154	.00058	.00683	.00955	
#2	-.00081	1.2217	-.00103	.00046	.00762	.00952	
#3	.00057	1.2208	-.00089	.00217	.00445	.00947	
Errors	LC Pass	LC Pass	LC Pass	LC Pass	LC Pass	LC Pass	
High	30.000	10.000	30.000	10.000	50.000	10.000	
Low	-.10000	-.05000	-.05000	-.01000	-.05000	-.02000	

IntStd	1	2	3	4	5	6	7
Mode	Counts	NOTUSED	NOTUSED	NOTUSED	NOTUSED	NOTUSED	NOTUSED
Elem	Y	--	--	--	--	--	--
Wavlen	371.030	--	--	--	--	--	--
Avge	28059	--	--	--	--	--	--
SDev	142.5174	--	--	--	--	--	--
%RSD	.5079295	--	--	--	--	--	--
#1	27953	--	--	--	--	--	--
#2	28001	--	--	--	--	--	--
#3	28221	--	--	--	--	--	--

Method: METTRACE Sample Name: K02T3/2 Na Operator: RJG
Run Time: 10/28/08 13:59:27
Comment: TESTAMERICA PITTSBURGH ICP METALS ANALYSIS-INST TRACEICP
Mode: CONC Corr. Factor: 1

Elem	AG	AL	AS	B_	BA	BE	CA
Units	ppm	ppm	ppm	ppm	ppm	ppm	ppm
Avge	.00068	.08534	.14703	.04976	.03847	-.00008	51.181
SDev	.00041	.00040	.00074	.00039	.00013	.00003	.067
%RSD	59.790	.46392	.50596	.78320	.32515	38.478	.13115
#1	.00102	.08511	.14769	.05016	.03833	-.00010	51.258
#2	.00080	.08580	.14718	.04938	.03855	-.00008	51.149
#3	.00023	.08512	.14622	.04975	.03854	-.00004	51.135
Errors	LC Pass	LC Pass	LC Pass	LC Pass	LC Pass	LC Pass	LC Pass
High	2.0000	500.00	10.000	30.000	10.000	10.000	600.00
Low	-.00500	-.20000	-.01000	-.20000	-.20000	-.00400	-5.0000

Elem	CD	CO	CR	CU	FE	K_	MG
Units	ppm	ppm	ppm	ppm	ppm	ppm	ppm
Avge	.00012	.00070	.01563	.00850	.58542	81.297	7.0781
SDev	.00020	.00005	.00015	.00022	.00517	.340	.0024
%RSD	160.36	7.3070	.97826	2.5407	.88227	.41822	.03458
#1	.00010	.00070	.01581	.00827	.59138	80.983	7.0753
#2	.00033	.00064	.01555	.00870	.58232	81.249	7.0798
#3	-.00006	.00075	.01554	.00854	.58256	81.658	7.0792
Errors	LC Pass	LC Pass	LC Pass	LC Pass	LC Pass	LC Pass	LC Pass
High	5.0000	100.00	20.000	10.000	500.00	400.00	600.00
Low	-.00500	-.05000	-.00500	-.02500	-.10000	-5.0000	-5.0000

Elem	MN	MO	NA	NI	PB/1	PB/2	PB
Units	ppm	ppm	ppm	ppm	ppm	ppm	ppm
Avge	.09914	.00592	205.58	.00845	.01041	.00851	.00914
SDev	.00008	.00058	1.30	.00026	.00207	.00032	.00075
%RSD	.08123	9.8333	.63394	3.0528	19.860	3.7330	8.1941
#1	.09923	.00620	204.28	.00821	.01181	.00883	.00982
#2	.09913	.00526	205.55	.00843	.00804	.00849	.00834
#3	.09907	.00632	206.89	.00872	.01140	.00820	.00926
Errors	LC Pass	LC Pass	LC Pass	LC Pass	NOCHECK	NOCHECK	LC Pass
High	20.000	20.000	400.00	100.00			5.0000
Low	-.01500	-.04000	-5.0000	-.04000			-.00300

Elem	SB/1	SB/2	SB	SE/1	SE/2	SE	SI
Units	ppm	ppm	ppm	ppm	ppm	ppm	ppm
Avge	.00133	.00015	.00055	.00199	-.00032	.00045	9.5942
SDev	.00161	.00221	.00101	.00129	.00132	.00059	.0092
%RSD	120.60	1448.1	185.35	65.090	414.12	131.03	.09576
#1	-.00040	.00270	.00167	.00049	.00093	.00078	9.5870
#2	.00161	-.00124	-.00029	.00277	-.00019	.00080	9.5910

#3	.00278	-.00100	.00026	.00271	-.00170	-.00023	9.6045
Errors	NOCHECK	NOCHECK	LC Pass	NOCHECK	NOCHECK	LC Pass	LC Pass

High			5.0000			10.000	50.000
Low			-.01000			-.00500	-.50000

Elem	SN	SR	TI	TL	V_	ZN	
Units	ppm	ppm	ppm	ppm	ppm	ppm	
Avge	-.00037	.15324	.01628	.00107	.02012	.02734	
SDev	.00016	.00036	.00037	.00268	.00004	.00020	
%RSD	42.737	.23746	2.2688	251.14	.21979	.74118	
#1	-.00028	.15288	.01593	-.00116	.02015	.02711	
#2	-.00055	.15322	.01624	.00404	.02007	.02749	
#3	-.00028	.15361	.01667	.00032	.02014	.02743	
Errors	LC Pass	LC Pass	LC Pass	LC Pass	LC Pass	LC Pass	
High	30.000	10.000	30.000	10.000	50.000	10.000	
Low	-.10000	-.05000	-.05000	-.01000	-.05000	-.02000	

IntStd	1	2	3	4	5	6	7
Mode	Counts	NOTUSED	NOTUSED	NOTUSED	NOTUSED	NOTUSED	NOTUSED
Elem	Y	--	--	--	--	--	--
Wavlen	371.030	--	--	--	--	--	--
Avge	28995	--	--	--	--	--	--
SDev	63.17919	--	--	--	--	--	--
%RSD	.2178955	--	--	--	--	--	--
#1	28959	--	--	--	--	--	--
#2	29068	--	--	--	--	--	--
#3	28958	--	--	--	--	--	--

Method: METTRACE Sample Name: K02T4/5 K,Na Operator: RJG
Run Time: 10/28/08 14:04:56
Comment: TESTAMERICA PITTSBURGH ICP METALS ANALYSIS-INST TRACEICP
Mode: CONC Corr. Factor: 1

Elem	AG	AL	AS	B_	BA	BE	CA
Units	ppm	ppm	ppm	ppm	ppm	ppm	ppm
Avge	.00011	.12764	.02959	.01236	.01800	.00005	.84584
SDev	.00048	.00482	.00102	.00023	.00003	.00005	.00508
%RSD	434.09	3.7741	3.4551	1.9035	.14877	114.21	.60080
#1	-.00040	.12253	.02907	.01210	.01797	.00011	.84004
#2	.00017	.12830	.02893	.01240	.01802	.00003	.84800
#3	.00056	.13210	.03076	.01257	.01800	.00001	.84949
Errors	LC Pass	LC Pass	LC Pass	LC Pass	LC Pass	LC Pass	LC Pass
High	2.0000	500.00	10.000	30.000	10.000	10.000	600.00
Low	-.00500	-.20000	-.01000	-.20000	-.20000	-.00400	-5.0000

Elem	CD	CO	CR	CU	FE	K_	MG
Units	ppm	ppm	ppm	ppm	ppm	ppm	ppm
Avge	.00005	.00040	.01212	.01057	.95054	76.512	.03597
SDev	.00015	.00046	.00023	.00013	.01189	.204	.00312
%RSD	299.64	115.25	1.9070	1.2307	1.2509	.26677	8.6603
#1	-.00009	-.00011	.01189	.01043	.93690	76.740	.03244
#2	.00003	.00053	.01211	.01064	.95607	76.348	.03714
#3	.00022	.00078	.01235	.01066	.95866	76.447	.03832
Errors	LC Pass	LC Pass	LC Pass	LC Pass	LC Pass	LC Pass	LC Pass
High	5.0000	100.00	20.000	10.000	500.00	400.00	600.00
Low	-.00500	-.05000	-.00500	-.02500	-.10000	-5.0000	-5.0000

Elem	MN	MO	NA	NI	PB/1	PB/2	PB
Units	ppm	ppm	ppm	ppm	ppm	ppm	ppm
Avge	.02066	.00715	175.20	.00337	.00453	.00903	.00753
SDev	.00005	.00039	.58	.00053	.00082	.00080	.00030
%RSD	.26315	5.4859	.32914	15.668	18.130	8.8810	3.9985
#1	.02064	.00693	175.78	.00278	.00518	.00870	.00753
#2	.02061	.00760	174.63	.00354	.00361	.00995	.00784
#3	.02072	.00692	175.19	.00379	.00479	.00845	.00723
Errors	LC Pass	LC Pass	LC Pass	LC Pass	NOCHECK	NOCHECK	LC Pass
High	20.000	20.000	400.00	100.00			5.0000
Low	-.01500	-.04000	-5.0000	-.04000			-.00300

Elem	SB/1	SB/2	SB	SE/1	SE/2	SE	SI
Units	ppm	ppm	ppm	ppm	ppm	ppm	ppm
Avge	.00410	.00029	.00156	.00299	.00143	.00195	16.462
SDev	.00099	.00141	.00076	.00170	.00141	.00038	.025
%RSD	24.135	478.61	48.811	56.903	98.431	19.415	.15279
#1	.00342	-.00005	.00111	.00490	-.00018	.00151	16.482
#2	.00524	-.00091	.00114	.00247	.00202	.00217	16.434

#3	.00364	.00184	.00244	.00161	.00245	.00217	16.470
Errors	NOCHECK	NOCHECK	LC Pass	NOCHECK	NOCHECK	LC Pass	LC Pass

High			5.0000			10.000	50.000
Low			-.01000			-.00500	-.50000

Elem	SN	SR	TI	TL	V_	ZN	
Units	ppm	ppm	ppm	ppm	ppm	ppm	
Avge	-.00108	.00455	.02350	.00161	.02438	.03373	
SDev	.00149	.00008	.00041	.00099	.00001	.00021	
%RSD	137.37	1.7782	1.7557	61.282	.05437	.61045	
#1	-.00268	.00447	.02307	.00268	.02440	.03366	
#2	-.00081	.00455	.02390	.00073	.02438	.03357	
#3	.00025	.00464	.02353	.00143	.02438	.03397	
Errors	LC Pass	LC Pass	LC Pass	LC Pass	LC Pass	LC Pass	
High	30.000	10.000	30.000	10.000	50.000	10.000	
Low	-.10000	-.05000	-.05000	-.01000	-.05000	-.02000	

IntStd	1	2	3	4	5	6	7
Mode	Counts	NOTUSED	NOTUSED	NOTUSED	NOTUSED	NOTUSED	NOTUSED
Elem	Y	--	--	--	--	--	--
Wavlen	371.030	--	--	--	--	--	--
Avge	29252	--	--	--	--	--	--
SDev	20.44086	--	--	--	--	--	--
%RSD	.0698785	--	--	--	--	--	--
#1	29229	--	--	--	--	--	--
#2	29261	--	--	--	--	--	--
#3	29266	--	--	--	--	--	--

Method: METTRACE Sample Name: K02T5/5 K,Na Operator: RJG
Run Time: 10/28/08 14:10:25
Comment: TESTAMERICA PITTSBURGH ICP METALS ANALYSIS-INST TRACEICP
Mode: CONC Corr. Factor: 1

Elem	AG	AL	AS	B_	BA	BE	CA
Units	ppm	ppm	ppm	ppm	ppm	ppm	ppm
Avge	-.00009	.03287	.00098	.01141	.00328	.00011	.58767
SDev	.00041	.00229	.00051	.00044	.00004	.00004	.00613
%RSD	468.23	6.9648	51.868	3.8105	1.1220	37.143	1.0437
#1	-.00040	.03398	.00042	.01187	.00329	.00007	.58093
#2	.00038	.03024	.00141	.01100	.00323	.00011	.58916
#3	-.00024	.03439	.00111	.01137	.00330	.00016	.59292
Errors	LC Pass	LC Pass	LC Pass	LC Pass	LC Pass	LC Pass	LC Pass
High	2.0000	500.00	10.000	30.000	10.000	10.000	600.00
Low	-.00500	-.20000	-.01000	-.20000	-.20000	-.00400	-5.0000

Elem	CD	CO	CR	CU	FE	K_	MG
Units	ppm	ppm	ppm	ppm	ppm	ppm	ppm
Avge	-.00008	.00030	.00211	-.00044	.10707	126.12	.01197
SDev	.00009	.00024	.00033	.00040	.00413	.44	.00497
%RSD	109.44	79.661	15.730	91.499	3.8543	.35208	41.553
#1	-.00014	.00004	.00178	-.00089	.10372	126.63	.00640
#2	-.00014	.00033	.00244	-.00011	.10582	125.84	.01597
#3	.00002	.00051	.00212	-.00032	.11168	125.90	.01354
Errors	LC Pass	LC Pass	LC Pass	LC Pass	LC Pass	LC Pass	LC Pass
High	5.0000	100.00	20.000	10.000	500.00	400.00	600.00
Low	-.00500	-.05000	-.00500	-.02500	-.10000	-5.0000	-5.0000

Elem	MN	MO	NA	NI	PB/1	PB/2	PB
Units	ppm	ppm	ppm	ppm	ppm	ppm	ppm
Avge	.00187	.00144	267.57	.00158	-.00151	.00246	.00114
SDev	.00008	.00065	1.03	.00067	.00045	.00229	.00138
%RSD	4.3129	44.941	.38461	42.018	29.631	92.895	120.73
#1	.00180	.00126	268.73	.00082	-.00144	.00207	.00090
#2	.00196	.00091	266.77	.00197	-.00110	.00040	-.00010
#3	.00185	.00217	267.21	.00197	-.00198	.00492	.00262
Errors	LC Pass	LC Pass	LC Pass	LC Pass	NOCHECK	NOCHECK	LC Pass
High	20.000	20.000	400.00	100.00			5.0000
Low	-.01500	-.04000	-5.0000	-.04000			-.00300

Elem	SB/1	SB/2	SB	SE/1	SE/2	SE	SI
Units	ppm	ppm	ppm	ppm	ppm	ppm	ppm
Avge	.00433	-.00016	.00134	.00414	.00177	.00256	25.351
SDev	.00203	.00073	.00030	.00236	.00143	.00159	.107
%RSD	46.925	470.84	22.568	56.930	80.412	61.848	.42262
#1	.00561	-.00030	.00167	.00636	.00338	.00437	25.257
#2	.00199	.00064	.00109	.00440	.00065	.00190	25.327

#3	.00538	-.00081	.00125	.00167	.00130	.00142	25.467
Errors	NOCHECK	NOCHECK	LC Pass	NOCHECK	NOCHECK	LC Pass	LC Pass

High			5.0000			10.000	50.000
Low			-.01000			-.00500	-.50000

Elem	SN	SR	TI	TL	V_	ZN	
Units	ppm	ppm	ppm	ppm	ppm	ppm	
Avge	.00071	.00943	.00531	-.00031	.00783	.00522	
SDev	.00109	.00001	.00038	.00096	.00032	.00009	
%RSD	152.74	.10734	7.1291	309.16	4.0431	1.7579	
#1	.00135	.00942	.00565	.00079	.00766	.00519	
#2	.00134	.00944	.00490	-.00099	.00764	.00532	
#3	-.00055	.00942	.00539	-.00074	.00819	.00515	

Errors	LC Pass	LC Pass	LC Pass	LC Pass	LC Pass	LC Pass	
High	30.000	10.000	30.000	10.000	50.000	10.000	
Low	-.10000	-.05000	-.05000	-.01000	-.05000	-.02000	

IntStd	1	2	3	4	5	6	7
Mode	Counts	NOTUSED	NOTUSED	NOTUSED	NOTUSED	NOTUSED	NOTUSED
Elem	Y	--	--	--	--	--	--
Wavlen	371.030	--	--	--	--	--	--
Avge	28960	--	--	--	--	--	--
SDev	63.47471	--	--	--	--	--	--
%RSD	.2191835	--	--	--	--	--	--
#1	28893	--	--	--	--	--	--
#2	28967	--	--	--	--	--	--
#3	29019	--	--	--	--	--	--

Method: METTRACE Sample Name: K02T6/5 Na Operator: RJG
Run Time: 10/28/08 14:15:54
Comment: TESTAMERICA PITTSBURGH ICP METALS ANALYSIS-INST TRACEICP
Mode: CONC Corr. Factor: 1

Elem	AG	AL	AS	B_	BA	BE	CA
Units	ppm	ppm	ppm	ppm	ppm	ppm	ppm
Avge	.00072	.02925	.00580	.02477	.01584	.00003	68.065
SDev	.00041	.00208	.00038	.00067	.00004	.00002	.318
%RSD	57.493	7.1066	6.4802	2.7215	.28075	88.372	.46754
#1	.00034	.02852	.00537	.02404	.01580	.00000	68.232
#2	.00115	.03160	.00599	.02537	.01584	.00003	68.265
#3	.00065	.02764	.00604	.02490	.01589	.00005	67.698
Errors	LC Pass	LC Pass	LC Pass	LC Pass	LC Pass	LC Pass	LC Pass
High	2.0000	500.00	10.000	30.000	10.000	10.000	600.00
Low	-.00500	-.20000	-.01000	-.20000	-.20000	-.00400	-5.0000

Elem	CD	CO	CR	CU	FE	K_	MG
Units	ppm	ppm	ppm	ppm	ppm	ppm	ppm
Avge	.00008	.00098	.00062	.00394	4.4812	17.520	15.311
SDev	.00012	.00025	.00028	.00039	.0161	.087	.070
%RSD	139.82	25.589	46.229	9.9280	.35967	.49602	.45977
#1	-.00005	.00071	.00029	.00353	4.4865	17.559	15.351
#2	.00015	.00104	.00074	.00430	4.4939	17.580	15.352
#3	.00015	.00120	.00082	.00399	4.4631	17.420	15.230
Errors	LC Pass	LC Pass	LC Pass	LC Pass	LC Pass	LC Pass	LC Pass
High	5.0000	100.00	20.000	10.000	500.00	400.00	600.00
Low	-.00500	-.05000	-.00500	-.02500	-.10000	-5.0000	-5.0000

Elem	MN	MO	NA	NI	PB/1	PB/2	PB
Units	ppm	ppm	ppm	ppm	ppm	ppm	ppm
Avge	.79924	.00057	157.75	.00180	-.00118	.00193	.00089
SDev	.00347	.00116	.48	.00063	.00052	.00060	.00037
%RSD	.43430	203.60	.30464	34.980	43.762	31.038	41.489
#1	.80116	-.00059	158.17	.00216	-.00095	.00124	.00051
#2	.80132	.00172	157.86	.00217	-.00081	.00227	.00125
#3	.79523	.00057	157.23	.00107	-.00177	.00227	.00093
Errors	LC Pass	LC Pass	LC Pass	LC Pass	NOCHECK	NOCHECK	LC Pass
High	20.000	20.000	400.00	100.00			5.0000
Low	-.01500	-.04000	-5.0000	-.04000			-.00300

Elem	SB/1	SB/2	SB	SE/1	SE/2	SE	SI
Units	ppm	ppm	ppm	ppm	ppm	ppm	ppm
Avge	.00398	-.00135	.00043	.00303	.00179	.00220	2.2095
SDev	.00131	.00019	.00040	.00126	.00055	.00065	.0241
%RSD	32.897	14.491	94.067	41.544	30.794	29.702	1.0900
#1	.00539	-.00136	.00089	.00261	.00228	.00239	2.2316
#2	.00281	-.00114	.00017	.00445	.00189	.00274	2.2131

#3	.00373	-.00153	.00022	.00204	.00120	.00148	2.1838
Errors	NOCHECK	NOCHECK	LC Pass	NOCHECK	NOCHECK	LC Pass	LC Pass

High			5.0000			10.000	50.000
Low			-.01000			-.00500	-.50000

Elem	SN	SR	TI	TL	V_	ZN	
Units	ppm	ppm	ppm	ppm	ppm	ppm	
Avge	.00018	.13020	-.00008	.00225	.00192	.00945	
SDev	.00404	.00046	.00014	.00094	.00057	.00012	
%RSD	2223.5	.35506	180.92	41.634	29.792	1.2492	
#1	-.00431	.13039	-.00024	.00318	.00135	.00938	
#2	.00351	.13053	.00000	.00131	.00250	.00959	
#3	.00135	.12967	.00000	.00226	.00192	.00939	

Errors	LC Pass	LC Pass	LC Pass	LC Pass	LC Pass	LC Pass	
High	30.000	10.000	30.000	10.000	50.000	10.000	
Low	-.10000	-.05000	-.05000	-.01000	-.05000	-.02000	

IntStd	1	2	3	4	5	6	7
Mode	Counts	NOTUSED	NOTUSED	NOTUSED	NOTUSED	NOTUSED	NOTUSED
Elem	Y	--	--	--	--	--	--
Wavlen	371.030	--	--	--	--	--	--
Avge	28917	--	--	--	--	--	--
SDev	69.85599	--	--	--	--	--	--
%RSD	.2415706	--	--	--	--	--	--
#1	28998	--	--	--	--	--	--
#2	28871	--	--	--	--	--	--
#3	28883	--	--	--	--	--	--

Method: METTRACE Sample Name: K02T8/2 Na Operator: RJG
Run Time: 10/28/08 14:21:24
Comment: TESTAMERICA PITTSBURGH ICP METALS ANALYSIS-INST TRACEICP
Mode: CONC Corr. Factor: 1

Elem	AG	AL	AS	B_	BA	BE	CA
Units	ppm	ppm	ppm	ppm	ppm	ppm	ppm
Avge	.00078	.03265	.00313	.11683	.12591	.00010	141.75
SDev	.00034	.00186	.00039	.00092	.00039	.00005	.64
%RSD	43.126	5.6946	12.482	.79069	.31136	50.486	.44831
#1	.00098	.03229	.00269	.11776	.12623	.00015	141.93
#2	.00096	.03467	.00324	.11682	.12602	.00008	142.27
#3	.00039	.03100	.00345	.11592	.12547	.00006	141.04
Errors	LC Pass	LC Pass	LC Pass	LC Pass	LC Pass	LC Pass	LC Pass
High	2.0000	500.00	10.000	30.000	10.000	10.000	600.00
Low	-.00500	-.20000	-.01000	-.20000	-.20000	-.00400	-5.0000

Elem	CD	CO	CR	CU	FE	K_	MG
Units	ppm	ppm	ppm	ppm	ppm	ppm	ppm
Avge	-.00092	.00050	.00063	-.00190	76.026	21.524	17.063
SDev	.00009	.00003	.00018	.00023	.296	.093	.070
%RSD	9.6073	5.0938	28.805	12.090	.38871	.43365	.41030
#1	-.00084	.00050	.00079	-.00164	76.126	21.623	17.091
#2	-.00091	.00052	.00065	-.00206	76.259	21.511	17.115
#3	-.00102	.00047	.00043	-.00200	75.694	21.438	16.984
Errors	LC Pass	LC Pass	LC Pass	LC Pass	LC Pass	LC Pass	LC Pass
High	5.0000	100.00	20.000	10.000	500.00	400.00	600.00
Low	-.00500	-.05000	-.00500	-.02500	-.10000	-5.0000	-5.0000

Elem	MN	MO	NA	NI	PB/1	PB/2	PB
Units	ppm	ppm	ppm	ppm	ppm	ppm	ppm
Avge	1.8994	-.00101	227.84	.00172	-.00304	.00250	.00065
SDev	.0076	.00047	1.11	.00092	.00135	.00092	.00075
%RSD	.39985	46.427	.48687	53.508	44.547	36.766	114.73
#1	1.9030	-.00093	229.08	.00277	-.00193	.00322	.00151
#2	1.9046	-.00058	227.52	.00140	-.00454	.00280	.00036
#3	1.8907	-.00151	226.93	.00101	-.00264	.00147	.00010
Errors	LC Pass	LC Pass	LC Pass	LC Pass	NOCHECK	NOCHECK	LC Pass
High	20.000	20.000	400.00	100.00			5.0000
Low	-.01500	-.04000	-5.0000	-.04000			-.00300

Elem	SB/1	SB/2	SB	SE/1	SE/2	SE	SI
Units	ppm	ppm	ppm	ppm	ppm	ppm	ppm
Avge	.00505	-.00053	.00133	.00172	.00152	.00159	14.534
SDev	.00141	.00177	.00071	.00375	.00065	.00131	.050
%RSD	28.009	332.64	53.763	218.05	42.705	82.529	.34097
#1	.00364	.00113	.00197	.00193	.00227	.00215	14.569
#2	.00647	-.00239	.00056	-.00213	.00120	.00009	14.556

#3	.00503	-.00034	.00145	.00536	.00110	.00252	14.478
Errors	NOCHECK	NOCHECK	LC Pass	NOCHECK	NOCHECK	LC Pass	LC Pass

High			5.0000			10.000	50.000
Low			-.01000			-.00500	-.50000

Elem	SN	SR	TI	TL	V_	ZN	
Units	ppm	ppm	ppm	ppm	ppm	ppm	
Avge	.00054	.25077	-.00045	-.00057	.00396	.00308	
SDev	.00235	.00097	.00029	.00091	.00056	.00007	
%RSD	432.32	.38722	63.461	159.13	14.090	2.3328	
#1	.00326	.25174	-.00062	-.00147	.00399	.00302	
#2	-.00081	.25076	-.00012	.00035	.00450	.00316	
#3	-.00081	.24980	-.00061	-.00060	.00338	.00305	

Errors	LC Pass	LC Pass	LC Pass	LC Pass	LC Pass	LC Pass	
High	30.000	10.000	30.000	10.000	50.000	10.000	
Low	-.10000	-.05000	-.05000	-.01000	-.05000	-.02000	

IntStd	1	2	3	4	5	6	7
Mode	Counts	NOTUSED	NOTUSED	NOTUSED	NOTUSED	NOTUSED	NOTUSED
Elem	Y	--	--	--	--	--	--
Wavlen	371.030	--	--	--	--	--	--
Avge	28813	--	--	--	--	--	--
SDev	78.92602	--	--	--	--	--	--
%RSD	.2739252	--	--	--	--	--	--
#1	28722	--	--	--	--	--	--
#2	28850	--	--	--	--	--	--
#3	28867	--	--	--	--	--	--

Method: METTRACE Sample Name: K02TX/2 Ca,Na Operator: RJG
Run Time: 10/28/08 14:26:53
Comment: TESTAMERICA PITTSBURGH ICP METALS ANALYSIS-INST TRACEICP
Mode: CONC Corr. Factor: 1

Elem	AG	AL	AS	B_	BA	BE	CA
Units	ppm	ppm	ppm	ppm	ppm	ppm	ppm
Avge	.00068	.04155	.00317	.04110	.03446	-.00005	481.70
SDev	.00058	.00456	.00129	.00048	.00016	.00016	2.31
%RSD	85.277	10.987	40.843	1.1750	.46615	331.76	.48033
#1	.00134	.04627	.00181	.04160	.03460	-.00023	479.79
#2	.00047	.04122	.00439	.04064	.03448	.00002	481.05
#3	.00024	.03716	.00329	.04104	.03429	.00007	484.27
Errors	LC Pass	LC Pass	LC Pass	LC Pass	LC Pass	LC Pass	LC Pass
High	2.0000	500.00	10.000	30.000	10.000	10.000	600.00
Low	-.00500	-.20000	-.01000	-.20000	-.20000	-.00400	-5.0000

Elem	CD	CO	CR	CU	FE	K_	MG
Units	ppm	ppm	ppm	ppm	ppm	ppm	ppm
Avge	.00009	.00796	.00431	-.00041	3.9220	1.3866	154.94
SDev	.00025	.00055	.00017	.00050	.0206	.0021	.48
%RSD	282.97	6.9513	3.8438	121.86	.52556	.14784	.30976
#1	.00035	.00848	.00445	.00012	3.9453	1.3848	154.49
#2	.00006	.00802	.00435	-.00087	3.9062	1.3888	154.89
#3	-.00014	.00738	.00413	-.00049	3.9144	1.3863	155.45
Errors	LC Pass	LC Pass	LC Pass	LC Pass	LC Pass	LC Pass	LC Pass
High	5.0000	100.00	20.000	10.000	500.00	400.00	600.00
Low	-.00500	-.05000	-.00500	-.02500	-.10000	-5.0000	-5.0000

Elem	MN	MO	NA	NI	PB/1	PB/2	PB
Units	ppm	ppm	ppm	ppm	ppm	ppm	ppm
Avge	2.2032	.00207	H545.74	.05020	-.00064	-.00048	-.00054
SDev	.0069	.00036	1.18	.00066	.00244	.00126	.00073
%RSD	.31542	17.545	.21671	1.3110	381.31	260.49	135.71
#1	2.1974	.00176	H545.22	.04976	-.00336	.00007	-.00107
#2	2.2013	.00247	H547.09	.05095	.00006	.00041	.00029
#3	2.2109	.00199	H544.90	.04988	.00137	-.00192	-.00083
Errors	LC Pass	LC Pass	LC High	LC Pass	NOCHECK	NOCHECK	LC Pass
High	20.000	20.000	400.00	100.00			5.0000
Low	-.01500	-.04000	-5.0000	-.04000			-.00300

Elem	SB/1	SB/2	SB	SE/1	SE/2	SE	SI
Units	ppm	ppm	ppm	ppm	ppm	ppm	ppm
Avge	.00189	-.00043	.00034	.00508	.00109	.00242	5.4361
SDev	.00119	.00077	.00035	.00271	.00120	.00143	.0064
%RSD	62.976	176.33	103.49	53.248	109.91	59.022	.11808
#1	.00271	-.00033	.00068	.00444	.00221	.00296	5.4315
#2	.00243	-.00125	-.00002	.00275	-.00017	.00080	5.4334

#3	.00053	.00028	.00036	.00805	.00123	.00351	5.4434
Errors	NOCHECK	NOCHECK	LC Pass	NOCHECK	NOCHECK	LC Pass	LC Pass

High			5.0000			10.000	50.000
Low			-.01000			-.00500	-.50000

Elem	SN	SR	TI	TL	V_	ZN	
Units	ppm	ppm	ppm	ppm	ppm	ppm	
Avge	.00163	1.8826	-.00272	.00113	.00550	.00728	
SDev	.00166	.0065	.00051	.00372	.00080	.00016	
%RSD	101.44	.34522	18.671	330.34	14.464	2.1570	
#1	.00286	1.8849	-.00221	.00511	.00478	.00712	
#2	-.00025	1.8877	-.00272	-.00226	.00535	.00730	
#3	.00229	1.8753	-.00323	.00053	.00635	.00743	
Errors	LC Pass	LC Pass	LC Pass	LC Pass	LC Pass	LC Pass	
High	30.000	10.000	30.000	10.000	50.000	10.000	
Low	-.10000	-.05000	-.05000	-.01000	-.05000	-.02000	

IntStd	1	2	3	4	5	6	7
Mode	Counts	NOTUSED	NOTUSED	NOTUSED	NOTUSED	NOTUSED	NOTUSED
Elem	Y	--	--	--	--	--	--
Wavlen	371.030	--	--	--	--	--	--
Avge	27666	--	--	--	--	--	--
SDev	47.28679	--	--	--	--	--	--
%RSD	.1709230	--	--	--	--	--	--
#1	27611	--	--	--	--	--	--
#2	27693	--	--	--	--	--	--
#3	27692	--	--	--	--	--	--

Method: METTRACE Sample Name: CCV1-3 Operator: RJG
Run Time: 10/28/08 14:32:23
Comment: TESTAMERICA PITTSBURGH ICP METALS ANALYSIS-INST TRACEICP
Mode: CONC Corr. Factor: 1

Elem	AG	AL	AS	B_	BA	BE	CA
Units	ppm	ppm	ppm	ppm	ppm	ppm	ppm
Avge	1.0092	24.004	.49700	1.9620	1.9728	2.0128	48.886
SDev	.0006	.023	.00205	.0049	.0011	.0033	.070
%RSD	.06376	.09741	.41333	.25005	.05715	.16174	.14409
#1	1.0091	24.031	.49813	1.9589	1.9725	2.0162	48.956
#2	1.0085	23.986	.49463	1.9595	1.9719	2.0124	48.888
#3	1.0098	23.996	.49824	1.9677	1.9741	2.0097	48.815
Errors	LC Pass	LC Pass	LC Pass	LC Pass	LC Pass	LC Pass	LC Pass
High	1.1000	27.500	.55000	2.2000	2.2000	2.2000	55.000
Low	.90000	22.500	.45000	1.8000	1.8000	1.8000	45.000

Elem	CD	CO	CR	CU	FE	K_	MG
Units	ppm	ppm	ppm	ppm	ppm	ppm	ppm
Avge	.48319	1.9360	1.9335	1.9902	24.697	117.55	49.020
SDev	.00109	.0033	.0026	.0018	.032	.14	.085
%RSD	.22545	.17156	.13285	.09186	.12935	.12164	.17315
#1	.48430	1.9397	1.9365	1.9907	24.733	117.51	49.116
#2	.48313	1.9349	1.9320	1.9882	24.687	117.44	48.987
#3	.48213	1.9333	1.9321	1.9917	24.671	117.71	48.957
Errors	LC Pass	LC Pass	LC Pass	LC Pass	LC Pass	LC Pass	LC Pass
High	.55000	2.2000	2.2000	2.2000	27.500	137.50	55.000
Low	.45000	1.8000	1.8000	1.8000	22.500	112.50	45.000

Elem	MN	MO	NA	NI	PB/1	PB/2	PB
Units	ppm	ppm	ppm	ppm	ppm	ppm	ppm
Avge	1.9496	1.9639	121.43	1.9308	.48652	.49175	.49001
SDev	.0021	.0083	.23	.0029	.00342	.00585	.00309
%RSD	.10983	.42064	.18944	.15194	.70212	1.1893	.63055
#1	1.9519	1.9544	121.67	1.9342	.48689	.49543	.49259
#2	1.9492	1.9691	121.21	1.9295	.48294	.49482	.49086
#3	1.9477	1.9682	121.41	1.9288	.48974	.48501	.48658
Errors	LC Pass	LC Pass	LC Pass	LC Pass	NOCHECK	NOCHECK	LC Pass
High	2.2000	2.2000	137.50	2.2000			.55000
Low	1.8000	1.8000	112.50	1.8000			.45000

Elem	SB/1	SB/2	SB	SE/1	SE/2	SE	SI
Units	ppm	ppm	ppm	ppm	ppm	ppm	ppm
Avge	.50040	.49485	.49670	.49227	.49568	.49454	1.8202
SDev	.00056	.00289	.00180	.00518	.00217	.00314	.0113
%RSD	.11215	.58490	.36185	1.0524	.43873	.63391	.62110
#1	.50105	.49247	.49532	.49800	.49773	.49782	1.8330
#2	.50009	.49402	.49604	.48792	.49340	.49157	1.8159

#3	.50005	.49807	.49873	.49088	.49590	.49423	1.8116
Errors	NOCHECK	NOCHECK	LC Pass	NOCHECK	NOCHECK	LC Pass	LC Pass

High			.55000			.55000	2.2000
Low			.45000			.45000	1.8000

Elem	SN	SR	TI	TL	V_	ZN	
Units	ppm	ppm	ppm	ppm	ppm	ppm	
Avge	1.9452	1.9954	1.9823	.97457	1.9680	1.9640	
SDev	.0060	.0016	.0018	.00161	.0029	.0021	
%RSD	.31099	.08046	.08889	.16479	.14779	.10654	
#1	1.9476	1.9942	1.9842	.97631	1.9710	1.9665	
#2	1.9497	1.9948	1.9808	.97427	1.9678	1.9630	
#3	1.9383	1.9972	1.9818	.97314	1.9651	1.9627	
Errors	LC Pass	LC Pass	LC Pass	LC Pass	LC Pass	LC Pass	
High	2.2000	2.2000	2.2000	1.1000	2.2000	2.2000	
Low	1.8000	1.8000	1.8000	.90000	1.8000	1.8000	

IntStd	1	2	3	4	5	6	7
Mode	Counts	NOTUSED	NOTUSED	NOTUSED	NOTUSED	NOTUSED	NOTUSED
Elem	Y	--	--	--	--	--	--
Wavlen	371.030	--	--	--	--	--	--
Avge	28999	--	--	--	--	--	--
SDev	107.4564	--	--	--	--	--	--
%RSD	.3705552	--	--	--	--	--	--
#1	29107	--	--	--	--	--	--
#2	28996	--	--	--	--	--	--
#3	28892	--	--	--	--	--	--

Method: METTRACE Sample Name: CCB3 Operator: RJG
Run Time: 10/28/08 14:37:53
Comment: TESTAMERICA PITTSBURGH ICP METALS ANALYSIS-INST TRACEICP
Mode: CONC Corr. Factor: 1

Elem	AG	AL	AS	B_	BA	BE	CA
Units	ppm	ppm	ppm	ppm	ppm	ppm	ppm
Avge	.00023	.02710	.00034	.00757	.00029	.00043	.00223
SDev	.00092	.00409	.00013	.00177	.00011	.00000	.00940
%RSD	403.97	15.106	38.374	23.347	36.527	.64978	421.06
#1	-.00007	.02338	.00028	.00952	.00017	.00044	-.00862
#2	.00126	.02644	.00024	.00712	.00038	.00044	.00739
#3	-.00050	.03149	.00048	.00607	.00032	.00043	.00792
Errors	LC Pass	LC Pass	LC Pass	LC Pass	LC Pass	LC Pass	LC Pass
High	.00500	.20000	.01000	.20000	.20000	.00400	5.0000
Low	-.00500	-.20000	-.01000	-.20000	-.20000	-.00400	-5.0000

Elem	CD	CO	CR	CU	FE	K_	MG
Units	ppm	ppm	ppm	ppm	ppm	ppm	ppm
Avge	.00030	.00075	.00123	-.00089	.07886	.11998	.01557
SDev	.00006	.00006	.00052	.00031	.00511	.00737	.00537
%RSD	19.965	7.8648	41.876	35.167	6.4731	6.1387	34.472
#1	.00023	.00078	.00112	-.00125	.08053	.12299	.01092
#2	.00031	.00068	.00180	-.00066	.07313	.12537	.02145
#3	.00035	.00078	.00078	-.00077	.08292	.11159	.01435
Errors	LC Pass	LC Pass	LC Pass	LC Pass	LC Pass	LC Pass	LC Pass
High	.00500	.05000	.00500	.02500	.10000	5.0000	5.0000
Low	-.00500	-.05000	-.00500	-.02500	-.10000	-5.0000	-5.0000

Elem	MN	MO	NA	NI	PB/1	PB/2	PB
Units	ppm	ppm	ppm	ppm	ppm	ppm	ppm
Avge	.00057	.00693	-.62721	.00111	-.00233	.00175	.00039
SDev	.00016	.00253	.03227	.00109	.00513	.00257	.00027
%RSD	28.152	36.482	5.1450	98.876	220.37	147.11	69.025
#1	.00043	.00921	-.63884	.00167	-.00265	.00144	.00008
#2	.00075	.00738	-.59073	.00180	.00295	-.00066	.00055
#3	.00053	.00421	-.65205	-.00015	-.00729	.00446	.00055
Errors	LC Pass	LC Pass	LC Pass	LC Pass	NOCHECK	NOCHECK	LC Pass
High	.01500	.04000	5.0000	.04000			.00300
Low	-.01500	-.04000	-5.0000	-.04000			-.00300

Elem	SB/1	SB/2	SB	SE/1	SE/2	SE	SI
Units	ppm	ppm	ppm	ppm	ppm	ppm	ppm
Avge	.00478	-.00063	.00117	.00096	.00092	.00094	-.02462
SDev	.00256	.00208	.00083	.00635	.00250	.00094	.00493
%RSD	53.595	329.95	70.942	662.09	270.50	100.55	20.014
#1	.00535	.00031	.00199	.00221	.00170	.00187	-.03026
#2	.00198	.00081	.00120	.00659	-.00187	.00095	-.02248

#3	.00701	-.00301	.00033	-.00593	.00294	-.00001	-.02113
Errors	NOCHECK	NOCHECK	LC Pass	NOCHECK	NOCHECK	LC Pass	LC Pass

High			.06000			.00500	.50000
Low			-.06000			-.00500	-.50000

Elem	SN	SR	TI	TL	V_	ZN	
Units	ppm	ppm	ppm	ppm	ppm	ppm	
Avge	.00156	.00020	.00098	.00392	.00002	.00132	
SDev	.00235	.00015	.00042	.00124	.00000	.00017	
%RSD	150.22	74.346	42.370	31.667	6.4265	12.843	
#1	.00342	.00008	.00050	.00533	.00002	.00121	
#2	.00235	.00037	.00122	.00337	.00002	.00152	
#3	-.00108	.00016	.00122	.00304	.00003	.00124	
Errors	LC Pass	LC Pass	LC Pass	LC Pass	LC Pass	LC Pass	
High	.10000	.05000	.05000	.01000	.05000	.02000	
Low	-.10000	-.05000	-.05000	-.01000	-.05000	-.02000	

IntStd	1	2	3	4	5	6	7
Mode	Counts	NOTUSED	NOTUSED	NOTUSED	NOTUSED	NOTUSED	NOTUSED
Elem	Y	--	--	--	--	--	--
Wavlen	371.030	--	--	--	--	--	--
Avge	29612	--	--	--	--	--	--
SDev	87.69206	--	--	--	--	--	--
%RSD	.2961321	--	--	--	--	--	--
#1	29531	--	--	--	--	--	--
#2	29601	--	--	--	--	--	--
#3	29705	--	--	--	--	--	--

Method: METTRACE Sample Name: K02TX/5 Ca,Na Operator: RJG
Run Time: 10/28/08 14:45:17
Comment: TESTAMERICA PITTSBURGH ICP METALS ANALYSIS-INST TRACEICP
Mode: CONC Corr. Factor: 1

Elem	AG	AL	AS	B_	BA	BE	CA
Units	ppm	ppm	ppm	ppm	ppm	ppm	ppm
Avge	.00019	.03123	.00210	.01792	.01364	.00021	197.39
SDev	.00096	.00303	.00121	.00039	.00015	.00010	1.28
%RSD	515.22	9.7121	57.818	2.1958	1.1005	44.548	.65022
#1	.00096	.02916	.00308	.01812	.01368	.00010	196.72
#2	-.00089	.02983	.00074	.01747	.01348	.00027	196.59
#3	.00049	.03471	.00248	.01817	.01377	.00027	198.87
Errors	LC Pass	LC Pass	LC Pass	LC Pass	LC Pass	LC Pass	LC Pass
High	2.0000	500.00	10.000	30.000	10.000	10.000	600.00
Low	-.00500	-.20000	-.01000	-.20000	-.20000	-.00400	-5.0000

Elem	CD	CO	CR	CU	FE	K_	MG
Units	ppm	ppm	ppm	ppm	ppm	ppm	ppm
Avge	-.00012	.00315	.00185	-.00121	1.5087	.51798	60.537
SDev	.00007	.00084	.00068	.00061	.0113	.01126	.307
%RSD	58.874	26.636	36.878	50.727	.74939	2.1743	.50743
#1	-.00004	.00397	.00231	-.00090	1.4992	.51442	60.396
#2	-.00017	.00229	.00107	-.00191	1.5057	.50894	60.325
#3	-.00015	.00319	.00218	-.00081	1.5212	.53060	60.889
Errors	LC Pass	LC Pass	LC Pass	LC Pass	LC Pass	LC Pass	LC Pass
High	5.0000	100.00	20.000	10.000	500.00	400.00	600.00
Low	-.00500	-.05000	-.00500	-.02500	-.10000	-5.0000	-5.0000

Elem	MN	MO	NA	NI	PB/1	PB/2	PB
Units	ppm	ppm	ppm	ppm	ppm	ppm	ppm
Avge	.87716	.00201	209.54	.02065	.00200	-.00057	.00029
SDev	.00318	.00158	.51	.00013	.00381	.00243	.00056
%RSD	.36213	78.795	.24261	.61160	190.45	430.05	195.56
#1	.87559	.00349	209.73	.02071	.00638	-.00330	-.00007
#2	.87507	.00034	209.92	.02073	-.00047	.00024	.00000
#3	.88081	.00219	208.96	.02050	.00009	.00136	.00094
Errors	LC Pass	LC Pass	LC Pass	LC Pass	NOCHECK	NOCHECK	LC Pass
High	20.000	20.000	400.00	100.00			5.0000
Low	-.01500	-.04000	-5.0000	-.04000			-.00300

Elem	SB/1	SB/2	SB	SE/1	SE/2	SE	SI
Units	ppm	ppm	ppm	ppm	ppm	ppm	ppm
Avge	-.00014	.00193	.00124	.00596	-.00181	.00078	2.0942
SDev	.00292	.00349	.00136	.00311	.00033	.00106	.0076
%RSD	2142.9	181.38	109.54	52.116	18.144	136.08	.36255
#1	-.00347	.00587	.00276	.00921	-.00164	.00197	2.0891
#2	.00105	.00067	.00080	.00564	-.00218	.00042	2.0905

#3	.00200	-.00076	.00016	.00303	-.00159	-.00006	2.1029
Errors	NOCHECK	NOCHECK	LC Pass	NOCHECK	NOCHECK	LC Pass	LC Pass

High			5.0000			10.000	50.000
Low			-.01000			-.00500	-.50000

Elem	SN	SR	TI	TL	V_	ZN	
Units	ppm	ppm	ppm	ppm	ppm	ppm	
Avge	.00090	.75069	-.00123	.00027	.00212	.00397	
SDev	.00031	.00084	.00062	.00191	.00147	.00020	
%RSD	34.084	.11135	50.040	703.20	69.257	4.9656	
#1	.00055	.74986	-.00124	.00248	.00372	.00390	
#2	.00108	.75154	-.00185	-.00082	.00179	.00419	
#3	.00108	.75068	-.00061	-.00084	.00084	.00382	
Errors	LC Pass	LC Pass	LC Pass	LC Pass	LC Pass	LC Pass	
High	30.000	10.000	30.000	10.000	50.000	10.000	
Low	-.10000	-.05000	-.05000	-.01000	-.05000	-.02000	

IntStd	1	2	3	4	5	6	7
Mode	Counts	NOTUSED	NOTUSED	NOTUSED	NOTUSED	NOTUSED	NOTUSED
Elem	Y	--	--	--	--	--	--
Wavlen	371.030	--	--	--	--	--	--
Avge	28765	--	--	--	--	--	--
SDev	103.5273	--	--	--	--	--	--
%RSD	.3599077	--	--	--	--	--	--
#1	28649	--	--	--	--	--	--
#2	28800	--	--	--	--	--	--
#3	28847	--	--	--	--	--	--

Method: METTRACE Sample Name: K02TXP25 Ca,Na Operator: RJG
Run Time: 10/28/08 14:50:47
Comment: TESTAMERICA PITTSBURGH ICP METALS ANALYSIS-INST TRACEICP
Mode: CONC Corr. Factor: 1

Elem	AG	AL	AS	B_	BA	BE	CA
Units	ppm	ppm	ppm	ppm	ppm	ppm	ppm
Avge	.00062	.02550	.00043	.00465	.00265	.00020	39.721
SDev	.00010	.00235	.00078	.00039	.00003	.00008	.221
%RSD	16.048	9.2124	181.94	8.4778	1.2361	41.497	.55758
#1	.00070	.02787	.00092	.00419	.00267	.00011	39.890
#2	.00051	.02545	.00084	.00485	.00261	.00021	39.470
#3	.00066	.02317	-.00047	.00490	.00266	.00027	39.803

Elem	CD	CO	CR	CU	FE	K_	MG
Units	ppm	ppm	ppm	ppm	ppm	ppm	ppm
Avge	.00006	.00108	.00069	-.00128	.30414	.17675	11.861
SDev	.00005	.00040	.00013	.00022	.00512	.00903	.072
%RSD	89.298	36.690	18.654	17.370	1.6824	5.1079	.60319
#1	.00012	.00147	.00057	-.00113	.29828	.17314	11.924
#2	.00003	.00068	.00082	-.00154	.30775	.17009	11.783
#3	.00002	.00109	.00067	-.00118	.30639	.18703	11.875

Elem	MN	MO	NA	NI	PB/1	PB/2	PB
Units	ppm	ppm	ppm	ppm	ppm	ppm	ppm
Avge	.17517	.00028	41.354	.00459	.00287	.00029	.00115
SDev	.00083	.00029	.430	.00036	.00158	.00036	.00044
%RSD	.47202	102.02	1.0408	7.7405	55.100	127.05	38.301
#1	.17592	.00055	41.702	.00418	.00206	.00008	.00074
#2	.17429	-.00002	40.873	.00483	.00186	.00071	.00109
#3	.17531	.00032	41.488	.00477	.00469	.00007	.00161

Elem	SB/1	SB/2	SB	SE/1	SE/2	SE	SI
Units	ppm	ppm	ppm	ppm	ppm	ppm	ppm
Avge	.00084	.00030	.00048	.00475	-.00027	.00140	.38429
SDev	.00216	.00091	.00124	.00453	.00153	.00129	.00429
%RSD	257.98	301.57	258.73	95.264	561.52	91.972	1.1155
#1	.00324	.00124	.00191	-.00024	.00020	.00005	.38915
#2	.00020	-.00057	-.00031	.00858	-.00198	.00154	.38266
#3	-.00093	.00023	-.00016	.00591	.00097	.00261	.38106

Elem	SN	SR	TI	TL	V_	ZN
Units	ppm	ppm	ppm	ppm	ppm	ppm
Avge	-.00064	.14940	-.00027	.00164	.00110	.00387
SDev	.00056	.00075	.00014	.00268	.00175	.00003
%RSD	87.489	.49900	51.730	162.83	158.79	.68497
#1	-.00001	.15011	-.00011	.00148	.00009	.00384
#2	-.00108	.14862	-.00035	-.00094	.00009	.00388
#3	-.00081	.14947	-.00036	.00440	.00312	.00389

IntStd	1	2	3	4	5	6	7
Mode	Counts	NOTUSED	NOTUSED	NOTUSED	NOTUSED	NOTUSED	NOTUSED
Elem	Y	--	--	--	--	--	--
Wavlen	371.030	--	--	--	--	--	--
Avge	29162	--	--	--	--	--	--
SDev	39.02454	--	--	--	--	--	--
%RSD	.1338177	--	--	--	--	--	--
#1	29195	--	--	--	--	--	--
#2	29173	--	--	--	--	--	--
#3	29119	--	--	--	--	--	--

Method: METTRACE Sample Name: K02TXS/5 Ca,Na Operator: RJG
Run Time: 10/28/08 14:56:17
Comment: TESTAMERICA PITTSBURGH ICP METALS ANALYSIS-INST TRACEICP
Mode: CONC Corr. Factor: 1

Elem	AG	AL	AS	B_	BA	BE	CA
Units	ppm	ppm	ppm	ppm	ppm	ppm	ppm
Avge	.01114	.43948	.40773	.21434	.41926	.01030	208.11
SDev	.00024	.00331	.00205	.00096	.00073	.00002	.99
%RSD	2.1651	.75296	.50358	.44804	.17352	.17755	.47485
#1	.01127	.43775	.40872	.21377	.41899	.01029	208.01
#2	.01128	.44329	.40910	.21545	.42009	.01032	209.14
#3	.01086	.43739	.40537	.21380	.41872	.01028	207.17
Errors	LC Pass	LC Pass	LC Pass	LC Pass	LC Pass	LC Pass	LC Pass
High	2.0000	500.00	10.000	30.000	10.000	10.000	600.00
Low	-.00500	-.20000	-.01000	-.20000	-.20000	-.00400	-5.0000

Elem	CD	CO	CR	CU	FE	K_	MG
Units	ppm	ppm	ppm	ppm	ppm	ppm	ppm
Avge	.01008	.10119	.04153	.05105	1.7411	10.775	71.229
SDev	.00013	.00079	.00055	.00015	.0142	.005	.284
%RSD	1.2796	.78495	1.3168	.29740	.81273	.04733	.39873
#1	.01007	.10134	.04169	.05119	1.7331	10.773	71.220
#2	.01021	.10190	.04198	.05106	1.7575	10.781	71.517
#3	.00995	.10033	.04092	.05088	1.7328	10.772	70.949
Errors	LC Pass	LC Pass	LC Pass	LC Pass	LC Pass	LC Pass	LC Pass
High	5.0000	100.00	20.000	10.000	500.00	400.00	600.00
Low	-.00500	-.05000	-.00500	-.02500	-.10000	-5.0000	-5.0000

Elem	MN	MO	NA	NI	PB/1	PB/2	PB
Units	ppm	ppm	ppm	ppm	ppm	ppm	ppm
Avge	.98437	.20430	221.29	.11913	.09803	.09807	.09806
SDev	.00384	.00084	.12	.00186	.00166	.00214	.00098
%RSD	.39029	.41288	.05358	1.5611	1.6931	2.1839	.99868
#1	.98399	.20344	221.20	.11920	.09981	.09561	.09701
#2	.98839	.20434	221.25	.12095	.09652	.09905	.09821
#3	.98074	.20513	221.43	.11724	.09776	.09955	.09895
Errors	LC Pass	LC Pass	LC Pass	LC Pass	NOCHECK	NOCHECK	LC Pass
High	20.000	20.000	400.00	100.00			5.0000
Low	-.01500	-.04000	-5.0000	-.04000			-.00300

Elem	SB/1	SB/2	SB	SE/1	SE/2	SE	SI
Units	ppm	ppm	ppm	ppm	ppm	ppm	ppm
Avge	.10463	.10169	.10267	.40826	.40796	.40806	3.9665
SDev	.00183	.00289	.00142	.00479	.00476	.00204	.0155
%RSD	1.7446	2.8451	1.3779	1.1728	1.1674	.49912	.39025
#1	.10254	.10442	.10380	.41361	.40274	.40636	3.9592
#2	.10593	.09866	.10108	.40680	.41207	.41032	3.9843

#3	.10541	.10199	.10313	.40438	.40906	.40750	3.9560
Errors	NOCHECK	NOCHECK	LC Pass	NOCHECK	NOCHECK	LC Pass	LC Pass

High			5.0000			10.000	50.000
Low			-.01000			-.00500	-.50000

Elem	SN	SR	TI	TL	V_	ZN	
Units	ppm	ppm	ppm	ppm	ppm	ppm	
Avge	.39843	.95570	.20107	.39374	.10372	.10729	
SDev	.00289	.00149	.00108	.00386	.00177	.00068	
%RSD	.72492	.15596	.53559	.97927	1.7074	.62925	
#1	.39925	.95502	.20065	.39627	.10436	.10718	
#2	.40083	.95741	.20229	.39565	.10508	.10801	
#3	.39523	.95468	.20026	.38931	.10172	.10668	
Errors	LC Pass	LC Pass	LC Pass	LC Pass	LC Pass	LC Pass	
High	30.000	10.000	30.000	10.000	50.000	10.000	
Low	-.10000	-.05000	-.05000	-.01000	-.05000	-.02000	

IntStd	1	2	3	4	5	6	7
Mode	Counts	NOTUSED	NOTUSED	NOTUSED	NOTUSED	NOTUSED	NOTUSED
Elem	Y	--	--	--	--	--	--
Wavlen	371.030	--	--	--	--	--	--
Avge	28675	--	--	--	--	--	--
SDev	63.56857	--	--	--	--	--	--
%RSD	.2216869	--	--	--	--	--	--
#1	28746	--	--	--	--	--	--
#2	28653	--	--	--	--	--	--
#3	28625	--	--	--	--	--	--

Method: METTRACE Sample Name: K02TXD/5 Ca,Na Operator: RJG
Run Time: 10/28/08 15:01:47
Comment: TESTAMERICA PITTSBURGH ICP METALS ANALYSIS-INST TRACEICP
Mode: CONC Corr. Factor: 1

Elem	AG	AL	AS	B_	BA	BE	CA
Units	ppm	ppm	ppm	ppm	ppm	ppm	ppm
Avge	.01096	.43401	.40553	.21302	.41862	.01035	207.89
SDev	.00065	.00073	.00201	.00131	.00055	.00002	.81
%RSD	5.9125	.16882	.49667	.61464	.13143	.14899	.39182
#1	.01090	.43425	.40325	.21160	.41921	.01035	206.99
#2	.01163	.43459	.40709	.21328	.41812	.01033	208.08
#3	.01034	.43318	.40624	.21418	.41852	.01036	208.59
Errors	LC Pass	LC Pass	LC Pass	LC Pass	LC Pass	LC Pass	LC Pass
High	2.0000	500.00	10.000	30.000	10.000	10.000	600.00
Low	-.00500	-.20000	-.01000	-.20000	-.20000	-.00400	-5.0000

Elem	CD	CO	CR	CU	FE	K_	MG
Units	ppm	ppm	ppm	ppm	ppm	ppm	ppm
Avge	.00983	.10066	.04152	.05077	1.7268	10.761	71.228
SDev	.00015	.00027	.00018	.00036	.0016	.022	.233
%RSD	1.5404	.26597	.44022	.69973	.09328	.20298	.32728
#1	.01000	.10097	.04137	.05051	1.7277	10.764	70.983
#2	.00974	.10051	.04172	.05118	1.7250	10.782	71.254
#3	.00975	.10051	.04147	.05063	1.7278	10.739	71.448
Errors	LC Pass	LC Pass	LC Pass	LC Pass	LC Pass	LC Pass	LC Pass
High	5.0000	100.00	20.000	10.000	500.00	400.00	600.00
Low	-.00500	-.05000	-.00500	-.02500	-.10000	-5.0000	-5.0000

Elem	MN	MO	NA	NI	PB/1	PB/2	PB
Units	ppm	ppm	ppm	ppm	ppm	ppm	ppm
Avge	.98466	.20318	221.85	.11955	.10059	.09673	.09801
SDev	.00273	.00181	.73	.00064	.00202	.00159	.00147
%RSD	.27699	.89115	.32880	.53834	2.0073	1.6390	1.5050
#1	.98180	.20139	222.69	.11882	.09827	.09579	.09661
#2	.98493	.20314	221.43	.12000	.10195	.09583	.09787
#3	.98724	.20501	221.42	.11985	.10155	.09856	.09955
Errors	LC Pass	LC Pass	LC Pass	LC Pass	NOCHECK	NOCHECK	LC Pass
High	20.000	20.000	400.00	100.00			5.0000
Low	-.01500	-.04000	-5.0000	-.04000			-.00300

Elem	SB/1	SB/2	SB	SE/1	SE/2	SE	SI
Units	ppm	ppm	ppm	ppm	ppm	ppm	ppm
Avge	.10098	.10277	.10217	.40962	.40094	.40383	3.9513
SDev	.00076	.00070	.00059	.00400	.00227	.00230	.0061
%RSD	.75045	.68250	.57653	.97524	.56617	.56831	.15366
#1	.10130	.10358	.10282	.40502	.39993	.40163	3.9462
#2	.10011	.10244	.10166	.41227	.39934	.40365	3.9497

#3	.10152	.10230	.10204	.41156	.40354	.40621	3.9580
Errors	NOCHECK	NOCHECK	LC Pass	NOCHECK	NOCHECK	LC Pass	LC Pass

High			5.0000			10.000	50.000
Low			-.01000			-.00500	-.50000

Elem	SN	SR	TI	TL	V_	ZN	
Units	ppm	ppm	ppm	ppm	ppm	ppm	
Avge	.39702	.95697	.20017	.39385	.10218	.10828	
SDev	.00308	.00090	.00035	.00327	.00054	.00015	
%RSD	.77533	.09404	.17441	.82930	.52791	.13562	
#1	.39347	.95735	.19980	.39027	.10256	.10827	
#2	.39874	.95594	.20050	.39458	.10240	.10843	
#3	.39886	.95761	.20022	.39668	.10156	.10814	
Errors	LC Pass	LC Pass	LC Pass	LC Pass	LC Pass	LC Pass	
High	30.000	10.000	30.000	10.000	50.000	10.000	
Low	-.10000	-.05000	-.05000	-.01000	-.05000	-.02000	

IntStd	1	2	3	4	5	6	7
Mode	Counts	NOTUSED	NOTUSED	NOTUSED	NOTUSED	NOTUSED	NOTUSED
Elem	Y	--	--	--	--	--	--
Wavlen	371.030	--	--	--	--	--	--
Avge	28496	--	--	--	--	--	--
SDev	64.31442	--	--	--	--	--	--
%RSD	.2256999	--	--	--	--	--	--
#1	28495	--	--	--	--	--	--
#2	28432	--	--	--	--	--	--
#3	28560	--	--	--	--	--	--

Method: METTRACE Sample Name: K02VA/10 Na Operator: RJG
Run Time: 10/28/08 15:07:17
Comment: TESTAMERICA PITTSBURGH ICP METALS ANALYSIS-INST TRACEICP
Mode: CONC Corr. Factor: 1

Elem	AG	AL	AS	B_	BA	BE	CA
Units	ppm	ppm	ppm	ppm	ppm	ppm	ppm
Avge	.00007	.03283	.00092	.02235	.00448	.00012	15.030
SDev	.00046	.00108	.00120	.00024	.00010	.00004	.012
%RSD	702.77	3.3030	129.93	1.0606	2.1326	35.204	.07899
#1	.00060	.03232	.00227	.02259	.00458	.00016	15.019
#2	-.00016	.03210	.00052	.02211	.00439	.00009	15.028
#3	-.00024	.03408	-.00003	.02234	.00446	.00010	15.042
Errors	LC Pass	LC Pass	LC Pass	LC Pass	LC Pass	LC Pass	LC Pass
High	2.0000	500.00	10.000	30.000	10.000	10.000	600.00
Low	-.00500	-.20000	-.01000	-.20000	-.20000	-.00400	-5.0000

Elem	CD	CO	CR	CU	FE	K_	MG
Units	ppm	ppm	ppm	ppm	ppm	ppm	ppm
Avge	.00009	.00064	.00054	-.00107	.08254	1.9254	3.7204
SDev	.00004	.00026	.00020	.00022	.00739	.0138	.0041
%RSD	44.330	40.104	37.420	20.954	8.9484	.71441	.11106
#1	.00006	.00073	.00078	-.00081	.08177	1.9168	3.7213
#2	.00007	.00035	.00042	-.00119	.07556	1.9182	3.7159
#3	.00013	.00083	.00043	-.00121	.09028	1.9413	3.7240
Errors	LC Pass	LC Pass	LC Pass	LC Pass	LC Pass	LC Pass	LC Pass
High	5.0000	100.00	20.000	10.000	500.00	400.00	600.00
Low	-.00500	-.05000	-.00500	-.02500	-.10000	-5.0000	-5.0000

Elem	MN	MO	NA	NI	PB/1	PB/2	PB
Units	ppm	ppm	ppm	ppm	ppm	ppm	ppm
Avge	.08237	.00131	236.07	.00217	.00019	-.00001	.00005
SDev	.00006	.00122	1.23	.00060	.00078	.00111	.00052
%RSD	.06788	92.947	.52229	27.731	417.18	8869.8	969.76
#1	.08234	.00236	235.02	.00277	.00056	-.00100	-.00048
#2	.08234	-.00003	235.76	.00157	.00071	-.00023	.00009
#3	.08244	.00160	237.42	.00216	-.00071	.00119	.00056
Errors	LC Pass	LC Pass	LC Pass	LC Pass	NOCHECK	NOCHECK	LC Pass
High	20.000	20.000	400.00	100.00			5.0000
Low	-.01500	-.04000	-5.0000	-.04000			-.00300

Elem	SB/1	SB/2	SB	SE/1	SE/2	SE	SI
Units	ppm	ppm	ppm	ppm	ppm	ppm	ppm
Avge	.00297	.00025	.00116	.00219	.00048	.00105	.59075
SDev	.00286	.00200	.00116	.00337	.00224	.00192	.00298
%RSD	96.079	794.06	100.38	153.49	468.13	182.66	.50388
#1	.00017	.00024	.00022	.00040	-.00188	-.00112	.59147
#2	.00286	.00226	.00246	.00608	.00074	.00252	.58748

#3	.00588	-.00174	.00080	.00010	.00257	.00175	.59331
Errors	NOCHECK	NOCHECK	LC Pass	NOCHECK	NOCHECK	LC Pass	LC Pass

High			5.0000			10.000	50.000
Low			-.01000			-.00500	-.50000

Elem	SN	SR	TI	TL	V_	ZN	
Units	ppm	ppm	ppm	ppm	ppm	ppm	
Avge	-.00046	.07593	-.00011	.00280	.00034	.00595	
SDev	.00062	.00013	.00044	.00146	.00218	.00012	
%RSD	136.55	.17301	395.71	52.237	648.44	1.9695	
#1	-.00081	.07582	.00001	.00422	.00266	.00585	
#2	-.00081	.07590	-.00060	.00130	-.00167	.00608	
#3	.00026	.07607	.00025	.00288	.00003	.00592	

Errors	LC Pass	LC Pass	LC Pass	LC Pass	LC Pass	LC Pass	
High	30.000	10.000	30.000	10.000	50.000	10.000	
Low	-.10000	-.05000	-.05000	-.01000	-.05000	-.02000	

IntStd	1	2	3	4	5	6	7
Mode	Counts	NOTUSED	NOTUSED	NOTUSED	NOTUSED	NOTUSED	NOTUSED
Elem	Y	--	--	--	--	--	--
Wavlen	371.030	--	--	--	--	--	--
Avge	29157	--	--	--	--	--	--
SDev	153.2482	--	--	--	--	--	--
%RSD	.5255910	--	--	--	--	--	--
#1	29290	--	--	--	--	--	--
#2	29193	--	--	--	--	--	--
#3	28989	--	--	--	--	--	--

Method: METTRACE Sample Name: K1NNXBT Operator: RJG
Run Time: 10/28/08 15:12:46
Comment: TESTAMERICA PITTSBURGH ICP METALS ANALYSIS-INST TRACEICP
Mode: CONC Corr. Factor: 1

Elem	AG	AL	AS	B_	BA	BE	CA
Units	ppm	ppm	ppm	ppm	ppm	ppm	ppm
Avge	.00020	.03482	.00038	.00131	.00016	.00032	-.00749
SDev	.00077	.00379	.00064	.00066	.00014	.00006	.00110
%RSD	378.81	10.871	170.30	50.472	85.427	19.384	14.623
#1	.00062	.03123	.00016	.00157	.00009	.00036	-.00735
#2	-.00068	.03446	-.00013	.00056	.00008	.00036	-.00866
#3	.00068	.03877	.00110	.00181	.00033	.00025	-.00648
Errors	LC Pass	LC Pass	LC Pass	LC Pass	LC Pass	LC Pass	LC Pass
High	.00500	.20000	.01000	.20000	.20000	.00400	5.0000
Low	-.00500	-.20000	-.01000	-.20000	-.20000	-.00400	-5.0000

Elem	CD	CO	CR	CU	FE	K_	MG
Units	ppm	ppm	ppm	ppm	ppm	ppm	ppm
Avge	.00024	.00022	.00032	-.00091	.01685	.12685	.00982
SDev	.00004	.00020	.00065	.00032	.00731	.00787	.00629
%RSD	16.328	89.996	201.71	34.950	43.389	6.2069	64.067
#1	.00020	.00022	.00058	-.00112	.01070	.12953	.01220
#2	.00027	.00002	-.00042	-.00105	.01492	.11798	.00269
#3	.00026	.00042	.00082	-.00054	.02493	.13302	.01458
Errors	LC Pass	LC Pass	LC Pass	LC Pass	LC Pass	LC Pass	LC Pass
High	.00500	.05000	.00500	.02500	.10000	5.0000	5.0000
Low	-.00500	-.05000	-.00500	-.02500	-.10000	-5.0000	-5.0000

Elem	MN	MO	NA	NI	PB/1	PB/2	PB
Units	ppm	ppm	ppm	ppm	ppm	ppm	ppm
Avge	-.00010	.00065	-.36495	-.00009	.00184	.00169	.00174
SDev	.00005	.00035	.03250	.00028	.00230	.00218	.00071
%RSD	56.793	53.998	8.9044	305.44	125.21	128.46	40.537
#1	-.00010	.00099	-.35475	-.00041	.00449	-.00076	.00099
#2	-.00015	.00029	-.40132	.00003	.00039	.00339	.00239
#3	-.00004	.00065	-.33878	.00010	.00063	.00246	.00185
Errors	LC Pass	LC Pass	LC Pass	LC Pass	NOCHECK	NOCHECK	LC Pass
High	.01500	.04000	5.0000	.04000			.00300
Low	-.01500	-.04000	-5.0000	-.04000			-.00300

Elem	SB/1	SB/2	SB	SE/1	SE/2	SE	SI
Units	ppm	ppm	ppm	ppm	ppm	ppm	ppm
Avge	.00413	-.00080	.00084	-.00205	.00312	.00140	-.02404
SDev	.00346	.00071	.00096	.00211	.00117	.00059	.00526
%RSD	83.805	88.274	114.01	102.94	37.552	42.022	21.891
#1	.00061	-.00007	.00016	.00017	.00187	.00130	-.02883
#2	.00752	-.00086	.00193	-.00228	.00419	.00203	-.02490

#3	.00425	-.00148	.00043	-.00404	.00332	.00087	-.01841
Errors	NOCHECK	NOCHECK	LC Pass	NOCHECK	NOCHECK	LC Pass	LC Pass

High			.06000			.00500	.50000
Low			-.06000			-.00500	-.50000

Elem	SN	SR	TI	TL	V_	ZN	
Units	ppm	ppm	ppm	ppm	ppm	ppm	
Avge	.03125	-.00000	.00058	.00031	.00013	.00318	
SDev	.00134	.00012	.00014	.00248	.00029	.00009	
%RSD	4.2966	2737.9	24.004	813.72	218.20	2.8917	
#1	.03141	.00002	.00050	-.00185	.00038	.00308	
#2	.02983	-.00013	.00050	-.00025	-.00018	.00324	
#3	.03250	.00010	.00074	.00302	.00020	.00324	

Errors	LC Pass	LC Pass	LC Pass	LC Pass	LC Pass	LC Pass	
High	.10000	.05000	.05000	.01000	.05000	.02000	
Low	-.10000	-.05000	-.05000	-.01000	-.05000	-.02000	

IntStd	1	2	3	4	5	6	7
Mode	Counts	NOTUSED	NOTUSED	NOTUSED	NOTUSED	NOTUSED	NOTUSED
Elem	Y	--	--	--	--	--	--
Wavlen	371.030	--	--	--	--	--	--
Avge	29386	--	--	--	--	--	--
SDev	143.1188	--	--	--	--	--	--
%RSD	.4870314	--	--	--	--	--	--
#1	29317	--	--	--	--	--	--
#2	29551	--	--	--	--	--	--
#3	29291	--	--	--	--	--	--

Method: METTRACE Sample Name: K1NNXCT Operator: RJG
Run Time: 10/28/08 15:18:16
Comment: TESTAMERICA PITTSBURGH ICP METALS ANALYSIS-INST TRACEICP
Mode: CONC Corr. Factor: 1

Elem	AG	AL	AS	B_	BA	BE	CA
Units	ppm	ppm	ppm	ppm	ppm	ppm	ppm
Avge	.04990	1.9413	1.9215	.92115	1.9694	.05086	L-.00588
SDev	.00070	.0108	.0040	.00235	.0071	.00010	.00274
%RSD	1.3970	.55433	.20572	.25560	.35977	.18875	46.604
#1	.04981	1.9477	1.9192	.92164	1.9740	.05076	L-.00601
#2	.05064	1.9474	1.9260	.92322	1.9731	.05095	L-.00855
#3	.04925	1.9289	1.9192	.91859	1.9613	.05089	L-.00308
Errors	LC Pass	LC Pass	LC Pass	LC Pass	LC Pass	LC Pass	LC Low
High	.06000	2.4000	2.4000	1.2000	2.4000	.06000	60.000
Low	.04000	1.6000	1.6000	.80000	1.6000	.04000	40.000

Elem	CD	CO	CR	CU	FE	K_	MG
Units	ppm	ppm	ppm	ppm	ppm	ppm	ppm
Avge	.05012	.48946	.19901	.24946	1.0192	L.14050	L.00831
SDev	.00002	.00177	.00041	.00097	.0059	.00395	.00418
%RSD	.03589	.36208	.20768	.38923	.58240	2.8108	50.320
#1	.05010	.48882	.19873	.24997	1.0233	L.13677	L.00396
#2	.05012	.49146	.19949	.25007	1.0218	L.14010	L.01230
#3	.05014	.48810	.19882	.24834	1.0124	L.14464	L.00868
Errors	LC Pass	LC Pass	LC Pass	LC Pass	LC Pass	LC Low	LC Low
High	.06000	.60000	.24000	.30000	1.2000	60.000	60.000
Low	.04000	.40000	.16000	.20000	.80000	40.000	40.000

Elem	MN	MO	NA	NI	PB/1	PB/2	PB
Units	ppm	ppm	ppm	ppm	ppm	ppm	ppm
Avge	.49637	L.00086	L-.31593	.49506	.49043	.48976	.48998
SDev	.00119	.00029	.06986	.00180	.00100	.00109	.00056
%RSD	.24060	34.263	22.113	.36322	.20325	.22340	.11521
#1	.49635	L.00090	L-.34493	.49453	.48928	.49053	.49011
#2	.49757	L.00112	L-.23624	.49707	.49092	.49025	.49047
#3	.49518	L.00054	L-.36661	.49359	.49108	.48851	.48937
Errors	LC Pass	LC Low	LC Low	LC Pass	NOCHECK	NOCHECK	LC Pass
High	.60000	1.2000	60.000	.60000			.60000
Low	.40000	.80000	40.000	.40000			.40000

Elem	SB/1	SB/2	SB	SE/1	SE/2	SE	SI
Units	ppm	ppm	ppm	ppm	ppm	ppm	ppm
Avge	.00364	.00179	L.00241	1.8892	1.8973	1.8946	L-.02870
SDev	.00075	.00159	.00092	.0054	.0034	.0024	.00164
%RSD	20.621	89.078	38.116	.28727	.18093	.12468	5.7015
#1	.00451	.00058	L.00189	1.8912	1.9003	1.8973	L-.02715
#2	.00320	.00359	L.00346	1.8830	1.8980	1.8930	L-.02853

#3	.00321	.00119	L.00187	1.8933	1.8936	1.8935	L-.03041
Errors	NOCHECK	NOCHECK	LC Low	NOCHECK	NOCHECK	LC Pass	LC Low

High			.60000			2.4000	12.000
Low			.40000			1.6000	8.0000

Elem	SN	SR	TI	TL	V_	ZN	
Units	ppm	ppm	ppm	ppm	ppm	ppm	
Avge	L.02919	.98761	L.00058	1.9222	.49420	.49971	
SDev	.00153	.00350	.00019	.0083	.00125	.00104	
%RSD	5.2348	.35423	32.252	.43370	.25276	.20766	
#1	L.02765	.98935	L.00037	1.9210	.49463	.50006	
#2	L.02922	.98990	L.00074	1.9310	.49517	.50052	
#3	L.03070	.98358	L.00062	1.9145	.49279	.49854	

Errors	LC Low	LC Pass	LC Low	LC Pass	LC Pass	LC Pass	
High	2.4000	1.2000	1.2000	2.4000	.60000	.60000	
Low	1.6000	.80000	.80000	1.6000	.40000	.40000	

IntStd	1	2	3	4	5	6	7
Mode	Counts	NOTUSED	NOTUSED	NOTUSED	NOTUSED	NOTUSED	NOTUSED
Elem	Y	--	--	--	--	--	--
Wavlen	371.030	--	--	--	--	--	--
Avge	29140	--	--	--	--	--	--
SDev	80.40423	--	--	--	--	--	--
%RSD	.2759253	--	--	--	--	--	--
#1	29077	--	--	--	--	--	--
#2	29112	--	--	--	--	--	--
#3	29230	--	--	--	--	--	--

Method: METTRACE Sample Name: K1NNXLT Operator: RJG
Run Time: 10/28/08 15:23:46
Comment: TESTAMERICA PITTSBURGH ICP METALS ANALYSIS-INST TRACEICP
Mode: CONC Corr. Factor: 1

Elem	AG	AL	AS	B_	BA	BE	CA
Units	ppm	ppm	ppm	ppm	ppm	ppm	ppm
Avge	.05044	1.9498	1.9314	.92649	1.9768	.05100	L-.00190
SDev	.00016	.0140	.0101	.00497	.0077	.00012	.00057
%RSD	.31212	.71713	.52335	.53625	.39098	.22669	30.050
#1	.05029	1.9367	1.9307	.92201	1.9715	.05093	L-.00169
#2	.05060	1.9645	1.9418	.93183	1.9857	.05113	L-.00254
#3	.05041	1.9482	1.9216	.92562	1.9732	.05094	L-.00146
Errors	LC Pass	LC Pass	LC Pass	LC Pass	LC Pass	LC Pass	LC Low
High	.06000	2.4000	2.4000	1.2000	2.4000	.06000	60.000
Low	.04000	1.6000	1.6000	.80000	1.6000	.04000	40.000

Elem	CD	CO	CR	CU	FE	K_	MG
Units	ppm	ppm	ppm	ppm	ppm	ppm	ppm
Avge	.05027	.49046	.19975	.25078	1.0209	L.12047	L.00939
SDev	.00008	.00177	.00075	.00118	.0071	.01014	.00066
%RSD	.15327	.35989	.37557	.46987	.69102	8.4160	7.0688
#1	.05020	.48915	.19894	.24964	1.0172	L.10981	L.00968
#2	.05035	.49247	.20042	.25199	1.0164	L.12162	L.00863
#3	.05025	.48977	.19990	.25070	1.0290	L.12999	L.00986
Errors	LC Pass	LC Pass	LC Pass	LC Pass	LC Pass	LC Low	LC Low
High	.06000	.60000	.24000	.30000	1.2000	60.000	60.000
Low	.04000	.40000	.16000	.20000	.80000	40.000	40.000

Elem	MN	MO	NA	NI	PB/1	PB/2	PB
Units	ppm	ppm	ppm	ppm	ppm	ppm	ppm
Avge	.49793	L.00064	L-.45808	.49509	.49414	.49234	.49294
SDev	.00198	.00051	.20460	.00189	.00332	.00189	.00230
%RSD	.39765	79.364	44.665	.38247	.67117	.38384	.46715
#1	.49606	L.00107	L-.38637	.49372	.49169	.49034	.49079
#2	.50000	L.00008	L-.29899	.49725	.49791	.49410	.49537
#3	.49774	L.00077	L-.68889	.49430	.49280	.49257	.49265
Errors	LC Pass	LC Low	LC Low	LC Pass	NOCHECK	NOCHECK	LC Pass
High	.60000	1.2000	60.000	.60000			.60000
Low	.40000	.80000	40.000	.40000			.40000

Elem	SB/1	SB/2	SB	SE/1	SE/2	SE	SI
Units	ppm	ppm	ppm	ppm	ppm	ppm	ppm
Avge	.00271	.00023	L.00105	1.9034	1.9177	1.9129	L-.02521
SDev	.00186	.00032	.00070	.0102	.0151	.0133	.00156
%RSD	68.610	139.89	66.435	.53368	.78940	.69382	6.1821
#1	.00073	.00028	L.00043	1.8931	1.9003	1.8979	L-.02478
#2	.00442	.00051	L.00181	1.9134	1.9278	1.9231	L-.02391

#3	.00299	-.00011	L.00092	1.9037	1.9249	1.9179	L-.02694
Errors	NOCHECK	NOCHECK	LC Low	NOCHECK	NOCHECK	LC Pass	LC Low

High			.60000			2.4000	12.000
Low			.40000			1.6000	8.0000

Elem	SN	SR	TI	TL	V_	ZN	
Units	ppm	ppm	ppm	ppm	ppm	ppm	
Avge	L.03093	.99230	L-.00002	1.9283	.49645	.49828	
SDev	.00192	.00428	.00039	.0111	.00106	.00184	
%RSD	6.2078	.43135	1632.2	.57572	.21400	.36984	
#1	L.03311	.98961	L.00026	1.9201	.49523	.49659	
#2	L.02951	.99724	L-.00047	1.9410	.49693	.50024	
#3	L.03016	.99006	L.00013	1.9240	.49719	.49801	

Errors	LC Low	LC Pass	LC Low	LC Pass	LC Pass	LC Pass	
High	2.4000	1.2000	1.2000	2.4000	.60000	.60000	
Low	1.6000	.80000	.80000	1.6000	.40000	.40000	

IntStd	1	2	3	4	5	6	7
Mode	Counts	NOTUSED	NOTUSED	NOTUSED	NOTUSED	NOTUSED	NOTUSED
Elem	Y	--	--	--	--	--	--
Wavlen	371.030	--	--	--	--	--	--
Avge	29426	--	--	--	--	--	--
SDev	233.3456	--	--	--	--	--	--
%RSD	.7929986	--	--	--	--	--	--
#1	29687	--	--	--	--	--	--
#2	29353	--	--	--	--	--	--
#3	29238	--	--	--	--	--	--

Method: METTRACE Sample Name: K082XT Operator: RJG
Run Time: 10/28/08 15:29:14
Comment: TESTAMERICA PITTSBURGH ICP METALS ANALYSIS-INST TRACEICP
Mode: CONC Corr. Factor: 1

Elem	AG	AL	AS	B_	BA	BE	CA
Units	ppm	ppm	ppm	ppm	ppm	ppm	ppm
Avge	.00006	.08766	.00152	.00703	.02537	.00019	.31409
SDev	.00049	.00495	.00062	.00077	.00025	.00002	.00118
%RSD	814.71	5.6487	40.805	11.021	.96891	10.573	.37552
#1	-.00038	.08226	.00094	.00743	.02516	.00019	.31308
#2	.00059	.09198	.00217	.00751	.02564	.00021	.31538
#3	-.00003	.08874	.00145	.00613	.02532	.00017	.31380
Errors	LC Pass	LC Pass	LC Pass	LC Pass	LC Pass	LC Pass	LC Pass
High	2.0000	500.00	10.000	30.000	10.000	10.000	600.00
Low	-.00500	-.20000	-.01000	-.20000	-.20000	-.00400	-5.0000

Elem	CD	CO	CR	CU	FE	K_	MG
Units	ppm	ppm	ppm	ppm	ppm	ppm	ppm
Avge	.00028	.02042	.00047	.05929	.03523	.09631	.09178
SDev	.00011	.00083	.00045	.00048	.01331	.01018	.00205
%RSD	39.543	4.0806	94.609	.81238	37.782	10.572	2.2350
#1	.00020	.01963	-.00004	.05920	.02370	.10301	.08959
#2	.00041	.02129	.00079	.05980	.04980	.10133	.09365
#3	.00023	.02034	.00066	.05885	.03218	.08459	.09210
Errors	LC Pass	LC Pass	LC Pass	LC Pass	LC Pass	LC Pass	LC Pass
High	5.0000	100.00	20.000	10.000	500.00	400.00	600.00
Low	-.00500	-.05000	-.00500	-.02500	-.10000	-5.0000	-5.0000

Elem	MN	MO	NA	NI	PB/1	PB/2	PB
Units	ppm	ppm	ppm	ppm	ppm	ppm	ppm
Avge	.01668	.00103	.07822	.00046	.00189	.00267	.00241
SDev	.00005	.00008	.14128	.00042	.00198	.00144	.00047
%RSD	.30593	7.4249	180.63	90.756	104.65	53.864	19.574
#1	.01664	.00108	-.07596	.00011	.00414	.00107	.00209
#2	.01674	.00106	.20149	.00092	.00039	.00309	.00219
#3	.01667	.00094	.10912	.00035	.00115	.00385	.00295
Errors	LC Pass	LC Pass	LC Pass	LC Pass	NOCHECK	NOCHECK	LC Pass
High	20.000	20.000	400.00	100.00			5.0000
Low	-.01500	-.04000	-5.0000	-.04000			-.00300

Elem	SB/1	SB/2	SB	SE/1	SE/2	SE	SI
Units	ppm	ppm	ppm	ppm	ppm	ppm	ppm
Avge	.00496	.00027	.00183	.00310	.00531	.00457	.09279
SDev	.00218	.00253	.00131	.00069	.00116	.00093	.00411
%RSD	44.026	949.89	71.561	22.189	21.923	20.296	4.4275
#1	.00286	.00310	.00302	.00328	.00442	.00404	.08882
#2	.00722	-.00055	.00204	.00234	.00488	.00403	.09252

#3	.00480	-.00175	.00043	.00368	.00663	.00565	.09702
Errors	NOCHECK	NOCHECK	LC Pass	NOCHECK	NOCHECK	LC Pass	LC Pass

High			5.0000			10.000	50.000
Low			-.01000			-.00500	-.50000

Elem	SN	SR	TI	TL	V_	ZN	
Units	ppm	ppm	ppm	ppm	ppm	ppm	
Avge	.02938	.00112	.00201	.00157	.00032	.04788	
SDev	.00340	.00008	.00048	.00206	.00022	.00005	
%RSD	11.570	7.1806	23.838	131.35	68.056	.10018	
#1	.02771	.00103	.00158	.00104	.00019	.04793	
#2	.03329	.00119	.00253	.00384	.00057	.04784	
#3	.02714	.00114	.00193	-.00017	.00019	.04787	
Errors	LC Pass	LC Pass	LC Pass	LC Pass	LC Pass	LC Pass	
High	30.000	10.000	30.000	10.000	50.000	10.000	
Low	-.10000	-.05000	-.05000	-.01000	-.05000	-.02000	

IntStd	1	2	3	4	5	6	7
Mode	Counts	NOTUSED	NOTUSED	NOTUSED	NOTUSED	NOTUSED	NOTUSED
Elem	Y	--	--	--	--	--	--
Wavlen	371.030	--	--	--	--	--	--
Avge	29736	--	--	--	--	--	--
SDev	160.6159	--	--	--	--	--	--
%RSD	.5401373	--	--	--	--	--	--
#1	29565	--	--	--	--	--	--
#2	29760	--	--	--	--	--	--
#3	29883	--	--	--	--	--	--

Method: METTRACE Sample Name: K1DM5T Operator: RJG
Run Time: 10/28/08 15:34:44
Comment: TESTAMERICA PITTSBURGH ICP METALS ANALYSIS-INST TRACEICP
Mode: CONC Corr. Factor: 1

Elem	AG	AL	AS	B_	BA	BE	CA
Units	ppm	ppm	ppm	ppm	ppm	ppm	ppm
Avge	.00006	.06435	.00022	.00596	.03053	.00023	.23350
SDev	.00085	.00210	.00052	.00053	.00004	.00011	.00061
%RSD	1482.1	3.2579	235.93	8.9097	.13824	47.869	.26209
#1	-.00087	.06194	-.00000	.00568	.03051	.00018	.23314
#2	.00024	.06576	-.00015	.00563	.03058	.00016	.23315
#3	.00080	.06535	.00081	.00658	.03050	.00036	.23421
Errors	LC Pass	LC Pass	LC Pass	LC Pass	LC Pass	LC Pass	LC Pass
High	2.0000	500.00	10.000	30.000	10.000	10.000	600.00
Low	-.00500	-.20000	-.01000	-.20000	-.20000	-.00400	-5.0000

Elem	CD	CO	CR	CU	FE	K_	MG
Units	ppm	ppm	ppm	ppm	ppm	ppm	ppm
Avge	.00097	.00014	.00664	.05572	.92190	.11399	.07255
SDev	.00015	.00032	.00052	.00020	.01378	.01019	.00510
%RSD	15.844	232.24	7.7888	.36349	1.4946	8.9378	7.0247
#1	.00100	-.00021	.00606	.05579	.90856	.10228	.06667
#2	.00080	.00040	.00703	.05589	.92106	.11887	.07517
#3	.00111	.00022	.00684	.05550	.93608	.12082	.07579
Errors	LC Pass	LC Pass	LC Pass	LC Pass	LC Pass	LC Pass	LC Pass
High	5.0000	100.00	20.000	10.000	500.00	400.00	600.00
Low	-.00500	-.05000	-.00500	-.02500	-.10000	-5.0000	-5.0000

Elem	MN	MO	NA	NI	PB/1	PB/2	PB
Units	ppm	ppm	ppm	ppm	ppm	ppm	ppm
Avge	.03967	.00084	-.18983	.00228	.00914	.00735	.00794
SDev	.00003	.00071	.13529	.00076	.00217	.00178	.00071
%RSD	.06511	85.089	71.267	33.243	23.730	24.193	8.8761
#1	.03969	.00042	-.06523	.00156	.00891	.00863	.00872
#2	.03964	.00043	-.17054	.00220	.00709	.00810	.00776
#3	.03967	.00166	-.33373	.00307	.01141	.00532	.00735
Errors	LC Pass	LC Pass	LC Pass	LC Pass	NOCHECK	NOCHECK	LC Pass
High	20.000	20.000	400.00	100.00			5.0000
Low	-.01500	-.04000	-5.0000	-.04000			-.00300

Elem	SB/1	SB/2	SB	SE/1	SE/2	SE	SI
Units	ppm	ppm	ppm	ppm	ppm	ppm	ppm
Avge	.00231	.00182	.00198	-.00198	.00320	.00147	.15113
SDev	.00175	.00075	.00013	.00161	.00093	.00038	.00484
%RSD	75.868	41.031	6.4601	81.181	29.212	25.510	3.2004
#1	.00158	.00198	.00185	-.00304	.00422	.00181	.14802
#2	.00430	.00100	.00210	-.00278	.00298	.00107	.15670

#3	.00103	.00247	.00199	-.00013	.00239	.00155	.14866
Errors	NOCHECK	NOCHECK	LC Pass	NOCHECK	NOCHECK	LC Pass	LC Pass

High			5.0000			10.000	50.000
Low			-.01000			-.00500	-.50000

Elem	SN	SR	TI	TL	V_	ZN	
Units	ppm	ppm	ppm	ppm	ppm	ppm	
Avge	.03325	.00097	.00082	.00142	.00034	.21183	
SDev	.00287	.00010	.00018	.00135	.00048	.00028	
%RSD	8.6259	10.672	22.461	95.197	139.80	.13199	
#1	.03061	.00086	.00062	.00212	-.00010	.21206	
#2	.03283	.00098	.00086	.00227	.00028	.21192	
#3	.03630	.00106	.00098	-.00014	.00084	.21152	

Errors	LC Pass	LC Pass	LC Pass	LC Pass	LC Pass	LC Pass	
High	30.000	10.000	30.000	10.000	50.000	10.000	
Low	-.10000	-.05000	-.05000	-.01000	-.05000	-.02000	

IntStd	1	2	3	4	5	6	7
Mode	Counts	NOTUSED	NOTUSED	NOTUSED	NOTUSED	NOTUSED	NOTUSED
Elem	Y	--	--	--	--	--	--
Wavlen	371.030	--	--	--	--	--	--
Avge	29337	--	--	--	--	--	--
SDev	107.5230	--	--	--	--	--	--
%RSD	.3665137	--	--	--	--	--	--
#1	29319	--	--	--	--	--	--
#2	29239	--	--	--	--	--	--
#3	29452	--	--	--	--	--	--

Method: METTRACE Sample Name: CCV1-4 Operator: RJG
Run Time: 10/28/08 15:40:14
Comment: TESTAMERICA PITTSBURGH ICP METALS ANALYSIS-INST TRACEICP
Mode: CONC Corr. Factor: 1

Elem	AG	AL	AS	B_	BA	BE	CA
Units	ppm	ppm	ppm	ppm	ppm	ppm	ppm
Avge	1.0042	23.817	.49367	1.9431	1.9646	2.0175	48.720
SDev	.0007	.076	.00220	.0041	.0040	.0020	.084
%RSD	.06797	.32049	.44607	.20864	.20268	.10131	.17234
#1	1.0040	23.838	.49490	1.9386	1.9643	2.0198	48.816
#2	1.0049	23.881	.49113	1.9465	1.9687	2.0169	48.686
#3	1.0036	23.733	.49499	1.9443	1.9607	2.0158	48.659
Errors	LC Pass	LC Pass	LC Pass	LC Pass	LC Pass	LC Pass	LC Pass
High	1.1000	27.500	.55000	2.2000	2.2000	2.2000	55.000
Low	.90000	22.500	.45000	1.8000	1.8000	1.8000	45.000

Elem	CD	CO	CR	CU	FE	K_	MG
Units	ppm	ppm	ppm	ppm	ppm	ppm	ppm
Avge	.48210	1.9232	1.9248	1.9756	24.581	116.46	49.124
SDev	.00012	.0030	.0019	.0056	.032	.16	.074
%RSD	.02484	.15502	.09905	.28356	.13078	.14146	.15150
#1	.48224	1.9265	1.9268	1.9742	24.599	116.51	49.202
#2	.48204	1.9225	1.9246	1.9817	24.601	116.59	49.114
#3	.48203	1.9207	1.9230	1.9708	24.544	116.27	49.055
Errors	LC Pass	LC Pass	LC Pass	LC Pass	LC Pass	LC Pass	LC Pass
High	.55000	2.2000	2.2000	2.2000	27.500	137.50	55.000
Low	.45000	1.8000	1.8000	1.8000	22.500	112.50	45.000

Elem	MN	MO	NA	NI	PB/1	PB/2	PB
Units	ppm	ppm	ppm	ppm	ppm	ppm	ppm
Avge	1.9486	1.9543	120.66	1.9224	.48435	.48994	.48808
SDev	.0024	.0093	.41	.0039	.00298	.00210	.00176
%RSD	.12538	.47649	.34211	.20541	.61527	.42757	.35983
#1	1.9505	1.9437	120.77	1.9239	.48683	.49171	.49009
#2	1.9495	1.9607	121.00	1.9254	.48105	.49049	.48734
#3	1.9459	1.9587	120.20	1.9179	.48518	.48763	.48682
Errors	LC Pass	LC Pass	LC Pass	LC Pass	NOCHECK	NOCHECK	LC Pass
High	2.2000	2.2000	137.50	2.2000			.55000
Low	1.8000	1.8000	112.50	1.8000			.45000

Elem	SB/1	SB/2	SB	SE/1	SE/2	SE	SI
Units	ppm	ppm	ppm	ppm	ppm	ppm	ppm
Avge	.49590	.49312	.49404	.49321	.49367	.49352	L1.7867
SDev	.00056	.00146	.00095	.00245	.00215	.00114	.0060
%RSD	.11322	.29523	.19140	.49647	.43580	.23159	.33554
#1	.49535	.49258	.49350	.49583	.49154	.49297	L1.7908
#2	.49647	.49201	.49349	.49282	.49584	.49483	L1.7895

#3	.49587	.49476	.49513	.49099	.49364	.49276	L1.7798
Errors	NOCHECK	NOCHECK	LC Pass	NOCHECK	NOCHECK	LC Pass	LC Low

High			.55000			.55000	2.2000
Low			.45000			.45000	1.8000

Elem	SN	SR	TI	TL	V_	ZN	
Units	ppm	ppm	ppm	ppm	ppm	ppm	
Avge	1.9368	2.0069	1.9792	.96750	1.9577	1.9412	
SDev	.0045	.0054	.0005	.00346	.0014	.0018	
%RSD	.23200	.27066	.02594	.35795	.07086	.09426	
#1	1.9397	2.0052	1.9790	.96413	1.9592	1.9418	
#2	1.9390	2.0129	1.9798	.97105	1.9573	1.9427	
#3	1.9316	2.0025	1.9789	.96733	1.9565	1.9392	
Errors	LC Pass	LC Pass	LC Pass	LC Pass	LC Pass	LC Pass	
High	2.2000	2.2000	2.2000	1.1000	2.2000	2.2000	
Low	1.8000	1.8000	1.8000	.90000	1.8000	1.8000	

IntStd	1	2	3	4	5	6	7
Mode	Counts	NOTUSED	NOTUSED	NOTUSED	NOTUSED	NOTUSED	NOTUSED
Elem	Y	--	--	--	--	--	--
Wavlen	371.030	--	--	--	--	--	--
Avge	29256	--	--	--	--	--	--
SDev	164.7768	--	--	--	--	--	--
%RSD	.5632337	--	--	--	--	--	--
#1	29420	--	--	--	--	--	--
#2	29256	--	--	--	--	--	--
#3	29090	--	--	--	--	--	--

Method: METTRACE Sample Name: CCB4 Operator: RJG
Run Time: 10/28/08 15:45:43
Comment: TESTAMERICA PITTSBURGH ICP METALS ANALYSIS-INST TRACEICP
Mode: CONC Corr. Factor: 1

Elem	AG	AL	AS	B_	BA	BE	CA
Units	ppm	ppm	ppm	ppm	ppm	ppm	ppm
Avge	.00037	.03439	.00144	.00747	.00023	.00058	-.00816
SDev	.00049	.00341	.00034	.00214	.00006	.00007	.00314
%RSD	133.73	9.9008	23.825	28.630	27.317	11.405	38.495
#1	.00060	.03116	.00164	.00982	.00016	.00054	-.01028
#2	.00069	.03794	.00163	.00697	.00028	.00054	-.00964
#3	-.00020	.03406	.00104	.00563	.00025	.00065	-.00455
Errors	LC Pass	LC Pass	LC Pass	LC Pass	LC Pass	LC Pass	LC Pass
High	.00500	.20000	.01000	.20000	.20000	.00400	5.0000
Low	-.00500	-.20000	-.01000	-.20000	-.20000	-.00400	-5.0000

Elem	CD	CO	CR	CU	FE	K_	MG
Units	ppm	ppm	ppm	ppm	ppm	ppm	ppm
Avge	.00015	.00083	.00037	-.00159	.02003	.11972	.01007
SDev	.00016	.00022	.00010	.00025	.00919	.00499	.00070
%RSD	101.59	25.875	27.303	15.881	45.904	4.1713	6.9366
#1	-.00002	.00063	.00046	-.00144	.01258	.12408	.00974
#2	.00021	.00106	.00026	-.00145	.03030	.12083	.01088
#3	.00028	.00081	.00037	-.00188	.01719	.11427	.00960
Errors	LC Pass	LC Pass	LC Pass	LC Pass	LC Pass	LC Pass	LC Pass
High	.00500	.05000	.00500	.02500	.10000	5.0000	5.0000
Low	-.00500	-.05000	-.00500	-.02500	-.10000	-5.0000	-5.0000

Elem	MN	MO	NA	NI	PB/1	PB/2	PB
Units	ppm	ppm	ppm	ppm	ppm	ppm	ppm
Avge	.00015	.00695	-.56589	.00049	.00187	.00059	.00102
SDev	.00003	.00280	.08119	.00067	.00197	.00094	.00003
%RSD	19.386	40.323	14.347	136.14	105.24	159.38	3.1702
#1	.00012	.01010	-.48846	-.00028	.00396	-.00042	.00104
#2	.00017	.00602	-.65038	.00091	.00162	.00075	.00104
#3	.00016	.00473	-.55885	.00084	.00004	.00145	.00098
Errors	LC Pass	LC Pass	LC Pass	LC Pass	NOCHECK	NOCHECK	LC Pass
High	.01500	.04000	5.0000	.04000			.00300
Low	-.01500	-.04000	-5.0000	-.04000			-.00300

Elem	SB/1	SB/2	SB	SE/1	SE/2	SE	SI
Units	ppm	ppm	ppm	ppm	ppm	ppm	ppm
Avge	.00216	.00146	.00169	.00311	.00098	.00169	-.03720
SDev	.00255	.00228	.00134	.00157	.00122	.00119	.00129
%RSD	118.24	156.33	79.203	50.682	125.14	70.522	3.4635
#1	-.00066	.00333	.00200	.00191	-.00042	.00035	-.03572
#2	.00431	.00211	.00284	.00252	.00184	.00207	-.03807

#3	.00282	-.00108	.00022	.00489	.00152	.00264	-.03781
Errors	NOCHECK	NOCHECK	LC Pass	NOCHECK	NOCHECK	LC Pass	LC Pass

High			.06000			.00500	.50000
Low			-.06000			-.00500	-.50000

Elem	SN	SR	TI	TL	V_	ZN	
Units	ppm	ppm	ppm	ppm	ppm	ppm	
Avge	-.00055	.00017	.00066	.00437	.00001	.00127	
SDev	.00053	.00006	.00018	.00222	.00000	.00013	
%RSD	95.793	35.027	27.697	50.667	44.631	10.255	
#1	-.00002	.00014	.00050	.00683	.00000	.00115	
#2	-.00108	.00024	.00086	.00252	.00001	.00141	
#3	-.00055	.00014	.00062	.00377	.00001	.00127	

Errors	LC Pass	LC Pass	LC Pass	LC Pass	LC Pass	LC Pass	
High	.10000	.05000	.05000	.01000	.05000	.02000	
Low	-.10000	-.05000	-.05000	-.01000	-.05000	-.02000	

IntStd	1	2	3	4	5	6	7
Mode	Counts	NOTUSED	NOTUSED	NOTUSED	NOTUSED	NOTUSED	NOTUSED
Elem	Y	--	--	--	--	--	--
Wavlen	371.030	--	--	--	--	--	--
Avge	29693	--	--	--	--	--	--
SDev	173.5430	--	--	--	--	--	--
%RSD	.5844640	--	--	--	--	--	--
#1	29555	--	--	--	--	--	--
#2	29636	--	--	--	--	--	--
#3	29888	--	--	--	--	--	--

Method: METTRACE Sample Name: K1DNPT Operator: RJG
Run Time: 10/28/08 15:54:24
Comment: TESTAMERICA PITTSBURGH ICP METALS ANALYSIS-INST TRACEICP
Mode: CONC Corr. Factor: 1

Elem	AG	AL	AS	B_	BA	BE	CA
Units	ppm	ppm	ppm	ppm	ppm	ppm	ppm
Avge	.00017	.05900	.00085	.02877	.00617	-.00003	3.7875
SDev	.00018	.00115	.00118	.00023	.00008	.00006	.0203
%RSD	101.80	1.9564	139.70	.80352	1.2316	162.39	.53709
#1	.00030	.05767	-.00045	.02855	.00619	-.00008	3.7673
#2	-.00003	.05966	.00112	.02875	.00624	.00003	3.7874
#3	.00025	.05967	.00187	.02901	.00609	-.00006	3.8080
Errors	LC Pass	LC Pass	LC Pass	LC Pass	LC Pass	LC Pass	LC Pass
High	2.0000	500.00	10.000	30.000	10.000	10.000	600.00
Low	-.00500	-.20000	-.01000	-.20000	-.20000	-.00400	-5.0000

Elem	CD	CO	CR	CU	FE	K_	MG
Units	ppm	ppm	ppm	ppm	ppm	ppm	ppm
Avge	.00024	.00041	.00176	.25159	.10968	.10389	.20399
SDev	.00009	.00008	.00043	.00025	.00388	.00585	.00196
%RSD	35.972	19.187	24.174	.09782	3.5355	5.6340	.96206
#1	.00020	.00047	.00154	.25186	.10571	.09714	.20365
#2	.00019	.00032	.00150	.25137	.11346	.10695	.20223
#3	.00035	.00042	.00226	.25155	.10986	.10758	.20610
Errors	LC Pass	LC Pass	LC Pass	LC Pass	LC Pass	LC Pass	LC Pass
High	5.0000	100.00	20.000	10.000	500.00	400.00	600.00
Low	-.00500	-.05000	-.00500	-.02500	-.10000	-5.0000	-5.0000

Elem	MN	MO	NA	NI	PB/1	PB/2	PB
Units	ppm	ppm	ppm	ppm	ppm	ppm	ppm
Avge	.00625	.06452	-.26873	.00284	.19116	.19040	.19065
SDev	.00007	.00027	.17875	.00039	.00184	.00281	.00166
%RSD	1.0600	.41310	66.517	13.759	.96133	1.4735	.86898
#1	.00618	.06478	-.39248	.00240	.19218	.18716	.18883
#2	.00628	.06425	-.34991	.00297	.18904	.19206	.19106
#3	.00630	.06454	-.06379	.00314	.19226	.19198	.19207
Errors	LC Pass	LC Pass	LC Pass	LC Pass	NOCHECK	NOCHECK	LC Pass
High	20.000	20.000	400.00	100.00			5.0000
Low	-.01500	-.04000	-5.0000	-.04000			-.00300

Elem	SB/1	SB/2	SB	SE/1	SE/2	SE	SI
Units	ppm	ppm	ppm	ppm	ppm	ppm	ppm
Avge	.00560	.00134	.00276	.00645	.00489	.00541	.00361
SDev	.00164	.00022	.00050	.00170	.00267	.00123	.00245
%RSD	29.342	16.664	18.191	26.291	54.753	22.790	67.940
#1	.00421	.00158	.00245	.00693	.00361	.00472	.00519
#2	.00742	.00130	.00334	.00457	.00796	.00683	.00078

#3	.00519	.00113	.00248	.00785	.00309	.00468	.00486
Errors	NOCHECK	NOCHECK	LC Pass	NOCHECK	NOCHECK	LC Pass	LC Pass

High			5.0000			10.000	50.000
Low			-.01000			-.00500	-.50000

Elem	SN	SR	TI	TL	V_	ZN	
Units	ppm	ppm	ppm	ppm	ppm	ppm	
Avge	.09504	.00287	.00086	-.00170	.00035	2.0529	
SDev	.00074	.00005	.00012	.00222	.00039	.0042	
%RSD	.77865	1.6252	14.095	130.34	112.86	.20460	
#1	.09516	.00290	.00098	-.00378	.00003	2.0493	
#2	.09424	.00281	.00074	-.00196	.00022	2.0518	
#3	.09571	.00288	.00086	.00063	.00078	2.0575	
Errors	LC Pass	LC Pass	LC Pass	LC Pass	LC Pass	LC Pass	
High	30.000	10.000	30.000	10.000	50.000	10.000	
Low	-.10000	-.05000	-.05000	-.01000	-.05000	-.02000	

IntStd	1	2	3	4	5	6	7
Mode	Counts	NOTUSED	NOTUSED	NOTUSED	NOTUSED	NOTUSED	NOTUSED
Elem	Y	--	--	--	--	--	--
Wavlen	371.030	--	--	--	--	--	--
Avge	29269	--	--	--	--	--	--
SDev	82.02016	--	--	--	--	--	--
%RSD	.2802247	--	--	--	--	--	--
#1	29206	--	--	--	--	--	--
#2	29240	--	--	--	--	--	--
#3	29362	--	--	--	--	--	--

Method: METTRACE Sample Name: K1E33T Operator: RJG
Run Time: 10/28/08 15:59:53
Comment: TESTAMERICA PITTSBURGH ICP METALS ANALYSIS-INST TRACEICP
Mode: CONC Corr. Factor: 1

Elem	AG	AL	AS	B_	BA	BE	CA
Units	ppm	ppm	ppm	ppm	ppm	ppm	ppm
Avge	.00076	.05045	-.00031	.00247	.00100	.00002	.16333
SDev	.00058	.00182	.00110	.00112	.00008	.00009	.00067
%RSD	75.807	3.6094	358.24	45.250	8.4755	511.15	.41151
#1	.00131	.05253	.00043	.00365	.00109	-.00007	.16403
#2	.00016	.04916	-.00157	.00143	.00093	.00011	.16328
#3	.00081	.04966	.00021	.00234	.00096	.00001	.16269
Errors	LC Pass	LC Pass	LC Pass	LC Pass	LC Pass	LC Pass	LC Pass
High	2.0000	500.00	10.000	30.000	10.000	10.000	600.00
Low	-.00500	-.20000	-.01000	-.20000	-.20000	-.00400	-5.0000

Elem	CD	CO	CR	CU	FE	K_	MG
Units	ppm	ppm	ppm	ppm	ppm	ppm	ppm
Avge	.00024	.00027	.00073	-.00004	.02914	.06353	.06208
SDev	.00021	.00055	.00050	.00038	.00847	.00319	.00203
%RSD	87.824	203.48	68.640	1083.7	29.079	5.0234	3.2728
#1	.00045	.00088	.00116	.00027	.03841	.06338	.06322
#2	.00003	-.00020	.00018	-.00046	.02180	.06042	.05974
#3	.00025	.00013	.00085	.00008	.02720	.06680	.06329
Errors	LC Pass	LC Pass	LC Pass	LC Pass	LC Pass	LC Pass	LC Pass
High	5.0000	100.00	20.000	10.000	500.00	400.00	600.00
Low	-.00500	-.05000	-.00500	-.02500	-.10000	-5.0000	-5.0000

Elem	MN	MO	NA	NI	PB/1	PB/2	PB
Units	ppm	ppm	ppm	ppm	ppm	ppm	ppm
Avge	.00032	.00155	-.44029	.00143	.00086	.00063	.00070
SDev	.00005	.00052	.23759	.00091	.00196	.00232	.00090
%RSD	16.296	33.455	53.963	63.819	227.69	370.82	127.82
#1	.00037	.00184	-.24668	.00172	-.00005	.00161	.00105
#2	.00027	.00095	-.36874	.00041	-.00047	.00230	.00138
#3	.00032	.00185	-.70543	.00216	.00310	-.00203	-.00032
Errors	LC Pass	LC Pass	LC Pass	LC Pass	NOCHECK	NOCHECK	LC Pass
High	20.000	20.000	400.00	100.00			5.0000
Low	-.01500	-.04000	-5.0000	-.04000			-.00300

Elem	SB/1	SB/2	SB	SE/1	SE/2	SE	SI
Units	ppm	ppm	ppm	ppm	ppm	ppm	ppm
Avge	.00358	-.00142	.00024	-.00221	.00408	.00198	.07877
SDev	.00176	.00144	.00044	.00183	.00086	.00029	.00292
%RSD	49.100	101.13	183.43	82.798	21.083	14.618	3.7060
#1	.00509	-.00295	-.00027	-.00279	.00386	.00165	.07984
#2	.00398	-.00122	.00051	-.00369	.00502	.00212	.07547

#3	.00165	-.00009	.00049	-.00016	.00334	.00218	.08101
Errors	NOCHECK	NOCHECK	LC Pass	NOCHECK	NOCHECK	LC Pass	LC Pass

High			5.0000			10.000	50.000
Low			-.01000			-.00500	-.50000

Elem	SN	SR	TI	TL	V_	ZN	
Units	ppm	ppm	ppm	ppm	ppm	ppm	
Avge	.02932	.00056	.00090	-.00092	.00075	.00914	
SDev	.00210	.00015	.00007	.00068	.00128	.00011	
%RSD	7.1575	26.028	7.6362	73.602	171.45	1.1621	
#1	.02774	.00069	.00098	-.00154	.00223	.00910	
#2	.02853	.00040	.00086	-.00103	.00001	.00907	
#3	.03170	.00057	.00086	-.00020	.00001	.00926	

Errors	LC Pass	LC Pass	LC Pass	LC Pass	LC Pass	LC Pass	
High	30.000	10.000	30.000	10.000	50.000	10.000	
Low	-.10000	-.05000	-.05000	-.01000	-.05000	-.02000	

IntStd	1	2	3	4	5	6	7
Mode	Counts	NOTUSED	NOTUSED	NOTUSED	NOTUSED	NOTUSED	NOTUSED
Elem	Y	--	--	--	--	--	--
Wavlen	371.030	--	--	--	--	--	--
Avge	29793	--	--	--	--	--	--
SDev	17.93217	--	--	--	--	--	--
%RSD	.0601892	--	--	--	--	--	--
#1	29806	--	--	--	--	--	--
#2	29800	--	--	--	--	--	--
#3	29773	--	--	--	--	--	--

Method: METTRACE Sample Name: K1E37T Operator: RJG
Run Time: 10/28/08 16:05:23
Comment: TESTAMERICA PITTSBURGH ICP METALS ANALYSIS-INST TRACEICP
Mode: CONC Corr. Factor: 1

Elem	AG	AL	AS	B_	BA	BE	CA
Units	ppm	ppm	ppm	ppm	ppm	ppm	ppm
Avge	.00008	.06419	.00184	.00149	.00124	.00024	.20244
SDev	.00067	.00075	.00183	.00060	.00007	.00007	.00086
%RSD	883.13	1.1749	99.481	40.567	5.8947	28.029	.42597
#1	-.00020	.06385	.00394	.00146	.00122	.00031	.20204
#2	.00084	.06366	.00075	.00210	.00132	.00018	.20343
#3	-.00042	.06505	.00081	.00090	.00117	.00022	.20185
Errors	LC Pass	LC Pass	LC Pass	LC Pass	LC Pass	LC Pass	LC Pass
High	2.0000	500.00	10.000	30.000	10.000	10.000	600.00
Low	-.00500	-.20000	-.01000	-.20000	-.20000	-.00400	-5.0000

Elem	CD	CO	CR	CU	FE	K_	MG
Units	ppm	ppm	ppm	ppm	ppm	ppm	ppm
Avge	.00020	.00062	.00154	.00019	.25434	.09690	.06689
SDev	.00008	.00038	.00052	.00022	.00260	.00375	.00400
%RSD	37.767	60.752	33.635	111.90	1.0206	3.8648	5.9733
#1	.00027	.00073	.00155	-.00000	.25701	.10121	.06796
#2	.00022	.00093	.00205	.00042	.25183	.09505	.07024
#3	.00012	.00020	.00101	.00016	.25419	.09443	.06247
Errors	LC Pass	LC Pass	LC Pass	LC Pass	LC Pass	LC Pass	LC Pass
High	5.0000	100.00	20.000	10.000	500.00	400.00	600.00
Low	-.00500	-.05000	-.00500	-.02500	-.10000	-5.0000	-5.0000

Elem	MN	MO	NA	NI	PB/1	PB/2	PB
Units	ppm	ppm	ppm	ppm	ppm	ppm	ppm
Avge	.00124	.00028	-.32871	.00022	-.00013	.00235	.00152
SDev	.00012	.00039	.04410	.00062	.00400	.00195	.00088
%RSD	9.5881	136.67	13.415	279.94	3067.8	82.917	57.864
#1	.00116	.00073	-.34990	.00003	-.00343	.00260	.00060
#2	.00137	.00005	-.35821	.00091	.00431	.00029	.00163
#3	.00117	.00006	-.27802	-.00028	-.00128	.00416	.00235
Errors	LC Pass	LC Pass	LC Pass	LC Pass	NOCHECK	NOCHECK	LC Pass
High	20.000	20.000	400.00	100.00			5.0000
Low	-.01500	-.04000	-5.0000	-.04000			-.00300

Elem	SB/1	SB/2	SB	SE/1	SE/2	SE	SI
Units	ppm	ppm	ppm	ppm	ppm	ppm	ppm
Avge	.00533	-.00127	.00093	-.00543	.00254	-.00011	.05024
SDev	.00320	.00242	.00117	.00353	.00160	.00069	.00201
%RSD	60.149	191.37	125.38	65.129	63.077	628.63	4.0020
#1	.00774	-.00101	.00191	-.00440	.00321	.00067	.05053
#2	.00169	.00102	.00124	-.00252	.00071	-.00036	.04810

#3	.00655	-.00381	-.00036	-.00936	.00371	-.00064	.05208
Errors	NOCHECK	NOCHECK	LC Pass	NOCHECK	NOCHECK	LC Pass	LC Pass

High			5.0000			10.000	50.000
Low			-.01000			-.00500	-.50000

Elem	SN	SR	TI	TL	V_	ZN	
Units	ppm	ppm	ppm	ppm	ppm	ppm	
Avge	.02772	.00063	.00094	-.00078	.00082	.01108	
SDev	.00095	.00008	.00018	.00134	.00067	.00006	
%RSD	3.4282	12.174	19.381	172.65	81.465	.57566	
#1	.02698	.00059	.00110	-.00053	.00063	.01105	
#2	.02880	.00071	.00098	-.00222	.00155	.01115	
#3	.02739	.00057	.00074	.00042	.00026	.01104	
Errors	LC Pass	LC Pass	LC Pass	LC Pass	LC Pass	LC Pass	
High	30.000	10.000	30.000	10.000	50.000	10.000	
Low	-.10000	-.05000	-.05000	-.01000	-.05000	-.02000	
IntStd	1	2	3	4	5	6	7
Mode	Counts	NOTUSED	NOTUSED	NOTUSED	NOTUSED	NOTUSED	NOTUSED
Elem	Y	--	--	--	--	--	--
Wavlen	371.030	--	--	--	--	--	--
Avge	29727	--	--	--	--	--	--
SDev	96.77891	--	--	--	--	--	--
%RSD	.3255559	--	--	--	--	--	--
#1	29771	--	--	--	--	--	--
#2	29795	--	--	--	--	--	--
#3	29616	--	--	--	--	--	--

Method: METTRACE Sample Name: K1E3NT Operator: RJG
Run Time: 10/28/08 16:10:53
Comment: TESTAMERICA PITTSBURGH ICP METALS ANALYSIS-INST TRACEICP
Mode: CONC Corr. Factor: 1

Elem	AG	AL	AS	B_	BA	BE	CA
Units	ppm	ppm	ppm	ppm	ppm	ppm	ppm
Avge	.00005	.04753	-.00034	.00561	.00142	.00032	.28308
SDev	.00028	.00216	.00104	.00014	.00005	.00005	.00061
%RSD	511.40	4.5444	305.47	2.4469	3.4181	14.546	.21737
#1	-.00026	.04906	-.00149	.00545	.00144	.00028	.28265
#2	.00029	.04848	.00051	.00567	.00145	.00032	.28280
#3	.00013	.04506	-.00003	.00571	.00136	.00037	.28378
Errors	LC Pass	LC Pass	LC Pass	LC Pass	LC Pass	LC Pass	LC Pass
High	2.0000	500.00	10.000	30.000	10.000	10.000	600.00
Low	-.00500	-.20000	-.01000	-.20000	-.20000	-.00400	-5.0000

Elem	CD	CO	CR	CU	FE	K_	MG
Units	ppm	ppm	ppm	ppm	ppm	ppm	ppm
Avge	.00812	.00024	.00077	.00821	.19806	.11234	.06217
SDev	.00009	.00030	.00040	.00033	.01078	.00011	.00047
%RSD	1.1280	123.69	51.516	4.0512	5.4421	.09602	.75639
#1	.00814	.00004	.00037	.00809	.19481	.11224	.06204
#2	.00802	.00058	.00079	.00859	.21009	.11232	.06178
#3	.00820	.00010	.00116	.00796	.18928	.11246	.06269
Errors	LC Pass	LC Pass	LC Pass	LC Pass	LC Pass	LC Pass	LC Pass
High	5.0000	100.00	20.000	10.000	500.00	400.00	600.00
Low	-.00500	-.05000	-.00500	-.02500	-.10000	-5.0000	-5.0000

Elem	MN	MO	NA	NI	PB/1	PB/2	PB
Units	ppm	ppm	ppm	ppm	ppm	ppm	ppm
Avge	.00195	.01292	-.40174	.00088	.00163	.00236	.00212
SDev	.00002	.00088	.01012	.00038	.00268	.00188	.00075
%RSD	1.1868	6.7923	2.5198	43.047	165.05	79.660	35.552
#1	.00194	.01193	-.40866	.00093	-.00018	.00443	.00290
#2	.00193	.01357	-.40643	.00048	.00034	.00192	.00139
#3	.00197	.01328	-.39012	.00123	.00471	.00075	.00207
Errors	LC Pass	LC Pass	LC Pass	LC Pass	NOCHECK	NOCHECK	LC Pass
High	20.000	20.000	400.00	100.00			5.0000
Low	-.01500	-.04000	-5.0000	-.04000			-.00300

Elem	SB/1	SB/2	SB	SE/1	SE/2	SE	SI
Units	ppm	ppm	ppm	ppm	ppm	ppm	ppm
Avge	.00267	.00031	.00110	.00269	.00112	.00164	.09686
SDev	.00224	.00166	.00047	.00207	.00120	.00098	.00137
%RSD	83.919	536.71	42.899	77.122	107.54	59.593	1.4125
#1	.00288	.00080	.00149	.00030	.00139	.00102	.09794
#2	.00481	-.00154	.00058	.00398	.00217	.00277	.09731

#3	.00034	.00167	.00122	.00379	-.00020	.00113	.09532
Errors	NOCHECK	NOCHECK	LC Pass	NOCHECK	NOCHECK	LC Pass	LC Pass

High			5.0000			10.000	50.000
Low			-.01000			-.00500	-.50000

Elem	SN	SR	TI	TL	V_	ZN	
Units	ppm	ppm	ppm	ppm	ppm	ppm	
Avge	.02690	.00054	.00082	.00208	-.00000	.08018	
SDev	.00268	.00005	.00030	.00099	.00011	.00009	
%RSD	9.9538	9.7358	36.915	47.469	4176.4	.11034	
#1	.02613	.00048	.00086	.00193	.00006	.08028	
#2	.02469	.00056	.00110	.00313	-.00012	.08014	
#3	.02987	.00058	.00050	.00118	.00006	.08012	

Errors	LC Pass	LC Pass	LC Pass	LC Pass	LC Pass	LC Pass	
High	30.000	10.000	30.000	10.000	50.000	10.000	
Low	-.10000	-.05000	-.05000	-.01000	-.05000	-.02000	

IntStd	1	2	3	4	5	6	7
Mode	Counts	NOTUSED	NOTUSED	NOTUSED	NOTUSED	NOTUSED	NOTUSED
Elem	Y	--	--	--	--	--	--
Wavlen	371.030	--	--	--	--	--	--
Avge	29392	--	--	--	--	--	--
SDev	121.9511	--	--	--	--	--	--
%RSD	.4149144	--	--	--	--	--	--
#1	29270	--	--	--	--	--	--
#2	29392	--	--	--	--	--	--
#3	29514	--	--	--	--	--	--

Method: METTRACE Sample Name: K1FMNT Operator: RJG
Run Time: 10/28/08 16:16:23
Comment: TESTAMERICA PITTSBURGH ICP METALS ANALYSIS-INST TRACEICP
Mode: CONC Corr. Factor: 1

Elem	AG	AL	AS	B_	BA	BE	CA
Units	ppm	ppm	ppm	ppm	ppm	ppm	ppm
Avge	.00081	.37962	-.00068	.03020	.00189	.00022	.55662
SDev	.00062	.01621	.00082	.00108	.00013	.00026	.02104
%RSD	76.830	4.2701	120.64	3.5614	6.9002	118.66	3.7800
#1	.00145	.39561	-.00074	.03134	.00204	-.00003	.57809
#2	.00021	.38005	-.00147	.03005	.00179	.00019	.55574
#3	.00076	.36319	.00017	.02920	.00184	.00049	.53604
Errors	LC Pass	LC Pass	LC Pass	LC Pass	LC Pass	LC Pass	LC Pass
High	2.0000	500.00	10.000	30.000	10.000	10.000	600.00
Low	-.00500	-.20000	-.01000	-.20000	-.20000	-.00400	-5.0000

Elem	CD	CO	CR	CU	FE	K_	MG
Units	ppm	ppm	ppm	ppm	ppm	ppm	ppm
Avge	.00022	.00057	.00213	.01167	.19859	.89048	.27004
SDev	.00007	.00068	.00029	.00107	.01400	.05804	.01038
%RSD	32.081	118.72	13.791	9.1916	7.0519	6.5180	3.8430
#1	.00030	.00130	.00233	.01284	.21320	.94890	.28071
#2	.00020	-.00005	.00179	.01141	.18528	.88972	.26944
#3	.00017	.00047	.00227	.01075	.19729	.83282	.25998
Errors	LC Pass	LC Pass	LC Pass	LC Pass	LC Pass	LC Pass	LC Pass
High	5.0000	100.00	20.000	10.000	500.00	400.00	600.00
Low	-.00500	-.05000	-.00500	-.02500	-.10000	-5.0000	-5.0000

Elem	MN	MO	NA	NI	PB/1	PB/2	PB
Units	ppm	ppm	ppm	ppm	ppm	ppm	ppm
Avge	.00416	.00250	6.6305	.00120	.00446	.00231	.00303
SDev	.00017	.00050	.3089	.00032	.00131	.00133	.00046
%RSD	4.0393	19.882	4.6587	27.106	29.420	57.621	15.257
#1	.00434	.00298	6.9447	.00126	.00584	.00083	.00250
#2	.00412	.00253	6.6195	.00085	.00323	.00342	.00335
#3	.00401	.00198	6.3272	.00149	.00430	.00269	.00323
Errors	LC Pass	LC Pass	LC Pass	LC Pass	NOCHECK	NOCHECK	LC Pass
High	20.000	20.000	400.00	100.00			5.0000
Low	-.01500	-.04000	-5.0000	-.04000			-.00300

Elem	SB/1	SB/2	SB	SE/1	SE/2	SE	SI
Units	ppm	ppm	ppm	ppm	ppm	ppm	ppm
Avge	.00197	-.00053	.00030	.00460	.00135	.00243	.00902
SDev	.00146	.00142	.00051	.00257	.00252	.00207	.00760
%RSD	74.378	267.12	169.93	55.857	186.99	85.319	84.349
#1	.00028	.00100	.00076	.00559	.00425	.00470	.01757
#2	.00288	-.00181	-.00025	.00168	.00010	.00063	.00301

#3	.00274	-.00079	.00038	.00653	-.00030	.00197	.00647
Errors	NOCHECK	NOCHECK	LC Pass	NOCHECK	NOCHECK	LC Pass	LC Pass

High			5.0000			10.000	50.000
Low			-.01000			-.00500	-.50000

Elem	SN	SR	TI	TL	V_	ZN	
Units	ppm	ppm	ppm	ppm	ppm	ppm	
Avge	.02846	.00170	.00050	.00076	.00087	.07485	
SDev	.00125	.00011	.00021	.00124	.00013	.00241	
%RSD	4.3919	6.5406	41.310	162.87	14.988	3.2149	
#1	.02990	.00182	.00062	-.00013	.00101	.07707	
#2	.02786	.00161	.00026	.00217	.00080	.07520	
#3	.02762	.00166	.00062	.00024	.00078	.07229	

Errors	LC Pass	LC Pass	LC Pass	LC Pass	LC Pass	LC Pass	
High	30.000	10.000	30.000	10.000	50.000	10.000	
Low	-.10000	-.05000	-.05000	-.01000	-.05000	-.02000	

IntStd	1	2	3	4	5	6	7
Mode	Counts	NOTUSED	NOTUSED	NOTUSED	NOTUSED	NOTUSED	NOTUSED
Elem	Y	--	--	--	--	--	--
Wavlen	371.030	--	--	--	--	--	--
Avge	29712	--	--	--	--	--	--
SDev	749.7700	--	--	--	--	--	--
%RSD	2.523441	--	--	--	--	--	--
#1	28982	--	--	--	--	--	--
#2	29674	--	--	--	--	--	--
#3	30481	--	--	--	--	--	--

Method: METTRACE Sample Name: K1FMNP5T Operator: RJG
Run Time: 10/28/08 16:21:53
Comment: TESTAMERICA PITTSBURGH ICP METALS ANALYSIS-INST TRACEICP
Mode: CONC Corr. Factor: 1

Elem	AG	AL	AS	B_	BA	BE	CA
Units	ppm	ppm	ppm	ppm	ppm	ppm	ppm
Avge	.00002	.10155	-.00012	.00673	.00039	.00042	.10442
SDev	.00021	.00096	.00152	.00049	.00003	.00005	.00098
%RSD	1378.3	.94218	1319.1	7.2066	7.1972	11.703	.93937
#1	.00016	.10076	-.00184	.00725	.00037	.00047	.10334
#2	-.00023	.10127	.00103	.00665	.00042	.00043	.10525
#3	.00011	.10261	.00047	.00629	.00037	.00037	.10469

Elem	CD	CO	CR	CU	FE	K_	MG
Units	ppm	ppm	ppm	ppm	ppm	ppm	ppm
Avge	-.00004	.00018	.00044	.00048	.04819	.25806	.05797
SDev	.00020	.00020	.00013	.00011	.01004	.00639	.00351
%RSD	529.68	112.20	28.994	22.348	20.836	2.4752	6.0475
#1	-.00011	.00010	.00059	.00039	.04132	.26245	.05893
#2	-.00020	.00003	.00035	.00044	.04354	.26099	.05408
#3	.00019	.00041	.00039	.00059	.05971	.25073	.06089

Elem	MN	MO	NA	NI	PB/1	PB/2	PB
Units	ppm	ppm	ppm	ppm	ppm	ppm	ppm
Avge	.00082	.00032	.93805	-.00043	.00074	.00185	.00148
SDev	.00003	.00052	.14587	.00063	.00041	.00137	.00081
%RSD	4.1016	161.49	15.550	148.58	55.730	73.935	54.999
#1	.00085	.00063	.82808	-.00009	.00110	.00162	.00144
#2	.00080	-.00028	.88255	-.00116	.00083	.00061	.00068
#3	.00079	.00061	1.1035	-.00003	.00029	.00332	.00231

Elem	SB/1	SB/2	SB	SE/1	SE/2	SE	SI
Units	ppm	ppm	ppm	ppm	ppm	ppm	ppm
Avge	.00227	.00063	.00118	.00398	.00023	.00148	-.03284
SDev	.00096	.00148	.00067	.00120	.00135	.00109	.00333
%RSD	42.064	234.17	56.945	30.065	578.22	73.243	10.129
#1	.00171	.00150	.00157	.00265	.00017	.00099	-.03307
#2	.00173	.00148	.00157	.00495	.00162	.00273	-.03604
#3	.00338	-.00108	.00040	.00436	-.00108	.00073	-.02940

Elem	SN	SR	TI	TL	V_	ZN
Units	ppm	ppm	ppm	ppm	ppm	ppm
Avge	.00374	.00032	.00014	.00121	.00002	.01714
SDev	.00158	.00004	.00012	.00215	.00018	.00012
%RSD	42.235	13.073	82.296	177.64	1209.5	.67633
#1	.00208	.00028	.00014	.00080	.00020	.01728
#2	.00523	.00030	.00026	-.00070	.00001	.01707
#3	.00390	.00036	.00003	.00354	-.00017	.01708

IntStd	1	2	3	4	5	6	7
Mode	Counts	NOTUSED	NOTUSED	NOTUSED	NOTUSED	NOTUSED	NOTUSED
Elem	Y	--	--	--	--	--	--
Wavlen	371.030	--	--	--	--	--	--
Avge	29714	--	--	--	--	--	--
SDev	91.05164	--	--	--	--	--	--
%RSD	.3064249	--	--	--	--	--	--
#1	29625	--	--	--	--	--	--
#2	29711	--	--	--	--	--	--
#3	29807	--	--	--	--	--	--

Method: METTRACE Sample Name: K1NJ6B Operator: RJG
Run Time: 10/28/08 16:27:23
Comment: TESTAMERICA PITTSBURGH ICP METALS ANALYSIS-INST TRACEICP
Mode: CONC Corr. Factor: 1

Elem	AG	AL	AS	B_	BA	BE	CA
Units	ppm	ppm	ppm	ppm	ppm	ppm	ppm
Avge	-.00022	.04163	.00030	.00093	.00007	.00035	-.00034
SDev	.00086	.00180	.00079	.00055	.00011	.00005	.00111
%RSD	389.11	4.3333	260.06	58.396	161.01	14.695	322.86
#1	.00069	.04253	.00101	.00144	.00020	.00032	.00088
#2	-.00103	.04280	.00045	.00100	.00000	.00032	-.00065
#3	-.00033	.03955	-.00055	.00036	.00001	.00041	-.00126
Errors	LC Pass	LC Pass	LC Pass	LC Pass	LC Pass	LC Pass	LC Pass
High	.00500	.20000	.01000	.20000	.20000	.00400	5.0000
Low	-.00500	-.20000	-.01000	-.20000	-.20000	-.00400	-5.0000

Elem	CD	CO	CR	CU	FE	K_	MG
Units	ppm	ppm	ppm	ppm	ppm	ppm	ppm
Avge	-.00004	.00024	-.00003	-.00174	.00745	.10141	.00542
SDev	.00013	.00101	.00060	.00057	.00773	.00497	.00578
%RSD	295.50	415.84	1791.6	32.493	103.76	4.8983	106.59
#1	.00010	.00129	.00056	-.00144	.01527	.10605	.01205
#2	-.00016	-.00073	-.00064	-.00139	.00725	.09617	.00151
#3	-.00007	.00018	-.00002	-.00240	-.00018	.10202	.00270
Errors	LC Pass	LC Pass	LC Pass	LC Pass	LC Pass	LC Pass	LC Pass
High	.00500	.05000	.00500	.02500	.10000	5.0000	5.0000
Low	-.00500	-.05000	-.00500	-.02500	-.10000	-5.0000	-5.0000

Elem	MN	MO	NA	NI	PB/1	PB/2	PB
Units	ppm	ppm	ppm	ppm	ppm	ppm	ppm
Avge	-.00013	-.00027	-.89951	.00037	-.00186	.00116	.00015
SDev	.00008	.00034	.11180	.00042	.00362	.00328	.00109
%RSD	60.987	124.36	12.429	113.20	194.67	283.71	718.44
#1	-.00004	.00006	-.78012	.00073	-.00072	-.00089	-.00083
#2	-.00020	-.00061	-.91667	-.00009	-.00592	.00494	.00133
#3	-.00015	-.00027	-1.0018	.00048	.00105	-.00059	-.00004
Errors	LC Pass	LC Pass	LC Pass	LC Pass	NOCHECK	NOCHECK	LC Pass
High	.01500	.04000	5.0000	.04000			.00300
Low	-.01500	-.04000	-5.0000	-.04000			-.00300

Elem	SB/1	SB/2	SB	SE/1	SE/2	SE	SI
Units	ppm	ppm	ppm	ppm	ppm	ppm	ppm
Avge	.00295	-.00089	.00039	.00715	-.00083	.00183	-.04008
SDev	.00266	.00190	.00040	.00391	.00217	.00015	.00692
%RSD	90.097	214.85	101.87	54.620	261.93	8.3000	17.256
#1	.00055	.00097	.00083	.01147	-.00325	.00165	-.03275
#2	.00582	-.00283	.00005	.00387	.00097	.00193	-.04100

#3	.00249	-.00080	.00029	.00611	-.00021	.00190	-.04650
Errors	NOCHECK	NOCHECK	LC Pass	NOCHECK	NOCHECK	LC Pass	LC Pass

High			.06000			.00500	.50000
Low			-.06000			-.00500	-.50000

Elem	SN	SR	TI	TL	V_	ZN	
Units	ppm	ppm	ppm	ppm	ppm	ppm	
Avge	-.00090	.00002	.00002	.00144	.00013	.00326	
SDev	.00081	.00012	.00032	.00124	.00075	.00007	
%RSD	89.224	552.14	1572.0	85.984	597.06	2.2097	
#1	-.00002	.00016	.00014	.00265	.00093	.00334	
#2	-.00161	-.00005	.00026	.00149	-.00056	.00323	
#3	-.00108	-.00005	-.00034	.00018	.00000	.00320	
Errors	LC Pass	LC Pass	LC Pass	LC Pass	LC Pass	LC Pass	
High	.10000	.05000	.05000	.01000	.05000	.02000	
Low	-.10000	-.05000	-.05000	-.01000	-.05000	-.02000	

IntStd	1	2	3	4	5	6	7
Mode	Counts	NOTUSED	NOTUSED	NOTUSED	NOTUSED	NOTUSED	NOTUSED
Elem	Y	--	--	--	--	--	--
Wavlen	371.030	--	--	--	--	--	--
Avge	29569	--	--	--	--	--	--
SDev	60.05939	--	--	--	--	--	--
%RSD	.2031148	--	--	--	--	--	--
#1	29620	--	--	--	--	--	--
#2	29585	--	--	--	--	--	--
#3	29503	--	--	--	--	--	--

Method: METTRACE Sample Name: K1NJ6C Operator: RJG
Run Time: 10/28/08 16:32:53
Comment: TESTAMERICA PITTSBURGH ICP METALS ANALYSIS-INST TRACEICP
Mode: CONC Corr. Factor: 1

Elem	AG	AL	AS	B_	BA	BE	CA
Units	ppm	ppm	ppm	ppm	ppm	ppm	ppm
Avge	.05084	1.9889	1.9885	.96440	1.9709	.05191	48.566
SDev	.00033	.0037	.0025	.00342	.0042	.00012	.069
%RSD	.64454	.18733	.12374	.35432	.21080	.23644	.14237
#1	.05047	1.9851	1.9864	.96117	1.9661	.05200	48.634
#2	.05098	1.9891	1.9912	.96406	1.9733	.05177	48.496
#3	.05108	1.9926	1.9878	.96798	1.9733	.05196	48.567
Errors	LC Pass	LC Pass	LC Pass	LC Pass	LC Pass	LC Pass	LC Pass
High	.06000	2.4000	2.4000	1.2000	2.4000	.06000	60.000
Low	.04000	1.6000	1.6000	.80000	1.6000	.04000	40.000

Elem	CD	CO	CR	CU	FE	K_	MG
Units	ppm	ppm	ppm	ppm	ppm	ppm	ppm
Avge	.04970	.48486	.19783	.24973	.91522	46.981	49.773
SDev	.00008	.00022	.00015	.00052	.00946	.165	.055
%RSD	.15496	.04515	.07859	.21001	1.0339	.35092	.11023
#1	.04970	.48495	.19800	.24928	.92166	46.798	49.822
#2	.04977	.48462	.19775	.24961	.90436	47.026	49.714
#3	.04962	.48503	.19773	.25031	.91966	47.118	49.782
Errors	LC Pass	LC Pass	LC Pass	LC Pass	LC Pass	LC Pass	LC Pass
High	.06000	.60000	.24000	.30000	1.2000	60.000	60.000
Low	.04000	.40000	.16000	.20000	.80000	40.000	40.000

Elem	MN	MO	NA	NI	PB/1	PB/2	PB
Units	ppm	ppm	ppm	ppm	ppm	ppm	ppm
Avge	.49782	L-.00064	49.155	.49074	.48680	.49103	.48962
SDev	.00017	.00046	.034	.00154	.00296	.00114	.00052
%RSD	.03446	71.222	.06856	.31451	.60738	.23247	.10605
#1	.49798	L-.00038	49.126	.49231	.48393	.49161	.48905
#2	.49764	L-.00117	49.147	.48922	.48983	.48971	.48975
#3	.49784	L-.00037	49.192	.49070	.48664	.49177	.49006
Errors	LC Pass	LC Low	LC Pass	LC Pass	NOCHECK	NOCHECK	LC Pass
High	.60000	1.2000	60.000	.60000			.60000
Low	.40000	.80000	40.000	.40000			.40000

Elem	SB/1	SB/2	SB	SE/1	SE/2	SE	SI
Units	ppm	ppm	ppm	ppm	ppm	ppm	ppm
Avge	.00310	-.00083	L.00048	2.0406	2.0364	2.0378	L-.03630
SDev	.00274	.00158	.00076	.0040	.0035	.0031	.00427
%RSD	88.201	191.02	156.59	.19461	.17090	.15326	11.755
#1	.00615	-.00173	L.00089	2.0436	2.0348	2.0377	L-.03268
#2	.00084	.00100	L.00094	2.0361	2.0340	2.0347	L-.04100

#3	.00233	-.00175	L-.00039	2.0421	2.0404	2.0410	L-.03521
Errors	NOCHECK	NOCHECK	LC Low	NOCHECK	NOCHECK	LC Pass	LC Low

High			.60000			2.4000	12.000
Low			.40000			1.6000	8.0000

Elem	SN	SR	TI	TL	V_	ZN	
Units	ppm	ppm	ppm	ppm	ppm	ppm	
Avge	L-.00091	.99266	L-.00022	1.9416	.50074	.49683	
SDev	.00285	.00203	.00043	.0056	.00107	.00004	
%RSD	314.77	.20433	194.74	.28833	.21421	.00827	
#1	L.00236	.99032	L-.00010	1.9387	.50082	.49679	
#2	L-.00293	.99373	L-.00070	1.9380	.50178	.49687	
#3	L-.00214	.99392	L.00014	1.9480	.49963	.49683	

Errors	LC Low	LC Pass	LC Low	LC Pass	LC Pass	LC Pass	
High	2.4000	1.2000	1.2000	2.4000	.60000	.60000	
Low	1.6000	.80000	.80000	1.6000	.40000	.40000	

IntStd	1	2	3	4	5	6	7
Mode	Counts	NOTUSED	NOTUSED	NOTUSED	NOTUSED	NOTUSED	NOTUSED
Elem	Y	--	--	--	--	--	--
Wavlen	371.030	--	--	--	--	--	--
Avge	29464	--	--	--	--	--	--
SDev	95.64438	--	--	--	--	--	--
%RSD	.3246091	--	--	--	--	--	--
#1	29541	--	--	--	--	--	--
#2	29495	--	--	--	--	--	--
#3	29357	--	--	--	--	--	--

Method: METTRACE Sample Name: K09L0 Operator: RJG
Run Time: 10/28/08 16:38:22
Comment: TESTAMERICA PITTSBURGH ICP METALS ANALYSIS-INST TRACEICP
Mode: CONC Corr. Factor: 1

Elem	AG	AL	AS	B_	BA	BE	CA
Units	ppm	ppm	ppm	ppm	ppm	ppm	ppm
Avge	.00159	.05429	.01119	.03751	2.2827	.00003	152.81
SDev	.00044	.00896	.00116	.00224	.0999	.00056	6.24
%RSD	27.722	16.511	10.375	5.9647	4.3762	1829.9	4.0830
#1	.00108	.06460	.01127	.04007	2.3980	-.00061	159.99
#2	.00182	.04836	.01000	.03645	2.2209	.00030	148.75
#3	.00185	.04991	.01231	.03599	2.2293	.00040	149.69
Errors	LC Pass	LC Pass	LC Pass	LC Pass	LC Pass	LC Pass	LC Pass
High	2.0000	500.00	10.000	30.000	10.000	10.000	600.00
Low	-.00500	-.20000	-.01000	-.20000	-.20000	-.00400	-5.0000

Elem	CD	CO	CR	CU	FE	K_	MG
Units	ppm	ppm	ppm	ppm	ppm	ppm	ppm
Avge	-.00039	.00078	.00125	.01125	24.749	2.0783	31.314
SDev	.00003	.00029	.00030	.00112	1.044	.1209	1.318
%RSD	7.9470	37.124	23.610	9.9216	4.2168	5.8151	4.2076
#1	-.00039	.00045	.00096	.01253	25.951	2.2178	32.832
#2	-.00036	.00094	.00155	.01046	24.074	2.0059	30.474
#3	-.00042	.00096	.00126	.01076	24.222	2.0112	30.634
Errors	LC Pass	LC Pass	LC Pass	LC Pass	LC Pass	LC Pass	LC Pass
High	5.0000	100.00	20.000	10.000	500.00	400.00	600.00
Low	-.00500	-.05000	-.00500	-.02500	-.10000	-5.0000	-5.0000

Elem	MN	MO	NA	NI	PB/1	PB/2	PB
Units	ppm	ppm	ppm	ppm	ppm	ppm	ppm
Avge	6.1263	-.00083	56.780	.02108	.00183	.00641	.00488
SDev	.2564	.00070	2.175	.00031	.00275	.00271	.00095
%RSD	4.1849	84.733	3.8306	1.4727	150.19	42.363	19.488
#1	6.4221	-.00028	59.291	.02073	-.00129	.00923	.00573
#2	5.9665	-.00059	55.523	.02118	.00392	.00382	.00385
#3	5.9904	-.00162	55.525	.02133	.00286	.00617	.00507
Errors	LC Pass	LC Pass	LC Pass	LC Pass	NOCHECK	NOCHECK	LC Pass
High	20.000	20.000	400.00	100.00			5.0000
Low	-.01500	-.04000	-5.0000	-.04000			-.00300

Elem	SB/1	SB/2	SB	SE/1	SE/2	SE	SI
Units	ppm	ppm	ppm	ppm	ppm	ppm	ppm
Avge	.00400	.00010	.00140	.00809	.00225	.00419	15.674
SDev	.00162	.00224	.00099	.00213	.00291	.00133	.662
%RSD	40.611	2334.7	70.752	26.354	129.20	31.770	4.2216
#1	.00586	-.00244	.00033	.00604	.00557	.00573	16.437
#2	.00291	.00093	.00159	.00792	.00102	.00332	15.260

#3	.00322	.00180	.00227	.01030	.00016	.00353	15.324
Errors	NOCHECK	NOCHECK	LC Pass	NOCHECK	NOCHECK	LC Pass	LC Pass

High			5.0000			10.000	50.000
Low			-.01000			-.00500	-.50000

Elem	SN	SR	TI	TL	V_	ZN	
Units	ppm	ppm	ppm	ppm	ppm	ppm	
Avge	.00139	.53195	-.00100	.00093	.00377	.03189	
SDev	.00426	.02352	.00020	.00286	.00107	.00126	
%RSD	305.30	4.4220	19.587	307.78	28.271	3.9577	
#1	-.00253	.55907	-.00082	.00415	.00299	.03335	
#2	.00592	.51713	-.00097	-.00133	.00498	.03116	
#3	.00079	.51965	-.00121	-.00004	.00334	.03117	

Errors	LC Pass	LC Pass	LC Pass	LC Pass	LC Pass	LC Pass	
High	30.000	10.000	30.000	10.000	50.000	10.000	
Low	-.10000	-.05000	-.05000	-.01000	-.05000	-.02000	

IntStd	1	2	3	4	5	6	7
Mode	Counts	NOTUSED	NOTUSED	NOTUSED	NOTUSED	NOTUSED	NOTUSED
Elem	Y	--	--	--	--	--	--
Wavlen	371.030	--	--	--	--	--	--
Avge	28462	--	--	--	--	--	--
SDev	1018.234	--	--	--	--	--	--
%RSD	3.577507	--	--	--	--	--	--
#1	27289	--	--	--	--	--	--
#2	28976	--	--	--	--	--	--
#3	29121	--	--	--	--	--	--

Method: METTRACE Sample Name: K09L9 Operator: RJG
Run Time: 10/28/08 16:43:52
Comment: TESTAMERICA PITTSBURGH ICP METALS ANALYSIS-INST TRACEICP
Mode: CONC Corr. Factor: 1

Elem	AG	AL	AS	B_	BA	BE	CA
Units	ppm	ppm	ppm	ppm	ppm	ppm	ppm
Avge	-.00021	.05197	.00170	.12762	1.3336	.00002	190.47
SDev	.00049	.00215	.00162	.00060	.0114	.00005	.78
%RSD	232.31	4.1442	95.204	.46888	.85329	257.70	.41146
#1	.00027	.05440	.00317	.12762	1.3251	-.00002	190.24
#2	-.00019	.05120	.00196	.12703	1.3292	.00007	189.82
#3	-.00071	.05031	-.00003	.12822	1.3465	.00000	191.34
Errors	LC Pass	LC Pass	LC Pass	LC Pass	LC Pass	LC Pass	LC Pass
High	2.0000	500.00	10.000	30.000	10.000	10.000	600.00
Low	-.00500	-.20000	-.01000	-.20000	-.20000	-.00400	-5.0000

Elem	CD	CO	CR	CU	FE	K_	MG
Units	ppm	ppm	ppm	ppm	ppm	ppm	ppm
Avge	-.00004	-.00075	.00004	.00770	.67067	4.1684	55.575
SDev	.00008	.00045	.00031	.00010	.00710	.0439	.269
%RSD	189.15	60.340	745.86	1.3230	1.0581	1.0543	.48409
#1	.00005	-.00025	.00038	.00781	.67764	4.1373	55.423
#2	-.00010	-.00089	-.00002	.00767	.67091	4.1493	55.417
#3	-.00009	-.00112	-.00023	.00761	.66346	4.2187	55.886
Errors	LC Pass	LC Pass	LC Pass	LC Pass	LC Pass	LC Pass	LC Pass
High	5.0000	100.00	20.000	10.000	500.00	400.00	600.00
Low	-.00500	-.05000	-.00500	-.02500	-.10000	-5.0000	-5.0000

Elem	MN	MO	NA	NI	PB/1	PB/2	PB
Units	ppm	ppm	ppm	ppm	ppm	ppm	ppm
Avge	2.0328	-.00017	29.408	.00008	-.00425	.00229	.00011
SDev	.0109	.00070	.215	.00016	.00048	.00089	.00072
%RSD	.53861	417.20	.73092	191.76	11.201	38.829	665.21
#1	2.0266	.00044	29.192	.00023	-.00453	.00133	-.00062
#2	2.0264	-.00001	29.410	-.00009	-.00453	.00244	.00012
#3	2.0454	-.00093	29.621	.00011	-.00370	.00309	.00083
Errors	LC Pass	LC Pass	LC Pass	LC Pass	NOCHECK	NOCHECK	LC Pass
High	20.000	20.000	400.00	100.00			5.0000
Low	-.01500	-.04000	-5.0000	-.04000			-.00300

Elem	SB/1	SB/2	SB	SE/1	SE/2	SE	SI
Units	ppm	ppm	ppm	ppm	ppm	ppm	ppm
Avge	.00491	-.00074	.00114	.00343	.00073	.00163	12.254
SDev	.00142	.00168	.00159	.00333	.00091	.00092	.082
%RSD	28.963	225.82	139.47	97.280	125.09	56.571	.67169
#1	.00327	-.00266	-.00068	.00585	.00103	.00264	12.196
#2	.00585	.00044	.00224	.00481	-.00030	.00140	12.218

#3	.00560	-.00001	.00186	-.00038	.00144	.00084	12.348
Errors	NOCHECK	NOCHECK	LC Pass	NOCHECK	NOCHECK	LC Pass	LC Pass

High			5.0000			10.000	50.000
Low			-.01000			-.00500	-.50000

Elem	SN	SR	TI	TL	V_	ZN	
Units	ppm	ppm	ppm	ppm	ppm	ppm	
Avge	-.00153	1.5075	-.00094	.00339	.00376	.03246	
SDev	.00082	.0121	.00020	.00261	.00128	.00037	
%RSD	53.715	.80584	21.177	77.101	33.994	1.1410	
#1	-.00135	1.4977	-.00072	.00498	.00229	.03203	
#2	-.00243	1.5037	-.00097	.00480	.00457	.03271	
#3	-.00081	1.5211	-.00112	.00037	.00443	.03264	
Errors	LC Pass	LC Pass	LC Pass	LC Pass	LC Pass	LC Pass	
High	30.000	10.000	30.000	10.000	50.000	10.000	
Low	-.10000	-.05000	-.05000	-.01000	-.05000	-.02000	

IntStd	1	2	3	4	5	6	7
Mode	Counts	NOTUSED	NOTUSED	NOTUSED	NOTUSED	NOTUSED	NOTUSED
Elem	Y	--	--	--	--	--	--
Wavlen	371.030	--	--	--	--	--	--
Avge	28912	--	--	--	--	--	--
SDev	214.7176	--	--	--	--	--	--
%RSD	.7426468	--	--	--	--	--	--
#1	29080	--	--	--	--	--	--
#2	28986	--	--	--	--	--	--
#3	28671	--	--	--	--	--	--

Method: METTRACE Sample Name: CCV1-5 Operator: RJG
Run Time: 10/28/08 16:49:21
Comment: TESTAMERICA PITTSBURGH ICP METALS ANALYSIS-INST TRACEICP
Mode: CONC Corr. Factor: 1

Elem	AG	AL	AS	B_	BA	BE	CA
Units	ppm	ppm	ppm	ppm	ppm	ppm	ppm
Avge	.99983	23.643	.49066	1.9327	1.9602	2.0196	48.493
SDev	.00492	.093	.00260	.0060	.0078	.0123	.294
%RSD	.49241	.39524	.53017	.30878	.39652	.60931	.60550
#1	1.0031	23.669	.48890	1.9310	1.9633	2.0217	48.445
#2	1.0022	23.721	.49365	1.9393	1.9659	2.0307	48.807
#3	.99417	23.539	.48943	1.9278	1.9514	2.0063	48.226
Errors	LC Pass	LC Pass	LC Pass	LC Pass	LC Pass	LC Pass	LC Pass
High	1.1000	27.500	.55000	2.2000	2.2000	2.2000	55.000
Low	.90000	22.500	.45000	1.8000	1.8000	1.8000	45.000

Elem	CD	CO	CR	CU	FE	K_	MG
Units	ppm	ppm	ppm	ppm	ppm	ppm	ppm
Avge	.48221	1.9145	1.9203	1.9647	24.533	115.87	49.224
SDev	.00319	.0104	.0115	.0079	.139	.58	.279
%RSD	.66174	.54363	.59694	.40306	.56658	.50076	.56703
#1	.48220	1.9145	1.9212	1.9701	24.517	116.13	49.256
#2	.48540	1.9250	1.9312	1.9685	24.680	116.28	49.486
#3	.47902	1.9041	1.9084	1.9556	24.403	115.21	48.930
Errors	LC Pass	LC Pass	LC Pass	LC Pass	LC Pass	LC Pass	LC Pass
High	.55000	2.2000	2.2000	2.2000	27.500	137.50	55.000
Low	.45000	1.8000	1.8000	1.8000	22.500	112.50	45.000

Elem	MN	MO	NA	NI	PB/1	PB/2	PB
Units	ppm	ppm	ppm	ppm	ppm	ppm	ppm
Avge	1.9452	1.9525	120.09	1.9219	.48127	.48568	.48421
SDev	.0103	.0152	.32	.0112	.00617	.00388	.00204
%RSD	.53132	.77629	.26536	.58511	1.2829	.79846	.42223
#1	1.9459	1.9382	120.20	1.9274	.48635	.48122	.48293
#2	1.9552	1.9684	120.33	1.9293	.48306	.48832	.48657
#3	1.9345	1.9511	119.73	1.9089	.47440	.48749	.48313
Errors	LC Pass	LC Pass	LC Pass	LC Pass	NOCHECK	NOCHECK	LC Pass
High	2.2000	2.2000	137.50	2.2000			.55000
Low	1.8000	1.8000	112.50	1.8000			.45000

Elem	SB/1	SB/2	SB	SE/1	SE/2	SE	SI
Units	ppm	ppm	ppm	ppm	ppm	ppm	ppm
Avge	.48963	.49081	.49042	.49271	.49085	.49147	L1.7988
SDev	.00666	.00643	.00453	.00630	.00411	.00293	.0124
%RSD	1.3601	1.3091	.92411	1.2783	.83659	.59685	.68731
#1	.48194	.49206	.48869	.49817	.48683	.49061	1.8049
#2	.49363	.49652	.49556	.49415	.49504	.49474	1.8068

#3	.49331	.48385	.48700	.48582	.49069	.48907	L1.7845
Errors	NOCHECK	NOCHECK	LC Pass	NOCHECK	NOCHECK	LC Pass	LC Low

High			.55000			.55000	2.2000
Low			.45000			.45000	1.8000

Elem	SN	SR	TI	TL	V_	ZN	
Units	ppm	ppm	ppm	ppm	ppm	ppm	
Avge	1.9424	2.0222	1.9784	.95970	1.9481	1.9269	
SDev	.0120	.0086	.0086	.00422	.0108	.0085	
%RSD	.61944	.42633	.43520	.44021	.55229	.44093	
#1	1.9386	2.0264	1.9779	.95910	1.9472	1.9293	
#2	1.9558	2.0279	1.9873	.96420	1.9592	1.9340	
#3	1.9326	2.0123	1.9701	.95581	1.9378	1.9175	
Errors	LC Pass	LC Pass	LC Pass	LC Pass	LC Pass	LC Pass	
High	2.2000	2.2000	2.2000	1.1000	2.2000	2.2000	
Low	1.8000	1.8000	1.8000	.90000	1.8000	1.8000	

IntStd	1	2	3	4	5	6	7
Mode	Counts	NOTUSED	NOTUSED	NOTUSED	NOTUSED	NOTUSED	NOTUSED
Elem	Y	--	--	--	--	--	--
Wavlen	371.030	--	--	--	--	--	--
Avge	29227	--	--	--	--	--	--
SDev	142.8969	--	--	--	--	--	--
%RSD	.4889209	--	--	--	--	--	--
#1	29122	--	--	--	--	--	--
#2	29169	--	--	--	--	--	--
#3	29390	--	--	--	--	--	--

Method: METTRACE Sample Name: CCB5 Operator: RJG
Run Time: 10/28/08 16:54:51
Comment: TESTAMERICA PITTSBURGH ICP METALS ANALYSIS-INST TRACEICP
Mode: CONC Corr. Factor: 1

Elem	AG	AL	AS	B_	BA	BE	CA
Units	ppm	ppm	ppm	ppm	ppm	ppm	ppm
Avge	.00072	.04223	.00139	.00791	.00029	.00048	-.00504
SDev	.00075	.00352	.00123	.00183	.00017	.00005	.00454
%RSD	103.55	8.3276	88.542	23.080	56.534	10.049	90.158
#1	.00000	.03882	.00245	.00987	.00010	.00047	-.01018
#2	.00067	.04584	.00004	.00762	.00040	.00053	-.00155
#3	.00150	.04204	.00167	.00625	.00038	.00043	-.00338
Errors	LC Pass	LC Pass	LC Pass	LC Pass	LC Pass	LC Pass	LC Pass
High	.00500	.20000	.01000	.20000	.20000	.00400	5.0000
Low	-.00500	-.20000	-.01000	-.20000	-.20000	-.00400	-5.0000

Elem	CD	CO	CR	CU	FE	K_	MG
Units	ppm	ppm	ppm	ppm	ppm	ppm	ppm
Avge	.00031	.00092	.00057	-.00189	.02276	.11895	.01178
SDev	.00010	.00064	.00040	.00037	.00932	.01098	.00535
%RSD	33.890	69.637	70.391	19.749	40.938	9.2314	45.430
#1	.00019	.00038	.00011	-.00231	.01213	.10793	.00623
#2	.00035	.00075	.00083	-.00176	.02950	.12989	.01222
#3	.00038	.00162	.00079	-.00159	.02665	.11904	.01691
Errors	LC Pass	LC Pass	LC Pass	LC Pass	LC Pass	LC Pass	LC Pass
High	.00500	.05000	.00500	.02500	.10000	5.0000	5.0000
Low	-.00500	-.05000	-.00500	-.02500	-.10000	-5.0000	-5.0000

Elem	MN	MO	NA	NI	PB/1	PB/2	PB
Units	ppm	ppm	ppm	ppm	ppm	ppm	ppm
Avge	.00022	.00669	-.82110	.00052	-.00073	.00165	.00086
SDev	.00019	.00213	.12397	.00086	.00113	.00087	.00028
%RSD	82.838	31.893	15.098	164.22	154.94	52.504	32.304
#1	.00001	.00877	-.95079	-.00047	-.00137	.00176	.00072
#2	.00033	.00680	-.70378	.00106	-.00139	.00247	.00118
#3	.00033	.00450	-.80873	.00099	.00057	.00074	.00068
Errors	LC Pass	LC Pass	LC Pass	LC Pass	NOCHECK	NOCHECK	LC Pass
High	.01500	.04000	5.0000	.04000			.00300
Low	-.01500	-.04000	-5.0000	-.04000			-.00300

Elem	SB/1	SB/2	SB	SE/1	SE/2	SE	SI
Units	ppm	ppm	ppm	ppm	ppm	ppm	ppm
Avge	.00410	.00060	.00177	-.00066	.00043	.00007	-.03602
SDev	.00090	.00209	.00110	.00201	.00049	.00093	.00323
%RSD	21.880	347.87	62.148	305.98	113.41	1395.6	8.9717
#1	.00433	.00036	.00168	.00167	.00084	.00112	-.03657
#2	.00486	-.00136	.00071	-.00187	.00055	-.00026	-.03254

#3	.00311	.00280	.00290	-.00177	-.00011	-.00066	-.03894
Errors	NOCHECK	NOCHECK	LC Pass	NOCHECK	NOCHECK	LC Pass	LC Pass

High			.06000			.00500	.50000
Low			-.06000			-.00500	-.50000

Elem	SN	SR	TI	TL	V_	ZN	
Units	ppm	ppm	ppm	ppm	ppm	ppm	
Avge	.00043	.00028	.00094	.00321	.00051	.00134	
SDev	.00215	.00016	.00037	.00409	.00047	.00030	
%RSD	504.31	56.705	39.278	127.33	93.045	22.740	
#1	-.00081	.00010	.00086	.00452	.00056	.00099	
#2	-.00081	.00035	.00135	-.00137	.00001	.00156	
#3	.00291	.00039	.00062	.00649	.00095	.00147	
Errors	LC Pass	LC Pass	LC Pass	LC Pass	LC Pass	LC Pass	
High	.10000	.05000	.05000	.01000	.05000	.02000	
Low	-.10000	-.05000	-.05000	-.01000	-.05000	-.02000	

IntStd	1	2	3	4	5	6	7
Mode	Counts	NOTUSED	NOTUSED	NOTUSED	NOTUSED	NOTUSED	NOTUSED
Elem	Y	--	--	--	--	--	--
Wavlen	371.030	--	--	--	--	--	--
Avge	29383	--	--	--	--	--	--
SDev	112.9281	--	--	--	--	--	--
%RSD	.3843372	--	--	--	--	--	--
#1	29503	--	--	--	--	--	--
#2	29279	--	--	--	--	--	--
#3	29366	--	--	--	--	--	--

Method: METTRACE Sample Name: K09MA Operator: RJG
Run Time: 10/28/08 17:00:21
Comment: TESTAMERICA PITTSBURGH ICP METALS ANALYSIS-INST TRACEICP
Mode: CONC Corr. Factor: 1

Elem	AG	AL	AS	B_	BA	BE	CA
Units	ppm	ppm	ppm	ppm	ppm	ppm	ppm
Avge	.00044	.05115	.00087	.07269	.71664	.00015	112.90
SDev	.00054	.00148	.00053	.00053	.00168	.00003	.59
%RSD	123.33	2.8999	61.330	.72848	.23431	20.596	.51990
#1	.00104	.05173	.00144	.07260	.71705	.00011	113.57
#2	-.00002	.04946	.00080	.07222	.71479	.00017	112.50
#3	.00030	.05225	.00038	.07326	.71807	.00016	112.63
Errors	LC Pass	LC Pass	LC Pass	LC Pass	LC Pass	LC Pass	LC Pass
High	2.0000	500.00	10.000	30.000	10.000	10.000	600.00
Low	-.00500	-.20000	-.01000	-.20000	-.20000	-.00400	-5.0000

Elem	CD	CO	CR	CU	FE	K_	MG
Units	ppm	ppm	ppm	ppm	ppm	ppm	ppm
Avge	.00002	.00104	.00040	.01593	.00113	1.2657	23.003
SDev	.00013	.00024	.00039	.00014	.00903	.0102	.110
%RSD	836.12	23.504	98.874	.89219	801.63	.80324	.48034
#1	.00017	.00091	.00071	.01594	.00249	1.2759	23.130
#2	-.00007	.00089	-.00004	.01607	-.00850	1.2556	22.927
#3	-.00006	.00132	.00053	.01578	.00939	1.2656	22.952
Errors	LC Pass	LC Pass	LC Pass	LC Pass	LC Pass	LC Pass	LC Pass
High	5.0000	100.00	20.000	10.000	500.00	400.00	600.00
Low	-.00500	-.05000	-.00500	-.02500	-.10000	-5.0000	-5.0000

Elem	MN	MO	NA	NI	PB/1	PB/2	PB
Units	ppm	ppm	ppm	ppm	ppm	ppm	ppm
Avge	2.6047	.00478	26.336	.00817	-.00446	.00320	.00065
SDev	.0106	.00035	.135	.00041	.00175	.00154	.00062
%RSD	.40741	7.3359	.51318	4.9934	39.175	48.092	95.212
#1	2.6168	.00514	26.386	.00798	-.00246	.00160	.00025
#2	2.5967	.00476	26.183	.00864	-.00526	.00467	.00136
#3	2.6006	.00444	26.440	.00790	-.00566	.00334	.00034
Errors	LC Pass	LC Pass	LC Pass	LC Pass	NOCHECK	NOCHECK	LC Pass
High	20.000	20.000	400.00	100.00			5.0000
Low	-.01500	-.04000	-5.0000	-.04000			-.00300

Elem	SB/1	SB/2	SB	SE/1	SE/2	SE	SI
Units	ppm	ppm	ppm	ppm	ppm	ppm	ppm
Avge	.00508	-.00192	.00041	.00318	.00068	.00151	10.773
SDev	.00167	.00211	.00106	.00187	.00367	.00194	.028
%RSD	32.766	110.26	255.66	58.758	543.45	128.71	.26106
#1	.00439	.00025	.00163	.00464	-.00340	-.00072	10.800
#2	.00388	-.00204	-.00007	.00383	.00169	.00241	10.744

#3	.00698	-.00397	-.00032	.00108	.00373	.00285	10.776
Errors	NOCHECK	NOCHECK	LC Pass	NOCHECK	NOCHECK	LC Pass	LC Pass

High			5.0000			10.000	50.000
Low			-.01000			-.00500	-.50000

Elem	SN	SR	TI	TL	V_	ZN	
Units	ppm	ppm	ppm	ppm	ppm	ppm	
Avge	-.00072	.45461	-.00044	.00189	.00164	.02946	
SDev	.00155	.00085	.00019	.00137	.00040	.00009	
%RSD	214.04	.18813	42.869	72.402	24.302	.30289	
#1	.00106	.45489	-.00060	.00063	.00208	.02938	
#2	-.00162	.45366	-.00047	.00335	.00132	.02955	
#3	-.00162	.45530	-.00023	.00171	.00151	.02943	
Errors	LC Pass	LC Pass	LC Pass	LC Pass	LC Pass	LC Pass	
High	30.000	10.000	30.000	10.000	50.000	10.000	
Low	-.10000	-.05000	-.05000	-.01000	-.05000	-.02000	

IntStd	1	2	3	4	5	6	7
Mode	Counts	NOTUSED	NOTUSED	NOTUSED	NOTUSED	NOTUSED	NOTUSED
Elem	Y	--	--	--	--	--	--
Wavlen	371.030	--	--	--	--	--	--
Avge	29153	--	--	--	--	--	--
SDev	68.08543	--	--	--	--	--	--
%RSD	.2335486	--	--	--	--	--	--
#1	29086	--	--	--	--	--	--
#2	29222	--	--	--	--	--	--
#3	29149	--	--	--	--	--	--

Method: METTRACE Sample Name: K1E0R Operator: RJG
Run Time: 10/28/08 17:05:50
Comment: TESTAMERICA PITTSBURGH ICP METALS ANALYSIS-INST TRACEICP
Mode: CONC Corr. Factor: 1

Elem	AG	AL	AS	B_	BA	BE	CA
Units	ppm	ppm	ppm	ppm	ppm	ppm	ppm
Avge	.00013	1.8068	.00123	.08219	.00050	-.00015	102.69
SDev	.00036	.0034	.00062	.00092	.00010	.00013	.73
%RSD	277.94	.19040	50.143	1.1171	20.613	86.789	.70868
#1	.00017	1.8050	.00194	.08147	.00044	-.00000	102.52
#2	-.00025	1.8107	.00087	.08188	.00044	-.00024	102.07
#3	.00047	1.8045	.00088	.08322	.00062	-.00019	103.49
Errors	LC Pass	LC Pass	LC Pass	LC Pass	LC Pass	LC Pass	LC Pass
High	2.0000	500.00	10.000	30.000	10.000	10.000	600.00
Low	-.00500	-.20000	-.01000	-.20000	-.20000	-.00400	-5.0000

Elem	CD	CO	CR	CU	FE	K_	MG
Units	ppm	ppm	ppm	ppm	ppm	ppm	ppm
Avge	-.00001	.00041	.00016	-.00033	.00418	191.94	3.3822
SDev	.00009	.00058	.00034	.00020	.01609	.93	.0215
%RSD	1124.1	141.78	208.98	60.986	384.67	.48342	.63543
#1	-.00000	.00038	.00015	-.00019	.01370	192.21	3.3782
#2	-.00010	-.00016	-.00017	-.00055	-.01440	192.69	3.3630
#3	.00008	.00100	.00051	-.00023	.01325	190.90	3.4054
Errors	LC Pass	LC Pass	LC Pass	LC Pass	LC Pass	LC Pass	LC Pass
High	5.0000	100.00	20.000	10.000	500.00	400.00	600.00
Low	-.00500	-.05000	-.00500	-.02500	-.10000	-5.0000	-5.0000

Elem	MN	MO	NA	NI	PB/1	PB/2	PB
Units	ppm	ppm	ppm	ppm	ppm	ppm	ppm
Avge	.00048	.14498	399.05	.00074	-.00109	.00101	.00031
SDev	.00006	.00150	2.74	.00063	.00211	.00085	.00052
%RSD	12.647	1.0308	.68651	84.673	192.80	83.886	169.49
#1	.00045	.14436	398.83	.00094	-.00297	.00198	.00033
#2	.00055	.14390	H401.89	.00004	.00119	.00064	.00082
#3	.00044	.14669	396.43	.00125	-.00149	.00041	-.00022
Errors	LC Pass	LC Pass	LC Pass	LC Pass	NOCHECK	NOCHECK	LC Pass
High	20.000	20.000	400.00	100.00			5.0000
Low	-.01500	-.04000	-5.0000	-.04000			-.00300

Elem	SB/1	SB/2	SB	SE/1	SE/2	SE	SI
Units	ppm	ppm	ppm	ppm	ppm	ppm	ppm
Avge	.00176	-.00009	.00053	.00721	-.00027	.00222	.38749
SDev	.00174	.00138	.00040	.00344	.00099	.00120	.00872
%RSD	99.123	1563.5	75.713	47.764	364.11	53.938	2.2505
#1	.00308	-.00143	.00007	.00844	.00072	.00329	.39743
#2	-.00022	.00133	.00082	.00986	-.00127	.00244	.38391

#3	.00240	-.00016	.00069	.00332	-.00027	.00093	.38113
Errors	NOCHECK	NOCHECK	LC Pass	NOCHECK	NOCHECK	LC Pass	LC Pass

High			5.0000			10.000	50.000
Low			-.01000			-.00500	-.50000

Elem	SN	SR	TI	TL	V_	ZN	
Units	ppm	ppm	ppm	ppm	ppm	ppm	
Avge	.00160	.11388	.21155	.00301	.03511	.00328	
SDev	.00258	.00009	.00055	.00139	.00134	.00007	
%RSD	161.40	.07890	.25781	46.203	3.8202	2.1356	
#1	.00053	.11383	.21129	.00461	.03539	.00321	
#2	.00455	.11383	.21119	.00216	.03365	.00335	
#3	-.00028	.11399	.21218	.00225	.03629	.00330	

Errors	LC Pass	LC Pass	LC Pass	LC Pass	LC Pass	LC Pass	
High	30.000	10.000	30.000	10.000	50.000	10.000	
Low	-.10000	-.05000	-.05000	-.01000	-.05000	-.02000	

IntStd	1	2	3	4	5	6	7
Mode	Counts	NOTUSED	NOTUSED	NOTUSED	NOTUSED	NOTUSED	NOTUSED
Elem	Y	--	--	--	--	--	--
Wavlen	371.030	--	--	--	--	--	--
Avge	29072	--	--	--	--	--	--
SDev	109.8947	--	--	--	--	--	--
%RSD	.3780101	--	--	--	--	--	--
#1	28945	--	--	--	--	--	--
#2	29128	--	--	--	--	--	--
#3	29142	--	--	--	--	--	--

Method: METTRACE Sample Name: K1GNM Operator: RJG
Run Time: 10/28/08 17:11:20
Comment: TESTAMERICA PITTSBURGH ICP METALS ANALYSIS-INST TRACEICP
Mode: CONC Corr. Factor: 1

Elem	AG	AL	AS	B_	BA	BE	CA
Units	ppm	ppm	ppm	ppm	ppm	ppm	ppm
Avge	.00014	.06315	.00154	.48537	S122.90	.00006	318.62
SDev	.00079	.00278	.00141	.00189	.90	.00006	1.83
%RSD	587.39	4.3996	91.847	.38892	.72972	88.358	.57535
#1	-.00034	.06458	.00299	.48321	S121.87	.00000	316.59
#2	-.00031	.05995	.00144	.48618	S123.28	.00009	320.16
#3	.00105	.06492	.00017	.48672	S123.54	.00011	319.12
Errors	LC Pass	LC Pass	LC Pass	LC Pass	LC High	LC Pass	LC Pass
High	2.0000	500.00	10.000	30.000	10.000	10.000	600.00
Low	-.00500	-.20000	-.01000	-.20000	-.20000	-.00400	-5.0000

Elem	CD	CO	CR	CU	FE	K_	MG
Units	ppm	ppm	ppm	ppm	ppm	ppm	ppm
Avge	.00001	-.04154	.00431	.00725	21.004	10.646	35.497
SDev	.00013	.00025	.00014	.00023	.092	.053	.141
%RSD	1854.5	.59326	3.2688	3.1715	.43646	.49671	.39682
#1	.00013	-.04133	.00421	.00747	20.905	10.616	35.344
#2	.00001	-.04149	.00425	.00701	21.087	10.614	35.620
#3	-.00012	-.04181	.00447	.00726	21.019	10.707	35.528
Errors	LC Pass	LC Pass	LC Pass	LC Pass	LC Pass	LC Pass	LC Pass
High	5.0000	100.00	20.000	10.000	500.00	400.00	600.00
Low	-.00500	-.05000	-.00500	-.02500	-.10000	-5.0000	-5.0000

Elem	MN	MO	NA	NI	PB/1	PB/2	PB
Units	ppm	ppm	ppm	ppm	ppm	ppm	ppm
Avge	.44426	.00151	H1161.5	.00342	.00413	.00704	.00607
SDev	.00160	.00066	4.5	.00097	.00236	.00118	.00018
%RSD	.36114	43.398	.38648	28.312	57.092	16.802	2.9896
#1	.44249	.00209	H1160.8	.00231	.00279	.00797	.00624
#2	.44560	.00080	H1157.4	.00383	.00275	.00745	.00588
#3	.44470	.00165	H1166.3	.00411	.00686	.00571	.00609
Errors	LC Pass	LC Pass	LC High	LC Pass	NOCHECK	NOCHECK	LC Pass
High	20.000	20.000	400.00	100.00			5.0000
Low	-.01500	-.04000	-5.0000	-.04000			-.00300

Elem	SB/1	SB/2	SB	SE/1	SE/2	SE	SI
Units	ppm	ppm	ppm	ppm	ppm	ppm	ppm
Avge	.00374	-.00144	.00029	.00256	-.00192	-.00043	.83120
SDev	.00250	.00151	.00114	.00353	.00204	.00081	.00006
%RSD	66.748	104.92	397.79	137.71	106.49	190.96	.00673
#1	.00547	-.00034	.00160	-.00090	.00043	-.00001	.83119
#2	.00488	-.00316	-.00048	.00243	-.00326	-.00137	.83115

#3	.00088	-.00082	-.00026	.00616	-.00293	.00009	.83126
Errors	NOCHECK	NOCHECK	LC Pass	NOCHECK	NOCHECK	LC Pass	LC Pass

High			5.0000			10.000	50.000
Low			-.01000			-.00500	-.50000

Elem	SN	SR	TI	TL	V_	ZN	
Units	ppm	ppm	ppm	ppm	ppm	ppm	
Avge	-.00071	S50.126	-.00059	.00255	.00055	.20196	
SDev	.00289	86.821	.00031	.00021	.00060	.00043	
%RSD	408.50	173.21	53.513	8.0508	109.25	.21259	
#1	-.00390	S150.38	-.00092	.00237	.00116	.20156	
#2	.00174	S-.00021	-.00055	.00251	-.00004	.20241	
#3	.00004	S-.00021	-.00029	.00278	.00053	.20191	

Errors	LC Pass	LC High	LC Pass	LC Pass	LC Pass	LC Pass	
High	30.000	10.000	30.000	10.000	50.000	10.000	
Low	-.10000	-.05000	-.05000	-.01000	-.05000	-.02000	

IntStd	1	2	3	4	5	6	7
Mode	Counts	NOTUSED	NOTUSED	NOTUSED	NOTUSED	NOTUSED	NOTUSED
Elem	Y	--	--	--	--	--	--
Wavlen	371.030	--	--	--	--	--	--
Avge	27603	--	--	--	--	--	--
SDev	195.4978	--	--	--	--	--	--
%RSD	.7082370	--	--	--	--	--	--
#1	27826	--	--	--	--	--	--
#2	27526	--	--	--	--	--	--
#3	27459	--	--	--	--	--	--

Method: METTRACE Sample Name: K1GNMP5 Operator: RJG
Run Time: 10/28/08 17:21:34
Comment: TESTAMERICA PITTSBURGH ICP METALS ANALYSIS-INST TRACEICP
Mode: CONC Corr. Factor: 1

Elem	AG	AL	AS	B_	BA	BE	CA
Units	ppm	ppm	ppm	ppm	ppm	ppm	ppm
Avge	-.00030	.04712	.00088	.09493	16.712	.00023	65.855
SDev	.00093	.00414	.00081	.00135	.061	.00009	.518
%RSD	306.54	8.7915	92.492	1.4181	.36737	37.812	.78700
#1	.00076	.05153	.00177	.09621	16.782	.00013	66.438
#2	-.00074	.04654	.00065	.09505	16.672	.00026	65.682
#3	-.00093	.04330	.00020	.09353	16.681	.00030	65.445

Elem	CD	CO	CR	CU	FE	K_	MG
Units	ppm	ppm	ppm	ppm	ppm	ppm	ppm
Avge	-.00011	-.00812	.00060	-.00080	4.2846	1.5471	7.0877
SDev	.00009	.00052	.00057	.00061	.0426	.0092	.0511
%RSD	79.378	6.4413	95.205	76.219	.99318	.59254	.72100
#1	-.00005	-.00764	.00121	-.00021	4.3317	1.5576	7.1429
#2	-.00007	-.00803	.00054	-.00075	4.2734	1.5430	7.0782
#3	-.00021	-.00868	.00006	-.00142	4.2489	1.5408	7.0421

Elem	MN	MO	NA	NI	PB/1	PB/2	PB
Units	ppm	ppm	ppm	ppm	ppm	ppm	ppm
Avge	.08943	.00015	217.55	.00030	-.00077	.00250	.00141
SDev	.00067	.00075	.41	.00152	.00081	.00117	.00075
%RSD	.75164	501.22	.18972	512.36	106.15	46.754	52.830
#1	.09019	.00092	217.65	.00185	-.00085	.00125	.00055
#2	.08921	.00011	217.09	-.00119	-.00154	.00357	.00187
#3	.08890	-.00058	217.90	.00023	.00008	.00269	.00182

Elem	SB/1	SB/2	SB	SE/1	SE/2	SE	SI
Units	ppm	ppm	ppm	ppm	ppm	ppm	ppm
Avge	.00533	-.00070	.00131	-.00095	-.00061	-.00072	.12663
SDev	.00179	.00046	.00073	.00274	.00249	.00152	.00373
%RSD	33.644	65.277	55.991	289.32	410.59	211.55	2.9436
#1	.00347	-.00059	.00076	.00091	.00081	.00084	.13087
#2	.00704	-.00031	.00214	-.00410	.00086	-.00079	.12388
#3	.00549	-.00120	.00103	.00035	-.00348	-.00220	.12515

Elem	SN	SR	TI	TL	V_	ZN
Units	ppm	ppm	ppm	ppm	ppm	ppm
Avge	.00081	24.643	-.00016	.00168	.00129	.04101
SDev	.00097	.116	.00038	.00349	.00001	.00018
%RSD	120.20	.47214	231.74	207.34	.99305	.44446
#1	.00189	24.777	.00025	.00530	.00131	.04121
#2	.00054	24.569	-.00025	.00142	.00129	.04097
#3	-.00000	24.582	-.00049	-.00167	.00128	.04086

IntStd	1	2	3	4	5	6	7
Mode	Counts	NOTUSED	NOTUSED	NOTUSED	NOTUSED	NOTUSED	NOTUSED
Elem	Y	--	--	--	--	--	--
Wavlen	371.030	--	--	--	--	--	--
Avge	28812	--	--	--	--	--	--
SDev	41.77226	--	--	--	--	--	--
%RSD	.1449825	--	--	--	--	--	--
#1	28860	--	--	--	--	--	--
#2	28790	--	--	--	--	--	--
#3	28785	--	--	--	--	--	--

Method: METTRACE Sample Name: K1GNMS Operator: RJG
Run Time: 10/28/08 17:29:26
Comment: TESTAMERICA PITTSBURGH ICP METALS ANALYSIS-INST TRACEICP
Mode: CONC Corr. Factor: 1

Elem	AG	AL	AS	B_	BA	BE	CA
Units	ppm	ppm	ppm	ppm	ppm	ppm	ppm
Avge	.00179	.13346	.08044	.53049	S123.78	.00215	325.86
SDev	.00046	.00035	.00145	.00090	.53	.00004	1.15
%RSD	25.836	.26089	1.8084	.16885	.42839	1.8396	.35295
#1	.00229	.13384	.07877	.53019	S123.17	.00219	325.58
#2	.00169	.13336	.08111	.53150	S124.07	.00211	327.12
#3	.00138	.13317	.08143	.52979	S124.10	.00215	324.87
Errors	LC Pass	LC Pass	LC Pass	LC Pass	LC High	LC Pass	LC Pass
High	2.0000	500.00	10.000	30.000	10.000	10.000	600.00
Low	-.00500	-.20000	-.01000	-.20000	-.20000	-.00400	-5.0000

Elem	CD	CO	CR	CU	FE	K_	MG
Units	ppm	ppm	ppm	ppm	ppm	ppm	ppm
Avge	.00203	-.02332	.01175	.01817	21.247	13.450	38.056
SDev	.00013	.00049	.00016	.00022	.060	.029	.115
%RSD	6.1978	2.0869	1.4006	1.2137	.28059	.21861	.30298
#1	.00208	-.02275	.01190	.01833	21.240	13.472	38.044
#2	.00213	-.02362	.01177	.01826	21.310	13.461	38.177
#3	.00189	-.02357	.01157	.01792	21.191	13.417	37.947
Errors	LC Pass	LC Pass	LC Pass	LC Pass	LC Pass	LC Pass	LC Pass
High	5.0000	100.00	20.000	10.000	500.00	400.00	600.00
Low	-.00500	-.05000	-.00500	-.02500	-.10000	-5.0000	-5.0000

Elem	MN	MO	NA	NI	PB/1	PB/2	PB
Units	ppm	ppm	ppm	ppm	ppm	ppm	ppm
Avge	.47046	.00028	H1182.3	.02177	.02499	.02600	.02566
SDev	.00128	.00050	1.5	.00098	.00185	.00123	.00134
%RSD	.27146	175.75	.12952	4.5261	7.3849	4.7278	5.2112
#1	.47033	-.00029	H1181.0	.02290	.02711	.02694	.02700
#2	.47179	.00057	H1184.0	.02124	.02375	.02461	.02432
#3	.46925	.00057	H1181.8	.02116	.02411	.02645	.02567
Errors	LC Pass	LC Pass	LC High	LC Pass	NOCHECK	NOCHECK	LC Pass
High	20.000	20.000	400.00	100.00			5.0000
Low	-.01500	-.04000	-5.0000	-.04000			-.00300

Elem	SB/1	SB/2	SB	SE/1	SE/2	SE	SI
Units	ppm	ppm	ppm	ppm	ppm	ppm	ppm
Avge	.00391	-.00091	.00070	.08605	.07903	.08137	.84919
SDev	.00241	.00091	.00021	.00084	.00168	.00104	.00527
%RSD	61.580	100.63	29.448	.97073	2.1253	1.2782	.62026
#1	.00133	.00010	.00051	.08627	.07712	.08017	.84938
#2	.00429	-.00115	.00066	.08512	.08029	.08190	.85435

#3	.00610	-.00167	.00092	.08675	.07969	.08204	.84382
Errors	NOCHECK	NOCHECK	LC Pass	NOCHECK	NOCHECK	LC Pass	LC Pass

High			5.0000			10.000	50.000
Low			-.01000			-.00500	-.50000

Elem	SN	SR	TI	TL	V_	ZN	
Units	ppm	ppm	ppm	ppm	ppm	ppm	
Avge	-.00007	S50.617	-.00112	.07586	.02108	.22184	
SDev	.00381	87.672	.00054	.00250	.00036	.00092	
%RSD	5852.4	173.21	48.558	3.2895	1.7165	.41543	
#1	.00429	S151.85	-.00093	.07661	.02141	.22161	
#2	-.00167	S-.00021	-.00069	.07790	.02114	.22285	
#3	-.00281	S-.00021	-.00172	.07308	.02069	.22105	

Errors	LC Pass	LC High	LC Pass	LC Pass	LC Pass	LC Pass	
High	30.000	10.000	30.000	10.000	50.000	10.000	
Low	-.10000	-.05000	-.05000	-.01000	-.05000	-.02000	

IntStd	1	2	3	4	5	6	7
Mode	Counts	NOTUSED	NOTUSED	NOTUSED	NOTUSED	NOTUSED	NOTUSED
Elem	Y	--	--	--	--	--	--
Wavlen	371.030	--	--	--	--	--	--
Avge	27401	--	--	--	--	--	--
SDev	115.0385	--	--	--	--	--	--
%RSD	.4198335	--	--	--	--	--	--
#1	27533	--	--	--	--	--	--
#2	27326	--	--	--	--	--	--
#3	27344	--	--	--	--	--	--

Method: METTRACE Sample Name: K1GNMD Operator: RJG
Run Time: 10/28/08 17:39:42
Comment: TESTAMERICA PITTSBURGH ICP METALS ANALYSIS-INST TRACEICP
Mode: CONC Corr. Factor: 1

Elem	AG	AL	AS	B_	BA	BE	CA
Units	ppm	ppm	ppm	ppm	ppm	ppm	ppm
Avge	.00174	.13726	.08112	.52951	S124.65	.00210	325.10
SDev	.00069	.00257	.00074	.00006	.31	.00003	.44
%RSD	39.649	1.8704	.91084	.01061	.24916	1.3338	.13404
#1	.00253	.13769	.08195	.52952	S124.29	.00212	325.48
#2	.00129	.13451	.08054	.52945	S124.82	.00207	325.18
#3	.00139	.13959	.08086	.52956	S124.84	.00209	324.63
Errors	LC Pass	LC Pass	LC Pass	LC Pass	LC High	LC Pass	LC Pass
High	2.0000	500.00	10.000	30.000	10.000	10.000	600.00
Low	-.00500	-.20000	-.01000	-.20000	-.20000	-.00400	-5.0000

Elem	CD	CO	CR	CU	FE	K_	MG
Units	ppm	ppm	ppm	ppm	ppm	ppm	ppm
Avge	.00199	-.02318	.01170	.01737	21.134	13.463	38.030
SDev	.00004	.00061	.00052	.00030	.026	.019	.058
%RSD	1.8469	2.6310	4.4752	1.7462	.12537	.13958	.15361
#1	.00200	-.02249	.01230	.01771	21.140	13.450	38.080
#2	.00194	-.02344	.01137	.01727	21.157	13.455	38.045
#3	.00201	-.02363	.01142	.01713	21.105	13.484	37.966
Errors	LC Pass	LC Pass	LC Pass	LC Pass	LC Pass	LC Pass	LC Pass
High	5.0000	100.00	20.000	10.000	500.00	400.00	600.00
Low	-.00500	-.05000	-.00500	-.02500	-.10000	-5.0000	-5.0000

Elem	MN	MO	NA	NI	PB/1	PB/2	PB
Units	ppm	ppm	ppm	ppm	ppm	ppm	ppm
Avge	.47014	.00058	H1185.3	.02207	.02379	.02777	.02645
SDev	.00044	.00036	2.5	.00051	.00260	.00143	.00020
%RSD	.09258	62.583	.20761	2.3123	10.908	5.1589	.75509
#1	.47041	.00094	H1182.5	.02262	.02655	.02615	.02628
#2	.47037	.00058	H1186.2	.02197	.02343	.02828	.02667
#3	.46964	.00021	H1187.2	.02162	.02139	.02888	.02638
Errors	LC Pass	LC Pass	LC High	LC Pass	NOCHECK	NOCHECK	LC Pass
High	20.000	20.000	400.00	100.00			5.0000
Low	-.01500	-.04000	-5.0000	-.04000			-.00300

Elem	SB/1	SB/2	SB	SE/1	SE/2	SE	SI
Units	ppm	ppm	ppm	ppm	ppm	ppm	ppm
Avge	.00363	.00048	.00153	.08389	.07939	.08089	.84657
SDev	.00237	.00024	.00069	.00474	.00086	.00103	.00266
%RSD	65.240	51.108	45.265	5.6513	1.0855	1.2668	.31451
#1	.00200	.00042	.00095	.08931	.07846	.08208	.84964
#2	.00254	.00074	.00134	.08052	.08016	.08028	.84519

#3	.00634	.00027	.00229	.08184	.07956	.08032	.84487
Errors	NOCHECK	NOCHECK	LC Pass	NOCHECK	NOCHECK	LC Pass	LC Pass

High			5.0000			10.000	50.000
Low			-.01000			-.00500	-.50000

Elem	SN	SR	TI	TL	V_	ZN	
Units	ppm	ppm	ppm	ppm	ppm	ppm	
Avge	.00033	S51.082	-.00139	.07777	.02269	.22282	
SDev	.00198	88.477	.00033	.00177	.00132	.00012	
%RSD	601.75	173.21	23.916	2.2749	5.8128	.05386	
#1	.00262	S153.25	-.00108	.07702	.02352	.22289	
#2	-.00081	S-.00021	-.00174	.07979	.02117	.22289	
#3	-.00081	S-.00021	-.00135	.07651	.02338	.22268	

Errors	LC Pass	LC High	LC Pass	LC Pass	LC Pass	LC Pass	
High	30.000	10.000	30.000	10.000	50.000	10.000	
Low	-.10000	-.05000	-.05000	-.01000	-.05000	-.02000	

IntStd	1	2	3	4	5	6	7
Mode	Counts	NOTUSED	NOTUSED	NOTUSED	NOTUSED	NOTUSED	NOTUSED
Elem	Y	--	--	--	--	--	--
Wavlen	371.030	--	--	--	--	--	--
Avge	27229	--	--	--	--	--	--
SDev	64.23543	--	--	--	--	--	--
%RSD	.2359109	--	--	--	--	--	--
#1	27303	--	--	--	--	--	--
#2	27189	--	--	--	--	--	--
#3	27194	--	--	--	--	--	--

Method: METTRACE Sample Name: K1KET Operator: RJG
Run Time: 10/28/08 17:49:59
Comment: TESTAMERICA PITTSBURGH ICP METALS ANALYSIS-INST TRACEICP
Mode: CONC Corr. Factor: 1

Elem	AG	AL	AS	B_	BA	BE	CA
Units	ppm	ppm	ppm	ppm	ppm	ppm	ppm
Avge	.00014	.07362	.00149	.01114	.02029	.00033	525.86
SDev	.00074	.00771	.00060	.00093	.00062	.00009	1.81
%RSD	545.94	10.473	40.169	8.3820	3.0479	25.638	.34426
#1	.00098	.08063	.00105	.01168	.01958	.00025	526.72
#2	-.00038	.06536	.00217	.01006	.02060	.00033	523.78
#3	-.00019	.07488	.00125	.01167	.02070	.00041	527.08
Errors	LC Pass	LC Pass	LC Pass	LC Pass	LC Pass	LC Pass	LC Pass
High	2.0000	500.00	10.000	30.000	10.000	10.000	600.00
Low	-.00500	-.20000	-.01000	-.20000	-.20000	-.00400	-5.0000

Elem	CD	CO	CR	CU	FE	K_	MG
Units	ppm	ppm	ppm	ppm	ppm	ppm	ppm
Avge	.00009	.00059	.00076	-.00117	-.08185	39.969	175.54
SDev	.00027	.00072	.00023	.00055	.03361	.129	.30
%RSD	287.52	122.06	30.998	46.595	41.061	.32313	.16815
#1	.00015	.00129	.00088	-.00069	-.05394	40.083	175.74
#2	-.00020	-.00015	.00090	-.00176	L-.11916	39.996	175.20
#3	.00033	.00063	.00049	-.00106	-.07246	39.829	175.67
Errors	LC Pass	LC Pass	LC Pass	LC Pass	LC Pass	LC Pass	LC Pass
High	5.0000	100.00	20.000	10.000	500.00	400.00	600.00
Low	-.00500	-.05000	-.00500	-.02500	-.10000	-5.0000	-5.0000

Elem	MN	MO	NA	NI	PB/1	PB/2	PB
Units	ppm	ppm	ppm	ppm	ppm	ppm	ppm
Avge	.10916	-.00044	11.075	.00051	.00008	-.00046	-.00028
SDev	.00019	.00072	.258	.00110	.00346	.00251	.00062
%RSD	.17731	166.24	2.3316	214.26	4554.5	551.33	222.42
#1	.10935	.00040	11.361	.00098	-.00256	.00192	.00043
#2	.10897	-.00091	10.860	-.00075	.00399	-.00308	-.00073
#3	.10915	-.00079	11.002	.00131	-.00120	-.00020	-.00054
Errors	LC Pass	LC Pass	LC Pass	LC Pass	NOCHECK	NOCHECK	LC Pass
High	20.000	20.000	400.00	100.00			5.0000
Low	-.01500	-.04000	-5.0000	-.04000			-.00300

Elem	SB/1	SB/2	SB	SE/1	SE/2	SE	SI
Units	ppm	ppm	ppm	ppm	ppm	ppm	ppm
Avge	.00028	.00179	.00129	.00530	-.00152	.00075	1.2026
SDev	.00341	.00191	.00040	.00304	.00046	.00085	.0051
%RSD	1202.1	106.27	31.235	57.464	30.511	113.91	.42751
#1	.00320	.00070	.00154	.00225	-.00144	-.00021	1.2084
#2	-.00346	.00400	.00151	.00833	-.00202	.00143	1.2007

#3	.00111	.00068	.00083	.00531	-.00110	.00103	1.1986
Errors	NOCHECK	NOCHECK	LC Pass	NOCHECK	NOCHECK	LC Pass	LC Pass

High			5.0000			10.000	50.000
Low			-.01000			-.00500	-.50000

Elem	SN	SR	TI	TL	V_	ZN	
Units	ppm	ppm	ppm	ppm	ppm	ppm	
Avge	.00030	2.2451	-.00334	.00086	.00534	.01782	
SDev	.00096	.0046	.00018	.00238	.00081	.00006	
%RSD	323.99	.20435	5.4867	275.91	15.169	.35595	
#1	.00086	2.2461	-.00318	.00355	.00509	.01776	
#2	-.00081	2.2490	-.00331	.00003	.00468	.01780	
#3	.00085	2.2400	-.00354	-.00099	.00624	.01789	
Errors	LC Pass	LC Pass	LC Pass	LC Pass	LC Pass	LC Pass	
High	30.000	10.000	30.000	10.000	50.000	10.000	
Low	-.10000	-.05000	-.05000	-.01000	-.05000	-.02000	
IntStd	1	2	3	4	5	6	7
Mode	Counts	NOTUSED	NOTUSED	NOTUSED	NOTUSED	NOTUSED	NOTUSED
Elem	Y	--	--	--	--	--	--
Wavlen	371.030	--	--	--	--	--	--
Avge	28079	--	--	--	--	--	--
SDev	64.75053	--	--	--	--	--	--
%RSD	.2306035	--	--	--	--	--	--
#1	28028	--	--	--	--	--	--
#2	28056	--	--	--	--	--	--
#3	28152	--	--	--	--	--	--

Method: METTRACE Sample Name: K1NJFBF Operator: RJG
Run Time: 10/28/08 17:55:28
Comment: TESTAMERICA PITTSBURGH ICP METALS ANALYSIS-INST TRACEICP
Mode: CONC Corr. Factor: 1

Elem	AG	AL	AS	B_	BA	BE	CA
Units	ppm	ppm	ppm	ppm	ppm	ppm	ppm
Avge	.00063	.04699	-.00011	.00197	.00057	.00036	.03269
SDev	.00046	.00387	.00131	.00047	.00015	.00003	.01527
%RSD	73.674	8.2391	1223.2	24.049	26.795	7.1794	46.724
#1	.00113	.04709	.00110	.00249	.00055	.00037	.01707
#2	.00052	.05081	.00007	.00186	.00074	.00034	.04759
#3	.00023	.04307	-.00150	.00156	.00043	.00039	.03340
Errors	LC Pass	LC Pass	LC Pass	LC Pass	LC Pass	LC Pass	LC Pass
High	.00500	.20000	.01000	.20000	.20000	.00400	5.0000
Low	-.00500	-.20000	-.01000	-.20000	-.20000	-.00400	-5.0000

Elem	CD	CO	CR	CU	FE	K_	MG
Units	ppm	ppm	ppm	ppm	ppm	ppm	ppm
Avge	.00016	.00104	.00035	-.00190	.01705	.10594	.02039
SDev	.00008	.00022	.00023	.00045	.01222	.00120	.00477
%RSD	53.669	21.214	64.862	23.883	71.650	1.1276	23.373
#1	.00025	.00116	.00057	-.00140	.02666	.10647	.01558
#2	.00013	.00116	.00037	-.00201	.02119	.10678	.02511
#3	.00009	.00078	.00011	-.00229	.00330	.10458	.02049
Errors	LC Pass	LC Pass	LC Pass	LC Pass	LC Pass	LC Pass	LC Pass
High	.00500	.05000	.00500	.02500	.10000	5.0000	5.0000
Low	-.00500	-.05000	-.00500	-.02500	-.10000	-5.0000	-5.0000

Elem	MN	MO	NA	NI	PB/1	PB/2	PB
Units	ppm	ppm	ppm	ppm	ppm	ppm	ppm
Avge	-.00006	-.00061	-.64250	.00048	-.00195	.00128	.00020
SDev	.00003	.00049	.19164	.00110	.00356	.00207	.00020
%RSD	50.546	80.423	29.827	232.40	182.25	162.01	100.01
#1	-.00004	-.00005	-.43240	.00154	-.00452	.00284	.00039
#2	-.00010	-.00094	-.68741	.00054	-.00346	.00207	.00023
#3	-.00004	-.00083	-.80770	-.00066	.00211	-.00107	-.00001
Errors	LC Pass	LC Pass	LC Pass	LC Pass	NOCHECK	NOCHECK	LC Pass
High	.01500	.04000	5.0000	.04000			.00300
Low	-.01500	-.04000	-5.0000	-.04000			-.00300

Elem	SB/1	SB/2	SB	SE/1	SE/2	SE	SI
Units	ppm	ppm	ppm	ppm	ppm	ppm	ppm
Avge	.00414	-.00067	.00093	.00441	-.00191	.00019	-.04166
SDev	.00478	.00157	.00065	.00281	.00244	.00092	.00060
%RSD	115.51	232.50	70.096	63.665	127.28	479.13	1.4448
#1	.00716	-.00122	.00157	.00747	-.00378	-.00004	-.04208
#2	.00662	-.00190	.00094	.00194	.00084	.00121	-.04097

#3	-.00137	.00109	.00027	.00383	-.00280	-.00059	-.04192
Errors	NOCHECK	NOCHECK	LC Pass	NOCHECK	NOCHECK	LC Pass	LC Pass

High			.06000			.00500	.50000
Low			-.06000			-.00500	-.50000

Elem	SN	SR	TI	TL	V_	ZN	
Units	ppm	ppm	ppm	ppm	ppm	ppm	
Avge	-.00170	.00082	.00042	.00474	.00019	.00222	
SDev	.00110	.00020	.00007	.00119	.00019	.00025	
%RSD	65.064	25.044	16.560	25.086	98.820	11.138	
#1	-.00134	.00064	.00038	.00571	.00019	.00223	
#2	-.00294	.00104	.00050	.00341	.00038	.00246	
#3	-.00081	.00077	.00038	.00508	.00000	.00196	
Errors	LC Pass	LC Pass	LC Pass	LC Pass	LC Pass	LC Pass	
High	.10000	.05000	.05000	.01000	.05000	.02000	
Low	-.10000	-.05000	-.05000	-.01000	-.05000	-.02000	

IntStd	1	2	3	4	5	6	7
Mode	Counts	NOTUSED	NOTUSED	NOTUSED	NOTUSED	NOTUSED	NOTUSED
Elem	Y	--	--	--	--	--	--
Wavlen	371.030	--	--	--	--	--	--
Avge	29455	--	--	--	--	--	--
SDev	142.8008	--	--	--	--	--	--
%RSD	.4848048	--	--	--	--	--	--
#1	29604	--	--	--	--	--	--
#2	29442	--	--	--	--	--	--
#3	29320	--	--	--	--	--	--

Method: METTRACE Sample Name: K1NJFCF Operator: RJG
Run Time: 10/28/08 18:00:58
Comment: TESTAMERICA PITTSBURGH ICP METALS ANALYSIS-INST TRACEICP
Mode: CONC Corr. Factor: 1

Elem	AG	AL	AS	B_	BA	BE	CA
Units	ppm	ppm	ppm	ppm	ppm	ppm	ppm
Avge	.05021	1.9787	1.9862	.96305	1.9528	.05191	47.875
SDev	.00085	.0013	.0026	.00323	.0041	.00003	.123
%RSD	1.7018	.06502	.12916	.33517	.20992	.06587	.25682
#1	.05116	1.9784	1.9838	.96003	1.9505	.05195	47.969
#2	.04998	1.9802	1.9859	.96267	1.9503	.05191	47.919
#3	.04950	1.9777	1.9889	.96645	1.9575	.05188	47.736
Errors	LC Pass	LC Pass	LC Pass	LC Pass	LC Pass	LC Pass	LC Pass
High	.06000	2.4000	2.4000	1.2000	2.4000	.06000	60.000
Low	.04000	1.6000	1.6000	.80000	1.6000	.04000	40.000

Elem	CD	CO	CR	CU	FE	K_	MG
Units	ppm	ppm	ppm	ppm	ppm	ppm	ppm
Avge	.04945	.48084	.19744	.24820	.90765	46.941	49.420
SDev	.00032	.00072	.00067	.00037	.01484	.130	.088
%RSD	.64430	.15048	.33711	.14978	1.6348	.27704	.17823
#1	.04979	.48167	.19806	.24843	.91615	46.941	49.514
#2	.04937	.48046	.19752	.24777	.91628	46.811	49.407
#3	.04917	.48039	.19674	.24840	.89052	47.071	49.339
Errors	LC Pass	LC Pass	LC Pass	LC Pass	LC Pass	LC Pass	LC Pass
High	.06000	.60000	.24000	.30000	1.2000	60.000	60.000
Low	.04000	.40000	.16000	.20000	.80000	40.000	40.000

Elem	MN	MO	NA	NI	PB/1	PB/2	PB
Units	ppm	ppm	ppm	ppm	ppm	ppm	ppm
Avge	.49537	L-.00041	48.877	.48710	.48430	.48825	.48694
SDev	.00061	.00057	.073	.00123	.00414	.00099	.00203
%RSD	.12244	140.96	.14891	.25238	.85497	.20185	.41701
#1	.49603	L-.00048	48.947	.48694	.48872	.48936	.48915
#2	.49526	L.00020	48.882	.48840	.48051	.48747	.48516
#3	.49483	L-.00094	48.802	.48595	.48366	.48793	.48650
Errors	LC Pass	LC Low	LC Pass	LC Pass	NOCHECK	NOCHECK	LC Pass
High	.60000	1.2000	60.000	.60000			.60000
Low	.40000	.80000	40.000	.40000			.40000

Elem	SB/1	SB/2	SB	SE/1	SE/2	SE	SI
Units	ppm	ppm	ppm	ppm	ppm	ppm	ppm
Avge	.00344	.00018	L.00126	2.0595	2.0417	2.0476	L-.04285
SDev	.00219	.00032	.00061	.0068	.0109	.0069	.00290
%RSD	63.777	180.63	48.593	.33242	.53611	.33736	6.7699
#1	.00218	.00054	L.00109	2.0674	2.0394	2.0487	L-.04342
#2	.00597	-.00006	L.00195	2.0566	2.0321	2.0403	L-.03971

#3	.00216	.00005	L.00075	2.0546	2.0536	2.0539	L-.04542
Errors	NOCHECK	NOCHECK	LC Low	NOCHECK	NOCHECK	LC Pass	LC Low

High			.60000			2.4000	12.000
Low			.40000			1.6000	8.0000

Elem	SN	SR	TI	TL	V_	ZN	
Units	ppm	ppm	ppm	ppm	ppm	ppm	
Avge	L.00097	.99478	L-.00048	1.9347	.49513	.49353	
SDev	.00175	.00173	.00012	.0027	.00164	.00056	
%RSD	179.82	.17398	24.667	.13899	.33091	.11289	
#1	L.00268	.99325	L-.00036	1.9330	.49685	.49410	
#2	L.00105	.99443	L-.00059	1.9378	.49359	.49298	
#3	L-.00081	.99666	L-.00048	1.9333	.49494	.49352	

Errors	LC Low	LC Pass	LC Low	LC Pass	LC Pass	LC Pass	
High	2.4000	1.2000	1.2000	2.4000	.60000	.60000	
Low	1.6000	.80000	.80000	1.6000	.40000	.40000	

IntStd	1	2	3	4	5	6	7
Mode	Counts	NOTUSED	NOTUSED	NOTUSED	NOTUSED	NOTUSED	NOTUSED
Elem	Y	--	--	--	--	--	--
Wavlen	371.030	--	--	--	--	--	--
Avge	29157	--	--	--	--	--	--
SDev	103.6085	--	--	--	--	--	--
%RSD	.3553435	--	--	--	--	--	--
#1	29067	--	--	--	--	--	--
#2	29270	--	--	--	--	--	--
#3	29134	--	--	--	--	--	--

Method: METTRACE Sample Name: K09K8F Operator: RJG
Run Time: 10/28/08 18:06:28
Comment: TESTAMERICA PITTSBURGH ICP METALS ANALYSIS-INST TRACEICP
Mode: CONC Corr. Factor: 1

Elem	AG	AL	AS	B_	BA	BE	CA
Units	ppm	ppm	ppm	ppm	ppm	ppm	ppm
Avge	.00053	.09486	.00767	.08639	.45097	.00102	63.628
SDev	.00072	.00083	.00160	.00049	.00032	.00009	.147
%RSD	135.94	.87596	20.845	.56643	.07019	8.3732	.23029
#1	.00134	.09582	.00603	.08694	.45129	.00095	63.796
#2	.00029	.09428	.00776	.08621	.45098	.00099	63.564
#3	-.00004	.09449	.00923	.08601	.45065	.00112	63.525
Errors	LC Pass	LC Pass	LC Pass	LC Pass	LC Pass	LC Pass	LC Pass
High	2.0000	500.00	10.000	30.000	10.000	10.000	600.00
Low	-.00500	-.20000	-.01000	-.20000	-.20000	-.00400	-5.0000

Elem	CD	CO	CR	CU	FE	K_	MG
Units	ppm	ppm	ppm	ppm	ppm	ppm	ppm
Avge	-.00080	.00479	.00848	-.00283	67.478	23.284	6.0601
SDev	.00021	.00032	.00037	.00029	.157	.057	.0142
%RSD	26.552	6.5716	4.3460	10.390	.23197	.24640	.23403
#1	-.00057	.00513	.00890	-.00270	67.635	23.341	6.0759
#2	-.00099	.00474	.00835	-.00263	67.479	23.226	6.0558
#3	-.00084	.00451	.00819	-.00317	67.321	23.284	6.0485
Errors	LC Pass	LC Pass	LC Pass	LC Pass	LC Pass	LC Pass	LC Pass
High	5.0000	100.00	20.000	10.000	500.00	400.00	600.00
Low	-.00500	-.05000	-.00500	-.02500	-.10000	-5.0000	-5.0000

Elem	MN	MO	NA	NI	PB/1	PB/2	PB
Units	ppm	ppm	ppm	ppm	ppm	ppm	ppm
Avge	1.1001	-.00041	60.526	.00389	-.00349	.00202	.00018
SDev	.0019	.00040	.129	.00093	.00284	.00138	.00076
%RSD	.17032	98.290	.21323	24.026	81.160	68.506	416.52
#1	1.1020	.00004	60.637	.00430	-.00035	.00066	.00033
#2	1.1000	-.00074	60.557	.00282	-.00585	.00197	-.00064
#3	1.0983	-.00052	60.385	.00454	-.00429	.00342	.00085
Errors	LC Pass	LC Pass	LC Pass	LC Pass	NOCHECK	NOCHECK	LC Pass
High	20.000	20.000	400.00	100.00			5.0000
Low	-.01500	-.04000	-5.0000	-.04000			-.00300

Elem	SB/1	SB/2	SB	SE/1	SE/2	SE	SI
Units	ppm	ppm	ppm	ppm	ppm	ppm	ppm
Avge	.00554	-.00034	.00162	.00972	.00339	.00550	13.963
SDev	.00202	.00217	.00123	.00090	.00062	.00043	.020
%RSD	36.438	643.53	76.240	9.2515	18.275	7.8129	.14065
#1	.00447	.00216	.00293	.01057	.00282	.00540	13.979
#2	.00787	-.00176	.00145	.00878	.00330	.00512	13.968

#3	.00428	-.00142	.00048	.00980	.00405	.00596	13.941
Errors	NOCHECK	NOCHECK	LC Pass	NOCHECK	NOCHECK	LC Pass	LC Pass

High			5.0000			10.000	50.000
Low			-.01000			-.00500	-.50000

Elem	SN	SR	TI	TL	V_	ZN	
Units	ppm	ppm	ppm	ppm	ppm	ppm	
Avge	.00100	.33287	.00200	.00226	.02439	.00727	
SDev	.00093	.00052	.00007	.00237	.00021	.00091	
%RSD	93.425	.15575	3.4226	104.82	.85498	12.573	
#1	.00178	.33290	.00192	.00426	.02462	.00669	
#2	.00126	.33338	.00204	.00289	.02421	.00832	
#3	-.00004	.33234	.00204	-.00036	.02434	.00680	
Errors	LC Pass	LC Pass	LC Pass	LC Pass	LC Pass	LC Pass	
High	30.000	10.000	30.000	10.000	50.000	10.000	
Low	-.10000	-.05000	-.05000	-.01000	-.05000	-.02000	

IntStd	1	2	3	4	5	6	7
Mode	Counts	NOTUSED	NOTUSED	NOTUSED	NOTUSED	NOTUSED	NOTUSED
Elem	Y	--	--	--	--	--	--
Wavlen	371.030	--	--	--	--	--	--
Avge	30102	--	--	--	--	--	--
SDev	25.03192	--	--	--	--	--	--
%RSD	.0831583	--	--	--	--	--	--
#1	30111	--	--	--	--	--	--
#2	30073	--	--	--	--	--	--
#3	30121	--	--	--	--	--	--

Method: METTRACE Sample Name: CCV1-6 Operator: RJG
Run Time: 10/28/08 18:11:58
Comment: TESTAMERICA PITTSBURGH ICP METALS ANALYSIS-INST TRACEICP
Mode: CONC Corr. Factor: 1

Elem	AG	AL	AS	B_	BA	BE	CA
Units	ppm	ppm	ppm	ppm	ppm	ppm	ppm
Avge	1.0017	23.735	.49604	1.9453	1.9662	2.0277	48.626
SDev	.0010	.027	.00096	.0037	.0035	.0075	.227
%RSD	.10340	.11320	.19392	.18993	.17899	.36959	.46691
#1	1.0014	23.752	.49600	1.9410	1.9651	2.0364	48.864
#2	1.0008	23.748	.49702	1.9470	1.9633	2.0230	48.601
#3	1.0028	23.704	.49510	1.9477	1.9701	2.0238	48.412
Errors	LC Pass	LC Pass	LC Pass	LC Pass	LC Pass	LC Pass	LC Pass
High	1.1000	27.500	.55000	2.2000	2.2000	2.2000	55.000
Low	.90000	22.500	.45000	1.8000	1.8000	1.8000	45.000

Elem	CD	CO	CR	CU	FE	K_	MG
Units	ppm	ppm	ppm	ppm	ppm	ppm	ppm
Avge	.48651	1.9235	1.9371	1.9793	24.734	117.07	49.498
SDev	.00157	.0054	.0062	.0042	.086	.04	.196
%RSD	.32291	.28128	.32119	.21281	.34704	.03013	.39589
#1	.48830	1.9293	1.9442	1.9767	24.833	117.08	49.712
#2	.48587	1.9224	1.9344	1.9771	24.694	117.10	49.453
#3	.48536	1.9187	1.9327	1.9842	24.676	117.03	49.328
Errors	LC Pass	LC Pass	LC Pass	LC Pass	LC Pass	LC Pass	LC Pass
High	.55000	2.2000	2.2000	2.2000	27.500	137.50	55.000
Low	.45000	1.8000	1.8000	1.8000	22.500	112.50	45.000

Elem	MN	MO	NA	NI	PB/1	PB/2	PB
Units	ppm	ppm	ppm	ppm	ppm	ppm	ppm
Avge	1.9619	1.9748	120.69	1.9318	.48223	.48791	.48602
SDev	.0053	.0058	.18	.0084	.00190	.00138	.00055
%RSD	.27112	.29536	.15107	.43358	.39342	.28356	.11242
#1	1.9680	1.9697	120.67	1.9415	.48441	.48674	.48596
#2	1.9592	1.9736	120.88	1.9273	.48139	.48756	.48551
#3	1.9584	1.9811	120.52	1.9267	.48090	.48944	.48660
Errors	LC Pass	LC Pass	LC Pass	LC Pass	NOCHECK	NOCHECK	LC Pass
High	2.2000	2.2000	137.50	2.2000			.55000
Low	1.8000	1.8000	112.50	1.8000			.45000

Elem	SB/1	SB/2	SB	SE/1	SE/2	SE	SI
Units	ppm	ppm	ppm	ppm	ppm	ppm	ppm
Avge	.49800	.49793	.49795	.49763	.49924	.49870	L1.7850
SDev	.00073	.00054	.00053	.00133	.00179	.00076	.0117
%RSD	.14661	.10795	.10620	.26627	.35960	.15209	.65310
#1	.49778	.49734	.49749	.49893	.49739	.49790	L1.7970
#2	.49881	.49839	.49853	.49767	.49935	.49879	L1.7841

#3	.49740	.49807	.49785	.49628	.50098	.49941	L1.7737
Errors	NOCHECK	NOCHECK	LC Pass	NOCHECK	NOCHECK	LC Pass	LC Low

High			.55000			.55000	2.2000
Low			.45000			.45000	1.8000

Elem	SN	SR	TI	TL	V_	ZN	
Units	ppm	ppm	ppm	ppm	ppm	ppm	
Avge	1.9721	2.0429	1.9922	.96680	1.9517	1.9344	
SDev	.0108	.0031	.0040	.00153	.0044	.0026	
%RSD	.54751	.15315	.20319	.15878	.22663	.13264	
#1	1.9846	2.0414	1.9964	.96783	1.9568	1.9373	
#2	1.9654	2.0408	1.9883	.96504	1.9487	1.9323	
#3	1.9663	2.0465	1.9919	.96754	1.9495	1.9336	
Errors	LC Pass	LC Pass	LC Pass	LC Pass	LC Pass	LC Pass	
High	2.2000	2.2000	2.2000	1.1000	2.2000	2.2000	
Low	1.8000	1.8000	1.8000	.90000	1.8000	1.8000	

IntStd	1	2	3	4	5	6	7
Mode	Counts	NOTUSED	NOTUSED	NOTUSED	NOTUSED	NOTUSED	NOTUSED
Elem	Y	--	--	--	--	--	--
Wavlen	371.030	--	--	--	--	--	--
Avge	28774	--	--	--	--	--	--
SDev	127.7425	--	--	--	--	--	--
%RSD	.4439533	--	--	--	--	--	--
#1	28826	--	--	--	--	--	--
#2	28868	--	--	--	--	--	--
#3	28628	--	--	--	--	--	--

Method: METTRACE Sample Name: CCB6 Operator: RJG
Run Time: 10/28/08 18:17:28
Comment: TESTAMERICA PITTSBURGH ICP METALS ANALYSIS-INST TRACEICP
Mode: CONC Corr. Factor: 1

Elem	AG	AL	AS	B_	BA	BE	CA
Units	ppm	ppm	ppm	ppm	ppm	ppm	ppm
Avge	.00028	.04480	-.00006	.00820	.00025	.00068	-.00711
SDev	.00053	.00266	.00068	.00136	.00012	.00018	.00337
%RSD	191.80	5.9311	1166.4	16.528	45.787	26.195	47.405
#1	.00001	.04366	.00071	.00957	.00012	.00049	-.01096
#2	-.00007	.04290	-.00030	.00818	.00029	.00084	-.00474
#3	.00089	.04784	-.00058	.00686	.00035	.00071	-.00562
Errors	LC Pass	LC Pass	LC Pass	LC Pass	LC Pass	LC Pass	LC Pass
High	.00500	.20000	.01000	.20000	.20000	.00400	5.0000
Low	-.00500	-.20000	-.01000	-.20000	-.20000	-.00400	-5.0000

Elem	CD	CO	CR	CU	FE	K_	MG
Units	ppm	ppm	ppm	ppm	ppm	ppm	ppm
Avge	.00026	.00072	.00038	-.00188	.01751	.12613	.01027
SDev	.00021	.00048	.00031	.00040	.01780	.00566	.00244
%RSD	79.739	66.082	82.785	21.182	101.65	4.4834	23.771
#1	.00012	.00027	.00036	-.00186	.01245	.12033	.00754
#2	.00016	.00068	.00007	-.00229	.00279	.12643	.01224
#3	.00050	.00122	.00070	-.00149	.03728	.13162	.01104
Errors	LC Pass	LC Pass	LC Pass	LC Pass	LC Pass	LC Pass	LC Pass
High	.00500	.05000	.00500	.02500	.10000	5.0000	5.0000
Low	-.00500	-.05000	-.00500	-.02500	-.10000	-5.0000	-5.0000

Elem	MN	MO	NA	NI	PB/1	PB/2	PB
Units	ppm	ppm	ppm	ppm	ppm	ppm	ppm
Avge	.00016	.00675	-.83097	.00065	.00038	.00066	.00056
SDev	.00008	.00232	.23467	.00064	.00093	.00063	.00044
%RSD	51.615	34.344	28.240	98.409	244.89	95.796	78.949
#1	.00007	.00938	-.85218	-.00009	.00063	.00128	.00107
#2	.00017	.00590	-1.0543	.00099	.00115	.00003	.00040
#3	.00023	.00498	-.58641	.00106	-.00065	.00066	.00022
Errors	LC Pass	LC Pass	LC Pass	LC Pass	NOCHECK	NOCHECK	LC Pass
High	.01500	.04000	5.0000	.04000			.00300
Low	-.01500	-.04000	-5.0000	-.04000			-.00300

Elem	SB/1	SB/2	SB	SE/1	SE/2	SE	SI
Units	ppm	ppm	ppm	ppm	ppm	ppm	ppm
Avge	.00286	-.00026	.00078	.00328	.00136	.00200	-.04250
SDev	.00189	.00047	.00053	.00517	.00163	.00264	.00219
%RSD	65.930	179.06	68.674	157.73	120.29	132.30	5.1418
#1	.00174	-.00051	.00024	.00914	.00299	H.00504	-.04451
#2	.00181	.00028	.00079	.00136	-.00027	.00027	-.04017

#3	.00504	-.00055	.00131	-.00066	.00135	.00068	-.04281
Errors	NOCHECK	NOCHECK	LC Pass	NOCHECK	NOCHECK	LC Pass	LC Pass

High			.06000			.00500	.50000
Low			-.06000			-.00500	-.50000

Elem	SN	SR	TI	TL	V_	ZN	
Units	ppm	ppm	ppm	ppm	ppm	ppm	
Avge	.00302	.00018	.00078	.00072	.00032	.00181	
SDev	.00087	.00012	.00031	.00192	.00039	.00028	
%RSD	28.945	68.338	39.193	268.01	121.14	15.247	
#1	.00402	.00004	.00050	.00175	.00019	.00151	
#2	.00266	.00023	.00110	-.00150	.00075	.00205	
#3	.00239	.00027	.00074	.00189	.00001	.00188	
Errors	LC Pass	LC Pass	LC Pass	LC Pass	LC Pass	LC Pass	
High	.10000	.05000	.05000	.01000	.05000	.02000	
Low	-.10000	-.05000	-.05000	-.01000	-.05000	-.02000	

IntStd	1	2	3	4	5	6	7
Mode	Counts	NOTUSED	NOTUSED	NOTUSED	NOTUSED	NOTUSED	NOTUSED
Elem	Y	--	--	--	--	--	--
Wavlen	371.030	--	--	--	--	--	--
Avge	29200	--	--	--	--	--	--
SDev	99.32192	--	--	--	--	--	--
%RSD	.3401465	--	--	--	--	--	--
#1	29086	--	--	--	--	--	--
#2	29241	--	--	--	--	--	--
#3	29272	--	--	--	--	--	--

Method: METTRACE Sample Name: K09K8P5F Operator: RJG
Run Time: 10/28/08 18:22:58
Comment: TESTAMERICA PITTSBURGH ICP METALS ANALYSIS-INST TRACEICP
Mode: CONC Corr. Factor: 1

Elem	AG	AL	AS	B_	BA	BE	CA
Units	ppm	ppm	ppm	ppm	ppm	ppm	ppm
Avge	-.00006	.05930	.00226	.01964	.09112	.00037	13.033
SDev	.00083	.00089	.00059	.00034	.00023	.00001	.040
%RSD	1450.1	1.5029	26.228	1.7516	.25395	3.3825	.30520
#1	-.00094	.05956	.00255	.01977	.09132	.00035	12.993
#2	.00071	.05831	.00265	.01990	.09087	.00037	13.032
#3	.00006	.06003	.00158	.01925	.09116	.00037	13.073

Elem	CD	CO	CR	CU	FE	K_	MG
Units	ppm	ppm	ppm	ppm	ppm	ppm	ppm
Avge	-.00009	.00147	.00144	-.00209	13.839	4.2686	1.2337
SDev	.00025	.00009	.00048	.00022	.040	.0135	.0064
%RSD	273.63	6.1447	33.424	10.587	.28913	.31689	.51570
#1	-.00022	.00137	.00093	-.00233	13.804	4.2693	1.2274
#2	-.00026	.00153	.00188	-.00190	13.832	4.2547	1.2336
#3	.00020	.00153	.00152	-.00204	13.883	4.2818	1.2401

Elem	MN	MO	NA	NI	PB/1	PB/2	PB
Units	ppm	ppm	ppm	ppm	ppm	ppm	ppm
Avge	.22407	.00127	12.101	.00079	-.00370	.00296	.00074
SDev	.00054	.00096	.154	.00071	.00205	.00020	.00060
%RSD	.23902	75.763	1.2694	89.783	55.336	6.7448	80.621
#1	.22366	.00065	11.924	-.00003	-.00555	.00298	.00014
#2	.22388	.00238	12.201	.00113	-.00405	.00315	.00075
#3	.22467	.00078	12.178	.00126	-.00150	.00275	.00133

Elem	SB/1	SB/2	SB	SE/1	SE/2	SE	SI
Units	ppm	ppm	ppm	ppm	ppm	ppm	ppm
Avge	.00537	-.00245	.00015	.00194	.00262	.00239	2.7758
SDev	.00172	.00125	.00118	.00262	.00059	.00054	.0147
%RSD	32.065	50.892	766.42	134.99	22.626	22.399	.53006
#1	.00680	-.00298	.00027	-.00053	.00328	.00202	2.7717
#2	.00346	-.00335	-.00108	.00166	.00240	.00216	2.7636
#3	.00587	-.00103	.00127	.00470	.00216	.00301	2.7921

Elem	SN	SR	TI	TL	V_	ZN
Units	ppm	ppm	ppm	ppm	ppm	ppm
Avge	.00195	.06724	.00062	.00294	.00468	.00420
SDev	.00068	.00005	.00012	.00124	.00012	.00016
%RSD	34.907	.07447	19.565	42.079	2.5675	3.7372
#1	.00132	.06726	.00050	.00161	.00454	.00402
#2	.00187	.06719	.00062	.00316	.00474	.00430
#3	.00267	.06728	.00074	.00406	.00476	.00429

IntStd	1	2	3	4	5	6	7
Mode	Counts	NOTUSED	NOTUSED	NOTUSED	NOTUSED	NOTUSED	NOTUSED
Elem	Y	--	--	--	--	--	--
Wavlen	371.030	--	--	--	--	--	--
Avge	29165	--	--	--	--	--	--
SDev	105.1550	--	--	--	--	--	--
%RSD	.3605527	--	--	--	--	--	--
#1	29286	--	--	--	--	--	--
#2	29111	--	--	--	--	--	--
#3	29098	--	--	--	--	--	--

Method: METTRACE Sample Name: K09K8SF Operator: RJG
Run Time: 10/28/08 18:28:28
Comment: TESTAMERICA PITTSBURGH ICP METALS ANALYSIS-INST TRACEICP
Mode: CONC Corr. Factor: 1

Elem	AG	AL	AS	B_	BA	BE	CA
Units	ppm	ppm	ppm	ppm	ppm	ppm	ppm
Avge	.04965	1.9436	1.9224	1.0210	2.3345	.04962	109.94
SDev	.00023	.0033	.0041	.0013	.0061	.00014	.32
%RSD	.46814	.17070	.21402	.12414	.26155	.27693	.29133
#1	.04991	1.9465	1.9271	1.0225	2.3399	.04977	110.29
#2	.04960	1.9443	1.9205	1.0200	2.3279	.04960	109.88
#3	.04945	1.9400	1.9196	1.0206	2.3359	.04950	109.66
Errors	LC Pass	LC Pass	LC Pass	LC Pass	LC Pass	LC Pass	LC Pass
High	2.0000	500.00	10.000	30.000	10.000	10.000	600.00
Low	-.00500	-.20000	-.01000	-.20000	-.20000	-.00400	-5.0000

Elem	CD	CO	CR	CU	FE	K_	MG
Units	ppm	ppm	ppm	ppm	ppm	ppm	ppm
Avge	.04604	.46449	.19633	.24489	69.354	71.316	53.612
SDev	.00010	.00139	.00089	.00031	.174	.336	.153
%RSD	.20945	.29978	.45505	.12619	.25049	.47140	.28607
#1	.04606	.46605	.19696	.24524	69.547	71.651	53.781
#2	.04593	.46404	.19673	.24465	69.303	70.979	53.574
#3	.04612	.46337	.19531	.24479	69.211	71.318	53.482
Errors	LC Pass	LC Pass	LC Pass	LC Pass	LC Pass	LC Pass	LC Pass
High	5.0000	100.00	20.000	10.000	500.00	400.00	600.00
Low	-.00500	-.05000	-.00500	-.02500	-.10000	-5.0000	-5.0000

Elem	MN	MO	NA	NI	PB/1	PB/2	PB
Units	ppm	ppm	ppm	ppm	ppm	ppm	ppm
Avge	1.5855	.00012	109.03	.46642	.46235	.46358	.46317
SDev	.0034	.00017	.50	.00358	.00272	.00178	.00045
%RSD	.21322	142.10	.45832	.76639	.58837	.38322	.09715
#1	1.5893	.00027	109.56	.47051	.46432	.46183	.46266
#2	1.5843	-.00007	108.56	.46482	.46348	.46353	.46351
#3	1.5829	.00016	108.97	.46391	.45925	.46539	.46334
Errors	LC Pass	LC Pass	LC Pass	LC Pass	NOCHECK	NOCHECK	LC Pass
High	20.000	20.000	400.00	100.00			5.0000
Low	-.01500	-.04000	-5.0000	-.04000			-.00300

Elem	SB/1	SB/2	SB	SE/1	SE/2	SE	SI
Units	ppm	ppm	ppm	ppm	ppm	ppm	ppm
Avge	.00377	.00148	.00224	1.9855	1.9647	1.9716	14.262
SDev	.00151	.00157	.00065	.0062	.0050	.0041	.036
%RSD	40.101	105.75	29.149	.31191	.25662	.20545	.25384
#1	.00202	.00310	.00274	1.9808	1.9600	1.9669	14.304
#2	.00471	.00136	.00248	1.9925	1.9639	1.9734	14.244

#3	.00456	-.00002	.00150	1.9831	1.9700	1.9744	14.239
Errors	NOCHECK	NOCHECK	LC Pass	NOCHECK	NOCHECK	LC Pass	LC Pass

High			5.0000			10.000	50.000
Low			-.01000			-.00500	-.50000

Elem	SN	SR	TI	TL	V_	ZN	
Units	ppm	ppm	ppm	ppm	ppm	ppm	
Avge	.00196	1.2903	.00212	1.8256	.49655	.47295	
SDev	.00233	.0027	.00007	.0054	.00187	.00092	
%RSD	118.80	.21268	3.1968	.29482	.37678	.19353	
#1	.00465	1.2930	.00216	1.8318	.49866	.47400	
#2	.00049	1.2875	.00216	1.8228	.49593	.47231	
#3	.00075	1.2904	.00204	1.8222	.49507	.47253	
Errors	LC Pass	LC Pass	LC Pass	LC Pass	LC Pass	LC Pass	
High	30.000	10.000	30.000	10.000	50.000	10.000	
Low	-.10000	-.05000	-.05000	-.01000	-.05000	-.02000	

IntStd	1	2	3	4	5	6	7
Mode	Counts	NOTUSED	NOTUSED	NOTUSED	NOTUSED	NOTUSED	NOTUSED
Elem	Y	--	--	--	--	--	--
Wavlen	371.030	--	--	--	--	--	--
Avge	29965	--	--	--	--	--	--
SDev	18.98018	--	--	--	--	--	--
%RSD	.0633406	--	--	--	--	--	--
#1	29987	--	--	--	--	--	--
#2	29957	--	--	--	--	--	--
#3	29952	--	--	--	--	--	--

Method: METTRACE Sample Name: K09K8DF Operator: RJG
Run Time: 10/28/08 18:33:58
Comment: TESTAMERICA PITTSBURGH ICP METALS ANALYSIS-INST TRACEICP
Mode: CONC Corr. Factor: 1

Elem	AG	AL	AS	B_	BA	BE	CA
Units	ppm	ppm	ppm	ppm	ppm	ppm	ppm
Avge	.04942	1.9547	1.9204	1.0291	2.3456	.04944	110.50
SDev	.00039	.0049	.0021	.0038	.0022	.00014	.09
%RSD	.78227	.25100	.11130	.36731	.09573	.28181	.08567
#1	.04960	1.9596	1.9192	1.0249	2.3442	.04939	110.53
#2	.04968	1.9547	1.9192	1.0298	2.3443	.04933	110.57
#3	.04897	1.9497	1.9229	1.0324	2.3481	.04960	110.39
Errors	LC Pass	LC Pass	LC Pass	LC Pass	LC Pass	LC Pass	LC Pass
High	2.0000	500.00	10.000	30.000	10.000	10.000	600.00
Low	-.00500	-.20000	-.01000	-.20000	-.20000	-.00400	-5.0000

Elem	CD	CO	CR	CU	FE	K_	MG
Units	ppm	ppm	ppm	ppm	ppm	ppm	ppm
Avge	.04588	.46376	.19563	.24549	70.283	72.099	53.641
SDev	.00016	.00041	.00018	.00015	.032	.065	.026
%RSD	.35289	.08802	.09051	.06334	.04543	.08999	.04921
#1	.04589	.46364	.19561	.24562	70.275	72.080	53.636
#2	.04571	.46422	.19581	.24554	70.318	72.171	53.670
#3	.04603	.46343	.19545	.24532	70.256	72.045	53.618
Errors	LC Pass	LC Pass	LC Pass	LC Pass	LC Pass	LC Pass	LC Pass
High	5.0000	100.00	20.000	10.000	500.00	400.00	600.00
Low	-.00500	-.05000	-.00500	-.02500	-.10000	-5.0000	-5.0000

Elem	MN	MO	NA	NI	PB/1	PB/2	PB
Units	ppm	ppm	ppm	ppm	ppm	ppm	ppm
Avge	1.5988	-.00035	110.68	.46618	.46130	.46093	.46105
SDev	.0007	.00006	.17	.00104	.00199	.00043	.00038
%RSD	.04173	16.630	.15625	.22278	.43200	.09348	.08160
#1	1.5987	-.00039	110.76	.46647	.45900	.46142	.46062
#2	1.5995	-.00039	110.48	.46502	.46239	.46069	.46125
#3	1.5982	-.00029	110.79	.46704	.46251	.46067	.46128
Errors	LC Pass	LC Pass	LC Pass	LC Pass	NOCHECK	NOCHECK	LC Pass
High	20.000	20.000	400.00	100.00			5.0000
Low	-.01500	-.04000	-5.0000	-.04000			-.00300

Elem	SB/1	SB/2	SB	SE/1	SE/2	SE	SI
Units	ppm	ppm	ppm	ppm	ppm	ppm	ppm
Avge	.00343	.00123	.00196	1.9933	1.9644	1.9740	14.512
SDev	.00114	.00138	.00086	.0106	.0040	.0036	.021
%RSD	33.155	112.73	43.690	.53069	.20422	.18119	.14185
#1	.00473	.00081	.00212	1.9811	1.9660	1.9710	14.498
#2	.00291	.00010	.00104	1.9997	1.9599	1.9731	14.503

#3	.00264	.00277	.00273	1.9992	1.9674	1.9780	14.536
Errors	NOCHECK	NOCHECK	LC Pass	NOCHECK	NOCHECK	LC Pass	LC Pass

High			5.0000			10.000	50.000
Low			-.01000			-.00500	-.50000

Elem	SN	SR	TI	TL	V_	ZN	
Units	ppm	ppm	ppm	ppm	ppm	ppm	
Avge	.00373	1.2982	.00165	1.8265	.49512	.47432	
SDev	.00016	.0011	.00019	.0043	.00079	.00023	
%RSD	4.2991	.08271	11.222	.23745	.15997	.04912	
#1	.00366	1.2972	.00182	1.8215	.49473	.47436	
#2	.00392	1.2980	.00170	1.8287	.49460	.47454	
#3	.00362	1.2993	.00145	1.8293	.49603	.47407	
Errors	LC Pass	LC Pass	LC Pass	LC Pass	LC Pass	LC Pass	
High	30.000	10.000	30.000	10.000	50.000	10.000	
Low	-.10000	-.05000	-.05000	-.01000	-.05000	-.02000	
IntStd	1	2	3	4	5	6	7
Mode	Counts	NOTUSED	NOTUSED	NOTUSED	NOTUSED	NOTUSED	NOTUSED
Elem	Y	--	--	--	--	--	--
Wavlen	371.030	--	--	--	--	--	--
Avge	29760	--	--	--	--	--	--
SDev	132.0016	--	--	--	--	--	--
%RSD	.4435583	--	--	--	--	--	--
#1	29668	--	--	--	--	--	--
#2	29700	--	--	--	--	--	--
#3	29911	--	--	--	--	--	--

Method: METTRACE Sample Name: K09L0F Operator: RJG
Run Time: 10/28/08 18:39:29
Comment: TESTAMERICA PITTSBURGH ICP METALS ANALYSIS-INST TRACEICP
Mode: CONC Corr. Factor: 1

Elem	AG	AL	AS	B_	BA	BE	CA
Units	ppm	ppm	ppm	ppm	ppm	ppm	ppm
Avge	.00173	.05312	.01154	.04033	2.3253	.00031	156.13
SDev	.00047	.00078	.00140	.00127	.0050	.00003	.20
%RSD	27.195	1.4640	12.126	3.1514	.21578	7.9757	.12979
#1	.00224	.05222	.01271	.04160	2.3197	.00028	156.33
#2	.00132	.05354	.00999	.04035	2.3292	.00031	156.13
#3	.00162	.05359	.01191	.03906	2.3271	.00033	155.92
Errors	LC Pass	LC Pass	LC Pass	LC Pass	LC Pass	LC Pass	LC Pass
High	2.0000	500.00	10.000	30.000	10.000	10.000	600.00
Low	-.00500	-.20000	-.01000	-.20000	-.20000	-.00400	-5.0000

Elem	CD	CO	CR	CU	FE	K_	MG
Units	ppm	ppm	ppm	ppm	ppm	ppm	ppm
Avge	-.00030	.00036	.00176	-.00182	25.532	2.1370	32.167
SDev	.00012	.00031	.00022	.00023	.043	.0147	.036
%RSD	39.740	85.754	12.287	12.438	.16818	.68833	.11340
#1	-.00018	.00071	.00198	-.00157	25.573	2.1207	32.197
#2	-.00032	.00013	.00175	-.00201	25.536	2.1493	32.178
#3	-.00042	.00023	.00155	-.00189	25.488	2.1411	32.127
Errors	LC Pass	LC Pass	LC Pass	LC Pass	LC Pass	LC Pass	LC Pass
High	5.0000	100.00	20.000	10.000	500.00	400.00	600.00
Low	-.00500	-.05000	-.00500	-.02500	-.10000	-5.0000	-5.0000

Elem	MN	MO	NA	NI	PB/1	PB/2	PB
Units	ppm	ppm	ppm	ppm	ppm	ppm	ppm
Avge	6.2794	-.00035	58.250	.01432	-.00224	.00101	-.00007
SDev	.0050	.00035	.277	.00039	.00118	.00149	.00070
%RSD	.07895	100.31	.47477	2.7086	52.400	147.80	939.89
#1	6.2836	-.00035	57.932	.01456	-.00125	.00058	-.00003
#2	6.2805	.00000	58.381	.01387	-.00194	-.00022	-.00079
#3	6.2739	-.00069	58.435	.01453	-.00354	.00267	.00060
Errors	LC Pass	LC Pass	LC Pass	LC Pass	NOCHECK	NOCHECK	LC Pass
High	20.000	20.000	400.00	100.00			5.0000
Low	-.01500	-.04000	-5.0000	-.04000			-.00300

Elem	SB/1	SB/2	SB	SE/1	SE/2	SE	SI
Units	ppm	ppm	ppm	ppm	ppm	ppm	ppm
Avge	.00284	.00022	.00109	.00893	.00253	.00466	16.127
SDev	.00104	.00188	.00096	.00303	.00123	.00100	.024
%RSD	36.512	871.67	88.440	33.916	48.817	21.444	.15037
#1	.00224	.00029	.00094	.00701	.00177	.00352	16.099
#2	.00224	.00206	.00212	.01242	.00186	.00538	16.142

#3	.00403	-.00170	.00021	.00735	.00395	.00508	16.140
Errors	NOCHECK	NOCHECK	LC Pass	NOCHECK	NOCHECK	LC Pass	LC Pass

High			5.0000			10.000	50.000
Low			-.01000			-.00500	-.50000

Elem	SN	SR	TI	TL	V_	ZN	
Units	ppm	ppm	ppm	ppm	ppm	ppm	
Avge	-.00117	.53986	-.00091	.00225	.00323	.02420	
SDev	.00159	.00068	.00015	.00154	.00061	.00012	
%RSD	135.35	.12593	16.346	68.454	18.793	.49564	
#1	-.00298	.53907	-.00073	.00199	.00390	.02406	
#2	-.00054	.54025	-.00099	.00390	.00271	.02424	
#3	.00000	.54024	-.00099	.00086	.00308	.02429	

Errors	LC Pass	LC Pass	LC Pass	LC Pass	LC Pass	LC Pass	
High	30.000	10.000	30.000	10.000	50.000	10.000	
Low	-.10000	-.05000	-.05000	-.01000	-.05000	-.02000	

IntStd	1	2	3	4	5	6	7
Mode	Counts	NOTUSED	NOTUSED	NOTUSED	NOTUSED	NOTUSED	NOTUSED
Elem	Y	--	--	--	--	--	--
Wavlen	371.030	--	--	--	--	--	--
Avge	28733	--	--	--	--	--	--
SDev	101.9803	--	--	--	--	--	--
%RSD	.3549221	--	--	--	--	--	--
#1	28851	--	--	--	--	--	--
#2	28677	--	--	--	--	--	--
#3	28671	--	--	--	--	--	--

Method: METTRACE Sample Name: K09L9F Operator: RJG
Run Time: 10/28/08 18:44:58
Comment: TESTAMERICA PITTSBURGH ICP METALS ANALYSIS-INST TRACEICP
Mode: CONC Corr. Factor: 1

Elem	AG	AL	AS	B_	BA	BE	CA
Units	ppm	ppm	ppm	ppm	ppm	ppm	ppm
Avge	-.00022	.04903	.00156	.12724	1.3036	.00042	187.65
SDev	.00083	.00153	.00136	.00147	.0048	.00012	.96
%RSD	371.43	3.1142	86.693	1.1548	.36936	27.514	.51008
#1	-.00044	.04754	.00033	.12583	1.2983	.00055	186.56
#2	-.00092	.05059	.00135	.12714	1.3077	.00037	188.09
#3	.00069	.04895	.00301	.12876	1.3046	.00033	188.32
Errors	LC Pass	LC Pass	LC Pass	LC Pass	LC Pass	LC Pass	LC Pass
High	2.0000	500.00	10.000	30.000	10.000	10.000	600.00
Low	-.00500	-.20000	-.01000	-.20000	-.20000	-.00400	-5.0000

Elem	CD	CO	CR	CU	FE	K_	MG
Units	ppm	ppm	ppm	ppm	ppm	ppm	ppm
Avge	-.00009	-.00047	-.00020	-.00194	.65792	4.1414	54.947
SDev	.00010	.00034	.00041	.00043	.01188	.0187	.244
%RSD	112.35	72.590	201.87	22.309	1.8056	.45042	.44357
#1	-.00006	-.00035	-.00021	-.00210	.64425	4.1214	54.665
#2	-.00021	-.00085	-.00061	-.00227	.66569	4.1584	55.085
#3	-.00001	-.00020	.00021	-.00145	.66383	4.1443	55.089
Errors	LC Pass	LC Pass	LC Pass	LC Pass	LC Pass	LC Pass	LC Pass
High	5.0000	100.00	20.000	10.000	500.00	400.00	600.00
Low	-.00500	-.05000	-.00500	-.02500	-.10000	-5.0000	-5.0000

Elem	MN	MO	NA	NI	PB/1	PB/2	PB
Units	ppm	ppm	ppm	ppm	ppm	ppm	ppm
Avge	2.0050	.00026	28.756	.00054	-.00542	.00226	-.00030
SDev	.0090	.00094	.283	.00082	.00339	.00054	.00122
%RSD	.45083	360.49	.98553	152.52	62.526	24.009	404.83
#1	1.9945	.00091	28.430	.00068	-.00662	.00165	-.00111
#2	2.0100	-.00081	28.939	-.00035	-.00804	.00268	-.00089
#3	2.0104	.00069	28.899	.00127	-.00159	.00244	.00110
Errors	LC Pass	LC Pass	LC Pass	LC Pass	NOCHECK	NOCHECK	LC Pass
High	20.000	20.000	400.00	100.00			5.0000
Low	-.01500	-.04000	-5.0000	-.04000			-.00300

Elem	SB/1	SB/2	SB	SE/1	SE/2	SE	SI
Units	ppm	ppm	ppm	ppm	ppm	ppm	ppm
Avge	.00738	-.00229	.00093	.00608	.00041	.00230	12.092
SDev	.00243	.00154	.00033	.00091	.00186	.00150	.049
%RSD	32.974	67.204	35.545	15.040	455.52	65.319	.40884
#1	.00733	-.00177	.00126	.00668	.00242	.00384	12.039
#2	.00983	-.00402	.00060	.00653	.00005	.00221	12.136

#3	.00497	-.00107	.00094	.00503	-.00124	.00084	12.100
Errors	NOCHECK	NOCHECK	LC Pass	NOCHECK	NOCHECK	LC Pass	LC Pass

High			5.0000			10.000	50.000
Low			-.01000			-.00500	-.50000

Elem	SN	SR	TI	TL	V_	ZN	
Units	ppm	ppm	ppm	ppm	ppm	ppm	
Avge	-.00163	1.4863	-.00131	.00232	.00210	.01686	
SDev	.00204	.0057	.00025	.00324	.00087	.00014	
%RSD	125.33	.38132	19.246	139.86	41.475	.81202	
#1	.00053	1.4804	-.00159	.00248	.00229	.01671	
#2	-.00190	1.4918	-.00110	-.00100	.00116	.01698	
#3	-.00352	1.4866	-.00123	.00547	.00287	.01689	
Errors	LC Pass	LC Pass	LC Pass	LC Pass	LC Pass	LC Pass	
High	30.000	10.000	30.000	10.000	50.000	10.000	
Low	-.10000	-.05000	-.05000	-.01000	-.05000	-.02000	
IntStd	1	2	3	4	5	6	7
Mode	Counts	NOTUSED	NOTUSED	NOTUSED	NOTUSED	NOTUSED	NOTUSED
Elem	Y	--	--	--	--	--	--
Wavlen	371.030	--	--	--	--	--	--
Avge	28890	--	--	--	--	--	--
SDev	59.36815	--	--	--	--	--	--
%RSD	.2054949	--	--	--	--	--	--
#1	28959	--	--	--	--	--	--
#2	28858	--	--	--	--	--	--
#3	28854	--	--	--	--	--	--

Method: METTRACE Sample Name: K09LNF Operator: RJG
Run Time: 10/28/08 18:50:28
Comment: TESTAMERICA PITTSBURGH ICP METALS ANALYSIS-INST TRACEICP
Mode: CONC Corr. Factor: 1

Elem	AG	AL	AS	B_	BA	BE	CA
Units	ppm	ppm	ppm	ppm	ppm	ppm	ppm
Avge	.00033	.04915	.00061	.03554	.56492	.00026	71.249
SDev	.00049	.00379	.00084	.00026	.00107	.00008	.164
%RSD	149.62	7.7044	137.54	.71735	.18999	31.313	.22974
#1	.00086	.05230	.00091	.03575	.56616	.00034	71.254
#2	.00021	.05020	.00126	.03525	.56442	.00018	71.082
#3	-.00009	.04495	-.00034	.03561	.56420	.00025	71.410
Errors	LC Pass	LC Pass	LC Pass	LC Pass	LC Pass	LC Pass	LC Pass
High	2.0000	500.00	10.000	30.000	10.000	10.000	600.00
Low	-.00500	-.20000	-.01000	-.20000	-.20000	-.00400	-5.0000

Elem	CD	CO	CR	CU	FE	K_	MG
Units	ppm	ppm	ppm	ppm	ppm	ppm	ppm
Avge	-.00011	.00043	.00023	-.00205	2.4350	2.1397	18.815
SDev	.00011	.00049	.00040	.00045	.0139	.0054	.043
%RSD	99.864	114.58	173.21	21.796	.56917	.25238	.22912
#1	-.00013	.00096	.00067	-.00160	2.4279	2.1348	18.826
#2	.00001	.00031	-.00010	-.00205	2.4262	2.1455	18.768
#3	-.00021	.00000	.00012	-.00249	2.4510	2.1389	18.852
Errors	LC Pass	LC Pass	LC Pass	LC Pass	LC Pass	LC Pass	LC Pass
High	5.0000	100.00	20.000	10.000	500.00	400.00	600.00
Low	-.00500	-.05000	-.00500	-.02500	-.10000	-5.0000	-5.0000

Elem	MN	MO	NA	NI	PB/1	PB/2	PB
Units	ppm	ppm	ppm	ppm	ppm	ppm	ppm
Avge	.72316	.00100	21.397	.00011	-.00191	.00027	-.00046
SDev	.00119	.00035	.076	.00055	.00219	.00118	.00072
%RSD	.16383	35.233	.35324	514.26	115.00	445.20	156.60
#1	.72371	.00092	21.412	.00062	.00055	-.00074	-.00031
#2	.72180	.00069	21.463	.00017	-.00365	-.00003	-.00124
#3	.72397	.00138	21.315	-.00047	-.00261	.00157	.00017
Errors	LC Pass	LC Pass	LC Pass	LC Pass	NOCHECK	NOCHECK	LC Pass
High	20.000	20.000	400.00	100.00			5.0000
Low	-.01500	-.04000	-5.0000	-.04000			-.00300

Elem	SB/1	SB/2	SB	SE/1	SE/2	SE	SI
Units	ppm	ppm	ppm	ppm	ppm	ppm	ppm
Avge	.00218	-.00037	.00048	.00680	-.00133	.00138	9.9870
SDev	.00250	.00071	.00119	.00206	.00239	.00091	.0195
%RSD	114.70	190.63	248.83	30.254	179.68	66.262	.19502
#1	-.00069	-.00081	-.00077	.00895	-.00378	.00046	10.007
#2	.00392	.00045	.00160	.00661	-.00123	.00138	9.9682

#3	.00332	-.00075	.00060	.00485	.00101	.00229	9.9858
Errors	NOCHECK	NOCHECK	LC Pass	NOCHECK	NOCHECK	LC Pass	LC Pass

High			5.0000			10.000	50.000
Low			-.01000			-.00500	-.50000

Elem	SN	SR	TI	TL	V_	ZN	
Units	ppm	ppm	ppm	ppm	ppm	ppm	
Avge	-.00000	.44720	-.00004	.00086	.00073	.00485	
SDev	.00081	.00081	.00014	.00118	.00000	.00013	
%RSD	34231.	.18140	369.56	138.04	.56904	2.6650	
#1	.00081	.44813	-.00012	.00220	.00073	.00482	
#2	-.00000	.44666	.00013	.00001	.00073	.00499	
#3	-.00081	.44680	-.00012	.00035	.00074	.00473	

Errors	LC Pass	LC Pass	LC Pass	LC Pass	LC Pass	LC Pass	
High	30.000	10.000	30.000	10.000	50.000	10.000	
Low	-.10000	-.05000	-.05000	-.01000	-.05000	-.02000	

IntStd	1	2	3	4	5	6	7
Mode	Counts	NOTUSED	NOTUSED	NOTUSED	NOTUSED	NOTUSED	NOTUSED
Elem	Y	--	--	--	--	--	--
Wavlen	371.030	--	--	--	--	--	--
Avge	28846	--	--	--	--	--	--
SDev	24.99373	--	--	--	--	--	--
%RSD	.0866451	--	--	--	--	--	--
#1	28845	--	--	--	--	--	--
#2	28822	--	--	--	--	--	--
#3	28872	--	--	--	--	--	--

Method: METTRACE Sample Name: K09LPF Operator: RJG
Run Time: 10/28/08 18:55:58
Comment: TESTAMERICA PITTSBURGH ICP METALS ANALYSIS-INST TRACEICP
Mode: CONC Corr. Factor: 1

Elem	AG	AL	AS	B_	BA	BE	CA
Units	ppm	ppm	ppm	ppm	ppm	ppm	ppm
Avge	.00003	.04939	.00103	.08017	.19278	.00013	108.28
SDev	.00069	.00281	.00133	.00070	.00016	.00003	.16
%RSD	2510.4	5.6833	128.30	.87560	.08373	23.862	.14936
#1	.00009	.04697	-.00044	.07973	.19269	.00015	108.40
#2	.00068	.04874	.00214	.07981	.19268	.00010	108.09
#3	-.00069	.05247	.00140	.08098	.19296	.00016	108.33
Errors	LC Pass	LC Pass	LC Pass	LC Pass	LC Pass	LC Pass	LC Pass
High	2.0000	500.00	10.000	30.000	10.000	10.000	600.00
Low	-.00500	-.20000	-.01000	-.20000	-.20000	-.00400	-5.0000

Elem	CD	CO	CR	CU	FE	K_	MG
Units	ppm	ppm	ppm	ppm	ppm	ppm	ppm
Avge	.00688	.00154	.00446	.00761	.04875	6.6815	8.4305
SDev	.00003	.00024	.00046	.00019	.00742	.0091	.0065
%RSD	.39486	15.931	10.343	2.5625	15.223	.13573	.07725
#1	.00691	.00130	.00427	.00739	.04620	6.6740	8.4370
#2	.00685	.00179	.00498	.00771	.04294	6.6790	8.4240
#3	.00689	.00153	.00411	.00774	.05711	6.6916	8.4305
Errors	LC Pass	LC Pass	LC Pass	LC Pass	LC Pass	LC Pass	LC Pass
High	5.0000	100.00	20.000	10.000	500.00	400.00	600.00
Low	-.00500	-.05000	-.00500	-.02500	-.10000	-5.0000	-5.0000

Elem	MN	MO	NA	NI	PB/1	PB/2	PB
Units	ppm	ppm	ppm	ppm	ppm	ppm	ppm
Avge	.13465	.00248	31.308	.05625	-.00178	.00082	-.00004
SDev	.00005	.00023	.079	.00029	.00441	.00170	.00107
%RSD	.03791	9.2680	.25292	.52228	247.36	205.67	2466.3
#1	.13466	.00273	31.334	.05593	-.00323	-.00015	-.00118
#2	.13459	.00228	31.219	.05651	.00317	-.00016	.00095
#3	.13469	.00242	31.371	.05631	-.00528	.00278	.00010
Errors	LC Pass	LC Pass	LC Pass	LC Pass	NOCHECK	NOCHECK	LC Pass
High	20.000	20.000	400.00	100.00			5.0000
Low	-.01500	-.04000	-5.0000	-.04000			-.00300

Elem	SB/1	SB/2	SB	SE/1	SE/2	SE	SI
Units	ppm	ppm	ppm	ppm	ppm	ppm	ppm
Avge	.00478	.00154	.00262	.00669	.00138	.00315	4.6689
SDev	.00367	.00347	.00111	.00517	.00244	.00111	.0048
%RSD	76.696	225.34	42.368	77.249	177.06	35.275	.10312
#1	.00509	.00080	.00223	.00910	.00209	.00443	4.6692
#2	.00097	.00532	.00387	.01020	-.00134	.00250	4.6639

#3	.00828	-.00150	.00175	.00076	.00338	.00251	4.6735
Errors	NOCHECK	NOCHECK	LC Pass	NOCHECK	NOCHECK	LC Pass	LC Pass

High			5.0000			10.000	50.000
Low			-.01000			-.00500	-.50000

Elem	SN	SR	TI	TL	V_	ZN	
Units	ppm	ppm	ppm	ppm	ppm	ppm	
Avge	-.00172	.65289	-.00065	.00191	.00033	.02326	
SDev	.00312	.00058	.00035	.00148	.00055	.00008	
%RSD	182.01	.08837	53.875	77.205	164.96	.36227	
#1	-.00323	.65356	-.00085	.00290	.00001	.02322	
#2	.00188	.65255	-.00085	.00022	.00096	.02335	
#3	-.00379	.65256	-.00024	.00262	.00002	.02320	

Errors	LC Pass	LC Pass	LC Pass	LC Pass	LC Pass	LC Pass	
High	30.000	10.000	30.000	10.000	50.000	10.000	
Low	-.10000	-.05000	-.05000	-.01000	-.05000	-.02000	

IntStd	1	2	3	4	5	6	7
Mode	Counts	NOTUSED	NOTUSED	NOTUSED	NOTUSED	NOTUSED	NOTUSED
Elem	Y	--	--	--	--	--	--
Wavlen	371.030	--	--	--	--	--	--
Avge	28974	--	--	--	--	--	--
SDev	136.0393	--	--	--	--	--	--
%RSD	.4695166	--	--	--	--	--	--
#1	29084	--	--	--	--	--	--
#2	29017	--	--	--	--	--	--
#3	28822	--	--	--	--	--	--

Method: METTRACE Sample Name: K09LRF Operator: RJG
Run Time: 10/28/08 19:01:28
Comment: TESTAMERICA PITTSBURGH ICP METALS ANALYSIS-INST TRACEICP
Mode: CONC Corr. Factor: 1

Elem	AG	AL	AS	B_	BA	BE	CA
Units	ppm	ppm	ppm	ppm	ppm	ppm	ppm
Avge	.00004	.05361	.00277	.67153	.34477	.00041	138.69
SDev	.00076	.00132	.00085	.00601	.00225	.00010	.64
%RSD	1884.6	2.4612	30.647	.89479	.65230	25.326	.46368
#1	.00086	.05480	.00330	.66517	.34246	.00041	137.96
#2	-.00062	.05385	.00322	.67232	.34491	.00050	138.93
#3	-.00012	.05219	.00179	.67711	.34695	.00030	139.17
Errors	LC Pass	LC Pass	LC Pass	LC Pass	LC Pass	LC Pass	LC Pass
High	2.0000	500.00	10.000	30.000	10.000	10.000	600.00
Low	-.00500	-.20000	-.01000	-.20000	-.20000	-.00400	-5.0000

Elem	CD	CO	CR	CU	FE	K_	MG
Units	ppm	ppm	ppm	ppm	ppm	ppm	ppm
Avge	-.00021	.00106	.00040	-.00171	19.911	16.103	8.4136
SDev	.00024	.00029	.00041	.00011	.108	.138	.0384
%RSD	114.34	26.969	104.40	6.3386	.54036	.85863	.45641
#1	.00006	.00138	.00081	-.00160	19.794	15.953	8.3711
#2	-.00029	.00096	-.00001	-.00181	19.934	16.133	8.4238
#3	-.00040	.00083	.00039	-.00172	20.005	16.225	8.4458
Errors	LC Pass	LC Pass	LC Pass	LC Pass	LC Pass	LC Pass	LC Pass
High	5.0000	100.00	20.000	10.000	500.00	400.00	600.00
Low	-.00500	-.05000	-.00500	-.02500	-.10000	-5.0000	-5.0000

Elem	MN	MO	NA	NI	PB/1	PB/2	PB
Units	ppm	ppm	ppm	ppm	ppm	ppm	ppm
Avge	.31001	.00065	67.440	.00174	-.00408	.00196	-.00005
SDev	.00140	.00055	.462	.00045	.00087	.00185	.00094
%RSD	.45260	85.677	.68516	25.629	21.416	94.182	1980.9
#1	.30845	.00127	66.941	.00224	-.00378	.00115	-.00049
#2	.31041	.00022	67.527	.00158	-.00506	.00408	.00104
#3	.31117	.00045	67.852	.00139	-.00339	.00066	-.00069
Errors	LC Pass	LC Pass	LC Pass	LC Pass	NOCHECK	NOCHECK	LC Pass
High	20.000	20.000	400.00	100.00			5.0000
Low	-.01500	-.04000	-5.0000	-.04000			-.00300

Elem	SB/1	SB/2	SB	SE/1	SE/2	SE	SI
Units	ppm	ppm	ppm	ppm	ppm	ppm	ppm
Avge	.00386	-.00087	.00071	.00826	-.00242	.00114	13.961
SDev	.00264	.00112	.00098	.00259	.00050	.00089	.087
%RSD	68.355	129.25	137.75	31.311	20.590	78.343	.62296
#1	.00235	-.00176	-.00039	.00629	-.00281	.00022	13.865
#2	.00691	-.00123	.00148	.00730	-.00186	.00119	13.984

#3	.00233	.00039	.00104	.01119	-.00260	.00200	14.034
Errors	NOCHECK	NOCHECK	LC Pass	NOCHECK	NOCHECK	LC Pass	LC Pass

High			5.0000			10.000	50.000
Low			-.01000			-.00500	-.50000

Elem	SN	SR	TI	TL	V_	ZN	
Units	ppm	ppm	ppm	ppm	ppm	ppm	
Avge	.00009	1.7548	-.00041	.00355	.00169	.00552	
SDev	.00056	.0124	.00019	.00293	.00153	.00023	
%RSD	658.99	.70723	47.102	82.720	90.642	4.1392	
#1	-.00054	1.7412	-.00062	.00061	.00234	.00538	
#2	.00053	1.7577	-.00036	.00356	.00279	.00579	
#3	.00027	1.7654	-.00024	.00647	-.00006	.00540	
Errors	LC Pass	LC Pass	LC Pass	LC Pass	LC Pass	LC Pass	
High	30.000	10.000	30.000	10.000	50.000	10.000	
Low	-.10000	-.05000	-.05000	-.01000	-.05000	-.02000	

IntStd	1	2	3	4	5	6	7
Mode	Counts	NOTUSED	NOTUSED	NOTUSED	NOTUSED	NOTUSED	NOTUSED
Elem	Y	--	--	--	--	--	--
Wavlen	371.030	--	--	--	--	--	--
Avge	28885	--	--	--	--	--	--
SDev	107.2403	--	--	--	--	--	--
%RSD	.3712641	--	--	--	--	--	--
#1	28769	--	--	--	--	--	--
#2	28981	--	--	--	--	--	--
#3	28905	--	--	--	--	--	--

Method: METTRACE Sample Name: K09LWF Operator: RJG
Run Time: 10/28/08 19:06:59
Comment: TESTAMERICA PITTSBURGH ICP METALS ANALYSIS-INST TRACEICP
Mode: CONC Corr. Factor: 1

Elem	AG	AL	AS	B_	BA	BE	CA
Units	ppm	ppm	ppm	ppm	ppm	ppm	ppm
Avge	.00019	.05327	.00445	.07803	1.1897	.00031	123.82
SDev	.00092	.00200	.00040	.00124	.0040	.00011	.21
%RSD	475.84	3.7511	9.0983	1.5871	.33585	34.859	.17148
#1	.00072	.05310	.00491	.07905	1.1880	.00032	123.87
#2	.00072	.05534	.00424	.07839	1.1869	.00041	123.58
#3	-.00087	.05136	.00419	.07665	1.1943	.00019	124.00
Errors	LC Pass	LC Pass	LC Pass	LC Pass	LC Pass	LC Pass	LC Pass
High	2.0000	500.00	10.000	30.000	10.000	10.000	600.00
Low	-.00500	-.20000	-.01000	-.20000	-.20000	-.00400	-5.0000

Elem	CD	CO	CR	CU	FE	K_	MG
Units	ppm	ppm	ppm	ppm	ppm	ppm	ppm
Avge	-.00009	.00006	.00037	-.00189	.80651	3.8119	33.874
SDev	.00015	.00060	.00035	.00027	.00935	.0145	.062
%RSD	165.73	1024.3	93.047	14.304	1.1598	.38150	.18429
#1	.00005	.00050	.00043	-.00196	.81661	3.8002	33.858
#2	-.00008	.00031	.00069	-.00159	.79813	3.8074	33.822
#3	-.00024	-.00063	.00000	-.00212	.80480	3.8282	33.943
Errors	LC Pass	LC Pass	LC Pass	LC Pass	LC Pass	LC Pass	LC Pass
High	5.0000	100.00	20.000	10.000	500.00	400.00	600.00
Low	-.00500	-.05000	-.00500	-.02500	-.10000	-5.0000	-5.0000

Elem	MN	MO	NA	NI	PB/1	PB/2	PB
Units	ppm	ppm	ppm	ppm	ppm	ppm	ppm
Avge	1.7410	.00031	21.234	.00089	-.00134	.00019	-.00032
SDev	.0035	.00088	.154	.00013	.00216	.00090	.00015
%RSD	.20067	282.88	.72524	14.394	160.43	463.61	46.444
#1	1.7410	.00127	21.273	.00088	-.00280	.00068	-.00048
#2	1.7375	.00012	21.365	.00102	.00113	-.00085	-.00019
#3	1.7445	-.00046	21.064	.00076	-.00237	.00075	-.00029
Errors	LC Pass	LC Pass	LC Pass	LC Pass	NOCHECK	NOCHECK	LC Pass
High	20.000	20.000	400.00	100.00			5.0000
Low	-.01500	-.04000	-5.0000	-.04000			-.00300

Elem	SB/1	SB/2	SB	SE/1	SE/2	SE	SI
Units	ppm	ppm	ppm	ppm	ppm	ppm	ppm
Avge	.00236	.00067	.00123	.00634	-.00068	.00166	13.103
SDev	.00189	.00006	.00059	.00147	.00069	.00007	.037
%RSD	80.093	8.9119	47.748	23.268	101.27	4.5268	.28406
#1	.00435	.00061	.00185	.00467	.00007	.00160	13.100
#2	.00058	.00073	.00068	.00746	-.00128	.00163	13.067

#3	.00215	.00068	.00117	.00689	-.00083	.00174	13.141
Errors	NOCHECK	NOCHECK	LC Pass	NOCHECK	NOCHECK	LC Pass	LC Pass

High			5.0000			10.000	50.000
Low			-.01000			-.00500	-.50000

Elem	SN	SR	TI	TL	V_	ZN	
Units	ppm	ppm	ppm	ppm	ppm	ppm	
Avge	.00018	.91227	-.00062	.00258	.00376	.00391	
SDev	.00155	.00338	.00025	.00181	.00011	.00006	
%RSD	849.87	.37094	40.411	70.219	2.8603	1.4518	
#1	-.00027	.91001	-.00062	.00371	.00369	.00388	
#2	.00191	.91064	-.00037	.00354	.00389	.00397	
#3	-.00109	.91616	-.00087	.00049	.00371	.00387	

Errors	LC Pass	LC Pass	LC Pass	LC Pass	LC Pass	LC Pass	
High	30.000	10.000	30.000	10.000	50.000	10.000	
Low	-.10000	-.05000	-.05000	-.01000	-.05000	-.02000	

IntStd	1	2	3	4	5	6	7
Mode	Counts	NOTUSED	NOTUSED	NOTUSED	NOTUSED	NOTUSED	NOTUSED
Elem	Y	--	--	--	--	--	--
Wavlen	371.030	--	--	--	--	--	--
Avge	28682	--	--	--	--	--	--
SDev	101.3130	--	--	--	--	--	--
%RSD	.3532253	--	--	--	--	--	--
#1	28776	--	--	--	--	--	--
#2	28696	--	--	--	--	--	--
#3	28575	--	--	--	--	--	--

Method: METTRACE Sample Name: K09MAF Operator: RJG
Run Time: 10/28/08 19:12:28
Comment: TESTAMERICA PITTSBURGH ICP METALS ANALYSIS-INST TRACEICP
Mode: CONC Corr. Factor: 1

Elem	AG	AL	AS	B_	BA	BE	CA
Units	ppm	ppm	ppm	ppm	ppm	ppm	ppm
Avge	.00013	.04692	.00161	.07055	.69629	.00043	109.54
SDev	.00036	.00252	.00094	.00054	.00105	.00004	.22
%RSD	273.18	5.3676	58.821	.76175	.15139	8.9576	.19790
#1	.00045	.04847	.00266	.06995	.69511	.00046	109.67
#2	-.00026	.04827	.00084	.07097	.69664	.00044	109.66
#3	.00021	.04401	.00132	.07075	.69713	.00039	109.29
Errors	LC Pass	LC Pass	LC Pass	LC Pass	LC Pass	LC Pass	LC Pass
High	2.0000	500.00	10.000	30.000	10.000	10.000	600.00
Low	-.00500	-.20000	-.01000	-.20000	-.20000	-.00400	-5.0000

Elem	CD	CO	CR	CU	FE	K_	MG
Units	ppm	ppm	ppm	ppm	ppm	ppm	ppm
Avge	-.00013	.00104	.00049	-.00126	-.01004	1.2448	22.410
SDev	.00010	.00027	.00024	.00026	.00174	.0075	.027
%RSD	76.250	25.741	48.968	20.490	17.364	.60000	.11875
#1	-.00006	.00135	.00076	-.00134	-.00836	1.2487	22.430
#2	-.00009	.00091	.00028	-.00097	-.00992	1.2496	22.421
#3	-.00025	.00086	.00044	-.00147	-.01184	1.2362	22.380
Errors	LC Pass	LC Pass	LC Pass	LC Pass	LC Pass	LC Pass	LC Pass
High	5.0000	100.00	20.000	10.000	500.00	400.00	600.00
Low	-.00500	-.05000	-.00500	-.02500	-.10000	-5.0000	-5.0000

Elem	MN	MO	NA	NI	PB/1	PB/2	PB
Units	ppm	ppm	ppm	ppm	ppm	ppm	ppm
Avge	2.5491	.00396	25.446	.00678	-.00322	.00115	-.00031
SDev	.0010	.00031	.057	.00037	.00181	.00110	.00033
%RSD	.03732	7.8782	.22326	5.3999	56.170	96.218	108.20
#1	2.5484	.00432	25.430	.00720	-.00457	.00144	-.00056
#2	2.5502	.00378	25.509	.00659	-.00394	.00207	.00007
#3	2.5488	.00379	25.398	.00654	-.00116	-.00007	-.00044
Errors	LC Pass	LC Pass	LC Pass	LC Pass	NOCHECK	NOCHECK	LC Pass
High	20.000	20.000	400.00	100.00			5.0000
Low	-.01500	-.04000	-5.0000	-.04000			-.00300

Elem	SB/1	SB/2	SB	SE/1	SE/2	SE	SI
Units	ppm	ppm	ppm	ppm	ppm	ppm	ppm
Avge	.00456	.00025	.00169	.00616	-.00176	.00087	10.490
SDev	.00253	.00175	.00107	.00264	.00220	.00179	.015
%RSD	55.533	701.76	63.670	42.866	124.60	205.31	.14290
#1	.00567	.00155	.00292	.00337	-.00101	.00045	10.474
#2	.00636	-.00175	.00095	.00648	-.00424	-.00067	10.492

#3	.00167	.00095	.00119	.00862	-.00004	.00284	10.504
Errors	NOCHECK	NOCHECK	LC Pass	NOCHECK	NOCHECK	LC Pass	LC Pass

High			5.0000			10.000	50.000
Low			-.01000			-.00500	-.50000

Elem	SN	SR	TI	TL	V_	ZN	
Units	ppm	ppm	ppm	ppm	ppm	ppm	
Avge	-.00064	.44119	-.00052	.00112	.00164	.00929	
SDev	.00164	.00113	.00015	.00199	.00011	.00002	
%RSD	257.56	.25641	27.750	178.04	6.5738	.17237	
#1	.00079	.44006	-.00036	-.00106	.00170	.00928	
#2	-.00243	.44117	-.00061	.00156	.00152	.00929	
#3	-.00028	.44233	-.00061	.00285	.00171	.00931	

Errors	LC Pass	LC Pass	LC Pass	LC Pass	LC Pass	LC Pass	
High	30.000	10.000	30.000	10.000	50.000	10.000	
Low	-.10000	-.05000	-.05000	-.01000	-.05000	-.02000	

IntStd	1	2	3	4	5	6	7
Mode	Counts	NOTUSED	NOTUSED	NOTUSED	NOTUSED	NOTUSED	NOTUSED
Elem	Y	--	--	--	--	--	--
Wavlen	371.030	--	--	--	--	--	--
Avge	29026	--	--	--	--	--	--
SDev	98.47959	--	--	--	--	--	--
%RSD	.3392803	--	--	--	--	--	--
#1	29138	--	--	--	--	--	--
#2	28989	--	--	--	--	--	--
#3	28951	--	--	--	--	--	--

Method: METTRACE Sample Name: CCV1-7 Operator: RJG
Run Time: 10/28/08 19:17:59
Comment: TESTAMERICA PITTSBURGH ICP METALS ANALYSIS-INST TRACEICP
Mode: CONC Corr. Factor: 1

Elem	AG	AL	AS	B_	BA	BE	CA
Units	ppm	ppm	ppm	ppm	ppm	ppm	ppm
Avge	.99988	23.780	.49962	1.9527	1.9753	2.0262	48.786
SDev	.00053	.057	.00173	.0035	.0044	.0075	.193
%RSD	.05299	.23892	.34680	.18128	.22218	.36818	.39573
#1	1.0004	23.845	.49938	1.9488	1.9803	2.0182	48.573
#2	.99939	23.744	.49802	1.9537	1.9721	2.0273	48.836
#3	.99981	23.751	.50146	1.9556	1.9735	2.0330	48.949
Errors	LC Pass	LC Pass	LC Pass	LC Pass	LC Pass	LC Pass	LC Pass
High	1.1000	27.500	.55000	2.2000	2.2000	2.2000	55.000
Low	.90000	22.500	.45000	1.8000	1.8000	1.8000	45.000

Elem	CD	CO	CR	CU	FE	K_	MG
Units	ppm	ppm	ppm	ppm	ppm	ppm	ppm
Avge	.48950	1.9301	1.9510	1.9850	24.858	117.62	49.666
SDev	.00186	.0055	.0046	.0066	.074	.52	.142
%RSD	.37918	.28305	.23738	.33310	.29927	.44602	.28522
#1	.48754	1.9242	1.9460	1.9927	24.773	118.22	49.512
#2	.48975	1.9310	1.9519	1.9816	24.890	117.43	49.694
#3	.49122	1.9350	1.9551	1.9808	24.912	117.23	49.791
Errors	LC Pass	LC Pass	LC Pass	LC Pass	LC Pass	LC Pass	LC Pass
High	.55000	2.2000	2.2000	2.2000	27.500	137.50	55.000
Low	.45000	1.8000	1.8000	1.8000	22.500	112.50	45.000

Elem	MN	MO	NA	NI	PB/1	PB/2	PB
Units	ppm	ppm	ppm	ppm	ppm	ppm	ppm
Avge	1.9667	1.9889	120.86	1.9434	.49239	.48926	.49030
SDev	.0040	.0161	.48	.0059	.00641	.00117	.00154
%RSD	.20503	.80848	.39776	.30570	1.3024	.23837	.31333
#1	1.9624	1.9721	121.41	1.9400	.48499	.49043	.48861
#2	1.9672	1.9904	120.70	1.9398	.49631	.48927	.49162
#3	1.9704	2.0042	120.49	1.9502	.49586	.48809	.49068
Errors	LC Pass	LC Pass	LC Pass	LC Pass	NOCHECK	NOCHECK	LC Pass
High	2.2000	2.2000	137.50	2.2000			.55000
Low	1.8000	1.8000	112.50	1.8000			.45000

Elem	SB/1	SB/2	SB	SE/1	SE/2	SE	SI
Units	ppm	ppm	ppm	ppm	ppm	ppm	ppm
Avge	.49750	.50354	.50153	.50606	.49623	.49951	L1.7994
SDev	.00354	.00341	.00110	.00407	.00102	.00150	.0032
%RSD	.71109	.67690	.21923	.80369	.20545	.29927	.17562
#1	.50154	.49968	.50030	.50200	.49686	.49857	1.8013
#2	.49498	.50614	.50242	.50607	.49506	.49872	1.8011

#3	.49597	.50480	.50186	.51013	.49679	.50123	L1.7957
Errors	NOCHECK	NOCHECK	LC Pass	NOCHECK	NOCHECK	LC Pass	LC Low

High			.55000			.55000	2.2000
Low			.45000			.45000	1.8000

Elem	SN	SR	TI	TL	V_	ZN	
Units	ppm	ppm	ppm	ppm	ppm	ppm	
Avge	1.9865	2.0473	1.9974	.97262	1.9539	1.9454	
SDev	.0094	.0036	.0029	.00677	.0040	.0023	
%RSD	.47260	.17438	.14547	.69660	.20231	.11612	
#1	1.9770	2.0511	1.9950	.96558	1.9499	1.9439	
#2	1.9866	2.0440	1.9967	.97318	1.9541	1.9444	
#3	1.9958	2.0467	2.0007	.97910	1.9578	1.9480	
Errors	LC Pass	LC Pass	LC Pass	LC Pass	LC Pass	LC Pass	
High	2.2000	2.2000	2.2000	1.1000	2.2000	2.2000	
Low	1.8000	1.8000	1.8000	.90000	1.8000	1.8000	

IntStd	1	2	3	4	5	6	7
Mode	Counts	NOTUSED	NOTUSED	NOTUSED	NOTUSED	NOTUSED	NOTUSED
Elem	Y	--	--	--	--	--	--
Wavlen	371.030	--	--	--	--	--	--
Avge	28433	--	--	--	--	--	--
SDev	115.7490	--	--	--	--	--	--
%RSD	.4070894	--	--	--	--	--	--
#1	28312	--	--	--	--	--	--
#2	28446	--	--	--	--	--	--
#3	28542	--	--	--	--	--	--

Method: METTRACE Sample Name: CCB7 Operator: RJG
Run Time: 10/28/08 19:23:29
Comment: TESTAMERICA PITTSBURGH ICP METALS ANALYSIS-INST TRACEICP
Mode: CONC Corr. Factor: 1

Elem	AG	AL	AS	B_	BA	BE	CA
Units	ppm	ppm	ppm	ppm	ppm	ppm	ppm
Avge	-.00002	.04504	.00123	.00801	.00011	.00038	-.00797
SDev	.00086	.00147	.00155	.00199	.00013	.00006	.00352
%RSD	4272.8	3.2599	126.76	24.877	113.77	15.154	44.166
#1	-.00017	.04591	.00090	.01030	.00009	.00034	-.01014
#2	-.00079	.04334	-.00014	.00708	-.00001	.00045	-.00987
#3	.00090	.04586	.00292	.00665	.00024	.00037	-.00391
Errors	LC Pass	LC Pass	LC Pass	LC Pass	LC Pass	LC Pass	LC Pass
High	.00500	.20000	.01000	.20000	.20000	.00400	5.0000
Low	-.00500	-.20000	-.01000	-.20000	-.20000	-.00400	-5.0000

Elem	CD	CO	CR	CU	FE	K_	MG
Units	ppm	ppm	ppm	ppm	ppm	ppm	ppm
Avge	.00004	.00028	.00037	-.00205	.01010	.12949	.00678
SDev	.00017	.00091	.00044	.00058	.01692	.00951	.00388
%RSD	486.62	324.96	119.86	28.371	167.62	7.3410	57.235
#1	.00008	.00073	.00041	-.00213	.00963	.12356	.00515
#2	-.00016	-.00077	-.00009	-.00259	-.00659	.12446	.00398
#3	.00018	.00088	.00078	-.00143	.02725	.14046	.01121
Errors	LC Pass	LC Pass	LC Pass	LC Pass	LC Pass	LC Pass	LC Pass
High	.00500	.05000	.00500	.02500	.10000	5.0000	5.0000
Low	-.00500	-.05000	-.00500	-.02500	-.10000	-5.0000	-5.0000

Elem	MN	MO	NA	NI	PB/1	PB/2	PB
Units	ppm	ppm	ppm	ppm	ppm	ppm	ppm
Avge	.00016	.00627	-.73572	.00026	-.00019	.00194	.00123
SDev	.00011	.00221	.10662	.00038	.00138	.00220	.00123
%RSD	71.373	35.267	14.492	148.08	725.71	113.04	99.926
#1	.00007	.00880	-.69772	.00010	-.00161	.00247	.00111
#2	.00012	.00528	-.85613	-.00002	.00114	-.00047	.00007
#3	.00029	.00472	-.65330	.00069	-.00010	.00383	.00252
Errors	LC Pass	LC Pass	LC Pass	LC Pass	NOCHECK	NOCHECK	LC Pass
High	.01500	.04000	5.0000	.04000			.00300
Low	-.01500	-.04000	-5.0000	-.04000			-.00300

Elem	SB/1	SB/2	SB	SE/1	SE/2	SE	SI
Units	ppm	ppm	ppm	ppm	ppm	ppm	ppm
Avge	.00479	.00132	.00248	.00124	.00135	.00131	-.03977
SDev	.00341	.00068	.00150	.00068	.00283	.00178	.00059
%RSD	71.252	51.235	60.343	54.726	210.27	136.06	1.4871
#1	.00835	.00160	.00385	.00086	.00461	.00336	-.03989
#2	.00155	.00055	.00088	.00084	-.00023	.00013	-.04030

#3	.00447	.00182	.00270	.00203	-.00035	.00044	-.03913
Errors	NOCHECK	NOCHECK	LC Pass	NOCHECK	NOCHECK	LC Pass	LC Pass

High			.06000			.00500	.50000
Low			-.06000			-.00500	-.50000

Elem	SN	SR	TI	TL	V_	ZN	
Units	ppm	ppm	ppm	ppm	ppm	ppm	
Avge	.00035	.00015	.00074	.00343	.00007	.00126	
SDev	.00225	.00011	.00032	.00153	.00011	.00021	
%RSD	646.80	77.207	43.740	44.662	158.34	16.370	
#1	.00294	.00006	.00098	.00496	.00000	.00102	
#2	-.00108	.00010	.00037	.00190	.00019	.00136	
#3	-.00081	.00028	.00086	.00343	.00001	.00140	
Errors	LC Pass	LC Pass	LC Pass	LC Pass	LC Pass	LC Pass	
High	.10000	.05000	.05000	.01000	.05000	.02000	
Low	-.10000	-.05000	-.05000	-.01000	-.05000	-.02000	

IntStd	1	2	3	4	5	6	7
Mode	Counts	NOTUSED	NOTUSED	NOTUSED	NOTUSED	NOTUSED	NOTUSED
Elem	Y	--	--	--	--	--	--
Wavlen	371.030	--	--	--	--	--	--
Avge	28973	--	--	--	--	--	--
SDev	106.8901	--	--	--	--	--	--
%RSD	.3689244	--	--	--	--	--	--
#1	29088	--	--	--	--	--	--
#2	28955	--	--	--	--	--	--
#3	28877	--	--	--	--	--	--

Method: METTRACE Sample Name: K1CA5F Operator: RJG
Run Time: 10/28/08 19:28:59
Comment: TESTAMERICA PITTSBURGH ICP METALS ANALYSIS-INST TRACEICP
Mode: CONC Corr. Factor: 1

Elem	AG	AL	AS	B_	BA	BE	CA
Units	ppm	ppm	ppm	ppm	ppm	ppm	ppm
Avge	.00276	.06647	.01017	.06532	.14638	.00056	86.587
SDev	.00040	.00219	.00090	.00081	.00005	.00004	.346
%RSD	14.463	3.2930	8.8623	1.2428	.03495	6.6649	.39958
#1	.00318	.06897	.01081	.06625	.14641	.00060	86.986
#2	.00239	.06488	.00914	.06499	.14641	.00055	86.403
#3	.00269	.06557	.01056	.06473	.14632	.00052	86.372
Errors	LC Pass	LC Pass	LC Pass	LC Pass	LC Pass	LC Pass	LC Pass
High	2.0000	500.00	10.000	30.000	10.000	10.000	600.00
Low	-.00500	-.20000	-.01000	-.20000	-.20000	-.00400	-5.0000

Elem	CD	CO	CR	CU	FE	K_	MG
Units	ppm	ppm	ppm	ppm	ppm	ppm	ppm
Avge	-.00001	.00268	.00265	-.00176	-.02798	11.045	17.148
SDev	.00012	.00005	.00021	.00007	.01615	.020	.058
%RSD	1305.7	2.0253	7.9188	4.1661	57.706	.17740	.33703
#1	.00012	.00264	.00284	-.00170	-.00997	11.066	17.214
#2	-.00010	.00267	.00243	-.00184	-.04117	11.040	17.126
#3	-.00004	.00275	.00270	-.00175	-.03282	11.028	17.105
Errors	LC Pass	LC Pass	LC Pass	LC Pass	LC Pass	LC Pass	LC Pass
High	5.0000	100.00	20.000	10.000	500.00	400.00	600.00
Low	-.00500	-.05000	-.00500	-.02500	-.10000	-5.0000	-5.0000

Elem	MN	MO	NA	NI	PB/1	PB/2	PB
Units	ppm	ppm	ppm	ppm	ppm	ppm	ppm
Avge	11.009	.00102	51.442	.00420	-.00210	.00274	.00113
SDev	.032	.00069	.141	.00135	.00205	.00153	.00059
%RSD	.28725	67.528	.27468	32.165	97.753	55.908	52.587
#1	11.045	.00102	51.522	.00550	-.00433	.00446	.00153
#2	10.996	.00171	51.524	.00428	-.00027	.00224	.00140
#3	10.986	.00033	51.278	.00281	-.00171	.00152	.00045
Errors	LC Pass	LC Pass	LC Pass	LC Pass	NOCHECK	NOCHECK	LC Pass
High	20.000	20.000	400.00	100.00			5.0000
Low	-.01500	-.04000	-5.0000	-.04000			-.00300

Elem	SB/1	SB/2	SB	SE/1	SE/2	SE	SI
Units	ppm	ppm	ppm	ppm	ppm	ppm	ppm
Avge	.00390	-.00051	.00096	.00449	-.00147	.00051	5.8067
SDev	.00102	.00068	.00042	.00354	.00164	.00137	.0034
%RSD	26.134	132.86	43.793	78.890	111.69	266.98	.05879
#1	.00492	-.00049	.00131	.00564	-.00337	-.00037	5.8091
#2	.00390	-.00121	.00049	.00731	-.00051	.00210	5.8083

#3	.00288	.00016	.00106	.00051	-.00054	-.00019	5.8028
Errors	NOCHECK	NOCHECK	LC Pass	NOCHECK	NOCHECK	LC Pass	LC Pass

High			5.0000			10.000	50.000
Low			-.01000			-.00500	-.50000

Elem	SN	SR	TI	TL	V_	ZN	
Units	ppm	ppm	ppm	ppm	ppm	ppm	
Avge	-.00037	.30441	-.00024	.00422	.00360	.07969	
SDev	.00219	.00035	.00024	.00167	.00051	.00026	
%RSD	600.62	.11535	102.58	39.511	14.044	.32342	
#1	-.00189	.30477	.00001	.00593	.00418	.07975	
#2	.00215	.30439	-.00048	.00260	.00341	.07992	
#3	-.00135	.30407	-.00024	.00413	.00322	.07941	

Errors	LC Pass	LC Pass	LC Pass	LC Pass	LC Pass	LC Pass	
High	30.000	10.000	30.000	10.000	50.000	10.000	
Low	-.10000	-.05000	-.05000	-.01000	-.05000	-.02000	

IntStd	1	2	3	4	5	6	7
Mode	Counts	NOTUSED	NOTUSED	NOTUSED	NOTUSED	NOTUSED	NOTUSED
Elem	Y	--	--	--	--	--	--
Wavlen	371.030	--	--	--	--	--	--
Avge	28978	--	--	--	--	--	--
SDev	9.456119	--	--	--	--	--	--
%RSD	.0326316	--	--	--	--	--	--
#1	28989	--	--	--	--	--	--
#2	28975	--	--	--	--	--	--
#3	28971	--	--	--	--	--	--

Method: METTRACE Sample Name: K1DV2F Operator: RJG
Run Time: 10/28/08 19:34:29
Comment: TESTAMERICA PITTSBURGH ICP METALS ANALYSIS-INST TRACEICP
Mode: CONC Corr. Factor: 1

Elem	AG	AL	AS	B_	BA	BE	CA
Units	ppm	ppm	ppm	ppm	ppm	ppm	ppm
Avge	.00151	.09044	.00361	.08646	.12181	.00086	23.116
SDev	.00071	.00073	.00034	.00036	.00030	.00003	.044
%RSD	46.802	.81267	9.4297	.41870	.24236	3.3759	.18842
#1	.00229	.09127	.00396	.08623	.12172	.00086	23.154
#2	.00093	.08986	.00359	.08688	.12157	.00089	23.068
#3	.00131	.09019	.00328	.08627	.12214	.00083	23.127
Errors	LC Pass	LC Pass	LC Pass	LC Pass	LC Pass	LC Pass	LC Pass
High	2.0000	500.00	10.000	30.000	10.000	10.000	600.00
Low	-.00500	-.20000	-.01000	-.20000	-.20000	-.00400	-5.0000

Elem	CD	CO	CR	CU	FE	K_	MG
Units	ppm	ppm	ppm	ppm	ppm	ppm	ppm
Avge	-.00012	.00522	.00275	-.00188	11.401	.27866	14.833
SDev	.00022	.00033	.00031	.00001	.024	.00711	.026
%RSD	180.41	6.3864	11.351	.55090	.20616	2.5533	.17855
#1	.00003	.00544	.00305	-.00187	11.416	.28454	14.856
#2	-.00037	.00539	.00243	-.00189	11.374	.28070	14.804
#3	-.00002	.00484	.00279	-.00188	11.413	.27075	14.839
Errors	LC Pass	LC Pass	LC Pass	LC Pass	LC Pass	LC Pass	LC Pass
High	5.0000	100.00	20.000	10.000	500.00	400.00	600.00
Low	-.00500	-.05000	-.00500	-.02500	-.10000	-5.0000	-5.0000

Elem	MN	MO	NA	NI	PB/1	PB/2	PB
Units	ppm	ppm	ppm	ppm	ppm	ppm	ppm
Avge	6.1963	.00001	23.586	.01247	-.00226	.00094	-.00012
SDev	.0120	.00018	.322	.00016	.00238	.00162	.00035
%RSD	.19322	1985.7	1.3643	1.2616	105.38	171.38	284.02
#1	6.2022	.00020	23.957	.01265	.00030	-.00060	-.00030
#2	6.1825	-.00003	23.385	.01240	-.00441	.00262	.00028
#3	6.2041	-.00015	23.415	.01235	-.00267	.00081	-.00035
Errors	LC Pass	LC Pass	LC Pass	LC Pass	NOCHECK	NOCHECK	LC Pass
High	20.000	20.000	400.00	100.00			5.0000
Low	-.01500	-.04000	-5.0000	-.04000			-.00300

Elem	SB/1	SB/2	SB	SE/1	SE/2	SE	SI
Units	ppm	ppm	ppm	ppm	ppm	ppm	ppm
Avge	.00204	-.00030	.00048	.00535	-.00001	.00177	11.668
SDev	.00228	.00128	.00109	.00160	.00253	.00135	.023
%RSD	111.62	425.33	226.72	29.843	18205.	76.220	.19970
#1	.00044	-.00138	-.00078	.00691	-.00077	.00179	11.665
#2	.00465	-.00063	.00113	.00372	.00281	.00311	11.647

#3	.00104	.00111	.00109	.00542	-.00209	.00041	11.693
Errors	NOCHECK	NOCHECK	LC Pass	NOCHECK	NOCHECK	LC Pass	LC Pass

High			5.0000			10.000	50.000
Low			-.01000			-.00500	-.50000

Elem	SN	SR	TI	TL	V_	ZN	
Units	ppm	ppm	ppm	ppm	ppm	ppm	
Avge	.00123	.10873	.00058	.00173	.00589	.00635	
SDev	.00197	.00023	.00025	.00357	.00038	.00012	
%RSD	159.92	.20839	43.611	206.54	6.4932	1.8657	
#1	.00346	.10870	.00086	.00494	.00627	.00627	
#2	-.00028	.10851	.00038	.00236	.00551	.00648	
#3	.00052	.10896	.00050	-.00212	.00588	.00629	

Errors	LC Pass	LC Pass	LC Pass	LC Pass	LC Pass	LC Pass	
High	30.000	10.000	30.000	10.000	50.000	10.000	
Low	-.10000	-.05000	-.05000	-.01000	-.05000	-.02000	

IntStd	1	2	3	4	5	6	7
Mode	Counts	NOTUSED	NOTUSED	NOTUSED	NOTUSED	NOTUSED	NOTUSED
Elem	Y	--	--	--	--	--	--
Wavlen	371.030	--	--	--	--	--	--
Avge	29269	--	--	--	--	--	--
SDev	58.24008	--	--	--	--	--	--
%RSD	.1989809	--	--	--	--	--	--
#1	29247	--	--	--	--	--	--
#2	29225	--	--	--	--	--	--
#3	29335	--	--	--	--	--	--

Method: METTRACE Sample Name: K1DV5F Operator: RJG
Run Time: 10/28/08 19:39:59
Comment: TESTAMERICA PITTSBURGH ICP METALS ANALYSIS-INST TRACEICP
Mode: CONC Corr. Factor: 1

Elem	AG	AL	AS	B_	BA	BE	CA
Units	ppm	ppm	ppm	ppm	ppm	ppm	ppm
Avge	.00123	.17849	.02854	.12450	.51616	.00039	116.61
SDev	.00078	.00248	.00017	.00059	.00042	.00008	.24
%RSD	63.598	1.3891	.58680	.47202	.08181	21.635	.20273
#1	.00045	.17626	.02870	.12393	.51584	.00048	116.88
#2	.00123	.18116	.02855	.12448	.51664	.00037	116.46
#3	.00201	.17804	.02837	.12510	.51601	.00032	116.49
Errors	LC Pass	LC Pass	LC Pass	LC Pass	LC Pass	LC Pass	LC Pass
High	2.0000	500.00	10.000	30.000	10.000	10.000	600.00
Low	-.00500	-.20000	-.01000	-.20000	-.20000	-.00400	-5.0000

Elem	CD	CO	CR	CU	FE	K_	MG
Units	ppm	ppm	ppm	ppm	ppm	ppm	ppm
Avge	-.00034	.00381	.00695	-.00171	48.166	3.5168	13.229
SDev	.00004	.00089	.00056	.00030	.041	.0020	.008
%RSD	12.026	23.244	8.0925	17.674	.08550	.05586	.05979
#1	-.00038	.00281	.00630	-.00196	48.212	3.5180	13.229
#2	-.00034	.00416	.00733	-.00138	48.133	3.5146	13.221
#3	-.00030	.00448	.00721	-.00180	48.153	3.5180	13.237
Errors	LC Pass	LC Pass	LC Pass	LC Pass	LC Pass	LC Pass	LC Pass
High	5.0000	100.00	20.000	10.000	500.00	400.00	600.00
Low	-.00500	-.05000	-.00500	-.02500	-.10000	-5.0000	-5.0000

Elem	MN	MO	NA	NI	PB/1	PB/2	PB
Units	ppm	ppm	ppm	ppm	ppm	ppm	ppm
Avge	4.7686	.00025	47.656	.01405	-.00507	.00323	.00046
SDev	.0045	.00047	.098	.00034	.00221	.00188	.00105
%RSD	.09492	187.21	.20636	2.4292	43.459	58.159	226.52
#1	4.7736	-.00002	47.616	.01382	-.00653	.00242	-.00056
#2	4.7648	-.00002	47.583	.01390	-.00615	.00537	.00154
#3	4.7675	.00079	47.768	.01445	-.00254	.00189	.00041
Errors	LC Pass	LC Pass	LC Pass	LC Pass	NOCHECK	NOCHECK	LC Pass
High	20.000	20.000	400.00	100.00			5.0000
Low	-.01500	-.04000	-5.0000	-.04000			-.00300

Elem	SB/1	SB/2	SB	SE/1	SE/2	SE	SI
Units	ppm	ppm	ppm	ppm	ppm	ppm	ppm
Avge	.00877	.00053	.00327	.00753	.00325	.00467	16.146
SDev	.00194	.00127	.00145	.00337	.00266	.00112	.012
%RSD	22.110	238.32	44.122	44.806	81.782	23.951	.07407
#1	.00866	-.00024	.00272	.00647	.00210	.00356	16.137
#2	.01076	.00200	.00491	.00481	.00629	.00579	16.142

#3	.00688	-.00016	.00219	.01130	.00136	.00467	16.160
Errors	NOCHECK	NOCHECK	LC Pass	NOCHECK	NOCHECK	LC Pass	LC Pass

High			5.0000			10.000	50.000
Low			-.01000			-.00500	-.50000

Elem	SN	SR	TI	TL	V_	ZN	
Units	ppm	ppm	ppm	ppm	ppm	ppm	
Avge	.00250	.29018	.00025	.00145	.00651	.02700	
SDev	.00110	.00027	.00021	.00053	.00082	.00036	
%RSD	44.188	.09306	84.167	36.826	12.670	1.3449	
#1	.00373	.28987	.00038	.00099	.00719	.02663	
#2	.00214	.29037	.00001	.00204	.00675	.02735	
#3	.00161	.29029	.00037	.00134	.00559	.02702	

Errors	LC Pass	LC Pass	LC Pass	LC Pass	LC Pass	LC Pass	
High	30.000	10.000	30.000	10.000	50.000	10.000	
Low	-.10000	-.05000	-.05000	-.01000	-.05000	-.02000	

IntStd	1	2	3	4	5	6	7
Mode	Counts	NOTUSED	NOTUSED	NOTUSED	NOTUSED	NOTUSED	NOTUSED
Elem	Y	--	--	--	--	--	--
Wavlen	371.030	--	--	--	--	--	--
Avge	29057	--	--	--	--	--	--
SDev	120.2118	--	--	--	--	--	--
%RSD	.4137175	--	--	--	--	--	--
#1	29190	--	--	--	--	--	--
#2	29021	--	--	--	--	--	--
#3	28958	--	--	--	--	--	--

Method: METTRACE Sample Name: K1DV7F Operator: RJG
Run Time: 10/28/08 19:45:28
Comment: TESTAMERICA PITTSBURGH ICP METALS ANALYSIS-INST TRACEICP
Mode: CONC Corr. Factor: 1

Elem	AG	AL	AS	B_	BA	BE	CA
Units	ppm	ppm	ppm	ppm	ppm	ppm	ppm
Avge	.00051	.05295	-.00017	.04401	1.7648	.00037	159.15
SDev	.00060	.00190	.00095	.00060	.0035	.00003	.44
%RSD	117.89	3.5816	554.79	1.3527	.19990	8.4219	.27892
#1	.00039	.05130	-.00103	.04343	1.7642	.00040	159.05
#2	-.00002	.05254	-.00034	.04462	1.7617	.00037	158.77
#3	.00116	.05502	.00085	.04396	1.7686	.00034	159.64
Errors	LC Pass	LC Pass	LC Pass	LC Pass	LC Pass	LC Pass	LC Pass
High	2.0000	500.00	10.000	30.000	10.000	10.000	600.00
Low	-.00500	-.20000	-.01000	-.20000	-.20000	-.00400	-5.0000

Elem	CD	CO	CR	CU	FE	K_	MG
Units	ppm	ppm	ppm	ppm	ppm	ppm	ppm
Avge	-.00014	-.00009	.00070	-.00205	5.1458	2.1218	25.193
SDev	.00016	.00016	.00052	.00019	.0240	.0047	.068
%RSD	114.97	186.55	74.912	9.0956	.46612	.22339	.26841
#1	-.00031	-.00005	.00018	-.00220	5.1364	2.1250	25.181
#2	-.00002	.00005	.00068	-.00184	5.1280	2.1240	25.132
#3	-.00008	-.00026	.00122	-.00211	5.1731	2.1163	25.266
Errors	LC Pass	LC Pass	LC Pass	LC Pass	LC Pass	LC Pass	LC Pass
High	5.0000	100.00	20.000	10.000	500.00	400.00	600.00
Low	-.00500	-.05000	-.00500	-.02500	-.10000	-5.0000	-5.0000

Elem	MN	MO	NA	NI	PB/1	PB/2	PB
Units	ppm	ppm	ppm	ppm	ppm	ppm	ppm
Avge	2.1398	.00016	19.635	.00108	-.00312	.00049	-.00071
SDev	.0063	.00055	.045	.00118	.00192	.00085	.00046
%RSD	.29658	350.58	.22919	109.43	61.450	172.98	63.963
#1	2.1389	-.00046	19.687	-.00028	-.00300	.00113	-.00025
#2	2.1339	.00058	19.607	.00186	-.00510	.00081	-.00116
#3	2.1465	.00035	19.611	.00167	-.00127	-.00047	-.00074
Errors	LC Pass	LC Pass	LC Pass	LC Pass	NOCHECK	NOCHECK	LC Pass
High	20.000	20.000	400.00	100.00			5.0000
Low	-.01500	-.04000	-5.0000	-.04000			-.00300

Elem	SB/1	SB/2	SB	SE/1	SE/2	SE	SI
Units	ppm	ppm	ppm	ppm	ppm	ppm	ppm
Avge	.00190	-.00021	.00049	.00728	-.00093	.00180	11.929
SDev	.00258	.00209	.00072	.00448	.00071	.00196	.023
%RSD	135.82	1003.9	146.72	61.569	75.961	108.96	.19459
#1	.00133	-.00081	-.00010	.00755	-.00080	.00198	11.935
#2	.00471	-.00193	.00028	.00267	-.00170	-.00024	11.903

#3	-.00035	.00212	.00130	.01163	-.00030	.00367	11.949
Errors	NOCHECK	NOCHECK	LC Pass	NOCHECK	NOCHECK	LC Pass	LC Pass

High			5.0000			10.000	50.000
Low			-.01000			-.00500	-.50000

Elem	SN	SR	TI	TL	V_	ZN	
Units	ppm	ppm	ppm	ppm	ppm	ppm	
Avge	.00000	.64796	-.00091	.00165	.00194	.00392	
SDev	.00152	.00165	.00064	.00269	.00052	.00019	
%RSD	88254.	.25509	70.143	163.31	26.586	4.9590	
#1	.00164	.64813	-.00161	-.00132	.00174	.00371	
#2	-.00027	.64623	-.00037	.00233	.00155	.00409	
#3	-.00136	.64953	-.00074	.00393	.00252	.00397	

Errors	LC Pass	LC Pass	LC Pass	LC Pass	LC Pass	LC Pass	
High	30.000	10.000	30.000	10.000	50.000	10.000	
Low	-.10000	-.05000	-.05000	-.01000	-.05000	-.02000	

IntStd	1	2	3	4	5	6	7
Mode	Counts	NOTUSED	NOTUSED	NOTUSED	NOTUSED	NOTUSED	NOTUSED
Elem	Y	--	--	--	--	--	--
Wavlen	371.030	--	--	--	--	--	--
Avge	28714	--	--	--	--	--	--
SDev	48.12128	--	--	--	--	--	--
%RSD	.1675856	--	--	--	--	--	--
#1	28677	--	--	--	--	--	--
#2	28769	--	--	--	--	--	--
#3	28698	--	--	--	--	--	--

Method: METTRACE Sample Name: K1DVHF Operator: RJG
Run Time: 10/28/08 19:50:59
Comment: TESTAMERICA PITTSBURGH ICP METALS ANALYSIS-INST TRACEICP
Mode: CONC Corr. Factor: 1

Elem	AG	AL	AS	B_	BA	BE	CA
Units	ppm	ppm	ppm	ppm	ppm	ppm	ppm
Avge	.00175	.05725	.00700	.04216	6.4240	.00028	358.58
SDev	.00009	.00182	.00026	.00067	.0124	.00007	.57
%RSD	5.1766	3.1830	3.7527	1.5859	.19336	25.398	.15807
#1	.00184	.05864	.00705	.04275	6.4368	.00020	359.19
#2	.00166	.05792	.00722	.04143	6.4231	.00032	358.07
#3	.00174	.05519	.00671	.04229	6.4120	.00031	358.48
Errors	LC Pass	LC Pass	LC Pass	LC Pass	LC Pass	LC Pass	LC Pass
High	2.0000	500.00	10.000	30.000	10.000	10.000	600.00
Low	-.00500	-.20000	-.01000	-.20000	-.20000	-.00400	-5.0000

Elem	CD	CO	CR	CU	FE	K_	MG
Units	ppm	ppm	ppm	ppm	ppm	ppm	ppm
Avge	-.00041	-.00172	.00175	.00013	49.018	2.4820	47.119
SDev	.00009	.00016	.00005	.00017	.102	.0152	.079
%RSD	21.360	9.3403	2.6149	133.14	.20825	.61332	.16673
#1	-.00039	-.00154	.00180	.00026	49.135	2.4994	47.207
#2	-.00034	-.00185	.00171	-.00007	48.946	2.4756	47.055
#3	-.00051	-.00176	.00174	.00019	48.973	2.4710	47.097
Errors	LC Pass	LC Pass	LC Pass	LC Pass	LC Pass	LC Pass	LC Pass
High	5.0000	100.00	20.000	10.000	500.00	400.00	600.00
Low	-.00500	-.05000	-.00500	-.02500	-.10000	-5.0000	-5.0000

Elem	MN	MO	NA	NI	PB/1	PB/2	PB
Units	ppm	ppm	ppm	ppm	ppm	ppm	ppm
Avge	6.3912	.00023	97.570	.00208	-.00130	.00399	.00223
SDev	.0101	.00036	.489	.00064	.00096	.00030	.00020
%RSD	.15814	156.98	.50144	31.061	74.233	7.3914	9.0250
#1	6.4026	.00016	98.078	.00264	-.00241	.00424	.00203
#2	6.3832	.00063	97.529	.00137	-.00066	.00367	.00222
#3	6.3878	-.00009	97.102	.00222	-.00083	.00406	.00243
Errors	LC Pass	LC Pass	LC Pass	LC Pass	NOCHECK	NOCHECK	LC Pass
High	20.000	20.000	400.00	100.00			5.0000
Low	-.01500	-.04000	-5.0000	-.04000			-.00300

Elem	SB/1	SB/2	SB	SE/1	SE/2	SE	SI
Units	ppm	ppm	ppm	ppm	ppm	ppm	ppm
Avge	.00366	-.00019	.00109	.00555	-.00189	.00059	14.357
SDev	.00115	.00052	.00073	.00022	.00108	.00072	.034
%RSD	31.277	269.96	66.414	4.0593	57.285	123.00	.23665
#1	.00470	.00028	.00175	.00543	-.00072	.00133	14.397
#2	.00243	-.00074	.00031	.00581	-.00209	.00054	14.337

#3	.00386	-.00011	.00121	.00540	-.00287	-.00011	14.338
Errors	NOCHECK	NOCHECK	LC Pass	NOCHECK	NOCHECK	LC Pass	LC Pass

High			5.0000			10.000	50.000
Low			-.01000			-.00500	-.50000

Elem	SN	SR	TI	TL	V_	ZN	
Units	ppm	ppm	ppm	ppm	ppm	ppm	
Avge	.00039	1.0859	-.00178	.00022	.00299	.00357	
SDev	.00105	.0010	.00021	.00178	.00009	.00005	
%RSD	270.31	.09054	11.839	795.45	3.0382	1.3873	
#1	.00113	1.0864	-.00166	.00135	.00305	.00361	
#2	.00085	1.0864	-.00165	.00116	.00303	.00352	
#3	-.00081	1.0847	-.00202	-.00183	.00289	.00360	

Errors	LC Pass	LC Pass	LC Pass	LC Pass	LC Pass	LC Pass	
High	30.000	10.000	30.000	10.000	50.000	10.000	
Low	-.10000	-.05000	-.05000	-.01000	-.05000	-.02000	

IntStd	1	2	3	4	5	6	7
Mode	Counts	NOTUSED	NOTUSED	NOTUSED	NOTUSED	NOTUSED	NOTUSED
Elem	Y	--	--	--	--	--	--
Wavlen	371.030	--	--	--	--	--	--
Avge	28154	--	--	--	--	--	--
SDev	92.97942	--	--	--	--	--	--
%RSD	.3302518	--	--	--	--	--	--
#1	28062	--	--	--	--	--	--
#2	28152	--	--	--	--	--	--
#3	28248	--	--	--	--	--	--

Method: METTRACE Sample Name: K1DWAF Operator: RJG
Run Time: 10/28/08 19:56:29
Comment: TESTAMERICA PITTSBURGH ICP METALS ANALYSIS-INST TRACEICP
Mode: CONC Corr. Factor: 1

Elem	AG	AL	AS	B_	BA	BE	CA
Units	ppm	ppm	ppm	ppm	ppm	ppm	ppm
Avge	.00041	.05541	.00163	.15939	.07215	.00036	133.77
SDev	.00011	.00378	.00051	.00069	.00063	.00006	.94
%RSD	27.786	6.8280	31.016	.43028	.86983	18.099	.70550
#1	.00047	.05228	.00208	.15920	.07167	.00043	133.43
#2	.00048	.05962	.00172	.16015	.07286	.00032	134.84
#3	.00028	.05434	.00108	.15882	.07191	.00032	133.05
Errors	LC Pass	LC Pass	LC Pass	LC Pass	LC Pass	LC Pass	LC Pass
High	2.0000	500.00	10.000	30.000	10.000	10.000	600.00
Low	-.00500	-.20000	-.01000	-.20000	-.20000	-.00400	-5.0000

Elem	CD	CO	CR	CU	FE	K_	MG
Units	ppm	ppm	ppm	ppm	ppm	ppm	ppm
Avge	.00005	.00218	.00060	-.00072	.29538	.51839	26.442
SDev	.00020	.00012	.00010	.00011	.01241	.01119	.179
%RSD	405.48	5.2847	16.353	15.591	4.2006	2.1586	.67546
#1	.00026	.00226	.00070	-.00083	.30498	.50730	26.366
#2	-.00014	.00205	.00051	-.00072	.29979	.52968	26.646
#3	.00002	.00223	.00060	-.00061	.28137	.51820	26.314
Errors	LC Pass	LC Pass	LC Pass	LC Pass	LC Pass	LC Pass	LC Pass
High	5.0000	100.00	20.000	10.000	500.00	400.00	600.00
Low	-.00500	-.05000	-.00500	-.02500	-.10000	-5.0000	-5.0000

Elem	MN	MO	NA	NI	PB/1	PB/2	PB
Units	ppm	ppm	ppm	ppm	ppm	ppm	ppm
Avge	.79964	.00078	15.075	.00688	-.00196	.00077	-.00014
SDev	.00537	.00062	.080	.00033	.00057	.00151	.00111
%RSD	.67142	79.444	.53075	4.7950	29.218	196.91	792.08
#1	.79676	.00138	15.015	.00726	-.00219	.00198	.00059
#2	.80583	.00014	15.166	.00667	-.00131	.00125	.00040
#3	.79633	.00083	15.043	.00671	-.00238	-.00093	-.00141
Errors	LC Pass	LC Pass	LC Pass	LC Pass	NOCHECK	NOCHECK	LC Pass
High	20.000	20.000	400.00	100.00			5.0000
Low	-.01500	-.04000	-5.0000	-.04000			-.00300

Elem	SB/1	SB/2	SB	SE/1	SE/2	SE	SI
Units	ppm	ppm	ppm	ppm	ppm	ppm	ppm
Avge	.00279	-.00010	.00086	.00970	.00133	.00412	8.3958
SDev	.00128	.00109	.00095	.00267	.00310	.00149	.0559
%RSD	45.976	1065.3	110.52	27.578	233.63	36.117	.66631
#1	.00132	-.00035	.00021	.00704	.00258	.00407	8.3584
#2	.00337	-.00105	.00042	.00968	.00360	.00563	8.4602

#3	.00369	.00109	.00195	.01239	-.00221	.00265	8.3689
Errors	NOCHECK	NOCHECK	LC Pass	NOCHECK	NOCHECK	LC Pass	LC Pass

High			5.0000			10.000	50.000
Low			-.01000			-.00500	-.50000

Elem	SN	SR	TI	TL	V_	ZN	
Units	ppm	ppm	ppm	ppm	ppm	ppm	
Avge	.00129	.35197	-.00079	.00183	.00208	.00545	
SDev	.00139	.00234	.00064	.00076	.00022	.00015	
%RSD	108.09	.66577	81.347	41.349	10.624	2.7417	
#1	-.00000	.35029	-.00024	.00176	.00219	.00534	
#2	.00276	.35464	-.00063	.00112	.00222	.00562	
#3	.00110	.35097	-.00150	.00263	.00182	.00540	

Errors	LC Pass	LC Pass	LC Pass	LC Pass	LC Pass	LC Pass	
High	30.000	10.000	30.000	10.000	50.000	10.000	
Low	-.10000	-.05000	-.05000	-.01000	-.05000	-.02000	

IntStd	1	2	3	4	5	6	7
Mode	Counts	NOTUSED	NOTUSED	NOTUSED	NOTUSED	NOTUSED	NOTUSED
Elem	Y	--	--	--	--	--	--
Wavlen	371.030	--	--	--	--	--	--
Avge	28592	--	--	--	--	--	--
SDev	258.6763	--	--	--	--	--	--
%RSD	.9047028	--	--	--	--	--	--
#1	28887	--	--	--	--	--	--
#2	28402	--	--	--	--	--	--
#3	28488	--	--	--	--	--	--

Method: METTRACE Sample Name: K1DWEF Operator: RJG
Run Time: 10/28/08 20:02:00
Comment: TESTAMERICA PITTSBURGH ICP METALS ANALYSIS-INST TRACEICP
Mode: CONC Corr. Factor: 1

Elem	AG	AL	AS	B_	BA	BE	CA
Units	ppm	ppm	ppm	ppm	ppm	ppm	ppm
Avge	.00143	.04653	.00364	.03792	.74839	.00048	90.015
SDev	.00049	.00338	.00062	.00042	.00112	.00006	.123
%RSD	34.085	7.2621	16.986	1.1203	.15004	11.616	.13654
#1	.00198	.04963	.00434	.03809	.74767	.00042	89.877
#2	.00124	.04702	.00341	.03824	.74782	.00053	90.057
#3	.00106	.04293	.00317	.03744	.74968	.00049	90.111
Errors	LC Pass	LC Pass	LC Pass	LC Pass	LC Pass	LC Pass	LC Pass
High	2.0000	500.00	10.000	30.000	10.000	10.000	600.00
Low	-.00500	-.20000	-.01000	-.20000	-.20000	-.00400	-5.0000

Elem	CD	CO	CR	CU	FE	K_	MG
Units	ppm	ppm	ppm	ppm	ppm	ppm	ppm
Avge	.00000	.00111	.00124	-.00181	.28341	1.3347	17.065
SDev	.00026	.00053	.00031	.00028	.01056	.0028	.021
%RSD	13046.	47.813	25.184	15.595	3.7277	.21302	.12081
#1	.00030	.00166	.00155	-.00162	.28414	1.3379	17.047
#2	-.00010	.00107	.00125	-.00166	.29359	1.3335	17.060
#3	-.00019	.00060	.00093	-.00213	.27250	1.3326	17.087
Errors	LC Pass	LC Pass	LC Pass	LC Pass	LC Pass	LC Pass	LC Pass
High	5.0000	100.00	20.000	10.000	500.00	400.00	600.00
Low	-.00500	-.05000	-.00500	-.02500	-.10000	-5.0000	-5.0000

Elem	MN	MO	NA	NI	PB/1	PB/2	PB
Units	ppm	ppm	ppm	ppm	ppm	ppm	ppm
Avge	1.7270	.00244	16.989	.00120	.00095	-.00091	-.00029
SDev	.0013	.00055	.115	.00082	.00199	.00220	.00081
%RSD	.07520	22.454	.67570	68.754	209.18	242.49	281.37
#1	1.7257	.00287	16.868	.00210	.00265	-.00296	-.00109
#2	1.7272	.00183	17.005	.00100	-.00124	.00142	.00054
#3	1.7282	.00263	17.096	.00049	.00145	-.00119	-.00031
Errors	LC Pass	LC Pass	LC Pass	LC Pass	NOCHECK	NOCHECK	LC Pass
High	20.000	20.000	400.00	100.00			5.0000
Low	-.01500	-.04000	-5.0000	-.04000			-.00300

Elem	SB/1	SB/2	SB	SE/1	SE/2	SE	SI
Units	ppm	ppm	ppm	ppm	ppm	ppm	ppm
Avge	-.00046	.00214	.00128	.01023	-.00180	.00220	10.155
SDev	.00223	.00175	.00043	.00161	.00075	.00102	.015
%RSD	484.58	81.592	33.566	15.709	41.823	46.266	.15048
#1	-.00275	.00399	.00175	.01181	-.00095	.00330	10.146
#2	.00169	.00053	.00091	.00860	-.00236	.00129	10.147

#3	-.00032	.00190	.00116	.01029	-.00210	.00202	10.173
Errors	NOCHECK	NOCHECK	LC Pass	NOCHECK	NOCHECK	LC Pass	LC Pass

High			5.0000			10.000	50.000
Low			-.01000			-.00500	-.50000

Elem	SN	SR	TI	TL	V_	ZN	
Units	ppm	ppm	ppm	ppm	ppm	ppm	
Avge	.00161	.40384	-.00057	.00262	.00053	.00469	
SDev	.00151	.00041	.00018	.00147	.00061	.00021	
%RSD	93.418	.10098	32.596	55.969	115.54	4.4604	
#1	.00324	.40358	-.00036	.00093	.00123	.00476	
#2	.00026	.40363	-.00061	.00331	.00009	.00486	
#3	.00134	.40431	-.00073	.00361	.00027	.00446	
Errors	LC Pass	LC Pass	LC Pass	LC Pass	LC Pass	LC Pass	
High	30.000	10.000	30.000	10.000	50.000	10.000	
Low	-.10000	-.05000	-.05000	-.01000	-.05000	-.02000	

IntStd	1	2	3	4	5	6	7
Mode	Counts	NOTUSED	NOTUSED	NOTUSED	NOTUSED	NOTUSED	NOTUSED
Elem	Y	--	--	--	--	--	--
Wavlen	371.030	--	--	--	--	--	--
Avge	28967	--	--	--	--	--	--
SDev	64.35184	--	--	--	--	--	--
%RSD	.2221582	--	--	--	--	--	--
#1	28894	--	--	--	--	--	--
#2	28989	--	--	--	--	--	--
#3	29017	--	--	--	--	--	--

Method: METTRACE Sample Name: K1DWGF Operator: RJG
Run Time: 10/28/08 20:07:29
Comment: TESTAMERICA PITTSBURGH ICP METALS ANALYSIS-INST TRACEICP
Mode: CONC Corr. Factor: 1

Elem	AG	AL	AS	B_	BA	BE	CA
Units	ppm	ppm	ppm	ppm	ppm	ppm	ppm
Avge	.00097	.07129	.00124	.06338	.06260	.00056	60.702
SDev	.00068	.00405	.00073	.00084	.00053	.00011	.452
%RSD	69.738	5.6886	58.359	1.3316	.84404	20.150	.74405
#1	.00020	.07347	.00193	.06259	.06245	.00064	60.564
#2	.00124	.07379	.00132	.06427	.06319	.00043	61.206
#3	.00146	.06661	.00048	.06329	.06217	.00062	60.335
Errors	LC Pass	LC Pass	LC Pass	LC Pass	LC Pass	LC Pass	LC Pass
High	2.0000	500.00	10.000	30.000	10.000	10.000	600.00
Low	-.00500	-.20000	-.01000	-.20000	-.20000	-.00400	-5.0000

Elem	CD	CO	CR	CU	FE	K_	MG
Units	ppm	ppm	ppm	ppm	ppm	ppm	ppm
Avge	-.00000	.00858	.00101	-.00135	.22812	.49457	16.339
SDev	.00006	.00045	.00048	.00026	.01287	.01156	.115
%RSD	1560.7	5.2924	47.558	18.903	5.6438	2.3367	.70298
#1	.00006	.00805	.00049	-.00164	.23315	.48315	16.302
#2	-.00001	.00885	.00111	-.00123	.23771	.50626	16.467
#3	-.00006	.00883	.00144	-.00118	.21348	.49432	16.247
Errors	LC Pass	LC Pass	LC Pass	LC Pass	LC Pass	LC Pass	LC Pass
High	5.0000	100.00	20.000	10.000	500.00	400.00	600.00
Low	-.00500	-.05000	-.00500	-.02500	-.10000	-5.0000	-5.0000

Elem	MN	MO	NA	NI	PB/1	PB/2	PB
Units	ppm	ppm	ppm	ppm	ppm	ppm	ppm
Avge	4.0855	-.00061	41.630	.01364	-.00317	.00245	.00058
SDev	.0306	.00105	.418	.00080	.00605	.00311	.00153
%RSD	.74819	170.39	1.0044	5.8425	190.71	126.85	266.03
#1	4.0769	-.00162	41.591	.01284	-.00988	.00422	-.00047
#2	4.1195	-.00068	42.066	.01364	-.00152	.00426	.00233
#3	4.0602	.00047	41.232	.01444	.00188	-.00114	-.00013
Errors	LC Pass	LC Pass	LC Pass	LC Pass	NOCHECK	NOCHECK	LC Pass
High	20.000	20.000	400.00	100.00			5.0000
Low	-.01500	-.04000	-5.0000	-.04000			-.00300

Elem	SB/1	SB/2	SB	SE/1	SE/2	SE	SI
Units	ppm	ppm	ppm	ppm	ppm	ppm	ppm
Avge	.00477	-.00166	.00048	.00184	-.00075	.00011	8.6620
SDev	.00596	.00359	.00048	.00475	.00343	.00205	.0671
%RSD	124.83	216.21	99.562	257.59	457.06	1808.6	.77486
#1	.00986	-.00502	-.00007	-.00111	.00320	.00177	8.6445
#2	.00624	-.00209	.00068	-.00068	-.00293	-.00218	8.7361

#3	-.00178	.00213	.00083	.00732	-.00253	.00075	8.6053
Errors	NOCHECK	NOCHECK	LC Pass	NOCHECK	NOCHECK	LC Pass	LC Pass

High			5.0000			10.000	50.000
Low			-.01000			-.00500	-.50000

Elem	SN	SR	TI	TL	V_	ZN	
Units	ppm	ppm	ppm	ppm	ppm	ppm	
Avge	-.00182	.17241	-.00021	.00086	.00103	.01576	
SDev	.00186	.00116	.00014	.00277	.00034	.00023	
%RSD	102.28	.67029	67.122	320.31	32.565	1.4615	
#1	-.00244	.17222	-.00012	.00389	.00064	.01574	
#2	-.00329	.17365	-.00013	.00023	.00124	.01600	
#3	.00027	.17136	-.00037	-.00153	.00121	.01554	
Errors	LC Pass	LC Pass	LC Pass	LC Pass	LC Pass	LC Pass	
High	30.000	10.000	30.000	10.000	50.000	10.000	
Low	-.10000	-.05000	-.05000	-.01000	-.05000	-.02000	

IntStd	1	2	3	4	5	6	7
Mode	Counts	NOTUSED	NOTUSED	NOTUSED	NOTUSED	NOTUSED	NOTUSED
Elem	Y	--	--	--	--	--	--
Wavlen	371.030	--	--	--	--	--	--
Avge	28632	--	--	--	--	--	--
SDev	231.3700	--	--	--	--	--	--
%RSD	.8080691	--	--	--	--	--	--
#1	28805	--	--	--	--	--	--
#2	28370	--	--	--	--	--	--
#3	28723	--	--	--	--	--	--

Method: METTRACE Sample Name: K1NF7BT Operator: RJG
Run Time: 10/28/08 20:13:00
Comment: TESTAMERICA PITTSBURGH ICP METALS ANALYSIS-INST TRACEICP
Mode: CONC Corr. Factor: 1

Elem	AG	AL	AS	B_	BA	BE	CA
Units	ppm	ppm	ppm	ppm	ppm	ppm	ppm
Avge	-.00043	.04549	.00010	.00124	.00011	.00033	-.00974
SDev	.00019	.00273	.00097	.00010	.00005	.00003	.00128
%RSD	44.232	5.9920	961.00	8.2605	42.849	7.4279	13.135
#1	-.00024	.04238	-.00009	.00126	.00013	.00035	-.01117
#2	-.00062	.04662	-.00076	.00133	.00006	.00031	-.00870
#3	-.00043	.04747	.00115	.00113	.00015	.00035	-.00936
Errors	LC Pass	LC Pass	LC Pass	LC Pass	LC Pass	LC Pass	LC Pass
High	.00500	.20000	.01000	.20000	.20000	.00400	5.0000
Low	-.00500	-.20000	-.01000	-.20000	-.20000	-.00400	-5.0000

Elem	CD	CO	CR	CU	FE	K_	MG
Units	ppm	ppm	ppm	ppm	ppm	ppm	ppm
Avge	-.00002	.00028	-.00024	-.00199	.01263	.11105	.00394
SDev	.00007	.00021	.00008	.00014	.00896	.00621	.00120
%RSD	388.46	74.349	34.444	7.0530	70.962	5.5913	30.426
#1	.00002	.00047	-.00027	-.00211	.00231	.11255	.00275
#2	-.00009	.00006	-.00031	-.00202	.01712	.10423	.00394
#3	.00002	.00029	-.00015	-.00184	.01847	.11637	.00514
Errors	LC Pass	LC Pass	LC Pass	LC Pass	LC Pass	LC Pass	LC Pass
High	.00500	.05000	.00500	.02500	.10000	5.0000	5.0000
Low	-.00500	-.05000	-.00500	-.02500	-.10000	-5.0000	-5.0000

Elem	MN	MO	NA	NI	PB/1	PB/2	PB
Units	ppm	ppm	ppm	ppm	ppm	ppm	ppm
Avge	.00016	-.00052	-.92526	-.00047	-.00281	.00236	.00064
SDev	.00019	.00035	.13944	.00029	.00207	.00073	.00025
%RSD	120.28	67.750	15.070	62.026	73.706	30.947	38.732
#1	-.00004	-.00082	-.76720	-.00041	-.00049	.00151	.00085
#2	.00034	-.00060	-1.0309	-.00079	-.00446	.00278	.00037
#3	.00018	-.00013	-.97773	-.00022	-.00347	.00278	.00070
Errors	LC Pass	LC Pass	LC Pass	LC Pass	NOCHECK	NOCHECK	LC Pass
High	.01500	.04000	5.0000	.04000			.00300
Low	-.01500	-.04000	-5.0000	-.04000			-.00300

Elem	SB/1	SB/2	SB	SE/1	SE/2	SE	SI
Units	ppm	ppm	ppm	ppm	ppm	ppm	ppm
Avge	.00432	-.00150	.00044	.00475	.00050	.00191	-.02970
SDev	.00266	.00110	.00106	.00534	.00101	.00152	.00267
%RSD	61.566	73.124	242.27	112.37	202.91	79.580	8.9975
#1	.00156	-.00079	-.00001	.01080	-.00031	.00339	-.02821
#2	.00454	-.00276	-.00033	.00070	.00017	.00035	-.03279

#3	.00687	-.00095	.00166	.00276	.00162	.00200	-.02811
Errors	NOCHECK	NOCHECK	LC Pass	NOCHECK	NOCHECK	LC Pass	LC Pass

High			.06000			.00500	.50000
Low			-.06000			-.00500	-.50000

Elem	SN	SR	TI	TL	V_	ZN	
Units	ppm	ppm	ppm	ppm	ppm	ppm	
Avge	.00008	-.00002	.00038	.00303	.00000	.00222	
SDev	.00147	.00002	.00021	.00191	.00033	.00022	
%RSD	1925.6	143.33	56.166	63.060	7892.8	9.9068	
#1	.00159	-.00000	.00025	.00490	.00019	.00218	
#2	-.00001	-.00005	.00062	.00311	-.00037	.00246	
#3	-.00135	-.00000	.00025	.00108	.00019	.00203	
Errors	LC Pass	LC Pass	LC Pass	LC Pass	LC Pass	LC Pass	
High	.10000	.05000	.05000	.01000	.05000	.02000	
Low	-.10000	-.05000	-.05000	-.01000	-.05000	-.02000	

IntStd	1	2	3	4	5	6	7
Mode	Counts	NOTUSED	NOTUSED	NOTUSED	NOTUSED	NOTUSED	NOTUSED
Elem	Y	--	--	--	--	--	--
Wavlen	371.030	--	--	--	--	--	--
Avge	29160	--	--	--	--	--	--
SDev	45.37492	--	--	--	--	--	--
%RSD	.1556075	--	--	--	--	--	--
#1	29190	--	--	--	--	--	--
#2	29182	--	--	--	--	--	--
#3	29108	--	--	--	--	--	--

Method: METTRACE Sample Name: K1NF7CT Operator: RJG
Run Time: 10/28/08 20:18:30
Comment: TESTAMERICA PITTSBURGH ICP METALS ANALYSIS-INST TRACEICP
Mode: CONC Corr. Factor: 1

Elem	AG	AL	AS	B_	BA	BE	CA
Units	ppm	ppm	ppm	ppm	ppm	ppm	ppm
Avge	.04976	1.9610	1.9876	.95189	1.9714	.05138	L-.01129
SDev	.00084	.0027	.0082	.00544	.0045	.00023	.00079
%RSD	1.6938	.13960	.41106	.57136	.23030	.43905	7.0276
#1	.04893	1.9637	1.9790	.94607	1.9765	.05115	L-.01220
#2	.05061	1.9612	1.9884	.95276	1.9677	.05140	L-.01077
#3	.04973	1.9582	1.9953	.95684	1.9702	.05160	L-.01088
Errors	LC Pass	LC Pass	LC Pass	LC Pass	LC Pass	LC Pass	LC Low
High	.06000	2.4000	2.4000	1.2000	2.4000	.06000	60.000
Low	.04000	1.6000	1.6000	.80000	1.6000	.04000	40.000

Elem	CD	CO	CR	CU	FE	K_	MG
Units	ppm	ppm	ppm	ppm	ppm	ppm	ppm
Avge	.05078	.48961	.20011	.24877	1.0257	L.12273	L.00397
SDev	.00025	.00190	.00109	.00054	.0113	.00787	.00359
%RSD	.48936	.38807	.54655	.21557	1.1033	6.4097	90.267
#1	.05050	.48744	.19886	.24924	1.0137	L.11390	L.00039
#2	.05091	.49042	.20085	.24888	1.0271	L.12897	L.00757
#3	.05094	.49097	.20064	.24818	1.0362	L.12533	L.00396
Errors	LC Pass	LC Pass	LC Pass	LC Pass	LC Pass	LC Low	LC Low
High	.06000	.60000	.24000	.30000	1.2000	60.000	60.000
Low	.04000	.40000	.16000	.20000	.80000	40.000	40.000

Elem	MN	MO	NA	NI	PB/1	PB/2	PB
Units	ppm	ppm	ppm	ppm	ppm	ppm	ppm
Avge	.49809	L-.00017	L-1.0373	.49721	.49660	.49931	.49841
SDev	.00147	.00051	.0679	.00184	.00452	.00340	.00311
%RSD	.29567	307.45	6.5494	.37052	.91023	.68029	.62428
#1	.49654	L-.00070	L-1.0923	.49567	.49160	.49700	.49520
#2	.49825	L-.00013	L-.96137	.49671	.50039	.49771	.49860
#3	.49948	L.00033	L-1.0583	.49925	.49782	.50321	.50141
Errors	LC Pass	LC Low	LC Low	LC Pass	NOCHECK	NOCHECK	LC Pass
High	.60000	1.2000	60.000	.60000			.60000
Low	.40000	.80000	40.000	.40000			.40000

Elem	SB/1	SB/2	SB	SE/1	SE/2	SE	SI
Units	ppm	ppm	ppm	ppm	ppm	ppm	ppm
Avge	.00214	-.00118	L-.00008	2.0484	2.0270	2.0341	L-.03621
SDev	.00413	.00203	.00030	.0092	.0097	.0087	.00212
%RSD	193.43	171.29	388.88	.44717	.47622	.42724	5.8608
#1	.00630	-.00343	L-.00019	2.0378	2.0208	2.0265	L-.03825
#2	-.00196	.00051	L-.00031	2.0527	2.0220	2.0323	L-.03401

#3	.00207	-.00063	L.00027	2.0545	2.0381	2.0436	L-.03638
Errors	NOCHECK	NOCHECK	LC Low	NOCHECK	NOCHECK	LC Pass	LC Low

High			.60000			2.4000	12.000
Low			.40000			1.6000	8.0000

Elem	SN	SR	TI	TL	V_	ZN	
Units	ppm	ppm	ppm	ppm	ppm	ppm	
Avge	L-.00126	1.0040	L.00017	1.9521	.49206	.49993	
SDev	.00041	.0017	.00014	.0093	.00177	.00097	
%RSD	32.518	.16469	84.773	.47507	.35865	.19307	
#1	L-.00081	1.0059	L.00000	1.9455	.49052	.49896	
#2	L-.00135	1.0033	L.00025	1.9481	.49167	.49992	
#3	L-.00162	1.0029	L.00025	1.9627	.49398	.50089	

Errors	LC Low	LC Pass	LC Low	LC Pass	LC Pass	LC Pass	
High	2.4000	1.2000	1.2000	2.4000	.60000	.60000	
Low	1.6000	.80000	.80000	1.6000	.40000	.40000	

IntStd	1	2	3	4	5	6	7
Mode	Counts	NOTUSED	NOTUSED	NOTUSED	NOTUSED	NOTUSED	NOTUSED
Elem	Y	--	--	--	--	--	--
Wavlen	371.030	--	--	--	--	--	--
Avge	28975	--	--	--	--	--	--
SDev	84.52669	--	--	--	--	--	--
%RSD	.2917223	--	--	--	--	--	--
#1	28883	--	--	--	--	--	--
#2	28994	--	--	--	--	--	--
#3	29048	--	--	--	--	--	--

Method: METTRACE Sample Name: CCV1-8 Operator: RJG
Run Time: 10/28/08 20:24:00
Comment: TESTAMERICA PITTSBURGH ICP METALS ANALYSIS-INST TRACEICP
Mode: CONC Corr. Factor: 1

Elem	AG	AL	AS	B_	BA	BE	CA
Units	ppm	ppm	ppm	ppm	ppm	ppm	ppm
Avge	.99766	23.816	.50129	1.9583	1.9812	2.0235	48.885
SDev	.00068	.039	.00061	.0012	.0015	.0083	.216
%RSD	.06769	.16522	.12104	.06254	.07456	.40858	.44193
#1	.99833	23.860	.50191	1.9575	1.9828	2.0317	49.100
#2	.99698	23.784	.50126	1.9576	1.9798	2.0235	48.888
#3	.99766	23.803	.50070	1.9597	1.9811	2.0152	48.668
Errors	LC Pass	LC Pass	LC Pass	LC Pass	LC Pass	LC Pass	LC Pass
High	1.1000	27.500	.55000	2.2000	2.2000	2.2000	55.000
Low	.90000	22.500	.45000	1.8000	1.8000	1.8000	45.000

Elem	CD	CO	CR	CU	FE	K_	MG
Units	ppm	ppm	ppm	ppm	ppm	ppm	ppm
Avge	.49123	1.9338	1.9582	1.9882	24.934	117.56	49.698
SDev	.00154	.0080	.0063	.0024	.093	.23	.190
%RSD	.31378	.41489	.32102	.11921	.37191	.19753	.38258
#1	.49247	1.9419	1.9644	1.9907	25.029	117.60	49.883
#2	.49171	1.9335	1.9584	1.9859	24.931	117.30	49.709
#3	.48950	1.9259	1.9519	1.9880	24.844	117.76	49.503
Errors	LC Pass	LC Pass	LC Pass	LC Pass	LC Pass	LC Pass	LC Pass
High	.55000	2.2000	2.2000	2.2000	27.500	137.50	55.000
Low	.45000	1.8000	1.8000	1.8000	22.500	112.50	45.000

Elem	MN	MO	NA	NI	PB/1	PB/2	PB
Units	ppm	ppm	ppm	ppm	ppm	ppm	ppm
Avge	1.9702	1.9990	120.73	1.9476	.48741	.49580	.49301
SDev	.0059	.0059	.27	.0097	.00245	.00353	.00234
%RSD	.30144	.29590	.22471	.49660	.50228	.71302	.47424
#1	1.9762	1.9924	120.72	1.9553	.48706	.49987	.49561
#2	1.9700	2.0005	120.47	1.9508	.49001	.49350	.49234
#3	1.9644	2.0040	121.01	1.9368	.48515	.49403	.49107
Errors	LC Pass	LC Pass	LC Pass	LC Pass	NOCHECK	NOCHECK	LC Pass
High	2.2000	2.2000	137.50	2.2000			.55000
Low	1.8000	1.8000	112.50	1.8000			.45000

Elem	SB/1	SB/2	SB	SE/1	SE/2	SE	SI
Units	ppm	ppm	ppm	ppm	ppm	ppm	ppm
Avge	.50217	.50429	.50358	.50639	.50463	.50521	L1.7880
SDev	.00355	.00221	.00215	.00244	.00525	.00390	.0069
%RSD	.70669	.43790	.42708	.48078	1.0396	.77112	.38335
#1	.50590	.50399	.50463	.50916	.50794	.50835	L1.7959
#2	.50177	.50663	.50501	.50460	.50736	.50644	L1.7844

#3	.49884	.50224	.50111	.50540	.49858	.50085	L1.7836
Errors	NOCHECK	NOCHECK	LC Pass	NOCHECK	NOCHECK	LC Pass	LC Low

High			.55000			.55000	2.2000
Low			.45000			.45000	1.8000

Elem	SN	SR	TI	TL	V_	ZN	
Units	ppm	ppm	ppm	ppm	ppm	ppm	
Avge	1.9998	2.0515	2.0018	.97521	1.9552	1.9501	
SDev	.0062	.0028	.0040	.00398	.0070	.0049	
%RSD	.30983	.13701	.19803	.40852	.35689	.24948	
#1	2.0033	2.0534	2.0061	.97719	1.9624	1.9554	
#2	2.0035	2.0483	2.0010	.97782	1.9548	1.9490	
#3	1.9927	2.0529	1.9983	.97063	1.9485	1.9458	
Errors	LC Pass	LC Pass	LC Pass	LC Pass	LC Pass	LC Pass	
High	2.2000	2.2000	2.2000	1.1000	2.2000	2.2000	
Low	1.8000	1.8000	1.8000	.90000	1.8000	1.8000	

IntStd	1	2	3	4	5	6	7
Mode	Counts	NOTUSED	NOTUSED	NOTUSED	NOTUSED	NOTUSED	NOTUSED
Elem	Y	--	--	--	--	--	--
Wavlen	371.030	--	--	--	--	--	--
Avge	28355	--	--	--	--	--	--
SDev	35.09877	--	--	--	--	--	--
%RSD	.1237852	--	--	--	--	--	--
#1	28326	--	--	--	--	--	--
#2	28394	--	--	--	--	--	--
#3	28344	--	--	--	--	--	--

Method: METTRACE Sample Name: CCB8 Operator: RJG
Run Time: 10/28/08 20:29:29
Comment: TESTAMERICA PITTSBURGH ICP METALS ANALYSIS-INST TRACEICP
Mode: CONC Corr. Factor: 1

Elem	AG	AL	AS	B_	BA	BE	CA
Units	ppm	ppm	ppm	ppm	ppm	ppm	ppm
Avge	-.00021	.04298	.00040	.00826	.00023	.00086	-.00869
SDev	.00050	.00336	.00088	.00173	.00015	.00012	.00299
%RSD	234.83	7.8219	218.15	20.933	66.811	13.484	34.392
#1	.00030	.03913	.00001	.00987	.00009	.00082	-.00985
#2	-.00024	.04534	.00142	.00849	.00039	.00099	-.00530
#3	-.00070	.04446	-.00021	.00643	.00021	.00077	-.01093
Errors	LC Pass	LC Pass	LC Pass	LC Pass	LC Pass	LC Pass	LC Pass
High	.00500	.20000	.01000	.20000	.20000	.00400	5.0000
Low	-.00500	-.20000	-.01000	-.20000	-.20000	-.00400	-5.0000

Elem	CD	CO	CR	CU	FE	K_	MG
Units	ppm	ppm	ppm	ppm	ppm	ppm	ppm
Avge	.00009	.00040	-.00014	-.00206	.01117	.14011	.00436
SDev	.00013	.00024	.00010	.00025	.00745	.00323	.00274
%RSD	137.27	58.501	75.416	12.273	66.639	2.3033	62.910
#1	.00008	.00013	-.00004	-.00228	.00356	.14121	.00279
#2	-.00003	.00058	-.00012	-.00179	.01151	.14265	.00752
#3	.00023	.00050	-.00024	-.00212	.01844	.13648	.00277
Errors	LC Pass	LC Pass	LC Pass	LC Pass	LC Pass	LC Pass	LC Pass
High	.00500	.05000	.00500	.02500	.10000	5.0000	5.0000
Low	-.00500	-.05000	-.00500	-.02500	-.10000	-5.0000	-5.0000

Elem	MN	MO	NA	NI	PB/1	PB/2	PB
Units	ppm	ppm	ppm	ppm	ppm	ppm	ppm
Avge	.00012	.00737	-.77268	.00043	-.00057	.00099	.00047
SDev	.00014	.00318	.18502	.00058	.00261	.00149	.00022
%RSD	115.70	43.158	23.945	135.94	457.74	150.43	46.658
#1	-.00004	.01092	-.80402	.00101	.00160	.00001	.00054
#2	.00023	.00639	-.57399	-.00015	.00016	.00026	.00023
#3	.00018	.00480	-.94002	.00042	-.00347	.00270	.00065
Errors	LC Pass	LC Pass	LC Pass	LC Pass	NOCHECK	NOCHECK	LC Pass
High	.01500	.04000	5.0000	.04000			.00300
Low	-.01500	-.04000	-5.0000	-.04000			-.00300

Elem	SB/1	SB/2	SB	SE/1	SE/2	SE	SI
Units	ppm	ppm	ppm	ppm	ppm	ppm	ppm
Avge	.00360	.00012	.00128	.00258	.00118	.00164	-.03611
SDev	.00208	.00180	.00053	.00383	.00250	.00162	.00037
%RSD	57.634	1559.4	41.274	148.73	212.42	98.835	1.0378
#1	.00206	.00168	.00181	.00641	-.00118	.00135	-.03612
#2	.00278	.00051	.00127	-.00126	.00091	.00019	-.03574

#3	.00596	-.00185	.00075	.00258	.00380	.00339	-.03649
Errors	NOCHECK	NOCHECK	LC Pass	NOCHECK	NOCHECK	LC Pass	LC Pass

High			.06000			.00500	.50000
Low			-.06000			-.00500	-.50000

Elem	SN	SR	TI	TL	V_	ZN	
Units	ppm	ppm	ppm	ppm	ppm	ppm	
Avge	.00179	.00013	.00058	.00301	.00000	.00194	
SDev	.00163	.00012	.00019	.00042	.00000	.00040	
%RSD	91.182	93.453	32.261	14.109	63.399	20.383	
#1	.00350	.00004	.00062	.00330	.00000	.00156	
#2	.00026	.00027	.00074	.00253	.00000	.00234	
#3	.00160	.00008	.00037	.00321	.00001	.00191	
Errors	LC Pass	LC Pass	LC Pass	LC Pass	LC Pass	LC Pass	
High	.10000	.05000	.05000	.01000	.05000	.02000	
Low	-.10000	-.05000	-.05000	-.01000	-.05000	-.02000	

IntStd	1	2	3	4	5	6	7
Mode	Counts	NOTUSED	NOTUSED	NOTUSED	NOTUSED	NOTUSED	NOTUSED
Elem	Y	--	--	--	--	--	--
Wavlen	371.030	--	--	--	--	--	--
Avge	29048	--	--	--	--	--	--
SDev	91.08270	--	--	--	--	--	--
%RSD	.3135582	--	--	--	--	--	--
#1	28948	--	--	--	--	--	--
#2	29126	--	--	--	--	--	--
#3	29071	--	--	--	--	--	--

Method: METTRACE Sample Name: K1NF7LT Operator: RJG
Run Time: 10/28/08 20:35:00
Comment: TESTAMERICA PITTSBURGH ICP METALS ANALYSIS-INST TRACEICP
Mode: CONC Corr. Factor: 1

Elem	AG	AL	AS	B_	BA	BE	CA
Units	ppm	ppm	ppm	ppm	ppm	ppm	ppm
Avge	.04915	1.9350	1.9662	.94210	1.9475	.05055	L-.01122
SDev	.00059	.0107	.0098	.00601	.0131	.00021	.00003
%RSD	1.1948	.55295	.49640	.63773	.67416	.41827	.24922
#1	.04975	1.9228	1.9550	.93535	1.9328	.05032	L-.01118
#2	.04911	1.9429	1.9709	.94405	1.9517	.05063	L-.01124
#3	.04858	1.9393	1.9727	.94688	1.9581	.05072	L-.01123
Errors	LC Pass	LC Pass	LC Pass	LC Pass	LC Pass	LC Pass	LC Low
High	.06000	2.4000	2.4000	1.2000	2.4000	.06000	60.000
Low	.04000	1.6000	1.6000	.80000	1.6000	.04000	40.000

Elem	CD	CO	CR	CU	FE	K_	MG
Units	ppm	ppm	ppm	ppm	ppm	ppm	ppm
Avge	.05026	.48397	.19845	.24611	1.0110	L.12801	L.00356
SDev	.00011	.00211	.00054	.00169	.0161	.00766	.00598
%RSD	.21104	.43571	.27047	.68809	1.5878	5.9794	168.09
#1	.05038	.48155	.19787	.24415	1.0180	L.11954	L.00988
#2	.05021	.48500	.19894	.24714	1.0225	L.13444	L.00281
#3	.05018	.48537	.19853	.24703	.99267	L.13006	L-.00201
Errors	LC Pass	LC Pass	LC Pass	LC Pass	LC Pass	LC Low	LC Low
High	.06000	.60000	.24000	.30000	1.2000	60.000	60.000
Low	.04000	.40000	.16000	.20000	.80000	40.000	40.000

Elem	MN	MO	NA	NI	PB/1	PB/2	PB
Units	ppm	ppm	ppm	ppm	ppm	ppm	ppm
Avge	.49283	L.00167	L-.96834	.49122	.48980	.49384	.49249
SDev	.00257	.00084	.13307	.00313	.00325	.00383	.00347
%RSD	.52075	50.266	13.742	.63773	.66412	.77615	.70445
#1	.48992	L.00249	L-.82697	.48811	.48754	.48955	.48888
#2	.49377	L.00173	L-.98686	.49119	.48832	.49502	.49278
#3	.49479	L.00081	L-1.0912	.49438	.49352	.49694	.49580
Errors	LC Pass	LC Low	LC Low	LC Pass	NOCHECK	NOCHECK	LC Pass
High	.60000	1.2000	60.000	.60000			.60000
Low	.40000	.80000	40.000	.40000			.40000

Elem	SB/1	SB/2	SB	SE/1	SE/2	SE	SI
Units	ppm	ppm	ppm	ppm	ppm	ppm	ppm
Avge	.00144	.00018	L.00060	2.0208	2.0027	2.0087	L-.03848
SDev	.00137	.00051	.00057	.0100	.0111	.0104	.00160
%RSD	95.161	288.17	95.329	.49736	.55310	.51766	4.1554
#1	-.00011	.00030	L.00016	2.0092	1.9911	1.9971	L-.03887
#2	.00249	.00062	L.00124	2.0255	2.0131	2.0173	L-.03672

#3	.00193	-.00038	L.00039	2.0276	2.0037	2.0117	L-.03985
Errors	NOCHECK	NOCHECK	LC Low	NOCHECK	NOCHECK	LC Pass	LC Low

High			.60000			2.4000	12.000
Low			.40000			1.6000	8.0000

Elem	SN	SR	TI	TL	V_	ZN	
Units	ppm	ppm	ppm	ppm	ppm	ppm	
Avge	L.00087	.99216	L.00033	1.9299	.48593	.49461	
SDev	.00472	.00733	.00019	.0091	.00291	.00261	
%RSD	542.33	.73903	57.221	.47266	.59915	.52741	
#1	L.00614	.98411	L.00050	1.9194	.48262	.49160	
#2	L-.00054	.99392	L.00037	1.9337	.48706	.49593	
#3	L-.00298	.99845	L.00012	1.9364	.48810	.49629	

Errors	LC Low	LC Pass	LC Low	LC Pass	LC Pass	LC Pass	
High	2.4000	1.2000	1.2000	2.4000	.60000	.60000	
Low	1.6000	.80000	.80000	1.6000	.40000	.40000	

IntStd	1	2	3	4	5	6	7
Mode	Counts	NOTUSED	NOTUSED	NOTUSED	NOTUSED	NOTUSED	NOTUSED
Elem	Y	--	--	--	--	--	--
Wavlen	371.030	--	--	--	--	--	--
Avge	28941	--	--	--	--	--	--
SDev	220.7224	--	--	--	--	--	--
%RSD	.7626594	--	--	--	--	--	--
#1	29196	--	--	--	--	--	--
#2	28816	--	--	--	--	--	--
#3	28811	--	--	--	--	--	--

Method: METTRACE Sample Name: K080HT/10 Prep Dil Operator: RJG
Run Time: 10/28/08 20:40:30
Comment: TESTAMERICA PITTSBURGH ICP METALS ANALYSIS-INST TRACEICP
Mode: CONC Corr. Factor: 1

Elem	AG	AL	AS	B_	BA	BE	CA
Units	ppm	ppm	ppm	ppm	ppm	ppm	ppm
Avge	-.00000	.17092	.00281	16.851	.00399	-.00013	2.5824
SDev	.00113	.00280	.00051	.047	.00011	.00031	.0111
%RSD	26555.	1.6396	18.139	.27766	2.7147	237.17	.42964
#1	-.00130	.16770	.00249	16.803	.00390	.00023	2.5730
#2	.00075	.17222	.00255	16.854	.00411	-.00029	2.5946
#3	.00054	.17283	.00340	16.896	.00396	-.00033	2.5795
Errors	LC Pass	LC Pass	LC Pass	LC Pass	LC Pass	LC Pass	LC Pass
High	2.0000	500.00	10.000	30.000	10.000	10.000	600.00
Low	-.00500	-.20000	-.01000	-.20000	-.20000	-.00400	-5.0000

Elem	CD	CO	CR	CU	FE	K_	MG
Units	ppm	ppm	ppm	ppm	ppm	ppm	ppm
Avge	.00011	.00354	.00136	.03905	1.0990	41.951	2.3486
SDev	.00026	.00057	.00067	.00045	.0151	.158	.0113
%RSD	232.23	15.982	49.124	1.1497	1.3756	.37578	.47911
#1	-.00016	.00291	.00061	.03857	1.0830	42.019	2.3364
#2	.00036	.00401	.00188	.03945	1.1131	41.771	2.3586
#3	.00014	.00371	.00160	.03915	1.1010	42.064	2.3508
Errors	LC Pass	LC Pass	LC Pass	LC Pass	LC Pass	LC Pass	LC Pass
High	5.0000	100.00	20.000	10.000	500.00	400.00	600.00
Low	-.00500	-.05000	-.00500	-.02500	-.10000	-5.0000	-5.0000

Elem	MN	MO	NA	NI	PB/1	PB/2	PB
Units	ppm	ppm	ppm	ppm	ppm	ppm	ppm
Avge	.01445	.01803	9.7657	.00257	.00712	.01083	.00959
SDev	.00014	.00118	.2067	.00086	.00413	.00113	.00104
%RSD	.93280	6.5623	2.1163	33.565	57.988	10.413	10.848
#1	.01430	.01701	9.5430	.00183	.00326	.01210	.00916
#2	.01457	.01933	9.8031	.00352	.00663	.00995	.00884
#3	.01449	.01775	9.9512	.00236	.01146	.01044	.01078
Errors	LC Pass	LC Pass	LC Pass	LC Pass	NOCHECK	NOCHECK	LC Pass
High	20.000	20.000	400.00	100.00			5.0000
Low	-.01500	-.04000	-5.0000	-.04000			-.00300

Elem	SB/1	SB/2	SB	SE/1	SE/2	SE	SI
Units	ppm	ppm	ppm	ppm	ppm	ppm	ppm
Avge	.00758	.00222	.00401	.00872	.00258	.00463	.40595
SDev	.00214	.00054	.00049	.00391	.00208	.00169	.00114
%RSD	28.188	24.153	12.269	44.816	80.618	36.546	.28102
#1	.00861	.00166	.00398	.00834	.00496	.00609	.40487
#2	.00901	.00227	.00451	.00502	.00166	.00278	.40583

#3	.00512	.00273	.00353	.01281	.00112	.00501	.40715
Errors	NOCHECK	NOCHECK	LC Pass	NOCHECK	NOCHECK	LC Pass	LC Pass

High			5.0000			10.000	50.000
Low			-.01000			-.00500	-.50000

Elem	SN	SR	TI	TL	V_	ZN	
Units	ppm	ppm	ppm	ppm	ppm	ppm	
Avge	.00673	.00776	.00074	.00236	.00147	.21202	
SDev	.00339	.00019	.00068	.00170	.00084	.00061	
%RSD	50.406	2.4014	91.567	71.977	56.658	.28863	
#1	.00347	.00757	.00001	.00060	.00052	.21139	
#2	.01024	.00794	.00135	.00250	.00205	.21261	
#3	.00648	.00776	.00086	.00399	.00186	.21206	
Errors	LC Pass	LC Pass	LC Pass	LC Pass	LC Pass	LC Pass	
High	30.000	10.000	30.000	10.000	50.000	10.000	
Low	-.10000	-.05000	-.05000	-.01000	-.05000	-.02000	
IntStd	1	2	3	4	5	6	7
Mode	Counts	NOTUSED	NOTUSED	NOTUSED	NOTUSED	NOTUSED	NOTUSED
Elem	Y	--	--	--	--	--	--
Wavlen	371.030	--	--	--	--	--	--
Avge	28995	--	--	--	--	--	--
SDev	132.8500	--	--	--	--	--	--
%RSD	.4581821	--	--	--	--	--	--
#1	29146	--	--	--	--	--	--
#2	28945	--	--	--	--	--	--
#3	28894	--	--	--	--	--	--

Method: METTRACE Sample Name: K0820T/10 Prep Dil Operator: RJG
Run Time: 10/28/08 20:46:01
Comment: TESTAMERICA PITTSBURGH ICP METALS ANALYSIS-INST TRACEICP
Mode: CONC Corr. Factor: 1

Elem	AG	AL	AS	B_	BA	BE	CA
Units	ppm	ppm	ppm	ppm	ppm	ppm	ppm
Avge	.00008	.09253	-.00033	.15846	.09902	.00021	1.5282
SDev	.00027	.00094	.00156	.01393	.00035	.00005	.0011
%RSD	347.67	1.0150	470.41	8.7922	.34943	23.148	.06876
#1	.00035	.09321	.00130	.17355	.09865	.00026	1.5279
#2	.00007	.09293	-.00179	.15574	.09933	.00017	1.5274
#3	-.00019	.09146	-.00050	.14608	.09909	.00019	1.5294
Errors	LC Pass	LC Pass	LC Pass	LC Pass	LC Pass	LC Pass	LC Pass
High	2.0000	500.00	10.000	30.000	10.000	10.000	600.00
Low	-.00500	-.20000	-.01000	-.20000	-.20000	-.00400	-5.0000

Elem	CD	CO	CR	CU	FE	K_	MG
Units	ppm	ppm	ppm	ppm	ppm	ppm	ppm
Avge	.00045	.39894	.00142	.27742	.01925	.37647	1.3456
SDev	.00005	.00158	.00017	.00140	.00931	.00910	.0016
%RSD	11.673	.39681	12.118	.50309	48.363	2.4183	.12044
#1	.00050	.39766	.00154	.27600	.02917	.38627	1.3446
#2	.00040	.39846	.00150	.27879	.01070	.37487	1.3474
#3	.00046	.40071	.00123	.27747	.01788	.36827	1.3446
Errors	LC Pass	LC Pass	LC Pass	LC Pass	LC Pass	LC Pass	LC Pass
High	5.0000	100.00	20.000	10.000	500.00	400.00	600.00
Low	-.00500	-.05000	-.00500	-.02500	-.10000	-5.0000	-5.0000

Elem	MN	MO	NA	NI	PB/1	PB/2	PB
Units	ppm	ppm	ppm	ppm	ppm	ppm	ppm
Avge	.32476	.02389	8.4846	.00583	.00303	.00331	.00322
SDev	.00093	.00097	.0480	.00072	.00233	.00028	.00062
%RSD	.28671	4.0722	.56599	12.331	76.874	8.4649	19.348
#1	.32369	.02449	8.5344	.00642	.00115	.00362	.00280
#2	.32531	.02441	8.4386	.00503	.00564	.00308	.00393
#3	.32529	.02277	8.4807	.00604	.00231	.00323	.00292
Errors	LC Pass	LC Pass	LC Pass	LC Pass	NOCHECK	NOCHECK	LC Pass
High	20.000	20.000	400.00	100.00			5.0000
Low	-.01500	-.04000	-5.0000	-.04000			-.00300

Elem	SB/1	SB/2	SB	SE/1	SE/2	SE	SI
Units	ppm	ppm	ppm	ppm	ppm	ppm	ppm
Avge	.01667	.00070	.00602	.05686	.02035	.03251	.68591
SDev	.00224	.00085	.00019	.00179	.00083	.00022	.00404
%RSD	13.449	120.62	3.2053	3.1440	4.0632	.68440	.58867
#1	.01672	.00059	.00596	.05578	.02051	.03226	.68166
#2	.01440	.00160	.00586	.05892	.01946	.03260	.68637

#3	.01888	-.00008	.00623	.05588	.02109	.03267	.68970
Errors	NOCHECK	NOCHECK	LC Pass	NOCHECK	NOCHECK	LC Pass	LC Pass

High			5.0000			10.000	50.000
Low			-.01000			-.00500	-.50000

Elem	SN	SR	TI	TL	V_	ZN	
Units	ppm	ppm	ppm	ppm	ppm	ppm	
Avge	.05279	.00940	.00086	L-.03578	.00110	.12201	
SDev	.00197	.00004	.00023	.00352	.00174	.00028	
%RSD	3.7320	.45329	27.305	9.8314	158.52	.22680	
#1	.05056	.00940	.00109	L-.03239	.00310	.12169	
#2	.05352	.00945	.00062	L-.03941	.00000	.12215	
#3	.05429	.00936	.00086	L-.03554	.00019	.12218	

Errors	LC Pass	LC Pass	LC Pass	LC Low	LC Pass	LC Pass	
High	30.000	10.000	30.000	10.000	50.000	10.000	
Low	-.10000	-.05000	-.05000	-.01000	-.05000	-.02000	

IntStd	1	2	3	4	5	6	7
Mode	Counts	NOTUSED	NOTUSED	NOTUSED	NOTUSED	NOTUSED	NOTUSED
Elem	Y	--	--	--	--	--	--
Wavlen	371.030	--	--	--	--	--	--
Avge	30437	--	--	--	--	--	--
SDev	181.7095	--	--	--	--	--	--
%RSD	.5970080	--	--	--	--	--	--
#1	30243	--	--	--	--	--	--
#2	30463	--	--	--	--	--	--
#3	30604	--	--	--	--	--	--

Method: METTRACE Sample Name: K082ET/10 Prep Dil Operator: RJG
Run Time: 10/28/08 20:51:32
Comment: TESTAMERICA PITTSBURGH ICP METALS ANALYSIS-INST TRACEICP
Mode: CONC Corr. Factor: 1

Elem	AG	AL	AS	B_	BA	BE	CA
Units	ppm	ppm	ppm	ppm	ppm	ppm	ppm
Avge	.00082	.04385	-.00487	H34.865	.01390	-.00009	1.2430
SDev	.00034	.00147	.00131	.078	.00001	.00009	.0013
%RSD	41.845	3.3641	26.781	.22248	.04302	101.78	.10278
#1	.00107	.04297	-.00435	H34.781	.01389	.00002	1.2416
#2	.00096	.04302	-.00636	H34.934	.01390	-.00013	1.2442
#3	.00043	.04555	-.00392	H34.882	.01389	-.00015	1.2431
Errors	LC Pass	LC Pass	LC Pass	LC High	LC Pass	LC Pass	LC Pass
High	2.0000	500.00	10.000	30.000	10.000	10.000	600.00
Low	-.00500	-.20000	-.01000	-.20000	-.20000	-.00400	-5.0000

Elem	CD	CO	CR	CU	FE	K_	MG
Units	ppm	ppm	ppm	ppm	ppm	ppm	ppm
Avge	.00115	-.00597	.00523	.47253	.33440	184.61	.20504
SDev	.00013	.00028	.00010	.00128	.01007	.75	.00105
%RSD	11.351	4.7352	1.8976	.27133	3.0122	.40570	.51231
#1	.00127	-.00585	.00516	.47201	.33273	184.34	.20593
#2	.00101	-.00630	.00518	.47399	.32527	185.46	.20531
#3	.00117	-.00577	.00534	.47159	.34521	184.03	.20388
Errors	LC Pass	LC Pass	LC Pass	LC Pass	LC Pass	LC Pass	LC Pass
High	5.0000	100.00	20.000	10.000	500.00	400.00	600.00
Low	-.00500	-.05000	-.00500	-.02500	-.10000	-5.0000	-5.0000

Elem	MN	MO	NA	NI	PB/1	PB/2	PB
Units	ppm	ppm	ppm	ppm	ppm	ppm	ppm
Avge	.02344	8.4994	267.83	.00058	3.1790	3.1710	3.1737
SDev	.00018	.0339	.86	.00014	.0081	.0078	.0063
%RSD	.78969	.39884	.32073	24.793	.25384	.24655	.20003
#1	.02333	8.4602	267.65	.00053	3.1789	3.1622	3.1677
#2	.02332	8.5195	268.76	.00074	3.1871	3.1770	3.1804
#3	.02365	8.5184	267.07	.00047	3.1710	3.1739	3.1729
Errors	LC Pass	LC Pass	LC Pass	LC Pass	NOCHECK	NOCHECK	LC Pass
High	20.000	20.000	400.00	100.00			5.0000
Low	-.01500	-.04000	-5.0000	-.04000			-.00300

Elem	SB/1	SB/2	SB	SE/1	SE/2	SE	SI
Units	ppm	ppm	ppm	ppm	ppm	ppm	ppm
Avge	.06112	.01267	.02880	.21662	.09185	.13340	6.1720
SDev	.00243	.00109	.00045	.00737	.00087	.00198	.0342
%RSD	3.9712	8.6260	1.5514	3.4024	.94268	1.4852	.55454
#1	.06108	.01338	.02926	.21891	.09212	.13434	6.1325
#2	.05872	.01322	.02837	.20837	.09256	.13112	6.1933

#3	.06357	.01141	.02878	.22257	.09089	.13474	6.1902
Errors	NOCHECK	NOCHECK	LC Pass	NOCHECK	NOCHECK	LC Pass	LC Pass

High			5.0000			10.000	50.000
Low			-.01000			-.00500	-.50000

Elem	SN	SR	TI	TL	V_	ZN	
Units	ppm	ppm	ppm	ppm	ppm	ppm	
Avge	.24644	.00866	.00065	L-.15391	.00010	.55486	
SDev	.00292	.00003	.00033	.00426	.00000	.00132	
%RSD	1.1843	.34308	49.964	2.7668	3.0071	.23736	
#1	.24375	.00869	.00061	L-.14901	.00010	.55359	
#2	.24602	.00866	.00035	L-.15670	.00010	.55622	
#3	.24954	.00863	.00100	L-.15601	.00010	.55476	

Errors	LC Pass	LC Pass	LC Pass	LC Low	LC Pass	LC Pass	
High	30.000	10.000	30.000	10.000	50.000	10.000	
Low	-.10000	-.05000	-.05000	-.01000	-.05000	-.02000	

IntStd	1	2	3	4	5	6	7
Mode	Counts	NOTUSED	NOTUSED	NOTUSED	NOTUSED	NOTUSED	NOTUSED
Elem	Y	--	--	--	--	--	--
Wavlen	371.030	--	--	--	--	--	--
Avge	27389	--	--	--	--	--	--
SDev	140.4844	--	--	--	--	--	--
%RSD	.5129274	--	--	--	--	--	--
#1	27551	--	--	--	--	--	--
#2	27297	--	--	--	--	--	--
#3	27319	--	--	--	--	--	--

Method: METTRACE Sample Name: K1DNWT/10 Prep Dil Operator: RJG
Run Time: 10/28/08 20:57:02
Comment: TESTAMERICA PITTSBURGH ICP METALS ANALYSIS-INST TRACEICP
Mode: CONC Corr. Factor: 1

Elem	AG	AL	AS	B_	BA	BE	CA
Units	ppm	ppm	ppm	ppm	ppm	ppm	ppm
Avge	.00126	.05170	-.00329	19.067	.00057	-.00010	.30316
SDev	.00072	.00186	.00186	.088	.00011	.00005	.00203
%RSD	57.494	3.5983	56.574	.45931	19.726	50.943	.67078
#1	.00152	.05314	-.00408	19.080	.00061	-.00005	.30491
#2	.00044	.04960	-.00116	19.147	.00044	-.00016	.30093
#3	.00182	.05235	-.00461	18.973	.00066	-.00010	.30364
Errors	LC Pass	LC Pass	LC Pass	LC Pass	LC Pass	LC Pass	LC Pass
High	2.0000	500.00	10.000	30.000	10.000	10.000	600.00
Low	-.00500	-.20000	-.01000	-.20000	-.20000	-.00400	-5.0000

Elem	CD	CO	CR	CU	FE	K_	MG
Units	ppm	ppm	ppm	ppm	ppm	ppm	ppm
Avge	.00061	-.00709	.00117	.12858	.11659	202.21	.09871
SDev	.00014	.00047	.00040	.00048	.01322	.88	.00592
%RSD	22.728	6.6699	33.687	.37619	11.342	.43706	6.0000
#1	.00053	-.00675	.00145	.12872	.12563	202.04	.10181
#2	.00052	-.00763	.00072	.12897	.10141	203.17	.09189
#3	.00077	-.00689	.00135	.12804	.12272	201.42	.10245
Errors	LC Pass	LC Pass	LC Pass	LC Pass	LC Pass	LC Pass	LC Pass
High	5.0000	100.00	20.000	10.000	500.00	400.00	600.00
Low	-.00500	-.05000	-.00500	-.02500	-.10000	-5.0000	-5.0000

Elem	MN	MO	NA	NI	PB/1	PB/2	PB
Units	ppm	ppm	ppm	ppm	ppm	ppm	ppm
Avge	.00282	10.167	137.88	.00198	.04298	.03320	.03646
SDev	.00006	.053	.60	.00094	.00063	.00071	.00067
%RSD	2.0646	.51843	.43517	47.702	1.4537	2.1321	1.8261
#1	.00289	10.111	137.60	.00260	.04362	.03402	.03721
#2	.00277	10.215	138.56	.00089	.04237	.03277	.03597
#3	.00281	10.175	137.46	.00245	.04294	.03281	.03619
Errors	LC Pass	LC Pass	LC Pass	LC Pass	NOCHECK	NOCHECK	LC Pass
High	20.000	20.000	400.00	100.00			5.0000
Low	-.01500	-.04000	-5.0000	-.04000			-.00300

Elem	SB/1	SB/2	SB	SE/1	SE/2	SE	SI
Units	ppm	ppm	ppm	ppm	ppm	ppm	ppm
Avge	.04372	.01621	.02537	.12258	.05127	.07502	1.5543
SDev	.00240	.00120	.00009	.00089	.00063	.00025	.0094
%RSD	5.4845	7.4261	.35915	.72381	1.2316	.33103	.60254
#1	.04278	.01683	.02547	.12339	.05106	.07514	1.5622
#2	.04193	.01699	.02529	.12163	.05198	.07518	1.5569

#3	.04644	.01483	.02535	.12271	.05078	.07473	1.5440
Errors	NOCHECK	NOCHECK	LC Pass	NOCHECK	NOCHECK	LC Pass	LC Pass

High			5.0000			10.000	50.000
Low			-.01000			-.00500	-.50000

Elem	SN	SR	TI	TL	V_	ZN	
Units	ppm	ppm	ppm	ppm	ppm	ppm	
Avge	.13080	.00074	.00037	L-.08442	.00107	.08288	
SDev	.00068	.00008	.00033	.00209	.00023	.00013	
%RSD	.52298	10.873	90.000	2.4702	21.253	.16081	
#1	.13158	.00078	.00024	L-.08230	.00120	.08279	
#2	.13054	.00065	.00012	L-.08646	.00080	.08303	
#3	.13029	.00080	.00074	L-.08451	.00119	.08281	
Errors	LC Pass	LC Pass	LC Pass	LC Low	LC Pass	LC Pass	
High	30.000	10.000	30.000	10.000	50.000	10.000	
Low	-.10000	-.05000	-.05000	-.01000	-.05000	-.02000	

IntStd	1	2	3	4	5	6	7
Mode	Counts	NOTUSED	NOTUSED	NOTUSED	NOTUSED	NOTUSED	NOTUSED
Elem	Y	--	--	--	--	--	--
Wavlen	371.030	--	--	--	--	--	--
Avge	28494	--	--	--	--	--	--
SDev	82.35644	--	--	--	--	--	--
%RSD	.2890313	--	--	--	--	--	--
#1	28425	--	--	--	--	--	--
#2	28472	--	--	--	--	--	--
#3	28585	--	--	--	--	--	--

Method: METTRACE Sample Name: K1DNWP50T Prep Dil Operator: RJG
Run Time: 10/28/08 21:02:33
Comment: TESTAMERICA PITTSBURGH ICP METALS ANALYSIS-INST TRACEICP
Mode: CONC Corr. Factor: 1

Elem	AG	AL	AS	B_	BA	BE	CA
Units	ppm	ppm	ppm	ppm	ppm	ppm	ppm
Avge	.00036	.05495	.00005	3.9015	.00018	-.00007	.04944
SDev	.00013	.00204	.00093	.0057	.00006	.00006	.00043
%RSD	36.533	3.7209	2040.8	.14646	32.349	90.165	.87372
#1	.00026	.05508	.00015	3.9046	.00021	-.00014	.04974
#2	.00031	.05284	.00091	3.9049	.00012	-.00004	.04964
#3	.00051	.05693	-.00093	3.8949	.00023	-.00003	.04895

Elem	CD	CO	CR	CU	FE	K_	MG
Units	ppm	ppm	ppm	ppm	ppm	ppm	ppm
Avge	.00016	-.00093	.00029	.02480	.03012	42.492	.02178
SDev	.00005	.00032	.00025	.00005	.00739	.279	.00121
%RSD	33.041	34.691	86.829	.20359	24.538	.65670	5.5350
#1	.00011	-.00120	.00013	.02476	.03110	42.617	.02303
#2	.00021	-.00102	.00016	.02478	.02229	42.687	.02063
#3	.00016	-.00057	.00058	.02485	.03697	42.172	.02168

Elem	MN	MO	NA	NI	PB/1	PB/2	PB
Units	ppm	ppm	ppm	ppm	ppm	ppm	ppm
Avge	.00062	2.0142	29.401	.00040	.00998	.00684	.00789
SDev	.00003	.0051	.170	.00054	.00083	.00158	.00083
%RSD	5.2239	.25441	.57732	136.02	8.3368	23.100	10.478
#1	.00061	2.0083	29.404	-.00015	.00902	.00848	.00866
#2	.00066	2.0168	29.569	.00093	.01040	.00532	.00702
#3	.00060	2.0175	29.230	.00042	.01051	.00673	.00799

Elem	SB/1	SB/2	SB	SE/1	SE/2	SE	SI
Units	ppm	ppm	ppm	ppm	ppm	ppm	ppm
Avge	.00994	.00480	.00651	.02623	.01059	.01580	.29819
SDev	.00155	.00033	.00068	.00381	.00122	.00138	.00258
%RSD	15.598	6.8730	10.365	14.509	11.510	8.7573	.86418
#1	.01143	.00482	.00703	.02846	.01167	.01726	.30114
#2	.00834	.00445	.00575	.02184	.01085	.01451	.29641
#3	.01006	.00511	.00676	.02839	.00927	.01564	.29701

Elem	SN	SR	TI	TL	V_	ZN
Units	ppm	ppm	ppm	ppm	ppm	ppm
Avge	.02344	.00015	.00038	-.01736	.00014	.01926
SDev	.00188	.00001	.00021	.00200	.00047	.00003
%RSD	8.0265	7.1598	56.321	11.539	347.19	.15985
#1	.02198	.00015	.00025	-.01913	.00020	.01929
#2	.02277	.00014	.00025	-.01519	.00057	.01927
#3	.02556	.00016	.00062	-.01777	-.00036	.01923

IntStd	1	2	3	4	5	6	7
Mode	Counts	NOTUSED	NOTUSED	NOTUSED	NOTUSED	NOTUSED	NOTUSED
Elem	Y	--	--	--	--	--	--
Wavlen	371.030	--	--	--	--	--	--
Avge	29185	--	--	--	--	--	--
SDev	105.6481	--	--	--	--	--	--
%RSD	.3619898	--	--	--	--	--	--
#1	29112	--	--	--	--	--	--
#2	29138	--	--	--	--	--	--
#3	29306	--	--	--	--	--	--

Method: METTRACE Sample Name: K1NP4B Operator: RJG
Run Time: 10/28/08 21:08:04
Comment: TESTAMERICA PITTSBURGH ICP METALS ANALYSIS-INST TRACEICP
Mode: CONC Corr. Factor: 1

Elem	AG	AL	AS	B_	BA	BE	CA
Units	ppm	ppm	ppm	ppm	ppm	ppm	ppm
Avge	.00010	.06590	-.00123	.05251	.00017	-.00003	-.00393
SDev	.00014	.00249	.00080	.00582	.00009	.00005	.00023
%RSD	141.17	3.7755	65.604	11.085	50.569	161.54	5.8735
#1	.00006	.06751	-.00206	.05858	.00014	.00003	-.00419
#2	-.00002	.06714	-.00045	.05199	.00027	-.00006	-.00385
#3	.00025	.06303	-.00117	.04697	.00011	-.00007	-.00375
Errors	LC Pass	LC Pass	LC Pass	LC Pass	LC Pass	LC Pass	LC Pass
High	.00500	.20000	.01000	.20000	.20000	.00400	5.0000
Low	-.00500	-.20000	-.01000	-.20000	-.20000	-.00400	-5.0000

Elem	CD	CO	CR	CU	FE	K_	MG
Units	ppm	ppm	ppm	ppm	ppm	ppm	ppm
Avge	.00009	.00061	-.00005	-.00093	.01525	.06368	.00155
SDev	.00010	.00003	.00026	.00016	.01009	.00941	.00118
%RSD	116.11	4.6199	482.80	17.384	66.160	14.770	76.031
#1	.00016	.00058	-.00006	-.00076	.00793	.05282	.00272
#2	.00013	.00063	-.00031	-.00107	.02675	.06934	.00037
#3	-.00003	.00063	.00021	-.00096	.01106	.06888	.00156
Errors	LC Pass	LC Pass	LC Pass	LC Pass	LC Pass	LC Pass	LC Pass
High	.00500	.05000	.00500	.02500	.10000	5.0000	5.0000
Low	-.00500	-.05000	-.00500	-.02500	-.10000	-5.0000	-5.0000

Elem	MN	MO	NA	NI	PB/1	PB/2	PB
Units	ppm	ppm	ppm	ppm	ppm	ppm	ppm
Avge	-.00008	.01284	-.71498	.00059	-.00298	.00251	.00068
SDev	.00003	.00386	.22790	.00013	.00440	.00271	.00043
%RSD	41.126	30.102	31.876	21.925	147.78	108.29	63.974
#1	-.00010	.01699	-.83073	.00073	-.00235	.00162	.00030
#2	-.00009	.01218	-.45243	.00055	-.00766	.00555	.00115
#3	-.00004	.00935	-.86177	.00049	.00108	.00035	.00059
Errors	LC Pass	LC Pass	LC Pass	LC Pass	NOCHECK	NOCHECK	LC Pass
High	.01500	.04000	5.0000	.04000			.00300
Low	-.01500	-.04000	-5.0000	-.04000			-.00300

Elem	SB/1	SB/2	SB	SE/1	SE/2	SE	SI
Units	ppm	ppm	ppm	ppm	ppm	ppm	ppm
Avge	.00575	-.00148	.00093	-.00207	.00455	.00234	-.01351
SDev	.00267	.00171	.00029	.00258	.00136	.00026	.00359
%RSD	46.537	115.29	31.045	124.52	29.898	10.890	26.571
#1	.00471	-.00109	.00084	-.00326	.00475	.00208	-.01139
#2	.00878	-.00335	.00069	-.00384	.00580	.00259	-.01148

#3	.00375	-.00000	.00125	.00089	.00310	.00236	-.01765
Errors	NOCHECK	NOCHECK	LC Pass	NOCHECK	NOCHECK	LC Pass	LC Pass

High			.06000			.00500	.50000
Low			-.06000			-.00500	-.50000

Elem	SN	SR	TI	TL	V_	ZN	
Units	ppm	ppm	ppm	ppm	ppm	ppm	
Avge	-.00081	.00005	.00030	-.00086	.00000	.00355	
SDev	.00053	.00003	.00028	.00156	.00000	.00012	
%RSD	65.600	71.794	94.558	180.68	63.772	3.3943	
#1	-.00135	.00002	.00014	-.00139	.00000	.00346	
#2	-.00081	.00008	.00062	-.00209	.00001	.00369	
#3	-.00028	.00004	.00013	.00089	.00000	.00350	

Errors	LC Pass	LC Pass	LC Pass	LC Pass	LC Pass	LC Pass	
High	.10000	.05000	.05000	.01000	.05000	.02000	
Low	-.10000	-.05000	-.05000	-.01000	-.05000	-.02000	

IntStd	1	2	3	4	5	6	7
Mode	Counts	NOTUSED	NOTUSED	NOTUSED	NOTUSED	NOTUSED	NOTUSED
Elem	Y	--	--	--	--	--	--
Wavlen	371.030	--	--	--	--	--	--
Avge	29247	--	--	--	--	--	--
SDev	102.1315	--	--	--	--	--	--
%RSD	.3492091	--	--	--	--	--	--
#1	29361	--	--	--	--	--	--
#2	29212	--	--	--	--	--	--
#3	29166	--	--	--	--	--	--

Method: METTRACE Sample Name: K1NP4C Operator: RJG
Run Time: 10/28/08 21:13:34
Comment: TESTAMERICA PITTSBURGH ICP METALS ANALYSIS-INST TRACEICP
Mode: CONC Corr. Factor: 1

Elem	AG	AL	AS	B_	BA	BE	CA
Units	ppm	ppm	ppm	ppm	ppm	ppm	ppm
Avge	.05013	2.0331	2.0085	.99638	2.0261	.05102	L-.00588
SDev	.00156	.0141	.0194	.00659	.0096	.00060	.00112
%RSD	3.1125	.69328	.96820	.66157	.47479	1.1825	19.003
#1	.05186	2.0469	2.0306	1.0026	2.0359	.05149	L-.00551
#2	.04969	2.0187	1.9940	.98949	2.0167	.05034	L-.00713
#3	.04883	2.0337	2.0009	.99702	2.0258	.05123	L-.00499
Errors	LC Pass	LC Pass	LC Pass	LC Pass	LC Pass	LC Pass	LC Low
High	.06000	2.4000	2.4000	1.2000	2.4000	.06000	60.000
Low	.04000	1.6000	1.6000	.80000	1.6000	.04000	40.000

Elem	CD	CO	CR	CU	FE	K_	MG
Units	ppm	ppm	ppm	ppm	ppm	ppm	ppm
Avge	.05067	.49220	.20113	.26044	1.0264	L.07434	L-.00235
SDev	.00072	.00665	.00346	.00105	.0249	.02738	.00795
%RSD	1.4176	1.3517	1.7204	.40284	2.4287	36.835	338.11
#1	.05147	.49979	.20512	.26162	1.0529	L.10562	L.00641
#2	.05007	.48737	.19896	.25961	1.0034	L.05469	L-.00436
#3	.05047	.48945	.19932	.26009	1.0230	L.06271	L-.00911
Errors	LC Pass	LC Pass	LC Pass	LC Pass	LC Pass	LC Low	LC Low
High	.06000	.60000	.24000	.30000	1.2000	60.000	60.000
Low	.04000	.40000	.16000	.20000	.80000	40.000	40.000

Elem	MN	MO	NA	NI	PB/1	PB/2	PB
Units	ppm	ppm	ppm	ppm	ppm	ppm	ppm
Avge	.50353	L.00423	L-.66708	.49985	.49644	.49927	.49833
SDev	.00589	.00087	.46526	.00796	.01049	.00600	.00623
%RSD	1.1698	20.675	69.747	1.5915	2.1123	1.2013	1.2509
#1	.51013	L.00519	L-.34178	.50870	.50801	.50368	.50512
#2	.49883	L.00401	L-1.2000	.49331	.49374	.49244	.49287
#3	.50162	L.00349	L-.45945	.49752	.48756	.50169	.49699
Errors	LC Pass	LC Low	LC Low	LC Pass	NOCHECK	NOCHECK	LC Pass
High	.60000	1.2000	60.000	.60000			.60000
Low	.40000	.80000	40.000	.40000			.40000

Elem	SB/1	SB/2	SB	SE/1	SE/2	SE	SI
Units	ppm	ppm	ppm	ppm	ppm	ppm	ppm
Avge	.00420	-.00107	L.00068	2.0198	2.0122	2.0148	L-.02363
SDev	.00574	.00290	.00027	.0203	.0122	.0140	.00228
%RSD	136.65	270.68	38.969	1.0063	.60667	.69692	9.6518
#1	-.00051	.00161	L.00090	2.0388	2.0263	2.0305	L-.02106
#2	.00252	-.00068	L.00039	1.9984	2.0059	2.0034	L-.02541

#3	.01060	-.00415	L.00076	2.0223	2.0045	2.0104	L-.02442
Errors	NOCHECK	NOCHECK	LC Low	NOCHECK	NOCHECK	LC Pass	LC Low

High			.60000			2.4000	12.000
Low			.40000			1.6000	8.0000

Elem	SN	SR	TI	TL	V_	ZN	
Units	ppm	ppm	ppm	ppm	ppm	ppm	
Avge	L-.00223	1.0313	L.00006	1.9588	.49591	.50593	
SDev	.00246	.0042	.00036	.0178	.00493	.00502	
%RSD	110.02	.40356	639.64	.91057	.99456	.99153	
#1	L-.00081	1.0350	L.00037	1.9780	.50153	.51150	
#2	L-.00081	1.0268	L-.00034	1.9428	.49231	.50178	
#3	L-.00507	1.0321	L.00014	1.9554	.49389	.50449	

Errors	LC Low	LC Pass	LC Low	LC Pass	LC Pass	LC Pass	
High	2.4000	1.2000	1.2000	2.4000	.60000	.60000	
Low	1.6000	.80000	.80000	1.6000	.40000	.40000	

IntStd	1	2	3	4	5	6	7
Mode	Counts	NOTUSED	NOTUSED	NOTUSED	NOTUSED	NOTUSED	NOTUSED
Elem	Y	--	--	--	--	--	--
Wavlen	371.030	--	--	--	--	--	--
Avge	29267	--	--	--	--	--	--
SDev	378.3899	--	--	--	--	--	--
%RSD	1.292874	--	--	--	--	--	--
#1	28853	--	--	--	--	--	--
#2	29594	--	--	--	--	--	--
#3	29355	--	--	--	--	--	--

Method: METTRACE Sample Name: K1NP4L Operator: RJG
Run Time: 10/28/08 21:19:04
Comment: TESTAMERICA PITTSBURGH ICP METALS ANALYSIS-INST TRACEICP
Mode: CONC Corr. Factor: 1

Elem	AG	AL	AS	B_	BA	BE	CA
Units	ppm	ppm	ppm	ppm	ppm	ppm	ppm
Avge	.05018	2.0003	1.9687	.97349	1.9958	.04983	L-.01263
SDev	.00073	.0049	.0052	.00520	.0062	.00019	.00079
%RSD	1.4579	.24376	.26192	.53430	.31176	.38417	6.2272
#1	.04947	1.9964	1.9654	.97062	1.9939	.04983	L-.01246
#2	.05093	2.0058	1.9746	.97950	2.0028	.05002	L-.01348
#3	.05014	1.9987	1.9660	.97036	1.9908	.04964	L-.01194
Errors	LC Pass	LC Pass	LC Pass	LC Pass	LC Pass	LC Pass	LC Low
High	.06000	2.4000	2.4000	1.2000	2.4000	.06000	60.000
Low	.04000	1.6000	1.6000	.80000	1.6000	.04000	40.000

Elem	CD	CO	CR	CU	FE	K_	MG
Units	ppm	ppm	ppm	ppm	ppm	ppm	ppm
Avge	.04963	.48303	.19778	.25727	1.0048	L.07672	L-.00002
SDev	.00003	.00121	.00040	.00096	.0177	.00488	.00300
%RSD	.05166	.25076	.20002	.37201	1.7622	6.3625	14189.
#1	.04964	.48313	.19749	.25638	1.0076	L.08171	L.00038
#2	.04960	.48418	.19823	.25828	.98582	L.07196	L.00276
#3	.04965	.48177	.19763	.25714	1.0209	L.07650	L-.00320
Errors	LC Pass	LC Pass	LC Pass	LC Pass	LC Pass	LC Low	LC Low
High	.06000	.60000	.24000	.30000	1.2000	60.000	60.000
Low	.04000	.40000	.16000	.20000	.80000	40.000	40.000

Elem	MN	MO	NA	NI	PB/1	PB/2	PB
Units	ppm	ppm	ppm	ppm	ppm	ppm	ppm
Avge	.49465	L.00219	L-.98602	.48893	.49133	.48577	.48762
SDev	.00140	.00089	.23790	.00135	.00687	.00417	.00082
%RSD	.28228	40.524	24.127	.27610	1.3985	.85731	.16922
#1	.49506	L.00194	L-.79238	.48830	.48895	.48836	.48856
#2	.49579	L.00318	L-1.2516	.49048	.49908	.48097	.48700
#3	.49309	L.00146	L-.91411	.48801	.48597	.48798	.48731
Errors	LC Pass	LC Low	LC Low	LC Pass	NOCHECK	NOCHECK	LC Pass
High	.60000	1.2000	60.000	.60000			.60000
Low	.40000	.80000	40.000	.40000			.40000

Elem	SB/1	SB/2	SB	SE/1	SE/2	SE	SI
Units	ppm	ppm	ppm	ppm	ppm	ppm	ppm
Avge	.00029	.00042	L.00037	1.9848	1.9702	1.9750	L-.02611
SDev	.00306	.00124	.00076	.0115	.0026	.0022	.00179
%RSD	1048.2	297.49	202.43	.58194	.13046	.11195	6.8373
#1	.00238	.00069	L.00125	1.9747	1.9719	1.9728	L-.02431
#2	-.00322	.00149	L-.00008	1.9822	1.9714	1.9750	L-.02614

#3	.00172	-.00093	L-.00005	1.9974	1.9672	1.9773	L-.02788
Errors	NOCHECK	NOCHECK	LC Low	NOCHECK	NOCHECK	LC Pass	LC Low

High			.60000			2.4000	12.000
Low			.40000			1.6000	8.0000

Elem	SN	SR	TI	TL	V_	ZN	
Units	ppm	ppm	ppm	ppm	ppm	ppm	
Avge	L-.00064	1.0152	L.00001	1.9316	.48935	.49679	
SDev	.00148	.0036	.00032	.0029	.00220	.00144	
%RSD	232.21	.35213	3571.5	.15082	.44935	.29072	
#1	L-.00135	1.0129	L.00013	1.9282	.48831	.49581	
#2	L.00106	1.0193	L-.00036	1.9333	.49188	.49845	
#3	L-.00162	1.0134	L.00025	1.9332	.48787	.49611	

Errors	LC Low	LC Pass	LC Low	LC Pass	LC Pass	LC Pass	
High	2.4000	1.2000	1.2000	2.4000	.60000	.60000	
Low	1.6000	.80000	.80000	1.6000	.40000	.40000	

IntStd	1	2	3	4	5	6	7
Mode	Counts	NOTUSED	NOTUSED	NOTUSED	NOTUSED	NOTUSED	NOTUSED
Elem	Y	--	--	--	--	--	--
Wavlen	371.030	--	--	--	--	--	--
Avge	29098	--	--	--	--	--	--
SDev	77.07891	--	--	--	--	--	--
%RSD	.2648969	--	--	--	--	--	--
#1	29013	--	--	--	--	--	--
#2	29116	--	--	--	--	--	--
#3	29164	--	--	--	--	--	--

Method: METTRACE Sample Name: K1JAP Operator: RJG
Run Time: 10/28/08 21:24:35
Comment: TESTAMERICA PITTSBURGH ICP METALS ANALYSIS-INST TRACEICP
Mode: CONC Corr. Factor: 1

Elem	AG	AL	AS	B_	BA	BE	CA
Units	ppm	ppm	ppm	ppm	ppm	ppm	ppm
Avge	-.00076	.06345	-.00073	.02528	.00021	.00004	.07092
SDev	.00082	.00337	.00180	.00158	.00003	.00002	.00035
%RSD	106.75	5.3121	246.24	6.2481	16.709	44.935	.49412
#1	-.00145	.06625	-.00007	.02685	.00018	.00003	.07121
#2	.00014	.05971	.00065	.02530	.00020	.00003	.07053
#3	-.00099	.06439	-.00277	.02369	.00025	.00007	.07102
Errors	LC Pass	LC Pass	LC Pass	LC Pass	LC Pass	LC Pass	LC Pass
High	2.0000	500.00	10.000	30.000	10.000	10.000	600.00
Low	-.00500	-.20000	-.01000	-.20000	-.20000	-.00400	-5.0000

Elem	CD	CO	CR	CU	FE	K_	MG
Units	ppm	ppm	ppm	ppm	ppm	ppm	ppm
Avge	.00009	-.00006	-.00050	-.00124	.02541	.08099	-.00200
SDev	.00012	.00007	.00041	.00003	.00878	.00793	.00430
%RSD	139.30	115.10	81.565	2.3970	34.540	9.7908	214.56
#1	.00020	-.00014	-.00086	-.00127	.03510	.07475	-.00557
#2	.00009	.00001	-.00005	-.00124	.01800	.08991	.00277
#3	-.00004	-.00007	-.00059	-.00121	.02313	.07831	-.00320
Errors	LC Pass	LC Pass	LC Pass	LC Pass	LC Pass	LC Pass	LC Pass
High	5.0000	100.00	20.000	10.000	500.00	400.00	600.00
Low	-.00500	-.05000	-.00500	-.02500	-.10000	-5.0000	-5.0000

Elem	MN	MO	NA	NI	PB/1	PB/2	PB
Units	ppm	ppm	ppm	ppm	ppm	ppm	ppm
Avge	-.00009	.00219	-.13003	-.00052	-.00661	.00305	-.00017
SDev	.00005	.00075	.16956	.00045	.00474	.00169	.00047
%RSD	58.123	34.291	130.41	87.342	71.684	55.315	281.61
#1	-.00015	.00214	-.27121	-.00047	-.01048	.00428	-.00064
#2	-.00004	.00296	.05805	-.00099	-.00133	.00113	.00031
#3	-.00009	.00147	-.17692	-.00009	-.00800	.00373	-.00017
Errors	LC Pass	LC Pass	LC Pass	LC Pass	NOCHECK	NOCHECK	LC Pass
High	20.000	20.000	400.00	100.00			5.0000
Low	-.01500	-.04000	-5.0000	-.04000			-.00300

Elem	SB/1	SB/2	SB	SE/1	SE/2	SE	SI
Units	ppm	ppm	ppm	ppm	ppm	ppm	ppm
Avge	.00797	-.00305	.00062	-.00093	.00678	.00421	.16005
SDev	.00442	.00256	.00057	.00461	.00271	.00099	.00064
%RSD	55.504	83.885	93.207	494.77	39.999	23.511	.40173
#1	.01126	-.00559	.00002	-.00466	.00984	.00501	.15951
#2	.00294	-.00047	.00067	.00422	.00467	.00452	.16076

#3	.00970	-.00310	.00117	-.00235	.00583	.00311	.15988
Errors	NOCHECK	NOCHECK	LC Pass	NOCHECK	NOCHECK	LC Pass	LC Pass

High			5.0000			10.000	50.000
Low			-.01000			-.00500	-.50000

Elem	SN	SR	TI	TL	V_	ZN	
Units	ppm	ppm	ppm	ppm	ppm	ppm	
Avge	-.00233	.00017	.00025	.00267	.00083	.00292	
SDev	.00081	.00015	.00049	.00113	.00142	.00013	
%RSD	34.866	92.332	193.36	42.267	171.33	4.6083	
#1	-.00322	.00004	.00074	.00395	.00001	.00276	
#2	-.00216	.00034	-.00024	.00223	.00247	.00296	
#3	-.00162	.00012	.00025	.00182	.00001	.00302	
Errors	LC Pass	LC Pass	LC Pass	LC Pass	LC Pass	LC Pass	
High	30.000	10.000	30.000	10.000	50.000	10.000	
Low	-.10000	-.05000	-.05000	-.01000	-.05000	-.02000	

IntStd	1	2	3	4	5	6	7
Mode	Counts	NOTUSED	NOTUSED	NOTUSED	NOTUSED	NOTUSED	NOTUSED
Elem	Y	--	--	--	--	--	--
Wavlen	371.030	--	--	--	--	--	--
Avge	29147	--	--	--	--	--	--
SDev	100.8745	--	--	--	--	--	--
%RSD	.3460943	--	--	--	--	--	--
#1	29256	--	--	--	--	--	--
#2	29057	--	--	--	--	--	--
#3	29126	--	--	--	--	--	--

Method: METTRACE Sample Name: CCV1-9 Operator: RJG
Run Time: 10/28/08 21:30:05
Comment: TESTAMERICA PITTSBURGH ICP METALS ANALYSIS-INST TRACEICP
Mode: CONC Corr. Factor: 1

Elem	AG	AL	AS	B_	BA	BE	CA
Units	ppm	ppm	ppm	ppm	ppm	ppm	ppm
Avge	1.0066	24.247	.50326	1.9809	2.0000	2.0005	48.211
SDev	.0019	.089	.00089	.0066	.0046	.0060	.124
%RSD	.19081	.36735	.17705	.33527	.23155	.29909	.25627
#1	1.0058	24.153	.50429	1.9740	1.9960	1.9990	48.166
#2	1.0088	24.330	.50275	1.9873	2.0051	2.0070	48.351
#3	1.0053	24.259	.50274	1.9814	1.9990	1.9953	48.117
Errors	LC Pass	LC Pass	LC Pass	LC Pass	LC Pass	LC Pass	LC Pass
High	1.1000	27.500	.55000	2.2000	2.2000	2.2000	55.000
Low	.90000	22.500	.45000	1.8000	1.8000	1.8000	45.000

Elem	CD	CO	CR	CU	FE	K_	MG
Units	ppm	ppm	ppm	ppm	ppm	ppm	ppm
Avge	.48632	1.9193	1.9441	2.0311	24.753	120.29	49.363
SDev	.00115	.0038	.0037	.0045	.052	.32	.145
%RSD	.23607	.19874	.18928	.22273	.21031	.26937	.29287
#1	.48564	1.9188	1.9419	2.0262	24.734	119.95	49.318
#2	.48764	1.9233	1.9483	2.0351	24.812	120.60	49.525
#3	.48567	1.9157	1.9420	2.0321	24.713	120.33	49.247
Errors	LC Pass	LC Pass	LC Pass	LC Pass	LC Pass	LC Pass	LC Pass
High	.55000	2.2000	2.2000	2.2000	27.500	137.50	55.000
Low	.45000	1.8000	1.8000	1.8000	22.500	112.50	45.000

Elem	MN	MO	NA	NI	PB/1	PB/2	PB
Units	ppm	ppm	ppm	ppm	ppm	ppm	ppm
Avge	1.9624	1.9901	124.96	1.9311	.48546	.49038	.48874
SDev	.0045	.0139	.48	.0091	.00511	.00033	.00158
%RSD	.22858	.69802	.38449	.46956	1.0529	.06663	.32366
#1	1.9606	1.9743	124.40	1.9296	.47957	.49059	.48692
#2	1.9675	2.0001	125.23	1.9409	.48808	.49055	.48973
#3	1.9591	1.9960	125.24	1.9229	.48873	.49000	.48958
Errors	LC Pass	LC Pass	LC Pass	LC Pass	NOCHECK	NOCHECK	LC Pass
High	2.2000	2.2000	137.50	2.2000			.55000
Low	1.8000	1.8000	112.50	1.8000			.45000

Elem	SB/1	SB/2	SB	SE/1	SE/2	SE	SI
Units	ppm	ppm	ppm	ppm	ppm	ppm	ppm
Avge	.50583	.50818	.50740	.51002	.50561	.50708	1.8098
SDev	.00287	.00084	.00147	.00363	.00345	.00319	.0132
%RSD	.56757	.16574	.28977	.71140	.68199	.62969	.73116
#1	.50864	.50864	.50864	.50647	.50517	.50560	L1.7947
#2	.50595	.50870	.50779	.50987	.50240	.50489	1.8195

#3	.50290	.50721	.50578	.51372	.50925	.51074	1.8153
Errors	NOCHECK	NOCHECK	LC Pass	NOCHECK	NOCHECK	LC Pass	LC Pass

High			.55000			.55000	2.2000
Low			.45000			.45000	1.8000

Elem	SN	SR	TI	TL	V_	ZN	
Units	ppm	ppm	ppm	ppm	ppm	ppm	
Avge	1.9832	2.0638	1.9956	.97432	1.9443	1.9515	
SDev	.0050	.0037	.0042	.00247	.0047	.0036	
%RSD	.25076	.17736	.21293	.25393	.24421	.18380	
#1	1.9789	2.0627	1.9934	.97317	1.9445	1.9503	
#2	1.9886	2.0680	2.0005	.97264	1.9490	1.9556	
#3	1.9821	2.0609	1.9930	.97716	1.9395	1.9488	
Errors	LC Pass	LC Pass	LC Pass	LC Pass	LC Pass	LC Pass	
High	2.2000	2.2000	2.2000	1.1000	2.2000	2.2000	
Low	1.8000	1.8000	1.8000	.90000	1.8000	1.8000	

IntStd	1	2	3	4	5	6	7
Mode	Counts	NOTUSED	NOTUSED	NOTUSED	NOTUSED	NOTUSED	NOTUSED
Elem	Y	--	--	--	--	--	--
Wavlen	371.030	--	--	--	--	--	--
Avge	28723	--	--	--	--	--	--
SDev	142.5711	--	--	--	--	--	--
%RSD	.4963671	--	--	--	--	--	--
#1	28573	--	--	--	--	--	--
#2	28739	--	--	--	--	--	--
#3	28857	--	--	--	--	--	--

Method: METTRACE Sample Name: CCB9 Operator: RJG
Run Time: 10/28/08 21:35:35
Comment: TESTAMERICA PITTSBURGH ICP METALS ANALYSIS-INST TRACEICP
Mode: CONC Corr. Factor: 1

Elem	AG	AL	AS	B_	BA	BE	CA
Units	ppm	ppm	ppm	ppm	ppm	ppm	ppm
Avge	-.00045	.05212	-.00021	.01938	.00012	.00046	-.00969
SDev	.00068	.00271	.00036	.00245	.00019	.00012	.00344
%RSD	150.53	5.1985	170.24	12.638	160.83	26.284	35.467
#1	-.00077	.05343	-.00029	.02183	-.00000	.00034	-.01219
#2	.00033	.05393	.00018	.01937	.00033	.00058	-.00577
#3	-.00092	.04901	-.00053	.01693	.00002	.00045	-.01110
Errors	LC Pass	LC Pass	LC Pass	LC Pass	LC Pass	LC Pass	LC Pass
High	.00500	.20000	.01000	.20000	.20000	.00400	5.0000
Low	-.00500	-.20000	-.01000	-.20000	-.20000	-.00400	-5.0000

Elem	CD	CO	CR	CU	FE	K_	MG
Units	ppm	ppm	ppm	ppm	ppm	ppm	ppm
Avge	.00018	.00013	-.00027	-.00156	.01003	.09149	.00118
SDev	.00006	.00079	.00061	.00016	.00769	.01595	.00484
%RSD	32.830	632.21	223.21	9.9887	76.649	17.438	408.93
#1	.00023	-.00034	-.00063	-.00162	.00659	.07990	-.00320
#2	.00012	.00104	.00043	-.00138	.01885	.10968	.00638
#3	.00019	-.00032	-.00062	-.00168	.00467	.08487	.00037
Errors	LC Pass	LC Pass	LC Pass	LC Pass	LC Pass	LC Pass	LC Pass
High	.00500	.05000	.00500	.02500	.10000	5.0000	5.0000
Low	-.00500	-.05000	-.00500	-.02500	-.10000	-5.0000	-5.0000

Elem	MN	MO	NA	NI	PB/1	PB/2	PB
Units	ppm	ppm	ppm	ppm	ppm	ppm	ppm
Avge	.00010	.00699	-.87433	-.00032	-.00056	.00065	.00025
SDev	.00017	.00200	.38283	.00062	.00140	.00122	.00050
%RSD	160.37	28.665	43.786	192.05	249.05	186.88	202.98
#1	-.00004	.00930	-1.1357	-.00085	-.00210	.00200	.00064
#2	.00029	.00585	-.43490	-.00047	.00063	.00033	.00043
#3	.00007	.00581	-1.0524	.00036	-.00022	-.00037	-.00032
Errors	LC Pass	LC Pass	LC Pass	LC Pass	NOCHECK	NOCHECK	LC Pass
High	.01500	.04000	5.0000	.04000			.00300
Low	-.01500	-.04000	-5.0000	-.04000			-.00300

Elem	SB/1	SB/2	SB	SE/1	SE/2	SE	SI
Units	ppm	ppm	ppm	ppm	ppm	ppm	ppm
Avge	.00550	.00155	.00287	.00064	.00259	.00194	-.03241
SDev	.00242	.00058	.00055	.00106	.00218	.00111	.00170
%RSD	44.048	37.404	19.282	165.70	84.353	57.434	5.2532
#1	.00827	.00108	.00347	-.00034	.00488	.00315	-.03050
#2	.00380	.00220	.00274	.00177	.00054	.00095	-.03298

#3	.00442	.00138	.00239	.00049	.00233	.00172	-.03376
Errors	NOCHECK	NOCHECK	LC Pass	NOCHECK	NOCHECK	LC Pass	LC Pass

High			.06000			.00500	.50000
Low			-.06000			-.00500	-.50000

Elem	SN	SR	TI	TL	V_	ZN	
Units	ppm	ppm	ppm	ppm	ppm	ppm	
Avge	-.00054	.00012	.00042	.00279	.00000	.00232	
SDev	.00264	.00023	.00057	.00195	.00000	.00026	
%RSD	486.48	198.83	138.29	69.913	72.522	11.401	
#1	.00025	-.00007	.00086	.00098	.00000	.00209	
#2	.00161	.00038	.00062	.00486	.00001	.00261	
#3	-.00349	.00004	-.00023	.00255	.00000	.00226	
Errors	LC Pass	LC Pass	LC Pass	LC Pass	LC Pass	LC Pass	
High	.10000	.05000	.05000	.01000	.05000	.02000	
Low	-.10000	-.05000	-.05000	-.01000	-.05000	-.02000	

IntStd	1	2	3	4	5	6	7
Mode	Counts	NOTUSED	NOTUSED	NOTUSED	NOTUSED	NOTUSED	NOTUSED
Elem	Y	--	--	--	--	--	--
Wavlen	371.030	--	--	--	--	--	--
Avge	29137	--	--	--	--	--	--
SDev	161.5434	--	--	--	--	--	--
%RSD	.5544243	--	--	--	--	--	--
#1	29290	--	--	--	--	--	--
#2	28968	--	--	--	--	--	--
#3	29154	--	--	--	--	--	--

Method: METTRACE Sample Name: K1NPQB Operator: RJG
Run Time: 10/28/08 21:41:06
Comment: TESTAMERICA PITTSBURGH ICP METALS ANALYSIS-INST TRACEICP
Mode: CONC Corr. Factor: 1

Elem	AG	AL	AS	B_	BA	BE	CA
Units	ppm	ppm	ppm	ppm	ppm	ppm	ppm
Avge	.00036	.06186	.00083	.01486	.00023	.00023	-.00476
SDev	.00082	.00509	.00032	.00096	.00010	.00008	.00136
%RSD	227.89	8.2330	38.406	6.4548	42.490	33.629	28.630
#1	-.00032	.05665	.00104	.01554	.00012	.00031	-.00583
#2	.00128	.06209	.00046	.01528	.00030	.00016	-.00521
#3	.00013	.06683	.00099	.01376	.00028	.00021	-.00323
Errors	LC Pass	LC Pass	LC Pass	LC Pass	LC Pass	LC Pass	LC Pass
High	.00500	.20000	.01000	.20000	.20000	.00400	5.0000
Low	-.00500	-.20000	-.01000	-.20000	-.20000	-.00400	-5.0000

Elem	CD	CO	CR	CU	FE	K_	MG
Units	ppm	ppm	ppm	ppm	ppm	ppm	ppm
Avge	.00021	.00027	.00028	-.00140	.02465	.11760	.00317
SDev	.00010	.00030	.00060	.00026	.00795	.00080	.00482
%RSD	48.922	109.50	211.46	18.475	32.265	.67890	152.15
#1	.00022	-.00007	-.00030	-.00170	.01616	.11731	.00038
#2	.00031	.00042	.00091	-.00123	.02586	.11850	.00873
#3	.00011	.00047	.00024	-.00128	.03192	.11698	.00039
Errors	LC Pass	LC Pass	LC Pass	LC Pass	LC Pass	LC Pass	LC Pass
High	.00500	.05000	.00500	.02500	.10000	5.0000	5.0000
Low	-.00500	-.05000	-.00500	-.02500	-.10000	-5.0000	-5.0000

Elem	MN	MO	NA	NI	PB/1	PB/2	PB
Units	ppm	ppm	ppm	ppm	ppm	ppm	ppm
Avge	-.00002	.00316	-.37748	.00045	-.00055	.00216	.00126
SDev	.00003	.00047	.12140	.00038	.00206	.00167	.00047
%RSD	146.24	14.776	32.160	84.447	378.14	77.174	37.028
#1	-.00004	.00332	-.51739	.00017	-.00002	.00215	.00143
#2	.00001	.00353	-.29996	.00030	.00120	.00049	.00073
#3	-.00004	.00264	-.31510	.00088	-.00282	.00383	.00161
Errors	LC Pass	LC Pass	LC Pass	LC Pass	NOCHECK	NOCHECK	LC Pass
High	.01500	.04000	5.0000	.04000			.00300
Low	-.01500	-.04000	-5.0000	-.04000			-.00300

Elem	SB/1	SB/2	SB	SE/1	SE/2	SE	SI
Units	ppm	ppm	ppm	ppm	ppm	ppm	ppm
Avge	.00466	-.00147	.00057	-.00460	.00444	.00143	-.02132
SDev	.00424	.00115	.00092	.00029	.00154	.00111	.00252
%RSD	91.126	78.522	160.63	6.3878	34.605	77.681	11.829
#1	.00637	-.00258	.00040	-.00460	.00357	.00085	-.02423
#2	-.00018	-.00028	-.00025	-.00490	.00353	.00073	-.01975

#3	.00778	-.00154	.00157	-.00431	.00622	.00271	-.01999
Errors	NOCHECK	NOCHECK	LC Pass	NOCHECK	NOCHECK	LC Pass	LC Pass

High			.06000			.00500	.50000
Low			-.06000			-.00500	-.50000

Elem	SN	SR	TI	TL	V_	ZN	
Units	ppm	ppm	ppm	ppm	ppm	ppm	
Avge	.03041	.00003	.00062	.00131	.00032	.00559	
SDev	.00288	.00011	.00012	.00187	.00055	.00005	
%RSD	9.4790	412.70	19.832	143.16	169.23	.80409	
#1	.03177	-.00007	.00074	.00052	.00001	.00558	
#2	.02710	.00015	.00062	-.00004	.00095	.00563	
#3	.03237	-.00000	.00050	.00345	.00001	.00555	

Errors	LC Pass	LC Pass	LC Pass	LC Pass	LC Pass	LC Pass	
High	.10000	.05000	.05000	.01000	.05000	.02000	
Low	-.10000	-.05000	-.05000	-.01000	-.05000	-.02000	

IntStd	1	2	3	4	5	6	7
Mode	Counts	NOTUSED	NOTUSED	NOTUSED	NOTUSED	NOTUSED	NOTUSED
Elem	Y	--	--	--	--	--	--
Wavlen	371.030	--	--	--	--	--	--
Avge	29007	--	--	--	--	--	--
SDev	74.20219	--	--	--	--	--	--
%RSD	.2558063	--	--	--	--	--	--
#1	28997	--	--	--	--	--	--
#2	29086	--	--	--	--	--	--
#3	28939	--	--	--	--	--	--

Method: METTRACE Sample Name: K1NPQC Operator: RJG
Run Time: 10/28/08 21:46:36
Comment: TESTAMERICA PITTSBURGH ICP METALS ANALYSIS-INST TRACEICP
Mode: CONC Corr. Factor: 1

Elem	AG	AL	AS	B_	BA	BE	CA
Units	ppm	ppm	ppm	ppm	ppm	ppm	ppm
Avge	.04995	1.9773	1.9538	.93874	1.9932	.05064	L.02350
SDev	.00108	.0028	.0092	.00449	.0026	.00028	.00172
%RSD	2.1532	.14335	.47140	.47776	.12842	.54356	7.3094
#1	.04924	1.9804	1.9455	.93424	1.9927	.05036	L.02162
#2	.04941	1.9750	1.9521	.93878	1.9960	.05064	L.02388
#3	.05118	1.9763	1.9637	.94321	1.9909	.05091	L.02499
Errors	LC Pass	LC Pass	LC Pass	LC Pass	LC Pass	LC Pass	LC Low
High	.06000	2.4000	2.4000	1.2000	2.4000	.06000	60.000
Low	.04000	1.6000	1.6000	.80000	1.6000	.04000	40.000

Elem	CD	CO	CR	CU	FE	K_	MG
Units	ppm	ppm	ppm	ppm	ppm	ppm	ppm
Avge	.05040	.48660	.20050	.25491	1.0311	L.13734	L.00723
SDev	.00028	.00222	.00152	.00051	.0067	.00416	.00660
%RSD	.54657	.45612	.75992	.19894	.64906	3.0317	91.282
#1	.05018	.48429	.19939	.25541	1.0260	L.13410	L.00405
#2	.05031	.48677	.19988	.25494	1.0287	L.13589	L.00282
#3	.05071	.48872	.20224	.25439	1.0387	L.14204	L.01481
Errors	LC Pass	LC Pass	LC Pass	LC Pass	LC Pass	LC Low	LC Low
High	.06000	.60000	.24000	.30000	1.2000	60.000	60.000
Low	.04000	.40000	.16000	.20000	.80000	40.000	40.000

Elem	MN	MO	NA	NI	PB/1	PB/2	PB
Units	ppm	ppm	ppm	ppm	ppm	ppm	ppm
Avge	.49909	L.00243	L-.54396	.49444	.49419	.49057	.49178
SDev	.00204	.00090	.08128	.00295	.00766	.00069	.00276
%RSD	.40880	37.033	14.942	.59744	1.5492	.14115	.56135
#1	.49706	L.00291	L-.51994	.49183	.48777	.49086	.48983
#2	.49908	L.00139	L-.63454	.49383	.49212	.48978	.49056
#3	.50114	L.00299	L-.47740	.49765	.50266	.49108	.49494
Errors	LC Pass	LC Low	LC Low	LC Pass	NOCHECK	NOCHECK	LC Pass
High	.60000	1.2000	60.000	.60000			.60000
Low	.40000	.80000	40.000	.40000			.40000

Elem	SB/1	SB/2	SB	SE/1	SE/2	SE	SI
Units	ppm	ppm	ppm	ppm	ppm	ppm	ppm
Avge	.00090	.00081	L.00084	1.9392	1.9274	1.9313	L-.02913
SDev	.00318	.00151	.00078	.0165	.0096	.0119	.00179
%RSD	353.41	185.97	92.586	.85080	.49787	.61544	6.1447
#1	.00356	-.00093	L.00056	1.9202	1.9164	1.9177	L-.02709
#2	.00176	.00170	L.00172	1.9470	1.9312	1.9364	L-.03041

#3	-.00262	.00167	L.00024	1.9503	1.9345	1.9397	L-.02991
Errors	NOCHECK	NOCHECK	LC Low	NOCHECK	NOCHECK	LC Pass	LC Low

High			.60000			2.4000	12.000
Low			.40000			1.6000	8.0000

Elem	SN	SR	TI	TL	V_	ZN	
Units	ppm	ppm	ppm	ppm	ppm	ppm	
Avge	L.03230	1.0129	L.00012	1.9347	.49060	.50013	
SDev	.00127	.0015	.00025	.0096	.00255	.00146	
%RSD	3.9373	.14500	198.76	.49621	.52065	.29124	
#1	L.03161	1.0124	L.00037	1.9254	.48823	.49882	
#2	L.03152	1.0145	L-.00012	1.9340	.49026	.49986	
#3	L.03377	1.0117	L.00013	1.9446	.49330	.50170	

Errors	LC Low	LC Pass	LC Low	LC Pass	LC Pass	LC Pass	
High	2.4000	1.2000	1.2000	2.4000	.60000	.60000	
Low	1.6000	.80000	.80000	1.6000	.40000	.40000	

IntStd	1	2	3	4	5	6	7
Mode	Counts	NOTUSED	NOTUSED	NOTUSED	NOTUSED	NOTUSED	NOTUSED
Elem	Y	--	--	--	--	--	--
Wavlen	371.030	--	--	--	--	--	--
Avge	28762	--	--	--	--	--	--
SDev	123.8871	--	--	--	--	--	--
%RSD	.4307331	--	--	--	--	--	--
#1	28657	--	--	--	--	--	--
#2	28730	--	--	--	--	--	--
#3	28899	--	--	--	--	--	--

Method: METTRACE Sample Name: K1H90 Operator: RJG
Run Time: 10/28/08 21:52:07
Comment: TESTAMERICA PITTSBURGH ICP METALS ANALYSIS-INST TRACEICP
Mode: CONC Corr. Factor: 1

Elem	AG	AL	AS	B_	BA	BE	CA
Units	ppm	ppm	ppm	ppm	ppm	ppm	ppm
Avge	.00283	44.197	.09236	.14621	.80540	.00206	H615.27
SDev	.00097	.084	.00220	.00264	.00095	.00018	2.96
%RSD	34.321	.19032	2.3833	1.8071	.11819	8.5227	.48110
#1	.00390	44.106	.09485	.14924	.80452	.00196	H618.16
#2	.00201	44.271	.09156	.14505	.80528	.00196	H612.25
#3	.00258	44.214	.09067	.14436	.80641	.00227	H615.39
Errors	LC Pass	LC Pass	LC Pass	LC Pass	LC Pass	LC Pass	LC High
High	2.0000	500.00	10.000	30.000	10.000	10.000	600.00
Low	-.00500	-.20000	-.01000	-.20000	-.20000	-.00400	-5.0000

Elem	CD	CO	CR	CU	FE	K_	MG
Units	ppm	ppm	ppm	ppm	ppm	ppm	ppm
Avge	.00505	.06943	.46000	.98011	H533.72	7.5289	95.543
SDev	.00046	.00047	.00158	.00377	1.38	.0077	.248
%RSD	9.0926	.68183	.34294	.38448	.25825	.10219	.25990
#1	.00453	.06989	.46169	.97622	H534.92	7.5237	95.765
#2	.00525	.06895	.45856	.98374	H532.21	7.5377	95.275
#3	.00538	.06946	.45976	.98038	H534.02	7.5251	95.590
Errors	LC Pass	LC Pass	LC Pass	LC Pass	LC High	LC Pass	LC Pass
High	5.0000	100.00	20.000	10.000	500.00	400.00	600.00
Low	-.00500	-.05000	-.00500	-.02500	-.10000	-5.0000	-5.0000

Elem	MN	MO	NA	NI	PB/1	PB/2	PB
Units	ppm	ppm	ppm	ppm	ppm	ppm	ppm
Avge	4.9980	.06066	6.4255	.40591	6.8602	6.9015	H6.8878
SDev	.0116	.00098	.0768	.00203	.0176	.0208	.0191
%RSD	.23190	1.6217	1.1954	.50125	.25696	.30170	.27714
#1	5.0089	.06131	6.3722	.40813	6.8568	6.9109	H6.8929
#2	4.9858	.05953	6.3908	.40414	6.8793	6.9160	H6.9038
#3	4.9995	.06114	6.5135	.40545	6.8446	6.8776	H6.8666
Errors	LC Pass	LC Pass	LC Pass	LC Pass	NOCHECK	NOCHECK	LC High
High	20.000	20.000	400.00	100.00			5.0000
Low	-.01500	-.04000	-5.0000	-.04000			-.00300

Elem	SB/1	SB/2	SB	SE/1	SE/2	SE	SI
Units	ppm	ppm	ppm	ppm	ppm	ppm	ppm
Avge	.06737	.06276	.06429	.00674	-.00509	-.00115	5.1933
SDev	.00205	.00081	.00122	.00268	.00141	.00098	.0079
%RSD	3.0428	1.2831	1.8969	39.833	27.717	84.835	.15254
#1	.06641	.06236	.06371	.00472	-.00575	-.00226	5.1908
#2	.06597	.06223	.06348	.00978	-.00606	-.00078	5.1870

#3	.06972	.06368	.06569	.00570	-.00347	-.00042	5.2022
Errors	NOCHECK	NOCHECK	LC Pass	NOCHECK	NOCHECK	LC Pass	LC Pass

High			5.0000			10.000	50.000
Low			-.01000			-.00500	-.50000

Elem	SN	SR	TI	TL	V_	ZN	
Units	ppm	ppm	ppm	ppm	ppm	ppm	
Avge	.64362	2.2083	1.6573	-.00942	.19895	2.7431	
SDev	.00263	.0040	.0010	.00100	.00082	.0026	
%RSD	.40866	.18338	.05895	10.656	.41315	.09510	
#1	.64524	2.2043	1.6584	-.00870	.19948	2.7422	
#2	.64058	2.2082	1.6565	-.00899	.19801	2.7411	
#3	.64502	2.2124	1.6571	L-.01057	.19938	2.7460	
Errors	LC Pass	LC Pass	LC Pass	LC Pass	LC Pass	LC Pass	
High	30.000	10.000	30.000	10.000	50.000	10.000	
Low	-.10000	-.05000	-.05000	-.01000	-.05000	-.02000	
IntStd	1	2	3	4	5	6	7
Mode	Counts	NOTUSED	NOTUSED	NOTUSED	NOTUSED	NOTUSED	NOTUSED
Elem	Y	--	--	--	--	--	--
Wavlen	371.030	--	--	--	--	--	--
Avge	27660	--	--	--	--	--	--
SDev	21.33745	--	--	--	--	--	--
%RSD	.0771428	--	--	--	--	--	--
#1	27638	--	--	--	--	--	--
#2	27681	--	--	--	--	--	--
#3	27660	--	--	--	--	--	--

Method: METTRACE Sample Name: K1H91 Operator: RJG
Run Time: 10/28/08 21:57:37
Comment: TESTAMERICA PITTSBURGH ICP METALS ANALYSIS-INST TRACEICP
Mode: CONC Corr. Factor: 1

Elem	AG	AL	AS	B_	BA	BE	CA
Units	ppm	ppm	ppm	ppm	ppm	ppm	ppm
Avge	.00402	94.029	.05068	.06972	.84183	.00521	204.27
SDev	.00027	.102	.00081	.00081	.00162	.00003	.62
%RSD	6.8121	.10871	1.5893	1.1637	.19224	.56780	.30111
#1	.00398	93.949	.05136	.07050	.84094	.00524	204.73
#2	.00432	93.995	.04979	.06979	.84085	.00520	203.57
#3	.00377	94.144	.05089	.06888	.84370	.00518	204.51
Errors	LC Pass	LC Pass	LC Pass	LC Pass	LC Pass	LC Pass	LC Pass
High	2.0000	500.00	10.000	30.000	10.000	10.000	600.00
Low	-.00500	-.20000	-.01000	-.20000	-.20000	-.00400	-5.0000

Elem	CD	CO	CR	CU	FE	K_	MG
Units	ppm	ppm	ppm	ppm	ppm	ppm	ppm
Avge	.00098	.06370	.17202	.26676	169.38	15.671	95.654
SDev	.00002	.00012	.00050	.00007	.49	.035	.273
%RSD	2.1536	.19188	.28827	.02813	.28652	.22413	.28497
#1	.00099	.06362	.17241	.26683	169.80	15.631	95.894
#2	.00096	.06384	.17146	.26678	168.85	15.691	95.357
#3	.00100	.06363	.17218	.26668	169.48	15.692	95.710
Errors	LC Pass	LC Pass	LC Pass	LC Pass	LC Pass	LC Pass	LC Pass
High	5.0000	100.00	20.000	10.000	500.00	400.00	600.00
Low	-.00500	-.05000	-.00500	-.02500	-.10000	-5.0000	-5.0000

Elem	MN	MO	NA	NI	PB/1	PB/2	PB
Units	ppm	ppm	ppm	ppm	ppm	ppm	ppm
Avge	14.268	.00732	3.7941	.08926	1.9594	1.9757	1.9703
SDev	.039	.00021	.1351	.00006	.0053	.0079	.0064
%RSD	.27532	2.8802	3.5608	.07172	.26905	.40058	.32234
#1	14.302	.00708	3.7196	.08933	1.9654	1.9790	1.9744
#2	14.225	.00747	3.7126	.08921	1.9555	1.9667	1.9629
#3	14.275	.00741	3.9500	.08925	1.9572	1.9814	1.9734
Errors	LC Pass	LC Pass	LC Pass	LC Pass	NOCHECK	NOCHECK	LC Pass
High	20.000	20.000	400.00	100.00			5.0000
Low	-.01500	-.04000	-5.0000	-.04000			-.00300

Elem	SB/1	SB/2	SB	SE/1	SE/2	SE	SI
Units	ppm	ppm	ppm	ppm	ppm	ppm	ppm
Avge	.00586	.00401	.00463	.00135	.00103	.00114	5.6090
SDev	.00129	.00180	.00106	.00249	.00169	.00038	.0059
%RSD	22.070	44.752	22.924	184.59	164.70	33.392	.10530
#1	.00605	.00569	.00581	.00102	.00171	.00148	5.6099
#2	.00448	.00423	.00431	.00399	-.00090	.00073	5.6028

#3	.00705	.00212	.00376	-.00096	.00227	.00119	5.6145
Errors	NOCHECK	NOCHECK	LC Pass	NOCHECK	NOCHECK	LC Pass	LC Pass

High			5.0000			10.000	50.000
Low			-.01000			-.00500	-.50000

Elem	SN	SR	TI	TL	V_	ZN	
Units	ppm	ppm	ppm	ppm	ppm	ppm	
Avge	.06196	.47449	3.8071	-.00148	.28762	2.1346	
SDev	.00330	.00079	.0090	.00527	.00031	.0063	
%RSD	5.3219	.16639	.23556	357.11	.10672	.29725	
#1	.06563	.47393	3.8128	.00322	.28764	2.1408	
#2	.06096	.47414	3.7967	-.00718	.28792	2.1282	
#3	.05927	.47539	3.8116	-.00047	.28731	2.1349	
Errors	LC Pass	LC Pass	LC Pass	LC Pass	LC Pass	LC Pass	
High	30.000	10.000	30.000	10.000	50.000	10.000	
Low	-.10000	-.05000	-.05000	-.01000	-.05000	-.02000	

IntStd	1	2	3	4	5	6	7
Mode	Counts	NOTUSED	NOTUSED	NOTUSED	NOTUSED	NOTUSED	NOTUSED
Elem	Y	--	--	--	--	--	--
Wavlen	371.030	--	--	--	--	--	--
Avge	29563	--	--	--	--	--	--
SDev	118.4050	--	--	--	--	--	--
%RSD	.4005143	--	--	--	--	--	--
#1	29492	--	--	--	--	--	--
#2	29700	--	--	--	--	--	--
#3	29498	--	--	--	--	--	--

Method: METTRACE Sample Name: K1H92 Operator: RJG
Run Time: 10/28/08 22:03:08
Comment: TESTAMERICA PITTSBURGH ICP METALS ANALYSIS-INST TRACEICP
Mode: CONC Corr. Factor: 1

Elem	AG	AL	AS	B_	BA	BE	CA
Units	ppm	ppm	ppm	ppm	ppm	ppm	ppm
Avge	.00127	79.849	.04316	.06540	1.5240	.00425	249.08
SDev	.00018	.202	.00099	.00055	.0029	.00002	1.26
%RSD	14.419	.25346	2.3019	.84264	.19339	.52917	.50672
#1	.00115	79.690	.04272	.06586	1.5212	.00427	248.26
#2	.00119	79.781	.04246	.06479	1.5237	.00423	248.45
#3	.00148	80.077	.04430	.06556	1.5270	.00424	250.54
Errors	LC Pass	LC Pass	LC Pass	LC Pass	LC Pass	LC Pass	LC Pass
High	2.0000	500.00	10.000	30.000	10.000	10.000	600.00
Low	-.00500	-.20000	-.01000	-.20000	-.20000	-.00400	-5.0000

Elem	CD	CO	CR	CU	FE	K_	MG
Units	ppm	ppm	ppm	ppm	ppm	ppm	ppm
Avge	.00105	.04848	.14242	.11453	135.01	12.475	97.658
SDev	.00013	.00020	.00048	.00022	.60	.049	.416
%RSD	11.979	.42006	.33493	.19312	.44540	.39595	.42575
#1	.00119	.04855	.14191	.11437	134.59	12.445	97.365
#2	.00098	.04826	.14251	.11478	134.74	12.448	97.476
#3	.00097	.04865	.14285	.11443	135.70	12.532	98.134
Errors	LC Pass	LC Pass	LC Pass	LC Pass	LC Pass	LC Pass	LC Pass
High	5.0000	100.00	20.000	10.000	500.00	400.00	600.00
Low	-.00500	-.05000	-.00500	-.02500	-.10000	-5.0000	-5.0000

Elem	MN	MO	NA	NI	PB/1	PB/2	PB
Units	ppm	ppm	ppm	ppm	ppm	ppm	ppm
Avge	1.9293	.00637	2.2990	.07737	2.0343	2.0440	2.0407
SDev	.0077	.00052	.0653	.00019	.0142	.0124	.0128
%RSD	.39675	8.0852	2.8408	.24606	.69917	.60578	.62683
#1	1.9235	.00659	2.3499	.07727	2.0208	2.0360	2.0309
#2	1.9265	.00578	2.2254	.07759	2.0329	2.0377	2.0361
#3	1.9380	.00673	2.3219	.07725	2.0491	2.0582	2.0552
Errors	LC Pass	LC Pass	LC Pass	LC Pass	NOCHECK	NOCHECK	LC Pass
High	20.000	20.000	400.00	100.00			5.0000
Low	-.01500	-.04000	-5.0000	-.04000			-.00300

Elem	SB/1	SB/2	SB	SE/1	SE/2	SE	SI
Units	ppm	ppm	ppm	ppm	ppm	ppm	ppm
Avge	.00460	.00269	.00333	.00202	.00346	.00298	6.1643
SDev	.00360	.00073	.00158	.00489	.00237	.00127	.0162
%RSD	78.192	27.096	47.521	241.52	68.399	42.592	.26210
#1	.00842	.00301	.00481	-.00160	.00314	.00156	6.1592
#2	.00127	.00186	.00166	.00009	.00597	.00401	6.1514

#3	.00412	.00321	.00351	.00758	.00127	.00337	6.1824
Errors	NOCHECK	NOCHECK	LC Pass	NOCHECK	NOCHECK	LC Pass	LC Pass

High			5.0000			10.000	50.000
Low			-.01000			-.00500	-.50000

Elem	SN	SR	TI	TL	V_	ZN	
Units	ppm	ppm	ppm	ppm	ppm	ppm	
Avge	.10625	.49851	3.0323	-.00200	.24675	1.6411	
SDev	.00284	.00038	.0112	.00222	.00243	.0053	
%RSD	2.6764	.07645	.36805	110.93	.98298	.32024	
#1	.10330	.49807	3.0241	-.00005	.24582	1.6367	
#2	.10647	.49872	3.0278	-.00441	.24493	1.6396	
#3	.10898	.49875	3.0450	-.00153	.24951	1.6469	

Errors	LC Pass	LC Pass	LC Pass	LC Pass	LC Pass	LC Pass	
High	30.000	10.000	30.000	10.000	50.000	10.000	
Low	-.10000	-.05000	-.05000	-.01000	-.05000	-.02000	

IntStd	1	2	3	4	5	6	7
Mode	Counts	NOTUSED	NOTUSED	NOTUSED	NOTUSED	NOTUSED	NOTUSED
Elem	Y	--	--	--	--	--	--
Wavlen	371.030	--	--	--	--	--	--
Avge	28781	--	--	--	--	--	--
SDev	46.90321	--	--	--	--	--	--
%RSD	.1629640	--	--	--	--	--	--
#1	28795	--	--	--	--	--	--
#2	28820	--	--	--	--	--	--
#3	28729	--	--	--	--	--	--

Method: METTRACE Sample Name: K1H93 Operator: RJG
Run Time: 10/28/08 22:08:38
Comment: TESTAMERICA PITTSBURGH ICP METALS ANALYSIS-INST TRACEICP
Mode: CONC Corr. Factor: 1

Elem	AG	AL	AS	B_	BA	BE	CA
Units	ppm	ppm	ppm	ppm	ppm	ppm	ppm
Avge	.00116	99.301	.04067	.05556	.51529	.00467	244.54
SDev	.00080	.092	.00105	.00065	.00067	.00007	.76
%RSD	68.454	.09293	2.5930	1.1749	.12923	1.4153	.31177
#1	.00112	99.338	.03953	.05593	.51486	.00461	245.00
#2	.00198	99.196	.04160	.05594	.51495	.00465	244.96
#3	.00039	99.369	.04090	.05480	.51606	.00474	243.66
Errors	LC Pass	LC Pass	LC Pass	LC Pass	LC Pass	LC Pass	LC Pass
High	2.0000	500.00	10.000	30.000	10.000	10.000	600.00
Low	-.00500	-.20000	-.01000	-.20000	-.20000	-.00400	-5.0000

Elem	CD	CO	CR	CU	FE	K_	MG
Units	ppm	ppm	ppm	ppm	ppm	ppm	ppm
Avge	-.00059	.06332	.17829	.11702	173.86	14.953	111.29
SDev	.00024	.00061	.00097	.00013	.55	.027	.24
%RSD	41.229	.95899	.54484	.10906	.31399	.17726	.21708
#1	-.00086	.06391	.17834	.11702	174.27	14.937	111.46
#2	-.00053	.06336	.17923	.11715	174.07	14.939	111.40
#3	-.00039	.06270	.17729	.11690	173.24	14.984	111.02
Errors	LC Pass	LC Pass	LC Pass	LC Pass	LC Pass	LC Pass	LC Pass
High	5.0000	100.00	20.000	10.000	500.00	400.00	600.00
Low	-.00500	-.05000	-.00500	-.02500	-.10000	-5.0000	-5.0000

Elem	MN	MO	NA	NI	PB/1	PB/2	PB
Units	ppm	ppm	ppm	ppm	ppm	ppm	ppm
Avge	2.3557	.00651	2.4223	.08262	.92332	.93133	.92867
SDev	.0045	.00046	.0682	.00048	.00366	.00647	.00517
%RSD	.19296	7.0860	2.8172	.58174	.39602	.69418	.55623
#1	2.3589	.00644	2.4670	.08229	.92432	.93808	.93350
#2	2.3576	.00700	2.4562	.08239	.92638	.93072	.92928
#3	2.3505	.00609	2.3438	.08317	.91927	.92519	.92322
Errors	LC Pass	LC Pass	LC Pass	LC Pass	NOCHECK	NOCHECK	LC Pass
High	20.000	20.000	400.00	100.00			5.0000
Low	-.01500	-.04000	-5.0000	-.04000			-.00300

Elem	SB/1	SB/2	SB	SE/1	SE/2	SE	SI
Units	ppm	ppm	ppm	ppm	ppm	ppm	ppm
Avge	.00535	.00239	.00338	.00448	.00351	.00383	6.4032
SDev	.00417	.00094	.00078	.00220	.00161	.00097	.0141
%RSD	77.967	39.485	23.100	49.151	46.062	25.236	.22060
#1	.00932	.00139	.00403	.00222	.00356	.00311	6.4193
#2	.00101	.00327	.00251	.00662	.00187	.00345	6.3930

#3	.00572	.00252	.00358	.00459	.00510	.00493	6.3972
Errors	NOCHECK	NOCHECK	LC Pass	NOCHECK	NOCHECK	LC Pass	LC Pass

High			5.0000			10.000	50.000
Low			-.01000			-.00500	-.50000

Elem	SN	SR	TI	TL	V_	ZN	
Units	ppm	ppm	ppm	ppm	ppm	ppm	
Avge	.04575	.50180	3.4548	-.00218	.30321	.58757	
SDev	.00200	.00080	.0043	.00085	.00171	.00126	
%RSD	4.3727	.15852	.12590	38.955	.56270	.21449	
#1	.04505	.50145	3.4590	-.00316	.30376	.58846	
#2	.04419	.50124	3.4552	-.00171	.30457	.58812	
#3	.04800	.50271	3.4503	-.00167	.30130	.58613	

Errors	LC Pass	LC Pass	LC Pass	LC Pass	LC Pass	LC Pass	
High	30.000	10.000	30.000	10.000	50.000	10.000	
Low	-.10000	-.05000	-.05000	-.01000	-.05000	-.02000	

IntStd	1	2	3	4	5	6	7
Mode	Counts	NOTUSED	NOTUSED	NOTUSED	NOTUSED	NOTUSED	NOTUSED
Elem	Y	--	--	--	--	--	--
Wavlen	371.030	--	--	--	--	--	--
Avge	28954	--	--	--	--	--	--
SDev	16.07888	--	--	--	--	--	--
%RSD	.0555322	--	--	--	--	--	--
#1	28942	--	--	--	--	--	--
#2	28972	--	--	--	--	--	--
#3	28949	--	--	--	--	--	--

Method: METTRACE Sample Name: K1H94 Operator: RJG
Run Time: 10/28/08 22:14:09
Comment: TESTAMERICA PITTSBURGH ICP METALS ANALYSIS-INST TRACEICP
Mode: CONC Corr. Factor: 1

Elem	AG	AL	AS	B_	BA	BE	CA
Units	ppm	ppm	ppm	ppm	ppm	ppm	ppm
Avge	.00143	95.823	.04544	.06684	.70936	.00544	247.87
SDev	.00116	.363	.00085	.00078	.00210	.00002	.22
%RSD	81.372	.37887	1.8676	1.1674	.29537	.39995	.08759
#1	.00267	95.406	.04555	.06774	.70695	.00541	247.95
#2	.00038	95.997	.04454	.06635	.71038	.00544	247.63
#3	.00123	96.067	.04623	.06642	.71075	.00546	248.04
Errors	LC Pass	LC Pass	LC Pass	LC Pass	LC Pass	LC Pass	LC Pass
High	2.0000	500.00	10.000	30.000	10.000	10.000	600.00
Low	-.00500	-.20000	-.01000	-.20000	-.20000	-.00400	-5.0000

Elem	CD	CO	CR	CU	FE	K_	MG
Units	ppm	ppm	ppm	ppm	ppm	ppm	ppm
Avge	-.00006	.05745	.15958	.14768	154.27	17.293	101.96
SDev	.00015	.00036	.00064	.00040	.05	.103	.08
%RSD	234.85	.62743	.39930	.26864	.03544	.59639	.07668
#1	-.00022	.05778	.16027	.14722	154.24	17.174	101.99
#2	.00006	.05707	.15901	.14794	154.25	17.347	101.87
#3	-.00003	.05749	.15946	.14788	154.34	17.357	102.02
Errors	LC Pass	LC Pass	LC Pass	LC Pass	LC Pass	LC Pass	LC Pass
High	5.0000	100.00	20.000	10.000	500.00	400.00	600.00
Low	-.00500	-.05000	-.00500	-.02500	-.10000	-5.0000	-5.0000

Elem	MN	MO	NA	NI	PB/1	PB/2	PB
Units	ppm	ppm	ppm	ppm	ppm	ppm	ppm
Avge	2.3535	.00700	3.2408	.09385	.98669	.98728	.98708
SDev	.0012	.00063	.0936	.00151	.00875	.00501	.00046
%RSD	.05283	8.9614	2.8893	1.6108	.88709	.50760	.04700
#1	2.3535	.00772	3.3455	.09552	.99545	.98211	.98655
#2	2.3522	.00662	3.1651	.09348	.97794	.99211	.98739
#3	2.3547	.00665	3.2118	.09256	.98667	.98762	.98731
Errors	LC Pass	LC Pass	LC Pass	LC Pass	NOCHECK	NOCHECK	LC Pass
High	20.000	20.000	400.00	100.00			5.0000
Low	-.01500	-.04000	-5.0000	-.04000			-.00300

Elem	SB/1	SB/2	SB	SE/1	SE/2	SE	SI
Units	ppm	ppm	ppm	ppm	ppm	ppm	ppm
Avge	.00420	.00428	.00425	.00803	.00489	.00594	6.2494
SDev	.00348	.00197	.00024	.00669	.00234	.00067	.0105
%RSD	82.712	46.036	5.5419	83.285	47.895	11.229	.16818
#1	.00025	.00656	.00446	.01576	.00219	.00671	6.2381
#2	.00680	.00307	.00431	.00418	.00622	.00554	6.2511

#3	.00556	.00322	.00400	.00416	.00626	.00556	6.2589
Errors	NOCHECK	NOCHECK	LC Pass	NOCHECK	NOCHECK	LC Pass	LC Pass

High			5.0000			10.000	50.000
Low			-.01000			-.00500	-.50000

Elem	SN	SR	TI	TL	V_	ZN	
Units	ppm	ppm	ppm	ppm	ppm	ppm	
Avge	.10150	.51786	4.0810	-.00259	.28572	.86155	
SDev	.00199	.00172	.0047	.00179	.00197	.00012	
%RSD	1.9645	.33305	.11491	69.032	.68997	.01365	
#1	.10226	.51587	4.0759	-.00336	.28668	.86168	
#2	.09923	.51883	4.0820	-.00055	.28345	.86146	
#3	.10300	.51888	4.0851	-.00387	.28703	.86150	

Errors	LC Pass	LC Pass	LC Pass	LC Pass	LC Pass	LC Pass	
High	30.000	10.000	30.000	10.000	50.000	10.000	
Low	-.10000	-.05000	-.05000	-.01000	-.05000	-.02000	

IntStd	1	2	3	4	5	6	7
Mode	Counts	NOTUSED	NOTUSED	NOTUSED	NOTUSED	NOTUSED	NOTUSED
Elem	Y	--	--	--	--	--	--
Wavlen	371.030	--	--	--	--	--	--
Avge	29382	--	--	--	--	--	--
SDev	131.5200	--	--	--	--	--	--
%RSD	.4476278	--	--	--	--	--	--
#1	29239	--	--	--	--	--	--
#2	29499	--	--	--	--	--	--
#3	29407	--	--	--	--	--	--

Method: METTRACE Sample Name: K1H95 Operator: RJG
Run Time: 10/28/08 22:19:39
Comment: TESTAMERICA PITTSBURGH ICP METALS ANALYSIS-INST TRACEICP
Mode: CONC Corr. Factor: 1

Elem	AG	AL	AS	B_	BA	BE	CA
Units	ppm	ppm	ppm	ppm	ppm	ppm	ppm
Avge	.00069	162.90	.05872	.04274	.54285	.00714	7.3646
SDev	.00034	.21	.00173	.00026	.00085	.00009	.0100
%RSD	49.132	.12588	2.9424	.61802	.15592	1.2855	.13644
#1	.00108	162.75	.05677	.04254	.54260	.00705	7.3531
#2	.00049	162.81	.06008	.04304	.54215	.00713	7.3685
#3	.00049	163.13	.05931	.04263	.54379	.00724	7.3720
Errors	LC Pass	LC Pass	LC Pass	LC Pass	LC Pass	LC Pass	LC Pass
High	2.0000	500.00	10.000	30.000	10.000	10.000	600.00
Low	-.00500	-.20000	-.01000	-.20000	-.20000	-.00400	-5.0000

Elem	CD	CO	CR	CU	FE	K_	MG
Units	ppm	ppm	ppm	ppm	ppm	ppm	ppm
Avge	-.00188	.07204	.27117	.11069	241.03	9.7140	21.884
SDev	.00010	.00044	.00022	.00002	.32	.0196	.028
%RSD	5.2160	.60330	.08202	.02124	.13245	.20177	.12889
#1	-.00176	.07177	.27098	.11071	240.72	9.7053	21.859
#2	-.00195	.07254	.27112	.11067	241.02	9.7004	21.878
#3	-.00192	.07180	.27142	.11068	241.35	9.7365	21.915
Errors	LC Pass	LC Pass	LC Pass	LC Pass	LC Pass	LC Pass	LC Pass
High	5.0000	100.00	20.000	10.000	500.00	400.00	600.00
Low	-.00500	-.05000	-.00500	-.02500	-.10000	-5.0000	-5.0000

Elem	MN	MO	NA	NI	PB/1	PB/2	PB
Units	ppm	ppm	ppm	ppm	ppm	ppm	ppm
Avge	1.9071	.00493	-.23020	.12167	.10580	.10510	.10534
SDev	.0023	.00057	.06114	.00044	.00325	.00190	.00074
%RSD	.12162	11.614	26.560	.36285	3.0741	1.8113	.70575
#1	1.9053	.00451	-.15969	.12191	.10927	.10395	.10572
#2	1.9062	.00470	-.26851	.12194	.10282	.10730	.10581
#3	1.9097	.00559	-.26240	.12116	.10531	.10406	.10448
Errors	LC Pass	LC Pass	LC Pass	LC Pass	NOCHECK	NOCHECK	LC Pass
High	20.000	20.000	400.00	100.00			5.0000
Low	-.01500	-.04000	-5.0000	-.04000			-.00300

Elem	SB/1	SB/2	SB	SE/1	SE/2	SE	SI
Units	ppm	ppm	ppm	ppm	ppm	ppm	ppm
Avge	.00113	.00352	.00273	.00390	.00230	.00283	4.7415
SDev	.00335	.00436	.00180	.00507	.00454	.00135	.0014
%RSD	295.61	123.80	65.897	130.01	197.72	47.517	.03001
#1	-.00227	.00806	.00462	.00827	-.00171	.00161	4.7399
#2	.00442	-.00064	.00105	-.00165	.00723	.00427	4.7420

#3	.00125	.00314	.00251	.00507	.00138	.00261	4.7426
Errors	NOCHECK	NOCHECK	LC Pass	NOCHECK	NOCHECK	LC Pass	LC Pass

High			5.0000			10.000	50.000
Low			-.01000			-.00500	-.50000

Elem	SN	SR	TI	TL	V_	ZN	
Units	ppm	ppm	ppm	ppm	ppm	ppm	
Avge	.04137	.06921	5.8833	-.00251	.39391	.62180	
SDev	.00178	.00006	.0058	.00146	.00170	.00142	
%RSD	4.2920	.08220	.09786	58.008	.43086	.22907	
#1	.03996	.06923	5.8793	-.00119	.39487	.62051	
#2	.04080	.06914	5.8808	-.00228	.39195	.62156	
#3	.04337	.06925	5.8899	-.00407	.39491	.62333	

Errors	LC Pass	LC Pass	LC Pass	LC Pass	LC Pass	LC Pass	
High	30.000	10.000	30.000	10.000	50.000	10.000	
Low	-.10000	-.05000	-.05000	-.01000	-.05000	-.02000	

IntStd	1	2	3	4	5	6	7
Mode	Counts	NOTUSED	NOTUSED	NOTUSED	NOTUSED	NOTUSED	NOTUSED
Elem	Y	--	--	--	--	--	--
Wavlen	371.030	--	--	--	--	--	--
Avge	29978	--	--	--	--	--	--
SDev	90.91939	--	--	--	--	--	--
%RSD	.3032875	--	--	--	--	--	--
#1	29874	--	--	--	--	--	--
#2	30018	--	--	--	--	--	--
#3	30042	--	--	--	--	--	--

Method: METTRACE Sample Name: K1H96 Operator: RJG
Run Time: 10/28/08 22:25:10
Comment: TESTAMERICA PITTSBURGH ICP METALS ANALYSIS-INST TRACEICP
Mode: CONC Corr. Factor: 1

Elem	AG	AL	AS	B_	BA	BE	CA
Units	ppm	ppm	ppm	ppm	ppm	ppm	ppm
Avge	.00017	160.20	.06600	.03452	.50602	.00634	26.652
SDev	.00097	.74	.00136	.00032	.00239	.00005	.040
%RSD	579.57	.46170	2.0666	.91444	.47245	.85387	.14833
#1	.00129	159.35	.06695	.03486	.50331	.00630	26.694
#2	-.00036	160.66	.06443	.03447	.50691	.00633	26.616
#3	-.00043	160.61	.06661	.03424	.50783	.00640	26.644
Errors	LC Pass	LC Pass	LC Pass	LC Pass	LC Pass	LC Pass	LC Pass
High	2.0000	500.00	10.000	30.000	10.000	10.000	600.00
Low	-.00500	-.20000	-.01000	-.20000	-.20000	-.00400	-5.0000

Elem	CD	CO	CR	CU	FE	K_	MG
Units	ppm	ppm	ppm	ppm	ppm	ppm	ppm
Avge	-.00200	.04818	.28291	.11828	238.74	8.6035	30.795
SDev	.00020	.00062	.00085	.00035	.12	.0490	.034
%RSD	9.9891	1.2788	.29851	.29769	.04932	.56932	.11056
#1	-.00221	.04888	.28377	.11791	238.87	8.5518	30.834
#2	-.00197	.04773	.28208	.11861	238.65	8.6492	30.770
#3	-.00181	.04793	.28287	.11832	238.68	8.6096	30.781
Errors	LC Pass	LC Pass	LC Pass	LC Pass	LC Pass	LC Pass	LC Pass
High	5.0000	100.00	20.000	10.000	500.00	400.00	600.00
Low	-.00500	-.05000	-.00500	-.02500	-.10000	-5.0000	-5.0000

Elem	MN	MO	NA	NI	PB/1	PB/2	PB
Units	ppm	ppm	ppm	ppm	ppm	ppm	ppm
Avge	1.5368	.00620	-.00834	.10098	.25835	.26011	.25952
SDev	.0010	.00117	.31459	.00120	.00597	.00393	.00125
%RSD	.06240	18.782	3772.2	1.1856	2.3094	1.5093	.47984
#1	1.5366	.00728	.31776	.10233	.26517	.25583	.25894
#2	1.5359	.00637	-.30998	.10006	.25576	.26354	.26095
#3	1.5378	.00496	-.03280	.10053	.25411	.26095	.25867
Errors	LC Pass	LC Pass	LC Pass	LC Pass	NOCHECK	NOCHECK	LC Pass
High	20.000	20.000	400.00	100.00			5.0000
Low	-.01500	-.04000	-5.0000	-.04000			-.00300

Elem	SB/1	SB/2	SB	SE/1	SE/2	SE	SI
Units	ppm	ppm	ppm	ppm	ppm	ppm	ppm
Avge	.00526	.00242	.00336	.00121	.00275	.00224	4.5153
SDev	.00421	.00292	.00071	.00602	.00301	.00222	.0069
%RSD	80.115	120.70	20.969	495.72	109.64	99.282	.15263
#1	.00082	.00575	.00411	.00613	-.00047	.00173	4.5075
#2	.00919	.00032	.00328	-.00550	.00322	.00032	4.5177

#3	.00576	.00118	.00270	.00301	.00550	.00467	4.5207
Errors	NOCHECK	NOCHECK	LC Pass	NOCHECK	NOCHECK	LC Pass	LC Pass

High			5.0000			10.000	50.000
Low			-.01000			-.00500	-.50000

Elem	SN	SR	TI	TL	V_	ZN	
Units	ppm	ppm	ppm	ppm	ppm	ppm	
Avge	.05060	.08373	3.7287	-.00226	.37431	.37576	
SDev	.00135	.00027	.0061	.00081	.00133	.00026	
%RSD	2.6728	.32444	.16339	35.806	.35572	.06956	
#1	.05170	.08345	3.7224	-.00187	.37570	.37558	
#2	.05100	.08375	3.7290	-.00318	.37417	.37565	
#3	.04909	.08399	3.7346	-.00172	.37305	.37606	

Errors	LC Pass	LC Pass	LC Pass	LC Pass	LC Pass	LC Pass	
High	30.000	10.000	30.000	10.000	50.000	10.000	
Low	-.10000	-.05000	-.05000	-.01000	-.05000	-.02000	

IntStd	1	2	3	4	5	6	7
Mode	Counts	NOTUSED	NOTUSED	NOTUSED	NOTUSED	NOTUSED	NOTUSED
Elem	Y	--	--	--	--	--	--
Wavlen	371.030	--	--	--	--	--	--
Avge	30372	--	--	--	--	--	--
SDev	57.99217	--	--	--	--	--	--
%RSD	.1909415	--	--	--	--	--	--
#1	30327	--	--	--	--	--	--
#2	30437	--	--	--	--	--	--
#3	30351	--	--	--	--	--	--

Method: METTRACE Sample Name: K1H98 Operator: RJG
Run Time: 10/28/08 22:30:41
Comment: TESTAMERICA PITTSBURGH ICP METALS ANALYSIS-INST TRACEICP
Mode: CONC Corr. Factor: 1

Elem	AG	AL	AS	B_	BA	BE	CA
Units	ppm	ppm	ppm	ppm	ppm	ppm	ppm
Avge	-.00073	148.22	.05352	.03749	.48013	.00703	6.4723
SDev	.00023	.22	.00174	.00024	.00074	.00009	.0415
%RSD	31.223	.14528	3.2543	.64962	.15483	1.3109	.64153
#1	-.00095	147.99	.05215	.03727	.47930	.00693	6.4286
#2	-.00075	148.26	.05293	.03775	.48034	.00706	6.4770
#3	-.00049	148.42	.05548	.03747	.48074	.00710	6.5112
Errors	LC Pass	LC Pass	LC Pass	LC Pass	LC Pass	LC Pass	LC Pass
High	2.0000	500.00	10.000	30.000	10.000	10.000	600.00
Low	-.00500	-.20000	-.01000	-.20000	-.20000	-.00400	-5.0000

Elem	CD	CO	CR	CU	FE	K_	MG
Units	ppm	ppm	ppm	ppm	ppm	ppm	ppm
Avge	-.00124	.05680	.24055	.13073	221.50	8.6811	22.809
SDev	.00018	.00082	.00120	.00030	1.13	.0101	.107
%RSD	14.419	1.4367	.49681	.23360	.50957	.11634	.46745
#1	-.00112	.05587	.23928	.13040	220.36	8.6915	22.704
#2	-.00116	.05718	.24073	.13101	221.53	8.6803	22.808
#3	-.00144	.05737	.24165	.13078	222.61	8.6714	22.917
Errors	LC Pass	LC Pass	LC Pass	LC Pass	LC Pass	LC Pass	LC Pass
High	5.0000	100.00	20.000	10.000	500.00	400.00	600.00
Low	-.00500	-.05000	-.00500	-.02500	-.10000	-5.0000	-5.0000

Elem	MN	MO	NA	NI	PB/1	PB/2	PB
Units	ppm	ppm	ppm	ppm	ppm	ppm	ppm
Avge	1.9023	.00494	-.57983	.10806	.37780	.37712	.37734
SDev	.0079	.00069	.28609	.00108	.00105	.00307	.00240
%RSD	.41396	13.886	49.340	.99648	.27886	.81417	.63527
#1	1.8944	.00415	-.81347	.10681	.37720	.37569	.37619
#2	1.9025	.00540	-.66526	.10872	.37719	.37502	.37574
#3	1.9102	.00528	-.26076	.10863	.37902	.38064	.38010
Errors	LC Pass	LC Pass	LC Pass	LC Pass	NOCHECK	NOCHECK	LC Pass
High	20.000	20.000	400.00	100.00			5.0000
Low	-.01500	-.04000	-5.0000	-.04000			-.00300

Elem	SB/1	SB/2	SB	SE/1	SE/2	SE	SI
Units	ppm	ppm	ppm	ppm	ppm	ppm	ppm
Avge	.00164	.00180	.00175	.00647	.00123	.00297	4.0175
SDev	.00036	.00057	.00040	.00246	.00381	.00266	.0137
%RSD	21.870	31.846	22.561	38.052	310.70	89.450	.34179
#1	.00158	.00247	.00217	.00810	-.00241	.00109	4.0047
#2	.00203	.00153	.00170	.00766	.00519	.00601	4.0158

#3	.00132	.00142	.00139	.00364	.00089	.00181	4.0320
Errors	NOCHECK	NOCHECK	LC Pass	NOCHECK	NOCHECK	LC Pass	LC Pass

High			5.0000			10.000	50.000
Low			-.01000			-.00500	-.50000

Elem	SN	SR	TI	TL	V_	ZN	
Units	ppm	ppm	ppm	ppm	ppm	ppm	
Avge	.04011	.06476	5.6276	-.00507	.36186	.93434	
SDev	.00302	.00016	.0188	.00231	.00116	.00271	
%RSD	7.5228	.24632	.33449	45.509	.32037	.28981	
#1	.03823	.06462	5.6083	-.00774	.36243	.93148	
#2	.03851	.06472	5.6288	-.00368	.36053	.93467	
#3	.04359	.06493	5.6459	-.00381	.36263	.93687	

Errors	LC Pass	LC Pass	LC Pass	LC Pass	LC Pass	LC Pass	
High	30.000	10.000	30.000	10.000	50.000	10.000	
Low	-.10000	-.05000	-.05000	-.01000	-.05000	-.02000	

IntStd	1	2	3	4	5	6	7
Mode	Counts	NOTUSED	NOTUSED	NOTUSED	NOTUSED	NOTUSED	NOTUSED
Elem	Y	--	--	--	--	--	--
Wavlen	371.030	--	--	--	--	--	--
Avge	30265	--	--	--	--	--	--
SDev	232.7279	--	--	--	--	--	--
%RSD	.7689685	--	--	--	--	--	--
#1	29997	--	--	--	--	--	--
#2	30378	--	--	--	--	--	--
#3	30420	--	--	--	--	--	--

Method: METTRACE Sample Name: CCV1-10 Operator: RJG
Run Time: 10/28/08 22:36:11
Comment: TESTAMERICA PITTSBURGH ICP METALS ANALYSIS-INST TRACEICP
Mode: CONC Corr. Factor: 1

Elem	AG	AL	AS	B_	BA	BE	CA
Units	ppm	ppm	ppm	ppm	ppm	ppm	ppm
Avge	1.0065	24.072	.50206	1.9603	1.9934	2.0024	48.252
SDev	.0018	.030	.00128	.0060	.0002	.0007	.058
%RSD	.17393	.12409	.25492	.30786	.01019	.03657	.12037
#1	1.0045	24.057	.50320	1.9543	1.9935	2.0023	48.263
#2	1.0071	24.107	.50230	1.9604	1.9936	2.0016	48.305
#3	1.0078	24.053	.50068	1.9663	1.9932	2.0031	48.190
Errors	LC Pass	LC Pass	LC Pass	LC Pass	LC Pass	LC Pass	LC Pass
High	1.1000	27.500	.55000	2.2000	2.2000	2.2000	55.000
Low	.90000	22.500	.45000	1.8000	1.8000	1.8000	45.000

Elem	CD	CO	CR	CU	FE	K_	MG
Units	ppm	ppm	ppm	ppm	ppm	ppm	ppm
Avge	.48660	1.9196	1.9480	2.0206	24.878	120.51	49.413
SDev	.00061	.0008	.0016	.0035	.036	.12	.012
%RSD	.12549	.04274	.08317	.17288	.14343	.10341	.02470
#1	.48679	1.9187	1.9466	2.0165	24.859	120.43	49.410
#2	.48710	1.9204	1.9498	2.0228	24.920	120.65	49.427
#3	.48592	1.9196	1.9477	2.0223	24.857	120.44	49.403
Errors	LC Pass	LC Pass	LC Pass	LC Pass	LC Pass	LC Pass	LC Pass
High	.55000	2.2000	2.2000	2.2000	27.500	137.50	55.000
Low	.45000	1.8000	1.8000	1.8000	22.500	112.50	45.000

Elem	MN	MO	NA	NI	PB/1	PB/2	PB
Units	ppm	ppm	ppm	ppm	ppm	ppm	ppm
Avge	1.9602	1.9865	124.80	1.9360	.49117	.49164	.49148
SDev	.0016	.0127	.35	.0018	.00366	.00665	.00403
%RSD	.08096	.63746	.27866	.09057	.74435	1.3521	.81934
#1	1.9585	1.9720	124.90	1.9372	.48981	.48631	.48747
#2	1.9616	1.9919	125.08	1.9368	.48840	.49909	.49553
#3	1.9605	1.9955	124.41	1.9340	.49531	.48952	.49145
Errors	LC Pass	LC Pass	LC Pass	LC Pass	NOCHECK	NOCHECK	LC Pass
High	2.2000	2.2000	137.50	2.2000			.55000
Low	1.8000	1.8000	112.50	1.8000			.45000

Elem	SB/1	SB/2	SB	SE/1	SE/2	SE	SI
Units	ppm	ppm	ppm	ppm	ppm	ppm	ppm
Avge	.50182	.50966	.50705	.51002	.50092	.50395	1.8066
SDev	.00740	.00144	.00191	.00384	.00649	.00445	.0042
%RSD	1.4738	.28334	.37585	.75221	1.2962	.88237	.22999
#1	.49500	.50990	.50494	.50827	.49420	.49889	1.8091
#2	.50968	.50811	.50863	.50736	.50716	.50723	1.8089

#3	.50078	.51097	.50758	.51442	.50139	.50573	1.8018
Errors	NOCHECK	NOCHECK	LC Pass	NOCHECK	NOCHECK	LC Pass	LC Pass

High			.55000			.55000	2.2000
Low			.45000			.45000	1.8000

Elem	SN	SR	TI	TL	V_	ZN	
Units	ppm	ppm	ppm	ppm	ppm	ppm	
Avge	1.9849	2.0541	1.9968	.97528	1.9437	1.9516	
SDev	.0015	.0018	.0023	.00638	.0015	.0023	
%RSD	.07359	.08620	.11271	.65412	.07681	.12012	
#1	1.9841	2.0530	1.9944	.96905	1.9447	1.9489	
#2	1.9841	2.0531	1.9989	.98180	1.9445	1.9527	
#3	1.9866	2.0561	1.9970	.97498	1.9420	1.9532	
Errors	LC Pass	LC Pass	LC Pass	LC Pass	LC Pass	LC Pass	
High	2.2000	2.2000	2.2000	1.1000	2.2000	2.2000	
Low	1.8000	1.8000	1.8000	.90000	1.8000	1.8000	

IntStd	1	2	3	4	5	6	7
Mode	Counts	NOTUSED	NOTUSED	NOTUSED	NOTUSED	NOTUSED	NOTUSED
Elem	Y	--	--	--	--	--	--
Wavlen	371.030	--	--	--	--	--	--
Avge	28374	--	--	--	--	--	--
SDev	162.6726	--	--	--	--	--	--
%RSD	.5733196	--	--	--	--	--	--
#1	28562	--	--	--	--	--	--
#2	28286	--	--	--	--	--	--
#3	28274	--	--	--	--	--	--

Method: METTRACE Sample Name: CCB10 Operator: RJG
Run Time: 10/28/08 22:41:42
Comment: TESTAMERICA PITTSBURGH ICP METALS ANALYSIS-INST TRACEICP
Mode: CONC Corr. Factor: 1

Elem	AG	AL	AS	B_	BA	BE	CA
Units	ppm	ppm	ppm	ppm	ppm	ppm	ppm
Avge	.00045	.05142	.00028	.00905	.00014	.00045	-.00959
SDev	.00033	.00117	.00033	.00176	.00001	.00007	.00129
%RSD	72.074	2.2792	119.69	19.444	6.5216	15.310	13.412
#1	.00080	.05012	.00027	.01098	.00013	.00047	-.01104
#2	.00015	.05174	-.00005	.00866	.00014	.00050	-.00859
#3	.00041	.05240	.00062	.00752	.00015	.00037	-.00914
Errors	LC Pass	LC Pass	LC Pass	LC Pass	LC Pass	LC Pass	LC Pass
High	.00500	.20000	.01000	.20000	.20000	.00400	5.0000
Low	-.00500	-.20000	-.01000	-.20000	-.20000	-.00400	-5.0000

Elem	CD	CO	CR	CU	FE	K_	MG
Units	ppm	ppm	ppm	ppm	ppm	ppm	ppm
Avge	.00007	.00015	.00038	-.00157	.00889	.11704	.00435
SDev	.00008	.00022	.00004	.00031	.00794	.00124	.00068
%RSD	117.94	141.23	10.637	19.714	89.302	1.0606	15.649
#1	.00006	-.00009	.00042	-.00121	.01480	.11742	.00514
#2	-.00000	.00024	.00034	-.00179	.01200	.11566	.00395
#3	.00016	.00032	.00037	-.00170	-.00013	.11806	.00397
Errors	LC Pass	LC Pass	LC Pass	LC Pass	LC Pass	LC Pass	LC Pass
High	.00500	.05000	.00500	.02500	.10000	5.0000	5.0000
Low	-.00500	-.05000	-.00500	-.02500	-.10000	-5.0000	-5.0000

Elem	MN	MO	NA	NI	PB/1	PB/2	PB
Units	ppm	ppm	ppm	ppm	ppm	ppm	ppm
Avge	.00018	.00708	-.84012	.00070	.00134	.00113	.00120
SDev	.00005	.00317	.22416	.00020	.00128	.00145	.00054
%RSD	30.042	44.831	26.682	29.122	95.874	128.38	45.053
#1	.00018	.01050	-.58129	.00093	.00186	.00050	.00095
#2	.00023	.00650	-.97101	.00061	.00228	.00010	.00083
#3	.00012	.00424	-.96807	.00055	-.00012	.00279	.00182
Errors	LC Pass	LC Pass	LC Pass	LC Pass	NOCHECK	NOCHECK	LC Pass
High	.01500	.04000	5.0000	.04000			.00300
Low	-.01500	-.04000	-5.0000	-.04000			-.00300

Elem	SB/1	SB/2	SB	SE/1	SE/2	SE	SI
Units	ppm	ppm	ppm	ppm	ppm	ppm	ppm
Avge	.00199	.00168	.00178	.00048	.00124	.00099	-.03595
SDev	.00125	.00243	.00143	.00095	.00117	.00106	.00096
%RSD	62.696	144.77	80.164	197.64	94.291	107.25	2.6570
#1	.00126	.00048	.00074	.00083	.00230	.00181	-.03704
#2	.00128	.00448	.00341	.00121	.00144	.00136	-.03556

#3	.00343	.00008	.00120	-.00059	-.00001	-.00021	-.03526
Errors	NOCHECK	NOCHECK	LC Pass	NOCHECK	NOCHECK	LC Pass	LC Pass

High			.06000			.00500	.50000
Low			-.06000			-.00500	-.50000

Elem	SN	SR	TI	TL	V_	ZN	
Units	ppm	ppm	ppm	ppm	ppm	ppm	
Avge	-.00073	.00018	.00090	.00361	.00044	.00186	
SDev	.00148	.00003	.00039	.00235	.00029	.00030	
%RSD	203.42	17.938	43.362	65.063	65.124	16.200	
#1	.00079	.00014	.00135	.00606	.00076	.00158	
#2	-.00081	.00021	.00062	.00340	.00019	.00218	
#3	-.00216	.00019	.00074	.00137	.00038	.00184	
Errors	LC Pass	LC Pass	LC Pass	LC Pass	LC Pass	LC Pass	
High	.10000	.05000	.05000	.01000	.05000	.02000	
Low	-.10000	-.05000	-.05000	-.01000	-.05000	-.02000	

IntStd	1	2	3	4	5	6	7
Mode	Counts	NOTUSED	NOTUSED	NOTUSED	NOTUSED	NOTUSED	NOTUSED
Elem	Y	--	--	--	--	--	--
Wavlen	371.030	--	--	--	--	--	--
Avge	29086	--	--	--	--	--	--
SDev	72.87251	--	--	--	--	--	--
%RSD	.2505415	--	--	--	--	--	--
#1	29126	--	--	--	--	--	--
#2	29130	--	--	--	--	--	--
#3	29002	--	--	--	--	--	--

Method: METTRACE Sample Name: K1H9P Operator: RJG
Run Time: 10/28/08 22:47:12
Comment: TESTAMERICA PITTSBURGH ICP METALS ANALYSIS-INST TRACEICP
Mode: CONC Corr. Factor: 1

Elem	AG	AL	AS	B_	BA	BE	CA
Units	ppm	ppm	ppm	ppm	ppm	ppm	ppm
Avge	.00050	184.39	.06382	.02954	.52383	.00584	6.4004
SDev	.00102	.26	.00109	.00012	.00011	.00008	.0371
%RSD	203.54	.14233	1.7118	.39327	.02021	1.3220	.57928
#1	.00005	184.66	.06345	.02952	.52389	.00576	6.3681
#2	-.00022	184.13	.06295	.02967	.52371	.00585	6.3922
#3	.00167	184.37	.06504	.02944	.52390	.00591	6.4409
Errors	LC Pass	LC Pass	LC Pass	LC Pass	LC Pass	LC Pass	LC Pass
High	2.0000	500.00	10.000	30.000	10.000	10.000	600.00
Low	-.00500	-.20000	-.01000	-.20000	-.20000	-.00400	-5.0000

Elem	CD	CO	CR	CU	FE	K_	MG
Units	ppm	ppm	ppm	ppm	ppm	ppm	ppm
Avge	-.00212	.03768	.25769	.10410	231.12	6.9531	15.408
SDev	.00011	.00092	.00170	.00066	1.00	.0253	.072
%RSD	5.3293	2.4300	.66059	.63764	.43210	.36442	.46733
#1	-.00206	.03725	.25644	.10480	230.27	6.9821	15.346
#2	-.00225	.03706	.25699	.10348	230.87	6.9358	15.392
#3	-.00204	.03873	.25963	.10401	232.22	6.9413	15.487
Errors	LC Pass	LC Pass	LC Pass	LC Pass	LC Pass	LC Pass	LC Pass
High	5.0000	100.00	20.000	10.000	500.00	400.00	600.00
Low	-.00500	-.05000	-.00500	-.02500	-.10000	-5.0000	-5.0000

Elem	MN	MO	NA	NI	PB/1	PB/2	PB
Units	ppm	ppm	ppm	ppm	ppm	ppm	ppm
Avge	.98341	.00630	.15758	.09924	.32839	.32460	.32586
SDev	.00367	.00057	.07141	.00214	.00607	.00200	.00217
%RSD	.37334	9.1412	45.315	2.1524	1.8469	.61750	.66606
#1	.98023	.00570	.23915	.09736	.32336	.32653	.32547
#2	.98257	.00633	.12715	.09880	.32669	.32253	.32391
#3	.98742	.00685	.10642	.10156	.33512	.32474	.32820
Errors	LC Pass	LC Pass	LC Pass	LC Pass	NOCHECK	NOCHECK	LC Pass
High	20.000	20.000	400.00	100.00			5.0000
Low	-.01500	-.04000	-5.0000	-.04000			-.00300

Elem	SB/1	SB/2	SB	SE/1	SE/2	SE	SI
Units	ppm	ppm	ppm	ppm	ppm	ppm	ppm
Avge	.00139	.00436	.00337	.00882	.00114	.00370	3.8328
SDev	.00180	.00299	.00143	.00683	.00585	.00167	.0071
%RSD	129.06	68.591	42.392	77.347	512.07	45.222	.18587
#1	.00347	.00099	.00182	.00097	.00789	.00559	3.8304
#2	.00025	.00538	.00367	.01219	-.00250	.00240	3.8271

#3	.00046	.00671	.00463	.01331	-.00197	.00312	3.8408
Errors	NOCHECK	NOCHECK	LC Pass	NOCHECK	NOCHECK	LC Pass	LC Pass

High			5.0000			10.000	50.000
Low			-.01000			-.00500	-.50000

Elem	SN	SR	TI	TL	V_	ZN	
Units	ppm	ppm	ppm	ppm	ppm	ppm	
Avge	.04111	.06356	3.6071	.00016	.37475	.40902	
SDev	.00312	.00011	.0072	.00147	.00194	.00106	
%RSD	7.5788	.17866	.19909	931.00	.51858	.25970	
#1	.03986	.06343	3.6009	-.00085	.37331	.40803	
#2	.03881	.06365	3.6055	.00185	.37397	.40891	
#3	.04465	.06360	3.6150	-.00053	.37696	.41014	

Errors	LC Pass	LC Pass	LC Pass	LC Pass	LC Pass	LC Pass	
High	30.000	10.000	30.000	10.000	50.000	10.000	
Low	-.10000	-.05000	-.05000	-.01000	-.05000	-.02000	

IntStd	1	2	3	4	5	6	7
Mode	Counts	NOTUSED	NOTUSED	NOTUSED	NOTUSED	NOTUSED	NOTUSED
Elem	Y	--	--	--	--	--	--
Wavlen	371.030	--	--	--	--	--	--
Avge	29731	--	--	--	--	--	--
SDev	158.8344	--	--	--	--	--	--
%RSD	.5342382	--	--	--	--	--	--
#1	29563	--	--	--	--	--	--
#2	29752	--	--	--	--	--	--
#3	29878	--	--	--	--	--	--

Method: METTRACE Sample Name: K1H9PP5 Operator: RJG
Run Time: 10/28/08 22:52:43
Comment: TESTAMERICA PITTSBURGH ICP METALS ANALYSIS-INST TRACEICP
Mode: CONC Corr. Factor: 1

Elem	AG	AL	AS	B_	BA	BE	CA
Units	ppm	ppm	ppm	ppm	ppm	ppm	ppm
Avge	-.00007	38.815	.01373	.00958	.10780	.00153	1.3298
SDev	.00033	.098	.00078	.00054	.00008	.00007	.0098
%RSD	496.69	.25298	5.6578	5.6428	.07830	4.5126	.73885
#1	-.00008	38.718	.01413	.00989	.10790	.00160	1.3401
#2	.00027	38.812	.01283	.00988	.10777	.00146	1.3289
#3	-.00039	38.915	.01422	.00895	.10775	.00153	1.3205

Elem	CD	CO	CR	CU	FE	K_	MG
Units	ppm	ppm	ppm	ppm	ppm	ppm	ppm
Avge	-.00049	.00808	.05324	.02004	48.003	1.3533	3.1973
SDev	.00015	.00075	.00040	.00037	.213	.0031	.0170
%RSD	30.970	9.3053	.74647	1.8681	.44273	.22992	.53205
#1	-.00046	.00870	.05364	.01996	48.218	1.3549	3.2149
#2	-.00036	.00829	.05322	.02044	47.998	1.3553	3.1960
#3	-.00066	.00724	.05285	.01971	47.793	1.3497	3.1809

Elem	MN	MO	NA	NI	PB/1	PB/2	PB
Units	ppm	ppm	ppm	ppm	ppm	ppm	ppm
Avge	.20226	.00139	-.56866	.02023	.06339	.07118	.06859
SDev	.00076	.00069	.16141	.00038	.00086	.00143	.00082
%RSD	.37579	49.400	28.384	1.8731	1.3586	2.0122	1.1923
#1	.20293	.00203	-.38514	.01991	.06260	.07277	.06938
#2	.20241	.00067	-.68856	.02065	.06431	.07079	.06863
#3	.20143	.00147	-.63229	.02015	.06326	.06999	.06775

Elem	SB/1	SB/2	SB	SE/1	SE/2	SE	SI
Units	ppm	ppm	ppm	ppm	ppm	ppm	ppm
Avge	.00741	-.00208	.00108	-.00211	.00306	.00134	.76693
SDev	.00128	.00058	.00080	.00127	.00066	.00030	.00280
%RSD	17.219	28.078	74.042	60.468	21.534	22.311	.36449
#1	.00850	-.00178	.00165	-.00350	.00377	.00135	.76932
#2	.00601	-.00275	.00017	-.00099	.00294	.00163	.76761
#3	.00772	-.00171	.00143	-.00184	.00247	.00103	.76385

Elem	SN	SR	TI	TL	V_	ZN
Units	ppm	ppm	ppm	ppm	ppm	ppm
Avge	.00732	.01313	.74711	.00169	.07723	.08732
SDev	.00163	.00014	.00247	.00148	.00198	.00027
%RSD	22.250	1.0523	.33031	87.620	2.5625	.31016
#1	.00909	.01323	.74935	.00235	.07783	.08750
#2	.00589	.01318	.74751	.00272	.07884	.08746
#3	.00697	.01297	.74446	-.00001	.07502	.08701

IntStd	1	2	3	4	5	6	7
Mode	Counts	NOTUSED	NOTUSED	NOTUSED	NOTUSED	NOTUSED	NOTUSED
Elem	Y	--	--	--	--	--	--
Wavlen	371.030	--	--	--	--	--	--
Avge	29110	--	--	--	--	--	--
SDev	37.40411	--	--	--	--	--	--
%RSD	.1284928	--	--	--	--	--	--
#1	29152	--	--	--	--	--	--
#2	29096	--	--	--	--	--	--
#3	29081	--	--	--	--	--	--

Method: METTRACE Sample Name: K1H9PS Operator: RJG
Run Time: 10/28/08 22:58:14
Comment: TESTAMERICA PITTSBURGH ICP METALS ANALYSIS-INST TRACEICP
Mode: CONC Corr. Factor: 1

Elem	AG	AL	AS	B_	BA	BE	CA
Units	ppm	ppm	ppm	ppm	ppm	ppm	ppm
Avge	.04672	179.32	1.8349	.77028	2.2705	.05408	6.3648
SDev	.00032	.49	.0027	.00066	.0024	.00022	.0074
%RSD	.68052	.27260	.14849	.08585	.10667	.41082	.11577
#1	.04669	178.86	1.8363	.76983	2.2688	.05424	6.3656
#2	.04641	179.27	1.8367	.77104	2.2694	.05416	6.3718
#3	.04705	179.83	1.8318	.76997	2.2733	.05382	6.3571
Errors	LC Pass	LC Pass	LC Pass	LC Pass	LC Pass	LC Pass	LC Pass
High	2.0000	500.00	10.000	30.000	10.000	10.000	600.00
Low	-.00500	-.20000	-.01000	-.20000	-.20000	-.00400	-5.0000

Elem	CD	CO	CR	CU	FE	K_	MG
Units	ppm	ppm	ppm	ppm	ppm	ppm	ppm
Avge	.04204	.48453	.82328	.35578	329.84	6.1542	14.311
SDev	.00026	.00029	.00027	.00111	.17	.0220	.013
%RSD	.61231	.06010	.03307	.31195	.05274	.35817	.08906
#1	.04215	.48482	.82349	.35525	329.72	6.1302	14.318
#2	.04175	.48454	.82298	.35504	330.04	6.1589	14.320
#3	.04223	.48424	.82339	.35706	329.77	6.1736	14.297
Errors	LC Pass	LC Pass	LC Pass	LC Pass	LC Pass	LC Pass	LC Pass
High	5.0000	100.00	20.000	10.000	500.00	400.00	600.00
Low	-.00500	-.05000	-.00500	-.02500	-.10000	-5.0000	-5.0000

Elem	MN	MO	NA	NI	PB/1	PB/2	PB
Units	ppm	ppm	ppm	ppm	ppm	ppm	ppm
Avge	1.7238	.00632	.37790	.53586	.75937	.75772	.75827
SDev	.0005	.00076	.02451	.00108	.00344	.00525	.00402
%RSD	.03024	12.064	6.4848	.20159	.45275	.69235	.52985
#1	1.7239	.00712	.34970	.53682	.76012	.75246	.75501
#2	1.7243	.00626	.38991	.53469	.75562	.75775	.75704
#3	1.7233	.00559	.39407	.53608	.76237	.76295	.76276
Errors	LC Pass	LC Pass	LC Pass	LC Pass	NOCHECK	NOCHECK	LC Pass
High	20.000	20.000	400.00	100.00			5.0000
Low	-.01500	-.04000	-5.0000	-.04000			-.00300

Elem	SB/1	SB/2	SB	SE/1	SE/2	SE	SI
Units	ppm	ppm	ppm	ppm	ppm	ppm	ppm
Avge	.00320	.00333	.00329	1.7445	1.7265	1.7325	4.1274
SDev	.00273	.00213	.00061	.0076	.0121	.0057	.0060
%RSD	85.331	63.966	18.433	.43451	.70242	.32890	.14606
#1	.00011	.00549	.00370	1.7480	1.7176	1.7277	4.1224
#2	.00419	.00326	.00357	1.7497	1.7215	1.7309	4.1257

#3	.00531	.00123	.00259	1.7358	1.7403	1.7388	4.1341
Errors	NOCHECK	NOCHECK	LC Pass	NOCHECK	NOCHECK	LC Pass	LC Pass

High			5.0000			10.000	50.000
Low			-.01000			-.00500	-.50000

Elem	SN	SR	TI	TL	V_	ZN	
Units	ppm	ppm	ppm	ppm	ppm	ppm	
Avge	.04155	.97560	3.1243	1.7360	.91885	.86847	
SDev	.00086	.00038	.0019	.0020	.00168	.00048	
%RSD	2.0800	.03935	.05944	.11462	.18300	.05488	
#1	.04250	.97516	3.1234	1.7356	.91838	.86890	
#2	.04134	.97575	3.1232	1.7343	.92072	.86796	
#3	.04081	.97588	3.1265	1.7382	.91745	.86856	

Errors	LC Pass	LC Pass	LC Pass	LC Pass	LC Pass	LC Pass	
High	30.000	10.000	30.000	10.000	50.000	10.000	
Low	-.10000	-.05000	-.05000	-.01000	-.05000	-.02000	

IntStd	1	2	3	4	5	6	7
Mode	Counts	NOTUSED	NOTUSED	NOTUSED	NOTUSED	NOTUSED	NOTUSED
Elem	Y	--	--	--	--	--	--
Wavlen	371.030	--	--	--	--	--	--
Avge	29922	--	--	--	--	--	--
SDev	153.3954	--	--	--	--	--	--
%RSD	.5126525	--	--	--	--	--	--
#1	29745	--	--	--	--	--	--
#2	30006	--	--	--	--	--	--
#3	30015	--	--	--	--	--	--

Method: METTRACE Sample Name: K1H9PD Operator: RJG
Run Time: 10/28/08 23:03:45
Comment: TESTAMERICA PITTSBURGH ICP METALS ANALYSIS-INST TRACEICP
Mode: CONC Corr. Factor: 1

Elem	AG	AL	AS	B_	BA	BE	CA
Units	ppm	ppm	ppm	ppm	ppm	ppm	ppm
Avge	.04686	204.36	1.8018	.77492	2.3849	.05238	6.0423
SDev	.00024	.34	.0015	.00190	.0058	.00013	.0104
%RSD	.50319	.16881	.08480	.24495	.24388	.24903	.17139
#1	.04661	204.06	1.8001	.77325	2.3826	.05224	6.0305
#2	.04707	204.74	1.8022	.77699	2.3915	.05249	6.0469
#3	.04691	204.27	1.8031	.77451	2.3806	.05242	6.0497
Errors	LC Pass	LC Pass	LC Pass	LC Pass	LC Pass	LC Pass	LC Pass
High	2.0000	500.00	10.000	30.000	10.000	10.000	600.00
Low	-.00500	-.20000	-.01000	-.20000	-.20000	-.00400	-5.0000

Elem	CD	CO	CR	CU	FE	K_	MG
Units	ppm	ppm	ppm	ppm	ppm	ppm	ppm
Avge	.04304	.47674	.44565	.33808	246.05	6.6197	14.580
SDev	.00009	.00036	.00134	.00068	.42	.0087	.027
%RSD	.21386	.07583	.30157	.20209	.16948	.13095	.18698
#1	.04315	.47632	.44422	.33820	245.64	6.6100	14.549
#2	.04300	.47698	.44689	.33870	246.47	6.6267	14.598
#3	.04298	.47691	.44583	.33735	246.05	6.6223	14.594
Errors	LC Pass	LC Pass	LC Pass	LC Pass	LC Pass	LC Pass	LC Pass
High	5.0000	100.00	20.000	10.000	500.00	400.00	600.00
Low	-.00500	-.05000	-.00500	-.02500	-.10000	-5.0000	-5.0000

Elem	MN	MO	NA	NI	PB/1	PB/2	PB
Units	ppm	ppm	ppm	ppm	ppm	ppm	ppm
Avge	1.1851	.00523	-.08723	.54948	.64872	.64336	.64514
SDev	.0023	.00098	.08088	.00066	.00608	.00248	.00164
%RSD	.19562	18.830	92.715	.12051	.93738	.38611	.25352
#1	1.1830	.00632	-.00627	.54913	.64175	.64486	.64382
#2	1.1876	.00441	-.16803	.55024	.65146	.64473	.64697
#3	1.1846	.00495	-.08740	.54907	.65294	.64049	.64464
Errors	LC Pass	LC Pass	LC Pass	LC Pass	NOCHECK	NOCHECK	LC Pass
High	20.000	20.000	400.00	100.00			5.0000
Low	-.01500	-.04000	-5.0000	-.04000			-.00300

Elem	SB/1	SB/2	SB	SE/1	SE/2	SE	SI
Units	ppm	ppm	ppm	ppm	ppm	ppm	ppm
Avge	.00204	.00238	.00227	1.7456	1.7301	1.7352	3.9101
SDev	.00275	.00149	.00044	.0047	.0062	.0050	.0073
%RSD	134.28	62.438	19.563	.26952	.35979	.29000	.18609
#1	.00517	.00100	.00239	1.7402	1.7272	1.7315	3.9073
#2	.00000	.00396	.00264	1.7485	1.7372	1.7410	3.9184

#3	.00097	.00218	.00178	1.7481	1.7258	1.7333	3.9047
Errors	NOCHECK	NOCHECK	LC Pass	NOCHECK	NOCHECK	LC Pass	LC Pass

High			5.0000			10.000	50.000
Low			-.01000			-.00500	-.50000

Elem	SN	SR	TI	TL	V_	ZN	
Units	ppm	ppm	ppm	ppm	ppm	ppm	
Avge	.04290	.98954	3.4673	1.7456	.84390	.89027	
SDev	.00145	.00255	.0068	.0055	.00297	.00195	
%RSD	3.3705	.25801	.19516	.31302	.35204	.21901	
#1	.04251	.98818	3.4622	1.7397	.84057	.88922	
#2	.04451	.99249	3.4750	1.7464	.84629	.89252	
#3	.04170	.98796	3.4647	1.7506	.84484	.88907	

Errors	LC Pass	LC Pass	LC Pass	LC Pass	LC Pass	LC Pass	
High	30.000	10.000	30.000	10.000	50.000	10.000	
Low	-.10000	-.05000	-.05000	-.01000	-.05000	-.02000	

IntStd	1	2	3	4	5	6	7
Mode	Counts	NOTUSED	NOTUSED	NOTUSED	NOTUSED	NOTUSED	NOTUSED
Elem	Y	--	--	--	--	--	--
Wavlen	371.030	--	--	--	--	--	--
Avge	29349	--	--	--	--	--	--
SDev	54.28850	--	--	--	--	--	--
%RSD	.1849788	--	--	--	--	--	--
#1	29373	--	--	--	--	--	--
#2	29286	--	--	--	--	--	--
#3	29386	--	--	--	--	--	--

Method: METTRACE Sample Name: K1H9R Operator: RJG
Run Time: 10/28/08 23:09:16
Comment: TESTAMERICA PITTSBURGH ICP METALS ANALYSIS-INST TRACEICP
Mode: CONC Corr. Factor: 1

Elem	AG	AL	AS	B_	BA	BE	CA
Units	ppm	ppm	ppm	ppm	ppm	ppm	ppm
Avge	.00003	192.17	.05750	.02408	.46987	.00510	6.5292
SDev	.00016	.95	.00136	.00101	.00182	.00011	.0237
%RSD	574.67	.49558	2.3699	4.2090	.38735	2.2216	.36318
#1	-.00005	191.71	.05598	.02501	.46937	.00523	6.5019
#2	.00021	191.53	.05790	.02423	.46834	.00507	6.5453
#3	-.00008	193.26	.05862	.02300	.47188	.00501	6.5403
Errors	LC Pass	LC Pass	LC Pass	LC Pass	LC Pass	LC Pass	LC Pass
High	2.0000	500.00	10.000	30.000	10.000	10.000	600.00
Low	-.00500	-.20000	-.01000	-.20000	-.20000	-.00400	-5.0000

Elem	CD	CO	CR	CU	FE	K_	MG
Units	ppm	ppm	ppm	ppm	ppm	ppm	ppm
Avge	-.00286	.03151	.29735	.09410	266.55	5.9068	11.403
SDev	.00028	.00074	.00118	.00061	.96	.0295	.037
%RSD	9.7157	2.3528	.39789	.64817	.35965	.49998	.32542
#1	-.00305	.03097	.29606	.09358	265.52	5.9047	11.360
#2	-.00299	.03236	.29762	.09394	266.73	5.8784	11.418
#3	-.00254	.03121	.29838	.09477	267.41	5.9374	11.430
Errors	LC Pass	LC Pass	LC Pass	LC Pass	LC Pass	LC Pass	LC Pass
High	5.0000	100.00	20.000	10.000	500.00	400.00	600.00
Low	-.00500	-.05000	-.00500	-.02500	-.10000	-5.0000	-5.0000

Elem	MN	MO	NA	NI	PB/1	PB/2	PB
Units	ppm	ppm	ppm	ppm	ppm	ppm	ppm
Avge	.59399	.00490	.03690	.08641	.19449	.19463	.19458
SDev	.00221	.00139	.35233	.00084	.00515	.00508	.00201
%RSD	.37219	28.290	954.83	.97454	2.6488	2.6116	1.0316
#1	.59186	.00586	-.27527	.08608	.20039	.18977	.19331
#2	.59384	.00553	.41892	.08737	.19223	.19420	.19354
#3	.59627	.00331	-.03296	.08578	.19086	.19991	.19690
Errors	LC Pass	LC Pass	LC Pass	LC Pass	NOCHECK	NOCHECK	LC Pass
High	20.000	20.000	400.00	100.00			5.0000
Low	-.01500	-.04000	-5.0000	-.04000			-.00300

Elem	SB/1	SB/2	SB	SE/1	SE/2	SE	SI
Units	ppm	ppm	ppm	ppm	ppm	ppm	ppm
Avge	.00308	.00343	.00331	.00455	.00514	.00494	4.3963
SDev	.00602	.00233	.00081	.00805	.00298	.00072	.0156
%RSD	195.40	67.886	24.591	177.13	58.086	14.656	.35544
#1	-.00364	.00558	.00251	.01385	.00171	.00575	4.3858
#2	.00491	.00375	.00414	-.00017	.00716	.00472	4.3889

#3	.00797	.00096	.00329	-.00004	.00655	.00436	4.4143
Errors	NOCHECK	NOCHECK	LC Pass	NOCHECK	NOCHECK	LC Pass	LC Pass

High			5.0000			10.000	50.000
Low			-.01000			-.00500	-.50000

Elem	SN	SR	TI	TL	V_	ZN	
Units	ppm	ppm	ppm	ppm	ppm	ppm	
Avge	.04081	.05814	2.9323	.00032	.40018	.33293	
SDev	.00099	.00019	.0111	.00107	.00069	.00142	
%RSD	2.4258	.32920	.37961	330.77	.17213	.42551	
#1	.04089	.05806	2.9210	.00130	.40017	.33177	
#2	.04176	.05801	2.9326	-.00081	.40087	.33251	
#3	.03978	.05836	2.9433	.00048	.39949	.33451	

Errors	LC Pass	LC Pass	LC Pass	LC Pass	LC Pass	LC Pass	
High	30.000	10.000	30.000	10.000	50.000	10.000	
Low	-.10000	-.05000	-.05000	-.01000	-.05000	-.02000	

IntStd	1	2	3	4	5	6	7
Mode	Counts	NOTUSED	NOTUSED	NOTUSED	NOTUSED	NOTUSED	NOTUSED
Elem	Y	--	--	--	--	--	--
Wavlen	371.030	--	--	--	--	--	--
Avge	29257	--	--	--	--	--	--
SDev	190.4840	--	--	--	--	--	--
%RSD	.6510783	--	--	--	--	--	--
#1	29390	--	--	--	--	--	--
#2	29342	--	--	--	--	--	--
#3	29039	--	--	--	--	--	--

Method: METTRACE Sample Name: K1H9V Operator: RJG
Run Time: 10/28/08 23:14:46
Comment: TESTAMERICA PITTSBURGH ICP METALS ANALYSIS-INST TRACEICP
Mode: CONC Corr. Factor: 1

Elem	AG	AL	AS	B_	BA	BE	CA
Units	ppm	ppm	ppm	ppm	ppm	ppm	ppm
Avge	.00009	225.77	.05971	.02845	.49943	.00555	5.3760
SDev	.00050	.48	.00216	.00024	.00040	.00011	.0255
%RSD	546.61	.21241	3.6229	.85029	.08007	2.0604	.47396
#1	-.00012	226.32	.05729	.02833	.49979	.00545	5.3472
#2	.00066	225.51	.06038	.02829	.49952	.00551	5.3848
#3	-.00027	225.47	.06146	.02873	.49900	.00567	5.3958
Errors	LC Pass	LC Pass	LC Pass	LC Pass	LC Pass	LC Pass	LC Pass
High	2.0000	500.00	10.000	30.000	10.000	10.000	600.00
Low	-.00500	-.20000	-.01000	-.20000	-.20000	-.00400	-5.0000

Elem	CD	CO	CR	CU	FE	K_	MG
Units	ppm	ppm	ppm	ppm	ppm	ppm	ppm
Avge	-.00296	.02840	.29471	.09241	253.65	6.3522	13.865
SDev	.00020	.00038	.00128	.00045	.91	.0283	.044
%RSD	6.7797	1.3431	.43505	.48357	.35752	.44475	.31502
#1	-.00284	.02834	.29323	.09269	252.65	6.3836	13.815
#2	-.00319	.02880	.29550	.09266	253.90	6.3441	13.888
#3	-.00285	.02805	.29539	.09190	254.41	6.3289	13.894
Errors	LC Pass	LC Pass	LC Pass	LC Pass	LC Pass	LC Pass	LC Pass
High	5.0000	100.00	20.000	10.000	500.00	400.00	600.00
Low	-.00500	-.05000	-.00500	-.02500	-.10000	-5.0000	-5.0000

Elem	MN	MO	NA	NI	PB/1	PB/2	PB
Units	ppm	ppm	ppm	ppm	ppm	ppm	ppm
Avge	.52167	.00590	.03461	.09869	.11438	.10514	.10822
SDev	.00120	.00102	.24323	.00096	.00560	.00298	.00075
%RSD	.22959	17.329	702.84	.97353	4.8941	2.8383	.68855
#1	.52030	.00649	-.23285	.09862	.11119	.10560	.10746
#2	.52217	.00472	.09412	.09968	.12084	.10196	.10825
#3	.52254	.00648	.24256	.09777	.11110	.10788	.10895
Errors	LC Pass	LC Pass	LC Pass	LC Pass	NOCHECK	NOCHECK	LC Pass
High	20.000	20.000	400.00	100.00			5.0000
Low	-.01500	-.04000	-5.0000	-.04000			-.00300

Elem	SB/1	SB/2	SB	SE/1	SE/2	SE	SI
Units	ppm	ppm	ppm	ppm	ppm	ppm	ppm
Avge	.00115	.00453	.00341	.00761	.00419	.00533	5.1776
SDev	.00481	.00388	.00127	.00652	.00381	.00040	.0036
%RSD	416.88	85.682	37.194	85.645	90.896	7.4159	.07033
#1	-.00169	.00813	.00486	.01049	.00227	.00501	5.1813
#2	-.00156	.00506	.00286	.01220	.00172	.00521	5.1741

#3	.00671	.00041	.00251	.00015	.00858	.00577	5.1774
Errors	NOCHECK	NOCHECK	LC Pass	NOCHECK	NOCHECK	LC Pass	LC Pass

High			5.0000			10.000	50.000
Low			-.01000			-.00500	-.50000

Elem	SN	SR	TI	TL	V_	ZN	
Units	ppm	ppm	ppm	ppm	ppm	ppm	
Avge	.03910	.06239	3.6137	-.00306	.41069	.26341	
SDev	.00331	.00003	.0053	.00453	.00214	.00041	
%RSD	8.4754	.03968	.14607	148.16	.52176	.15626	
#1	.03535	.06240	3.6087	-.00793	.40822	.26310	
#2	.04163	.06240	3.6131	-.00226	.41192	.26388	
#3	.04032	.06236	3.6192	.00102	.41193	.26326	
Errors	LC Pass	LC Pass	LC Pass	LC Pass	LC Pass	LC Pass	
High	30.000	10.000	30.000	10.000	50.000	10.000	
Low	-.10000	-.05000	-.05000	-.01000	-.05000	-.02000	

IntStd	1	2	3	4	5	6	7
Mode	Counts	NOTUSED	NOTUSED	NOTUSED	NOTUSED	NOTUSED	NOTUSED
Elem	Y	--	--	--	--	--	--
Wavlen	371.030	--	--	--	--	--	--
Avge	29396	--	--	--	--	--	--
SDev	233.3121	--	--	--	--	--	--
%RSD	.7936954	--	--	--	--	--	--
#1	29146	--	--	--	--	--	--
#2	29432	--	--	--	--	--	--
#3	29609	--	--	--	--	--	--

Method: METTRACE Sample Name: K1H9W Operator: RJG
Run Time: 10/28/08 23:20:17
Comment: TESTAMERICA PITTSBURGH ICP METALS ANALYSIS-INST TRACEICP
Mode: CONC Corr. Factor: 1

Elem	AG	AL	AS	B_	BA	BE	CA
Units	ppm	ppm	ppm	ppm	ppm	ppm	ppm
Avge	-.00080	216.24	.05116	.02759	.45701	.00505	5.2294
SDev	.00030	.51	.00204	.00007	.00081	.00002	.0158
%RSD	37.197	.23781	3.9950	.26702	.17632	.45656	.30178
#1	-.00046	215.70	.05206	.02766	.45617	.00503	5.2273
#2	-.00099	216.73	.04882	.02751	.45707	.00504	5.2148
#3	-.00094	216.29	.05260	.02759	.45778	.00507	5.2461
Errors	LC Pass	LC Pass	LC Pass	LC Pass	LC Pass	LC Pass	LC Pass
High	2.0000	500.00	10.000	30.000	10.000	10.000	600.00
Low	-.00500	-.20000	-.01000	-.20000	-.20000	-.00400	-5.0000

Elem	CD	CO	CR	CU	FE	K_	MG
Units	ppm	ppm	ppm	ppm	ppm	ppm	ppm
Avge	-.00254	.02636	.31032	.08183	235.55	6.2761	11.877
SDev	.00005	.00047	.00060	.00020	.40	.0026	.025
%RSD	1.8175	1.7836	.19315	.24832	.17057	.04069	.21066
#1	-.00252	.02596	.31049	.08195	235.38	6.2745	11.869
#2	-.00259	.02623	.30966	.08194	235.27	6.2748	11.857
#3	-.00251	.02688	.31083	.08159	236.01	6.2791	11.905
Errors	LC Pass	LC Pass	LC Pass	LC Pass	LC Pass	LC Pass	LC Pass
High	5.0000	100.00	20.000	10.000	500.00	400.00	600.00
Low	-.00500	-.05000	-.00500	-.02500	-.10000	-5.0000	-5.0000

Elem	MN	MO	NA	NI	PB/1	PB/2	PB
Units	ppm	ppm	ppm	ppm	ppm	ppm	ppm
Avge	.47838	.00371	3.8596	.09099	.08737	.08958	.08884
SDev	.00083	.00093	.2227	.00091	.00495	.00395	.00167
%RSD	.17301	24.978	5.7710	.99556	5.6609	4.4114	1.8755
#1	.47797	.00434	4.0498	.09012	.09053	.08526	.08702
#2	.47784	.00264	3.6146	.09092	.08990	.09047	.09028
#3	.47933	.00414	3.9146	.09193	.08167	.09302	.08924
Errors	LC Pass	LC Pass	LC Pass	LC Pass	NOCHECK	NOCHECK	LC Pass
High	20.000	20.000	400.00	100.00			5.0000
Low	-.01500	-.04000	-5.0000	-.04000			-.00300

Elem	SB/1	SB/2	SB	SE/1	SE/2	SE	SI
Units	ppm	ppm	ppm	ppm	ppm	ppm	ppm
Avge	.00545	.00097	.00246	.00370	.00652	.00558	5.0086
SDev	.00455	.00315	.00080	.00519	.00414	.00153	.0049
%RSD	83.487	324.96	32.653	140.18	63.516	27.454	.09755
#1	.00022	.00454	.00310	.00889	.00174	.00412	5.0030
#2	.00760	-.00146	.00156	.00370	.00891	.00718	5.0108

#3	.00853	-.00017	.00273	-.00149	.00892	.00545	5.0121
Errors	NOCHECK	NOCHECK	LC Pass	NOCHECK	NOCHECK	LC Pass	LC Pass

High			5.0000			10.000	50.000
Low			-.01000			-.00500	-.50000

Elem	SN	SR	TI	TL	V_	ZN	
Units	ppm	ppm	ppm	ppm	ppm	ppm	
Avge	.03753	.05497	3.5272	-.00050	.38727	.24249	
SDev	.00268	.00007	.0055	.00304	.00047	.00039	
%RSD	7.1356	.12664	.15499	604.49	.12252	.16031	
#1	.04004	.05491	3.5230	-.00043	.38690	.24213	
#2	.03471	.05504	3.5252	.00250	.38710	.24245	
#3	.03785	.05497	3.5334	-.00358	.38780	.24290	

Errors	LC Pass	LC Pass	LC Pass	LC Pass	LC Pass	LC Pass	
High	30.000	10.000	30.000	10.000	50.000	10.000	
Low	-.10000	-.05000	-.05000	-.01000	-.05000	-.02000	

IntStd	1	2	3	4	5	6	7
Mode	Counts	NOTUSED	NOTUSED	NOTUSED	NOTUSED	NOTUSED	NOTUSED
Elem	Y	--	--	--	--	--	--
Wavlen	371.030	--	--	--	--	--	--
Avge	29592	--	--	--	--	--	--
SDev	95.47500	--	--	--	--	--	--
%RSD	.3226425	--	--	--	--	--	--
#1	29621	--	--	--	--	--	--
#2	29669	--	--	--	--	--	--
#3	29485	--	--	--	--	--	--

Method: METTRACE Sample Name: K1H9X Operator: RJG
Run Time: 10/28/08 23:25:48
Comment: TESTAMERICA PITTSBURGH ICP METALS ANALYSIS-INST TRACEICP
Mode: CONC Corr. Factor: 1

Elem	AG	AL	AS	B_	BA	BE	CA
Units	ppm	ppm	ppm	ppm	ppm	ppm	ppm
Avge	-.00047	134.22	.05230	.02517	.44646	.00647	7.2140
SDev	.00025	.48	.00039	.00035	.00165	.00008	.0244
%RSD	53.038	.35706	.74003	1.4019	.37009	1.2553	.33832
#1	-.00052	133.79	.05272	.02557	.44541	.00656	7.1951
#2	-.00069	134.74	.05196	.02493	.44836	.00639	7.2415
#3	-.00020	134.15	.05222	.02500	.44560	.00646	7.2052
Errors	LC Pass	LC Pass	LC Pass	LC Pass	LC Pass	LC Pass	LC Pass
High	2.0000	500.00	10.000	30.000	10.000	10.000	600.00
Low	-.00500	-.20000	-.01000	-.20000	-.20000	-.00400	-5.0000

Elem	CD	CO	CR	CU	FE	K_	MG
Units	ppm	ppm	ppm	ppm	ppm	ppm	ppm
Avge	.00093	.05050	.16807	.07345	206.57	6.3965	17.553
SDev	.00016	.00021	.00051	.00034	.57	.0280	.045
%RSD	17.512	.40784	.30498	.46450	.27632	.43804	.25619
#1	.00099	.05034	.16812	.07333	206.21	6.3779	17.521
#2	.00074	.05073	.16855	.07383	207.23	6.4287	17.604
#3	.00105	.05042	.16753	.07319	206.27	6.3829	17.533
Errors	LC Pass	LC Pass	LC Pass	LC Pass	LC Pass	LC Pass	LC Pass
High	5.0000	100.00	20.000	10.000	500.00	400.00	600.00
Low	-.00500	-.05000	-.00500	-.02500	-.10000	-5.0000	-5.0000

Elem	MN	MO	NA	NI	PB/1	PB/2	PB
Units	ppm	ppm	ppm	ppm	ppm	ppm	ppm
Avge	1.2439	.00293	-.34675	.09576	.08935	.09083	.09034
SDev	.0037	.00115	.16696	.00060	.00350	.00226	.00068
%RSD	.29723	39.126	48.151	.62156	3.9123	2.4876	.75056
#1	1.2413	.00419	-.52285	.09644	.09317	.08824	.08988
#2	1.2481	.00269	-.32668	.09551	.08857	.09239	.09112
#3	1.2422	.00193	-.19074	.09533	.08631	.09187	.09002
Errors	LC Pass	LC Pass	LC Pass	LC Pass	NOCHECK	NOCHECK	LC Pass
High	20.000	20.000	400.00	100.00			5.0000
Low	-.01500	-.04000	-5.0000	-.04000			-.00300

Elem	SB/1	SB/2	SB	SE/1	SE/2	SE	SI
Units	ppm	ppm	ppm	ppm	ppm	ppm	ppm
Avge	.00287	.00129	.00182	.00103	.00278	.00220	4.7696
SDev	.00346	.00113	.00050	.00437	.00079	.00157	.0277
%RSD	120.61	87.161	27.691	424.71	28.559	71.644	.58003
#1	-.00018	.00250	.00161	.00567	.00246	.00353	4.7468
#2	.00663	.00028	.00239	-.00302	.00220	.00046	4.8004

#3	.00216	.00110	.00145	.00044	.00368	.00260	4.7616
Errors	NOCHECK	NOCHECK	LC Pass	NOCHECK	NOCHECK	LC Pass	LC Pass

High			5.0000			10.000	50.000
Low			-.01000			-.00500	-.50000

Elem	SN	SR	TI	TL	V_	ZN	
Units	ppm	ppm	ppm	ppm	ppm	ppm	
Avge	.03627	.05598	3.2761	.00042	.32142	1.4575	
SDev	.00046	.00011	.0093	.00032	.00013	.0039	
%RSD	1.2655	.19752	.28398	76.687	.04093	.26991	
#1	.03623	.05606	3.2687	.00008	.32157	1.4549	
#2	.03583	.05604	3.2865	.00071	.32138	1.4620	
#3	.03675	.05586	3.2732	.00046	.32132	1.4555	
Errors	LC Pass	LC Pass	LC Pass	LC Pass	LC Pass	LC Pass	
High	30.000	10.000	30.000	10.000	50.000	10.000	
Low	-.10000	-.05000	-.05000	-.01000	-.05000	-.02000	

IntStd	1	2	3	4	5	6	7
Mode	Counts	NOTUSED	NOTUSED	NOTUSED	NOTUSED	NOTUSED	NOTUSED
Elem	Y	--	--	--	--	--	--
Wavlen	371.030	--	--	--	--	--	--
Avge	30948	--	--	--	--	--	--
SDev	48.57537	--	--	--	--	--	--
%RSD	.1569581	--	--	--	--	--	--
#1	30981	--	--	--	--	--	--
#2	30892	--	--	--	--	--	--
#3	30971	--	--	--	--	--	--

Method: METTRACE Sample Name: K1JAA Operator: RJG
Run Time: 10/28/08 23:31:19
Comment: TESTAMERICA PITTSBURGH ICP METALS ANALYSIS-INST TRACEICP
Mode: CONC Corr. Factor: 1

Elem	AG	AL	AS	B_	BA	BE	CA
Units	ppm	ppm	ppm	ppm	ppm	ppm	ppm
Avge	.00005	149.28	.05468	.04309	.40367	.00724	7.7118
SDev	.00052	.44	.00037	.00036	.00057	.00008	.0199
%RSD	1118.8	.29551	.67642	.83195	.14237	1.1312	.25839
#1	.00028	148.97	.05453	.04351	.40342	.00720	7.6970
#2	.00042	149.09	.05510	.04293	.40327	.00719	7.7039
#3	-.00055	149.78	.05440	.04285	.40433	.00733	7.7345
Errors	LC Pass	LC Pass	LC Pass	LC Pass	LC Pass	LC Pass	LC Pass
High	2.0000	500.00	10.000	30.000	10.000	10.000	600.00
Low	-.00500	-.20000	-.01000	-.20000	-.20000	-.00400	-5.0000

Elem	CD	CO	CR	CU	FE	K_	MG
Units	ppm	ppm	ppm	ppm	ppm	ppm	ppm
Avge	-.00278	.07290	.25192	.10489	235.36	9.9585	24.577
SDev	.00005	.00020	.00024	.00021	.53	.0380	.040
%RSD	1.6814	.27686	.09452	.20149	.22389	.38186	.16444
#1	-.00276	.07310	.25165	.10501	235.05	9.9288	24.554
#2	-.00283	.07269	.25209	.10465	235.05	9.9454	24.553
#3	-.00275	.07291	.25204	.10502	235.97	10.001	24.623
Errors	LC Pass	LC Pass	LC Pass	LC Pass	LC Pass	LC Pass	LC Pass
High	5.0000	100.00	20.000	10.000	500.00	400.00	600.00
Low	-.00500	-.05000	-.00500	-.02500	-.10000	-5.0000	-5.0000

Elem	MN	MO	NA	NI	PB/1	PB/2	PB
Units	ppm	ppm	ppm	ppm	ppm	ppm	ppm
Avge	2.4522	.00468	-.34132	.11622	.09596	.09586	.09589
SDev	.0037	.00044	.23677	.00068	.00397	.00041	.00157
%RSD	.15051	9.3093	69.367	.58495	4.1351	.42762	1.6412
#1	2.4502	.00514	-.26196	.11614	.09321	.09544	.09470
#2	2.4500	.00464	-.60758	.11693	.10051	.09626	.09768
#3	2.4565	.00427	-.15444	.11558	.09415	.09587	.09530
Errors	LC Pass	LC Pass	LC Pass	LC Pass	NOCHECK	NOCHECK	LC Pass
High	20.000	20.000	400.00	100.00			5.0000
Low	-.01500	-.04000	-5.0000	-.04000			-.00300

Elem	SB/1	SB/2	SB	SE/1	SE/2	SE	SI
Units	ppm	ppm	ppm	ppm	ppm	ppm	ppm
Avge	.00170	.00249	.00223	.00322	.00107	.00178	4.0969
SDev	.00336	.00265	.00068	.00403	.00131	.00122	.0074
%RSD	197.73	106.65	30.408	125.11	122.81	68.285	.18161
#1	.00328	.00088	.00168	-.00133	.00202	.00091	4.0926
#2	-.00216	.00555	.00298	.00633	.00160	.00318	4.0926

#3	.00397	.00103	.00201	.00467	-.00043	.00127	4.1055
Errors	NOCHECK	NOCHECK	LC Pass	NOCHECK	NOCHECK	LC Pass	LC Pass

High			5.0000			10.000	50.000
Low			-.01000			-.00500	-.50000

Elem	SN	SR	TI	TL	V_	ZN	
Units	ppm	ppm	ppm	ppm	ppm	ppm	
Avge	.04054	.09080	6.0378	-.00228	.37733	.30570	
SDev	.00299	.00010	.0052	.00059	.00009	.00070	
%RSD	7.3677	.11273	.08655	25.912	.02481	.22973	
#1	.04302	.09083	6.0348	-.00237	.37736	.30541	
#2	.04138	.09068	6.0347	-.00282	.37722	.30519	
#3	.03723	.09088	6.0438	-.00165	.37740	.30651	

Errors	LC Pass	LC Pass	LC Pass	LC Pass	LC Pass	LC Pass	
High	30.000	10.000	30.000	10.000	50.000	10.000	
Low	-.10000	-.05000	-.05000	-.01000	-.05000	-.02000	

IntStd	1	2	3	4	5	6	7
Mode	Counts	NOTUSED	NOTUSED	NOTUSED	NOTUSED	NOTUSED	NOTUSED
Elem	Y	--	--	--	--	--	--
Wavlen	371.030	--	--	--	--	--	--
Avge	29773	--	--	--	--	--	--
SDev	200.8326	--	--	--	--	--	--
%RSD	.6745366	--	--	--	--	--	--
#1	29564	--	--	--	--	--	--
#2	29793	--	--	--	--	--	--
#3	29964	--	--	--	--	--	--

Method: METTRACE Sample Name: K1JAC Operator: RJG
Run Time: 10/28/08 23:36:50
Comment: TESTAMERICA PITTSBURGH ICP METALS ANALYSIS-INST TRACEICP
Mode: CONC Corr. Factor: 1

Elem	AG	AL	AS	B_	BA	BE	CA
Units	ppm	ppm	ppm	ppm	ppm	ppm	ppm
Avge	.00037	156.03	.06054	.03401	.51866	.00714	8.1810
SDev	.00008	.09	.00155	.00071	.00013	.00004	.0160
%RSD	21.633	.05904	2.5648	2.0731	.02538	.57410	.19549
#1	.00028	155.93	.06189	.03321	.51857	.00714	8.1990
#2	.00039	156.10	.05884	.03430	.51881	.00710	8.1755
#3	.00043	156.07	.06088	.03453	.51860	.00718	8.1684
Errors	LC Pass	LC Pass	LC Pass	LC Pass	LC Pass	LC Pass	LC Pass
High	2.0000	500.00	10.000	30.000	10.000	10.000	600.00
Low	-.00500	-.20000	-.01000	-.20000	-.20000	-.00400	-5.0000

Elem	CD	CO	CR	CU	FE	K_	MG
Units	ppm	ppm	ppm	ppm	ppm	ppm	ppm
Avge	-.00159	.05814	.26735	.09450	231.09	7.7374	20.291
SDev	.00007	.00011	.00027	.00046	.34	.0073	.029
%RSD	4.5861	.18485	.10016	.48777	.14860	.09387	.14520
#1	-.00151	.05824	.26744	.09434	231.49	7.7383	20.325
#2	-.00163	.05815	.26705	.09415	230.89	7.7298	20.280
#3	-.00163	.05803	.26757	.09502	230.91	7.7442	20.269
Errors	LC Pass	LC Pass	LC Pass	LC Pass	LC Pass	LC Pass	LC Pass
High	5.0000	100.00	20.000	10.000	500.00	400.00	600.00
Low	-.00500	-.05000	-.00500	-.02500	-.10000	-5.0000	-5.0000

Elem	MN	MO	NA	NI	PB/1	PB/2	PB
Units	ppm	ppm	ppm	ppm	ppm	ppm	ppm
Avge	1.6469	.00485	-.06805	.11103	.13829	.13973	.13925
SDev	.0017	.00112	.10578	.00109	.00453	.00288	.00047
%RSD	.10046	23.187	155.44	.98124	3.2780	2.0579	.33623
#1	1.6487	.00525	.03202	.11206	.13823	.14021	.13955
#2	1.6465	.00358	-.17873	.10989	.14285	.13664	.13871
#3	1.6455	.00571	-.05744	.11114	.13378	.14233	.13949
Errors	LC Pass	LC Pass	LC Pass	LC Pass	NOCHECK	NOCHECK	LC Pass
High	20.000	20.000	400.00	100.00			5.0000
Low	-.01500	-.04000	-5.0000	-.04000			-.00300

Elem	SB/1	SB/2	SB	SE/1	SE/2	SE	SI
Units	ppm	ppm	ppm	ppm	ppm	ppm	ppm
Avge	.00382	.00286	.00318	.00038	.00367	.00258	4.1884
SDev	.00237	.00357	.00159	.00083	.00215	.00132	.0053
%RSD	62.133	124.63	50.026	218.37	58.544	51.237	.12720
#1	.00297	.00439	.00392	.00011	.00609	.00410	4.1945
#2	.00199	.00541	.00427	.00131	.00198	.00176	4.1861

#3	.00650	-.00121	.00135	-.00028	.00295	.00187	4.1847
Errors	NOCHECK	NOCHECK	LC Pass	NOCHECK	NOCHECK	LC Pass	LC Pass

High			5.0000			10.000	50.000
Low			-.01000			-.00500	-.50000

Elem	SN	SR	TI	TL	V_	ZN	
Units	ppm	ppm	ppm	ppm	ppm	ppm	
Avge	.03599	.08257	4.2138	.00044	.36559	.75576	
SDev	.00061	.00003	.0020	.00298	.00091	.00031	
%RSD	1.6901	.03841	.04750	672.48	.25010	.04160	
#1	.03659	.08255	4.2160	-.00089	.36595	.75600	
#2	.03599	.08260	4.2132	-.00164	.36455	.75588	
#3	.03538	.08255	4.2122	.00386	.36627	.75540	

Errors	LC Pass	LC Pass	LC Pass	LC Pass	LC Pass	LC Pass	
High	30.000	10.000	30.000	10.000	50.000	10.000	
Low	-.10000	-.05000	-.05000	-.01000	-.05000	-.02000	

IntStd	1	2	3	4	5	6	7
Mode	Counts	NOTUSED	NOTUSED	NOTUSED	NOTUSED	NOTUSED	NOTUSED
Elem	Y	--	--	--	--	--	--
Wavlen	371.030	--	--	--	--	--	--
Avge	30055	--	--	--	--	--	--
SDev	68.40041	--	--	--	--	--	--
%RSD	.2275807	--	--	--	--	--	--
#1	30056	--	--	--	--	--	--
#2	30124	--	--	--	--	--	--
#3	29987	--	--	--	--	--	--

Method: METTRACE Sample Name: CCV1-11 Operator: RJG
Run Time: 10/28/08 23:42:22
Comment: TESTAMERICA PITTSBURGH ICP METALS ANALYSIS-INST TRACEICP
Mode: CONC Corr. Factor: 1

Elem	AG	AL	AS	B_	BA	BE	CA
Units	ppm	ppm	ppm	ppm	ppm	ppm	ppm
Avge	1.0145	24.305	.50952	1.9869	2.0146	2.0302	48.963
SDev	.0026	.081	.00290	.0051	.0026	.0054	.102
%RSD	.25966	.33468	.56936	.25485	.12924	.26556	.20819
#1	1.0123	24.212	.50917	1.9813	2.0116	2.0322	48.973
#2	1.0175	24.357	.51258	1.9912	2.0160	2.0342	49.060
#3	1.0139	24.348	.50680	1.9881	2.0162	2.0240	48.857
Errors	LC Pass	LC Pass	LC Pass	LC Pass	LC Pass	LC Pass	LC Pass
High	1.1000	27.500	.55000	2.2000	2.2000	2.2000	55.000
Low	.90000	22.500	.45000	1.8000	1.8000	1.8000	45.000

Elem	CD	CO	CR	CU	FE	K_	MG
Units	ppm	ppm	ppm	ppm	ppm	ppm	ppm
Avge	.49375	1.9442	1.9725	2.0425	25.213	121.60	50.073
SDev	.00078	.0044	.0046	.0077	.029	.34	.109
%RSD	.15765	.22885	.23324	.37504	.11688	.27719	.21725
#1	.49416	1.9426	1.9715	2.0342	25.204	121.23	50.086
#2	.49424	1.9492	1.9776	2.0493	25.246	121.68	50.175
#3	.49285	1.9407	1.9686	2.0440	25.189	121.89	49.959
Errors	LC Pass	LC Pass	LC Pass	LC Pass	LC Pass	LC Pass	LC Pass
High	.55000	2.2000	2.2000	2.2000	27.500	137.50	55.000
Low	.45000	1.8000	1.8000	1.8000	22.500	112.50	45.000

Elem	MN	MO	NA	NI	PB/1	PB/2	PB
Units	ppm	ppm	ppm	ppm	ppm	ppm	ppm
Avge	1.9840	2.0096	125.92	1.9612	.49636	.49957	.49850
SDev	.0038	.0116	.51	.0045	.00373	.00426	.00261
%RSD	.19227	.57662	.40607	.22758	.75097	.85372	.52323
#1	1.9826	1.9964	125.34	1.9628	.49861	.49470	.49600
#2	1.9883	2.0184	126.29	1.9646	.49840	.50261	.50121
#3	1.9811	2.0139	126.15	1.9561	.49205	.50142	.49830
Errors	LC Pass	LC Pass	LC Pass	LC Pass	NOCHECK	NOCHECK	LC Pass
High	2.2000	2.2000	137.50	2.2000			.55000
Low	1.8000	1.8000	112.50	1.8000			.45000

Elem	SB/1	SB/2	SB	SE/1	SE/2	SE	SI
Units	ppm	ppm	ppm	ppm	ppm	ppm	ppm
Avge	.50798	.51505	.51269	.51105	.50901	.50969	1.8277
SDev	.00615	.00211	.00282	.00341	.00282	.00137	.0058
%RSD	1.2113	.41035	.55102	.66690	.55430	.26904	.31874
#1	.50107	.51377	.50954	.51410	.50577	.50855	1.8243
#2	.51001	.51748	.51499	.51168	.51097	.51121	1.8344

#3	.51287	.51388	.51354	.50737	.51027	.50930	1.8244
Errors	NOCHECK	NOCHECK	LC Pass	NOCHECK	NOCHECK	LC Pass	LC Pass

High			.55000			.55000	2.2000
Low			.45000			.45000	1.8000

Elem	SN	SR	TI	TL	V_	ZN	
Units	ppm	ppm	ppm	ppm	ppm	ppm	
Avge	2.0103	2.0742	2.0180	.98591	1.9660	1.9767	
SDev	.0058	.0032	.0041	.00331	.0031	.0045	
%RSD	.28827	.15405	.20287	.33547	.16001	.22647	
#1	2.0049	2.0706	2.0149	.98209	1.9648	1.9746	
#2	2.0164	2.0766	2.0226	.98762	1.9695	1.9819	
#3	2.0096	2.0753	2.0165	.98801	1.9636	1.9737	
Errors	LC Pass	LC Pass	LC Pass	LC Pass	LC Pass	LC Pass	
High	2.2000	2.2000	2.2000	1.1000	2.2000	2.2000	
Low	1.8000	1.8000	1.8000	.90000	1.8000	1.8000	

IntStd	1	2	3	4	5	6	7
Mode	Counts	NOTUSED	NOTUSED	NOTUSED	NOTUSED	NOTUSED	NOTUSED
Elem	Y	--	--	--	--	--	--
Wavlen	371.030	--	--	--	--	--	--
Avge	28339	--	--	--	--	--	--
SDev	68.41619	--	--	--	--	--	--
%RSD	.2414202	--	--	--	--	--	--
#1	28413	--	--	--	--	--	--
#2	28277	--	--	--	--	--	--
#3	28327	--	--	--	--	--	--

Method: METTRACE Sample Name: CCB11 Operator: RJG
Run Time: 10/28/08 23:47:53
Comment: TESTAMERICA PITTSBURGH ICP METALS ANALYSIS-INST TRACEICP
Mode: CONC Corr. Factor: 1

Elem	AG	AL	AS	B_	BA	BE	CA
Units	ppm	ppm	ppm	ppm	ppm	ppm	ppm
Avge	.00039	.04998	.00004	.00757	.00014	.00045	-.00905
SDev	.00038	.00405	.00075	.00148	.00018	.00006	.00230
%RSD	98.626	8.0958	2090.5	19.524	125.60	13.843	25.391
#1	.00020	.05307	.00085	.00895	.00007	.00039	-.01070
#2	.00083	.05145	-.00062	.00773	.00035	.00051	-.00643
#3	.00014	.04540	-.00012	.00601	.00002	.00044	-.01001
Errors	LC Pass	LC Pass	LC Pass	LC Pass	LC Pass	LC Pass	LC Pass
High	.00500	.20000	.01000	.20000	.20000	.00400	5.0000
Low	-.00500	-.20000	-.01000	-.20000	-.20000	-.00400	-5.0000

Elem	CD	CO	CR	CU	FE	K_	MG
Units	ppm	ppm	ppm	ppm	ppm	ppm	ppm
Avge	.00007	.00049	.00024	-.00166	.00910	.12531	.00528
SDev	.00009	.00034	.00022	.00049	.00976	.00288	.00439
%RSD	139.35	69.755	94.157	29.506	107.32	2.2968	83.079
#1	.00006	.00044	.00020	-.00150	.01695	.12209	.00042
#2	.00016	.00086	.00047	-.00127	.01218	.12764	.00895
#3	-.00003	.00018	.00003	-.00220	-.00183	.12620	.00648
Errors	LC Pass	LC Pass	LC Pass	LC Pass	LC Pass	LC Pass	LC Pass
High	.00500	.05000	.00500	.02500	.10000	5.0000	5.0000
Low	-.00500	-.05000	-.00500	-.02500	-.10000	-5.0000	-5.0000

Elem	MN	MO	NA	NI	PB/1	PB/2	PB
Units	ppm	ppm	ppm	ppm	ppm	ppm	ppm
Avge	.00011	.00678	-.92228	.00015	.00211	-.00109	-.00003
SDev	.00014	.00260	.02437	.00047	.00380	.00177	.00020
%RSD	123.91	38.426	2.6427	305.76	180.67	162.58	804.43
#1	-.00003	.00958	-.92697	-.00008	-.00140	.00071	.00001
#2	.00024	.00632	-.89590	-.00015	.00157	-.00115	-.00024
#3	.00013	.00443	-.94396	.00070	.00615	-.00283	.00016
Errors	LC Pass	LC Pass	LC Pass	LC Pass	NOCHECK	NOCHECK	LC Pass
High	.01500	.04000	5.0000	.04000			.00300
Low	-.01500	-.04000	-5.0000	-.04000			-.00300

Elem	SB/1	SB/2	SB	SE/1	SE/2	SE	SI
Units	ppm	ppm	ppm	ppm	ppm	ppm	ppm
Avge	.00252	.00048	.00116	.00533	-.00001	.00177	-.03951
SDev	.00439	.00176	.00033	.00094	.00018	.00023	.00239
%RSD	174.39	365.77	28.594	17.656	1735.5	12.756	6.0380
#1	.00676	-.00106	.00154	.00438	.00008	.00151	-.03735
#2	.00282	.00011	.00101	.00626	-.00021	.00194	-.03911

#3	-.00202	.00240	.00093	.00535	.00010	.00185	-.04207
Errors	NOCHECK	NOCHECK	LC Pass	NOCHECK	NOCHECK	LC Pass	LC Pass

High			.06000			.00500	.50000
Low			-.06000			-.00500	-.50000

Elem	SN	SR	TI	TL	V_	ZN	
Units	ppm	ppm	ppm	ppm	ppm	ppm	
Avge	.00165	.00017	.00078	.00294	.00039	.00168	
SDev	.00145	.00014	.00014	.00212	.00020	.00032	
%RSD	88.024	77.766	18.325	71.910	50.325	19.310	
#1	.00219	.00007	.00086	.00457	.00039	.00148	
#2	.00274	.00032	.00086	.00055	.00058	.00206	
#3	.00000	.00013	.00062	.00372	.00019	.00151	
Errors	LC Pass	LC Pass	LC Pass	LC Pass	LC Pass	LC Pass	
High	.10000	.05000	.05000	.01000	.05000	.02000	
Low	-.10000	-.05000	-.05000	-.01000	-.05000	-.02000	

IntStd	1	2	3	4	5	6	7
Mode	Counts	NOTUSED	NOTUSED	NOTUSED	NOTUSED	NOTUSED	NOTUSED
Elem	Y	--	--	--	--	--	--
Wavlen	371.030	--	--	--	--	--	--
Avge	28567	--	--	--	--	--	--
SDev	56.16974	--	--	--	--	--	--
%RSD	.1966235	--	--	--	--	--	--
#1	28558	--	--	--	--	--	--
#2	28516	--	--	--	--	--	--
#3	28627	--	--	--	--	--	--

Method: METTRACE Sample Name: K1JAD Operator: RJG
Run Time: 10/28/08 23:53:24
Comment: TESTAMERICA PITTSBURGH ICP METALS ANALYSIS-INST TRACEICP
Mode: CONC Corr. Factor: 1

Elem	AG	AL	AS	B_	BA	BE	CA
Units	ppm	ppm	ppm	ppm	ppm	ppm	ppm
Avge	-.00060	92.497	.03473	.03495	.38774	.00604	7.7634
SDev	.00005	.019	.00079	.00042	.00032	.00004	.0095
%RSD	7.9489	.02095	2.2668	1.2144	.08339	.72397	.12260
#1	-.00065	92.519	.03500	.03541	.38771	.00609	7.7681
#2	-.00058	92.486	.03385	.03488	.38808	.00600	7.7697
#3	-.00056	92.486	.03535	.03457	.38743	.00603	7.7525
Errors	LC Pass	LC Pass	LC Pass	LC Pass	LC Pass	LC Pass	LC Pass
High	2.0000	500.00	10.000	30.000	10.000	10.000	600.00
Low	-.00500	-.20000	-.01000	-.20000	-.20000	-.00400	-5.0000

Elem	CD	CO	CR	CU	FE	K_	MG
Units	ppm	ppm	ppm	ppm	ppm	ppm	ppm
Avge	-.00176	.06186	.19861	.08027	154.66	7.7416	24.358
SDev	.00014	.00029	.00063	.00028	.19	.0036	.035
%RSD	8.2244	.46722	.31498	.34560	.12120	.04603	.14555
#1	-.00168	.06211	.19818	.08049	154.76	7.7378	24.380
#2	-.00192	.06155	.19932	.08037	154.78	7.7448	24.377
#3	-.00167	.06192	.19831	.07996	154.45	7.7424	24.317
Errors	LC Pass	LC Pass	LC Pass	LC Pass	LC Pass	LC Pass	LC Pass
High	5.0000	100.00	20.000	10.000	500.00	400.00	600.00
Low	-.00500	-.05000	-.00500	-.02500	-.10000	-5.0000	-5.0000

Elem	MN	MO	NA	NI	PB/1	PB/2	PB
Units	ppm	ppm	ppm	ppm	ppm	ppm	ppm
Avge	2.1664	.00343	-.08040	.09609	.05922	.06351	.06208
SDev	.0027	.00053	.21314	.00036	.00209	.00109	.00005
%RSD	.12578	15.575	265.10	.37977	3.5365	1.7145	.08578
#1	2.1671	.00306	-.31357	.09644	.05692	.06468	.06210
#2	2.1688	.00404	.10439	.09611	.06102	.06253	.06203
#3	2.1634	.00319	-.03203	.09571	.05972	.06333	.06213
Errors	LC Pass	LC Pass	LC Pass	LC Pass	NOCHECK	NOCHECK	LC Pass
High	20.000	20.000	400.00	100.00			5.0000
Low	-.01500	-.04000	-5.0000	-.04000			-.00300

Elem	SB/1	SB/2	SB	SE/1	SE/2	SE	SI
Units	ppm	ppm	ppm	ppm	ppm	ppm	ppm
Avge	.00209	-.00079	.00017	-.00038	.00254	.00157	3.5614
SDev	.00182	.00159	.00047	.00331	.00127	.00175	.0045
%RSD	87.162	202.95	270.41	865.71	50.063	111.57	.12497
#1	.00418	-.00263	-.00036	-.00418	.00154	-.00037	3.5623
#2	.00127	.00014	.00052	.00116	.00397	.00303	3.5654

#3	.00082	.00013	.00036	.00187	.00211	.00203	3.5566
Errors	NOCHECK	NOCHECK	LC Pass	NOCHECK	NOCHECK	LC Pass	LC Pass

High			5.0000			10.000	50.000
Low			-.01000			-.00500	-.50000

Elem	SN	SR	TI	TL	V_	ZN	
Units	ppm	ppm	ppm	ppm	ppm	ppm	
Avge	.03421	.07012	5.3104	-.00028	.28511	.26018	
SDev	.00121	.00007	.0053	.00116	.00077	.00032	
%RSD	3.5372	.10670	.10038	415.90	.26896	.12259	
#1	.03312	.07011	5.3067	-.00021	.28589	.25995	
#2	.03551	.07020	5.3165	-.00147	.28509	.26055	
#3	.03399	.07005	5.3081	.00085	.28435	.26005	

Errors	LC Pass	LC Pass	LC Pass	LC Pass	LC Pass	LC Pass	
High	30.000	10.000	30.000	10.000	50.000	10.000	
Low	-.10000	-.05000	-.05000	-.01000	-.05000	-.02000	

IntStd	1	2	3	4	5	6	7
Mode	Counts	NOTUSED	NOTUSED	NOTUSED	NOTUSED	NOTUSED	NOTUSED
Elem	Y	--	--	--	--	--	--
Wavlen	371.030	--	--	--	--	--	--
Avge	31211	--	--	--	--	--	--
SDev	68.75504	--	--	--	--	--	--
%RSD	.2202916	--	--	--	--	--	--
#1	31290	--	--	--	--	--	--
#2	31165	--	--	--	--	--	--
#3	31178	--	--	--	--	--	--

Method: METTRACE Sample Name: K1JAE Operator: RJG
Run Time: 10/28/08 23:58:54
Comment: TESTAMERICA PITTSBURGH ICP METALS ANALYSIS-INST TRACEICP
Mode: CONC Corr. Factor: 1

Elem	AG	AL	AS	B_	BA	BE	CA
Units	ppm	ppm	ppm	ppm	ppm	ppm	ppm
Avge	.00025	100.89	.04302	.03034	.45406	.00711	9.6924
SDev	.00053	.31	.00086	.00037	.00207	.00007	.0680
%RSD	210.40	.31058	1.9907	1.2109	.45639	1.0236	.70180
#1	.00071	100.66	.04211	.03059	.45470	.00717	9.7126
#2	.00037	101.25	.04314	.03051	.45573	.00712	9.7481
#3	-.00033	100.76	.04381	.02992	.45174	.00703	9.6166
Errors	LC Pass	LC Pass	LC Pass	LC Pass	LC Pass	LC Pass	LC Pass
High	2.0000	500.00	10.000	30.000	10.000	10.000	600.00
Low	-.00500	-.20000	-.01000	-.20000	-.20000	-.00400	-5.0000

Elem	CD	CO	CR	CU	FE	K_	MG
Units	ppm	ppm	ppm	ppm	ppm	ppm	ppm
Avge	-.00190	.05477	.19179	.11005	179.88	5.9963	21.914
SDev	.00030	.00080	.00171	.00041	1.17	.0235	.138
%RSD	15.997	1.4557	.89058	.37047	.65198	.39137	.63191
#1	-.00164	.05502	.19238	.11002	180.24	5.9787	21.949
#2	-.00223	.05541	.19312	.11047	180.83	6.0229	22.031
#3	-.00183	.05388	.18986	.10966	178.57	5.9872	21.761
Errors	LC Pass	LC Pass	LC Pass	LC Pass	LC Pass	LC Pass	LC Pass
High	5.0000	100.00	20.000	10.000	500.00	400.00	600.00
Low	-.00500	-.05000	-.00500	-.02500	-.10000	-5.0000	-5.0000

Elem	MN	MO	NA	NI	PB/1	PB/2	PB
Units	ppm	ppm	ppm	ppm	ppm	ppm	ppm
Avge	1.6948	.00403	.38407	.09353	.32001	.31784	.31856
SDev	.0104	.00061	.04102	.00152	.00178	.00379	.00216
%RSD	.61428	15.047	10.680	1.6254	.55703	1.1923	.67852
#1	1.6985	.00403	.37745	.09511	.32207	.31468	.31714
#2	1.7028	.00464	.42799	.09339	.31907	.32204	.32105
#3	1.6830	.00343	.34676	.09208	.31890	.31680	.31750
Errors	LC Pass	LC Pass	LC Pass	LC Pass	NOCHECK	NOCHECK	LC Pass
High	20.000	20.000	400.00	100.00			5.0000
Low	-.01500	-.04000	-5.0000	-.04000			-.00300

Elem	SB/1	SB/2	SB	SE/1	SE/2	SE	SI
Units	ppm	ppm	ppm	ppm	ppm	ppm	ppm
Avge	.00131	.00214	.00187	.00405	.00210	.00275	3.3927
SDev	.00379	.00115	.00050	.00152	.00278	.00211	.0157
%RSD	288.43	53.802	26.544	37.414	132.28	76.623	.46252
#1	-.00302	.00347	.00131	.00571	.00241	.00351	3.3889
#2	.00400	.00139	.00226	.00369	.00471	.00437	3.4099

#3	.00296	.00158	.00204	.00275	-.00082	.00037	3.3793
Errors	NOCHECK	NOCHECK	LC Pass	NOCHECK	NOCHECK	LC Pass	LC Pass

High			5.0000			10.000	50.000
Low			-.01000			-.00500	-.50000

Elem	SN	SR	TI	TL	V_	ZN	
Units	ppm	ppm	ppm	ppm	ppm	ppm	
Avge	.07625	.06275	4.5301	-.00089	.29057	.37621	
SDev	.00269	.00030	.0254	.00040	.00399	.00153	
%RSD	3.5230	.47846	.56084	44.647	1.3726	.40597	
#1	.07912	.06295	4.5391	-.00047	.29313	.37688	
#2	.07379	.06289	4.5498	-.00093	.29261	.37730	
#3	.07584	.06240	4.5014	-.00126	.28597	.37447	

Errors	LC Pass	LC Pass	LC Pass	LC Pass	LC Pass	LC Pass	
High	30.000	10.000	30.000	10.000	50.000	10.000	
Low	-.10000	-.05000	-.05000	-.01000	-.05000	-.02000	

IntStd	1	2	3	4	5	6	7
Mode	Counts	NOTUSED	NOTUSED	NOTUSED	NOTUSED	NOTUSED	NOTUSED
Elem	Y	--	--	--	--	--	--
Wavlen	371.030	--	--	--	--	--	--
Avge	31443	--	--	--	--	--	--
SDev	214.5753	--	--	--	--	--	--
%RSD	.6824251	--	--	--	--	--	--
#1	31257	--	--	--	--	--	--
#2	31395	--	--	--	--	--	--
#3	31678	--	--	--	--	--	--

Method: METTRACE Sample Name: K1JAJ Operator: RJG
Run Time: 10/29/08 00:04:25
Comment: TESTAMERICA PITTSBURGH ICP METALS ANALYSIS-INST TRACEICP
Mode: CONC Corr. Factor: 1

Elem	AG	AL	AS	B_	BA	BE	CA
Units	ppm	ppm	ppm	ppm	ppm	ppm	ppm
Avge	-.00010	122.74	.05288	.04347	.28620	.00642	4.3916
SDev	.00116	.21	.00067	.00065	.00068	.00001	.0215
%RSD	1130.8	.17062	1.2653	1.5075	.23927	.07092	.48999
#1	-.00138	122.86	.05366	.04307	.28650	.00642	4.3669
#2	.00021	122.87	.05251	.04311	.28668	.00642	4.4057
#3	.00087	122.50	.05249	.04422	.28541	.00641	4.4024
Errors	LC Pass	LC Pass	LC Pass	LC Pass	LC Pass	LC Pass	LC Pass
High	2.0000	500.00	10.000	30.000	10.000	10.000	600.00
Low	-.00500	-.20000	-.01000	-.20000	-.20000	-.00400	-5.0000

Elem	CD	CO	CR	CU	FE	K_	MG
Units	ppm	ppm	ppm	ppm	ppm	ppm	ppm
Avge	-.00273	.04711	.23273	.09777	217.23	8.5666	24.326
SDev	.00009	.00082	.00121	.00022	.71	.0259	.091
%RSD	3.3369	1.7325	.51912	.23042	.32629	.30217	.37544
#1	-.00283	.04618	.23134	.09771	216.43	8.5835	24.222
#2	-.00267	.04745	.23329	.09801	217.78	8.5795	24.393
#3	-.00268	.04770	.23356	.09757	217.48	8.5368	24.362
Errors	LC Pass	LC Pass	LC Pass	LC Pass	LC Pass	LC Pass	LC Pass
High	5.0000	100.00	20.000	10.000	500.00	400.00	600.00
Low	-.00500	-.05000	-.00500	-.02500	-.10000	-5.0000	-5.0000

Elem	MN	MO	NA	NI	PB/1	PB/2	PB
Units	ppm	ppm	ppm	ppm	ppm	ppm	ppm
Avge	1.5759	.00426	.84515	.09941	.07650	.07162	.07325
SDev	.0043	.00101	.11536	.00103	.00441	.00226	.00028
%RSD	.27230	23.750	13.650	1.0376	5.7625	3.1524	.38896
#1	1.5710	.00320	.71453	.09836	.07481	.07201	.07294
#2	1.5792	.00435	.88780	.09945	.07319	.07366	.07351
#3	1.5774	.00522	.93310	.10042	.08151	.06920	.07330
Errors	LC Pass	LC Pass	LC Pass	LC Pass	NOCHECK	NOCHECK	LC Pass
High	20.000	20.000	400.00	100.00			5.0000
Low	-.01500	-.04000	-5.0000	-.04000			-.00300

Elem	SB/1	SB/2	SB	SE/1	SE/2	SE	SI
Units	ppm	ppm	ppm	ppm	ppm	ppm	ppm
Avge	.00050	.00372	.00265	.00290	-.00050	.00063	3.4938
SDev	.00344	.00251	.00090	.00560	.00188	.00076	.0075
%RSD	684.01	67.365	33.981	193.25	377.39	119.20	.21409
#1	.00241	.00382	.00335	.00185	-.00077	.00010	3.4878
#2	.00257	.00117	.00163	-.00211	.00150	.00030	3.5022

#3	-.00347	.00618	.00297	.00895	-.00222	.00150	3.4914
Errors	NOCHECK	NOCHECK	LC Pass	NOCHECK	NOCHECK	LC Pass	LC Pass

High			5.0000			10.000	50.000
Low			-.01000			-.00500	-.50000

Elem	SN	SR	TI	TL	V_	ZN	
Units	ppm	ppm	ppm	ppm	ppm	ppm	
Avge	.04016	.04882	5.5753	-.00063	.34234	.27836	
SDev	.00048	.00017	.0109	.00163	.00119	.00069	
%RSD	1.1887	.34422	.19489	257.51	.34725	.24786	
#1	.03967	.04880	5.5644	-.00098	.34142	.27769	
#2	.04063	.04900	5.5861	-.00207	.34368	.27907	
#3	.04017	.04867	5.5753	.00114	.34191	.27833	

Errors	LC Pass	LC Pass	LC Pass	LC Pass	LC Pass	LC Pass	
High	30.000	10.000	30.000	10.000	50.000	10.000	
Low	-.10000	-.05000	-.05000	-.01000	-.05000	-.02000	

IntStd	1	2	3	4	5	6	7
Mode	Counts	NOTUSED	NOTUSED	NOTUSED	NOTUSED	NOTUSED	NOTUSED
Elem	Y	--	--	--	--	--	--
Wavlen	371.030	--	--	--	--	--	--
Avge	29666	--	--	--	--	--	--
SDev	75.26331	--	--	--	--	--	--
%RSD	.2537042	--	--	--	--	--	--
#1	29698	--	--	--	--	--	--
#2	29580	--	--	--	--	--	--
#3	29719	--	--	--	--	--	--

Method: METTRACE Sample Name: K1JAL Operator: RJG
Run Time: 10/29/08 00:09:56
Comment: TESTAMERICA PITTSBURGH ICP METALS ANALYSIS-INST TRACEICP
Mode: CONC Corr. Factor: 1

Elem	AG	AL	AS	B_	BA	BE	CA
Units	ppm	ppm	ppm	ppm	ppm	ppm	ppm
Avge	-.00023	119.32	.05515	.02907	.28131	.00520	9.2216
SDev	.00061	.09	.00186	.00065	.00012	.00005	.0274
%RSD	269.35	.07723	3.3790	2.2234	.04403	.88720	.29690
#1	-.00030	119.27	.05562	.02925	.28132	.00525	9.2328
#2	.00042	119.26	.05673	.02960	.28144	.00516	9.2417
#3	-.00080	119.43	.05309	.02835	.28119	.00520	9.1904
Errors	LC Pass	LC Pass	LC Pass	LC Pass	LC Pass	LC Pass	LC Pass
High	2.0000	500.00	10.000	30.000	10.000	10.000	600.00
Low	-.00500	-.20000	-.01000	-.20000	-.20000	-.00400	-5.0000

Elem	CD	CO	CR	CU	FE	K_	MG
Units	ppm	ppm	ppm	ppm	ppm	ppm	ppm
Avge	-.00277	.03647	.24022	.08330	216.97	5.6646	17.207
SDev	.00006	.00065	.00070	.00016	.48	.0066	.037
%RSD	2.1033	1.7870	.29195	.19536	.22308	.11638	.21755
#1	-.00276	.03627	.24026	.08312	216.99	5.6606	17.214
#2	-.00272	.03719	.24090	.08344	217.45	5.6722	17.240
#3	-.00283	.03594	.23950	.08333	216.48	5.6610	17.166
Errors	LC Pass	LC Pass	LC Pass	LC Pass	LC Pass	LC Pass	LC Pass
High	5.0000	100.00	20.000	10.000	500.00	400.00	600.00
Low	-.00500	-.05000	-.00500	-.02500	-.10000	-5.0000	-5.0000

Elem	MN	MO	NA	NI	PB/1	PB/2	PB
Units	ppm	ppm	ppm	ppm	ppm	ppm	ppm
Avge	.84849	.00416	.72591	.08208	.08205	.08314	.08278
SDev	.00151	.00082	.29765	.00031	.00224	.00080	.00061
%RSD	.17843	19.680	41.004	.37643	2.7238	.96704	.74229
#1	.84823	.00343	.70800	.08244	.08135	.08256	.08215
#2	.85011	.00505	1.0321	.08196	.08026	.08405	.08279
#3	.84712	.00402	.43761	.08186	.08456	.08280	.08338
Errors	LC Pass	LC Pass	LC Pass	LC Pass	NOCHECK	NOCHECK	LC Pass
High	20.000	20.000	400.00	100.00			5.0000
Low	-.01500	-.04000	-5.0000	-.04000			-.00300

Elem	SB/1	SB/2	SB	SE/1	SE/2	SE	SI
Units	ppm	ppm	ppm	ppm	ppm	ppm	ppm
Avge	.00270	.00192	.00218	.00025	.00134	.00097	3.6461
SDev	.00269	.00234	.00167	.00303	.00211	.00092	.0061
%RSD	99.420	121.49	76.717	1212.2	157.86	94.688	.16804
#1	.00355	.00437	.00410	.00083	.00261	.00201	3.6496
#2	.00486	-.00028	.00143	-.00303	.00250	.00066	3.6496

#3	-.00031	.00167	.00101	.00295	-.00110	.00025	3.6390
Errors	NOCHECK	NOCHECK	LC Pass	NOCHECK	NOCHECK	LC Pass	LC Pass

High			5.0000			10.000	50.000
Low			-.01000			-.00500	-.50000

Elem	SN	SR	TI	TL	V_	ZN	
Units	ppm	ppm	ppm	ppm	ppm	ppm	
Avge	.03527	.07477	3.6530	.00142	.32791	.26673	
SDev	.00139	.00014	.0057	.00189	.00091	.00051	
%RSD	3.9367	.18651	.15708	132.78	.27793	.18981	
#1	.03494	.07490	3.6514	-.00036	.32845	.26618	
#2	.03679	.07480	3.6594	.00341	.32843	.26717	
#3	.03407	.07462	3.6482	.00122	.32686	.26684	

Errors	LC Pass	LC Pass	LC Pass	LC Pass	LC Pass	LC Pass	
High	30.000	10.000	30.000	10.000	50.000	10.000	
Low	-.10000	-.05000	-.05000	-.01000	-.05000	-.02000	

IntStd	1	2	3	4	5	6	7
Mode	Counts	NOTUSED	NOTUSED	NOTUSED	NOTUSED	NOTUSED	NOTUSED
Elem	Y	--	--	--	--	--	--
Wavlen	371.030	--	--	--	--	--	--
Avge	29574	--	--	--	--	--	--
SDev	109.8953	--	--	--	--	--	--
%RSD	.3715970	--	--	--	--	--	--
#1	29696	--	--	--	--	--	--
#2	29483	--	--	--	--	--	--
#3	29543	--	--	--	--	--	--

Method: METTRACE Sample Name: K1JAM Operator: RJG
Run Time: 10/29/08 00:15:27
Comment: TESTAMERICA PITTSBURGH ICP METALS ANALYSIS-INST TRACEICP
Mode: CONC Corr. Factor: 1

Elem	AG	AL	AS	B_	BA	BE	CA
Units	ppm	ppm	ppm	ppm	ppm	ppm	ppm
Avge	-.00028	117.61	.05063	.03178	.34636	.00646	9.7481
SDev	.00025	.18	.00066	.00068	.00034	.00004	.0442
%RSD	88.901	.15570	1.3099	2.1418	.09763	.57571	.45299
#1	-.00022	117.51	.05011	.03109	.34605	.00641	9.6994
#2	-.00006	117.50	.05040	.03245	.34672	.00648	9.7595
#3	-.00055	117.82	.05137	.03180	.34631	.00648	9.7854
Errors	LC Pass	LC Pass	LC Pass	LC Pass	LC Pass	LC Pass	LC Pass
High	2.0000	500.00	10.000	30.000	10.000	10.000	600.00
Low	-.00500	-.20000	-.01000	-.20000	-.20000	-.00400	-5.0000

Elem	CD	CO	CR	CU	FE	K_	MG
Units	ppm	ppm	ppm	ppm	ppm	ppm	ppm
Avge	-.00236	.07945	.21917	.09697	197.43	7.4080	21.041
SDev	.00009	.00046	.00025	.00028	.63	.0094	.063
%RSD	3.8122	.57739	.11471	.28961	.31758	.12712	.30011
#1	-.00227	.07892	.21893	.09676	196.74	7.4060	20.970
#2	-.00235	.07965	.21943	.09729	197.58	7.3998	21.059
#3	-.00245	.07977	.21913	.09687	197.97	7.4183	21.093
Errors	LC Pass	LC Pass	LC Pass	LC Pass	LC Pass	LC Pass	LC Pass
High	5.0000	100.00	20.000	10.000	500.00	400.00	600.00
Low	-.00500	-.05000	-.00500	-.02500	-.10000	-5.0000	-5.0000

Elem	MN	MO	NA	NI	PB/1	PB/2	PB
Units	ppm	ppm	ppm	ppm	ppm	ppm	ppm
Avge	2.4944	.00382	-.24476	.09400	.10445	.10218	.10293
SDev	.0056	.00071	.11098	.00101	.00442	.00070	.00102
%RSD	.22361	18.508	45.345	1.0712	4.2319	.68734	.98734
#1	2.4882	.00355	-.25155	.09377	.10697	.10165	.10342
#2	2.4961	.00462	-.35219	.09510	.10703	.10191	.10361
#3	2.4990	.00328	-.13053	.09313	.09934	.10297	.10176
Errors	LC Pass	LC Pass	LC Pass	LC Pass	NOCHECK	NOCHECK	LC Pass
High	20.000	20.000	400.00	100.00			5.0000
Low	-.01500	-.04000	-5.0000	-.04000			-.00300

Elem	SB/1	SB/2	SB	SE/1	SE/2	SE	SI
Units	ppm	ppm	ppm	ppm	ppm	ppm	ppm
Avge	.00049	.00132	.00105	.00478	.00011	.00166	2.8408
SDev	.00402	.00223	.00020	.00747	.00252	.00101	.0056
%RSD	821.35	168.18	19.362	156.37	2294.0	60.366	.19856
#1	-.00232	.00307	.00128	.00727	-.00150	.00142	2.8398
#2	-.00130	.00208	.00095	.01068	-.00118	.00277	2.8357

#3	.00509	-.00118	.00091	-.00362	.00301	.00080	2.8469
Errors	NOCHECK	NOCHECK	LC Pass	NOCHECK	NOCHECK	LC Pass	LC Pass

High			5.0000			10.000	50.000
Low			-.01000			-.00500	-.50000

Elem	SN	SR	TI	TL	V_	ZN	
Units	ppm	ppm	ppm	ppm	ppm	ppm	
Avge	.03768	.07350	5.4356	-.00121	.34526	.30695	
SDev	.00255	.00010	.0108	.00266	.00226	.00037	
%RSD	6.7803	.13803	.19849	220.33	.65502	.11949	
#1	.03815	.07358	5.4237	-.00129	.34292	.30656	
#2	.03996	.07354	5.4383	.00149	.34543	.30699	
#3	.03492	.07339	5.4448	-.00383	.34743	.30729	

Errors	LC Pass	LC Pass	LC Pass	LC Pass	LC Pass	LC Pass	
High	30.000	10.000	30.000	10.000	50.000	10.000	
Low	-.10000	-.05000	-.05000	-.01000	-.05000	-.02000	

IntStd	1	2	3	4	5	6	7
Mode	Counts	NOTUSED	NOTUSED	NOTUSED	NOTUSED	NOTUSED	NOTUSED
Elem	Y	--	--	--	--	--	--
Wavlen	371.030	--	--	--	--	--	--
Avge	30431	--	--	--	--	--	--
SDev	165.3422	--	--	--	--	--	--
%RSD	.5433374	--	--	--	--	--	--
#1	30259	--	--	--	--	--	--
#2	30444	--	--	--	--	--	--
#3	30589	--	--	--	--	--	--

Method: METTRACE Sample Name: K1QAKB Operator: RJG
Run Time: 10/29/08 00:20:59
Comment: TESTAMERICA PITTSBURGH ICP METALS ANALYSIS-INST TRACEICP
Mode: CONC Corr. Factor: 1

Elem	AG	AL	AS	B_	BA	BE	CA
Units	ppm	ppm	ppm	ppm	ppm	ppm	ppm
Avge	-.00005	.05210	.00106	.00205	.00020	.00040	-.00668
SDev	.00133	.00133	.00135	.00070	.00013	.00005	.00012
%RSD	2764.7	2.5590	126.82	34.292	67.067	13.498	1.8189
#1	-.00157	.05359	-.00005	.00129	.00004	.00040	-.00676
#2	.00049	.05101	.00068	.00219	.00027	.00035	-.00654
#3	.00094	.05169	.00256	.00268	.00027	.00046	-.00673
Errors	LC Pass	LC Pass	LC Pass	LC Pass	LC Pass	LC Pass	LC Pass
High	.00500	.20000	.01000	.20000	.20000	.00400	5.0000
Low	-.00500	-.20000	-.01000	-.20000	-.20000	-.00400	-5.0000

Elem	CD	CO	CR	CU	FE	K_	MG
Units	ppm	ppm	ppm	ppm	ppm	ppm	ppm
Avge	.00015	.00005	.00024	-.00160	.02185	.12833	-.00160
SDev	.00018	.00047	.00068	.00036	.00750	.00760	.00905
%RSD	122.04	908.08	279.45	22.340	34.314	5.9213	566.64
#1	-.00005	-.00049	-.00051	-.00190	.01364	.11958	-.01183
#2	.00018	.00035	.00042	-.00120	.02834	.13319	.00168
#3	.00032	.00030	.00083	-.00168	.02357	.13223	.00536
Errors	LC Pass	LC Pass	LC Pass	LC Pass	LC Pass	LC Pass	LC Pass
High	.00500	.05000	.00500	.02500	.10000	5.0000	5.0000
Low	-.00500	-.05000	-.00500	-.02500	-.10000	-5.0000	-5.0000

Elem	MN	MO	NA	NI	PB/1	PB/2	PB
Units	ppm	ppm	ppm	ppm	ppm	ppm	ppm
Avge	-.00007	.00003	-.74960	.00001	.00171	.00096	.00121
SDev	.00012	.00061	.16340	.00020	.00499	.00178	.00051
%RSD	169.21	2195.4	21.799	3852.3	291.23	185.10	41.922
#1	-.00020	-.00033	-.62490	.00018	-.00341	.00289	.00079
#2	.00002	-.00032	-.68931	.00005	.00199	.00060	.00107
#3	-.00003	.00073	-.93458	-.00021	.00655	-.00061	.00177
Errors	LC Pass	LC Pass	LC Pass	LC Pass	NOCHECK	NOCHECK	LC Pass
High	.01500	.04000	5.0000	.04000			.00300
Low	-.01500	-.04000	-5.0000	-.04000			-.00300

Elem	SB/1	SB/2	SB	SE/1	SE/2	SE	SI
Units	ppm	ppm	ppm	ppm	ppm	ppm	ppm
Avge	.00311	-.00019	.00091	-.00331	.00042	-.00082	-.02765
SDev	.00358	.00234	.00048	.00415	.00179	.00175	.00236
%RSD	115.19	1216.4	53.148	125.45	429.29	212.50	8.5280
#1	.00711	-.00259	.00064	-.00512	.00238	-.00012	-.02585
#2	.00198	-.00007	.00061	-.00624	-.00111	-.00282	-.02678

#3	.00023	.00208	.00146	.00144	-.00003	.00046	-.03032
Errors	NOCHECK	NOCHECK	LC Pass	NOCHECK	NOCHECK	LC Pass	LC Pass

High			.06000			.00500	.50000
Low			-.06000			-.00500	-.50000

Elem	SN	SR	TI	TL	V_	ZN	
Units	ppm	ppm	ppm	ppm	ppm	ppm	
Avge	.02341	.00002	.00166	.00040	.00007	.00308	
SDev	.00216	.00018	.00063	.00197	.00092	.00006	
%RSD	9.2160	993.02	37.999	488.96	1276.2	2.0796	
#1	.02154	-.00019	.00225	.00243	-.00097	.00311	
#2	.02577	.00011	.00175	-.00151	.00040	.00300	
#3	.02293	.00013	.00099	.00029	.00079	.00312	
Errors	LC Pass	LC Pass	LC Pass	LC Pass	LC Pass	LC Pass	
High	.10000	.05000	.05000	.01000	.05000	.02000	
Low	-.10000	-.05000	-.05000	-.01000	-.05000	-.02000	

IntStd	1	2	3	4	5	6	7
Mode	Counts	NOTUSED	NOTUSED	NOTUSED	NOTUSED	NOTUSED	NOTUSED
Elem	Y	--	--	--	--	--	--
Wavlen	371.030	--	--	--	--	--	--
Avge	28252	--	--	--	--	--	--
SDev	54.01943	--	--	--	--	--	--
%RSD	.1912040	--	--	--	--	--	--
#1	28291	--	--	--	--	--	--
#2	28191	--	--	--	--	--	--
#3	28275	--	--	--	--	--	--

Method: METTRACE Sample Name: K1QAKC Operator: RJG
Run Time: 10/29/08 00:26:30
Comment: TESTAMERICA PITTSBURGH ICP METALS ANALYSIS-INST TRACEICP
Mode: CONC Corr. Factor: 1

Elem	AG	AL	AS	B_	BA	BE	CA
Units	ppm	ppm	ppm	ppm	ppm	ppm	ppm
Avge	.04954	1.9667	1.9381	.92857	1.9655	.05111	47.841
SDev	.00044	.0053	.0054	.00057	.0024	.00009	.039
%RSD	.89831	.26746	.27732	.06104	.12032	.16979	.08172
#1	.04906	1.9612	1.9443	.92807	1.9654	.05120	47.796
#2	.04964	1.9672	1.9356	.92919	1.9631	.05112	47.861
#3	.04994	1.9717	1.9344	.92846	1.9678	.05103	47.866
Errors	LC Pass	LC Pass	LC Pass	LC Pass	LC Pass	LC Pass	LC Pass
High	.06000	2.4000	2.4000	1.2000	2.4000	.06000	60.000
Low	.04000	1.6000	1.6000	.80000	1.6000	.04000	40.000

Elem	CD	CO	CR	CU	FE	K_	MG
Units	ppm	ppm	ppm	ppm	ppm	ppm	ppm
Avge	.04931	.47439	.19851	.25228	.92202	45.172	48.617
SDev	.00003	.00061	.00026	.00033	.01129	.081	.022
%RSD	.06534	.12895	.13087	.12955	1.2242	.18018	.04610
#1	.04929	.47385	.19830	.25203	.91802	45.132	48.601
#2	.04930	.47426	.19843	.25216	.91327	45.266	48.643
#3	.04935	.47505	.19880	.25265	.93476	45.119	48.609
Errors	LC Pass	LC Pass	LC Pass	LC Pass	LC Pass	LC Pass	LC Pass
High	.06000	.60000	.24000	.30000	1.2000	60.000	60.000
Low	.04000	.40000	.16000	.20000	.80000	40.000	40.000

Elem	MN	MO	NA	NI	PB/1	PB/2	PB
Units	ppm	ppm	ppm	ppm	ppm	ppm	ppm
Avge	.49293	.99770	49.002	.48335	.48451	.48637	.48575
SDev	.00026	.00487	.184	.00046	.00149	.00092	.00111
%RSD	.05247	.48853	.37566	.09449	.30718	.18881	.22803
#1	.49271	.99239	48.806	.48284	.48481	.48663	.48602
#2	.49287	.99872	49.171	.48351	.48582	.48714	.48670
#3	.49322	1.0020	49.029	.48371	.48289	.48536	.48453
Errors	LC Pass	LC Pass	LC Pass	LC Pass	NOCHECK	NOCHECK	LC Pass
High	.60000	1.2000	60.000	.60000			.60000
Low	.40000	.80000	40.000	.40000			.40000

Elem	SB/1	SB/2	SB	SE/1	SE/2	SE	SI
Units	ppm	ppm	ppm	ppm	ppm	ppm	ppm
Avge	.45791	.46101	.45998	1.9262	1.9213	1.9229	L-.01266
SDev	.00791	.00434	.00490	.0099	.0069	.0048	.00374
%RSD	1.7282	.94021	1.0648	.51386	.36011	.24778	29.566
#1	.44962	.45670	.45434	1.9304	1.9133	1.9190	L-.01071
#2	.45873	.46537	.46316	1.9334	1.9256	1.9282	L-.01698

#3	.46538	.46098	.46244	1.9149	1.9249	1.9216	L-.01030
Errors	NOCHECK	NOCHECK	LC Pass	NOCHECK	NOCHECK	LC Pass	LC Low

High			.60000			2.4000	12.000
Low			.40000			1.6000	8.0000

Elem	SN	SR	TI	TL	V_	ZN	
Units	ppm	ppm	ppm	ppm	ppm	ppm	
Avge	1.8385	.99104	.98531	1.9097	.49172	.48788	
SDev	.0048	.00153	.00059	.0068	.00057	.00077	
%RSD	.26179	.15385	.06009	.35769	.11565	.15730	
#1	1.8331	.99184	.98468	1.9022	.49135	.48741	
#2	1.8403	.98929	.98586	1.9116	.49237	.48746	
#3	1.8422	.99201	.98537	1.9155	.49144	.48876	
Errors	LC Pass	LC Pass	LC Pass	LC Pass	LC Pass	LC Pass	
High	2.4000	1.2000	1.2000	2.4000	.60000	.60000	
Low	1.6000	.80000	.80000	1.6000	.40000	.40000	
IntStd	1	2	3	4	5	6	7
Mode	Counts	NOTUSED	NOTUSED	NOTUSED	NOTUSED	NOTUSED	NOTUSED
Elem	Y	--	--	--	--	--	--
Wavlen	371.030	--	--	--	--	--	--
Avge	28112	--	--	--	--	--	--
SDev	29.97644	--	--	--	--	--	--
%RSD	.1066323	--	--	--	--	--	--
#1	28103	--	--	--	--	--	--
#2	28145	--	--	--	--	--	--
#3	28087	--	--	--	--	--	--

Method: METTRACE Sample Name: K1QAKL Operator: RJG
Run Time: 10/29/08 00:32:01
Comment: TESTAMERICA PITTSBURGH ICP METALS ANALYSIS-INST TRACEICP
Mode: CONC Corr. Factor: 1

Elem	AG	AL	AS	B_	BA	BE	CA
Units	ppm	ppm	ppm	ppm	ppm	ppm	ppm
Avge	.04987	1.9573	1.9221	.92591	1.9591	.05099	47.605
SDev	.00124	.0589	.0610	.02628	.0538	.00136	1.476
%RSD	2.4800	3.0115	3.1736	2.8383	2.7436	2.6776	3.0995
#1	.04850	1.8910	1.8522	.89558	1.8979	.04941	45.906
#2	.05090	2.0039	1.9649	.94175	1.9986	.05175	48.558
#3	.05022	1.9769	1.9491	.94041	1.9809	.05181	48.351
Errors	LC Pass	LC Pass	LC Pass	LC Pass	LC Pass	LC Pass	LC Pass
High	.06000	2.4000	2.4000	1.2000	2.4000	.06000	60.000
Low	.04000	1.6000	1.6000	.80000	1.6000	.04000	40.000

Elem	CD	CO	CR	CU	FE	K_	MG
Units	ppm	ppm	ppm	ppm	ppm	ppm	ppm
Avge	.04886	.47192	.19857	.25091	.91398	45.007	48.337
SDev	.00136	.01434	.00559	.00752	.02162	1.188	1.473
%RSD	2.7774	3.0385	2.8143	2.9992	2.3661	2.6403	3.0470
#1	.04730	.45543	.19213	.24244	.89001	43.673	46.640
#2	.04967	.48147	.20202	.25683	.93202	45.952	49.293
#3	.04963	.47886	.20158	.25345	.91991	45.395	49.076
Errors	LC Pass	LC Pass	LC Pass	LC Pass	LC Pass	LC Pass	LC Pass
High	.06000	.60000	.24000	.30000	1.2000	60.000	60.000
Low	.04000	.40000	.16000	.20000	.80000	40.000	40.000

Elem	MN	MO	NA	NI	PB/1	PB/2	PB
Units	ppm	ppm	ppm	ppm	ppm	ppm	ppm
Avge	.49084	.99849	48.955	.48025	.48645	.48260	.48389
SDev	.01483	.03320	1.318	.01236	.01511	.01731	.01649
%RSD	3.0208	3.3247	2.6918	2.5730	3.1056	3.5859	3.4076
#1	.47382	.96048	47.491	.46599	.46903	.46293	.46496
#2	.50093	1.0218	50.045	.48696	.49450	.49546	.49514
#3	.49778	1.0132	49.331	.48781	.49584	.48942	.49155
Errors	LC Pass	LC Pass	LC Pass	LC Pass	NOCHECK	NOCHECK	LC Pass
High	.60000	1.2000	60.000	.60000			.60000
Low	.40000	.80000	40.000	.40000			.40000

Elem	SB/1	SB/2	SB	SE/1	SE/2	SE	SI
Units	ppm	ppm	ppm	ppm	ppm	ppm	ppm
Avge	.46850	.47583	.47339	1.9193	1.9081	1.9118	L-.01557
SDev	.01674	.01143	.01319	.0519	.0632	.0594	.00445
%RSD	3.5737	2.4013	2.7866	2.7052	3.3142	3.1091	28.584
#1	.44940	.46270	.45827	1.8602	1.8373	1.8449	L-.02071
#2	.48065	.48352	.48256	1.9579	1.9588	1.9585	L-.01302

#3	.47546	.48127	.47934	1.9397	1.9283	1.9321	L-.01298
Errors	NOCHECK	NOCHECK	LC Pass	NOCHECK	NOCHECK	LC Pass	LC Low

High			.60000			2.4000	12.000
Low			.40000			1.6000	8.0000

Elem	SN	SR	TI	TL	V_	ZN	
Units	ppm	ppm	ppm	ppm	ppm	ppm	
Avge	1.8424	.98744	.98134	1.9038	.48919	.48603	
SDev	.0582	.02657	.02945	.0582	.01675	.01393	
%RSD	3.1594	2.6910	3.0013	3.0562	3.4245	2.8661	
#1	1.7757	.95699	.94768	1.8379	.46988	.47007	
#2	1.8828	1.0059	1.0024	1.9480	.49989	.49574	
#3	1.8688	.99942	.99394	1.9255	.49779	.49230	
Errors	LC Pass	LC Pass	LC Pass	LC Pass	LC Pass	LC Pass	
High	2.4000	1.2000	1.2000	2.4000	.60000	.60000	
Low	1.6000	.80000	.80000	1.6000	.40000	.40000	

IntStd	1	2	3	4	5	6	7
Mode	Counts	NOTUSED	NOTUSED	NOTUSED	NOTUSED	NOTUSED	NOTUSED
Elem	Y	--	--	--	--	--	--
Wavlen	371.030	--	--	--	--	--	--
Avge	28259	--	--	--	--	--	--
SDev	573.5881	--	--	--	--	--	--
%RSD	2.029773	--	--	--	--	--	--
#1	28883	--	--	--	--	--	--
#2	27755	--	--	--	--	--	--
#3	28138	--	--	--	--	--	--

Method: METTRACE Sample Name: KXAC6 (SET A) Operator: RJG
Run Time: 10/29/08 00:37:32
Comment: TESTAMERICA PITTSBURGH ICP METALS ANALYSIS-INST TRACEICP
Mode: CONC Corr. Factor: 1

Elem	AG	AL	AS	B_	BA	BE	CA
Units	ppm	ppm	ppm	ppm	ppm	ppm	ppm
Avge	.00799	36.837	.04845	.11307	1.0494	.00320	52.481
SDev	.00024	.026	.00163	.00126	.0003	.00003	.085
%RSD	3.0062	.06949	3.3572	1.1179	.02943	.90133	.16161
#1	.00796	36.813	.04932	.11448	1.0497	.00321	52.479
#2	.00824	36.834	.04946	.11270	1.0494	.00316	52.567
#3	.00776	36.864	.04658	.11204	1.0491	.00322	52.398
Errors	LC Pass	LC Pass	LC Pass	LC Pass	LC Pass	LC Pass	LC Pass
High	2.0000	500.00	10.000	30.000	10.000	10.000	600.00
Low	-.00500	-.20000	-.01000	-.20000	-.20000	-.00400	-5.0000

Elem	CD	CO	CR	CU	FE	K_	MG
Units	ppm	ppm	ppm	ppm	ppm	ppm	ppm
Avge	.01813	.05323	.59989	1.4220	225.66	6.8345	26.710
SDev	.00009	.00085	.00038	.0010	.39	.0023	.043
%RSD	.48071	1.5992	.06373	.07028	.17354	.03413	.16225
#1	.01805	.05363	.60011	1.4232	225.76	6.8366	26.724
#2	.01823	.05380	.60011	1.4214	225.99	6.8320	26.745
#3	.01811	.05225	.59945	1.4215	225.23	6.8349	26.662
Errors	LC Pass	LC Pass	LC Pass	LC Pass	LC Pass	LC Pass	LC Pass
High	5.0000	100.00	20.000	10.000	500.00	400.00	600.00
Low	-.00500	-.05000	-.00500	-.02500	-.10000	-5.0000	-5.0000

Elem	MN	MO	NA	NI	PB/1	PB/2	PB
Units	ppm	ppm	ppm	ppm	ppm	ppm	ppm
Avge	9.1311	.05278	20.872	.27199	4.5151	4.5458	4.5356
SDev	.0123	.00143	.066	.00076	.0061	.0187	.0105
%RSD	.13470	2.7007	.31508	.27876	.13539	.41142	.23133
#1	9.1361	.05440	20.945	.27250	4.5221	4.5243	4.5236
#2	9.1402	.05217	20.817	.27236	4.5121	4.5588	4.5432
#3	9.1171	.05175	20.854	.27112	4.5111	4.5542	4.5398
Errors	LC Pass	LC Pass	LC Pass	LC Pass	NOCHECK	NOCHECK	LC Pass
High	20.000	20.000	400.00	100.00			5.0000
Low	-.01500	-.04000	-5.0000	-.04000			-.00300

Elem	SB/1	SB/2	SB	SE/1	SE/2	SE	SI
Units	ppm	ppm	ppm	ppm	ppm	ppm	ppm
Avge	.02804	.02800	.02801	.00048	.00311	.00224	5.0591
SDev	.00444	.00202	.00204	.00093	.00161	.00116	.0088
%RSD	15.834	7.2248	7.3023	192.47	51.596	52.050	.17299
#1	.03043	.03011	.03022	.00140	.00433	.00335	5.0692
#2	.03077	.02608	.02764	-.00045	.00372	.00233	5.0539

#3	.02292	.02780	.02618	.00050	.00129	.00103	5.0542
Errors	NOCHECK	NOCHECK	LC Pass	NOCHECK	NOCHECK	LC Pass	LC Pass

High			5.0000			10.000	50.000
Low			-.01000			-.00500	-.50000

Elem	SN	SR	TI	TL	V_	ZN	
Units	ppm	ppm	ppm	ppm	ppm	ppm	
Avge	.12826	.25487	2.4435	-.00183	.45767	4.1213	
SDev	.00156	.00030	.0018	.00232	.00169	.0044	
%RSD	1.2136	.11774	.07403	126.74	.37015	.10718	
#1	.12803	.25515	2.4444	-.00042	.45955	4.1233	
#2	.12683	.25491	2.4447	-.00056	.45626	4.1244	
#3	.12992	.25455	2.4414	-.00450	.45720	4.1163	

Errors	LC Pass	LC Pass	LC Pass	LC Pass	LC Pass	LC Pass	
High	30.000	10.000	30.000	10.000	50.000	10.000	
Low	-.10000	-.05000	-.05000	-.01000	-.05000	-.02000	

IntStd	1	2	3	4	5	6	7
Mode	Counts	NOTUSED	NOTUSED	NOTUSED	NOTUSED	NOTUSED	NOTUSED
Elem	Y	--	--	--	--	--	--
Wavlen	371.030	--	--	--	--	--	--
Avge	28974	--	--	--	--	--	--
SDev	62.14065	--	--	--	--	--	--
%RSD	.2144685	--	--	--	--	--	--
#1	29025	--	--	--	--	--	--
#2	28993	--	--	--	--	--	--
#3	28905	--	--	--	--	--	--

Method: METTRACE Sample Name: KXAC6P5 (SET A) Operator: RJG
Run Time: 10/29/08 00:43:03
Comment: TESTAMERICA PITTSBURGH ICP METALS ANALYSIS-INST TRACEICP
Mode: CONC Corr. Factor: 1

Elem	AG	AL	AS	B_	BA	BE	CA
Units	ppm	ppm	ppm	ppm	ppm	ppm	ppm
Avge	.00153	7.5652	.01152	.02593	.21381	.00109	10.920
SDev	.00014	.0033	.00053	.00078	.00035	.00004	.013
%RSD	9.1472	.04379	4.5942	3.0266	.16228	3.8232	.11742
#1	.00169	7.5661	.01176	.02615	.21410	.00113	10.934
#2	.00141	7.5680	.01190	.02658	.21391	.00108	10.919
#3	.00151	7.5616	.01092	.02506	.21343	.00105	10.908

Elem	CD	CO	CR	CU	FE	K_	MG
Units	ppm	ppm	ppm	ppm	ppm	ppm	ppm
Avge	.00380	.01188	.12427	.28624	47.076	1.3898	5.5306
SDev	.00007	.00021	.00019	.00013	.033	.0070	.0052
%RSD	1.7592	1.7541	.15039	.04680	.07055	.50285	.09354
#1	.00387	.01203	.12437	.28639	47.113	1.3976	5.5356
#2	.00374	.01164	.12439	.28612	47.068	1.3874	5.5253
#3	.00380	.01196	.12406	.28622	47.048	1.3843	5.5308

Elem	MN	MO	NA	NI	PB/1	PB/2	PB
Units	ppm	ppm	ppm	ppm	ppm	ppm	ppm
Avge	1.8972	.01114	4.1861	.05654	.94713	.95692	.95366
SDev	.0014	.00035	.1391	.00173	.00213	.00179	.00147
%RSD	.07523	3.1046	3.3237	3.0634	.22510	.18708	.15384
#1	1.8988	.01153	4.0706	.05780	.94466	.95668	.95268
#2	1.8966	.01100	4.1471	.05457	.94833	.95527	.95296
#3	1.8962	.01088	4.3405	.05726	.94839	.95882	.95535

Elem	SB/1	SB/2	SB	SE/1	SE/2	SE	SI
Units	ppm	ppm	ppm	ppm	ppm	ppm	ppm
Avge	.01227	.00535	.00765	.00155	.00347	.00283	1.0267
SDev	.00150	.00138	.00049	.00290	.00197	.00167	.0007
%RSD	12.184	25.738	6.4068	186.64	56.904	58.838	.06948
#1	.01282	.00433	.00715	.00458	.00258	.00324	1.0267
#2	.01342	.00480	.00767	.00129	.00573	.00425	1.0259
#3	.01058	.00691	.00813	-.00120	.00210	.00100	1.0274

Elem	SN	SR	TI	TL	V_	ZN
Units	ppm	ppm	ppm	ppm	ppm	ppm
Avge	.02468	.05181	.50308	.00237	.09323	.89695
SDev	.00273	.00008	.00103	.00168	.00026	.00112
%RSD	11.065	.15194	.20465	70.820	.28399	.12459
#1	.02513	.05184	.50426	.00413	.09353	.89823
#2	.02716	.05186	.50241	.00079	.09313	.89651
#3	.02175	.05172	.50256	.00219	.09303	.89613

IntStd	1	2	3	4	5	6	7
Mode	Counts	NOTUSED	NOTUSED	NOTUSED	NOTUSED	NOTUSED	NOTUSED
Elem	Y	--	--	--	--	--	--
Wavlen	371.030	--	--	--	--	--	--
Avge	28991	--	--	--	--	--	--
SDev	93.33669	--	--	--	--	--	--
%RSD	.3219478	--	--	--	--	--	--
#1	28885	--	--	--	--	--	--
#2	29027	--	--	--	--	--	--
#3	29061	--	--	--	--	--	--

Method: METTRACE Sample Name: CCV1-12 Operator: RJG
Run Time: 10/29/08 00:48:34
Comment: TESTAMERICA PITTSBURGH ICP METALS ANALYSIS-INST TRACEICP
Mode: CONC Corr. Factor: 1

Elem	AG	AL	AS	B_	BA	BE	CA
Units	ppm	ppm	ppm	ppm	ppm	ppm	ppm
Avge	1.0076	24.210	.50336	1.9690	1.9988	2.0027	48.426
SDev	.0021	.041	.00239	.0048	.0036	.0033	.103
%RSD	.20456	.16933	.47570	.24132	.17848	.16494	.21243
#1	1.0078	24.197	.50593	1.9638	1.9973	2.0064	48.541
#2	1.0096	24.255	.50296	1.9731	2.0029	2.0018	48.395
#3	1.0054	24.177	.50120	1.9702	1.9963	1.9999	48.343
Errors	LC Pass	LC Pass	LC Pass	LC Pass	LC Pass	LC Pass	LC Pass
High	1.1000	27.500	.55000	2.2000	2.2000	2.2000	55.000
Low	.90000	22.500	.45000	1.8000	1.8000	1.8000	45.000

Elem	CD	CO	CR	CU	FE	K_	MG
Units	ppm	ppm	ppm	ppm	ppm	ppm	ppm
Avge	.48747	1.9228	1.9542	2.0292	24.889	121.41	49.497
SDev	.00113	.0041	.0037	.0044	.052	.34	.078
%RSD	.23178	.21320	.18835	.21613	.21007	.27934	.15697
#1	.48860	1.9272	1.9575	2.0270	24.940	121.17	49.568
#2	.48746	1.9220	1.9550	2.0343	24.891	121.80	49.508
#3	.48634	1.9191	1.9502	2.0264	24.835	121.26	49.414
Errors	LC Pass	LC Pass	LC Pass	LC Pass	LC Pass	LC Pass	LC Pass
High	.55000	2.2000	2.2000	2.2000	27.500	137.50	55.000
Low	.45000	1.8000	1.8000	1.8000	22.500	112.50	45.000

Elem	MN	MO	NA	NI	PB/1	PB/2	PB
Units	ppm	ppm	ppm	ppm	ppm	ppm	ppm
Avge	1.9625	1.9912	125.81	1.9395	.49312	.49235	.49261
SDev	.0028	.0072	.29	.0049	.00128	.00073	.00091
%RSD	.14314	.36203	.22675	.25445	.25956	.14810	.18486
#1	1.9645	1.9828	125.63	1.9451	.49415	.49301	.49339
#2	1.9637	1.9953	126.14	1.9374	.49352	.49247	.49282
#3	1.9593	1.9954	125.66	1.9358	.49168	.49157	.49161
Errors	LC Pass	LC Pass	LC Pass	LC Pass	NOCHECK	NOCHECK	LC Pass
High	2.2000	2.2000	137.50	2.2000			.55000
Low	1.8000	1.8000	112.50	1.8000			.45000

Elem	SB/1	SB/2	SB	SE/1	SE/2	SE	SI
Units	ppm	ppm	ppm	ppm	ppm	ppm	ppm
Avge	.50606	.51028	.50888	.50802	.50101	.50335	L1.7978
SDev	.00279	.00152	.00141	.00534	.00266	.00326	.0053
%RSD	.55081	.29818	.27677	1.0519	.53190	.64761	.29430
#1	.50290	.51055	.50800	.50653	.50270	.50398	1.8014
#2	.50819	.51165	.51050	.51395	.50240	.50624	1.8002

#3	.50708	.50865	.50812	.50357	.49794	.49982	L1.7917
Errors	NOCHECK	NOCHECK	LC Pass	NOCHECK	NOCHECK	LC Pass	LC Low

High			.55000			.55000	2.2000
Low			.45000			.45000	1.8000

Elem	SN	SR	TI	TL	V_	ZN	
Units	ppm	ppm	ppm	ppm	ppm	ppm	
Avge	1.9915	2.0574	1.9975	.97684	1.9490	1.9606	
SDev	.0037	.0034	.0037	.00099	.0030	.0028	
%RSD	.18770	.16445	.18316	.10100	.15476	.14252	
#1	1.9953	2.0547	1.9981	.97705	1.9519	1.9613	
#2	1.9879	2.0612	2.0009	.97771	1.9492	1.9630	
#3	1.9915	2.0563	1.9936	.97577	1.9459	1.9576	
Errors	LC Pass	LC Pass	LC Pass	LC Pass	LC Pass	LC Pass	
High	2.2000	2.2000	2.2000	1.1000	2.2000	2.2000	
Low	1.8000	1.8000	1.8000	.90000	1.8000	1.8000	

IntStd	1	2	3	4	5	6	7
Mode	Counts	NOTUSED	NOTUSED	NOTUSED	NOTUSED	NOTUSED	NOTUSED
Elem	Y	--	--	--	--	--	--
Wavlen	371.030	--	--	--	--	--	--
Avge	28091	--	--	--	--	--	--
SDev	72.82469	--	--	--	--	--	--
%RSD	.2592465	--	--	--	--	--	--
#1	28119	--	--	--	--	--	--
#2	28008	--	--	--	--	--	--
#3	28146	--	--	--	--	--	--

Method: METTRACE Sample Name: CCB12 Operator: RJG
Run Time: 10/29/08 00:54:05
Comment: TESTAMERICA PITTSBURGH ICP METALS ANALYSIS-INST TRACEICP
Mode: CONC Corr. Factor: 1

Elem	AG	AL	AS	B_	BA	BE	CA
Units	ppm	ppm	ppm	ppm	ppm	ppm	ppm
Avge	-.00026	.05172	.00041	.00732	.00007	.00048	-.00945
SDev	.00096	.00194	.00069	.00235	.00016	.00006	.00085
%RSD	368.99	3.7525	170.01	32.152	239.85	11.693	8.9848
#1	-.00000	.05251	.00105	.00974	.00011	.00046	-.00956
#2	.00054	.05313	.00051	.00718	.00020	.00044	-.00856
#3	-.00132	.04950	-.00033	.00504	-.00011	.00055	-.01025
Errors	LC Pass	LC Pass	LC Pass	LC Pass	LC Pass	LC Pass	LC Pass
High	.00500	.20000	.01000	.20000	.20000	.00400	5.0000
Low	-.00500	-.20000	-.01000	-.20000	-.20000	-.00400	-5.0000

Elem	CD	CO	CR	CU	FE	K_	MG
Units	ppm	ppm	ppm	ppm	ppm	ppm	ppm
Avge	.00014	.00018	-.00012	-.00171	.01420	.11984	-.00201
SDev	.00018	.00062	.00080	.00053	.00563	.00835	.00639
%RSD	128.79	342.41	677.69	30.745	39.650	6.9703	317.51
#1	.00016	.00065	.00033	-.00149	.01745	.12409	.00040
#2	.00032	.00041	.00036	-.00133	.01745	.12522	.00282
#3	-.00005	-.00052	-.00104	-.00231	.00770	.11022	-.00926
Errors	LC Pass	LC Pass	LC Pass	LC Pass	LC Pass	LC Pass	LC Pass
High	.00500	.05000	.00500	.02500	.10000	5.0000	5.0000
Low	-.00500	-.05000	-.00500	-.02500	-.10000	-5.0000	-5.0000

Elem	MN	MO	NA	NI	PB/1	PB/2	PB
Units	ppm	ppm	ppm	ppm	ppm	ppm	ppm
Avge	.00004	.00656	-.90246	.00002	-.00130	.00144	.00052
SDev	.00008	.00318	.24479	.00104	.00061	.00164	.00099
%RSD	230.39	48.527	27.124	4926.6	47.193	114.44	187.90
#1	.00002	.00960	-.75498	.00101	-.00136	.00304	.00157
#2	.00013	.00684	-.76736	.00011	-.00066	-.00024	-.00038
#3	-.00004	.00325	-1.1850	-.00106	-.00188	.00151	.00038
Errors	LC Pass	LC Pass	LC Pass	LC Pass	NOCHECK	NOCHECK	LC Pass
High	.01500	.04000	5.0000	.04000			.00300
Low	-.01500	-.04000	-5.0000	-.04000			-.00300

Elem	SB/1	SB/2	SB	SE/1	SE/2	SE	SI
Units	ppm	ppm	ppm	ppm	ppm	ppm	ppm
Avge	.00675	.00057	.00263	.00029	.00277	.00195	-.03855
SDev	.00145	.00137	.00137	.00372	.00199	.00083	.00320
%RSD	21.520	240.33	52.118	1265.2	71.752	42.486	8.2927
#1	.00807	.00211	.00409	-.00364	.00500	.00212	-.04115
#2	.00519	-.00053	.00138	.00374	.00214	.00267	-.03498

#3	.00699	.00014	.00242	.00078	.00118	.00105	-.03952
Errors	NOCHECK	NOCHECK	LC Pass	NOCHECK	NOCHECK	LC Pass	LC Pass

High			.06000			.00500	.50000
Low			-.06000			-.00500	-.50000

Elem	SN	SR	TI	TL	V_	ZN	
Units	ppm	ppm	ppm	ppm	ppm	ppm	
Avge	-.00145	.00001	.00070	.00251	.00007	.00167	
SDev	.00110	.00018	.00043	.00209	.00059	.00013	
%RSD	75.799	1282.0	61.991	83.125	860.02	7.8553	
#1	-.00081	.00002	.00074	.00475	.00020	.00161	
#2	-.00081	.00019	.00111	.00215	.00058	.00183	
#3	-.00272	-.00017	.00025	.00063	-.00057	.00159	
Errors	LC Pass	LC Pass	LC Pass	LC Pass	LC Pass	LC Pass	
High	.10000	.05000	.05000	.01000	.05000	.02000	
Low	-.10000	-.05000	-.05000	-.01000	-.05000	-.02000	

IntStd	1	2	3	4	5	6	7
Mode	Counts	NOTUSED	NOTUSED	NOTUSED	NOTUSED	NOTUSED	NOTUSED
Elem	Y	--	--	--	--	--	--
Wavlen	371.030	--	--	--	--	--	--
Avge	28757	--	--	--	--	--	--
SDev	42.75494	--	--	--	--	--	--
%RSD	.1486752	--	--	--	--	--	--
#1	28806	--	--	--	--	--	--
#2	28727	--	--	--	--	--	--
#3	28739	--	--	--	--	--	--

Method: METTRACE Sample Name: KXADF (SET A) Operator: RJG
Run Time: 10/29/08 00:59:36
Comment: TESTAMERICA PITTSBURGH ICP METALS ANALYSIS-INST TRACEICP
Mode: CONC Corr. Factor: 1

Elem	AG	AL	AS	B_	BA	BE	CA
Units	ppm	ppm	ppm	ppm	ppm	ppm	ppm
Avge	.00540	60.234	.04198	.15949	.88339	.00354	444.64
SDev	.00082	.189	.00038	.00085	.00359	.00009	3.13
%RSD	15.154	.31397	.91271	.53457	.40598	2.5231	.70448
#1	.00555	60.016	.04178	.15863	.87925	.00345	441.17
#2	.00614	60.350	.04243	.16034	.88537	.00354	445.46
#3	.00452	60.337	.04175	.15951	.88554	.00363	447.27
Errors	LC Pass	LC Pass	LC Pass	LC Pass	LC Pass	LC Pass	LC Pass
High	2.0000	500.00	10.000	30.000	10.000	10.000	600.00
Low	-.00500	-.20000	-.01000	-.20000	-.20000	-.00400	-5.0000

Elem	CD	CO	CR	CU	FE	K_	MG
Units	ppm	ppm	ppm	ppm	ppm	ppm	ppm
Avge	.01432	.07537	.46214	1.1832	208.21	14.941	33.819
SDev	.00018	.00027	.00271	.0033	1.35	.027	.212
%RSD	1.2883	.35433	.58656	.27750	.64645	.17763	.62710
#1	.01428	.07510	.45901	1.1795	206.71	14.915	33.577
#2	.01452	.07537	.46362	1.1856	208.60	14.968	33.905
#3	.01416	.07564	.46379	1.1846	209.32	14.940	33.975
Errors	LC Pass	LC Pass	LC Pass	LC Pass	LC Pass	LC Pass	LC Pass
High	5.0000	100.00	20.000	10.000	500.00	400.00	600.00
Low	-.00500	-.05000	-.00500	-.02500	-.10000	-5.0000	-5.0000

Elem	MN	MO	NA	NI	PB/1	PB/2	PB
Units	ppm	ppm	ppm	ppm	ppm	ppm	ppm
Avge	2.2085	.03303	22.121	.44492	3.9037	3.9228	3.9164
SDev	.0128	.00113	.143	.00433	.0174	.0200	.0162
%RSD	.58126	3.4262	.64738	.97281	.44607	.50923	.41339
#1	2.1939	.03339	21.956	.43997	3.8854	3.9068	3.8996
#2	2.2133	.03394	22.194	.44675	3.9200	3.9164	3.9176
#3	2.2181	.03176	22.213	.44802	3.9055	3.9452	3.9320
Errors	LC Pass	LC Pass	LC Pass	LC Pass	NOCHECK	NOCHECK	LC Pass
High	20.000	20.000	400.00	100.00			5.0000
Low	-.01500	-.04000	-5.0000	-.04000			-.00300

Elem	SB/1	SB/2	SB	SE/1	SE/2	SE	SI
Units	ppm	ppm	ppm	ppm	ppm	ppm	ppm
Avge	.01484	.01137	.01252	-.00105	.00272	.00146	6.6086
SDev	.00318	.00126	.00060	.00165	.00228	.00104	.0306
%RSD	21.419	11.077	4.7662	156.76	83.926	71.039	.46240
#1	.01319	.01118	.01185	.00029	.00175	.00126	6.5733
#2	.01282	.01271	.01275	-.00055	.00108	.00054	6.6258

#3	.01850	.01022	.01297	-.00289	.00532	.00259	6.6266
Errors	NOCHECK	NOCHECK	LC Pass	NOCHECK	NOCHECK	LC Pass	LC Pass

High			5.0000			10.000	50.000
Low			-.01000			-.00500	-.50000

Elem	SN	SR	TI	TL	V_	ZN	
Units	ppm	ppm	ppm	ppm	ppm	ppm	
Avge	.10551	2.9016	2.7972	-.00493	.16623	3.6402	
SDev	.00018	.0142	.0132	.00182	.00146	.0180	
%RSD	.16812	.49062	.47015	36.842	.87754	.49452	
#1	.10562	2.8852	2.7823	-.00541	.16463	3.6194	
#2	.10560	2.9094	2.8022	-.00646	.16748	3.6500	
#3	.10530	2.9103	2.8071	-.00292	.16656	3.6511	
Errors	LC Pass	LC Pass	LC Pass	LC Pass	LC Pass	LC Pass	
High	30.000	10.000	30.000	10.000	50.000	10.000	
Low	-.10000	-.05000	-.05000	-.01000	-.05000	-.02000	
IntStd	1	2	3	4	5	6	7
Mode	Counts	NOTUSED	NOTUSED	NOTUSED	NOTUSED	NOTUSED	NOTUSED
Elem	Y	--	--	--	--	--	--
Wavlen	371.030	--	--	--	--	--	--
Avge	28370	--	--	--	--	--	--
SDev	190.6579	--	--	--	--	--	--
%RSD	.6720328	--	--	--	--	--	--
#1	28169	--	--	--	--	--	--
#2	28395	--	--	--	--	--	--
#3	28547	--	--	--	--	--	--

Method: METTRACE Sample Name: KXAC6 (SET B) Operator: RJG
Run Time: 10/29/08 01:05:07
Comment: TESTAMERICA PITTSBURGH ICP METALS ANALYSIS-INST TRACEICP
Mode: CONC Corr. Factor: 1

Elem	AG	AL	AS	B_	BA	BE	CA
Units	ppm	ppm	ppm	ppm	ppm	ppm	ppm
Avge	.00710	33.842	.04693	.10341	.78741	.00276	37.279
SDev	.00029	.090	.00086	.00009	.00210	.00006	.041
%RSD	4.0855	.26504	1.8352	.08852	.26675	2.3247	.10929
#1	.00743	33.879	.04594	.10348	.78798	.00270	37.307
#2	.00690	33.907	.04745	.10345	.78916	.00282	37.298
#3	.00696	33.739	.04741	.10331	.78508	.00275	37.232
Errors	LC Pass	LC Pass	LC Pass	LC Pass	LC Pass	LC Pass	LC Pass
High	2.0000	500.00	10.000	30.000	10.000	10.000	600.00
Low	-.00500	-.20000	-.01000	-.20000	-.20000	-.00400	-5.0000

Elem	CD	CO	CR	CU	FE	K_	MG
Units	ppm	ppm	ppm	ppm	ppm	ppm	ppm
Avge	.01584	.04537	.40079	.94445	201.47	6.2879	21.527
SDev	.00021	.00025	.00008	.00280	.38	.0248	.050
%RSD	1.3269	.55692	.02063	.29669	.18860	.39473	.23423
#1	.01560	.04545	.40082	.94528	201.76	6.3108	21.560
#2	.01594	.04558	.40086	.94674	201.60	6.2914	21.551
#3	.01598	.04509	.40070	.94132	201.04	6.2615	21.469
Errors	LC Pass	LC Pass	LC Pass	LC Pass	LC Pass	LC Pass	LC Pass
High	5.0000	100.00	20.000	10.000	500.00	400.00	600.00
Low	-.00500	-.05000	-.00500	-.02500	-.10000	-5.0000	-5.0000

Elem	MN	MO	NA	NI	PB/1	PB/2	PB
Units	ppm	ppm	ppm	ppm	ppm	ppm	ppm
Avge	1.7673	.03419	21.380	.26351	4.0335	4.0535	4.0468
SDev	.0026	.00093	.156	.00151	.0099	.0044	.0039
%RSD	.14953	2.7106	.72986	.57253	.24586	.10763	.09711
#1	1.7687	.03316	21.555	.26213	4.0442	4.0507	4.0486
#2	1.7689	.03495	21.329	.26327	4.0318	4.0585	4.0496
#3	1.7642	.03447	21.256	.26512	4.0245	4.0512	4.0423
Errors	LC Pass	LC Pass	LC Pass	LC Pass	NOCHECK	NOCHECK	LC Pass
High	20.000	20.000	400.00	100.00			5.0000
Low	-.01500	-.04000	-5.0000	-.04000			-.00300

Elem	SB/1	SB/2	SB	SE/1	SE/2	SE	SI
Units	ppm	ppm	ppm	ppm	ppm	ppm	ppm
Avge	.01381	.01138	.01219	.00288	.00651	.00530	4.3416
SDev	.00063	.00056	.00024	.00158	.00074	.00015	.0227
%RSD	4.5505	4.9259	1.9549	54.918	11.324	2.7401	.52369
#1	.01322	.01203	.01243	.00418	.00576	.00524	4.3678
#2	.01447	.01106	.01220	.00112	.00724	.00520	4.3270

#3	.01374	.01106	.01195	.00334	.00653	.00547	4.3301
Errors	NOCHECK	NOCHECK	LC Pass	NOCHECK	NOCHECK	LC Pass	LC Pass

High			5.0000			10.000	50.000
Low			-.01000			-.00500	-.50000

Elem	SN	SR	TI	TL	V_	ZN	
Units	ppm	ppm	ppm	ppm	ppm	ppm	
Avge	.11627	.20181	1.5397	-.00035	.15375	3.6585	
SDev	.00062	.00065	.0025	.00199	.00054	.0059	
%RSD	.53165	.32477	.16267	573.74	.34971	.15993	
#1	.11564	.20181	1.5418	-.00241	.15384	3.6603	
#2	.11630	.20247	1.5404	.00157	.15424	3.6632	
#3	.11688	.20115	1.5369	-.00020	.15318	3.6520	
Errors	LC Pass	LC Pass	LC Pass	LC Pass	LC Pass	LC Pass	
High	30.000	10.000	30.000	10.000	50.000	10.000	
Low	-.10000	-.05000	-.05000	-.01000	-.05000	-.02000	

IntStd	1	2	3	4	5	6	7
Mode	Counts	NOTUSED	NOTUSED	NOTUSED	NOTUSED	NOTUSED	NOTUSED
Elem	Y	--	--	--	--	--	--
Wavlen	371.030	--	--	--	--	--	--
Avge	29028	--	--	--	--	--	--
SDev	38.14439	--	--	--	--	--	--
%RSD	.1314038	--	--	--	--	--	--
#1	29029	--	--	--	--	--	--
#2	29066	--	--	--	--	--	--
#3	28990	--	--	--	--	--	--

Method: METTRACE Sample Name: KXADF (SET B) Operator: RJG
Run Time: 10/29/08 01:10:38
Comment: TESTAMERICA PITTSBURGH ICP METALS ANALYSIS-INST TRACEICP
Mode: CONC Corr. Factor: 1

Elem	AG	AL	AS	B_	BA	BE	CA
Units	ppm	ppm	ppm	ppm	ppm	ppm	ppm
Avge	.01446	58.129	.05985	.19624	1.1318	.00337	458.48
SDev	.00098	.199	.00233	.00042	.0029	.00001	1.11
%RSD	6.7740	.34148	3.8972	.21486	.25357	.37436	.24278
#1	.01513	57.937	.05985	.19673	1.1291	.00336	458.90
#2	.01492	58.116	.06218	.19597	1.1314	.00337	459.33
#3	.01334	58.334	.05752	.19603	1.1348	.00338	457.22
Errors	LC Pass	LC Pass	LC Pass	LC Pass	LC Pass	LC Pass	LC Pass
High	2.0000	500.00	10.000	30.000	10.000	10.000	600.00
Low	-.00500	-.20000	-.01000	-.20000	-.20000	-.00400	-5.0000

Elem	CD	CO	CR	CU	FE	K_	MG
Units	ppm	ppm	ppm	ppm	ppm	ppm	ppm
Avge	.02090	.06238	.73904	1.7430	389.48	13.761	33.689
SDev	.00026	.00046	.00119	.0067	.55	.050	.064
%RSD	1.2571	.73388	.16131	.38315	.14107	.36169	.18933
#1	.02079	.06257	.73957	1.7368	389.52	13.721	33.723
#2	.02120	.06271	.73989	1.7420	390.01	13.746	33.728
#3	.02071	.06186	.73768	1.7501	388.91	13.817	33.615
Errors	LC Pass	LC Pass	LC Pass	LC Pass	LC Pass	LC Pass	LC Pass
High	5.0000	100.00	20.000	10.000	500.00	400.00	600.00
Low	-.00500	-.05000	-.00500	-.02500	-.10000	-5.0000	-5.0000

Elem	MN	MO	NA	NI	PB/1	PB/2	PB
Units	ppm	ppm	ppm	ppm	ppm	ppm	ppm
Avge	3.3060	.07241	23.237	.67449	5.6616	5.6891	H5.6800
SDev	.0038	.00124	.161	.00238	.0138	.0301	.0181
%RSD	.11614	1.7149	.69386	.35302	.24286	.52932	.31829
#1	3.3058	.07326	23.077	.67577	5.6715	5.6546	H5.6602
#2	3.3099	.07299	23.235	.67595	5.6674	5.7098	H5.6957
#3	3.3022	.07099	23.400	.67174	5.6459	5.7030	H5.6840
Errors	LC Pass	LC Pass	LC Pass	LC Pass	NOCHECK	NOCHECK	LC High
High	20.000	20.000	400.00	100.00			5.0000
Low	-.01500	-.04000	-5.0000	-.04000			-.00300

Elem	SB/1	SB/2	SB	SE/1	SE/2	SE	SI
Units	ppm	ppm	ppm	ppm	ppm	ppm	ppm
Avge	.01581	.01572	.01575	.00333	-.00203	-.00025	5.2821
SDev	.00393	.00253	.00211	.00783	.00068	.00237	.0053
%RSD	24.876	16.125	13.374	235.28	33.547	954.84	.09994
#1	.01182	.01440	.01354	.01024	-.00280	.00154	5.2761
#2	.01592	.01864	.01773	.00493	-.00149	.00065	5.2839

#3	.01969	.01412	.01597	-.00518	-.00181	-.00293	5.2862
Errors	NOCHECK	NOCHECK	LC Pass	NOCHECK	NOCHECK	LC Pass	LC Pass

High			5.0000			10.000	50.000
Low			-.01000			-.00500	-.50000

Elem	SN	SR	TI	TL	V_	ZN	
Units	ppm	ppm	ppm	ppm	ppm	ppm	
Avge	.12355	3.0496	2.7408	-.00655	.18086	4.7847	
SDev	.00228	.0053	.0028	.00300	.00153	.0034	
%RSD	1.8464	.17468	.10040	45.820	.84820	.07158	
#1	.12501	3.0459	2.7377	-.00778	.18251	4.7852	
#2	.12092	3.0473	2.7429	-.00874	.18060	4.7877	
#3	.12472	3.0557	2.7418	-.00313	.17948	4.7810	
Errors	LC Pass	LC Pass	LC Pass	LC Pass	LC Pass	LC Pass	
High	30.000	10.000	30.000	10.000	50.000	10.000	
Low	-.10000	-.05000	-.05000	-.01000	-.05000	-.02000	

IntStd	1	2	3	4	5	6	7
Mode	Counts	NOTUSED	NOTUSED	NOTUSED	NOTUSED	NOTUSED	NOTUSED
Elem	Y	--	--	--	--	--	--
Wavlen	371.030	--	--	--	--	--	--
Avge	28523	--	--	--	--	--	--
SDev	35.98349	--	--	--	--	--	--
%RSD	.1261581	--	--	--	--	--	--
#1	28481	--	--	--	--	--	--
#2	28540	--	--	--	--	--	--
#3	28547	--	--	--	--	--	--

Method: METTRACE Sample Name: KXADFP5 (SET B) Operator: RJG
Run Time: 10/29/08 01:16:09
Comment: TESTAMERICA PITTSBURGH ICP METALS ANALYSIS-INST TRACEICP
Mode: CONC Corr. Factor: 1

Elem	AG	AL	AS	B_	BA	BE	CA
Units	ppm	ppm	ppm	ppm	ppm	ppm	ppm
Avge	.00295	11.899	.01269	.04315	.23145	.00107	99.734
SDev	.00028	.056	.00200	.00043	.00099	.00007	.919
%RSD	9.3707	.46894	15.773	.99203	.42824	6.4462	.92108
#1	.00309	11.856	.01177	.04290	.23082	.00101	99.113
#2	.00263	11.878	.01131	.04290	.23093	.00105	99.300
#3	.00312	11.962	.01498	.04364	.23259	.00114	100.79

Elem	CD	CO	CR	CU	FE	K_	MG
Units	ppm	ppm	ppm	ppm	ppm	ppm	ppm
Avge	.00416	.01363	.15554	.34882	82.508	2.6118	7.0456
SDev	.00007	.00084	.00139	.00081	.621	.0127	.0559
%RSD	1.7916	6.1549	.89466	.23241	.75276	.48490	.79272
#1	.00407	.01315	.15446	.34806	82.101	2.6060	7.0090
#2	.00419	.01315	.15504	.34874	82.201	2.6032	7.0180
#3	.00421	.01460	.15711	.34967	83.223	2.6264	7.1099

Elem	MN	MO	NA	NI	PB/1	PB/2	PB
Units	ppm	ppm	ppm	ppm	ppm	ppm	ppm
Avge	.69263	.01479	4.4930	.14319	1.2088	1.2138	1.2121
SDev	.00461	.00005	.1479	.00060	.0065	.0091	.0082
%RSD	.66555	.35030	3.2921	.41855	.54088	.74672	.67799
#1	.68973	.01476	4.4109	.14253	1.2040	1.2065	1.2057
#2	.69022	.01485	4.4043	.14334	1.2061	1.2108	1.2093
#3	.69795	.01476	4.6637	.14370	1.2163	1.2239	1.2214

Elem	SB/1	SB/2	SB	SE/1	SE/2	SE	SI
Units	ppm	ppm	ppm	ppm	ppm	ppm	ppm
Avge	.00588	.00202	.00331	.00065	.00017	.00033	1.0862
SDev	.00171	.00286	.00138	.00110	.00377	.00216	.0112
%RSD	29.195	141.27	41.617	169.85	2173.8	651.97	1.0347
#1	.00391	.00527	.00482	.00042	-.00012	.00006	1.0816
#2	.00664	-.00014	.00212	.00184	-.00344	-.00168	1.0779
#3	.00707	.00094	.00298	-.00032	.00408	.00261	1.0990

Elem	SN	SR	TI	TL	V_	ZN
Units	ppm	ppm	ppm	ppm	ppm	ppm
Avge	.02504	.62581	.57157	-.00101	.03830	1.0487
SDev	.00206	.00278	.00418	.00098	.00198	.0070
%RSD	8.2220	.44361	.73169	96.534	5.1670	.66879
#1	.02304	.62350	.56907	-.00210	.03715	1.0433
#2	.02492	.62504	.56924	-.00073	.03716	1.0462
#3	.02715	.62889	.57640	-.00021	.04059	1.0566

IntStd	1	2	3	4	5	6	7
Mode	Counts	NOTUSED	NOTUSED	NOTUSED	NOTUSED	NOTUSED	NOTUSED
Elem	Y	--	--	--	--	--	--
Wavlen	371.030	--	--	--	--	--	--
Avge	28492	--	--	--	--	--	--
SDev	27.24242	--	--	--	--	--	--
%RSD	.0956157	--	--	--	--	--	--
#1	28475	--	--	--	--	--	--
#2	28523	--	--	--	--	--	--
#3	28476	--	--	--	--	--	--

Method: METTRACE Sample Name: CCV1-13 Operator: RJG
Run Time: 10/29/08 01:21:40
Comment: TESTAMERICA PITTSBURGH ICP METALS ANALYSIS-INST TRACEICP
Mode: CONC Corr. Factor: 1

Elem	AG	AL	AS	B_	BA	BE	CA
Units	ppm	ppm	ppm	ppm	ppm	ppm	ppm
Avge	.99499	23.937	.49984	1.9476	1.9763	1.9821	47.974
SDev	.00156	.071	.00041	.0065	.0070	.0008	.053
%RSD	.15650	.29579	.08272	.33196	.35613	.04158	.11125
#1	.99458	23.917	.50031	1.9432	1.9743	1.9827	47.938
#2	.99368	23.878	.49952	1.9447	1.9705	1.9825	48.035
#3	.99672	24.016	.49970	1.9551	1.9842	1.9812	47.948
Errors	LC Pass	LC Pass	LC Pass	LC Pass	LC Pass	LC Pass	LC Pass
High	1.1000	27.500	.55000	2.2000	2.2000	2.2000	55.000
Low	.90000	22.500	.45000	1.8000	1.8000	1.8000	45.000

Elem	CD	CO	CR	CU	FE	K_	MG
Units	ppm	ppm	ppm	ppm	ppm	ppm	ppm
Avge	.48390	1.9073	1.9380	2.0038	24.735	119.93	49.033
SDev	.00095	.0011	.0018	.0081	.022	.51	.014
%RSD	.19724	.05902	.09250	.40240	.08786	.42934	.02842
#1	.48382	1.9068	1.9360	2.0035	24.710	119.69	49.020
#2	.48489	1.9086	1.9389	1.9959	24.749	119.59	49.032
#3	.48299	1.9065	1.9392	2.0120	24.746	120.53	49.048
Errors	LC Pass	LC Pass	LC Pass	LC Pass	LC Pass	LC Pass	LC Pass
High	.55000	2.2000	2.2000	2.2000	27.500	137.50	55.000
Low	.45000	1.8000	1.8000	1.8000	22.500	112.50	45.000

Elem	MN	MO	NA	NI	PB/1	PB/2	PB
Units	ppm	ppm	ppm	ppm	ppm	ppm	ppm
Avge	1.9453	1.9730	124.03	1.9225	.48718	.49158	.49011
SDev	.0012	.0126	.46	.0013	.00497	.00474	.00177
%RSD	.06105	.63828	.37168	.06520	1.0209	.96393	.36094
#1	1.9441	1.9593	124.03	1.9236	.48969	.48742	.48817
#2	1.9453	1.9758	123.57	1.9227	.49039	.49058	.49051
#3	1.9465	1.9841	124.49	1.9211	.48145	.49673	.49164
Errors	LC Pass	LC Pass	LC Pass	LC Pass	NOCHECK	NOCHECK	LC Pass
High	2.2000	2.2000	137.50	2.2000			.55000
Low	1.8000	1.8000	112.50	1.8000			.45000

Elem	SB/1	SB/2	SB	SE/1	SE/2	SE	SI
Units	ppm	ppm	ppm	ppm	ppm	ppm	ppm
Avge	.50374	.50388	.50383	.50154	.49884	.49974	L1.7843
SDev	.00389	.00092	.00068	.00507	.00344	.00301	.0019
%RSD	.77164	.18215	.13599	1.0101	.68945	.60286	.10629
#1	.50035	.50462	.50320	.50083	.49487	.49686	L1.7821
#2	.50287	.50415	.50373	.50692	.50085	.50287	L1.7850

#3	.50798	.50285	.50456	.49686	.50081	.49950	L1.7857
Errors	NOCHECK	NOCHECK	LC Pass	NOCHECK	NOCHECK	LC Pass	LC Low

High			.55000			.55000	2.2000
Low			.45000			.45000	1.8000

Elem	SN	SR	TI	TL	V_	ZN	
Units	ppm	ppm	ppm	ppm	ppm	ppm	
Avge	1.9728	2.0314	1.9780	.96999	1.9283	1.9399	
SDev	.0029	.0062	.0029	.00393	.0034	.0024	
%RSD	.14785	.30407	.14761	.40470	.17462	.12136	
#1	1.9696	2.0301	1.9756	.96590	1.9247	1.9375	
#2	1.9736	2.0259	1.9772	.97033	1.9289	1.9400	
#3	1.9753	2.0381	1.9813	.97373	1.9314	1.9422	
Errors	LC Pass	LC Pass	LC Pass	LC Pass	LC Pass	LC Pass	
High	2.2000	2.2000	2.2000	1.1000	2.2000	2.2000	
Low	1.8000	1.8000	1.8000	.90000	1.8000	1.8000	

IntStd	1	2	3	4	5	6	7
Mode	Counts	NOTUSED	NOTUSED	NOTUSED	NOTUSED	NOTUSED	NOTUSED
Elem	Y	--	--	--	--	--	--
Wavlen	371.030	--	--	--	--	--	--
Avge	28284	--	--	--	--	--	--
SDev	145.8795	--	--	--	--	--	--
%RSD	.5157677	--	--	--	--	--	--
#1	28442	--	--	--	--	--	--
#2	28254	--	--	--	--	--	--
#3	28155	--	--	--	--	--	--

Method: METTRACE Sample Name: CCB13 Operator: RJG
Run Time: 10/29/08 01:27:12
Comment: TESTAMERICA PITTSBURGH ICP METALS ANALYSIS-INST TRACEICP
Mode: CONC Corr. Factor: 1

Elem	AG	AL	AS	B_	BA	BE	CA
Units	ppm	ppm	ppm	ppm	ppm	ppm	ppm
Avge	.00018	.05113	.00088	.00843	.00031	.00055	-.01694
SDev	.00044	.00365	.00139	.00122	.00018	.00003	.00358
%RSD	254.26	7.1328	158.92	14.469	57.380	5.4483	21.152
#1	.00021	.04737	.00032	.00983	.00020	.00055	-.01859
#2	-.00029	.05136	-.00015	.00784	.00021	.00052	-.01941
#3	.00060	.05466	.00246	.00762	.00052	.00058	-.01283
Errors	LC Pass	LC Pass	LC Pass	LC Pass	LC Pass	LC Pass	LC Pass
High	.00500	.20000	.01000	.20000	.20000	.00400	5.0000
Low	-.00500	-.20000	-.01000	-.20000	-.20000	-.00400	-5.0000

Elem	CD	CO	CR	CU	FE	K_	MG
Units	ppm	ppm	ppm	ppm	ppm	ppm	ppm
Avge	.00026	.00044	.00027	-.00144	.02651	.12703	.00120
SDev	.00014	.00065	.00046	.00024	.01160	.00231	.00544
%RSD	53.782	148.53	174.43	16.703	43.751	1.8148	451.58
#1	.00023	.00010	.00019	-.00165	.01890	.12752	.00161
#2	.00014	.00002	-.00016	-.00150	.02077	.12452	-.00443
#3	.00041	.00119	.00076	-.00118	.03986	.12906	.00643
Errors	LC Pass	LC Pass	LC Pass	LC Pass	LC Pass	LC Pass	LC Pass
High	.00500	.05000	.00500	.02500	.10000	5.0000	5.0000
Low	-.00500	-.05000	-.00500	-.02500	-.10000	-5.0000	-5.0000

Elem	MN	MO	NA	NI	PB/1	PB/2	PB
Units	ppm	ppm	ppm	ppm	ppm	ppm	ppm
Avge	.00002	.00722	-.63693	-.00028	-.00294	.00344	.00131
SDev	.00011	.00298	.21722	.00042	.00062	.00148	.00084
%RSD	605.91	41.274	34.104	151.46	21.220	43.049	63.940
#1	.00002	.01066	-.82023	.00011	-.00267	.00192	.00039
#2	-.00009	.00556	-.69354	-.00022	-.00249	.00352	.00152
#3	.00013	.00544	-.39701	-.00073	-.00365	.00487	.00204
Errors	LC Pass	LC Pass	LC Pass	LC Pass	NOCHECK	NOCHECK	LC Pass
High	.01500	.04000	5.0000	.04000			.00300
Low	-.01500	-.04000	-5.0000	-.04000			-.00300

Elem	SB/1	SB/2	SB	SE/1	SE/2	SE	SI
Units	ppm	ppm	ppm	ppm	ppm	ppm	ppm
Avge	.00756	-.00116	.00174	-.00105	.00155	.00068	-.03246
SDev	.00187	.00173	.00067	.00252	.00102	.00116	.00124
%RSD	24.748	148.58	38.344	240.37	66.273	170.53	3.8069
#1	.00556	.00082	.00240	.00030	.00267	.00188	-.03377
#2	.00786	-.00233	.00106	-.00396	.00131	-.00044	-.03131

#3	.00926	-.00198	.00176	.00051	.00066	.00061	-.03230
Errors	NOCHECK	NOCHECK	LC Pass	NOCHECK	NOCHECK	LC Pass	LC Pass

High			.06000			.00500	.50000
Low			-.06000			-.00500	-.50000

Elem	SN	SR	TI	TL	V_	ZN	
Units	ppm	ppm	ppm	ppm	ppm	ppm	
Avge	.00226	.00010	.00099	.00339	.00026	.00175	
SDev	.00087	.00013	.00012	.00238	.00062	.00019	
%RSD	38.628	129.14	12.477	70.237	235.03	10.892	
#1	.00163	.00009	.00086	.00571	-.00019	.00154	
#2	.00326	-.00002	.00099	.00095	.00001	.00182	
#3	.00190	.00023	.00111	.00351	.00097	.00190	
Errors	LC Pass	LC Pass	LC Pass	LC Pass	LC Pass	LC Pass	
High	.10000	.05000	.05000	.01000	.05000	.02000	
Low	-.10000	-.05000	-.05000	-.01000	-.05000	-.02000	

IntStd	1	2	3	4	5	6	7
Mode	Counts	NOTUSED	NOTUSED	NOTUSED	NOTUSED	NOTUSED	NOTUSED
Elem	Y	--	--	--	--	--	--
Wavlen	371.030	--	--	--	--	--	--
Avge	28762	--	--	--	--	--	--
SDev	20.10785	--	--	--	--	--	--
%RSD	.0699121	--	--	--	--	--	--
#1	28751	--	--	--	--	--	--
#2	28749	--	--	--	--	--	--
#3	28785	--	--	--	--	--	--

TestAmerica Pittsburgh Atomic Absorption Data for Mercury

Instrument: HG HYDRA AA (PS200HG)

Analyst Name: William a Hoyle

Analysis Date: 10-24-08

File ID: G81024A

Matrix: WATER

Analytical Method(s): 245.1 / 7470A / 245.5 / 7471A / ILM04.0

Lot Number/SDG	
C8J170197	TCLP
C8J200150	
152	
154	
C8J160331	TOTAL M-C WATER
C8J210188	TCLP
201	
C8J220311	

William a Hoyle
10-24-08

TEST2 Folder: G81024A Page 9411
08:03:10 24 Oct 2008 Protocol: hgppb

Line	Conc.	Units	SD/RSD	1	2	3	4	5

*** Standard: 1 Rep: 1 Seq: 2 08:03:10 24 Oct 08 HG

Hg .000 ppb 71

*** Standard: 2 Rep: 1 Seq: 3 08:04:51 24 Oct 08 HG

Hg .200 ppb 367 MET5308-08

*** Standard: 3 Rep: 1 Seq: 4 08:06:30 24 Oct 08 HG

Hg .500 ppb 1088 MET5309-08

*** Standard: 4 Rep: 1 Seq: 5 08:08:06 24 Oct 08 HG

Hg 1.00 ppb 2299 MET5310-08

*** Standard: 5 Rep: 1 Seq: 6 08:09:44 24 Oct 08 HG

Hg 5.00 ppb 11401 MET5311-08

*** Standard: 6 Rep: 1 Seq: 7 08:11:23 24 Oct 08 HG

Hg 10.0 ppb 22764 MET5312-08

William a Hoyle
10-24-08

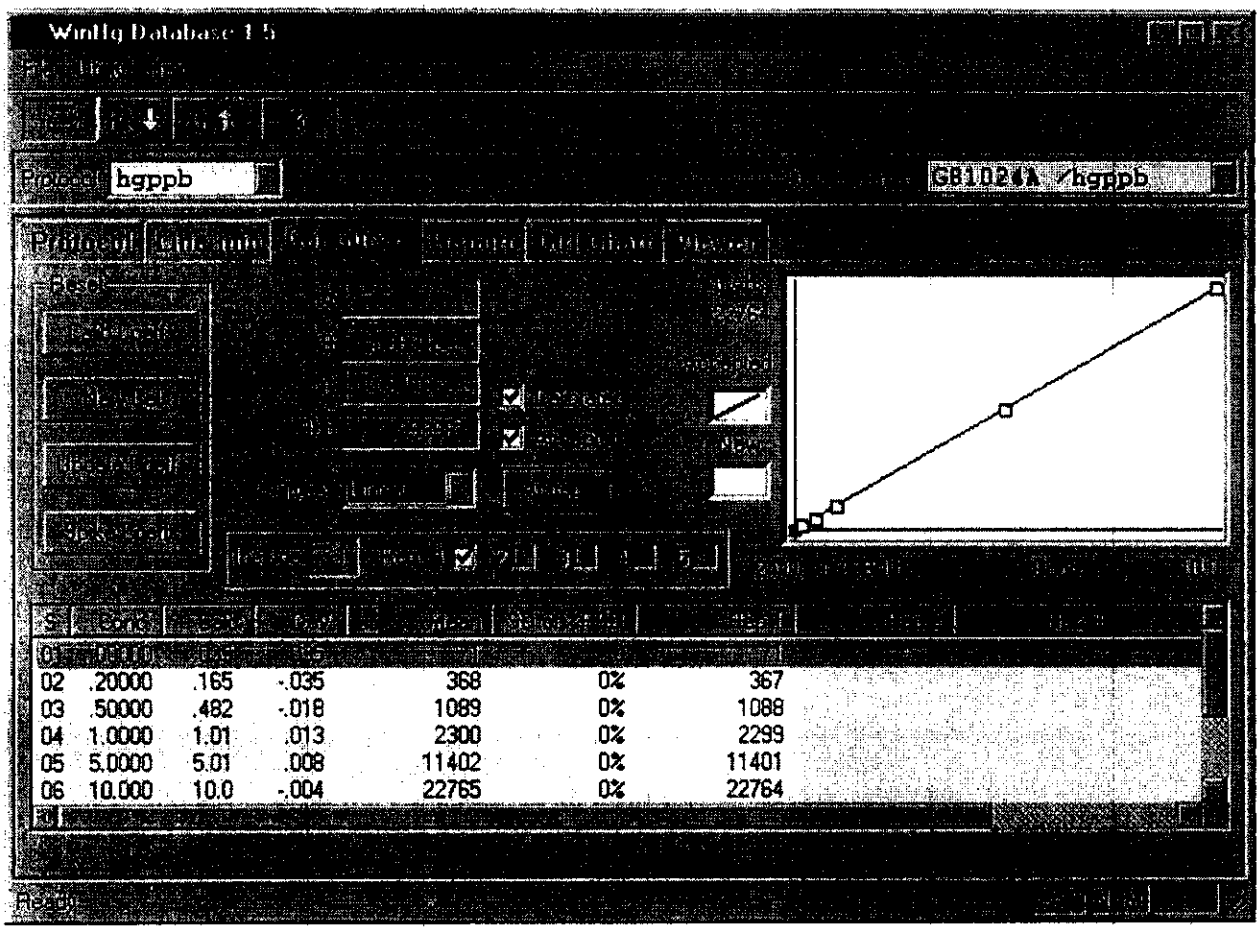

William a Hoyle 10-24-08

Line Conc. Units SD/RSD 1 2 3 4 5

*** Sample ID: ICV1 Seq: 8 08:13:11 24 Oct 08 HG

Hg 2.48 ppb 5635 met5313-08

*** Sample ID: ICB1 Seq: 9 08:14:47 24 Oct 08 HG

Hg -.022 ppb -59

*** Sample ID: CRA/RLV Seq: 10 08:16:26 24 Oct 08 HG

Hg .168 ppb 373 met5314-08

*** Sample ID: CCV6-1 Seq: 11 08:18:02 24 Oct 08 HG

Hg 5.13 ppb 11689 met5315-08

*** Sample ID: CCB1 Seq: 12 08:19:40 24 Oct 08 HG

Hg -.019 ppb -54

*** Sample ID: K1HHGBT Seq: 13 08:21:16 24 Oct 08 HG

Hg .017 ppb 29

*** Sample ID: K1HHGCT Seq: 14 08:22:57 24 Oct 08 HG

Hg 2.58 ppb 5878 met5316-08

*** Sample ID: K1C7MBT Seq: 15 08:24:34 24 Oct 08 HG

Hg -.010 ppb -33

*** Sample ID: K0367T Seq: 16 08:26:11 24 Oct 08 HG

Hg .019 ppb 33

*** Sample ID: K07MWT Seq: 17 08:27:51 24 Oct 08 HG

Hg .219 ppb 489

*** Sample ID: K07MWST Seq: 18 08:29:29 24 Oct 08 HG

Hg 5.07 ppb 11539 SP. REC. 97%

Line	Conc.	Units	SD/RSD	1	2	3	4	5

*** Sample ID: K07MWDT Seq: 19 08:31:07 24 Oct 08 HG

SP. REC. 98%

Hg 5.12 ppb 11645

*** Sample ID: K07M2T Seq: 20 08:32:44 24 Oct 08 HG

Hg .002 ppb -4

*** Sample ID: K07M3T Seq: 21 08:34:25 24 Oct 08 HG

Hg -.008 ppb -27

*** Sample ID: K07M4T Seq: 22 08:36:03 24 Oct 08 HG

Hg .015 ppb 25

*** Sample ID: CCV6-2 Seq: 23 08:37:40 24 Oct 08 HG

Hg 5.13 ppb 11678

*** Sample ID: CCB2 Seq: 24 08:39:17 24 Oct 08 HG

Hg -.017 ppb -48

*** Sample ID: K07M5T Seq: 25 08:40:54 24 Oct 08 HG

Hg .004 ppb -1

*** Sample ID: K07NDT Seq: 26 08:42:31 24 Oct 08 HG

Hg .002 ppb -4

*** Sample ID: K07NXT Seq: 27 08:44:11 24 Oct 08 HG

Hg -.013 ppb -39

*** Sample ID: K07N3T Seq: 28 08:45:49 24 Oct 08 HG

Hg .010 ppb 14

*** Sample ID: K07N8T Seq: 29 08:47:28 24 Oct 08 HG

SP WAM 10-24-08

Hg .020 ppb 35

Line Conc. Units SD/RSD 1 2 3 4 5

*** Sample ID: K1HHNBT Seq: 30 08:49:06 24 Oct 08 HG

Hg .027 ppb 51

*** Sample ID: K1HHNCT Seq: 31 08:50:46 24 Oct 08 HG

Hg 2.57 ppb 5845 MET5317-08

*** Sample ID: K1C8RBT Seq: 32 08:52:24 24 Oct 08 HG

Hg .007 ppb 7

*** Sample ID: K07N0T Seq: 33 08:54:11 24 Oct 08 HG

Hg .005 ppb 2

*** Sample ID: K07N1T Seq: 34 08:55:49 24 Oct 08 HG

Hg .033 ppb 66

*** Sample ID: CCV6-3 Seq: 35 08:57:33 24 Oct 08 HG

Hg 5.17 ppb 11777

*** Sample ID: CCB3 Seq: 36 08:59:16 24 Oct 08 HG

Hg .001 ppb -8

*** Sample ID: K07N1ST Seq: 37 09:00:54 24 Oct 08 HG SP. REC. 100%

Hg 4.99 ppb 11356

*** Sample ID: K07N1DT Seq: 38 09:02:36 24 Oct 08 HG SP. REC. 98%

Hg 4.89 ppb 11137

*** Sample ID: K1HHWB Seq: 39 09:04:17 24 Oct 08 HG

Hg -.008 ppb -28

*** Sample ID: K1HHWC Seq: 40 09:05:55 24 Oct 08 HG

Hg 2.47 ppb 5613 MET5318-08

Line	Conc.	Units	SD/RSD	1	2	3	4	5

*** Sample ID: K02TX Seq: 41 09:07:34 24 Oct 08 HG

Hg .002 ppb -5

*** Sample ID: K02T0 Seq: 42 09:09:11 24 Oct 08 HG

Hg .041 ppb 83

*** Sample ID: K02T1 Seq: 43 09:10:50 24 Oct 08 HG

Hg .013 ppb 21

*** Sample ID: K02T1S Seq: 44 09:12:28 24 Oct 08 HG SP. REC. 90%

Hg .912 ppb 2068

*** Sample ID: K02T1D Seq: 45 09:14:08 24 Oct 08 HG SP. REC. 90%

Hg .916 ppb 2077

*** Sample ID: K02T2 Seq: 46 09:15:50 24 Oct 08 HG

Hg -.003 ppb -17

*** Sample ID: CCV6-4 Seq: 47 09:17:28 24 Oct 08 HG

Hg 5.06 ppb 11523

*** Sample ID: CCB4 Seq: 48 09:19:10 24 Oct 08 HG

Hg -.020 ppb -55

*** Sample ID: K02T3 Seq: 49 09:20:47 24 Oct 08 HG

Hg .021 ppb 38

*** Sample ID: K02T4 Seq: 50 09:22:31 24 Oct 08 HG

Hg .287 ppb 645

T WAH 10-24-08

*** Sample ID: K02T5 Seq: 51 09:24:10 24 Oct 08 HG

Hg .060 ppb 127

Line	Conc.	Units	SD/RSD	1	2	3	4	5

*** Sample ID: K02T6 Seq: 52 09:25:53 24 Oct 08 HG

Hg .005 ppb 2

*** Sample ID: K02T7 Seq: 53 09:27:29 24 Oct 08 HG

Hg .010 ppb 13

*** Sample ID: K02T8 Seq: 54 09:29:06 24 Oct 08 HG

Hg .017 ppb 30

*** Sample ID: K02T9 Seq: 55 09:30:53 24 Oct 08 HG

Hg .031 ppb 60

*** Sample ID: K02VA Seq: 56 09:32:45 24 Oct 08 HG

Hg .016 ppb 27

*** Sample ID: K02VC Seq: 57 09:34:32 24 Oct 08 HG

Hg -.004 ppb -18

*** Sample ID: K02VD Seq: 58 09:36:10 24 Oct 08 HG

Hg -.005 ppb -20

*** Sample ID: CCV6-5 Seq: 59 09:37:59 24 Oct 08 HG

Hg 5.05 ppb 11490

*** Sample ID: CCB5 Seq: 60 09:39:38 24 Oct 08 HG

Hg -.009 ppb -30

*** Sample ID: K02VE Seq: 61 09:41:16 24 Oct 08 HG

Hg .033 ppb 66

*** Sample ID: K02VH Seq: 62 09:42:55 24 Oct 08 HG

Hg .014 ppb 22

Line Conc. Units SD/RSD 1 2 3 4 5

*** Sample ID: K1HH4B Seq: 63 09:44:48 24 Oct 08 HG

Hg .006 ppb 4

*** Sample ID: K1HH4C Seq: 64 09:46:26 24 Oct 08 HG

Hg 2.48 ppb 5650 MET5319-08

*** Sample ID: K02VJ Seq: 65 09:48:03 24 Oct 08 HG

Hg -.006 ppb -24

*** Sample ID: K02VJS Seq: 66 09:49:41 24 Oct 08 HG SP. REC. 97%

Hg .971 ppb 2202

*** Sample ID: K02VJD Seq: 67 09:51:23 24 Oct 08 HG SP. REC. 99%

Hg .986 ppb 2237

*** Sample ID: K02VK Seq: 68 09:53:06 24 Oct 08 HG

Hg .139 ppb 308

*** Sample ID: K02VM Seq: 69 09:54:44 24 Oct 08 HG

Hg .223 ppb 499

*** Sample ID: K02VN Seq: 70 09:56:24 24 Oct 08 HG

Hg .026 ppb 49

*** Sample ID: CCV6-6 Seq: 71 09:58:04 24 Oct 08 HG

Hg 5.05 ppb 11498

*** Sample ID: CCB6 Seq: 72 09:59:45 24 Oct 08 HG

Hg -.005 ppb -21

*** Sample ID: K02VP Seq: 73 10:01:22 24 Oct 08 HG

Hg .006 ppb 4

Line	Conc.	Units	SD/RSD	1	2	3	4	5

*** Sample ID: K02VT Seq: 74 10:03:02 24 Oct 08 HG

Hg .806 ppb 1826

*** Sample ID: K1HH8BT Seq: 75 10:04:40 24 Oct 08 HG

Hg .021 ppb 38

*** Sample ID: K1HH8CT Seq: 76 10:06:22 24 Oct 08 HG

Hg 2.43 ppb 5523 met5320-08

*** Sample ID: K1HH8LT Seq: 77 10:08:00 24 Oct 08 HG

Hg 2.45 ppb 5575 met5321-08

*** Sample ID: K082ET/10 Seq: 78 10:09:38 24 Oct 08 HG

Hg -.016 ppb -47

*** Sample ID: K0820T/10 Seq: 79 10:11:26 24 Oct 08 HG

Hg .004 ppb -1

*** Sample ID: K1DNWT/10 Seq: 80 10:13:07 24 Oct 08 HG

Hg .009 ppb 11

*** Sample ID: CCV6-7 Seq: 81 10:14:49 24 Oct 08 HG

Hg 5.01 ppb 11400

*** Sample ID: CCB7 Seq: 82 10:16:30 24 Oct 08 HG

Hg -.007 ppb -25

END OF ANALYSIS
WAH
10-24-08

William a Hoyle
10-24-08

cup	sample ID	extended ID	weight	volume	? A D F P S U SC UI US C1..7
1	ICV1		1.0000	1.0000	
2	ICB1		1.0000	1.0000	
3	CRA/RLV		1.0000	1.0000	
4	CCV6-1		1.0000	1.0000	
5	CCB1		1.0000	1.0000	
6	K1HHGBT		1.0000	1.0000	
7	K1HHGCT		1.0000	1.0000	
8	K1C7MBT		1.0000	1.0000	
9	K0367T		1.0000	1.0000	
10	K07MWT		1.0000	1.0000	
11	K07MWST		1.0000	1.0000	
12	K07MWDT		1.0000	1.0000	
13	K07M2T		1.0000	1.0000	
14	K07M3T		1.0000	1.0000	
15	K07M4T		1.0000	1.0000	
16	CCV6-2		1.0000	1.0000	
17	CCB2		1.0000	1.0000	
18	K07M5T		1.0000	1.0000	
19	K07NDT		1.0000	1.0000	
20	K07NXT		1.0000	1.0000	
21	K07N3T		1.0000	1.0000	
22	K07N8T		1.0000	1.0000	
23	K1HHNBT		1.0000	1.0000	
24	K1HHNCT		1.0000	1.0000	
25	K1C8RBT		1.0000	1.0000	
26	K07N0T		1.0000	1.0000	
27	K07N1T		1.0000	1.0000	
28	CCV6-3		1.0000	1.0000	
29	CCB3		1.0000	1.0000	
30	K07N1ST		1.0000	1.0000	
31	K07N1DT		1.0000	1.0000	
32	K1HHWB		1.0000	1.0000	
33	K1HHWC		1.0000	1.0000	
34	K02TX		1.0000	1.0000	
35	K02T0		1.0000	1.0000	
36	K02T1		1.0000	1.0000	
37	K02T1S		1.0000	1.0000	
38	K02T1D		1.0000	1.0000	
39	K02T2		1.0000	1.0000	
40	CCV6-4		1.0000	1.0000	
41	CCB4		1.0000	1.0000	
42	K02T3		1.0000	1.0000	
43	K02T4		1.0000	1.0000	

cup	sample ID	extended ID	weight	volume	? A D F P S U SC UI US C1..7
44	K02Y5 WASH 10-24-08		1.0000	1.0000	

cup	sample ID	extended ID	weight	volume	? A D F P S U SC UI US C1..7
1	K02T6		1.0000	1.0000	
2	K02T7		1.0000	1.0000	
3	K02T8		1.0000	1.0000	
4	K02T9		1.0000	1.0000	
5	K02VA		1.0000	1.0000	
6	K02VC		1.0000	1.0000	
7	K02VD		1.0000	1.0000	
8	CCV6-5		1.0000	1.0000	
9	CCB5		1.0000	1.0000	
10	K02VE		1.0000	1.0000	
11	K02VH		1.0000	1.0000	
12	K1HH4B		1.0000	1.0000	
13	K1HH4C		1.0000	1.0000	
14	K02VJ		1.0000	1.0000	
15	K02VJS		1.0000	1.0000	
16	K02VJD		1.0000	1.0000	
17	K02VK		1.0000	1.0000	
18	K02VM		1.0000	1.0000	
19	K02VN		1.0000	1.0000	
20	CCV6-6		1.0000	1.0000	
21	CCB6		1.0000	1.0000	
22	K02VP		1.0000	1.0000	
23	K02VT		1.0000	1.0000	
24	K1HH8BT		1.0000	1.0000	
25	K1HH8CT		1.0000	1.0000	
26	K1HH8LT		1.0000	1.0000	
27	K082ET/10		1.0000	1.0000	
28	K0820T/10		1.0000	1.0000	
29	K1DNWT/10		1.0000	1.0000	
30	CCV6-7		1.0000	1.0000	
31	CCB7		1.0000	1.0000	
32			1.0000	1.0000	
33			1.0000	1.0000	
34			1.0000	1.0000	
35			1.0000	1.0000	
36			1.0000	1.0000	
37			1.0000	1.0000	
38			1.0000	1.0000	
39			1.0000	1.0000	
40			1.0000	1.0000	
41			1.0000	1.0000	
42			1.0000	1.0000	
43			1.0000	1.0000	

TestAmerica Pittsburgh *Metals Preparation Log* Batch No. 8292093

v1.0.5 - Last Revised 12/30/2005

Method 3010A	**Matrix** Water	**Start Time** 12:50	**SDG** -
Analyst Joshua Lipay	**Date** 10/18/08	**Lot Numbers** C8J160285, C8J160331, C8J170134, C8J170321	
MS STLPA-MS-A, STLPA-MS-B, STLPA-MS-C			
Lab Lot # MET4554-08, MET4782-08, MET4634-08			
Analyst Sign:			

Sample ID	Initial Wt/Vol g/mL	Final Vol mL	Comments
K02CA	50mL	50mL	N/A
K02CJ			
K02VP			
K02VP S			0.5 mL of ABC
K02VP D			
K02VT *			N/A
K03LV			
K049G			
K049H			
K049J			
K049K			
K049M			
K049N			
K058W B	50mL SI		
K058W C			0.5mL of ABC

10/18/08

SAMPLE CODING: B-Blank C-Check L-Check Duplicate S-Matrix Spike D-Matrix Spike Duplicate X-Sample Duplicate

NOTE: Samples marked with an asterisk (*) required filtration after digestion and prior to analysis
Samples marked with a plus sign (+) required additional Conc.HNO3 in digestion process, brown fumes were observed

Reagents: 3 mL Conc. HNO3, G17O26, Mallinckrodt
5 mL 1:1 HCl, MET 4556-08, Standards Log

Hot Plate/Block Temp	Correction Factor
H2O @ 1/95	-1.3

Minimum digestion times have been met (analyst initials): JL

Digestate(s)	Date	Time	(Received)	Analyst	Location	Date	Time	(Relinquished)	Analyst	Location
All Above	10-18-08		17:50	JL	[illegible]	10-18-08		17:50	JL	AB
All Above	10/18/08		1235	216	MET103 AB	10/18/08		1640	216	MET103 AB

	Lot Number	Manufacturer	
Initial Digestion Vessel:	A805LS309	Environmental Express	**Pipet #:** J0450H
Final Digestion Vessel:	n/a	n/a	**Balance #:** n/a
Filter Paper:	n/a	n/a	Printed on: 18-Oct-08 2:19:03 PM

Reviewed By: Ron Rosenbaum **Date:** 10-20-08 **MET-108-8292093**

TestAmerica Pittsburgh *Metals Preparation Log*

Batch No. 8292090

v1.0.5 - Last Revised 12/30/2005

Method 3010A	**Matrix** Water	**Start Time** 11:35	**SDG** -
Analyst Joshua Lipay	**Date** 10/18/08	**Lot Numbers** C8J160331	
MS STLPA-MS-A, STLPA-MS-B, STLPA-MS-C			
Lab Lot # MET4554-08, MET4782-08, MET4634-08			
Analyst Sign:			

Sample ID	Initial Wt/Vol g/mL	Final Vol mL	Comments
K02T0	50mL	50mL	N/A
K02T1			
K02T2			
K02T3 +			
K02T4 +			
K02T5 +			
K02T6			
K02T7			
K02T8			
K02T9			
K02TX			
K02TX S			0.5mL of ABC
K02TX D			
K02VA			N/A
K02VC			
K02VD			
K02VE			
K02VH			
K02VJ			
K02VK			
K02VM +			
K02VN			
K057X B	50mL DI		
K057X C			0.5mL of ABC
		SR	10/18/08

SAMPLE CODING: B-Blank C-Check L-Check Duplicate S-Matrix Spike D-Matrix Spike Duplicate X-Sample Duplicate

NOTE: Samples marked with an asterisk (*) required filtration after digestion and prior to analysis
Samples marked with a plus sign (+) required additional Conc.HNO3 in digestion process, brown fumes were observed

Reagents: 3 mL Conc. HNO3, G17O26, Mallinckrodt
5 mL 1:1 HCl, MET 4556-08, Standards Log

Minimum digestion times have been met (analyst initials): SR

Hot Plate/Block Temp	Correction Factor
Hot 1 195°C	-1.3

Digestate(s)	Date	Time	(Received)	Analyst	Location	Date	Time	(Relinquished)	Analyst	Location
All Above	10-18-08	17:50		SR	Bay	10-18-08	17:50		SR	AB
All Above	10/20/08	1335	RG		MET103 AB	10/20/08	1640	RG		MET103 AB
All Above	10/20/08	1125	RG		MET103 AB	10/20/08	1515	RG		MET103 AB

	Lot Number	Manufacturer	Pipet #: J0450H
Initial Digestion Vessel:	A805LS309	Environmental Express	**Balance #:** n/a
Final Digestion Vessel:	n/a	n/a	Printed on: 18-Oct-08 2:18:32 PM
Filter Paper:	n/a	n/a	

Reviewed By: Ron Lowbaum **Date:** 10-20-08 **MET-108-8292090**

TestAmerica P' burgh

Mercury Digestion Log v2 8/11/08

Method(s) 7470A

Logbook ID: MT297[4]

C8J160331

Digestion Start Time: 05:20	Digestion End Time: 05135	Filter Paper Manufacturer / Lot#: J1126105IB WHATMAN				Balance ID:
Sample ID	Date Received	Prep Date	Prepared by	Wt/ Volume	Sample Type	Run Date	Comments
1. STD0	N/A	10-24-08	WAH	100ml	WATER	10-24-08	N/A
2. STD1							MET5308-08
3. STD2							5309-08
4. STD3							5310-08
5. STD4							5311-08
6. STD5							5312-08
7. ICV							5313-08
8. ICB							N/A
9. CRA/RLV							MET5314-08
10. CCV							5315-08
11. CCB							N/A
12. K1HHGBT 8298017							
13. K1HHGCT							MET5316-08
14. K1C7MBT							N/A
15. K0367T	10-17-08						
16. K07MWT	10-20-08						0.5ml MET4760-08
17. K07MWST							
18. K07MW2T							N/A
19. K07M2T							
20. K07M3T							
21. K07M4T							
22. K07M5T							
23. K07N0T							
24. K07NXT							
25. K07N3T							

Reagents	Volume (mL)	Reference Number
HNO3	2.5ml	MALLINCKRODT G17026
H2SO4	5.0ml	E44F06
KMNO4	15.0ml	MET5241-08
K2S2O4	8.0ml	5303-08
NaCL NH2OH Additional volumes indicated per sample as necessary	6.0ml	5281-08
Stannous Chloride	N/A	5029-08

Autoclave pressure: 15PSI

Autoclave Temperature: 120°C

Waterbath temperature: —

Thermometer ID: —

Extract(s) (record line # from above)	Date	Time	Extract(s) Received	Analyst	Location	Date	Time	Extract(s) Relinquished	Analyst	Location
			WAH 10-24-08							

5067

(4001 - 5074)

printed on: 01-Oct-08 11:32:26 AM

*-Sample required filtration step after digestion

TestAmerica P[illegible]burgh

Mercury Digestion Log v2 8/11/06

Method(s) 7470A

Logbook ID: MT297

C8J160331

5068

(4001 - 5074)

Digestion Start Time: 0525:20

Digestion End Time: 05:35

Filter Paper Manufacturer / Lot#: J1126105IB WHATMAN

Balance ID:

	Sample ID	Date Received	Prep Date	Prepared by	Wt/ Volume	Sample Type	Run Date	Comments
1.	K07N8T 8298017	10-20-08	10-24-08	WAH	100ml	WATER	10-24-08	N/A
2.	K1HHNRT 8298020	N/A						MET5317-08
3.	K1HHNST							N/A
4.	K1C8RBT							
5.	K07NOT	10-20-08						0.5ml MET4760-08
6.	K07NIT							N/A
7.	K07N15T							MET5318-08
8.	K07N1DT							N/A
9.	K1HHW9 8298023	N/A						1ml MET5306-08
10.	K1HHWC							N/A
11.	K02TX	10-16-08						
12.	K02TO							
13.	K02TI							
14.	K02TI5							
15.	K02TID							
16.	K02T2							
17.	K02T3							
18.	K02T4							
19.	K02T5							
20.	K02T6							
21.	K02T7							
22.	K02T8							
23.	K02T9							
24.	K02VA							
25.	K02VC							

Reagents	Volume (mL)	Reference Number
HNO3	2.5ml	MALLINCKRODT G17026
H2SO4	5.0ml	E447-06
KMNO4	15.0ml	MET5241-08
K2S2O4	8.0ml	5303-08
NaCL NH2OH Additional volumes indicated per sample as necessary	6.0ml	5281-08
Stannous Chloride	N/A	5029-08

Autoclave pressure: 15PSI

Autoclave Temperature: 120°C

Waterbath temperature: ——

Thermometer ID: ——

Extract(s) (record line # from above)	Date	Time	Extract(s) Received	Analyst	Location	Date	Time	Extract(s) Relinquished	Analyst	Location
			WAH 10-24-08							

TestAmerica P[illegible]burgh

Mercury Digestion Log v2 8/11/06

Method(s) 7470A

Logbook ID: MT297[illegible]

Digestion Start Time: 05:20	Digestion End Time: 05135	Filter Paper Manufacturer / Lot: J1126105 1B WHATMAN	Balance ID:

	Sample ID	Date Received	Prep Date	Prepared by	Wt/ Volume	Sample Type	Run Date	Comments
1.	K02VD 8298023	10-16-08	10-24-08	WAH	100ml	WATER	10-24-08	N/A
2.	K02VE							
3.	K02VH							
4.	K1HH4B 8298026	N/A						
5.	K1HH4C							MET 5319-08
6.	K02VJ	10-16-08						N/A
7.	K02VJS							1ml MET5306-08
8.	K02VJD							
9.	K02VK							N/A
10.	K02VM							
11.	K02VN							
12.	K02VP							
13.	K02VT							
14.	K1HH8BT 8298028	N/A						
15.	K1HH8CT							MET 5320-08
16.	K1HH8LT							5321-08
17.	K082ET	10-21-08						SAMPLES HAD AXIO DIGESTION DONE
18.	K082OT							THEM (MATRIX)
19.	K1DNWT	10-22-08						
20.								
21.								
22.								
23.				WAH 10-24-08				
24.								
25.								

Reagents	Volume (mL)	Reference Number
HNO3	2.5ml	MALLINCKRODT G17026
H2SO4	5.0ml	E44F06
KMNO4	15.0ml	MET 5241-08
K2S2O4	8.0ml	5303-08
NaCL NH2OH Additional volumes indicated per sample as necessary	6.0ml	5281-08
Stannous Chloride	N/A	5029-08

Autoclave pressure: 15PSI

Autoclave Temperature: 120°C

Waterbath temperature: —

Thermometer ID: —

Extract(s) (record line # from above)	Date	Time	Extract(s) Received	Analyst	Location	Date	Time	Extract(s) Relinquished	Analyst	Location
				WAH 10-24-08						

printed on: 01-Oct-08 11:32:26 AM

*-Sample required filtration step after digestion

C8J160331 5069 (4001 - 5074)

REQUESTED BY: **LIPAYJ**

METHOD: QM Inductively Coupled Plasma (6010B Trace)

STORAGE LOCATION	WORK ORDER #	PICKED CNTR#	CONTROL #	CLIENT #	ANALYSIS	LOTID	SMP#	SFX	MATRIX DESCRIPTION	QTY RCVD	QTY REQD
2E	K02CA	___ ___ ___	539647	407089	I-05-QM	C8J160285	001		WATER	1	1
2E	K02CJ	___ ___ ___	539648	407089	I-05-QM	C8J160285	002		WATER	1	1
3A,B,CLP1	K02VP	___ ___ ___	539649	357557	I-05-QM	C8J160331	021		WATER	9	1
3A,B,CLP1	K02VT	___ ___ ___	539650	357557	I-05-QM	C8J160331	022		WATER	9	1
4A,CLP1	K049G	___ ___ ___	539652	001610	I-05-QM	C8J170321	001		WATER	4	1
4A,CLP1	K049H	___ ___ ___	539653	001610	I-05-QM	C8J170321	002		WATER	4	1
4A,CLP1	K049J	___ ___ ___	539654	001610	I-05-QM	C8J170321	003		WATER	4	1
4A,CLP1	K049K	___ ___ ___	539655	001610	I-05-QM	C8J170321	004		WATER	4	1
4A,CLP1	K049M	___ ___ ___	539656	001610	I-05-QM	C8J170321	005		WATER	4	1
4A,CLP1	K049N	___ ___ ___	539657	001610	I-05-QM	C8J170321	006		WATER	4	1
4B	K03LV	___ ___ ___	539651	001610	I-05-QM	C8J170134	002		WATER	1	1

RELINQUISHED BY	RECEIVED BY	DATE/TIME
Tim Vann	Tim Vicini	10-18-08 12:30
[signature]	[signature]	10-18-08 13:00

***** END OF REPORT *****

REQUESTED BY: **LIPAYJ**

METHOD: QM Inductively Coupled Plasma (6010B Trace)

STORAGE LOCATION	WORK ORDER #	PICKED CNTR#	CONTROL #	CLIENT #	ANALYSIS	LOTID	SMP#	SFX	MATRIX DESCRIPTION	QTY RCVD	QTY REQD
3A,B,CLP1	K02TX	___ ___ ___	539625	357557	I-05-QM	C8J160331	001		WATER	9	1
3A,B,CLP1	K02T0	___ ___ ___	539626	357557	I-05-QM	C8J160331	002		WATER	9	1
3A,B,CLP1	K02T1	___ ___ ___	539627	357557	I-05-QM	C8J160331	003		WATER	9	1
3A,B,CLP1	K02T2	___ ___ ___	539628	357557	I-05-QM	C8J160331	004		WATER	9	1
3A,B,CLP1	K02T3	___ ___ ___	539629	357557	I-05-QM	C8J160331	005		WATER	9	1
3A,B,CLP1	K02T4	___ ___ ___	539630	357557	I-05-QM	C8J160331	006		WATER	9	1
3A,B,CLP1	K02T5	___ ___ ___	539631	357557	I-05-QM	C8J160331	007		WATER	9	1
3A,B,CLP1	K02T6	___ ___ ___	539632	357557	I-05-QM	C8J160331	008		WATER	8	1
3A,B,CLP1	K02T7	___ ___ ___	539633	357557	I-05-QM	C8J160331	009		WATER	9	1
3A,B,CLP1	K02T8	___ ___ ___	539634	357557	I-05-QM	C8J160331	010		WATER	9	1
3A,B,CLP1	K02T9	___ ___ ___	539635	357557	I-05-QM	C8J160331	011		WATER	9	1
3A,B,CLP1	K02VA	___ ___ ___	539636	357557	I-05-QM	C8J160331	012		WATER	9	1
3A,B,CLP1	K02VC	___ ___ ___	539637	357557	I-05-QM	C8J160331	013		WATER	9	1
3A,B,CLP1	K02VD	___ ___ ___	539638	357557	I-05-QM	C8J160331	014		WATER	9	1
3A,B,CLP1	K02VE	___ ___ ___	539639	357557	I-05-QM	C8J160331	015		WATER	9	1
3A,B,CLP1	K02VH	___ ___ ___	539640	357557	I-05-QM	C8J160331	016		WATER	9	1
3A,B,CLP1	K02VJ	___ ___ ___	539641	357557	I-05-QM	C8J160331	017		WATER	9	1
3A,B,CLP1	K02VK	___ ___ ___	539642	357557	I-05-QM	C8J160331	018		WATER	9	1
3A,B,CLP1	K02VM	___ ___ ___	539643	357557	I-05-QM	C8J160331	019		WATER	9	1
3A,B,CLP1	K02VN	___ ___ ___	539644	357557	I-05-QM	C8J160331	020		WATER	9	1

REQUESTED BY: **LIPAYJ**

METHOD: QM Inductively Coupled Plasma (6010B Trace)

STORAGE LOCATION	WORK ORDER #	PICKED CNTR#	CONTROL #	CLIENT #	ANALYSIS	LOTID	SMP#	SFX	MATRIX DESCRIPTION	QTY RCVD	QTY REQD

RELINQUISHED BY	RECEIVED BY	DATE/TIME
Tim Vicinic	[signature]	10-18-08 10:10
[signature]	Tim Vicinic	10-18-08 ~~48~~ 10/18/08 13:00

REQUESTED BY: **HOYLEW**

METHOD: 08 Mercury (7470A, Cold Vapor) - Liquid

STORAGE LOCATION	WORK ORDER #	PICKED CNTR#	CONTROL #	CLIENT #	ANALYSIS	LOTID	SMP#	SFX	MATRIX DESCRIPTION	QTY RCVD	QTY REQD
3A,B,CLP1	K02TX	___ ___ ___	542858	357557	I-19-08	C8J160331	001		WATER	0 9	1
3A,B,CLP1	K02T0	___ ___ ___	542859	357557	I-19-08	C8J160331	002		WATER	0 9	1
3A,B,CLP1	K02T1	___ ___ ___	542860	357557	I-19-08	C8J160331	003		WATER	0 9	1
3A,B,CLP1	K02T2	___ ___ ___	542861	357557	I-19-08	C8J160331	004		WATER	0 9	1
3A,B,CLP1	K02T3	___ ___ ___	542862	357557	I-19-08	C8J160331	005		WATER	0 9	1
3A,B,CLP1	K02T4	___ ___ ___	542863	357557	I-19-08	C8J160331	006		WATER	0 9	1
3A,B,CLP1	K02T5	___ ___ ___	542864	357557	I-19-08	C8J160331	007		WATER	0 9	1
3A,B,CLP1	K02T6	___ ___ ___	542865	357557	I-19-08	C8J160331	008		WATER	0 8	1
3A,B,CLP1	K02T7	___ ___ ___	542866	357557	I-19-08	C8J160331	009		WATER	0 9	1
3A,B,CLP1	K02T8	___ ___ ___	542867	357557	I-19-08	C8J160331	010		WATER	0 9	1
3A,B,CLP1	K02T9	___ ___ ___	542868	357557	I-19-08	C8J160331	011		WATER	0 9	1
3A,B,CLP1	K02VA	___ ___ ___	542869	357557	I-19-08	C8J160331	012		WATER	0 9	1
3A,B,CLP1	K02VC	___ ___ ___	542870	357557	I-19-08	C8J160331	013		WATER	0 9	1
3A,B,CLP1	K02VD	___ ___ ___	542871	357557	I-19-08	C8J160331	014		WATER	0 9	1
3A,B,CLP1	K02VE	___ ___ ___	542872	357557	I-19-08	C8J160331	015		WATER	0 9	1
3A,B,CLP1	K02VH	___ ___ ___	542873	357557	I-19-08	C8J160331	016		WATER	0 9	1
3A,B,CLP1	K02VJ	___ ___ ___	542874	357557	I-19-08	C8J160331	017		WATER	0 9	1
3A,B,CLP1	K02VK	___ ___ ___	542875	357557	I-19-08	C8J160331	018		WATER	0 9	1
3A,B,CLP1	K02VM	___ ___ ___	542876	357557	I-19-08	C8J160331	019		WATER	0 9	1
3A,B,CLP1	K02VN	___ ___ ___	542877	357557	I-19-08	C8J160331	020		WATER	0 9	1
3A,B,CLP1	K02VP	___ ___ ___	542878	357557	I-19-08	C8J160331	021		WATER	0 9	1
3A,B,CLP1	K02VT	___ ___ ___	542879	357557	I-19-08	C8J160331	022		WATER	0 9	1

REQUESTED BY: **HOYLEW**

METHOD: 08 Mercury (7470A, Cold Vapor) - Liquid

STORAGE LOCATION	WORK ORDER #	PICKED CNTR#	CONTROL #	CLIENT #	ANALYSIS	LOTID	SMP#	SFX	MATRIX DESCRIPTION	QTY RCVD	QTY REQD

RELINQUISHED BY	RECEIVED BY	DATE/TIME
William a Hoyle	William a Hoyle	10-24-08 03:05
William a Hoyle	William a Hoyle	10-24-08 04:55

***** END OF REPORT *****

GENERAL CHEMISTRY DATA

Buffalo Color

Chloride

Lab Name: TESTAMERICA PITTSBURGH
Client Name: MACTEC Engineering and Consulting Inc
Matrix: WATER
Method: MCAWW 300.0A
Lot Number: C8J160331

Chloride

Client Sample ID	Sample Number	Workorder	Result	Units	Min. Detection Limit	Reporting Limit	Dilution Factor	Prep Date - Analysis Date/Time	QC Batch
RFI-18-1008	C8J160331 001	K02TX1AC	3670 J	mg/L	5.3	100	100	10/26/2008 - 10/26/200E 00:0	8300067
RFI-28-1008	C8J160331 002	K02T01AN	228 J	mg/L	0.26	5.0	5	10/26/2008 - 10/26/200E 00:0	8300067
RFI-35-1008	C8J160331 003	K02T11AN	231 J	mg/L	0.53	10.0	10	10/26/2008 - 10/26/200E 00:0	8300067
EW-1-1008	C8J160331 004	K02T21AN	132 J	mg/L	0.053	1.0	1	10/26/2008 - 10/26/200E 00:0	8300067
EW-2-1008	C8J160331 005	K02T31AN	210 J	mg/L	1.3	25.0	25	10/26/2008 - 10/26/200E 00:0	8300067
EW-3-1008	C8J160331 006	K02T41AN	424 J	mg/L	0.26	5.0	5	10/26/2008 - 10/26/200E 00:0	8300067
EW-4-1008	C8J160331 007	K02T51AN	955 J	mg/L	0.53	10.0	10	10/26/2008 - 10/26/200E 00:0	8300067
EW-5-1008	C8J160331 008	K02T61AN	1290 J	mg/L	0.53	10.0	10	10/26/2008 - 10/26/200E 00:0	8300067
DUPLICATE EW-1-1008	C8J160331 009	K02T71AN	132 J	mg/L	0.053	1.0	1	10/26/2008 - 10/26/200E 00:0	8300067
RFI-22-1008	C8J160331 010	K02T81AN	881 J	mg/L	0.26	5.0	5	10/26/2008 - 10/26/200E 00:0	8300067
ICM-105-1008	C8J160331 011	K02T91AN	91.3 J	mg/L	0.053	1.0	1	10/26/2008 - 10/26/200E 00:0	8300067
RFI-31-1008	C8J160331 012	K02VA1AN	2960 J	mg/L	5.3	100	100	10/26/2008 - 10/26/200E 00:0	8300067
RFI-20-1008	C8J160331 013	K02VC1AN	214 J	mg/L	0.26	5.0	5	10/26/2008 - 10/27/200E 00:0	8300067
RFI-30-1008	C8J160331 014	K02VD1AN	873 J	mg/L	0.26	5.0	5	10/26/2008 - 10/27/200E 00:0	8300067
ICM-102-1008	C8J160331 015	K02VE1AN	72.4 J	mg/L	0.053	1.0	1	10/26/2008 - 10/27/200E 00:0	8300067
RFI-25-1008	C8J160331 016	K02VH1AN	83.7 J	mg/L	0.053	1.0	1	10/26/2008 - 10/27/200E 00:0	8300067
RFI-27-1008	C8J160331 017	K02VJ1AN	695 J	mg/L	0.26	5.0	5	10/26/2008 - 10/27/200E 00:0	8300067
ICM-104-1008	C8J160331 018	K02VK1AN	89.4 J	mg/L	0.053	1.0	1	10/26/2008 - 10/27/200E 00:0	8300067

Buffalo Color

Chloride

Lab Name: TESTAMERICA PITTSBURGH
Client Name: MACTEC Engineering and Consulting Inc
Matrix: WATER

Method: MCAWW 300.0A
Lot Number: C8J160331

RFI-24-1008	C8J160331 019	K02VM1AN	124 J	mg/L	0.053	1.0	1	10/26/2008 - 10/27/200E 00:0	8300067
ICM-103-1008	C8J160331 020	K02VN1AN	65.1 J	mg/L	0.053	1.0	1	10/26/2008 - 10/27/200E 00:0	8300067
MW6-R-R-1008	C8J160331 021	K02VP1AN	55.9	mg/L	0.26	1.0	1	10/26/2008 - 10/28/200E 00:0	8300069
ICM-101-1008	C8J160331 022	K02VT1AN	705	mg/L	0.26	5.0	5	10/26/2008 - 10/27/200E 00:0	8300069

Buffalo Color

Cyanide, Total

Lab Name: TESTAMERICA PITTSBURGH
Client Name: MACTEC Engineering and Consulting Inc
Matrix: WATER
Method: SW846 9012A
Lot Number: C8J160331

Distillation procedure

Client Sample ID	Sample Number	Workorder	Result	Units	Min. Detection Limit	Reporting Limit	Dilution Factor	Prep Date - Analysis Date/Time	QC Batch
RFI-18-1008	C8J160331 001	K02TX1AF	0.0023 B J	mg/L	0.0017	0.010	1	10/21/2008 - 10/21/2008 14:0	8295306
RFI-28-1008	C8J160331 002	K02T01AR	0.022 J	mg/L	0.0017	0.010	1	10/21/2008 - 10/21/2008 14:0	8295306
RFI-35-1008	C8J160331 003	K02T11AR	0.035 J	mg/L	0.0017	0.010	1	10/21/2008 - 10/21/2008 14:0	8295306
EW-1-1008	C8J160331 004	K02T21AR	0.0093 B J	mg/L	0.0017	0.010	1	10/21/2008 - 10/21/2008 14:0	8295306
EW-2-1008	C8J160331 005	K02T31AR	0.13 J	mg/L	0.0017	0.010	1	10/21/2008 - 10/21/2008 14:0	8295306
EW-3-1008	C8J160331 006	K02T41AR	0.58 J	mg/L	0.017	0.10	10	10/21/2008 - 10/21/2008 14:2	8295306
EW-4-1008	C8J160331 007	K02T51AR	0.57 J	mg/L	0.017	0.10	10	10/21/2008 - 10/21/2008 14:2	8295307
EW-5-1008	C8J160331 008	K02T61AR	0.0059 B J	mg/L	0.0017	0.010	1	10/21/2008 - 10/21/2008 14:1	8295307
DUPLICATE EW-1-1008	C8J160331 009	K02T71AR	0.0055 B J	mg/L	0.0017	0.010	1	10/21/2008 - 10/21/2008 14:1	8295307
RFI-22-1008	C8J160331 010	K02T81AR	0.0031 B J	mg/L	0.0017	0.010	1	10/21/2008 - 10/21/2008 14:1	8295307
ICM-105-1008	C8J160331 011	K02T91AR	0.25 J	mg/L	0.0017	0.010	1	10/21/2008 - 10/21/2008 14:1	8295307
RFI-31-1008	C8J160331 012	K02VA1AR	0.0074 B J	mg/L	0.0017	0.010	1	10/21/2008 - 10/21/2008 14:1	8295307
RFI-20-1008	C8J160331 013	K02VC1AR	0.0080 B J	mg/L	0.0017	0.010	1	10/21/2008 - 10/21/2008 14:1	8295307
RFI-30-1008	C8J160331 014	K02VD1AR	ND	mg/L	0.0017	0.010	1	10/21/2008 - 10/21/2008 14:1	8295307
ICM-102-1008	C8J160331 015	K02VE1AR	0.0051 B J	mg/L	0.0017	0.010	1	10/21/2008 - 10/21/2008 14:1	8295307
RFI-25-1008	C8J160331 016	K02VH1AR	0.012 J	mg/L	0.0017	0.010	1	10/21/2008 - 10/21/2008 14:1	8295307
RFI-27-1008	C8J160331 017	K02VJ1AR	0.0027 B J	mg/L	0.0017	0.010	1	10/22/2008 - 10/22/2008 12:5	8296144
ICM-104-1008	C8J160331 018	K02VK1AR	0.15 J	mg/L	0.0017	0.010	1	10/22/2008 - 10/22/2008 12:5	8296144

Buffalo Color

Cyanide, Total

Lab Name: TESTAMERICA PITTSBURGH
Client Name: MACTEC Engineering and Consulting Inc
Matrix: WATER

Method: SW846 9012A
Lot Number: C8J160331

RFI-24-1008	C8J160331 019	K02VM1AR	0.16 J	mg/L	0.0017	0.010	1	10/22/2008 - 10/22/2008 12:5	8296144
ICM-103-1008	C8J160331 020	K02VN1AR	0.086 J	mg/L	0.0017	0.010	1	10/22/2008 - 10/22/2008 12:5	8296144
MW6-R-R-1008	C8J160331 021	K02VP1AR	0.0020 B J	mg/L	0.0017	0.010	1	10/22/2008 - 10/22/2008 12:5	8296144
ICM-101-1008	C8J160331 022	K02VT1AR	0.012 J	mg/L	0.0017	0.010	1	10/22/2008 - 10/22/2008 12:5	8296144

J Method blank contamination. The associated method blank contains the target analyte at a reportable level.

Buffalo Color

Nitrate-Nitrite

Lab Name: TESTAMERICA PITTSBURGH
Client Name: MACTEC Engineering and Consulting Inc
Matrix: WATER
Method: MCAWW 353.2
Lot Number: C8J160331

Nitrate-Nitrite

Client Sample ID	Sample Number	Workorder	Result	Units	Min. Detection Limit	Reporting Limit	Dilution Factor	Prep Date - Analysis Date/Time	QC Batch
RFI-18-1008	C8J160331 001	K02TX1AE	0.083 B J	mg/L	0.010	0.10	1	10/17/2008 - 10/17/200E 13:2	8291365
RFI-28-1008	C8J160331 002	K02T01AQ	0.18 J	mg/L	0.010	0.10	1	10/17/2008 - 10/17/200E 13:2	8291365
RFI-35-1008	C8J160331 003	K02T11AQ	0.12 J	mg/L	0.010	0.10	1	10/17/2008 - 10/17/200E 13:2	8291365
EW-1-1008	C8J160331 004	K02T21AQ	0.047 B J	mg/L	0.010	0.10	1	10/17/2008 - 10/17/200E 13:3	8291365
EW-2-1008	C8J160331 005	K02T31AQ	0.075 B J	mg/L	0.010	0.10	1	10/17/2008 - 10/17/200E 13:3	8291365
EW-3-1008	C8J160331 006	K02T41AQ	0.14 J	mg/L	0.010	0.10	1	10/17/2008 - 10/17/200E 13:3	8291365
EW-4-1008	C8J160331 007	K02T51AQ	0.096 B J	mg/L	0.010	0.10	1	10/17/2008 - 10/17/200E 13:3	8291365
EW-5-1008	C8J160331 008	K02T61AQ	0.071 B J	mg/L	0.010	0.10	1	10/17/2008 - 10/17/200E 13:3	8291365
DUPLICATE EW-1-1008	C8J160331 009	K02T71AQ	0.058 B J	mg/L	0.010	0.10	1	10/17/2008 - 10/17/200E 13:3	8291365
RFI-22-1008	C8J160331 010	K02T81AQ	0.12 J	mg/L	0.010	0.10	1	10/17/2008 - 10/17/200E 13:4	8291365
ICM-105-1008	C8J160331 011	K02T91AQ	0.059 B J	mg/L	0.010	0.10	1	10/17/2008 - 10/17/200E 13:4	8291365
RFI-31-1008	C8J160331 012	K02VA1AQ	0.28 J	mg/L	0.010	0.10	1	10/17/2008 - 10/17/200E 13:4	8291365
RFI-20-1008	C8J160331 013	K02VC1AQ	0.084 B J	mg/L	0.010	0.10	1	10/17/2008 - 10/17/200E 13:4	8291365
RFI-30-1008	C8J160331 014	K02VD1AQ	0.048 B J	mg/L	0.010	0.10	1	10/17/2008 - 10/17/200E 13:5	8291365
ICM-102-1008	C8J160331 015	K02VE1AQ	0.051 B J	mg/L	0.010	0.10	1	10/17/2008 - 10/17/200E 13:5	8291365
RFI-25-1008	C8J160331 016	K02VH1AQ	0.055 B J	mg/L	0.010	0.10	1	10/17/2008 - 10/17/200E 13:5	8291365
RFI-27-1008	C8J160331 017	K02VJ1AQ	0.045 B J	mg/L	0.010	0.10	1	10/17/2008 - 10/17/200E 13:5	8291366
ICM-104-1008	C8J160331 018	K02VK1AQ	0.19 J	mg/L	0.010	0.10	1	10/17/2008 - 10/17/200E 14:0	8291366

Buffalo Color

Nitrate-Nitrite

Lab Name: TESTAMERICA PITTSBURGH **Method:** MCAWW 353.2

Client Name: MACTEC Engineering and Consulting Inc **Lot Number:** C8J160331

Matrix: WATER

RFI-24-1008	C8J160331 019	K02VM1AQ	0.065 B J	mg/L	0.010	0.10	1	10/17/2008 - 10/17/200E 14:0	8291366
ICM-103-1008	C8J160331 020	K02VN1AQ	0.12 J	mg/L	0.010	0.10	1	10/17/2008 - 10/17/200E 14:0	8291366
MW6-R-R-1008	C8J160331 021	K02VP1AQ	0.050 B J	mg/L	0.010	0.10	1	10/17/2008 - 10/17/200E 14:0	8291366
ICM-101-1008	C8J160331 022	K02VT1AQ	1.2 J	mg/L	0.10	1.0	10	10/17/2008 - 10/17/200E 14:4	8291366

J Method blank contamination. The associated method blank contains the target analyte at a reportable level.

Buffalo Color

Sulfate

Lab Name: TESTAMERICA PITTSBURGH
Client Name: MACTEC Engineering and Consulting Inc
Matrix: WATER
Method: MCAWW 300.0A
Lot Number: C8J160331

Sulfate

Client Sample ID	Sample Number	Workorder	Result	Units	Min. Detection Limit	Reporting Limit	Dilution Factor	Prep Date - Analysis Date/Time	QC Batch
RFI-18-1008	C8J160331 001	K02TX1AD	462 J	mg/L	0.31	10.0	10	10/26/2008 - 10/26/200E 00:0	8300068
RFI-28-1008	C8J160331 002	K02T01AP	760 J	mg/L	0.16	5.0	5	10/26/2008 - 10/26/200E 00:0	8300068
RFI-35-1008	C8J160331 003	K02T11AP	3550 J	mg/L	3.1	100	100	10/26/2008 - 10/26/200E 00:0	8300068
EW-1-1008	C8J160331 004	K02T21AP	266 J	mg/L	0.79	25.0	25	10/26/2008 - 10/26/200E 00:0	8300068
EW-2-1008	C8J160331 005	K02T31AP	437 J	mg/L	0.79	25.0	25	10/26/2008 - 10/26/200E 00:0	8300068
EW-3-1008	C8J160331 006	K02T41AP	59.9 J	mg/L	0.16	5.0	5	10/26/2008 - 10/26/200E 00:0	8300068
EW-4-1008	C8J160331 007	K02T51AP	405 J	mg/L	0.31	10.0	10	10/26/2008 - 10/26/200E 00:0	8300068
EW-5-1008	C8J160331 008	K02T61AP	871 J	mg/L	0.31	10.0	10	10/26/2008 - 10/26/200E 00:0	8300068
DUPLICATE EW-1-1008	C8J160331 009	K02T71AP	250 J	mg/L	0.79	25.0	25	10/26/2008 - 10/26/200E 00:0	8300068
RFI-22-1008	C8J160331 010	K02T81AP	646 J	mg/L	0.16	5.0	5	10/26/2008 - 10/26/200E 00:0	8300068
ICM-105-1008	C8J160331 011	K02T91AP	337 J	mg/L	0.79	25.0	25	10/26/2008 - 10/26/200E 00:0	8300068
RFI-31-1008	C8J160331 012	K02VA1AP	851 J	mg/L	0.31	10.0	10	10/26/2008 - 10/26/200E 00:0	8300068
RFI-20-1008	C8J160331 013	K02VC1AP	1000 J	mg/L	1.6	50.0	50	10/26/2008 - 10/27/200E 00:0	8300068
RFI-30-1008	C8J160331 014	K02VD1AP	446 J	mg/L	0.16	5.0	5	10/26/2008 - 10/27/200E 00:0	8300068
ICM-102-1008	C8J160331 015	K02VE1AP	426 J	mg/L	0.79	25.0	25	10/26/2008 - 10/27/200E 00:0	8300068
RFI-25-1008	C8J160331 016	K02VH1AP	264 J	mg/L	0.31	10.0	10	10/26/2008 - 10/27/200E 00:0	8300068
RFI-27-1008	C8J160331 017	K02VJ1AP	276 J	mg/L	0.16	5.0	5	10/26/2008 - 10/27/200E 00:0	8300068
ICM-104-1008	C8J160331 018	K02VK1AP	96.1 J	mg/L	0.031	1.0	1	10/26/2008 - 10/27/200E 00:0	8300068

Buffalo Color

Sulfate

Lab Name: TESTAMERICA PITTSBURGH
Client Name: MACTEC Engineering and Consulting Inc
Matrix: WATER
Method: MCAWW 300.0A
Lot Number: C8J160331

RFI-24-1008	C8J160331 019	K02VM1AP	134 J	mg/L	0.031	1.0	1	10/26/2008 - 10/27/2008 00:0	8300068
ICM-103-1008	C8J160331 020	K02VN1AP	37.6 J	mg/L	0.031	1.0	1	10/26/2008 - 10/27/2008 00:0	8300068
MW6-R-R-1008	C8J160331 021	K02VP1AP	87.4 J	mg/L	0.031	1.0	1	10/26/2008 - 10/28/2008 00:0	8300070
ICM-101-1008	C8J160331 022	K02VT1AP	1.0 B J	mg/L	0.16	5.0	5	10/26/2008 - 10/27/2008 00:0	8300070

B Estimated result. Result is less than RL.
J Method blank contamination. The associated method blank contains the target analyte at a reportable level.

Buffalo Color

Total Sulfide

Lab Name: TESTAMERICA PITTSBURGH **Method:** SW846 9030B/9034

Client Name: MACTEC Engineering and Consulting Inc **Lot Number:** C8J160331

Matrix: WATER

Sulfides, Total

Client Sample ID	Sample Number	Workorder	Result	Units	Min. Detection Limit	Reporting Limit	Dilution Factor	Prep Date - Analysis Date/Time	QC Batch
RFI-18-1008	C8J160331 001	K02TX1AG	ND	mg/L	1.2	3.0	1	10/17/2008 - 10/18/200E 10:2	8291321
RFI-28-1008	C8J160331 002	K02T01AT	ND	mg/L	1.2	3.0	1	10/17/2008 - 10/18/200E 10:2	8291321
RFI-35-1008	C8J160331 003	K02T11AT	ND	mg/L	1.2	3.0	1	10/17/2008 - 10/18/200E 10:2	8291321
EW-1-1008	C8J160331 004	K02T21AT	ND	mg/L	1.2	3.0	1	10/17/2008 - 10/18/200E 10:2	8291321
EW-2-1008	C8J160331 005	K02T31AT	ND	mg/L	1.2	3.0	1	10/17/2008 - 10/18/200E 10:2	8291321
EW-3-1008	C8J160331 006	K02T41AT	11.2	mg/L	1.2	3.0	1	10/17/2008 - 10/18/200E 10:2	8291321
EW-4-1008	C8J160331 007	K02T51AT	11.2	mg/L	1.2	3.0	1	10/17/2008 - 10/18/200E 10:2	8291321
EW-5-1008	C8J160331 008	K02T61AT	ND	mg/L	1.2	3.0	1	10/17/2008 - 10/18/200E 10:2	8291321
DUPLICATE EW-1-1008	C8J160331 009	K02T71AT	ND	mg/L	1.2	3.0	1	10/17/2008 - 10/18/200E 10:2	8291321
RFI-22-1008	C8J160331 010	K02T81AT	ND	mg/L	1.2	3.0	1	10/17/2008 - 10/18/200E 10:2	8291321
ICM-105-1008	C8J160331 011	K02T91AT	ND	mg/L	1.2	3.0	1	10/17/2008 - 10/18/200E 10:2	8291321
RFI-31-1008	C8J160331 012	K02VA1AT	ND	mg/L	1.2	3.0	1	10/17/2008 - 10/18/200E 10:2	8291321
RFI-20-1008	C8J160331 013	K02VC1AT	ND	mg/L	1.2	3.0	1	10/17/2008 - 10/18/200E 10:2	8291321
RFI-30-1008	C8J160331 014	K02VD1AT	ND	mg/L	1.2	3.0	1	10/17/2008 - 10/18/200E 10:2	8291321
ICM-102-1008	C8J160331 015	K02VE1AT	ND	mg/L	1.2	3.0	1	10/17/2008 - 10/18/200E 10:2	8291321
RFI-25-1008	C8J160331 016	K02VH1AT	ND	mg/L	1.2	3.0	1	10/17/2008 - 10/18/200E 10:2	8291321
RFI-27-1008	C8J160331 017	K02VJ1AT	ND	mg/L	1.2	3.0	1	10/21/2008 - 10/21/200E 16:5	8295348
ICM-104-1008	C8J160331 018	K02VK1AT	4.0	mg/L	1.2	3.0	1	10/21/2008 - 10/21/200E 16:5	8295348

Buffalo Color

Total Sulfide

Lab Name: TESTAMERICA PITTSBURGH **Method:** SW846 9030B/9034

Client Name: MACTEC Engineering and Consulting Inc **Lot Number:** C8J160331

Matrix: WATER

RFI-24-1008	C8J160331 019	K02VM1AT	5.6	mg/L	1.2	3.0	1	10/21/2008 - 10/21/2008 16:5	8295348
ICM-103-1008	C8J160331 020	K02VN1AT	ND	mg/L	1.2	3.0	1	10/21/2008 - 10/21/2008 16:5	8295348
MW6-R-R-1008	C8J160331 021	K02VP1AT	2.4 B	mg/L	1.2	3.0	1	10/21/2008 - 10/21/2008 16:5	8295348
ICM-101-1008	C8J160331 022	K02VT1AT	ND	mg/L	1.2	3.0	1	10/21/2008 - 10/21/2008 16:5	8295348

Buffalo Color

Chloride

Lab Name:	TESTAMERICA PITTSBURGH	**Method:**	MCAWW 300.0A
Client Name:	MACTEC Engineering and Consulting Inc	**Report ID:**	C8J160331
Matrix:	WATER	**Date/Time Received:**	10/16/2008 9:30:00AM

Client Sample ID	Sample Number	Workorder	Result	Units	Reporting Limit	Prep Date-Analysis Date/Time	QC Batch	RPD / Limit (%)
BLK - C8J260000067B	067 MB	K1M5X1AA	0.15 B	mg/L	1.0	10/26/2008 - 10/26/2008 00:00	8300067	
BLK - C8J260000069B	069 MB	K1M511AA	ND	mg/L	1.0	10/26/2008 - 10/27/2008 00:00	8300069	
BLK - C8J260000069B	069 MB	K1M511AD	ND	mg/L	1.0	10/26/2008 - 10/28/2008 00:00	8300069	

Buffalo Color

Cyanide, Total

Lab Name:	TESTAMERICA PITTSBURGH	**Method:**	SW846 9012A
Client Name:	MACTEC Engineering and Consulting Inc	**Report ID:**	C8J160331
Matrix:	WATER	**Date/Time Received:**	10/16/2008 9:30:00AM

Client Sample ID	Sample Number	Workorder	Result	Units	Reporting Limit	Prep Date-Analysis Date/Time	QC Batch	RPD / Limit (%)
BLK - C8J220000144B	144 MB	K1A9D1AA	0.0036 B	mg/L	0.010	10/22/2008 - 10/22/2008 12:52	8296144	
BLK - C8J210000306B	306 MB	K08381AA	0.0020 B	mg/L	0.010	10/21/2008 - 10/21/2008 13:48	8295306	
BLK - C8J210000307B	307 MB	K08331AA	0.0026 B	mg/L	0.010	10/21/2008 - 10/21/2008 14:10	8295307	

B Estimated result. Result is less than RL.

Buffalo Color

Nitrate-Nitrite

Lab Name:	TESTAMERICA PITTSBURGH	**Method:**	MCAWW 353.2
Client Name:	MACTEC Engineering and Consulting Inc	**Report ID:**	C8J160331
Matrix:	WATER	**Date/Time Received:**	10/13/2008 1:00:00PM

Client Sample ID	Sample Number	Workorder	Result	Units	Reporting Limit	Prep Date-Analysis Date/Time	QC Batch	RPD / Limit (%)
BLK - C8J170000365B	365 MB	K04PC1AA	0.043 B	mg/L	0.10	10/17/2008 - 10/17/2008 13:10	8291365	
BLK - C8J170000366B	366 MB	K04PH1AA	0.040 B	mg/L	0.10	10/17/2008 - 10/17/2008 13:10	8291366	

B Estimated result. Result is less than RL

Buffalo Color

Sulfate

Lab Name:	TESTAMERICA PITTSBURGH	**Method:**	MCAWW 300.0A
Client Name:	MACTEC Engineering and Consulting Inc	**Report ID:**	C8J160331
Matrix:	WATER	**Date/Time Received:**	10/16/2008 9:30:00AM

Client Sample ID	Sample Number	Workorder	Result	Units	Reporting Limit	Prep Date-Analysis Date/Time	QC Batch	RPD / Limit (%)
BLK - C8J260000068B	068 MB	K1M501AA	0.20 B	mg/L	1.0	10/26/2008 - 10/26/2008 00:00	8300068	
BLK - C8J260000070B	070 MB	K1M521AA	ND	mg/L	1.0	10/26/2008 - 10/27/2008 00:00	8300070	
BLK - C8J260000070B	070 MB	K1M521AD	0.085 B	mg/L	1.0	10/26/2008 - 10/28/2008 00:00	8300070	

B Estimated result. Result is less than RL.

Buffalo Color

Total Sulfide

Lab Name:	TESTAMERICA PITTSBURGH	**Method:**	SW846 9030B/9034
Client Name:	MACTEC Engineering and Consulting Inc	**Report ID:**	C8J160331
Matrix:	WATER	**Date/Time Received:**	10/16/2008 9:30:00AM

Client Sample ID	Sample Number	Workorder	Result	Units	Reporting Limit	Prep Date-Analysis Date/Time	QC Batch	RPD / Limit (%)
BLK - C8J170000321B	321 MB	K04AL1AA	ND	mg/L	3.0	10/17/2008 - 10/18/2008 10:20	8291321	
BLK - C8J210000348B	348 MB	K09CR1AA	ND	mg/L	3.0	10/21/2008 - 10/21/2008 16:50	8295348	

Buffalo Color

Chloride

Lab Name:	TESTAMERICA PITTSBURGH	**Method:**	MCAWW 300.0A
Client Name:	MACTEC Engineering and Consulting Inc	**Lot Number:**	C8J260000
Matrix:	WATER	**Date/Time Received:**	10/16/2008 9:30:00AM

Client Sample ID	QC Sample Type	Workorder	Recovery (%)	Control Limits (%)	Prep Date - Analysis Date/Time	QC Batch	RPD / Limit (%)
CHECK SAMPLE	LCS	K1M5X1AC	102	90 - 110	10/26/200 - 10/26/2008 00:00	8300067	
CHECK SAMPLE	LCS	K1M511AC	102	90 - 110	10/26/200 - 10/27/2008 00:00	8300069	
CHECK SAMPLE	LCS	K1M511AE	101	90 - 110	10/26/200 - 10/28/2008 00:00	8300069	
RFI-25-1008	MS	K02VH1CA	96	80 - 120	10/26/200 - 10/27/2008 00:00	8300067	0.080 / 20
ICM-103-1008	MS	K02VN1CA	99	80 - 120	10/26/200 - 10/27/2008 00:00	8300067	0.030 / 20
MW6-R-R-1008	MS	K02VP1DR	97	80 - 120	10/26/200 - 10/28/2008 00:00	8300069	0.14 / 20
RFI-25-1008	MSD	K02VH1CC	96	80 - 120	10/26/200 - 10/27/2008 00:00	8300067	0.080 / 20
ICM-103-1008	MSD	K02VN1CC	99	80 - 120	10/26/200 - 10/27/2008 00:00	8300067	0.030 / 20
MW6-R-R-1008	MSD	K02VP1DT	97	80 - 120	10/26/200 - 10/28/2008 00:00	8300069	0.14 / 20

Buffalo Color

Cyanide, Total

Lab Name:	TESTAMERICA PITTSBURGH	**Method:**	SW846 9012A
Client Name:	MACTEC Engineering and Consulting Inc	**Lot Number:**	C8J160331
Matrix:	WATER	**Date/Time Received:**	10/16/2008 9:30:00AM

Client Sample ID	QC Sample Type	Workorder	Recovery (%)	Control Limits (%)	Prep Date - Analysis Date/Time	QC Batch	RPD / Limit (%)
RFI-27-1008	MSD	K02VJ1CE	82	75 - 125	10/22/200 - 10/22/2008 12:59	8296144	3.5 / 20
LAB MS/MSD	MSD	K00MA1AN	96	75 - 125	10/21/200 - 10/21/2008 13:55	8295306	2.7 / 20
RFI-18-1008	MSD	K02TX1DX	97	75 - 125	10/21/200 - 10/21/2008 14:03	8295306	1.3 / 20
EW-4-1008	MSD	K02T51CC	111	75 - 125	10/21/200 - 10/21/2008 14:28	8295307	0.10 / 20
RFI-27-1008	MS	K02VJ1CD	79	75 - 125	10/22/200 - 10/22/2008 12:52	8296144	3.5 / 20
EW-4-1008	MS	K02T51CA	112	75 - 125	10/21/200 - 10/21/2008 14:28	8295307	0.10 / 20
LAB MS/MSD	MS	K00MA1AM	93	75 - 125	10/21/200 - 10/21/2008 13:48	8295306	2.7 / 20
RFI-18-1008	MS	K02TX1DW	95	75 - 125	10/21/200 - 10/21/2008 14:03	8295306	1.3 / 20
CHECK SAMPLE	LCS	K1A9D1AC	99	85 - 115	10/22/200 - 10/22/2008 12:52	8296144	
CHECK SAMPLE	LCS	K08381AC	96	85 - 115	10/21/200 - 10/21/2008 13:48	8295306	
CHECK SAMPLE	LCS	K08331AC	92	85 - 115	10/21/200 - 10/21/2008 14:03	8295307	

Buffalo Color

Nitrate-Nitrite

Lab Name:	TESTAMERICA PITTSBURGH	**Method:**	MCAWW 353.2
Client Name:	MACTEC Engineering and Consulting Inc	**Lot Number:**	C8J170000
Matrix:	WATER	**Date/Time Received:**	10/13/2008 1:00:00PM

Client Sample ID	QC Sample Type	Workorder	Recovery (%)	Control Limits (%)	Prep Date - Analysis Date/Time	QC Batch	RPD / Limit (%)
CHECK SAMPLE	LCS	K04PC1AC	96	90 - 110	10/17/200 - 10/17/2008 13:09	8291365	
CHECK SAMPLE	LCS	K04PH1AC	103	90 - 110	10/17/200 - 10/17/2008 13:09	8291366	
LAB MS/MSD	MS	K0M6J1EX	52 N	90 - 110	10/17/200 - 10/17/2008 14:27	8291366	0.26 / 20
LAB MS/MSD	MS	K0M601C7	89 N	90 - 110	10/17/200 - 10/17/2008 14:33	8291366	0.18 / 20
LAB MS/MSD	MS	K0P2A1AG	93	90 - 110	10/17/200 - 10/17/2008 13:19	8291365	0.63 / 20
RFI-30-1008	MS	K02VD1CA	99	90 - 110	10/17/200 - 10/17/2008 13:52	8291365	2.0 / 20
RFI-30-1008	MSD	K02VD1CC	101	90 - 110	10/17/200 - 10/17/2008 13:54	8291365	2.0 / 20
LAB MS/MSD	MSD	K0M6J1E0	52 N	90 - 110	10/17/200 - 10/17/2008 14:28	8291366	0.26 / 20
LAB MS/MSD	MSD	K0M601C8	89 N	90 - 110	10/17/200 - 10/17/2008 14:34	8291366	0.18 / 20
LAB MS/MSD	MSD	K0P2A1AH	91	90 - 110	10/17/200 - 10/17/2008 13:21	8291365	0.63 / 20

Buffalo Color

Sulfate

Lab Name: TESTAMERICA PITTSBURGH
Client Name: MACTEC Engineering and Consulting Inc
Matrix: WATER
Method: MCAWW 300.0A
Lot Number: C8J160331
Date/Time Received: 10/16/2008 9:30:00AM

Client Sample ID	QC Sample Type	Workorder	Recovery (%)	Control Limits (%)	Prep Date - Analysis Date/Time	QC Batch	RPD / Limit (%)
MW6-R-R-1008	MS	K02VP1DU	86	80 - 120	10/26/200 - 10/28/2008 00:00	8300070	0.13 / 20
RFI-25-1008	MS	K02VH1CD	NC D	80 - 120	10/26/200 - 10/27/2008 00:00	8300068	
ICM-103-1008	MS	K02VN1CD	94	80 - 120	10/26/200 - 10/27/2008 00:00	8300068	0.34 / 20
CHECK SAMPLE	LCS	K1M521AC	99	90 - 110	10/26/200 - 10/27/2008 00:00	8300070	
CHECK SAMPLE	LCS	K1M521AE	100	90 - 110	10/26/200 - 10/28/2008 00:00	8300070	
CHECK SAMPLE	LCS	K1M501AC	102	90 - 110	10/26/200 - 10/26/2008 00:00	8300068	
RFI-25-1008	MSD	K02VH1CE	NC D	80 - 120	10/26/200 - 10/27/2008 00:00	8300068	
MW6-R-R-1008	MSD	K02VP1DV	86	80 - 120	10/26/200 - 10/28/2008 00:00	8300070	0.13 / 20
ICM-103-1008	MSD	K02VN1CE	95	80 - 120	10/26/200 - 10/27/2008 00:00	8300068	0.34 / 20

Buffalo Color

Total Sulfide

Lab Name:	TESTAMERICA PITTSBURGH	**Method:**	SW846 9030B/9034
Client Name:	MACTEC Engineering and Consulting Inc	**Lot Number:**	C8J160331
Matrix:	WATER	**Date/Time Received:**	10/16/2008 9:30:00AM

Client Sample ID	QC Sample Type	Workorder	Recovery (%)	Control Limits (%)	Prep Date - Analysis Date/Time	QC Batch	RPD / Limit (%)
RFI-27-1008	MSD	K02VJ1CC	100	75 - 125	10/21/200 - 10/21/2008 16:50	8295348	0.0 / 20
CHECK SAMPLE	LCS	K04AL1AC	100	85 - 115	10/17/200 - 10/18/2008 10:20	8291321	
CHECK SAMPLE	LCS	K09CR1AC	100	85 - 115	10/21/200 - 10/21/2008 16:50	8295348	
RFI-18-1008	MS	K02TX1CA	92	75 - 125	10/17/200 - 10/18/2008 10:20	8291321	4.4 / 20
RFI-27-1008	MS	K02VJ1CA	100	75 - 125	10/21/200 - 10/21/2008 16:50	8295348	0.0 / 20
RFI-18-1008	MSD	K02TX1CC	96	75 - 125	10/17/200 - 10/18/2008 10:20	8291321	4.4 / 20

Upload

TestAmerica Pittsburgh

Sulfide Log Sheet

9030B/9034/4500-S/376.1

10/18/2008 10:48 AM

Batch	Lot Number	SDG
8291321	C8J160331	N/A

Analyst:	Dennis Baker
Date:	10/18/08
Start Time:	10:20
Balance ID:	WC1493
Pipette ID:	J00141
Stock Std. ID No.:	Std 3746-08
CCV Std. ID No.:	Std 3747-08
True Value:	960 ppm
Prep: 10/17/2008	**Exp:** 10/24/08

True Value LCS/ICV:	19.2
True Value CCV:	19.2
True Value MS/MSD:	19.2

LCS 1.000 **ml of** 960 **ppm** **ID No.:** Std 3746-08 = 19.2 **ppm Range +/-15%**

CCV 1.000 **ml of** 960 **ppm** **ID No.:** Std 3747-08 = 19.2 **ppm Range +/-15%**

$$\text{sulfide mg/L} = \frac{[(\text{ml of Iodine} \times \text{N Iodine}) - \text{mL } Na_2S_2O_3 \times \text{N } Na_2S_2O_3)]}{\text{ml Sample}} \times 16{,}000$$

Iodine Standardization ID No.: Std 3293-08

$$0.025 \text{ N Iodine} = \frac{(20 \text{ mL } Na_2S_2O_3) \times (0.025 \text{ N of } Na_2S_2O_3)}{20.0 \text{ mL of Iodine Solution}}$$

Sodium Thiosulfate Standardization Id No.: Std 2441-08

Titration 1: 10 mls, 0.025 Normality

Titration 2: 10 mls, 0.025 Normality

0.025 Avg.

$$\frac{(10 \text{ mL of } KH(IO_3)^2) \times (0.025\text{N } KH(IO_3)^2)}{\text{mL of } Na_2S_2O_3}$$

Relative Percent Difference

X1 = Orig Result X2 = Duplicate

$$\left(\frac{ND}{(X1+X2)/2}\right) X\ 100 = 4$$

ND 50 50

C8J160331-1

MS Percent Recovery

$$100 \times \left(\frac{\text{Obs Conc of MS} - \text{Conc of Samp}}{\text{True Spike Conc}}\right) = \left(\frac{17.60 - ND}{19.20}\right) = 91.67$$

Sample ID: C8J160331-1S

MSD Percent Recovery

$$100 \times \left(\frac{\text{Obs Conc of MSD} - \text{Conc of Samp}}{\text{True Spike Conc}}\right) = \left(\frac{18.40 - ND}{19.20}\right) = 95.83$$

Sample ID: C8J160331-1D

%Rec/RPD

Upload

TestAmerica Pittsburgh

Sulfide Log Sheet

9030B/9034/4500-S/376.1

10/18/2008 10:48 AM

Sample ID	Sample ML	mL of Iodine	ml of $NA_2S_2O_3$	Conc Smp	Dilution Factor	LDL	Was sample filtered and preserved in lab? (Y/N)	Percent %
ICV	50.0	10.0	7.6	19.20	1	3.00	N	100.00
ICB	50.0	10.0	10.0	ND	1	3.00	N	
LCS	50.0	10.0	7.6	19.20	1	3.00	N	100.00
MB	50.0	10.0	10.0	ND	1	3.00	N	
C8J160331-1	50.0	10.0	10.0	ND	1	3.00	N	
C8J160331-1S	50.0	10.0	7.8	17.60	1	3.00	N	91.67
C8J160331-1D	50.0	10.0	7.7	18.40	1	3.00	N	95.83
C8J160331-2	50.0	10.0	10.0	ND	1	3.00	N	
C8J160331-3	50.0	10.0	10.0	ND	1	3.00	N	
C8J160331-4	50.0	10.0	10.0	ND	1	3.00	N	
C8J160331-5	50.0	10.0	10.0	ND	1	3.00	N	
C8J160331-6	50.0	10.0	8.6	11.20	1	3.00	N	
CCV	50.0	10.0	7.6	19.20	1	3.00	N	100.00
CCB	50.0	10.0	10.0	ND	1	3.00	N	
C8J160331-7	50.0	10.0	8.6	11.20	1	3.00	N	
C8J160331-8	50.0	10.0	10.0	ND	1	3.00	N	
C8J160331-9	50.0	10.0	10.0	ND	1	3.00	N	
C8J160331-10	50.0	10.0	10.0	ND	1	3.00	N	
C8J160331-11	50.0	10.0	10.0	ND	1	3.00	N	
C8J160331-12	50.0	10.0	10.0	ND	1	3.00	N	
C8J160331-13	50.0	10.0	10.0	ND	1	3.00	N	
C8J160331-14	50.0	10.0	10.0	ND	1	3.00	N	
C8J160331-15	50.0	10.0	10.0	ND	1	3.00	N	
C8J160331-16	50.0	10.0	10.0	ND	1	3.00	N	
CCV	50.0	10.0	7.7	18.40	1	3.00	N	95.83
CCB	50.0	10.0	10.0	ND	1	3.00	N	

DB 10-18-08

DB 10-18-08

Analyst: DLa Baker Date: 10-18-08

Reviewed By: See DRC Date: 10-18-08

New Dennis Baker 10/18/2008 8:57:26 AM

TestAmerica Pittsburgh *Sulfide 9030B/9034 Distillation Worksheet* Batch No: **8291321**

Method Sulfide 9030B/9034	**Matrix** Water	**Lot Numbers** C8J160331
Start Time 13:40	**Stop Time** 15:10	
Analyst Dennis Baker	**Date** 10/17/08	
Analyst Sign: D. a Baker		

Sample ID	Initial Wt/Vol g/mL	Final Vol mL	Expiration Date	Sulfide Present (Y/N) [1]	Comments
K04AL1AA B	50 ml	50	DB 10-17-8	N/A	N/A
K04AL1AC C			10-17-8		+ 1.0 ml 3746-08
K02T01AT			2008-10-21		
K02T11AT			2008-10-21		
K02T21AT			2008-10-21		
K02T31AT			2008-10-21		
K02T41AT			2008-10-21		
K02T51AT			2008-10-21		
K02T61AT			2008-10-21		DB 10-17-08
K02T71AT			2008-10-21		
K02T81AT			2008-10-22		
K02T91AT			2008-10-22		
K02TX1AG			2008-10-21		
K02TX1CA S			N/A		+ 1.0 ml 3746-08
K02VA1AT			2008-10-22		N/A
K02TX1CC D			N/A		+ 1.0 ml 3746-08
K02VC1AT			2008-10-22		
K02VD1AT			2008-10-22		DB 10-17-08
K02VE1AT			2008-10-22		
K02VH1AT	↓	↓	2008-10-22	↓	
		DB 10-17-08			

[1] If sulfides are present, treat sample with powdered cadmium or lead carbonate until there is no reaction to the lead acetate paper.

SAMPLE CODING: B-Blank C-Check L-Check Duplicate S-Matrix Spike D-Matrix Spike Duplicate X-Sample Duplicate

Reagents:

Zinc Acetate, Std 3294-08, StandardsLog
Sulfide CCV, Std 3747-08, Standards Log
Sulfide LCS, Std 3746-08, Standards Log
Sulfide Stock, Std 0688-06, Standards Log

NOTE: Distillates are disposed of 14 days after analysis

Balance ID:	WC1493
Pipet #:	J00141
LCS True Value:	19.2 mg/L
LCS StdsLogID:	Std 3746-08
MS/MSD Conc.:	19.2 mg/L
MS/MSD StdsLogID:	Std 3746-08

Digestate(s)	(Received) Date	Time	Analyst	Location	(Relinquished) Date	Time	Analyst	Location
All Above	10-17-08	1535	DB	W-C	10-17-08	1535	DB	REF-1
All Above	10-18-08	0855	DB	REF-1	10-18-08	1050	DB	DISPOSE-OF

Additional Comments:

Reviewed By: [signature] **Date:** 10/18/08

WC-71-8291321

REQUESTED BY: **BAKERD2**

METHOD: TV Sulfides, Total (9030B-dist/9034-titrat.) 8291321

STORAGE LOCATION	WORK ORDER #	PICKED CNTR#	CONTROL #	CLIENT #	ANALYSIS	LOTID	SMP#	SFX	MATRIX DESCRIPTION	QTY RCVD	QTY REQD
3A,B,CLP1	K02TX-1-AG		539224	357557	I-06-TV	C8J160331	001		WATER MS - MSD	9	1
3A,B,CLP1	K02T0-1-AT		539225	357557	I-06-TV	C8J160331	002		WATER	9	1
3A,B,CLP1	K02T1-1-AT		539226	357557	I-06-TV	C8J160331	003		WATER	9	1
3A,B,CLP1	K02T2-1-AT		539227	357557	I-06-TV	C8J160331	004		WATER	9	1
3A,B,CLP1	K02T3-1-AT		539228	357557	I-06-TV	C8J160331	005		WATER	9	1
3A,B,CLP1	K02T4-1-AT		539229	357557	I-06-TV	C8J160331	006		WATER	9	1
3A,B,CLP1	K02T5-1-AT		539230	357557	I-06-TV	C8J160331	007		WATER	9	1
3A,B,CLP1	K02T6-1-AT		539231	357557	I-06-TV	C8J160331	008		WATER	8	1
3A,B,CLP1	K02T7-1-AT		539232	357557	I-06-TV	C8J160331	009		WATER	9	1
3A,B,CLP1	K02T8-1-AT		539233	357557	I-06-TV	C8J160331	010		WATER	9	1
3A,B,CLP1	K02T9-1-AT		539234	357557	I-06-TV	C8J160331	011		WATER	9	1
3A,B,CLP1	K02VA-1-AT		539235	357557	I-06-TV	C8J160331	012		WATER	9	1
3A,B,CLP1	K02VC-1-AT		539236	357557	I-06-TV	C8J160331	013		WATER START 1340	9	1
3A,B,CLP1	K02VD-1-AT		539237	357557	I-06-TV	C8J160331	014		WATER END 1510	9	1
3A,B,CLP1	K02VE-1-AT		539238	357557	I-06-TV	C8J160331	015		WATER	9	1
3A,B,CLP1	K02VH-1-AT		539239	357557	I-06-TV	C8J160331	016		WATER	9	1

RELINQUISHED BY	RECEIVED BY	DATE/TIME
Jim Vicinie	D.a Bake	10-17-08 (1230)
D.a Bake	[illegible]	10-17-08 (1350)

***** END OF REPORT *****

TestAmerica

THE LEADER IN ENVIRONMENTAL TESTING (Pittsburgh)

Nitrate-Nitrite

Analyst Chuck Kieda
Date 10/20/08
Data File 101708A
Method 353.2 SOP PITT-WC-0007
Instrument Alpkem #1

STANDARD		LOT #
Nitrate/Nitrite Color Reagent	STD	3338-08
NH_4Cl EDTA Buffer	STD	3652-08
Standard Nitrate/Nitrite	STD	0212-08 / STD 3339-08
Second Source	STD	2581-08 / STD 2582-08

Standards:

	(NO3/NO2 as N)			(NO2 as N)
STD	3751-08		10 PPM	~~STD~~
STD	3752-08	(CCV)	5 PPM	~~STD~~ CAK 10/20/08
STD	3753-08		2.5 PPM	STD 3758-08
STD	3754-08		1.0 PPM	~~STD~~
STD	3755-08		0.5 PPM	STD
STD	3756-08		0.1 PPM	STD CAK 10/20/08
STD	3757-08	(Nelac/CCV)	4.0 PPM	~~STD~~

Lot Number(s)	Batch Number(s)
C8J130137	8291365
C8J140191	↓
C8J160331	
C8J160331	8291366
C8J110118	↓

Run Results Report
Results: C:\FLOW_4\101708A.RST
Results completed: 14:54 October 17, 2008.
Operator: kiedac

Chuck Kieda 10/17/08

NITRATE/NITRITE

Time	Cup	Name	Height	Calc.	Flags
---------- User request: Start Data Collect ----------					
12:49	0	CARRYOVER	1573	0.070291	
12:51	0	CARRYOVER	194	0.045837	
		Mean & RSD:	883	0.058064	NoRSD
12:52	0	BASELINE	0	0.042405	BL
12:54	1	NO3/NO2 10PP	561386	9.993610	
12:55	2	NO3/NO2 5PPM	285391	5.101287	
12:57	3	NO3/NO2 2.5P	128388	2.318221	
12:58	4	NO3/NO2 1PPM	54099	1.001369	
13:00	5	NO3/NO2 .5PP	26748	0.516541	
13:01	6	NO3/NO2 .1PP	4532	0.122740	
13:03	7	NO3/NO2 0PPM	216	0.046233	
13:04	0	BASELINE	0	0.042405	BL
13:06	*3	NO3 2.5 PPM	143928	2.593699	
13:07	*8	NO2 2.5 PPM	140651	2.535598	
13:09	9	NELAC NO3 CCV	214007	3.835925	mg/L - 96%
13:10	0	CCB	19	0.042738	↓
13:12	0	BASELINE	0	0.042405	BL
13:13	101	K0R45	10076	0.221016	mg/L
13:15	102	K0R49	1911	0.076281	
13:16	103	K0P18	1574	0.070299	
13:18	104	K0P2A	246676	4.415021	
13:19	105	K0P2A S	351972	6.281514	93% } RPD = 0.63
13:21	106	K0P2A D	349718	6.241562	91% }
13:22	107	K02TX	2305	0.083265	
13:24	108	K02T0	7540	0.176059	
13:25	109	K02T1	4129	0.115598	
13:27	2	NO3 CCV	285022	5.094743	102%
13:28	0	CCB	-30	0.041878	↓
13:30	0	BASELINE	0	0.042405	BL
13:31	110	K02T2	260	0.047016	mg/L
13:33	111	K02T3	1837	0.074968	
13:34	112	K02T4	5286	0.136106	
13:36	113	K02T5	3008	0.095719	
13:37	114	K02T6	1586	0.070522	
13:39	115	K02T7	883	0.058053	
13:40	116	K02T8	4164	0.116222	
13:42	117	K02T9	937	0.059013	
13:43	118	K02VA	13546	0.282521	
13:45	2	NO3 CCV	286859	5.127313	103%
13:46	0	CCB	-124	0.040214	↓
13:48	0	BASELINE	0	0.042405	BL
13:49	119	K02VC	2328	0.083665	mg/L
13:51	120	K02VD	335	0.048343	↓

Run Results Report

* Cd REDUCTION COLUMN EFFICIENCY

$$\frac{\text{HEIGHT } NO_3^- \text{ @ 2.5 ppm}}{\text{HEIGHT } NO_2^- \text{ @ 2.5 ppm}} \times 100\% = \frac{143928}{140651} \times 100\% = 102.4\%$$

Run Results Report
Results: C:\FLOW_4\101708A.RST
Results completed: 14:54 October 17, 2008.
Operator: kiedac

Chuck Kieda 10/17/08

NITRATE/NITRITE

Time	Cup	Name	Height	Calc.	Flags
13:52	121	K02VD S	111820	2.024550	mg/L
13:54	122	K02VD D	114172	2.066226	
13:55	123	K02VE	509	0.051425	
13:57	124	K02VH	687	0.054589	
13:58	125	K02VJ	150	0.045064	
14:00	126	K02VK	8239	0.188446	
14:01	127	K02VM	1286	0.065197	
14:03	2	NO3 CCV	286588	5.122500	
14:04	0	CCB	-183	0.039154	
14:06	0	BASELINE	0	0.042405	BL
14:07	128	K02VN	4525	0.122615	mg/L
14:09	129	K02VP	453	0.050435	
14:10	130	K0M51	21602	0.425322	
14:12	131	K0M58	4992	0.130891	
14:13	132	K0M6A	2842	0.092782	
14:15	133	K0M6D	12264	0.259806	
14:16	134	K0M6G	3567	0.105630	
14:18	135	K0M6R	3164	0.098497	
14:19	136	K0M6V	4083	0.114774	
14:21	2	NO3 CCV	289382	5.172034	
14:22	0	CCB	-184	0.039140	
14:24	0	BASELINE	0	0.042405	BL
14:25	137	K0M6J	10989	0.237190	mg/L
14:27	138	K0M6J S	69444	1.273385	
14:28	139	K0M6J D	69252	1.269976	
14:30	140	K0M6X	2051	0.078753	
14:31	141	K0M60	3213	0.099364	
14:33	142	K0M60 S	103806	1.882480	
14:34	143	K0M60 D	104003	1.885971	
14:36	144	K0M61	3405	0.102771	
14:37	2	NO3 CCV	293141	5.238656	
14:39	0	CCB	-81	0.040974	
14:40	0	BASELINE	0	0.042405	BL
~~14:42~~	~~145~~	~~K02VT (100X)~~	~~462~~	~~5.059916~~	~~mg/L~~
14:43	146	K02VT (10X)	4296	1.185523	
14:45	2	NO3 CCV	288724	5.160360	
14:46	0	CCB	-81	0.040970	
14:48	0	BASELINE	0	0.042405	BL

-99% } RPD = 2.0
— 101% }
102%
103%
-52% } RPD = 0.26
-52% }
-89% } RPD = 0.18
-89% }
105%
@K10/20/08 NOT USED — HIGHLY COLORED SAMPLE.
103%

NITRATE/NITRITE: Calibration, Peak 5-81

File name: C:\FLOW 4\101708A.RST
Date: October 17, 2008
Operator: kiedac

Chuck Kieda 10/17/08

*	Name	Conc	Height
*	NO3/NO2 10PPM	10.000000	561386.125000
*	NO3/NO2 5PPM	5.000000	285391.187500
*	NO3/NO2 2.5PPM	2.500000	128387.585938
*	NO3/NO2 1PPM	1.000000	54098.847656
*	NO3/NO2 .5PPM	0.500000	26747.847656
*	NO3/NO2 .1PPM	0.100000	4531.964844
*	NO3/NO2 0PPM	0.000000	215.924210

Calib Coef:
y=bx+a
a: (intercept) -2.3923e+03
b: 5.6414e+04

Corr Coef: 0.999712

Carryover: 0.283%

No Drift Peaks

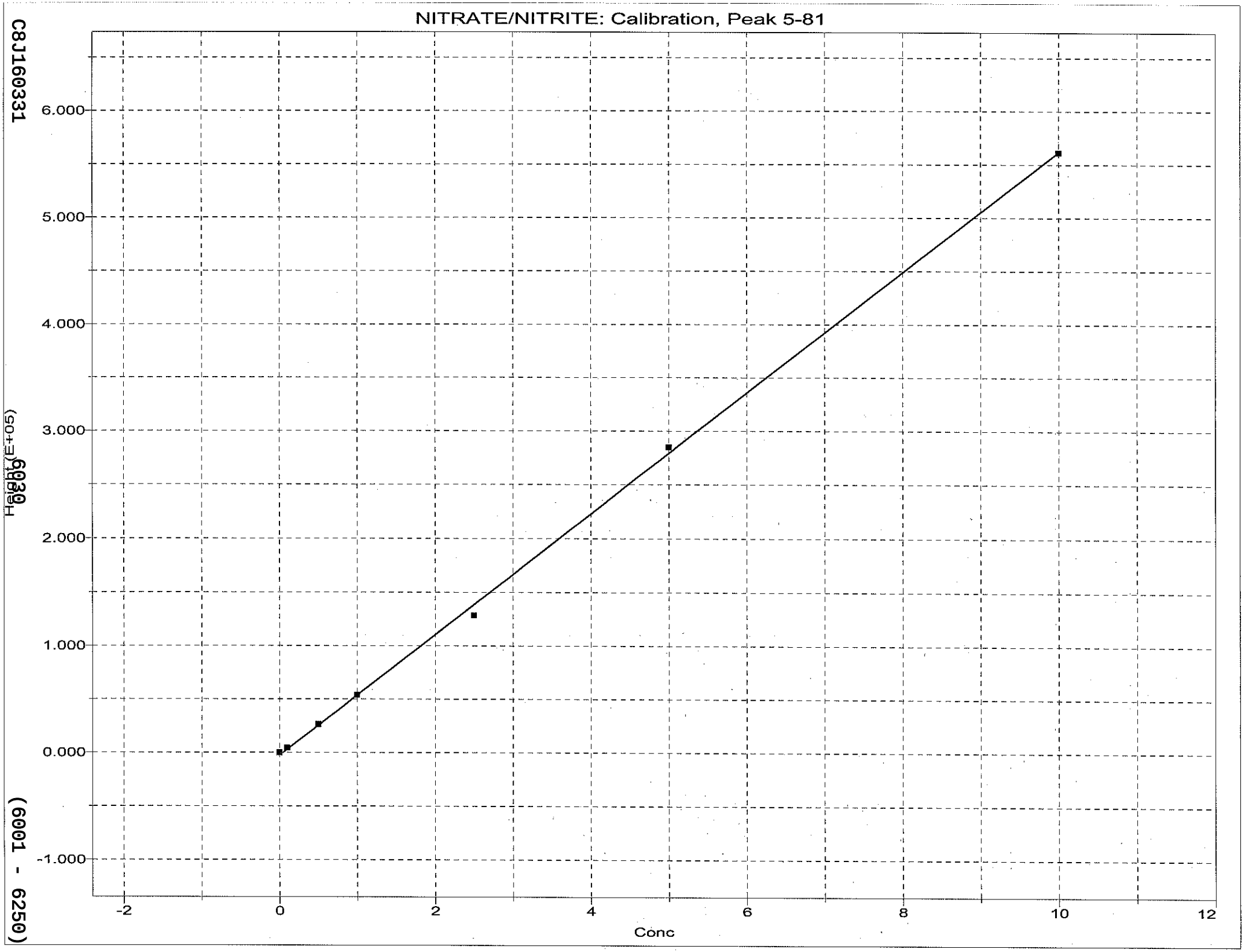
NITRATE/NITRITE: Calibration, Peak 5-81
C8J160331
6.000
5.000
4.000
3.000
2.000
1.000
0.000
-1.000
-2
0
2
4
6
8
10
12
Conc
(6001 - 6250)

Channel 2: NITRATE/NITRITE
Absorbance (uAu) (E+05)
Time (sec)
6.000
5.000
4.000
3.000
2.000
1.000
0.000
-1.000
0
1000
2000
3000
4000
5000
6000
7000
SYNC: 9.90274
GARRYOVER: 0.0702909
GARRYOVER: 0.0458373
BASELINE: 0.0424054
NO3/NO2 10PPM: 9.99361
NO3/NO2 5PPM: 5.10129
NO3/NO2 2.5PPM: 2.31822
NO3/NO2 1PPM: 1.00137
NO3/NO2 .5PPM: 0.516541
NO3/NO2 .1PPM: 0.12274
NO3/NO2 0PPM: 0.0462329
BASELINE: 0.0424054
NO3 2.5 PPM: 2.5937
NO2 2.5 PPM: 2.5356
NELAC NO3 CCV: 3.83593
GCB: 0.0427384
BASELINE: 0.0424054
K04R45: 0.221016
K04R49: 0.0762807
K04P18: 0.0702986
K04P2A: 4.41502
K04P2A S: 6.28151
K04P2A D: 6.24156
K02TX: 0.0832665
K02T0: 0.176059
K02T1: 0.115598
NO3 CCV: 5.09474
GCB: 0.0418775
BASELINE: 0.0424054
K02T2: 0.047016
K02T3: 0.0749681
K02T4: 0.136106
K02T5: 0.0957191
K02T6: 0.0705222
K02T7: 0.0580529
K02T8: 0.116222
K02T9: 0.0590128
K02VA: 0.0282521
NO3 CCV: 5.12731
GCB: 0.0402142
BASELINE: 0.0424054
K02VG: 0.0836651
K02VD: 0.0483434
K02VD S: 2.02455
K02VD D: 2.06623
K02VE: 0.0514248
K02VH: 0.0545891
K02VJ: 0.0450647
K02VK: 0.188446
K02VM: 0.0651975
NO3 CCV: 5.1225
GCB: 0.0391536
BASELINE: 0.0424054
K02VN: 0.122615
K02VP: 0.0504435
K0M51: 0.425322
K0M58: 0.130891
K0M6A: 0.0927817
K0M6D: 0.259806
K0M6G: 0.10563
K0M6R: 0.0984974
K0M6V: 0.114774
NO3 CCV: 5.17203
GCB: 0.0391402
BASELINE: 0.0424054
K0M6J: 0.0237191
K0M6J S: 1.27339
K0M6J D: 1.26998
K0M6X: 0.0782531
K0M6Y: 0.0993539
K0M60 S: 1.88248
K0M60 D: 1.88597
K0M61: 0.102721
NO3 CCV: 5.23866
GCB: 0.0409739
BASELINE: 0.0424054
K02VT (10X): 5.05992
K02VT (10X): 1.18552
NO3 CCV: 5.16036
GCB: 0.0409701
BASELINE: 0.0424054

Sample Table - 101708a.tbl

File name: C:\FLOW 4\101708A.TBL
Date: October 17, 2008

Cup	Name	Type	R	Dil	Wt	Vial	Comment
1	SYNC	SYNC	1	1	1		
0	CARRYOVER	CO	2	1	1		
0	BASELINE	RB	1	1	1		
1	NO3/NO2 10PPM	C	1	1	1		
2	NO3/NO2 5PPM	C	1	1	1		
3	NO3/NO2 2.5PPM	C	1	1	1		
4	NO3/NO2 1PPM	C	1	1	1		
5	NO3/NO2 .5PPM	C	1	1	1		
6	NO3/NO2 .1PPM	C	1	1	1		
7	NO3/NO2 0PPM	C	1	1	1		
0	BASELINE	RB	1	1	1		
3	NO3 2.5 PPM	U	1	1	1		
8	NO2 2.5 PPM	U	1	1	1		
9	NELAC NO3 CCV	U	1	1	1		
0	CCB	U	1	1	1		
0	BASELINE	RB	1	1	1		
101	K0R45	U	1	1	1		pH=6.65
102	K0R49	U	1	1	1		pH=5.37
103	K0P18	U	1	1	1		pH=7.13
104	K0P2A	U	1	1	1		pH=6.23
105	K0P2A S	U	1	1	1		pH=6.23
106	K0P2A D	U	1	1	1		pH=6.23
107	K02TX	U	1	1	1		pH=8.17
108	K02T0	U	1	1	1		pH=7.24
109	K02T1	U	1	1	1		pH=6.11
2	NO3 CCV	U	1	1	1		
0	CCB	U	1	1	1		
0	BASELINE	RB	1	1	1		
110	K02T2	U	1	1	1		pH=6.15
111	K02T3	U	1	1	1		pH=6.21
112	K02T4	U	1	1	1		pH=6.30
113	K02T5	U	1	1	1		pH=8.25
114	K02T6	U	1	1	1		pH=6.22
115	K02T7	U	1	1	1		pH=6.78
116	K02T8	U	1	1	1		pH=6.18
117	K02T9	U	1	1	1		pH=6.28
118	K02VA	U	1	1	1		pH=5.44
2	NO3 CCV	U	1	1	1		
0	CCB	U	1	1	1		
0	BASELINE	RB	1	1	1		
119	K02VC	U	1	1	1		pH=6.13
120	K02VD	U	1	1	1		pH=6.23
121	K02VD S	U	1	1	1		pH=6.23
122	K02VD D	U	1	1	1		pH=6.23
123	K02VE	U	1	1	1		pH=6.16
124	K02VH	U	1	1	1		pH=5.86
125	K02VJ	U	1	1	1		pH=6.22
126	K02VK	U	1	1	1		pH=7.05
127	K02VM	U	1	1	1		pH=7.27
2	NO3 CCV	U	1	1	1		
0	CCB	U	1	1	1		
0	BASELINE	RB	1	1	1		
128	K02VN	U	1	1	1		pH=6.61
129	K02VP	U	1	1	1		pH=6.20
130	K0M51	U	1	1	1		pH=7.97
131	K0M58	U	1	1	1		pH=6.20
132	K0M6A	U	1	1	1		pH=6.10
133	K0M6D	U	1	1	1		pH=5.94
134	K0M6G	U	1	1	1		pH=8.45
135	K0M6R	U	1	1	1		pH=7.78
136	K0M6V	U	1	1	1		pH=6.27
2	NO3 CCV	U	1	1	1		
0	CCB	U	1	1	1		
0	BASELINE	RB	1	1	1		
137	K0M6J	U	1	1	1		pH=6.38
138	K0M6J S	U	1	1	1		pH=6.38
139	K0M6J D	U	1	1	1		pH=6.38
140	K0M6X	U	1	1	1		pH=8.75
141	K0M60	U	1	1	1		pH=7.14

Cup	Name	Type	R	Dil	Wt	Vial	Comment
142	K0M60 S	U	1	1	1		pH=7.14
143	K0M60 D	U	1	1	1		pH=7.14
144	K0M61	U	1	1	1		pH=8.59
2	NO3 CCV	U	1	1	1		
0	CCB	U	1	1	1		
0	BASELINE	RB	1	1	1		
145	K02VT (100X)	U	1	CAK 10/17/08 ~~1~~ 100	1		pH=7.02
146	K02VT (10X)	U	1	10	1		pH=7.02
2	NO3 CCV	U	1	1	1		
0	CCB	U	1	1	1		
0	BASELINE	RB	1	1	1		

REQUESTED BY: KIEDAC

BATCH# 829/365

METHOD: CM Nitrate-Nitrite

STORAGE LOCATION	WORK ORDER #	PICKED CNTR#	CONTROL #	CLIENT #	ANALYSIS	LOTID	SMP#	SFX	MATRIX DESCRIPTION	QTY RCVD	QTY REQD
1A	K0R45-1-AF	___ ___ ___	539043	421798	I-23-CM	C8J140191	001		WATER	8	1
1A	K0R49-1-AF	___ ___ ___	539044	421798	I-23-CM	C8J140191	002		WATER	8	1
22D, OUT	K0P18-1-AE	___ ___ ___	539041	356779	I-23-CM	C8J130137	001		WATER	3	1
22D, OUT	K0P2A-1-AC	___ ___ ___	539042	356779	I-23-CM	C8J130137	002		WATER (MS|MSD)	3	1
3A,B,CLP1	K02TX-1-AE	___ ___ ___	539045	357557	I-23-CM	C8J160331	001		WATER	9	1
3A,B,CLP1	K02T0-1-AQ	___ ___ ___	539046	357557	I-23-CM	C8J160331	002		WATER	9	1
3A,B,CLP1	K02T1-1-AQ	___ ___ ___	539047	357557	I-23-CM	C8J160331	003		WATER	9	1
3A,B,CLP1	K02T2-1-AQ	___ ___ ___	539048	357557	I-23-CM	C8J160331	004		WATER	9	1
3A,B,CLP1	K02T3-1-AQ	___ ___ ___	539049	357557	I-23-CM	C8J160331	005		WATER	9	1
3A,B,CLP1	K02T4-1-AQ	___ ___ ___	539050	357557	I-23-CM	C8J160331	006		WATER	9	1
3A,B,CLP1	K02T5-1-AQ	___ ___ ___	539051	357557	I-23-CM	C8J160331	007		WATER	9	1
3A,B,CLP1	K02T6-1-AQ	___ ___ ___	539052	357557	I-23-CM	C8J160331	008		WATER	8	1
3A,B,CLP1	K02T7-1-AQ	___ ___ ___	539053	357557	I-23-CM	C8J160331	009		WATER	9	1
3A,B,CLP1	K02T8-1-AQ	___ ___ ___	539054	357557	I-23-CM	C8J160331	010		WATER	9	1
3A,B,CLP1	K02T9-1-AQ	___ ___ ___	539055	357557	I-23-CM	C8J160331	011		WATER	9	1
3A,B,CLP1	K02VA-1-AQ	___ ___ ___	539056	357557	I-23-CM	C8J160331	012		WATER	9	1
3A,B,CLP1	K02VC-1-AQ	___ ___ ___	539057	357557	I-23-CM	C8J160331	013		WATER	9	1
3A,B,CLP1	K02VD-1-AQ	___ ___ ___	539058	357557	I-23-CM	C8J160331	014		WATER (MS|MSD)	9	1
3A,B,CLP1	K02VE-1-AQ	___ ___ ___	539059	357557	I-23-CM	C8J160331	015		WATER	9	1
3A,B,CLP1	K02VH-1-AQ	___ ___ ___	539060	357557	I-23-CM	C8J160331	016		WATER	9	1

REQUESTED BY: **KIEDAC**

METHOD: CM Nitrate-Nitrite

STORAGE LOCATION	WORK ORDER #	PICKED CNTR#	CONTROL #	CLIENT #	ANALYSIS	LOTID	SMP#	SFX	MATRIX DESCRIPTION	QTY RCVD	QTY REQD

RELINQUISHED BY	RECEIVED BY	DATE/TIME
[signature]	Chuck Kieda	10/17/08 0705
Chuck Kieda	Jim Ukimie	10/17/08 1530

***** END OF REPORT *****

REQUESTED BY: **KIEDAC**

BATCH# 8291366

METHOD: CM Nitrate-Nitrite

STORAGE LOCATION	WORK ORDER #	PICKED CNTR#	CONTROL #	CLIENT #	ANALYSIS	LOTID	SMP#	SFX	MATRIX DESCRIPTION		QTY RCVD	QTY REQD
22A	K0M51-1-C6	___ ___ ___	539061	001610	I-23-CM	C8J110118	001		WATER		4	1
22A	K0M58-1-CH	___ ___ ___	539062	001610	I-23-CM	C8J110118	002		WATER		4	1
22A	K0M6A-1-CH	___ ___ ___	539063	001610	I-23-CM	C8J110118	003		WATER		4	1
22A	K0M6D-1-CH	___ ___ ___	539064	001610	I-23-CM	C8J110118	004		WATER		4	1
22A	K0M6G-1-CH	___ ___ ___	539065	001610	I-23-CM	C8J110118	005		WATER		4	1
22A	K0M6J-1-EW	___ ___ ___	539066	001610	I-23-CM	C8J110118	006		WATER	(MS/MSD)	8	1
22A	K0M6R-1-CH	___ ___ ___	539067	001610	I-23-CM	C8J110118	007		WATER		4	1
22A	K0M6V-1-CH	___ ___ ___	539068	001610	I-23-CM	C8J110118	008		WATER		4	1
22A	K0M6X-1-CH	___ ___ ___	539069	001610	I-23-CM	C8J110118	009		WATER		4	1
22A	K0M60-1-CH	___ ___ ___	539070	001610	I-23-CM	C8J110118	010		WATER	(MS/MSD)	4	1
22A	K0M61-1-CH	___ ___ ___	539071	001610	I-23-CM	C8J110118	011		WATER		4	1
3A,B,CLP1	K02VJ-1-AQ	___ ___ ___	539072	357557	I-23-CM	C8J160331	017		WATER		9	1
3A,B,CLP1	K02VK-1-AQ	___ ___ ___	539073	357557	I-23-CM	C8J160331	018		WATER		9	1
3A,B,CLP1	K02VM-1-AQ	___ ___ ___	539074	357557	I-23-CM	C8J160331	019		WATER		9	1
3A,B,CLP1	K02VN-1-AQ	___ ___ ___	539075	357557	I-23-CM	C8J160331	020		WATER		9	1
3A,B,CLP1	K02VP-1-AQ	___ ___ ___	539076	357557	I-23-CM	C8J160331	021		WATER		9	1
3A,B,CLP1	K02VT-1-AQ	___ ___ ___	539077	357557	I-23-CM	C8J160331	022		WATER		9	1

REQUESTED BY: KIEDAC

METHOD: CM Nitrate-Nitrite

STORAGE LOCATION	WORK ORDER #	PICKED CNTR#	CONTROL #	CLIENT #	ANALYSIS	LOTID	SMP#	SFX	MATRIX DESCRIPTION	QTY RCVD	QTY REQD

RELINQUISHED BY	RECEIVED BY	DATE/TIME
Chuck Kieda	Chuck Kieda	10/17/08 0705
Chuck Kieda	Jim Ueimie	10/17/08 1530

***** END OF REPORT *****

TestAmerica

THE LEADER IN ENVIRONMENTAL TESTING (Pittsburgh)

Cyanide Analysis

Analyst D. Johnson **Date** 10-21-08

Data File 102108CN **Method** Seafalow **Instrument** Konelab

Standard	Lot#	Standard	Lot#
Primary Stock	Std 333708	Secondary Stock	Std 258008
Mercury II		0.1 N NaOH	NA
WAD Carrier		0.25 N NaOH	Std 343708
WAD A	NA	Pyridine-Barbituric Acid	Std 326008
WAD B		Chloramine-T	Std 371708
WAD AR		Phosphate Buffer	Std 449908

SOP Reference: 335.4/SM 4500-G/9012A PITT-WC-0018 | 1677 PITT-WC-1677 | CLP Water PITT-WC-0032 | CLP Soil PITT-WC-0040

Standards:

Primary	10 PPM STD	3800 08
Secondary	10 PPM STD	3809 08
	0.5 PPM STD	3810 08
	0.25 PPM STD	NA
(CCV)	0.10 PPM STD	3811 08
	0.05 PPM STD	
	0.01 PPM STD	NA
	0.005 PPM STD	
(NELAC/CCV)	0.20 PPM STD	3812 08

Lot Number(s)	Batch Number(s)	Method
C8J160163	8295306	9012A
C8J160331		
C8J160331	8295307	9012A

AquaKem v. 6.5 AQ2 TestAmerica Pittsburgh
Results from time period:
Tue Oct 21 13:48:43 2008
Tue Oct 21 15:32:21 2008

Sample Id	Test short name	Result	Result unit	Final Results	Final Units	Result date and time	Percent Recovery	RPD	Dil. ratio	Manual dil. ratio	Response	True Value	Upload Data?	
~~CN 0.0~~	~~CN-EPA~~	~~0.00233~~	~~mg/l~~	~~0.00233~~	~~mg/l~~	~~10/21/08 12:48~~			~~0~~		~~0.01196~~		~~N~~	
CN-.5	CN-EPA	0.00656	mg/l	0.00656	mg/l	10/21/08 12:48			99		0.01697		N	
CN-.5	CN-EPA	0.01126	mg/l	0.01126	mg/l	10/21/08 12:48			49		0.02254		N	
CN-.5	CN-EPA	0.04944	mg/l	0.04944	mg/l	10/21/08 12:48			9		0.06776		N	
CN-.5	CN-EPA	0.09832	mg/l	0.09832	mg/l	10/21/08 12:48			4		0.12568		N	
CN-.5	CN-EPA	0.24346	mg/l	0.24346	mg/l	10/21/08 12:48			1		0.29764		N	
CN-.5	CN-EPA	0.50362	mg/l	0.50362	mg/l	10/21/08 12:48			0		0.60586		N	
NELAC .2	CN-EPA	0.20759	mg/l	0.20759	mg/l	10/21/08 12:52	103.795		0		0.25513	0.2	N	
CCB-CN	CN-EPA	0.0017	mg/l	0.0017	mg/l	10/21/08 12:52			0		0.01121		N	
DIST .05	CN-EPA	0.06123	mg/l	0.06123	mg/l	10/21/08 12:52	122.46		0		0.08174	0.05	N	
~~DIST .25~~	~~CN-EPA~~	~~0.25647~~	~~mg/l~~	~~0.25647~~	~~mg/l~~	~~10/21/08 12:52~~	~~102.588~~		~~0~~		~~0.31305~~	~~0.25~~	~~N~~	
CN-0.0	CN-EPA	0.00262	mg/l	0.00262	mg/l	10/21/08 13:18			0		0.01219		N	
CN-.5	CN-EPA	0.00597	mg/l	0.00597	mg/l	10/21/08 13:18			99		0.01621		N	
CN-.5	CN-EPA	0.01119	mg/l	0.01119	mg/l	10/21/08 13:18			49		0.02247		N	
CN-.5	CN-EPA	0.0489	mg/l	0.0489	mg/l	10/21/08 13:18			9		0.06767		N	
CN-.5	CN-EPA	0.0982	mg/l	0.0982	mg/l	10/21/08 13:18			4		0.12676		N	
CN-.5	CN-EPA	0.24537	mg/l	0.24537	mg/l	10/21/08 13:18			1		0.30317		N	
CN-.5	CN-EPA	0.50275	mg/l	0.50275	mg/l	10/21/08 13:18			0		0.61167		N	
NELAC .2	CN-EPA	0.2002	mg/l	0.2002	mg/l	10/21/08 13:22	100.1		0		0.24903	0.2	N	
CCB-CN	CN-EPA	0.00143	mg/l	0.00143	mg/l	10/21/08 13:22			0		0.01077		N	
DIST .05	CN-EPA	0.04912	mg/l	0.04912	mg/l	10/21/08 13:22	98.24		0		0.06793	0.05	N	
DIST .25	CN-EPA	0.24669	mg/l	0.24669	mg/l	10/21/08 13:22	98.676		0		0.30475	0.25	N	
CCV-CN	CN-EPA	0.10476	mg/l	0.10476	mg/l	10/21/08 13:48	104.76		0		0.13463	0.1	N	
VCCB-CN	CN-EPA	0.00174	mg/l	0.00174	mg/l	10/21/08 13:48			0		0.01114		N	
k08381ac	CN-EPA	0.19119	mg/l	191.19	ug/l	10/21/08 13:48	95.595		0	0	0.23823	200	Y	
k08381aa	CN-EPA	0.00196	mg/l	1.96	ug/l	10/21/08 13:48			0	0	0.0114		Y	
k00l11a3	CN-EPA	0.004	mg/l	4	ug/l	10/21/08 13:48			0	0	0.01384		Y	
k00l61ae	CN-EPA	0.00472	mg/l	4.72	ug/l	10/21/08 13:48			0	0	0.01471		Y	
k00l71ae	CN-EPA	0.00398	mg/l	3.98	ug/l	10/21/08 13:48			0	0	0.01382		Y	
k00l81ae	CN-EPA	0.00353	mg/l	3.53	ug/l	10/21/08 13:48			0	0	0.01329		Y	
k00l91ae	CN-EPA	0.00535	mg/l	5.35	ug/l	10/21/08 13:48			0	0	0.01546		Y	
k00ma1al	CN-EPA	0.00844	mg/l	8.44	ug/l	10/21/08 13:48			0	0	0.01917		Y	
k00ma1am	CN-EPA	0.10192	mg/l	101.92	ug/l	10/21/08 13:48	93.48		0	0	0.13122	100	Y	
k00ma1an	CN-EPA	0.10468	mg/l	104.68	ug/l	10/21/08 13:55	96.24	2.67183	0	0	0.13453	100	Y	
CCV-CN	CN-EPA	0.10289	mg/l	0.10289	mg/l	10/21/08 13:55	102.89		0		0.13239	0.1	N	
VCCB-CN	CN-EPA	0.00147	mg/l	0.00147	mg/l	10/21/08 13:55			0		0.01082		N	
k00mc1ae	CN-EPA	0.0019	mg/l	1.9	ug/l	10/21/08 13:55			0	0	0.01134		Y	
k00md1ae	CN-EPA	0.00145	mg/l	1.45	ug/l	10/21/08 13:55			0	0	0.01079		Y	
k00me1ae	CN-EPA	0.00182	mg/l	1.82	ug/l	10/21/08 13:55			0	0	0.01123		Y	
k00mg1ae	CN-EPA	0.00335	mg/l	3.35	ug/l	10/21/08 13:55			0	0	0.01307		Y	
k00mh1ae	CN-EPA	0.00344	mg/l	3.44	ug/l	10/21/08 13:55			0	0	0.01317		Y	
k00mj1ae	CN-EPA	0.00284	mg/l	2.84	ug/l	10/21/08 13:55			0	0	0.01246		Y	
k00mk1ae	CN-EPA	0.00146	mg/l	1.46	ug/l	10/21/08 13:55			0	0	0.0108		Y	
k00ml1ae	CN-EPA	0.00154	mg/l	1.54	ug/l	10/21/08 13:55			0	0	0.01091		Y	
k02tx1af	CN-EPA	0.00228	mg/l	0.00228	mg/l	10/21/08 14:03			0	0	0.01179		Y	
k02tx1dw	CN-EPA	0.09764	mg/l	0.09764	mg/l	10/21/08 14:03	95.36		0	0	0.12608	0.1	Y	
CCV-CN	CN-EPA	0.10363	mg/l	0.10363	mg/l	10/21/08 14:03	103.63		0		0.13327	0.1	N	
VCCB-CN	CN-EPA	0.00184	mg/l	0.00184	mg/l	10/21/08 14:03			0		0.01126		N	
k02tx1dx	CN-EPA	0.09892	mg/l	0.09892	mg/l	10/21/08 14:03	96.64	1.3024	0	0	0.12763	0.1	Y	
k02t01ar	CN-EPA	0.02224	mg/l	0.02224	mg/l	10/21/08 14:03			0	0	0.03571		Y	
k02t11ar	CN-EPA	0.03474	mg/l	0.03474	mg/l	10/21/08 14:03			0	0	0.05069		Y	
k02t21ar	CN-EPA	0.00932	mg/l	0.00932	mg/l	10/21/08 14:03			0	0	0.02022		Y	
k02t31ar	CN-EPA	0.12917	mg/l	0.12917	mg/l	10/21/08 14:03			0	0	0.16389		Y	
~~k02t41ar~~	~~CN-EPA~~	~~0.54474~~	~~mg/l~~	~~0.54474~~	~~mg/l~~	~~10/21/08 14:03~~			~~0~~	~~0~~	~~0.662~~		~~N~~	
k08331ac	CN-EPA	0.18403	mg/l	0.18403	mg/l	10/21/08 14:03	92.015		0	0	0.22964	0.2	Y	
k08331aa	CN-EPA	0.00257	mg/l	0.00257	mg/l	10/21/08 14:10			0	0	0.01214		Y	
~~k02t51ar~~	~~CN-EPA~~	~~0.54381~~	~~mg/l~~	~~0.54381~~	~~mg/l~~	~~10/21/08 14:10~~			~~0~~	~~0~~	~~0.66089~~		~~N~~	
~~k02t61ca~~	~~CN-EPA~~	~~0.64394~~	~~mg/l~~	~~0.64394~~	~~mg/l~~	~~10/21/08 14:10~~	~~100.13~~		~~0~~	~~0~~	~~0.78091~~	~~0.1~~	~~N~~	~~NCDIL~~
CCV-CN	CN-EPA	0.10258	mg/l	0.10258	mg/l	10/21/08 14:10	102.58		0		0.13201	0.1	N	
VCCB-CN	CN-EPA	0.00281	mg/l	0.00281	mg/l	10/21/08 14:10			0		0.01242		N	
~~k02t51ce~~	~~CN-EPA~~	~~0.6519~~	~~mg/l~~	~~0.6519~~	~~mg/l~~	~~10/21/08 14:10~~	~~108.09~~	~~1.22865~~	~~0~~	~~0~~	~~0.79045~~	~~0.1~~	~~N~~	~~NCDIL~~
k02t61ar	CN-EPA	0.00594	mg/l	0.00594	mg/l	10/21/08 14:10			0	0	0.01617		Y	
k02t71ar	CN-EPA	0.00547	mg/l	0.00547	mg/l	10/21/08 14:10			0	0	0.01561		Y	
k02t81ar	CN-EPA	0.00309	mg/l	0.00309	mg/l	10/21/08 14:10			0	0	0.01275		Y	
k02t91ar	CN-EPA	0.24911	mg/l	0.24911	mg/l	10/21/08 14:10			0	0	0.30765		Y	
k02va1ar	CN-EPA	0.00739	mg/l	0.00739	mg/l	10/21/08 14:10			0	0	0.01792		Y	
k02vc1ar	CN-EPA	0.00802	mg/l	0.00802	mg/l	10/21/08 14:14			0	0	0.01867		Y	
k02vd1ar	CN-EPA	0.00155	mg/l	0.00155	mg/l	10/21/08 14:14			0	0	0.01091		Y	
k02ve1ar	CN-EPA	0.00507	mg/l	0.00507	mg/l	10/21/08 14:14			0	0	0.01513		Y	
k02vh1ar	CN-EPA	0.01213	mg/l	0.01213	mg/l	10/21/08 14:14			0	0	0.02359		Y	
CCV-CN	CN-EPA	0.10749	mg/l	0.10749	mg/l	10/21/08 14:21	107.49		0		0.1379	0.1	N	
VCCB-CN	CN-EPA	0.00134	mg/l	0.00134	mg/l	10/21/08 14:21			0		0.01066		N	
k02t41ar	CN-EPA	0.57539	mg/l	0.57539	mg/l	10/21/08 14:21			9	0	0.07802		Y	
CCV-CN	CN-EPA	0.10901	mg/l	0.10901	mg/l	10/21/08 14:23	109.01		0		0.13972	0.1	N	
VCCB-CN	CN-EPA	0.0012	mg/l	0.0012	mg/l	10/21/08 14:23			0		0.0105		N	

Sample Id	Test short name	Result	Result unit	Final Results	Final Units	Result date and time	Percent Recovery	RPD	Dil. ratio	Manual dil. ratio	Response	True Value	Upload Data?	
k02t51ar	CN-EPA	0.56829	mg/l	0.56829	mg/l	10/21/08 14:28			9	0	0.07717		Y	
k02t51ca	CN-EPA	0.67999	mg/l	0.67999	mg/l	10/21/08 14:28	111.7		9	0	0.09056	0.1	Y	~~NCDIL~~
k02t51cc	CN-EPA	0.67928	mg/l	0.67928	mg/l	10/21/08 14:28	110.99	0.10447	9	0	0.09048	0.1	Y	~~NCDIL~~
CCV-CN	CN-EPA	0.10879	mg/l	0.10879	mg/l	10/21/08 14:32	108.79		0		0.13945	0.1	N	
VCCB-CN	CN-EPA	0.00095	mg/l	0.00095	mg/l	10/21/08 14:32			0		0.0102		N	

Laboratory
Analyzer User

21.10.2008 14:23

Test CN-EPA

Accepted 21.10.2008 14:22

Factor 0.834
Bias 0.009

Coeff. of det. 0.999792

Errors

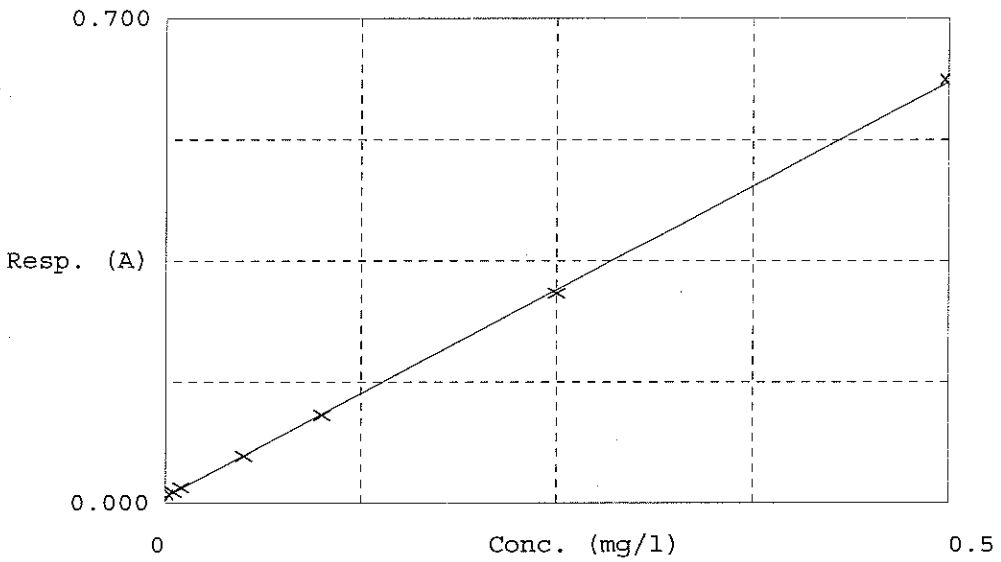

	Calibrator	Response	Calc. con.	Conc.	Errors
1	CN-0.0	0.012	0.00262	0.00000	
2	CN-.5	0.016	0.00597	0.00500	
3	CN-.5	0.022	0.01119	0.01000	
4	CN-.5	0.068	0.04890	0.05000	
5	CN-.5	0.127	0.09820	0.10000	
6	CN-.5	0.303	0.24537	0.25000	
7	CN-.5	0.612	0.50275	0.50000	
8	CCB-CN(control)	0.011	0.00143	0.00000	
9	DIST .05(contro	0.068	0.04912	0.05000	
10	DIST .25(contro	0.305	0.24669	0.25000	
11	NELAC .2(contro	0.249	0.20020	0.20000	

TestAmerica Pittsburgh | ***Total CN 9012A Distillation Worksheet*** | **Batch No:** 8295306

Method Total CN 9012A	**Matrix** Water	**Lot Numbers** C8J160103, C8J160331
Start Time 12:10	**Stop Time** 13:40	
Analyst Paul Johnson	**Date** 10/21/08	
Analyst Sign: P. Johnson		

Sample ID	Initial Wt/Vol g/mL	Final Vol mL	Expiration Date	Sulfide Present (Y/N) [1]	Comments
K08381AA B	50	50	NA	NA	
K08381AC C			NA	NA	
K00L11A3			2008-10-27	N	
K00L61AE			2008-10-27		
K00L71AE			2008-10-27		
K00L81AE			2008-10-27		
K00L91AE			2008-10-28		
K00MA1AL			2008-10-28		
K00MC1AE			2008-10-28		
K00MA1AM S			2008-10-28		0.5mL 1 ppm
K00MA1AN D			2008-10-28		0.5mL 1 ppm
K00MD1AE			2008-10-28		
K00ME1AE			2008-10-27		
K00MG1AE			2008-10-28		
K00MH1AE			2008-10-28		
K00MJ1AE			2008-10-29		
K00MK1AE			2008-10-27		
K00ML1AE			2008-10-27		
K02T01AR			2008-10-28		
K02T11AR			2008-10-28		
K02T21AR			2008-10-28		
K02T31AR			2008-10-28		
K02T41AR			2008-10-28		
K02TX1AF			2008-10-28		
K02TX1DW S			2008-10-28		
K02TX1DX D	50	50	2008-10-28	N	0.5mL 1 ppm

[1] If sulfides are present, treat sample with powdered cadmium or lead carbonate until there is no reaction to the lead acetate paper.

SAMPLE CODING: B-Blank C-Check L-Check Duplicate S-Matrix Spike D-Matrix Spike Duplicate X-Sample Duplicate

Reagents:

NaOH, 3437-08, STANDARDS LOG
Sulfuric Acid, 3623-08, STANDARDS LOG
Magnesium Chloride, 3443-08, STANDARDS LO
Sulfamic Acid, 3438-08, STANDARDS LOG

NOTE: Distillates are disposed of 14 days after analysis

Balance ID:	WC1493
Pipet #:	C30507
LCS True Value:	0.2 PPM
LCS StdsLogID:	STD 3809-08
MS/MSD Conc.:	0.1 PPM
MS/MSD StdsLogID:	STD 3809-08

Digestate(s)	(Received) Date	Time	Analyst	Location	(Relinquished) Date	Time	Analyst	Location
All Above	10/21/08	1340			10/21/08	1530		

Additional Comments:

Reviewed By: [signature] **Date:** 10/21/08

WC-71-8295306

TestAmerica Pittsburgh

Total CN 9012A Distillation Worksheet

Batch No: 8295307

Method Total CN 9012A	**Matrix** Water	**Lot Numbers** C8J160331
Start Time 12:10	**Stop Time** 13:40	
Analyst Paul Johnson	**Date** 10/21/08	
Analyst Sign:		

Sample ID	Initial Wt/Vol g/mL	Final Vol mL	Expiration Date	Sulfide Present (Y/N) [1]	Comments
K08331AA B	50	50	NA	NA	
K08331AC C			NA	NA	
K02T51AR			2008-10-28	N	
K02T51CA S					
K02T51CC D					
K02T61AR			2008-10-28		
K02T71AR			2008-10-28		
K02T81AR			2008-10-29		
K02T91AR			2008-10-29		
K02VA1AR			2008-10-29		
K02VC1AR			2008-10-29		
K02VD1AR			2008-10-29		
K02VE1AR			2008-10-29		
K02VH1AR	50	50	2008-10-29	N	

[1] If sulfides are present, treat sample with powdered cadmium or lead carbonate until there is no reaction to the lead acetate paper.

SAMPLE CODING: B-Blank C-Check L-Check Duplicate S-Matrix Spike D-Matrix Spike Duplicate X-Sample Duplicate

Reagents:

NaOH, 3437-08, STANDARDS LOG
Sulfuric Acid, 3623-08, STANDARDS LOG
Magnesium Chloride, 3443-08, STANDARDS LO
Sulfamic Acid, 3438-08, STANDARDS LOG

NOTE: Distillates are disposed of 14 days after analysis

Balance ID:	WC1493
Pipet #:	C30507
LCS True Value:	0.2 PPM
LCS StdsLogID:	STD 3809-08
MS/MSD Conc.:	0.1 PPM
MS/MSD StdsLogID:	STD 3809-08

Digestate(s)	(Received) Date	Time	Analyst	Location	(Relinquished) Date	Time	Analyst	Location
All AB	10/21/08	1340			10/21/08	1530		

Additional Comments:

Reviewed By: Date: 10/21/08

WC-71-8295307

PSR024 10/21/08 8:12:47 MT SAMPLE CUSTODIAN REMOVAL REQUEST PAGE 001

B295306

REQUESTED BY: **JOHNSONP**

METHOD: QP Cyanide, Total

STORAGE LOCATION	WORK ORDER #	PICKED CNTR#	CONTROL #	CLIENT #	ANALYSIS	LOTID	SMP#	SFX	MATRIX DESCRIPTION	QTY RCVD	QTY REQD
2A,CLP1	K00L1-1-A3		541035	404831	I-06-QP	C8J160103	001		WATER	5	1
2A,CLP1	K00L6-1-AE		541036	404831	I-06-QP	C8J160103	002		WATER	5	1
2A,CLP1	K00L7-1-AE		541037	404831	I-06-QP	C8J160103	003		WATER	5	1
2A,CLP1	K00L8-1-AE		541038	404831	I-06-QP	C8J160103	004		WATER	5	1
2A,CLP1	K00L9-1-AE		541039	404831	I-06-QP	C8J160103	005		WATER	5	1
2A,CLP1	K00MA-1-AL		541040	404831	I-06-QP	C8J160103	006		WATER	15	1
2A,CLP1	K00MC-1-AE		541041	404831	I-06-QP	C8J160103	007		WATER	5	1
2A,CLP1	K00MD-1-AE		541042	404831	I-06-QP	C8J160103	008		WATER	5	1
2A,CLP1	K00ME-1-AE		541043	404831	I-06-QP	C8J160103	009		WATER	5	1
2A,CLP1	K00MG-1-AE		541044	404831	I-06-QP	C8J160103	010		WATER	5	1
2A,CLP1	K00MH-1-AE		541045	404831	I-06-QP	C8J160103	011		WATER	5	1
2A,CLP1	K00MJ-1-AE		541046	404831	I-06-QP	C8J160103	012		WATER	5	1
2A,CLP1	K00MK-1-AE		541047	404831	I-06-QP	C8J160103	013		WATER	5	1
2A,CLP1	K00ML-1-AE		541048	404831	I-06-QP	C8J160103	014		WATER	5	1
3A,B,CLP1	K02TX-1-AF		541049	357557	I-06-QP	C8J160331	001		WATER	9	1
3A,B,CLP1	K02T0-1-AR		541050	357557	I-06-QP	C8J160331	002		WATER	9	1
3A,B,CLP1	K02T1-1-AR		541051	357557	I-06-QP	C8J160331	003		WATER	9	1
3A,B,CLP1	K02T2-1-AR		541052	357557	I-06-QP	C8J160331	004		WATER	9	1
3A,B,CLP1	K02T3-1-AR		541053	357557	I-06-QP	C8J160331	005		WATER	9	1
3A,B,CLP1	K02T4-1-AR		541054	357557	I-06-QP	C8J160331	006		WATER	9	1

REQUESTED BY: **JOHNSONP**

METHOD: QP Cyanide, Total

STORAGE LOCATION	WORK ORDER #	PICKED CNTR#	CONTROL #	CLIENT #	ANALYSIS	LOTID	SMP#	SFX	MATRIX DESCRIPTION	QTY RCVD	QTY REQD

RELINQUISHED BY	RECEIVED BY	DATE/TIME
		10/21/08 1030
		10/21/08 1250

***** END OF REPORT *****

6295302

REQUESTED BY: **JOHNSONP**

METHOD: QP Cyanide, Total

STORAGE LOCATION	WORK ORDER #	PICKED CNTR#	CONTROL #	CLIENT #	ANALYSIS	LOTID	SMP#	SFX	MATRIX DESCRIPTION	QTY RCVD	QTY REQD
3A,B,CLP1	K02T5-1-AR	SJ	541055	357557	I-06-QP	C8J160331	007		WATER	9	1
3A,B,CLP1	K02T6-1-AR		541056	357557	I-06-QP	C8J160331	008		WATER	8	1
3A,B,CLP1	K02T7-1-AR		541057	357557	I-06-QP	C8J160331	009		WATER	9	1
3A,B,CLP1	K02T8-1-AR		541058	357557	I-06-QP	C8J160331	010		WATER	9	1
3A,B,CLP1	K02T9-1-AR		541059	357557	I-06-QP	C8J160331	011		WATER	9	1
3A,B,CLP1	K02VA-1-AR		541060	357557	I-06-QP	C8J160331	012		WATER	9	1
3A,B,CLP1	K02VC-1-AR		541061	357557	I-06-QP	C8J160331	013		WATER	9	1
3A,B,CLP1	K02VD-1-AR		541062	357557	I-06-QP	C8J160331	014		WATER	9	1
3A,B,CLP1	K02VE-1-AR		541063	357557	I-06-QP	C8J160331	015		WATER	9	1
3A,B,CLP1	K02VH-1-AR		541064	357557	I-06-QP	C8J160331	016		WATER	9	1

RELINQUISHED BY	RECEIVED BY	DATE/TIME
Jim Vicini	P. Johnson	102108 1030
P. Johnson	[illegible]	102108 1250

***** END OF REPORT *****

Upload

TestAmerica Pittsburgh

Sulfide Log Sheet

9030B/9034/4500-S/376.1

10/21/2008 5:16 PM

Batch	Lot Number	SDG
8295348	C8J160331	N/A
	C8J180171	

Analyst:	Dennis Baker
Date:	10/21/08
Start Time:	16:50
Balance ID:	WC1493
Pipette ID:	J00141
Stock Std. ID No.:	Std 3746-08
CCV Std. ID No.:	Std 3747-08
True Value:	960 ppm
Prep: 10/17/2008	**Exp:** 10/24/08

True Value LCS/ICV:	19.2
True Value CCV:	19.2
True Value MS/MSD:	19.2

LCS 1.000 **ml of** 960 **ppm** **ID No.:** Std 3746-08 = 19.2 **ppm Range +/-15%**

CCV 1.000 **ml of** 960 **ppm** **ID No.:** Std 3747-08 = 19.2 **ppm Range +/-15%**

$$\text{sulfide mg/L} = \frac{[(\text{ml of Iodine} \times \text{N Iodine}) - \text{mL } Na_2S_2O_3 \times \text{N } Na_2S_2O_3)]}{\text{ml Sample}} \times 16{,}000$$

Iodine Standardization ID No.: Std 3293-08

$$\text{N Iodine} = \frac{20 \text{ mL } Na_2S_2O_3 \times 0.025 \text{ N of } Na_2S_2O_3}{20.0 \text{ mL of Iodine Solution}}$$

0.025

Sodium Thiosulfate Standardization Id No.: Std 2441-08

Titration 1: 10 mls, 0.025 Normality

Titration 2: 10 mls, 0.025 Normality

0.025 Avg.

$$\text{mL of } Na_2S_2O_3 = \frac{(10 \text{ mL of } KH(IO_3)^2) \times (0.025\text{N } KH(IO_3)^2)}{\text{mL of } Na_2S_2O_3}$$

Relative Percent Difference

X1 = Orig Result X2 = Duplicate

$$\left(\frac{ND}{(X1+X2)/2}\right) \times 100 = 0$$

ND

50

50

C8J160331-17

MS Percent Recovery

$$100 \times \left(\frac{\text{Obs Conc of MS} - \text{Conc of Samp}}{\text{True Spike Conc}}\right) = \left(\frac{19.20 - ND}{19.20}\right) = 100.00$$

Sample ID: C8J160331-17S

MSD Percent Recovery

$$100 \times \left(\frac{\text{Obs Conc of MSD} - \text{Conc of Samp}}{\text{True Spike Conc}}\right) = \left(\frac{19.20 - ND}{19.20}\right) = 100.00$$

Sample ID: C8J160331-17D

%Rec/RPD

Upload

TestAmerica Pittsburgh

Sulfide Log Sheet

9030B/9034/4500-S/376.1

10/21/2008 5:16 PM

Sample ID	Sample ML	mL of Iodine	ml of $NA_2S_2O_3$	Conc Smp	Dilution Factor	LDL	Was sample filtered and preserved in lab? (Y/N)	Percent %
ICV	50.0	10.0	7.6	19.20	1	3.00	N	100.00
ICB	50.0	10.0	10.0	ND	1	3.00	N	
LCS	50.0	10.0	7.6	19.20	1	3.00	N	100.00
MB	50.0	10.0	10.0	ND	1	3.00	N	
C8J160331-17	50.0	10.0	10.0	ND	1	3.00	N	
C8J160331-17S	50.0	10.0	7.6	19.20	1	3.00	N	100.00
C8J160331-17D	50.0	10.0	7.6	19.20	1	3.00	N	100.00
C8J160331-18	50.0	10.0	9.5	4.00	1	3.00	N	
C8J160331-19	50.0	10.0	9.3	5.60	1	3.00	N	
C8J160331-20	50.0	10.0	10.0	ND	1	3.00	N	
C8J160331-21	50.0	10.0	9.7	2.40	1	3.00	N	
C8J160331-22	50.0	10.0	10.0	ND	1	3.00	N	
CCV	50.0	10.0	7.6	19.20	1	3.00	N	100.00
CCB	50.0	10.0	10.0	ND	1	3.00	N	
C8J180171-1	50.0	10.0	9.4	4.80	1	3.00	N	
C8J180171-2	50.0	10.0	9.8	1.60	1	3.00	N	
C8J180171-3	50.0	10.0	10.0	ND	1	3.00	N	
C8J180171-4	50.0	10.0	9.6	3.20	1	3.00	N	
C8J180171-5	50.0	10.0	9.2	6.40	1	3.00	N	
C8J180171-6	50.0	10.0	10.0	ND	1	3.00	N	
C8J180171-7	50.0	10.0	9.6	3.20	1	3.00	N	
C8J180171-8	50.0	10.0	9.7	2.40	1	3.00	N	
C8J180171-9	50.0	10.0	9.4	4.80	1	3.00	N	
C8J180171-10	50.0	10.0	9.2	6.40	1	3.00	N	
CCV	50.0	10.0	7.6	19.20	1	3.00	N	100.00
CCB	50.0	10.0	10.0	ND	1	3.00	N	

DB 10-21-08

DB 10-21-08

Analyst: D. A Baker Date: 10-21-08

Reviewed By: see DRC Date: 10-21-08

New Dennis Baker 10/21/2008 4:42:28 PM

TestAmerica Pittsburgh *Sulfide 9030B/9034 Distillation Worksheet* Batch No: **8295348**

Method Sulfide 9030B/9034	**Matrix** Water	**Lot Numbers** C8J160331, C8J180171
Start Time 13:55	**Stop Time** 15:25	
Analyst Dennis Baker	**Date** 10/21/08	
Analyst Sign: D.O Baker		

Sample ID	Initial Wt/Vol g/mL	Final Vol mL	Expiration Date	Sulfide Present (Y/N) [1]	Comments
K09CR1AA B	50ml	50		N/A	N/A
K09CR1AC C					+1.0ml 3746-08
K02VJ1AT					N/A
K02VJ1CA S					+1.0ml 3746-08
K02VJ1CC D					+1.0ml 3746-08
K02VK1AT					
K02VM1AT					
K02VN1AT					
K02VP1AT					
K02VT1AT					
K06DA1AG			2008-10-23		
K06DC1AT			2008-10-23		
K06DF1AT			2008-10-23		
K06DG1AT			2008-10-23		
K06DH1AT			2008-10-23		
K06DJ1AT			2008-10-23		
K06DL1AT			2008-10-23		
K06DM1AT			2008-10-23		
K06DN1AT			2008-10-23		
K06DP1AT	↓	↓	2008-10-23	↓	

DB 10-21-08

DB 10-21-08

DB 10-21-08

[1] If sulfides are present, treat sample with powdered cadmium or lead carbonate until there is no reaction to the lead acetate paper.

SAMPLE CODING: B-Blank C-Check L-Check Duplicate S-Matrix Spike D-Matrix Spike Duplicate X-Sample Duplicate

Reagents:

Zinc Acetate, Std 3294-08, StandardsLog
Sulfide CCV, Std 3747-08, Standards Log
Sulfide LCS, Std 3746-08, Standards Log
Sulfide Stock, Std 0688-06, Standards Log

NOTE: Distillates are disposed of 14 days after analysis

Balance ID:	WC1493
Pipet #:	J00141
LCS True Value:	19.2 mg/L
LCS StdsLogID:	Std 3746-08
MS/MSD Conc.:	19.2 mg/L
MS/MSD StdsLogID:	Std 3746-08

Digestate(s)	(Received) Date	Time	Analyst	Location	(Relinquished) Date	Time	Analyst	Location
All Above	10-21-08	1620	DB	W-C	10-21-08	1620	DB	Ref-1
All Above	10-21-08	1645	DB	Ref-1	10-21-08	1715	DB	Disposed

Additional Comments:

Reviewed By: _____ **Date:** 10/21/08

WC-71-8295348

START 1355
END 1525

REQUESTED BY: **BAKERD2**

METHOD: TV Sulfides, Total (9030B-dist/9034-titrat.) 8295348

STORAGE LOCATION	WORK ORDER #	PICKED CNTR#	CONTROL #	CLIENT #	ANALYSIS	LOTID	SMP#	SFX	MATRIX DESCRIPTION	QTY RCVD	QTY REQD
3A,B,CLP1	K02VJ-1-AT		541161	357557	I-06-TV	C8J160331	017		WATER ms-msD	9	1
3A,B,CLP1	K02VK-1-AT		541162	357557	I-06-TV	C8J160331	018		WATER	9	1
3A,B,CLP1	K02VM-1-AT		541163	357557	I-06-TV	C8J160331	019		WATER	9	1
3A,B,CLP1	K02VN-1-AT		541164	357557	I-06-TV	C8J160331	020		WATER	9	1
3A,B,CLP1	K02VP-1-AT		541165	357557	I-06-TV	C8J160331	021		WATER	9	1
3A,B,CLP1	K02VT-1-AT		541166	357557	I-06-TV	C8J160331	022		WATER	9	1
4D,CLP1	K06DA-1-AG		541167	357557	I-06-TV	C8J180171	001		WATER	9	1
4D,CLP1	K06DC-1-AT		541168	357557	I-06-TV	C8J180171	002		WATER	9	1
4D,CLP1	K06DF-1-AT		541169	357557	I-06-TV	C8J180171	003		WATER	9	1
4D,CLP1	K06DG-1-AT		541170	357557	I-06-TV	C8J180171	004		WATER	9	1
4D,CLP1	K06DH-1-AT		541171	357557	I-06-TV	C8J180171	005		WATER	9	1
4D,CLP1	K06DJ-1-AT		541172	357557	I-06-TV	C8J180171	006		WATER	9	1
4D,CLP1	K06DL-1-AT		541173	357557	I-06-TV	C8J180171	007		WATER	9	1
4D,CLP1	K06DM-1-AT		541174	357557	I-06-TV	C8J180171	008		WATER	9	1
4D,CLP1	K06DN-1-AT		541175	357557	I-06-TV	C8J180171	009		WATER	9	1
4D,CLP1	K06DP-1-AT		541176	357557	I-06-TV	C8J180171	010		WATER	9	1

RELINQUISHED BY	RECEIVED BY	DATE/TIME
[signature]	D.O. Baker	10-21-08 (1220)
D.O. Baker	[signature]	10-21-08 1400

***** END OF REPORT *****

TestAmerica

THE LEADER IN ENVIRONMENTAL TESTING (Pittsburgh)

Cyanide Analysis

Analyst P. Johnson **Date** 10.22.08

Data File 102208CN **Method** Kelada **Instrument** Konelab

Standard	Lot#	Standard	Lot#
Primary Stock	[illegible]	Secondary Stock	[illegible]
Mercury II		0.1 N NaOH	NA
WAD Carrier		0.25 N NaOH	[illegible]
WAD A		Pyridine-Barbituric Acid	[illegible]
WAD B		Chloramine-T	[illegible]
WAD AR		Phosphate Buffer	[illegible]

SOP Reference: 335.4/SM 4500-G/9012A PITT-WC-0018 | 1677 PITT-WC-1677 | CLP Water PITT-WC-0032 | CLP Soil PITT-WC-0040

Standards:

Primary	10 PPM STD	[illegible]
Secondary	10 PPM STD	[illegible]
	0.5 PPM STD	[illegible]
	0.25 PPM STD	NA
(CCV)	0.10 PPM STD	[illegible]
	0.05 PPM STD	
	0.01 PPM STD	NA
	0.005 PPM STD	
(NELAC/CCV)	0.20 PPM STD	[illegible]

Lot Number(s)	Batch Number(s)	Method
[illegible]	624143	335.4
[illegible]	624144	9012A
[illegible]	624145	9012A

AquaKem v. 6.5 AQ2 TestAmerica Pittsburgh
Results from time period:
Wed Oct 22 12:09:34 2008
Wed Oct 22 15:01:15 2008

Sample Id	Test short name	Result	Result unit	Final Results	Final Units	Result date and time	Percent Recovery	RPD	Dil. ratio	Manual dil. ratio	Response	True Value	Upload Data?
CN-0.0	CN-EPA	0.00237	mg/l	0.00237	mg/l	10/22/08 11:09			0		0.01176		N
CN-.5	CN-EPA	0.00689	mg/l	0.00689	mg/l	10/22/08 11:09			99		0.01726		N
CN-.5	CN-EPA	0.01125	mg/l	0.01125	mg/l	10/22/08 11:09			49		0.02256		N
CN-.5	CN-EPA	0.04852	mg/l	0.04852	mg/l	10/22/08 11:09			9		0.06784		N
CN-.5	CN-EPA	0.09808	mg/l	0.09808	mg/l	10/22/08 11:09			4		0.12806		N
CN-.5	CN-EPA	0.24479	mg/l	0.24479	mg/l	10/22/08 11:09			1		0.3063		N
CN-.5	CN-EPA	0.50309	mg/l	0.50309	mg/l	10/22/08 11:09			0		0.62014		N
NELAC .2	CN-EPA	0.21341	mg/l	0.21341	mg/l	10/22/08 11:13	106.705		0		0.26818	0.2	N
CCB-CN	CN-EPA	0.00152	mg/l	0.00152	mg/l	10/22/08 11:13			0		0.01073		N
DIST .05	CN-EPA	0.04935	mg/l	0.04935	mg/l	10/22/08 11:13	98.7		0		0.06885	0.05	N
DIST .25	CN-EPA	0.24861	mg/l	0.24861	mg/l	10/22/08 11:13	99.444		0		0.31095	0.25	N
CCV-CN	CN-EPA	0.1026	mg/l	0.1026	mg/l	10/22/08 12:52	102.6		0		0.13355	0.1	N
VCCB-CN	CN-EPA	0.00337	mg/l	0.00337	mg/l	10/22/08 12:52			0		0.01298		N
k1a9f1ac	CN-EPA	0.1866	mg/l	0.1866	mg/l	10/22/08 12:52	93.3		0	0	0.2356	0.2	Y
k1a9f1aa	CN-EPA	0.00308	mg/l	0.00308	mg/l	10/22/08 12:52			0	0	0.01262		Y
k0xw61aa	CN-EPA	0.00513	mg/l	0.00513	mg/l	10/22/08 12:52			0	0	0.01512		Y
k07g91aa	CN-EPA	0.23632	mg/l	0.23632	mg/l	10/22/08 12:52			0	0	0.29601		Y
k082j1af	CN-EPA	4.33769	mg/l	4.33769	mg/l	10/22/08 12:52			0	0	5.27911		N
k1a9d1ac	CN-EPA	0.19704	mg/l	0.19704	mg/l	10/22/08 12:52	98.52		0	0	0.24829	0.2	Y
k1a9d1aa	CN-EPA	0.00364	mg/l	0.00364	mg/l	10/22/08 12:52			0	0	0.01331		Y
k02vj1ar	CN-EPA	0.00273	mg/l	0.00273	mg/l	10/22/08 12:52			0	0	0.01221		Y
k02vj1cd	CN-EPA	0.08209	mg/l	0.08209	mg/l	10/22/08 12:52	79.36		0	0	0.10862	0.1	Y
k02vj1ce	CN-EPA	0.08505	mg/l	0.08505	mg/l	10/22/08 12:59	82.32	3.54194	0	0	0.11222	0.1	Y
CCV-CN	CN-EPA	0.10197	mg/l	0.10197	mg/l	10/22/08 12:59	101.97		0		0.13278	0.1	N
VCCB-CN	CN-EPA	0.00249	mg/l	0.00249	mg/l	10/22/08 12:59			0		0.01192		N
k02vk1ar	CN-EPA	0.15218	mg/l	0.15218	mg/l	10/22/08 12:59			0	0	0.19378		Y
k02vm1ar	CN-EPA	0.15536	mg/l	0.15536	mg/l	10/22/08 12:59			0	0	0.19764		Y
k02vn1ar	CN-EPA	0.08575	mg/l	0.08575	mg/l	10/22/08 12:59			0	0	0.11307		Y
k02vp1ar	CN-EPA	0.00198	mg/l	0.00198	mg/l	10/22/08 12:59			0	0	0.0113		Y
k02vt1ar	CN-EPA	0.01192	mg/l	0.01192	mg/l	10/22/08 12:59			0	0	0.02336		Y
k1a891ac	CN-EPA	51.6548	mg/l	51.6548	mg/kg	10/22/08 12:59	94.43291		0	249	0.25993	54.7	Y
k1a891aa	CN-EPA	0.0739	mg/l	0.0739	mg/kg	10/22/08 12:59			0	49	0.01068		Y
k0t451aa	CN-EPA	0.31532	mg/l	0.31532	mg/kg	10/22/08 12:59			0	49	0.01655		Y
k0t451eg	CN-EPA	2.76946	mg/l	2.76946	mg/kg	10/22/08 13:07	49.0828		0	49	0.07618	5	Y
k0t451eh	CN-EPA	2.02811	mg/l	2.02811	mg/kg	10/22/08 13:07	34.2558	30.9052	0	49	0.05817	5	Y
CCV-CN	CN-EPA	0.10204	mg/l	0.10204	mg/l	10/22/08 13:07	102.04		0		0.13287	0.1	N
VCCB-CN	CN-EPA	0.00167	mg/l	0.00167	mg/l	10/22/08 13:07			0		0.01091		N
k0t5k1aa	CN-EPA	0.21693	mg/l	0.21693	mg/kg	10/22/08 13:07			0	49	0.01416		Y
k01k61a1	CN-EPA	1.11196	mg/l	1.11196	mg/kg	10/22/08 13:07			0	49	0.03591		Y
k01ml1ac	CN-EPA	1.98761	mg/l	1.98761	mg/kg	10/22/08 13:07			0	49	0.05718		Y
k017p1a6	CN-EPA	1.94443	mg/l	1.94443	mg/kg	10/22/08 13:07			0	49	0.05614		Y
k017t1ah	CN-EPA	0.0654	mg/l	0.0654	mg/kg	10/22/08 13:07			0	49	0.01048		Y
k017v1ah	CN-EPA	0.07934	mg/l	0.07934	mg/kg	10/22/08 13:07			0	49	0.01081		Y
k017w1ah	CN-EPA	0.03599	mg/l	0.03599	mg/kg	10/22/08 13:07			0	49	0.00976		Y
k01711ah	CN-EPA	0.62192	mg/l	0.62192	mg/kg	10/22/08 13:14			0	49	0.024		Y
k01731ah	CN-EPA	0.55199	mg/l	0.55199	mg/kg	10/22/08 13:14			0	49	0.00453		N
k03l81a1	CN-EPA	0.75915	mg/l	0.75915	mg/kg	10/22/08 13:14			0	49	0.02733		Y
CCV-CN	CN-EPA	0.10144	mg/l	0.10144	mg/l	10/22/08 13:14	101.44		0		0.13214	0.1	N
VCCB-CN	CN-EPA	0.00271	mg/l	0.00271	mg/l	10/22/08 13:14			0		0.01218		N
k03l81a8	CN-EPA	5.27092	mg/l	5.27092	mg/kg	10/22/08 13:14	90.2354		0	49	0.13697	5	Y
k03l81a9	CN-EPA	5.17424	mg/l	5.17424	mg/kg	10/22/08 13:14	88.3018	1.85119	0	49	0.13462	5	Y
k03l91ac	CN-EPA	1.43506	mg/l	1.43506	mg/kg	10/22/08 13:14			0	49	0.04376		Y
k03ma1ac	CN-EPA	1.66299	mg/l	1.66299	mg/kg	10/22/08 13:14			0	49	0.0493		Y
k03mc1ac	CN-EPA	0.95921	mg/l	0.95921	mg/kg	10/22/08 13:14			0	49	0.03219		Y
k04n71a7	CN-EPA	0.16288	mg/l	0.16288	mg/kg	10/22/08 13:14			0	49	0.01284		Y
k07mw1ar	CN-EPA	1.46854	mg/l	1.46854	mg/kg	10/22/08 13:20			0	49	0.04457		Y
k07m21ar	CN-EPA	111.43157	mg/l	111.4316	mg/kg	10/22/08 13:20			0	49	2.71664		N
k07m31ar	CN-EPA	8.47969	mg/l	8.47969	mg/kg	10/22/08 13:20			0	49	0.21494		Y
k07m41ar	CN-EPA	5.71927	mg/l	5.71927	mg/kg	10/22/08 13:20			0	49	0.14786		Y
CCV-CN	CN-EPA	0.10544	mg/l	0.10544	mg/l	10/22/08 13:20	105.44		0		0.13699	0.1	N
VCCB-CN	CN-EPA	0.00246	mg/l	0.00246	mg/l	10/22/08 13:20			0		0.01187		N
k07m51ar	CN-EPA	5.64883	mg/l	5.64883	mg/kg	10/22/08 13:20			0	49	0.14615		Y
k082j1af	CN-EPA	4.30803	mg/l	4.30803	mg/l	10/22/08 13:24			9	0	0.5323		Y
CCV-CN	CN-EPA	0.10443	mg/l	0.10443	mg/l	10/22/08 13:27	104.43		0		0.13577	0.1	N
VCCB-CN	CN-EPA	0.00243	mg/l	0.00243	mg/l	10/22/08 13:27			0		0.01184		N
k07m21ar	CN-EPA	113.80766	mg/l	113.8077	mg/kg	10/22/08 13:33			9	49	0.28544		Y
CCV-CN	CN-EPA	0.10544	mg/l	0.10544	mg/l	10/22/08 13:35	105.44		0		0.13699	0.1	N
VCCB-CN	CN-EPA	0.00202	mg/l	0.00202	mg/l	10/22/08 13:35			0		0.01134		N
CCV-CN	CN-EPA	0.10562	mg/l	0.10562	mg/l	10/22/08 13:58	105.62		0		0.13722	0.1	N
VCCB-CN	CN-EPA	0.00197	mg/l	0.00197	mg/l	10/22/08 13:58			0		0.01128		N
k01731ah	CN-EPA	0.03264	mg/l	0.03264	mg/kg	10/22/08 13:58			0	49	0.00968		Y
CCV-CN	CN-EPA	0.10625	mg/l	0.10625	mg/l	10/22/08 14:01	106.25		0		0.13798	0.1	N
VCCB-CN	CN-EPA	0.00204	mg/l	0.00204	mg/l	10/22/08 14:01			0		0.01137		N

Laboratory
Analyzer User

22.10.2008 12:25

Test CN-EPA

Accepted 22.10.2008 12:13

Factor 0.823
Bias 0.009

Coeff. of det. 0.999740

Errors

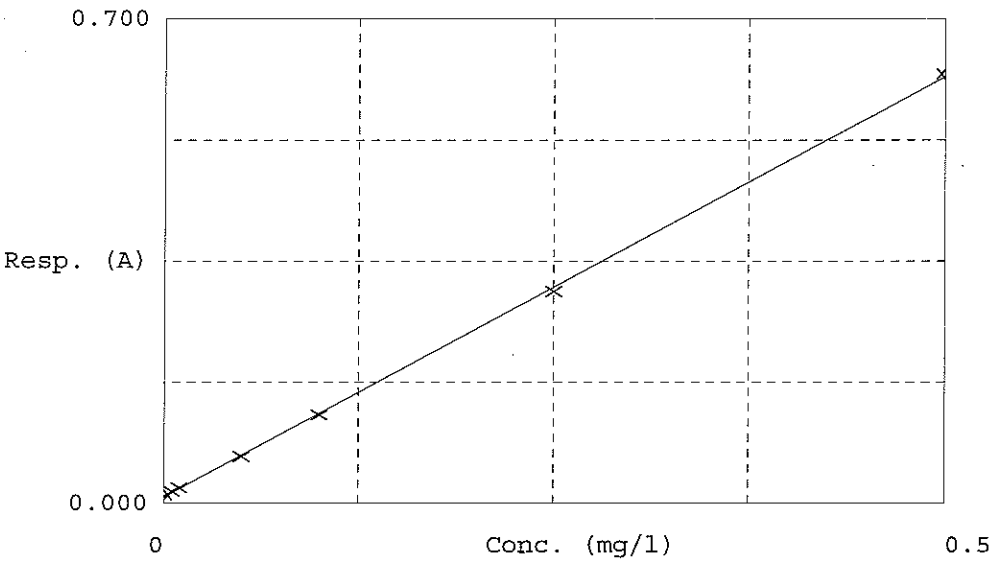

	Calibrator	Response	Calc. con.	Conc.	Errors
1	CN-0.0	0.012	0.00237	0.00000	
2	CN-.5	0.017	0.00689	0.00500	
3	CN-.5	0.023	0.01125	0.01000	
4	CN-.5	0.068	0.04852	0.05000	
5	CN-.5	0.128	0.09808	0.10000	
6	CN-.5	0.306	0.24479	0.25000	
7	CN-.5	0.620	0.50309	0.50000	
8	CCB-CN(control)	0.011	0.00152	0.00000	
9	DIST .05(contro	0.069	0.04935	0.05000	
10	DIST .25(contro	0.311	0.24861	0.25000	
11	NELAC .2(contro	0.268	0.21341	0.20000	

TestAmerica Pittsburgh

Total CN 335.4 Distillation Worksheet

Batch No: **8296143**

Method Total CN 335.4	**Matrix** Water	**Lot Numbers** C8J150330, C8J200132, C8J210197
Start Time 10:55	**Stop Time** 12:25	
Analyst Paul Johnson	**Date** 10/22/08	
Analyst Sign: P.J. Johnson		

Sample ID	Initial Wt/Vol g/mL	Final Vol mL	Expiration Date	Sulfide Present (Y/N) [1]	Comments
K1A9F1AA B	50	50	NA	NA	PJ 10/22/08
K1A9F1AC C			NA	NA	1.00 ppm
K07G91AA			2008-10-31	N	
K082J1AF			11-4-08	N	PJ 10/22/08
K0XW61AA	50	50	2008-10-27	N	
					PJ 10/22/08

[1] If sulfides are present, treat sample with powdered cadmium or lead carbonate until there is no reaction to the lead acetate paper.

SAMPLE CODING: B-Blank C-Check L-Check Duplicate S-Matrix Spike D-Matrix Spike Duplicate X-Sample Duplicate

Reagents:

NaOH, 3437-08, STANDARDS LOG
Sulfuric Acid, 3623-08, STANDARDS LOG
Magnesium Chloride, 3443-08, STANDARDS LO
Sulfamic Acid, 3438-08, STANDARDS LOG

NOTE: Distillates are disposed of 14 days after analysis

Balance ID:	WC1493
Pipet #:	C30507
LCS True Value:	0.2 PPM
LCS StdsLogID:	STD 3825-08
MS/MSD Conc.:	NA
MS/MSD StdsLogID:	NA

Digestate(s)	(Received) Date	Time	Analyst	Location	(Relinquished) Date	Time	Analyst	Location
All Above	10/22/08	1225	BJW		10/22/08	1505	BJW	

Additional Comments:

Reviewed By: [signature] Date: 10/22/08

WC-71-8296143

TestAmerica Pittsburgh

Total CN 9012A Distillation Worksheet

Batch No: 8296144

Method Total CN 9012A	**Matrix** Water	**Lot Numbers**
Start Time 10:55	**Stop Time** 12:25	C8J160331
Analyst Paul Johnson	**Date** 10/22/08	
Analyst Sign:		

Sample ID	Initial Wt/Vol g/mL	Final Vol mL	Expiration Date	Sulfide Present (Y/N) [1]	Comments
K1A9D1AA B	50	50	NA	NA	
K1A9D1AC C			NA	NA	
K02VJ1AR			2008-10-29	N	
K02VJ1CD S			2008-10-29		
K02VJ1CE D			2008-10-29		
K02VK1AR			2008-10-29		
K02VM1AR			2008-10-29		
K02VN1AR			2008-10-29		
K02VP1AR			2008-10-29		
K02VT1AR	50	50	2008-10-29	N	

[1] If sulfides are present, treat sample with powdered cadmium or lead carbonate until there is no reaction to the lead acetate paper.

SAMPLE CODING: B-Blank C-Check L-Check Duplicate S-Matrix Spike D-Matrix Spike Duplicate X-Sample Duplicate

Reagents:

NaOH, 3437-08, STANDARDS LOG
Magnesium Chloride, 3443-08, STANDARDS LO
Sulfuric Acid, 3623-08, STANDARDS LOG
Sulfamic Acid, 3438-08, STANDARDS LOG

NOTE: Distillates are disposed of 14 days after analysis

Balance ID:	WC1493
Pipet #:	C30507
LCS True Value:	0.2 PPM
LCS StdsLogID:	STD 3825-08
MS/MSD Conc.:	0.1 PPM
MS/MSD StdsLogID:	STD 3825--08

Digestate(s)	(Received) Date	Time	Analyst	Location	(Relinquished) Date	Time	Analyst	Location

Additional Comments:

Reviewed By: _____ **Date:** 10/22/08

WC-71-8296144

TestAmerica Pittsburgh

Total CN 9012A Distillation Worksheet

Batch No: 8296145

Method Total CN 9012A	**Matrix** Solid	**Lot Numbers** C8J140289, C8J160201, C8J160275, C8J170135, C8J170248, C8J200150
Start Time 10:55	**Stop Time** 12:25	
Analyst Paul Johnson	**Date** 10/22/08	
Analyst Sign:		

Sample ID	Initial Wt/Vol g/mL	Final Vol mL	Expiration Date	Sulfide Present (Y/N) [1]	Comments
K1A891AA B	1.0	50	NA	NA	1 g Glass Beads
K1A891AC C	1.0	50	NA	NA	1 g STD 1977-08
K01711AH	1.0		2008-10-29		
K01731AH	1.0		2008-10-29		
K017P1A6	1.0		2008-10-27		
K017T1AH	1.0		2008-10-27		
K017V1AH	1.0		2008-10-27		
K017W1AH	1.0		2008-10-28		
K01K61A1	1.0		2008-10-29		
K01ML1AC	1.0		2008-10-29		
K03L81A1	1.0		2008-10-29		
K03L81A8 S	1.0		2008-10-29		0.5mL 10ppm
K03L81A9 D	1.0		2008-10-29		0.5mL 10ppm
K03L91AC	1.0		2008-10-29		
K03MA1AC	1.0		2008-10-29		
K03MC1AC	1.0		2008-10-29		
K04N71A7	1.0		2008-10-30		
K07M21AR	1.0		2008-10-29		
K07M31AR	1.0		2008-10-29		
K07M41AR	1.0		2008-10-29		
K07M51AR	1.0		2008-10-29		
K07MW1AR	1.0		2008-10-29		
K0T451AA	1.0		10.23.08		
K0T5K1AA	1.0		10.23.08		
K0T451EG S	1.0		10.23.08		0.5mL 10ppm
K0T451EH D	1.0	50	10.23.08		0.5mL 10ppm

[1] If sulfides are present, treat sample with powdered cadmium or lead carbonate until there is no reaction to the lead acetate paper.

SAMPLE CODING: B-Blank C-Check L-Check Duplicate S-Matrix Spike D-Matrix Spike Duplicate X-Sample Duplicate

Reagents:

NaOH, 3437-08, STANDARDS LOG
Sulfuric Acid, 3623-08, STANDARDS LOG
Magnesium Chloride, 3443-08, STANDARDS LO
Sulfamic Acid, 3438-08, STANDARDS LOG

NOTE: Distillates are disposed of 14 days after analysis

Balance ID:	WC1493
Pipet #:	C30507
LCS True Value:	54.7 MG/KG
LCS StdsLogID:	STD 1977-08
MS/MSD Conc.:	5 MG/KG
MS/MSD StdsLogID:	STD 3825-08

Digestate(s)	(Received) Date	Time	Analyst	Location	(Relinquished) Date	Time	Analyst	Location
A1AB	10.22.08	1225			10.22.08	1505		

Additional Comments:

Reviewed By: Date: 10/22/08

WC-71-8296145

PSR024 10/22/08 5:24:55 MT SAMPLE CUSTODIAN REMOVAL REQUEST PAGE 001

824143

REQUESTED BY: **JOHNSONP**

METHOD: 02 Cyanide, Total (335.4)

STORAGE LOCATION	WORK ORDER #	PICKED CNTR#	CONTROL #	CLIENT #	ANALYSIS	LOTID	SMP#	SFX	MATRIX DESCRIPTION	QTY RCVD	QTY REQD
1D	K0XW6-1-AA	___ ___ ___	541714	367970	I-06-02	C8J150330	001		WATER	1	1
5D, OUT	K07G9-1-AA	___ ___ ___	541715	086852	I-06-02	C8J200132	001		WATER	3	1
6B	K082J-1-AF	___ ___ ___	541716	418005	I-06-02	C8J210197	003		WATER	6	1

RELINQUISHED BY	RECEIVED BY	DATE/TIME
		10.22.08 0800
		10.22.08 1100

***** END OF REPORT *****

PSR024 10/22/08 5:25:25 MT SAMPLE CUSTODIAN REMOVAL REQUEST 502L144 PAGE 001

REQUESTED BY: **JOHNSONP**

METHOD: QP Cyanide, Total

STORAGE LOCATION	WORK ORDER #	PICKED CNTR#	CONTROL #	CLIENT #	ANALYSIS	LOTID	SMP#	SFX	MATRIX DESCRIPTION	QTY RCVD	QTY REQD
3A,B,CLP1	K02VJ-1-AR	5	541766	357557	I-06-QP	C8J160331	017		WATER	9	1
3A,B,CLP1	K02VK-1-AR		541767	357557	I-06-QP	C8J160331	018		WATER	9	1
3A,B,CLP1	K02VM-1-AR		541768	357557	I-06-QP	C8J160331	019		WATER	9	1
3A,B,CLP1	K02VN-1-AR		541769	357557	I-06-QP	C8J160331	020		WATER	9	1
3A,B,CLP1	K02VP-1-AR		541770	357557	I-06-QP	C8J160331	021		WATER	9	1
3A,B,CLP1	K02VT-1-AR		541771	357557	I-06-QP	C8J160331	022		WATER	9	1

RELINQUISHED BY	RECEIVED BY	DATE/TIME
		10.22.08 0800
		10.22.08 1100

***** END OF REPORT *****

PSR024 10/22/08 6:27:44 MT SAMPLE CUSTODIAN REMOVAL REQUEST PAGE 001

B24L145

REQUESTED BY: **JOHNSONP**

METHOD: QP Cyanide, Total

STORAGE LOCATION	WORK ORDER #	PICKED CNTR#	CONTROL #	CLIENT #	ANALYSIS	LOTID	SMP#	SFX	MATRIX DESCRIPTION	QTY RCVD	QTY REQD
1B,CLP1	K0T45-1-AA	SJ	541923	367970	A-06-QP	C8J140289	001		SOLID	4	1
1B,CLP1	K0T5K-1-AA		541924	367970	A-06-QP	C8J140289	002		SOLID	3	1
2D	K01K6-1-A1		541925	409519	A-06-QP	C8J160201	001		SOLID	2	1
2D	K01ML-1-AC		541926	409519	A-06-QP	C8J160201	002		SOLID	2	1
2D	K017P-1-A6		541927	061874	A-06-QP	C8J160275	001		SOLID	3	1
2D	K017T-1-AH		541928	061874	A-06-QP	C8J160275	002		SOLID	3	1
2D	K017V-1-AH		541929	061874	A-06-QP	C8J160275	003		SOLID	3	1
2D	K017W-1-AH		541930	061874	A-06-QP	C8J160275	004		SOLID	3	1
2D	K0171-1-AH		541931	061874	A-06-QP	C8J160275	005		SOLID	3	1
2D	K0173-1-AH		541932	061874	A-06-QP	C8J160275	006		SOLID	3	1
3C	K03L8-1-A1	SJ	541933	409519	A-06-QP	C8J170135	001		SOLID	2	1
3C	K03L9-1-AC		541934	409519	A-06-QP	C8J170135	002		SOLID	2	1
3C	K03MA-1-AC		541935	409519	A-06-QP	C8J170135	003		SOLID	2	1
3C	K03MC-1-AC		541936	409519	A-06-QP	C8J170135	004		SOLID	2	1
3D,CLP1	K04N7-1-A7		541937	438500	A-06-QP	C8J170248	002		SOLID	5	1
5D	K07MW-1-AR		541938	418005	A-06-QP	C8J200150	001		SOLID	1	1
5D	K07M2-1-AR		541939	418005	A-06-QP	C8J200150	002		SOLID	1	1
5D	K07M3-1-AR		541940	418005	A-06-QP	C8J200150	003		SOLID	1	1
5D	K07M4-1-AR		541941	418005	A-06-QP	C8J200150	004		SOLID	1	1
5D	K07M5-1-AR		541942	418005	A-06-QP	C8J200150	005		SOLID	1	1

REQUESTED BY: **JOHNSONP**

METHOD: QP Cyanide, Total

STORAGE LOCATION	WORK ORDER #	PICKED CNTR#	CONTROL #	CLIENT #	ANALYSIS	LOTID	SMP#	SFX	MATRIX DESCRIPTION	QTY RCVD	QTY REQD

RELINQUISHED BY	RECEIVED BY	DATE/TIME
P. Johnson	P. Johnson	10.22.08 0825
P. Johnson		10.22.08 1100

***** END OF REPORT *****

TestAmerica

THE LEADER IN ENVIRONMENTAL TESTING (Pittsburgh)

Ion-Chromatography Analysis (Page 1 of 2)

Analyst Chuck Kreida **Date** 10/29/08

Method 300.0A **SOP** PT-WC-019 **Data Files** 10260810C2 / 10280810C2 **Instrument** IC2

Standard	Lot#	Standard	Lot#
Eluent Solution	NA	Primary Stock Solution B	STD 2048-08
Primary Stock Solution A	STD 2047-08	Secondary Stock Solution B	STD 2454-08
Secondary Stock Solution A	STD 2453-08		

Calibration (STD 2)
(FL , N02, N03 , oP04)=0.05 PPM
(CL, S04) = 1.0 PPM
(BR) = 0.2 PPM
STD 3774-08

Calibration (STD 6)
(FL , N02, N03 , oP04)=1.0 PPM
(CL, S04) = 20.0 PPM
(BR) = 4.0 PPM
STD 3770-08

Calibration (STD 3)
(FL , N02, N03 , oP04)=0.25 PPM
(CL, S04) = 5.0 PPM
(BR) = 1.0 PPM
STD 3773-08

Calibration (STD 7)
(FL , N02, N03 , oP04)=2.5 PPM
(CL, S04) = 50.0 PPM
(BR) = 10.0 PPM
STD 3769-08

Calibration (STD 4)
(FL , N02, N03 , oP04)=0.5 PPM
(CL, S04) = 10.0 PPM
(BR) = 2.0 PPM
STD 3772-08

Calibration (STD 8)
(FL , N02, N03 , oP04)=5.0 PPM
(CL, S04) = 100.0 PPM
(BR) = 20.0 PPM
STD 3768-08

Calibration (STD 5)
(FL , N02, N03 , oP04)=3.00 PPM
(CL, S04) = 60.0 PPM
(BR) = 12.0 PPM
STD 3771-08

Calibration (STD 9)
(FL , N02, N03 , oP04)=2.5 PPM
(CL, S04) = 50.0 PPM
(BR) = 10.0 PPM
STD 3775-08

ICV/NELAC CCV
(FL , N02, N03 , oP04)=3.00 PPM
(CL, S04) = 60.0 PPM
(BR) = 12.0 PPM
10/26/08 STD 3896-08
10/28/08 STD 3943-08

CCV
(FL , N02, N03 , oP04)=2.5 PPM
(CL, S04) = 50.0 PPM
(BR) = 10.0 PPM
STD 3898-08

TestAmerica

THE LEADER IN ENVIRONMENTAL TESTING (Pittsburgh)

Ion-Chromatography Analysis (Page 2 of 2)

Lot Number(s)	Batch Number(s)	Anion(s)
C8J160331	8300067	Cl
↓	8300068	SO4
C8J160331	8300069	Cl
↓	8300070	SO4

Sequence: 102608IC2
Operator: kiedac

Chuck Kieda 10/29/08

Printed: 10/29/2008 2:33:34 PM

Title:
Datasource: PITPC-IC2_local
Location: ICS2000\Sequences\2008\October 2008
Timebase: ICS2000
#Samples: 93

Created: 10/26/2008 1:23:37 PM by Test America Labs
Last Update: 10/27/2008 10:56:11 AM by Test America Labs

No.	Name	Type	Pos.	Inj. Vol.	Program	Method	Status	Inj. Date/Time	Weight
1	STD 1	Standard	2	25.0	IC_Anions_2	Anions	Finished	10/9/2008 9:57:00 AM	1.0000
2	STD 2	Standard	3	25.0	IC_Anions_2	Anions	Finished	10/9/2008 10:16:01 AM	1.0000
3	STD 3	Standard	4	25.0	IC_Anions_2	Anions	Finished	10/9/2008 10:35:02 AM	1.0000
4	STD 4	Standard	5	25.0	IC_Anions_2	Anions	Finished	10/9/2008 10:54:04 AM	1.0000
5	STD 5	Standard	6	25.0	IC_Anions_2	Anions	Finished	10/9/2008 11:13:05 AM	1.0000
6	STD 6	Standard	7	25.0	IC_Anions_2	Anions	Finished	10/9/2008 11:32:06 AM	1.0000
7	STD 7	Standard	8	25.0	IC_Anions_2	Anions	Finished	10/9/2008 11:51:07 AM	1.0000
8	STD 8	Standard	9	25.0	IC_Anions_2	Anions	Finished	10/9/2008 12:10:13 PM	1.0000
9	STD 9	Standard	10	25.0	IC_Anions_2	Anions	Finished	10/9/2008 12:29:15 PM	1.0000
~~10~~	~~BLANK~~	~~Blank~~	~~1~~	~~25.0~~	~~IC_Anions_2~~	~~Anions~~	~~Finished~~	~~10/26/2008 1:30:45 PM~~	~~1.0000~~
11	ICV / NELAC CCV	Unknown	11	25.0	IC_Anions_2	Anions	Finished	10/26/2008 1:51:42 PM	1.0000
12	CCV1	Unknown	12	25.0	IC_Anions_2	Anions	Finished	10/26/2008 2:10:44 PM	1.0000
13	CCB1	Unknown	13	25.0	IC_Anions_2	Anions	Finished	10/26/2008 2:29:46 PM	1.0000
14	K02TX (10X)	Unknown	14	25.0	IC_Anions_2	Anions	Finished	10/26/2008 2:48:48 PM	1.0000
15	K02TX (100X)	Unknown	15	25.0	IC_Anions_2	Anions	Finished	10/26/2008 3:26:42 PM	1.0000
16	K02T0 (5X)	Unknown	16	25.0	IC_Anions_2	Anions	Finished	10/26/2008 3:45:44 PM	1.0000
17	K02T0 (50X)	Unknown	17	25.0	IC_Anions_2	Anions	Finished	10/26/2008 4:04:46 PM	1.0000
18	K02T1 (10X)	Unknown	18	25.0	IC_Anions_2	Anions	Finished	10/26/2008 4:23:47 PM	1.0000
19	K02T1 (100X)	Unknown	19	25.0	IC_Anions_2	Anions	Finished	10/26/2008 4:42:50 PM	1.0000
20	K02T2	Unknown	20	25.0	IC_Anions_2	Anions	Finished	10/26/2008 5:01:52 PM	1.0000
21	K02T2 (25X)	Unknown	21	25.0	IC_Anions_2	Anions	Finished	10/26/2008 5:20:54 PM	1.0000
22	K02T3	Unknown	22	25.0	IC_Anions_2	Anions	Finished	10/26/2008 5:39:56 PM	1.0000
23	K02T3 (25X)	Unknown	23	25.0	IC_Anions_2	Anions	Finished	10/26/2008 5:59:00 PM	1.0000
24	CCV2	Unknown	12	25.0	IC_Anions_2	Anions	Finished	10/26/2008 6:18:04 PM	1.0000
25	CCB2	Unknown	13	25.0	IC_Anions_2	Anions	Finished	10/26/2008 6:37:08 PM	1.0000
26	K02T4 (5X)	Unknown	24	25.0	IC_Anions_2	Anions	Finished	10/26/2008 6:56:06 PM	1.0000
27	K02T4 (50X)	Unknown	25	25.0	IC_Anions_2	Anions	Finished	10/26/2008 7:15:07 PM	1.0000
28	K02T5 (10X)	Unknown	26	25.0	IC_Anions_2	Anions	Finished	10/26/2008 7:34:07 PM	1.0000
29	K02T5 (100X)	Unknown	27	25.0	IC_Anions_2	Anions	Finished	10/26/2008 7:53:09 PM	1.0000
30	K02T6 (10X)	Unknown	28	25.0	IC_Anions_2	Anions	Finished	10/26/2008 8:12:12 PM	1.0000
31	K02T6 (100X)	Unknown	29	25.0	IC_Anions_2	Anions	Finished	10/26/2008 8:31:14 PM	1.0000
32	K02T7	Unknown	30	25.0	IC_Anions_2	Anions	Finished	10/26/2008 8:50:16 PM	1.0000
33	K02T7 (25X)	Unknown	31	25.0	IC_Anions_2	Anions	Finished	10/26/2008 9:09:19 PM	1.0000
34	K02T8 (5X)	Unknown	32	25.0	IC_Anions_2	Anions	Finished	10/26/2008 9:28:21 PM	1.0000
35	K02T8 (50X)	Unknown	33	25.0	IC_Anions_2	Anions	Finished	10/26/2008 9:47:22 PM	1.0000
36	CCV3	Unknown	12	25.0	IC_Anions_2	Anions	Finished	10/26/2008 10:06:24 PM	1.0000
37	CCB3	Unknown	13	25.0	IC_Anions_2	Anions	Finished	10/26/2008 10:25:27 PM	1.0000
38	K02T9	Unknown	34	25.0	IC_Anions_2	Anions	Finished	10/26/2008 10:44:29 PM	1.0000
39	K02T9 (25X)	Unknown	35	25.0	IC_Anions_2	Anions	Finished	10/26/2008 11:03:31 PM	1.0000
40	K02VA (10X)	Unknown	36	25.0	IC_Anions_2	Anions	Finished	10/26/2008 11:22:33 PM	1.0000
41	K02VA (100X)	Unknown	37	25.0	IC_Anions_2	Anions	Finished	10/26/2008 11:41:35 PM	1.0000
42	K02VC (5X)	Unknown	38	25.0	IC_Anions_2	Anions	Finished	10/27/2008 12:00:37 AM	1.0000

Chromeleon © Dionex Corporation, Version 6.80 Build 2212

Title:
Datasource: PITPC-IC2_local
Location: ICS2000\Sequences\2008\October 2008
Timebase: ICS2000
#Samples: 93
Created: 10/26/2008 1:23:37 PM by Test America Labs
Last Update: 10/27/2008 10:56:11 AM by Test America Labs

No.	Name	Dil. Factor	ISTD Amount	Sample ID	Replicate ID	Comment
1	STD 1	1.0000	1.0000		01	
2	STD 2	1.0000	1.0000		01	
3	STD 3	1.0000	1.0000		01	
4	STD 4	1.0000	1.0000		01	
5	STD 5	1.0000	1.0000		01	
6	STD 6	1.0000	1.0000		01	
7	STD 7	1.0000	1.0000		01	
8	STD 8	1.0000	1.0000		01	
9	STD 9	1.0000	1.0000		01	
10	BLANK	1.0000	1.0000		01	DAK 10/29/08
11	ICV / NELAC CCV	1.0000	1.0000		01	
12	CCV1	1.0000	1.0000		01	
13	CCB1	1.0000	1.0000		01	
14	K02TX (10X)	10.0000	1.0000		01	
15	K02TX (100X)	100.0000	1.0000		01	
16	K02T0 (5X)	5.0000	1.0000		01	
17	K02T0 (50X)	50.0000	1.0000		01	
18	K02T1 (10X)	10.0000	1.0000		01	
19	K02T1 (100X)	100.0000	1.0000		01	
20	K02T2	1.0000	1.0000		01	
21	K02T2 (25X)	25.0000	1.0000		01	
22	K02T3	1.0000	1.0000		01	
23	K02T3 (25X)	25.0000	1.0000		01	
24	CCV2	1.0000	1.0000		01	
25	CCB2	1.0000	1.0000		01	
26	K02T4 (5X)	5.0000	1.0000		01	
27	K02T4 (50X)	50.0000	1.0000		01	
28	K02T5 (10X)	10.0000	1.0000		01	
29	K02T5 (100X)	100.0000	1.0000		01	
30	K02T6 (10X)	10.0000	1.0000		01	
31	K02T6 (100X)	100.0000	1.0000		01	
32	K02T7	1.0000	1.0000		01	
33	K02T7 (25X)	25.0000	1.0000		01	
34	K02T8 (5X)	5.0000	1.0000		01	
35	K02T8 (50X)	50.0000	1.0000		01	
36	CCV3	1.0000	1.0000		01	
37	CCB3	1.0000	1.0000		01	
38	K02T9	1.0000	1.0000		01	
39	K02T9 (25X)	25.0000	1.0000		01	
40	K02VA (10X)	10.0000	1.0000		01	
41	K02VA (100X)	100.0000	1.0000		01	
42	K02VC (5X)	5.0000	1.0000		01	

Chromeleon © Dionex Corporation, Version 6.80 Build 2212

Title:
Datasource: PITPC-IC2_local
Location: ICS2000\Sequences\2008\October 2008
Timebase: ICS2000
#Samples: 93
Created: 10/26/2008 1:23:37 PM by Test America Labs
Last Update: 10/27/2008 10:56:11 AM by Test America Labs

No.	Name	Type	Pos.	Inj. Vol.	Program	Method	Status	Inj. Date/Time	Weight
43	K02VC (50X)	Unknown	39	25.0	IC_Anions_2	Anions	Finished	10/27/2008 12:19:39 AM	1.0000
44	K02VD (5X)	Unknown	40	25.0	IC_Anions_2	Anions	Finished	10/27/2008 12:38:41 AM	1.0000
45	K02VD (50X)	Unknown	41	25.0	IC_Anions_2	Anions	Finished	10/27/2008 12:57:43 AM	1.0000
46	K02VE	Unknown	42	25.0	IC_Anions_2	Anions	Finished	10/27/2008 1:16:44 AM	1.0000
47	K02VE (25X)	Unknown	43	25.0	IC_Anions_2	Anions	Finished	10/27/2008 1:35:46 AM	1.0000
48	CCV4	Unknown	12	25.0	IC_Anions_2	Anions	Finished	10/27/2008 1:54:48 AM	1.0000
49	CCB4	Unknown	13	25.0	IC_Anions_2	Anions	Finished	10/27/2008 2:13:49 AM	1.0000
50	K02VH	Unknown	44	25.0	IC_Anions_2	Anions	Finished	10/27/2008 2:32:52 AM	1.0000
51	K02VH MS	Unknown	45	25.0	IC_Anions_2	Anions	Finished	10/27/2008 2:51:54 AM	1.0000
52	K02VH MSD	Unknown	46	25.0	IC_Anions_2	Anions	Finished	10/27/2008 3:10:55 AM	1.0000
53	K02VH (10X)	Unknown	47	25.0	IC_Anions_2	Anions	Finished	10/27/2008 3:29:57 AM	1.0000
54	K02VH MS (10X)	Unknown	48	25.0	IC_Anions_2	Anions	Finished	10/27/2008 3:48:59 AM	1.0000
55	K02VH MSD (10X)	Unknown	49	25.0	IC_Anions_2	Anions	Finished	10/27/2008 4:08:00 AM	1.0000
56	K02VJ (5X)	Unknown	50	25.0	IC_Anions_2	Anions	Finished	10/27/2008 4:27:02 AM	1.0000
57	K02VJ (50X)	Unknown	51	25.0	IC_Anions_2	Anions	Finished	10/27/2008 4:46:04 AM	1.0000
58	K02VK	Unknown	52	25.0	IC_Anions_2	Anions	Finished	10/27/2008 5:05:05 AM	1.0000
59	K02VK (25X)	Unknown	53	25.0	IC_Anions_2	Anions	Finished	10/27/2008 5:24:07 AM	1.0000
60	CCV5	Unknown	12	25.0	IC_Anions_2	Anions	Finished	10/27/2008 5:43:08 AM	1.0000
61	CCB5	Unknown	13	25.0	IC_Anions_2	Anions	Finished	10/27/2008 6:02:10 AM	1.0000
62	K02VM	Unknown	54	25.0	IC_Anions_2	Anions	Finished	10/27/2008 6:21:11 AM	1.0000
63	K02VM (25X)	Unknown	55	25.0	IC_Anions_2	Anions	Finished	10/27/2008 6:40:13 AM	1.0000
64	K02VN	Unknown	56	25.0	IC_Anions_2	Anions	Finished	10/27/2008 6:59:14 AM	1.0000
65	K02VN MS	Unknown	57	25.0	IC_Anions_2	Anions	Finished	10/27/2008 7:18:17 AM	1.0000
66	K02VN MSD	Unknown	58	25.0	IC_Anions_2	Anions	Finished	10/27/2008 7:37:19 AM	1.0000
67	K02VN (5X)	Unknown	59	25.0	IC_Anions_2	Anions	Finished	10/27/2008 7:56:21 AM	1.0000
68	K02VN MS (5X)	Unknown	60	25.0	IC_Anions_2	Anions	Finished	10/27/2008 8:15:23 AM	1.0000
69	K02VN MSD (5X)	Unknown	61	25.0	IC_Anions_2	Anions	Finished	10/27/2008 8:34:26 AM	1.0000
70	K02VP	Unknown	62	25.0	IC_Anions_2	Anions	Finished	10/27/2008 8:53:28 AM	1.0000
71	K02VP MS	Unknown	63	25.0	IC_Anions_2	Anions	Finished	10/27/2008 9:12:30 AM	1.0000
72	CCV6	Unknown	12	25.0	IC_Anions_2	Anions	Finished	10/27/2008 9:31:33 AM	1.0000
73	CCB6	Unknown	13	25.0	IC_Anions_2	Anions	Finished	10/27/2008 9:53:11 AM	1.0000
74	K02VP MSD	Unknown	64	25.0	IC_Anions_2	Anions	Finished	10/27/2008 10:12:20 AM	1.0000
75	K02VP (10X)	Unknown	65	25.0	IC_Anions_2	Anions	Finished	10/27/2008 10:31:22 AM	1.0000
76	K02VP MS (10X)	Unknown	66	25.0	IC_Anions_2	Anions	Finished	10/27/2008 10:50:23 AM	1.0000
77	K02VP MSD (10X)	Unknown	67	25.0	IC_Anions_2	Anions	Finished	10/27/2008 11:09:25 AM	1.0000
78	K02VT (5X)	Unknown	68	25.0	IC_Anions_2	Anions	Finished	10/27/2008 11:28:27 AM	1.0000
79	K02VT (50X)	Unknown	69	25.0	IC_Anions_2	Anions	Finished	10/27/2008 11:47:29 AM	1.0000
~~80~~	~~K02VD (5X)~~	~~Unknown~~	~~70~~	~~25.0~~	~~IC_Anions_2~~	~~Anions~~	~~Finished~~	~~10/27/2008 12:06:31 PM~~	~~1.0000~~
~~81~~	~~K02VD (50X)~~	~~Unknown~~	~~71~~	~~25.0~~	~~IC_Anions_2~~	~~Anions~~	~~Finished~~	~~10/27/2008 12:25:34 PM~~	~~1.0000~~
82	K02VH	Unknown	72	25.0	IC_Anions_2	Anions	Finished	10/27/2008 12:44:36 PM	1.0000
83	K02VJ (5X)	Unknown	73	25.0	IC_Anions_2	Anions	Finished	10/27/2008 1:03:38 PM	1.0000
84	CCV7	Unknown	12	25.0	IC_Anions_2	Anions	Finished	10/27/2008 1:22:39 PM	1.0000

CAL 10/29/08

Chromeleon © Dionex Corporation, Version 6.80 Build 2212

Title:
Datasource: PITPC-IC2_local
Location: ICS2000\Sequences\2008\October 2008
Timebase: ICS2000
#Samples: 93
Created: 10/26/2008 1:23:37 PM by Test America Labs
Last Update: 10/27/2008 10:56:11 AM by Test America Labs

No.	Name	Dil. Factor	ISTD Amount	Sample ID	Replicate ID	Comment
43	K02VC (50X)	50.0000	1.0000		01	
44	K02VD (5X)	5.0000	1.0000		01	
45	K02VD (50X)	50.0000	1.0000		01	
46	K02VE	1.0000	1.0000		01	
47	K02VE (25X)	25.0000	1.0000		01	
48	CCV4	1.0000	1.0000		01	
49	CCB4	1.0000	1.0000		01	
50	K02VH	1.0000	1.0000		01	
51	K02VH MS	1.0000	1.0000		01	
52	K02VH MSD	1.0000	1.0000		01	
53	K02VH (10X)	10.0000	1.0000		01	
54	K02VH MS (10X)	10.0000	1.0000		01	
55	K02VH MSD (10X)	10.0000	1.0000		01	
56	K02VJ (5X)	5.0000	1.0000		01	
57	K02VJ (50X)	50.0000	1.0000		01	
58	K02VK	1.0000	1.0000		01	
59	K02VK (25X)	25.0000	1.0000		01	
60	CCV5	1.0000	1.0000		01	
61	CCB5	1.0000	1.0000		01	
62	K02VM	1.0000	1.0000		01	
63	K02VM (25X)	25.0000	1.0000		01	
64	K02VN	1.0000	1.0000		01	
65	K02VN MS	1.0000	1.0000		01	
66	K02VN MSD	1.0000	1.0000		01	
67	K02VN (5X)	5.0000	1.0000		01	
68	K02VN MS (5X)	5.0000	1.0000		01	
69	K02VN MSD (5X)	5.0000	1.0000		01	
70	K02VP	1.0000	1.0000		01	
71	K02VP MS	1.0000	1.0000		01	
72	CCV6	1.0000	1.0000		01	
73	CCB6	1.0000	1.0000		01	
74	K02VP MSD	1.0000	1.0000		01	
75	K02VP (10X)	10.0000	1.0000		01	
76	K02VP MS (10X)	10.0000	1.0000		01	
77	K02VP MSD (10X)	10.0000	1.0000		01	
78	K02VT (5X)	5.0000	1.0000		01	
79	K02VT (50X)	50.0000	1.0000		01	
~~80~~	~~K02VD (5X)~~	~~5.0000~~	~~1.0000~~		~~01~~	
~~81~~	~~K02VD (50X)~~	~~50.0000~~	~~1.0000~~		~~01~~	CDL 10/29/08
82	K02VH	1.0000	1.0000		01	
83	K02VJ (5X)	5.0000	1.0000		01	
84	CCV7	1.0000	1.0000		01	

Chromeleon © Dionex Corporation, Version 6.80 Build 2212

Title:
Datasource: PITPC-IC2_local
Location: ICS2000\Sequences\2008\October 2008
Timebase: ICS2000
#Samples: 93
Created: 10/26/2008 1:23:37 PM by Test America Labs
Last Update: 10/27/2008 10:56:11 AM by Test America Labs

No.	Name	Type	Pos.	Inj. Vol.	Program	Method	Status	Inj. Date/Time	Weight
85	CCB7	Unknown	13	25.0	IC_Anions_2	Anions	Finished	10/27/2008 1:41:42 PM	1.0000
86	K02VJ (50X)	Unknown	74	25.0	IC_Anions_2	Anions	Finished	10/27/2008 2:00:43 PM	1.0000
87	K02VN MSD	Unknown	58	25.0	IC_Anions_2	Anions	Finished	10/27/2008 2:19:45 PM	1.0000
88	K02VP	Unknown	75	25.0	IC_Anions_2	Anions	Finished	10/27/2008 2:38:47 PM	1.0000
89	K02VP MS	Unknown	76	25.0	IC_Anions_2	Anions	Finished	10/27/2008 2:57:47 PM	1.0000
90	K02VP MSD	Unknown	77	25.0	IC_Anions_2	Anions	Finished	10/27/2008 3:16:49 PM	1.0000
91	~~CCV7~~ CCV8	Unknown	12	25.0	IC_Anions_2	Anions	Finished	10/27/2008 3:35:51 PM	1.0000
92	~~CCB7~~ CCB8	Unknown	13	25.0	IC_Anions_2	Anions	Finished	10/27/2008 3:54:53 PM	1.0000
93	BYE	Unknown	15	25.0	Shutdown	Anions	Multiple	10/27/2008 4:13:54 PM	1.0000

ok 10/29/08

Chromeleon © Dionex Corporation, Version 6.80 Build 2212

Title:
Datasource: PITPC-IC2_local
Location: ICS2000\Sequences\2008\October 2008
Timebase: ICS2000
#Samples: 93
Created: 10/26/2008 1:23:37 PM by Test America Labs
Last Update: 10/27/2008 10:56:11 AM by Test America Labs

No.	Name	Dil. Factor	ISTD Amount	Sample ID	Replicate ID	Comment
85	CCB7	1.0000	1.0000		01	
86	K02VJ (50X)	50.0000	1.0000		01	
87	K02VN MSD	1.0000	1.0000		01	
88	K02VP	1.0000	1.0000		01	
89	K02VP MS	1.0000	1.0000		01	
90	K02VP MSD	1.0000	1.0000		01	
91	~~CCV7~~ CCV8	1.0000	1.0000		01	
92	~~CCB7~~ CCB8	1.0000	1.0000		01	
93	BYE	1.0000	1.0000		01	

OK 10/29/08

Chromeleon © Dionex Corporation, Version 6.80 Build 2212

Title:
Datasource: PITPC-IC2_local Created: 7/15/2008 9:51:19 AM by Test America Labs
Location: ICS2000\Sequences\2008\October 2008\102608IC2.SEQ
Timebase: ICS2000 Changed: 7/15/2008 9:51:19 AM by Test America Labs

```
          Sampler.AcquireExclusiveAccess
          Flush                                Volume = 250
          Pressure.LowerLimit =                200 [psi]
          Pressure.UpperLimit =                3000 [psi]
          %A.Equate =                          "%A"
          CR_TC =                              On
          Wait                                 FlushState
          Data_Collection_Rate =               5.0 [Hz]
          CellTemperature.Nominal =            35.0 [°C]
          ColumnTemperature.Nominal =          30.0 [°C]
          Suppressor_Type =                    ASRS_4mm
          ; Pump_ECD.Carbonate =               0.0
          ; Pump_ECD.Bicarbonate =             0.0
          ; Pump_ECD.Tetraborate =             0.0
          ; Pump_ECD.Other eluent =            0.0
          Suppressor_Current =                 100 [mA]
          Flow =                               1.00 [ml/min]
          NeedleHeight =                       2 [mm]
          CutSegmentVolume =                   10 [µl]
          SyringeSpeed =                       5
          CycleTime =                          0 [min]
          WaitForTemperature =                 False
          ; Pump_ECD.Hydroxide =               40.0
          ; Pump_ECD.Recommended Current =     99
          Wait                                 SampleReady

 0.000    Autozero
          Concentration =                      28.00 [mM]
          Curve =                              5
          Load
          Wait                                 CycleTimeState
          Inject
          Wait                                 InjectState
          ECD_1.AcqOn
          ;Channel_Pressure.AcqOn
          Sampler.ReleaseExclusiveAccess
          Concentration =                      28.00 [mM]
          Curve =                              5

10.100    Concentration =                      28.00 [mM]
          Curve =                              5

14.000    Concentration =                      40.00 [mM]
          Curve =                              5
```

Chromeleon © Dionex Corporation, Version 6.80 Build 2212

Title:
Datasource: PITPC-IC2_local Created: 7/15/2008 9:51:19 AM by Test America Labs
Location: ICS2000\Sequences\2008\October 2008\102608IC2.SEQ
Timebase: ICS2000 Changed: 7/15/2008 9:51:19 AM by Test America Labs

15.000	Concentration =	40.00 [mM]
	Curve =	5
15.100	Concentration =	28.00 [mM]
	Curve =	5
18.000	ECD_1.AcqOff	
	;Channel_Pressure.AcqOff	
	End	

Chromeleon © Dionex Corporation, Version 6.80 Build 2212

Program File: IC_Anions_2
Operator: kiedac

Title:
Datasource: PITPC-IC2_local
Location: ICS2000\Sequences\2008\October 2008\102608IC2.SEQ
Timebase: ICS2000

Created: 7/15/2008 9:51:19 AM by Test America Labs
Changed: 7/15/2008 9:51:19 AM by Test America Labs

No.	Channel	Operation	Parameters

Chromeleon © Dionex Corporation, Version 6.80 Build 2212

Title:
Datasource: PITPC-IC2_local
Created: 7/11/2008 10:24:20 AM by Test America Labs
Location: ICS2000\Sequences\2008\October 2008\102608IC2.SEQ
Timebase: ICS2000
Changed: 7/15/2008 9:54:58 AM by Test America Labs

```
          Sampler.AcquireExclusiveAccess
          Flush                                 Volume = 250
          Pressure.LowerLimit =                 200 [psi]
          Pressure.UpperLimit =                 3000 [psi]
          %A.Equate =                           "%A"
          CR_TC =                               Off
          Wait                                  FlushState
          Data_Collection_Rate =                5.0 [Hz]
          CellTemperature.Nominal =             35.0 [°C]
          ColumnTemperature.Nominal =           30.0 [°C]
          Suppressor_Type =                     ASRS_4mm
          ; Pump_ECD.Carbonate =                0.0
          ; Pump_ECD.Bicarbonate =              0.0
          ; Pump_ECD.Hydroxide =                40.0
          ; Pump_ECD.Tetraborate =              0.0
          ; Pump_ECD.Other eluent =             0.0
          Suppressor_Current =                  100 [mA]
          Concentration =                       40.00 [mM]
          Curve =                               5
          Flow =                                1.00 [ml/min]
          NeedleHeight =                        2 [mm]
          CutSegmentVolume =                    10 [µl]
          SyringeSpeed =                        5
          CycleTime =                           0 [min]
          WaitForTemperature =                  False
          ; Pump_ECD.Recommended Current =      99
          Wait                                  SampleReady
          Suppressor_Mode =                     Off
          EluentGenerator.Mode =                Off
          Off

0.000     Autozero
          Load
          Wait                                  CycleTimeState
          Inject
          Wait                                  InjectState
          ;ECD_1.AcqOn
          Sampler.ReleaseExclusiveAccess

1.000     ;ECD_1.AcqOff
          End
```

Chromeleon © Dionex Corporation, Version 6.80 Build 2212

Title:
Datasource: PITPC-IC2_local
Location: ICS2000\Sequences\2008\October 2008\102608IC2.SEQ
Timebase: ICS2000
Created: 7/11/2008 10:24:20 AM by Test America Labs
Changed: 7/15/2008 9:54:58 AM by Test America Labs

No.	Channel	Operation	Parameters

Chromeleon © Dionex Corporation, Version 6.80 Build 2212

Title:
Datasource: PITPC-IC2_local
Location: ICS2000\Sequences\2008\October 2008\102608IC2.SEQ
Created: 6/13/2008 10:42:11 AM by Test America Labs
Last Update: 10/9/2008 4:35:09 PM by Test America Labs

Blank Run Subtraction: No Blank Run Subtraction

Detection Table:

No.	Ret. Time [min]	Param. Name	Param. Value	Channel
1	0.000	Minimum Area	0.01 "[Signal]*min"	All Channels
2	12.500	Inhibit Integration	On	All Channels
3	13.500	Inhibit Integration	Off	All Channels

Chromeleon © Dionex Corporation, Version 6.80 Build 2212

Title:
Datasource: PITPC-IC2_local
Location: ICS2000\Sequences\2008\October 2008\102608IC2.SEQ
Created: 6/13/2008 10:42:11 AM by Test America Labs
Last Update: 10/9/2008 4:35:09 PM by Test America Labs

Peak Table:

Use Recently Detected Retention Times: Off
Peak Retention Time Determination: Absolute
Dead time:
Delay Time of 2'nd Detector: <None>
Delay Time of 3'rd Detector: <None>

No.	Peak Name	Ret.Time	Window	Standard	Int.Type	Cal.Type	Peak Type	Group	Amount STD 1	Amount STD 2	Amount STD 3
1	Fluoride	3.266 min	0.327 AN	External	Area	Lin	Auto		0.000000	0.050000	0.250000
2	Chloride	4.613 min	0.461 AN	External	Area	Lin	Auto		0.000000	1.000000	5.000000
3	*Nitrite*	*5.562 min*	*0.556 AN*	*External*	*Area*	*Lin*	*Auto*		*0.000000*	*0.050000*	*0.250000*
4	CARBONATE	5.877 min	0.588 AN	External	Area	Lin	Auto				
5	Sulfate	7.013 min	0.701 AN	External	Area	Lin	Auto		0.000000	1.000000	5.000000
6	Bromide	7.652 min	0.765 AN	External	Area	Lin	Auto		0.000000	0.200000	1.000000
7	Nitrate	9.040 min	0.904 AN	External	Area	Lin	Auto		0.000000	0.050000	0.250000
8	Phosphate	14.755 min	1.475 AN	External	Area	Lin	Auto		0.000000	0.050000	0.250000

Chromeleon © Dionex Corporation, Version 6.80 Build 2212

Title:
Datasource: PITPC-IC2_local
Location: ICS2000\Sequences\2008\October 2008\102608IC2.SEQ
Created: 6/13/2008 10:42:11 AM by Test America Labs
Last Update: 10/9/2008 4:35:09 PM by Test America Labs

Peak Table:

Use Recently Detected Retention Times: Off
Peak Retention Time Determination: Absolute
Dead time:
Delay Time of 2'nd Detector: <None>
Delay Time of 3'rd Detector: <None>

No.	Peak Name	Ret.Time	Amount STD 4	Amount STD 5	Amount STD 6	Amount STD 7	Amount STD 8	Amount STD 9	Comment
1	Fluoride	3.266 min	0.500000	1.000000	2.500000	5.000000	7.500000	10.000000	
2	Chloride	4.613 min	10.000000	20.000000	50.000000	100.000000	150.000000	200.000000	
3	*Nitrite*	*5.562 min*	*0.500000*	*1.000000*	*2.500000*	*5.000000*	*7.500000*	*10.000000*	
4	CARBONATE	5.877 min							
5	Sulfate	7.013 min	10.000000	20.000000	50.000000	100.000000	150.000000	200.000000	
6	Bromide	7.652 min	2.000000	4.000000	10.000000	20.000000	30.000000	40.000000	
7	Nitrate	9.040 min	0.500000	1.000000	2.500000	5.000000	7.500000	10.000000	
8	Phosphate	14.755 min	0.500000	1.000000	2.500000	5.000000	7.500000	10.000000	

Chromeleon © Dionex Corporation, Version 6.80 Build 2212

Title:
Datasource: PITPC-IC2_local
Location: ICS2000\Sequences\2008\October 2008\102608IC2.SEQ
Created: 6/13/2008 10:42:11 AM by Test America Labs
Last Update: 10/9/2008 4:35:09 PM by Test America Labs

Amount Table:

Dimension of Amounts:
Reference volume for amounts: Use inject volume of first standard
Number of Amount Columns: 9
Sample column used for amount column assignment: Sample Name

No.	Peak Name	Ret.Time	Resp.Fact.	Amount STD 1	Amount STD 2	Amount STD 3	Amount STD 4	Amount STD 5	Amount STD 6	Amount STD 7
1	Fluoride	3.266 min	1.000000	0.000000	0.050000	0.250000	0.500000	1.000000	2.500000	5.000000
2	Chloride	4.613 min	1.000000	0.000000	1.000000	5.000000	10.000000	20.000000	50.000000	100.000000
3	*Nitrite*	*5.562 min*	*1.000000*	*0.000000*	*0.050000*	*0.250000*	*0.500000*	*1.000000*	*2.500000*	*5.000000*
4	CARBONATE	5.877 min	1.000000							
5	Sulfate	7.013 min	1.000000	0.000000	1.000000	5.000000	10.000000	20.000000	50.000000	100.000000
6	Bromide	7.652 min	1.000000	0.000000	0.200000	1.000000	2.000000	4.000000	10.000000	20.000000
7	Nitrate	9.040 min	1.000000	0.000000	0.050000	0.250000	0.500000	1.000000	2.500000	5.000000
8	Phosphate	14.755 min	1.000000	0.000000	0.050000	0.250000	0.500000	1.000000	2.500000	5.000000

Chromeleon © Dionex Corporation, Version 6.80 Build 2212

Title:
Datasource: PITPC-IC2_local
Location: ICS2000\Sequences\2008\October 2008\102608IC2.SEQ
Created: 6/13/2008 10:42:11 AM by Test America Labs
Last Update: 10/9/2008 4:35:09 PM by Test America Labs

Amount Table:

Dimension of Amounts:
Reference volume for amounts: Use inject volume of first standard
Number of Amount Columns: 9
Sample column used for amount column assignment: Sample Name

No.	Peak Name	Ret.Time	Amount STD 8	Amount STD 9	Comment
1	Fluoride	3.266 min	7.500000	10.000000	
2	Chloride	4.613 min	150.000000	200.000000	
3	*Nitrite*	*5.562 min*	*7.500000*	*10.000000*	
4	CARBONATE	5.877 min			
5	Sulfate	7.013 min	150.000000	200.000000	
6	Bromide	7.652 min	30.000000	40.000000	
7	Nitrate	9.040 min	7.500000	10.000000	
8	Phosphate	14.755 min	7.500000	10.000000	

Chromeleon © Dionex Corporation, Version 6.80 Build 2212

Title:
Datasource: PITPC-IC2_local
Location: ICS2000\Sequences\2008\October 2008\102608IC2.SEQ
Created: 6/13/2008 10:42:11 AM by Test America Labs
Last Update: 10/9/2008 4:35:09 PM by Test America Labs

Calibration:

Calibration Mode: Total
Auto Recalibrate: On
Curve Fitting Model: Normal
Dual-Column Separate Calibration: Off

No.	Enabled	Name	Smp.No.	Pos.	Inj. Vol.	Weight	ISTD Amount	Dil. Factor	Inj. Date/Time	Sample Comment
1	☒	*STD 1*	*1*	*2*	*25.0*	*1.0000*	*1.0000*	*1.0000*	*10/9/2008 9:57:*	
2	☒	STD 2	2	3	25.0	1.0000	1.0000	1.0000	10/9/2008 10:1	
3	☒	STD 3	3	4	25.0	1.0000	1.0000	1.0000	10/9/2008 10:3	
4	☒	STD 4	4	5	25.0	1.0000	1.0000	1.0000	10/9/2008 10:5	
5	☒	STD 5	5	6	25.0	1.0000	1.0000	1.0000	10/9/2008 11:1	
6	☒	STD 6	6	7	25.0	1.0000	1.0000	1.0000	10/9/2008 11:3	
7	☒	STD 7	7	8	25.0	1.0000	1.0000	1.0000	10/9/2008 11:5	
8	☒	STD 8	8	9	25.0	1.0000	1.0000	1.0000	10/9/2008 12:1	
9	☒	STD 9	9	10	25.0	1.0000	1.0000	1.0000	10/9/2008 12:2	

Chromeleon © Dionex Corporation, Version 6.80 Build 2212

Title:
Datasource: PITPC-IC2_local
Location: ICS2000\Sequences\2008\October 2008\102608IC2.SEQ
Created: 6/13/2008 10:42:11 AM by Test America Labs
Last Update: 10/9/2008 4:35:09 PM by Test America Labs

Calibration:

Calibration Mode: Total
Auto Recalibrate: On
Curve Fitting Model: Normal
Dual-Column Separate Calibration: Off

No.	Enabled	Name	Calib. Comment
1	☒	*STD 1*	*Ok*
2	☒	STD 2	Ok
3	☒	STD 3	Ok
4	☒	STD 4	Ok
5	☒	STD 5	Ok
6	☒	STD 6	Ok
7	☒	STD 7	Ok
8	☒	STD 8	Ok
9	☒	STD 9	Ok

Title:
Datasource: PITPC-IC2_local
Location: ICS2000\Sequences\2008\October 2008\102608IC2.SEQ
Created: 6/13/2008 10:42:11 AM by Test America Labs
Last Update: 10/9/2008 4:35:09 PM by Test America Labs

System Suitability Test:

No.	Name	Sample Condition	Test Condition	Aggregate	Operator	Value	Rounding	Channel	Peak
1									

Title:
Datasource: PITPC-IC2_local
Location: ICS2000\Sequences\2008\October 2008\102608IC2.SEQ
Created: 6/13/2008 10:42:11 AM by Test America Labs
Last Update: 10/9/2008 4:35:09 PM by Test America Labs

System Suitability Test:

No.	Name	N.A.	Fail-Action	Result	SST Message
1					

Chromeleon © Dionex Corporation, Version 6.80 Build 2212

1 STD 1

BEFORE

Sample Name:	**STD 1**	*Injection Volume:*	**25.0**
Vial Number:	**2**	*Channel:*	**ECD_1**
Sample Type:	**standard**	*Wavelength:*	**n.a.**
Control Program:	**IC_Anions_2**	*Bandwidth:*	**n.a.**
Quantif. Method:	**Anions**	*Dilution Factor:*	**1.0000**
Recording Time:	**10/9/2008 9:57**	*Sample Weight:*	**1.0000**
Run Time (min):	**18.00**	*Sample Amount:*	**1.0000**

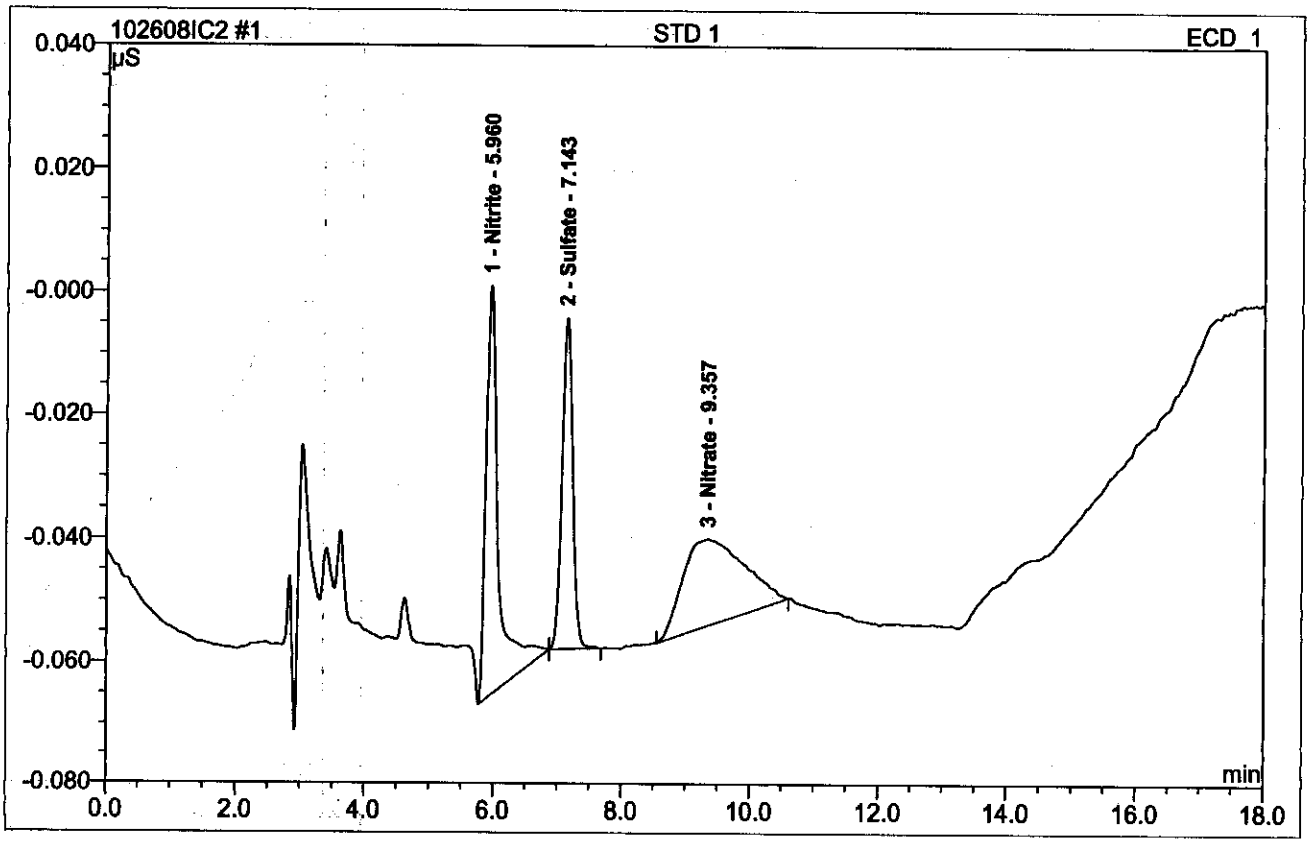

No.	Ret.Time min	Peak Name	Height µS	Area µS*min	Rel.Area %	Amount	Type
1	5.96	Nitrite	0.066	0.015	37.02	0.021	BMB
2	7.14	Sulfate	0.054	0.010	25.35	0.043	bMB
3	9.36	Nitrate	0.014	0.015	37.63	0.019	BMB
Total:			0.134	0.041	100.00	0.08	

1 STD 1

BEFORE

Sample Name:	**STD 1**	*Injection Volume:*	**25.0**
Vial Number:	**2**	*Channel:*	**ECD_1**
Sample Type:	**standard**	*Wavelength:*	**n.a.**
Control Program:	**IC_Anions_2**	*Bandwidth:*	**n.a.**
Quantif. Method:	**Anions**	*Dilution Factor:*	**1.0000**
Recording Time:	**10/9/2008 9:57**	*Sample Weight:*	**1.0000**
Run Time (min):	**18.00**	*Sample Amount:*	**1.0000**

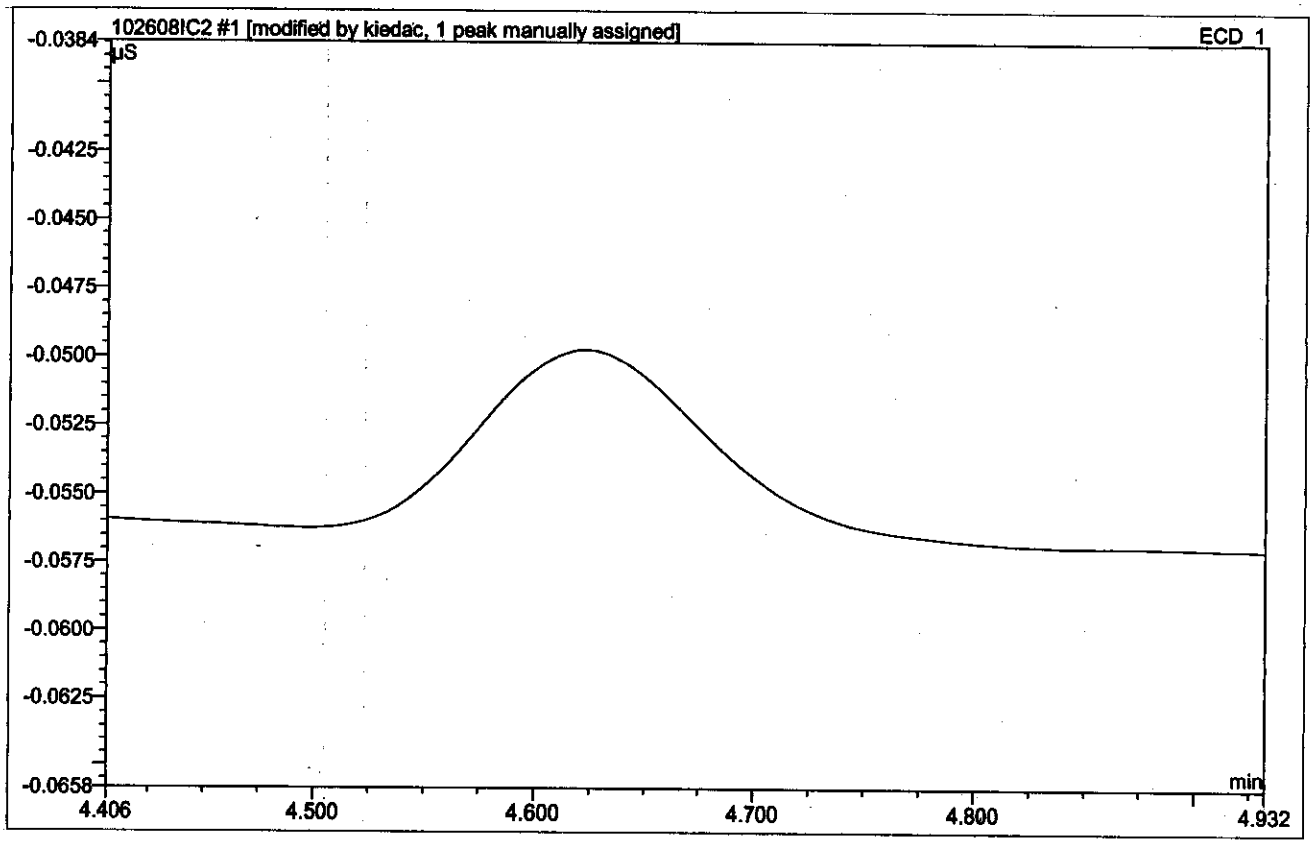

No.	Ret.Time min	Peak Name	Height µS	Area µS*min	Rel.Area %	Amount	Type
1	5.96	CARBONATE	0.066	0.015	59.36	n.a.	BMb*^
2	7.14	Sulfate	0.054	0.010	40.64	0.043	bMB
Total:			0.120	0.025	100.00	0.04	

Chromeleon (c) Dionex 1996-2006
Version 6.80 Build 2212

1 STD 1

AFTER

Sample Name:	**STD 1**	*Injection Volume:*	**25.0**
Vial Number:	**2**	*Channel:*	**ECD_1**
Sample Type:	**standard**	*Wavelength:*	**n.a.**
Control Program:	**IC_Anions_2**	*Bandwidth:*	**n.a.**
Quantif. Method:	**Anions**	*Dilution Factor:*	**1.0000**
Recording Time:	**10/9/2008 9:57**	*Sample Weight:*	**1.0000**
Run Time (min):	**18.00**	*Sample Amount:*	**1.0000**

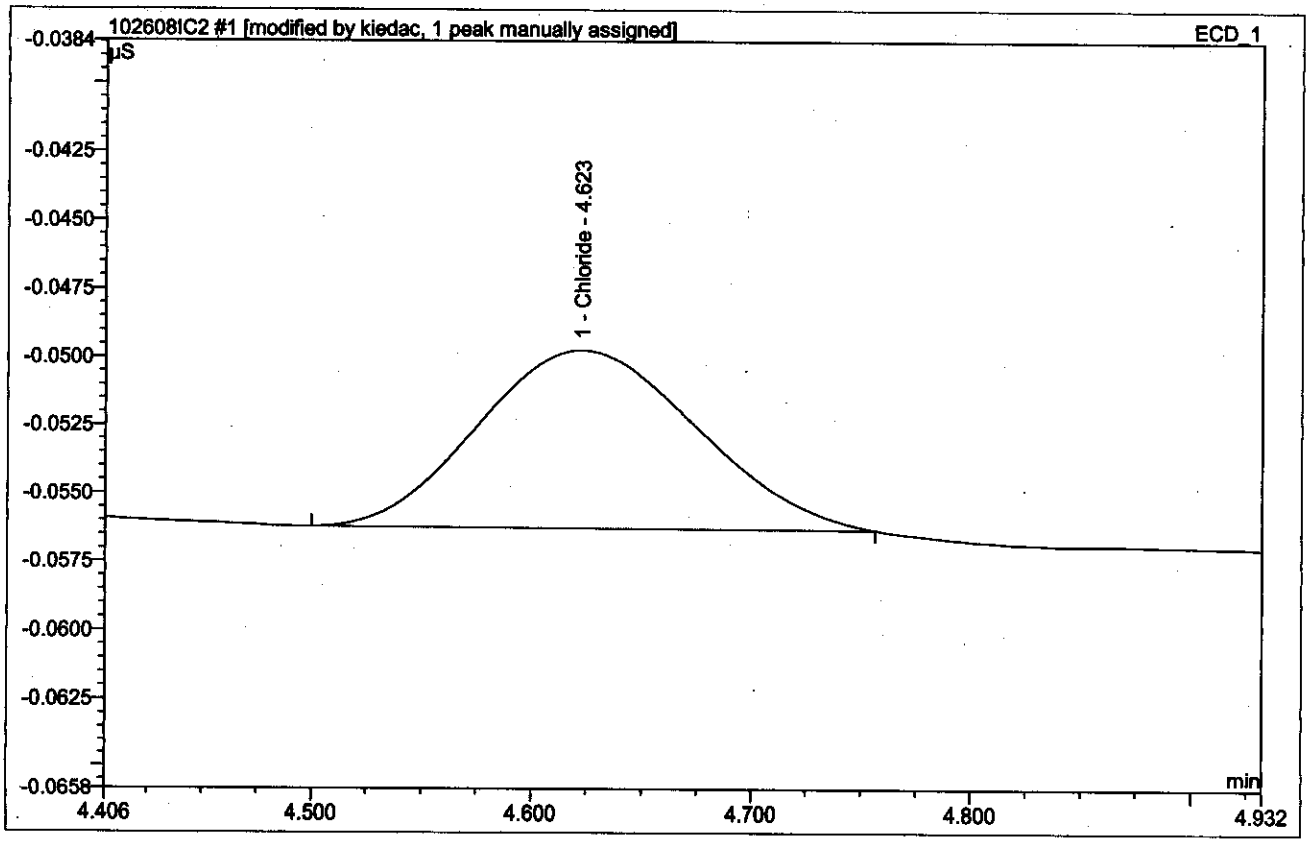

No.	Ret.Time min	Peak Name	Height µS	Area µS*min	Rel.Area %	Amount	Type
1	4.62	Chloride	0.007	0.001	2.87	0.002	BMB*
2	5.96	CARBONATE	0.066	0.015	57.65	n.a.	BMb*^
3	7.14	Sulfate	0.054	0.010	39.48	0.043	bMB
Total:			0.126	0.026	100.00	0.05	

Chromeleon (c) Dionex 1996-2006
Version 6.80 Build 2212

1 STD 1

AFTER

Sample Name:	**STD 1**	*Injection Volume:*	**25.0**
Vial Number:	**2**	*Channel:*	**ECD_1**
Sample Type:	**standard**	*Wavelength:*	**n.a.**
Control Program:	**IC_Anions_2**	*Bandwidth:*	**n.a.**
Quantif. Method:	**Anions**	*Dilution Factor:*	**1.0000**
Recording Time:	**10/9/2008 9:57**	*Sample Weight:*	**1.0000**
Run Time (min):	**18.00**	*Sample Amount:*	**1.0000**

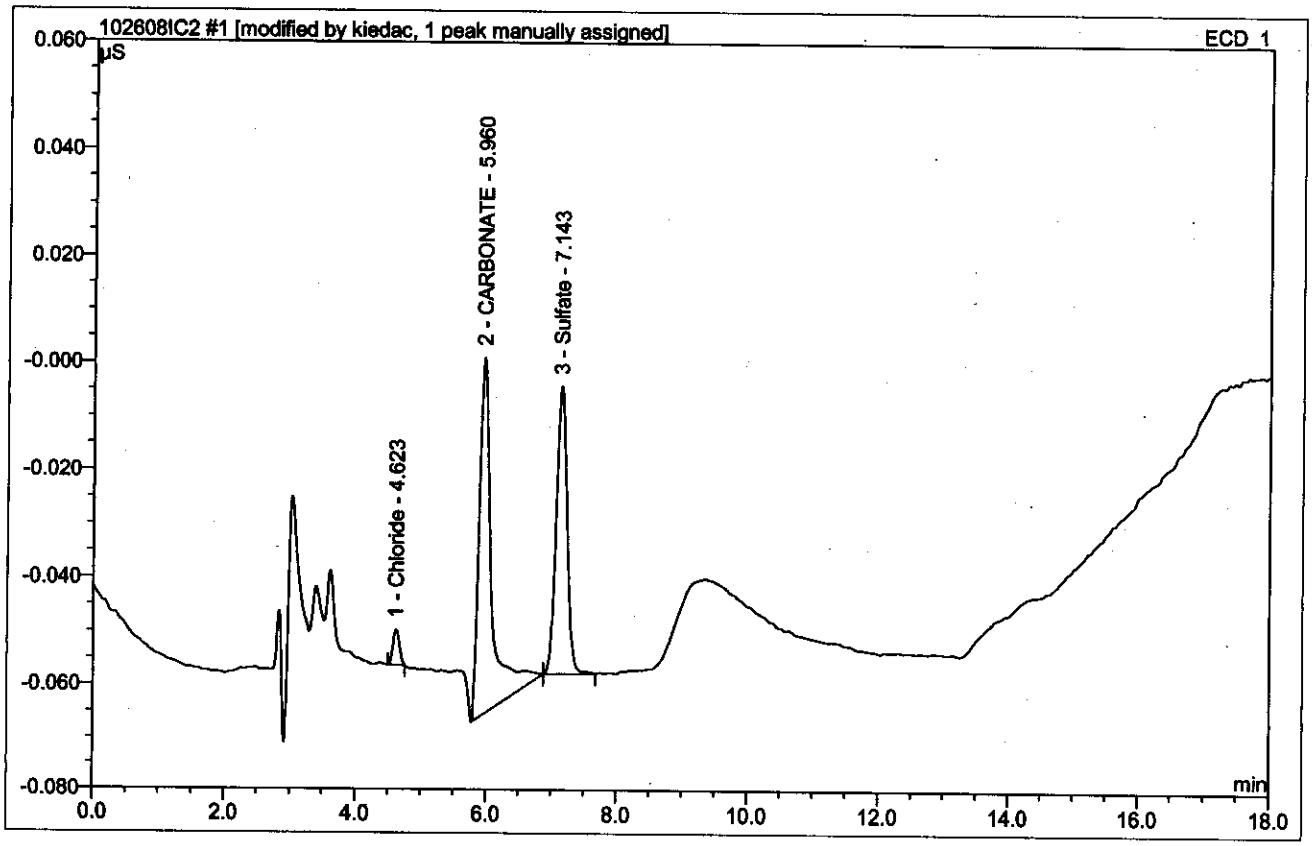

No.	Ret.Time min	Peak Name	Height µS	Area µS*min	Rel.Area %	Amount	Type
1	4.62	Chloride	0.007	0.001	2.87	0.002	BMB*
2	5.96	CARBONATE	0.066	0.015	57.65	n.a.	BMb*^
3	7.14	Sulfate	0.054	0.010	39.48	0.043	bMB
Total:			0.126	0.026	100.00	0.05	

2 STD 2

Sample Name:	**STD 2**	*Injection Volume:*	**25.0**
Vial Number:	**3**	*Channel:*	**ECD_1**
Sample Type:	**standard**	*Wavelength:*	**n.a.**
Control Program:	**IC_Anions_2**	*Bandwidth:*	**n.a.**
Quantif. Method:	**Anions**	*Dilution Factor:*	**1.0000**
Recording Time:	**10/9/2008 10:16**	*Sample Weight:*	**1.0000**
Run Time (min):	**18.00**	*Sample Amount:*	**1.0000**

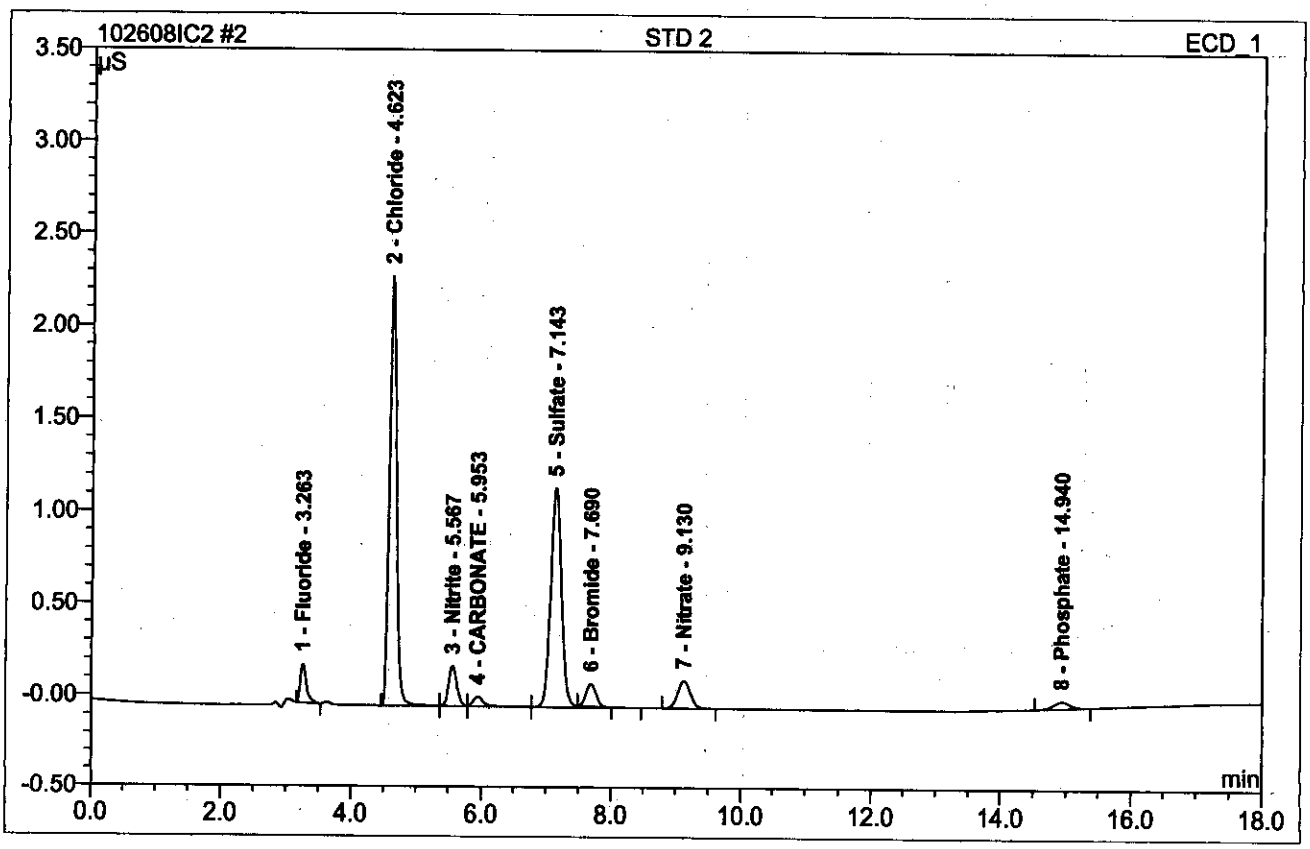

No.	Ret.Time min	Peak Name	Height µS	Area µS*min	Rel.Area %	Amount	Type
1	3.26	Fluoride	0.209	0.023	3.51	0.047	BMB
2	4.62	Chloride	2.326	0.297	45.08	0.939	BM
3	5.57	Nitrite	0.218	0.032	4.90	0.044	M
4	5.95	CARBONATE	0.052	0.011	1.62	n.a.	M
5	7.14	Sulfate	1.187	0.230	34.94	0.969	MB
6	7.69	Bromide	0.120	0.022	3.29	0.164	Rd
7	9.13	Nitrate	0.148	0.033	5.02	0.042	BMB
8	14.94	Phosphate	0.037	0.011	1.63	0.034	BMB
Total:			4.294	0.659	100.00	2.24	

3 STD 3

Sample Name:	**STD 3**	*Injection Volume:*	**25.0**
Vial Number:	**4**	*Channel:*	**ECD_1**
Sample Type:	**standard**	*Wavelength:*	**n.a.**
Control Program:	**IC_Anions_2**	*Bandwidth:*	**n.a.**
Quantif. Method:	**Anions**	*Dilution Factor:*	**1.0000**
Recording Time:	**10/9/2008 10:35**	*Sample Weight:*	**1.0000**
Run Time (min):	**18.00**	*Sample Amount:*	**1.0000**

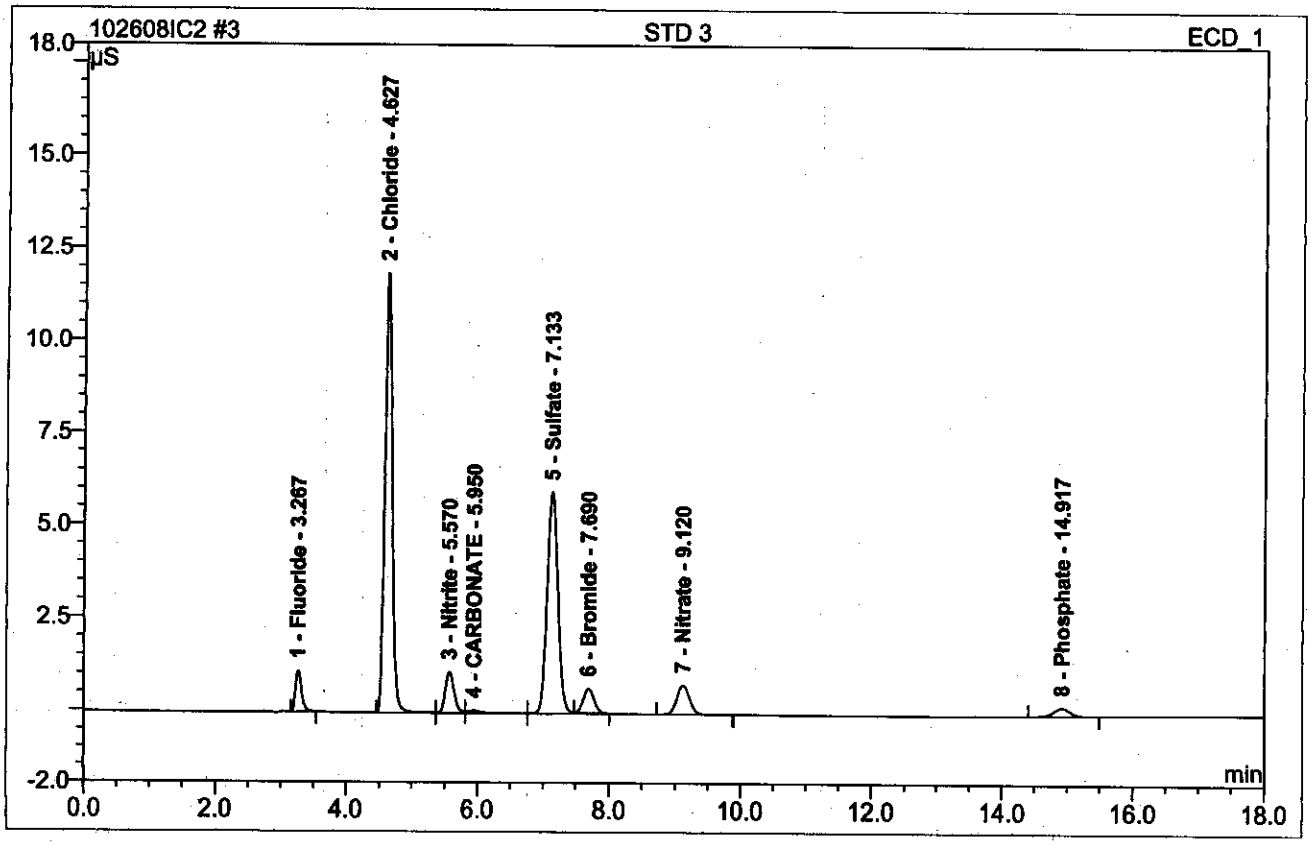

No.	Ret.Time min	Peak Name	Height µS	Area µS*min	Rel.Area %	Amount	Type
1	3.27	Fluoride	1.093	0.121	3.56	0.247	BMB
2	4.63	Chloride	11.891	1.551	45.54	4.903	BM
3	5.57	Nitrite	1.102	0.171	5.03	0.235	M
4	5.95	CARBONATE	0.072	0.022	0.66	n.a.	M
5	7.13	Sulfate	5.968	1.185	34.80	4.989	MB
6	7.69	Bromide	0.636	0.115	3.38	0.870	Rd
7	9.12	Nitrate	0.783	0.175	5.15	0.222	Rd
8	14.92	Phosphate	0.218	0.064	1.89	0.205	BMB
Total:			21.763	3.406	100.00	11.67	

4 STD 4

Sample Name:	**STD 4**	*Injection Volume:*	**25.0**
Vial Number:	**5**	*Channel:*	**ECD_1**
Sample Type:	**standard**	*Wavelength:*	**n.a.**
Control Program:	**IC_Anions_2**	*Bandwidth:*	**n.a.**
Quantif. Method:	**Anions**	*Dilution Factor:*	**1.0000**
Recording Time:	**10/9/2008 10:54**	*Sample Weight:*	**1.0000**
Run Time (min):	**18.00**	*Sample Amount:*	**1.0000**

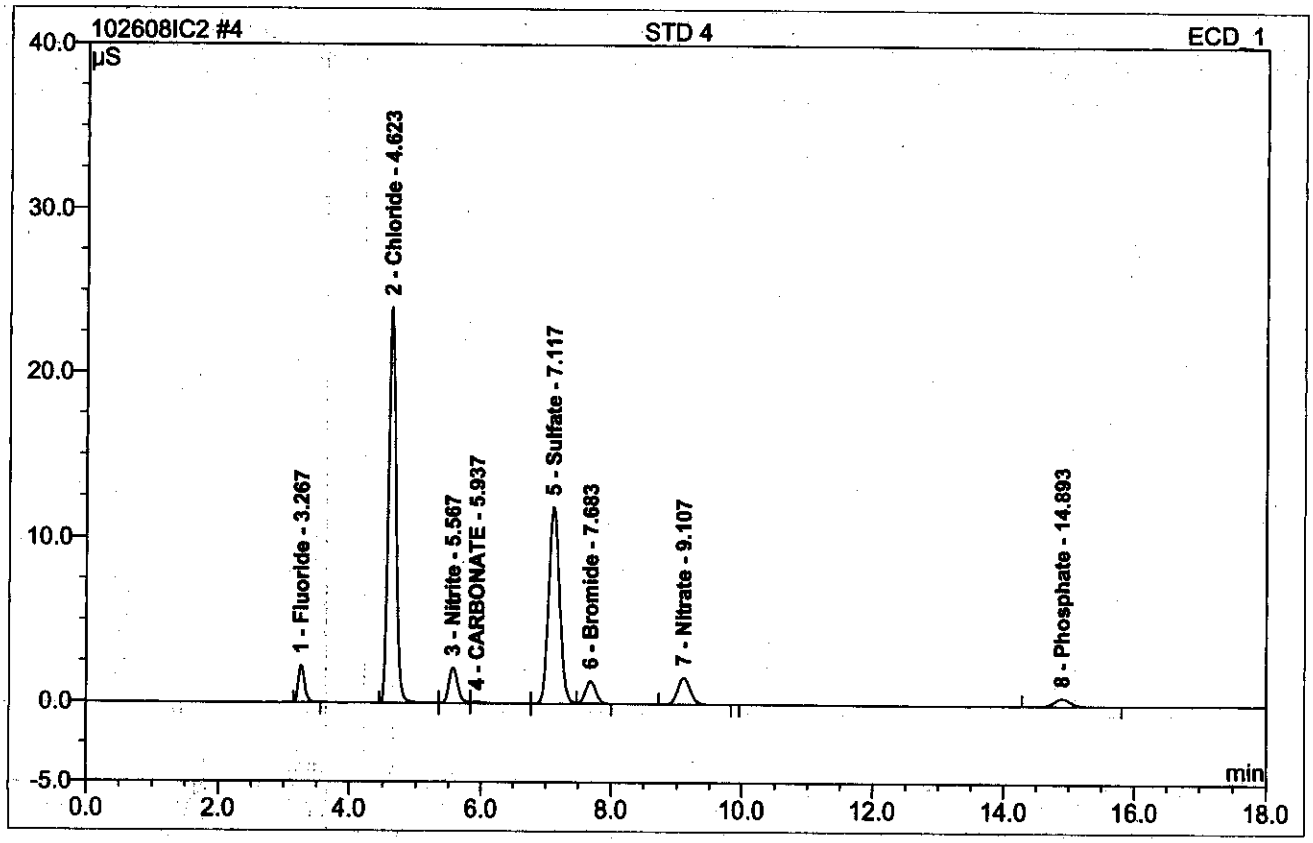

No.	Ret.Time min	Peak Name	Height µS	Area µS*min	Rel.Area %	Amount	Type
1	3.27	Fluoride	2.225	0.249	3.60	0.507	BMB
2	4.62	Chloride	24.028	3.142	45.49	9.934	BM
3	5.57	Nitrite	2.153	0.348	5.04	0.478	M
4	5.94	CARBONATE	0.092	0.032	0.46	n.a.	M
5	7.12	Sulfate	11.922	2.393	34.64	10.074	MB
6	7.68	Bromide	1.322	0.241	3.49	1.820	Rd
7	9.11	Nitrate	1.615	0.364	5.27	0.461	Rd
8	14.89	Phosphate	0.459	0.139	2.01	0.442	BMB
Total:			43.816	6.908	100.00	23.72	

5 STD 5

Sample Name:	**STD 5**	*Injection Volume:*	**25.0**
Vial Number:	**6**	*Channel:*	**ECD_1**
Sample Type:	**standard**	*Wavelength:*	**n.a.**
Control Program:	**IC_Anions_2**	*Bandwidth:*	**n.a.**
Quantif. Method:	**Anions**	*Dilution Factor:*	**1.0000**
Recording Time:	**10/9/2008 11:13**	*Sample Weight:*	**1.0000**
Run Time (min):	**18.00**	*Sample Amount:*	**1.0000**

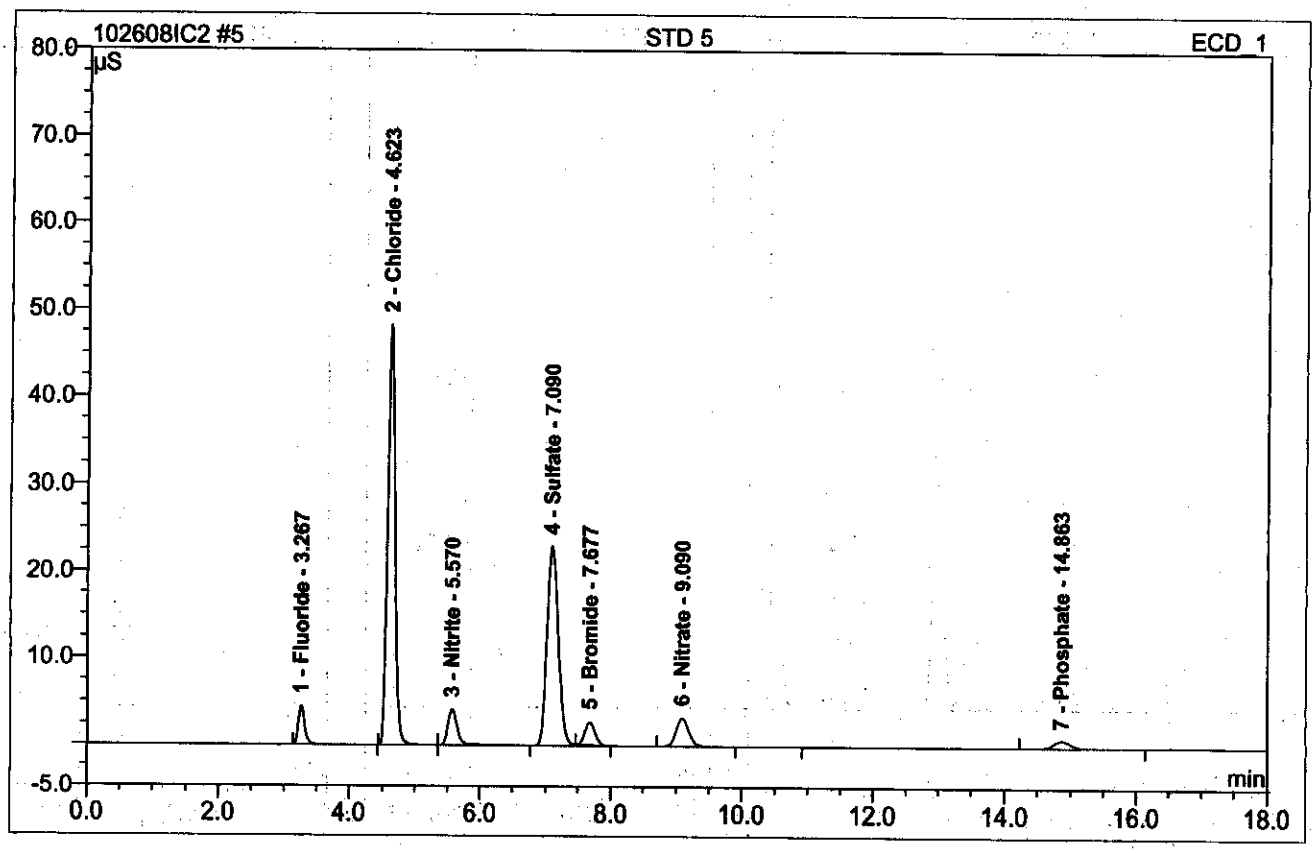

No.	Ret.Time min	Peak Name	Height µS	Area µS*min	Rel.Area %	Amount	Type
1	3.27	Fluoride	4.428	0.525	3.77	1.069	BMB
2	4.62	Chloride	48.331	6.350	45.57	20.074	BM
3	5.57	Nitrite	4.107	0.718	5.15	0.986	Ru
4	7.09	Sulfate	23.031	4.798	34.43	20.198	MB
5	7.68	Bromide	2.710	0.500	3.59	3.781	Rd
6	9.09	Nitrate	3.290	0.753	5.40	0.955	Rd
7	14.86	Phosphate	0.933	0.290	2.08	0.923	BMB
Total:			86.830	13.935	100.00	47.99	

6 STD 6

Sample Name:	**STD 6**	*Injection Volume:*	**25.0**
Vial Number:	**7**	*Channel:*	**ECD_1**
Sample Type:	**standard**	*Wavelength:*	**n.a.**
Control Program:	**IC_Anions_2**	*Bandwidth:*	**n.a.**
Quantif. Method:	**Anions**	*Dilution Factor:*	**1.0000**
Recording Time:	**10/9/2008 11:32**	*Sample Weight:*	**1.0000**
Run Time (min):	**18.00**	*Sample Amount:*	**1.0000**

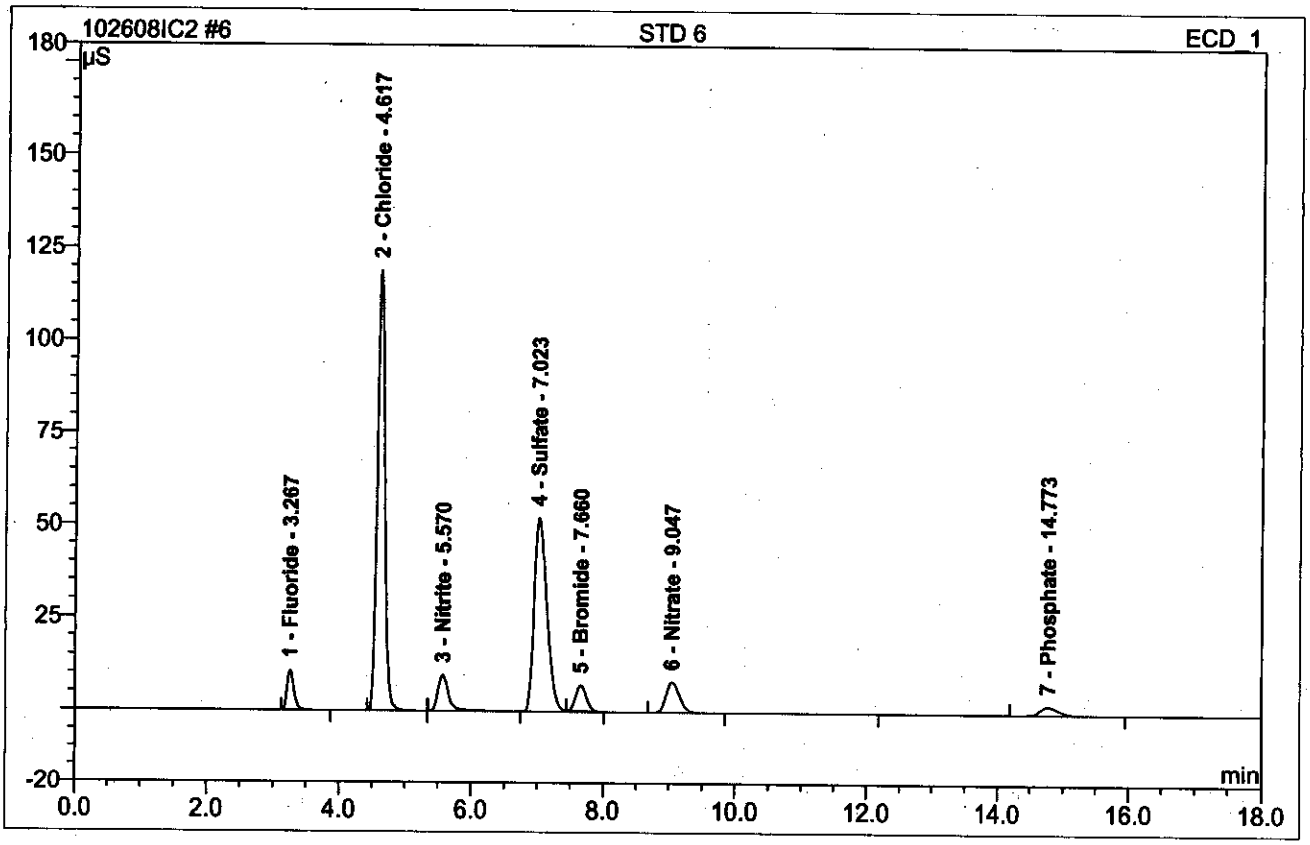

No.	Ret.Time min	Peak Name	Height µS	Area µS*min	Rel.Area %	Amount	Type
1	3.27	Fluoride	10.572	1.288	3.69	2.622	BMB
2	4.62	Chloride	119.075	15.824	45.36	50.026	BM
3	5.57	Nitrite	9.560	1.814	5.20	2.491	Ru
4	7.02	Sulfate	52.249	12.000	34.40	50.518	MB
5	7.66	Bromide	6.773	1.284	3.68	9.709	Rd
6	9.05	Nitrate	8.054	1.923	5.51	2.437	Rd
7	14.77	Phosphate	2.273	0.752	2.16	2.393	BMB
Total:			208.555	34.886	100.00	120.20	

7 STD 7

Sample Name:	**STD 7**	*Injection Volume:*	**25.0**
Vial Number:	**8**	*Channel:*	**ECD_1**
Sample Type:	**standard**	*Wavelength:*	**n.a.**
Control Program:	**IC_Anions_2**	*Bandwidth:*	**n.a.**
Quantif. Method:	**Anions**	*Dilution Factor:*	**1.0000**
Recording Time:	**10/9/2008 11:51**	*Sample Weight:*	**1.0000**
Run Time (min):	**18.00**	*Sample Amount:*	**1.0000**

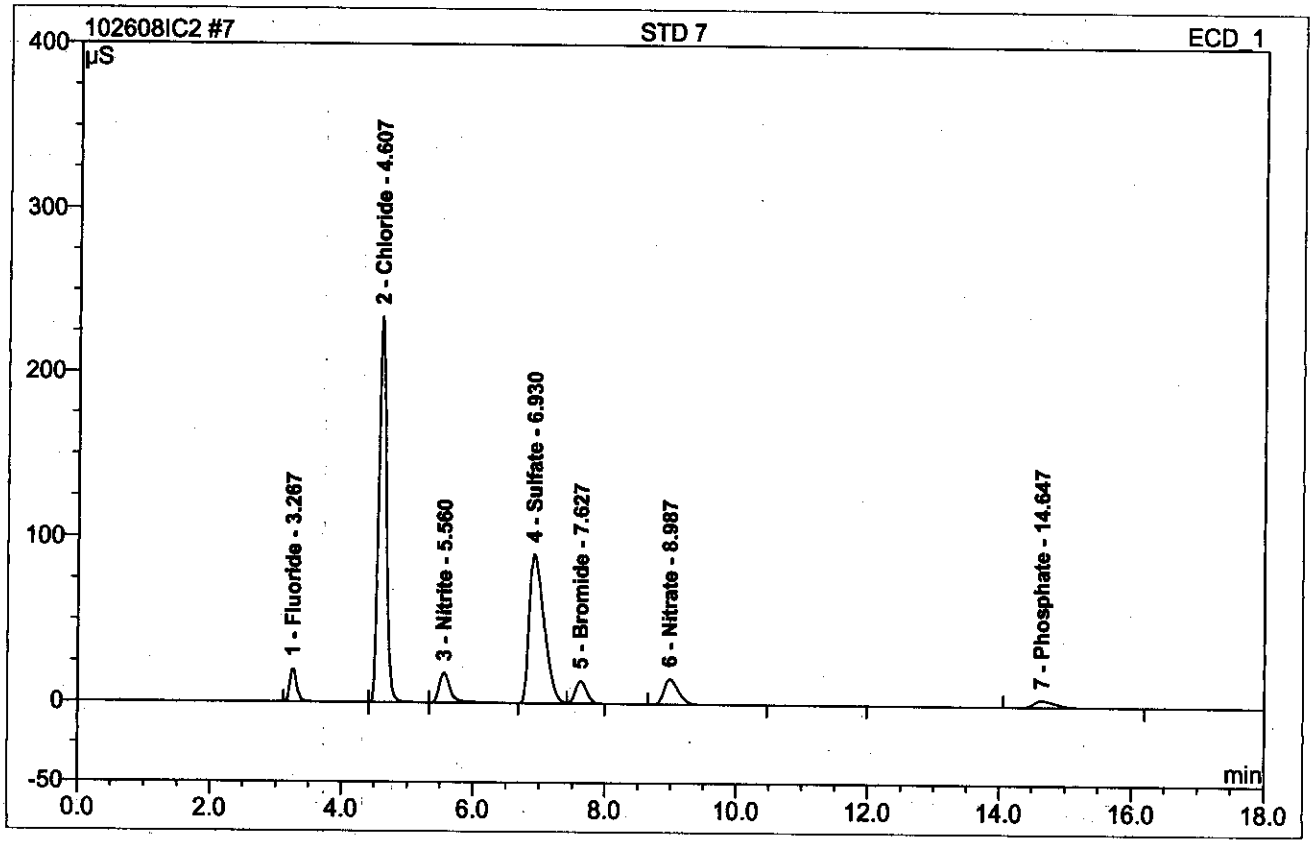

No.	Ret.Time min	Peak Name	Height µS	Area µS*min	Rel.Area %	Amount	Type
1	3.27	Fluoride	20.004	2.535	3.63	5.162	BM
2	4.61	Chloride	234.238	31.659	45.31	100.087	M
3	5.56	Nitrite	18.030	3.601	5.15	4.945	Ru
4	6.93	Sulfate	90.522	23.986	34.33	100.975	MB
5	7.63	Bromide	13.417	2.627	3.76	19.855	Rd
6	8.99	Nitrate	15.360	3.919	5.61	4.967	Rd
7	14.65	Phosphate	4.079	1.551	2.22	4.934	BMB
Total:			395.650	69.878	100.00	240.93	

8 STD 8

Sample Name:	**STD 8**	*Injection Volume:*	**25.0**
Vial Number:	**9**	*Channel:*	**ECD_1**
Sample Type:	**standard**	*Wavelength:*	**n.a.**
Control Program:	**IC_Anions_2**	*Bandwidth:*	**n.a.**
Quantif. Method:	**Anions**	*Dilution Factor:*	**1.0000**
Recording Time:	**10/9/2008 12:10**	*Sample Weight:*	**1.0000**
Run Time (min):	**18.00**	*Sample Amount:*	**1.0000**

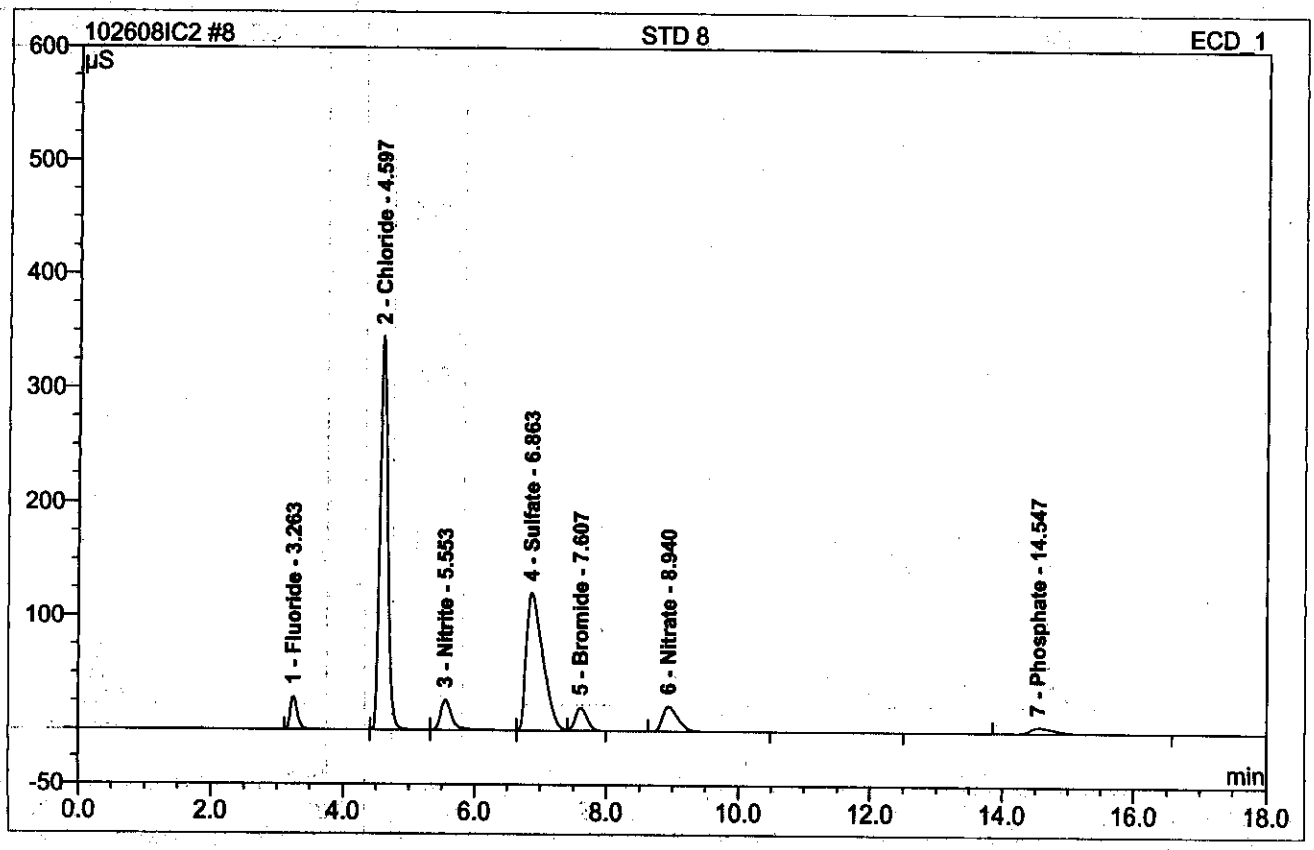

No.	Ret.Time min	Peak Name	Height µS	Area µS*min	Rel.Area %	Amount	Type
1	3.26	Fluoride	28.540	3.706	3.55	7.546	BM
2	4.60	Chloride	345.675	47.452	45.39	150.014	M
3	5.55	Nitrite	26.431	5.571	5.33	7.650	M
4	6.86	Sulfate	121.456	35.582	34.03	149.787	MB
5	7.61	Bromide	19.740	3.970	3.80	30.010	Rd
6	8.94	Nitrate	21.816	5.916	5.66	7.498	Rd
7	14.55	Phosphate	5.478	2.353	2.25	7.483	BMB
Total:			569.136	104.548	100.00	359.99	

9 STD 9

Sample Name:	**STD 9**	*Injection Volume:*	**25.0**
Vial Number:	**10**	*Channel:*	**ECD_1**
Sample Type:	**standard**	*Wavelength:*	**n.a.**
Control Program:	**IC_Anions_2**	*Bandwidth:*	**n.a.**
Quantif. Method:	**Anions**	*Dilution Factor:*	**1.0000**
Recording Time:	**10/9/2008 12:29**	*Sample Weight:*	**1.0000**
Run Time (min):	**18.00**	*Sample Amount:*	**1.0000**

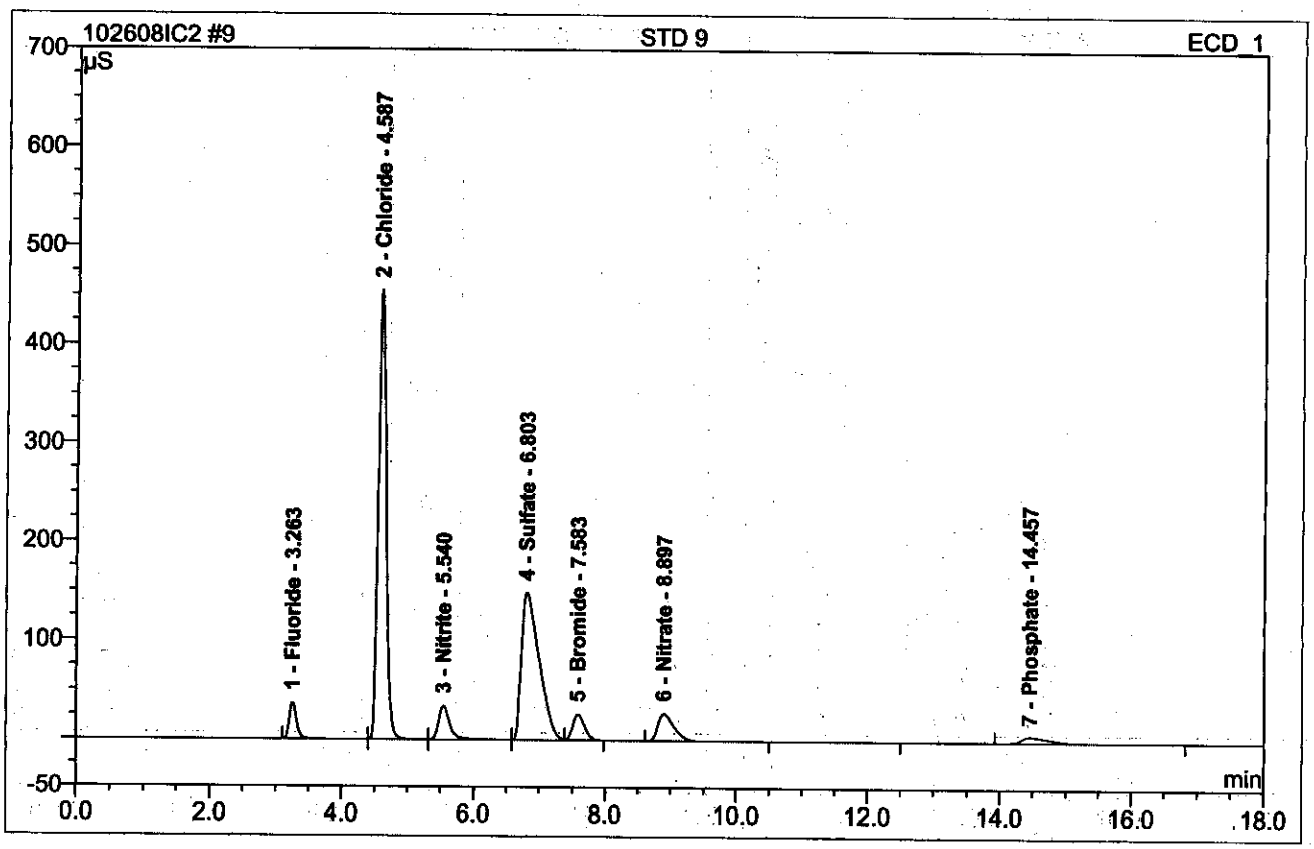

No.	Ret.Time min	Peak Name	Height µS	Area µS*min	Rel.Area %	Amount	Type
1	3.26	Fluoride	36.325	4.836	3.48	9.847	BM
2	4.59	Chloride	455.596	63.244	45.46	199.938	M
3	5.54	Nitrite	34.219	7.223	5.19	9.920	M
4	6.80	Sulfate	148.865	47.396	34.07	199.520	MB
5	7.58	Bromide	25.769	5.314	3.82	40.172	Rd
6	8.90	Nitrate	27.678	7.922	5.69	10.041	Rd
7	14.46	Phosphate	6.659	3.170	2.28	10.084	BMB
Total:			735.112	139.105	100.00	479.52	

1 STD 1

Sample Name:	**STD 1**	*Injection Volume:*	**25.0**
Vial Number:	**2**	*Channel:*	**ECD_1**
Sample Type:	**standard**	*Wavelength:*	**n.a.**
Control Program:	**IC_Anions_2**	*Bandwidth:*	**n.a.**
Quantif. Method:	**Anions**	*Dilution Factor:*	**1.0000**
Recording Time:	**10/9/2008 9:57**	*Sample Weight:*	**1.0000**
Run Time (min):	**18.00**	*Sample Amount:*	**1.0000**

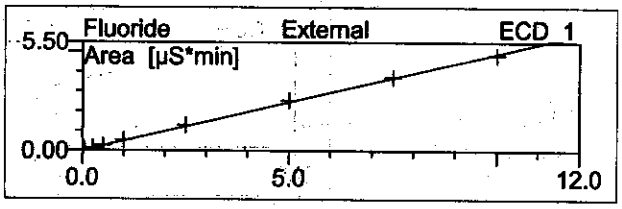

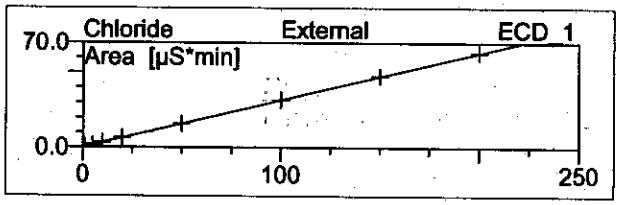

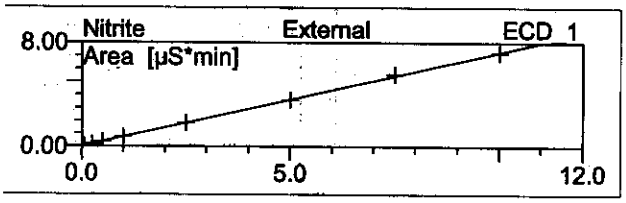

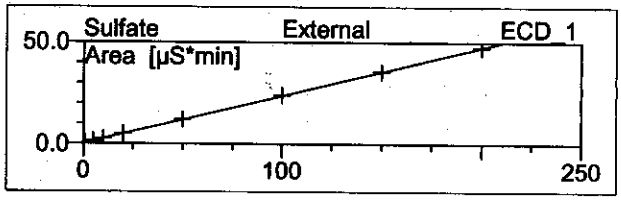

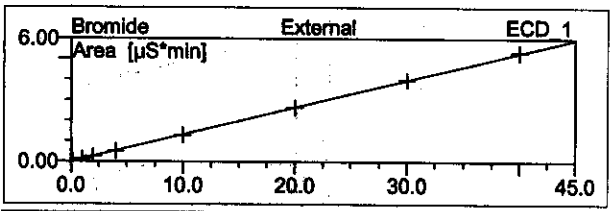

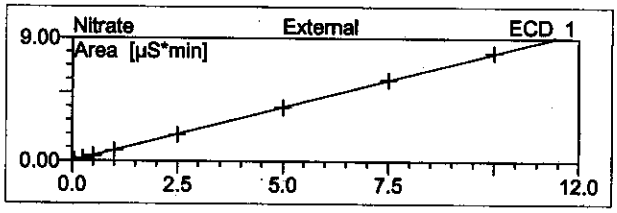

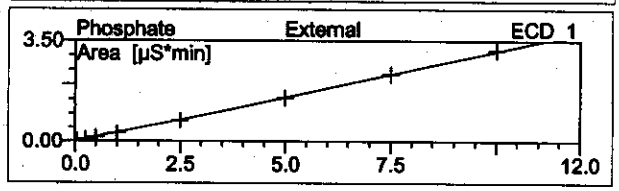

No.	Ret.Time min	Peak Name	Cal.Type	Points	Coeff.Det. %	Offset	Slope	Curve
1	4.62	Chloride	Lin	9	99.9999	0.0000	0.3163	0.0000
2	5.96	CARBONATE	Lin	0	n.a.	0.0000	0.0000	0.0000
3	7.14	Sulfate	Lin	9	99.9965	0.0000	0.2375	0.0000
Average:					99.9982	0.0000	0.1846	0.0000

2 STD 2

Sample Name:	**STD 2**	*Injection Volume:*	**25.0**
Vial Number:	**3**	*Channel:*	**ECD_1**
Sample Type:	**standard**	*Wavelength:*	**n.a.**
Control Program:	**IC_Anions_2**	*Bandwidth:*	**n.a.**
Quantif. Method:	**Anions**	*Dilution Factor:*	**1.0000**
Recording Time:	**10/9/2008 10:16**	*Sample Weight:*	**1.0000**
Run Time (min):	**18.00**	*Sample Amount:*	**1.0000**

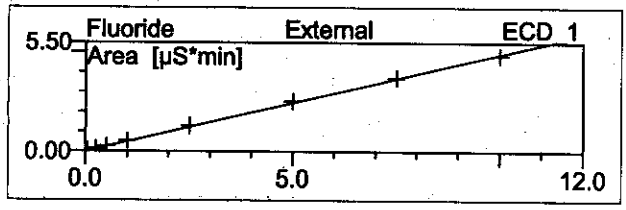

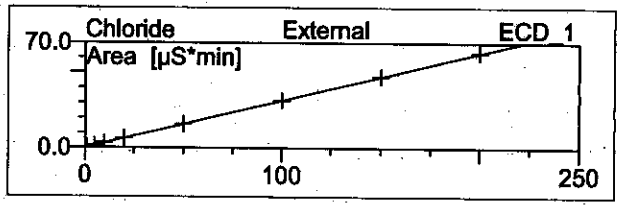

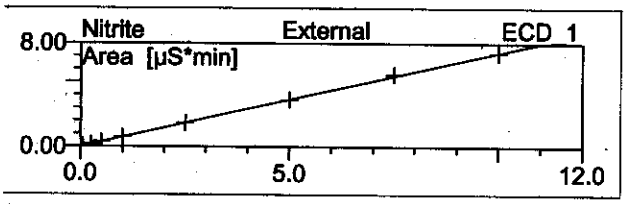

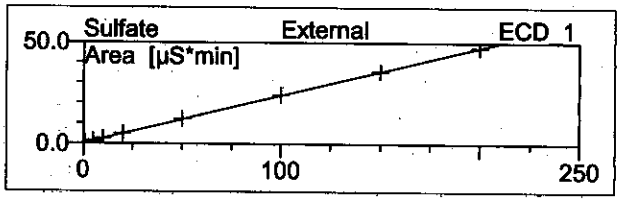

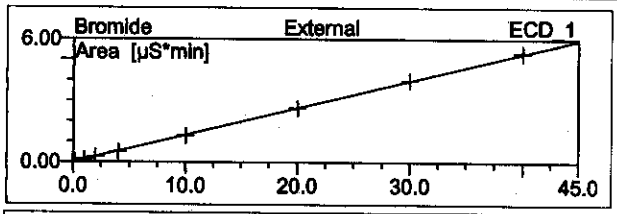

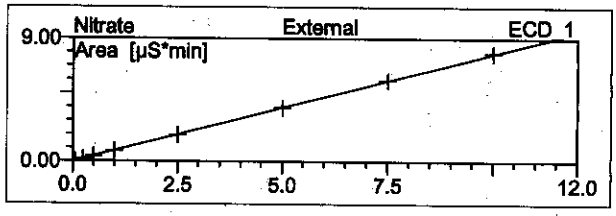

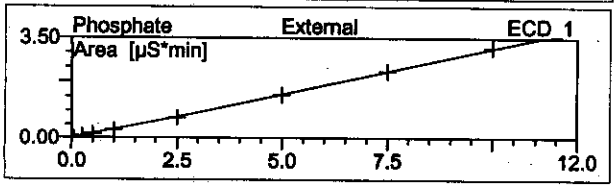

No.	Ret.Time min	Peak Name	Cal.Type	Points	Coeff.Det. %	Offset	Slope	Curve
1	3.26	Fluoride	Lin	8	99.9263	0.0000	0.4912	0.0000
2	4.62	Chloride	Lin	9	99.9999	0.0000	0.3163	0.0000
3	5.57	Nitrite	Lin	8	99.9667	0.0000	0.7282	0.0000
4	5.95	CARBONATE	Lin	0	n.a.	0.0000	0.0000	0.0000
5	7.14	Sulfate	Lin	9	99.9965	0.0000	0.2375	0.0000
6	7.69	Bromide	Lin	8	99.9854	0.0000	0.1323	0.0000
7	9.13	Nitrate	Lin	8	99.9889	0.0000	0.7889	0.0000
8	14.94	Phosphate	Lin	8	99.9657	0.0000	0.3144	0.0000
Average:					99.9756	0.0000	0.3761	0.0000

3 STD 3

Sample Name:	**STD 3**	*Injection Volume:*	**25.0**
Vial Number:	**4**	*Channel:*	**ECD_1**
Sample Type:	**standard**	*Wavelength:*	**n.a.**
Control Program:	**IC_Anions_2**	*Bandwidth:*	**n.a.**
Quantif. Method:	**Anions**	*Dilution Factor:*	**1.0000**
Recording Time:	**10/9/2008 10:35**	*Sample Weight:*	**1.0000**
Run Time (min):	**18.00**	*Sample Amount:*	**1.0000**

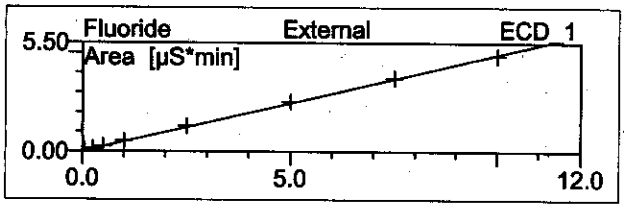

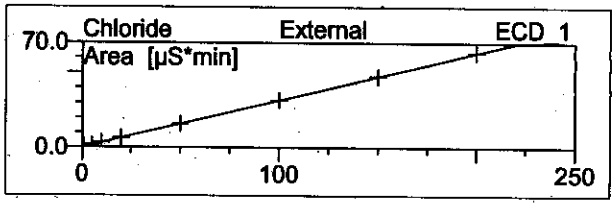

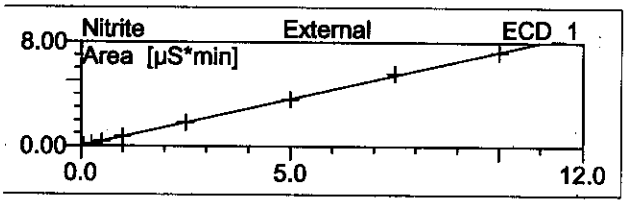

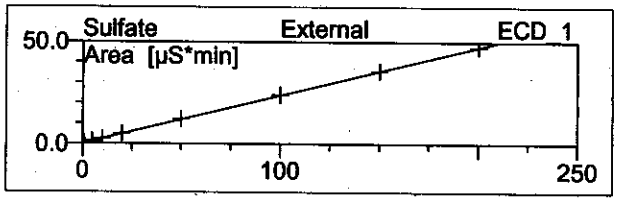

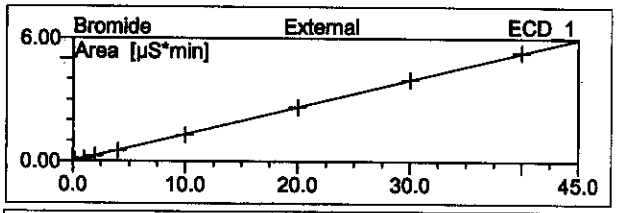

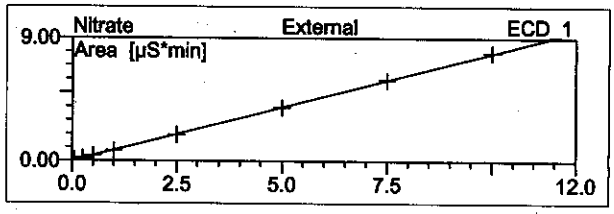

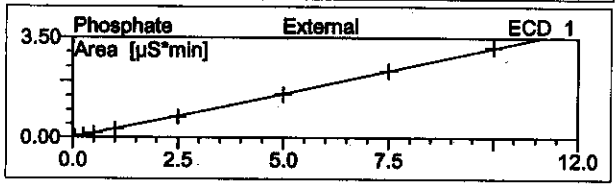

No.	Ret.Time min	Peak Name	Cal.Type	Points	Coeff.Det. %	Offset	Slope	Curve
1	3.27	Fluoride	Lin	8	99.9263	0.0000	0.4912	0.0000
2	4.63	Chloride	Lin	9	99.9999	0.0000	0.3163	0.0000
3	5.57	Nitrite	Lin	8	99.9667	0.0000	0.7282	0.0000
4	5.95	CARBONATE	Lin	0	n.a.	0.0000	0.0000	0.0000
5	7.13	Sulfate	Lin	9	99.9965	0.0000	0.2375	0.0000
6	7.69	Bromide	Lin	8	99.9854	0.0000	0.1323	0.0000
7	9.12	Nitrate	Lin	8	99.9889	0.0000	0.7889	0.0000
8	14.92	Phosphate	Lin	8	99.9657	0.0000	0.3144	0.0000
Average:					99.9756	0.0000	0.3761	0.0000

4 STD 4

Sample Name:	**STD 4**	*Injection Volume:*	**25.0**
Vial Number:	**5**	*Channel:*	**ECD_1**
Sample Type:	**standard**	*Wavelength:*	**n.a.**
Control Program:	**IC_Anions_2**	*Bandwidth:*	**n.a.**
Quantif. Method:	**Anions**	*Dilution Factor:*	**1.0000**
Recording Time:	**10/9/2008 10:54**	*Sample Weight:*	**1.0000**
Run Time (min):	**18.00**	*Sample Amount:*	**1.0000**

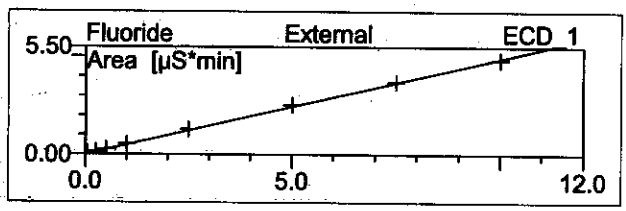

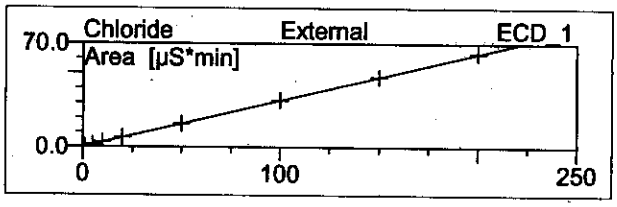

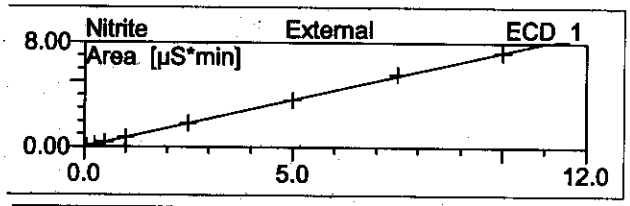

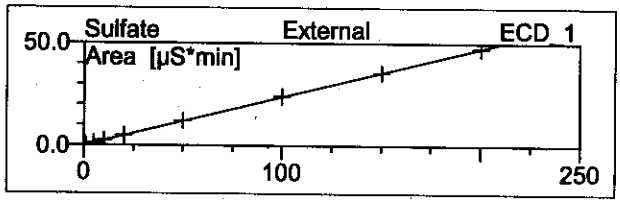

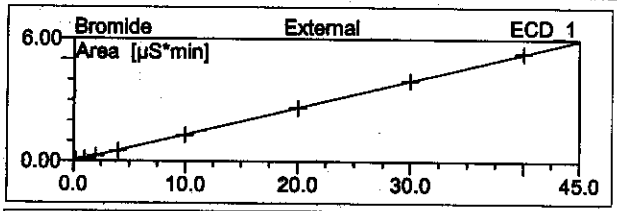

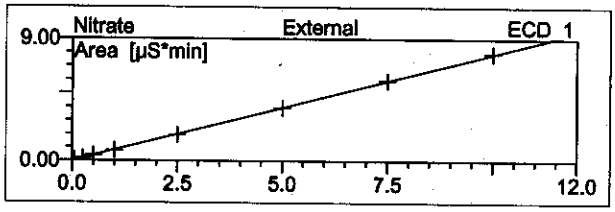

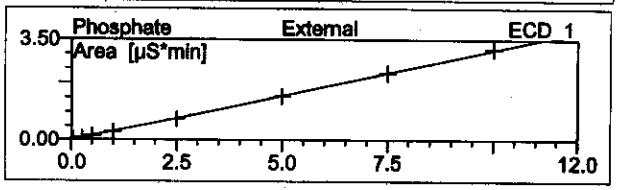

No.	Ret.Time min	Peak Name	Cal.Type	Points	Coeff.Det. %	Offset	Slope	Curve
1	3.27	Fluoride	Lin	8	99.9263	0.0000	0.4912	0.0000
2	4.62	Chloride	Lin	9	99.9999	0.0000	0.3163	0.0000
3	5.57	Nitrite	Lin	8	99.9667	0.0000	0.7282	0.0000
4	5.94	CARBONATE	Lin	0	n.a.	0.0000	0.0000	0.0000
5	7.12	Sulfate	Lin	9	99.9965	0.0000	0.2375	0.0000
6	7.68	Bromide	Lin	8	99.9854	0.0000	0.1323	0.0000
7	9.11	Nitrate	Lin	8	99.9889	0.0000	0.7889	0.0000
8	14.89	Phosphate	Lin	8	99.9657	0.0000	0.3144	0.0000
Average:					99.9756	0.0000	0.3761	0.0000

5 STD 5

Sample Name:	**STD 5**	*Injection Volume:*	**25.0**
Vial Number:	**6**	*Channel:*	**ECD_1**
Sample Type:	**standard**	*Wavelength:*	**n.a.**
Control Program:	**IC_Anions_2**	*Bandwidth:*	**n.a.**
Quantif. Method:	**Anions**	*Dilution Factor:*	**1.0000**
Recording Time:	**10/9/2008 11:13**	*Sample Weight:*	**1.0000**
Run Time (min):	**18.00**	*Sample Amount:*	**1.0000**

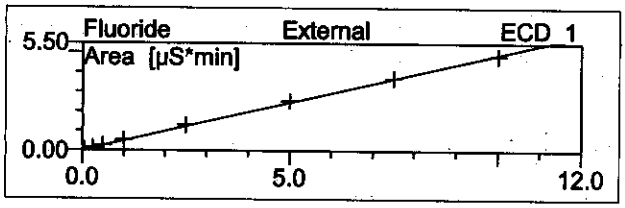

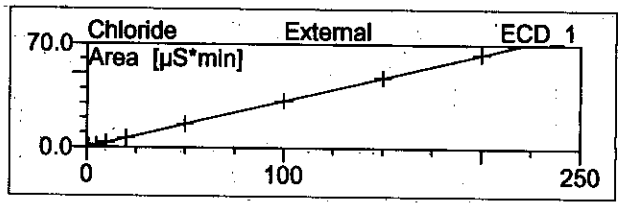

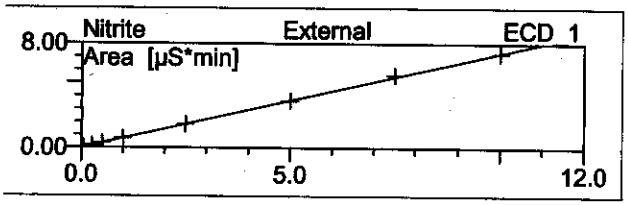

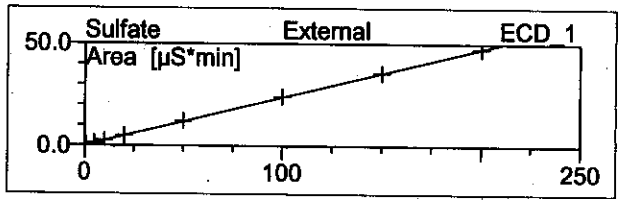

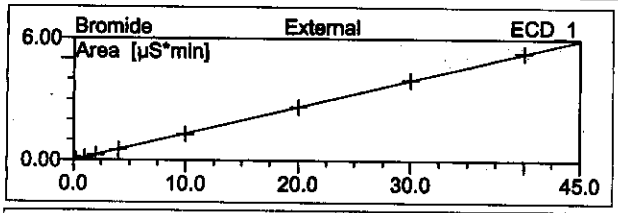

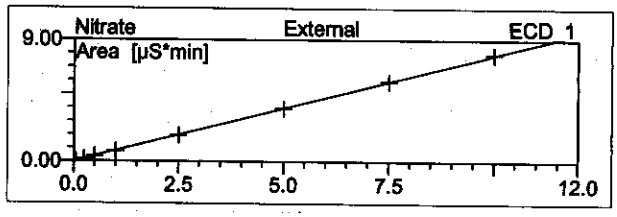

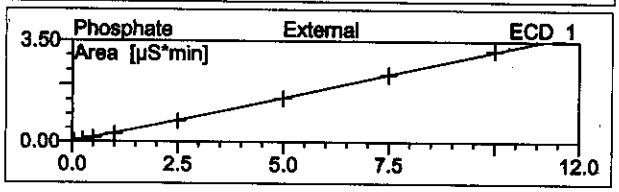

No.	Ret.Time min	Peak Name	Cal.Type	Points	Coeff.Det. %	Offset	Slope	Curve
1	3.27	Fluoride	Lin	8	99.9263	0.0000	0.4912	0.0000
2	4.62	Chloride	Lin	9	99.9999	0.0000	0.3163	0.0000
3	5.57	Nitrite	Lin	8	99.9667	0.0000	0.7282	0.0000
4	7.09	Sulfate	Lin	9	99.9965	0.0000	0.2375	0.0000
5	7.68	Bromide	Lin	8	99.9854	0.0000	0.1323	0.0000
6	9.09	Nitrate	Lin	8	99.9889	0.0000	0.7889	0.0000
7	14.86	Phosphate	Lin	8	99.9657	0.0000	0.3144	0.0000
Average:					99.9756	0.0000	0.4298	0.0000

Chromeleon (c) Dionex 1996-2006
Version 6.80 Build 2212

6 STD 6

Sample Name:	**STD 6**	*Injection Volume:*	**25.0**
Vial Number:	**7**	*Channel:*	**ECD_1**
Sample Type:	**standard**	*Wavelength:*	**n.a.**
Control Program:	**IC_Anions_2**	*Bandwidth:*	**n.a.**
Quantif. Method:	**Anions**	*Dilution Factor:*	**1.0000**
Recording Time:	**10/9/2008 11:32**	*Sample Weight:*	**1.0000**
Run Time (min):	**18.00**	*Sample Amount:*	**1.0000**

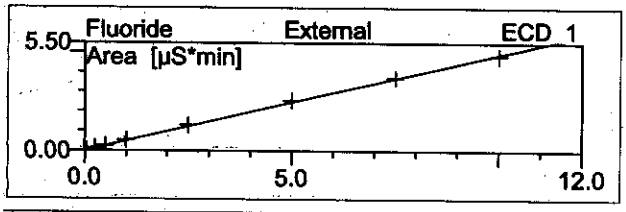

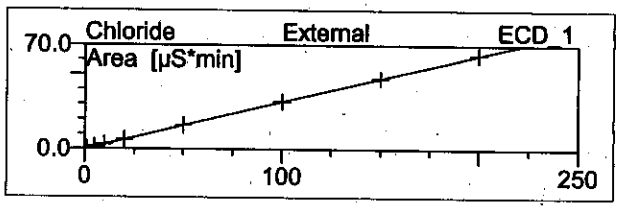

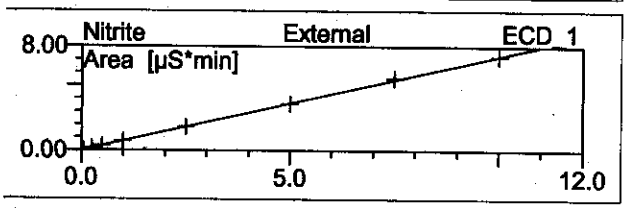

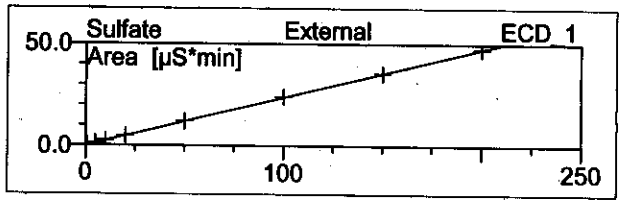

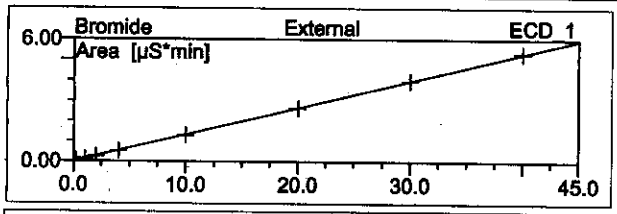

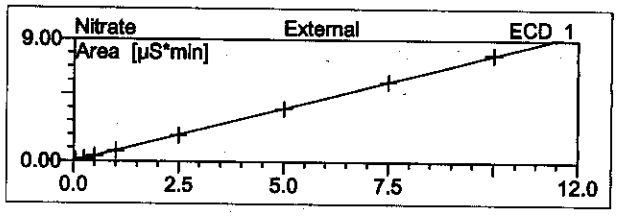

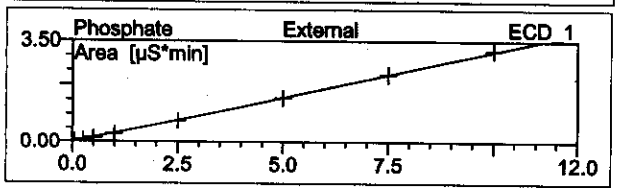

No.	Ret.Time min	Peak Name	Cal.Type	Points	Coeff.Det. %	Offset	Slope	Curve
1	3.27	Fluoride	Lin	8	99.9263	0.0000	0.4912	0.0000
2	4.62	Chloride	Lin	9	99.9999	0.0000	0.3163	0.0000
3	5.57	Nitrite	Lin	8	99.9667	0.0000	0.7282	0.0000
4	7.02	Sulfate	Lin	9	99.9965	0.0000	0.2375	0.0000
5	7.66	Bromide	Lin	8	99.9854	0.0000	0.1323	0.0000
6	9.05	Nitrate	Lin	8	99.9889	0.0000	0.7889	0.0000
7	14.77	Phosphate	Lin	8	99.9657	0.0000	0.3144	0.0000
Average:					99.9756	0.0000	0.4298	0.0000

7 STD 7

Sample Name:	**STD 7**	*Injection Volume:*	**25.0**
Vial Number:	**8**	*Channel:*	**ECD_1**
Sample Type:	**standard**	*Wavelength:*	**n.a.**
Control Program:	**IC_Anions_2**	*Bandwidth:*	**n.a.**
Quantif. Method:	**Anions**	*Dilution Factor:*	**1.0000**
Recording Time:	**10/9/2008 11:51**	*Sample Weight:*	**1.0000**
Run Time (min):	**18.00**	*Sample Amount:*	**1.0000**

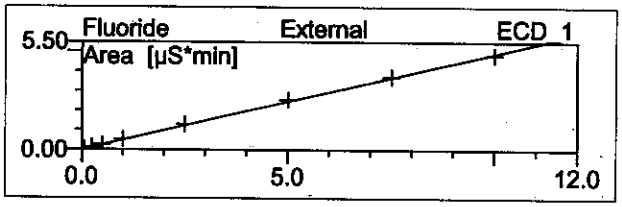

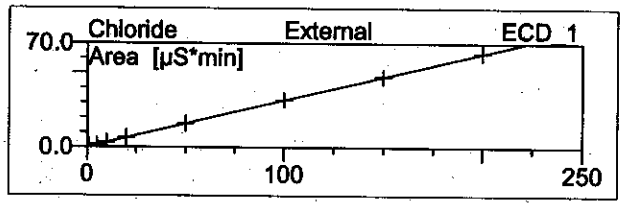

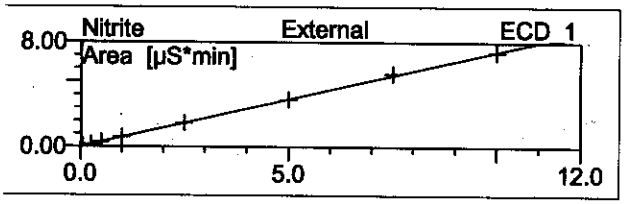

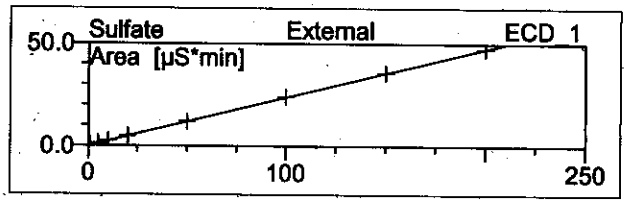

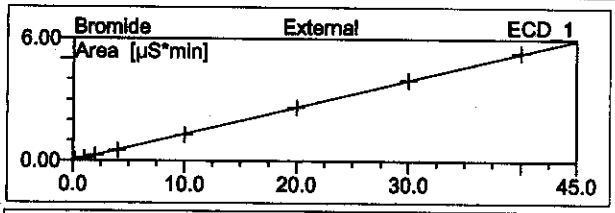

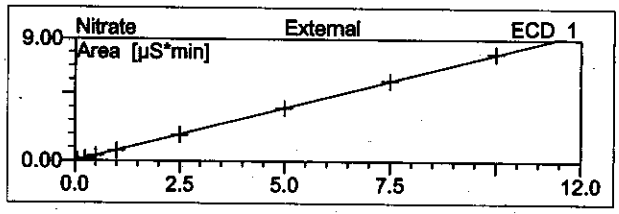

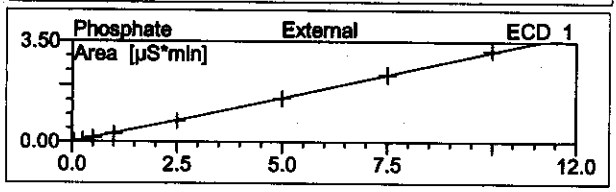

No.	Ret.Time min	Peak Name	Cal.Type	Points	Coeff.Det. %	Offset	Slope	Curve
1	3.27	Fluoride	Lin	8	99.9263	0.0000	0.4912	0.0000
2	4.61	Chloride	Lin	9	99.9999	0.0000	0.3163	0.0000
3	5.56	Nitrite	Lin	8	99.9667	0.0000	0.7282	0.0000
4	6.93	Sulfate	Lin	9	99.9965	0.0000	0.2375	0.0000
5	7.63	Bromide	Lin	8	99.9854	0.0000	0.1323	0.0000
6	8.99	Nitrate	Lin	8	99.9889	0.0000	0.7889	0.0000
7	14.65	Phosphate	Lin	8	99.9657	0.0000	0.3144	0.0000
Average:					99.9756	0.0000	0.4298	0.0000

Chromeleon (c) Dionex 1996-2006
Version 6.80 Build 2212

8 STD 8

Sample Name:	**STD 8**	*Injection Volume:*	**25.0**
Vial Number:	**9**	*Channel:*	**ECD_1**
Sample Type:	**standard**	*Wavelength:*	**n.a.**
Control Program:	**IC_Anions_2**	*Bandwidth:*	**n.a.**
Quantif. Method:	**Anions**	*Dilution Factor:*	**1.0000**
Recording Time:	**10/9/2008 12:10**	*Sample Weight:*	**1.0000**
Run Time (min):	**18.00**	*Sample Amount:*	**1.0000**

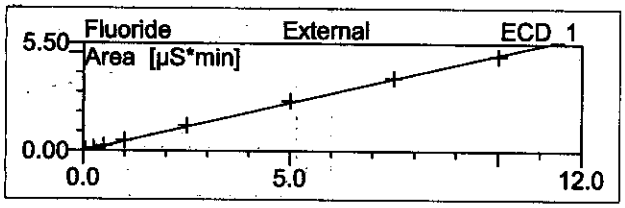

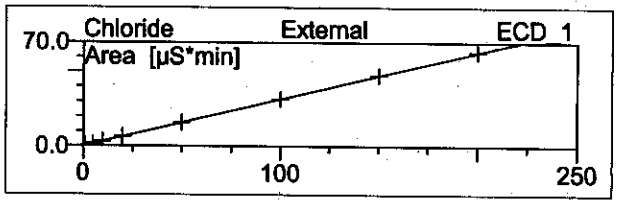

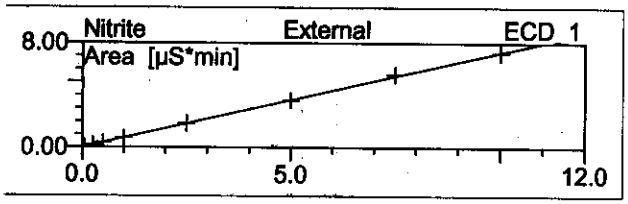

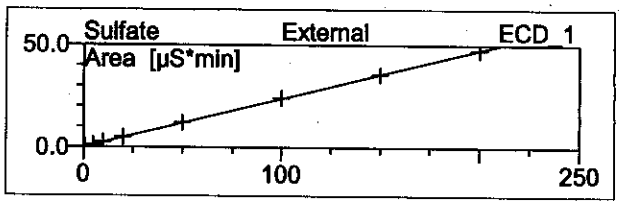

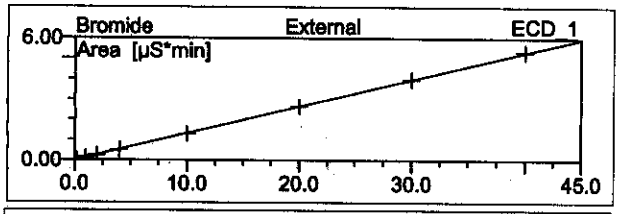

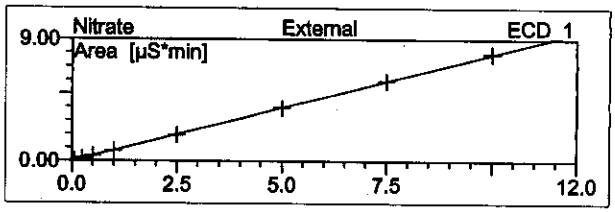

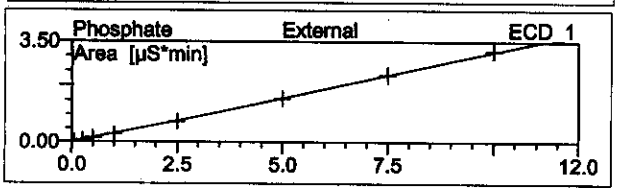

No.	Ret.Time min	Peak Name	Cal.Type	Points	Coeff.Det. %	Offset	Slope	Curve
1	3.26	Fluoride	Lin	8	99.9263	0.0000	0.4912	0.0000
2	4.60	Chloride	Lin	9	99.9999	0.0000	0.3163	0.0000
3	5.55	Nitrite	Lin	8	99.9667	0.0000	0.7282	0.0000
4	6.86	Sulfate	Lin	9	99.9965	0.0000	0.2375	0.0000
5	7.61	Bromide	Lin	8	99.9854	0.0000	0.1323	0.0000
6	8.94	Nitrate	Lin	8	99.9889	0.0000	0.7889	0.0000
7	14.55	Phosphate	Lin	8	99.9657	0.0000	0.3144	0.0000
Average:					99.9756	0.0000	0.4298	0.0000

9 STD 9

Sample Name:	**STD 9**	*Injection Volume:*	**25.0**
Vial Number:	**10**	*Channel:*	**ECD_1**
Sample Type:	**standard**	*Wavelength:*	**n.a.**
Control Program:	**IC_Anions_2**	*Bandwidth:*	**n.a.**
Quantif. Method:	**Anions**	*Dilution Factor:*	**1.0000**
Recording Time:	**10/9/2008 12:29**	*Sample Weight:*	**1.0000**
Run Time (min):	**18.00**	*Sample Amount:*	**1.0000**

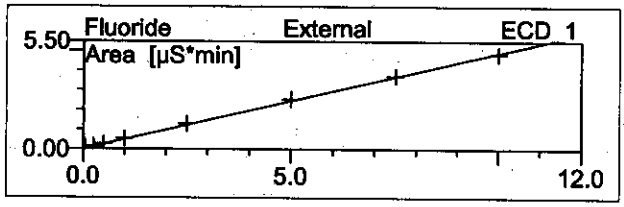

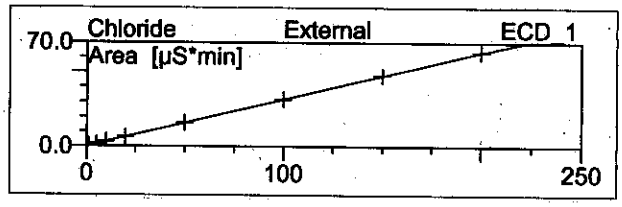

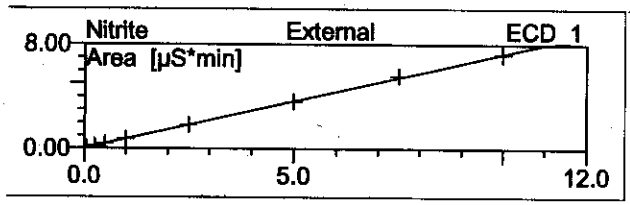

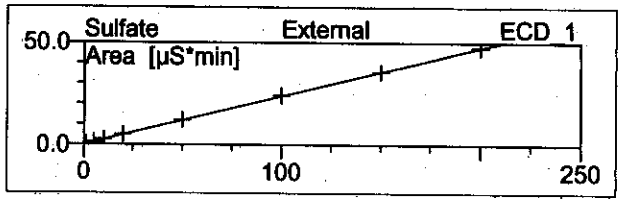

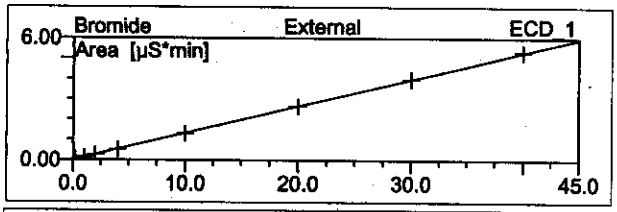

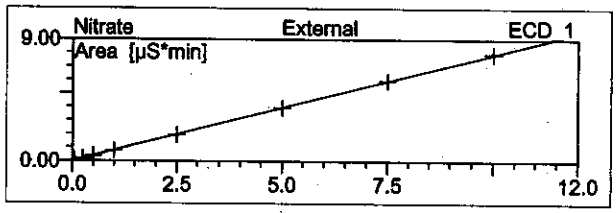

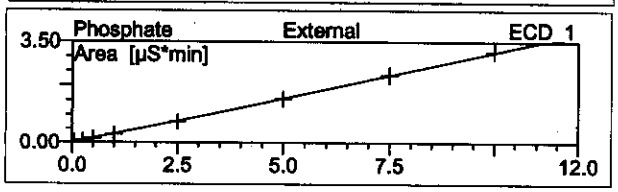

No.	Ret.Time min	Peak Name	Cal.Type	Points	Coeff.Det. %	Offset	Slope	Curve
1	3.26	Fluoride	Lin	8	99.9263	0.0000	0.4912	0.0000
2	4.59	Chloride	Lin	9	99.9999	0.0000	0.3163	0.0000
3	5.54	Nitrite	Lin	8	99.9667	0.0000	0.7282	0.0000
4	6.80	Sulfate	Lin	9	99.9965	0.0000	0.2375	0.0000
5	7.58	Bromide	Lin	8	99.9854	0.0000	0.1323	0.0000
6	8.90	Nitrate	Lin	8	99.9889	0.0000	0.7889	0.0000
7	14.46	Phosphate	Lin	8	99.9657	0.0000	0.3144	0.0000
Average:					99.9756	0.0000	0.4298	0.0000

Chromeleon (c) Dionex 1996-2006
Version 6.80 Build 2212

C8J160331

6104

(6001 - 6250)

TestAmerica Pittsburgh

ION CHROMATOGRAPHY RETENTION TIME SUMMARY

File Name: 102608IC2 Instrument: IC2

ANION	MEAN RETENTION TIME (min)	ICV / NELAC CCV	%D	CCV1	%D	CCV2	%D	CCV3	%D	CCV4	%D	CCV5	%D
FLUORIDE	3.266	3.317	1.56	3.303	1.12	3.307	1.24	3.31	1.33	3.31	1.33	3.303	1.12
CHLORIDE	4.613	4.603	0.22	4.61	0.07	4.613	0.00	4.613	0.00	4.613	0.00	4.61	0.07
NITRITE (as N)	5.562	5.550	0.22	5.55	0.22	5.553	0.16	5.553	0.16	5.553	0.16	5.55	0.22
SULFATE	7.013	6.973	0.57	6.993	0.29	6.99	0.33	6.993	0.29	6.993	0.29	6.99	0.33
BROMIDE	7.652	7.607	0.59	7.61	0.55	7.613	0.51	7.613	0.51	7.613	0.51	7.61	0.55
NITRATE (as N)	9.040	8.967	0.81	8.977	0.70	8.98	0.67	8.98	0.67	8.98	0.67	8.977	0.70
PHOSPHATE (as P)	14.755	14.720	0.24	14.73	0.17	14.737	0.12	14.743	0.08	14.74	0.10	14.717	0.26

ANION	MEAN RETENTION TIME (min)	ICV / NELAC CCV	CCV6	%D	CCV7	%D	CCV8	%D	CCV9	%D	CCV10	%D
FLUORIDE	3.266	3.317	3.303	1.12	3.307	1.24	3.297	0.94		####		####
CHLORIDE	4.613	4.603	4.613	0.00	4.613	0.00	4.61	0.07		####		####
NITRITE (as N)	5.562	5.550	5.55	0.22	5.55	0.22	5.543	0.34		####		####
SULFATE	7.013	6.973	6.993	0.29	6.99	0.33	6.983	0.43		####		####
BROMIDE	7.652	7.607	7.613	0.51	7.613	0.51	7.607	0.59		####		####
NITRATE (as N)	9.040	8.967	8.977	0.70	8.977	0.70	8.97	0.78		####		####
PHOSPHATE (as P)	14.755	14.720	14.733	0.15	14.713	0.29	14.703	0.35		####		####

ANION	MEAN RETENTION TIME (min)	ICV / NELAC CCV	CCV11	%D	CCV12	%D	CCV13	%D	CCV14	%D	CCV15	%D
FLUORIDE	3.266	3.317		######		#DIV/0!		#DIV/0!		####		####
CHLORIDE	4.613	4.603		######		#DIV/0!		#DIV/0!		####		####
NITRITE (as N)	5.562	5.550		######		#DIV/0!		#DIV/0!		####		####
SULFATE	7.013	6.973		######		#DIV/0!		#DIV/0!		####		####
BROMIDE	7.652	7.607		######		#DIV/0!		#DIV/0!		####		####
NITRATE (as N)	9.040	8.967		######		#DIV/0!		#DIV/0!		####		####
PHOSPHATE (as P)	14.755	14.720		######		#DIV/0!		#DIV/0!		####		####

ANION	MEAN RETENTION TIME (min)	ICV / NELAC CCV	CCV16	%D	CCV17	%D	CCV18	%D	CCV19	%D	CCV20	%D
FLUORIDE	3.266	3.317		#DIV/0!		#DIV/0!		#DIV/0!		####		####
CHLORIDE	4.613	4.603		#DIV/0!		#DIV/0!		#DIV/0!		####		####
NITRITE (as N)	5.562	5.550		#DIV/0!		#DIV/0!		#DIV/0!		####		####
SULFATE	7.013	6.973		#DIV/0!		#DIV/0!		#DIV/0!		####		####
BROMIDE	7.652	7.607		#DIV/0!		#DIV/0!		#DIV/0!		####		####
NITRATE (as N)	9.040	8.967		#DIV/0!		#DIV/0!		#DIV/0!		####		####
PHOSPHATE (as P)	14.755	14.720		#DIV/0!		#DIV/0!		#DIV/0!		####		####

ANION	MEAN RETENTION TIME (min)	ICV / NELAC CCV	CCV21	%D	CCV22	%D	CCV23	%D	CCV24	%D	CCV25	%D
FLUORIDE	3.266	3.317		#DIV/0!		#DIV/0!		#DIV/0!		####		####
CHLORIDE	4.613	4.603		#DIV/0!		#DIV/0!		#DIV/0!		####		####
NITRITE (as N)	5.562	5.550		#DIV/0!		#DIV/0!		#DIV/0!		####		####
SULFATE	7.013	6.973		#DIV/0!		#DIV/0!		#DIV/0!		####		####
BROMIDE	7.652	7.607		#DIV/0!		#DIV/0!		#DIV/0!		####		####
NITRATE (as N)	9.040	8.967		#DIV/0!		#DIV/0!		#DIV/0!		####		####
PHOSPHATE (as P)	14.755	14.720		#DIV/0!		#DIV/0!		#DIV/0!		####		####

11 ICV / NELAC CCV

Sample Name:	**ICV / NELAC CCV**	*Injection Volume:*	**25.0**
Vial Number:	**11**	*Channel:*	**ECD_1**
Sample Type:	**unknown**	*Wavelength:*	**n.a.**
Control Program:	**IC_Anions_2**	*Bandwidth:*	**n.a.**
Quantif. Method:	**Anions**	*Dilution Factor:*	**1.0000**
Recording Time:	**10/26/2008 13:51**	*Sample Weight:*	**1.0000**
Run Time (min):	**18.00**	*Sample Amount:*	**1.0000**

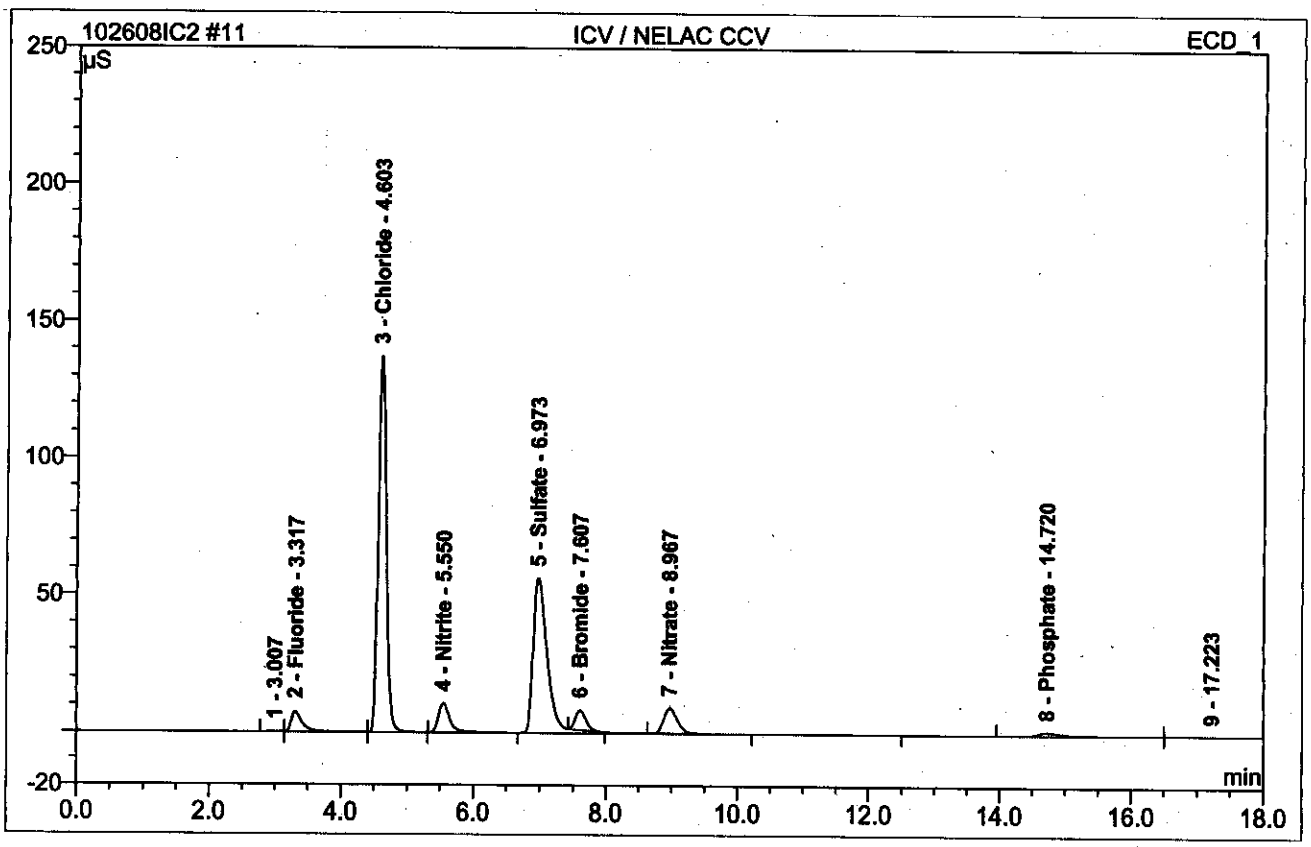

No.	Ret.Time min	Peak Name	Height µS	Area µS*min	Rel.Area %	Amount	Type
1	3.01	n.a.	0.156	0.033	0.08	n.a.	BM
2	3.32	Fluoride	7.497	1.514	3.64	3.083	M
3	4.60	Chloride	137.327	19.087	45.91	60.341	M
4	5.55	Nitrite	10.506	2.161	5.20	2.967	Ru
5	6.97	Sulfate	56.356	14.524	34.94	61.141	MB
6	7.61	Bromide	7.086	1.337	3.22	10.107	Rd
7	8.97	Nitrate	9.167	2.301	5.53	2.916	Rd
8	14.72	Phosphate	1.315	0.586	1.41	1.865	BM
9	17.22	n.a.	0.029	0.028	0.07	n.a.	MB
Total:			229.439	41.571	100.00	142.42	

101%

102%

CAK 10/29/08

Std/Integration

Chromeleon (c) Dionex 1996-2006
Version 6.80 Build 2212

12 CCV1

Sample Name:	**CCV1**	*Injection Volume:*	**25.0**
Vial Number:	**12**	*Channel:*	**ECD_1**
Sample Type:	**unknown**	*Wavelength:*	**n.a.**
Control Program:	**IC_Anions_2**	*Bandwidth:*	**n.a.**
Quantif. Method:	**Anions**	*Dilution Factor:*	**1.0000**
Recording Time:	**10/26/2008 14:10**	*Sample Weight:*	**1.0000**
Run Time (min):	**18.00**	*Sample Amount:*	**1.0000**

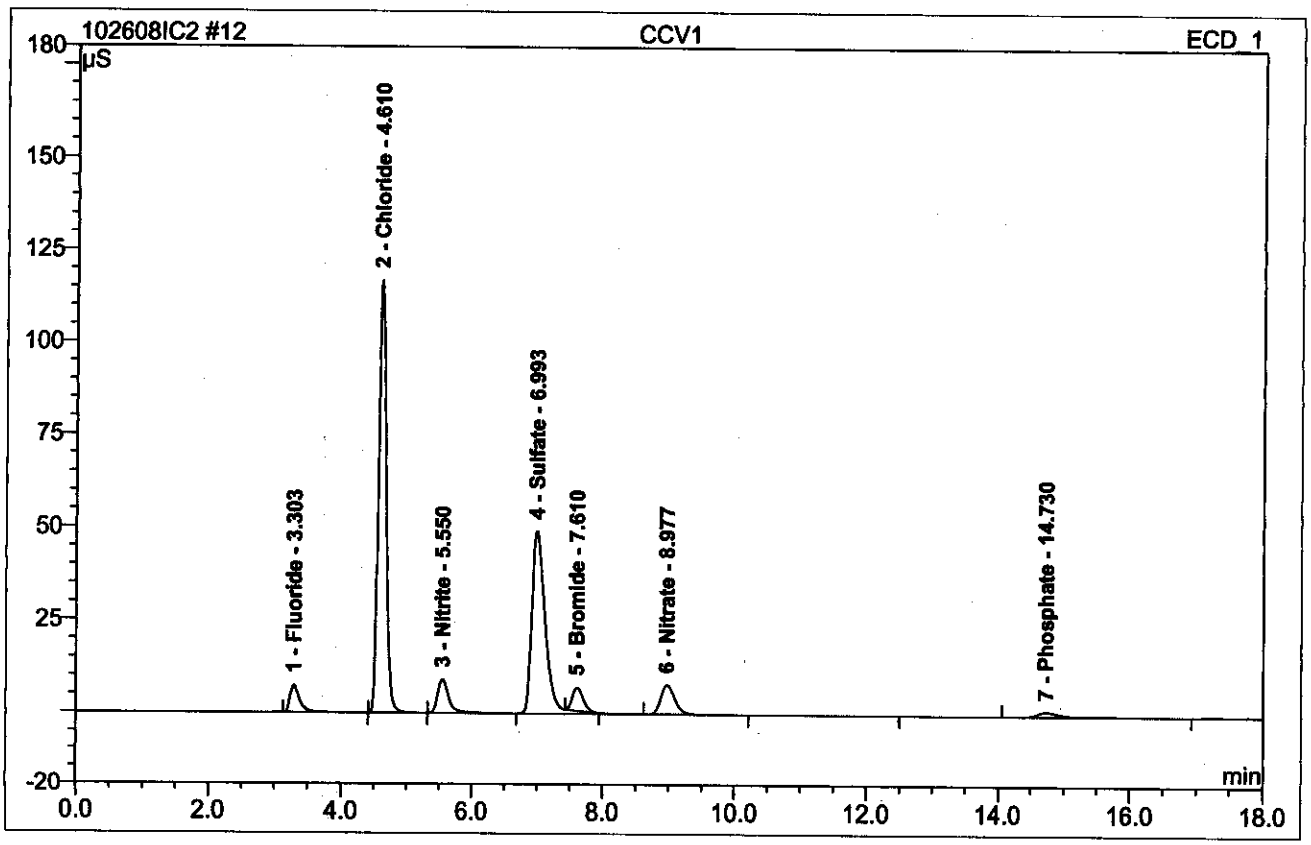

No.	Ret.Time min	Peak Name	Height µS	Area µS*min	Rel.Area %	Amount	Type
1	3.30	Fluoride	7.345	1.249	3.57	2.544	BM
2	4.61	Chloride	116.855	16.120	46.02	50.961	M
3	5.55	Nitrite	9.034	1.818	5.19	2.497	Ru
4	6.99	Sulfate	49.246	12.161	34.72	51.194	MB
5	7.61	Bromide	6.228	1.187	3.39	8.971	Rd
6	8.98	Nitrate	7.845	1.952	5.57	2.475	Rd
7	14.73	Phosphate	1.291	0.542	1.55	1.724	BMB
Total:			197.843	35.030	100.00	120.36	

102%

102%

CAK 10/29/08

13 CCB1

Sample Name:	**CCB1**	*Injection Volume:*	**25.0**
Vial Number:	**13**	*Channel:*	**ECD_1**
Sample Type:	**unknown**	*Wavelength:*	**n.a.**
Control Program:	**IC_Anions_2**	*Bandwidth:*	**n.a.**
Quantif. Method:	**Anions**	*Dilution Factor:*	**1.0000**
Recording Time:	**10/26/2008 14:29**	*Sample Weight:*	**1.0000**
Run Time (min):	**18.00**	*Sample Amount:*	**1.0000**

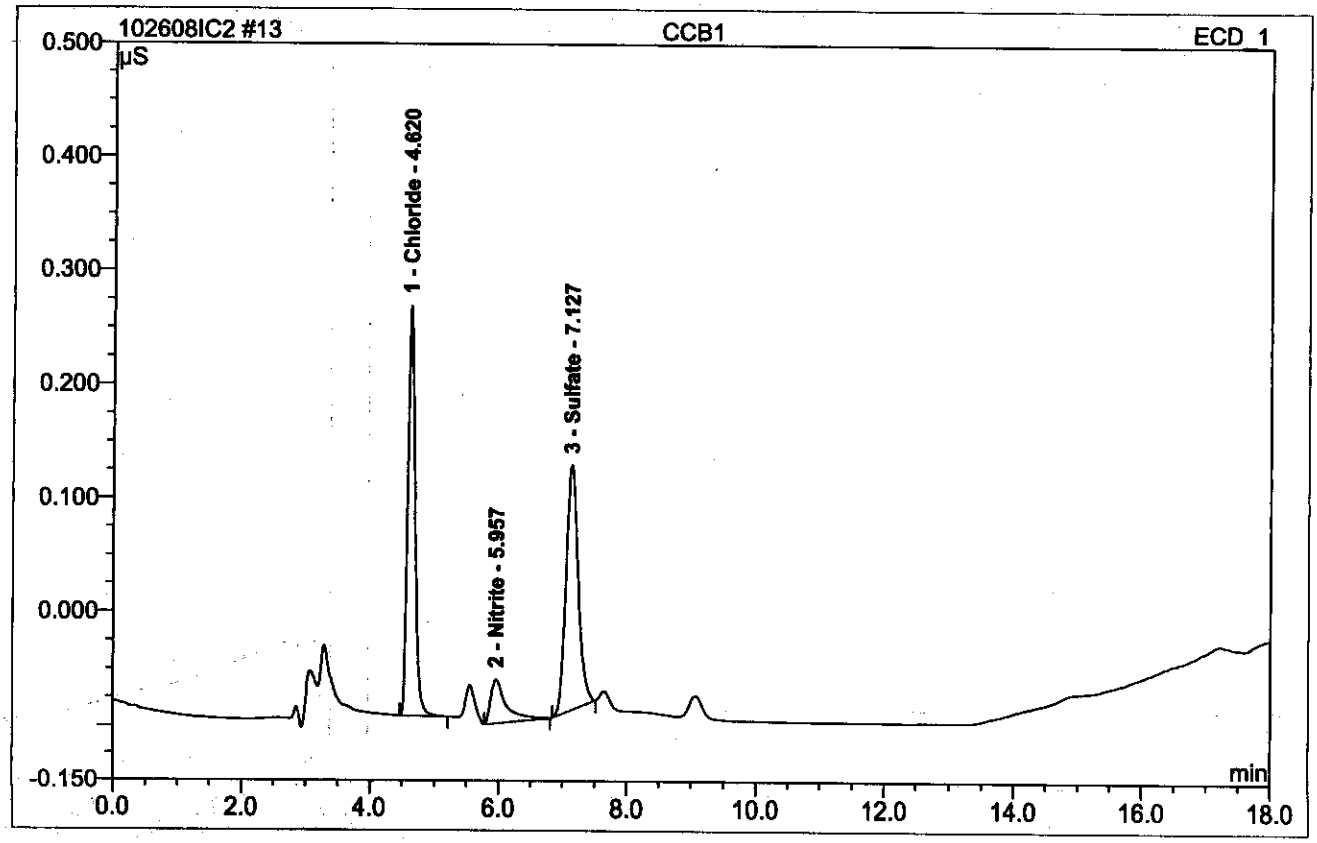

No.	Ret.Time min	Peak Name	Height µS	Area µS*min	Rel.Area %	Amount	Type
1	4.62	Chloride	0.360	0.047	44.76	0.150	BMB
2	5.96	Nitrite	0.038	0.011	10.15	0.015	BMB
3	7.13	Sulfate	0.215	0.048	45.09	0.201	BMB
Total:			0.613	0.106	100.00	0.37	

CAK 10/29/08

14 K02TX (10X)

Sample Name:	**K02TX (10X)**	*Injection Volume:*	**25.0**
Vial Number:	**14**	*Channel:*	**ECD_1**
Sample Type:	**unknown**	*Wavelength:*	**n.a.**
Control Program:	**IC_Anions_2**	*Bandwidth:*	**n.a.**
Quantif. Method:	**Anions**	*Dilution Factor:*	**10.0000**
Recording Time:	**10/26/2008 14:48**	*Sample Weight:*	**1.0000**
Run Time (min):	**18.00**	*Sample Amount:*	**1.0000**

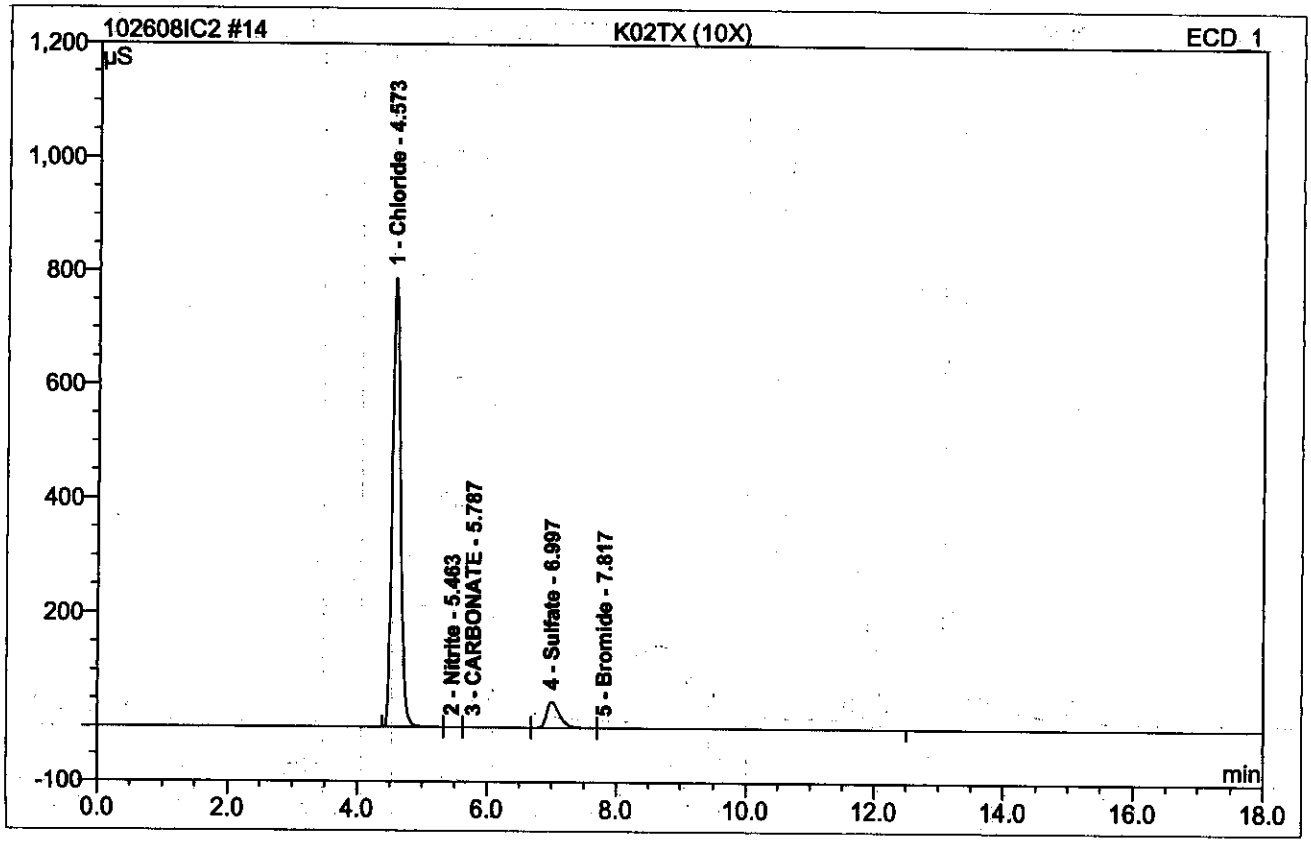

No.	Ret.Time min	Peak Name	Height µS	Area µS*min	Rel.Area %	Amount	Type
1	4.57	Chloride	789.804	114.654	90.80	3624.643	BM
2	5.46	Nitrite	0.386	0.105	0.08	1.446	M
3	5.79	CARBONATE	0.368	0.243	0.19	n.a.	M
4	7.00	Sulfate	46.473	10.983	8.70	462.363	M
5	7.82	Bromide	0.409	0.287	0.23	21.695	MB
Total:			837.439	126.273	100.00	4110.15	

AK 10/29/08

15 K02TX (100X)

Sample Name:	**K02TX (100X)**	*Injection Volume:*	**25.0**
Vial Number:	**15**	*Channel:*	**ECD_1**
Sample Type:	**unknown**	*Wavelength:*	**n.a.**
Control Program:	**IC_Anions_2**	*Bandwidth:*	**n.a.**
Quantif. Method:	**Anions**	*Dilution Factor:*	**100.0000**
Recording Time:	**10/26/2008 15:26**	*Sample Weight:*	**1.0000**
Run Time (min):	**18.00**	*Sample Amount:*	**1.0000**

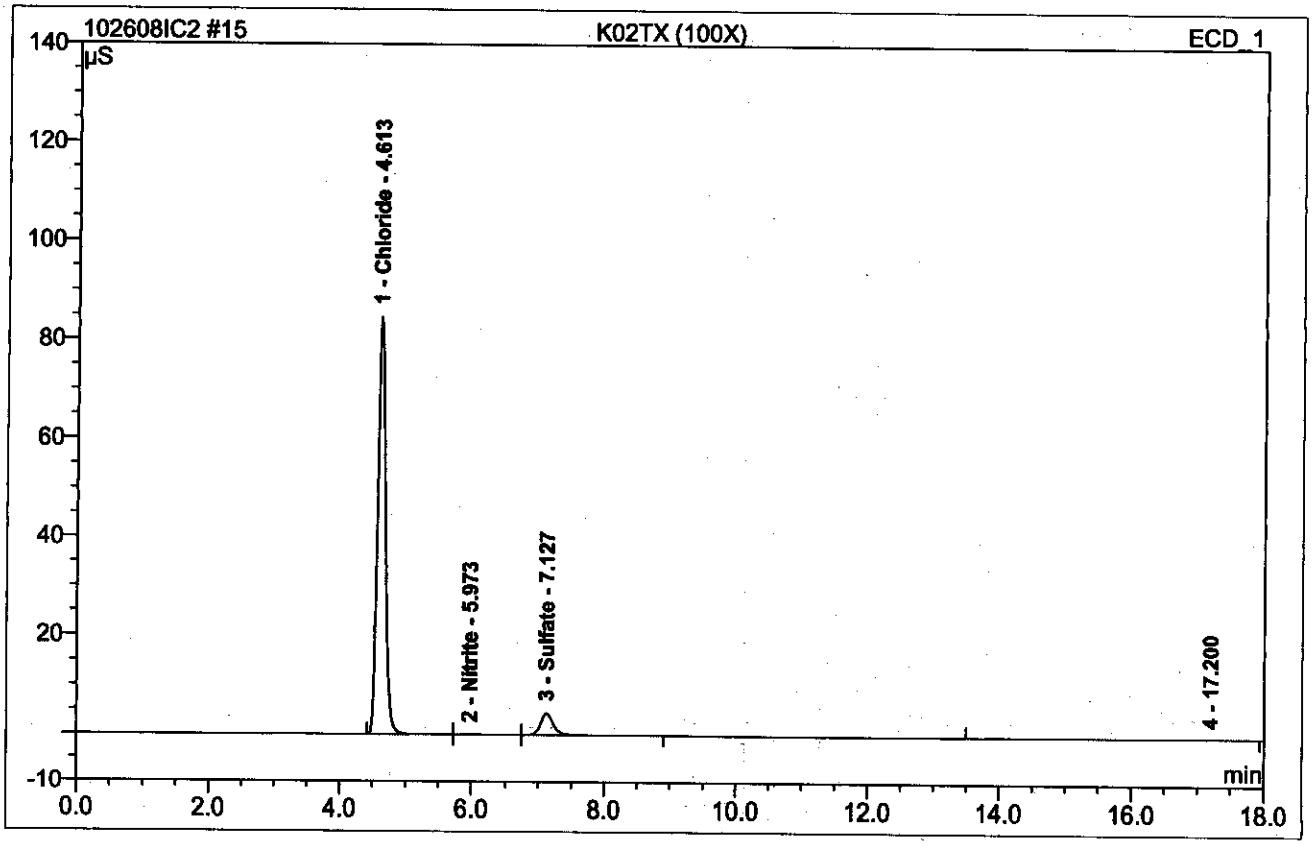

No.	Ret.Time min	Peak Name	Height µS	Area µS*min	Rel.Area %	Amount	Type
1	4.61	Chloride	84.690	11.614	91.01	3671.466	BMB
2	5.97	Nitrite	0.107	0.038	0.30	5.213	BM
3	7.13	Sulfate	4.507	1.071	8.39	450.868	MB
4	17.20	n.a.	0.021	0.038	0.29	n.a.	BMB
Total:			89.325	12.760	100.00	4127.55	

AK 10/29/08

16 K02T0 (5X)

Sample Name:	**K02T0 (5X)**	*Injection Volume:*	**25.0**
Vial Number:	**16**	*Channel:*	**ECD_1**
Sample Type:	**unknown**	*Wavelength:*	**n.a.**
Control Program:	**IC_Anions_2**	*Bandwidth:*	**n.a.**
Quantif. Method:	**Anions**	*Dilution Factor:*	**5.0000**
Recording Time:	**10/26/2008 15:45**	*Sample Weight:*	**1.0000**
Run Time (min):	**18.00**	*Sample Amount:*	**1.0000**

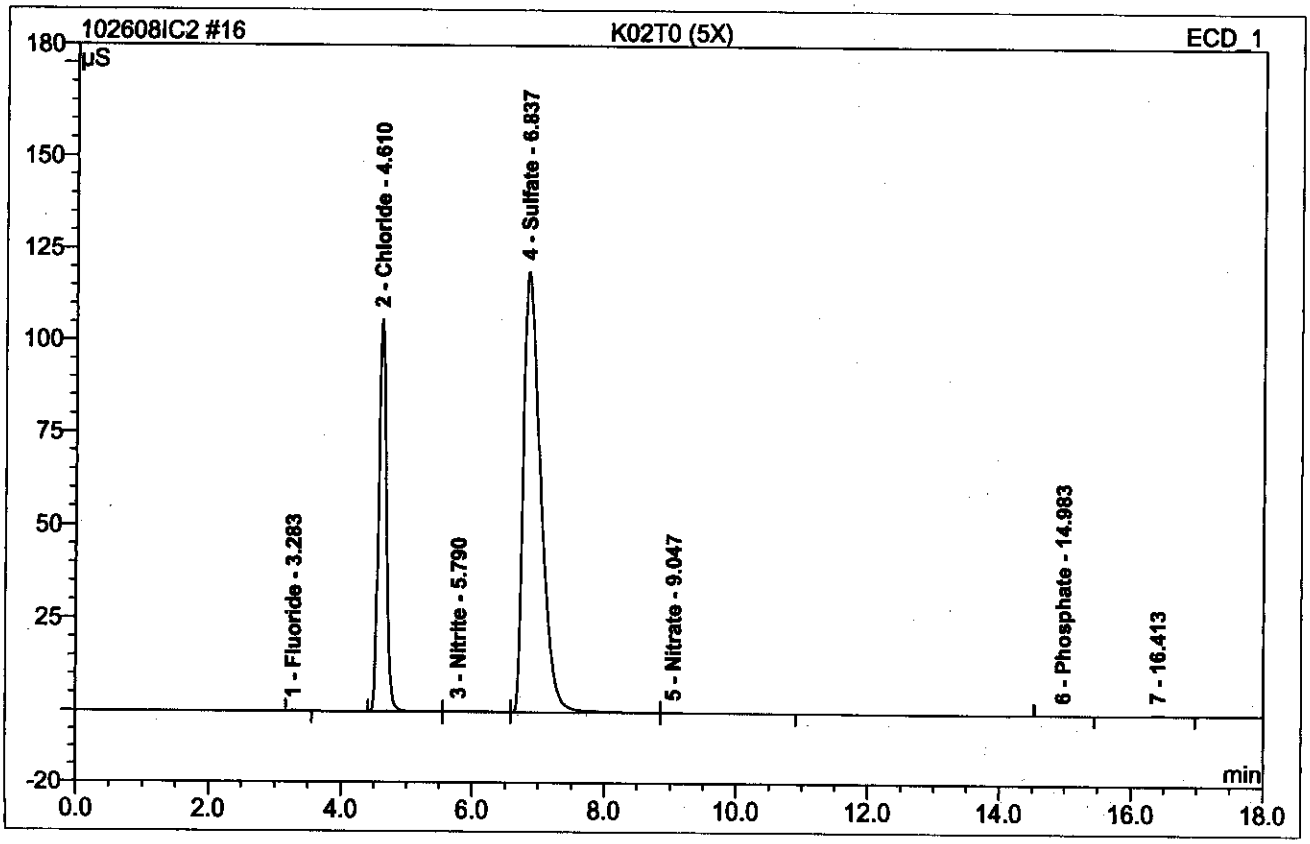

No.	Ret.Time min	Peak Name	Height µS	Area µS*min	Rel.Area %	Amount	Type
1	3.28	Fluoride	0.254	0.036	0.07	0.362	BMB
2	4.61	Chloride	105.905	14.433	28.37	228.148	BM
3	5.79	Nitrite	0.271	0.169	0.33	1.163	M
4	6.84	Sulfate	119.043	36.085	70.94	759.523	M
5	9.05	Nitrate	0.130	0.081	0.16	0.513	MB
6	14.98	Phosphate	0.030	0.013	0.02	0.199	Ru
7	16.41	n.a.	0.153	0.053	0.10	n.a.	BMB
Total:			225.785	50.870	100.00	989.91	

CAK 10/29/08

17 K02T0 (50X)

Sample Name:	**K02T0 (50X)**	*Injection Volume:*	**25.0**
Vial Number:	**17**	*Channel:*	**ECD_1**
Sample Type:	**unknown**	*Wavelength:*	**n.a.**
Control Program:	**IC_Anions_2**	*Bandwidth:*	**n.a.**
Quantif. Method:	**Anions**	*Dilution Factor:*	**50.0000**
Recording Time:	**10/26/2008 16:04**	*Sample Weight:*	**1.0000**
Run Time (min):	**18.00**	*Sample Amount:*	**1.0000**

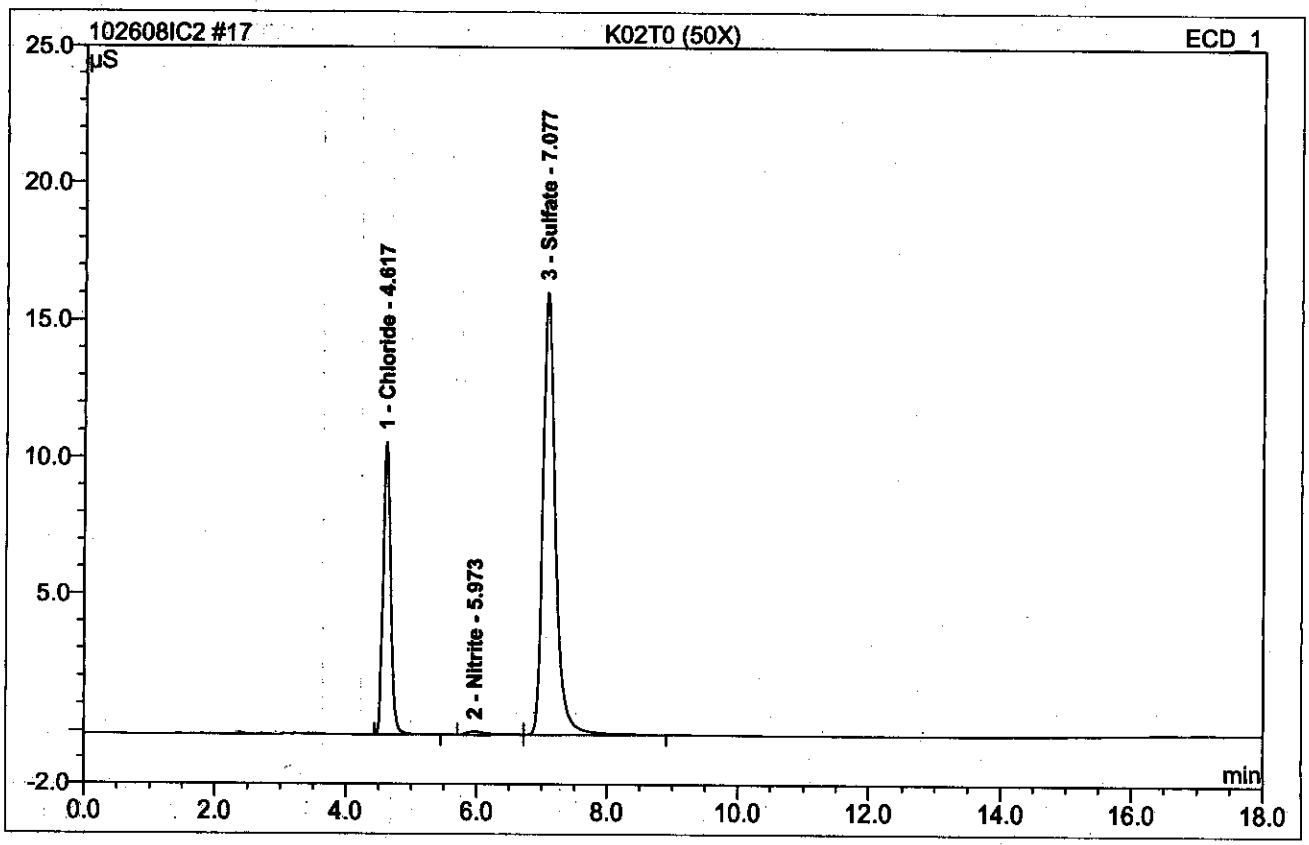

No.	Ret.Time min	Peak Name	Height µS	Area µS*min	Rel.Area %	Amount	Type
1	4.62	Chloride	10.693	1.434	28.20	226.646	BMB
2	5.97	Nitrite	0.129	0.056	1.09	3.816	BM
3	7.08	Sulfate	16.150	3.596	70.71	756.816	MB
Total:			26.973	5.085	100.00	987.28	

NOT USED

18 K02T1 (10X)

Sample Name:	**K02T1 (10X)**	*Injection Volume:*	**25.0**
Vial Number:	**18**	*Channel:*	**ECD_1**
Sample Type:	**unknown**	*Wavelength:*	**n.a.**
Control Program:	**IC_Anions_2**	*Bandwidth:*	**n.a.**
Quantif. Method:	**Anions**	*Dilution Factor:*	**10.0000**
Recording Time:	**10/26/2008 16:23**	*Sample Weight:*	**1.0000**
Run Time (min):	**18.00**	*Sample Amount:*	**1.0000**

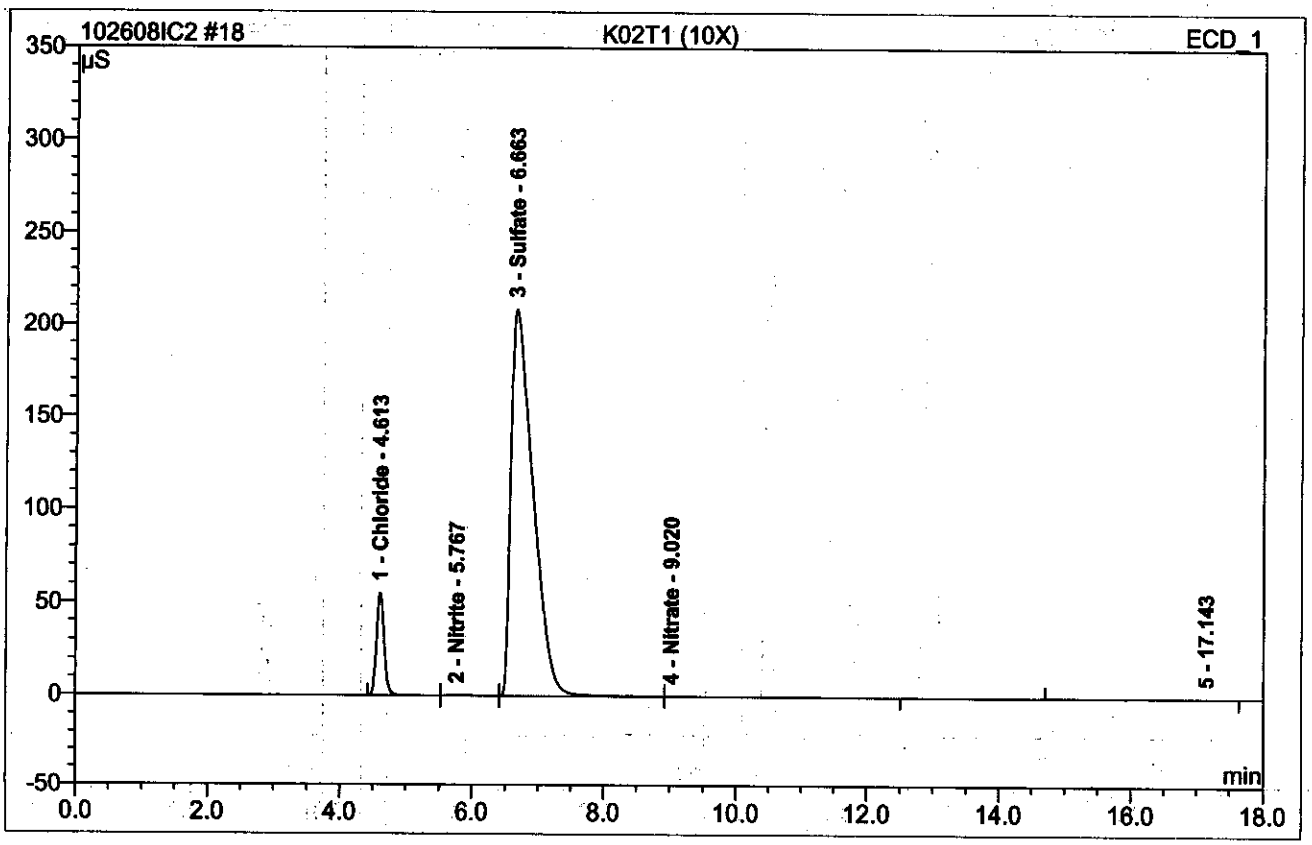

No.	Ret.Time min	Peak Name	Height µS	Area µS*min	Rel.Area %	Amount	Type
1	4.61	Chloride	55.042	7.316	8.30	231.296	BM
2	5.77	Nitrite	0.274	0.163	0.18	2.237	M
3	6.66	Sulfate	208.680	80.499	91.28	3388.756	M
4	9.02	Nitrate	0.146	0.157	0.18	1.992	MB
5	17.14	n.a.	0.025	0.053	0.06	n.a.	BMB
Total:			264.167	88.189	100.00	3624.28	

CAL 10/29/08

19 K02T1 (100X)

Sample Name:	**K02T1 (100X)**	*Injection Volume:*	**25.0**
Vial Number:	**19**	*Channel:*	**ECD_1**
Sample Type:	**unknown**	*Wavelength:*	**n.a.**
Control Program:	**IC_Anions_2**	*Bandwidth:*	**n.a.**
Quantif. Method:	**Anions**	*Dilution Factor:*	**100.0000**
Recording Time:	**10/26/2008 16:42**	*Sample Weight:*	**1.0000**
Run Time (min):	**18.00**	*Sample Amount:*	**1.0000**

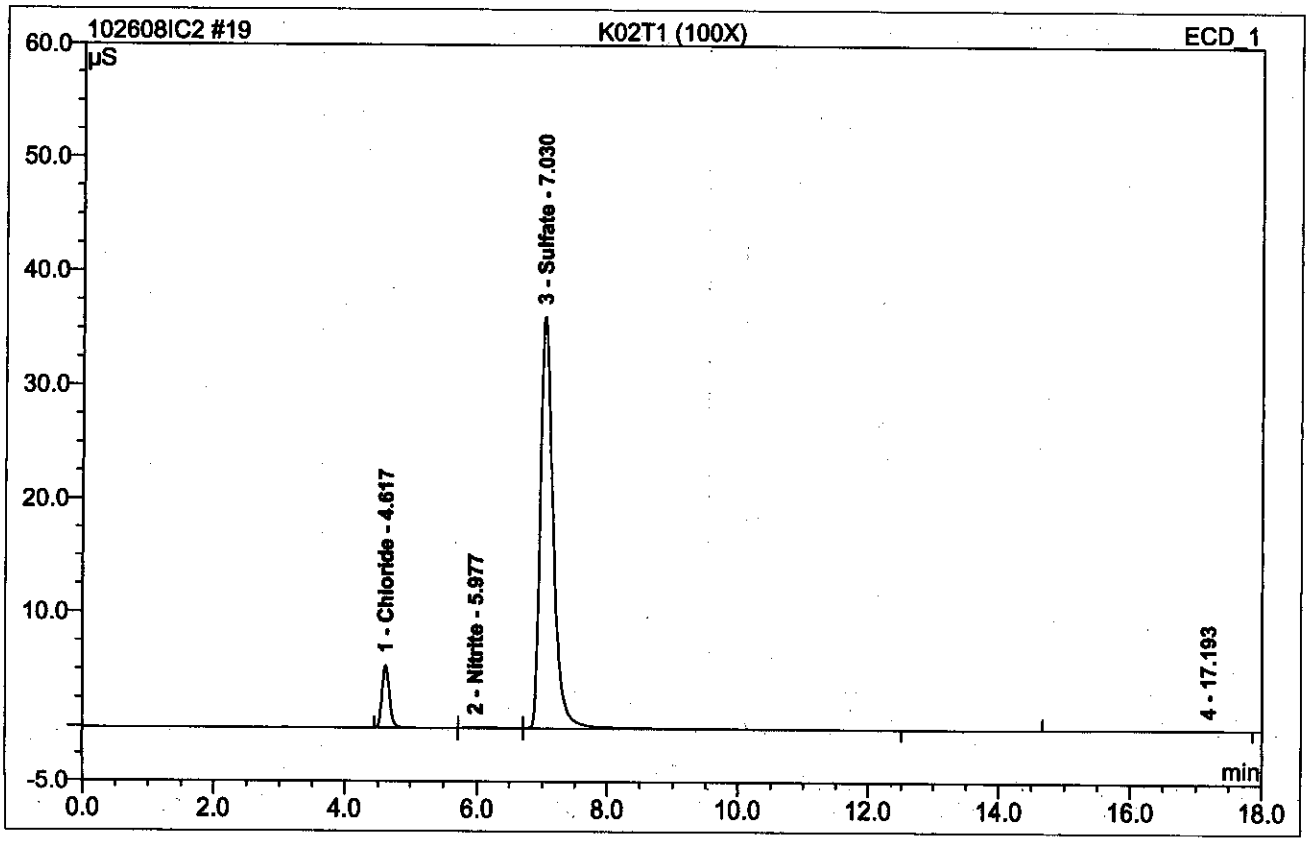

No.	Ret.Time min	Peak Name	Height µS	Area µS*min	Rel.Area %	Amount	Type
1	4.62	Chloride	5.446	0.736	7.92	232.665	BMB
2	5.98	Nitrite	0.136	0.065	0.70	8.904	BM
3	7.03	Sulfate	36.214	8.429	90.66	3548.339	MB
4	17.19	n.a.	0.036	0.068	0.73	n.a.	BMB
Total:			41.832	9.298	100.00	3789.91	

CAK 10/29/08

20 K02T2

Sample Name:	**K02T2**	*Injection Volume:*	**25.0**
Vial Number:	**20**	*Channel:*	**ECD_1**
Sample Type:	**unknown**	*Wavelength:*	**n.a.**
Control Program:	**IC_Anions_2**	*Bandwidth:*	**n.a.**
Quantif. Method:	**Anions**	*Dilution Factor:*	**1.0000**
Recording Time:	**10/26/2008 17:01**	*Sample Weight:*	**1.0000**
Run Time (min):	**18.00**	*Sample Amount:*	**1.0000**

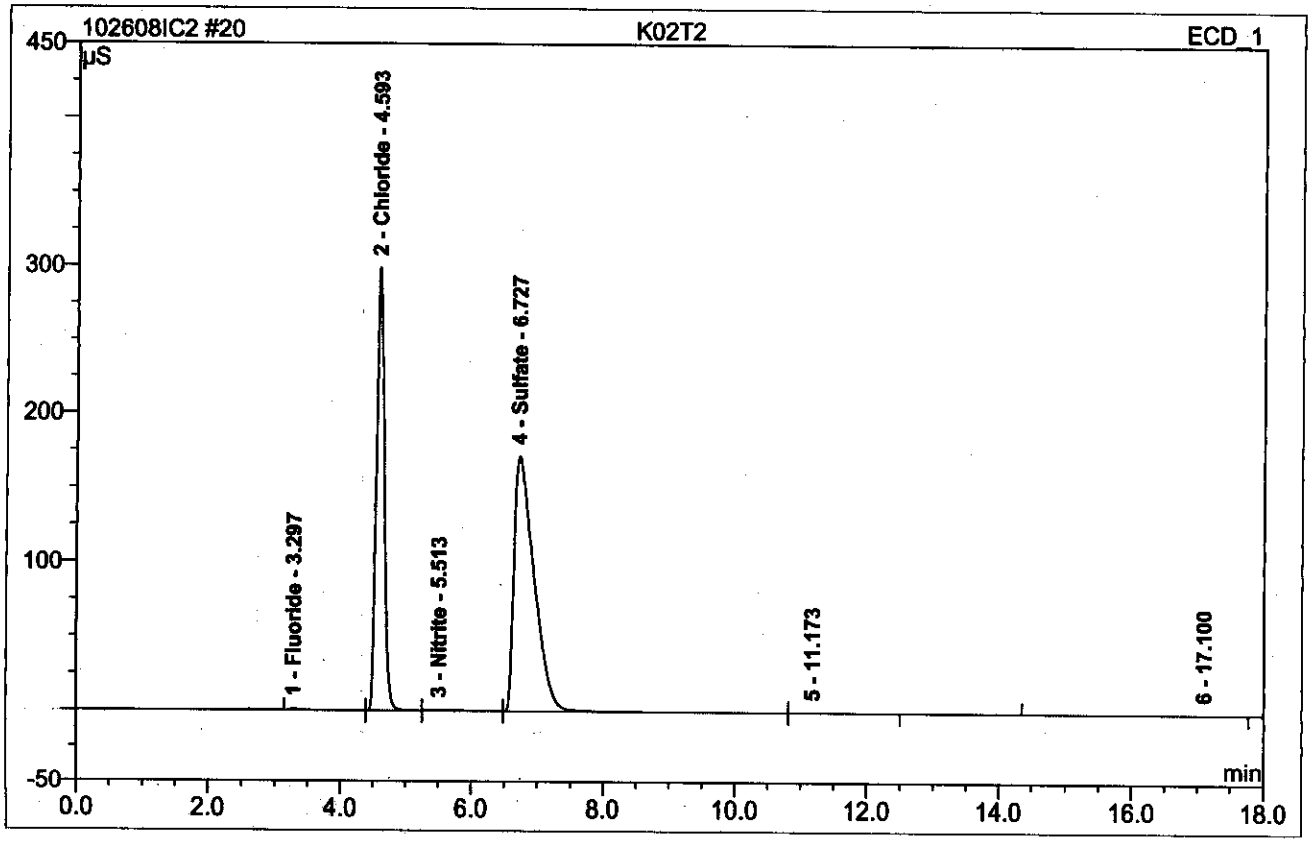

No.	Ret.Time min	Peak Name	Height µS	Area µS*min	Rel.Area %	Amount	Type
1	3.30	Fluoride	1.104	0.248	0.24	0.504	BM
2	4.59	Chloride	298.907	41.622	40.44	131.582	M
3	5.51	Nitrite	0.584	0.448	0.43	0.615	M
4	6.73	Sulfate	171.471	60.493	58.77	254.654	M
5	11.17	n.a.	0.063	0.033	0.03	n.a.	MB
6	17.10	n.a.	0.040	0.087	0.08	n.a.	BMB
Total:			472.169	102.929	100.00	387.35	

CAK 10/29/08

21 K02T2 (25X)

Sample Name:	**K02T2 (25X)**	*Injection Volume:*	**25.0**
Vial Number:	**21**	*Channel:*	**ECD_1**
Sample Type:	**unknown**	*Wavelength:*	**n.a.**
Control Program:	**IC_Anions_2**	*Bandwidth:*	**n.a.**
Quantif. Method:	**Anions**	*Dilution Factor:*	**25.0000**
Recording Time:	**10/26/2008 17:20**	*Sample Weight:*	**1.0000**
Run Time (min):	**18.00**	*Sample Amount:*	**1.0000**

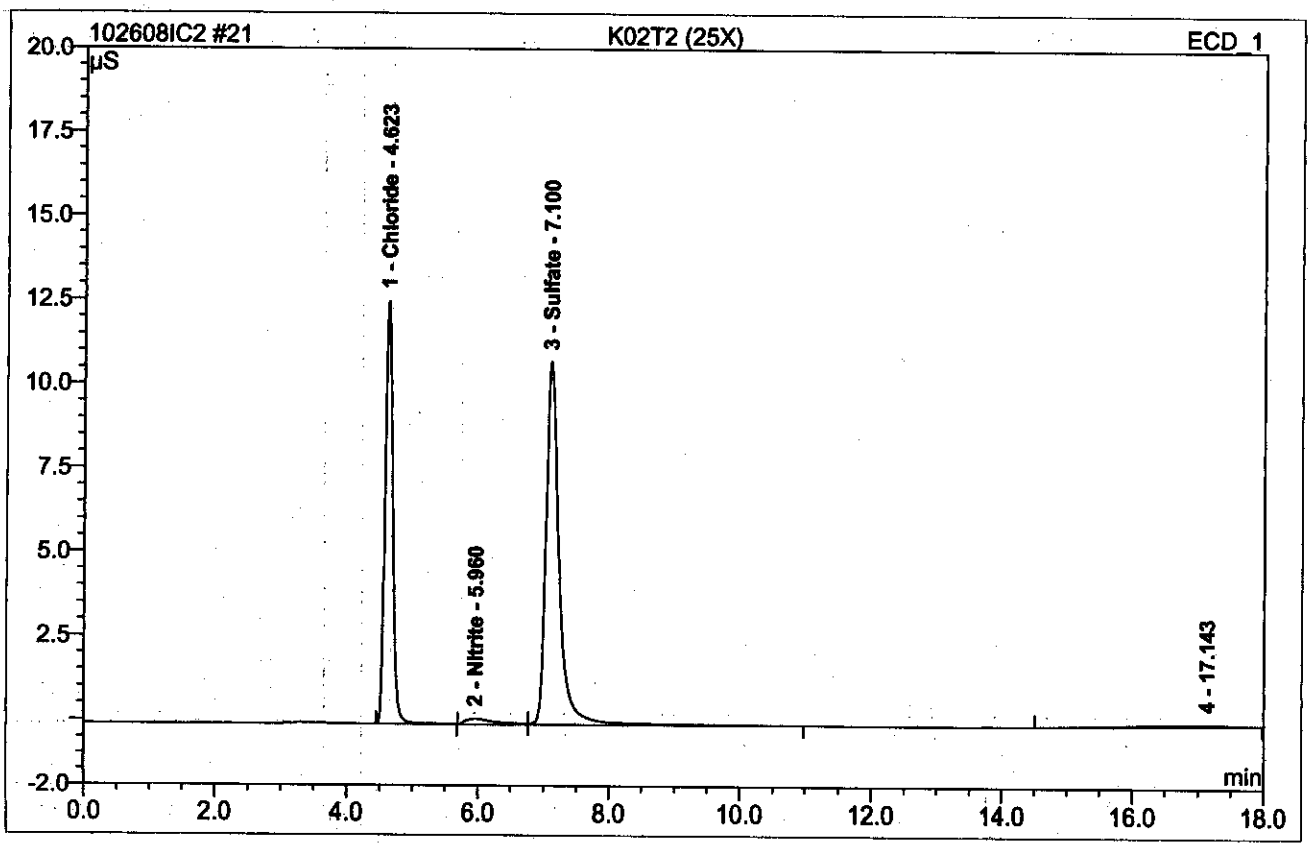

No.	Ret.Time min	Peak Name	Height µS	Area µS*min	Rel.Area %	Amount	Type
1	4.62	Chloride	12.572	1.702	38.72	134.524	BMB
2	5.96	Nitrite	0.166	0.091	2.06	3.110	BM
3	7.10	Sulfate	10.794	2.524	57.43	265.667	MB
4	17.14	n.a.	0.044	0.078	1.78	n.a.	BMB
Total:			23.577	4.395	100.00	403.30	

CWL 10/29/08

Std/Integration

Chromeleon (c) Dionex 1996-2006
Version 6.80 Build 2212

22 K02T3

Sample Name:	**K02T3**	*Injection Volume:*	**25.0**
Vial Number:	**22**	*Channel:*	**ECD_1**
Sample Type:	**unknown**	*Wavelength:*	**n.a.**
Control Program:	**IC_Anions_2**	*Bandwidth:*	**n.a.**
Quantif. Method:	**Anions**	*Dilution Factor:*	**1.0000**
Recording Time:	**10/26/2008 17:39**	*Sample Weight:*	**1.0000**
Run Time (min):	**18.00**	*Sample Amount:*	**1.0000**

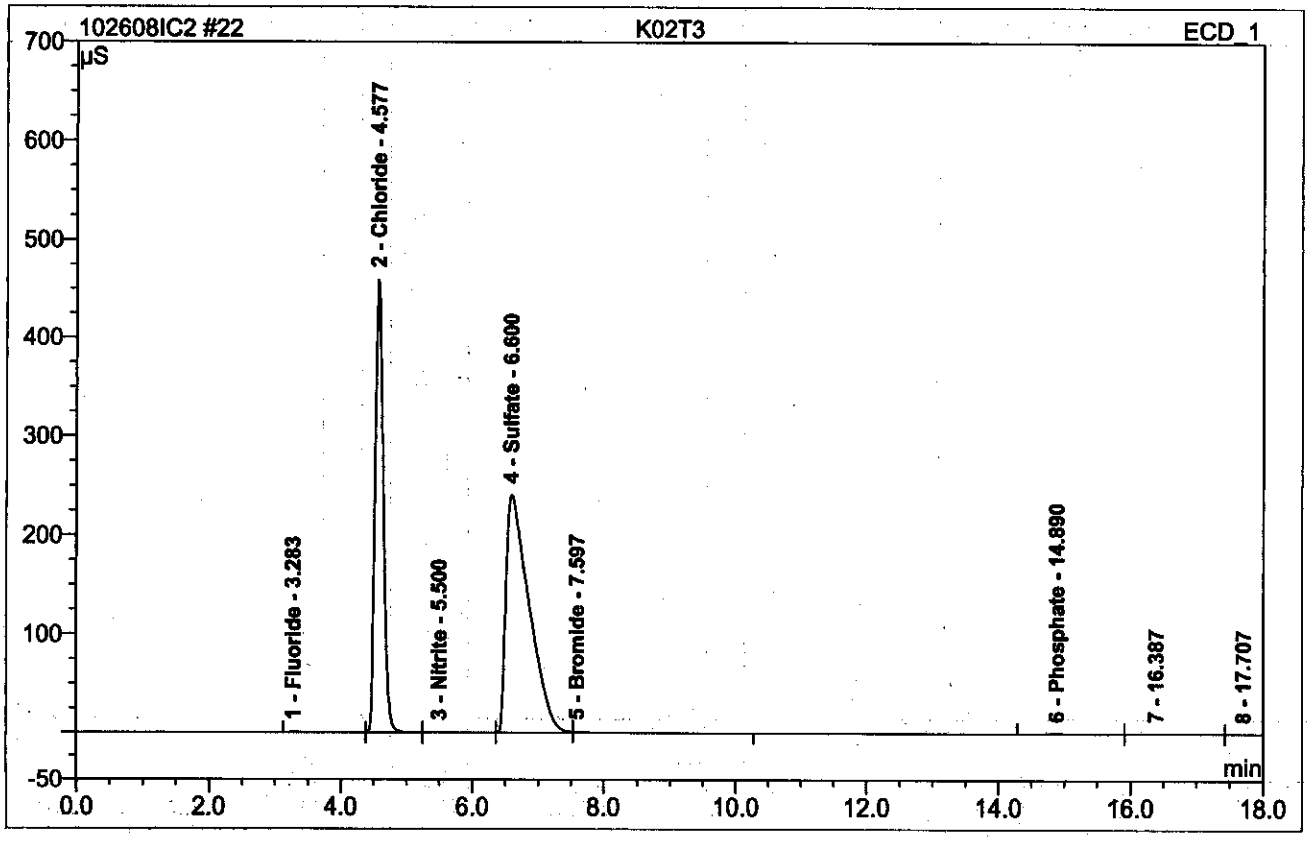

No.	Ret.Time min	Peak Name	Height µS	Area µS*min	Rel.Area %	Amount	Type
1	3.28	Fluoride	1.258	0.275	0.17	0.560	BMB
2	4.58	Chloride	459.616	65.801	39.61	208.021	BM
3	5.50	Nitrite	0.531	0.303	0.18	0.416	Mb
4	6.60	Sulfate	240.637	98.690	59.40	415.451	bM
5	7.60	Bromide	1.462	0.517	0.31	3.906	MB
6	14.89	Phosphate	0.461	0.305	0.18	0.969	BM
7	16.39	n.a.	0.608	0.233	0.14	n.a.	MB
8	17.71	n.a.	0.043	0.011	0.01	n.a.	bMB
Total:			704.616	166.135	100.00	629.32	

Std/Integration

Chromeleon (c) Dionex 1996-2006
Version 6.80 Build 2212

23 K02T3 (25X)

Sample Name:	**K02T3 (25X)**	*Injection Volume:*	**25.0**
Vial Number:	**23**	*Channel:*	**ECD_1**
Sample Type:	**unknown**	*Wavelength:*	**n.a.**
Control Program:	**IC_Anions_2**	*Bandwidth:*	**n.a.**
Quantif. Method:	**Anions**	*Dilution Factor:*	**25.0000**
Recording Time:	**10/26/2008 17:59**	*Sample Weight:*	**1.0000**
Run Time (min):	**18.00**	*Sample Amount:*	**1.0000**

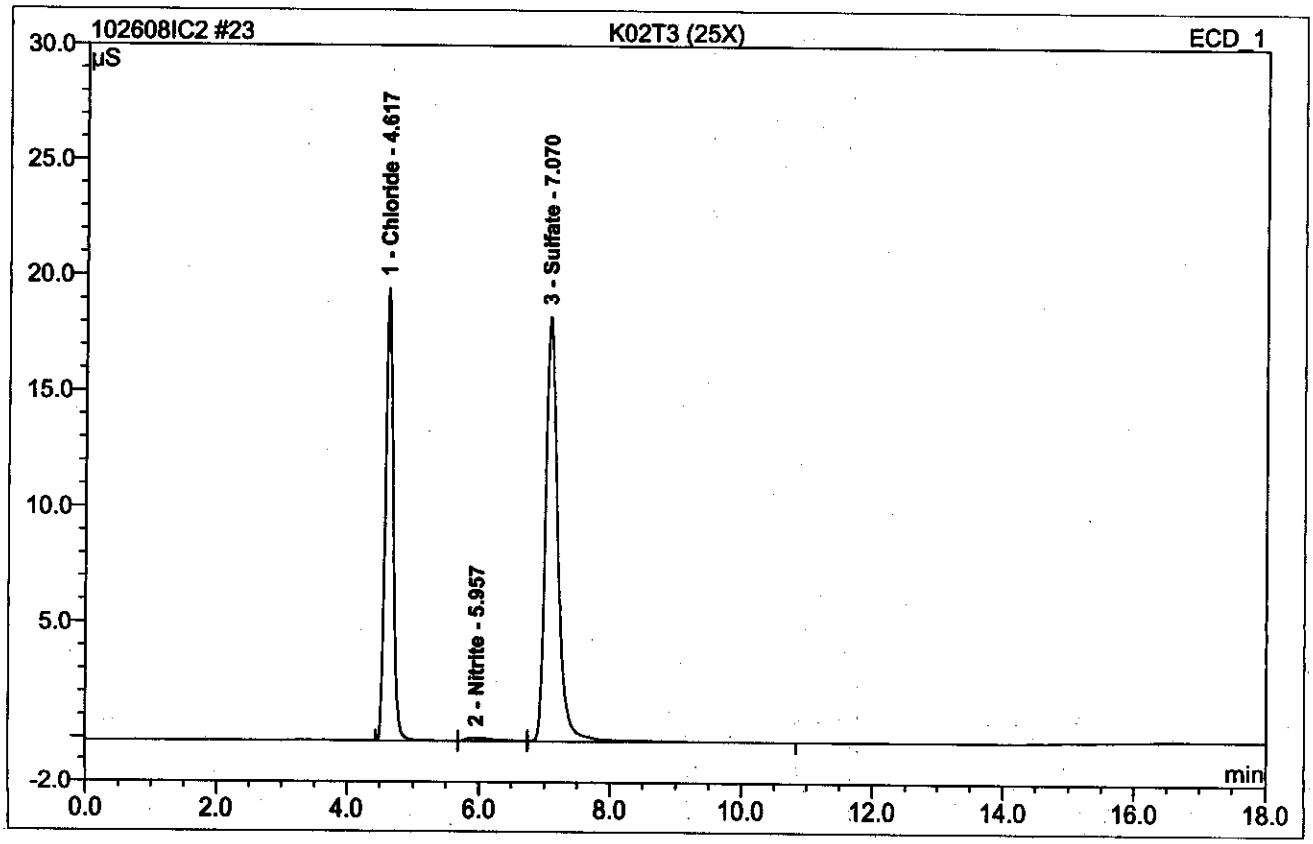

No.	Ret.Time min	Peak Name	Height µS	Area µS*min	Rel.Area %	Amount	Type
1	4.62	Chloride	19.597	2.657	38.56	209.990	BMB
2	5.96	Nitrite	0.160	0.083	1.21	2.865	BM
3	7.07	Sulfate	18.409	4.149	60.23	436.693	MB
Total:			38.165	6.890	100.00	649.55	

CJK 10/29/08

Std/Integration

Chromeleon (c) Dionex 1996-2006
Version 6.80 Build 2212

24 CCV2

Sample Name:	**CCV2**	*Injection Volume:*	**25.0**
Vial Number:	**12**	*Channel:*	**ECD_1**
Sample Type:	**unknown**	*Wavelength:*	**n.a.**
Control Program:	**IC_Anions_2**	*Bandwidth:*	**n.a.**
Quantif. Method:	**Anions**	*Dilution Factor:*	**1.0000**
Recording Time:	**10/26/2008 18:18**	*Sample Weight:*	**1.0000**
Run Time (min):	**18.00**	*Sample Amount:*	**1.0000**

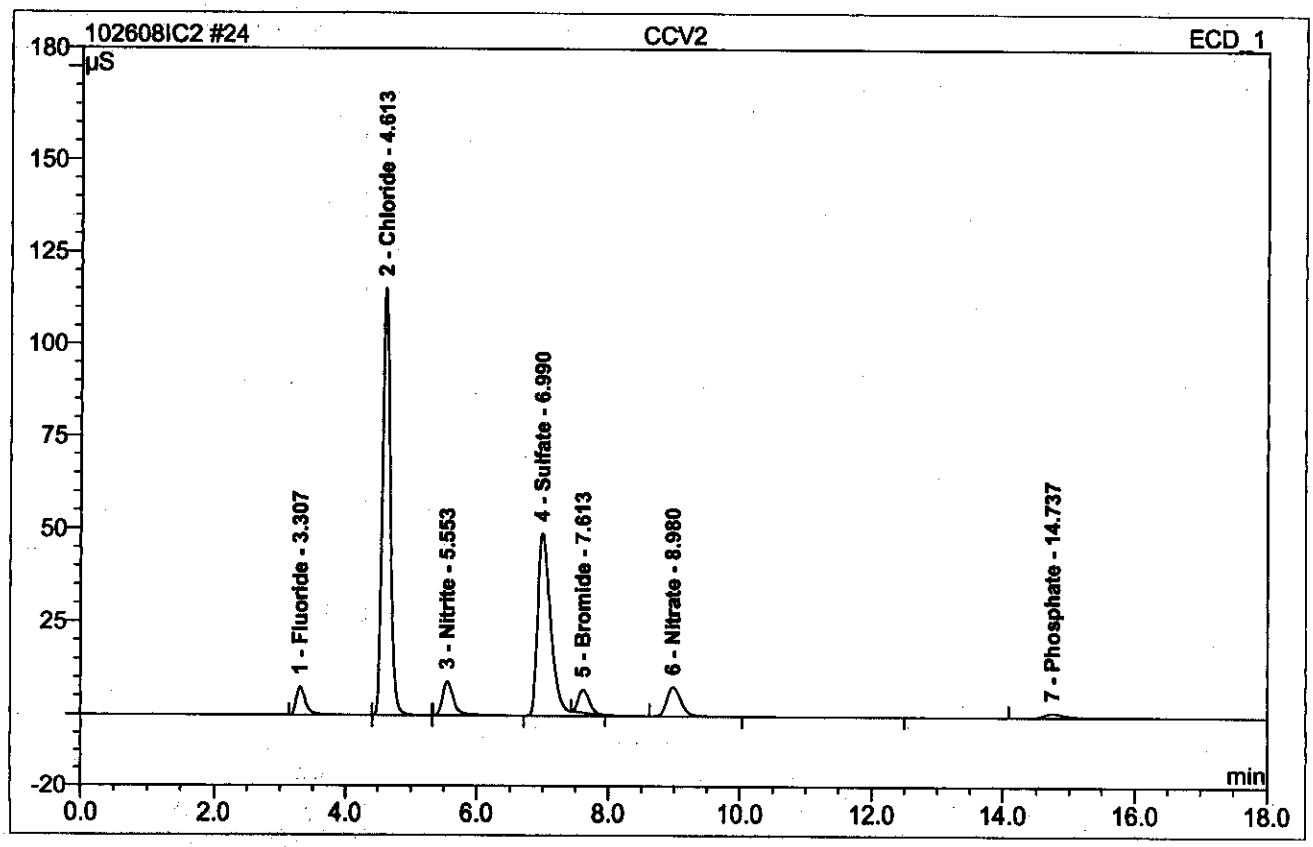

No.	Ret.Time min	Peak Name	Height µS	Area µS*min	Rel.Area %	Amount	Type	
1	3.31	Fluoride	7.532	1.269	3.62	2.585	BM	
2	4.61	Chloride	115.347	16.030	45.75	50.677	M	101%
3	5.55	Nitrite	9.090	1.823	5.20	2.503	Ru	
4	6.99	Sulfate	49.106	12.151	34.68	51.153	MB	102%
5	7.61	Bromide	6.101	1.159	3.31	8.765	Rd	
6	8.98	Nitrate	7.762	1.940	5.54	2.459	Rd	
7	14.74	Phosphate	1.192	0.666	1.90	2.118	BMB	
Total:			196.129	35.039	100.00	120.26		

AL 10/29/08

25 CCB2

Sample Name:	**CCB2**	*Injection Volume:*	**25.0**
Vial Number:	**13**	*Channel:*	**ECD_1**
Sample Type:	**unknown**	*Wavelength:*	**n.a.**
Control Program:	**IC_Anions_2**	*Bandwidth:*	**n.a.**
Quantif. Method:	**Anions**	*Dilution Factor:*	**1.0000**
Recording Time:	**10/26/2008 18:37**	*Sample Weight:*	**1.0000**
Run Time (min):	**18.00**	*Sample Amount:*	**1.0000**

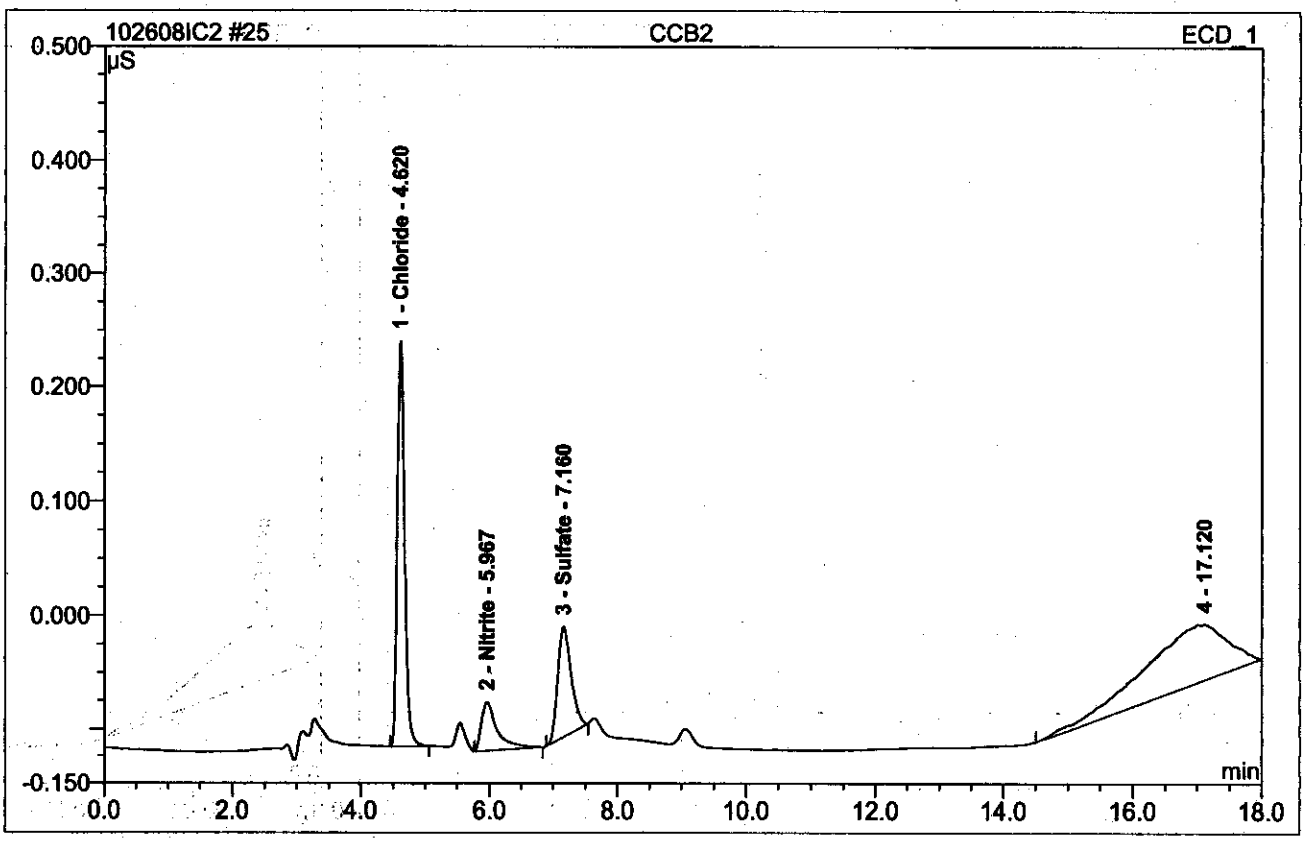

No.	Ret.Time min	Peak Name	Height µS	Area µS*min	Rel.Area %	Amount	Type
1	4.62	Chloride	0.356	0.047	28.86	0.149	BMB
2	5.97	Nitrite	0.044	0.013	7.95	0.018	BMB
3	7.16	Sulfate	0.098	0.024	14.46	0.099	BMB
4	17.12	n.a.	0.049	0.080	48.72	n.a.	BMB
Total:			0.547	0.163	100.00	0.27	

CSK 10/29/08

26 K02T4 (5X)

Sample Name:	**K02T4 (5X)**	*Injection Volume:*	**25.0**
Vial Number:	**24**	*Channel:*	**ECD_1**
Sample Type:	**unknown**	*Wavelength:*	**n.a.**
Control Program:	**IC_Anions_2**	*Bandwidth:*	**n.a.**
Quantif. Method:	**Anions**	*Dilution Factor:*	**5.0000**
Recording Time:	**10/26/2008 18:56**	*Sample Weight:*	**1.0000**
Run Time (min):	**18.00**	*Sample Amount:*	**1.0000**

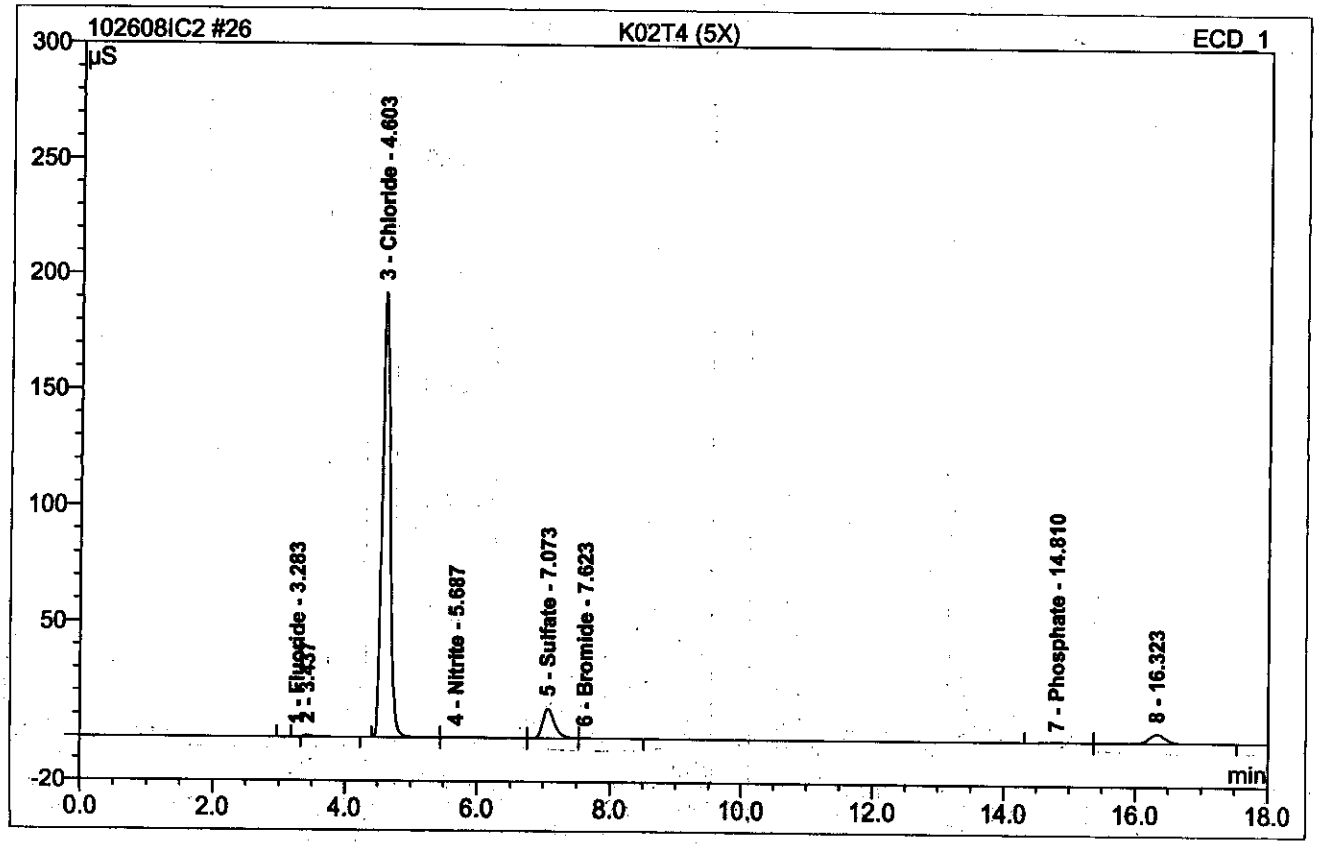

No.	Ret.Time min	Peak Name	Height µS	Area µS*min	Rel.Area %	Amount	Type
1	3.28	Fluoride	0.151	0.012	0.04	0.120	Ru
2	3.44	n.a.	0.864	0.181	0.57	n.a.	BMB
3	4.60	Chloride	192.282	26.838	84.89	424.220	BM
4	5.69	Nitrite	0.371	0.264	0.84	1.814	M
5	7.07	Sulfate	13.034	2.847	9.01	59.925	M
6	7.62	Bromide	0.321	0.094	0.30	3.534	MB
7	14.81	Phosphate	0.196	0.082	0.26	1.297	BM
8	16.32	n.a.	4.393	1.297	4.10	n.a.	MB
Total:			211.612	31.615	100.00	490.91	

ak 10/29/08

27 K02T4 (50X)

Sample Name:	**K02T4 (50X)**	*Injection Volume:*	**25.0**
Vial Number:	**25**	*Channel:*	**ECD_1**
Sample Type:	**unknown**	*Wavelength:*	**n.a.**
Control Program:	**IC_Anions_2**	*Bandwidth:*	**n.a.**
Quantif. Method:	**Anions**	*Dilution Factor:*	**50.0000**
Recording Time:	**10/26/2008 19:15**	*Sample Weight:*	**1.0000**
Run Time (min):	**18.00**	*Sample Amount:*	**1.0000**

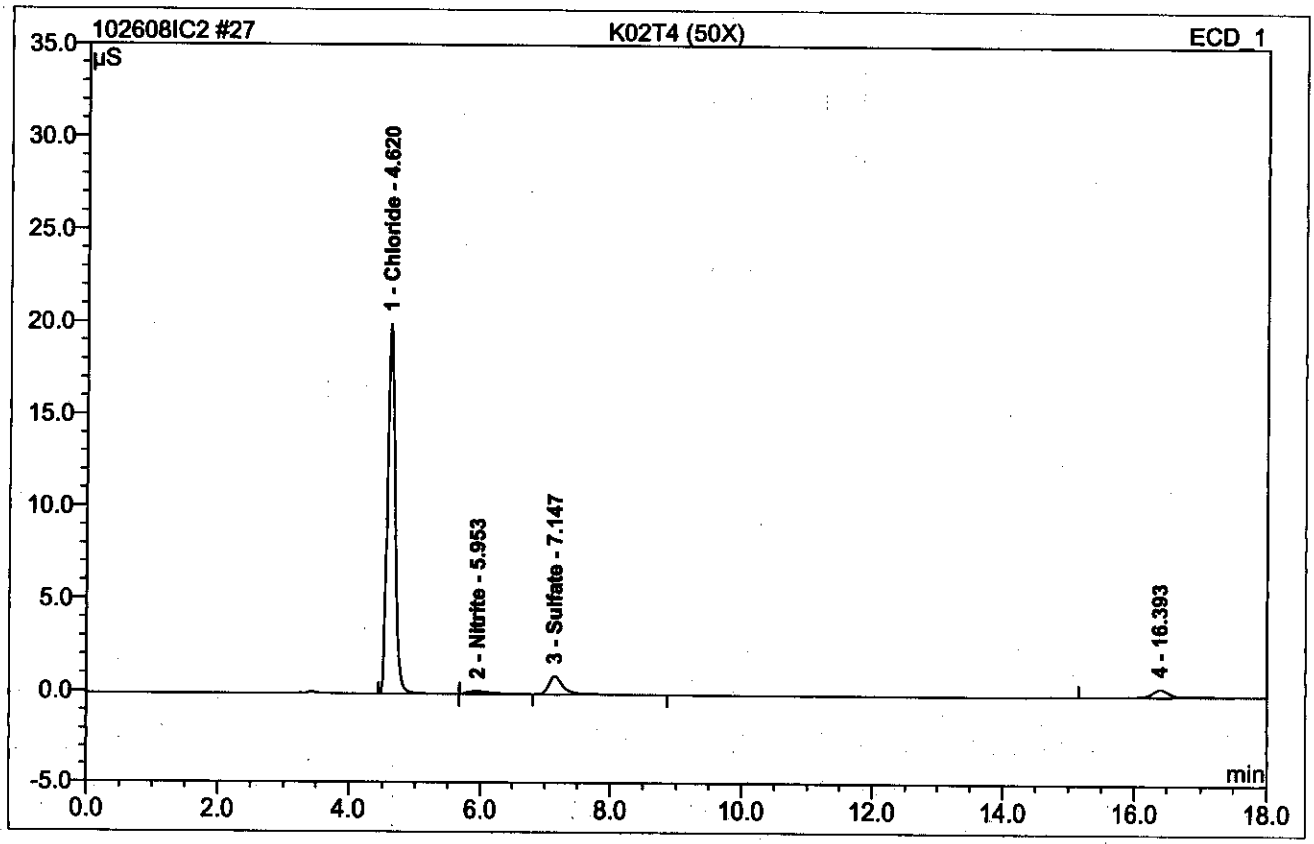

No.	Ret.Time min	Peak Name	Height µS	Area µS*min	Rel.Area %	Amount	Type
1	4.62	Chloride	20.026	2.725	83.26	430.723	BMB
2	5.95	Nitrite	0.157	0.074	2.25	5.067	Ru
3	7.15	Sulfate	0.985	0.297	9.07	62.488	BMB
4	16.39	n.a.	0.436	0.177	5.41	n.a.	BMB
Total:			21.604	3.273	100.00	498.28	

NOT USED

28 K02T5 (10X)

Sample Name:	**K02T5 (10X)**	*Injection Volume:*	**25.0**
Vial Number:	**26**	*Channel:*	**ECD_1**
Sample Type:	**unknown**	*Wavelength:*	**n.a.**
Control Program:	**IC_Anions_2**	*Bandwidth:*	**n.a.**
Quantif. Method:	**Anions**	*Dilution Factor:*	**10.0000**
Recording Time:	**10/26/2008 19:34**	*Sample Weight:*	**1.0000**
Run Time (min):	**18.00**	*Sample Amount:*	**1.0000**

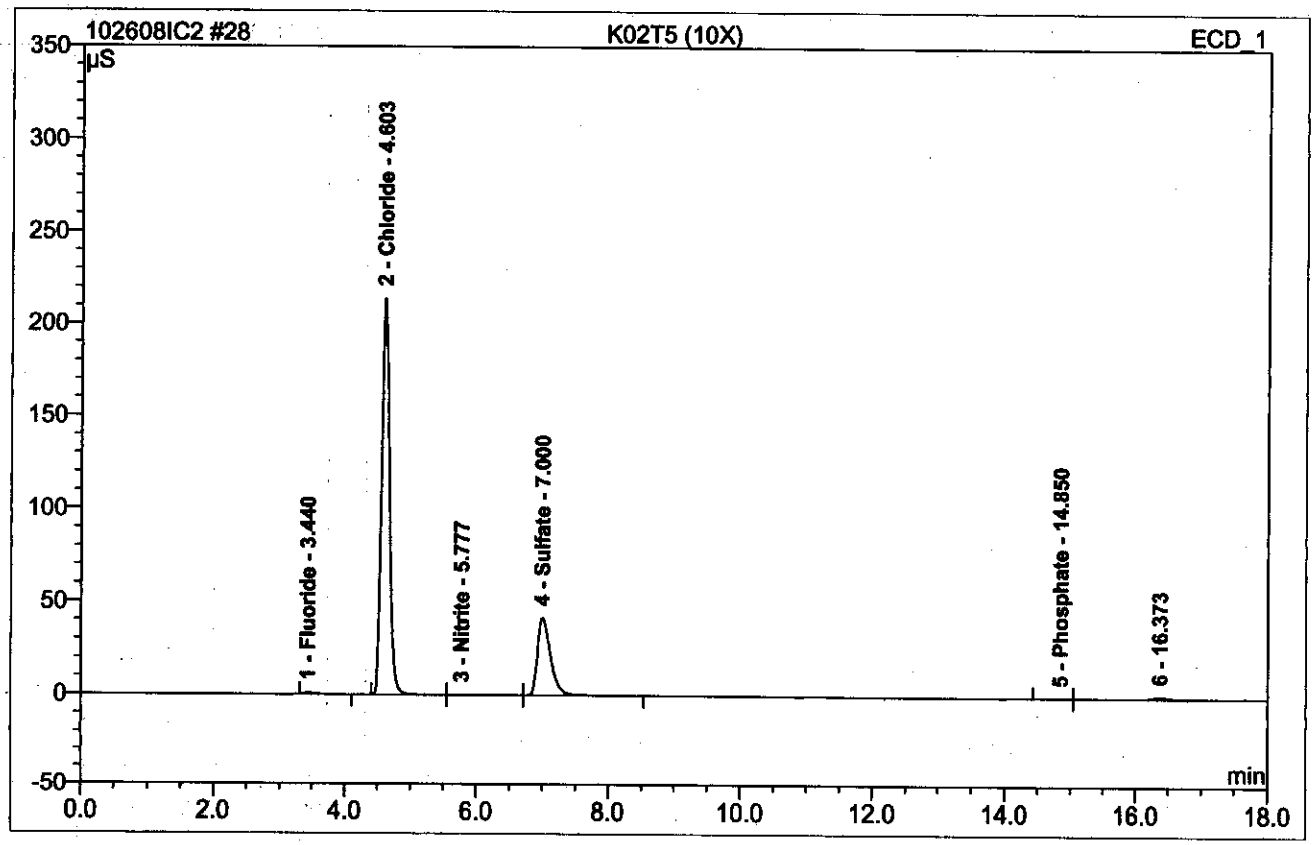

No.	Ret.Time min	Peak Name	Height µS	Area µS*min	Rel.Area %	Amount	Type
1	3.44	Fluoride	0.961	0.157	0.39	3.207	BMB
2	4.60	Chloride	214.107	30.213	74.44	955.160	BM
3	5.78	Nitrite	0.273	0.168	0.41	2.311	M
4	7.00	Sulfate	41.682	9.632	23.73	405.488	MB
5	14.85	Phosphate	0.033	0.011	0.03	0.362	BM
6	16.37	n.a.	1.154	0.402	0.99	n.a.	MB
Total:			258.210	40.585	100.00	1366.53	

CAR 10/29/08

Std/Integration

Chromeleon (c) Dionex 1996-2006
Version 6.80 Build 2212

29 K02T5 (100X)

Sample Name:	**K02T5 (100X)**	*Injection Volume:*	**25.0**
Vial Number:	**27**	*Channel:*	**ECD_1**
Sample Type:	**unknown**	*Wavelength:*	**n.a.**
Control Program:	**IC_Anions_2**	*Bandwidth:*	**n.a.**
Quantif. Method:	**Anions**	*Dilution Factor:*	**100.0000**
Recording Time:	**10/26/2008 19:53**	*Sample Weight:*	**1.0000**
Run Time (min):	**18.00**	*Sample Amount:*	**1.0000**

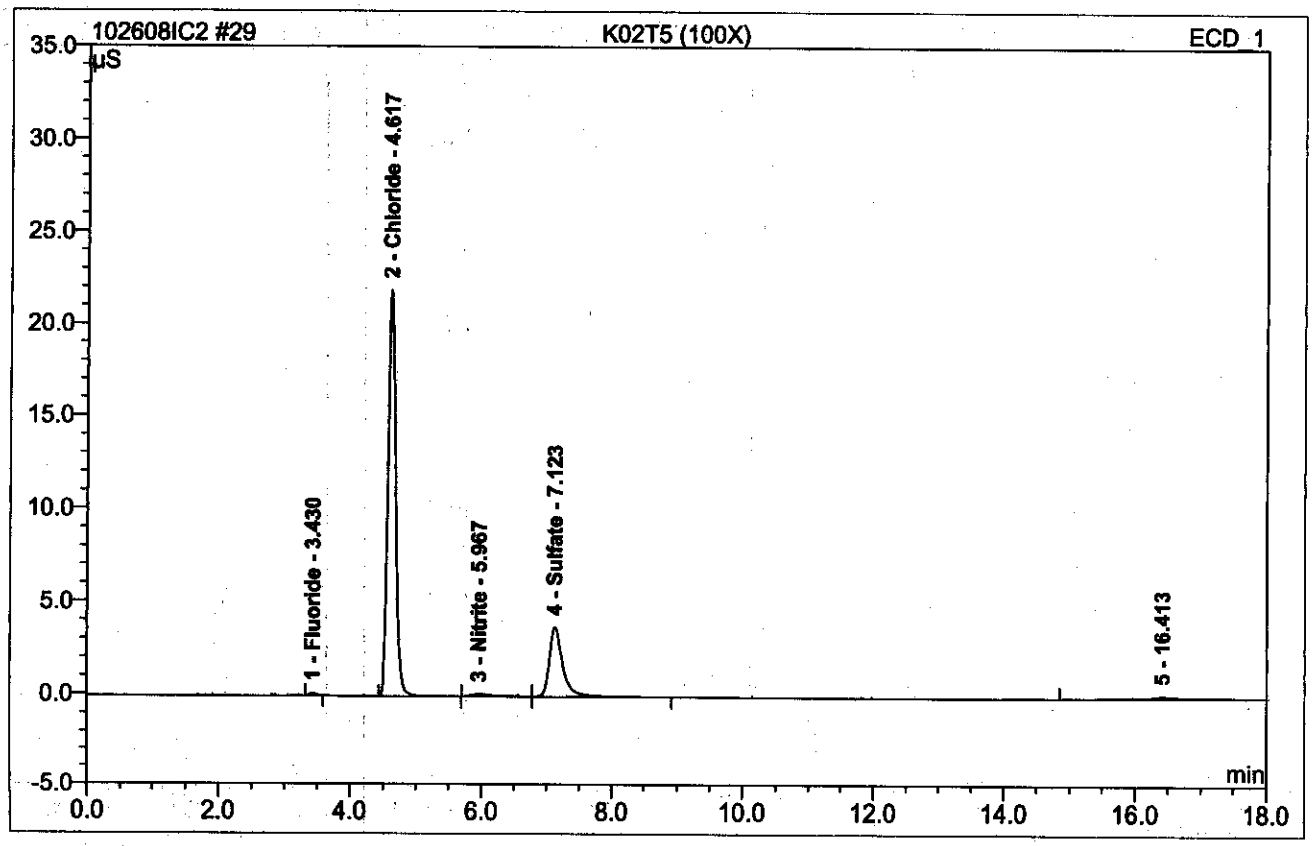

No.	Ret.Time min	Peak Name	Height µS	Area µS*min	Rel.Area %	Amount	Type
1	3.43	Fluoride	0.126	0.014	0.34	2.856	BMB
2	4.62	Chloride	21.928	2.991	73.26	945.482	BMB
3	5.97	Nitrite	0.133	0.060	1.47	8.264	BM
4	7.12	Sulfate	3.731	0.913	22.37	384.461	MB
5	16.41	n.a.	0.133	0.104	2.54	n.a.	BMB
Total:			26.052	4.082	100.00	1341.06	

NOT USED

30 K02T6 (10X)

Sample Name:	**K02T6 (10X)**	*Injection Volume:*	**25.0**
Vial Number:	**28**	*Channel:*	**ECD_1**
Sample Type:	**unknown**	*Wavelength:*	**n.a.**
Control Program:	**IC_Anions_2**	*Bandwidth:*	**n.a.**
Quantif. Method:	**Anions**	*Dilution Factor:*	**10.0000**
Recording Time:	**10/26/2008 20:12**	*Sample Weight:*	**1.0000**
Run Time (min):	**18.00**	*Sample Amount:*	**1.0000**

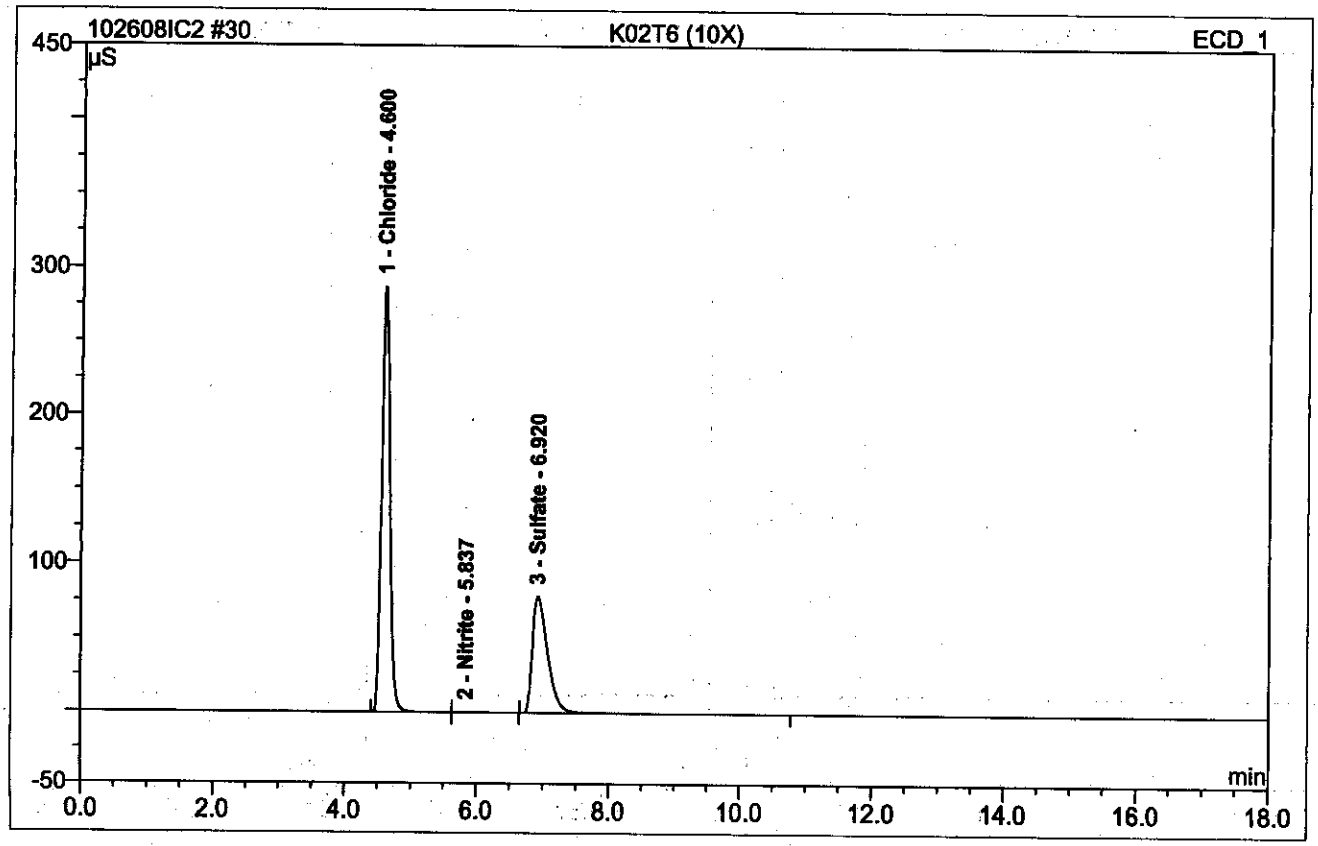

No.	Ret.Time min	Peak Name	Height µS	Area µS*min	Rel.Area %	Amount	Type
1	4.60	Chloride	287.173	40.926	66.32	1293.819	BMB
2	5.84	Nitrite	0.174	0.082	0.13	1.125	BMB
3	6.92	Sulfate	78.508	20.700	33.54	871.381	BMB
Total:			365.854	61.707	100.00	2166.32	

CAK 10/29/08

31 K02T6 (100X)

Sample Name:	**K02T6 (100X)**	*Injection Volume:*	**25.0**
Vial Number:	**29**	*Channel:*	**ECD_1**
Sample Type:	**unknown**	*Wavelength:*	**n.a.**
Control Program:	**IC_Anions_2**	*Bandwidth:*	**n.a.**
Quantif. Method:	**Anions**	*Dilution Factor:*	**100.0000**
Recording Time:	**10/26/2008 20:31**	*Sample Weight:*	**1.0000**
Run Time (min):	**18.00**	*Sample Amount:*	**1.0000**

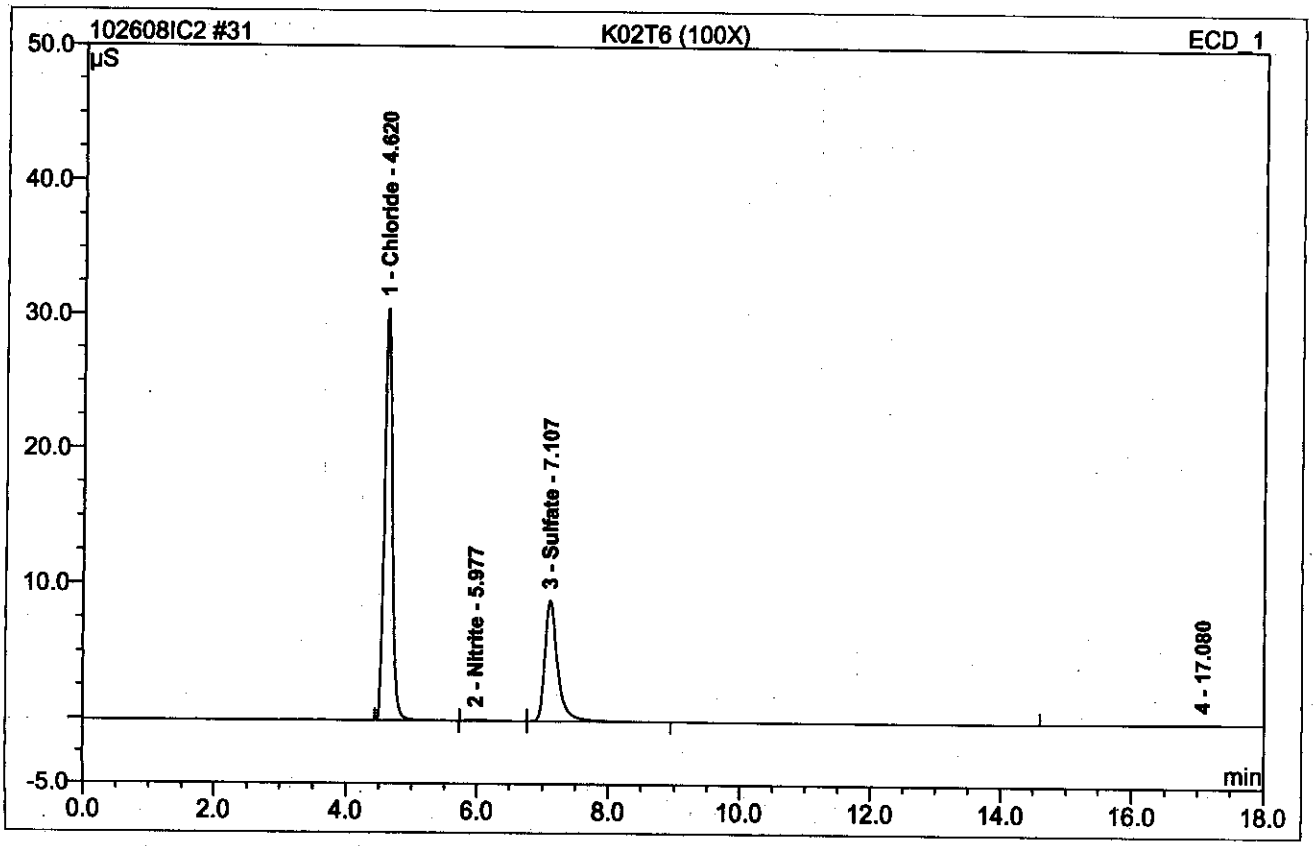

No.	Ret.Time min	Peak Name	Height µS	Area µS*min	Rel.Area %	Amount	Type
1	4.62	Chloride	30.573	4.187	65.89	1323.699	BMB
2	5.98	Nitrite	0.109	0.041	0.65	5.686	BM
3	7.11	Sulfate	8.923	2.037	32.05	857.515	MB
4	17.08	n.a.	0.050	0.089	1.41	n.a.	BMB
Total:			39.654	6.355	100.00	2186.90	

NOT USED

Std/Integration

Chromeleon (c) Dionex 1996-2006
Version 6.80 Build 2212

32 K02T7

Sample Name:	**K02T7**	*Injection Volume:*	**25.0**
Vial Number:	**30**	*Channel:*	**ECD_1**
Sample Type:	**unknown**	*Wavelength:*	**n.a.**
Control Program:	**IC_Anions_2**	*Bandwidth:*	**n.a.**
Quantif. Method:	**Anions**	*Dilution Factor:*	**1.0000**
Recording Time:	**10/26/2008 20:50**	*Sample Weight:*	**1.0000**
Run Time (min):	**18.00**	*Sample Amount:*	**1.0000**

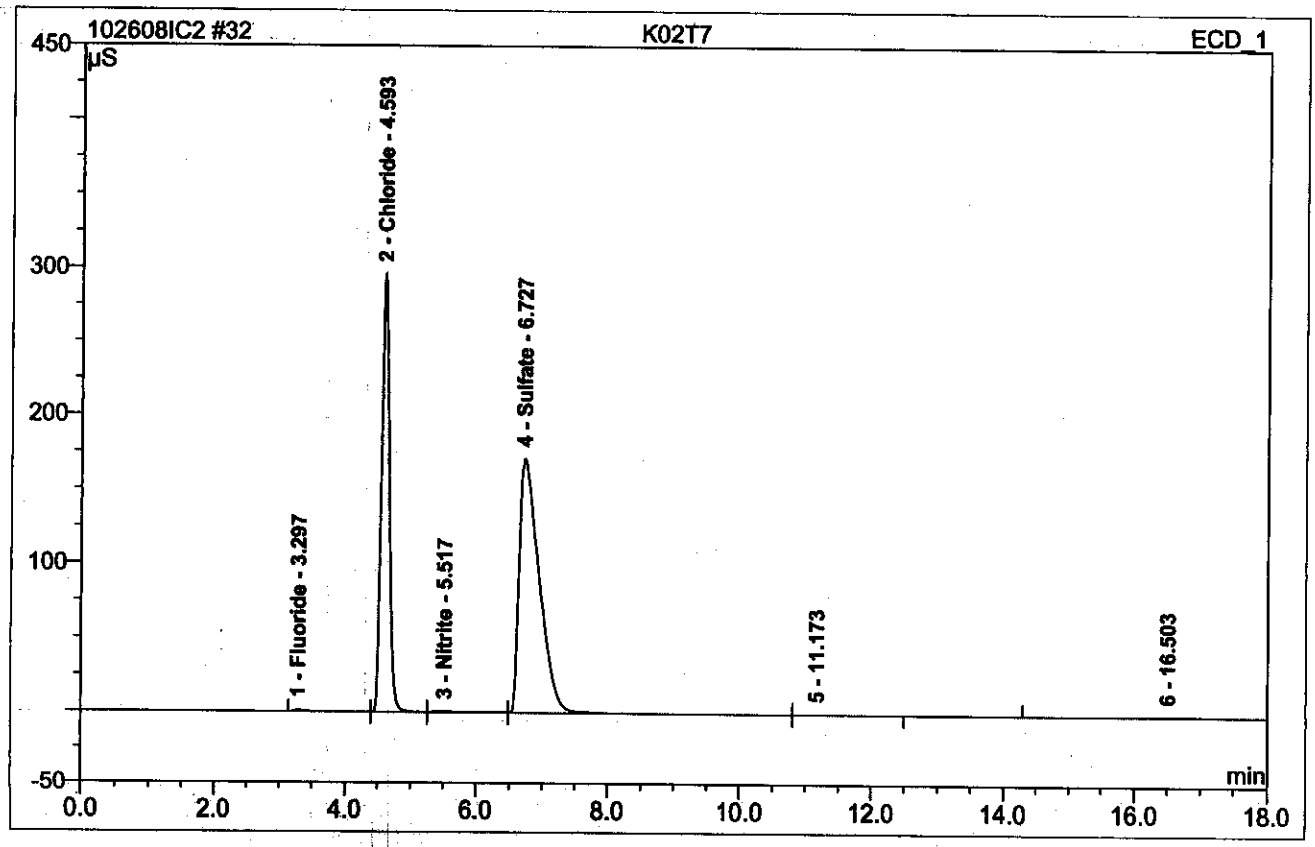

No.	Ret.Time min	Peak Name	Height µS	Area µS*min	Rel.Area %	Amount	Type
1	3.30	Fluoride	1.067	0.246	0.24	0.501	BM
2	4.59	Chloride	296.063	41.613	40.42	131.556	M
3	5.52	Nitrite	0.603	0.463	0.45	0.635	M
4	6.73	Sulfate	171.085	60.445	58.72	254.453	M
5	11.17	n.a.	0.061	0.032	0.03	n.a.	MB
6	16.50	n.a.	0.079	0.147	0.14	n.a.	BMB
Total:			468.959	102.946	100.00	387.15	

CBK 10/29/08

33 K02T7 (25X)

BEFORE

Sample Name:	**K02T7 (25X)**	*Injection Volume:*	**25.0**
Vial Number:	**31**	*Channel:*	**ECD_1**
Sample Type:	**unknown**	*Wavelength:*	**n.a.**
Control Program:	**IC_Anions_2**	*Bandwidth:*	**n.a.**
Quantif. Method:	**Anions**	*Dilution Factor:*	**25.0000**
Recording Time:	**10/26/2008 21:09**	*Sample Weight:*	**1.0000**
Run Time (min):	**18.00**	*Sample Amount:*	**1.0000**

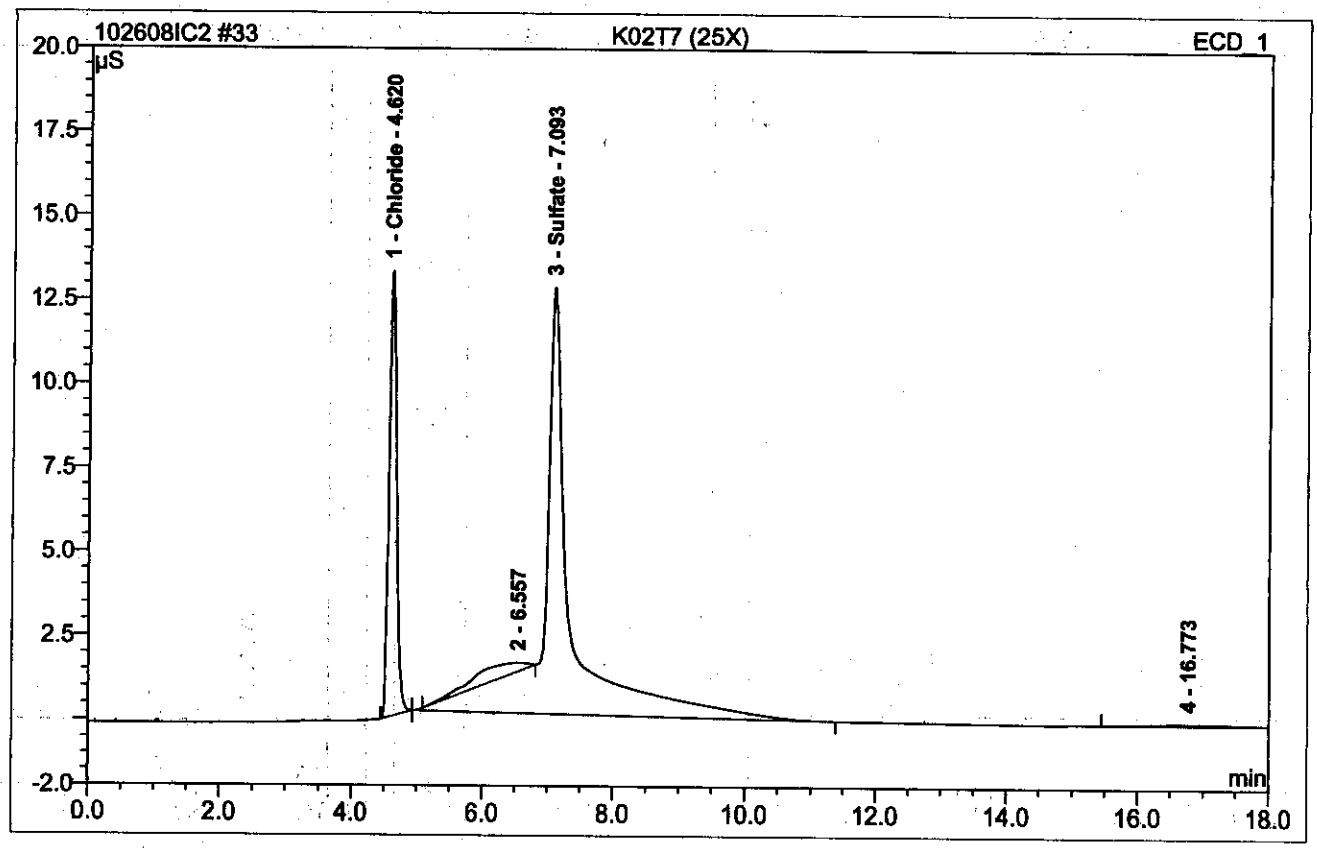

No.	Ret.Time min	Peak Name	Height µS	Area µS*min	Rel.Area %	Amount	Type
1	4.62	Chloride	13.224	1.766	20.58	139.538	BMb
2	6.56	n.a.	0.244	0.367	4.28	n.a.	Ru
3	7.09	Sulfate	12.679	6.379	74.36	671.292	bMB
4	16.77	n.a.	0.047	0.066	0.77	n.a.	BMB
Total:			26.194	8.577	100.00	810.83	

33 K02T7 (25X)

BEFORE

Sample Name:	**K02T7 (25X)**	*Injection Volume:*	**25.0**
Vial Number:	**31**	*Channel:*	**ECD_1**
Sample Type:	**unknown**	*Wavelength:*	**n.a.**
Control Program:	**IC_Anions_2**	*Bandwidth:*	**n.a.**
Quantif. Method:	**Anions**	*Dilution Factor:*	**25.0000**
Recording Time:	**10/26/2008 21:09**	*Sample Weight:*	**1.0000**
Run Time (min):	**18.00**	*Sample Amount:*	**1.0000**

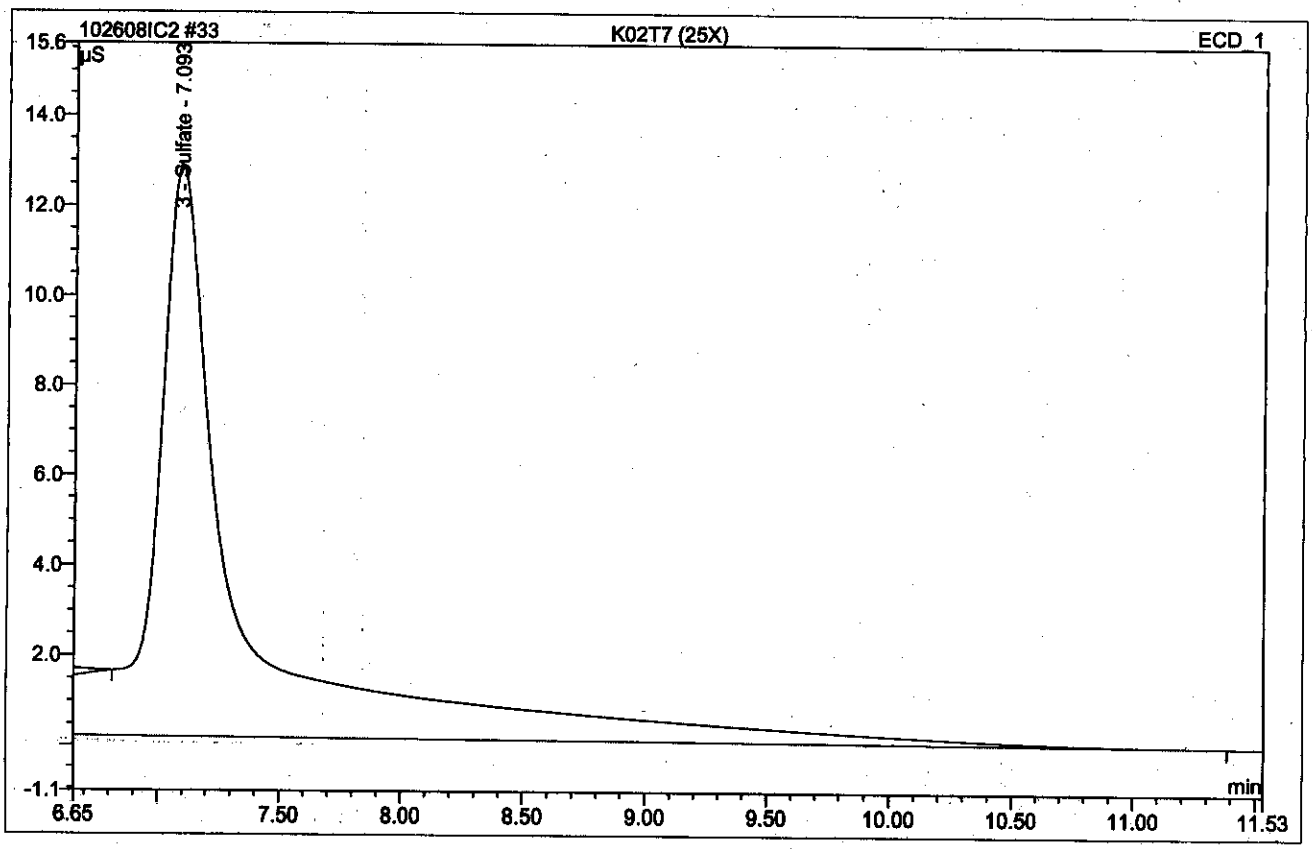

No.	Ret.Time min	Peak Name	Height µS	Area µS*min	Rel.Area %	Amount	Type
1	4.62	Chloride	13.224	1.766	20.58	139.538	BMb
2	6.56	n.a.	0.244	0.367	4.28	n.a.	Ru
3	7.09	Sulfate	12.679	6.379	74.36	671.292	bMB
4	16.77	n.a.	0.047	0.066	0.77	n.a.	BMB
Total:			26.194	8.577	100.00	810.83	

33 K02T7 (25X)

AFTER

Sample Name:	**K02T7 (25X)**	*Injection Volume:*	**25.0**
Vial Number:	**31**	*Channel:*	**ECD_1**
Sample Type:	**unknown**	*Wavelength:*	**n.a.**
Control Program:	**IC_Anions_2**	*Bandwidth:*	**n.a.**
Quantif. Method:	**Anions**	*Dilution Factor:*	**25.0000**
Recording Time:	**10/26/2008 21:09**	*Sample Weight:*	**1.0000**
Run Time (min):	**18.00**	*Sample Amount:*	**1.0000**

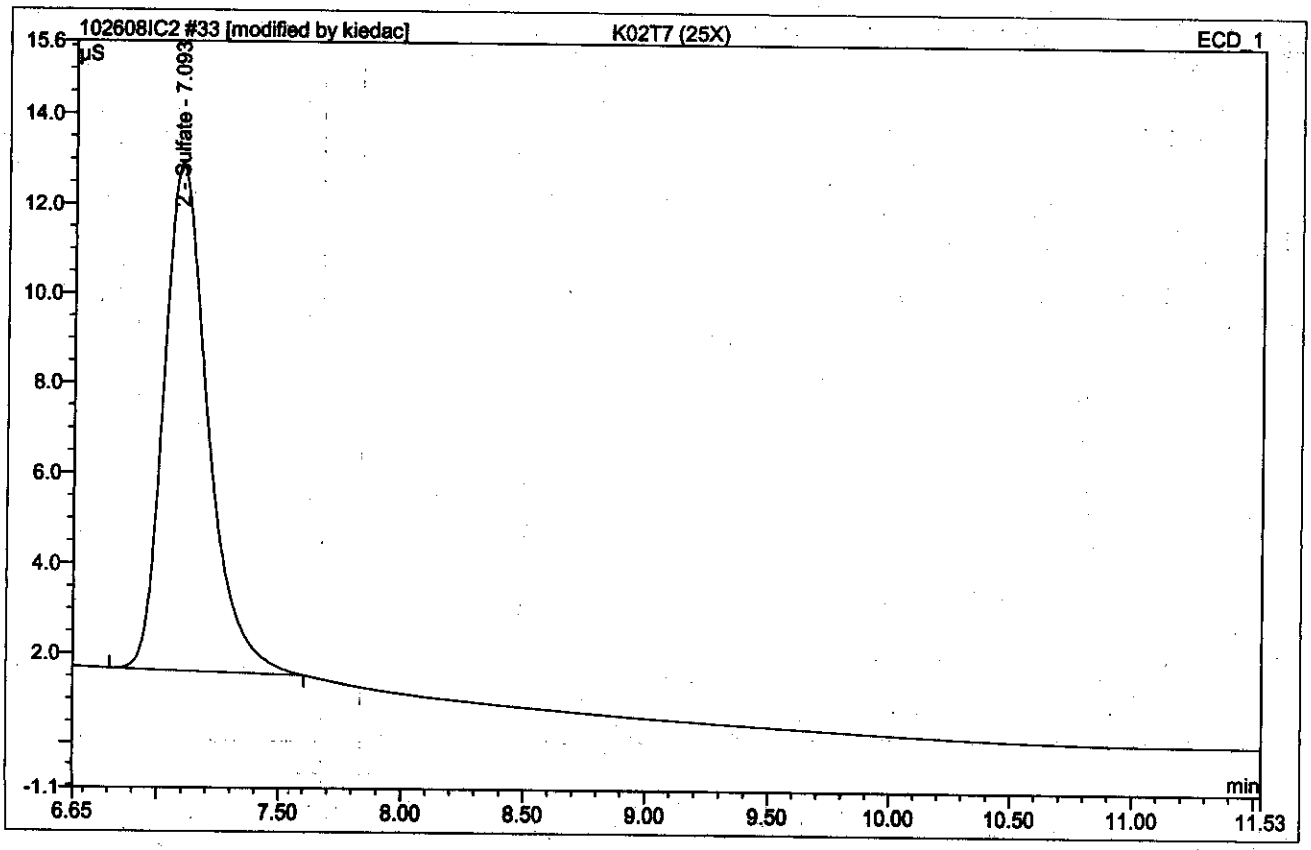

No.	Ret.Time min	Peak Name	Height µS	Area µS*min	Rel.Area %	Amount	Type
1	4.62	Chloride	13.224	1.766	41.96	139.538	BMB*
2	7.09	Sulfate	11.267	2.376	56.46	250.019	BMB*
3	16.77	n.a.	0.047	0.066	1.57	n.a.	BMB
Total:			24.538	4.207	100.00	389.56	

33 K02T7 (25X)

AFTER

Sample Name:	**K02T7 (25X)**	*Injection Volume:*	**25.0**
Vial Number:	**31**	*Channel:*	**ECD_1**
Sample Type:	**unknown**	*Wavelength:*	**n.a.**
Control Program:	**IC_Anions_2**	*Bandwidth:*	**n.a.**
Quantif. Method:	**Anions**	*Dilution Factor:*	**25.0000**
Recording Time:	**10/26/2008 21:09**	*Sample Weight:*	**1.0000**
Run Time (min):	**18.00**	*Sample Amount:*	**1.0000**

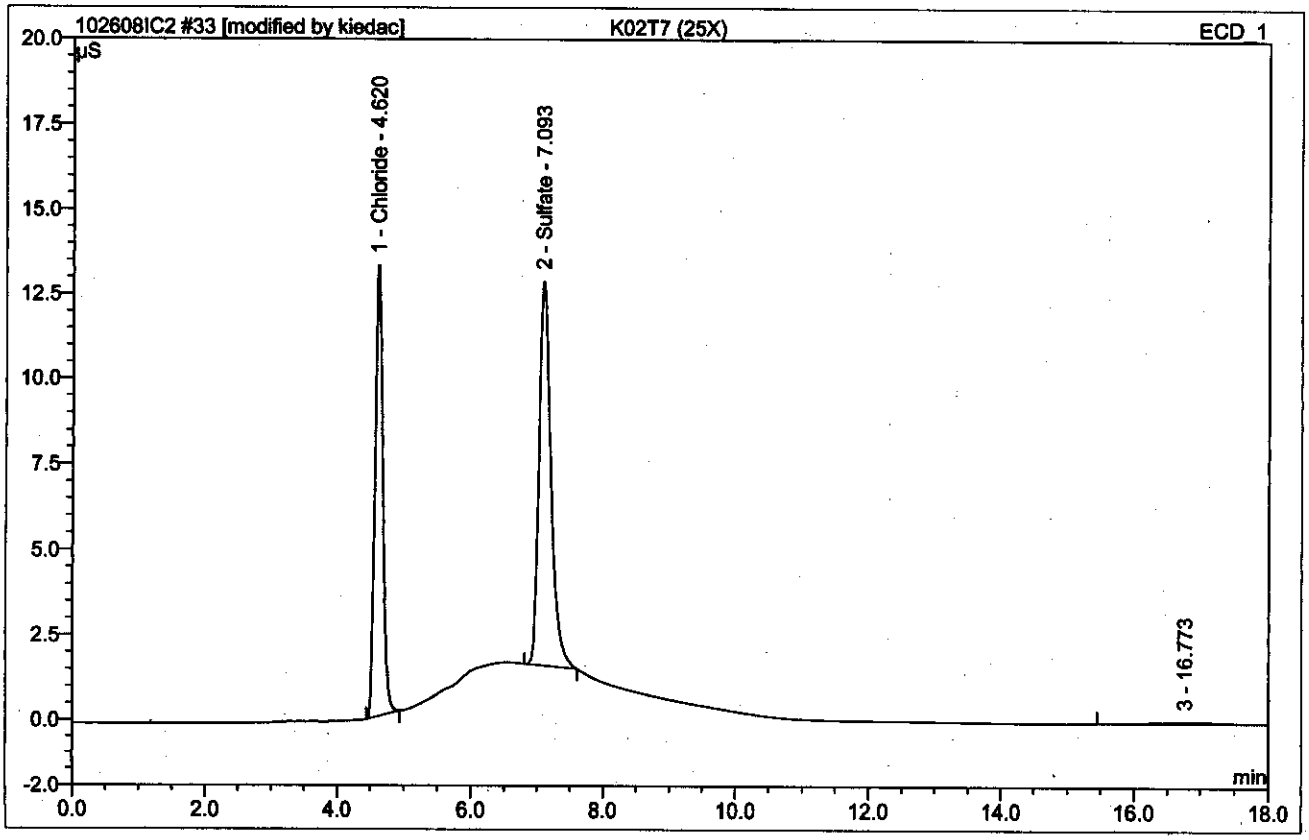

No.	Ret.Time min	Peak Name	Height µS	Area µS*min	Rel.Area %	Amount	Type
1	4.62	Chloride	13.224	1.766	41.96	139.538	BMB*
2	7.09	Sulfate	11.267	2.376	56.46	250.019	BMB*
3	16.77	n.a.	0.047	0.066	1.57	n.a.	BMB
Total:			24.538	4.207	100.00	389.56	

OK 10/29/08

34 K02T8 (5X)

Sample Name:	**K02T8 (5X)**	*Injection Volume:*	**25.0**
Vial Number:	**32**	*Channel:*	**ECD_1**
Sample Type:	**unknown**	*Wavelength:*	**n.a.**
Control Program:	**IC_Anions_2**	*Bandwidth:*	**n.a.**
Quantif. Method:	**Anions**	*Dilution Factor:*	**5.0000**
Recording Time:	**10/26/2008 21:28**	*Sample Weight:*	**1.0000**
Run Time (min):	**18.00**	*Sample Amount:*	**1.0000**

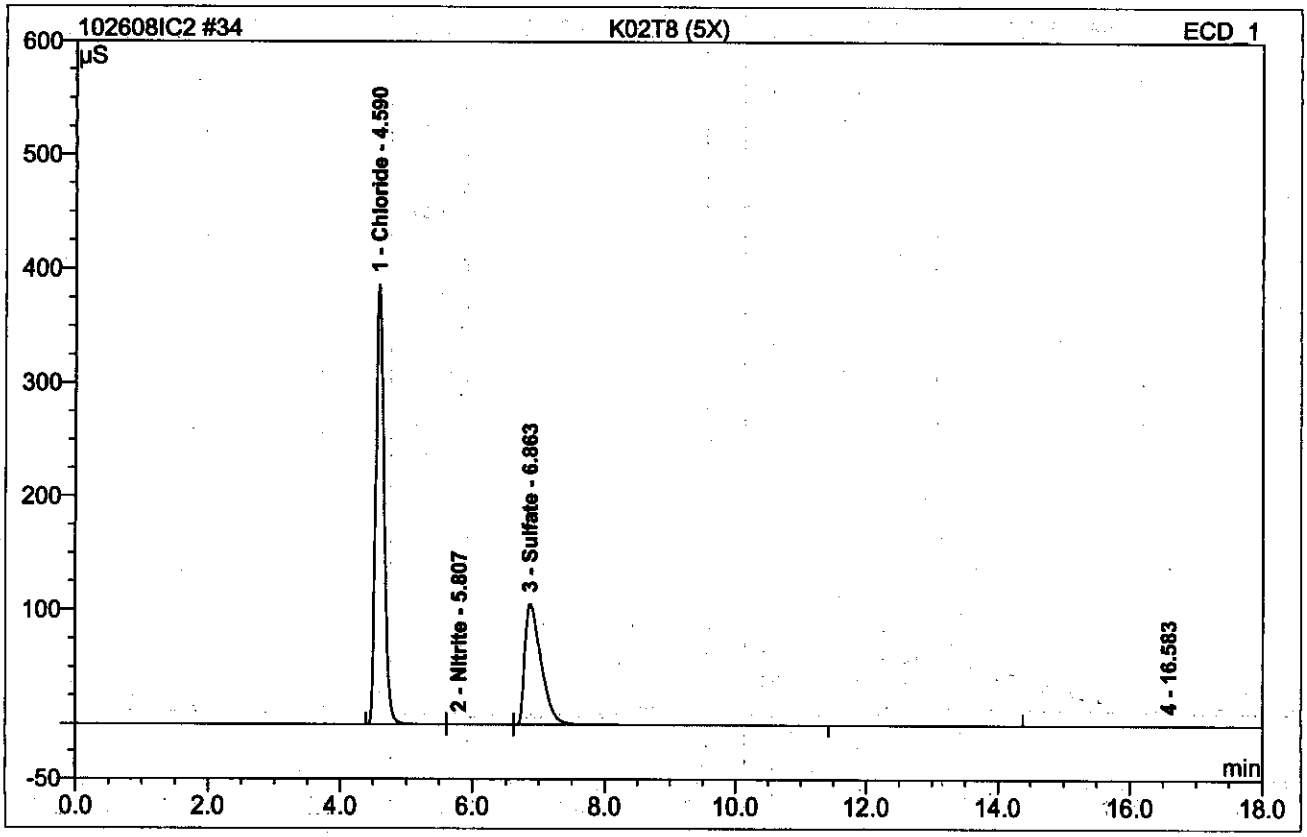

No.	Ret.Time min	Peak Name	Height µS	Area µS*min	Rel.Area %	Amount	Type
1	4.59	Chloride	386.491	55.710	64.31	880.602	BMb
2	5.81	Nitrite	0.172	0.079	0.09	0.544	bMB
3	6.86	Sulfate	105.389	30.708	35.45	646.348	BMB
4	16.58	n.a.	0.069	0.131	0.15	n.a.	BMB
Total:			492.121	86.628	100.00	1527.49	

CAK 10/29/08

35 K02T8 (50X)

Sample Name:	**K02T8 (50X)**	*Injection Volume:*	**25.0**
Vial Number:	**33**	*Channel:*	**ECD_1**
Sample Type:	**unknown**	*Wavelength:*	**n.a.**
Control Program:	**IC_Anions_2**	*Bandwidth:*	**n.a.**
Quantif. Method:	**Anions**	*Dilution Factor:*	**50.0000**
Recording Time:	**10/26/2008 21:47**	*Sample Weight:*	**1.0000**
Run Time (min):	**18.00**	*Sample Amount:*	**1.0000**

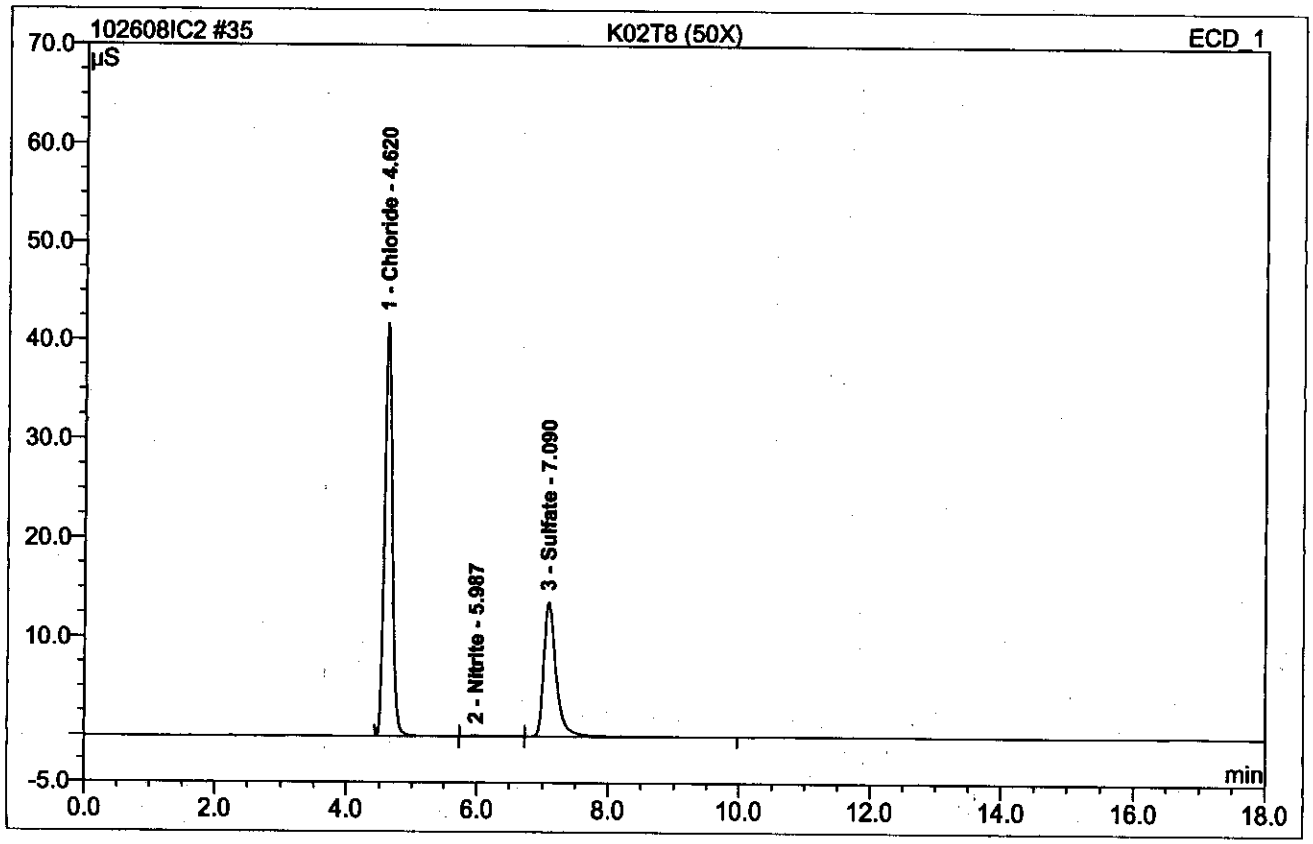

No.	Ret.Time min	Peak Name	Height µS	Area µS*min	Rel.Area %	Amount	Type
1	4.62	Chloride	41.843	5.756	64.76	909.887	BMB
2	5.99	Nitrite	0.109	0.042	0.48	2.918	BM
3	7.09	Sulfate	13.676	3.090	34.76	650.323	MB
Total:			55.628	8.888	100.00	1563.13	

NOT USED

36 CCV3

Sample Name:	**CCV3**	*Injection Volume:*	**25.0**
Vial Number:	**12**	*Channel:*	**ECD_1**
Sample Type:	**unknown**	*Wavelength:*	**n.a.**
Control Program:	**IC_Anions_2**	*Bandwidth:*	**n.a.**
Quantif. Method:	**Anions**	*Dilution Factor:*	**1.0000**
Recording Time:	**10/26/2008 22:06**	*Sample Weight:*	**1.0000**
Run Time (min):	**18.00**	*Sample Amount:*	**1.0000**

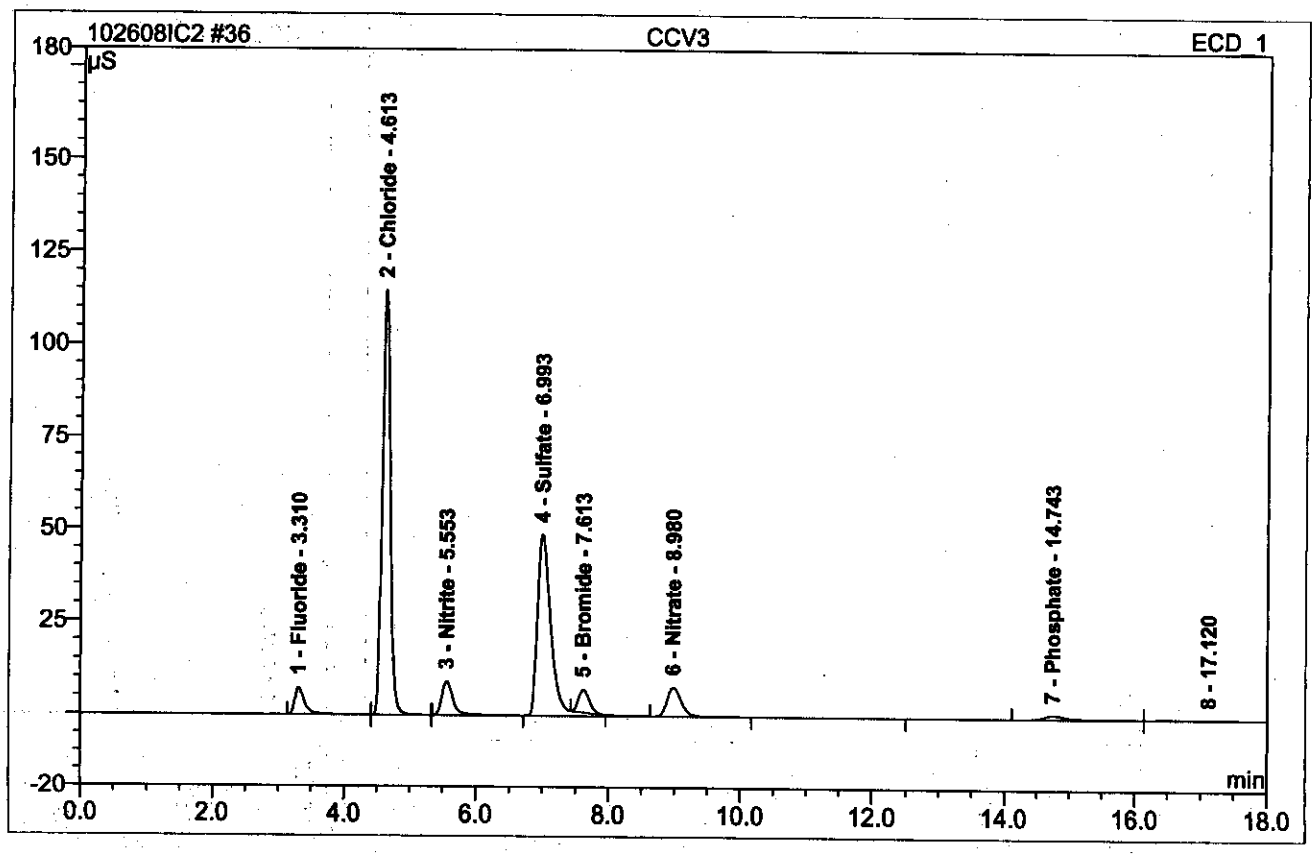

No.	Ret.Time min	Peak Name	Height µS	Area µS*min	Rel.Area %	Amount	Type	
1	3.31	Fluoride	7.146	1.266	3.62	2.578	BM	
2	4.61	Chloride	114.785	16.059	45.95	50.770	M	102%
3	5.55	Nitrite	8.978	1.806	5.17	2.481	Ru	
4	6.99	Sulfate	48.855	12.116	34.67	51.004	MB	102%
5	7.61	Bromide	5.991	1.139	3.26	8.612	Rd	
6	8.98	Nitrate	7.706	1.938	5.54	2.456	Rd	
7	14.74	Phosphate	1.144	0.519	1.49	1.652	BM	
8	17.12	n.a.	0.076	0.104	0.30	n.a.	MB	
Total:			194.681	34.948	100.00	119.55		

OK 10/29/08

37 CCB3

Sample Name:	**CCB3**	*Injection Volume:*	**25.0**
Vial Number:	**13**	*Channel:*	**ECD_1**
Sample Type:	**unknown**	*Wavelength:*	**n.a.**
Control Program:	**IC_Anions_2**	*Bandwidth:*	**n.a.**
Quantif. Method:	**Anions**	*Dilution Factor:*	**1.0000**
Recording Time:	**10/26/2008 22:25**	*Sample Weight:*	**1.0000**
Run Time (min):	**18.00**	*Sample Amount:*	**1.0000**

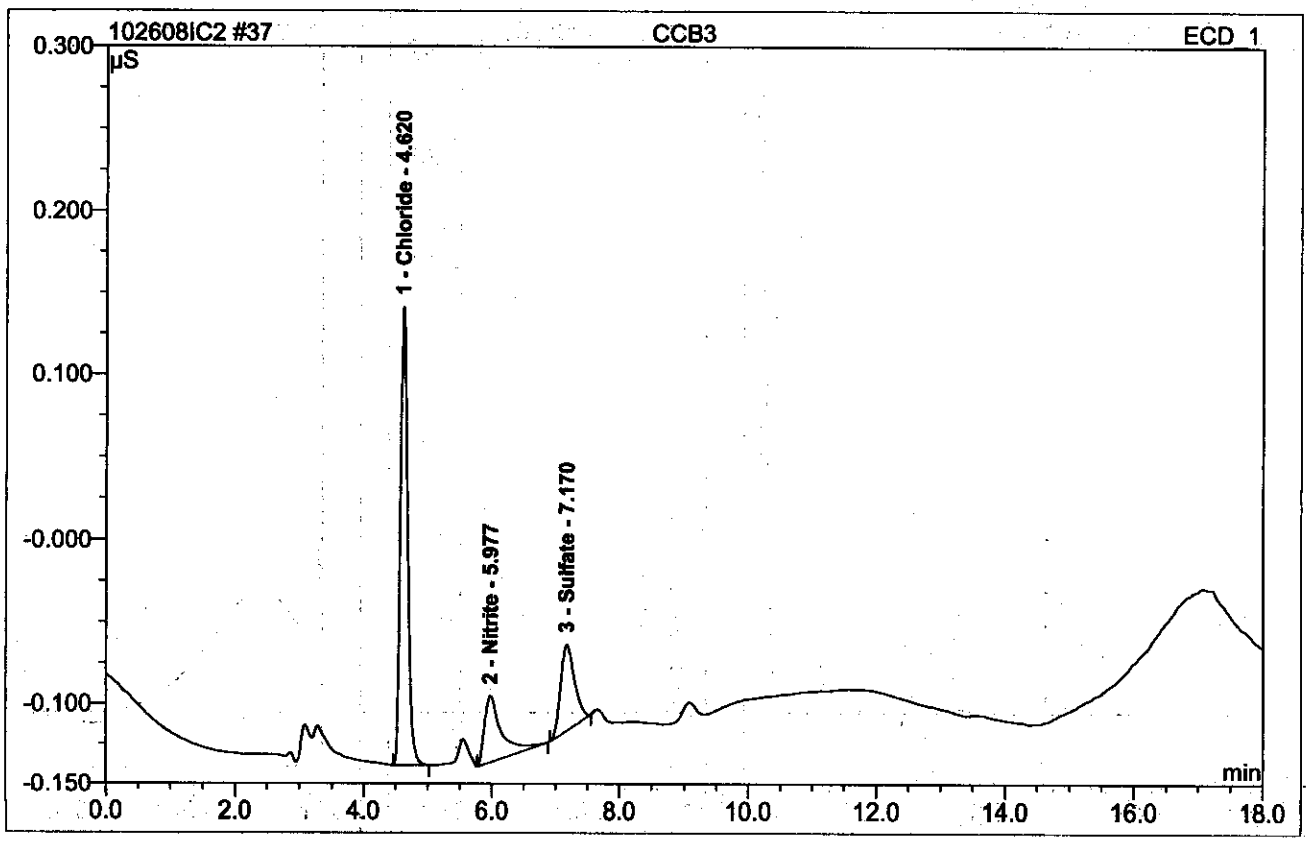

No.	Ret.Time min	Peak Name	Height µS	Area µS*min	Rel.Area %	Amount	Type
1	4.62	Chloride	0.280	0.037	58.93	0.117	BMB
2	5.98	Nitrite	0.042	0.013	20.30	0.018	BMB
3	7.17	Sulfate	0.053	0.013	20.77	0.055	BMB
Total:			0.374	0.063	100.00	0.19	

CAK 10/29/08

38 K02T9

Sample Name:	**K02T9**	*Injection Volume:*	**25.0**
Vial Number:	**34**	*Channel:*	**ECD_1**
Sample Type:	**unknown**	*Wavelength:*	**n.a.**
Control Program:	**IC_Anions_2**	*Bandwidth:*	**n.a.**
Quantif. Method:	**Anions**	*Dilution Factor:*	**1.0000**
Recording Time:	**10/26/2008 22:44**	*Sample Weight:*	**1.0000**
Run Time (min):	**18.00**	*Sample Amount:*	**1.0000**

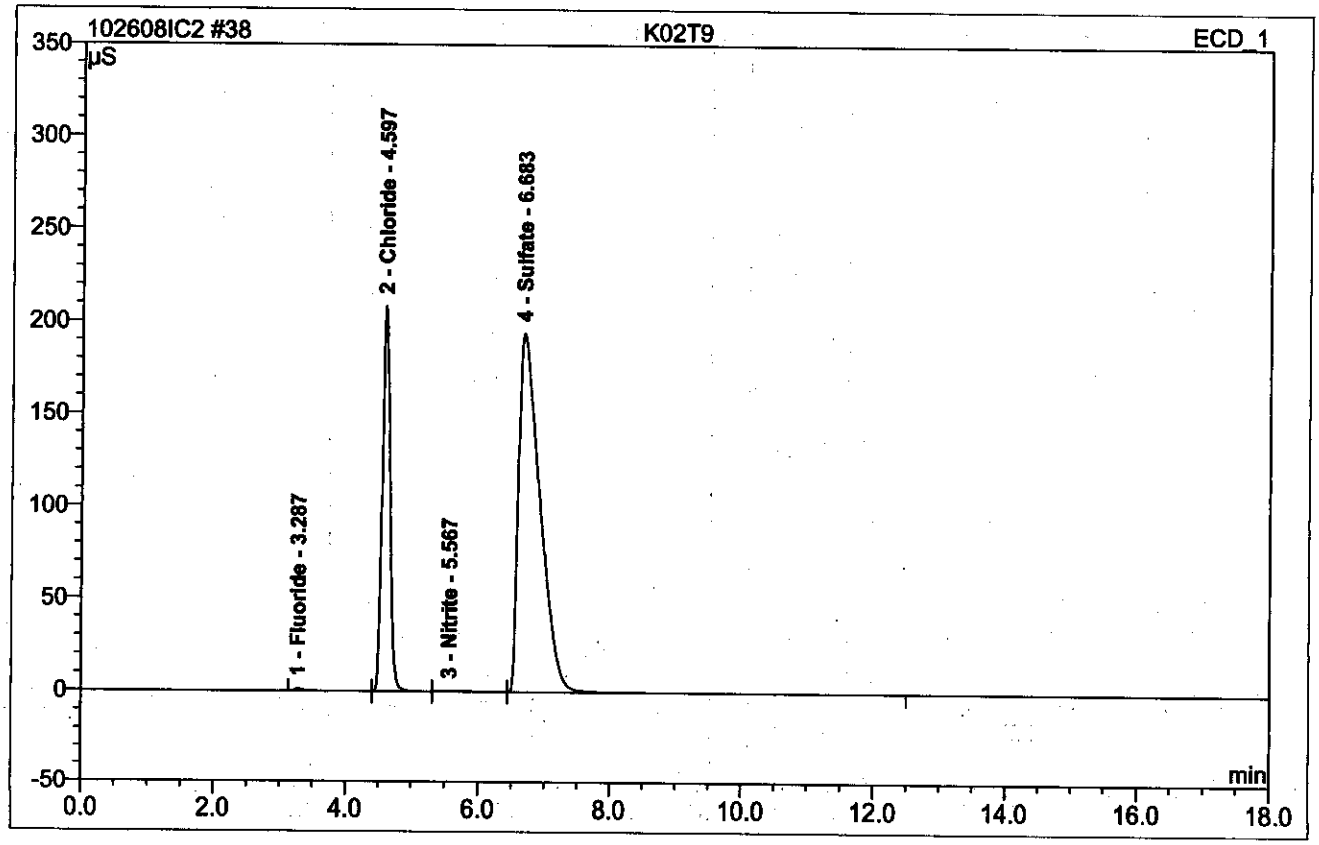

No.	Ret.Time min	Peak Name	Height µS	Area µS*min	Rel.Area %	Amount	Type
1	3.29	Fluoride	1.183	0.244	0.24	0.496	BMb
2	4.60	Chloride	208.626	28.879	28.24	91.296	bM
3	5.57	Nitrite	0.479	0.350	0.34	0.480	M
4	6.68	Sulfate	194.121	72.806	71.18	306.487	MB
Total:			404.410	102.277	100.00	398.76	

CAK 10/29/08

39 K02T9 (25X)

Sample Name:	**K02T9 (25X)**	*Injection Volume:*	**25.0**
Vial Number:	**35**	*Channel:*	**ECD_1**
Sample Type:	**unknown**	*Wavelength:*	**n.a.**
Control Program:	**IC_Anions_2**	*Bandwidth:*	**n.a.**
Quantif. Method:	**Anions**	*Dilution Factor:*	**25.0000**
Recording Time:	**10/26/2008 23:03**	*Sample Weight:*	**1.0000**
Run Time (min):	**18.00**	*Sample Amount:*	**1.0000**

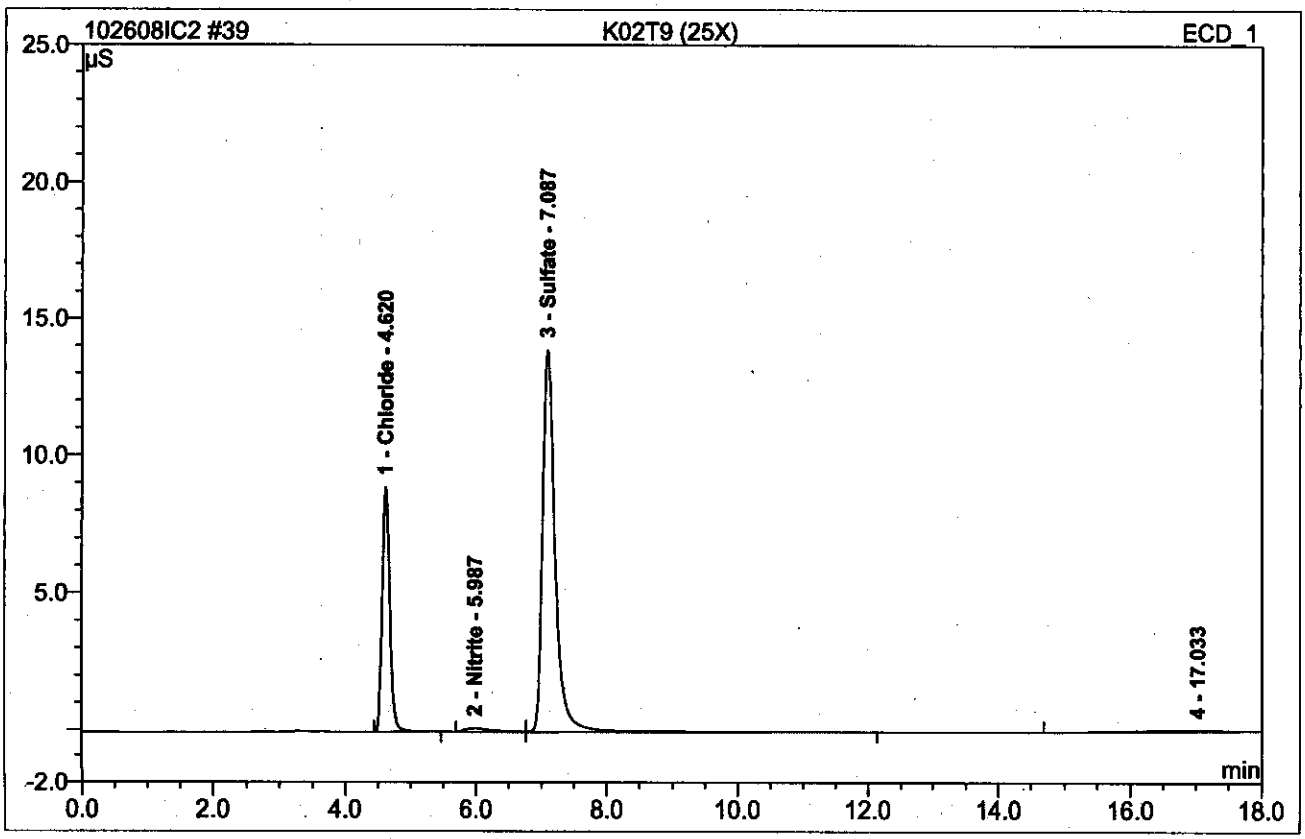

No.	Ret.Time min	Peak Name	Height µS	Area µS*min	Rel.Area %	Amount	Type
1	4.62	Chloride	8.917	1.206	26.30	95.313	BMB
2	5.99	Nitrite	0.150	0.076	1.67	2.625	BM
3	7.09	Sulfate	13.940	3.206	69.92	337.399	MB
4	17.03	n.a.	0.057	0.097	2.11	n.a.	BMB
Total:			23.064	4.585	100.00	435.34	

CAK 10/29/08

40 K02VA (10X)

Sample Name:	**K02VA (10X)**	*Injection Volume:*	**25.0**
Vial Number:	**36**	*Channel:*	**ECD_1**
Sample Type:	**unknown**	*Wavelength:*	**n.a.**
Control Program:	**IC_Anions_2**	*Bandwidth:*	**n.a.**
Quantif. Method:	**Anions**	*Dilution Factor:*	**10.0000**
Recording Time:	**10/26/2008 23:22**	*Sample Weight:*	**1.0000**
Run Time (min):	**18.00**	*Sample Amount:*	**1.0000**

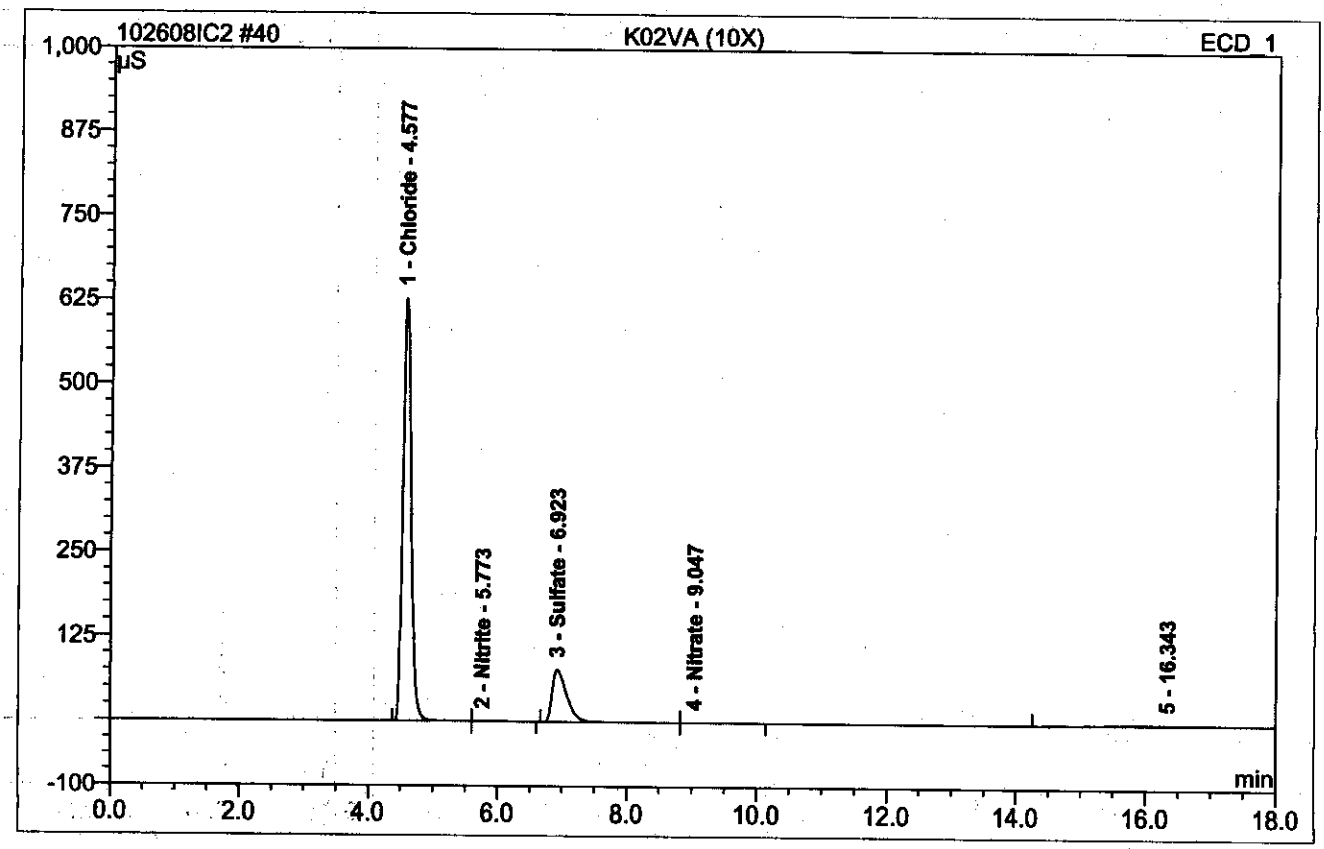

No.	Ret.Time min	Peak Name	Height µS	Area µS*min	Rel.Area %	Amount	Type
1	4.58	Chloride	628.077	93.154	80.33	2944.940	BMB
2	5.77	Nitrite	0.134	0.061	0.05	0.836	bMB
3	6.92	Sulfate	77.015	20.216	17.43	851.029	BM
4	9.05	Nitrate	0.088	0.030	0.03	0.385	MB
5	16.34	n.a.	1.327	2.498	2.15	n.a.	BMB
Total:			706.641	115.959	100.00	3797.19	

CAR 10/29/08

41 K02VA (100X)

Sample Name:	**K02VA (100X)**	*Injection Volume:*	**25.0**
Vial Number:	**37**	*Channel:*	**ECD_1**
Sample Type:	**unknown**	*Wavelength:*	**n.a.**
Control Program:	**IC_Anions_2**	*Bandwidth:*	**n.a.**
Quantif. Method:	**Anions**	*Dilution Factor:*	**100.0000**
Recording Time:	**10/26/2008 23:41**	*Sample Weight:*	**1.0000**
Run Time (min):	**18.00**	*Sample Amount:*	**1.0000**

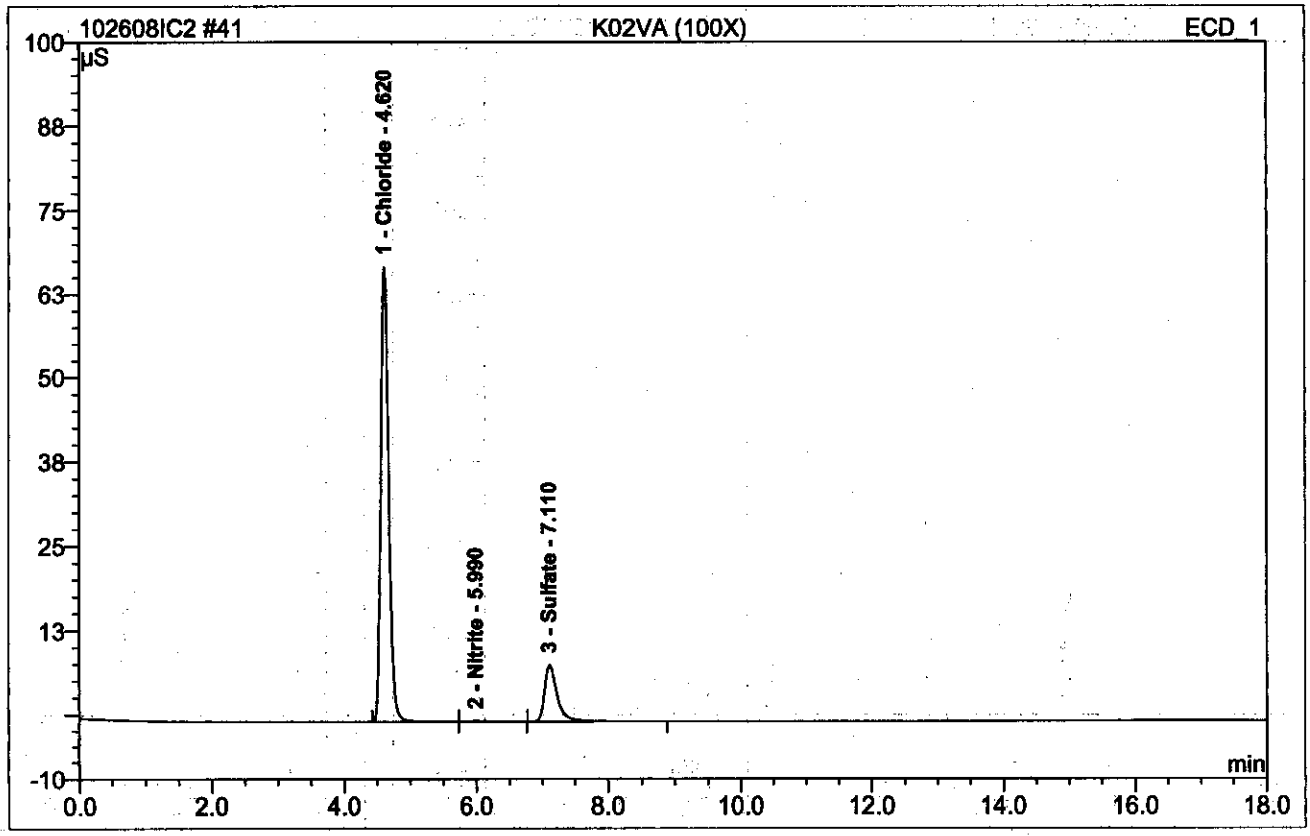

No.	Ret.Time min	Peak Name	Height µS	Area µS*min	Rel.Area %	Amount	Type
1	4.62	Chloride	67.615	9.363	82.75	2960.021	BMB
2	5.99	Nitrite	0.110	0.042	0.37	5.727	BMB
3	7.11	Sulfate	8.381	1.910	16.88	803.859	BMB
Total:			76.106	11.314	100.00	3769.61	

CAK 10/29/08

42 K02VC (5X)

Sample Name:	**K02VC (5X)**	*Injection Volume:*	**25.0**
Vial Number:	**38**	*Channel:*	**ECD_1**
Sample Type:	**unknown**	*Wavelength:*	**n.a.**
Control Program:	**IC_Anions_2**	*Bandwidth:*	**n.a.**
Quantif. Method:	**Anions**	*Dilution Factor:*	**5.0000**
Recording Time:	**10/27/2008 0:00**	*Sample Weight:*	**1.0000**
Run Time (min):	**18.00**	*Sample Amount:*	**1.0000**

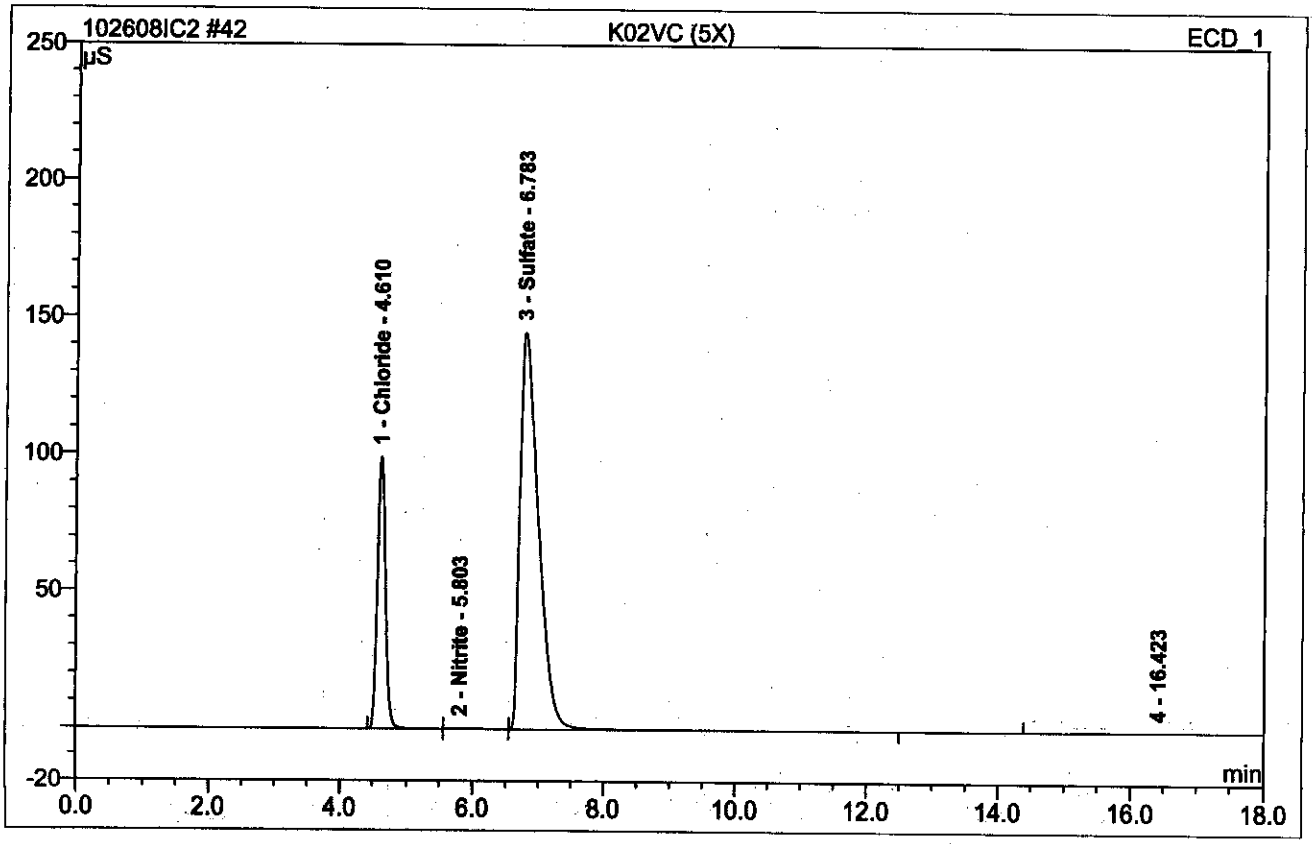

No.	Ret.Time min	Peak Name	Height µS	Area µS*min	Rel.Area %	Amount	Type
1	4.61	Chloride	99.170	13.520	21.93	213.712	BM
2	5.80	Nitrite	0.260	0.167	0.27	1.145	M
3	6.78	Sulfate	144.926	47.821	77.56	1006.562	MB
4	16.42	n.a.	0.104	0.150	0.24	n.a.	BMB
Total:			244.459	61.658	100.00	1221.42	

ak 10/29/08

43 K02VC (50X)

Sample Name:	**K02VC (50X)**	*Injection Volume:*	**25.0**
Vial Number:	**39**	*Channel:*	**ECD_1**
Sample Type:	**unknown**	*Wavelength:*	**n.a.**
Control Program:	**IC_Anions_2**	*Bandwidth:*	**n.a.**
Quantif. Method:	**Anions**	*Dilution Factor:*	**50.0000**
Recording Time:	**10/27/2008 0:19**	*Sample Weight:*	**1.0000**
Run Time (min):	**18.00**	*Sample Amount:*	**1.0000**

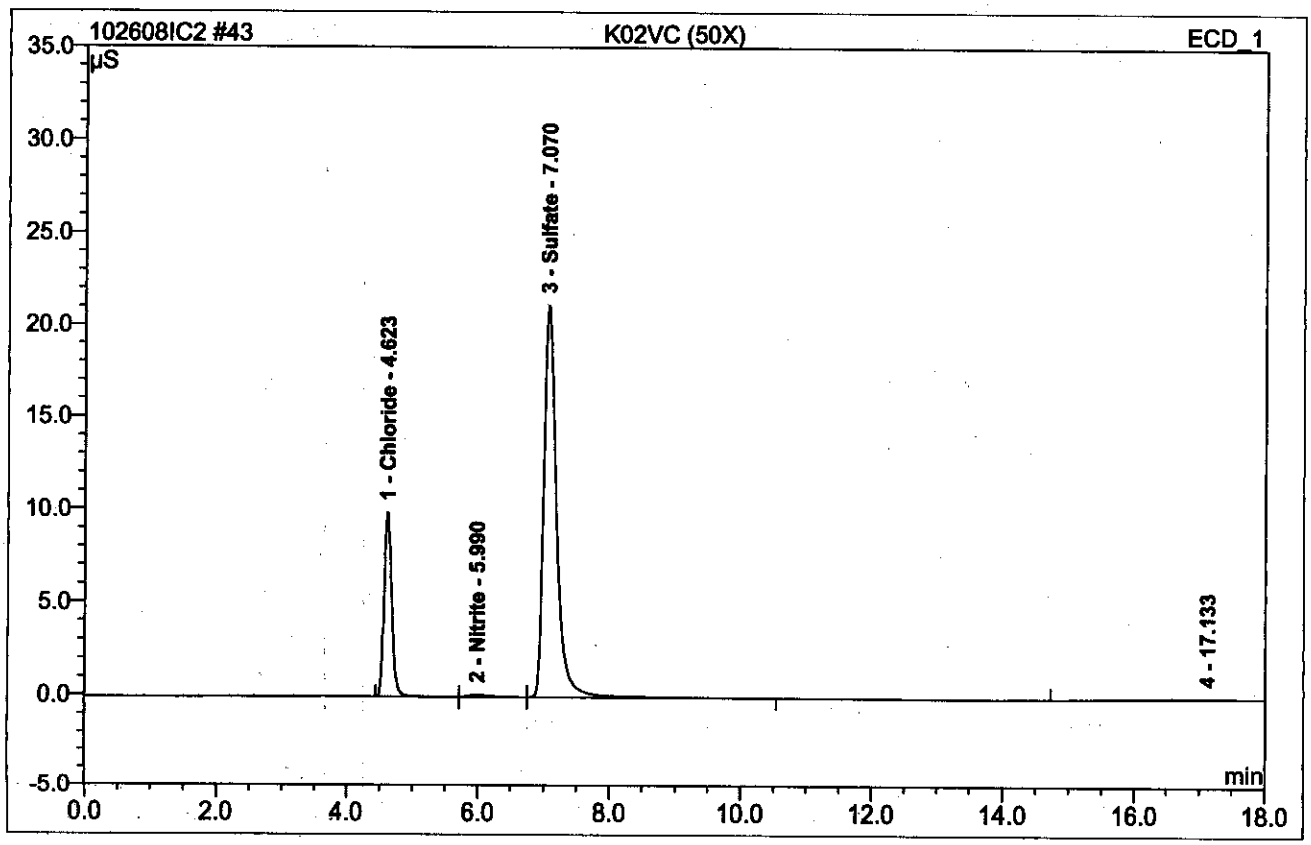

No.	Ret.Time min	Peak Name	Height µS	Area µS*min	Rel.Area %	Amount	Type
1	4.62	Chloride	9.894	1.353	21.56	213.810	BMB
2	5.99	Nitrite	0.126	0.052	0.82	3.547	BMb
3	7.07	Sulfate	21.170	4.762	75.90	1002.251	bMB
4	17.13	n.a.	0.058	0.108	1.72	n.a.	BMB
Total:			31.248	6.274	100.00	1219.61	

GR 10/29/08

44 K02VD (5X)

Sample Name:	**K02VD (5X)**	*Injection Volume:*	**25.0**
Vial Number:	**40**	*Channel:*	**ECD_1**
Sample Type:	**unknown**	*Wavelength:*	**n.a.**
Control Program:	**IC_Anions_2**	*Bandwidth:*	**n.a.**
Quantif. Method:	**Anions**	*Dilution Factor:*	**5.0000**
Recording Time:	**10/27/2008 0:38**	*Sample Weight:*	**1.0000**
Run Time (min):	**18.00**	*Sample Amount:*	**1.0000**

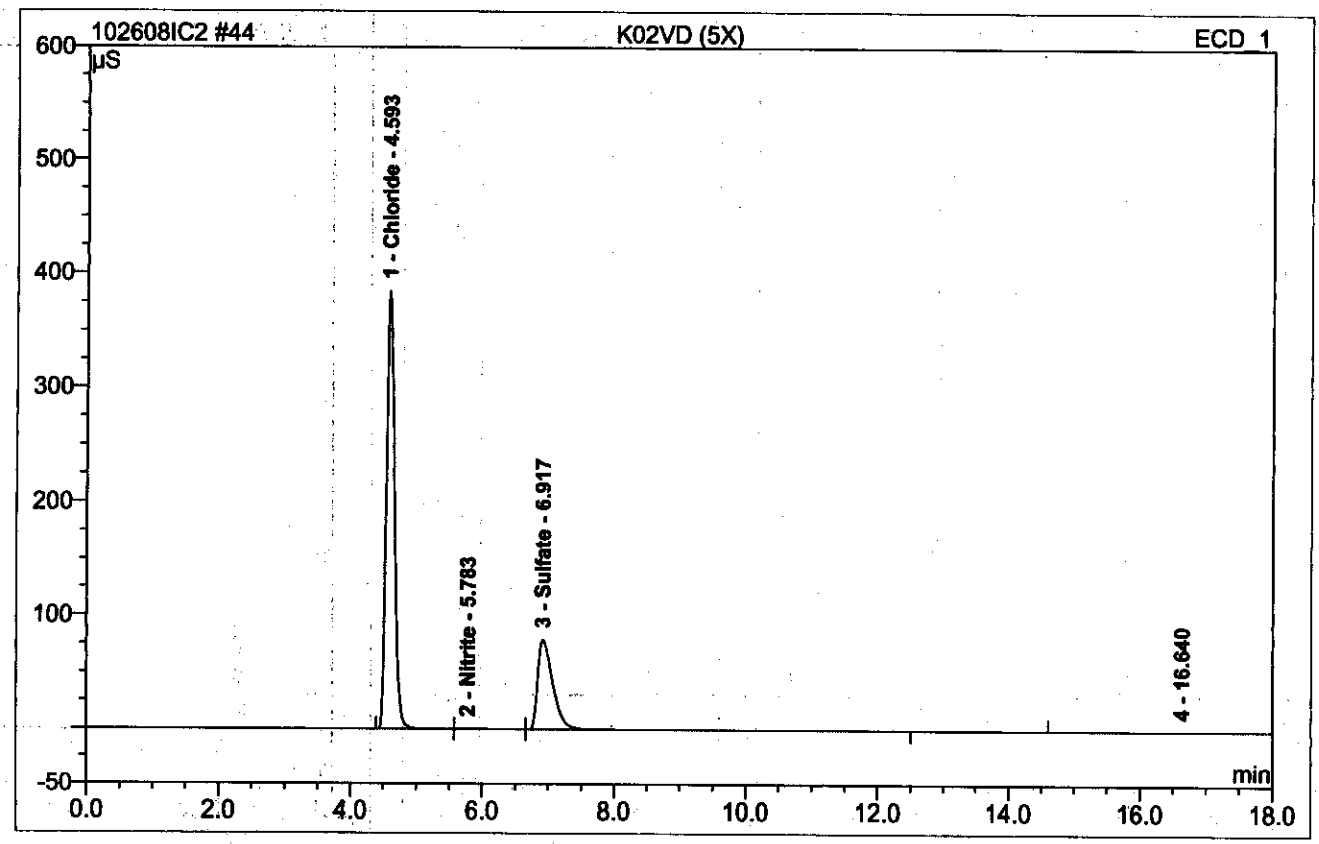

No.	Ret.Time min	Peak Name	Height µS	Area µS*min	Rel.Area %	Amount	Type
1	4.59	Chloride	384.440	55.214	71.94	872.767	BM
2	5.78	Nitrite	0.321	0.222	0.29	1.526	M
3	6.92	Sulfate	78.968	21.190	27.61	446.004	MB
4	16.64	n.a.	0.070	0.119	0.16	n.a.	BMB
Total:			463.799	76.746	100.00	1320.30	

CSR 10/29/08

45 K02VD (50X)

Sample Name:	**K02VD (50X)**	*Injection Volume:*	**25.0**
Vial Number:	**41**	*Channel:*	**ECD_1**
Sample Type:	**unknown**	*Wavelength:*	**n.a.**
Control Program:	**IC_Anions_2**	*Bandwidth:*	**n.a.**
Quantif. Method:	**Anions**	*Dilution Factor:*	**50.0000**
Recording Time:	**10/27/2008 0:57**	*Sample Weight:*	**1.0000**
Run Time (min):	**18.00**	*Sample Amount:*	**1.0000**

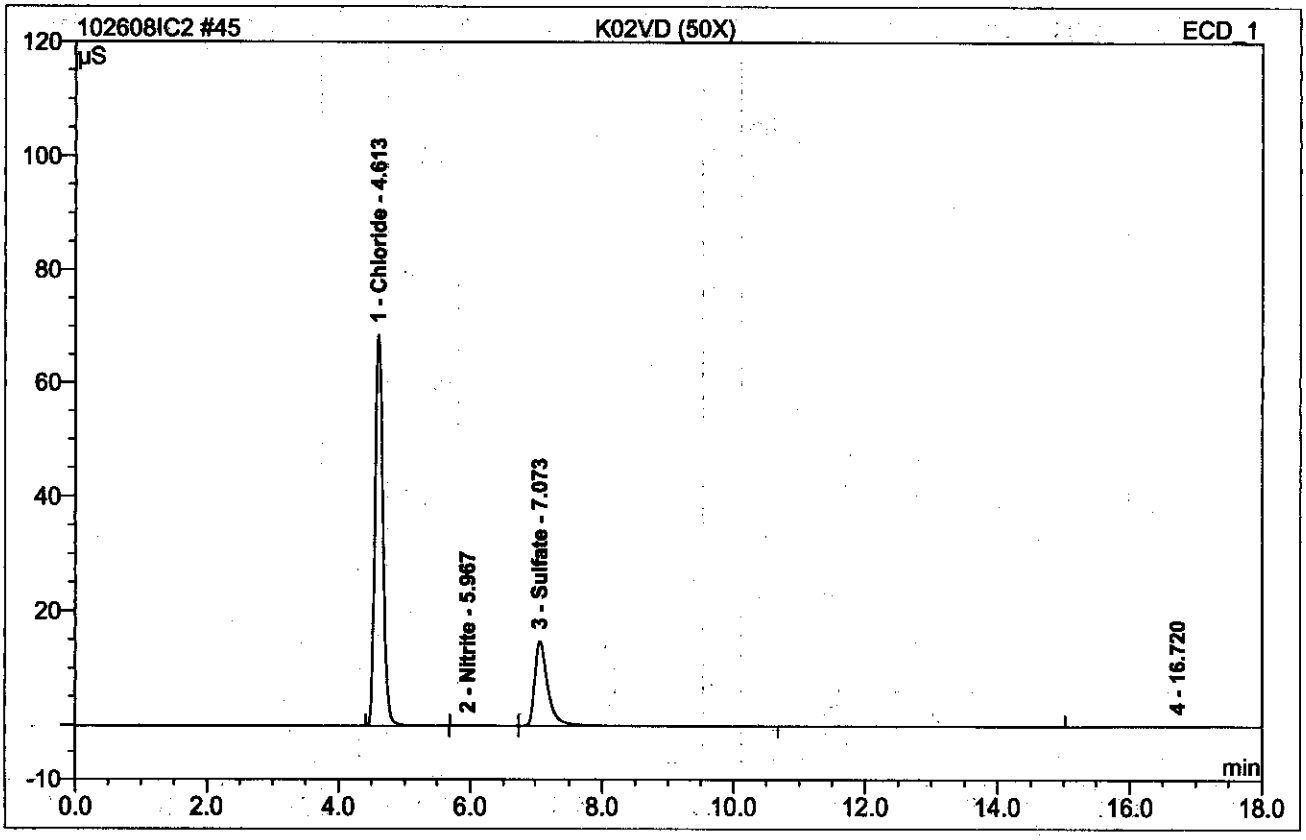

No.	Ret.Time min	Peak Name	Height µS	Area µS*min	Rel.Area %	Amount	Type
1	4.61	Chloride	68.569	9.446	71.71	1493.123	BMB
2	5.97	Nitrite	0.133	0.064	0.48	4.367	BM
3	7.07	Sulfate	14.858	3.433	26.06	722.622	MB
4	16.72	n.a.	0.123	0.230	1.75	n.a.	BMB
Total:			83.683	13.173	100.00	2220.11	

NOT USED

46 K02VE

Sample Name:	**K02VE**	*Injection Volume:*	**25.0**
Vial Number:	**42**	*Channel:*	**ECD_1**
Sample Type:	**unknown**	*Wavelength:*	**n.a.**
Control Program:	**IC_Anions_2**	*Bandwidth:*	**n.a.**
Quantif. Method:	**Anions**	*Dilution Factor:*	**1.0000**
Recording Time:	**10/27/2008 1:16**	*Sample Weight:*	**1.0000**
Run Time (min):	**18.00**	*Sample Amount:*	**1.0000**

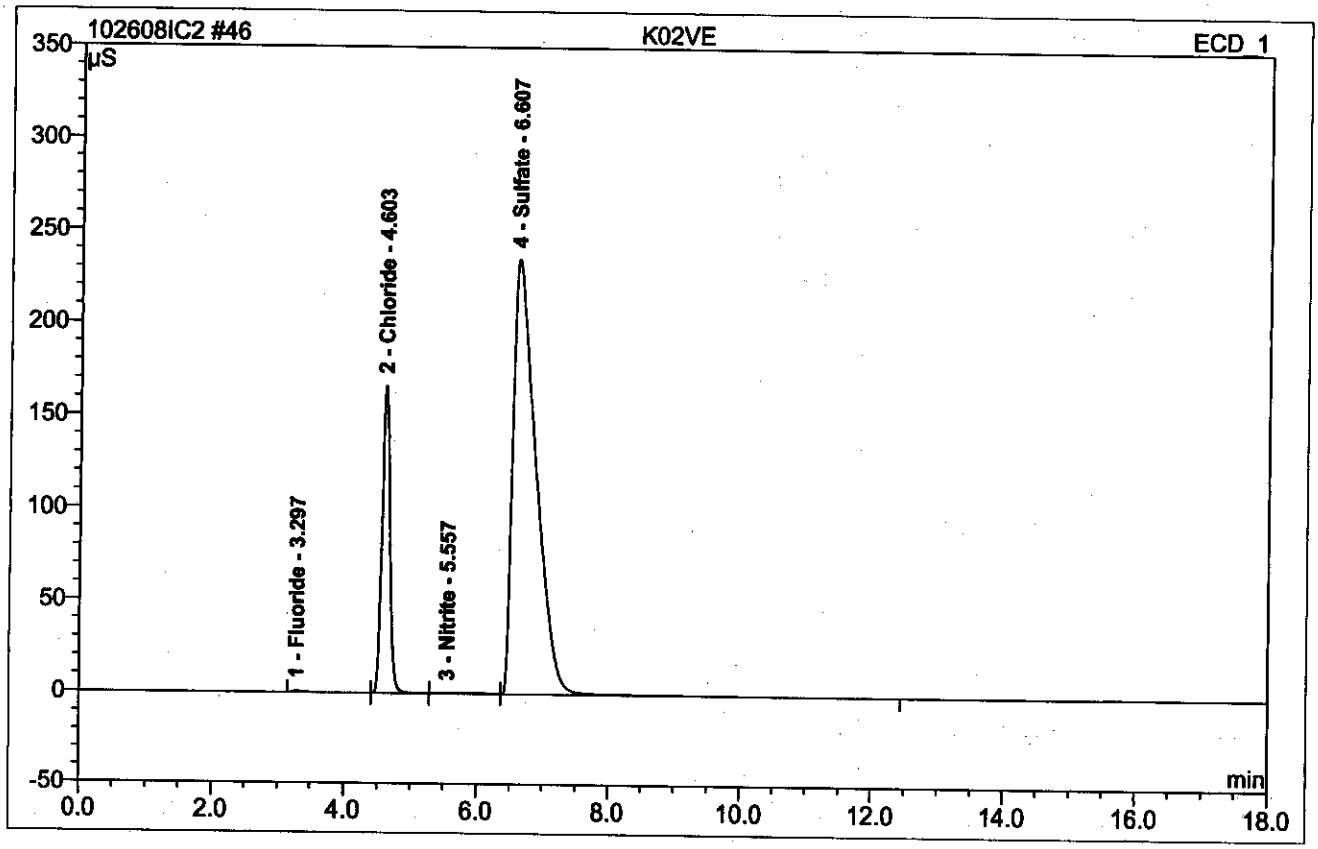

No.	Ret.Time min	Peak Name	Height µS	Area µS*min	Rel.Area %	Amount	Type
1	3.30	Fluoride	0.872	0.189	0.16	0.385	BMb
2	4.60	Chloride	166.266	22.891	19.14	72.366	bMb
3	5.56	Nitrite	0.469	0.328	0.27	0.451	bM
4	6.61	Sulfate	235.039	96.162	80.42	404.811	MB
Total:			402.646	119.570	100.00	478.01	

CAK 10/29/08

Std/Integration

Chromeleon (c) Dionex 1996-2006
Version 6.80 Build 2212

47 K02VE (25X)

Sample Name:	**K02VE (25X)**	*Injection Volume:*	**25.0**
Vial Number:	**43**	*Channel:*	**ECD_1**
Sample Type:	**unknown**	*Wavelength:*	**n.a.**
Control Program:	**IC_Anions_2**	*Bandwidth:*	**n.a.**
Quantif. Method:	**Anions**	*Dilution Factor:*	**25.0000**
Recording Time:	**10/27/2008 1:35**	*Sample Weight:*	**1.0000**
Run Time (min):	**18.00**	*Sample Amount:*	**1.0000**

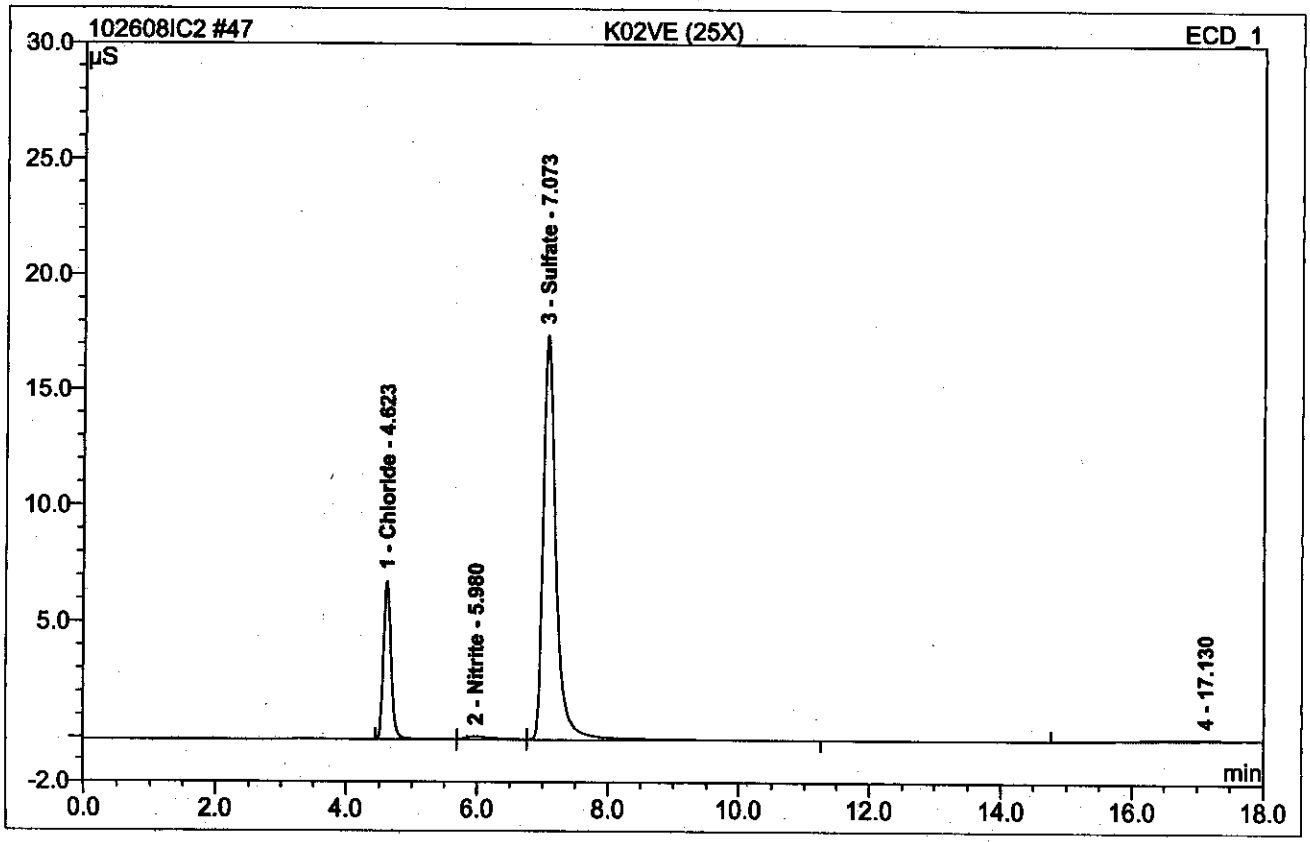

No.	Ret.Time min	Peak Name	Height µS	Area µS*min	Rel.Area %	Amount	Type
1	4.62	Chloride	6.815	0.933	18.06	73.769	BMB
2	5.98	Nitrite	0.152	0.081	1.57	2.792	BM
3	7.07	Sulfate	17.483	4.047	78.32	425.903	MB
4	17.13	n.a.	0.060	0.105	2.04	n.a.	BMB
Total:			24.511	5.167	100.00	502.46	

CAK 10/29/08

Std/Integration

Chromeleon (c) Dionex 1996-2006
Version 6.80 Build 2212

48 CCV4

Sample Name:	**CCV4**	*Injection Volume:*	**25.0**
Vial Number:	**12**	*Channel:*	**ECD_1**
Sample Type:	**unknown**	*Wavelength:*	**n.a.**
Control Program:	**IC_Anions_2**	*Bandwidth:*	**n.a.**
Quantif. Method:	**Anions**	*Dilution Factor:*	**1.0000**
Recording Time:	**10/27/2008 1:54**	*Sample Weight:*	**1.0000**
Run Time (min):	**18.00**	*Sample Amount:*	**1.0000**

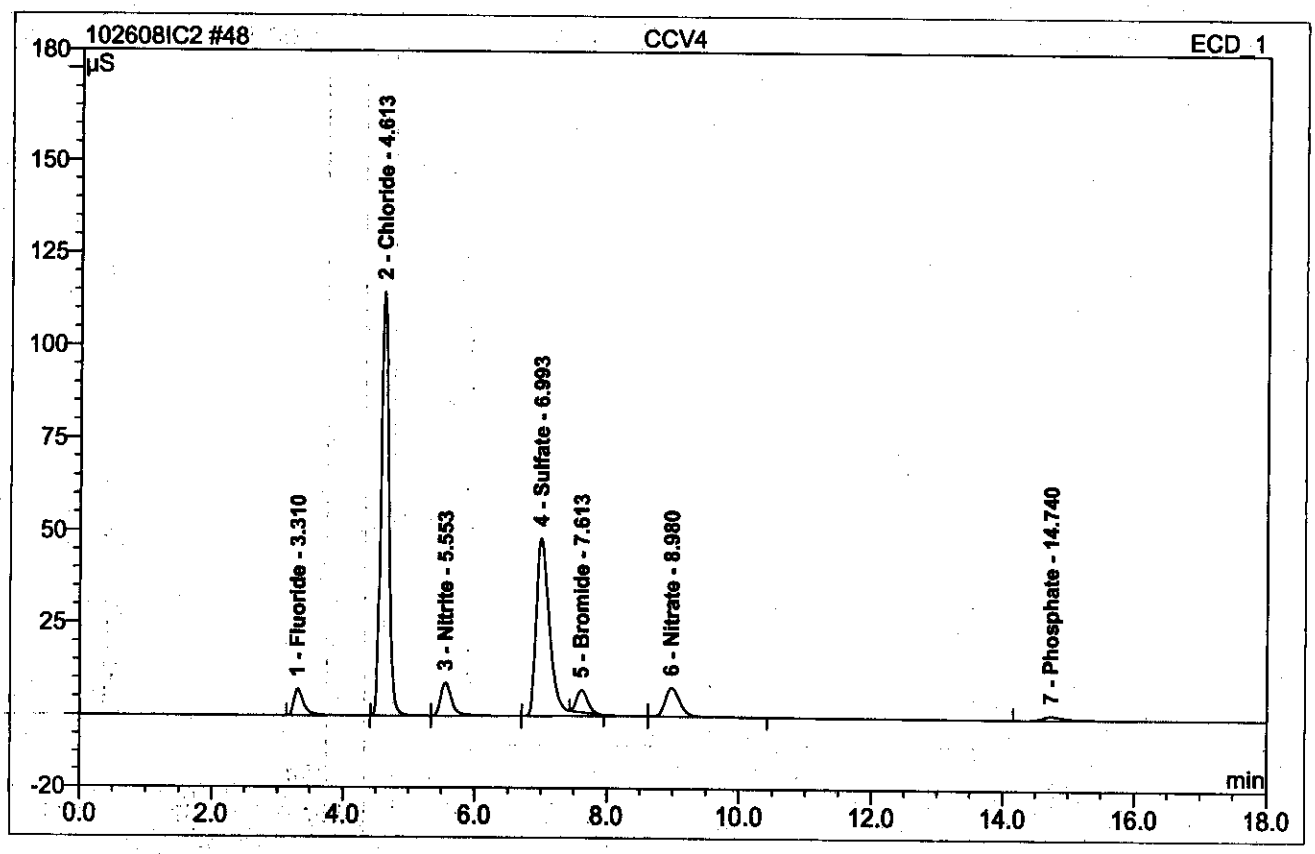

No.	Ret.Time min	Peak Name	Height µS	Area µS*min	Rel.Area %	Amount	Type
1	3.31	Fluoride	7.073	1.254	3.64	2.553	BMB
2	4.61	Chloride	114.567	16.010	46.49	50.613	BMB
3	5.55	Nitrite	8.887	1.780	5.17	2.445	bMB
4	6.99	Sulfate	48.208	11.711	34.01	49.299	bMb
5	7.61	Bromide	5.908	1.121	3.26	8.476	Rd
6	8.98	Nitrate	7.638	1.941	5.64	2.460	bMB
7	14.74	Phosphate	1.057	0.617	1.79	1.963	BMB
Total:			193.338	34.434	100.00	117.81	

101%

99%

CAK 10/29/08

49 CCB4

Sample Name:	**CCB4**	*Injection Volume:*	**25.0**
Vial Number:	**13**	*Channel:*	**ECD_1**
Sample Type:	**unknown**	*Wavelength:*	**n.a.**
Control Program:	**IC_Anions_2**	*Bandwidth:*	**n.a.**
Quantif. Method:	**Anions**	*Dilution Factor:*	**1.0000**
Recording Time:	**10/27/2008 2:13**	*Sample Weight:*	**1.0000**
Run Time (min):	**18.00**	*Sample Amount:*	**1.0000**

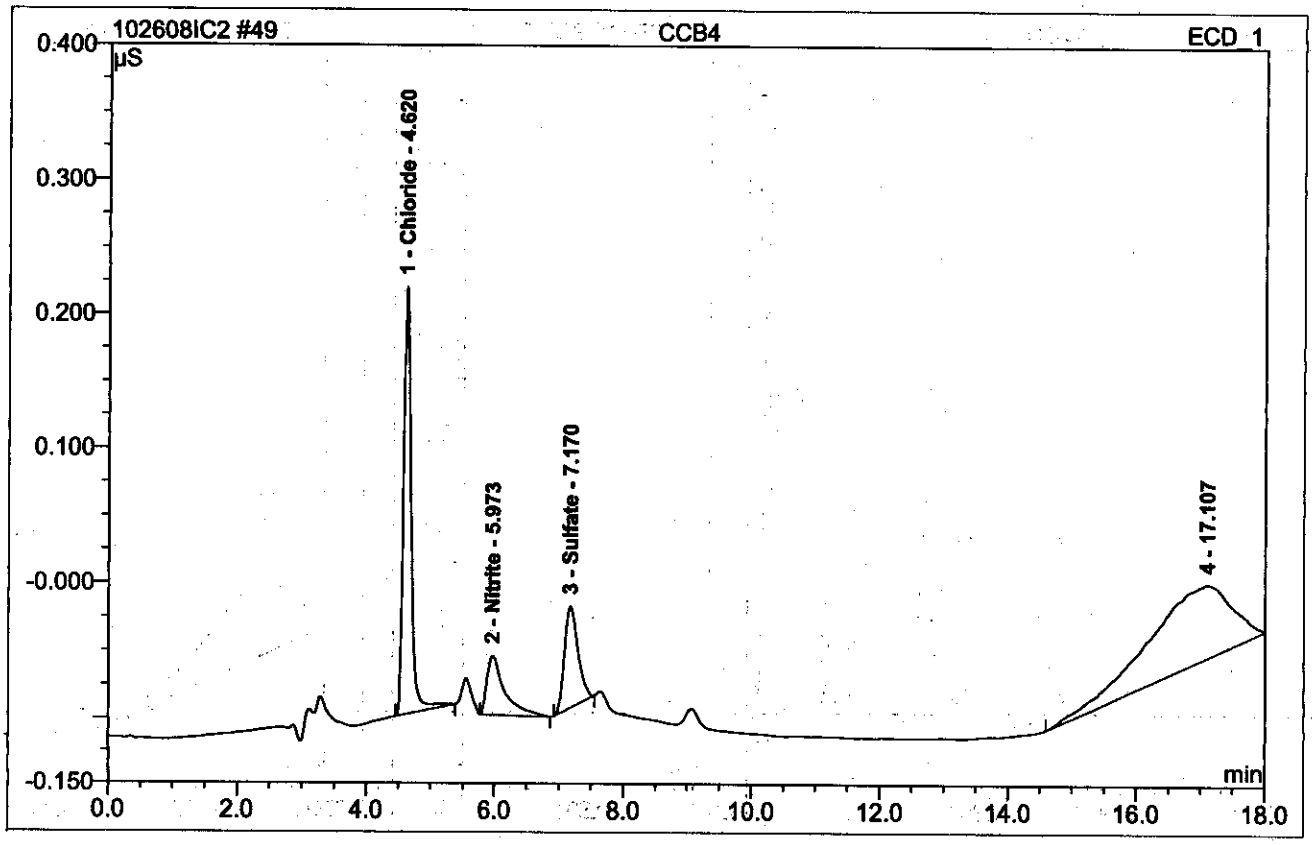

No.	Ret.Time min	Peak Name	Height µS	Area µS*min	Rel.Area %	Amount	Type
1	4.62	Chloride	0.317	0.044	27.00	0.138	BMB
2	5.97	Nitrite	0.043	0.014	8.56	0.019	BMB
3	7.17	Sulfate	0.075	0.018	11.23	0.077	BMB
4	17.11	n.a.	0.054	0.086	53.22	n.a.	BMB
Total:			0.489	0.162	100.00	0.23	

CAK 10/29/08

50 K02VH

Sample Name:	**K02VH**	*Injection Volume:*	**25.0**
Vial Number:	**44**	*Channel:*	**ECD_1**
Sample Type:	**unknown**	*Wavelength:*	**n.a.**
Control Program:	**IC_Anions_2**	*Bandwidth:*	**n.a.**
Quantif. Method:	**Anions**	*Dilution Factor:*	**1.0000**
Recording Time:	**10/27/2008 2:32**	*Sample Weight:*	**1.0000**
Run Time (min):	**18.00**	*Sample Amount:*	**1.0000**

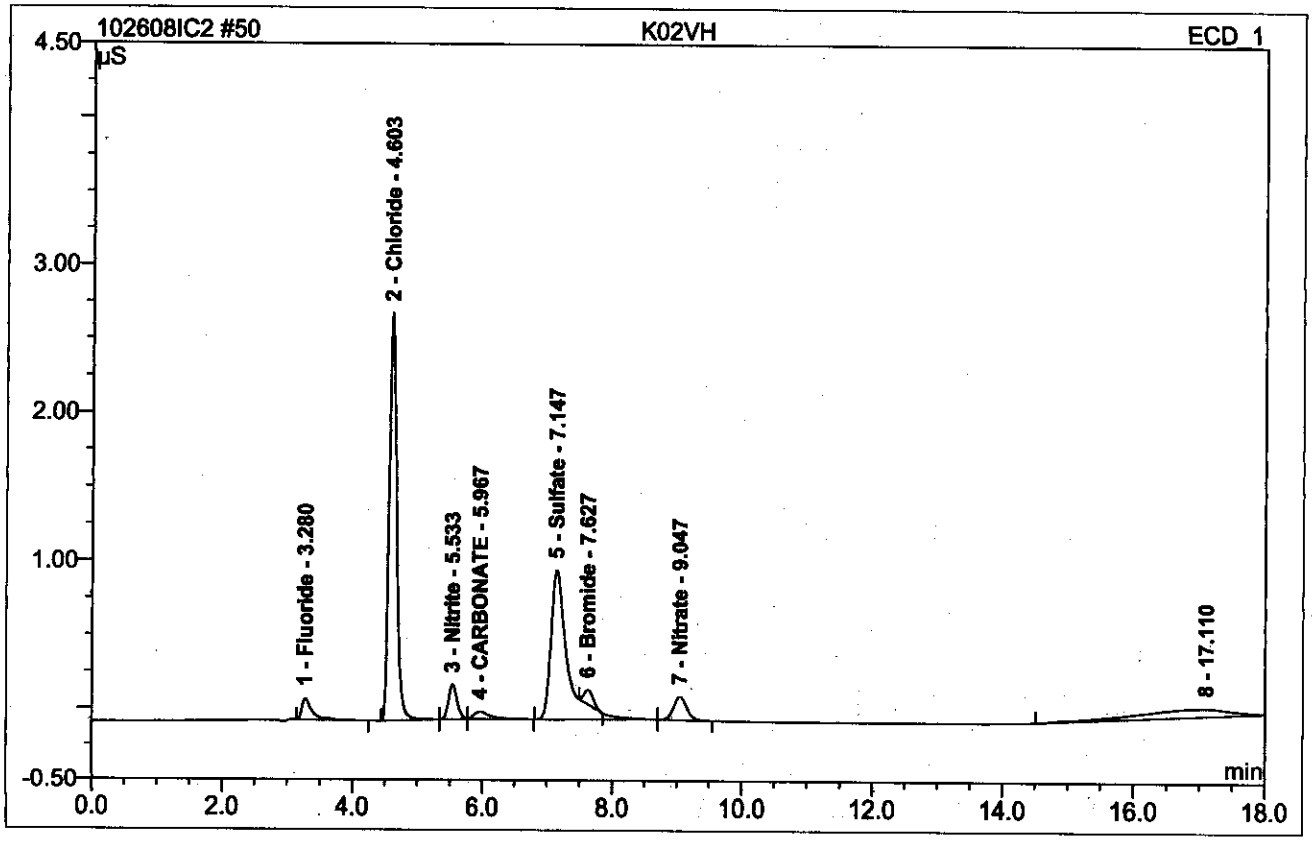

No.	Ret.Time min	Peak Name	Height µS	Area µS*min	Rel.Area %	Amount	Type
1	3.28	Fluoride	0.142	0.025	2.85	0.052	BMB
2	4.60	Chloride	2.752	0.371	41.63	1.174	BMB
3	5.53	Nitrite	0.231	0.035	3.96	0.049	BMB
4	5.97	CARBONATE	0.049	0.015	1.68	n.a.	BMB
5	7.15	Sulfate	1.007	0.302	33.83	1.270	BMb
6	7.63	Bromide	0.094	0.016	1.74	0.118	Rd
7	9.05	Nitrate	0.155	0.037	4.09	0.046	bMB
8	17.11	n.a.	0.053	0.091	10.21	n.a.	BMB
Total:			4.483	0.892	100.00	2.71	

NOT USED - BAD INJECTION

AR 10/29/08

SEE RUN # 82

Std/Integration

Chromeleon (c) Dionex 1996-2006
Version 6.80 Build 2212

51 K02VH MS

Sample Name:	**K02VH MS**	*Injection Volume:*	**25.0**
Vial Number:	**45**	*Channel:*	**ECD_1**
Sample Type:	**unknown**	*Wavelength:*	**n.a.**
Control Program:	**IC_Anions_2**	*Bandwidth:*	**n.a.**
Quantif. Method:	**Anions**	*Dilution Factor:*	**1.0000**
Recording Time:	**10/27/2008 2:51**	*Sample Weight:*	**1.0000**
Run Time (min):	**18.00**	*Sample Amount:*	**1.0000**

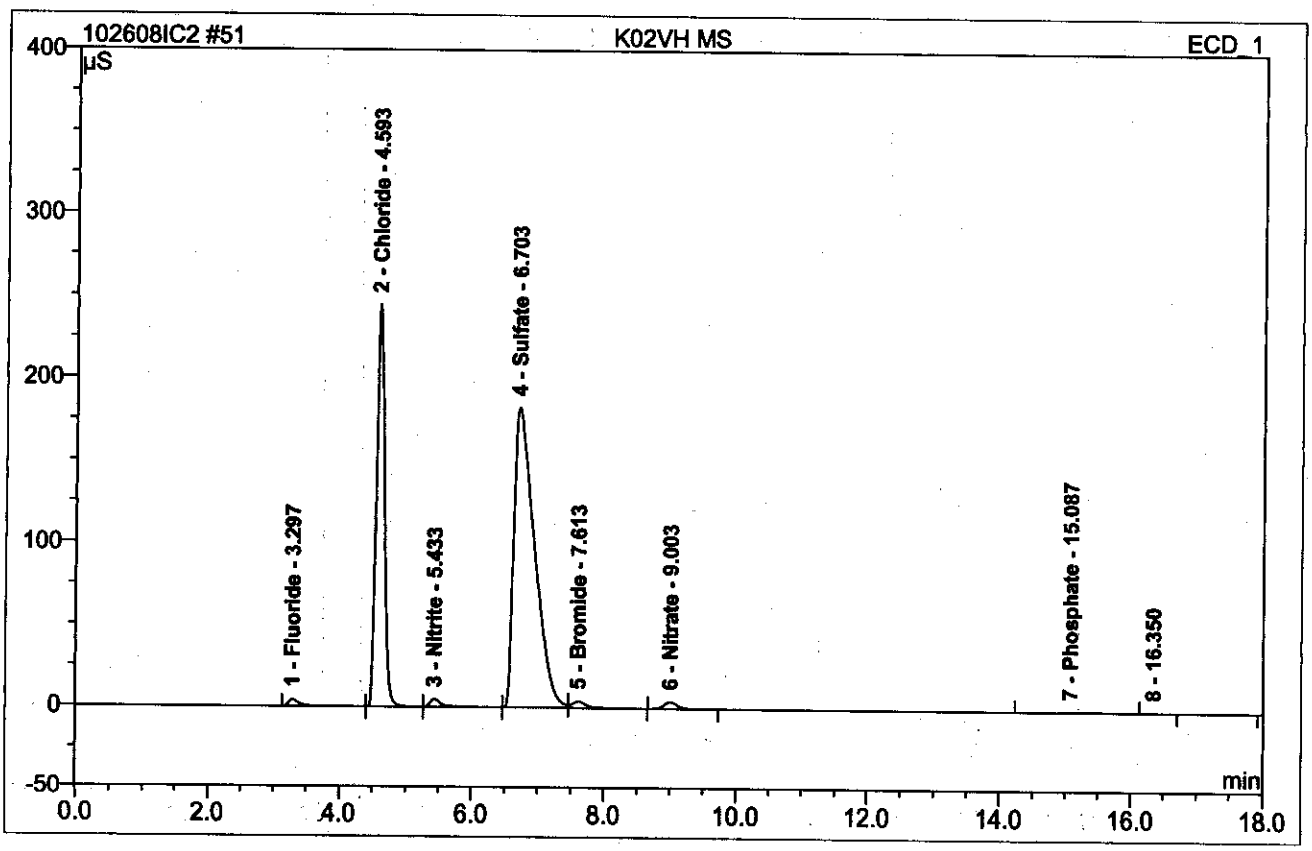

No.	Ret.Time min	Peak Name	Height µS	Area µS*min	Rel.Area %	Amount	Type
1	3.30	Fluoride	4.141	0.758	0.73	1.543	BMb
2	4.59	Chloride	244.447	34.068	32.75	107.701	bMb
3	5.43	Nitrite	4.644	1.017	0.98	1.396	bMb
4	6.70	Sulfate	182.204	65.851	63.31	277.212	bM
5	7.61	Bromide	3.970	1.010	0.97	7.638	MB
6	9.00	Nitrate	3.978	0.948	0.91	1.201	BMB
7	15.09	Phosphate	0.279	0.363	0.35	1.154	BMB
8	16.35	n.a.	0.009	0.003	0.00	n.a.	Rd
Total:			443.672	104.017	100.00	397.85	

962

CK 10/29/08

Std/Integration

Chromeleon (c) Dionex 1996-2006
Version 6.80 Build 2212

52 K02VH MSD

Sample Name:	**K02VH MSD**	*Injection Volume:*	**25.0**
Vial Number:	**46**	*Channel:*	**ECD_1**
Sample Type:	**unknown**	*Wavelength:*	**n.a.**
Control Program:	**IC_Anions_2**	*Bandwidth:*	**n.a.**
Quantif. Method:	**Anions**	*Dilution Factor:*	**1.0000**
Recording Time:	**10/27/2008 3:10**	*Sample Weight:*	**1.0000**
Run Time (min):	**18.00**	*Sample Amount:*	**1.0000**

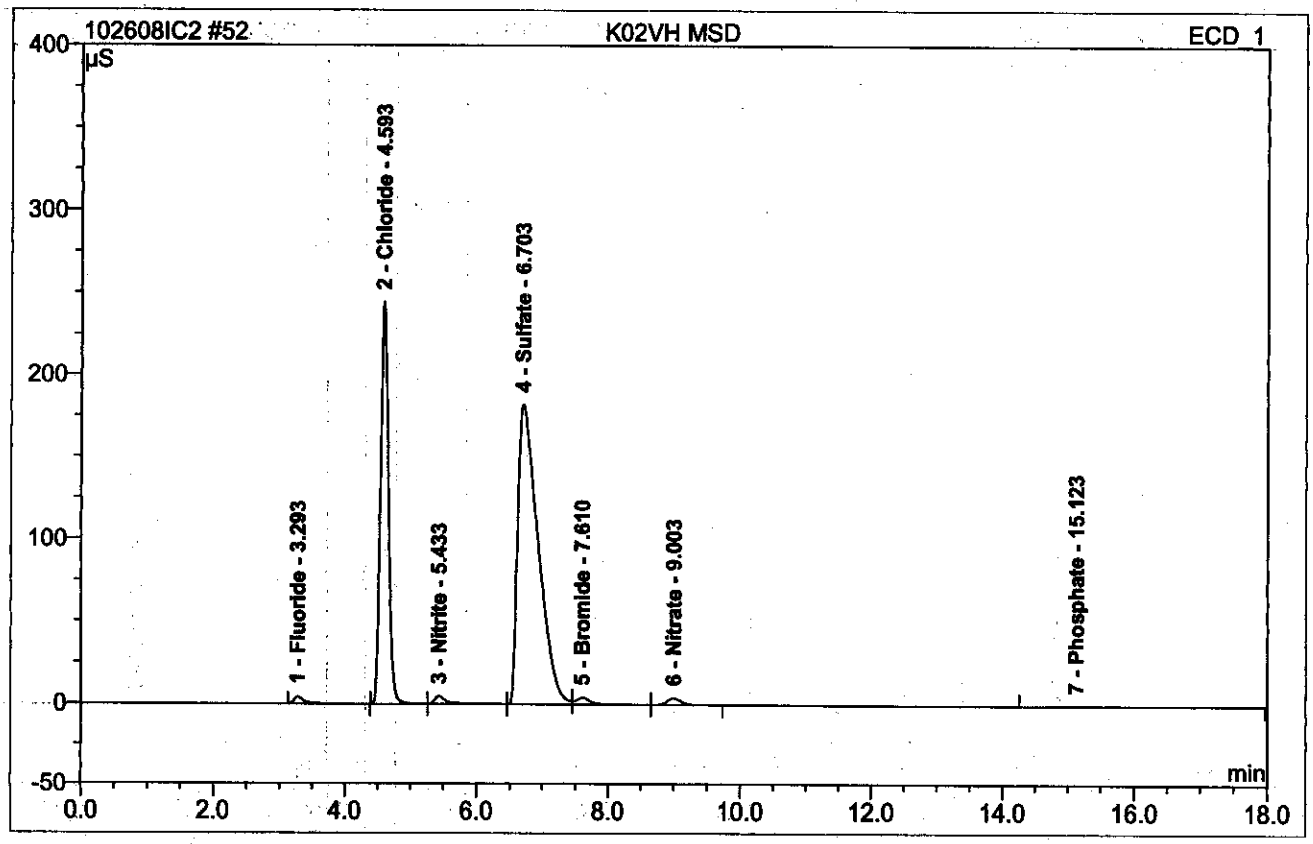

No.	Ret.Time min	Peak Name	Height µS	Area µS*min	Rel.Area %	Amount	Type
1	3.29	Fluoride	4.264	0.757	0.73	1.541	BMB
2	4.59	Chloride	244.422	34.039	32.73	107.609	BMB
3	5.43	Nitrite	4.634	1.012	0.97	1.390	BMB
4	6.70	Sulfate	181.976	65.842	63.31	277.172	BM
5	7.61	Bromide	3.986	1.011	0.97	7.643	Mb
6	9.00	Nitrate	3.985	0.950	0.91	1.204	bMB
7	15.12	Phosphate	0.283	0.390	0.37	1.240	BMB
Total:			443.550	104.000	100.00	397.80	

96% RSD = 0.08

CAK 10/29/08

53 K02VH (10X)

Sample Name:	**K02VH (10X)**	*Injection Volume:*	**25.0**
Vial Number:	**47**	*Channel:*	**ECD_1**
Sample Type:	**unknown**	*Wavelength:*	**n.a.**
Control Program:	**IC_Anions_2**	*Bandwidth:*	**n.a.**
Quantif. Method:	**Anions**	*Dilution Factor:*	**10.0000**
Recording Time:	**10/27/2008 3:29**	*Sample Weight:*	**1.0000**
Run Time (min):	**18.00**	*Sample Amount:*	**1.0000**

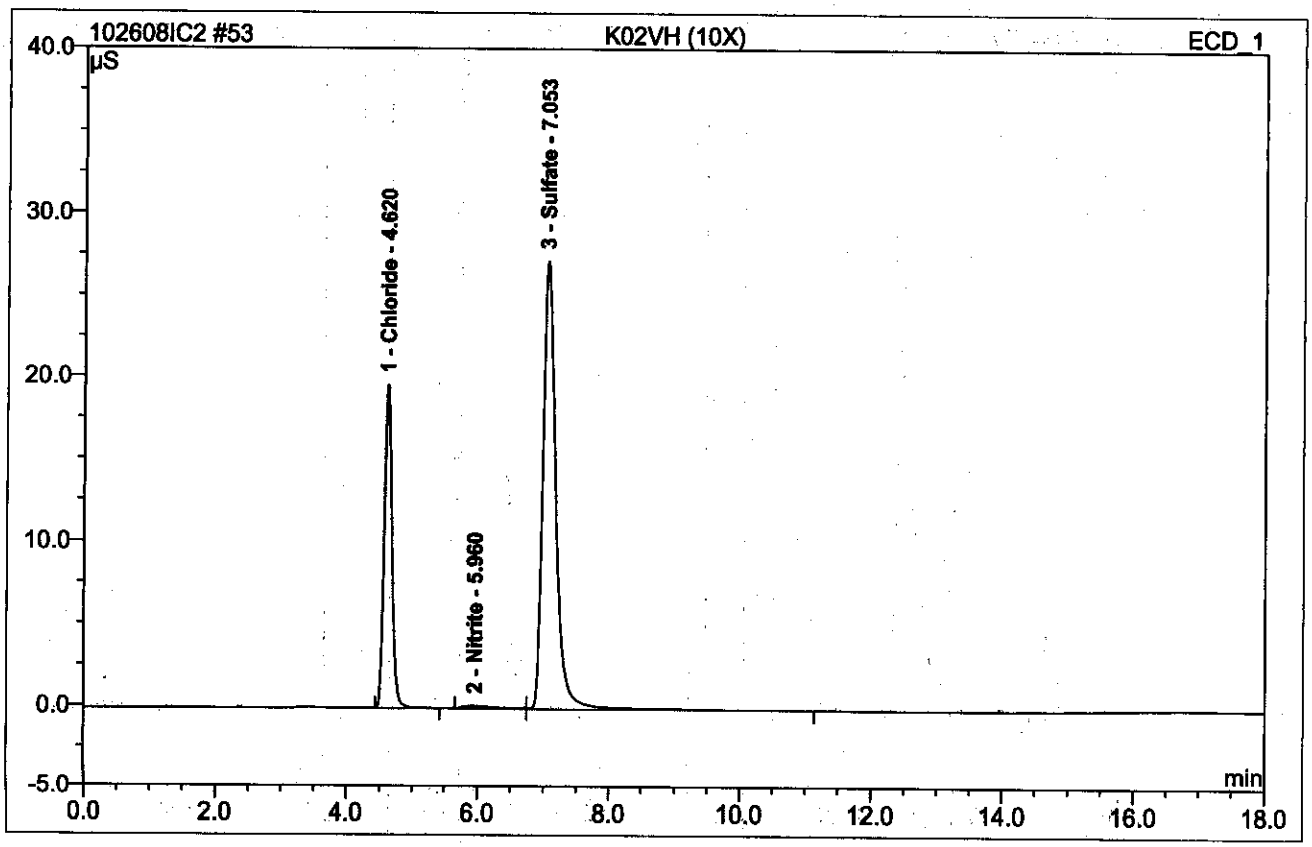

No.	Ret.Time min	Peak Name	Height µS	Area µS*min	Rel.Area %	Amount	Type
1	4.62	Chloride	19.611	2.663	29.43	84.188	BMB
2	5.96	Nitrite	0.178	0.106	1.17	1.452	BM
3	7.05	Sulfate	27.249	6.280	69.40	264.375	MB
Total:			47.038	9.049	100.00	350.02	

OK 10/29/08

54 K02VH MS (10X)

Sample Name:	**K02VH MS (10X)**	*Injection Volume:*	**25.0**
Vial Number:	**48**	*Channel:*	**ECD_1**
Sample Type:	**unknown**	*Wavelength:*	**n.a.**
Control Program:	**IC_Anions_2**	*Bandwidth:*	**n.a.**
Quantif. Method:	**Anions**	*Dilution Factor:*	**10.0000**
Recording Time:	**10/27/2008 3:48**	*Sample Weight:*	**1.0000**
Run Time (min):	**18.00**	*Sample Amount:*	**1.0000**

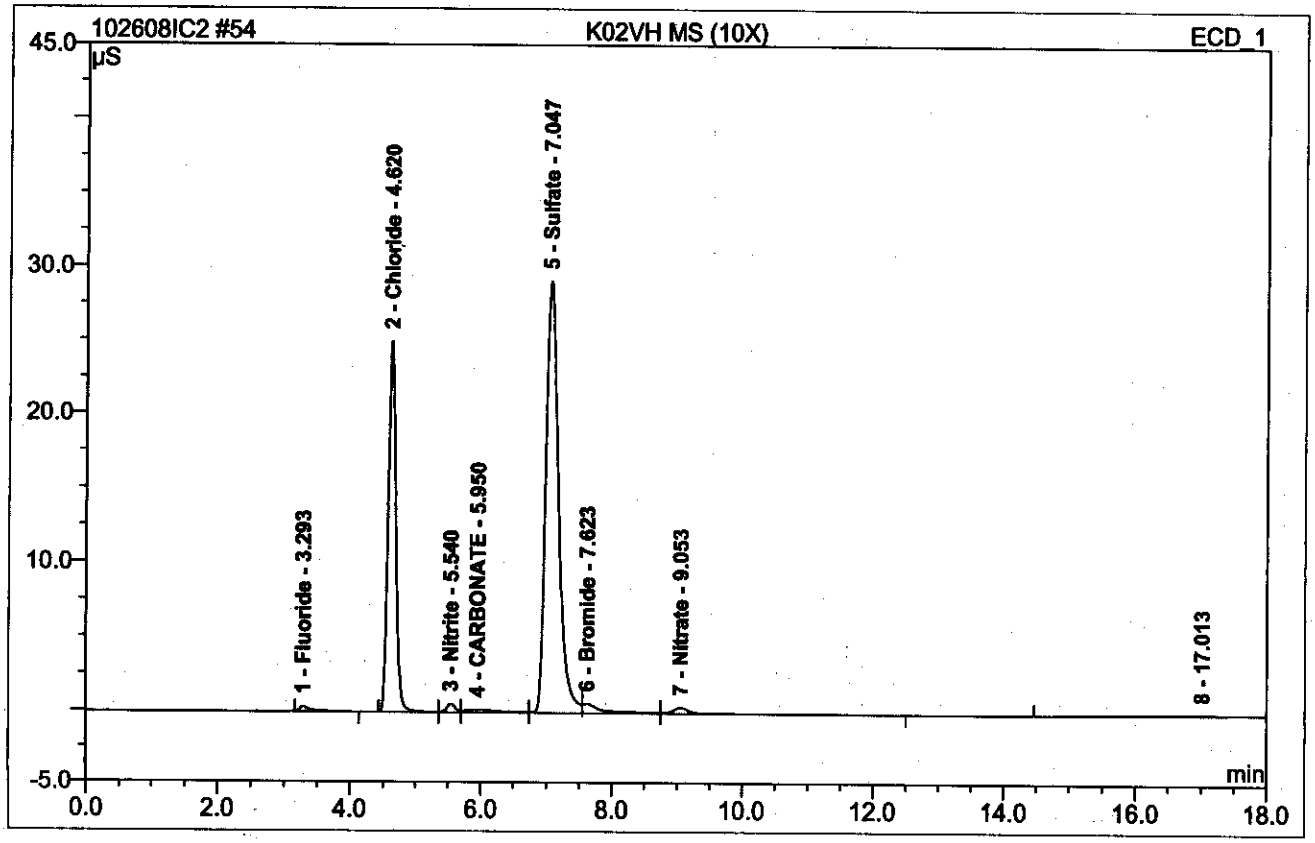

No.	Ret.Time min	Peak Name	Height µS	Area µS*min	Rel.Area %	Amount	Type
1	3.29	Fluoride	0.356	0.068	0.64	1.393	BMB
2	4.62	Chloride	24.991	3.411	31.84	107.828	BM
3	5.54	Nitrite	0.556	0.086	0.80	1.180	M
4	5.95	CARBONATE	0.190	0.116	1.08	n.a.	M
5	7.05	Sulfate	29.130	6.520	60.86	274.455	M
6	7.62	Bromide	0.620	0.232	2.17	17.553	M
7	9.05	Nitrate	0.403	0.154	1.44	1.952	MB
8	17.01	n.a.	0.058	0.125	1.17	n.a.	BMB
Total:			56.304	10.712	100.00	404.36	

"DIL NC"

CAK 10/29/08

Std/Integration

Chromeleon (c) Dionex 1996-2006
Version 6.80 Build 2212

55 K02VH MSD (10X)

Sample Name:	**K02VH MSD (10X)**	*Injection Volume:*	**25.0**
Vial Number:	**49**	*Channel:*	**ECD_1**
Sample Type:	**unknown**	*Wavelength:*	**n.a.**
Control Program:	**IC_Anions_2**	*Bandwidth:*	**n.a.**
Quantif. Method:	**Anions**	*Dilution Factor:*	**10.0000**
Recording Time:	**10/27/2008 4:08**	*Sample Weight:*	**1.0000**
Run Time (min):	**18.00**	*Sample Amount:*	**1.0000**

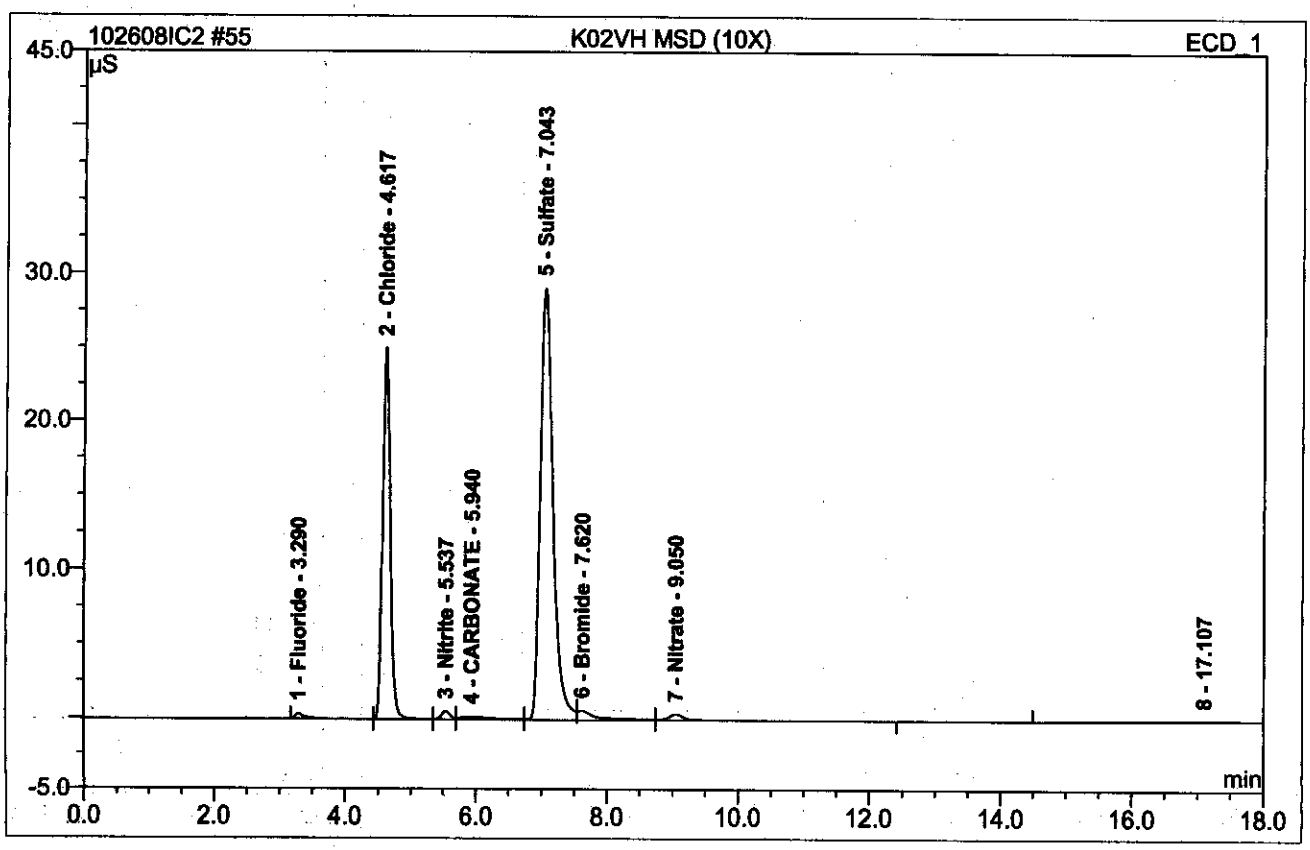

No.	Ret.Time min	Peak Name	Height µS	Area µS*min	Rel.Area %	Amount	Type
1	3.29	Fluoride	0.358	0.071	0.66	1.449	BMB
2	4.62	Chloride	25.045	3.415	31.85	107.952	BM
3	5.54	Nitrite	0.554	0.085	0.79	1.165	M
4	5.94	CARBONATE	0.190	0.117	1.09	n.a.	M
5	7.04	Sulfate	29.121	6.513	60.75	274.183	M
6	7.62	Bromide	0.623	0.237	2.21	17.932	M
7	9.05	Nitrate	0.406	0.158	1.47	1.997	MB
8	17.11	n.a.	0.054	0.126	1.17	n.a.	BMB
Total:			56.351	10.721	100.00	404.68	

← "DILNC"

CAL 10/29/08

Std/Integration

Chromeleon (c) Dionex 1996-2006
Version 6.80 Build 2212

56 K02VJ (5X)

Sample Name:	**K02VJ (5X)**	*Injection Volume:*	**25.0**
Vial Number:	**50**	*Channel:*	**ECD_1**
Sample Type:	**unknown**	*Wavelength:*	**n.a.**
Control Program:	**IC_Anions_2**	*Bandwidth:*	**n.a.**
Quantif. Method:	**Anions**	*Dilution Factor:*	**5.0000**
Recording Time:	**10/27/2008 4:27**	*Sample Weight:*	**1.0000**
Run Time (min):	**18.00**	*Sample Amount:*	**1.0000**

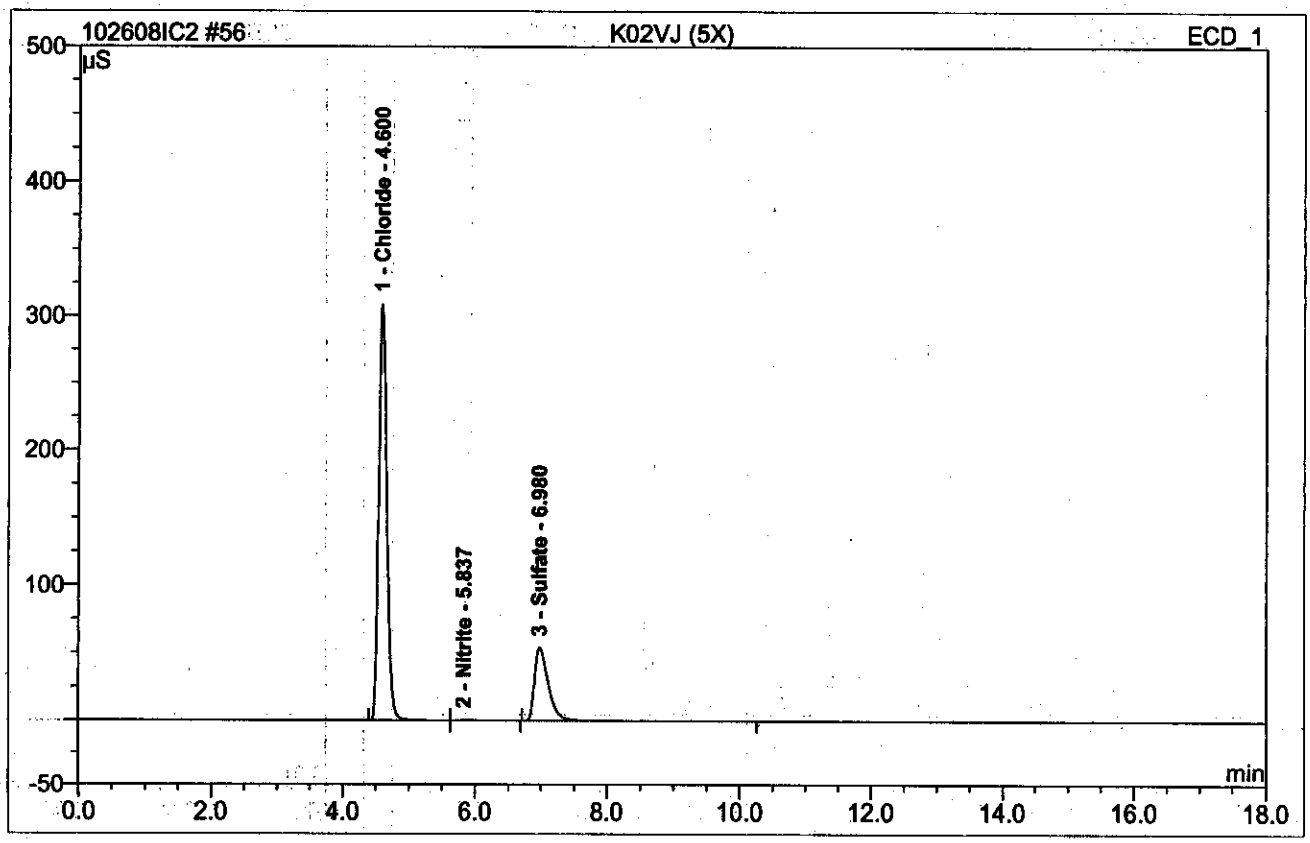

No.	Ret.Time min	Peak Name	Height µS	Area µS*min	Rel.Area %	Amount	Type
1	4.60	Chloride	308.837	43.955	76.90	694.786	BMB
2	5.84	Nitrite	0.170	0.085	0.15	0.584	bMB
3	6.98	Sulfate	53.816	13.117	22.95	276.098	BMB
Total:			362.823	57.157	100.00	971.47	

CMK 10/29/08

57 K02VJ (50X)

Sample Name:	**K02VJ (50X)**	*Injection Volume:*	**25.0**
Vial Number:	**51**	*Channel:*	**ECD_1**
Sample Type:	**unknown**	*Wavelength:*	**n.a.**
Control Program:	**IC_Anions_2**	*Bandwidth:*	**n.a.**
Quantif. Method:	**Anions**	*Dilution Factor:*	**50.0000**
Recording Time:	**10/27/2008 4:46**	*Sample Weight:*	**1.0000**
Run Time (min):	**18.00**	*Sample Amount:*	**1.0000**

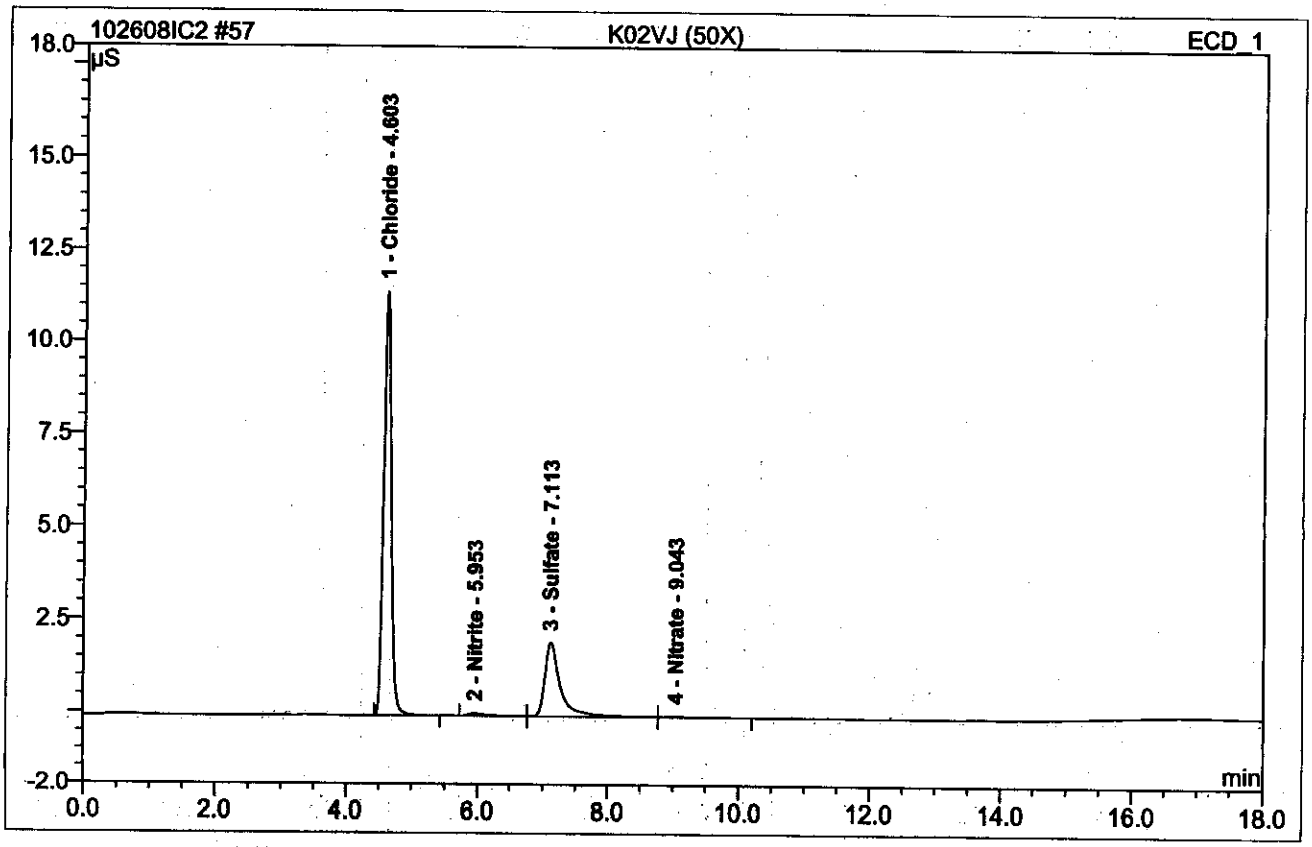

No.	Ret.Time min	Peak Name	Height µS	Area µS*min	Rel.Area %	Amount	Type
1	4.60	Chloride	11.450	1.561	71.75	246.696	BMB
2	5.95	Nitrite	0.072	0.031	1.41	2.103	BM
3	7.11	Sulfate	2.001	0.569	26.16	119.745	M
4	9.04	Nitrate	0.030	0.015	0.68	0.940	MB
Total:			13.553	2.175	100.00	369.48	

NOT USED

58 K02VK

Sample Name:	**K02VK**	*Injection Volume:*	**25.0**
Vial Number:	**52**	*Channel:*	**ECD_1**
Sample Type:	**unknown**	*Wavelength:*	**n.a.**
Control Program:	**IC_Anions_2**	*Bandwidth:*	**n.a.**
Quantif. Method:	**Anions**	*Dilution Factor:*	**1.0000**
Recording Time:	**10/27/2008 5:05**	*Sample Weight:*	**1.0000**
Run Time (min):	**18.00**	*Sample Amount:*	**1.0000**

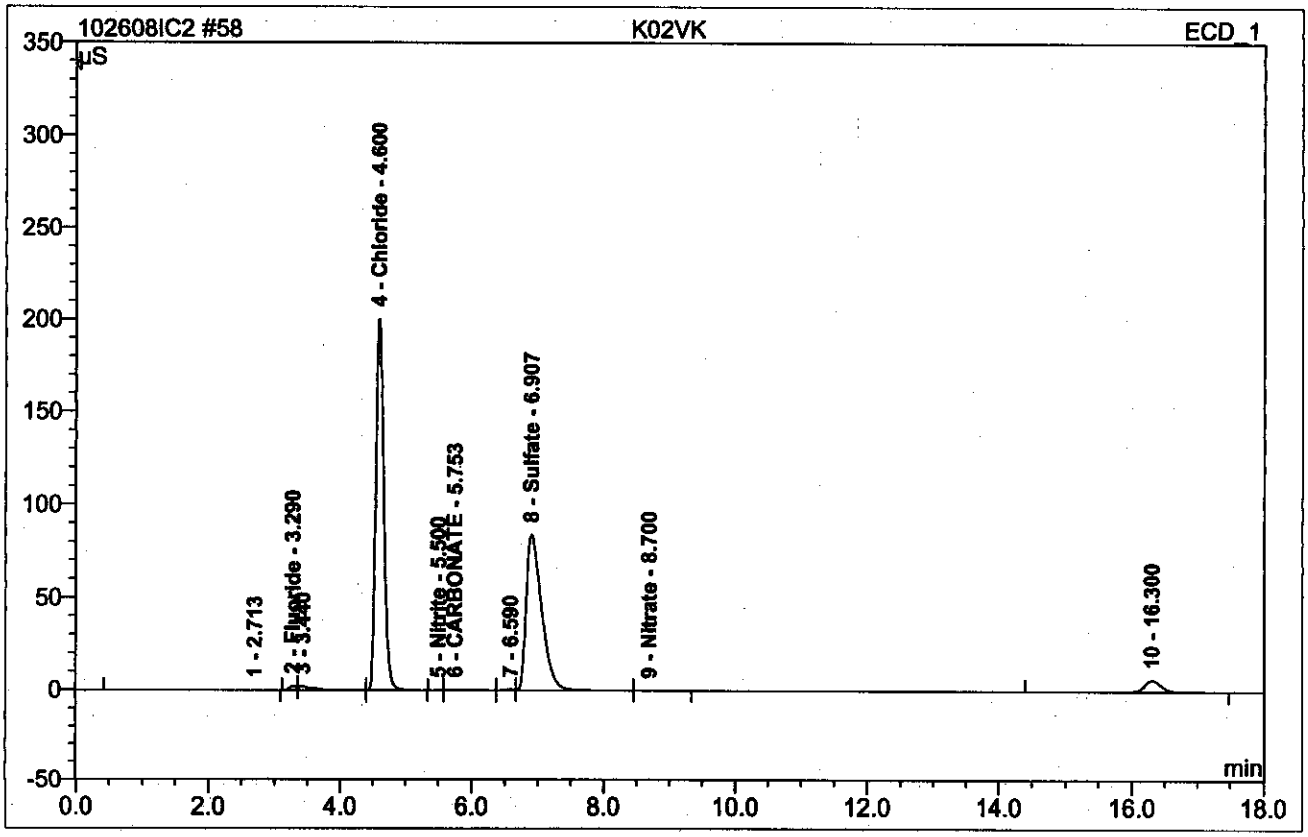

No.	Ret.Time min	Peak Name	Height µS	Area µS*min	Rel.Area %	Amount	Type
1	2.71	n.a.	0.032	0.044	0.08	n.a.	BMB
2	3.29	Fluoride	2.207	0.255	0.47	0.519	BM
3	3.44	n.a.	2.082	0.523	0.97	n.a.	M
4	4.60	Chloride	200.281	28.291	52.29	89.440	MB
5	5.50	Nitrite	0.157	0.018	0.03	0.025	BM
6	5.75	CARBONATE	0.202	0.099	0.18	n.a.	MB
7	6.59	n.a.	0.566	0.091	0.17	n.a.	BM
8	6.91	Sulfate	83.885	22.831	42.20	96.112	Mb
9	8.70	Nitrate	0.096	0.030	0.06	0.038	bMB
10	16.30	n.a.	6.241	1.924	3.56	n.a.	BMB
Total:			295.750	54.107	100.00	186.13	

AL 10/29/08

Std/Integration

Chromeleon (c) Dionex 1996-2006
Version 6.80 Build 2212

59 K02VK (25X)

Sample Name:	**K02VK (25X)**	*Injection Volume:*	**25.0**
Vial Number:	**53**	*Channel:*	**ECD_1**
Sample Type:	**unknown**	*Wavelength:*	**n.a.**
Control Program:	**IC_Anions_2**	*Bandwidth:*	**n.a.**
Quantif. Method:	**Anions**	*Dilution Factor:*	**25.0000**
Recording Time:	**10/27/2008 5:24**	*Sample Weight:*	**1.0000**
Run Time (min):	**18.00**	*Sample Amount:*	**1.0000**

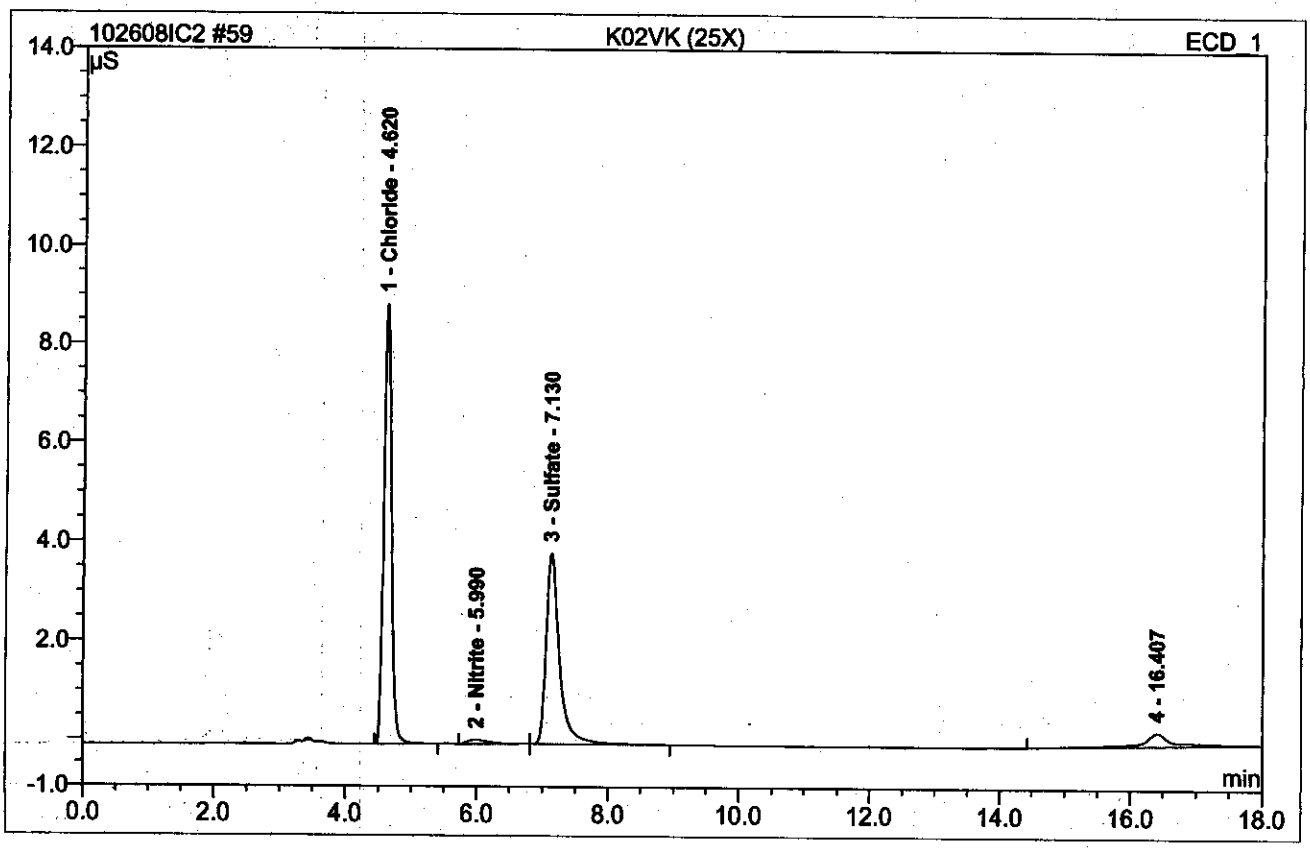

No.	Ret.Time min	Peak Name	Height µS	Area µS*min	Rel.Area %	Amount	Type
1	4.62	Chloride	8.926	1.211	51.05	95.694	BMB
2	5.99	Nitrite	0.107	0.042	1.76	1.437	BMB
3	7.13	Sulfate	3.874	0.936	39.47	98.520	bMB
4	16.41	n.a.	0.302	0.183	7.72	n.a.	BMB
Total:			13.209	2.372	100.00	195.65	

NOT USED

Std/Integration

Chromeleon (c) Dionex 1996-2006
Version 6.80 Build 2212

60 CCV5

Sample Name:	**CCV5**	*Injection Volume:*	**25.0**
Vial Number:	**12**	*Channel:*	**ECD_1**
Sample Type:	**unknown**	*Wavelength:*	**n.a.**
Control Program:	**IC_Anions_2**	*Bandwidth:*	**n.a.**
Quantif. Method:	**Anions**	*Dilution Factor:*	**1.0000**
Recording Time:	**10/27/2008 5:43**	*Sample Weight:*	**1.0000**
Run Time (min):	**18.00**	*Sample Amount:*	**1.0000**

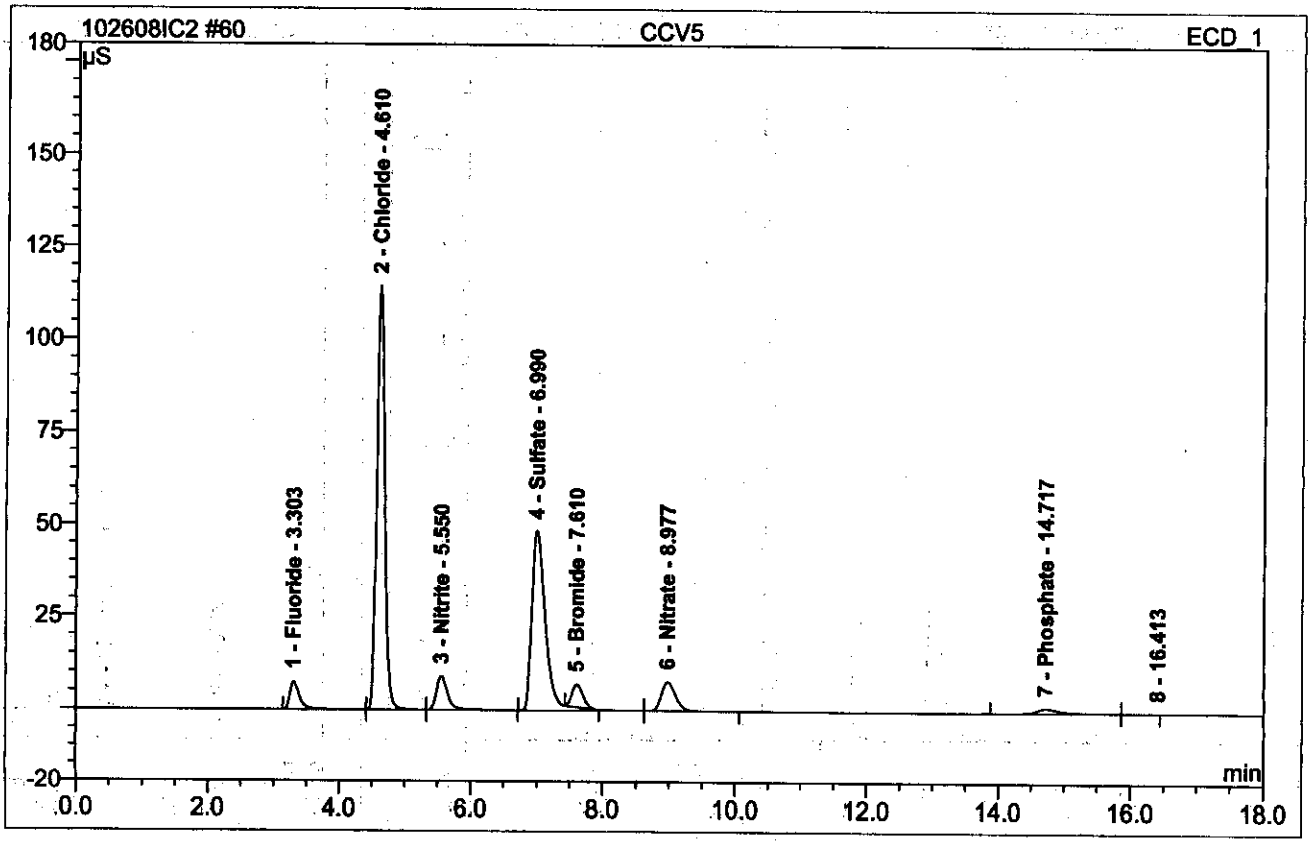

No.	Ret.Time min	Peak Name	Height µS	Area µS*min	Rel.Area %	Amount	Type
1	3.30	Fluoride	7.399	1.265	3.66	2.575	BMB
2	4.61	Chloride	114.530	16.057	46.47	50.763	BMB
3	5.55	Nitrite	8.970	1.804	5.22	2.477	BMB
4	6.99	Sulfate	48.521	11.745	33.99	49.442	BMb
5	7.61	Bromide	6.037	1.153	3.34	8.714	Rd
6	8.98	Nitrate	7.702	1.949	5.64	2.470	bMB
7	14.72	Phosphate	1.306	0.575	1.66	1.828	BM
8	16.41	n.a.	0.001	0.011	0.03	n.a.	MB
Total:			194.467	34.557	100.00	118.27	

102%

99%

CAL 10/29/08

Std/Integration

Chromeleon (c) Dionex 1996-2006
Version 6.80 Build 2212

61 CCB5

BEFORE

Sample Name:	**CCB5**	*Injection Volume:*	**25.0**
Vial Number:	**13**	*Channel:*	**ECD_1**
Sample Type:	**unknown**	*Wavelength:*	**n.a.**
Control Program:	**IC_Anions_2**	*Bandwidth:*	**n.a.**
Quantif. Method:	**Anions**	*Dilution Factor:*	**1.0000**
Recording Time:	**10/27/2008 6:02**	*Sample Weight:*	**1.0000**
Run Time (min):	**18.00**	*Sample Amount:*	**1.0000**

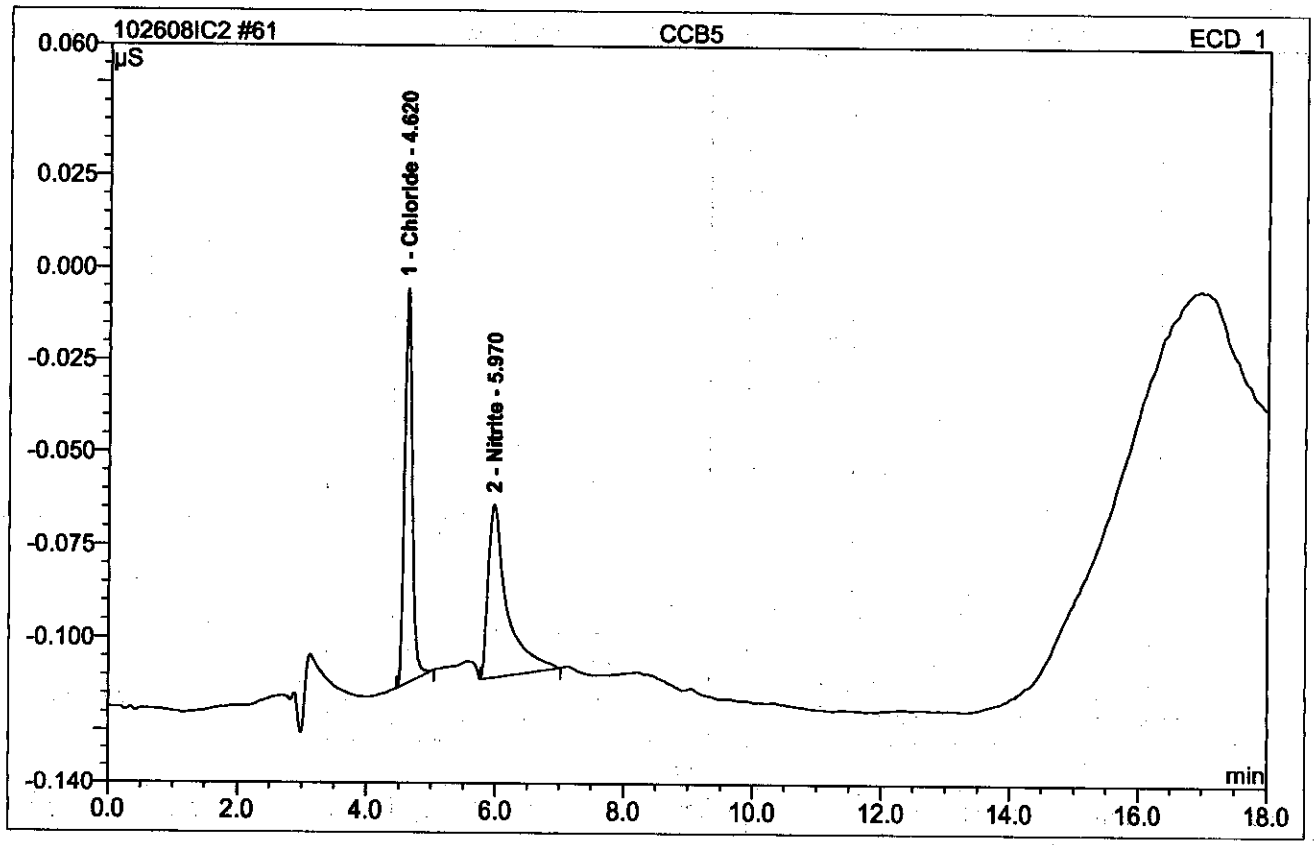

No.	Ret.Time min	Peak Name	Height µS	Area µS*min	Rel.Area %	Amount	Type
1	4.62	Chloride	0.107	0.014	47.30	0.045	BMB
2	5.97	Nitrite	0.046	0.016	52.70	0.022	BMB
Total:			0.153	0.030	100.00	0.07	

61 CCB5

BEFORE

Sample Name:	**CCB5**	*Injection Volume:*	**25.0**
Vial Number:	**13**	*Channel:*	**ECD_1**
Sample Type:	**unknown**	*Wavelength:*	**n.a.**
Control Program:	**IC_Anions_2**	*Bandwidth:*	**n.a.**
Quantif. Method:	**Anions**	*Dilution Factor:*	**1.0000**
Recording Time:	**10/27/2008 6:02**	*Sample Weight:*	**1.0000**
Run Time (min):	**18.00**	*Sample Amount:*	**1.0000**

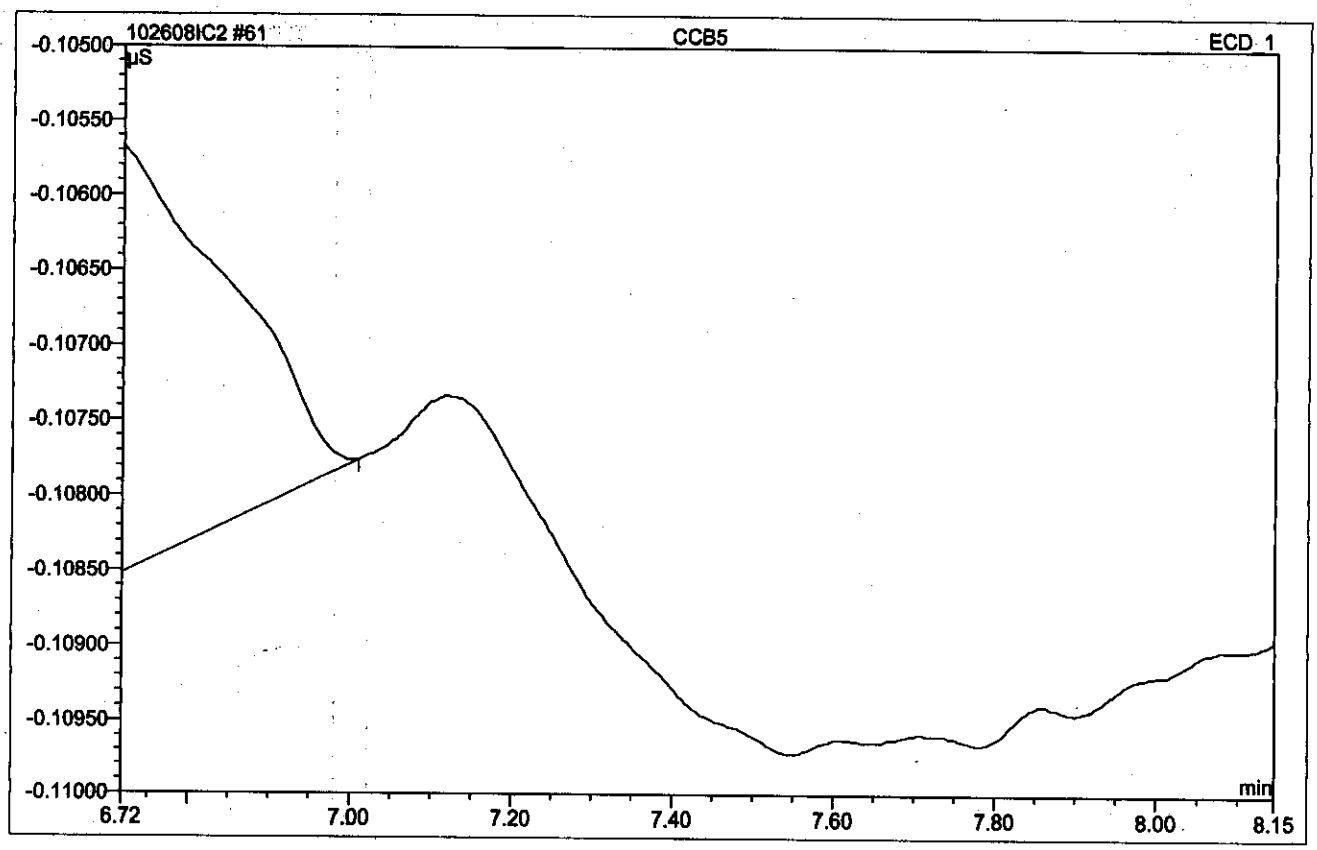

No.	Ret.Time min	Peak Name	Height µS	Area µS*min	Rel.Area %	Amount	Type
1	4.62	Chloride	0.107	0.014	47.30	0.045	BMB
2	5.97	Nitrite	0.046	0.016	52.70	0.022	BMB
Total:			0.153	0.030	100.00	0.07	

61 CCB5

AFTER

Sample Name:	**CCB5**	*Injection Volume:*	**25.0**
Vial Number:	**13**	*Channel:*	**ECD_1**
Sample Type:	**unknown**	*Wavelength:*	**n.a.**
Control Program:	**IC_Anions_2**	*Bandwidth:*	**n.a.**
Quantif. Method:	**Anions**	*Dilution Factor:*	**1.0000**
Recording Time:	**10/27/2008 6:02**	*Sample Weight:*	**1.0000**
Run Time (min):	**18.00**	*Sample Amount:*	**1.0000**

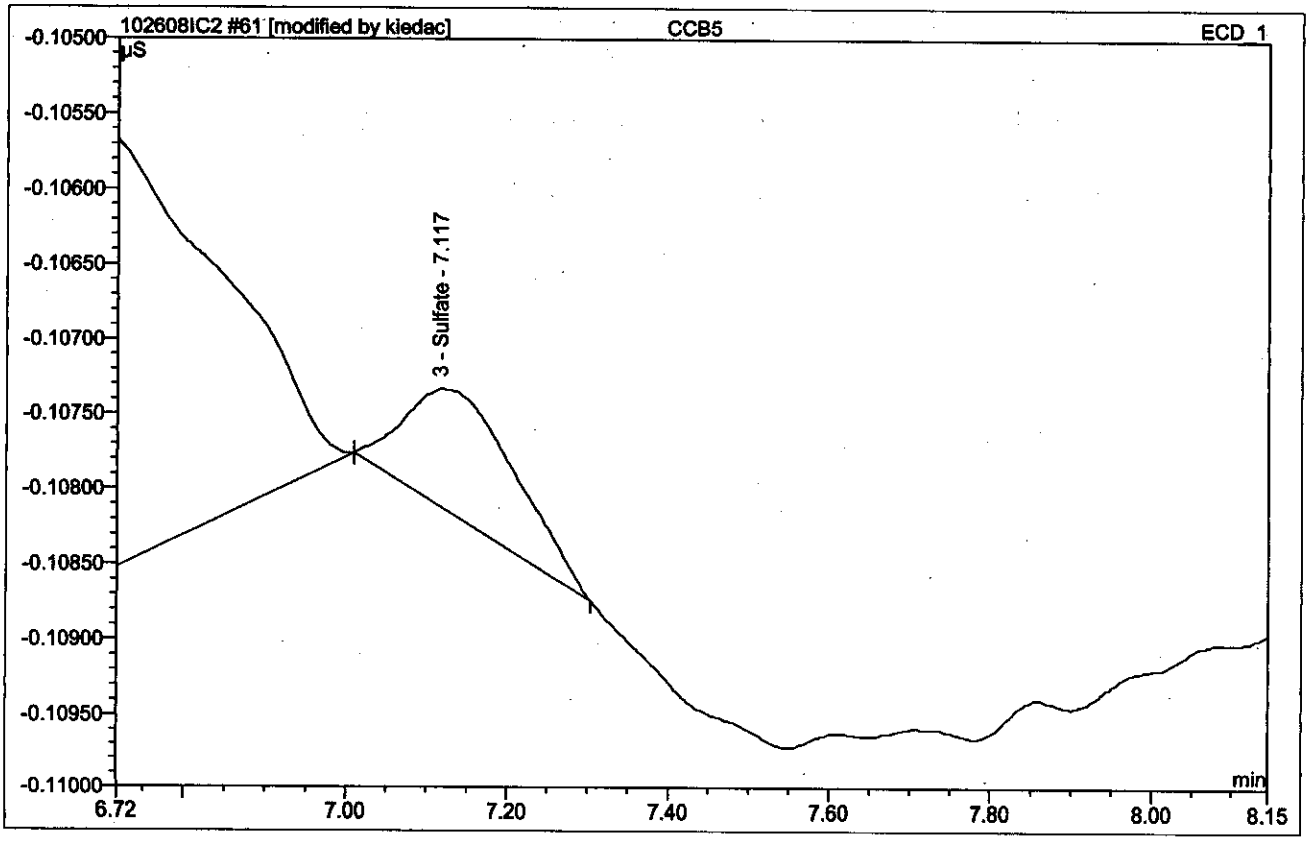

No.	Ret.Time min	Peak Name	Height µS	Area µS*min	Rel.Area %	Amount	Type
1	4.62	Chloride	0.107	0.014	47.09	0.045	BMB
2	5.97	Nitrite	0.046	0.016	52.47	0.022	BMb*
3	7.12	Sulfate	0.001	0.000	0.44	0.001	bMB*
Total:			0.154	0.030	100.00	0.07	

61 CCB5

AFTER

Sample Name:	**CCB5**	*Injection Volume:*	**25.0**
Vial Number:	**13**	*Channel:*	**ECD_1**
Sample Type:	**unknown**	*Wavelength:*	**n.a.**
Control Program:	**IC_Anions_2**	*Bandwidth:*	**n.a.**
Quantif. Method:	**Anions**	*Dilution Factor:*	**1.0000**
Recording Time:	**10/27/2008 6:02**	*Sample Weight:*	**1.0000**
Run Time (min):	**18.00**	*Sample Amount:*	**1.0000**

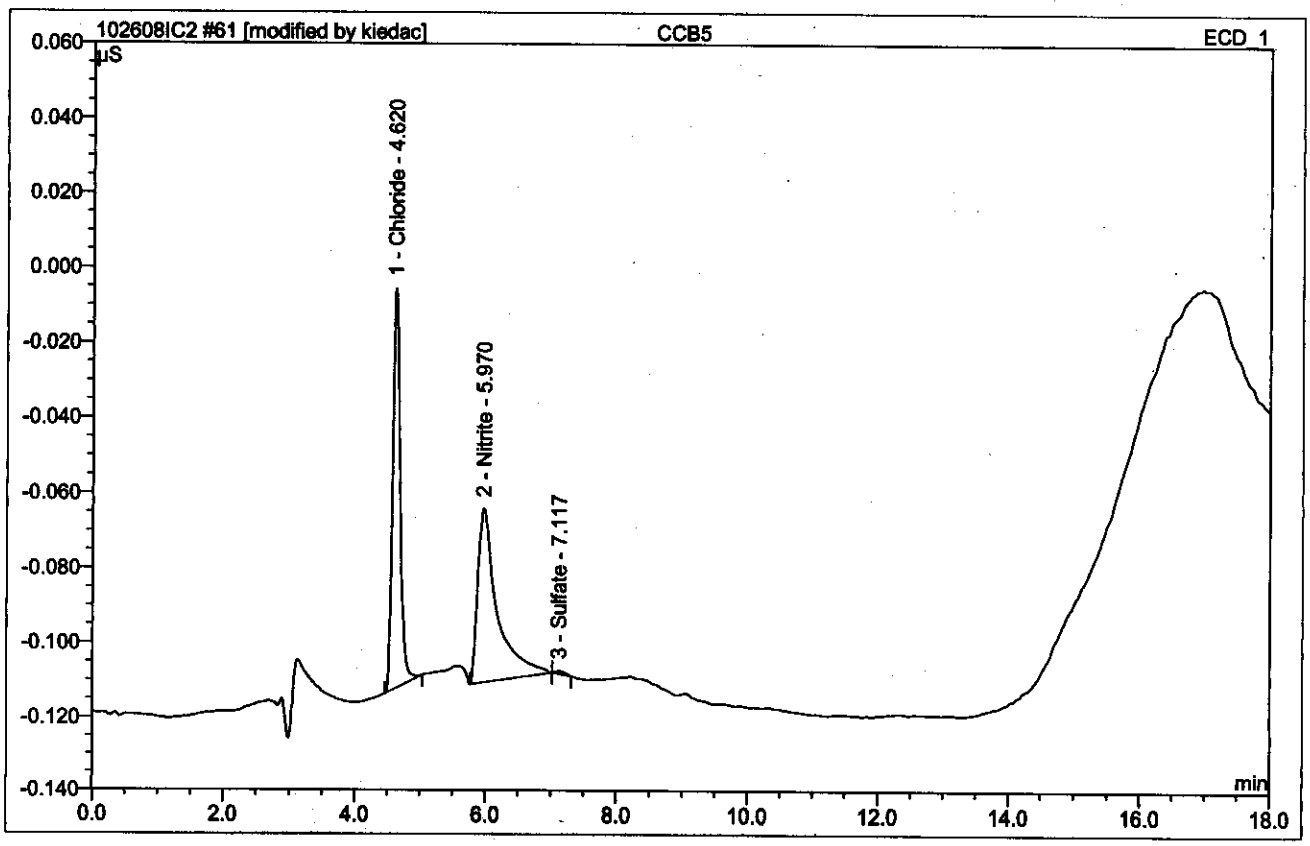

No.	Ret.Time min	Peak Name	Height µS	Area µS*min	Rel.Area %	Amount	Type
1	4.62	Chloride	0.107	0.014	47.09	0.045	BMB
2	5.97	Nitrite	0.046	0.016	52.47	0.022	BMb*
3	7.12	Sulfate	0.001	0.000	0.44	0.001	bMB*
Total:			0.154	0.030	100.00	0.07	

CAL 10/29/08

62 K02VM

Sample Name:	**K02VM**	*Injection Volume:*	**25.0**
Vial Number:	**54**	*Channel:*	**ECD_1**
Sample Type:	**unknown**	*Wavelength:*	**n.a.**
Control Program:	**IC_Anions_2**	*Bandwidth:*	**n.a.**
Quantif. Method:	**Anions**	*Dilution Factor:*	**1.0000**
Recording Time:	**10/27/2008 6:21**	*Sample Weight:*	**1.0000**
Run Time (min):	**18.00**	*Sample Amount:*	**1.0000**

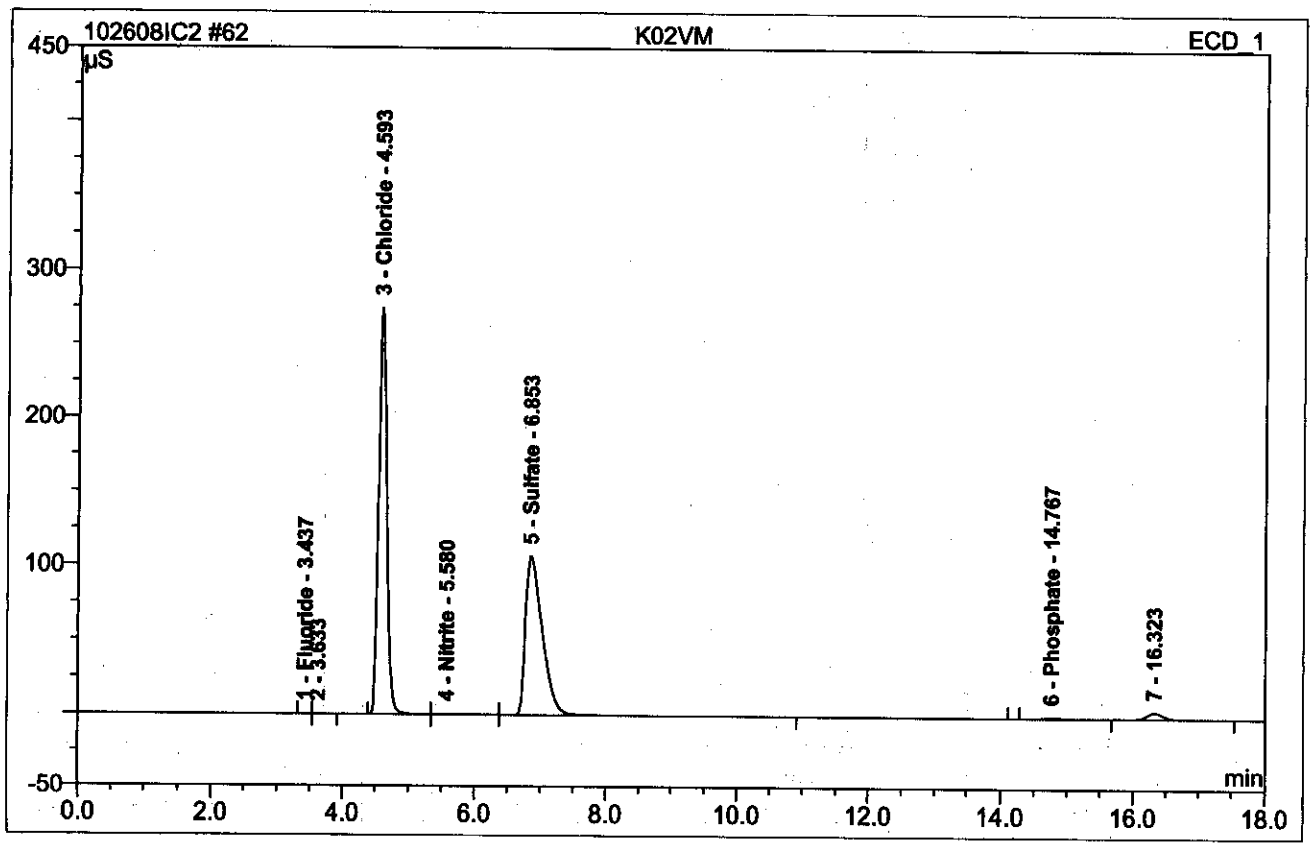

No.	Ret.Time min	Peak Name	Height µS	Area µS*min	Rel.Area %	Amount	Type
1	3.44	Fluoride	0.239	0.030	0.04	0.062	BM
2	3.63	n.a.	0.206	0.028	0.04	n.a.	MB
3	4.59	Chloride	274.630	39.197	53.63	123.918	BM
4	5.58	Nitrite	0.496	0.354	0.48	0.486	M
5	6.85	Sulfate	106.604	31.795	43.50	133.844	MB
6	14.77	Phosphate	0.738	0.275	0.38	0.676	Ru
7	16.32	n.a.	4.421	1.412	1.93	n.a.	BMB
Total:			387.333	73.092	100.00	259.19	

CAK 10/29/08

Std/Integration

Chromeleon (c) Dionex 1996-2006
Version 6.80 Build 2212

63 K02VM (25X)

Sample Name:	**K02VM (25X)**	*Injection Volume:*	**25.0**
Vial Number:	**55**	*Channel:*	**ECD_1**
Sample Type:	**unknown**	*Wavelength:*	**n.a.**
Control Program:	**IC_Anions_2**	*Bandwidth:*	**n.a.**
Quantif. Method:	**Anions**	*Dilution Factor:*	**25.0000**
Recording Time:	**10/27/2008 6:40**	*Sample Weight:*	**1.0000**
Run Time (min):	**18.00**	*Sample Amount:*	**1.0000**

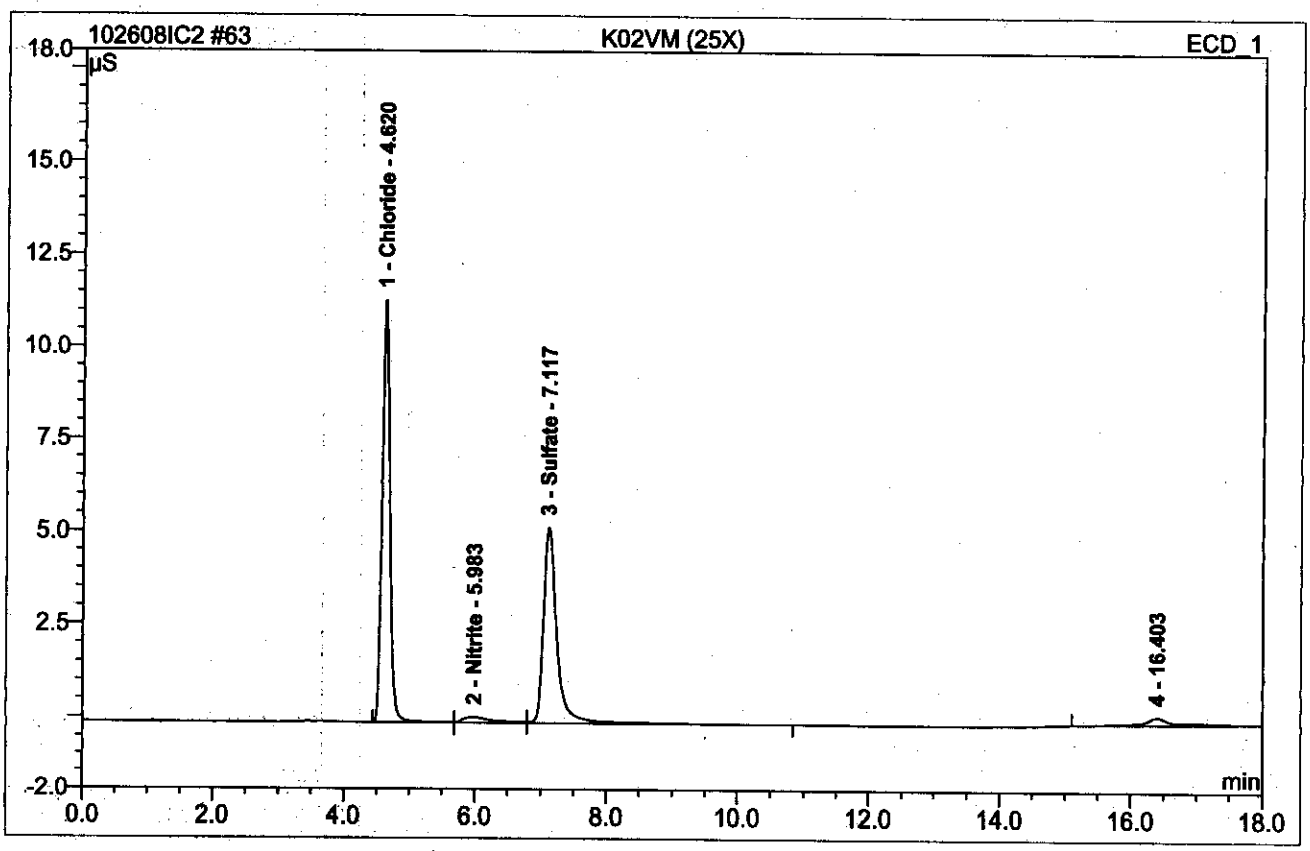

No.	Ret.Time min	Peak Name	Height µS	Area µS*min	Rel.Area %	Amount	Type
1	4.62	Chloride	11.403	1.564	51.86	123.581	BMB
2	5.98	Nitrite	0.145	0.077	2.56	2.651	BM
3	7.12	Sulfate	5.256	1.252	41.53	131.797	MB
4	16.40	n.a.	0.198	0.122	4.05	n.a.	BMB
Total:			17.002	3.015	100.00	258.03	

NOT USED

64 K02VN

Sample Name:	**K02VN**	*Injection Volume:*	**25.0**
Vial Number:	**56**	*Channel:*	**ECD_1**
Sample Type:	**unknown**	*Wavelength:*	**n.a.**
Control Program:	**IC_Anions_2**	*Bandwidth:*	**n.a.**
Quantif. Method:	**Anions**	*Dilution Factor:*	**1.0000**
Recording Time:	**10/27/2008 6:59**	*Sample Weight:*	**1.0000**
Run Time (min):	**18.00**	*Sample Amount:*	**1.0000**

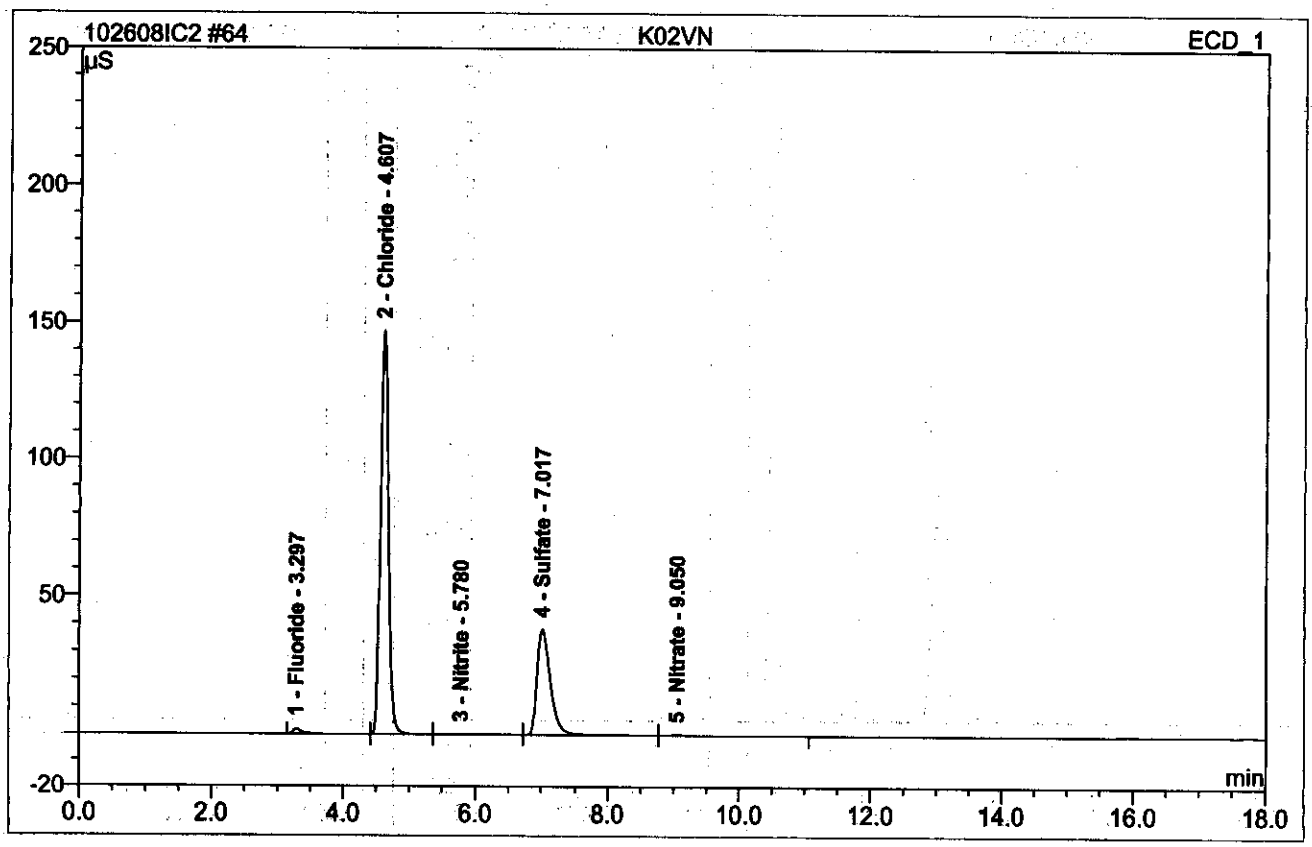

No.	Ret.Time min	Peak Name	Height µS	Area µS*min	Rel.Area %	Amount	Type
1	3.30	Fluoride	2.004	0.368	1.22	0.748	BM
2	4.61	Chloride	147.154	20.607	68.13	65.146	M
3	5.78	Nitrite	0.295	0.229	0.76	0.315	M
4	7.02	Sulfate	38.235	8.934	29.54	37.608	M
5	9.05	Nitrate	0.292	0.107	0.35	0.136	MB
Total:			187.980	30.244	100.00	103.95	

CAK 10/29/08

65 K02VN MS

Sample Name:	**K02VN MS**	*Injection Volume:*	**25.0**
Vial Number:	**57**	*Channel:*	**ECD_1**
Sample Type:	**unknown**	*Wavelength:*	**n.a.**
Control Program:	**IC_Anions_2**	*Bandwidth:*	**n.a.**
Quantif. Method:	**Anions**	*Dilution Factor:*	**1.0000**
Recording Time:	**10/27/2008 7:18**	*Sample Weight:*	**1.0000**
Run Time (min):	**18.00**	*Sample Amount:*	**1.0000**

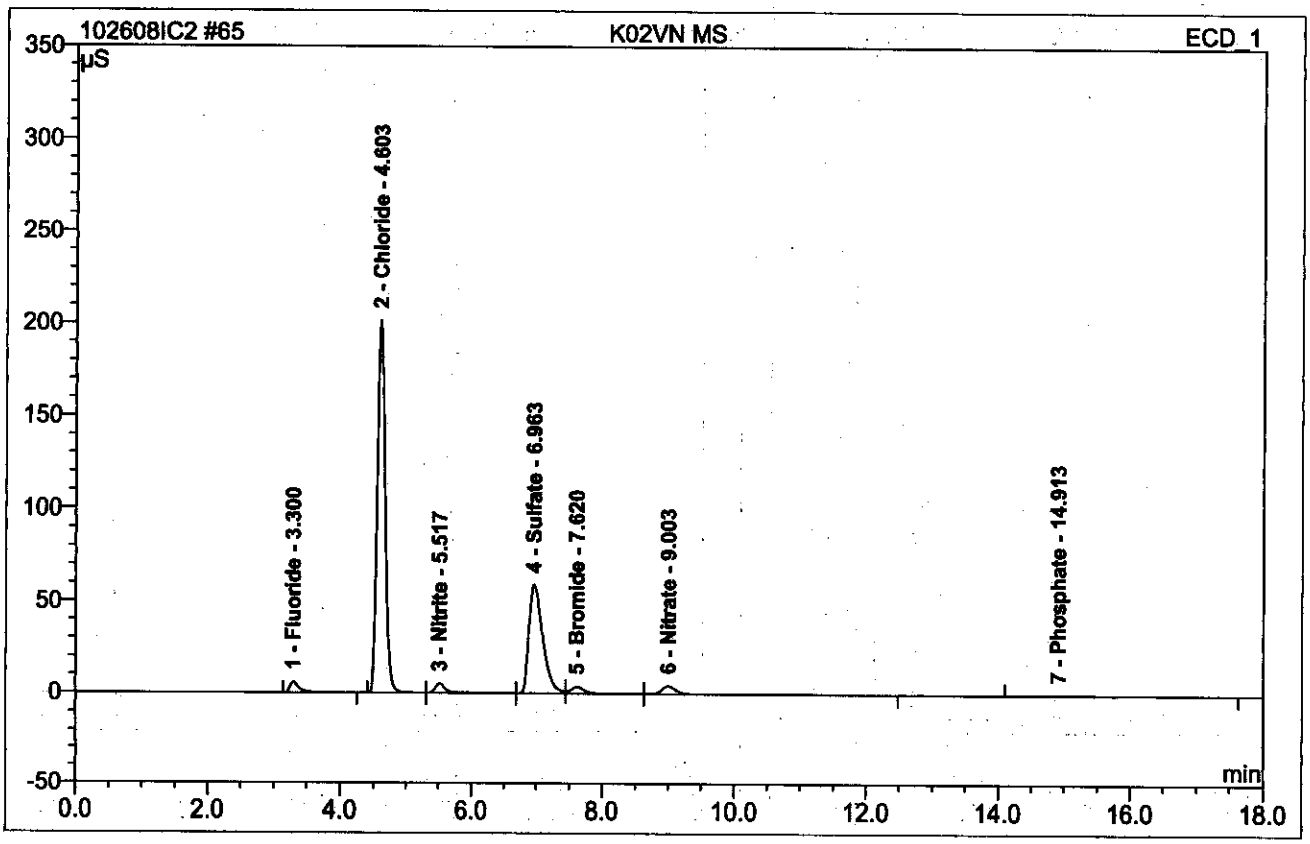

No.	Ret.Time min	Peak Name	Height µS	Area µS*min	Rel.Area %	Amount	Type	
1	3.30	Fluoride	5.786	1.001	2.10	2.038	BMB	
2	4.60	Chloride	201.313	28.441	59.81	89.913	BM	99%
3	5.52	Nitrite	5.134	1.124	2.36	1.543	M	
4	6.96	Sulfate	59.318	14.498	30.49	61.030	M	94%
5	7.62	Bromide	3.766	0.981	2.06	7.419	M	
6	9.00	Nitrate	4.356	1.142	2.40	1.448	MB	
7	14.91	Phosphate	0.425	0.363	0.76	1.156	BMB	
Total:			280.099	47.550	100.00	164.55		

AK 10/29/08

66 K02VN MSD

Sample Name:	**K02VN MSD**	*Injection Volume:*	**25.0**
Vial Number:	**58**	*Channel:*	**ECD_1**
Sample Type:	**unknown**	*Wavelength:*	**n.a.**
Control Program:	**IC_Anions_2**	*Bandwidth:*	**n.a.**
Quantif. Method:	**Anions**	*Dilution Factor:*	**1.0000**
Recording Time:	**10/27/2008 7:37**	*Sample Weight:*	**1.0000**
Run Time (min):	**18.00**	*Sample Amount:*	**1.0000**

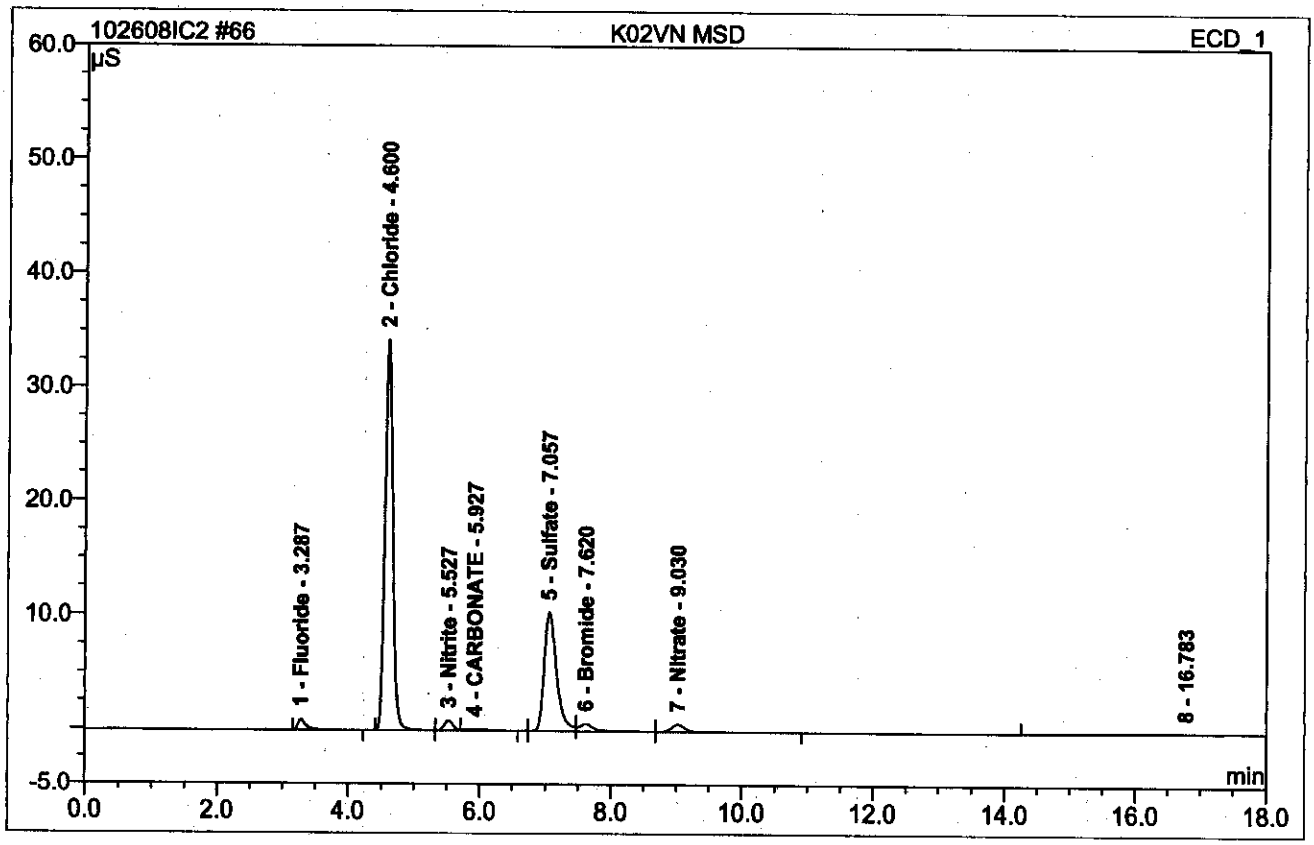

No.	Ret.Time min	Peak Name	Height µS	Area µS*min	Rel.Area %	Amount	Type
1	3.29	Fluoride	0.940	0.150	1.91	0.306	BMB
2	4.60	Chloride	34.315	4.687	59.66	14.816	BM
3	5.53	Nitrite	0.884	0.198	2.52	0.272	M
4	5.93	CARBONATE	0.086	0.030	0.39	n.a.	Rd
5	7.06	Sulfate	10.368	2.272	28.92	9.562	M
6	7.62	Bromide	0.664	0.203	2.59	1.538	M
7	9.03	Nitrate	0.663	0.175	2.22	0.221	MB
8	16.78	n.a.	0.060	0.141	1.79	n.a.	BMB
Total:			47.981	7.855	100.00	26.72	

NOT USED - BAD INJECTION

Std/Integration

SEE RUN #87

Chromeleon (c) Dionex 1996-2006
Version 6.80 Build 2212

CAL 10/29/08

67 K02VN (5X)

Sample Name:	**K02VN (5X)**	*Injection Volume:*	**25.0**
Vial Number:	**59**	*Channel:*	**ECD_1**
Sample Type:	**unknown**	*Wavelength:*	**n.a.**
Control Program:	**IC_Anions_2**	*Bandwidth:*	**n.a.**
Quantif. Method:	**Anions**	*Dilution Factor:*	**5.0000**
Recording Time:	**10/27/2008 7:56**	*Sample Weight:*	**1.0000**
Run Time (min):	**18.00**	*Sample Amount:*	**1.0000**

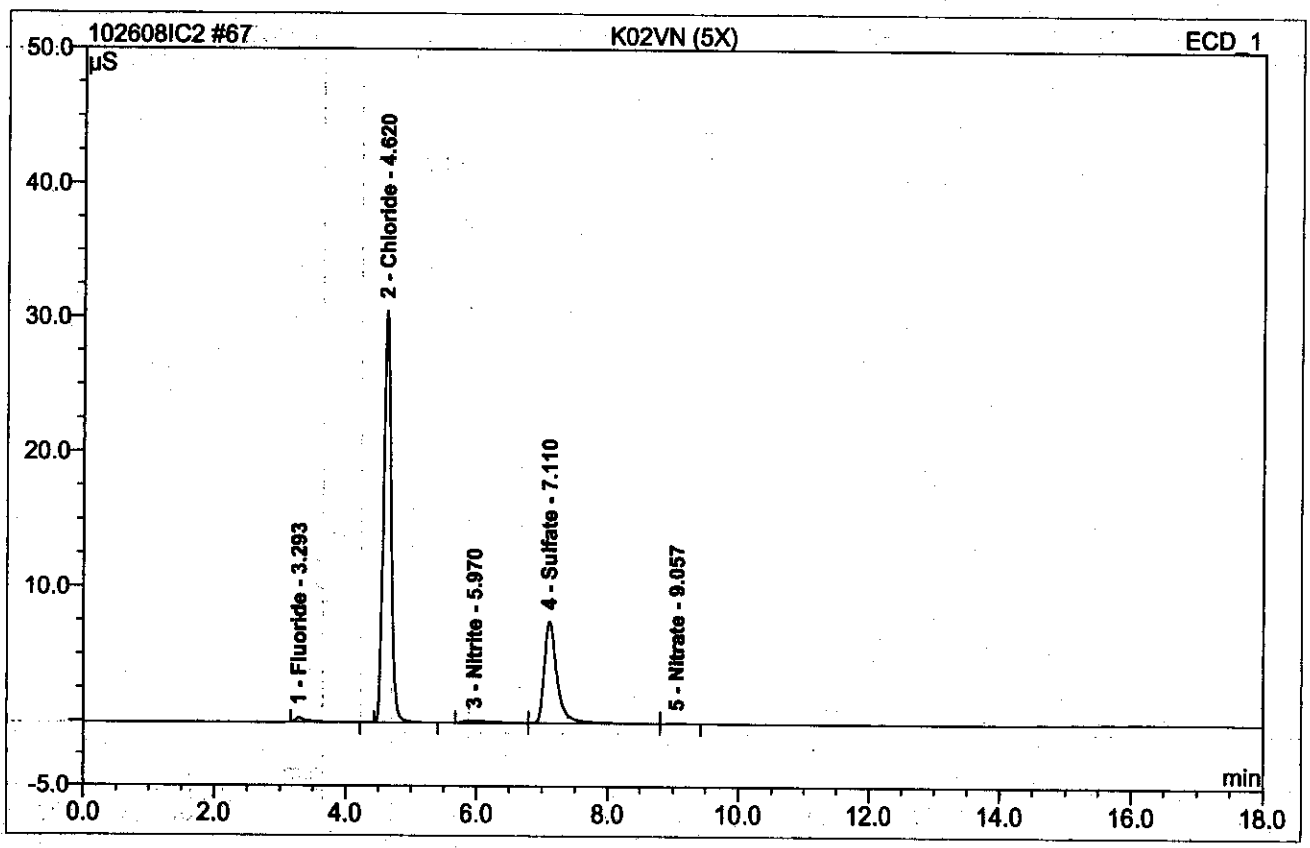

No.	Ret.Time min	Peak Name	Height µS	Area µS*min	Rel.Area %	Amount	Type
1	3.29	Fluoride	0.347	0.068	1.14	0.697	BMB
2	4.62	Chloride	30.600	4.129	68.99	65.273	BMB
3	5.97	Nitrite	0.151	0.073	1.22	0.500	BMB
4	7.11	Sulfate	7.561	1.704	28.46	35.856	bMB
5	9.06	Nitrate	0.049	0.011	0.18	0.070	BMB
Total:			38.709	5.985	100.00	102.40	

NOT USED

Std/Integration

Chromeleon (c) Dionex 1996-2006
Version 6.80 Build 2212

68 K02VN MS (5X)

Sample Name:	**K02VN MS (5X)**	*Injection Volume:*	**25.0**
Vial Number:	**60**	*Channel:*	**ECD_1**
Sample Type:	**unknown**	*Wavelength:*	**n.a.**
Control Program:	**IC_Anions_2**	*Bandwidth:*	**n.a.**
Quantif. Method:	**Anions**	*Dilution Factor:*	**5.0000**
Recording Time:	**10/27/2008 8:15**	*Sample Weight:*	**1.0000**
Run Time (min):	**18.00**	*Sample Amount:*	**1.0000**

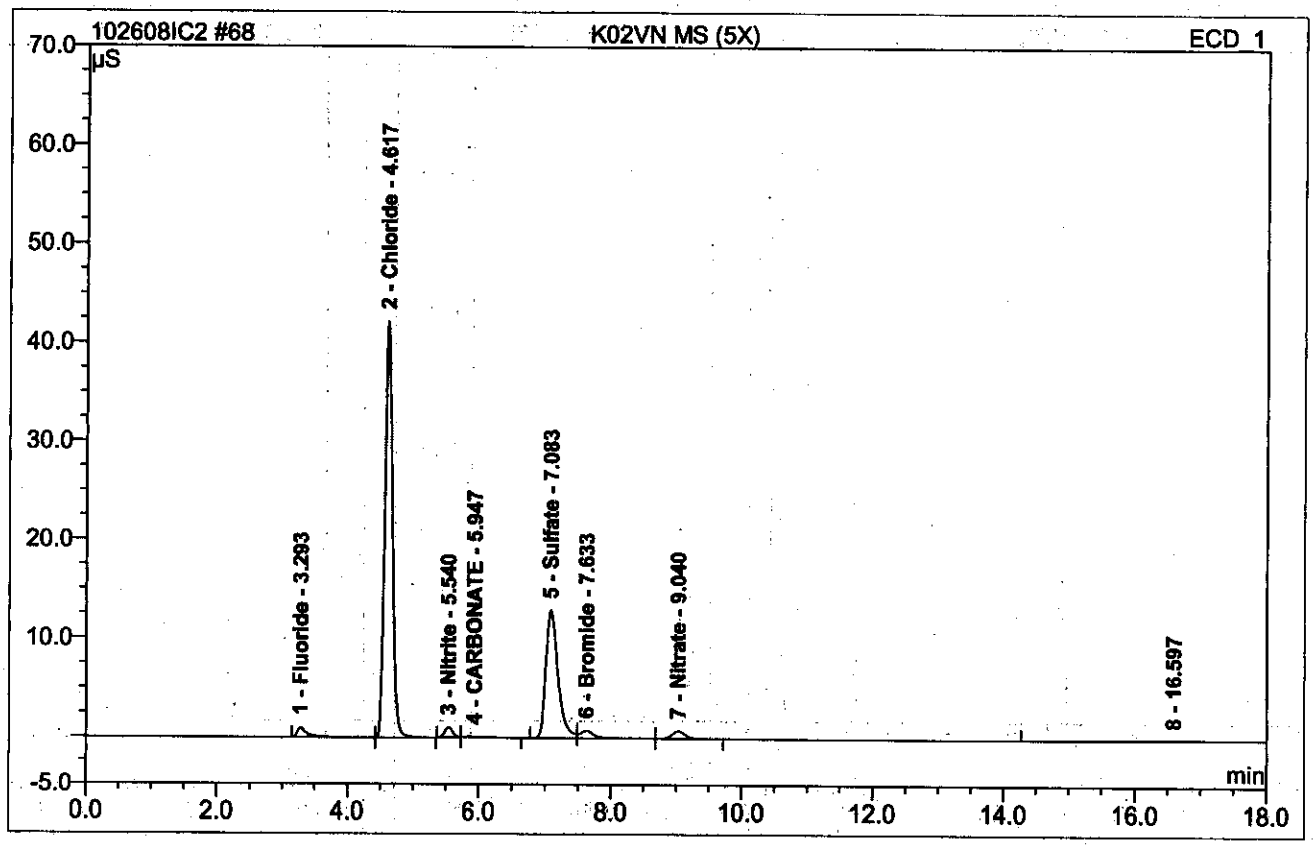

No.	Ret.Time min	Peak Name	Height µS	Area µS*min	Rel.Area %	Amount	Type
1	3.29	Fluoride	1.015	0.196	2.07	1.993	BMB
2	4.62	Chloride	42.239	5.740	60.73	90.732	BMB
3	5.54	Nitrite	1.052	0.153	1.62	1.049	BMB
4	5.95	CARBONATE	0.093	0.034	0.36	n.a.	bMB
5	7.08	Sulfate	12.892	2.772	29.33	58.355	BM
6	7.63	Bromide	0.808	0.211	2.23	7.966	Mb
7	9.04	Nitrate	0.812	0.189	2.00	1.200	bMB
8	16.60	n.a.	0.063	0.156	1.65	n.a.	BMB
Total:			58.973	9.451	100.00	161.29	

NOT USED

Std/Integration

Chromeleon (c) Dionex 1996-2006
Version 6.80 Build 2212

69 K02VN MSD (5X)

Sample Name:	**K02VN MSD (5X)**	*Injection Volume:*	**25.0**
Vial Number:	**61**	*Channel:*	**ECD_1**
Sample Type:	**unknown**	*Wavelength:*	**n.a.**
Control Program:	**IC_Anions_2**	*Bandwidth:*	**n.a.**
Quantif. Method:	**Anions**	*Dilution Factor:*	**5.0000**
Recording Time:	**10/27/2008 8:34**	*Sample Weight:*	**1.0000**
Run Time (min):	**18.00**	*Sample Amount:*	**1.0000**

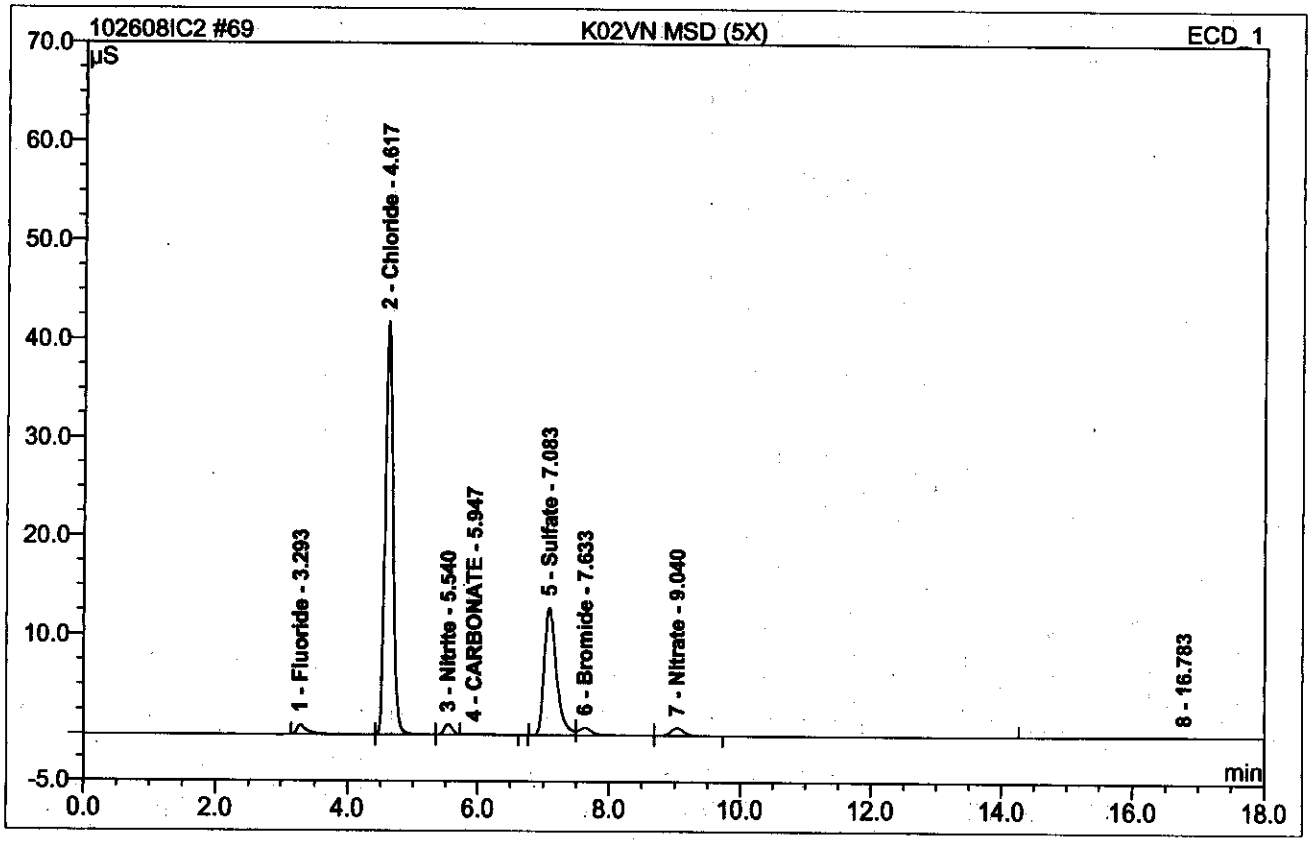

No.	Ret.Time min	Peak Name	Height µS	Area µS*min	Rel.Area %	Amount	Type
1	3.29	Fluoride	1.008	0.196	2.07	1.993	BMB
2	4.62	Chloride	41.902	5.702	60.36	90.128	BMB
3	5.54	Nitrite	1.078	0.201	2.13	1.381	bMB
4	5.95	CARBONATE	0.093	0.034	0.36	n.a.	Rd
5	7.08	Sulfate	12.828	2.763	29.25	58.163	BM
6	7.63	Bromide	0.798	0.208	2.21	7.878	Mb
7	9.04	Nitrate	0.805	0.187	1.98	1.187	bMB
8	16.78	n.a.	0.059	0.154	1.63	n.a.	BMB
Total:			58.571	9.446	100.00	160.73	

NOT USED

Std/Integration

Chromeleon (c) Dionex 1996-2006
Version 6.80 Build 2212

70 K02VP

Sample Name:	**K02VP**	*Injection Volume:*	**25.0**
Vial Number:	**62**	*Channel:*	**ECD_1**
Sample Type:	**unknown**	*Wavelength:*	**n.a.**
Control Program:	**IC_Anions_2**	*Bandwidth:*	**n.a.**
Quantif. Method:	**Anions**	*Dilution Factor:*	**1.0000**
Recording Time:	**10/27/2008 8:53**	*Sample Weight:*	**1.0000**
Run Time (min):	**18.00**	*Sample Amount:*	**1.0000**

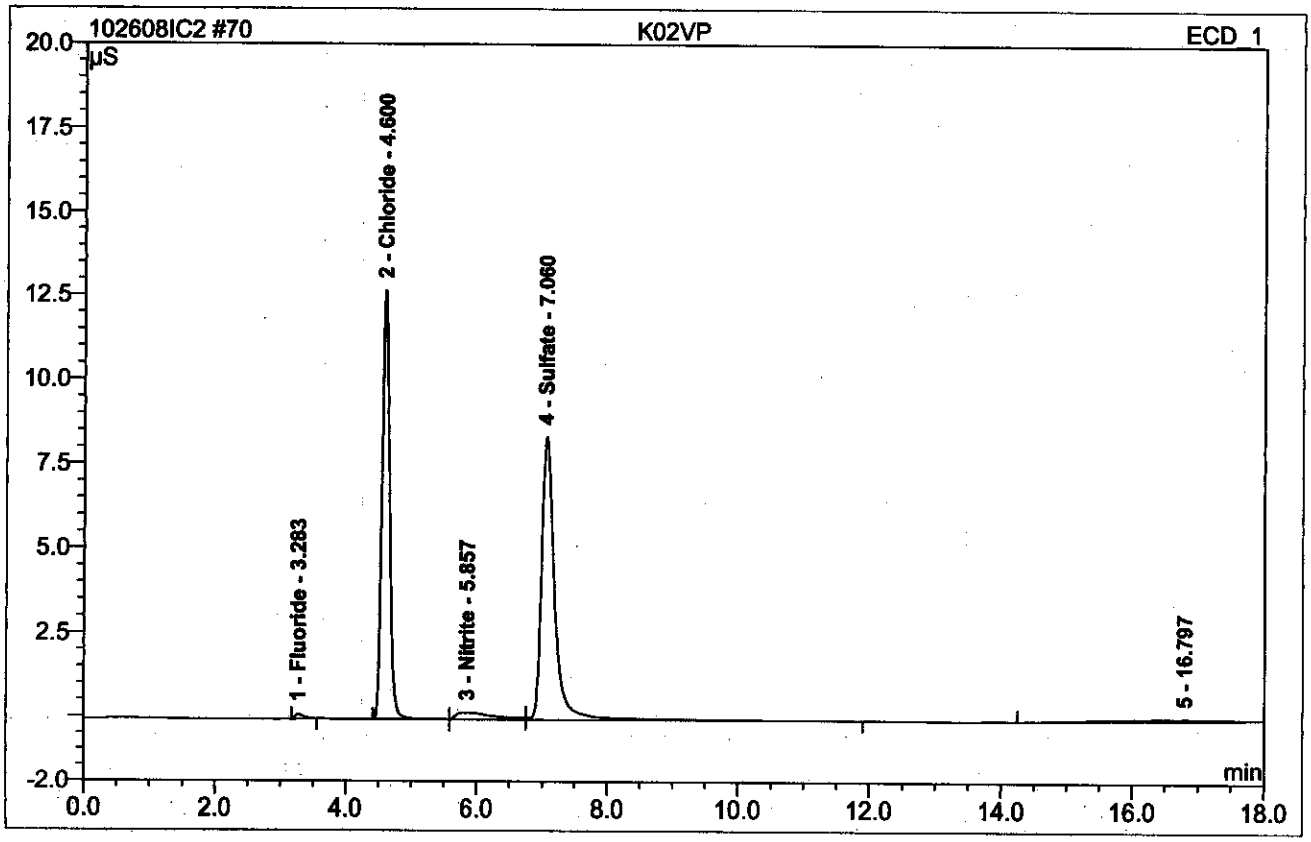

No.	Ret.Time min	Peak Name	Height µS	Area µS*min	Rel.Area %	Amount	Type
1	3.28	Fluoride	0.142	0.020	0.50	0.041	BMB
2	4.60	Chloride	12.733	1.736	43.10	5.487	BM
3	5.86	Nitrite	0.208	0.141	3.50	0.193	M
4	7.06	Sulfate	8.394	2.020	50.16	8.504	MB
5	16.80	n.a.	0.053	0.110	2.74	n.a.	BMB
Total:			21.529	4.027	100.00	14.23	

NOT USED

Std/Integration

Chromeleon (c) Dionex 1996-2006
Version 6.80 Build 2212

71 K02VP MS

Sample Name:	**K02VP MS**	*Injection Volume:*	**25.0**
Vial Number:	**63**	*Channel:*	**ECD_1**
Sample Type:	**unknown**	*Wavelength:*	**n.a.**
Control Program:	**IC_Anions_2**	*Bandwidth:*	**n.a.**
Quantif. Method:	**Anions**	*Dilution Factor:*	**1.0000**
Recording Time:	**10/27/2008 9:12**	*Sample Weight:*	**1.0000**
Run Time (min):	**18.00**	*Sample Amount:*	**1.0000**

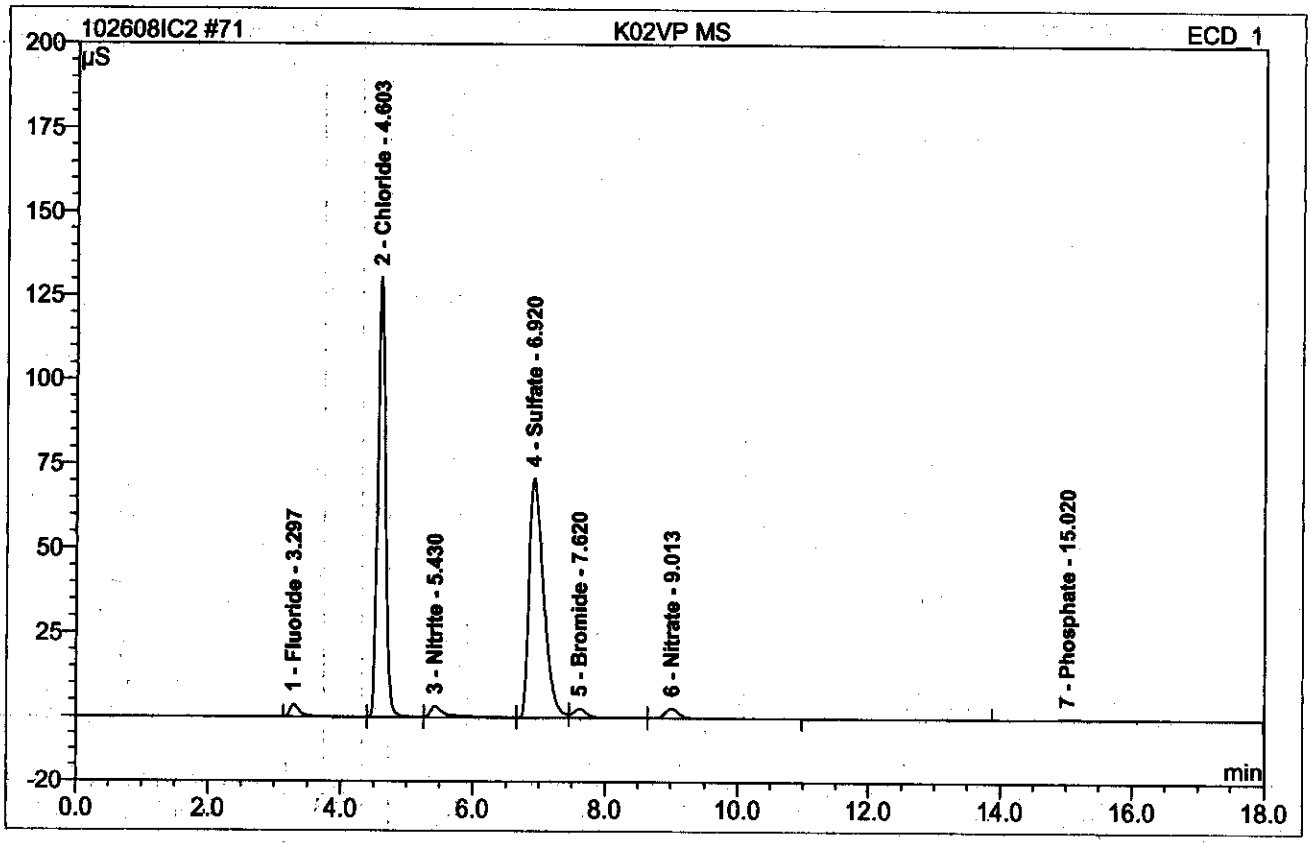

No.	Ret.Time min	Peak Name	Height µS	Area µS*min	Rel.Area %	Amount	Type
1	3.30	Fluoride	3.741	0.672	1.71	1.369	BM
2	4.60	Chloride	130.614	17.890	45.41	56.556	M
3	5.43	Nitrite	3.274	0.953	2.42	1.308	M
4	6.92	Sulfate	71.042	18.106	45.96	76.219	M
5	7.62	Bromide	2.740	0.744	1.89	5.621	M
6	9.01	Nitrate	2.867	0.735	1.87	0.931	MB
7	15.02	Phosphate	0.212	0.294	0.75	0.934	BMB
Total:			214.491	39.393	100.00	142.94	

NOT USED

72 CCV6

Sample Name:	**CCV6**	*Injection Volume:*	**25.0**
Vial Number:	**12**	*Channel:*	**ECD_1**
Sample Type:	**unknown**	*Wavelength:*	**n.a.**
Control Program:	**IC_Anions_2**	*Bandwidth:*	**n.a.**
Quantif. Method:	**Anions**	*Dilution Factor:*	**1.0000**
Recording Time:	**10/27/2008 9:31**	*Sample Weight:*	**1.0000**
Run Time (min):	**18.00**	*Sample Amount:*	**1.0000**

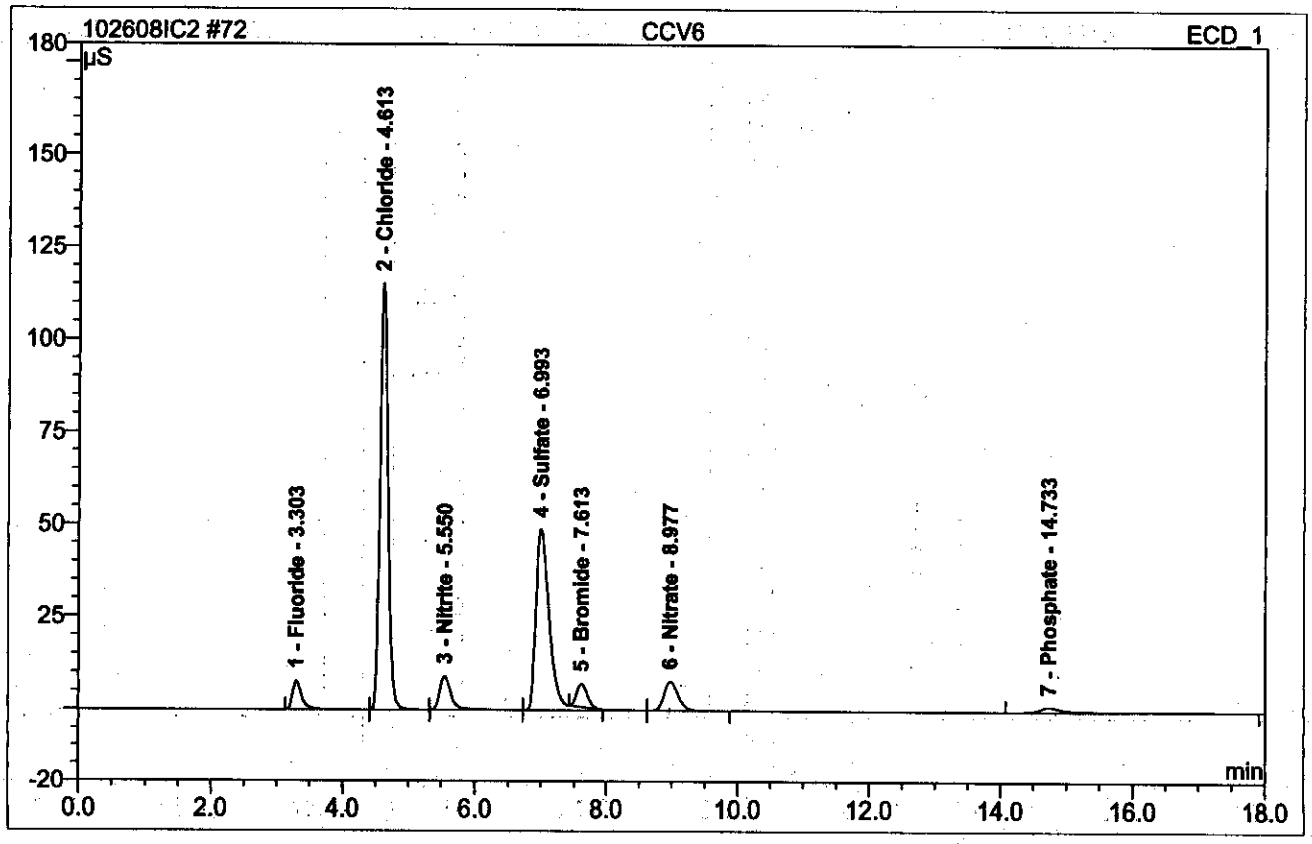

No.	Ret.Time min	Peak Name	Height µS	Area µS*min	Rel.Area %	Amount	Type	
1	3.30	Fluoride	7.690	1.266	3.64	2.578	BMB	
2	4.61	Chloride	115.227	16.061	46.20	50.775	BMB	102%
3	5.55	Nitrite	8.970	1.790	5.15	2.459	bMB	
4	6.99	Sulfate	48.831	11.795	33.93	49.651	BMb	99%
5	7.61	Bromide	6.142	1.170	3.36	8.842	Rd	
6	8.98	Nitrate	7.754	1.951	5.61	2.473	bMB	
7	14.73	Phosphate	1.317	0.733	2.11	2.330	BMB	
Total:			195.931	34.765	100.00	119.11		

CAK 10/29/08

73 CCB6

Sample Name:	**CCB6**	*Injection Volume:*	**25.0**
Vial Number:	**13**	*Channel:*	**ECD_1**
Sample Type:	**unknown**	*Wavelength:*	**n.a.**
Control Program:	**IC_Anions_2**	*Bandwidth:*	**n.a.**
Quantif. Method:	**Anions**	*Dilution Factor:*	**1.0000**
Recording Time:	**10/27/2008 9:53**	*Sample Weight:*	**1.0000**
Run Time (min):	**18.00**	*Sample Amount:*	**1.0000**

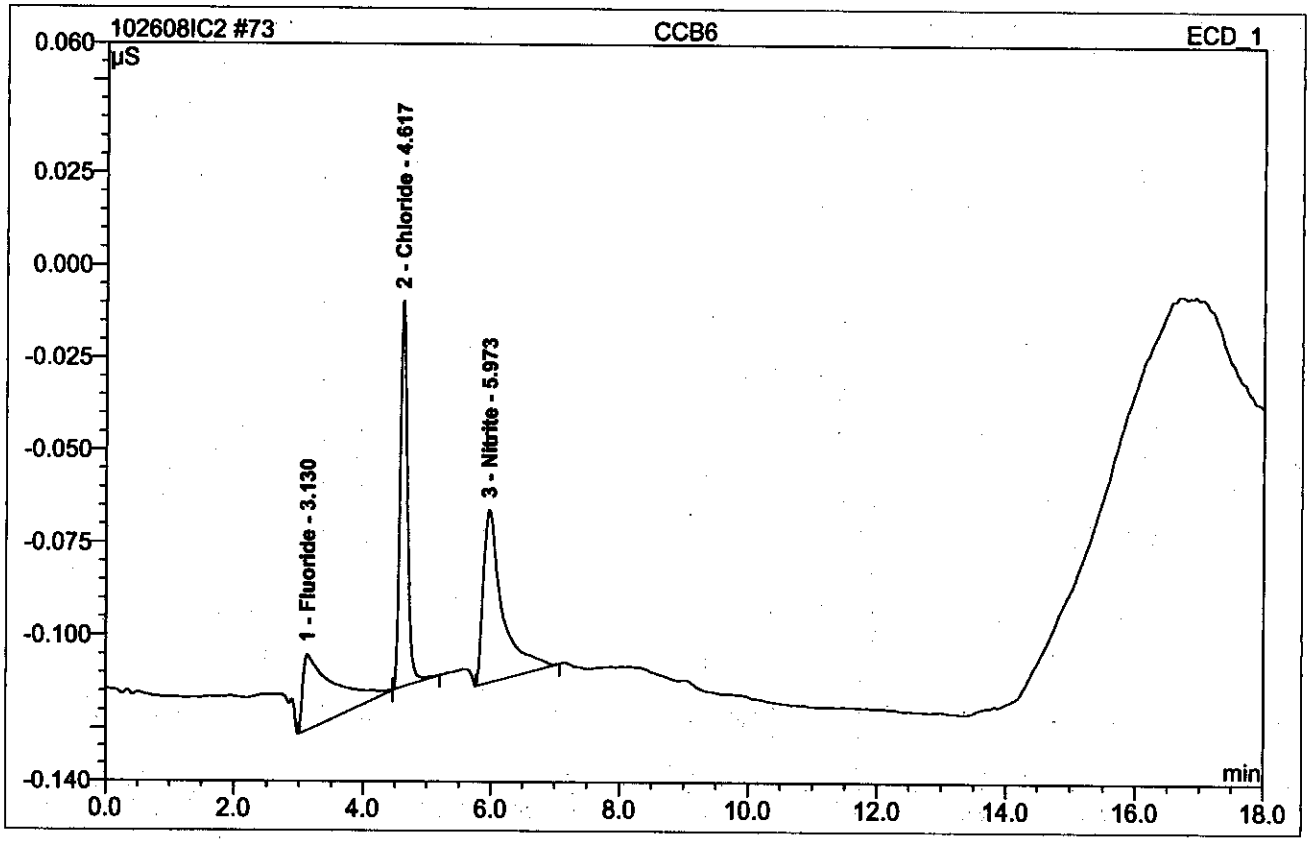

No.	Ret.Time min	Peak Name	Height µS	Area µS*min	Rel.Area %	Amount	Type
1	3.13	Fluoride	0.020	0.011	26.53	0.022	BMB
2	4.62	Chloride	0.104	0.014	34.07	0.044	BMB
3	5.97	Nitrite	0.046	0.016	39.40	0.022	BMB
Total:			0.171	0.041	100.00	0.09	

SULFATE

ND CAK 10/29/08

74 K02VP MSD

Sample Name:	**K02VP MSD**	*Injection Volume:*	**25.0**
Vial Number:	**64**	*Channel:*	**ECD_1**
Sample Type:	**unknown**	*Wavelength:*	**n.a.**
Control Program:	**IC_Anions_2**	*Bandwidth:*	**n.a.**
Quantif. Method:	**Anions**	*Dilution Factor:*	**1.0000**
Recording Time:	**10/27/2008 10:12**	*Sample Weight:*	**1.0000**
Run Time (min):	**18.00**	*Sample Amount:*	**1.0000**

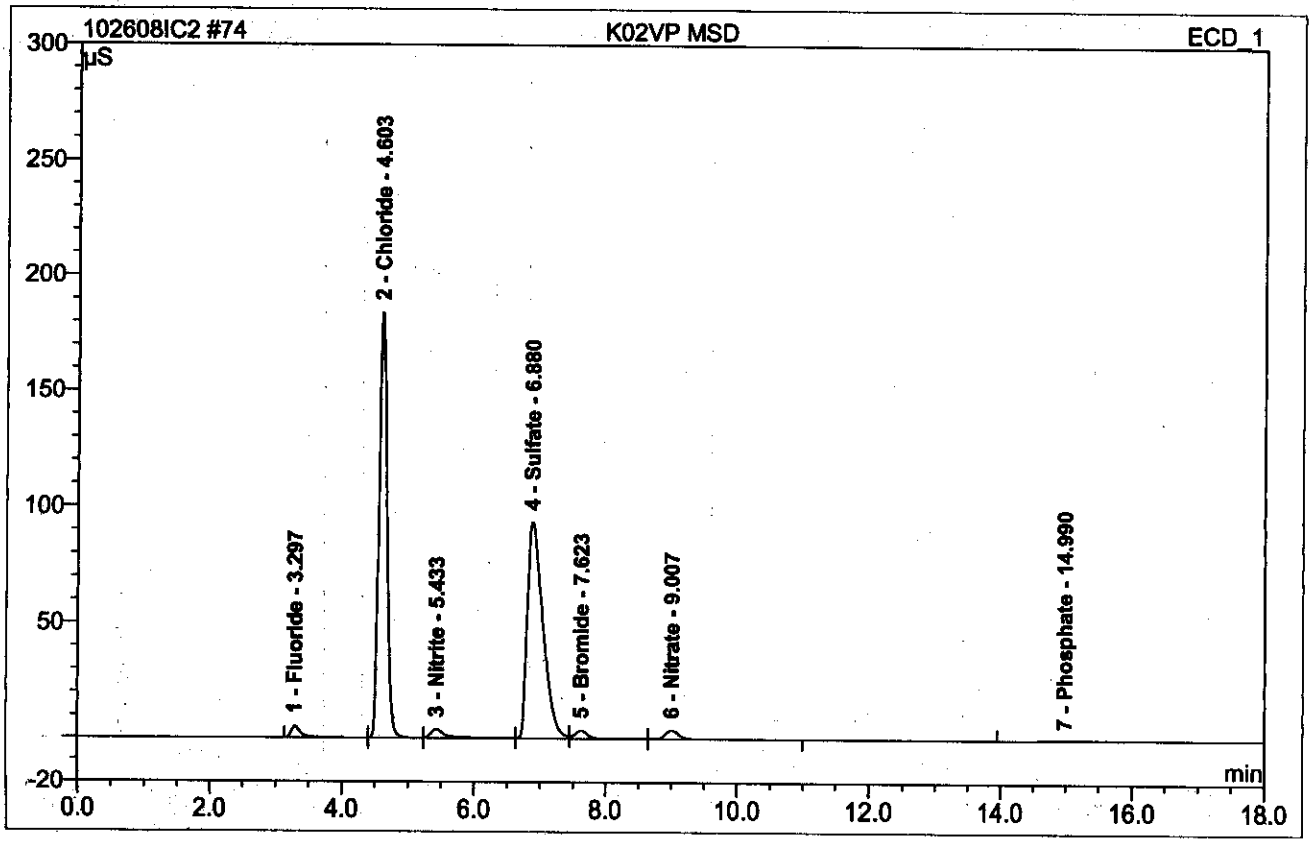

No.	Ret.Time min	Peak Name	Height µS	Area µS*min	Rel.Area %	Amount	Type
1	3.30	Fluoride	5.343	0.967	1.72	1.970	BM
2	4.60	Chloride	184.148	25.556	45.46	80.793	M
3	5.43	Nitrite	4.102	1.277	2.27	1.753	M
4	6.88	Sulfate	93.869	25.970	46.19	109.324	M
5	7.62	Bromide	3.864	1.005	1.79	7.600	M
6	9.01	Nitrate	4.100	1.046	1.86	1.325	MB
7	14.99	Phosphate	0.354	0.398	0.71	1.267	BMB
Total:			295.781	56.220	100.00	204.03	

NOT USED

Std/Integration

Chromeleon (c) Dionex 1996-2006
Version 6.80 Build 2212

75 K02VP (10X)

Sample Name:	**K02VP (10X)**	*Injection Volume:*	**25.0**
Vial Number:	**65**	*Channel:*	**ECD_1**
Sample Type:	**unknown**	*Wavelength:*	**n.a.**
Control Program:	**IC_Anions_2**	*Bandwidth:*	**n.a.**
Quantif. Method:	**Anions**	*Dilution Factor:*	**10.0000**
Recording Time:	**10/27/2008 10:31**	*Sample Weight:*	**1.0000**
Run Time (min):	**18.00**	*Sample Amount:*	**1.0000**

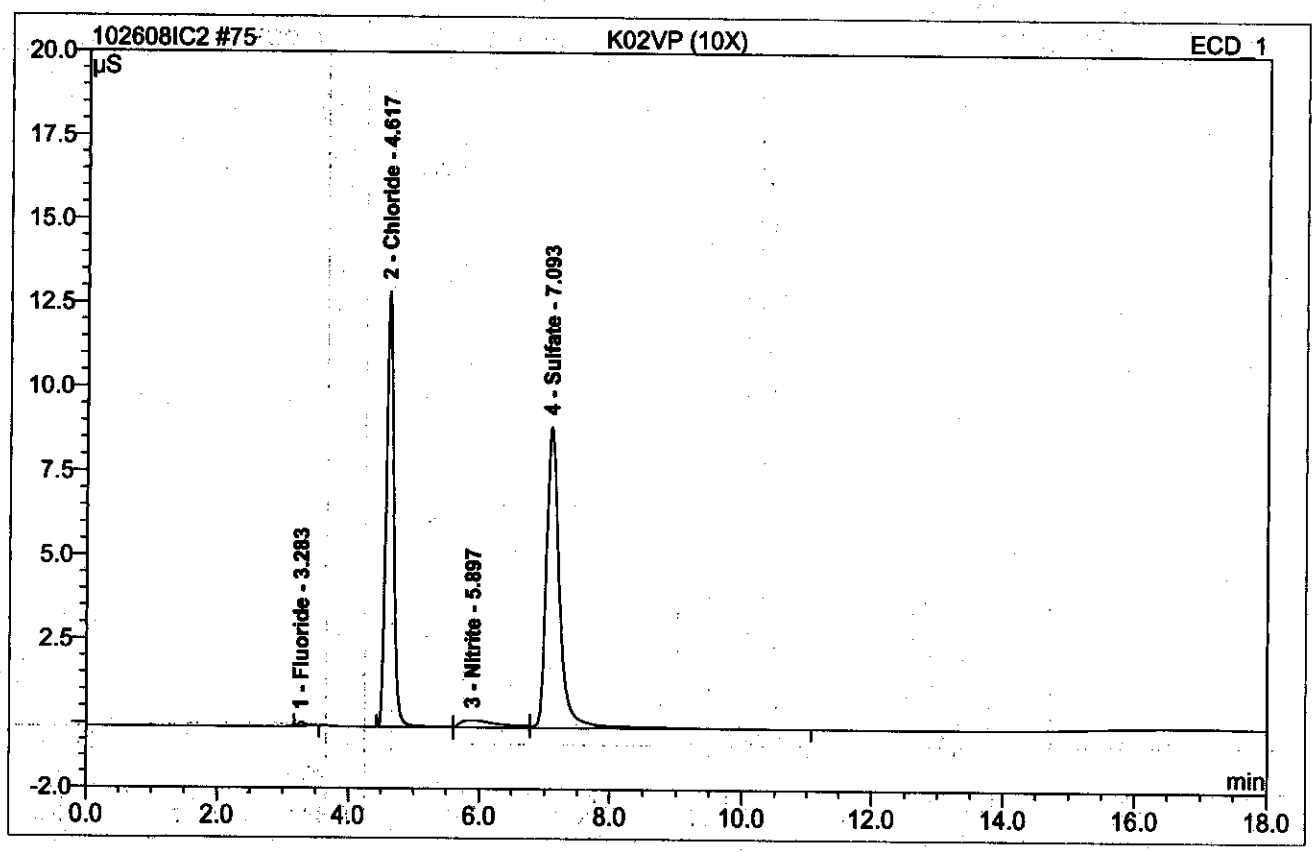

No.	Ret.Time min	Peak Name	Height µS	Area µS*min	Rel.Area %	Amount	Type
1	3.28	Fluoride	0.114	0.016	0.40	0.327	BMB
2	4.62	Chloride	12.938	1.762	44.01	55.707	BM
3	5.90	Nitrite	0.209	0.143	3.58	1.968	M
4	7.09	Sulfate	8.951	2.082	52.01	87.659	MB
Total:			22.212	4.004	100.00	145.66	

NOT USED

76 K02VP MS (10X)

Sample Name:	**K02VP MS (10X)**	*Injection Volume:*	**25.0**
Vial Number:	**66**	*Channel:*	**ECD_1**
Sample Type:	**unknown**	*Wavelength:*	**n.a.**
Control Program:	**IC_Anions_2**	*Bandwidth:*	**n.a.**
Quantif. Method:	**Anions**	*Dilution Factor:*	**10.0000**
Recording Time:	**10/27/2008 10:50**	*Sample Weight:*	**1.0000**
Run Time (min):	**18.00**	*Sample Amount:*	**1.0000**

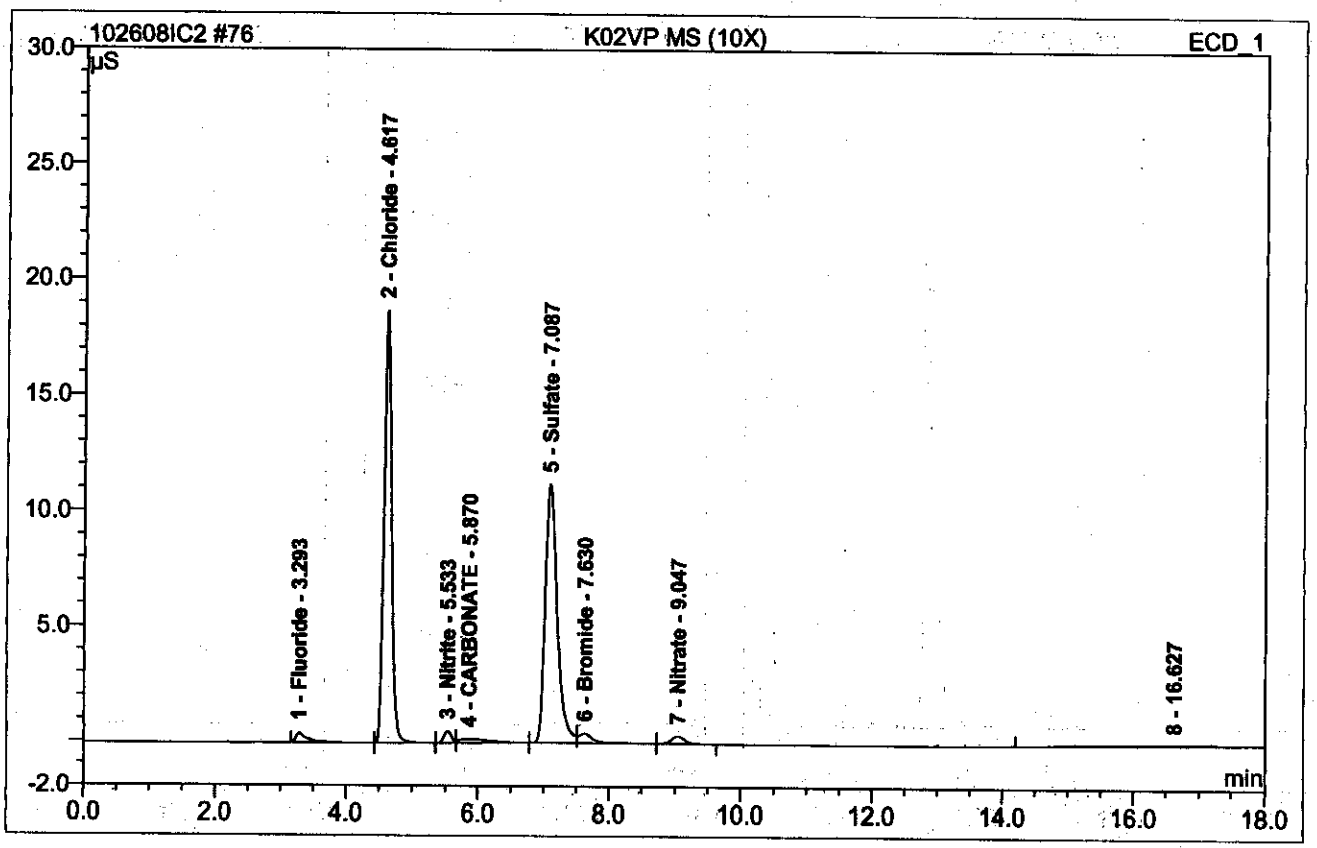

No.	Ret.Time min	Peak Name	Height µS	Area µS*min	Rel.Area %	Amount	Type
1	3.29	Fluoride	0.447	0.096	1.71	1.949	BMB
2	4.62	Chloride	18.733	2.541	45.52	80.332	BMB
3	5.53	Nitrite	0.533	0.074	1.33	1.019	BM
4	5.87	CARBONATE	0.184	0.102	1.82	n.a.	MB
5	7.09	Sulfate	11.225	2.422	43.39	101.973	bM
6	7.63	Bromide	0.442	0.120	2.15	9.057	MB
7	9.05	Nitrate	0.355	0.083	1.48	1.046	BMB
8	16.63	n.a.	0.064	0.145	2.60	n.a.	BMB
Total:			31.982	5.583	100.00	195.38	

NOT USED

Std/Integration

Chromeleon (c) Dionex 1996-2006
Version 6.80 Build 2212

77 K02VP MSD (10X)

Sample Name:	**K02VP MSD (10X)**	*Injection Volume:*	**25.0**
Vial Number:	**67**	*Channel:*	**ECD_1**
Sample Type:	**unknown**	*Wavelength:*	**n.a.**
Control Program:	**IC_Anions_2**	*Bandwidth:*	**n.a.**
Quantif. Method:	**Anions**	*Dilution Factor:*	**10.0000**
Recording Time:	**10/27/2008 11:09**	*Sample Weight:*	**1.0000**
Run Time (min):	**18.00**	*Sample Amount:*	**1.0000**

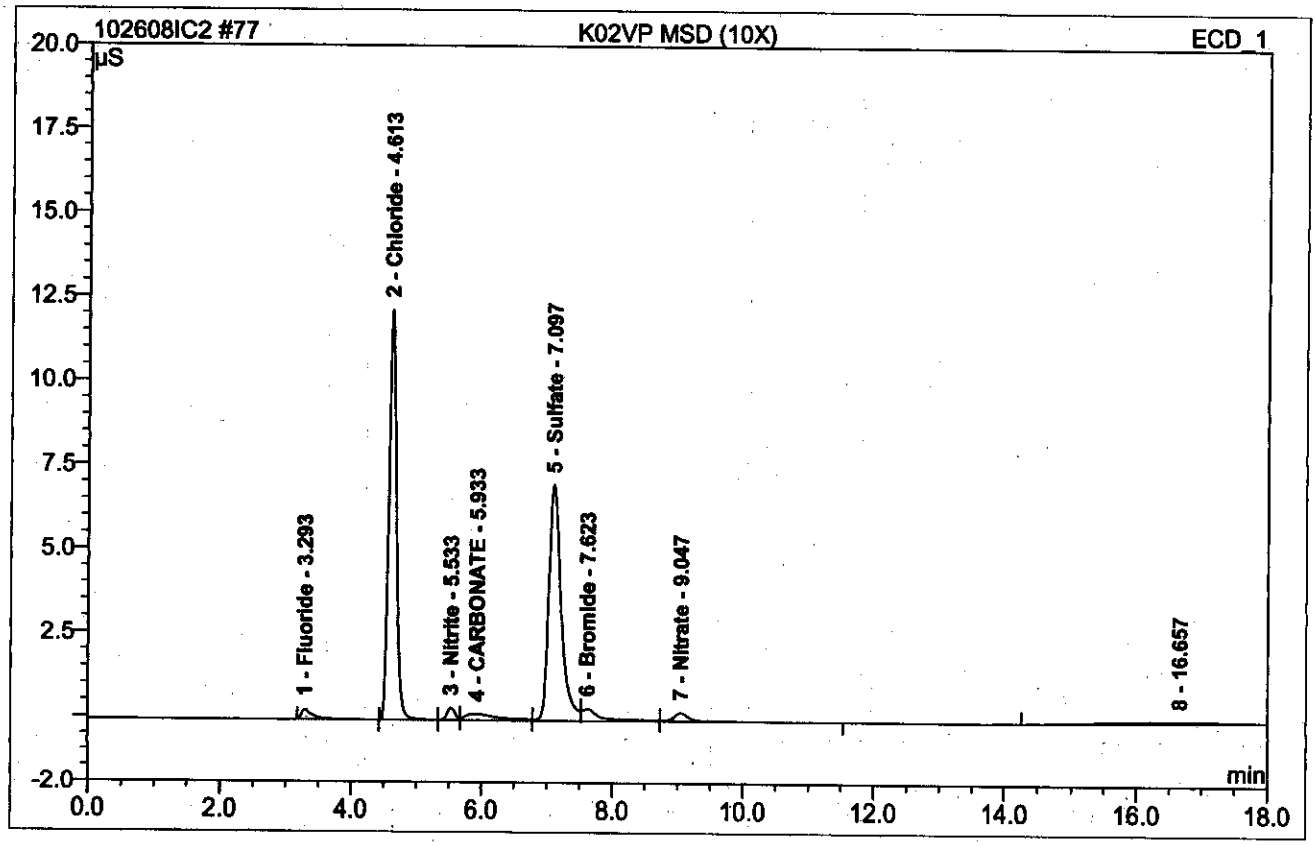

No.	Ret.Time min	Peak Name	Height µS	Area µS*min	Rel.Area %	Amount	Type
1	3.29	Fluoride	0.296	0.061	1.62	1.248	BMB
2	4.61	Chloride	12.201	1.654	43.76	52.279	BM
3	5.53	Nitrite	0.358	0.053	1.40	0.725	M
4	5.93	CARBONATE	0.183	0.115	3.03	n.a.	M
5	7.10	Sulfate	7.019	1.554	41.11	65.408	M
6	7.62	Bromide	0.353	0.132	3.50	10.002	M
7	9.05	Nitrate	0.256	0.089	2.36	1.128	MB
8	16.66	n.a.	0.056	0.122	3.22	n.a.	BMB
Total:			20.723	3.779	100.00	130.79	

NOT USED

Std/Integration

Chromeleon (c) Dionex 1996-2006
Version 6.80 Build 2212

78 K02VT (5X)

Sample Name:	**K02VT (5X)**	*Injection Volume:*	**25.0**
Vial Number:	**68**	*Channel:*	**ECD_1**
Sample Type:	**unknown**	*Wavelength:*	**n.a.**
Control Program:	**IC_Anions_2**	*Bandwidth:*	**n.a.**
Quantif. Method:	**Anions**	*Dilution Factor:*	**5.0000**
Recording Time:	**10/27/2008 11:28**	*Sample Weight:*	**1.0000**
Run Time (min):	**18.00**	*Sample Amount:*	**1.0000**

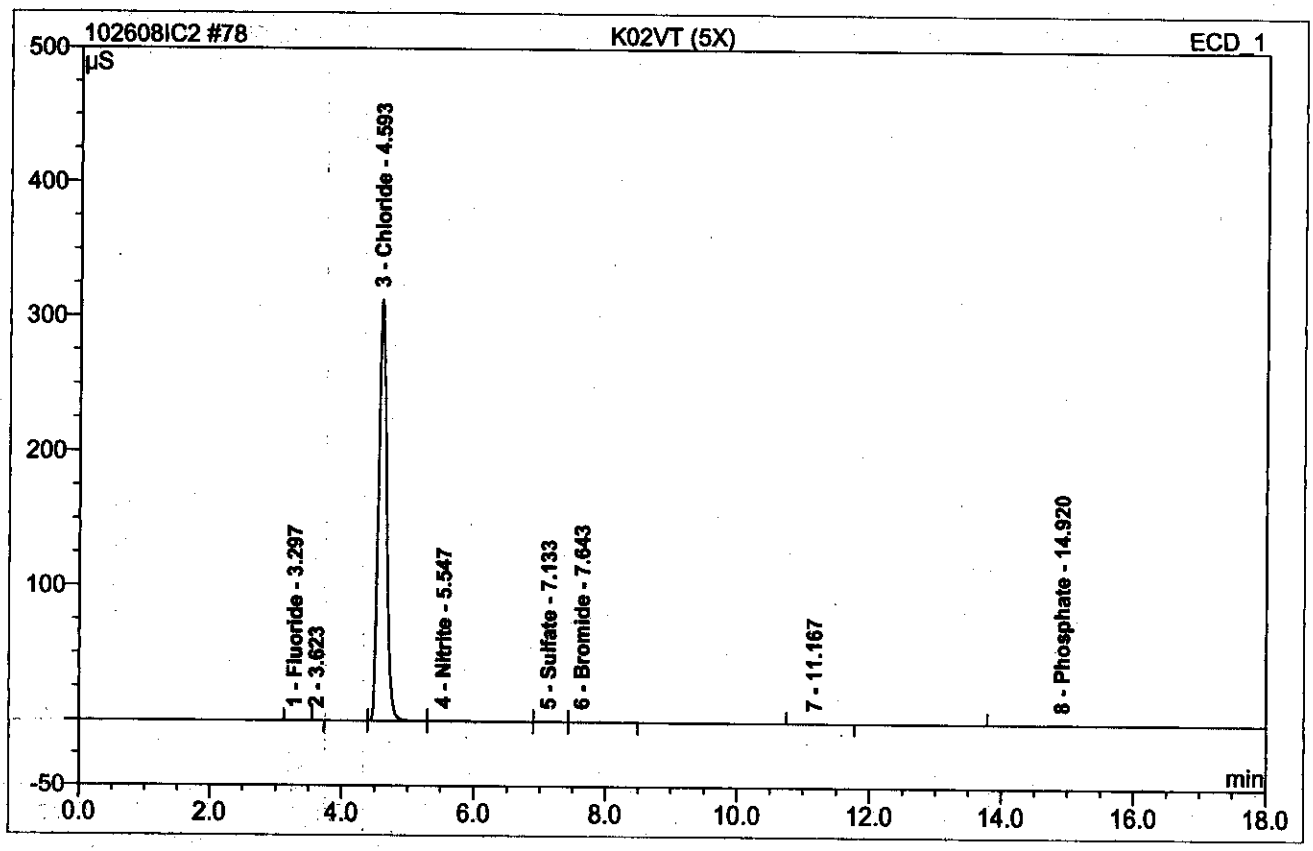

No.	Ret.Time min	Peak Name	Height µS	Area µS*min	Rel.Area %	Amount	Type
1	3.30	Fluoride	0.248	0.085	0.19	0.868	BMB
2	3.62	n.a.	0.032	0.003	0.01	n.a.	Rd
3	4.59	Chloride	312.785	44.581	98.13	704.683	BMb
4	5.55	Nitrite	0.452	0.331	0.73	2.273	bM
5	7.13	Sulfate	0.147	0.048	0.10	1.004	M
6	7.64	Bromide	0.215	0.069	0.15	2.622	MB
7	11.17	n.a.	0.099	0.032	0.07	n.a.	BMB
8	14.92	Phosphate	0.201	0.281	0.62	4.470	BMB
Total:			314.180	45.430	100.00	715.92	

AK 10/29/08

Std/Integration

Chromeleon (c) Dionex 1996-2006
Version 6.80 Build 2212

79 K02VT (50X)

Sample Name:	**K02VT (50X)**	*Injection Volume:*	**25.0**
Vial Number:	**69**	*Channel:*	**ECD_1**
Sample Type:	**unknown**	*Wavelength:*	**n.a.**
Control Program:	**IC_Anions_2**	*Bandwidth:*	**n.a.**
Quantif. Method:	**Anions**	*Dilution Factor:*	**50.0000**
Recording Time:	**10/27/2008 11:47**	*Sample Weight:*	**1.0000**
Run Time (min):	**18.00**	*Sample Amount:*	**1.0000**

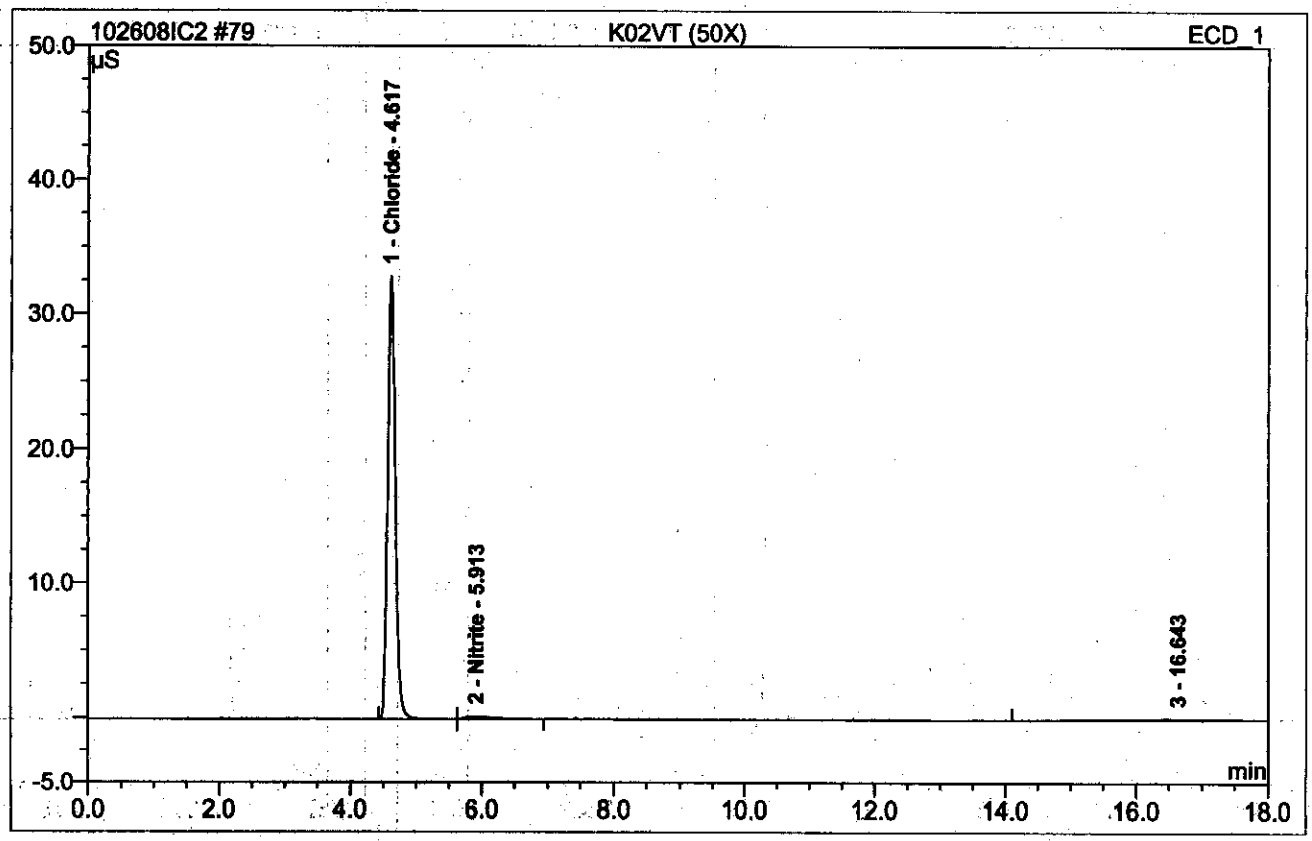

No.	Ret.Time min	Peak Name	Height µS	Area µS*min	Rel.Area %	Amount	Type
1	4.62	Chloride	32.882	4.491	95.02	709.862	BM
2	5.91	Nitrite	0.177	0.099	2.10	6.820	MB
3	16.64	n.a.	0.065	0.136	2.88	n.a.	BMB
Total:			33.124	4.726	100.00	716.68	

NOT USED

82 K02VH

Sample Name:	**K02VH**	*Injection Volume:*	**25.0**
Vial Number:	**72**	*Channel:*	**ECD_1**
Sample Type:	**unknown**	*Wavelength:*	**n.a.**
Control Program:	**IC_Anions_2**	*Bandwidth:*	**n.a.**
Quantif. Method:	**Anions**	*Dilution Factor:*	**1.0000**
Recording Time:	**10/27/2008 12:44**	*Sample Weight:*	**1.0000**
Run Time (min):	**18.00**	*Sample Amount:*	**1.0000**

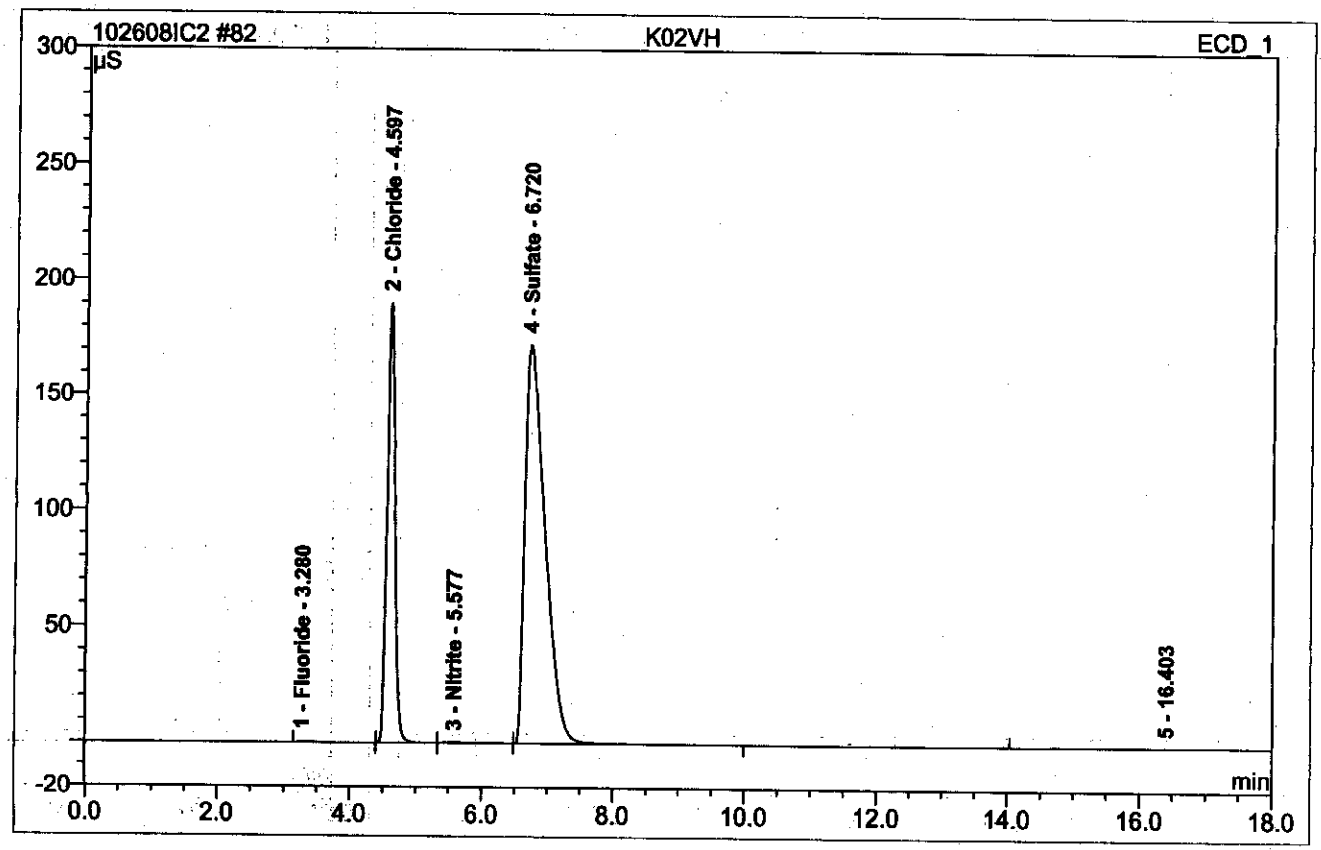

No.	Ret.Time min	Peak Name	Height µS	Area µS*min	Rel.Area %	Amount	Type
1	3.28	Fluoride	0.545	0.132	0.15	0.269	BMB
2	4.60	Chloride	190.155	26.478	29.87	83.707	BMB
3	5.58	Nitrite	0.401	0.237	0.27	0.325	BMb
4	6.72	Sulfate	172.563	61.608	69.51	259.348	bMB
5	16.40	n.a.	0.081	0.180	0.20	n.a.	BMB
Total:			363.745	88.634	100.00	343.65	

AK 10/29/08

Std/Integration

Chromeleon (c) Dionex 1996-2006
Version 6.80 Build 2212

83 K02VJ (5X)

Sample Name:	**K02VJ (5X)**	*Injection Volume:*	**25.0**
Vial Number:	**73**	*Channel:*	**ECD_1**
Sample Type:	**unknown**	*Wavelength:*	**n.a.**
Control Program:	**IC_Anions_2**	*Bandwidth:*	**n.a.**
Quantif. Method:	**Anions**	*Dilution Factor:*	**5.0000**
Recording Time:	**10/27/2008 13:03**	*Sample Weight:*	**1.0000**
Run Time (min):	**18.00**	*Sample Amount:*	**1.0000**

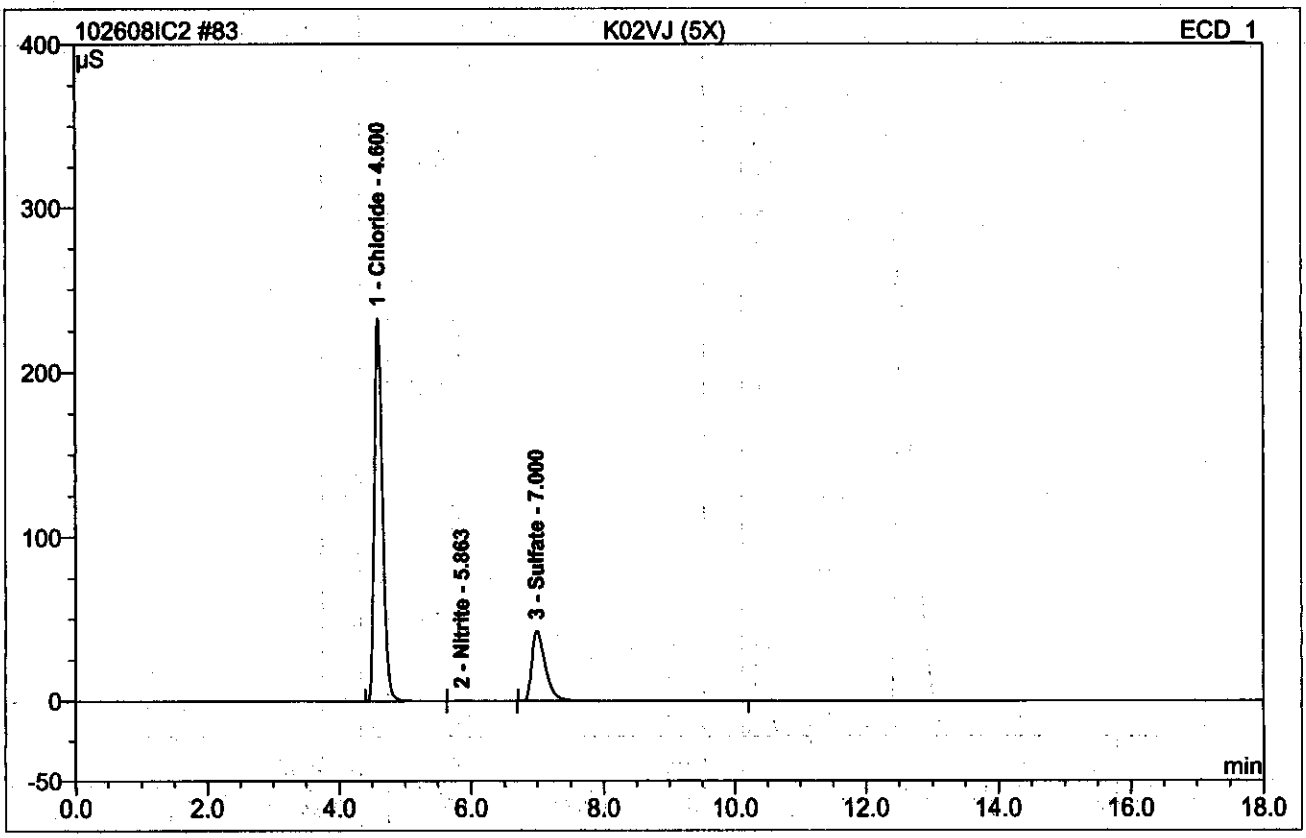

No.	Ret.Time min	Peak Name	Height µS	Area µS*min	Rel.Area %	Amount	Type
1	4.60	Chloride	232.555	33.210	76.84	524.949	BMB
2	5.86	Nitrite	0.159	0.079	0.18	0.544	BMB
3	7.00	Sulfate	42.520	9.933	22.98	209.076	BMB
Total:			275.234	43.222	100.00	734.57	

NOT USED

84 CCV7

Sample Name:	**CCV7**	*Injection Volume:*	**25.0**
Vial Number:	**12**	*Channel:*	**ECD_1**
Sample Type:	**unknown**	*Wavelength:*	**n.a.**
Control Program:	**IC_Anions_2**	*Bandwidth:*	**n.a.**
Quantif. Method:	**Anions**	*Dilution Factor:*	**1.0000**
Recording Time:	**10/27/2008 13:22**	*Sample Weight:*	**1.0000**
Run Time (min):	**18.00**	*Sample Amount:*	**1.0000**

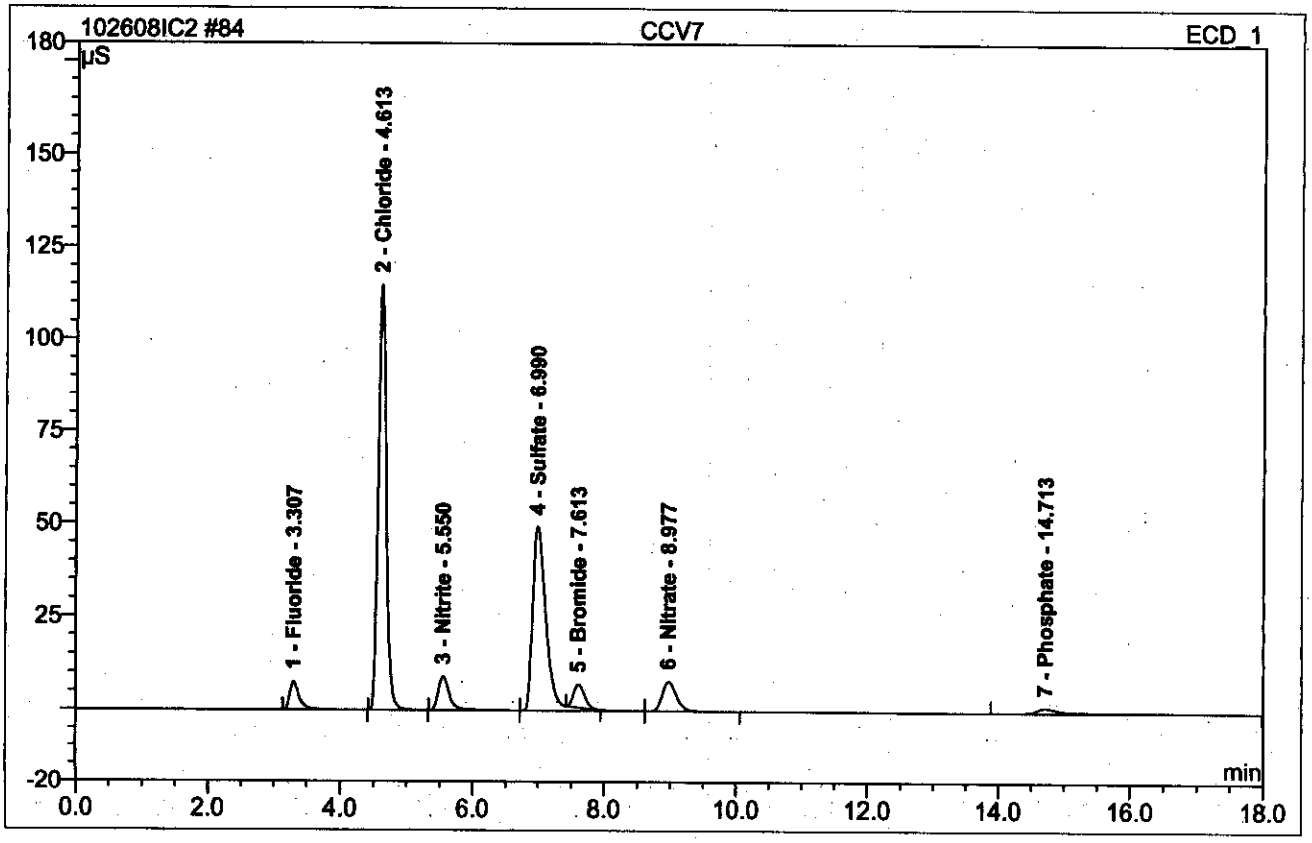

No.	Ret.Time min	Peak Name	Height µS	Area µS*min	Rel.Area %	Amount	Type
1	3.31	Fluoride	7.457	1.267	3.64	2.580	BMB
2	4.61	Chloride	114.815	16.083	46.19	50.845	BMB
3	5.55	Nitrite	8.917	1.782	5.12	2.448	BMB
4	6.99	Sulfate	49.279	11.822	33.95	49.765	BMb
5	7.61	Bromide	6.119	1.163	3.34	8.792	Rd
6	8.98	Nitrate	7.794	1.952	5.61	2.475	bMB
7	14.71	Phosphate	1.316	0.749	2.15	2.384	BMB
Total:			195.697	34.819	100.00	119.29	

102%

100%

CAR 10/29/08

85 CCB7

Sample Name:	**CCB7**	*Injection Volume:*	**25.0**
Vial Number:	**13**	*Channel:*	**ECD_1**
Sample Type:	**unknown**	*Wavelength:*	**n.a.**
Control Program:	**IC_Anions_2**	*Bandwidth:*	**n.a.**
Quantif. Method:	**Anions**	*Dilution Factor:*	**1.0000**
Recording Time:	**10/27/2008 13:41**	*Sample Weight:*	**1.0000**
Run Time (min):	**18.00**	*Sample Amount:*	**1.0000**

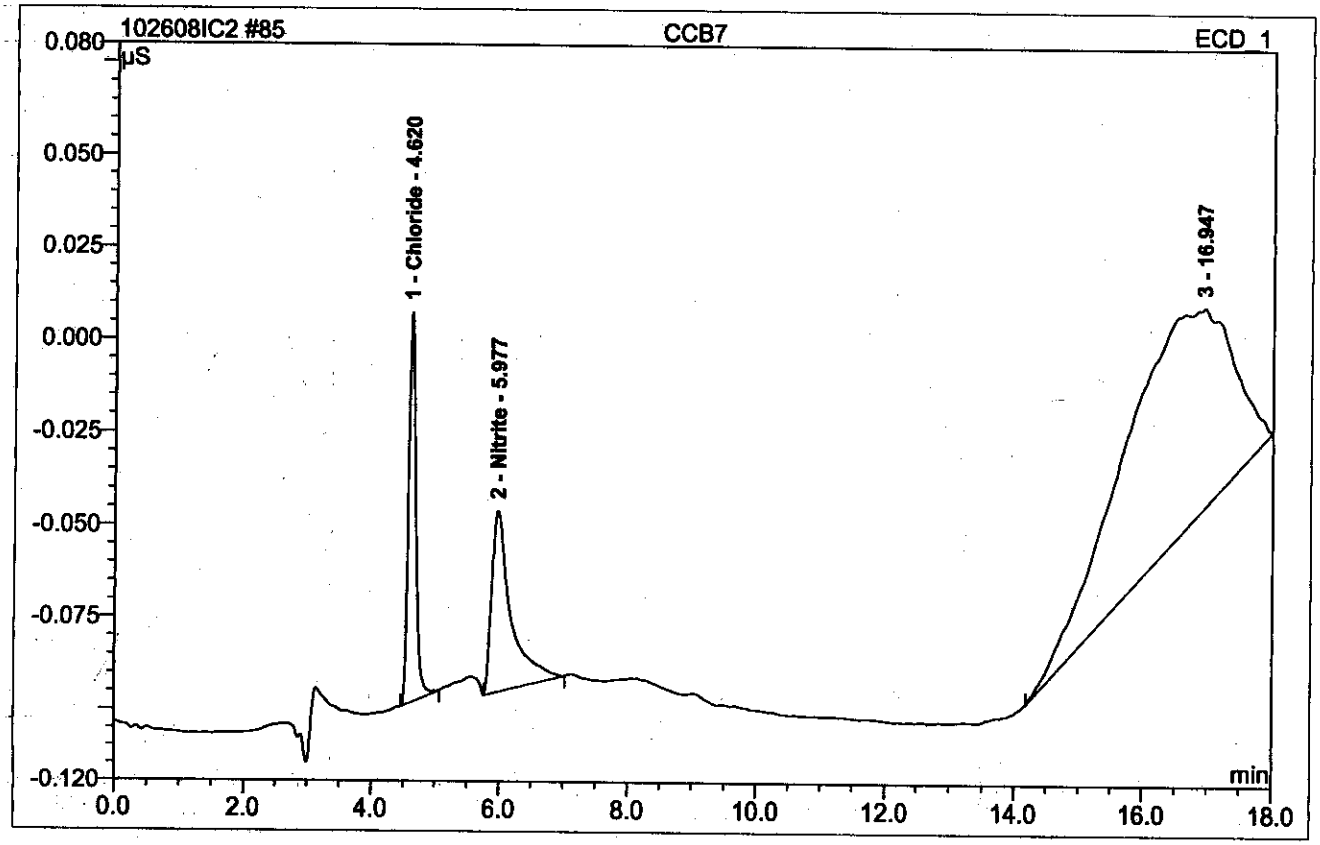

No.	Ret.Time min	Peak Name	Height µS	Area µS*min	Rel.Area %	Amount	Type
1	4.62	Chloride	0.105	0.014	9.54	0.045	BMB
2	5.98	Nitrite	0.049	0.017	11.56	0.024	BMB
3	16.95	n.a.	0.054	0.117	78.90	n.a.	BMB
Total:			0.208	0.148	100.00	0.07	

SULFATE

ND

CAK 10/29/08

86 K02VJ (50X)

Sample Name:	**K02VJ (50X)**	*Injection Volume:*	**25.0**
Vial Number:	**74**	*Channel:*	**ECD_1**
Sample Type:	**unknown**	*Wavelength:*	**n.a.**
Control Program:	**IC_Anions_2**	*Bandwidth:*	**n.a.**
Quantif. Method:	**Anions**	*Dilution Factor:*	**50.0000**
Recording Time:	**10/27/2008 14:00**	*Sample Weight:*	**1.0000**
Run Time (min):	**18.00**	*Sample Amount:*	**1.0000**

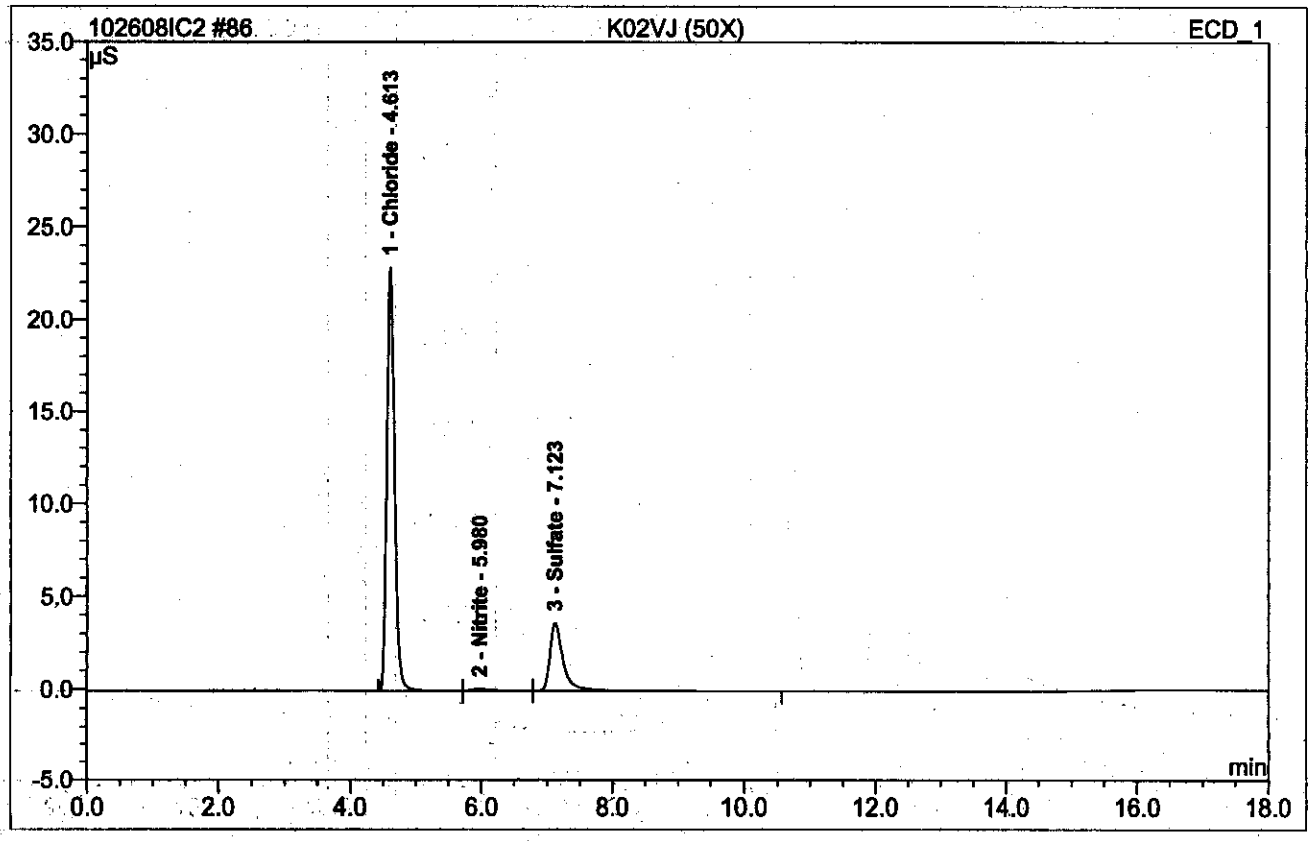

No.	Ret.Time min	Peak Name	Height µS	Area µS*min	Rel.Area %	Amount	Type
1	4.61	Chloride	22.862	3.130	76.88	494.757	BMB
2	5.98	Nitrite	0.101	0.044	1.07	2.999	BM
3	7.12	Sulfate	3.652	0.898	22.05	188.928	MB
Total:			26.616	4.071	100.00	686.68	

NOT USED

87 K02VN MSD

Sample Name:	**K02VN MSD**	*Injection Volume:*	**25.0**
Vial Number:	**58**	*Channel:*	**ECD_1**
Sample Type:	**unknown**	*Wavelength:*	**n.a.**
Control Program:	**IC_Anions_2**	*Bandwidth:*	**n.a.**
Quantif. Method:	**Anions**	*Dilution Factor:*	**1.0000**
Recording Time:	**10/27/2008 14:19**	*Sample Weight:*	**1.0000**
Run Time (min):	**18.00**	*Sample Amount:*	**1.0000**

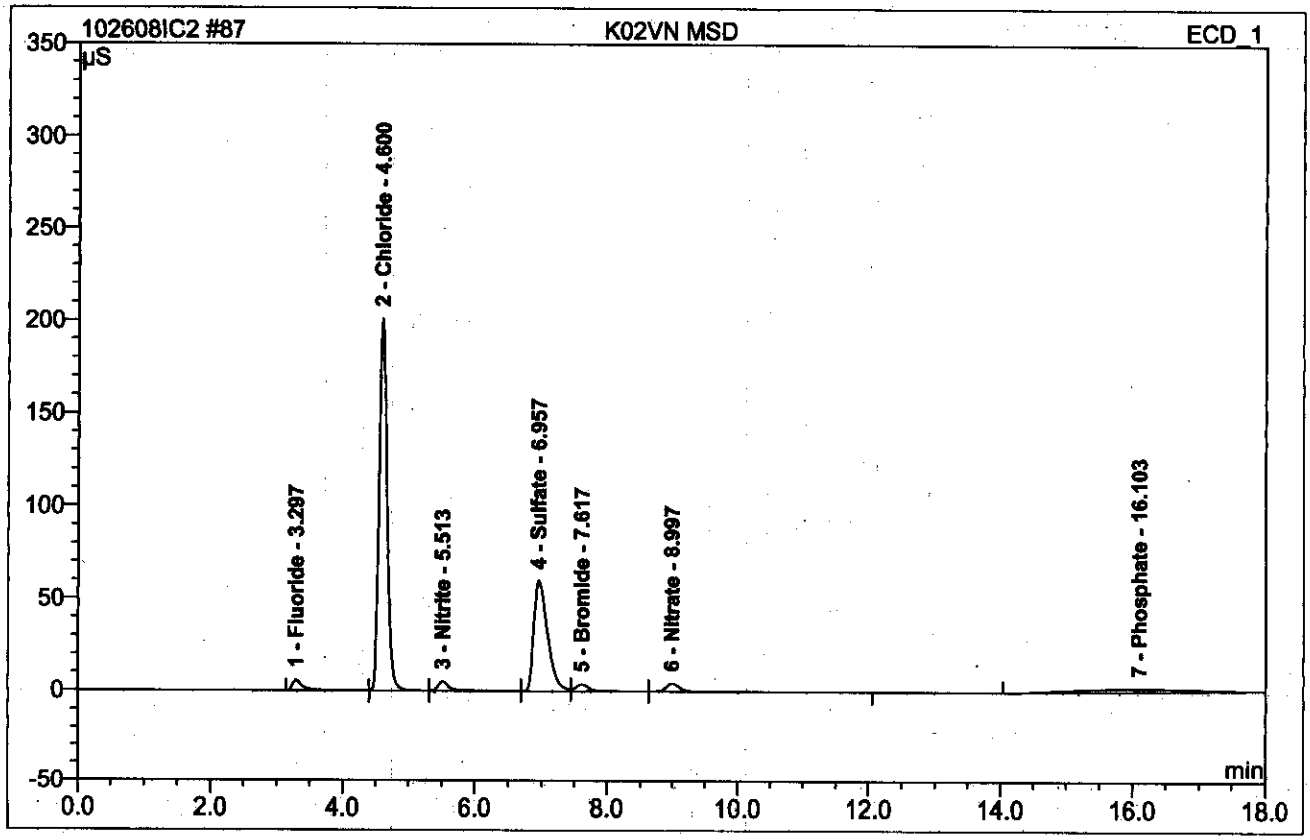

No.	Ret.Time min	Peak Name	Height µS	Area µS*min	Rel.Area %	Amount	Type
1	3.30	Fluoride	5.691	1.022	2.00	2.081	BM
2	4.60	Chloride	200.962	28.451	55.74	89.945	M
3	5.51	Nitrite	5.110	1.136	2.23	1.561	M
4	6.96	Sulfate	59.867	14.548	28.50	61.241	M
5	7.62	Bromide	3.744	0.967	1.90	7.313	M
6	9.00	Nitrate	4.353	1.137	2.23	1.441	MB
7	16.10	Phosphate	1.815	3.779	7.40	12.022	BMB
Total:			281.541	51.041	100.00	175.60	

99% RPD=0.03

95% RPD=0.34

AK 10/29/08

88 K02VP

Sample Name:	**K02VP**	*Injection Volume:*	**25.0**
Vial Number:	**75**	*Channel:*	**ECD_1**
Sample Type:	**unknown**	*Wavelength:*	**n.a.**
Control Program:	**IC_Anions_2**	*Bandwidth:*	**n.a.**
Quantif. Method:	**Anions**	*Dilution Factor:*	**1.0000**
Recording Time:	**10/27/2008 14:38**	*Sample Weight:*	**1.0000**
Run Time (min):	**18.00**	*Sample Amount:*	**1.0000**

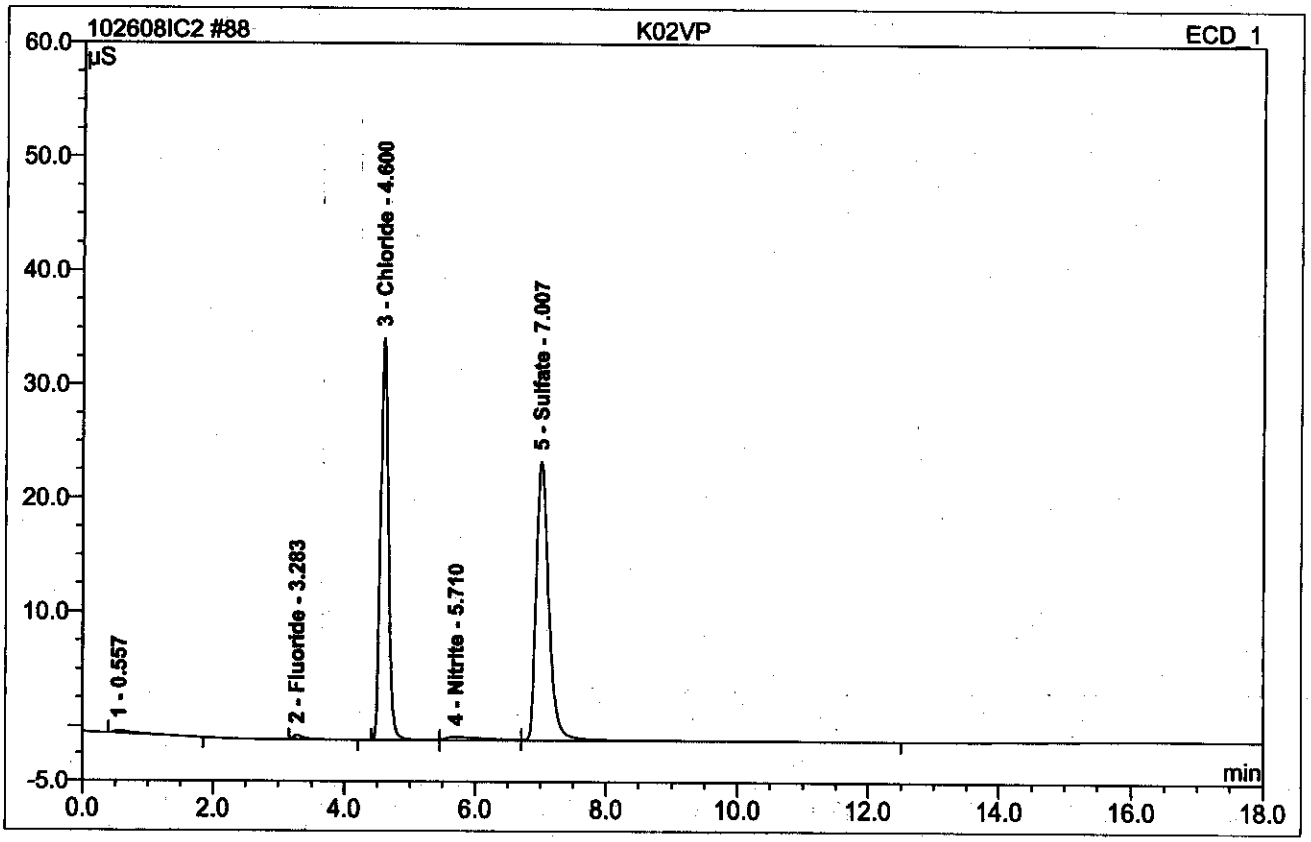

No.	Ret.Time min	Peak Name	Height µS	Area µS*min	Rel.Area %	Amount	Type
1	0.56	n.a.	0.209	0.081	0.74	n.a.	BMB
2	3.28	Fluoride	0.436	0.081	0.75	0.166	BMB
3	4.60	Chloride	35.344	4.845	44.55	15.318	BM
4	5.71	Nitrite	0.312	0.237	2.18	0.326	M
5	7.01	Sulfate	24.500	5.631	51.77	23.703	MB
Total:			60.801	10.875	100.00	39.51	

NOT USED

Std/Integration

Chromeleon (c) Dionex 1996-2006
Version 6.80 Build 2212

89 K02VP MS

Sample Name:	**K02VP MS**	*Injection Volume:*	**25.0**
Vial Number:	**76**	*Channel:*	**ECD_1**
Sample Type:	**unknown**	*Wavelength:*	**n.a.**
Control Program:	**IC_Anions_2**	*Bandwidth:*	**n.a.**
Quantif. Method:	**Anions**	*Dilution Factor:*	**1.0000**
Recording Time:	**10/27/2008 14:57**	*Sample Weight:*	**1.0000**
Run Time (min):	**18.00**	*Sample Amount:*	**1.0000**

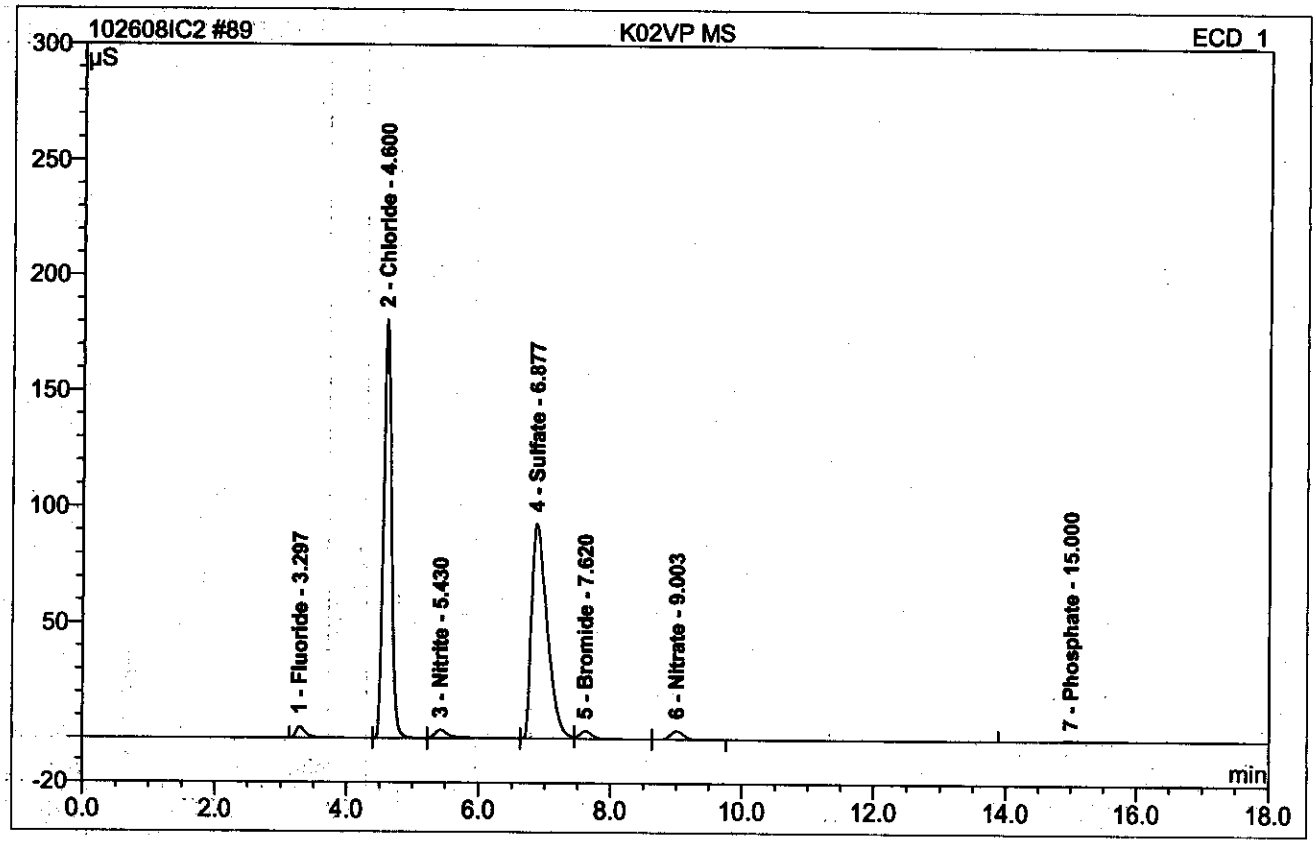

No.	Ret.Time min	Peak Name	Height µS	Area µS*min	Rel.Area %	Amount	Type
1	3.30	Fluoride	5.248	0.939	1.70	1.911	BMB
2	4.60	Chloride	181.059	25.257	45.83	79.848	BMb
3	5.43	Nitrite	3.860	1.060	1.92	1.456	bMB
4	6.88	Sulfate	93.130	25.646	46.54	107.962	BM
5	7.62	Bromide	3.667	0.853	1.55	6.445	MB
6	9.00	Nitrate	3.932	0.932	1.69	1.181	BMB
7	15.00	Phosphate	0.371	0.418	0.76	1.330	BMB
Total:			291.266	55.105	100.00	200.13	

NOT USED

90 K02VP MSD

Sample Name:	**K02VP MSD**	*Injection Volume:*	**25.0**
Vial Number:	**77**	*Channel:*	**ECD_1**
Sample Type:	**unknown**	*Wavelength:*	**n.a.**
Control Program:	**IC_Anions_2**	*Bandwidth:*	**n.a.**
Quantif. Method:	**Anions**	*Dilution Factor:*	**1.0000**
Recording Time:	**10/27/2008 15:16**	*Sample Weight:*	**1.0000**
Run Time (min):	**18.00**	*Sample Amount:*	**1.0000**

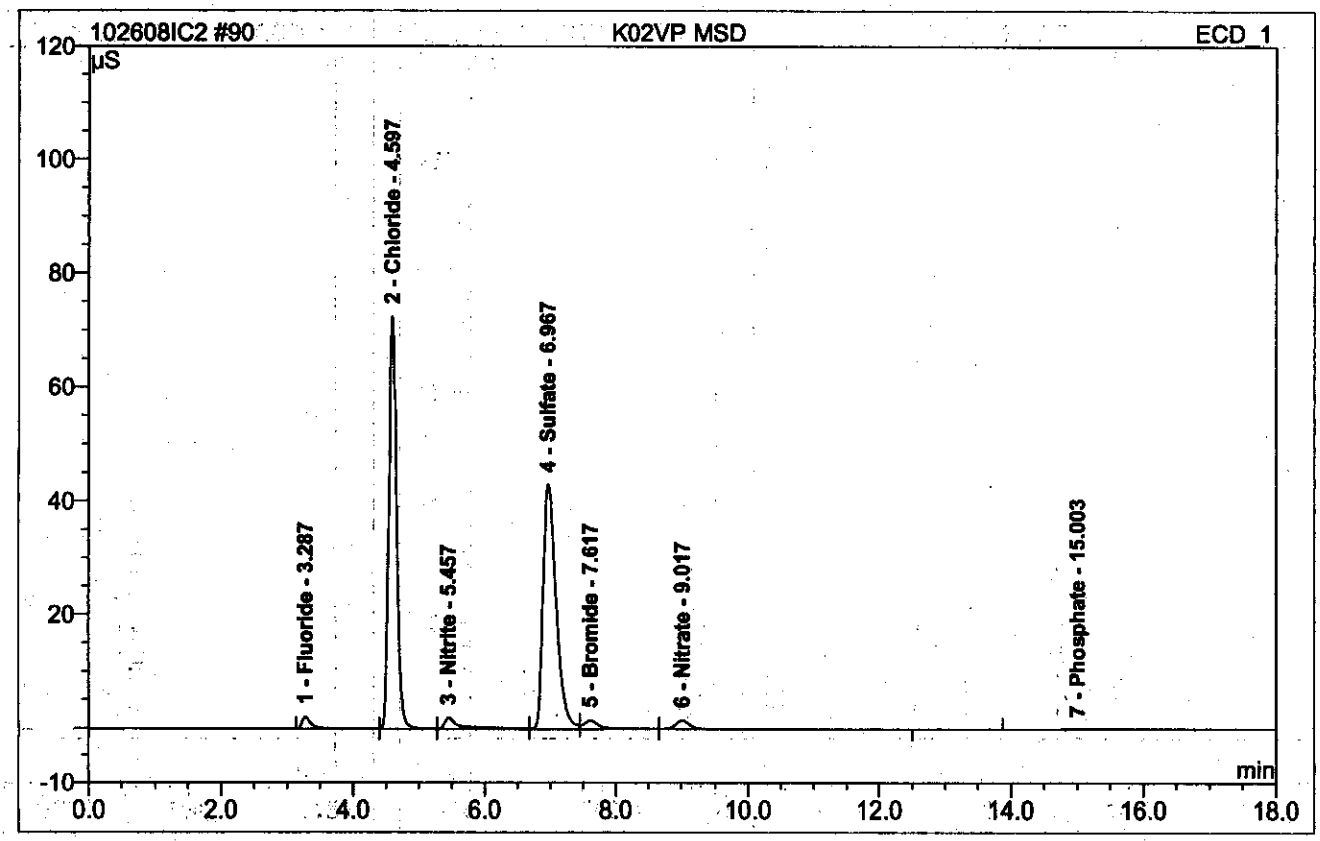

No.	Ret.Time min	Peak Name	Height µS	Area µS*min	Rel.Area %	Amount	Type
1	3.29	Fluoride	2.171	0.372	1.68	0.758	BM
2	4.60	Chloride	72.553	9.981	45.15	31.555	M
3	5.46	Nitrite	2.023	0.614	2.78	0.843	M
4	6.97	Sulfate	43.096	9.999	45.23	42.091	M
5	7.62	Bromide	1.584	0.475	2.15	3.589	M
6	9.02	Nitrate	1.561	0.441	1.99	0.558	MB
7	15.00	Phosphate	0.115	0.225	1.02	0.715	BMB
Total:			123.104	22.106	100.00	80.11	

NOT USED

91 CCV8

Sample Name:	**CCV8**	*Injection Volume:*	**25.0**
Vial Number:	**12**	*Channel:*	**ECD_1**
Sample Type:	**unknown**	*Wavelength:*	**n.a.**
Control Program:	**IC_Anions_2**	*Bandwidth:*	**n.a.**
Quantif. Method:	**Anions**	*Dilution Factor:*	**1.0000**
Recording Time:	**10/27/2008 15:35**	*Sample Weight:*	**1.0000**
Run Time (min):	**18.00**	*Sample Amount:*	**1.0000**

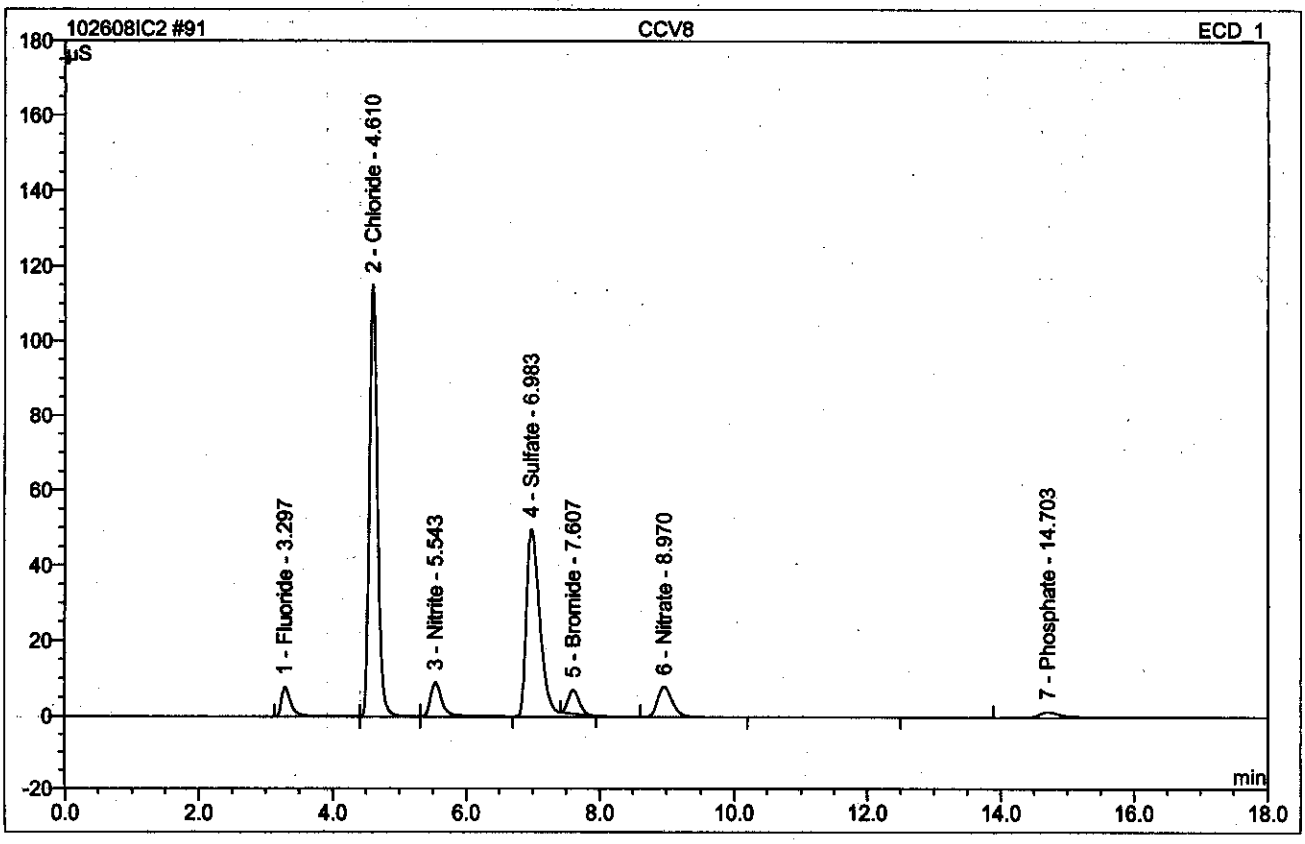

No.	Ret.Time min	Peak Name	Height µS	Area µS*min	Rel.Area %	Amount	Type
1	3.30	Fluoride	7.710	1.285	3.64	2.616	BM
2	4.61	Chloride	115.094	16.108	45.60	50.922	M
3	5.54	Nitrite	8.908	1.769	5.01	2.430	Ru
4	6.98	Sulfate	49.718	12.248	34.67	51.559	MB
5	7.61	Bromide	6.220	1.182	3.35	8.936	Rd
6	8.97	Nitrate	7.844	1.951	5.52	2.473	Rd
7	14.70	Phosphate	1.418	0.780	2.21	2.481	BMB
Total:			196.913	35.323	100.00	121.42	

ok 10/29/08

92 CCB8

BEFORE

Sample Name:	**CCB8**	*Injection Volume:*	**25.0**
Vial Number:	**13**	*Channel:*	**ECD_1**
Sample Type:	**unknown**	*Wavelength:*	**n.a.**
Control Program:	**IC_Anions_2**	*Bandwidth:*	**n.a.**
Quantif. Method:	**Anions**	*Dilution Factor:*	**1.0000**
Recording Time:	**10/27/2008 15:54**	*Sample Weight:*	**1.0000**
Run Time (min):	**18.00**	*Sample Amount:*	**1.0000**

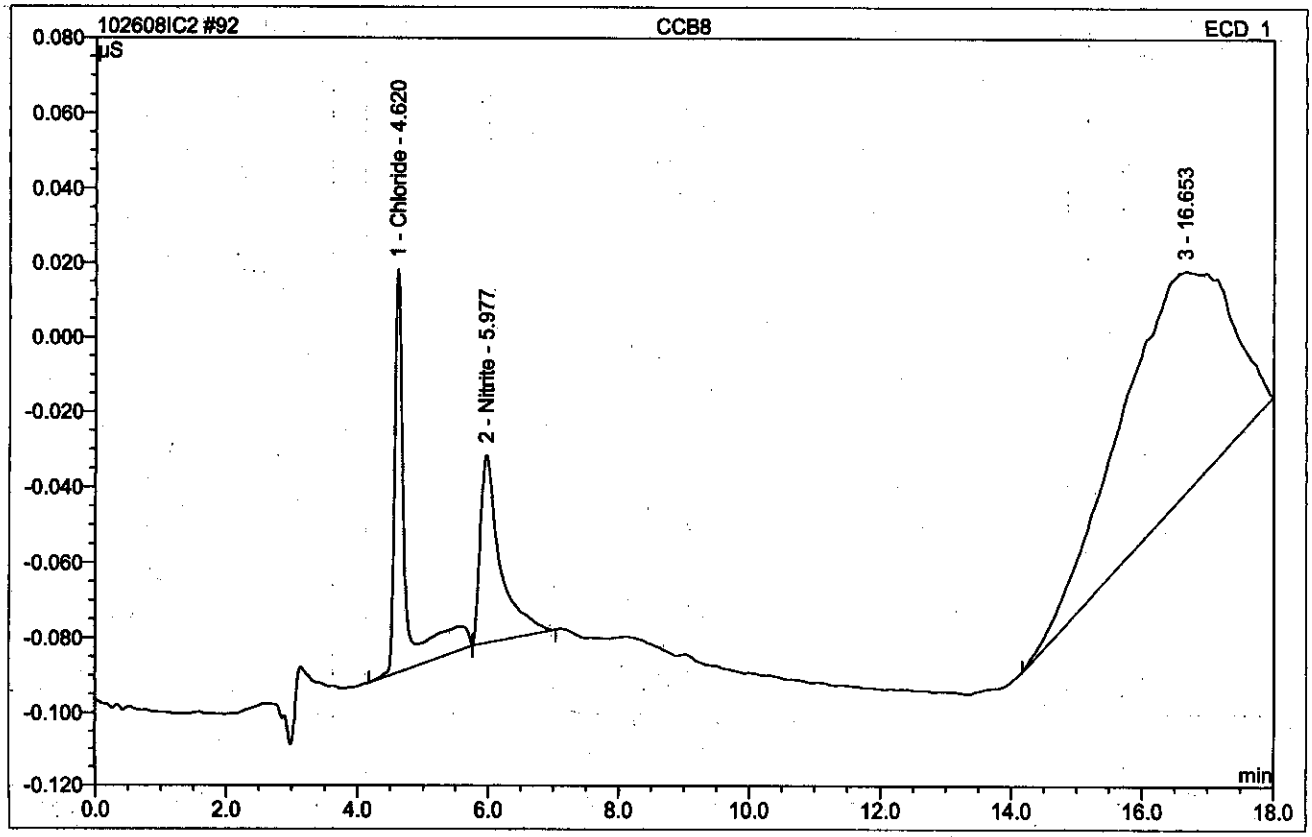

No.	Ret.Time min	Peak Name	Height µS	Area µS*min	Rel.Area %	Amount	Type
1	4.62	Chloride	0.107	0.020	13.01	0.064	BMB
2	5.98	Nitrite	0.050	0.018	11.35	0.024	BMB
3	16.65	n.a.	0.059	0.118	75.64	n.a.	BMB
Total:			0.217	0.156	100.00	0.09	

92 CCB8

BEFORE

Sample Name:	**CCB8**	*Injection Volume:*	**25.0**
Vial Number:	**13**	*Channel:*	**ECD_1**
Sample Type:	**unknown**	*Wavelength:*	**n.a.**
Control Program:	**IC_Anions_2**	*Bandwidth:*	**n.a.**
Quantif. Method:	**Anions**	*Dilution Factor:*	**1.0000**
Recording Time:	**10/27/2008 15:54**	*Sample Weight:*	**1.0000**
Run Time (min):	**18.00**	*Sample Amount:*	**1.0000**

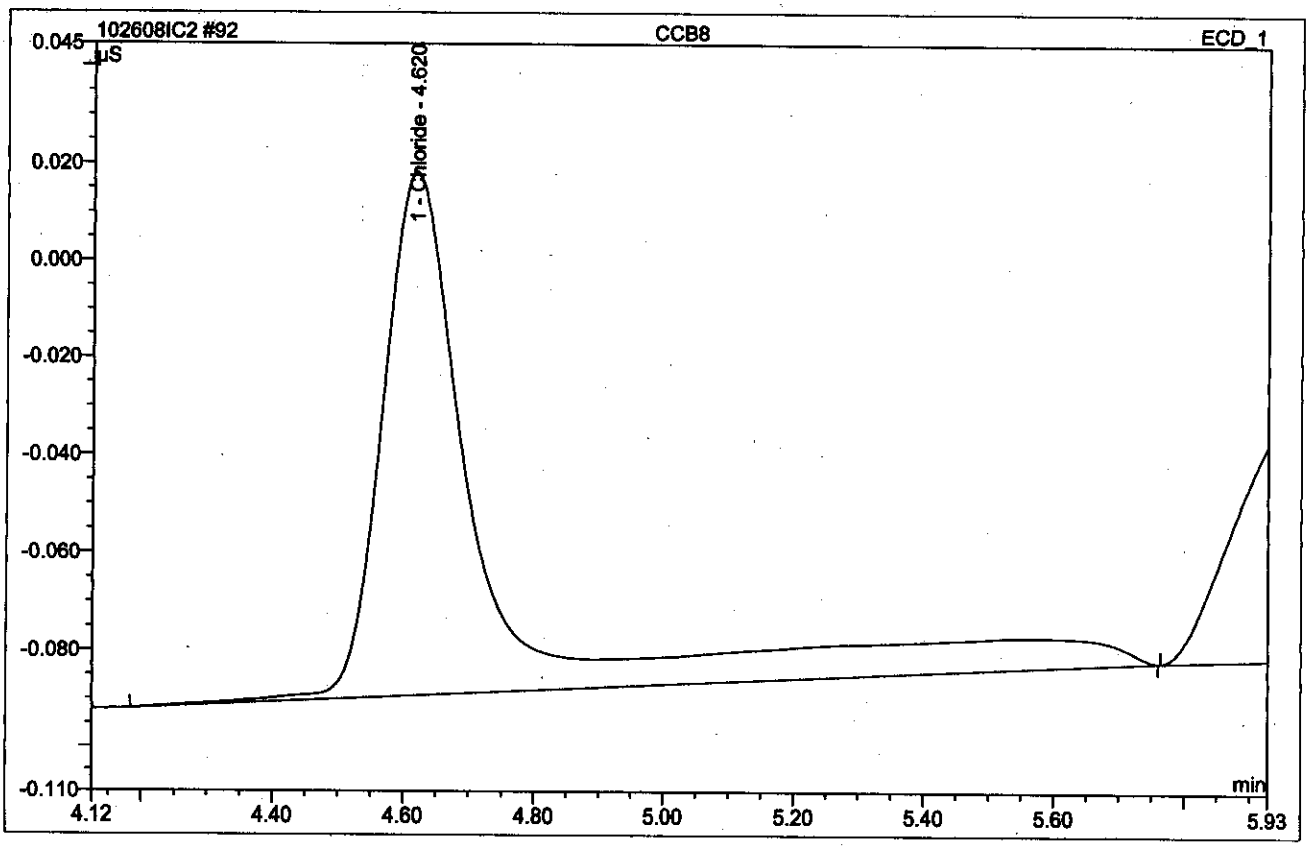

No.	Ret.Time min	Peak Name	Height µS	Area µS*min	Rel.Area %	Amount	Type
1	4.62	Chloride	0.107	0.020	13.01	0.064	BMB
2	5.98	Nitrite	0.050	0.018	11.35	0.024	BMB
3	16.65	n.a.	0.059	0.118	75.64	n.a.	BMB
Total:			0.217	0.156	100.00	0.09	

92 CCB8

AFTER

Sample Name:	**CCB8**	*Injection Volume:*	**25.0**
Vial Number:	**13**	*Channel:*	**ECD_1**
Sample Type:	**unknown**	*Wavelength:*	**n.a.**
Control Program:	**IC_Anions_2**	*Bandwidth:*	**n.a.**
Quantif. Method:	**Anions**	*Dilution Factor:*	**1.0000**
Recording Time:	**10/27/2008 15:54**	*Sample Weight:*	**1.0000**
Run Time (min):	**18.00**	*Sample Amount:*	**1.0000**

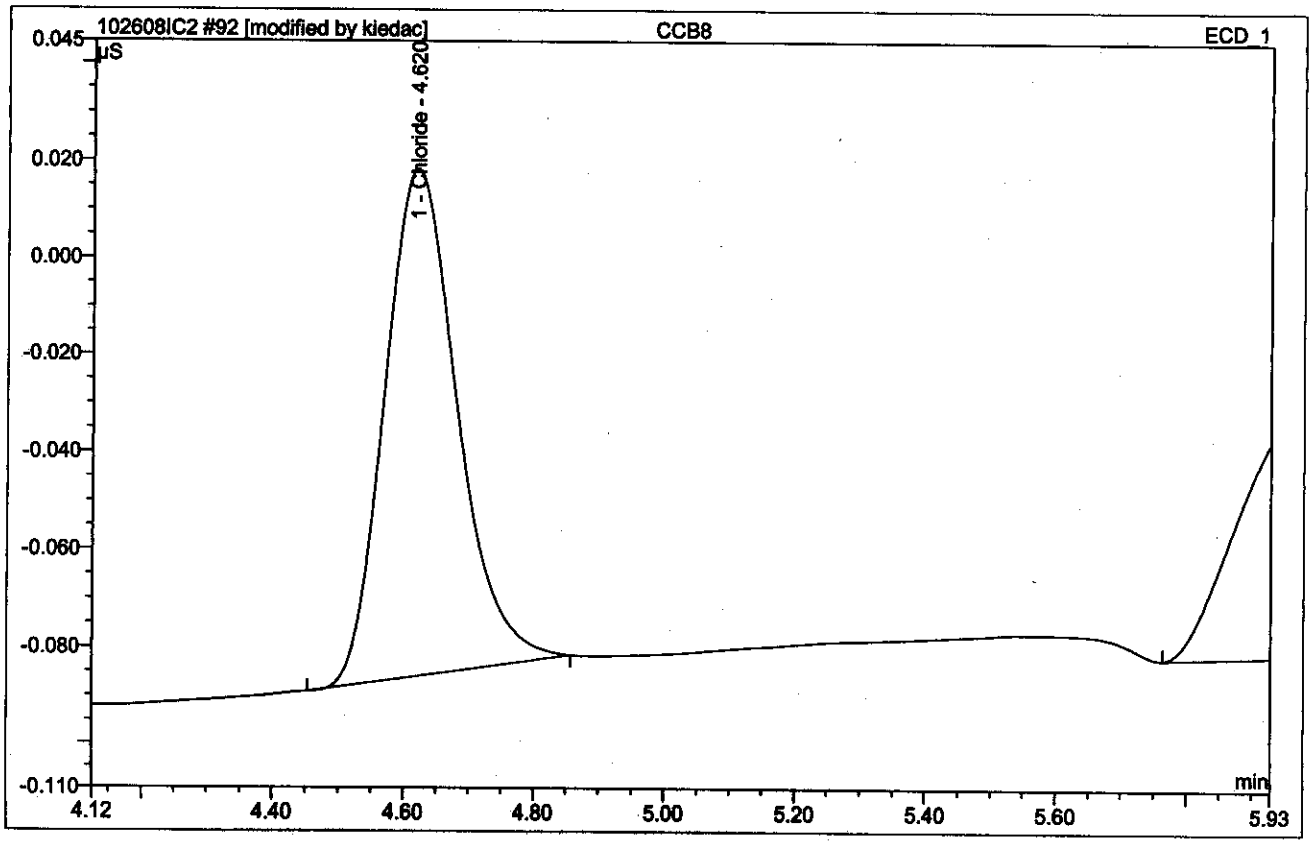

No.	Ret.Time min	Peak Name	Height µS	Area µS*min	Rel.Area %	Amount	Type
1	4.62	Chloride	0.104	0.013	9.02	0.043	BMB*
2	5.98	Nitrite	0.050	0.018	11.87	0.024	BMB
3	16.65	n.a.	0.059	0.118	79.11	n.a.	BMB
Total:			0.213	0.149	100.00	0.07	

92 CCB8

AFTER

Sample Name:	**CCB8**	*Injection Volume:*	**25.0**
Vial Number:	**13**	*Channel:*	**ECD_1**
Sample Type:	**unknown**	*Wavelength:*	**n.a.**
Control Program:	**IC_Anions_2**	*Bandwidth:*	**n.a.**
Quantif. Method:	**Anions**	*Dilution Factor:*	**1.0000**
Recording Time:	**10/27/2008 15:54**	*Sample Weight:*	**1.0000**
Run Time (min):	**18.00**	*Sample Amount:*	**1.0000**

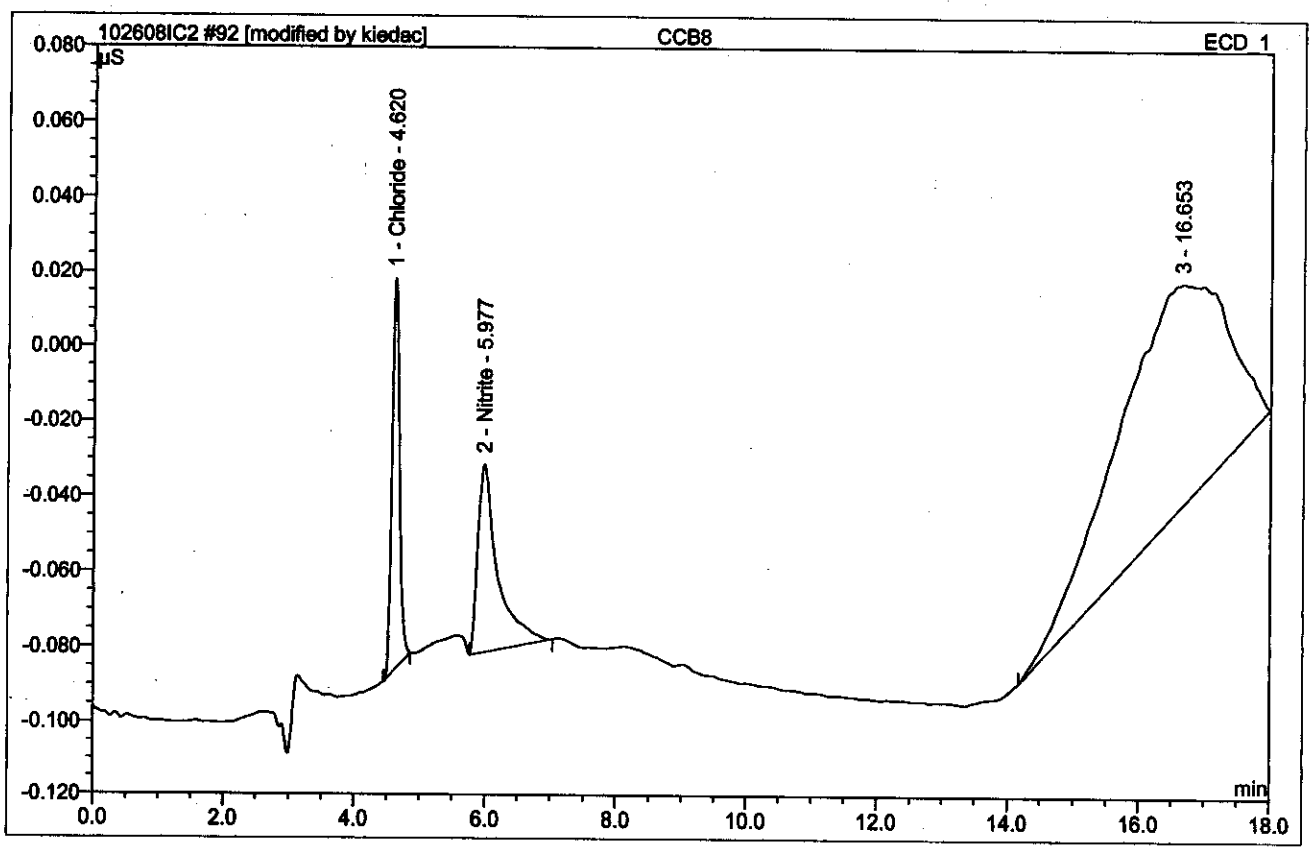

No.	Ret.Time min	Peak Name	Height µS	Area µS*min	Rel.Area %	Amount	Type
1	4.62	Chloride	0.104	0.013	9.02	0.043	BMB*
2	5.98	Nitrite	0.050	0.018	11.87	0.024	BMB
3	16.65	n.a.	0.059	0.118	79.11	n.a.	BMB
Total:			0.213	0.149	100.00	0.07	

SULFATE

ND

CAK 10/29/08

Sequence: 102808IC2
Operator: kiedac

Chuck Kieda 10/29/08

Printed: 10/29/2008 3:51:48 PM

Title:
Datasource: PITPC-IC2_local
Location: ICS2000\Sequences\2008\October 2008
Timebase: ICS2000
#Samples: 57

Created: 10/28/2008 9:10:08 AM by Test America Labs
Last Update: 10/28/2008 9:56:27 AM by Test America Labs

No.	Name	Type	Pos.	Inj. Vol.	Program	Method	Status	Inj. Date/Time
1	STD 1	Standard	2	25.0	IC_Anions_2	Anions	Finished	10/9/2008 9:57:00 AM
2	STD 2	Standard	3	25.0	IC_Anions_2	Anions	Finished	10/9/2008 10:16:01 AM
3	STD 3	Standard	4	25.0	IC_Anions_2	Anions	Finished	10/9/2008 10:35:02 AM
4	STD 4	Standard	5	25.0	IC_Anions_2	Anions	Finished	10/9/2008 10:54:04 AM
5	STD 5	Standard	6	25.0	IC_Anions_2	Anions	Finished	10/9/2008 11:13:05 AM
6	STD 6	Standard	7	25.0	IC_Anions_2	Anions	Finished	10/9/2008 11:32:06 AM
7	STD 7	Standard	8	25.0	IC_Anions_2	Anions	Finished	10/9/2008 11:51:07 AM
8	STD 8	Standard	9	25.0	IC_Anions_2	Anions	Finished	10/9/2008 12:10:13 PM
9	STD 9	Standard	10	25.0	IC_Anions_2	Anions	Finished	10/9/2008 12:29:15 PM
10	BLANK	Blank	1	25.0	IC_Anions_2	Anions	Finished	10/28/2008 9:34:43 AM
11	ICV / NELAC CCV	Unknown	11	25.0	IC_Anions_2	Anions	Finished	10/28/2008 9:55:40 AM
12	CCV1	Unknown	12	25.0	IC_Anions_2	Anions	Finished	10/28/2008 10:14:42 AM
13	CCB1	Unknown	13	25.0	IC_Anions_2	Anions	Finished	10/28/2008 10:33:43 AM
14	K02VP	Unknown	14	25.0	IC_Anions_2	Anions	Finished	10/28/2008 10:52:44 AM
15	K02VP MS	Unknown	15	25.0	IC_Anions_2	Anions	Finished	10/28/2008 11:11:46 AM
16	K02VP MSD	Unknown	16	25.0	IC_Anions_2	Anions	Finished	10/28/2008 11:30:49 AM
17	K06DA	Unknown	17	25.0	IC_Anions_2	Anions	Finished	10/28/2008 11:49:50 AM
18	K06DA (25X)	Unknown	18	25.0	IC_Anions_2	Anions	Finished	10/28/2008 12:08:52 PM
19	K06DC	Unknown	19	25.0	IC_Anions_2	Anions	Finished	10/28/2008 12:27:54 PM
20	K06DC MS	Unknown	20	25.0	IC_Anions_2	Anions	Finished	10/28/2008 12:46:56 PM
21	K06DC MSD	Unknown	21	25.0	IC_Anions_2	Anions	Finished	10/28/2008 1:05:58 PM
22	K06DC (10X)	Unknown	22	25.0	IC_Anions_2	Anions	Finished	10/28/2008 1:25:00 PM
23	K06DC MS (10X)	Unknown	23	25.0	IC_Anions_2	Anions	Finished	10/28/2008 1:44:02 PM
24	CCV2	Unknown	12	25.0	IC_Anions_2	Anions	Finished	10/28/2008 2:03:04 PM
25	CCB2	Unknown	13	25.0	IC_Anions_2	Anions	Finished	10/28/2008 2:22:06 PM
26	K06DC MSD (10X)	Unknown	24	25.0	IC_Anions_2	Anions	Finished	10/28/2008 2:41:07 PM
27	K06DF (10X)	Unknown	25	25.0	IC_Anions_2	Anions	Finished	10/28/2008 3:00:10 PM
28	K06DF (100X)	Unknown	26	25.0	IC_Anions_2	Anions	Finished	10/28/2008 3:19:11 PM
29	K06DG (10X)	Unknown	27	25.0	IC_Anions_2	Anions	Finished	10/28/2008 3:38:14 PM
30	K06DG (100X)	Unknown	28	25.0	IC_Anions_2	Anions	Finished	10/28/2008 3:57:16 PM
31	K06DH	Unknown	29	25.0	IC_Anions_2	Anions	Finished	10/28/2008 4:16:17 PM
32	K06DH (10X)	Unknown	30	25.0	IC_Anions_2	Anions	Finished	10/28/2008 4:35:19 PM
33	K06DJ	Unknown	31	25.0	IC_Anions_2	Anions	Finished	10/28/2008 4:54:20 PM
34	K06DJ (50X)	Unknown	32	25.0	IC_Anions_2	Anions	Finished	10/28/2008 5:13:22 PM
35	K06DL	Unknown	33	25.0	IC_Anions_2	Anions	Finished	10/28/2008 5:32:24 PM
36	CCV3	Unknown	12	25.0	IC_Anions_2	Anions	Finished	10/28/2008 5:51:25 PM
37	CCB3	Unknown	13	25.0	IC_Anions_2	Anions	Finished	10/28/2008 6:10:27 PM
38	K06DL (50X)	Unknown	34	25.0	IC_Anions_2	Anions	Finished	10/28/2008 6:29:29 PM
39	K06DM	Unknown	35	25.0	IC_Anions_2	Anions	Finished	10/28/2008 6:48:31 PM
40	K06DM (10X)	Unknown	36	25.0	IC_Anions_2	Anions	Finished	10/28/2008 7:07:33 PM
41	K06DN	Unknown	37	25.0	IC_Anions_2	Anions	Finished	10/28/2008 7:26:35 PM
42	K06DN MS	Unknown	38	25.0	IC_Anions_2	Anions	Finished	10/28/2008 7:45:37 PM

Chromeleon © Dionex Corporation, Version 6.80 Build 2212

Sequence: 102808IC2
Operator: kiedac

Chuck Kieda 10/29/08

Printed: 10/29/2008 3:51:48 PM

Title:
Datasource: PITPC-IC2_local
Location: ICS2000\Sequences\2008\October 2008
Timebase: ICS2000
#Samples: 57

Created: 10/28/2008 9:10:08 AM by Test America Labs
Last Update: 10/28/2008 9:56:27 AM by Test America Labs

No.	Name	Weight	Dil. Factor	ISTD Amount	Sample ID.	Replicate ID	Comment
1	STD 1	1.0000	1.0000	1.0000		01	
2	STD 2	1.0000	1.0000	1.0000		01	
3	STD 3	1.0000	1.0000	1.0000		01	
4	STD 4	1.0000	1.0000	1.0000		01	
5	STD 5	1.0000	1.0000	1.0000		01	
6	STD 6	1.0000	1.0000	1.0000		01	
7	STD 7	1.0000	1.0000	1.0000		01	
8	STD 8	1.0000	1.0000	1.0000		01	
9	STD 9	1.0000	1.0000	1.0000		01	
10	BLANK	1.0000	1.0000	1.0000		01	
11	ICV / NELAC CCV	1.0000	1.0000	1.0000		01	
12	CCV1	1.0000	1.0000	1.0000		01	
13	CCB1	1.0000	1.0000	1.0000		01	
14	K02VP	1.0000	1.0000	1.0000		01	
15	K02VP MS	1.0000	1.0000	1.0000		01	
16	K02VP MSD	1.0000	1.0000	1.0000		01	
17	K06DA	1.0000	1.0000	1.0000		01	
18	K06DA (25X)	1.0000	25.0000	1.0000		01	
19	K06DC	1.0000	1.0000	1.0000		01	
20	K06DC MS	1.0000	1.0000	1.0000		01	
21	K06DC MSD	1.0000	1.0000	1.0000		01	
22	K06DC (10X)	1.0000	10.0000	1.0000		01	
23	K06DC MS (10X)	1.0000	10.0000	1.0000		01	
24	CCV2	1.0000	1.0000	1.0000		01	
25	CCB2	1.0000	1.0000	1.0000		01	
26	K06DC MSD (10X)	1.0000	10.0000	1.0000		01	
27	K06DF (10X)	1.0000	10.0000	1.0000		01	
28	K06DF (100X)	1.0000	100.0000	1.0000		01	
29	K06DG (10X)	1.0000	10.0000	1.0000		01	
30	K06DG (100X)	1.0000	100.0000	1.0000		01	
31	K06DH	1.0000	1.0000	1.0000		01	
32	K06DH (10X)	1.0000	10.0000	1.0000		01	
33	K06DJ	1.0000	1.0000	1.0000		01	
34	K06DJ (50X)	1.0000	50.0000	1.0000		01	
35	K06DL	1.0000	1.0000	1.0000		01	
36	CCV3	1.0000	1.0000	1.0000		01	
37	CCB3	1.0000	1.0000	1.0000		01	
38	K06DL (50X)	1.0000	50.0000	1.0000		01	
39	K06DM	1.0000	1.0000	1.0000		01	
40	K06DM (10X)	1.0000	10.0000	1.0000		01	
41	K06DN	1.0000	1.0000	1.0000		01	
42	K06DN MS	1.0000	1.0000	1.0000		01	

Sequence: 102808IC2
Operator: kiedac

Chuck Kieda 10/29/08

Printed: 10/29/2008 3:51:48 PM

Title:
Datasource: PITPC-IC2_local
Location: ICS2000\Sequences\2008\October 2008
Timebase: ICS2000
#Samples: 57

Created: 10/28/2008 9:10:08 AM by Test America Labs
Last Update: 10/28/2008 9:56:27 AM by Test America Labs

No.	Name	Type	Pos.	Inj. Vol.	Program	Method	Status	Inj. Date/Time
43	K06DN MSD	Unknown	39	25.0	IC_Anions_2	Anions	Finished	10/28/2008 8:04:38 PM
44	K06DN (10X)	Unknown	40	25.0	IC_Anions_2	Anions	Finished	10/28/2008 8:23:40 PM
45	K06DN MS (10X)	Unknown	41	25.0	IC_Anions_2	Anions	Finished	10/28/2008 8:42:42 PM
46	K06DN MSD (10X)	Unknown	42	25.0	IC_Anions_2	Anions	Finished	10/28/2008 9:01:44 PM
47	K06DP	Unknown	43	25.0	IC_Anions_2	Anions	Finished	10/28/2008 9:20:46 PM
48	CCV4	Unknown	12	25.0	IC_Anions_2	Anions	Finished	10/28/2008 9:39:47 PM
49	CCB4	Unknown	13	25.0	IC_Anions_2	Anions	Finished	10/28/2008 9:58:49 PM
50	K06DP (10X)	Unknown	44	25.0	IC_Anions_2	Anions	Finished	10/28/2008 10:17:52 PM
51	K06DQ	Unknown	45	25.0	IC_Anions_2	Anions	Finished	10/28/2008 10:39:25 PM
52	K06DQ (10X)	Unknown	46	25.0	IC_Anions_2	Anions	Finished	10/28/2008 10:58:45 PM
53	K06DR	Unknown	47	25.0	IC_Anions_2	Anions	Finished	10/28/2008 11:17:50 PM
54	K06DR (25X)	Unknown	48	25.0	IC_Anions_2	Anions	Finished	10/28/2008 11:36:54 PM
55	CCV5	Unknown	12	25.0	IC_Anions_2	Anions	Finished	10/28/2008 11:55:59 PM
56	CCB5	Unknown	13	25.0	IC_Anions_2	Anions	Finished	10/29/2008 12:15:04 AM
57	BYE	Unknown	15	25.0	Shutdown	Anions	Multiple	10/29/2008 12:34:09 AM

Chromeleon © Dionex Corporation, Version 6.80 Build 2212

Title:
Datasource: PITPC-IC2_local
Location: ICS2000\Sequences\2008\October 2008
Timebase: ICS2000
#Samples: 57
Created: 10/28/2008 9:10:08 AM by Test America Labs
Last Update: 10/28/2008 9:56:27 AM by Test America Labs

No.	Name	Weight	Dil. Factor	ISTD Amount	Sample ID	Replicate ID	Comment
43	K06DN MSD	1.0000	1.0000	1.0000		01	
44	K06DN (10X)	1.0000	10.0000	1.0000		01	
45	K06DN MS (10X)	1.0000	10.0000	1.0000		01	
46	K06DN MSD (10X)	1.0000	10.0000	1.0000		01	
47	K06DP	1.0000	1.0000	1.0000		01	
48	CCV4	1.0000	1.0000	1.0000		01	
49	CCB4	1.0000	1.0000	1.0000		01	
50	K06DP (10X)	1.0000	10.0000	1.0000		01	
51	K06DQ	1.0000	1.0000	1.0000		01	
52	K06DQ (10X)	1.0000	10.0000	1.0000		01	
53	K06DR	1.0000	1.0000	1.0000		01	
54	K06DR (25X)	1.0000	25.0000	1.0000		01	
55	CCV5	1.0000	1.0000	1.0000		01	
56	CCB5	1.0000	1.0000	1.0000		01	
57	BYE	1.0000	1.0000	1.0000		01	

Chromeleon © Dionex Corporation, Version 6.80 Build 2212

Title:
Datasource: PITPC-IC2_local Created: 7/15/2008 9:51:19 AM by Test America Labs
Location: ICS2000\Sequences\2008\October 2008\102808IC2.SEQ
Timebase: ICS2000 Changed: 7/15/2008 9:51:19 AM by Test America Labs

	Sampler.AcquireExclusiveAccess	
	Flush	Volume = 250
	Pressure.LowerLimit =	200 [psi]
	Pressure.UpperLimit =	3000 [psi]
	%A.Equate =	"%A"
	CR_TC =	On
	Wait	FlushState
	Data_Collection_Rate =	5.0 [Hz]
	CellTemperature.Nominal =	35.0 [°C]
	ColumnTemperature.Nominal =	30.0 [°C]
	Suppressor_Type =	ASRS_4mm
	; Pump_ECD.Carbonate =	0.0
	; Pump_ECD.Bicarbonate =	0.0
	; Pump_ECD.Tetraborate =	0.0
	; Pump_ECD.Other eluent =	0.0
	Suppressor_Current =	100 [mA]
	Flow =	1.00 [ml/min]
	NeedleHeight =	2 [mm]
	CutSegmentVolume =	10 [µl]
	SyringeSpeed =	5
	CycleTime =	0 [min]
	WaitForTemperature =	False
	; Pump_ECD.Hydroxide =	40.0
	; Pump_ECD.Recommended Current =	99
	Wait	SampleReady
0.000	Autozero	
	Concentration =	28.00 [mM]
	Curve =	5
	Load	
	Wait	CycleTimeState
	Inject	
	Wait	InjectState
	ECD_1.AcqOn	
	;Channel_Pressure.AcqOn	
	Sampler.ReleaseExclusiveAccess	
	Concentration =	28.00 [mM]
	Curve =	5
10.100	Concentration =	28.00 [mM]
	Curve =	5
14.000	Concentration =	40.00 [mM]
	Curve =	5

Chromeleon © Dionex Corporation, Version 6.80 Build 2212

Title:
Datasource: PITPC~IC2_local Created: 7/15/2008 9:51:19 AM by Test America Labs
Location: ICS2000\Sequences\2008\October 2008\102808IC2.SEQ
Timebase: ICS2000 Changed: 7/15/2008 9:51:19 AM by Test America Labs

```
15.000      Concentration =                  40.00 [mM]
            Curve =                          5

15.100      Concentration =                  28.00 [mM]
            Curve =                          5

18.000      ECD_1.AcqOff
            ;Channel_Pressure.AcqOff
            End
```

Program File:	IC_Anions_2	Printed: 10/29/2008 3:51:49 PM
Operator:	kiedac	
Title:		
Datasource:	PITPC-IC2_local	
Location:	ICS2000\Sequences\2008\October 2008\102808IC2.SEQ	Created: 7/15/2008 9:51:19 AM by Test America Labs
Timebase:	ICS2000	Changed: 7/15/2008 9:51:19 AM by Test America Labs

No.	Channel	Operation	Parameters

Chromeleon © Dionex Corporation, Version 6.80 Build 2212

Title:
Datasource: PITPC-IC2_local
Created: 7/11/2008 10:24:20 AM by Test America Labs
Location: ICS2000\Sequences\2008\October 2008\102808IC2.SEQ
Timebase: ICS2000
Changed: 7/15/2008 9:54:58 AM by Test America Labs

```
          Sampler.AcquireExclusiveAccess
          Flush                                Volume = 250
          Pressure.LowerLimit =                200 [psi]
          Pressure.UpperLimit =                3000 [psi]
          %A.Equate =                          "%A"
          CR_TC =                              Off
          Wait                                 FlushState
          Data_Collection_Rate =               5.0 [Hz]
          CellTemperature.Nominal =            35.0 [°C]
          ColumnTemperature.Nominal =          30.0 [°C]
          Suppressor_Type =                    ASRS_4mm
          ; Pump_ECD.Carbonate =               0.0
          ; Pump_ECD.Bicarbonate =             0.0
          ; Pump_ECD.Hydroxide =               40.0
          ; Pump_ECD.Tetraborate =             0.0
          ; Pump_ECD.Other eluent =            0.0
          Suppressor_Current =                 100 [mA]
          Concentration =                      40.00 [mM]
          Curve =                              5
          Flow =                               1.00 [ml/min]
          NeedleHeight =                       2 [mm]
          CutSegmentVolume =                   10 [µl]
          SyringeSpeed =                       5
          CycleTime =                          0 [min]
          WaitForTemperature =                 False
          ; Pump_ECD.Recommended Current =     99
          Wait                                 SampleReady
          Suppressor_Mode =                    Off
          EluentGenerator.Mode =               Off
          Off

0.000     Autozero
          Load
          Wait                                 CycleTimeState
          Inject
          Wait                                 InjectState
          ;ECD_1.AcqOn
          Sampler.ReleaseExclusiveAccess

1.000     ;ECD_1.AcqOff
          End
```

Chromeleon © Dionex Corporation, Version 6.80 Build 2212

Title:
Datasource: PITPC-IC2_local
Location: ICS2000\Sequences\2008\October 2008\102808IC2.SEQ
Timebase: ICS2000
Created: 7/11/2008 10:24:20 AM by Test America Labs
Changed: 7/15/2008 9:54:58 AM by Test America Labs

No.	Channel	Operation	Parameters

Title:
Datasource: PITPC-IC2_local
Location: ICS2000\Sequences\2008\October 2008\102808IC2.SEQ
Created: 6/13/2008 10:42:11 AM by Test America Labs
Last Update: 10/9/2008 4:35:09 PM by Test America Labs

Blank Run Subtraction: No Blank Run Subtraction

Detection Table:

No.	Ret. Time [min]	Param. Name	Param. Value	Channel
1	0.000	Minimum Area	0.01 "[Signal]*min"	All Channels
2	12.500	Inhibit Integration	On	All Channels
3	13.500	Inhibit Integration	Off	All Channels

Chromeleon © Dionex Corporation, Version 6.80 Build 2212

Title:
Datasource: PITPC-IC2_local
Location: ICS2000\Sequences\2008\October 2008\102808IC2.SEQ
Created: 6/13/2008 10:42:11 AM by Test America Labs
Last Update: 10/9/2008 4:35:09 PM by Test America Labs

Peak Table:

Use Recently Detected Retention Times: Off
Peak Retention Time Determination: Absolute
Dead time:
Delay Time of 2'nd Detector: <None>
Delay Time of 3'rd Detector: <None>

No.	Peak Name	Ret.Time	Window	Standard	Int.Type	Cal.Type	Peak Type	Group	Amount STD 1	Amount STD 2	Amount STD 3
1	Fluoride	3.266 min	0.327 AN	External	Area	Lin	Auto		0.000000	0.050000	0.250000
2	Chloride	4.613 min	0.461 AN	External	Area	Lin	Auto		0.000000	1.000000	5.000000
3	*Nitrite*	*5.562 min*	*0.556 AN*	*External*	*Area*	*Lin*	*Auto*		*0.000000*	*0.050000*	*0.250000*
4	CARBONATE	5.877 min	0.588 AN	External	Area	Lin	Auto				
5	Sulfate	7.013 min	0.701 AN	External	Area	Lin	Auto		0.000000	1.000000	5.000000
6	Bromide	7.652 min	0.765 AN	External	Area	Lin	Auto		0.000000	0.200000	1.000000
7	Nitrate	9.040 min	0.904 AN	External	Area	Lin	Auto		0.000000	0.050000	0.250000
8	Phosphate	14.755 min	1.475 AN	External	Area	Lin	Auto		0.000000	0.050000	0.250000

Title:
Datasource: PITPC-IC2_local
Location: ICS2000\Sequences\2008\October 2008\102808IC2.SEQ
Created: 6/13/2008 10:42:11 AM by Test America Labs
Last Update: 10/9/2008 4:35:09 PM by Test America Labs

Peak Table:

Use Recently Detected Retention Times: Off
Peak Retention Time Determination: Absolute
Dead time:
Delay Time of 2'nd Detector: <None>
Delay Time of 3'rd Detector: <None>

No.	Peak Name	Ret.Time	Amount STD 4	Amount STD 5	Amount STD 6	Amount STD 7	Amount STD 8	Amount STD 9	Comment
1	Fluoride	3.266 min	0.500000	1.000000	2.500000	5.000000	7.500000	10.000000	
2	Chloride	4.613 min	10.000000	20.000000	50.000000	100.000000	150.000000	200.000000	
3	*Nitrite*	*5.562 min*	*0.500000*	*1.000000*	*2.500000*	*5.000000*	*7.500000*	*10.000000*	
4	CARBONATE	5.877 min							
5	Sulfate	7.013 min	10.000000	20.000000	50.000000	100.000000	150.000000	200.000000	
6	Bromide	7.652 min	2.000000	4.000000	10.000000	20.000000	30.000000	40.000000	
7	Nitrate	9.040 min	0.500000	1.000000	2.500000	5.000000	7.500000	10.000000	
8	Phosphate	14.755 min	0.500000	1.000000	2.500000	5.000000	7.500000	10.000000	

Title:
Datasource: PITPC-IC2_local
Location: ICS2000\Sequences\2008\October 2008\102808IC2.SEQ
Created: 6/13/2008 10:42:11 AM by Test America Labs
Last Update: 10/9/2008 4:35:09 PM by Test America Labs

Amount Table:

Dimension of Amounts:
Reference volume for amounts: Use inject volume of first standard
Number of Amount Columns: 9
Sample column used for amount column assignment: Sample Name

No.	Peak Name	Ret.Time	Resp.Fact.	Amount STD 1	Amount STD 2	Amount STD 3	Amount STD 4	Amount STD 5	Amount STD 6	Amount STD 7
1	Fluoride	3.266 min	1.000000	0.000000	0.050000	0.250000	0.500000	1.000000	2.500000	5.000000
2	Chloride	4.613 min	1.000000	0.000000	1.000000	5.000000	10.000000	20.000000	50.000000	100.000000
3	*Nitrite*	*5.562 min*	*1.000000*	*0.000000*	*0.050000*	*0.250000*	*0.500000*	*1.000000*	*2.500000*	*5.000000*
4	CARBONATE	5.877 min	1.000000							
5	Sulfate	7.013 min	1.000000	0.000000	1.000000	5.000000	10.000000	20.000000	50.000000	100.000000
6	Bromide	7.652 min	1.000000	0.000000	0.200000	1.000000	2.000000	4.000000	10.000000	20.000000
7	Nitrate	9.040 min	1.000000	0.000000	0.050000	0.250000	0.500000	1.000000	2.500000	5.000000
8	Phosphate	14.755 min	1.000000	0.000000	0.050000	0.250000	0.500000	1.000000	2.500000	5.000000

Title:
Datasource: PITPC-IC2_local
Location: ICS2000\Sequences\2008\October 2008\102808IC2.SEQ
Created: 6/13/2008 10:42:11 AM by Test America Labs
Last Update: 10/9/2008 4:35:09 PM by Test America Labs

Amount Table:

Dimension of Amounts:
Reference volume for amounts: Use inject volume of first standard
Number of Amount Columns: 9
Sample column used for amount column assignment: Sample Name

No.	Peak Name	Ret.Time	Amount STD 8	Amount STD 9	Comment
1	Fluoride	3.266 min	7.500000	10.000000	
2	Chloride	4.613 min	150.000000	200.000000	
3	*Nitrite*	*5.562 min*	*7.500000*	*10.000000*	
4	CARBONATE	5.877 min			
5	Sulfate	7.013 min	150.000000	200.000000	
6	Bromide	7.652 min	30.000000	40.000000	
7	Nitrate	9.040 min	7.500000	10.000000	
8	Phosphate	14.755 min	7.500000	10.000000	

Title:
Datasource: PITPC-IC2_local
Location: ICS2000\Sequences\2008\October 2008\102808IC2.SEQ
Created: 6/13/2008 10:42:11 AM by Test America Labs
Last Update: 10/9/2008 4:35:09 PM by Test America Labs

Calibration:

Calibration Mode: Total
Auto Recalibrate: On
Curve Fitting Model: Normal
Dual-Column Separate Calibration: Off

No.	Enabled	Name	Smp.No.	Pos.	Inj. Vol.	Weight	ISTD Amount	Dil. Factor	Inj. Date/Time	Sample Comment
1	☒	*STD 1*	*1*	*2*	*25.0*	*1.0000*	*1.0000*	*1.0000*	*10/9/2008 9:57:*	
2	☒	STD 2	2	3	25.0	1.0000	1.0000	1.0000	10/9/2008 10:1	
3	☒	STD 3	3	4	25.0	1.0000	1.0000	1.0000	10/9/2008 10:3	
4	☒	STD 4	4	5	25.0	1.0000	1.0000	1.0000	10/9/2008 10:5	
5	☒	STD 5	5	6	25.0	1.0000	1.0000	1.0000	10/9/2008 11:1	
6	☒	STD 6	6	7	25.0	1.0000	1.0000	1.0000	10/9/2008 11:3	
7	☒	STD 7	7	8	25.0	1.0000	1.0000	1.0000	10/9/2008 11:5	
8	☒	STD 8	8	9	25.0	1.0000	1.0000	1.0000	10/9/2008 12:1	
9	☒	STD 9	9	10	25.0	1.0000	1.0000	1.0000	10/9/2008 12:2	

Title:
Datasource: PITPC-IC2_local
Location: ICS2000\Sequences\2008\October 2008\102808IC2.SEQ
Created: 6/13/2008 10:42:11 AM by Test America Labs
Last Update: 10/9/2008 4:35:09 PM by Test America Labs

Calibration:

Calibration Mode: Total
Auto Recalibrate: On
Curve Fitting Model: Normal
Dual-Column Separate Calibration: Off

No.	Enabled	Name	Calib. Comment
1	☒	*STD 1 Ok*	
2	☒	STD 2 Ok	
3	☒	STD 3 Ok	
4	☒	STD 4 Ok	
5	☒	STD 5 Ok	
6	☒	STD 6 Ok	
7	☒	STD 7 Ok	
8	☒	STD 8 Ok	
9	☒	STD 9 Ok	

Title:
Datasource: PITPC-IC2_local
Created: 6/13/2008 10:42:11 AM by Test America Labs
Location: ICS2000\Sequences\2008\October 2008\102808IC2.SEQ
Last Update: 10/9/2008 4:35:09 PM by Test America Labs

System Suitability Test:

No.	Name	Sample Condition	Test Condition	Aggregate	Operator	Value	Rounding	Channel	Peak
1									

Title:
Datasource: PITPC-IC2_local
Location: ICS2000\Sequences\2008\October 2008\102808IC2.SEQ
Created: 6/13/2008 10:42:11 AM by Test America Labs
Last Update: 10/9/2008 4:35:09 PM by Test America Labs

System Suitability Test:

No.	Name	N.A.	Fail-Action	Result	SST Message
1					

1 STD 1

BEFORE

Sample Name:	**STD 1**	*Injection Volume:*	**25.0**
Vial Number:	**2**	*Channel:*	**ECD_1**
Sample Type:	**standard**	*Wavelength:*	**n.a.**
Control Program:	**IC_Anions_2**	*Bandwidth:*	**n.a.**
Quantif. Method:	**Anions**	*Dilution Factor:*	**1.0000**
Recording Time:	**10/9/2008 9:57**	*Sample Weight:*	**1.0000**
Run Time (min):	**18.00**	*Sample Amount:*	**1.0000**

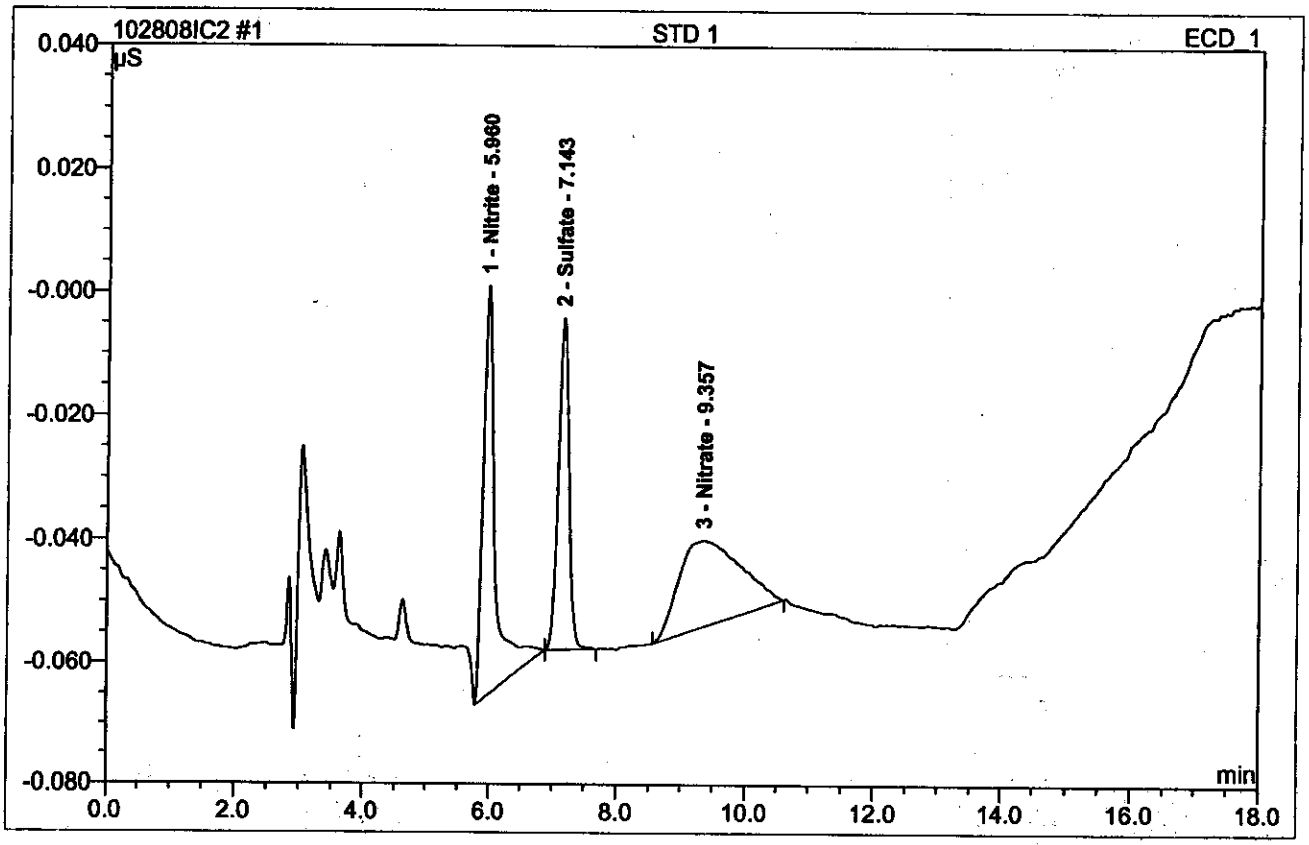

No.	Ret.Time min	Peak Name	Height µS	Area µS*min	Rel.Area %	Amount	Type
1	5.96	Nitrite	0.066	0.015	37.02	0.021	BMB
2	7.14	Sulfate	0.054	0.010	25.35	0.043	bMB
3	9.36	Nitrate	0.014	0.015	37.63	0.019	BMB
Total:			0.134	0.041	100.00	0.08	

1 STD 1

BEFORE

Sample Name:	**STD 1**	*Injection Volume:*	**25.0**
Vial Number:	**2**	*Channel:*	**ECD_1**
Sample Type:	**standard**	*Wavelength:*	**n.a.**
Control Program:	**IC_Anions_2**	*Bandwidth:*	**n.a.**
Quantif. Method:	**Anions**	*Dilution Factor:*	**1.0000**
Recording Time:	**10/9/2008 9:57**	*Sample Weight:*	**1.0000**
Run Time (min):	**18.00**	*Sample Amount:*	**1.0000**

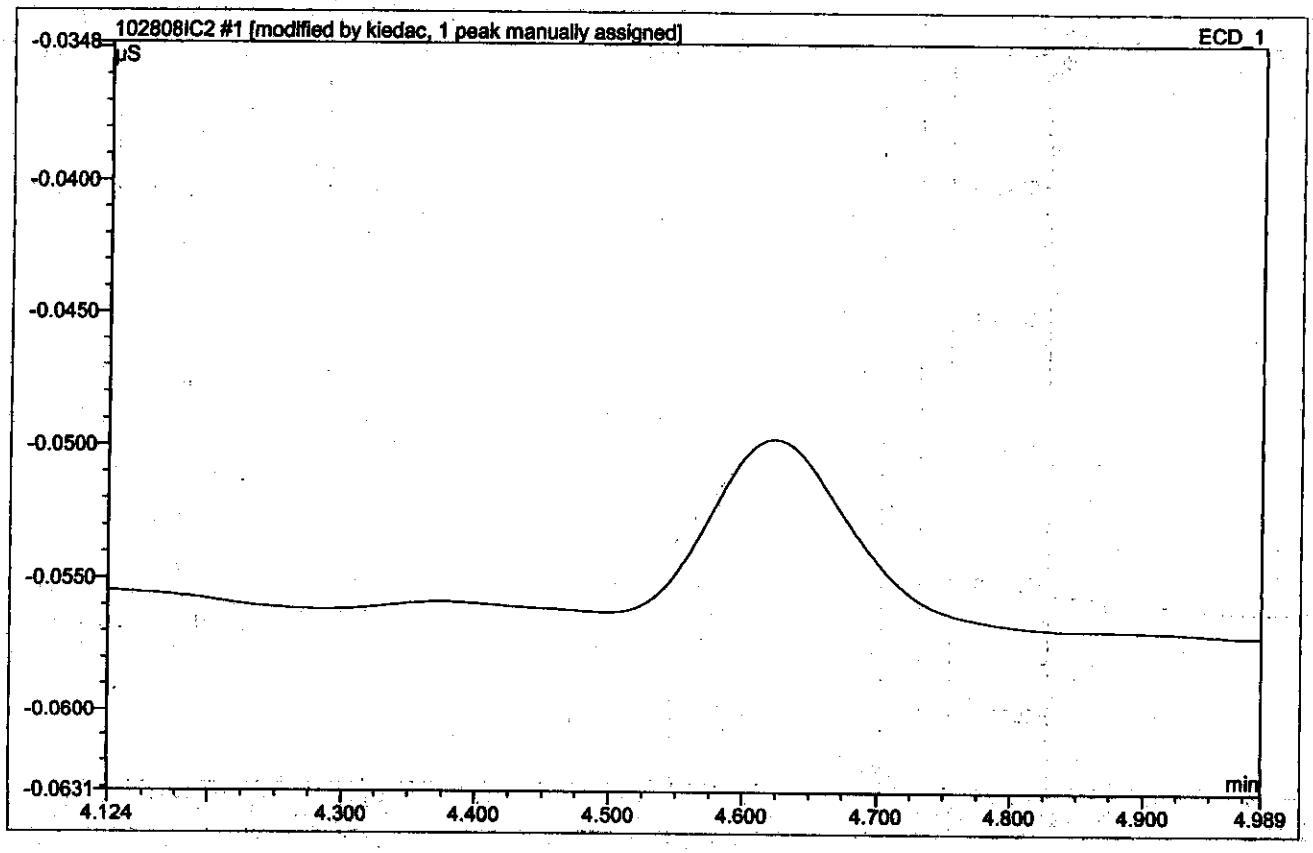

No.	Ret.Time min	Peak Name	Height µS	Area µS*min	Rel.Area %	Amount	Type
1	5.96	CARBONATE	0.066	0.015	59.36	n.a.	BMb*^
2	7.14	Sulfate	0.054	0.010	40.64	0.043	bMB
Total:			0.120	0.025	100.00	0.04	

Chromeleon (c) Dionex 1996-2006
Version 6.80 Build 2212

1 STD 1

AFTER

Sample Name:	**STD 1**	*Injection Volume:*	**25.0**
Vial Number:	**2**	*Channel:*	**ECD_1**
Sample Type:	**standard**	*Wavelength:*	**n.a.**
Control Program:	**IC_Anions_2**	*Bandwidth:*	**n.a.**
Quantif. Method:	**Anions**	*Dilution Factor:*	**1.0000**
Recording Time:	**10/9/2008 9:57**	*Sample Weight:*	**1.0000**
Run Time (min):	**18.00**	*Sample Amount:*	**1.0000**

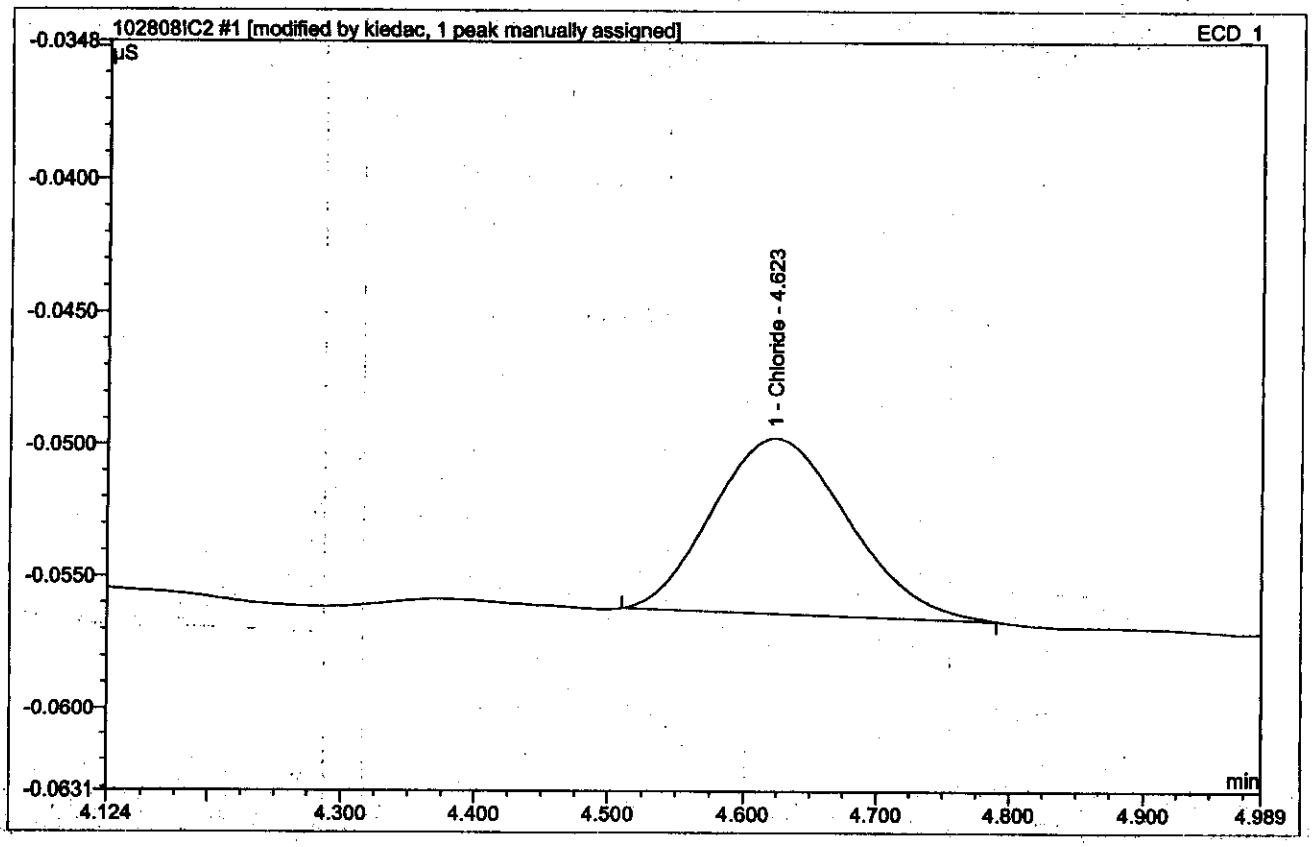

No.	Ret.Time min	Peak Name	Height µS	Area µS*min	Rel.Area %	Amount	Type
1	4.62	Chloride	0.007	0.001	2.99	0.002	BMB*
2	5.96	CARBONATE	0.066	0.015	57.58	n.a.	BMb*^
3	7.14	Sulfate	0.054	0.010	39.43	0.043	bMB
Total:			0.127	0.026	100.00	0.05	

1 STD 1

AFTER

Sample Name:	**STD 1**	*Injection Volume:*	**25.0**
Vial Number:	**2**	*Channel:*	**ECD_1**
Sample Type:	**standard**	*Wavelength:*	**n.a.**
Control Program:	**IC_Anions_2**	*Bandwidth:*	**n.a.**
Quantif. Method:	**Anions**	*Dilution Factor:*	**1.0000**
Recording Time:	**10/9/2008 9:57**	*Sample Weight:*	**1.0000**
Run Time (min):	**18.00**	*Sample Amount:*	**1.0000**

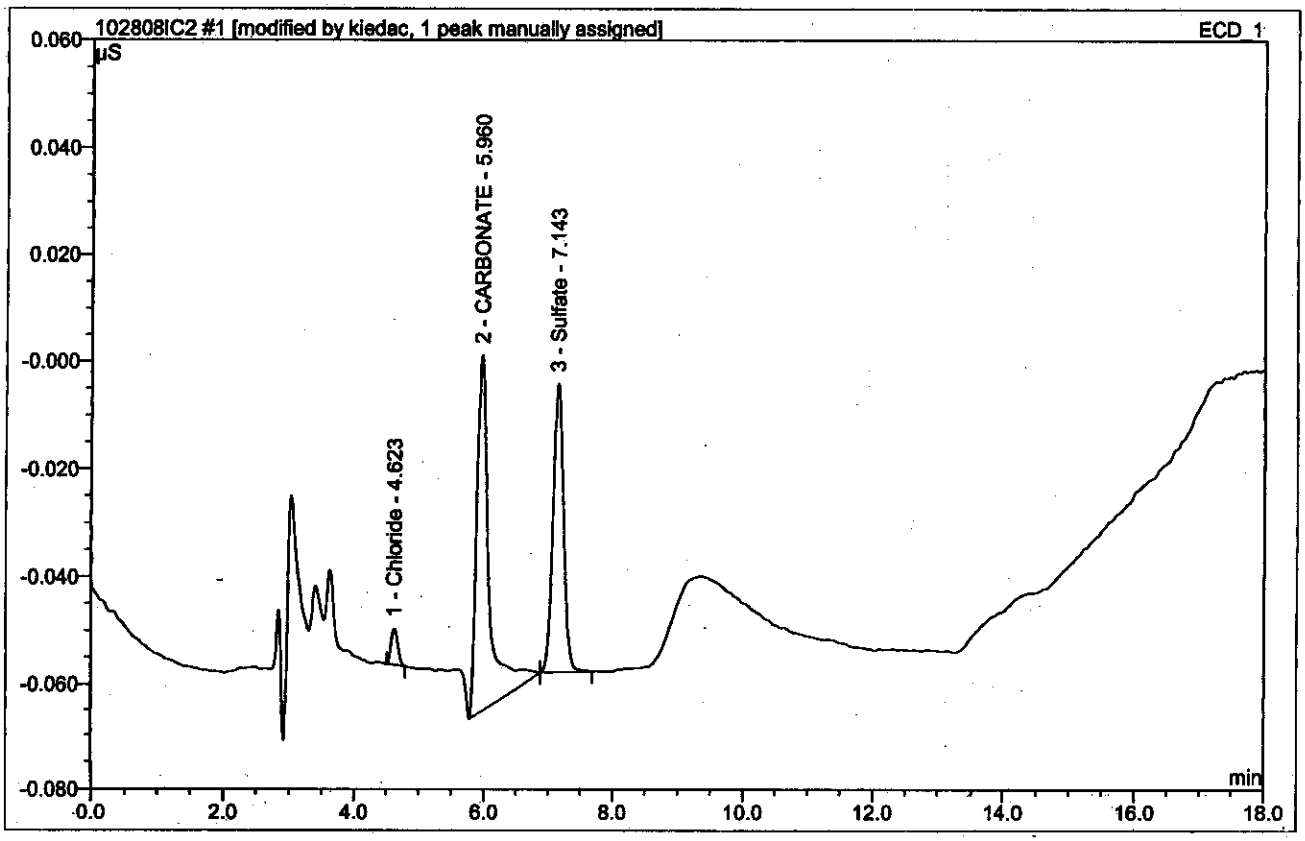

No.	Ret.Time min	Peak Name	Height µS	Area µS*min	Rel.Area %	Amount	Type
1	4.62	Chloride	0.007	0.001	2.99	0.002	BMB*
2	5.96	CARBONATE	0.066	0.015	57.58	n.a.	BMb*^
3	7.14	Sulfate	0.054	0.010	39.43	0.043	bMB
Total:			0.127	0.026	100.00	0.05	

2 STD 2

Sample Name:	**STD 2**	*Injection Volume:*	**25.0**
Vial Number:	**3**	*Channel:*	**ECD_1**
Sample Type:	**standard**	*Wavelength:*	**n.a.**
Control Program:	**IC_Anions_2**	*Bandwidth:*	**n.a.**
Quantif. Method:	**Anions**	*Dilution Factor:*	**1.0000**
Recording Time:	**10/9/2008 10:16**	*Sample Weight:*	**1.0000**
Run Time (min):	**18.00**	*Sample Amount:*	**1.0000**

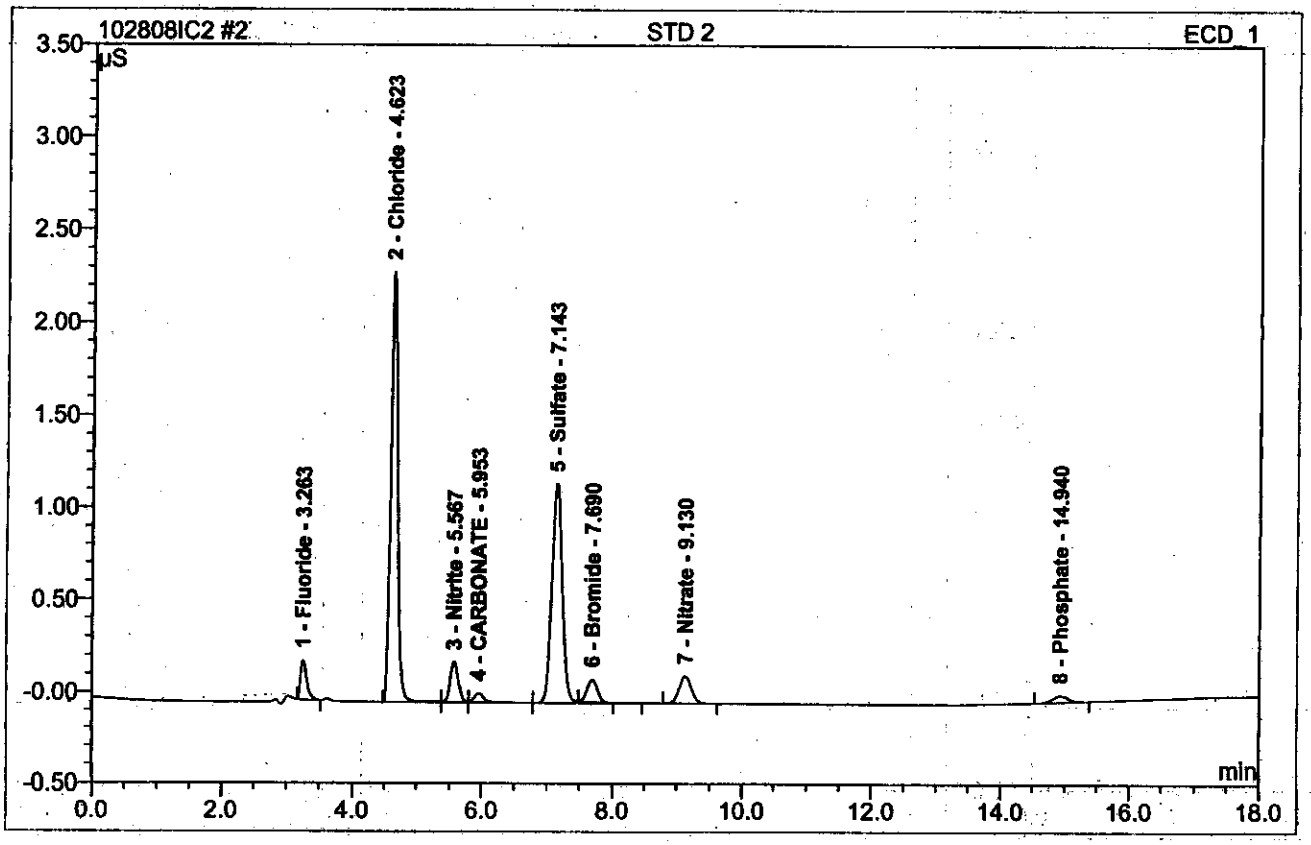

No.	Ret.Time min	Peak Name	Height µS	Area µS*min	Rel.Area %	Amount	Type
1	3.26	Fluoride	0.209	0.023	3.51	0.047	BMB
2	4.62	Chloride	2.326	0.297	45.08	0.939	BM
3	5.57	Nitrite	0.218	0.032	4.90	0.044	M
4	5.95	CARBONATE	0.052	0.011	1.62	n.a.	M
5	7.14	Sulfate	1.187	0.230	34.94	0.969	MB
6	7.69	Bromide	0.120	0.022	3.29	0.164	Rd
7	9.13	Nitrate	0.148	0.033	5.02	0.042	BMB
8	14.94	Phosphate	0.037	0.011	1.63	0.034	BMB
Total:			4.294	0.659	100.00	2.24	

3 STD 3

Sample Name:	**STD 3**	*Injection Volume:*	**25.0**
Vial Number:	**4**	*Channel:*	**ECD_1**
Sample Type:	**standard**	*Wavelength:*	**n.a.**
Control Program:	**IC_Anions_2**	*Bandwidth:*	**n.a.**
Quantif. Method:	**Anions**	*Dilution Factor:*	**1.0000**
Recording Time:	**10/9/2008 10:35**	*Sample Weight:*	**1.0000**
Run Time (min):	**18.00**	*Sample Amount:*	**1.0000**

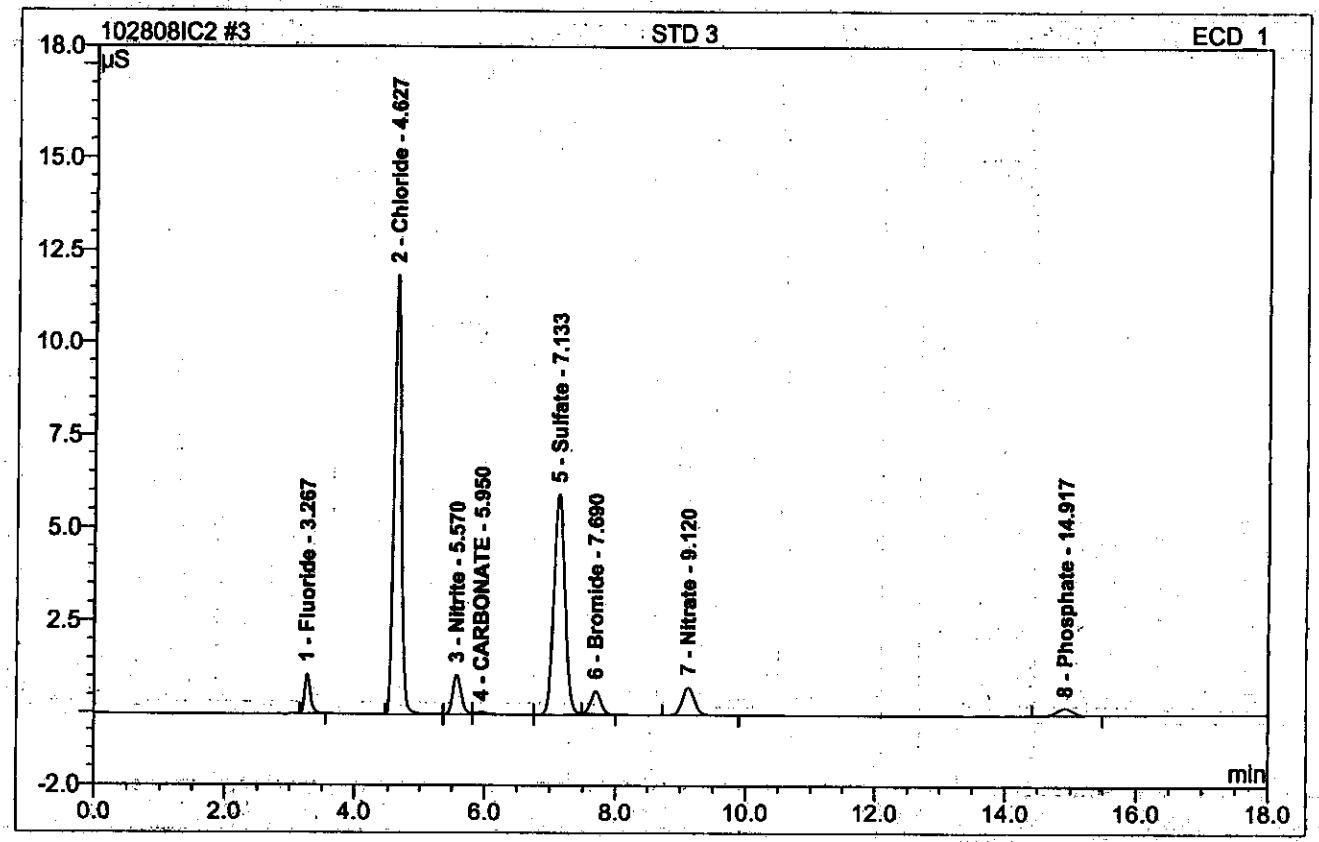

No.	Ret.Time min	Peak Name	Height µS	Area µS*min	Rel.Area %	Amount	Type
1	3.27	Fluoride	1.093	0.121	3.56	0.247	BMB
2	4.63	Chloride	11.891	1.551	45.54	4.903	BM
3	5.57	Nitrite	1.102	0.171	5.03	0.235	M
4	5.95	CARBONATE	0.072	0.022	0.66	n.a.	M
5	7.13	Sulfate	5.968	1.185	34.80	4.989	MB
6	7.69	Bromide	0.636	0.115	3.38	0.870	Rd
7	9.12	Nitrate	0.783	0.175	5.15	0.222	Rd
8	14.92	Phosphate	0.218	0.064	1.89	0.205	BMB
Total:			21.763	3.406	100.00	11.67	

4 STD 4

Sample Name:	**STD 4**	*Injection Volume:*	**25.0**
Vial Number:	**5**	*Channel:*	**ECD_1**
Sample Type:	**standard**	*Wavelength:*	**n.a.**
Control Program:	**IC_Anions_2**	*Bandwidth:*	**n.a.**
Quantif. Method:	**Anions**	*Dilution Factor:*	**1.0000**
Recording Time:	**10/9/2008 10:54**	*Sample Weight:*	**1.0000**
Run Time (min):	**18.00**	*Sample Amount:*	**1.0000**

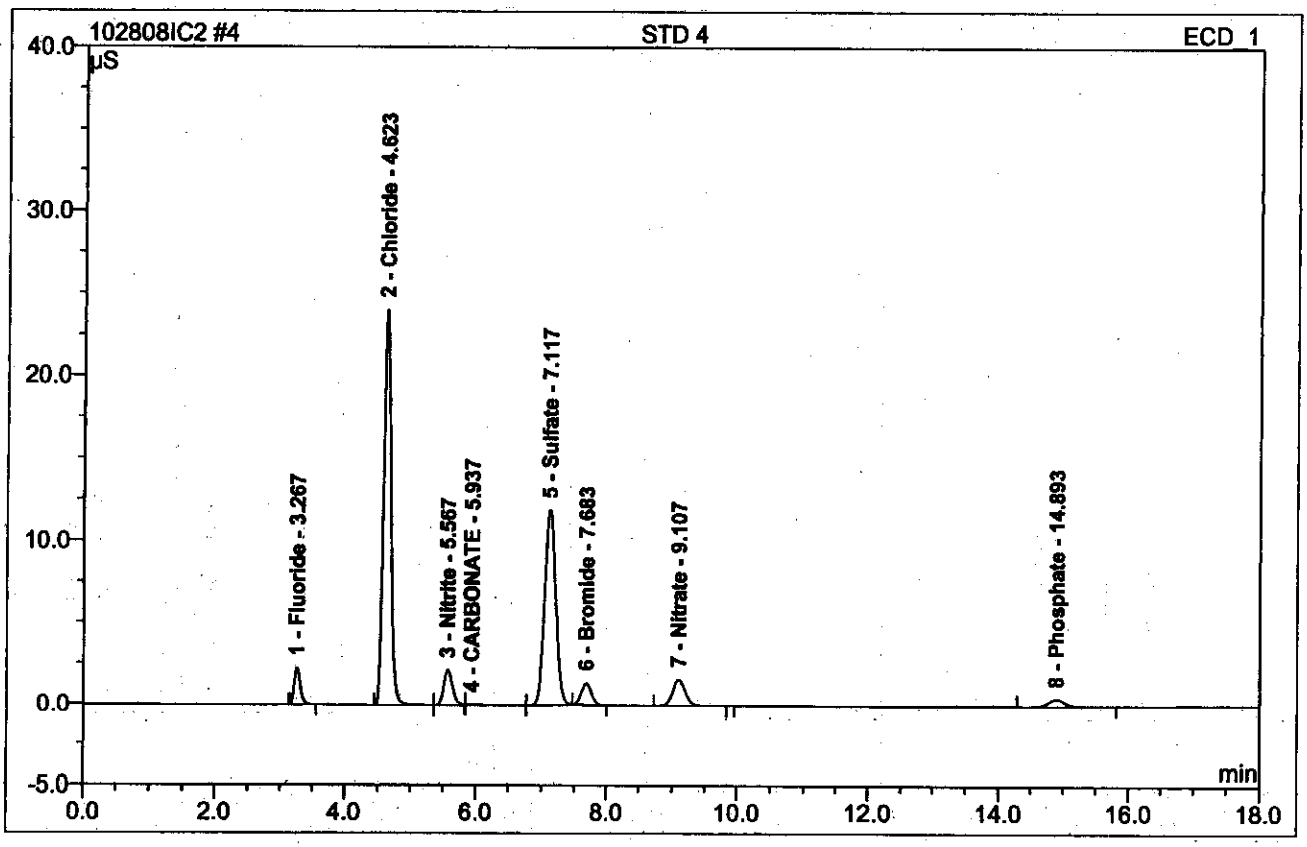

No.	Ret.Time min	Peak Name	Height µS	Area µS*min	Rel.Area %	Amount	Type
1	3.27	Fluoride	2.225	0.249	3.60	0.507	BMB
2	4.62	Chloride	24.028	3.142	45.49	9.934	BM
3	5.57	Nitrite	2.153	0.348	5.04	0.478	M
4	5.94	CARBONATE	0.092	0.032	0.46	n.a.	M
5	7.12	Sulfate	11.922	2.393	34.64	10.074	MB
6	7.68	Bromide	1.322	0.241	3.49	1.820	Rd
7	9.11	Nitrate	1.615	0.364	5.27	0.461	Rd
8	14.89	Phosphate	0.459	0.139	2.01	0.442	BMB
Total:			43.816	6.908	100.00	23.72	

5 STD 5

Sample Name:	**STD 5**	*Injection Volume:*	**25.0**
Vial Number:	**6**	*Channel:*	**ECD_1**
Sample Type:	**standard**	*Wavelength:*	**n.a.**
Control Program:	**IC_Anions_2**	*Bandwidth:*	**n.a.**
Quantif. Method:	**Anions**	*Dilution Factor:*	**1.0000**
Recording Time:	**10/9/2008 11:13**	*Sample Weight:*	**1.0000**
Run Time (min):	**18.00**	*Sample Amount:*	**1.0000**

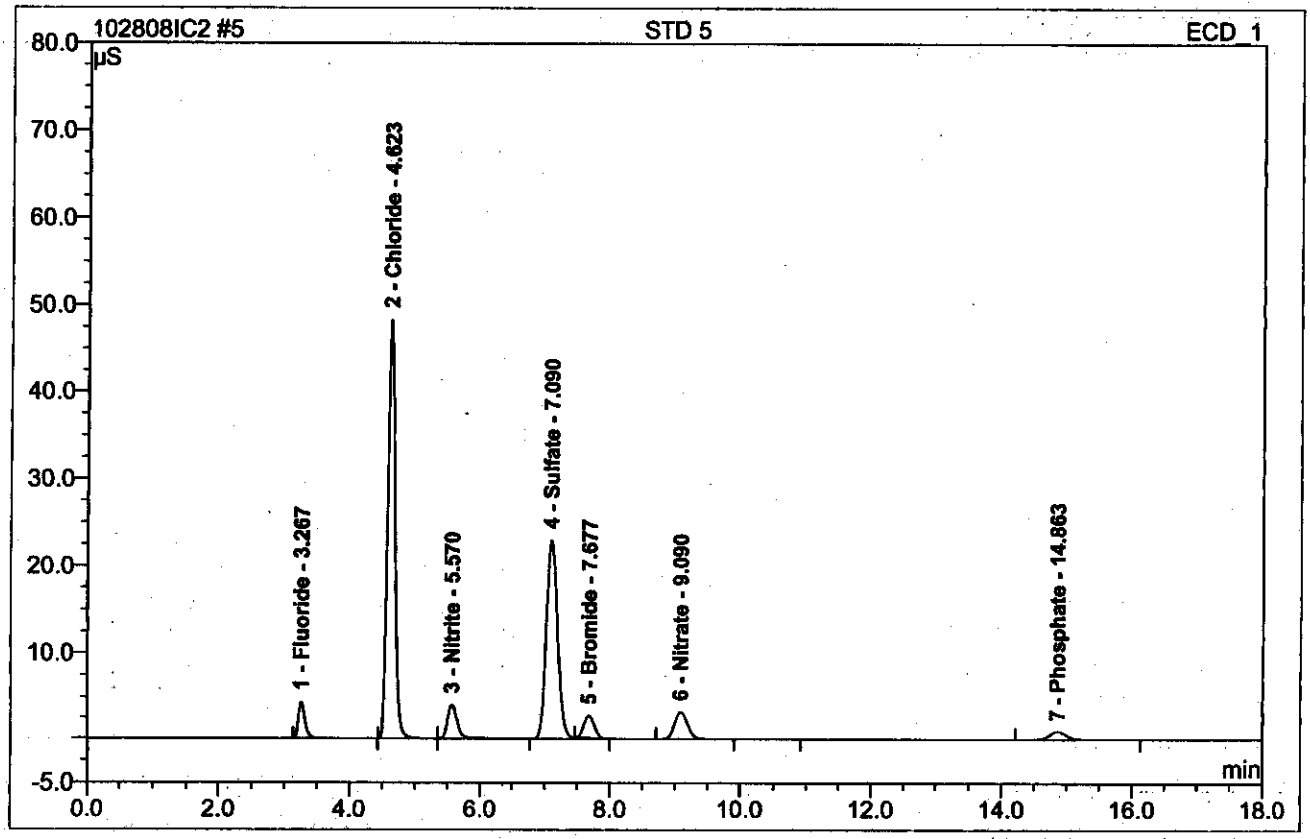

No.	Ret.Time min	Peak Name	Height µS	Area µS*min	Rel.Area %	Amount	Type
1	3.27	Fluoride	4.428	0.525	3.77	1.069	BMB
2	4.62	Chloride	48.331	6.350	45.57	20.074	BM
3	5.57	Nitrite	4.107	0.718	5.15	0.986	Ru
4	7.09	Sulfate	23.031	4.798	34.43	20.198	MB
5	7.68	Bromide	2.710	0.500	3.59	3.781	Rd
6	9.09	Nitrate	3.290	0.753	5.40	0.955	Rd
7	14.86	Phosphate	0.933	0.290	2.08	0.923	BMB
Total:			86.830	13.935	100.00	47.99	

6 STD 6

Sample Name:	**STD 6**	*Injection Volume:*	**25.0**
Vial Number:	**7**	*Channel:*	**ECD_1**
Sample Type:	**standard**	*Wavelength:*	**n.a.**
Control Program:	**IC_Anions_2**	*Bandwidth:*	**n.a.**
Quantif. Method:	**Anions**	*Dilution Factor:*	**1.0000**
Recording Time:	**10/9/2008 11:32**	*Sample Weight:*	**1.0000**
Run Time (min):	**18.00**	*Sample Amount:*	**1.0000**

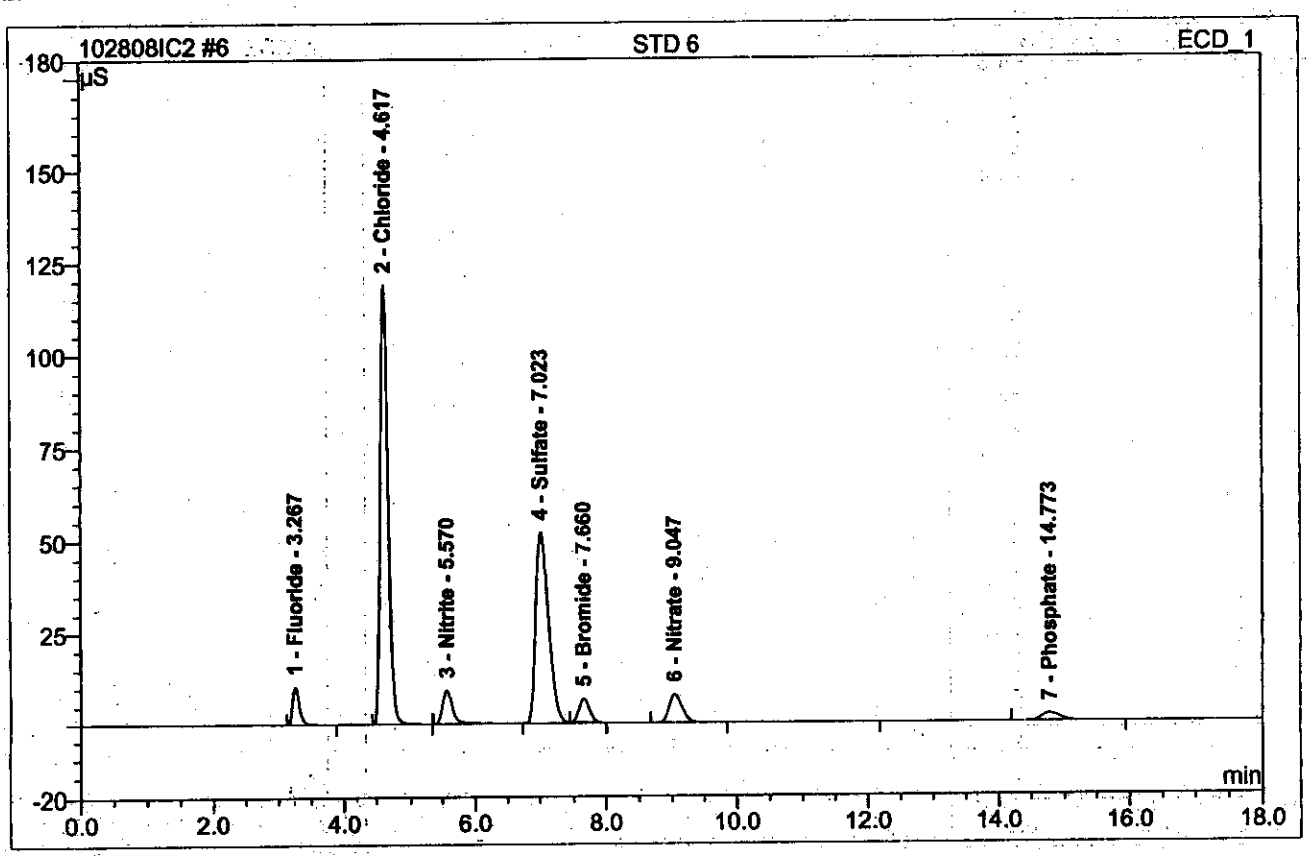

No.	Ret.Time min	Peak Name	Height µS	Area µS*min	Rel.Area %	Amount	Type
1	3.27	Fluoride	10.572	1.288	3.69	2.622	BMB
2	4.62	Chloride	119.075	15.824	45.36	50.026	BM
3	5.57	Nitrite	9.560	1.814	5.20	2.491	Ru
4	7.02	Sulfate	52.249	12.000	34.40	50.518	MB
5	7.66	Bromide	6.773	1.284	3.68	9.709	Rd
6	9.05	Nitrate	8.054	1.923	5.51	2.437	Rd
7	14.77	Phosphate	2.273	0.752	2.16	2.393	BMB
Total:			208.555	34.886	100.00	120.20	

7 STD 7

Sample Name:	**STD 7**	*Injection Volume:*	**25.0**
Vial Number:	**8**	*Channel:*	**ECD_1**
Sample Type:	**standard**	*Wavelength:*	**n.a.**
Control Program:	**IC_Anions_2**	*Bandwidth:*	**n.a.**
Quantif. Method:	**Anions**	*Dilution Factor:*	**1.0000**
Recording Time:	**10/9/2008 11:51**	*Sample Weight:*	**1.0000**
Run Time (min):	**18.00**	*Sample Amount:*	**1.0000**

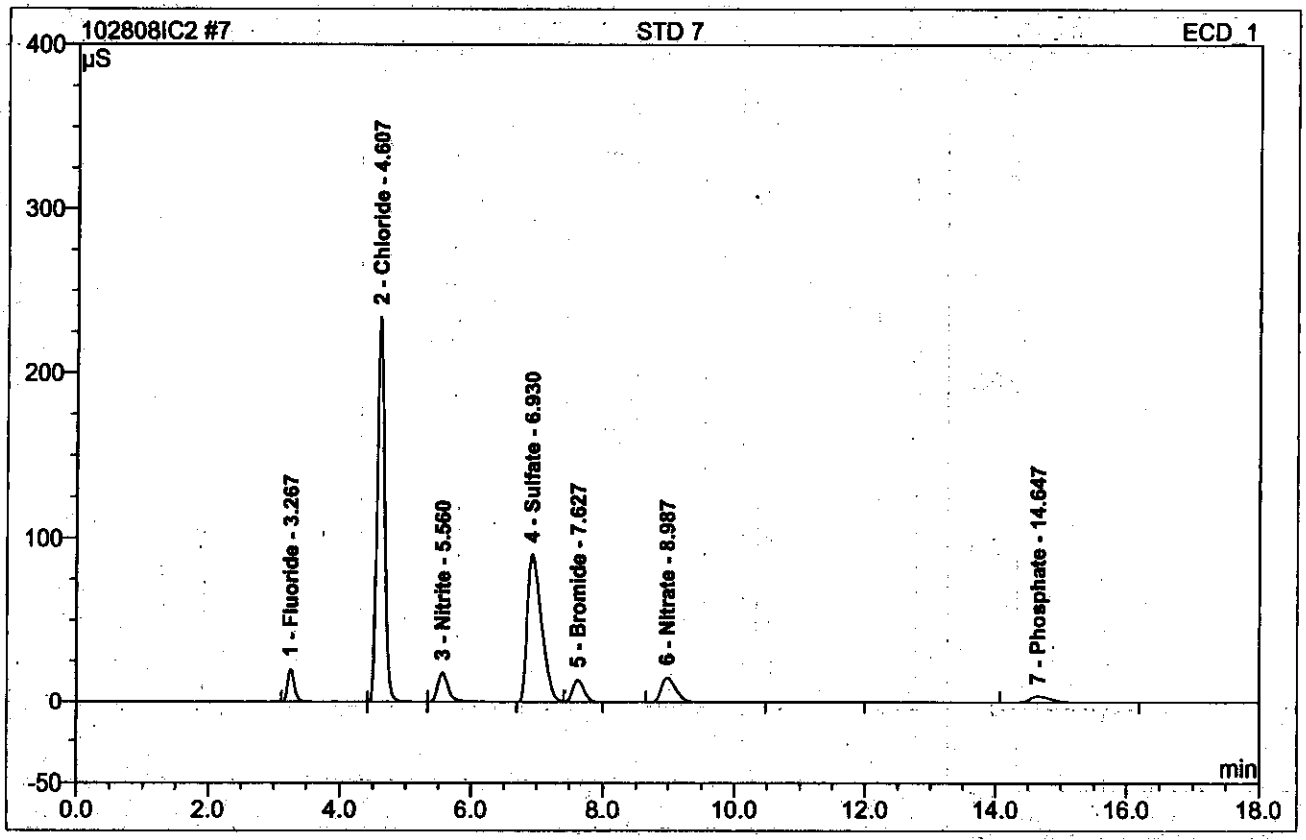

No.	Ret.Time min	Peak Name	Height µS	Area µS*min	Rel.Area %	Amount	Type
1	3.27	Fluoride	20.004	2.535	3.63	5.162	BM
2	4.61	Chloride	234.238	31.659	45.31	100.087	M
3	5.56	Nitrite	18.030	3.601	5.15	4.945	Ru
4	6.93	Sulfate	90.522	23.986	34.33	100.975	MB
5	7.63	Bromide	13.417	2.627	3.76	19.855	Rd
6	8.99	Nitrate	15.360	3.919	5.61	4.967	Rd
7	14.65	Phosphate	4.079	1.551	2.22	4.934	BMB
Total:			395.650	69.878	100.00	240.93	

8 STD 8

Sample Name:	**STD 8**	*Injection Volume:*	**25.0**
Vial Number:	**9**	*Channel:*	**ECD_1**
Sample Type:	**standard**	*Wavelength:*	**n.a.**
Control Program:	**IC_Anions_2**	*Bandwidth:*	**n.a.**
Quantif. Method:	**Anions**	*Dilution Factor:*	**1.0000**
Recording Time:	**10/9/2008 12:10**	*Sample Weight:*	**1.0000**
Run Time (min):	**18.00**	*Sample Amount:*	**1.0000**

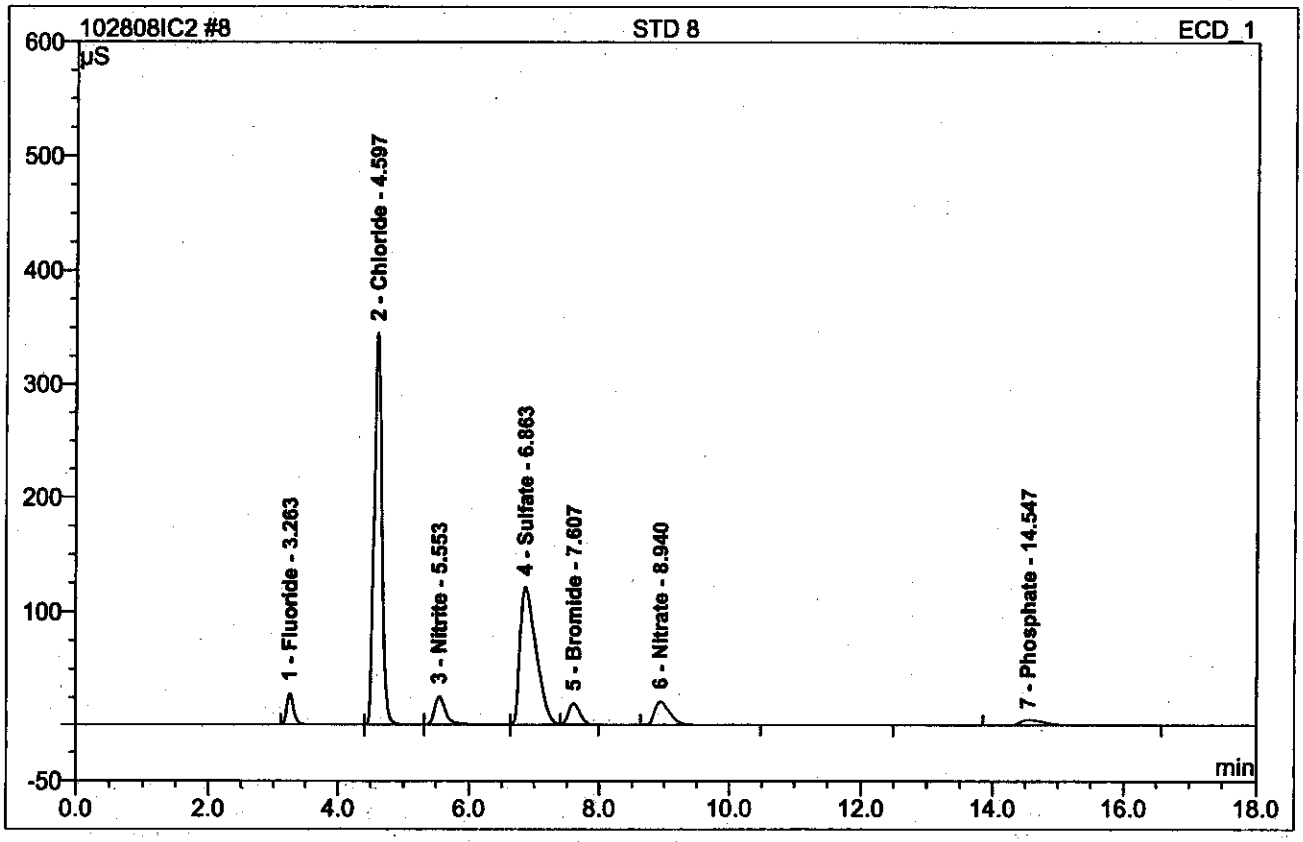

No.	Ret.Time min	Peak Name	Height µS	Area µS*min	Rel.Area %	Amount	Type
1	3.26	Fluoride	28.540	3.706	3.55	7.546	BM
2	4.60	Chloride	345.675	47.452	45.39	150.014	M
3	5.55	Nitrite	26.431	5.571	5.33	7.650	M
4	6.86	Sulfate	121.456	35.582	34.03	149.787	MB
5	7.61	Bromide	19.740	3.970	3.80	30.010	Rd
6	8.94	Nitrate	21.816	5.916	5.66	7.498	Rd
7	14.55	Phosphate	5.478	2.353	2.25	7.483	BMB
Total:			569.136	104.548	100.00	359.99	

9 STD 9

Sample Name:	**STD 9**	*Injection Volume:*	**25.0**
Vial Number:	**10**	*Channel:*	**ECD_1**
Sample Type:	**standard**	*Wavelength:*	**n.a.**
Control Program:	**IC_Anions_2**	*Bandwidth:*	**n.a.**
Quantif. Method:	**Anions**	*Dilution Factor:*	**1.0000**
Recording Time:	**10/9/2008 12:29**	*Sample Weight:*	**1.0000**
Run Time (min):	**18.00**	*Sample Amount:*	**1.0000**

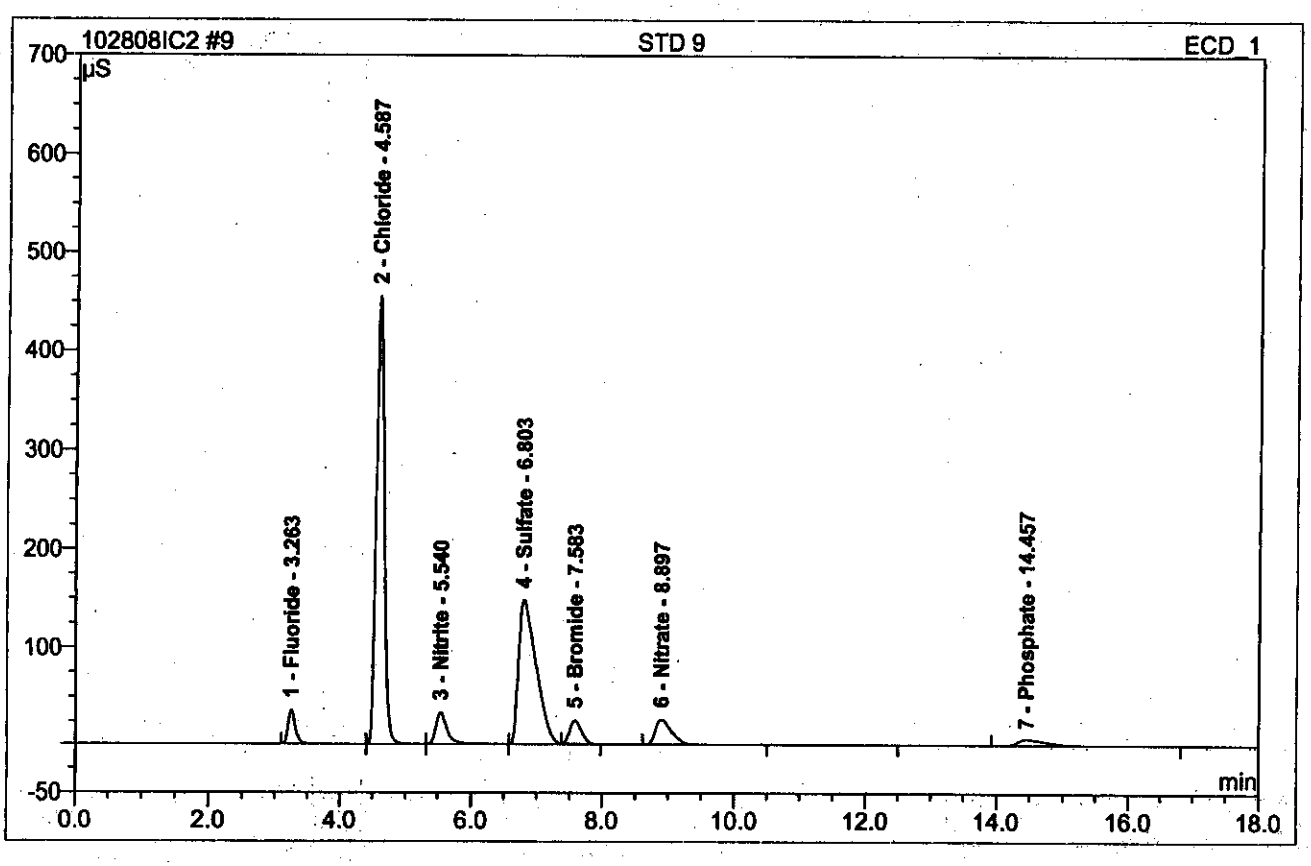

No.	Ret.Time min	Peak Name	Height µS	Area µS*min	Rel.Area %	Amount	Type
1	3.26	Fluoride	36.325	4.836	3.48	9.847	BM
2	4.59	Chloride	455.596	63.244	45.46	199.938	M
3	5.54	Nitrite	34.219	7.223	5.19	9.920	M
4	6.80	Sulfate	148.865	47.396	34.07	199.520	MB
5	7.58	Bromide	25.769	5.314	3.82	40.172	Rd
6	8.90	Nitrate	27.678	7.922	5.69	10.041	Rd
7	14.46	Phosphate	6.659	3.170	2.28	10.084	BMB
Total:			735.112	139.105	100.00	479.52	

1 STD 1

Sample Name:	**STD 1**	*Injection Volume:*	**25.0**
Vial Number:	**2**	*Channel:*	**ECD_1**
Sample Type:	**standard**	*Wavelength:*	**n.a.**
Control Program:	**IC_Anions_2**	*Bandwidth:*	**n.a.**
Quantif. Method:	**Anions**	*Dilution Factor:*	**1.0000**
Recording Time:	**10/9/2008 9:57**	*Sample Weight:*	**1.0000**
Run Time (min):	**18.00**	*Sample Amount:*	**1.0000**

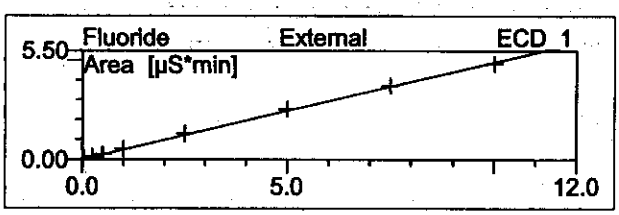

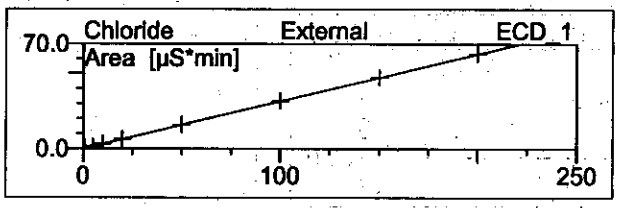

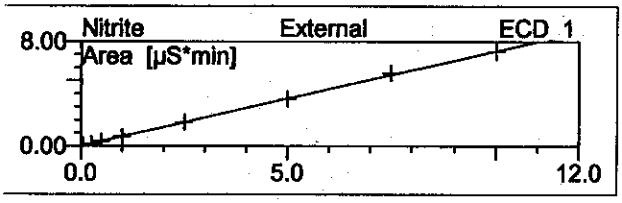

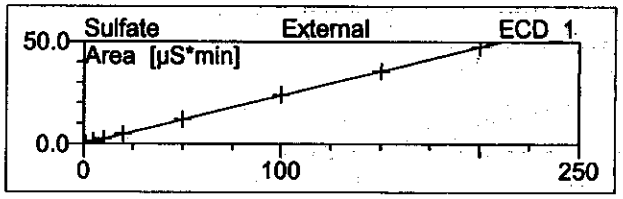

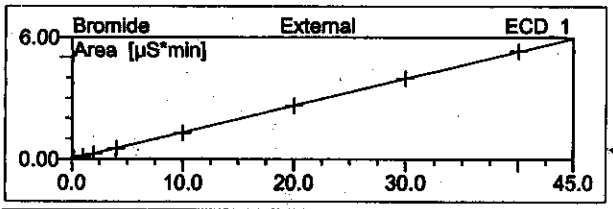

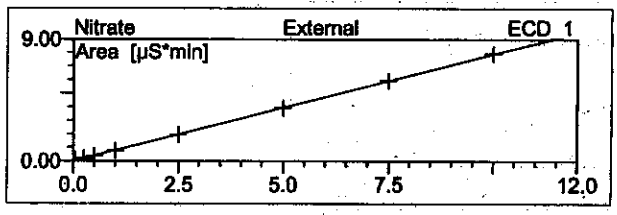

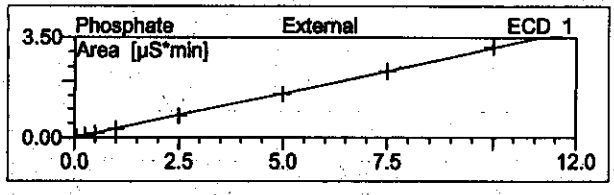

No.	Ret.Time min	Peak Name	Cal.Type	Points	Coeff.Det. %	Offset	Slope	Curve
1	4.62	Chloride	Lin	9	99.9999	0.0000	0.3163	0.0000
2	5.96	CARBONATE	Lin	0	n.a.	0.0000	0.0000	0.0000
3	7.14	Sulfate	Lin	9	99.9965	0.0000	0.2375	0.0000
Average:					99.9982	0.0000	0.1846	0.0000

2 STD 2

Sample Name:	**STD 2**	*Injection Volume:*	**25.0**
Vial Number:	**3**	*Channel:*	**ECD_1**
Sample Type:	**standard**	*Wavelength:*	**n.a.**
Control Program:	**IC_Anions_2**	*Bandwidth:*	**n.a.**
Quantif. Method:	**Anions**	*Dilution Factor:*	**1.0000**
Recording Time:	**10/9/2008 10:16**	*Sample Weight:*	**1.0000**
Run Time (min):	**18.00**	*Sample Amount:*	**1.0000**

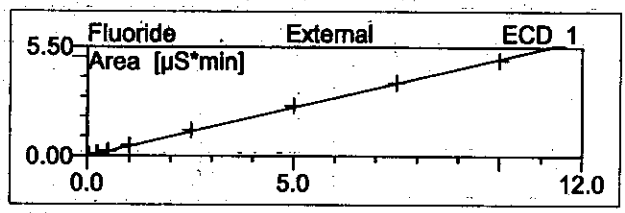

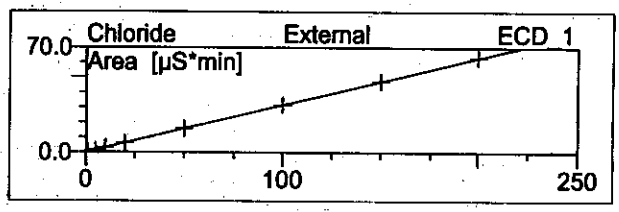

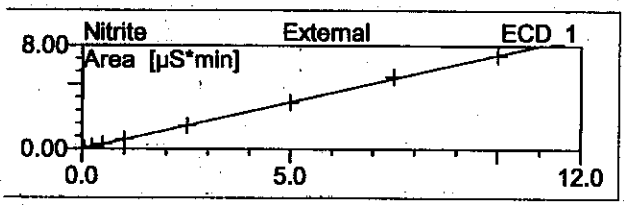

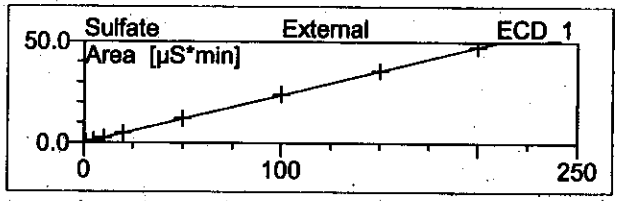

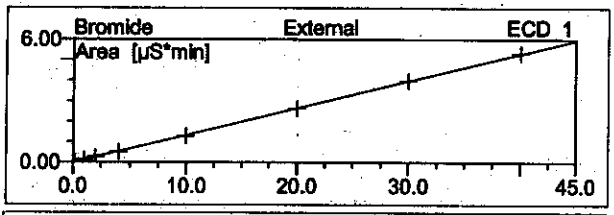

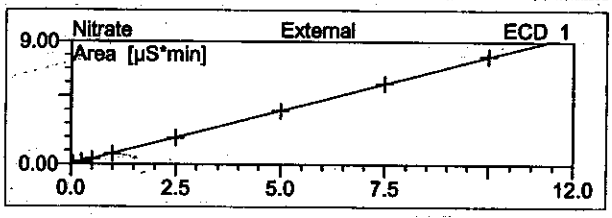

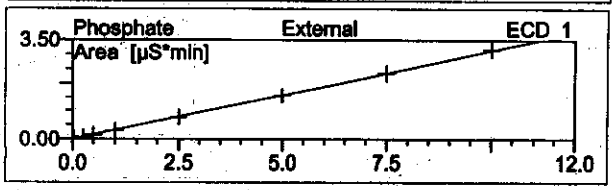

No.	Ret.Time min	Peak Name	Cal.Type	Points	Coeff.Det. %	Offset	Slope	Curve
1	3.26	Fluoride	Lin	8	99.9263	0.0000	0.4912	0.0000
2	4.62	Chloride	Lin	9	99.9999	0.0000	0.3163	0.0000
3	5.57	Nitrite	Lin	8	99.9667	0.0000	0.7282	0.0000
4	5.95	CARBONATE	Lin	0	n.a.	0.0000	0.0000	0.0000
5	7.14	Sulfate	Lin	9	99.9965	0.0000	0.2375	0.0000
6	7.69	Bromide	Lin	8	99.9854	0.0000	0.1323	0.0000
7	9.13	Nitrate	Lin	8	99.9889	0.0000	0.7889	0.0000
8	14.94	Phosphate	Lin	8	99.9657	0.0000	0.3144	0.0000
Average:					99.9756	0.0000	0.3761	0.0000

3 STD 3

Sample Name:	**STD 3**	*Injection Volume:*	**25.0**
Vial Number:	**4**	*Channel:*	**ECD_1**
Sample Type:	**standard**	*Wavelength:*	**n.a.**
Control Program:	**IC_Anions_2**	*Bandwidth:*	**n.a.**
Quantif. Method:	**Anions**	*Dilution Factor:*	**1.0000**
Recording Time:	**10/9/2008 10:35**	*Sample Weight:*	**1.0000**
Run Time (min):	**18.00**	*Sample Amount:*	**1.0000**

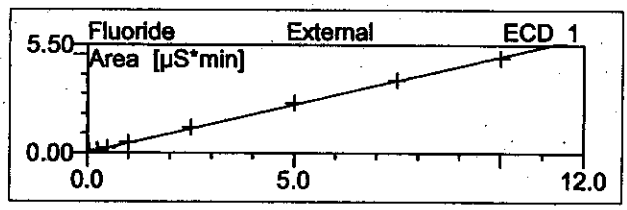

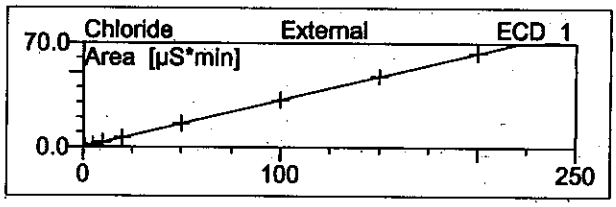

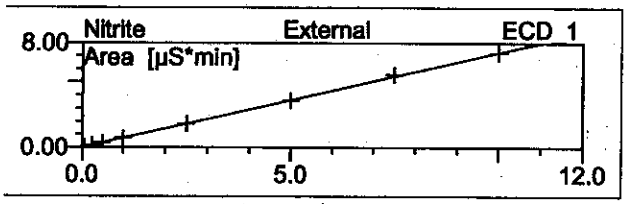

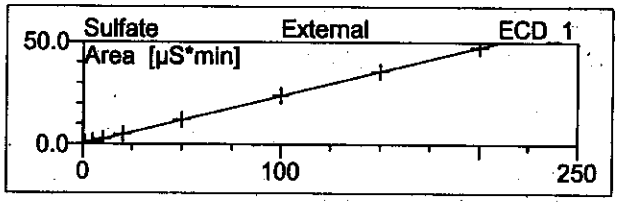

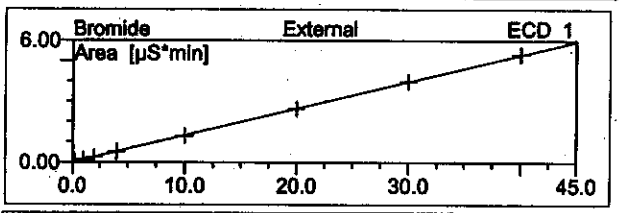

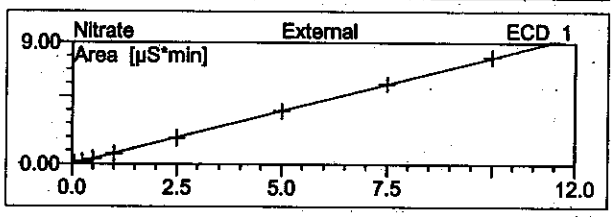

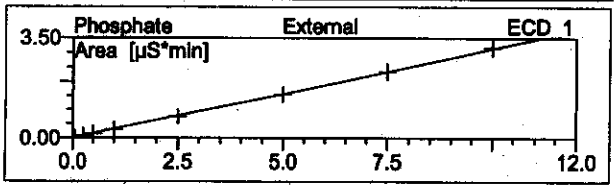

No.	Ret.Time min	Peak Name	Cal.Type	Points	Coeff.Det. %	Offset	Slope	Curve
1	3.27	Fluoride	Lin	8	99.9263	0.0000	0.4912	0.0000
2	4.63	Chloride	Lin	9	99.9999	0.0000	0.3163	0.0000
3	5.57	Nitrite	Lin	8	99.9667	0.0000	0.7282	0.0000
4	5.95	CARBONATE	Lin	0	n.a.	0.0000	0.0000	0.0000
5	7.13	Sulfate	Lin	9	99.9965	0.0000	0.2375	0.0000
6	7.69	Bromide	Lin	8	99.9854	0.0000	0.1323	0.0000
7	9.12	Nitrate	Lin	8	99.9889	0.0000	0.7889	0.0000
8	14.92	Phosphate	Lin	8	99.9657	0.0000	0.3144	0.0000
Average:					99.9756	0.0000	0.3761	0.0000

Chromeleon (c) Dionex 1996-2006
Version 6.80 Build 2212

4 STD 4

Sample Name:	**STD 4**	*Injection Volume:*	**25.0**
Vial Number:	**5**	*Channel:*	**ECD_1**
Sample Type:	**standard**	*Wavelength:*	**n.a.**
Control Program:	**IC_Anions_2**	*Bandwidth:*	**n.a.**
Quantif. Method:	**Anions**	*Dilution Factor:*	**1.0000**
Recording Time:	**10/9/2008 10:54**	*Sample Weight:*	**1.0000**
Run Time (min):	**18.00**	*Sample Amount:*	**1.0000**

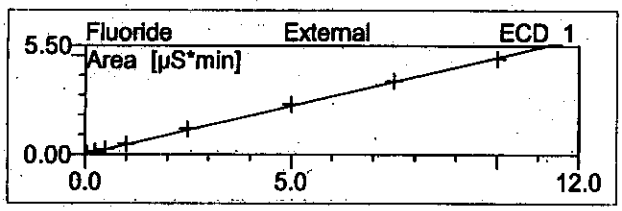

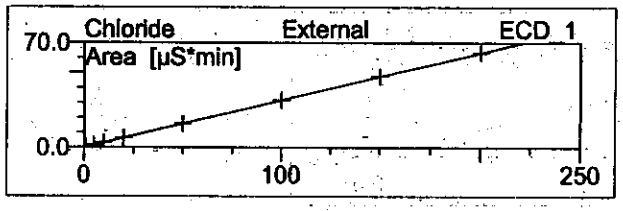

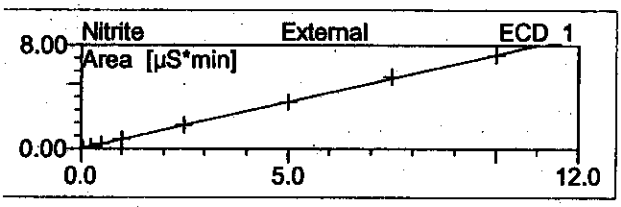

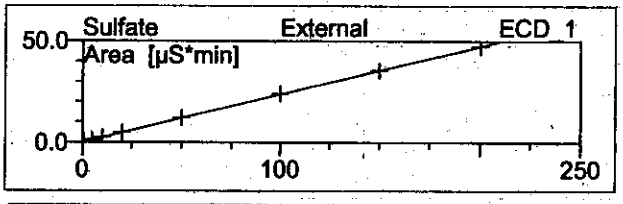

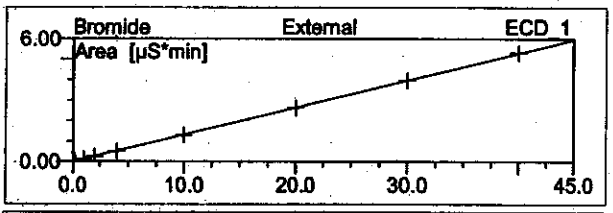

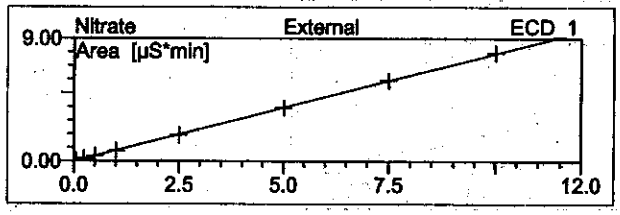

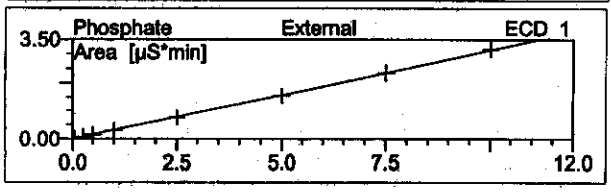

No.	Ret.Time min	Peak Name	Cal.Type	Points	Coeff.Det. %	Offset	Slope	Curve
1	3.27	Fluoride	Lin	8	99.9263	0.0000	0.4912	0.0000
2	4.62	Chloride	Lin	9	99.9999	0.0000	0.3163	0.0000
3	5.57	Nitrite	Lin	8	99.9667	0.0000	0.7282	0.0000
4	5.94	CARBONATE	Lin	0	n.a.	0.0000	0.0000	0.0000
5	7.12	Sulfate	Lin	9	99.9965	0.0000	0.2375	0.0000
6	7.68	Bromide	Lin	8	99.9854	0.0000	0.1323	0.0000
7	9.11	Nitrate	Lin	8	99.9889	0.0000	0.7889	0.0000
8	14.89	Phosphate	Lin	8	99.9657	0.0000	0.3144	0.0000
Average:					99.9756	0.0000	0.3761	0.0000

5 STD 5

Sample Name:	**STD 5**	*Injection Volume:*	**25.0**
Vial Number:	**6**	*Channel:*	**ECD_1**
Sample Type:	**standard**	*Wavelength:*	**n.a.**
Control Program:	**IC_Anions_2**	*Bandwidth:*	**n.a.**
Quantif. Method:	**Anions**	*Dilution Factor:*	**1.0000**
Recording Time:	**10/9/2008 11:13**	*Sample Weight:*	**1.0000**
Run Time (min):	**18.00**	*Sample Amount:*	**1.0000**

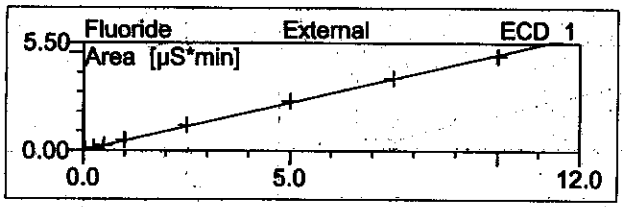

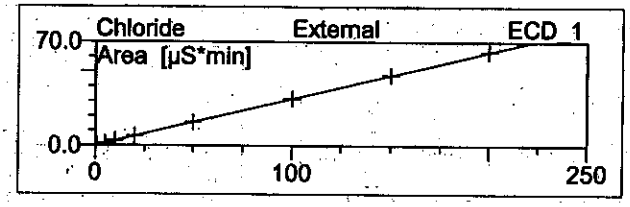

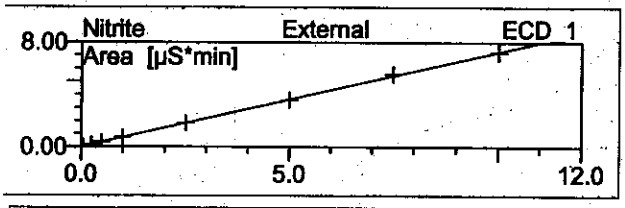

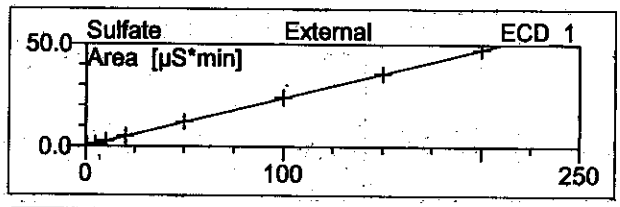

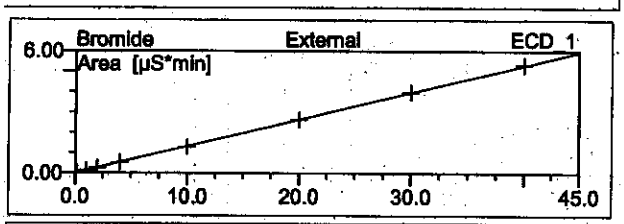

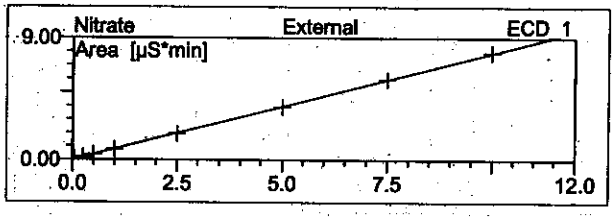

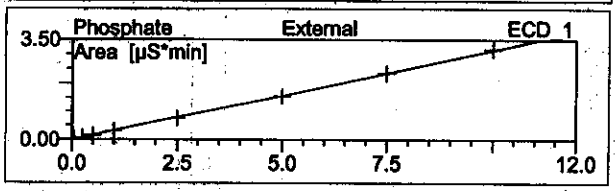

No.	Ret.Time min	Peak Name	Cal.Type	Points	Coeff.Det. %	Offset	Slope	Curve
1	3.27	Fluoride	Lin	8	99.9263	0.0000	0.4912	0.0000
2	4.62	Chloride	Lin	9	99.9999	0.0000	0.3163	0.0000
3	5.57	Nitrite	Lin	8	99.9667	0.0000	0.7282	0.0000
4	7.09	Sulfate	Lin	9	99.9965	0.0000	0.2375	0.0000
5	7.68	Bromide	Lin	8	99.9854	0.0000	0.1323	0.0000
6	9.09	Nitrate	Lin	8	99.9889	0.0000	0.7889	0.0000
7	14.86	Phosphate	Lin	8	99.9657	0.0000	0.3144	0.0000
Average:					99.9756	0.0000	0.4298	0.0000

6 STD 6

Sample Name:	**STD 6**	*Injection Volume:*	**25.0**
Vial Number:	**7**	*Channel:*	**ECD_1**
Sample Type:	**standard**	*Wavelength:*	**n.a.**
Control Program:	**IC_Anions_2**	*Bandwidth:*	**n.a.**
Quantif. Method:	**Anions**	*Dilution Factor:*	**1.0000**
Recording Time:	**10/9/2008 11:32**	*Sample Weight:*	**1.0000**
Run Time (min):	**18.00**	*Sample Amount:*	**1.0000**

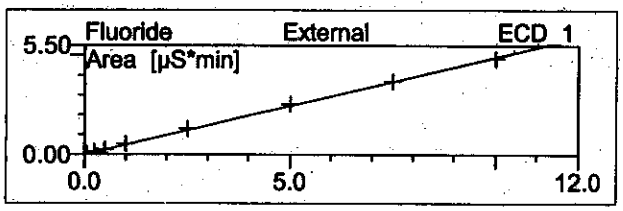

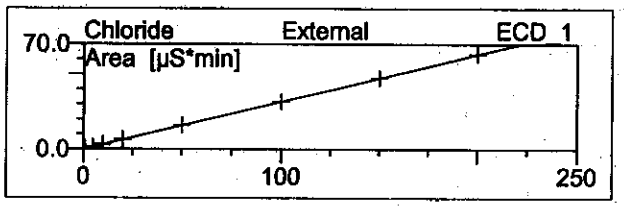

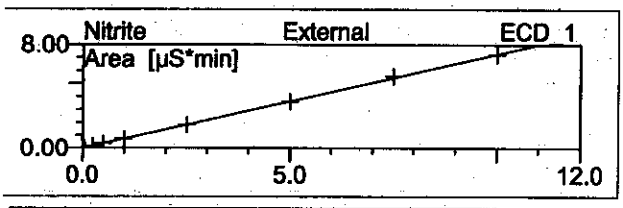

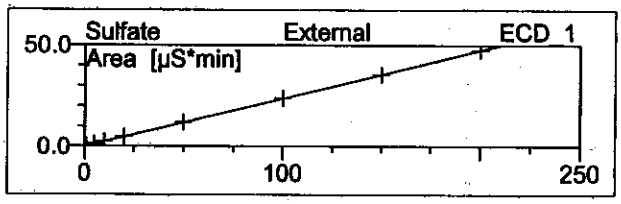

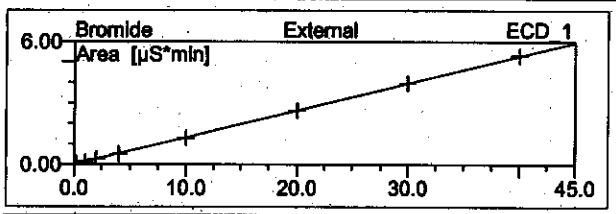

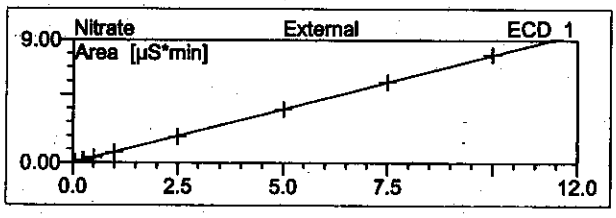

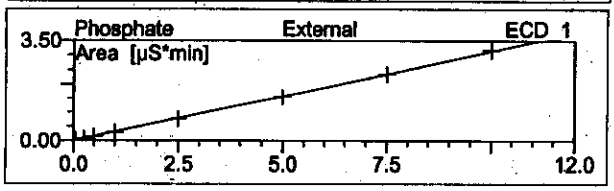

No.	Ret.Time min	Peak Name	Cal.Type	Points	Coeff.Det. %	Offset	Slope	Curve
1	3.27	Fluoride	Lin	8	99.9263	0.0000	0.4912	0.0000
2	4.62	Chloride	Lin	9	99.9999	0.0000	0.3163	0.0000
3	5.57	Nitrite	Lin	8	99.9667	0.0000	0.7282	0.0000
4	7.02	Sulfate	Lin	9	99.9965	0.0000	0.2375	0.0000
5	7.66	Bromide	Lin	8	99.9854	0.0000	0.1323	0.0000
6	9.05	Nitrate	Lin	8	99.9889	0.0000	0.7889	0.0000
7	14.77	Phosphate	Lin	8	99.9657	0.0000	0.3144	0.0000
Average:					99.9756	0.0000	0.4298	0.0000

7 STD 7

Sample Name:	**STD 7**	*Injection Volume:*	**25.0**
Vial Number:	**8**	*Channel:*	**ECD_1**
Sample Type:	**standard**	*Wavelength:*	**n.a.**
Control Program:	**IC_Anions_2**	*Bandwidth:*	**n.a.**
Quantif. Method:	**Anions**	*Dilution Factor:*	**1.0000**
Recording Time:	**10/9/2008 11:51**	*Sample Weight:*	**1.0000**
Run Time (min):	**18.00**	*Sample Amount:*	**1.0000**

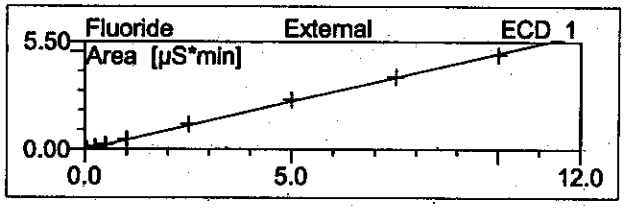

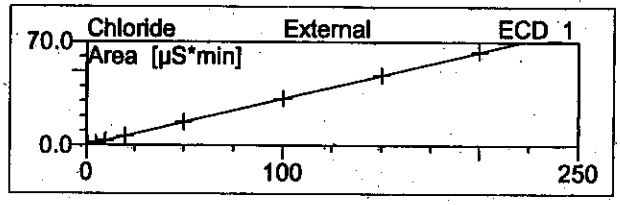

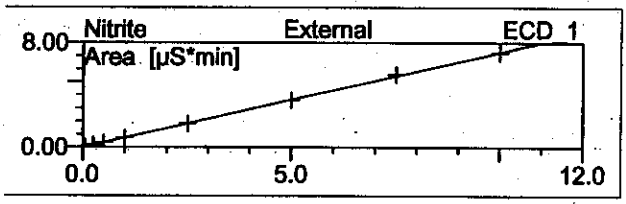

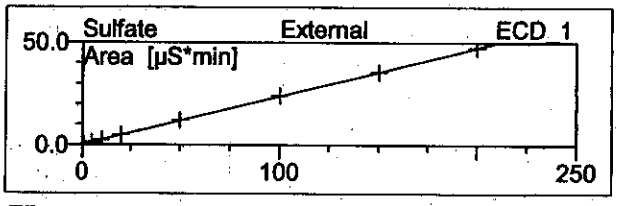

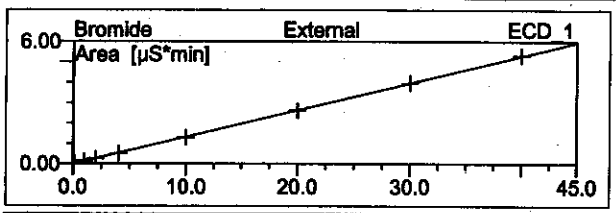

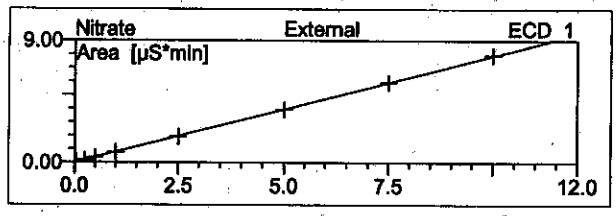

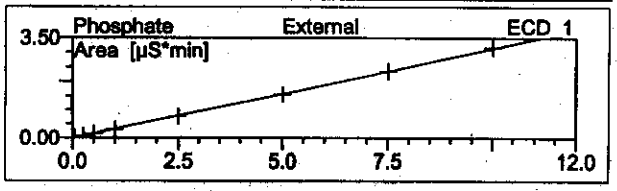

No.	Ret.Time min	Peak Name	Cal.Type	Points	Coeff.Det. %	Offset	Slope	Curve
1	3.27	Fluoride	Lin	8	99.9263	0.0000	0.4912	0.0000
2	4.61	Chloride	Lin	9	99.9999	0.0000	0.3163	0.0000
3	5.56	Nitrite	Lin	8	99.9667	0.0000	0.7282	0.0000
4	6.93	Sulfate	Lin	9	99.9965	0.0000	0.2375	0.0000
5	7.63	Bromide	Lin	8	99.9854	0.0000	0.1323	0.0000
6	8.99	Nitrate	Lin	8	99.9889	0.0000	0.7889	0.0000
7	14.65	Phosphate	Lin	8	99.9657	0.0000	0.3144	0.0000
Average:					99.9756	0.0000	0.4298	0.0000

8 STD 8

Sample Name:	**STD 8**	*Injection Volume:*	**25.0**
Vial Number:	**9**	*Channel:*	**ECD_1**
Sample Type:	**standard**	*Wavelength:*	**n.a.**
Control Program:	**IC_Anions_2**	*Bandwidth:*	**n.a.**
Quantif. Method:	**Anions**	*Dilution Factor:*	**1.0000**
Recording Time:	**10/9/2008 12:10**	*Sample Weight:*	**1.0000**
Run Time (min):	**18.00**	*Sample Amount:*	**1.0000**

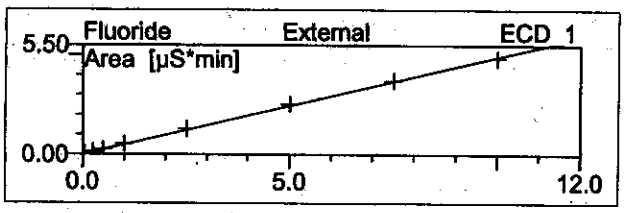

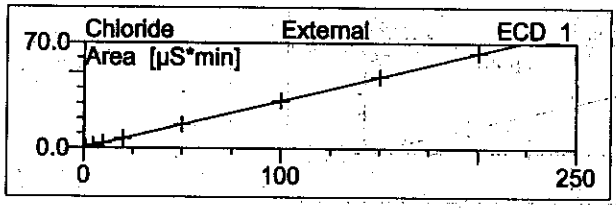

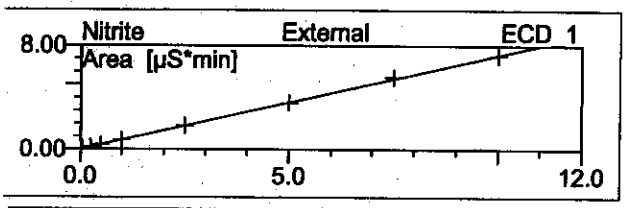

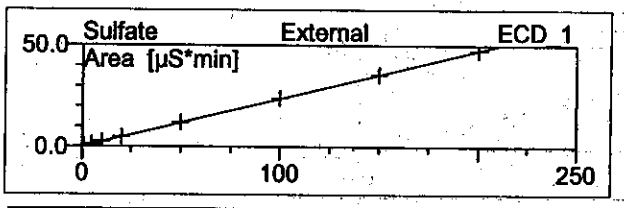

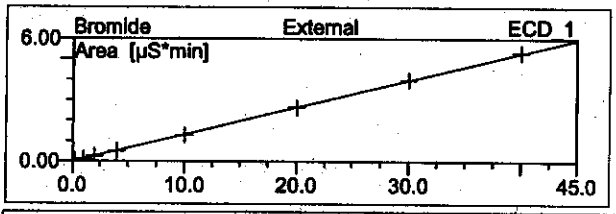

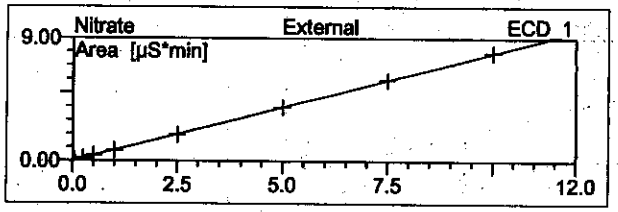

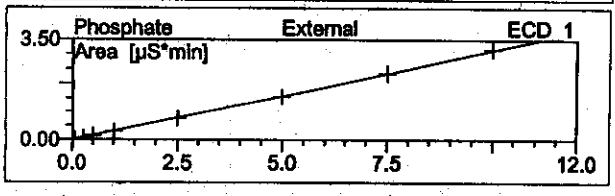

No.	Ret.Time min	Peak Name	Cal.Type	Points	Coeff.Det. %	Offset	Slope	Curve
1	3.26	Fluoride	Lin	8	99.9263	0.0000	0.4912	0.0000
2	4.60	Chloride	Lin	9	99.9999	0.0000	0.3163	0.0000
3	5.55	Nitrite	Lin	8	99.9667	0.0000	0.7282	0.0000
4	6.86	Sulfate	Lin	9	99.9965	0.0000	0.2375	0.0000
5	7.61	Bromide	Lin	8	99.9854	0.0000	0.1323	0.0000
6	8.94	Nitrate	Lin	8	99.9889	0.0000	0.7889	0.0000
7	14.55	Phosphate	Lin	8	99.9657	0.0000	0.3144	0.0000
Average:					99.9756	0.0000	0.4298	0.0000

9 STD 9

Sample Name:	**STD 9**	*Injection Volume:*	**25.0**
Vial Number:	**10**	*Channel:*	**ECD_1**
Sample Type:	**standard**	*Wavelength:*	**n.a.**
Control Program:	**IC_Anions_2**	*Bandwidth:*	**n.a.**
Quantif. Method:	**Anions**	*Dilution Factor:*	**1.0000**
Recording Time:	**10/9/2008 12:29**	*Sample Weight:*	**1.0000**
Run Time (min):	**18.00**	*Sample Amount:*	**1.0000**

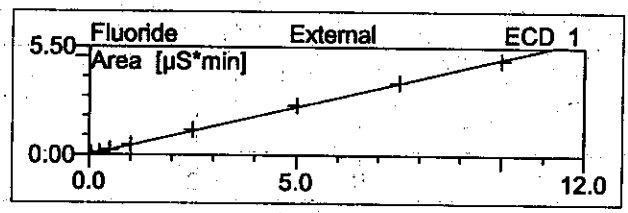

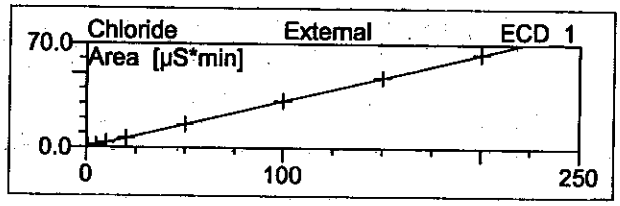

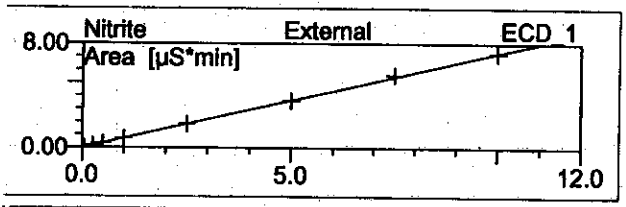

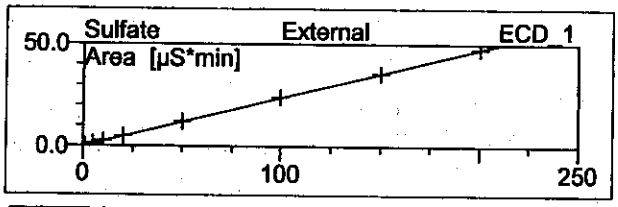

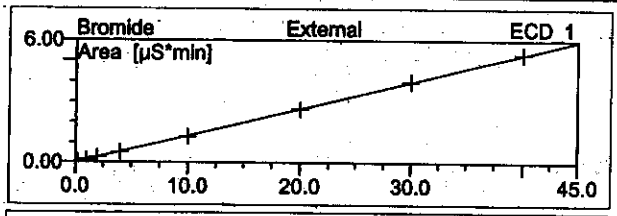

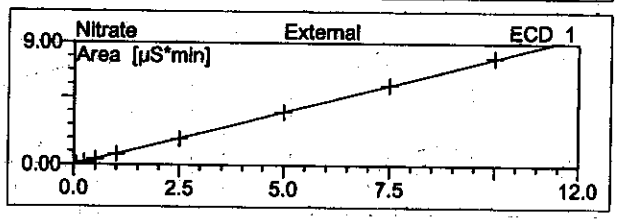

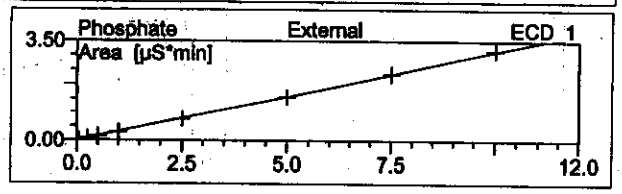

No.	Ret.Time min	Peak Name	Cal.Type	Points	Coeff.Det. %	Offset	Slope	Curve
1	3.26	Fluoride	Lin	8	99.9263	0.0000	0.4912	0.0000
2	4.59	Chloride	Lin	9	99.9999	0.0000	0.3163	0.0000
3	5.54	Nitrite	Lin	8	99.9667	0.0000	0.7282	0.0000
4	6.80	Sulfate	Lin	9	99.9965	0.0000	0.2375	0.0000
5	7.58	Bromide	Lin	8	99.9854	0.0000	0.1323	0.0000
6	8.90	Nitrate	Lin	8	99.9889	0.0000	0.7889	0.0000
7	14.46	Phosphate	Lin	8	99.9657	0.0000	0.3144	0.0000
Average:					99.9756	0.0000	0.4298	0.0000

Chromeleon (c) Dionex 1996-2006
Version 6.80 Build 2212

C8J160331

TestAmerica Pittsburgh

ION CHROMATOGRAPHY RETENTION TIME SUMMARY

File Name: 102808IC2 Instrument: IC2

ANION	MEAN RETENTION TIME (min)	ICV / NELAC CCV	%D	CCV1	%D	CCV2	%D	CCV3	%D	CCV4	%D	CCV5	%D
FLUORIDE	3.266	3.320	1.65	3.303	1.12	3.303	1.12	3.303	1.12	3.307	1.24	3.307	1.24
CHLORIDE	4.613	4.607	0.13	4.607	0.13	4.61	0.07	4.607	0.13	4.613	0.00	4.61	0.07
NITRITE (as N)	5.562	5.543	0.34	5.54	0.40	5.543	0.34	5.543	0.34	5.547	0.27	5.547	0.27
SULFATE	7.013	6.957	0.80	6.97	0.62	6.977	0.52	6.977	0.52	6.98	0.47	6.98	0.47
BROMIDE	7.652	7.597	0.72	7.6	0.68	7.603	0.64	7.6	0.68	7.607	0.59	7.603	0.64
NITRATE (as N)	9.040	8.950	1.00	8.96	0.89	8.963	0.86	8.963	0.86	8.967	0.81	8.963	0.86
PHOSPHATE (as P)	14.755	14.670	0.58	14.677	0.53	14.657	0.67	14.62	0.92	14.7	0.37	14.697	0.39

ANION	MEAN RETENTION TIME (min)	ICV / NELAC CCV	CCV6	%D	CCV7	%D	CCV8	%D	CCV9	%D	CCV10	%D
FLUORIDE	3.266	3.320		#DIV/0!		#DIV/0!		#DIV/0!		####		####
CHLORIDE	4.613	4.607		#DIV/0!		#DIV/0!		#DIV/0!		####		####
NITRITE (as N)	5.562	5.543		#DIV/0!		#DIV/0!		#DIV/0!		####		####
SULFATE	7.013	6.957		#DIV/0!		#DIV/0!		#DIV/0!		####		####
BROMIDE	7.652	7.597		#DIV/0!		#DIV/0!		#DIV/0!		####		####
NITRATE (as N)	9.040	8.950		#DIV/0!		#DIV/0!		#DIV/0!		####		####
PHOSPHATE (as P)	14.755	14.670		#DIV/0!		#DIV/0!		#DIV/0!		####		####

ANION	MEAN RETENTION TIME (min)	ICV / NELAC CCV	CCV11	%D	CCV12	%D	CCV13	%D	CCV14	%D	CCV15	%D
FLUORIDE	3.266	3.320		######		#DIV/0!		#DIV/0!		####		####
CHLORIDE	4.613	4.607		######		#DIV/0!		#DIV/0!		####		####
NITRITE (as N)	5.562	5.543		######		#DIV/0!		#DIV/0!		####		####
SULFATE	7.013	6.957		######		#DIV/0!		#DIV/0!		####		####
BROMIDE	7.652	7.597		######		#DIV/0!		#DIV/0!		####		####
NITRATE (as N)	9.040	8.950		######		#DIV/0!		#DIV/0!		####		####
PHOSPHATE (as P)	14.755	14.670		######		#DIV/0!		#DIV/0!		####		####

ANION	MEAN RETENTION TIME (min)	ICV / NELAC CCV	CCV16	%D	CCV17	%D	CCV18	%D	CCV19	%D	CCV20	%D
FLUORIDE	3.266	3.320		#DIV/0!		#DIV/0!		#DIV/0!		####		####
CHLORIDE	4.613	4.607		#DIV/0!		#DIV/0!		#DIV/0!		####		####
NITRITE (as N)	5.562	5.543		#DIV/0!		#DIV/0!		#DIV/0!		####		####
SULFATE	7.013	6.957		#DIV/0!		#DIV/0!		#DIV/0!		####		####
BROMIDE	7.652	7.597		#DIV/0!		#DIV/0!		#DIV/0!		####		####
NITRATE (as N)	9.040	8.950		#DIV/0!		#DIV/0!		#DIV/0!		####		####
PHOSPHATE (as P)	14.755	14.670		#DIV/0!		#DIV/0!		#DIV/0!		####		####

ANION	MEAN RETENTION TIME (min)	ICV / NELAC CCV	CCV21	%D	CCV22	%D	CCV23	%D	CCV24	%D	CCV25	%D
FLUORIDE	3.266	3.320		#DIV/0!		#DIV/0!		#DIV/0!		####		####
CHLORIDE	4.613	4.607		#DIV/0!		#DIV/0!		#DIV/0!		####		####
NITRITE (as N)	5.562	5.543		#DIV/0!		#DIV/0!		#DIV/0!		####		####
SULFATE	7.013	6.957		#DIV/0!		#DIV/0!		#DIV/0!		####		####
BROMIDE	7.652	7.597		#DIV/0!		#DIV/0!		#DIV/0!		####		####
NITRATE (as N)	9.040	8.950		#DIV/0!		#DIV/0!		#DIV/0!		####		####
PHOSPHATE (as P)	14.755	14.670		#DIV/0!		#DIV/0!		#DIV/0!		####		####

6233

(6001 - 6250)

11 ICV / NELAC CCV

Sample Name:	**ICV / NELAC CCV**	*Injection Volume:*	**25.0**
Vial Number:	**11**	*Channel:*	**ECD_1**
Sample Type:	**unknown**	*Wavelength:*	**n.a.**
Control Program:	**IC_Anions_2**	*Bandwidth:*	**n.a.**
Quantif. Method:	**Anions**	*Dilution Factor:*	**1.0000**
Recording Time:	**10/28/2008 9:55**	*Sample Weight:*	**1.0000**
Run Time (min):	**18.00**	*Sample Amount:*	**1.0000**

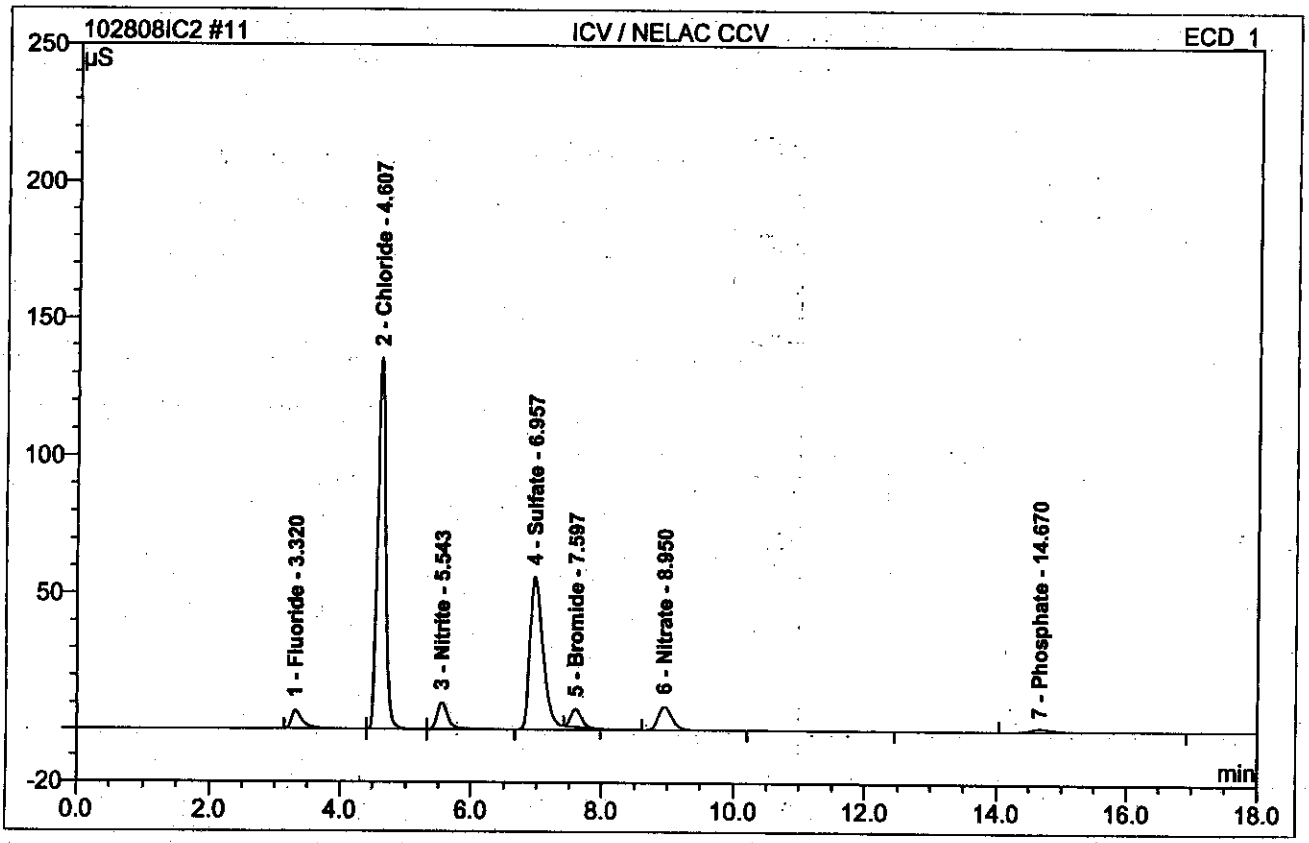

No.	Ret.Time min	Peak Name	Height µS	Area µS*min	Rel.Area %	Amount	Type
1	3.32	Fluoride	7.219	1.445	3.49	2.942	BMB
2	4.61	Chloride	135.585	19.148	46.29	60.533	BM
3	5.54	Nitrite	10.254	2.090	5.05	2.871	Ru
4	6.96	Sulfate	56.402	14.457	34.95	60.857	MB
5	7.60	Bromide	7.081	1.346	3.25	10.173	Rd
6	8.95	Nitrate	9.166	2.312	5.59	2.931	Rd
7	14.67	Phosphate	1.314	0.568	1.37	1.807	BMB
Total:			227.020	41.365	100.00	142.11	

101%

101%

CAR 10/29/08

12 CCV1

Sample Name:	**CCV1**	*Injection Volume:*	**25.0**
Vial Number:	**12**	*Channel:*	**ECD_1**
Sample Type:	**unknown**	*Wavelength:*	**n.a.**
Control Program:	**IC_Anions_2**	*Bandwidth:*	**n.a.**
Quantif. Method:	**Anions**	*Dilution Factor:*	**1.0000**
Recording Time:	**10/28/2008 10:14**	*Sample Weight:*	**1.0000**
Run Time (min):	**18.00**	*Sample Amount:*	**1.0000**

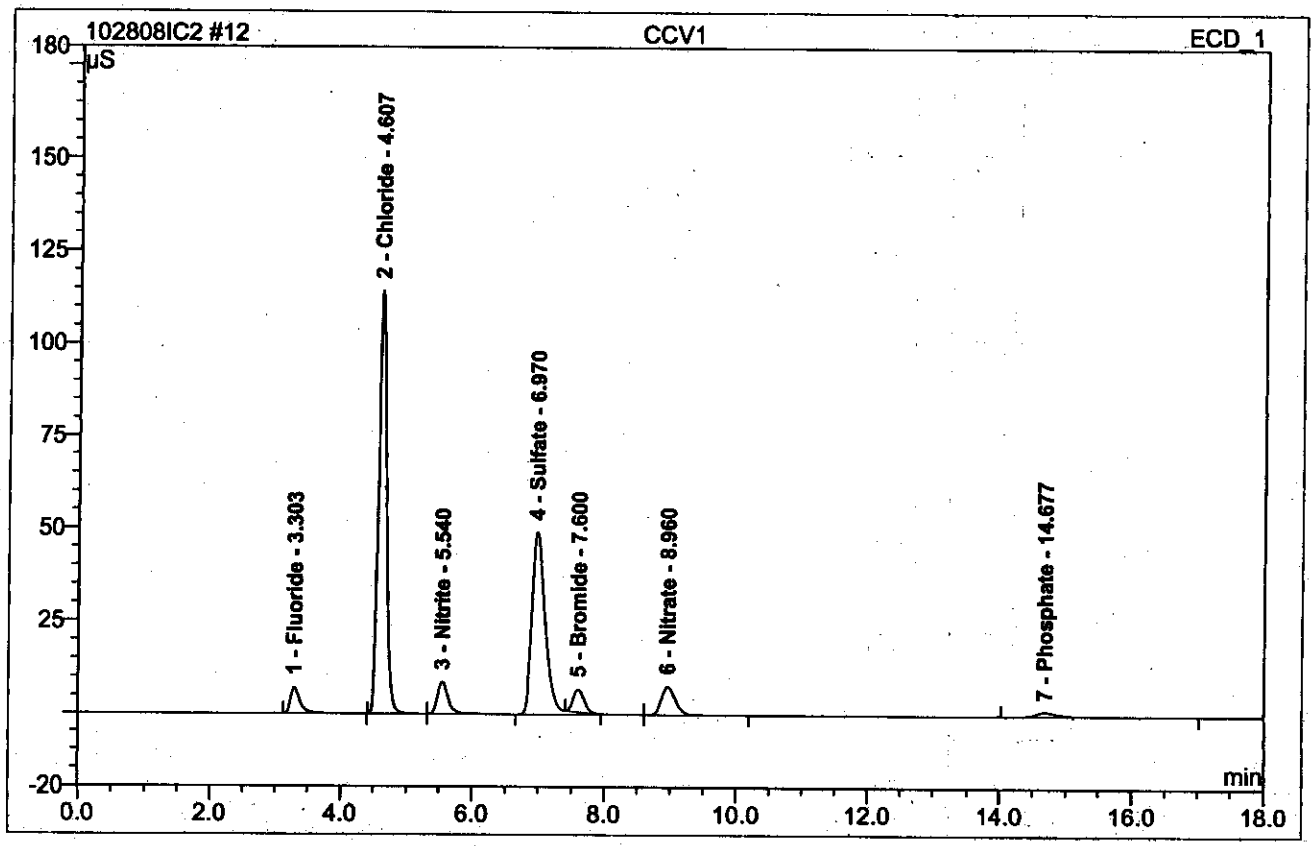

No.	Ret.Time min	Peak Name	Height µS	Area µS*min	Rel.Area %	Amount	Type	
1	3.30	Fluoride	7.111	1.239	3.58	2.523	BMB	
2	4.61	Chloride	114.347	16.046	46.31	50.728	BM	101%
3	5.54	Nitrite	8.719	1.741	5.02	2.391	Ru	
4	6.97	Sulfate	49.171	11.936	34.45	50.245	Mb	100%
5	7.60	Bromide	6.154	1.185	3.42	8.954	Rd	
6	8.96	Nitrate	7.759	1.945	5.61	2.466	bMB	
7	14.68	Phosphate	1.316	0.558	1.61	1.776	BMB	
Total:			194.578	34.650	100.00	119.08		

AK 10/29/08

13 CCB1

BEFORE

Sample Name:	**CCB1**	*Injection Volume:*	**25.0**
Vial Number:	**13**	*Channel:*	**ECD_1**
Sample Type:	**unknown**	*Wavelength:*	**n.a.**
Control Program:	**IC_Anions_2**	*Bandwidth:*	**n.a.**
Quantif. Method:	**Anions**	*Dilution Factor:*	**1.0000**
Recording Time:	**10/28/2008 10:33**	*Sample Weight:*	**1.0000**
Run Time (min):	**18.00**	*Sample Amount:*	**1.0000**

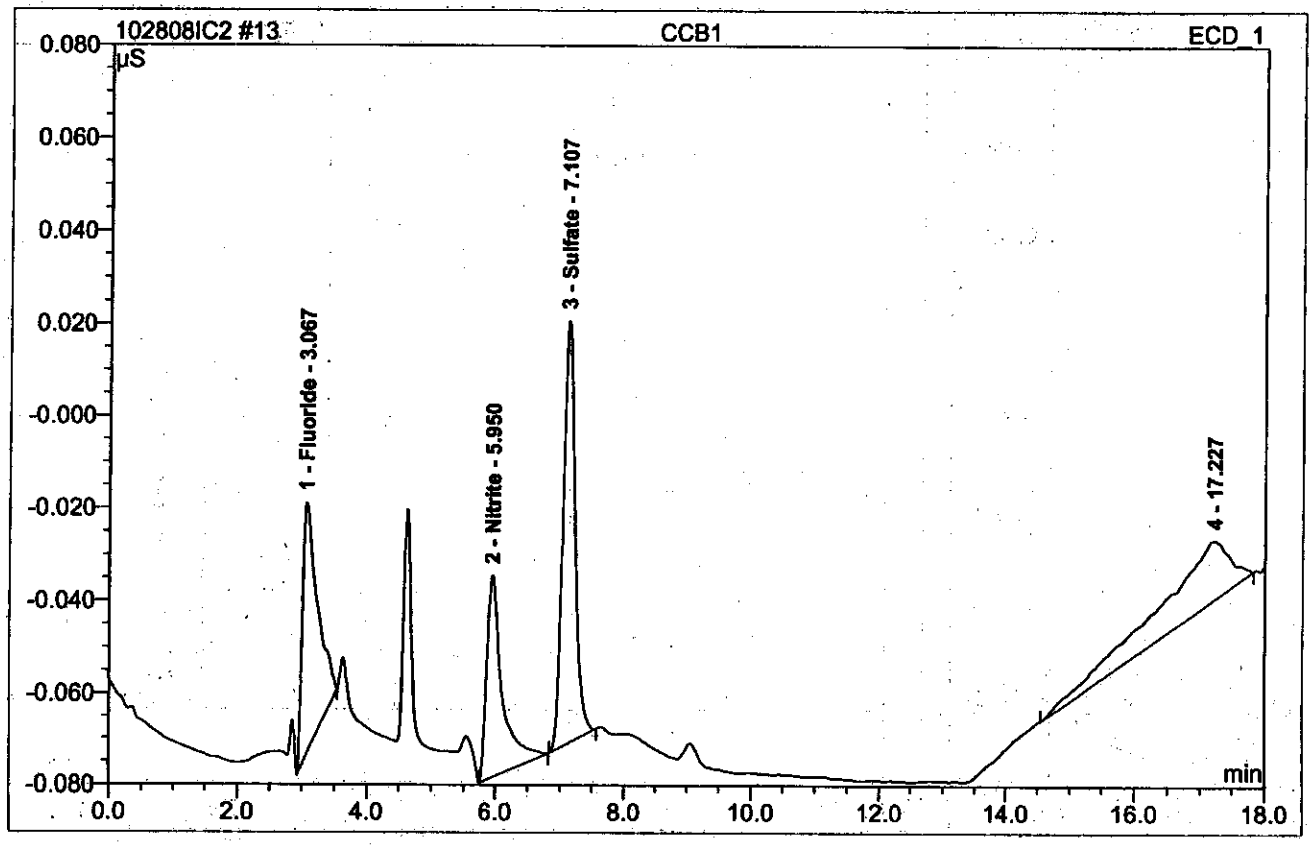

No.	Ret.Time min	Peak Name	Height µS	Area µS*min	Rel.Area %	Amount	Type
1	3.07	Fluoride	0.055	0.015	22.55	0.030	BMB
2	5.95	Nitrite	0.044	0.012	18.92	0.017	BMB
3	7.11	Sulfate	0.092	0.020	30.93	0.085	BMB
4	17.23	n.a.	0.013	0.018	27.61	n.a.	BMB
Total:			0.203	0.065	100.00	0.13	

13 CCB1

BEFORE

Sample Name:	**CCB1**	*Injection Volume:*	**25.0**
Vial Number:	**13**	*Channel:*	**ECD_1**
Sample Type:	**unknown**	*Wavelength:*	**n.a.**
Control Program:	**IC_Anions_2**	*Bandwidth:*	**n.a.**
Quantif. Method:	**Anions**	*Dilution Factor:*	**1.0000**
Recording Time:	**10/28/2008 10:33**	*Sample Weight:*	**1.0000**
Run Time (min):	**18.00**	*Sample Amount:*	**1.0000**

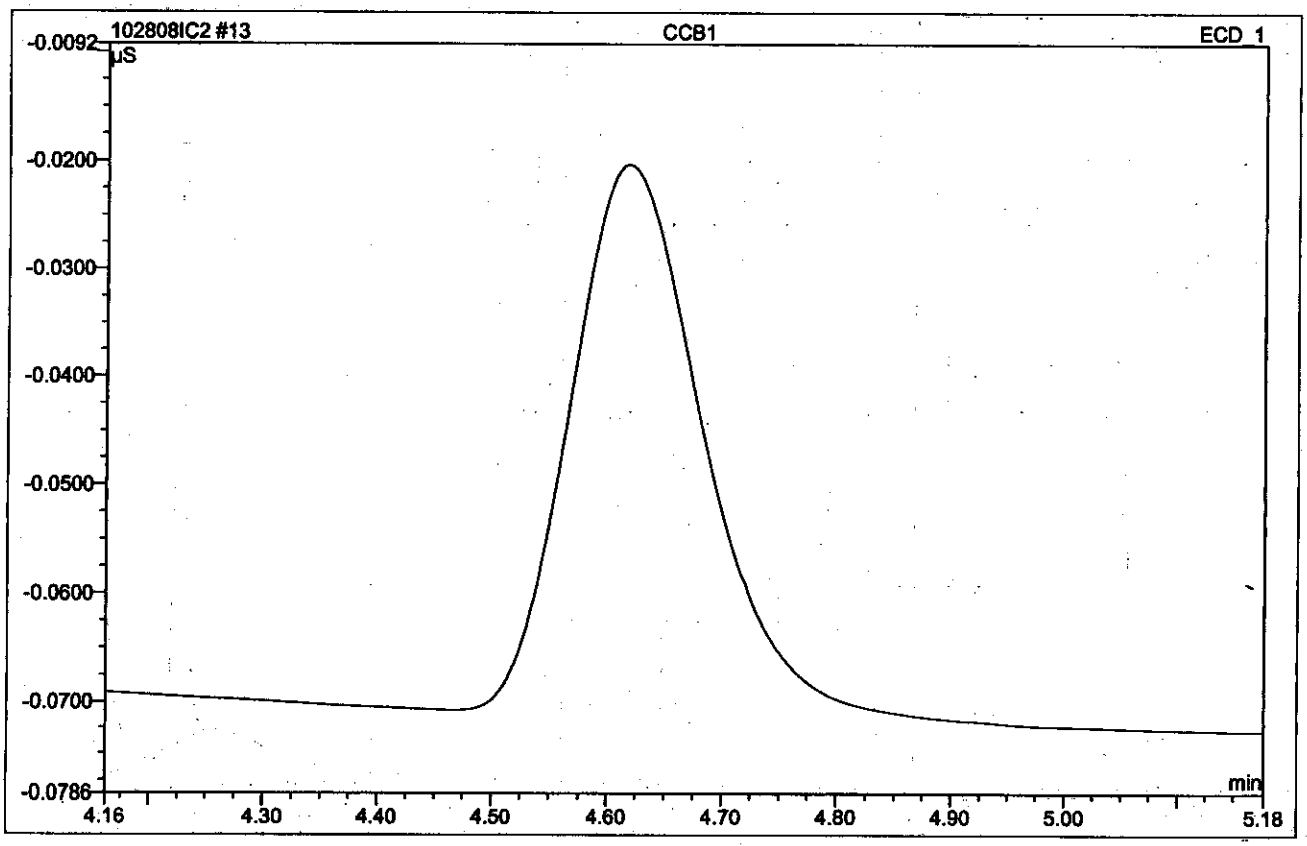

No.	Ret.Time min	Peak Name	Height µS	Area µS*min	Rel.Area %	Amount	Type
1	3.07	Fluoride	0.055	0.015	22.55	0.030	BMB
2	5.95	Nitrite	0.044	0.012	18.92	0.017	BMB
3	7.11	Sulfate	0.092	0.020	30.93	0.085	BMB
4	17.23	n.a.	0.013	0.018	27.61	n.a.	BMB
Total:			0.203	0.065	100.00	0.13	

13 CCB1

AFTER

Sample Name:	**CCB1**	*Injection Volume:*	**25.0**
Vial Number:	**13**	*Channel:*	**ECD_1**
Sample Type:	**unknown**	*Wavelength:*	**n.a.**
Control Program:	**IC_Anions_2**	*Bandwidth:*	**n.a.**
Quantif. Method:	**Anions**	*Dilution Factor:*	**1.0000**
Recording Time:	**10/28/2008 10:33**	*Sample Weight:*	**1.0000**
Run Time (min):	**18.00**	*Sample Amount:*	**1.0000**

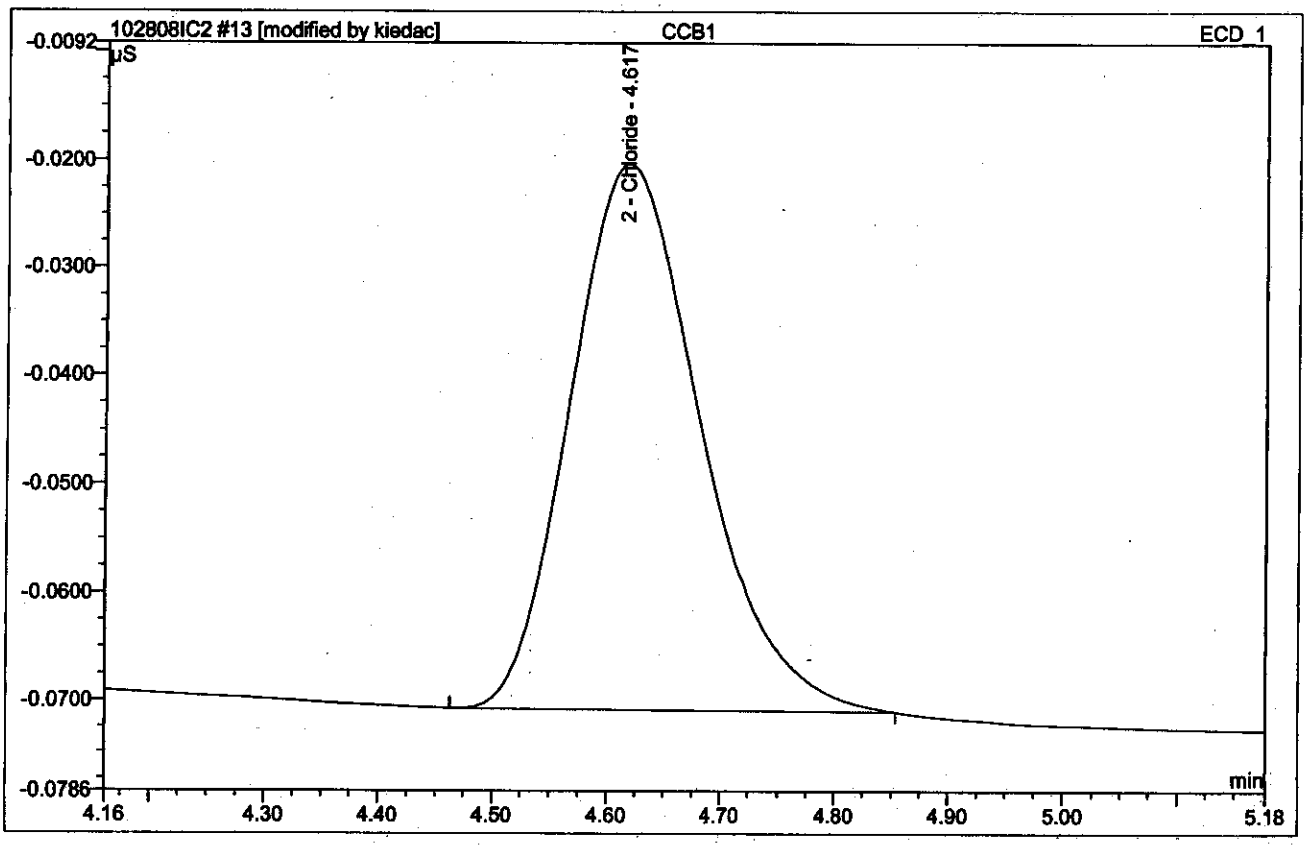

No.	Ret.Time min	Peak Name	Height µS	Area µS*min	Rel.Area %	Amount	Type
1	3.07	Fluoride	0.055	0.015	20.46	0.030	BMB
2	4.62	Chloride	0.051	0.007	9.27	0.021	BMB*
3	5.95	Nitrite	0.044	0.012	17.17	0.017	BMB
4	7.11	Sulfate	0.092	0.020	28.06	0.085	BMB
5	17.23	n.a.	0.013	0.018	25.05	n.a.	BMB
Total:			0.254	0.072	100.00	0.15	

13 CCB1

AFTER

Sample Name:	**CCB1**	*Injection Volume:*	**25.0**
Vial Number:	**13**	*Channel:*	**ECD_1**
Sample Type:	**unknown**	*Wavelength:*	**n.a.**
Control Program:	**IC_Anions_2**	*Bandwidth:*	**n.a.**
Quantif. Method:	**Anions**	*Dilution Factor:*	**1.0000**
Recording Time:	**10/28/2008 10:33**	*Sample Weight:*	**1.0000**
Run Time (min):	**18.00**	*Sample Amount:*	**1.0000**

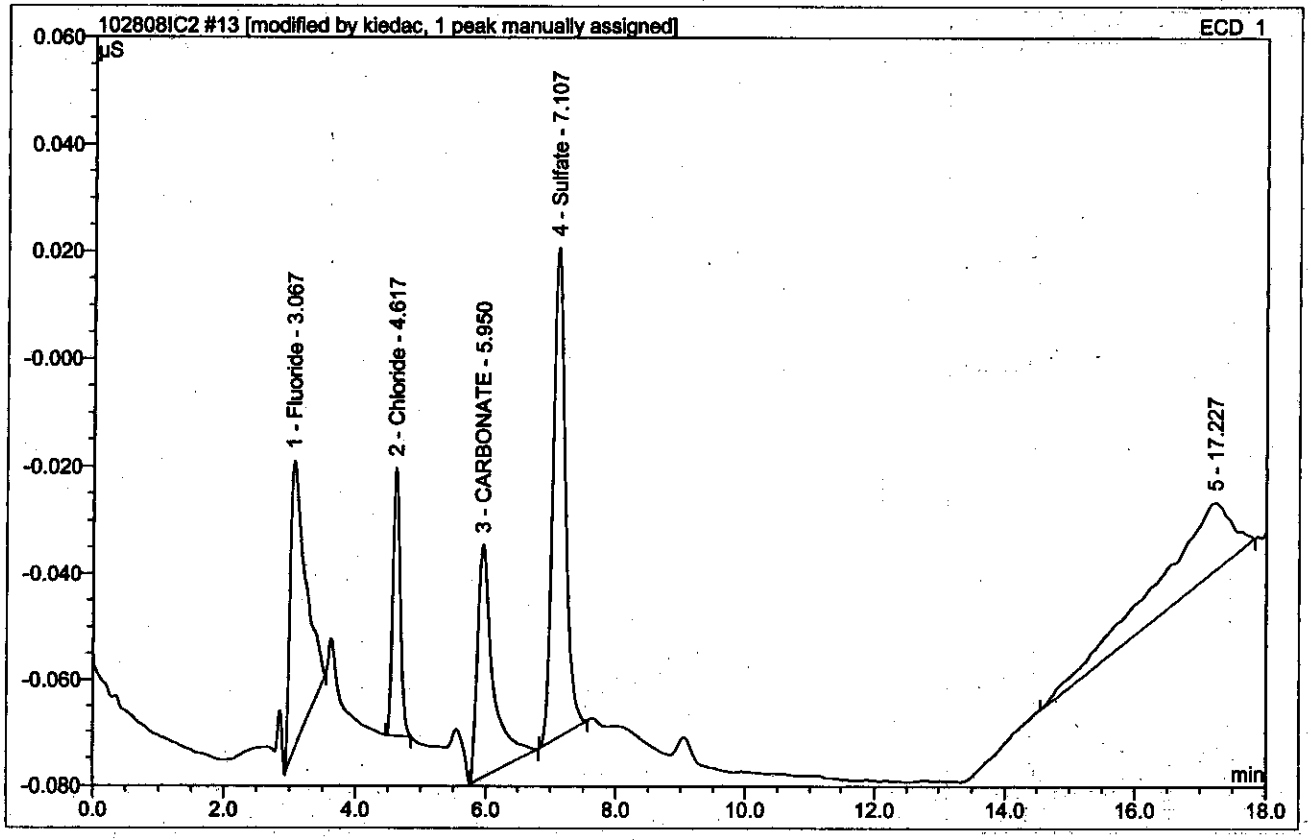

No.	Ret.Time min	Peak Name	Height µS	Area µS*min	Rel.Area %	Amount	Type
1	3.07	Fluoride	0.055	0.015	20.46	0.030	BMB
2	4.62	Chloride	0.051	0.007	9.27	0.021	BMB*
3	5.95	CARBONATE	0.044	0.012	17.17	n.a.	BMB^
4	7.11	Sulfate	0.092	0.020	28.06	0.085	BMB
5	17.23	n.a.	0.013	0.018	25.05	n.a.	BMB
Total:			0.254	0.072	100.00	0.14	

GK 10/29/08

14 K02VP

Sample Name:	**K02VP**	*Injection Volume:*	**25.0**
Vial Number:	**14**	*Channel:*	**ECD_1**
Sample Type:	**unknown**	*Wavelength:*	**n.a.**
Control Program:	**IC_Anions_2**	*Bandwidth:*	**n.a.**
Quantif. Method:	**Anions**	*Dilution Factor:*	**1.0000**
Recording Time:	**10/28/2008 10:52**	*Sample Weight:*	**1.0000**
Run Time (min):	**18.00**	*Sample Amount:*	**1.0000**

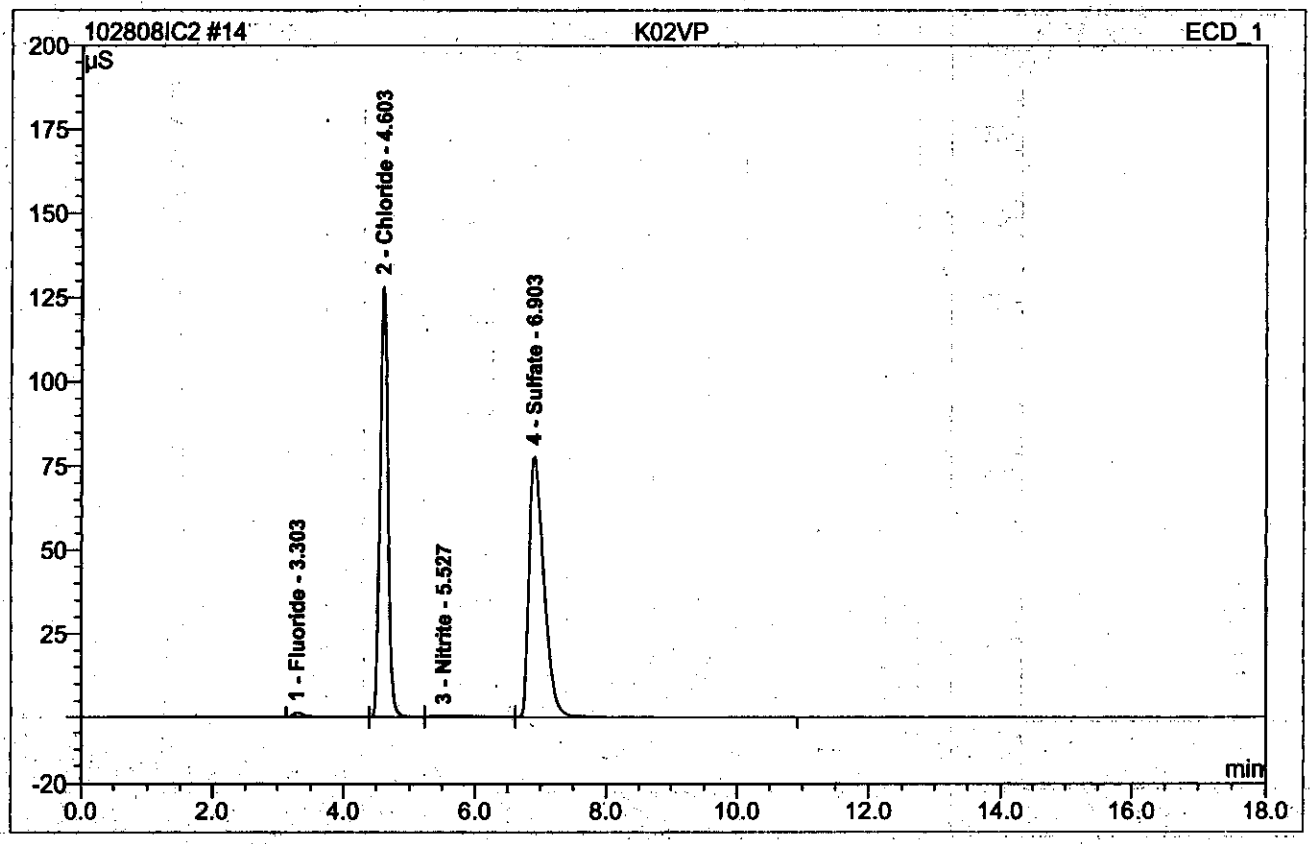

No.	Ret.Time min	Peak Name	Height µS	Area µS*min	Rel.Area %	Amount	Type
1	3.30	Fluoride	1.439	0.308	0.79	0.627	BM
2	4.60	Chloride	128.275	17.676	45.10	55.882	M
3	5.53	Nitrite	0.549	0.459	1.17	0.630	M
4	6.90	Sulfate	77.870	20.751	52.94	87.357	MB
Total:			208.132	39.195	100.00	144.50	

QK 10/29/08

15 K02VP MS

Sample Name:	**K02VP MS**	*Injection Volume:*	**25.0**
Vial Number:	**15**	*Channel:*	**ECD_1**
Sample Type:	**unknown**	*Wavelength:*	**n.a.**
Control Program:	**IC_Anions_2**	*Bandwidth:*	**n.a.**
Quantif. Method:	**Anions**	*Dilution Factor:*	**1.0000**
Recording Time:	**10/28/2008 11:11**	*Sample Weight:*	**1.0000**
Run Time (min):	**18.00**	*Sample Amount:*	**1.0000**

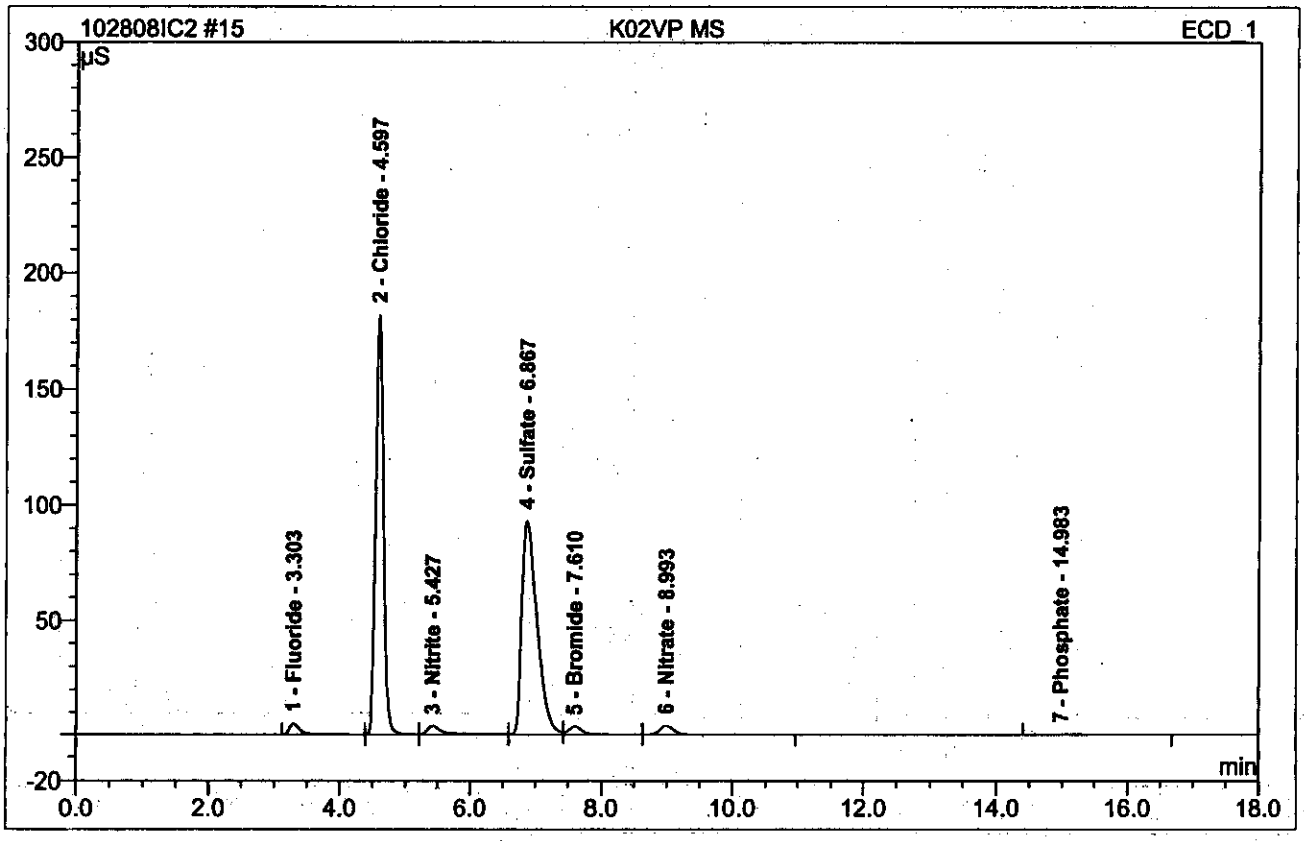

No.	Ret.Time min	Peak Name	Height µS	Area µS*min	Rel.Area %	Amount	Type
1	3.30	Fluoride	4.991	0.936	1.68	1.905	BM
2	4.60	Chloride	181.975	25.353	45.64	80.151	M
3	5.43	Nitrite	3.864	1.224	2.20	1.682	M
4	6.87	Sulfate	93.278	25.882	46.60	108.956	M
5	7.61	Bromide	3.736	0.964	1.74	7.286	M
6	8.99	Nitrate	4.034	1.020	1.84	1.293	MB
7	14.98	Phosphate	0.255	0.166	0.30	0.529	BMB
Total:			292.133	55.547	100.00	201.80	

97%

86%

CK 10/29/08

16 K02VP MSD

Sample Name:	**K02VP MSD**	*Injection Volume:*	**25.0**
Vial Number:	**16**	*Channel:*	**ECD_1**
Sample Type:	**unknown**	*Wavelength:*	**n.a.**
Control Program:	**IC_Anions_2**	*Bandwidth:*	**n.a.**
Quantif. Method:	**Anions**	*Dilution Factor:*	**1.0000**
Recording Time:	**10/28/2008 11:30**	*Sample Weight:*	**1.0000**
Run Time (min):	**18.00**	*Sample Amount:*	**1.0000**

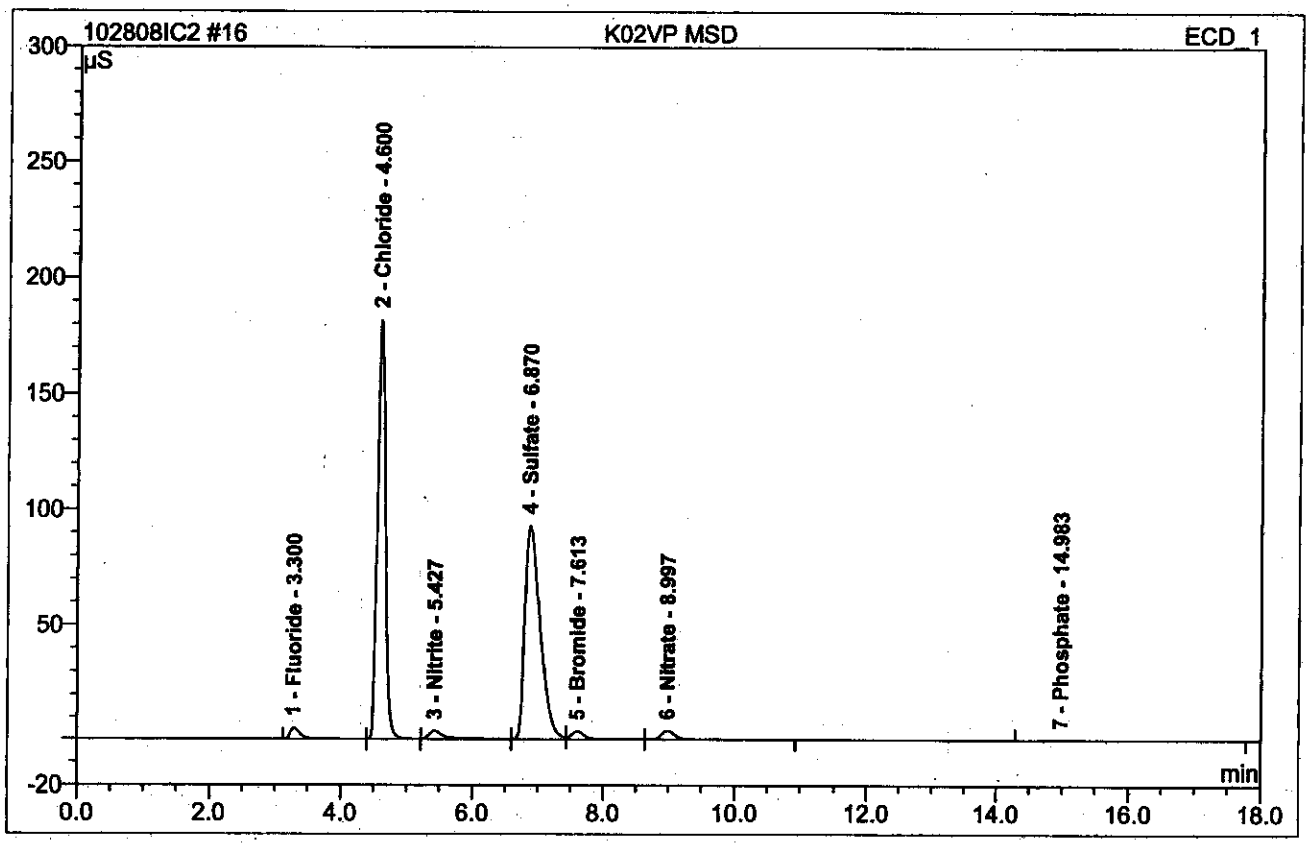

No.	Ret.Time min	Peak Name	Height µS	Area µS*min	Rel.Area %	Amount	Type
1	3.30	Fluoride	5.170	0.937	1.69	1.909	BM
2	4.60	Chloride	181.855	25.317	45.60	80.037	M
3	5.43	Nitrite	3.867	1.220	2.20	1.676	M
4	6.87	Sulfate	93.218	25.849	46.56	108.814	M
5	7.61	Bromide	3.739	0.949	1.71	7.177	M
6	9.00	Nitrate	4.026	1.015	1.83	1.287	MB
7	14.98	Phosphate	0.281	0.232	0.42	0.738	BMB
Total:			292.155	55.520	100.00	201.64	

977, RRD = 0.14

867, RRD = 0.13

CR 10/29/08

24 CCV2

Sample Name:	**CCV2**	*Injection Volume:*	**25.0**
Vial Number:	**12**	*Channel:*	**ECD_1**
Sample Type:	**unknown**	*Wavelength:*	**n.a.**
Control Program:	**IC_Anions_2**	*Bandwidth:*	**n.a.**
Quantif. Method:	**Anions**	*Dilution Factor:*	**1.0000**
Recording Time:	**10/28/2008 14:03**	*Sample Weight:*	**1.0000**
Run Time (min):	**18.00**	*Sample Amount:*	**1.0000**

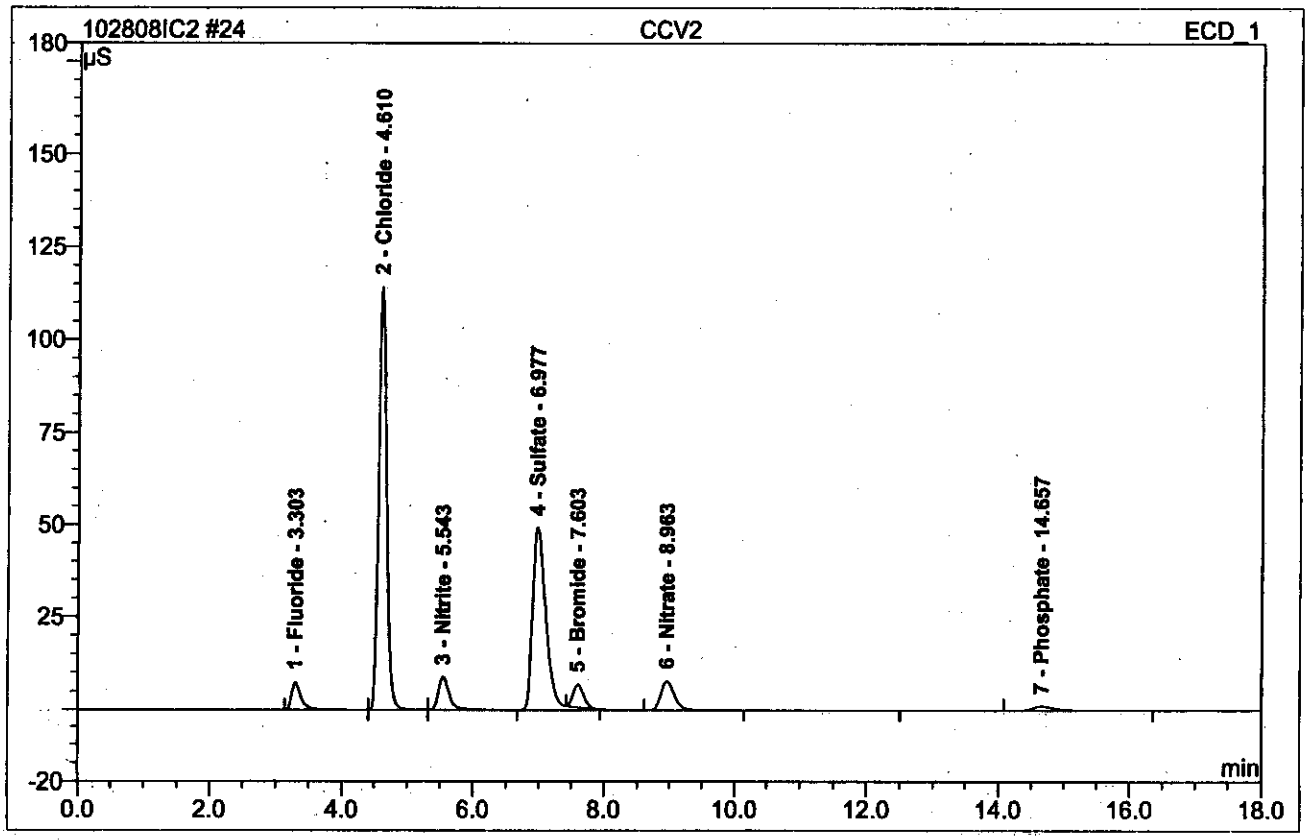

No.	Ret.Time min	Peak Name	Height µS	Area µS*min	Rel.Area %	Amount	Type	
1	3.30	Fluoride	7.419	1.272	3.63	2.589	BM	
2	4.61	Chloride	114.277	16.082	45.91	50.842	M	102%
3	5.54	Nitrite	8.826	1.776	5.07	2.439	Ru	
4	6.98	Sulfate	49.396	12.265	35.01	51.632	MB	103%
5	7.60	Bromide	6.126	1.175	3.36	8.885	Rd	
6	8.96	Nitrate	7.758	1.948	5.56	2.469	Rd	
7	14.66	Phosphate	1.229	0.510	1.46	1.623	BMB	
Total:			195.032	35.029	100.00	120.48		

AK 10/29/08

25 CCB2

BEFORE

Sample Name:	**CCB2**	*Injection Volume:*	**25.0**
Vial Number:	**13**	*Channel:*	**ECD_1**
Sample Type:	**unknown**	*Wavelength:*	**n.a.**
Control Program:	**IC_Anions_2**	*Bandwidth:*	**n.a.**
Quantif. Method:	**Anions**	*Dilution Factor:*	**1.0000**
Recording Time:	**10/28/2008 14:22**	*Sample Weight:*	**1.0000**
Run Time (min):	**18.00**	*Sample Amount:*	**1.0000**

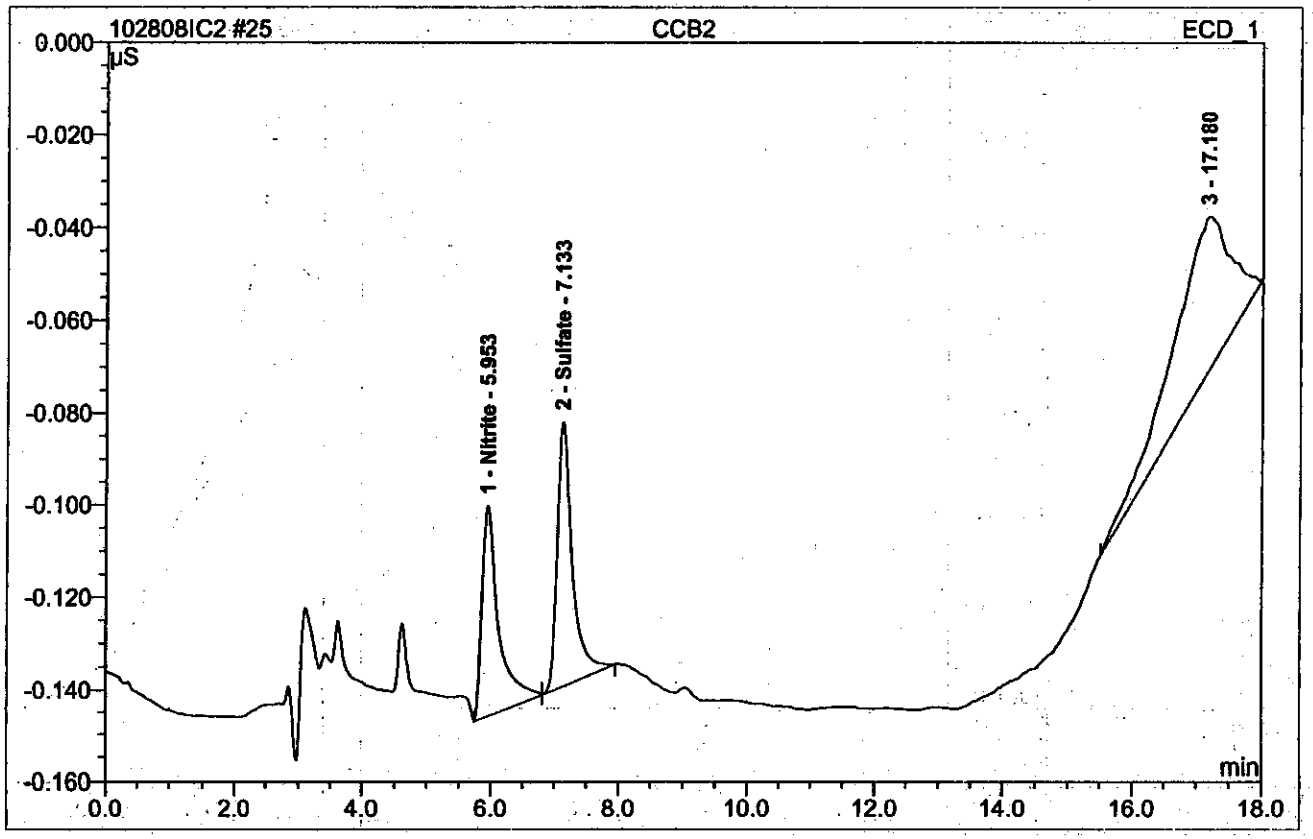

No.	Ret.Time min	Peak Name	Height µS	Area µS*min	Rel.Area %	Amount	Type
1	5.95	Nitrite	0.046	0.014	21.65	0.019	BM
2	7.13	Sulfate	0.057	0.015	24.15	0.065	MB
3	17.18	n.a.	0.033	0.035	54.20	n.a.	BMB
Total:			0.136	0.064	100.00	0.08	

25 CCB2

BEFORE

Sample Name:	**CCB2**	*Injection Volume:*	**25.0**
Vial Number:	**13**	*Channel:*	**ECD_1**
Sample Type:	**unknown**	*Wavelength:*	**n.a.**
Control Program:	**IC_Anions_2**	*Bandwidth:*	**n.a.**
Quantif. Method:	**Anions**	*Dilution Factor:*	**1.0000**
Recording Time:	**10/28/2008 14:22**	*Sample Weight:*	**1.0000**
Run Time (min):	**18.00**	*Sample Amount:*	**1.0000**

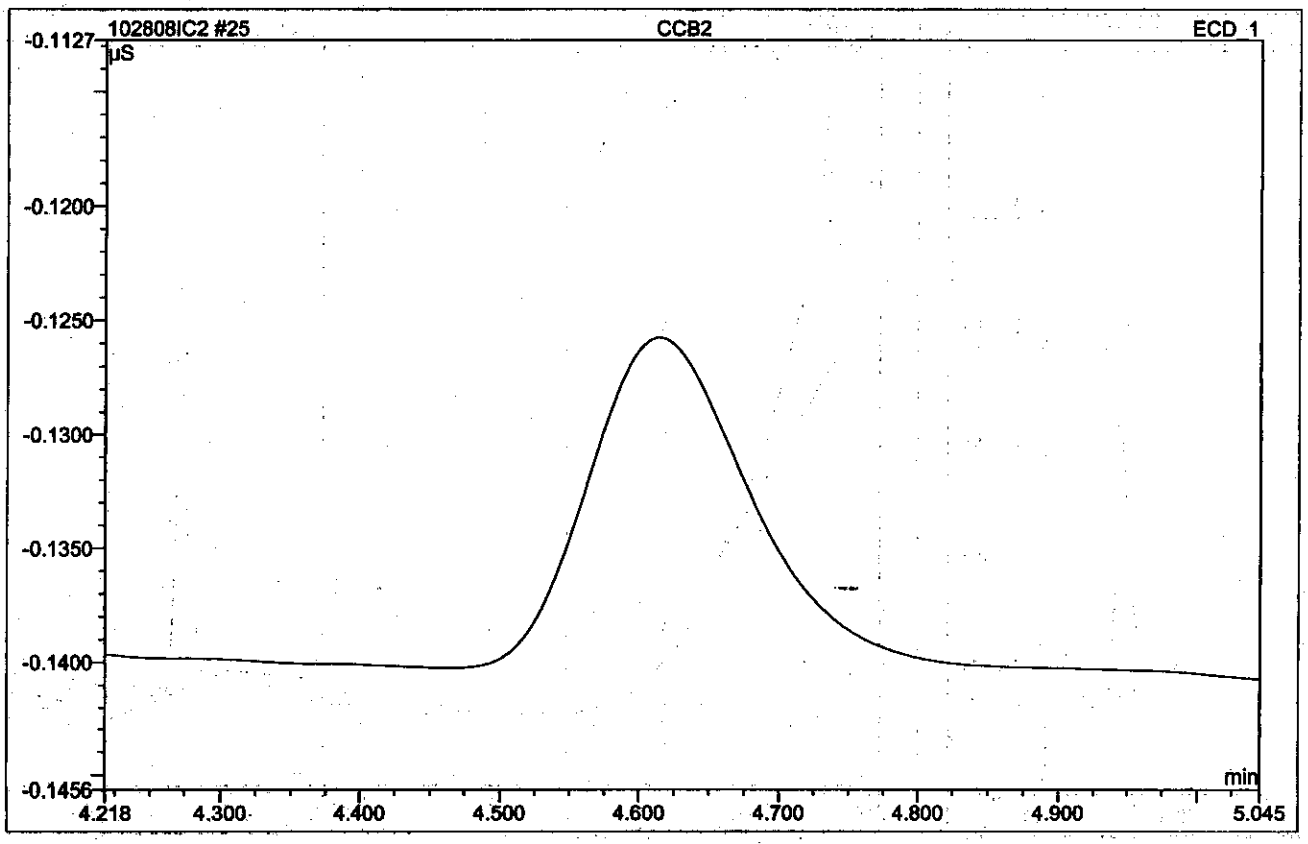

No.	Ret.Time min	Peak Name	Height µS	Area µS*min	Rel.Area %	Amount	Type
1	5.95	Nitrite	0.046	0.014	21.65	0.019	BM
2	7.13	Sulfate	0.057	0.015	24.15	0.065	MB
3	17.18	n.a.	0.033	0.035	54.20	n.a.	BMB
Total:			0.136	0.064	100.00	0.08	

25 CCB2

AFTER

Sample Name:	**CCB2**	*Injection Volume:*	**25.0**
Vial Number:	**13**	*Channel:*	**ECD_1**
Sample Type:	**unknown**	*Wavelength:*	**n.a.**
Control Program:	**IC_Anions_2**	*Bandwidth:*	**n.a.**
Quantif. Method:	**Anions**	*Dilution Factor:*	**1.0000**
Recording Time:	**10/28/2008 14:22**	*Sample Weight:*	**1.0000**
Run Time (min):	**18.00**	*Sample Amount:*	**1.0000**

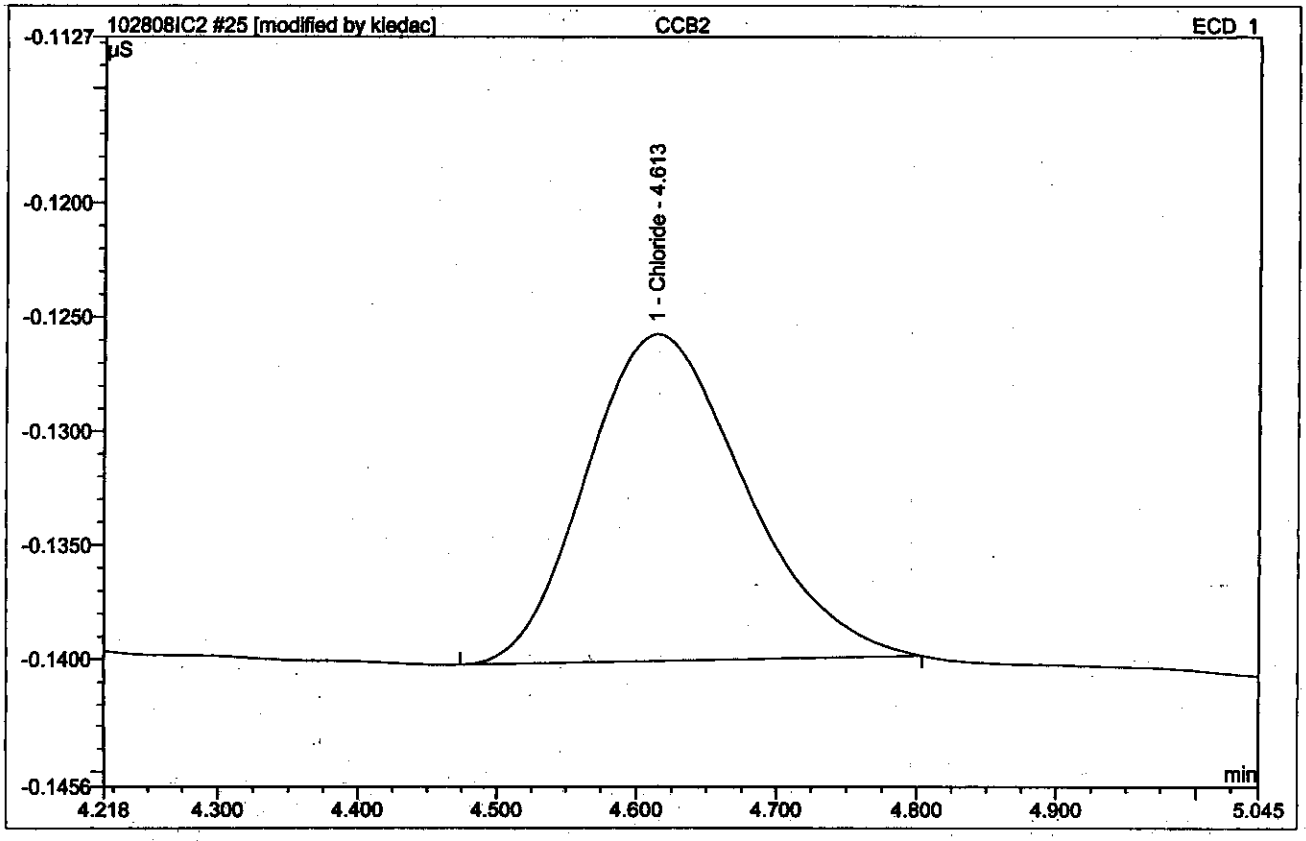

No.	Ret.Time min	Peak Name	Height µS	Area µS*min	Rel.Area %	Amount	Type
1	4.61	Chloride	0.014	0.002	2.83	0.006	BMB*
2	5.95	Nitrite	0.046	0.014	21.03	0.019	BM
3	7.13	Sulfate	0.057	0.015	23.47	0.065	MB
4	17.18	n.a.	0.033	0.035	52.67	n.a.	BMB
Total:			0.150	0.066	100.00	0.09	

25 CCB2

AFTER

Sample Name:	**CCB2**	*Injection Volume:*	**25.0**
Vial Number:	**13**	*Channel:*	**ECD_1**
Sample Type:	**unknown**	*Wavelength:*	**n.a.**
Control Program:	**IC_Anions_2**	*Bandwidth:*	**n.a.**
Quantif. Method:	**Anions**	*Dilution Factor:*	**1.0000**
Recording Time:	**10/28/2008 14:22**	*Sample Weight:*	**1.0000**
Run Time (min):	**18.00**	*Sample Amount:*	**1.0000**

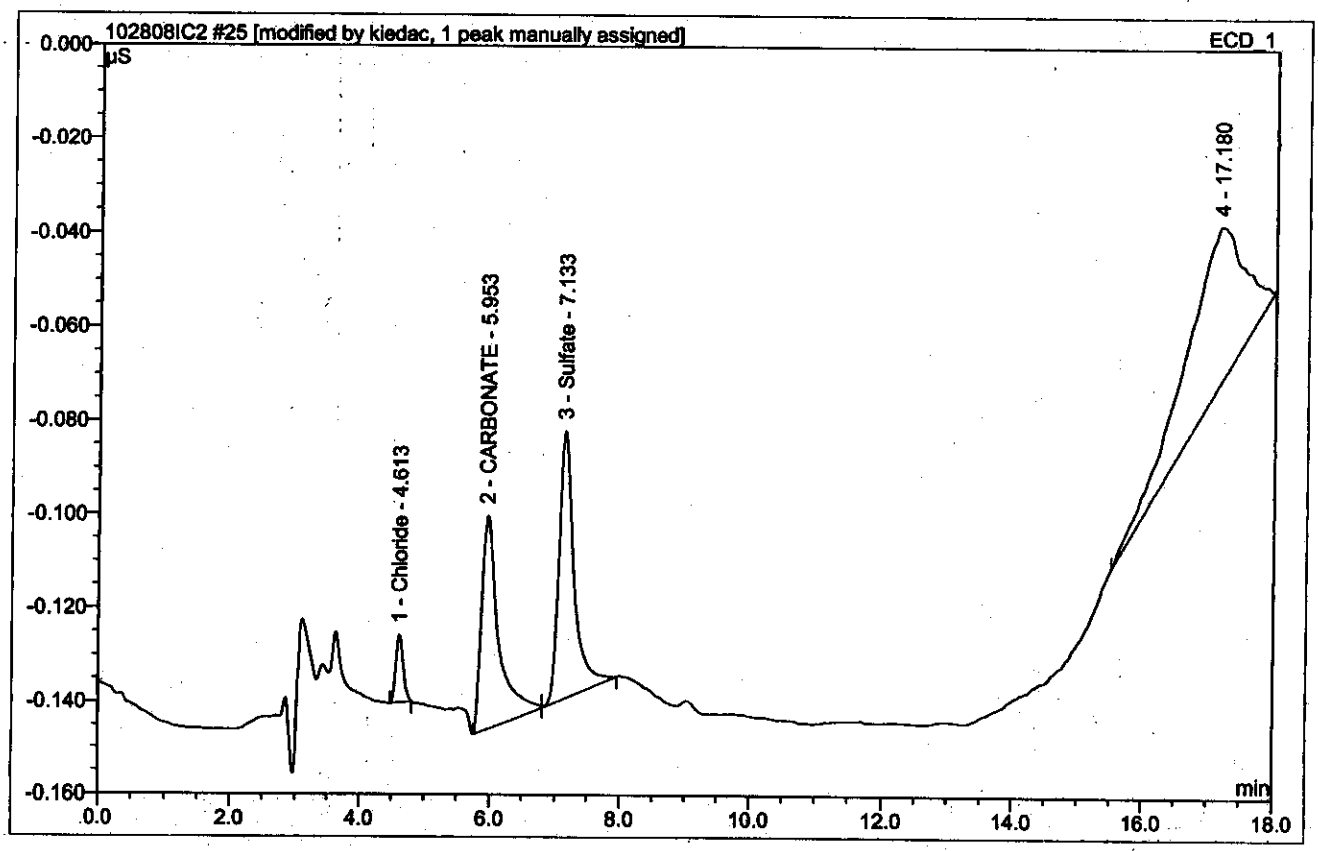

No.	Ret.Time min	Peak Name	Height µS	Area µS*min	Rel.Area %	Amount	Type
1	4.61	Chloride	0.014	0.002	2.83	0.006	BMB*
2	5.95	CARBONATE	0.046	0.014	21.03	n.a.	BM ^
3	7.13	Sulfate	0.057	0.015	23.47	0.065	MB
4	17.18	n.a.	0.033	0.035	52.67	n.a.	BMB
Total:			0.150	0.066	100.00	0.07	

CAK 10/29/08

PSR024 10/26/08 10:29:25 MT SAMPLE CUSTODIAN REMOVAL REQUEST PAGE 001

Cl# 8300067
SO4 8300068

REQUESTED BY: KIEDAC

METHOD: CX Chloride (300.0A, Ion Chromatography) + SULFATE

STORAGE LOCATION	WORK ORDER #	PICKED CNTR#	CONTROL #	CLIENT #	ANALYSIS	LOTID	SMP#	SFX	MATRIX DESCRIPTION		QTY RCVD	QTY REQD
3A,B,CLP1	K02TX-1-AC	___ ___ ___	544363	357557	I-88-CX	C8J160331	001		WATER		9	1
3A,B,CLP1	K02T0-1-AN	___ ___ ___	544364	357557	I-88-CX	C8J160331	002		WATER		9	1
3A,B,CLP1	K02T1-1-AN	___ ___ ___	544365	357557	I-88-CX	C8J160331	003		WATER		9	1
3A,B,CLP1	K02T2-1-AN	___ ___ ___	544366	357557	I-88-CX	C8J160331	004		WATER		9	1
3A,B,CLP1	K02T3-1-AN	___ ___ ___	544367	357557	I-88-CX	C8J160331	005		WATER		9	1
3A,B,CLP1	K02T4-1-AN	___ ___ ___	544368	357557	I-88-CX	C8J160331	006		WATER		9	1
3A,B,CLP1	K02T5-1-AN	___ ___ ___	544369	357557	I-88-CX	C8J160331	007		WATER		9	1
3A,B,CLP1	K02T6-1-AN	___ ___ ___	544370	357557	I-88-CX	C8J160331	008		WATER		8	1
3A,B,CLP1	K02T7-1-AN	___ ___ ___	544371	357557	I-88-CX	C8J160331	009		WATER		9	1
3A,B,CLP1	K02T8-1-AN	___ ___ ___	544372	357557	I-88-CX	C8J160331	010		WATER		9	1
3A,B,CLP1	K02T9-1-AN	___ ___ ___	544373	357557	I-88-CX	C8J160331	011		WATER		9	1
3A,B,CLP1	K02VA-1-AN	___ ___ ___	544374	357557	I-88-CX	C8J160331	012		WATER		9	1
3A,B,CLP1	K02VC-1-AN	___ ___ ___	544375	357557	I-88-CX	C8J160331	013		WATER		9	1
3A,B,CLP1	K02VD-1-AN	___ ___ ___	544376	357557	I-88-CX	C8J160331	014		WATER		9	1
3A,B,CLP1	K02VE-1-AN	___ ___ ___	544377	357557	I-88-CX	C8J160331	015		WATER		9	1
3A,B,CLP1	K02VH-1-AN	___ ___ ___	544378	357557	I-88-CX	C8J160331	016		WATER	(ms/msd)	9	1
3A,B,CLP1	K02VJ-1-AN	___ ___ ___	544379	357557	I-88-CX	C8J160331	017		WATER		9	1
3A,B,CLP1	K02VK-1-AN	___ ___ ___	544380	357557	I-88-CX	C8J160331	018		WATER		9	1
3A,B,CLP1	K02VM-1-AN	___ ___ ___	544381	357557	I-88-CX	C8J160331	019		WATER		9	1
3A,B,CLP1	K02VN-1-AN	___ ___ ___	544382	357557	I-88-CX	C8J160331	020		WATER	(ms/msd)	9	1

REQUESTED BY: KIEDAC

METHOD: CX Chloride (300.0A, Ion Chromatography)

STORAGE LOCATION	WORK ORDER #	PICKED CNTR#	CONTROL #	CLIENT #	ANALYSIS	LOTID	SMP#	SFX	MATRIX DESCRIPTION	QTY RCVD	QTY REQD

RELINQUISHED BY	RECEIVED BY	DATE/TIME
[signature]	Chuck Kreda	10/26/08 1230
Chuck Kreda	[signature]	10/26/08 1445

***** END OF REPORT *****

PSR024 10/26/08 10:29:37 MT SAMPLE CUSTODIAN REMOVAL REQUEST PAGE 001

Cl # 8300069
SO4 # 8300070

REQUESTED BY: KIEDAC

METHOD: CX Chloride (300.0A, Ion Chromatography) + SULFATE

STORAGE LOCATION	WORK ORDER #	PICKED CNTR#	CONTROL #	CLIENT #	ANALYSIS	LOTID	SMP#	SFX	MATRIX DESCRIPTION		QTY RCVD	QTY REQD
3A,B,CLP1	K02VP-1-AN	___ ___ ___	544383	357557	I-88-CX	C8J160331	021		WATER	(MS/MSD)	9	1
3A,B,CLP1	K02VT-1-AN	___ ___ ___	544384	357557	I-88-CX	C8J160331	022		WATER		9	1

RELINQUISHED BY	RECEIVED BY	DATE/TIME
[signature]	Chuck Kieda	10/26/08 1230
Chuck Kieda	[signature]	10/26/08 1445

***** END OF REPORT *****